Atlanta Braves - 2013

Batter	1	2	3	4	5	6	7	8	9	AB	R	H	RBI	BB	SO	LOB
52 Quintin Berry, L (1, 8)	G3-1		K		K			K		3	0	0	0	0	2	2
74 Daniel Fields, L (6, 8)										1	0	0	0	0	1	1
4 Omar Infante, R (1, 4)	L6		F7			F8		SF7 3-H		3	0	0	0	0	0	2
18 Hernán Pérez, R (6, 4)										0	0	0	1	0	0	0
24 Miguel Cabrera, R (1, 5)	F8		G6-3 1-2 2-3			F8		1B		3	0	0	0	0	0	2
67 Kevin Russo, R (6, 5) OBP: 1.000, SLG: 1.000										1	0	1	0	0	0	0
28 Prince Fielder, L (1, 3)		27 G6-4-3 41 HBP BB		27 FC6-4 BB		P4		G3		1	0	0	0	2	0	0
32 Don Kelly, L (6, 3)										1	0	0	0	0	0	1
41 Victor Martinez, S (1, 10)		27 G6-4-3 1-2 HBP		L8			L1-3		F9	2	0	0	0	0	0	1
25 Ramón Cabrera, S (9, PH) (9, 10)										1	0	0	0	0	0	0
27 Jhonny Peralta, R (1, 6)		G6-4-3 1-2f 2-3		FC6-4 1-2f			F8		G4-3	2	0	0	0	0	0	3
70 Argenis Diaz, R (6, 6)										2	0	0	0	0	0	0
55 Brayan Peña, S (1, 2)		G1-3		L4			K		BB 72 2B	2	0	0	0	0	0	2
50 Bryan Holaday, R (6, 2)										1	0	0	0	1	1	0
34 Avisaíl García, R (1, 9)			BB 24 WP 79 BB	G4-3				46 3B	1-3 2B	1	0	0	0	1	0	0
72 Tyler Collins, L (6, 9) OBP: 1.000, SLG: 2.500										2	1	2	0	0	0	0
79 Nick Castellanos, R (1, 7)			BB 24 WP 1-2	K				18 SF7 3-H	G6-3	1	0	0	0	1	1	0
46 Jeff Kobernus, R (6, 7) OBP: 0.500, SLG: 1.500										2	1	1	1	0	0	2
Inning Stats	R: 0 E: 0 K: 0 S: 3 H: 0 LOB: 0 BB: 0 P: 3	R: 0 E: 0 K: 0 S: 2 H: 0 LOB: 1 BB: 1 P: 7	R: 0 E: 0 K: 1 S: 5 H: 0 LOB: 2 BB: 2 P: 14	R: 0 E: 0 K: 0 S: 3 H: 0 LOB: 1 BB: 1 P: 7	R: 0 E: 0 K: 2 S: 7 H: 0 LOB: 0 BB: 0 P: 7	R: 0 E: 0 K: 0 S: 3 H: 0 LOB: 0 BB: 0 P: 3	R: 0 E: 0 K: 1 S: 5 H: 0 LOB: 0 BB: 0 P: 5	R: 2 E: 0 K: 1 S: 8 H: 3 LOB: 1 BB: 0 P: 8	R: 0 E: 0 K: 0 S: 4 H: 1 LOB: 2 BB: 1 P: 8	1B: 1 2B: 1 3B: 2 HR: 0	SF: 1 SAC: 0 DP: 1 HBP: 1						

PITCHER		IP	WLS	BF	H	R	ER	SO	BB	IBB	HBP	BLK	WP	HR	S	P	ERA	WHIP
15 Tim Hudson, R	(1, 1)	2.0		7	0	0	0	0	1	0	1	0	0	0	5	10	0.00	0.500
ERA:																		
46 Craig Kimbrel, R	(3, 1)	1.0		5	0	0	0	1	2	0	0	0	1	0	5	14	0.00	2.000
ERA:																		
43 Luis Avilán, L	(4, 1)	1.0		4	0	0	0	0	1	0	0	0	0	0	3	7	0.00	1.000
ERA:																		
53 Cory Gearrin, R	(5, 1)	1.0		3	0	0	0	2	0	0	0	0	0	0	7	7	0.00	0.000
ERA:																		
50 Cristhian Martinez, R	(6, 1)	1.0		3	0	0	0	0	0	0	0	0	0	0	3	3	0.00	0.000
ERA:																		

PITCHER		IP	WLS	BF	H	R	ER	SO	BB	IBB	HBP	BLK	WP	HR	S	P	ERA	WHIP
48 Dusty Hughes, L	(7, 1)	1.0		3	0	0	0	1	0	0	0	0	0	0	5	5	0.00	0.000
ERA:																		
78 Ryan Buchter, L	(8, 1)	1.0	L	6	3	2	2	1	0	0	0	0	0	0	8	8	18.00	3.000
ERA: 18.0																		
81 Gus Schlosser, R	(9, 1)	1.0		5	1	0	0	0	1	0	0	0	0	0	4	8	0.00	2.000
ERA:																		

TOP

Detroit Tigers @ Atlanta Braves

Champion Stadium, Lake Buena Vista, FL

Fri Feb 22 2013, 1:09 PM - 3:37 PM EST

Att. 7,093 - Sunny - 82 F

livebaseballscorecards.com

AB	29
R	2
H	4
RBI	2
BB	5
SO	5
LOB	16

WP: 1 PB: 0 SB: 0 CS: 0 PA: 36

BOTTOM

Detroit Tigers @ Atlanta Braves

Champion Stadium, Lake Buena Vista, FL

Fri Feb 22 2013, 1:09 PM - 3:37 PM EST

Att. 7,093 - Sunny - 82 F

livebaseballscorecards.com

Batter	1	2	3	4	5	6	7	8	9	AB	R	H	RBI	BB	SO	LOB
19 Andrelton Simmons, R (1, 6) 14 Ramiro Pena, S (6, 6)	G6-3			F7		F9			F7	2 2	0 0	0 0	0 0	0 0	0 0	0 0
22 Jason Heyward, L (1, 9) 74 Jordan Parraz, R (6, 9) OBP: 0.500, SLG: 0.500	G4-3			K			72 CS 1B		F9	2 2	0 0	0 1	0 0	0 0	1 0	0 0
8 Justin Upton, R (1, 7) 72 Todd Cunningham, S (6, 7) OBP: 0.500, SLG: 0.500	L8			G6-3			F7 1-2		58 FC6-4 1B	2 2	0 0	0 1	0 0	0 0	0 0	0 1
5 Freddie Freeman, L (1, 3) OBP: 0.500, SLG: 0.500 58 Ernesto Mejia, R (6, 3) OBP: 0.500, SLG: 0.500		K			2 CS 1B		1B		FC6-4 1-2f	2 2	0 0	1 1	0 0	0 0	1 0	0 1
2 B.J. Upton, R (1, 8) 17 Jordan Schafer, L (6, 8)		F7			K 1-2		F8			2 1	0 0	0 0	0 0	0 0	1 0	1 1
26 Dan Uggla, R (1, 4) OBP: 0.500, SLG: 0.500 1 Tyler Pastornicky, R (6, 4)		K			1B			K		2 1	0 0	1 0	0 0	0 0	1 1	0 0
25 Juan Francisco, L (1, 5) 23 Chris Johnson, R (6, 5)		G4-3			G4-3			G6-3		2 1	0 0	0 0	0 0	0 0	0 0	1 0
11 Gerald Laird, R (1, 2) 20 Matt Pagnozzi, R (7, 2)		K					F8	K		2 1	0 0	0 0	0 0	0 0	1 1	0 0
23 Blake DeWitt, L (1, 10) 73 Joey Terdoslavich, S (9, PH) OBP: 1.000, SLG: 4.000		G6-3					K		HR	2 1	0 1	0 1	0 1	0 0	1 0	0 0

Inning Stats									
	R: 0 E: 0 K: 0 S: 3	H: 0 LOB: 0 BB: 0 P: 3	R: 0 E: 0 K: 2 S: 7	H: 0 LOB: 0 BB: 0 P: 7	R: 0 E: 0 K: 1 S: 5	H: 0 LOB: 0 BB: 0 P: 5	R: 0 E: 0 K: 1 S: 5	H: 0 LOB: 0 BB: 0 P: 5	R: 0 E: 0 K: 1 S: 6	H: 2 LOB: 1 BB: 0 P: 6
	R: 0 E: 0 K: 1 S: 5	H: 0 LOB: 0 BB: 0 P: 5	R: 0 E: 0 K: 0 S: 4	H: 2 LOB: 1 BB: 0 P: 5	R: 0 E: 0 K: 2 S: 7	H: 0 LOB: 0 BB: 0 P: 7	R: 1 E: 0 K: 0 S: 7	H: 2 LOB: 1 BB: 0 P: 8	1B: 5 2B: 1 3B: 0 HR: 1	SF: 0 SAC: 0 DP: 1 HBP: 0

	AB	31
	R	1
	H	6
	RBI	1
	BB	0
	SO	8
	LOB	5

WP: 0 PB: 0 SB: 0 CS: 2 PA: 31

PITCHER		IP	WLS	BF	H	R	ER	SO	BB	IBB	HBP	BLK	WP	HR	S	P	ERA	WHIP
21 Rick Porcello, R ERA:	(1, 1)	2.0		6	0	0	0	2	0	0	0	0	0	0	10	10	0.00	0.000
36 Luke Putkonen, R ERA:	(3, 1)	2.0		6	0	0	0	2	0	0	0	0	0	0	10	10	0.00	0.000
49 Luis Marte, R ERA:	(5, 1)	1.0		4	2	0	0	1	0	0	0	0	0	0	6	6	0.00	2.000
38 Darin Downs, L ERA:	(6, 1)	1.0		3	0	0	0	1	0	0	0	0	0	0	5	5	0.00	0.000
56 Jose Ortega, R ERA:	(7, 1)	1.0	W	4	2	0	0	0	0	0	0	0	0	0	4	5	0.00	2.000

PITCHER		IP	WLS	BF	H	R	ER	SO	BB	IBB	HBP	BLK	WP	HR	S	P	ERA	WHIP
73 Kenny Faulk, L ERA:	(8, 1)	1.0	H	3	0	0	0	2	0	0	0	0	0	0	7	7	0.00	0.000
71 Jose Alvarez, L ERA: 9.0	(9, 1)	1.0	S	5	2	1	1	0	0	0	0	0	0	1	7	8	9.00	2.000

Batter	1	2	3	4	5	6	7	8	9	AB	R	H	RBI	BB	SO	LOB
26 Eduardo Núñez, R (1, 6) OBP: 0.333, SLG: 0.667	G6-3		24 E 25 G3-1 2B		L5		76 BB 97 1B 66 1B 1B	F8		3	1	1	0	0	0	0
85 Gil Velazquez, R (6, 6) OBP: 0.500, SLG: 0.500										2	1	1	0	0	0	0
24 Robinson Canó, L (1, 4) OBP: 0.333, SLG: 1.333	E3 25 G5-4-3		E4 54 1B 25 G3-1 22 WP		HR		76 BB 66 1B 1B	1B		3	2	1	1	0	0	1
97 José Pirela, R (6, 4) OBP: 1.000, SLG: 1.000										2	1	2	1	0	0	0
25 Mark Teixeira, S (1, 3)	G5-4-3		G3-1		G5-3		F7	G6-3		3	0	0	1	0	0	2
94 Luke Murton, R (5, 3)										2	0	0	0	0	0	3
54 Juan Rivera, R (1, 10) OBP: 0.667, SLG: 0.500		P3	22 WP 1B				22 G4-6-3 BB	66 1B BB	P4	2	0	1	0	1	0	0
76 John Ryan Murphy, R (7, PH)										1	0	0	0	1	0	0
(7, 10)																
22 Matt Diaz, R (1, 7)		F9	G5-3			G4-6-3	F9		G4-3	3	0	0	0	0	0	2
79 Ramón Flores, L (6, 7)										2	0	0	0	0	0	3
29 Francisco Cervelli, R (1, 2)		G6-3		P3		63 1B BB			G5-3	2	0	0	0	1	0	0
66 Austin Romine, R (6, 2) OBP: 0.500, SLG: 0.500										2	0	1	2	0	0	0
63 Melky Mesa, R (1, 8) OBP: 0.333, SLG: 0.333			E5 78 PB 78 S 78 HR	P4		78 FC6 1B				3	1	1	0	0	0	0
92 Slade Heathcott, L (6, 8)										0	0	0	0	1	0	0
78 Zoilo Almonte, S (1, 9) OBP: 0.333, SLG: 1.333			HR	K		FC6	F9			3	1	1	2	0	1	2
88 Tyler Austin, R (6, 9)										1	0	0	0	0	0	3
77 Corban Joseph, L (1, 5)			P6		L6		85 1B 97 1B BB	K		2	0	0	0	0	0	0
12 Dan Johnson, L (6, 5)										1	1	0	0	1	1	0
Inning Stats	R: 0 E: 1 K: 0 S: 3 H: 0 LOB: 0 BB: 0 P: 3	R: 0 E: 0 K: 0 S: 3 H: 0 LOB: 0 BB: 0 P: 3	R: 4 E: 2 K: 0 S: 10 H: 3 LOB: 1 BB: 0 P: 12	R: 0 E: 0 K: 1 S: 5 H: 0 LOB: 0 BB: 0 P: 5	R: 1 E: 0 K: 0 S: 4 H: 1 LOB: 0 BB: 0 P: 5	R: 0 E: 0 K: 0 S: 3 H: 1 LOB: 2 BB: 2 P: 11	R: 3 E: 0 K: 0 S: 6 H: 3 LOB: 3 BB: 3 P: 18	R: 0 E: 0 K: 1 S: 6 H: 1 LOB: 1 BB: 0 P: 6	R: 0 E: 0 K: 0 S: 3 H: 0 LOB: 0 BB: 0 P: 3	1B: 6 2B: 1 3B: 0 HR: 2	SF: 0 SAC: 0 DP: 2 HBP: 0						

TOP

New York Yankees @ Atlanta Braves

Champion Stadium, Lake Buena Vista, FL

Sat Feb 23 2013, 1:08 PM - 3:47 PM EST

Att. 9,187 - Partly Cloudy - 85 F

livebaseballscorecards.com

AB	37
R	8
H	9
RBI	7
BB	5
SO	2
LOB	16

WP: 1 PB: 1 SB: 1 CS: 0 PA: 42

PITCHER		IP	WLS	BF	H	R	ER	SO	BB	IBB	HBP	BLK	WP	HR	S	P	ERA	WHIP
28 Paul Maholm, L ERA:	(1, 1)	2.0		6	0	0	0	0	0	0	0	0	0	0	6	6	0.00	0.000
52 Jordan Walden, R ERA: 9.0	(3, 1)	1.0	L	8	3	4	1	0	0	0	0	0	1	1	10	12	9.00	3.000
38 Anthony Varvaro, R ERA:	(4, 1)	1.0		3	0	0	0	1	0	0	0	0	0	0	5	5	0.00	0.000
70 Yohan Flande, L ERA: 9.0	(5, 1)	1.0		4	1	1	1	0	0	0	0	0	0	1	4	5	9.00	1.000
83 J.R. Graham, R ERA:	(6, 1)	1.0		5	1	0	0	0	2	0	0	0	0	0	3	11	0.00	3.000

PITCHER		IP	WLS	BF	H	R	ER	SO	BB	IBB	HBP	BLK	WP	HR	S	P	ERA	WHIP
59 Daniel Rodriguez, L ERA: 27.0	(7, 1)	1.0		9	3	3	3	0	3	0	0	0	0	0	6	18	27.00	6.000
65 Cory Rasmus, R ERA:	(8, 1)	1.0		4	1	0	0	1	0	0	0	0	0	0	6	6	0.00	1.000
82 Alex Wood, L ERA:	(9, 1)	1.0		3	0	0	0	0	0	0	0	0	0	0	3	3	0.00	0.000

Batter	1	2	3	4	5	6	7	8	9	AB	R	H	RBI	BB	SO	LOB
19 Andrelton Simmons, R (1, 6) 14 Ramiro Pena, S (7, 4)	G5-3		K		F8		K		G4-3	3 2	0 0	0 0	0 0	0 0	1 1	2 2
7 Reed Johnson, R (1, 7) OBP: 0.333, SLG: 0.333 74 Jordan Parraz, R (6, 7) OBP: 0.333, SLG: 0.333 (7, 9)	5 1B		G1-3		F8		FC6-4 1-2f			3 1	0 0	1 0	0 0	0 0	0 0	2 1
5 Freddie Freeman, L (1, 3) OBP: 0.600, SLG: 0.600 58 Ernesto Mejia, R (7, 3) OBP: 0.333, SLG: 0.333	1-3			K		68 HR		G5-3		3 1	1 0	2 0	0 0	0 0	1 0	0 0
26 Dan Uggla, R (1, 4) OBP: 0.400, SLG: 0.250 75 Elmer Reyes, R (7, 6)	F9			68 2B 23 G4-3 BB		K		F8		2 1	1 0	0 0	0 0	1 0	1 0	2 0
68 Evan Gattis, R (1, 10) OBP: 0.750, SLG: 2.000		G4-3		23 G4-3 1-3 2B		1-H HR		HBP		3	1	2	2	0	0	0
23 Chris Johnson, R (1, 5) 76 Joe Leonard, R (7, 5)		G6-3		G4-3 2-3 3-H		G4-3		P6		3 1	0 0	0 0	1 0	0 0	0 0	1 1
72 Todd Cunningham, S (1, 9) OBP: 0.400, SLG: 0.400 73 Joey Terdoslavich, S (7, 7) OBP: 0.500, SLG: 2.000		57 CS 1B		G4-3		G6-3			F8	3 1	0 0	1 0	0 0	0 0	0 0	1 0
57 Christian Bethancourt, R (1, 2) OBP: 0.500, SLG: 1.000 67 José Yépez, R (7, 2) OBP: 0.500, SLG: 0.500	CS 1-2		E5 17 G3		2B		74 FC6-4 1B		G6-3	2 2	0 0	1 1	0 0	0 0	0 0	0 0
17 Jordan Schafer, L (1, 8) 1 Tyler Pastornicky, R (8, 8)			G3 1-2		K		F8		BB	3 0	0 0	0 0	0 0	0 1	1 0	3 0
Inning Stats	R: 0 E: 0 K: 0 S: 4 H: 2 LOB: 1 BB: 0 P: 4	R: 0 E: 0 K: 0 S: 3 H: 1 LOB: 0 BB: 0 P: 4	R: 0 E: 1 K: 1 S: 6 H: 0 LOB: 1 BB: 0 P: 6	R: 1 E: 0 K: 1 S: 6 H: 1 LOB: 1 BB: 1 P: 10	R: 0 E: 0 K: 1 S: 6 H: 1 LOB: 1 BB: 0 P: 6	R: 2 E: 0 K: 1 S: 7 H: 2 LOB: 0 BB: 0 P: 8	R: 0 E: 0 K: 1 S: 6 H: 1 LOB: 1 BB: 0 P: 6	R: 0 E: 0 K: 0 S: 3 H: 0 LOB: 1 BB: 0 P: 4	R: 0 E: 0 K: 0 S: 3 H: 0 LOB: 1 BB: 1 P: 7	1B: 5 2B: 2 3B: 0 HR: 1 SF: 0 SAC: 0 DP: 0 HBP: 1						

PITCHER		IP	WLS	BF	H	R	ER	SO	BB	IBB	HBP	BLK	WP	HR	S	P	ERA	WHIP
41 David Phelps, R ERA:	(1, 1)	2.0	W	7	3	0	0	0	0	0	0	0	0	0	7	8	0.00	1.500
70 Brett Marshall, R ERA: 4.5	(3, 1)	2.0		9	1	1	1	2	1	0	0	0	0	0	12	16	4.50	1.000
75 Nik Turley, L ERA:	(5, 1)	1.0		4	1	0	0	1	0	0	0	0	0	0	6	6	0.00	1.000
97 Mikey O'Brien, R ERA: 18.0	(6, 1)	1.0		5	2	2	2	1	0	0	0	0	0	1	7	8	18.00	2.000
98 Kelvin Perez, R ERA:	(7, 1)	1.0		4	1	0	0	1	0	0	0	0	0	0	6	6	0.00	1.000

PITCHER		IP	WLS	BF	H	R	ER	SO	BB	IBB	HBP	BLK	WP	HR	S	P	ERA	WHIP
99 Branden Pinder, R ERA:	(8, 1)	1.0		4	0	0	0	0	0	0	1	0	0	0	3	4	0.00	0.000
82 Chase Whitley, R ERA:	(9, 1)	1.0		4	0	0	0	0	1	0	0	0	0	0	3	7	0.00	1.000

BOTTOM

New York Yankees @ Atlanta Braves

Champion Stadium, Lake Buena Vista, FL

Sat Feb 23 2013, 1:08 PM - 3:47 PM EST

Att. 9,187 - Partly Cloudy - 85 F

livebaseballscorecards.com

AB	34
R	3
H	8
RBI	3
BB	2
SO	5
LOB	15

WP: 0 PB: 0 SB: 0 CS: 1 PA: 38

Atlanta Braves @ Pittsburgh Pirates

McKechnie Field, Bradenton, FL

Sun Feb 24 2013, 1:08 PM - 4:16 PM EST

Att. 5,626 - Sunny - 80 F

TOP

livebaseballscorecards.com

Batter	1	2	3	4	5	6	7	8	9	AB	R	H	RBI	BB	SO	LOB
7 Reed Johnson, R (1, 8) OBP: 0.167, SLG: 0.167	G5-3		K		K		F9		K	3	0	0	0	0	2	2
68 Evan Gattis, R (6, 7) OBP: 0.500, SLG: 1.200										2	0	0	0	0	1	2
22 Jason Heyward, L (1, 9) OBP: 0.400, SLG: 1.000	8 S BB		F7			HR		BB		2	1	1	1	1	0	1
73 Joey Terdoslavich, S (6, 9) OBP: 0.667, SLG: 2.000										0	0	0	0	1	0	0
8 Justin Upton, R (1, 7)	K 1-2			F8		G6-3		K		3	0	0	0	0	1	1
77 Luis De La Cruz, R (6, 2)										1	0	0	0	0	1	1
25 Juan Francisco, L (1, 5)	F8			K		G5-3		P6		3	0	0	0	0	1	1
76 Joe Leonard, R (7, 5)										1	0	0	0	0	0	1
2 B.J. Upton, R (1, 10) OBP: 0.400, SLG: 0.600		G3		2B		1B		K		3	0	2	0	0	0	0
74 Jordan Parraz, R (8, PH) OBP: 0.250, SLG: 0.250										1	0	0	0	0	1	1
(8, 10)																
23 Blake DeWitt, L (1, 4)		L4		11 PO BB		G3			F9	3	0	0	0	1	0	1
11 Gerald Laird, R (1, 2)		F8	B 1 SAFE	PO 1-2	F9		14 CS 58 S 1B		58 F9 1 1B 2B	2	0	0	0	0	0	0
17 Jordan Schafer, L (6, 8) OBP: 0.333, SLG: 0.500										2	1	2	0	0	0	0
58 Ernesto Mejia, R (1, 3) OBP: 0.429, SLG: 0.200			14 WP HBP		BB		F9 1-2		F9 2-3	2	0	0	0	1	0	2
14 Ramiro Pena, S (1, 6) OBP: 0.143, SLG: 0.286			P2 1-2		K		2B 2-3		1B 3-H	3	0	1	0	0	1	2
1 Tyler Pastornicky, R (7, 6) OBP: 0.667, SLG: 0.500										1	0	1	1	0	0	0

Inning Stats	1	2	3	4	5	6	7	8	9
R	0	0	0	0	0	1	0	0	1
E	0	0	0	0	0	0	0	0	0
K	1	0	1	1	2	0	0	2	1
S	5	3	5	5	7	7	4	7	7
H	0	0	0	1	0	2	2	0	2
LOB	1	0	0	1	1	1	2	1	2
BB	1	0	0	1	1	0	0	1	0
P	9	3	7	10	11	8	5	11	7

1B	3
2B	3
3B	0
HR	1
SF	0
SAC	0
DP	0
HBP	1

WP	1
PB	0
SB	2
CS	1
PA	38

AB	32
R	2
H	7
RBI	2
BB	4
SO	8
LOB	15

PITCHER		IP	WLS	BF	H	R	ER	SO	BB	IBB	HBP	BLK	WP	HR	S	P	ERA	WHIP
53 James McDonald, R ERA:	(1, 1)	2.0		7	0	0	0	1	1	0	0	0	0	0	8	12	0.00	0.500
36 Jonathan Sánchez, L ERA:	(3, 1)	2.0		8	1	0	0	2	1	0	1	0	1	0	10	17	0.00	1.000
39 Jason Grilli, R ERA:	(5, 1)	1.0	W	4	0	0	0	2	1	0	0	0	0	0	7	11	0.00	1.000
35 Mark Melancon, R ERA: 9.0	(6, 1)	1.0	H	5	2	1	1	0	0	0	0	0	0	1	7	8	9.00	2.000
44 Tony Watson, L ERA:	(7, 1)	1.0		4	2	0	0	0	0	0	0	0	0	0	4	5	0.00	2.000

PITCHER		IP	WLS	BF	H	R	ER	SO	BB	IBB	HBP	BLK	WP	HR	S	P	ERA	WHIP
48 Jared Hughes, R ERA:	(8, 1)	1.0		4	0	0	0	2	1	0	0	0	0	0	7	11	0.00	1.000
37 Justin Wilson, L ERA: 9.0	(9, 1)	1.0		5	2	1	1	1	0	0	0	0	0	0	7	7	9.00	2.000

Atlanta Braves @ Pittsburgh Pirates

McKechnie Field, Bradenton, FL

Sun Feb 24 2013, 1:08 PM - 4:16 PM EST

Att. 5,626 - Sunny - 80 F

livebaseballscorecards.com

BOTTOM

Batter	1	2	3	4	5	6	7	8	9	AB	R	H	RBI	BB	SO	LOB
6 Starling Marte, R (1, 7) OBP: 0.250, SLG: 0.250	K		F7		1B	1B		G2-3		2	0	0	0	0	1	1
60 Darren Ford, R (5, PH) OBP: 0.800, SLG: 0.800 (6, 7)										3	0	2	2	0	0	2
55 Russell Martin, R (1, 2)	24 S BB		K		G5-3	K		26 BB		1	0	0	0	1	1	1
59 Tony Sanchez, R (5, 2)										2	0	0	0	1	1	2
22 Andrew McCutchen, R (1, 8)	F9			G1-3		65 HBP 66 1B 1B	G6-3	BB		2	0	0	0	0	0	1
26 Felix Pie, L (6, 8) OBP: 0.600, SLG: 1.000										2	1	1	1	1	0	0
24 Pedro Alvarez, L (1, 5)	G4-3			E4 14 CS		66 1B 25 2B HBP	G1-3	P3		2	0	0	0	0	0	1
65 Matt Hague, R (6, 5)										2	1	0	0	0	0	3
18 Neil Walker, S (1, 4)		K		K		25 2B 2 1B 1B	G4-3			2	0	0	0	0	2	1
66 Iván De Jesús Jr., R (6, 4) OBP: 0.333, SLG: 0.333										2	1	1	1	0	0	0
14 Gaby Sanchez, R (1, 3) OBP: 1.000, SLG: 2.000		78 L5-3 HBP		CS	12 HR 2B	2 2B		17 PB 2 BB 60 G2-3 1B		1	1	1	0	0	0	0
25 Clint Robinson, L (6, 3) OBP: 0.500, SLG: 0.750										2	2	2	1	0	0	0
78 Brandon Inge, R (1, 10)		L5-3			F7	17 F8 17 PB 60 1B 1B		60 G2-3 17 PB 26 BB BB		2	0	0	0	0	0	2
2 Brad Hawpe, L (6, PH) OBP: 0.600, SLG: 0.333 (7, 10)										1	2	1	2	1	0	0
31 Jose Tabata, R (1, 9)			L6		G5-3	F8		G5-3		2	0	0	0	0	0	1
17 Jerry Sands, R (6, 9) OBP: 0.250, SLG: 0.250										2	0	0	0	0	0	3
12 Clint Barmes, R (1, 6) OBP: 1.000, SLG: 2.500			1B		HR	G5-3		26 BB 60 G2-3 BB		2	1	2	2	0	0	0
10 Jordy Mercer, R (6, 6)										1	0	0	0	1	0	1
Inning Stats	R: 0 E: 0 K: 1 S: 5 H: 0 LOB: 1 BB: 1 P: 10	R: 0 E: 0 K: 1 S: 4 H: 0 LOB: 0 BB: 0 P: 5	R: 0 E: 0 K: 1 S: 6 H: 1 LOB: 1 BB: 0 P: 6	R: 0 E: 1 K: 1 S: 5 H: 0 LOB: 0 BB: 0 P: 6	R: 2 E: 0 K: 0 S: 8 H: 3 LOB: 1 BB: 0 P: 10	R: 5 E: 0 K: 1 S: 10 H: 5 LOB: 1 BB: 0 P: 12	R: 0 E: 0 K: 0 S: 3 H: 0 LOB: 0 BB: 0 P: 3	R: 2 E: 0 K: 0 S: 4 H: 1 LOB: 3 BB: 4 P: 21		1B: 7 2B: 3 3B: 0 HR: 1	SF: 0 SAC: 0 DP: 1 HBP: 2					

AB	**33**	WP: 0	PA: 41
R	**9**	PB: 2	
H	**10**	SB: 1	
RBI	**9**	CS: 1	
BB	**5**		
SO	**5**		
LOB	**19**		

PITCHER		IP	WLS	BF	H	R	ER	SO	BB	IBB	HBP	BLK	WP	HR	S	P	ERA	WHIP
49 Julio Teheran, R ERA:	(1, 1)	2.0		7	0	0	0	2	1	0	1	0	0	0	9	15	0.00	0.500
71 Sean Gilmartin, L ERA:	(3, 1)	2.0		7	1	0	0	2	0	0	0	0	0	0	11	12	0.00	0.500
39 Jonny Venters, L ERA: 18.0	(5, 1)	1.0	L	6	3	2	2	0	0	0	0	0	0	1	8	10	18.00	3.000
61 David Carpenter, R ERA: 67.5	(6, 1)	0.2		7	4	5	5	0	0	0	1	0	0	0	6	8	67.50	6.000
79 Wirfin Obispo, R ERA:	(6, 1)	0.1		2	1	0	0	1	0	0	0	0	0	0	4	4	0.00	3.000

PITCHER		IP	WLS	BF	H	R	ER	SO	BB	IBB	HBP	BLK	WP	HR	S	P	ERA	WHIP
62 David Hale, R ERA:	(7, 1)	1.0		3	0	0	0	0	0	0	0	0	0	0	3	3	0.00	0.000
64 Aaron Northcraft, R ERA: 27.0	(8, 1)	0.2		7	1	2	2	0	4	0	0	0	0	0	3	20	27.00	7.500
63 Juan Jaime, R ERA:	(8, 1)	0.1		1	0	0	0	0	0	0	0	0	0	0	1	1	0.00	0.000

Miami Marlins @ Atlanta Braves

Champion Stadium, Lake Buena Vista, FL

Mon Feb 25 2013, 1:07 PM - 3:38 PM EST

Att. 3,105 - Partly Cloudy - 83 F

TOP

livebaseballscorecards.com

Batter	1	2	3	4	5	6	7	8	9	AB	R	H	RBI	BB	SO	LOB
8 Chris Coghlan, L (1, 7) OBP: 0.400, SLG: 0.600	0-0 27 FC4-6 1B		0-0 17 G4-3 25 1B 2B		0-0 ① G4-3		4-0 BB	0-0 3-H 1B		3	1	2	0	0	0	0
76 Christian Yelich, L (6, 7) OBP: 0.667, SLG: 0.600										1	0	1	1	1	0	0
17 Donovan Solano, R (1, 4) OBP: 0.200, SLG: 0.200	0-3 ① K		0-0 ① G4-3 2-3		0-0 ② F9		0-0 ③ F8	0-0 ③ G3		3	0	0	0	0	1	2
72 Derek Dietrich, L (6, 4)										2	0	0	0	0	0	2
27 Giancarlo Stanton, R (1, 9) OBP: 0.333, SLG: 0.333	0-0 ② FC4-6 25 1B 1-2f		0-0 ② F9		0-0 1B			0-0 15 F9 56 1B 2B	0-0 ① G1-3	3	0	1	0	0	0	2
61 Jordan Brown, L (6, 9) OBP: 0.250, SLG: 0.500										2	1	1	0	0	0	0
25 Joe Mahoney, L (1, 3) OBP: 0.500, SLG: 0.667	0-0 1-2 1B		0-0 3-H 1B		0-0 ③ G4-3			0-0 ① F9 2-3	0-0 2B	3	0	2	1	0	0	1
15 Kevin Kouzmanoff, R (6, 3) OBP: 0.333, SLG: 0.667										2	0	1	0	0	0	1
85 Danny Black, L (9, PR)										0	0	0	0	0	0	0
56 Alfredo Silverio, R (1, 10) OBP: 0.333, SLG: 0.778	0-0 ③ F8		0-0 ③ F9			0-0 60 F8-5 2B		0-0 12 2B 13 SF8 3-H 1B	0-0 ② P6	5	1	2	1	0	0	4
60 Zack Cox, L (1, 5) OBP: 0.333, SLG: 0.333		0-0 ① F7		0-0 53 G4-6-3 3 BB 1B		0-0 ①② F8-5 2-3		0-0 13 SF8 79 1B 1-3 2B	0-0 ③ G6-3	3	0	1	0	0	0	1
12 Matt Downs, R (6, 5) OBP: 0.250, SLG: 0.500										2	1	1	0	0	0	1
3 Adeiny Hechavarría, R (1, 6)		0-0 E4 53 G4-3 53 WP		4-0 53 G4-6-3 1-2 BB		0-0 ③ F9		0-0 ② SF8 2-3 3-H		2	0	0	0	1	0	0
13 Chris Valaika, R (6, 6) OBP: 0.200, SLG: 0.500										0	0	0	1	0	0	0
53 Kyle Skipworth, L (1, 2)	1-0 ② G4-3 1-3		0-0 ①② G4-6-3 1-2f 2-3				0-3 ① K	0-0 77 3B 3-H 1B		2	0	0	0	0	0	3
79 J.T. Realmuto, R (6, 2) OBP: 0.500, SLG: 0.500										2	1	1	1	0	1	0
2 Gorkys Hernández, R (1, 8)	0-3 ③ K		0-0 ③ P2				0-0 ② G6-3	0-0 76 1B 1-H 3B		3	0	0	0	0	1	2
77 Jake Marisnick, R (7, 8) OBP: 0.667, SLG: 1.333										1	1	1	1	0	0	0

AB	39
R	6
H	14
RBI	6
BB	2
SO	3
LOB	19

Inning Stats	1	2	3	4	5	6	7	8	9
	R: 0 E: 0 K: 1 S: 7	R: 0 E: 1 K: 1 S: 6	R: 1 E: 0 K: 0 S: 5	R: 0 E: 0 K: 0 S: 3	R: 0 E: 0 K: 0 S: 4	R: 0 E: 0 K: 0 S: 3	R: 0 E: 0 K: 1 S: 5	R: 5 E: 0 K: 0 S: 9	R: 0 E: 0 K: 0 S: 4
	H: 2 LOB: 2 BB: 0 P: 7	H: 0 LOB: 1 BB: 0 P: 7	H: 2 LOB: 0 BB: 0 P: 5	H: 1 LOB: 1 BB: 1 P: 7	H: 1 LOB: 1 BB: 0 P: 4	H: 1 LOB: 0 BB: 0 P: 3	H: 0 LOB: 1 BB: 1 P: 9	H: 6 LOB: 1 BB: 0 P: 9	H: 1 LOB: 1 BB: 0 P: 4

1B: 8	SF: 1	WP: 1
2B: 6	SAC: 0	PB: 0
3B: 1	DP: 2	SB: 0
HR: 0	HBP: 0	CS: 0

PA: 42

PITCHER		IP	WLS	BF	H	R	ER	SO	BB	IBB	HBP	BLK	WP	HR	S	P	ERA	WHIP
54 Kris Medlen, R ERA:	(1, 1)	2.0		9	2	0	0	2	0	0	0	0	1	0	13	14	0.00	1.000
46 Craig Kimbrel, R ERA: 4.5	(3, 1)	1.0		5	2	1	1	0	0	0	0	0	0	0	5	5	9.00	2.000
43 Luis Avilán, L ERA:	(4, 1)	1.0	W	4	1	0	0	0	1	0	0	0	0	0	3	7	0.00	2.000
53 Cory Gearrin, R ERA:	(5, 1)	1.0	H	4	1	0	0	0	0	0	0	0	0	0	4	4	0.00	1.000
50 Cristhian Martinez, R ERA:	(6, 1)	2.0	H	7	1	0	0	1	1	0	0	0	0	0	8	12	0.00	1.000

PITCHER		IP	WLS	BF	H	R	ER	SO	BB	IBB	HBP	BLK	WP	HR	S	P	ERA	WHIP
70 Yohan Flande, L ERA: 27.0	(8, 1)	1.0		9	6	5	5	0	0	0	0	0	0	0	9	9	45.00	6.000
38 Anthony Varvaro, R ERA:	(9, 1)	1.0	S	4	1	0	0	0	0	0	0	0	0	0	4	4	0.00	1.000

Batter	1	2	3	4	5	6	7	8	9	AB	R	H	RBI	BB	SO	LOB
1 Tyler Pastornicky, R (1, 6) OBP: 0.429, SLG: 0.333	G4-3		G5-3		8 1B 1B 1-2 2-H	L6-4 2-2				4	0	1	0	0	0	2
22 Jason Heyward, L (1, 10) OBP: 0.375, SLG: 1.143 72 Todd Cunningham, S (7, PH) OBP: 0.333, SLG: 0.333 (8, 10)	F7			HR	K		G5-3			3 1	1 0	1 0	1 0	0 0	1 0	2 0
8 Justin Upton, R (1, 7) OBP: 0.250, SLG: 0.625 73 Joey Terdoslavich, S (6, 7) OBP: 0.500, SLG: 1.333 (7, 9)	P4			HR	1B 1-3 2-H		F8			3 1	1 0	2 0	2 0	0 0	0 0	0 0
5 Freddie Freeman, L (1, 3) OBP: 0.375, SLG: 0.375 68 Evan Gattis, R (7, 2) OBP: 0.571, SLG: 1.167		G3-1		G4-3	G6-3		1B			3 1	0 0	0 1	0 0	0 0	0 0	2 0
2 B.J. Upton, R (1, 8) OBP: 0.500, SLG: 0.750 58 Ernesto Mejia, R (7, 3) OBP: 0.375, SLG: 0.167		K		26 S 26 WP 2B		26 CS 1B	K			3 1	1 0	2 0	0 0	0 0	1 1	0 1
26 Dan Uggla, R (1, 4) OBP: 0.375, SLG: 0.167 74 Jordan Parraz, R (7, 7) OBP: 0.200, SLG: 0.200		K		P6 2-H		17 1B 23 1B 20 2B 1-2 BB		G5-3		2 1	1 0	0 0	0 0	1 0	1 0	0 0
23 Chris Johnson, R (1, 5) OBP: 0.286, SLG: 0.286 76 Joe Leonard, R (7, 5) OBP: 0.333, SLG: 0.667			17 FC1-6 1B	F8		17 1B 20 2B 1-2 1B		2B		3 1	1 0	2 1	0 0	0 0	0 0	0 0
17 Jordan Schafer, L (1, 9) OBP: 0.400, SLG: 0.444 (7, 8)			FC1-6 1-2f		20 HBP 1 1B BB	20 2B 1-2 2-3 1B		P5		3	1	1	0	1	0	2
20 Matt Pagnozzi, R (1, 2) OBP: 0.500, SLG: 0.667 75 Elmer Reyes, R (7, 4)			F8		1 1B 8 1B 1-2 HBP	1 L6-4 1-H 2-H 3-H 2B		F8		2 1	1 0	1 0	3 0	0 0	0 0	1 1
Inning Stats	R: 0 E: 0 K: 0 S: 3 H: 0 LOB: 0 BB: 0 P: 3	R: 0 E: 0 K: 2 S: 7 H: 0 LOB: 0 BB: 0 P: 7	R: 0 E: 0 K: 0 S: 4 H: 1 LOB: 1 BB: 0 P: 4	R: 3 E: 0 K: 0 S: 8 H: 3 LOB: 0 BB: 0 P: 14	R: 1 E: 0 K: 1 S: 6 H: 2 LOB: 2 BB: 1 P: 11	R: 3 E: 0 K: 0 S: 5 H: 4 LOB: 0 BB: 1 P: 9	R: 0 E: 0 K: 1 S: 6 H: 1 LOB: 1 BB: 0 P: 6	R: 0 E: 0 K: 0 S: 4 H: 1 LOB: 1 BB: 0 P: 5		1B: 7 2B: 4 3B: 0 HR: 2	SF: 0 SAC: 0 DP: 1 HBP: 1			WP: 1 PB: 0 SB: 1 CS: 1	PA: 36		

BOTTOM

Miami Marlins @ Atlanta Braves

Champion Stadium, Lake Buena Vista, FL

Mon Feb 25 2013, 1:07 PM - 3:38 PM EST

Att. 3,105 - Partly Cloudy - 83 F

livebaseballscorecards.com

AB	33
R	7
H	12
RBI	6
BB	2
SO	4
LOB	11

PITCHER		IP	WLS	BF	H	R	ER	SO	BB	IBB	HBP	BLK	WP	HR	S	P	ERA	WHIP
23 Wade LeBlanc, L ERA:	(1, 1)	2.0		6	0	0	0	2	0	0	0	0	0	0	10	10	0.00	0.000
62 Jordan Smith, R ERA:	(3, 1)	1.0	H	4	1	0	0	0	0	0	0	0	0	0	4	4	0.00	1.000
57 Scott Maine, L ERA: 27.0	(4, 1)	1.0	L	6	3	3	3	0	0	0	0	0	1	2	8	14	27.00	3.000
49 Arquimedes Caminero, R ERA: 9.0	(5, 1)	1.0		6	2	1	1	1	1	0	1	0	0	0	6	11	9.00	3.000
66 Zach Phillips, L ERA: 27.0	(6, 1)	1.0		6	4	3	3	0	1	0	0	0	0	0	5	9	27.00	5.000
36 Sam Dyson, R ERA:	(7, 1)	1.0		4	1	0	0	1	0	0	0	0	0	0	6	6	0.00	1.000
21 Mitch Talbot, R ERA:	(8, 1)	1.0		4	1	0	0	0	0	0	0	0	0	0	4	5	0.00	1.000

Washington Nationals @ Atlanta Braves

Champion Stadium, Lake Buena Vista, FL

Tue Feb 26 2013, 2:06 PM - 5:00 PM EST

Att. 3,750 - Cloudy - 77 F

livebaseballscorecards.com

TOP

Batter	1	2	3	4	5	6	7	8	9	AB	R	H	RBI	BB	SO	LOB
16 Eury Pérez, R (1, 8) OBP: 0.417, SLG: 0.417	S S S 0-3 ① K	S S C 0-3 ② K		X 0-0 ③ L8		X 0-0 ③ L3		X 0-0 ③ G5-3		3	0	0	0	0	2	1
Michael Taylor, R (5, 8) OBP: 0.250, SLG: 0.250										2	0	0	0	0	0	1
8 Danny Espinosa, S (1, 4) 1 Steve Lombardozzi, S (5, 4) OBP: 0.333, SLG: 0.455	B B B B 4-0 34 2B / 12 G5-3 BB	S S S 0-3 ③ K			X 0-0 ① G5-3		X 0-0 ① G4-3		X 0-0 ① L9	2	1	0	0	1	1	0
										2	0	0	0	0	0	0
34 Bryce Harper, L (1, 7) OBP: 0.750, SLG: 1.000	X 0-0 12 G5-3 / 20 1B 1-3 2B		X 0-0 2B		X 0-0 12 1B / 20 1B 1B		X 0-0 ② G3-1		S S C 0-3 ② K	3	2	3	0	0	0	0
10 Corey Brown, L (5, 9) OBP: 0.300, SLG: 0.333										2	0	0	0	0	1	0
12 Tyler Moore, R (1, 3) OBP: 0.182, SLG: 0.182	X 0-0 ② G5-3 2-3 3-H		S S S 0-3 ① K		X 0-0 14 F9 / 20 1B 1-3 1B		S S C 0-3 ③ K		S S S 0-3 ③ K	3	0	1	1	0	1	2
26 Matt Skole, L (5, 3) OBP: 0.333, SLG: 0.375										2	0	0	0	0	2	0
20 Ian Desmond, R (1, 6) OBP: 0.500, SLG: 0.500	X 0-0 19 WP / 14 1B 3-H 1B		X 0-0 ② G5-3		X 0-0 ① 1-2 3-H 1B			S S S 0-3 ① K		3	0	2	2	0	0	1
60 Zach Walters, S (5, 6) OBP: 0.222, SLG: 0.222										1	0	0	0	0	1	0
14 Chris Marrero, R (1, 10) OBP: 0.385, SLG: 0.364	X 0-0 19 WP 1-2 1B		S S S 0-3 ③ K		X 0-0 ② F9 2-3			B B B B 4-0 6 2B BB		3	1	1	0	1	1	3
19 Carlos Rivero, R (1, 9) OBP: 0.154, SLG: 0.167	B B B B 4-0 1-2 2-3 BB			S S C 0-3 ① K	S S S 0-3 ③ K			S S S 0-3 ② K		2	0	0	0	1	2	2
Destin Hood, R (5, 7) OBP: 0.333, SLG: 0.667										1	0	0	0	0	1	1
6 Anthony Rendon, R (1, 5) OBP: 0.400, SLG: 0.800	S S S 0-3 ③ K			X 0-0 1B		X 0-0 ① P2		X 0-0 1-H 41 2B 2B		4	1	2	1	0	1	3
23 Jhonatan Solano, R (1, 2)		X 0-0 ① G5-3		X 0-0 ② F9		X 0-0 ② P6		X 0-0 2-H 2B		3	0	0	0	0	0	1
41 Sandy León, S (6, 2) OBP: 0.250, SLG: 0.500										1	0	1	1	0	0	0
Inning Stats	R: 2 E: 0 K: 2 S: 10 / H: 3 LOB: 3 BB: 2 P: 18	R: 0 E: 0 K: 2 S: 7 / H: 0 LOB: 0 BB: 0 P: 7	R: 0 E: 0 K: 2 S: 8 / H: 1 LOB: 1 BB: 0 P: 8	R: 0 E: 0 K: 1 S: 6 / H: 1 LOB: 1 BB: 0 P: 6	R: 1 E: 0 K: 1 S: 8 / H: 3 LOB: 2 BB: 0 P: 8	R: 0 E: 0 K: 0 S: 3 / H: 0 LOB: 0 BB: 0 P: 3	R: 0 E: 0 K: 1 S: 5 / H: 0 LOB: 0 BB: 0 P: 5	R: 2 E: 0 K: 2 S: 9 / H: 2 LOB: 1 BB: 1 P: 13	R: 0 E: 0 K: 2 S: 7 / H: 0 LOB: 0 BB: 0 P: 7	1B: 6 2B: 4 3B: 0 HR: 0	SF: 0 SAC: 0 DP: 0 HBP: 0						

	AB	37
	R	5
	H	10
	RBI	5
	BB	3
	SO	13
	LOB	15

WP: 1 PB: 0 SB: 0 CS: 0 PA: 40

PITCHER		IP	WLS	BF	H	R	ER	SO	BB	IBB	HBP	BLK	WP	HR	S	P	ERA	WHIP
36 Mike Minor, L ERA: 9.0	(1, 1)	2.0		11	3	2	2	4	2	0	0	0	1	0	17	25	9.00	2.500
65 Cory Rasmus, R ERA:	(3, 1)	1.0		4	1	0	0	2	0	0	0	0	0	0	8	8	0.00	1.000
61 David Carpenter, R ERA: 27.0	(4, 1)	1.0		4	1	0	0	1	0	0	0	0	0	0	6	6	0.00	1.000
48 Dusty Hughes, L ERA: 4.5	(5, 1)	1.0	W	6	3	1	1	1	0	0	0	0	0	0	8	8	9.00	3.000
81 Gus Schlosser, R ERA:	(6, 1)	1.0		3	0	0	0	0	0	0	0	0	0	0	3	3	0.00	0.000
59 Daniel Rodriguez, L ERA: 13.5	(7, 1)	1.0		3	0	0	0	1	0	0	0	0	0	0	5	5	0.00	0.000
63 Juan Jaime, R ERA: 13.5	(8, 1)	1.0		6	2	2	2	2	1	0	0	0	0	0	9	13	18.00	3.000
78 Ryan Buchter, L ERA: 9.0	(9, 1)	1.0		3	0	0	0	2	0	0	0	0	0	0	7	7	0.00	0.000

BOTTOM

Washington Nationals @ Atlanta Braves

Champion Stadium, Lake Buena Vista, FL

Tue Feb 26 2013, 2:06 PM - 5:00 PM EST

Att. 3,750 - Cloudy - 77 F

livebaseballscorecards.com

Batter	1	2	3	4	5	6	7	8	9	AB	R	H	RBI	BB	SO	LOB
7 Reed Johnson, R (1, 7) OBP: 0.222, SLG: 0.222	G1-3		8 1B; 2 1B; 1-2; 1B	G5-3; 2-3f	SF8; 2-3 3-H		F7			3	1	1	0	0	0	2
73 Joey Terdoslavich, S (5, 7) OBP: 0.333, SLG: 1.000										1	0	0	1	0	0	1
22 Jason Heyward, L (1, 9) OBP: 0.300, SLG: 0.889	K		F9		HR; BB		K			2	0	0	0	0	1	2
74 Jordan Parraz, R (4, 9) OBP: 0.375, SLG: 0.714										2	1	1	1	1	1	1
8 Justin Upton, R (1, 10) OBP: 0.300, SLG: 0.600	G5-3		2 1B; 1-2 2-H; 1B		5 1B; 2B; K		58 PB; 1-3; 1B			2	0	1	1	0	0	0
68 Evan Gattis, R (5, PH) OBP: 0.600, SLG: 1.111 (6, 10)										3	1	2	0	0	1	3
5 Freddie Freeman, L (1, 3) OBP: 0.364, SLG: 0.364		F7	F6		72 BB; 25 E; 2-H; 1B	72 G6-3; 23 2B; 2B	1-2 3-H; BB			3	1	1	1	0	0	2
58 Ernesto Mejia, R (6, 3) OBP: 0.500, SLG: 0.429										1	1	1	0	1	0	0
2 B.J. Upton, R (1, 8) OBP: 0.500, SLG: 0.700		E3; 26 1B	1-2 2-H; 1B		25 E; 14 BB; 1-2; BB	G6-3; 2-3	G4-3			2	0	1	1	0	0	0
72 Todd Cunningham, S (4, 8) OBP: 0.333, SLG: 0.250										2	1	0	0	1	0	3
26 Dan Uggla, R (1, 4) OBP: 0.364, SLG: 0.222		1-2; 1B	K		F7	3-H; 2B		P6		3	0	1	0	0	1	4
23 Blake DeWitt, L (6, 5) OBP: 0.250, SLG: 0.286 (7, 4)										2	0	1	1	0	0	0
25 Juan Francisco, L (1, 5) OBP: 0.250, SLG: 0.250	K			7 G5-3; 14 1B; 1B	E9; 14 BB; 73 SF8; 1-3 2-H; 1B	K2-3		G1-3		3	1	2	1	0	1	2
75 Elmer Reyes, R (6, 4) (7, 6)										2	0	0	0	0	1	1
57 Christian Bethancourt, R (1, 2) OBP: 0.400, SLG: 0.500	G3			F8	73 SF8; 14 BB; BB	F8		K		2	0	0	0	1	0	3
69 Braeden Schlehuber, R (6, 2)										2	0	0	0	0	1	1
14 Ramiro Pena, S (1, 6) OBP: 0.400, SLG: 0.444			7 1B; 8 1B; 1B	1-2; 1B	74 BB; 1-2 2-3 3-H; BB		68 1B; 58 PB; 1B			2	1	2	1	1	0	0
76 Joe Leonard, R (7, 5) OBP: 0.500, SLG: 0.750										1	1	1	0	0	0	0

	AB	38
	R	9
	H	15
	RBI	8
	BB	5
	SO	7
	LOB	25

Inning Stats	1	2	3	4	5	6	7	8	9
	R: 0 E: 0 K: 1 S: 5	H: 0 LOB: 0 BB: 0 P: 5	R: 0 E: 1 K: 1 S: 7	H: 1 LOB: 2 BB: 0 P: 7	R: 2 E: 0 K: 1 S: 9	H: 4 LOB: 2 BB: 0 P: 9	R: 0 E: 0 K: 0 S: 4	H: 2 LOB: 1 BB: 0 P: 4	R: 5 E: 1 K: 1 S: 10	H: 4 LOB: 3 BB: 4 P: 27	R: 1 E: 0 K: 1 S: 7	H: 2 LOB: 1 BB: 0 P: 7	R: 1 E: 0 K: 1 S: 7	H: 2 LOB: 2 BB: 1 P: 11	R: 0 E: 0 K: 1 S: 5	H: 0 LOB: 0 BB: 0 P: 5

	1B: 11	SF: 1	WP: 0	PA: 44
	2B: 3	SAC: 0	PB: 1	
	3B: 0	DP: 1	SB: 0	
	HR: 1	HBP: 0	CS: 0	

PITCHER		IP	WLS	BF	H	R	ER	SO	BB	IBB	HBP	BLK	WP	HR	S	P	ERA	WHIP
48 Ross Detwiler, L ERA: 6.75	(1, 1)	2.2		14	5	2	2	2	0	0	0	0	0	0	18	18	6.75	1.875
45 Ryan Perry, R ERA: 27.0	(3, 1)	1.2	L	12	6	5	5	1	2	0	0	0	0	1	13	22	27.00	4.800
51 Brandon Mann, L ERA:	(5, 1)	0.2		4	0	0	0	1	2	0	0	0	0	0	4	12	0.00	3.000
21 Bill Bray, L ERA: 9.0	(6, 1)	1.0		5	2	1	1	1	0	0	0	0	0	0	7	7	9.00	2.000
39 Jeremy Accardo, R ERA:	(7, 1)	1.0		6	2	1	0	1	1	0	0	0	0	0	7	11	0.00	3.000

PITCHER		IP	WLS	BF	H	R	ER	SO	BB	IBB	HBP	BLK	WP	HR	S	P	ERA	WHIP
65 Cole Kimball, R ERA:	(8, 1)	1.0		3	0	0	0	1	0	0	0	0	0	0	5	5	0.00	0.000

Atlanta Braves @ Detroit Tigers

Joker Marchant Stadium, Lakeland, FL

Wed Feb 27 2013, 1:07 PM - 3:50 PM EST

Att. 6,597 - Sunny - 70 F

TOP

livebaseballscorecards.com

Batter	1	2	3	4	5	6	7	8	9	AB	R	H	RBI	BB	SO	LOB
17 Jordan Schafer, L (1, 8) OBP: 0.400, SLG: 0.429	1-0 5 G2-3 7 HBP 25 HR 1B	0-3 K	x 0-0 G3-6 1-2f				x 0-0 74 CS 1B		x 0-0 P5	5	1	2	0	0	1	4
7 Reed Johnson, R (1, 9) OBP: 0.250, SLG: 0.182	4-0 5 G2-3 25 HR 1-2 HBP	x 0-0 FC5-4 1-2f			x 0-0 P5		B 1 SAFE C X 1-1 F7 1-2			2	1	0	0	0	1	1
74 Jordan Parraz, R (6, 9) OBP: 0.333, SLG: 0.625										1	0	0	0	0	1	1
5 Freddie Freeman, L (1, 3) OBP: 0.357, SLG: 0.357	0-0 G2-3 1-2 2-3		x 0-0 25 1B 23 SF9 1B		S S S 0-3 K		x 0-0 F7			3	1	1	0	0	1	2
58 Ernesto Mejia, R (7, PH) OBP: 0.455, SLG: 0.375 (7, 3)										1	0	0	0	0	0	0
26 Dan Uggla, R (1, 4) OBP: 0.286, SLG: 0.167	S S S 0-3 K		x 0-0 F9		C C C 0-3 K			S S S 0-3 K		3	0	0	0	0	2	3
1 Tyler Pastornicky, R (5, 4) OBP: 0.375, SLG: 0.286										1	0	0	0	0	1	0
25 Juan Francisco, L (1, 10) OBP: 0.333, SLG: 0.583	1-0 2-H 3-H HR		x 0-0 1-3 1B			x 0-0 F7		x 0-0 G3-1		4	1	2	3	0	0	0
23 Chris Johnson, R (1, 5) OBP: 0.400, SLG: 0.444	0-0 1B		x 0-0 SF9 3-H			x 0-0 11 G5-3 73 2B 1B		x 0-0 G3-1		2	1	2	1	0	0	0
23 Blake DeWitt, L (6, 5) OBP: 0.222, SLG: 0.250										1	0	0	0	0	0	0
11 Gerald Laird, R (1, 2)	x 0-0 P4		x 0-0 F8			x 0-0 G5-3 1-2			x 0-0 68 FC5-4 1B	3	0	0	0	0	0	3
67 José Yépez, R (6, 2) OBP: 0.667, SLG: 0.667										1	0	1	0	0	0	0
73 Joey Terdoslavich, S (1, 7) OBP: 0.444, SLG: 1.000		x 0-0 7 FC5-4 1B		x 0-0 F7		x 0-0 2-H 2B			x 0-0 FC5-4 75 G6-3 1-2f	3	0	2	1	0	0	0
68 Evan Gattis, R (6, 7) OBP: 0.545, SLG: 1.000										1	0	0	0	0	0	1
72 Todd Cunningham, S (9, PR) OBP: 0.333, SLG: 0.250 (9, 7)										0	0	0	0	0	0	0
14 Ramiro Pena, S (1, 6) OBP: 0.385, SLG: 0.417		x 0-0 F8		x 0-0 17 G3-6 1B		S S S 0-3 K			x 0-0 G6-3 1-2	3	0	1	0	0	1	2
75 Elmer Reyes, R (6, 6)										1	0	0	0	0	0	1
Inning Stats	R: 3 E: 0 K: 1 S: 8 / H: 3 LOB: 1 BB: 0 P: 14	R: 0 E: 0 K: 1 S: 6 / H: 1 LOB: 1 BB: 0 P: 6	R: 1 E: 0 K: 0 S: 5 / H: 2 LOB: 1 BB: 0 P: 5	R: 0 E: 0 K: 0 S: 3 / H: 1 LOB: 0 BB: 0 P: 3	R: 0 E: 0 K: 2 S: 7 / H: 0 LOB: 0 BB: 0 P: 7	R: 1 E: 0 K: 1 S: 7 / H: 2 LOB: 1 BB: 0 P: 7	R: 0 E: 0 K: 0 S: 4 / H: 1 LOB: 0 BB: 0 P: 5	R: 0 E: 0 K: 1 S: 5 / H: 0 LOB: 0 BB: 0 P: 5	R: 0 E: 0 K: 0 S: 4 / H: 1 LOB: 2 BB: 0 P: 4	1B: 9 2B: 1 3B: 0 HR: 1	SF: 1 SAC: 0 DP: 1 HBP: 1						

	AB	35
	R	5
	H	11
	RBI	5
	BB	0
	SO	6
	LOB	18

WP: 0 PB: 0 SB: 0 CS: 1 PA: 37

PITCHER	IP	WLS	BF	H	R	ER	SO	BB	IBB	HBP	BLK	WP	HR	S	P	ERA	WHIP
21 Rick Porcello, R (1, 1) ERA: 6.75	2.0	L	11	4	3	3	2	0	0	1	0	0	1	14	20	13.50	2.000
31 Kyle Lobstein, L (3, 1) ERA: 9.82	2.0		8	3	1	1	0	0	0	0	0	0	0	8	8	4.50	1.500
20 Octavio Dotel, R (5, 1) ERA:	1.0		3	0	0	0	2	0	0	0	0	0	0	7	7	0.00	0.000
53 Joaquín Benoit, R (6, 1) ERA: 4.5	1.0		5	2	1	1	1	0	0	0	0	0	0	7	7	9.00	2.000
40 Phil Coke, L (7, 1) ERA:	1.0		3	1	0	0	0	0	0	0	0	0	0	4	5	0.00	1.000

PITCHER	IP	WLS	BF	H	R	ER	SO	BB	IBB	HBP	BLK	WP	HR	S	P	ERA	WHIP
60 Brayan Villarreal, R (8, 1) ERA:	1.0		3	0	0	0	1	0	0	0	0	0	0	5	5	0.00	0.000
56 Jose Ortega, R (9, 1) ERA:	1.0		4	1	0	0	0	0	0	0	0	0	0	4	4	0.00	1.000

Batter	1	2	3	4	5	6	7	8	9	AB	R	H	RBI	BB	SO	LOB
14 Austin Jackson, R (1, 8) OBP: 0.333, SLG: 0.200	G6-3		G5-3		G5-3		BB 1-2			3	0	0	0	0	0	1
74 Daniel Fields, L (6, 8)										0	0	0	0	1	0	0
48 Torii Hunter, R (1, 9) OBP: 0.167, SLG: 0.250	K		G6-3		L3		G4-3			3	0	0	0	0	1	1
34 Avisaíl García, R (6, 9) OBP: 0.250, SLG: 0.200										1	0	0	0	0	0	2
24 Miguel Cabrera, R (1, 5) OBP: 0.267, SLG: 0.643	28 HR 1B			G1-3		G6-3		K		3	1	1	0	0	0	0
68 Matt Tuiasosopo, R (7, 5)										1	0	0	0	0	1	0
28 Prince Fielder, L (1, 3) OBP: 0.462, SLG: 0.900	1-H HR			K		HR		G6-3		2	1	1	2	0	1	0
32 Don Kelly, L (6, 3) OBP: 0.333, SLG: 1.000										2	1	1	1	0	0	0
41 Victor Martinez, S (1, 10) OBP: 0.444, SLG: 0.563	F7			72 1B		G5-3		L6		3	0	1	0	0	0	0
81 James McCann, R (8, PH) (9, 10)				1B						1	0	0	0	0	0	0
72 Tyler Collins, L (1, 7) OBP: 0.545, SLG: 1.091		F7	27 FC6-4		G4-3				29 BB 1B	3	0	1	0	0	0	0
67 Kevin Russo, R (8, 7) OBP: 0.667, SLG: 1.333			1-2 1B							1	0	1	0	0	0	0
27 Jhonny Peralta, R (1, 6) OBP: 0.250, SLG: 0.375		G5-3	FC6-4				K		46 G6-3 BB 1-2	2	0	0	0	0	0	2
29 Danny Worth, R (6, 6)			1-2f							1	0	0	0	1	1	0
13 Alex Avila, L (1, 2) OBP: 0.250, SLG: 0.167		G1-3			K		G6-3		F7	2	0	0	0	0	1	0
50 Bryan Holaday, R (6, 2)										2	0	0	0	0	0	2
4 Omar Infante, R (1, 4) OBP: 0.417, SLG: 0.600			G6-3		2B		74 BB 1B		G6-3 1-2f	2	0	1	0	0	0	0
46 Jeff Kobernus, R (6, 4) OBP: 0.214, SLG: 0.357										2	0	1	0	0	0	2
Inning Stats	R: 2 E: 0 K: 1 S: 8 H: 2 LOB: 0 BB: 0 P: 8	R: 0 E: 0 K: 0 S: 3 H: 0 LOB: 0 BB: 0 P: 3	R: 0 E: 0 K: 0 S: 3 H: 0 LOB: 0 BB: 0 P: 3	R: 0 E: 0 K: 1 S: 7 H: 2 LOB: 2 BB: 0 P: 7	R: 0 E: 0 K: 1 S: 6 H: 1 LOB: 1 BB: 0 P: 6	R: 1 E: 0 K: 0 S: 5 H: 1 LOB: 0 BB: 0 P: 8	R: 0 E: 0 K: 1 S: 6 H: 1 LOB: 2 BB: 1 P: 10	R: 0 E: 0 K: 1 S: 5 H: 0 LOB: 0 BB: 0 P: 5	R: 0 E: 0 K: 0 S: 3 H: 1 LOB: 1 BB: 1 P: 7	1B: 5 2B: 1 3B: 0 HR: 2 SF: 0 SAC: 0 DP: 1 HBP: 0							

PITCHER	IP	WLS	BF	H	R	ER	SO	BB	IBB	HBP	BLK	WP	HR	S	P	ERA	WHIP
15 Tim Hudson, R (1, 1) ERA: 3.6	3.0	W	11	2	2	2	1	0	0	0	0	0	1	14	14	6.00	0.667
39 Jonny Venters, L (4, 1) ERA: 9.0	1.0	H	5	2	0	0	1	0	0	0	0	0	0	7	7	0.00	2.000
53 Cory Gearrin, R (5, 1) ERA:	1.0	H	4	1	0	0	1	0	0	0	0	0	0	6	6	0.00	1.000
70 Yohan Flande, L (6, 1) ERA: 21.0	1.0	H	4	1	1	1	0	0	0	0	0	0	1	5	8	9.00	1.000
38 Anthony Varvaro, R (7, 1) ERA:	1.0	H	5	1	0	0	1	1	0	0	0	0	0	6	10	0.00	2.000

PITCHER	IP	WLS	BF	H	R	ER	SO	BB	IBB	HBP	BLK	WP	HR	S	P	ERA	WHIP
83 J.R. Graham, R (8, 1) ERA:	2.0	S	7	1	0	0	1	1	0	0	0	0	0	8	12	0.00	1.000

BOTTOM

Atlanta Braves @ Detroit Tigers

Joker Marchant Stadium, Lakeland, FL

Wed Feb 27 2013, 1:07 PM - 3:50 PM EST

Att. 6,597 - Sunny - 70 F

livebaseballscorecards.com

AB	34
R	3
H	8
RBI	3
BB	2
SO	5
LOB	10

1B: 5 SF: 0
2B: 1 SAC: 0
3B: 0 DP: 1
HR: 2 HBP: 0

WP: 0 PA: 36
PB: 0
SB: 0
CS: 0

Atlanta Braves @ Philadelphia Phillies

Bright House Field, Clearwater, FL

Thu Feb 28 2013, 1:09 PM - 3:49 PM EST

Att. 5,700 - Partly Cloudy - 69 F

TOP

livebaseballscorecards.com

Batter	1	2	3	4	5	6	7	8	9	AB	R	H	RBI	BB	SO	LOB
1 Tyler Pastornicky, R (1, 4) (6, 8) OBP: 0.385, SLG: 0.583	K		22 1B 3-H 1B		L1-3 1-1		1-H 2-H HR		G6-3 1-2f	5	1	2	4	0	1	2
22 Jason Heyward, L (1, 9) OBP: 0.308, SLG: 0.750	K		1-2 1B		G4-3		G4-3			3	0	1	0	0	1	0
23 Blake DeWitt, L (6, 4) OBP: 0.200, SLG: 0.222										1	0	0	0	0	0	0
8 Justin Upton, R (1, 7) OBP: 0.308, SLG: 0.615	2B		K			K	G4-3			3	0	1	0	0	2	2
74 Jordan Parraz, R (6, 7) OBP: 0.300, SLG: 0.556										1	0	0	0	0	0	0
2 B.J. Upton, R (1, 10) OBP: 0.385, SLG: 0.538	G5-3		G4-3			G5-3	L3			3	0	0	0	0	0	3
73 Joey Terdoslavich, S (7, PH) (7, 10) OBP: 0.400, SLG: 0.875										1	0	0	0	0	0	0
23 Chris Johnson, R (1, 5) OBP: 0.385, SLG: 0.667		L6		G5-3		HR		K		3	1	1	1	0	0	0
76 Joe Leonard, R (6, 5) OBP: 0.400, SLG: 0.600										1	0	0	0	0	1	0
68 Evan Gattis, R (1, 2) OBP: 0.500, SLG: 0.846		K		58 G6-3 1B		E6 58 PB		F9		3	0	1	0	0	1	0
20 Matt Pagnozzi, R (6, 2) OBP: 0.400, SLG: 0.500										1	0	0	0	0	0	0
58 Ernesto Mejia, R (1, 3) OBP: 0.333, SLG: 0.250		K		G6-3 1-2		G6-3 1-2		G5-3		4	0	0	0	0	1	2
72 Todd Cunningham, S (1, 8) (6, 9) OBP: 0.385, SLG: 0.273			G1-3	K			14 1B 1 HR BB		1 G6-3 1B	3	1	1	0	1	1	1
14 Ramiro Pena, S (1, 6) OBP: 0.500, SLG: 0.500			E7 1 1B 1B		1 L1-3 BB		1 HR 1-2 1B		F9	2	2	2	0	1	0	0
75 Elmer Reyes, R (7, 6)										1	0	0	0	0	0	1

	AB	R	H	RBI	BB	SO	LOB
	35	5	9	5	2	8	11

Inning Stats	1	2	3	4	5	6	7	8	9	1B: 6	SF: 0	WP: 0	PA: 37
R:	0	0	1	0	0	1	3	0	0	2B: 2	SAC: 0	PB: 1	
E:	0	0	1	0	0	1	0	0	0	3B: 0	DP: 2	SB: 0	
K:	2	2	1	1	0	1	0	1	0	HR: 2	HBP: 0	CS: 0	
S:	8	7	8	6	2	8	5	5	3				
H:	1	0	3	1	0	1	2	0	1				
LOB:	1	0	2	1	1	1	0	0	0				
BB:	0	0	0	0	1	0	1	0	0				
P:	9	7	8	6	6	9	10	5	3				

PITCHER		IP	WLS	BF	H	R	ER	SO	BB	IBB	HBP	BLK	WP	HR	S	P	ERA	WHIP
35 Cole Hamels, L ERA:	(1, 1)	3.0	W	13	4	1	0	5	0	0	0	0	0	0	23	24	0.00	1.333
37 Mike Adams, R ERA:	(4, 1)	1.0		4	1	0	0	1	0	0	0	0	0	0	6	6	0.00	1.000
63 Jake Diekman, L ERA: 4.5	(5, 1)	1.0		3	0	0	0	0	1	0	0	0	0	0	2	6	0.00	1.000
68 Jonathan Pettibone, R ERA: 18.0	(6, 1)	2.0		11	3	4	4	1	1	0	0	0	0	2	13	19	18.00	2.000
70 Ethan Martin, R ERA:	(8, 1)	2.0		6	1	0	0	1	0	0	0	0	0	0	8	8	0.00	0.500

PITCHER	IP	WLS	BF	H	R	ER	SO	BB	IBB	HBP	BLK	WP	HR	S	P	ERA	WHIP

Batter	1	2	3	4	5	6	7	8	9	AB	R	H	RBI	BB	SO	LOB
2 Ben Revere, L (1, 8) OBP: 0.429, SLG: 0.462	BBBB 4-0 26 1B 11 G6-3 6 2B BB	X 0-0 ③ L8		X 0-0 1B		X 0-0 13 2B 2B		X 0-0 ① G4-3		3	2	2	0	1	0	0
64 Tyson Gillies, L (7, 8) OBP: 0.200, SLG: 0.400										1	0	0	0	0	0	0
11 Jimmy Rollins, S (1, 6) OBP: 0.222, SLG: 0.125	X 0-0 ① G6-3 1-2		SSS 0-3 ① K	X 0-0 ② F8		X 0-0 4 G3 15 HR 2-H 2B		X 0-0 72 BB 15 BB 1B		3	0	0	0	0	1	2
13 Freddy Galvis, S (5, 6) OBP: 0.333, SLG: 0.500										2	1	2	1	0	0	0
26 Chase Utley, L (1, 4) OBP: 0.571, SLG: 0.667	X 0-0 6 2B 10 E 2-3 1B		X 0-0 6 F8 10 1B 2B	SSS 0-3 ③ K		X 0-0 ① G3 2-3		SSS 0-3 ② K		3	2	2	0	0	1	1
4 Pete Orr, L (6, 4) OBP: 0.250, SLG: 0.625										2	0	0	0	0	1	2
6 Ryan Howard, L (1, 3) OBP: 0.556, SLG: 0.933	X 0-0 10 E 1-3 3-H 2B		X 0-0 ② F8 2-3		BX 1-0 HR	BBBCCX 3-2 HR 3-H		BBBB 4-0 72 BB 1-2 BB		3	2	2	2	0	0	1
15 John Mayberry Jr., R (6, 3) OBP: 0.250, SLG: 0.545										1	1	1	2	1	0	0
10 Michael Young, R (1, 5) OBP: 0.250, SLG: 0.100	X 0-0 E4 9 1B 9 1B 2-H 3-H		X 0-0 9 BB 18 1B 3-H 1B	BBBB 4-0 9 FC6-4 BB	X	X 0-0 ② G4-3		BBBB 4-0 1-2 2-3 BB		2	1	1	2	1	0	0
72 Cody Asche, L (6, 5) OBP: 0.250, SLG: 0.286										1	0	0	0	1	0	0
9 Domonic Brown, L (1, 9) OBP: 0.563, SLG: 1.000	X 0-0 ② 1-H 1B		BBBB 4-0 18 1B 1-2 BB	X 0-0 ① FC6-4 18 2B 19 G3 1-2f	X 0-0 ③ G4-3		X 0-0 ③ F7			3	1	1	0	1	0	1
22 Joe Mather, R (7, 9)										1	0	0	0	0	0	3
18 Darin Ruf, R (1, 7) OBP: 0.231, SLG: 0.250	X 0-0 ③ G6-3		X 0-0 1-3 2-H 1B	X 0-0 1-3 2B		SSS 0-3 ① K2-3				3	0	2	1	0	0	1
43 Ender Inciarte, L (6, 7) OBP: 0.800, SLG: 0.500										1	0	0	0	0	1	0
19 Laynce Nix, L (1, 10) OBP: 0.200, SLG: 0.111		SSS 0-3 ① K	X 0-0 ③ G1-4-3		X 0-0 ② G3 3-H	X 0-0 ② G5-3				4	0	0	1	0	1	3
31 Erik Kratz, R (1, 2)		X 0-0 ② F8		X 0-0 ① P2	X 0-0 ③ F7	X 0-0 ③ G6-3				3	0	0	0	0	0	1
73 Tommy Joseph, R (6, 2) OBP: 0.250, SLG: 1.000										1	0	0	0	0	0	0
Inning Stats	R: 3 E: 1 K: 0 S: 6 H: 3 LOB: 1 BB: 1 P: 10	R: 0 E: 0 K: 1 S: 5 H: 0 LOB: 0 BB: 0 P: 5	R: 2 E: 0 K: 1 S: 8 H: 3 LOB: 2 BB: 1 P: 12	R: 0 E: 0 K: 1 S: 6 H: 1 LOB: 1 BB: 0 P: 6	R: 2 E: 1 K: 0 S: 5 H: 2 LOB: 1 BB: 1 P: 10	R: 3 E: 0 K: 0 S: 8 H: 3 LOB: 0 BB: 0 P: 11	R: 0 E: 0 K: 1 S: 5 H: 0 LOB: 0 BB: 0 P: 5	R: 0 E: 0 K: 1 S: 6 H: 1 LOB: 3 BB: 2 P: 14		1B: 6 2B: 5 3B: 0 HR: 2 SF: 0 SAC: 0 DP: 0 HBP: 0						

PITCHER		IP	WLS	BF	H	R	ER	SO	BB	IBB	HBP	BLK	WP	HR	S	P	ERA	WHIP
28 Paul Maholm, L ERA: 9.64	(1, 1)	2.2	L	16	6	5	5	2	2	0	0	0	0	0	18	26	16.88	3.000
43 Luis Avilán, L ERA:	(3, 1)	1.1		5	1	0	0	1	0	0	0	0	0	0	7	7	0.00	0.750
46 Craig Kimbrel, R ERA: 6.0	(5, 1)	1.0		6	2	2	1	0	1	0	0	0	0	1	5	10	9.00	3.000
50 Cristhian Martinez, R ERA: 6.75	(6, 1)	1.0		6	3	3	3	0	0	0	0	0	0	1	8	11	27.00	3.000
62 David Hale, R ERA:	(7, 1)	1.0		3	0	0	0	1	0	0	0	0	0	0	5	5	0.00	0.000

PITCHER		IP	WLS	BF	H	R	ER	SO	BB	IBB	HBP	BLK	WP	HR	S	P	ERA	WHIP
82 Alex Wood, L ERA:	(8, 1)	1.0		6	1	0	0	1	2	0	0	0	0	0	6	14	0.00	3.000

BOTTOM

Atlanta Braves @ Philadelphia Phillies

Bright House Field, Clearwater, FL

Thu Feb 28 2013, 1:09 PM - 3:49 PM EST

Att. 5,700 - Partly Cloudy - 69 F

livebaseballscorecards.com

AB	37
R	10
H	13
RBI	9
BB	5
SO	5
LOB	15

Batter	1	2	3	4	5	6	7	8	9	AB	R	H	RBI	BB	SO	LOB
8 Danny Espinosa, S (1, 6) OBP: 0.286, SLG: 0.250	G6-3		K			K		BB, 17 1B, 19 2B 1-2 2-3	F9	3	0	0	0	0	2	0
6 Anthony Rendon, R (6, 6) OBP: 0.429, SLG: 0.769								BB		1	1	0	0	1	0	0
1 Steve Lombardozzi, S (1, 4) OBP: 0.250, SLG: 0.316	K			L6		G1-3		BB, 19 2B 1-2 2-3 3-H		3	0	0	0	0	1	0
17 Will Rhymes, L (6, 4) OBP: 0.273, SLG: 0.273								1B		1	1	1	1	0	0	0
34 Bryce Harper, L (1, 8) OBP: 0.538, SLG: 0.923	HR			K			E6, WP, 14 1B	19 2B 1-2 2-3 3-H		3	1	1	1	0	1	0
Steven Souza Jr., R (7, PR) (7, 9)								BB		0	1	0	1	1	0	0
12 Tyler Moore, R (1, 10) OBP: 0.316, SLG: 0.368	K			1B			F8	F6		3	0	1	0	0	1	1
60 Zach Walters, S (8, PH) OBP: 0.200, SLG: 0.200										1	0	0	0	0	0	3
(8, 10)																
18 Chad Tracy, L (1, 5)		F9		K			K	2B 1-H 2-H 3-H		3	0	0	0	0	2	2
19 Carlos Rivero, R (7, 5) OBP: 0.176, SLG: 0.267										1	0	1	3	0	0	0
14 Chris Marrero, R (1, 3) OBP: 0.381, SLG: 0.389		L6			F8		WP 1-2	K		3	0	1	0	0	0	0
26 Matt Skole, L (7, PR) OBP: 0.400, SLG: 0.273							1B			1	0	0	0	0	1	1
(7, 3)																
10 Corey Brown, L (1, 7) OBP: 0.235, SLG: 0.250		P4			K		G5-3 1-2 2-3	P2		2	0	0	0	0	1	0
Jimmy Van Ostrand, R (6, 7)										2	0	0	0	0	0	3
41 Sandy León, S (1, 2) OBP: 0.167, SLG: 0.333			K		F7			6 BB, 16 1B, 17 1B	P2	2	0	0	0	0	1	0
23 Jhonatan Solano, R (6, 2) OBP: 0.143, SLG: 0.143								1B		2	1	1	0	0	0	0
16 Eury Pérez, R (1, 9) OBP: 0.381, SLG: 0.350			K			G5-3		17 1B, 6 BB 1-2 BB 1B	G4-3	4	1	1	0	0	1	0
(7, 8)																
Inning Stats	R: 1 H: 1 E: 0 LOB: 0 K: 2 BB: 0 S: 9 P: 9	R: 0 H: 0 E: 0 LOB: 0 K: 0 BB: 0 S: 3 P: 3	R: 0 H: 0 E: 0 LOB: 0 K: 3 BB: 0 S: 9 P: 9	R: 0 H: 1 E: 0 LOB: 1 K: 2 BB: 0 S: 8 P: 8	R: 0 H: 0 E: 0 LOB: 0 K: 1 BB: 0 S: 5 P: 5	R: 0 H: 0 E: 0 LOB: 0 K: 1 BB: 0 S: 5 P: 5	R: 0 H: 1 E: 1 LOB: 3 K: 1 BB: 0 S: 7 P: 8	R: 5 H: 4 E: 0 LOB: 1 K: 1 BB: 2 S: 9 P: 17	R: 0 H: 0 E: 0 LOB: 0 K: 0 BB: 0 S: 3 P: 3	1B: 5 SF: 0 2B: 1 SAC: 0 3B: 0 DP: 0 HR: 1 HBP: 0							

PITCHER		IP	WLS	BF	H	R	ER	SO	BB	IBB	HBP	BLK	WP	HR	S	P	ERA	WHIP
49 Julio Teheran, R ERA: 1.8	(1, 1)	3.0		10	1	1	1	5	0	0	0	0	0	1	21	21	3.00	0.333
48 Dusty Hughes, L ERA: 3.0	(4, 1)	1.0	H	4	1	0	0	2	0	0	0	0	0	0	8	8	0.00	1.000
61 David Carpenter, R ERA: 16.88	(5, 1)	1.0	H	3	0	0	0	1	0	0	0	0	0	0	5	5	0.00	0.000
78 Ryan Buchter, L ERA: 6.0	(6, 1)	1.0	H	3	0	0	0	1	0	0	0	0	0	0	5	5	0.00	0.000
59 Daniel Rodriguez, L ERA: 9.0	(7, 1)	1.0	H	5	1	0	0	1	0	0	0	0	1	0	7	8	0.00	1.000

PITCHER		IP	WLS	BF	H	R	ER	SO	BB	IBB	HBP	BLK	WP	HR	S	P	ERA	WHIP
65 Cory Rasmus, R ERA: 19.29	(8, 1)	0.1	L	7	4	5	5	0	2	0	0	0	0	0	5	13	135.00	18.000
79 Wirfin Obispo, R ERA:	(8, 1)	0.2		2	0	0	0	1	0	0	0	0	0	0	4	4	0.00	0.000
64 Aaron Northcraft, R ERA: 10.8	(9, 1)	1.0		3	0	0	0	0	0	0	0	0	0	0	3	3	0.00	0.000

TOP

Washington Nationals @ Atlanta Braves

Champion Stadium, Lake Buena Vista, FL

Fri Mar 01 2013, 6:08 PM - 8:56 PM EST

Att. 6,226 - Cloudy - 63 F

livebaseballscorecards.com

AB	35
R	6
H	7
RBI	6
BB	2
SO	11
LOB	10

WP: 1	PA: 37
PB: 0	
SB: 0	
CS: 0	

Batter	1	2	3	4	5	6	7	8	9	AB	R	H	RBI	BB	SO	LOB
7 Reed Johnson, R (1, 10) OBP: 0.313, SLG: 0.267 69 Braeden Schlehuber, R (9, PH)	K	1-2 2-H 1B			22 1B 2 2B 1B		K		FC6-4 73 1B 72 1B 1-2f	4 1	1 1	2 0	1 0	0 0	2 0	0 1
22 Jason Heyward, L (1, 9) OBP: 0.375, SLG: 0.933 73 Joey Terdoslavich, S (7, 7) OBP: 0.500, SLG: 0.900	HR	P5			2 2B 1-2 1B		1B		74 1B 72 1B 1-2 1B	3 2	2 0	2 2	1 0	0 0	0 0	2 0
8 Justin Upton, R (1, 7) OBP: 0.313, SLG: 0.563 72 Todd Cunningham, S (7, 8) OBP: 0.400, SLG: 0.308	1B		G6-3		P4		P5		74 1B 1-2 2-H 1B	3 2	0 0	1 1	0 1	0 0	0 0	2 1
5 Freddie Freeman, L (1, 3) OBP: 0.294, SLG: 0.294 76 Joe Leonard, R (7, 3) OBP: 0.286, SLG: 0.429	F8		P5		P5		K		P3	3 2	0 0	0 0	0 0	0 0	0 1	3 3
2 B.J. Upton, R (1, 8) OBP: 0.375, SLG: 0.563 74 Jordan Parraz, R (7, 9) OBP: 0.333, SLG: 0.545	K		K		1-H 2-H 2B			K	1-2 2-3 1B	3 2	0 0	1 1	2 0	0 0	2 1	1 0
26 Dan Uggla, R (1, 4) OBP: 0.222, SLG: 0.125 75 Elmer Reyes, R (9, 6)		K		K	K			K	G1-3	4 1	0 0	0 0	0 0	0 0	4 0	1 3
25 Juan Francisco, L (1, 5) OBP: 0.333, SLG: 0.533 23 Blake DeWitt, L (7, 5) OBP: 0.273, SLG: 0.222		57 1B 7 1B 1B		F8	F8			BB		3 0	1 0	1 0	0 0	0 1	0 0	0 0
57 Christian Bethancourt, R (1, 2) OBP: 0.500, SLG: 0.500 67 José Yépez, R (7, 2) OBP: 0.500, SLG: 0.500		7 1B 1-2 1B		HBP	K			G6-3		2 1	0 0	1 0	0 0	0 0	1 0	0 1
14 Ramiro Pena, S (1, 6) OBP: 0.421, SLG: 0.412 1 Tyler Pastornicky, R (7, 6) OBP: 0.429, SLG: 0.615 (9, 4)		F7		F7	F7				69 FC6-4 1B	3 1	0 0	0 1	0 0	0 0	0 0	3 0
Inning Stats	R: 1 E: 0 K: 2 S: 9 H: 2 LOB: 1 BB: 0 P: 10	R: 1 E: 0 K: 1 S: 8 H: 3 LOB: 2 BB: 0 P: 8	R: 0 E: 0 K: 1 S: 5 H: 0 LOB: 0 BB: 0 P: 5	R: 0 E: 0 K: 1 S: 5 H: 0 LOB: 1 BB: 0 P: 6	R: 2 E: 0 K: 1 S: 8 H: 3 LOB: 1 BB: 0 P: 8	R: 0 E: 0 K: 1 S: 5 H: 0 LOB: 0 BB: 0 P: 5	R: 0 E: 0 K: 2 S: 8 H: 1 LOB: 1 BB: 0 P: 8	R: 0 E: 0 K: 2 S: 7 H: 0 LOB: 1 BB: 1 P: 11	R: 1 E: 0 K: 0 S: 7 H: 4 LOB: 3 BB: 0 P: 7	1B: 11 2B: 1 3B: 0 HR: 1 SF: 0 SAC: 0 DP: 0 HBP: 1						

PITCHER		IP	WLS	BF	H	R	ER	SO	BB	IBB	HBP	BLK	WP	HR	S	P	ERA	WHIP
27 Jordan Zimmermann, R ERA: 4.5	(1, 1)	3.0		14	5	2	2	4	0	0	0	0	0	1	22	23	6.00	1.667
43 Ross Ohlendorf, R ERA: 5.4	(4, 1)	2.0		10	3	2	2	2	0	0	1	0	0	0	13	14	9.00	1.500
36 Tyler Clippard, R ERA:	(6, 1)	1.0		3	0	0	0	1	0	0	0	0	0	0	5	5	0.00	0.000
58 Fernando Abad, L ERA:	(7, 1)	1.0	W	4	1	0	0	2	0	0	0	0	0	0	8	8	0.00	1.000
65 Cole Kimball, R ERA:	(8, 1)	1.0	H	4	0	0	0	2	1	0	0	0	0	0	7	11	0.00	1.000

PITCHER		IP	WLS	BF	H	R	ER	SO	BB	IBB	HBP	BLK	WP	HR	S	P	ERA	WHIP
39 Jeremy Accardo, R ERA: 3.0	(9, 1)	1.0	S	7	4	1	1	0	0	0	0	0	0	0	7	7	9.00	4.000

BOTTOM

Washington Nationals @ Atlanta Braves

Champion Stadium, Lake Buena Vista, FL

Fri Mar 01 2013, 6:08 PM - 8:56 PM EST

Att. 6,226 - Cloudy - 63 F

livebaseballscorecards.com

AB	40
R	5
H	13
RBI	5
BB	1
SO	11
LOB	21

Batter	1	2	3	4	5	6	7	8	9	AB	R	H	RBI	BB	SO	LOB
17 Jordan Schafer, L (1, 8) OBP: 0.333, SLG: 0.353	SSS 0-3 ① K		X 0-0 ① G6-3		SSS 0-3 ②③ K 1-2		X 0-0 ①② G5-4-3 1-2f 2-3 3-H		X 0-0 72 1B 68 SF8 2B	3	0	0	0	0	2	1
74 Jordan Parraz, R (7, PH) OBP: 0.357, SLG: 0.615 (7, 7)										2	1	1	0	0	0	2
72 Todd Cunningham, S (1, 7) OBP: 0.400, SLG: 0.333 (7, 8)	X 0-0 ② G6-3		X 0-0 ② F7			CCC 0-3 ① K	X 0-0 68 1B 3-H 1B		X 0-0 23 CS 2-3 1B	5	0	2	1	0	1	0
5 Freddie Freeman, L (1, 10) OBP: 0.350, SLG: 0.500	X 0-0 1B		BBSSX 2-2 HR			X 0-0 ② G4-3	X 0-0 1-2 1B		X 0-0 ① SF8 3-H	3	1	2	1	0	0	0
68 Evan Gattis, R (7, PH) OBP: 0.500, SLG: 0.857 (7, 10)										1	0	1	1	0	0	0
26 Dan Uggla, R (1, 4) OBP: 0.238, SLG: 0.111	X 0-0 ③ G1-3		X 0-0 ③ P3			BBBB 4-0 BB	X 0-0 ③ G3		CCC 0-3 ②③ K 1-2	2	0	0	0	1	0	1
23 Blake DeWitt, L (6, PR) OBP: 0.231, SLG: 0.182 (6, 4)										2	0	0	0	0	1	3
25 Juan Francisco, L (1, 5) OBP: 0.278, SLG: 0.444		X 0-0 ① P6		SSS 0-3 ① K		X 0-0 ③ F8		X 0-0 ① P3		3	0	0	0	0	1	1
76 Joe Leonard, R (7, 5) OBP: 0.250, SLG: 0.375										1	0	0	0	0	0	0
23 Chris Johnson, R (1, 3) OBP: 0.313, SLG: 0.533		X 0-0 ② G6-3		SSS 0-3 ② K			X 0-0 11 E 73 1B E4	SSS 0-3 ② K		3	1	0	0	0	1	0
58 Ernesto Mejia, R (7, 3) OBP: 0.313, SLG: 0.231										1	0	0	0	0	1	0
11 Gerald Laird, R (1, 2) OBP: 0.200, SLG: 0.111		X 0-0 73 1B 1B		X 0-0 ③ G6-3			B 1 SAFE BBB 4-0 14 BB 73 1B 74 G5-4-3 1-3 BB	X 0-0 73 E E6		2	1	1	0	1	0	0
20 Matt Pagnozzi, R (7, 2) OBP: 0.333, SLG: 0.400										1	0	0	0	0	0	0
73 Joey Terdoslavich, S (1, 9) OBP: 0.625, SLG: 0.929		X 0-0 14 FC5-4 1-2 1B			X 0-0 17 CS 1B		X 0-0 74 G5-4-3 14 BB 72 1B 1-2 3-H 1B	X 0-0 E8 1-3 1B		4	1	4	1	0	0	0
14 Ramiro Pena, S (1, 6) OBP: 0.409, SLG: 0.368		X 0-0 ③ FC5-4 1-2f			X 0-0 ① F8		BBBB 4-0 74 G5-4-3 1-2 2-3 BB	X 0-0 ③ G5-3		2	0	0	0	1	0	3
75 Elmer Reyes, R (7, PR) (7, 6)										1	0	0	0	0	0	2
Inning Stats	R: 0 H: 1 E: 0 LOB: 1 K: 1 BB: 0 S: 6 P: 6	R: 0 H: 2 E: 0 LOB: 2 K: 0 BB: 0 S: 5 P: 5	R: 1 H: 1 E: 0 LOB: 0 K: 0 BB: 0 S: 6 P: 8	R: 0 H: 0 E: 0 LOB: 0 K: 2 BB: 0 S: 7 P: 7	R: 0 H: 1 E: 0 LOB: 1 K: 1 BB: 0 S: 5 P: 5	R: 0 H: 0 E: 0 LOB: 1 K: 1 BB: 1 S: 5 P: 9	R: 3 H: 3 E: 2 LOB: 2 K: 0 BB: 2 S: 6 P: 14	R: 0 H: 1 E: 2 LOB: 2 K: 1 BB: 0 S: 7 P: 7	R: 1 H: 2 E: 0 LOB: 1 K: 1 BB: 0 S: 6 P: 6	1B: 9 SF: 1 2B: 3 SAC: 0 3B: 0 DP: 3 HR: 1 HBP: 0						WP: 0 PA: 40 PB: 0 SB: 0 CS: 2	

TOP

Atlanta Braves @ Houston Astros

Osceola County Stadium, Kissimmee, FL

Sat Mar 02 2013, 1:19 PM - 3:47 PM EST

Att. 3,525 - Partly Cloudy - 57 F

livebaseballscorecards.com

AB	36
R	5
H	11
RBI	4
BB	3
SO	7
LOB	13

PITCHER		IP	WLS	BF	H	R	ER	SO	BB	IBB	HBP	BLK	WP	HR	S	P	ERA	WHIP
60 Dallas Keuchel, L ERA: 9.0	(1, 1)	2.0		9	3	0	0	1	0	0	0	0	0	0	11	11	0.00	1.500
59 Philip Humber, R ERA: 3.6	(3, 1)	3.0	W	10	2	1	1	3	0	0	0	0	0	1	18	20	3.00	0.667
53 Wesley Wright, L ERA: 3.0	(6, 1)	1.0		4	0	0	0	1	1	0	0	0	0	0	5	9	0.00	1.000
99 Rudy Owens, L ERA: 3.38	(7, 1)	1.0		8	3	3	0	0	2	0	0	0	0	0	6	14	0.00	5.000
28 C.J. Fick, R ERA:	(8, 1)	1.0	H	5	1	0	0	1	0	0	0	0	0	0	7	7	0.00	1.000

PITCHER		IP	WLS	BF	H	R	ER	SO	BB	IBB	HBP	BLK	WP	HR	S	P	ERA	WHIP
67 Jose Valdez, R ERA: 3.86	(9, 1)	1.0	S	4	2	1	1	1	0	0	0	0	0	0	6	6	9.00	2.000

BOTTOM

Batter	1	2	3	4	5	6	7	8	9	AB	R	H	RBI	BB	SO	LOB
27 Jose Altuve, R (1, 4) OBP: 0.333, SLG: 0.308 23 Tyler Greene, R (5, 6) OBP: 0.375, SLG: 0.182	G5-3		G4-3	1-H 2B			6 BB, 4 1B, 1-2 HBP			3	0	1	1	0	0	0
										0	0	0	0	0	0	0
46 Rick Ankiel, L (1, 10) OBP: 0.500, SLG: 0.923 74 Marc Krauss, L (7, PH) OBP: 0.667, SLG: 0.500 (8, 10)	F8		G4-3	F8			F8, 2-3			3	0	0	0	0	0	1
										1	0	0	0	0	0	2
12 Carlos Pena, L (1, 3) OBP: 0.267, SLG: 0.429 4 Brandon Laird, R (6, 3) OBP: 0.667, SLG: 1.182	HR		K		G3		6 BB, 1-2, 3-H 1B			3	1	1	1	0	1	0
										1	0	1	1	0	0	0
15 Jason Castro, L (1, 2) OBP: 0.556, SLG: 1.286 6 Jason Jaramillo, S (6, 2) OBP: 0.545, SLG: 0.375	44 E, BB			K	K		BB, 1-2, 2-3			2	0	0	0	1	2	0
										0	0	0	0	1	0	0
44 Justin Maxwell, R (1, 8) OBP: 0.214, SLG: 0.357 75 George Springer, R (6, 8) OBP: 0.583, SLG: 1.111	E6, 1-2			21 1B, 2B	K		K			3	1	1	0	0	1	1
										1	0	0	0	0	1	3
21 Fernando Martinez, L (1, 7) OBP: 0.273, SLG: 0.636 38 Jimmy Paredes, S (6, 7) OBP: 0.125, SLG: 0.071 (7, 9)	K			14 HR, 2-H 1B		F7	K			2	1	1	1	0	1	2
										2	0	0	0	0	1	3
14 J.D. Martinez, R (1, 9) OBP: 0.375, SLG: 0.667 78 Robbie Grossman, S (6, PR) OBP: 0.500, SLG: 0.667 (7, 7)		G3-1		1-H HR		30 L9-6, 2B		G5-3		3	1	2	2	0	0	0
										1	0	0	0	0	0	0
30 Matt Dominguez, R (1, 5) OBP: 0.462, SLG: 0.818 10 Jake Elmore, R (7, 5) OBP: 0.308, SLG: 0.333		G6-3		P4		L9-6, 2-2		G5-3		3	0	0	0	0	0	1
										1	0	0	0	0	0	0
9 Marwin Gonzalez, S (1, 6) (5, 4) OBP: 0.500, SLG: 0.533 79 Delino DeShields, R (7, PR) OBP: 0.143, SLG: 0.143 (8, 4)		G3		27 2B, 1B			74 F8, 23 S, 4 1B, BB	P3		2	1	1	0	1	0	0
										1	1	0	0	0	0	0
Inning Stats	R: 1 E: 1 K: 1 S: 7 H: 1 LOB: 2 BB: 1 P: 12		R: 0 E: 0 K: 0 S: 3 H: 0 LOB: 0 BB: 0 P: 3	R: 0 E: 0 K: 1 S: 5 H: 0 LOB: 0 BB: 0 P: 5	R: 4 E: 0 K: 1 S: 11 H: 5 LOB: 1 BB: 0 P: 12	R: 0 E: 0 K: 2 S: 7 H: 0 LOB: 0 BB: 0 P: 7	R: 0 E: 0 K: 0 S: 3 H: 1 LOB: 1 BB: 0 P: 3	R: 1 E: 0 K: 2 S: 8 H: 1 LOB: 3 BB: 2 P: 18	R: 0 E: 0 K: 0 S: 3 H: 0 LOB: 0 BB: 0 P: 3	1B: 3 2B: 4 3B: 0 HR: 2	SF: 0 SAC: 0 DP: 1 HBP: 1			WP: 0 PB: 0 SB: 1 CS: 0	PA: 36		

PITCHER		IP	WLS	BF	H	R	ER	SO	BB	IBB	HBP	BLK	WP	HR	S	P	ERA	WHIP
54 Kris Medlen, R ERA: 1.8	(1, 1)	3.0		12	1	1	1	2	1	0	0	0	0	1	15	20	3.00	0.667
71 Sean Gilmartin, L ERA: 7.2	(4, 1)	3.0	L	14	6	4	4	3	0	0	0	0	0	1	21	22	12.00	2.000
46 Craig Kimbrel, R ERA: 6.75	(7, 1)	1.0		7	1	1	1	2	2	0	1	0	0	0	8	18	9.00	3.000
70 Yohan Flande, L ERA: 15.75	(8, 1)	1.0		3	0	0	0	0	0	0	0	0	0	0	3	3	0.00	0.000

PITCHER	IP	WLS	BF	H	R	ER	SO	BB	IBB	HBP	BLK	WP	HR	S	P	ERA	WHIP

Atlanta Braves @ Houston Astros

Osceola County Stadium, Kissimmee, FL

Sat Mar 02 2013, 1:19 PM - 3:47 PM EST

Att. 3,525 - Partly Cloudy - 57 F

livebaseballscorecards.com

AB	32
R	6
H	8
RBI	6
BB	3
SO	7
LOB	13

Batter	1	2	3	4	5	6	7	8	9	AB	R	H	RBI	BB	SO	LOB
14 Austin Jackson, R (1, 8) OBP: 0.364, SLG: 0.389	S S S 0-3 ① K		X 0-0 ② F9		X 0-0 ③ FC6-4 1-2f		X 0-0 ③ L9			3	0	0	0	0	1	2
72 Tyler Collins, L (5, 9) OBP: 0.350, SLG: 0.632										1	0	0	0	0	0	2
48 Torii Hunter, R (1, 10) OBP: 0.222, SLG: 0.235	B B B B 4-0 BB		X 0-0 ③ P6			S S C 0-3 ① K		S S C 0-3 ① K		2	0	0	0	1	1	1
82 Curt Casali, R (8, PH) OBP: 0.250, SLG: 0.286 (8, 10)										1	0	0	0	0	1	0
27 Jhonny Peralta, R (1, 6) OBP: 0.235, SLG: 0.294	X 0-0 ② L7			X 0-0 79 FC5-4 1B		X 0-0 ② G5-3		S S S 0-3 ② K		3	0	1	0	0	0	1
54 Dixon Machado, R (6, 6) OBP: 0.500, SLG: 0.833										1	0	0	0	0	1	0
13 Alex Avila, L (1, 2) OBP: 0.353, SLG: 0.091	S S C 0-3 ③ K			S S S 0-3 ① K		X 0-0 ③ F7		X 0-0 ③ G6-3		3	0	0	0	0	2	2
50 Bryan Holaday, R (6, 2)										1	0	0	0	0	0	0
46 Jeff Kobernus, R (1, 9) OBP: 0.308, SLG: 0.440 (5, 8)		X 0-0 ① F9		X 0-0 ② P4			X 0-0 ① F8		X 0-0 ① G4-3	3	0	0	0	0	0	1
74 Daniel Fields, L (8, 8)										1	0	0	0	0	0	0
79 Nick Castellanos, R (1, 7) OBP: 0.526, SLG: 0.600		X 0-0 ② L8		X 0-0 ③ FC5-4 1-2f			X 0-0 ② F9		S S C 0-3 ② K	4	0	0	0	0	1	1
68 Matt Tuiasosopo, R (1, 3)		S S S 0-3 ③ K			S S S 0-3 ① K		B B S S X 2-1 HR		S S S 0-3 ③ K	2	0	0	0	0	2	0
30 Aaron Westlake, L (6, 3) OBP: 0.333, SLG: 1.333										2	1	1	1	0	1	0
70 Argenis Diaz, R (1, 5) OBP: 0.500, SLG: 0.455			X 0-0 ① F8		B B B B 4-0 14 FC6-4 BB		H 1-0 18 BB HBP			1	0	0	0	1	0	0
77 Eugenio Suárez, R (7, PR) (7, 5)										0	0	0	0	0	0	0
18 Hernán Pérez, R (1, 4) OBP: 0.375, SLG: 0.333			X 0-0 1B		S S S 0-3 ② K		B B B B 4-0 1-2 BB			2	0	1	0	1	1	1
Inning Stats	R: 0 E: 0 K: 2 S: 7 H: 0 LOB: 1 BB: 1 P: 11	R: 0 E: 0 K: 1 S: 5 H: 0 LOB: 0 BB: 0 P: 5	R: 0 E: 0 K: 0 S: 4 H: 1 LOB: 1 BB: 0 P: 4	R: 0 E: 0 K: 1 S: 6 H: 1 LOB: 1 BB: 0 P: 6	R: 0 E: 0 K: 2 S: 7 H: 0 LOB: 1 BB: 1 P: 11	R: 0 E: 0 K: 1 S: 5 H: 0 LOB: 0 BB: 0 P: 5	R: 1 E: 0 K: 0 S: 5 H: 1 LOB: 2 BB: 1 P: 12	R: 0 E: 0 K: 2 S: 7 H: 0 LOB: 0 BB: 0 P: 7	R: 0 E: 0 K: 2 S: 7 H: 0 LOB: 0 BB: 0 P: 7	1B: 2 2B: 0 3B: 0 HR: 1	SF: 0 SAC: 0 DP: 0 HBP: 1						

PITCHER		IP	WLS	BF	H	R	ER	SO	BB	IBB	HBP	BLK	WP	HR	S	P	ERA	WHIP
36 Mike Minor, L ERA: 3.6	(1, 1)	3.0	W	11	1	0	0	3	1	0	0	0	0	0	16	20	0.00	0.667
39 Jonny Venters, L ERA: 6.0	(4, 1)	1.0	H	4	1	0	0	1	0	0	0	0	0	0	6	6	0.00	1.000
53 Cory Gearrin, R ERA:	(5, 1)	1.0	H	4	0	0	0	2	1	0	0	0	0	0	7	11	0.00	1.000
38 Anthony Varvaro, R ERA:	(6, 1)	1.0		3	0	0	0	1	0	0	0	0	0	0	5	5	0.00	0.000
63 Juan Jaime, R ERA: 11.57	(7, 1)	1.0		6	1	1	1	0	1	0	1	0	0	1	5	12	9.00	2.000

PITCHER		IP	WLS	BF	H	R	ER	SO	BB	IBB	HBP	BLK	WP	HR	S	P	ERA	WHIP
81 Gus Schlosser, R ERA:	(8, 1)	1.0		3	0	0	0	2	0	0	0	0	0	0	7	7	0.00	0.000
79 Wirfin Obispo, R ERA:	(9, 1)	1.0		3	0	0	0	2	0	0	0	0	0	0	7	7	0.00	0.000

Detroit Tigers @ Atlanta Braves

Champion Stadium, Lake Buena Vista, FL

Sun Mar 03 2013, 1:08 PM - 3:30 PM EST

Att. 9,223 - Partly Cloudy - 52 F

TOP

livebaseballscorecards.com

AB	30
R	1
H	3
RBI	1
BB	3
SO	11
LOB	11

WP: 0 PB: 0 SB: 0 CS: 0 PA: 34

Detroit Tigers @ Atlanta Braves

Champion Stadium, Lake Buena Vista, FL

Sun Mar 03 2013, 1:08 PM - 3:30 PM EST

Att. 9,223 - Partly Cloudy - 52 F

BOTTOM

Batter	1	2	3	4	5	6	7	8	9	AB	R	H	RBI	BB	SO	LOB
7 Reed Johnson, R (1, 9) OBP: 0.263, SLG: 0.222 73 Joey Terdoslavich, S (6, 9) OBP: 0.611, SLG: 0.875	F9	F8	F8	G1-3	23 G4-6-3 1B	SSS K				3 0 0 0 0 0 1 2 0 1 0 0 1 3						
22 Jason Heyward, L (1, 10) OBP: 0.368, SLG: 0.824 23 Chris Johnson, R (7, PH) OBP: 0.294, SLG: 0.500 (8, 10) 69 Braeden Schlehuber, R (8, PH) (9, 10)	F8	G4-3		BBBB 8 2B BB	G4-6-3 1-2f	FC5-4 1-2f				2 1 0 0 1 0 1 1 0 0 0 0 0 1 1 0 0 0 0 0 3						
8 Justin Upton, R (1, 7) OBP: 0.316, SLG: 0.579 17 Jordan Schafer, L (6, 7) OBP: 0.368, SLG: 0.389	F7			SSC K	5 G4-3 1-H 2B		58 1B 1B			3 0 1 1 0 1 0 1 0 1 0 0 0 0						
5 Freddie Freeman, L (1, 3) OBP: 0.348, SLG: 0.565 58 Ernesto Mejia, R (6, 3) OBP: 0.353, SLG: 0.286		F9		2 HR 3B	G4-3 2-3		72 FC6-4 1B			3 1 1 0 0 0 1 1 0 1 0 0 0 0						
2 B.J. Upton, R (1, 8) OBP: 0.368, SLG: 0.684 72 Todd Cunningham, S (6, 8) OBP: 0.381, SLG: 0.316		P4		BSSX 1-2 3-H HR	SSS K		FC6-4 1-2f			3 1 1 2 0 1 1 1 0 0 0 0 0 2						
26 Dan Uggla, R (1, 4) OBP: 0.250, SLG: 0.286 23 Blake DeWitt, L (7, 4) OBP: 0.286, SLG: 0.182		SSS K		G6-3		HR		H 1-0 1 E 76 G5-3 HBP		3 1 1 1 0 1 0 0 0 0 0 0 0 0						
25 Juan Francisco, L (1, 5) OBP: 0.333, SLG: 0.571 76 Joe Leonard, R (7, 5) OBP: 0.222, SLG: 0.333			14 2B 2B	2B		F8		G5-3 1-2		3 1 2 0 0 0 0 1 0 0 0 0 0 1						
68 Evan Gattis, R (1, 2) OBP: 0.421, SLG: 0.706 77 Luis De La Cruz, R (7, 2)			G6-3	G5-3		L8		BBBB 4-0 1 E BB		3 0 0 0 0 0 2 0 0 0 0 1 0 0						
14 Ramiro Pena, S (1, 6) OBP: 0.435, SLG: 0.450 1 Tyler Pastornicky, R (4, 6) OBP: 0.412, SLG: 0.750			2-H 2B		BSX HR	F8		FC6 69 FC5-4 1-2 2-3		1 0 1 1 0 0 0 3 1 1 1 0 0 2						
Inning Stats	R: 0 E: 0 K: 0 S: 3 H: 0 LOB: 0 BB: 0 P: 3	R: 0 E: 0 K: 1 S: 5 H: 0 LOB: 0 BB: 0 P: 5	R: 1 E: 0 K: 0 S: 5 H: 2 LOB: 1 BB: 0 P: 5	R: 2 E: 0 K: 1 S: 10 H: 3 LOB: 1 BB: 0 P: 11	R: 2 E: 0 K: 1 S: 8 H: 2 LOB: 1 BB: 1 P: 13	R: 1 E: 0 K: 0 S: 4 H: 1 LOB: 0 BB: 0 P: 4	R: 0 E: 0 K: 0 S: 5 H: 3 LOB: 2 BB: 0 P: 5	R: 0 E: 1 K: 1 S: 6 H: 0 LOB: 3 BB: 1 P: 11		1B: 3 2B: 4 3B: 1 HR: 3	SF: 0 SAC: 0 DP: 1 HBP: 1						

livebaseballscorecards.com

AB	35
R	6
H	11
RBI	6
BB	2
SO	4
LOB	18

PITCHER		IP	WLS	BF	H	R	ER	SO	BB	IBB	HBP	BLK	WP	HR	S	P	ERA	WHIP
37 Max Scherzer, R ERA:	(1, 1)	2.0		6	0	0	0	1	0	0	0	0	0	0	8	8	0.00	0.000
58 Doug Fister, R ERA: 11.25	(3, 1)	2.0	L	11	5	3	3	1	0	0	0	0	0	1	15	16	13.50	2.500
43 Bruce Rondón, R ERA: 7.36	(5, 1)	1.0		6	2	2	2	1	1	0	0	0	0	1	8	13	18.00	3.000
64 Duane Below, L ERA: 14.4	(6, 1)	2.0		9	4	1	1	0	0	0	0	0	0	1	9	9	4.50	2.000
38 Darin Downs, L ERA:	(8, 1)	1.0		6	0	0	0	1	1	0	1	0	0	0	6	11	0.00	1.000

PITCHER	IP	WLS	BF	H	R	ER	SO	BB	IBB	HBP	BLK	WP	HR	S	P	ERA	WHIP

Atlanta Braves @ New York Mets

Tradition Field, Port St. Lucie, FL

Mon Mar 04 2013, 1:10 PM - 4:06 PM EST

Att. 4,012 - Sunny - 60 F

TOP

livebaseballscorecards.com

Batter	1	2	3	4	5	6	7	8	9	AB	R	H	RBI	BB	SO	LOB
7 Reed Johnson, R (1, 7) OBP: 0.227, SLG: 0.190	G4-3		P4			F7	K		G3-6 1-2f	3	0	0	0	0	0	0
17 Jordan Schafer, L (6, 8) OBP: 0.333, SLG: 0.350										2	0	0	0	0	1	4
22 Jason Heyward, L (1, 9) OBP: 0.318, SLG: 0.700	F9		K			G3		F8		3	0	0	0	0	1	0
74 Jordan Parraz, R (6, 9) OBP: 0.333, SLG: 0.571										1	0	0	0	0	0	0
8 Justin Upton, R (1, 10) OBP: 0.364, SLG: 0.714	HR			F9		BB		73 1B 76 G5-3 1B		2	1	1	1	1	0	0
68 Evan Gattis, R (8, PH) OBP: 0.450, SLG: 0.722 (8, 10)										1	1	1	0	0	0	0
2 B.J. Upton, R (1, 8) OBP: 0.318, SLG: 0.591	K			G5-3		F8		76 G5-3 1-3 1B		3	0	0	0	0	1	1
73 Joey Terdoslavich, S (6, 7) OBP: 0.632, SLG: 0.882				K						1	0	1	0	0	0	0
25 Juan Francisco, L (1, 5) OBP: 0.333, SLG: 0.542		23 G4-3 23 1B 1B					G3	G5-3 1-2 3-H		3	0	1	0	0	1	0
76 Joe Leonard, R (7, 5) OBP: 0.200, SLG: 0.300										1	0	0	1	0	0	1
23 Chris Johnson, R (1, 3) OBP: 0.400, SLG: 0.737		1-2 23 G4-3 1B			23 2B 1B		HR	K		3	1	3	1	0	0	0
58 Ernesto Mejia, R (7, 3) OBP: 0.333, SLG: 0.267										1	0	0	0	0	1	1
23 Blake DeWitt, L (1, 4) OBP: 0.333, SLG: 0.333		G4-3 1-2f 2-3			1-H 1 1B 2B		K		20 S 1B	4	1	2	0	0	1	2
85 Sean Kazmar Jr., R (9, PR) (9, 4)										0	0	0	0	0	0	0
1 Tyler Pastornicky, R (1, 6) OBP: 0.450, SLG: 0.737		P4			57 CS 3-H 1B		20 1B		K	3	0	2	1	0	0	1
75 Elmer Reyes, R (7, 6)										1	0	0	0	0	1	1
57 Christian Bethancourt, R (1, 2) OBP: 0.400, SLG: 0.375			F9		P3 1-2		1-2 1B		E6 17 G3-6 1-2	2	0	0	0	0	0	1
20 Matt Pagnozzi, R (6, 2) OBP: 0.375, SLG: 0.429										2	0	1	0	0	0	1

	AB	36
	R	4
	H	12
	RBI	4
	BB	1
	SO	7
	LOB	13

Inning Stats	1	2	3	4	5	6	7	8	9	1B: 9	SF: 0	WP: 0	PA: 37
R	1	0	0	0	0	0	1	1	0	2B: 1	SAC: 0	PB: 0	
E	0	0	0	0	0	0	0	0	1	3B: 0	DP: 2	SB: 1	
K	1	0	1	1	0	0	2	1	1	HR: 2	HBP: 0	CS: 1	
S	7	4	5	5	6	3	12	7	6				
LOB	0	1	0	0	0	1	2	1	2				
BB	0	0	0	0	0	1	0	0	0				
P	8	4	5	5	6	7	14	7	7				
H	1	2	0	0	3	0	3	2	1				

PITCHER		IP	WLS	BF	H	R	ER	SO	BB	IBB	HBP	BLK	WP	HR	S	P	ERA	WHIP
53 Jeremy Hefner, R	(1, 1)	3.0		11	3	1	1	2	0	0	0	0	0	1	16	17	3.00	1.000
ERA: 3.68																		
74 Rafael Montero, R	(4, 1)	2.0	B	7	3	1	1	1	0	0	0	0	0	0	11	11	4.50	1.500
ERA: 4.5																		
27 Jeurys Familia, R	(6, 1)	1.0		4	0	0	0	0	1	0	0	0	0	0	3	7	0.00	1.000
ERA: 4.5																		
60 Darin Gorski, L	(7, 1)	1.0	L	6	3	1	1	2	0	0	0	0	0	1	12	14	9.00	3.000
ERA: 9.0																		
66 Josh Edgin, L	(8, 1)	1.0		5	2	1	1	1	0	0	0	0	0	0	7	7	9.00	2.000
ERA: 4.5																		

PITCHER		IP	WLS	BF	H	R	ER	SO	BB	IBB	HBP	BLK	WP	HR	S	P	ERA	WHIP
39 Bobby Parnell, R	(9, 1)	1.0		4	1	0	0	1	0	0	0	0	0	0	6	7	0.00	1.000
ERA:																		

Atlanta Braves @ New York Mets

Tradition Field, Port St. Lucie, FL

Mon Mar 04 2013, 1:10 PM - 4:06 PM EST

Att. 4,012 - Sunny - 60 F

BOTTOM

Batter	1	2	3	4	5	6	7	8	9	AB	R	H	RBI	BB	SO	LOB
68 Matthew den Dekker, L (1, 8) OBP: 0.188, SLG: 0.188	F8		4 F8 4 S 6 SF9 1B		G5-3		G4-3 1-3			4	1	1	0	0	0	1
63 Juan Lagares, R (8, 8) OBP: 0.200, SLG: 0.300										0	0	0	0	0	0	0
4 Collin Cowgill, R (1, 10) OBP: 0.500, SLG: 0.750	29 CS 1B		F8 1-3		K			F9		4	0	1	0	0	1	1
29 Ike Davis, L (1, 3) OBP: 0.353, SLG: 0.500	6 1B 1-2 2B		HBP		K			K		2	1	1	0	0	1	0
12 Brandon Hicks, R (7, 3) OBP: 0.333, SLG: 0.308										1	0	0	0	0	1	0
6 Marlon Byrd, R (1, 9) OBP: 0.375, SLG: 0.533	2-H 1B		SF9 3-H			F9		1B		2	0	1	2	0	0	0
23 Mike Baxter, L (7, 9) OBP: 0.211, SLG: 0.125										1	0	1	0	0	0	0
21 Lucas Duda, L (1, 7) OBP: 0.176, SLG: 0.412	G6-3		G3			K		F7		4	0	0	0	0	1	3
15 Travis d'Arnaud, R (1, 2) OBP: 0.400, SLG: 0.571		K		G6-3 2B		K			61 PB 1B	3	0	1	0	0	2	0
20 Anthony Recker, R (7, 2) OBP: 0.500, SLG: 1.167										1	0	1	0	0	0	0
Justin Turner, R (1, 4) OBP: 0.375, SLG: 0.333		11 CS 19 BB 1B		G6-3 2-3			F7		K 1-2	2	0	1	0	0	0	1
61 Wilmer Flores, R (7, 4) OBP: 0.111, SLG: 0.111										2	0	0	0	0	1	1
19 Zach Lutz, R (1, 5) OBP: 0.444, SLG: 0.429		1-2 BB		G6-3			68 WP BB		70 G6-4-3 BB	1	0	0	0	1	0	1
16 Brian Bixler, R (7, 5) OBP: 0.529, SLG: 0.583										0	0	0	0	2	0	0
11 Rubén Tejada, R (1, 6) OBP: 0.250, SLG: 0.455		2-3		G6-3			F9		G6-4-3 1-2f	2	0	0	0	0	1	3
70 Wilfredo Tovar, R (7, 6) OBP: 0.300, SLG: 0.300										2	0	0	0	0	0	3

Inning Stats	1	2	3	4	5	6	7	8	9
R:	1	0	1	0	0	0	0	0	0
E:	0	0	0	0	0	0	0	0	0
K:	0	2	0	0	0	2	0	1	0
S:	5	7	4	4	7	7	3	6	5
H:	3	1	1	1	0	0	0	1	1
LOB:	1	2	1	1	0	0	1	1	1
BB:	0	1	0	0	0	0	1	0	1
P:	6	11	6	4	7	7	8	6	9

1B:	6
2B:	3
3B:	0
HR:	0
SF:	1
SAC:	0
DP:	2
HBP:	1
WP:	2
PB:	1
SB:	1
CS:	2
PA:	36

PITCHER	IP	WLS	BF	H	R	ER	SO	BB	IBB	HBP	BLK	WP	HR	S	P	ERA	WHIP
15 Tim Hudson, R (1, 1) ERA: 4.0	4.0		18	6	2	2	2	1	0	1	0	0	0	20	27	4.50	1.750
43 Luis Avilán, L (5, 1) ERA:	1.0		3	0	0	0	2	0	0	0	0	0	0	7	7	0.00	0.000
61 David Carpenter, R (6, 1) ERA: 12.27	1.0	W	3	0	0	0	2	0	0	0	0	0	0	7	7	0.00	0.000
62 David Hale, R (7, 1) ERA:	2.0	H	8	1	0	0	1	1	0	0	0	1	0	9	14	0.00	1.000
82 Alex Wood, L (9, 1) ERA:	1.0	S	4	1	0	0	1	1	0	0	0	0	0	5	9	0.00	2.000

PITCHER	IP	WLS	BF	H	R	ER	SO	BB	IBB	HBP	BLK	WP	HR	S	P	ERA	WHIP

AB	31
R	2
H	8
RBI	2
BB	3
SO	8
LOB	14

livebaseballscorecards.com

Batter	1	2	3	4	5	6	7	8	9	AB	R	H	RBI	BB	SO	LOB
17 Jordan Schafer, L (1, 8) OBP: 0.400, SLG: 0.409	B X 1-0 22 F7 8 G6-3 2B		B B B B 4-0 22 G3 22 S BB		X 0-0 ③ G1-3		B B B B 4-0 68 HBP 1-2 BB	X 0-0 ③ G4-3		2	1	1	0	2	0	0
72 Todd Cunningham, S (7, 8) OBP: 0.364, SLG: 0.300										1	0	0	0	0	0	2
22 Jason Heyward, L (1, 9) OBP: 0.280, SLG: 0.609	X 0-0 ① F7 2-3		B X 1-0 ① G3 1-3			S S S 0-3 ① K	X 0-0 ① L9		X 0-0 ① F8	3	0	0	0	0	1	2
73 Joey Terdoslavich, S (6, 9) OBP: 0.571, SLG: 0.789										2	0	0	0	0	0	2
8 Justin Upton, R (1, 7) OBP: 0.320, SLG: 0.625	X 0-0 ② G6-3 3-H		S S S 0-3 ② K			X 0-0 ② F7	H 1-0 1-2 2-3 HBP		S S S 0-3 ② K	3	0	0	1	0	1	1
68 Evan Gattis, R (6, 7) OBP: 0.455, SLG: 0.684										1	0	0	0	0	1	0
5 Freddie Freeman, L (1, 3) OBP: 0.385, SLG: 0.577	X 0-0 1B		X 0-0 ③ G3-1			X 0-0 26 HBP 2 1B 1B	S S S 0-3 ② K		S S S 0-3 ③ K	3	0	2	0	0	0	1
58 Ernesto Mejia, R (7, PH) OBP: 0.300, SLG: 0.235										2	0	0	0	0	2	3
(7, 3)																
2 B.J. Upton, R (1, 10) OBP: 0.320, SLG: 0.560	X 0-0 ③ P4			X 0-0 ① G6-3		X 0-0 26 HBP 1-2 1B	X 0-0 ③ G6-3			3	0	1	0	0	0	1
74 Jordan Parraz, R (7, PH) OBP: 0.313, SLG: 0.533										1	0	0	0	0	0	3
(7, 10)																
26 Dan Uggla, R (1, 4) OBP: 0.259, SLG: 0.261		S S T 0-2 ① K		X 0-0 ② G5-3		H 1-0 1-2 2-3 HBP		X 0-0 ① G6-3		2	0	0	0	0	1	0
23 Blake DeWitt, L (6, PR) OBP: 0.316, SLG: 0.313										1	0	0	0	0	0	0
(6, 4)																
23 Chris Johnson, R (1, 5) OBP: 0.348, SLG: 0.636		X 0-0 ② G1-3		X 0-0 ③ F9		X 0-0 ③ F9		X 0-0 75 BB 1B		3	0	0	0	0	0	3
25 Juan Francisco, L (7, 5) OBP: 0.360, SLG: 0.560										1	0	1	0	0	0	0
1 Tyler Pastornicky, R (1, 6) OBP: 0.435, SLG: 0.682		X 0-0 E5 20 FC6-4			X 0-0 E5 20 G4-6-3		X 0-0 20 E 20 BLK 1B	B B B B 4-0 1-2 BB		3	1	1	0	0	0	0
75 Elmer Reyes, R (7, 6)										0	0	0	0	1	0	0
20 Matt Pagnozzi, R (1, 2) OBP: 0.364, SLG: 0.333		X 0-0 ③ FC6-4 1-2f			X 0-0 ①② G4-6-3 1-2f		S B B B B 4-1 68 HBP 17 BB 1-H BB	S S S 0-3 ② K		2	0	0	0	1	0	2
67 José Yépez, R (7, 2) OBP: 0.400, SLG: 0.400										1	0	0	0	0	1	2

Inning Stats	1	2	3	4	5	6	7	8	9
	R: 1 E: 0 K: 0 S: 5	R: 0 E: 1 K: 1 S: 6	R: 0 E: 0 K: 1 S: 5	R: 0 E: 0 K: 0 S: 3	R: 0 E: 1 K: 0 S: 3	R: 0 E: 0 K: 1 S: 7	R: 1 E: 0 K: 1 S: 7	R: 0 E: 0 K: 1 S: 6	R: 0 E: 0 K: 2 S: 7
	H: 2 LOB: 1 BB: 0 P: 6	H: 0 LOB: 1 BB: 0 P: 6	H: 0 LOB: 1 BB: 1 P: 10	H: 0 LOB: 0 BB: 0 P: 3	H: 0 LOB: 0 BB: 0 P: 3	H: 2 LOB: 3 BB: 0 P: 8	H: 1 LOB: 3 BB: 2 P: 16	H: 1 LOB: 2 BB: 1 P: 10	H: 0 LOB: 0 BB: 0 P: 7

PITCHER		IP	WLS	BF	H	R	ER	SO	BB	IBB	HBP	BLK	WP	HR	S	P	ERA	WHIP
41 David Phelps, R ERA: 1.0	(1, 1)	4.0	L	16	2	1	1	2	1	0	0	0	0	0	19	25	2.25	0.750
62 Joba Chamberlain, R ERA: 6.0	(5, 1)	1.0		3	0	0	0	0	0	0	0	0	0	0	3	3	0.00	0.000
99 Branden Pinder, R ERA:	(6, 1)	1.0		6	2	0	0	1	0	0	1	0	0	0	7	8	0.00	2.000
94 Mark Montgomery, R ERA: 7.71	(7, 1)	0.1		5	1	1	1	0	2	0	1	1	0	0	3	12	27.00	9.000
74 Francisco Rondon, L ERA:	(7, 1)	1.2		7	1	0	0	2	1	0	0	0	0	0	10	14	0.00	1.200

PITCHER		IP	WLS	BF	H	R	ER	SO	BB	IBB	HBP	BLK	WP	HR	S	P	ERA	WHIP
27 Shawn Kelley, R ERA:	(9, 1)	1.0		3	0	0	0	2	0	0	0	0	0	0	7	7	0.00	0.000

TOP

Atlanta Braves @ New York Yankees

George M. Steinbrenner Field, Tampa, FL

Tue Mar 05 2013, 7:06 PM - 10:04 PM EST

Att. 9,890 - Clear - 64 F

livebaseballscorecards.com

AB	34
R	2
H	6
RBI	1
BB	4
SO	7
LOB	22

1B: 5	SF: 0	WP: 0	PA: 40
2B: 1	SAC: 0	PB: 0	
3B: 0	DP: 1	SB: 1	
HR: 0	HBP: 2	CS: 0	

BOTTOM

Atlanta Braves @ New York Yankees

George M. Steinbrenner Field, Tampa, FL

Tue Mar 05 2013, 7:06 PM - 10:04 PM EST

Att. 9,890 - Clear - 64 F

livebaseballscorecards.com

Batter	1	2	3	4	5	6	7	8	9	AB	R	H	RBI	BB	SO	LOB
11 Brett Gardner, L (1, 8) OBP: 0.619, SLG: 0.684 63 Melky Mesa, R (7, 8) OBP: 0.250, SLG: 0.526	0-0 31 FC4-6 1B	0-0 1-3 1B			0-0 ① F7		0-0 ② G5-3			3 0 2 0 0 0 0 1 0 0 0 0 0 0						
31 Ichiro Suzuki, L (1, 7) OBP: 0.400, SLG: 0.467 79 Ramón Flores, L (7, 7) OBP: 0.333, SLG: 0.143	0-0 ① FC4-6 26 BB 33 BB 1-2f	B 3 SAFE 1-0 ③ PO 3-H	0-0 ① G6-3		0-0 2B		0-3 ③ K			3 0 1 0 0 0 1 1 0 0 0 0 1 0						
17 Jayson Nix, R (1, 4) OBP: 0.368, SLG: 0.294 97 José Pirela, R (7, 4) OBP: 0.500, SLG: 0.600	0-0 ② F8		B B B 4-0 26 S BB		S S S 0-3 ② K			0-0 ① F8		2 0 0 0 1 1 2 1 0 0 0 0 0 0						
33 Travis Hafner, L (1, 10) OBP: 0.385, SLG: 0.300 95 Ronnier Mustelier, R (5, PR) OBP: 0.500, SLG: 0.778 (6, 10)	B B B B 4-0 26 BB 1-2 BB		0-0 ② P4		B B B 4-0 BB			0-0 96 G4-3 1B		1 0 0 0 2 0 1 1 0 1 0 0 0 0						
26 Eduardo Núñez, R (1, 6) OBP: 0.250, SLG: 0.222 96 Addison Maruszak, R (7, 6) OBP: 0.182, SLG: 0.273	B B B B 4-0 1-2 2-3 BB	B B B B 4-0 1-2 BB			0-0 ③ L3			0-0 ② G4-3 1-2		1 0 0 0 2 0 2 1 0 0 0 0 0 1						
19 Chris Stewart, R (1, 2) OBP: 0.300, SLG: 0.600 76 John Ryan Murphy, R (7, 2) OBP: 0.500, SLG: 1.143	0-0 ③ L7	0-0 ③ L7				0-0 ① P4		S S T 0-2 ③ K		3 0 0 0 0 0 5 1 0 0 0 0 1 1						
12 Dan Johnson, L (1, 3) 94 Luke Murton, R (7, 3) OBP: 0.333, SLG: 0.250		0-0 ① L9		C F C 0-3 ① K		0-0 ② G4-3			0-0 ① G6-3	3 0 0 0 0 1 0 1 0 0 0 0 0 0						
78 Zoilo Almonte, S (1, 9) OBP: 0.250, SLG: 0.438 60 Thomas Neal, R (7, 9) OBP: 0.200, SLG: 0.500		0-0 ② P4		S S S 0-3 ② K2-3		0-0 ③ G5-3			0-0 ② G6-3	3 0 0 0 0 1 0 1 0 0 0 0 0 0						
77 Corban Joseph, L (1, 5) OBP: 0.294, SLG: 0.200		0-0 11 1B 31 PO 1B		0-0 ③ G1-3			0-0 ① G5-3		0-0 ③ G1-4-3	4 0 1 0 0 0 0						
Inning Stats	R: 0 H: 1 E: 0 LOB: 3 K: 0 BB: 2 S: 4 P: 12	R: 0 H: 2 E: 0 LOB: 1 K: 0 BB: 0 S: 4 P: 5	R: 0 H: 0 E: 0 LOB: 2 K: 0 BB: 2 S: 3 P: 11	R: 0 H: 0 E: 0 LOB: 0 K: 2 BB: 0 S: 7 P: 7	R: 0 H: 1 E: 0 LOB: 2 K: 1 BB: 1 S: 6 P: 10	R: 0 H: 0 E: 0 LOB: 0 K: 0 BB: 0 S: 3 P: 3	R: 0 H: 0 E: 0 LOB: 0 K: 1 BB: 0 S: 5 P: 5	R: 0 H: 1 E: 0 LOB: 1 K: 1 BB: 0 S: 6 P: 6	R: 0 H: 0 E: 0 LOB: 0 K: 0 BB: 0 S: 3 P: 3	1B: 4 SF: 0 2B: 1 SAC: 0 3B: 0 DP: 0 HR: 0 HBP: 0						

	AB	31
	R	0
	H	5
	RBI	0
	BB	5
	SO	5
	LOB	13

WP: 0 PA: 37
PB: 0
SB: 1
CS: 0

PITCHER		IP	WLS	BF	H	R	ER	SO	BB	IBB	HBP	BLK	WP	HR	S	P	ERA	WHIP
28 Paul Maholm, L ERA: 5.4	(1, 1)	3.2	W	17	3	0	0	2	4	0	0	0	0	0	17	34	0.00	1.909
50 Cristhian Martinez, R ERA: 5.06	(4, 1)	1.1	H	6	1	0	0	1	1	0	0	0	0	0	7	11	0.00	1.500
48 Dusty Hughes, L ERA: 2.25	(6, 1)	1.0	H	3	0	0	0	0	0	0	0	0	0	0	3	3	0.00	0.000
65 Cory Rasmus, R ERA: 13.5	(7, 1)	1.0	H	3	0	0	0	1	0	0	0	0	0	0	5	5	0.00	0.000
83 J.R. Graham, R ERA:	(8, 1)	2.0	S	7	1	0	0	1	0	0	0	0	0	0	9	9	0.00	0.500

PITCHER	IP	WLS	BF	H	R	ER	SO	BB	IBB	HBP	BLK	WP	HR	S	P	ERA	WHIP

Detroit Tigers @ Atlanta Braves

Champion Stadium, Lake Buena Vista, FL

Thu Mar 07 2013, 6:08 PM - 9:20 PM EST

Att. 8,395 - Clear - 66 F

TOP

livebaseballscorecards.com

Batter	1	2	3	4	5	6	7	8	9	AB	R	H	RBI	BB	SO	LOB
14 Austin Jackson, R (1, 8) OBP: 0.344, SLG: 0.370 72 Tyler Collins, L (6, 9) OBP: 0.435, SLG: 0.682	S S S 0-3 ① K		x 0-0 ③ L8		x 0-0 26 BLK 1-2 1B		x 0-0 79 2B 25 1B 1-2 2-3 1B	x 0-0 ① 29 2B 1-3 2-H 1B		3 0 1 0 0 1 0 2 2 2 1 0 0 0						
26 Brennan Boesch, L (1, 7) OBP: 0.250, SLG: 0.250 79 Nick Castellanos, R (6, 7) OBP: 0.545, SLG: 0.647	x 0-0 ② G6-3			x 0-0 41 G3 41 BLK 28 1B 1B	x 0-0 ② F7 1-2 2-3		x 0-0 25 1B 29 1B 1-3 2-H 3-H 2B	B B B B 4-0 29 2B BB		3 1 1 0 0 0 2 1 1 1 2 1 0 0						
41 Victor Martinez, S (1, 10) OBP: 0.391, SLG: 0.450 25 Ramón Cabrera, S (5, PH) OBP: 0.182, SLG: 0.100 (5, 10)	C C C 0-3 ③ K			x 0-0 ① G3 1-3	C C C 0-3 ③ K		x 0-0 34 G3-1 29 1B 50 1B 2-3 3-H 1B	S S S 0-3 ② K		2 0 0 0 0 1 1 3 1 1 1 0 2 4						
28 Prince Fielder, L (1, 3) OBP: 0.423, SLG: 0.591 29 Danny Worth, R (5, 3) OBP: 0.522, SLG: 0.611		x 0-0 ① G6-3		x 0-0 12 FC4-6 3-H 1B		x 0-0 34 WP 13 FC3-2 2B	x 0-0 50 1B 34 G3-1 1-2 3-H 1B	x 0-0 ③ 1-H 2-H 2B		2 0 1 1 0 0 0 3 0 3 2 0 0 0						
12 Andy Dirks, L (1, 9) OBP: 0.333, SLG: 0.353 34 Avisaíl García, R (6, PH) OBP: 0.308, SLG: 0.417 (6, 8)		x 0-0 ② F9		x 0-0 ② FC4-6 13 BB 1-2f		B X 1-0 ① G6-3 2-3	x 0-0 ① G3-1 1-2 2-3		x 0-0 50 2B 1B	2 0 0 0 0 0 1 3 1 1 0 0 0 3						
13 Alex Avila, L (1, 2) OBP: 0.393, SLG: 0.167 50 Bryan Holaday, R (7, PH) OBP: 0.333, SLG: 0.455 (7, 2)		x 0-0 1B	B B B B 4-0 1-2 BB			x 0-0 ② FC3-2 3-H	x 0-0 77 G4-6-3 2-3 3-H 1B		x 0-0 1-H 2B	2 0 1 0 1 0 1 2 0 2 2 0 0 0						
27 Jhonny Peralta, R (1, 6) OBP: 0.185, SLG: 0.192 77 Eugenio Suárez, R (6, 6)	S S S 0-3 ③ K	S S S 0-3 ③ K			C C C 0-3 ③ K		x 0-0 ② ③ G4-6-3 1-2f		S S S 0-3 ① K	3 0 0 0 0 3 4 2 0 0 0 0 1 3						
32 Don Kelly, L (1, 5) OBP: 0.316, SLG: 0.588 70 Argenis Diaz, R (6, 5) OBP: 0.474, SLG: 0.438		C C C 0-3 ① K			S S S 0-3 ① K		x 0-0 72 1B 46 1B 79 2B 1B	x 0-0 46 E 72 1B 1B	x 0-0 ② G6-3	2 0 0 0 0 2 0 3 2 2 0 0 0 1						
46 Jeff Kobernus, R (1, 4) OBP: 0.313, SLG: 0.419 18 Hernán Pérez, R (8, 4) OBP: 0.455, SLG: 0.444		x 0-0 ② G1-3			x 0-0 26 BLK 14 1B 1B		x 0-0 72 1B 79 2B 1-2 1B	x 0-0 E5 72 1B 1-2	x 0-0 ③ F9	4 1 2 0 0 0 1 1 0 0 0 0 0 1						
Inning Stats	R: 0 H: 0 E: 0 LOB: 0 K: 2 BB: 0 S: 7 P: 7	R: 0 H: 1 E: 0 LOB: 1 K: 1 BB: 0 S: 6 P: 6	R: 0 H: 0 E: 0 LOB: 0 K: 1 BB: 0 S: 5 P: 5	R: 1 H: 2 E: 0 LOB: 2 K: 1 BB: 1 S: 7 P: 11	R: 0 H: 2 E: 0 LOB: 2 K: 2 BB: 0 S: 9 P: 9	R: 0 H: 1 E: 0 LOB: 1 K: 1 BB: 0 S: 6 P: 7	R: 5 H: 7 E: 0 LOB: 1 K: 0 BB: 0 S: 9 P: 9	R: 2 H: 3 E: 1 LOB: 2 K: 1 BB: 1 S: 7 P: 11	R: 1 H: 2 E: 0 LOB: 1 K: 1 BB: 0 S: 7 P: 7	1B: 14 SF: 0 2B: 4 SAC: 0 3B: 0 DP: 1 HR: 0 HBP: 0						

	AB	43
	R	9
	H	18
	RBI	9
	BB	2
	SO	10
	LOB	22

WP: 1 PA: 45
PB: 0
SB: 0
CS: 0

PITCHER		IP	WLS	BF	H	R	ER	SO	BB	IBB	HBP	BLK	WP	HR	S	P	ERA	WHIP
49 Julio Teheran, R ERA: 2.0	(1, 1)	4.0	L	16	3	1	1	5	1	0	0	1	0	0	25	29	2.25	1.000
39 Jonny Venters, L ERA: 4.5	(5, 1)	1.0		5	2	0	0	2	0	0	0	1	0	0	9	9	0.00	2.000
43 Luis Avilán, L ERA:	(6, 1)	1.0		4	1	0	0	1	0	0	0	0	1	0	6	7	0.00	1.000
38 Anthony Varvaro, R ERA: 9.0	(7, 1)	1.0		9	7	5	5	0	0	0	0	0	0	0	9	9	45.00	7.000
64 Aaron Northcraft, R ERA: 12.27	(8, 1)	2.0		11	5	3	3	2	1	0	0	0	0	0	14	18	13.50	3.000

PITCHER	IP	WLS	BF	H	R	ER	SO	BB	IBB	HBP	BLK	WP	HR	S	P	ERA	WHIP

BOTTOM

Detroit Tigers @ Atlanta Braves

Champion Stadium, Lake Buena Vista, FL

Thu Mar 07 2013, 6:08 PM - 9:20 PM EST

Att. 8,395 - Clear - 66 F

Batter	1	2	3	4	5	6	7	8	9	AB	R	H	RBI	BB	SO	LOB
7 Reed Johnson, R (1, 10) OBP: 0.200, SLG: 0.167	F8		FC6-4 22 2-6 1-2f		K		K 17 1B		G6-3	3	0	0	0	0	1	3
68 Evan Gattis, R (7, PH) OBP: 0.417, SLG: 0.619 (8, 10)										2	0	0	0	0	1	0
22 Jason Heyward, L (1, 9) OBP: 0.250, SLG: 0.538	P4		2-6 1-2	F7		P6	1-2 1B		K	3	0	0	0	0	0	0
17 Jordan Schafer, L (7, 8) OBP: 0.407, SLG: 0.417										2	0	1	0	0	1	0
8 Justin Upton, R (1, 7) OBP: 0.357, SLG: 0.615	K			5 FC4-6 1B		2 1B BB	P4		F9	2	0	1	0	1	1	0
74 Jordan Parraz, R (7, 9) OBP: 0.278, SLG: 0.471										2	0	0	0	0	0	2
5 Freddie Freeman, L (1, 3) OBP: 0.345, SLG: 0.517		K		FC4-6 2 FC6-4 1-2f		F8		76 1B 2B		3	0	0	0	0	1	2
23 Blake DeWitt, L (7, 4) OBP: 0.350, SLG: 0.412										1	1	1	0	0	0	0
2 B.J. Upton, R (1, 8) OBP: 0.321, SLG: 0.536		K		FC6-4 1-2f		1-2 1B		K		3	0	1	0	0	1	1
72 Todd Cunningham, S (7, 7) OBP: 0.348, SLG: 0.286										1	0	0	0	0	1	1
26 Dan Uggla, R (1, 4) OBP: 0.267, SLG: 0.269	1B				K	P4		75 FC5-4 58 1B 2-H 1B		3	0	1	0	0	1	2
76 Joe Leonard, R (7, 3) OBP: 0.273, SLG: 0.364 (8, 5)										1	0	1	1	0	0	0
25 Juan Francisco, L (1, 5) OBP: 0.393, SLG: 0.667	K				1 FC5-4 BB		HR	75 FC5-4 1-2 1B		2	1	1	1	1	1	1
58 Ernesto Mejia, R (8, 3) OBP: 0.333, SLG: 0.278										1	0	1	0	0	0	0
1 Tyler Pastornicky, R (1, 6) OBP: 0.423, SLG: 0.625			G5-3		FC5-4 77 1B 1-2f		77 G5-4-3 BB	FC5-4 1-2f 2-3		2	0	0	0	1	0	1
75 Elmer Reyes, R (8, 6)										1	0	0	0	0	0	2
11 Gerald Laird, R (1, 2) OBP: 0.273, SLG: 0.111			7 FC6-4 BB		1-2 1B		G5-4-3 1-2f	K		0	0	0	0	1	0	0
77 Luis De La Cruz, R (5, 2) OBP: 0.400, SLG: 0.250										3	0	1	0	0	1	3
Inning Stats	R: 0 E: 0 K: 1 S: 5 H: 0 LOB: 0 BB: 0 P: 5	R: 0 E: 0 K: 3 S: 10 H: 1 LOB: 1 BB: 0 P: 10	R: 0 E: 0 K: 0 S: 2 H: 0 LOB: 1 BB: 1 P: 7	R: 0 E: 0 K: 0 S: 4 H: 1 LOB: 1 BB: 0 P: 4	R: 0 E: 0 K: 2 S: 8 H: 1 LOB: 2 BB: 1 P: 12	R: 0 E: 0 K: 0 S: 4 H: 1 LOB: 2 BB: 1 P: 8	R: 1 E: 0 K: 1 S: 8 H: 2 LOB: 2 BB: 1 P: 13	R: 1 E: 0 K: 2 S: 10 H: 3 LOB: 2 BB: 0 P: 10	R: 0 E: 0 K: 1 S: 5 H: 0 LOB: 0 BB: 0 P: 5	1B: 7 2B: 1 3B: 0 HR: 1 SF: 0 SAC: 0 DP: 1 HBP: 0	WP: 1 PB: 0 SB: 0 CS: 0 PA: 39					

livebaseballscorecards.com

AB	35
R	2
H	9
RBI	2
BB	4
SO	10
LOB	18

PITCHER		IP	WLS	BF	H	R	ER	SO	BB	IBB	HBP	BLK	WP	HR	S	P	ERA	WHIP
33 Drew Smyly, L ERA:	(1, 1)	4.0	W	15	2	0	0	4	1	0	0	0	0	0	21	26	0.00	0.750
31 Kyle Lobstein, L ERA: 7.04	(5, 1)	2.0	H	10	2	0	0	2	2	0	0	0	0	0	12	20	0.00	2.000
60 Brayan Villarreal, R ERA: 3.6	(7, 1)	1.0		6	2	1	1	1	1	0	0	0	1	1	8	13	9.00	3.000
53 Joaquín Benoit, R ERA: 3.6	(8, 1)	1.0		6	3	1	1	2	0	0	0	0	0	0	10	10	9.00	3.000
64 Duane Below, L ERA: 12.0	(9, 1)	1.0		3	0	0	0	1	0	0	0	0	0	0	5	5	0.00	0.000

PITCHER	IP	WLS	BF	H	R	ER	SO	BB	IBB	HBP	BLK	WP	HR	S	P	ERA	WHIP

Atlanta Braves @ Houston Astros

Osceola County Stadium, Kissimmee, FL

Fri Mar 08 2013, 1:07 PM - 4:15 PM EST

Att. 2,137 - Sunny - 70 F

TOP

livebaseballscorecards.com

Batter	1	2	3	4	5	6	7	8	9	AB	R	H	RBI	BB	SO	LOB
17 Jordan Schafer, L (1, 9) OBP: 0.355, SLG: 0.357 Josh Kroeger, L (6, 9) OBP: 0.500, SLG: 0.500	L7 F8	K		F9			P6		1B	4 2	0 0	0 1	0 0	0 0	1 0	2 0
7 Reed Johnson, R (1, 8) OBP: 0.241, SLG: 0.222 72 Todd Cunningham, S (4, 8) OBP: 0.360, SLG: 0.273	5 HR 2B	5 WP 26 1B BB	P3	G5-3			81 FC5-4 HBP		F7	3 1	2 0	1 0	0 0	1 0	0 0	0 1
5 Freddie Freeman, L (1, 3) OBP: 0.394, SLG: 0.613 81 William Beckwith, L (5, 3)	2-H HR	26 1B 23 2B 1-2 BB	23 PB 23 1B BB		G3-1		FC5-4 1-2f		F7	2 2	3 0	1 0	2 0	2 0	0 0	0 2
26 Dan Uggla, R (1, 4) OBP: 0.294, SLG: 0.300 Luis Nunez, R (5, 4) (8, 6)	23 FC5-4 1B	23 2B 68 HR 1-2 2-H 1B	K		G5-3		G6-3			4 1	1 0	2 0	1 0	0 0	1 0	1 1
23 Chris Johnson, R (1, 5) OBP: 0.370, SLG: 0.654 94 Kyle Kubitza, L (5, 5)	FC5-4 68 E 68 1B 73 2B 1-2f	68 HR 2B 1-3 2-H	68 2B 1-H 1B		K			G3		4 1	3 0	2 0	2 0	0 0	1 0	1 0
68 Evan Gattis, R (1, 7) OBP: 0.464, SLG: 0.800 Christian Marrero, L (8, PH) OBP: 1.000, SLG: 1.000 (8, 7)	E6 73 2B 1 1B 1-3 1B	2-H 3-H HR	73 1B 1-H 2B			K		E9	1B	4 1	3 0	3 1	4 0	0 0	1 0	0 0
73 Joey Terdoslavich, S (1, 10) OBP: 0.538, SLG: 0.750	1 1B 1-3 3-H 2B	G6-3	2-H 1B			F7		F8		5	1	2	2	0	0	1
1 Tyler Pastornicky, R (1, 6) OBP: 0.433, SLG: 0.643 Corey Wimberly, S (8, PH) (8, 4)	20 S 20 1B 2-H 3-H 1B	P3	K					G6-3		4 1	1 0	2 0	2 0	0 0	1 0	1 1
20 Matt Pagnozzi, R (1, 2) OBP: 0.400, SLG: 0.385 69 Braeden Schlehuber, R (7, 2)	1-H 1B	1B		F7		F7			K	4 1	0 0	2 0	1 0	0 0	0 1	1 0
Inning Stats	R: 6 E: 1 K: 0 S: 10 H: 7 LOB: 1 BB: 0 P: 12	R: 5 E: 0 K: 1 S: 9 H: 4 LOB: 1 BB: 2 P: 17	R: 3 E: 0 K: 2 S: 10 H: 3 LOB: 1 BB: 1 P: 15	R: 0 E: 0 K: 0 S: 3 H: 0 LOB: 0 BB: 0 P: 3	R: 0 E: 0 K: 1 S: 5 H: 0 LOB: 0 BB: 0 P: 5	R: 0 E: 0 K: 1 S: 6 H: 1 LOB: 1 BB: 0 P: 6	R: 0 E: 0 K: 0 S: 3 H: 0 LOB: 1 BB: 0 P: 4	R: 0 E: 1 K: 0 S: 4 H: 1 LOB: 1 BB: 0 P: 4	R: 0 E: 0 K: 1 S: 6 H: 1 LOB: 1 BB: 0 P: 6	1B: 10 2B: 5 3B: 0 HR: 2 SF: 0 SAC: 0 DP: 0 HBP: 1						

AB	44
R	14
H	17
RBI	14
BB	3
SO	6
LOB	12

WP: 1 PB: 1 SB: 1 CS: 0 PA: 48

PITCHER		IP	WLS	BF	H	R	ER	SO	BB	IBB	HBP	BLK	WP	HR	S	P	ERA	WHIP
18 Jordan Lyles, R ERA: 25.2	(1, 1)	0.2	L	9	7	6	6	0	0	0	0	0	0	1	9	11	81.00	10.500
19 Sam Demel, R ERA: 42.43	(1, 1)	0.2		7	3	5	5	0	2	0	0	0	1	1	5	13	67.50	7.500
28 C.J. Fick, R ERA:	(2, 1)	0.2		3	1	0	0	1	0	0	0	0	0	0	5	5	0.00	1.500
53 Wesley Wright, L ERA: 13.5	(3, 1)	0.2		6	3	3	3	1	1	0	0	0	0	0	7	12	40.50	6.000
67 Jose Valdez, R ERA: 3.38	(3, 1)	0.1		1	0	0	0	1	0	0	0	0	0	0	3	3	0.00	0.000

PITCHER		IP	WLS	BF	H	R	ER	SO	BB	IBB	HBP	BLK	WP	HR	S	P	ERA	WHIP
62 Hector Ambriz, R ERA: 4.5	(4, 1)	1.0		3	0	0	0	0	0	0	0	0	0	0	3	3	0.00	0.000
39 John Ely, R ERA: 6.75	(5, 1)	3.0		11	1	0	0	2	0	0	1	0	0	0	14	15	0.00	0.333
61 Ross Seaton, R ERA:	(8, 1)	2.0		8	2	0	0	1	0	0	0	0	0	0	10	10	0.00	1.000

BOTTOM

Atlanta Braves @ Houston Astros

Osceola County Stadium, Kissimmee, FL

Fri Mar 08 2013, 1:07 PM - 4:15 PM EST

Att. 2,137 - Sunny - 70 F

Batter	1	2	3	4	5	6	7	8	9	AB	R	H	RBI	BB	SO	LOB
2 Brandon Barnes, R (1, 9) OBP: 0.400, SLG: 0.895	0-0 23 1B 27 1B 44 G6-4-3 1B		0-1 HR		0-0 ① F9	0-0 ③ F7		0-0 4 1-H 2-H 3-H 1B 3B		2	2	2	1	0	0	0
8 Trevor Crowe, S (5, PH) (6, 8) OBP: 0.308, SLG: 0.667										3	1	1	3	0	0	1
27 Jose Altuve, R (1, 4) OBP: 0.400, SLG: 0.478	0-0 44 G6-4-3 23 1B 1-2 1B		0-0 ① F9		0-3 ② K		0-3 ① K	0-0 ② F7		2	0	1	0	0	0	0
38 Jimmy Paredes, S (5, PH) (6, 9) OBP: 0.143, SLG: 0.158										3	0	0	0	0	2	1
23 Chris Carter, R (1, 7) OBP: 0.276, SLG: 0.385	0-0 44 G6-4-3 1-2 2-3 1B		0-0 ② F7		0-0 74 HR 1B		1-0 23 FC6-4 HBP	0-0 3-H 1B		2	0	1	0	0	0	0
4 Brandon Laird, R (5, PH) (6, 3) OBP: 0.538, SLG: 0.762										2	1	2	1	0	0	0
44 Justin Maxwell, R (1, 10) OBP: 0.208, SLG: 0.391	0-0 ①② G6-4-3 1-2f 2-3 3-H		0-0 ③ G5-3		1-2 1-H HR		0-0 ② P3	0-3 ③ K		2	0	0	0	0	0	2
74 Marc Krauss, L (5, PH) (6, 10) OBP: 0.467, SLG: 0.636										3	1	1	2	0	1	2
56 Nate Freiman, R (1, 3) OBP: 0.261, SLG: 0.348	0-0 ③ P4			0-0 ① G5-3	0-3 ③ K		0-0 ③ FC6-4 1-2f		0-0 ① G6-3	2	0	0	0	0	0	1
23 Tyler Greene, R (5, PH) (6, 6) OBP: 0.310, SLG: 0.136										3	0	0	0	0	1	1
75 George Springer, R (1, 8) OBP: 0.467, SLG: 0.833		0-3 ① K		0-3 ② K		0-0 ① F9		0-3 ① K	0-0 ② G3	2	0	0	0	0	2	0
77 Jake Goebbert, L (6, 7) OBP: 0.429, SLG: 0.400										3	0	0	0	0	1	0
30 Matt Dominguez, R (1, 5) OBP: 0.409, SLG: 0.632	0-0 2B		0-0 9 BB 1B		0-0 6 2B 2B		0-0 79 2B 8 3B 1B	0-0 ③ G2-3		2	0	2	0	0	0	0
73 Jose Martinez, R (6, 5) OBP: 0.417, SLG: 0.667										3	2	2	0	0	0	0
9 Marwin Gonzalez, S (1, 6) OBP: 0.478, SLG: 0.450	0-0 ② F9		4-0 1-2 BB		0-3 ② K		0-0 8 3B 1-3 2B			1	0	0	0	1	0	1
79 Delino DeShields, R (6, 4) OBP: 0.200, SLG: 0.300										2	1	1	0	0	1	1
71 Chris Wallace, R (1, 2)	0-0 ③ G5-3		0-0 ③ F9		0-0 2-H 2B		4-0 8 3B BB			2	0	0	0	0	0	3
6 Jason Jaramillo, S (5, 2) OBP: 0.600, SLG: 0.500										1	1	1	1	1	0	0
Inning Stats	R: 1 E: 0 K: 0 S: 5 H: 3 LOB: 1 BB: 0 P: 5	R: 0 E: 0 K: 1 S: 6 H: 1 LOB: 1 BB: 0 P: 6	R: 1 E: 0 K: 0 S: 5 H: 1 LOB: 0 BB: 0 P: 5	R: 0 E: 0 K: 1 S: 6 H: 1 LOB: 2 BB: 1 P: 10	R: 2 E: 0 K: 2 S: 11 H: 2 LOB: 0 BB: 0 P: 12	R: 1 E: 0 K: 1 S: 7 H: 2 LOB: 1 BB: 0 P: 7	R: 0 E: 0 K: 1 S: 5 H: 0 LOB: 1 BB: 0 P: 6	R: 4 E: 0 K: 2 S: 11 H: 4 LOB: 1 BB: 1 P: 15	R: 0 E: 0 K: 0 S: 3 H: 0 LOB: 0 BB: 0 P: 3	1B: 7 2B: 4 3B: 1 HR: 2	SF: 0 SAC: 0 DP: 1 HBP: 1		WP: 0 PB: 0 SB: 0 CS: 0	PA: 43			

livebaseballscorecards.com

AB	40
R	9
H	14
RBI	8
BB	2
SO	8
LOB	13

PITCHER		IP	WLS	BF	H	R	ER	SO	BB	IBB	HBP	BLK	WP	HR	S	P	ERA	WHIP
71 Sean Gilmartin, L ERA: 6.75	(1, 1)	3.0	W	13	5	2	2	1	0	0	0	0	0	1	16	16	6.00	1.667
53 Cory Gearrin, R ERA:	(4, 1)	1.0		5	1	0	0	1	1	0	0	0	0	0	6	10	0.00	2.000
50 Cristhian Martinez, R ERA: 7.36	(5, 1)	2.0		10	4	3	3	3	0	0	0	0	0	1	18	19	13.50	2.000
61 David Carpenter, R ERA: 15.19	(7, 1)	1.2		11	4	4	4	2	1	0	1	0	0	0	13	18	21.60	3.000
70 Yohan Flande, L ERA: 11.81	(8, 1)	1.1		4	0	0	0	1	0	0	0	0	0	0	6	6	0.00	0.000

PITCHER		IP	WLS	BF	H	R	ER	SO	BB	IBB	HBP	BLK	WP	HR	S	P	ERA	WHIP

Batter	1	2	3	4	5	6	7	8	9	AB	R	H	RBI	BB	SO	LOB
8 Anthony Gose, L (1, 8) OBP: 0.483, SLG: 0.583 89 Brian Van Kirk, R (8, 9)	0-0 17 S 17 1B 1B		0-1 1-H HR		0-0 11 S 11 1B 2-3 1B		0-0 ② FC6-4 11 3B 1-2f		4-0 1-2 2-3 BB	4 0	4 0	3 0	2 0	0 1	0 0	1 0
11 Rajai Davis, R (1, 7) OBP: 0.238, SLG: 0.381 68 Ryan Schimpf, L (7, 7) OBP: 0.357, SLG: 0.300	0-0 ① L9		0-0 ② F9		0-1 ③ 1-H 3-H 1B		0-0 1-H 3B		0-0 ② SF9 3-H	4 0	0 0	2 0	3 1	0 0	0 0	1 0
17 Ryan Langerhans, L (1, 9) OBP: 0.385, SLG: 0.458 (8, 8)	0-1 70 G6-4-3 1-H 1B		0-3 ③ K			0-0 70 1B 1B	0-0 ③ G3-1		0-3 ③ K	5 0	0 0	2 0	1 0	0 0	2 0	3 0
70 Andy LaRoche, R (1, 5) OBP: 0.292, SLG: 0.708 87 Andy Burns, R (8, 5)	0-0 ②③ G6-4-3 1-2f			0-0 ① G5-3		0-0 1-2 1B		0-0 ① F8		4 0	0 0	1 0	0 0	0 0	0 0	1 0
58 Luis Jimenez, L (1, 3) OBP: 0.190, SLG: 0.238		0-0 30 L6 2B		0-3 ② K		0-3 ① K		0-0 ② F8		4 0	0 0	1 0	0 0	0 0	2 0	2 0
15 Mike Nickeas, R (1, 2) OBP: 0.250, SLG: 0.118 76 Jack Murphy, S (8, 2) OBP: 0.250, SLG: 0.500		0-0 ① L3		0-0 ③ G5-3		0-0 ② F7		0-0 ③ P4		4 0	0 0	0 0	0 0	0 0	0 0	3 0
30 Josh Thole, L (1, 10) OBP: 0.211, SLG: 0.176		0-0 ②③ L6 2-2			0-3 ① K	0-3 ③ K		0-0 89 BB 59 BB 68 SF9 1B		4 0	1 0	1 0	0 0	0 0	2 0	3 0
2 Ryan Goins, L (1, 6) OBP: 0.412, SLG: 0.462 73 Lance Zawadzki, L (8, 6) OBP: 0.450, SLG: 0.611			0-3 ① K		4-0 8 1B 59 G5-3 11 1B BB		0-0 ① G6-3		0-0 ① F7	2 1	1 0	0 0	0 0	1 0	1 0	0 1
59 Jim Negrych, L (1, 4) OBP: 0.500, SLG: 0.714			0-0 8 HR 1B		0-0 ② G5-3 1-2		4-0 8 FC6-4 BB		4-0 89 BB 1-2 BB	2 0	1 0	1 0	0 0	2 0	0 0	1 0
Inning Stats	R: 1 H: 2 E: 0 LOB: 0 K: 0 BB: 0 S: 5 P: 5	R: 0 H: 1 E: 0 LOB: 0 K: 0 BB: 0 S: 3 P: 3	R: 2 H: 2 E: 0 LOB: 0 K: 2 BB: 0 S: 10 P: 10	R: 0 H: 0 E: 0 LOB: 0 K: 1 BB: 0 S: 5 P: 5	R: 2 H: 2 E: 0 LOB: 1 K: 1 BB: 1 S: 7 P: 11	R: 0 H: 2 E: 0 LOB: 2 K: 2 BB: 0 S: 9 P: 9	R: 1 H: 1 E: 0 LOB: 1 K: 0 BB: 1 S: 4 P: 8	R: 0 H: 0 E: 0 LOB: 0 K: 0 BB: 0 S: 3 P: 3	R: 1 H: 1 E: 0 LOB: 2 K: 1 BB: 2 S: 6 P: 14	1B: 8 SF: 1 2B: 2 SAC: 0 3B: 1 DP: 2 HR: 1 HBP: 0						WP: 0 PA: 39 PB: 0 SB: 2 CS: 0	

PITCHER		IP	WLS	BF	H	R	ER	SO	BB	IBB	HBP	BLK	WP	HR	S	P	ERA	WHIP
54 Kris Medlen, R ERA: 4.0	(1, 1)	4.0	L	15	5	3	3	3	0	0	0	0	0	1	23	23	6.75	1.250
62 David Hale, R ERA: 3.86	(5, 1)	3.0		15	5	3	3	3	2	0	0	0	0	0	20	28	9.00	2.333
81 Gus Schlosser, R ERA: 1.8	(8, 1)	2.0		9	1	1	1	1	2	0	0	0	0	0	9	17	4.50	1.500

PITCHER	IP	WLS	BF	H	R	ER	SO	BB	IBB	HBP	BLK	WP	HR	S	P	ERA	WHIP

TOP

Toronto Blue Jays @ Atlanta Braves

Champion Stadium, Lake Buena Vista, FL

Fri Mar 08 2013, 1:12 PM - 3:25 PM EST

Att. 6,263 - Sunny - 66 F

livebaseballscorecards.com

AB	34
R	7
H	11
RBI	7
BB	4
SO	7
LOB	16

Batter	1	2	3	4	5	6	7	8	9	AB	R	H	RBI	BB	SO	LOB
22 Jason Heyward, L (1, 10) OBP: 0.226, SLG: 0.483	G6-3			K		G5-3			G5-3	3	0	0	0	0	1	0
85 Sean Kazmar Jr., R (9, PH)										1	0	0	0	0	0	0
74 Jordan Parraz, R (1, 9) OBP: 0.227, SLG: 0.381	G4-3			K			P3		G6-3	4	0	0	0	0	1	0
8 Justin Upton, R (1, 7) OBP: 0.323, SLG: 0.552	F9			K			K			3	0	0	0	0	2	0
95 David Rohm, R (8, 7)										0	0	0	0	0	0	0
2 B.J. Upton, R (1, 8) OBP: 0.323, SLG: 0.516		G6-3			58 E 23 G5-3 1B		K			3	1	1	0	0	1	0
91 Matt Lipka, R (8, 8)										0	0	0	0	0	0	0
58 Ernesto Mejia, R (1, 3) OBP: 0.333, SLG: 0.286		K			K 1-3			1B		3	0	1	0	0	2	1
23 Blake DeWitt, L (1, 4) OBP: 0.304, SLG: 0.350		G4-3			G5-3 3-H			F7		3	0	0	1	0	0	1
57 Christian Bethancourt, R (1, 2) OBP: 0.333, SLG: 0.300			K		F9			P4		2	0	0	0	0	1	0
66 Matt Kennelly, R (8, 2)										1	0	0	0	0	0	1
76 Joe Leonard, R (1, 5) OBP: 0.214, SLG: 0.286		F8				K		P2		3	0	0	0	0	1	1
75 Elmer Reyes, R (1, 6)		K				G4-3			F8	3	0	0	0	0	1	0
Inning Stats	R: 0 E: 0 K: 0 S: 3 H: 0 LOB: 0 BB: 0 P: 3	R: 0 E: 0 K: 1 S: 5 H: 0 LOB: 0 BB: 0 P: 5	R: 0 E: 0 K: 2 S: 7 H: 0 LOB: 0 BB: 0 P: 7	R: 0 E: 0 K: 3 S: 9 H: 0 LOB: 0 BB: 0 P: 9	R: 1 E: 0 K: 1 S: 6 H: 1 LOB: 0 BB: 0 P: 6	R: 0 E: 0 K: 1 S: 5 H: 0 LOB: 0 BB: 0 P: 5	R: 0 E: 0 K: 2 S: 7 H: 0 LOB: 0 BB: 0 P: 7	R: 0 E: 0 K: 0 S: 4 H: 1 LOB: 1 BB: 0 P: 4	R: 0 E: 0 K: 0 S: 3 H: 0 LOB: 0 BB: 0 P: 3	1B: 2 2B: 0 3B: 0 HR: 0	SF: 0 SAC: 0 DP: 0 HBP: 0						

PITCHER		IP	WLS	BF	H	R	ER	SO	BB	IBB	HBP	BLK	WP	HR	S	P	ERA	WHIP
55 Josh Johnson, R	(1, 1)	3.2	W	11	0	0	0	5	0	0	0	0	0	0	21	21	0.00	0.000
ERA: 1.17																		
33 Jeremy Jeffress, R	(4, 1)	2.1	H	8	1	1	0	3	0	0	0	0	0	0	14	14	0.00	0.429
ERA: 4.26																		
32 Esmil Rogers, R	(7, 1)	1.0		3	0	0	0	2	0	0	0	0	0	0	7	7	0.00	0.000
ERA: 9.0																		
50 Steve Delabar, R	(8, 1)	1.0		4	1	0	0	0	0	0	0	0	0	0	4	4	0.00	1.000
ERA: 5.79																		
78 Tyson Brummett, R	(9, 1)	1.0		3	0	0	0	0	0	0	0	0	0	0	3	3	0.00	0.000
ERA:																		

PITCHER	IP	WLS	BF	H	R	ER	SO	BB	IBB	HBP	BLK	WP	HR	S	P	ERA	WHIP

BOTTOM

Toronto Blue Jays @ Atlanta Braves

Champion Stadium, Lake Buena Vista, FL

Fri Mar 08 2013, 1:12 PM - 3:25 PM EST

Att. 6,263 - Sunny - 66 F

livebaseballscorecards.com

AB	29
R	1
H	2
RBI	1
BB	0
SO	10
LOB	4

1B: 2 2B: 0 3B: 0 HR: 0 SF: 0 SAC: 0 DP: 0 HBP: 0

WP: 0 PB: 0 SB: 0 CS: 0 PA: 29

Atlanta Braves @ New York Yankees

George M. Steinbrenner Field, Tampa, FL

Sat Mar 09 2013, 1:08 PM - 3:30 PM EST

Att. 10,973 - Partly Cloudy - 73 F

TOP

livebaseballscorecards.com

Batter	1	2	3	4	5	6	7	8	9	AB	R	H	RBI	BB	SO	LOB
17 Jordan Schafer, L (1, 8) OBP: 0.343, SLG: 0.375	SSS 0-3 ① K			X 0-0 ① F9			X 0-0 ① B1-4		X 0-0 75 SH2-3 74 SF8 2B	4	1	1	0	0	1	0
1 Tyler Pastornicky, R (1, 6) OBP: 0.455, SLG: 0.710 75 Elmer Reyes, R (7, 6)	X 0-0 26 CS 1B			X 0-0 ② G3			X 0-0 26 1B 3B		X 0-0 ① SH2-3 2-3	3 0	1 0	2 0	0 0	0 0	0 0	0 0
5 Freddie Freeman, L (1, 10) OBP: 0.361, SLG: 0.559 74 Jordan Parraz, R (9, PH) OBP: 0.217, SLG: 0.381 (9, 10)	X 0-0 ② F8			X 0-0 ③ F9			SSS 0-3 ② K		X 0-0 ② SF8 3-H	3 0	0 0	0 0	0 1	0 0	1 0	2 0
26 Dan Uggla, R (1, 4) OBP: 0.297, SLG: 0.303 23 Blake DeWitt, L (7, PR) OBP: 0.292, SLG: 0.333 (7, 4)	B 1-0 ③ CS 1-2	SSS 0-3 ① K			X 0-0 ① P4		X 0-0 3-H 1B		X 0-0 ③ G4-3	3 1	0 0	1 0	1 0	0 0	1 0	0 0
25 Juan Francisco, L (1, 5) OBP: 0.355, SLG: 0.600		SSS 0-3 ② K			CCC 0-3 ② K		X 0-0 ③ G4-3			3	0	0	0	0	2	1
23 Chris Johnson, R (1, 3) OBP: 0.333, SLG: 0.586 76 Joe Leonard, R (8, 3) OBP: 0.214, SLG: 0.286		X 0-0 ③ F8			CCC 0-3 ③ K			SSS 0-3 ① K		3 0	0 0	0 0	0 0	0 0	2 0	0 0
11 Gerald Laird, R (1, 2) OBP: 0.231, SLG: 0.091 68 Evan Gattis, R (6, 2) OBP: 0.448, SLG: 0.769			SSS 0-3 ① K			X 0-0 ① G5-3		SSS 0-3 ② K		2 1	0 0	0 0	0 0	0 0	1 1	0 0
72 Todd Cunningham, S (1, 9) OBP: 0.357, SLG: 0.280			X 0-0 ② G3			X 0-0 ② F7		X 0-0 1B		3	0	1	0	0	0	0
73 Joey Terdoslavich, S (1, 7) OBP: 0.483, SLG: 0.667			X 0-0 ③ G4-3			X 0-0 ③ G5-3		X 0-0 ③ G3		3	0	0	0	0	0	1

	AB	R	H	RBI	BB	SO	LOB
	29	2	5	2	0	9	4

Inning Stats	1	2	3	4	5	6	7	8	9
	R: 0 E: 0 K: 1 S: 5	R: 0 E: 0 K: 2 S: 7	R: 0 E: 0 K: 1 S: 5	R: 0 E: 0 K: 0 S: 3	R: 0 E: 0 K: 2 S: 7	R: 0 E: 0 K: 0 S: 3	R: 1 E: 0 K: 1 S: 7	R: 0 E: 0 K: 2 S: 8	R: 1 E: 0 K: 0 S: 4
	H: 1 LOB: 0 BB: 0 P: 6	H: 0 LOB: 0 BB: 0 P: 7	H: 0 LOB: 0 BB: 0 P: 5	H: 0 LOB: 0 BB: 0 P: 3	H: 0 LOB: 0 BB: 0 P: 7	H: 0 LOB: 0 BB: 0 P: 3	H: 2 LOB: 1 BB: 0 P: 7	H: 1 LOB: 1 BB: 0 P: 8	H: 1 LOB: 0 BB: 0 P: 4

1B: 3	SF: 1
2B: 1	SAC: 1
3B: 1	DP: 0
HR: 0	HBP: 0

WP: 0	PA: 32
PB: 0	
SB: 0	
CS: 1	

PITCHER		IP	WLS	BF	H	R	ER	SO	BB	IBB	HBP	BLK	WP	HR	S	P	ERA	WHIP
72 José Ramirez, R ERA:	(1, 1)	4.0		12	1	0	0	4	0	0	0	0	0	0	20	21	0.00	0.250
42 Mariano Rivera, R ERA:	(5, 1)	1.0		3	0	0	0	2	0	0	0	0	0	0	7	7	0.00	0.000
62 Joba Chamberlain, R ERA: 4.5	(6, 1)	1.0		3	0	0	0	0	0	0	0	0	0	0	3	3	0.00	0.000
74 Francisco Rondon, L ERA: 1.29	(7, 1)	1.0	L	5	2	1	1	1	0	0	0	0	0	0	7	7	9.00	2.000
38 Cody Eppley, R ERA: 9.0	(8, 1)	1.0		4	1	0	0	2	0	0	0	0	0	0	8	8	0.00	1.000

PITCHER		IP	WLS	BF	H	R	ER	SO	BB	IBB	HBP	BLK	WP	HR	S	P	ERA	WHIP
43 Jim Miller, R ERA: 3.6	(9, 1)	1.0		4	1	1	1	0	0	0	0	0	0	0	4	4	9.00	1.000

BOTTOM

Batter	1	2	3	4	5	6	7	8	9	AB	R	H	RBI	BB	SO	LOB
2 Derek Jeter, R (1, 10) OBP: 0.500, SLG: 0.500	0-0 31 FC6-4 1B		0-0 ① G5-3		0-0 ② P5		BBBB 4-0 BB		0-0 E1 60 G4-3 1-2 2-3	2	0	1	0	0	0	0
33 Travis Hafner, L (5, PH) OBP: 0.375, SLG: 0.250										2	0	0	0	1	0	2
(6, 10)																
78 Zoilo Almonte, S (9, PR) OBP: 0.222, SLG: 0.389										0	0	0	0	0	0	0
31 Ichiro Suzuki, L (1, 9) OBP: 0.476, SLG: 0.500	0-0 ① FC6-4 26 FC4 1-2f		0-0 54 L4-6 26 S 1B		0-0 1B		SSS 0-3 ③ K		0-0 ② G4-3 1-2 2-3 3-H	3	0	2	0	0	0	1
60 Thomas Neal, R (7, 9) OBP: 0.294, SLG: 0.500										2	0	0	1	0	1	4
26 Eduardo Núñez, R (1, 6) OBP: 0.296, SLG: 0.217	0-0 ② FC4 1-2f		BBBB 4-0 1-2 BB		0-0 ③ G4-3			0-0 ① F8	0-0 ③ G1-3	2	0	0	0	1	0	2
96 Addison Maruszak, R (7, 6) OBP: 0.176, SLG: 0.294										2	0	0	0	0	0	3
54 Juan Rivera, R (1, 3) OBP: 0.304, SLG: 0.409	0-0 ③ F8		0-0 ② ③ L4-6 2-2			0-0 ① G6-3		0-0 ② F8		3	0	0	0	0	0	3
12 Dan Johnson, L (7, 3) OBP: 0.261, SLG: 0.056										1	0	0	0	0	0	0
17 Jayson Nix, R (1, 5) OBP: 0.320, SLG: 0.261		0-0 63 BB 1B		0-0 E3		0-0 ② F7		0-0 1B		3	0	1	0	0	0	0
97 José Pirela, R (7, 5) OBP: 0.400, SLG: 0.467										1	0	1	0	0	0	0
(8, 4)																
22 Matt Diaz, R (1, 7) OBP: 0.263, SLG: 0.222		0-0 ① F8		0-0 ① G5-3		0-0 ③ G6-3		0-0 ③ L5		3	0	0	0	0	0	2
79 Ramón Flores, L (7, 7) OBP: 0.333, SLG: 0.200										1	0	0	0	0	0	1
19 Chris Stewart, R (1, 2) OBP: 0.267, SLG: 0.533		0-0 ② F8		0-0 ② F8			0-0 ① F8		0-0 33 E 92 1B 60 G4-3 1B	2	0	0	0	0	0	2
45 Bobby Wilson, R (7, 2) OBP: 0.231, SLG: 0.167										2	1	1	0	0	0	0
63 Melky Mesa, R (1, 8) OBP: 0.308, SLG: 0.500	BBBB 4-0 1-2 BB		0-0 ③ P3				0-0 ② F9		0-0 60 G4-3 33 E 1-2 1B	1	0	0	0	1	0	1
92 Slade Heathcott, L (7, 8) OBP: 0.375, SLG: 0.286										2	0	1	0	0	0	0
77 Corban Joseph, L (1, 4) OBP: 0.238, SLG: 0.158	0-0 ③ F7				CCC 0-3 ① K		0-0 3B		SSS 0-3 ① K	2	0	0	0	0	1	2
95 Ronnier Mustelier, R (7, PH) OBP: 0.474, SLG: 0.688										2	0	1	0	0	1	2
(8, 5)																
Inning Stats	R: 0 H: 1 E: 1 LOB: 1 K: 0 BB: 0 S: 4 P: 4	R: 0 H: 1 E: 0 LOB: 2 K: 0 BB: 1 S: 4 P: 8	R: 0 H: 1 E: 0 LOB: 1 K: 0 BB: 1 S: 3 P: 7	R: 0 H: 0 E: 1 LOB: 1 K: 0 BB: 0 S: 4 P: 4	R: 0 H: 1 E: 0 LOB: 1 K: 1 BB: 0 S: 6 P: 6	R: 0 H: 0 E: 0 LOB: 0 K: 0 BB: 0 S: 3 P: 3	R: 0 H: 1 E: 0 LOB: 2 K: 1 BB: 1 S: 6 P: 10	R: 0 H: 1 E: 0 LOB: 1 K: 0 BB: 0 S: 4 P: 4	R: 1 H: 2 E: 1 LOB: 3 K: 1 BB: 0 S: 8 P: 8	1B: 7 SF: 0 2B: 1 SAC: 0 3B: 1 DP: 1 HR: 0 HBP: 0							

PITCHER		IP	WLS	BF	H	R	ER	SO	BB	IBB	HBP	BLK	WP	HR	S	P	ERA	WHIP
36 Mike Minor, L ERA: 2.0	(1, 1)	4.0		17	3	0	0	0	2	0	0	0	0	0	15	23	0.00	1.250
43 Luis Avilán, L ERA:	(5, 1)	1.0		4	1	0	0	1	0	0	0	0	0	0	6	6	0.00	1.000
38 Anthony Varvaro, R ERA: 7.5	(6, 1)	1.0	W	3	0	0	0	0	0	0	0	0	0	0	3	3	0.00	0.000
48 Dusty Hughes, L ERA: 1.8	(7, 1)	1.0	H	5	1	0	0	1	1	0	0	0	0	0	6	10	0.00	2.000
82 Alex Wood, L ERA:	(8, 1)	2.0	S	10	3	1	0	1	0	0	0	0	0	0	12	12	0.00	1.500

PITCHER	IP	WLS	BF	H	R	ER	SO	BB	IBB	HBP	BLK	WP	HR	S	P	ERA	WHIP

Atlanta Braves @ New York Yankees

George M. Steinbrenner Field, Tampa, FL

Sat Mar 09 2013, 1:08 PM - 3:30 PM EST

Att. 10,973 - Partly Cloudy - 73 F

livebaseballscorecards.com

AB	36
R	1
H	8
RBI	1
BB	3
SO	3
LOB	25

1B: 7	SF: 0	WP: 0	PA: 39
2B: 1	SAC: 0	PB: 0	
3B: 1	DP: 1	SB: 1	
HR: 0	HBP: 0	CS: 0	

Miami Marlins @ Atlanta Braves

Champion Stadium, Lake Buena Vista, FL

Sun Mar 10 2013, 1:09 PM - 3:48 PM EDT

Att. 7,150 - Sunny - 73 F

TOP

livebaseballscorecards.com

Batter	1	2	3	4	5	6	7	8	9	AB	R	H	RBI	BB	SO	LOB
76 Christian Yelich, L OBP: 0.500, SLG: 0.759 (1, 10)	H 1-0 25 F8 / 68 HR / 1 1B / HBP	X 0-0 ② G4-3 1-2 2-3		X 0-0 ① ② F7-2 3-H		X 0-0 E5 1 1B / 25 1B	B X 1-0 1-H HR		X 0-0 1B	4	3	1	2	0	0	4
81 Austin Barnes, R OBP: 0.667, SLG: 1.667 (9, PH) (9, 10)										1	0	1	0	0	0	0
1 Chone Figgins, S OBP: 0.381, SLG: 0.333 (1, 4)	X 0-0 68 HR / 1-2 1B	X 0-0 2-H 3-H 1B		X 0-0 12 FC6-4 / 1-2 1B		X 0-0 25 1B / 8 2B / 1-2 1B	X 0-0 ② F8		X 0-0 ③ G1-3	4	2	4	2	0	0	0
64 Ed Lucas, R OBP: 0.273, SLG: 0.273 (6, 4)										2	0	0	0	0	0	1
12 Matt Downs, R OBP: 0.167, SLG: 0.414 (1, 5)	X 0-0 ① F7	S S S 0-3 ③ K		X 0-0 ③ FC6-4 1-2f		S S S 0-3 ① K	X 0-0 ③ G5-3			4	0	0	0	0	2	7
15 Kevin Kouzmanoff, R OBP: 0.286, SLG: 0.786 (6, 5)										1	0	0	0	0	0	0
25 Joe Mahoney, L OBP: 0.258, SLG: 0.567 (1, 3)	X 0-0 ② F8 2-3		X 0-0 ① G4-3		X 0-0 ① F8	X 0-0 8 2B / 1-3 2-H 1B		X 0-0 ① L5		4	0	1	1	0	0	2
61 Jordan Brown, L OBP: 0.182, SLG: 0.364 (7, 3)										1	0	0	0	0	0	0
68 Marcell Ozuna, R OBP: 0.462, SLG: 0.727 (1, 9)	B B B C F X 3-2 1-H 3-H HR		X 0-0 ② G5-3		H 1-0 8 2B / 22 FC6 / HBP	X 0-0 ② L4		X 0-0 2B		4	2	2	3	0	0	2
8 Chris Coghlan, L OBP: 0.364, SLG: 0.438 (1, 7)	X 0-0 ③ G1-4-3		X 0-0 1B		X 0-0 22 FC6 / 1-3 2B	X 0-0 1-3 3-H 2B		S S S 0-3 ② K		4	0	3	1	0	0	0
65 Kyle Jensen, R OBP: 0.182, SLG: 0.100 (6, 7)										1	0	0	0	0	1	1
22 Nick Green, R OBP: 0.320, SLG: 0.318 (1, 6)		X 0-0 ③ 76 G4-3 / 2 BB / 1 1B / 1B	X 0-0 ③ G5-3		X 0-0 ③ FC6 2 FC6-4 / 2-3 3-H	X 0-0 ③ L9		X 0-0 ③ L6		4	1	1	1	0	0	4
13 Chris Valaika, R OBP: 0.100, SLG: 0.158 (6, 6)										1	0	0	0	0	0	1
53 Kyle Skipworth, L OBP: 0.300, SLG: 0.353 (1, 2)		X 0-0 ① L9		X 0-0 2 1B / 76 F7-2 / 1B	X 0-0 ② F9	C C C 0-3 ① K			X 0-0 ① G5-3	3	0	1	0	0	0	3
80 Wilfredo Gimenez, R (7, PH) (7, 2)										2	0	0	0	0	1	0
2 Gorkys Hernández, R OBP: 0.308, SLG: 0.227 (1, 8)		B B B 4-0 76 G4-3 / 1 1B / 1-2 BB		X 0-0 1 1B / 1-3 1B	X 0-0 ③ FC6-4 1-2f	B B B 4-0 76 HR / BB			C C C 0-3 ② K	3	2	1	0	2	1	2

	AB	43
	R	10
	H	15
	RBI	10
	BB	2
	SO	5
	LOB	27

MIAMI

Inning Stats	1	2	3	4	5	6	7	8	9	1B: 10	SF: 0	WP: 0	PA: 47
R	3	2	0	0	1	2	2	0	0	2B: 4	SAC: 0	PB: 0	
E	0	0	0	0	0	1	0	0	0	3B: 0	DP: 1	SB: 0	
K	0	1	0	0	0	1	1	1	1	HR: 2	HBP: 2	CS: 0	
S	7	7	4	5	5	9	6	6	6				
LOB	0	1	1	3	2	3	1	1	1				
P	11	11	4	5	6	9	11	6	6				
BB	0	1	0	0	0	0	1	0	0				
H	2	2	1	3	1	3	1	1	1				

PITCHER		IP	WLS	BF	H	R	ER	SO	BB	IBB	HBP	BLK	WP	HR	S	P	ERA	WHIP
15 Tim Hudson, R ERA: 6.43	(1, 1)	5.0	L	27	9	6	6	1	1	0	2	0	0	1	28	37	10.80	2.000
39 Jonny Venters, L ERA: 3.6	(6, 1)	1.0		7	3	2	0	1	0	0	0	0	0	0	9	9	0.00	3.000
65 Cory Rasmus, R ERA: 14.54	(7, 1)	1.0		5	1	2	2	1	1	0	0	0	0	1	6	11	18.00	2.000
83 J.R. Graham, R ERA:	(8, 1)	2.0		8	2	0	0	2	0	0	0	0	0	0	12	12	0.00	1.000

PITCHER		IP	WLS	BF	H	R	ER	SO	BB	IBB	HBP	BLK	WP	HR	S	P	ERA	WHIP

BOTTOM

Miami Marlins @ Atlanta Braves

Champion Stadium, Lake Buena Vista, FL

Sun Mar 10 2013, 1:09 PM - 3:48 PM EDT

Att. 7,150 - Sunny - 73 F

Batter	1	2	3	4	5	6	7	8	9	AB	R	H	RBI	BB	SO	LOB
7 Reed Johnson, R (1, 7) OBP: 0.219, SLG: 0.200 73 Joey Terdoslavich, S (7, 9) OBP: 0.467, SLG: 0.643	F9	F9	F8	L9	3 0 0 0 0 0 0 1 0 0 0 0 0 0
22 Jason Heyward, L (1, 9) OBP: 0.265, SLG: 0.500 74 Jordan Parraz, R (7, 7) OBP: 0.208, SLG: 0.364	1B	8 WP 1B	F9	G6-3	3 0 2 0 0 0 0 1 0 0 0 0 0 0
8 Justin Upton, R (1, 10) OBP: 0.324, SLG: 0.516 23 Blake DeWitt, L (8, PH) OBP: 0.280, SLG: 0.318 (9, 10)	K	L8 1-2	BB	G3-1	2 0 0 0 1 1 2 1 0 0 0 0 0 0
5 Freddie Freeman, L (1, 3) OBP: 0.333, SLG: 0.514 58 Ernesto Mejia, R (7, 3) OBP: 0.360, SLG: 0.318	F8	G3	G4-3	76 2B 1B	3 0 0 0 0 0 2 1 1 1 0 0 0 0
2 B.J. Upton, R (1, 8) OBP: 0.382, SLG: 0.559 72 Todd Cunningham, R (7, PR) OBP: 0.345, SLG: 0.269 (8, 8)	26 CS 1B	23 CS 1B	26 BLK 26 1B 1B	F8	3 0 3 0 0 0 0 1 1 0 0 0 0 1
26 Dan Uggla, R (1, 4) OBP: 0.300, SLG: 0.306 Luis Nunez, R (7, PR) OBP: 0.500, SLG: 0.500 (8, 4)	1 SAFE G5-3 1-2	F7	23 G6-4-3 1-H 1B	76 2B 1-2 1B	3 0 1 1 0 0 2 1 0 1 0 0 0 0
23 Chris Johnson, R (1, 5) OBP: 0.333, SLG: 0.563 76 Joe Leonard, R (8, 5) OBP: 0.267, SLG: 0.400	1B	1 SAFE CS 1-2	K	G6-4-3 1-2f	1-3 2-H 2B	3 0 1 0 0 1 1 1 0 1 1 0 0 0
67 José Yépez, R (1, 2) OBP: 0.286, SLG: 0.286 69 Braeden Schlehuber, R (7, 2) OBP: 0.143, SLG: 0.143	F9	G1-3	1B	K	2 0 0 0 0 0 1 2 0 1 0 0 1 2
75 Elmer Reyes, R (1, 6)	F7	G4-3	K	F7	4 0 0 0 0 1 3
Inning Stats	R: 0 H: 1 E: 0 LOB: 1 K: 1 BB: 0 S: 6 P: 6	R: 0 H: 2 E: 0 LOB: 1 K: 0 BB: 0 S: 4 P: 4	R: 0 H: 1 E: 0 LOB: 1 K: 0 BB: 0 S: 4 P: 5	R: 0 H: 1 E: 0 LOB: 0 K: 0 BB: 0 S: 3 P: 3	R: 0 H: 0 E: 0 LOB: 0 K: 1 BB: 0 S: 5 P: 5	R: 0 H: 0 E: 0 LOB: 1 K: 0 BB: 1 S: 3 P: 7	R: 1 H: 3 E: 0 LOB: 1 K: 1 BB: 0 S: 7 P: 7	R: 0 H: 0 E: 0 LOB: 0 K: 0 BB: 0 S: 3 P: 3	R: 1 H: 3 E: 0 LOB: 2 K: 1 BB: 0 S: 8 P: 8	1B: 10 SF: 0 2B: 1 SAC: 0 3B: 0 DP: 1 HR: 0 HBP: 0						

livebaseballscorecards.com

AB	35
R	2
H	11
RBI	2
BB	1
SO	4
LOB	14

WP: 1 PA: 37
PB: 0
SB: 0
CS: 2

PITCHER		IP	WLS	BF	H	R	ER	SO	BB	IBB	HBP	BLK	WP	HR	S	P	ERA	WHIP
23 Wade LeBlanc, L ERA:	(1, 1)	4.0	W	15	5	0	0	1	0	0	0	0	1	0	17	18	0.00	1.250
46 Doug Mathis, R ERA:	(5, 1)	2.0		7	0	0	0	1	1	0	0	0	0	0	8	12	0.00	0.500
51 Braulio Lara, L ERA: 4.5	(7, 1)	1.0		5	3	1	1	1	0	0	0	1	0	0	7	7	9.00	3.000
63 Jonathan Albaladejo, R ERA:	(8, 1)	1.0		3	0	0	0	0	0	0	0	0	0	0	3	3	0.00	0.000
54 Evan Reed, R ERA: 3.0	(9, 1)	1.0		6	3	1	1	1	0	0	0	0	0	0	8	8	9.00	3.000

PITCHER	IP	WLS	BF	H	R	ER	SO	BB	IBB	HBP	BLK	WP	HR	S	P	ERA	WHIP

Atlanta Braves @ Washington Nationals

Space Coast Stadium, Viera, FL

Mon Mar 11 2013, 1:08 PM - 3:43 PM EDT

Att. 5,326 - Partly Cloudy - 74 F

TOP

livebaseballscorecards.com

Batter	1	2	3	4	5	6	7	8	9	AB	R	H	RBI	BB	SO	LOB
1 Tyler Pastornicky, R (1, 6) OBP: 0.432, SLG: 0.657	C C C 0-3 ① K			X 0-0 ① G6-3		X 0-0 17 BB 8 1B 1-2 1B	S S S 0-3 ② K		X 0-0 ② F9	4	1	1	0	0	2	0
75 Elmer Reyes, R (7, 6)										1	0	0	0	0	0	0
17 Jordan Schafer, L (1, 9) OBP: 0.325, SLG: 0.333	X 0-0 ② G6-3			C C C 0-3 ② K		B B B B 4-0 8 1B 2 1B 1-2 2-3 BB	X 0-0 ③ F8		S S S 0-3 ③ K	4	1	0	0	1	2	0
8 Justin Upton, R (1, 7) OBP: 0.324, SLG: 0.500	C C C 0-3 ③ K			C C C 0-3 ③ K		X 0-0 58 S 2 1B 58 2B 1-2 2-H 3-H 1B		X 0-0 ① G4-3		3	1	1	2	0	2	0
72 Todd Cunningham, S (6, 7) OBP: 0.333, SLG: 0.259										1	0	0	0	0	0	0
25 Juan Francisco, L (1, 5) OBP: 0.314, SLG: 0.529		X 0-0 ① G3-1			S S S 0-3 ① K	C C C 0-3 ② K		X 0-0 ② F7		4	0	0	0	0	2	2
76 Joe Leonard, R (8, 5) OBP: 0.267, SLG: 0.400										0	0	0	0	0	0	0
2 B.J. Upton, R (1, 8) OBP: 0.405, SLG: 0.568		X 0-0 58 G5-4-3 1B			X 0-0 ② P6	X 0-0 58 2B 1-2 2-H 1B		X 0-0 58 HBP 23 1B 1B		3	1	2	1	0	0	0
20 Matt Pagnozzi, R (6, 2) OBP: 0.438, SLG: 0.429										1	1	1	0	0	0	0
58 Ernesto Mejia, R (1, 3) OBP: 0.414, SLG: 0.375		X 0-0 ② ③ G5-4-3 1-2f			B B B B 4-0 BB	B X 1-0 23 2B 1-H 2-H 2B		H 1-0 23 1B 1-2 HBP		2	1	1	2	1	0	1
23 Blake DeWitt, L (1, 4) OBP: 0.310, SLG: 0.385			X 0-0 ① F8		X 0-0 ③ G1-3	X 0-0 2-H 2B		X 0-0 1-3 2-H 1B		4	0	2	2	0	0	1
57 Christian Bethancourt, R (1, 2) OBP: 0.267, SLG: 0.231		X 0-0 ② F8				F8 G6-3		S S S 0-3 ③ K		3	0	0	0	0	0	1
38 Anthony Varvaro, R (6, 1)										0	0	0	0	0	0	0
53 Cory Gearrin, R (7, 1)										0	0	0	0	0	0	0
73 Joey Terdoslavich, S (8, PH) OBP: 0.452, SLG: 0.621										1	0	0	0	0	1	2
64 Aaron Northcraft, R (8, 1)										0	0	0	0	0	0	0
28 Paul Maholm, L (1, 1)		X 0-0 ③ G6-3				X 0-0 17 BB 1 1B 8 1B 1B	X 0-0 ① P6		X 0-0 ① G4-3	1	0	0	0	0	0	0
7 Reed Johnson, R (6, PH) OBP: 0.229, SLG: 0.212										3	1	1	0	0	0	0
(6, 8)																

	AB	35
	R	7
	H	9
	RBI	7
	BB	2
	SO	9
	LOB	7

Inning Stats																																		
	R: 0	H: 0		R: 0	H: 1		R: 0	H: 0		R: 0	H: 0		R: 0	H: 0		R: 6	H: 6		R: 0	H: 0		R: 1	H: 2		R: 0	H: 0		1B: 7	SF: 0		WP: 0	PA: 38	
	E: 0	LOB: 0		E: 0	LOB: 0		E: 0	LOB: 0		E: 0	LOB: 1		E: 0	LOB: 1		E: 0	LOB: 1		E: 0	LOB: 0		E: 0	LOB: 2		E: 0	LOB: 0		2B: 2	SAC: 0		PB: 0		
	K: 2	BB: 0		K: 0	BB: 0		K: 3	BB: 0		K: 2	BB: 0		K: 1	BB: 1		K: 1	BB: 1		K: 1	BB: 0		K: 1	BB: 0		K: 1	BB: 0		3B: 0	DP: 1		SB: 1		
	S: 7	P: 7		S: 3	P: 3		S: 3	P: 3		S: 7	P: 7		S: 5	P: 9		S: 11	P: 16		S: 5	P: 5		S: 7	P: 8		S: 5	P: 5		HR: 0	HBP: 1		CS: 0		

PITCHER		IP	WLS	BF	H	R	ER	SO	BB	IBB	HBP	BLK	WP	HR	S	P	ERA	WHIP
37 Stephen Strasburg, R ERA: 5.79	(1, 1)	5.1	L	21	4	4	4	5	2	0	0	0	0	0	29	37	6.75	1.125
30 Zach Duke, L ERA: 2.7	(6, 1)	0.2		5	3	2	2	1	0	0	0	0	0	0	7	8	27.00	4.500
29 Rafael Soriano, R ERA:	(7, 1)	1.0		3	0	0	0	1	0	0	0	0	0	0	5	5	0.00	0.000
63 Henry Alberto Rodriguez, R ERA: 5.4	(8, 1)	0.2		4	1	1	1	0	0	0	1	0	0	0	3	4	13.50	1.500
58 Fernando Abad, L ERA: 3.18	(8, 1)	0.1		2	1	0	0	1	0	0	0	0	0	0	4	4	0.00	3.000

PITCHER		IP	WLS	BF	H	R	ER	SO	BB	IBB	HBP	BLK	WP	HR	S	P	ERA	WHIP
36 Tyler Clippard, R ERA:	(9, 1)	1.0		3	0	0	0	1	0	0	0	0	0	0	5	5	0.00	0.000

BOTTOM

Atlanta Braves @ Washington Nationals

Space Coast Stadium, Viera, FL

Mon Mar 11 2013, 1:08 PM - 3:43 PM EDT

Att. 5,326 - Partly Cloudy - 74 F

livebaseballscorecards.com

Batter	1	2	3	4	5	6	7	8	9	AB	R	H	RBI	BB	SO	LOB
2 Denard Span, L (1, 8) OBP: 0.296, SLG: 0.227	K		K			G3		19 G5-3 1B 2-3		3	0	0	0	0	2	0
10 Corey Brown, L (7, 8) OBP: 0.275, SLG: 0.342										1	0	1	0	0	0	0
28 Jayson Werth, R (1, 9) OBP: 0.263, SLG: 0.263	K			G5-3		1B		G5-3 1-2 3-H		3	0	1	0	0	1	0
19 Carlos Rivero, R (6, PR) OBP: 0.313, SLG: 0.333 (7, 9)										1	0	0	1	0	0	1
34 Bryce Harper, L (1, 7) OBP: 0.455, SLG: 0.750	11 BLK 1B			G3		K		G5-3		3	0	1	0	0	1	1
46 Micah Owings, R (7, 7) OBP: 0.231, SLG: 0.538										1	0	0	0	0	0	1
11 Ryan Zimmerman, R (1, 10) OBP: 0.467, SLG: 0.733	G4-3 1-2			G4-3			1B		G3	3	0	1	0	0	0	1
14 Chris Marrero, R (7, PR) OBP: 0.324, SLG: 0.424 (8, 10)										1	0	0	0	0	0	0
25 Adam LaRoche, L (1, 3) OBP: 0.222, SLG: 0.067		G4-3			8 G5-3 20 1B BB		K		HR	2	0	0	0	1	1	1
12 Tyler Moore, R (8, 3) OBP: 0.243, SLG: 0.378										1	1	1	1	0	0	0
20 Ian Desmond, R (1, 6) OBP: 0.321, SLG: 0.407		K			8 G5-3 1-2 1B		K		E6 17 G4-6-3	3	0	1	0	0	2	1
60 Zach Walters, S (8, 6) OBP: 0.370, SLG: 0.560										1	0	0	0	0	0	0
8 Danny Espinosa, S (1, 4) OBP: 0.371, SLG: 0.375		K		G5-3 1-2 2-3f			K		G4-6-3 1-2f	3	0	0	0	0	2	3
17 Will Rhymes, L (8, 4) OBP: 0.316, SLG: 0.278										1	0	0	0	0	0	1
24 Kurt Suzuki, R (1, 2) OBP: 0.368, SLG: 0.375			L5		G4-3			10 1B 1 G4-3 19 G5-3 BB		2	0	0	0	0	0	1
49 Carlos Maldonado, R (7, 2) OBP: 0.600, SLG: 0.333										0	1	0	0	1	0	0
18 Chad Tracy, L (1, 5) OBP: 0.240, SLG: 0.478			G3-1			K		G4-3 1-2		2	0	0	0	0	1	0
1 Steve Lombardozzi, S (7, 5) OBP: 0.216, SLG: 0.250										1	0	0	0	0	0	1
Inning Stats	R: 0 E: 0 K: 2 S: 8 H: 1 LOB: 1 BB: 0 P: 8	R: 0 E: 0 K: 2 S: 7 H: 0 LOB: 0 BB: 0 P: 7	R: 0 E: 0 K: 1 S: 5 H: 0 LOB: 0 BB: 0 P: 5	R: 0 E: 0 K: 0 S: 3 H: 0 LOB: 0 BB: 0 P: 3	R: 0 E: 0 K: 0 S: 3 H: 1 LOB: 1 BB: 1 P: 7	R: 0 E: 0 K: 2 S: 8 H: 1 LOB: 1 BB: 0 P: 8	R: 0 E: 0 K: 3 S: 10 H: 1 LOB: 1 BB: 0 P: 10	R: 1 E: 0 K: 0 S: 4 H: 1 LOB: 1 BB: 1 P: 8	R: 1 E: 1 K: 0 S: 6 H: 1 LOB: 0 BB: 0 P: 9	1B: 5 2B: 0 3B: 0 HR: 1	SF: 0 SAC: 0 DP: 2 HBP: 0						

	AB	32
	R	2
	H	6
	RBI	2
	BB	2
	SO	10
	LOB	12

WP: 0 PB: 0 SB: 0 CS: 0 PA: 34

PITCHER	IP	WLS	BF	H	R	ER	SO	BB	IBB	HBP	BLK	WP	HR	S	P	ERA	WHIP
28 Paul Maholm, L (1, 1) ERA: 3.38	5.0	W	17	2	0	0	5	1	0	0	1	0	0	26	30	0.00	0.600
38 Anthony Varvaro, R (6, 1) ERA: 6.43	1.0		4	1	0	0	2	0	0	0	0	0	0	8	8	0.00	1.000
53 Cory Gearrin, R (7, 1) ERA:	1.0		4	1	0	0	3	0	0	0	0	0	0	10	10	0.00	1.000
64 Aaron Northcraft, R (8, 1) ERA: 11.12	2.0		9	2	2	2	0	1	0	0	0	0	1	10	17	9.00	1.500

PITCHER	IP	WLS	BF	H	R	ER	SO	BB	IBB	HBP	BLK	WP	HR	S	P	ERA	WHIP

Batter	1	2	3	4	5	6	7	8	9	AB	R	H	RBI	BB	SO	LOB
56 Adron Chambers, L (1, 7) OBP: 0.318, SLG: 0.410	B X 1-0 G4-3		C C C 0-3 K			X 0-0 33 E 33 1B 12 CS 1B	X 0-0 FC1-5 3-H		X 0-0 G6-3	4	0	1	0	0	1	1
98 Charles Tilson, L (7, 7)										1	0	0	0	0	0	1
33 Daniel Descalso, L (1, 4) OBP: 0.333, SLG: 0.486	X 0-0 G1-3		X 0-0 G4-3			X 0-0 E1 12 CS 1-3 1B	X 0-0 L3			4	0	1	0	0	0	1
32 Rob Johnson, R (7, 2) OBP: 0.238, SLG: 0.450										0	0	0	0	0	0	0
21 Allen Craig, R (1, 3) OBP: 0.467, SLG: 0.500	X 0-0 F9			C C C 0-3 K		S S S 0-3 K		B B B B 4-0 87 G3 BB		3	0	0	0	0	2	2
79 Kolten Wong, L (7, 4) OBP: 0.350, SLG: 0.579				X 0-0 G6-3		B X 1-0 F8 1-2 3-H		C C C 0-3 K		0	0	0	0	1	0	0
12 Ty Wigginton, R (1, 5) OBP: 0.243, SLG: 0.156		S S S 0-3 K								3	0	0	0	0	1	2
8 Ryan Jackson, R (7, 5) OBP: 0.190, SLG: 0.105				X 0-0 G6-3						1	0	0	0	0	1	1
87 Oscar Taveras, L (1, 8) OBP: 0.333, SLG: 0.538		X 0-0 E4 16 BLK		X 0-0 G6-3			X 0-0 48 WP 48 1B 2B	X 0-0 G3 1-2		4	1	1	0	0	0	1
48 Tony Cruz, R (1, 2) OBP: 0.360, SLG: 0.348		S S S 0-3 K			X 0-0 F8		B X 1-0 16 1B 60 3B 2-H 1B	X 0-0 G4-3		3	1	1	1	0	1	1
53 Matt Adams, L (7, 3) OBP: 0.364, SLG: 0.548										1	0	0	0	0	0	1
16 Ronny Cedeno, R (1, 6) OBP: 0.345, SLG: 0.400	B B B B 4-0 92 FC6-4 1-2 BB				B B B B 4-0 BB		X 0-0 60 3B 1-2 1B		X 0-0 G4-3	1	1	1	0	2	0	0
89 Greg Garcia, L (7, 6) OBP: 0.313, SLG: 0.154										1	0	0	0	0	0	0
92 Stephen Piscotty, R (1, 9)		X 0-0 FC6-4 1-2f			X 0-0 F8		X 0-0 56 FC1-5 1-H 2-H 3B		X 0-0 80 E 1B	2	0	0	0	0	0	3
60 Justin Christian, R (7, PH) OBP: 0.313, SLG: 0.400										2	0	2	2	0	0	0
(7, 9)																
35 Jake Westbrook, R (1, 1)			C C C 0-3 K		S S S 0-3 K		X 0-0 G5-6-3		B X 1-0 F8 1-3	2	0	0	0	0	2	1
70 Tyler Lyons, L (5, 1)										0	0	0	0	0	0	0
59 Fernando Salas, R (6, 1)										0	0	0	0	0	0	0
46 J.R. Towles, R (7, PH) OBP: 0.474, SLG: 0.375										1	0	0	0	0	0	1
44 Edward Mujica, R (7, 1)										0	0	0	0	0	0	0
30 Jason Motte, R (8, 1)										0	0	0	0	0	0	0
80 Cody Stanley, L (9, PH) OBP: 0.400, SLG: 0.750										1	0	0	0	0	0	1
Inning Stats	R: 0 E: 0 K: 0 S: 3 H: 0 LOB: 0 BB: 0 P: 4	R: 0 E: 1 K: 2 S: 8 H: 0 LOB: 2 BB: 1 P: 12	R: 0 E: 0 K: 2 S: 7 H: 0 LOB: 0 BB: 0 P: 7	R: 0 E: 0 K: 1 S: 5 H: 0 LOB: 0 BB: 0 P: 5	R: 0 E: 0 K: 1 S: 5 H: 0 LOB: 1 BB: 1 P: 9	R: 0 E: 1 K: 1 S: 6 H: 2 LOB: 1 BB: 0 P: 7	R: 3 E: 0 K: 0 S: 7 H: 4 LOB: 1 BB: 0 P: 8	R: 0 E: 0 K: 1 S: 5 H: 0 LOB: 1 BB: 1 P: 9	R: 0 E: 0 K: 0 S: 4 H: 1 LOB: 1 BB: 0 P: 5	1B: 5 2B: 1 3B: 1 HR: 0 SF: 0 SAC: 0 DP: 0 HBP: 0						

PITCHER		IP	WLS	BF	H	R	ER	SO	BB	IBB	HBP	BLK	WP	HR	S	P	ERA	WHIP
49 Julio Teheran, R ERA: 1.29	(1, 1)	5.0	W	18	0	0	0	6	2	0	0	1	0	0	28	37	0.00	0.400
34 Eric O'Flaherty, L ERA:	(6, 1)	1.0		4	2	0	0	1	0	0	0	0	0	0	6	7	0.00	2.000
43 Luis Avilán, L ERA: 3.68	(7, 1)	1.0		7	4	3	3	0	0	0	0	0	1	0	7	8	27.00	4.000
78 Ryan Buchter, L ERA: 4.5	(8, 1)	1.0		4	0	0	0	1	1	0	0	0	0	0	5	9	0.00	1.000
81 Gus Schlosser, R ERA: 1.5	(9, 1)	1.0		4	1	0	0	0	0	0	0	0	0	0	4	5	0.00	1.000

PITCHER	IP	WLS	BF	H	R	ER	SO	BB	IBB	HBP	BLK	WP	HR	S	P	ERA	WHIP

St. Louis Cardinals @ Atlanta Braves

Champion Stadium, Lake Buena Vista, FL

Tue Mar 12 2013, 1:08 PM - 3:52 PM EDT

Att. 7,697 - Cloudy - 69 F

TOP

livebaseballscorecards.com

AB	34
R	3
H	7
RBI	3
BB	3
SO	8
LOB	17

WP: 1 PA: 37
PB: 0
SB: 0
CS: 2

St. Louis Cardinals @ Atlanta Braves

Champion Stadium, Lake Buena Vista, FL

Tue Mar 12 2013, 1:08 PM - 3:52 PM EDT

Att. 7,697 - Cloudy - 69 F

BOTTOM

Batter	1	2	3	4	5	6	7	8	9	AB	R	H	RBI	BB	SO	LOB
14 Ramiro Pena, S (1, 6) OBP: 0.462, SLG: 0.500 75 Elmer Reyes, R (5, PR) (6, 6)	G4-3		22 2B; 5 SF9; BB		74 1B; 74 E; 2B	K	G6-3			2 2	1 1	1 0	0 0	1 0	0 1	0 1
22 Jason Heyward, L (1, 9) OBP: 0.278, SLG: 0.529 72 Todd Cunningham, S (4, 9) OBP: 0.364, SLG: 0.345 (8, 8) 81 Gus Schlosser, R (9, 1)	G6-3		2 1B; 2B		74 E; 5 1B; BB		58 2B; 3B	E6 74 S; 58 1B		2 2 0	1 3 0	1 1 0	0 0 0	0 1 0	0 0 0	0 0 0
8 Justin Upton, R (1, 7) OBP: 0.333, SLG: 0.486 74 Jordan Parraz, R (4, 7) OBP: 0.222, SLG: 0.360 95 David Rohm, R (9, 7)	5 1B; BB		F7		E8; 5 1B; 1B		G6-3	F8		1 3 0	0 0 0	0 1 0	0 0 0	1 0 0	0 0 0	2 2 0
5 Freddie Freeman, L (1, 3) OBP: 0.357, SLG: 0.538 58 Ernesto Mejia, R (6, 3) OBP: 0.452, SLG: 0.462	1B		SF9		17 WP; 1B		17 1B; 2B	85 E; 68 2B; 1B		2 2	0 2	2 2	2 2	0 0	0 0	0 0
2 B.J. Upton, R (1, 8) OBP: 0.410, SLG: 0.564 17 Jordan Schafer, L (4, 8) OBP: 0.333, SLG: 0.342 85 Sean Kazmar Jr., R (8, 4)	L9		1B		K		1 1B; 68 2B; 1B	E3 91 BB; 68 2B		2 2 1	0 1 1	1 1 0	1 1 0	0 0 0	0 1 0	2 3 1
26 Dan Uggla, R (1, 4) OBP: 0.302, SLG: 0.289 1 Tyler Pastornicky, R (6, 4) OBP: 0.447, SLG: 0.667 78 Ryan Buchter, L (8, 1) 91 Matt Lipka, R (8, PH) (9, 8)		23 G6-4-3; HBP	F9		P4		68 2B; 73 2B; 1B	68 2B; BB		2 1 0 0	0 1 0 0	0 1 0 0	0 0 0 0	0 0 0 1	0 0 0 0	3 0 0 0
23 Chris Johnson, R (1, 5) OBP: 0.306, SLG: 0.514 34 Eric O'Flaherty, L (6, 1) 68 Evan Gattis, R (7, 2) OBP: 0.484, SLG: 0.857	G6-4-3 1-2f		G4-3		K		73 2B; 2B	2B		3 0 2	0 0 1	0 0 2	0 0 3	0 0 0	1 0 0	3 0 0
11 Gerald Laird, R (1, 2) OBP: 0.250, SLG: 0.077 43 Luis Avilán, L (7, 1) 73 Joey Terdoslavich, S (7, PH) OBP: 0.455, SLG: 0.645 (8, 9)	BB		K			K	2B	P5		2 0 2	0 0 0	0 0 1	0 0 2	1 0 0	2 0 0	0 0 2
49 Julio Teheran, R (1, 1) 23 Blake DeWitt, L (6, 5) OBP: 0.281, SLG: 0.345 Luis Nunez, R (9, 5) OBP: 0.500, SLG: 0.500	G5-3		G1-3		G3-1		F8	F7		2 3 0	0 0 0	0 0 0	0 0 0	0 0 0	0 0 0	1 3 0
Inning Stats	R: 0 E: 0 K: 0 S: 4 H: 1 LOB: 2 BB: 1 P: 8	R: 0 E: 0 K: 0 S: 2 H: 0 LOB: 1 BB: 1 P: 8	R: 2 E: 0 K: 0 S: 5 H: 2 LOB: 1 BB: 1 P: 9	R: 0 E: 0 K: 1 S: 5 H: 0 LOB: 0 BB: 0 P: 5	R: 2 E: 1 K: 2 S: 10 H: 3 LOB: 2 BB: 1 P: 15	R: 0 E: 0 K: 2 S: 7 H: 0 LOB: 0 BB: 0 P: 7	R: 5 E: 0 K: 0 S: 9 H: 6 LOB: 1 BB: 0 P: 9	R: 3 E: 2 K: 0 S: 7 H: 2 LOB: 2 BB: 1 P: 12		1B: 7 2B: 6 3B: 1 HR: 0 SF: 1 SAC: 0 DP: 1 HBP: 1	WP: 1 PB: 0 SB: 1 CS: 0 PA: 45					

livebaseballscorecards.com

AB	38
R	12
H	14
RBI	11
BB	5
SO	5
LOB	23

PITCHER		IP	WLS	BF	H	R	ER	SO	BB	IBB	HBP	BLK	WP	HR	S	P	ERA	WHIP
35 Jake Westbrook, R ERA: 4.5	(1, 1)	4.0	L	18	3	2	2	1	3	0	1	0	0	0	16	30	4.50	1.500
70 Tyler Lyons, L ERA: 4.0	(5, 1)	1.0		7	3	2	2	2	1	0	0	0	1	0	10	15	18.00	4.000
59 Fernando Salas, R ERA: 2.25	(6, 1)	1.0		3	0	0	0	2	0	0	0	0	0	0	7	7	0.00	0.000
44 Edward Mujica, R ERA: 15.0	(7, 1)	1.0		9	6	5	5	0	0	0	0	0	0	0	9	9	45.00	6.000
30 Jason Motte, R ERA: 7.5	(8, 1)	1.0		8	2	3	0	0	1	0	0	0	0	0	7	12	0.00	3.000

PITCHER	IP	WLS	BF	H	R	ER	SO	BB	IBB	HBP	BLK	WP	HR	S	P	ERA	WHIP

Atlanta Braves @ Miami Marlins

Roger Dean Stadium, Jupiter, FL

Wed Mar 13 2013, 7:07 PM - 9:34 PM EDT

Att. 4,217 - Clear - 68 F

TOP

livebaseballscorecards.com

Batter	1	2	3	4	5	6	7	8	9	AB	R	H	RBI	BB	SO	LOB
14 Ramiro Pena, S (1, 6) OBP: 0.414, SLG: 0.440 1 Tyler Pastornicky, R (6, 6) OBP: 0.462, SLG: 0.667	B S S S 1-3 ① K		X 0-0 ② L6			S S C 0-3 ① K			B B B B 4-0 8 S 23 1B BB	3 0 0 0 0 2 0 0 1 0 0 1 0 0						
22 Jason Heyward, L (1, 9) OBP: 0.250, SLG: 0.474 74 Jordan Parraz, R (9, 9) OBP: 0.222, SLG: 0.360	X 0-0 ② G4-3		C F T 0-2 ③ K			S S S 0-3 ② K			X 0-0 ① P5	4 0 0 0 0 2 1 0 0 0 0 0 0 0						
8 Justin Upton, R (1, 7) OBP: 0.302, SLG: 0.436 73 Joey Terdoslavich, S (9, 7) OBP: 0.455, SLG: 0.645	X 0-0 ③ G3			X 0-0 ① G1-3		X 0-0 ③ G5-3			S S S 0-3 ② K 1-2	4 0 0 0 0 1 1 0 0 0 0 0 0 0						
5 Freddie Freeman, L (1, 3) OBP: 0.356, SLG: 0.595 23 Chris Johnson, R (7, 3) OBP: 0.324, SLG: 0.528 (8, 5)		F B X 1-1 HR		X 0-0 ② F7			X 0-0 ① F9		X 0-0 2-H 1B	3 1 1 1 0 0 0 1 0 1 1 0 0 0						
2 B.J. Upton, R (1, 8) OBP: 0.429, SLG: 0.595 17 Jordan Schafer, L (7, 8) OBP: 0.326, SLG: 0.333		X 0-0 25 G4-3 2B		X 0-0 1B			X 0-0 ② F8		X 0-0 ③ F7	3 0 2 0 0 0 0 1 0 0 0 0 0 1						
26 Dan Uggla, R (1, 4) OBP: 0.283, SLG: 0.268 23 Blake DeWitt, L (7, 4) OBP: 0.281, SLG: 0.345		X 0-0 ① F9		X 0-0 ③ G4-3			X 0-0 ③ F9			3 0 0 0 0 0 2 0 0 0 0 0 0 0						
25 Juan Francisco, L (1, 5) OBP: 0.316, SLG: 0.500 72 Todd Cunningham, S (8, PR) OBP: 0.364, SLG: 0.345 58 Ernesto Mejia, R (8, 3) OBP: 0.452, SLG: 0.462		X 0-0 ② G4-3 2-3			S S S 0-3 ① K			B B B B 4-0 7 G5-3 BB		2 0 0 0 1 1 1 0 0 0 0 0 0 0 0 0 0 0 0 0 0						
11 Gerald Laird, R (1, 2) OBP: 0.222, SLG: 0.067 66 Matt Kennelly, R (7, 2) 68 Evan Gattis, R (8, PH) OBP: 0.469, SLG: 0.828 (8, 2)		S C C 0-3 ③ K			X 0-0 ② F8			L X 0-1 ① F9		2 0 0 0 0 1 1 0 0 0 0 0 0 0 1 0 0 0 0 0 1						
54 Kris Medlen, S (1, 1) 39 Jonny Venters, L (5, 1) 48 Dusty Hughes, L (7, 1) 7 Reed Johnson, R (8, PH) OBP: 0.222, SLG: 0.206 62 David Hale, R (8, 1)			X 0-0 ① G1-3		X 0-0 ③ P4			D X 1-0 ② ③ G5-3 1-2		2 0 0 0 0 0 0 0 0 0 0 0 0 0 0 0 0 0 0 0 0 1 0 0 0 0 0 1 0 0 0 0 0 0 0						
Inning Stats	R: 0 E: 0 K: 1 S: 5 H: 0 LOB: 0 BB: 0 P: 6	R: 1 E: 0 K: 1 S: 8 H: 2 LOB: 1 BB: 0 P: 9	R: 0 E: 0 K: 1 S: 5 H: 0 LOB: 0 BB: 0 P: 5	R: 0 E: 0 K: 0 S: 4 H: 1 LOB: 1 BB: 0 P: 4	R: 0 E: 0 K: 1 S: 5 H: 0 LOB: 0 BB: 0 P: 5	R: 0 E: 0 K: 2 S: 7 H: 0 LOB: 0 BB: 0 P: 7	R: 0 E: 0 K: 0 S: 3 H: 0 LOB: 0 BB: 0 P: 3	R: 0 E: 0 K: 0 S: 3 H: 0 LOB: 1 BB: 1 P: 8	R: 1 E: 0 K: 1 S: 6 H: 1 LOB: 1 BB: 1 P: 10	1B: 2 2B: 1 3B: 0 HR: 1 SF: 0 SAC: 0 DP: 0 HBP: 0							WP: 0 PB: 0 SB: 1 CS: 0 PA: 32

	AB	30
	R	2
	H	4
	RBI	2
	BB	2
	SO	7
	LOB	9

PITCHER		IP	WLS	BF	H	R	ER	SO	BB	IBB	HBP	BLK	WP	HR	S	P	ERA	WHIP
24 Nathan Eovaldi, R ERA: 3.29	(1, 1)	5.0		18	3	1	1	4	0	0	0	0	0	1	27	29	1.80	0.600
40 Mike Dunn, L ERA: 1.5	(6, 1)	1.0		3	0	0	0	2	0	0	0	0	0	0	7	7	0.00	0.000
60 Jon Rauch, R ERA: 6.75	(7, 1)	1.0		3	0	0	0	0	0	0	0	0	0	0	3	3	0.00	0.000
63 Jonathan Albaladejo, R ERA: 1.59	(8, 1)	2.0	L	8	1	1	1	1	2	0	0	0	0	0	9	18	4.50	1.500

PITCHER	IP	WLS	BF	H	R	ER	SO	BB	IBB	HBP	BLK	WP	HR	S	P	ERA	WHIP

Atlanta Braves @ Miami Marlins

Roger Dean Stadium, Jupiter, FL

Wed Mar 13 2013, 7:07 PM - 9:34 PM EDT

Att. 4,217 - Clear - 68 F

BOTTOM

Batter	1	2	3	4	5	6	7	8	9	AB	R	H	RBI	BB	SO	LOB
9 Juan Pierre, L (1, 7) OBP: 0.345, SLG: 0.393 76 Christian Yelich, L (7, 7) OBP: 0.465, SLG: 0.750	S S S 0-3 ① K		X 0-0 ③ F7			B B B B 4-0 19 WP 17 S 20 BB BB		X 0-0 ① P5		2 1 0 0 1 1 0 1 0 0 0 0 0 0						
17 Donovan Solano, R (1, 4) OBP: 0.485, SLG: 0.533 12 Matt Downs, R (7, 4) OBP: 0.176, SLG: 0.375	S C S 0-3 ② K			X 0-0 ① L7		B B B B 4-0 20 BB 19 WP 8 G5-2-3 1-2 BB		S S C 0-3 ② K		2 0 0 0 1 1 0 1 0 0 0 0 1 0						
19 Rob Brantly, L (1, 2) OBP: 0.345, SLG: 0.280 53 Kyle Skipworth, L (8, 2) OBP: 0.261, SLG: 0.300	X 0-0 ③ G6-3			X 0-0 20 G4-6-3 1B		B B B B 4-0 20 BB 1-2 2-3 BB		X 0-0 ③ P6		2 0 1 0 1 0 0 1 0 0 0 0 0 0						
20 Justin Ruggiano, R (1, 8) 2 Gorkys Hernández, R (6, PR) OBP: 0.355, SLG: 0.269 (7, 8)		X 0-0 ① G4-3		X 0-0 ② ③ G4-6-3 1-2f		B B B B 4-0 1-2 2-3 3-H BB			B B B B 4-0 8 E 8 G3 BB	2 0 0 1 1 0 1 0 0 0 0 1 0 0						
8 Chris Coghlan, L (1, 10) OBP: 0.300, SLG: 0.359		C S S 0-3 ② K			X 0-0 ① G4-3	X 0-0 ② ③ G5-2-3 3-Hf			X 0-0 ① G3 1-3	4 0 0 0 0 1 4						
26 Austin Kearns, R (1, 9) OBP: 0.222, SLG: 0.087 11 Bryan Petersen, L (7, PR) OBP: 0.167, SLG: 0.063 (8, 9)		X 0-0 E4			X 0-0 ② G5-3		B B B B 4-0 BB		S S S 0-3 ② K	2 0 0 0 1 0 0 1 0 0 0 0 1 1						
18 Casey Kotchman, L (1, 3) OBP: 0.429, SLG: 0.593		X 0-0 ③ L8			X 0-0 1B		S S S 0-3 ① K		S S S 0-3 ③ K	4 0 1 0 0 2 3						
13 Chris Valaika, R (1, 5) OBP: 0.143, SLG: 0.154			X 0-0 ① F7		X 0-0 ③ G5-3		X 0-0 ② F9			3 0 0 0 0 0 2						
3 Adeiny Hechavarría, R (1, 6) OBP: 0.250, SLG: 0.286 22 Nick Green, R (8, 6) OBP: 0.308, SLG: 0.304			X 0-0 ② G6-3			X 0-0 ① G6-3	X 0-0 ③ G6-4-1			3 0 0 0 0 0 1 0 0 0 0 0 0 0						
Inning Stats	R: 0 H: 0 E: 0 LOB: 0 K: 2 BB: 0 S: 7 P: 7	R: 0 H: 0 E: 1 LOB: 1 K: 1 BB: 0 S: 6 P: 6	R: 0 H: 0 E: 0 LOB: 0 K: 0 BB: 0 S: 3 P: 3	R: 0 H: 1 E: 0 LOB: 0 K: 0 BB: 0 S: 3 P: 3	R: 0 H: 1 E: 0 LOB: 1 K: 0 BB: 0 S: 4 P: 4	R: 1 H: 0 E: 0 LOB: 2 K: 0 BB: 4 S: 2 P: 18	R: 0 H: 0 E: 0 LOB: 1 K: 1 BB: 1 S: 5 P: 9	R: 0 H: 0 E: 0 LOB: 0 K: 1 BB: 0 S: 5 P: 5	R: 0 H: 0 E: 1 LOB: 1 K: 2 BB: 1 S: 7 P: 11	1B: 2 SF: 0 2B: 0 SAC: 0 3B: 0 DP: 2 HR: 0 HBP: 0						

livebaseballscorecards.com

AB	28
R	1
H	2
RBI	1
BB	6
SO	7
LOB	12

WP: 1 PA: 34
PB: 0
SB: 1
CS: 0

MIAMI

PITCHER		IP	WLS	BF	H	R	ER	SO	BB	IBB	HBP	BLK	WP	HR	S	P	ERA	WHIP
54 Kris Medlen, R ERA: 2.63	(1, 1)	4.2		16	2	0	0	3	0	0	0	0	0	0	22	22	0.00	0.429
39 Jonny Venters, L ERA: 4.26	(5, 1)	1.1	B	7	0	1	1	0	4	0	0	0	1	0	3	19	6.75	3.000
48 Dusty Hughes, L ERA: 1.5	(7, 1)	1.0		4	0	0	0	1	1	0	0	0	0	0	5	9	0.00	1.000
62 David Hale, R ERA: 3.0	(8, 1)	2.0	W	7	0	0	0	3	1	0	0	0	0	0	12	16	0.00	0.500

PITCHER	IP	WLS	BF	H	R	ER	SO	BB	IBB	HBP	BLK	WP	HR	S	P	ERA	WHIP

Atlanta Braves @ St. Louis Cardinals

Roger Dean Stadium, Jupiter, FL

Thu Mar 14 2013, 1:08 PM - 3:48 PM EDT

Att. 7,089 - Sunny - 70 F

TOP

livebaseballscorecards.com

Batter	1	2	3	4	5	6	7	8	9	AB	R	H	RBI	BB	SO	LOB
17 Jordan Schafer, L (1, 8) OBP: 0.313, SLG: 0.318	P6		1 E, 2-H, 1B		G5-3		FC5-4, 1 BB, 23 1B, 1-2f, 2-3		K	5	1	1	1	0	1	4
1 Tyler Pastornicky, R (1, 6) OBP: 0.432, SLG: 0.600	K		1 SAFE, F8, 1-2			F9, BB, 23 1B, 1-2			L9	4	0	0	0	1	1	2
5 Freddie Freeman, L (1, 3) OBP: 0.354, SLG: 0.578	G3			26, 3-1-4-6-3, 1B		K	1-3, 2-H, 3-H, 1B			3	0	1	0	0	1	0
23 Blake DeWitt, L (6, 4) OBP: 0.303, SLG: 0.367										1	0	1	2	0	0	0
26 Dan Uggla, R (1, 4) OBP: 0.286, SLG: 0.273		P6		G1-4-6-3, 1-2f		23 1B, 1B	K			3	0	1	0	0	0	1
38 Anthony Varvaro, R (6, 1)										0	0	0	0	0	0	0
72 Todd Cunningham, R (7, PH) OBP: 0.353, SLG: 0.333										1	0	0	0	0	1	2
82 Alex Wood, R (7, 1)										0	0	0	0	0	0	0
23 Chris Johnson, R (1, 5) OBP: 0.317, SLG: 0.500		E6, 68 G6-4-3		G4-3		1-3, 1B		K		4	0	1	0	0	1	0
(6, 3)																
68 Evan Gattis, R (1, 2) OBP: 0.457, SLG: 0.781		G6-4-3, 1-2f			74 2B, 36 G4-3, 1B	K		G6-3		3	1	1	0	0	1	3
57 Christian Bethancourt, R (7, 2) OBP: 0.250, SLG: 0.214										1	0	0	0	0	0	0
73 Joey Terdoslavich, S (1, 9) OBP: 0.405, SLG: 0.571			F7		K		K	G5-3		4	0	0	0	0	2	1
74 Jordan Parraz, R (1, 7) OBP: 0.323, SLG: 0.517			17 1B, 36 SH1-4, 1B		36 G4-3, 1-3, 2B		17 FC5-4, 23 1B, 25 1B, 1B		25 G4-3, 2B	4	2	4	0	0	0	0
36 Mike Minor, R (1, 1)			SH1-4, 1-2		G4-3, 2-3, 3-H		17 FC5-4, 1-2, 1B		G4-3, 2-3	1	0	0	1	0	0	1
25 Juan Francisco, L (6, 5) OBP: 0.325, SLG: 0.500										2	0	1	0	0	0	1

Inning Stats	1	2	3	4	5	6	7	8	9
R:	0	0	1	0	1	0	2	0	0
E:	0	1	1	0	0	0	0	0	0
K:	1	0	0	0	1	2	2	1	1
S:	5	3	5	3	9	9	10	5	6
H:	0	0	2	1	2	2	3	0	1
LOB:	0	0	1	0	1	2	2	0	1
BB:	0	0	0	0	0	0	1	0	0
P:	5	3	5	3	9	9	14	5	6

1B:	9
2B:	2
3B:	0
HR:	0
SF:	0
SAC:	1
DP:	2
HBP:	0

WP:	0
PB:	0
SB:	0
CS:	0
PA:	38

AB	36
R	4
H	11
RBI	4
BB	1
SO	8
LOB	15

PITCHER		IP	WLS	BF	H	R	ER	SO	BB	IBB	HBP	BLK	WP	HR	S	P	ERA	WHIP
58 Joe Kelly, R ERA: 2.25	(1, 1)	4.0		14	3	1	1	1	0	0	0	0	0	0	16	16	2.25	0.750
40 Shelby Miller, R ERA: 7.04	(5, 1)	2.2		15	6	3	3	4	1	0	0	0	0	0	24	28	10.12	2.625
26 Trevor Rosenthal, R ERA: 5.4	(7, 1)	0.1	B	2	1	0	0	1	0	0	0	0	0	0	4	4	0.00	3.000
74 Michael Wacha, R ERA:	(8, 1)	2.0	W	7	1	0	0	2	0	0	0	0	0	0	11	11	0.00	0.500

PITCHER		IP	WLS	BF	H	R	ER	SO	BB	IBB	HBP	BLK	WP	HR	S	P	ERA	WHIP

Atlanta Braves @ St. Louis Cardinals

Roger Dean Stadium, Jupiter, FL

Thu Mar 14 2013, 1:08 PM - 3:48 PM EDT

Att. 7,089 - Sunny - 70 F

livebaseballscorecards.com

BOTTOM

Batter	1	2	3	4	5	6	7	8	9	AB	R	H	RBI	BB	SO	LOB
19 Jon Jay, L (1, 8) OBP: 0.250, SLG: 0.294	L5		P5		K		G5-3			4	0	0	0	0	1	2
46 J.R. Towles, R (8, 2) OBP: 0.474, SLG: 0.375										0	0	0	0	0	0	0
13 Matt Carpenter, L (1, 4) OBP: 0.462, SLG: 0.588	7 F8 2B			G4-3	21 1B 3B 1-H 2-H		F7			4	1	2	2	0	0	0
74 Michael Wacha, R (8, 1)										0	0	0	0	0	0	0
7 Matt Holliday, R (1, 7) OBP: 0.381, SLG: 0.563	F8 2-3			G6-3	21 E 21 1B BB		G1-3			2	0	0	0	1	0	1
56 Adron Chambers, L (5, PR) OBP: 0.311, SLG: 0.400										1	0	0	0	0	0	0
(6, 7)																
21 Allen Craig, R (1, 3) OBP: 0.485, SLG: 0.500	G5-3			BB	E8 23 BB 1B 1-3 3-H			23 FC6-4 1B		2	0	1	1	1	0	1
43 Shane Robinson, R (8, 8) OBP: 0.571, SLG: 0.968										1	0	1	0	0	0	0
23 David Freese, R (1, 5) OBP: 0.379, SLG: 0.417		K	K	BB 1-2				FC6-4 87 1B 87 WP 53 2B 1-2f		3	0	0	0	1	2	2
16 Ronny Cedeno, R (8, PR) OBP: 0.345, SLG: 0.400										0	1	0	0	0	0	0
(9, 5)																
87 Oscar Taveras, L (1, 9) OBP: 0.348, SLG: 0.535		F7			1B G6-3			53 2B 1B 1-3		4	0	2	0	0	0	3
38 Pete Kozma, R (1, 6) OBP: 0.400, SLG: 0.605		L7			48 2B 1B		F9	P4		4	1	1	0	0	0	2
48 Tony Cruz, R (1, 2) OBP: 0.357, SLG: 0.385			F9		13 3B 2B 1-H		F9			3	1	1	1	0	0	0
53 Matt Adams, L (8, 3) OBP: 0.382, SLG: 0.594								1-3 3-H 2B		1	0	1	1	0	0	0
58 Joe Kelly, R (1, 1)			G3		13 3B BB		K	L9		1	0	0	0	0	0	0
40 Shelby Miller, R (5, 1)										1	1	0	0	1	1	0
26 Trevor Rosenthal, R (7, 1)										0	0	0	0	0	0	0
8 Ryan Jackson, R (8, 4) OBP: 0.182, SLG: 0.100										1	0	0	0	0	0	3

Inning Stats	1	2	3	4	5	6	7	8	9
	R: 0 E: 0 K: 0 S: 4	H: 1 LOB: 1 BB: 0 P: 4	R: 0 E: 0 K: 1 S: 5	H: 0 LOB: 0 BB: 0 P: 5	R: 0 E: 0 K: 0 S: 3	H: 0 LOB: 0 BB: 0 P: 3	R: 0 E: 0 K: 1 S: 5	H: 0 LOB: 1 BB: 1 P: 9	R: 4 E: 1 K: 1 S: 9	H: 5 LOB: 3 BB: 3 P: 21	R: 0 E: 0 K: 0 S: 5	H: 0 LOB: 0 BB: 0 P: 5	R: 0 E: 0 K: 0 S: 3	H: 0 LOB: 0 BB: 0 P: 3	R: 1 E: 0 K: 0 S: 6	H: 3 LOB: 3 BB: 0 P: 7

1B: 5 SF: 0
2B: 3 SAC: 0
3B: 1 DP: 0
HR: 0 HBP: 0

WP: 1 PA: 36
PB: 0
SB: 0
CS: 0

	AB	R	H	RBI	BB	SO	LOB
	32	5	9	5	4	4	14

PITCHER		IP	WLS	BF	H	R	ER	SO	BB	IBB	HBP	BLK	WP	HR	S	P	ERA	WHIP
36 Mike Minor, L ERA: 3.86	(1, 1)	5.0		24	6	4	4	3	4	0	0	0	0	0	26	42	7.20	2.000
38 Anthony Varvaro, R ERA: 5.63	(6, 1)	1.0		3	0	0	0	1	0	0	0	0	0	0	5	5	0.00	0.000
82 Alex Wood, L ERA: 1.29	(7, 1)	2.0	L	9	3	1	1	0	0	0	0	0	1	0	9	10	4.50	1.500

PITCHER	IP	WLS	BF	H	R	ER	SO	BB	IBB	HBP	BLK	WP	HR	S	P	ERA	WHIP

Batter	1	2	3	4	5	6	7	8	9	AB	R	H	RBI	BB	SO	LOB
1 Jordany Valdespin, L (1, 4) OBP: 0.378, SLG: 0.600	F8		G4-3		G1-3		G4-3		4 G6-3 47 SH1-3 2-H 1B	5	0	1	1	0	0	3
11 Rubén Tejada, R (1, 6) OBP: 0.233, SLG: 0.231	F9		G6-3			F7	G5-3		SH1-3 1-2	4	0	0	0	0	0	2
47 Aaron Laffey, L (7, 1)										0	0	0	0	0	0	0
4 Collin Cowgill, R (1, 8) OBP: 0.415, SLG: 0.583	G6-3		21 CS 1B			G6-3		E6 77 1B	G6-3 2-3	5	1	1	0	0	0	1
21 Lucas Duda, L (1, 7) OBP: 0.314, SLG: 0.500		HR	CS 1-2	G4-3		BB 44 BB		1B 2-H	L4	2	1	1	1	1	0	0
77 Andrew Brown, R (6, 7) OBP: 0.207, SLG: 0.250										2	0	1	1	0	0	1
44 John Buck, R (1, 2) OBP: 0.417, SLG: 0.762		23 G3 12 2B 1B		G6-3		BB 1-2		3 WP 1B		2	1	1	0	1	0	0
15 Travis d'Arnaud, R (6, 2) OBP: 0.357, SLG: 0.375										1	0	1	0	0	0	0
23 Mike Baxter, L (1, 9) OBP: 0.242, SLG: 0.111		G3 1-2		G4-3		G6-3		L4 1-2		3	0	0	0	0	0	3
66 Josh Edgin, R (6, 1)										0	0	0	0	0	0	0
50 Scott Atchison, R (6, 1)										0	0	0	0	0	0	0
3 Omar Quintanilla, L (7, 6) OBP: 0.370, SLG: 0.478										1	0	0	0	0	0	1
19 Zach Lutz, R (1, 3) OBP: 0.459, SLG: 0.419		G5-3			1B	80 F8 12 BB 1B		G6-3		4	0	2	0	0	0	2
12 Brandon Hicks, R (1, 5) OBP: 0.378, SLG: 0.407		2-H 2B	P6			80 F8 1-2 BB			80 BLK 80 2B BB	2	1	1	1	2	0	1
53 Jeremy Hefner, R (1, 1)		L9	K		S S	F8 1-2 2-3			1 1B 1-H 2B	2	0	0	0	0	1	2
80 Jamie Hoffmann, R (6, 9) OBP: 0.222, SLG: 0.385										2	1	1	1	0	0	2
Inning Stats	R: 0 E: 0 K: 0 S: 3 H: 0 LOB: 0 BB: 0 P: 3	R: 2 E: 0 K: 0 S: 6 H: 3 LOB: 1 BB: 0 P: 7	R: 0 E: 0 K: 0 S: 3 H: 1 LOB: 0 BB: 0 P: 4	R: 0 E: 0 K: 0 S: 3 H: 0 LOB: 0 BB: 0 P: 3	R: 0 E: 0 K: 1 S: 6 H: 1 LOB: 1 BB: 0 P: 6	R: 0 E: 0 K: 0 S: 3 H: 0 LOB: 2 BB: 2 P: 11	R: 0 E: 0 K: 0 S: 4 H: 1 LOB: 2 BB: 1 P: 8	R: 1 E: 1 K: 0 S: 5 H: 2 LOB: 1 BB: 0 P: 6	R: 2 E: 0 K: 0 S: 5 H: 2 LOB: 1 BB: 1 P: 9	1B: 7 2B: 2 3B: 0 HR: 1 SF: 0 SAC: 1 DP: 0 HBP: 0	WP: 1 PB: 0 SB: 0 CS: 1 PA: 41					

PITCHER	IP	WLS	BF	H	R	ER	SO	BB	IBB	HBP	BLK	WP	HR	S	P	ERA	WHIP
15 Tim Hudson, R (1, 1) ERA: 5.4	6.0		24	5	2	2	1	2	0	0	0	0	1	24	34	3.00	1.167
34 Eric O'Flaherty, L (7, 1) ERA:	1.0		5	1	0	0	0	1	0	0	0	0	0	4	8	0.00	2.000
50 Cristhian Martinez, R (8, 1) ERA: 6.48	1.0	L	5	2	1	0	0	0	0	0	0	1	0	5	6	0.00	2.000
53 Cory Gearrin, R (9, 1) ERA: 2.57	1.0		6	2	2	2	0	1	0	0	1	0	0	5	9	18.00	3.000

PITCHER	IP	WLS	BF	H	R	ER	SO	BB	IBB	HBP	BLK	WP	HR	S	P	ERA	WHIP

TOP

New York Mets @ Atlanta Braves

Champion Stadium, Lake Buena Vista, FL

Fri Mar 15 2013, 1:09 PM - 3:39 PM EDT

Att. 9,186 - Sunny - 65 F

livebaseballscorecards.com

AB	35
R	5
H	10
RBI	5
BB	4
SO	1
LOB	18

New York Mets @ Atlanta Braves

Champion Stadium, Lake Buena Vista, FL

Fri Mar 15 2013, 1:09 PM - 3:39 PM EDT

Att. 9,186 - Sunny - 65 F

BOTTOM

Batter	1	2	3	4	5	6	7	8	9	AB	R	H	RBI	BB	SO	LOB
14 Ramiro Pena, S (1, 6) OBP: 0.394, SLG: 0.393	L9		BB		K		E6 17 CS			3	0	0	0	1	1	0
13 Jose Constanza, L (7, PR)										0	0	0	0	0	0	0
50 Cristhian Martinez, R (8, 1)										0	0	0	0	0	0	0
53 Cory Gearrin, R (9, 1)										0	0	0	0	0	0	0
22 Jason Heyward, L (1, 9) OBP: 0.233, SLG: 0.439	F7		P3		K		CS 1-2	F8		3	0	0	0	0	1	2
17 Jordan Schafer, L (7, 8) OBP: 0.306, SLG: 0.311										1	0	0	0	0	0	0
8 Justin Upton, R (1, 7) OBP: 0.283, SLG: 0.405	G5-3		P3		K			F8		3	0	0	0	0	1	2
23 Chris Johnson, R (7, 3) OBP: 0.310, SLG: 0.488										1	0	0	0	0	0	0
5 Freddie Freeman, L (1, 3) OBP: 0.353, SLG: 0.625		L9		HR		G1-3		P6		3	1	1	1	0	0	0
74 Jordan Parraz, R (7, 9) OBP: 0.313, SLG: 0.500										1	0	0	0	0	0	0
2 B.J. Upton, R (1, 8) OBP: 0.444, SLG: 0.622		P4		26 1B		26 F8			F9	3	0	2	0	0	0	0
1 Tyler Pastornicky, R (7, 4) OBP: 0.422, SLG: 0.585				1B		2B				1	0	0	0	0	0	0
(8, 6)																
26 Dan Uggla, R (1, 4) OBP: 0.288, SLG: 0.277		L7		1-2		F8			F8	3	0	1	0	0	0	1
34 Eric O'Flaherty, L (7, 1)				1B		2-3				0	0	0	0	0	0	0
23 Blake DeWitt, L (8, 4) OBP: 0.294, SLG: 0.355										1	0	0	0	0	0	0
25 Juan Francisco, L (1, 5) OBP: 0.318, SLG: 0.548			HR		K	K			K	4	1	1	1	0	3	3
11 Gerald Laird, R (1, 2) OBP: 0.238, SLG: 0.167			2B		K		L9			3	0	1	0	0	1	2
57 Christian Bethancourt, R (8, 2) OBP: 0.250, SLG: 0.214										0	0	0	0	0	0	0
15 Tim Hudson, R (1, 1)			K	K			P4			2	0	0	0	0	2	3
7 Reed Johnson, R (7, 7) OBP: 0.216, SLG: 0.200										1	0	0	0	0	0	0

livebaseballscorecards.com

	AB	33
	R	2
	H	6
	RBI	2
	BB	1
	SO	9
	LOB	13

Inning Stats										
	R: 0 E: 0 K: 0 S: 3	H: 0 LOB: 0 BB: 0 P: 3	R: 0 E: 0 K: 0 S: 3	H: 0 LOB: 0 BB: 0 P: 3	R: 1 E: 0 K: 1 S: 8	H: 2 LOB: 2 BB: 1 P: 15	R: 1 E: 0 K: 3 S: 12	H: 3 LOB: 2 BB: 0 P: 14	R: 0 E: 0 K: 3 S: 9	H: 0 LOB: 0 BB: 0 P: 9
	R: 0 E: 0 K: 1 S: 6	H: 1 LOB: 1 BB: 0 P: 6	R: 0 E: 1 K: 0 S: 3	H: 0 LOB: 1 BB: 0 P: 4	R: 0 E: 0 K: 0 S: 3	H: 0 LOB: 0 BB: 0 P: 3	R: 0 E: 0 K: 1 S: 5	H: 0 LOB: 0 BB: 0 P: 5	1B: 2 2B: 2 3B: 0 HR: 2	SF: 0 SAC: 0 DP: 0 HBP: 0
	WP: 0 PB: 0 SB: 0 CS: 1	PA: 35								

PITCHER		IP	WLS	BF	H	R	ER	SO	BB	IBB	HBP	BLK	WP	HR	S	P	ERA	WHIP
53 Jeremy Hefner, R ERA: 2.93	(1, 1)	5.0		21	5	2	2	7	1	0	0	0	0	2	35	44	3.60	1.200
66 Josh Edgin, L ERA: 4.5	(6, 1)	0.1		1	0	0	0	0	0	0	0	0	0	0	1	1	0.00	0.000
50 Scott Atchison, R ERA: 2.7	(6, 1)	1.1		6	1	0	0	1	0	0	0	0	0	0	8	8	0.00	0.750
47 Aaron Laffey, L ERA:	(7, 1)	2.1	W	6	0	0	0	1	0	0	0	0	0	0	8	9	0.00	0.000

PITCHER	IP	WLS	BF	H	R	ER	SO	BB	IBB	HBP	BLK	WP	HR	S	P	ERA	WHIP

Batter	1	2	3	4	5	6	7	8	9	AB	R	H	RBI	BB	SO	LOB
26 Eduardo Núñez, R (1, 6) OBP: 0.289, SLG: 0.242	0-0 17 G5-4-3 1B	BBB 4-0 17 FC5-4 BB	SSS 0-3 K						0-0 G5-3	2	0	1	0	1	1	0
90 Cito Culver, R (7, 6)										1	0	0	0	0	0	0
17 Jayson Nix, R (1, 5) OBP: 0.243, SLG: 0.229	0-0 G5-4-3 1-2f	0-0 FC5-4 1-2f				0-0 F7			0-0 F8	3	0	0	0	0	0	2
Corban Joseph, L (7, 5) OBP: 0.294, SLG: 0.233										1	0	0	0	0	0	0
40 Ben Francisco, R (1, 7) OBP: 0.441, SLG: 0.586	0-0 G5-3			0-0 F9		CCC 0-3 K			CCC 0-3 K	3	0	0	0	0	1	0
95 Ben Gamel, L (7, 7)										1	0	0	0	0	1	0
29 Francisco Cervelli, R (1, 2) OBP: 0.294, SLG: 0.333		0-0 G1-3		SSS 0-3 K			0-0 G4-3			3	0	0	0	0	1	0
Austin Romine, R (7, 2) OBP: 0.250, SLG: 0.250										0	0	0	0	0	0	0
63 Melky Mesa, R (1, 8) OBP: 0.214, SLG: 0.325		SSS 0-3 K		0-0 G5-3			0-0 L6			3	0	0	0	0	1	0
60 Thomas Neal, R (1, 9) OBP: 0.355, SLG: 0.464		0-0 E3			0-0 E6 22 G5-4-3		0-0 L7			3	0	0	0	0	0	0
91 Neil Medchill, L (7, 9)										0	0	0	0	0	0	0
22 Matt Diaz, R (1, 10) OBP: 0.250, SLG: 0.200		0-0 F9			0-0 G5-4-3 1-2f			0-0 98 G6-3 1B		3	0	1	0	0	0	2
12 Dan Johnson, L (1, 3) OBP: 0.273, SLG: 0.077			0-0 L6		0-0 97 FC6-4 1B			0-0 F8		3	0	1	0	0	0	1
97 José Pirela, R (1, 4) OBP: 0.357, SLG: 0.571			0-0 F8		0-0 FC6-4 1-2f			0-0 G6-3 1-2f		2	0	0	0	0	0	1
98 Ali Castillo, R (8, PH)										1	0	0	0	0	0	1
(8, 4)																
Inning Stats	R: 0 E: 0 K: 0 S: 3 H: 1 LOB: 0 BB: 0 P: 3	R: 0 E: 1 K: 1 S: 6 H: 0 LOB: 1 BB: 0 P: 6	R: 0 E: 0 K: 0 S: 3 H: 0 LOB: 1 BB: 1 P: 7	R: 0 E: 0 K: 1 S: 5 H: 0 LOB: 0 BB: 0 P: 5	R: 0 E: 1 K: 0 S: 4 H: 1 LOB: 1 BB: 0 P: 4	R: 0 E: 0 K: 2 S: 7 H: 0 LOB: 0 BB: 0 P: 7	R: 0 E: 0 K: 0 S: 3 H: 0 LOB: 0 BB: 0 P: 3	R: 0 E: 0 K: 0 S: 3 H: 1 LOB: 0 BB: 0 P: 3	R: 0 E: 0 K: 1 S: 5 H: 0 LOB: 0 BB: 0 P: 5	1B: 3 2B: 0 3B: 0 HR: 0 SF: 0 SAC: 0 DP: 3 HBP: 0						

TOP

New York Yankees @ Atlanta Braves

Champion Stadium, Lake Buena Vista, FL

Sat Mar 16 2013, 5:07 PM - 7:25 PM EDT

Att. 10,298 - Clear - 79 F

livebaseballscorecards.com

AB	29
R	0
H	3
RBI	0
BB	1
SO	5
LOB	7

WP: 0 PB: 0 SB: 0 CS: 0 PA: 30

PITCHER		IP	WLS	BF	H	R	ER	SO	BB	IBB	HBP	BLK	WP	HR	S	P	ERA	WHIP
28 Paul Maholm, L ERA: 2.33	(1, 1)	6.0	W	21	2	0	0	4	1	0	0	0	0	0	28	32	0.00	0.500
61 David Carpenter, R ERA: 12.79	(7, 1)	1.0		3	0	0	0	0	0	0	0	0	0	0	3	3	0.00	0.000
83 J.R. Graham, R ERA:	(8, 1)	2.0		6	1	0	0	1	0	0	0	0	0	0	8	8	0.00	0.500

PITCHER	IP	WLS	BF	H	R	ER	SO	BB	IBB	HBP	BLK	WP	HR	S	P	ERA	WHIP

New York Yankees @ Atlanta Braves

Champion Stadium, Lake Buena Vista, FL

Sat Mar 16 2013, 5:07 PM - 7:25 PM EDT

Att. 10,298 - Clear - 79 F

BOTTOM

livebaseballscorecards.com

Batter	1	2	3	4	5	6	7	8	9	AB	R	H	RBI	BB	SO	LOB
2 B.J. Upton, R (1, 10) OBP: 0.408, SLG: 0.571	K2-3		G5-3		F7		F8			4	0	0	0	0	1	1
22 Jason Heyward, L (1, 9) 13 Jose Constanza, L (8, 7) OBP: 0.277, SLG: 0.442	P2		8 1B 3-H 1B		8 S 8 E BB		17 FC6-4 BB			2 0	1 0	1 0	1 0	2 0	0 0	0 0
8 Justin Upton, R (1, 7) 17 Jordan Schafer, L (6, 7) (8, 9) OBP: 0.306, SLG: 0.422 OBP: 0.300, SLG: 0.304	K		1-3 1B		E8 25 HR 1-H 1B		FC6-4 1-2f			3 1	1 0	2 0	1 0	0 0	1 0	0 1
25 Juan Francisco, L (1, 5) 23 Blake DeWitt, L (8, 5) OBP: 0.340, SLG: 0.622 OBP: 0.286, SLG: 0.344		1B	K		2-2 HR 3-H			G3		3 1	1 0	2 0	2 0	0 0	1 0	2 0
68 Evan Gattis, R (1, 2) 20 Matt Pagnozzi, R (7, 2) OBP: 0.421, SLG: 0.714 OBP: 0.412, SLG: 0.400		K		F8	K			K		3 1	0 0	0 0	0 0	0 0	2 1	1 0
23 Chris Johnson, R (1, 3) 73 Joey Terdoslavich, S (7, 3) OBP: 0.289, SLG: 0.455 OBP: 0.421, SLG: 0.583		L8		G4-3		E5 1 G6-4-3		1 BB 1B		3 1	0 0	0 1	0 0	0 0	0 0	1 0
1 Tyler Pastornicky, R (1, 4) (8, 6) OBP: 0.429, SLG: 0.568		L8		1B		G6-4-3 1-2f		1-2 BB		3	0	1	0	1	0	2
7 Reed Johnson, R (1, 8) OBP: 0.220, SLG: 0.231			14 SH1-3 22 1B 2B	G1-3		G5-3		G6-3		4	1	1	0	0	0	3
14 Ramiro Pena, S (1, 6) Luis Nunez, R (8, 4) OBP: 0.371, SLG: 0.367 OBP: 0.500, SLG: 0.500			SH1-3 2-3		K		F7			2 0	0 0	0 0	0 0	0 0	1 0	0 0

	AB	31
	R	4
	H	8
	RBI	4
	BB	3
	SO	7
	LOB	11

Inning Stats	1	2	3	4	5	6	7	8	9
	R: 0 H: 0 E: 0 LOB: 0 K: 2 BB: 0 S: 7 P: 7	R: 0 H: 1 E: 0 LOB: 1 K: 1 BB: 0 S: 6 P: 6	R: 1 H: 3 E: 0 LOB: 2 K: 1 BB: 0 S: 8 P: 8	R: 0 H: 1 E: 0 LOB: 1 K: 0 BB: 0 S: 4 P: 4	R: 3 H: 2 E: 1 LOB: 0 K: 2 BB: 1 S: 11 P: 18	R: 0 H: 0 E: 1 LOB: 0 K: 0 BB: 0 S: 3 P: 3	R: 0 H: 0 E: 0 LOB: 1 K: 0 BB: 1 S: 3 P: 7	R: 0 H: 1 E: 0 LOB: 2 K: 1 BB: 1 S: 6 P: 10	

	1B: 6	SF: 0	WP: 0	PA: 35
	2B: 1	SAC: 1	PB: 0	
	3B: 0	DP: 1	SB: 1	
	HR: 1	HBP: 0	CS: 0	

PITCHER		IP	WLS	BF	H	R	ER	SO	BB	IBB	HBP	BLK	WP	HR	S	P	ERA	WHIP
41 David Phelps, R ERA: 2.37	(1, 1)	5.0	L	23	7	4	4	6	1	0	0	0	0	1	36	43	7.20	1.600
89 Preston Claiborne, R ERA: 1.13	(6, 1)	1.0		3	0	0	0	0	0	0	0	0	0	0	3	3	0.00	0.000
92 Tommy Kahnle, R ERA:	(7, 1)	1.0		4	0	0	0	0	1	0	0	0	0	0	3	7	0.00	1.000
96 Jeremy Bleich, L ERA:	(8, 1)	0.1		1	0	0	0	0	0	0	0	0	0	0	1	1	0.00	0.000
43 Jim Miller, R ERA: 2.35	(8, 1)	0.2		4	1	0	0	1	1	0	0	0	0	0	5	9	0.00	3.000

PITCHER		IP	WLS	BF	H	R	ER	SO	BB	IBB	HBP	BLK	WP	HR	S	P	ERA	WHIP

Batter	1	2	3	4	5	6	7	8	9	AB	R	H	RBI	BB	SO	LOB
17 Jordan Schafer, L (1, 8) OBP: 0.296, SLG: 0.300	F7		G4-3			11 SH1-3 / 11 S / 5 1B / 1B	G3			4	1	1	0	0	0	1
11 Gerald Laird, R (1, 2) OBP: 0.217, SLG: 0.150	G4-3		K			1 SAFE / SH1-3 / 1-3		F9		2	0	0	0	0	1	0
57 Christian Bethancourt, R (7, 2) OBP: 0.235, SLG: 0.200										1	0	0	0	0	0	0
5 Freddie Freeman, L (1, 3) OBP: 0.345, SLG: 0.596	L6			F7		23 1B / 3-H / 1B		G4-3		4	0	1	1	0	0	0
73 Joey Terdoslavich, S (8, 3) OBP: 0.421, SLG: 0.583										0	0	0	0	0	0	0
26 Dan Uggla, R (1, 4) OBP: 0.268, SLG: 0.255		P6		G6-3		K		K		4	0	0	0	0	2	1
23 Blake DeWitt, L (8, 4) OBP: 0.286, SLG: 0.344										0	0	0	0	0	0	0
23 Chris Johnson, R (1, 5) OBP: 0.327, SLG: 0.542		14 WP / 1B		HR		1-2 / 1B			G3-1	4	1	3	1	0	0	0
74 Jordan Parraz, R (1, 9) OBP: 0.306, SLG: 0.471		K		F8		K			14 1B / 1B	4	0	1	0	0	2	3
14 Ramiro Pena, S (1, 6) OBP: 0.385, SLG: 0.364		13 FC6-4 / 1-2 / BB			K		G5-3		68 G4-6-3 / 1-3 / 1B	3	0	1	0	1	1	0
13 Jose Constanza, L (1, 7)		FC6-4 / 1-2f			F7		K		G4-6-3 / 1-2f	2	0	0	0	0	0	2
68 Evan Gattis, R (6, 7) OBP: 0.400, SLG: 0.676										2	0	0	0	0	1	2
95 David Rohm, R (9, 7)										0	0	0	0	0	0	0
49 Julio Teheran, R (1, 1)			K		G4-3		1B			2	0	0	0	0	1	0
25 Juan Francisco, L (7, PH) OBP: 0.354, SLG: 0.630										1	0	1	0	0	0	0
43 Luis Avilán, L (7, 1)										0	0	0	0	0	0	0
48 Dusty Hughes, L (8, 1)										0	0	0	0	0	0	0
38 Anthony Varvaro, R (9, 1)										0	0	0	0	0	0	0

TOP

Atlanta Braves @ New York Mets

Tradition Field, Port St. Lucie, FL

Sun Mar 17 2013, 1:11 PM - 3:46 PM EDT

Att. 6,761 - Cloudy - 79 F

livebaseballscorecards.com

AB	33
R	2
H	8
RBI	2
BB	1
SO	8
LOB	9

Inning Stats	1	2	3	4	5	6	7	8	9
	R: 0 E: 0 K: 0 S: 3	H: 0 LOB: 0 BB: 0 P: 3	R: 0 E: 0 K: 1 S: 6	H: 1 LOB: 2 BB: 1 P: 10	R: 0 E: 0 K: 2 S: 7	H: 0 LOB: 0 BB: 0 P: 7	R: 1 E: 0 K: 0 S: 5	H: 1 LOB: 0 BB: 0 P: 8	R: 0 E: 0 K: 1 S: 5	H: 0 LOB: 0 BB: 0 P: 5
	R: 1 E: 0 K: 2 S: 10	H: 3 LOB: 2 BB: 0 P: 10	R: 0 E: 0 K: 1 S: 6	H: 1 LOB: 1 BB: 0 P: 6	R: 0 E: 0 K: 1 S: 5	H: 0 LOB: 0 BB: 0 P: 5	R: 0 E: 0 K: 0 S: 4	H: 2 LOB: 1 BB: 0 P: 4	1B: 7 2B: 0 3B: 0 HR: 1	SF: 0 SAC: 1 DP: 1 HBP: 0

WP: 1 PB: 0 SB: 1 CS: 0 PA: 35

PITCHER		IP	WLS	BF	H	R	ER	SO	BB	IBB	HBP	BLK	WP	HR	S	P	ERA	WHIP
49 Jonathon Niese, L ERA: 0.71	(1, 1)	5.0		18	2	1	1	4	1	0	0	0	1	1	26	33	1.80	0.600
56 Scott Rice, L ERA: 4.7	(6, 1)	0.2	L	4	2	1	1	1	0	0	0	0	0	0	6	6	13.50	3.000
34 Brandon Lyon, R ERA: 1.59	(6, 1)	1.0		4	1	0	0	2	0	0	0	0	0	0	8	8	0.00	1.000
55 Pedro Feliciano, L ERA: 2.7	(7, 1)	0.1		2	1	0	0	0	0	0	0	0	0	0	2	2	0.00	3.000
73 Robert Carson, L ERA: 4.82	(8, 1)	1.1		6	2	0	0	1	0	0	0	0	0	0	8	8	0.00	1.500

PITCHER		IP	WLS	BF	H	R	ER	SO	BB	IBB	HBP	BLK	WP	HR	S	P	ERA	WHIP
39 Bobby Parnell, R ERA: 3.52	(9, 1)	0.2		1	0	0	0	0	0	0	0	0	0	0	1	1	0.00	0.000

BOTTOM

Atlanta Braves @ New York Mets

Tradition Field, Port St. Lucie, FL

Sun Mar 17 2013, 1:11 PM - 3:46 PM EDT

Att. 6,761 - Cloudy - 79 F

livebaseballscorecards.com

Batter	1	2	3	4	5	6	7	8	9	AB	R	H	RBI	BB	SO	LOB
1 Jordany Valdespin, L (1, 4) OBP: 0.425, SLG: 0.703 12 Brandon Hicks, R (8, PH) OBP: 0.366, SLG: 0.367 (9, 3)	HR		1B		BB			BB		2 0	1 0	2 0	1 0	1 1	0 0	0 0
4 Collin Cowgill, R (1, 7) OBP: 0.370, SLG: 0.512 (8, 8) 39 Bobby Parnell, R (9, 1)	F7		P4		K			G4-3		4 0	0 0	0 0	0 0	0 0	1 0	3 0
29 Ike Davis, L (1, 3) OBP: 0.462, SLG: 0.545 86 Danny Muno, S (9, 4)	2B		P6			K			BB	3 0	0 0	1 0	0 0	0 1	1 0	1 0
6 Marlon Byrd, R (1, 9) OBP: 0.333, SLG: 0.441 77 Andrew Brown, R (8, 9) OBP: 0.194, SLG: 0.233	K			P3		F8			K	3 1	0 0	0 0	0 0	0 0	1 1	1 1
19 Zach Lutz, R (1, 5) OBP: 0.429, SLG: 0.371	P3			BB		F9			FC6-4	3	0	0	0	1	0	2
22 Landon Powell, S (1, 2) OBP: 0.261, SLG: 0.190 16 Brian Bixler, R (8, 6) OBP: 0.424, SLG: 0.593		P4		K			G5-3		G6-3	3 1	0 0	0 0	0 0	0 0	1 0	1 1
68 Matthew den Dekker, L (1, 8) OBP: 0.235, SLG: 0.303 80 Jamie Hoffmann, R (7, PH) OBP: 0.214, SLG: 0.370 (8, 7)		K		F7			G5-3			2 1	0 0	0 0	0 0	0 0	1 0	1 0
11 Rubén Tejada, R (1, 6) OBP: 0.206, SLG: 0.200 73 Robert Carson, L (8, 1) 95 Darrell Ceciliani, L (9, 8)		G4-3			P3		F9			3 0 0	0 0 0	0 0 0	0 0 0	0 0 0	0 0 0	0 0 0
49 Jonathon Niese, L (1, 1) 21 Lucas Duda, L (5, PH) OBP: 0.282, SLG: 0.444 56 Scott Rice, L (6, 1) 34 Brandon Lyon, R (6, 1) 55 Pedro Feliciano, L (7, 1) 20 Anthony Recker, R (8, 2) OBP: 0.500, SLG: 0.765		K			K			P3		1 1 0 0 0 1	0 0 0 0 0 0	0 0 0 0 0 0	0 0 0 0 0 0	0 0 0 0 0 0	1 0 0 0 0 0	0 0 0 0 0 0
Inning Stats	R: 1 E: 0 K: 1 S: 7 H: 2 LOB: 1 BB: 0 P: 8	R: 0 E: 0 K: 1 S: 5 H: 0 LOB: 0 BB: 0 P: 5	R: 0 E: 0 K: 1 S: 6 H: 1 LOB: 1 BB: 0 P: 6	R: 0 E: 0 K: 1 S: 5 H: 0 LOB: 1 BB: 1 P: 9	R: 0 E: 0 K: 2 S: 7 H: 0 LOB: 1 BB: 1 P: 11	R: 0 E: 0 K: 1 S: 5 H: 0 LOB: 0 BB: 0 P: 5	R: 0 E: 0 K: 0 S: 3 H: 0 LOB: 0 BB: 0 P: 3	R: 0 E: 0 K: 0 S: 2 H: 0 LOB: 0 BB: 1 P: 6	R: 0 E: 0 K: 1 S: 5 H: 0 LOB: 1 BB: 1 P: 9	1B: 1 2B: 1 3B: 0 HR: 1	SF: 0 SAC: 0 DP: 1 HBP: 0		WP: 0 PB: 0 SB: 0 CS: 0	PA: 33			

	AB	29
	R	1
	H	3
	RBI	1
	BB	4
	SO	8
	LOB	11

PITCHER		IP	WLS	BF	H	R	ER	SO	BB	IBB	HBP	BLK	WP	HR	S	P	ERA	WHIP
49 Julio Teheran, R ERA: 1.35	(1, 1)	6.0	W	23	3	1	1	7	2	0	0	0	0	1	35	44	1.50	0.833
43 Luis Avilán, L ERA: 3.24	(7, 1)	1.0	H	3	0	0	0	0	0	0	0	0	0	0	3	3	0.00	0.000
48 Dusty Hughes, L ERA: 1.29	(8, 1)	1.0	H	3	0	0	0	0	1	0	0	0	0	0	2	6	0.00	1.000
38 Anthony Varvaro, R ERA: 5.0	(9, 1)	1.0	S	4	0	0	0	1	1	0	0	0	0	0	5	9	0.00	1.000

PITCHER	IP	WLS	BF	H	R	ER	SO	BB	IBB	HBP	BLK	WP	HR	S	P	ERA	WHIP

Batter	1	2	3	4	5	6	7	8	9	AB	R	H	RBI	BB	SO	LOB
2 Ben Revere, L (1, 8) OBP: 0.359, SLG: 0.410	F7	28 1B 1-2 3-H 1B		G1-3	1-2 2-H 1B			28 G6-4-3 1B		4	0	2	2	0	0	0
4 Pete Orr, L (6, 9) OBP: 0.333, SLG: 0.867										1	0	1	0	0	0	0
28 Kevin Frandsen, R (1, 4) OBP: 0.327, SLG: 0.553	K	1-2 2-3 1B		G5-3	G5-3			G6-4-3 1-2f		5	0	1	0	0	1	3
10 Michael Young, R (1, 5) OBP: 0.310, SLG: 0.389	G1-3	SF9 3-H			L9	G4-3		F8		3	0	0	1	0	0	0
13 Freddy Galvis, S (6, 5)										1	0	0	0	0	0	0
6 Ryan Howard, L (1, 3) OBP: 0.344, SLG: 0.607		9 1B 18 2B 1B			9 HR 1B	G3-1			43 FC6-4 BB	4	2	2	0	0	0	2
15 John Mayberry Jr., R (6, 3) OBP: 0.304, SLG: 0.333		P5								0	0	0	0	1	0	0
9 Domonic Brown, L (1, 9) OBP: 0.471, SLG: 0.683		18 2B 25 1B 1-2 1B	G4-3		1-2 1-H HR	1B			FC6-4 25 PB 25 1B 1-2f	4	2	3	2	0	0	0
29 Aaron Cook, R (6, 1)										0	0	0	0	0	0	0
43 Ender Inciarte, L (9, PH) OBP: 0.375, SLG: 0.300										1	1	0	0	0	0	1
18 Darin Ruf, R (1, 7) OBP: 0.309, SLG: 0.388		25 1B 12 1B 1-3 2-H 2B	K		25 1B 12 1B 2B	K			F9	5	2	2	1	0	2	2
25 Yuniesky Betancourt, R (1, 6) OBP: 0.455, SLG: 0.525		16 FC1-5 12 1B 2-3 3-H 1B	2B		12 1B 2 1B 2-3 1B		G5-3		12 FC6-4 1-H 1B	5	1	4	2	0	0	0
12 Humberto Quintero, R (1, 2) OBP: 0.333, SLG: 0.278		16 E 2 1B 1-2 3-H 1B	P6		2 1B 1-2 3-H 1B		F7		FC6-4 1-2f	5	1	2	2	0	0	2
16 Rodrigo Lopez, R (1, 1)										1	1	0	0	0	0	2
89 Colton Murray, R (3, 1)										0	0	0	0	0	0	0
8 John Suomi, L (4, PH)										1	0	0	0	0	1	0
40 Michael Stutes, R (4, 1)										0	0	0	0	0	0	0
19 Laynce Nix, L (5, PH) OBP: 0.250, SLG: 0.289										1	0	0	0	0	1	2
59 Antonio Bastardo, R (5, 1)										0	0	0	0	0	0	0
71 Jermaine Mitchell, L (6, 8) OBP: 0.474, SLG: 0.882		FC1-5 28 1B 2 WP 10 SF9 1-3 2-3f		K		K	K			1	0	0	0	0	1	0

TOP

Philadelphia Phillies @ Atlanta Braves

Champion Stadium, Lake Buena Vista, FL

Mon Mar 18 2013, 1:06 PM - 3:48 PM EDT

Att. 7,782 - Partly Cloudy - 78 F

livebaseballscorecards.com

AB	42
R	10
H	17
RBI	10
BB	1
SO	6
LOB	14

Inning Stats	1	2	3	4	5	6	7	8	9
	R: 0 E: 0 K: 1 S: 5	H: 0 LOB: 0 BB: 0 P: 6	R: 5 E: 1 K: 0 S: 10	H: 7 LOB: 2 BB: 0 P: 11	R: 0 E: 0 K: 1 S: 6	H: 1 LOB: 1 BB: 0 P: 6	R: 0 E: 0 K: 1 S: 5	H: 0 LOB: 0 BB: 0 P: 5	R: 4 E: 0 K: 1 S: 13	H: 6 LOB: 2 BB: 0 P: 14	R: 0 E: 0 K: 1 S: 6	H: 1 LOB: 1 BB: 0 P: 6	R: 0 E: 0 K: 1 S: 5	H: 0 LOB: 0 BB: 0 P: 5	R: 0 E: 0 K: 0 S: 3	H: 1 LOB: 0 BB: 0 P: 3	R: 1 E: 0 K: 0 S: 4	H: 1 LOB: 1 BB: 1 P: 9

1B: 13	SF: 1
2B: 3	SAC: 0
3B: 0	DP: 1
HR: 1	HBP: 0

WP: 1	PA: 44
PB: 1	
SB: 0	
CS: 0	

PITCHER		IP	WLS	BF	H	R	ER	SO	BB	IBB	HBP	BLK	WP	HR	S	P	ERA	WHIP
54 Kris Medlen, R ERA: 6.27	(1, 1)	5.0	W	29	14	9	9	4	0	0	0	0	1	1	39	42	16.20	2.800
34 Eric O'Flaherty, L ERA:	(6, 1)	1.0		4	1	0	0	1	0	0	0	0	0	0	6	6	0.00	1.000
46 Craig Kimbrel, R ERA: 5.4	(7, 1)	1.0		3	0	0	0	1	0	0	0	0	0	0	5	5	0.00	0.000
53 Cory Gearrin, R ERA: 2.25	(8, 1)	1.0		3	1	0	0	0	0	0	0	0	0	0	3	3	0.00	1.000
82 Andrew Russell, R ERA:	(9, 1)	1.0		5	1	1	0	0	1	0	0	0	0	0	4	9	0.00	2.000

PITCHER		IP	WLS	BF	H	R	ER	SO	BB	IBB	HBP	BLK	WP	HR	S	P	ERA	WHIP

BOTTOM

Philadelphia Phillies @ Atlanta Braves

Champion Stadium, Lake Buena Vista, FL

Mon Mar 18 2013, 1:06 PM - 3:48 PM EDT

Att. 7,782 - Partly Cloudy - 78 F

Batter	1	2	3	4	5	6	7	8	9	AB	R	H	RBI	BB	SO	LOB
1 Tyler Pastornicky, R (1, 6) OBP: 0.473, SLG: 0.604	22 G4-3 8 HR 2B 1-2 3-H 1B		F8		22 1B 8 E BB		22 FC6-4 BB	74 FC5-4 3-H 1B		4	2	3	2	2	0	1
22 Jason Heyward, L (1, 9) OBP: 0.288, SLG: 0.438 74 Jordan Parraz, R (8, 9) OBP: 0.297, SLG: 0.457	G4-3 F8		8 HR 1-2 1B		8 E 2 SF8 1-3 1B		FC6-4 23 PB 23 1B 1-2f	FC5-4 1-2f		5 1	3 0	2 0	0 0	0 0	0 0	4 1
8 Justin Upton, R (1, 7) OBP: 0.358, SLG: 0.583 34 Eric O'Flaherty, L (6, 1) 46 Craig Kimbrel, R (7, 1) 13 Jose Constanza, L (7, PH) (8, 7)	HR 3-H	5 HR BB	1-H 2-H HR		E8 2 E 1-3 3-H 1B		F7			3 0 0 1	3 0 0 0	3 0 0 0	6 0 0 0	1 0 0 0	0 0 0 0	0 0 0 1
5 Freddie Freeman, L (1, 3) OBP: 0.356, SLG: 0.636 23 Chris Johnson, R (7, PH) OBP: 0.340, SLG: 0.551 (8, 3)	2 2B 25 1B BB	1-H HR	G4-3		K2-3		2 FC6-4 1-H 1B			3 1	2 0	1 1	2 1	1 0	1 0	2 0
2 B.J. Upton, R (1, 8) OBP: 0.389, SLG: 0.566 53 Cory Gearrin, R (8, 1) 82 Andrew Russell, R (9, 1)	25 1B 1-3 2B	G6-3		F7	SF8 2-3 3-H		FC6-4 1-2f			4 0 0	1 0 0	1 0 0	1 0 0	0 0 0	0 0 0	1 0 0
26 Dan Uggla, R (1, 4) OBP: 0.250, SLG: 0.236 23 Blake DeWitt, L (8, 4) OBP: 0.278, SLG: 0.333	K	L7		G6-3	K			G4-3		4 1	0 0	0 0	0 0	0 0	2 0	3 0
25 Juan Francisco, L (1, 5) OBP: 0.377, SLG: 0.686 Luis Nunez, R (8, PR) OBP: 0.500, SLG: 0.500 (9, 5)	20 1B 54 1B 2-H 3-H 1B	G3		HR	K			20 3B 1B		5 0	2 1	3 0	3 0	0 0	1 0	0 0
20 Matt Pagnozzi, R (1, 2) OBP: 0.455, SLG: 0.550	54 E 54 1B 1 1B 1-2 1B		G3-1		G5-3			1 1B 1-H 3B		5	2	3	1	0	0	0
54 Kris Medlen, S (1, 1) OBP: 0.400, SLG: 0.400 7 Reed Johnson, R (6, 7) OBP: 0.209, SLG: 0.220 (8, 8)	E2 1 1B 1-3 2-H 1B		22 8 HR 1B		K		G6-3	G5-3		3 2	1 0	2 0	1 0	0 0	1 0	1 2
Inning Stats	R: 6 E: 1 K: 1 S: 13 H: 7 LOB: 2 BB: 1 P: 17	R: 2 E: 0 K: 0 S: 4 H: 1 LOB: 0 BB: 1 P: 8	R: 3 E: 0 K: 0 S: 6 H: 3 LOB: 0 BB: 0 P: 7	R: 1 E: 0 K: 1 S: 8 H: 2 LOB: 1 BB: 0 P: 10	R: 2 E: 2 K: 2 S: 9 H: 2 LOB: 1 BB: 1 P: 13	R: 0 E: 0 K: 1 S: 5 H: 0 LOB: 0 BB: 0 P: 5	R: 1 E: 0 K: 0 S: 4 H: 1 LOB: 1 BB: 1 P: 9	R: 2 E: 0 K: 0 S: 6 H: 3 LOB: 1 BB: 0 P: 6		1B: 12 2B: 2 3B: 1 HR: 4	SF: 1 SAC: 0 DP: 0 HBP: 0					

livebaseballscorecards.com

AB	42
R	17
H	19
RBI	17
BB	4
SO	5
LOB	16

PITCHER		IP	WLS	BF	H	R	ER	SO	BB	IBB	HBP	BLK	WP	HR	S	P	ERA	WHIP
16 Rodrigo Lopez, R ERA: 7.0	(1, 1)	2.0	L	16	8	8	7	1	2	0	0	0	0	2	17	25	31.50	5.000
89 Colton Murray, R ERA: 27.0	(3, 1)	1.0		6	3	3	3	0	0	0	0	0	0	1	6	7	27.00	3.000
40 Michael Stutes, R ERA: 4.5	(4, 1)	1.0		5	2	1	1	1	0	0	0	0	0	1	8	10	9.00	2.000
59 Antonio Bastardo, L ERA: 5.4	(5, 1)	1.0		6	2	2	2	2	1	0	0	0	0	0	9	13	18.00	3.000
29 Aaron Cook, R ERA: 3.21	(6, 1)	3.0		14	4	3	2	1	1	0	0	0	0	0	15	20	6.00	1.667

PITCHER	IP	WLS	BF	H	R	ER	SO	BB	IBB	HBP	BLK	WP	HR	S	P	ERA	WHIP

Pittsburgh Pirates @ Atlanta Braves

Champion Stadium, Lake Buena Vista, FL

Wed Mar 20 2013, 1:11 PM - 4:27 PM EDT

Att. 6,414 - Cloudy - 75 F

TOP

livebaseballscorecards.com

Batter	1	2	3	4	5	6	7	8	9	AB	R	H	RBI	BB	SO	LOB
6 Starling Marte, R (1, 7)	K2-3	K	K		1-H: 31 BB		E6: 5 BB; 1-3: 7 1B			4	0	1	1	0	3	4
OBP: 0.381, SLG: 0.525																
26 Felix Pie, L (6, 7)										2	1	2	0	0	0	0
OBP: 0.425, SLG: 0.618																
31 Jose Tabata, R (1, 9)	1B		1-2: 22 HR; BB	F9	1-2: 22 CS; BB		1-2: 7 1B; BB		F9	2	1	1	0	2	0	0
OBP: 0.286, SLG: 0.421																
32 Vin Mazzaro, R (5, 1)										0	0	0	0	0	0	0
5 Josh Harrison, R (6, 5)										1	0	0	0	1	0	1
OBP: 0.371, SLG: 0.345																
22 Andrew McCutchen, R (1, 8)	F7		1-H: HR	18 BB	CS; 1-2	E6: 46 G3-6-3	1-2; 2-H; 3-H: 1B			4	1	2	2	0	0	1
OBP: 0.316, SLG: 0.424																
7 Alex Presley, L (6, 8)										1	0	1	2	0	0	0
OBP: 0.372, SLG: 0.395																
46 Garrett Jones, L (1, 3)	L9		10 BB; 78 1B; 19 1B	K		1-2f: G3-6-3	G4-3			4	1	1	0	0	1	3
OBP: 0.346, SLG: 0.261																
2 Brad Hawpe, L (6, 3)										1	0	0	0	0	0	2
OBP: 0.243, SLG: 0.242																
18 Neil Walker, S (1, 4)		10 1B; 78 1B; 19 SF9	P4	1-2: BB		G4-3		K		3	1	1	0	1	0	1
OBP: 0.324, SLG: 0.364																
56 Tim Alderson, R (6, 1)										0	0	0	0	0	0	0
66 Iván De Jesús Jr., R (7, 6)										1	0	0	0	0	1	0
OBP: 0.406, SLG: 0.516																
78 Brandon Inge, R (1, 5)		19 SF9; 10 1B; 1-2: 38 FC1-2	19 1B; 10 BB; 1-2: 38 1B	K			F9	K		5	1	2	0	0	2	2
OBP: 0.206, SLG: 0.156																
(6, 4)																
10 Jordy Mercer, R (1, 6)		38 FC1-2; 1-2; 2-3: 1B	19 1B; 38 1B; 1-2; 2-3: BB		F9		19 SF7: 3B	L8		3	1	2	0	1	0	0
OBP: 0.576, SLG: 0.636																
74 Carlos Paulino, R (7, 2)										1	0	0	0	0	0	0
OBP: 0.231, SLG: 0.167																
19 Michael McKenry, R (1, 2)		SF9; 2-3; 3-H	38 1B; 1-2; 2-3; 3-H: 1B		6 WP; 6 S; 6 1B: BB		SF7; 3-H		G5-3	1	1	1	3	1	0	0
OBP: 0.394, SLG: 0.462																
44 Tony Watson, L (7, 1)										0	0	0	0	0	0	0
48 Jared Hughes, R (8, 1)										0	0	0	0	0	0	0
43 Jared Goedert, R (9, PH)										1	0	0	0	0	0	0
OBP: 0.313, SLG: 0.357																
38 Kyle McPherson, R (1, 1)		FC1-2; 1-2; 3-H	1-2; 2-H; 3-H: 1B		K		26 E; 26 1B; 7 1B		F8	3	0	1	1	0	1	3
OBP: 0.333, SLG: 0.333																
23 Travis Snider, L (5, 9)										2	1	1	0	0	0	0
OBP: 0.308, SLG: 0.394																
Inning Stats	R: 0 E: 0 K: 1 S: 6 / H: 1 LOB: 1 BB: 0 P: 6	R: 1 E: 0 K: 1 S: 8 / H: 3 LOB: 2 BB: 0 P: 8	R: 4 E: 0 K: 1 S: 9 / H: 5 LOB: 2 BB: 2 P: 18	R: 0 E: 0 K: 2 S: 8 / H: 1 LOB: 2 BB: 1 P: 12	R: 1 E: 0 K: 1 S: 5 / H: 1 LOB: 1 BB: 2 P: 16	R: 0 E: 1 K: 0 S: 3 / H: 0 LOB: 0 BB: 0 P: 3	R: 3 E: 1 K: 0 S: 7 / H: 4 LOB: 2 BB: 1 P: 11	R: 0 E: 0 K: 2 S: 7 / H: 0 LOB: 0 BB: 0 P: 7	R: 0 E: 0 K: 0 S: 4 / H: 1 LOB: 1 BB: 0 P: 4	1B: 14 2B: 0 3B: 1 HR: 1	SF: 2 SAC: 0 DP: 1 HBP: 0	WP: 1 PB: 0 SB: 1 CS: 1	PA: 48					

AB	39																													
R	9																													
H	16																													
RBI	9																													
BB	6																													
SO	8																													
LOB	17																													

PITCHER		IP	WLS	BF	H	R	ER	SO	BB	IBB	HBP	BLK	WP	HR	S	P	ERA	WHIP
36 Mike Minor, L	(1, 1)	4.0	W	24	10	5	5	5	3	0	0	0	0	1	31	44	11.25	3.250
ERA: 5.5																		
52 Jordan Walden, R	(5, 1)	1.0	H	5	1	1	1	1	2	0	0	0	1	0	5	16	9.00	3.000
ERA: 9.0																		
61 David Carpenter, R	(6, 1)	2.0		11	4	3	3	0	1	0	0	0	0	0	10	14	13.50	2.500
ERA: 12.96																		
79 Wirfin Obispo, R	(8, 1)	1.0		3	0	0	0	2	0	0	0	0	0	0	7	7	0.00	0.000
ERA:																		
80 Cole McCurry, L	(9, 1)	1.0		4	1	0	0	0	0	0	0	0	0	0	4	4	0.00	1.000
ERA:																		

PITCHER	IP	WLS	BF	H	R	ER	SO	BB	IBB	HBP	BLK	WP	HR	S	P	ERA	WHIP

BOTTOM

Pittsburgh Pirates @ Atlanta Braves

Champion Stadium, Lake Buena Vista, FL

Wed Mar 20 2013, 1:11 PM - 4:27 PM EDT

Att. 6,414 - Cloudy - 75 F

Batter	1	2	3	4	5	6	7	8	9	AB	R	H	RBI	BB	SO	LOB
19 Andrelton Simmons, R (1, 6) OBP: 0.333, SLG: 1.111 14 Ramiro Pena, S (6, PH) (7, 6) OBP: 0.366, SLG: 0.343	0-0 22 1B 2B	0-0 P2		0-0 HR	1-2 1-H 2-H HR	0-3 ② K		0-0 ② G1-3		4 3 3 4 0 0 2 2 0 0 0 0 1 2						
22 Jason Heyward, L (1, 9) OBP: 0.304, SLG: 0.462 13 Jose Constanza, L (6, 7)	0-0 ① 5 1B 2 1B 2-H 1B	0-0 ① F9		0-3 ① K	0-0 8 1B 2B	0-0 ③ F7		0-3 ③ K		4 2 2 1 0 1 0 2 0 0 0 0 1 2						
8 Justin Upton, R (1, 7) OBP: 0.351, SLG: 0.558 73 Joey Terdoslavich, S (6, 3) OBP: 0.436, SLG: 0.595	0-0 ① F9	0-0 E4 5 HR		0-0 ② F8	0-0 5 HR 2-H 1B		0-0 17 1B 74 HR 1B			4 2 1 1 0 0 1 1 1 1 0 0 0 0						
5 Freddie Freeman, L (1, 3) OBP: 0.397, SLG: 0.780 17 Jordan Schafer, L (6, 8) OBP: 0.309, SLG: 0.314	0-0 B B S X 26 1B 2 1B 23 1B 1-3 1B	2-1 1-H HR		0-0 2B	3-2 1-H HR		0-0 74 HR 1-2 1B			4 3 4 4 0 0 0 1 1 1 0 0 0 0						
2 B.J. Upton, R (1, 8) OBP: 0.379, SLG: 0.544 61 David Carpenter, R (6, 1) 74 Jordan Parraz, R (7, PH) OBP: 0.316, SLG: 0.556 1 Tyler Pastornicky, R (8, 4) OBP: 0.473, SLG: 0.604	0-0 26 1B 23 1B 1-2 3-H 1B	0-0 ② L9		0-0 ③ G6-3	0-3 ③ K		0-0 1-H 2-H HR			4 1 1 1 0 1 1 0 0 0 0 0 0 0 1 1 1 3 0 0 0 0 0 0 0 0 0 0						
26 Dan Uggla, R (1, 4) OBP: 0.281, SLG: 0.259 23 Blake DeWitt, L (7, 4) OBP: 0.270, SLG: 0.324 (8, 5)	0-0 23 1B 36 2B 1-2 2-3 1B	0-0 ③ G4-3			1-0 7 1B 19 HR HBP	0-0 E6 23 E 1B	0-3 ① K			3 3 2 0 0 0 0 1 0 0 0 0 1 0						
23 Chris Johnson, R (1, 5) OBP: 0.345, SLG: 0.537 79 Wirfin Obispo, R (8, 1) 80 Cole McCurry, L (9, 1)	0-0 36 2B 1-2 2-H 3-H 1B	0-0 ① F9		0-0 ① P3	0-0 68 1B 2-H 1B	0-0 ② L8				5 0 2 2 0 0 1 0 0 0 0 0 0 0 0 0 0 0 0 0 0						
68 Evan Gattis, R (1, 2) OBP: 0.378, SLG: 0.619 57 Christian Bethancourt, R (8, 2) OBP: 0.235, SLG: 0.200	S S C 0-3 ② K	0-0 ② F7		0-0 ② P3	0-0 7 G1-3 1-3 1B	0-0 ③ G6-3				5 0 1 0 0 1 3 0 0 0 0 0 0 0						
36 Mike Minor, R (1, 1) OBP: 0.333, SLG: 0.667 52 Jordan Walden, R (5, 1) 7 Reed Johnson, R (5, PH) OBP: 0.217, SLG: 0.227 (6, 9)	0-0 1-3 2-H 2B	S S C 0-3 ③ K		0-0 19 HR 1-2 1B	0-0 ① G1-3 1-2		0-0 ① G1-3			2 0 1 1 0 1 0 0 0 0 0 0 0 0 3 1 1 0 0 0 2						
Inning Stats	R: 5 E: 0 K: 1 S: 12 H: 7 LOB: 2 BB: 0 P: 12	R: 2 E: 1 K: 0 S: 6 H: 1 LOB: 0 BB: 0 P: 8	R: 0 E: 0 K: 1 S: 5 H: 0 LOB: 0 BB: 0 P: 5	R: 1 E: 0 K: 1 S: 7 H: 2 LOB: 1 BB: 0 P: 7	R: 6 E: 0 K: 1 S: 14 H: 5 LOB: 0 BB: 0 P: 19	R: 1 E: 2 K: 1 S: 8 H: 3 LOB: 2 BB: 0 P: 8	R: 3 E: 0 K: 1 S: 8 H: 3 LOB: 0 BB: 0 P: 8	R: 0 E: 0 K: 1 S: 5 H: 0 LOB: 0 BB: 0 P: 5		1B: 12 2B: 4 3B: 0 HR: 5	SF: 0 SAC: 0 DP: 0 HBP: 1					

livebaseballscorecards.com

AB	46
R	18
H	21
RBI	17
BB	0
SO	7
LOB	14

WP: 0 PA: 47
PB: 0
SB: 0
CS: 0

PITCHER		IP	WLS	BF	H	R	ER	SO	BB	IBB	HBP	BLK	WP	HR	S	P	ERA	WHIP
38 Kyle McPherson, R ERA: 8.31	(1, 1)	4.2	L	26	10	9	8	3	0	0	1	0	0	2	32	35	15.43	2.143
32 Vin Mazzaro, R ERA: 10.57	(5, 1)	1.0		11	8	6	6	2	0	0	0	0	0	2	19	23	54.00	8.000
56 Tim Alderson, R ERA:	(6, 1)	0.1		1	0	0	0	0	0	0	0	0	0	0	1	1	0.00	0.000
44 Tony Watson, L ERA: 23.63	(7, 1)	1.0		6	3	3	3	1	0	0	0	0	0	1	8	8	27.00	3.000
48 Jared Hughes, R ERA: 1.08	(8, 1)	1.0		3	0	0	0	1	0	0	0	0	0	0	5	5	0.00	0.000

PITCHER	IP	WLS	BF	H	R	ER	SO	BB	IBB	HBP	BLK	WP	HR	S	P	ERA	WHIP

Batter	1	2	3	4	5	6	7	8	9	AB	R	H	RBI	BB	SO	LOB
2 Denard Span, L (1, 8) OBP: 0.347, SLG: 0.293 33 Roger Bernadina, L (6, 8)	C C C 0-3 ① K		X 0-0 ② FC6-4 28 PO 1-2f			X 0-0 ② F7	X 0-0 ③ L4			3 0 0 0 0 1 1 1 0 0 0 0 0 1						
28 Jayson Werth, R (1, 9) OBP: 0.308, SLG: 0.378 12 Tyler Moore, R (6, 9) OBP: 0.250, SLG: 0.479 (7, 3)	X 0-0 ② P3		1 SAFE 0-0 ③ PO 1-2	S S S 0-3 ① K		X 0-0 1B		S S S 0-3 ① K		3 0 1 0 0 1 0 1 0 0 0 0 1 0						
34 Bryce Harper, L (1, 7) OBP: 0.429, SLG: 0.679 35 Craig Stammen, R (6, 1) 49 Carlos Maldonado, R (8, PH) OBP: 0.500, SLG: 0.400 22 Drew Storen, S (8, 1)	X 0-0 ③ G6-3			X 0-0 1B		S S S 0-3 ③ K		S S S 0-3 ② K		3 0 1 0 0 1 1 0 0 0 0 0 0 0 1 0 0 0 0 1 0 0 0 0 0 0 0 0						
11 Ryan Zimmerman, R (1, 5) OBP: 0.353, SLG: 0.545 18 Chad Tracy, L (7, 5) OBP: 0.250, SLG: 0.378		X 0-0 ① G6-3		C C C 0-3 ② K			X 0-0 20 2B 25 HBP 1B	X 0-0 1B		3 1 1 0 0 1 1 1 0 1 0 0 0 0						
25 Adam LaRoche, L (1, 3) OBP: 0.263, SLG: 0.242 1 Steve Lombardozzi, S (7, 4) OBP: 0.179, SLG: 0.200		X 0-0 8 WP 8 1B 1B		X 0-0 ③ F9			H 1-0 20 2B 8 1B 1-2 HBP	X 0-0 ③ G1-3		2 1 1 0 0 0 1 1 0 0 0 0 0 1						
20 Ian Desmond, R (1, 6) OBP: 0.314, SLG: 0.388 19 Carlos Rivero, R (7, 6) OBP: 0.239, SLG: 0.268		X 0-0 ② F7			X 0-0 8 G4-6-3 1B		X 0-0 8 1B 40 G6-4-3 1-3 2-H 2B		X 0-0 ① P6	3 1 2 1 0 0 1 1 0 0 0 0 0 0						
8 Danny Espinosa, S (1, 4) OBP: 0.351, SLG: 0.370 Destin Hood, R (7, 9) OBP: 0.400, SLG: 0.600	B X 1-0 ③ 1-H 1B				X 0-0 ① ② G4-6-3 1-2f		X 0-0 40 G6-4-3 2-3 3-H 1B		X 0-0 40 G5-3 1B	3 0 2 1 0 0 1 1 0 1 0 0 0 0						
40 Wilson Ramos, R (1, 2) OBP: 0.364, SLG: 0.409			S S S 0-3 ① K		X 0-0 ③ G6-3		X 0-0 ① ② G6-4-3 1-2f 3-H		X 0-0 ② G5-3 1-2	4 0 0 0 0 1 2						
15 Dan Haren, R (1, 1) OBP: 0.500, SLG: 0.500 46 Micah Owings, R (6, 7) OBP: 0.414, SLG: 0.714			X 0-0 2 FC6-4 1B			X 0-0 ① G1-3	X 0-0 1B		S S S 0-3 ③ K	2 0 1 0 0 0 0 2 0 1 0 0 1 1						
Inning Stats	R: 0 H: 0 E: 0 LOB: 0 K: 1 BB: 0 S: 5 P: 5	R: 0 H: 2 E: 0 LOB: 2 K: 0 BB: 0 S: 4 P: 5	R: 0 H: 1 E: 0 LOB: 0 K: 1 BB: 0 S: 5 P: 5	R: 0 H: 1 E: 0 LOB: 1 K: 2 BB: 0 S: 8 P: 8	R: 0 H: 1 E: 0 LOB: 0 K: 0 BB: 0 S: 3 P: 3	R: 0 H: 1 E: 0 LOB: 1 K: 1 BB: 0 S: 6 P: 6	R: 3 H: 4 E: 0 LOB: 1 K: 0 BB: 0 S: 6 P: 7	R: 0 H: 1 E: 0 LOB: 1 K: 2 BB: 0 S: 8 P: 8	R: 0 H: 1 E: 0 LOB: 1 K: 1 BB: 0 S: 6 P: 6	1B: 11 SF: 0 2B: 1 SAC: 0 3B: 0 DP: 2 HR: 0 HBP: 1						

PITCHER		IP	WLS	BF	H	R	ER	SO	BB	IBB	HBP	BLK	WP	HR	S	P	ERA	WHIP
15 Tim Hudson, R ERA: 4.15	(1, 1)	6.0	W	21	6	0	0	5	0	0	0	0	1	0	31	32	0.00	1.000
43 Luis Avilán, L ERA: 5.79	(7, 1)	1.0		7	4	3	3	0	0	0	1	0	0	0	6	7	27.00	4.000
53 Cory Gearrin, R ERA: 2.0	(8, 1)	1.0	H	4	1	0	0	2	0	0	0	0	0	0	8	8	0.00	1.000
38 Anthony Varvaro, R ERA: 4.5	(9, 1)	1.0	S	4	1	0	0	1	0	0	0	0	0	0	6	6	0.00	1.000

PITCHER	IP	WLS	BF	H	R	ER	SO	BB	IBB	HBP	BLK	WP	HR	S	P	ERA	WHIP

TOP

Washington Nationals @ Atlanta Braves

Champion Stadium, Lake Buena Vista, FL

Thu Mar 21 2013, 6:10 PM - 8:30 PM EDT

Att. 8,563 - Clear - 71 F

livebaseballscorecards.com

AB	35
R	3
H	12
RBI	2
BB	0
SO	8
LOB	11

WP: 1	PA: 37		
PB: 0			
SB: 0			
CS: 0			

BOTTOM

Washington Nationals @ Atlanta Braves

Champion Stadium, Lake Buena Vista, FL

Thu Mar 21 2013, 6:10 PM - 8:30 PM EDT

Att. 8,563 - Clear - 71 F

livebaseballscorecards.com

Batter	1	2	3	4	5	6	7	8	9	AB	R	H	RBI	BB	SO	LOB
19 Andrelton Simmons, R (1, 6) OBP: 0.385, SLG: 0.917 53 Cory Gearrin, R (8, 1) 38 Anthony Varvaro, R (9, 1)	8 CS 22 E 1B	BBBB 7 1B BB			G6-3		G3-1			3 0 0	0 0 0	1 0 0	0 0 0	1 0 0	0 0 0	0 0 0
7 Reed Johnson, R (1, 8) OBP: 0.240, SLG: 0.250 17 Jordan Schafer, L (7, PR) OBP: 0.309, SLG: 0.314 (8, 8)	F8	1-2 2-H 1B			G4-3		22 G4-6-3 1B			4 0	0 0	2 0	1 0	0 0	0 0	1 0
22 Jason Heyward, L (1, 9) OBP: 0.283, SLG: 0.429 14 Ramiro Pena, S (8, 6) OBP: 0.366, SLG: 0.343	FC4 1-2	K			G4-3		G4-6-3 1-2f			4 0	0 0	0 0	0 0	0 0	1 0	4 0
8 Justin Upton, R (1, 7) OBP: 0.344, SLG: 0.589 74 Jordan Parraz, R (9, 9) OBP: 0.316, SLG: 0.556	K 2-3		K			HR		K		4 0	1 0	1 0	1 0	0 0	3 0	2 0
25 Juan Francisco, L (1, 5) OBP: 0.375, SLG: 0.667 73 Joey Terdoslavich, S (7, 3) OBP: 0.450, SLG: 0.632		23 2B 1 2B 1B	F8			G4-3		2B		3 1	1 0	1 1	0 0	0 0	0 0	0 0
23 Chris Johnson, R (1, 3) OBP: 0.362, SLG: 0.561 43 Luis Avilán, L (7, 1) 13 Jose Constanza, L (8, 9) (9, 7)		1-3 1 2B 2B	K			1 1B 1B		F8		3 0 1	1 0 0	2 0 0	0 0 0	0 0 0	1 0 0	0 0 1
1 Tyler Pastornicky, R (1, 4) OBP: 0.475, SLG: 0.615 Luis Nunez, R (9, 4) OBP: 0.500, SLG: 0.500		7 1B 2-H 3-H 2B	F8			1-2 1B		G4-3		4 0	1 0	2 0	2 0	0 0	0 0	1 0
20 Matt Pagnozzi, R (1, 2) OBP: 0.400, SLG: 0.478		K	G6-3			K				3	0	0	0	0	2	3
15 Tim Hudson, R (1, 1) 23 Blake DeWitt, L (6, PH) OBP: 0.263, SLG: 0.314 (7, 5)		F8	F9			G4-3				2 1	0 0	0 0	0 0	0 0	0 0	1 2

	AB	33
	R	4
	H	10
	RBI	4
	BB	1
	SO	7
	LOB	15

Inning Stats	1	2	3	4	5	6	7	8	9
	R: 0 E: 1 K: 1 S: 6	R: 3 E: 0 K: 2 S: 11	R: 0 E: 0 K: 2 S: 7	R: 0 E: 0 K: 0 S: 3	R: 0 E: 0 K: 0 S: 3	R: 1 E: 0 K: 1 S: 8	R: 0 E: 0 K: 0 S: 3	R: 0 E: 0 K: 1 S: 6	
	H: 1 LOB: 2 BB: 0 P: 6	H: 4 LOB: 2 BB: 1 P: 15	H: 0 LOB: 0 BB: 0 P: 7	H: 0 LOB: 0 BB: 0 P: 3	H: 0 LOB: 0 BB: 0 P: 3	H: 3 LOB: 2 BB: 0 P: 8	H: 1 LOB: 1 BB: 0 P: 3	H: 1 LOB: 1 BB: 0 P: 6	

	1B: 6	SF: 0	WP: 0	PA: 34
	2B: 4	SAC: 0	PB: 0	
	3B: 0	DP: 2	SB: 0	
	HR: 1	HBP: 0	CS: 1	

PITCHER		IP	WLS	BF	H	R	ER	SO	BB	IBB	HBP	BLK	WP	HR	S	P	ERA	WHIP
15 Dan Haren, R ERA: 6.05	(1, 1)	5.1	L	25	8	4	4	5	1	0	0	0	0	1	34	38	6.75	1.688
35 Craig Stammen, R ERA: 3.65	(6, 1)	1.2		5	1	0	0	1	0	0	0	0	0	0	7	7	0.00	0.600
22 Drew Storen, R ERA: 5.0	(8, 1)	1.0		4	1	0	0	1	0	0	0	0	0	0	6	6	0.00	1.000

PITCHER		IP	WLS	BF	H	R	ER	SO	BB	IBB	HBP	BLK	WP	HR	S	P	ERA	WHIP

Atlanta Braves @ Philadelphia Phillies

Bright House Field, Clearwater, FL

Fri Mar 22 2013, 1:10 PM - 4:03 PM EDT

Att. 10,037 - Partly Cloudy - 75 F

TOP

livebaseballscorecards.com

Batter	1	2	3	4	5	6	7	8	9	AB	R	H	RBI	BB	SO	LOB
17 Jordan Schafer, L (1, 9) OBP: 0.333, SLG: 0.302	BBBB 4-0 5 S BB		BBBB 4-0 2 CS BB		BBBB 4-0 14 G4-3 1-2 BB	X 0-0 ③ B3		SSS 0-3 ③ K		2	0	0	0	3	1	3
57 Christian Bethancourt, R (7, 8) OBP: 0.235, SLG: 0.200										0	0	0	0	0	0	0
14 Ramiro Pena, S (1, 6) OBP: 0.333, SLG: 0.308	X 0-0 ① F9		SSS 0-3 ② K		X 0-0 ② G4-3 1-2 2-3		X 0-0 ① G6-3		SSS 0-3 ① K	4	0	0	0	0	1	4
85 Sean Kazmar Jr., R (8, 6)										1	0	0	0	0	1	0
2 B.J. Upton, R (1, 8) OBP: 0.371, SLG: 0.574	X 0-0 ② F8		C 0-1 ③ CS 1-2	SSS 0-3 ① K	X 0-0 ③ F7		SX 0-1 HR		X 0-0 ② F8	4	1	1	1	0	1	3
73 Joey Terdoslavich, S (7, 3) OBP: 0.439, SLG: 0.615										1	0	0	0	0	0	0
5 Freddie Freeman, L (1, 3) OBP: 0.388, SLG: 0.746	SX 0-1 ③ L4 1-2			X 0-0 23 FC5-4 1B		CSC 0-3 ① K	X 0-0 ② G5-3		X 0-0 ③ G6-3	4	0	1	0	0	1	1
1 Tyler Pastornicky, R (7, 4) OBP: 0.467, SLG: 0.604										1	0	0	0	0	0	0
26 Dan Uggla, R (1, 4) OBP: 0.279, SLG: 0.258		X 0-0 ① F7		X 0-0 ② P5		X 0-0 23 WP 23 1B 1B	ST 0-2 ③ K			4	1	1	0	0	1	1
59 Daniel Rodriguez, L (7, 1)										0	0	0	0	0	0	0
23 Chris Johnson, R (1, 5) OBP: 0.377, SLG: 0.567		X 0-0 13 FC6-4 1B		X 0-0 ③ FC5-4 1-2f		BX 1-0 68 HR 1-H 1B		X 0-0 13 1B 68 1B 74 G4-6-3 1B		3	1	2	1	0	0	1
23 Blake DeWitt, L (6, 5) OBP: 0.282, SLG: 0.333										1	1	1	0	0	0	0
68 Evan Gattis, R (1, 2) OBP: 0.408, SLG: 0.761		SSS 0-3 ② K			X 0-0 HR	CTBX 1-2 1-H HR		X 0-0 74 G4-6-3 13 1B 1-2 1B		4	2	3	3	0	1	1
72 Todd Cunningham, S (8, PR)										0	0	0	0	0	0	0
OBP: 0.353, SLG: 0.333 (8, 8)																
13 Jose Constanza, L (1, 7) OBP: 0.300, SLG: 0.400		X 0-0 ③ FC6-4 1-2f			X 0-0 14 G4-3 17 BB 1B	X 0-0 28 SH5-4 2B		X 0-0 74 G4-6-3 1-2 2-3 1B		4	0	3	0	0	0	1
28 Paul Maholm, L (1, 1)			C FS 0-3 ① K		L CL 0-3 ① K	X 0-0 ② SH5-4 2-3		X 0-0 ①② G4-6-3 1-2f 2-3 3-H		2	0	0	0	0	2	1
74 Jordan Parraz, R (7, 9) OBP: 0.308, SLG: 0.541										1	0	0	0	0	0	2
Inning Stats	R: 0 E: 0 K: 0 S: 4 H: 0 LOB: 1 BB: 1 P: 8	R: 0 E: 0 K: 1 S: 6 H: 1 LOB: 1 BB: 0 P: 6	R: 0 E: 0 K: 2 S: 7 H: 0 LOB: 0 BB: 1 P: 11	R: 0 E: 0 K: 1 S: 6 H: 1 LOB: 1 BB: 0 P: 6	R: 1 E: 0 K: 1 S: 7 H: 2 LOB: 2 BB: 1 P: 11	R: 3 E: 0 K: 1 S: 11 H: 4 LOB: 1 BB: 0 P: 13	R: 1 E: 0 K: 1 S: 7 H: 1 LOB: 0 BB: 0 P: 7	R: 1 E: 0 K: 1 S: 7 H: 3 LOB: 2 BB: 0 P: 7	R: 0 E: 0 K: 1 S: 5 H: 0 LOB: 0 BB: 0 P: 5	1B: 8 2B: 1 3B: 0 HR: 3 SF: 0 SAC: 1 DP: 1 HBP: 0						

	AB	36
	R	6
	H	12
	RBI	5
	BB	3
	SO	9
	LOB	18

WP: 1 PB: 0 SB: 1 CS: 1 PA: 41

PITCHER		IP	WLS	BF	H	R	ER	SO	BB	IBB	HBP	BLK	WP	HR	S	P	ERA	WHIP
78 Adam Morgan, L ERA: 1.93	(1, 1)	4.2		20	4	1	1	5	3	0	0	0	0	1	29	41	1.93	1.500
45 Chad Durbin, R ERA: 6.1	(5, 1)	1.1	B	8	4	3	3	1	0	0	0	0	1	1	12	14	20.25	3.000
46 Raul Valdes, L ERA: 4.4	(7, 1)	1.0		4	1	1	1	1	0	0	0	0	0	1	7	7	9.00	1.000
60 Zach Miner, R ERA: 9.0	(8, 1)	1.0		5	3	1	1	1	0	0	0	0	0	0	7	7	9.00	3.000
58 Jonathan Papelbon, R ERA: 12.71	(9, 1)	1.0	W	3	0	0	0	1	0	0	0	0	0	0	5	5	0.00	0.000

PITCHER	IP	WLS	BF	H	R	ER	SO	BB	IBB	HBP	BLK	WP	HR	S	P	ERA	WHIP

Batter	1	2	3	4	5	6	7	8	9	AB	R	H	RBI	BB	SO	LOB
71 Jermaine Mitchell, L (1, 8) OBP: 0.321, SLG: 0.577	S S C 0-3 K 1	S S S 0-3 K 3		x 0-0 G4-3 2 3-H		x 0-0 B5-3 2		x 0-0 SH3-4 1 2-3		4	0	0	1	0	2	2
43 Ender Inciarte, L (7, 8) OBP: 0.360, SLG: 0.286										0	0	0	0	0	0	0
25 Yuniesky Betancourt, R (1, 6) OBP: 0.440, SLG: 0.500	x 0-0 6 1B 1B	S S S 0-3 K 1		x 0-0 2-H 1B		x 0-0 F7 3		x 0-0 G4-3 2 3-H		5	0	2	2	0	1	0
26 Chase Utley, L (1, 4) OBP: 0.368, SLG: 0.340	x 0-0 F9 2	x 0-0 G6-3 2	B B B 4-0 BB				x 0-0 9 1B 1B	S S S 0-3 K 3		3	0	1	0	1	0	1
28 Kevin Frandsen, R (8, 4) OBP: 0.308, SLG: 0.520										1	0	0	0	0	1	0
6 Ryan Howard, L (1, 3) OBP: 0.348, SLG: 0.641	x 0-0 9 FC3-6 1-3 1B	x 0-0 2B	x 0-0 F8 3				S S S 0-3 K 1		x 0-0 F8 1	4	0	2	0	0	1	3
15 John Mayberry Jr., R (8, 3) OBP: 0.279, SLG: 0.304										1	0	0	0	0	0	0
9 Domonic Brown, L (1, 9) OBP: 0.447, SLG: 0.676	x 0-0 FC3-6 3 1-2f	x 0-0 G3 3		x 0-0 G6-3 1			x 0-0 1-3 1B		S S S 0-3 K 2	5	0	1	0	0	1	3
Darin Ruf, R (1, 7) OBP: 0.328, SLG: 0.456	x 0-0 E5 31 2B		B B B 4-0 19 FC3-6 BB	x 0-0 19 E 31 2B 19 FC4 1B			x 0-0 P3 2		C X 0-1 HR	4	3	2	1	1	0	2
19 Laynce Nix, L (1, 10) OBP: 0.260, SLG: 0.333	S S S 0-3 K 1			x 0-0 FC4 31 2B 71 G4-3 1-3	x 0-0 FC3-6 2 1-2f		S S S 0-3 K 3			4	1	0	0	0	2	5
31 Erik Kratz, R (1, 2) OBP: 0.303, SLG: 0.625	x 0-0 1-H 2B	x 0-0 25 1B 1-3 3-H 2B	x 0-0 F8 3					S X 0-1 HR		4	2	3	3	0	0	1
13 Freddy Galvis, S (1, 5) OBP: 0.308, SLG: 0.556	C C 0-3 K 2	x 0-0 G5-3 1				x 0-0 G5-3 1		x 0-0 43 SH3-4 25 G4-3 2B		4	1	1	0	0	1	3
Inning Stats	R: 0 H: 2 E: 0 LOB: 2 K: 1 BB: 0 S: 7 P: 7	R: 1 H: 1 E: 1 LOB: 1 K: 3 BB: 0 S: 11 P: 11	R: 0 H: 1 E: 0 LOB: 1 K: 1 BB: 0 S: 6 P: 6	R: 3 H: 3 E: 1 LOB: 2 K: 0 BB: 1 S: 7 P: 11	R: 0 H: 0 E: 0 LOB: 1 K: 0 BB: 1 S: 3 P: 7	R: 0 H: 0 E: 0 LOB: 0 K: 0 BB: 0 S: 3 P: 3	R: 0 H: 2 E: 0 LOB: 2 K: 2 BB: 0 S: 9 P: 9	R: 2 H: 2 E: 0 LOB: 0 K: 1 BB: 0 S: 8 P: 8	R: 1 H: 1 E: 0 LOB: 0 K: 1 BB: 0 S: 6 P: 6	1B: 6 2B: 4 3B: 0 HR: 2	SF: 0 SAC: 1 DP: 0 HBP: 0						

PITCHER		IP	WLS	BF	H	R	ER	SO	BB	IBB	HBP	BLK	WP	HR	S	P	ERA	WHIP
28 Paul Maholm, L ERA: 1.78	(1, 1)	6.0		29	7	4	0	5	2	0	0	0	0	0	37	45	0.00	1.500
59 Daniel Rodriguez, L ERA: 9.53	(7, 1)	2.2	L	13	5	3	3	4	0	0	0	0	0	2	23	23	10.12	1.875

PITCHER	IP	WLS	BF	H	R	ER	SO	BB	IBB	HBP	BLK	WP	HR	S	P	ERA	WHIP

BOTTOM

Atlanta Braves @ Philadelphia Phillies

Bright House Field, Clearwater, FL

Fri Mar 22 2013, 1:10 PM - 4:03 PM EDT

Att. 10,037 - Partly Cloudy - 75 F

livebaseballscorecards.com

AB	39
R	7
H	12
RBI	7
BB	2
SO	9
LOB	20

Atlanta Braves @ Toronto Blue Jays

Florida Auto Exchange Stadium, Dunedin, FL

Sat Mar 23 2013, 1:07 PM - 3:41 PM EDT

Att. 5,521 - Partly Cloudy - 79 F

TOP

livebaseballscorecards.com

Batter	1	2	3	4	5	6	7	8	9	AB	R	H	RBI	BB	SO	LOB
2 B.J. Upton, R (1, 10) OBP: 0.364, SLG: 0.554 69 Braeden Schlehuber, R (9, PH) OBP: 0.250, SLG: 0.143 (9, 10)	P4	G6-3	7 1B 22 WP 1-2 2-3 1B	G6-3	BBBB 92 1B 97 HR 1-2 BB	4 0	1 1	1 0	0 0	0 1	0 0	0 0
7 Reed Johnson, R (1, 8) OBP: 0.245, SLG: 0.255 72 Todd Cunningham, S (5, 8) OBP: 0.333, SLG: 0.313	F9	F8	22 WP 8 1B 1-3 2-H 3-H 1B	SSS K	SSS K	3 2	1 0	1 0	2 0	0 0	0 2	0 2
22 Jason Heyward, L (1, 9) OBP: 0.286, SLG: 0.414 92 José Martínez, R (5, 9) OBP: 1.000, SLG: 1.000	G4-3	F8 BBBB 8 1B 1-3 3-H BB	97 HR 1-2 2-H 1B	2 2	0 1	0 2	0 1	1 0	0 0	0 0
8 Justin Upton, R (1, 7) OBP: 0.359, SLG: 0.610 95 David Rohm, R (5, 7)	23 E 2B	P5 1-2 3-H 1B	G5-3	CCC K	3 2	1 0	2 0	1 0	0 1	0 3
23 Chris Johnson, R (1, 3) OBP: 0.359, SLG: 0.540 97 Edward Salcedo, R (6, 5) OBP: 1.000, SLG: 4.000	F8 2-H	P6	G5-3	HR	BBCX 1-H 2-H HR	3 2	0 2	0 2	0 4	0 0	0 0	2 0
23 Blake DeWitt, L (1, 5) OBP: 0.295, SLG: 0.390 (6, 3)	SSS K2-3	P6 85 G4-3 2B	F8	2B	5 2	0 0	2 1	0 0	1 0	0 0
85 Sean Kazmar Jr., R (1, 4) OBP: 0.125, SLG: 0.250	2B	F8 G4-3 2-3	F8	F7	5 2	0 0	1 0	0 0	0 0	0 2
20 Matt Pagnozzi, R (1, 2) OBP: 0.379, SLG: 0.444 57 Christian Bethancourt, R (8, 2) OBP: 0.235, SLG: 0.200	G5-3	2 1B 14 1B 7 1B 1B CCC K	SSS K	4 0	1 0	1 0	0 0	0 0	2 0	2 0
14 Ramiro Pena, S (1, 6) OBP: 0.347, SLG: 0.310	CCC K	2 1B 7 1B 1-2 1B SSS K	BBBB 69 BB 92 1B BB	3	2	1	0	1	2	1
Inning Stats	R: 0 H: 0 E: 0 LOB: 0 K: 0 BB: 0 S: 3 P: 3	R: 1 H: 2 E: 1 LOB: 1 K: 1 BB: 0 S: 7 P: 7	R: 0 H: 0 E: 0 LOB: 0 K: 1 BB: 0 S: 5 P: 5	R: 0 H: 0 E: 0 LOB: 0 K: 0 BB: 0 S: 3 P: 3	R: 4 H: 5 E: 0 LOB: 2 K: 0 BB: 1 S: 8 P: 12	R: 0 H: 1 E: 0 LOB: 1 K: 2 BB: 0 S: 8 P: 8	R: 0 H: 1 E: 0 LOB: 1 K: 1 BB: 0 S: 6 P: 6	R: 1 H: 1 E: 0 LOB: 0 K: 1 BB: 0 S: 6 P: 6	R: 4 H: 3 E: 0 LOB: 1 K: 2 BB: 2 S: 11 P: 21	1B: 7 SF: 0 2B: 4 SAC: 0 3B: 0 DP: 0 HR: 2 HBP: 0						

AB	40
R	10
H	13
RBI	8
BB	3
SO	8
LOB	12

WP: 2 PB: 0 SB: 0 CS: 0 PA: 43

PITCHER		IP	WLS	BF	H	R	ER	SO	BB	IBB	HBP	BLK	WP	HR	S	P	ERA	WHIP
23 Brandon Morrow, R ERA: 7.8	(1, 1)	5.1		25	8	5	5	2	1	0	0	0	1	0	28	32	8.44	1.688
57 Juan Pablo Perez, L ERA:	(6, 1)	0.2		2	0	0	0	2	0	0	0	0	0	0	6	6	0.00	0.000
62 Aaron Loup, L ERA: 1.13	(7, 1)	1.0		4	1	0	0	1	0	0	0	0	0	0	6	6	0.00	1.000
32 Esmil Rogers, R ERA: 7.84	(8, 1)	1.0	L	4	1	1	1	1	0	0	0	0	0	1	6	6	9.00	1.000
83 Clint Everts, R ERA: 54.0	(9, 1)	0.2		7	3	4	4	2	2	0	0	0	0	1	10	20	54.00	7.500

PITCHER		IP	WLS	BF	H	R	ER	SO	BB	IBB	HBP	BLK	WP	HR	S	P	ERA	WHIP
60 Chad Beck, R ERA: 3.68	(9, 1)	0.1		1	0	0	0	0	0	0	0	0	0	0	1	1	0.00	0.000

BOTTOM

Atlanta Braves @ Toronto Blue Jays

Florida Auto Exchange Stadium, Dunedin, FL

Sat Mar 23 2013, 1:07 PM - 3:41 PM EDT

Att. 5,521 - Partly Cloudy - 79 F

Batter	1	2	3	4	5	6	7	8	9	AB	R	H	RBI	BB	SO	LOB
7 José Reyes, S (1, 6) OBP: 0.545, SLG: 0.684	F9	G5-3		F9		P4			F8	4	0	0	0	0	0	1
82 Peter Mooney, L (7, 6)										1	0	0	0	0	0	0
11 Rajai Davis, R (1, 10) OBP: 0.184, SLG: 0.378	HR		B5-3	K		G4-3			L4	5	1	1	1	0	1	0
53 Melky Cabrera, S (1, 7) OBP: 0.396, SLG: 0.627	2B		HR	K			G5-3		G5-3	3	1	2	1	0	1	0
90 Brad Glenn, R (7, 7)										2	0	0	0	0	0	0
19 José Bautista, R (1, 9) OBP: 0.364, SLG: 0.638	1B		BB		G3		1B			2	1	1	0	1	0	0
82 Jonathan Jones, R (7, 9) OBP: 1.000, SLG: 1.000										1	0	1	0	0	0	0
(8, 8)																
9 J.P. Arencibia, R (1, 2) OBP: 0.484, SLG: 0.759	BB		1B		HR		1B			3	2	3	1	1	0	0
30 Josh Thole, L (7, PR) OBP: 0.229, SLG: 0.281										0	0	0	0	0	0	0
(8, 2)																
26 Adam Lind, L (1, 3) OBP: 0.418, SLG: 0.478	G1-2-3		BB		F8		G5-4-3			3	0	0	0	1	0	5
16 Mark DeRosa, R (1, 5) OBP: 0.525, SLG: 0.735		1B	K		K			K		3	0	2	0	0	1	3
87 Andy Burns, R (7, 5)										1	0	0	0	0	1	0
3 Maicer Izturis, S (1, 4) OBP: 0.300, SLG: 0.304		G5-4-3	1B		FC6-4			F9		3	0	1	2	0	0	2
83 Shane Opitz, L (8, 4)										1	0	0	0	0	0	0
1 Emilio Bonifácio, S (1, 8) OBP: 0.345, SLG: 0.519		1B	P4			G4-3		K		3	0	1	0	0	0	2
46 Marcus Knecht, R (8, 9)										1	0	0	0	0	1	0
Inning Stats	R: 1 E: 0 K: 0 S: 7 H: 3 LOB: 2 BB: 1 P: 12	R: 0 E: 0 K: 0 S: 4 H: 2 LOB: 1 BB: 0 P: 4	R: 3 E: 0 K: 1 S: 8 H: 3 LOB: 2 BB: 2 P: 17	R: 0 E: 0 K: 2 S: 7 H: 0 LOB: 0 BB: 0 P: 7	R: 1 E: 0 K: 0 S: 7 H: 2 LOB: 1 BB: 0 P: 8	R: 0 E: 0 K: 0 S: 3 H: 0 LOB: 0 BB: 0 P: 3	R: 0 E: 0 K: 0 S: 4 H: 2 LOB: 2 BB: 0 P: 4	R: 0 E: 0 K: 2 S: 7 H: 0 LOB: 0 BB: 0 P: 7	R: 0 E: 0 K: 0 S: 3 H: 0 LOB: 0 BB: 0 P: 3	1B: 8 2B: 1 3B: 0 HR: 3 SF: 0 SAC: 0 DP: 3 HBP: 0	WP: 0 PB: 0 SB: 2 CS: 0 PA: 39					

livebaseballscorecards.com

	AB	36
	R	5
	H	12
	RBI	5
	BB	3
	SO	5
	LOB	13

PITCHER		IP	WLS	BF	H	R	ER	SO	BB	IBB	HBP	BLK	WP	HR	S	P	ERA	WHIP
71 Sean Gilmartin, L ERA: 7.62	(1, 1)	5.0		26	10	5	5	3	3	0	0	0	0	3	33	48	9.00	2.600
50 Cristhian Martinez, R ERA: 4.76	(6, 1)	3.0	W	10	2	0	0	2	0	0	0	0	0	0	14	14	0.00	0.667
79 Wirfin Obispo, R ERA:	(9, 1)	1.0		3	0	0	0	0	0	0	0	0	0	0	3	3	0.00	0.000

PITCHER	IP	WLS	BF	H	R	ER	SO	BB	IBB	HBP	BLK	WP	HR	S	P	ERA	WHIP

Houston Astros @ Atlanta Braves

Champion Stadium, Lake Buena Vista, FL

Sat Mar 23 2013, 1:10 PM - 3:24 PM EDT

Att. 6,890 - Cloudy - 81 F

TOP

livebaseballscorecards.com

Batter	1	2	3	4	5	6	7	8	9	AB	R	H	RBI	BB	SO	LOB
27 Jose Altuve, R (1, 4) OBP: 0.381, SLG: 0.431	C S S 0-3 ① K		X 0-0 ② G6-3			X 0-0 ① G5-3		S C S 0-3 ③ K		4	0	0	0	0	2	0
29 Brett Wallace, L (1, 5) OBP: 0.348, SLG: 0.524	B B B B 4-0 23 BB BB		C S S 0-3 ③ K			X 0-0 ② G3			X 0-0 ① F7	3	0	0	0	1	1	0
12 Carlos Pena, L (1, 3) OBP: 0.340, SLG: 0.591	C S S 0-3 ② K			X 0-0 ① G4-3		S C S 0-3 ③ K			S S C 0-3 ② K	4	0	0	0	0	3	1
23 Chris Carter, R (1, 7) OBP: 0.354, SLG: 0.554	B B B B 4-0 1-2 BB			S C S 0-3 ② K			X 0-0 ① F7		H 1-0 46 HR HBP	2	1	0	0	1	1	0
21 Fernando Martinez, L (1, 9) OBP: 0.357, SLG: 0.500 46 Rick Ankiel, L (4, 9) OBP: 0.442, SLG: 0.789	S C S 0-3 ③ K			X 0-0 ③ G6-3			X 0-0 2B		X 0-0 1-H HR	2 2	0 1	0 2	0 2	0 0	1 0	2 0
44 Justin Maxwell, R (1, 8) OBP: 0.204, SLG: 0.373		C S C 0-3 ① K			C S S 0-3 ① K		S C S 0-3 ② K		X 0-0 ③ F9	4	0	0	0	0	3	1
15 Jason Castro, L (1, 2) OBP: 0.447, SLG: 0.882 22 Carlos Corporán, S (5, 2) OBP: 0.379, SLG: 0.643		X 0-0 ② F7			X 0-0 ② L6		X 0-0 ③ F9			2 1	0 0	0 0	0 0	0 0	0 0	0 1
9 Marwin Gonzalez, S (1, 6) OBP: 0.333, SLG: 0.333		X 0-0 ③ G3-1			B B B B 4-0 BB			X 0-0 ① F9		2	0	0	0	1	0	0
59 Philip Humber, R (1, 1) 50 Josh Fields, R (7, 1) 2 Brandon Barnes, R (8, PH) OBP: 0.316, SLG: 0.694 55 Rhiner Cruz, R (8, 1)			C S C 0-3 ① K		S S C 0-3 ③ K			X 0-0 ② G4-3		2 0 1 0	0 0 0 0	0 0 0 0	0 0 0 0	0 0 0 0	2 0 0 0	1 0 0 0
Inning Stats	R: 0 H: 0 E: 0 LOB: 2 K: 3 BB: 2 S: 9 P: 17	R: 0 H: 0 E: 0 LOB: 0 K: 1 BB: 0 S: 5 P: 5	R: 0 H: 0 E: 0 LOB: 0 K: 2 BB: 0 S: 7 P: 7	R: 0 H: 0 E: 0 LOB: 0 K: 1 BB: 0 S: 5 P: 5	R: 0 H: 0 E: 0 LOB: 1 K: 2 BB: 1 S: 7 P: 11	R: 0 H: 0 E: 0 LOB: 0 K: 1 BB: 0 S: 5 P: 5	R: 0 H: 1 E: 0 LOB: 1 K: 1 BB: 0 S: 6 P: 6	R: 0 H: 0 E: 0 LOB: 0 K: 1 BB: 0 S: 5 P: 5	R: 2 H: 1 E: 0 LOB: 0 K: 1 BB: 0 S: 6 P: 7	1B: 0 SF: 0 2B: 1 SAC: 0 3B: 0 DP: 0 HR: 1 HBP: 1						

	AB	29
	R	2
	H	2
	RBI	2
	BB	3
	SO	13
	LOB	6

WP: 0 PA: 33
PB: 0
SB: 0
CS: 0

PITCHER	IP	WLS	BF	H	R	ER	SO	BB	IBB	HBP	BLK	WP	HR	S	P	ERA	WHIP
49 Julio Teheran, R (1, 1) ERA: 1.04	6.0	W	21	0	0	0	10	3	0	0	0	0	0	38	50	0.00	0.500
52 Jordan Walden, R (7, 1) ERA: 6.0	1.0	H	4	1	0	0	1	0	0	0	0	0	0	6	6	0.00	1.000
34 Eric O'Flaherty, L (8, 1) ERA:	1.0	H	3	0	0	0	1	0	0	0	0	0	0	5	5	0.00	0.000
46 Craig Kimbrel, R (9, 1) ERA: 7.5	1.0	S	5	1	2	2	1	0	0	1	0	0	1	6	7	18.00	1.000

PITCHER	IP	WLS	BF	H	R	ER	SO	BB	IBB	HBP	BLK	WP	HR	S	P	ERA	WHIP

Batter	1	2	3	4	5	6	7	8	9	AB	R	H	RBI	BB	SO	LOB
19 Andrelton Simmons, R (1, 6) OBP: 0.313, SLG: 0.733 76 Joe Leonard, R (7, 3) OBP: 0.267, SLG: 0.400 (8, 5)	G4-3		G5-3			F7				3	0	0	0	0	0	0
										0	0	0	0	0	0	0
17 Jordan Schafer, L (1, 8) OBP: 0.317, SLG: 0.286	P6		K			F8				3	0	0	0	0	1	0
5 Freddie Freeman, L (1, 3) OBP: 0.371, SLG: 0.712 52 Jordan Walden, R (7, 1) 13 Jose Constanza, L (8, 7) OBP: 0.300, SLG: 0.400 (9, 9)	F8			P6		F8				3	0	0	0	0	0	0
										0	0	0	0	0	0	0
										0	0	0	0	0	0	0
26 Dan Uggla, R (1, 4) OBP: 0.282, SLG: 0.308 92 José Peraza, R (8, 6)		HR		G5-3			K			3	1	1	1	0	1	0
										0	0	0	0	0	0	0
25 Juan Francisco, L (1, 5) OBP: 0.356, SLG: 0.632 34 Eric O'Flaherty, L (8, 1) 86 Robby Hefflinger, R (9, 7)	L6			G5-3			F9			3	0	0	0	0	0	0
										0	0	0	0	0	0	0
										0	0	0	0	0	0	0
68 Evan Gattis, R (1, 2) OBP: 0.404, SLG: 0.796		HR			P5		F8			3	1	1	1	0	0	0
73 Joey Terdoslavich, S (1, 9) OBP: 0.409, SLG: 0.571 (8, 3)	G3				K			F7		3	0	0	0	0	1	0
74 Jordan Parraz, R (1, 7) OBP: 0.310, SLG: 0.600 (8, 9) 46 Craig Kimbrel, R (9, 1)	K				HR			P3		3	1	1	1	0	1	0
										0	0	0	0	0	0	0
49 Julio Teheran, R (1, 1) 1 Tyler Pastornicky, R (7, 6) OBP: 0.459, SLG: 0.593 (8, 4)			K		L9			K		2	0	0	0	0	1	0
										1	0	0	0	0	1	0
Inning Stats	R: 0 E: 0 K: 0 S: 3 H: 0 LOB: 0 BB: 0 P: 3	R: 2 E: 0 K: 1 S: 9 H: 2 LOB: 0 BB: 0 P: 11	R: 0 E: 0 K: 2 S: 7 H: 0 LOB: 0 BB: 0 P: 7	R: 0 E: 0 K: 0 S: 3 H: 0 LOB: 0 BB: 0 P: 3	R: 1 E: 0 K: 1 S: 7 H: 1 LOB: 0 BB: 0 P: 10	R: 0 E: 0 K: 0 S: 3 H: 0 LOB: 0 BB: 0 P: 3	R: 0 E: 0 K: 1 S: 5 H: 0 LOB: 0 BB: 0 P: 5	R: 0 E: 0 K: 1 S: 5 H: 0 LOB: 0 BB: 0 P: 5		1B: 0 2B: 0 3B: 0 HR: 3 SF: 0 SAC: 0 DP: 0 HBP: 0						

PITCHER		IP	WLS	BF	H	R	ER	SO	BB	IBB	HBP	BLK	WP	HR	S	P	ERA	WHIP
59 Philip Humber, R ERA: 2.25	(1, 1)	6.0	L	21	3	3	3	4	0	0	0	0	0	3	32	37	4.50	0.500
50 Josh Fields, R ERA: 3.12	(7, 1)	1.0		3	0	0	0	1	0	0	0	0	0	0	5	5	0.00	0.000
55 Rhiner Cruz, R ERA: 1.59	(8, 1)	1.0		3	0	0	0	1	0	0	0	0	0	0	5	5	0.00	0.000

PITCHER	IP	WLS	BF	H	R	ER	SO	BB	IBB	HBP	BLK	WP	HR	S	P	ERA	WHIP

BOTTOM

Houston Astros @ Atlanta Braves

Champion Stadium, Lake Buena Vista, FL

Sat Mar 23 2013, 1:10 PM - 3:24 PM EDT

Att. 6,890 - Cloudy - 81 F

livebaseballscorecards.com

AB	27
R	3
H	3
RBI	3
BB	0
SO	6
LOB	0

WP: 0 PA: 27
PB: 0
SB: 0
CS: 0

Batter	1	2	3	4	5	6	7	8	9	AB	R	H	RBI	BB	SO	LOB
19 Andrelton Simmons, R (1, 6) OBP: 0.333, SLG: 0.706 14 Ramiro Pena, S (4, 6) OBP: 0.353, SLG: 0.318	S X 0-1 ① G3			X 0-0 5 BB 22 1B 26 1B 1B		X 0-0 23 1B 13 E 1 FC4-6 1B	S S S 0-3 ② K			2 1 1 0 0 0 0 2 1 1 0 0 1 1						
22 Jason Heyward, L (1, 9) OBP: 0.308, SLG: 0.424 13 Jose Constanza, L (4, 7) OBP: 0.250, SLG: 0.333	B B B B 4-0 8 G4-6-3 BB			X 0-0 26 1B 5 BB 1-2 1B		X 0-0 FC4 1 FC4-6 23 1B 25 1B 1-2	X 0-0 ③ G6-3			1 0 1 0 1 0 0 2 1 0 0 0 0 2						
8 Justin Upton, R (1, 7) OBP: 0.348, SLG: 0.590 74 Jordan Parraz, R (4, 9) OBP: 0.302, SLG: 0.585	X 0-0 ②③ G4-6-3 1-2f			S S C 0-3 ① K		S S C 0-3 ① K		0-0		2 0 0 0 0 1 3 2 0 0 0 0 1 2						
5 Freddie Freeman, L (1, 3) OBP: 0.375, SLG: 0.701 23 Chris Johnson, R (4, PR) OBP: 0.369, SLG: 0.547 (4, 3) (6, 5)		X 0-0 ① G1-3		B B B 4-0 26 1B 1-2 2-3 BB		X 0-0 1 FC4-6 1-2 2-3 1B				1 0 0 0 1 0 0 1 0 1 0 0 0 0						
26 Dan Uggla, R (1, 4) OBP: 0.288, SLG: 0.313 1 Tyler Pastornicky, R (4, 4) OBP: 0.452, SLG: 0.582		X 0-0 ② G4-3		X 0-0 25 G3-6-1 1-2 2-3 3-H 1B		X 0-0 ② FC4-6 25 1B 1-2f 2-3 3-H				2 0 1 1 0 0 0 1 0 0 1 0 0 2						
25 Juan Francisco, L (1, 5) OBP: 0.355, SLG: 0.617 43 Luis Avilán, L (6, 1) 61 David Carpenter, R (7, 1)		X 0-0 ③ G1-3		X 0-0 ②③ G3-6-1 1-2f		X 0-0 17 FC6-4 1-2 3-H 1B				3 0 1 1 0 0 3 0 0 0 0 0 0 0 0 0 0 0 0 0 0						
7 Reed Johnson, R (1, 8) OBP: 0.255, SLG: 0.250 17 Jordan Schafer, L (5, 8) OBP: 0.313, SLG: 0.281			B B B B 4-0 20 G4-6-3 BB		X 0-0 ① F7	X 0-0 ③ FC6-4 1-2f				1 0 0 0 1 0 0 1 0 0 0 0 0 2						
20 Matt Pagnozzi, R (1, 2) OBP: 0.375, SLG: 0.414			X 0-0 ①② G4-6-3 1-2f		X 0-0 ② G5-3		B B B B 4-0 73 FC4 BB			2 0 0 0 1 0 1						
54 Kris Medlen, S (1, 1) OBP: 0.286, SLG: 0.286 73 Joey Terdoslavich, S (6, 3) OBP: 0.400, SLG: 0.558			S S C 0-3 ③ K		S S S 0-3 ③ K		X 0-0 ① FC4 1-2f			2 0 0 0 0 2 0 1 0 0 0 0 0 1						
Inning Stats	R: 0 E: 0 K: 0 S: 3 H: 0 LOB: 0 BB: 1 P: 7	R: 0 E: 0 K: 0 S: 3 H: 0 LOB: 0 BB: 0 P: 3	R: 0 E: 0 K: 1 S: 4 H: 0 LOB: 0 BB: 1 P: 8	R: 1 E: 0 K: 1 S: 7 H: 3 LOB: 3 BB: 1 P: 11	R: 0 E: 0 K: 1 S: 5 H: 0 LOB: 0 BB: 0 P: 5	R: 2 E: 1 K: 1 S: 9 H: 3 LOB: 2 BB: 0 P: 9	R: 0 E: 0 K: 1 S: 5 H: 0 LOB: 1 BB: 1 P: 9	R: 0 E: 0 K: 0 S: 0 H: 0 LOB: 0 BB: 0 P: 0		1B: 6 2B: 0 3B: 0 HR: 0 SF: 0 SAC: 0 DP: 3 HBP: 0						

PITCHER		IP	WLS	BF	H	R	ER	SO	BB	IBB	HBP	BLK	WP	HR	S	P	ERA	WHIP
27 Jordan Zimmermann, R ERA: 4.56	(1, 1)	6.0	W	25	6	3	1	4	3	0	0	0	0	0	31	43	1.50	1.500
52 Ryan Mattheus, R ERA: 3.27	(7, 1)	1.0		4	0	0	0	1	1	0	0	0	0	0	5	9	0.00	1.000
36 Tyler Clippard, R ERA:	(8, 1)	0.0		1	0	0	0	0	0	0	0	0	0	0	0	0	∞	∞

PITCHER	IP	WLS	BF	H	R	ER	SO	BB	IBB	HBP	BLK	WP	HR	S	P	ERA	WHIP

TOP

Atlanta Braves @ Washington Nationals

Space Coast Stadium, Viera, FL

Sun Mar 24 2013, 1:09 PM - 3:04 PM EDT

Att. 7,415 - Partly Cloudy - 82 F

livebaseballscorecards.com

AB	26
R	3
H	6
RBI	3
BB	4
SO	5
LOB	17

BOTTOM

Atlanta Braves @ Washington Nationals

Space Coast Stadium, Viera, FL

Sun Mar 24 2013, 1:09 PM - 3:04 PM EDT

Att. 7,415 - Partly Cloudy - 82 F

livebaseballscorecards.com

Batter	1	2	3	4	5	6	7	8	9	AB	R	H	RBI	BB	SO	LOB
2 Denard Span, L (1, 8) OBP: 0.357, SLG: 0.298	0-0 34 1B 28 G5-3 25 E 1B	0-0 ② G3		0-0 ② G4-3		B B B B 4-0 28 G6-4-3 1-2 BB				3	1	1	0	1	0	2
52 Ryan Mattheus, R (7, 1)										0	0	0	0	0	0	0
46 Micah Owings, R (8, 7) OBP: 0.419, SLG: 0.700										0	0	0	0	0	0	0
28 Jayson Werth, R (1, 9) OBP: 0.319, SLG: 0.378	0-0 ① G5-3 1-2	0-0 ③ 2-H 3-H 1B		0-0 ③ P4		0-0 ②③ G6-4-3 1-2f				4	0	1	1	0	0	3
34 Bryce Harper, L (1, 7) OBP: 0.459, SLG: 0.707	0-0 25 S 25 1B 2-3 1B		0-0 11 G4-3 11 S 8 HR 1B		0-0 25 G3-1 2B		0-0 25 HR 2B			3	2	3	0	0	0	0
1 Steve Lombardozzi, S (7, 4) OBP: 0.197, SLG: 0.237										1	1	1	0	0	0	0
11 Ryan Zimmerman, R (1, 5) OBP: 0.310, SLG: 0.463	0-0 ② F9		B X 1-0 ① G4-3 1-3		S S S 0-3 ① K		S S C 0-3 ① K			4	0	0	0	0	2	5
18 Chad Tracy, L (8, 5) OBP: 0.295, SLG: 0.439										0	0	0	0	0	0	0
25 Adam LaRoche, L (1, 3) OBP: 0.261, SLG: 0.317	B X 1-0 1-H 3-H 1B		X 0-0 ② F9		X 0-0 ② G3-1 2-3		B S X 1-1 2-H HR			4	1	2	3	0	0	2
36 Tyler Clippard, R (8, 1)										0	0	0	0	0	0	0
20 Ian Desmond, R (1, 6) OBP: 0.333, SLG: 0.434	0-0 ③ F9		B B B 4-0 8 HR BB		S S S 0-3 ③ K		X 0-0 ② G1-3			2	1	0	0	1	1	2
33 Roger Bernadina, L (7, 8)										1	0	0	0	0	0	0
8 Danny Espinosa, S (1, 4) OBP: 0.379, SLG: 0.460		X 0-0 27 SH1-4 24 BB 28 1B 1B	X 0-0 1-H 3-H HR			X 0-0 24 1B 2B	X 0-0 ③ P4			3	3	3	3	0	0	0
19 Carlos Rivero, R (7, 6) OBP: 0.231, SLG: 0.277										1	0	0	0	0	0	0
24 Kurt Suzuki, R (1, 2) OBP: 0.378, SLG: 0.484		B B B B 4-0 27 SH1-4 28 1B 1-2 BB	X 0-0 ③ F9			X 0-0 2 BB 2-H 1B				2	0	1	1	1	0	0
27 Jordan Zimmermann, R (1, 1)		X 0-0 ① SH1-4 1-2 2-3		S S C 0-3 ① K		X 0-0 ① F8				1	0	0	0	0	1	0
12 Tyler Moore, R (6, PH) OBP: 0.222, SLG: 0.426										1	0	0	0	0	0	1
Inning Stats	R: 2 E: 0 K: 0 S: 6 H: 3 LOB: 1 BB: 0 P: 7	R: 1 E: 0 K: 0 S: 4 H: 2 LOB: 2 BB: 1 P: 8	R: 3 E: 0 K: 0 S: 5 H: 2 LOB: 0 BB: 1 P: 10	R: 0 E: 0 K: 1 S: 5 H: 0 LOB: 0 BB: 0 P: 5	R: 0 E: 0 K: 2 S: 8 H: 1 LOB: 1 BB: 0 P: 8	R: 1 E: 0 K: 0 S: 4 H: 2 LOB: 1 BB: 1 P: 8	R: 2 E: 0 K: 1 S: 8 H: 2 LOB: 0 BB: 0 P: 9			1B: 7 2B: 3 3B: 0 HR: 2	SF: 0 SAC: 1 DP: 1 HBP: 0			WP: 0 PB: 0 SB: 2 CS: 0	PA: 34		

	AB	30
	R	9
	H	12
	RBI	8
	BB	3
	SO	4
	LOB	15

PITCHER	IP	WLS	BF	H	R	ER	SO	BB	IBB	HBP	BLK	WP	HR	S	P	ERA	WHIP
54 Kris Medlen, R (1, 1) ERA: 7.23	5.0	L	24	8	6	6	3	2	0	0	0	0	1	28	38	10.80	2.000
43 Luis Avilán, L (6, 1) ERA: 6.1	1.0		5	2	1	1	0	1	0	0	0	0	0	4	8	9.00	3.000
61 David Carpenter, R (7, 1) ERA: 13.5	1.0		5	2	2	2	1	0	0	0	0	0	1	8	9	18.00	2.000

PITCHER	IP	WLS	BF	H	R	ER	SO	BB	IBB	HBP	BLK	WP	HR	S	P	ERA	WHIP

Batter	1	2	3	4	5	6	7	8	9	AB	R	H	RBI	BB	SO	LOB
11 Rubén Tejada, R (1, 6) OBP: 0.189, SLG: 0.170	B B B B 4-0 4 WP 4 1B BB	X 0-0 ③ L7			X 0-0 ① L8		X 0-0 ① SF8 3-H		X 0-0 93 FC6-4 84 1B 90 G5-3 1B	2	1	0	0	1	0	0
3 Omar Quintanilla, L (7, PH) OBP: 0.347, SLG: 0.366										1	1	1	1	0	0	0
(7, 6)																
Justin Turner, R (1, 4) OBP: 0.333, SLG: 0.359	X 0-0 ① P6		X 0-0 ① F9		X 0-0 ② F8		S S S 0-3 ② K		X 0-0 93 FC6-4 1-2 1B	3	0	0	0	0	0	1
84 Joshua Rodriguez, R (7, PH) OBP: 0.333, SLG: 0.333										2	0	1	0	0	1	0
(7, 4)																
4 Collin Cowgill, R (1, 8) OBP: 0.397, SLG: 0.614	B B X 2-0 77 WP 77 HR 1-H 1B		B B B C X 3-1 HR		B B B B 4-0 BB		B B B B 4-0 23 BB 19 1B BB		X 0-0 ① FC6-4 90 G5-3 1-2f 2-3	2	2	2	2	1	0	0
9 Kirk Nieuwenhuis, L (7, PH) OBP: 0.222, SLG: 0.045										0	0	0	0	1	0	0
73 Robert Carson, L (7, 1)										0	0	0	0	0	0	0
93 Francisco Peña, R (7, 2)										1	0	0	0	0	0	2
19 Zach Lutz, R (1, 3) OBP: 0.375, SLG: 0.393	S S S 0-3 ② K		X 0-0 ② F9		C C C 0-3 ③ K		X 0-0 23 BB 1-2 1B		X 0-0 ② G5-3 1-2 3-H	4	0	1	0	0	2	2
90 Eric Campbell, R (9, PH)										1	0	0	1	0	0	1
(9, 3)																
77 Andrew Brown, R (1, 9) OBP: 0.261, SLG: 0.356	B B B S C X 3-2 1-H HR		S S S 0-3 ③ K			X 0-0 ① F7	B B B B 4-0 1-2 2-3 BB		X 0-0 ③ G4-3	2	1	1	2	0	1	0
23 Mike Baxter, L (6, PH) OBP: 0.352, SLG: 0.286										2	0	0	0	1	0	1
(6, 9)																
22 Landon Powell, S (1, 2) OBP: 0.267, SLG: 0.214	X 0-0 ③ P4			X 0-0 16 L5-4 80 1B 1B		S S S 0-3 ② K	X 0-0 ③ F8			4	0	1	0	0	1	3
87 Jeff Walters, R (7, 1)										0	0	0	0	0	0	0
46 Greg Burke, R (9, 1)										0	0	0	0	0	0	0
80 Jamie Hoffmann, R (1, 7) OBP: 0.289, SLG: 0.556		C B B X 2-1 HR		X 0-0 1-2 1B		B B B B 4-0 BB		S S S 0-3 ① K2-3		2	1	2	1	0	0	0
1 Jordany Valdespin, L (6, PH) OBP: 0.383, SLG: 0.582										1	0	0	0	1	1	0
(6, 7)																
16 Brian Bixler, R (1, 5) OBP: 0.388, SLG: 0.561		X 0-0 ① G6-3		X 0-0 ① ② L5-4 2-2		S S S 0-3 ③ K		X 0-0 ② F9		4	0	0	0	0	1	3
35 Dillon Gee, R (1, 1)		X 0-0 ② F8		X 0-0 ③ P3			X 0-0 3 SF8 3B	X 0-0 ③ F8		2	0	0	0	0	0	1
Corey Patterson, L (7, PH) OBP: 0.500, SLG: 1.500										2	1	1	0	0	0	0
(7, 8)																
Inning Stats	R: 3 H: 2 E: 0 LOB: 0 K: 1 BB: 1 S: 9 P: 18	R: 1 H: 1 E: 0 LOB: 0 K: 0 BB: 0 S: 5 P: 7	R: 1 H: 1 E: 0 LOB: 0 K: 1 BB: 0 S: 7 P: 10	R: 0 H: 2 E: 0 LOB: 1 K: 0 BB: 0 S: 4 P: 4	R: 0 H: 0 E: 0 LOB: 1 K: 1 BB: 1 S: 5 P: 9	R: 0 H: 0 E: 0 LOB: 1 K: 2 BB: 1 S: 7 P: 11	R: 1 H: 2 E: 0 LOB: 3 K: 1 BB: 2 S: 7 P: 15	R: 0 H: 0 E: 0 LOB: 0 K: 1 BB: 0 S: 5 P: 5	R: 1 H: 2 E: 0 LOB: 1 K: 0 BB: 0 S: 5 P: 5	1B: 6 SF: 1 2B: 1 SAC: 0 3B: 1 DP: 1 HR: 3 HBP: 0						

TOP

New York Mets @ Atlanta Braves

Champion Stadium, Lake Buena Vista, FL

Mon Mar 25 2013, 1:12 PM - 3:57 PM EDT

Att. 9,477 - Sunny - 64 F

livebaseballscorecards.com

AB	35
R	7
H	10
RBI	7
BB	5
SO	7
LOB	14

WP: 3 PA: 41
PB: 0
SB: 0
CS: 0

PITCHER		IP	WLS	BF	H	R	ER	SO	BB	IBB	HBP	BLK	WP	HR	S	P	ERA	WHIP
36 Mike Minor, L ERA: 6.26	(1, 1)	5.0	L	22	6	5	5	3	2	0	0	0	2	3	30	48	9.00	1.600
38 Anthony Varvaro, R ERA: 4.63	(6, 1)	1.2		9	2	1	1	3	2	0	0	0	0	0	13	21	5.40	2.400
80 Cole McCurry, L ERA:	(7, 1)	0.1		2	0	0	0	0	1	0	0	0	0	0	1	5	0.00	3.000
46 Craig Kimbrel, R ERA: 6.43	(8, 1)	1.0		3	0	0	0	1	0	0	0	0	0	0	5	5	0.00	0.000
82 Andrew Russell, R ERA: 4.5	(9, 1)	1.0		5	2	1	1	0	0	0	0	0	0	0	5	5	9.00	2.000

PITCHER	IP	WLS	BF	H	R	ER	SO	BB	IBB	HBP	BLK	WP	HR	S	P	ERA	WHIP

New York Mets @ Atlanta Braves

Champion Stadium, Lake Buena Vista, FL

Mon Mar 25 2013, 1:12 PM - 3:57 PM EDT

Att. 9,477 - Sunny - 64 F

livebaseballscorecards.com

BOTTOM

Batter	1	2	3	4	5	6	7	8	9	AB	R	H	RBI	BB	SO	LOB
19 Andrelton Simmons, R (1, 6) OBP: 0.286, SLG: 0.600 14 Ramiro Pena, S (7, 6) OBP: 0.365, SLG: 0.318	L7			F7		K		BB (1-2)		3 0	0 0	0 0	0 0	0 1	1 0	0 0
22 Jason Heyward, L (1, 9) OBP: 0.324, SLG: 0.484 13 Jose Constanza, L (8, 7) OBP: 0.231, SLG: 0.308	K			1B			HR	K		3 1	1 0	2 0	1 0	0 0	1 1	0 2
8 Justin Upton, R (1, 7) OBP: 0.348, SLG: 0.625 1 Tyler Pastornicky, R (8, 4) OBP: 0.444, SLG: 0.571	P1			F8			HR		G6-3	3 1	1 0	1 0	1 0	0 0	0 0	1 0
5 Freddie Freeman, L (1, 3) OBP: 0.373, SLG: 0.686 81 William Beckwith, L (8, 3) OBP: 0.333, SLG: 0.333		2 G5-4-3 1B		P2			L8		17 1B; 25 2B 1B	3 1	0 1	1 1	0 0	0 0	0 0	1 0
2 B.J. Upton, R (1, 8) OBP: 0.362, SLG: 0.544 17 Jordan Schafer, L (7, PR) OBP: 0.323, SLG: 0.293 (8, 8)		G5-4-3 (1-2f)			K		26 CS 1B		25 2B; 68 FC5-4 (1-2) 1B	3 1	0 1	1 1	0 0	0 0	1 0	1 0
26 Dan Uggla, R (1, 4) OBP: 0.276, SLG: 0.300 46 Craig Kimbrel, R (8, 1) 82 Andrew Russell, R (9, 1) 25 Juan Francisco, L (9, PH) OBP: 0.365, SLG: 0.639		K			K		P6 (1-2)		68 FC5-4 (1-3, 2-H) 2B	3 0 0 1	0 0 0 0	0 0 0 1	0 0 0 1	0 0 0 0	2 0 0 0	1 0 0 0
23 Chris Johnson, R (1, 5) OBP: 0.368, SLG: 0.537 94 Kyle Kubitza, L (9, 5)	L6				K			14 WP 1B	68 FC5-4 BB	3 0	0 0	1 0	0 0	0 1	1 0	0 0
68 Evan Gattis, R (1, 2) OBP: 0.375, SLG: 0.736 91 Matt Lipka, R (9, PR)	G5-3					F7		F9	FC5-4 7 S (1-2f, 2-3, 3-H)	4 0	0 0	0 0	1 0	0 0	0 0	3 0
36 Mike Minor, R (1, 1) OBP: 0.250, SLG: 0.500 38 Anthony Varvaro, R (6, 1) 80 Cole McCurry, L (7, 1) 7 Reed Johnson, R (8, 9) OBP: 0.246, SLG: 0.241	F7					K		F9	K (1-2)	1 1 0 2	0 0 0 0	0 0 0 0	0 0 0 0	0 1 0 1	0 0 0 3	0 0 0 0
Inning Stats	R: 0 E: 0 K: 1 S: 5 / H: 0 LOB: 0 BB: 0 P: 5	R: 0 E: 0 K: 1 S: 5 / H: 1 LOB: 0 BB: 0 P: 5	R: 0 E: 0 K: 0 S: 3 / H: 0 LOB: 0 BB: 0 P: 3	R: 0 E: 0 K: 0 S: 4 / H: 1 LOB: 1 BB: 0 P: 4	R: 0 E: 0 K: 3 S: 9 / H: 0 LOB: 0 BB: 0 P: 9	R: 0 E: 0 K: 2 S: 7 / H: 0 LOB: 0 BB: 0 P: 7	R: 2 E: 0 K: 0 S: 7 / H: 3 LOB: 1 BB: 0 P: 10	R: 0 E: 0 K: 1 S: 6 / H: 1 LOB: 2 BB: 1 P: 10	R: 2 E: 0 K: 1 S: 8 / H: 3 LOB: 3 BB: 1 P: 12	1B: 6 2B: 1 3B: 0 HR: 2	SF: 0 SAC: 0 DP: 1 HBP: 0			WP: 1 PB: 0 SB: 1 CS: 1	PA: 36		

PITCHER		IP	WLS	BF	H	R	ER	SO	BB	IBB	HBP	BLK	WP	HR	S	P	ERA	WHIP
35 Dillon Gee, R ERA: 5.68	(1, 1)	6.0	W	19	2	0	0	7	0	0	0	0	0	0	33	33	0.00	0.333
73 Robert Carson, L ERA: 5.4	(7, 1)	0.1		3	2	2	2	0	0	0	0	0	0	2	5	7	54.00	6.000
87 Jeff Walters, R ERA:	(7, 1)	1.2		7	2	0	0	1	1	0	0	0	1	0	8	13	0.00	1.800
46 Greg Burke, R ERA: 5.84	(9, 1)	1.0		7	3	2	2	1	1	0	0	0	0	0	8	12	18.00	4.000

PITCHER	IP	WLS	BF	H	R	ER	SO	BB	IBB	HBP	BLK	WP	HR	S	P	ERA	WHIP

Atlanta Braves @ Detroit Tigers

Joker Marchant Stadium, Lakeland, FL

Tue Mar 26 2013, 1:04 PM - 4:17 PM EDT

Att. 8,351 - Sunny - 57 F

TOP

livebaseballscorecards.com

Batter	1	2	3	4	5	6	7	8	9	AB	R	H	RBI	BB	SO	LOB
19 Andrelton Simmons, R (1, 6) OBP: 0.250, SLG: 0.522	B1-3		G5-3		G4-3 1-2		1-2 1-H 3-H HR		0-0 FC4-6 1-2f	3	0	0	0	0	0	2
14 Ramiro Pena, S (7, PH) OBP: 0.370, SLG: 0.391 (7, 4)										2	1	1	3	0	0	1
22 Jason Heyward, L (1, 10) OBP: 0.333, SLG: 0.492	K			0-0 5 BLK 5 SF9 2B	L9		BB		0-3 K	3	1	1	0	1	1	1
23 Chris Johnson, R (9, PH) OBP: 0.362, SLG: 0.529 (9, 10)										1	0	0	0	0	1	1
8 Justin Upton, R (1, 7) OBP: 0.333, SLG: 0.597	K			K	K	K	K			3	0	0	0	0	3	1
72 Todd Cunningham, S (6, 7) OBP: 0.324, SLG: 0.303										1	0	0	0	0	1	1
5 Freddie Freeman, L (1, 3) OBP: 0.367, SLG: 0.671		2 FC5-4 1B		SF9 2-H	F7			K		3	0	1	1	0	1	0
76 Joe Leonard, R (8, 3) OBP: 0.267, SLG: 0.400 (9, 5)										0	0	0	0	0	0	0
2 B.J. Upton, R (1, 8) OBP: 0.356, SLG: 0.528		FC5-4 26 G6-4-3 1-2f		1B	K			F9		4	0	1	0	0	1	1
92 José Martínez, R (8, 9) OBP: 1.000, SLG: 1.000										0	0	0	0	0	0	0
26 Dan Uggla, R (1, 4) OBP: 0.278, SLG: 0.292		G6-4-3 1-2f		F9			20 1B 14 HR HBP	F9		2	0	0	0	0	0	2
75 Elmer Reyes, R (7, PR) (7, 6)										1	1	0	0	0	0	0
25 Juan Francisco, L (1, 5) OBP: 0.373, SLG: 0.692			F7		11 1B 2B		K		3-2 HR	4	2	2	1	0	1	1
81 William Beckwith, L (9, 3) OBP: 0.333, SLG: 0.333										0	0	0	0	0	0	0
7 Reed Johnson, R (1, 9) OBP: 0.250, SLG: 0.246			11 G5-3 1B		G1-3		K		K	3	0	1	0	0	1	2
17 Jordan Schafer, L (7, 9) OBP: 0.318, SLG: 0.288 (8, 8)										1	0	0	0	0	1	0
11 Gerald Laird, R (1, 2) OBP: 0.240, SLG: 0.182			G5-3 1-2		19 G4-3 2-H 1B		14 HR 1-3 1B		14 FC4-6 1B	2	0	1	1	0	0	1
20 Matt Pagnozzi, R (6, 2) OBP: 0.412, SLG: 0.452										2	1	2	0	0	0	0

AB	35
R	6
H	10
RBI	6
BB	1
SO	11
LOB	14

Inning Stats	1	2	3	4	5	6	7	8	9	1B: 6	SF: 1	WP: 0	PA: 38
	R: 0 E: 0 K: 2 S: 7	H: 0 LOB: 0 BB: 0 P: 7	R: 0 E: 0 K: 0 S: 3	H: 1 LOB: 0 BB: 0 P: 3	R: 0 E: 0 K: 0 S: 4	H: 1 LOB: 1 BB: 0 P: 4	R: 1 E: 0 K: 1 S: 7	H: 2 LOB: 1 BB: 0 P: 7	R: 1 E: 0 K: 0 S: 5	H: 2 LOB: 1 BB: 0 P: 5	R: 0 E: 0 K: 2 S: 7	H: 0 LOB: 0 BB: 0 P: 7	R: 3 E: 0 K: 3 S: 13	H: 2 LOB: 1 BB: 1 P: 19	R: 0 E: 0 K: 1 S: 5	H: 0 LOB: 0 BB: 0 P: 5	R: 1 E: 0 K: 2 S: 11	H: 2 LOB: 1 BB: 0 P: 14	2B: 2 3B: 0 HR: 2	SAC: 0 DP: 1 HBP: 1	PB: 0 SB: 0 CS: 0	

PITCHER		IP	WLS	BF	H	R	ER	SO	BB	IBB	HBP	BLK	WP	HR	S	P	ERA	WHIP
66 Shawn Hill, R ERA: 4.5	(1, 1)	5.0		20	6	2	2	3	0	0	0	1	0	0	26	26	3.60	1.200
43 Bruce Rondón, R ERA: 4.63	(6, 1)	1.0		3	0	0	0	2	0	0	0	0	0	0	7	7	0.00	0.000
20 Octavio Dotel, R ERA: 6.75	(7, 1)	1.0	B	7	2	3	3	3	1	0	1	0	0	1	13	19	27.00	3.000
40 Phil Coke, L ERA: 4.09	(8, 1)	1.0		3	0	0	0	1	0	0	0	0	0	0	5	5	0.00	0.000
60 Brayan Villarreal, R ERA: 2.25	(9, 1)	1.0	L	5	2	1	1	2	0	0	0	0	0	1	11	14	9.00	2.000

PITCHER	IP	WLS	BF	H	R	ER	SO	BB	IBB	HBP	BLK	WP	HR	S	P	ERA	WHIP

Atlanta Braves @ Detroit Tigers

Joker Marchant Stadium, Lakeland, FL

Tue Mar 26 2013, 1:04 PM - 4:17 PM EDT

Att. 8,351 - Sunny - 57 F

BOTTOM

Batter	1	2	3	4	5	6	7	8	9	AB	R	H	RBI	BB	SO	LOB
14 Austin Jackson, R (1, 8) OBP: 0.309, SLG: 0.443 52 Quintin Berry, L (6, 8) OBP: 0.432, SLG: 0.387	F9		48 1B 24 SF8 1B		F7	9 G6-3 9 S 3-H BB		29 1B 3B		3 1 1 0 0 0 0 1 1 1 0 1 0 0						
48 Torii Hunter, R (1, 9) OBP: 0.323, SLG: 0.484 9 Jason Krizan, L (6, 9)	F9		1-3 1B		28 WP 24 BB 1B	G6-3 1-3		68 G4-6-3 29 1B BB		3 0 2 0 0 0 0 1 0 0 0 1 0 1						
24 Miguel Cabrera, R (1, 5) OBP: 0.352, SLG: 0.583 29 Danny Worth, R (6, PH) OBP: 0.458, SLG: 0.487 (7, 5)	1B		SF8 3-H		28 WP 1-2 BB	68 BB BB		68 G4-6-3 1-2 3-H 1B		1 0 1 1 1 0 0 1 0 1 1 1 0 0						
28 Prince Fielder, L (1, 3) OBP: 0.397, SLG: 0.451 68 Matt Tuiasosopo, R (6, PH) OBP: 0.414, SLG: 0.680 (7, 3)	G3		F8		K 1-2 2-3	1-2 BB		G4-6-3 1-2f 2-3		3 0 0 0 0 1 4 1 0 0 0 1 0 2						
41 Victor Martinez, S (1, 10) OBP: 0.338, SLG: 0.359 28 Luis Castillo, S (8, PH) (9, 10)	K		F7		K	L3		P5		4 0 0 0 0 2 6 1 0 0 0 0 0 1						
32 Don Kelly, L (1, 7) OBP: 0.407, SLG: 0.696	55 FC4-6 27 BB BB		55 F8 2B		1-1 HR	55 F9 2B		77 FC1-4 1B		4 1 4 1 1 0 0						
27 Jhonny Peralta, R (1, 6) OBP: 0.339, SLG: 0.481 77 Eugenio Suárez, R (7, 6)	55 FC4-6 1-2 BB		L6		K	K		FC1-4 50 G1-6-3 1-2f		2 0 0 0 1 1 1 2 0 0 0 0 1 2						
55 Brayan Peña, S (1, 2) OBP: 0.200, SLG: 0.333 50 Zach Maggard, R (8, 2)	FC4-6 1-2f 2-3		F8 2-3		39 3B BB	F9 2-3		G1-6-3 1-2f		3 1 0 0 1 0 4 1 0 0 0 0 0 1						
39 Ramon Santiago, S (1, 4) OBP: 0.444, SLG: 0.550 30 Marcus Lemon, L (7, 4)	G3		L5		52 WP 1-H 3B	K				3 1 1 1 0 0 3 1 0 0 0 0 1 1						
Inning Stats	R: 0 H: 1 E: 0 LOB: 1 K: 0 BB: 0 S: 4 P: 4	R: 0 H: 0 E: 0 LOB: 2 K: 1 BB: 2 S: 5 P: 13	R: 1 H: 2 E: 0 LOB: 1 K: 0 BB: 0 S: 5 P: 5	R: 0 H: 1 E: 0 LOB: 1 K: 0 BB: 0 S: 4 P: 4	R: 0 H: 1 E: 0 LOB: 2 K: 2 BB: 1 S: 8 P: 13	R: 3 H: 2 E: 0 LOB: 3 K: 1 BB: 4 S: 10 P: 28	R: 0 H: 1 E: 0 LOB: 1 K: 2 BB: 0 S: 8 P: 8	R: 1 H: 2 E: 0 LOB: 1 K: 0 BB: 1 S: 4 P: 8	R: 0 H: 1 E: 0 LOB: 0 K: 0 BB: 0 S: 3 P: 3	1B: 6 SF: 1 2B: 2 SAC: 0 3B: 2 DP: 2 HR: 1 HBP: 0						

livebaseballscorecards.com

AB	35
R	5
H	11
RBI	4
BB	8
SO	6
LOB	26

WP: 2 PA: 44
PB: 0
SB: 1
CS: 0

PITCHER		IP	WLS	BF	H	R	ER	SO	BB	IBB	HBP	BLK	WP	HR	S	P	ERA	WHIP
15 Tim Hudson, R ERA: 3.9	(1, 1)	4.0		18	4	1	1	1	2	0	0	0	0	0	18	26	2.25	1.500
52 Jordan Walden, R ERA: 4.5	(5, 1)	1.0	H	5	1	0	0	2	1	0	0	0	1	0	8	13	0.00	2.000
Jonny Venters, L ERA: 8.1	(6, 1)	0.1	B	4	2	3	3	1	1	0	0	0	0	1	6	11	81.00	9.000
82 Andrew Russell, R ERA: 3.38	(6, 1)	0.2		5	0	0	0	0	3	0	0	0	1	0	4	17	0.00	4.500
79 Wirfin Obispo, R ERA:	(7, 1)	1.0	H	4	1	0	0	2	0	0	0	0	0	0	8	8	0.00	1.000

PITCHER		IP	WLS	BF	H	R	ER	SO	BB	IBB	HBP	BLK	WP	HR	S	P	ERA	WHIP
78 Ryan Buchter, L ERA: 6.75	(8, 1)	0.0		2	1	1	1	0	1	0	0	0	0	0	1	5	∞	∞
53 Cory Gearrin, R ERA: 1.64	(8, 1)	2.0	W	6	2	0	0	0	0	0	0	0	0	0	6	6	0.00	1.000

Atlanta Braves @ Washington Nationals

Space Coast Stadium, Viera, FL

Wed Mar 27 2013, 1:09 PM - 3:57 PM EDT

Att. 5,907 - Sunny - 60 F

TOP

livebaseballscorecards.com

Batter	1	2	3	4	5	6	7	8	9	AB	R	H	RBI	BB	SO	LOB
19 Andrelton Simmons, R (1, 6) OBP: 0.286, SLG: 0.538	G5-3		25 G6-3 2B	G6-3			68 BB 85 1B BB	P1		3	0	1	0	1	0	2
91 Matt Lipka, R (7, PR) (7, 8)										1	0	0	0	0	0	1
7 Reed Johnson, R (1, 8) OBP: 0.234, SLG: 0.230	F7		L8		F9		F9		F9	4	0	0	0	0	0	2
97 Edward Salcedo, R (7, 5) OBP: 0.667, SLG: 2.667										1	0	0	0	0	0	0
23 Chris Johnson, R (1, 3) OBP: 0.370, SLG: 0.521	25 HBP 1B		25 G6-3 BB		K		K		86 1B BB	3	0	1	0	1	2	1
(5, 5)										0	0	0	0	1	0	0
67 José Yépez, R (7, 2) OBP: 0.375, SLG: 0.286																
25 Juan Francisco, L (1, 5) OBP: 0.371, SLG: 0.672	HBP		G6-3		G1-3		68 BB 1B		P6	2	0	0	0	0	0	2
50 Cristhian Martinez, R (5, 1)			1-2 2-3				1-2			0	0	0	0	0	0	0
85 Sean Kazmar Jr., R (7, PH) OBP: 0.200, SLG: 0.300										2	0	1	0	0	0	1
(7, 4)																
(8, 6)	1-2															
68 Evan Gattis, R (1, 7) OBP: 0.383, SLG: 0.768	L9		P6			HR	BB		1B	3	1	1	1	1	0	4
(6, 2)							1-2 2-3		1-2							
48 Dusty Hughes, L (7, 1)										0	0	0	0	0	0	0
83 Chasen Shreve, L (8, 1)										0	0	0	0	0	0	0
86 Robby Hefflinger, R (9, PH) OBP: 1.000, SLG: 1.000										1	0	1	0	0	0	0
11 Gerald Laird, R (1, 2) OBP: 0.250, SLG: 0.320		F8		F8		HR	G1-3		K	3	1	1	1	0	0	0
72 Todd Cunningham, S (6, 7) OBP: 0.308, SLG: 0.286										2	0	0	0	0	1	5
14 Ramiro Pena, S (1, 4) OBP: 0.404, SLG: 0.429		17 FC4-6 1B		59 SH1-4 17 1B 1B		76 G6-4-3 1B		95 G6-4-3 1B		3	0	3	0	0	0	0
(7, 6)																
Luis Nunez, R (8, PH) OBP: 0.667, SLG: 0.667										1	0	1	0	0	0	0
(8, 4)																
17 Jordan Schafer, L (1, 9) OBP: 0.319, SLG: 0.290		FC4-6		59 SH1-4		K		G6-4-3		3	0	1	0	0	1	2
95 David Rohm, R (8, PH)		1-2f		1-2				1-2f		1	0	0	0	0	0	1
(8, 9)																
34 Eric O'Flaherty, L (1, 1)		G1-3		SH1-4		G6-4-3				0	0	0	0	0	0	0
92 José Martínez, R (2, PH) OBP: 0.667, SLG: 0.667						1-2f		BB		1	0	0	0	0	0	1
59 Daniel Rodriguez, L (2, 1)				1-2 2-3						0	0	0	0	0	0	0
43 Luis Avilán, L (4, 1)										0	0	0	0	0	0	0
76 Joe Leonard, R (5, 3) OBP: 0.294, SLG: 0.375										1	0	0	0	1	0	1
Inning Stats	R: 0 E: 0 K: 0 S: 4 H: 1 LOB: 2 BB: 0 P: 7	R: 0 E: 0 K: 0 S: 4 H: 1 LOB: 1 BB: 0 P: 4	R: 0 E: 0 K: 0 S: 4 H: 1 LOB: 2 BB: 1 P: 8	R: 0 E: 0 K: 0 S: 6 H: 2 LOB: 2 BB: 0 P: 8	R: 0 E: 0 K: 1 S: 5 H: 0 LOB: 0 BB: 0 P: 5	R: 2 E: 0 K: 1 S: 9 H: 3 LOB: 0 BB: 0 P: 14	R: 0 E: 0 K: 1 S: 6 H: 1 LOB: 3 BB: 2 P: 14	R: 0 E: 0 K: 0 S: 3 H: 1 LOB: 1 BB: 1 P: 7	R: 0 E: 0 K: 1 S: 6 H: 1 LOB: 2 BB: 1 P: 10	1B: 8 2B: 1 3B: 0 HR: 2 SF: 0 SAC: 1 DP: 2 HBP: 1	WP: 0 PB: 0 SB: 0 CS: 0 PA: 42					

	AB	35
	R	2
	H	11
	RBI	2
	BB	5
	SO	4
	LOB	23

PITCHER		IP	WLS	BF	H	R	ER	SO	BB	IBB	HBP	BLK	WP	HR	S	P	ERA	WHIP
48 Ross Detwiler, L ERA: 3.86	(1, 1)	5.1	W	26	8	2	2	2	1	0	1	0	0	2	31	45	3.38	1.688
30 Zach Duke, L ERA: 5.11	(6, 1)	0.2		1	0	0	0	0	0	0	0	0	0	0	1	1	0.00	0.000
63 Henry Alberto Rodriguez, R ERA: 4.15	(7, 1)	1.0		6	1	0	0	1	2	0	0	0	0	0	6	14	0.00	3.000
16 J.C. Romero, L ERA:	(8, 1)	1.0		4	1	0	0	0	1	0	0	0	0	0	3	7	0.00	2.000
29 Rafael Soriano, R ERA: 9.53	(9, 1)	1.0		5	1	0	0	1	1	0	0	0	0	0	6	10	0.00	2.000

PITCHER	IP	WLS	BF	H	R	ER	SO	BB	IBB	HBP	BLK	WP	HR	S	P	ERA	WHIP

Batter	1	2	3	4	5	6	7	8	9	AB	R	H	RBI	BB	SO	LOB
2 Denard Span, L (1, 8) OBP: 0.348, SLG: 0.263	G4-3		BBBB 4-0 28 S 28 1B BB	0-0 G6-4-3 1-2f			SSS 0-3 K	0-0 F7		4	1	0	0	1	1	3
28 Jayson Werth, R (1, 9) OBP: 0.368, SLG: 0.385 16 J.C. Romero, S (8, 1) 46 Micah Owings, R (8, PH) OBP: 0.361, SLG: 0.600 29 Rafael Soriano, R (9, 1)	0-0 25 CS 1B		BX 1-0 1-H 1B	0-0 F9			BH 2-0 11 HR HBP	SSS 0-3 K		3 0 1 0	1 0 0 0	2 0 0 0	1 0 0 0	0 0 0 0	0 0 1 0	0 0 2 0
11 Ryan Zimmerman, R (1, 5) OBP: 0.302, SLG: 0.596	SSS 0-3 K			BX 1-0 HR	BBCCX 2-2 HR		BBX 2-0 1-H HR			4	3	3	4	0	1	1
25 Adam LaRoche, L (1, 3) OBP: 0.286, SLG: 0.367	B 1-0 CS 1-2	BBBB 4-0 20 G6-4-3 BB		BBBB 4-0 20 PB 8 2B BB	X 0-0 G4-3		SSS 0-3 K			2	1	0	0	2	1	0
20 Ian Desmond, R (1, 6) OBP: 0.328, SLG: 0.403		X 0-0 G6-4-3 1-2f		BBBB 4-0 8 2B 40 HR 1-2 BB	X 0-0 F8		X 0-0 1B			3	1	1	0	1	0	1
8 Danny Espinosa, S (1, 4) OBP: 0.368, SLG: 0.452		X 0-0 F9		X 0-0 40 HR 1-3 2-H 2B	X 0-0 G6-3		SSS 0-3 K			4	1	1	1	0	1	1
40 Wilson Ramos, R (1, 2) OBP: 0.353, SLG: 0.559			X 0-0 HR	X 0-0 2-H 3-H HR		X 0-0 F8		X 0-0 F8		4	2	2	4	0	0	0
12 Tyler Moore, R (1, 7) OBP: 0.242, SLG: 0.475			X 0-0 G6-3	BBBCCX 3-2 HR		SSS 0-3 K		X 0-0 2B		4	1	2	1	0	1	0
48 Ross Detwiler, R (1, 1) 30 Zach Duke, L (6, 1) 18 Chad Tracy, L (6, PH) OBP: 0.292, SLG: 0.444 63 Henry Alberto Rodriguez, R (7, 1) 33 Roger Bernadina, L (8, 9) OBP: 0.417, SLG: 0.556			X 0-0 F9	BBBB 4-0 2 G6-4-3 BB		X 0-0 F9		BH 2-0 HBP		1 0 1 0 0	0 0 0 0 0	0 0 0 0 0	0 0 0 0 0	1 0 0 0 0	0 0 0 0 0	0 0 0 0 0
Inning Stats	R: 0 E: 0 K: 1 S: 5 H: 1 LOB: 0 BB: 0 P: 6	R: 0 E: 0 K: 0 S: 2 H: 0 LOB: 0 BB: 1 P: 6	R: 2 E: 0 K: 0 S: 4 H: 2 LOB: 1 BB: 1 P: 9	R: 6 E: 0 K: 0 S: 8 H: 4 LOB: 0 BB: 3 P: 24	R: 1 E: 0 K: 0 S: 6 H: 1 LOB: 0 BB: 0 P: 8	R: 0 E: 0 K: 1 S: 5 H: 0 LOB: 0 BB: 0 P: 5	R: 2 E: 0 K: 3 S: 11 H: 2 LOB: 1 BB: 0 P: 15	R: 0 E: 0 K: 1 S: 6 H: 1 LOB: 2 BB: 0 P: 8		1B: 3 2B: 2 3B: 0 HR: 6	SF: 0 SAC: 0 DP: 2 HBP: 2			WP: 0 PB: 1 SB: 1 CS: 1	PA: 39	

PITCHER		IP	WLS	BF	H	R	ER	SO	BB	IBB	HBP	BLK	WP	HR	S	P	ERA	WHIP
34 Eric O'Flaherty, L ERA:	(1, 1)	1.0		3	1	0	0	1	0	0	0	0	0	0	5	6	0.00	1.000
59 Daniel Rodriguez, L ERA: 16.43	(2, 1)	2.0	L	15	6	8	8	0	5	0	0	0	0	4	12	37	36.00	5.500
43 Luis Avilán, L ERA: 5.56	(4, 1)	1.0		2	0	0	0	0	0	0	0	0	0	0	2	2	0.00	0.000
50 Cristhian Martinez, R ERA: 4.73	(5, 1)	2.0		7	1	1	1	1	0	0	0	0	0	1	11	13	4.50	0.500
48 Dusty Hughes, L ERA: 3.38	(7, 1)	1.0		6	2	2	2	3	0	0	1	0	0	1	11	15	18.00	2.000

PITCHER		IP	WLS	BF	H	R	ER	SO	BB	IBB	HBP	BLK	WP	HR	S	P	ERA	WHIP
83 Chasen Shreve, L ERA:	(8, 1)	1.0		5	1	0	0	1	0	0	1	0	0	0	6	8	0.00	1.000

BOTTOM

Atlanta Braves @ Washington Nationals

Space Coast Stadium, Viera, FL

Wed Mar 27 2013, 1:09 PM - 3:57 PM EDT

Att. 5,907 - Sunny - 60 F

livebaseballscorecards.com

AB	31
R	11
H	11
RBI	11
BB	5
SO	6
LOB	8

Houston Astros @ Atlanta Braves

Champion Stadium, Lake Buena Vista, FL

Thu Mar 28 2013, 1:09 PM - 3:18 PM EDT

Att. 7,435 - Sunny - 67 F

TOP

livebaseballscorecards.com

Batter	1	2	3	4	5	6	7	8	9	AB	R	H	RBI	BB	SO	LOB
2 Brandon Barnes, R (1, 9) OBP: 0.300, SLG: 0.630	F9		P4			HBP	FC3-6			2	0	0	0	0	0	1
97 Michael Burgess, L (6, PR) OBP: 0.200, SLG: 0.200										1	0	0	0	0	0	2
(6, 9)																
29 Brett Wallace, L (1, 3) OBP: 0.345, SLG: 0.547	G6-4-3			K		BB		G3		2	0	1	0	1	1	0
61 Jesse Wierzbicki, R (6, PR)										1	0	0	0	0	0	0
(6, 3)																
44 Justin Maxwell, R (1, 8) OBP: 0.238, SLG: 0.368	G6-4-3			K		P3		F9		3	0	0	0	0	1	4
79 Austin Wates, R (6, 8)										1	0	0	0	0	0	0
4 Brandon Laird, R (1, 5) OBP: 0.391, SLG: 0.621		G6-3		1B		K		F7		3	0	1	0	0	1	3
82 Nolan Fontana, L (6, 5)										1	0	0	0	0	0	0
22 Carlos Corporán, S (1, 2) OBP: 0.293, SLG: 0.475		G3		G1-3		F8			60 BB, 77 1B, 92 L1-5, 1B	3	0	0	0	0	0	4
84 Roberto Peña, R (7, 2) OBP: 1.000, SLG: 1.000										1	0	1	0	0	0	0
8 Trevor Crowe, S (1, 7) OBP: 0.317, SLG: 0.421		G4-3			K		9 G4-6-3, 1B		60 BB, 1-2, 1B	3	0	1	0	0	1	0
77 Jake Goebbert, L (7, 7) OBP: 0.444, SLG: 0.429										1	0	1	0	0	0	0
9 Marwin Gonzalez, S (1, 6) OBP: 0.328, SLG: 0.327			F9		P6		G4-6-3		K	3	0	0	0	0	0	1
96 Jio Mier, R (7, 6)										1	0	0	0	0	1	2
73 Jose Martinez, R (1, 4) OBP: 0.343, SLG: 0.471		G6-3			K		92 BB, 1B		BB	3	0	1	0	0	1	0
60 Enrique Hernández, R (7, PR)										0	0	0	0	1	0	0
(7, 4)																
92 Preston Tucker, L (1, 10)			BB			29 BB, 2 S, BB	97 FC3-6, BB		L1-5	1	0	0	0	3	0	3

	AB	30
	R	0
	H	6
	RBI	0
	BB	5
	SO	6
	LOB	20

Inning Stats																						
	R: 0	H: 1	R: 0	H: 0	R: 0	H: 0	R: 0	H: 1	R: 0	H: 0	R: 0	H: 0	R: 0	H: 2	R: 0	H: 0	R: 0	H: 2	1B: 6	SF: 0	WP: 0	PA: 36
	E: 0	LOB: 0	E: 0	LOB: 0	E: 0	LOB: 1	E: 0	LOB: 1	E: 0	LOB: 3	E: 0	LOB: 2	E: 0	LOB: 2	E: 0	LOB: 0	E: 0	LOB: 2	2B: 1	SAC: 0	PB: 0	
	K: 0	BB: 0	K: 0	BB: 0	K: 0	BB: 1	K: 2	BB: 0	K: 1	BB: 2	K: 0	BB: 1	K: 0	BB: 0	K: 1	BB: 1	3B: 0	DP: 3	SB: 1	
	S: 3	P: 4	S: 3	P: 3	S: 3	P: 7	S: 8	P: 8	S: 5	P: 15	S: 4	P: 8	S: 3	P: 3	S: 6	P: 10	HR: 0	HBP: 1	CS: 0	

PITCHER		IP	WLS	BF	H	R	ER	SO	BB	IBB	HBP	BLK	WP	HR	S	P	ERA	WHIP
28 Paul Maholm, L ERA: 1.53	(1, 1)	4.0	W	14	2	0	0	2	1	0	0	0	0	0	17	22	0.00	0.750
52 Jordan Walden, R ERA: 3.6	(5, 1)	1.0	H	3	0	0	0	2	0	0	0	0	0	0	7	7	0.00	0.000
46 Craig Kimbrel, R ERA: 5.63	(6, 1)	1.0	H	6	0	0	0	1	2	0	1	0	0	0	5	15	0.00	2.000
78 Mark Lamm, R ERA:	(7, 1)	1.0	H	5	2	0	0	0	1	0	0	0	0	0	4	8	0.00	3.000
38 Anthony Varvaro, R ERA: 4.26	(8, 1)	1.0	H	3	0	0	0	0	0	0	0	0	0	0	3	3	0.00	0.000

PITCHER		IP	WLS	BF	H	R	ER	SO	BB	IBB	HBP	BLK	WP	HR	S	P	ERA	WHIP
82 Andrew Russell, R ERA: 2.45	(9, 1)	1.0	S	5	2	0	0	1	1	0	0	0	0	0	6	10	0.00	3.000

BOTTOM

Houston Astros @ Atlanta Braves

Champion Stadium, Lake Buena Vista, FL

Thu Mar 28 2013, 1:09 PM - 3:18 PM EDT

Att. 7,435 - Sunny - 67 F

livebaseballscorecards.com

Batter	1	2	3	4	5	6	7	8	9	AB	R	H	RBI	BB	SO	LOB
19 Andrelton Simmons, R (1, 6) OBP: 0.290, SLG: 0.621 67 José Yépez, R (7, 2) OBP: 0.333, SLG: 0.250	G5-3		HR			G5-3		FC6-4 1-2f		3 1	1 0	1 0	1 0	0 0	0 0	0 1
22 Jason Heyward, L (1, 9) OBP: 0.333, SLG: 0.478 17 Jordan Schafer, L (6, PR) OBP: 0.319, SLG: 0.290 (7, 7) (8, 8)	L3		F7			8 CS BB				2 0	0 0	0 0	0 0	1 0	0 0	0 0
8 Justin Upton, R (1, 7) OBP: 0.333, SLG: 0.586 86 Robby Hefflinger, R (7, 9) OBP: 1.000, SLG: 1.000	5 1B 5 E 1B		F7			K 1-2				3 0	1 0	1 0	0 0	0 0	1 0	1 0
5 Freddie Freeman, L (1, 3) OBP: 0.366, SLG: 0.658 Christian Marrero, L (8, 3) OBP: 1.000, SLG: 1.000	E9 1-H 1B			G3-1			G1-3			3 0	0 0	1 0	0 0	0 0	0 0	0 0
2 B.J. Upton, R (1, 8) OBP: 0.342, SLG: 0.507 95 David Rohm, R (8, 7)	G5-3			K			G4-3			3 0	0 0	0 0	0 0	0 0	1 0	1 0
26 Dan Uggla, R (1, 4) OBP: 0.268, SLG: 0.280 Luis Nunez, R (8, 4) OBP: 0.667, SLG: 0.667		G6-3		K			K			3 0	0 0	0 0	0 0	0 0	2 0	0 0
25 Juan Francisco, L (1, 5) OBP: 0.361, SLG: 0.652 97 Edward Salcedo, R (8, 5) OBP: 0.500, SLG: 2.000		P6			G4-3			G6-3		2 1	0 0	0 0	0 0	0 0	0 0	0 0
11 Gerald Laird, R (1, 2) OBP: 0.241, SLG: 0.308 68 Evan Gattis, R (5, 2) OBP: 0.393, SLG: 0.772 14 Ramiro Pena, S (7, 6) OBP: 0.414, SLG: 0.440 75 Elmer Reyes, R (8, PR) (9, 6)	G5-3				7 CS 1B			67 FC6-4 1B		1 1 1 0	0 0 0 0	0 1 1 0	0 0 0 0	0 0 0 0	0 0 0 0	0 0 0 0
28 Paul Maholm, L (1, 1) 52 Jordan Walden, R (5, 1) 7 Reed Johnson, R (5, PH) OBP: 0.231, SLG: 0.226 46 Craig Kimbrel, R (6, 1) 78 Mark Lamm, R (7, 1) 38 Anthony Varvaro, R (8, 1) 23 Chris Johnson, R (8, PH) OBP: 0.395, SLG: 0.514 82 Andrew Russell, R (9, 1)			K		K 1-2			K		1 0 1 0 0 0 1 0	0 0 0 0 0 0 0 0	0 0 1 0 0 0 1 0	0 0 0 0 0 0 0 0	1 0 1 0 0 0 0 0	0 0 0 0 0 0 0 0	0 0 1 0 0 0 1 0
Inning Stats	R: 1 E: 1 K: 0 S: 5 H: 2 LOB: 1 BB: 0 P: 5	R: 0 E: 0 K: 0 S: 3 H: 0 LOB: 0 BB: 0 P: 3	R: 1 E: 0 K: 1 S: 6 H: 1 LOB: 0 BB: 0 P: 7	R: 0 E: 0 K: 2 S: 7 H: 0 LOB: 0 BB: 0 P: 7	R: 0 E: 0 K: 1 S: 5 H: 1 LOB: 1 BB: 0 P: 5	R: 0 E: 0 K: 1 S: 4 H: 0 LOB: 1 BB: 1 P: 8	R: 0 E: 0 K: 1 S: 5 H: 0 LOB: 0 BB: 0 P: 5	R: 0 E: 0 K: 1 S: 6 H: 1 LOB: 1 BB: 0 P: 6		1B: 4 2B: 2 3B: 0 HR: 1	SF: 0 SAC: 0 DP: 2 HBP: 0					

	AB	27
	R	2
	H	5
	RBI	1
	BB	1
	SO	7
	LOB	5

WP: 0 PA: 28
PB: 0
SB: 0
CS: 2

PITCHER		IP	WLS	BF	H	R	ER	SO	BB	IBB	HBP	BLK	WP	HR	S	P	ERA	WHIP
64 Lucas Harrell, R ERA: 2.25	(1, 1)	6.0	L	21	4	2	1	5	1	0	0	0	0	1	30	35	1.50	0.833
91 Luis Leroy Cruz, L ERA:	(7, 1)	2.0		7	1	0	0	2	0	0	0	0	0	0	11	11	0.00	0.500

PITCHER	IP	WLS	BF	H	R	ER	SO	BB	IBB	HBP	BLK	WP	HR	S	P	ERA	WHIP

Batter	1	2	3	4	5	6	7	8	9	AB	R	H	RBI	BB	SO	LOB
Matt Lipka, R (1, 8) OBP: 0.500, SLG: 0.750	0-0 1B		G6-3		K			0-0 2B		0	0	0	0	0	0	0
4 Todd Cunningham, S (1, 7) OBP: 0.250, SLG: 0.250 (6, 9)	0-0 1-2 1B			G4-3		F8		0-0 E5 2-3		0	0	0	0	0	0	0
25 Joey Terdoslavich, S (1, 9) (6, 3)	0-0 G5-4-3 1- 2-3			0-3 K		0-0 G4-3		0-0 F9		0	0	0	0	0	0	0
16 Edward Salcedo, R (1, 5) Kyle Kubitza, L (6, PH) (6, 5)	0-3 K			0-0 G6-3		0-0 G4-3			0-0 F7	0 0	0 0	0 0	0 0	0 0	0 0	0 0
27 Christian Bethancourt, R (1, 2) OBP: 0.500, SLG: 1.000 11 Braeden Schlehuber, R (6, 2)		0-0 G5-3			12 1B 2B		0-0 F7		0-0 G5-3	2 0	0 0	1 0	0 0	0 0	0 0	0 0
Robby Hefflinger, R (1, 10) 18 Tyler Tewell, L (9, PH)		0-0 L4			0-3 K		0-0 P4		0-3 K	0 1	0 0	0 0	0 0	0 0	0 1	0 0
William Beckwith, L (1, 3) 26 Josh Elander, R (6, 7)		0-0 G1-3			4-0 BB		0-0 G4-3			0 1	0 0	0 0	0 0	0 0	0 0	0 0
12 Phil Gosselin, R (1, 4) OBP: 0.500, SLG: 0.500 Ross Heffley, R (6, 4)			0-0 G5-3		0-0 1-2 2-3 1B			0-0 G5-3		2 1	0 0	1 0	0 0	0 0	0 0	0 0
Elmer Reyes, R (1, 6) 1 José Peraza, R (6, 6)			0-0 L7		0-3 K			0-0 L9		0 0	0 0	0 0	0 0	0 0	0 0	0 0
Inning Stats	R: 0 H: 2 E: 0 LOB: 1 K: 1 BB: 0 S: 6 P: 6	R: 0 H: 0 E: 0 LOB: 0 K: 0 BB: 0 S: 3 P: 3	R: 0 H: 0 E: 0 LOB: 0 K: 0 BB: 0 S: 3 P: 3	R: 0 H: 0 E: 0 LOB: 0 K: 1 BB: 0 S: 5 P: 5	R: 0 H: 2 E: 0 LOB: 3 K: 3 BB: 1 S: 11 P: 15	R: 0 H: 0 E: 0 LOB: 0 K: 0 BB: 0 S: 3 P: 3	R: 0 H: 0 E: 0 LOB: 0 K: 0 BB: 0 S: 3 P: 3	R: 0 H: 1 E: 1 LOB: 2 K: 0 BB: 0 S: 5 P: 5	R: 0 H: 0 E: 0 LOB: 0 K: 1 BB: 0 S: 5 P: 5	1B: 3 SF: 0 2B: 2 SAC: 0 3B: 0 DP: 1 HR: 0 HBP: 0						WP: 0 PA: 33 PB: 0 SB: 0 CS: 0

PITCHER		IP	WLS	BF	H	R	ER	SO	BB	IBB	HBP	BLK	WP	HR	S	P	ERA	WHIP
36 Mike Minor, L ERA:	(1, 1)	4.0	W	13	2	0	0	2	0	0	0	0	0	0	17	17	0.00	0.500
46 Craig Kimbrel, R ERA:	(5, 1)	1.0		6	2	0	0	3	1	0	0	0	0	0	11	15	0.00	3.000
34 Eric O'Flaherty, L ERA:	(6, 1)	1.0		3	0	0	0	0	0	0	0	0	0	0	3	3	0.00	0.000
52 Jordan Walden, R ERA:	(7, 1)	1.0		3	0	0	0	0	0	0	0	0	0	0	3	3	0.00	0.000
43 Luis Avilán, L ERA:	(8, 1)	1.0		5	1	0	0	0	0	0	0	0	0	0	5	5	0.00	1.000

PITCHER		IP	WLS	BF	H	R	ER	SO	BB	IBB	HBP	BLK	WP	HR	S	P	ERA	WHIP
38 Anthony Varvaro, R ERA:	(9, 1)	1.0		3	0	0	0	1	0	0	0	0	0	0	5	5	0.00	0.000

TOP

Mississippi Braves @ Atlanta Braves

Trustmark Park, Pearl, MS

Sat Mar 30 2013, 3:10 PM - 5:37 PM EDT

Att. 8,217 - Overcast - 69 F

livebaseballscorecards.com

AB	7
R	0
H	2
RBI	0
BB	0
SO	1
LOB	0



BOTTOM

Mississippi Braves @ Atlanta Braves

Trustmark Park, Pearl, MS

Sat Mar 30 2013, 3:10 PM - 5:37 PM EDT

Att. 8,217 - Overcast - 69 F

Batter	1	2	3	4	5	6	7	8	9	AB	R	H	RBI	BB	SO	LOB
19 Andrelton Simmons, R (1, 6) OBP: 0.333, SLG: 0.667 14 Ramiro Pena, S (5, 6) OBP: 0.500, SLG: 0.500	0-0 22 2B 2B	0-0 P4		0-0 F9		0-0 F9		0-0 17 FC3-6 1B		3 2	1 0	1 1	0 0	0 0	0 0	0 0
22 Jason Heyward, L (1, 9) OBP: 0.333, SLG: 0.667 17 Jordan Schafer, L (5, 9) (6, 8)	0-0 5 1B 26 HR 2-H 2B	0-0 F8		0-0 L8			BBBB 4-0 76 CS 74 BB BB	0-0 FC3-6 1-2f		3 1	1 0	1 0	1 0	0 1	0 0	0 1
8 Justin Upton, R (1, 7) 74 Jordan Parraz, R (4, PR) (5, 7)	0-0 P1		BBBB 4-0 2 1B 23 1B BB	BBBB 4-0 BB			BBBB 4-0 68 WP 76 BB 68 HR 1-2 BB	0-0 P6		1 1	1 1	0 0	0 0	2 1	0 0	1 1
5 Freddie Freeman, L (1, 3) OBP: 0.333, SLG: 0.333 76 Joe Leonard, R (5, 3)	0-0 26 HR 2-3 1B		SSS 0-3 K	0-0 G5-3			BBBB 4-0 1-2 2-3 BB			3 0	1 0	1 0	0 0	0 1	1 0	2 0
2 B.J. Upton, R (1, 10) OBP: 0.333, SLG: 0.333 68 Evan Gattis, R (7, PH) OBP: 1.000, SLG: 4.000 (8, 10)	CCC 0-3 K		0-0 23 1B 7 1B 1-3 1B		CCC 0-3 K		BBBX 3-0 1-H 2-H HR			3 1	1 0	1 1	0 3	0 0	2 0	2 0
26 Dan Uggla, R (1, 4) OBP: 0.667, SLG: 1.667 Luis Nunez, R (5, PR) OBP: 1.000, SLG: 1.000 (6, 4)	BBX 2-0 2-H 3-H HR		0-0 L7		0-0 23 G5-4-3 1B		0-0 1B			3 1	1 0	2 1	3 0	0 0	0 0	2 0
23 Chris Johnson, R (1, 5) OBP: 0.667, SLG: 1.667 25 Juan Francisco, L (6, 5)	BSSX 1-2 HR		0-0 7 1B 1-2 3-H 1B		0-0 G5-4-3 1-2f		0-0 F9			3 1	1 0	2 0	2 0	0 0	0 0	1 1
7 Reed Johnson, R (1, 8) OBP: 0.500, SLG: 0.500 92 José Martínez, R (6, 9)	0-0 F9		0-0 1-3 2-H 1B			0-0 G6-3	0-0 F7			2 2	0 0	1 0	1 0	0 0	0 0	0 1
11 Gerald Laird, R (1, 2) 66 Matt Kennelly, R (6, 2)		SSS 0-3 K	0-0 G4-3			0-0 P4		0-0 G4-3		2 2	0 0	0 0	0 0	0 0	1 0	2 0
Inning Stats	R: 5 H: 5 E: 0 LOB: 0 K: 1 BB: 0 S: 12 P: 15	R: 0 H: 0 E: 0 LOB: 0 K: 1 BB: 0 S: 5 P: 5	R: 2 H: 3 E: 0 LOB: 2 K: 1 BB: 1 S: 8 P: 12	R: 0 H: 0 E: 0 LOB: 1 K: 0 BB: 1 S: 3 P: 7	R: 0 H: 1 E: 0 LOB: 1 K: 1 BB: 0 S: 5 P: 5	R: 0 H: 0 E: 0 LOB: 0 K: 0 BB: 0 S: 3 P: 3	R: 3 H: 2 E: 0 LOB: 1 K: 0 BB: 3 S: 4 P: 19	R: 0 H: 1 E: 0 LOB: 1 K: 0 BB: 0 S: 4 P: 4		1B: 7 SF: 0 2B: 2 SAC: 0 3B: 0 DP: 1 HR: 3 HBP: 0						WP: 1 PA: 39 PB: 0 SB: 0 CS: 1

	AB	34
	R	8
	H	12
	RBI	10
	BB	5
	SO	4
	LOB	14

livebaseballscorecards.com

PITCHER		IP	WLS	BF	H	R	ER	SO	BB	IBB	HBP	BLK	WP	HR	S	P	ERA	WHIP
56 Sean Gilmartin, L ERA: 23.63	(1, 1)	2.2	L	16	7	7	7	3	1	0	0	0	0	2	23	30	23.62	3.000
15 J.R. Graham, R ERA:	(3, 1)	1.1		6	1	0	0	0	1	0	0	0	0	0	5	9	0.00	1.500
54 Alex Wood, L ERA:	(5, 1)	2.0		6	1	0	0	1	0	0	0	0	0	0	8	8	0.00	0.500
Nate Hyatt, R ERA: 81.0	(7, 1)	0.1		5	2	3	3	0	3	0	0	0	1	1	2	17	81.00	15.000
36 Chasen Shreve, L ERA:	(7, 1)	0.2		2	0	0	0	0	0	0	0	0	0	0	2	2	0.00	0.000

PITCHER		IP	WLS	BF	H	R	ER	SO	BB	IBB	HBP	BLK	WP	HR	S	P	ERA	WHIP
18 Ryne Harper, R ERA:	(8, 1)	1.0		4	1	0	0	0	0	0	0	0	0	0	4	4	0.00	1.000

Philadelphia Phillies @ Atlanta Braves

Turner Field, Atlanta, GA

Mon Apr 01 2013, 7:16 PM - 10:10 PM EDT

Att. 51,456 - Partly Cloudy - 69 F

livebaseballscorecards.com

Batter	1	2	3	4	5	6	7	8	9	AB	R	H	RBI	BB	SO	LOB
2 Ben Revere, L (1, 8) OBP: 0.400, SLG: 0.250	G5-3		1-2 11 S 1B		4-2 26 1B BB	FC6-4 1-2f		K		4	1	1	0	1	1	2
11 Jimmy Rollins, S (1, 6) OBP: 0.200, SLG: 0.200	F8		G4-3 1-2		1-0 26 1B 1-2 2-3 1B		G6-3		K	5	0	1	0	0	1	1
26 Chase Utley, L (1, 4) OBP: 0.600, SLG: 1.600	G3			1-2 HR	2-1 1B 1-3 2-H 3-H		0-0 6 G3 3B		P6	5	2	3	3	0	0	0
6 Ryan Howard, L (1, 3)		0-0 G4-3		2-1 G4-3	0-3 K		2-2 G3 3-H		F7	5	0	0	1	0	1	2
10 Michael Young, R (1, 5)		4-1 9 1B BB		0-3 K	4-0 IBB		G5-3			2	0	0	0	2	1	0
9 Domonic Brown, L (1, 7) OBP: 0.500, SLG: 0.333		1-2 15 G4-6-3 1-2 1B		4-0 BB	G4-3			F8		3	0	1	0	1	0	3
15 John Mayberry Jr., R (1, 9) OBP: 0.250, SLG: 0.500		G4-6-3 1-2f		1-3 K		F8		1-2 31 WP 31 1B 2B		4	1	1	0	0	1	3
31 Erik Kratz, R (1, 2) OBP: 0.250, SLG: 0.250			0-3 K		2-2 G6-3	F9		1-1 19 WP 2-H 1B		4	0	1	1	0	1	0
35 Cole Hamels, L (1, 1) OBP: 0.500, SLG: 0.500 28 Kevin Frandsen, R (6, PH) OBP: 1.000, SLG: 1.000 45 Chad Durbin, R (6, 1) 47 Jeremy Horst, L (6, 1) 19 Laynce Nix, L (8, PH) 48 Phillippe Aumont, L (8, 1)			P5		0-0 11 1B 2 BB 26 1B 1B	2 FC6-4 1B		F7 1-2		2 1 0 0 1 0	1 0 0 0 0 0	1 1 0 0 0 0	0 0 0 0 0 0	0 0 0 0 0 0	0 0 0 0 0 0	0 0 0 0 1 0

TOP

AB	36
R	5
H	10
RBI	5
BB	4
SO	6
LOB	12

Inning Stats	1	2	3	4	5	6	7	8	9	1B: 7	SF: 0	WP: 2	PA: 40
	R: 0 E: 0 K: 0 S: 8	H: 0 LOB: 0 BB: 0 P: 13	R: 0 E: 0 K: 0 S: 8	H: 1 LOB: 1 BB: 1 P: 13	R: 0 E: 0 K: 1 S: 14	H: 1 LOB: 1 BB: 0 P: 19	R: 1 E: 0 K: 2 S: 13	H: 1 LOB: 1 BB: 1 P: 21	R: 2 E: 0 K: 1 S: 21	H: 3 LOB: 3 BB: 2 P: 35	R: 0 E: 0 K: 0 S: 7	H: 1 LOB: 1 BB: 0 P: 11	R: 1 E: 0 K: 0 S: 8	H: 1 LOB: 0 BB: 0 P: 10	R: 1 E: 0 K: 1 S: 15	H: 2 LOB: 1 BB: 0 P: 23	R: 0 E: 0 K: 1 S: 9	H: 0 LOB: 0 BB: 0 P: 16	2B: 1 3B: 1 HR: 1	SAC: 0 DP: 1 HBP: 0	PB: 0 SB: 1 CS: 0	

PITCHER		IP	WLS	BF	H	R	ER	SO	BB	IBB	HBP	BLK	WP	HR	S	P	ERA	WHIP
15 Tim Hudson, R ERA: 6.23	(1, 1)	4.1		21	6	3	3	3	3	0	0	0	0	1	58	90	6.23	2.077
43 Luis Avilán, L ERA:	(5, 1)	1.2	W	7	1	0	0	1	0	1	0	0	0	0	13	22	0.00	0.600
34 Eric O'Flaherty, L ERA: 9.0	(7, 1)	1.0		4	1	1	1	0	0	0	0	0	0	0	8	10	9.00	1.000
52 Jordan Walden, R ERA: 9.0	(8, 1)	1.0	H	5	2	1	1	1	0	0	0	0	2	0	15	23	9.00	2.000
46 Craig Kimbrel, R ERA:	(9, 1)	1.0	S	3	0	0	0	1	0	0	0	0	0	0	9	16	0.00	0.000

PITCHER	IP	WLS	BF	H	R	ER	SO	BB	IBB	HBP	BLK	WP	HR	S	P	ERA	WHIP

Batter	1	2	3	4	5	6	7	8	9	AB	R	H	RBI	BB	SO	LOB
19 Andrelton Simmons, R (1, 6) OBP: 0.250, SLG: 0.500	B FF 92 C FF 93 B FF 93 F FF 93 F CH 86 X FF 94 2-2 ① P5		C FF 91 B FF 91 F FC 88 X FF 94 1-2 8 F9 5 1B 2B	S CH 83 X CH 82 0-1 ③ G5-3		C FF 91 X CH 82 0-1 ③ P3				4	1	1	0	0	0	2
22 Jason Heyward, L (1, 9)	B FF 93 B FC 89 F FF 94 B CU 77 B FF 93 4-1 5 HR BB		B FF 92 S FF 92 B CU 75 F FC 88 S FF 92 2-3 ① K		M FC 87 B CU 75 X CU 74 1-1 ① F9		B SL 82 X FF 89 1-0 ① P4			3	1	0	0	1	1	1
8 Justin Upton, R (1, 7) OBP: 0.250, SLG: 1.000	C CH 85 1 SAFE F FF 93 B FC 89 B FF 93 D FC 87 S CH 84 3-3 ② K		2 SAFE B FF 93 T FF 91 B FF 92 B CH 84 X FC 88 3-1 ② F9 2-3		S FC 87 F FF 91 B CH 85 X FC 89 1-2 HR		C SL 81 C FF 89 B FF 89 C CH 83 1-3 ② K			4	1	1	1	0	2	2
5 Freddie Freeman, L (1, 3) OBP: 0.750, SLG: 1.500	F FC 89 D CU 76 B CU 74 X FF 93 2-1 1-H HR		B FC 87 X FC 87 1-0 3-H 1B		F CH 85 F FF 92 S CU 77 0-3 ② K2-3		X SL 81 0-0 1B			4	1	3	3	0	1	0
2 B.J. Upton, R (1, 8)	X FF 92 0-0 ③ G1-3		S CH 85 F FF 92 F FC 88 X FF 92 0-2 ③ F8		X FF 91 0-0 ③ P5		C FF 89 S FF 91 B FF 90 S SL 80 1-3 ③ K			4	0	0	0	0	1	2
26 Dan Uggla, R (1, 4) OBP: 0.500, SLG: 1.333		B CH 82 B FF 92 B CH 84 X FF 91 3-0 HR		C FF 90 B CH 83 X CH 83 1-1 ① G5-3		C FC 86 B SI 89 B CU 74 F FC 85 B FC 87 B FC 86 4-2 23 2B 11 1B BB		F SI 94 B CU 79 C CU 82 S SI 93 1-3 ① K		3	2	1	1	1	1	0
23 Chris Johnson, R (1, 5) OBP: 0.750, SLG: 1.000		C FF 92 S FC 88 F FC 89 F CU 78 S FC 89 0-3 ① K		X FF 90 0-0 11 2B 1B		X SI 87 0-0 11 1B 7 G1-6-4-3 1-3 2B		B SI 94 B CU 79 B SI 96 C SI 94 B SI 94 4-1 11 G5-3 BB		3	1	2	0	1	1	0
11 Gerald Laird, R (1, 2) OBP: 0.500, SLG: 0.750		B FF 91 S FF 92 B CH 85 F FF 92 B FC 90 X FF 93 3-2 ② F9		C CH 82 B FF 89 S CH 84 F FF 92 B FC 88 X CH 85 2-2 1-3 2B		X SI 88 0-0 7 G1-6-4-3 2-3 3-H 1B		C CU 80 B CU 79 X SI 93 1-1 ② G5-3 1-2		4	0	2	1	0	0	1
15 Tim Hudson, R (1, 1) 43 Luis Avilán, L (5, 1) 25 Juan Francisco, L (6, PH) 7 Reed Johnson, R (6, PH) 34 Eric O'Flaherty, L (7, 1) 52 Jordan Walden, R (8, 1) 14 Ramiro Pena, S (8, PH) 46 Craig Kimbrel, R (9, 1)		C FF 92 C FF 92 B CH 84 S FF 92 1-3 K		B FF 91 C FF 91 S FC 88 F FF 92 X FF 89 1-2 ② G6-3		D SL 81 B FF 89 F FF 89 X SL 79 2-1 ① ② G1-6-4-3 1-2f 3-H		D SI 94 X SI 94 1-0 ③ G3		2 0 0 0 0 1 2 0 0 0 0 0 0 0 0 0 0 0 0 0 0 1 0 0 0 0 0 1 0 0 0 0 0 0 0 0 0 0 0 0 0 0 1 0 0 0 0 0 1 0 0 0 0 0 0 0						
Inning Stats	R: 2 E: 0 K: 1 S: 11 H: 1 LOB: 0 BB: 1 P: 22	R: 1 E: 0 K: 2 S: 12 H: 1 LOB: 0 BB: 0 P: 19	R: 1 E: 0 K: 1 S: 13 H: 2 LOB: 1 BB: 0 P: 20	R: 0 E: 0 K: 0 S: 13 H: 2 LOB: 2 BB: 0 P: 17	R: 1 E: 0 K: 1 S: 9 H: 1 LOB: 0 BB: 0 P: 11	R: 2 E: 0 K: 0 S: 8 H: 2 LOB: 0 BB: 1 P: 14	R: 0 E: 0 K: 2 S: 8 H: 1 LOB: 1 BB: 0 P: 11	R: 0 E: 0 K: 1 S: 7 H: 0 LOB: 1 BB: 1 P: 14		1B: 4 2B: 3 3B: 0 HR: 3 SF: 0 SAC: 0 DP: 1 HBP: 0				WP: 0 PB: 0 SB: 0 CS: 0 PA: 36		

BOTTOM

Philadelphia Phillies @ Atlanta Braves

Turner Field, Atlanta, GA

Mon Apr 01 2013, 7:16 PM - 10:10 PM EDT

Att. 51,456 - Partly Cloudy - 69 F

livebaseballscorecards.com

AB	33
R	7
H	10
RBI	6
BB	3
SO	8
LOB	12

PITCHER		IP	WLS	BF	H	R	ER	SO	BB	IBB	HBP	BLK	WP	HR	S	P	ERA	WHIP
35 Cole Hamels, L ERA: 9.0	(1, 1)	5.0	L	23	7	5	5	5	1	0	0	0	0	3	58	89	9.00	1.600
45 Chad Durbin, R ERA:	(6, 1)	0.0		3	2	2	2	0	1	0	0	0	0	0	4	8	∞	∞
47 Jeremy Horst, L ERA:	(6, 1)	2.0		6	1	0	0	2	0	0	0	0	0	0	12	17	0.00	0.500
48 Phillippe Aumont, R ERA:	(8, 1)	1.0		4	0	0	0	1	1	0	0	0	0	0	7	14	0.00	1.000

PITCHER	IP	WLS	BF	H	R	ER	SO	BB	IBB	HBP	BLK	WP	HR	S	P	ERA	WHIP

Philadelphia Phillies @ Atlanta Braves

Turner Field, Atlanta, GA

Wed Apr 03 2013, 7:11 PM - 10:29 PM EDT

Att. 24,289 - Rain - 60 F

livebaseballscorecards.com

TOP

Batter	1	2	3	4	5	6	7	8	9	AB	R	H	RBI	BB	SO	LOB
2 Ben Revere, L (1, 8) OBP: 0.300, SLG: 0.222	G1-3		G4-3		G4-3		26 2B 1B		G6-3	5	1	1	0	0	0	0
11 Jimmy Rollins, S (1, 6) OBP: 0.300, SLG: 0.400	6 S 2B		1B		P3		F8		G4-3	5	0	2	0	0	0	2
26 Chase Utley, L (1, 4) OBP: 0.444, SLG: 1.111	K		F8		K		1-H 2-H 2B			4	0	1	2	0	2	2
6 Ryan Howard, L (1, 3)	10 FC6 2-3 BB		K			F7	K			3	0	0	0	1	2	2
10 Michael Young, R (1, 5) OBP: 0.375, SLG: 0.167	FC6 1-2f			L7		9 FC3-6 1B	G1-3			4	0	1	0	0	0	3
9 Domonic Brown, L (1, 7) OBP: 0.500, SLG: 0.429		31 G6-4-3 15 1B 1B		15 E 1B		FC3-6 15 BB 1-2f		G4-3		4	0	2	0	0	0	1
15 John Mayberry Jr., R (1, 9) OBP: 0.375, SLG: 0.429		31 G6-4-3 1-2 1B		E5 1-2		1-2 BB		L4		3	0	1	0	1	0	1
31 Erik Kratz, R (1, 2) OBP: 0.125, SLG: 0.125		G6-4-3 1-2f 2-3		K		K2-3		L7		4	0	0	0	0	2	6
34 Roy Halladay, R (1, 1)		K		K			2 1B 26 2B 1B		K	2	0	0	0	0	2	3
46 Raul Valdes, L (4, 1)										0	0	0	0	0	0	0
59 Antonio Bastardo, R (6, 1)										0	0	0	0	0	0	0
19 Laynce Nix, L (7, PH) OBP: 0.500, SLG: 0.500										1	1	1	0	0	0	0
37 Mike Adams, R (7, 1)										0	0	0	0	0	0	0
58 Jonathan Papelbon, R (8, 1)										0	0	0	0	0	0	0
13 Freddy Galvis, S (9, PH)										1	0	0	0	0	1	0
Inning Stats	R: 0 E: 0 K: 1 S: 14 H: 1 LOB: 2 BB: 1 P: 20	R: 0 E: 0 K: 1 S: 11 H: 2 LOB: 1 BB: 0 P: 17	R: 0 E: 0 K: 1 S: 12 H: 1 LOB: 1 BB: 0 P: 20	R: 0 E: 1 K: 2 S: 14 H: 1 LOB: 2 BB: 0 P: 19	R: 0 E: 0 K: 1 S: 9 H: 0 LOB: 0 BB: 0 P: 12	R: 0 E: 0 K: 1 S: 9 H: 1 LOB: 2 BB: 1 P: 17	R: 2 E: 0 K: 1 S: 17 H: 3 LOB: 1 BB: 0 P: 21	R: 0 E: 0 K: 0 S: 10 H: 0 LOB: 0 BB: 0 P: 17	R: 0 E: 0 K: 1 S: 8 H: 0 LOB: 0 BB: 0 P: 9	1B: 7 2B: 2 3B: 0 HR: 0	SF: 0 SAC: 0 DP: 1 HBP: 0						

AB	36
R	2
H	9
RBI	2
BB	2
SO	9
LOB	20

WP: 0 PB: 0 SB: 1 CS: 0 PA: 38

PITCHER		IP	WLS	BF	H	R	ER	SO	BB	IBB	HBP	BLK	WP	HR	S	P	ERA	WHIP
28 Paul Maholm, L ERA:	(1, 1)	5.2	W	24	6	0	0	6	1	0	0	0	0	0	66	97	0.00	1.235
53 Cory Gearrin, R ERA:	(6, 1)	0.1		2	0	0	0	1	1	0	0	0	0	0	3	8	0.00	3.000
50 Cristhian Martinez, R ERA: 54.0	(7, 1)	0.1		4	3	2	2	0	0	0	0	0	0	0	11	13	54.00	9.000
43 Luis Avilán, L ERA:	(7, 1)	0.2		2	0	0	0	1	0	0	0	0	0	0	6	8	0.00	0.000
38 Anthony Varvaro, R ERA:	(8, 1)	2.0		6	0	0	0	1	0	0	0	0	0	0	18	26	0.00	0.000

PITCHER	IP	WLS	BF	H	R	ER	SO	BB	IBB	HBP	BLK	WP	HR	S	P	ERA	WHIP

BOTTOM

Philadelphia Phillies @ Atlanta Braves

Turner Field, Atlanta, GA

Wed Apr 03 2013, 7:11 PM - 10:29 PM EDT

Att. 24,289 - Rain - 60 F

livebaseballscorecards.com

Batter	1	2	3	4	5	6	7	8	9	AB	R	H	RBI	BB	SO	LOB
19 Andrelton Simmons, R (1, 6) OBP: 0.333, SLG: 0.444	C SI 88 B SI 90 C FC 89 F CH 80 S CH 81 1-3 K ①	B CH 82 B SI 89 C FC 88 C FC 88 B CU 78 F CU 77 S CH 82 3-3 K ②		B CH 81 B FC 88 C FC 87 B FC 88 C FC 89 X CH 80 3-2 8 BB, 22 BB, 5, 2B, 1B		C FF 90 F FF 91 X SL 84 0-2 P6 ①		C SL 78 X FF 92 0-1 22 HR, 1B		5	2	2	0	0	2	0
22 Jason Heyward, L (1, 9) OBP: 0.444, SLG: 0.714	B SI 90 B CH 82 C FC 89 B CH 80 X FC 90 3-1 8 HR, 1B	S FC 89 B CU 77 C FC 87 S CH 83 1-3 K2-3 ③		D CU 78 C CU 76 F SI 86 B SI 87 D CU 78 B SI 86 4-2 8 BB, 5, 2B 1-2 BB		S CH 84 B SL 84 C FF 91 B SL 84 X SL 85 2-2 G4-3 ②		B FF 91 C FF 92 B FF 91 D FS 86 X FF 92 3-1 1-H HR		4	3	2	2	1	1	0
8 Justin Upton, R (1, 7) OBP: 0.444, SLG: 1.143	S FC 90 F FC 90 F CU 77 F SI 92 D CU 79 X SI 91 1-2 1-H HR		C FC 88 S CU 76 B CH 83 B CU 78 B CU 78 S CH 82 3-3 K ①	C SI 85 D CU 79 C CU 77 D CU 78 B SI 87 B SI 87 4-2 5, 2B 1-2 2-3 BB		B FF 91 C SL 82 B FF 90 B FF 90 B SL 83 4-1 BB		C FF 92 B FF 92 B FF 92 S FF 93 B FF 92 C FF 92 3-3 K ③		3	2	1	2	2	2	0
5 Freddie Freeman, L (1, 3) OBP: 0.750, SLG: 1.286	B CU 79 B FC 90 S CH 82 B CH 83 F FC 88 F CH 81 B CH 82 4-2 26 BB, 25, 1B, BB		F CH 81 C CH 81 X FC 88 0-2 2 WP, 1B	C SI 86 X CU 77 0-1 1-H 2-H 3-H 2B		C SL 83 C FF 91 B SL 85 F FF 92 C FF 90 1-3 K ③				3	1	2	3	1	1	1
2 B.J. Upton, R (1, 8) 17 Jordan Schafer, L (9, 8)	C SI 90 B FC 90 B SI 90 S CU 78 S CU 78 2-3 K ②		S FC 88 S CU 79 D CU 79 B CU 79 S CH 82 2-3 K ② 1-2	B SI 86 B SI 86 F SI 86 B SI 85 F SI 86 C SI 86 3-3 K ②			F SI 88 F FF 89 S SL 85 0-3 K ①			4 0	0 0	0 0	0 0	0 0	4 0	3 0
26 Dan Uggla, R (1, 4) OBP: 0.500, SLG: 0.800	B CH 82 B FC 88 C CH 81 D CU 78 B FC 88 4-1 25, 1B 1-2 BB		C CU 76 D CU 77 B FC 89 B FC 88 B SI 90 4-1 BB	C SI 86 B CU 77 B SI 85 C SI 85 B SI 86 F SI 85 S SI 85 3-3 K ③			B FF 90 S SL 86 X FF 90 1-1 P4 ②			2	0	0	0	2	1	1
25 Juan Francisco, L (1, 5) OBP: 0.250, SLG: 0.250 38 Anthony Varvaro, R (8, 1)	B F FC 90 X FC 89 1-1 1-3 2-H 1B		F CU 78 F FC 86 B CH 81 X CU 80 1-2 G3-1 ③	F CU 76 B CU 77 X SI 86 1-1 G1-6-3 ①			C SL 85 F FF 90 S CH 80 0-3 K ③			4 0	0 0	1 0	1 0	0 0	1 0	2 0
24 Evan Gattis, R (1, 2) OBP: 0.250, SLG: 1.000	B CU 77 C SI 90 C FC 88 S CU 77 1-3 K ③			C FC 87 B CU 77 X FC 88 1-1 HR		B SI 85 F CU 78 B SI 85 F SI 86 B CU 79 X SI 86 3-2 G6-3 ②		C FF 92 B FF 93 B SL 77 F FF 91 F FS 87 B FF 92 X FF 92 3-2 P6 ①		4	1	1	1	0	1	2
28 Paul Maholm, L (1, 1) 53 Cory Gearrin, R (6, 1) 50 Cristhian Martinez, R (7, 1) 43 Luis Avilán, L (7, 1) 14 Ramiro Pena, S (8, 5)		C SI 88 B SI 90 B FC 88 F SI 88 C CU 77 2-3 K ①		F SI 89 B SI 89 C CU 76 B CU 77 F SI 89 B CU 78 C FC 88 3-3 K ①		F SI 85 C SI 86 B CU 77 S CU 78 1-3 K ③		F FF 92 X FF 92 0-1 F7 ②		3 0 0 0 1	0 0 0 0 0	0 0 0 0 0	0 0 0 0 0	3 0 0 0 0	0 0 0 0 0	0 0 0 0 0

	AB	R	H	RBI	BB	SO	LOB
	33	9	9	9	6	16	9

Inning Stats	1	2	3	4	5	6	7	8	9
	R: 3 E: 0 K: 3 S: 23	R: 0 E: 0 K: 3 S: 10	R: 0 E: 0 K: 2 S: 13	R: 4 E: 0 K: 3 S: 22	R: 0 E: 0 K: 1 S: 8	R: 0 E: 0 K: 1 S: 11	R: 0 E: 0 K: 2 S: 8	R: 2 E: 0 K: 1 S: 13	
	H: 3 LOB: 2 BB: 2 P: 40	H: 0 LOB: 0 BB: 0 P: 16	H: 1 LOB: 2 BB: 1 P: 23	H: 3 LOB: 1 BB: 2 P: 43	H: 0 LOB: 0 BB: 0 P: 13	H: 0 LOB: 1 BB: 1 P: 18	H: 0 LOB: 0 BB: 0 P: 9	H: 2 LOB: 0 BB: 0 P: 22	

	1B: 5	SF: 0	WP: 1	PA: 39
	2B: 1	SAC: 0	PB: 0	
	3B: 0	DP: 0	SB: 0	
	HR: 3	HBP: 0	CS: 0	

PITCHER		IP	WLS	BF	H	R	ER	SO	BB	IBB	HBP	BLK	WP	HR	S	P	ERA	WHIP
34 Roy Halladay, R ERA: 13.5	(1, 1)	3.1	L	19	6	5	5	9	3	0	0	0	1	2	55	95	13.50	2.700
46 Raul Valdes, L ERA: 10.8	(4, 1)	1.2		8	1	2	2	3	2	0	0	0	0	0	21	40	10.80	1.800
59 Antonio Bastardo, L ERA:	(6, 1)	1.0		4	0	0	0	1	1	0	0	0	0	0	11	18	0.00	1.000
37 Mike Adams, R ERA:	(7, 1)	1.0		3	0	0	0	2	0	0	0	0	0	0	8	9	0.00	0.000
58 Jonathan Papelbon, R ERA: 18.0	(8, 1)	1.0		5	2	2	2	1	0	0	0	0	0	1	13	22	18.00	2.000

PITCHER	IP	WLS	BF	H	R	ER	SO	BB	IBB	HBP	BLK	WP	HR	S	P	ERA	WHIP

Batter	1	2	3	4	5	6	7	8	9	AB	R	H	RBI	BB	SO	LOB
2 Ben Revere, L (1, 8) OBP: 0.267, SLG: 0.214	C SI 90 B FF 90 B SI 90 X FF 92 2-1 G5-3 ①	S CH 81 S FF 89 X CU 76 0-2 FC6-4 11 S ① 1-2f 2-3 3-H		C FF 87 L CH 80 B FF 88 F SI 88 C CU 76 1-3 K ②		C SI 88 B SL 78 F SI 88 X SL 79 1-2 F9 ③			F FF 92 B FF 92 B CH 86 X FF 91 2-1 11 L4-3 1B	5	0	1	1	0	1	2
11 Jimmy Rollins, S (1, 6) OBP: 0.400, SLG: 0.500	C SI 91 F CU 77 B FF 91 B SI 89 F FF 90 B CH 83 X CH 82 3-2 10 S 6 1B 1B	1 SAFE D CH 82 F CH 82 B CU 77 B FF 88 B CH 82 4-1 1-2 BB		X CH 81 0-0 2B			B FF 93 X FF 95 1-0 F7 ①		1 SAFE 1 SAFE B CU 77 P PO 83 C FF 91 1 SAFE B FF 92 X FF 92 3-1 L4-3 ②③ 1-1	4	0	2	0	1	0	1
26 Chase Utley, L (1, 4) OBP: 0.462, SLG: 1.000	B CU 76 B SI 90 1 SAFE X SI 89 2-0 F7 ②	X SI 88 0-0 SF9 ② 3-H		B FF 89 F SI 88 D CU 77 F CH 82 F CU 76 F CU 77 F FC 89 F FF 90 B CH 82 4-2 BB			C FF 95 B SL 79 B CH 85 B FF 94 T FF 95 X FF 95 3-2 1B			2	0	1	1	1	0	1
6 Ryan Howard, L (1, 3) OBP: 0.154, SLG: 0.083	B FF 90 1 SAFE X SI 90 1-0 10 BB 1-2 1B	X CU 76 0-0 L6 ③		B SI 89 B FF 89 S CH 82 F SI 88 X SI 89 2-2 G4-3 ③			F FF 94 S CH 86 X CH 85 0-2 F8 ②			4	0	1	0	0	0	5
10 Michael Young, R (1, 5) OBP: 0.333, SLG: 0.111	B CU 76 B CU 77 B SI 90 C FF 89 B SI 90 4-1 1-2 2-3 BB	X SI 87 0-0 G4-3 ①		C SI 86 B FF 87 B CU 75 S CH 80 S SI 88 2-3 K ①			1 SAFE B FF 94 B FF 93 1 SAFE S FF 93 X FF 94 2-1 F8 ③			3	0	0	0	1	1	1
9 Domonic Brown, L (1, 7) OBP: 0.417, SLG: 0.364	F SI 90 F FF 90 F CU 77 F FF 89 D CU 78 X CH 83 1-2 G4-3 ③	B SI 88 B CH 81 X CH 82 2-0 1B		X SI 87 0-0 L4 ②				F FF 91 X FF 92 0-1 F9 ①		4	0	1	0	0	0	3
19 Laynce Nix, L (1, 9) OBP: 0.333, SLG: 0.333 15 John Mayberry Jr., R (8, 9) OBP: 0.375, SLG: 0.429		F SI 88 B SI 88 C SI 89 X SI 89 1-2 31 2B 2 FC6-4 1B	F SI 88 1 SAFE F CU 77 F CU 78 1 SAFE D CH 81 B FF 90 1 SAFE X CH 82 2-2 F9 ②	C FF 88 F CU 76 C SI 88 0-3 K ③				F FF 92 B CU 78 F CU 78 S FF 93 1-3 K ②		4 0	1 0	1 0	0 0	0 0	2 0	1 0
31 Erik Kratz, R (1, 2) OBP: 0.167, SLG: 0.250		F SI 89 X CU 76 0-1 2 FC6-4 1-3 26 SF9 2B	C SI 88 1 SAFE X SI 89 0-1 G6-3 ③			S SI 86 X SI 88 0-1 G5-3 ①		C FF 92 X FF 93 0-1 F8 ③		4	1	1	0	0	0	1
33 Cliff Lee, L (1, 1) 13 Freddy Galvis, S (9, PH) 58 Jonathan Papelbon, R (9, 1)		B SI 88 S CH 81 B SI 89 B SI 89 F SI 89 B SI 89 4-2 2 FC6-4 BB	X SI 87 0-0 F7 ①			C SI 88 F SI 87 F SI 89 F CH 81 X SI 88 0-2 G4-3 ②			C FF 91 S CU 80 F FF 93 X CU 79 0-2 G3-1 ①	2 1 0	0 0 0	0 0 0	0 0 0	1 0 0	0 0 0	0 0 0
Inning Stats	R: 0 E: 0 K: 0 S: 14 H: 2 LOB: 3 BB: 1 P: 27	R: 2 E: 0 K: 0 S: 13 H: 2 LOB: 2 BB: 2 P: 22	R: 0 E: 0 K: 0 S: 8 H: 1 LOB: 1 BB: 0 P: 12	R: 0 E: 0 K: 1 S: 15 H: 1 LOB: 2 BB: 1 P: 22	R: 0 E: 0 K: 2 S: 7 H: 0 LOB: 0 BB: 0 P: 9	R: 0 E: 0 K: 0 S: 10 H: 0 LOB: 0 BB: 0 P: 11	R: 0 E: 0 K: 0 S: 9 H: 1 LOB: 1 BB: 0 P: 15	R: 0 E: 0 K: 1 S: 7 H: 0 LOB: 0 BB: 0 P: 8	R: 0 E: 0 K: 0 S: 9 H: 1 LOB: 0 BB: 0 P: 13	1B: 6 2B: 3 3B: 0 HR: 0 SF: 1 SAC: 0 DP: 1 HBP: 0						

TOP

Philadelphia Phillies @ Atlanta Braves

Turner Field, Atlanta, GA

Thu Apr 04 2013, 7:12 PM - 9:44 PM EDT

Att. 18,295 - Cloudy - 41 F

livebaseballscorecards.com

AB	33
R	2
H	8
RBI	2
BB	4
SO	4
LOB	15

WP: 0 PA: 38
PB: 0
SB: 2
CS: 0

PITCHER		IP	WLS	BF	H	R	ER	SO	BB	IBB	HBP	BLK	WP	HR	S	P	ERA	WHIP
54 Kris Medlen, R ERA: 3.6	(1, 1)	5.0	L	25	6	2	2	3	4	0	0	0	0	0	57	92	3.60	2.000
53 Cory Gearrin, R ERA:	(6, 1)	1.0		3	0	0	0	0	0	0	0	0	0	0	10	11	0.00	0.000
52 Jordan Walden, R ERA: 4.5	(7, 1)	1.0		4	1	0	0	0	0	0	0	0	0	0	9	15	0.00	1.000
38 Anthony Varvaro, R ERA:	(8, 1)	2.0		6	1	0	0	1	0	0	0	0	0	0	16	21	0.00	0.500

PITCHER	IP	WLS	BF	H	R	ER	SO	BB	IBB	HBP	BLK	WP	HR	S	P	ERA	WHIP

Philadelphia Phillies @ Atlanta Braves

Turner Field, Atlanta, GA

Thu Apr 04 2013, 7:12 PM - 9:44 PM EDT

Att. 18,295 - Cloudy - 41 F

livebaseballscorecards.com

BOTTOM

Batter	1	2	3	4	5	6	7	8	9	AB	R	H	RBI	BB	SO	LOB
19 Andrelton Simmons, R (1, 6) OBP: 0.231, SLG: 0.308	C SI 89 B SI 90 B FC 86 C SI 90 F SI 91 F SI 92 X CH 85 2-2 ① G1-3		F SI 91 X FC 86 0-1 ③ P4			X FF 91 0-0 ② F7			F FF 92 X FF 92 0-1 ② G4-3	4	0	0	0	0	0	1
22 Jason Heyward, L (1, 9) OBP: 0.308, SLG: 0.455	B SI 91 C SI 91 B SI 91 F FC 87 X SI 91 2-2 ② G4-3			C SI 90 B FC 85 F SI 90 S FC 87 1-3 ① K		C SI 90 X FC 87 0-1 ③ G4-3			B FF 92 B FF 91 S FF 91 C FF 92 S FS 84 2-3 ③ K	4	0	0	0	0	2	1
8 Justin Upton, R (1, 7) OBP: 0.417, SLG: 0.900	B SI 90 F SI 91 C CH 85 B SI 92 B CH 85 F CH 85 X CH 85 3-2 ③ F9			S SI 89 S FF 91 X CU 75 0-2 5 G6-3 1B			B SI 89 F SI 90 C SI 92 C FC 87 1-3 ① K			3	0	1	0	0	1	0
5 Freddie Freeman, L (1, 3) OBP: 0.545, SLG: 0.900		C SI 91 B SI 91 F FC 87 F CU 75 B FC 87 S SI 91 2-3 ① K		S SI 90 F SI 90 F FC 88 X SI 91 0-2 ②③ G6-3 1-2f			B SI 92 B SI 90 X SI 90 2-0 ② F9			3	0	0	0	0	1	1
2 B.J. Upton, R (1, 8)		B CH 84 F SI 91 B SI 91 F SI 91 S FC 87 2-3 ② K			C SI 90 B FC 86 C SI 90 X FC 88 1-2 ① G4-3		F FC 85 S FC 86 F SI 91 C FC 85 0-3 ③ K			3	0	0	0	0	2	0
26 Dan Uggla, R (1, 4) OBP: 0.455, SLG: 0.625		B SI 90 X SI 90 1-0 1B			B SI 90 C SI 89 S CH 85 B CH 84 S CH 84 2-3 ② K			C SI 90 B CH 84 B CH 83 X SI 90 2-1 ① F7		3	0	1	0	0	1	0
23 Chris Johnson, R (1, 5) OBP: 0.429, SLG: 0.500		F SI 90 F SI 90 F CU 75 B SI 91 B CH 83 F SI 91 B SI 91 X CH 84 3-2 ③ G5-3			C SI 90 F SI 91 X FC 86 0-2 ③ G1-3			S SI 89 F SI 91 X CH 85 0-2 ② F8		3	0	0	0	0	0	1
11 Gerald Laird, R (1, 2) OBP: 0.286, SLG: 0.429			C SI 90 C CH 84 B SI 91 S SI 91 1-3 ① K			B SI 90 C SI 90 B SI 90 F SI 89 F SI 91 X CH 85 2-2 E4		X SI 90 0-0 ③ F9		3	0	0	0	0	1	0
54 Kris Medlen, S (1, 1) 53 Cory Gearrin, R (6, 1) 7 Reed Johnson, R (6, PH) 52 Jordan Walden, R (7, 1) 38 Anthony Varvaro, R (8, 1) 14 Ramiro Pena, S (9, PH)			B SI 91 C SI 90 F SI 90 F SI 92 S FC 86 1-3 ② K			S CH 84 S CH 85 X FC 88 0-2 ① F8			S FF 91 B FS 84 F FF 91 S FF 92 1-3 ① K	1 0 1 0 0 1	0 0 0 0 0 0	0 0 0 0 0 0	0 0 0 0 0 0	0 0 0 0 0 0	1 0 0 0 0 1	0 0 1 0 0 0
Inning Stats	R: 0 E: 0 K: 0 S: 12 H: 0 LOB: 0 BB: 0 P: 19	R: 0 E: 0 K: 2 S: 14 H: 1 LOB: 1 BB: 0 P: 22	R: 0 E: 0 K: 2 S: 9 H: 0 LOB: 0 BB: 0 P: 11	R: 0 E: 0 K: 1 S: 10 H: 1 LOB: 0 BB: 0 P: 11	R: 0 E: 0 K: 1 S: 9 H: 0 LOB: 0 BB: 0 P: 12	R: 0 E: 1 K: 0 S: 10 H: 0 LOB: 1 BB: 0 P: 12	R: 0 E: 0 K: 2 S: 8 H: 0 LOB: 0 BB: 0 P: 11	R: 0 E: 0 K: 0 S: 6 H: 0 LOB: 0 BB: 0 P: 8	R: 0 E: 0 K: 2 S: 8 H: 0 LOB: 0 BB: 0 P: 11	1B: 2 2B: 0 3B: 0 HR: 0	SF: 0 SAC: 0 DP: 1 HBP: 0			WP: 0 PB: 0 SB: 0 CS: 0		PA: 29	

	AB	29
	R	0
	H	2
	RBI	0
	BB	0
	SO	10
	LOB	5

PITCHER		IP	WLS	BF	H	R	ER	SO	BB	IBB	HBP	BLK	WP	HR	S	P	ERA	WHIP
33 Cliff Lee, L ERA:	(1, 1)	8.0	W	26	2	0	0	8	0	0	0	0	0	0	78	106	0.00	0.250
58 Jonathan Papelbon, R ERA: 9.0	(9, 1)	1.0	S	3	0	0	0	2	0	0	0	0	0	0	8	11	0.00	0.000

PITCHER	IP	WLS	BF	H	R	ER	SO	BB	IBB	HBP	BLK	WP	HR	S	P	ERA	WHIP

Chicago Cubs @ Atlanta Braves

Turner Field, Atlanta, GA

Fri Apr 05 2013, 7:36 PM - 10:11 PM EDT

Att. 33,443 - Clear - 62 F

TOP

livebaseballscorecards.com

Batter	1	2	3	4	5	6	7	8	9	AB	R	H	RBI	BB	SO	LOB
17 Dave Sappelt, R (1, 8)	C FF 91 F FF 91 S KC 80 0-3 K2-3		B FF 91 X KC 80 1-0 G1-3			B FF 89 X CH 84 1-0 G5-3			C FF 96 C KC 86 S FF 98 0-3 K	3	0	0	0	0	1	1
9 David DeJesus, L (9, PH)										1	0	0	0	0	1	0
13 Starlin Castro, R (1, 6) OBP: 0.188, SLG: 0.188	X FF 91 0-0 F9			C KC 77 S CH 84 B KC 80 F FF 90 B KC 81 X SL 83 2-2 L3		C FF 91 B CH 85 S KC 79 S KC 80 1-3 K			X KC 83 0-0 L8	4	0	0	0	0	1	0
44 Anthony Rizzo, L (1, 3) OBP: 0.267, SLG: 0.333	B FF 92 C FF 92 B SL 85 F SL 85 S KC 82 2-3 K			C SL 83 C FF 89 B KC 82 S KC 81 1-3 K			B SL 84 C FF 90 T CH 83 S SL 84 1-3 K			3	0	0	0	0	3	0
12 Alfonso Soriano, R (1, 7) OBP: 0.133, SLG: 0.133		B SL 84 X FF 90 1-0 F9		B FF 91 F CH 85 F SL 84 B KC 81 X KC 79 2-2 P3			X KC 77 0-0 21 G5-4-3 1B			3	0	1	0	0	0	0
21 Scott Hairston, R (1, 9) OBP: 0.167, SLG: 0.667		C FF 90 C FF 91 F FF 92 S KC 81 0-3 K			B KC 78 F FF 90 F FF 90 X SL 84 1-2 HR		C FF 90 F SL 84 B FF 90 F KC 79 X CH 84 1-2 G5-4-3 1-2f			3	1	1	1	0	1	1
53 Welington Castillo, R (1, 2) OBP: 0.400, SLG: 0.556		X FF 91 0-0 F8			B SI 91 B CH 85 X SI 90 2-0 20 G4-6-3 1B			F FF 89 B FF 88 B CH 83 F FF 89 F FF 90 X FF 90 2-2 P6		3	0	1	0	0	0	0
20 Brent Lillibridge, R (1, 5)			C FF 91 B FF 91 F FF 91 B FF 92 F FF 91 B KC 81 X FF 91 3-2 F8		X SI 91 0-0 G4-6-3 1-2f			X FF 89 0-0 24 CS 1B		2	0	0	0	0	0	1
28 Michael Bowden, R (5, 1)										0	0	0	0	0	0	0
30 Dioner Navarro, S (8, PH) OBP: 0.167, SLG: 0.167										1	0	1	0	0	0	0
56 Héctor Rondón, R (8, 1)										0	0	0	0	0	0	0
8 Alberto Gonzalez, R (1, 4) OBP: 0.286, SLG: 0.429			C CH 86 X SL 83 0-1 2B		C CH 84 C FF 91 X CH 85 0-2 G6-3			S SI 90 F SI 91 S SI 90 0-3 K		3	0	1	0	0	1	1
46 Scott Feldman, L (1, 1)			B FF 90 T FF 90 S FF 90 T KC 81 1-2 K			B KC 75 C FF 90 B KC 78 X FF 90 2-1 F9		B SL 85 C SI 91 1-1 CS 1-2	B FF 97 C FF 95 B FF 97 X FF 96 2-1 G1-3	1	0	0	0	0	1	1
24 Luis Valbuena, L (5, 5)										2	0	0	0	0	0	0
Inning Stats	R: 0 E: 0 K: 2 S: 7 H: 0 LOB: 0 BB: 0 P: 9	R: 0 E: 0 K: 1 S: 6 H: 0 LOB: 0 BB: 0 P: 7	R: 0 E: 0 K: 1 S: 10 H: 1 LOB: 1 BB: 0 P: 15	R: 0 E: 0 K: 1 S: 10 H: 0 LOB: 0 BB: 0 P: 15	R: 1 E: 0 K: 0 S: 8 H: 2 LOB: 0 BB: 0 P: 11	R: 0 E: 0 K: 1 S: 6 H: 0 LOB: 0 BB: 0 P: 10	R: 0 E: 0 K: 1 S: 8 H: 1 LOB: 0 BB: 0 P: 10	R: 0 E: 0 K: 1 S: 9 H: 1 LOB: 0 BB: 0 P: 12	R: 0 E: 0 K: 1 S: 6 H: 0 LOB: 0 BB: 0 P: 8	1B: 3 2B: 1 3B: 0 HR: 1 SF: 0 SAC: 0 DP: 2 HBP: 0						

AB	29
R	1
H	5
RBI	1
BB	0
SO	9
LOB	5

PITCHER		IP	WLS	BF	H	R	ER	SO	BB	IBB	HBP	BLK	WP	HR	S	P	ERA	WHIP
36 Mike Minor, L ERA: 1.23	(1, 1)	7.1	W	25	5	1	1	7	0	0	0	0	0	1	60	84	1.23	0.682
34 Eric O'Flaherty, L ERA: 5.4	(8, 1)	0.2	H	1	0	0	0	1	0	0	0	0	0	0	4	5	0.00	0.000
46 Craig Kimbrel, R ERA:	(9, 1)	1.0	S	3	0	0	0	1	0	0	0	0	0	0	6	8	0.00	0.000

PITCHER	IP	WLS	BF	H	R	ER	SO	BB	IBB	HBP	BLK	WP	HR	S	P	ERA	WHIP

Chicago Cubs @ Atlanta Braves

Turner Field, Atlanta, GA

Fri Apr 05 2013, 7:36 PM - 10:11 PM EDT

Att. 33,443 - Clear - 62 F

BOTTOM

Batter	1	2	3	4	5	6	7	8	9	AB	R	H	RBI	BB	SO	LOB
19 Andrelton Simmons, R (1, 6) OBP: 0.222, SLG: 0.235	B SI 92 C SI 92 C CU 76 X FC 90 1-2 G4-3 ①		F FC 88 B CU 76 B FF 88 B CU 75 B SI 92 4-1 8 WP 8 S 8 SF9 BB	B CU 79 S CU 75 B SI 93 X CU 76 2-1 G1-3 ③		C SI 90 X FF 89 0-1 L4 ②		S SL 80 S FC 89 B FF 94 S SL 79 1-3 K ③		4	1	0	0	1	1	4
22 Jason Heyward, L (1, 9) OBP: 0.294, SLG: 0.357	C FC 90 S CU 75 B FC 91 B CU 72 X FC 91 2-2 G6-3 ②		X SI 90 0-0 P2 ①	B CU 76 B FC 90 B FC 89 C FC 89 B FF 90 4-1 5 G6-3 5 S 25 1B BB	C SL 83 X FF 90 0-1 P5 ③					3	1	0	0	1	0	1
8 Justin Upton, R (1, 7) OBP: 0.375, SLG: 1.000	C SI 91 C FC 89 X SI 93 0-2 HR		B FC 89 B CU 77 S FC 87 S CH 85 X CH 86 2-2 SF9 ② 1-H	1 SAFE X CU 74 0-0 F8 ①			C FF 90 B SL 83 F SL 83 B FF 91 X SL 85 2-2 G5-3 ①			3	1	1	2	0	0	1
5 Freddie Freeman, L (1, 3) OBP: 0.533, SLG: 0.769	B SI 91 S FC 89 B CU 76 B CH 87 S CH 86 X CH 86 3-2 1B		B FC 88 B CU 75 B FC 90 F FC 90 B CH 87 4-1 2 WP BB	F CH 86 B SI 90 B CU 75 S CU 78 F FF 91 F CH 86 B CU 78 X FC 90 3-2 G6-3 ② 1-3			B SL 81 F FF 89 S FS 80 B FF 91 C SL 84 2-3 K ②			3	0	1	0	1	1	1
2 B.J. Upton, R (1, 8)	B CU 76 B CH 86 B FC 87 X FC 88 3-0 P3 ③		B SI 89 F CH 85 F CH 85 C CU 73 1-3 K ③ 1-2	C CU 77 H SI 92 1-1 26 S 25 1B HBP			C FF 90 C SL 83 F FF 91 B SL 85 F FS 80 B SL 85 S FS 81 2-3 K ③			3	1	0	0	0	2	2
26 Dan Uggla, R (1, 4) OBP: 0.400, SLG: 0.455		F CH 85 B CU 74 B CH 86 F FC 88 B CU 77 F CH 87 X FC 90 3-2 F8 ①		B FC 88 S CU 74 B FC 89 X CH 86 2-1 P5 ① 1 SAFE 1 SAFE B FC 88 D CU 77 1 SAFE B CH 84 B CU 76 4-0 25 1B 1-2 BB				F FC 93 B FF 94 B SL 82 S FC 91 S SL 83 2-3 K ①		3	0	0	0	1	1	0
25 Juan Francisco, L (1, 5) OBP: 0.250, SLG: 0.250		B CU 76 X FC 90 1-0 L4 ②		C CU 74 B CH 85 F SI 90 B CU 77 X FC 90 2-2 E1 36 24 FC1-5 1B	T SI 90 B CU 77 F FC 89 B CU 76 F CU 75 F FC 91 D CU 76 X FF 91 3-2 1-2 2-H 3-H 1B			B FF 91 B SL 81 X FF 91 2-0 F9 ②		4	0	1	2	0	0	0
24 Evan Gattis, R (1, 2) OBP: 0.500, SLG: 0.875		X CH 85 0-0 1B	F SI 90 B CU 75 X SI 91 1-1 36 FC1-5 1-2 1B	B FF 90 C SL 82 C SL 84 F FS 81 X FF 91 1-2 G4-3 ③				S FF 90 B SL 82 C FF 94 X FC 92 1-2 7 HBP 1B		4	0	3	0	0	0	2
36 Mike Minor, R (1, 1) 34 Eric O'Flaherty, L (8, 1) 7 Reed Johnson, R (8, PH) 46 Craig Kimbrel, R (9, 1)		X SI 91 0-0 G1-3 ③	C SI 92 B FC 90 B CU 76 B SI 91 X 3-1 FC1-5 ② 1-2 2-3f			C SL 86 F FF 88 B SL 84 S SL 83 1-3 K ①		H FF 91 1-0 1-2 HBP		3 0 0 0	0 0 0 0	0 0 0 0	0 0 0 0	0 0 0 0	1 0 0 0	3 0 0 0
Inning Stats	R: 1 E: 0 K: 0 S: 13 H: 2 LOB: 1 BB: 0 P: 22	R: 0 E: 0 K: 0 S: 7 H: 1 LOB: 1 BB: 0 P: 11	R: 1 E: 0 K: 1 S: 9 H: 0 LOB: 1 BB: 2 P: 20	R: 0 E: 1 K: 0 S: 11 H: 1 LOB: 2 BB: 0 P: 21	R: 2 E: 0 K: 0 S: 17 H: 1 LOB: 2 BB: 2 P: 33	R: 0 E: 0 K: 1 S: 7 H: 0 LOB: 0 BB: 0 P: 8	R: 0 E: 0 K: 2 S: 11 H: 0 LOB: 0 BB: 0 P: 17	R: 0 E: 0 K: 2 S: 10 H: 1 LOB: 2 BB: 0 P: 17		1B: 5 2B: 0 3B: 0 HR: 1	SF: 1 SAC: 0 DP: 0 HBP: 2	WP: 2 PB: 0 SB: 3 CS: 0	PA: 37			

livebaseballscorecards.com

AB	30
R	4
H	6
RBI	4
BB	4
SO	6
LOB	14

PITCHER		IP	WLS	BF	H	R	ER	SO	BB	IBB	HBP	BLK	WP	HR	S	P	ERA	WHIP
46 Scott Feldman, R ERA: 7.71	(1, 1)	4.2	L	25	5	4	4	1	4	0	1	0	2	1	53	102	7.71	1.929
28 Michael Bowden, R ERA: 2.7	(5, 1)	2.1		7	0	0	0	3	0	0	0	0	0	0	22	30	0.00	0.000
56 Héctor Rondón, R ERA:	(8, 1)	1.0		5	1	0	0	2	0	0	1	0	0	0	10	17	0.00	1.000

PITCHER	IP	WLS	BF	H	R	ER	SO	BB	IBB	HBP	BLK	WP	HR	S	P	ERA	WHIP

Chicago Cubs @ Atlanta Braves

Turner Field, Atlanta, GA

Sat Apr 06 2013, 7:13 PM - 10:23 PM EDT

Att. 38,498 - Partly Cloudy - 69 F

livebaseballscorecards.com

Batter	1	2	3	4	5	6	7	8	9	AB	R	H	RBI	BB	SO	LOB
9 David DeJesus, L (1, 8) OBP: 0.125, SLG: 0.133	C FF 93 F SI 91 F FF 93 X SL 79 0-2 19 1B 2B	X SI 91 0-0 ③ F7			C FF 91 F SI 89 F CU 70 B FF 91 X SI 88 1-2 ① G3	B SI 90 S CH 84 C SI 90 B SI 91 X CH 82 2-2 ③ G4-3		S CU 79 S FF 94 B FF 95 X CU 81 1-2 ① FC4-2 1-2 2-3 3-Hf		5	1	1	0	0	0	4
13 Starlin Castro, R (1, 6) OBP: 0.190, SLG: 0.190	B SI 89 B CU 76 X SI 89 2-0 ① G5-3	B CU 76 X SI 88 1-0 ① G6-3			S FF 92 S FF 92 B FF 94 F SL 77 F SI 90 F FF 92 F FF 92 X CU 72 1-2 44 HR 1B		B CH 82 B SI 92 X CH 83 2-0 ① G5-3	B SI 88 F SI 88 B SI 88 X SI 86 2-1 ② F8		5	1	1	0	0	0	4
44 Anthony Rizzo, L (1, 3) OBP: 0.300, SLG: 0.529	C SL 77 B FF 92 C SI 89 X CU 74 1-2 ② F7	B CH 81 B SI 88 C SI 89 B FF 91 X SI 88 3-1 ② G4-3			1 SAFE X CU 72 0-0 1-H HR		C SI 89 B SI 90 X CH 81 1-1 12 1B 19 FC3-2 1B	B SI 91 C CH 81 F SI 91 S SL 81 1-3 ③ K		5	1	2	2	0	1	4
12 Alfonso Soriano, R (1, 7) OBP: 0.200, SLG: 0.158	B SL 77 B SI 90 D SL 78 B SI 90 4-0 19 1B BB	C FF 92 X SI 88 0-1 E5			C FF 92 S FF 91 F FF 91 B SI 90 X CU 76 1-2 ② G5-3		X SI 91 0-0 19 FC3-2 1-3 1B		B SI 88 X SI 90 1-0 ① G5-3	4	0	1	0	1	0	0
19 Nate Schierholtz, L (1, 9) OBP: 0.500, SLG: 0.727	C SI 89 B CU 73 B FF 91 X SI 91 2-1 53 FC5-4 1-3 2-H 1B	F SI 89 1 SAFE X CU 72 0-1 ③ P3			F SI 89 F FF 92 X CH 80 0-2 53 1B 2B		B CH 82 X CH 82 1-0 ② FC3-2 53 FC6-4 1-2 3-H		B SI 91 F SI 91 F SI 89 B SI 90 X SL 84 2-2 ② F8	5	1	2	1	0	0	3
53 Welington Castillo, R (1, 2) OBP: 0.400, SLG: 0.500	S FF 94 B SI 91 C SL 77 X FF 94 1-2 ③ FC5-4 1-2f			B CU 76 B CU 75 S SI 86 B SI 87 F SI 87 S FF 92 3-3 ① K	F SI 88 S SL 77 D SL 77 B FF 92 X FF 91 2-2 2-H 1B		C CH 84 B SI 91 F CH 82 X SL 85 1-2 ③ FC6-4 1-2f		C SI 90 X SI 91 0-1 24 S 1B	5	0	2	1	0	1	4
24 Luis Valbuena, L (1, 5) OBP: 0.214, SLG: 0.385		C SI 90 X SI 89 0-1 ① G5-3		B CH 81 X SI 87 1-0 HR	S SI 89 C CH 82 B FF 92 S CU 75 1-3 ③ K			C FF 91 F CU 78 X FF 89 0-2 8 1B 9 FC4-2 1B	B SL 84 C SL 85 B SI 89 B SL 86 S SI 90 B SL 85 4-2 1-2 BB	4	1	2	1	1	1	1
8 Alberto Gonzalez, R (1, 4) OBP: 0.250, SLG: 0.333		C SI 88 C SL 78 B FF 92 X SI 90 1-2 ② G4-3		C SI 88 X CU 71 0-1 ② G5-3		B SI 92 C SI 91 S SL 85 X SI 92 1-2 ① G6-3		1 SAFE B FF 89 B FF 90 B FF 90 C FF 90 F FF 91 X FF 93 3-2 9 FC4-2 51 BB 1-3 1B	C SI 91 S SL 84 D SL 85 S SI 91 1-3 ③ K	5	0	1	0	0	1	2
33 Carlos Villanueva, R (1, 1) OBP: 0.333, SLG: 0.333 40 James Russell, L (7, 1) 51 Steve Clevenger, L (8, PH) 11 Kyuji Fujikawa, L (8, 1) 49 Carlos Marmol, R (9, 1)		C FF 91 B FF 91 X FF 91 1-1 1B		F SI 87 B CU 74 X CH 86 1-1 ③ P5		C SI 92 X SL 84 0-1 ② G1-3		D CH 86 B FF 91 F FF 92 B FF 93 F FF 94 F FF 95 B FF 94 4-2 9 FC4-2 1-2 BB		3 0 0 0 0	0 0 0 0 0	1 0 0 0 0	0 0 1 0 0	0 0 0 0 0	0 0 0 0 0	0 0 0 0 0

TOP	
AB	41
R	5
H	13
RBI	5
BB	3
SO	4
LOB	22

Inning Stats	1	2	3	4	5	6	7	8	9	1B: 9	SF: 0	WP: 0	PA: 44
	R: 1 E: 0 K: 0 S: 13	R: 0 E: 0 K: 0 S: 8	R: 0 E: 1 K: 0 S: 7	R: 1 E: 0 K: 1 S: 8	R: 3 E: 0 K: 1 S: 25	R: 0 E: 0 K: 0 S: 8	R: 0 E: 0 K: 0 S: 8	R: 0 E: 0 K: 1 S: 17	R: 0 E: 0 K: 1 S: 11	2B: 2 3B: 0 HR: 2	SAC: 0 DP: 0 HBP: 0	PB: 0 SB: 1 CS: 0	
	H: 2 LOB: 2 BB: 1 P: 23	H: 1 LOB: 1 BB: 0 P: 10	H: 0 LOB: 1 BB: 0 P: 11	H: 1 LOB: 0 BB: 0 P: 13	H: 4 LOB: 1 BB: 0 P: 31	H: 0 LOB: 0 BB: 0 P: 11	H: 2 LOB: 2 BB: 0 P: 13	H: 2 LOB: 3 BB: 1 P: 28	H: 1 LOB: 2 BB: 1 P: 19				

PITCHER		IP	WLS	BF	H	R	ER	SO	BB	IBB	HBP	BLK	WP	HR	S	P	ERA	WHIP
49 Julio Teheran, R ERA: 9.0	(1, 1)	5.0		25	8	5	5	2	1	0	0	0	0	2	61	88	9.00	1.800
50 Cristhian Martinez, R ERA: 7.71	(6, 1)	2.0		8	2	0	0	0	0	0	0	0	0	0	16	24	0.00	1.000
38 Anthony Varvaro, R ERA:	(8, 1)	0.1		4	2	0	0	0	1	0	0	0	0	0	12	20	0.00	9.000
53 Cory Gearrin, R ERA:	(8, 1)	0.2		2	0	0	0	1	0	0	0	0	0	0	5	8	0.00	0.000
34 Eric O'Flaherty, L ERA: 3.38	(9, 1)	1.0	W	5	1	0	0	1	1	0	0	0	0	0	11	19	0.00	2.000

PITCHER	IP	WLS	BF	H	R	ER	SO	BB	IBB	HBP	BLK	WP	HR	S	P	ERA	WHIP

Chicago Cubs @ Atlanta Braves

Turner Field, Atlanta, GA

Sat Apr 06 2013, 7:13 PM - 10:23 PM EDT

Att. 38,498 - Partly Cloudy - 69 F

BOTTOM

Batter	1	2	3	4	5	6	7	8	9	AB	R	H	RBI	BB	SO	LOB
2 B.J. Upton, R (1, 8) OBP: 0.200, SLG: 0.278	B FF 86 B FF 87 B FF 87 B FF 85 4-0 22 CS BB		B FF 86 F CH 80 B FF 87 X CH 81 2-1 ① F9		B SI 86 F FF 88 X CH 82 1-1 ② L7		B SL 80 F CH 80 X FF 88 1-1 1B		S FF 94 B FF 94 B FF 94 B FF 94 X FF 93 3-1 HR	4	1	2	1	1	0	1
22 Jason Heyward, L (1, 9) OBP: 0.318, SLG: 0.294	C FF 87 B FF 88 1 SAFE 1 SAFE 1 SAFE S CH 81 X SL 82 1-2 ① ② P4 1-2		D CU 74 C CH 82 F FF 89 B CU 74 F CH 83 H SL 83 3-2 1-2 HBP		B FF 88 B CU 71 B CH 80 B FF 85 4-0 BB		1 SAFE C SL 80 B CU 71 1 SAFE D SL 81 X CH 81 2-1 ③ F9		C SL 84 B SL 86 F FF 94 X FF 95 1-2 ① F7	3	0	0	0	1	0	2
8 Justin Upton, R (1, 7) OBP: 0.429, SLG: 1.278	C SI 87 B SI 87 S CH 81 B FF 89 X SL 81 2-2 HR		C FF 88 F CH 83 D CH 83 F CU 75 S FF 90 1-3 ② K		C CU 73 1 SAFE F FF 89 F SL 81 S CH 82 0-3 ③ K			C FC 89 C FF 94 B CH 85 B CH 86 X CU 78 2-2 5 WP 5 1B 2B	B FF 95 C SL 85 F SL 86 X FF 94 1-2 HR	5	3	3	2	0	2	3
5 Freddie Freeman, L (1, 3) OBP: 0.474, SLG: 0.647	F FF 88 B FF 88 X CU 74 1-1 ③ F9		X CU 74 0-0 ③ F7			F FF 88 B FF 89 F CH 80 S SL 82 1-3 ① K		B CU 79 X FF 92 1-0 11 BB 26 1B 14 1B 2-H 1B		4	1	1	1	0	1	2
26 Dan Uggla, R (1, 4) OBP: 0.368, SLG: 0.400		B FF 88 B CH 80 B FF 88 X FF 88 3-0 ① G5-3		X SI 88 0-0 ① G6-3		B SL 79 B CH 80 F CH 79 F FF 89 S CH 83 2-3 ② K		S FF 94 D CH 85 X FF 94 1-1 11 BB 14 1B 1-2 1B		4	1	1	0	0	1	0
25 Juan Francisco, L (1, 5) OBP: 0.250, SLG: 0.250		X CH 81 0-0 ② G1-3		B CU 72 F CH 79 B SI 88 X CH 81 2-1 ② F8		B FF 87 X SI 88 1-0 11 FC6-4 1B		C FC 91 S CH 84 S FF 93 0-3 ① K		4	0	1	0	0	1	2
11 Gerald Laird, R (1, 2) OBP: 0.455, SLG: 0.600		C FF 89 B FF 89 X SL 81 1-1 1B		C FF 87 F CH 82 X FF 88 0-2 2B		C SL 79 F FF 89 B FF 88 X CU 76 1-2 ③ FC6-4 1-2f		F FF 90 B FC 89 B CH 84 S FF 94 B FF 94 F FF 93 B FC 88 4-2 14 1B 1-2 2-3 BB		3	0	2	0	1	0	1
14 Ramiro Pena, S (1, 6) OBP: 0.143, SLG: 0.143		F FF 88 C CU 75 F SL 82 S CU 75 0-3 ③ K		D CH 81 F CU 74 S CU 77 S SL 82 1-3 ③ K			C FF 86 X SI 86 0-1 ① L5	X FF 90 0-0 7 G4-3 1-2 2-H 3-H 1B		4	0	1	2	0	2	2
49 Julio Teheran, R (1, 1) OBP: 1.000, SLG: 1.000 17 Jordan Schafer, L (5, PH) 50 Cristhian Martinez, R (6, 1) 23 Chris Johnson, R (7, PH) OBP: 0.375, SLG: 0.429 38 Anthony Varvaro, R (8, 1) 53 Cory Gearrin, R (8, 1) 7 Reed Johnson, R (8, PH) 34 Eric O'Flaherty, L (9, 1)			C FF 87 X FF 87 0-1 22 HBP 1B		X FF 85 0-0 ① F8		C SI 88 X SI 88 0-1 ② L4	B FC 88 X FF 91 1-0 ② ③ G4-3 1-2f		1 1 0 1 0 0 0 1 0	0 0 0 0 0 0 0 0 0	1 0 0 0 0 0 0 0 0	0 0 0 0 0 0 0 0 0	0 0 0 0 0 0 0 2 0	0 0 0 0 0 0 0 0 0	0 0 0 0 0 0 0 0 0
Inning Stats	R: 1 H: 1 E: 0 LOB: 0 K: 0 BB: 1 S: 8 P: 16	R: 0 H: 1 E: 0 LOB: 1 K: 1 BB: 0 S: 8 P: 12	R: 0 H: 1 E: 0 LOB: 2 K: 1 BB: 0 S: 12 P: 18	R: 0 H: 1 E: 0 LOB: 1 K: 1 BB: 0 S: 9 P: 12	R: 0 H: 1 E: 0 LOB: 1 K: 1 BB: 1 S: 7 P: 12	R: 0 H: 1 E: 0 LOB: 1 K: 2 BB: 0 S: 10 P: 15	R: 0 H: 1 E: 0 LOB: 1 K: 0 BB: 0 S: 8 P: 11	R: 3 H: 4 E: 0 LOB: 1 K: 1 BB: 1 S: 14 P: 23	R: 2 H: 2 E: 0 LOB: 0 K: 0 BB: 0 S: 8 P: 13	1B: 7 2B: 2 3B: 0 HR: 3	SF: 0 SAC: 0 DP: 1 HBP: 1		WP: 1 PB: 0 SB: 0 CS: 1	PA: 39			

livebaseballscorecards.com

	AB	35
	R	6
	H	12
	RBI	6
	BB	3
	SO	7
	LOB	15

PITCHER		IP	WLS	BF	H	R	ER	SO	BB	IBB	HBP	BLK	WP	HR	S	P	ERA	WHIP
33 Carlos Villanueva, R ERA: 1.35	(1, 1)	6.2		28	6	1	1	6	2	0	1	0	0	1	60	92	1.35	1.200
40 James Russell, L ERA:	(7, 1)	0.1		1	0	0	0	0	0	0	0	0	0	0	2	4	0.00	0.000
11 Kyuji Fujikawa, R ERA: 11.57	(8, 1)	1.0		7	4	3	3	1	1	0	0	0	1	0	14	23	27.00	5.000
49 Carlos Marmol, R ERA: 27.0	(9, 1)	0.1	L	3	2	2	2	0	0	0	0	0	0	2	8	13	54.00	6.000

PITCHER		IP	WLS	BF	H	R	ER	SO	BB	IBB	HBP	BLK	WP	HR	S	P	ERA	WHIP

Chicago Cubs @ Atlanta Braves

Turner Field, Atlanta, GA

Sun Apr 07 2013, 1:37 PM - 4:25 PM EDT

Att. 45,800 - Partly Cloudy - 73 F

livebaseballscorecards.com

Batter	1	2	3	4	5	6	7	8	9	AB	R	H	RBI	BB	SO	LOB
9 David DeJesus, L (1, 8) OBP: 0.158, SLG: 0.222 17 Dave Sappelt, R (8, PH) (8, 8)	B FF 88 B SI 88 B SI 88 C FF 88 X SI 88 3-1 13 F8 44 G3 2B		X SI 88 0-0 ② F7			B SI 89 B FC 84 T SI 89 B FS 80 C SI 90 X SI 90 3-2 ① G3		F SI 94 C CH 82 B SI 95 F CU 76 X SI 95 1-2 ① F8		3 1	1 0	1 0	0 0	0 0	0 0	1 0
13 Starlin Castro, R (1, 6) OBP: 0.240, SLG: 0.240	C CU 76 F FC 85 F CU 75 X FC 84 0-2 ① F8 2-3		1 SAFE S FC 84 B CU 75 1 SAFE X FC 82 1-1 ③ FC5-4 1-2f			C CU 77 X SI 91 0-1 1B		B CU 76 S SI 94 B SI 94 B CH 78 X SI 91 3-1 12 1B 1B		4	0	2	0	0	0	2
44 Anthony Rizzo, L (1, 3) OBP: 0.292, SLG: 0.476	F CU 77 B SI 90 X FC 85 1-1 ② G3 3-H			C SI 88 B FC 84 B SI 90 B FS 80 X SI 90 3-1 1B		1 SAFE X SI 89 0-0 ② F7		F SI 92 S SI 94 F SI 94 F SI 92 F CU 75 S SI 91 0-3 ② K		4	0	1	1	0	1	2
12 Alfonso Soriano, R (1, 7) OBP: 0.208, SLG: 0.174	C SI 90 B FS 79 C CU 77 B CU 77 F FS 82 S FC 85 2-3 ③ K			F SI 90 C SI 89 S CU 78 0-3 ① K		S CU 76 1 SAFE B FC 86 D FS 81 C CU 76 S CU 76 2-3 ③ K		F FF 94 X SI 94 0-1 1-2 1B		4	0	1	0	0	3	2
19 Nate Schierholtz, L (1, 9) OBP: 0.389, SLG: 0.533		F FC 84 B SI 88 B FC 85 F FS 80 S CU 77 2-3 ① K2-3		B SI 90 C FS 81 1 SAFE C SI 89 S SI 91 1-3 ② K			S SI 88 F SI 89 X SI 90 0-2 ① P5	F SI 93 B SI 91 B CU 73 F SI 91 F SI 92 X SI 92 2-2 ③ G1-3		4	0	0	0	0	2	3
30 Dioner Navarro, S (1, 2) OBP: 0.100, SLG: 0.100		B SI 89 S SI 89 S FS 82 B CU 77 X FC 86 2-2 ② G1-3		S FS 80 X SI 90 0-1 ③ G3			C FS 80 B FC 86 S SI 89 X SI 90 1-2 ② G4-3		C FF 95 F FF 96 B SL 81 S FF 95 1-3 ① K	4	0	0	0	0	1	1
24 Luis Valbuena, L (1, 5) OBP: 0.222, SLG: 0.313		C FC 85 C SI 89 X CU 76 0-2 ③ F8			B SI 89 X SI 89 1-0 ① F7		B SI 89 B SI 88 C FF 89 B FS 79 B SI 89 4-1 8 E BB		C FF 95 T FF 96 F FF 97 B SL 84 B FF 97 F SL 84 S FF 97 2-3 ② K	3	0	0	0	1	1	0
8 Alberto Gonzalez, R (1, 4) OBP: 0.250, SLG: 0.267			B FC 84 B SI 88 B SI 88 B FF 87 4-0 13 FC5-4 BB		B CU 75 C FC 81 S FC 82 F CU 77 F FC 84 F CU 75 X SI 90 1-2 ② G6-3		B CU 75 C SI 90 B FC 84 S FC 82 X CU 77 2-2 E4 21 FC5-4 1-2		C FF 96 B FF 96 F FF 96 B FF 97 S SL 82 2-3 ③ K	3	0	0	0	1	1	1
29 Jeff Samardzija, R (1, 1) 28 Michael Bowden, R (6, 1) 51 Steve Clevenger, L (7, PH) 21 Scott Hairston, R (7, PH) OBP: 0.143, SLG: 0.571 56 Hector Rondon, R (7, 1) 47 Hisanori Takahashi, L (8, 1)			L SI 88 1 SAFE 1 SAFE B FC 82 F SI 87 S CU 76 1-3 ① K		C SI 89 B SI 90 C SI 90 B FC 84 S SI 89 2-3 ③ K		B SI 95 B SI 95 X SI 94 2-0 ③ FC5-4 1-2f			2 0 0 1 0 0	0 0 0 0 0 0	0 0 0 0 0 0	0 0 0 0 0 0	2 0 0 0 0 0	1 0 0 2 0 0
Inning Stats	R: 1 E: 0 K: 1 S: 12 H: 1 LOB: 0 BB: 0 P: 18	R: 0 E: 0 K: 1 S: 9 H: 0 LOB: 0 BB: 0 P: 13	R: 0 E: 0 K: 1 S: 6 H: 0 LOB: 1 BB: 1 P: 12	R: 0 E: 0 K: 2 S: 10 H: 1 LOB: 1 BB: 0 P: 14	R: 0 E: 0 K: 1 S: 10 H: 0 LOB: 0 BB: 0 P: 14	R: 0 E: 0 K: 1 S: 9 H: 1 LOB: 1 BB: 0 P: 14	R: 0 E: 1 K: 0 S: 11 H: 0 LOB: 2 BB: 1 P: 20	R: 0 E: 0 K: 1 S: 18 H: 2 LOB: 2 BB: 0 P: 24	R: 0 E: 0 K: 3 S: 11 H: 0 LOB: 0 BB: 0 P: 16	1B: 4 2B: 1 3B: 0 HR: 0	SF: 0 SAC: 0 DP: 0 HBP: 0					WP: 0 PB: 0 SB: 0 CS: 0	PA: 35

TOP	
AB	33
R	1
H	5
RBI	1
BB	2
SO	11
LOB	15

PITCHER		IP	WLS	BF	H	R	ER	SO	BB	IBB	HBP	BLK	WP	HR	S	P	ERA	WHIP
15 Tim Hudson, R ERA: 3.27	(1, 1)	6.2	W	26	3	1	1	7	2	0	0	0	0	0	66	102	1.35	0.750
43 Luis Avilán, L ERA:	(7, 1)	1.1	H	6	2	0	0	1	0	0	0	0	0	0	19	27	0.00	1.500
52 Jordan Walden, R ERA: 3.0	(9, 1)	1.0		3	0	0	0	3	0	0	0	0	0	0	11	16	0.00	0.000

PITCHER	IP	WLS	BF	H	R	ER	SO	BB	IBB	HBP	BLK	WP	HR	S	P	ERA	WHIP

Chicago Cubs @ Atlanta Braves

Turner Field, Atlanta, GA

Sun Apr 07 2013, 1:37 PM - 4:25 PM EDT

Att. 45,800 - Partly Cloudy - 73 F

BOTTOM

livebaseballscorecards.com

Batter	1	2	3	4	5	6	7	8	9	AB	R	H	RBI	BB	SO	LOB
2 B.J. Upton, R (1, 8) OBP: 0.292, SLG: 0.300	X FF 96 / 0-0 22 E 22 S 1B		C FC 93 B SI 96 B FC 92 B FC 92 B FC 92 / 4-1 22 S BB		B SL 84 F FF 96 S SL 85 D FS 86 B FS 83 B SL 84 / 4-2 1-3 2-H BB	X FF 89 / 0-0 ③ G1-3				2	0	1	0	2	0	2
22 Jason Heyward, L (1, 9) OBP: 0.308, SLG: 0.250	B SI 94 B FF 94 F SI 93 F FC 91 1 SAFE S FS 83 / 2-3 ① K 1-3		B SI 95 B FS 84 C FS 84 F SL 83 F SI 96 S SL 85 / 2-3 ③ K 1-2		B FF 96 F FS 84 B FF 96 S FS 85 1 SAFE B FS 84 S FS 83 / 3-3 ③ K		H FF 90 / 1-0 24 CS HBP			3	0	0	0	0	3	4
8 Justin Upton, R (1, 7) OBP: 0.360, SLG: 1.045	S SL 84 B SI 95 F FS 83 B SL 83 F FS 84 S FF 97 / 2-3 ② K			T FC 90 F SL 85 S SL 84 / 0-3 ① K		F SL 82 F FF 94 C FF 97 / 0-3 ① K	1 SAFE F FF 89 1 SAFE S FF 90 B FF 91 1 SAFE D SL 78 1 SAFE C FF 92 / 2-3 ① K			4	0	0	0	0	4	2
24 Evan Gattis, R (1, 2) OBP: 0.417, SLG: 0.636	S SL 85 S SL 86 B SL 87 F FF 95 S SL 84 / 1-3 ③ K			B SL 85 C SL 83 B SL 82 C SL 82 X SL 82 / 2-2 ② G5-3		B FC 93 B SL 83 B FC 90 B FF 96 / 4-0 26 FC6-4 BB	P PO 83 S FF 88 1 SAFE B FC 88 S FC 88 1 SAFE F SL 78 S FF 88 / 2-3 ②③ K 1-2			3	0	0	0	1	2	2
26 Dan Uggla, R (1, 4) OBP: 0.348, SLG: 0.526		B FC 92 C FC 91 T FF 96 F FS 84 S SL 81 / 1-3 ① K		F FC 94 C SL 85 B FF 97 T FF 97 / 1-2 ③ K		X SL 84 / 0-0 ② FC6-4 25 1B 14 1B 1-2f		B FF 89 X FF 89 / 1-0 HR		4	2	1	1	0	2	1
25 Juan Francisco, L (1, 5) OBP: 0.250, SLG: 0.250		S FF 97 F FF 97 B FF 97 B FS 85 S FS 84 / 2-3 ② K			B FS 84 F FF 96 S FS 84 B FF 96 S FS 85 / 2-3 ① K	S FF 95 X FF 95 / 0-1 23 HBP 14 1B 1-3 1B		B FF 89 B SL 79 B SL 84 C FF 89 X SI 89 / 3-1 ① G4-3		4	1	1	0	0	2	0
23 Chris Johnson, R (1, 3) OBP: 0.333, SLG: 0.300		B SL 85 B FF 96 B FF 95 C FF 95 F FF 96 T FF 96 / 3-2 ③ K			F FC 93 X FF 97 / 0-1 ② F8	C SL 85 S FS 84 D FS 83 H FF 96 / 2-2 14 1B 15 1B 1-2 HBP		B CH 80 X CH 80 / 1-0 ② G1-3		3	1	0	0	0	1	0
14 Ramiro Pena, S (1, 6) OBP: 0.273, SLG: 0.364			B SI 95 X SI 94 / 1-0 ① G4-3		X FS 85 / 0-0 2 WP 2B	F FF 96 S FF 97 B SI 97 X FF 96 / 1-2 15 1B 1-3 2-H 3-H		F CH 80 S CU 67 B CH 80 S CH 80 / 1-3 ③ K		4	1	2	2	0	1	0
15 Tim Hudson, R (1, 1) OBP: 0.400, SLG: 0.250			S FF 96 B FF 96 S FF 96 C FF 97 / 1-3 ② K		B SI 96 B FF 96 C FF 95 B FF 95 B FF 95 / 4-1 2 WP BB	S FF 88 F FF 90 D SL 85 X SL 82 / 1-2 1-2 3-H 1B				2	0	1	1	1	1	0
43 Luis Avilán, L (7, 1)										0	0	0	0	0	0	0
52 Jordan Walden, R (9, 1)										0	0	0	0	0	0	0
Inning Stats	R: 0 E: 1 K: 3 S: 12 H: 1 LOB: 1 BB: 0 P: 17	R: 0 E: 0 K: 3 S: 10 H: 0 LOB: 0 BB: 0 P: 16	R: 0 E: 0 K: 2 S: 9 H: 0 LOB: 1 BB: 1 P: 17	R: 0 E: 0 K: 2 S: 9 H: 0 LOB: 0 BB: 0 P: 12	R: 1 E: 0 K: 2 S: 12 H: 1 LOB: 2 BB: 2 P: 25	R: 3 E: 0 K: 1 S: 15 H: 3 LOB: 2 BB: 1 P: 23	R: 0 E: 0 K: 2 S: 8 H: 0 LOB: 1 BB: 0 P: 12	R: 1 E: 0 K: 1 S: 7 H: 1 LOB: 0 BB: 0 P: 13		1B: 4 2B: 2 3B: 0 HR: 1	SF: 0 SAC: 0 DP: 1 HBP: 2		WP: 2 PB: 0 SB: 2 CS: 1	PA: 35		

	AB	29
	R	5
	H	6
	RBI	4
	BB	4
	SO	16
	LOB	11

PITCHER		IP	WLS	BF	H	R	ER	SO	BB	IBB	HBP	BLK	WP	HR	S	P	ERA	WHIP
29 Jeff Samardzija, R (1, 1) ERA: 2.63		5.2	L	26	4	4	4	13	4	0	1	0	1	0	63	105	6.35	1.412
28 Michael Bowden, R (6, 1) ERA: 2.45		0.1		2	1	0	0	0	0	0	0	0	0	0	4	5	0.00	3.000
56 Héctor Rondón, R (7, 1) ERA:		1.0		3	0	0	0	2	0	0	1	0	0	0	8	12	0.00	0.000
47 Hisanori Takahashi, L (8, 1) ERA: 6.75		1.0		4	1	1	1	1	0	0	0	0	0	1	7	13	9.00	1.000

PITCHER		IP	WLS	BF	H	R	ER	SO	BB	IBB	HBP	BLK	WP	HR	S	P	ERA	WHIP

Batter	1	2	3	4	5	6	7	8	9	AB	R	H	RBI	BB	SO	LOB
2 B.J. Upton, R (1, 8) OBP: 0.241, SLG: 0.240	C FF 88 B SI 87 X SL 77 1-1 G6-3		X SI 89 0-0 G6-3		X SI 88 0-0 F9			C SI 93 S SI 93 B SI 94 B SL 86 S SL 88 2-3 K	C FF 90 B SL 85 S FF 90 X FF 92 1-2 G6-3	5	0	0	0	0	1	3
22 Jason Heyward, L (1, 9) OBP: 0.267, SLG: 0.208	B FF 89 B CH 82 X SI 87 2-0 F7		C FF 88 X FF 89 0-1 F7			C SL 78 X FF 88 0-1 F8		X SI 93 0-0 P6		4	0	0	0	0	0	0
8 Justin Upton, R (1, 7) OBP: 0.448, SLG: 1.192	C SI 88 C SI 88 F SL 80 B FF 88 X CU 73 1-2 1B			B SL 78 C FF 88 X SI 88 1-1 24 F9 26 G6-3 2B		B CU 72 X FF 88 1-0 HR		C SL 87 X SI 95 0-1 24 1B 1B		4	2	4	1	0	0	0
24 Evan Gattis, R (1, 2) OBP: 0.375, SLG: 0.533	C FF 89 F SI 88 1 SAFE 1 SAFE F SI 89 B CU 72 F FF 90 C SI 89 1-3 K			B SL 78 C SL 77 B CU 73 B FF 89 X FF 90 3-1 F9 2-3		S FF 90 F FF 90 B FF 90 B CU 73 B CU 75 F FF 91 S FF 90 3-3 K		1 SAFE F SI 93 1 SAFE X SL 87 0-1 1-3 1B		4	0	1	0	0	2	2
26 Dan Uggla, R (1, 4) OBP: 0.296, SLG: 0.435		C FF 88 B FF 88 X CH 83 1-1 G5-3		C FF 89 B SI 90 F FF 90 X FF 88 1-2 G6-3 3-H		B SL 78 F FF 90 C FF 90 X SI 90 1-2 F7		B SI 94 B SI 94 T SI 94 S SI 94 C SL 88 2-3 K		4	0	0	1	0	1	2
25 Juan Francisco, L (1, 5) OBP: 0.300, SLG: 0.300 14 Ramiro Pena, S (9, PR) OBP: 0.273, SLG: 0.364 (9, 5)		C FF 89 B FF 88 B FF 89 B CH 84 X FF 88 3-1 1B		B CH 83 B FF 88 X CH 84 2-0 G4-3			C SI 88 C CH 84 F SI 89 B CH 83 C SI 90 1-3 K		F FF 89 F SL 84 B FF 91 X FF 91 1-2 19 F8 23 1B 1B	4 0	0 0	2 0	0 0	0 0	1 0	0 0
23 Chris Johnson, R (1, 3) OBP: 0.438, SLG: 0.429		B FF 89 C SI 89 F SL 80 F FF 90 F SL 81 F SL 79 X FF 89 1-2 F8			F FF 88 B CU 72 X SI 89 1-1 28 SH1-4 1B		C SL 79 F FF 89 X FF 90 0-2 19 FC5-4 1B		B FF 89 C FF 90 F SL 85 B SL 85 X FF 90 2-2 1-2 1B	4	0	3	0	0	0	1
19 Andrelton Simmons, R (1, 6) OBP: 0.182, SLG: 0.190		C FF 90 C FF 88 X FF 89 0-2 L7			F FF 88 1 SAFE X FF 88 0-1 F9		1 SAFE F FF 89 1 SAFE X FF 89 0-1 FC5-4 1-2f		B SL 85 C FF 90 L SI 90 D SL 86 B SL 85 X SI 89 3-2 F8 2-3	4	0	0	0	0	0	5
28 Paul Maholm, L (1, 1) 34 Eric O'Flaherty, L (8, 1) 7 Reed Johnson, R (9, PH) 46 Craig Kimbrel, R (9, 1)			B FF 87 C FF 88 S FF 88 F FF 90 B FF 89 X FF 88 2-2 F7		X FF 86 0-0 SH1-4 1-2		C FF 89 X SI 89 0-1 F7		B FF 89 L FF 89 S SI 90 B FF 91 F FF 91 1 SAFE T FF 91 2-2 K	2 0 1 0	0 0 0 0	0 0 0 0	0 0 0 0	0 0 0 0	0 0 1 0	1 0 2 0
Inning Stats	R: 0 E: 0 K: 1 S: 12 H: 1 LOB: 1 BB: 0 P: 17	R: 0 E: 0 K: 0 S: 13 H: 1 LOB: 1 BB: 0 P: 18	R: 0 E: 0 K: 0 S: 7 H: 0 LOB: 0 BB: 0 P: 9	R: 1 E: 0 K: 0 S: 8 H: 1 LOB: 0 BB: 0 P: 15	R: 0 E: 0 K: 0 S: 6 H: 1 LOB: 1 BB: 0 P: 7	R: 1 E: 0 K: 1 S: 10 H: 1 LOB: 0 BB: 0 P: 15	R: 0 E: 0 K: 1 S: 11 H: 1 LOB: 1 BB: 0 P: 12	R: 0 E: 0 K: 2 S: 11 H: 2 LOB: 2 BB: 0 P: 15	R: 0 E: 0 K: 1 S: 16 H: 2 LOB: 2 BB: 0 P: 25	1B: 8 2B: 1 3B: 0 HR: 1 SF: 0 SAC: 1 DP: 0 HBP: 0						

Atlanta Braves @ Miami Marlins

Marlins Park, Miami, FL

Mon Apr 08 2013, 7:21 PM - 9:54 PM EDT

Att. 34,439 - Partly Cloudy - 79 F

TOP

livebaseballscorecards.com

AB	36
R	2
H	10
RBI	2
BB	0
SO	6
LOB	16

PITCHER		IP	WLS	BF	H	R	ER	SO	BB	IBB	HBP	BLK	WP	HR	S	P	ERA	WHIP
45 Kevin Slowey, R ERA: 2.19	(1, 1)	7.0	L	27	6	2	2	3	0	0	0	0	0	1	67	93	2.57	0.857
50 Chad Qualls, R ERA: 10.8	(8, 1)	1.0		5	2	0	0	2	0	0	0	0	0	0	11	15	0.00	2.000
73 John Maine, R ERA:	(9, 1)	1.0		5	2	0	0	1	0	0	0	0	0	0	16	25	0.00	2.000

PITCHER	IP	WLS	BF	H	R	ER	SO	BB	IBB	HBP	BLK	WP	HR	S	P	ERA	WHIP

Batter	1	2	3	4	5	6	7	8	9	AB	R	H	RBI	BB	SO	LOB
9 Juan Pierre, L (1, 7) OBP: 0.276, SLG: 0.222	B SI 86 C FF 87 C FC 81 X FF 88 1-2 G1-3 ①		L FC 81 C FC 82 X CU 72 0-2 G4-3 ②		C CU 74 C FC 82 H FF 86 1-2 HBP			C SI 90 X SI 90 0-1 E4 30 G6-4-3		3	0	0	0	0	0	0
30 Placido Polanco, R (1, 5) OBP: 0.280, SLG: 0.280	C SI 87 B CH 81 B SI 87 X FC 84 2-1 F8 ②		B FC 83 F SI 87 B FF 88 X SI 87 2-1 27 BB 1B		C SI 86 1 SAFE 1 SAFE F SI 86 S CU 72 0-3 K ③			B FF 90 X SI 89 1-0 1-2f G6-4-3 ②③		4	0	1	0	0	1	2
27 Giancarlo Stanton, R (1, 9) OBP: 0.367, SLG: 0.261	B SI 87 B FC 84 B FF 87 B SI 84 4-0 29 BB BB		C CU 74 D FF 87 C CU 72 1 SAFE D SL 79 D CU 73 D CU 75 4-2 1-2 BB			C FC 82 B FF 87 F FC 83 B CU 73 C FC 82 2-3 K ①			C FF 98 F FF 97 B FF 98 B FF 98 B FF 98 B FF 98 4-2 29 FC4-6 BB	1	0	0	0	3	1	0
29 Greg Dobbs, L (1, 3) OBP: 0.375, SLG: 0.450 13 Chris Valaika, R (9, PR) OBP: 0.500, SLG: 0.750	B SI 88 S SL 80 B SI 88 B SL 80 B FF 88 4-1 1-2 BB		S SL 80 C CU 74 D SL 80 F FF 88 F CU 73 F FF 88 S SL 79 1-3 K ③			B SI 88 C CH 83 C FC 82 X EP 63 1-2 G3-1 ②			S FF 97 F FF 98 B KC 85 F KC 86 F FF 96 X KC 84 1-2 FC4-6 19 1B 1-2f	3 0	0 0	0 0	0 0	1 0	1 0	3 0
20 Justin Ruggiano, R (1, 8) OBP: 0.269, SLG: 0.480	X SI 88 0-0 F9 ③			F CH 80 X FF 86 0-1 B5-3 ①		B CH 82 X FC 84 1-0 G6-3 ③			B KC 84 C FF 96 B FF 96 F FF 96 D KC 86 X FF 96 3-2 L7 ②	4	0	0	0	0	0	3
19 Rob Brantly, L (1, 2) OBP: 0.333, SLG: 0.450		F SI 86 B SI 87 S CH 81 C CU 72 1-3 K ①		B EP 65 S FC 81 F CH 82 B CU 74 S CH 82 2-3 K ②			F SL 79 F SI 86 B CU 73 C SI 88 1-3 K ①		B FF 96 B FF 95 F FF 95 C FF 96 B FF 94 X FF 96 3-2 1-3 1B	4	0	1	0	0	3	0
3 Adeiny Hechavarría, R (1, 6) OBP: 0.308, SLG: 0.250		B SI 86 X SI 88 1-0 G4-3 ②		B SI 87 B SI 88 C SI 84 F CH 81 B SI 88 X CH 82 3-2 G5-3 ③			B SI 87 B FC 83 F SI 87 B FF 88 X SI 84 3-1 G5-3 ②		S FF 95 F FF 96 B FF 96 S FF 96 1-3 K ③	4	0	0	0	0	1	2
17 Donovan Solano, R (1, 4) OBP: 0.370, SLG: 0.333		B CH 80 C FF 87 X CH 81 1-1 G5-3 ③			C FF 86 B CH 81 X FF 87 1-1 G4-3 ①		B EP 60 B SI 87 X SI 87 2-0 F9 ③			3	0	0	0	0	0	0
45 Kevin Slowey, R (1, 1) 50 Chad Qualls, R (8, 1) 26 Austin Kearns, R (8, PH) 73 John Maine, R (9, 1)			B SI 86 C FF 86 S SI 86 S SI 86 1-3 K ①		C SI 86 X SI 86 0-1 F9 ②			B SI 89 B SI 90 C SI 91 X SI 91 2-1 G5-3 ①		2 0 1 0	0 0 0 0	0 0 0 0	0 0 0 0	1 0 0 0	0 0 0 0	0 0 0 0
Inning Stats	R: 0 E: 0 K: 0 S: 7 H: 0 LOB: 2 BB: 2 P: 18	R: 0 E: 0 K: 1 S: 6 H: 0 LOB: 0 BB: 0 P: 9	R: 0 E: 0 K: 2 S: 16 H: 1 LOB: 2 BB: 1 P: 24	R: 0 E: 0 K: 1 S: 8 H: 0 LOB: 0 BB: 0 P: 13	R: 0 E: 0 K: 1 S: 9 H: 0 LOB: 1 BB: 0 P: 11	R: 0 E: 0 K: 1 S: 7 H: 0 LOB: 0 BB: 0 P: 11	R: 0 E: 0 K: 1 S: 6 H: 0 LOB: 0 BB: 0 P: 12	R: 0 E: 1 K: 0 S: 5 H: 0 LOB: 0 BB: 0 P: 8	R: 0 E: 0 K: 1 S: 16 H: 1 LOB: 2 BB: 1 P: 28	1B: 2 2B: 0 3B: 0 HR: 0	SF: 0 SAC: 0 DP: 1 HBP: 1					WP: 0 PB: 0 SB: 0 CS: 0	PA: 34

PITCHER		IP	WLS	BF	H	R	ER	SO	BB	IBB	HBP	BLK	WP	HR	S	P	ERA	WHIP
28 Paul Maholm, L ERA:	(1, 1)	7.0	W	26	1	0	0	7	3	0	1	0	0	0	59	98	0.00	0.571
34 Eric O'Flaherty, L ERA: 2.45	(8, 1)	1.0	H	3	0	0	0	0	0	0	0	0	0	0	5	8	0.00	0.000
46 Craig Kimbrel, R ERA:	(9, 1)	1.0	S	5	1	0	0	1	1	0	0	0	0	0	16	28	0.00	2.000

PITCHER	IP	WLS	BF	H	R	ER	SO	BB	IBB	HBP	BLK	WP	HR	S	P	ERA	WHIP

BOTTOM

Atlanta Braves @ Miami Marlins

Marlins Park, Miami, FL

Mon Apr 08 2013, 7:21 PM - 9:54 PM EDT

Att. 34,439 - Partly Cloudy - 79 F

livebaseballscorecards.com

AB	29
R	0
H	2
RBI	0
BB	4
SO	8
LOB	10

MIAMI

Atlanta Braves @ Miami Marlins

Marlins Park, Miami, FL

Tue Apr 09 2013, 7:10 PM - 9:43 PM EDT

Att. 14,222 - Partly Cloudy - 76 F

livebaseballscorecards.com

Batter	1	2	3	4	5	6	7	8	9	AB	R	H	RBI	BB	SO	LOB
2 B.J. Upton, R (1, 8) OBP: 0.212, SLG: 0.207	B FF 85 X SI 86 1-0 ① G3-1	X CH 73 0-0 ③ G5-3			B CH 74 B SI 85 B SI 83 C SI 83 F FF 84 F FF 85 F FF 84 S CH 76 3-3 ② K		F FF 94 B SL 84 F FF 96 B FF 96 C FF 95 2-3 ③ K			4	0	0	0	0	2	1
19 Andrelton Simmons, R (1, 6) OBP: 0.269, SLG: 0.280	C SI 85 B SI 86 B CH 74 X SI 87 2-1 24 HR 1B	X CH 74 0-0 ① G6-3			C SI 86 X SI 87 0-1 1B			B CU 79 B FF 94 F FF 92 X FF 93 2-1 E1 8 2B 1B		4	2	3	0	0	0	0
8 Justin Upton, R (1, 7) OBP: 0.424, SLG: 1.100	1 SAFE C CH 73 1 SAFE 1 SAFE B SI 86 1 SAFE F SI 86 B FF 85 F SI 86 2-3 ② K F SI 87 S CH 75		B FF 85 B SI 85 B CH 80 F SI 85 S SI 86 X FF 84 3-2 ② L8		1 SAFE X CH 75 0-0 ③ P3			X FF 94 0-0 26 G6-3 2-H 2B		4	0	1	1	0	1	2
24 Evan Gattis, R (1, 2) OBP: 0.400, SLG: 0.737	1 SAFE S CH 76 B FF 85 X CH 74 1-1 1-H HR		C FF 85 B FF 86 X FF 85 1-1 ③ L9			B SI 86 B SI 81 X FC 83 2-0 2B		B FF 94 B SL 81 X FF 94 2-0 ① F9		4	1	2	2	0	0	1
26 Dan Uggla, R (1, 4) OBP: 0.323, SLG: 0.423	C SI 88 X FF 85 0-1 1B			C FF 84 B SI 86 B SI 86 S SI 82 B FF 86 B CH 80 4-2 BB		S CH 74 C SI 85 D CH 75 S SI 86 1-3 ① K		B FF 95 F FF 94 C SL 82 F FF 94 X SL 82 1-2 ② G6-3 2-3		3	0	1	0	1	1	2
25 Juan Francisco, L (1, 5) OBP: 0.250, SLG: 0.250 34 Eric O'Flaherty, L (8, 1) 22 Jason Heyward, L (9, 9) OBP: 0.267, SLG: 0.208	B FF 86 C FF 86 B CU 75 F CH 78 F FF 86 B FF 85 X FF 87 3-2 ③ G4-3			X FC 82 0-0 ① F8		X FC 81 0-0 ② F7		S CH 84 F CH 86 F FF 94 D CH 85 C SL 82 1-3 ③ K		4 0 0	0 0 0	0 0 0	0 0 0	0 0 0	1 0 0	4 0 0
23 Chris Johnson, R (1, 3) OBP: 0.350, SLG: 0.333		B SI 84 F SI 84 S CH 73 F FF 84 B CH 71 F CH 74 X FF 86 2-2 ① L4		C SI 86 B FF 86 F FF 84 B FF 85 1 SAFE 1 SAFE F CH 73 F FF 83 S CH 74 2-3 ② K		B SI 86 B SI 85 C FF 84 F FC 83 B FF 86 C FF 85 3-3 ③ K			C FF 88 C SL 81 F CU 72 S SL 82 0-3 ① K	4	0	0	0	0	3	2
7 Reed Johnson, R (1, 9) OBP: 0.222, SLG: 0.250 46 Craig Kimbrel, R (9, 1)		C SI 85 B SI 87 X FF 85 1-1 2B		X SI 85 0-0 ③ P4			C FF 95 B FF 96 F FF 94 S SL 82 1-3 ① K		X FF 90 0-0 ② L8	4 0	0 0	1 0	0 0	0 0	1 0	1 0
54 Kris Medlen, S (1, 1) 14 Ramiro Pena, S (8, 5) OBP: 0.250, SLG: 0.333		B SI 85 X SI 85 1-0 ② F7			B SI 84 C FF 83 F CH 75 X FF 85 1-2 ① L4		X FF 93 0-0 ② F9		B FF 90 X FF 90 1-0 ③ F8	3 1	0 0	0 0	0 0	0 0	0 0	1 0
Inning Stats	R: 2 E: 0 K: 1 S: 16 H: 3 LOB: 1 BB: 0 P: 25	R: 0 E: 0 K: 0 S: 9 H: 1 LOB: 1 BB: 0 P: 13	R: 0 E: 0 K: 0 S: 6 H: 0 LOB: 0 BB: 0 P: 10	R: 0 E: 0 K: 1 S: 9 H: 0 LOB: 1 BB: 1 P: 15	R: 0 E: 0 K: 1 S: 11 H: 1 LOB: 1 BB: 0 P: 15	R: 0 E: 0 K: 2 S: 8 H: 1 LOB: 1 BB: 0 P: 14	R: 0 E: 0 K: 2 S: 7 H: 0 LOB: 0 BB: 0 P: 10	R: 1 E: 1 K: 1 S: 12 H: 2 LOB: 1 BB: 0 P: 18	R: 0 E: 0 K: 1 S: 6 H: 0 LOB: 0 BB: 0 P: 7	1B: 4 2B: 3 3B: 0 HR: 1 SF: 0 SAC: 0 DP: 0 HBP: 0						

PITCHER	IP	WLS	BF	H	R	ER	SO	BB	IBB	HBP	BLK	WP	HR	S	P	ERA	WHIP
23 Wade LeBlanc, L (1, 1) ERA: 3.27	6.0	L	25	6	2	2	5	1	0	0	0	0	1	59	92	3.00	1.167
44 AJ Ramos, R (7, 1) ERA: 5.4	2.0		8	2	1	1	3	0	0	0	0	0	0	19	28	4.50	1.000
60 Jon Rauch, R (9, 1) ERA: 2.7	1.0		3	0	0	0	1	0	0	0	0	0	0	6	7	0.00	0.000

PITCHER	IP	WLS	BF	H	R	ER	SO	BB	IBB	HBP	BLK	WP	HR	S	P	ERA	WHIP

AB	35
R	3
H	8
RBI	3
BB	1
SO	9
LOB	14

WP: 0 PA: 36
PB: 0
SB: 0
CS: 0

Atlanta Braves @ Miami Marlins

Marlins Park, Miami, FL

Tue Apr 09 2013, 7:10 PM - 9:43 PM EDT

Att. 14,222 - Partly Cloudy - 76 F

livebaseballscorecards.com

BOTTOM

Batter	1	2	3	4	5	6	7	8	9	AB	R	H	RBI	BB	SO	LOB
9 Juan Pierre, L (1, 7) OBP: 0.273, SLG: 0.226	B SI 90 B SI 90 C SI 91 C CH 82 F CU 76 X SI 92 2-2 ① L8		C SI 90 X CH 82 0-1 8 S 1B		X SI 90 0-0 ② L9			B SI 89 C SI 89 B SI 90 X SI 89 2-1 ① G1-3 1-2		4	0	1	0	0	0	1
8 Chris Coghlan, L (1, 8) 20 Justin Ruggiano, R (8, PH) OBP: 0.259, SLG: 0.462 (9, 8)	B SI 91 C SI 90 B CH 82 B SI 91 B SI 92 4-1 27 G1-3 BB		B SI 89 1 SAFE C SI 89 B CH 82 1 SAFE S CU 77 S CU 78 2-3 ② K 1-2		C CH 82 X CH 81 0-1 ③ F8			C SI 89 B FF 90 S CH 86 D SL 84 X FF 91 2-2 ② G5-3 2-3		2 1	0 0	0 0	0 0	1 0	1 0	1 1
27 Giancarlo Stanton, R (1, 9) OBP: 0.353, SLG: 0.231	C SI 91 C SI 91 B CU 77 F CU 78 1 SAFE B SI 92 X CU 78 2-2 ② G1-3 1-2		B CU 77 C FF 90 F CH 81 X FF 90 1-2 ③ F8			S CH 79 X SI 89 0-1 ① G4-3		I I IN 60 I IN 64 I IN 68 4-0 30 1B IBB		3	0	0	0	1	0	2
30 Placido Polanco, R (1, 5) OBP: 0.310, SLG: 0.345	X CU 77 0-0 ③ F9			C SI 88 X CU 76 0-1 29 G4-3 2B		B FF 88 F SI 89 X CH 79 1-1 ② P4		D SI 90 X SI 91 1-0 1-2 3-H 1B		4	0	2	1	0	0	1
29 Greg Dobbs, L (1, 3) OBP: 0.321, SLG: 0.375		B SI 89 S CH 83 B CU 76 F SI 90 F CU 77 B FF 91 X FF 89 3-2 E8 17 1B 19 SF7		B CH 80 X SI 89 1-0 ① G4-3 2-3		C CH 82 C SI 90 D CU 77 X SI 88 1-2 ③ G3-1		C SL 83 F SI 90 D SL 84 X SL 86 1-2 ③ G4-3		4	1	0	0	0	0	3
17 Donovan Solano, R (1, 4) OBP: 0.387, SLG: 0.333		B CH 82 F SI 90 F SI 89 X SI 89 1-2 3 G1-6-3 2-3 1B		X SI 89 0-0 ② G6-3			C CU 76 C CH 81 X CU 78 0-2 ① G5-3		B FF 96 B SI 97 C FF 95 B FF 96 B FF 95 4-1 19 B5-3 BB	3	0	1	0	1	0	1
19 Rob Brantly, L (1, 2) OBP: 0.320, SLG: 0.409		1 SAFE B SI 89 B FF 89 1 SAFE S CH 82 X SI 89 2-1 ① SF7 3-H		B CH 81 C CU 77 S CH 82 D CU 78 B CU 77 F CH 82 F FF 90 B CH 83 4-2 3 FC5-4 BB			B SI 90 S CH 82 X SI 90 1-1 ② G4-3		X FF 96 0-0 ① ② B5-3 1-1f	2	0	0	1	1	0	1
3 Adeiny Hechavarría, R (1, 6) OBP: 0.267, SLG: 0.214		1 SAFE 1 SAFE F SI 89 X SI 90 0-1 ② ③ G1-6-3 1-2f		C SI 89 1 SAFE X SI 90 0-1 ③ FC5-4 1-2f			S FF 90 B CU 78 X CU 78 1-1 ③ F7		C FF 97 B FF 98 B FF 97 B FF 96 C FF 96 S FF 96 3-3 ③ K	4	0	0	0	0	1	3
23 Wade LeBlanc, L (1, 1) 44 AJ Ramos, R (7, 1) 26 Austin Kearns, R (8, PH) 60 Jon Rauch, R (9, 1)			C SI 88 C SI 89 F FF 90 B CU 74 X SI 89 1-2 ① G4-3		B SI 88 C FF 88 X SI 88 1-1 ① G4-3			B SI 88 F SI 88 B CH 85 B SI 88 B SI 89 4-1 20 G5-3 9 G1-3 30 1B BB		2 0 0 0	0 0 1 0	0 0 0 0	0 0 0 0	0 0 1 0	0 0 0 0	0 0 0 0
Inning Stats	R: 0 E: 0 K: 0 S: 10 H: 0 LOB: 1 BB: 1 P: 18	R: 1 E: 1 K: 0 S: 11 H: 1 LOB: 0 BB: 0 P: 17	R: 0 E: 0 K: 1 S: 12 H: 1 LOB: 1 BB: 0 P: 16	R: 0 E: 0 K: 0 S: 10 H: 1 LOB: 2 BB: 1 P: 15	R: 0 E: 0 K: 0 S: 5 H: 0 LOB: 0 BB: 0 P: 6	R: 0 E: 0 K: 0 S: 7 H: 0 LOB: 0 BB: 0 P: 9	R: 0 E: 0 K: 0 S: 7 H: 0 LOB: 0 BB: 0 P: 9	R: 1 E: 0 K: 0 S: 10 H: 1 LOB: 2 BB: 2 P: 24	R: 0 E: 0 K: 1 S: 5 H: 0 LOB: 0 BB: 1 P: 12	1B: 3 2B: 2 3B: 0 HR: 0 SF: 1 SAC: 0 DP: 2 HBP: 0						

	AB	29
	R	2
	H	4
	RBI	2
	BB	5
	SO	2
	LOB	14

PITCHER		IP	WLS	BF	H	R	ER	SO	BB	IBB	HBP	BLK	WP	HR	S	P	ERA	WHIP
54 Kris Medlen, R ERA: 1.5	(1, 1)	7.0	W	26	3	1	0	1	2	0	0	0	0	0	62	90	0.00	0.714
34 Eric O'Flaherty, L ERA: 3.86	(8, 1)	1.0	H	6	1	1	1	0	1	1	0	0	0	0	10	24	9.00	2.000
46 Craig Kimbrel, R ERA:	(9, 1)	1.0	S	3	0	0	0	1	1	0	0	0	0	0	5	12	0.00	1.000

PITCHER	IP	WLS	BF	H	R	ER	SO	BB	IBB	HBP	BLK	WP	HR	S	P	ERA	WHIP

WP: 0 PB: 0 SB: 1 CS: 0 PA: 35

Batter	1	2	3	4	5	6	7	8	9	AB	R	H	RBI	BB	SO	LOB
19 Andrelton Simmons, R (1, 6) OBP: 0.258, SLG: 0.276	C SI 90 B SI 90 X SL 84 1-1 F7 ①		C SL 81 B SI 90 X SI 89 1-1 F7 ①		X SI 90 0-0 22 BB 24 HR 2-H 1B	F SI 91 X SL 81 0-1 SF8 ② 3-H		F SL 87 X FF 95 0-1 F9 ②		4	1	1	2	0	0	1
22 Jason Heyward, L (1, 9) OBP: 0.257, SLG: 0.179	F SI 91 B CH 84 S CH 82 B CH 83 B SI 92 X CH 82 3-2 E3 8 BB		B SI 90 B CH 82 C SI 90 X CH 82 2-1 L4 ②		1 SAFE 1 SAFE F SI 89 D CH 81 B CH 80 1 SAFE B SI 89 B CH 80 4-1 24 HR 1-2 BB	B SI 92 B CH 83 X SI 91 2-0 G6-3 ③		B SL 86 X SL 87 1-0 E1 ③ 1-3		4	1	0	0	1	0	1
8 Justin Upton, R (1, 7) OBP: 0.395, SLG: 0.971	B CH 82 1 SAFE F SI 91 1 SAFE F CH 81 B FF 90 B CH 83 B SL 82 4-2 24 G6-4-3 1-2 BB		X CH 85 0-0 G5-3 ③		F SL 82 F CH 84 B SI 90 X CH 82 1-2 F8 ②		B SI 90 C SL 80 S SI 89 X SL 80 1-2 G1-3 ①		C SL 86 C SL 84 B SI 93 B FF 91 B SI 92 F SI 91 X FF 90 3-2 P4 ①	4	0	0	0	1	0	2
24 Evan Gattis, R (1, 2) OBP: 0.440, SLG: 0.826	X SI 91 0-0 G6-4-3 ② ③ 1-2f			B CH 82 X SI 89 1-0 25 1B 1B	D CH 84 X SI 90 1-0 1-H 2-H HR		C SL 80 B SL 80 B SI 90 C SL 81 F SL 82 F SI 91 B SI 92 B SL 83 4-2 25 BB BB		X SI 91 0-0 G3-1 ②	4	1	2	3	1	0	2
26 Dan Uggla, R (1, 4) OBP: 0.333, SLG: 0.400		B SI 90 S CH 82 C SL 83 S SL 83 1-3 K ①		F SL 82 S CH 80 S CH 82 0-3 K ①	C SL 81 S CH 82 B CH 83 B CH 82 B SI 90 B CH 82 4-2 25 HR BB		X SI 92 0-0 L5 ②		B SL 85 X SI 91 1-0 25 1B 23 1B 1B	4	2	1	0	1	2	2
25 Juan Francisco, L (1, 5) OBP: 0.345, SLG: 0.429		F SI 91 B CH 83 B SI 90 B CH 81 S CH 81 F CH 80 X SI 90 3-2 F7 ②		B CH 82 F SI 89 S CH 81 X SI 90 1-2 23 G4-6-3 1-2 1B	X SI 88 0-0 1-H HR		B SI 90 D SL 81 S CH 82 B SI 92 F SI 91 D CH 84 4-2 1-2 BB		D CH 86 F SI 92 F SI 92 X SL 85 1-2 23 1B 1-2 1B	4	1	3	2	1	0	0
23 Chris Johnson, R (1, 3) OBP: 0.360, SLG: 0.348		B FF 91 B SL 80 X SI 89 2-0 17 1B 1B	C CH 82 X FF 91 0-1 G4-6-3 ② ③ 1-2f		X SL 81 0-0 F8 ③		X SI 91 0-0 P4 ③		B SI 91 C SL 85 X SI 91 1-1 1-3 2-H 1B	5	0	2	1	0	0	4
17 Jordan Schafer, L (1, 8) OBP: 0.667, SLG: 0.833		X SI 89 0-0 1-2 1B			S CH 80 B SI 89 X CH 80 1-1 36 S 19 1B 1B	F SI 89 X CH 82 0-1 36 SH5-4 19 SF8 2B		B FF 95 S FF 95 X FF 95 1-1 22 E1 22 E 1B	B SI 91 C SI 91 C SI 92 F FF 92 B FF 92 S SI 91 2-3 K ③	5	2	4	0	0	1	2
36 Mike Minor, R (1, 1) 53 Cory Gearrin, R (6, 1) 7 Reed Johnson, R (8, PH) OBP: 0.200, SLG: 0.222 38 Anthony Varvaro, R (8, 1)		S SI 90 S CH 82 D CH 82 S CH 82 1-3 K ③			C SL 80 D SL 80 L SI 89 L CH 81 1-3 K ① 1-2	X SI 91 0-0 SH5-4 ① 2-3		C SL 87 B FF 95 S SL 84 S FF 95 1-3 K ①		2	0	0	0	0	2	3
										0	0	0	0	0	0	0
										1	0	0	0	0	1	1
										0	0	0	0	0	0	0

TOP

Atlanta Braves @ Miami Marlins

Marlins Park, Miami, FL

Wed Apr 10 2013, 7:11 PM - 9:58 PM EDT

Att. 13,810 - Partly Cloudy - 81 F

livebaseballscorecards.com

AB	37
R	8
H	13
RBI	8
BB	5
SO	6
LOB	18

Inning Stats	1	2	3	4	5	6	7	8	9	1B: 10	SF: 1	WP: 0	PA: 44
	R: 0 E: 1 K: 0 S: 8	R: 0 E: 0 K: 2 S: 12	R: 0 E: 0 K: 0 S: 5	R: 0 E: 0 K: 1 S: 9	R: 6 E: 0 K: 1 S: 15	R: 1 E: 0 K: 0 S: 6	R: 0 E: 0 K: 0 S: 11	R: 0 E: 1 K: 1 S: 8	R: 1 E: 0 K: 1 S: 15	2B: 1	SAC: 1	PB: 0	
	H: 0 LOB: 1 BB: 1 P: 16	H: 2 LOB: 2 BB: 0 P: 19	H: 0 LOB: 0 BB: 0 P: 8	H: 2 LOB: 1 BB: 0 P: 11	H: 4 LOB: 0 BB: 2 P: 27	H: 1 LOB: 0 BB: 0 P: 8	H: 0 LOB: 2 BB: 2 P: 20	H: 1 LOB: 2 BB: 0 P: 11	H: 3 LOB: 2 BB: 0 P: 23	3B: 0 HR: 2	DP: 2 HBP: 0	SB: 1 CS: 0	

PITCHER	IP	WLS	BF	H	R	ER	SO	BB	IBB	HBP	BLK	WP	HR	S	P	ERA	WHIP
28 Alex Sanabia, R (1, 1) ERA: 4.91	5.0	L	25	8	6	6	4	3	0	0	0	0	2	49	81	10.80	2.200
58 Ryan Webb, R (6, 1) ERA: 5.06	2.0		9	1	1	1	0	2	0	0	0	0	0	17	28	4.50	1.500
40 Mike Dunn, L (8, 1) ERA: 4.15	1.0		4	1	0	0	1	0	0	0	0	0	0	8	11	0.00	1.000
73 John Maine, R (9, 1) ERA: 4.5	1.0		6	3	1	1	1	0	0	0	0	0	0	15	23	9.00	3.000

PITCHER	IP	WLS	BF	H	R	ER	SO	BB	IBB	HBP	BLK	WP	HR	S	P	ERA	WHIP

Atlanta Braves @ Miami Marlins

Marlins Park, Miami, FL

Wed Apr 10 2013, 7:11 PM - 9:58 PM EDT

Att. 13,810 - Partly Cloudy - 81 F

BOTTOM

livebaseballscorecards.com

Batter	1	2	3	4	5	6	7	8	9	AB	R	H	RBI	BB	SO	LOB
9 Juan Pierre, L (1, 7) OBP: 0.243, SLG: 0.200	C FF 91 B FF 90 B FF 89 C CH 83 B KC 79 F FF 92 F FF 92 X SL 85 3-2 ① G1-3		B FF 90 S SL 85 C SL 85 X KC 80 1-2 ② G4-3 2-3		C SL 83 B KC 77 C FF 88 X SL 84 1-2 ③ G2-3			C FF 92 X FF 93 0-1 ① F7		4	0	0	0	0	0	2
17 Donovan Solano, R (1, 4) OBP: 0.371, SLG: 0.323	C FF 91 B FF 92 X CH 86 1-1 ② G5-3		F FF 91 B FF 90 S CH 84 D KC 82 X FF 91 2-2 ③ P3			C FF 88 F CH 82 B FF 89 X KC 77 1-2 20 F9 30 1B 1B		C FF 93 B FF 93 X FF 93 1-1 ② G3-1		4	0	1	0	0	0	1
27 Giancarlo Stanton, R (1, 9) OBP: 0.342, SLG: 0.233	X FF 92 0-0 ③ P4			B KC 77 X FF 89 1-0 ① P5		F FF 89 B FF 90 B KC 79 B FF 89 C FF 90 S CH 84 3-3 ① K		C FF 94 F FF 93 X CU 80 0-2 30 DI 1B		4	0	1	0	0	1	1
30 Placido Polanco, R (1, 5) OBP: 0.333, SLG: 0.394		B FF 91 C FF 91 X SL 84 1-1 2B		B FF 90 B CH 83 C FF 90 X CH 83 2-1 ② F8		B CH 82 B FF 89 F CH 82 X FF 89 2-1 1-2 1B		B FF 93 C FF 93 B FF 93 X FF 94 2-1 ③ G1-3 1-2		4	0	2	0	0	0	1
20 Justin Ruggiano, R (1, 8) OBP: 0.258, SLG: 0.433		C FF 91 S CH 85 B FF 92 F CH 85 X FF 91 1-2 ① L6		F CH 85 B FF 90 C CH 83 B KC 80 X CH 84 2-2 1B		S CH 82 F FF 90 D CH 84 F CH 83 B CH 83 X SL 82 2-2 ② F9 2-3			F FF 91 S CU 78 B FF 92 X FF 94 1-2 ① L9	4	0	1	0	0	0	3
21 Miguel Olivo, R (1, 2) OBP: 0.273, SLG: 0.200 40 Mike Dunn, L (8, 1) 73 John Maine, R (9, 1) 8 Chris Coghlan, L (9, PH) OBP: 0.167, SLG: 0.091		B CH 83 F FF 91 B FF 91 S CH 84 S FF 91 2-3 ② K		X FF 88 0-0 ③ F8		C SL 79 F SL 80 F SI 89 F SL 81 S SI 90 0-3 ③ K			C FF 93 F CH 87 B FF 94 B FF 94 X CU 79 2-2 1B	3 0 0 1	0 0 0 0	0 0 0 1	0 0 0 0	0 0 0 0	2 0 0 0	4 0 0 0
3 Adeiny Hechavarría, R (1, 6) OBP: 0.235, SLG: 0.188		C FF 91 B FF 90 T FF 90 B KC 80 F FF 91 F CH 84 B FF 91 S FF 91 3-3 ③ K			C FF 88 S CH 81 B FF 89 B FF 89 F CH 82 X FF 88 2-2 ① G5-3		B SI 88 F SI 88 C SI 88 B SL 81 B SL 81 C SI 88 3-3 ① K		C CU 80 X FF 94 0-1 ② F9	4	0	0	0	0	2	2
13 Chris Valaika, R (1, 3) OBP: 0.500, SLG: 0.714			B FF 89 B CH 83 C FF 90 B FF 90 X FF 90 3-1 9 G4-3 2B		C FF 89 X CH 82 0-1 ② G3		C SI 88 S SL 80 B SL 82 B SL 88 B SL 82 B SI 88 4-2 53 G1-6-3 BB		B FF 94 X FF 93 1-0 ③ F9	3	0	1	0	1	0	1
28 Alex Sanabia, R (1, 1) 26 Austin Kearns, R (5, PH) 58 Ryan Webb, R (6, 1) 53 Kyle Skipworth, L (7, PH) (8, 2)			L FF 90 M KC 79 B FF 89 M KC 80 1-3 ① K		B FF 88 C FF 89 B FF 89 B CH 82 C FF 90 B CH 83 4-2 BB		X SI 89 0-0 ② ③ G1-6-3 1-2f			1 0 0 1	0 0 0 0	0 0 0 0	0 0 0 0	0 1 0 0	1 0 0 0	1 0 0 1
Inning Stats	R: 0 E: 0 K: 0 S: 8 H: 0 LOB: 0 BB: 0 P: 12	R: 0 E: 0 K: 2 S: 14 H: 1 LOB: 1 BB: 0 P: 21	R: 0 E: 0 K: 1 S: 11 H: 1 LOB: 1 BB: 0 P: 18	R: 0 E: 0 K: 0 S: 7 H: 1 LOB: 1 BB: 0 P: 12	R: 0 E: 0 K: 0 S: 11 H: 0 LOB: 1 BB: 1 P: 18	R: 0 E: 0 K: 2 S: 18 H: 2 LOB: 2 BB: 0 P: 26	R: 0 E: 0 K: 1 S: 6 H: 0 LOB: 0 BB: 1 P: 13	R: 0 E: 0 K: 0 S: 9 H: 1 LOB: 1 BB: 0 P: 12	R: 0 E: 0 K: 0 S: 9 H: 1 LOB: 1 BB: 0 P: 13	1B: 5 2B: 2 3B: 0 HR: 0	SF: 0 SAC: 0 DP: 1 HBP: 0						

AB	33
R	0
H	7
RBI	0
BB	2
SO	6
LOB	17

WP: 0 PB: 0 SB: 0 CS: 0 PA: 35

MIAMI

PITCHER	IP	WLS	BF	H	R	ER	SO	BB	IBB	HBP	BLK	WP	HR	S	P	ERA	WHIP
36 Mike Minor, L (1, 1) ERA: 0.69	5.2	W	23	5	0	0	4	1	0	0	0	0	0	63	101	0.00	1.059
53 Cory Gearrin, R (6, 1) ERA:	1.1		4	0	0	0	2	1	0	0	0	0	0	12	19	0.00	0.750
38 Anthony Varvaro, R (8, 1) ERA:	2.0		8	2	0	0	0	0	0	0	0	0	0	18	25	0.00	1.000

PITCHER	IP	WLS	BF	H	R	ER	SO	BB	IBB	HBP	BLK	WP	HR	S	P	ERA	WHIP

Batter	1	2	3	4	5	6	7	8	9	10	AB	R	H	RBI	BB	SO	LOB
19 Andrelton Simmons, R (1, 6) OBP: 0.222, SLG: 0.235	F FF 94 C SI 94 S FF 95 0-3 ① **K**		C SI 92 X CH 84 0-1 ① **G5-3**			C SI 89 X SI 91 0-1 ① **P4**		B FF 92 F FF 92 F FC 85 F FF 93 B CH 80 B CH 79 X FF 92 3-2 ② **F9**	C SL 82 S SL 83 C SL 83 0-3 ② **K**		5	0	0	0	0	2	2
22 Jason Heyward, L (1, 9) OBP: 0.300, SLG: 0.194	B FF 94 B SI 93 X SI 94 2-0 **1B**		B SI 92 X SI 91 1-0 ② **F7**			C SI 92 F SI 92 X SL 79 0-2 ② **G4-3**		B FF 92 B CH 81 B CH 82 C FF 92 B FF 93 4-1 24 BB, 8 1B, 2 BB **BB**	B FF 95 F FF 95 B FF 94 B FF 94 B FF 94 4-1 8 E **BB**		3	1	1	0	2	0	0
8 Justin Upton, R (1, 7) OBP: 0.419, SLG: 0.949	C SI 94 B SI 92 B SI 94 X SI 92 2-1 ② **F9**		C SI 92 X SI 92 0-1 ③ **G6-3**			X SI 90 0-0 **2B**		C FC 85 C CH 80 F FF 93 D CH 81 F CH 81 F FF 92 X FF 93 1-2 2 BB, 24 BB, 1-2 **1B**	F FF 94 X SL 82 0-1 **E5**, 1-3, 2-H, 3-H **1B**		5	0	3	1	0	0	1
24 Evan Gattis, R (1, 3) (9, 2) OBP: 0.400, SLG: 0.704	S SI 94 1 SAFE S SI 94 X FF 95 0-2 ③ **G3**			B SI 89 X SI 91 1-0 ① **P4**		C SI 92 S SI 92 S FF 93 0-3 ③ **K**		B FC 84 D CH 81 B FF 94 C FF 94 B FF 94 4-1 2 BB, 1-2, 2-3 **BB**	D SL 81 B FF 93 X FF 94 2-0 **G5-3** ③		4	0	0	0	1	1	4
2 B.J. Upton, R (1, 8) OBP: 0.211, SLG: 0.182		B SI 92 X SI 90 1-0 ① **G5-3**		C SI 90 B SI 92 F SI 92 X SI 93 1-2 ② **G5-3**			B SI 89 X SI 89 1-0 ① **P6**	F FC 85 B FF 93 S CH 81 B CH 82 B FF 93 B CH 81 4-2 1-2, 2-3, 3-H **BB**		B FC 84 S FC 84 C FC 85 S FF 91 1-3 ① **K**	4	0	0	1	1	1	0
26 Dan Uggla, R (1, 4) OBP: 0.341, SLG: 0.364		B FF 92 B SI 90 B SI 93 C SI 92 B SI 92 4-1 11 BB **BB**		S SI 92 B SI 93 B SI 92 C SI 92 S SI 94 2-3 ③ **K**			B SI 91 F SI 90 X SI 91 1-1 ② **L9**	F FF 94 X FF 94 0-1 ③ **F8**		B FC 85 B FF 92 B FC 85 C FF 91 B FF 91 4-1 14 HR **BB**	3	1	0	0	2	1	3
23 Chris Johnson, R (1, 5) (9, 3) OBP: 0.400, SLG: 0.500		F SI 91 F SI 92 S SL 80 0-3 ② **K**	B SI 89 B SI 91 F SI 91 B SI 90 F SI 91 X SI 91 3-2 11 G4-6-3 **1B**				X SI 93 0-0 **HR**		B SL 81 B SI 93 B FF 94 C FF 94 X FF 93 3-1 32 SH5-4, 14 1B, 8 1B **1B**	1 SAFE S FC 85 S FC 85 1 SAFE X FC 84 0-2 ② **F7**	5	2	3	1	0	1	2
11 Gerald Laird, R (1, 2) OBP: 0.429, SLG: 0.500 14 Ramiro Pena, S (9, PH) (9, 5) OBP: 0.357, SLG: 0.643		B SI 91 T FF 94 B FF 92 F SI 91 B SI 94 B SI 94 4-2 1-2 **BB**	C SI 91 S SI 91 F SI 93 B SL 79 F SI 92 B SI 92 X SI 92 2-2 ① ② **G4-6-3**, 1-2f				C SI 91 F SI 91 B SL 79 B SL 78 X SI 92 2-2 ③ **G3**		F FF 93 X FF 94 0-1 8 1B, 32 SH5-4, 8 E, 1-2 **1B**	D FF 91 X FF 91 1-0 1-H **HR**	2 2	0 2	0 2	0 2	1 0	0 0	1 0
49 Julio Teheran, R (1, 1) OBP: 0.333, SLG: 0.333 20 Luis Ayala, R (7, 1) 17 Jordan Schafer, L (8, PH) OBP: 0.571, SLG: 0.714 52 Jordan Walden, R (8, 1) 32 Blake DeWitt, L (9, PH) 34 Eric O'Flaherty, L (9, 1) 25 Juan Francisco, L (10, PH) OBP: 0.333, SLG: 0.414 46 Craig Kimbrel, R (10, 1)		F FF 94 B FF 94 B SI 93 C SI 94 B FF 93 X SI 93 3-2 ③ **G4-3**				B FF 93 B SI 91 C FF 92 C SI 92 S SI 92 2-3 ③ **K**		F FF 92 C FF 91 B FF 93 F CH 80 X FF 93 1-2 ① **F7**	L FF 94 X SI 95 0-1 ① **SH5-4**, 1-2, 2-3	B KC 80 F FF 91 B KC 79 F FF 91 C KC 81 2-3 ③ **K**	2 0 1 0 0 0 0 1 0	0 0 0 0 0 0 0 0 0	0 0 0 0 0 0 0 0 0	0 0 0 0 0 0 0 0 0	0 0 0 0 0 0 0 1 0	1 0 0 0 0 0 0 0 0	2 0 0 0 0 0 0 0 0
Inning Stats	R: 0 E: 0 K: 1 S: 9 H: 1 LOB: 1 BB: 0 P: 13	R: 0 E: 0 K: 1 S: 10 H: 0 LOB: 2 BB: 2 P: 22	R: 0 E: 0 K: 0 S: 5 H: 0 LOB: 0 BB: 0 P: 6	R: 0 E: 0 K: 1 S: 7 H: 0 LOB: 0 BB: 0 P: 11	R: 0 E: 0 K: 1 S: 11 H: 1 LOB: 0 BB: 0 P: 18	R: 0 E: 0 K: 1 S: 9 H: 1 LOB: 1 BB: 0 P: 9	R: 1 E: 0 K: 0 S: 7 H: 1 LOB: 0 BB: 0 P: 11	R: 1 E: 0 K: 0 S: 20 H: 1 LOB: 3 BB: 3 P: 37	R: 2 E: 1 K: 1 S: 13 H: 3 LOB: 2 BB: 1 P: 22	R: 2 E: 0 K: 2 S: 11 H: 1 LOB: 0 BB: 1 P: 19	1B: 6 2B: 1 3B: 0 HR: 2	SF: 0 SAC: 1 DP: 1 HBP: 0					

PITCHER		IP	WLS	BF	H	R	ER	SO	BB	IBB	HBP	BLK	WP	HR	S	P	ERA	WHIP
48 Ross Detwiler, L ERA: 0.69	(1, 1)	7.0		26	4	1	1	5	2	0	0	0	0	1	58	90	1.29	0.857
36 Tyler Clippard, R ERA: 6.35	(8, 1)	0.2	H	6	1	1	1	0	3	0	0	0	0	0	18	35	13.50	6.000
22 Drew Storen, R ERA: 3.38	(8, 1)	1.1	B	8	3	2	1	1	1	0	0	0	0	0	15	24	6.75	3.000
35 Craig Stammen, R ERA: 7.2	(10, 1)	1.0	L	5	1	2	2	2	1	0	0	0	0	1	11	19	18.00	2.000

PITCHER	IP	WLS	BF	H	R	ER	SO	BB	IBB	HBP	BLK	WP	HR	S	P	ERA	WHIP

TOP

Atlanta Braves @ Washington Nationals

Nationals Park, Washington, DC

Fri Apr 12 2013, 7:07 PM - 10:36 PM EDT

Att. 33,130 - Partly Cloudy - 64 F

livebaseballscorecards.com

AB	37
R	6
H	9
RBI	5
BB	7
SO	8
LOB	15

1B: 6 SF: 0
2B: 1 SAC: 1
3B: 0 DP: 1
HR: 2 HBP: 0

WP: 0 PA: 45
PB: 0
SB: 0
CS: 0

Atlanta Braves @ Washington Nationals

Nationals Park, Washington, DC

Fri Apr 12 2013, 7:07 PM - 10:36 PM EDT

Att. 33,130 - Partly Cloudy - 64 F

livebaseballscorecards.com

Batter	1	2	3	4	5	6	7	8	9	10	AB	R	H	RBI	BB	SO	LOB
2 Denard Span, L (1, 8) OBP: 0.467, SLG: 0.389	B FF 93 C FF 91 B SI 91 X SI 91 2-1 28 S 34 HR 1B	F SL 83 F FF 92 F SL 80 F FF 95 X FF 92 0-2 28 1B 2-H 1B		X SI 91 0-0 G4-3 ③			B FF 87 C CH 84 F SL 85 B SL 84 X SL 84 2-2 G4-3 ①		B SI 91 B SL 85 C SI 89 B SI 92 C SI 90 F SI 91 X SI 90 3-2 F8 ③		5	2	2	1	0	0	0
28 Jayson Werth, R (1, 9) OBP: 0.302, SLG: 0.524	1 SAFE 1 SAFE C FF 91 F SI 89 1 SAFE T FF 94 0-2 K 1-2 ①	B FF 93 X SI 92 1-0 11 E 11 S 2-H 1B			C FF 92 B FF 92 F SI 90 S SI 91 1-3 K ①		C FF 90 B FF 89 B FF 90 X SL 84 2-1 F8 ②			B FF 96 X FF 95 1-0 L7 ①	5	0	1	1	0	2	1
34 Bryce Harper, L (1, 7) OBP: 0.442, SLG: 0.800	B SI 93 F CH 83 B FF 92 X FF 93 2-1 2-H HR	S SL 81 F FF 93 S CU 75 0-3 K ②			S CU 74 B SI 92 F SI 91 B CU 76 F SL 78 F FF 94 F CU 74 F SL 78 F SI 94 4-2 25 S BB		L SL 83 S SL 85 X CH 87 0-2 G5-3 ③			C KC 84 B KC 87 B KC 88 C FF 96 F FF 96 S KC 86 2-3 K ②	4	1	1	2	1	2	1
11 Ryan Zimmerman, R (1, 5) OBP: 0.341, SLG: 0.353	B SL 78 X SI 91 1-0 G6-3 ②	B SL 79 C SL 80 B FF 94 X SI 91 2-1 G6-3 1-3 ③			S SL 78 1 SAFE 1 SAFE X FF 91 0-1 F9 ②			B SL 83 B FF 94 X FF 94 2-0 25 G4-6-3 1B		C FF 97 S KC 86 B FF 97 X KC 87 1-2 G5-3 ③	5	0	1	0	0	0	2
25 Adam LaRoche, L (1, 3) OBP: 0.267, SLG: 0.407	F SI 93 X CU 74 0-1 20 1B 1B		B SI 89 X SL 82 1-0 G3 ①		B CU 75 C CH 82 B FF 92 2 SAFE B SI 90 C SI 90 B SI 90 4-2 1-2 BB			C FF 94 C FF 94 F FF 95 X CH 85 0-2 G4-6-3 1-2f ① ②			3	0	1	0	1	0	1
20 Ian Desmond, R (1, 6) OBP: 0.325, SLG: 0.632	X SI 93 0-0 1-2 1B		F SI 92 X SL 79 0-1 F7 ②		B SL 80 S SL 79 C FF 94 S SL 80 1-3 K ③			X FF 96 0-0 8 S 1B			4	0	2	0	0	1	2
8 Danny Espinosa, S (1, 4) OBP: 0.205, SLG: 0.270	F FF 94 X FF 92 0-1 P3 ③		X FF 92 0-0 G4-3 ③				B CH 80 B SI 88 X SI 88 2-0 G4-3 ①	S CH 86 1 SAFE B CH 85 X FF 94 1-1 G3 1-2 ③			4	0	0	0	0	0	3
24 Kurt Suzuki, R (1, 2) OBP: 0.444, SLG: 0.615		B SI 90 C SI 90 C SL 78 B FF 94 B SI 91 F SI 92 F FF 92 F SI 92 B SL 77 4-2 48 SH1-3 2 1B BB		B SL 77 C SL 77 B FF 91 F FF 94 B CU 75 F SI 90 F SI 90 X SL 77 3-2 P6 ①			B SL 77 X FF 91 1-0 F9 ②		C SI 90 F SI 89 F SI 90 B SI 91 B SI 90 X SI 91 2-2 L4 ①		3	1	0	0	1	0	0
48 Ross Detwiler, R (1, 1)		L FF 90 B FF 91 X FF 92 1-1 SH1-3 1-2 ①		C FF 92 F SI 90 S SL 77 0-3 K ②			B SI 90 F SI 88 F SI 90 S FF 91 1-3 K ③		X SI 90 0-0 F8 ②		2	0	0	0	0	2	0
36 Tyler Clippard, R (8, 1)											0	0	0	0	0	0	0
22 Drew Storen, S (8, 1)											0	0	0	0	0	0	0
12 Tyler Moore, R (9, PH)											1	0	0	0	0	0	0
35 Craig Stammen, R (10, 1)											0	0	0	0	0	0	0
Inning Stats	R: 2 E: 0 K: 1 S: 13 H: 4 LOB: 2 BB: 0 P: 18	R: 2 E: 0 K: 1 S: 18 H: 2 LOB: 1 BB: 1 P: 26	R: 0 E: 0 K: 0 S: 4 H: 0 LOB: 0 BB: 0 P: 5	R: 0 E: 0 K: 1 S: 9 H: 0 LOB: 0 BB: 0 P: 12	R: 0 E: 0 K: 2 S: 17 H: 0 LOB: 2 BB: 2 P: 27		R: 0 E: 0 K: 1 S: 5 H: 0 LOB: 0 BB: 0 P: 9	R: 0 E: 0 K: 0 S: 8 H: 0 LOB: 0 BB: 0 P: 12	R: 0 E: 0 K: 0 S: 8 H: 2 LOB: 1 BB: 0 P: 11	R: 0 E: 0 K: 0 S: 9 H: 0 LOB: 0 BB: 0 P: 14	R: 0 E: 0 K: 1 S: 8 H: 0 LOB: 0 BB: 0 P: 12	1B: 7 2B: 0 3B: 0 HR: 1 SF: 0 SAC: 1 DP: 1 HBP: 0						

WP: 0 PB: 0 SB: 4 CS: 0 PA: 40

PITCHER	IP	WLS	BF	H	R	ER	SO	BB	IBB	HBP	BLK	WP	HR	S	P	ERA	WHIP
49 Julio Teheran, R (1, 1) ERA: 7.36	6.0		27	6	4	4	6	3	0	0	0	0	1	66	97	6.00	1.500
20 Luis Ayala, R (7, 1) ERA: 6.0	1.0		3	0	0	0	0	0	0	0	0	0	0	8	12	0.00	0.000
52 Jordan Walden, R (8, 1) ERA: 2.25	1.0		4	2	0	0	0	0	0	0	0	0	0	8	11	0.00	2.000
34 Eric O'Flaherty, L (9, 1) ERA: 3.18	1.0	W	3	0	0	0	0	0	0	0	0	0	0	9	14	0.00	0.000
46 Craig Kimbrel, R (10, 1) ERA:	1.0	S	3	0	0	0	1	0	0	0	0	0	0	8	12	0.00	0.000

PITCHER	IP	WLS	BF	H	R	ER	SO	BB	IBB	HBP	BLK	WP	HR	S	P	ERA	WHIP

BOTTOM	
AB	36
R	4
H	8
RBI	4
BB	3
SO	7
LOB	10

Batter	1	2	3	4	5	6	7	8	9	AB	R	H	RBI	BB	SO	LOB
2 B.J. Upton, R (1, 8) OBP: 0.209, SLG: 0.184	B FF 96 B FF 96 B FF 96 C FF 96 S FF 97 F FF 98 X FF 97 3-2 F8		B FF 96 C CU 80 F FF 96 S CU 80 1-3 K	F FF 95 B FF 94 D CH 87 S FF 94 B CU 79 X FF 95 3-2 P3			B SI 90 F CH 83 B SI 91 B FF 89 X CH 85 3-1 G5-3		B SI 94 B SI 94 F FF 93 B SI 94 X SI 94 3-1 22 FC4-6 1B 1-2 2-3	5	0	1	0	0	1	2
22 Jason Heyward, L (1, 9) OBP: 0.289, SLG: 0.171	C SI 97 S FF 98 H SI 97 1-2 HBP		B FF 97 C CH 90 B FF 97 B FF 97 S FF 97 X FF 97 3-2 F8		S FF 94 B CH 88 S FF 96 B CU 80 B CH 89 F FF 96 X FF 96 3-2 L8			C FF 98 S SL 83 F CH 89 F FF 97 B CH 91 F FF 99 X SL 85 1-2 L4	B FF 93 F FF 93 F FF 93 B SI 94 B FF 92 X SI 94 3-2 FC4-6 8 FC5-4 1-2f 2-3 3-H	4	0	0	1	0	0	2
8 Justin Upton, R (1, 7) OBP: 0.396, SLG: 0.860	C FF 96 B CU 79 C CU 79 S FF 96 1-3 K		C CU 80 S FF 97 B CH 91 X CH 90 1-2 E5 24 S 24 HR		B CH 89 B FF 95 X CH 89 2-0 G2-3			C SL 84 B SL 88 B SL 84 B FF 99 B FF 98 4-1 24 S BB	1 SAFE B SI 94 D FC 87 S SI 94 X SI 92 2-1 FC5-4 1-2f	4	1	0	0	1	1	3
24 Evan Gattis, R (1, 2) OBP: 0.412, SLG: 0.767	F FF 95 1 SAFE X FF 95 0-1 P5		1 SAFE F FF 95 D CU 81 X FF 96 1-1 1-H HR		B SI 97 C CU 79 C CU 80 B FF 96 F CU 80 S FF 97 2-3 K			B FF 95 1 SAFE B SL 85 B FF 97 C FF 97 F FF 98 B SL 86 4-2 1-2 BB		3	1	1	2	1	1	1
26 Dan Uggla, R (1, 4) OBP: 0.333, SLG: 0.351		B FF 97 B FF 97 B FF 96 C FF 96 X FF 97 3-1 14 WP 15 1B 1B	C CU 80 C CU 80 B CU 81 F FF 96 S CH 89 1-3 K			C CU 79 B FF 96 B CH 89 B FF 96 X FF 95 3-1 G5-3		B FF 96 C FF 95 C SL 84 D SL 87 S SL 84 2-3 K		4	0	1	0	0	2	2
25 Juan Francisco, L (1, 5) OBP: 0.294, SLG: 0.364 34 Eric O'Flaherty, L (8, 1) 46 Craig Kimbrel, R (9, 1)		X FF 94 0-0 F8		C FF 96 C CU 80 B CU 79 F FF 96 S CH 89 1-3 K		F CH 88 B SI 96 F FF 96 B CU 81 S CH 88 2-3 K		C FF 98 X FF 99 0-1 G4-3		4 0 0	0 0 0	0 0 0	0 0 0	0 0 0	2 0 0	3 0 0
23 Chris Johnson, R (1, 3) OBP: 0.382, SLG: 0.469		1 SAFE C CU 80 X FF 96 0-1 L8		B CU 81 B CU 80 B FF 96 C FF 96 X FF 97 3-1 G6-3		B FF 96 B CU 80 F FF 96 S CH 88 F FF 96 B CU 80 S CU 80 3-3 K			F SI 93 B FC 87 B SI 93 T SI 93 X SI 94 2-2 2 1B 14 1B 22 FC4-6 1B	4	1	1	0	0	1	1
14 Ramiro Pena, S (1, 6) OBP: 0.444, SLG: 0.647 (8, 5)		C FF 95 D CH 88 F FF 96 B FF 96 F CU 80 B FF 96 B CU 79 4-2 15 1B 1-2 BB		B FF 96 F CH 88 F FF 95 X FF 96 1-2 15 1B 1B			X SI 89 0-0 F8		B SI 93 X FF 94 1-0 22 FC4-6 2 1B 1-2 1B	3	0	2	0	1	0	0
15 Tim Hudson, R (1, 1) OBP: 0.500, SLG: 0.429 19 Andrelton Simmons, R (8, 6) OBP: 0.216, SLG: 0.229		C FF 95 B FF 96 X FF 96 1-1 1-2 2-H 1B		C FF 94 B CU 78 X FF 95 1-1 1-2 1B			B SI 90 C FF 89 B CU 74 F SI 90 B FF 90 X SI 90 3-2 P4		L SI 93 X SI 91 0-1 B1	3 1	0 0	2 0	0 0	0 0	0 0	0 2
Inning Stats	R: 0 E: 0 K: 1 S: 11 H: 0 LOB: 1 BB: 0 P: 16	R: 0 E: 0 K: 0 S: 10 H: 2 LOB: 2 BB: 1 P: 18	R: 2 E: 1 K: 2 S: 15 H: 1 LOB: 0 BB: 0 P: 22	R: 0 E: 0 K: 1 S: 14 H: 2 LOB: 2 BB: 0 P: 23	R: 0 E: 0 K: 1 S: 9 H: 0 LOB: 0 BB: 0 P: 16	R: 0 E: 0 K: 2 S: 9 H: 0 LOB: 0 BB: 0 P: 17	R: 0 E: 0 K: 0 S: 6 H: 0 LOB: 0 BB: 0 P: 12	R: 0 E: 0 K: 1 S: 14 H: 0 LOB: 2 BB: 2 P: 25	R: 1 E: 0 K: 0 S: 13 H: 3 LOB: 2 BB: 0 P: 24	1B: 7 2B: 0 3B: 0 HR: 1 SF: 0 SAC: 0 DP: 0 HBP: 1						WP: 1 PB: 0 SB: 2 CS: 0 PA: 39	

PITCHER		IP	WLS	BF	H	R	ER	SO	BB	IBB	HBP	BLK	WP	HR	S	P	ERA	WHIP
37 Stephen Strasburg, R ERA: 2.95	(1, 1)	6.0	L	25	5	2	0	7	1	0	1	0	1	1	68	112	0.00	1.000
30 Zach Duke, L ERA: 12.27	(7, 1)	1.0		3	0	0	0	0	0	0	0	0	0	0	6	12	0.00	0.000
63 Henry Alberto Rodriguez, R ERA: 5.4	(8, 1)	1.0		5	0	0	0	1	2	0	0	0	0	0	14	25	0.00	2.000
52 Ryan Mattheus, R ERA: 4.05	(9, 1)	1.0		6	3	1	1	0	0	0	0	0	0	0	13	24	9.00	3.000

PITCHER	IP	WLS	BF	H	R	ER	SO	BB	IBB	HBP	BLK	WP	HR	S	P	ERA	WHIP

TOP

Atlanta Braves @ Washington Nationals

Nationals Park, Washington, DC

Sat Apr 13 2013, 1:11 PM - 3:51 PM EDT

Att. 41,992 - Partly Cloudy - 57 F

livebaseballscorecards.com

AB	35
R	3
H	8
RBI	3
BB	3
SO	8
LOB	16

Batter	1	2	3	4	5	6	7	8	9	AB	R	H	RBI	BB	SO	LOB
2 Denard Span, L (1, 8) OBP: 0.449, SLG: 0.375	B FF 88 C FF 88 B FS 79 C SI 88 X SI 89 2-2 28 L8-4 28 E 1B			C CU 75 F FC 85 T SI 90 0-2 ① K	B FF 89 B FS 80 C SI 89 X SI 88 2-1 ② F9			B FF 93 F FF 93 X FF 95 1-1 ② F7	4	0	1	0	0	1	0
28 Jayson Werth, R (1, 9) OBP: 0.298, SLG: 0.500	C FS 78 B SI 88 1 SAFE B SI 88 C CU 72 1 SAFE 1 SAFE X FC 83 2-2 ① ② L8-4 1-2			B SI 90 C SI 90 B FC 85 C SI 90 X FF 90 2-2 1B	C FS 81 S FC 86 B FC 87 B CU 78 X SI 90 2-2 ③ G6-3			F FF 94 C FF 94 B KC 82 C KC 83 1-3 ③ K	4	0	1	0	0	1	1
34 Bryce Harper, L (1, 7) OBP: 0.413, SLG: 0.744	F CU 75 B FC 84 B FC 83 F CU 75 S CU 78 2-3 ③ K			B SI 90 D CU 76 F SI 90 1 SAFE F SI 89 F CU 76 1 SAFE X CU 77 2-2 ② P4			B SI 89 C CU 74 B CU 76 B SI 89 X FS 81 3-1 ① G1-3			3	0	0	0	0	1	1
11 Ryan Zimmerman, R (1, 5) OBP: 0.341, SLG: 0.351		B SI 89 C SI 89 F FC 85 X CU 76 1-2 25 G3-6-3 1B		C SI 90 C SI 89 B SI 90 B CU 78 X FC 85 2-2 ③ L9			C CU 76 F SI 90 B CU 78 B SI 90 X SI 89 2-2 ② G6-3			3	0	1	0	0	0	1
25 Adam LaRoche, L (1, 3) OBP: 0.242, SLG: 0.367		C SI 89 X FC 84 0-1 ① ② G3-6-3 1-2f			C FF 89 C FS 80 B FF 89 X SI 90 1-2 ① G4-3		B FF 90 S SI 89 B FS 82 B SI 89 S FF 90 X SI 89 3-2 ③ L9			3	0	0	0	0	0	1
20 Ian Desmond, R (1, 6) OBP: 0.302, SLG: 0.585		B CU 77 S FS 81 B FC 85 F FS 80 B SI 90 F SI 90 F FC 85 X SI 89 3-2 ③ G5-3			C SI 90 X FS 80 0-1 ② P5			F SI 89 B SI 89 X SI 89 1-1 ① F9		3	0	0	0	0	0	0
8 Danny Espinosa, S (1, 4) OBP: 0.214, SLG: 0.350			C SI 90 F SI 88 X FC 86 0-2 ① G4-3		X FC 85 0-0 HR			X SI 89 0-0 ② G4-3		3	1	1	1	0	0	0
40 Wilson Ramos, R (1, 2) OBP: 0.391, SLG: 0.600 24 Kurt Suzuki, R (9, 2) OBP: 0.444, SLG: 0.615			B SI 89 X FC 83 1-0 ② G6-3		X SI 89 0-0 ③ L9			C SI 89 X SI 89 0-1 ③ G1-4-3		3 0	0 0	0 0	0 0	0 0	0 0	0 0
37 Stephen Strasburg, R (1, 1) 33 Roger Bernadina, L (6, PH) 30 Zach Duke, L (7, 1) 63 Henry Alberto Rodriguez, R (8, 1) 52 Ryan Mattheus, R (9, 1) 18 Chad Tracy, L (9, PH) OBP: 0.154, SLG: 0.083			X SI 89 0-0 ③ G5-3			C SI 89 T CU 76 S CU 77 0-3 ① K			C FF 93 F FF 93 X FF 94 0-2 ① F9	1 1 0 0 0 1	0 0 0 0 0 0	0 0 0 0 0 0	0 0 0 0 0 0	0 1 0 0 0 0	0 0 0 0 0 0	0 0 0 0 0 0
Inning Stats	R: 0 E: 1 K: 1 S: 9 H: 1 LOB: 0 BB: 0 P: 15	R: 0 E: 0 K: 0 S: 10 H: 1 LOB: 0 BB: 0 P: 14	R: 0 E: 0 K: 0 S: 5 H: 0 LOB: 0 BB: 0 P: 6	R: 0 E: 0 K: 1 S: 13 H: 1 LOB: 1 BB: 0 P: 19	R: 1 E: 0 K: 0 S: 7 H: 1 LOB: 0 BB: 0 P: 8	R: 0 E: 0 K: 1 S: 8 H: 0 LOB: 0 BB: 0 P: 12	R: 0 E: 0 K: 0 S: 8 H: 0 LOB: 0 BB: 0 P: 16	R: 0 E: 0 K: 0 S: 5 H: 0 LOB: 0 BB: 0 P: 6	R: 0 E: 0 K: 1 S: 8 H: 0 LOB: 0 BB: 0 P: 10	1B: 3 2B: 1 3B: 0 HR: 1 SF: 0 SAC: 0 DP: 2 HBP: 0				WP: 0 PB: 0 SB: 0 CS: 0		PA: 29

PITCHER		IP	WLS	BF	H	R	ER	SO	BB	IBB	HBP	BLK	WP	HR	S	P	ERA	WHIP
15 Tim Hudson, R ERA: 2.5	(1, 1)	7.0	W	23	4	1	1	3	0	0	0	0	0	1	60	90	1.29	0.571
34 Eric O'Flaherty, L ERA: 2.7	(8, 1)	1.0	H	3	0	0	0	0	0	0	0	0	0	0	5	6	0.00	0.000
46 Craig Kimbrel, R ERA:	(9, 1)	1.0	S	3	0	0	0	1	0	0	0	0	0	0	8	10	0.00	0.000

PITCHER	IP	WLS	BF	H	R	ER	SO	BB	IBB	HBP	BLK	WP	HR	S	P	ERA	WHIP

BOTTOM

Atlanta Braves @ Washington Nationals

Nationals Park, Washington, DC

Sat Apr 13 2013, 1:11 PM - 3:51 PM EDT

Att. 41,992 - Partly Cloudy - 57 F

livebaseballscorecards.com

AB	29
R	1
H	4
RBI	1
BB	0
SO	4
LOB	4

Batter	1	2	3	4	5	6	7	8	9	AB	R	H	RBI	BB	SO	LOB
2 B.J. Upton, R (1, 8) OBP: 0.250, SLG: 0.279	X SI 91 0-0 22 P4 24 2B 2B	S SI 91 F CU 78 B FF 91 B FF 93 X CU 80 2-2 ② G6-3		B CU 76 S SI 89 X SI 89 1-1 ① G6-3		X SI 88 0-0 22 2B 24 SF9 1-2 1B		X CU 73 0-0 8 E 2B		5	2	3	0	0	0	0
22 Jason Heyward, L (1, 9) OBP: 0.286, SLG: 0.205 7 Reed Johnson, R (6, 9) OBP: 0.182, SLG: 0.200	B SI 92 L SI 92 B SI 92 X FF 93 2-1 ① P4 2-3	B CU 78 B SI 91 X FF 92 2-0 ③ L8		C SI 89 S CU 78 B CU 78 X SI 91 1-2 ② G3-1		F SI 90 X SI 88 0-1 24 SF9 1-3 2-H 2B		B SI 88 S CH 82 S CH 82 X CH 82 1-2 ① G5-3		4 1	0 0	1 0	1 0	0 0	0 0	1 1
8 Justin Upton, R (1, 7) OBP: 0.415, SLG: 0.891 17 Jordan Schafer, L (8, PR) OBP: 0.571, SLG: 0.714 (8, 7)	B CU 79 S FF 94 D CU 81 B SI 93 B FF 94 4-1 24 2B 23 1B BB		B CU 75 S SI 89 F SI 89 B SI 89 X CU 78 2-2 HR	C SI 89 B SI 90 X FF 93 1-1 ③ F8		I IN 76 I IN 76 I IN 78 I IN 76 4-0 26 FC6-4 IBB		C FF 87 X CH 82 0-1 E4 24 G5-4-3 2-3		3 0	2 0	1 0	1 0	2 0	0 0	1 0
24 Evan Gattis, R (1, 2) OBP: 0.385, SLG: 0.735	C FF 93 X FF 93 0-1 23 1B 1-3 3-H 2B		C SI 91 X CU 78 0-1 ① G5-3		B SI 88 B SI 91 B SI 91 C SI 90 X SI 90 3-1 ① G6-3	B CU 73 D SI 88 B SI 89 C SI 89 X SI 88 3-1 ② SF9 2-3 3-H		X CH 82 0-0 ② ③ G5-4-3 1-2f		4	1	1	2	0	0	2
26 Dan Uggla, R (1, 4) OBP: 0.320, SLG: 0.317 53 Cory Gearrin, R (9, 1)	C CU 79 C CU 78 B FF 92 S CU 80 1-3 ② K		S SI 89 B CH 82 F CH 83 B FF 92 B SI 93 B SI 93 4-2 23 1B 19 HR BB		X SI 89 0-0 ② L4	X CH 83 0-0 ③ FC6-4 1-2f			X FF 96 0-0 ① P6	4 0	1 0	0 0	0 0	1 0	1 0	4 0
23 Chris Johnson, R (1, 3) OBP: 0.436, SLG: 0.514	C CU 78 S CU 81 X CU 79 0-2 19 BB 2-H 3-H 1B		1 SAFE F SI 91 S CH 81 B CH 81 X FF 94 1-2 19 HR 1-2 1B		S CH 81 C SI 91 B CU 78 B SI 89 X CH 81 2-2 1B		B SI 87 X SI 87 1-0 19 FC5-4 1B		B FF 98 B FF 98 X FF 97 2-0 ② G4-3	5	1	4	2	0	0	0
19 Andrelton Simmons, R (1, 6) OBP: 0.262, SLG: 0.316	B SI 94 F SI 93 B FF 94 B SI 93 F FF 93 B FF 93 4-2 1-2 BB		S CH 82 B SI 90 F SI 92 B CU 78 B CU 77 X FF 92 3-2 1-H 2-H HR		C SI 88 B SI 90 X FF 92 1-1 ③ F8		F SI 87 X CH 82 0-1 ① FC5-4 14 FC5-4 1-2f		B FF 96 B FF 97 B FF 97 B FF 97 4-0 32 WP 14 BB BB	3	1	1	3	2	0	2
14 Ramiro Pena, S (1, 5) OBP: 0.391, SLG: 0.524 (9, 4)	C SI 92 S CU 79 S CU 79 0-3 ③ K2-3		F SI 91 B CU 76 S SI 92 B SI 92 X CU 79 2-2 E5 28 G5-4-3			B SI 87 B SI 88 C SI 88 X SI 89 2-1 ① L8	X CH 82 0-0 ② FC5-4 1-2f		B FF 97 C FF 94 D FF 97 S FF 98 F SL 84 B CH 88 B FF 97 4-2 32 WP 1-2 BB	4	0	0	0	1	1	3
28 Paul Maholm, L (1, 1) OBP: 0.111, SLG: 0.111 43 Luis Avilán, L (8, 1) 32 Blake DeWitt, L (9, PH) (9, 5)		B FF 89 C FF 91 B FF 91 F FF 91 C FF 92 2-3 ① K	L FF 89 C FF 90 B FF 91 B CU 75 X FF 91 2-2 ②③ G5-4-3 1-2f			X FF 89 0-0 2 1B 22 2B 1B	B SI 88 S SI 87 C SI 88 C CU 73 1-3 ③ K		C FF 96 D CH 87 B FF 96 F FF 95 B SL 83 F FF 96 X FF 96 3-2 ③ L7 1-2 2-3	4 0 1	1 0 0	1 0 0	0 0 0	0 0 0	2 0 0	2 0 2

| Inning Stats | | |

BOTTOM

Atlanta Braves @ Washington Nationals

Nationals Park, Washington, DC

Sun Apr 14 2013, 1:37 PM - 4:21 PM EDT

Att. 39,389 - Sunny - 61 F

livebaseballscorecards.com

Batter	1	2	3	4	5	6	7	8	9	AB	R	H	RBI	BB	SO	LOB
2 Denard Span, L (1, 8) OBP: 0.423, SLG: 0.349	B SI 86 C SI 86 F SL 79 1-2 G4-3		B CU 72 B SI 87 C SI 87 C SI 89 B SL 80 X SI 88 3-2 G3		B CU 72 X SI 86 1-0 L9			B CU 72 X SI 86 1-0 34 BB 2-3 1B		3	0	0	0	0	0	1
30 Zach Duke, L (6, 1)										0	0	0	0	0	0	0
18 Chad Tracy, L (8, PH) OBP: 0.214, SLG: 0.154 (9, 5)										1	0	1	0	0	0	0
28 Jayson Werth, R (1, 9) OBP: 0.300, SLG: 0.479	B SI 87 B CH 82 B SI 88 C SI 87 B FC 84 4-1 34 FC1-6 BB		B CH 81 X FC 85 1-0 L6			B SI 86 B CH 79 C SI 87 B SI 87 X SI 87 3-1 F9		C SL 80 B CU 72 B CH 81 B SI 87 C FF 89 C SI 89 3-3 K		2	0	0	0	1	0	0
33 Roger Bernadina, L (7, 9)										1	0	0	0	0	1	2
34 Bryce Harper, L (1, 7) OBP: 0.400, SLG: 0.696	X CU 74 0-0 FC1-6 1-2f		C FF 90 X CH 83 0-1 G3-1			B SI 89 S SL 80 C CU 72 B SI 89 B FC 81 S SI 89 3-3 K		C CU 76 D CU 78 B CU 75 F SI 94 D CU 76 F SI 95 F SI 92 D CU 75 4-2 1-2 BB		3	0	0	0	1	1	1
(6, 8)																
11 Ryan Zimmerman, R (1, 5) OBP: 0.313, SLG: 0.317	1 SAFE C SI 87 X CH 81 0-1 G4-3		C CU 73 S CH 81 X CU 73 0-2 G6-3			C EP 64 C SI 89 X FC 81 0-2 G5-3		B SI 94 F SI 94 F SI 94 D CU 78 B SI 93 X SI 92 3-2 G1-3		4	0	0	0	0	0	4
63 Henry Alberto Rodriguez, R										0	0	0	0	0	0	0
25 Adam LaRoche, L (1, 3) OBP: 0.216, SLG: 0.324		C SI 88 B SL 78 C CH 81 S SL 78 1-3 K	B CH 82 C SL 80 T FF 90 F CH 83 B SL 76 X FF 89 2-2 F7				B SI 86 B SI 87 F FF 87 F FF 88 X CU 74 2-2 L9		F SI 87 F SI 87 B SL 79 B SI 88 X SI 90 2-2 L7	4	0	0	0	0	1	0
20 Ian Desmond, R (1, 6) OBP: 0.277, SLG: 0.533		X CH 80 0-0 G5-3	C EP 62 B SI 90 F CH 81 S SL 80 1-3 K				C SI 88 F CH 81 F SL 80 C FF 90 0-3 K		C SL 77 X SI 88 0-1 L9	4	0	0	0	0	2	0
8 Danny Espinosa, S (1, 4) OBP: 0.233, SLG: 0.350		B CH 80 C CH 80 F FC 84 F SL 79 H SI 88 2-2 24 1B HBP			B SI 87 C CH 80 B CU 70 X SI 87 2-1 1B		X FF 88 0-0 G4-3		X SI 89 0-0 G1-3	0	0	0	0	0	0	0
1 Steve Lombardozzi, S (5, 4) OBP: 0.375, SLG: 0.429										3	0	1	0	0	0	0
24 Kurt Suzuki, R (1, 2) OBP: 0.476, SLG: 0.625		B SI 86 B SI 87 C FF 87 X SI 87 2-1 1-2 1B			C SI 87 B CH 79 C SI 85 C CU 74 1-3 K			B SI 86 X SI 87 1-0 18 1B 12 PB 1B		3	0	2	0	0	1	1
47 Gio González, R (1, 1) OBP: 0.500, SLG: 1.250		F SI 87 X SI 88 0-1 G5-3			1 SAFE S SI 87 F CH 80 F CH 80 F CU 72 D CU 68 F SI 86 F CU 73 F CH 81 1-3 S SL 79 K			F SI 85 F CU 73 F SL 79 D CH 78 B SI 86 B FC 82 X FF 88 3-2 P4 1-2		1	0	0	0	0	0	2
12 Tyler Moore, R (5, PH) (6, 7)										2	0	0	0	0	1	2
Inning Stats	R: 0 E: 0 K: 0 S: 9 H: 0 LOB: 1 BB: 1 P: 14	R: 0 E: 0 K: 1 S: 11 H: 1 LOB: 2 BB: 0 P: 16	R: 0 E: 0 K: 0 S: 6 H: 0 LOB: 0 BB: 0 P: 10	R: 0 E: 0 K: 1 S: 10 H: 0 LOB: 0 BB: 0 P: 13	R: 0 E: 0 K: 2 S: 14 H: 1 LOB: 1 BB: 0 P: 19	R: 0 E: 0 K: 1 S: 8 H: 0 LOB: 0 BB: 0 P: 14	R: 0 E: 0 K: 1 S: 8 H: 0 LOB: 0 BB: 0 P: 10	R: 0 E: 0 K: 1 S: 16 H: 2 LOB: 3 BB: 1 P: 31	R: 0 E: 0 K: 0 S: 6 H: 0 LOB: 0 BB: 0 P: 8	1B: 4 2B: 0 3B: 0 HR: 0	SF: 0 SAC: 0 DP: 0 HBP: 1	WP: 0 PB: 1 SB: 0 CS: 0	PA: 34			

	AB	R	H	RBI	BB	SO	LOB
AB	31						
R	0						
H	4						
RBI	0						
BB	2						
SO	7						
LOB	13						

PITCHER		IP	WLS	BF	H	R	ER	SO	BB	IBB	HBP	BLK	WP	HR	S	P	ERA	WHIP
28 Paul Maholm, L	(1, 1)	7.2	W	29	4	0	0	7	1	0	1	0	0	0	75	113	0.00	0.652
ERA:																		
43 Luis Avilán, L	(8, 1)	0.1		2	0	0	0	0	1	0	0	0	0	0	7	14	0.00	3.000
ERA:																		
53 Cory Gearrin, R	(9, 1)	1.0		3	0	0	0	0	0	0	0	0	0	0	6	8	0.00	0.000
ERA:																		

PITCHER	IP	WLS	BF	H	R	ER	SO	BB	IBB	HBP	BLK	WP	HR	S	P	ERA	WHIP

Batter	1	2	3	4	5	6	7	8	9	AB	R	H	RBI	BB	SO	LOB
4 Alex Gordon, L (1, 7) OBP: 0.397, SLG: 0.500	S SI 91 B CU 78 B FF 91 S CH 83 B CU 78 F FF 92 X CH 84 3-2 F8		X SI 91 0-0 G4-6-3 1-2f		C SI 89 F CH 82 B FF 90 B FF 90 B CU 78 X SI 90 3-2 L7		B SI 90 B CH 82 B SI 90 X SI 90 3-0 1-2 1B		C FF 97 C KC 86 F FF 98 X FF 99 0-2 2 DI 3-H 1B	5	0	2	1	0	0	1
2 Alcides Escobar, R (1, 6) OBP: 0.263, SLG: 0.358	X SI 91 0-0 P6		C CU 77 F FF 91 S CU 77 0-3 K		C SI 90 X CH 82 0-1 G6-3		F SI 90 B SI 91 B CU 78 F CH 82 X CH 83 2-2 G6-3		C FF 97 B FF 98 S KC 86 X FF 98 1-2 G4-3 1-2	5	0	0	0	0	1	3
35 Eric Hosmer, L (1, 3) OBP: 0.359, SLG: 0.273	B SI 91 F CH 83 X SI 91 1-1 F7			B CU 75 C FF 90 S CH 81 B CU 77 F CH 82 C FF 91 2-3 K		B SI 89 F CH 82 F SI 90 X FF 90 1-2 F8		B SI 92 C SI 91 B SL 85 F SI 90 F SI 91 B SL 86 F SI 92 F SL 86 S SI 91 3-3 K		4	0	0	0	0	2	0
13 Salvador Perez, R (1, 2) OBP: 0.273, SLG: 0.333		C FF 91 B SI 91 C FF 90 F CU 77 S CU 77 1-3 K		C SI 91 B SI 91 F SI 91 X CU 78 1-2 E5 8 1B 21 1B		X SI 90 0-0 G6-3		B SI 91 B SI 91 F SI 91 X SI 91 2-1 L9		4	1	0	0	0	1	0
6 Lorenzo Cain, R (1, 8) OBP: 0.354, SLG: 0.349		C CU 78 X SI 92 0-1 E4 21 FC6-4		B CH 83 F SI 90 B SI 92 C SI 91 C FF 92 2-3 K		C CU 77 S CH 82 B CU 78 F CH 83 B CH 83 X SI 90 2-2 1B		X SI 91 0-0 1B		4	0	2	0	0	1	1
8 Mike Moustakas, L (1, 5) OBP: 0.239, SLG: 0.214		F SI 92 1 SAFE B FF 90 1 SAFE C CU 76 1 SAFE F FF 91 X SI 92 1-2 P5		S CH 84 X CU 78 0-1 21 1B 1-2 1B		1 SAFE X SI 90 0-0 F8		F SI 92 C SL 86 D SL 88 S SL 86 1-3 K		4	0	1	0	0	1	3
21 Jeff Francoeur, R (1, 9) OBP: 0.292, SLG: 0.391		X SI 90 0-0 FC6-4 1-2f		C SI 91 B FF 92 C SI 91 F FF 91 X SI 91 1-2 1-3 2-H 1B			B CH 80 C SI 89 X CU 77 1-1 G5-3		C SI 94 B SI 94 B CH 81 X SI 94 2-1 17 FC4-6 1B	4	0	2	1	0	0	1
17 Chris Getz, L (1, 4) OBP: 0.300, SLG: 0.525			C SI 90 X SI 90 0-1 HR	C FF 90 B SI 90 F FF 90 F CU 77 B SI 90 F CH 82 1 SAFE S CH 83 2-3 K			C SI 89 X FF 90 0-1 F7		C SI 93 S SI 93 X SI 91 0-2 FC4-6 16 BLK 16 WP 4 1B 1-2f	4	2	1	1	0	1	3
11 Jeremy Guthrie, R (1, 1) OBP: 0.500, SLG: 0.500 40 Kelvin Herrera, R (8, 1) 43 Aaron Crow, R (8, 1) 16 Billy Butler, R (9, PH) OBP: 0.426, SLG: 0.444			C SI 90 F SI 92 0-2 CI 4 G4-6-3		X SI 88 0-0 G6-3		C SI 90 F SI 89 X SI 89 0-2 4 1B 1B		C SI 95 C CH 82 B CU 78 B CU 76 S FF 98 2-3 K 1-3	2 0 0 1	0 0 0 0	1 0 0 0	0 0 0 0	0 0 0 1	0 0 0 1	0 0 0 1
Inning Stats	R: 0 E: 0 K: 0 S: 7 H: 0 LOB: 0 BB: 0 P: 11	R: 0 E: 1 K: 1 S: 11 H: 0 LOB: 1 BB: 0 P: 13	R: 1 E: 1 K: 1 S: 8 H: 1 LOB: 0 BB: 0 P: 8	R: 1 E: 1 K: 3 S: 21 H: 2 LOB: 2 BB: 0 P: 29	R: 0 E: 0 K: 0 S: 6 H: 0 LOB: 0 BB: 0 P: 9	R: 0 E: 0 K: 0 S: 9 H: 1 LOB: 1 BB: 0 P: 12	R: 0 E: 0 K: 0 S: 11 H: 2 LOB: 2 BB: 0 P: 17	R: 0 E: 0 K: 2 S: 12 H: 1 LOB: 1 BB: 0 P: 18	R: 1 E: 0 K: 1 S: 15 H: 2 LOB: 1 BB: 0 P: 20	1B: 8 2B: 0 3B: 0 HR: 1	SF: 0 SAC: 0 DP: 1 HBP: 0						

PITCHER		IP	WLS	BF	H	R	ER	SO	BB	IBB	HBP	BLK	WP	HR	S	P	ERA	WHIP
54 Kris Medlen, R ERA: 1.42	(1, 1)	7.0		29	6	2	1	5	0	0	0	0	0	1	73	99	1.29	0.857
34 Eric O'Flaherty, L ERA: 2.35	(8, 1)	1.0	W	4	1	0	0	2	0	0	0	0	0	0	12	18	0.00	1.000
43 Luis Avilán, L ERA: 2.08	(9, 1)	0.1		2	1	1	1	0	0	0	0	0	0	0	5	7	27.00	3.000
46 Craig Kimbrel, R ERA:	(9, 1)	0.2		3	1	0	0	1	0	0	0	1	1	0	10	13	0.00	1.500

PITCHER	IP	WLS	BF	H	R	ER	SO	BB	IBB	HBP	BLK	WP	HR	S	P	ERA	WHIP

TOP

Kansas City Royals @ Atlanta Braves

Turner Field, Atlanta, GA

Tue Apr 16 2013, 7:14 PM - 9:50 PM EDT

Att. 26,400 - Partly Cloudy - 78 F

livebaseballscorecards.com

AB	37
R	3
H	9
RBI	3
BB	0
SO	8
LOB	13

1B: 8	SF: 0	WP: 1	PA: 38
2B: 0	SAC: 0	PB: 0	
3B: 0	DP: 1	SB: 0	
HR: 1	HBP: 0	CS: 0	

Batter	1	2	3	4	5	6	7	8	9	AB	R	H	RBI	BB	SO	LOB
2 B.J. Upton, R (1, 8) OBP: 0.250, SLG: 0.261	B CH 86 C FF 92 B SL 83 F CH 88 X FF 95 2-2 ① L9		F SL 82 B FF 89 B FF 94 B FF 93 B FF 94 4-1 BB		X FF 90 0-0 ③ F9			B CU 80 B FF 97 X SI 97 2-0 ① G5-3		3	0	0	0	1	0	1
22 Jason Heyward, L (1, 9) OBP: 0.283, SLG: 0.279	F FF 93 C CH 84 B FF 94 X SL 84 1-2 ② F9		1 SAFE 1 SAFE B CH 87 X FF 92 1-0 ② F7			C SL 83 B FF 92 F FF 92 T SL 84 1-2 ① K		X FF 98 0-0 HR		4	1	1	1	0	1	1
8 Justin Upton, R (1, 7) OBP: 0.404, SLG: 0.900	C FF 89 F CH 85 B FF 92 B SL 85 F SL 85 C SI 94 2-3 ③ K		1 SAFE X SI 92 0-0 ③ P4			C CH 84 F SL 84 B SL 85 B FF 90 X FF 94 2-2 ② G5-3		C CU 80 X CH 86 0-1 HR		4	1	1	1	0	1	1
24 Evan Gattis, R (1, 2) OBP: 0.349, SLG: 0.658		C CH 88 B CU 73 B SL 83 B FF 94 C FF 94 C SL 86 3-3 ① K	S FF 93 B CH 87 C FF 93 F SL 83 B CH 84 F FF 94 S SL 86 2-3 ① K			F FF 92 X FF 93 0-1 ③ G6-3		X FF 100 0-0 ② P3		4	0	0	0	0	2	0
26 Dan Uggla, R (1, 4) OBP: 0.315, SLG: 0.378		B SL 81 S CH 86 B CH 85 C SL 84 X FF 95 2-2 ② G4-3	F CH 84 B FF 95 C FF 93 B FF 91 B SL 86 S SL 85 3-3 ② K				C FF 90 X FF 90 0-1 ① L5	C FF 99 C CU 80 X FF 99 0-2 HR		4	1	1	1	0	1	0
25 Juan Francisco, L (1, 5) OBP: 0.342, SLG: 0.556 17 Jordan Schafer, L (8, PR) OBP: 0.571, SLG: 0.714 43 Luis Avilán, L (9, 1) 46 Craig Kimbrel, R (9, 1)		B FF 90 X CH 86 1-0 HR	B FF 96 X FF 94 1-0 ③ G1-3				F CH 88 X FF 93 0-1 HR	B CH 88 B CH 87 C FF 98 B FF 97 F FF 98 B FF 98 4-2 23 S 23 1B BB		3 0 0 0	2 1 0 0	2 0 0 0	2 0 0 0	1 0 0 0	0 0 0 0	0 0 0 0
23 Chris Johnson, R (1, 3) OBP: 0.442, SLG: 0.537		T FF 94 X SL 84 0-1 2B	C SL 83 X FF 93 0-1 ① G5-3			F SL 83 C FF 93 F FF 91 S SI 94 0-3 ② K	B SI 94 C SI 94 C SL 86 B SL 87 B SL 85 X SI 95 3-2 1-H 1B			4	0	2	1	0	1	0
19 Andrelton Simmons, R (1, 6) OBP: 0.261, SLG: 0.310		X FF 93 0-0 ③ G6-3	C SI 92 B FF 94 C SL 85 X SL 85 1-2 E6 54 WP			B FF 92 B SL 84 C FF 92 X FF 93 2-1 32 2B 1B	C SI 94 B SL 85 C SL 86 F SI 94 F SL 87 F SL 88 F SI 94 B SL 86 B SL 87 3-2 X SI 95 ③ F8			4	0	1	0	0	0	2
54 Kris Medlen, S (1, 1) 32 Blake DeWitt, L (7, PH) OBP: 0.500, SLG: 1.000 34 Eric O'Flaherty, L (8, 1) 14 Ramiro Pena, S (9, 5) OBP: 0.391, SLG: 0.524			C FF 92 X CU 72 0-1 ① F9		B FF 92 B FF 92 X FF 92 2-0 ② F7 1-2		C CU 73 X FF 92 0-1 ③ 1-H 2B			2 1 0 0	0 0 0 0	0 1 0 0	0 0 0 0	0 0 0 0	0 0 0 0	1 0 0 0
Inning Stats	R: 0 E: 0 K: 1 S: 10 H: 0 LOB: 0 BB: 0 P: 15	R: 1 E: 0 K: 1 S: 10 H: 2 LOB: 1 BB: 0 P: 16	R: 0 E: 0 K: 0 S: 5 H: 0 LOB: 1 BB: 1 P: 10	R: 0 E: 0 K: 2 S: 9 H: 0 LOB: 0 BB: 0 P: 15	R: 0 E: 1 K: 0 S: 7 H: 0 LOB: 1 BB: 0 P: 10	R: 0 E: 0 K: 1 S: 8 H: 0 LOB: 0 BB: 0 P: 11	R: 1 E: 0 K: 1 S: 12 H: 3 LOB: 2 BB: 0 P: 14	R: 4 E: 0 K: 0 S: 20 H: 4 LOB: 1 BB: 1 P: 32		1B: 2 2B: 2 3B: 0 HR: 5 SF: 0 SAC: 0 DP: 0 HBP: 0				WP: 1 PB: 0 SB: 1 CS: 0 PA: 35		

BOTTOM

Kansas City Royals @ Atlanta Braves

Turner Field, Atlanta, GA

Tue Apr 16 2013, 7:14 PM - 9:50 PM EDT

Att. 26,400 - Partly Cloudy - 78 F

livebaseballscorecards.com

AB	33
R	6
H	9
RBI	6
BB	2
SO	6
LOB	6

PITCHER		IP	WLS	BF	H	R	ER	SO	BB	IBB	HBP	BLK	WP	HR	S	P	ERA	WHIP
11 Jeremy Guthrie, R ERA: 3.2	(1, 1)	7.0		27	5	2	2	6	1	0	0	0	1	2	61	91	2.57	0.857
40 Kelvin Herrera, R ERA: 6.0	(8, 1)	0.2	L	6	3	4	4	0	1	0	0	0	0	3	10	16	54.00	6.000
43 Aaron Crow, R ERA:	(8, 1)	0.1		2	1	0	0	0	0	0	0	0	0	0	10	16	0.00	3.000

PITCHER	IP	WLS	BF	H	R	ER	SO	BB	IBB	HBP	BLK	WP	HR	S	P	ERA	WHIP

Kansas City Royals @ Atlanta Braves

Turner Field, Atlanta, GA

Wed Apr 17 2013, 12:12 PM - 2:40 PM EDT

Att. 23,018 - Partly Cloudy - 79 F

TOP

livebaseballscorecards.com

Batter	1	2	3	4	5	6	7	8	9	AB	R	H	RBI	BB	SO	LOB
4 Alex Gordon, L (1, 7) OBP: 0.371, SLG: 0.467	C FF 92 B FF 91 C SL 85 F KC 81 B FF 93 B SL 86 S FF 92 3-3 ① K		B KC 80 C FF 90 1 SAFE X FF 90 1-1 ③ P5			C FF 89 C KC 79 B KC 80 S SL 84 1-3 ① K		B CH 84 C FF 90 S SI 89 X FF 89 1-2 ② L4		4	0	0	0	0	2	1
2 Alcides Escobar, R (1, 6) OBP: 0.279, SLG: 0.368	C FF 92 S CH 86 B FF 93 F SL 86 F CH 86 F KC 81 X FF 92 1-2 ② G4-3			F FF 90 X SI 90 0-1 6 21 1B 1B		F FF 90 B FF 90 X CH 85 1-1 1B		C FF 91 F FF 91 B FF 91 X CU 72 2-2 ③ G4-3		4	1	2	0	0	0	0
16 Billy Butler, R (1, 3) OBP: 0.392, SLG: 0.400 56 Greg Holland, R (9, 1)	C FF 92 C CH 86 B KC 82 F CH 87 B FF 92 F CH 85 C FF 93 2-3 ③ K			B FF 90 1 SAFE 1 SAFE C FF 90 F FF 90 S FF 91 1-3 ① K		F CH 84 1 SAFE B FF 90 S KC 79 B FF 90 F KC 80 F SL 85 1 SAFE B FF 89 3-2 ② P4 1 SAFE X KC 79			B SI 88 C SI 88 C SL 80 S SL 82 1-3 ① K	4 0	0 0	0 0	0 0	0 0	3 0	2 0
13 Salvador Perez, R (1, 2) OBP: 0.271, SLG: 0.328		F FF 90 B FF 91 X CH 85 1-1 ① G6-3		S FF 90 1 SAFE X FF 90 0-1 ② P4		B SL 83 B FF 88 X CH 83 2-0 ③ F8			B SL 80 B SL 80 B SI 89 C SI 88 X SI 90 3-1 21 G5-3 6 1B 1B	4	0	1	0	0	0	2
6 Lorenzo Cain, R (1, 8) OBP: 0.385, SLG: 0.383		B FF 92 X FF 91 1-0 ② G6-3		C FF 90 1 SAFE F FF 90 B FF 89 X KC 80 1-2 8 CS 21 1B 1B 1-2			C SL 82 X CH 83 0-1 8 G6-3 21 S 1B		C SL 80 B SI 88 B SL 80 X SI 90 2-1 1-2 1B	4	0	3	0	0	0	0
21 Jeff Francoeur, R (1, 9) OBP: 0.288, SLG: 0.380		B FF 92 X CH 86 1-0 ③ F7		S KC 80 F KC 79 X CH 85 0-2 1-2 2-H 1B			C CH 84 B CH 84 F SL 84 F FF 89 S SI 89 1-3 ① K 1-2		C SI 89 B SL 81 S SL 82 F SL 84 B SI 87 X SI 89 2-2 ② ③ G5-3 2-3f	4	0	1	1	0	1	3
8 Mike Moustakas, L (1, 5) OBP: 0.245, SLG: 0.222			F SL 85 B FF 90 B CH 85 B FF 91 X SL 86 3-1 1B	B FF 92 S SL 85 1-1 ③ CS 2-3	C FF 90 B CH 84 X SL 85 1-1 ① G3		C CH 83 B SI 89 X SI 90 1-1 ② G6-3 2-3			3	0	1	0	0	0	1
17 Chris Getz, L (1, 4) OBP: 0.279, SLG: 0.488			C FF 91 X FF 91 0-1 ① F8		C FF 90 B SL 84 X FF 90 1-1 ② G6-3		L SI 91 B CH 86 C SL 86 S SI 90 1-3 ③ K			3	0	0	0	0	1	2
22 Wade Davis, R (1, 1) 1 Jarrod Dyson, L (8, PH) OBP: 0.286, SLG: 0.571 40 Kelvin Herrera, R (8, 1) 35 Eric Hosmer, L (9, 3) OBP: 0.359, SLG: 0.273			1 SAFE L FF 90 B FF 90 L FF 90 F KC 79 S FF 92 1-3 ② K		C FF 91 F FF 90 B FF 90 X FF 90 1-2 ③ F9			C FF 88 F FF 88 X SL 84 0-2 ① G3		2 1 0 0	0 0 0 0	0 0 0 0	0 0 0 0	1 0 0 0	0 0 0 0	1 0 0 0

Inning Stats										
	R: 0 E: 0 K: 2 S: 15	H: 0 LOB: 0 BB: 0 P: 21	R: 0 E: 0 K: 0 S: 4	H: 0 LOB: 0 BB: 0 P: 7	R: 0 E: 0 K: 1 S: 10	H: 1 LOB: 1 BB: 0 P: 15	R: 1 E: 0 K: 1 S: 14	H: 3 LOB: 1 BB: 0 P: 17	R: 0 E: 0 K: 0 S: 7	H: 0 LOB: 0 BB: 0 P: 10
	R: 0 E: 0 K: 1 S: 11	H: 1 LOB: 1 BB: 0 P: 18	R: 0 E: 0 K: 2 S: 11	H: 1 LOB: 1 BB: 0 P: 14	R: 0 E: 0 K: 0 S: 9	H: 0 LOB: 0 BB: 0 P: 12	R: 0 E: 0 K: 1 S: 11	H: 2 LOB: 1 BB: 0 P: 19	1B: 8 2B: 0 3B: 0 HR: 0	SF: 0 SAC: 0 DP: 1 HBP: 0
	WP: 0 PB: 0 SB: 1 CS: 1	PA: 34								

	AB	33
	R	1
	H	8
	RBI	1
	BB	0
	SO	8
	LOB	12

PITCHER		IP	WLS	BF	H	R	ER	SO	BB	IBB	HBP	BLK	WP	HR	S	P	ERA	WHIP
36 Mike Minor, L ERA: 0.95	(1, 1)	6.0	L	22	5	1	1	5	0	0	0	0	0	0	61	88	1.50	0.833
20 Luis Ayala, R ERA: 3.6	(7, 1)	2.0		7	1	0	0	2	0	0	0	0	0	0	20	26	0.00	0.500
53 Cory Gearrin, R ERA:	(9, 1)	1.0		4	2	0	0	1	0	0	0	0	0	0	11	19	0.00	2.000

PITCHER	IP	WLS	BF	H	R	ER	SO	BB	IBB	HBP	BLK	WP	HR	S	P	ERA	WHIP

Batter	1	2	3	4	5	6	7	8	9	AB	R	H	RBI	BB	SO	LOB
2 B.J. Upton, R (1, 8) OBP: 0.232, SLG: 0.240	X FF 91 0-0 E6		F FF 92 B FF 93 C FC 90 F FC 93 F FC 88 C FC 90 1-3 ③ K			X KC 82 0-0 ② L1-3		D CU 78 B FF 98 F FF 98 B FF 98 X SI 97 3-1 ② P4		4	0	0	0	0	1	1
22 Jason Heyward, L (1, 9) OBP: 0.281, SLG: 0.298	C FF 91 X FC 90 0-1 ① L6			B KC 79 B KC 80 B FF 91 C FF 90 C KC 80 F FC 91 C FC 88 3-3 ① K		B FF 92 F FF 93 B SI 88 C FF 92 X KC 83 2-2 2B		B CH 89 X CH 88 1-0 ③ FC4-6 1-2f		4	0	1	0	0	1	2
8 Justin Upton, R (1, 7) OBP: 0.393, SLG: 0.852	B FF 90 F FF 90 F FF 92 1 SAFE 1 SAFE B FC 87 1 SAFE X SI 92 2-2 ② L8			X KC 82 0-0 26 FC5-4 1B		S FF 93 C KC 84 S FC 89 0-3 ③ K			C FF 96 B SL 90 S SL 90 B SL 90 S SL 89 2-3 ① K	4	0	1	0	0	2	2
24 Evan Gattis, R (1, 2) OBP: 0.319, SLG: 0.595	C KC 82 B FF 93 X FF 93 1-1 ③ G6-3			F FC 87 B SI 91 C KC 82 X FF 93 1-2 ② F7			F SI 89 B FC 88 F CH 86 X FC 89 1-2 ① G6-3		C SL 91 S FF 97 B SL 90 C SL 89 1-3 ② K	4	0	0	0	0	1	2
26 Dan Uggla, R (1, 4) OBP: 0.293, SLG: 0.347		B KC 79 C KC 79 C FF 90 B FC 87 X KC 82 2-2 ① F8		X SI 87 0-0 ③ FC5-4 1-2f			B SI 87 B FF 90 B FF 92 F FC 90 C KC 81 C FC 89 3-3 ② K		S SL 89 S SL 90 B SL 88 B SL 88 C SL 88 2-3 ③ K	4	0	0	0	0	2	1
25 Juan Francisco, L (1, 5) OBP: 0.366, SLG: 0.564		B FF 91 B FC 90 S FF 92 X FC 89 2-1 23 G6-4-3 1B			B KC 80 F FC 87 F FC 88 C FF 93 1-3 ① K		C FF 92 B FF 92 S FC 91 X KC 81 1-2 23 2B 1B			3	0	2	0	0	1	0
23 Chris Johnson, R (1, 3) OBP: 0.435, SLG: 0.545		B FF 92 B SI 91 S FC 89 X SI 91 2-1 ② ③ G6-4-3 1-2f			B FF 91 C FC 87 X FF 92 1-1 ② G6-3		B KC 84 S FC 89 X KC 82 1-1 ③ 1-H 2B			3	0	1	0	0	0	1
19 Andrelton Simmons, R (1, 6) OBP: 0.245, SLG: 0.289			B FF 89 X FF 90 1-0 ① F8		C KC 80 B SI 89 B KC 80 X FC 89 2-1 ③ G6-3			B FF 98 B FF 97 B SI 96 C FF 97 C FF 96 F FF 98 F FF 97 C FF 98 3-3 ① K		3	0	0	0	0	1	0
36 Mike Minor, R (1, 1) 17 Jordan Schafer, L (6, PH) OBP: 0.500, SLG: 0.625 20 Luis Ayala, R (7, 1) 14 Ramiro Pena, S (8, PH) OBP: 0.417, SLG: 0.545 53 Cory Gearrin, R (9, 1)			F FF 91 C FC 87 F KC 81 S FF 92 0-3 ② K			B FC 88 C FF 90 S FC 90 B FC 88 B FC 88 S KC 82 3-3 ① K		C SI 97 X CH 87 0-1 22 FC4-6 1B		1 1 0 1 0	0 0 0 0 0	0 0 0 1 0	0 0 0 0 0	0 0 0 0 0	1 1 0 0 0	0 0 0 0 0
Inning Stats	R: 0 E: 1 K: 0 S: 8 H: 0 LOB: 1 BB: 0 P: 11	R: 0 E: 0 K: 0 S: 7 H: 1 LOB: 0 BB: 0 P: 13	R: 0 E: 0 K: 2 S: 10 H: 0 LOB: 0 BB: 0 P: 12	R: 0 E: 0 K: 1 S: 9 H: 1 LOB: 1 BB: 0 P: 13	R: 0 E: 0 K: 1 S: 7 H: 0 LOB: 0 BB: 0 P: 11	R: 0 E: 0 K: 2 S: 10 H: 1 LOB: 1 BB: 0 P: 15	R: 0 E: 0 K: 1 S: 11 H: 2 LOB: 1 BB: 0 P: 17	R: 0 E: 0 K: 1 S: 10 H: 1 LOB: 1 BB: 0 P: 17	R: 0 E: 0 K: 3 S: 9 H: 0 LOB: 0 BB: 0 P: 14	1B: 4 2B: 2 3B: 0 HR: 0 SF: 0 SAC: 0 DP: 1 HBP: 0					WP: 0 PB: 0 SB: 0 CS: 0	PA: 32

PITCHER		IP	WLS	BF	H	R	ER	SO	BB	IBB	HBP	BLK	WP	HR	S	P	ERA	WHIP
22 Wade Davis, R ERA: 2.25	(1, 1)	7.0	W	25	5	0	0	7	0	0	0	0	0	0	62	92	0.00	0.714
40 Kelvin Herrera, R ERA: 5.14	(8, 1)	1.0	H	4	1	0	0	1	0	0	0	0	0	0	10	17	0.00	1.000
56 Greg Holland, R ERA: 9.0	(9, 1)	1.0	S	3	0	0	0	3	0	0	0	0	0	0	9	14	0.00	0.000

PITCHER	IP	WLS	BF	H	R	ER	SO	BB	IBB	HBP	BLK	WP	HR	S	P	ERA	WHIP

BOTTOM

Kansas City Royals @ Atlanta Braves

Turner Field, Atlanta, GA

Wed Apr 17 2013, 12:12 PM - 2:40 PM EDT

Att. 23,018 - Partly Cloudy - 79 F

livebaseballscorecards.com

AB	32
R	0
H	6
RBI	0
BB	0
SO	11
LOB	9

Atlanta Braves @ Pittsburgh Pirates

PNC Park, Pittsburgh, PA

Thu Apr 18 2013, 7:08 PM - 10:23 PM EDT

Att. 11,288 - Partly Cloudy - 83 F

TOP

livebaseballscorecards.com

Batter	1	2	3	4	5	6	7	8	9	AB	R	H	RBI	BB	SO	LOB
2 B.J. Upton, R (1, 8) OBP: 0.262, SLG: 0.333	C SI 91 S CH 83 X SI 92 0-2 HR		B CH 81 B CH 81 C SI 91 F SI 92 X SI 93 2-2 ① G1-3	C FF 88 D CH 80 B SI 89 F SI 89 F CH 79 S CH 79 2-3 ③ K		B FF 95 I IN 71 I IN 71 I IN 70 4-0 2-3 IBB		X SI 92 0-0 22 L6 2B		4	1	2	1	1	1	2
22 Jason Heyward, L (1, 9) OBP: 0.258, SLG: 0.269	C SI 92 S KC 82 B KC 84 T SI 92 1-2 ① K		C KC 81 X FF 92 0-1 ② G3-1		B SI 89 C KC 77 F SI 90 B SI 91 F SI 92 F FF 91 B KC 79 X SI 91 3-2 ① F9	C SI 93 F CU 75 B CU 77 S FF 96 1-3 ③ K		B SI 84 X SI 93 1-0 ②③ L6 2-2		5	0	0	0	0	2	3
8 Justin Upton, R (1, 7) OBP: 0.394, SLG: 0.862	F SI 92 B FF 91 B SI 92 B CH 83 S CH 83 S CH 84 3-3 ② K		B SI 92 B CH 82 B SI 93 B SI 93 4-0 23 HR BB		B FF 90 S CH 81 B CH 81 B FF 91 X CH 81 3-1 HR		B SI 93 X SI 92 1-0 ① L7		C SL 87 B SI 95 X SL 85 1-1 ① P2	4	2	1	1	1	1	0
23 Chris Johnson, R (1, 3) OBP: 0.471, SLG: 0.625	C KC 81 B SI 92 X KC 83 1-1 1B		B SI 92 X SI 92 1-0 1-H HR		B FF 91 B FF 90 F SI 91 S CH 82 B FF 91 B SI 92 4-2 26 BB BB		S SL 84 B SL 83 F SI 92 S SL 83 1-3 ② K		C SI 94 F FF 95 B SL 87 X SL 86 1-2 19 PB 26 1B 1B	4	1	3	2	1	1	0
26 Dan Uggla, R (1, 4) OBP: 0.317, SLG: 0.346	B FF 91 B CH 82 S CH 81 X SI 91 2-1 ③ F9		X KC 81 0-0 ③ G4-3		C FF 88 B FF 90 B KC 80 B FF 91 B SI 92 4-1 ② 1-2 BB		B SI 93 B SL 84 B SI 92 S SI 92 F SI 91 B SL 83 4-2 BB		B SI 94 B SL 87 X SI 95 2-0 19 PB 1-2 1B	3	0	1	0	2	0	1
25 Juan Francisco, L (1, 5) OBP: 0.348, SLG: 0.523 46 Craig Kimbrel, R (9, 1)		C FF 90 B KC 81 B SI 92 B CH 82 F SI 91 X KC 82 3-2 19 FC5-4 1B	L FF 88 C SI 90 X KC 78 0-2 ① G6-3	B FF 94 X SI 94 1-0 ③ G4-3			D SI 93 S SI 93 1 SAFE B SI 93 D SL 84 S SI 93 S SL 84 3-3 ③ K		S SL 88 S SL 88 S SL 87 0-3 ② K	5 0	0 0	1 0	0 0	0 0	2 0	4 0
19 Andrelton Simmons, R (1, 6) OBP: 0.259, SLG: 0.271		C CH 82 B SI 91 X CH 82 1-1 ① FC5-4 11 CS 1-2f	T FF 90 B FF 91 B CH 81 X FF 90 2-1 ② F7			B SI 92 C FF 92 B FC 88 B FF 94 B FF 94 4-1 2 WP 11 SH3-4 BB		B SI 92 F FF 93 B SL 83 B SI 92 C SI 94 B SI 93 4-2 11 SH1-4 24 HR BB	B SI 95 C SI 95 X SL 88 1-1 ③ G3-1 1-2 2-3	3	1	0	0	2	0	3
11 Gerald Laird, R (1, 2) OBP: 0.438, SLG: 0.462		B SI 91 B SI 92 1 SAFE 1 SAFE B SI 92 C SI 92 B FF 92 4-1 ② 1-2 BB	C FF 90 B SI 90 X CH 81 1-1 E5 49 1B			L SI 93 X FF 94 0-1 ① SH3-4 1-2		1 SAFE L SI 92 1 SAFE X SI 91 0-1 ① SH1-4 1-2		1	0	0	0	1	0	0
49 Julio Teheran, R (1, 1) OBP: 0.400, SLG: 0.400 7 Reed Johnson, R (6, PH) OBP: 0.167, SLG: 0.182 38 Anthony Varvaro, R (6, 1) 24 Evan Gattis, R (8, PH) OBP: 0.333, SLG: 0.674 34 Eric O'Flaherty, L (8, 1) 14 Ramiro Pena, S (9, 5) OBP: 0.417, SLG: 0.545		X FF 89 0-0 ③ L9	B SI 87 B SI 90 C FF 86 B SI 87 C SI 89 X FF 88 3-2 1-2 1B			B FF 94 F FF 90 2 SAFE F FF 94 F FF 95 F FC 90 B CU 75 F CU 75 F FF 96 3-2 F SI 95 F FF 96 F CU 76 B CU 75 X FF 95 F9		B SI 91 B SI 92 X SI 92 2-0 2-H HR		2 1 0 0 1 0 0	0 0 0 0 1 0 0	1 0 0 0 1 0 0	0 0 0 0 2 0 0	0 0 0 0 0 0 0	0 0 0 0 0 0 0	1 1 0 0 0 0 0
Inning Stats	R: 1 E: 0 K: 2 S: 13 H: 2 LOB: 1 BB: 0 P: 20	R: 0 E: 0 K: 0 S: 7 H: 1 LOB: 1 BB: 1 P: 15	R: 2 E: 0 K: 0 S: 7 H: 1 LOB: 0 BB: 1 P: 14	R: 0 E: 1 K: 1 S: 14 H: 1 LOB: 2 BB: 0 P: 22	R: 1 E: 0 K: 0 S: 11 H: 1 LOB: 1 BB: 2 P: 26	R: 0 E: 0 K: 1 S: 16 H: 0 LOB: 2 BB: 2 P: 28	R: 0 E: 0 K: 2 S: 9 H: 0 LOB: 1 BB: 1 P: 18	R: 2 E: 0 K: 0 S: 7 H: 2 LOB: 0 BB: 1 P: 14	R: 0 E: 0 K: 1 S: 11 H: 2 LOB: 2 BB: 0 P: 16	1B: 5 2B: 2 3B: 0 HR: 4 SF: 0 SAC: 2 DP: 1 HBP: 0						

	AB	33
	R	6
	H	10
	RBI	6
	BB	8
	SO	7
	LOB	15

WP: 1 PB: 1 SB: 0 CS: 1 PA: 43

PITCHER		IP	WLS	BF	H	R	ER	SO	BB	IBB	HBP	BLK	WP	HR	S	P	ERA	WHIP
49 Jeff Locke, L ERA: 5.17	(1, 1)	4.2		23	6	4	4	3	4	0	0	0	0	3	51	95	7.71	2.143
37 Justin Wilson, L ERA: 1.69	(5, 1)	1.1		6	0	0	0	1	1	1	0	0	1	0	17	30	0.00	0.750
48 Jared Hughes, R ERA: 5.63	(7, 1)	1.1	L	8	2	2	2	2	2	0	0	0	0	1	15	30	13.50	3.000
44 Tony Watson, L ERA: 3.86	(8, 1)	0.2		1	0	0	0	0	0	0	0	0	0	0	1	2	0.00	0.000
32 Vin Mazzaro, R ERA:	(9, 1)	1.0		5	2	0	0	1	0	0	0	0	0	0	11	16	0.00	2.000

PITCHER	IP	WLS	BF	H	R	ER	SO	BB	IBB	HBP	BLK	WP	HR	S	P	ERA	WHIP

Atlanta Braves @ Pittsburgh Pirates

PNC Park, Pittsburgh, PA

Thu Apr 18 2013, 7:08 PM - 10:23 PM EDT

Att. 11,288 - Partly Cloudy - 83 F

livebaseballscorecards.com

BOTTOM

Batter	1	2	3	4	5	6	7	8	9	AB	R	H	RBI	BB	SO	LOB
6 Starling Marte, R (1, 7) OBP: 0.364, SLG: 0.492	C FF 91 F SI 90 F FF 92 F SL 79 F CU 75 S SL 80 0-3 ① **K**	C SL 79 S FF 93 F SL 79 B CU 74 B FF 93 F FF 92 B SL 79 C FF 93 3-3 ③ **K**		T SL 79 B SI 90 F FF 92 F SL 78 F SL 78 T FF 92 1-2 ③ **K**		C FF 94 F FF 95 S FF 96 0-3 ② **K**			B FF 97 C FF 97 S FF 97 C KC 86 1-3 ② **K**	5	0	0	0	0	5	1
23 Travis Snider, L (1, 9) OBP: 0.400, SLG: 0.457	B SI 91 B SI 89 B FF 91 B FF 90 4-0 22 2B; 46 SF8; BB		B FF 90 F FF 91 X CH 83 1-1 **2B**		B FF 88 B SL 77 X FF 90 2-0 22 WP; 46 2B; **2B**	C CU 80 B FF 93 F FF 93 X CU 80 1-2 ③ **G3-1**			C FF 97 C KC 86 F FF 97 F KC 86 F FF 98 B FF 97 C KC 82 1-3 ③ **K**	4	2	2	0	1	1	0
22 Andrew McCutchen, R (1, 8) OBP: 0.328, SLG: 0.491	X FF 92 0-0 **1-3 2B**		B SI 91 B SL 79 B SL 78 C FF 91 X SL 79 3-1 ① **F7**		F FF 92 B CH 83 X SI 89 1-1 ① **G5-3** **2-3**		B CU 78 B CU 81 F FF 94 X FF 95 2-1 ① **G6-3**			4	0	1	0	0	0	2
46 Garrett Jones, L (1, 3) OBP: 0.383, SLG: 0.476	C FF 92 X FF 93 0-1 ② **SF8** **3-H**		C FF 92 B SI 90 H SL 79 2-1 18 G6-4-3; HBP		X FF 92 0-0 55 1B; **2B** **3-H**		B FF 94 X FF 94 1-0 ② **F7**			2	0	1	2	0	0	0
18 Neil Walker, S (1, 4) OBP: 0.328, SLG: 0.315	C SL 80 B SI 92 B FF 91 B SI 90 B SI 90 4-1 **BB**		2 SAFE X FF 91 0-0 ②③ **G6-4-3** **1-2f**		B CU 73 B CH 82 B FF 91 C SI 89 S SI 88 C SI 89 3-3 ② **K**		F FF 94 B FF 93 C CU 80 X CU 80 1-2 ③ **F7**			3	0	0	0	1	1	3
24 Pedro Alvarez, L (1, 5) OBP: 0.204, SLG: 0.167	X SI 91 0-0 ③ **G4-3**			S CU 74 X FF 91 0-1 **HR**	I IN 67 I IN 64 I IN 63 I IN 59 4-0 55 1B; **IBB**			F SI 90 B SL 86 B SI 91 S SI 90 B SI 92 X SI 92 3-2 ① **F7**		3	1	1	1	1	0	2
55 Russell Martin, R (1, 2) OBP: 0.250, SLG: 0.262		C FF 91 B FF 91 B SL 80 B FF 92 X FF 91 3-1 **HR**		B SL 77 C SL 77 B SI 89 B SL 79 C SI 88 H SL 77 4-2 49 SH5-3; HBP	B SI 89 X SL 78 1-0 **1-2** **2-3** **1B**			B SI 92 C SI 91 B SI 92 X SI 91 2-1 ② **G5-3**		3	1	2	1	0	0	0
12 Clint Barmes, R (1, 6) OBP: 0.143, SLG: 0.150		B FF 93 X SI 90 1-0 ① **G1-4-3**		C FF 91 1 SAFE 1 SAFE X SL 77 0-1 ① **F8**	X FF 92 0-0 ③ **F8**			B SI 90 C SI 91 X SI 91 1-1 ③ **F8**		4	0	0	0	0	0	4
49 Jeff Locke, L (1, 1) 37 Justin Wilson, L (5, 1) 7 Alex Presley, L (6, PH) OBP: 0.500, SLG: 0.500 48 Jared Hughes, R (7, 1) 44 Tony Watson, L (8, 1) 32 Vin Mazzaro, R (9, 1) 31 Jose Tabata, R (9, PH) OBP: 0.250, SLG: 0.263		B FF 92 C FF 91 B FF 92 X FF 90 2-1 ② **G6-3**		X FF 89 0-0 ② **SH5-3** **1-2**		C FF 93 B CU 79 S CU 79 S CU 80 1-3 ① **K**			B FF 97 B FF 96 C FF 96 S FF 97 S FF 97 2-3 ① **K**	1 0 1 0 0 0 0 1	0 0 0 0 0 0 0 0	0 0 0 0 0 0 0 0	0 0 0 0 0 0 0 0	0 0 1 0 0 0 0 1	0 0 0 0 0 0 0 0	0 0 0 0 0 0 0 0
Inning Stats	R: 1 H: 1 E: 0 LOB: 2 K: 1 BB: 2 S: 11 P: 19	R: 1 H: 1 E: 0 LOB: 0 K: 1 BB: 0 S: 10 P: 19	R: 0 H: 1 E: 0 LOB: 1 K: 0 BB: 0 S: 6 P: 12	R: 1 H: 1 E: 0 LOB: 1 K: 1 BB: 0 S: 12 P: 17	R: 1 H: 3 E: 0 LOB: 3 K: 1 BB: 1 S: 9 P: 20	R: 0 H: 0 E: 0 LOB: 0 K: 2 BB: 0 S: 9 P: 11	R: 0 H: 0 E: 0 LOB: 0 K: 0 BB: 0 S: 6 P: 10	R: 0 H: 0 E: 0 LOB: 0 K: 0 BB: 0 S: 7 P: 13	R: 0 H: 0 E: 0 LOB: 0 K: 3 BB: 0 S: 12 P: 16	1B: 1 SF: 1 2B: 4 SAC: 1 3B: 0 DP: 1 HR: 2 HBP: 2						

	AB	31
	R	4
	H	7
	RBI	4
	BB	3
	SO	9
	LOB	12

PITCHER		IP	WLS	BF	H	R	ER	SO	BB	IBB	HBP	BLK	WP	HR	S	P	ERA	WHIP
49 Julio Teheran, R ERA: 7.31	(1, 1)	5.0		26	7	4	4	4	2	1	2	0	1	2	48	87	7.20	1.800
38 Anthony Varvaro, R ERA:	(6, 1)	2.0	W	6	0	0	0	2	0	0	0	0	0	0	15	21	0.00	0.000
34 Eric O'Flaherty, L ERA: 2.08	(8, 1)	1.0	H	3	0	0	0	0	0	0	0	0	0	0	7	13	0.00	0.000
46 Craig Kimbrel, R ERA:	(9, 1)	1.0	S	3	0	0	0	3	0	0	0	0	0	0	12	16	0.00	0.000

PITCHER	IP	WLS	BF	H	R	ER	SO	BB	IBB	HBP	BLK	WP	HR	S	P	ERA	WHIP

Atlanta Braves @ Pittsburgh Pirates

PNC Park, Pittsburgh, PA

Fri Apr 19 2013, 7:07 PM - 9:46 PM EDT

Att. 18,705 - Cloudy - 49 F

TOP

livebaseballscorecards.com

Batter	1	2	3	4	5	6	7	8	9	AB	R	H	RBI	BB	SO	LOB
2 B.J. Upton, R (1, 8) OBP: 0.250, SLG: 0.316	C FF 90 C SI 90 B FF 91 X CU 76 1-2 G5-3			C CU 74 B FF 88 B SI 90 C SI 90 F CU 76 S SI 90 2-3 K			B FF 89 B SI 89 F SI 88 S SI 88 B SI 90 F SI 87 C SI 90 3-3 K			3	0	0	0	0	2	0
7 Reed Johnson, R (7, 8) OBP: 0.167, SLG: 0.182										0	0	0	0	0	0	0
22 Jason Heyward, L (1, 9) OBP: 0.262, SLG: 0.273	X SI 92 0-0 F8			B CU 78 C SI 89 F SI 90 B CU 80 X SI 91 2-2 8 G6-4-3 1B			C CU 77 B CU 75 F FF 91 X CU 76 1-2 F7			3	0	1	0	0	0	0
8 Justin Upton, R (1, 7) OBP: 0.377, SLG: 0.820	C SI 92 C CU 77 B CU 77 S SI 93 1-3 K			X CU 77 0-0 G6-4-3 1-2f			C CU 74 B CU 76 B SI 89 B FF 90 C SI 89 X CU 75 3-2 G4-3			3	0	0	0	0	1	1
24 Evan Gattis, R (1, 3) OBP: 0.314, SLG: 0.630		X SI 91 0-0 F9			C CU 76 B CU 73 F SI 90 F CU 77 F CU 79 F SI 91 X CU 77 1-2 L7			B FC 94 F FC 91 X FC 91 1-1 G6-3		3	0	0	0	0	0	0
23 Chris Johnson, R (1, 5) OBP: 0.444, SLG: 0.588		B SI 91 C SI 91 B SI 90 X SI 89 2-1 F9			B SI 90 C CU 77 B FF 90 X SI 90 2-1 G6-3			X FC 94 0-0 F9		3	0	0	0	0	0	0
26 Dan Uggla, R (1, 4) OBP: 0.303, SLG: 0.327		C SI 91 B SI 91 X SI 91 1-1 F8			C SI 90 B CU 73 F SI 91 S CU 76 1-3 K			C FC 90 B KC 80 C FC 91 S KC 81 1-3 K2-3		3	0	0	0	0	2	0
52 Jordan Walden, R (8, 1)										0	0	0	0	0	0	0
19 Andrelton Simmons, R (1, 6) OBP: 0.263, SLG: 0.275			C SI 91 B CU 75 X SI 91 1-1 G1-3			C SI 88 C CU 74 X SI 88 0-2 G5-3			B SI 92 B SI 93 C FF 93 F FF 93 B SL 86 X FF 93 3-2 11 G3-6-1 1B	3	0	1	0	0	0	0
11 Gerald Laird, R (1, 2) OBP: 0.368, SLG: 0.375			B SI 90 B FF 90 C SI 89 B SI 90 X SI 90 3-1 F7			X SI 88 0-0 L4			X SI 93 0-0 G3-6-1 1-2f	3	0	0	0	0	0	1
15 Tim Hudson, R (1, 1) OBP: 0.444, SLG: 0.375 38 Anthony Varvaro, R (5, 1) 32 Blake DeWitt, L (6, PH) OBP: 0.333, SLG: 0.667 20 Luis Ayala, R (6, 1) 53 Cory Gearrin, R (7, 1) 14 Ramiro Pena, S (8, 4) OBP: 0.400, SLG: 0.522			C SI 90 C CU 75 B CU 76 F SI 90 F CU 76 S FF 91 1-3 K			B SI 88 B FF 89 X FF 88 2-0 G4-3			F SI 94 B SI 94 C SL 86 S SL 86 1-3 K	1	0	0	0	0	1	0
										0	0	0	0	0	0	0
										1	0	0	0	0	0	0
										0	0	0	0	0	0	0
										1	0	0	0	0	1	0

	AB	27
	R	0
	H	2
	RBI	0
	BB	0
	SO	7
	LOB	2

Inning Stats	1	2	3	4	5	6	7	8	9
	R: 0 E: 0 K: 1 S: 7	R: 0 E: 0 K: 0 S: 5	R: 0 E: 0 K: 1 S: 9	R: 0 E: 0 K: 1 S: 8	R: 0 E: 0 K: 1 S: 11	R: 0 E: 0 K: 0 S: 5	R: 0 E: 0 K: 1 S: 10	R: 0 E: 0 K: 1 S: 6	R: 0 E: 0 K: 1 S: 7
	H: 0 LOB: 0 BB: 0 P: 9	H: 0 LOB: 0 BB: 0 P: 8	H: 0 LOB: 0 BB: 0 P: 14	H: 1 LOB: 0 BB: 0 P: 12	H: 0 LOB: 0 BB: 0 P: 15	H: 0 LOB: 0 BB: 0 P: 7	H: 0 LOB: 0 BB: 0 P: 17	H: 0 LOB: 0 BB: 0 P: 8	H: 1 LOB: 0 BB: 0 P: 11

1B: 2 SF: 0
2B: 0 SAC: 0
3B: 0 DP: 2
HR: 0 HBP: 0

WP: 0 PA: 27
PB: 0
SB: 0
CS: 0

PITCHER		IP	WLS	BF	H	R	ER	SO	BB	IBB	HBP	BLK	WP	HR	S	P	ERA	WHIP
51 Wandy Rodriguez, L ERA: 0.56	(1, 1)	7.0	W	21	1	0	0	5	0	0	0	0	0	0	55	82	0.00	0.143
35 Mark Melancon, R ERA: 0.9	(8, 1)	1.0		3	0	0	0	1	0	0	0	0	0	0	6	8	0.00	0.000
32 Vin Mazzaro, R ERA:	(9, 1)	1.0		3	1	0	0	1	0	0	0	0	0	0	7	11	0.00	1.000

PITCHER	IP	WLS	BF	H	R	ER	SO	BB	IBB	HBP	BLK	WP	HR	S	P	ERA	WHIP

Batter	1	2	3	4	5	6	7	8	9	AB	R	H	RBI	BB	SO	LOB
31 Jose Tabata, R (1, 7) OBP: 0.280, SLG: 0.304	B SI 89 S SI 89 X SI 89 1-1 ① G6-3	C SI 89 X SI 88 0-1 3-H 2B			B FC 83 B SI 88 B SI 88 C FF 87 B SI 88 4-1 22 BB 23 1B 46 1B BB	C SI 88 C FF 87 B SI 87 B SI 88 X SI 89 2-2 ① G4-3		C SI 88 B SL 80 S SL 79 B SL 80 X SI 89 2-2 ② G4-3		4	1	1	1	1	0	0
23 Travis Snider, L (1, 9) OBP: 0.422, SLG: 0.487	C SI 89 B SI 90 B FC 85 S FC 85 B FC 85 X SI 90 3-2 2B	T FS 81 B CU 76 X SI 89 1-1 ③ G6-3			1 SAFE C SI 87 F FS 79 B FS 80 F CU 76 1 SAFE X FS 80 1-2 1-2 22 BB 46 1B 1B	C SL 83 B SI 88 B SI 88 F SI 88 B SI 89 B SI 89 4-2 BB		C FF 93 B CH 86 B FF 94 F FF 93 B FF 94 F FF 94 F FF 94 X FF 95 3-2 ③ G6-3		4	1	2	0	1	0	1
22 Andrew McCutchen, R (1, 8) OBP: 0.323, SLG: 0.466	C FC 84 B CU 76 S FC 85 B CU 76 B SI 89 X CU 76 3-2 ② L5		C SI 88 S FS 79 F FS 80 X CU 76 0-2 ① F8		B SI 88 B FC 85 S FS 79 B SI 89 B SI 89 4-1 24 WP 46 1B 17 WP 1-2 2-3 BB	C SI 89 F SI 90 B FF 89 S CH 86 1-3 ② K				3	1	0	0	1	1	2
46 Garrett Jones, L (1, 3) OBP: 0.373, SLG: 0.457	S CU 77 B CU 79 B SI 89 X FC 83 2-1 ③ L3		F FS 81 F CU 77 F SI 88 X FS 80 0-2 ② G4-3		B FS 81 X SI 90 1-0 17 WP 55 BB 1-2 2-H 3-H 1B	X SL 85 0-0 ③ F9				4	0	1	2	0	0	2
18 Neil Walker, S (1, 4) OBP: 0.354, SLG: 0.368		C SI 89 B SI 88 F FS 81 F CU 76 B FS 80 B FC 85 X SI 88 3-2 24 HR 3B	C FC 83 S FS 80 B SI 88 F CU 76 X SI 90 1-2 1B		X FF 92 0-0 ① F8		B CU 75 B SL 84 B CH 86 C SI 89 B CU 73 4-1 BB			3	1	2	0	1	0	2
24 Pedro Alvarez, L (1, 5) OBP: 0.207, SLG: 0.231		X FC 85 0-0 3-H HR	F SI 88 F FS 80 S FS 81 0-3 ③ K		S FF 92 B CU 78 D CU 81 S FF 92 D CU 80 C FF 94 3-3 ② K 2-3		C FF 89 F FF 89 B FF 88 S SI 89 1-3 ① K			4	1	1	2	0	3	4
55 Russell Martin, R (1, 2) OBP: 0.288, SLG: 0.311		C SI 90 X SI 89 0-1 51 G1-3 31 2B 2B	S FC 84 L FS 80 B SI 88 X CU 76 1-2 17 G6-4-3 1B		B FF 92 B FF 91 B FF 93 B FF 93 4-0 17 WP 1-2 BB		B SL 77 C SI 85 B SL 77 X SI 87 2-1 ② F7			3	1	2	0	1	0	1
17 John McDonald, R (1, 6) OBP: 0.214, SLG: 0.083	B SI 88 B CU 74 F SI 88 B SI 89 F SI 89 S SI 88 3-3 ① K			X SI 89 0-0 ① ② G6-4-3 1-2f	C FF 93 S CU 80 D CU 82 S CU 79 1-3 K 1-2 2-3 3-H		B SI 86 B SI 85 F SI 87 F SI 86 F SI 86 F SI 88 B SL 79 F SI 88 F SI 88 3-2 ③ F SI 87 F SI 87 X SI 88 G5-3			4	0	0	0	0	2	5
51 Wandy Rodriguez, S (1, 1) 35 Mark Melancon, R (8, 1) 7 Alex Presley, L (8, PH) OBP: 0.333, SLG: 0.333 32 Vin Mazzaro, R (9, 1)	C SI 88 B FC 84 S SI 88 X SI 88 1-2 ② G1-3 2-3			C SI 88 B FS 80 X SI 90 1-1 ③ G1-3	C FF 91 T FF 92 S FF 93 0-3 ③ K			B SI 86 F SI 88 X CH 80 1-1 ① G4-3		3 0 1 0	0 0 0 0	0 0 0 0	0 0 0 0	1 0 0 0	4 0 0 0
Inning Stats	R: 0 H: 1 E: 0 LOB: 1 K: 0 BB: 0 S: 10 P: 19	R: 3 H: 4 E: 0 LOB: 1 K: 1 BB: 0 S: 17 P: 25	R: 0 H: 1 E: 0 LOB: 1 K: 1 BB: 0 S: 15 P: 16	R: 0 H: 1 E: 0 LOB: 0 K: 0 BB: 0 S: 6 P: 8	R: 3 H: 2 E: 0 LOB: 3 K: 3 BB: 3 S: 17 P: 35	R: 0 H: 0 E: 0 LOB: 1 K: 1 BB: 1 S: 9 P: 16	R: 0 H: 0 E: 0 LOB: 1 K: 1 BB: 1 S: 15 P: 25	R: 0 H: 0 E: 0 LOB: 0 K: 0 BB: 0 S: 10 P: 16		1B: 4 2B: 3 3B: 1 HR: 1	SF: 0 SAC: 0 DP: 1 HBP: 0					

PITCHER		IP	WLS	BF	H	R	ER	SO	BB	IBB	HBP	BLK	WP	HR	S	P	ERA	WHIP
15 Tim Hudson, R ERA: 4.5	(1, 1)	4.0	L	22	9	6	6	2	2	0	0	0	0	1	55	85	13.50	2.750
38 Anthony Varvaro, R ERA:	(5, 1)	1.0		5	0	0	0	3	1	0	0	0	2	0	10	18	0.00	1.000
20 Luis Ayala, R ERA: 2.84	(6, 1)	1.1		6	0	0	0	2	2	0	0	0	0	0	13	25	0.00	1.500
53 Cory Gearrin, R ERA:	(7, 1)	1.1		4	0	0	0	0	0	0	0	0	0	0	16	24	0.00	0.000
52 Jordan Walden, R ERA: 2.08	(8, 1)	0.1		1	0	0	0	0	0	0	0	0	0	0	5	8	0.00	0.000

PITCHER	IP	WLS	BF	H	R	ER	SO	BB	IBB	HBP	BLK	WP	HR	S	P	ERA	WHIP

BOTTOM

Atlanta Braves @ Pittsburgh Pirates

PNC Park, Pittsburgh, PA

Fri Apr 19 2013, 7:07 PM - 9:46 PM EDT

Att. 18,705 - Cloudy - 49 F

livebaseballscorecards.com

AB	33
R	6
H	9
RBI	5
BB	5
SO	7
LOB	21

WP: 2	PA: 38		
PB: 0			
SB: 0			
CS: 0			

Atlanta Braves @ Pittsburgh Pirates

PNC Park, Pittsburgh, PA

Sat Apr 20 2013, 7:06 PM - 9:36 PM EDT

Att. 29,313 - Cloudy - 45 F

TOP

livebaseballscorecards.com

Batter	1	2	3	4	5	6	7	8	9	AB	R	H	RBI	BB	SO	LOB
2 B.J. Upton, R (1, 8) OBP: 0.250, SLG: 0.311	S FF 91 C FF 92 C CU 80 0-3 ① K	C CU 78 S FF 93 S SL 80 0-3 ③ K			B FF 91 F SL 78 X CU 74 1-1 ② F7		B SI 93 C CH 86 X SI 92 1-1 1B			4	0	1	0	0	2	3
22 Jason Heyward, L (1, 9) OBP: 0.261, SLG: 0.259	C FF 92 B CU 77 S FF 93 F FF 93 S CU 80 1-3 ② K		B CH 81 C FF 91 B CU 75 F FF 91 F FF 92 X SL 79 2-2 ① G3		C FF 90 B CH 84 B CU 75 B FF 90 B FF 90 4-1 BB		S SL 85 F SI 94 B SI 92 X SL 85 1-2 ③ F7			3	0	0	0	1	1	1
8 Justin Upton, R (1, 7) OBP: 0.384, SLG: 0.797	B CU 78 T FF 92 F CU 76 F FF 93 S CU 80 1-3 ③ K		B FF 90 B SL 80 B FF 92 B SI 91 4-0 23 FC6-4 BB		S CU 77 S SL 78 F SL 79 1 SAFE X FF 91 0-2 ③ L9			F FC 94 C FC 91 F KC 81 X FC 92 0-2 24 G4-3 1B		3	0	1	0	1	1	1
24 Evan Gattis, R (1, 2) OBP: 0.309, SLG: 0.592		C CU 77 B FF 91 B SI 91 H CU 78 3-1 23 2B 19 BB HBP	F FF 90 1 SAFE B CU 77 1 SAFE B CU 77 X FF 90 2-1 ② F8			C CU 76 B CU 75 S FF 90 B CU 76 X FF 89 2-2 ① P6		X FC 90 0-0 ① G4-3 1-2		3	1	0	0	0	0	2
23 Chris Johnson, R (1, 3) OBP: 0.448, SLG: 0.600		X FF 90 0-0 19 BB 1-3 2B	C FF 91 X FF 91 0-1 ③ FC6-4 1-2f			B CU 76 C FF 91 X FF 90 1-1 14 G5-3 1B		S FC 91 X FC 91 0-1 ② G1-3		4	0	2	0	0	0	2
26 Dan Uggla, R (1, 4) OBP: 0.309, SLG: 0.321 14 Ramiro Pena, S (4, 4) OBP: 0.370, SLG: 0.480		B SL 78 C CU 77 B CU 74 B FF 91 S CU 77 B FF 91 4-2 19 BB BB	S FF 89 C SL 78 B FF 88 B CU 76 X FF 91 2-2 ① G6-3		1 SAFE F FF 89 B SL 78 X FF 89 1-1 ② G5-3 1-2		B FC 91 B FC 91 B FC 92 C FF 91 X FC 91 3-1 ③ G1-3		1 2	0 0	0 0	0 0	1 0	0 0	0 2
25 Juan Francisco, L (1, 5) OBP: 0.320, SLG: 0.479		C FF 92 S CU 75 T CU 75 0-2 ① K	B CH 81 F FF 92 F CU 75 S FF 91 1-3 ② K			C CU 75 F CU 75 T FF 90 0-2 ③ K			B FF 92 B FF 93 F FF 92 S FF 92 F SL 82 S FF 94 2-3 ① K	4	0	0	0	0	4	4
19 Andrelton Simmons, R (1, 6) OBP: 0.262, SLG: 0.259		D FF 92 B SI 91 B CU 77 B FF 89 4-0 1-2 2-3 3-H BB	C CU 77 B CU 76 X FF 91 1-1 ③ P3				B SI 92 X SI 92 1-0 ① G6-3		C SL 82 B SL 81 C FF 94 S SL 84 1-3 ② K	3	0	0	1	1	1	0
28 Paul Maholm, L (1, 1) OBP: 0.091, SLG: 0.091 7 Reed Johnson, R (7, PH) OBP: 0.154, SLG: 0.167 53 Cory Gearrin, R (7, 1) 52 Jordan Walden, R (8, 1) 17 Jordan Schafer, L (9, PH) OBP: 0.444, SLG: 0.556		C FF 90 F FF 92 C CU 75 0-3 ② K			C FF 89 F FF 92 S CU 75 0-3 ① K		C SI 93 S CH 86 B SI 94 F SI 94 S CH 85 1-3 ② K		C FF 93 L FF 93 S FF 93 0-3 ③ K	2 1 0 0 1	0 0 0 0 0	0 0 0 0 0	0 0 0 0 0	0 0 0 0 0	2 1 0 0 1	3 0 0 0 0

Inning Stats																								
	R: 0	H: 0		R: 1	H: 1		R: 0	H: 0		R: 0	H: 0		R: 0	H: 0		R: 0	H: 1		R: 0	H: 1		R: 0	H: 0	
	E: 0	LOB: 0		E: 0	LOB: 3		E: 0	LOB: 1		E: 0	LOB: 0		E: 0	LOB: 1		E: 0	LOB: 1		E: 0	LOB: 1		E: 0	LOB: 0	
	K: 3	BB: 0		K: 3	BB: 2		K: 0	BB: 1		K: 1	BB: 0		K: 1	BB: 1		K: 1	BB: 0		K: 0	BB: 0		K: 3	BB: 0	
	S: 11	P: 13		S: 13	P: 24		S: 8	P: 16		S: 8	P: 12		S: 10	P: 15		S: 10	P: 14		S: 10	P: 14		S: 9	P: 12	
	R: 0	H: 0		R: 1	H: 1		R: 0	H: 0		R: 0	H: 0		R: 0	H: 0		R: 0	H: 1		R: 0	H: 1		R: 0	H: 0	
	E: 0	LOB: 0		E: 0	LOB: 3		E: 0	LOB: 1		E: 0	LOB: 0		E: 0	LOB: 1		E: 0	LOB: 1		E: 0	LOB: 1		E: 0	LOB: 0	
	K: 3	BB: 0		K: 3	BB: 2		K: 0	BB: 1		K: 1	BB: 0		K: 1	BB: 1		K: 1	BB: 0		K: 0	BB: 0		K: 3	BB: 0	
	S: 11	P: 13		S: 13	P: 24		S: 8	P: 16		S: 8	P: 12		S: 10	P: 15		S: 10	P: 14		S: 10	P: 14		S: 9	P: 12	

	R: 0	H: 0		R: 1	H: 1		R: 0	H: 0		R: 0	H: 0		R: 0	H: 0		R: 0	H: 1		R: 0	H: 1		R: 0	H: 0	
	E: 0	LOB: 0		E: 0	LOB: 3		E: 0	LOB: 1		E: 0	LOB: 0		E: 0	LOB: 1		E: 0	LOB: 1		E: 0	LOB: 1		E: 0	LOB: 0	
	K: 3	BB: 0		K: 3	BB: 2		K: 0	BB: 1		K: 1	BB: 0		K: 1	BB: 1		K: 1	BB: 0		K: 0	BB: 0		K: 3	BB: 0	
	S: 11	P: 13		S: 13	P: 24		S: 8	P: 16		S: 8	P: 12		S: 10	P: 15		S: 10	P: 14		S: 10	P: 14		S: 9	P: 12	

1B: 3	SF: 0	WP: 0	PA: 36
2B: 1	SAC: 0	PB: 0	
3B: 0	DP: 0	SB: 0	
HR: 0	HBP: 1	CS: 0	

AB	31
R	1
H	4
RBI	1
BB	4
SO	13
LOB	18

PITCHER		IP	WLS	BF	H	R	ER	SO	BB	IBB	HBP	BLK	WP	HR	S	P	ERA	WHIP
53 James McDonald, R ERA: 4.12	(1, 1)	6.0	W	25	2	1	1	9	4	0	1	0	0	0	60	94	1.50	1.000
44 Tony Watson, L ERA: 3.38	(7, 1)	1.0	H	4	1	0	0	1	0	0	0	0	0	0	10	14	0.00	1.000
35 Mark Melancon, R ERA: 0.82	(8, 1)	1.0	H	4	1	0	0	0	0	0	0	0	0	0	9	12	0.00	1.000
39 Jason Grilli, R ERA:	(9, 1)	1.0	S	3	0	0	0	3	0	0	0	0	0	0	10	13	0.00	0.000

PITCHER		IP	WLS	BF	H	R	ER	SO	BB	IBB	HBP	BLK	WP	HR	S	P	ERA	WHIP

Atlanta Braves @ Pittsburgh Pirates

PNC Park, Pittsburgh, PA

Sat Apr 20 2013, 7:06 PM - 9:36 PM EDT

Att. 29,313 - Cloudy - 45 F

livebaseballscorecards.com

BOTTOM

Batter	1	2	3	4	5	6	7	8	9	AB	R	H	RBI	BB	SO	LOB
6 Starling Marte, R (1, 7) OBP: 0.371, SLG: 0.477	C SI 87 L SI 87 H SL 78 1-2 31 G6-4-3 HBP			B SI 86 S SI 86 S CU 72 F EP 61 F SI 86 S CH 81 1-3 ① K2-3		M CU 69 S CU 72 B CU 72 B SI 87 B CH 81 B SI 87 4-2 31 SH5-3 22 2B BB	S SL 79 X SL 77 0-1 ②③ G5-4-3 1-2f			2	1	0	0	1	1	3
31 Jose Tabata, R (1, 9) OBP: 0.250, SLG: 0.269	C SI 86 ① 1 SAFE ② F CH 79 B SL 79 B SI 86 1 SAFE X CH 80 2-2 G6-4-3 1-2f			B FC 83 X SI 87 1-0 ② G6-3		1 SAFE X CH 79 0-0 ① SH5-3 1-2		C FF 95 X FF 93 0-1 ① F9		3	0	0	0	0	0	1
22 Andrew McCutchen, R (1, 8) OBP: 0.333, SLG: 0.500	C SI 88 S EP 65 F CU 73 X FF 88 0-2 ③ F8			B CH 81 X FC 81 1-0 14 S 2B		F SI 87 X SI 87 0-1 14 HR 2-H 2B		B FF 96 F FF 95 B SL 84 X FF 96 2-1 ② F7		4	1	2	1	0	0	0
14 Gaby Sanchez, R (1, 3) OBP: 0.333, SLG: 0.370		B SI 87 B SI 84 C FF 86 F SI 86 X CH 80 2-2 ① F7		B SI 87 B CH 79 B CH 80 X SI 88 3-0 ③ F8 2-3		C CH 79 B CH 79 F SI 88 X SI 87 1-2 HR 2-H		C FF 95 C SL 81 X FF 96 0-2 55 1B		4	1	2	2	0	0	1
55 Russell Martin, R (1, 5) (8, 2) OBP: 0.321, SLG: 0.319		C SI 86 C FC 83 X CU 71 0-2 ② G5-3			B CH 80 B SI 86 F SI 87 B CH 80 F SI 86 B SI 86 4-2 18 1B BB	C SI 87 B CH 81 F FC 82 B SL 80 B CH 80 F FC 82 F SI 88 B CH 81 4-2 18 G6-4-3 BB		X FF 95 0-0 1-2 1B		2	0	1	0	2	0	0
18 Neil Walker, S (1, 4) OBP: 0.348, SLG: 0.361		C SI 87 B SL 80 C FC 83 S CH 80 1-3 ③ K			X SI 86 0-0 1-2 1B	C CU 72 1 SAFE S CU 71 X EP 62 0-2 ②③ G6-4-3 1-2f		B FF 95 F FF 96 F FF 96 D SL 81 S FF 96 2-3 ③ K		4	0	1	0	0	2	3
19 Michael McKenry, R (1, 2) OBP: 0.400, SLG: 0.929 7 Alex Presley, L (7, PR) OBP: 0.333, SLG: 0.333 35 Mark Melancon, R (8, 1) 39 Jason Grilli, R (9, 1)			X CH 82 0-0 ① F7		C CH 81 F SI 87 B CH 78 F SI 88 S FC 81 1-3 ① K		B SI 86 B SI 86 B SI 88 C SI 88 X SI 88 3-1 12 WP 2B			3 0 0 0	0 0 0 0	1 0 0 0	0 0 0 0	1 0 0 0	0 0 0 0	2 0 0 0
12 Clint Barmes, R (1, 6) OBP: 0.133, SLG: 0.140			C SI 86 B CH 79 X SI 86 1-1 ② G6-3		C SI 86 F SI 86 B SI 88 F SI 86 S CH 79 1-3 ② K		B SI 88 L SI 87 B SL 79 S SL 78 S SL 78 2-3 ① K 2-3			3	0	0	0	0	2	3
53 James McDonald, L (1, 1) OBP: 0.286, SLG: 0.167 44 Tony Watson, L (7, 1) 24 Pedro Alvarez, L (7, PH) OBP: 0.220, SLG: 0.231 (8, 5)			C FF 87 X SI 86 0-1 ③ G6-3		S SI 87 S SL 80 B SI 89 C SI 89 1-3 ③ K		I IN 67 I IN 68 I IN 67 I IN 67 4-0 6 G5-4-3 IBB			2 0 0 0	0 0 0 0	0 0 0 1	0 0 0 0	0 0 0 0	1 0 0 0	2 0 0 0
Inning Stats	R: 0 E: 0 K: 0 S: 9 H: 0 LOB: 0 BB: 0 P: 12	R: 0 E: 0 K: 1 S: 9 H: 0 LOB: 0 BB: 0 P: 12	R: 0 E: 0 K: 0 S: 5 H: 0 LOB: 0 BB: 0 P: 6	R: 0 E: 0 K: 1 S: 8 H: 1 LOB: 1 BB: 0 P: 14	R: 0 E: 0 K: 3 S: 14 H: 1 LOB: 2 BB: 1 P: 21	R: 3 E: 0 K: 0 S: 15 H: 2 LOB: 0 BB: 2 P: 24	R: 0 E: 0 K: 1 S: 7 H: 1 LOB: 2 BB: 1 P: 16	R: 0 E: 0 K: 1 S: 11 H: 2 LOB: 2 BB: 0 P: 15		1B: 3 2B: 3 3B: 0 HR: 1 SF: 0 SAC: 1 DP: 3 HBP: 1						

	AB	27
	R	3
	H	7
	RBI	3
	BB	4
	SO	7
	LOB	15

WP: 1 PB: 0 SB: 1 CS: 0 PA: 33

PITCHER		IP	WLS	BF	H	R	ER	SO	BB	IBB	HBP	BLK	WP	HR	S	P	ERA	WHIP
28 Paul Maholm, L ERA: 1.03	(1, 1)	6.0	L	24	4	3	3	5	3	0	1	0	0	1	60	89	4.50	1.167
53 Cory Gearrin, R ERA:	(7, 1)	1.0		4	1	0	0	1	0	1	0	0	1	0	7	16	0.00	1.000
52 Jordan Walden, R ERA: 1.69	(8, 1)	1.0		5	2	0	0	1	0	0	0	0	0	0	11	15	0.00	2.000

PITCHER	IP	WLS	BF	H	R	ER	SO	BB	IBB	HBP	BLK	WP	HR	S	P	ERA	WHIP

Atlanta Braves @ Pittsburgh Pirates

PNC Park, Pittsburgh, PA

Sun Apr 21 2013, 1:39 PM - 5:07 PM EDT

Att. 20,873 - Partly Cloudy - 45 F

TOP

livebaseballscorecards.com

Batter	1	2	3	4	5	6	7	8	9	AB	R	H	RBI	BB	SO	LOB
2 B.J. Upton, R (1, 8) OBP: 0.247, SLG: 0.303	P3	K		1B		G6-4-3			K	5	0	1	0	0	2	5
14 Ramiro Pena, S (1, 4) OBP: 0.375, SLG: 0.429	8 CS BB		K	G5-3			8 CS BB		K	3	0	0	0	2	2	3
8 Justin Upton, R (1, 7) OBP: 0.385, SLG: 0.761	K		23 F9 24 PB BB		7 S BB		K		F9	3	0	0	0	2	2	3
24 Evan Gattis, R (1, 3) OBP: 0.322, SLG: 0.596		K	BB		K		2B			3	0	1	0	1	2	1
23 Chris Johnson, R (1, 5) OBP: 0.435, SLG: 0.576		7 11 1B 1B	F9		F7		K			4	1	1	0	0	1	4
7 Reed Johnson, R (1, 9) OBP: 0.176, SLG: 0.188		11 19 1B 1B	K		F7			K		4	1	1	0	0	2	3
11 Gerald Laird, R (1, 2) OBP: 0.391, SLG: 0.400		54 SH1-4 19 1B		G5-3		19 1B		F7		4	0	2	1	0	0	0
19 Andrelton Simmons, R (1, 6) OBP: 0.292, SLG: 0.281		54 SH1-4		2 1B BB		2 G6-4-3		P6		3	0	2	1	1	0	0
54 Kris Medlen, S (1, 1)		SH1-4		K		K			BB	2	0	0	0	0	2	3
20 Luis Ayala, R (7, 1)										0	0	0	0	0	0	0
43 Luis Avilán, L (7, 1)										0	0	0	0	0	0	0
53 Cory Gearrin, R (8, 1)										0	0	0	0	0	0	0
17 Jordan Schafer, L (9, PH) OBP: 0.500, SLG: 0.556										0	0	0	0	1	0	0
Inning Stats	R: 0 E: 0 K: 1 S: 9 H: 0 LOB: 1 BB: 1 P: 18	R: 2 E: 0 K: 2 S: 20 H: 4 LOB: 2 BB: 0 P: 32	R: 0 E: 0 K: 2 S: 12 H: 0 LOB: 2 BB: 2 P: 24	R: 0 E: 0 K: 1 S: 13 H: 1 LOB: 2 BB: 1 P: 22	R: 0 E: 0 K: 1 S: 8 H: 0 LOB: 1 BB: 1 P: 14	R: 0 E: 0 K: 1 S: 10 H: 2 LOB: 1 BB: 0 P: 13	R: 0 E: 0 K: 2 S: 10 H: 1 LOB: 1 BB: 1 P: 18	R: 0 E: 0 K: 1 S: 12 H: 0 LOB: 0 BB: 0 P: 17	R: 0 E: 0 K: 2 S: 14 H: 0 LOB: 1 BB: 1 P: 23	1B: 7 2B: 3 3B: 0 HR: 0	SF: 0 SAC: 1 DP: 3 HBP: 0					

AB	31
R	2
H	8
RBI	2
BB	7
SO	13
LOB	22

WP: 0 PB: 1 SB: 1 CS: 2 PA: 39

PITCHER		IP	WLS	BF	H	R	ER	SO	BB	IBB	HBP	BLK	WP	HR	S	P	ERA	WHIP
57 Jonathan Sánchez, L ERA: 11.12	(1, 1)	3.0		15	4	2	2	5	3	0	0	0	0	0	41	74	6.00	2.333
30 Jeanmar Gómez, R ERA: 0.96	(4, 1)	2.1		12	3	0	0	3	2	0	0	0	0	0	29	46	0.00	2.143
37 Justin Wilson, L ERA: 1.5	(6, 1)	1.1	W	4	1	0	0	1	1	0	0	0	0	0	9	17	0.00	1.500
48 Jared Hughes, R ERA: 5.4	(7, 1)	0.1	H	1	0	0	0	1	0	0	0	0	0	0	3	4	0.00	0.000
44 Tony Watson, L ERA: 3.0	(8, 1)	1.0	H	3	0	0	0	1	0	0	0	0	0	0	12	17	0.00	0.000

PITCHER		IP	WLS	BF	H	R	ER	SO	BB	IBB	HBP	BLK	WP	HR	S	P	ERA	WHIP
39 Jason Grilli, R ERA:	(9, 1)	1.0	S	4	0	0	0	2	1	0	0	0	0	0	14	23	0.00	1.000

Batter	1	2	3	4	5	6	7	8	9	AB	R	H	RBI	BB	SO	LOB
6 Starling Marte, R (1, 7) OBP: 0.373, SLG: 0.464	B SI 89 X SI 89 1-0 ① L9	C CU 77 D CU 79 H SI 90 2-1 1-2 HBP			L CH 80 X CU 76 0-1 E5 23 CS		B SL 84 X SI 89 1-0 22 F7 23 1B 46 FC5-2-6 1B	B SI 87 F SI 87 F SL 78 F SL 78 C SI 89 1-3 ③ K		4	0	1	0	0	1	1
23 Travis Snider, L (1, 9) OBP: 0.449, SLG: 0.524	B SI 90 B CH 82 C SI 89 F SI 90 B FF 90 F CH 83 B SI 90 4-2 22 1B BB	B CH 82 S CH 83 B CU 76 F SI 90 C FF 90 2-3 ② K			1 SAFE F SI 89 F CU 77 B FF 90 B CU 78 F CU 78 F CH 83 B FF 90 F CU 79 3-2 ① 1-2 2B		S SI 92 B SI 92 X SI 90 1-1 1-2 18 BB 24 WP 22 F7 1B			3	1	2	0	1	1	2
22 Andrew McCutchen, R (1, 8) OBP: 0.329, SLG: 0.485	X SI 90 0-0 1-2 1B	X CU 78 0-0 ③ F7			C SI 90 F CH 81 B CU 78 C SI 91 1-3 ② K		S SI 93 B CH 81 B CH 79 S SI 91 D CU 76 X CH 77 3-2 ① 1-2 2-3 F7			4	0	1	0	0	1	5
46 Garrett Jones, L (1, 3) OBP: 0.345, SLG: 0.420 44 Tony Watson, L (8, 1) 39 Jason Grilli, R (9, 1)	C CU 76 B SI 90 B CU 77 B SI 90 X SI 90 3-1 ② F7		B CU 76 C CH 82 B FF 90 X SI 90 2-1 ① G6-3		S CU 78 D CU 79 X SI 90 1-1 ③ F7		X SI 93 0-0 ② FC5-2-6 24 WP 18 BB 3-H			4 0 0	0 0 0	0 0 0	0 0 0	0 0 0	0 0 0	5 0 0
18 Neil Walker, S (1, 4) OBP: 0.356, SLG: 0.359	C SI 89 F FF 89 F CU 76 C FF 91 0-3 ③ K		B CH 83 B SI 90 X SI 89 2-0 ② L7			B CH 81 F SI 89 B FF 90 B CH 83 X SI 90 3-1 55 G4-3 24 F7 12 1B 1B	B SI 94 S CH 84 S CH 83 B SI 93 B CH 83 B CH 80 4-2 1-2 2-3 24 WP BB			3	1	1	0	1	1	2
24 Pedro Alvarez, L (1, 5) OBP: 0.222, SLG: 0.232		X SI 90 0-0 55 2B 1B	F SI 90 B CU 77 F CU 77 F FF 91 F CH 83 F CH 83 F CU 78 B CH 83 F CH 83 2-3 ③ C SI 91 K			1 SAFE X SI 89 0-0 ① 1-2 F7	B CU 75 B SI 94 S SI 92 X SI 94 2-1 ③ 1-2 2-3 3-H P6			4	1	1	0	0	1	3
55 Russell Martin, R (1, 2) OBP: 0.333, SLG: 0.353		B SI 90 B CH 82 X SI 90 2-0 1-H 12 1B 2B		F FF 89 B CU 77 C CU 77 B SI 90 X SI 90 2-2 ① P6		S CH 82 X CU 78 0-1 ② 2-3 G4-3		B SI 87 B SI 88 C SI 88 B SI 86 F SI 86 X SI 89 3-2 14 G1-3 12 SH1-3 1B		4	1	2	1	0	0	1
12 Clint Barmes, R (1, 6) OBP: 0.167, SLG: 0.174		D SI 91 X SI 91 1-0 2-H 57 FC2-6 1B		B CU 77 F SI 90 X SI 90 1-1 ② G6-3		D CU 79 C CH 83 X SI 90 1-1 3-H 1B		B SI 88 X SI 88 1-0 ① SH1-3 1-2		3	0	2	2	0	0	0
57 Jonathan Sánchez, L (1, 1) 30 Jeanmar Gómez, R (4, 1) OBP: 0.500, SLG: 0.500 37 Justin Wilson, L (6, 1) 48 Jared Hughes, R (7, 1) 14 Gaby Sanchez, R (8, 3) OBP: 0.324, SLG: 0.357		B FF 89 L FF 91 L SI 90 X SI 89 1-2 ① FC2-6 6 HBP 1-2f		C SI 90 S CU 76 C SI 90 0-3 ③ K		C SI 90 B SI 90 S SI 89 S CH 82 1-3 ③ K		B SI 87 S SI 88 C SI 88 D SL 80 B SL 78 F SL 77 X SI 91 3-2 ② 2-3 G1-3		1 1 1 0 1	0 0 0 0 0	0 0 0 0 0	0 0 0 0 0	0 0 0 0 0	0 1 1 0 0	1 0 1 0 1
Inning Stats	R: 0 E: 0 K: 1 S: 11 H: 1 LOB: 2 BB: 1 P: 19	R: 2 E: 0 K: 1 S: 11 H: 3 LOB: 2 BB: 0 P: 19	R: 0 E: 0 K: 1 S: 11 H: 0 LOB: 0 BB: 0 P: 17	R: 0 E: 0 K: 1 S: 8 H: 0 LOB: 0 BB: 0 P: 11	R: 0 E: 1 K: 1 S: 13 H: 1 LOB: 1 BB: 0 P: 18	R: 1 E: 0 K: 1 S: 10 H: 2 LOB: 1 BB: 0 P: 15	R: 1 E: 0 K: 0 S: 11 H: 2 LOB: 2 BB: 1 P: 22	R: 0 E: 0 K: 1 S: 12 H: 1 LOB: 1 BB: 0 P: 20		1B: 8 2B: 2 3B: 0 HR: 0	SF: 0 SAC: 1 DP: 0 HBP: 1		WP: 1 PB: 0 SB: 0 CS: 1	PA: 37	

PITCHER		IP	WLS	BF	H	R	ER	SO	BB	IBB	HBP	BLK	WP	HR	S	P	ERA	WHIP
54 Kris Medlen, R ERA: 2.16	(1, 1)	6.0	L	27	7	3	3	6	1	0	1	0	0	0	64	99	4.50	1.333
20 Luis Ayala, R ERA: 4.26	(7, 1)	0.0		1	1	1	1	0	0	0	0	0	0	0	1	2	∞	∞
43 Luis Avilán, L ERA: 1.69	(7, 1)	1.0		5	1	0	0	0	1	0	0	0	1	0	10	20	0.00	2.000
53 Cory Gearrin, R ERA:	(8, 1)	1.0		4	1	0	0	1	0	0	0	0	0	0	12	20	0.00	1.000

PITCHER	IP	WLS	BF	H	R	ER	SO	BB	IBB	HBP	BLK	WP	HR	S	P	ERA	WHIP

BOTTOM

Atlanta Braves @ Pittsburgh Pirates

PNC Park, Pittsburgh, PA

Sun Apr 21 2013, 1:39 PM - 5:07 PM EDT

Att. 20,873 - Partly Cloudy - 45 F

livebaseballscorecards.com

AB	33
R	4
H	10
RBI	3
BB	2
SO	7
LOB	22

Batter	1	2	3	4	5	6	7	8	9	AB	R	H	RBI	BB	SO	LOB
19 Andrelton Simmons, R (1, 6) OBP: 0.286, SLG: 0.262	C SI 84 F CH 80 X CH 75 0-2 P2	C SI 83 D CH 76 X CH 76 1-1 P3		B CU 66 B SI 83 B CH 78 B SI 84 4-0 BB			B SL 86 X FF 92 1-0 F9		C FF 94 B FF 94 X SL 87 1-1 P6	4	0	0	0	1	0	2
2 B.J. Upton, R (1, 8) OBP: 0.231, SLG: 0.282	C SI 84 F CH 76 B SI 87 B CU 65 F CH 76 X CH 74 2-2 G5-3		X CH 81 0-0 L9	F CU 67 S CH 76 D CU 67 1 SAFE B SI 84 F SI 88 S CU 64 2-3 K			S FF 94 F SL 88 F FF 94 B SL 87 F SL 87 B SI 93 F CH 85 S FF 94 2-3 K		S FF 94 B FF 94 S FF 94 F FF 95 S SL 87 1-3 K	5	0	0	0	0	3	3
8 Justin Upton, R (1, 7) OBP: 0.378, SLG: 0.775	B CU 66 F SI 83 S CH 76 B CH 76 B SI 83 X CH 77 3-2 HR		B CU 68 C SI 84 S SI 82 F SI 82 F CU 65 S CH 77 1-3 K		X SL 87 0-0 G6-3		S SL 87 C FF 94 X SL 87 0-2 G4-3			4	1	1	1	0	1	0
5 Freddie Freeman, L (1, 3) OBP: 0.478, SLG: 0.600	B CU 70 F SI 85 B SI 85 X SI 86 2-1 F9		S CU 68 B CH 81 B SI 82 B CH 79 D FF 83 4-1 BB		B SI 93 X FF 92 1-0 F8			C SL 83 X FF 92 0-1 1B		3	0	1	0	1	0	0
23 Chris Johnson, R (1, 5) OBP: 0.424, SLG: 0.556		B SI 82 B CH 75 X CH 80 2-0 26 HR 1B	F SI 86 B SI 86 S CH 76 S CU 64 1-3 K2-3		C FF 94 X CH 86 0-1 G5-3			X FF 92 0-0 F9		4	1	1	0	0	1	2
24 Evan Gattis, R (1, 2) OBP: 0.317, SLG: 0.625		B SI 86 F CH 81 S SI 83 S CH 76 1-3 K		C CU 65 B CH 74 X CH 73 1-1 HR		B FF 94 X SL 87 1-0 L5		F FF 92 1 SAFE B SL 85 B SL 84 B FF 92 X FF 92 3-1 F7		4	1	1	1	0	1	2
26 Dan Uggla, R (1, 4) OBP: 0.306, SLG: 0.367		B SI 82 C CH 76 B CH 76 1 SAFE B CH 81 X SI 82 3-1 1-H HR		S SI 84 B CU 66 S CH 76 S SI 87 1-3 K		B SL 88 F FF 93 S SL 87 B FF 94 B SL 86 C SL 86 3-3 K		B FF 94 B SL 86 B SL 84 C FF 93 S SL 84 F FF 94 S FF 94 3-3 K		4	1	1	2	0	3	1
7 Reed Johnson, R (1, 9) OBP: 0.333, SLG: 0.500		B CU 67 C SI 83 L CU 66 X SI 87 1-2 36 SH1-4 1B		B SI 84 X SI 85 1-0 36 G6-3 2B		X FF 94 0-0 2B			B FF 92 C FF 92 C SL 84 B SL 86 B SL 85 X FF 93 3-2 17 SH1-4 2B	4	0	4	0	0	0	0
36 Mike Minor, R (1, 1) 43 Luis Avilán, L (7, 1) 34 Eric O'Flaherty, L (8, 1) 17 Jordan Schafer, L (9, PH) OBP: 0.500, SLG: 0.556 46 Craig Kimbrel, R (9, 1)		X SI 84 0-0 SH1-4 1-2		X SI 85 0-0 G6-3 2-3		X FF 93 0-0 F8			L SL 83 X FF 91 0-1 SH1-4 2-3	2 0 0 0 0	0 0 0 0 0	0 0 0 0 0	0 0 0 0 0	0 0 0 0 0	0 0 0 0 0	2 0 0 0 0

| Inning Stats | | |

BOTTOM

Atlanta Braves @ Colorado Rockies

Coors Field, Denver, CO

Tue Apr 23 2013, 1:12 PM - 3:48 PM MDT

Att. 19,124 - Cloudy - 23 F

Batter	1	2	3	4	5	6	7	8	9	AB	R	H	RBI	BB	SO	LOB
Dexter Fowler, S (1, 8) OBP: 0.356, SLG: 0.656	F FF 90 B FF 90 X CH 84 1-1 G5-3 ①		B KC 76 X FF 87 1-0 14 1B 3B		B FF 86 B CH 82 X FF 86 2-0 14 SH2-3 1B		B CU 71 X SI 91 1-0 G6-3 ③			4	1	2	0	0	0	0
14 Josh Rutledge, R (1, 4) OBP: 0.301, SLG: 0.354	B FF 90 X FF 90 1-0 F9 ②		B KC 76 X CH 82 1-0 2 F8 5 S 3-H 1B		X FF 86 0-0 SH2-3 ① 1-2			B SI 89 B SI 89 X SI 88 2-0 G1-3 ①		3	0	1	1	0	0	0
5 Carlos González, L (1, 7) OBP: 0.420, SLG: 0.629	C FF 90 C KC 79 X SL 84 0-2 L7 ③		F SL 83 1 SAFE S KC 77 B KC 79 B FF 87 1 SAFE D KC 79 S KC 77 3-3 K ① 1-2		B KC 77 B KC 77 B FF 87 C FF 87 S KC 78 X KC 77 3-2 P6 ②			B SI 89 X SL 83 1-0 G4-3 ②		4	0	0	0	0	1	2
2 Troy Tulowitzki, R (1, 6) OBP: 0.392, SLG: 0.656		C FF 89 B SL 84 C CH 84 B FF 90 F FF 91 F FF 91 B KC 81 F FF 91 B FF 90 4-2 3 2B 20 G4-3 BB	F CH 82 B FF 88 B KC 78 S CH 82 B FF 89 X CH 82 3-2 F8 ② 2-3		X KC 76 0-0 F8 ③			X SL 82 0-0 G5-3 ③		3	1	0	0	1	0	2
3 Michael Cuddyer, R (1, 9) OBP: 0.408, SLG: 0.619		C CH 83 S FF 90 B KC 79 B FF 89 1 SAFE F CH 83 X SL 84 2-2 15 1B 1-3 2B	B KC 78 B FF 88 S CH 82 B CH 82 B FF 88 4-1 BB			C FF 87 C FF 88 F FF 88 S CH 82 0-3 K ①			B FF 94 B FF 95 C FF 94 B FF 95 F FF 95 S FF 95 3-3 K ①	3	1	1	0	1	2	0
20 Wilin Rosario, R (1, 2) OBP: 0.322, SLG: 0.526		C CH 84 X CH 83 0-1 G4-3 ① 3-H	S CH 82 X FF 87 0-1 G5-3 ③			B CH 80 B FF 87 F CH 81 X FF 87 2-1 F8 ②			X KC 84 0-0 4 CS 1B	4	0	1	1	0	0	3
15 Jordan Pacheco, R (1, 3) OBP: 0.343, SLG: 0.333		C CH 84 B FF 89 F CH 83 X FF 90 1-2 2-H 1B	B FF 86 C FF 87 X CH 82 1-1 F9 ①			B CH 81 B FF 87 B CH 81 B FF 86 F CH 81 F FF 87 X FF 86 3-2 F9 ③			B FF 94 B FF 94 B FF 94 C FF 94 C FF 94 F FF 95 C FF 95 3-3 K ②	4	0	1	1	0	1	1
4 Chris Nelson, R (1, 5) OBP: 0.300, SLG: 0.309		B FF 89 C KC 79 C CH 83 B FF 88 S CH 82 2-3 K ②	B FF 86 B FF 86 C CH 82 C FF 88 S FF 87 2-3 K ②				B SI 91 B SI 90 C SI 90 X SI 90 2-1 F8 ①		C KC 84 S FF 96 0-2 CS ③ 1-2	3	0	0	0	0	2	1
26 Jeff Francis, L (1, 1) 62 Rob Scahill, L (5, 1) 1 Eric Young Jr., S (7, PH) OBP: 0.314, SLG: 0.396 61 Edgmer Escalona, R (8, 1)		B FF 89 C FF 88 S FF 88 S KC 80 1-3 K ③	B FF 87 C FF 86 F FF 86 B FF 88 F FF 87 X KC 77 2-2 L6 ③				B SI 93 B SI 92 B SI 91 C SI 89 X SI 90 3-1 G5-3 ②			2 0 1 0	0 0 0 0	0 0 0 0	0 0 0 0	1 0 0 0	1 0 0 0	1 0 0 0

livebaseballscorecards.com

AB	31
R	3
H	6
RBI	3
BB	2
SO	7
LOB	10

Inning Stats	1	2	3	4	5	6	7	8	9
	R: 0 E: 0 K: 0 S: 6 H: 0 LOB: 0 BB: 0 P: 8	R: 2 E: 0 K: 2 S: 20 H: 2 LOB: 1 BB: 1 P: 30	R: 1 E: 0 K: 1 S: 11 H: 2 LOB: 2 BB: 1 P: 23	R: 0 E: 0 K: 1 S: 10 H: 0 LOB: 0 BB: 0 P: 15	R: 0 E: 0 K: 0 S: 6 H: 1 LOB: 1 BB: 0 P: 11	R: 0 E: 0 K: 1 S: 10 H: 0 LOB: 0 BB: 0 P: 15	R: 0 E: 0 K: 0 S: 5 H: 0 LOB: 0 BB: 0 P: 11	R: 0 E: 0 K: 0 S: 3 H: 0 LOB: 0 BB: 0 P: 6	R: 0 E: 0 K: 2 S: 10 H: 1 LOB: 0 BB: 0 P: 16

1B: 4	SF: 0	WP: 0
2B: 1	SAC: 1	PB: 0
3B: 1	DP: 0	SB: 1
HR: 0	HBP: 0	CS: 1
		PA: 35

PITCHER	IP	WLS	BF	H	R	ER	SO	BB	IBB	HBP	BLK	WP	HR	S	P	ERA	WHIP
36 Mike Minor, L (1, 1) ERA: 1.8	6.0	W	25	5	3	3	5	2	0	0	0	0	0	63	102	4.50	1.167
43 Luis Avilán, L (7, 1) ERA: 1.42	1.0	H	3	0	0	0	0	0	0	0	0	0	0	5	11	0.00	0.000
34 Eric O'Flaherty, L (8, 1) ERA: 1.86	1.0	H	3	0	0	0	0	0	0	0	0	0	0	3	6	0.00	0.000
46 Craig Kimbrel, R (9, 1) ERA:	1.0	S	3	1	0	0	2	0	0	0	0	0	0	10	16	0.00	1.000

PITCHER	IP	WLS	BF	H	R	ER	SO	BB	IBB	HBP	BLK	WP	HR	S	P	ERA	WHIP

Atlanta Braves @ Colorado Rockies

Coors Field, Denver, CO

Tue Apr 23 2013, 6:42 PM - 9:32 PM MDT

Att. 21,724 - Partly Cloudy - 30 F

TOP

livebaseballscorecards.com

Batter	1	2	3	4	5	6	7	8	9	AB	R	H	RBI	BB	SO	LOB
14 Ramiro Pena, S (1, 4) OBP: 0.405, SLG: 0.469	C SI 86 C SI 87 X CU 75 0-2 2 L5-4 2B		B CU 74 B SI 84 C SI 84 X SI 85 2-1 ② G1-3	B SI 87 X SI 88 1-0 ③ G6-3		B SI 87 B SI 86 F SI 87 B FF 88 B FF 87 4-1 BB			X SI 88 0-0 8 2B 1B	4	1	2	0	1	0	2
2 B.J. Upton, R (1, 8) OBP: 0.229, SLG: 0.320	B SI 88 C SI 86 C SL 83 X SI 86 1-2 ① ② L5-4 2-2		X SL 81 0-0 ③ G5-3		F FF 86 B FF 88 B SL 82 S FF 86 X CU 76 2-2 HR	X SL 80 0-0 ② SF8 3-H			D FF 90 S CH 81 B FF 93 F SI 88 S CH 83 2-3 ① K	4	1	1	2	0	1	2
8 Justin Upton, R (1, 7) OBP: 0.391, SLG: 0.813 52 Jordan Walden, R (9, 1)	C FF 87 C FF 89 B SL 82 B SI 87 B CU 78 B SL 80 4-2 BB			X SL 80 0-0 ① P4	X FF 87 0-0 HR	C SI 87 D SL 82 F SL 80 B SI 85 X SI 85 2-2 ③ F8			D FF 91 X FF 92 1-0 25 2B 1-H 2B	4 0	2 0	2 0	2 0	1 0	0 0	2 0
5 Freddie Freeman, L (1, 3) OBP: 0.464, SLG: 0.522	X SI 86 0-0 ③ G4-3			F SI 84 B SL 82 S SL 84 B FF 87 B SI 85 B SI 83 4-2 25 HR BB	F CU 74 F FF 87 B SL 84 X FF 88 1-2 ① L5		C SL 82 S SL 84 S SL 84 0-3 ① K		B FF 93 D SL 81 S SL 82 B FF 92 D SL 83 4-1 25 2B 11 1B BB	3	2	0	0	2	1	1
25 Juan Francisco, L (1, 5) OBP: 0.327, SLG: 0.547		X CU 74 0-0 ① B1-3		F SI 87 B SI 87 1 SAFE B SI 83 X SL 81 2-1 1-H HR	C SI 88 C SI 87 F CU 76 C FF 87 0-3 ② K		C FF 94 F FF 94 X FF 94 0-2 ② G4-3		F SL 83 B SL 83 S SL 83 X SL 84 1-2 11 1B 1-3 2-H 2B	5	2	2	3	0	1	0
11 Gerald Laird, R (1, 2) OBP: 0.393, SLG: 0.400		C FF 86 X SL 82 0-1 ② G6-3		C SL 80 B FF 87 B FF 88 B SL 83 X FF 86 3-1 19 S 17 1B 1B	B SL 83 C SL 83 B SL 83 C SI 86 B SL 84 X SL 80 3-2 ③ F7		S CH 81 S CH 82 B CH 80 F FF 93 B FF 94 S CH 82 2-3 ③ K		B SI 89 F SI 89 B SI 89 X SI 89 2-1 17 FC4-6 2-H 3-H 1B	5	1	2	2	0	1	0
19 Andrelton Simmons, R (1, 6) OBP: 0.293, SLG: 0.273		F FF 86 X FF 86 0-1 49 PO 17 1B 1B		S SI 87 X SL 80 0-1 ② G5-3 1-2		X FF 84 0-0 49 SH2-4 17 BB 2 SF8 1B		B SI 89 S CH 79 X FF 92 1-1 ① G6-3	B SI 90 X SI 89 1-0 ② F7	5	1	2	0	0	0	2
17 Jordan Schafer, L (1, 9) OBP: 0.533, SLG: 0.538		X SI 86 0-0 1-2 1B		B CU 76 B FF 84 X SI 85 2-0 49 1B 2-H 1B		1 SAFE L SI 85 B SI 87 1 SAFE B SI 86 B SL 80 B SI 86 4-1 49 SH2-4 1-2 BB		C SL 80 C SL 82 S SL 81 0-3 ② K	F SI 89 B FS 82 X FS 83 1-1 ③ FC4-6 1-2f	4	0	2	1	1	1	1
49 Julio Teheran, R (1, 1) OBP: 0.429, SLG: 0.429 1 Tyler Pastornicky, R (8, PH) 53 Cory Gearrin, R (8, 1) 7 Reed Johnson, R (9, 7) OBP: 0.333, SLG: 0.500		2 SAFE 0-0 ③ PO 2-3	C FF 86 X SL 81 0-1 ① G6-3	F FF 87 X FF 88 0-1 1-2 1B		L SL 84 L X SL 80 0-2 ① SH2-4 1-2 2-3		B SI 90 X FF 93 1-0 ③ F9		2 1 0 0	0 0 0 0	1 0 0 0	0 0 0 0	0 0 0 0	0 0 0 0	0 0 0 0
Inning Stats	R: 0 E: 0 K: 0 S: 9 H: 1 LOB: 1 BB: 1 P: 14	R: 0 E: 0 K: 0 S: 6 H: 2 LOB: 1 BB: 0 P: 6	R: 0 E: 0 K: 0 S: 5 H: 0 LOB: 0 BB: 0 P: 7	R: 3 E: 0 K: 0 S: 13 H: 4 LOB: 2 BB: 1 P: 25	R: 2 E: 0 K: 1 S: 14 H: 2 LOB: 0 BB: 0 P: 20	R: 1 E: 0 K: 0 S: 10 H: 1 LOB: 2 BB: 2 P: 20	R: 0 E: 0 K: 2 S: 10 H: 0 LOB: 0 BB: 0 P: 12	R: 0 E: 0 K: 1 S: 6 H: 0 LOB: 0 BB: 0 P: 8	R: 4 E: 0 K: 1 S: 14 H: 4 LOB: 1 BB: 1 P: 26	1B: 8 2B: 4 3B: 0 HR: 3 SF: 1 SAC: 1 DP: 1 HBP: 0						

PITCHER	IP	WLS	BF	H	R	ER	SO	BB	IBB	HBP	BLK	WP	HR	S	P	ERA	WHIP
27 Jon Garland, R (1, 1) ERA: 4.68	6.0	L	30	10	6	6	1	4	0	0	0	0	3	57	92	9.00	2.333
88 Josh Outman, L (7, 1) ERA: 12.0	2.1		11	3	4	4	4	1	0	0	0	0	0	25	37	15.43	1.714
59 Wilton Lopez, R (9, 1) ERA: 8.31	0.2		3	1	0	0	0	0	0	0	0	0	0	5	9	0.00	1.500

PITCHER	IP	WLS	BF	H	R	ER	SO	BB	IBB	HBP	BLK	WP	HR	S	P	ERA	WHIP

AB	37
R	10
H	14
RBI	10
BB	5
SO	5
LOB	10

WP: 0 PA: 45
PB: 0
SB: 1
CS: 0

Atlanta Braves @ Colorado Rockies

Coors Field, Denver, CO

Tue Apr 23 2013, 6:42 PM - 9:32 PM MDT

Att. 21,724 - Partly Cloudy - 30 F

livebaseballscorecards.com

BOTTOM

Batter	1	2	3	4	5	6	7	8	9	AB	R	H	RBI	BB	SO	LOB
1 Eric Young Jr., S (1, 7) OBP: 0.339, SLG: 0.415	C FF 90 X FF 90 0-1 ① F8		F FF 90 X SI 88 0-1 3 1B 1B		C FF 92 B CH 79 X FF 90 1-1 S 1B		C FF 91 B CU 72 S FF 91 F SL 80 S FF 91 1-3 ③ K		S SL 84 B FF 94 B FF 94 X FF 95 2-1 1-2 2-H 1B	5	1	3	1	0	1	0
Dexter Fowler, S (1, 8) OBP: 0.359, SLG: 0.638	B FF 91 S FF 91 C CU 73 F SI 89 B FF 92 X SI 89 2-2 2 S 1B		1 SAFE B SI 89 1 SAFE X CH 80 1-0 3 1B 1-2 1B		1 SAFE S FF 91 B FF 91 S FF 91 F FF 92 X CU 74 1-2 ② F9 1-2			C SI 86 X CH 80 0-1 ① G4-3	X FF 95 0-0 ③ F7	5	0	2	0	0	0	3
2 Troy Tulowitzki, R (1, 6) OBP: 0.372, SLG: 0.615	C SL 78 F SI 88 1 SAFE S FF 92 0-3 ② K 1-2		F FF 92 S FF 92 X SI 89 0-2 ② L6		B SL 79 X SL 80 1-0 ③ F8			L SI 87 C SL 78 S SL 78 0-3 ② K		4	0	0	0	0	2	4
3 Michael Cuddyer, R (1, 9) OBP: 0.413, SLG: 0.612	C SL 78 S SL 80 X SL 79 0-2 ③ G4-3		S FF 91 X SI 87 0-1 1-2 2-H 1B			C FF 88 X FF 90 0-1 ① L9		C SI 86 B SI 87 X SI 86 1-1 1B		4	0	2	1	0	0	1
15 Jordan Pacheco, R (1, 3) OBP: 0.359, SLG: 0.351		C FF 90 B CU 73 C FF 91 X SL 78 1-2 14 1B 1B	S SL 79 B FF 92 F FF 92 F FF 92 X SL 78 1-2 ③ F8			C FF 91 X SL 79 0-1 14 FC5-4 1B		C SI 86 X SL 78 0-1 ③ P4		4	0	2	0	0	0	3
14 Josh Rutledge, R (1, 4) OBP: 0.299, SLG: 0.348		1 SAFE C FF 92 B SI 90 B SI 90 C SL 78 X FF 93 2-2 ① 16 G3-1 16 E 1-2 1B	B SL 77 X FF 89 1-0 ① F9			C FF 90 X SI 87 0-1 ② FC5-4 1-2f			C FF 93 X FF 93 0-1 ① G4-3	4	0	1	0	0	0	1
16 Reid Brignac, L (1, 5) 88 Josh Outman, L (7, 1) 59 Wilton Lopez, R (9, 1) 4 Chris Nelson, R (9, PH) OBP: 0.295, SLG: 0.304	C SL 79 1 SAFE B FF 92 C FF 91 X SL 80 1-2 ② G3-1 1-3		C FF 90 C CU 72 X FF 91 0-2 ② G1-3			S SL 80 X FF 90 0-1 ③ G4-3			F FF 94 B SL 82 B FF 92 B FF 92 F FF 93 F FF 93 X FF 95 3-2 ② F9	3 0 0 1	0 0 0 0	0 0 0 0	0 0 0 0	0 0 0 0	0 0 0 0	2 0 0 0
8 Yorvit Torrealba, R (1, 2) OBP: 0.440, SLG: 0.316	B FF 91 C SL 78 X FF 91 1-1 ③ P2		X FF 90 0-0 ③ F8				B FF 90 C FF 90 B FF 88 F FF 90 F SI 87 C SL 78 2-3 ① K		C FF 95 F SL 82 X FF 92 0-2 18 1B 1 1B 1B	4	1	1	0	0	1	1
27 Jon Garland, R (1, 1) OBP: 0.143, SLG: 0.143 18 Jonathan Herrera, S (7, 5) OBP: 0.263, SLG: 0.368			C FF 89 X FF 90 0-1 ① G4-3		B FF 89 C FF 89 X FF 90 1-1 ① G1-6-3		B FF 90 C FF 90 B FF 90 B FF 89 C FF 90 X FF 91 3-2 ② G3-1		X FF 94 0-0 1 1B 1-2 1B	2 2	0 0	0 1	0 0	0 0	0 0	0 0
Inning Stats	R: 0 E: 0 K: 1 S: 12 H: 1 LOB: 1 BB: 0 P: 14	R: 0 E: 1 K: 0 S: 11 H: 2 LOB: 1 BB: 0 P: 16	R: 1 E: 0 K: 0 S: 14 H: 3 LOB: 2 BB: 0 P: 16	R: 0 E: 0 K: 0 S: 5 H: 0 LOB: 0 BB: 0 P: 6	R: 0 E: 0 K: 0 S: 9 H: 1 LOB: 1 BB: 0 P: 13	R: 0 E: 0 K: 0 S: 8 H: 1 LOB: 1 BB: 0 P: 8	R: 0 E: 0 K: 2 S: 11 H: 0 LOB: 0 BB: 0 P: 17	R: 0 E: 0 K: 1 S: 9 H: 1 LOB: 1 BB: 0 P: 10	R: 1 E: 0 K: 0 S: 13 H: 3 LOB: 2 BB: 0 P: 18	1B: 12 2B: 0 3B: 0 HR: 0		SF: 0 SAC: 0 DP: 0 HBP: 0			WP: 0 PB: 0 SB: 2 CS: 0	PA: 38	

PITCHER		IP	WLS	BF	H	R	ER	SO	BB	IBB	HBP	BLK	WP	HR	S	P	ERA	WHIP
49 Julio Teheran, R ERA: 5.48	(1, 1)	7.0	W	28	8	1	1	3	0	0	0	0	0	0	70	90	1.29	1.143
53 Cory Gearrin, R ERA:	(8, 1)	1.0		4	1	0	0	1	0	0	0	0	0	0	9	10	0.00	1.000
52 Jordan Walden, R ERA: 2.84	(9, 1)	1.0		6	3	1	1	0	0	0	0	0	0	0	13	18	9.00	3.000

PITCHER	IP	WLS	BF	H	R	ER	SO	BB	IBB	HBP	BLK	WP	HR	S	P	ERA	WHIP

AB	38
R	2
H	12
RBI	2
BB	0
SO	4
LOB	15

Atlanta Braves @ Colorado Rockies

Coors Field, Denver, CO

Wed Apr 24 2013, 1:12 PM - 5:00 PM MDT

Att. 35,234 - Partly Cloudy - 48 F

livebaseballscorecards.com

TOP

Batter	1	2	3	4	5	6	7	8	9	10	11	12	AB	R	H	RBI	BB	SO	LOB
14 Ramiro Pena, S (1, 6) (8, 5) OBP: 0.372, SLG: 0.405	B SI 90 B SI 91 B SI 90 B SI 89 4-0 2 G4-6-3 BB		C FF 90 B FF 91 X SI 92 1-1 G4-3	B SI 93 F SI 92 X CU 77 1-1 G4-6-3 1-2f			C FF 93 B FF 92 F ST 83 X ST 84 1-2 G3		D FF 92 M SL 85 F FF 92 F SL 83 B FF 94 S FF 93 2-3 K 3-H		C SL 89 X SL 83 0-1 P6	5	0	0	0	1	1	4
2 B.J. Upton, R (1, 8) OBP: 0.225, SLG: 0.300	C FF 91 X SI 91 0-1 G4-6-3 1-2f		S CU 75 F FF 94 B FF 95 C SL 86 1-3 K		B SL 82 B FF 90 B SI 91 C FF 90 B SI 90 4-1 8 G6-4-3 BB		F ST 82 F FF 92 B FF 94 B ST 84 B ST 85 X ST 83 3-2 F8			X FC 90 0-0 L8		S FF 91 X FF 90 0-1 P4	5	0	0	0	1	1	1
8 Justin Upton, R (1, 7) OBP: 0.402, SLG: 0.797	C FF 93 F CU 76 B SL 84 B SI 92 B FF 93 X FF 93 3-2 1B			C CU 74 X SI 90 0-1 5 2B 1B	1 SAFE C CU 76 X SL 83 0-1 G6-4-3 1-2f		B ST 83 B ST 83 F FF 92 C ST 84 S FF 93 2-3 K			B SL 79 F SL 79 S FC 90 B FC 90 F FC 91 F FC 91 B SL 78 F FC 90 B FC 90 4-2 BB			4	1	2	0	1	1	1
5 Freddie Freeman, L (1, 3) OBP: 0.424, SLG: 0.500	C FF 93 X FF 93 0-1 F7			B SI 93 B CH 80 X FF 93 2-0 25 1B 1-H 2B	S CH 81 B CU 75 F FF 93 X CU 77 1-2 L6			B FF 91 B CH 85 S ST 81 F FF 92 S ST 83 2-3 K		1 SAFE D FC 89 S SL 77 F FC 90 X SL 77 1-2 F9			5	1	1	1	0	1	2
24 Evan Gattis, R (1, 2) OBP: 0.309, SLG: 0.607		C FF 90 B FF 90 F SI 91 X SL 83 1-2 L8		C FF 93 F FF 93 S FF 94 0-3 K		C CU 72 B SL 83 B SL 83 X FF 90 2-1 26 E 2B		C ST 83 B ST 82 S FF 93 F ST 82 B FF 92 X ST 86 2-2 F9		C FC 90 1 SAFE S FC 90 1 SAFE B FC 90 F FC 90 B FC 90 S FC 90 2-3 K			5	1	1	0	0	2	2
25 Juan Francisco, L (1, 5) 19 Andrelton Simmons, R (8, PR) (8, 6) OBP: 0.339, SLG: 0.544 OBP: 0.289, SLG: 0.269		B SI 91 C SI 73 C SI 91 X SI 92 1-2 L7		F SI 94 X FF 93 0-1 17 BB 26 1B 15 1B 2-H 1B		F CU 77 F FF 93 S CU 77 0-3 K		C CH 86 X CH 85 0-1 1B			C SL 83 F FC 90 C FF 90 0-3 K		4 1	1 0	2 0	1 0	0 0	1 1	1 0
26 Dan Uggla, R (1, 4) OBP: 0.312, SLG: 0.385	B CU 74 F CU 74 F FF 92 F FF 94 B SL 84 X FF 92 2-2 17 WP 2B		B FF 93 B FF 91 X FF 91 2-0 15 1B 17 BB 1-2 1B			X CU 75 0-0 E6 17 1B 2-H		B ST 83 S FF 93 C ST 81 B FF 94 D ST 82 S ST 83 3-3 K			S SL 85 F SL 84 X FC 91 0-2 G6-3		5	1	2	0	0	1	1
17 Jordan Schafer, L (1, 9) OBP: 0.550, SLG: 0.500		B CU 76 D CU 76 X FF 92 2-0 G1-3 2-3		S CU 76 B FF 93 B CU 76 B FF 92 F SI 91 B FF 92 4-2 15 1B 1-2 2-3 BB		B FF 93 S CH 80 F FF 92 B FF 93 X CH 80 2-2 15 G6-3 2-H 1B			B SL 83 C FF 92 B SL 82 B FF 92 C FF 92 B FF 92 4-2 7 S 7 BLK 14 CS BB		B FF 91 C FF 90 B SL 87 C FF 92 B FF 91 S FF 91 3-3 K		3	0	1	1	2	1	1
15 Tim Hudson, R 43 Luis Avilan, L 34 Eric O'Flaherty, L 7 Reed Johnson, R 46 Craig Kimbrel, R 53 Cory Gearrin, R 52 Jordan Walden, R 1 Tyler Pastornicky, R 20 Luis Ayala, R			X FF 88 0-0 F8	B FF 91 C FF 91 B FF 90 X SI 91 2-1 14 G4-6-3 1-2 2-3 3-H 1B		B FF 90 X FF 90 1-0 G6-3 1-2f			1 SAFE B FF 91 B FF 91 B FF 90 C FF 92 C FF 93 X FF 92 3-2 G4-3 1-3			B SL 81 B FF 88 X FC 88 2-0 F9						

Inning Stats	1	2	3	4	5	6	7	8	9	10	11	12
	R: 0 E: 0 K: 0 S: 7	H: 1 LOB: 1 BB: 1 P: 14	R: 0 E: 0 K: 0 S: 11	H: 1 LOB: 1 BB: 0 P: 17	R: 0 E: 0 K: 1 S: 6	H: 0 LOB: 0 BB: 0 P: 8	R: 3 E: 0 K: 1 S: 15	H: 5 LOB: 2 BB: 1 P: 26	R: 0 E: 0 K: 0 S: 6	H: 0 LOB: 0 BB: 1 P: 11	R: 2 E: 1 K: 1 S: 10	H: 2 LOB: 0 BB: 0 P: 15
	R: 0 E: 0 K: 1 S: 9	H: 0 LOB: 0 BB: 0 P: 15	R: 0 E: 0 K: 2 S: 12	H: 1 LOB: 1 BB: 0 P: 19	R: 0 E: 0 K: 1 S: 9	H: 0 LOB: 0 BB: 1 P: 18	R: 0 E: 0 K: 1 S: 13	H: 0 LOB: 1 BB: 1 P: 20	R: 0 E: 0 K: 2 S: 9	H: 0 LOB: 0 BB: 0 P: 12	R: 0 E: 0 K: 0 S: 5	H: 0 LOB: 0 BB: 0 P: 7

	AB	42
	R	5
	H	10
	RBI	4
	BB	5
	SO	10
	LOB	15

	1B: 7	SF: 0
	2B: 3	SAC: 0
	3B: 0	DP: 4
	HR: 0	HBP: 0

	WP: 1	PA: 47
	PB: 0	
	SB: 1	
	CS: 1	

PITCHER		IP	WLS	BF	H	R	ER	SO	BB	IBB	HBP	BLK	WP	HR	S	P	ERA	WHIP
32 Tyler Chatwood, R ERA: 6.0	(1, 1)	6.0		27	9	5	4	3	3	0	0	0	1	0	55	91	6.00	2.000
0 Adam Ottavino, R ERA: 2.7	(7, 1)	2.0		7	1	0	0	3	0	0	0	0	0	0	21	34	0.00	0.500
49 Rex Brothers, L ERA: 0.9	(9, 1)	1.0		3	0	0	0	1	1	0	0	1	0	0	9	18	0.00	1.000
63 Rafael Betancourt, R ERA: 1.74	(10, 1)	1.0		4	0	0	0	1	1	0	0	0	0	0	13	20	0.00	1.000
34 Matt Belisle, R ERA: 2.92	(11, 1)	2.0	W	6	0	0	0	2	0	0	0	0	0	0	14	19	0.00	0.000

PITCHER		IP	WLS	BF	H	R	ER	SO	BB	IBB	HBP	BLK	WP	HR	S	P	ERA	WHIP

Atlanta Braves @ Colorado Rockies

Coors Field, Denver, CO

Wed Apr 24 2013, 1:12 PM - 5:00 PM MDT

Att. 35,234 - Partly Cloudy - 48 F

livebaseballscorecards.com

BOTTOM

Batter	1	2	3	4	5	6	7	8	9	10	11	12	AB	R	H	RBI	BB	SO	LOB
1 Eric Young Jr., S (1, 9) (11, 4) OBP: 0.323, SLG: 0.424	C FF 88 C FC 81 B CU 76 X FC 84 1-2 P5 ①	C CU 76 B FF 90 X FC 84 1-1 G5-3 ③		S FC 83 B SI 89 X FC 84 1-1 G4-3 ③			C SI 94 F SI 92 X CH 82 0-2 G1-3 ③		C FF 95 F FF 96 B KC 84 S FF 96 1-3 K ②		B FF 94 X FF 93 1-0 FC3-2 3B		6	0	1	0	0	1	6
Dexter Fowler, S (1, 8) OBP: 0.369, SLG: 0.635	B FF 89 B FS 79 B FF 88 F FF 88 F FF 89 F FF 89 B FF 90 4-2 5 G3-6 BB		B FC 84 B FF 88 F SI 88 F FF 89 S CU 77 2-3 K ①		B FF 88 B FS 80 F FF 89 F SI 89 S FC 86 2-3 K ①			B SI 89 X SI 89 1-0 5 FC6-4 1B	X FF 95 0-0 1-H 3-H 2B		B FF 94 B FF 94 B FF 95 X FF 92 3-0 FC3-2 ② 3-H		5	0	2	2	1	2	1
5 Carlos González, L (1, 7) OBP: 0.402, SLG: 0.587	C SI 88 C CU 74 1 SAFE 1 SAFE F CU 75 1 SAFE F FS 79 1 SAFE B CU 76 2-2 B FC 83 F SI 87 F FF 88 X FC 84 G3-6 ② ③ 1-2f		B SI 90 C FF 90 C CU 76 F FC 85 B FC 85 F CU 76 X SI 90 2-2 G6-3 ②		B FC 86 C CU 76 B CU 74 F FC 86 B CU 75 F SI 90 X CU 77 3-2 L9 ②			L SL 82 X SL 85 0-1 FC6-4 3 F8 20 1B 1B ① 1-2f	I IN 86 I IN 88 I IN 87 I IN 86 4-0 IBB		B FF 94 1 SAFE S SL 82 1 SAFE F SL 82 1 SAFE S SL 80 1-3 K ③		5	0	0	0	1	1	3
20 Wilin Rosario, R (1, 2) OBP: 0.323, SLG: 0.524		X FF 87 0-0 L7 ①	C SI 89 X FC 84 0-1 G6-3 ③		X FC 84 0-0 F7 ③			C SI 90 1 SAFE F SI 91 B SI 89 F SI 88 X SI 90 1-2 14 FC4 1B	S FF 94 F FF 94 S FF 94 0-3 K ③			B CH 85 B CH 85 B CU 78 X CH 86 3-0 8 1B 2B	6	1	2	0	0	1	2
3 Michael Cuddyer, R (1, 3) (11, 9) OBP: 0.407, SLG: 0.625		C FF 88 S FC 83 B FC 83 X CU 75 1-2 HR	C FF 87 F FC 82 B FC 84 B FC 84 S FC 84 2-3 K ①			B FC 81 X FF 88 1-0 G6-3 ①		X SI 88 0-0 F8 2-3 ②		C SL 77 C SI 86 F SL 76 S SL 78 0-3 K ①		I IN 74 I IN 77 I IN 67 I IN 74 4-0 8 1B IBB	5	1	1	1	1	2	2
14 Josh Rutledge, R (1, 4) OBP: 0.293, SLG: 0.378		C SI 89 S FC 83 F FC 84 X FS 78 0-2 HR	S FC 82 B FC 82 C FF 89 X SI 88 1-2 F9 ②			C FF 87 C FF 88 B SI 88 F FC 82 F FC 82 B CU 75 B FC 82 F FF 88 F FF 88 3-2 X SI 89 G5-3 ②		C SI 89 X SI 91 0-1 FC4 1-2f ③		B SI 87 B SL 76 X SI 85 2-0 F9 ②		M L L 0-3 K ①	5	1	1	1	0	0	2
34 Matt Belisle, R (11, 1)													1	0	0	0	0	1	2
4 Chris Nelson, R (1, 5) OBP: 0.313, SLG: 0.356		C SI 89 X SI 90 0-1 32 18 G1-4 1B	X FF 88 0-0 32 1B 3B			C SI 89 B SI 89 X SI 89 1-1 G6-3 ③			X FF 94 0-0 F7 ①	H SI 86 1-0 HBP		F SL 84 X SL 84 0-1 1-2 2-H 1B	3	1	2	0	0	0	0
0 Adam Ottavino, S (7, 1)													0	0	0	0	0	0	0
49 Rex Brothers, L (9, 1)													0	0	0	0	0	0	0
15 Jordan Pacheco, R (9, PH) OBP: 0.350, SLG: 0.342													1	0	0	0	0	0	0
63 Rafael Betancourt, R (10, 1)													0	0	0	0	0	0	0
8 Yorvit Torrealba, R (10, PH) OBP: 0.481, SLG: 0.350													1	0	1	1	0	0	0
(11, 3)																			
18 Jonathan Herrera, S (1, 6) OBP: 0.375, SLG: 0.478	B SI 87 C FF 89 C SI 90 B SI 90 1 SAFE B SI 89 X SI 90 3-2 32 G1-4 1B	I I IN 54 I IN 55 4-0 32 1B IBB					C SI 90 B SI 92 B SI 91 F SI 90 X SI 92 2-2 16 L4-3 1B		C FF 94 F FF 95 X FF 95 0-2 2 1B 2B	B SI 88 F SI 86 C SI 88 X SI 87 1-2 P5 ③			4	1	3	0	1	0	1
(10, 5)																			
32 Tyler Chatwood, R (1, 1) OBP: 0.500, SLG: 0.500		M D CU 75 X 1-1 G1-4 ② 1-2 2-3	F SI 88 F SI 89 X SI 90 0-2 1-3 3-H 1B				B SI 91 X SI 92 1-0 L4-3 ① ② 1-1		B FF 96 X KC 84 1-0 2-3 1B		C SL 83 C FF 92 X SL 81 0-2 G5-3 ①		2	0	1	1	0	0	2
16 Reid Brignac, L (7, 5) OBP: 0.323, SLG: 0.321													1	0	0	0	0	0	1
2 Troy Tulowitzki, R (9, PH) OBP: 0.375, SLG: 0.612													2	1	1	0	0	0	0
(10, 6)																			

Inning Stats	1	2	3	4	5	6	7	8	9	10	11	12
	R: 0 E: 0 K: 0 S: 13 H: 0 LOB: 0 BB: 1 P: 20	R: 2 E: 0 K: 2 S: 17 H: 4 LOB: 2 BB: 0 P: 23	R: 0 E: 0 K: 1 S: 10 H: 0 LOB: 0 BB: 0 P: 14	R: 1 E: 1 K: 1 S: 12 H: 2 LOB: 2 BB: 1 P: 20	R: 0 E: 0 K: 1 S: 8 H: 0 LOB: 0 BB: 0 P: 13	R: 0 E: 0 K: 0 S: 10 H: 0 LOB: 0 BB: 0 P: 15	R: 0 E: 0 K: 0 S: 7 H: 1 LOB: 0 BB: 0 P: 10	R: 0 E: 0 K: 0 S: 10 H: 2 LOB: 2 BB: 0 P: 12	R: 2 E: 0 K: 2 S: 12 H: 3 LOB: 2 BB: 1 P: 18	R: 0 E: 0 K: 1 S: 8 H: 0 LOB: 0 BB: 0 P: 12	R: 0 E: 0 K: 1 S: 8 H: 1 LOB: 1 BB: 0 P: 13	R: 1 E: 0 K: 1 S: 6 H: 2 LOB: 2 BB: 1 P: 13

	AB	R	H	RBI	BB	SO	LOB
	47	6	15	6	4	8	22

1B: 8 SF: 0
2B: 4 SAC: 0
3B: 2 DP: 2
HR: 2 HBP: 1

WP: 0 PA: 52
PB: 0
SB: 0
CS: 0

PITCHER		IP	WLS	BF	H	R	ER	SO	BB	IBB	HBP	BLK	WP	HR	S	P	ERA	WHIP
15 Tim Hudson, R ERA: 4.5	(1, 1)	6.0		25	6	3	3	3	1	1	0	0	0	2	70	105	4.50	1.167
43 Luis Avilán, L ERA: 1.23	(7, 1)	1.0	H	3	1	0	0	0	0	0	0	0	0	0	7	10	0.00	1.000
34 Eric O'Flaherty, L ERA: 1.69	(8, 1)	1.0	H	5	2	0	0	0	0	0	0	0	0	0	10	12	0.00	2.000
46 Craig Kimbrel, R ERA: 1.86	(9, 1)	1.0	B	7	3	2	2	2	0	1	0	0	0	0	12	18	18.00	3.000
53 Cory Gearrin, R ERA:	(10, 1)	1.0		4	0	0	0	1	0	0	1	0	0	0	8	12	0.00	0.000

PITCHER		IP	WLS	BF	H	R	ER	SO	BB	IBB	HBP	BLK	WP	HR	S	P	ERA	WHIP
52 Jordan Walden, R ERA: 2.45	(11, 1)	1.0		4	1	0	0	1	0	0	0	0	0	0	8	13	0.00	1.000
20 Luis Ayala, R ERA: 5.4	(12, 1)	0.1	L	4	2	1	1	1	0	1	0	0	0	0	6	13	27.00	6.000

Atlanta Braves @ Detroit Tigers

Comerica Park, Detroit, MI

Fri Apr 26 2013, 7:09 PM - 9:49 PM EDT

Att. 35,161 - Clear - 55 F

livebaseballscorecards.com

Batter	1	2	3	4	5	6	7	8	9	AB	R	H	RBI	BB	SO	LOB
19 Andrelton Simmons, R (1, 6) OBP: 0.300, SLG: 0.296	C FF 90 X SL 84 0-1 ① P3		F FF 92 B SI 94 B FS 85 B SL 84 C FF 91 X FS 86 3-2 26 PB 2B			B FS 85 F FF 92 C FF 93 S SL 86 1-3 ① K		C FF 93 X SL 86 0-1 1B		4	0	2	0	0	1	0
26 Dan Uggla, R (1, 4) OBP: 0.296, SLG: 0.362 1 Tyler Pastornicky, R (8, 4)	B SL 84 F SL 83 C SI 92 C FF 94 1-3 ② K		B FF 93 F FF 94 B SI 94 B FF 93 C FS 85 S SL 86 3-3 ② K 2-3			C SL 84 F FF 93 B FF 93 S FS 88 1-3 ② K2-3		D FS 86 B FS 86 F FF 91 S FF 93 S CU 80 2-3 ③ K		4 0	0 0	0 0	0 0	0 0	4 0	2 0
8 Justin Upton, R (1, 7) OBP: 0.389, SLG: 0.768 17 Jordan Schafer, L (8, 7) OBP: 0.524, SLG: 0.471	B SL 85 F FF 94 S FS 85 B FF 95 F FF 94 F SL 83 S FS 87 2-3 ③ K		S FF 95 X FF 94 0-1 ③ G4-3			B FS 88 X FS 87 1-0 ③ G5-3			B FF 99 T FF 98 F FF 98 X SL 86 1-2 ① P5	3 1	0 0	0 0	0 0	0 0	1 0	1 0
5 Freddie Freeman, L (1, 3) OBP: 0.378, SLG: 0.438		T SL 82 F FF 92 B FF 93 B SL 84 S FS 84 2-3 ① K		C FF 91 B FS 84 S FS 85 B FF 93 B SL 85 C SI 91 3-3 ① K			B CU 80 S FS 86 B SL 83 S FS 87 C FF 94 2-3 ① K		S SL 86 S SL 86 S FF 100 0-3 ② K	4	0	0	0	0	4	0
23 Chris Johnson, R (1, 5) OBP: 0.429, SLG: 0.567		S SL 83 X SL 84 0-1 2B		F FF 91 B FF 92 X CU 79 1-1 24 G5-4-3 1B			C FF 93 C FF 94 S FF 94 0-3 ② K		B SL 86 X FF 100 1-0 ③ G5-3	4	0	2	0	0	1	0
24 Evan Gattis, R (1, 2) OBP: 0.310, SLG: 0.609		S SL 83 C FF 94 B FF 94 S FS 84 1-3 ② K		C SL 83 1 SAFE F FF 93 F SL 84 F FF 93 X FS 83 0-2 ②③ G5-4-3 1-2f			B SL 87 B FS 88 S FF 93 F FF 94 X FF 94 2-2 2B			3	0	1	0	0	1	2
2 B.J. Upton, R (1, 8) OBP: 0.228, SLG: 0.293		C SL 85 C FF 95 B FF 95 D SL 85 B FS 85 B SL 83 4-2 BB			B FF 90 T SL 82 F FF 91 B SL 85 B FS 86 S FS 88 3-3 ① K		B FF 93 S FF 93 B SL 85 X FS 85 2-1 ③ G5-3			2 3	0 0	0 0	0 0	1 0	1 0	1 0
25 Juan Francisco, L (1, 10) OBP: 0.323, SLG: 0.517		C SI 94 C SL 84 S SL 84 0-3 ③ K			S FS 87 C SL 85 B SL 85 S FS 84 1-3 ② K			F FS 86 B SL 84 F SL 85 B CH 80 F CH 80 S SL 86 2-3 ① K		3	0	0	0	0	3	2
7 Reed Johnson, R (1, 9) OBP: 0.280, SLG: 0.417			C FF 90 F FF 92 S FF 93 0-3 ① K		F FF 92 C SL 85 F FF 94 X FF 94 0-2 ③ G5-3			C CU 78 S FS 84 S FS 86 0-3 ② K		3	0	0	0	0	2	0

	AB	31
	R	0
	H	5
	RBI	0
	BB	1
	SO	18
	LOB	8

Inning Stats	1	2	3	4	5	6	7	8	9	1B: 2	SF: 0	WP: 0	PA: 32
	R: 0 E: 0 K: 2 S: 10	R: 0 E: 0 K: 3 S: 13	R: 0 E: 0 K: 2 S: 11	R: 0 E: 0 K: 1 S: 10	R: 0 E: 0 K: 2 S: 10	R: 0 E: 0 K: 2 S: 7	R: 0 E: 0 K: 2 S: 11	R: 0 E: 0 K: 3 S: 12	R: 0 E: 0 K: 1 S: 7	2B: 3 3B: 0 HR: 0	SAC: 0 DP: 1 HBP: 0	PB: 1 SB: 0 CS: 0	
	H: 0 LOB: 0 BB: 0 P: 13	H: 1 LOB: 2 BB: 1 P: 20	H: 1 LOB: 1 BB: 0 P: 17	H: 1 LOB: 0 BB: 0 P: 14	H: 0 LOB: 0 BB: 0 P: 14	H: 0 LOB: 0 BB: 0 P: 10	H: 1 LOB: 1 BB: 0 P: 17	H: 1 LOB: 1 BB: 0 P: 16	H: 0 LOB: 0 BB: 0 P: 9				

PITCHER		IP	WLS	BF	H	R	ER	SO	BB	IBB	HBP	BLK	WP	HR	S	P	ERA	WHIP
19 Aníbal Sánchez, R ERA: 1.34	(1, 1)	8.0	W	29	5	0	0	17	1	0	0	0	0	0	84	121	0.00	0.750
43 Bruce Rondón, R ERA: 4.5	(9, 1)	1.0		3	0	0	0	1	0	0	0	0	0	0	7	9	0.00	0.000

PITCHER	IP	WLS	BF	H	R	ER	SO	BB	IBB	HBP	BLK	WP	HR	S	P	ERA	WHIP

Atlanta Braves @ Detroit Tigers

Comerica Park, Detroit, MI

Fri Apr 26 2013, 7:09 PM - 9:49 PM EDT

Att. 35,161 - Clear - 55 F

BOTTOM

Batter	1	2	3	4	5	6	7	8	9	AB	R	H	RBI	BB	SO	LOB
14 Austin Jackson, R (1, 8) OBP: 0.333, SLG: 0.364	C SI 86 B SI 85 F CH 78 S SL 78 1-3 ① **K**		D SI 86 X SI 85 1-0 ① **G6-3** 2-3	B CH 78 F SI 86 B CU 73 X CH 80 2-1 48 1B 24 1B 1B	B CU 76 X FF 91 1-0 ① **G6-3**		B FF 90 B FF 91 C FF 91 X FF 91 2-1 ① **G6-3**			5	1	1	0	0	1	1
48 Torii Hunter, R (1, 9) OBP: 0.426, SLG: 0.523	C SI 86 X FC 82 0-1 24 **G6-4-3** 1B		X EP 63 0-0 24 BB 41 1B 3-H 1B	B SI 84 X CH 77 1-0 24 1B 1-2 28 G4-3 1B	C FF 90 B FF 91 X FF 90 1-1 ② **L6**		X FF 90 0-0 ② **G5-3**			5	2	3	1	0	0	0
24 Miguel Cabrera, R (1, 5) OBP: 0.440, SLG: 0.517	C CU 70 F SI 85 X CU 70 0-2 ② ③ **G6-4-3** 1-2f		F SI 85 1 SAFE B SI 87 F SI 84 B FF 87 B CU 69 1 SAFE B SI 86 4-2 27 WP 41 1B 18 1B 1-2 BB	F SI 86 B FF 86 X CU 72 1-1 28 G4-3 41 2B 1-3 2-H 1B	B CU 78 X CH 84 1-0 2B		C FF 92 S CU 79 F FF 92 F CU 78 B CU 78 X FF 93 1-2 ③ **G4-3**			4	2	2	1	1	0	1
28 Prince Fielder, L (1, 3) OBP: 0.429, SLG: 0.571		C SI 87 B SI 87 B SL 78 F FF 87 B SI 88 B SL 79 4-2 41 2B 27 FC6-2 BB	S SL 78 B SL 76 C CU 71 B SL 77 S CU 73 2-3 ② **K**	B SL 78 C SI 87 B FC 81 C SI 87 X CU 73 2-2 ② **G4-3** 1-2 3-H	B FF 93 B FF 93 B FF 93 C FF 93 C FF 93 F FF 95 F FF 95 B FF 95 4-2 BB			C SI 88 S CH 81 B CH 80 S SI 88 1-3 ① **K**		3	0	0	1	2	2	3
41 Victor Martinez, S (1, 10) OBP: 0.297, SLG: 0.263		C SI 86 B CH 80 B FC 82 F SI 86 X FF 87 2-2 1-3 2B	B FF 87 C SI 87 B SI 86 B CH 78 X SI 87 3-1 27 WP 18 1B 1-2 2-H 1B	C SI 86 D CH 80 B CU 70 F SI 86 B CH 76 F SI 86 X FF 88 3-2 18 HR 2-H 2B	B FF 91 X FF 92 1-0 ③ **G4-3**			B SI 89 C SI 88 B CH 81 F SI 88 B CH 82 F SI 89 F SI 88 F SI 88 S SI 87 3-3 ② **K**		5	2	3	2	0	1	2
27 Jhonny Peralta, R (1, 6) OBP: 0.364, SLG: 0.400		B SI 87 X CH 80 1-0 ① **FC6-2** 3-H	B FC 82 B CH 79 B SI 86 C SI 86 S CH 80 F SL 78 F CU 72 F SI 87 B FF 88 4-2 18 E 18 1B 1-2 2-3 BB	B FF 91 B FF 91 B FF 91 B FF 90 4-0 18 HR BB	F FF 90 X FF 92 0-1 18 FC6-4 1B			B SL 78 B SI 87 B SI 87 X SI 87 3-0 32 BB 1B		3	1	2	0	2	0	2
18 Matt Tuiasosopo, R (1, 7) OBP: 0.423, SLG: 0.500 32 Don Kelly, L (7, 7) OBP: 0.208, SLG: 0.095		C CH 80 D SI 87 C CH 83 S SI 86 1-3 ② **K**	F SI 87 B SI 84 S CH 81 B FF 88 X CH 82 2-2 **E7** 1-3 2-H 3-H 1B	C CU 77 B FF 90 F FF 92 F CU 78 D FF 91 X FF 92 2-2 1-H 2-H HR	C FF 91 B FF 92 X CH 84 1-1 ① **FC6-4** 1-2f			C SI 88 B CH 83 F SI 89 B SI 87 B SL 77 B SL 79 4-2 1-2 BB		4 0	1 0	2 0	5 0	0 1	1 0	3 0
55 Brayan Peña, S (1, 2) OBP: 0.250, SLG: 0.292		X SI 86 0-0 ③ **G4-3**	B CH 80 C SI 87 X CH 81 1-1 ③ **F7**	B FF 92 F FF 92 X CH 85 1-1 4 FC5-4 1B			X FF 91 0-0 ② **P4**	B SI 89 C SI 87 X SI 89 1-1 ③ **G6-3**		5	0	1	0	0	0	7
4 Omar Infante, R (1, 4) OBP: 0.307, SLG: 0.324			C SI 86 X SI 84 0-1 14 G6-3 48 1B 2B	C SI 86 X CH 78 1-1 ① G1-3 C CU 77 F FF 92 X CU 78 X CU 77 0-2 ③ FC5-4 1-2f			B FF 91 X FF 89 1-0 ③ **P6**			4	1	1	0	0	0	2
Inning Stats	R: 0 E: 0 K: 1 S: 8 H: 1 LOB: 0 BB: 0 P: 9	R: 0 E: 0 K: 1 S: 10 H: 1 LOB: 2 BB: 1 P: 18	R: 4 E: 1 K: 1 S: 21 H: 4 LOB: 2 BB: 2 P: 38	R: 6 E: 0 K: 0 S: 24 H: 6 LOB: 1 BB: 1 P: 41	R: 0 E: 0 K: 0 S: 9 H: 1 LOB: 2 BB: 1 P: 17	R: 0 E: 1 K: 0 S: 6 H: 1 LOB: 1 BB: 0 P: 8	R: 0 E: 0 K: 0 S: 8 H: 0 LOB: 0 BB: 0 P: 11	R: 0 E: 0 K: 2 S: 14 H: 1 LOB: 2 BB: 1 P: 26		1B: 10 2B: 4 3B: 0 HR: 1 SF: 0 SAC: 0 DP: 1 HBP: 0					WP: 1 PB: 0 SB: 0 CS: 0 PA: 44	

livebaseballscorecards.com

AB	38
R	10
H	15
RBI	10
BB	6
SO	5
LOB	21

PITCHER		IP	WLS	BF	H	R	ER	SO	BB	IBB	HBP	BLK	WP	HR	S	P	ERA	WHIP
28 Paul Maholm, L ERA: 3.3	(1, 1)	3.2	L	23	10	8	8	3	3	0	0	0	1	0	53	89	19.64	3.545
38 Anthony Varvaro, R ERA: 1.42	(4, 1)	3.1		16	4	2	2	0	2	0	0	0	0	1	33	53	5.40	1.800
53 Cory Gearrin, R ERA:	(8, 1)	1.0		5	1	0	0	2	1	0	0	0	0	0	14	26	0.00	2.000

PITCHER	IP	WLS	BF	H	R	ER	SO	BB	IBB	HBP	BLK	WP	HR	S	P	ERA	WHIP

Batter	1	2	3	4	5	6	7	8	9	AB	R	H	RBI	BB	SO	LOB
19 Andrelton Simmons, R (1, 6) OBP: 0.298, SLG: 0.293	C SI 90 C SI 91 B CU 79 F FF 94 X SI 93 1-2 G6-3 ①		C SI 91 C SI 92 X FF 94 0-2 FC6-4 8 26 BB 5 1B 1-2 2-3 1B		B SI 90 B SI 91 C SI 90 F SI 92 B SI 91 F SI 90 X SI 92 3-2 G6-3 ①			X FF 94 0-0 F7 ①		4	1	1	0	0	0	0
26 Dan Uggla, R (1, 4) OBP: 0.294, SLG: 0.347	C SI 91 B SI 92 X CU 80 1-1 G3-1 ②		B SI 92 D SI 92 B CH 83 B SI 92 4-0 8 FC6-4 1-2 2-3 3-H BB		C CU 80 S CU 76 B CU 80 B SI 92 S CH 82 2-3 K ②			B SI 94 B SL 87 S FF 94 F FF 95 C CH 84 2-3 K ②		3	0	0	1	1	2	0
8 Justin Upton, R (1, 7) OBP: 0.384, SLG: 0.779	F SI 91 B SI 92 S SI 94 B CU 81 C FF 94 2-3 K ③		X SI 92 0-0 FC6-4 5 1B 1-2f 2-3 3-H ②		C SI 91 C CU 77 B SI 92 B FF 92 X CH 83 2-2 F8 ③			C SI 94 X CH 82 0-1 HR		4	1	1	2	0	1	2
5 Freddie Freeman, L (1, 3) OBP: 0.390, SLG: 0.444		S CH 82 B CH 81 F FF 93 X CU 80 1-2 F7 ①	B CH 82 X SI 92 1-0 1-2 3-H 1B			B SI 90 X SI 90 1-0 G4-3 ①		S CH 84 X SI 95 0-1 1B		4	0	2	1	0	0	0
23 Chris Johnson, R (1, 5) OBP: 0.405, SLG: 0.535		B FF 91 F CH 83 F FF 93 X SI 93 1-2 G6-3 ②	X CU 80 0-0 L6 ③			C SI 90 S SI 91 B SI 93 S CH 82 1-3 K ②		B SL 86 X FF 94 1-0 F8 ③		4	0	0	0	0	1	3
24 Evan Gattis, R (1, 2) OBP: 0.293, SLG: 0.574		C CU 80 X SI 93 0-1 G5-3 ③		F SI 90 B FF 91 F CH 82 X CH 81 1-2 F7 ①		B CU 77 C SI 88 B SI 92 S CU 80 F SI 92 F SI 91 F CH 81 B CU 77 S SI 91 3-3 K ③			C FF 92 C FF 92 B FS 83 F FF 92 F FS 81 F FF 93 X FF 93 1-2 F9 ①	4	0	0	0	0	1	0
2 B.J. Upton, R (1, 8) OBP: 0.229, SLG: 0.291			B CU 78 F SI 91 S SI 92 X SI 93 1-2 25 CS 1B	C CU 78 C CH 81 B CU 79 B SI 93 C FF 93 2-3 K ②			X SI 90 0-0 G6-3 ①		C FF 93 S FF 93 S FF 92 0-3 K ②	4	0	1	0	0	2	0
25 Juan Francisco, L (1, 10) OBP: 0.333, SLG: 0.508			B SI 91 B CH 82 1 SAFE 1 SAFE 1 SAFE F SI 91 B CH 82 B CH 82 4-1 1-2 19 1B 17 1B 26 BB BB ①	B EP 72 B CH 83 X CH 84 2-0 1B			C KC 79 B FC 82 C SI 91 S FC 82 1-3 K ②		C FF 94 B FF 93 F FF 93 S FF 95 1-3 K ③	3	1	1	0	1	2	0
17 Jordan Schafer, L (1, 9) OBP: 0.500, SLG: 0.450			X SI 92 0-0 26 BB 19 1B 8 FC6-4 1-2 1B	X CH 82 0-0 G3 ③			C SI 90 L KC 77 B FC 83 B SI 90 S FC 82 2-3 K ③			3	1	1	0	0	1	1

TOP

Atlanta Braves @ Detroit Tigers

Comerica Park, Detroit, MI

Sat Apr 27 2013, 1:09 PM - 4:02 PM EDT

Att. 42,881 - Sunny - 63 F

livebaseballscorecards.com

AB	33
R	4
H	7
RBI	4
BB	2
SO	10
LOB	6

Inning Stats	1	2	3	4	5	6	7	8	9
	R: 0 E: 0 K: 1 S: 9 H: 0 LOB: 0 BB: 0 P: 13	R: 0 E: 0 K: 0 S: 8 H: 0 LOB: 0 BB: 0 P: 10	R: 3 E: 0 K: 0 S: 11 H: 4 LOB: 2 BB: 2 P: 21	R: 0 E: 0 K: 1 S: 8 H: 1 LOB: 1 BB: 0 P: 13	R: 0 E: 0 K: 1 S: 10 H: 0 LOB: 0 BB: 0 P: 17	R: 0 E: 0 K: 2 S: 10 H: 0 LOB: 0 BB: 0 P: 15	R: 0 E: 0 K: 2 S: 7 H: 0 LOB: 0 BB: 0 P: 10	R: 1 E: 0 K: 1 S: 9 H: 2 LOB: 1 BB: 0 P: 12	R: 0 E: 0 K: 2 S: 12 H: 0 LOB: 0 BB: 0 P: 14

| | | |

Atlanta Braves @ Detroit Tigers

Comerica Park, Detroit, MI

Sat Apr 27 2013, 1:09 PM - 4:02 PM EDT

Att. 42,881 - Sunny - 63 F

BOTTOM

Batter	1	2	3	4	5	6	7	8	9	AB	R	H	RBI	BB	SO	LOB
14 Austin Jackson, R (1, 8) OBP: 0.357, SLG: 0.376	B SI 90 B FF 90 B SI 89 B SI 89 4-0 48 G6-3 BB		C CU 77 B CU 76 X SI 89 1-1 48 1B 24 1B 1B	X SI 90 0-0 48 HBP 1B		L SI 88 X CU 76 0-1 ① SH5-3 1-2		B SI 92 B SI 91 C SI 91 B SI 91 B CH 80 4-1 24 1B 2-3 BB		2	1	2	0	2	0	0
48 Torii Hunter, R (1, 9) OBP: 0.424, SLG: 0.511	B CU 77 1 SAFE B SI 90 X SI 89 2-0 ①② G6-3 1-2		B FF 89 S CH 81 1 SAFE F CH 83 X CU 78 1-2 24 1B 1-3 1B	S CH 81 1 SAFE H SI 88 1-1 24 FC5-4 1-2 HBP		C FF 92 F SL 82 B FF 94 F FF 93 F FF 94 F FF 91 S SL 80 1-3 ② K		D SI 88 S SI 88 X SL 78 1-1 ② P4		4	0	1	0	0	1	4
24 Miguel Cabrera, R (1, 5) OBP: 0.438, SLG: 0.511	C SI 90 F SI 89 F CU 77 F SI 90 F CH 82 B CU 78 F SI 90 X CH 83 1-2 ③ F9		1 SAFE 1 SAFE F SI 89 1 SAFE C SI 89 X SI 90 0-2 1-2 3-H 1B	F SI 88 S CH 82 X CH 83 0-2 ③ FC5-4 1-2f		C FF 95 X SL 82 0-1 ③ G6-3		C SL 77 B SL 78 T SI 86 X SL 79 1-2 1-3 3-H 1B		5	0	2	2	0	0	3
28 Prince Fielder, L (1, 10) OBP: 0.417, SLG: 0.549		B SI 88 F SI 89 S CH 81 T SI 89 1-2 ① K	B SI 90 B SI 90 S CH 83 X FF 90 2-1 ② P2		F CH 81 B SI 87 B CH 81 X SI 88 2-1 18 1B 1B		C FF 93 T FF 94 B CH 82 B FF 95 S CH 85 2-3 ① K	S SI 89 X SI 88 0-1 ③ G3		5	0	1	0	0	2	4
41 Victor Martinez, S (1, 3) OBP: 0.295, SLG: 0.262		C SI 89 B CU 77 B SI 90 F FF 90 F SI 90 F FF 91 B CU 78 X SI 90 3-2 27 HR 1B	F SI 90 X FF 90 0-1 ③ F7		C SI 86 B CH 81 X CH 81 1-1 ① F8		B FF 93 X FF 93 1-0 ② F9			4	1	1	0	0	0	3
27 Jhonny Peralta, R (1, 6) OBP: 0.359, SLG: 0.429		C SI 90 X CU 76 0-1 1-H HR	X SI 87 0-0 ① P4	C SI 87 B FF 87 X SI 87 1-1 ② F9		C FF 94 B FF 93 X SL 83 1-1 ③ P6				4	1	1	2	0	0	1
18 Matt Tuiasosopo, R (1, 7) OBP: 0.414, SLG: 0.480 32 Don Kelly, L (8, 7) OBP: 0.240, SLG: 0.182		C SI 90 B CU 78 B FF 89 F SI 90 X CH 83 2-2 ② F9	C CH 80 B SI 88 B FF 89 X SI 89 2-1 ② G6-3	C CH 81 C CU 76 F CU 75 F FF 90 F CH 80 B CU 74 X SI 88 1-2 1-2 1B				B SI 91 T SI 92 F SI 90 B CU 73 X SI 92 2-2 4 2B 2B		3 1	0 1	1 1	0 1	0 0	0 0	0 0
13 Alex Avila, L (1, 2) OBP: 0.229, SLG: 0.262		C SI 89 S CH 83 B CU 76 B CH 83 C SI 89 2-3 ③ K	B SI 88 B CH 82 C FF 89 C SI 89 B CH 82 F SI 89 F SI 90 B SI 90 4-2 4 HR BB	F FF 87 F SI 88 B SI 88 B CU 75 T FF 88 2-2 ③ K				L SI 90 B SI 92 X SI 89 1-1 ① B5		3	1	0	0	1	2	3
4 Omar Infante, R (1, 4) OBP: 0.329, SLG: 0.400			X SI 88 0-0 ① F8	C FF 88 C SI 89 F FF 90 X FF 88 0-2 1-H HR		C SI 88 B SI 87 C SI 87 B SI 87 X SI 88 2-2 14 SH5-3 1B		F SI 93 F SI 92 F CH 81 B SI 93 B CH 80 F SI 92 X SI 92 2-2 14 S 24 1B 2-H 2B		4	2	3	3	0	0	0
Inning Stats	R: 0 E: 0 K: 0 S: 8 H: 0 LOB: 0 BB: 1 P: 15	R: 2 E: 0 K: 2 S: 16 H: 2 LOB: 0 BB: 0 P: 24	R: 1 E: 0 K: 0 S: 13 H: 3 LOB: 2 BB: 0 P: 17	R: 2 E: 0 K: 0 S: 16 H: 2 LOB: 2 BB: 1 P: 23	R: 0 E: 0 K: 1 S: 15 H: 2 LOB: 2 BB: 0 P: 22	R: 0 E: 0 K: 1 S: 13 H: 1 LOB: 1 BB: 0 P: 16	R: 0 E: 0 K: 1 S: 6 H: 0 LOB: 0 BB: 0 P: 10	R: 2 E: 0 K: 0 S: 18 H: 3 LOB: 2 BB: 1 P: 29		1B: 9 2B: 2 3B: 0 HR: 2 SF: 0 SAC: 1 DP: 0 HBP: 1		WP: 0 PB: 0 SB: 1 CS: 0 PA: 40		

livebaseballscorecards.com

AB	35
R	7
H	13
RBI	7
BB	3
SO	5
LOB	18

PITCHER		IP	WLS	BF	H	R	ER	SO	BB	IBB	HBP	BLK	WP	HR	S	P	ERA	WHIP
54 Kris Medlen, R ERA: 3.26	(1, 1)	5.1	L	28	10	5	5	3	2	0	1	0	0	2	73	108	8.44	2.250
52 Jordan Walden, R ERA: 2.0	(6, 1)	1.2		5	0	0	0	2	0	0	0	0	0	0	14	19	0.00	0.000
43 Luis Avilán, L ERA: 3.52	(8, 1)	0.1		4	2	2	2	0	1	0	0	0	0	0	11	20	54.00	9.000
53 Cory Gearrin, R ERA:	(8, 1)	0.2		3	1	0	0	0	0	0	0	0	0	0	7	9	0.00	1.500

PITCHER	IP	WLS	BF	H	R	ER	SO	BB	IBB	HBP	BLK	WP	HR	S	P	ERA	WHIP

Batter	1	2	3	4	5	6	7	8	9	AB	R	H	RBI	BB	SO	LOB
17 Jordan Schafer, L (1, 8) OBP: 0.414, SLG: 0.360	C SI 87 F SI 90 B FC 87 C SI 88 1-3 K ①		X CH 80 0-0 G3-1 ③		B SI 86 X SI 88 1-0 P6 ①		B CH 83 C CH 78 X SI 89 1-1 B1-3 ②		F FF 91 C FF 91 B FF 92 X FF 92 1-2 FC6-4 ② 1-2f 2-3	5	0	0	0	0	1	3
1 Tyler Pastornicky, R (1, 4) OBP: 0.143, SLG: 0.286	C FF 89 S SI 89 B SI 90 X FC 88 1-2 2B			B SI 86 C SI 87 F SI 88 B CU 74 F SI 89 F CU 74 C CH 80 2-3 K ①	B CU 73 X SI 87 1-0 G1 ② 1-2		X SI 87 0-0 G6-3 ③		X FF 92 0-0 G1-3 ③	5	0	1	0	0	1	3
8 Justin Upton, R (1, 7) OBP: 0.398, SLG: 0.773	F SI 88 C SI 89 B FF 88 B CU 74 S CH 80 2-3 K ②			B CU 73 B CU 74 B CH 81 C CH 81 X CH 80 3-1 5 HBP 23 2B 1B	B CU 73 B CU 73 H SI 84 3-0 HBP			B SI 94 B SL 86 B SL 86 C SI 94 B SI 94 4-1 23 WP 5 WP BB		2	1	1	0	1	1	1
5 Freddie Freeman, L (1, 3) OBP: 0.378, SLG: 0.410	B SI 91 C CH 83 F CH 79 S CU 73 1-3 K ③			B CH 79 S CH 79 H FC 83 2-1 23 2B 24 1B 1-2 HBP	C CH 79 D CU 72 C CH 80 X FC 83 1-2 F9 ③			S SL 86 S SI 94 C SL 86 0-3 1-2 ①		3	1	0	0	0	2	4
23 Chris Johnson, R (1, 5) OBP: 0.410, SLG: 0.547		X SI 88 0-0 G4-3 ①		C SI 86 F SI 87 X SI 88 0-2 24 1B 26 FC6-4 1-3 2-H 2B	C SI 86 C CH 80 B CU 74 X CU 74 1-2 1B			B SI 95 S SL 87 D SI 94 B SL 86 F SL 86 C SL 87 3-3 2-3 ②		4	1	2	1	0	1	1
24 Evan Gattis, R (1, 2) OBP: 0.291, SLG: 0.556		C SI 89 F SI 89 S CU 74 0-3 K ②		B CU 74 C SI 90 X SI 89 1-1 26 FC6-4 2-3 3-H 1B	B SI 88 F SI 87 S CU 72 F CU 74 B FC 85 F SI 88 X CH 76 2-2 P1 ①			S SL 86 B SI 94 S SL 87 C SI 96 1-3 K ③		4	0	1	1	0	2	2
26 Dan Uggla, R (1, 10) OBP: 0.292, SLG: 0.333		B SI 89 C SI 90 B SI 89 F CH 80 B FF 90 S CU 73 3-3 K ③		C SI 90 X CU 74 0-1 FC6-4 ② 7 FC5-4 1-2f 3-H	F SI 87 F CH 78 B FF 88 B CU 73 X CH 79 2-2 L7 ②				B SI 93 F SI 91 C SL 87 F SL 87 B SL 87 F SL 85 B SL 86 B SL 86 4-2 17 FC6-4 7 HBP BB	3	0	0	1	1	1	2
7 Reed Johnson, R (1, 9) OBP: 0.276, SLG: 0.370		C SI 87 F SI 88 X SI 89 0-2 G6-3 ①		1 SAFE B SI 89 C CU 74 F SI 89 X SI 89 1-2 FC5-4 ③ 1-2f	L CU 72 D CU 73 T SI 89 S SI 90 1-3 K ③				H SI 94 1-0 17 FC6-4 1-2 HBP	3	0	0	0	0	1	2
19 Andrelton Simmons, R (1, 6) OBP: 0.295, SLG: 0.291		C SI 88 B SI 90 B CU 74 X SI 89 2-1 F8 ②		B SI 87 C SI 87 X SI 88 1-1 1 G1 1B			C SI 86 B CU 73 B CH 83 C CH 82 S SI 89 2-3 K ①		X FF 91 0-0 L7 ①	4	0	1	0	0	1	2
Inning Stats	R: 0 E: 0 K: 3 S: 12 H: 1 LOB: 1 BB: 0 P: 17	R: 0 E: 0 K: 2 S: 7 H: 0 LOB: 0 BB: 0 P: 10	R: 0 E: 0 K: 0 S: 6 H: 0 LOB: 0 BB: 0 P: 8	R: 3 E: 0 K: 1 S: 18 H: 3 LOB: 1 BB: 0 P: 27	R: 0 E: 0 K: 0 S: 7 H: 1 LOB: 2 BB: 0 P: 14	R: 0 E: 0 K: 1 S: 14 H: 1 LOB: 1 BB: 0 P: 20	R: 0 E: 0 K: 1 S: 6 H: 0 LOB: 0 BB: 0 P: 9	R: 0 E: 0 K: 3 S: 10 H: 0 LOB: 1 BB: 1 P: 18	R: 0 E: 0 K: 0 S: 9 H: 0 LOB: 2 BB: 1 P: 15	1B: 4 2B: 2 3B: 0 HR: 0 SF: 0 SAC: 0 DP: 0 HBP: 3						

PITCHER		IP	WLS	BF	H	R	ER	SO	BB	IBB	HBP	BLK	WP	HR	S	P	ERA	WHIP
58 Doug Fister, R ERA: 2.38	(1, 1)	7.0	W	29	6	3	3	8	0	0	2	0	0	0	70	105	3.86	0.857
62 Al Alburquerque, R ERA: 1.54	(8, 1)	1.0		6	0	0	0	3	2	0	1	0	2	0	14	27	0.00	2.000
46 Jose Valverde, R ERA:	(9, 1)	1.0		3	0	0	0	0	0	0	0	0	0	0	5	6	0.00	0.000

PITCHER	IP	WLS	BF	H	R	ER	SO	BB	IBB	HBP	BLK	WP	HR	S	P	ERA	WHIP

TOP

Atlanta Braves @ Detroit Tigers

Comerica Park, Detroit, MI

Sun Apr 28 2013, 8:09 PM - 10:48 PM EDT

Att. 33,469 - Drizzle - 53 F

livebaseballscorecards.com

AB	33
R	3
H	6
RBI	3
BB	2
SO	11
LOB	20

WP: 2 PA: 38
PB: 0
SB: 0
CS: 0

Atlanta Braves @ Detroit Tigers

Comerica Park, Detroit, MI

Sun Apr 28 2013, 8:09 PM - 10:48 PM EDT

Att. 33,469 - Drizzle - 53 F

BOTTOM

livebaseballscorecards.com

Batter	1	2	3	4	5	6	7	8	9	AB	R	H	RBI	BB	SO	LOB
14 Austin Jackson, R (1, 8) OBP: 0.362, SLG: 0.404	C FF 88 B FF 88 F CH 83 X SL 83 1-2 ① F8		C FF 89 B FF 89 X CH 83 1-1 1-H 2-H HR		B FF 88 F FF 87 C FF 88 B SL 84 F FF 88 C FF 88 2-3 ② K		B FF 86 B CH 81 F FF 87 B FF 87 F FF 87 B CH 81 4-2 48 1B 24 HR BB			3	2	1	3	1	1	0
48 Torii Hunter, R (1, 9) OBP: 0.417, SLG: 0.500	C FF 90 B KC 80 S CH 83 F SL 83 S CH 84 1-3 ② K		F FF 89 B FF 89 F FF 88 B SL 84 X FF 89 2-2 ② F9		F FF 89 B FF 87 X CH 83 1-1 ③ F9		1 SAFE F SI 88 X SI 87 0-1 1-2 24 HR 1B			4	1	1	0	0	1	0
24 Miguel Cabrera, R (1, 5) OBP: 0.440, SLG: 0.552	F FF 90 X FF 90 0-1 ③ P4		B CH 85 C FF 89 B FF 89 C KC 80 B FF 90 S KC 80 3-3 ③ K			F FF 86 B FF 86 X CH 82 1-1 28 G4-3 41 SF8 2B	B SL 78 B SL 78 B SI 87 X SI 87 3-0 1-H 2-H HR			4	2	2	3	0	1	0
28 Prince Fielder, L (1, 3) OBP: 0.421, SLG: 0.541		C FF 90 B SL 85 S CH 84 X FF 90 1-2 ① G1		C SL 83 B SL 83 F FF 87 B SL 84 X KC 78 2-2 18 1B		X SL 82 0-0 ① G4-3 2-3	B SI 91 C SI 91 B CU 76 B SI 92 B SI 92 4-1 BB			3	0	1	0	1	0	1
41 Victor Martinez, S (1, 10) OBP: 0.283, SLG: 0.253		B FF 90 B FF 88 F SI 89 C CH 84 X FF 90 2-2 ② G5-3		C CH 82 B FF 88 X FF 88 1-1 ① F9		X FF 87 0-0 ② SF8 3-H	X SI 93 0-0 ③ L8			3	0	0	1	0	0	2
27 Jhonny Peralta, R (1, 6) OBP: 0.344, SLG: 0.409		C CH 85 X FF 90 0-1 ③ G5-3		B CH 81 F FF 88 F FF 88 S KC 78 1-3 ② K		X FF 87 0-0 ③ F7		B SI 92 B SI 92 F SI 91 S SI 91 S SI 91 2-3 ① K		4	0	0	0	0	2	1
18 Matt Tuiasosopo, R (1, 7) OBP: 0.406, SLG: 0.464 32 Don Kelly, L (8, 7) OBP: 0.269, SLG: 0.217			S CH 83 B FF 88 B CH 83 X FF 88 2-1 ① L8	C CH 81 B KC 78 F FF 88 X KC 77 1-2 1-2 1B			B CH 80 F FF 87 C FF 87 S KC 78 1-3 ① K	C SI 91 B CU 77 B SI 92 C SI 92 B CU 74 F SI 91 F SI 91 X SI 92 3-2 1B		3 1	0 0	1 1	0 0	0 0	1 0	0 0
55 Brayan Peña, S (1, 2) OBP: 0.250, SLG: 0.259			C FF 89 B FF 89 B CH 84 B CH 82 B FF 90 4-1 4 1B 14 HR BB	X FF 87 0-0 ③ G4-3			L CH 80 X CH 80 0-1 ② F9	F SI 91 B SI 92 B CH 78 F SI 91 F CH 80 X SI 92 2-2 ② L8		3	1	0	0	1	0	3
4 Omar Infante, R (1, 4) OBP: 0.337, SLG: 0.443			B CH 83 1 SAFE C CH 82 1 SAFE X KC 78 1-1 1-2 14 HR 1B		B CH 82 C FF 87 S CH 82 B SL 84 F FF 88 S CH 82 2-3 ① K		S CH 80 X SL 83 0-1 HR	C SI 92 X CH 82 0-1 ③ L7		4	2	2	1	0	1	1
Inning Stats	R: 0 E: 0 K: 1 S: 9 H: 0 LOB: 0 BB: 0 P: 11	R: 0 E: 0 K: 0 S: 8 H: 0 LOB: 0 BB: 0 P: 11	R: 3 E: 0 K: 1 S: 13 H: 2 LOB: 0 BB: 1 P: 26	R: 0 E: 0 K: 1 S: 12 H: 2 LOB: 2 BB: 0 P: 17	R: 0 E: 0 K: 2 S: 10 H: 0 LOB: 0 BB: 0 P: 15	R: 1 E: 0 K: 0 S: 5 H: 1 LOB: 0 BB: 0 P: 6	R: 4 E: 0 K: 1 S: 14 H: 3 LOB: 1 BB: 2 P: 26	R: 0 E: 0 K: 1 S: 14 H: 1 LOB: 1 BB: 0 P: 21		1B: 5 2B: 1 3B: 0 HR: 3 SF: 1 SAC: 0 DP: 0 HBP: 0	WP: 0 PB: 0 SB: 0 CS: 0 PA: 36					

	AB	32
	R	8
	H	9
	RBI	8
	BB	3
	SO	7
	LOB	8

PITCHER		IP	WLS	BF	H	R	ER	SO	BB	IBB	HBP	BLK	WP	HR	S	P	ERA	WHIP
36 Mike Minor, L ERA: 3.13	(1, 1)	6.2	L	28	6	6	6	6	2	0	0	0	0	2	66	100	8.10	1.200
53 Cory Gearrin, R ERA: 1.46	(7, 1)	0.0		2	2	2	2	0	0	0	0	0	0	1	3	6	∞	∞
43 Luis Avilán, L ERA: 3.0	(7, 1)	1.1		6	1	0	0	1	1	0	0	0	0	0	16	27	0.00	1.500

PITCHER	IP	WLS	BF	H	R	ER	SO	BB	IBB	HBP	BLK	WP	HR	S	P	ERA	WHIP

Batter	1	2	3	4	5	6	7	8	9	AB	R	H	RBI	BB	SO	LOB
2 Denard Span, L (1, 8) OBP: 0.352, SLG: 0.319	B FF 94 B FF 93 C FF 93 B FF 94 C FF 93 X FF 94 3-2 34 2B 1B	C SL 82 S SL 82 D SL 83 B FF 94 F FF 94 1 SAFE T SL 76 2-2 ③ K			B SL 79 X FF 92 1-0 ① L8		B FF 94 F FF 95 C FF 94 F CH 85 B FF 94 X CH 86 2-2 ② G6-3			4	0	1	0	0	1	1
8 Danny Espinosa, S (1, 4) OBP: 0.222, SLG: 0.351	1 SAFE L FF 94 S FF 94 1 SAFE S FF 94 0-3 ① K		C SL 79 X FF 92 0-1 34 G3-6-3 1B		X FF 93 0-0 ② G4-3		B CH 84 S FF 93 F CH 86 S CH 85 1-3 ③ K			4	0	1	0	0	2	1
34 Bryce Harper, L (1, 7) OBP: 0.437, SLG: 0.744	S SL 84 1 SAFE B FF 95 B FF 94 X SL 82 2-1 ② 1-2 2B		B FF 94 C SL 81 X SI 91 1-1 ①② G3-6-3 1-2f		F FF 94 B SL 81 C SL 80 F FF 94 B SL 78 F SL 81 X FF 94 2-2 ③ P6			B SI 90 F SI 90 X SI 90 1-1 ① G4-3		4	0	1	0	0	0	1
28 Jayson Werth, R (1, 9) OBP: 0.314, SLG: 0.408 22 Drew Storen, S (8, 1)	C FF 95 F FF 95 F FF 95 B SL 82 B FF 93 B FF 95 X FF 95 3-2 ③ F8		B SL 81 C SL 81 B SL 80 S FF 95 X FF 95 2-2 ③ F9			S SL 79 X FF 93 0-1 25 BB 1B		B SI 90 C SI 89 B SI 89 F SI 90 B SI 90 S SI 90 3-3 ② K		4 0	0 0	1 0	0 0	0 0	1 0	1 0
25 Adam LaRoche, L (1, 3) OBP: 0.224, SLG: 0.273		F FF 92 B SI 90 S SI 89 X FF 94 1-2 20 1B 18 1B 1B		B FF 92 C SL 81 B CU 74 B SL 80 C FF 93 X FF 93 3-2 ① L7		B FF 92 B SL 81 B SI 89 B FF 92 4-0 1-2 BB		C SI 90 B SI 88 S SI 91 S SI 91 1-3 ③ K		3	1	1	0	1	1	0
20 Ian Desmond, R (1, 6) OBP: 0.320, SLG: 0.515		C SL 80 S FF 94 D SL 82 X SI 91 1-2 18 1B 24 1B 1-2 1B		X SI 90 0-0 24 F8 18 1B 1B		B SL 80 C SL 80 F SL 80 S SL 80 1-3 ① K			F FF 97 B KC 87 X FF 97 1-1 ① G6-3	4	1	2	0	0	1	2
18 Chad Tracy, L (1, 5) OBP: 0.267, SLG: 0.185		D SL 83 2 SAFE B SL 80 B FF 92 C FF 93 X FF 93 3-1 37 K2-6-2 24 1B 1-3 2-H 1B		B CH 84 X SI 89 1-0 1-2 1B		B FF 94 B FF 93 F FF 92 S CH 84 S CH 84 2-3 ② K			C FF 97 F FF 98 S KC 88 0-3 ② K	4	0	2	1	0	2	2
24 Kurt Suzuki, R (1, 2) OBP: 0.348, SLG: 0.448		C FF 94 B SL 81 X SI 92 1-1 1-2 3-H 1B		C FF 94 X FF 94 0-1 ② F8 2-3		C SL 81 B SL 82 X FF 95 1-1 ③ L9			B FF 98 S FF 98 B FF 99 X FF 97 2-1 ③ P3	4	0	1	1	0	0	4
37 Stephen Strasburg, R (1, 1) OBP: 0.200, SLG: 0.300 1 Steve Lombardozzi, S (7, PH) OBP: 0.268, SLG: 0.325 36 Tyler Clippard, R (7, 1) 33 Roger Bernadina, L (8, 9) OBP: 0.111, SLG: 0.059		L FF 92 B FF 89 L FF 92 M FF 93 2 SAFE 1-3 ①② K2-6-2 2-2		B SL 82 C FF 93 C FF 93 S FF 94 1-3 ③ K			B SL 83 C FF 94 F FF 94 B CH 85 S CH 84 2-3 ① K			2 1 0 0	0 0 0 0	0 0 0 0	0 0 0 0	0 0 0 0	2 1 0 0	4 0 0 0

TOP

Washington Nationals @ Atlanta Braves

Turner Field, Atlanta, GA

Mon Apr 29 2013, 7:13 PM - 10:03 PM EDT

Att. 22,870 - Partly Cloudy - 72 F

livebaseballscorecards.com

AB	34
R	2
H	10
RBI	2
BB	1
SO	11
LOB	16

Inning Stats	1	2	3	4	5	6	7	8	9
	R: 0 E: 0 K: 1 S: 12	R: 2 E: 0 K: 2 S: 17	R: 0 E: 0 K: 0 S: 7	R: 0 E: 0 K: 1 S: 10	R: 0 E: 0 K: 0 S: 7	R: 0 E: 0 K: 2 S: 10	R: 0 E: 0 K: 2 S: 10	R: 0 E: 0 K: 2 S: 8	R: 0 E: 0 K: 1 S: 7
	H: 2 LOB: 1 BB: 0 P: 20	H: 4 LOB: 1 BB: 0 P: 26	H: 1 LOB: 0 BB: 0 P: 10	H: 2 LOB: 2 BB: 0 P: 15	H: 0 LOB: 0 BB: 0 P: 10	H: 1 LOB: 2 BB: 1 P: 18	H: 0 LOB: 0 BB: 0 P: 15	H: 0 LOB: 0 BB: 0 P: 13	H: 0 LOB: 0 BB: 0 P: 10

| | | |

Batter	1	2	3	4	5	6	7	8	9	AB	R	H	RBI	BB	SO	LOB
17 Jordan Schafer, L (1, 9) OBP: 0.485, SLG: 0.385	B FF 96 B FF 96 B FF 94 C FF 95 F FF 95 B FF 97 4-2 19 S 8 1B BB		B FF 94 C CU 79 B SI 95 B SI 94 C FF 94 B SI 95 4-2 8 G5-4-3 BB		B FF 93 B FF 92 B FF 93 B FF 93 4-0 BB		B FF 92 B CH 81 S CH 81 S CH 81 B FF 93 X CH 81 3-2 19 SF9 19 S 2-3 1B			1	1	1	0	3	0	0
19 Andrelton Simmons, R (1, 6) OBP: 0.283, SLG: 0.280	B FF 95 1 SAFE C FF 94 D CU 79 F FF 94 1 SAFE S SI 95 2-3 ① K 1-2		X FF 95 0-0 ① F8		B FF 94 X FF 95 1-0 ① F7		B FC 85 C FC 86 X FF 92 1-1 ② SF9 1-3 3-H			3	0	0	1	0	1	4
8 Justin Upton, R (1, 7) OBP: 0.393, SLG: 0.750	B CU 78 C CU 77 X FF 94 1-1 5 1B 2-H 1B		B CH 87 X CU 78 1-0 ②③ G5-4-3 1-2f		S FF 94 B CH 84 B CH 86 B CU 79 C FF 95 S FF 96 3-3 ② K		B FC 86 S FF 94 F FF 93 S FF 92 1-3 ③ K			4	0	1	1	0	2	4
5 Freddie Freeman, L (1, 3) OBP: 0.388, SLG: 0.405	B SI 95 B SI 94 B CU 79 X FF 96 3-0 ② 1-3 1B			C CH 88 B SI 95 B FF 96 S CU 80 B CH 87 B FF 97 4-2 26 1B 11 1B BB	C CH 87 D CH 88 B FF 94 B CU 78 X FF 95 3-1 ③ L5			X FF 94 0-0 ① F7		3	1	1	0	1	0	2
23 Chris Johnson, R (1, 5) OBP: 0.390, SLG: 0.519	C CU 79 X SI 96 0-1 ③ G6-3			F SI 95 F FF 96 C CU 79 0-3 ① K		C CU 76 B FF 95 F FF 95 S CH 88 1-3 ① K		S FF 95 S SL 83 B SL 84 B SL 82 S CH 87 2-3 ② K		4	0	0	0	0	3	2
26 Dan Uggla, R (1, 4) OBP: 0.301, SLG: 0.342		C FF 95 C FF 95 B FF 96 B CU 78 X FF 96 2-2 11 FC6-4 1B		B CH 86 B FF 95 C FF 96 X SI 95 2-1 11 1B 1-2 1B		C FF 95 B CH 88 C CU 79 B CU 81 S CH 88 2-3 ② K		C SL 82 S CH 88 S SL 83 0-3 ③ K		4	0	2	0	0	2	0
2 B.J. Upton, R (1, 8) OBP: 0.222, SLG: 0.281		X FF 95 0-0 ① F8		C CU 79 S FF 95 S CH 88 0-3 ② K		S FF 96 B FF 96 C FF 97 S FF 97 1-3 ③ K				3	0	0	0	0	2	3
11 Gerald Laird, R (1, 2) OBP: 0.419, SLG: 0.407		C FF 95 T FF 94 X FF 94 0-2 ② FC6-4 1-2f		C CU 78 X FF 94 0-1 ③ 1-3 2-H 1B			B FF 92 B FF 91 C FF 92 B FF 92 B FF 94 4-1 17 1B 1 SH3-4 19 SF9 BB			2	1	1	1	1	0	1
49 Julio Teheran, R (1, 1) OBP: 0.444, SLG: 0.556 52 Jordan Walden, R (6, 1) 1 Tyler Pastornicky, R (7, PH) OBP: 0.143, SLG: 0.286 34 Eric O'Flaherty, L (8, 1) 46 Craig Kimbrel, R (9, 1)		C FF 94 B SI 93 C FF 95 C FF 95 1-3 ③ K	B SI 92 C FF 93 X FF 95 1-1 2B				X FF 92 0-0 ① SH3-4 1-2			2 0 0 0 0	0 0 0 0 0	1 0 0 0 0	0 0 0 0 0	0 0 0 0 0	1 0 0 0 0	1 0 0 0 0
Inning Stats	R: 1 E: 0 K: 1 S: 10 H: 2 LOB: 1 BB: 1 P: 20	R: 0 E: 0 K: 1 S: 10 H: 1 LOB: 1 BB: 0 P: 13	R: 0 E: 0 K: 0 S: 4 H: 0 LOB: 0 BB: 1 P: 9	R: 1 E: 0 K: 2 S: 12 H: 2 LOB: 2 BB: 1 P: 18	R: 0 E: 0 K: 1 S: 8 H: 1 LOB: 2 BB: 1 P: 20	R: 0 E: 0 K: 3 S: 9 H: 0 LOB: 0 BB: 0 P: 13	R: 1 E: 0 K: 1 S: 10 H: 1 LOB: 1 BB: 1 P: 19	R: 0 E: 0 K: 2 S: 7 H: 0 LOB: 0 BB: 0 P: 9		1B: 6 2B: 1 3B: 0 HR: 0 SF: 1 SAC: 1 DP: 1 HBP: 0				WP: 0 PB: 0 SB: 2 CS: 0 PA: 33		

PITCHER		IP	WLS	BF	H	R	ER	SO	BB	IBB	HBP	BLK	WP	HR	S	P	ERA	WHIP
37 Stephen Strasburg, R ERA: 3.13	(1, 1)	6.0		25	6	2	2	8	4	0	0	0	0	0	53	93	3.00	1.667
36 Tyler Clippard, R ERA: 4.35	(7, 1)	1.0	L	5	1	1	1	1	1	0	0	0	0	0	10	19	9.00	2.000
22 Drew Storen, R ERA: 5.23	(8, 1)	1.0		3	0	0	0	2	0	0	0	0	0	0	7	9	0.00	0.000

PITCHER	IP	WLS	BF	H	R	ER	SO	BB	IBB	HBP	BLK	WP	HR	S	P	ERA	WHIP

BOTTOM

Washington Nationals @ Atlanta Braves

Turner Field, Atlanta, GA

Mon Apr 29 2013, 7:13 PM - 10:03 PM EDT

Att. 22,870 - Partly Cloudy - 72 F

livebaseballscorecards.com

AB	26
R	3
H	7
RBI	3
BB	5
SO	11
LOB	17

Washington Nationals @ Atlanta Braves

Turner Field, Atlanta, GA

Tue Apr 30 2013, 7:13 PM - 9:42 PM EDT

Att. 19,243 - Partly Cloudy - 75 F

TOP

livebaseballscorecards.com

Batter	1	2	3	4	5	6	7	8	9	AB	R	H	RBI	BB	SO	LOB
2 Denard Span, L (1, 8) OBP: 0.349, SLG: 0.316	B FF 88 F FF 88 F SI 89 B FS 81 F SI 91 F SI 90 C SI 91 2-3 ① K		X SI 90 0-0 ③ FC6-4 1-2f			C FF 89 F SI 90 F FC 86 B SI 90 B SI 91 X SI 91 2-2 1B		B FF 95 F FF 95 X FF 96 1-1 ② G3-1		4	0	1	0	0	1	1
8 Danny Espinosa, S (1, 4) OBP: 0.212, SLG: 0.333	F SI 89 X SI 90 0-1 ② F7			C SI 88 F SI 89 S FF 90 0-3 ① K		F SI 91 S SI 91 S FS 82 0-3 ① K		F FF 95 S FF 95 B FF 95 S FF 94 2-3 ③ K		4	0	0	0	0	3	1
34 Bryce Harper, L (1, 9) OBP: 0.430, SLG: 0.720	B SI 86 B FS 79 B SI 90 C SI 89 X SI 88 3-1 ③ F8			B SI 89 B CU 75 B FS 80 C SI 90 F FF 91 B FF 92 4-2 25 FC3-6 BB		F CU 77 S FS 81 D CU 78 B FS 83 F CU 78 F FF 90 S FS 84 2-3 ② K			F FF 95 X CU 80 0-1 ① L7	3	0	0	0	1	1	1
25 Adam LaRoche, L (1, 3) OBP: 0.213, SLG: 0.259		C SI 88 B SI 89 B FS 81 B FS 80 X SI 89 3-1 ① F8		C SI 90 B CU 75 1 SAFE X SI 90 1-1 ② FC3-6 20 FC6-4 1-2f		F SI 91 B FS 82 B SI 92 B FS 82 X SI 91 3-1 ③ F8			C FF 92 B CH 87 B FF 94 X FF 90 2-1 ② G4-3	4	0	0	0	0	0	2
20 Ian Desmond, R (1, 6) OBP: 0.318, SLG: 0.524		C FF 89 X FS 81 0-1 ② G5-3		X CU 75 0-0 ③ FC6-4 1-2f			B SI 88 C SI 89 F FF 90 B SI 90 X SI 90 2-2 3B		B FF 94 B FF 94 C FF 93 X FF 93 2-1 ③ L9	4	0	1	0	0	0	1
12 Tyler Moore, R (1, 7) OBP: 0.231, SLG: 0.360		B SI 89 C FF 89 X FC 85 1-1 ③ G4-3			B CU 75 F SI 87 X SI 90 1-1 18 G3 40 G5-3 2B		S FC 80 B FC 85 S FS 82 X CU 78 1-2 ① G5-3			3	1	1	0	0	0	1
18 Chad Tracy, L (1, 5) OBP: 0.242, SLG: 0.167			B SI 88 F SI 87 X SI 88 1-1 ① G3-1		X SI 89 0-0 ① G3 2-3		B FC 82 F SI 91 S FS 83 S FC 87 1-3 ② K			3	0	0	0	0	1	2
40 Wilson Ramos, R (1, 2) OBP: 0.346, SLG: 0.522			X SI 89 0-0 ② G6-3		C SI 90 S FC 85 X FC 86 0-2 ② G5-3 3-H		S FC 85 D FC 84 C SI 91 C FC 85 1-3 ③ K			3	0	0	1	0	1	1
47 Gio González, R (1, 1) OBP: 0.375, SLG: 0.714 33 Roger Bernadina, L (5, PH) OBP: 0.105, SLG: 0.056 30 Zach Duke, L (5, 1) 1 Steve Lombardozzi, S (8, PH) OBP: 0.262, SLG: 0.317 63 Henry Alberto Rodriguez, R (8, RF)			B FS 85 B SI 88 C SI 87 B SI 89 C SI 89 F SI 89 B SI 90 4-2 2 FC6-4 BB		C SI 91 X FC 86 0-1 ③ G3			B FF 94 C FF 93 C FF 94 X CU 80 1-2 ① G1-3		0 1 0 1 0	0 0 0 0 0	0 0 0 0 0	0 0 0 0 0	1 0 0 0 0	0 0 0 0 0	0 0 0 0 0
Inning Stats	R: 0 E: 0 K: 1 S: 9 H: 0 LOB: 0 BB: 0 P: 14	R: 0 E: 0 K: 0 S: 6 H: 0 LOB: 0 BB: 0 P: 10	R: 0 E: 0 K: 0 S: 7 H: 0 LOB: 1 BB: 1 P: 12	R: 0 E: 0 K: 1 S: 8 H: 0 LOB: 1 BB: 1 P: 13	R: 1 E: 0 K: 0 S: 8 H: 1 LOB: 0 BB: 0 P: 9	R: 0 E: 0 K: 2 S: 14 H: 1 LOB: 1 BB: 0 P: 21	R: 0 E: 0 K: 2 S: 12 H: 1 LOB: 1 BB: 0 P: 17	R: 0 E: 0 K: 1 S: 8 H: 0 LOB: 0 BB: 0 P: 12	R: 0 E: 0 K: 0 S: 6 H: 0 LOB: 0 BB: 0 P: 10	1B: 1 2B: 1 3B: 1 HR: 0	SF: 0 SAC: 0 DP: 0 HBP: 0						

	AB	30
	R	1
	H	3
	RBI	1
	BB	2
	SO	7
	LOB	10

WP: 0 PB: 0 SB: 0 CS: 0 PA: 32

PITCHER	IP	WLS	BF	H	R	ER	SO	BB	IBB	HBP	BLK	WP	HR	S	P	ERA	WHIP
15 Tim Hudson, R (1, 1) ERA: 3.86	7.0	W	26	3	1	1	6	2	0	0	0	0	0	64	96	1.29	0.714
38 Anthony Varvaro, R (8, 1) ERA: 1.23	2.0		6	0	0	0	1	0	0	0	0	0	0	14	22	0.00	0.000

PITCHER	IP	WLS	BF	H	R	ER	SO	BB	IBB	HBP	BLK	WP	HR	S	P	ERA	WHIP

Washington Nationals @ Atlanta Braves

Turner Field, Atlanta, GA

Tue Apr 30 2013, 7:13 PM - 9:42 PM EDT

Att. 19,243 - Partly Cloudy - 75 F

livebaseballscorecards.com

BOTTOM

Batter	1	2	3	4	5	6	7	8	9	AB	R	H	RBI	BB	SO	LOB
19 Andrelton Simmons, R (1, 6) OBP: 0.299, SLG: 0.333	C SI 92 X FF 93 0-1 HR	X FF 92 0-0 ① B1		F SI 90 C SI 92 B CU 80 F CU 80 F CU 80 F FF 94 X SI 94 1-2 5 FC6-4 8 BB 24 1B 1B	B SI 89 S CH 84 X SL 79 1-1 23 2B 5 1B 1B		X SI 88 0-0 ② L9			5	3	3	1	0	0	1
23 Chris Johnson, R (1, 5) OBP: 0.391, SLG: 0.524	C SI 94 S SI 94 S FF 94 0-3 ① K	X CH 84 0-0 8 WP 5 1B 2-H 1B		B SI 92 S FF 92 1 SAFE S FF 93 S FF 94 1-3 ① K	X SI 88 0-0 5 1B 1-3 2B		X CH 80 0-0 ③ F9			5	2	2	1	0	2	1
8 Justin Upton, R (1, 7) OBP: 0.402, SLG: 0.734	C SI 93 T CU 81 F FF 94 B CU 80 B CH 86 B FF 94 F CH 85 B FF 95 4-2 24 2B BB	B SI 94 F SI 93 S FF 94 B CU 80 B FF 94 C FF 95 3-3 ② K 1-2		B CU 79 B CH 85 D CH 85 B SI 92 4-0 5 FC6-4 1-2 BB	I IN 70 I IN 74 I IN 74 I IN 74 4-0 5 1B IBB			B FF 97 C FF 98 B FF 97 S FF 98 B SL 85 S FF 98 3-3 ① K		2	1	0	0	3	2	1
5 Freddie Freeman, L (1, 3) OBP: 0.407, SLG: 0.426	F FF 94 C SI 92 S CU 80 0-3 ② K	X FF 95 0-0 24 BB 2-H 1B		C SI 93 B CU 80 X SI 93 1-1 ② FC6-4 24 1B 1-2f 2-3	X SI 90 0-0 1-3 2-H 3-H 1B			C FF 98 X SI 98 0-1 1B		5	0	3	3	0	1	3
24 Evan Gattis, R (1, 2) OBP: 0.310, SLG: 0.566	1 SAFE B SI 93 D SI 92 X FF 93 2-0 2 CI 1-H 2B	B CU 80 B SI 94 B FF 94 C FF 93 B FF 93 4-1 1-2 BB		C CU 81 B SI 93 X SI 92 1-1 1-3 3-H 1B	D CH 83 X CH 83 1-0 ③ G5-3			X FF 99 0-0 ② P6		4	0	2	2	1	0	3
26 Dan Uggla, R (1, 4) OBP: 0.296, SLG: 0.325	B SI 94 B SI 94 B SI 94 B SI 93 4-0 2 CI BB	F SI 94 C CU 80 F CU 80 B FF 94 B CU 80 S CH 84 2-3 ③ K		S CH 84 S FF 93 B CU 80 D CH 84 S FF 93 2-3 ③ K		B SI 87 T CH 82 X SI 88 1-1 ① F8		B FF 101 F FF 99 X FF 100 1-1 ③ G4-3		4	0	0	0	1	2	5
2 B.J. Upton, R (1, 8) OBP: 0.225, SLG: 0.275	F CH 85 X FF 94 0-1 CI 1-2 2-3			F SI 93 B CH 84 S SI 93 B FF 93 B FF 94 B SI 93 4-2 7 CS BB	C SI 89 X CH 82 0-1 ① G5-3	C CH 83 B CU 72 X SI 89 1-1 ② G3-1				2	0	0	0	1	0	0
7 Reed Johnson, R (1, 9) OBP: 0.242, SLG: 0.323	F SI 94 B CU 80 F FF 94 S CU 80 1-3 ③ K			1 SAFE 1 SAFE B SI 94 B CH 84 F FF 93 C FF 93 F FF 92 T FF 94 2-2 ① ② K 1-2	X FF 87 0-0 ② G5-3	C CU 72 F SL 77 F SL 77 B SI 89 F CH 84 X SI 89 1-2 ③ G3				4	0	0	0	0	2	4
15 Tim Hudson, R (1, 1) OBP: 0.467, SLG: 0.714 25 Juan Francisco, L (7, PH) OBP: 0.328, SLG: 0.500 38 Anthony Varvaro, R (8, 1)		B SI 92 C SI 92 B FF 92 F FF 93 B FF 94 X FF 93 3-2 23 1B 2B		C SI 94 C FF 94 S CU 80 0-3 ③ K	C SI 90 B SL 79 B SI 88 X SI 89 2-1 HR		C SI 86 B CU 76 F SI 86 F CU 72 S CU 72 1-3 ① K			3 1 0	2 0 0	2 0 0	1 0 0	0 0 0	1 1 0	0 0 0
Inning Stats	R: 2 E: 1 K: 3 S: 18 H: 2 LOB: 3 BB: 2 P: 29	R: 2 E: 0 K: 2 S: 14 H: 3 LOB: 2 BB: 1 P: 26	R: 0 E: 0 K: 2 S: 9 H: 0 LOB: 0 BB: 1 P: 15	R: 1 E: 0 K: 2 S: 16 H: 2 LOB: 2 BB: 1 P: 26	R: 3 E: 0 K: 0 S: 10 H: 4 LOB: 2 BB: 1 P: 18	R: 0 E: 0 K: 0 S: 9 H: 0 LOB: 0 BB: 0 P: 12	R: 0 E: 0 K: 1 S: 6 H: 0 LOB: 0 BB: 0 P: 7	R: 0 E: 0 K: 1 S: 8 H: 1 LOB: 1 BB: 0 P: 12		1B: 7 2B: 3 3B: 0 HR: 2 SF: 0 SAC: 0 DP: 0 HBP: 0				WP: 1 PB: 0 SB: 0 CS: 1 PA: 42		

	AB	35
	R	8
	H	12
	RBI	8
	BB	6
	SO	11
	LOB	18

PITCHER		IP	WLS	BF	H	R	ER	SO	BB	IBB	HBP	BLK	WP	HR	S	P	ERA	WHIP
47 Gio González, L ERA: 5.34	(1, 1)	4.0	L	24	7	5	5	9	5	0	0	0	1	1	57	96	11.25	3.000
30 Zach Duke, L ERA: 6.28	(5, 1)	3.0		14	4	3	3	1	0	1	0	0	0	1	25	37	9.00	1.333
63 Henry Alberto Rodriguez, R ERA: 3.72	(8, 1)	1.0		4	1	0	0	1	0	0	0	0	0	0	8	12	0.00	1.000

PITCHER	IP	WLS	BF	H	R	ER	SO	BB	IBB	HBP	BLK	WP	HR	S	P	ERA	WHIP

Batter	1	2	3	4	5	6	7	8	9	AB	R	H	RBI	BB	SO	LOB
2 Denard Span, L (1, 8) OBP: 0.345, SLG: 0.314	C SI 88 B SI 87 F SI 88 B CH 82 F SI 88 B FF 88 C FF 88 3-3 ① K		X SI 87 0-0 ① 1-2 1B		B CU 72 F SI 87 B CH 82 F SI 88 F CH 81 B FF 89 X SI 87 3-2 ② G3			B SL 78 F CH 79 X FF 88 1-1 ② F7		4	0	1	0	0	1	0
1 Steve Lombardozzi, S (1, 4) OBP: 0.239, SLG: 0.289	C SI 88 X CH 82 0-1 ② G5-3		S CH 80 X CU 72 0-1 ③ G4-3		X CH 82 0-0 ③ G6-3			F FC 84 B CH 80 X FC 82 1-1 ③ G6-3		4	0	0	0	0	0	2
34 Bryce Harper, L (1, 9) OBP: 0.427, SLG: 0.705 33 Roger Bernadina, L (6, 9) OBP: 0.100, SLG: 0.053	C SI 88 X FF 88 0-1 ③ G1-6-3			C CU 72 B SL 79 S SL 79 B CU 74 B SL 79 F SL 79 F FF 88 D FC 81 4-2 20 HR BB		C SL 78 B CU 72 X SL 79 1-1 ① G3			B CU 75 X SI 93 1-0 ① G6-3	2 1	1 0	0 0	0 0	1 0	0 0	0 0
20 Ian Desmond, R (1, 6) OBP: 0.315, SLG: 0.542		B SI 87 X CH 80 1-0 ① G6-3		D CH 80 1 SAFE C SI 86 X CU 72 1-1 1-H HR		B SI 88 B CH 82 X SI 87 2-0 ② G4-3			C FF 94 B SI 94 F CH 82 F FF 94 B CH 81 X SI 93 2-2 ② G4-3	4	1	1	2	0	0	0
25 Adam LaRoche, L (1, 3) OBP: 0.204, SLG: 0.247		X FF 87 0-0 ② F7		B CU 74 X SI 88 1-0 ① F7		B SI 88 S SL 72 B CH 82 C SI 86 S SL 79 2-3 ③ K			B CU 77 B SI 93 B SI 92 C SI 93 S SI 93 X SI 94 3-2 ③ G4-3	4	0	0	0	0	1	0
12 Tyler Moore, R (1, 7) OBP: 0.207, SLG: 0.321		C CH 81 S SI 87 T SL 78 0-2 ③ K		S CH 82 B SI 87 X CH 83 1-1 ② G1-3			X CH 80 0-0 ① G6-3			3	0	0	0	0	1	0
6 Anthony Rendon, R (1, 5) OBP: 0.308, SLG: 0.227			C SI 87 B CH 83 F CH 81 S CU 72 1-3 ① K	C SI 88 B CH 81 C SI 88 B EP 63 B SI 87 B FF 88 4-2 BB			C CH 80 B SI 87 B CH 78 F FC 83 B SI 86 F FC 82 X FF 88 3-2 ② L6			2	0	0	0	1	1	0
24 Kurt Suzuki, R (1, 2) OBP: 0.333, SLG: 0.426			B SI 85 B SI 87 C SI 87 X SI 87 2-1 ② F9	B SI 87 C SI 87 B CH 83 1 SAFE X SI 87 2-1 ③ F9			C FF 87 S CH 82 B CU 73 B CH 78 X SI 87 2-2 ③ L7			3	0	0	0	0	0	1
27 Jordan Zimmermann, R (1, 1) OBP: 0.071, SLG: 0.071 29 Rafael Soriano, R (9, 1)			C SI 87 X SI 87 0-1 2 1B 1B		B SI 87 S SI 87 F SI 87 X FF 87 1-2 ① F9			X SI 84 0-0 ① G2-3		3 0	0 0	1 0	0 0	0 0	0 0	0 0

Inning Stats	1	2	3	4	5	6	7	8	9
	R: 0 E: 0 K: 1 S: 8	H: 0 LOB: 0 BB: 0 P: 11	R: 0 E: 0 K: 1 S: 5	H: 0 LOB: 0 BB: 0 P: 6	R: 0 E: 0 K: 1 S: 10	H: 2 LOB: 2 BB: 0 P: 13	R: 2 E: 0 K: 0 S: 13	H: 1 LOB: 1 BB: 2 P: 26	R: 0 E: 0 K: 0 S: 8	H: 0 LOB: 0 BB: 0 P: 12	R: 0 E: 0 K: 1 S: 6	H: 0 LOB: 0 BB: 0 P: 11	R: 0 E: 0 K: 0 S: 8	H: 0 LOB: 0 BB: 0 P: 13	R: 0 E: 0 K: 0 S: 5	H: 0 LOB: 0 BB: 0 P: 7	R: 0 E: 0 K: 0 S: 8	H: 0 LOB: 0 BB: 0 P: 14

PITCHER		IP	WLS	BF	H	R	ER	SO	BB	IBB	HBP	BLK	WP	HR	S	P	ERA	WHIP
28 Paul Maholm, L ERA: 3.08	(1, 1)	8.0	L	29	3	2	2	4	2	0	0	0	0	1	63	99	2.25	0.625
43 Luis Avilán, L ERA: 2.7	(9, 1)	1.0		3	0	0	0	0	0	0	0	0	0	0	8	14	0.00	0.000

PITCHER	IP	WLS	BF	H	R	ER	SO	BB	IBB	HBP	BLK	WP	HR	S	P	ERA	WHIP

TOP

Washington Nationals @ Atlanta Braves

Turner Field, Atlanta, GA

Wed May 01 2013, 7:13 PM - 9:25 PM EDT

Att. 22,460 - Cloudy - 67 F

livebaseballscorecards.com

AB	30
R	2
H	3
RBI	2
BB	2
SO	4
LOB	3

1B: 2	SF: 0	WP: 0	PA: 32
2B: 0	SAC: 0	PB: 0	
3B: 0	DP: 0	SB: 0	
HR: 1	HBP: 0	CS: 0	

Batter	1	2	3	4	5	6	7	8	9	AB	R	H	RBI	BB	SO	LOB
17 Jordan Schafer, L (1, 9) OBP: 0.432, SLG: 0.333	B FF 93 B FF 93 C FF 93 C FF 93 F FF 94 B SI 94 F FF 93 F FF 94 X FF 96 3-2 ① G3-1		B FF 92 C FF 92 B CU 76 B FF 93 X FF 92 3-1 ② F7			C CU 76 S FF 95 B FF 94 B FF 94 X CH 88 2-2 ② F7			B FF 92 B FF 92 C FF 92 B FC 92 F FF 90 F FC 92 C FF 91 3-3 ② K	4	0	0	0	0	1	1
19 Andrelton Simmons, R (1, 6) OBP: 0.287, SLG: 0.319	B FF 94 X SL 86 1-0 ② P6		X SL 83 0-0 ③ G5-3			X FF 95 0-0 ③ B5-3			B FC 91 B FF 91 B FF 90 C FF 91 C FF 91 F FF 91 X FC 92 3-2 ③ G6-3	4	0	0	0	0	0	1
8 Justin Upton, R (1, 7) OBP: 0.400, SLG: 0.722	B SL 84 X FF 95 1-0 1B			B CU 75 S SL 82 S FF 94 F FF 93 F FF 94 X FF 94 1-2 ① L8			S CU 75 F FF 94 B FF 94 S FF 94 1-3 ① K			3	0	1	0	0	1	0
5 Freddie Freeman, L (1, 3) OBP: 0.386, SLG: 0.400	B SI 93 F FF 93 X FF 92 1-1 ③ G4-3			B FF 93 S CH 86 S FF 94 B CH 88 X CU 78 2-2 ② G6-3			X FF 93 0-0 ② F9			3	0	0	0	0	0	1
24 Evan Gattis, R (1, 2) OBP: 0.299, SLG: 0.544		F FF 93 F FF 93 B CU 77 F FF 93 F FF 94 F CU 78 B SL 85 F FF 95 X FF 94 2-2 ① P1		S SL 84 B SL 85 X FF 93 1-1 ③ P6			C CU 77 F SL 88 X FF 95 0-2 ③ G6-3			3	0	0	0	0	0	0
26 Dan Uggla, R (1, 4) OBP: 0.287, SLG: 0.314		B SL 84 F FF 95 C FF 95 B SL 87 B CU 80 F FF 95 F SL 86 S FF 95 3-3 ② K			C SL 84 F FF 94 S CH 88 0-3 ① K			B FF 93 C SL 85 X SL 83 1-1 ① F9		3	0	0	0	0	2	0
2 B.J. Upton, R (1, 8) OBP: 0.219, SLG: 0.266		B FF 95 F SL 85 B FF 94 F FF 94 B FF 93 C SL 86 3-3 ③ K			F FF 95 F FF 94 B SL 84 S FF 95 1-3 ② K			S FF 94 B FF 94 X FF 94 1-1 ② F7		3	0	0	0	0	2	0
25 Juan Francisco, L (1, 5) OBP: 0.314, SLG: 0.478			C CU 75 B FF 93 B FF 93 C CU 77 S FF 93 2-3 ① K		F FF 94 T SL 87 B FF 94 B FF 94 S CU 77 2-3 ③ K			B CU 76 F FF 93 B FF 94 B CU 77 C FF 95 X FF 95 3-2 ③ G3		3	0	0	0	0	2	0
28 Paul Maholm, L (1, 1) OBP: 0.154, SLG: 0.231 43 Luis Avilán, L (9, 1) 14 Ramiro Pena, S (9, PH) OBP: 0.364, SLG: 0.395			X FF 93 0-0 2B			C FF 93 C CU 76 B FF 94 S SL 86 1-3 ① K			C FC 91 S FF 91 X FC 92 0-2 ① G4-3	2 0 1	0 0 0	1 0 0	0 0 0	0 0 0	1 0 0	0 0 0
Inning Stats	R: 0 E: 0 K: 0 S: 10 H: 1 LOB: 1 BB: 0 P: 16	R: 0 E: 0 K: 2 S: 15 H: 0 LOB: 0 BB: 0 P: 23	R: 0 E: 0 K: 1 S: 7 H: 1 LOB: 1 BB: 0 P: 12	R: 0 E: 0 K: 0 S: 10 H: 0 LOB: 0 BB: 0 P: 14	R: 0 E: 0 K: 3 S: 9 H: 0 LOB: 0 BB: 0 P: 12	R: 0 E: 0 K: 1 S: 7 H: 0 LOB: 0 BB: 0 P: 10	R: 0 E: 0 K: 1 S: 7 H: 0 LOB: 0 BB: 0 P: 8	R: 0 E: 0 K: 0 S: 7 H: 0 LOB: 0 BB: 0 P: 12	R: 0 E: 0 K: 1 S: 11 H: 0 LOB: 0 BB: 0 P: 17	1B: 1 2B: 1 3B: 0 HR: 0		SF: 0 SAC: 0 DP: 0 HBP: 0			WP: 0 PB: 0 SB: 0 CS: 0	PA: 29

PITCHER		IP	WLS	BF	H	R	ER	SO	BB	IBB	HBP	BLK	WP	HR	S	P	ERA	WHIP
27 Jordan Zimmermann, R ERA: 1.64	(1, 1)	8.0	W	26	2	0	0	8	0	0	0	0	0	0	72	107	0.00	0.250
29 Rafael Soriano, R ERA: 3.27	(9, 1)	1.0	S	3	0	0	0	1	0	0	0	0	0	0	11	17	0.00	0.000

PITCHER	IP	WLS	BF	H	R	ER	SO	BB	IBB	HBP	BLK	WP	HR	S	P	ERA	WHIP

BOTTOM

Washington Nationals @ Atlanta Braves

Turner Field, Atlanta, GA

Wed May 01 2013, 7:13 PM - 9:25 PM EDT

Att. 22,460 - Cloudy - 67 F

livebaseballscorecards.com

AB	29
R	0
H	2
RBI	0
BB	0
SO	9
LOB	3

Batter	1	2	3	4	5	6	7	8	9	AB	R	H	RBI	BB	SO	LOB
2 Denard Span, L (1, 8) OBP: 0.364, SLG: 0.349	B FF 89 B SI 88 B SI 89 C SI 89 X SI 89 3-1 1 WP 1 1B 2B	X CH 82 0-0 2-H 3-H 2B		B SI 88 B FF 88 X SI 88 2-0 ③ L9			C SI 88 B SI 90 B SI 90 C FF 90 B SI 90 F FF 92 F FF 90 B SI 91 4-2 34 G2-3 1 BB BB		X FF 95 0-0 E7 1B	4	1	3	2	1	0	0
1 Steve Lombardozzi, S (1, 4) OBP: 0.255, SLG: 0.286	L SI 90 B CU 78 X SI 90 1-1 28 G1-3 2-H 1B	S CH 82 B SI 90 S CH 81 F SI 89 B FF 89 F CH 82 X SI 89 2-2 ③ F7			C CH 79 X SI 87 0-1 ① L6		1 SAFE B FF 89 B FF 89 1 SAFE B SI 89 B FF 89 4-0 34 G2-3 1-2 BB		F FF 94 B FF 95 F FF 94 S SL 82 1-3 ② K2-3	4	0	1	1	1	1	2
34 Bryce Harper, L (1, 7) OBP: 0.417, SLG: 0.677	X CH 82 0-0 ① F9		X CH 80 0-0 ① L9		S FF 89 F CH 82 C SI 90 0-3 ② K		X CH 83 0-0 ② G2-3 1-2 2-3		B FF 97 D CH 87 I IN 62 I IN 55 4-0 IBB	4	0	0	0	1	1	3
28 Jayson Werth, R (1, 9) OBP: 0.308, SLG: 0.400 33 Roger Bernadina, L (5, PH) OBP: 0.087, SLG: 0.045 (5, 9)	C CU 78 X CH 81 0-1 ② G1-3 1-2		B SI 88 B CH 81 B SI 88 C SI 88 F SI 89 S SI 89 3-3 ② K		S CH 82 B CH 81 X SI 90 1-1 ③ L7		C CU 78 C FF 89 C SI 90 0-3 ③ K		C SL 80 D SL 81 F FF 95 D SL 83 S CH 86 3-3 ③ K	2 3	0 0	0 0	0 0	0 0	1 2	1 4
20 Ian Desmond, R (1, 6) OBP: 0.313, SLG: 0.541	C CH 81 C FF 90 B CU 78 C SI 92 1-3 ③ K		X SI 89 0-0 2B			C CH 82 C SI 89 S CU 79 0-3 ① K		B SL 78 B SI 87 F SI 89 S SI 89 B SL 80 S SI 90 3-3 ① K		4	0	1	0	0	3	1
25 Adam LaRoche, L (1, 3) OBP: 0.216, SLG: 0.261		B SI 87 X CH 80 1-0 6 1B 40 FC1-5 2B	B SI 88 C FF 90 B CH 81 B CU 76 B FF 89 4-1 BB			B CH 83 C FF 90 C SI 90 B CH 82 B FF 91 S CH 82 3-3 ② K		B SI 90 X SI 90 1-0 ② G6-3		3	0	1	0	1	1	0
6 Anthony Rendon, R (1, 5) OBP: 0.367, SLG: 0.280		C CU 74 S CH 79 D CU 75 X SI 90 1-2 15 SH5-4 40 FC1-5 2 2B 2-3 1B	S SI 89 S CH 80 X CU 76 0-2 ③ L7			C CU 77 B SI 89 B SI 91 C CH 82 B SI 90 F FF 90 X SI 92 3-2 40 FC6-4 1B		C SI 90 S SI 89 B SL 81 B SL 80 B SI 88 B SL 81 4-2 BB		3	1	2	0	1	0	2
40 Wilson Ramos, R (1, 2) OBP: 0.300, SLG: 0.444		B SI 89 F SI 89 F SI 89 F SI 88 1 SAFE X SI 88 1-2 ① FC1-5 15 SH5-4 2 2B 1-2 3-H		X SI 88 0-0 ① L8		X SI 89 0-0 ③ FC6-4 1-2f		C SI 89 B SI 88 X SL 80 1-1 ③ G3		4	1	0	0	0	0	4
15 Dan Haren, R (1, 1) OBP: 0.167, SLG: 0.250 18 Chad Tracy, L (9, PH) OBP: 0.235, SLG: 0.161 29 Rafael Soriano, R (9, 1)		C CU 77 X SI 89 0-1 ② SH5-4 1-2 2-3		C SI 87 C SI 88 S CU 76 0-3 ② K			C SI 89 C FF 89 B SI 90 C SI 90 1-3 ① K		C FF 95 S CH 86 B FF 96 S FF 96 1-3 ① K	2 1 0	0 0 0	0 0 0	0 0 0	0 0 0	2 1 0	0 0 0
Inning Stats	R: 1 E: 0 K: 1 S: 10 H: 2 LOB: 1 BB: 0 P: 15	R: 2 E: 0 K: 0 S: 16 H: 3 LOB: 1 BB: 0 P: 21	R: 0 E: 0 K: 1 S: 9 H: 1 LOB: 2 BB: 1 P: 16	R: 0 E: 0 K: 1 S: 5 H: 0 LOB: 0 BB: 0 P: 7	R: 0 E: 0 K: 1 S: 7 H: 0 LOB: 0 BB: 0 P: 8	R: 0 E: 0 K: 2 S: 11 H: 1 LOB: 1 BB: 0 P: 17	R: 0 E: 0 K: 2 S: 11 H: 0 LOB: 2 BB: 2 P: 20	R: 0 E: 0 K: 1 S: 8 H: 0 LOB: 1 BB: 1 P: 17	R: 0 E: 1 K: 3 S: 10 H: 1 LOB: 2 BB: 1 P: 19	1B: 4 2B: 4 3B: 0 HR: 0 SF: 0 SAC: 1 DP: 0 HBP: 0						

PITCHER	IP	WLS	BF	H	R	ER	SO	BB	IBB	HBP	BLK	WP	HR	S	P	ERA	WHIP
54 Kris Medlen, R (1, 1) ERA: 3.38	7.0	L	31	7	3	3	8	3	0	0	0	1	0	69	104	3.86	1.429
53 Cory Gearrin, R (8, 1) ERA: 1.35	1.0		4	0	0	0	1	1	0	0	0	0	0	8	17	0.00	1.000
52 Jordan Walden, R (9, 1) ERA: 1.54	1.0		5	1	0	0	3	0	1	0	0	0	0	10	19	0.00	1.000

PITCHER	IP	WLS	BF	H	R	ER	SO	BB	IBB	HBP	BLK	WP	HR	S	P	ERA	WHIP

TOP

Washington Nationals @ Atlanta Braves

Turner Field, Atlanta, GA

Thu May 02 2013, 7:12 PM - 9:37 PM EDT

Att. 19,806 - Cloudy - 65 F

livebaseballscorecards.com

AB	34
R	3
H	8
RBI	3
BB	5
SO	12
LOB	17

WP: 1 PA: 40
PB: 0
SB: 0
CS: 0

Washington Nationals @ Atlanta Braves

Turner Field, Atlanta, GA

Thu May 02 2013, 7:12 PM - 9:37 PM EDT

Att. 19,806 - Cloudy - 65 F

livebaseballscorecards.com

BOTTOM

Batter	1	2	3	4	5	6	7	8	9	AB	R	H	RBI	BB	SO	LOB
17 Jordan Schafer, L (1, 9) OBP: 0.390, SLG: 0.294	B SI 88 X FF 88 1-0 G4-3 ①		B KC 75 C FF 89 F FS 85 B FF 89 B FC 83 S FC 86 3-3 K ③ 1-2			X FF 88 0-0 B5-3 ①		B FF 89 F FC 86 L FS 84 F FS 84 D FS 84 X FF 89 2-2 L8 ②		4	0	0	0	0	1	2
23 Chris Johnson, R (1, 5) OBP: 0.374, SLG: 0.500	C SI 90 C FC 85 S FS 83 0-3 K ②			S FS 84 X FC 86 0-1 G1-3 ①		C FC 84 B FF 88 X FC 85 1-1 F9 ②		C FC 85 D FC 87 F FC 86 S FS 84 1-3 K ③		4	0	0	0	0	2	1
8 Justin Upton, R (1, 7) OBP: 0.387, SLG: 0.693	C FC 86 F FS 85 S FC 87 0-3 K ③			F FS 84 B FF 89 B FC 87 X FC 87 2-1 G1-3 ②		C FC 86 X FC 86 0-1 P3 ③			B FF 90 B FC 92 C FF 90 S FC 90 B FC 90 X FC 89 3-2 G6-3 ①	4	0	0	0	0	1	0
5 Freddie Freeman, L (1, 3) OBP: 0.377, SLG: 0.389		B FF 87 X FC 85 1-0 F8 ①		X SI 89 0-0 24 1B 1B			X FC 86 0-0 G3 ①		B FF 92 B FF 93 B FF 91 C FF 90 X FF 91 3-1 G4-3 ②	4	0	1	0	0	0	0
24 Evan Gattis, R (1, 2) OBP: 0.308, SLG: 0.542		X FC 86 0-0 F8 ②		C FC 87 B FS 85 D FC 86 X FC 86 2-1 26 FC6-4 1-2 1B			C FS 83 B FC 86 X FC 87 1-1 F8 ②		C FC 92 B SL 84 X FC 89 1-1 1B	4	0	2	0	0	0	0
26 Dan Uggla, R (1, 4) OBP: 0.286, SLG: 0.344		C FC 85 X FC 86 0-1 G5-3 ③		B FS 84 F FC 87 X FC 87 1-1 FC6-4 1-2f			B FC 86 B FS 85 C FC 86 F FC 86 B FF 90 X FC 86 3-2 HR		B FF 90 C FC 88 F SL 82 X FF 92 1-2 P4 ③	4	1	1	1	0	0	3
2 B.J. Upton, R (1, 8) OBP: 0.213, SLG: 0.258			C FC 85 F FS 84 X FC 86 0-2 P6 ①		F FS 84 F FF 90 B FC 87 X FC 87 1-2 F9 ①		B FC 87 X FC 87 1-0 P4 ③			3	0	0	0	0	0	0
19 Andrelton Simmons, R (1, 6) OBP: 0.279, SLG: 0.309			B FF 90 C FC 86 X FC 86 1-1 G5-3 ②		X FC 85 0-0 G5-3 ②			C FC 83 F FC 85 B FS 84 X FC 86 1-2 G6-3 ①		3	0	0	0	0	0	0
54 Kris Medlen, S (1, 1) 53 Cory Gearrin, R (8, 1) 7 Reed Johnson, R (8, PH) OBP: 0.265, SLG: 0.344 52 Jordan Walden, R (9, 1)			B SI 90 B SI 88 B SI 88 C SI 88 B FF 89 4-1 17 PB BB		S FF 89 X FC 86 0-1 P6 ③			C FC 84 F FS 84 B FS 86 F FC 86 B FS 86 F FC 86 X FC 86 2-2 1B		1 0 1 0	0 0 0 0	0 0 1 0	0 0 0 0	1 0 0 0	0 0 0 0	0 0 0 0

Inning Stats	1	2	3	4	5	6	7	8	9	1B: 4	SF: 0	WP: 0	PA: 33
	R: 0 E: 0 K: 2 S: 7 H: 0 LOB: 0 BB: 0 P: 8	R: 0 E: 0 K: 0 S: 4 H: 0 LOB: 0 BB: 0 P: 5	R: 0 E: 0 K: 1 S: 9 H: 0 LOB: 1 BB: 1 P: 17	R: 0 E: 0 K: 0 S: 9 H: 2 LOB: 2 BB: 0 P: 14	R: 0 E: 0 K: 0 S: 6 H: 0 LOB: 0 BB: 0 P: 7	R: 0 E: 0 K: 0 S: 5 H: 0 LOB: 0 BB: 0 P: 6	R: 1 E: 0 K: 0 S: 7 H: 1 LOB: 0 BB: 0 P: 12	R: 0 E: 0 K: 1 S: 15 H: 1 LOB: 1 BB: 0 P: 21	R: 0 E: 0 K: 0 S: 10 H: 1 LOB: 1 BB: 0 P: 18	2B: 0 3B: 0 HR: 1	SAC: 0 DP: 0 HBP: 0	PB: 1 SB: 0 CS: 0	

	AB	32
	R	1
	H	5
	RBI	1
	BB	1
	SO	4
	LOB	6

PITCHER	IP	WLS	BF	H	R	ER	SO	BB	IBB	HBP	BLK	WP	HR	S	P	ERA	WHIP
15 Dan Haren, R (1, 1) ERA: 5.01	8.0	W	29	4	1	1	4	1	0	0	0	0	1	62	90	1.12	0.625
29 Rafael Soriano, R (9, 1) ERA: 3.0	1.0	S	4	1	0	0	0	0	0	0	0	0	0	10	18	0.00	1.000

PITCHER	IP	WLS	BF	H	R	ER	SO	BB	IBB	HBP	BLK	WP	HR	S	P	ERA	WHIP

Batter	1	2	3	4	5	6	7	8	9	10	AB	R	H	RBI	BB	SO	LOB
11 Rubén Tejada, R (1, 6) OBP: 0.336, SLG: 0.337	B FF 91 X FF 90 1-0 44 HR 2B		C FF 89 B FF 89 F FF 89 F FF 91 B KC 80 B FF 91 F FF 89 X FF 90 3-2 ① G5-3			C FF 88 X FF 89 0-1 ① G5-3		B SI 91 C SI 90 S SI 88 B SI 89 F SI 91 X SI 91 2-2 ③ G6-3		C FF 95 F FF 96 X SL 82 0-2 28 1B 1-3 2-H 1B	5	1	2	1	0	0	0
28 Daniel Murphy, L (1, 4) OBP: 0.325, SLG: 0.436 27 Jeurys Familia, R (10, 1)	B FF 91 X FF 91 1-0 ① P5		B FF 91 B FF 90 X FF 90 2-0 ② G6-3			F FF 89 X FF 89 0-1 ② F8			C FF 97 F FF 98 C KC 86 0-3 ① K	F SI 92 C CU 75 T SAFE F SI 92 X CU 76 0-2 1-2 3-H 1B	5 0	0 0	1 0	1 0	0 0	1 0	1 0
5 David Wright, R (1, 5) OBP: 0.414, SLG: 0.542	C FF 91 F CH 86 B FF 90 D KC 81 F FF 90 X FF 90 2-2 ② L6		S FF 91 C FF 91 B KC 82 X FF 90 1-2 ③ G6-3			C CH 83 T FF 90 C SI 90 0-3 ③ K			B FF 98 T FF 98 S FF 97 B FF 98 X SI 97 2-2 HR	X SI 90 0-0 ③ L6	5	1	1	1	0	1	3
44 John Buck, R (1, 2) OBP: 0.294, SLG: 0.611	X CH 86 0-0 2-H HR			C FF 90 F FF 90 B FF 90 F FF 90 X FF 90 1-2 ① F9			B FF 89 F CH 81 B FF 88 F CH 82 S KC 79 2-3 ① K		B FF 97 B FF 97 S FF 97 B KC 86 F FF 95 C KC 84 3-3 ② K		4	1	1	2	0	2	0
Justin Turner, R (1, 3) OBP: 0.349, SLG: 0.415 29 Ike Davis, L (9, PH) OBP: 0.269, SLG: 0.311 (9, 3)	C FF 90 X SL 84 0-1 ③ F7			C KC 78 F FF 90 F KC 80 F FF 90 B KC 79 F FF 89 X CH 85 1-2 ② F9			C CH 81 B FF 89 B FF 89 B FF 88 X FF 88 3-1 ② L8		C KC 82 S FF 97 S KC 84 0-3 ③ K		3 1	0 0	0 0	0 0	0 1	0 0	0 0
21 Lucas Duda, L (1, 7) OBP: 0.417, SLG: 0.538		B SL 84 C FF 89 C SL 83 B SL 84 X FF 90 2-2 HR		B KC 78 C FF 90 B FF 90 B SL 85 X FF 90 3-1 ③ F8			C KC 79 S FF 89 B KC 81 B FF 91 B FF 90 F KC 80 S FF 90 3-3 ③ K			B FF 95 C FF 94 S CH 85 B CH 87 F FF 96 F FF 96 X FF 94 2-2 ① P6	4	1	1	1	0	1	0
6 Marlon Byrd, R (1, 8) OBP: 0.286, SLG: 0.410		C FF 89 B FF 89 X FF 90 1-1 ① G5-3			S KC 76 X FF 88 0-1 ① P4			B SI 90 X SI 91 1-0 HR		C SL 82 F FF 96 B SL 82 F SL 82 B SL 80 F FF 95 B SL 81 X FF 95 3-2 ② F9	4	1	1	1	0	0	0
47 Andrew Brown, R (1, 9) 1 Jordany Valdespin, L (10, PH) OBP: 0.311, SLG: 0.439 (10, 4)		C FF 90 B FF 90 B CH 84 C FF 89 S FF 88 2-3 ② K			B FF 88 X FF 88 1-0 ② F8			B SI 91 C SI 91 X SI 90 1-1 ① G6-3		B CH 85 C FF 94 C SL 81 B FF 94 B CH 85 D SL 83 4-2 23 S 11 1B BB	3 0	0 1	0 0	0 0	0 1	1 0	0 0
38 Shaun Marcum, R (1, 1) 32 LaTroy Hawkins, R (5, 1) 50 Scott Atchison, R (7, 1) 12 Juan Lagares, R (8, PH) OBP: 0.333, SLG: 0.667 56 Scott Rice, L (8, 1) 34 Brandon Lyon, R (8, 1) 39 Bobby Parnell, R (9, 1) 23 Mike Baxter, L (10, PH) OBP: 0.327, SLG: 0.244 (10, 9)		F FF 90 X FF 90 0-1 ③ P6			C FF 89 X FF 89 0-1 ③ F7			C SI 91 F SI 90 F SI 90 C SI 91 0-3 ② K		C FF 94 S SL 82 B SL 82 B FF 95 H SL 82 3-2 11 1B 28 1B 1-2 HBP	2 0 0 0 1 0 0 0 0	0 0 0 0 0 0 0 0 1	0 0 0 0 0 0 0 0 0	0 0 0 0 0 0 0 0 0	0 0 0 1 0 0 0 0 0	0 0 0 0 0 0 0 0 0	0 0 0 0 0 0 0 0 0
Inning Stats	R: 2 E: 0 K: 0 S: 9 H: 2 LOB: 0 BB: 0 P: 13	R: 1 E: 0 K: 1 S: 10 H: 1 LOB: 0 BB: 0 P: 15	R: 0 E: 0 K: 0 S: 9 H: 0 LOB: 0 BB: 0 P: 15	R: 0 E: 0 K: 0 S: 12 H: 0 LOB: 0 BB: 0 P: 17	R: 0 E: 0 K: 0 S: 5 H: 0 LOB: 0 BB: 0 P: 6	R: 0 E: 0 K: 1 S: 7 H: 0 LOB: 0 BB: 0 P: 7	R: 0 E: 0 K: 2 S: 9 H: 0 LOB: 0 BB: 0 P: 17	R: 1 E: 0 K: 1 S: 11 H: 1 LOB: 0 BB: 0 P: 15	R: 1 E: 0 K: 3 S: 12 H: 1 LOB: 0 BB: 0 P: 17	R: 2 E: 0 K: 0 S: 22 H: 2 LOB: 2 BB: 1 P: 34	1B: 2 2B: 1 3B: 0 HR: 4	SF: 0 SAC: 0 DP: 0 HBP: 1		WP: 0 PB: 0 SB: 1 CS: 0	PA: 39		

PITCHER		IP	WLS	BF	H	R	ER	SO	BB	IBB	HBP	BLK	WP	HR	S	P	ERA	WHIP
36 Mike Minor, L ERA: 3.26	(1, 1)	7.0		24	3	3	3	4	0	0	0	0	0	2	61	90	3.86	0.429
34 Eric O'Flaherty, L ERA: 2.13	(8, 1)	1.0	B	4	1	1	1	1	0	0	0	0	0	1	11	15	9.00	1.000
46 Craig Kimbrel, R ERA: 2.31	(9, 1)	1.0	B	4	1	1	1	3	0	0	0	0	0	1	12	17	9.00	1.000
52 Jordan Walden, R ERA: 2.92	(10, 1)	0.2	L	5	1	2	2	0	1	0	1	0	0	0	17	29	27.00	3.000
43 Luis Avilán, L ERA: 2.7	(10, 1)	0.0		1	1	0	0	0	0	0	0	0	0	0	4	4	∞	∞

PITCHER		IP	WLS	BF	H	R	ER	SO	BB	IBB	HBP	BLK	WP	HR	S	P	ERA	WHIP
53 Cory Gearrin, R ERA: 1.32	(10, 1)	0.1		1	0	0	0	0	0	0	0	0	0	0	1	1	0.00	0.000

TOP

New York Mets @ Atlanta Braves

Turner Field, Atlanta, GA

Fri May 03 2013, 7:36 PM - 11:04 PM EDT

Att. 30,871 - Cloudy - 63 F

livebaseballscorecards.com

AB	37
R	7
H	7
RBI	7
BB	1
SO	8
LOB	4

New York Mets @ Atlanta Braves

Turner Field, Atlanta, GA

Fri May 03 2013, 7:36 PM - 11:04 PM EDT

Att. 30,871 - Cloudy - 63 F

livebaseballscorecards.com

BOTTOM

Batter	1	2	3	4	5	6	7	8	9	10	AB	R	H	RBI	BB	SO	LOB
17 Jordan Schafer, L (1, 9) OBP: 0.435, SLG: 0.286	C FF 86 B CU 70 F CH 79 B SI 86 F CH 79 B FF 85 B FF 88 4-2 19 G4-6-3 BB		B CH 80 C FF 86 B FF 86 C SI 84 2 SAFE F FC 85 B CH 78 B SI 87 4-2 ② 2-3 BB		B CH 80 C FF 85 F FF 85 F FF 85 D CH 78 F CH 79 B FF 85 B FF 85 4-2 8 SF9 19 1B 1-2 2-3 BB		C FF 91 T FF 92 B SL 88 B FF 91 B SL 89 B FF 93 4-2 19 FC5-4 2-3 BB		S FF 95 C FF 96 B FF 96 X FF 97 1-2 ② L8		1	0	0	0	4	0	1
19 Andrelton Simmons, R (1, 6) OBP: 0.284, SLG: 0.306	1 SAFE C FF 87 1 SAFE 1 SAFE X FC 84 0-1 ① G4-6-3 ② 1-2f		1 SAFE X FC 82 0-0 ③ G6-3		F FC 82 X FC 82 0-1 8 SF9 1-2 2-3 3-H 1B		L SL 86 F FF 92 F FF 91 1 SAFE X SL 87 0-2 ② FC5-4 1-2f 3-H		B FF 96 F FF 97 C FF 97 D KC 86 B FF 98 F FF 99 F FF 99 D KC 87 4-2 BB		4	0	1	2	1	0	3
8 Justin Upton, R (1, 7) OBP: 0.371, SLG: 0.667	B FF 86 S CH 81 C FF 88 B SI 82 B CH 82 X FF 86 3-2 ③ P3			F SI 84 B CU 72 S SL 79 B FF 85 F FF 86 B SL 80 F FF 86 F FC 83 T FF 87 3-2 ① K	X FF 92 0-0 ② SF9 1-2 2-3 3-H		C FF 91 B FF 91 X SL 88 1-1 ③ F9		F FF 96 X KC 87 0-1 ③ G5-3		4	0	0	1	0	1	3
5 Freddie Freeman, L (1, 3) OBP: 0.364, SLG: 0.373		X FF 86 0-0 ① F9		F CH 78 F FF 86 X CU 73 0-2 1B	C FF 93 F FF 93 S SL 88 0-3 ③ K			X SL 82 0-0 ① L9		B FF 96 B SI 93 C FF 94 X SI 95 2-1 ① G3	5	0	1	0	0	1	2
24 Evan Gattis, R (1, 2) OBP: 0.302, SLG: 0.557		C FF 87 F FC 85 B CH 81 F SL 79 B FF 86 S SL 80 2-3 ② K		F FC 84 B FC 83 1 SAFE T FF 86 S SL 80 1-3 ② K		C SL 87 C FF 94 S FF 91 0-3 ① K		X FF 89 0-0 HR		B FF 97 C FF 94 C SL 81 B SL 84 B SL 83 X FF 97 3-2 ② F9	5	1	1	1	0	3	1
26 Dan Uggla, R (1, 4) OBP: 0.291, SLG: 0.347		C CU 73 C FC 83 F CH 81 B FF 86 B CU 74 S CH 80 2-3 ③ K		S FC 83 F FF 86 D CH 80 X FC 82 1-2 ③ G4-3		B FF 94 C SL 87 B SL 88 X FF 93 2-1 2 G6-3 1B		X FC 86 0-0 2 G5-4-3 1B		C FF 95 C SL 82 C SL 83 0-3 ③ K	5	0	2	0	0	2	1
2 B.J. Upton, R (1, 8) OBP: 0.223, SLG: 0.277			C CU 73 B FF 85 B FC 83 S CH 80 B FC 81 X FC 82 3-2 25 1B 2B		X CU 72 0-0 36 FC1-5 14 1B 1B	B FF 93 X FF 93 1-0 ② ③ G6-3 1-2f		X FF 87 0-0 ② ③ G5-4-3 1-2f			4	1	2	0	0	0	2
25 Juan Francisco, L (1, 5) OBP: 0.324, SLG: 0.485 14 Ramiro Pena, S (4, 5) OBP: 0.404, SLG: 0.450			C CH 79 F FF 87 F CU 75 F CH 77 F CH 80 B FF 85 X CH 76 1-2 17 CS 36 SH2-3 2-H 1B		1 SAFE 1 SAFE C SI 85 1 SAFE X SI 84 0-1 17 BB 19 1B 36 FC1-5 1-2 1B		B FF 91 S SL 86 B CH 84 B FF 91 D SL 89 4-1 17 WP 1 SH1-4 19 FC5-4 BB		C SI 87 B CU 75 B FF 87 F SI 87 X CU 75 2-2 7 SH5-4 2B		1	0	1	1	0	0	0
											2	2	2	0	1	0	0
36 Mike Minor, R (1, 1) 1 Tyler Pastornicky, R (7, PH) OBP: 0.143, SLG: 0.286 34 Eric O'Flaherty, L (8, 1) 46 Craig Kimbrel, R (9, 1) 7 Reed Johnson, R (9, PH) OBP: 0.289, SLG: 0.344 52 Jordan Walden, R (10, 1) 43 Luis Avilán, L (10, 1) 53 Cory Gearrin, R (10, 1)			C FF 84 X FF 84 0-1 ① SH2-3 1-2		B CU 72 D CH 77 X FF 84 2-0 ① FC1-5 19 1B 17 BB 8 SF9 1-2 2-3f		L SL 86 X FF 91 0-1 ① SH1-4 1-2		L SI 87 X SL 82 0-1 ① SH5-4 2-3		1	1	0	0	0	0	2
											0	0	0	0	0	0	0
											0	0	0	0	0	0	0
											0	0	0	0	0	0	0
											0	0	0	0	0	0	0
											0	0	0	0	0	0	0
											0	0	0	0	0	0	0
											0	0	0	0	0	0	0

Inning Stats																										
	R: 0 E: 0 K: 0 S: 8	H: 0 LOB: 0 BB: 1 P: 15	R: 0 E: 0 K: 2 S: 9	H: 0 LOB: 0 BB: 0 P: 13	R: 1 E: 0 K: 0 S: 15	H: 2 LOB: 1 BB: 1 P: 23	R: 0 E: 0 K: 2 S: 15	H: 1 LOB: 1 BB: 0 P: 20	R: 2 E: 0 K: 1 S: 14	H: 3 LOB: 2 BB: 1 P: 20	R: 0 E: 0 K: 1 S: 6	H: 1 LOB: 0 BB: 0 P: 9	R: 1 E: 0 K: 0 S: 11	H: 1 LOB: 1 BB: 2 P: 20	R: 1 E: 0 K: 0 S: 4	H: 2 LOB: 0 BB: 0 P: 4	R: 0 E: 0 K: 0 S: 14	H: 1 LOB: 2 BB: 1 P: 21	R: 0 E: 0 K: 1 S: 8	H: 0 LOB: 0 BB: 0 P: 13	1B: 7 2B: 2 3B: 0 HR: 1	SF: 1 SAC: 3 DP: 3 HBP: 0	WP: 1 PB: 0 SB: 0 CS: 1	PA: 42

PITCHER		IP	WLS	BF	H	R	ER	SO	BB	IBB	HBP	BLK	WP	HR	S	P	ERA	WHIP
38 Shaun Marcum, R ERA: 7.2	(1, 1)	4.1		20	6	3	3	4	3	0	0	0	0	0	57	87	6.23	2.077
32 LaTroy Hawkins, R ERA: 2.77	(5, 1)	1.2		5	1	0	0	2	0	0	0	0	0	0	10	13	0.00	0.600
50 Scott Atchison, R ERA: 3.95	(7, 1)	1.0		5	0	1	1	0	2	0	0	0	1	0	11	20	9.00	2.000
56 Scott Rice, L ERA: 1.8	(8, 1)	0.1		1	0	0	0	0	0	0	0	0	0	0	1	1	0.00	0.000
34 Brandon Lyon, R ERA: 4.76	(8, 1)	1.0		5	3	1	1	0	0	0	0	0	0	1	8	10	9.00	3.000

PITCHER		IP	WLS	BF	H	R	ER	SO	BB	IBB	HBP	BLK	WP	HR	S	P	ERA	WHIP
39 Bobby Parnell, R ERA: 1.38	(9, 1)	0.2	W	3	0	0	0	0	1	0	0	0	0	0	9	14	0.00	1.500
27 Jeurys Familia, R ERA: 2.45	(10, 1)	1.0	S	3	0	0	0	1	0	0	0	0	0	0	8	13	0.00	0.000

AB	32
R	5
H	10
RBI	5
BB	6
SO	7
LOB	15

Batter	1	2	3	4	5	6	7	8	9	AB	R	H	RBI	BB	SO	LOB
11 Rubén Tejada, R (1, 6) OBP: 0.322, SLG: 0.320	C SI 89 B FC 84 B SI 89 X SI 89 2-1 G3		C CU 74 B FF 90 B SI 89 S FS 81 C SI 91 2-3 K		C SI 89 F CU 76 B FS 82 B CU 72 F FS 82 X SI 91 2-2 L8			C FC 86 B CU 77 B SI 91 C FC 86 F SI 91 B CU 78 C SI 90 3-3 K	C FF 95 F FF 96 B FF 97 F FF 96 B CU 82 B FF 96 X FF 95 3-2 F9	5	0	0	0	0	2	2
28 Daniel Murphy, L (1, 4) OBP: 0.322, SLG: 0.425	C SI 90 S FS 81 S FC 84 0-3 K			B FS 79 B SI 89 C SI 89 B FS 80 B SI 90 4-1 5 HR BB		X FF 88 0-0 G4-3		B SI 93 X SI 92 1-0 L6		3	1	0	0	1	1	1
5 David Wright, R (1, 5) OBP: 0.425, SLG: 0.576	F FF 89 S CU 76 B FC 85 B CU 76 S FS 82 2-3 K			B SI 90 X FF 89 1-0 1-H HR		B FC 83 C SI 89 X FC 85 1-1 1B		F SI 94 F CH 83 B FF 93 D CU 77 D CH 82 F SI 93 F SI 93 D CH 82 4-2 44 HBP 21 1B BB 2-3 BB		3	2	2	2	1	1	0
21 Lucas Duda, L (1, 7) OBP: 0.411, SLG: 0.524		C SI 88 B FS 79 B FC 86 B FS 80 S FC 85 X FC 85 3-2 G6-3		X FF 90 0-0 F9		C SI 90 X SI 90 0-1 F7		B SI 92 B CU 77 B SI 93 C SI 93 X SI 94 3-1 BB 44 HBP 1-2 3-H 1B		4	0	1	1	0	0	1
44 John Buck, R (1, 2) OBP: 0.292, SLG: 0.592		X FF 90 0-0 G6-3		B FC 86 C SI 90 B FC 85 B FF 90 X SI 90 3-1 F8		C SI 91 S FS 82 X FS 82 0-2 G5-3		F SI 88 H SL 79 1-1 BB 1-2 2-3 HBP		3	0	0	0	0	0	1
29 Ike Davis, L (1, 3) OBP: 0.271, SLG: 0.312 Justin Turner, R (8, PH) OBP: 0.364, SLG: 0.415 (8, 3)		X FF 89 0-0 F7		X SI 90 0-0 1B			B FS 78 C FS 84 F SI 88 F CU 75 F CU 76 B FF 89 B FS 81 F SI 90 S FC 86 3-3 K	B SI 90 D SI 91 F SI 90 S SI 91 B SI 90 B SI 90 4-2 1-2 2-3 3-H BB		3 0	0 0	1 0	0 1	0 1	1 0	0 0
6 Marlon Byrd, R (1, 9) OBP: 0.284, SLG: 0.402 73 Robert Carson, L (8, 1) 50 Scott Atchison, R (8, 1)			X SI 88 0-0 49 FC5-6 1B	C SI 90 C CU 74 S FC 81 0-3 K			X SI 89 0-0 G5-3	C CH 83 B SI 90 B FF 90 F SI 90 D SI 91 S SI 91 3-3 K		4 0 0	0 0 0	1 0 0	0 0 0	0 0 0	2 0 0	4 0 0
1 Jordany Valdespin, L (1, 8) OBP: 0.292, SLG: 0.410			C CU 74 1 SAFE X FS 80 0-1 F9		C SI 87 B FS 80 F FS 80 B FF 90 B FS 81 C FF 91 3-3 K		C SI 90 B CU 76 X FS 80 1-1 F9		C FF 94 X CH 86 0-1 G3	4	0	0	0	0	1	1
49 Jonathon Niese, L (1, 1) OBP: 0.273, SLG: 0.200 27 Jeurys Familia, R (5, 1) 34 Brandon Lyon, R (7, 1) 23 Mike Baxter, L (8, PH) OBP: 0.333, SLG: 0.277 (8, 9)			B SI 88 L FF 88 X SI 88 1-1 FC5-6 1-2f		X SI 90 0-0 G6-3			F FF 88 C FF 90 B FC 87 X FC 85 1-2 5 WP 21 1B 2B	B FF 95 C FF 94 F FF 95 B FF 96 F FF 95 C FF 96 2-3 K	2 0 0 2	0 0 0 1	0 0 0 1	0 0 0 1	0 0 0 0	0 0 0 1	1 0 0 0
Inning Stats	R: 0 E: 0 K: 2 S: 8 H: 0 LOB: 0 BB: 0 P: 12	R: 0 E: 0 K: 0 S: 5 H: 0 LOB: 0 BB: 0 P: 8	R: 0 E: 0 K: 1 S: 8 H: 1 LOB: 1 BB: 0 P: 11	R: 2 E: 0 K: 1 S: 9 H: 2 LOB: 1 BB: 1 P: 17	R: 0 E: 0 K: 1 S: 8 H: 0 LOB: 0 BB: 0 P: 13	R: 0 E: 0 K: 0 S: 8 H: 1 LOB: 1 BB: 0 P: 9	R: 0 E: 0 K: 1 S: 9 H: 0 LOB: 0 BB: 0 P: 13	R: 2 E: 0 K: 2 S: 20 H: 2 LOB: 3 BB: 2 P: 40	R: 0 E: 0 K: 1 S: 10 H: 0 LOB: 0 BB: 0 P: 15	1B: 4 2B: 1 3B: 0 HR: 1 SF: 0 SAC: 0 DP: 0 HBP: 1						

PITCHER		IP	WLS	BF	H	R	ER	SO	BB	IBB	HBP	BLK	WP	HR	S	P	ERA	WHIP
15 Tim Hudson, R ERA: 3.83	(1, 1)	7.1	W	28	5	3	3	7	1	0	0	0	0	1	62	94	3.68	0.818
43 Luis Avilán, L ERA: 3.48	(8, 1)	0.1		3	1	0	0	0	1	0	0	0	1	0	7	15	0.00	6.000
53 Cory Gearrin, R ERA: 1.32	(8, 1)	0.0		1	0	0	0	0	0	0	1	0	0	0	1	2	∞	∞
34 Eric O'Flaherty, L ERA: 2.08	(8, 1)	0.1	H	2	0	1	1	1	1	0	0	0	0	0	5	12	27.00	3.000
38 Anthony Varvaro, R ERA: 1.15	(9, 1)	1.0		3	0	0	0	1	0	0	0	0	0	0	10	15	0.00	0.000

PITCHER	IP	WLS	BF	H	R	ER	SO	BB	IBB	HBP	BLK	WP	HR	S	P	ERA	WHIP

TOP

New York Mets @ Atlanta Braves

Turner Field, Atlanta, GA

Sun May 05 2013, 1:39 PM - 4:43 PM EDT

Att. 32,849 - Partly Cloudy - 61 F

livebaseballscorecards.com

AB	33
R	4
H	6
RBI	4
BB	3
SO	9
LOB	11

1B: 4	SF: 0	WP: 1	PA: 37
2B: 1	SAC: 0	PB: 0	
3B: 0	DP: 0	SB: 0	
HR: 1	HBP: 1	CS: 0	

BOTTOM

New York Mets @ Atlanta Braves

Turner Field, Atlanta, GA

Sun May 05 2013, 1:39 PM - 4:43 PM EDT

Att. 32,849 - Partly Cloudy - 61 F

Batter	1	2	3	4	5	6	7	8	9	AB	R	H	RBI	BB	SO	LOB
19 Andrelton Simmons, R (1, 6) OBP: 0.289, SLG: 0.330	C FF 89 B CU 74 X SI 89 1-1 G6-3 ①		B CU 72 B SI 88 C FC 86 X FF 92 2-1 8 1B 2B B CU 76 B FC 89 C FC 86 X CU 78 2-2 G6-3 ③		C SL 80 X FF 96 0-1 FC5-2-6 ② 2-3 3-H		B FC 87 B FC 87 S FC 87 X SL 82 2-1 2B			5	1	2	0	0	0	5
23 Chris Johnson, R (1, 5) OBP: 0.365, SLG: 0.478 14 Ramiro Pena, S (8, 5) OBP: 0.404, SLG: 0.450	B FF 90 C CH 85 X FC 90 1-1 G1-3 ②		B FC 90 D SI 92 D SI 86 B FF 91 4-0 8 1B 5 2B BB	B SI 87 F FF 89 X CH 84 1-1 F9 ①	B SL 82 F FF 94 B FF 95 X FF 95 2-1 P3 ③		B FC 87 F SI 86 F FC 86 D CU 76 X FF 88 2-2 G1-3 ③			4 0	1 0	0 0	0 0	1 0	0 0	3 0
8 Justin Upton, R (1, 7) OBP: 0.380, SLG: 0.657	B CU 72 B FF 92 B FC 88 B FF 89 4-0 BB		D SI 87 X FC 89 1-0 5 2B 1B 1-2 2-H	C CU 72 S CH 84 F FF 92 B FC 88 S CU 77 1-3 K ②		B FF 93 B SL 80 X SI 94 2-0 G5-3 ①		S FF 94 B SL 84 F CH 88 B FF 95 B SL 85 B FF 96 4-2 5 1B 24 SF7 BB		3	2	1	1	2	1	0
5 Freddie Freeman, L (1, 3) OBP: 0.380, SLG: 0.453	B FF 90 F FF 89 B FF 92 B FC 90 X FC 90 3-1 F7 ③		B FF 91 S FF 92 B FF 91 X FF 90 2-1 24 G6-3 26 WP 2B 1-H 2-H	X SI 90 0-0 G6-3 ③		C CH 84 B FF 94 B FF 94 B SL 83 X SI 95 3-1 HR		X FF 96 0-0 26 G5-4-3 1B 1-3		5	2	3	3	0	0	1
24 Evan Gattis, R (1, 2) OBP: 0.307, SLG: 0.565		F FF 90 F FC 87 S FF 89 0-3 K ① B CU 76 X CH 86 1-0 G6-3 ② 2-3		F CH 84 B FF 90 X CH 85 1-1 2 BB 26 WP 7 1B 1B	C SL 81 B FF 95 B SL 82 X FF 94 2-1 2B			B SL 87 X FF 91 1-0 SF7 ① 3-H		4	1	2	1	0	1	1
26 Dan Uggla, R (1, 4) OBP: 0.304, SLG: 0.367		X CU 72 0-0 3B B FC 89 B SI 86 B SI 90 C FF 91 B FC 88 4-1 2 1B 7 1B BB 3-H		D CU 75 B SI 86 B FC 89 B FC 87 4-0 2 BB 7 1B BB 1-2	C SL 81 C SL 82 S SL 82 0-3 K ②			D SL 85 X FF 90 1-0 G5-4-3 ② ③ 1-2f		3	2	1	0	2	1	2
2 B.J. Upton, R (1, 8) OBP: 0.233, SLG: 0.279		C FC 88 F FF 91 S FC 89 0-3 K ② X CH 86 0-0 7 1B 1B 1-2		S CU 76 S CH 86 B FF 92 B FF 92 D FC 90 B FF 90 4-2 15 WP 7 1B 19 FC5-2-6 BB 1-2 2-3	C FF 95 D SL 83 B SI 94 F SL 81 C FF 96 2-3 K ③					3	0	1	0	1	2	2
7 Reed Johnson, R (1, 9) OBP: 0.289, SLG: 0.361		C FF 92 X FC 90 0-1 G6-3 ③ X FC 89 0-0 15 BB 1B 1-3 2-H		B FF 93 F SI 92 B FF 94 X FF 94 2-1 19 FC5-2-6 15 SH3 1B 1-2 2-H 3-H			C FC 86 S FF 88 B CU 79 F SL 83 B FF 89 X SL 82 2-2 G6-3 ①			4	0	2	3	0	0	1
15 Tim Hudson, R (1, 1) OBP: 0.444, SLG: 0.625 43 Luis Avilán, L (8, 1) 53 Cory Gearrin, R (8, 1) 34 Eric O'Flaherty, L (8, 1) 38 Anthony Varvaro, R (9, 1)		C FC 87 S CH 85 X FC 89 1-2 L1 ① B FF 91 B FF 92 B FC 89 B CH 85 B SI 90 4-1 1-2 BB		B FF 91 B FF 93 B FF 92 C FF 92 X FF 92 3-1 SH3 ① 1-2 2-3			B FF 88 C FF 88 B FF 88 F FC 87 C CU 74 2-3 K ②			2 0 0 0 0	0 0 0 0 0	0 0 0 0 0	0 0 0 0 0	1 0 0 0 0	1 0 0 0 0	0 0 0 0 0
Inning Stats	R: 0 E: 0 K: 0 S: 6 H: 0 LOB: 1 BB: 1 P: 15	R: 0 E: 0 K: 2 S: 9 H: 1 LOB: 1 BB: 0 P: 9	R: 5 E: 0 K: 0 S: 16 H: 5 LOB: 3 BB: 3 P: 37	R: 0 E: 0 K: 1 S: 7 H: 0 LOB: 0 BB: 0 P: 9	R: 2 E: 0 K: 0 S: 12 H: 2 LOB: 2 BB: 2 P: 28	R: 1 E: 0 K: 2 S: 11 H: 2 LOB: 1 BB: 0 P: 20	R: 0 E: 0 K: 1 S: 12 H: 1 LOB: 1 BB: 0 P: 20	R: 1 E: 0 K: 0 S: 5 H: 1 LOB: 0 BB: 1 P: 11		1B: 6 2B: 4 3B: 1 HR: 1 SF: 1 SAC: 1 DP: 1 HBP: 0				WP: 3 PB: 0 SB: 0 CS: 0 PA: 42		

livebaseballscorecards.com

	AB	33
	R	9
	H	12
	RBI	8
	BB	7
	SO	6
	LOB	15

PITCHER		IP	WLS	BF	H	R	ER	SO	BB	IBB	HBP	BLK	WP	HR	S	P	ERA	WHIP
49 Jonathon Niese, L ERA: 4.66	(1, 1)	4.0	L	25	7	7	7	3	6	0	0	0	2	0	42	83	15.75	3.250
27 Jeurys Familia, R ERA: 2.89	(5, 1)	2.0		9	3	1	1	2	0	0	0	0	1	1	19	35	4.50	1.500
34 Brandon Lyon, R ERA: 4.38	(7, 1)	1.0		4	1	0	0	1	0	0	0	0	0	0	12	20	0.00	1.000
73 Robert Carson, L ERA: 17.18	(8, 1)	0.0		2	1	1	1	0	1	0	0	0	0	0	3	7	∞	∞
50 Scott Atchison, R ERA: 3.68	(8, 1)	1.0		2	0	0	0	0	0	0	0	0	0	0	2	4	0.00	0.000

PITCHER	IP	WLS	BF	H	R	ER	SO	BB	IBB	HBP	BLK	WP	HR	S	P	ERA	WHIP

Batter	1	2	3	4	5	6	7	8	9	AB	R	H	RBI	BB	SO	LOB
2 B.J. Upton, R (1, 8) OBP: 0.231, SLG: 0.269	C CU 71 C SL 76 C SL 78 0-3 K ①	B SI 86 C CH 77 F SI 86 S SI 87 1-3 K ②		F CU 68 B SI 88 B SI 88 S SL 79 F SL 76 S SL 77 2-3 K ①		F FF 93 B CU 79 F CU 78 B FC 90 B SI 94 S SI 94 3-3 K ③		B FF 92 C CU 77 C CU 76 B FC 90 B CU 79 B FF 93 4-2 BB		4	0	0	0	1	4	2
23 Chris Johnson, R (1, 5) OBP: 0.356, SLG: 0.458 46 Craig Kimbrel, R (9, 1)	C SI 87 B SI 87 S SI 88 B SL 81 B SL 76 B SI 89 4-2 8 1B 5 1B BB	C CU 70 C SI 87 B SL 75 C SI 89 1-3 K ③		F SI 87 C SI 87 B SI 86 F SI 88 F SI 88 B SL 76 F CH 76 F SI 88 F SI 87 2-2 X SI 86 G6-4-3 ②③ 1-2f			C CU 77 F SI 93 S FC 87 0-3 K ①	B CU 74 D FF 90 X FF 90 2-0 G5-3 ③		4 0	1 0	0 0	0 0	1 0	2 0	3 0
8 Justin Upton, R (1, 9) OBP: 0.388, SLG: 0.652	B SI 89 S CH 76 C SL 77 X SL 78 1-2 16 BB 5 1B 1-3 1B		B CH 73 C CU 70 B SI 86 X SI 87 2-1 F7 ①		C CU 69 B CU 67 B SL 73 B CH 76 X SI 86 3-1 24 2B 1B		C CU 79 S FC 89 B SI 94 S FC 89 1-3 K ②		B CU 74 B FF 93 C FF 92 B FF 92 B FF 92 4-1 BB	4	1	2	0	1	1	0
5 Freddie Freeman, L (1, 3) OBP: 0.382, SLG: 0.464	B SL 78 X SL 78 1-0 16 BB 1-2 3-H 1B		B CH 77 C CU 71 X SI 88 1-1 24 L1-4-3 2B		F SI 86 X SI 86 0-1 L7 ①		S SI 94 B CU 78 F FS 86 S FC 90 1-3 K ③		1 SAFE X FF 92 0-0 L9 ①	5	0	2	1	0	1	2
24 Evan Gattis, R (1, 7) OBP: 0.305, SLG: 0.563 52 Jordan Walden, R (8, 1) 34 Eric O'Flaherty, L (8, 1) 14 Ramiro Pena, S (9, PH) OBP: 0.396, SLG: 0.439 (9, 5)	S CH 78 S CH 78 S SL 79 0-3 K ②		B SI 88 X CH 80 1-0 L1-4-3 ② 2-3		X SI 87 0-0 16 G3 1-H 2B			C FF 92 B FC 89 B FC 89 B FC 87 X FF 90 3-1 P6 ①	1 SAFE B FF 91 S FF 91 1 SAFE 1 SAFE C FF 92 F FF 91 B CU 74 S FF 93 2-3 K ②	4 0 0 1	0 0 0 0	1 0 0 0	1 0 0 0	0 0 0 1	1 0 0 1	3 0 0 1
16 Brian McCann, L (1, 2)	B SI 87 B SI 88 C SL 76 B SI 89 2 SAFE C SI 89 B CH 78 4-2 1-2 2-3 BB		X CH 78 0-0 G3 ③		C CU 72 C SI 87 X SI 86 0-2 G3 ② 2-3			C CU 74 B FC 89 C CU 74 B FF 94 S FC 87 2-3 K ②	C CU 72 B FF 92 F FF 92 B FF 92 X FF 92 2-2 F7 ③	4	0	0	0	1	1	3
26 Dan Uggla, R (1, 4) OBP: 0.311, SLG: 0.392	C CH 79 F SL 78 B SL 78 C SI 89 1-3 K ③			S FF 87 X SI 87 0-1 19 1B 3B	C SI 88 F CU 70 F SL 77 B SL 77 C SI 85 1-3 K ③			C FF 92 X FC 89 0-1 19 HR 1B		4	2	2	0	0	2	4
19 Andrelton Simmons, R (1, 6) OBP: 0.305, SLG: 0.402		B CH 75 X CH 76 1-0 HR		C SL 77 B SI 88 F SL 75 F FF 88 X SI 88 1-2 28 E 3-H 1B		B FC 88 C FC 89 C FF 93 F CU 80 B CU 80 S SI 93 2-3 K ①		D CU 74 B FC 90 F FF 90 X FF 90 2-1 1-H HR		4	2	3	4	0	1	0
28 Paul Maholm, L (1, 1) OBP: 0.125, SLG: 0.188 53 Cory Gearrin, R (6, 1) 43 Luis Avilán, L (7, 1) 17 Jordan Schafer, L (8, PH) OBP: 0.447, SLG: 0.389 (8, 7)		B SI 83 C CH 78 C CU 71 B SL 72 F SI 86 B CH 77 X SL 73 3-2 G4-3 ①		M FF 86 F SI 87 X SI 86 0-2 FC2 23 G6-4-3 1-2		S SI 94 C SI 94 C CU 78 0-3 K ②		S SI 91 B FC 90 B FC 88 F FF 90 B FF 93 X FF 92 3-2 HR		3 0 0 1	0 0 0 1	0 0 0 1	0 0 0 1	0 0 0 0	1 0 0 0	1 0 0 0
Inning Stats	R: 1 E: 0 K: 3 S: 17 H: 2 LOB: 3 BB: 2 P: 28	R: 1 E: 0 K: 2 S: 11 H: 1 LOB: 0 BB: 0 P: 17	R: 0 E: 0 K: 0 S: 6 H: 1 LOB: 1 BB: 0 P: 10	R: 1 E: 1 K: 1 S: 21 H: 2 LOB: 1 BB: 0 P: 26	R: 1 E: 0 K: 1 S: 12 H: 2 LOB: 1 BB: 0 P: 16	R: 0 E: 0 K: 3 S: 10 H: 0 LOB: 0 BB: 0 P: 15	R: 0 E: 0 K: 3 S: 9 H: 0 LOB: 0 BB: 0 P: 11	R: 3 E: 0 K: 1 S: 15 H: 3 LOB: 1 BB: 1 P: 31	R: 0 E: 0 K: 1 S: 9 H: 0 LOB: 1 BB: 1 P: 17	1B: 5 2B: 2 3B: 1 HR: 3	SF: 0 SAC: 0 DP: 1 HBP: 0					WP: 0 PB: 0 SB: 0 CS: 0	PA: 42	

PITCHER		IP	WLS	BF	H	R	ER	SO	BB	IBB	HBP	BLK	WP	HR	S	P	ERA	WHIP
61 Bronson Arroyo, R ERA: 4.3	(1, 1)	5.0	L	25	8	4	4	7	2	0	0	0	0	1	67	97	7.20	2.000
31 Alfredo Simon, R ERA: 4.32	(6, 1)	2.0		6	0	0	0	6	0	0	0	0	0	0	19	26	0.00	0.000
66 Logan Ondrusek, R ERA: 5.25	(8, 1)	1.0		7	3	3	3	1	1	0	0	0	0	2	15	31	27.00	4.000
60 J.J. Hoover, R ERA: 2.87	(9, 1)	1.0		4	0	0	0	1	1	0	0	0	0	0	9	17	0.00	1.000

PITCHER	IP	WLS	BF	H	R	ER	SO	BB	IBB	HBP	BLK	WP	HR	S	P	ERA	WHIP

TOP

Atlanta Braves @ Cincinnati Reds

Great American Ball Park, Cincinnati, OH

Mon May 06 2013, 7:11 PM - 10:32 PM EDT

Att. 19,308 - Cloudy - 64 F

livebaseballscorecards.com

AB	38
R	7
H	11
RBI	7
BB	4
SO	15
LOB	19

BOTTOM

Batter	1	2	3	4	5	6	7	8	9	AB	R	H	RBI	BB	SO	LOB
17 Shin-Soo Choo, L (1, 8) OBP: 0.467, SLG: 0.545	B SI 85 C SI 85 S SL 77 B SL 77 B SL 77 C FF 85 3-3 ① K		C CU 72 X SL 79 0-1 ③ L6		C SI 88 B SL 80 S SI 87 D SL 79 H SI 86 3-2 19 FC5-4 HBP		F SI 93 B SI 93 B SI 91 C SI 92 B CU 76 B SI 92 4-2 2 CS BB		C FF 96 X KC 85 0-1 1-2 1B	3	0	1	0	1	1	1
2 Zack Cozart, R (1, 6) OBP: 0.244, SLG: 0.339	C SI 87 C CU 72 B SL 77 B CU 70 C FC 84 2-3 ② K			C SI 87 C CU 72 B FF 88 B SL 77 F FC 83 B SI 88 X SI 88 3-2 19 BB 4 2B 1B	B SI 88 C FC 82 F CU 71 F FF 88 B CH 78 S FC 82 2-3 ② K		B SI 93 1 SAFE 1-0 ③ CS 1-2	C FF 94 B FF 92 C FF 92 X SL 79 1-2 19 2B 2B	X FF 96 0-0 ② F3	5	2	2	0	0	2	4
19 Joey Votto, L (1, 3) OBP: 0.462, SLG: 0.492	B SI 86 F FF 87 B CU 74 F FC 81 B SI 88 X SL 78 3-2 ③ L7			B SI 86 D CH 80 B SL 79 C FF 87 1 SAFE B SI 87 4-1 4 2B 32 G3 1-2 BB	D CU 74 B SI 88 F FF 89 F CU 74 F FF 90 X SL 80 2-2 ③ FC5-4 1-2f			C FF 93 B FF 92 B CH 83 X FF 92 2-1 4 1B 21 G5-3 2-H 2B	F KC 86 B KC 85 C KC 85 B FF 97 S FF 96 2-3 ③ K	4	2	1	1	1	1	4
4 Brandon Phillips, R (1, 4) OBP: 0.333, SLG: 0.472		B SI 86 X SI 85 1-0 ① G6-3		C SI 88 X CU 73 0-1 32 G3 1-3 2-H 2B		C FC 81 F FF 87 B FC 86 X SL 79 1-2 ① G6-3		B FF 93 B SL 81 X FF 94 2-0 21 G5-3 2-3 1B		4	0	2	1	0	0	0
32 Jay Bruce, L (1, 9) OBP: 0.297, SLG: 0.348		B SL 78 C EP 63 T SI 86 S SL 78 1-3 ② K		C SI 88 X SL 80 0-1 ① G3 2-3 3-H		B SL 80 B CH 81 B FF 88 C SI 87 S SI 88 F SI 88 F FF 89 F SL 79 C FF 89 3-3 ② K		F SI 89 F SI 89 B FF 90 X SL 84 1-2 ① F7		4	0	0	1	0	2	3
21 Todd Frazier, R (1, 5) OBP: 0.318, SLG: 0.451		B CU 72 B SI 87 B CH 81 X SI 88 3-0 ③ G6-3		S FF 86 B SI 84 C FC 84 F SL 79 C SI 88 1-3 ② K		X CH 80 0-0 E7 39 WP 1B		F SI 90 X SI 89 0-1 ② G5-3 1-2 3-H		4	0	1	1	0	1	2
39 Devin Mesoraco, R (1, 2) OBP: 0.319, SLG: 0.293			F SI 86 F CH 79 B CH 80 B SL 78 B SI 86 X CH 83 3-2 ① G6-3	D SI 88 X CH 80 1-0 ③ G6-3		S SL 80 S SL 80 B SL 80 B SL 81 B SL 82 C SI 89 3-3 ③ K 2-3		S SI 90 B SI 90 B SI 90 X SI 89 3-1 ③ G5-3		4	0	0	0	0	1	3
15 Derrick Robinson, S (1, 7) OBP: 0.423, SLG: 0.286 3 Cesar Izturis, S (7, PH) OBP: 0.278, SLG: 0.161 66 Logan Ondrusek, R (8, 1) 60 J.J. Hoover, R (9, 1) 26 Xavier Paul, L (9, PH) OBP: 0.368, SLG: 0.388			C SI 87 C CU 72 B FF 87 X SL 78 1-2 61 SH2-4 1B		B CU 70 L SI 86 S SI 86 B SI 86 F SI 85 F CH 79 F SI 87 B FC 85 B FF 87 4-2 61 SH2-4 BB		B SI 88 B SI 88 C SI 88 X SI 87 2-1 ① G4-3		B FF 96 C FF 96 F FF 96 B KC 86 X FF 97 2-2 ① L7	1 1 0 0 1	0 0 0 0 0	1 0 0 0 0	0 0 0 0 0	1 0 0 0 0	0 0 0 0 0	0 0 0 0 0
61 Bronson Arroyo, R (1, 1) 31 Alfredo Simon, R (6, 1) OBP: 0.500, SLG: 0.500 23 Donald Lutz, L (7, PH) OBP: 0.200, SLG: 0.200 (8, 7)			L SI 85 1 SAFE X SI 85 0-1 ② SH2-4 1-2		1 SAFE X SI 86 0-0 ① SH2-4 1-2		C SI 92 C CU 75 B FF 92 S SI 92 1-3 ② K		B FF 96 B FF 96 S FF 95 X FF 96 2-1 17 1B 1B	0 0 2	0 0 0	0 0 1	0 0 0	0 0 1	0 0 0	0 0 0
Inning Stats	R: 0 H: 0 E: 0 LOB: 0 K: 2 BB: 0 S: 9 P: 17	R: 0 H: 0 E: 0 LOB: 0 K: 1 BB: 0 S: 5 P: 10	R: 0 H: 1 E: 0 LOB: 1 K: 0 BB: 0 S: 10 P: 14	R: 2 H: 2 E: 0 LOB: 1 K: 1 BB: 1 S: 14 P: 23	R: 0 H: 0 E: 0 LOB: 2 K: 1 BB: 1 S: 16 P: 27	R: 0 H: 1 E: 1 LOB: 1 K: 2 BB: 0 S: 13 P: 20	R: 0 H: 0 E: 0 LOB: 0 K: 1 BB: 1 S: 7 P: 15	R: 2 H: 3 E: 0 LOB: 1 K: 0 BB: 0 S: 13 P: 22	R: 0 H: 2 E: 0 LOB: 2 K: 1 BB: 0 S: 11 P: 17	1B: 6 2B: 3 3B: 0 HR: 0	SF: 0 SAC: 2 DP: 0 HBP: 1		WP: 1 PB: 0 SB: 0 CS: 1	PA: 40			

PITCHER		IP	WLS	BF	H	R	ER	SO	BB	IBB	HBP	BLK	WP	HR	S	P	ERA	WHIP
28 Paul Maholm, L ERA: 3.09	(1, 1)	5.2	W	24	4	2	2	6	2	0	1	0	0	0	64	105	3.18	1.059
53 Cory Gearrin, R ERA: 1.26	(6, 1)	0.2	H	2	0	0	0	1	0	0	0	0	1	0	5	10	0.00	0.000
43 Luis Avilán, L ERA: 3.27	(7, 1)	0.2	H	2	0	0	0	1	1	0	0	0	0	0	5	11	0.00	1.500
52 Jordan Walden, R ERA: 4.38	(8, 1)	0.0		3	3	2	2	0	0	0	0	0	0	0	6	11	∞	∞
34 Eric O'Flaherty, L ERA: 1.93	(8, 1)	1.0	H	3	0	0	0	0	0	0	0	0	0	0	7	11	0.00	0.000

PITCHER		IP	WLS	BF	H	R	ER	SO	BB	IBB	HBP	BLK	WP	HR	S	P	ERA	WHIP
46 Craig Kimbrel, R ERA: 2.13	(9, 1)	1.0	S	5	2	0	0	1	0	0	0	0	0	0	11	17	0.00	2.000

Atlanta Braves @ Cincinnati Reds

Great American Ball Park, Cincinnati, OH

Mon May 06 2013, 7:11 PM - 10:32 PM EDT

Att. 19,308 - Cloudy - 64 F

livebaseballscorecards.com

AB	33
R	4
H	9
RBI	4
BB	3
SO	9
LOB	17

Atlanta Braves @ Cincinnati Reds

Great American Ball Park, Cincinnati, OH

Tue May 07 2013, 7:46 PM - 10:36 PM EDT

Att. 25,730 - Cloudy - 62 F

TOP

livebaseballscorecards.com

Batter	1	2	3	4	5	6	7	8	9	AB	R	H	RBI	BB	SO	LOB
19 Andrelton Simmons, R (1, 6) OBP: 0.303, SLG: 0.405	X SI 95 0-0 2 K 16 1B 2B	B SI 94 C SI 93 F SL 87 C CH 86 1-3 ② K		X SL 89 0-0 ③ F9			C FF 89 B CH 81 B FF 89 B SL 82 X FF 89 3-1 ① F9			4	1	1	0	0	1	1
2 B.J. Upton, R (1, 8) OBP: 0.240, SLG: 0.270	B SI 93 B FF 93 C SI 94 C FF 95 F KC 82 F FF 96 F KC 81 S CH 87 2-3 ① K	B KC 80 B FF 95 B FF 94 B FF 94 4-0 BB			S FF 93 C KC 80 B KC 81 F FF 95 F FF 96 F KC 81 B FF 95 X CH 86 2-2 8 G6-3 5 1B 1B		S KC 75 S SL 82 C SI 90 0-3 ② K			3	1	1	0	1	2	1
8 Justin Upton, R (1, 9) OBP: 0.384, SLG: 0.635	B FF 95 F D CH 86 B SI 94 B SL 90 4-1 5 BB 16 1B BB	C FF 94 1 SAFE 1 SAFE B SL 87 B FF 94 F SI 95 S SI 94 2-3 ③ K			B FF 93 X SL 89 1-0 ① G6-3 1-2		X SL 81 0-0 ③ F8			3	1	0	0	1	1	2
5 Freddie Freeman, L (1, 3) OBP: 0.388, SLG: 0.458	D CH 86 S KC 82 B SL 90 D SI 94 B FF 91 4-1 16 1B 26 1B 1-2 BB		C SI 92 X KC 79 0-1 ① L7		S CH 86 B SI 94 2 SAFE S CH 85 X CH 85 1-2 2-H 1B			S CU 77 B CU 77 F SL 84 B CU 77 F SL 83 F FF 89 X CU 77 2-2 ① G1-3		3	1	1	1	1	0	0
24 Evan Gattis, R (1, 7) OBP: 0.294, SLG: 0.540 34 Eric O'Flaherty, L (8, 1) 46 Craig Kimbrel, R (9, 1)	C KC 80 D SL 89 F SI 95 S FF 95 1-3 ② K		X FF 90 0-0 ② G6-3		B SI 94 B SL 90 B SL 88 S FF 94 F SI 94 S SI 95 3-3 ② K			B CU 77 B CU 76 F SL 85 B CU 76 X SI 89 3-1 ② L8		4 0 0	0 0 0	0 0 0	0 0 0	0 0 0	2 0 0	4 0 0
16 Brian McCann, L (1, 2) OBP: 0.222, SLG: 0.125	C SI 95 D CH 86 B SL 90 F SI 96 B SI 95 X FF 96 3-2 26 1B 1B 1-3 2-H 3-H		C SI 93 X CH 85 0-1 ③ L8		X SI 93 0-0 ③ G4-3			X SL 82 0-0 ③ G3		4	0	1	2	0	0	1
26 Dan Uggla, R (1, 4) OBP: 0.309, SLG: 0.387	S FF 95 B FF 96 F CH 86 X FF 96 1-2 1-2 3-H 1B			X FF 94 0-0 ① L8		C SI 89 X SL 81 0-1 ① G5-3			C SL 85 S SL 91 B SL 90 X FF 95 1-2 ① F8	4	0	1	1	0	0	0
25 Juan Francisco, L (1, 5) OBP: 0.320, SLG: 0.465 14 Ramiro Pena, S (9, 5) OBP: 0.396, SLG: 0.439	F KC 81 C FF 96 F CH 86 F KC 81 B SI 96 D CH 87 B FF 96 T FF 96 3-2 ③ K			B SI 92 B SL 89 B SL 89 C FF 94 F FF 95 B FF 95 4-2 54 SH2-4 BB		C SI 90 X CH 81 0-1 ② G4-3			B CU 76 C SI 93 S SL 91 F SL 92 B SL 91 S CU 79 2-3 ② K	3 0	0 0	0 0	0 0	1 0	2 0	2 0
54 Kris Medlen, S (1, 1) 17 Jordan Schafer, L (8, 7) OBP: 0.438, SLG: 0.378		C SI 92 S SI 93 B FF 93 S SI 94 1-3 ① K		X FF 91 0-0 ② SH2-4 1-2		F SI 89 B SI 89 B KC 71 F SI 88 S KC 74 2-3 ③ K			B CU 75 C CU 75 X SL 90 1-1 ③ L1	2 1	0 0	0 0	0 0	0 0	2 0	0 0

	AB	31
	R	4
	H	5
	RBI	4
	BB	4
	SO	10
	LOB	11

Inning Stats																				
	R: 3	H: 3	R: 0	H: 0	R: 0	H: 0	R: 0	H: 0	R: 1	H: 2	R: 0	H: 0	R: 0	H: 0	R: 0	H: 0	1B: 4	SF: 0	WP: 0	PA: 36
	E: 0	LOB: 2	E: 0	LOB: 1	E: 0	LOB: 0	E: 0	LOB: 1	E: 0	LOB: 1	E: 0	LOB: 0	E: 0	LOB: 0	E: 0	LOB: 0	2B: 1	SAC: 1	PB: 0	
	K: 3	BB: 2	K: 3	BB: 1	K: 0	BB: 0	K: 0	BB: 1	K: 1	BB: 0	K: 1	BB: 0	K: 1	BB: 0	K: 0	BB: 0	3B: 0	DP: 0	SB: 0	
	S: 23	P: 41	S: 9	P: 17	S: 5	P: 5	S: 5	P: 9	S: 14	P: 21	S: 7	P: 9	S: 6	P: 9	S: 8	P: 13	S: 9	P: 13	HR: 0	HBP: 0	CS: 0	

PITCHER		IP	WLS	BF	H	R	ER	SO	BB	IBB	HBP	BLK	WP	HR	S	P	ERA	WHIP
34 Homer Bailey, R ERA: 3.83	(1, 1)	5.0		24	5	4	4	7	4	0	0	0	0	0	56	93	7.20	1.800
63 Sam LeCure, R ERA: 1.72	(6, 1)	2.0		6	0	0	0	2	0	0	0	0	0	0	13	18	0.00	0.000
45 Sean Marshall, L ERA:	(8, 1)	1.0		3	0	0	0	0	0	0	0	0	0	0	8	13	0.00	0.000
51 Jonathan Broxton, R ERA: 5.02	(9, 1)	1.0	W	3	0	0	0	1	0	0	0	0	0	0	9	13	0.00	0.000

PITCHER		IP	WLS	BF	H	R	ER	SO	BB	IBB	HBP	BLK	WP	HR	S	P	ERA	WHIP

Atlanta Braves @ Cincinnati Reds

Great American Ball Park, Cincinnati, OH

Tue May 07 2013, 7:46 PM - 10:36 PM EDT

Att. 25,730 - Cloudy - 62 F

BOTTOM

Batter	1	2	3	4	5	6	7	8	9	AB	R	H	RBI	BB	SO	LOB
17 Shin-Soo Choo, L (1, 8) OBP: 0.465, SLG: 0.587	C SI 90 B FF 90 C CH 83 B SI 91 B CU 78 F SI 92 X FF 91 3-2 ① F7		C SI 90 C FF 90 X FF 91 0-2 HR		C CU 77 S CH 84 B FF 91 F CU 77 B CH 82 S CU 79 2-3 ② K			X SI 90 0-0 ① L1-6-3	S FF 97 B KC 85 B KC 85 X FF 96 2-1 HR	5	2	2	2	0	1	2
2 Zack Cozart, R (1, 6) OBP: 0.244, SLG: 0.336	X FF 92 0-0 ② F9		C FF 91 B CH 82 B CU 78 C FF 90 S CH 83 2-3 ③ K		S CH 82 X CU 78 0-1 ③ F7			B SI 90 B FF 90 X SI 90 2-0 19 1B 4 SF8 1B		4	1	1	0	0	1	2
19 Joey Votto, L (1, 3) OBP: 0.463, SLG: 0.500	B SI 91 S CU 78 B FF 92 C SI 91 B CH 83 X SI 92 3-2 ③ G4-3			C SI 89 C CU 75 F CH 81 B CU 78 B CH 83 X CU 76 2-2 ① G4-3		C CU 75 F CU 76 X FF 89 0-2 4 F8 2B		F SI 90 B SL 87 B SI 91 B SI 91 F SI 90 X SL 86 3-2 32 1B 1-3 1B		4	0	2	0	0	0	0
4 Brandon Phillips, R (1, 4) OBP: 0.324, SLG: 0.461		C SI 90 X SI 91 0-1 ① G5-3		C FF 91 B FF 92 F CH 83 B SI 92 S CU 77 2-3 ② K		X SI 90 0-0 ① F8 2-3		F SI 90 B FF 92 X SI 91 1-1 ② SF8 3-H		3	0	0	1	0	1	1
32 Jay Bruce, L (1, 9) OBP: 0.296, SLG: 0.345		S SI 90 B FF 91 F CH 82 F SI 92 F CU 78 X FF 92 1-2 ② F7		F SI 90 X SI 88 0-1 ③ G6-3		F FF 90 B CH 80 B CU 76 F CU 77 S CH 83 2-3 ② K		B SI 89 1 SAFE X SI 90 1-0 1-3 1B		4	0	1	0	0	1	1
26 Xavier Paul, L (1, 7) OBP: 0.367, SLG: 0.373 21 Todd Frazier, R (8, PH) OBP: 0.315, SLG: 0.447 (9, 7)		B CH 82 S CH 82 B FF 90 S CH 83 B CU 78 B FF 92 4-2 BB			C CH 81 B CU 76 S CH 82 X CH 83 1-2 ① P6	C FF 89 D CU 78 X CU 77 1-1 ③ L5		F SI 90 B SI 90 S SL 86 B SL 84 S SL 84 2-3 ③ K		2 1	0 0	0 0	0 0	1 0	0 1	1 2
9 Jack Hannahan, L (1, 5) OBP: 0.364, SLG: 0.345		X FF 90 0-0 ③ F7			B SI 88 B CU 77 B SI 90 B SI 89 4-0 37 1B 23 1B BB		C SI 90 B SI 89 C FF 89 F CH 81 X CH 83 1-2 ① F8		S KC 83 C KC 84 C FF 96 0-3 ① K	3	1	0	0	1	1	1
37 Corky Miller, R (1, 2) OBP: 0.300, SLG: 0.125			X SI 90 0-0 ① G6-3		X SI 89 0-0 23 1B 1-3 1B		C CU 77 B CU 76 F CU 77 B SI 91 C FF 91 2-3 ② K		S KC 84 B FF 95 F KC 85 B FF 96 S FF 96 2-3 ② K	4	0	1	0	0	2	0
34 Homer Bailey, R (1, 1) OBP: 0.300, SLG: 0.400 23 Donald Lutz, L (5, PH) OBP: 0.273, SLG: 0.273 63 Sam LeCure, R (6, 1) 3 Cesar Izturis, S (7, PH) OBP: 0.270, SLG: 0.156 45 Sean Marshall, L (8, 1) 51 Jonathan Broxton, R (9, 1) 39 Devin Mesoraco, R (9, PH) OBP: 0.329, SLG: 0.356			C FF 90 C CU 76 X SI 92 0-2 ② G3		S CH 82 B CH 83 X SI 88 1-1 1-2 3-H 1B		S CH 83 F SI 90 S CH 83 0-3 ③ K		B KC 85 S FF 94 B FF 96 B FF 96 C FF 95 X FF 96 3-2 HR	1 1 0 1 0 0 0 1	0 0 0 0 0 0 0 1	0 1 0 0 0 0 0 1	0 1 0 0 0 0 0 1	0 0 0 1 0 0 0 0	0 0 0 0 0 0 0 0	0 0 0 0 0 0 0 0
Inning Stats	R: 0 E: 0 K: 0 S: 8 H: 0 LOB: 0 BB: 0 P: 14	R: 0 E: 0 K: 0 S: 10 H: 0 LOB: 1 BB: 1 P: 15	R: 1 E: 0 K: 1 S: 10 H: 1 LOB: 0 BB: 0 P: 12	R: 0 E: 0 K: 1 S: 9 H: 0 LOB: 0 BB: 0 P: 13	R: 1 E: 0 K: 1 S: 12 H: 2 LOB: 2 BB: 1 P: 20	R: 0 E: 0 K: 1 S: 9 H: 1 LOB: 1 BB: 0 P: 12	R: 0 E: 0 K: 2 S: 10 H: 0 LOB: 0 BB: 0 P: 13	R: 1 E: 0 K: 1 S: 11 H: 3 LOB: 2 BB: 0 P: 20	R: 2 E: 0 K: 2 S: 11 H: 2 LOB: 0 BB: 0 P: 18	1B: 5 2B: 1 3B: 0 HR: 3	SF: 1 SAC: 0 DP: 0 HBP: 0	WP: 0 PB: 0 SB: 0 CS: 0	PA: 37			

livebaseballscorecards.com

	AB	R	H	RBI	BB	SO	LOB
	34	5	9	5	2	9	10

PITCHER		IP	WLS	BF	H	R	ER	SO	BB	IBB	HBP	BLK	WP	HR	S	P	ERA	WHIP
54 Kris Medlen, R ERA: 3.25	(1, 1)	7.0		27	4	2	2	6	2	0	0	0	0	1	68	99	2.57	0.857
34 Eric O'Flaherty, L ERA: 2.4	(8, 1)	1.0	H	6	3	1	1	1	0	0	0	0	0	0	11	20	9.00	3.000
46 Craig Kimbrel, R ERA: 3.38	(9, 1)	0.2	L	4	2	2	2	2	0	0	0	0	0	2	11	18	27.00	3.000

PITCHER	IP	WLS	BF	H	R	ER	SO	BB	IBB	HBP	BLK	WP	HR	S	P	ERA	WHIP

Atlanta Braves @ Cincinnati Reds

Great American Ball Park, Cincinnati, OH

Wed May 08 2013, 12:37 PM - 3:40 PM EDT

Att. 32,640 - Partly Cloudy - 66 F

livebaseballscorecards.com

Batter	1	2	3	4	5	6	7	8	9	AB	R	H	RBI	BB	SO	LOB
17 Jordan Schafer, L (1, 8) OBP: 0.453, SLG: 0.452	B SI 88 B SI 88 C SI 88 C CH 82 S FC 88 2-3 **K** ①		X SI 89 0-0 19 1B 1-2 1B		C KC 76 F FC 87 B FF 91 B FC 88 X FC 88 2-2 3B			B KC 76 B FC 86 B SI 91 C SI 90 S FC 88 F FC 88 X FC 88 3-2 19 1B 5 1B 1B	C SI 94 S CU 78 B FS 85 X FC 88 1-2 **F8** ①	5	1	3	0	0	1	0
19 Andrelton Simmons, R (1, 6) OBP: 0.323, SLG: 0.431	B SI 89 X SI 89 1-0 1B		D KC 78 F CH 84 X CH 84 1-1 5 G4-6-3 1-2 2-3 1B		F CH 85 X SI 91 0-1 **G6-3** ③			B FF 89 X SL 79 1-0 8 BB 26 FC6-2 5 1B 1-3 1B	C CU 79 X FC 90 0-1 8 WP 2B	5	0	4	0	0	0	1
5 Freddie Freeman, L (1, 3) OBP: 0.388, SLG: 0.447	1 SAFE B SI 89 D KC 77 F CH 83 1 SAFE B FC 86 F CH 82 F FC 87 F FC 88 3-2 X SI 91 **L7** ②		B FC 89 X CH 83 1-0 **G4-6-3** ②③ 1-2f			B CH 83 B CH 83 B CH 83 B SI 90 4-0 24 G4-3 BB		B SI 89 C SI 89 S CU 76 X CU 76 1-2 26 FC6-2 25 HR 8 BB 1-2 3-H 1B	B CU 77 F SI 95 B CU 76 X FS 85 2-1 **F7** ②	4	1	1	1	1	0	5
24 Evan Gattis, R (1, 7) OBP: 0.286, SLG: 0.524 8 Justin Upton, R (7, 7) OBP: 0.386, SLG: 0.629	1 SAFE C SI 91 S CH 83 1 SAFE S FC 88 0-3 **K** ③			B FC 87 F CH 82 C SL 80 F SL 80 B CH 86 F CU 80 S FC 88 2-3 **K** ① X SI 91 0-0 HR		B CH 84 B FC 88 C FC 88 X FC 88 2-1 **G4-3** ①② 1-2f S FC 88 F FC 88 B FC 89 B FC 89 X SI 92 3-2 HR		B CU 73 B FF 92 B FF 92 B FF 92 4-0 26 FC6-2 25 HR 1-2 2-3 BB F FF 92 C FF 93 X FF 93 0-2 **FC6-2** ① 1-2 2-3 3-Hf 25 HR	B SI 95 C CU 77 B FC 92 X FC 90 2-1 **G5-3** ③ 2-3	3 1	0 1	0 1	0 0	0 1	2 0	2 1
26 Dan Uggla, R (1, 4) OBP: 0.315, SLG: 0.445		C SI 90 F FC 86 B CH 84 B CH 83 B SI 92 S KC 78 3-3 **K** ①								4	3	2	2	0	1	3
25 Juan Francisco, L (1, 5) OBP: 0.316, SLG: 0.493		F FC 87 F FC 89 B FC 91 X KC 78 1-2 **G1-4-3** ②		B KC 78 B CH 83 B FC 88 C SI 92 F CH 85 F FC 90 X CH 86 3-2 **G4-3** ②		B CH 84 F FC 88 B FC 88 X FC 88 2-1 **P3** ③		F FF 92 B FF 93 B CU 74 X FF 93 2-1 1-H 2-H 3-H HR		4	1	1	4	0	0	0
7 Reed Johnson, R (1, 9) OBP: 0.286, SLG: 0.333		B SI 90 S CH 84 S SI 91 S FC 89 1-3 **K** ③		C KC 77 X SL 78 0-1 **G4-3** ③			X CH 82 0-0 **F7** ①	B FF 93 B FF 94 F FF 93 S FF 93 B FF 94 B FF 93 4-2 BB		3	0	0	0	1	1	0
11 Gerald Laird, R (1, 2) OBP: 0.400, SLG: 0.367			C CH 86 H SI 88 1-1 36 FC1-6 HBP		C SI 88 X KC 77 0-1 **G5-3** ①		C FF 90 F CH 84 X FC 88 0-2 **P3** ②	X FF 92 0-0 **L8** ②		3	0	0	0	0	0	1
36 Mike Minor, R (1, 1) 23 Chris Johnson, R (8, PH) OBP: 0.353, SLG: 0.454 38 Anthony Varvaro, R (8, 1)			X SI 87 0-0 FC1-6 19 1B 17 1B 1-2f ①		B SI 89 F SI 89 B KC 78 F SI 89 S FC 88 2-3 **K** ②		X SI 90 0-0 **G6-3** ③	C CU 75 S FF 92 S FF 92 0-3 **K** ③		3 1 0	0 0 0	0 0 0	0 0 0	0 1 0	1 1 0	1 1 0
Inning Stats	R: 0 E: 0 K: 2 S: 12 H: 1 LOB: 1 BB: 0 P: 18	R: 0 E: 0 K: 2 S: 9 H: 0 LOB: 0 BB: 0 P: 14	R: 0 E: 0 K: 0 S: 6 H: 2 LOB: 2 BB: 0 P: 9	R: 1 E: 0 K: 1 S: 12 H: 1 LOB: 0 BB: 0 P: 17	R: 0 E: 0 K: 1 S: 10 H: 1 LOB: 1 BB: 0 P: 14	R: 1 E: 0 K: 0 S: 8 H: 1 LOB: 0 BB: 1 P: 19	R: 0 E: 0 K: 0 S: 5 H: 0 LOB: 0 BB: 0 P: 5	R: 5 E: 0 K: 1 S: 19 H: 4 LOB: 1 BB: 2 P: 34	R: 0 E: 0 K: 0 S: 9 H: 1 LOB: 1 BB: 0 P: 14	1B: 6 2B: 1 3B: 1 HR: 3	SF: 0 SAC: 0 DP: 2 HBP: 1					

TOP

AB	36
R	7
H	11
RBI	7
BB	3
SO	7
LOB	15

WP: 1 PA: 40
PB: 0
SB: 0
CS: 0

PITCHER		IP	WLS	BF	H	R	ER	SO	BB	IBB	HBP	BLK	WP	HR	S	P	ERA	WHIP
44 Mike Leake, R ERA: 4.32	(1, 1)	7.0	L	29	8	4	4	6	1	0	1	0	0	2	67	105	5.14	1.286
45 Sean Marshall, L ERA: 1.69	(8, 1)	0.0		1	1	0	0	0	0	0	0	0	0	0	3	4	∞	∞
60 J.J. Hoover, R ERA: 3.78	(8, 1)	1.0		6	1	3	3	1	2	0	0	0	0	1	11	21	27.00	3.000
31 Alfredo Simon, R ERA: 4.08	(9, 1)	1.0		4	1	0	0	0	0	0	0	0	1	0	9	14	0.00	1.000

PITCHER		IP	WLS	BF	H	R	ER	SO	BB	IBB	HBP	BLK	WP	HR	S	P	ERA	WHIP

Atlanta Braves @ Cincinnati Reds

Great American Ball Park, Cincinnati, OH

Wed May 08 2013, 12:37 PM - 3:40 PM EDT

Att. 32,640 - Partly Cloudy - 66 F

BOTTOM

Batter	1	2	3	4	5	6	7	8	9	AB	R	H	RBI	BB	SO	LOB
17 Shin-Soo Choo, L (1, 8) OBP: 0.453, SLG: 0.569	X FF 90 0-0 ① F7		C FF 91 X KC 80 0-1 ② G4-3		F SL 84 C FF 89 F KC 80 B FF 89 B KC 80 F KC 79 B FF 90 S SL 84 3-3 ③ K			C FF 94 F CU 79 B FF 95 F FF 93 F CU 80 F FF 95 F FF 95 F CH 87 B CU 79 3-3 ① K		4	0	0	0	0	2	1
2 Zack Cozart, R (1, 6) OBP: 0.252, SLG: 0.364	C FF 91 X FF 90 0-1 ② L9		C FF 89 F FF 89 B FF 90 F KC 81 B KC 81 F FF 90 B SL 84 X FF 90 3-2 HR			B FF 88 B CH 82 X FF 88 2-0 ① F7		B FF 93 X FF 93 1-0 19 G3 1B		4	1	2	1	0	0	0
19 Joey Votto, L (1, 3) OBP: 0.451, SLG: 0.485	B FF 91 C FF 91 B SL 86 B SL 85 C FF 91 S FF 92 3-3 ③ K		F SL 85 B FF 89 S FF 89 F KC 81 X FF 90 1-2 ③ L7			B KC 77 B SL 83 S SL 84 C FF 88 S KC 81 2-3 ② K		B CU 78 B FF 94 F FF 94 B FF 94 S FF 94 X FF 94 3-2 ② G3 1-2		4	0	0	0	0	2	1
4 Brandon Phillips, R (1, 4) OBP: 0.322, SLG: 0.462		B FF 90 S CH 83 F CH 84 F FF 91 B FF 91 B FF 91 X CH 85 3-2 21 BB 23 F7-2 2B		B FF 88 B FF 89 F FF 90 B FF 89 F CH 83 F FF 90 F KC 80 F CH 84 F FF 89 3-2 ① X FF 90 L9		C KC 79 S SL 84 F KC 79 S FF 89 0-3 ③ K		X FF 94 0-0 ③ G5-3		4	0	1	0	0	1	1
32 Jay Bruce, L (1, 9) OBP: 0.301, SLG: 0.366		F FF 91 B KC 81 S KC 81 B FF 91 B SL 86 B FF 92 4-2 21 BB BB		B SL 85 F SL 83 X FF 89 1-1 ② F8			C KC 77 X FF 88 0-1 ① F8		X FF 92 0-0 HR	3	1	1	1	1	0	0
21 Todd Frazier, R (1, 5) OBP: 0.321, SLG: 0.444		B FF 92 B FF 91 B FF 90 B FF 91 4-0 1-2 2-3 BB		S CH 83 B FF 89 F FF 89 S KC 80 1-3 ③ K2-3			S CH 81 S FF 88 B FF 88 B KC 79 B CH 83 C FF 88 3-3 ② K		C FF 94 X CU 79 0-1 9 WP 1B	3	0	1	0	1	2	0
23 Donald Lutz, L (1, 7) OBP: 0.267, SLG: 0.267		S FF 91 X FF 86 0-1 ① ② F7-2 3-H			F SL 83 B FF 89 C KC 78 X FF 89 1-2 ① G1-3		C KC 78 S FF 89 B FF 89 F SL 84 F FF 89 X KC 80 1-2 39 BB 1B		C FF 94 X FF 94 0-1 ① P6	4	0	1	0	0	0	4
39 Devin Mesoraco, R (1, 2) OBP: 0.324, SLG: 0.339		B SL 85 B SL 85 C FF 90 X CH 84 2-1 ③ G6-3			X FF 88 0-0 ② L8		D CH 82 B CH 82 S CH 81 F FF 88 1 SAFE B KC 80 B KC 78 4-2 1-2 BB		C CU 78 B CU 79 F FF 94 F CU 79 B FF 94 F FF 94 S FF 93 2-3 ② K	3	0	0	0	1	1	3
44 Mike Leake, R (1, 1) OBP: 0.294, SLG: 0.412 45 Sean Marshall, L (8, 1) 60 J.J. Hoover, R (8, 1) 31 Alfredo Simon, R (9, 1) OBP: 0.500, SLG: 0.500 9 Jack Hannahan, L (9, PH) OBP: 0.353, SLG: 0.333			B FF 89 F FF 89 F FF 91 S KC 80 1-3 ① K		B CH 84 X FF 89 1-0 1B		F SL 82 X FF 88 0-1 ③ F7		B FF 92 B FF 92 S FF 92 B FF 92 T FF 92 S FF 93 3-3 ③ K 1-2	3 0 0 0 1	0 0 0 0 0	1 0 0 0 1	0 0 0 0 0	0 0 0 0 1	1 0 0 0 1	2 0 0 0 1
Inning Stats	R: 0 E: 0 K: 1 S: 6 H: 0 LOB: 0 BB: 0 P: 9	R: 0 E: 0 K: 0 S: 10 H: 1 LOB: 2 BB: 2 P: 23	R: 1 E: 0 K: 1 S: 14 H: 1 LOB: 0 BB: 0 P: 19	R: 0 E: 0 K: 1 S: 12 H: 0 LOB: 0 BB: 0 P: 17	R: 0 E: 0 K: 1 S: 10 H: 1 LOB: 1 BB: 0 P: 15	R: 0 E: 0 K: 2 S: 8 H: 0 LOB: 0 BB: 0 P: 12	R: 0 E: 0 K: 1 S: 14 H: 1 LOB: 2 BB: 1 P: 22	R: 0 E: 0 K: 1 S: 13 H: 1 LOB: 1 BB: 0 P: 20	R: 1 E: 0 K: 2 S: 13 H: 2 LOB: 1 BB: 0 P: 18	1B: 4 2B: 2 3B: 0 HR: 2 SF: 0 SAC: 0 DP: 1 HBP: 0						WP: 1 PB: 0 SB: 0 CS: 0 PA: 36	

PITCHER	IP	WLS	BF	H	R	ER	SO	BB	IBB	HBP	BLK	WP	HR	S	P	ERA	WHIP
36 Mike Minor, L (1, 1) ERA: 2.96	7.0	W	27	4	1	1	7	3	0	0	0	0	1	74	117	1.29	1.000
38 Anthony Varvaro, R (8, 1) ERA: 1.53	2.0		9	3	1	1	3	0	0	0	0	1	1	26	38	4.50	1.500

PITCHER	IP	WLS	BF	H	R	ER	SO	BB	IBB	HBP	BLK	WP	HR	S	P	ERA	WHIP

AB	33
R	2
H	7
RBI	2
BB	3
SO	10
LOB	13

livebaseballscorecards.com

Batter	1	2	3	4	5	6	7	8	9	AB	R	H	RBI	BB	SO	LOB
17 Jordan Schafer, L (1, 9) OBP: 0.431, SLG: 0.468	B FF 91 S SI 90 C CU 78 C SL 90 1-3 ① K		C CH 84 B CU 77 F SI 91 B FF 91 F FF 92 X SL 88 2-2 E4 8 G6-4-3 19 1B		F CU 76 B SI 89 X CH 82 1-1 19 G6-3 3B F FF 90 S FF 88 B FF 91 F FF 91 D SL 84 C FF 88 2-3 ③ K			B FF 90 C FF 91 C FF 92 F CH 88 S FF 93 1-3 ① K		5	1	1	0	0	3	3
19 Andrelton Simmons, R (1, 6) OBP: 0.318, SLG: 0.421	C FF 92 F SL 89 F CU 76 B FF 90 F FF 91 S CU 78 1-3 ② K		X CU 76 0-0 ② 8 G6-4-3 1-2 1B		B SI 90 B CH 85 X FF 90 2-0 ① G6-3 3-H	B FF 93 S SL 83 C SL 85 F SL 84 F SL 85 X SL 85 1-2 ① L8		X SL 81 0-0 ② P6		5	0	1	1	0	1	0
8 Justin Upton, R (1, 7) OBP: 0.379, SLG: 0.628	C SL 89 B CU 78 C FF 92 C FF 92 1-3 ③ K		X CH 84 0-0 ① ② G6-4-3 1-2f 2-3		C CU 76 B CU 77 X SL 87 1-1 5 1B 3B	B FF 92 S SL 86 S SI 93 B FF 93 S FF 92 2-3 ② K		C FF 93 X FF 93 0-1 ③ G6-3		5	1	1	0	0	2	2
5 Freddie Freeman, L (1, 3) OBP: 0.378, SLG: 0.432		F FF 90 B FF 90 F SI 91 X SL 88 1-2 ① F8	F SI 85 F SI 90 B FF 91 B FF 88 C SL 88 2-3 ③ K		B SL 87 F CU 78 X FF 90 1-1 26 BB 16 1B 1B 3-H	B SL 85 F SI 92 B SL 84 B SI 91 F SI 91 F FF 92 S SL 85 3-3 ③ K			X CH 86 0-0 ① G6-3	5	1	1	1	0	2	1
26 Dan Uggla, R (1, 4) OBP: 0.326, SLG: 0.442		B SL 88 B FF 91 F FF 91 B FF 92 B FF 91 4-1 16 HR BB	F FF 90 B CH 84 B CU 78 T CU 78 X FF 90 2-2 25 1B 1B	B CH 84 B CH 84 C CH 83 F SI 89 B CU 77 D CU 77 4-2 16 1B 2 1B 1-2 BB		B SI 92 B SI 92 C SI 92 S SL 86 S SL 86 2-3 ① K		X FF 92 0-0 ② F9	3	2	1	0	2	1	0
16 Brian McCann, L (1, 2) OBP: 0.357, SLG: 0.538		B FF 91 X SI 90 1-0 1-H HR	B SI 90 C SL 86 C CU 77 T FF 90 1-2 ① K	C FF 89 F FF 91 D SL 83 F FF 92 X SL 82 1-2 49 BB 2 1B 1-2 2-H 1B		B SI 92 C SI 91 B SL 84 X SL 85 2-2 ② L9		C FF 92 X CH 87 0-1 2 FC6-4 1B	5	1	3	3	0	1	1
2 B.J. Upton, R (1, 8) OBP: 0.246, SLG: 0.270		C SL 88 B SI 85 B FF 91 B SI 91 X FF 92 3-1 ② F9	B CU 78 S SI 86 D SI 89 F SI 85 S SL 88 2-3 ② K	F FF 92 X FF 91 0-1 49 BB 1-2 2-H 1B		F SI 91 S FF 92 B FF 92 B FF 92 B SL 84 B SL 82 4-2 25 1B BB		B FF 92 C FF 92 X FF 93 1-1 ③ FC6-4 1-2f	4	0	1	1	1	1	2
25 Juan Francisco, L (1, 5) OBP: 0.337, SLG: 0.500		B FF 89 B SI 91 S SI 86 B SI 91 B FF 92 4-1 49 FC6-4 BB	D CU 78 F FF 89 C SL 87 F FF 90 1 SAFE F SI 88 X CU 78 1-2 1-3 1B	B FF 91 C FF 91 S SL 79 S FF 90 1-3 ② K		1 SAFE B SI 90 C FF 90 1 SAFE X SI 90 1-1 1-2 1B			3	0	2	0	1	1	2
49 Julio Teheran, R (1, 1) OBP: 0.385, SLG: 0.417 34 Eric O'Flaherty, L (8, 1) 46 Craig Kimbrel, R (9, 1)		B FF 91 B FF 91 C FF 92 X FF 92 2-1 ③ FC6-4 1-2f	C CU 75 F CU 76 S FF 90 0-3 ③ K	B FF 90 F FF 88 B FF 90 F FF 89 B FF 91 B FF 88 4-2 1-2 2-3 BB		S SL 83 F FF 91 C SL 82 0-3 ③ K			3 0 0	0 0 0	0 0 0	0 0 0	1 0 0	2 0 0	5 0 0
Inning Stats	R: 0 E: 0 K: 3 S: 11 H: 0 LOB: 0 BB: 0 P: 14	R: 2 E: 0 K: 0 S: 10 H: 1 LOB: 1 BB: 2 P: 25	R: 0 E: 1 K: 1 S: 9 H: 1 LOB: 1 BB: 0 P: 13	R: 0 E: 0 K: 3 S: 17 H: 2 LOB: 2 BB: 0 P: 23	R: 4 E: 0 K: 2 S: 24 H: 5 LOB: 3 BB: 2 P: 41	R: 0 E: 0 K: 2 S: 12 H: 0 LOB: 0 BB: 0 P: 18	R: 0 E: 0 K: 2 S: 13 H: 1 LOB: 2 BB: 1 P: 22	R: 0 E: 0 K: 1 S: 7 H: 0 LOB: 0 BB: 0 P: 8	R: 0 E: 0 K: 0 S: 6 H: 1 LOB: 1 BB: 0 P: 7	1B: 8 2B: 0 3B: 2 HR: 1	SF: 0 SAC: 0 DP: 1 HBP: 0			WP: 0 PB: 0 SB: 0 CS: 0	PA: 43		

PITCHER		IP	WLS	BF	H	R	ER	SO	BB	IBB	HBP	BLK	WP	HR	S	P	ERA	WHIP
32 Ryan Vogelsong, R ERA: 7.78	(1, 1)	4.1	L	23	7	6	6	7	3	0	0	0	0	1	56	93	12.46	2.308
50 Jose Mijares, L ERA: 2.79	(5, 1)	0.2		5	2	0	0	2	1	0	0	0	0	0	15	23	0.00	4.500
70 George Kontos, R ERA: 4.26	(6, 1)	2.0		8	1	0	0	4	1	0	0	0	0	0	25	40	0.00	1.000
57 Chad Gaudin, R ERA: 1.33	(8, 1)	2.0		7	1	0	0	1	0	0	0	0	0	0	13	15	0.00	0.500

PITCHER	IP	WLS	BF	H	R	ER	SO	BB	IBB	HBP	BLK	WP	HR	S	P	ERA	WHIP

TOP

Atlanta Braves @ San Francisco Giants

AT&T Park, San Francisco, CA

Thu May 09 2013, 7:16 PM - 10:22 PM PDT

Att. 41,365 - Partly Cloudy - 57 F

livebaseballscorecards.com

AB	38
R	6
H	11
RBI	6
BB	5
SO	14
LOB	16

BOTTOM

Batter	1	2	3	4	5	6	7	8	9	AB	R	H	RBI	BB	SO	LOB
16 Ángel Pagán, S (1, 8) OBP: 0.317, SLG: 0.349	C SI 89 X FF 93 0-1 ① L8		F FF 92 B CU 73 X FF 91 1-1 ① P5		C SI 88 S CH 82 B CH 83 X FF 91 1-2 ① F8			B SI 90 B SI 90 B SI 91 B SI 90 4-0 19 B1-3 BB		3	0	0	0	1	0	0
19 Marco Scutaro, R (1, 4) OBP: 0.338, SLG: 0.375	C FF 94 X FF 94 0-1 ① 48 G6-3 28 1B 2B		C FF 93 X SI 89 0-1 ② G6-3		B CU 71 C SI 86 X SI 89 1-1 48 G4-6-3 1B			C FF 89 X SI 92 0-1 ① B1-3 1-2		4	1	2	0	0	0	1
48 Pablo Sandoval, S (1, 5) OBP: 0.354, SLG: 0.449	B FF 94 B CH 81 C CU 73 F FF 94 X FF 94 2-2 ② G6-3 2-3		X SI 90 0-0 28 HR 1B		X CH 81 0-0 ② ③ G4-6-3 1-2f			S SI 90 F SI 91 S SI 89 0-3 ② K2-3		4	1	1	0	0	1	3
28 Buster Posey, R (1, 2) OBP: 0.395, SLG: 0.528	B FF 94 C SI 91 X CU 75 1-1 8 FC6-4 1B 3-H		B FF 92 F SI 89 C SI 91 F FF 94 B SL 82 B FF 94 F FF 94 F FF 94 X SL 80 3-2 1-H HR			C FF 91 F SI 90 F FF 92 C FF 93 0-3 ① K		B SI 90 B SI 90 X FF 91 2-0 ③ F9		4	1	2	3	0	1	1
8 Hunter Pence, R (1, 9) OBP: 0.315, SLG: 0.500	B FF 95 X SI 90 1-0 ③ FC6-4 1-2f		C CU 74 X SI 90 0-1 ③ G6-3			S CU 70 B CU 69 F SI 92 X FF 92 1-2 ② G1-3			B FF 96 F FF 95 B FF 97 F FF 95 X KC 86 2-2 ① G1-3	4	0	0	0	0	0	1
7 Grégor Blanco, L (1, 7) OBP: 0.344, SLG: 0.306		C FF 92 X SI 90 0-1 ① G1-3		F FF 93 C CU 74 B FF 92 S CH 82 1-3 ① K		B CH 83 S FF 93 S CH 82 B SI 90 B FF 93 F FF 94 X FF 93 3-2 ③ G6-3			B FF 95 X FF 95 1-0 ② G4-3	4	0	0	0	0	1	0
35 Brandon Crawford, L (1, 6) OBP: 0.323, SLG: 0.471		X SI 90 0-0 ② G5-3		C CU 72 B SL 76 X FF 91 1-1 ② G4-3			B FF 90 C FF 91 F FF 91 B CH 81 X SI 90 2-2 ① G5-3		F FF 96 S KC 86 B FF 96 B KC 84 B FF 95 F FF 95 X FF 94 3-2 2B	4	0	1	0	0	0	0
9 Brandon Belt, L (1, 3) OBP: 0.289, SLG: 0.352		C SI 90 X FF 93 0-1 2B		F FF 93 B CU 73 F CU 73 B FF 93 X FF 93 2-2 1B			F CH 81 B CH 81 B CU 71 S SI 87 X SI 88 2-2 ② F7		X FF 96 0-0 ③ G3	4	0	2	0	0	0	1
32 Ryan Vogelsong, R (1, 1) OBP: 0.143, SLG: 0.077		B CU 74 B FF 93 B FF 91 C FF 93 C FF 92 C FF 93 3-3 ③ K		B SI 92 B FF 91 B FF 93 C FF 91 X FF 91 3-1 ③ G6-3			X SI 89 0-0 ③ G6-3			2	0	0	0	0	1	2
50 Jose Mijares, L (5, 1)										0	0	0	0	0	0	0
70 George Kontos, R (6, 1)										0	0	0	0	0	0	0
14 Francisco Peguero, R (7, PH) OBP: 0.143, SLG: 0.214										1	0	0	0	0	0	0
57 Chad Gaudin, R (8, 1)										0	0	0	0	0	0	0
Inning Stats	R: 1 E: 0 K: 0 S: 10 H: 2 LOB: 1 BB: 0 P: 14	R: 0 E: 0 K: 1 S: 8 H: 1 LOB: 1 BB: 0 P: 11	R: 2 E: 0 K: 0 S: 13 H: 2 LOB: 0 BB: 0 P: 17	R: 0 E: 0 K: 1 S: 10 H: 1 LOB: 1 BB: 0 P: 17	R: 0 E: 0 K: 0 S: 6 H: 1 LOB: 0 BB: 0 P: 8	R: 0 E: 0 K: 1 S: 11 H: 0 LOB: 0 BB: 0 P: 15	R: 0 E: 0 K: 0 S: 7 H: 0 LOB: 0 BB: 0 P: 11	R: 0 E: 0 K: 1 S: 6 H: 0 LOB: 1 BB: 1 P: 12	R: 0 E: 0 K: 0 S: 9 H: 1 LOB: 1 BB: 0 P: 15	1B: 4 2B: 3 3B: 0 HR: 1 SF: 0 SAC: 0 DP: 1 HBP: 0						

PITCHER	IP	WLS	BF	H	R	ER	SO	BB	IBB	HBP	BLK	WP	HR	S	P	ERA	WHIP
49 Julio Teheran, R (1, 1) ERA: 4.84	7.0	W	27	7	3	3	3	0	0	0	0	0	1	65	93	3.86	1.000
34 Eric O'Flaherty, L (8, 1) ERA: 2.25	1.0	H	4	0	0	0	1	1	0	0	0	0	0	6	12	0.00	1.000
46 Craig Kimbrel, R (9, 1) ERA: 3.14	1.0	S	4	1	0	0	0	0	0	0	0	0	0	9	15	0.00	1.000

PITCHER	IP	WLS	BF	H	R	ER	SO	BB	IBB	HBP	BLK	WP	HR	S	P	ERA	WHIP

Atlanta Braves @ San Francisco Giants

AT&T Park, San Francisco, CA

Thu May 09 2013, 7:16 PM - 10:22 PM PDT

Att. 41,365 - Partly Cloudy - 57 F

livebaseballscorecards.com

AB	34
R	3
H	8
RBI	3
BB	1
SO	4
LOB	9



Atlanta Braves @ San Francisco Giants

AT&T Park, San Francisco, CA

Fri May 10 2013, 7:16 PM - 9:55 PM PDT

Att. 41,387 - Partly Cloudy - 56 F

livebaseballscorecards.com

TOP

Batter	1	2	3	4	5	6	7	8	9	AB	R	H	RBI	BB	SO	LOB
17 Jordan Schafer, L (1, 9) OBP: 0.419, SLG: 0.451	B SI 90 X SI 90 1-0 ① F7		B CU 80 B SI 92 B FF 92 C SI 91 X SI 91 3-1 19 CS 1B			C CH 85 F FF 91 C SL 88 0-3 ① K		B FF 92 S SL 86 B CH 87 C SL 86 B FF 92 T SL 88 3-2 ③ K		4	0	1	0	0	2	0
19 Andrelton Simmons, R (1, 6) OBP: 0.309, SLG: 0.408	X SL 87 0-0 ② G6-3		1 SAFE B FF 90 1-0 ③ CS 1-2	X SL 86 0-0 ① G6-3		C SL 88 B CU 82 S SI 92 B FF 92 F SI 92 B CU 81 X SL 88 3-2 ② G6-3			B FF 92 B SL 84 C FF 92 B FF 91 X SI 90 3-1 ① G5-3	4	0	0	0	0	0	0
8 Justin Upton, R (1, 7) OBP: 0.389, SLG: 0.634	B SI 91 B SL 88 B SL 88 B FF 91 4-0 5 FC6 BB			F FF 92 S FF 92 B FF 92 F FF 93 F SL 90 B CU 82 X CU 81 2-2 ② G6-3		X SL 88 0-0 2B			B FF 92 C SL 84 B SL 84 B FF 91 F FF 89 B SL 83 4-2 5 FC4-6 BB	2	0	1	0	2	0	0
5 Freddie Freeman, L (1, 3) OBP: 0.362, SLG: 0.412	S FF 91 B FF 90 B SI 91 X CH 86 2-1 ③ FC6 1-2f			X SI 92 0-0 ③ G4-3		B CH 86 X CU 80 1-0 ③ F7			X SI 85 0-0 ② FC4-6 1-2f	4	0	0	0	0	0	3
26 Dan Uggla, R (1, 4) OBP: 0.324, SLG: 0.431		C SL 87 C SI 92 B SL 87 S CH 86 1-3 ① K			C SI 91 S CU 80 B FF 92 B SL 87 F SI 91 B FF 93 4-2 16 HR BB		B CU 78 S CU 80 F SL 88 B CH 88 F CU 82 X SL 89 2-2 ① F9		X SI 87 0-0 ③ F9	3	1	0	0	1	1	1
16 Brian McCann, L (1, 2) OBP: 0.353, SLG: 0.688		B SI 92 F CH 86 F FF 91 X SL 88 1-2 ② L1-3			C SL 88 B SI 90 F SI 90 B SI 92 B SI 91 X SI 91 3-2 1-H HR		B CH 87 C FF 93 X SL 89 1-1 ② F8			3	1	1	2	0	0	0
2 B.J. Upton, R (1, 8) OBP: 0.241, SLG: 0.263		B SL 87 C SL 87 S FF 92 B FF 93 B SL 87 F SI 92 X FF 93 3-2 ③ G3-1			X SL 89 0-0 ① L8		S SL 89 F SI 93 F SL 87 B CU 82 B SL 87 C CU 80 2-3 ③ K			3	0	0	0	0	1	0
25 Juan Francisco, L (1, 5) OBP: 0.326, SLG: 0.481			B SI 91 F SI 91 X SI 92 1-1 ① F7		B CH 87 S CH 86 S FF 92 S FF 92 1-3 ② K			B CH 86 C SL 88 X SL 87 1-1 ① G4-3		3	0	0	0	0	1	0
15 Tim Hudson, R (1, 1) 48 David Carpenter, R (4, 1) 53 Cory Gearrin, R (7, 1) 23 Chris Johnson, R (8, PH) OBP: 0.350, SLG: 0.449 38 Anthony Varvaro, R (8, 1)			B FF 91 S FF 92 C CU 80 B SL 89 C FF 92 2-3 ② K		C SI 92 S SL 88 B SI 93 B CU 82 F SI 92 C SL 87 2-3 ③ K			B FF 91 F SL 88 B CU 80 F FF 90 X SI 91 2-2 ② G6-3		1 1 0 1 0	0 0 0 0 0	0 0 0 0 0	0 0 0 0 0	1 1 0 0 0	0 0 0 0 0
Inning Stats	R: 0 E: 0 K: 0 S: 4 H: 0 LOB: 1 BB: 1 P: 11	R: 0 E: 0 K: 1 S: 10 H: 0 LOB: 0 BB: 0 P: 15	R: 0 E: 0 K: 1 S: 7 H: 1 LOB: 0 BB: 0 P: 14	R: 0 E: 0 K: 0 S: 7 H: 0 LOB: 0 BB: 0 P: 9	R: 2 E: 0 K: 2 S: 13 H: 1 LOB: 0 BB: 1 P: 23	R: 0 E: 0 K: 1 S: 9 H: 1 LOB: 1 BB: 0 P: 13	R: 0 E: 0 K: 1 S: 10 H: 0 LOB: 0 BB: 0 P: 15	R: 0 E: 0 K: 1 S: 8 H: 0 LOB: 0 BB: 0 P: 14	R: 0 E: 0 K: 0 S: 6 H: 0 LOB: 1 BB: 1 P: 13	1B: 1 2B: 1 3B: 0 HR: 1	SF: 0 SAC: 0 DP: 0 HBP: 0			WP: 0 PB: 0 SB: 0 CS: 1	PA: 33		

	AB	29
	R	2
	H	3
	RBI	2
	BB	3
	SO	7
	LOB	4

PITCHER		IP	WLS	BF	H	R	ER	SO	BB	IBB	HBP	BLK	WP	HR	S	P	ERA	WHIP
18 Matt Cain, R ERA: 5.04	(1, 1)	8.0	W	28	3	2	2	7	2	0	0	0	0	1	68	114	2.25	0.625
70 George Kontos, R ERA: 4.19	(9, 1)	0.1		2	0	0	0	0	1	0	0	0	0	0	4	11	0.00	3.000
49 Javier López, L ERA: 3.0	(9, 1)	0.2		2	0	0	0	0	0	0	0	0	0	0	2	2	0.00	0.000

PITCHER		IP	WLS	BF	H	R	ER	SO	BB	IBB	HBP	BLK	WP	HR	S	P	ERA	WHIP

Batter	1	2	3	4	5	6	7	8	9	AB	R	H	RBI	BB	SO	LOB
16 Ángel Pagán, S (1, 8) OBP: 0.315, SLG: 0.369	C SI 88 B FS 80 S FS 81 B SI 89 B FF 90 F SI 88 F SI 89 F FC 85 X SI 89 3-2 F8 ①		C CU 77 B SI 89 B SI 89 C SI 89 X SI 91 2-2 G4-3 ③	F FS 83 B SI 90 F CU 76 F FF 90 S FC 85 1-3 K ②		C FF 93 B FF 92 X SL 80 1-1 2-H HR				4	1	1	2	0	1	4
19 Marco Scutaro, R (1, 4) OBP: 0.343, SLG: 0.379 70 George Kontos, R (9, 1) 49 Javier López, L (9, 1)	C SI 89 F SI 89 B FC 84 X FS 81 1-2 G6-3 ②			B FC 82 1-0 B SI 88 28 2B 48 1B 1B B SI 90 1-0 X FS 81 1-2 2-H 3-H 1B		B FF 94 C SL 80 X SL 79 1-1 F7 ③				4 0 0	1 0 0	2 0 0	2 0 0	0 0 0	0 0 0	0 0 0
48 Pablo Sandoval, S (1, 5) OBP: 0.351, SLG: 0.443 13 Joaquin Arias, R (8, 5) OBP: 0.226, SLG: 0.172	B FS 80 B SI 88 X SI 90 2-0 G4-3 ③			X FF 88 0-0 28 2B 8 1B 1-2 1B X FF 88 0-0 G4-3			B CH 81 X SI 88 1-0 G6-3 ①			4 0	1 0	1 0	0 0	0 0	0 0	2 0
28 Buster Posey, R (1, 2) OBP: 0.391, SLG: 0.527		C FF 88 X FS 80 0-1 G5-3 ①	B SI 90 F FC 82 B SI 89 X FC 82 2-1 8 1B 9 2B 1-3 2-H 2B	C FF 93 B FF 95 B FF 94 F FF 94 B FF 94 F FF 94 F FF 93 F FF 93 X FF 94 3-2 G4-3 ①		B SI 89 B SI 87 B SI 88 C SI 87 C SI 87 T SI 88 3-2 K ②				4	1	1	1	0	1	0
8 Hunter Pence, R (1, 9) OBP: 0.320, SLG: 0.500		B FS 80 B FC 84 B CU 76 C SI 88 F SI 89 X SI 89 3-2 G5-3 ②	F FS 80 F FS 81 F SI 90 B FC 85 X FS 80 1-2 9 2B 18 1B 2-3 3-H 1B	C SL 83 B SL 83 F FF 94 X SL 82 1-2 P2 ②		C SL 80 S SL 81 X SL 80 0-2 1B				4	1	2	1	0	0	0
9 Brandon Belt, L (1, 3) OBP: 0.288, SLG: 0.357		F CU 76 F FF 89 F SI 90 B FC 85 S FS 82 1-3 K ③	S FS 78 1 SAFE 1 SAFE F FS 78 B FC 84 B SI 90 B FS 80 X SI 90 3-2 18 1B 19 1B 1-3 3-H 2B	C FF 94 S FF 95 B SL 82 F SL 81 X FF 94 1-2 G3 ③		C SI 89 B SI 89 S CH 82 F CH 82 B SL 80 X SI 89 2-2 F7 ③				4	1	1	1	0	1	1
56 Andres Torres, S (1, 7) OBP: 0.278, SLG: 0.348			F SI 87 F CU 75 S FC 85 0-3 K ①	B SI 88 F FC 81 F CU 76 S FC 84 1-3 K ①		S SL 82 C FF 93 B FF 94 S FF 94 1-3 K ①		B FF 90 B FF 91 C FF 92 X FF 91 2-1 F9 ①		4	0	0	0	0	3	2
35 Brandon Crawford, L (1, 6) OBP: 0.336, SLG: 0.475			B SI 89 X SI 90 1-0 18 SH1-4 1B	I I I IN 52 I IN 54 4-0 18 1B 19 1B IBB		C FF 93 B FF 93 B FF 93 X FF 93 2-1 18 SH2-4 16 HR 1B		B FF 91 B FF 89 X FF 91 2-0 F8 ②		3	2	2	0	1	0	0
18 Matt Cain, R (1, 1) OBP: 0.083, SLG: 0.083 21 Nick Noonan, L (8, PH) OBP: 0.286, SLG: 0.294 (9, 4)			X SI 88 0-0 SH1-4 ② 1-2	X SI 89 0-0 19 1B 1-2 2-3 3-H 1B		L FF 93 B FF 91 S FF 94 X SL 79 1-2 SH2-4 ② 1-2		C FF 91 S CU 77 F CU 77 B FF 92 X CU 78 1-2 G4-3 ③		1 1	0 0	1 0	1 0	0 0	0 0	0 0
Inning Stats	R: 0 E: 0 K: 0 S: 10 H: 0 LOB: 0 BB: 0 P: 16	R: 0 E: 0 K: 1 S: 9 H: 0 LOB: 0 BB: 0 P: 13	R: 0 E: 0 K: 1 S: 8 H: 1 LOB: 1 BB: 0 P: 11	R: 6 E: 0 K: 2 S: 21 H: 7 LOB: 2 BB: 1 P: 35	R: 0 E: 0 K: 0 S: 13 H: 0 LOB: 0 BB: 0 P: 18	R: 2 E: 0 K: 1 S: 12 H: 2 LOB: 0 BB: 0 P: 18	R: 0 E: 0 K: 1 S: 11 H: 1 LOB: 1 BB: 0 P: 17	R: 0 E: 0 K: 0 S: 7 H: 0 LOB: 0 BB: 0 P: 12		1B: 8 2B: 2 3B: 0 HR: 1 SF: 0 SAC: 2 DP: 0 HBP: 0			WP: 0 PB: 0 SB: 0 CS: 0 PA: 36	

PITCHER	IP	WLS	BF	H	R	ER	SO	BB	IBB	HBP	BLK	WP	HR	S	P	ERA	WHIP
15 Tim Hudson, R (1, 1) ERA: 4.7	3.2	L	20	8	6	6	4	0	1	0	0	0	0	47	74	14.73	2.182
48 David Carpenter, R (4, 1) ERA: 7.71	2.1		9	2	2	2	1	0	0	0	0	0	1	26	37	7.71	0.857
53 Cory Gearrin, R (7, 1) ERA: 1.17	1.0		4	1	0	0	1	0	0	0	0	0	0	11	17	0.00	1.000
38 Anthony Varvaro, R (8, 1) ERA: 1.45	1.0		3	0	0	0	0	0	0	0	0	0	0	7	12	0.00	0.000

PITCHER	IP	WLS	BF	H	R	ER	SO	BB	IBB	HBP	BLK	WP	HR	S	P	ERA	WHIP

BOTTOM

Atlanta Braves @ San Francisco Giants

AT&T Park, San Francisco, CA

Fri May 10 2013, 7:16 PM - 9:55 PM PDT

Att. 41,387 - Partly Cloudy - 56 F

livebaseballscorecards.com

AB	33
R	8
H	11
RBI	8
BB	1
SO	6
LOB	9

Atlanta Braves @ San Francisco Giants

AT&T Park, San Francisco, CA

Sat May 11 2013, 1:07 PM - 4:09 PM PDT

Att. 41,530 - Partly Cloudy - 66 F

TOP

livebaseballscorecards.com

Batter	1	2	3	4	5	6	7	8	9	AB	R	H	RBI	BB	SO	LOB
19 Andrelton Simmons, R (1, 6) OBP: 0.298, SLG: 0.392	C FF 91 X FC 88 0-1 ① P4			B FC 87 B FC 89 B FF 90 C FF 90 C FC 88 S FF 92 3-3 ① K	X FC 87 0-0 ③ P5			B FF 89 C FF 90 X FF 90 1-1 ① P5	C SI 92 B CU 76 X SI 91 1-1 ③ L1-3	5	0	0	0	0	1	4
26 Dan Uggla, R (1, 4) OBP: 0.314, SLG: 0.417	C FF 92 C FC 88 B FF 92 C FC 88 1-3 ② K			B FC 89 F FF 91 C FC 87 S CU 78 1-3 ② K		B FF 90 B FF 89 S FC 87 S FC 87 S CU 76 2-3 ① K		B SL 82 B SL 80 B FF 90 C FF 91 C FF 90 S SI 92 3-3 ② K		4	0	0	0	0	4	0
8 Justin Upton, R (1, 9) OBP: 0.392, SLG: 0.627	C FC 89 F FC 89 F FF 92 B FC 89 B FC 90 X FF 92 2-2 ③ G5-3			C FC 88 B FF 92 B CU 77 F FC 88 B FF 92 X FF 93 3-2 1B		C CU 77 F FF 91 S CH 86 0-3 ② K		B SL 81 C FF 92 B SL 78 S FF 91 B FF 91 F SL 83 B FF 92 4-2 5 1B BB		3	0	1	0	1	1	0
5 Freddie Freeman, L (1, 3) OBP: 0.367, SLG: 0.409		F FF 91 B FC 88 S FC 87 B FC 87 X FC 89 2-2 ① G3		B FF 91 B FC 88 B FF 91 X FF 90 3-0 ③ G3		B FF 91 B FF 91 F FC 86 C FF 91 B CH 86 B FF 91 4-2 24 1B BB		X SI 91 0-0 1-2 1B		3	0	1	0	1	0	1
24 Evan Gattis, R (1, 7) OBP: 0.293, SLG: 0.533		X FF 91 0-0 ② F8			C FF 90 X FC 88 0-1 11 WP 28 1B 2B	F FC 88 B CH 83 X FC 87 1-1 1-2 1B		X FF 92 0-0 ③ G1-3		4	1	2	0	0	0	2
23 Chris Johnson, R (1, 5) OBP: 0.340, SLG: 0.436 43 Luis Avilán, L (6, 1) 38 Anthony Varvaro, R (7, 1) 52 Jordan Walden, R (8, 1) 48 David Carpenter, R (8, 1) 7 Reed Johnson, R (9, PH) OBP: 0.279, SLG: 0.325		B FF 92 F FC 88 C CU 78 F FC 88 B FF 92 F FC 88 S CU 80 2-3 ③ K			L FC 86 F FC 87 B FF 92 S CU 76 1-3 ① K2-3	B FC 87 F FC 87 B FF 91 F FC 87 S CU 77 2-3 ③ K			B SI 90 C SI 92 B SI 90 C SI 91 B SI 91 X SI 90 3-2 ① G5-3	3 0 0 0 0 0 1	0 0 0 0 0 0 0	0 0 0 0 0 0 0	0 0 0 0 0 0 0	0 0 0 0 0 0 0	3 0 0 0 0 0 0	3 0 0 0 0 0 0
2 B.J. Upton, R (1, 8) OBP: 0.248, SLG: 0.264			B FC 88 F FC 88 B FF 90 B FC 88 S FF 89 S FF 92 3-3 ① K		S FC 88 C FF 91 B FF 91 B FC 88 B FC 89 F FF 92 B FF 91 4-2 28 1B 11 WP BB		X CH 82 0-0 ① G1-3		C SI 92 B CH 87 X SI 92 1-1 14 FC5-4 11 1B 1B	3	0	1	0	1	1	0
11 Gerald Laird, R (1, 2) OBP: 0.385, SLG: 0.353			B FF 90 X FF 91 1-0 ② P6		C FC 87 B FC 86 F FC 87 B CU 77 S FC 88 2-3 ② K 1-2 2-3		B FF 90 B FC 86 X FC 87 2-0 ② G5-3		F SI 90 B CU 77 X SI 92 1-1 14 FC5-4 1-2 1B	4	0	1	0	0	1	2
28 Paul Maholm, L (1, 1) OBP: 0.167, SLG: 0.222 53 Cory Gearrin, R (5, 1) 14 Ramiro Pena, S (6, 5) OBP: 0.380, SLG: 0.419			C FF 89 C FF 92 F FF 92 X CU 78 0-2 ③ G3-1		F FC 87 S FF 91 B FF 91 X FC 87 1-2 2-3 3-H 1B		F CU 77 F FC 87 B FF 90 F FC 87 B CH 85 S CU 76 2-3 ③ K2-3		F SI 91 F SI 92 B CU 76 B CU 76 B SI 92 X SI 91 3-2 ② FC5-4 1-2f 2-3	2 0 2	0 0 0	1 0 0	1 0 0	0 0 0	0 0 1	0 0 2

	AB	34
	R	1
	H	7
	RBI	1
	BB	3
	SO	12
	LOB	14

Inning Stats	1	2	3	4	5	6	7	8	9
	R: 0 E: 0 K: 1 S: 9	R: 0 E: 0 K: 1 S: 9	R: 0 E: 0 K: 1 S: 8	R: 0 E: 0 K: 2 S: 10	R: 1 E: 0 K: 2 S: 15	R: 0 E: 0 K: 3 S: 13	R: 0 E: 0 K: 1 S: 6	R: 0 E: 0 K: 1 S: 10	R: 0 E: 0 K: 0 S: 12
	H: 0 LOB: 0 BB: 0 P: 12	H: 0 LOB: 0 BB: 0 P: 13	H: 0 LOB: 0 BB: 0 P: 12	H: 1 LOB: 1 BB: 0 P: 20	H: 2 LOB: 2 BB: 1 P: 23	H: 1 LOB: 2 BB: 1 P: 22	H: 0 LOB: 0 BB: 0 P: 10	H: 1 LOB: 2 BB: 1 P: 18	H: 2 LOB: 2 BB: 0 P: 21

1B: 6	SF: 0	WP: 1	PA: 37
2B: 1	SAC: 0	PB: 0	
3B: 0	DP: 0	SB: 0	
HR: 0	HBP: 0	CS: 0	

PITCHER		IP	WLS	BF	H	R	ER	SO	BB	IBB	HBP	BLK	WP	HR	S	P	ERA	WHIP
40 Madison Bumgarner, L ERA: 2.18	(1, 1)	7.0	W	27	4	1	1	11	2	0	0	0	1	0	70	112	1.29	0.857
57 Chad Gaudin, R ERA: 1.27	(8, 1)	1.0		5	1	0	0	1	1	0	0	0	0	0	10	18	0.00	2.000
41 Jeremy Affeldt, L ERA: 3.52	(9, 1)	1.0		5	2	0	0	0	0	0	0	0	0	0	12	21	0.00	2.000

PITCHER		IP	WLS	BF	H	R	ER	SO	BB	IBB	HBP	BLK	WP	HR	S	P	ERA	WHIP

Batter	1	2	3	4	5	6	7	8	9	AB	R	H	RBI	BB	SO	LOB
16 Ángel Pagán, S (1, 8) OBP: 0.311, SLG: 0.363	C SI 86 B SI 86 F FC 82 F CU 71 B SI 86 F SI 87 S SL 77 2-3 ① **K**		C CH 80 F SI 89 B FF 88 B FC 83 X CH 82 2-2 ① **G1-4-3**		X FC 82 0-0 ① **G5-3**	C SI 93 B CH 82 X SI 94 1-1 ③ **L9**		B FF 90 C FF 90 F CH 84 B FF 92 D CH 85 X FF 92 3-2 28 BB 9 1B **1-2** **2-3** 1B		5	0	1	0	0	1	0
19 Marco Scutaro, R (1, 4) OBP: 0.347, SLG: 0.397 21 Nick Noonan, L (8, PH) OBP: 0.278, SLG: 0.286 (9, 4)	C SI 87 X SI 87 0-1 ② **F8**		B SI 88 C FC 84 F FC 84 F CU 73 F SI 88 B SL 79 F CH 81 F FF 90 B FF 87 3-2 X CH 82 48 G5-4-3 1B		C FF 86 X CU 71 0-1 28 2B 3B		B FF 91 X FF 90 1-0 ① **G5-3**	S FF 92 S CH 90 F FF 91 D CH 84 S SL 82 1-3 ② **K**		4	1	2	0	0	0	0
										1	0	0	0	0	1	3
48 Pablo Sandoval, S (1, 5) OBP: 0.355, SLG: 0.462 57 Chad Gaudin, R (8, 1) 9 Brandon Belt, L (8, PH) OBP: 0.294, SLG: 0.363 (9, 3)	B SI 87 B EP 63 B SI 87 C SI 88 F FC 85 X CU 73 3-2 **HR**		B CH 79 B FF 87 X FF 88 2-0 ② ③ **G5-4-3** **1-2f**		H FC 84 1-0 28 2B 7 2B HBP		C CU 76 B CU 76 B FF 91 X CH 83 2-1 ② **G4-3**	S SL 80 F SL 82 F FF 93 B FF 94 X FF 93 1-2 28 BB **1-2** **2-H** **3-H** 1B		3	2	1	1	0	0	1
										0	0	0	0	0	0	0
										1	0	1	2	0	0	0
28 Buster Posey, R (1, 3) OBP: 0.399, SLG: 0.530 41 Jeremy Affeldt, L (9, 1)	C SI 88 F FF 87 B FF 89 X SL 80 1-2 ③ **F8**			B FC 83 S CH 80 B SI 87 B SI 87 F FF 88 B FF 87 4-2 14 G6-4-3 8 1B 35 2B BB	B SI 88 B SI 87 X CH 79 2-0 7 2B **1-3** **3-H** 2B		B FF 90 C FF 91 B FF 91 B FF 92 C FF 91 X FF 93 3-2 ③ **G4-3**	B FF 92 B FF 94 F FF 93 F FF 94 B FF 93 B FF 93 4-2 **1-2** **2-3** BB		3	2	1	1	2	0	0
										0	0	0	0	0	0	0
8 Hunter Pence, R (1, 9) OBP: 0.329, SLG: 0.507		B FC 82 X FC 83 1-0 ① **P6**		X CH 79 0-0 14 G6-4-3 **1-2** 1B	I IN 68 I IN 65 I IN 65 I IN 64 4-0 7 2B IBB			C SI 91 B CU 76 S CU 75 F FF 92 X FF 92 1-2 7 3B 2B C SL 92 F SL 92 X SL 91 1-1 ③ **F8**		4	2	2	0	1	0	3
14 Francisco Peguero, R (1, 7) OBP: 0.188, SLG: 0.250 7 Grégor Blanco, L (5, PH) OBP: 0.357, SLG: 0.356 (6, 7)		C SI 87 B FC 82 X SI 87 1-1 35 1B 1B	X SI 88 0-0 ① ② **G6-4-3** **1-2f** **2-3**	B SI 88 X SI 88 1-0 12 CS **1-H** **2-H** **3-H** 2B	B SI 88 X SI 88 1-0 12 CS **1-H** **2-H** **3-H** 2B			B FF 91 B FF 91 C FF 92 X CH 86 2-1 12 2B **2-H** 3B		2	0	1	0	0	0	2
										2	1	2	4	0	0	0
12 Guillermo Quiroz, R (1, 2) OBP: 0.375, SLG: 0.500		B FC 82 C SI 85 1 SAFE F CU 71 F FF 87 F SL 78 B FF 86 S FC 81 2-3 ② **K**		B FC 85 B FC 82 B CH 81 B SI 84 4-0 35 2B BB	C SL 80 X SI 88 0-1 ② ③ **G5-3** **2-3**			C FF 91 X CU 78 0-1 16 1B 9 1B **3-H** 2B		3	1	1	1	1	1	2
35 Brandon Crawford, L (1, 6) OBP: 0.340, SLG: 0.484		C SL 78 B SI 86 S SL 79 1 SAFE X SL 79 1-2 **1-2** 1B	C SI 88 B SI 88 X SI 88 1-1 **1-3** **3-H** 2B		X SI 92 0-0 ① **G4-3**			B CH 89 F CH 88 S CH 82 F CH 82 S CH 89 1-3 ① **K**		4	0	2	1	0	1	1
40 Madison Bumgarner, R (1, 1) OBP: 0.250, SLG: 0.143 13 Joaquin Arias, R (8, 5) OBP: 0.250, SLG: 0.172		F FC 83 F SL 78 S CU 72 0-3 ③ **K**	B SI 88 F CH 81 D FC 84 X FC 83 2-1 ③ **L5**		C SI 94 S SI 92 S SI 93 0-3 ② **K**			C SL 78 C FF 91 D SL 78 D SL 78 B FF 90 D SL 83 4-2 16 1B 9 1B BB		3	0	0	0	0	2	4
										0	1	0	0	1	0	0
Inning Stats	R: 1 E: 0 K: 1 S: 13 H: 1 LOB: 0 BB: 0 P: 19	R: 0 E: 0 K: 2 S: 14 H: 2 LOB: 2 BB: 0 P: 19	R: 0 E: 0 K: 0 S: 11 H: 1 LOB: 0 BB: 0 P: 18	R: 1 E: 0 K: 0 S: 8 H: 2 LOB: 2 BB: 2 P: 19	R: 4 E: 0 K: 0 S: 7 H: 3 LOB: 0 BB: 1 P: 15	R: 0 E: 0 K: 1 S: 6 H: 0 LOB: 0 BB: 0 P: 7	R: 0 E: 0 K: 0 S: 6 H: 0 LOB: 0 BB: 0 P: 12	R: 4 E: 0 K: 2 S: 29 H: 5 LOB: 3 BB: 2 P: 47		1B: 6 2B: 5 3B: 2 HR: 1 SF: 0 SAC: 0 DP: 2 HBP: 1					

PITCHER		IP	WLS	BF	H	R	ER	SO	BB	IBB	HBP	BLK	WP	HR	S	P	ERA	WHIP
28 Paul Maholm, L ERA: 3.94	(1, 1)	4.1	L	23	8	6	6	3	2	1	1	0	0	1	50	86	12.46	2.308
53 Cory Gearrin, R ERA: 1.13	(5, 1)	0.2		2	1	0	0	0	0	0	0	0	0	0	3	4	0.00	1.500
43 Luis Avilán, L ERA: 3.0	(6, 1)	1.0		3	0	0	0	1	0	0	0	0	0	0	6	7	0.00	0.000
38 Anthony Varvaro, R ERA: 2.75	(7, 1)	1.0		6	3	3	3	0	0	0	0	0	0	0	14	23	27.00	3.000
52 Jordan Walden, R ERA: 4.85	(8, 1)	0.2		4	1	0	0	2	1	0	0	0	0	0	13	22	0.00	3.000

PITCHER		IP	WLS	BF	H	R	ER	SO	BB	IBB	HBP	BLK	WP	HR	S	P	ERA	WHIP
48 David Carpenter, R ERA: 6.75	(8, 1)	0.1		3	1	1	1	0	1	0	0	0	0	0	8	14	27.00	6.000

BOTTOM

Atlanta Braves @ San Francisco Giants

AT&T Park, San Francisco, CA

Sat May 11 2013, 1:07 PM - 4:09 PM PDT

Att. 41,530 - Partly Cloudy - 66 F

livebaseballscorecards.com

AB	35
R	10
H	14
RBI	10
BB	5
SO	6
LOB	16

GIANTS

Batter	1	2	3	4	5	6	7	8	9	AB	R	H	RBI	BB	SO	LOB
17 Jordan Schafer, L (1, 9) OBP: 0.415, SLG: 0.444 7 Reed Johnson, R (8, PH) OBP: 0.295, SLG: 0.341 (8, 9)	B FF 90 B SI 90 B SI 89 C SI 89 F FF 90 X FF 91 3-2 ① G4-3		B CH 82 B SI 90 B FF 89 C SI 89 X FF 89 3-1 14 G4-3 14 S 1B		B CU 76 X SL 84 1-0 ③ G3			B CU 76 B SI 89 C SI 90 F SI 90 B CH 85 X SI 90 3-2 16 E 1B		3 1	0 0	1 1	0 0	0 0	0 0	0 0
14 Ramiro Pena, S (1, 6) OBP: 0.370, SLG: 0.404 (7, 5)	C FF 91 B CU 75 X CH 84 1-1 16 BB 1B		1 SAFE B FF 90 F FF 90 C FF 89 X CH 84 1-2 ② G4-3 1-3			B FF 89 B SI 89 C SI 88 F FF 91 X SL 83 2-2 ① P4		F SI 90 X SI 91 0-1 ② F9		4	0	1	0	0	0	2
16 Brian McCann, L (1, 2) OBP: 0.381, SLG: 0.611	B FF 92 B SI 90 1 SAFE B FF 91 C SI 88 B FF 90 4-1 1-2 BB		B SL 83 B SL 82 B CH 83 B FF 91 4-0 BB			B CU 75 B CH 81 C CH 82 B FF 90 F SI 89 X CH 84 3-2 ② G3		B CU 76 X SI 91 1-0 E5 1-3		2	0	0	0	2	0	1
8 Justin Upton, R (1, 7) OBP: 0.382, SLG: 0.608	F SL 86 B FF 91 F FF 92 S SL 84 1-3 ② K		B FF 90 B SI 89 C FF 92 X FF 90 2-1 ③ F9			C FF 90 B CU 76 F SL 82 B FF 90 C FF 91 2-3 ③ K		X SL 85 0-0 ③ P6		4	0	0	0	0	2	6
5 Freddie Freeman, L (1, 3) OBP: 0.353, SLG: 0.391	C CU 76 C SL 84 F FF 90 F CH 84 B CH 83 F SI 91 X CH 83 1-2 ③ L9			B FF 87 F SL 82 B FF 89 C FF 89 S CH 84 2-3 ① K			X SL 81 0-0 ① L9		C SI 86 B CU 73 S SL 79 F SL 79 B CU 74 X SI 87 2-2 ① G5-3	4	0	0	0	0	1	2
26 Dan Uggla, R (1, 4) OBP: 0.313, SLG: 0.407		B SL 79 F CU 78 B FF 89 S FF 90 X SL 84 2-2 ① P4		B SL 81 F FF 90 B FF 90 B SL 82 X FF 89 3-1 ② G6-3			B SL 83 C CH 83 B CU 75 C FF 89 X CH 83 2-2 ② G5-3		S FC 86 C FC 84 B SL 79 B FF 89 B SL 80 F FC 84 B FC 84 4-2 24 DI 24 2B BB	3	1	0	0	1	0	0
2 B.J. Upton, R (1, 8) OBP: 0.248, SLG: 0.258		C FF 90 C SL 82 F SL 81 X FF 90 0-2 ② G6-3		F FF 89 F SL 82 S CH 84 0-3 ③ K			B FF 90 F FF 90 B FF 90 B FF 88 B FF 88 4-1 BB		C FF 89 B FC 83 F FC 84 B SL 78 S SL 78 2-3 ② K	3	0	0	0	1	2	1
25 Juan Francisco, L (1, 5) 43 Luis Avilán, L (7, 1) 24 Evan Gattis, R (9, PH) OBP: 0.299, SLG: 0.546	C FF 91 S SL 84 C FF 89 0-3 ③ K			C CU 72 C SL 82 F CH 81 S CH 83 0-3 ① K			B SL 82 B SL 82 X FF 89 2-0 ③ G3		C SL 78 X FC 84 0-1 1-H 2B	3 0 1	0 0 0	0 0 1	0 0 1	0 0 0	2 0 0	1 0 0
54 Kris Medlen, S (1, 1) 53 Cory Gearrin, R (6, 1) 19 Andrelton Simmons, R (7, 6) OBP: 0.294, SLG: 0.386			C FF 88 B CU 74 X FF 90 1-1 ① F7		C FF 90 B CU 75 B CH 83 S FF 90 S CH 83 2-3 ② K			C SI 88 X SI 90 0-1 ① L9	F FF 89 C SL 78 X SL 79 0-2 ③ G5-3	2 0 2	0 0 0	0 0 0	0 0 0	0 0 0	1 0 0	0 0 1
Inning Stats	R: 0 E: 0 K: 1 S: 15 H: 1 LOB: 2 BB: 1 P: 25	R: 0 E: 0 K: 1 S: 10 H: 0 LOB: 0 BB: 0 P: 12	R: 0 E: 0 K: 0 S: 9 H: 1 LOB: 2 BB: 1 P: 20	R: 0 E: 0 K: 2 S: 8 H: 0 LOB: 0 BB: 0 P: 13	R: 0 E: 0 K: 2 S: 8 H: 0 LOB: 0 BB: 0 P: 11	R: 0 E: 0 K: 1 S: 9 H: 0 LOB: 0 BB: 0 P: 16	R: 0 E: 0 K: 0 S: 6 H: 0 LOB: 1 BB: 1 P: 14	R: 0 E: 1 K: 0 S: 9 H: 1 LOB: 2 BB: 0 P: 13	R: 1 E: 0 K: 1 S: 15 H: 1 LOB: 1 BB: 1 P: 23	1B: 3 2B: 1 3B: 0 HR: 0 SF: 0 SAC: 0 DP: 0 HBP: 0						WP: 0 PB: 0 SB: 1 CS: 0 PA: 36

PITCHER		IP	WLS	BF	H	R	ER	SO	BB	IBB	HBP	BLK	WP	HR	S	P	ERA	WHIP
55 Tim Lincecum, R ERA: 4.07	(1, 1)	7.0	W	26	2	0	0	7	3	0	0	0	0	0	65	111	0.00	0.714
41 Jeremy Affeldt, L ERA: 3.24	(8, 1)	0.2		4	1	0	0	0	0	0	0	0	0	0	8	12	0.00	1.500
70 George Kontos, R ERA: 4.12	(8, 1)	0.1		1	0	0	0	0	0	0	0	0	0	0	1	1	0.00	0.000
49 Javier López, L ERA: 2.89	(9, 1)	0.1		1	0	0	0	0	0	0	0	0	0	0	4	6	0.00	0.000
54 Sergio Romo, R ERA: 3.12	(9, 1)	0.2		4	1	1	1	1	1	0	0	0	0	0	11	17	13.50	3.000

PITCHER	IP	WLS	BF	H	R	ER	SO	BB	IBB	HBP	BLK	WP	HR	S	P	ERA	WHIP

TOP

Atlanta Braves @ San Francisco Giants

AT&T Park, San Francisco, CA

Sun May 12 2013, 1:07 PM - 4:03 PM PDT

Att. 42,231 - Partly Cloudy - 70 F

livebaseballscorecards.com

AB	32
R	1
H	4
RBI	1
BB	4
SO	8
LOB	14

Batter	1	2	3	4	5	6	7	8	9	AB	R	H	RBI	BB	SO	LOB
16 Ángel Pagán, S (1, 8) OBP: 0.314, SLG: 0.360	C SI 89 B SI 89 B CU 76 B SI 90 B FF 90 4-1 28 S BB		F CH 80 B SI 90 B CU 77 X CH 82 2-1 ① F9	B SI 89 C FF 90 F FF 87 B SI 90 X CH 82 2-2 ② FC3-2 19 CS 2-3 3-H		C SI 86 B FF 87 X CH 82 1-1 ① G3-1		B CU 75 F SI 93 B CH 80 X SI 92 2-1 28 BB 48 1B 1B		4	0	1	0	1	0	2
19 Marco Scutaro, R (1, 4) OBP: 0.349, SLG: 0.426	1 SAFE X FF 90 0-0 ① L9		B FF 90 B FF 89 C SI 90 C FF 90 X CH 81 2-2 ② G6-3	C SI 89 0-1 ③ CS 1-2	B SI 87 C CU 76 X CU 77 1-1 HR	C FF 87 B SI 89 B CH 81 C FF 87 F SI 89 X FF 89 2-2 28 FC5-4 2B		C SI 93 F SI 91 B FF 92 B CH 81 B SI 93 X SI 93 3-2 ② F9		5	1	2	1	0	0	2
48 Pablo Sandoval, S (1, 5) OBP: 0.363, SLG: 0.483 49 Javier López, L (9, 1) 54 Sergio Romo, R (9, 1)	B CH 81 B FF 91 X CH 82 2-0 ② F9		B SI 90 X CH 81 1-0 HR		X SI 88 0-0 E7 8 FC4-6	B SI 87 F FF 89 B SI 88 B SI 90 B FF 88 4-1 28 FC5-4 BB		D CH 81 X SI 91 1-0 28 BB 1B 1-2		4 0 0	1 0 0	2 0 0	1 0 0	1 0 0	0 0 0	1 0 0
28 Buster Posey, R (1, 2) OBP: 0.399, SLG: 0.521	1 SAFE B SI 91 B SI 89 C SI 90 B SI 90 S CU 78 X FF 90 3-2 ③ G5-3 1-2		C SI 90 F SI 89 B FF 92 B SI 90 X CH 83 2-2 1B		B FF 89 F SI 90 X SI 89 1-1 ① F8	B SL 79 B SI 88 X SI 87 2-0 ② FC5-4 1-2f 2-3		B SI 92 B SI 92 B SI 93 B SI 92 4-0 1-2 2-3 BB		4	0	1	0	1	0	4
8 Hunter Pence, R (1, 9) OBP: 0.319, SLG: 0.490		B SI 88 B CH 81 X SI 90 2-0 ① G6-3	B CU 78 C FF 89 X CU 76 1-1 ③ G5-3		F CH 82 X SI 89 0-1 ② FC4-6 9 S 7 2B 1-2f	B SI 89 X SI 87 1-0 ③ L7		S SI 94 C FF 94 B SI 93 D CU 78 X CU 76 2-2 ③ P6		5	1	0	0	0	0	7
9 Brandon Belt, L (1, 3) OBP: 0.300, SLG: 0.388		X SI 89 0-0 HR	B CU 73 F SI 88 X CH 82 1-1 E4 7 BB 35 1B	S CH 83 B SI 90 C SI 89 F SI 90 B CH 83 B FF 89 F SI 89 B FF 90 4-2 7 2B BB 1-2			F SI 93 C SI 92 B SI 92 X CU 75 1-2 ① F8			3	2	1	1	1	0	0
7 Grégor Blanco, L (1, 7) OBP: 0.363, SLG: 0.367		X SI 91 0-0 ② G1-3	B SI 89 D CH 82 B SI 89 B FF 88 4-0 35 1B 16 FC3-2 BB 1-2	B SI 87 S CH 80 B SI 88 F CH 82 X SI 88 2-2 55 FC6-5 2B 1-3 2-H			C SI 93 C CU 75 B SI 92 X SI 93 1-2 ② G1-3			3	0	1	1	1	0	0
35 Brandon Crawford, L (1, 6) OBP: 0.352, SLG: 0.488		C SI 89 X CU 75 0-1 1B	B SI 89 D CH 84 C FF 90 B SI 90 X SI 89 3-1 16 FC3-2 55 SH1-4 1B 1-3 2-H	I IN 65 I IN 65 I IN 67 I IN 68 4-0 55 FC6-5 IBB			F SI 90 X SI 93 0-1 ③ G3			3	0	2	1	1	0	0
55 Tim Lincecum, L (1, 1) OBP: 0.133, SLG: 0.071 41 Jeremy Affeldt, L (8, 1) 70 George Kontos, R (8, 1) 13 Joaquin Arias, R (8, PH) OBP: 0.242, SLG: 0.167 (9, 5)		F SI 90 S CH 81 D CH 82 C CH 82 1-3 ③ K	L SI 88 1 SAFE B SI 88 X CH 80 1-1 ① SH1-4 1-2	X SI 89 0-0 ③ FC6-5 1-2 2-3f				C SI 93 F SI 92 B CH 81 B FF 92 X CH 80 2-2 ① P4		2 0 0 1	0 0 0 0	0 0 0 0	0 0 0 0	1 0 0 0	0 0 0 0	4 0 0 0
Inning Stats	R: 0 E: 0 K: 0 S: 6 H: 0 LOB: 1 BB: 1 P: 15	R: 1 E: 0 K: 1 S: 8 H: 2 LOB: 1 BB: 0 P: 11	R: 1 E: 0 K: 0 S: 11 H: 2 LOB: 1 BB: 0 P: 19	R: 1 E: 1 K: 0 S: 10 H: 1 LOB: 1 BB: 1 P: 21	R: 2 E: 1 K: 0 S: 15 H: 2 LOB: 3 BB: 2 P: 27	R: 0 E: 0 K: 0 S: 9 H: 1 LOB: 2 BB: 1 P: 19	R: 0 E: 0 K: 0 S: 8 H: 0 LOB: 0 BB: 0 P: 10	R: 0 E: 0 K: 0 S: 12 H: 2 LOB: 3 BB: 1 P: 26		1B: 5 2B: 2 3B: 0 HR: 3 SF: 0 SAC: 1 DP: 0 HBP: 0						

PITCHER	IP	WLS	BF	H	R	ER	SO	BB	IBB	HBP	BLK	WP	HR	S	P	ERA	WHIP
54 Kris Medlen, R (1, 1) ERA: 3.44	5.1	L	30	8	5	3	1	4	1	0	0	0	3	57	107	5.06	2.250
53 Cory Gearrin, R (6, 1) ERA: 1.08	0.2		2	0	0	0	0	0	0	0	0	0	0	2	5	0.00	0.000
43 Luis Avilán, L (7, 1) ERA: 2.57	2.0		9	2	0	0	0	1	0	0	0	0	0	20	36	0.00	1.500

PITCHER	IP	WLS	BF	H	R	ER	SO	BB	IBB	HBP	BLK	WP	HR	S	P	ERA	WHIP

BOTTOM

Atlanta Braves @ San Francisco Giants

AT&T Park, San Francisco, CA

Sun May 12 2013, 1:07 PM - 4:03 PM PDT

Att. 42,231 - Partly Cloudy - 70 F

livebaseballscorecards.com

AB	34
R	5
H	10
RBI	5
BB	6
SO	1
LOB	20

WP: 0 PA: 42
PB: 0
SB: 2
CS: 1

Atlanta Braves @ Arizona Diamondbacks

Chase Field, Phoenix, AZ

Mon May 13 2013, 6:41 PM - 9:42 PM MST

Att. 25,051 - Partly Cloudy - 99 F

TOP

livebaseballscorecards.com

Batter	1	2	3	4	5	6	7	8	9	AB	R	H	RBI	BB	SO	LOB
19 Andrelton Simmons, R (1, 6) OBP: 0.291, SLG: 0.375	C FF 90 F FF 91 B FF 91 X SL 82 1-2 ① F7		B SI 91 X CH 82 1-0 ③ G5-3		B FF 91 X SI 90 1-0 ③ G4-3	B FC 88 T FC 88 C FC 89 S FF 89 1-3 ③ K		B FF 90 B FF 90 F FF 91 B FF 90 B FF 89 4-1 BB		4	0	0	0	1	1	3
2 B.J. Upton, R (1, 8) OBP: 0.250, SLG: 0.254 17 Jordan Schafer, L (7, PH) OBP: 0.403, SLG: 0.429 (7, 8)	C SI 89 B FF 91 C CH 83 X FF 91 1-2 ② G4-3			C SI 88 X FF 88 0-1 ① F8		F SI 90 H FF 90 1-1 8 HR HBP	C FC 86 B FC 87 C CH 76 B FC 88 S FC 89 2-3 ① K	X SL 80 0-0 ③ G3		2 2	1 0	0 0	0 0	0 0	0 1	0 2
8 Justin Upton, R (1, 9) OBP: 0.395, SLG: 0.644	B FF 91 C FF 92 X FF 92 1-1 ③ G5-3			C FF 90 B FF 92 X FF 91 1-1 5 G3-6-3 1B		B FF 89 B SI 89 X CH 82 2-0 1-H HR	C FC 89 F FC 89 F FC 90 F CH 80 B FC 88 F FC 90 B CU 73 X CU 72 2-2 2B		X FC 93 0-0 5 7 1B 1B	5	2	4	2	0	0	0
5 Freddie Freeman, L (1, 3) OBP: 0.355, SLG: 0.402		C FF 88 B FF 89 S SL 82 F SI 90 B FF 90 F FF 91 F SL 83 X SL 83 2-2 ① G3-1		S SL 82 B FF 90 1 SAFE S SL 82 D SL 80 F FF 92 X SL 82 2-2 ② ③ G3-6-3 1-2f		C SL 84 X FF 92 0-1 24 WP 16 1B 2B	B CH 78 X CH 78 1-0 ② F9		X FC 92 0-0 16 WP 7 1B 16 SF7 1-2 1B	5	2	2	0	0	0	2
24 Evan Gattis, R (1, 7) OBP: 0.298, SLG: 0.532 7 Reed Johnson, R (7, 7) OBP: 0.311, SLG: 0.357	B SI 90 C CH 82 C FF 90 S FF 91 1-3 ② K				B CH 81 F CH 83 B FF 90 X SL 82 2-1 E5 26 WP 16 BB 26 SF8	D FF 90 B FF 88 D SL 82 C SI 89 F FF 91 B FF 91 4-2 26 FC6-4 16 1B 23 2B 2-3 BB	B FC 89 D FC 88 F FC 89 B FC 89 F FC 89 C FC 90 3-3 ③ K		C FF 92 B FF 92 X FC 91 1-1 16 WP 1-2 2-H 1B	3 1	2 0	0 1	0 1	1 0	2 0	1 0
16 Brian McCann, L (1, 2) OBP: 0.423, SLG: 0.762	B FF 91 B FF 91 X FF 92 2-0 ③ G4-3				C FF 89 D SL 83 B SI 90 F SL 82 B FF 92 1 SAFE B SL 82 4-2 26 SF8 26 WP 23 HR 1-2 BB	B SL 81 D FF 90 F FF 90 X FF 91 2-1 26 FC6-4 1-2 3-H 1B		C SL 79 B FF 89 F FF 89 B FF 89 F SL 79 B SL 79 X FF 89 3-2 HR	B CU 79 B FC 92 X FC 92 2-0 ① SF7 1-2 2-H	3	2	2	3	1	0	0
26 Dan Uggla, R (1, 4) OBP: 0.309, SLG: 0.409 34 Eric O'Flaherty, L (9, 1)			S SI 86 X FF 91 0-1 ① P4		C CH 82 B CH 82 F SL 82 B SL 82 B SL 84 X CH 84 3-2 ① SF8 1-3 2-H	C FC 87 X CH 76 0-1 ① FC6-4 23 2B 1-2f 2-3		B SI 88 F FF 90 X FF 89 1-1 23 G3-1 2B	C FC 92 D CU 80 B CU 80 B FC 91 X FC 91 3-1 ② L8	4 0	0 0	1 0	1 0	0 0	0 0	3 0
23 Chris Johnson, R (1, 5) OBP: 0.355, SLG: 0.486 48 David Carpenter, R (8, 1) 25 Juan Francisco, L (9, PH) OBP: 0.311, SLG: 0.459 (9, 5)			F SI 90 B FF 91 F FF 91 X FF 92 1-2 36 SH2-3 1B		X SL 83 0-0 3-H HR	B FC 87 B FC 87 X CH 77 2-0 1-3 3-H 2B		C FF 90 F FF 91 X FF 89 0-2 ① G3-1 2-3	C CU 78 S FC 92 D CU 81 S CU 80 1-3 ③ K	4 0 1	1 0 0	3 0 0	3 0 0	0 0 1	0 0 1	1 0 1
36 Mike Minor, R (1, 1) 38 Anthony Varvaro, R (7, 1) 14 Ramiro Pena, S (8, PH) OBP: 0.364, SLG: 0.396 (8, 5) (9, 4)			1 SAFE L SI 87 B FF 90 X SI 88 1-1 ② SH2-3 1-2		B FF 90 X SI 90 1-0 ② F7	S FC 87 C FC 87 F FC 88 F FC 89 B FC 88 B FC 88 C FC 87 2-3 ② K		F FF 90 X FF 90 0-1 ② P3		2 0 1	0 0 0	0 0 0	0 0 0	1 0 0	0 0 0	2 0 1
Inning Stats	R: 0 E: 0 K: 0 S: 8 H: 0 LOB: 0 BB: 0 P: 11	R: 0 E: 0 K: 1 S: 10 H: 0 LOB: 0 BB: 0 P: 15	R: 0 E: 0 K: 0 S: 8 H: 1 LOB: 1 BB: 0 P: 11	R: 0 E: 0 K: 0 S: 8 H: 1 LOB: 0 BB: 0 P: 11	R: 3 E: 1 K: 0 S: 10 H: 1 LOB: 0 BB: 1 P: 21	R: 4 E: 0 K: 2 S: 19 H: 4 LOB: 2 BB: 1 P: 33	R: 0 E: 0 K: 2 S: 13 H: 1 LOB: 1 BB: 0 P: 21	R: 1 E: 0 K: 0 S: 13 H: 2 LOB: 2 BB: 1 P: 21	R: 2 E: 0 K: 1 S: 10 H: 3 LOB: 1 BB: 0 P: 17	1B: 6 2B: 4 3B: 0 HR: 3 SF: 2 SAC: 1 DP: 1 HBP: 1						

AB	37
R	10
H	13
RBI	10
BB	3
SO	6
LOB	16

WP: 3 PA: 44
PB: 0
SB: 0
CS: 0

PITCHER		IP	WLS	BF	H	R	ER	SO	BB	IBB	HBP	BLK	WP	HR	S	P	ERA	WHIP
36 Wade Miley, L ERA: 3.75	(1, 1)	5.0	L	24	6	7	6	1	2	0	1	0	2	2	52	86	10.80	1.600
55 Josh Collmenter, R ERA: 2.57	(6, 1)	2.0		8	2	0	0	4	0	0	0	0	0	0	24	37	0.00	1.000
49 Tony Sipp, L ERA: 3.75	(8, 1)	1.0		6	2	1	1	0	1	0	0	0	0	1	13	21	9.00	3.000
38 Will Harris, R ERA: 9.0	(9, 1)	1.0		6	3	2	2	1	0	0	0	0	1	0	10	17	18.00	3.000

PITCHER	IP	WLS	BF	H	R	ER	SO	BB	IBB	HBP	BLK	WP	HR	S	P	ERA	WHIP

Batter	1	2	3	4	5	6	7	8	9	AB	R	H	RBI	BB	SO	LOB
11 AJ Pollock, R (1, 8) OBP: 0.283, SLG: 0.471	C FF 90 B FF 91 B FF 91 F FF 91 C FF 91 2-3 ① K		X FF 89 0-0 ① L7		B FF 90 C SI 89 B KC 80 B CH 83 C FF 89 X CH 83 3-2 ② G5-3		B FF 94 X FF 93 1-0 ③ FC6-4 1-2f			4	0	0	0	0	1	1
1 Didi Gregorius, L (1, 6) OBP: 0.409, SLG: 0.639	B FF 90 F FF 91 F SL 86 B FF 91 F SL 84 B KC 81 F FF 91 F FF 92 S SI 91 3-3 ② K		B FF 90 F SL 84 F CH 82 B FF 90 X SI 89 2-2 ② G6-3		C FF 90 X KC 80 0-1 44 CS 1B			C FF 94 B FF 96 F FF 94 B SL 88 F FF 95 B FF 94 B FF 94 4-2 22 G5-4-3 BB		3	0	1	0	1	1	0
44 Paul Goldschmidt, R (1, 3) OBP: 0.406, SLG: 0.587 22 Eric Hinske, L (8, PH) OBP: 0.242, SLG: 0.323 (9, 3)	B FF 91 B SL 85 X SI 91 2-0 HR		C SL 84 S KC 80 X FF 90 0-2 2B		C FF 89 B SI 90 1-1 ③ CS 1-2	C FF 89 X KC 78 0-1 ① G6-3		B FF 95 F FF 94 X FF 95 1-1 ① ② G5-4-3 1-2f		3	1	2	1	0	0	0
7 Cody Ross, R (1, 7) OBP: 0.340, SLG: 0.398	B SL 85 F FF 90 B FF 90 B SI 91 X FF 90 3-1 ③ P2		B KC 80 B SL 84 X CH 83 2-0 ③ F9			C SL 83 X FF 89 0-1 14 2B 1B		C SL 88 F FF 95 B FF 95 X SL 82 1-2 2B		4	0	2	0	0	0	1
14 Martín Prado, R (1, 5) OBP: 0.285, SLG: 0.346 4 Cliff Pennington, S (8, PH) OBP: 0.289, SLG: 0.287 (9, 4)		B FF 89 C FF 90 X FF 91 1-1 8 FC3-6 1B		C FF 88 F KC 77 F KC 79 B FF 88 F KC 79 B SL 84 F FF 88 B SI 89 B CH 84 4-2 8 1B 27 F8-2 BB		F FF 89 F FF 89 X KC 80 0-2 ② 1-H 2B		F FF 94 C SL 85 C FF 94 0-3 ③ K		2	0	2	0	1	0	0
8 Gerardo Parra, L (1, 9) OBP: 0.380, SLG: 0.477		B SL 85 1 SAFE X FF 91 1-0 ① FC3-6 10 BB 1-2f		C SL 83 1 SAFE X KC 77 0-1 27 F8-2 1-3 1B		C SL 84 X FF 88 0-1 ③ L8			C SI 90 B SI 92 F SL 86 B SI 91 F SL 86 X SI 90 2-2 ① G3	4	0	1	0	0	0	2
27 Wil Nieves, R (1, 2) OBP: 0.321, SLG: 0.280		C SI 90 1 SAFE 1 SAFE S CH 83 D KC 80 B FF 90 B CH 83 T FF 90 3-2 ② K		F SL 82 X FF 88 0-1 ① ② F8-2 1-2 3-H			F SI 88 F FF 88 X SI 89 0-2 13 FC5-4 1B		C SI 91 S SI 91 X SI 92 0-2 ② G5-3	4	0	1	0	0	1	3
10 Josh Wilson, R (1, 4) OBP: 0.275, SLG: 0.340 (9, 5)		B FF 90 S KC 80 B FF 90 B SI 90 C FF 90 F FF 90 B FF 91 4-2 1-2 BB		S KC 78 D KC 79 B CH 81 F FF 88 D KC 79 C FF 89 3-3 ③ K			B FF 88 F SL 83 C SL 82 X FF 88 1-2 ① F9		C SI 91 X SI 91 0-1 1B	3	0	1	0	1	1	2
36 Wade Miley, L (1, 1) OBP: 0.077, SLG: 0.308 55 Josh Collmenter, R (6, 1) 13 Jason Kubel, L (7, PH) OBP: 0.308, SLG: 0.433 49 Tony Sipp, L (8, 1) 38 Will Harris, R (9, 1) 12 Eric Chavez, L (9, PH) OBP: 0.341, SLG: 0.513		X FF 90 0-0 ③ F9			C FF 89 C SL 83 B KC 80 X FF 89 1-2 ① G4-3		S SL 84 X SL 83 0-1 ② FC5-4 11 FC6-4 1-2f		C SI 91 X FF 88 0-1 ③ P5	2 0 1 0 0 1	0 0 0 0 0 0	0 0 0 0 0 0	0 0 0 0 0 0	0 0 0 0 0 0	0 0 1 0 0 0	2 0 0 0 0 1
Inning Stats	R: 1 H: 1 E: 0 LOB: 0 K: 2 BB: 0 S: 12 P: 22	R: 0 H: 1 E: 0 LOB: 2 K: 1 BB: 1 S: 10 P: 19	R: 0 H: 1 E: 0 LOB: 1 K: 0 BB: 0 S: 8 P: 12	R: 0 H: 1 E: 0 LOB: 1 K: 1 BB: 1 S: 12 P: 19	R: 0 H: 1 E: 0 LOB: 0 K: 0 BB: 0 S: 9 P: 14	R: 0 H: 2 E: 0 LOB: 1 K: 0 BB: 0 S: 9 P: 9	R: 0 H: 1 E: 0 LOB: 1 K: 0 BB: 0 S: 9 P: 11	R: 0 H: 1 E: 0 LOB: 1 K: 1 BB: 1 S: 11 P: 17	R: 0 H: 1 E: 0 LOB: 1 K: 0 BB: 0 S: 11 P: 13	1B: 6 2B: 4 3B: 0 HR: 1	SF: 0 SAC: 0 DP: 2 HBP: 0			WP: 0 PB: 0 SB: 0 CS: 1	PA: 37	

PITCHER		IP	WLS	BF	H	R	ER	SO	BB	IBB	HBP	BLK	WP	HR	S	P	ERA	WHIP
36 Mike Minor, L ERA: 2.75	(1, 1)	6.2	W	27	8	1	1	4	2	0	0	0	0	1	68	104	1.35	1.500
38 Anthony Varvaro, R ERA: 2.7	(7, 1)	0.1		1	0	0	0	0	0	0	0	0	0	0	1	2	0.00	0.000
48 David Carpenter, R ERA: 4.91	(8, 1)	1.0		4	1	0	0	1	1	0	0	0	0	0	11	17	0.00	2.000
34 Eric O'Flaherty, L ERA: 2.12	(9, 1)	1.0		4	1	0	0	0	0	0	0	0	0	0	11	13	0.00	1.000

PITCHER	IP	WLS	BF	H	R	ER	SO	BB	IBB	HBP	BLK	WP	HR	S	P	ERA	WHIP

BOTTOM

Atlanta Braves @ Arizona Diamondbacks

Chase Field, Phoenix, AZ

Mon May 13 2013, 6:41 PM - 9:42 PM MST

Att. 25,051 - Partly Cloudy - 99 F

livebaseballscorecards.com

AB	33
R	1
H	10
RBI	1
BB	3
SO	5
LOB	15

Batter	1	2	3	4	5	6	7	8	9	AB	R	H	RBI	BB	SO	LOB
19 Andrelton Simmons, R (1, 6) OBP: 0.289, SLG: 0.371	C SI 94 B CH 83 X CH 83 1-1 ① G5-3		B SI 92 F CH 82 C FF 93 B SL 83 B SL 82 X SI 93 3-2 ② G5-3		X SI 92 0-0 ③ P3			C FF 95 B FF 95 B FF 95 C FF 95 X CU 83 2-2 1B		4	0	1	0	0	0	0
7 Reed Johnson, R (1, 8) OBP: 0.354, SLG: 0.409 16 Brian McCann, L (8, PH) OBP: 0.407, SLG: 0.727 38 Anthony Varvaro, R (8, 1)	X SI 94 0-0 2B		B SI 93 B CH 84 F SI 93 X FF 94 2-1 8 BB 1B			B SI 91 B CH 79 B SI 92 B SI 90 4-0 5 L3 BB		C CU 82 B SI 95 S CU 83 F FF 94 S CU 83 1-3 ② K		2 1 0	0 0 0	2 0 0	0 0 0	1 0 0	0 1 0	0 1 0
8 Justin Upton, R (1, 9) OBP: 0.398, SLG: 0.635	C SI 92 B SI 94 B FF 94 B SI 93 S FF 94 B FF 95 4-2 BB		F SI 92 F SI 92 D SL 82 F SL 80 B SI 92 B FF 92 B CH 83 4-2 1-2 BB			X SI 92 0-0 ① F9		C CU 82 S CU 84 C CU 83 0-3 ③ K		2	0	0	0	2	1	2
5 Freddie Freeman, L (1, 3) OBP: 0.342, SLG: 0.386	F SI 93 B SL 81 C SL 80 F FF 94 F SI 94 X SI 94 1-2 ② F9		F SI 92 C SI 93 S SI 93 0-3 ③ K			X SI 91 0-0 ②③ L3 1-1			B CU 83 B FF 94 X FF 95 2-0 E3	4	0	0	0	0	1	5
24 Evan Gattis, R (1, 7) OBP: 0.296, SLG: 0.518	X SI 92 0-0 ③ L9			F SI 93 B SI 92 F SL 78 B SI 92 F SI 92 B SL 82 F SI 93 B SI 93 4-2 26 G5-4-3 BB			X SI 91 0-0 ① L6		C CU 83 B CU 80 C CU 84 S FF 94 1-3 ① K	3	0	0	0	1	1	3
26 Dan Uggla, R (1, 4) OBP: 0.301, SLG: 0.397		F SI 93 B FF 92 F FF 94 S SL 82 1-3 ① K		T SI 91 C CH 80 X SI 92 0-2 ①② G5-4-3 1-2f			C SI 90 B SL 79 B CH 78 B FF 91 C SI 90 C SI 92 3-3 ② K		C CU 82 T FF 93 B FF 94 D CU 83 S CU 83 2-3 ② K	4	0	0	0	0	3	2
23 Chris Johnson, R (1, 5) OBP: 0.360, SLG: 0.481		B SI 93 B CH 83 B SI 93 C SI 93 F SI 94 B SL 82 4-2 11 G5-4-3 BB		X SI 92 0-0 ③ G4-3			B SL 81 B CH 80 B FF 91 C SI 91 X SI 92 3-1 11 WP 1B		B CU 84 B FF 95 F FF 94 S CU 84 F FF 96 F FF 96 X CU 82 2-2 ③ F8	3	0	1	0	1	0	1
11 Gerald Laird, R (1, 2) OBP: 0.357, SLG: 0.324		B SI 93 1 SAFE S SI 93 B SI 93 X SI 94 2-1 ②③ G5-4-3 1-2f			B SI 92 S SI 91 B SI 92 X SI 93 2-1 ① G6-3		F SI 92 C SI 92 B SL 82 X SL 81 1-2 ③ G6-3 1-2			3	0	0	0	0	0	2
49 Julio Teheran, R (1, 1) OBP: 0.333, SLG: 0.357 43 Luis Avilán, L (7, 1) 17 Jordan Schafer, L (8, PH) OBP: 0.397, SLG: 0.421 (8, 8)			C SI 92 S SL 78 T SL 78 0-2 ① K		B SI 92 C SI 91 C SI 92 F SL 79 S SL 82 1-3 ② K			S FF 94 B CU 82 S SI 94 B FF 94 S FF 95 2-3 ① K		2 0 1	0 0 0	0 0 0	0 0 0	0 0 0	2 0 1	0 0 0
Inning Stats	R: 0 E: 0 K: 0 S: 11 H: 1 LOB: 2 BB: 1 P: 17	R: 0 E: 0 K: 1 S: 7 H: 0 LOB: 0 BB: 1 P: 14	R: 0 E: 0 K: 2 S: 14 H: 1 LOB: 2 BB: 1 P: 23	R: 0 E: 0 K: 0 S: 8 H: 0 LOB: 0 BB: 1 P: 12	R: 0 E: 0 K: 1 S: 7 H: 0 LOB: 0 BB: 0 P: 10	R: 0 E: 0 K: 0 S: 2 H: 0 LOB: 0 BB: 1 P: 6	R: 0 E: 0 K: 1 S: 9 H: 1 LOB: 1 BB: 0 P: 16	R: 0 E: 0 K: 3 S: 13 H: 1 LOB: 1 BB: 0 P: 18	R: 0 E: 1 K: 2 S: 12 H: 0 LOB: 1 BB: 0 P: 19	1B: 3 2B: 2 3B: 0 HR: 0	SF: 0 SAC: 0 DP: 3 HBP: 0			WP: 1 PB: 0 SB: 0 CS: 0	PA: 34	

PITCHER	IP	WLS	BF	H	R	ER	SO	BB	IBB	HBP	BLK	WP	HR	S	P	ERA	WHIP
46 Patrick Corbin, L (1, 1) ERA: 1.52	7.0	W	26	3	0	0	5	5	0	0	0	1	0	58	98	0.00	1.143
30 David Hernandez, R (8, 1) ERA: 3.38	1.0	H	4	1	0	0	3	0	0	0	0	0	0	13	18	0.00	1.000
21 Heath Bell, R (9, 1) ERA: 4.76	1.0	S	4	0	0	0	2	0	0	0	0	0	0	12	19	0.00	0.000

PITCHER	IP	WLS	BF	H	R	ER	SO	BB	IBB	HBP	BLK	WP	HR	S	P	ERA	WHIP

TOP

Atlanta Braves @ Arizona Diamondbacks

Chase Field, Phoenix, AZ

Tue May 14 2013, 6:41 PM - 9:29 PM MST

Att. 30,154 - Clear - 98 F

livebaseballscorecards.com

AB	29
R	0
H	4
RBI	0
BB	5
SO	10
LOB	16

BOTTOM

Atlanta Braves @ Arizona Diamondbacks

Chase Field, Phoenix, AZ

Tue May 14 2013, 6:41 PM - 9:29 PM MST

Att. 30,154 - Clear - 98 F

livebaseballscorecards.com

Batter	1	2	3	4	5	6	7	8	9	AB	R	H	RBI	BB	SO	LOB
8 Gerardo Parra, L (1, 9) OBP: 0.377, SLG: 0.478	C FF 91 X SI 89 0-1 ① G1-3		1 SAFE B CH 80 B SI 90 X SI 89 2-0 1 1B 1-3 2B		B CH 80 C SL 79 B FF 92 F SI 87 B CU 74 S SL 81 3-3 ① K		C CU 75 B CU 76 F SI 92 X SI 93 1-2 ③ G3-1			4	1	1	0	0	1	0
1 Didi Gregorius, L (1, 6) OBP: 0.400, SLG: 0.615	X FF 92 0-0 ② F9		F SL 82 B FF 95 X FF 95 1-1 12 1B 2-H 3-H 1B		B FF 92 S SI 92 F SI 88 X SL 84 1-2 ② F9			C FF 92 S CU 79 X CU 79 0-2 ① L7		4	0	1	2	0	0	0
44 Paul Goldschmidt, R (1, 3) OBP: 0.402, SLG: 0.577	C FF 94 B SL 81 C SL 80 F FF 94 X FF 94 1-2 ③ F8		1 SAFE C SL 81 F FF 94 D CU 72 T SL 82 1-2 ② K		F FF 94 X FF 94 0-1 ③ F9			C CU 78 F CU 78 B CU 80 B FF 93 X CU 78 2-2 14 G5-3 12 BB 1B		4	0	1	0	0	1	1
12 Eric Chavez, L (1, 5) OBP: 0.360, SLG: 0.519		X FF 93 0-0 26 G4-6-3 14 HBP 1B	C SI 89 X FF 91 0-1 1-3 1B			C SI 87 B FF 90 B SL 80 X CH 82 2-1 ① F8		B FF 94 F FF 94 1 SAFE B FF 93 D CH 87 B FF 93 4-1 1-2 BB		3	0	2	0	1	0	0
14 Martín Prado, R (1, 7) OBP: 0.290, SLG: 0.346		C SL 81 B SL 81 B SI 89 1 SAFE F FF 93 H SI 90 3-2 26 G4-6-3 1-2 HBP	B FF 94 C SL 80 B FF 92 X FF 94 2-1 ③ G4-3			C SL 81 B SL 80 F SI 88 X SI 89 1-2 1B		C FF 92 X FF 92 0-1 ②③ G5-3 2-3f		3	0	1	0	0	0	4
26 Miguel Montero, L (1, 2) OBP: 0.291, SLG: 0.280		F SL 82 X SI 89 0-1 ①② G4-6-3 1-2f 2-3	B CH 80 F SI 90 B CU 70 F SL 81 F FF 93 X SI 91 2-2 ① F7			F SI 88 S FF 91 B CU 74 F SL 80 F SI 91 B FF 92 F FF 89 F FF 90 F SL 81 2-2 X FF 93 ② F7				3	0	0	0	0	0	3
11 AJ Pollock, R (1, 8) OBP: 0.285, SLG: 0.468		C FF 93 C SL 81 F SL 80 F FF 94 X FF 93 0-2 ③ G1-3	F FF 89 X SL 80 0-1 1B			B FF 93 1 SAFE F FF 93 C FF 93 S FF 94 1-3 ③ K				3	0	1	0	0	1	2
4 Cliff Pennington, S (1, 4) OBP: 0.291, SLG: 0.288			B FF 93 B FF 91 B FF 91 C FF 91 X FF 93 3-1 8 2B 1 1B 1B	B SI 89 C SL 80 1 SAFE 1 SAFE P PO 82 S CH 82 F SI 89 X FF 93 2-2 ② P4			X SI 91 0-0 ① G6-3			3	1	1	0	0	0	1
46 Patrick Corbin, L (1, 1) OBP: 0.059, SLG: 0.118 7 Cody Ross, R (7, PH) OBP: 0.337, SLG: 0.394 30 David Hernandez, R (8, 1) 21 Heath Bell, R (9, 1)			1 SAFE B FF 92 X FF 92 1-0 ① L9	C SI 89 F FF 92 B FF 93 F SL 79 B FF 92 F SI 89 B FF 92 X FF 91 3-2 ③ F8			B SI 91 F SI 92 B CH 82 F CH 82 X CU 77 2-2 ② G1-3			2 1 0 0	0 0 0 0	0 0 0 0	0 0 0 0	0 0 0 0	0 0 0 0	2 0 0 0
Inning Stats	R: 0 E: 0 K: 0 S: 7 H: 0 LOB: 0 BB: 0 P: 8	R: 0 E: 0 K: 0 S: 10 H: 1 LOB: 1 BB: 0 P: 13	R: 2 E: 0 K: 1 S: 13 H: 4 LOB: 2 BB: 0 P: 23	R: 0 E: 0 K: 0 S: 16 H: 1 LOB: 1 BB: 0 P: 22	R: 0 E: 0 K: 1 S: 8 H: 0 LOB: 0 BB: 0 P: 12	R: 0 E: 0 K: 1 S: 16 H: 1 LOB: 1 BB: 0 P: 22	R: 0 E: 0 K: 0 S: 7 H: 0 LOB: 0 BB: 0 P: 10	R: 0 E: 0 K: 0 S: 9 H: 1 LOB: 1 BB: 1 P: 15		1B: 7 2B: 1 3B: 0 HR: 0 SF: 0 SAC: 0 DP: 2 HBP: 1					WP: 0 PB: 0 SB: 0 CS: 0 PA: 32	

	AB	30
	R	2
	H	8
	RBI	2
	BB	1
	SO	3
	LOB	13

PITCHER		IP	WLS	BF	H	R	ER	SO	BB	IBB	HBP	BLK	WP	HR	S	P	ERA	WHIP
49 Julio Teheran, R ERA: 4.57	(1, 1)	6.0	L	25	7	2	2	3	0	0	1	0	0	0	70	100	3.00	1.167
43 Luis Avilán, L ERA: 2.4	(7, 1)	1.0		3	0	0	0	0	0	0	0	0	0	0	7	10	0.00	0.000
38 Anthony Varvaro, R ERA: 2.57	(8, 1)	1.0		4	1	0	0	0	1	0	0	0	0	0	9	15	0.00	2.000

PITCHER	IP	WLS	BF	H	R	ER	SO	BB	IBB	HBP	BLK	WP	HR	S	P	ERA	WHIP

Atlanta Braves @ Arizona Diamondbacks

Chase Field, Phoenix, AZ

Wed May 15 2013, 12:42 PM - 3:40 PM MST

Att. 23,542 - Roof Closed - 77 F

TOP

livebaseballscorecards.com

Batter	1	2	3	4	5	6	7	8	9	AB	R	H	RBI	BB	SO	LOB
17 Jordan Schafer, L (1, 7) OBP: 0.397, SLG: 0.419	S FF 88 S FF 89 B FF 90 B FF 90 T CH 80 2-2 ① K		C FF 89 S FF 90 F SI 92 B FF 92 X CH 82 1-2 8 BB, 19 E, 5 BB 1B		B FF 90 C FF 90 X FF 90 1-1 E4, 5 2B 1B	C FF 90 F KC 80 B KC 79 B FF 91 B FF 89 X FF 89 3-2 ③ P5		F FF 94 F FF 95 X CU 81 0-2 ② L9		5	2	2	0	0	1	4
19 Andrelton Simmons, R (1, 6) OBP: 0.280, SLG: 0.359	C FF 90 B CH 87 S FF 90 T CH 80 1-2 ② K		B CH 79 1 SAFE X CH 79 1-0 E5, 5 BB, 8 BB 1-2		X FF 90 0-0 ② F8		C SI 84 B SI 85 X SI 87 1-1 ① G4-3	C CU 81 C CU 80 B FF 96 X FF 94 1-2 ③ L3		5	0	0	0	0	1	4
8 Justin Upton, R (1, 9) OBP: 0.404, SLG: 0.629	C FF 90 S KC 79 B FF 91 X FF 91 1-2 ③ G6-3		B FF 90 B FF 90 B FF 90 B FF 90 4-0 5 BB 1-2 2-3 BB		S CH 81 F FF 91 B FF 92 F CH 81 B KC 82 B FF 92 B CH 83 4-2 5 2B BB		X SI 87 0-0 5 1B 1B		C FF 94 C FF 94 B CU 83 B CU 82 F SI 95 F FF 94 C FF 93 2-3 ① K	3	1	1	0	2	1	0
5 Freddie Freeman, L (1, 3) OBP: 0.362, SLG: 0.419		C SI 87 F KC 77 F CH 80 B FF 90 F FF 90 X KC 79 1-2 ① G4-3	B KC 79 B FC 87 D CH 81 B FF 91 4-0 1-2 2-3 3-H BB		B FF 90 B FF 90 F FF 90 X FF 91 2-1 1-H 2-H 2B		X SI 85 0-0 2 FC4-6 1-2 1B		F FF 93 F FF 94 X FF 95 0-2 16 G4-3 2B	4	0	3	3	1	0	0
16 Brian McCann, L (1, 2) OBP: 0.375, SLG: 0.630		B FF 90 B KC 78 C CH 80 B FF 90 X FF 90 3-1 1B	B FF 90 C FF 90 B FF 90 B FF 91 X FF 91 3-1 ③ F9		C FF 88 F FF 88 F KC 76 F KC 77 X FF 90 0-2 ③ P4		C CH 78 F CH 79 B SI 87 C CU 76 1-3 ② K		B FF 93 D CU 83 C FF 93 X CU 82 2-1 ② 2-3 G4-3	5	0	1	0	0	1	7
2 B.J. Upton, R (1, 8) OBP: 0.242, SLG: 0.244		B FF 89 C FF 90 D KC 79 S FF 90 S FF 91 2-3 ② K		B FF 88 S FF 89 F FF 89 B FF 90 F CH 81 B SI 91 C FF 91 3-3 ① K		B FF 86 X FF 88 1-0 ① G5-3	F SI 87 X SI 88 0-1 ③ FC4-6 1-2f		X FF 93 0-0 ③ G4-3	5	0	0	0	0	2	4
25 Juan Francisco, L (1, 5) OBP: 0.298, SLG: 0.438		S FF 89 B FF 90 C KC 79 S FF 92 1-3 ③ K		S FF 90 C SI 90 B FF 91 B KC 81 F FF 92 S FF 90 2-3 ② K		B FF 87 C FF 88 C KC 78 F FF 88 B FF 89 C KC 80 2-3 ② K		C FF 92 F CU 81 S CU 82 0-3 ① K		4	0	0	0	0	4	1
14 Ramiro Pena, S (1, 4) OBP: 0.373, SLG: 0.404			B FF 88 C FF 88 C KC 77 X CH 80 1-2 ① L3	B FF 90 C FF 90 X KC 79 1-1 ③ G3		C FF 89 X FF 89 0-1 7 1B 1B		X SI 94 0-0 24 E 1B		4	0	2	0	0	0	0
15 Tim Hudson, R (1, 1) OBP: 0.381, SLG: 0.526 7 Reed Johnson, R (6, PH) OBP: 0.367, SLG: 0.422 53 Cory Gearrin, R (6, 1) 24 Evan Gattis, R (8, PH) OBP: 0.294, SLG: 0.513 38 Anthony Varvaro, R (8, 1)			B FF 88 X FF 89 1-0 ② G4-3		F FF 87 S KC 77 B FF 90 B CH 80 S KC 78 2-3 ① K	D KC 78 X CH 80 1-0 1-2 1B		D CU 81 B FF 94 X FF 94 2-0 FC6 1-2		2 1 0 1 0	0 0 0 0 0	0 1 0 0 0	0 0 0 0 0	0 0 0 0 0	1 0 0 0 0	0 0 0 1 0
Inning Stats	R: 0 H: 0 E: 0 LOB: 0 K: 2 BB: 0 S: 9 P: 13	R: 0 H: 1 E: 0 LOB: 1 K: 2 BB: 0 S: 13 P: 20	R: 1 H: 1 E: 1 LOB: 3 K: 0 BB: 2 S: 11 P: 26	R: 0 H: 0 E: 0 LOB: 0 K: 2 BB: 0 S: 10 P: 16	R: 2 H: 2 E: 1 LOB: 1 K: 1 BB: 1 S: 16 P: 25	R: 0 H: 2 E: 0 LOB: 2 K: 1 BB: 0 S: 11 P: 18	R: 0 H: 2 E: 0 LOB: 2 K: 1 BB: 0 S: 9 P: 11	R: 0 H: 1 E: 1 LOB: 2 K: 1 BB: 0 S: 11 P: 14	R: 0 H: 1 E: 0 LOB: 1 K: 1 BB: 0 S: 11 P: 15	1B: 8 2B: 2 3B: 0 HR: 0	SF: 0 SAC: 0 DP: 0 HBP: 0					

	AB	39
	R	3
	H	10
	RBI	3
	BB	3
	SO	11
	LOB	21

WP: 0 PA: 42
PB: 0
SB: 0
CS: 0

PITCHER		IP	WLS	BF	H	R	ER	SO	BB	IBB	HBP	BLK	WP	HR	S	P	ERA	WHIP
31 Ian Kennedy, R ERA: 4.72	(1, 1)	5.0	W	23	4	3	2	7	3	0	0	0	0	0	59	100	3.60	1.400
45 Matt Reynolds, L ERA: 0.92	(6, 1)	1.0	H	5	2	0	0	1	0	0	0	0	0	0	11	18	0.00	2.000
29 Brad Ziegler, R ERA: 2.75	(7, 1)	1.0	H	5	2	0	0	1	0	0	0	0	0	0	9	11	0.00	2.000
30 David Hernandez, R ERA: 3.2	(8, 1)	1.0	H	5	1	0	0	1	0	0	0	0	0	0	11	14	0.00	1.000
21 Heath Bell, R ERA: 4.5	(9, 1)	1.0	S	4	1	0	0	1	0	0	0	0	0	0	11	15	0.00	1.000

PITCHER	IP	WLS	BF	H	R	ER	SO	BB	IBB	HBP	BLK	WP	HR	S	P	ERA	WHIP

BOTTOM

Atlanta Braves @ Arizona Diamondbacks

Chase Field, Phoenix, AZ

Wed May 15 2013, 12:42 PM - 3:40 PM MST

Att. 23,542 - Roof Closed - 77 F

livebaseballscorecards.com

Batter	1	2	3	4	5	6	7	8	9	AB	R	H	RBI	BB	SO	LOB
8 Gerardo Parra, L (1, 9) OBP: 0.385, SLG: 0.481	F FF 89 F FF 90 B SI 90 S CU 77 1-3 ① K		B FC 84 B FF 90 F FF 90 B FF 91 B SI 90 4-1 1 G6-4-3 BB		B CU 75 B SI 90 F SI 90 X SI 91 2-1 1 1B 1-2 12 2B 1B		B SI 88 X SI 88 1-0 44 2B 1 G5-3 1B			3	1	2	0	1	1	0
1 Didi Gregorius, L (1, 6) OBP: 0.392, SLG: 0.594	B FF 91 X FF 90 1-0 ② P6		C FC 84 1 SAFE 1 SAFE B FF 89 F FF 89 X SI 91 1-2 ①② G6-4-3 1-2f		D FS 82 X FC 86 1-0 12 2B 1-2 2-H 1B		1 SAFE F SI 88 S CH 82 B SI 89 B SL 80 F CH 82 F SI 89 1 SAFE X CH 82 2-2 ① G5-3 1-2			4	1	1	1	0	0	2
44 Paul Goldschmidt, R (1, 3) OBP: 0.410, SLG: 0.603	B FC 85 C SI 90 B SI 90 C FC 83 X FC 84 2-2 12 1B 2B		B SI 91 C CU 76 X CU 77 1-1 2B		F SI 90 B SI 90 F SI 90 C SI 92 1-3 ② K		X SI 88 0-0 7 G5-3 2-3 2B			4	1	3	0	0	1	2
12 Eric Chavez, L (1, 5) OBP: 0.376, SLG: 0.536	B CU 74 F FS 80 D CU 77 B SI 90 X SI 90 3-1 7 FC6-4 2-H 1B		D FS 83 F FC 87 F SI 91 D CU 78 F FC 87 F FC 85 F FF 91 X FF 92 2-2 ③ F7		B FC 84 C FC 85 B FC 85 S FS 82 X FC 85 2-2 7 1B 1-H 2-H 2B		I IN 63 I IN 63 I IN 63 I IN 65 4-0 IBB			3	1	2	3	1	0	1
7 Cody Ross, R (1, 7) OBP: 0.333, SLG: 0.388	C SI 90 B FF 90 B SI 90 B FS 81 X SI 90 3-1 ③ FC6-4 1-2f			C SI 90 F FF 91 B FF 91 B FC 85 S FC 85 2-3 ① K	F FC 85 B FS 81 X SI 90 1-1 2-H 1B		B SL 82 F CH 81 X CH 82 1-1 ②③ G5-3 2-3f			4	0	1	1	0	1	4
26 Miguel Montero, L (1, 2) OBP: 0.283, SLG: 0.271		C SI 89 S SI 88 B FS 81 S FC 85 1-3 ① K		X FC 86 0-0 ② G6-3	C FF 91 B SI 90 B FS 82 X SI 89 2-1 ③ L5			S FF 90 C FF 91 B FF 91 B FF 92 B CU 78 X FF 92 3-2 ① F7		4	0	0	0	0	1	1
14 Martín Prado, R (1, 4) OBP: 0.289, SLG: 0.343		C FF 90 C FC 84 X CU 76 0-2 11 FC6-4 1B		B SI 90 F SI 91 X SI 91 1-1 ③ G6-3		C SI 89 X CH 81 0-1 ① P3		C FF 92 B FF 90 C CU 78 C CU 78 1-3 ② K		4	0	1	0	0	1	0
11 AJ Pollock, R (1, 8) OBP: 0.276, SLG: 0.453		C SI 90 B SI 90 B FC 84 X SI 90 2-1 ② FC6-4 1-2f			C FC 84 X CU 74 0-1 ① G6-3	B SI 88 B SI 87 C SI 89 F SI 88 X SI 89 2-2 ② G5-3		B FF 92 X FF 91 1-0 ③ L9		4	0	0	0	0	0	1
31 Ian Kennedy, R (1, 1) OBP: 0.111, SLG: 0.118 13 Jason Kubel, L (5, PH) OBP: 0.318, SLG: 0.433 45 Matt Reynolds, L (6, 1) 4 Cliff Pennington, S (6, PH) OBP: 0.288, SLG: 0.286 29 Brad Ziegler, R (7, 1) 30 David Hernandez, R (8, 1) 21 Heath Bell, R (9, 1)		B SI 90 S FF 90 1 SAFE S SI 90 X SI 90 1-2 ③ G4-3			B SI 90 S FC 84 B FC 87 B CU 73 B FF 91 4-1 8 1B 1 1B BB	C SI 90 X CH 83 0-1 ③ G4-3				1 0 0 0 0 0 1 0 1 0 0 1 0 0 0 0 0 0 0 0 0 1 0 0 0 0 0 0 0 0 0 0 0 0 0 0 0 0 0 0 0 0 0 0 0 0 0 0 0						
Inning Stats	R: 1 E: 0 K: 1 S: 11 H: 2 LOB: 1 BB: 0 P: 21	R: 0 E: 0 K: 1 S: 11 H: 1 LOB: 1 BB: 0 P: 15	R: 0 E: 0 K: 0 S: 12 H: 1 LOB: 1 BB: 1 P: 20	R: 0 E: 0 K: 1 S: 6 H: 0 LOB: 0 BB: 0 P: 9	R: 4 E: 0 K: 1 S: 16 H: 4 LOB: 1 BB: 1 P: 29	R: 0 E: 0 K: 0 S: 7 H: 0 LOB: 0 BB: 0 P: 9	R: 0 E: 0 K: 0 S: 9 H: 2 LOB: 2 BB: 1 P: 17	R: 0 E: 0 K: 1 S: 7 H: 0 LOB: 0 BB: 0 P: 12		1B: 6 2B: 4 3B: 0 HR: 0 SF: 0 SAC: 0 DP: 2 HBP: 0						

	AB	32
	R	5
	H	10
	RBI	5
	BB	3
	SO	5
	LOB	12

PITCHER	IP	WLS	BF	H	R	ER	SO	BB	IBB	HBP	BLK	WP	HR	S	P	ERA	WHIP
15 Tim Hudson, R (1, 1) ERA: 5.12	5.0	L	24	8	5	5	4	2	0	0	0	0	0	56	94	9.00	2.000
53 Cory Gearrin, R (6, 1) ERA: 0.96	2.0		8	2	0	0	0	0	1	0	0	0	0	16	26	0.00	1.000
38 Anthony Varvaro, R (8, 1) ERA: 2.45	1.0		3	0	0	0	1	0	0	0	0	0	0	7	12	0.00	0.000

PITCHER	IP	WLS	BF	H	R	ER	SO	BB	IBB	HBP	BLK	WP	HR	S	P	ERA	WHIP

Batter	1	2	3	4	5	6	7	8	9	AB	R	H	RBI	BB	SO	LOB
25 Carl Crawford, L (1, 7) OBP: 0.364, SLG: 0.471	C SI 86 B SI 87 B SI 86 F SI 86 F SL 78 F FF 88 X CU 74 2-2 ① G3		X SI 86 0-0 ① G1-3	C SI 88 X SL 79 0-1 7 FC4-6 1-2 3-H 1B		X CU 72 0-0 ③ G4-3			F FF 97 F FF 98 B FF 99 D KC 88 S KC 86 2-3 ① K	5	0	1	1	0	1	2
7 Nick Punto, S (1, 4) OBP: 0.421, SLG: 0.427 51 Ronald Belisario, R (7, 1) 56 J.P. Howell, L (8, 1) 16 Andre Ethier, L (9, PH) OBP: 0.353, SLG: 0.382	C FF 87 C CH 78 X SI 87 0-2 27 FC6-4 1B		C SI 86 B FF 87 X FC 82 1-1 23 S 1B	X SI 87 0-0 ③ FC4-6 1-2f			C SI 93 B CU 75 B SI 94 X SI 90 2-1 ① G6-3		C FF 98 S KC 87 S FF 97 0-3 ② K	4 0 0 1	0 0 0 0	2 0 0 0	0 0 0 0	0 0 0 0	0 0 0 1	2 0 0 1
27 Matt Kemp, R (1, 8) OBP: 0.320, SLG: 0.344	X SI 87 0-0 ② FC6-4 1-2f		C SI 86 F FC 82 S CH 76 0-3 ② K		C SI 87 F FC 82 F SL 76 C SI 86 0-3 ① K		C CU 74 X FF 93 0-1 ② G5-3		B FF 97 C FF 97 B KC 87 S FF 96 X FF 98 2-2 ③ G6-3 1-2	5	0	0	0	0	2	3
23 Adrián González, L (1, 3) OBP: 0.390, SLG: 0.492	C SI 87 1 SAFE C SI 86 1 SAFE X SI 87 0-2 ③ F7		C SI 87 F SL 81 X SI 87 0-2 ③ L8 1-2		B CU 72 X SI 86 1-0 ② F7		B SI 92 S CU 76 B FF 92 F SI 92 S FF 93 2-3 ③ K			4	0	0	0	0	1	2
17 A.J. Ellis, R (1, 2) OBP: 0.388, SLG: 0.417		B SI 86 C CH 81 X CU 70 1-1 47 1B 9 FC6-4 2B		C SI 86 C CH 79 B FF 88 F SL 77 B SI 86 F SL 78 B CH 79 B FF 88 4-2 47 E 99 1B BB	B FC 83 C SI 87 B FC 83 F SI 87 B SI 86 X FC 82 3-2 ③ G6-3			C SI 90 X SI 90 0-1 ① G5-3		3	2	1	0	1	0	0
33 Scott Van Slyke, R (1, 9) OBP: 0.385, SLG: 1.083		F SI 86 B FC 82 B SI 84 X SI 86 2-1 ① F8		C FC 82 B CH 76 X SI 88 1-1 ① F9		X SI 84 0-0 HR		C SI 90 B SI 91 B SL 87 X SI 91 2-1 HR		4	2	2	2	0	0	2
47 Luis Alfonso Cruz, R (1, 5) OBP: 0.118, SLG: 0.096		C CU 71 B SI 83 B FC 83 X SI 88 2-1 9 FC6-4 2-3 1B		C SI 88 B SI 85 X CH 79 1-1 E4 99 1B 25 1B 1-2		X SI 85 0-0 ① P6		C SI 91 X SI 89 0-1 ② P5		4	1	1	0	0	0	1
9 Dee Strange-Gordon, L (1, 6) OBP: 0.280, SLG: 0.311		L FC 82 D CU 74 F SI 87 X SL 77 1-2 ② FC6-4 1-2f 3-H		C SI 88 B SI 87 F SL 79 B SL 80 F SL 78 B SI 89 F SI 89 C SI 88 3-3 ② K		B SL 79 B SI 86 B SI 86 C FF 86 X CH 83 3-1 ② F8		B SI 90 B SI 90 C SI 89 C SI 90 T SL 84 2-2 ③ K		4	0	0	1	0	2	3
99 Hyun Jin Ryu, R (1, 1) OBP: 0.333, SLG: 0.353 18 Tim Federowicz, R (6, PH) OBP: 0.200, SLG: 0.143 54 Matt Guerrier, R (6, 1) 75 Paco Rodríguez, L (6, 1) 3 Skip Schumaker, L (7, 4) OBP: 0.310, SLG: 0.250		B SI 86 1 SAFE 1 SAFE B SI 86 X SI 85 2-0 ③ F9		F CH 78 B SI 88 F CH 80 B FF 88 B SL 80 X FF 88 3-2 25 1B 1-3 2-H 1B		B FC 83 X CH 80 1-0 1B			F FF 97 S KC 85 B KC 87 X FF 98 1-2 27 DI 1B	2 1 0 0 1	0 0 0 0 0	1 1 0 0 0	1 0 0 0 0	0 0 0 0 0	0 0 0 0 0	1 0 0 0 0

TOP

Los Angeles Dodgers @ Atlanta Braves

Turner Field, Atlanta, GA

Fri May 17 2013, 7:38 PM - 10:28 PM EDT

Att. 43,238 - Cloudy - 79 F

livebaseballscorecards.com

AB	38
R	5
H	10
RBI	5
BB	1
SO	7
LOB	17

Inning Stats	1	2	3	4	5	6	7	8	9	1B	SF	WP	PA
	R: 0 E: 0 K: 0 S: 12	R: 1 E: 0 K: 0 S: 10	R: 0 E: 0 K: 1 S: 9	R: 2 E: 1 K: 1 S: 19	R: 0 E: 0 K: 1 S: 8	R: 1 E: 0 K: 0 S: 6	R: 0 E: 0 K: 1 S: 7	R: 1 E: 0 K: 1 S: 9	R: 0 E: 0 K: 2 S: 12	7	0	0	39
	H: 1 LOB: 1 BB: 0 P: 14	H: 2 LOB: 1 BB: 0 P: 18	H: 1 LOB: 1 BB: 0 P: 10	H: 2 LOB: 2 BB: 1 P: 31	H: 0 LOB: 0 BB: 0 P: 12	H: 2 LOB: 1 BB: 0 P: 10	H: 0 LOB: 0 BB: 0 P: 11	H: 1 LOB: 0 BB: 0 P: 13	H: 1 LOB: 1 BB: 0 P: 17	2B: 1 3B: 0 HR: 2	SAC: 0 DP: 0 HBP: 0	PB: 0 SB: 1 CS: 0	

PITCHER		IP	WLS	BF	H	R	ER	SO	BB	IBB	HBP	BLK	WP	HR	S	P	ERA	WHIP
28 Paul Maholm, L ERA: 3.83	(1, 1)	6.0	W	28	8	4	2	3	1	0	0	0	0	1	64	95	3.00	1.500
43 Luis Avilán, L ERA: 2.25	(7, 1)	1.0	H	3	0	0	0	1	0	0	0	0	0	0	7	11	0.00	0.000
34 Eric O'Flaherty, L ERA: 2.5	(8, 1)	1.0		4	1	1	1	1	0	0	0	0	0	1	9	13	9.00	1.000
46 Craig Kimbrel, R ERA: 2.93	(9, 1)	1.0	S	4	1	0	0	2	0	0	0	0	0	0	12	17	0.00	1.000

PITCHER	IP	WLS	BF	H	R	ER	SO	BB	IBB	HBP	BLK	WP	HR	S	P	ERA	WHIP

Batter	1	2	3	4	5	6	7	8	9	AB	R	H	RBI	BB	SO	LOB
19 Andrelton Simmons, R (1, 6) OBP: 0.278, SLG: 0.353	C FF 87 B CH 77 X FF 88 1-1 P5 ①		B FF 87 X FF 90 1-0 22 2B; 8 G4-3; 1B B CH 77 C CH 77 C SI 90 F CH 77 S CU 72 1-3 K ①		X SI 91 0-0 E5; 22 BB; 8 HR 1-2	B SI 95 S SI 95 C SI 96 B SI 96 X SI 95 2-2 E7; 22 1B 3-H			5	3	1	0	0	1	2
22 Jason Heyward, L (1, 9) OBP: 0.284, SLG: 0.290	C FF 89 B FF 89 F CU 73 F SL 83 F SI 88 B SI 92 X SI 92 2-2 G4-3 ②		C SL 81 X FF 90 0-1 8 G4-3; 5 1B; 2B 1-3 B SI 90 C SI 90 C CU 73 S SI 90 1-3 K ②			B SL 88 S SL 88 C CU 81 F CU 82 B SL 88 B CU 81 D SL 88 4-2 8 HR; BB 1-2 2-3	D CH 87 B FF 95 C SI 93 X SI 94 2-1 ③ 2-H 1B		4	2	2	1	1	1	1
8 Justin Upton, R (1, 7) OBP: 0.403, SLG: 0.639	B SI 90 B CU 72 B SI 90 B SI 90 4-0 5 BB; BB		B FF 89 C FF 90 F SI 91 B SI 90 X CH 78 2-2 G4-3 ① 2-3 3-H B CH 77 B SI 90 X SI 91 2-0 FC6-4 ③ 1-2f			F SI 91 B CU 80 X SI 91 1-1 ① 1-H 2-H 3-H HR	B SL 85 S SL 88 B SL 87 X SI 94 2-1 G5-3 ①		4	1	1	5	1	0	2
5 Freddie Freeman, L (1, 3) OBP: 0.380, SLG: 0.421	B SI 89 1 SAFE B FF 89 B FF 89 C FF 90 C SL 80 F SI 91 B SI 92 4-2 1-2 BB		B SI 90 X SL 82 1-0 26 BB; 23 1B; 1B 3-H		C FF 89 B FF 89 B SI 88 C SI 91 B CU 74 B SL 82 4-2 BB	B CU 82 B SI 90 C FF 88 B SL 86 B SL 87 4-1 BB		X SI 87 0-0 P1 ②	2	0	1	1	3	0	0
23 Chris Johnson, R (1, 5) OBP: 0.356, SLG: 0.473 43 Luis Avilán, L (7, 1) 34 Eric O'Flaherty, L (8, 1) 7 Reed Johnson, R (8, PH) OBP: 0.360, SLG: 0.413 46 Craig Kimbrel, R (9, 1)	B CH 78 S FF 91 F FF 90 F CU 73 S CH 77 1-3 K ③		B CH 77 X FF 89 1-0 26 BB 1-2 1B		B FF 90 B FF 90 S CH 79 S CH 78 X CH 78 2-2 F9 ①	S SL 87 C SL 87 F CU 82 F FF 90 1 SAFE S FF 88 0-3 K ②		B SI 88 B SI 85 F SI 86 F CH 81 B KC 80 X SI 88 3-2 G5-3 ③	4 0 0 1 0	0 0 0 0 0	1 0 0 0 0	0 0 0 0 0	0 0 0 0 0	2 0 0 0 0	4 0 0 0 0
16 Brian McCann, L (1, 2) OBP: 0.361, SLG: 0.567		B FF 88 T SI 89 B SL 79 B SL 78 B SI 90 4-1 BB	X FF 90 0-0 F7 ②		C SI 90 X CU 72 0-1 F8 ②	X FF 90 0-0 G6-3 ③			3	0	0	0	1	0	4
26 Dan Uggla, R (1, 4) OBP: 0.299, SLG: 0.388		B SI 90 B CH 79 F CH 79 C SI 89 B SI 90 S CH 80 3-3 K ①	D CU 71 B CH 77 B CH 79 S CH 78 B CH 78 4-1 1-2 2-3 BB		F CU 70 B CH 76 B CH 76 X FF 91 2-1 F9 ③		X SI 94 0-0 P4 ①		3	0	0	0	1	1	2
2 B.J. Upton, R (1, 8) OBP: 0.235, SLG: 0.237		X SI 90 0-0 P3 ②	B FF 90 X FF 90 1-0 P4 ③			B FC 89 F FF 92 S FF 93 S FF 90 1-3 K ① C SI 95 T SL 88 C SI 96 0-3 K ②			4	0	0	0	0	2	4
28 Paul Maholm, L (1, 1) OBP: 0.200, SLG: 0.250 17 Jordan Schafer, L (6, PH) OBP: 0.405, SLG: 0.429 14 Ramiro Pena, S (7, 5) OBP: 0.383, SLG: 0.453		C SI 90 B FF 89 F SI 90 S CU 71 1-3 K ③		B FF 88 B FF 88 C FF 88 C SI 87 F SI 90 F SI 91 F SI 90 X SL 77 2-2 8 FC6-4; 1B		B FC 89 B FC 89 F FC 87 B FF 93 X FC 88 3-1 22 BB; 19 E; 8 HR; 1B C SI 96 S CH 89 B SL 90 X SI 96 1-2 19 E; 3B			2 1 1	0 1 1	1 1 1	0 0 0	0 0 0	1 0 0	1 0 0
Inning Stats	R: 0 E: 0 K: 1 S: 14 H: 0 LOB: 2 BB: 2 P: 26	R: 0 E: 0 K: 2 S: 8 H: 0 LOB: 1 BB: 1 P: 16	R: 2 E: 0 K: 0 S: 11 H: 4 LOB: 3 BB: 1 P: 21	R: 0 E: 0 K: 2 S: 14 H: 1 LOB: 1 BB: 0 P: 20	R: 0 E: 0 K: 0 S: 9 H: 0 LOB: 1 BB: 1 P: 17	R: 4 E: 1 K: 2 S: 18 H: 2 LOB: 1 BB: 2 P: 31	R: 2 E: 1 K: 1 S: 12 H: 2 LOB: 1 BB: 0 P: 17	R: 0 E: 0 K: 0 S: 6 H: 0 LOB: 0 BB: 0 P: 11		1B: 6 2B: 1 3B: 1 HR: 1	SF: 0 SAC: 0 DP: 0 HBP: 0		WP: 0 PB: 0 SB: 0 CS: 0	PA: 41		

PITCHER		IP	WLS	BF	H	R	ER	SO	BB	IBB	HBP	BLK	WP	HR	S	P	ERA	WHIP
99 Hyun Jin Ryu, L ERA: 3.42	(1, 1)	5.0		25	5	2	2	5	5	0	0	0	0	0	56	100	3.60	2.000
54 Matt Guerrier, R ERA: 3.45	(6, 1)	0.1	H	3	1	2	2	1	0	0	0	0	0	0	6	10	54.00	3.000
75 Paco Rodríguez, L ERA: 3.45	(6, 1)	0.2	L	5	1	2	1	1	2	0	0	0	0	1	12	21	13.50	4.500
51 Ronald Belisario, R ERA: 3.66	(7, 1)	1.1		6	2	2	0	1	0	0	0	0	0	0	14	21	0.00	1.500
56 J.P. Howell, L ERA: 3.0	(8, 1)	0.2		2	0	0	0	0	0	0	0	0	0	0	4	7	0.00	0.000

PITCHER	IP	WLS	BF	H	R	ER	SO	BB	IBB	HBP	BLK	WP	HR	S	P	ERA	WHIP

BOTTOM

Los Angeles Dodgers @ Atlanta Braves

Turner Field, Atlanta, GA

Fri May 17 2013, 7:38 PM - 10:28 PM EDT

Att. 43,238 - Cloudy - 79 F

livebaseballscorecards.com

AB	34
R	8
H	9
RBI	7
BB	7
SO	8
LOB	20

Batter	1	2	3	4	5	6	7	8	9	AB	R	H	RBI	BB	SO	LOB
25 Carl Crawford, L (1, 7) OBP: 0.354, SLG: 0.458	C SI 90 X CH 81 0-1 ① P6		B CH 82 C CU 76 C FF 90 F CH 82 F SI 90 B FF 90 X CH 83 2-2 ② F9		S CH 81 B FF 90 S CU 78 X CU 78 1-2 ③ G1-3			B SI 89 C CH 82 S SL 82 X SL 82 1-2 ② G6-3		4	0	0	0	0	0	2
27 Matt Kemp, R (1, 8) OBP: 0.312, SLG: 0.335	C SI 91 B FF 90 X SI 90 1-1 ② G6-3		B FF 90 1-0 ③ CS 2-3	X CU 76 0-0 ① F9		B SI 86 S CH 79 S CH 82 S SI 87 1-3 ① K		B CH 82 B SI 89 X SI 88 2-0 ③ G5-3		4	0	0	0	0	1	0
23 Adrián González, L (1, 3) OBP: 0.387, SLG: 0.481	B CU 76 S CH 82 F SI 90 B SI 91 X SI 91 2-2 ③ G4-3			B FF 89 F FF 89 B FF 91 S CU 78 F FF 90 F CU 78 F CH 83 B CH 83 F CU 77 4-2 B CH 83 3 2B 3 E BB		C CU 76 S FF 90 B FF 89 X CH 82 1-2 ② F9			X FF 98 0-0 ① G6-3	3	1	0	0	1	0	0
16 Andre Ethier, L (1, 9) OBP: 0.344, SLG: 0.371		S CH 81 B SI 90 B CH 82 B FF 91 C FF 90 X SI 92 3-2 ① F7		C SI 89 B SI 90 B SI 89 X SI 89 2-1 ② L8		C CU 76 S CU 78 S CH 82 0-3 ③ K			F FF 97 F FF 97 F FF 97 S KC 86 0-3 ② K	4	0	0	0	0	2	1
3 Skip Schumaker, L (1, 4) OBP: 0.307, SLG: 0.263		B SI 91 B SI 90 F SI 90 C CH 83 X CU 78 2-2 ② G3		B FF 90 C CH 82 D CU 76 B SI 89 X SI 89 3-1 E7 1-H 2B			B SI 87 B SI 87 C FF 88 F FF 89 X SI 90 2-2 ① G6-3		C FF 96 S KC 87 B FF 98 B FF 98 S KC 87 2-3 ③ K	4	0	1	0	0	1	0
18 Tim Federowicz, R (1, 2) OBP: 0.222, SLG: 0.176		B SI 91 B CH 83 B FF 91 C SI 91 X SI 92 3-1 1B		C SI 89 F SI 89 B FF 90 F SI 89 S CU 77 1-3 ③ K2-3			X SI 89 0-0 ② F8			3	0	1	0	0	1	1
7 Nick Punto, S (1, 5) OBP: 0.418, SLG: 0.417		C SI 89 1 SAFE B SI 91 B SI 90 F SI 90 S FF 90 2-3 ③ K			X FF 87 0-0 ① F7		C FF 89 F FF 90 B SI 90 B SI 90 F FF 90 F FF 90 B FF 90 4-2 BB			2	0	0	0	1	1	1
9 Dee Strange-Gordon, L (1, 6) OBP: 0.302, SLG: 0.304			F SI 88 F FF 88 H CU 76 1-2 27 CS 35 SH1-3 HBP		B FF 88 B SI 88 C SI 89 C SI 89 B SI 89 B FF 89 4-2 35 SH1-4 BB		F SI 89 1 SAFE B SI 87 1 SAFE C SI 88 1 SAFE F CH 82 B CH 82 S FF 90 2-3 ③ K			1	0	0	0	1	1	1
35 Chris Capuano, L (1, 1) 74 Kenley Jansen, S (8, 1)			1 SAFE X FF 90 0-0 ① SH1-3 1-2		1 SAFE 1 SAFE B SI 88 1 SAFE 1 SAFE X SI 88 1-0 ② SH1-4 1-2			B SI 89 X SI 89 1-0 ① F8		1 0	0 0	0 0	0 0	0 0	0 0	0 0
Inning Stats	R: 0 E: 0 K: 0 S: 7 H: 0 LOB: 0 BB: 0 P: 10	R: 0 E: 0 K: 1 S: 11 H: 1 LOB: 1 BB: 0 P: 21	R: 0 E: 0 K: 0 S: 8 H: 0 LOB: 0 BB: 0 P: 12	R: 1 E: 1 K: 1 S: 15 H: 1 LOB: 1 BB: 1 P: 25	R: 0 E: 0 K: 0 S: 7 H: 0 LOB: 1 BB: 1 P: 13	R: 0 E: 0 K: 2 S: 9 H: 0 LOB: 0 BB: 0 P: 11	R: 0 E: 0 K: 1 S: 12 H: 0 LOB: 1 BB: 1 P: 20	R: 0 E: 0 K: 0 S: 5 H: 0 LOB: 0 BB: 0 P: 9	R: 0 E: 0 K: 2 S: 8 H: 0 LOB: 0 BB: 0 P: 10	1B: 1 2B: 1 3B: 0 HR: 0	SF: 0 SAC: 2 DP: 0 HBP: 1					

PITCHER		IP	WLS	BF	H	R	ER	SO	BB	IBB	HBP	BLK	WP	HR	S	P	ERA	WHIP
54 Kris Medlen, R ERA: 3.02	(1, 1)	7.0		26	2	1	0	5	3	0	1	0	0	0	69	112	0.00	0.714
53 Cory Gearrin, R ERA: 0.92	(8, 1)	1.0	W	3	0	0	0	0	0	0	0	0	0	0	5	9	0.00	0.000
46 Craig Kimbrel, R ERA: 2.76	(9, 1)	1.0	S	3	0	0	0	2	0	0	0	0	0	0	8	10	0.00	0.000

PITCHER	IP	WLS	BF	H	R	ER	SO	BB	IBB	HBP	BLK	WP	HR	S	P	ERA	WHIP

TOP

Los Angeles Dodgers @ Atlanta Braves

Turner Field, Atlanta, GA

Sat May 18 2013, 7:12 PM - 9:52 PM EDT

Att. 38,615 - Cloudy - 74 F

livebaseballscorecards.com

AB	26
R	1
H	2
RBI	0
BB	3
SO	7
LOB	6

Batter	1	2	3	4	5	6	7	8	9	AB	R	H	RBI	BB	SO	LOB
19 Andrelton Simmons, R (1, 6) OBP: 0.277, SLG: 0.370	C SI 86 C SI 89 B CH 80 B CH 81 S CH 79 2-3 K		D CH 76 X SI 89 1-0 G5-4-3 1-2f			X CU 74 0-0 P4		X FC 93 0-0 HR		4	1	1	1	0	1	1
22 Jason Heyward, L (1, 9) OBP: 0.269, SLG: 0.273	C SI 88 B SI 89 B SL 80 X SI 87 2-1 F8			C SI 89 B SI 85 X SI 88 1-1 G3		C SL 83 B CU 74 B CH 79 X SI 89 2-1 F8		C FC 92 B FC 93 B FC 92 F FC 91 F SL 80 B FC 93 X FC 92 3-2 L1-3		4	0	0	0	0	0	0
8 Justin Upton, R (1, 7) OBP: 0.394, SLG: 0.622	X SI 89 0-0 F8			B CU 77 B SI 90 X SI 89 2-0 F9			C CH 78 F SI 89 X CH 79 0-2 G1-3	B FC 94 C SL 79 B FC 92 S FC 90 C FC 92 2-3 K		4	0	0	0	0	1	0
5 Freddie Freeman, L (1, 3) OBP: 0.371, SLG: 0.409		C SL 78 S CH 77 F SI 89 C SI 89 0-3 K		B CU 75 B SI 85 C SI 88 F CH 77 F SL 82 X SI 90 2-2 G6-3			C SI 90 B SL 82 B SI 89 X SI 89 2-1 G6-3			3	0	0	0	0	1	0
23 Chris Johnson, R (1, 5) OBP: 0.372, SLG: 0.487 14 Ramiro Pena, S (7, PR) OBP: 0.383, SLG: 0.453 (8, 5)		F SI 89 B SI 89 X CH 81 1-1 16 G3 1B			C CU 73 S CH 79 B SI 90 B CH 79 X CH 79 2-2 16 FC4-6 1B		C SI 91 B SI 90 B CH 80 X CH 80 2-1 1B			3 0 3 0 0 0 0 0 0 0 0 0 0 0						
16 Brian McCann, L (1, 2) OBP: 0.333, SLG: 0.515		D SL 81 B SI 88 B SI 88 1 SAFE X SI 87 3-0 G3 1-2			C SI 88 1 SAFE B CH 78 1 SAFE B SI 88 B SI 85 X SI 89 3-1 FC4-6 1-2f		X SI 89 0-0 G3			3	0	0	0	0	0	3
26 Dan Uggla, R (1, 4) OBP: 0.294, SLG: 0.380		S CH 77 B CH 78 C CH 77 B CH 79 B SI 89 S CH 78 3-3 K			X SI 89 0-0 F8			B CU 74 C SI 89 B CH 78 C SI 90 X SI 90 2-2 F9		3	0	0	0	0	1	2
2 B.J. Upton, R (1, 8) OBP: 0.237, SLG: 0.239			B SI 86 S SI 87 B CH 77 S CH 77 C SI 89 2-3 K		F SI 90 D CH 79 S CH 79 S CH 76 1-3 K			X CH 79 0-0 24 HR 1B		3	1	1	0	0	2	1
54 Kris Medlen, S (1, 1) OBP: 0.125, SLG: 0.067 53 Cory Gearrin, R (8, 1) 24 Evan Gattis, R (8, PH) OBP: 0.299, SLG: 0.543 46 Craig Kimbrel, R (9, 1)			B SI 86 F SI 87 B SI 89 C SI 88 X CH 78 2-2 19 G5-4-3 1B			C SI 88 X SI 87 0-1 G6-3		1 SAFE 1 SAFE C FC 92 B FC 94 B FC 92 S FC 92 1 SAFE F FC 93 F FC 93 2-2 F FC 93 X FC 94 1-H HR		2 0 1 0 0 0 0 0 0 0 0 0 0 0 1 1 1 2 0 0 0 0 0 0 0 0 0 0						
Inning Stats	R: 0 E: 0 K: 1 S: 6 H: 0 LOB: 0 BB: 0 P: 10	R: 0 E: 0 K: 2 S: 10 H: 1 LOB: 1 BB: 0 P: 17	R: 0 E: 0 K: 1 S: 7 H: 1 LOB: 0 BB: 0 P: 12	R: 0 E: 0 K: 0 S: 7 H: 0 LOB: 0 BB: 0 P: 12	R: 0 E: 0 K: 1 S: 9 H: 1 LOB: 1 BB: 0 P: 15	R: 0 E: 0 K: 0 S: 5 H: 0 LOB: 0 BB: 0 P: 7	R: 0 E: 0 K: 0 S: 8 H: 1 LOB: 1 BB: 0 P: 12	R: 3 E: 0 K: 1 S: 18 H: 3 LOB: 0 BB: 0 P: 27		1B: 5 2B: 0 3B: 0 HR: 2 SF: 0 SAC: 0 DP: 1 HBP: 0				WP: 0 PB: 0 SB: 0 CS: 0 PA: 30		

PITCHER		IP	WLS	BF	H	R	ER	SO	BB	IBB	HBP	BLK	WP	HR	S	P	ERA	WHIP
35 Chris Capuano, L ERA: 4.84	(1, 1)	7.1		26	5	1	1	5	0	0	0	0	0	0	56	91	1.23	0.682
74 Kenley Jansen, R ERA: 2.86	(8, 1)	0.2	L	4	2	2	2	1	0	0	0	0	0	2	14	21	27.00	3.000

PITCHER	IP	WLS	BF	H	R	ER	SO	BB	IBB	HBP	BLK	WP	HR	S	P	ERA	WHIP

BOTTOM

Los Angeles Dodgers @ Atlanta Braves

Turner Field, Atlanta, GA

Sat May 18 2013, 7:12 PM - 9:52 PM EDT

Att. 38,615 - Cloudy - 74 F

livebaseballscorecards.com

AB	30
R	3
H	7
RBI	3
BB	0
SO	6
LOB	7

Batter	1	2	3	4	5	6	7	8	9	AB	R	H	RBI	BB	SO	LOB
25 Carl Crawford, L (1, 7) OBP: 0.358, SLG: 0.463	T FF 91 X FF 92 0-1 14 G4-3 23 1B 2B		B KC 79 F FF 91 B FF 90 F SL 84 B SL 86 B FF 90 4-2 27 2B 23 SF8 BB		B CH 83 B FF 85 X FF 91 2-0 ② L7			S SI 95 B CU 79 B SI 94 F SI 94 X SI 94 2-2 ② G6-3		3	2	1	0	1	0	0
14 Mark Ellis, R (1, 4) OBP: 0.345, SLG: 0.429	C FF 91 X KC 80 0-1 ① G4-3 2-3		C FF 89 C FF 90 B FF 90 1 SAFE S SL 84 1-3 ① K		C FF 90 F SL 84 X FF 90 0-2 ③ G6-3			S CU 77 F SI 94 F SI 94 F CU 79 B CH 82 X SI 94 1-2 ③ P4		4	0	0	0	0	1	2
27 Matt Kemp, R (1, 8) OBP: 0.311, SLG: 0.340	B FF 92 B CH 85 F FF 91 C FF 92 S KC 82 2-3 ② K		1 SAFE C CH 83 D KC 80 X FF 89 1-1 23 SF8 1-3 2B			C FF 90 C FF 90 B FF 90 B KC 80 B SL 83 X FF 90 3-2 ① F9			S FF 95 B FF 96 F FF 96 F FF 96 S KC 88 1-3 ① K	4	0	1	0	0	2	1
23 Adrián González, L (1, 3) OBP: 0.383, SLG: 0.478	B FF 92 B FF 91 X SL 86 2-0 3-H 1B		X FF 90 0-0 ② SF8 2-3 3-H			C CH 84 B FF 90 S FF 90 F SL 84 S FF 90 1-3 ② K			C FF 95 F FF 96 C KC 87 0-3 ② K	3	0	1	2	0	2	0
17 A.J. Ellis, R (1, 2) OBP: 0.384, SLG: 0.407	C FF 92 C FF 91 F FF 91 X FF 91 0-2 ③ L7		D FF 90 B FF 91 C FF 91 B FF 91 F FF 91 X FF 91 3-2 ③ F8			B SL 84 X FF 89 1-0 ③ G6-3			S FF 96 F KC 86 B FF 97 B FF 97 B FF 97 B FF 95 4-2 16 DI BB	3	0	0	0	1	0	2
33 Scott Van Slyke, R (1, 9) OBP: 0.313, SLG: 0.867 16 Andre Ethier, L (7, 9) OBP: 0.342, SLG: 0.369		B SL 85 C SL 84 T FF 90 B KC 81 B CH 85 S FF 91 3-3 ① K	F SL 83 B SL 84 B FF 88 S FF 89 X FF 90 2-2 ① P3				B FF 92 F FF 89 F FF 90 B CU 78 X FF 93 2-2 ① P4		F FF 96 C FF 95 F FF 97 S KC 85 0-3 ③ K 1-2	3 1	0 0	0 0	0 0	0 0	1 1	0 1
5 Juan Uribe, R (1, 5) OBP: 0.382, SLG: 0.344		C SL 84 B FF 91 F FF 91 F FF 92 B KC 82 S CH 85 2-3 ② K	C FF 90 F FF 90 B FF 88 B FF 89 F CH 84 F KC 79 F FF 89 S SL 84 2-3 ② K				B CU 78 C FF 92 X FF 92 1-1 ② G5-3			3	0	0	0	0	2	0
7 Nick Punto, S (1, 6) OBP: 0.416, SLG: 0.407 3 Skip Schumaker, L (8, 7) OBP: 0.307, SLG: 0.263		C FF 91 B FF 90 B CH 85 C FF 91 F FF 91 F FF 91 B FF 92 F FF 91 B SL 85 4-2 BB	C FF 89 C SL 83 F FF 89 C SL 84 0-3 ③ K				F FF 92 B FF 92 F FF 91 X CU 78 1-2 ③ G1-4-3			2 0	0 0	0 0	0 0	1 0	1 0	0 0
36 Matt Magill, R (1, 1) 56 J.P. Howell, L (6, 1) 51 Ronald Belisario, R (6, 1) 75 Paco Rodríguez, L (7, 1) 74 Kenley Jansen, S (7, 1) 9 Dee Strange-Gordon, L (7, 6) OBP: 0.295, SLG: 0.298 31 Brandon League, R (8, 1)		B FF 90 T FF 91 C SI 91 S CH 84 1-3 ③ K			B FF 87 C FF 88 S FF 89 F FF 89 F FF 89 S SL 83 1-3 ① K			C SI 94 C SI 94 S SI 93 0-3 ① K		2 0 0 0 0 0 1 0	0 0 0 0 0 0 0 0	0 0 0 0 0 0 0 0	0 0 0 0 0 0 0 0	2 0 0 0 0 0 1 0	1 0 0 0 0 0 0 0
Inning Stats	R: 1 E: 0 K: 1 S: 12 H: 2 LOB: 1 BB: 0 P: 16	R: 0 E: 0 K: 3 S: 15 H: 0 LOB: 1 BB: 1 P: 25	R: 1 E: 0 K: 1 S: 11 H: 1 LOB: 1 BB: 1 P: 20	R: 0 E: 0 K: 2 S: 13 H: 0 LOB: 0 BB: 0 P: 17	R: 0 E: 0 K: 1 S: 9 H: 0 LOB: 0 BB: 0 P: 12	R: 0 E: 0 K: 1 S: 8 H: 0 LOB: 0 BB: 0 P: 13	R: 0 E: 0 K: 0 S: 8 H: 0 LOB: 0 BB: 0 P: 12	R: 0 E: 0 K: 1 S: 11 H: 0 LOB: 0 BB: 0 P: 14	R: 0 E: 0 K: 3 S: 13 H: 0 LOB: 1 BB: 1 P: 18	1B: 1 2B: 2 3B: 0 HR: 0 SF: 1 SAC: 0 DP: 0 HBP: 0						

PITCHER		IP	WLS	BF	H	R	ER	SO	BB	IBB	HBP	BLK	WP	HR	S	P	ERA	WHIP
36 Mike Minor, L ERA: 2.78	(1, 1)	6.0		23	3	2	2	9	2	0	0	0	0	0	68	103	3.00	0.833
38 Anthony Varvaro, R ERA: 2.35	(7, 1)	1.0		3	0	0	0	0	0	0	0	0	0	0	8	12	0.00	0.000
43 Luis Avilán, L ERA: 2.12	(8, 1)	1.0	W	3	0	0	0	1	0	0	0	0	0	0	11	14	0.00	0.000
46 Craig Kimbrel, R ERA: 2.6	(9, 1)	1.0	S	4	0	0	0	3	1	0	0	0	0	0	13	18	0.00	1.000

PITCHER	IP	WLS	BF	H	R	ER	SO	BB	IBB	HBP	BLK	WP	HR	S	P	ERA	WHIP

TOP

Los Angeles Dodgers @ Atlanta Braves

Turner Field, Atlanta, GA

Sun May 19 2013, 3:18 PM - 7:11 PM EDT

Att. 43,118 - Cloudy - 70 F

livebaseballscorecards.com

AB	29
R	2
H	3
RBI	2
BB	3
SO	13
LOB	7

Batter	1	2	3	4	5	6	7	8	9	AB	R	H	RBI	BB	SO	LOB
17 Jordan Schafer, L (1, 8) OBP: 0.423, SLG: 0.431	B FF 88 B FF 90 C FF 91 B SL 83 S FF 91 S FC 93 3-3 K ①		L SL 82 S SL 78 B FF 90 B SL 86 B FF 92 B FF 92 4-2 BB		B SL 78 B FF 92 C FF 91 X FF 90 2-1 1-2 2-H 1B		C SI 93 L SL 87 F SI 95 B CH 89 B CH 88 B SL 88 B SI 93 4-2 22 HBP BB	F SI 94 D SI 93 X FS 85 1-1 SH3 ② 1-2 3-H		2	0	1	2	2	1	0
22 Jason Heyward, L (1, 9) OBP: 0.289, SLG: 0.265	B FF 92 B FF 93 C FF 93 S FF 92 B FF 93 B FF 93 4-2 8 CS BB		C FF 92 1 SAFE T FF 91 1 SAFE B FF 91 B SL 86 F FF 93 X CH 86 2-2 G6-3 ③		C SL 86 S SL 84 F SL 87 S FF 93 0-3 K ③		1 SAFE 1 SAFE C CU 79 H SI 89 1-1 1-2 HBP	F FS 85 B SI 93 B FS 86 B SI 95 B SI 95 4-1 BB		2	0	0	0	2	1	3
8 Justin Upton, R (1, 7) OBP: 0.389, SLG: 0.608	B FC 92 C SL 85 S FF 91 B FF 92 F SL 85 1 SAFE B SL 86 S FF 93 3-3 K ② ③ 1-2			S SL 82 B CH 82 B FF 88 B FF 89 S FF 91 C FF 92 3-3 K ①		S FF 90 B SL 85 C SL 84 B SL 86 X SL 84 2-2 5 E 1B	F FC 92 S FC 93 F FC 95 B FC 93 S FC 93 1-3 K ③	B SI 95 C SL 87 B FS 86 F SI 93 S FS 86 2-3 K ③		5	0	1	0	0	4	5
5 Freddie Freeman, L (1, 3) OBP: 0.367, SLG: 0.404		X SL 81 0-0 G5-3 ①		B CH 84 B SL 80 F FF 91 F FC 91 F SL 87 T SL 85 2-2 K ②		1 SAFE F SI 87 1 SAFE S SI 86 1 SAFE 1 SAFE B KC 79 D SI 86 1 SAFE 3-2 F KC 81 X SI 88 F KC 80 B KC 80 F SI 88 F SI 87 F CH 81 1 SAFE F KC 80 FC4 24 FC5-4 1-2		B FC 91 F FC 89 C SL 81 F FC 92 X FC 93 1-2 19 SH 16 BB 11 1B 1B	4	1	1	0	0	1	1
16 Brian McCann, L (1, 2) OBP: 0.349, SLG: 0.486 2 B.J. Upton, R (8, PR) OBP: 0.237, SLG: 0.239 46 Craig Kimbrel, R (9, 1)		C FF 89 C SL 84 B SL 82 B FF 90 S SL 85 2-3 K ②		B CH 86 B FF 91 B FF 91 D FF 91 4-0 19 CS BB		C SI 88 C SI 87 B SI 88 B SI 89 F SI 89 C KC 81 2-3 K ①		B FC 92 D FC 91 B FC 90 B FC 89 4-0 11 1B 19 SH 14 SF9 1-2 BB	2 0 0	0 1 0	0 0 0	0 0 0	2 0 0	2 0 0	2 0 0
19 Andrelton Simmons, R (1, 6) OBP: 0.284, SLG: 0.376	C FF 89 X SL 84 0-2 1B		S FF 90 B FF 92 S FF 92 B FF 92 2-2 CS ③ 1-2		X SL 85 0-0 14 FC4-6 1B	X SI 89 0-0 F8 ②		X SI 93 0-0 SH 14 SF9 11 1B 23 1B 1-2 2-3	3	1	2	0	0	0	2
25 Juan Francisco, L (1, 5) OBP: 0.252, SLG: 0.429 24 Evan Gattis, R (6, PH) OBP: 0.297, SLG: 0.638 38 Anthony Varvaro, R (7, 1) 43 Luis Avilán, L (8, 1) 11 Gerald Laird, R (8, PH) OBP: 0.372, SLG: 0.342 (9, 2)	B FF 89 B FF 88 F FF 89 C SL 79 S FF 91 2-3 K ③		C FF 91 B SL 80 1 SAFE C SL 80 F FF 92 B SL 84 S FF 91 2-3 K ①	F SI 93 B SL 88 F SI 94 D SI 95 X SL 87 2-2 FC5-4 ③ 1-2f		X SI 94 0-0 23 1B 14 SF9 17 SH3 1-2 2-3 3-H 1B	2 1 0 0 1	0 0 0 0 1	0 0 0 0 1	0 0 0 0 1	2 0 0 0 1	2 2 0 0 0	2 2 0 0 0
14 Ramiro Pena, S (1, 4) OBP: 0.359, SLG: 0.429		C SL 87 B CH 84 X SL 80 1-1 G1-3 ①	1 SAFE B FF 89 C SL 80 B CH 85 B FF 91 1 SAFE X FF 91 3-1 FC4-6 ② 36 1B 17 1B 1-2f			X SI 91 0-0 F9 ①	F SI 94 F SI 94 X FS 84 0-2 SF9 ① 1-2 2-3 3-H	3	1	0	1	0	0	1
36 Mike Minor, R (1, 1) OBP: 0.063, SLG: 0.063 23 Chris Johnson, R (7, 5) OBP: 0.374, SLG: 0.487		X FF 90 0-0 G6-3 ②	B FF 91 X FF 90 1-0 17 1B 1-2 1B			C SI 94 X SI 94 0-1 G3-1 ②	X SL 85 0-0 17 SH3 2-3 3-H 1B	2 2	0 0	1 1	0 1	0 0	0 0	0 0
Inning Stats	R: 0 E: 0 K: 2 S: 9 H: 0 LOB: 1 BB: 1 P: 19	R: 0 E: 0 K: 2 S: 10 H: 1 LOB: 1 BB: 0 P: 14	R: 0 E: 0 K: 0 S: 9 H: 0 LOB: 1 BB: 1 P: 16	R: 0 E: 0 K: 2 S: 9 H: 0 LOB: 0 BB: 1 P: 20	R: 1 E: 0 K: 2 S: 14 H: 3 LOB: 2 BB: 0 P: 22	R: 0 E: 1 K: 1 S: 20 H: 1 LOB: 2 BB: 0 P: 29	R: 0 E: 0 K: 1 S: 11 H: 0 LOB: 2 BB: 1 P: 17	R: 4 E: 1 K: 1 S: 16 H: 3 LOB: 2 BB: 2 P: 28		1B: 8 2B: 1 3B: 0 HR: 0 SF: 1 SAC: 2 DP: 1 HBP: 1					WP: 0 PB: 0 SB: 0 CS: 2 PA: 40	

PITCHER		IP	WLS	BF	H	R	ER	SO	BB	IBB	HBP	BLK	WP	HR	S	P	ERA	WHIP
36 Matt Magill, R ERA: 5.5	(1, 1)	5.0		21	5	1	1	8	3	0	0	0	0	0	54	96	1.80	1.600
56 J.P. Howell, L ERA: 2.89	(6, 1)	0.2	H	3	0	0	0	1	0	0	0	0	0	0	14	19	0.00	0.000
51 Ronald Belisario, R ERA: 3.48	(6, 1)	1.0	H	4	0	0	0	0	1	0	0	0	0	0	9	15	0.00	1.000
75 Paco Rodríguez, L ERA: 3.45	(7, 1)	0.0		1	0	0	0	0	0	0	1	0	0	0	1	2	∞	∞
74 Kenley Jansen, R ERA: 3.63	(7, 1)	0.1	L	3	1	2	2	1	1	0	0	0	0	0	8	14	54.00	6.000

PITCHER		IP	WLS	BF	H	R	ER	SO	BB	IBB	HBP	BLK	WP	HR	S	P	ERA	WHIP
31 Brandon League, R ERA: 5.51	(8, 1)	1.0	B	7	2	2	0	1	1	0	0	0	0	0	12	19	0.00	3.000

BOTTOM

Los Angeles Dodgers @ Atlanta Braves

Turner Field, Atlanta, GA

Sun May 19 2013, 3:18 PM - 7:11 PM EDT

Att. 43,118 - Cloudy - 70 F

livebaseballscorecards.com

AB	29
R	5
H	8
RBI	5
BB	6
SO	11
LOB	18

Batter	1	2	3	4	5	6	7	8	9	AB	R	H	RBI	BB	SO	LOB
2 Brian Dozier, R (1, 4) OBP: 0.250, SLG: 0.279	C FF 93 F FF 93 B SL 82 X SL 82 1-2 ① G6-3		C SL 81 F SI 90 S SI 93 0-3 ② K		B FF 93 B FF 92 X FF 91 2-0 ③ G5-3			C FF 91 F CU 71 F SL 81 F FF 93 B SI 88 X SL 79 1-2 ② L7		4	0	0	0	0	1	1
7 Joe Mauer, L (1, 2) OBP: 0.411, SLG: 0.478	B FF 92 C FF 91 B CH 82 F SI 89 X FF 94 2-2 ② G4-3		B FF 93 C SI 90 F CU 75 F FF 94 X SL 82 1-2 ③ F7			B FF 91 F FF 90 S SI 87 X SI 89 1-2 ① G3-1		X SI 87 0-0 ③ G4-3		4	0	0	0	0	0	1
33 Justin Morneau, L (1, 3) OBP: 0.341, SLG: 0.410	C SI 90 S CU 71 B FF 95 B SI 90 X CU 74 2-2 16 FC6-4 1B			B CH 82 F SI 88 F SL 82 B FF 91 X FF 92 2-2 27 F8 24 BB 1B		B CH 80 B SI 87 X SI 88 2-0 ② G4-3			C SI 87 F CU 70 X FF 92 0-2 ① F7	4	0	2	0	0	0	0
16 Josh Willingham, R (1, 7) OBP: 0.363, SLG: 0.416	C SL 80 C SL 81 B FF 94 B SL 81 X FF 93 2-2 ③ FC6-4 1-2f			C FF 92 S SI 88 S CU 72 0-3 ① K		B FF 92 C FF 91 H SL 80 2-1 24 FC5-4 HBP			C FF 92 B FF 92 B SL 81 S FF 92 F FF 94 X SL 81 2-2 HR	3	1	1	1	0	1	2
24 Trevor Plouffe, R (1, 5) OBP: 0.331, SLG: 0.431		B FF 91 F FF 90 X SL 81 1-1 ① L4		C SL 82 B FF 92 C SI 89 1 SAFE B SL 83 B SL 82 B FF 93 4-2 1-2 BB		X SL 80 0-0 ③ FC5-4 1-2f			B FF 94 C FF 92 B FF 93 B SL 81 X FF 92 3-1 27 1B 1B	3	0	1	0	1	0	1
27 Chris Parmelee, L (1, 9) OBP: 0.277, SLG: 0.304		C SI 89 B CU 72 C CU 73 S FF 93 1-3 ② K		S SL 81 X SI 89 0-1 ② F8 2-3			F SI 88 B CU 73 S SL 81 B SL 83 F FF 92 B SI 89 C SI 88 3-3 ① K		B SI 94 C SI 93 B CU 78 X SI 94 2-1 1-2 1B	4	0	1	0	0	2	2
25 Pedro Florimón, S (1, 6) OBP: 0.309, SLG: 0.356 56 Caleb Thielbar, R (7, 1) 9 Ryan Doumit, S (9, PH) OBP: 0.289, SLG: 0.370		B FF 93 X FF 91 1-0 ③ G1-3		B FF 94 C SL 82 D CU 74 S SI 90 F SL 84 B FF 93 X FF 94 3-2 ③ G6-3			X SI 88 0-0 ② G3		C SI 94 B CH 83 B CH 82 F SI 95 X SI 95 2-2 ② F9	3 0 1	0 0 0	0 0 0	0 0 0	0 0 0	0 0 0	2 0 2
32 Aaron Hicks, S (1, 8) OBP: 0.239, SLG: 0.256 31 Oswaldo Arcia, L (9, PH) OBP: 0.324, SLG: 0.430			B SI 89 C SI 88 C SL 82 B SI 91 X FF 92 2-2 30 SH5-4 1B		C SL 78 B CU 69 X FF 92 1-1 ① F9		B SI 89 B SI 88 B SI 86 C FF 90 X FF 91 3-1 ③ F8		B SI 90 X SI 91 1-0 ③ F7	3 1	0 0	1 0	0 0	0 0	0 0	0 2
30 Kevin Correia, R (1, 1) 22 Wilkin Ramirez, R (5, PH) OBP: 0.279, SLG: 0.341 57 Ryan Pressly, R (5, 1) 5 Eduardo Escobar, S (7, 6) OBP: 0.328, SLG: 0.466			L FF 92 L FF 92 X SL 81 0-2 ① SH5-4 1-2		X SL 81 0-0 ② L5			B SI 88 F FF 91 F SL 82 X CU 70 1-2 ① F8		0 1 0 1	0 0 0 0	0 0 0 0	0 0 0 0	0 0 0 0	0 0 0 0	0 0 0 0
Inning Stats	R: 0 E: 0 K: 0 S: 12 H: 1 LOB: 1 BB: 0 P: 19	R: 0 E: 0 K: 1 S: 6 H: 0 LOB: 0 BB: 0 P: 9	R: 0 E: 0 K: 1 S: 13 H: 1 LOB: 1 BB: 0 P: 16	R: 0 E: 0 K: 1 S: 14 H: 1 LOB: 2 BB: 1 P: 23	R: 0 E: 0 K: 0 S: 4 H: 0 LOB: 0 BB: 0 P: 7	R: 0 E: 0 K: 0 S: 6 H: 0 LOB: 1 BB: 0 P: 11	R: 0 E: 0 K: 1 S: 7 H: 0 LOB: 0 BB: 0 P: 13	R: 0 E: 0 K: 0 S: 9 H: 0 LOB: 0 BB: 0 P: 11	R: 1 E: 0 K: 0 S: 15 H: 3 LOB: 2 BB: 0 P: 25	1B: 5 2B: 0 3B: 0 HR: 1 SF: 0 SAC: 1 DP: 0 HBP: 1						

PITCHER		IP	WLS	BF	H	R	ER	SO	BB	IBB	HBP	BLK	WP	HR	S	P	ERA	WHIP
49 Julio Teheran, R ERA: 3.99	(1, 1)	8.1	W	32	5	1	1	4	1	0	1	0	0	1	80	123	1.08	0.720
43 Luis Avilán, L ERA: 2.08	(9, 1)	0.1		2	1	0	0	0	0	0	0	0	0	0	5	9	0.00	3.000
53 Cory Gearrin, R ERA: 0.9	(9, 1)	0.1	S	1	0	0	0	0	0	0	0	0	0	0	1	2	0.00	0.000

PITCHER	IP	WLS	BF	H	R	ER	SO	BB	IBB	HBP	BLK	WP	HR	S	P	ERA	WHIP

TOP

Minnesota Twins @ Atlanta Braves

Turner Field, Atlanta, GA

Mon May 20 2013, 7:12 PM - 9:55 PM EDT

Att. 20,173 - Partly Cloudy - 85 F

livebaseballscorecards.com

AB	32
R	1
H	6
RBI	1
BB	1
SO	4
LOB	13

WP: 0	PA: 35
PB: 0	
SB: 0	
CS: 0	

Minnesota Twins @ Atlanta Braves

Turner Field, Atlanta, GA

Mon May 20 2013, 7:12 PM - 9:55 PM EDT

Att. 20,173 - Partly Cloudy - 85 F

livebaseballscorecards.com

BOTTOM

Batter	1	2	3	4	5	6	7	8	9	AB	R	H	RBI	BB	SO	LOB
19 Andrelton Simmons, R (1, 6) OBP: 0.283, SLG: 0.375	G5-3	G5-4-3		SF8			22 FC4-6 1B			3	0	1	1	0	0	1
22 Jason Heyward, L (1, 9) OBP: 0.287, SLG: 0.264	8 1B; 5 1B; 1B	F8		G6-3			FC4-6 8 F8			4	1	1	0	0	0	2
8 Justin Upton, R (1, 7) OBP: 0.392, SLG: 0.605	11 F9; 5 1B; 26 HR; 1B		11 G3-1; 5 G4-3; 1B		F8		F8			4	1	2	0	0	0	1
5 Freddie Freeman, L (1, 3) OBP: 0.364, SLG: 0.398	26 HR; 1B		G4-3		G1-3		K			4	1	1	1	0	1	2
11 Gerald Laird, R (1, 2) OBP: 0.340, SLG: 0.310	F9		G3-1		F9			K		4	0	0	0	0	1	3
26 Dan Uggla, R (1, 4) OBP: 0.293, SLG: 0.397	HR		F8			K		P1		4	1	1	3	0	1	1
25 Juan Francisco, L (1, 5) OBP: 0.310, SLG: 0.447	1B			49 SH2-4; 19 SF8; 2B		BB				3	1	2	0	1	1	0
2 B.J. Upton, R (1, 8) OBP: 0.239, SLG: 0.236	F8			49 SH2-4; BB		P6				2	0	0	0	1	0	2
49 Julio Teheran, R (1, 1) OBP: 0.353, SLG: 0.375				SH2-4		L9				2	0	1	0	0	0	1
43 Luis Avilán, L (9, 1)										0	0	0	0	0	0	0
53 Cory Gearrin, R (9, 1)		19 G5-4-3; 1B								0	0	0	0	0	0	0
Inning Stats	R: 4 E: 0 K: 0 S: 18 H: 5 LOB: 1 BB: 0 P: 28	R: 0 E: 0 K: 0 S: 7 H: 1 LOB: 0 BB: 0 P: 11	R: 0 E: 0 K: 0 S: 9 H: 1 LOB: 1 BB: 0 P: 12	R: 1 E: 0 K: 0 S: 13 H: 1 LOB: 1 BB: 1 P: 24	R: 0 E: 0 K: 0 S: 8 H: 0 LOB: 0 BB: 0 P: 10	R: 0 E: 0 K: 1 S: 7 H: 0 LOB: 1 BB: 1 P: 11	R: 0 E: 0 K: 1 S: 8 H: 1 LOB: 1 BB: 0 P: 8	R: 0 E: 0 K: 2 S: 12 H: 0 LOB: 0 BB: 0 P: 17		1B: 7 2B: 1 3B: 0 HR: 1		SF: 1 SAC: 1 DP: 1 HBP: 0		WP: 0 PB: 0 SB: 0 CS: 0		PA: 34

	AB	30
	R	5
	H	9
	RBI	5
	BB	2
	SO	4
	LOB	13

PITCHER		IP	WLS	BF	H	R	ER	SO	BB	IBB	HBP	BLK	WP	HR	S	P	ERA	WHIP
30 Kevin Correia, R ERA: 3.9	(1, 1)	4.0	L	20	8	5	5	0	1	0	0	0	0	1	47	75	11.25	2.250
57 Ryan Pressly, R ERA: 1.66	(5, 1)	2.0		7	0	0	0	1	1	0	0	0	0	0	15	21	0.00	0.500
56 Caleb Thielbar, L ERA:	(7, 1)	2.0		7	1	0	0	3	0	0	0	0	0	0	20	25	0.00	0.500

PITCHER		IP	WLS	BF	H	R	ER	SO	BB	IBB	HBP	BLK	WP	HR	S	P	ERA	WHIP

Batter	1	2	3	4	5	6	7	8	9	10	AB	R	H	RBI	BB	SO	LOB
8 Jamey Carroll, R (1, 4) OBP: 0.333, SLG: 0.311	B SI 89 F FF 88 F SI 89 X SI 90 1-2 G4-3 ①		C SI 89 B SI 89 B CU 74 C SI 89 B SI 89 X SI 89 3-2 G6-3 ①		C SI 88 X SI 90 0-1 F9 ①		C FF 92 X FF 93 0-1 G4-3 ③		1 SAFE F FF 96 F FF 96 B FF 96 T FF 96 1-2 K ② 1-2		5	0	0	0	0	1	2
7 Joe Mauer, L (1, 2) OBP: 0.416, SLG: 0.479	B FF 89 F FF 89 F FC 84 F FF 90 X CU 76 1-2 G6-3 ②		X SI 88 0-0 16 1B 33 1B 1B		C SI 89 C SI 90 B SI 90 X FF 90 1-2 G4-3 ②			B SI 94 C SI 92 F CU 76 B SI 94 B FF 93 X SI 94 3-2 16 BB 24 1B 1B	I IN 52 I IN 54 I IN 55 I IN 53 4-0 22 FC5-4 IBB		4	2	2	0	1	0	0
16 Josh Willingham, R (1, 7) OBP: 0.366, SLG: 0.414 2 Brian Dozier, R (8, PR) OBP: 0.250, SLG: 0.279 22 Wilkin Ramirez, R (8, 7) OBP: 0.273, SLG: 0.333	C FC 84 F FF 90 C SI 90 0-3 K ③		B SI 90 C SI 90 X SI 91 1-1 33 1B 1-3 1B		S FC 85 B SI 90 B SI 90 C SI 91 B FC 86 X SI 90 3-2 L7 ③			B SI 93 C SI 92 B CH 82 B SI 93 B SI 94 4-1 24 1B 9 1B 1-2 BB	S SL 87 B SL 88 X SL 86 1-1 FC5-4 ③ 1-2f		3 0 1	0 1 0	1 0 0	0 0 0	1 0 0	1 0 0	0 0 2
33 Justin Morneau, L (1, 3) OBP: 0.348, SLG: 0.412		C SI 87 F CU 75 B FF 90 H FC 86 2-2 9 1B 25 1B HBP	F FC 85 X CU 77 0-1 1-2 3-H 1B			C FF 93 B FF 93 C FF 93 X CU 80 1-2 24 FC6-4 1B		D SI 91 F SI 94 F SI 92 X SI 94 1-2 F4 ①		X FF 96 0-0 G3-1 ①	4	1	2	1	0	0	2
24 Trevor Plouffe, R (1, 5) OBP: 0.333, SLG: 0.425 52 Brian Duensing, L (10, 1)		C FF 87 C FF 88 F FC 84 B FC 85 X CU 77 1-2 F7 ①	C SI 90 B SI 91 B FC 83 X FC 83 2-1 F4 ②			S CU 80 B FF 94 B FF 93 C FF 92 B FF 92 X FF 94 3-2 FC6-4 9 G3-6-1 ① 1-2f		C SL 81 S SL 83 X SI 91 0-2 9 1B 1-3 2-H 1B		B FF 95 H FF 97 2-0 9 FC6-4 HBP	4 0	0 0	1 0	1 0	0 0	0 0	4 0
9 Ryan Doumit, S (1, 9) OBP: 0.293, SLG: 0.371		B FC 85 B SI 90 B SI 90 C FF 90 X SI 90 3-1 25 1B 1-2 1B	B FC 85 B FF 90 B FS 80 C SI 86 C SI 91 X SI 90 3-2 F7 ③			B FF 92 1 SAFE F FF 93 X CH 87 1-1 G3-6-1 ②③ 1-2f		C SI 90 B CH 82 B CH 82 F SI 90 B SI 92 X SI 90 3-2 32 PB 1-3 3-H 1B		B FF 96 B FF 97 S FF 97 1 SAFE 1 SAFE F FF 98 X KC 86 2-2 FC6-4 ② 1-2f	5	0	2	1	0	0	4
32 Aaron Hicks, S (1, 8) OBP: 0.231, SLG: 0.246		C FF 90 F SI 91 F CU 77 F FC 86 S SI 91 0-3 K ②		F SI 89 B FF 89 X SI 89 1-1 F8 ①			F FF 91 L FF 92 B FF 93 C CU 81 1-3 K ①	B SL 82 C SI 90 B SI 90 X SI 90 2-1 F8 ③ 2-3		C KC 85 B KC 86 B FF 98 F FF 97 F FF 98 C KC 87 2-3 K ③	5	0	0	0	0	3	5
25 Pedro Florimón, S (1, 6) OBP: 0.317, SLG: 0.363		X SI 91 0-0 1-3 2-H 1B		B FS 79 C FC 84 F SI 90 B SI 91 C SI 91 2-3 K ②			B CU 81 C CU 80 S CU 80 B FF 94 S FF 94 2-3 K ②		S FF 96 B FF 96 F FF 96 X SL 87 1-2 8 S 1B		4	0	2	1	0	2	0
37 Mike Pelfrey, R (1, 1) 51 Anthony Swarzak, R (3, 1) 31 Oswaldo Arcia, L (7, PH) OBP: 0.320, SLG: 0.426 50 Casey Fien, R (7, 1) 61 Jared Burton, R (8, 1) 27 Chris Parmelee, L (9, PH) OBP: 0.275, SLG: 0.302 15 Glen Perkins, L (9, 1) 5 Eduardo Escobar, S (10, 5) OBP: 0.328, SLG: 0.466		B SI 91 S SI 90 C SI 91 S FC 85 1-3 K ③		S FF 90 S SI 89 S FC 84 0-3 K ③			S FF 93 S FF 92 S CU 79 0-3 K		B FF 95 C FF 95 1 SAFE 1 SAFE C CH 86 B FF 95 F CH 87 S FF 96 2-3 K ①	1 1 1 0 0 1 0 0	0 0 0 0 0 0 0 0	0 0 0 0 0 0 0 0	0 0 0 0 0 0 0 0	1 1 0 0 0 1 0 0	0 0 0 0 0 1 0 0	2 0 0 0 0 1 0 0
Inning Stats	R: 0 E: 0 K: 1 S: 10 H: 0 LOB: 0 BB: 0 P: 12	R: 1 E: 0 K: 2 S: 17 H: 2 LOB: 2 BB: 0 P: 24	R: 1 E: 0 K: 0 S: 13 H: 3 LOB: 2 BB: 0 P: 22	R: 0 E: 0 K: 2 S: 8 H: 0 LOB: 0 BB: 0 P: 11	R: 0 E: 0 K: 0 S: 8 H: 0 LOB: 0 BB: 0 P: 12	R: 0 E: 0 K: 0 S: 8 H: 1 LOB: 0 BB: 0 P: 13	R: 0 E: 0 K: 3 S: 11 H: 0 LOB: 1 BB: 0 P: 14	R: 2 E: 0 K: 0 S: 15 H: 3 LOB: 2 BB: 1 P: 28	R: 0 E: 0 K: 2 S: 12 H: 1 LOB: 2 BB: 1 P: 21	R: 0 E: 0 K: 1 S: 8 H: 0 LOB: 1 BB: 0 P: 14	1B: 10 2B: 0 3B: 0 HR: 0 SF: 0 SAC: 0 DP: 1 HBP: 2	WP: 1 PB: 1 SB: 1 CS: 0 PA: 43					

PITCHER		IP	WLS	BF	H	R	ER	SO	BB	IBB	HBP	BLK	WP	HR	S	P	ERA	WHIP
15 Tim Hudson, R ERA: 4.98	(1, 1)	5.0		21	5	2	2	5	0	0	1	0	0	0	56	81	3.60	1.000
38 Anthony Varvaro, R ERA: 2.16	(6, 1)	2.0	H	7	1	0	0	3	0	0	0	0	1	0	19	27	0.00	0.500
43 Luis Avilán, L ERA: 3.06	(8, 1)	0.1	H	3	1	2	2	0	1	0	0	0	0	0	7	15	54.00	6.000
53 Cory Gearrin, R ERA: 0.87	(8, 1)	0.2	B	3	2	0	0	0	0	0	0	0	0	0	8	13	0.00	3.000
48 David Carpenter, R ERA: 3.86	(9, 1)	1.0		5	1	0	0	2	0	1	0	0	0	0	12	21	0.00	1.000

PITCHER		IP	WLS	BF	H	R	ER	SO	BB	IBB	HBP	BLK	WP	HR	S	P	ERA	WHIP
46 Craig Kimbrel, R ERA: 2.45	(10, 1)	1.0	W	4	0	0	0	1	0	0	1	0	0	0	8	14	0.00	0.000

TOP

Minnesota Twins @ Atlanta Braves

Turner Field, Atlanta, GA

Tue May 21 2013, 7:12 PM - 11:51 PM EDT
Att. 28,663 - Partly Cloudy - 85 F

livebaseballscorecards.com

AB	39
R	4
H	10
RBI	4
BB	2
SO	11
LOB	22

Batter	1	2	3	4	5	6	7	8	9	10	AB	R	H	RBI	BB	SO	LOB
19 Andrelton Simmons, R (1, 6) OBP: 0.275, SLG: 0.364	B FF 93 B FF 93 C SI 91 X FF 94 2-1 ① G4-3	B SL 88 X SL 88 1-0 ② G5-4-3 ③ 1-2f			C SL 80 X SL 80 0-1 ① G3-1		X CU 78 0-0 ③ F7			X SI 92 0-0 ② F8	5	0	0	0	0	0	2
22 Jason Heyward, L (1, 9) OBP: 0.293, SLG: 0.286	B SI 94 B FS 87 X SI 94 2-0 5 2B 1B		C SI 90 F SL 78 F FF 93 B SI 93 B SL 83 X CH 83 2-2 ① G2-3		B CH 83 C SI 90 B SI 92 C SI 92 B SL 83 X SI 92 3-2 ② G4-3			S SI 92 X FF 93 0-1 ① G3-1		C FF 92 S FF 92 F SI 91 B SL 84 B SI 92 X SL 84 2-2 5 1B 2B	5	2	2	0	0	0	0
8 Justin Upton, R (1, 7) OBP: 0.387, SLG: 0.590	B FF 91 F SI 91 S SI 90 B FF 91 1 SAFE B SI 91 X SL 87 3-2 ② F7		C SL 81 B FF 92 B SI 91 S SL 82 X SI 92 2-2 ② G5-3		F SI 90 F SI 91 B SL 83 X SL 84 1-2 ③ G6-3			C SL 86 F CH 88 S FF 94 0-3 ② K		I IN 78 I IN 77 I IN 78 I IN 78 4-0 5 1B IBB	4	0	0	0	1	1	1
5 Freddie Freeman, L (1, 3) OBP: 0.365, SLG: 0.407	C SL 86 B FF 91 F FF 91 B SL 88 X FF 92 2-2 16 1B 1-H 2B		F SL 81 B SI 93 C CH 83 F SL 83 B SL 83 B CH 84 S CH 84 3-3 ③ K			B CH 82 F SI 90 S SL 83 B SI 92 X SL 82 2-2 ① G4-3		F CH 88 B CH 88 F SL 87 S CH 88 1-3 ③ K2-3		F SI 92 B SI 92 D SI 92 B SL 84 S SL 84 X SL 85 3-2 1-2 2-H 1B	5	1	2	2	0	2	0
16 Brian McCann, L (1, 2) OBP: 0.383, SLG: 0.590	C CU 74 S CU 76 B SI 91 B SI 92 X SL 88 2-2 2-H 1B			B SI 90 C SI 89 B SI 91 F SI 91 X CH 84 2-2 HR		B SL 82 C SL 82 C SI 91 B FF 93 B FF 92 X SI 91 3-2 1B			X FF 94 0-0 ① F8		4	1	3	2	0	0	0
26 Dan Uggla, R (1, 4) OBP: 0.286, SLG: 0.386	C SL 86 X SI 92 0-1 ③ P4			S CH 83 X SI 92 0-1 ① P3		B SL 82 S SL 81 F SL 82 C SI 91 1-3 ② K			C FF 95 B SL 85 S FF 94 B FF 94 C SL 84 2-3 ② K		4	0	0	0	0	2	2
25 Juan Francisco, L (1, 5) OBP: 0.311, SLG: 0.438 43 Luis Avilan, L (8, 1) 53 Cory Gearrin, R (8, 1) 48 David Carpenter, R (9, 1) 24 Evan Gattis, R (9, PH) OBP: 0.302, SLG: 0.568 46 Craig Kimbrel, R (10, 1)		F SI 94 B CU 74 B SI 93 F SI 94 B SI 94 B SI 95 4-2 2 1B BB		C SI 93 B SI 92 B SL 78 F SI 92 B FF 93 S FF 92 3-3 ② K		B FF 90 X SI 91 1-0 ③ P6			F FF 96 X SL 84 0-1 HR	2 0 0 0 1	0 0 0 0 1	0 0 0 0 1	0 0 0 0 1	1 0 0 0 1	1 0 0 0 0	1 0 0 0 0
2 B.J. Upton, R (1, 8) OBP: 0.245, SLG: 0.243		X SI 93 0-0 19 G5-4-3 1-2 1B		C SL 79 X SL 83 0-1 1B			C SL 86 B SL 86 S SL 87 S FF 93 1-3 ① K		S SL 83 B FF 95 F FF 94 B FF 94 C FF 94 2-3 ③ K		4	0	2	0	0	2	0
15 Tim Hudson, R (1, 1) OBP: 0.348, SLG: 0.476 38 Anthony Varvaro, R (6, 1) 14 Ramiro Pena, S (7, PH) OBP: 0.348, SLG: 0.414 (8, 5)		B SI 92 C SI 91 M SI 92 L SL 88 1-3 ① K		C SL 81 1 SAFE X SL 90 0-1 ③ P4			B CU 78 C SL 86 F SL 85 B CU 78 B FF 91 C SL 86 3-3 ② K			S SI 92 X SI 92 0-1 ① G4-3	2 0 2	0 0 0	0 0 0	0 0 0	0 0 0	1 0 1	3 0 0
Inning Stats	R: 2 E: 0 K: 0 S: 14 H: 3 LOB: 1 BB: 0 P: 25	R: 0 E: 0 K: 1 S: 7 H: 1 LOB: 1 BB: 1 P: 13	R: 0 E: 0 K: 1 S: 11 H: 0 LOB: 0 BB: 0 P: 18	R: 1 E: 0 K: 1 S: 12 H: 2 LOB: 1 BB: 0 P: 17	R: 0 E: 0 K: 0 S: 8 H: 0 LOB: 0 BB: 0 P: 12	R: 0 E: 0 K: 1 S: 10 H: 1 LOB: 1 BB: 0 P: 17	R: 0 E: 0 K: 2 S: 7 H: 0 LOB: 0 BB: 0 P: 11	R: 0 E: 0 K: 2 S: 8 H: 0 LOB: 0 BB: 0 P: 9	R: 1 E: 0 K: 2 S: 9 H: 1 LOB: 0 BB: 0 P: 13	R: 1 E: 0 K: 0 S: 10 H: 2 LOB: 2 BB: 1 P: 19	1B: 6 2B: 2 3B: 0 HR: 2	SF: 0 SAC: 0 DP: 1 HBP: 0					

PITCHER		IP	WLS	BF	H	R	ER	SO	BB	IBB	HBP	BLK	WP	HR	S	P	ERA	WHIP
37 Mike Pelfrey, R ERA: 6.69	(1, 1)	2.0		10	4	2	2	1	1	0	0	0	0	0	21	38	9.00	2.500
51 Anthony Swarzak, R ERA: 3.9	(3, 1)	4.0		15	3	1	1	3	0	0	0	0	0	1	41	64	2.25	0.750
50 Casey Fien, R ERA: 4.19	(7, 1)	1.0		3	0	0	0	2	0	0	0	0	0	0	7	11	0.00	0.000
61 Jared Burton, R ERA: 2.25	(8, 1)	1.0	H	3	0	0	0	2	0	0	0	0	0	0	8	9	0.00	0.000
15 Glen Perkins, L ERA: 3.45	(9, 1)	1.0	B	4	1	1	1	2	0	0	0	0	0	1	9	13	9.00	1.000

PITCHER		IP	WLS	BF	H	R	ER	SO	BB	IBB	HBP	BLK	WP	HR	S	P	ERA	WHIP
52 Brian Duensing, L ERA: 3.5	(10, 1)	0.2	L	5	2	1	1	0	0	1	0	0	0	0	10	19	13.50	3.000

BOTTOM

Minnesota Twins @ Atlanta Braves

Turner Field, Atlanta, GA

Tue May 21 2013, 7:12 PM - 11:51 PM EDT

Att. 28,663 - Partly Cloudy - 85 F

livebaseballscorecards.com

AB	38
R	5
H	10
RBI	5
BB	2
SO	10
LOB	9

WP: 0	PA: 40		
PB: 0			
SB: 0			
CS: 0			

Minnesota Twins @ Atlanta Braves

Turner Field, Atlanta, GA

Wed May 22 2013, 12:12 PM - 3:08 PM EDT

Att. 27,798 - Partly Cloudy - 84 F

TOP

livebaseballscorecards.com

Batter	1	2	3	4	5	6	7	8	9	AB	R	H	RBI	BB	SO	LOB
5 Eduardo Escobar, S (1, 5) OBP: 0.303, SLG: 0.429	C SI 86 F SI 86 F CH 79 B FF 86 X SI 86 1-2 ① F9		B CH 78 X SI 87 1-0 ② G6-3			B SI 83 B SI 83 C SI 84 X SI 84 2-1 E5 25 FC5-4	B CH 77 B SI 87 C CH 80 B CH 78 X FF 86 3-1 ③ FC5-4 1-2f		C FF 94 X CH 87 0-1 ② F8	5	0	0	0	0	0	1
25 Pedro Florimón, S (1, 6) OBP: 0.311, SLG: 0.347	B SI 87 C CH 76 S SI 86 B CU 71 S CH 80 2-3 ② K		C CH 78 B CU 71 X SI 87 1-1 ③ F9			C CH 77 X SI 84 0-1 ① FC5-4 33 WP 1-2f 33 1B		C SI 84 S CH 77 B CH 78 B CU 70 B SI 83 X FF 86 3-2 ① G6-3	B FF 94 B FF 93 S CH 86 B FF 94 B CH 86 4-1 BB	4	1	0	0	1	1	1
16 Josh Willingham, R (1, 7) OBP: 0.367, SLG: 0.409	B CU 71 B SI 86 B CH 82 C SI 86 B FC 83 4-1 BB			C CU 69 B SI 84 X CH 76 1-1 ① G5-3		B SI 84 X CH 82 1-0 ② F9		B SI 87 B FC 82 X SI 84 2-0 33 1B 1B	B FF 93 S FF 92 F SL 80 B CU 75 S CH 86 2-3 ③ K	4	0	1	0	1	1	2
33 Justin Morneau, L (1, 3) OBP: 0.351, SLG: 0.414	B SL 78 B SI 86 C SI 87 X SI 87 2-1 ③ F8			C CU 70 B SL 81 F CH 79 F CU 72 X SL 79 1-2 ② P4		C SI 86 B CH 76 F SI 85 X EP 65 1-2 9 1B 1-H 1B		S SL 80 C SI 85 X FC 81 0-2 1-2 1B		4	0	2	1	0	0	1
9 Ryan Doumit, S (1, 2) OBP: 0.292, SLG: 0.367		C CH 78 B CU 70 F FC 81 X EP 58 1-2 ① G5-3		B FF 89 F CH 80 B SI 87 F FC 83 X SI 86 2-2 ③ F8		C CH 76 X FC 83 0-1 1-2 1B		C FF 93 F FF 94 B SL 82 B FF 93 F FF 94 X FF 94 2-2 ② F8		4	0	1	0	0	0	2
55 Chris Colabello, R (1, 9)		X FF 86 0-0 ② L9			B CH 78 B CH 77 X SI 86 2-0 ① G6-3	F CH 78 B FF 87 S CH 75 S CU 71 1-3 ③ K		C SL 80 S FF 94 B FF 94 S SL 82 1-3 ③ K		4	0	0	0	0	2	4
32 Aaron Hicks, S (1, 8) OBP: 0.245, SLG: 0.284		C SI 86 B SI 85 X SI 86 1-1 1B			B SI 85 C SI 85 F SI 86 F SL 78 B FF 87 X FC 82 2-2 ② P3		C SI 84 S CH 76 X FF 86 0-2 5 FC5-4 1B		B FF 93 F FF 92 B FF 93 S FF 93 X FF 94 2-2 HR	4	1	3	1	0	0	0
2 Brian Dozier, R (1, 4) OBP: 0.250, SLG: 0.286		1 SAFE C SI 85 1 SAFE X FF 85 0-1 ③ L9			B CH 78 F SI 86 B SI 84 X SI 84 2-1 2B		C CH 82 D CH 78 F SI 86 F CH 77 F SI 85 S CU 69 1-3 ① K		B FF 92 F FF 92 F SL 80 B SL 80 F CH 85 B FF 93 F FF 93 S FF 93 3-3 ① K	4	0	1	0	0	2	2
49 Vance Worley, R (1, 1) 20 Josh Roenicke, R (4, 1) 57 Ryan Pressly, R (6, 1) 22 Wilkin Ramirez, R (7, PH) OBP: 0.267, SLG: 0.328 56 Caleb Thielbar, R (7, 1) 31 Oswaldo Arcia, L (9, PH) OBP: 0.327, SLG: 0.463			B SI 86 F SI 85 B SI 87 X CH 82 2-1 ① G6-3		X SI 84 0-0 ③ G6-3		C SI 84 F CH 76 S CU 67 0-3 ② K		B FF 92 C CH 86 B SL 80 X FF 94 2-1 HR	1 1 0 1 0 1	0 0 0 0 0 1	0 0 0 0 0 1	0 0 0 1 0 1	0 0 0 0 0 0	0 1 0 1 0 0	0 1 0 1 0 1
Inning Stats	R: 0 E: 0 K: 1 S: 10 H: 0 LOB: 1 BB: 1 P: 19	R: 0 E: 0 K: 0 S: 8 H: 1 LOB: 1 BB: 0 P: 10	R: 0 E: 0 K: 0 S: 5 H: 0 LOB: 0 BB: 0 P: 9	R: 0 E: 0 K: 0 S: 9 H: 0 LOB: 0 BB: 0 P: 13	R: 0 E: 0 K: 0 S: 8 H: 1 LOB: 1 BB: 0 P: 14	R: 1 E: 1 K: 1 S: 13 H: 2 LOB: 2 BB: 0 P: 18	R: 0 E: 0 K: 2 S: 13 H: 1 LOB: 1 BB: 0 P: 17	R: 0 E: 0 K: 1 S: 14 H: 2 LOB: 2 BB: 0 P: 22	R: 2 E: 0 K: 2 S: 16 H: 2 LOB: 1 BB: 1 P: 29	1B: 6 2B: 1 3B: 0 HR: 2 SF: 0 SAC: 0 DP: 0 HBP: 0						

	AB	37
	R	3
	H	9
	RBI	3
	BB	2
	SO	7
	LOB	15

WP: 1 PA: 39
PB: 0
SB: 0
CS: 0

PITCHER		IP	WLS	BF	H	R	ER	SO	BB	IBB	HBP	BLK	WP	HR	S	P	ERA	WHIP
28 Paul Maholm, L ERA: 3.38	(1, 1)	7.1	W	31	7	1	0	4	1	0	0	0	1	0	73	112	0.00	1.091
57 Cory Rasmus, R ERA: 10.8	(8, 1)	1.2		8	2	2	2	3	1	0	0	0	0	2	23	39	10.80	1.800

PITCHER		IP	WLS	BF	H	R	ER	SO	BB	IBB	HBP	BLK	WP	HR	S	P	ERA	WHIP

Minnesota Twins @ Atlanta Braves

Turner Field, Atlanta, GA

Wed May 22 2013, 12:12 PM - 3:08 PM EDT

Att. 27,798 - Partly Cloudy - 84 F

livebaseballscorecards.com

BOTTOM

Batter	1	2	3	4	5	6	7	8	9	AB	R	H	RBI	BB	SO	LOB
17 Jordan Schafer, L (1, 7) OBP: 0.434, SLG: 0.426	B FF 85 C FF 86 B FC 88 B FF 88 D FF 89 4-1 14 1B 22 1B BB		C FF 89 B SL 82 F FF 86 C FC 91 1-3 ① K	X SL 85 0-0 14 FC4-6 1B	B SI 90 C FF 91 B CH 82 F FF 92 B CU 76 B FF 92 4-2 14 WP BB		F FF 90 X SI 88 0-1 ③ G4-3			3	1	1	0	2	1	2
14 Ramiro Pena, S (1, 6) OBP: 0.352, SLG: 0.460	C SI 86 1 SAFE B FF 89 X FC 88 1-1 22 1B 5 F7-2 1-2 1B		B KC 76 F SI 91 X SL 83 1-1 HR	B FF 91 X FF 86 1-0 ② FC4-6 5 BB 22 1B 24 HR 1-2f	B FF 90 C CH 81 S FF 92 F CU 78 B FF 93 F CU 78 F FF 93 F CH 82 X FF 94 2-2 ③ G1-3 1-2			B SI 87 F CH 79 X FF 88 1-1 ① P3		5	2	2	1	0	0	2
22 Jason Heyward, L (1, 9) OBP: 0.309, SLG: 0.296	F FC 90 F SL 82 F FF 89 D FC 92 F SI 89 B FF 86 F FC 91 B FF 92 X FF 92 3-2 1-3 2-H 1B		S FF 89 F SL 86 H FF 91 1-2 24 HBP 23 1B HBP	F FF 85 D KC 77 F FF 86 X SI 94 1-2 5 BB 24 HR 1-2 1B		C CU 78 S CU 80 B CU 78 F CU 81 B CU 79 X FF 93 2-2 ① P6		B FF 88 B SL 77 X FF 88 2-0 ② G3		4	2	2	1	0	0	0
5 Freddie Freeman, L (1, 3) OBP: 0.359, SLG: 0.394	F KC 74 B FC 92 F FF 87 B FF 91 F SL 83 F SL 84 X KC 77 2-2 ①② F7-2 3-H		F FF 93 B FF 91 C KC 75 F FF 93 1 SAFE S SL 85 1-3 ② K	B FF 86 C FF 92 B FF 91 B FF 88 B SL 84 4-1 24 HR 1-2 2-3 BB		B CU 79 B CU 78 F FF 92 F CH 86 F FF 93 B CU 79 X CU 80 3-2 ② F7		B SL 78 X SI 90 1-0 ③ G1-3		4	1	0	0	1	1	3
24 Evan Gattis, R (1, 2) OBP: 0.308, SLG: 0.587	F SL 83 B FF 92 F FF 91 F FC 92 T KC 78 1-2 ③ K		C KC 75 H FF 87 1-1 23 1B 1-2 HBP	B SL 84 B SL 84 B FF 93 X FC 92 3-0 1-H 2-H 3-H HR		C SL 85 F CH 87 F FF 94 B FF 93 B CU 81 X SL 86 2-2 ③ G6-3				3	1	1	4	0	1	1
23 Chris Johnson, R (1, 5) OBP: 0.386, SLG: 0.500		B FC 89 F FC 89 X FF 90 1-1 ① F9	S SL 84 C FF 92 B FC 90 X SL 82 1-2 2-H 1B	B FC 92 C SL 84 X FF 89 1-1 2B			C SI 89 F FF 90 B CU 70 B FF 93 B CH 81 B FF 88 4-2 26 BB BB			3	0	2	1	1	0	0
26 Dan Uggla, R (1, 4) OBP: 0.291, SLG: 0.385		B SL 84 B SL 84 T FC 91 X SL 82 2-1 1B	X SI 91 0-0 ③ P4	C SL 81 B FF 91 B FF 90 B SL 81 X SL 82 3-1 ③ F9			D CU 72 B FF 90 C SI 87 F FF 89 B CU 72 B FF 88 4-2 1-2 BB			3	0	1	0	1	0	3
2 B.J. Upton, R (1, 8) OBP: 0.246, SLG: 0.264		B SI 88 S FF 88 X FF 88 1-1 ② F7		B SL 80 F SI 85 B FC 90 F FF 88 X FF 90 3-2 HR	B SI 90 C SL 82 X SL 81 1-1 ① F7		S SI 88 X FF 89 0-1 ① P3			4	1	1	1	0	0	3
28 Paul Maholm, L (1, 1) OBP: 0.167, SLG: 0.208 57 Cory Rasmus, R (8, 1)		B FF 88 X FF 89 1-0 ③ G3		F SI 90 B KC 72 X FF 89 1-1 ① F7	X FF 90 0-0 ② G4-3		B FF 89 S FF 87 S SL 78 S SL 76 1-3 ② K			4 0	0 0	0 0	0 0	0 0	1 0	3 0
Inning Stats	R: 1 E: 0 K: 1 S: 18 H: 2 LOB: 1 BB: 1 P: 29	R: 0 E: 0 K: 0 S: 7 H: 1 LOB: 1 BB: 0 P: 12	R: 2 E: 0 K: 2 S: 16 H: 2 LOB: 2 BB: 0 P: 22	R: 5 E: 0 K: 0 S: 16 H: 5 LOB: 1 BB: 1 P: 33	R: 0 E: 0 K: 0 S: 12 H: 0 LOB: 1 BB: 1 P: 19	R: 0 E: 0 K: 0 S: 12 H: 0 LOB: 0 BB: 0 P: 19	R: 0 E: 0 K: 1 S: 11 H: 0 LOB: 2 BB: 2 P: 20	R: 0 E: 0 K: 0 S: 4 H: 0 LOB: 0 BB: 0 P: 8		1B: 6 2B: 2 3B: 0 HR: 3 SF: 0 SAC: 0 DP: 1 HBP: 2			WP: 1 PB: 0 SB: 0 CS: 0 PA: 40	

	AB	33
	R	8
	H	10
	RBI	8
	BB	5
	SO	4
	LOB	17

PITCHER		IP	WLS	BF	H	R	ER	SO	BB	IBB	HBP	BLK	WP	HR	S	P	ERA	WHIP
49 Vance Worley, R ERA: 7.21	(1, 1)	3.2	L	24	10	8	8	3	2	0	2	0	0	3	55	91	19.64	3.273
20 Josh Roenicke, R ERA: 3.28	(4, 1)	1.1		5	0	0	0	0	1	0	0	0	1	0	14	24	0.00	0.750
57 Ryan Pressly, R ERA: 1.59	(6, 1)	1.0		3	0	0	0	0	0	0	0	0	0	0	12	19	0.00	0.000
56 Caleb Thielbar, L ERA:	(7, 1)	2.0		8	0	0	0	1	2	0	0	0	0	0	15	28	0.00	1.000

PITCHER	IP	WLS	BF	H	R	ER	SO	BB	IBB	HBP	BLK	WP	HR	S	P	ERA	WHIP

Batter	1	2	3	4	5	6	7	8	9	10	AB	R	H	RBI	BB	SO	LOB
19 Andrelton Simmons, R (1, 6) OBP: 0.268, SLG: 0.353	C FF 90 X SI 90 0-1 L9 ①		F SL 84 L SL 85 B SL 84 X FF 89 1-2 G6-3 ①		B CU 73 F SL 84 X FF 90 1-1 L9 ③		B FF 89 B FF 91 B FF 92 C FF 92 X FF 91 3-1 F8 ③		B FF 92 X FF 95 1-0 SH5-4 ① 2-3	S SL 84 S CU 74 X CU 74 0-2 F7 ③	5	0	0	0	0	0	3
22 Jason Heyward, L (1, 9) OBP: 0.314, SLG: 0.286	C FF 89 B SI 89 S FF 90 B CH 85 B FF 91 X SI 90 3-2 F7 ②		B CH 83 B SI 90 X SI 89 2-0 G5-3 ②			B SI 87 B SI 87 B SI 88 C FF 89 B SI 88 4-1 BB		C SI 86 B SL 79 F SL 81 B CH 80 B CH 79 F SI 88 F SI 89 S SI 88 3-3 K ①	B FF 94 B FF 94 B FF 95 B FF 94 4-0 8 G6-4-3 BB		3	0	0	0	2	1	0
8 Justin Upton, R (1, 7) OBP: 0.387, SLG: 0.579	C FF 91 B SL 86 S CU 74 B FF 90 B FF 91 B SL 85 4-2 5 HR BB		C FF 90 S CH 83 B SI 90 X CH 82 1-2 P4 ③			C SL 82 1 SAFE F SL 82 B FF 88 S CH 83 1-3 K ①		B SI 88 B SI 87 C SI 87 B CH 81 S SI 88 B SI 89 4-2 5 1B 24 1B BB	B FF 93 B FF 93 F FF 95 X FF 95 2-1 G6-4-3 ②③ 1-2f		3	2	0	0	2	1	3
5 Freddie Freeman, L (1, 3) OBP: 0.367, SLG: 0.420	B FF 91 1 SAFE S CH 84 B FF 90 B CH 84 X SI 90 3-1 1-H HR			S CH 82 B CH 83 B SI 87 X SL 84 2-1 G3-1 ①		D CH 83 1 SAFE B CH 81 C FF 89 C CH 83 B SL 82 S CH 83 3-3 K ②		C SI 88 X SI 90 0-1 26 BB 24 1B 1-3 1B		S SI 86 S CU 72 B SL 83 B SL 83 F SI 87 B SI 88 F FF 88 B SL 82 4-2 16 2B 26 1B BB	4	3	2	2	1	1	1
16 Brian McCann, L (1, 2) OBP: 0.404, SLG: 0.614 17 Jordan Schafer, L (10, PR) OBP: 0.434, SLG: 0.426 11 Gerald Laird, R (10, 2) OBP: 0.340, SLG: 0.310	X SI 90 0-0 1B			C CH 82 X CH 83 0-1 1B		B CH 82 B FF 88 C SI 87 B CH 82 X FF 89 3-1 P5 ③		D SI 89 S CH 83 B SI 89 F SI 88 S CH 83 2-3 K ②		C SI 86 L CU 71 X SL 81 0-2 26 1B 2 SH 1-3 2B	5 0 0	0 1 0	3 0 0	0 0 0	0 0 0	1 0 0	3 0 0
26 Dan Uggla, R (1, 4) OBP: 0.299, SLG: 0.408	C SI 90 S SL 84 B SL 85 B CU 77 S SL 84 2-3 K ③			C SI 90 B CH 83 B SI 90 S SL 84 B CH 84 S SL 84 3-3 K ②			B FF 90 C SI 90 C SL 84 B CU 75 B SL 84 X FF 91 3-2 HR	B SI 87 F SL 78 B SL 77 B SI 87 S SI 88 F SI 89 B SL 79 4-2 24 1B 1-2 BB		B FC 85 F SI 88 X FC 86 1-1 2 SH 2-3 3-H 1B	4	1	2	2	1	2	2
25 Juan Francisco, L (1, 5) OBP: 0.302, SLG: 0.424 43 Luis Avilan, L (7, 1) 53 Cory Gearrin, R (7, 1) 24 Evan Gattis, R (8, PH) OBP: 0.313, SLG: 0.590 38 Anthony Varvaro, R (8, 1) 23 Chris Johnson, R (10, PH) OBP: 0.383, SLG: 0.498 46 Craig Kimbrel, R (10, 1)		C CU 75 F FF 89 B FF 89 B CH 83 X SL 84 2-2 G4-3 ①		X CH 84 0-0 G4-3 ③			B FF 90 F FF 91 F SL 87 C FF 91 1-3 K ①	F SI 88 F SL 79 F SL 78 B SL 80 X SI 89 1-2 1-2 2-H 3-H 1B		B FF 86 S SI 86 F CU 75 S FF 86 1-3 K ①	3 0 0 0 1 0 0 1	0 0 0 0 1 0 0 0	0 0 0 0 2 0 0 0	0 0 0 0 0 0 0 0	1 0 0 0 0 0 0 1	1 0 0 0 0 0 0 3	0 0 1 0 0 0 0 0
2 B.J. Upton, R (1, 8) OBP: 0.240, SLG: 0.257		B FF 90 F FF 90 C SL 84 B CU 77 C FF 90 2-3 K ②			F FF 88 B FF 89 S CU 75 X FF 90 1-2 P3 ①		C FF 91 F SL 87 B SL 85 B FF 89 B FF 91 X SL 86 3-2 G5-3 ②	S SL 80 C SL 78 B SI 89 F SL 79 F SI 89 S SL 79 1-3 K ③		X SI 85 0-0 SH 1-2 3-H	4	0	0	1	0	2	2
54 Kris Medlen, S (1, 1) OBP: 0.111, SLG: 0.059 14 Ramiro Pena, S (7, PH) OBP: 0.365, SLG: 0.485 (7, 5)		F FF 90 C SI 90 S CU 75 0-3 K ③			F FF 89 B FF 89 F FF 90 B CU 75 S CH 83 2-3 K2-3 ②		S FF 89 B CH 83 F FF 90 B SL 86 X FF 89 2-2 1B		X FF 92 0-0 19 SH5-4 2B	B SI 86 C CU 72 D FF 89 B SL 79 C CH 83 X SI 86 3-2 F8 ②	2 3	0 0	0 2	0 0	0 0	2 2	0 2
Inning Stats	R: 2 H: 2 E: 0 LOB: 1 K: 1 BB: 1 S: 13 P: 25	R: 0 H: 0 E: 0 LOB: 0 K: 2 BB: 0 S: 9 P: 13	R: 0 H: 0 E: 0 LOB: 0 K: 0 BB: 0 S: 7 P: 11	R: 0 H: 1 E: 0 LOB: 1 K: 1 BB: 0 S: 8 P: 13	R: 0 H: 0 E: 0 LOB: 0 K: 1 BB: 0 S: 8 P: 12	R: 0 H: 0 E: 0 LOB: 1 K: 2 BB: 1 S: 9 P: 20	R: 1 H: 2 E: 0 LOB: 1 K: 1 BB: 0 S: 14 P: 26	R: 2 H: 2 E: 0 LOB: 2 K: 3 BB: 2 S: 24 P: 39	R: 0 H: 1 E: 0 LOB: 1 K: 0 BB: 1 S: 4 P: 11	R: 2 H: 2 E: 0 LOB: 2 K: 1 BB: 1 S: 19 P: 28	1B: 6 2B: 2 3B: 0 HR: 2	SF: 0 SAC: 2 DP: 1 HBP: 0						

PITCHER	IP	WLS	BF	H	R	ER	SO	BB	IBB	HBP	BLK	WP	HR	S	P	ERA	WHIP
53 Jeremy Hefner, R (1, 1) ERA: 4.76	6.0		23	3	2	2	7	2	0	0	0	0	1	54	94	3.00	0.833
32 LaTroy Hawkins, R (7, 1) ERA: 3.43	1.0	B	5	2	1	1	1	0	0	0	0	0	1	14	26	9.00	2.000
56 Scott Rice, L (8, 1) ERA: 3.52	0.2		4	1	2	2	2	1	0	0	0	0	0	12	21	27.00	3.000
46 Greg Burke, R (8, 1) ERA: 4.38	0.1		3	1	0	0	1	1	0	0	0	0	0	12	18	0.00	6.000
39 Bobby Parnell, R (9, 1) ERA: 2.11	1.0		4	1	0	0	0	1	0	0	0	0	0	4	11	0.00	2.000

PITCHER	IP	WLS	BF	H	R	ER	SO	BB	IBB	HBP	BLK	WP	HR	S	P	ERA	WHIP
34 Brandon Lyon, R (10, 1) ERA: 3.86	1.0	L	7	2	2	2	1	1	0	0	0	0	0	19	28	18.00	3.000

TOP

Atlanta Braves @ New York Mets

Citi Field, Flushing, NY

Fri May 24 2013, 7:27 PM - 6:52 PM EDT

Att. 32,325 - Cloudy - 50 F

livebaseballscorecards.com

AB	38
R	7
H	10
RBI	7
BB	6
SO	12
LOB	20

Atlanta Braves @ New York Mets

Citi Field, Flushing, NY

Fri May 24 2013, 7:27 PM - 6:52 PM EDT

Att. 32,325 - Cloudy - 50 F

livebaseballscorecards.com

Batter	1	2	3	4	5	6	7	8	9	10	AB	R	H	RBI	BB	SO	LOB
28 Daniel Murphy, L (1, 4) OBP: 0.346, SLG: 0.477	C SI 86 F SI 88 F FF 87 B CH 80 H CU 75 2-2 5 1B 21 1B HBP		C SI 86 B SI 86 X SI 88 1-1 5 1B 1B		F FF 87 X CU 73 0-1 6 1B 2B		B SI 90 C SI 90 B SI 90 F SI 89 B SI 92 X SI 88 3-2 ① E6	F FF 93 X FF 92 0-1 E8 16 WP 1-3 2-H 1B			4	2	3	1	0	0	0
16 Rick Ankiel, L (1, 8) (10, 9) OBP: 0.272, SLG: 0.536	F SI 89 C SI 87 F CU 75 B CH 80 S CH 79 1-3 ① K		X CU 76 0-0 ① F8		F FF 87 S CH 80 D CH 81 S CU 74 1-3 ① K		B CU 74 B SI 90 B SI 91 C SI 90 C SI 90 B SI 91 4-2 5 HBP BB	B FF 93 D FF 92 S FF 92 F FF 91 S FF 94 2-3 ③ K 1-2 3-H			4	0	0	0	1	3	4
5 David Wright, R (1, 5) OBP: 0.400, SLG: 0.491	1 SAFE F FF 88 B SI 88 C CU 76 F CU 76 X SI 88 1-2 21 1B 1-3 1B		C SI 88 C SI 88 B SI 88 X CH 81 1-2 6 S 1-3 1B		B CU 73 B SI 88 B SI 88 X FF 87 3-0 ② F9		C CU 74 H FF 90 1-1 1-2 HBP		S FF 92 X FF 92 0-1 ① G6-3		4	0	2	0	0	0	1
21 Lucas Duda, L (1, 7) OBP: 0.353, SLG: 0.454	B CU 74 B CH 81 X SI 89 2-0 44 FC6-4 1-2 3-H 1B		B SI 87 1 SAFE S CU 74 S CU 74 C SI 89 1-3 ② K		F CH 80 C SI 87 B CH 80 B CH 81 B CU 75 B CU 75 4-2 6 1B BB		D SI 89 F SI 88 X SI 89 1-1 ② F8		C FF 94 B CU 79 B CU 77 X FF 93 2-1 ② F7		4	0	1	1	1	1	4
6 Marlon Byrd, R (1, 9) OBP: 0.295, SLG: 0.442 34 Brandon Lyon, R (10, 1)	B SI 87 C SI 88 F SI 87 B FF 88 B SI 89 C SI 89 3-3 ② K		B SI 88 F SI 87 S CH 81 F SI 89 F CH 82 F CH 80 D CU 76 F SI 88 S CH 80 2-3 ③ K 1-2		C SI 89 F FF 89 B FF 89 F SI 88 X CU 76 1-2 2-H 1B		S SL 78 C SI 85 F SL 78 F SL 79 S SL 78 0-3 ③ K		F FF 93 B FF 94 C FF 94 B FF 95 C FF 94 2-3 ③ K		5 0	0 0	1 0	1 0	0 0	4 0	6 0
44 John Buck, R (1, 2) OBP: 0.293, SLG: 0.473	S CH 80 S CH 81 B CH 80 X SI 88 1-2 FC6-4 1-2f			B SI 87 C CU 74 C SI 88 B FF 89 X CH 81 2-2 HR	B SI 88 X CU 75 1-0 ③ F9			B FF 91 B FF 91 F FF 91 B FF 92 B FF 91 4-1 11 1B 28 1B BB	S FF 94 B FF 94 B FF 94 B FF 95 H FF 93 4-1 29 1B HBP		3	2	1	1	1	0	4
29 Ike Davis, L (1, 3) OBP: 0.235, SLG: 0.243		C SI 86 F CU 76 S CU 75 0-3 ① K		S CU 74 B FF 88 F CU 75 S CU 75 1-3 ① K		S CU 74 S CU 74 B FF 86 S CU 74 1-3 ① K		B FF 90 S FF 90 S FF 91 F CU 77 D CU 79 S FF 93 2-3 ① K		C FF 94 B KC 82 C KC 83 B FF 95 B FF 95 X KC 84 3-2 G4-6-3 1-2 1B	5	0	1	0	0	4	1
11 Rubén Tejada, R (1, 6) OBP: 0.276, SLG: 0.271		C SI 88 B SI 89 X SI 88 1-1 ② G6-3		C SI 87 B SI 87 B CU 76 X FF 87 2-1 ② L7		C CH 84 X SI 86 0-1 ② F8		C FF 92 X FF 92 0-1 28 E 28 1B 16 WP 1-2 1B		B FF 96 X FF 93 1-0 ① B2	5	1	1	0	0	0	2
53 Jeremy Hefner, R (1, 1) 23 Mike Baxter, L (8, PH) OBP: 0.353, SLG: 0.556 32 LaTroy Hawkins, R (7, 1) 56 Scott Rice, L (6, 1) 46 Greg Burke, R (6, 1) 1 Jordany Valdespin, L (8, PH) OBP: 0.273, SLG: 0.273 39 Bobby Parnell, R (9, 1) 12 Juan Lagares, R (10, 8) Justin Turner, R (10, PH) OBP: 0.316, SLG: 0.329		C SI 88 B SI 88 B SI 88 F SI 88 X SI 89 2-2 G6-3		S SI 87 X SI 88 0-1 ③ G6-3		B CH 81 S CH 80 F SI 86 F SI 88 B CU 74 S CH 81 2-3 ③ K		C FF 92 C CU 75 F FF 93 F FF 95 D CU 78 D CU 77 B CH 85 S FF 93 3-3 ② K		B KC 82 S FF 95 F FF 94 X KC 83 1-2 ②③ G4-6-3 1-2f	2 1 0 0 0 1 0 0 1	0 0 0 0 0 0 0 0 0	0 0 0 0 0 1 0 0 0	0 0 0 0 0 0 0 0 0	0 0 0 0 1 0 0 0 0	0 1 0 0 0 2 0 0 0	0 0 0 0 0 2 0 0 2
Inning Stats	R: 1 E: 0 K: 2 S: 18 H: 2 LOB: 2 BB: 0 P: 28	R: 0 E: 0 K: 1 S: 8 H: 0 LOB: 0 BB: 0 P: 11	R: 0 E: 0 K: 2 S: 16 H: 2 LOB: 2 BB: 0 P: 21	R: 1 E: 0 K: 1 S: 10 H: 1 LOB: 0 BB: 0 P: 15	R: 1 E: 0 K: 1 S: 13 H: 2 LOB: 2 BB: 1 P: 23	R: 0 E: 0 K: 2 S: 9 H: 0 LOB: 0 BB: 0 P: 12	R: 0 E: 1 K: 1 S: 13 H: 0 LOB: 2 BB: 1 P: 22	R: 2 E: 1 K: 3 S: 17 H: 2 LOB: 1 BB: 1 P: 28	R: 0 E: 0 K: 1 S: 7 H: 0 LOB: 0 BB: 0 P: 11	R: 0 E: 0 K: 0 S: 8 H: 1 LOB: 1 BB: 0 P: 17	1B: 8 2B: 1 3B: 0 HR: 1 SF: 0 SAC: 0 DP: 1 HBP: 3						

PITCHER	IP	WLS	BF	H	R	ER	SO	BB	IBB	HBP	BLK	WP	HR	S	P	ERA	WHIP
54 Kris Medlen, R (1, 1) ERA: 3.16	6.0		27	7	3	3	9	1	0	1	0	0	1	74	110	4.50	1.333
43 Luis Avilán, L (7, 1) ERA: 2.95	0.2		4	0	0	0	0	1	0	1	0	0	0	8	17	0.00	1.500
53 Cory Gearrin, R (7, 1) ERA: 0.86	0.1		1	0	0	0	1	0	0	0	0	0	0	5	5	0.00	0.000
38 Anthony Varvaro, R (8, 1) ERA: 2.33	2.0	W	9	2	2	1	4	1	0	0	0	1	0	24	39	4.50	1.500
46 Craig Kimbrel, R (10, 1) ERA: 2.33	1.0	S	4	1	0	0	0	0	0	1	0	0	0	8	17	0.00	1.000

PITCHER	IP	WLS	BF	H	R	ER	SO	BB	IBB	HBP	BLK	WP	HR	S	P	ERA	WHIP

AB	39
R	5
H	10
RBI	4
BB	3
SO	14
LOB	26

WP: 1 PA: 45
PB: 0
SB: 1
CS: 0

Atlanta Braves @ New York Mets

Citi Field, Flushing, NY

Sat May 25 2013, 7:30 PM - 10:35 PM EDT

Att. 27,622 - Cloudy - 53 F

livebaseballscorecards.com

Batter	1	2	3	4	5	6	7	8	9	AB	R	H	RBI	BB	SO	LOB
19 Andrelton Simmons, R (1, 6) OBP: 0.271, SLG: 0.360	G3-1		1-2 1B		22 1B 2B		F9		G6-3	5	1	2	0	0	0	0
22 Jason Heyward, L (1, 8) (5, 9) OBP: 0.318, SLG: 0.284	G3-1		K		8 2B 2-H 1B		5 1B 8 1B BB		F7	4	2	1	1	1	1	2
8 Justin Upton, R (1, 9) (5, 7) OBP: 0.387, SLG: 0.580	K		K		5 1B 2-H 2B		5 1B 1-2 1B		K	5	1	2	1	0	3	0
5 Freddie Freeman, L (1, 3) OBP: 0.371, SLG: 0.422		G3		G4-3	2-H 1B		1-3 2-H 1B			4	0	2	2	0	0	0
24 Evan Gattis, R (1, 7) OBP: 0.307, SLG: 0.576 17 Jordan Schafer, L (5, 8) OBP: 0.429, SLG: 0.420		G5-3		K	P2		P6			3 1	0 0	0 0	0 0	0 0	1 0	1 2
16 Brian McCann, L (1, 2) OBP: 0.375, SLG: 0.563		F8			L4		G4-3		P6	4	0	0	0	0	0	0
26 Dan Uggla, R (1, 4) OBP: 0.293, SLG: 0.397			F8		G5-3		G4-3		K	4	0	0	0	0	1	0
23 Chris Johnson, R (1, 5) OBP: 0.386, SLG: 0.496 14 Ramiro Pena, S (8, PR) (8, 5) OBP: 0.365, SLG: 0.485			F8		36 HR 1B		F9		1B	4 0	1 0	2 0	0 0	0 0	0 0	0 0
36 Mike Minor, R (1, 1) OBP: 0.150, SLG: 0.300 48 David Carpenter, R (8, 1)			19 1B 1B		1-H HR		G6-3		K	4 0	1 0	2 0	2 0	0 0	1 0	1 0

Inning Stats	1	2	3	4	5	6	7	8	9
	R: 0 H: 0 E: 0 LOB: 0 K: 1 BB: 0 S: 7 P: 11	R: 0 H: 0 E: 0 LOB: 0 K: 0 BB: 0 S: 7 P: 10	R: 0 H: 2 E: 0 LOB: 2 K: 1 BB: 0 S: 13 P: 23	R: 0 H: 0 E: 0 LOB: 0 K: 2 BB: 0 S: 17 P: 21	R: 5 H: 6 E: 0 LOB: 1 K: 0 BB: 0 S: 26 P: 41	R: 0 H: 0 E: 0 LOB: 0 K: 0 BB: 0 S: 5 P: 11	R: 1 H: 2 E: 0 LOB: 2 K: 0 BB: 1 S: 16 P: 28	R: 0 H: 1 E: 0 LOB: 1 K: 2 BB: 0 S: 12 P: 19	R: 0 H: 0 E: 0 LOB: 0 K: 1 BB: 0 S: 8 P: 11

AB	38
R	6
H	11
RBI	6
BB	1
SO	7
LOB	6

| | | |

BOTTOM

Atlanta Braves @ New York Mets

Citi Field, Flushing, NY

Sat May 25 2013, 7:30 PM - 10:35 PM EDT

Att. 27,622 - Cloudy - 53 F

livebaseballscorecards.com

Batter	1	2	3	4	5	6	7	8	9	AB	R	H	RBI	BB	SO	LOB
28 Daniel Murphy, L (1, 4) OBP: 0.339, SLG: 0.467	F FF 90 B FF 90 F KC 80 S SL 84 1-3 ① K		B SL 85 X FF 90 1-0 ② P6			B FF 88 B FF 88 C FF 87 S FF 87 S FF 89 2-3 ① K		F FF 86 F FF 86 X 0-2 ① F8		4	0	0	0	0	2	2
11 Rubén Tejada, R (1, 6) OBP: 0.286, SLG: 0.282	C FF 91 C SL 84 B FF 91 B FF 89 S CH 85 2-3 ② K		X FF 89 0-0 1-2 1B			C FF 87 F SL 82 B CH 83 F FF 89 X FF 88 1-2 6 FC6-4 1B		B FF 94 X FF 93 1-0 1-3 1B		4	0	3	0	0	1	0
5 David Wright, R (1, 5) OBP: 0.392, SLG: 0.479	B SL 83 S CH 85 C FF 92 B KC 81 F FF 90 T FF 92 2-2 ③ K		B SL 84 S FF 89 B KC 79 S FF 90 B FF 90 X CH 84 3-2 ③ G3-1			B FF 89 B SL 82 S FF 89 F CH 84 B CH 84 S FF 90 3-3 ② K		B FF 94 F FF 93 F FF 94 S FF 94 1-3 ② K		4	0	0	0	0	3	5
6 Marlon Byrd, R (1, 9) OBP: 0.286, SLG: 0.427		X CH 84 0-0 ① L7		X FF 90 0-0 ① F7		F FF 89 C KC 79 X CH 84 0-2 ③ FC6-4 1-2f		F FF 94 C FF 94 B FF 95 X FF 94 1-2 ③ L9		4	0	0	0	0	0	3
Justin Turner, R (1, 3) OBP: 0.316, SLG: 0.324		B FF 89 B FF 90 X FF 89 2-0 ② F8		B FF 88 C FF 88 C SL 83 X KC 78 1-2 ② G5-3		B FF 88 C FF 87 C CH 82 B CH 83 X CH 82 2-2 ① F7		C FF 94 B SL 85 F FF 94 F FF 95 X FF 94 1-2 23 1B 1B		4	0	1	0	0	0	0
21 Lucas Duda, L (1, 7) OBP: 0.351, SLG: 0.448		C SL 85 B FF 90 B KC 78 X FF 90 2-1 1B		B SL 84 C KC 78 S FF 90 F KC 80 C KC 80 1-3 ③ K			C FF 88 B SL 84 F FF 88 X KC 78 1-2 ② G3		C FF 94 S FF 94 B FF 94 F CH 86 X FF 94 1-2 ① F8	4	0	1	0	0	1	1
20 Anthony Recker, R (1, 2) OBP: 0.269, SLG: 0.333 23 Mike Baxter, L (9, PH) OBP: 0.341, SLG: 0.297		B FF 90 B SL 82 S FF 90 S CH 85 C FF 90 2-3 ③ K			B FF 88 B FF 88 C FF 88 B FF 89 F FF 88 F FF 90 S FF 89 3-3 ① K		B CH 82 B FF 87 B FF 87 B FF 88 4-0 BB		X FF 94 0-0 1-2 1B	2 1	0 0	0 1	0 0	1 0	2 0	1 0
12 Juan Lagares, R (1, 8) OBP: 0.200, SLG: 0.279 46 Greg Burke, R (8, 1) 29 Ike Davis, L (9, PH) OBP: 0.234, SLG: 0.242			C CH 84 X FF 90 0-1 ① F9		B CH 83 B SL 82 C FF 88 X FF 88 2-1 ② F7		B FF 88 C CH 83 C FF 88 S KC 78 1-3 ③ K		C FF 94 S FF 94 S FF 94 0-3 ② K	3 0 1	0 0 0	0 0 0	0 0 0	0 0 0	1 0 2	1 0 2
35 Dillon Gee, R (1, 1) OBP: 0.176, SLG: 0.067 16 Rick Ankiel, L (5, PH) OBP: 0.269, SLG: 0.531 73 Robert Carson, L (6, 1) 1 Jordany Valdespin, L (8, 8) OBP: 0.278, SLG: 0.366			B FF 90 F FF 90 B FF 89 F FF 90 B FF 89 F FF 90 F FF 90 B FF 91 4-2 11 1B BB		C FF 90 S SL 83 B FF 88 S KC 79 1-3 ③ K			F FF 88 H FF 86 1-1 11 1B HBP	C CH 85 B FF 93 X CH 85 1-1 ③ G3	0 1 0 1	0 0 0 0	0 0 0 0	0 0 0 0	1 0 0 0	0 1 0 0	0 0 0 2
Inning Stats	R: 0 H: 0 E: 0 LOB: 0 K: 3 BB: 0 S: 10 P: 15	R: 0 H: 1 E: 0 LOB: 1 K: 1 BB: 0 S: 7 P: 13	R: 0 H: 1 E: 0 LOB: 2 K: 0 BB: 1 S: 11 P: 19	R: 0 H: 0 E: 0 LOB: 0 K: 1 BB: 0 S: 8 P: 10	R: 0 H: 0 E: 0 LOB: 0 K: 2 BB: 0 S: 9 P: 15	R: 0 H: 1 E: 0 LOB: 1 K: 2 BB: 0 S: 13 P: 19	R: 0 H: 0 E: 0 LOB: 1 K: 1 BB: 1 S: 9 P: 17	R: 0 H: 1 E: 0 LOB: 2 K: 1 BB: 0 S: 11 P: 15	R: 0 H: 2 E: 0 LOB: 2 K: 1 BB: 0 S: 14 P: 17	1B: 6 2B: 0 3B: 0 HR: 0	SF: 0 SAC: 0 DP: 0 HBP: 1			WP: 0 PB: 0 SB: 0 CS: 0	PA: 36		

	AB	R	H	RBI	BB	SO	LOB
	33	0	6	0	2	12	17

PITCHER	IP	WLS	BF	H	R	ER	SO	BB	IBB	HBP	BLK	WP	HR	S	P	ERA	WHIP
36 Mike Minor, L (1, 1) ERA: 2.47	7.1	W	28	3	0	0	10	2	0	1	0	0	0	71	113	0.00	0.682
48 David Carpenter, R (8, 1) ERA: 2.84	1.2		8	3	0	0	2	0	0	0	0	0	0	21	27	0.00	1.800

PITCHER	IP	WLS	BF	H	R	ER	SO	BB	IBB	HBP	BLK	WP	HR	S	P	ERA	WHIP

Batter	1	2	3	4	5	6	7	8	9	AB	R	H	RBI	BB	SO	LOB
19 Andrelton Simmons, R (1, 6) OBP: 0.276, SLG: 0.369	B SI 84 B FC 82 C FF 85 C FC 82 X CH 80 2-2 22 G4-6-3 1B		S FF 87 C FC 82 F FC 84 X FC 82 0-2 ③ F8			C SL 81 C CH 80 F CH 80 B FC 81 X SL 78 1-2 2B		C FF 91 X SL 86 0-1 ②③ G4-6-3 1-2f		4	0	2	0	0	0	1
22 Jason Heyward, L (1, 9) OBP: 0.306, SLG: 0.272	1 SAFE ① 1 SAFE ② C SI 85 1 SAFE B FC 84 S CH 80 1 SAFE F CH 75 3-2 G4-6-3 1-2f			C CU 71 B CU 70 B FC 83 S CH 81 S FF 85 2-3 ① K		C CH 80 B FF 85 B CU 73 B CH 80 F SI 85 C CH 81 3-3 ③ K			C FF 91 B KC 80 B FF 92 B FF 93 S FF 94 S FF 96 3-3 ① K	4	0	0	0	0	3	2
8 Justin Upton, R (1, 7) OBP: 0.385, SLG: 0.572	B FF 86 S SL 81 S SI 86 B FC 84 S CH 82 2-3 ③ K			C FC 82 B CH 79 B FC 86 X FC 83 2-1 ② F8			F FC 82 S CH 79 B FC 84 X CH 80 1-2 5 S 26 HR 1B		X FF 94 0-0 ② G4-3	4	1	1	0	0	1	0
5 Freddie Freeman, L (1, 3) OBP: 0.361, SLG: 0.410		B CU 72 C CH 79 F FC 84 B FC 84 B FC 84 C SI 86 3-3 ① K		B FC 85 F CU 69 C FC 84 S CH 81 1-3 ③ K			1 SAFE 1 SAFE B SI 84 S CH 80 1 SAFE B FC 83 F CH 80 1 SAFE F FF 83 3-3 ① B CH 75 S FC 83 K 1-2		C FF 94 B KC 84 F KC 84 B FF 95 S FF 96 2-3 ③ K	4	0	0	0	0	4	1
26 Dan Uggla, R (1, 4) OBP: 0.299, SLG: 0.418		H SI 86 1-0 25 E HBP			B CU 70 S FC 81 F CH 78 F CU 73 B CH 79 C FC 84 2-3 ① K		F SI 84 B SI 85 B CH 79 X CH 78 2-1 2-H HR			2	1	1	2	0	1	0
25 Juan Francisco, L (1, 5) 43 Luis Avilán, L (7, 1) 53 Cory Gearrin, R (8, 1)		B CU 72 X FF 86 1-0 ② P5 1-2			C CU 68 X FC 84 0-1 ② G3		F CU 72 F FC 81 X FF 84 0-2 ② G4-3			3 0 0	0 0 0	0 0 0	0 0 0	0 0 0	0 0 0	1 0 0
2 B.J. Upton, R (1, 8) OBP: 0.236, SLG: 0.252		B SI 85 S CH 80 F FF 86 F CH 80 B FC 84 C SI 86 2-3 ③ K			S FC 83 B CH 81 F SI 86 S CH 81 1-3 ③ K		B SL 80 C FC 82 C FF 86 B CH 80 C FC 83 2-3 ③ K			3	0	0	0	0	3	1
11 Gerald Laird, R (1, 2) OBP: 0.340, SLG: 0.311			C FF 85 C FC 84 C FC 83 0-3 ① K			X FC 81 0-0 ① G4-3		C FF 89 B SL 84 F FF 90 F FF 91 X FF 92 1-2 14 FC1-6 1B		3	0	1	0	0	1	0
49 Julio Teheran, R (1, 1) OBP: 0.316, SLG: 0.333 14 Ramiro Pena, S (7, 5) OBP: 0.360, SLG: 0.478			S FC 82 B CU 71 S FF 83 X FC 83 1-2 ② G6-3			B FF 85 C SL 79 S FC 81 S CH 80 1-3 ② K		L FF 89 X FF 89 0-1 ① FC1-6 19 G4-6-3 1-2f		2 1	0 0	0 0	0 0	0 0	1 0	0 1
Inning Stats	R: 0 E: 0 K: 1 S: 11 H: 1 LOB: 0 BB: 0 P: 18	R: 0 E: 1 K: 2 S: 8 H: 0 LOB: 1 BB: 0 P: 15	R: 0 E: 0 K: 1 S: 10 H: 0 LOB: 0 BB: 0 P: 11	R: 0 E: 0 K: 2 S: 8 H: 0 LOB: 0 BB: 0 P: 13	R: 0 E: 0 K: 2 S: 9 H: 0 LOB: 0 BB: 0 P: 12	R: 0 E: 0 K: 2 S: 11 H: 1 LOB: 1 BB: 0 P: 16	R: 2 E: 0 K: 2 S: 15 H: 2 LOB: 0 BB: 0 P: 23	R: 0 E: 0 K: 0 S: 8 H: 1 LOB: 0 BB: 0 P: 9	R: 0 E: 0 K: 2 S: 7 H: 0 LOB: 0 BB: 0 P: 12	1B: 3 2B: 1 3B: 0 HR: 1	SF: 0 SAC: 0 DP: 2 HBP: 1			WP: 0 PB: 0 SB: 1 CS: 0	PA: 31	

PITCHER		IP	WLS	BF	H	R	ER	SO	BB	IBB	HBP	BLK	WP	HR	S	P	ERA	WHIP
38 Shaun Marcum, R ERA: 5.77	(1, 1)	7.0		25	4	2	2	12	0	0	1	0	0	1	72	108	2.57	0.571
32 LaTroy Hawkins, R ERA: 3.27	(8, 1)	1.0	W	3	1	0	0	0	0	0	0	0	0	0	8	9	0.00	1.000
39 Bobby Parnell, R ERA: 2.01	(9, 1)	1.0	S	3	0	0	0	2	0	0	0	0	0	0	7	12	0.00	0.000

PITCHER IP WLS BF H R ER SO BB IBB HBP BLK WP HR S P ERA WHIP

Atlanta Braves @ New York Mets

Citi Field, Flushing, NY

Sun May 26 2013, 8:08 PM - 10:54 PM EDT

Att. 27,296 - Partly Cloudy - 64 F

TOP

livebaseballscorecards.com

AB	30
R	2
H	5
RBI	2
BB	0
SO	14
LOB	7

BOTTOM

Atlanta Braves @ New York Mets

Citi Field, Flushing, NY

Sun May 26 2013, 8:08 PM - 10:54 PM EDT

Att. 27,296 - Partly Cloudy - 64 F

livebaseballscorecards.com

Batter	1	2	3	4	5	6	7	8	9	AB	R	H	RBI	BB	SO	LOB
28 Daniel Murphy, L (1, 4) OBP: 0.337, SLG: 0.459	C FF 87 X SI 88 0-1 ① G4-3		B CU 70 B CH 78 B FF 90 C FF 90 F FF 90 F SI 88 B SL 78 4-2 16 K BB		X SI 89 0-0 ① G4-3 2-3		X SI 91 0-0 ③ L1			3	0	0	0	1	0	2
16 Rick Ankiel, L (1, 8) OBP: 0.262, SLG: 0.515 32 LaTroy Hawkins, R (8, 1) Justin Turner, R (8, PH) OBP: 0.325, SLG: 0.333 39 Bobby Parnell, R (9, 1)	F SI 88 S FF 89 B FF 90 B SL 80 F FF 91 X CU 72 2-2 ② F8		1 SAFE 1 SAFE C SL 78 F FF 89 1 SAFE S FF 91 0-3 ①② K 1-2		D CU 73 B FF 89 X SI 89 2-0 ② G4-3			B SL 77 F SI 86 X SI 85 1-1 21 2B 44 1B 1B		3 0 1 0	0 0 1 0	0 0 1 0	0 0 0 0	1 0 0 0	2 0 0 0
5 David Wright, R (1, 5) OBP: 0.384, SLG: 0.467	F FF 91 C SL 79 B SI 90 B FF 92 X SI 92 2-2 E4		C SI 88 B CU 69 B FF 90 B SI 87 X SI 86 3-1 ③ G5-3		B SI 89 C SL 79 B SL 80 B SL 79 C SL 78 F FF 92 F FF 91 X SL 78 3-2 ③ L8			B SI 85 C SL 78 C SL 77 S SL 79 1-3 ① K		4	0	0	0	0	1	2
21 Lucas Duda, L (1, 7) OBP: 0.360, SLG: 0.483	C SL 81 1 SAFE B FF 89 S SI 87 B FF 90 1 SAFE S CU 70 2-3 ③ K			F FF 89 X SL 77 0-1 HR		B SI 87 X SI 88 1-0 44 G5-4-3 1B		B CH 81 X SI 87 1-0 44 1B 29 1B 1-3 2B		4	2	3	1	0	1	1
44 John Buck, R (1, 2) OBP: 0.292, SLG: 0.468		C SL 79 B SI 88 X SI 87 1-1 ① L8		C SL 77 F FF 91 F FF 91 C SL 79 0-3 ① K		X FF 91 0-0 ①② G5-4-3 1-2f		X SL 78 0-0 23 HBP 29 1B 2-3 3-H 1B		4	1	1	1	0	1	1
6 Marlon Byrd, R (1, 9) OBP: 0.287, SLG: 0.420 23 Mike Baxter, L (8, PH) OBP: 0.348, SLG: 0.297 (9, 9)		S FF 91 F FF 91 B SL 79 B SI 89 B FF 90 B SI 89 4-2 29 BB BB		C SL 78 X SI 88 0-1 ② P3		C FF 90 C FF 91 B FF 91 F CU 71 S FF 92 1-3 ③ K		C SL 78 H SI 88 1-1 11 CS 29 1B 1-2 HBP		2 0	0 0	0 0	0 0	1 0	1 0	0 0
29 Ike Davis, L (1, 3) OBP: 0.246, SLG: 0.250		B SI 88 B SI 88 B SI 88 C FF 90 C SL 80 B SI 89 4-2 1-2 BB		X CU 72 0-0 1B			F SI 88 X CU 71 0-1 ① G4-3	B SI 88 T SI 89 X SI 88 1-1 11 FC6-4 1-2 2-H 3-H 1B		3	0	2	2	1	0	0
11 Rubén Tejada, R (1, 6) OBP: 0.280, SLG: 0.276		X FF 91 0-0 ② F8		C SI 88 X SL 79 0-1 ③ L1			X FF 91 0-0 ② F9	B SL 77 B SI 87 B SI 85 C SI 89 X SI 86 3-1 ②③ FC6-4 1-2f 2-3		4	0	0	0	0	0	5
38 Shaun Marcum, R (1, 1) OBP: 0.273, SLG: 0.364 1 Jordany Valdespin, L (7, PH) OBP: 0.286, SLG: 0.373 (8, 8) 12 Juan Lagares, R (9, 8) OBP: 0.200, SLG: 0.279		C SL 79 S SL 80 F SL 78 B FF 90 B FF 90 S FF 90 2-3 ③ K			X FF 90 0-0 28 G4-3 2B		F SI 90 B CU 73 X SI 88 1-1 1B			2 1 0	0 0 0	1 1 0	0 0 0	0 0 0	1 0 0	2 0 0
Inning Stats	R: 0 E: 1 K: 1 S: 12 H: 0 LOB: 1 BB: 0 P: 18	R: 0 E: 0 K: 1 S: 11 H: 0 LOB: 2 BB: 2 P: 22	R: 0 E: 0 K: 1 S: 8 H: 0 LOB: 0 BB: 1 P: 15	R: 1 E: 0 K: 1 S: 11 H: 2 LOB: 1 BB: 0 P: 11	R: 0 E: 0 K: 0 S: 8 H: 1 LOB: 1 BB: 0 P: 13	R: 0 E: 0 K: 1 S: 6 H: 1 LOB: 0 BB: 0 P: 8	R: 0 E: 0 K: 0 S: 6 H: 1 LOB: 1 BB: 0 P: 7	R: 3 E: 0 K: 1 S: 12 H: 4 LOB: 1 BB: 0 P: 20		1B: 6 2B: 2 3B: 0 HR: 1 SF: 0 SAC: 0 DP: 1 HBP: 1					WP: 0 PB: 0 SB: 0 CS: 1 PA: 35	

	AB	31
	R	4
	H	9
	RBI	4
	BB	3
	SO	6
	LOB	15

PITCHER		IP	WLS	BF	H	R	ER	SO	BB	IBB	HBP	BLK	WP	HR	S	P	ERA	WHIP
49 Julio Teheran, R ERA: 3.67	(1, 1)	6.2		27	5	1	1	5	3	0	0	0	0	1	61	93	1.35	1.200
43 Luis Avilán, L ERA: 2.89	(7, 1)	0.1	H	1	0	0	0	0	0	0	0	0	0	0	1	1	0.00	0.000
53 Cory Gearrin, R ERA: 2.05	(8, 1)	1.0	L	7	4	3	3	1	0	0	1	0	0	0	12	20	27.00	4.000

PITCHER	IP	WLS	BF	H	R	ER	SO	BB	IBB	HBP	BLK	WP	HR	S	P	ERA	WHIP

Batter	1	2	3	4	5	6	7	8	9	AB	R	H	RBI	BB	SO	LOB
19 Andrelton Simmons, R (1, 6) OBP: 0.274, SLG: 0.364	C FF 85 X CH 79 0-1 ① G6-3		C FC 79 B CU 71 F CH 79 F FF 87 B CU 76 X FC 80 2-2 ② P3		F FC 79 B FF 86 X CH 80 1-1 ① 3-H 1B		B CU 82 F FF 94 F CH 87 X CU 84 1-2 ③ F8		C FF 92 B FF 91 F CU 81 S CU 83 1-3 ③ K	5	0	1	1	0	1	1
7 Reed Johnson, R (1, 9) OBP: 0.333, SLG: 0.380	C SI 84 F CH 80 B FF 86 X CU 75 1-2 ② G5-3		B CH 80 X CH 80 1-0 ③ G1-3		C FC 79 1 SAFE T CU 73 D CU 73 X CH 79 1-2 ③ G1-3			X FF 93 0-0 ① F9		4	0	0	0	0	0	1
8 Justin Upton, R (1, 7) OBP: 0.382, SLG: 0.563	C CH 79 B SI 85 F CU 74 B FF 86 F FF 86 B CH 80 F CU 74 F SI 85 B CH 80 4-2 BB			C CH 78 S CH 78 B FF 86 C FC 80 1-3 ① K		B SI 84 B FC 80 F FC 81 S FF 86 S FF 86 2-3 ① K		C FF 93 B CH 86 B FF 95 F FF 94 F CU 84 F FF 94 S FF 95 2-3 ② K		3	0	0	0	1	3	0
5 Freddie Freeman, L (1, 3) OBP: 0.365, SLG: 0.413	B SI 85 F FF 86 F SI 85 F CH 80 X FF 86 1-2 ③ G5-3			B FF 86 C FF 85 F FF 86 B SI 85 S CH 79 2-3 ② K		X SI 83 0-0 16 G6-3 24 1B 1B		B FF 93 B CU 82 X FF 94 2-0 24 HR 1B		4	1	2	0	0	1	1
24 Evan Gattis, R (1, 10) OBP: 0.319, SLG: 0.612		B FF 84 X SI 85 1-0 ① G6-3		S SI 85 F SI 85 F CH 79 F FF 87 F CH 80 X CH 79 0-2 2B		B SI 84 B SI 85 X SI 85 2-0 16 G6-3 1-2 1B		C CU 82 B CU 85 B FF 94 B FF 93 X FF 94 3-1 1-H HR		4	1	3	2	0	0	0
16 Brian McCann, L (1, 2) OBP: 0.350, SLG: 0.519		X FF 86 0-0 ② G4-3		F FC 80 F FF 85 B FF 85 D CH 80 B FF 88 X CH 81 3-2 ③ G4-3		B FF 85 F FF 85 C FF 86 F FF 85 F CH 79 B FC 81 X SI 85 2-2 ② G6-3 1-2 2-3		C FF 93 F CH 86 C CU 86 0-3 ③ K		4	0	0	0	0	1	3
26 Dan Uggla, R (1, 4) OBP: 0.303, SLG: 0.416		B FF 81 C SI 86 C FF 82 B FF 87 F FF 84 F CH 80 B SI 86 B FC 82 4-2 BB			C CH 80 F FF 84 B FF 85 B FF 85 B CU 73 C SI 86 3-3 ① K	D FC 82 B SI 84 F SI 85 B FC 80 S CH 79 F FC 80 C FC 79 3-3 ③ K			X FF 92 0-0 23 G6-4-3 1B	3	0	1	0	1	2	2
23 Chris Johnson, R (1, 5) OBP: 0.382, SLG: 0.496		B SI 85 B FC 82 C SI 86 F SI 86 1 SAFE F FC 82 S CH 80 2-3 ③ K			X FF 84 0-0 17 G3-1 19 1B 2B		B FF 94 B FF 94 F FF 94 X FF 95 2-1 ① F9		B FF 91 B CU 81 F SI 92 X FF 91 2-1 ①② G6-4-3 1-2f	4	1	1	0	0	1	2
17 Jordan Schafer, L (1, 8) OBP: 0.420, SLG: 0.403			C SI 84 B SI 85 C FC 80 X FF 85 1-2 ① F8		B FF 86 C FC 81 B FF 87 X FC 80 2-1 ② G3-1 2-3		F FF 93 S FF 94 B CU 85 X CU 85 1-2 ② G6-3		F SI 92 B CU 81 S CU 82 B CU 82 B CU 82 B FF 91 4-2 BB	3	0	0	0	1	0	1
Inning Stats	R: 0 E: 0 K: 0 S: 14 H: 0 LOB: 1 BB: 1 P: 20	R: 0 E: 0 K: 1 S: 10 H: 0 LOB: 1 BB: 1 P: 17	R: 0 E: 0 K: 0 S: 8 H: 0 LOB: 0 BB: 0 P: 12	R: 0 E: 0 K: 2 S: 15 H: 1 LOB: 1 BB: 0 P: 21	R: 1 E: 0 K: 1 S: 11 H: 2 LOB: 1 BB: 0 P: 18	R: 0 E: 0 K: 2 S: 14 H: 2 LOB: 2 BB: 0 P: 23	R: 0 E: 0 K: 0 S: 8 H: 0 LOB: 0 BB: 0 P: 12	R: 2 E: 0 K: 2 S: 12 H: 2 LOB: 0 BB: 0 P: 19	R: 0 E: 0 K: 1 S: 8 H: 1 LOB: 1 BB: 1 P: 15	1B: 5 2B: 2 3B: 0 HR: 1 SF: 0 SAC: 0 DP: 1 HBP: 0						

PITCHER		IP	WLS	BF	H	R	ER	SO	BB	IBB	HBP	BLK	WP	HR	S	P	ERA	WHIP
56 Mark Buehrle, L ERA: 5.51	(1, 1)	6.0	W	25	5	1	1	6	2	0	0	0	0	0	72	111	1.50	1.167
49 Brad Lincoln, R ERA: 6.14	(7, 1)	2.0		8	2	2	2	2	0	0	0	0	0	1	20	31	9.00	1.000
51 Thad Weber, R ERA: 1.64	(9, 1)	1.0		4	1	0	0	1	1	0	0	0	0	0	8	15	0.00	2.000

PITCHER	IP	WLS	BF	H	R	ER	SO	BB	IBB	HBP	BLK	WP	HR	S	P	ERA	WHIP

TOP

Atlanta Braves @ Toronto Blue Jays

Rogers Centre, Toronto, ON

Mon May 27 2013, 7:08 PM - 9:49 PM EDT

Att. 22,808 - Partly Cloudy - 66 F

livebaseballscorecards.com

AB	34
R	3
H	8
RBI	3
BB	3
SO	9
LOB	11

PA: 37	WP: 0	PB: 0	SB: 0	CS: 0														

BOTTOM

Atlanta Braves @ Toronto Blue Jays

Rogers Centre, Toronto, ON

Mon May 27 2013, 7:08 PM - 9:49 PM EDT

Att. 22,808 - Partly Cloudy - 66 F

Batter	1	2	3	4	5	6	7	8	9	AB	R	H	RBI	BB	SO	LOB
53 Melky Cabrera, S (1, 7) OBP: 0.330, SLG: 0.388 8 Anthony Gose, L (7, PR) OBP: 0.333, SLG: 0.300 (8, 7)	C FF 90 X FF 90 0-1 G1-3 ①		B FC 86 B FC 86 B SI 91 B FF 90 4-0 19 2B 10 1B BB		C CU 74 B FF 87 X SI 88 1-1 G4-3 ①		B FF 93 X FF 94 1-0 10 HR 2B	B FF 93 B CH 86 B FF 93 C SI 91 B FF 93 4-1 BB		3 0	1 1	1 0	0 0	1 1	0 0	0 0
19 José Bautista, R (1, 9) OBP: 0.405, SLG: 0.563	C CU 77 B FS 83 B SI 91 B CU 77 X SI 92 3-1 F8 ②		C FC 85 B CU 78 X SI 90 1-1 10 1B 1-3 2B		X FF 90 0-0 P2 ②		B FF 95 B CU 72 B SL 83 S FF 95 S FF 95 B CU 75 4-2 10 HR BB	X FF 94 0-0 F7 ②		4	2	1	0	1	0	1
10 Edwin Encarnación, R (1, 10) OBP: 0.335, SLG: 0.508	C FC 86 B SI 92 B FC 86 S FC 85 X SI 91 2-2 G6-3 ③		F SI 92 S FC 85 B FC 86 X FC 87 1-2 2-H 3-H 1B ②		B SI 90 B FS 81 F FC 85 S CU 78 B FC 84 X FF 90 3-2 F8 ③		X SL 83 0-0 1-H 2-H HR	B CU 75 F FF 94 B FF 95 D CU 75 X FF 93 3-1 F8 ③		5	1	2	5	0	0	1
26 Adam Lind, L (1, 3) OBP: 0.401, SLG: 0.496		C SI 90 C SI 90 F FF 90 F CU 78 F FS 83 B SI 92 B FS 83 F FC 86 X FF 92 2-2 28 HR 2B	C FC 87 B FC 86 X SI 90 1-1 L7 ③			B FS 79 C SI 87 B SI 86 B SI 89 B SI 88 4-1 9 HR BB	B FF 95 C CH 87 B CU 76 X CH 87 2-1 28 2B E3			3	2	1	0	1	0	1
9 J.P. Arencibia, R (1, 2) OBP: 0.253, SLG: 0.489		C FF 92 X FC 85 0-1 G5-3 ①	F FF 88 F SI 89 B FC 85 S CU 76 1-3 K			F SI 90 X FC 85 0-1 1-H HR	C FF 94 B FF 93 B CU 74 1 SAFE X FF 92 2-1 F8 ①			4	1	1	2	0	1	3
28 Colby Rasmus, L (1, 8) OBP: 0.311, SLG: 0.450		F CU 79 F FC 87 B SI 92 X CU 78 1-2 2-H HR	B FC 84 F SI 91 B FC 85 B FS 81 X FC 84 3-1 L8 ②			B SI 91 C FC 85 S CU 77 F SI 90 X FC 86 1-2 P6 ①	B CU 76 F CH 87 B FF 94 B CH 86 X FF 95 3-1 1-3 2B			4	1	2	2	0	0	0
13 Brett Lawrie, R (1, 5) OBP: 0.268, SLG: 0.374 16 Mark DeRosa, R (6, PR) OBP: 0.296, SLG: 0.417 (7, 5)		B FF 92 C FC 84 S FS 80 X FS 83 1-2 G5-3 ②	B FC 86 C CU 77 B FF 89 F FS 81 X SI 91 2-2 1 2B 1B			B FF 90 C CU 78 B FC 85 F FF 90 F FC 85 B CU 78 X SI 90 3-2 1 G4-3 1 S 1B	C FF 93 B FF 94 S CU 76 X FF 94 1-2 G5-3 ②			3 1	0 0	2 0	0 0	0 0	0 0	0 2
1 Emilio Bonifácio, S (1, 4) OBP: 0.241, SLG: 0.344		B SI 91 L SI 90 X SI 91 1-1 F7 ③	X SI 90 0-0 1-3 2B			1 SAFE S SI 88 B FF 89 B FC 85 D FS 83 F SI 90 F FF 91 X SI 90 3-2 1-3 G4-3 ②	B FF 94 F CH 86 X FF 94 1-1 F7 ③			4	0	1	0	0	0	3
66 Munenori Kawasaki, L (1, 6) OBP: 0.333, SLG: 0.307			B SI 89 L SI 90 C SI 91 B SI 91 X SI 91 2-2 G5-3 ①	B SI 92 X SI 91 1-0 L9 ③		B SI 90 B SI 91 F SI 91 X FF 91 2-1 L4 ③		B FF 93 B FF 91 F FF 91 B FF 92 X FF 93 3-1 G4-3 ①		4	0	0	0	0	0	3

livebaseballscorecards.com

	AB	35
	R	9
	H	11
	RBI	9
	BB	4
	SO	1
	LOB	14

Inning Stats																								
	R: 0 E: 0 K: 0 S: 7	H: 0 LOB: 0 BB: 0 P: 12		R: 2 E: 0 K: 0 S: 17	H: 2 LOB: 0 BB: 0 P: 22		R: 2 E: 0 K: 0 S: 10	H: 2 LOB: 0 BB: 1 P: 19		R: 0 E: 0 K: 1 S: 10	H: 2 LOB: 2 BB: 0 P: 17		R: 0 E: 0 K: 0 S: 6	H: 0 LOB: 0 BB: 0 P: 10		R: 2 E: 0 K: 0 S: 17	H: 2 LOB: 1 BB: 1 P: 30		R: 3 E: 1 K: 0 S: 15	H: 3 LOB: 2 BB: 1 P: 29		R: 0 E: 0 K: 0 S: 6	H: 0 LOB: 1 BB: 1 P: 16

	1B: 3	SF: 0	WP: 0	PA: 39
	2B: 5	SAC: 0	PB: 0	
	3B: 0	DP: 0	SB: 1	
	HR: 3	HBP: 0	CS: 0	

PITCHER		IP	WLS	BF	H	R	ER	SO	BB	IBB	HBP	BLK	WP	HR	S	P	ERA	WHIP
15 Tim Hudson, R ERA: 5.37	(1, 1)	6.0	L	27	8	6	6	1	2	0	0	0	0	2	67	110	9.00	1.667
57 Cory Rasmus, R ERA: 12.27	(7, 1)	2.0		12	3	3	3	0	2	0	0	0	0	1	21	45	13.50	2.500

PITCHER	IP	WLS	BF	H	R	ER	SO	BB	IBB	HBP	BLK	WP	HR	S	P	ERA	WHIP

Atlanta Braves @ Toronto Blue Jays

Rogers Centre, Toronto, ON

Tue May 28 2013, 12:38 PM - 3:55 PM EDT

Att. 45,224 - Roof Closed - 68 F

livebaseballscorecards.com

Batter	1	2	3	4	5	6	7	8	9	10	AB	R	H	RBI	BB	SO	LOB
17 Jordan Schafer, L (1, 8) OBP: 0.419, SLG: 0.455	B FS 85 B FS 87 X FS 86 2-0 19 1B 5 1B 2B	M FS 88 F KC 77 F FF 91 B SL 85 F FS 80 F FF 92 B SL 86 B KC 77 X FF 91 3-2 HR			B SI 90 F CH 84 C CH 85 B SL 83 C SL 81 2-3 ① K	B SI 92 X SI 91 1-0 ③ G6-3			C FF 95 B FF 96 B CH 87 B FF 96 X FF 96 3-1 ① P5		5	2	2	1	0	1	1
19 Andrelton Simmons, R (1, 6) OBP: 0.282, SLG: 0.376	L FS 86 D SL 83 X FF 90 1-1 5 1B 5 E 2-3 1B	C KC 76 F SL 83 X SL 84 0-2 ③ F9			X SL 81 0-0 2B		C SI 92 B CH 84 F SI 92 X SI 93 1-2 5 G4-3 22 G4-3 1B		B SL 86 X FF 96 1-0 ② P5		5	1	3	0	0	0	0
22 Jason Heyward, L (1, 9) OBP: 0.302, SLG: 0.260	B FS 81 S FS 88 C FS 80 F SL 83 S FS 89 1-3 ① K		X SI 90 0-0 ① G4-3		C SI 90 D SI 86 D SI 86 B SL 78 X CH 83 3-1 ② P2		B FC 88 B FC 90 X CU 82 2-0 ① G4-3 1-2		B CH 88 C FF 96 B FF 96 B CH 89 B FF 96 4-1 24 WP 5 1B BB		4	0	0	0	1	1	4
5 Freddie Freeman, L (1, 3) OBP: 0.372, SLG: 0.419	B FS 86 X FS 81 1-0 E9 16 E 1-H 3-H 1B		X SI 90 0-0 24 G6-4-3 1B		X SI 90 0-0 ③ G1-3		X SI 93 0-0 ② G4-3 2-3		F FF 96 B FF 95 F FF 96 F CH 89 X CH 88 1-2 24 WP 1-2 1B		5	1	3	1	0	0	2
24 Evan Gattis, R (1, 2) OBP: 0.322, SLG: 0.624	S SL 83 S SL 82 C FF 90 0-3 ② K		B SL 83 F SL 84 B SI 89 X SI 83 2-1 ②③ G6-4-3 1-2f			F SL 84 B SL 80 B SI 89 X SI 90 2-1 HR	B CU 82 B FF 93 B CU 83 I IN 76 4-0 IBB		F FF 97 S FF 97 B FF 90 F FF 96 F CH 89 F FF 97 D SL 88 S SL 86 2-3 ③ K 1-2 2-3		4	1	1	1	1	2	4
16 Brian McCann, L (1, 10) OBP: 0.354, SLG: 0.614	C FS 88 B FS 88 D SL 86 X FS 81 2-1 E3 26 FC6-4 2-H			B SI 90 B SI 90 X CH 84 2-0 ① G5-3		B SI 90 C SI 89 B SI 89 B CH 84 F SI 89 X SL 78 3-2 HR	C FF 90 C CU 82 S CU 84 0-3 ③ K			B FF 90 X FF 90 1-0 HR	5	2	2	2	0	1	2
26 Dan Uggla, R (1, 4) OBP: 0.301, SLG: 0.406	C KC 81 S SL 83 X SL 82 0-2 ③ FC6-4 1-2f			B SL 81 S SI 90 B SI 89 X SL 82 2-1 ② P4		B SI 90 S SL 82 B SL 82 B SI 90 B SL 81 4-1 25 G1-3 BB		C CU 79 B CH 84 B CH 84 C CU 82 F CU 83 B CU 82 C CU 83 3-3 ① K		B CU 79 B SI 92 B SI 90 F FF 91 X FF 91 3-1 ① F7	4	0	0	0	1	1	1
25 Juan Francisco, L (1, 5) OBP: 0.295, SLG: 0.410 23 Chris Johnson, R (8, PH) OBP: 0.380, SLG: 0.492 14 Ramiro Pena, S (8, 5) OBP: 0.355, SLG: 0.471		C FS 84 B FS 77 S FS 79 B SL 83 F FS 79 B SL 85 X FS 80 3-2 ① G4-3		F SL 84 B SI 91 X SI 90 1-1 1B		X SI 90 0-0 ① G1-3 1-2		S CH 86 C FC 89 T FF 92 0-2 ② K		B FF 91 C CU 81 X FF 90 1-1 ② G5-3	3 1 1	0 0 0	1 0 0	0 0 0	0 0 0	0 1 0	1 0 0
7 Reed Johnson, R (1, 7) OBP: 0.305, SLG: 0.345		B KC 76 B SL 84 B FS 88 C FS 88 X FS 88 3-1 ② F9		B SI 90 F SL 81 T SL 84 B SI 91 X SI 90 2-2 ③ G5-3		B SI 88 C CH 77 B SI 92 B CH 77 C SI 91 F CH 80 F SI 92 S CH 80 3-3 ② K		B FC 88 C CU 82 S CH 87 S CU 84 1-3 ③ K		B CU 80 B CU 81 C SI 91 F FF 91 B FF 92 T CU 81 3-2 ③ K	5	0	0	0	0	3	2

Inning Stats	1	2	3	4	5	6	7	8	9	10
	R: 3 E: 2 K: 2 S: 16 H: 3 LOB: 1 BB: 0 P: 23	R: 1 E: 0 K: 0 S: 15 H: 1 LOB: 0 BB: 0 P: 24	R: 0 E: 0 K: 0 S: 4 H: 1 LOB: 0 BB: 0 P: 6	R: 0 E: 0 K: 0 S: 8 H: 1 LOB: 1 BB: 0 P: 15	R: 0 E: 0 K: 1 S: 7 H: 1 LOB: 1 BB: 0 P: 12	R: 2 E: 0 K: 1 S: 14 H: 2 LOB: 1 BB: 1 P: 27	R: 0 E: 0 K: 1 S: 8 H: 1 LOB: 2 BB: 1 P: 15	R: 0 E: 0 K: 3 S: 10 H: 0 LOB: 0 BB: 0 P: 14	R: 0 E: 0 K: 1 S: 14 H: 1 LOB: 2 BB: 1 P: 25	R: 1 E: 0 K: 1 S: 8 H: 1 LOB: 0 BB: 0 P: 16

PITCHER	IP	WLS	BF	H	R	ER	SO	BB	IBB	HBP	BLK	WP	HR	S	P	ERA	WHIP
23 Brandon Morrow, R (1, 1) ERA: 5.63	2.0		11	4	4	2	2	0	0	0	0	0	1	31	47	9.00	2.000
34 Ramon Ortiz, R (3, 1) ERA: 5.01	3.0		14	5	2	2	1	1	0	0	0	0	2	25	48	6.00	2.000
62 Aaron Loup, L (6, 1) ERA: 2.51	1.0		3	0	0	0	1	0	0	0	0	0	0	8	12	0.00	0.000
27 Brett Cecil, L (7, 1) ERA: 1.98	2.0		8	1	0	0	4	0	1	0	0	0	0	18	29	0.00	0.500
50 Steve Delabar, R (9, 1) ERA: 2.33	1.0		5	1	0	0	1	1	0	0	0	1	0	14	25	0.00	2.000

PITCHER	IP	WLS	BF	H	R	ER	SO	BB	IBB	HBP	BLK	WP	HR	S	P	ERA	WHIP
51 Thad Weber, R (10, 1) ERA: 2.25	1.0	L	4	1	1	1	1	0	0	0	0	0	1	8	16	9.00	1.000

AB	42
R	7
H	12
RBI	5
BB	3
SO	10
LOB	17

1B: 6	SF: 0	WP: 1	PA: 45
2B: 2	SAC: 0	PB: 0	
3B: 0	DP: 1	SB: 0	
HR: 4	HBP: 0	CS: 0	

Atlanta Braves @ Toronto Blue Jays

Rogers Centre, Toronto, ON

Tue May 28 2013, 12:38 PM - 3:55 PM EDT

Att. 45,224 - Roof Closed - 68 F

livebaseballscorecards.com

Batter	1	2	3	4	5	6	7	8	9	10	AB	R	H	RBI	BB	SO	LOB
53 Melky Cabrera, S (1, 10) OBP: 0.327, SLG: 0.383	C SI 86 F FC 81 B CU 71 B CU 71 B CH 81 X SI 87 3-2 19 FC5-4 1B	X CH 79 0-0 ② L8		C CU 71 S FC 84 X SL 79 0-2 ② G6-3		1 SAFE C SI 85 B FC 83 B SI 84 1 SAFE F FC 83 X SI 86 2-2 ②③ G5-4-3 1-2f		C SI 94 B CH 83 F SI 93 B CU 78 S SI 96 2-3 ③ K			5	0	1	0	0	1	3
19 José Bautista, R (1, 9) OBP: 0.410, SLG: 0.585	C SI 87 C CH 80 X CH 80 0-2 ① FC5-4 10 2B 1-2f	1 SAFE B FC 82 B CH 79 F FC 83 1 SAFE 1 SAFE B FC 84 B FC 84 4-1 1-2 BB		C FF 87 F FC 84 B CH 82 B FF 88 B CH 81 X EP 62 3-2 HR			B FF 94 B FF 94 C FF 94 B FF 94 F FF 95 X FF 96 3-2 10 G3-1 9 2B		C SL 82 B SL 84 S SL 82 X SL 83 1-2 ① G4-3		4	3	2	1	1	0	1
10 Edwin Encarnación, R (1, 3) OBP: 0.332, SLG: 0.505	B CU 72 C CH 79 X SI 86 1-1 9 2B 16 2B 1-H 2B	C SI 88 B FF 88 C FC 84 B CU 72 X CH 78 2-2 ③ G5-3		B SI 89 B CH 82 F FC 85 X CH 81 2-1 ③ F8			C CH 87 B CU 82 X FF 95 1-1 ① G3-1 2-3		C SL 83 X SL 82 0-1 ② P3		5	1	1	1	0	0	3
9 J.P. Arencibia, R (1, 2) OBP: 0.262, SLG: 0.503	B SI 88 F SI 87 S CH 81 B FF 88 F CH 80 B SI 87 X CH 80 3-2 16 2B 2-3 2B		B FF 86 B FC 83 X SI 86 2-0 ① G6-3		F CH 79 X SI 86 0-1 1B		B CU 81 B CU 82 X FF 95 2-0 28 P6-4 3-H 2B		C SL 83 S SL 83 X SL 83 0-2 ③ F9		5	1	3	1	0	0	0
16 Mark DeRosa, R (1, 5) OBP: 0.307, SLG: 0.429 26 Adam Lind, L (10, PH) OBP: 0.406, SLG: 0.496 66 Munenori Kawasaki, L (10, PR) OBP: 0.333, SLG: 0.307	B CU 73 B SI 88 B CH 81 X SI 88 3-0 28 1B 2-H 3-H 2B		C SI 87 B CH 81 X CH 79 1-1 E6 3 1B		F SI 86 B FF 87 F FC 82 S CU 70 1-3 ① K		F FF 94 B FF 94 B CU 81 F FF 93 B FF 94 B FF 95 4-2 BB			C FF 94 B KC 86 S KC 84 B KC 86 B FF 96 B FF 96 4-2 28 S BB	3 0 0	1 0 0	1 0 0	2 0 0	1 1 0	1 0 0	1 0 0
28 Colby Rasmus, L (1, 8) OBP: 0.308, SLG: 0.442	B SL 79 X SI 87 1-0 3 CS 2-H 1B		B FC 82 B SL 80 C SI 87 S CH 81 F CU 74 B CH 81 X SL 80 3-2 ② F7		C SI 87 B SI 86 D CH 79 X FC 82 2-1 ② P6		B SI 94 C SI 93 X SI 95 1-1 ②③ P6-4 2-2f			C KC 84 1 SAFE 1 SAFE B KC 84 1 SAFE B FF 96 1 SAFE B FF 95 F FF 97 3-3 ① F FF 85 S KC 84 K 1-2	5	0	1	1	0	1	5
3 Maicer Izturis, S (1, 6) OBP: 0.248, SLG: 0.321	1 SAFE C SI 87 X SI 88 0-1 ②③ G6-3 1-2		X SI 87 0-0 1-2 1B		X CH 79 0-0 ③ G4-3			B SI 94 B SI 94 B SI 94 B SI 94 4-0 1 SH2-4 BB		X FF 95 0-0 ② F7	4	0	1	0	1	0	4
1 Emilio Bonifácio, S (1, 4) OBP: 0.234, SLG: 0.333		B SI 86 L SI 86 X SI 86 1-1 ① G6-3 X SI 88 0-0 ③ L9				B CH 77 S CH 78 C CU 69 F FC 82 C FC 83 1-3 ① K		X SI 92 0-0 ① SH2-4 1-2		X FF 97 0-0 ③ F7	4	0	0	0	0	1	4
8 Anthony Gose, L (1, 7) OBP: 0.375, SLG: 0.357		B SI 87 B SI 86 B SI 86 C SI 83 C SI 87 X FF 88 3-2 19 BB 1B		C CU 69 B SL 79 C CU 71 S SL 79 1-3 ① K		L FF 89 B SI 86 X CU 70 1-1 53 G5-4-3 1B		C SI 94 D CU 78 X SI 91 1-1 ② G1-3			4	0	2	0	0	1	1
Inning Stats	R: 4 H: 5 E: 0 LOB: 0 K: 0 BB: 0 S: 16 P: 27	R: 0 H: 1 E: 0 LOB: 2 K: 0 BB: 1 S: 10 P: 20	R: 0 H: 1 E: 1 LOB: 2 K: 0 BB: 0 S: 9 P: 15	R: 1 H: 1 E: 0 LOB: 0 K: 1 BB: 0 S: 11 P: 17	R: 0 H: 1 E: 0 LOB: 1 K: 1 BB: 0 S: 8 P: 11	R: 0 H: 1 E: 0 LOB: 0 K: 1 BB: 0 S: 9 P: 13	R: 1 H: 2 E: 0 LOB: 1 K: 0 BB: 1 S: 10 P: 21	R: 0 H: 0 E: 0 LOB: 1 K: 1 BB: 1 S: 6 P: 13	R: 0 H: 0 E: 0 LOB: 0 K: 0 BB: 0 S: 8 P: 9	R: 0 H: 0 E: 0 LOB: 2 K: 1 BB: 1 S: 8 P: 15	1B: 6 2B: 6 3B: 0 HR: 1	SF: 0 SAC: 1 DP: 2 HBP: 0	WP: 0 PB: 0 SB: 1 CS: 1	PA: 44			

PITCHER		IP	WLS	BF	H	R	ER	SO	BB	IBB	HBP	BLK	WP	HR	S	P	ERA	WHIP
28 Paul Maholm, L ERA: 3.74	(1, 1)	6.0		28	10	5	5	3	1	0	0	0	0	1	63	103	7.50	1.833
38 Anthony Varvaro, R ERA: 2.63	(7, 1)	0.1	B	4	2	1	1	0	1	0	0	0	0	0	8	18	27.00	9.000
43 Luis Avilán, L ERA: 2.66	(7, 1)	1.2		5	0	0	0	1	1	0	0	0	0	0	8	16	0.00	0.600
53 Cory Gearrin, R ERA: 1.96	(9, 1)	1.0	W	3	0	0	0	0	0	0	0	0	0	0	8	9	0.00	0.000
46 Craig Kimbrel, R ERA: 2.21	(10, 1)	1.0	S	4	0	0	0	1	1	0	0	0	0	0	8	15	0.00	1.000

PITCHER	IP	WLS	BF	H	R	ER	SO	BB	IBB	HBP	BLK	WP	HR	S	P	ERA	WHIP

BOTTOM

AB	39
R	6
H	12
RBI	6
BB	4
SO	5
LOB	22

Batter	1	2	3	4	5	6	7	8	9	AB	R	H	RBI	BB	SO	LOB
53 Melky Cabrera, S (1, 7) OBP: 0.339, SLG: 0.392 45 Neil Wagner, R (7, 1) 26 Adam Lind, L (9, PH) OBP: 0.403, SLG: 0.491 44 Casey Janssen, R (9, 1)	C SI 89 F B CH 81 B CU 77 F CH 82 X FF 90 2-2 10 1B 9 FC3-6 1B	B CU 77 X FF 90 1-0 2-H 3-H 1B		B FF 94 B SL 85 B FF 95 C FF 94 C FF 94 B FF 95 4-2 BB		X FF 92 0-0 19 FC5-4 1B		1 SAFE C CH 83 B CH 82 S SI 90 B CH 82 X SL 82 2-2 ① ② G4-6-3 1-2f	3 0 1 0	1 0 0 0	3 0 0 0	2 0 0 0	1 0 0 0	0 0 0 0	0 0 1 0
19 José Bautista, R (1, 9) OBP: 0.405, SLG: 0.571	C SI 90 B SI 89 1 SAFE S SI 90 S CH 82 1-3 ① K	B FF 91 D CU 77 C CH 82 C CU 77 X CH 82 2-2 ③ G6-3		X SL 85 0-0 ③ P5			F FF 92 1 SAFE X CH 85 0-1 ② FC5-4 9 E 10 1B 1-2f		B CH 82 C CH 82 B SL 81 B CH 82 B SI 90 4-1 10 1B BB	4	0	0	0	1	1	5
10 Edwin Encarnación, R (1, 3) OBP: 0.342, SLG: 0.510	B SI 89 C CH 82 F SI 91 F SI 90 F CH 82 B CH 81 B CU 76 X SI 90 3-2 9 FC3-6 1-3 1B		T FF 95 F FF 96 B SL 86 B SL 87 B CH 89 B FF 96 4-2 9 L6-3 BB		F FF 93 B SL 86 S SL 86 B CH 86 S SL 86 2-3 ① K		F CH 85 B CU 80 C CU 78 X FF 93 1-2 9 E 1-2 1B		B SL 80 F SL 82 X CH 82 1-1 1-2 1B	4	0	3	0	1	1	0
9 J.P. Arencibia, R (1, 2) OBP: 0.255, SLG: 0.489	S CH 82 X SI 91 0-1 ② FC3-6 1-2f 3-H		B FF 95 S SL 86 C FF 96 B CH 89 F FF 95 X FF 95 2-2 ① L6-3 1-2		S CH 86 B FF 96 X CH 86 1-1 ② G5-3		2 SAFE F CH 87 B FF 93 F CU 80 B FF 96 S CH 88 2-3 ③ K 1-2 2-3		C SL 81 B SL 82 B SL 82 X SI 90 2-1 ③ G6-3	5	0	0	1	0	1	6
28 Colby Rasmus, L (1, 8) OBP: 0.306, SLG: 0.435	X SI 89 0-0 ③ G6-3		B FF 95 B SL 84 B CH 86 B SL 83 4-0 3 G4-6-3 BB		C FF 96 S FF 96 B FF 95 B CH 87 X FF 96 2-2 ③ F9			X FF 97 0-0 ① F7		3	0	0	0	1	0	1
3 Maicer Izturis, S (1, 5) OBP: 0.241, SLG: 0.311		C FF 87 X SI 88 0-1 ① G5-3	X FF 94 0-0 ② ③ G4-6-3 1-2f			B FF 91 B FF 93 X FF 92 2-0 ① L9		B FF 97 C FF 96 S CH 89 X CH 88 1-2 E3		4	0	0	0	0	0	2
1 Emilio Bonifácio, S (1, 4) OBP: 0.241, SLG: 0.338		B SI 88 X SI 89 1-0 32 SH1-4 66 S 53 1B 1B		C FF 94 F FF 96 B FF 95 X FF 95 1-2 66 CS 1B		B CU 80 C CH 87 B FF 93 X CH 87 2-1 ② F9		1 SAFE F FF 95 T FF 96 B FF 95 S CH 88 1-3 ② K		4	1	2	0	0	1	1
66 Munenori Kawasaki, L (1, 6) OBP: 0.339, SLG: 0.301		1 SAFE B SI 89 1 SAFE B CH 82 B SI 90 B FF 90 4-0 32 SH1-4 53 1B 1-2 BB		C FF 94 B FF 96 F FF 95 B SL 84 B SL 87 F FF 94 B FF 96 4-2 ① 32 SH3-4 1-2 BB		F FF 93 C FF 92 S CH 86 0-3 ③ K		C FF 96 1 SAFE B CH 87 B FF 96 1 SAFE L FF 95 F FF 98 B FF 96 S FF 97 3-3 ③ K		2	1	0	0	2	2	1
32 Esmil Rogers, R (1, 1) 57 Juan Pablo Perez, R (4, 1) 8 Anthony Gose, L (7, PH) OBP: 0.389, SLG: 0.333 (7, 7)		L SI 90 X SI 89 0-1 ② SH1-4 1-2 2-3		B FF 94 B FF 93 B FF 94 C FF 93 X FF 92 3-1 ② SH3-4 1-2			F FF 91 B FF 92 B CH 86 X FF 92 2-1 ① F7		B SI 90 B SI 89 B SI 89 B SI 88 4-0 26 G4-6-3 BB	0 0 1	0 0 0	0 0 0	0 0 0	0 0 1	0 0 0	0 0 0
Inning Stats	R: 1 E: 0 K: 1 S: 15 H: 2 LOB: 1 BB: 0 P: 21	R: 2 E: 0 K: 0 S: 9 H: 2 LOB: 1 BB: 1 P: 17	R: 0 E: 0 K: 0 S: 7 H: 0 LOB: 1 BB: 2 P: 17	R: 0 E: 0 K: 0 S: 11 H: 1 LOB: 2 BB: 2 P: 23	R: 0 E: 0 K: 1 S: 8 H: 0 LOB: 0 BB: 0 P: 13	R: 0 E: 0 K: 1 S: 6 H: 0 LOB: 0 BB: 0 P: 10	R: 0 E: 1 K: 1 S: 11 H: 2 LOB: 2 BB: 0 P: 16	R: 0 E: 1 K: 2 S: 11 H: 0 LOB: 1 BB: 0 P: 16	R: 0 E: 0 K: 0 S: 8 H: 1 LOB: 2 BB: 2 P: 21	1B: 8 2B: 0 3B: 0 HR: 0 SF: 0 SAC: 2 DP: 2 HBP: 0						

PITCHER	IP	WLS	BF	H	R	ER	SO	BB	IBB	HBP	BLK	WP	HR	S	P	ERA	WHIP
54 Kris Medlen, R (1, 1) ERA: 3.48	2.0	L	11	4	3	3	1	1	0	0	0	0	0	24	38	13.50	2.500
48 David Carpenter, R (3, 1) ERA: 1.93	3.0		12	1	0	0	1	4	0	0	0	0	0	26	53	0.00	1.667
38 Anthony Varvaro, R (6, 1) ERA: 2.45	2.0		8	2	0	0	2	0	0	0	0	0	0	17	26	0.00	1.000
52 Jordan Walden, R (8, 1) ERA: 4.5	1.0		4	0	0	0	2	0	0	0	0	0	0	11	16	0.00	0.000
53 Cory Gearrin, R (9, 1) ERA: 1.88	1.0		5	1	0	0	0	2	0	0	0	0	0	8	21	0.00	3.000

PITCHER	IP	WLS	BF	H	R	ER	SO	BB	IBB	HBP	BLK	WP	HR	S	P	ERA	WHIP

TOP

Toronto Blue Jays @ Atlanta Braves

Turner Field, Atlanta, GA

Wed May 29 2013, 7:14 PM - 10:07 PM EDT

Att. 22,489 - Clear - 81 F

livebaseballscorecards.com

AB	31
R	3
H	8
RBI	3
BB	7
SO	6
LOB	17

WP: 0 PA: 40
PB: 0
SB: 1
CS: 1

Batter	1	2	3	4	5	6	7	8	9	AB	R	H	RBI	BB	SO	LOB
19 Andrelton Simmons, R (1, 6) OBP: 0.282, SLG: 0.373	B FF 95 B FF 94 C FF 93 B FF 95 C FF 94 X FF 94 3-2 22 G4-3 1B		C SL 86 F CU 82 F SL 87 X SL 87 0-2 ② F8		C SL 81 C SL 82 S SI 95 0-3 ② K			B SL 88 C SL 86 X FF 97 1-1 ①② G1-6-3 1-2f		4	0	1	0	0	1	1
22 Jason Heyward, L (1, 9) OBP: 0.300, SLG: 0.253	B FF 95 F FF 94 C SL 88 F SI 93 F SI 93 X SI 94 1-2 ①② G4-3 1-2f		B CH 87 B SI 93 B FF 94 B FF 93 4-0 BB		B SI 94 C SI 94 B SI 93 F SL 83 X SI 94 2-2 ③ F7			B FF 97 B FF 95 B FF 96 C FF 95 C FF 96 X FF 96 3-2 ③ P5		3	0	0	0	1	0	1
8 Justin Upton, R (1, 7) OBP: 0.375, SLG: 0.550	C FF 97 B SI 95 S SL 87 S FF 96 1-3 ③ K		B FF 94 1 SAFE 1 SAFE S SL 86 F FF 95 F SL 88 F SL 88 F FF 95 S FF 94 1-3 ③ K			B SI 94 S CH 86 B CH 88 B SI 93 F SI 93 S SI 92 3-3 ① K			B FC 88 F FC 88 B FC 89 C FC 88 X CU 74 2-2 ① P6	4	0	0	0	0	3	1
5 Freddie Freeman, L (1, 3) OBP: 0.375, SLG: 0.434		X FF 94 0-0 25 FC1 3B		F FF 94 X CH 86 0-1 26 HBP 1B		S SL 83 B SI 94 B SL 83 C SI 93 S SI 93 2-3 ② K			B FF 90 B FC 89 C FF 89 B FF 90 F FF 90 X FC 88 3-2 ② F7	4	0	2	0	0	1	0
16 Brian McCann, L (1, 2) OBP: 0.348, SLG: 0.583		B FF 96 B FF 96 F SL 87 B CH 87 C SL 88 B SL 86 4-2 25 FC1 BB		B SI 94 X SI 93 1-0 ① F7		C SL 82 F SI 93 B SI 93 X SI 92 1-2 ③ G6-3			C FF 89 B FF 90 F FC 88 C FF 91 1-3 ③ K	3	0	0	0	1	1	1
26 Dan Uggla, R (1, 4) OBP: 0.301, SLG: 0.401		S SL 88 B SL 88 F SL 88 C FF 96 1-3 ① K		B SI 92 H SI 92 2-0 1-2 HBP			F SL 87 S FF 96 B FF 98 F FF 97 S SL 87 1-3 ① K			2	0	0	0	0	2	2
25 Juan Francisco, L (1, 5) OBP: 0.287, SLG: 0.398		T SL 88 B SI 95 X SI 95 1-1 ② FC1 1-2 3-H		B SL 81 S SL 80 B SI 94 F SL 83 B SI 94 X SL 82 3-2 ② P5			C CH 86 F SL 86 B FF 98 S CH 86 1-3 ② K			3	0	0	0	0	1	4
2 B.J. Upton, R (1, 8) OBP: 0.232, SLG: 0.247		D SL 88 B SI 95 B SL 88 C SI 95 C SL 87 F FF 94 S SL 87 3-3 ③ K		B SI 93 C SL 81 C SL 83 S SI 94 1-3 ③ K			S FF 97 B FF 97 B FF 98 B SL 88 F FF 97 X FF 98 3-2 ③ F9			3	0	0	0	0	2	4
54 Kris Medlen, S (1, 1) OBP: 0.111, SLG: 0.059 48 David Carpenter, R (3, 1) 7 Reed Johnson, R (5, PH) OBP: 0.300, SLG: 0.339 38 Anthony Varvaro, R (6, 1) 52 Jordan Walden, R (8, 1) 17 Jordan Schafer, L (8, PH) OBP: 0.428, SLG: 0.462 53 Cory Gearrin, R (9, 1)			B FF 92 C FF 92 S FF 94 X FF 94 1-2 ① L9		B SI 93 C SI 93 F SL 82 X SI 93 1-2 ① G4-3			L FF 94 B FF 96 S FF 94 F FF 98 X FF 97 1-2 19 G1-6-3 1B		0 0 0 0 0 0 0 1 0 0 0 0 0 0 1 0 0 0 0 0 0 0 0 0 0 0 0 0 0 0 0 0 0 0 0 1 0 1 0 0 0 0 0 0 0 0 0 0 0						
Inning Stats	R: 0 H: 1 E: 0 LOB: 0 K: 1 BB: 0 S: 11 P: 16	R: 0 H: 1 E: 0 LOB: 2 K: 2 BB: 1 S: 12 P: 21	R: 0 H: 0 E: 0 LOB: 1 K: 1 BB: 1 S: 13 P: 19	R: 0 H: 1 E: 0 LOB: 2 K: 1 BB: 0 S: 9 P: 16	R: 0 H: 0 E: 0 LOB: 0 K: 1 BB: 0 S: 9 P: 12	R: 0 H: 0 E: 0 LOB: 0 K: 2 BB: 0 S: 9 P: 15	R: 0 H: 0 E: 0 LOB: 0 K: 2 BB: 0 S: 10 P: 15	R: 0 H: 1 E: 0 LOB: 0 K: 0 BB: 0 S: 9 P: 14	R: 0 H: 0 E: 0 LOB: 0 K: 1 BB: 0 S: 9 P: 15	1B: 3 SF: 0 2B: 0 SAC: 0 3B: 1 DP: 2 HR: 0 HBP: 1						

PITCHER	IP	WLS	BF	H	R	ER	SO	BB	IBB	HBP	BLK	WP	HR	S	P	ERA	WHIP
32 Esmil Rogers, R (1, 1) ERA: 4.03	3.1		15	3	0	0	4	2	0	1	0	0	0	39	62	0.00	1.500
57 Juan Pablo Perez, L (4, 1) ERA:	2.2	W	8	0	0	0	4	0	0	0	0	0	0	24	37	0.00	0.000
45 Neil Wagner, R (7, 1) ERA:	2.0	H	6	1	0	0	2	0	0	0	0	0	0	19	29	0.00	0.500
44 Casey Janssen, R (9, 1) ERA: 2.25	1.0	S	3	0	0	0	1	0	0	0	0	0	0	9	15	0.00	0.000

PITCHER	IP	WLS	BF	H	R	ER	SO	BB	IBB	HBP	BLK	WP	HR	S	P	ERA	WHIP

BOTTOM

Toronto Blue Jays @ Atlanta Braves

Turner Field, Atlanta, GA

Wed May 29 2013, 7:14 PM - 10:07 PM EDT

Att. 22,489 - Clear - 81 F

livebaseballscorecards.com

AB	29
R	0
H	4
RBI	0
BB	2
SO	11
LOB	14

Batter	1	2	3	4	5	6	7	8	9	AB	R	H	RBI	BB	SO	LOB
53 Melky Cabrera, S (1, 7) OBP: 0.333, SLG: 0.385	B FF 91 F FF 91 L FF 90 B FF 92 F FF 91 S KC 81 2-3 ① K		C SL 84 B FF 90 F FF 90 F FF 91 F CH 86 B FF 91 S SL 84 2-3 ③ K			C SL 83 B SL 83 X FF 89 1-1 ① F9		C FF 96 F FF 96 S CH 87 0-3 ① K		4	0	0	0	0	3	1
19 José Bautista, R (1, 9) OBP: 0.402, SLG: 0.564	S FF 92 B FF 91 S KC 82 T CH 86 1-2 ② K			C KC 78 B SL 82 B CH 82 X SL 83 2-1 16 G5-4-3 1B		F SL 84 B CH 84 C SL 84 F KC 79 X SL 83 1-2 FC6 10 1B 16 2B 1-2		C SL 84 F FF 96 F FF 97 B SL 86 X FF 97 1-2 ② F8		4	1	1	0	0	1	1
10 Edwin Encarnación, R (1, 3) OBP: 0.340, SLG: 0.505	B FF 91 C FF 91 F FF 91 X KC 80 1-2 ③ G5-3			X FF 90 0-0 ① F7		B FF 90 C SL 84 C SL 83 D CH 84 D KC 81 X SL 83 3-2 16 2B 1B 1-3 2-H		B CH 86 C FF 96 X FF 96 1-1 ③ F9		4	1	1	1	0	0	1
16 Mark DeRosa, R (1, 5) OBP: 0.304, SLG: 0.433		C FF 89 C FF 90 B FF 90 F FF 90 X KC 80 1-2 ① G5-3		C FF 90 F CH 84 X FF 91 0-2 ② ③ G5-4-3 1-2f		X KC 80 0-0 2-H 3-H 2B			F SI 94 B SI 94 S CH 85 X CH 84 1-2 ① G4-3	4	0	1	2	0	0	1
28 Colby Rasmus, L (1, 8) OBP: 0.305, SLG: 0.430		B KC 79 C KC 78 X FF 90 1-1 ② G4-3			B FF 90 X FF 90 1-0 ① F7	C SL 84 B KC 79 X KC 79 1-1 ② G1-3			C KC 81 X SI 94 0-1 3 G6-3 1B	4	0	1	0	0	0	1
3 Maicer Izturis, S (1, 6) OBP: 0.241, SLG: 0.309		C FF 90 B SL 83 B CH 85 C FF 90 X FF 91 2-2 1B			C FF 90 X FF 91 0-1 ② G3	B SL 83 C FF 90 X FF 91 1-1 ③ F8			X SI 94 0-0 ② ③ G6-3 1-2f	4	0	1	0	0	0	2
1 Emilio Bonifácio, S (1, 4) OBP: 0.243, SLG: 0.346		B FF 91 F FF 90 F SL 84 S CH 85 1-3 ③ K			C CH 83 F FF 91 X FF 90 0-2 2B		B FF 89 C FF 88 S FF 89 B FF 90 X FF 89 2-2 ① F8			3	0	1	0	0	1	1
22 Henry Blanco, R (1, 2) OBP: 0.237, SLG: 0.229 9 J.P. Arencibia, R (7, PH) OBP: 0.254, SLG: 0.487 (7, 2)			B SL 83 S CH 84 X FF 90 1-1 ① P4		S FF 90 B CH 84 X FF 90 1-1 ③ F7		S CH 84 B SL 83 S CH 83 B FF 91 F KC 79 F FF 91 X CH 84 2-2 ② F9			2 1	0 0	0 0	0 0	0 0	0 0	1 0
43 R.A. Dickey, R (1, 1) OBP: 0.500, SLG: 0.500 8 Anthony Gose, L (7, PH) OBP: 0.368, SLG: 0.313 49 Brad Lincoln, L (7, 1) 58 Todd Redmond, R (8, 1)			B FF 91 B FF 90 C FF 89 X FF 90 2-1 ② G3			C FF 89 X KC 76 0-1 19 E 10 1B 1B		S CH 84 B SL 82 S FF 89 F SL 83 C FF 90 1-3 ③ K		2 1 0 0	1 0 0 0	1 0 0 0	0 0 0 0	0 1 0 0	0 0 0 0	0 0 0 0

Inning Stats	1	2	3	4	5	6	7	8	9	1B	SF	WP	PA
	R: 0 E: 0 K: 2 S: 10	R: 0 E: 0 K: 1 S: 12	R: 0 E: 0 K: 1 S: 9	R: 0 E: 0 K: 0 S: 6	R: 0 E: 0 K: 0 S: 8	R: 3 E: 1 K: 0 S: 16	R: 0 E: 0 K: 1 S: 12	R: 0 E: 0 K: 1 S: 9	R: 0 E: 0 K: 0 S: 6	5	0	0	33
	H: 0 LOB: 0 BB: 0 P: 14	H: 1 LOB: 1 BB: 0 P: 17	H: 0 LOB: 0 BB: 0 P: 14	H: 1 LOB: 0 BB: 0 P: 8	H: 1 LOB: 1 BB: 0 P: 10	H: 3 LOB: 1 BB: 0 P: 23	H: 0 LOB: 0 BB: 0 P: 17	H: 0 LOB: 0 BB: 0 P: 11	H: 1 LOB: 0 BB: 0 P: 7	2	0	0	3
										3	0	0	0
										0	2	0	9
										HR: 0	HBP: 0	CS: 0	

PITCHER		IP	WLS	BF	H	R	ER	SO	BB	IBB	HBP	BLK	WP	HR	S	P	ERA	WHIP
36 Mike Minor, L ERA: 2.48	(1, 1)	7.0	W	27	6	3	2	5	0	0	0	0	0	0	73	103	2.57	0.857
52 Jordan Walden, R ERA: 4.2	(8, 1)	1.0		3	0	0	0	1	0	0	0	0	0	0	9	11	0.00	0.000
58 Alex Wood, L ERA:	(9, 1)	1.0		3	1	0	0	0	0	0	0	0	0	0	6	7	0.00	1.000

PITCHER		IP	WLS	BF	H	R	ER	SO	BB	IBB	HBP	BLK	WP	HR	S	P	ERA	WHIP

TOP

Toronto Blue Jays @ Atlanta Braves

Turner Field, Atlanta, GA

Thu May 30 2013, 7:13 PM - 9:46 PM EDT

Att. 29,976 - Cloudy - 81 F

livebaseballscorecards.com

AB	33
R	3
H	7
RBI	3
BB	0
SO	6
LOB	9

Batter	1	2	3	4	5	6	7	8	9	AB	R	H	RBI	BB	SO	LOB
17 Jordan Schafer, L (1, 8) OBP: 0.424, SLG: 0.470	C FF 82 X KN 76 0-1 19 1B 2B	B KN 75 B KN 76 X KN 70 2-0 ③ P6			M KN 72 B KN 76 F KN 74 B KN 74 X KN 76 2-2 ① G3	F KN 76 X KN 72 0-1 2-H 3-H 1B	S FF 93 C CU 82 S CU 84 0-3 ③ K			5	1	2	2	0	1	4
19 Andrelton Simmons, R (1, 6) OBP: 0.284, SLG: 0.371	C KN 74 S KN 75 X KN 77 0-2 8 L4-3 2-H 1B		F FF 81 B KN 78 X KN 77 1-1 ① F8		B KN 75 B KN 72 C FF 83 B KN 72 B FF 82 4-1 BB	B KN 76 B KN 75 F KN 74 C KN 75 F KN 77 D EP 64 X KN 76 3-2 ③ P4		C SL 79 C SL 81 B SI 92 B SL 81 X SI 89 2-2 ① P3		4	0	1	1	1	0	1
8 Justin Upton, R (1, 9) OBP: 0.371, SLG: 0.541 (8, 7) 58 Alex Wood, R (9, 1)	S KN 75 S KN 78 B KN 78 X KN 78 1-2 ① ② L4-3 1-1		C KN 75 X KN 77 0-1 ② P3		X KN 76 0-0 ② F8		B FF 94 B FF 94 F FF 94 C FF 94 X FF 95 2-2 ① L8	C SI 91 B SL 80 C SL 80 X SL 82 1-2 7 HR 1B		5 0	1 0	1 0	0 0	0 0	0 0	2 0
5 Freddie Freeman, L (1, 3) OBP: 0.376, SLG: 0.452	B KN 76 C KN 76 F EP 66 B KN 74 S EP 67 2-3 ③ K2-3		X KN 77 0-0 HR		B KN 72 B KN 70 X KN 74 2-0 ③ G6-3		B CU 80 C CU 82 C CU 82 X CU 84 1-2 16 BB 24 1B 14 PB 1B	B SI 91 S SL 82 B SI 91 S SL 81 S SL 82 2-3 ② K		5	2	2	1	0	2	2
24 Evan Gattis, R (1, 7) OBP: 0.333, SLG: 0.628 52 Jordan Walden, R (8, 1) 7 Reed Johnson, R (8, PH) OBP: 0.311, SLG: 0.404 (9, 7)		C KN 75 X KN 78 0-1 16 1B 14 1B 1B	C KN 74 F KN 78 F KN 78 F EP 67 X KN 78 0-2 ③ P3			B KN 77 C KN 75 B KN 79 X KN 71 2-1 23 FC4-6 16 1B 14 1B 1B	X FF 94 0-0 14 PB 16 BB 14 E 1-2 1B	B SI 90 C SI 90 B SL 80 X SI 89 2-1 1-H HR		4 0 1	3 0 1	3 0 1	0 0 2	0 0 0	0 0 0	0 0 0
16 Brian McCann, L (1, 2) OBP: 0.365, SLG: 0.578	L FF 81 F KN 77 B KN 77 B KN 77 X FF 82 2-2 14 1B 1-2 1B			B KN 72 S KN 70 B KN 73 B KN 72 X KN 70 3-1 ① G3		C KN 75 C KN 77 F KN 78 X FF 79 0-2 23 FC4-6 1-2 1B	B FF 94 B CH 86 B FF 94 B FF 93 4-0 14 PB 14 E 1-2 2-3 BB	F SL 80 B CH 82 B CH 82 C SI 90 B SI 92 X SL 81 3-2 ③ F9		4	1	2	0	1	0	0
23 Chris Johnson, R (1, 5) OBP: 0.376, SLG: 0.485	D KN 74 B KN 76 X KN 72 2-0 ① F8			C KN 74 F KN 78 B KN 80 X KN 78 1-2 1B		C KN 76 B KN 78 X KN 78 1-1 ① FC4-6 36 SH1-4 14 1B 17 1B 1-2f 2-3	B CU 81 S CU 82 S CU 82 S CU 83 1-3 ② K			4	1	1	0	0	1	7
14 Ramiro Pena, S (1, 4) OBP: 0.363, SLG: 0.472		F KN 74 X KN 75 0-1 1-2 2-H 1B		B FF 79 S KN 68 D KN 76 B KN 69 X KN 69 3-1 ② F9		C KN 76 1 SAFE B KN 77 F KN 77 F KN 78 X KN 75 1-2 36 SH1-4 17 1B 1-2 3-H 1B	B CU 82 B FF 94 C FF 94 F FF 93 F CU 83 X CU 83 2-2 E3 22 CI 1-H 2-H 3-H			4	1	2	2	0	0	1
36 Mike Minor, R (1, 1) OBP: 0.136, SLG: 0.273 22 Jason Heyward, L (7, PH) OBP: 0.300, SLG: 0.253 (8, 9)		X KN 71 0-0 ② F7		C KN 71 F EP 63 S KN 77 0-3 ③ K		X KN 70 0-0 ② SH1-4 1-2 2-3	B FF 94 S CU 84 1-1 CI 1-2			2 0	0 0	0 0	0 0	0 0	1 0	3 0
Inning Stats	R: 1 E: 0 K: 1 S: 11 H: 2 LOB: 0 BB: 0 P: 14	R: 1 E: 0 K: 0 S: 10 H: 3 LOB: 2 BB: 0 P: 16	R: 1 E: 0 K: 0 S: 10 H: 1 LOB: 0 BB: 0 P: 11	R: 0 E: 0 K: 1 S: 10 H: 1 LOB: 1 BB: 0 P: 17	R: 0 E: 0 K: 0 S: 6 H: 0 LOB: 1 BB: 1 P: 14	R: 3 E: 0 K: 0 S: 19 H: 4 LOB: 1 BB: 0 P: 26	R: 3 E: 2 K: 2 S: 18 H: 2 LOB: 2 BB: 1 P: 29	R: 2 E: 0 K: 1 S: 14 H: 2 LOB: 0 BB: 0 P: 24		1B: 12 2B: 2 3B: 0 HR: 2 SF: 0 SAC: 1 DP: 1 HBP: 0				WP: 0 PB: 1 SB: 0 CS: 0 PA: 42		

PITCHER		IP	WLS	BF	H	R	ER	SO	BB	IBB	HBP	BLK	WP	HR	S	P	ERA	WHIP
43 R.A. Dickey, R ERA: 5.18	(1, 1)	6.0	L	29	11	6	6	2	1	0	0	0	0	1	66	98	9.00	2.000
49 Brad Lincoln, R ERA: 5.74	(7, 1)	1.0		8	2	3	0	2	1	0	0	0	0	0	18	29	0.00	3.000
58 Todd Redmond, R ERA: 18.0	(8, 1)	1.0		5	2	2	2	1	0	0	0	0	0	1	14	24	18.00	2.000

PITCHER	IP	WLS	BF	H	R	ER	SO	BB	IBB	HBP	BLK	WP	HR	S	P	ERA	WHIP

BOTTOM

Toronto Blue Jays @ Atlanta Braves

Turner Field, Atlanta, GA

Thu May 30 2013, 7:13 PM - 9:46 PM EDT

Att. 29,976 - Cloudy - 81 F

livebaseballscorecards.com

AB	38
R	11
H	15
RBI	8
BB	2
SO	5
LOB	20

Batter	1	2	3	4	5	6	7	8	9	AB	R	H	RBI	BB	SO	LOB
2 Denard Span, L (1, 8) OBP: 0.330, SLG: 0.372	C FF 93 X FF 93 0-1 1 SF9 3B		C FF 92 B CH 83 T SI 89 B SI 91 X FF 94 2-2 1 L6-3 1B			C CU 72 X SI 89 0-1 1 SF9 3B	B CU 79 B CH 87 B FF 90 X FF 93 3-0 ③ F7			4	2	3	0	0	0	1
1 Steve Lombardozzi, S (1, 7) OBP: 0.254, SLG: 0.310	B SI 91 B FF 93 X SI 91 2-0 ① SF9 3-H		1 SAFE 1 SAFE B SI 89 1 SAFE X FF 90 1-0 ① ② L6-3 1-1			X CH 82 0-0 ① SF9 3-H		B FF 92 X FF 91 1-0 11 G5-4-3 1B		2	0	1	2	0	0	1
11 Ryan Zimmerman, R (1, 5) OBP: 0.365, SLG: 0.463	C FF 93 B SI 91 F SI 90 S SL 83 1-3 ② K		C SL 81 B FF 90 X SI 90 1-1 ③ F9			B FF 94 X FF 94 1-0 ② F9		B FF 92 C CH 86 X FF 92 1-1 ① ② G5-4-3 1-2f		4	0	0	0	0	1	1
25 Adam LaRoche, L (1, 3) OBP: 0.327, SLG: 0.449	C FF 93 F SI 89 S CH 85 0-3 ③ K			F SI 88 S CU 72 B FF 93 F CU 73 F FF 92 B CH 82 F CU 73 F SI 89 T FF 93 2-2 ① K		B CH 84 F CH 82 F FF 92 B FF 93 B CH 82 B FF 92 4-2 20 2B BB		B CU 78 X SI 94 1-0 G4-3		3	0	0	0	1	2	0
20 Ian Desmond, R (1, 6) OBP: 0.295, SLG: 0.448		B FF 93 C SI 90 X SI 91 1-1 ① G6-3		B CU 72 B CU 73 F FF 93 S FF 93 S SL 84 2-3 ② K		X SI 91 0-0 1-3 2B			C SL 82 X SL 81 0-1 ① P6	4	0	1	0	0	1	0
33 Roger Bernadina, L (1, 9) OBP: 0.227, SLG: 0.280		C CH 83 B FF 93 F CH 84 B FF 94 F SI 91 B CU 72 X SI 91 3-2 8 1B 24 FC5-4 1B		C SI 92 F CU 70 B FF 93 B CH 85 B CU 75 F FF 93 F FF 95 X SL 83 3-2 ③ G6-3		F CU 74 S FF 93 C FF 94 0-3 ③ K			X SI 89 0-0 8 S 1B	4	1	2	0	0	1	2
8 Danny Espinosa, S (1, 4) OBP: 0.195, SLG: 0.283		X SI 88 0-0 24 FC5-4 1-3 1B			X SI 87 0-0 ① B2		C CU 72 S CU 72 B FF 93 B FF 92 S CU 74 2-3 ① K		C SI 91 1 SAFE B CH 83 S SI 91 F CH 82 1 SAFE B SI 90 B SL 82 C SL 83 3-3 ② K 1-2	4	0	1	0	0	2	1
24 Kurt Suzuki, R (1, 2) OBP: 0.310, SLG: 0.344		C SI 89 X SL 82 0-1 ② FC5-4 1-2f 3-H			B FF 92 C FF 92 B SI 88 C SL 80 S SL 81 2-3 ② K		X SL 81 0-0 18 G3 1B		B SL 82 X SL 82 1-0 ③ G6-3	4	0	1	1	0	1	2
37 Stephen Strasburg, R (1, 1) OBP: 0.167, SLG: 0.250 35 Craig Stammen, R (3, 1) 18 Chad Tracy, L (7, PH) OBP: 0.204, SLG: 0.216 36 Tyler Clippard, R (7, 1) 22 Drew Storen, S (8, 1) 29 Rafael Soriano, R (9, 1)		C FF 93 C SL 83 S SL 82 0-3 ③ K			B FF 93 C FF 93 B FF 92 F FF 93 S FF 93 2-3 ③ K		B SI 88 B CH 81 C FF 92 X FF 90 2-1 ② G3 1-2			1 1 1 0 0 0	0 0 0 0 0 0	0 0 0 0 0 0	0 0 0 0 0 0	1 1 0 0 0 0	1 0 1 0 0 0	1 0 1 0 0 0
Inning Stats	R: 1 E: 0 K: 2 S: 9 H: 1 LOB: 0 BB: 0 P: 12	R: 1 E: 0 K: 1 S: 12 H: 2 LOB: 1 BB: 0 P: 16	R: 0 E: 0 K: 0 S: 6 H: 1 LOB: 0 BB: 0 P: 10	R: 0 E: 0 K: 2 S: 15 H: 0 LOB: 0 BB: 0 P: 22	R: 0 E: 0 K: 2 S: 7 H: 0 LOB: 0 BB: 0 P: 11	R: 1 E: 0 K: 1 S: 10 H: 2 LOB: 2 BB: 1 P: 15	R: 0 E: 0 K: 1 S: 7 H: 1 LOB: 1 BB: 0 P: 14	R: 0 E: 0 K: 0 S: 4 H: 1 LOB: 0 BB: 0 P: 7	R: 0 E: 0 K: 1 S: 8 H: 1 LOB: 1 BB: 0 P: 12	1B: 6 2B: 2 3B: 2 HR: 0 SF: 2 SAC: 0 DP: 2 HBP: 0						

PITCHER		IP	WLS	BF	H	R	ER	SO	BB	IBB	HBP	BLK	WP	HR	S	P	ERA	WHIP
49 Julio Teheran, R ERA: 3.71	(1, 1)	6.2	L	27	7	3	3	9	1	0	0	0	0	0	65	96	4.05	1.200
38 Anthony Varvaro, R ERA: 2.37	(7, 1)	1.0		3	1	0	0	0	0	0	0	0	0	0	4	9	0.00	1.000
43 Luis Avilán, L ERA: 2.61	(8, 1)	0.1		1	0	0	0	0	0	0	0	0	0	0	1	2	0.00	0.000
53 Cory Gearrin, R ERA: 1.8	(9, 1)	1.0		4	1	0	0	1	0	0	0	0	0	0	8	12	0.00	1.000

PITCHER	IP	WLS	BF	H	R	ER	SO	BB	IBB	HBP	BLK	WP	HR	S	P	ERA	WHIP

TOP

Washington Nationals @ Atlanta Braves

Turner Field, Atlanta, GA

Fri May 31 2013, 7:38 PM - 10:36 PM EDT

Att. 36,650 - Partly Cloudy - 82 F

livebaseballscorecards.com

AB	32
R	3
H	9
RBI	3
BB	1
SO	10
LOB	10

Batter	1	2	3	4	5	6	7	8	9	AB	R	H	RBI	BB	SO	LOB
22 Jason Heyward, L (1, 8) (8, 9) OBP: 0.290, SLG: 0.243	F FF 94 B FF 95 B FF 95 S CH 90 B CH 88 X SI 96 3-2 ① G6-3		C SI 91 B FC 85 B SI 92 B SI 92 F SI 92 X FC 86 3-2 ③ F8			B SI 92 C SI 91 S KC 80 B FC 86 S SI 91 2-3 ③ K		C SL 81 B FF 94 X CH 88 1-1 ② G6-3		4	0	0	0	0	1	0
14 Ramiro Pena, S (1, 6) OBP: 0.381, SLG: 0.480	X SI 95 0-0 8 G4-6-3 1B			C SI 92 S KC 80 B KC 82 F FC 84 X SI 92 1-2 ① G6-3			C FF 92 X FF 92 0-1 5 WP 5 1B 1B	B SI 93 B CH 86 B SI 92 B FF 91 4-0 BB		3	1	2	0	1	0	0
8 Justin Upton, R (1, 9) (8, 7) OBP: 0.364, SLG: 0.529	B FF 95 C CH 87 F FF 96 X FF 96 1-2 ② ③ G4-6-3 1-2f			F FC 84 F SI 92 S FC 84 0-3 ② K			B FF 93 B FF 92 S CH 80 S FF 92 B FF 92 F CH 81 S FF 92 3-3 ① K	B SL 81 X SI 93 1-0 ③ G6-3		4	0	0	0	0	2	3
5 Freddie Freeman, L (1, 3) OBP: 0.379, SLG: 0.472		C CU 79 F FF 96 B CH 86 B FF 98 F CH 89 B CH 91 F FF 97 X FF 97 3-2 HR		B SI 92 X SI 92 1-0 ③ F8			F CH 82 B FF 94 F FF 92 B FF 94 B CH 80 F CH 81 F FF 92 X FF 93 3-2 16 HBP 24 HBP 1-H 1B		B SI 92 F FF 93 S SL 85 X SL 83 1-2 ① F9	4	1	2	2	0	0	0
24 Evan Gattis, R (1, 7) OBP: 0.333, SLG: 0.619 2 B.J. Upton, R (7, PR) (8, 8) OBP: 0.230, SLG: 0.245		B CU 82 B CU 81 F SI 98 C FF 98 S CU 82 2-3 ① K			S FC 86 B FC 84 F SI 92 B KC 80 B FC 87 X SI 92 3-2 ① F7		B FF 93 B CH 81 H CH 81 3-0 16 HBP 1-2 HBP		F FF 93 F FC 92 S SL 84 0-3 ② K	2 1	0 0	0 0	0 0	0 0	1 1	0 0
16 Brian McCann, L (1, 2) OBP: 0.359, SLG: 0.552		B FF 96 B CH 88 B CH 90 C SI 94 S FF 93 F SI 94 F FF 93 X SI 95 3-2 ② G4-3			C KC 79 B SI 93 C SI 91 B FC 86 B SI 92 X FC 85 3-2 ② F8		B FF 94 F CH 81 H FF 93 2-1 1-2 2-3 HBP		C FF 94 X FF 94 0-1 ③ G3	3	0	0	0	0	0	0
26 Dan Uggla, R (1, 4) OBP: 0.296, SLG: 0.394		C SI 95 B CU 81 B CU 81 S CH 88 C CU 82 2-3 ③ K			B KC 80 F FC 84 X SI 92 1-1 ③ G5-3		B CH 81 F CH 80 S FF 92 B CH 81 S FF 93 2-3 ② K			3	0	0	0	0	2	3
23 Chris Johnson, R (1, 5) OBP: 0.368, SLG: 0.474			S FC 85 S FC 85 B FC 85 S FC 87 1-3 ① K			B SI 91 B FC 85 F SI 91 B SI 91 X SI 91 3-1 ① F8	F CH 82 F FF 92 F FF 94 S CH 83 0-3 ③ K			3	0	0	0	0	2	3
49 Julio Teheran, R (1, 1) OBP: 0.286, SLG: 0.300 38 Anthony Varvaro, R (7, 1) 43 Luis Avilán, L (8, 1) 17 Jordan Schafer, L (8, PH) OBP: 0.420, SLG: 0.464 53 Cory Gearrin, R (9, 1)			X SI 92 0-0 ② L4			C SI 91 B FC 87 X FC 84 1-1 ② G1-3		B SI 93 S SI 93 S SL 81 S CH 87 1-3 ① K		2 0 0 1 0	0 0 0 0 0	0 0 0 0 0	0 0 0 0 0	0 0 0 1 0	0 0 0 0 0	0 0 0 0 0
Inning Stats	R: 0 E: 0 K: 0 S: 7 H: 1 LOB: 0 BB: 0 P: 11	R: 1 E: 0 K: 2 S: 16 H: 1 LOB: 0 BB: 0 P: 26	R: 0 E: 0 K: 1 S: 7 H: 0 LOB: 0 BB: 0 P: 11	R: 0 E: 0 K: 1 S: 8 H: 0 LOB: 0 BB: 0 P: 10	R: 0 E: 0 K: 0 S: 8 H: 0 LOB: 0 BB: 0 P: 15	R: 0 E: 0 K: 1 S: 7 H: 0 LOB: 0 BB: 0 P: 13	R: 1 E: 0 K: 3 S: 19 H: 2 LOB: 3 BB: 0 P: 32	R: 0 E: 0 K: 1 S: 6 H: 0 LOB: 1 BB: 1 P: 13	R: 0 E: 0 K: 1 S: 8 H: 0 LOB: 0 BB: 0 P: 9	1B: 3 2B: 0 3B: 0 HR: 1	SF: 0 SAC: 0 DP: 1 HBP: 2	WP: 1 PB: 0 SB: 0 CS: 0	PA: 33				

PITCHER		IP	WLS	BF	H	R	ER	SO	BB	IBB	HBP	BLK	WP	HR	S	P	ERA	WHIP
37 Stephen Strasburg, R ERA: 2.54	(1, 1)	2.0		7	2	1	1	2	0	0	0	0	0	1	23	37	4.50	1.000
35 Craig Stammen, R ERA: 2.6	(3, 1)	4.0	W	12	0	0	0	3	0	0	0	0	0	0	30	49	0.00	0.000
36 Tyler Clippard, R ERA: 3.13	(7, 1)	1.0	H	7	2	1	1	3	0	0	2	0	1	0	19	32	9.00	2.000
22 Drew Storen, R ERA: 4.37	(8, 1)	1.0	H	4	0	0	0	1	1	0	0	0	0	0	6	13	0.00	1.000
29 Rafael Soriano, R ERA: 2.74	(9, 1)	1.0	S	3	0	0	0	1	0	0	0	0	0	0	8	9	0.00	0.000

PITCHER	IP	WLS	BF	H	R	ER	SO	BB	IBB	HBP	BLK	WP	HR	S	P	ERA	WHIP

BOTTOM

Washington Nationals @ Atlanta Braves

Turner Field, Atlanta, GA

Fri May 31 2013, 7:38 PM - 10:36 PM EDT

Att. 36,650 - Partly Cloudy - 82 F

livebaseballscorecards.com

AB	30
R	2
H	4
RBI	2
BB	1
SO	10
LOB	9

Batter	1	2	3	4	5	6	7	8	9	10	AB	R	H	RBI	BB	SO	LOB
2 Denard Span, L (1, 8) OBP: 0.323, SLG: 0.363	C SI 90 X SI 90 0-1 G1-3		B SI 89 X SI 91 1-0 FC6-4 1-2f			C SI 89 B FC 81 X FS 79 1-1 P6		B SI 93 X SI 93 1-0 F7		B FF 96 X FF 95 1-0 L7	5	0	0	0	0	0	1
1 Steve Lombardozzi, S (1, 7) OBP: 0.246, SLG: 0.299	C SI 90 S FS 81 F FF 91 X FC 84 0-2 G1-4-3			S FS 80 F SI 90 B FC 86 X SI 90 1-2 E3 11 G6-3 20 1B		C CU 74 B SI 90 S FS 81 X FS 81 1-2 G4-3		F SI 95 C CU 76 B SI 95 B CU 77 F SI 94 S CU 77 2-3 K			4	1	0	0	0	1	0
11 Ryan Zimmerman, R (1, 5) OBP: 0.368, SLG: 0.464	C FF 90 B SI 91 C SI 90 B FC 84 F SI 91 B SI 90 X SI 91 3-2 L9			B SI 89 C FC 82 1 SAFE B SI 90 F SI 89 F CU 77 B SI 91 X SI 90 3-2 G6-3 1-3		C SI 90 B SI 91 C FF 91 B SI 91 X FC 84 2-2 25 BB 1B			X FF 97 0-0 25 2B 33 FC5-2 1B		4	0	2	0	0	0	1
25 Adam LaRoche, L (1, 3) OBP: 0.330, SLG: 0.453		C SI 89 B FS 80 F FS 80 B FC 82 X FS 81 2-2 L7		B FF 90 B FS 81 S FF 90 X SI 90 2-1 G4-3		B FS 80 B SI 90 B FS 81 B FF 91 4-0 1-2 BB			C KC 85 D FF 98 D KC 87 X FF 97 2-1 33 FC5-2 1-3 2B		3	0	1	0	1	0	1
20 Ian Desmond, R (1, 6) OBP: 0.294, SLG: 0.444		B SI 90 F FS 82 B FC 82 S SI 91 X SI 91 2-2 G6-3		D FC 84 F SI 91 B SI 90 F FC 85 X FC 86 2-2 3-H 1B		X SI 90 0-0 F9			B KC 88 C KC 87 B FF 98 F KC 87 C FF 98 2-3 K		4	0	1	1	0	1	4
33 Roger Bernadina, L (1, 9) OBP: 0.217, SLG: 0.267		B SI 91 C SI 91 S FC 84 B FC 87 B FS 83 X SI 90 3-2 G4-3		C SI 90 B FC 84 B FS 82 F SI 91 X SI 91 2-2 P5			C FC 81 S FS 81 X SI 89 0-2 G4-3		B KC 87 C FF 98 X KC 87 1-1 FC5-2 2-3 3-H		4	0	0	0	0	0	3
8 Danny Espinosa, S (1, 4) OBP: 0.190, SLG: 0.276			B FF 90 X SI 89 1-0 G6-3		B FF 88 X SI 89 1-0 L8		F SI 89 S FF 90 S SI 89 0-3 K		X FF 97 0-0 F7		4	0	0	0	0	1	2
24 Kurt Suzuki, R (1, 2) OBP: 0.301, SLG: 0.333			C SI 89 F FF 90 S FF 90 0-3 K		B FC 84 C SI 90 B SI 90 X SI 90 2-1 F8		C FC 84 B SI 89 F SI 89 B SI 90 B CU 76 X FF 90 3-2 F9			B FF 96 C FF 96 S FF 96 X SL 84 1-2 G6-3	4	0	0	0	0	1	0
47 Gio González, R (1, 1) OBP: 0.316, SLG: 0.500 26 Jeff Kobernus, R (8, PH) 22 Drew Storen, S (8, 1) 58 Fernando Abad, L (9, 1) 18 Chad Tracy, L (10, PH) OBP: 0.200, SLG: 0.212 63 Henry Alberto Rodriguez, R (10, 1)			X SI 89 0-0 2 FC6-4 1B		B SI 91 S FC 84 S CU 76 S SI 90 1-3 K			C FC 83 C FF 89 B FC 84 F SI 90 F FC 84 B SI 92 S FS 80 2-3 K		B FF 96 F FF 95 B SL 82 S CH 87 X CH 87 2-2 F9	2 1 0 0 1 0	0 0 0 0 0 0	1 0 0 0 0 0	0 0 0 0 0 0	0 1 0 0 0 0	1 0 0 0 0 0	0 0 0 0 0 0
Inning Stats	R: 0 E: 0 K: 0 S: 10 H: 0 LOB: 0 BB: 0 P: 13	R: 0 E: 0 K: 0 S: 9 H: 0 LOB: 0 BB: 0 P: 16	R: 0 E: 0 K: 1 S: 6 H: 1 LOB: 1 BB: 0 P: 8	R: 1 E: 1 K: 0 S: 15 H: 1 LOB: 1 BB: 0 P: 25	R: 0 E: 0 K: 1 S: 6 H: 0 LOB: 0 BB: 0 P: 10	R: 0 E: 0 K: 0 S: 9 H: 1 LOB: 2 BB: 1 P: 17	R: 0 E: 0 K: 1 S: 9 H: 0 LOB: 0 BB: 0 P: 12	R: 0 E: 0 K: 2 S: 10 H: 0 LOB: 0 BB: 0 P: 15	R: 0 E: 0 K: 1 S: 9 H: 2 LOB: 2 BB: 0 P: 14	R: 0 E: 0 K: 0 S: 7 H: 0 LOB: 0 BB: 0 P: 11	1B: 4 2B: 1 3B: 0 HR: 0	SF: 0 SAC: 0 DP: 0 HBP: 0					

TOP

Washington Nationals @ Atlanta Braves

Turner Field, Atlanta, GA

Sat Jun 01 2013, 7:18 PM - 10:24 PM EDT

Att. 46,910 - Cloudy - 83 F

livebaseballscorecards.com

AB	36
R	1
H	5
RBI	1
BB	1
SO	6
LOB	12

WP: 0 PA: 37
PB: 0
SB: 0
CS: 0

PITCHER		IP	WLS	BF	H	R	ER	SO	BB	IBB	HBP	BLK	WP	HR	S	P	ERA	WHIP
15 Tim Hudson, R ERA: 4.8	(1, 1)	7.1		27	3	1	0	4	1	0	0	0	0	0	69	108	0.00	0.545
43 Luis Avilán, L ERA: 2.53	(8, 1)	0.2		2	0	0	0	1	0	0	0	0	0	0	5	8	0.00	0.000
46 Craig Kimbrel, R ERA: 2.11	(9, 1)	1.0		5	2	0	0	1	0	0	0	0	0	0	9	14	0.00	2.000
52 Jordan Walden, R ERA: 3.94	(10, 1)	1.0	W	3	0	0	0	0	0	0	0	0	0	0	7	11	0.00	0.000

PITCHER	IP	WLS	BF	H	R	ER	SO	BB	IBB	HBP	BLK	WP	HR	S	P	ERA	WHIP

Washington Nationals @ Atlanta Braves

Turner Field, Atlanta, GA

Sat Jun 01 2013, 7:18 PM - 10:24 PM EDT

Att. 46,910 - Cloudy - 83 F

livebaseballscorecards.com

BOTTOM

Batter	1	2	3	4	5	6	7	8	9	10	AB	R	H	RBI	BB	SO	LOB
19 Andrelton Simmons, R (1, 6) OBP: 0.284, SLG: 0.368	P6		G6-3 2-3 3-H			1B		G6-3			4	0	1	1	0	0	1
22 Jason Heyward, L (1, 9) OBP: 0.283, SLG: 0.236 7 Reed Johnson, R (9, PH) OBP: 0.323, SLG: 0.414 (10, 9)	K		K			K			5 L4-3 1B		3 1	0 0	0 1	0 0	0 0	3 0	2 0
8 Justin Upton, R (1, 7) OBP: 0.358, SLG: 0.518	K			G1-3		F7			K		4	0	0	0	0	2	2
5 Freddie Freeman, L (1, 3) OBP: 0.370, SLG: 0.461		F7		K		G4-3			L4-3 1-1		4	0	0	0	0	1	2
24 Evan Gattis, R (1, 2) OBP: 0.331, SLG: 0.606 17 Jordan Schafer, L (10, PR) OBP: 0.420, SLG: 0.464		G4-3		K			G6-3			26 S 2 1B BB	3 0	0 1	0 0	0 0	1 0	1 0	0 0
23 Chris Johnson, R (1, 5) OBP: 0.367, SLG: 0.479 14 Ramiro Pena, S (10, PH) OBP: 0.376, SLG: 0.474		G6-3			26 F8 2B		F9			B3	3 1	0 0	1 0	0 0	0 0	0 1	0 1
26 Dan Uggla, R (1, 4) OBP: 0.300, SLG: 0.390			2 1B 19 G6-3 BB		F8 2-3		K			2 1B 1-2 BB	2	1	0	0	2	1	1
2 B.J. Upton, R (1, 8) OBP: 0.236, SLG: 0.252			19 G6-3 15 SH3-4 1-3 1B		P6			K		1-2 2-H 1B	4	0	2	1	0	1	1
15 Tim Hudson, R (1, 1) OBP: 0.333, SLG: 0.455 43 Luis Avilán, L (8, 1) 16 Brian McCann, L (8, PH) OBP: 0.354, SLG: 0.544 46 Craig Kimbrel, R (9, 1) 52 Jordan Walden, R (10, 1)			SH3-4 1-2		G5-3			K			1 0 1 0 0	0 0 0 0 0	0 0 0 0 0	0 0 0 0 0	0 0 1 0 0	0 0 0 0 0	1 0 0 0 0

| Inning Stats | | |

Washington Nationals @ Atlanta Braves

Turner Field, Atlanta, GA

Sun Jun 02 2013, 1:37 PM - 4:33 PM EDT

Att. 30,134 - Cloudy - 83 F

TOP

livebaseballscorecards.com

Batter	1	2	3	4	5	6	7	8	9	AB	R	H	RBI	BB	SO	LOB
2 Denard Span, L (1, 8) OBP: 0.318, SLG: 0.356	C SI 88 C SI 88 B SI 89 F FC 82 X CH 82 1-2 G4-3	B CU 74 C SI 88 B FF 88 C FC 82 B SL 79 F FC 81 C SI 89 3-3 K			C CU 71 C CH 80 B CU 73 X CH 81 1-2 G3			B SI 94 B SI 94 C SI 93 S SI 94 B SI 95 F SI 94 F SI 94 X SI 95 3-2 G4-3		4	0	0	0	0	1	2
1 Steve Lombardozzi, S (1, 7) OBP: 0.246, SLG: 0.298	C SI 88 B FC 81 X SI 87 1-1 11 G5-4-3 1B		L SI 88 X SI 88 0-1 G4-3		B FF 89 X SL 80 1-0 F8			C SI 95 X FF 94 0-1 G5-3		4	0	1	0	0	0	0
11 Ryan Zimmerman, R (1, 5) OBP: 0.360, SLG: 0.452	B SI 88 B FC 81 B SI 86 C SI 89 X FC 83 3-1 G5-4-3 1-2f		B SI 88 C FC 83 B SI 88 S FF 89 X SI 89 2-2 F9			C SI 87 X SI 86 0-1 G4-3		C CU 76 B CH 82 C CU 75 F SI 95 X CU 77 1-2 P3		4	0	0	0	0	0	1
25 Adam LaRoche, L (1, 3) OBP: 0.329, SLG: 0.454		S SL 78 B SI 87 B SI 87 C SL 78 B SL 77 X FF 88 3-2 20 1B 12 1B 2B	B SI 88 B CH 83 B FF 89 F FF 89 F FF 89 F SI 89 F FF 89 F SI 89 3-2 X FC 82 F8			B SI 88 B CH 78 X SI 87 2-0 G3			C FF 95 B FF 95 X KC 84 1-1 G3	4	1	1	0	0	0	0
20 Ian Desmond, R (1, 6) OBP: 0.298, SLG: 0.460		X SL 79 0-0 23 G6-3 12 1B 57 E 2-3 1B		B SI 86 S SL 80 F FC 84 B CH 81 B FC 81 C SI 88 3-3 K		S SI 88 S CH 81 B CH 80 F FC 81 B FF 88 F FC 82 X CU 73 2-2 HR			C FF 96 S FF 95 B FF 97 F FF 96 B KC 85 X KC 84 2-2 G4-3	4	2	2	1	0	1	0
12 Tyler Moore, R (1, 9) OBP: 0.200, SLG: 0.269 51 Erik Davis, R (6, 1) 58 Fernando Abad, L (8, 1) 18 Chad Tracy, L (9, PH) OBP: 0.196, SLG: 0.208		C SL 80 X CH 79 0-1 57 E 23 G6-3 1-2 3-H 1B		C CU 72 X FC 83 0-1 G5-3		B SI 88 B SI 87 C FC 82 X FC 82 2-1 P4			C FF 96 C KC 85 B KC 86 B FF 96 X FF 96 2-2 P5	3 0 0 1	0 0 0 0	1 0 0 0	1 0 0 0	0 0 0 0	0 0 0 0	0 0 0 0
8 Danny Espinosa, S (1, 4) OBP: 0.193, SLG: 0.272		C SI 88 B SI 85 B CU 74 F CH 80 S SL 79 2-3 K		H FC 82 1-0 23 FC6-4 HBP			B FF 88 B FF 91 F FF 92 S FF 91 X FF 92 2-2 F7			2	0	0	0	0	1	2
23 Jhonatan Solano, R (1, 2) OBP: 0.167, SLG: 0.118		2 SAFE C SI 86 B FC 82 B CU 71 X SI 86 2-1 G6-3 1-2 2-3		X SI 88 0-0 FC6-4 1-2f			C CU 79 X CH 86 0-1 G5-3			3	0	0	0	0	0	3
57 Nate Karns, R (1, 1) 30 Zach Duke, L (5, 1) OBP: 1.000, SLG: 1.000 33 Roger Bernadina, L (6, 9) OBP: 0.215, SLG: 0.264		X SI 89 0-0 E1 2-3 3-H			S FC 81 B SI 87 F SI 87 C CU 73 1-3 K		B FF 92 F CH 86 X FF 92 1-1 L3			2 0 1	0 0 0	0 0 0	0 0 0	0 0 0	1 0 0	1 0 0
Inning Stats	R: 0 E: 0 K: 0 S: 8 H: 1 LOB: 0 BB: 0 P: 13	R: 2 E: 1 K: 2 S: 16 H: 3 LOB: 2 BB: 0 P: 26	R: 0 E: 0 K: 0 S: 12 H: 0 LOB: 0 BB: 0 P: 17	R: 0 E: 0 K: 1 S: 6 H: 0 LOB: 1 BB: 0 P: 10	R: 0 E: 0 K: 1 S: 7 H: 0 LOB: 0 BB: 0 P: 10	R: 1 E: 0 K: 0 S: 10 H: 1 LOB: 0 BB: 0 P: 16	R: 0 E: 0 K: 0 S: 7 H: 0 LOB: 0 BB: 0 P: 10	R: 0 E: 0 K: 0 S: 11 H: 0 LOB: 0 BB: 0 P: 15	R: 0 E: 0 K: 0 S: 9 H: 0 LOB: 0 BB: 0 P: 14	1B: 3 2B: 1 3B: 0 HR: 1 SF: 0 SAC: 0 DP: 1 HBP: 1						

	AB	32
	R	3
	H	5
	RBI	2
	BB	0
	SO	4
	LOB	9

WP: 0 PB: 0 SB: 0 CS: 0 PA: 33

PITCHER		IP	WLS	BF	H	R	ER	SO	BB	IBB	HBP	BLK	WP	HR	S	P	ERA	WHIP
28 Paul Maholm, L ERA: 3.68	(1, 1)	6.0	W	24	5	3	2	4	0	0	1	0	0	1	59	92	3.00	0.833
38 Anthony Varvaro, R ERA: 2.3	(7, 1)	1.0	H	3	0	0	0	0	0	0	0	0	0	0	7	10	0.00	0.000
43 Luis Avilán, L ERA: 2.42	(8, 1)	1.0	H	3	0	0	0	0	0	0	0	0	0	0	11	15	0.00	0.000
46 Craig Kimbrel, R ERA: 2.01	(9, 1)	1.0	S	3	0	0	0	0	0	0	0	0	0	0	9	14	0.00	0.000

PITCHER	IP	WLS	BF	H	R	ER	SO	BB	IBB	HBP	BLK	WP	HR	S	P	ERA	WHIP

BOTTOM

Washington Nationals @ Atlanta Braves

Turner Field, Atlanta, GA

Sun Jun 02 2013, 1:37 PM - 4:33 PM EDT

Att. 30,134 - Cloudy - 83 F

livebaseballscorecards.com

Batter	1	2	3	4	5	6	7	8	9	AB	R	H	RBI	BB	SO	LOB
19 Andrelton Simmons, R (1, 6) OBP: 0.286, SLG: 0.366	C FF 92 F FF 94 X KC 84 0-2 E5 14 HR	C KC 83 B KC 86 X KC 85 1-1 1B		C KC 84 B CH 85 F FF 95 X KC 85 1-2 ③ F7		D SI 89 B SI 90 B SI 90 B SI 88 4-0 14 SH5-3 5 2B 1-2 BB		C SI 90 X CH 77 0-1 ① P4		4	2	1	0	1	0	0
14 Ramiro Pena, S (1, 5) OBP: 0.371, SLG: 0.500	X FF 92 0-0 1-H HR	1 SAFE B FF 94 C CH 85 1 SAFE F FF 92 S KC 84 1-3 ③ K			C CH 84 C FF 91 X KC 87 0-2 ① G3-1	X SI 89 0-0 ① SH5-3 1-2 2-3		C KC 75 F CH 76 X KC 77 0-2 ② G5-3		4	1	1	2	0	1	1
8 Justin Upton, R (1, 9) OBP: 0.368, SLG: 0.523	B FF 93 F FF 93 X KC 83 1-1 24 S 1B		F KC 82 F CH 84 B FF 96 X FF 94 1-2 16 FC3-6 5 1B		B FF 93 B CH 86 S FF 92 X FF 93 2-1 24 BB 16 1B	I IN 70 I IN 73 I IN 73 I IN 73 4-0 5 2B 24 FC5-2 IBB		C SI 91 C FF 92 B SI 93 B KC 80 F FF 92 B KC 78 F CH 73 S FF 94 3-3 ③ K		4	1	3	0	1	1	0
5 Freddie Freeman, L (1, 3) OBP: 0.373, SLG: 0.467	C FF 93 1 SAFE B FF 93 F FF 93 C KC 83 1-3 ① K		F CH 86 X FF 91 0-1 16 FC3-6 1-2 1B		B FF 92 X KC 83 1-0 ② L8	D SL 79 X FF 88 1-0 24 FC5-2 1-3 2-H 3-H 2B				4	0	2	2	0	1	2
24 Evan Gattis, R (1, 7) OBP: 0.329, SLG: 0.593 38 Anthony Varvaro, R (7, 1) 43 Luis Avilán, L (8, 1) 46 Craig Kimbrel, R (9, 1)	C FF 92 C KC 85 F KC 85 B FF 93 F FF 93 C FF 95 1-3 ② K 1-2		D KC 84 S CH 86 B FF 92 S CH 86 S FF 94 2-3 ① K		1 SAFE 1 SAFE F S KC 82 B FF 94 B KC 84 B CH 85 B FF 93 4-2 16 1B 1-2 BB	F SI 92 C KC 78 X KC 77 0-2 ② FC5-2 2-3 3-H				3	0	0	0	1	2	5
										0	0	0	0	0	0	0
										0	0	0	0	0	0	0
										0	0	0	0	0	0	0
16 Brian McCann, L (1, 2) OBP: 0.349, SLG: 0.528	B KC 83 C FF 94 X KC 86 1-1 ③ G4-3		C FF 91 B CH 85 F FF 92 F KC 86 B CH 86 X CH 87 2-2 ② FC3-6 1-2f 2-3		D SL 78 C SL 78 C SI 90 D SL 78 F SI 90 F SI 91 D CU 74 F SL 78 X SI 90 3-2 26 BB 1-3 2-H 1B	B FF 93 C SI 93 X CH 85 1-1 ③ G3				4	0	1	1	0	0	5
26 Dan Uggla, R (1, 4) OBP: 0.300, SLG: 0.383		B FF 92 B KC 84 X FF 92 2-0 ① P3	C KC 84 B KC 86 B CH 85 C FF 94 B FF 95 X FF 95 3-2 ③ L8		B SI 90 D CH 84 S SI 86 F SI 90 D CU 74 D CH 85 4-2 2 FC6-4 1-2 BB		C FF 93 S CH 85 B FF 94 B FF 94 S SI 93 2-3 ① K			3	0	0	0	1	1	2
2 B.J. Upton, R (1, 8) OBP: 0.237, SLG: 0.269		B FF 93 X FF 94 1-0 HR	C KC 82 B CH 84 B FF 93 F CH 86 F FF 93 S FF 95 2-3 ① K		B SI 88 X SI 90 1-0 ③ FC6-4 1-2f		B KC 78 S CH 85 X FF 93 1-1 ② G5-3			4	1	1	1	0	1	3
28 Paul Maholm, L (1, 1) OBP: 0.154, SLG: 0.192 7 Reed Johnson, R (6, PH) OBP: 0.328, SLG: 0.407 (7, 7)		S FF 93 B FF 94 X FF 93 1-1 ② L4		S FF 93 B FF 94 B FF 91 F FF 94 S KC 83 2-3 ② K		C FF 89 B SL 79 B FF 89 B SI 91 B SI 91 4-1 14 SH5-3 19 BB 5 2B BB	F SI 93 F SI 94 F CH 83 B SI 93 F CH 85 C KC 78 1-3 ③ K			2	0	0	0	0	1	0
										1	1	0	0	1	1	0
Inning Stats	R: 2 E: 1 K: 2 S: 16 H: 2 LOB: 1 BB: 0 P: 20	R: 1 E: 0 K: 1 S: 9 H: 2 LOB: 1 BB: 0 P: 15	R: 0 E: 0 K: 1 S: 15 H: 2 LOB: 2 BB: 0 P: 23	R: 0 E: 0 K: 2 S: 10 H: 0 LOB: 0 BB: 0 P: 15	R: 1 E: 0 K: 0 S: 17 H: 2 LOB: 3 BB: 2 P: 32	R: 2 E: 0 K: 0 S: 8 H: 1 LOB: 2 BB: 3 P: 22	R: 0 E: 0 K: 2 S: 10 H: 0 LOB: 0 BB: 0 P: 14	R: 0 E: 0 K: 1 S: 10 H: 0 LOB: 0 BB: 0 P: 13		1B: 6 2B: 1 3B: 0 HR: 2 SF: 0 SAC: 1 DP: 0 HBP: 0			WP: 0 PB: 0 SB: 1 CS: 0 PA: 39			

	AB	33
	R	6
	H	9
	RBI	6
	BB	5
	SO	9
	LOB	18

PITCHER		IP	WLS	BF	H	R	ER	SO	BB	IBB	HBP	BLK	WP	HR	S	P	ERA	WHIP
57 Nate Karns, R ERA: 6.0	(1, 1)	4.2	L	23	7	4	3	6	1	0	0	0	0	2	58	88	5.79	1.714
30 Zach Duke, L ERA: 8.71	(5, 1)	0.2		8	2	2	2	0	3	1	0	0	0	0	12	33	27.00	7.500
51 Erik Davis, R ERA:	(6, 1)	1.2		5	0	0	0	2	0	0	0	0	0	0	15	20	0.00	0.000
58 Fernando Abad, L ERA:	(8, 1)	1.0		3	0	0	0	1	0	0	0	0	0	0	10	13	0.00	0.000

PITCHER	IP	WLS	BF	H	R	ER	SO	BB	IBB	HBP	BLK	WP	HR	S	P	ERA	WHIP

Pittsburgh Pirates @ Atlanta Braves

Turner Field, Atlanta, GA

Mon Jun 03 2013, 7:13 PM - 10:18 PM EDT

Att. 19,526 - Partly Cloudy - 83 F

TOP

livebaseballscorecards.com

Batter	1	2	3	4	5	6	7	8	9	AB	R	H	RBI	BB	SO	LOB
6 Starling Marte, R (1, 8) OBP: 0.359, SLG: 0.432	C SI 89 B CU 76 S CH 81 B CU 77 X SI 90 2-2 ① L8		C CU 75 X CH 80 0-1 18 CS 1B		B SI 89 X CH 82 1-0 46 G3-6-1 1-2 1B			S SI 94 S CH 86 B SI 94 X KC 81 1-2 ① F7		4	0	2	0	0	0	0
18 Neil Walker, S (1, 4) OBP: 0.363, SLG: 0.401	C FF 90 X CH 82 0-1 2B		1 SAFE C SI 89 F SI 89 1 SAFE B FF 89 H CU 78 2-2 ① 46 E 14 2B 1-2 HBP		X SI 89 0-0 ① F6			C SI 94 S SI 95 X SI 94 0-2 ② G6-3		3	1	1	0	0	0	2
46 Garrett Jones, L (1, 9) OBP: 0.311, SLG: 0.443	B SI 91 B CH 82 C SI 90 X FF 89 2-1 ② F8		X FF 88 0-0 ② F8 1-2		D CU 77 S CH 82 S CH 81 B CU 77 X FF 90 2-2 ② ③ G3-6-1 1-2f			C SI 93 C KC 83 B FF 94 S KC 81 1-3 ③ K		4	0	0	0	0	1	4
14 Gaby Sanchez, R (1, 3) OBP: 0.357, SLG: 0.447	F FF 91 X SI 90 0-1 ③ L9		B CH 83 B SI 89 C CU 78 B FF 90 F SI 89 X FF 90 3-2 2-H 2B			C SI 88 F CH 80 B CH 80 X FC 86 1-2 ① G6-3			C FF 94 X FF 93 0-1 23 WP 12 2B 1B	4	1	2	1	0	0	1
23 Travis Snider, L (1, 7) OBP: 0.323, SLG: 0.389		C SI 87 B FF 90 F CH 81 F CU 76 X CH 81 1-2 ① G6-3	S CH 82 F CU 77 B FF 89 F CH 81 B FF 88 F CU 77 T SI 89 2-2 ③ K			S CH 82 B FC 88 B CH 83 B SI 90 C FF 88 S FF 92 3-3 ② K			C SI 93 B CH 86 F SI 94 S KC 83 1-3 ① K 1-2	4	0	0	0	0	3	2
55 Russell Martin, R (1, 2) OBP: 0.331, SLG: 0.429 19 Michael McKenry, R (4, 2) OBP: 0.292, SLG: 0.424		X FF 90 0-0 ② G5-3		C SI 88 T CH 80 B FF 88 B SI 89 C CH 81 2-3 ① K		C SI 90 B FF 88 S CH 82 X FF 88 1-2 ③ G6-3			B CH 86 C CH 84 B SI 94 F SI 93 F KC 80 S CH 86 2-3 ② K	2 2	0 0	0 0	0 0	0 0	1 1	0 1
24 Pedro Alvarez, L (1, 5) OBP: 0.267, SLG: 0.414		C FF 90 B FF 91 B CU 76 B CH 82 X SI 89 3-1 12 1B 1B	S CU 77 S CH 81 B FF 89 X SI 90 1-2 ② G4-3				B SI 89 F CH 80 S FF 90 B CH 84 F CU 79 F FF 91 F SI 89 C FF 90 2-3 ① K		B SI 94 C KC 81 C SI 94 B KC 82 F SI 94 B KC 82 B FF 94 4-2 12 2B BB	3	0	1	0	1	1	0
12 Clint Barmes, R (1, 6) OBP: 0.255, SLG: 0.296		B SI 90 X SI 90 1-0 1-2 1B	C CH 82 B SI 88 X FF 87 1-1 ③ F9				B FF 90 X SI 88 1-0 ② F9		C SI 94 X FF 94 0-1 1-3 2-H 2B	4	0	2	1	0	0	0
34 A.J. Burnett, R (1, 1) OBP: 0.043, SLG: 0.043 48 Jared Hughes, R (6, 1) 10 Jordy Mercer, R (7, PH) OBP: 0.269, SLG: 0.462 57 Mike Zagurski, L (7, 1) 43 Ryan Reid, L (7, 1) 2 Brandon Inge, R (9, PH) OBP: 0.241, SLG: 0.237		C CH 81 B FF 90 F SI 90 S CU 77 1-3 ③ K			C SI 88 B CU 77 S SI 89 B SI 89 X SI 90 2-2 6 1B 1B		C CH 80 S CH 81 S FC 89 0-3 ③ K		B SI 94 C CH 86 C CH 84 X SI 93 1-2 ③ G6-3	2 0 1 0 0 1	0 0 0 0 0 0	1 0 0 0 0 0	0 0 0 0 0 0	0 0 1 0 0 0	1 0 0 0 0 0	2 0 0 0 0 2
Inning Stats	R: 0 E: 0 K: 0 S: 9 H: 1 LOB: 1 BB: 0 P: 13	R: 0 E: 0 K: 1 S: 11 H: 2 LOB: 2 BB: 0 P: 17	R: 1 E: 1 K: 1 S: 13 H: 2 LOB: 1 BB: 0 P: 20	R: 0 E: 0 K: 1 S: 8 H: 0 LOB: 0 BB: 0 P: 12	R: 0 E: 0 K: 0 S: 8 H: 2 LOB: 1 BB: 0 P: 13	R: 0 E: 0 K: 1 S: 9 H: 0 LOB: 0 BB: 0 P: 14	R: 0 E: 0 K: 2 S: 10 H: 0 LOB: 0 BB: 0 P: 13	R: 0 E: 0 K: 1 S: 9 H: 0 LOB: 0 BB: 0 P: 11	R: 1 E: 0 K: 2 S: 17 H: 2 LOB: 2 BB: 1 P: 25	1B: 6 2B: 3 3B: 0 HR: 0 SF: 0 SAC: 0 DP: 1 HBP: 1						

	AB	34
	R	2
	H	9
	RBI	2
	BB	1
	SO	9
	LOB	14

WP: 1 PA: 36
PB: 0
SB: 0
CS: 1

PITCHER		IP	WLS	BF	H	R	ER	SO	BB	IBB	HBP	BLK	WP	HR	S	P	ERA	WHIP
54 Kris Medlen, R ERA: 3.14	(1, 1)	7.0	W	27	7	1	0	6	0	0	1	0	0	0	68	102	0.00	1.000
58 Alex Wood, L ERA: 3.0	(8, 1)	2.0		9	2	1	1	3	1	0	0	0	1	0	26	36	4.50	1.500

PITCHER	IP	WLS	BF	H	R	ER	SO	BB	IBB	HBP	BLK	WP	HR	S	P	ERA	WHIP

Batter	1	2	3	4	5	6	7	8	9	AB	R	H	RBI	BB	SO	LOB
19 Andrelton Simmons, R (1, 6) OBP: 0.284, SLG: 0.362	X FF 92 0-0 P3 ①		C FF 92 C SI 90 F KC 81 B KC 82 X SI 91 1-2 G5-3 ①		C KC 80 X SI 91 0-1 22 HR 1B	B SI 92 B SI 92 X SI 92 2-0 FC5-4 ② 1-2f		B SI 92 X SI 91 1-0 G5-3 ①		5	1	1	0	0	0	1
22 Jason Heyward, L (1, 9) OBP: 0.288, SLG: 0.270	B SI 92 C SI 92 C SI 92 F KC 81 B SI 93 F SI 93 B KC 81 X FF 94 3-2 1B		F SI 92 C SI 92 B FF 91 X SI 92 1-2 G6-3 ②		1 SAFE B SI 92 X CH 86 1-0 1-H HR	1 SAFE F SI 92 B FF 93 1 SAFE B SI 92 X SI 92 2-1 F8 ③		F FF 93 B FF 92 B SI 92 X SI 92 2-1 G3-1 ②		5	1	2	2	0	0	1
8 Justin Upton, R (1, 7) OBP: 0.368, SLG: 0.517	C KC 83 B SI 93 S FF 94 S FF 93 1-3 K ②		C KC 80 B KC 81 B FF 92 S FF 92 C FF 93 2-3 K ③		S FF 90 B KC 81 X KC 80 1-1 5 HR 1B		C SI 92 B FF 92 S FF 92 F SL 82 B FF 93 B SL 83 B FF 92 4-2 16 1B 23 SF7 BB	B SL 84 X SI 92 1-0 G6-3 ③		4	2	1	0	1	2	1
5 Freddie Freeman, L (1, 3) OBP: 0.376, SLG: 0.483	B KC 82 F KC 81 B KC 82 1 SAFE 1 SAFE F SI 94 B FF 93 F SI 93 F SI 92 3-2 X SI 84 L6 ③			B CH 87 B CH 86 B SI 91 B SI 91 4-0 16 HR BB	X SI 91 0-0 1-H HR		C SL 81 S SL 83 F SL 82 F FF 92 S SL 84 0-3 K ①			3	2	1	2	1	1	2
16 Brian McCann, L (1, 2) OBP: 0.368, SLG: 0.573		C FF 92 F CH 87 B SI 91 B KC 80 B SI 91 B SI 91 4-2 26 BB BB		B SI 92 B SI 92 B SI 91 C SI 93 S FF 92 F FF 93 X SI 92 3-2 1-H HR	B KC 81 X CH 87 1-0 G4-3 ①		C SL 82 X FF 93 0-1 2 BB 26 BB 1-3 1B			3	1	2	2	1	0	0
23 Chris Johnson, R (1, 5) OBP: 0.371, SLG: 0.497 14 Ramiro Pena, S (8, 5) OBP: 0.371, SLG: 0.500		F FF 93 F SI 93 S FF 94 0-3 K ①	B SI 92 X SI 91 1-0 2B	C FF 92 S KC 83 F KC 82 F KC 82 B KC 80 X FF 92 1-2 2B ②	B SI 93 B FF 92 F FF 92 X FF 93 2-1 SF7 ② 3-H				3 0	0 0	2 0	1 0	0 0	1 0	1 0
26 Dan Uggla, R (1, 4) OBP: 0.303, SLG: 0.379		B FF 94 B CH 88 B FF 94 B FF 94 4-0 1-2 BB	B KC 83 B FF 93 C KC 81 C SI 91 S KC 83 2-3 K ①	S SI 90 F KC 81 B FF 91 B KC 82 X SI 90 2-2 G5-3 ③			B SL 82 B FF 92 B FF 91 C FF 91 F FF 91 B SI 91 4-2 2 BB 1-2 BB			2	0	0	0	2	1	1
2 B.J. Upton, R (1, 8) OBP: 0.237, SLG: 0.265		S FF 93 B FF 94 X FF 94 1-1 F8 ②	C KC 83 X SI 92 0-1 G6-3 ②			F SI 90 X SI 92 0-1 G5-3 ①	B FF 93 F FF 92 D SL 83 B FF 92 B FF 92 4-1 1-2 2-3 BB			3	0	0	0	1	0	3
54 Kris Medlen, S (1, 1) OBP: 0.143, SLG: 0.100 7 Reed Johnson, R (7, PH) OBP: 0.323, SLG: 0.400 58 Alex Wood, R (8, 1)		C SI 92 B KC 80 F SI 92 C SI 93 1-3 K ③	B SI 92 B SI 92 C SI 91 B SI 92 C SI 92 X SI 92 3-2 G4-3 ③		X SI 91 0-0 19 FC5-4 1B	C SI 92 X SI 92 0-1 G5-3 ③			3 1 0	0 0 0	1 0 0	0 0 0	0 0 0	1 0 0	3 3 0
Inning Stats	R: 0 E: 0 K: 1 S: 14 H: 1 LOB: 1 BB: 0 P: 21	R: 0 E: 0 K: 2 S: 10 H: 0 LOB: 2 BB: 2 P: 20	R: 0 E: 0 K: 1 S: 10 H: 0 LOB: 0 BB: 0 P: 14	R: 2 E: 0 K: 1 S: 13 H: 2 LOB: 1 BB: 1 P: 26	R: 4 E: 0 K: 0 S: 15 H: 5 LOB: 0 BB: 0 P: 21	R: 0 E: 0 K: 0 S: 6 H: 1 LOB: 1 BB: 0 P: 10	R: 1 E: 0 K: 1 S: 17 H: 1 LOB: 3 BB: 3 P: 31	R: 0 E: 0 K: 0 S: 4 H: 0 LOB: 0 BB: 0 P: 8		1B: 5 2B: 2 3B: 0 HR: 3 SF: 1 SAC: 0 DP: 0 HBP: 0						

PITCHER	IP	WLS	BF	H	R	ER	SO	BB	IBB	HBP	BLK	WP	HR	S	P	ERA	WHIP
34 A.J. Burnett, R (1, 1) ERA: 3.22	5.0	L	25	8	6	6	5	3	0	0	0	0	3	62	102	10.80	2.200
48 Jared Hughes, R (6, 1) ERA: 4.3	1.0		4	1	0	0	0	0	0	0	0	0	0	6	10	0.00	1.000
57 Mike Zagurski, L (7, 1) ERA: 13.5	0.2		6	1	1	1	1	3	0	0	0	0	0	15	29	13.50	6.000
43 Ryan Reid, R (7, 1) ERA:	1.1		4	0	0	0	0	0	0	0	0	0	0	6	10	0.00	0.000

PITCHER	IP	WLS	BF	H	R	ER	SO	BB	IBB	HBP	BLK	WP	HR	S	P	ERA	WHIP

BOTTOM

Pittsburgh Pirates @ Atlanta Braves

Turner Field, Atlanta, GA

Mon Jun 03 2013, 7:13 PM - 10:18 PM EDT

Att. 19,526 - Partly Cloudy - 83 F

livebaseballscorecards.com

AB	32
R	7
H	10
RBI	7
BB	6
SO	6
LOB	16

Batter	1	2	3	4	5	6	7	8	9	10	AB	R	H	RBI	BB	SO	LOB
6 Starling Marte, R (1, 7) OBP: 0.352, SLG: 0.422	C FF 91 S SL 84 B CH 86 S KC 81 1-3 K ①		B SL 84 B CH 84 F SL 83 X FF 91 2-1 F9 ②		B CH 83 F FF 90 C FF 91 B KC 81 X CH 84 2-2 G1-3 ②			C SL 85 X FF 96 0-1 F9 ②		F FF 95 X FF 94 0-1 G6-3 ③	5	0	0	0	0	1	1
10 Jordy Mercer, R (1, 4) OBP: 0.268, SLG: 0.464 (7, 6)	F FF 91 B FF 92 C SL 84 B CH 86 X FF 92 2-2 G6-3 ②		C FF 90 X KC 80 0-1 1-3 22 2B 2B		F FF 91 B FF 90 F FF 90 F CH 84 S FF 91 1-3 K ③			C FF 96 F FF 95 F FF 96 B SL 85 S SL 84 1-3 K ③			4	1	1	0	0	2	0
22 Andrew McCutchen, R (1, 8) OBP: 0.349, SLG: 0.456	S FF 91 B FF 92 F FF 91 X CH 86 1-2 P3 ③		B FF 90 F FF 90 B KC 80 T CH 85 X KC 80 2-2 2-H 3-H 2B			B CH 84 C SL 82 C FF 90 F CH 84 B KC 80 X CH 85 2-2 F8 ①			X FF 97 0-0 55 BB 1B		4	0	2	2	0	0	0
14 Gaby Sanchez, R (1, 3) OBP: 0.354, SLG: 0.467		C FF 90 B FF 91 B CH 84 F SL 84 F FF 91 X FF 92 2-2 HR	B FF 90 C FF 90 B FF 90 X CH 84 2-1 G6-3 ③			C FF 91 X FF 91 0-1 L9 ②			B FF 98 1 SAFE F FF 97 1 SAFE 1 SAFE F FF 97 X KC 87 1-2 P4 ①		4	1	1	1	0	0	2
55 Russell Martin, R (1, 9) OBP: 0.330, SLG: 0.421 (6, 2)		B FF 90 B FF 90 C SL 84 C CH 85 T KC 81 2-2 K ①		C FF 90 C CH 84 C CH 83 0-3 K ①		B FF 91 S FF 90 F CH 84 B FF 90 B CH 84 X FF 91 3-2 G6-3 ③			F FF 97 B FF 98 1 SAFE B FF 98 C KC 86 D KC 87 B KC 85 4-2 1-2 BB		3	0	0	0	1	2	0
19 Michael McKenry, R (1, 2) OBP: 0.284, SLG: 0.412 23 Travis Snider, L (6, 9) OBP: 0.319, SLG: 0.384		C FF 91 B FF 91 S CH 85 F FF 92 F KC 82 X CH 86 1-2 G6-3 ②		B KC 77 X FF 90 1-0 F7 ②			B SI 93 B SI 92 S SI 92 F SI 93 X SI 95 2-2 G6-3 ①		F FF 96 C KC 87 S KC 87 0-3 K ②		2	0	0	0	0	0	0
											2	0	0	0	0	1	2
24 Pedro Alvarez, L (1, 5) OBP: 0.267, SLG: 0.428		C SL 84 S KC 81 B FF 92 S KC 80 1-3 K ③		F FF 90 C FF 91 X FF 92 0-2 HR			C SI 92 B CU 76 B CU 75 F SI 92 S SI 94 2-3 K ②		C KC 86 B FF 97 B KC 86 X FF 98 2-1 L8 ③		4	1	1	1	0	2	2
12 Clint Barmes, R (1, 6) OBP: 0.250, SLG: 0.290 44 Tony Watson, L (7, 1) 39 Jason Grilli, R (9, 1) 46 Garrett Jones, L (10, PH) OBP: 0.310, SLG: 0.440 35 Mark Melancon, R (10, 1)			B FF 91 S CH 85 F FF 91 X FF 90 1-2 E4 49 FC5-6	B CH 83 C FF 91 B FF 91 C FF 91 S CH 85 2-3 K ③			B SI 94 X SI 94 1-0 F9 ③			B FF 93 B CH 86 X FF 93 2-0 F7 ①	3	0	0	0	0	1	0
											0	0	0	0	0	0	0
											0	0	0	0	0	0	0
											1	0	0	0	0	0	0
											0	0	0	0	0	0	0
49 Jeff Locke, L (1, 1) 43 Ryan Reid, L (6, 1) 18 Neil Walker, S (7, 4) OBP: 0.359, SLG: 0.396			1 SAFE L FF 88 X FF 89 0-1 FC5-6 10 2B 22 2B 1-2f ①		C FF 89 X FF 90 0-1 G6-3 ①			S FF 96 B FF 95 B FF 96 S FF 96 F FF 96 F CH 86 B CH 85 X FF 95 3-2 G6-3 ①		C FF 94 B FF 94 F CU 81 F CU 80 F FF 94 X CH 88 1-2 G3-1 ②	2	1	0	0	0	0	1
											0	0	0	0	0	0	0
											2	0	0	0	0	0	0
Inning Stats	R: 0 E: 0 K: 1 S: 9 H: 0 LOB: 0 BB: 0 P: 13	R: 1 E: 0 K: 2 S: 15 H: 1 LOB: 0 BB: 0 P: 21	R: 2 E: 1 K: 0 S: 14 H: 2 LOB: 1 BB: 0 P: 21	R: 1 E: 0 K: 2 S: 10 H: 1 LOB: 0 BB: 0 P: 13	R: 0 E: 0 K: 1 S: 9 H: 0 LOB: 0 BB: 0 P: 12	R: 0 E: 0 K: 0 S: 9 H: 0 LOB: 0 BB: 0 P: 14	R: 0 E: 0 K: 1 S: 7 H: 0 LOB: 0 BB: 0 P: 12	R: 0 E: 0 K: 1 S: 11 H: 0 LOB: 0 BB: 0 P: 15	R: 0 E: 0 K: 1 S: 11 H: 1 LOB: 2 BB: 1 P: 18	R: 0 E: 0 K: 0 S: 8 H: 0 LOB: 0 BB: 0 P: 11	1B: 1 2B: 2 3B: 0 HR: 2 SF: 0 SAC: 0 DP: 0 HBP: 0						

PITCHER	IP	WLS	BF	H	R	ER	SO	BB	IBB	HBP	BLK	WP	HR	S	P	ERA	WHIP
36 Mike Minor, L (1, 1) ERA: 2.52	6.0		23	4	4	2	6	0	0	0	0	0	2	66	94	3.00	0.667
43 Luis Avilán, L (7, 1) ERA: 2.31	1.0		3	0	0	0	1	0	0	0	0	0	0	7	12	0.00	0.000
52 Jordan Walden, R (8, 1) ERA: 3.71	1.0		3	0	0	0	1	0	0	0	0	0	0	11	15	0.00	0.000
46 Craig Kimbrel, R (9, 1) ERA: 1.93	1.0		5	1	0	0	1	1	0	0	0	0	0	11	18	0.00	2.000
38 Anthony Varvaro, R (10, 1) ERA: 2.23	1.0	W	3	0	0	0	0	0	0	0	0	0	0	8	11	0.00	0.000

PITCHER	IP	WLS	BF	H	R	ER	SO	BB	IBB	HBP	BLK	WP	HR	S	P	ERA	WHIP

TOP

Pittsburgh Pirates @ Atlanta Braves

Turner Field, Atlanta, GA

Tue Jun 04 2013, 7:12 PM - 10:55 PM EDT

Att. 28,681 - Partly Cloudy - 85 F

livebaseballscorecards.com

AB	36
R	4
H	5
RBI	4
BB	1
SO	9
LOB	8

WP: 0 PA: 37
PB: 0
SB: 0
CS: 0

Batter	1	2	3	4	5	6	7	8	9	10	AB	R	H	RBI	BB	SO	LOB
19 Andrelton Simmons, R (1, 6) OBP: 0.294, SLG: 0.372	C SI 92 B FF 91 F FF 91 X KC 83 1-2 8 S 1B		B FF 92 B FF 92 B FF 92 B SI 92 4-0 22 1B 5 2B BB		B FF 88 B SI 90 C CH 83 C FF 91 X SI 91 2-2 ① G5-3		C FF 92 F SL 87 F SI 93 F SL 87 X SL 86 0-2 8 G3 22 SH1-3 1B	C SI 94 X CH 86 0-1 ③ G6-3		D FC 91 F FC 91 X FC 92 1-1 1-3 2-H 2B	5	1	3	1	1	0	3
22 Jason Heyward, L (1, 9) OBP: 0.294, SLG: 0.287	X SI 92 0-0 ① P6		1 SAFE C SI 91 1 SAFE F SI 91 X FF 90 0-2 1-2 5 2B 1B		B FF 91 X FF 91 1-0 2B		1 SAFE X FF 92 0-0 ① SH1-3 1-2		B FF 94 B FF 93 F FF 94 C SL 82 F FF 94 S FF 95 2-3 ① K		4	1	2	0	0	1	1
8 Justin Upton, R (1, 7) OBP: 0.365, SLG: 0.510	C FF 91 B FF 91 D CH 83 S CH 82 F KC 82 S SI 92 2-3 ② K 1-2		B KC 81 S CH 82 B KC 80 B FF 91 S CH 82 X CH 82 3-2 ② F4		S CH 79 B FF 91 C FF 90 B FF 91 X CH 80 2-2 ② F7		X SI 92 0-0 ② G3 2-3		B SL 84 B SL 82 C FF 94 X SL 83 2-1 16 BB 1B		5	0	1	0	0	1	5
5 Freddie Freeman, L (1, 3) OBP: 0.371, SLG: 0.480	B KC 82 C KC 82 B FF 92 F SI 91 B KC 83 S KC 81 3-3 ③ K		F SI 91 C FF 92 B FF 92 X KC 83 1-2 1-H 2-H 2B		S KC 79 F SI 91 B SI 92 B SI 92 B KC 84 F CH 81 F KC 83 X FF 92 3-2 ③ G4-3		F SI 94 F SI 94 S SI 94 0-3 ③ K		B SL 82 B FF 94 S FF 92 C SL 83 F FF 94 X FF 94 3-2 ② F8		5	0	1	2	0	2	4
16 Brian McCann, L (1, 2) OBP: 0.370, SLG: 0.551		B SI 91 X SI 90 1-0 ① F7	B KC 83 B KC 84 C SI 91 D CH 82 B SI 92 4-1 BB			F SI 87 X SI 89 0-1 ① G4-3		C SL 85 B SL 84 X SI 93 1-1 ① F7	B FF 94 B SL 82 S FF 94 B SL 82 B SL 83 4-1 1-2 BB		3	0	0	0	2	0	0
23 Chris Johnson, R (1, 5) OBP: 0.368, SLG: 0.486 14 Ramiro Pena, S (8, PR) OBP: 0.367, SLG: 0.494 (9, 5)		B SI 92 X FF 90 1-0 ② G4-3	B CH 83 B SI 91 C FF 91 S CH 83 B SI 91 S CH 82 3-3 ③ K			C KC 78 S CH 81 B FF 91 X SI 91 1-2 ② F9		B CH 86 B SI 94 B SI 94 B SI 93 4-0 24 WP 26 BB BB	S FF 94 F FF 94 S FF 94 0-3 ③ K		3 1	0 0	0 0	0 0	1 1	1 2	2 2
26 Dan Uggla, R (1, 4) OBP: 0.315, SLG: 0.383	X SI 92 0-0 E5 1B		C SI 90 B KC 81 C FF 90 B CH 79 B SI 90 T CH 81 3-2 ① K			F SI 93 B FF 90 B KC 80 S CH 81 X SI 92 2-2 2 HR 1B		B SI 94 S CH 86 1 SAFE B SI 93 1 SAFE 1 SAFE B CH 85 B CH 86 4-1 24 WP 1-2 BB		B FC 93 F FC 91 B FC 92 B FC 92 F FC 91 B FC 92 4-2 7 HBP 19 2B BB	3	2	2	0	2	1	0
2 B.J. Upton, R (1, 8) OBP: 0.236, SLG: 0.280	C CH 83 B SI 91 X CH 82 1-1 ③ G4-3		C SI 91 B FF 91 B SI 91 T CH 82 C SI 93 2-3 ② K			C SI 94 B SL 89 C SI 93 X SI 94 1-2 1-H HR		F SI 94 X CH 87 0-1 ② F7		C FC 93 L FC 91 F FC 93 S KC 82 0-3 ① K	5	1	1	2	0	2	4
36 Mike Minor, R (1, 1) OBP: 0.125, SLG: 0.250 17 Jordan Schafer, L (6, PH) OBP: 0.416, SLG: 0.459 43 Luis Avilan, L (7, 1) 52 Jordan Walden, R (8, 1) 24 Evan Gattis, R (8, PH) OBP: 0.333, SLG: 0.593 46 Craig Kimbrel, R (9, 1) 38 Anthony Varvaro, R (10, 1) 7 Reed Johnson, R (10, PH) OBP: 0.333, SLG: 0.400			B FF 90 C FF 91 F SI 91 S KC 80 1-3 ① K			C SI 94 M SL 88 F SL 88 B FF 94 B SL 87 C SL 85 2-3 ③ K		B CH 87 I IN 68 I IN 66 I IN 65 4-0 1-2 2-3 IBB		B FC 90 1 SAFE H FF 92 2-0 19 2B 1-2 HBP	2 1 0 0 0 0 0 0	0 0 0 0 0 0 0 0	0 0 0 0 0 0 0 0	0 0 0 0 1 0 0 0	0 0 0 0 0 0 0 0	2 1 0 0 0 0 0 0	0 0 0 0 0 0 0 0

Inning Stats																								
	R: 0 E: 0 K: 2 S: 11	H: 1 LOB: 1 BB: 0 P: 17	R: 0 E: 1 K: 0 S: 5	H: 1 LOB: 1 BB: 0 P: 8	R: 2 E: 0 K: 2 S: 16	H: 2 LOB: 2 BB: 2 P: 32	R: 0 E: 0 K: 3 S: 9	H: 0 LOB: 0 BB: 0 P: 15	R: 0 E: 0 K: 0 S: 12	H: 1 LOB: 1 BB: 0 P: 20	R: 2 E: 0 K: 1 S: 15	H: 2 LOB: 0 BB: 0 P: 21	R: 0 E: 0 K: 1 S: 10	H: 1 LOB: 1 BB: 0 P: 10	R: 0 E: 0 K: 0 S: 7	H: 0 LOB: 3 BB: 3 P: 20	R: 0 E: 0 K: 2 S: 14	H: 1 LOB: 2 BB: 1 P: 25	R: 1 E: 0 K: 1 S: 8	H: 1 LOB: 2 BB: 1 P: 15	1B: 6 2B: 3 3B: 0 HR: 1	SF: 0 SAC: 1 DP: 0 HBP: 1	WP: 1 PB: 0 SB: 1 CS: 0	PA: 46

PITCHER	IP	WLS	BF	H	R	ER	SO	BB	IBB	HBP	BLK	WP	HR	S	P	ERA	WHIP
49 Jeff Locke, L (1, 1) ERA: 2.45	5.2		25	6	3	3	7	2	0	0	0	0	0	61	103	4.76	1.412
43 Ryan Reid, R (6, 1) ERA: 3.86	1.0	B	5	2	1	1	1	0	0	0	0	0	1	14	17	9.00	2.000
44 Tony Watson, L (7, 1) ERA: 4.4	1.1		7	0	0	0	1	2	1	0	0	1	0	10	23	0.00	1.500
39 Jason Grilli, R (9, 1) ERA: 1.01	1.0		5	1	0	0	2	1	0	0	0	0	0	14	25	0.00	2.000
35 Mark Melancon, R (10, 1) ERA: 1.19	0.1	L	4	1	1	1	1	1	0	1	0	0	0	8	15	27.00	6.000

PITCHER	IP	WLS	BF	H	R	ER	SO	BB	IBB	HBP	BLK	WP	HR	S	P	ERA	WHIP

BOTTOM

Pittsburgh Pirates @ Atlanta Braves

Turner Field, Atlanta, GA

Tue Jun 04 2013, 7:12 PM - 10:55 PM EDT

Att. 28,681 - Partly Cloudy - 85 F

livebaseballscorecards.com

AB	37
R	5
H	10
RBI	5
BB	7
SO	12
LOB	21

Pittsburgh Pirates @ Atlanta Braves

Turner Field, Atlanta, GA

Wed Jun 05 2013, 12:12 PM - 3:06 PM EDT

Att. 28,703 - Cloudy - 78 F

TOP

livebaseballscorecards.com

Batter	1	2	3	4	5	6	7	8	9	AB	R	H	RBI	BB	SO	LOB
6 Starling Marte, R (1, 7) OBP: 0.350, SLG: 0.417	X FF 93 0-0 ① P6			L FF 92 C SL 82 X CU 68 0-2 ① F7		C SL 81 F FF 92 F SL 83 F SL 82 H FF 91 1-2 22 PO 7 HBP		C SL 82 B SL 83 B SL 82 F FF 94 X CU 71 2-2 ③ P6		3	0	0	0	0	0	1
23 Travis Snider, L (1, 9) OBP: 0.312, SLG: 0.374	C FF 92 C SI 90 S CU 72 0-3 ② K			X CH 81 0-0 ② L8		B CU 74 1 SAFE X SI 87 1-0 ② F7			S FF 96 B CH 87 S FF 95 F FF 95 F FF 97 F SL 86 X FF 96 1-2 ① G4-3	4	0	0	0	0	1	1
22 Andrew McCutchen, R (1, 8) OBP: 0.347, SLG: 0.450	C FF 94 B SL 83 S FF 93 B SL 84 F SL 83 F FF 93 F CU 73 S SI 90 2-3 ③ K			C SI 89 B FF 93 F CH 79 B SL 84 B FF 94 B SL 82 4-2 BB		1 SAFE 0-0 ③ PO 1-2	S SL 79 F SL 82 X SL 83 0-2 ① G6-3		S FF 96 B SL 86 B FF 96 F FF 97 F FF 96 S SL 85 2-3 ② K	3	0	0	0	1	2	0
46 Garrett Jones, L (1, 3) OBP: 0.303, SLG: 0.430		C FF 90 F CU 70 B FF 91 F FF 90 S CH 80 1-3 ① K		B CU 71 1 SAFE 1 SAFE B SI 89 C SL 81 F FF 93 1 SAFE F FF 94 S SL 83 2-3 ③ K			F FF 92 B FF 91 S SL 82 F SL 83 X FF 93 1-2 ② F8		F FF 96 S FF 96 B FF 97 B SL 87 F FF 96 F FF 96 S SL 84 2-3 ③ K	4	0	0	0	0	3	1
18 Neil Walker, S (1, 4) OBP: 0.358, SLG: 0.391		F SI 89 F FF 91 X FF 92 0-2 ② F9			B FF 91 C SL 80 X CU 74 1-1 ① L9		C SL 82 C FF 93 H SL 83 1-2 HBP			2	0	0	0	0	0	0
24 Pedro Alvarez, L (1, 5) OBP: 0.263, SLG: 0.420		S SL 82 F CU 69 F FF 92 S SL 82 0-3 ③ K			C CH 82 F SL 82 B SL 82 F SL 82 S FF 93 1-3 ② K		C SI 88 F CU 73 S SL 82 0-3 ③ K			3	0	0	0	0	3	1
55 Russell Martin, R (1, 2) OBP: 0.330, SLG: 0.416			S FF 92 S FF 93 B FF 94 B SL 83 B SL 82 X SL 82 3-2 ① P6		B SL 82 S SL 81 B SL 82 B FF 95 B FF 92 4-1 BB			S FF 92 S FF 93 X FF 92 0-2 ① G6-3		2	0	0	0	1	0	0
12 Clint Barmes, R (1, 6) OBP: 0.245, SLG: 0.284			C SL 81 B FF 92 S FF 93 S FF 94 1-3 ② K		B FF 93 X SL 81 1-0 ③ P5			C SL 81 S FF 94 S FF 94 0-3 ② K		3	0	0	0	0	2	1
51 Wandy Rodriguez, S (1, 1) OBP: 0.091, SLG: 0.091 29 Bryan Morris, L (1, 1) 32 Vin Mazzaro, R (5, 1) 48 Jared Hughes, R (6, 1) 2 Brandon Inge, R (8, PH) OBP: 0.250, SLG: 0.247 57 Mike Zagurski, L (8, 1)			C FF 94 F FF 93 B FF 93 S SL 83 1-3 ③ K			C FF 91 F SL 78 S FF 92 0-3 ① K		C SL 83 B SL 82 X FF 94 1-1 1B		0 0 0 0 0 0 0 1 0 0 0 0 1 0 1 0 0 0 0 1 0 0 0 0 0 0 0 0 1 0 1 0 0 0 0 0 0 0 0 0 0 0						
Inning Stats	R: 0 E: 0 K: 2 S: 10 H: 0 LOB: 0 BB: 0 P: 12	R: 0 E: 0 K: 2 S: 11 H: 0 LOB: 0 BB: 0 P: 12	R: 0 E: 0 K: 2 S: 9 H: 0 LOB: 0 BB: 0 P: 14	R: 0 E: 0 K: 1 S: 10 H: 0 LOB: 1 BB: 1 P: 16	R: 0 E: 0 K: 1 S: 8 H: 0 LOB: 1 BB: 1 P: 15	R: 0 E: 0 K: 1 S: 8 H: 0 LOB: 0 BB: 0 P: 10	R: 0 E: 0 K: 1 S: 12 H: 0 LOB: 1 BB: 0 P: 14	R: 0 E: 0 K: 1 S: 11 H: 1 LOB: 1 BB: 0 P: 14	R: 0 E: 0 K: 2 S: 15 H: 0 LOB: 0 BB: 0 P: 20	1B: 1 2B: 0 3B: 0 HR: 0 SF: 0 SAC: 0 DP: 0 HBP: 2						

	AB	27
	R	0
	H	1
	RBI	0
	BB	2
	SO	13
	LOB	5

WP: 0 PA: 32
PB: 0
SB: 0
CS: 0

PITCHER		IP	WLS	BF	H	R	ER	SO	BB	IBB	HBP	BLK	WP	HR	S	P	ERA	WHIP
49 Julio Teheran, R ERA: 3.3	(1, 1)	8.0	W	28	1	0	0	11	2	0	2	0	0	0	79	107	0.00	0.375
48 David Carpenter, R ERA: 1.74	(9, 1)	1.0		3	0	0	0	2	0	0	0	0	0	0	15	20	0.00	0.000

PITCHER		IP	WLS	BF	H	R	ER	SO	BB	IBB	HBP	BLK	WP	HR	S	P	ERA	WHIP

BOTTOM

Pittsburgh Pirates @ Atlanta Braves

Turner Field, Atlanta, GA

Wed Jun 05 2013, 12:12 PM - 3:06 PM EDT

Att. 28,703 - Cloudy - 78 F

livebaseballscorecards.com

Batter	1	2	3	4	5	6	7	8	9	AB	R	H	RBI	BB	SO	LOB
19 Andrelton Simmons, R (1, 6) OBP: 0.297, SLG: 0.373	C FF 90 B SI 89 S CH 83 B CU 75 F SI 90 B CH 82 X CH 83 3-2 22 1B 23 FC4-6 1B		C FC 89 B FF 94 F FC 88 B FF 94 X FF 95 2-2 ① F9		C SI 93 X SL 85 0-1 23 G5-4-3 1B	B SI 92 B SI 92 X SI 92 2-0 ③ L8		B SL 82 F SI 93 B SL 80 T FF 92 S FF 92 2-3 ② K		5	1	2	0	0	1	2
22 Jason Heyward, L (1, 9) OBP: 0.298, SLG: 0.292	X SI 89 0-0 23 FC4-6 1-3 1B		C FC 89 X CU 83 0-1 ② G4-3		1 SAFE B FF 94 F FF 93 1 SAFE X SI 92 1-1 ① F7		C FF 91 X SI 92 0-1 23 1B 5 E 1B	X FF 93 0-0 ③ F8		5	1	2	0	0	0	1
23 Chris Johnson, R (1, 5) OBP: 0.365, SLG: 0.480 14 Ramiro Pena, S (7, PR) OBP: 0.367, SLG: 0.494 (8, 5)	C CH 83 S CU 73 X CU 72 0-2 ① FC4-6 5 HBP 1-2f 3-H		B FC 90 B FF 94 F FC 89 X FC 90 2-1 E6		1 SAFE B SL 87 X SI 92 1-0 ②③ G5-4-3 1-2f		X SI 92 0-0 5 FC3-6 1-2 1B			4 0	0 0	1 0	1 0	0 0	0 0	2 0
5 Freddie Freeman, L (1, 3) OBP: 0.369, SLG: 0.472	B CU 73 F SI 87 H FF 87 2-1 24 G1-4-3 1-2 HBP		1 SAFE S FC 90 S CU 83 F CU 83 S FF 95 0-3 ③ K			B SI 92 B FF 91 C FF 92 X FF 93 2-1 ① F7	X SI 92 0-0 ① FC3-6 11 HBP 24 BB 26 FC8-6 1-2f 2-H			3	1	0	0	0	1	2
24 Evan Gattis, R (1, 7) OBP: 0.337, SLG: 0.608 17 Jordan Schafer, L (7, PR) OBP: 0.416, SLG: 0.459 (8, 7)	B FC 89 X FC 89 1-0 ②③ G1-4-3 1-2f			X FC 89 0-0 ① G4-3		F SL 86 F SL 87 F FF 94 X SL 86 0-2 HR	B SI 92 B SI 93 B SI 92 B FF 94 4-0 26 FC8-6 11 HBP 1-2 BB			3 0	1 0	1 0	1 0	1 0	0 0	2 0
11 Gerald Laird, R (1, 2) OBP: 0.370, SLG: 0.383		B FF 94 X FF 95 1-0 ① G4-3		B FF 95 B FF 95 B FF 94 C FF 94 B FC 89 4-1 26 WP BB		L SI 94 C FF 94 B FF 94 F FF 92 F SL 88 B SL 87 F FF 94 F SL 87 X SI 93 2-2 HR	C SI 93 H SI 92 1-1 26 FC8-6 1-2 2-3 HBP			2	1	1	1	1	0	0
26 Dan Uggla, R (1, 4) OBP: 0.309, SLG: 0.375		B FF 96 C FC 91 C FF 94 B CU 85 C FC 89 2-3 ② K		B FF 96 B FC 90 F FC 88 B FC 88 X FF 95 3-1 ② G4-3 1-3		S SI 92 X SI 92 0-1 E5 49 FC3-5 2 BLK	B SI 93 S SI 93 X SI 93 1-1 ② FC8-6 1-2f 2-3 3-H			4	0	0	1	0	1	3
2 B.J. Upton, R (1, 8) OBP: 0.246, SLG: 0.278		B FF 95 B FF 95 C FF 95 C FC 90 B FC 90 F FC 89 B FF 95 4-2 BB		I IN 60 I IN 61 I IN 60 I IN 55 4-0 IBB		B SI 93 1 SAFE C SI 92 1 SAFE B SL 87 B SL 86 B SL 86 4-1 49 FC3-5 1-2 BB	S SI 92 B SI 92 F SI 93 S SL 85 1-3 ③ K			1	0	0	0	3	1	2
49 Julio Teheran, R (1, 1) OBP: 0.250, SLG: 0.261 7 Reed Johnson, R (8, PH) OBP: 0.328, SLG: 0.393 48 David Carpenter, R (9, 1)		B FF 94 X FF 94 1-0 ③ G5-3		B FF 94 X FF 94 1-0 ③ G1-3		B FF 90 L FF 92 X FF 92 1-1 ② FC3-5 1-2 2-3f		B SI 92 F FF 92 X FF 93 1-1 ① L6		3 1 0	0 0 0	0 0 0	0 0 0	0 0 0	0 0 0	5 0 0
Inning Stats	R: 1 E: 0 K: 0 S: 10 H: 2 LOB: 1 BB: 0 P: 16	R: 0 E: 0 K: 1 S: 8 H: 0 LOB: 1 BB: 1 P: 16	R: 0 E: 1 K: 1 S: 11 H: 0 LOB: 1 BB: 0 P: 15	R: 0 E: 0 K: 0 S: 5 H: 0 LOB: 2 BB: 2 P: 17	R: 0 E: 0 K: 0 S: 5 H: 1 LOB: 0 BB: 0 P: 7	R: 2 E: 1 K: 0 S: 19 H: 2 LOB: 2 BB: 1 P: 30	R: 2 E: 1 K: 1 S: 10 H: 2 LOB: 2 BB: 1 P: 17	R: 0 E: 0 K: 1 S: 6 H: 0 LOB: 0 BB: 0 P: 9		1B: 5 2B: 0 3B: 0 HR: 2	SF: 0 SAC: 0 DP: 2 HBP: 2			WP: 2 PB: 0 SB: 0 CS: 0	PA: 38	

	AB	31
	R	5
	H	7
	RBI	4
	BB	5
	SO	4
	LOB	19

PITCHER	IP	WLS	BF	H	R	ER	SO	BB	IBB	HBP	BLK	WP	HR	S	P	ERA	WHIP
51 Wandy Rodriguez, L (1, 1) ERA: 3.59	0.1	L	4	2	1	1	0	0	0	1	0	0	0	9	14	27.00	6.000
29 Bryan Morris, R (1, 1) ERA: 2.19	3.2		14	0	0	0	2	2	1	0	0	1	0	25	50	0.00	0.545
32 Vin Mazzaro, R (5, 1) ERA: 2.33	1.1		8	3	2	2	0	1	0	0	1	0	2	21	31	13.50	3.000
48 Jared Hughes, R (6, 1) ERA: 4.96	1.2		9	2	2	2	1	1	0	1	0	0	0	13	23	10.80	1.800
57 Mike Zagurski, L (8, 1) ERA: 10.38	1.0		3	0	0	0	1	0	0	0	0	0	0	6	9	0.00	0.000

PITCHER	IP	WLS	BF	H	R	ER	SO	BB	IBB	HBP	BLK	WP	HR	S	P	ERA	WHIP

Batter	1	2	3	4	5	6	7	8	9	AB	R	H	RBI	BB	SO	LOB
19 Andrelton Simmons, R (1, 6) OBP: 0.292, SLG: 0.366	B FF 93 B FF 93 F FF 91 C SI 93 B FC 90 X SI 91 3-2 L6		B FF 90 C SI 90 B CU 72 X FC 87 2-1 G5-3			S CU 74 B FC 84 B FF 90 X FF 90 2-1 L8		C FC 93 1 SAFE M FC 93 1 SAFE X FC 93 0-2 F8-6-4 1-1		4	0	0	0	0	0	1
22 Jason Heyward, L (1, 9) OBP: 0.303, SLG: 0.298	S FF 90 B CU 75 B FF 92 C FF 92 X FC 88 2-2 1B		S FC 87 B CH 86 B FF 92 S FC 86 S CH 87 2-3 K			B FF 90 B CU 75 C FF 89 B CU 74 F FC 86 X CH 85 3-2 G3-1		F FC 93 F FC 94 X SL 82 0-2 1B		4	0	2	0	0	1	0
8 Justin Upton, R (1, 7) OBP: 0.363, SLG: 0.502	B FF 92 S FC 91 S FC 87 B FF 92 S FF 92 2-3 K		B CH 86 B FF 90 S FF 91 B FF 92 B FC 88 4-1 5 CS BB			C FC 85 S FC 86 C FC 87 0-3 K		1 SAFE S FC 92 F FC 93 1 SAFE F FC 94 S FC 94 0-3 K		3	0	0	0	1	3	2
5 Freddie Freeman, L (1, 3) OBP: 0.366, SLG: 0.467	C FC 86 S FC 87 D FC 88 B CH 86 C FC 88 2-3 K		F CH 86 1 SAFE B SI 90 B CU 74 2-1 CS 1-2	F FC 88 B CU 73 F FC 86 F CH 87 B FC 87 B FC 87 F CU 75 S FC 86 3-3 K			B FF 87 B CH 84 X CH 84 2-0 16 1B		S SI 88 B CH 83 B FC 85 X FC 86 2-1 F8	4	0	1	0	0	2	1
16 Brian McCann, L (1, 2) OBP: 0.365, SLG: 0.537		C CU 75 B FF 91 B CU 74 S CH 85 X FF 91 2-2 L9		S FF 91 X FC 87 0-1 P5			C SI 90 F CU 74 D CH 86 F CH 86 B FC 86 F CH 86 B FC 87 F FC 85 1 SAFE 3-2 X CH 85 1-3		B CU 76 C FC 85 B CU 76 B CH 83 F FC 85 S FC 85 3-3 K	4	0	1	0	0	1	0
26 Dan Uggla, R (1, 4) OBP: 0.308, SLG: 0.372		F FF 91 B FF 91 S FC 86 B FC 87 C FC 88 2-3 K		C CU 73 X FF 90 0-1 F7			C FF 85 D CU 73 B FC 85 C FC 87 S CU 71 2-3 K		B FC 85 X FC 86 1-0 1B	4	0	1	0	0	2	2
14 Ramiro Pena, S (1, 5) OBP: 0.362, SLG: 0.494		C FF 91 X FF 89 0-1 2B			B CU 74 S CU 73 C CH 86 B CU 66 X CH 86 2-2 G4-3		C SI 91 X FC 84 0-1 L7		S FC 85 C CU 76 S FC 86 0-3 K	4	0	1	0	0	1	3
2 B.J. Upton, R (1, 8) OBP: 0.252, SLG: 0.277		B FC 87 B FF 91 B FC 88 C FF 92 C FF 89 B FF 92 4-2 BB			B CH 85 B FF 90 B FC 87 B FF 87 4-0 15 B1-4 BB		B FF 90 X FC 85 1-0 F9			1	0	0	0	2	0	2
15 Tim Hudson, R (1, 1) OBP: 0.308, SLG: 0.417 17 Jordan Schafer, L (8, PH) OBP: 0.422, SLG: 0.465 53 Cory Gearrin, R (8, 1) 58 Alex Wood, R (8, 1)		C FF 87 B FF 92 S FC 88 X CU 70 1-2 G2-3			S CU 71 X CU 67 0-1 B1-4 1-1f			C FC 92 B FC 92 X FC 91 1-1 19 F8-6-4 1B		2 1 0 0	0 0 0 0	0 1 0 0	0 0 0 0	0 0 0 0	0 0 0 0	3 0 0 0

Inning Stats																																			
	R: 0 E: 0 K: 2 S: 12	H: 1 LOB: 1 BB: 0 P: 21	R: 0 E: 0 K: 1 S: 13	H: 1 LOB: 2 BB: 1 P: 22	R: 0 E: 0 K: 1 S: 7	H: 0 LOB: 0 BB: 1 P: 17	R: 0 E: 0 K: 1 S: 9	H: 0 LOB: 0 BB: 0 P: 12	R: 0 E: 0 K: 0 S: 5	H: 0 LOB: 0 BB: 1 P: 11	R: 0 E: 0 K: 1 S: 8	H: 0 LOB: 0 BB: 0 P: 13	R: 0 E: 0 K: 1 S: 13	H: 2 LOB: 2 BB: 0 P: 21	R: 0 E: 0 K: 1 S: 12	H: 2 LOB: 1 BB: 0 P: 13	R: 0 E: 0 K: 2 S: 9	H: 1 LOB: 1 BB: 0 P: 15	1B: 6 2B: 3 3B: 0 HR: 0	SF: 0 SAC: 0 DP: 2 HBP: 0	WP: 0 PB: 0 SB: 0 CS: 1	PA: 35

PITCHER		IP	WLS	BF	H	R	ER	SO	BB	IBB	HBP	BLK	WP	HR	S	P	ERA	WHIP
21 Zack Greinke, R ERA: 3.89	(1, 1)	7.0	W	26	4	0	0	7	3	0	0	0	0	0	67	117	0.00	1.000
74 Kenley Jansen, R ERA: 2.73	(8, 1)	1.0	H	4	2	0	0	1	0	0	0	0	0	0	12	13	0.00	2.000
54 Matt Guerrier, R ERA: 3.42	(9, 1)	1.0		4	1	0	0	2	0	0	0	0	0	0	9	15	0.00	1.000

PITCHER	IP	WLS	BF	H	R	ER	SO	BB	IBB	HBP	BLK	WP	HR	S	P	ERA	WHIP

TOP

Atlanta Braves @ Los Angeles Dodgers

Dodger Stadium, Los Angeles, CA

Thu Jun 06 2013, 7:12 PM - 9:46 PM PDT

Att. 44,196 - Clear - 67 F

livebaseballscorecards.com

AB	31
R	0
H	7
RBI	0
BB	3
SO	10
LOB	14

BOTTOM

Atlanta Braves @ Los Angeles Dodgers

Dodger Stadium, Los Angeles, CA

Thu Jun 06 2013, 7:12 PM - 9:46 PM PDT

Att. 44,196 - Clear - 67 F

livebaseballscorecards.com

Batter	1	2	3	4	5	6	7	8	9	AB	R	H	RBI	BB	SO	LOB
66 Yasiel Puig, R (1, 9) OBP: 0.438, SLG: 1.063	F FF 89 X SI 89 0-1 23 L3 1B		S FS 81 F FS 80 C FC 84 0-3 ② K			B CU 77 S FS 82 X SI 89 1-1 ② G6-3		X SL 81 0-0 1-H 2-H 3-H HR		4	1	2	4	0	1	0
7 Nick Punto, S (1, 6) OBP: 0.367, SLG: 0.349	S SI 88 F SI 88 B SI 89 1 SAFE T FF 89 1-2 ① K		C SI 89 X FF 90 0-1 ③ F7			B FF 90 F SI 89 B FS 81 X FF 89 2-1 ③ G4-3		B SI 94 B SI 93 X SI 94 2-0 ② F9		4	0	0	0	0	1	1
23 Adrián González, L (1, 3) OBP: 0.381, SLG: 0.508	C FC 84 B FF 89 X FS 81 1-1 ②③ L3 1-1			F FF 88 B FC 79 X FC 84 1-1 ① P6			F FC 81 B FF 88 F FF 89 X FC 83 1-2 33 G5-4-3 1B	B SI 94 C KC 82 X SI 94 1-1 ③ G5-3		4	0	1	0	0	0	1
33 Scott Van Slyke, R (1, 7) OBP: 0.317, SLG: 0.655		C SI 89 B SI 89 B FC 83 X FC 82 2-1 16 2B 3 G4-3 1B		B SI 91 X FS 80 1-0 ② G6-3			C SI 89 X SI 90 0-1 ①② G5-4-3 1-2f			3	1	1	0	0	0	1
16 Andre Ethier, L (1, 8) OBP: 0.321, SLG: 0.356		B FS 81 B FS 80 F SI 89 X SI 88 2-1 3 G4-3 1-3 2B		X SI 90 0-0 ③ P6			B FS 81 X SI 90 1-0 ③ P5			3	0	1	0	0	0	0
18 Tim Federowicz, R (1, 2) OBP: 0.214, SLG: 0.366		B SI 89 D FS 81 S SI 90 S FC 83 S FS 82 2-3 ① K			C SI 89 F SI 89 B FS 82 B FS 81 S FC 84 2-3 ① K			C SI 88 B SI 88 F SL 80 S SL 80 1-3 ① K		3	0	0	0	0	3	2
3 Skip Schumaker, L (1, 4) OBP: 0.339, SLG: 0.325		S FS 80 B FF 90 S FC 84 X SI 90 1-2 ② G4-3 2-3 3-H			C FS 80 S FS 82 B FF 90 S FC 85 1-3 ② K			X FF 89 0-0 13 BB 47 1B 66 HR 1B		3	1	1	1	0	1	1
47 Luis Alfonso Cruz, R (1, 5) OBP: 0.183, SLG: 0.175		B SI 90 X FS 80 1-0 ③ F7			C FF 90 F SI 90 X SI 90 0-2 ③ F9			F SI 88 B SL 79 B SL 79 1 SAFE X SI 88 2-1 13 BB 1-2 66 HR 1B		3	1	1	0	0	0	1
21 Zack Greinke, R (1, 1) OBP: 0.438, SLG: 0.400 74 Kenley Jansen, S (8, 1) 13 Hanley Ramirez, R (8, PH) OBP: 0.381, SLG: 0.667 54 Matt Guerrier, R (9, 1)			C SI 88 F SI 81 B FC 84 X FS 79 1-2 ① G4-3			F SI 88 C SI 89 F FC 85 B CU 76 F SI 90 X FS 80 1-2 ① L7		S SI 90 B SI 88 B SL 80 F SI 88 B SL 82 B SL 82 4-2 66 HR 1-2 2-3 BB		2 0 0 0	0 0 1 0	0 0 0 0	0 0 0 0	0 0 1 0	0 0 0 0	0 0 0 0
Inning Stats	R: 0 E: 0 K: 1 S: 7 H: 1 LOB: 0 BB: 0 P: 9	R: 1 E: 0 K: 1 S: 11 H: 2 LOB: 1 BB: 0 P: 19	R: 0 E: 0 K: 1 S: 8 H: 0 LOB: 0 BB: 0 P: 9	R: 0 E: 0 K: 0 S: 4 H: 0 LOB: 0 BB: 0 P: 6	R: 0 E: 0 K: 2 S: 9 H: 0 LOB: 0 BB: 0 P: 12	R: 0 E: 0 K: 0 S: 9 H: 0 LOB: 0 BB: 0 P: 13	R: 0 E: 0 K: 0 S: 6 H: 1 LOB: 0 BB: 0 P: 8	R: 4 E: 0 K: 1 S: 12 H: 3 LOB: 0 BB: 1 P: 22		1B: 5 2B: 2 3B: 0 HR: 1 SF: 0 SAC: 0 DP: 2 HBP: 0						

AB	29
R	5
H	7
RBI	5
BB	1
SO	6
LOB	7

WP: 0 PA: 30
PB: 0
SB: 0
CS: 0

PITCHER		IP	WLS	BF	H	R	ER	SO	BB	IBB	HBP	BLK	WP	HR	S	P	ERA	WHIP
15 Tim Hudson, R ERA: 4.48	(1, 1)	7.0	L	23	4	1	1	5	0	0	0	0	0	0	54	76	1.29	0.571
53 Cory Gearrin, R ERA: 3.2	(8, 1)	0.1		5	3	4	4	1	1	0	0	0	0	1	9	16	108.00	12.000
58 Alex Wood, L ERA: 2.45	(8, 1)	0.2		2	0	0	0	0	0	0	0	0	0	0	3	6	0.00	0.000

PITCHER	IP	WLS	BF	H	R	ER	SO	BB	IBB	HBP	BLK	WP	HR	S	P	ERA	WHIP

Batter	1	2	3	4	5	6	7	8	9	10	AB	R	H	RBI	BB	SO	LOB
19 Andrelton Simmons, R (1, 6) OBP: 0.290, SLG: 0.362	C FF 89 X CH 78 0-1 5 1B 1B	B CH 78 S CH 78 B FF 90 F FF 92 F SL 81 X FF 91 2-2 ① G6-3	B CU 70 F FF 92 X FF 92 1-1 ② G6-3	X CH 77 0-0 ① P4	B SI 96 B FS 87 B SI 96 C SI 96 X SI 96 3-1 ② G6-3	5	0	1	0	0	0	0
22 Jason Heyward, L (1, 9) OBP: 0.300, SLG: 0.302	C FF 90 B FF 89 F CU 71 S SL 83 1-3 ① K	B CU 75 B FF 91 F FF 92 B FF 91 C SL 78 X SL 83 3-2 ② F9	C SL 83 B CU 72 B FF 92 X SL 80 2-1 ③ G4-3	C FF 90 F CU 76 S SL 83 0-3 ② K	X SI 96 0-0 2B	5	0	1	0	0	2	1
8 Justin Upton, R (1, 7) OBP: 0.360, SLG: 0.495	B CU 70 C FF 91 1 SAFE F FF 91 B FF 91 B CH 80 F SL 82 X CH 78 3-2 ② F7	C FF 93 F SL 82 F SL 81 B SI 94 B FF 94 F FF 93 B CH 77 C FF 94 3-3 ③	S CH 77 C FF 91 B SL 81 X SL 79 1-2 ① G5-3	X CH 85 0-0 5 1B 1B	B SL 87 S FS 86 B FS 86 C SL 85 F FS 87 X SI 96 2-2 ③ G2-3	5	0	1	0	0	1	2
5 Freddie Freeman, L (1, 3) OBP: 0.374, SLG: 0.479	B SL 83 B FF 91 S CU 76 X FF 92 2-1 1-2 1B	X FF 90 0-0 24 G3-1 26 1B 2B	C CU 77 B CU 75 F CU 73 X FF 92 1-2 ② L7	1 SAFE F CU 79 C CU 78 X CU 80 0-2 1-2 1B	4	1	3	0	0	0	0
24 Evan Gattis, R (1, 2) OBP: 0.329, SLG: 0.592	B CU 71 X FF 92 1-0 ③ F9	B CU 70 S CU 71 F FF 92 X FF 92 1-2 ① G3-1 2-3	B CH 77 S FF 92 F FF 92 X CU 72 1-2 ③ G5-3	C FC 94 B FC 95 X FC 94 1-1 ③ P4	4	0	0	0	0	0	5
23 Chris Johnson, R (1, 5) OBP: 0.358, SLG: 0.471 14 Ramiro Pena, S (8, 5) OBP: 0.358, SLG: 0.488	C FF 90 B CU 69 B FF 90 X FF 91 2-1 ① G3-1	X CU 74 0-0 ② G4-3	S CH 78 B CU 75 X FF 91 1-1 ① G4-3	C FF 94 B FF 93 S FC 93 F FC 93 F FF 95 F SL 85 F FC 92 B FC 93 S SL 82 2-3 ① K	3 1	0 0	0 0	0 0	0 0	0 1	1 0
26 Dan Uggla, R (1, 4) OBP: 0.311, SLG: 0.372	B FF 91 C CH 78 S FF 91 B FF 93 S CH 80 2-3 ② K	B FF 93 X CH 80 1-0 2 FC5-4 3-H 1B	B FF 90 B FF 87 C FF 91 F FF 92 B SI 92 B CH 82 4-2 BB	B FC 94 C SL 81 B FC 92 X FC 91 2-1 ② F8	3	0	1	1	1	1	0
2 B.J. Upton, R (1, 8) OBP: 0.252, SLG: 0.276	C FF 93 C FF 93 B FF 94 X FF 93 1-2 1B	X FF 91 0-0 ③ FC5-4 1-2f	S CH 80 B FF 92 X FF 90 1-1 ② L6	C FC 92 B FC 93 B SL 83 F FC 93 B FC 95 C FC 93 3-3 ③ K	4	0	1	0	0	1	2
28 Paul Maholm, L (1, 1) OBP: 0.138, SLG: 0.172 52 Jordan Walden, R (8, 1) 43 Luis Avilán, L (9, 1) 16 Brian McCann, L (10, PH) OBP: 0.361, SLG: 0.530 38 Anthony Varvaro, R (10, 1)	F FF 91 F SL 85 F SL 81 F CU 71 F FF 92 S SL 81 0-3 ③ K	C FF 89 B CU 72 C SL 77 B FF 92 B CU 73 X FF 91 3-2 ① G1-3	S SL 77 S CU 73 S SL 81 0-3 ③ K	C SI 96 X FS 88 0-1 ① F7	3 0 0 1 0	0 0 0 0 0	0 0 0 0 0	0 0 0 0 0	2 0 0 0 0	2 0 0 0 0
Inning Stats	R: 0 E: 0 K: 1 S: 12 H: 2 LOB: 2 BB: 0 P: 19	R: 0 E: 0 K: 2 S: 14 H: 1 LOB: 1 BB: 0 P: 19	R: 0 E: 0 K: 1 S: 12 H: 0 LOB: 0 BB: 0 P: 20	R: 1 E: 0 K: 0 S: 7 H: 2 LOB: 1 BB: 0 P: 9	R: 0 E: 0 K: 0 S: 7 H: 0 LOB: 0 BB: 0 P: 13	R: 0 E: 0 K: 0 S: 9 H: 0 LOB: 0 BB: 0 P: 12	R: 0 E: 0 K: 1 S: 9 H: 0 LOB: 1 BB: 1 P: 15	R: 0 E: 0 K: 1 S: 10 H: 2 LOB: 2 BB: 0 P: 11	R: 0 E: 0 K: 2 S: 12 H: 0 LOB: 0 BB: 0 P: 19	R: 0 E: 0 K: 0 S: 9 H: 1 LOB: 1 BB: 0 P: 14	1B: 6 2B: 2 3B: 0 HR: 0	SF: 0 SAC: 0 DP: 0 HBP: 0				WP: 0 PB: 0 SB: 0 CS: 0	PA: 39	

PITCHER	IP	WLS	BF	H	R	ER	SO	BB	IBB	HBP	BLK	WP	HR	S	P	ERA	WHIP
99 Hyun Jin Ryu, L (1, 1) ERA: 2.72	7.2		30	6	1	1	6	1	0	0	0	0	0	75	112	1.17	0.913
75 Paco Rodríguez, L (8, 1) ERA: 3.98	0.0		1	1	0	0	0	0	0	0	0	0	0	3	3	∞	∞
74 Kenley Jansen, R (8, 1) ERA: 2.61	1.1		4	0	0	0	2	0	0	0	0	0	0	14	22	0.00	0.000
31 Brandon League, R (10, 1) ERA: 4.63	1.0	W	4	1	0	0	0	0	0	0	0	0	0	9	14	0.00	1.000

PITCHER	IP	WLS	BF	H	R	ER	SO	BB	IBB	HBP	BLK	WP	HR	S	P	ERA	WHIP

TOP

Atlanta Braves @ Los Angeles Dodgers

Dodger Stadium, Los Angeles, CA

Fri Jun 07 2013, 7:11 PM - 10:12 PM PDT

Att. 47,164 - Clear - 67 F

livebaseballscorecards.com

AB	38
R	1
H	8
RBI	1
BB	1
SO	8
LOB	13

Batter	1	2	3	4	5	6	7	8	9	10	AB	R	H	RBI	BB	SO	LOB
66 Yasiel Puig, R (1, 9) OBP: 0.450, SLG: 1.105	F SI 86 B FC 83 X CH 80 1-1 F8 ①	X FF 88 0-0 G6-3 ③			C CU 72 X CU 72 0-1 HR	I IN 60 I IN 66 I IN 65 I IN 64 4-0 IBB			3	1	1	1	1	0	0
14 Mark Ellis, R (1, 4) OBP: 0.307, SLG: 0.339	C SI 87 B CH 81 F FF 86 B CH 79 X SI 87 2-2 E5 23 G3-6-1			B CH 80 B FF 87 X SI 87 2-0 G6-3 ①		C CH 81 B FC 82 F SI 88 B CH 82 S SL 80 2-3 K ③		C FF 96 B FF 95 B FF 96 S SL 84 X SL 84 2-2 F9 ③		4	0	0	0	0	1	2
23 Adrián González, L (1, 3) OBP: 0.374, SLG: 0.498	C FF 88 X SL 81 0-1 G3-6-1 ②③ 1-2f			B SI 88 B SI 87 X FF 87 2-0 G4-3 ②			B SI 87 S SL 80 S CH 82 S SL 79 1-3 K ①		C CU 75 F SI 95 S CU 77 0-3 K ①		4	0	0	0	0	2	1
33 Scott Van Slyke, R (1, 7) OBP: 0.313, SLG: 0.623		F FF 86 B CH 80 B CU 71 B FC 81 C SI 88 S CH 82 3-3 K ①		X CH 82 0-0 G5-3 ③			B CH 82 B SI 88 S CH 82 C SI 88 B SL 79 F CH 83 F CU 74 B FF 87 4-2 BB		B SI 94 B FF 92 F SI 94 B SI 94 X SI 94 3-1 L7 ②		3	0	0	0	1	1	0
6 Jerry Hairston, R (1, 5) OBP: 0.307, SLG: 0.348 31 Brandon League, R (10, 1)		B CH 81 C FF 88 F FC 83 B CU 74 B CH 82 B SI 87 4-2 16 1B BB	C CH 81 F FC 82 F SL 78 X SI 88 0-2 16 FC3-6 1B				C CH 79 B FF 88 B SI 86 B CH 82 X FF 86 3-1 F8 ②		B FF 95 B CU 78 X SI 94 2-0 F9 ③		2 0	0 0	1 0	0 0	1 0	0 0	1 0
16 Andre Ethier, L (1, 8) OBP: 0.320, SLG: 0.354		C SI 88 X SL 80 0-1 55 G6-4-3 1-2 1B	C SI 87 X CU 72 0-1 FC3-6 ① 55 G6-4-3 1-2f				B FF 89 1 SAFE X SI 88 1-0 G4-3 ③			S FF 94 B FF 94 B CU 80 X FF 93 2-1 F9 ①	4	0	1	0	0	0	2
55 Ramon Hernandez, R (1, 2) OBP: 0.292, SLG: 0.405 3 Skip Schumaker, L (10, PR) OBP: 0.339, SLG: 0.325		X FF 88 0-0 G6-4-3 ②③ 1-2f	D CH 81 X SI 87 1-0 G6-4-3 ②③ 1-2f					X SI 86 0-0 5 PB 47 SH3-4 1B		B FF 93 S FF 94 X FF 95 1-1 47 1B 47 WP 5 WP 1B	4 0	0 1	2 0	0 0	0 0	0 0	3 0
47 Luis Alfonso Cruz, R (1, 6) OBP: 0.187, SLG: 0.180			C FF 88 B SI 86 B CH 80 X FF 86 2-1 G6-3 ①			F FF 88 X FF 88 0-1 P3 ①		X CH 78 0-0 SH3-4 ① 1-2		B FF 94 F CU 80 X FF 95 1-1 1-3 1B	3	0	1	0	0	0	0
99 Hyun Jin Ryu, R (1, 1) OBP: 0.259, SLG: 0.308 75 Paco Rodríguez, L (8, 1) 74 Kenley Jansen, S (8, 1) 5 Juan Uribe, R (8, 5) OBP: 0.374, SLG: 0.388 13 Hanley Ramirez, R (9, PH) OBP: 0.364, SLG: 0.632			C SI 86 C CH 81 B CH 81 F CH 81 B CU 73 F FF 86 X FF 87 2-2 G6-3 ②			X FF 88 0-0 G4-3 ②		B SL 85 B FF 95 B FF 94 S FF 95 S FF 97 X FF 96 3-2 G6-3 ② 2-3		B CU 80 1 SAFE B CU 80 2-0 WP 3-H	2 0 0 2 1	0 0 0 0 0	0 0 0 0 0	0 0 0 0 0	0 0 0 0 0	0 0 0 0 0	0 0 0 2 0
Inning Stats	R: 0 E: 1 K: 0 S: 7 H: 0 LOB: 0 BB: 0 P: 10	R: 0 E: 0 K: 1 S: 8 H: 1 LOB: 1 BB: 1 P: 15	R: 0 E: 0 K: 0 S: 8 H: 0 LOB: 0 BB: 0 P: 12	R: 0 E: 0 K: 0 S: 3 H: 0 LOB: 0 BB: 0 P: 7	R: 0 E: 0 K: 0 S: 7 H: 1 LOB: 0 BB: 0 P: 8	R: 1 E: 0 K: 1 S: 8 H: 1 LOB: 0 BB: 0 P: 10	R: 0 E: 0 K: 1 S: 10 H: 0 LOB: 1 BB: 1 P: 19	R: 0 E: 0 K: 0 S: 8 H: 1 LOB: 2 BB: 1 P: 17	R: 0 E: 0 K: 1 S: 6 H: 0 LOB: 0 BB: 0 P: 11	R: 1 E: 0 K: 0 S: 6 H: 2 LOB: 2 BB: 0 P: 12	1B: 5 2B: 0 3B: 0 HR: 1	SF: 0 SAC: 1 DP: 3 HBP: 0	WP: 2 PB: 1 SB: 0 CS: 0	PA: 36				

PITCHER	IP	WLS	BF	H	R	ER	SO	BB	IBB	HBP	BLK	WP	HR	S	P	ERA	WHIP
28 Paul Maholm, L (1, 1) ERA: 3.46	7.1		26	4	1	1	3	2	0	0	0	0	1	53	83	1.23	0.818
52 Jordan Walden, R (8, 1) ERA: 3.57	0.2		3	0	0	0	0	0	1	0	0	0	0	6	15	0.00	0.000
43 Luis Avilán, L (9, 1) ERA: 2.22	1.0		3	0	0	0	1	0	0	0	0	0	0	6	11	0.00	0.000
38 Anthony Varvaro, R (10, 1) ERA: 2.48	0.1	L	4	2	1	1	0	0	0	0	0	2	0	6	12	27.00	6.000

PITCHER	IP	WLS	BF	H	R	ER	SO	BB	IBB	HBP	BLK	WP	HR	S	P	ERA	WHIP

BOTTOM

Atlanta Braves @ Los Angeles Dodgers

Dodger Stadium, Los Angeles, CA

Fri Jun 07 2013, 7:11 PM - 10:12 PM PDT

Att. 47,164 - Clear - 67 F

livebaseballscorecards.com

AB	32
R	2
H	6
RBI	1
BB	3
SO	4
LOB	11

Atlanta Braves @ Los Angeles Dodgers

Dodger Stadium, Los Angeles, CA

Sat Jun 08 2013, 7:10 PM - 10:15 PM PDT

Att. 52,716 - Clear - 70 F

TOP

livebaseballscorecards.com

Batter	1	2	3	4	5	6	7	8	9	AB	R	H	RBI	BB	SO	LOB
19 Andrelton Simmons, R (1, 6) OBP: 0.296, SLG: 0.372	B FF 91 X FF 91 1-0 8 SH1-3 2B		C CU 77 B SI 90 S SI 86 F FF 92 X CU 79 1-2 22 CS 1B		C FF 91 F FF 90 F FF 88 X CU 82 0-2 22 1B 1B		C CU 79 B FF 90 F CH 86 C FF 90 1-3 ② K		1 SAFE C SI 90 X SI 91 0-1 ③ F7	5	0	3	0	0	1	2
22 Jason Heyward, L (1, 9) OBP: 0.305, SLG: 0.303	B FF 90 M CH 84 B FF 90 D CH 85 B FF 91 4-1 8 SH1-3 BB		C CU 76 B FF 90 F FF 90 X FF 92 1-2 ②③ G4-3 1-2		X CH 85 0-0 ② 1-3 1B		B SI 88 B SI 88 X SI 88 2-0 ③ G3			3	0	1	0	1	0	2
8 Justin Upton, R (1, 7) OBP: 0.359, SLG: 0.491	X CH 85 0-0 ① SH1-3 1-2 2-3			X CH 85 0-0 ① L7	X FF 86 0-0 ③ G5-3			C SI 86 B SI 87 S KC 80 B KC 81 B KC 81 F KC 80 B SI 90 4-2 5 G3 BB		2	0	0	0	1	0	1
5 Freddie Freeman, L (1, 3) OBP: 0.371, SLG: 0.474	B CU 78 B FF 87 F CH 86 F FF 92 C CU 79 2-3 ② K			C FF 90 B FF 90 X FF 90 1-1 23 FC6 1B		C CH 84 B FF 91 T CU 77 X FF 86 1-2 ① L8		F SI 88 1 SAFE X SI 88 0-1 ① G3 1-2		4	0	1	0	0	1	3
16 Brian McCann, L (1, 2) OBP: 0.347, SLG: 0.506	F FF 91 F CU 80 C FF 88 0-3 ③ K			C CU 78 X SI 90 0-1 ② L7		X FF 91 0-0 ② L5		F SI 88 S KC 83 S KC 82 0-3 ② K		4	0	0	0	0	2	4
23 Chris Johnson, R (1, 5) OBP: 0.355, SLG: 0.471 14 Ramiro Pena, S (8, 5) OBP: 0.358, SLG: 0.488		F FF 90 X SI 90 0-1 ① G6-3		B FF 90 F CH 85 F CH 85 X CU 80 1-2 ③ FC6 1-2f		B FF 89 X FF 86 1-0 2B		C FF 90 S FC 86 S FC 88 0-3 ③ K		4 0	0 0	1 0	0 0	0 0	1 0	2 0
26 Dan Uggla, R (1, 4) OBP: 0.310, SLG: 0.385		F FF 90 S CU 79 B CU 79 S FF 88 1-3 ② K			C FF 90 F FF 87 X CU 78 0-2 HR	B CU 78 B FF 86 T CU 80 C FF 92 F FF 88 S SI 88 2-3 ③ K			B SL 79 S SI 92 X SL 80 1-1 ① G5-3	4	1	1	1	0	2	1
2 B.J. Upton, R (1, 8) OBP: 0.257, SLG: 0.277		F FF 92 B SI 91 B CU 76 C CH 86 S FF 93 2-3 ③ K			B FF 89 C CU 77 F FF 89 S FF 86 1-3 ① K		B FF 89 B FF 90 X FF 90 2-0 54 SH3-4 1B		C SI 91 B SI 92 C SI 92 B SL 80 B SL 80 B SL 80 4-2 BB	3	0	1	0	1	2	0
54 Kris Medlen, S (1, 1) OBP: 0.174, SLG: 0.273 38 Anthony Varvaro, R (7, 1) 43 Luis Avilán, L (8, 1) 52 Jordan Walden, R (8, 1) 17 Jordan Schafer, L (9, PH) OBP: 0.417, SLG: 0.460 46 Craig Kimbrel, R (9, 1)			C FF 90 F FF 90 F CU 79 X FF 92 0-2 ① G6-3		B SI 90 X FF 89 1-0 HR		X CH 85 0-0 ① SH3-4 1-2		1 SAFE C SL 78 1 SAFE B SI 91 F SI 90 T SL 79 1-2 ② K	2 0 0 0 1 0	1 0 0 0 0 0	1 0 0 0 0 0	1 0 0 0 0 0	0 0 0 0 1 0	0 0 0 0 1 0	0 0 0 0 1 0
Inning Stats	R: 0 E: 0 K: 2 S: 9 H: 1 LOB: 2 BB: 1 P: 16	R: 0 E: 0 K: 2 S: 8 H: 0 LOB: 0 BB: 0 P: 11	R: 0 E: 0 K: 0 S: 11 H: 1 LOB: 0 BB: 0 P: 13	R: 0 E: 0 K: 0 S: 8 H: 1 LOB: 1 BB: 0 P: 10	R: 2 E: 0 K: 1 S: 13 H: 4 LOB: 1 BB: 0 P: 15	R: 0 E: 0 K: 1 S: 9 H: 1 LOB: 1 BB: 0 P: 13	R: 0 E: 0 K: 1 S: 6 H: 1 LOB: 1 BB: 0 P: 11	R: 0 E: 0 K: 2 S: 11 H: 0 LOB: 1 BB: 1 P: 15	R: 0 E: 0 K: 1 S: 9 H: 0 LOB: 1 BB: 1 P: 15	1B: 5 2B: 2 3B: 0 HR: 2	SF: 0 SAC: 2 DP: 0 HBP: 0				WP: 0 PB: 0 SB: 0 CS: 1	PA: 37	

	AB	32
	R	2
	H	9
	RBI	2
	BB	3
	SO	10
	LOB	16

PITCHER		IP	WLS	BF	H	R	ER	SO	BB	IBB	HBP	BLK	WP	HR	S	P	ERA	WHIP
59 Stephen Fife, R ERA: 3.78	(1, 1)	6.2	L	28	9	2	2	7	1	0	0	0	0	2	63	86	2.70	1.500
56 J.P. Howell, L ERA: 2.25	(7, 1)	1.0		4	0	0	0	1	1	0	0	0	0	0	9	15	0.00	1.000
54 Matt Guerrier, R ERA: 3.38	(8, 1)	0.1		1	0	0	0	1	0	0	0	0	0	0	3	3	0.00	0.000
41 Peter Moylan, R ERA:	(9, 1)	1.0		4	0	0	0	1	1	0	0	0	0	0	9	15	0.00	1.000

PITCHER	IP	WLS	BF	H	R	ER	SO	BB	IBB	HBP	BLK	WP	HR	S	P	ERA	WHIP

Batter	1	2	3	4	5	6	7	8	9	AB	R	H	RBI	BB	SO	LOB
66 Yasiel Puig, R (1, 9) OBP: 0.458, SLG: 1.000	B SI 89 X SI 90 1-0 ① B1-3		C CH 83 B SI 91 X FF 90 1-1 1B		B CH 82 S SI 90 F CH 82 F SI 91 F CH 82 F CH 82 S FF 91 1-3 ③ K			B FF 95 C CU 77 B FF 94 F FF 94 B FF 94 X SI 95 3-2 7 FC3-6 1B		4	0	2	0	0	1	0
7 Nick Punto, S (1, 6) OBP: 0.364, SLG: 0.353	C SI 90 B FF 91 F SI 90 B FF 92 X CH 84 2-2 ② G1-3		1 SAFE 1 SAFE F SI 89 B FF 90 F CH 83 X FF 90 1-2 ③ F8			C SI 88 C FF 90 B FF 89 F FF 89 B CU 77 X FF 90 2-2 23 G6-3 2B		B SI 95 C SI 93 X SI 94 1-1 ① FC3-6 23 G3-1 13 1B 1-2f		4	1	1	0	0	0	2
23 Adrián González, L (1, 3) OBP: 0.372, SLG: 0.490	F CH 83 S SI 90 X CH 84 0-2 ③ F9			B SI 88 B CH 82 F SI 88 B FC 86 F FF 90 B FF 90 4-2 3 1B BB		C CU 77 B CU 78 S CH 82 F FF 89 X CU 77 1-2 ① G6-3 2-3		B SI 94 F SI 93 X CU 77 1-1 ② G3-1 2-3		3	0	0	0	1	0	2
16 Andre Ethier, L (1, 8) OBP: 0.316, SLG: 0.348 13 Hanley Ramirez, R (8, PH) OBP: 0.391, SLG: 0.650 22 Clayton Kershaw, L (8, PR) OBP: 0.281, SLG: 0.400 41 Peter Moylan, R (9, 1)		S CH 82 X CH 82 0-1 ① G5-3		S CH 83 F CU 76 D CH 83 F CU 77 C SI 91 1-3 ① K		C CU 77 F SI 89 B CH 83 B CH 83 B CU 77 F CH 83 X CH 83 3-2 ② F8		S FF 98 X FF 97 0-1 3-H 1B		3 1 0 0	0 0 0 0	0 1 0 0	0 1 0 0	0 0 0 0	1 0 0 0	2 0 0 0
33 Scott Van Slyke, R (1, 7) OBP: 0.300, SLG: 0.594 56 J.P. Howell, L (7, 1) 54 Matt Guerrier, R (8, 1) 6 Jerry Hairston, R (8, PH) OBP: 0.303, SLG: 0.343 (9, 7)		B CU 78 B SI 91 B FF 89 C SI 90 C FF 91 F CH 82 C SI 92 3-3 ② K		B FF 90 B SI 90 X SI 90 2-0 ② F9		X FF 90 0-0 ③ G5-3		B FF 96 S SL 86 X FF 97 1-1 ③ P4		3 0 0 1	0 0 0 0	0 0 0 0	0 0 0 0	0 0 0 0	1 0 0 0	2 0 0 1
3 Skip Schumaker, L (1, 4) OBP: 0.351, SLG: 0.339 (7, 7) (9, 8)		C FF 90 B CU 77 F CH 84 X FF 92 1-2 1B		S CH 83 B SI 90 S CU 77 X FF 90 1-2 1-2 1B			C FF 89 F CH 81 X CH 82 0-2 ① G6-3		B FF 97 X FF 97 1-0 55 WP 1B	4	0	3	0	0	0	0
18 Tim Federowicz, R (1, 2) OBP: 0.217, SLG: 0.356		C SI 90 F SI 91 B FF 89 X FC 89 1-2 ③ F9		C CU 77 S CH 82 F FF 89 S CH 81 0-3 ③ K			S SI 89 B FC 87 B FF 87 B SI 90 X SI 90 3-1 1B		1 SAFE C FF 97 L KC 88 D KC 86 B KC 88 S FF 98 2-3 ① K	4	0	1	0	0	2	4
47 Luis Alfonso Cruz, R (1, 5) OBP: 0.182, SLG: 0.175 55 Ramon Hernandez, R (9, PH) OBP: 0.286, SLG: 0.395			C SI 89 F SI 89 B FC 87 B FF 88 S CH 82 2-3 ① K		X CH 80 0-0 ① P6		C SI 89 F SI 89 F FF 88 D CH 82 1 SAFE F SI 88 F CH 81 X CH 83 1-2 ② F8		S KC 86 S KC 87 B KC 85 X KC 88 1-2 ② G6-3 1-2	3 1	0 0	0 0	0 0	0 0	1 0	1 1
59 Stephen Fife, R (1, 1) 14 Mark Ellis, R (7, 4) OBP: 0.303, SLG: 0.333			C SI 91 F SI 90 B CU 78 F SI 90 B FF 89 X FF 91 2-2 ② G3		C SI 89 B FF 89 B CH 82 C SI 90 F FF 90 F SI 90 C CU 76 2-3 ② K		B FF 93 C FF 94 X FF 94 1-1 ③ G4-3		B FF 97 B FF 97 F FF 97 B FF 97 F FF 98 F FF 97 T FF 97 3-2 ③ K	2 2	0 0	0 0	0 0	0 0	1 1	0 2
Inning Stats	R: 0 H: 0 E: 0 LOB: 0 K: 0 BB: 0 S: 7 P: 10	R: 0 H: 1 E: 0 LOB: 1 K: 1 BB: 0 S: 12 P: 17	R: 0 H: 1 E: 0 LOB: 1 K: 1 BB: 0 S: 12 P: 18	R: 0 H: 1 E: 0 LOB: 2 K: 2 BB: 1 S: 14 P: 22	R: 0 H: 0 E: 0 LOB: 0 K: 2 BB: 0 S: 12 P: 15	R: 0 H: 1 E: 0 LOB: 1 K: 0 BB: 0 S: 13 P: 19	R: 0 H: 1 E: 0 LOB: 1 K: 0 BB: 0 S: 13 P: 18	R: 1 H: 2 E: 1 LOB: 1 K: 0 BB: 0 S: 11 P: 17	R: 0 H: 1 E: 0 LOB: 1 K: 2 BB: 0 S: 11 P: 18	1B: 7 2B: 1 3B: 0 HR: 0	SF: 0 SAC: 0 DP: 0 HBP: 0			WP: 1 PB: 0 SB: 0 CS: 0	PA: 36		

PITCHER		IP	WLS	BF	H	R	ER	SO	BB	IBB	HBP	BLK	WP	HR	S	P	ERA	WHIP
54 Kris Medlen, R ERA: 2.87	(1, 1)	6.2	W	26	5	0	0	6	1	0	0	0	0	0	81	116	0.00	0.900
38 Anthony Varvaro, R ERA: 2.45	(7, 1)	0.1	H	1	0	0	0	0	0	0	0	0	0	0	2	3	0.00	0.000
43 Luis Avilán, L ERA: 2.16	(8, 1)	0.2	H	3	1	1	0	0	0	0	0	0	0	0	7	12	0.00	1.500
52 Jordan Walden, R ERA: 3.5	(8, 1)	0.1	H	2	1	0	0	0	0	0	0	0	0	0	4	5	0.00	3.000
46 Craig Kimbrel, R ERA: 1.85	(9, 1)	1.0	S	4	1	0	0	2	0	0	0	0	1	0	11	18	0.00	1.000

PITCHER IP WLS BF H R ER SO BB IBB HBP BLK WP HR S P ERA WHIP

BOTTOM

Atlanta Braves @ Los Angeles Dodgers

Dodger Stadium, Los Angeles, CA

Sat Jun 08 2013, 7:10 PM - 10:15 PM PDT

Att. 52,716 - Clear - 70 F

livebaseballscorecards.com

AB	35
R	1
H	8
RBI	1
BB	1
SO	8
LOB	17

Atlanta Braves @ Los Angeles Dodgers

Dodger Stadium, Los Angeles, CA

Sun Jun 09 2013, 1:12 PM - 4:19 PM PDT

Att. 39,028 - Sunny - 72 F

TOP

livebaseballscorecards.com

Batter	1	2	3	4	5	6	7	8	9	AB	R	H	RBI	BB	SO	LOB
19 Andrelton Simmons, R (1, 6) OBP: 0.294, SLG: 0.368	B FF 90 S SL 83 F FC 90 B FF 91 S SL 85 2-3 ① K		C FC 89 B SL 79 F FC 89 X SL 84 1-2 ① G1-3	S SL 83 F SL 86 1 SAFE D SL 76 X SL 83 1-2 ② L9		B SL 85 C SL 86 S SL 86 F SL 87 B FF 96 X SL 87 2-2 22 G4-6-3 1B		B SI 90 C SL 88 F CU 82 B CU 83 F FF 90 B CH 84 X CH 84 3-2 ③ G5-3		5	0	1	0	0	1	1
22 Jason Heyward, L (1, 9) OBP: 0.321, SLG: 0.311	B FF 93 B FF 92 B SL 82 B FF 89 4-0 5 F7 8 BB BB		B CH 80 B SL 82 B SL 82 B FF 89 4-0 5 1B 8 E 24 SF7 BB	B FC 90 B SL 84 C SL 84 B FF 89 C SL 85 X SL 83 3-2 8 BB 5 2B 1-3 1B		B SI 95 B SL 85 B SI 94 C SI 94 X SI 93 3-1 ① ② G4-6-3 1-2f			B SL 77 X SI 90 1-0 1B	3	2	2	0	2	0	1
8 Justin Upton, R (1, 7) OBP: 0.360, SLG: 0.484	B FF 92 B SL 82 1 SAFE B FF 89 C FF 90 B FF 90 4-1 1-2 BB		B FF 90 X SL 83 1-0 E3 5 1B 26 HR 1-2	B FC 92 B SL 84 C FC 90 T FF 91 F SL 84 F SL 84 B SL 79 B FF 91 4-2 5 2B 1-2 BB		B SL 88 C SL 88 T SI 95 B SL 88 B SI 96 C SI 95 3-3 ③ K			S SI 90 B SI 91 B SI 90 B SI 91 F SI 90 S SI 91 3-3 ① K	3	2	0	0	2	2	2
5 Freddie Freeman, L (1, 3) OBP: 0.372, SLG: 0.477	B SL 84 D SL 83 X FF 91 2-0 ② F7 2-3		C FF 92 D SL 82 S SL 84 F FF 92 D SL 81 X SL 85 2-2 26 HR 1-2 2-3 1B	X SL 83 0-0 1-H 2-H 3-H 2B			S CH 82 B FF 90 S FC 86 X CU 78 1-2 ① G3-1		B SI 91 B CH 83 X SI 91 2-0 ② F7	5	1	2	3	0	0	3
24 Evan Gattis, R (1, 2) OBP: 0.322, SLG: 0.581 58 Alex Wood, R (7, 1) 7 Reed Johnson, R (9, PH) OBP: 0.324, SLG: 0.387 48 David Carpenter, R (9, 1)	F SL 85 X SL 86 0-1 ③ G4-3		X SL 85 0-0 ② SF7 3-H	S SL 85 F SI 95 D CH 90 X SI 96 1-2 ③ G6-3			B FC 86 X FF 91 1-0 ② F7		C SI 91 B SL 80 S SI 91 X SL 79 1-2 ③ F7	3 0 1 0	0 0 0 0	0 0 0 0	1 0 0 0	0 0 0 0	0 0 1 0	3 0 1 0
26 Dan Uggla, R (1, 4) OBP: 0.322, SLG: 0.421		B FF 91 C FF 92 B FF 91 B FF 91 C SL 85 B SL 86 4-2 17 B1-3 BB	C SL 83 D SL 79 D SL 85 X FC 91 2-1 1-H 2-H HR	S SL 85 C SL 84 B CH 89 B SL 86 X SI 96 2-2 HR			C FC 86 B FF 90 B CU 77 B FC 85 B FC 86 4-1 BB			2	2	2	4	2	0	0
14 Ramiro Pena, S (1, 5) OBP: 0.347, SLG: 0.472 23 Chris Johnson, R (6, 5) OBP: 0.353, SLG: 0.468		B CH 83 C FF 91 F SL 85 1 SAFE S SL 80 1-3 ① K	F FF 90 X SL 82 0-1 ③ L3	X SI 96 0-0 ① L9			B FC 85 F FF 90 B FF 90 S FF 90 S FC 86 2-3 ③ K			3 1	0 0	0 0	0 0	0 0	1 1	1 1
17 Jordan Schafer, L (1, 8) OBP: 0.402, SLG: 0.440		C SL 83 B FF 91 X SL 83 1-1 ② B1-3 1-2		B FC 88 C SL 82 X FC 91 1-1 ① P6	B SI 96 S SI 96 B SI 96 S SL 87 S CH 89 2-3 ② K			F SI 88 F SL 88 B CU 81 F SI 89 S CU 81 1-3 ① K		4	0	0	0	0	2	1
36 Mike Minor, R (1, 1) OBP: 0.148, SLG: 0.231 11 Gerald Laird, R (7, 2) OBP: 0.364, SLG: 0.375		C SL 83 X FF 92 0-1 ③ P2		B FC 91 B FF 90 C FF 90 B FF 89 B FC 90 4-1 22 1B 5 2B BB	C SI 95 B SI 96 C SI 95 X SI 95 1-2 ③ G3			B SI 89 B CH 82 F SL 87 X CH 84 2-1 ② G5-3		2 1	1 0	0 0	0 0	1 0	0 0	1 0
Inning Stats	R: 0 E: 0 K: 1 S: 7 H: 0 LOB: 2 BB: 2 P: 19	R: 0 E: 0 K: 1 S: 9 H: 0 LOB: 1 BB: 1 P: 15	R: 4 E: 1 K: 0 S: 13 H: 2 LOB: 0 BB: 1 P: 23	R: 3 E: 0 K: 0 S: 17 H: 2 LOB: 1 BB: 2 P: 31	R: 1 E: 0 K: 1 S: 10 H: 1 LOB: 0 BB: 0 P: 15	R: 0 E: 0 K: 1 S: 9 H: 1 LOB: 0 BB: 0 P: 17	R: 0 E: 0 K: 1 S: 8 H: 0 LOB: 1 BB: 1 P: 16	R: 0 E: 0 K: 1 S: 10 H: 0 LOB: 0 BB: 0 P: 16	R: 0 E: 0 K: 1 S: 8 H: 1 LOB: 1 BB: 0 P: 15	1B: 4 2B: 1 3B: 0 HR: 2 SF: 1 SAC: 0 DP: 1 HBP: 0						

PITCHER		IP	WLS	BF	H	R	ER	SO	BB	IBB	HBP	BLK	WP	HR	S	P	ERA	WHIP
36 Matt Magill, R ERA: 6.51	(1, 1)	3.2	L	22	4	7	3	2	6	0	0	0	0	1	43	84	7.36	2.727
51 Ronald Belisario, R ERA: 3.86	(4, 1)	2.1		8	2	1	1	2	0	0	0	0	0	1	22	36	3.86	0.857
54 Matt Guerrier, R ERA: 3.24	(7, 1)	1.0		4	0	0	0	1	1	0	0	0	0	0	8	16	0.00	1.000
75 Paco Rodríguez, L ERA: 3.8	(8, 1)	1.0		3	0	0	0	1	0	0	0	0	0	0	10	16	0.00	0.000
41 Peter Moylan, R ERA:	(9, 1)	1.0		4	1	0	0	1	0	0	0	0	0	0	8	15	0.00	1.000

AB	33
R	8
H	7
RBI	8
BB	7
SO	7
LOB	15

WP: 0	PA: 41
PB: 0	
SB: 0	
CS: 0	

BOTTOM

Atlanta Braves @ Los Angeles Dodgers

Dodger Stadium, Los Angeles, CA

Sun Jun 09 2013, 1:12 PM - 4:19 PM PDT

Att. 39,028 - Sunny - 72 F

livebaseballscorecards.com

Batter	1	2	3	4	5	6	7	8	9	AB	R	H	RBI	BB	SO	LOB
66 Yasiel Puig, R (1, 9) (8, 8) OBP: 0.483, SLG: 0.964	X FF 91 0-0 23 BB 7 1B 33 FC5-2 1B	B FF 92 B FF 91 X FF 92 2-0 ② F9		B FF 90 X CH 84 1-0 ③ G1-3			B SI 93 X FF 93 1-0 23 G3 2B		F FF 96 C SL 87 B FF 96 X SI 96 1-2 7 BB 1B	5	0	3	0	0	0	1
7 Nick Punto, S (1, 6) (7, 4) OBP: 0.365, SLG: 0.350	B FF 91 X FF 91 1-0 33 FC5-2 23 BB 3 1B 1-2 1B	C SL 85 F FF 91 X FF 92 0-2 ③ L3			B FF 90 C FF 89 B SL 82 X FF 90 2-1 ① G1-3		F SI 94 C SI 93 B KC 78 S CH 84 1-3 ① K		B FF 95 C FF 96 B FF 96 B FF 95 B FF 95 4-1 1-2 BB	4	1	1	0	1	1	2
23 Adrián González, L (1, 3) OBP: 0.378, SLG: 0.490 75 Paco Rodríguez, L (8, 1) 41 Peter Moylan, R (9, 1) 6 Jerry Hairston, R (9, PH) OBP: 0.299, SLG: 0.338	F SL 86 D KC 81 B CH 85 B SL 86 B SL 85 4-1 3 1B 33 FC5-2 1-2 2-3 BB	B FF 90 C CH 83 B SL 84 B FF 90 F FF 91 F KC 80 B SL 84 4-2 3 BB BB			F FF 91 B FF 89 F SL 83 X KC 80 1-2 47 2B 1B		C FF 94 C SI 93 B SI 94 F KC 81 X KC 80 1-2 ② G3 2-3		F FF 96 C SL 86 S SL 87 0-3 ③ K	2 0 0 1	0 0 0 0	1 0 0 0	0 0 0 0	2 0 0 0	0 0 0 1	1 0 0 2
33 Scott Van Slyke, R (1, 7) OBP: 0.284, SLG: 0.559	C FF 92 C SL 85 F FF 93 B KC 81 B FF 92 F CH 86 F SL 85 B FF 92 X FF 92 3-2 ① FC5-2 3 1B 1-2 2-3 3-Hf	X FF 91 0-0 ① F9			C CH 84 B FF 91 C FF 89 B KC 80 B FF 90 S FF 91 3-3 ② K		S CH 86 S CH 85 B CH 84 D CH 85 B SI 94 F SI 94 X CH 85 3-2 ③ G5-3			4	0	0	0	0	1	6
47 Luis Alfonso Cruz, R (1, 5) (7, 6) OBP: 0.184, SLG: 0.187	C FF 86 B FF 91 B FF 93 F SL 85 B CH 86 F FF 93 S FF 92 3-3 ② K	B FF 91 X FF 91 1-0 ② P3			C FF 90 X FF 90 0-1 1-3 2B			C SI 92 S CH 83 F CH 83 X SI 93 0-2 ① G6-3		4	0	1	0	0	1	4
3 Skip Schumaker, L (1, 8) (8, 9) OBP: 0.356, SLG: 0.339	C SL 86 F FF 91 B FF 91 X KC 82 1-2 1-2 2-3 3-H 1B	C FF 92 B SL 84 S FF 91 D KC 82 B FF 91 F FF 90 B FF 91 4-2 1-2 BB			F FF 90 B SL 85 F FF 90 C FF 91 1-3 ③ K			C SI 92 C FF 94 B SI 94 F SI 93 S SI 93 1-3 ② K		3	0	1	1	1	2	2
18 Tim Federowicz, R (1, 2) OBP: 0.200, SLG: 0.327	C FF 93 B FF 93 X FF 92 1-1 ③ P3	B FF 92 X FF 92 1-0 ③ G5-3				C FF 90 S CH 82 S CH 82 0-3 ① K		C CH 85 B KC 81 C SI 94 S KC 80 1-3 ③ K		4	0	0	0	0	2	5
14 Mark Ellis, R (1, 4) OBP: 0.303, SLG: 0.333 54 Matt Guerrier, R (7, 1) 55 Ramon Hernandez, R (8, 3) OBP: 0.280, SLG: 0.386		C FF 91 X CH 85 0-1 36 WP 1B		C FF 89 B FF 88 F FF 89 B FF 90 X FF 89 2-2 ① P3		X FF 90 0-0 ② L7			B FF 95 X FF 95 1-0 ① P3	3 0 1	0 0 0	1 0 0	0 0 0	0 0 0	0 0 0	0 0 0
36 Matt Magill, R (1, 1) 51 Ronald Belisario, R (4, 1) 5 Juan Uribe, R (6, PH) OBP: 0.368, SLG: 0.380 (7, 5)		M FF 89 L FF 90 B FF 91 M KC 80 1-3 ① K 1-2		X FF 90 0-0 ② G1-3		S CH 82 B FF 90 F CH 83 B FF 89 B FF 90 S CH 83 3-3 ③ K			C FF 96 S FF 96 B FF 97 B FF 96 X FF 96 2-2 ② F9	1 1 2	0 0 0	0 0 0	0 0 0	0 0 0	1 0 1	1 0 0
Inning Stats	R: 1 H: 3 E: 0 LOB: 3 K: 1 BB: 1 S: 18 P: 31	R: 0 H: 1 E: 0 LOB: 1 K: 1 BB: 0 S: 9 P: 12	R: 0 H: 0 E: 0 LOB: 2 K: 0 BB: 2 S: 9 P: 19	R: 0 H: 0 E: 0 LOB: 0 K: 0 BB: 0 S: 5 P: 8	R: 0 H: 2 E: 0 LOB: 2 K: 2 BB: 0 S: 13 P: 20	R: 0 H: 0 E: 0 LOB: 0 K: 2 BB: 0 S: 7 P: 10	R: 0 H: 1 E: 0 LOB: 1 K: 1 BB: 0 S: 12 P: 18	R: 0 H: 0 E: 0 LOB: 0 K: 2 BB: 0 S: 11 P: 13	R: 0 H: 1 E: 0 LOB: 2 K: 1 BB: 1 S: 11 P: 19	1B: 6 SF: 0 2B: 2 SAC: 0 3B: 0 DP: 0 HR: 0 HBP: 0						

AB	35
R	1
H	8
RBI	1
BB	4
SO	10
LOB	24

WP: 1 PA: 39
PB: 0
SB: 0
CS: 0

PITCHER		IP	WLS	BF	H	R	ER	SO	BB	IBB	HBP	BLK	WP	HR	S	P	ERA	WHIP
36 Mike Minor, L ERA: 2.44	(1, 1)	6.0	W	27	6	1	1	6	3	0	0	0	1	0	61	100	1.50	1.500
58 Alex Wood, L ERA: 1.59	(7, 1)	2.0		7	1	0	0	3	0	0	0	0	0	0	23	31	0.00	0.500
48 David Carpenter, R ERA: 1.59	(9, 1)	1.0		5	1	0	0	1	1	0	0	0	0	0	11	19	0.00	2.000

PITCHER	IP	WLS	BF	H	R	ER	SO	BB	IBB	HBP	BLK	WP	HR	S	P	ERA	WHIP

Atlanta Braves @ San Diego Padres

Petco Park, San Diego, CA

Mon Jun 10 2013, 7:10 PM - 9:40 PM PDT

Att. 21,192 - Clear - 65 F

TOP

livebaseballscorecards.com

Batter	1	2	3	4	5	6	7	8	9	AB	R	H	RBI	BB	SO	LOB
19 Andrelton Simmons, R (1, 6) OBP: 0.288, SLG: 0.361	B SI 88 C SI 88 X SL 81 1-1 F9 ①		C SI 89 B SI 90 F SI 89 F SL 82 B SL 81 B SL 81 X SL 83 3-2 G6-3 ③		S SL 82 B SL 82 X SI 88 1-1 G6-3 ③			B SI 88 B SI 86 B SI 88 C SI 87 C SI 86 X SL 80 3-2 G5-3 ①	B FF 93 C FF 92 F FF 93 B SL 82 X FF 93 2-2 F8 ②	5	0	0	0	0	0	1
22 Jason Heyward, L (1, 9) OBP: 0.323, SLG: 0.357	F SI 89 B SI 88 B SI 88 B SI 88 X SI 88 3-1 L8 ②			C SI 87 X SL 82 0-1 G3-1 ①		C SL 82 S CH 78 B SI 88 B CH 78 X CH 78 2-2 G4-3 ①		F CH 77 X SL 80 0-1 HR	C FF 93 X FF 92 0-1 HR	5	2	2	2	0	0	0
8 Justin Upton, R (1, 7) OBP: 0.361, SLG: 0.487	C SI 88 X SL 81 0-1 1B			X SL 82 0-0 P3 ②		X SI 89 0-0 2B		B SL 80 C SL 78 B SL 79 S SL 80 X SL 80 2-2 G5-3 ②	B FF 94 C FF 93 S SL 84 F SL 82 B SL 82 C FF 93 2-3 K ③	5	0	2	0	0	1	0
5 Freddie Freeman, L (1, 3) OBP: 0.374, SLG: 0.472	X SI 86 0-0 G4-3 ③			B SI 88 B SI 88 C SI 88 B SI 88 B SI 88 4-1 BB		B SI 87 B CH 74 F SI 87 F SL 82 F CH 76 S CH 77 2-3 K ②		B SL 82 B SL 80 C SL 79 B CH 76 B CH 74 4-2 BB		2	0	0	0	2	1	2
16 Brian McCann, L (1, 2) OBP: 0.343, SLG: 0.489		B SI 87 B SI 87 B SI 87 C SI 87 B SI 87 4-1 23 G5-4-3 BB		B SI 88 C SI 87 X CH 78 1-1 F8 ③		X CH 77 0-0 G1 ③		F SI 88 F SL 83 F SI 90 C CU 78 0-3 K ③		3	0	0	0	1	1	3
26 Dan Uggla, R (1, 4) OBP: 0.325, SLG: 0.420		B SI 89 C SI 88 B SI 87 C SL 83 B SL 82 C SL 83 3-3 K ①			B CH 78 C SI 88 C SI 88 B SL 81 S SL 81 2-3 K ①		S SI 88 B SI 88 B CH 78 B CH 77 B SI 88 4-1 23 L5-3 BB		X FF 93 0-0 2 F9 23 1B 24 HR 1B	3	1	1	0	1	2	1
23 Chris Johnson, R (1, 5) OBP: 0.357, SLG: 0.466		B SI 88 S SL 82 X SL 82 1-1 G5-4-3 ②③ 1-2f			B SI 89 B SL 82 F SI 90 B SI 88 B SI 89 4-1 49 WP 2 1B 49 G6-3 BB		X SI 87 0-0 L5-3 ①② 1-1		X SI 91 0-0 24 HR 1B 1-2	3	2	1	0	1	0	2
2 B.J. Upton, R (1, 8) OBP: 0.262, SLG: 0.287			F SI 88 B SI 89 C SL 82 S SI 88 1-3 K ①		B SI 89 X SI 88 1-0 49 G6-3 49 WP 1-2 1B		F SI 88 X SI 88 0-1 2B		B CU 72 X SI 92 1-0 F9 ① 2-3	4	0	2	0	0	1	2
49 Julio Teheran, R (1, 1) OBP: 0.231, SLG: 0.240 17 Jordan Schafer, L (7, PH) OBP: 0.398, SLG: 0.435 53 Cory Gearrin, R (7, 1) 24 Evan Gattis, R (9, PH) OBP: 0.326, SLG: 0.603			C SI 89 B SI 88 X SI 88 1-1 G1-3 ②		B SI 87 X SI 87 1-0 G6-3 ② 1-3 2-H		X CH 78 0-0 G3 ③		B SL 87 C SL 86 B SL 87 X SL 87 2-1 1-H 3-H HR	2 1 0 1	0 0 0 1	0 0 0 1	1 0 0 3	0 0 0 0	0 0 0 0	1 1 0 0

Inning Stats	1	2	3	4	5	6	7	8	9
R:	0	0	0	0	1	0	0	1	4
E:	0	0	0	0	0	0	0	0	0
K:	0	1	1	0	1	1	0	1	1
S:	7	6	9	6	8	9	5	14	14
H:	1	0	0	0	1	1	1	1	4
LOB:	1	0	0	1	1	1	1	1	0
BB:	0	1	0	1	1	0	1	1	0
P:	11	14	14	11	17	13	9	23	21

1B:	4
2B:	3
3B:	0
HR:	3
SF:	0
SAC:	0
DP:	2
HBP:	0
WP:	1
PB:	0
SB:	0
CS:	0
PA:	39

AB	34
R	6
H	9
RBI	6
BB	5
SO	6
LOB	13

PITCHER		IP	WLS	BF	H	R	ER	SO	BB	IBB	HBP	BLK	WP	HR	S	P	ERA	WHIP
21 Jason Marquis, R ERA: 3.59	(1, 1)	7.2	W	31	5	2	2	4	5	0	0	0	1	1	60	108	2.35	1.304
40 Tommy Layne, L ERA: 1.59	(8, 1)	0.1		1	0	0	0	1	0	0	0	0	0	0	4	4	0.00	0.000
46 Tim Stauffer, R ERA: 4.96	(9, 1)	0.1		4	3	3	3	0	0	0	0	0	0	1	5	8	81.00	9.000
55 Dale Thayer, R ERA: 3.38	(9, 1)	0.2	S	3	1	1	1	1	0	0	0	0	0	1	9	13	13.50	1.500

PITCHER		IP	WLS	BF	H	R	ER	SO	BB	IBB	HBP	BLK	WP	HR	S	P	ERA	WHIP

BOTTOM

Atlanta Braves @ San Diego Padres

Petco Park, San Diego, CA

Mon Jun 10 2013, 7:10 PM - 9:40 PM PDT

Att. 21,192 - Clear - 65 F

livebaseballscorecards.com

Batter	1	2	3	4	5	6	7	8	9	AB	R	H	RBI	BB	SO	LOB
2 Everth Cabrera, S (1, 6) OBP: 0.369, SLG: 0.409	B SL 86 S CH 85 C FF 88 B CU 72 X FF 89 2-2 ① G4-3		B SI 88 C FF 90 B CU 72 F SI 90 S SL 82 2-3 ② K		B SI 89 C SI 90 L FF 91 X SI 90 1-2 ② G5-3		C SL 80 F SI 89 C SL 80 0-3 ③ K			4	0	0	0	0	2	0
5 Alexi Amarista, L (1, 8) OBP: 0.292, SLG: 0.435	B SL 87 X SI 87 1-0 G3-1 3B		B FF 91 F SL 81 X CU 74 1-1 ③ P6		B CH 84 C FF 91 F CU 73 X CU 68 1-2 ③ F8			B SI 88 B SI 87 F SI 87 F CH 81 B SL 80 X SL 78 3-2 ① F7		4	1	1	0	0	0	0
Chase Headley, S (1, 5) OBP: 0.330, SLG: 0.353	B CU 73 D CH 82 B FF 90 F FF 90 X SI 88 3-1 ② G3-1 3-H			F CU 72 F CH 82 B FF 91 B SL 81 T FF 92 2-2 ① K		B SI 87 F FF 89 X FF 89 1-1 ① G3		C SL 78 B CH 81 B SL 80 F SI 87 F SI 89 B SL 81 X SI 87 3-2 ② F7		4	0	0	1	0	1	0
18 Carlos Quentin, R (1, 7) OBP: 0.364, SLG: 0.486 46 Tim Stauffer, R (9, 1) 55 Dale Thayer, R (9, 1)	S FF 91 B SL 80 S SL 80 B CU 69 B SL 82 F FF 92 X FF 92 3-2 ③ F9			B CU 72 S SL 81 X SI 89 1-1 88 1B 25 HR 1B		S SL 80 X SL 78 0-1 ② F7		C SL 81 S SL 81 X SL 80 0-2 ③ G4-3		4 0 0	1 0 0	1 0 0	0 0 0	0 0 0	0 0 0	0 0 0
88 Kyle Blanks, R (1, 3) OBP: 0.382, SLG: 0.513		C SL 78 B SI 87 F SI 87 S FF 91 1-3 ① K		F SL 81 X SI 89 0-1 25 HR 1-2 1B		S CU 68 B CU 69 F SL 78 X CU 69 1-2 ③ P3				3	1	1	0	0	1	0
25 Will Venable, L (1, 9) OBP: 0.288, SLG: 0.445		X CU 71 0-0 ② G1-3		C SI 90 S SL 81 B FF 91 F CU 75 F FF 91 X SL 82 1-2 1-H 2-H HR			C SI 87 X CH 80 0-1 12 1B 2B			3	2	2	3	0	0	0
11 Logan Forsythe, R (1, 4) OBP: 1.000, SLG: 2.500		B FF 91 C SI 89 X FF 92 1-1 HR		X SI 91 0-0 12 F8 1B			B SI 86 B SI 86 B SI 86 B SI 89 4-0 12 1B 21 G4-6-3 BB			2	2	2	1	1	0	0
12 Yasmani Grandal, S (1, 2) OBP: 0.283, SLG: 0.231		B CH 82 X SI 88 1-0 ③ L5		1 SAFE B CU 73 1 SAFE S FF 92 B FF 92 B CH 83 X SI 89 3-1 ② ③ F8 1-2			B SI 88 B SI 88 S SI 90 B SI 88 S SI 86 X SI 88 3-2 21 G4-6-3 1-3 2-H 1B			3	0	1	1	0	0	1
21 Jason Marquis, L (1, 1) OBP: 0.103, SLG: 0.103 40 Tommy Layne, L (8, 1) 13 Chris Denorfia, R (9, 7) OBP: 0.346, SLG: 0.381			C FF 89 X SI 87 0-1 ① G1-3		S FF 90 C CU 73 F FF 91 X SL 80 0-2 ① P4		L SI 89 X SI 88 0-1 ① ② G4-6-3 1-2f 3-H			3 0 0	0 0 0	0 0 0	0 0 0	0 0 0	0 0 0	1 0 0
Inning Stats	R: 1 H: 1 E: 0 LOB: 0 K: 0 BB: 0 S: 10 P: 19	R: 1 H: 1 E: 0 LOB: 0 K: 1 BB: 0 S: 7 P: 10	R: 0 H: 0 E: 0 LOB: 0 K: 1 BB: 0 S: 7 P: 10	R: 3 H: 4 E: 0 LOB: 0 K: 1 BB: 0 S: 15 P: 22	R: 0 H: 0 E: 0 LOB: 0 K: 0 BB: 0 S: 10 P: 12	R: 0 H: 0 E: 0 LOB: 0 K: 0 BB: 0 S: 7 P: 9	R: 2 H: 2 E: 0 LOB: 0 K: 1 BB: 1 S: 10 P: 17	R: 0 H: 0 E: 0 LOB: 0 K: 0 BB: 0 S: 10 P: 16		1B: 4 SF: 0 2B: 1 SAC: 0 3B: 1 DP: 1 HR: 2 HBP: 0						

	AB	30
	R	7
	H	8
	RBI	6
	BB	1
	SO	4
	LOB	2

WP: 0 PA: 31
PB: 0
SB: 0
CS: 0

PITCHER		IP	WLS	BF	H	R	ER	SO	BB	IBB	HBP	BLK	WP	HR	S	P	ERA	WHIP
49 Julio Teheran, R ERA: 3.62	(1, 1)	6.0	L	23	6	5	5	3	0	0	0	0	0	2	56	82	7.50	1.000
53 Cory Gearrin, R ERA: 3.62	(7, 1)	2.0		8	2	2	2	1	1	0	0	0	0	0	20	33	9.00	1.500

PITCHER	IP	WLS	BF	H	R	ER	SO	BB	IBB	HBP	BLK	WP	HR	S	P	ERA	WHIP

Batter	1	2	3	4	5	6	7	8	9	AB	R	H	RBI	BB	SO	LOB
19 Andrelton Simmons, R (1, 6) OBP: 0.288, SLG: 0.359	C FF 95 B FF 95 F FF 95 X CH 85 1-2 22 WP 5 1B 1B		B FF 92 C CH 82 L SI 92 F SI 93 B SL 83 X SL 83 2-2 ① G6-3		D SL 84 X FF 94 1-0 ③ G1-3			C FF 94 B FF 94 F SL 79 B SL 81 X FF 96 2-2 ① G5-3		4	1	1	0	0	0	1
22 Jason Heyward, L (1, 9) OBP: 0.321, SLG: 0.354	F FF 95 B CH 86 X SI 95 1-1 ① G5-3 1-2		B FF 92 B CH 83 X CH 84 2-0 ② G4-3			B CH 83 X CH 82 1-0 8 1B 5 G6-4-3 1B		B SI 92 B FF 92 X CH 83 2-0 ② F7		4	1	1	0	0	0	1
8 Justin Upton, R (1, 7) OBP: 0.359, SLG: 0.482	B FF 96 S FF 96 D SI 97 F FF 97 F FF 96 B FF 97 C CH 86 3-3 ② K		C SL 81 X SL 82 0-1 ③ P4			X FF 93 0-0 5 G6-4-3 1-3 1B		B FF 95 B FF 94 F FF 95 C FF 95 C FF 96 2-3 ③ K		4	0	1	0	0	2	1
5 Freddie Freeman, L (1, 3) OBP: 0.372, SLG: 0.468	C CH 86 C SI 95 B SI 97 F FF 97 F SI 95 X CH 85 1-2 16 1B 2-H 1B		B FF 93 B SL 81 F CH 82 B SI 92 X CH 84 3-1 ① G3			F SI 91 F SI 94 X SL 81 0-2 ①② G6-4-3 1-2f 3-H			S FF 87 S SL 79 B SL 80 B SL 79 S FF 87 2-3 ① K	4	0	1	1	0	1	1
16 Brian McCann, L (1, 2) OBP: 0.349, SLG: 0.489	X SI 93 0-0 1-3 1B		S SL 81 X CH 84 0-1 ② G4-3			C SI 91 F SI 92 B FF 95 X SL 81 1-2 1B			B SL 79 B FF 88 C FF 86 F FF 88 S SL 79 2-3 ② K	4	0	2	0	0	1	0
26 Dan Uggla, R (1, 4) OBP: 0.320, SLG: 0.412	C CH 86 C FF 94 X FF 94 0-2 ③ P5		F FF 93 C FF 94 B SL 83 C SL 81 1-3 ③ K			B FF 94 S CH 84 X SI 95 1-1 ③ G4-3			C SL 82 B SL 80 B FF 87 B SL 82 F SL 81 S SL 82 3-3 ③ K	4	0	0	0	0	2	3
2 B.J. Upton, R (1, 8) OBP: 0.263, SLG: 0.284		B SL 79 F FF 92 B SI 90 X CH 83 2-1 ① G6-3			B CH 82 B FF 92 F CH 82 B FF 95 S CH 83 B FF 95 4-2 14 FC1-6 BB		C FF 91 B SL 78 X FF 92 1-1 ① F8			2	0	0	0	1	0	0
14 Ramiro Pena, S (1, 5) OBP: 0.337, SLG: 0.457		C SI 93 X SI 92 0-1 ② L8			S SI 91 1 SAFE 1 SAFE F SI 91 D SL 81 X SI 95 1-2 ① FC1-6 15 SH2-3 1-2f		B SI 94 X SI 92 1-0 ② G6-3			3	0	0	0	0	0	1
15 Tim Hudson, R (1, 1) OBP: 0.286, SLG: 0.385 43 Luis Avilán, L (8, 1) 38 Anthony Varvaro, R (8, 1)		B FF 94 C FF 93 B CH 85 F SI 93 B FF 96 F FF 96 S FF 96 3-3 ③ K			X FF 92 0-0 ② SH2-3 1-2		B SI 91 F FF 91 C FF 92 S SL 82 1-3 ③ K			2 0 0	0 0 0	0 0 0	0 0 0	0 0 0	2 0 0	0 0 0
Inning Stats	R: 1 E: 0 K: 1 S: 18 H: 3 LOB: 2 BB: 0 P: 24	R: 0 E: 0 K: 1 S: 8 H: 0 LOB: 0 BB: 0 P: 13	R: 0 E: 0 K: 0 S: 7 H: 0 LOB: 0 BB: 0 P: 11	R: 0 E: 0 K: 1 S: 7 H: 0 LOB: 0 BB: 0 P: 11	R: 0 E: 0 K: 0 S: 7 H: 0 LOB: 1 BB: 1 P: 13	R: 1 E: 0 K: 0 S: 10 H: 3 LOB: 1 BB: 0 P: 13	R: 0 E: 0 K: 1 S: 6 H: 0 LOB: 0 BB: 0 P: 9	R: 0 E: 0 K: 1 S: 7 H: 0 LOB: 0 BB: 0 P: 13	R: 0 E: 0 K: 3 S: 9 H: 0 LOB: 0 BB: 0 P: 16	1B: 6 2B: 0 3B: 0 HR: 0	SF: 0 SAC: 1 DP: 1 HBP: 0			WP: 1 PB: 0 SB: 0 CS: 0	PA: 33	

PITCHER	IP	WLS	BF	H	R	ER	SO	BB	IBB	HBP	BLK	WP	HR	S	P	ERA	WHIP
34 Andrew Cashner, R (1, 1) ERA: 3.52	8.0	W	30	6	2	2	5	1	0	0	0	1	0	70	107	2.25	0.875
54 Joe Thatcher, L (9, 1) ERA: 1.96	0.2	H	2	0	0	0	2	0	0	0	0	0	0	6	10	0.00	0.000
57 Luke Gregerson, R (9, 1) ERA: 1.76	0.1	S	1	0	0	0	1	0	0	0	0	0	0	3	6	0.00	0.000

PITCHER	IP	WLS	BF	H	R	ER	SO	BB	IBB	HBP	BLK	WP	HR	S	P	ERA	WHIP

Atlanta Braves @ San Diego Padres

Petco Park, San Diego, CA

Tue Jun 11 2013, 7:11 PM - 9:43 PM PDT

Att. 22,330 - Cloudy - 66 F

TOP

livebaseballscorecards.com

AB	31
R	2
H	6
RBI	1
BB	1
SO	8
LOB	8

BOTTOM

Batter	1	2	3	4	5	6	7	8	9	AB	R	H	RBI	BB	SO	LOB
2 Everth Cabrera, S (1, 6) OBP: 0.369, SLG: 0.412	C FF 90 F SI 90 B SI 89 B FF 90 B FC 87 F FF 90 X SI 91 3-2 ① L8		B SI 88 C FC 83 C FC 85 X SI 90 1-2 G3 18 1B 2B		C FF 91 X FF 91 0-1 ② F7			1 SAFE B SI 88 1 SAFE 1 SAFE B FF 88 X SI 88 2-0 ① SH1-4 1-2		3	1	1	0	0	0	0
25 Will Venable, L (1, 8) OBP: 0.283, SLG: 0.437 (8, 9) 13 Chris Denorfia, R (8, PH) OBP: 0.344, SLG: 0.379 (9, 9)	B SI 90 C SI 89 F FC 85 X FS 83 1-2 ② G4-3		X FC 86 0-0 ① P6		B SI 91 C FF 91 S FC 86 S FC 86 1-3 ③ K			B CU 75 X SI 91 1-0 ② G5-3		3 1	0 0	0 0	0 0	0 0	1 0	1 1
Chase Headley, S (1, 5) OBP: 0.333, SLG: 0.368	C CU 76 B FF 90 B FF 91 S SI 90 F FF 91 X FS 81 2-2 HR		X SI 90 0-0 ② G3 2-3			C FC 84 S FC 85 C SI 91 0-3 ① K		D SI 92 B CU 75 B SI 93 C FF 93 F SI 93 B SI 93 4-2 18 BB BB		3	1	1	1	1	1	1
18 Carlos Quentin, R (1, 7) OBP: 0.367, SLG: 0.483 33 Clayton Richard, L (8, PR) OBP: 0.250, SLG: 0.250 54 Joe Thatcher, L (9, 1) 57 Luke Gregerson, L (9, 1)	C FC 84 B FF 91 B SI 91 B FC 85 C SI 90 F FC 85 X SI 91 3-2 ③ G6-3		X SI 90 0-0 1B 3-H			B CU 75 F FC 85 X FC 85 1-1 ② G6-3		F CU 80 B CU 80 C FF 95 B CU 81 F CU 81 B FF 96 B CU 79 4-2 BB 1-2 2-3		3 0 0 0	0 0 0 0	1 0 0 0	1 0 0 0	1 0 0 0	0 0 0 0	0 0 0 0
88 Kyle Blanks, R (1, 3) OBP: 0.379, SLG: 0.500		B SI 89 S FC 83 S FC 85 F CU 77 B FC 86 F FC 85 F FC 86 B CU 78 F FC 84 4-2 B SI 91 14 G4-6-3 4 2B BB	X SI 90 0-0 ③ G5-3			B CU 77 F CU 77 F FC 84 F FC 85 S FC 85 1-3 ③ K		C CU 78 D FF 94 S CU 79 S CU 81 1-3 ③ K		3	1	0	0	1	2	4
14 Mark Kotsay, L (1, 9) OBP: 0.296, SLG: 0.303 5 Alexi Amarista, L (8, 8) OBP: 0.292, SLG: 0.435		X SI 91 0-0 ① G4-6-3 1-2		C FC 83 X FS 81 0-1 ① F7			B FF 89 F SI 88 F FC 84 S FC 87 1-3 ① K			3 0	0 0	0 0	0 0	0 0	1 0	1 0
11 Logan Forsythe, R (1, 4) OBP: 0.500, SLG: 1.000		C SI 91 S FS 82 B FC 86 S FS 82 1-3 ② K		X FF 90 0-0 ② G6-3			C CU 76 B FC 86 F FS 81 X CU 76 1-2 ② G6-3			3	0	0	0	0	1	1
4 Nick Hundley, R (1, 2) OBP: 0.281, SLG: 0.387		D SI 91 C FS 82 C FC 86 X FS 81 1-2 2-H 2B		B FC 85 B SI 90 C SI 89 F FF 90 C SI 90 2-3 ③ K			S FC 85 T SI 90 B SI 90 X SI 90 1-2 ③ G5-3			3	0	1	1	0	1	0
34 Andrew Cashner, R (1, 1) OBP: 0.235, SLG: 0.235 15 Jesus Guzman, R (8, PH) OBP: 0.295, SLG: 0.323 (9, 7)		C SI 91 C SI 91 D FC 85 X SI 91 1-2 ③ G1-3			B SI 89 L SI 90 M SI 90 S SI 91 1-3 ① K			C FC 82 X SI 89 0-1 18 BB 2 SH1-4 1B		2 1	0 0	0 1	0 0	0 0	1 0	1 0
Inning Stats	R: 1 E: 0 K: 0 S: 15 H: 1 LOB: 0 BB: 0 P: 24	R: 1 E: 0 K: 1 S: 16 H: 1 LOB: 1 BB: 1 P: 23	R: 1 E: 0 K: 0 S: 7 H: 2 LOB: 1 BB: 0 P: 8	R: 0 E: 0 K: 1 S: 6 H: 0 LOB: 0 BB: 0 P: 8	R: 0 E: 0 K: 2 S: 8 H: 0 LOB: 0 BB: 0 P: 10	R: 0 E: 0 K: 2 S: 9 H: 0 LOB: 0 BB: 0 P: 11	R: 0 E: 0 K: 1 S: 9 H: 0 LOB: 0 BB: 0 P: 12	R: 0 E: 0 K: 1 S: 12 H: 1 LOB: 3 BB: 2 P: 24		1B: 2 2B: 2 3B: 0 HR: 1 SF: 0 SAC: 1 DP: 0 HBP: 0						

PITCHER	IP	WLS	BF	H	R	ER	SO	BB	IBB	HBP	BLK	WP	HR	S	P	ERA	WHIP
15 Tim Hudson, R (1, 1) ERA: 4.41	7.1	L	28	5	3	3	7	1	0	0	0	0	1	73	101	3.68	0.818
43 Luis Avilán, L (8, 1) ERA: 2.13	0.1		2	0	0	0	0	1	0	0	0	0	0	3	8	0.00	3.000
38 Anthony Varvaro, R (8, 1) ERA: 2.43	0.1		2	0	0	0	1	1	0	0	0	0	0	6	11	0.00	3.000

PITCHER	IP	WLS	BF	H	R	ER	SO	BB	IBB	HBP	BLK	WP	HR	S	P	ERA	WHIP

Atlanta Braves @ San Diego Padres

Petco Park, San Diego, CA

Tue Jun 11 2013, 7:11 PM - 9:43 PM PDT

Att. 22,330 - Cloudy - 66 F

livebaseballscorecards.com

AB	28
R	3
H	5
RBI	3
BB	3
SO	8
LOB	10

Batter	1	2	3	4	5	6	7	8	9	AB	R	H	RBI	BB	SO	LOB
19 Andrelton Simmons, R (1, 6) OBP: 0.286, SLG: 0.356	C FF 91 X SI 92 0-1 L4		B KC 78 C SI 93 B FF 93 F KC 78 X KC 79 2-2 22 2B 8 1B 1B		D KC 79 F SI 91 B KC 76 D SI 93 F FF 91 F SI 92 S FF 93 3-3 K		C FF 92 F SI 92 D KC 80 B FF 92 S KC 79 2-3 K		C SL 83 B SL 83 S SL 82 X CU 73 1-2 FC6-4 22 1B 1-2f	5	1	1	0	0	2	3
22 Jason Heyward, L (1, 9) OBP: 0.324, SLG: 0.362	S FF 91 F SI 91 B SI 92 F KC 79 X SI 93 1-2 G3-1		S CH 82 B CH 83 F SI 93 X KC 78 1-2 8 1B 1-3 2B		B SI 92 B CH 83 S FF 93 T SI 92 B SI 93 S FF 91 3-3 K 1-2			B SL 77 C FF 86 S SL 78 S FF 86 1-3 K	D SL 86 C SI 88 X SL 84 1-1 1-3 1B	5	0	2	0	0	2	1
8 Justin Upton, R (1, 7) OBP: 0.364, SLG: 0.496	C FF 92 B FF 92 F SI 92 B KC 80 B KC 78 B FF 92 4-2 5 1B BB		D SI 93 B CH 84 F CH 84 B KC 80 F CH 83 X KC 79 3-2 5 G5-4-3 2-3 3-H 1B		C KC 77 X KC 79 0-1 F9			F FF 86 C FF 87 B FF 86 B SL 79 X SL 78 2-2 HR	B SL 87 B SL 87 S SL 87 F SL 88 C FF 92 2-3	4	1	2	2	1	1	3
5 Freddie Freeman, L (1, 3) OBP: 0.374, SLG: 0.469	X SI 91 0-0 1-2 1B		X CH 84 0-0 G5-4-3 1-2f			X CH 80 0-0 24 L4-3 1B		S FF 86 X SL 78 0-1 E3 24 WP		4	0	2	0	0	0	2
24 Evan Gattis, R (1, 2) OBP: 0.318, SLG: 0.588	C SI 92 S CH 84 X CH 84 0-2 P5			C SI 94 B KC 82 S CH 84 B KC 83 X CH 86 2-2 G5-3		X SI 93 0-0 L4-3 1-1		C FF 93 B FF 93 S FF 92 B SL 84 S FF 93 2-3 K 1-2		4	0	0	0	0	1	4
2 B.J. Upton, R (1, 8) 48 David Carpenter, R (6, 1) 16 Brian McCann, L (8, PH) OBP: 0.345, SLG: 0.484 58 Alex Wood, R (8, 1)		C SI 92 C SI 93 B CH 84 F CH 84 B SI 93 X CH 84 2-2 G5-3		C KC 80 B KC 80 F CH 84 S FF 95 1-3 K		X KC 76 0-0 G5-3		C FF 93 B FF 91 B FF 93 F FF 92 T FF 93 2-2 K		3 0 1 0	0 0 0 0	0 0 0 0	0 0 0 0	0 0 1 0	1 0 1 0	0 0 1 0
26 Dan Uggla, R (1, 4) OBP: 0.323, SLG: 0.411		S KC 78 S KC 80 S CH 83 0-3 K		B CH 83 B FF 94 B SI 94 B SI 92 4-0 BB			S SI 90 F CH 81 F CH 82 B KC 76 S FF 92 1-3 K		F SL 82 B SL 82 X SL 82 1-1 23 G4-6-3 17 1B 1B	3	1	1	0	1	2	0
23 Chris Johnson, R (1, 5) OBP: 0.354, SLG: 0.457		B FF 92 X FF 93 1-0 G4-3		C KC 76 S CH 82 B KC 78 S KC 77 1-3 K			B KC 76 T SI 90 C CH 81 B CH 84 B SI 93 B FF 92 4-2 BB		X SI 88 0-0 G4-6-3 1-2	3	0	0	0	1	1	2
28 Paul Maholm, L (1, 1) OBP: 0.161, SLG: 0.194 17 Jordan Schafer, L (6, 8) OBP: 0.400, SLG: 0.436			C SI 91 F SI 92 B KC 77 B SI 92 C SI 91 2-3 K		C SI 91 B SI 91 X SI 91 1-1 22 PB 1B		S KC 76 M KC 78 C KC 78 0-3 K		C SL 82 X SL 82 0-1 19 FC6-4 2-H 1B	2 2	0 0	1 1	0 1	0 0	1 1	0 1
Inning Stats	R: 0 E: 0 K: 0 S: 12 H: 1 LOB: 2 BB: 1 P: 17	R: 0 E: 0 K: 1 S: 8 H: 0 LOB: 0 BB: 0 P: 11	R: 1 E: 0 K: 1 S: 13 H: 3 LOB: 1 BB: 0 P: 21	R: 0 E: 0 K: 2 S: 9 H: 0 LOB: 1 BB: 1 P: 17	R: 0 E: 0 K: 2 S: 11 H: 1 LOB: 1 BB: 0 P: 18	R: 0 E: 0 K: 0 S: 3 H: 1 LOB: 0 BB: 0 P: 3	R: 0 E: 0 K: 3 S: 12 H: 0 LOB: 1 BB: 1 P: 19	R: 1 E: 1 K: 3 S: 14 H: 1 LOB: 1 BB: 0 P: 21	R: 1 E: 0 K: 1 S: 13 H: 3 LOB: 2 BB: 0 P: 18	1B: 8 2B: 2 3B: 0 HR: 1 SF: 0 SAC: 0 DP: 2 HBP: 0						

PITCHER	IP	WLS	BF	H	R	ER	SO	BB	IBB	HBP	BLK	WP	HR	S	P	ERA	WHIP
37 Edinson Volquez, R (1, 1) ERA: 5.87	7.0	W	28	6	1	1	9	3	0	0	0	0	0	68	106	1.29	1.286
54 Joe Thatcher, L (8, 1) ERA: 2.41	0.1		3	1	1	1	1	0	0	0	0	0	1	8	11	27.00	3.000
55 Dale Thayer, R (8, 1) ERA: 3.3	0.2	H	2	0	0	0	2	0	0	0	0	1	0	6	10	0.00	0.000
57 Luke Gregerson, R (9, 1) ERA: 2.01	0.2	H	4	2	1	1	0	0	0	0	0	0	0	8	10	13.50	3.000
40 Tommy Layne, L (9, 1) ERA: 1.59	0.0		1	1	0	0	0	0	0	0	0	0	0	2	3	∞	∞

PITCHER	IP	WLS	BF	H	R	ER	SO	BB	IBB	HBP	BLK	WP	HR	S	P	ERA	WHIP
50 Nick Vincent, R (9, 1) ERA:	0.1	S	1	0	0	0	1	0	0	0	0	0	0	3	5	0.00	0.000

Atlanta Braves @ San Diego Padres

Petco Park, San Diego, CA

Wed Jun 12 2013, 12:42 PM - 3:36 PM PDT

Att. 22,316 - Overcast - 69 F

TOP

livebaseballscorecards.com

AB	36
R	3
H	10
RBI	3
BB	3
SO	13
LOB	17

BOTTOM

Atlanta Braves @ San Diego Padres

Petco Park, San Diego, CA

Wed Jun 12 2013, 12:42 PM - 3:36 PM PDT

Att. 22,316 - Overcast - 69 F

livebaseballscorecards.com

Batter	1	2	3	4	5	6	7	8	9	AB	R	H	RBI	BB	SO	LOB
2 Everth Cabrera, S (1, 6) OBP: 0.374, SLG: 0.413	C SI 86 B CH 80 B SI 85 B CH 80 B SI 86 4-1 18 E 1B 88 BB BB	C CU 72 B CH 83 C CU 71 B SL 80 B CU 72 S FF 88 3-3 ② K			C CU 70 B FF 88 C CU 72 F SL 77 B SI 88 X SI 87 2-2 13 S 13 HR 1B	B CU 72 C SI 88 B CU 72 D CH 78 B SI 88 4-1 BB				2	2	1	0	2	1	0
13 Chris Denorfia, R (1, 8) (9, 9) OBP: 0.342, SLG: 0.391	C SI 85 B SI 85 1 SAFE X SI 86 1-1 ① F9	C FC 82 B FC 83 B CH 81 X SI 88 2-1 ③ F9			1 SAFE C CU 68 1 SAFE B SI 85 B FC 83 S CH 80 B CU 72 F CH 81 X SI 89 3-2 1-H HR	B FF 94 X FF 94 1-0 ③ G6-3				4	1	1	2	0	0	4
Chase Headley, S (1, 5) OBP: 0.332, SLG: 0.366	X SI 86 0-0 88 BB 18 E 11 1B 1-2 1B		X SL 80 0-0 ① G6-3		X FF 88 0-0 ② G6-3		C FF 94 B CH 87 F FF 94 S FF 95 1-3 ① K			4	1	1	0	0	1	0
18 Carlos Quentin, R (1, 7) OBP: 0.364, SLG: 0.474	B CH 80 X SI 87 1-0 FC4 88 BB 11 1B 1-2 2-3		B CH 80 B FF 88 X FC 81 2-0 ② F9		B FC 84 B CH 82 B FF 88 C SI 87 F FC 82 H CU 74 4-2 88 FC6-4 HBP		F FF 95 B FF 95 S SL 85 B SL 87 B FF 96 X FF 95 3-2 ② F9			3	1	0	0	0	0	2
88 Kyle Blanks, R (1, 9) (9, 3) OBP: 0.375, SLG: 0.488	C SI 87 B SI 87 B FC 84 B SI 87 B SI 88 4-1 15 1B 11 1B 1-2 2-3 3-H BB		X SI 88 0-0 ③ F8		B SI 86 F CH 80 X CH 79 1-1 ③ FC6-4 1-2f		C FF 96 F FF 95 T FF 95 0-2 ③ K			3	0	0	1	1	1	1
11 Logan Forsythe, R (1, 4) OBP: 0.400, SLG: 0.667	B SI 87 C SI 87 X SI 88 1-1 12 L6-4 15 1B 1-2 2-H 3-H 1B			C CU 72 S FC 82 B SL 78 B SI 87 B SL 78 C SI 88 3-3 ① K		T SI 87 C SL 80 F SL 77 S CU 70 0-3 ① K		B SI 94 X SI 94 1-0 ① F9		4	0	1	2	0	2	0
15 Jesus Guzman, R (1, 3) OBP: 0.303, SLG: 0.330 25 Will Venable, L (9, 8) OBP: 0.283, SLG: 0.437	C FF 87 C CH 80 B CU 70 B SI 87 X CH 79 2-2 1-2 2-3 1B			B SI 89 X SI 88 1-0 ② G6-3		B SI 88 F FC 82 C FC 81 X CH 80 1-2 37 SH1-4 12 1B 1B		B SI 94 F SI 94 B SI 94 S CH 84 X CH 86 2-2 ② G5-3		4 0	0 0	2 0	0 0	0 0	0 0	0 0
12 Yasmani Grandal, S (1, 2) OBP: 0.280, SLG: 0.233	S SI 88 X CH 82 0-1 ② ③ L6-4 2-2			X FF 86 0-0 ③ G5-3		C SI 86 X FC 80 0-1 37 SH1-4 1-2 1B		B SI 93 C CH 86 C SI 94 B SI 94 F CH 85 B KC 80 S SI 94 3-3 ③ K		4	0	1	0	0	1	3
37 Edinson Volquez, R (1, 1) OBP: 0.118, SLG: 0.294 54 Joe Thatcher, L (8, 1) 55 Dale Thayer, R (8, 1) 57 Luke Gregerson, L (9, 1) 40 Tommy Layne, L (9, 1) 50 Nick Vincent, R (9, 1)		C SI 87 B SI 87 C SI 87 X SI 88 1-2 ① L9			C SI 86 F SI 86 F SI 86 B CU 71 C SI 87 1-3 ① K	L CU 70 X FF 85 0-1 ② SH1-4 1-2 2-3				2 0 0 0 0 0 0	0 0 0 0 0 0 0	0 0 0 0 0 0 0	0 0 0 0 0 0 0	1 0 0 0 0 0 0	0 0 0 0 0 0 0	0 0 0 0 0 0 0
Inning Stats	R: 3 E: 1 K: 0 S: 13 H: 3 LOB: 2 BB: 2 P: 26	R: 0 E: 0 K: 1 S: 8 H: 0 LOB: 0 BB: 0 P: 14	R: 0 E: 0 K: 0 S: 3 H: 0 LOB: 0 BB: 0 P: 5	R: 0 E: 0 K: 1 S: 5 H: 0 LOB: 0 BB: 0 P: 9	R: 2 E: 0 K: 1 S: 17 H: 2 LOB: 1 BB: 0 P: 28	R: 0 E: 0 K: 1 S: 13 H: 2 LOB: 3 BB: 1 P: 19	R: 0 E: 0 K: 2 S: 9 H: 0 LOB: 0 BB: 0 P: 13	R: 0 E: 0 K: 1 S: 8 H: 0 LOB: 0 BB: 0 P: 14		1B: 6 2B: 1 3B: 0 HR: 1	SF: 0 SAC: 1 DP: 1 HBP: 1			WP: 0 PB: 0 SB: 1 CS: 0	PA: 35	

	AB	30
	R	5
	H	7
	RBI	5
	BB	3
	SO	7
	LOB	10

PITCHER		IP	WLS	BF	H	R	ER	SO	BB	IBB	HBP	BLK	WP	HR	S	P	ERA	WHIP
28 Paul Maholm, L ERA: 3.65	(1, 1)	5.2	L	28	7	5	4	4	3	0	1	0	0	1	58	99	6.35	1.765
48 David Carpenter, R ERA: 1.42	(6, 1)	1.1		4	0	0	0	2	0	0	0	0	0	0	10	15	0.00	0.000
58 Alex Wood, L ERA: 1.35	(8, 1)	1.0		3	0	0	0	1	0	0	0	0	0	0	8	14	0.00	0.000

PITCHER	IP	WLS	BF	H	R	ER	SO	BB	IBB	HBP	BLK	WP	HR	S	P	ERA	WHIP

Batter	1	2	3	4	5	6	7	8	9	AB	R	H	RBI	BB	SO	LOB
7 Grégor Blanco, L (1, 8) OBP: 0.338, SLG: 0.375	B SI 88 B FF 88 C SI 87 X FF 89 2-1 HR	B SI 89 B CU 76 C SI 90 B CH 82 X CH 83 3-1 2-H 1B		C SI 88 B SI 88 B FC 86 F SI 90 X SI 90 2-2 ③ F7			C FF 94 B KC 80 F SI 94 S KC 80 1-3 ① K	X FF 94 0-0 ③ P5		5	1	2	2	0	1	0
10 Tony Abreu, S (1, 4) OBP: 0.333, SLG: 0.429	B SI 90 F CH 81 B FF 90 X SI 88 2-1 ① G5-3	X SI 89 0-0 ③ L4			B CH 79 F CH 80 F FF 89 B SI 89 B CH 81 X FF 90 3-2 ① G3		B SI 94 B FF 94 B SI 93 B SI 94 4-0 28 2B BB		C FF 95 X FF 95 0-1 ① G4-3	4	1	0	0	1	0	1
28 Buster Posey, R (1, 2) OBP: 0.384, SLG: 0.513	C SI 90 B FC 86 C CU 75 F SI 90 B FC 86 X FF 89 2-2 ② G6-3		C FF 88 B FC 86 B FF 89 C CU 76 X SI 89 2-2 8 2B 2B		B FF 88 C SI 88 F FF 88 X FF 91 1-2 35 2B 2B		C SI 93 B CH 85 B CH 83 B KC 81 C SI 94 X SI 93 3-2 35 BB 1-H 9 FC3-2 2B		C FF 96 C SL 86 X FF 96 0-2 ② L4	5	2	3	1	0	0	0
8 Hunter Pence, R (1, 9) OBP: 0.345, SLG: 0.521	C CU 74 F CH 80 X FC 88 0-2 35 1B 1B		B CU 74 X SI 88 1-0 2-H 2B		B CH 80 X CU 76 1-0 ② G6-3		B CH 85 C FF 94 S SI 92 F KC 79 B KC 80 B CH 85 F CH 86 B SI 94 4-2 9 FC3-2 35 BB 56 BLK BB		S FF 94 B FF 96 T FF 95 F SL 86 X SL 85 1-2 ③ G6-3	4	1	2	1	1	0	1
35 Brandon Crawford, L (1, 6) OBP: 0.359, SLG: 0.439	1 SAFE C SI 88 C SI 89 1 SAFE X FF 89 0-2 1-3 1B		B SI 90 F CH 82 B CH 82 F CU 76 F CU 76 S CH 82 2-3 ① K		C SI 89 S FF 87 X FC 86 0-2 2-H 2B		C SI 93 S FF 93 B SI 93 B FF 93 B SI 94 4-1 56 BLK 9 FC3-2 1-2 2-3 BB			3	0	2	1	1	1	1
9 Brandon Belt, L (1, 3) OBP: 0.319, SLG: 0.415	S CH 80 X SI 89 0-1 ③ F7		C CU 74 X CH 82 0-1 ② F9		B CH 81 X FC 86 1-0 ③ F9		B KC 80 C SI 93 X KC 82 1-1 ② FC3-2 56 BLK 1-2 2-3 3-Hf			4	0	0	0	0	0	7
56 Andres Torres, S (1, 7) OBP: 0.302, SLG: 0.376		B SI 86 C CH 81 X CU 74 1-1 ① P4	B SI 89 B CU 76 S CH 81 C CU 76 C SI 90 2-3 ③ K			X CH 78 0-0 ① G3	C CH 86 B SI 93 S KC 81 B KC 80 C SI 93 2-3 ③ K 1-2 2-3 3-H			4	0	0	0	0	2	3
13 Joaquin Arias, R (1, 5) OBP: 0.309, SLG: 0.299		B FF 88 B FF 87 C SI 89 X SI 90 2-1 7 1B 2B		C SI 87 S CH 79 B FF 89 B SI 88 S FF 89 2-3 ① K		B SI 87 F FF 86 C CU 74 F CH 79 X FF 87 1-2 ② F9		C FF 94 F FF 93 X CU 77 0-2 29 G3-6-1 1B		4	1	2	0	0	1	0
40 Madison Bumgarner, R (1, 1) OBP: 0.259, SLG: 0.167 29 Héctor Sánchez, S (8, PH) OBP: 0.250, SLG: 0.143 43 Sandy Rosario, R (8, 1)		C CU 76 C SI 90 S CU 76 0-3 ② K		X SI 89 0-0 ② G6-3		C FC 87 S FC 87 B CU 78 B FF 86 F SI 89 X CU 76 2-2 ③ G6-3		C CH 86 S FF 93 B FF 93 X CU 80 1-2 ① ② G3-6-1 1-2f		3 1 0	0 0 0	0 0 0	0 0 0	1 0 0	1 1 0	1 1 0
Inning Stats	R: 1 E: 0 K: 0 S: 16 H: 3 LOB: 2 BB: 0 P: 22	R: 1 E: 0 K: 1 S: 10 H: 2 LOB: 1 BB: 0 P: 16	R: 1 E: 0 K: 2 S: 13 H: 2 LOB: 1 BB: 0 P: 20	R: 0 E: 0 K: 1 S: 7 H: 0 LOB: 0 BB: 0 P: 11	R: 1 E: 0 K: 0 S: 11 H: 2 LOB: 1 BB: 0 P: 17	R: 0 E: 0 K: 0 S: 9 H: 0 LOB: 0 BB: 0 P: 12	R: 2 E: 0 K: 2 S: 16 H: 1 LOB: 2 BB: 3 P: 35	R: 0 E: 0 K: 0 S: 7 H: 1 LOB: 0 BB: 0 P: 8	R: 0 E: 0 K: 0 S: 9 H: 0 LOB: 0 BB: 0 P: 10	1B: 4 2B: 6 3B: 0 HR: 1 SF: 0 SAC: 0 DP: 1 HBP: 0						

PITCHER		IP	WLS	BF	H	R	ER	SO	BB	IBB	HBP	BLK	WP	HR	S	P	ERA	WHIP
54 Kris Medlen, R ERA: 3.09	(1, 1)	6.0	L	27	9	4	4	4	0	0	0	0	0	1	66	98	6.00	1.500
58 Alex Wood, L ERA: 3.52	(7, 1)	1.0		7	1	2	2	2	3	0	0	1	0	0	16	35	18.00	4.000
38 Anthony Varvaro, R ERA: 2.36	(8, 1)	1.0		3	1	0	0	0	0	0	0	0	0	0	7	8	0.00	1.000
48 David Carpenter, R ERA: 1.32	(9, 1)	1.0		3	0	0	0	0	0	0	0	0	0	0	9	10	0.00	0.000

PITCHER	IP	WLS	BF	H	R	ER	SO	BB	IBB	HBP	BLK	WP	HR	S	P	ERA	WHIP

TOP

San Francisco Giants @ Atlanta Braves

Turner Field, Atlanta, GA

Fri Jun 14 2013, 7:38 PM - 10:20 PM EDT

Att. 45,833 - Partly Cloudy - 85 F

livebaseballscorecards.com

AB	37
R	6
H	11
RBI	5
BB	3
SO	6
LOB	15

Batter	1	2	3	4	5	6	7	8	9	AB	R	H	RBI	BB	SO	LOB
19 Andrelton Simmons, R (1, 6) OBP: 0.286, SLG: 0.354	C FF 92 B FC 88 C FC 88 B CU 77 S FC 88 2-3 K ①			B CH 82 F FC 88 B FC 87 X FC 88 2-1 F8 ①		B CH 82 X FC 86 1-0 G5-4-3 ②③ 1-2f			X FF 91 0-0 22 G1-3 1B	4	0	1	0	0	1	1
22 Jason Heyward, L (1, 9) OBP: 0.316, SLG: 0.353	B FF 92 B FF 92 C FC 87 S FF 92 B FF 92 X FC 87 3-2 F8 ②			S FC 86 B FF 93 B CU 75 F FF 92 B FC 88 F FF 92 S FC 86 3-3 K ②			B CU 75 B FC 86 C FF 90 F FC 86 S FC 86 2-3 K ①		C FF 91 X FF 93 0-1 G1-3 ② 1-2	4	0	0	0	0	2	1
8 Justin Upton, R (1, 7) OBP: 0.358, SLG: 0.487	C FF 92 S FC 88 C FF 93 0-3 K ③			B FC 87 S CH 85 X FC 87 1-1 L3 ③			S CH 84 T CH 84 F FF 91 B FF 92 X FC 87 1-2 G4-3 ②		B SL 82 B C FF 92 S FF 92 S FF 94 2-3 K ③	4	0	0	0	0	2	1
5 Freddie Freeman, L (1, 3) OBP: 0.374, SLG: 0.467		F FF 92 X FF 92 0-1 L3 ①			S CU 77 F FC 87 F FF 91 F FC 87 B CU 78 B CH 85 F FC 87 X FC 86 2-2 G5-3 ①		B FF 92 C FC 87 B CH 84 F FF 91 X FC 88 2-2 E7 1B			3	0	1	0	0	0	0
16 Brian McCann, L (1, 2) OBP: 0.336, SLG: 0.469		S FC 87 C FC 88 B FF 93 B FC 87 F FF 93 S FF 92 2-3 K ②			S FF 91 B CU 78 S CU 77 C FC 86 1-3 K ②		B FF 92 C FF 92 B FC 86 B FC 86 X FC 86 3-1 P5 ③			3	0	0	0	0	2	1
2 B.J. Upton, R (1, 8) OBP: 0.260, SLG: 0.277		C FF 93 C FC 87 C FF 92 0-3 K ③			B CH 85 B CH 84 S FC 86 B FC 88 B FC 87 4-1 26 S BB			B FF 91 X FF 92 1-0 G6-3 ①		2	0	0	0	1	1	0
26 Dan Uggla, R (1, 4) OBP: 0.319, SLG: 0.405			S FC 88 C CH 84 B FC 87 B CU 78 B CU 76 S FC 87 3-3 K ①		F CH 82 B FF 91 1 SAFE C FC 87 B FF 91 C FF 91 2-3 K ③ 1-2			B SL 79 B FF 92 F FF 92 S FF 94 F SL 82 B SL 83 X FF 94 3-2 F9 ②		3	0	0	0	0	2	1
23 Chris Johnson, R (1, 5) OBP: 0.354, SLG: 0.455			F FF 92 B FC 89 S FF 92 X FC 88 1-2 G5-3 ②			X FC 88 0-0 19 G5-4-3 1B		C FF 94 S FF 94 B SL 83 S SL 84 1-3 K ③		3	0	1	0	0	1	0
54 Kris Medlen, S (1, 1) OBP: 0.167, SLG: 0.261 7 Reed Johnson, R (6, PH) OBP: 0.319, SLG: 0.381 58 Alex Wood, R (7, 1) 38 Anthony Varvaro, R (8, 1) 48 David Carpenter, R (9, 1) 17 Jordan Schafer, L (9, PH) OBP: 0.396, SLG: 0.432			C FF 92 C CU 76 F FF 93 F FC 88 B FC 87 B CU 77 F FC 87 F FF 93 B FC 88 3-2 X FF 82 G6-3 ③			C FC 85 S FF 91 B FF 91 S FC 85 1-3 K ①			F CH 90 B CH 80 S CH 81 X FF 92 1-2 F8 ①	1 1 0 0 0 0	0 0 0 0 0 0	0 0 0 0 0 0	0 0 0 0 0 0	0 0 0 0 0 0	0 0 0 0 0 0	0 0 0 0 0 0
Inning Stats	R: 0 E: 0 K: 2 S: 9 H: 0 LOB: 0 BB: 0 P: 14	R: 0 E: 0 K: 2 S: 9 H: 0 LOB: 0 BB: 0 P: 11	R: 0 E: 0 K: 1 S: 13 H: 0 LOB: 0 BB: 0 P: 20	R: 0 E: 0 K: 1 S: 8 H: 0 LOB: 0 BB: 0 P: 14	R: 0 E: 0 K: 2 S: 13 H: 0 LOB: 1 BB: 1 P: 22	R: 0 E: 0 K: 1 S: 5 H: 1 LOB: 0 BB: 0 P: 7	R: 0 E: 1 K: 1 S: 12 H: 1 LOB: 1 BB: 0 P: 20	R: 0 E: 0 K: 1 S: 8 H: 0 LOB: 0 BB: 0 P: 13	R: 0 E: 0 K: 1 S: 9 H: 1 LOB: 1 BB: 0 P: 12	1B: 3 2B: 0 3B: 0 HR: 0	SF: 0 SAC: 0 DP: 1 HBP: 0	WP: 0 PB: 0 SB: 1 CS: 0	PA: 30			

PITCHER		IP	WLS	BF	H	R	ER	SO	BB	IBB	HBP	BLK	WP	HR	S	P	ERA	WHIP
40 Madison Bumgarner, L ERA: 3.3	(1, 1)	7.0	W	23	2	0	0	10	1	0	0	0	0	0	69	108	0.00	0.429
43 Sandy Rosario, R ERA: 4.5	(8, 1)	2.0		7	1	0	0	2	0	0	0	0	0	0	17	25	0.00	0.500

PITCHER	IP	WLS	BF	H	R	ER	SO	BB	IBB	HBP	BLK	WP	HR	S	P	ERA	WHIP

BOTTOM

San Francisco Giants @ Atlanta Braves

Turner Field, Atlanta, GA

Fri Jun 14 2013, 7:38 PM - 10:20 PM EDT

Att. 45,833 - Partly Cloudy - 85 F

livebaseballscorecards.com

AB	29
R	0
H	3
RBI	0
BB	1
SO	12
LOB	6

Batter	1	2	3	4	5	6	7	8	9	AB	R	H	RBI	BB	SO	LOB
56 Andres Torres, S (1, 7) OBP: 0.305, SLG: 0.383	B FF 90 X FF 91 1-0 ① F8		B KC 81 B SL 85 X FF 92 2-0 10 2B 2-H 2B		B FF 91 F FF 91 C SL 84 B KC 81 F SL 84 X SL 84 2-2 10 E 28 2B 1B		B FF 92 T FF 92 S FF 90 F CU 80 X FF 93 1-2 ① G6-3		1 SAFE 1 SAFE F FF 96 1 SAFE 1 SAFE B FF 96 1 SAFE X FF 97 1-1 ① F7	5	2	2	1	0	0	1
10 Tony Abreu, S (1, 4) OBP: 0.400, SLG: 0.579	C FF 92 F FF 92 B CH 86 B KC 82 S CH 86 2-3 ② K		X FF 91 0-0 8 1B 2-H 2B		X FF 90 0-0 E6 28 2B 8 SF9 1-2		B FF 91 B FF 91 C FF 92 X FF 92 2-1 28 FC6-4 1B		C FF 96 B FF 98 X FF 97 1-1 ② 1-2 2B	5	2	3	1	0	1	1
28 Buster Posey, R (1, 3) OBP: 0.388, SLG: 0.515 54 Sergio Romo, R (9, 1)	B FF 93 C FF 91 B SL 85 S KC 81 X FF 91 2-2 ③ L8		B SL 83 B FF 90 I IN 70 I IN 68 4-0 8 1B IBB		B FF 91 B SL 84 X FF 91 2-0 1-3 2-H 2B		D FF 93 C CU 79 F CH 86 F CU 80 1 SAFE X FF 92 1-2 ② 1-2f FC6-4 8 FC6		B FF 98 B KC 86 B FF 96 B FF 97 4-0 BB	3 0	0 0	1 0	1 0	2 0	0 0	1 0
8 Hunter Pence, R (1, 9) OBP: 0.343, SLG: 0.517		C FF 92 F FF 90 B KC 80 X KC 80 1-2 ① P4	S FF 90 D KC 81 S FF 90 X CH 86 1-2 1-3 2-H 1B		C SL 84 F SL 83 F FF 90 X KC 80 0-2 ② SF9 3-H		F CH 85 C CU 79 F FF 95 D CH 88 B CU 81 X FF 94 2-2 ③ 1-2f FC6		B FF 94 F FF 96 C KC 85 B KC 86 S FF 98 2-3 ③ K	4	0	1	2	0	1	3
13 Joaquin Arias, R (1, 5) OBP: 0.306, SLG: 0.296		C FF 91 B CH 84 F FF 90 S KC 80 1-3 ② K	X SL 84 0-0 ③ F7		S CH 84 X FF 91 0-1 ③ F8			C SI 94 X FF 93 0-1 1B		4	0	1	0	0	1	3
2 Juan Carlos Perez, R (1, 8) OBP: 0.417, SLG: 0.455 41 Jeremy Affeldt, L (8, 1) 9 Brandon Belt, L (9, 3) OBP: 0.319, SLG: 0.415		C KC 79 S CH 85 S KC 80 0-3 ③ K		C FF 90 F FF 92 S KC 80 0-3 ① K		C SL 82 X CH 83 0-1 E6 35 G3 1B		1 SAFE B SI 93 B SI 94 F SI 92 S CU 76 2-3 ① K		4 0 0	0 0 0	1 0 0	0 0 0	0 0 0	3 0 0	1 0 0
35 Brandon Crawford, L (1, 6) OBP: 0.358, SLG: 0.435			C FF 91 X KC 79 0-1 56 WP 57 SH3-4 56 2B 1B	C FF 92 B SL 85 S FF 91 F FF 91 B SL 86 B SL 85 C FF 91 3-3 ② K		F FF 90 C FF 89 B SL 84 X KC 81 1-2 ① G3 2-3		S SI 93 S SI 94 S SI 95 0-3 ② K		4	1	1	0	0	2	2
12 Guillermo Quiroz, R (1, 2) OBP: 0.233, SLG: 0.308			C CH 85 S SL 84 B FF 91 B CH 84 1 SAFE S KC 80 2-3 ① K	B FF 92 X CH 85 1-0 ③ F8		C FF 90 F KC 80 S FF 90 0-3 ② K		X FF 94 0-0 ③ F8		4	0	0	0	0	2	3
57 Chad Gaudin, R (1, 1) 63 Jean Machi, R (6, 1) 49 Javier López, L (7, 1) 7 Grégor Blanco, L (8, 8) OBP: 0.341, SLG: 0.378			1 SAFE X FF 91 0-0 ② SH3-4 1-2		C FF 90 B FF 90 C FF 90 B CH 84 X FF 91 2-2 ① G4-3	C FF 90 F FF 90 F FF 90 F KC 81 B CH 85 X FF 90 1-2 ③ G6-3			C FF 95 B KC 84 X FF 96 1-1 10 CS 1B	2 0 0 1	0 0 0 0	0 0 0 1	0 0 0 0	0 0 0 0	0 0 0 0	1 0 0 0
Inning Stats	R: 0 E: 0 K: 1 S: 7 H: 0 LOB: 0 BB: 0 P: 12	R: 0 E: 0 K: 2 S: 9 H: 0 LOB: 0 BB: 0 P: 11	R: 3 E: 0 K: 1 S: 12 H: 4 LOB: 2 BB: 1 P: 21	R: 0 E: 0 K: 2 S: 8 H: 0 LOB: 0 BB: 0 P: 12	R: 2 E: 1 K: 0 S: 15 H: 2 LOB: 1 BB: 0 P: 21	R: 0 E: 1 K: 1 S: 13 H: 1 LOB: 1 BB: 0 P: 15	R: 0 E: 0 K: 0 S: 14 H: 1 LOB: 1 BB: 0 P: 20	R: 0 E: 0 K: 2 S: 9 H: 1 LOB: 1 BB: 0 P: 11	R: 0 E: 0 K: 1 S: 9 H: 2 LOB: 2 BB: 1 P: 18	1B: 7 2B: 4 3B: 0 HR: 0 SF: 1 SAC: 1 DP: 0 HBP: 0						WP: 1 PB: 0 SB: 0 CS: 1 PA: 40

TOP

San Francisco Giants @ Atlanta Braves

Turner Field, Atlanta, GA

Sat Jun 15 2013, 4:07 PM - 7:16 PM EDT

Att. 47,178 - Partly Cloudy - 84 F

livebaseballscorecards.com

AB	36
R	5
H	11
RBI	5
BB	2
SO	10
LOB	16

PITCHER		IP	WLS	BF	H	R	ER	SO	BB	IBB	HBP	BLK	WP	HR	S	P	ERA	WHIP
36 Mike Minor, L ERA: 2.68	(1, 1)	6.0		27	7	5	4	7	0	1	0	0	1	0	64	92	6.00	1.167
38 Anthony Varvaro, R ERA: 2.29	(7, 1)	1.0		4	1	0	0	0	0	0	0	0	0	0	14	20	0.00	1.000
43 Luis Avilán, L ERA: 2.05	(8, 1)	1.0		4	1	0	0	2	0	0	0	0	0	0	9	11	0.00	1.000
46 Craig Kimbrel, R ERA: 1.78	(9, 1)	1.0	W	5	2	0	0	1	1	0	0	0	0	0	9	18	0.00	3.000

PITCHER	IP	WLS	BF	H	R	ER	SO	BB	IBB	HBP	BLK	WP	HR	S	P	ERA	WHIP

San Francisco Giants @ Atlanta Braves

Turner Field, Atlanta, GA

Sat Jun 15 2013, 4:07 PM - 7:16 PM EDT

Att. 47,178 - Partly Cloudy - 84 F

livebaseballscorecards.com

BOTTOM

Batter	1	2	3	4	5	6	7	8	9	AB	R	H	RBI	BB	SO	LOB
19 Andrelton Simmons, R (1, 6) OBP: 0.281, SLG: 0.347	C FF 91 X FF 90 0-1 ① G5-3		C FF 89 B SL 78 B FF 90 L FF 90 B SL 79 X FF 91 3-2 ① F8		B SL 78 B FF 92 B FF 91 C FF 90 C FF 91 F FF 93 X FF 92 3-2 ① F9	B FF 91 X FF 91 1-0 ②③ G5-4-3 1-2f			C FF 86 S SL 76 X SL 76 0-2 FC5 8 BB 22 1B 5 1B 1-2	5	1	0	0	0	0	3
22 Jason Heyward, L (1, 9) OBP: 0.324, SLG: 0.357	B SL 78 B FF 91 F FF 90 B FF 90 B FF 90 4-1 BB		C SL 79 B FF 92 B SI 91 B FF 92 X FF 92 3-1 ② F7		B CH 87 B FF 92 X FF 91 2-0 8 WP 1B		B FF 91 B FF 91 X FF 92 2-0 ① G4-3		C SL 77 X SI 87 0-1 5 1B 8 BB 1-2 2-3 1B	4	0	2	0	1	0	0
8 Justin Upton, R (1, 7) OBP: 0.359, SLG: 0.483	F FF 91 X FF 91 0-1 ② F9		S SL 81 F FF 92 B SL 79 X FF 93 1-2 5 WP 1B		1 SAFE B FF 89 B FF 92 S CH 85 F FF 92 X SL 78 2-2 ② F7 1-2		B CU 81 B CH 85 X FF 91 2-0 ② F8		S SL 77 B SL 77 B SL 77 B FF 89 C FF 87 B SL 76 4-2 5 1B 1-2 2-3 3-H BB	4	0	1	1	1	0	2
5 Freddie Freeman, L (1, 3) OBP: 0.370, SLG: 0.460	C FF 93 B FF 92 F FF 91 B FF 92 1 SAFE F SL 78 X CH 86 2-2 ③ F7		D CH 84 B CH 86 F FF 91 X CH 86 2-1 ③ F9 1-2		D CH 87 X FF 90 1-0 ③ F8		B SL 78 C SL 79 S CU 72 B CU 74 X CU 72 2-2 ③ G4-3		C SL 77 B SL 76 X SI 87 1-1 1B 1-2 2-3 3-H	5	0	1	1	0	0	3
16 Brian McCann, L (1, 2) OBP: 0.342, SLG: 0.480		B FF 90 B CH 83 X FF 91 2-0 ① P6		C FF 90 X FF 90 0-1 2 FC6-4 1B		X FF 90 0-0 2 HR 2B		B SL 79 B SL 80 C SI 86 B SL 79 S SL 78 S CU 73 3-3 ① K		4	1	2	0	0	1	0
2 B.J. Upton, R (1, 8) OBP: 0.264, SLG: 0.312		B FF 91 S FF 91 B SL 79 X FF 92 2-1 HR		B FF 90 S SL 79 X FF 89 1-1 ① FC6-4 23 S 23 1B 1-2f		B SL 79 C FF 91 D SL 80 D CH 86 C FF 92 X FF 92 3-2 2-H HR		F SI 91 B SI 93 X SI 92 1-1 ② G4-3		4	3	2	3	0	0	1
26 Dan Uggla, R (1, 4) OBP: 0.318, SLG: 0.399		B FF 91 C FF 91 X FF 92 1-1 ② L8		X FF 91 0-0 ② F8		B CH 81 B FF 91 B FF 91 C FF 92 B FF 92 4-1 17 1B BB		B SI 92 X SI 93 1-0 ③ F9		3	0	0	0	1	0	1
23 Chris Johnson, R (1, 5) OBP: 0.359, SLG: 0.459 14 Ramiro Pena, S (9, PH) OBP: 0.333, SLG: 0.452		B FF 92 X FF 92 1-0 1B		1 SAFE B FF 91 T FF 91 S SL 79 1 SAFE D SL 80 B FF 93 X SL 81 3-2 1-H 1B		S FF 91 S CU 80 B CU 80 C CH 84 1-3 ① K			F SI 88 F SI 87 F CH 83 B CH 82 C SL 78 1-3 ① K	3 1	0 0	2 0	1 0	0 0	1 1	1 0
36 Mike Minor, R (1, 1) OBP: 0.138, SLG: 0.214 17 Jordan Schafer, L (6, PH) OBP: 0.402, SLG: 0.438 38 Anthony Varvaro, R (7, 1) 43 Luis Avilán, L (8, 1) 46 Craig Kimbrel, R (9, 1) 24 Evan Gattis, R (9, PH) OBP: 0.322, SLG: 0.588 7 Reed Johnson, R (9, PR) OBP: 0.319, SLG: 0.381		B FF 90 C FF 89 X FF 91 1-1 ③ F9		X FF 91 0-0 ③ F8		F CH 82 F CH 84 X CH 85 0-2 19 G5-4-3 1-2 1B			B FF 89 F FF 89 B SL 77 B SL 76 B SL 77 4-1 22 1B 19 E 8 BB BB	2 1 0 0 0 0 0	0 0 0 0 0 0 1	0 1 0 0 0 0 0	0 0 0 0 0 0 0	0 0 0 0 0 1 0	0 0 0 0 0 0 0	2 0 0 0 0 0 0
Inning Stats	R: 0 E: 0 K: 0 S: 9 H: 0 LOB: 1 BB: 1 P: 15	R: 1 E: 0 K: 0 S: 8 H: 2 LOB: 1 BB: 0 P: 15	R: 0 E: 0 K: 0 S: 10 H: 1 LOB: 1 BB: 0 P: 19	R: 1 E: 0 K: 0 S: 9 H: 2 LOB: 1 BB: 0 P: 13	R: 0 E: 0 K: 0 S: 9 H: 1 LOB: 1 BB: 0 P: 17	R: 2 E: 0 K: 1 S: 12 H: 3 LOB: 1 BB: 1 P: 21	R: 0 E: 0 K: 0 S: 5 H: 0 LOB: 0 BB: 0 P: 11	R: 0 E: 0 K: 1 S: 6 H: 0 LOB: 0 BB: 0 P: 11	R: 2 E: 1 K: 1 S: 14 H: 2 LOB: 3 BB: 2 P: 24	1B: 8 2B: 1 3B: 0 HR: 2 SF: 0 SAC: 0 DP: 1 HBP: 0						

	AB	36
	R	6
	H	11
	RBI	6
	BB	4
	SO	3
	LOB	13

PITCHER		IP	WLS	BF	H	R	ER	SO	BB	IBB	HBP	BLK	WP	HR	S	P	ERA	WHIP
57 Chad Gaudin, R ERA: 2.83	(1, 1)	5.0		24	8	4	4	0	1	0	0	0	2	2	49	86	7.20	1.800
63 Jean Machi, R ERA: 2.01	(6, 1)	1.2	H	6	1	0	0	1	1	0	0	0	0	0	10	20	0.00	1.200
49 Javier López, L ERA: 1.62	(7, 1)	0.2	H	2	0	0	0	1	0	0	0	0	0	0	6	11	0.00	0.000
41 Jeremy Affeldt, L ERA: 2.31	(8, 1)	0.2	H	2	0	0	0	0	0	0	0	0	0	0	3	5	0.00	0.000
54 Sergio Romo, R ERA: 2.84	(9, 1)	0.1	L	6	2	2	1	1	2	0	0	0	0	0	14	24	27.00	12.000

PITCHER	IP	WLS	BF	H	R	ER	SO	BB	IBB	HBP	BLK	WP	HR	S	P	ERA	WHIP

WP: 2 PA: 40
PB: 0
SB: 1
CS: 0

Batter	1	2	3	4	5	6	7	8	9	AB	R	H	RBI	BB	SO	LOB
7 Grégor Blanco, L (1, 8) OBP: 0.335, SLG: 0.370	C FF 93 B FF 93 F FF 94 B SL 84 S CU 75 2-3 ① **K**		L CU 72 B CH 82 S FF 95 F FF 95 B SL 86 B SL 85 F FF 95 S FF 95 3-3 ③ **K**		C FF 93 S CU 74 X FF 94 0-2 ② **G6-3**		C SI 94 F SI 95 F FF 94 F SI 94 B CU 76 F SI 93 B CU 75 B CU 77 S SI 92 3-3 ② **K**			4	0	0	0	0	3	1
35 Brandon Crawford, L (1, 6) OBP: 0.352, SLG: 0.428	B FF 93 B CH 82 X SI 91 2-0 ② **G4-3**			C SI 87 S CH 81 B FF 92 B FF 92 C SI 91 2-3 ① **K**	S CU 73 X FF 93 0-1 ③ **P5**		C SI 94 C SI 94 B SI 94 X SI 93 1-2 ③ **G3**			4	0	0	0	0	1	1
28 Buster Posey, R (1, 2) OBP: 0.390, SLG: 0.515	B FF 94 B SL 83 X SI 91 2-0 ③ **G6-3**			C SL 81 X FF 93 0-1 9 1B **1B**		S FF 93 B FF 91 F SL 82 F CU 69 X SL 82 1-2 13 1B 8 1B **1B**		C FF 98 F B CH 85 B FF 98 F FF 97 X SL 86 2-2 ① **G6-3**		4	0	2	0	0	0	0
8 Hunter Pence, R (1, 9) OBP: 0.341, SLG: 0.513		C SL 81 B SL 83 C CU 72 F SI 90 X CU 72 1-2 ① **F8**		B SI 89 X SL 80 1-0 ② **F9**		C SL 83 F SL 81 X SI 93 0-2 13 1B **1-2** **1B**		C SL 84 X SL 84 0-1 ② **G5-3**		4	0	1	0	0	0	1
9 Brandon Belt, L (1, 3) OBP: 0.322, SLG: 0.417		C CU 74 F FF 92 X CH 84 0-2 **1B**		X CH 85 0-0 56 BB **1-3** **1B**		C CU 73 T FF 92 B FF 92 B SL 83 F CU 76 C FF 94 2-3 ① **K**		F CH 88 T SL 85 B SL 81 B CH 87 S SL 84 2-3 ③ **K2-3**		4	0	2	0	0	2	2
56 Andres Torres, S (1, 7) OBP: 0.304, SLG: 0.376		X FF 92 0-0 ② **P6**		C CU 74 F FF 94 B SL 82 F FF 94 D CU 76 B FF 94 F SI 91 B FF 93 4-2 **1-2** **BB**		F FF 93 C FF 92 S SL 83 0-3 ② **K**			C FF 97 C KC 86 S KC 86 0-3 ① **K**	3	0	0	0	1	2	3
13 Joaquin Arias, R (1, 5) OBP: 0.303, SLG: 0.294		C FF 94 B SL 84 B SL 83 F SI 91 1 SAFE 1 SAFE S SI 93 2-3 ③ **K**		B FF 92 X SL 82 1-0 ③ **F7**		B SL 82 X SI 90 1-0 **1-2** **2-3** **1B**			C FF 98 S FF 98 S FF 98 0-3 ② **K**	4	0	1	0	0	2	4
21 Nick Noonan, L (1, 4) OBP: 0.257, SLG: 0.243			C FF 93 C CU 73 B SI 93 S SL 82 1-3 ① **K**		X SI 90 0-0 55 SH3-4 **1B**	B CU 74 X FF 92 1-0 ③ **F7**			C FF 99 B FF 98 S FF 98 X FF 99 1-2 ③ **F8**	4	0	1	0	0	1	3
55 Tim Lincecum, L (1, 1) OBP: 0.083, SLG: 0.043 29 Héctor Sánchez, S (7, PH) OBP: 0.240, SLG: 0.136 50 Jose Mijares, L (7, 1) 51 Jake Dunning, R (8, 1)			B SI 91 S FF 93 C SI 92 F FF 94 B FF 95 F FF 95 B CU 76 S FF 94 3-3 ② **K**		C FF 90 1 SAFE X FF 92 0-1 ① **SH3-4** **1-2**		B SI 92 B SI 94 C SI 93 S FF 91 X SI 95 2-2 ① **G6-3**			1 1 0 0	0 0 0 0	0 0 0 0	0 0 0 0	0 0 0 0	1 0 0 0	0 0 0 0
Inning Stats	R: 0 E: 0 K: 1 S: 5 H: 0 LOB: 0 BB: 0 P: 11	R: 0 E: 0 K: 1 S: 11 H: 1 LOB: 1 BB: 0 P: 14	R: 0 E: 0 K: 3 S: 13 H: 0 LOB: 0 BB: 0 P: 20	R: 0 E: 0 K: 1 S: 12 H: 2 LOB: 3 BB: 1 P: 20	R: 0 E: 0 K: 0 S: 8 H: 1 LOB: 1 BB: 0 P: 8	R: 0 E: 0 K: 2 S: 16 H: 3 LOB: 3 BB: 0 P: 21	R: 0 E: 0 K: 1 S: 12 H: 0 LOB: 0 BB: 0 P: 18	R: 0 E: 0 K: 1 S: 9 H: 0 LOB: 0 BB: 0 P: 13	R: 0 E: 0 K: 2 S: 9 H: 0 LOB: 0 BB: 0 P: 10	1B: 7 2B: 0 3B: 0 HR: 0 SF: 0 SAC: 1 DP: 0 HBP: 0						

PITCHER		IP	WLS	BF	H	R	ER	SO	BB	IBB	HBP	BLK	WP	HR	S	P	ERA	WHIP
49 Julio Teheran, R ERA: 3.36	(1, 1)	6.0	W	26	7	0	0	8	1	0	0	0	0	0	65	94	0.00	1.333
43 Luis Avilán, L ERA: 1.98	(7, 1)	1.0	H	3	0	0	0	1	0	0	0	0	0	0	12	18	0.00	0.000
52 Jordan Walden, R ERA: 3.32	(8, 1)	1.0	H	3	0	0	0	1	0	0	0	0	0	0	9	13	0.00	0.000
46 Craig Kimbrel, R ERA: 1.71	(9, 1)	1.0	S	3	0	0	0	2	0	0	0	0	0	0	9	10	0.00	0.000

PITCHER	IP	WLS	BF	H	R	ER	SO	BB	IBB	HBP	BLK	WP	HR	S	P	ERA	WHIP

TOP

San Francisco Giants @ Atlanta Braves

Turner Field, Atlanta, GA

Sun Jun 16 2013, 8:14 PM - 11:05 PM EDT

Att. 33,681 - Partly Cloudy - 82 F

livebaseballscorecards.com

AB	33
R	0
H	7
RBI	0
BB	1
SO	12
LOB	15

WP: 0 PA: 35
PB: 0
SB: 0
CS: 0

BOTTOM

San Francisco Giants @ Atlanta Braves

Turner Field, Atlanta, GA

Sun Jun 16 2013, 8:14 PM - 11:05 PM EDT

Att. 33,681 - Partly Cloudy - 82 F

livebaseballscorecards.com

Batter	1	2	3	4	5	6	7	8	9	AB	R	H	RBI	BB	SO	LOB
19 Andrelton Simmons, R (1, 6) OBP: 0.280, SLG: 0.343	B FF 92 C FF 91 B CU 78 B SI 92 C SI 91 B FF 91 4-2 8 S 5 1B BB	D SL 84 X FF 90 1-0 ③ F8		C SL 81 C CU 76 X FF 88 0-2 ③ G4-3		B SL 83 X FF 91 1-0 ③ G4-3				3	1	0	0	1	0	2
22 Jason Heyward, L (1, 9) OBP: 0.323, SLG: 0.350	S CH 85 S CH 85 B FF 93 1 SAFE B SL 84 X CH 85 2-2 ① L8		B SI 91 B FF 91 B SL 83 B SI 91 4-0 8 FC4-6 BB		C SL 80 F FF 90 X SI 90 0-2 ① G3-1		B FF 88 B FF 89 F FF 89 F FF 90 F SL 81 F SL 82 F FF 92 F FF 92 S SL 82 2-3 ① K			3	0	0	0	1	1	1
8 Justin Upton, R (1, 7) OBP: 0.358, SLG: 0.477	S FF 92 D SL 84 B CU 77 C SL 82 X SL 84 2-2 ② F8 1-2		S FF 91 S FF 91 1 SAFE B FF 91 F FF 92 B CU 76 X FF 91 2-2 ① FC4-6 5 2 1B 2B 1-2f		B CU 75 B FF 90 B SL 80 B FF 89 4-0 5 1B BB		B CH 84 F SI 89 X CH 84 1-1 ② G1-3			3	1	0	0	1	0	2
5 Freddie Freeman, L (1, 3) OBP: 0.377, SLG: 0.466	S CH 84 C SI 92 X SL 85 0-2 2-H 1B		F FF 90 F CH 83 B FF 92 F FF 91 F CH 84 X CH 84 1-2 2 2B 1-2 1B		B SI 88 X FF 89 1-0 1-2 1B		B FF 90 F FF 89 B SL 83 X SL 82 2-1 ③ F8			4	0	3	1	0	0	0
2 B.J. Upton, R (1, 8) OBP: 0.264, SLG: 0.315	D FF 92 C FF 90 1 SAFE C SL 82 B FF 92 C SL 85 2-3 ③ K		B SL 82 B FF 90 X FF 89 2-0 1-3 2-H 2B		S SL 81 B FF 89 X FF 90 1-1 ② L8			C FF 92 B FF 92 S SL 83 F FF 93 X SL 82 1-2 ① G6-3		4	0	1	1	0	1	3
16 Brian McCann, L (1, 2) OBP: 0.347, SLG: 0.471		B CU 76 B FF 90 B SI 91 C SI 89 B FF 91 4-1 14 G6-3 23 1B BB	I IN 59 I IN 66 I IN 69 I IN 70 4-0 23 G6-4-3 IBB		C CH 82 S CH 84 X CH 83 0-2 ③ G1-3			C CH 83 B SI 91 S FF 92 X CH 84 1-2 ② F9		2	0	0	0	2	0	2
23 Chris Johnson, R (1, 5) OBP: 0.362, SLG: 0.466		B SI 89 X SI 90 1-0 14 G6-3 1-2 1B	C FF 91 D SL 81 S FF 90 B FF 90 F CH 83 B CH 84 X SL 80 3-2 ② ③ G6-4-3 1-2f			S SL 80 B FF 91 F FF 90 F FF 91 S SL 82 1-3 ① K		C SL 83 X FF 93 0-1 14 WP 2B		4	0	2	0	0	1	3
14 Ramiro Pena, S (1, 4) OBP: 0.330, SLG: 0.443		F CH 84 F CH 84 F SL 84 X FF 91 0-2 ① G6-3 1-2 2-3		C SL 79 B CH 82 F FF 90 F CH 83 B SI 90 X SL 81 2-2 ① P4		B FF 90 S SI 90 F SI 90 X CH 83 1-2 E7 17 SH1-4 1B		F FF 92 S FF 92 F FF 92 B SI 92 F FF 93 B CH 84 X FF 92 2-2 ③ F8 2-3		4	1	1	0	0	0	3
49 Julio Teheran, R (1, 1) OBP: 0.214, SLG: 0.222 17 Jordan Schafer, L (6, PH) OBP: 0.402, SLG: 0.438 43 Luis Avilán, L (7, 1) 52 Jordan Walden, R (8, 1) 46 Craig Kimbrel, R (9, 1)		F FF 92 B SL 84 C SL 83 S SL 83 1-3 ② K		X SI 90 0-0 ② G3		X CH 84 0-0 ② SH1-4 3-H				2 0 0 0 0	0 0 0 0 0	0 0 0 0 0	0 1 0 0 0	0 0 0 0 0	1 0 0 0 0	2 0 0 0 0
Inning Stats	R: 1 E: 0 K: 1 S: 14 H: 1 LOB: 1 BB: 1 P: 24	R: 0 E: 0 K: 1 S: 10 H: 1 LOB: 2 BB: 1 P: 17	R: 1 E: 0 K: 0 S: 14 H: 2 LOB: 2 BB: 2 P: 30	R: 0 E: 0 K: 0 S: 8 H: 0 LOB: 0 BB: 0 P: 10	R: 0 E: 0 K: 0 S: 9 H: 1 LOB: 2 BB: 1 P: 15	R: 1 E: 1 K: 1 S: 9 H: 1 LOB: 0 BB: 0 P: 12	R: 0 E: 0 K: 1 S: 11 H: 0 LOB: 0 BB: 0 P: 16	R: 0 E: 0 K: 0 S: 14 H: 1 LOB: 1 BB: 0 P: 18		1B: 5 2B: 2 3B: 0 HR: 0 SF: 0 SAC: 1 DP: 1 HBP: 0			WP: 1 PB: 0 SB: 1 CS: 0	PA: 35		

	AB	29
	R	3
	H	7
	RBI	3
	BB	5
	SO	4
	LOB	18

PITCHER		IP	WLS	BF	H	R	ER	SO	BB	IBB	HBP	BLK	WP	HR	S	P	ERA	WHIP
55 Tim Lincecum, R ERA: 4.57	(1, 1)	6.0	L	28	6	3	2	3	4	1	0	0	0	0	64	108	3.00	1.667
50 Jose Mijares, L ERA: 2.22	(7, 1)	1.0		3	0	0	0	1	0	0	0	0	0	0	11	16	0.00	0.000
51 Jake Dunning, R ERA:	(8, 1)	1.0		4	1	0	0	0	0	0	0	0	1	0	14	18	0.00	1.000

PITCHER		IP	WLS	BF	H	R	ER	SO	BB	IBB	HBP	BLK	WP	HR	S	P	ERA	WHIP

Batter	1	2	3	4	5	6	7	8	9	AB	R	H	RBI	BB	SO	LOB
12 Juan Lagares, R (1, 8) OBP: 0.213, SLG: 0.295	L9		G4-3		K 2-3		K			4	0	0	0	0	2	2
28 Daniel Murphy, L (1, 4) OBP: 0.320, SLG: 0.421	G4-3		F7			BB 5 FC5-4		P6		3	0	0	0	1	0	0
5 David Wright, R (1, 5) OBP: 0.390, SLG: 0.492	1B 21 1B		P4			FC5-4 21 1B 1-2f		L9		4	0	1	0	0	0	1
21 Lucas Duda, L (1, 3) OBP: 0.348, SLG: 0.454	1B 1-2			6 CS 1B		6 G6-4-3 1B 1-2		2B		4	0	4	0	0	0	0
6 Marlon Byrd, R (1, 9) OBP: 0.303, SLG: 0.494	K			K 1-2		G6-4-3 1-2f		G6-3		4	0	0	0	0	2	6
44 John Buck, R (1, 2) OBP: 0.282, SLG: 0.407		G6-3		G4-3			1B 3 G5-3 35 1B		BB 9 FC1-6-4	3	1	1	0	1	0	0
9 Kirk Nieuwenhuis, L (1, 7) OBP: 0.205, SLG: 0.229		BB 3 S			G3		F7		FC1-6-4 1-2f	3	0	0	0	1	0	2
3 Omar Quintanilla, L (1, 6) OBP: 0.290, SLG: 0.404		K 1-2			BB 12 WP 35 SH1-4		G5-3 1-2		F8	3	0	0	0	1	1	3
35 Dillon Gee, R (1, 1) OBP: 0.200, SLG: 0.130		K			SH1-4 1-2		1B 2-H		K	3	0	1	1	0	2	2
Inning Stats	R: 0 E: 0 K: 1 S: 12 H: 2 LOB: 2 BB: 0 P: 14	R: 0 E: 0 K: 2 S: 12 H: 0 LOB: 1 BB: 1 P: 20	R: 0 E: 0 K: 0 S: 9 H: 0 LOB: 0 BB: 0 P: 11	R: 0 E: 0 K: 1 S: 6 H: 1 LOB: 0 BB: 0 P: 10	R: 0 E: 0 K: 1 S: 10 H: 0 LOB: 1 BB: 1 P: 17	R: 0 E: 0 K: 0 S: 7 H: 1 LOB: 1 BB: 1 P: 12	R: 1 E: 0 K: 1 S: 10 H: 2 LOB: 1 BB: 0 P: 14	R: 0 E: 0 K: 0 S: 13 H: 1 LOB: 1 BB: 0 P: 15	R: 0 E: 0 K: 1 S: 14 H: 0 LOB: 1 BB: 1 P: 22	1B: 6 2B: 1 3B: 0 HR: 0 SF: 0 SAC: 1 DP: 1 HBP: 0							

TOP

New York Mets @ Atlanta Braves

Turner Field, Atlanta, GA

Mon Jun 17 2013, 10:53 PM - 1:22 AM EDT

Att. 22,048 - Rain - 71 F

livebaseballscorecards.com

AB	31
R	1
H	7
RBI	1
BB	4
SO	7
LOB	16

PITCHER		IP	WLS	BF	H	R	ER	SO	BB	IBB	HBP	BLK	WP	HR	S	P	ERA	WHIP
15 Tim Hudson, R ERA: 4.17	(1, 1)	7.0		28	6	1	1	6	3	0	0	0	1	0	66	98	1.29	1.286
38 Anthony Varvaro, R ERA: 2.23	(8, 1)	1.0		4	1	0	0	0	0	0	0	0	0	0	13	15	0.00	1.000
48 David Carpenter, R ERA: 1.23	(9, 1)	1.0	W	4	0	0	0	1	1	0	0	0	0	0	14	22	0.00	1.000

PITCHER	IP	WLS	BF	H	R	ER	SO	BB	IBB	HBP	BLK	WP	HR	S	P	ERA	WHIP

New York Mets @ Atlanta Braves

Turner Field, Atlanta, GA

Mon Jun 17 2013, 10:53 PM - 1:22 AM EDT

Att. 22,048 - Rain - 71 F

BOTTOM

Batter	1	2	3	4	5	6	7	8	9	AB	R	H	RBI	BB	SO	LOB
19 Andrelton Simmons, R (1, 6) OBP: 0.276, SLG: 0.338	F FF 88 X SL 82 0-1 ① G6-3		B KC 75 X SL 84 1-0 ③ F7			B KC 74 C SL 82 F SI 89 S KC 77 1-3 ② K2-3		X SL 82 0-0 ③ G4-3		4	0	0	0	0	1	1
22 Jason Heyward, L (1, 9) OBP: 0.321, SLG: 0.348	C SI 89 C KC 74 S CH 83 0-3 ② K			B FF 88 S CH 83 B CH 83 S FF 90 X KC 76 2-2 ① G4-3		C KC 75 X KC 75 0-1 1B			C CH 82 B SI 88 F CH 82 B SL 79 X CH 82 2-2 ① G4-3	4	0	1	0	0	1	0
8 Justin Upton, R (1, 7) OBP: 0.356, SLG: 0.474	C FF 89 B SI 90 F SI 90 B SL 83 S SL 83 2-3 ③ K			X SI 90 0-0 ② P4		X SL 83 0-0 ③ P4			C FF 89 B SL 82 X CH 83 1-1 5 HR 1B	4	1	1	0	0	1	1
5 Freddie Freeman, L (1, 3) OBP: 0.383, SLG: 0.489		X FC 85 0-0 2B		B CH 84 S SI 91 B CH 83 S CH 84 F SL 84 X FF 92 2-2 1B			F KC 74 S SL 85 X FF 89 0-2 ① G4-3		1 SAFE 1 SAFE D CH 83 F SI 88 S CH 83 B SI 89 X SL 82 2-2 1-H HR	4	1	3	2	0	0	0
24 Evan Gattis, R (1, 2) OBP: 0.317, SLG: 0.577		F SI 89 X SI 90 0-1 ① G5-3		X SI 90 0-0 ③ P5			C KC 75 B SL 83 S SL 83 F SL 84 C SL 82 1-3 ② K			3	0	0	0	0	1	2
2 B.J. Upton, R (1, 8) OBP: 0.261, SLG: 0.311		X FF 89 0-0 ② F9			F FF 89 B FF 89 B FF 89 B SL 82 X FF 89 3-1 ① G6-3		F FF 89 B FF 90 B FF 90 X SL 82 2-1 ③ F7			3	0	0	0	0	0	1
26 Dan Uggla, R (1, 4) OBP: 0.314, SLG: 0.394		B SL 85 S CH 84 F SI 90 S SL 85 1-3 ③ K			B KC 75 X SI 90 1-0 ② F8			C SL 80 F CH 82 X SL 81 0-2 ① F9		3	0	0	0	0	1	1
23 Chris Johnson, R (1, 5) OBP: 0.362, SLG: 0.460			C FF 89 B SI 89 B SL 83 C FF 90 S SL 84 2-3 ① K		F FF 90 F SI 90 F SI 90 F SL 84 F FF 90 F SL 84 X SI 90 1-2 ③ F8			B FF 88 B FC 88 B FF 88 C SI 88 F FF 90 B SL 82 4-2 17 G4-3 BB		2	0	0	0	1	1	0
15 Tim Hudson, R (1, 1) OBP: 0.267, SLG: 0.357 38 Anthony Varvaro, R (8, 1) 17 Jordan Schafer, L (8, PH) OBP: 0.398, SLG: 0.433 48 David Carpenter, R (9, 1)			F SI 90 C KC 75 X SL 83 0-2 ② G6-3			C FF 88 X FF 88 0-1 ① P6		B SI 88 X CH 84 1-0 ② G4-3 1-2		2 0 1 0	0 0 0 0	0 0 0 0	0 0 0 0	0 0 0 0	0 0 1 0	0 0 1 0
Inning Stats	R: 0 E: 0 K: 2 S: 8 H: 0 LOB: 0 BB: 0 P: 10	R: 0 E: 0 K: 1 S: 7 H: 1 LOB: 1 BB: 0 P: 8	R: 0 E: 0 K: 1 S: 7 H: 0 LOB: 0 BB: 0 P: 10	R: 0 E: 0 K: 0 S: 9 H: 1 LOB: 1 BB: 0 P: 13	R: 0 E: 0 K: 0 S: 9 H: 0 LOB: 0 BB: 0 P: 14	R: 0 E: 0 K: 1 S: 8 H: 1 LOB: 1 BB: 0 P: 9	R: 0 E: 0 K: 1 S: 9 H: 0 LOB: 0 BB: 0 P: 12	R: 0 E: 0 K: 0 S: 7 H: 0 LOB: 1 BB: 1 P: 12	R: 2 E: 0 K: 0 S: 8 H: 2 LOB: 0 BB: 0 P: 13	1B: 3 2B: 1 3B: 0 HR: 1	SF: 0 SAC: 0 DP: 0 HBP: 0		WP: 0 PB: 0 SB: 0 CS: 0	PA: 31			

PITCHER	IP	WLS	BF	H	R	ER	SO	BB	IBB	HBP	BLK	WP	HR	S	P	ERA	WHIP
35 Dillon Gee, R (1, 1) ERA: 4.56	8.1	L	31	5	2	2	6	1	0	0	0	0	1	72	101	2.16	0.720

PITCHER	IP	WLS	BF	H	R	ER	SO	BB	IBB	HBP	BLK	WP	HR	S	P	ERA	WHIP

livebaseballscorecards.com

AB	30
R	2
H	5
RBI	2
BB	1
SO	6
LOB	7

Batter	1	2	3	4	5	6	7	8	9	AB	R	H	RBI	BB	SO	LOB
4 Collin Cowgill, R (1, 7) OBP: 0.190, SLG: 0.304	B SI 91 C SI 92 B CH 84 X SI 92 2-1 ① G5-3		S CH 83 C KC 80 B SI 91 B SI 92 B SI 91 S CH 85 3-3 ② K	B FF 92 C FF 95 B CH 85 B FF 93 C FF 92 X FF 94 3-2 ③ L3			B SL 80 B SI 88 B SI 89 C SI 88 B SI 88 4-1 BB		C FF 96 B SL 84 X FF 96 1-1 ① G4-3	4	0	0	0	1	1	1
28 Daniel Murphy, L (1, 4) OBP: 0.322, SLG: 0.420	B SI 92 X FF 93 1-0 ② G4-3		B SI 91 C SI 91 S CH 85 F FF 92 B KC 79 B KC 77 X SI 92 3-2 5 BLK 6 1B 1B		B FF 93 F FF 91 S CH 86 X CH 86 1-2 5 G5-4-3 1B		C SL 79 B SL 80 1 SAFE B SI 90 F SL 81 F CH 82 X SI 90 2-2 ③ G6-3		X FF 97 0-0 ② F7	5	1	2	0	0	0	1
5 David Wright, R (1, 5) OBP: 0.387, SLG: 0.484	B FF 92 S CH 86 B CH 86 F SI 92 B SI 94 F CH 85 X SI 93 3-2 ③ G4-3		1 SAFE B SI 92 B CH 86 B CH 84 B SI 92 4-0 6 1B 1-2 BB		X FF 90 0-0 ① ② G5-4-3 1-2f			C SL 85 B FF 96 F FF 94 C SL 87 1-3 ① K	S FF 97 S FF 98 C FF 99 0-3 ③ K	4	0	0	0	1	2	1
6 Marlon Byrd, R (1, 9) OBP: 0.313, SLG: 0.503		B SI 91 B SI 91 B SI 91 C SI 92 B SI 92 4-1 21 BB BB	S SI 92 B SI 92 B SI 92 F CH 85 F CH 85 B SI 94 F FF 94 X CH 86 3-2 1-2 2-H 1B		B FF 94 F FF 92 F FF 92 B FF 94 S FF 91 2-3 ③ K			B FF 96 B FF 92 C FF 95 F FF 95 X FF 95 2-2 44 HBP 1 BB 2B		3	1	2	1	1	1	0
21 Lucas Duda, L (1, 3) OBP: 0.350, SLG: 0.450		C KC 80 C KC 79 B FF 93 F SI 93 B KC 79 B SI 93 B SI 93 4-2 3 FC6-4 1-2 BB	D CH 86 C SI 92 S SI 92 C SI 94 1-3 ③ K			C CH 83 B CU 72 F FF 93 B CU 73 X FF 93 2-2 ① F8		I IN 57 I IN 53 I IN 51 I IN 49 4-0 1 BB 44 HBP 3 SF7 IBB		2	1	0	0	2	1	2
44 John Buck, R (1, 2) OBP: 0.286, SLG: 0.419		B SI 92 B CH 85 C SI 92 S SI 91 S SI 92 2-3 ① K		B FF 94 S FF 90 X SL 87 1-1 HR		B FF 93 S FF 92 S FF 93 B FF 94 X FF 92 2-2 ② F7		S SL 84 S FF 96 H FF 95 1-2 1 BB 1-2 2-3 HBP		3	1	1	1	0	1	2
12 Juan Lagares, R (1, 8) OBP: 0.217, SLG: 0.296 1 Jordany Valdespin, L (8, PH) OBP: 0.270, SLG: 0.328 9 Kirk Nieuwenhuis, L (8, 8) OBP: 0.205, SLG: 0.229		C SI 92 S CH 84 F CH 84 B SI 92 B FF 93 S CH 86 2-3 ② K		X FF 91 0-0 3 G3 3 E 1B		C FF 92 F CU 74 C FF 92 0-3 ③ K		B SL 84 B FF 95 F FF 94 B FF 96 B FF 94 4-1 1-2 2-3 3-H BB		3 0 0	0 0 0	1 0 0	0 1 0	0 1 0	2 0 0	2 0 0
3 Omar Quintanilla, L (1, 6) OBP: 0.288, SLG: 0.400		B KC 80 B SI 92 X SI 92 2-0 ③ FC6-4 1-2f		F FF 91 1 SAFE B FF 93 X FF 91 1-1 ① G3 1-3			B SI 88 X SI 89 1-0 33 B3-6-4 1B	B FF 94 C FF 95 B FF 95 X FF 96 2-1 ② SF7 3-H		3	0	1	1	0	0	3
33 Matt Harvey, R (1, 1) OBP: 0.121, SLG: 0.152 32 LaTroy Hawkins, R (8, 1) 56 Scott Rice, L (8, 1) 39 Bobby Parnell, R (8, 1)			C SI 90 S CH 83 B CH 82 F SI 90 S CH 84 1-3 ① K	F SL 83 F FF 92 F CU 74 B FF 95 S FF 95 1-3 ② K			B SI 86 X SI 88 1-0 ① ② B3-6-4 1-2f	B FF 96 S FF 95 B FF 95 S FF 94 F FF 95 B FF 95 F FF 96 F FF 96 S FF 96 3-3 ③ K		4 0 0 0	0 0 0 0	0 0 0 0	0 0 0 0	0 0 0 0	3 0 0 0	4 0 0 0
Inning Stats	R: 0 E: 0 K: 0 S: 7 H: 0 LOB: 0 BB: 0 P: 13	R: 0 E: 0 K: 2 S: 12 H: 0 LOB: 2 BB: 2 P: 26	R: 1 E: 0 K: 3 S: 19 H: 2 LOB: 2 BB: 1 P: 34	R: 1 E: 1 K: 1 S: 12 H: 2 LOB: 1 BB: 0 P: 18	R: 0 E: 0 K: 1 S: 7 H: 1 LOB: 0 BB: 0 P: 10	R: 0 E: 0 K: 1 S: 9 H: 0 LOB: 0 BB: 0 P: 13	R: 0 E: 0 K: 0 S: 7 H: 1 LOB: 1 BB: 1 P: 15	R: 2 E: 0 K: 2 S: 17 H: 1 LOB: 2 BB: 2 P: 34	R: 0 E: 0 K: 1 S: 6 H: 0 LOB: 0 BB: 0 P: 7	1B: 5 2B: 1 3B: 0 HR: 1 SF: 1 SAC: 0 DP: 2 HBP: 1						

PITCHER		IP	WLS	BF	H	R	ER	SO	BB	IBB	HBP	BLK	WP	HR	S	P	ERA	WHIP
58 Alex Wood, L ERA: 3.38	(1, 1)	3.0	L	14	2	1	1	5	3	0	0	1	0	0	38	73	3.00	1.667
57 Cory Rasmus, R ERA: 8.1	(4, 1)	3.0		11	3	1	1	3	0	0	0	0	0	1	28	41	3.00	1.000
53 Cory Gearrin, R ERA: 3.49	(7, 1)	1.0		4	1	0	0	0	1	0	0	0	0	0	7	15	0.00	2.000
48 David Carpenter, R ERA: 2.3	(8, 1)	1.0		7	1	2	2	2	1	1	1	0	0	0	17	34	18.00	2.000
52 Jordan Walden, R ERA: 3.15	(9, 1)	1.0		3	0	0	0	1	0	0	0	0	0	0	6	7	0.00	0.000

PITCHER	IP	WLS	BF	H	R	ER	SO	BB	IBB	HBP	BLK	WP	HR	S	P	ERA	WHIP

TOP

New York Mets @ Atlanta Braves

Turner Field, Atlanta, GA

Tue Jun 18 2013, 1:13 PM - 4:25 PM EDT

Att. 21,857 - Cloudy - 79 F

livebaseballscorecards.com

AB	31
R	4
H	7
RBI	4
BB	6
SO	11
LOB	16

WP: 0	PA: 39		
PB: 0			
SB: 0			
CS: 0			

New York Mets @ Atlanta Braves

Turner Field, Atlanta, GA

Tue Jun 18 2013, 1:13 PM - 4:25 PM EDT

Att. 21,857 - Cloudy - 79 F

BOTTOM

Batter	1	2	3	4	5	6	7	8	9	AB	R	H	RBI	BB	SO	LOB
17 Jordan Schafer, L (1, 8) OBP: 0.402, SLG: 0.430	S FF 96 S FF 95 C FF 96 0-3 ① K		S FF 97 B FF 97 B FF 97 B FF 95 S FF 96 F FF 98 B FF 97 4-2 1-2 BB			F FF 94 B SL 88 F FF 94 S CU 85 1-3 ② K		X FF 94 0-0 8 FC6-4 1-2 2-H 3-H 1B		3	0	1	2	1	2	0
7 Reed Johnson, R (1, 7) OBP: 0.306, SLG: 0.364 8 Justin Upton, R (8, PH) OBP: 0.355, SLG: 0.472 (9, 7)	X FF 97 0-0 ② F8		C SL 91 F FF 98 B FF 96 S SL 91 1-3 ③ K			F CU 83 F FF 96 S SL 90 0-3 ③ K		F SL 88 S FF 96 B SL 88 X SL 90 1-2 ② FC6-4 22 2B 1-2f 2-3		3 1	0 0	0 0	0 0	0 0	2 0	2 2
22 Jason Heyward, L (1, 9) OBP: 0.325, SLG: 0.357	B FF 98 C FF 97 B FF 97 B FF 96 F FF 96 S FF 100 3-3 ③ K			F FF 97 C CU 82 S SL 88 0-3 ① K			B FF 95 C FF 94 C CU 82 X CH 87 1-2 5 CS 1B	B SL 85 C SI 90 B SI 84 X CH 83 2-1 1-3 3-H 2B		4	0	2	1	0	2	0
5 Freddie Freeman, L (1, 3) OBP: 0.381, SLG: 0.482		F FF 97 B CH 88 B SI 98 C CU 85 B FF 98 F CH 87 X FF 98 3-2 ① F7		F CH 87 F FF 95 S FF 98 0-3 ② K			B CH 87 F FF 95 B CH 87 F CH 87 B SL 91 F CU 83 F FF 96 S FF 96 3-3 ①② 1-2 K	I IN 64 I IN 67 I IN 70 I IN 72 4-0 IBB		3	0	0	0	1	2	1
23 Chris Johnson, R (1, 5) OBP: 0.354, SLG: 0.450		B FF 98 B SL 92 X FF 96 2-0 ② P4		S CU 84 B FF 99 B SL 91 F FF 99 B SL 87 S SL 90 3-3 ③ K			F FF 96 C CU 84 B FF 99 X CU 84 1-2 ③ G6-3	F FF 93 D KC 83 B FF 95 F FF 96 F FF 98 F KC 85 S KC 87 2-3 ③ K		4	0	0	0	0	2	3
11 Gerald Laird, R (1, 2) OBP: 0.356, SLG: 0.353		B FF 98 F FF 97 F FF 97 B SL 92 S SL 92 2-3 ③ K			B FF 96 S SL 90 C CU 84 F CH 86 B FF 99 B CU 85 F SL 90 F FF 98 S SL 90 3-3 ① K			B FF 94 B FF 92 B FF 95 B FF 92 4-0 19 1B 26 1B 17 1B BB	C FF 95 F KC 86 B KC 88 F FF 98 B FF 98 B KC 86 S FF 98 3-3 ① K	3	1	0	0	1	3	0
26 Dan Uggla, R (1, 4) OBP: 0.321, SLG: 0.397			B FF 97 B SL 88 B FF 97 C FF 97 F FF 97 B SL 89 4-2 17 BB BB		S SL 89 B CH 87 B FF 98 C SL 89 S CU 84 2-3 ② K			B SL 86 C FF 94 S SL 88 X CU 83 1-2 19 1B 17 1B 1-2 1B	S KC 86 F FF 97 X KC 87 0-2 1B	3	1	2	0	1	1	0
19 Andrelton Simmons, R (1, 6) OBP: 0.276, SLG: 0.337			S FF 95 X FF 95 0-1 ① P5		C SL 89 S CU 85 B FF 99 X SL 89 1-2 ③ G5-3			L SL 88 B FF 94 B SL 89 S SL 88 X FF 95 2-2 8 FC6-4 17 1B 22 2B 1-2 2-3 1B	X FF 96 0-0 ② L8	4	1	1	0	0	0	2
58 Alex Wood, R (1, 1) 57 Cory Rasmus, R (4, 1) 1 Tyler Pastornicky, R (6, PH) OBP: 0.125, SLG: 0.250 53 Cory Gearrin, R (7, 1) 48 David Carpenter, R (8, 1) 16 Brian McCann, L (8, PH) OBP: 0.344, SLG: 0.467 52 Jordan Walden, R (9, 1) 2 B.J. Upton, R (9, PH) OBP: 0.260, SLG: 0.309			L FF 97 L FF 97 M SL 91 0-3 ② K			B FF 95 C FF 94 X CU 83 1-1 ① G5-3		C FF 93 D CH 87 S FF 94 S FF 94 1-3 ① K	S FF 98 B FF 98 B FF 97 S FF 96 F KC 87 X FF 98 2-2 ③ G4-3	1 0 1 0 0 1 0 1	0 0 0 0 0 0 0 0	0 0 0 0 0 0 0 0	0 0 0 0 0 1 0 0	0 0 0 0 0 0 1 0	1 0 0 0 0 3 0 1	1 0 0 0 0 0 0 0
Inning Stats	R: 0 E: 0 K: 2 S: 7 H: 0 LOB: 0 BB: 0 P: 10	R: 0 E: 0 K: 1 S: 8 H: 0 LOB: 0 BB: 0 P: 15	R: 0 E: 0 K: 2 S: 13 H: 0 LOB: 2 BB: 2 P: 22	R: 0 E: 0 K: 3 S: 9 H: 0 LOB: 0 BB: 0 P: 12	R: 0 E: 0 K: 2 S: 12 H: 0 LOB: 0 BB: 0 P: 18	R: 0 E: 0 K: 2 S: 8 H: 0 LOB: 0 BB: 0 P: 10	R: 0 E: 0 K: 1 S: 11 H: 1 LOB: 0 BB: 0 P: 16	R: 3 E: 0 K: 2 S: 20 H: 4 LOB: 3 BB: 2 P: 37	R: 0 E: 0 K: 1 S: 12 H: 1 LOB: 1 BB: 0 P: 17	1B: 5 2B: 2 3B: 0 HR: 0 SF: 0 SAC: 0 DP: 1 HBP: 0						WP: 0 PB: 0 SB: 0 CS: 1 PA: 36	

livebaseballscorecards.com

AB	32
R	3
H	6
RBI	3
BB	4
SO	16
LOB	15

PITCHER		IP	WLS	BF	H	R	ER	SO	BB	IBB	HBP	BLK	WP	HR	S	P	ERA	WHIP
33 Matt Harvey, R ERA: 2.16	(1, 1)	7.0	W	26	3	3	3	13	3	0	0	0	0	0	74	116	3.86	0.857
32 LaTroy Hawkins, R ERA: 3.9	(8, 1)	0.2	H	3	1	0	0	1	0	0	0	0	0	0	7	9	0.00	1.500
56 Scott Rice, L ERA: 4.97	(8, 1)	0.0		2	1	0	0	0	0	1	0	0	0	0	2	8	∞	∞
39 Bobby Parnell, R ERA: 2.7	(8, 1)	1.1	S	5	1	0	0	2	0	0	0	0	0	0	17	24	0.00	0.750

PITCHER	IP	WLS	BF	H	R	ER	SO	BB	IBB	HBP	BLK	WP	HR	S	P	ERA	WHIP

Batter	1	2	3	4	5	6	7	8	9	AB	R	H	RBI	BB	SO	LOB
4 Collin Cowgill, R (1, 7) OBP: 0.206, SLG: 0.311	B SI 86 X SI 86 1-0 5 G5-4-3 1B			C FF 86 F FC 82 B SI 86 B CH 81 X FC 83 2-2 28 FC3-6 1B		C SI 87 C SI 86 C SI 88 0-3 ② K	C CU 70 B SI 86 1 SAFE B SI 87 C SI 86 F CU 72 X SL 81 2-2 ③ F8	B FF 91 C FF 92 X FF 91 1-1 ③ FC6-4 1-2f		5	0	2	0	0	1	3
28 Daniel Murphy, L (1, 4) OBP: 0.319, SLG: 0.416	S SL 79 F SI 86 B SI 87 F SL 78 C FC 82 1-3 ① K			1 SAFE X SL 78 0-0 ① FC3-6 13 S 6 1B 1-2f		B FF 89 X CH 82 1-0 5 2B 1B		F FF 90 F FF 91 B FF 93 B CU 79 B CH 86 X FF 94 3-2 ① F8	C SI 89 B SL 79 F SI 89 B SL 81 S SL 81 2-3 ① K	5	0	1	0	0	2	2
5 David Wright, R (1, 5) OBP: 0.387, SLG: 0.486	B FC 82 X CH 80 1-0 ② ③ G5-4-3 1-2f			B FC 82 1 SAFE X SI 86 1-0 ② F9		B SI 87 X FC 82 1-0 1-3 2B		C CU 79 X CH 86 0-1 ② F8	B SI 89 X SI 88 1-0 6 FC5-4 1B	5	0	2	0	0	0	2
6 Marlon Byrd, R (1, 9) OBP: 0.320, SLG: 0.511		C SI 86 S FC 81 B CH 80 F SL 78 B CH 79 F FC 81 B FF 88 X SI 87 3-2 13 G6-4-3 1B		B SI 88 F FC 82 X CU 74 1-1 13 S 1B 1-2		C FC 82 X FC 84 0-1 ③ P6		B FF 91 F CU 79 S CU 79 X FF 93 1-2 13 E 13 E 2B	S SI 89 X CH 81 0-1 ② FC5-4 20 BB 13 BB 1-2f	5	1	3	0	0	0	3
13 Josh Satin, R (1, 3) OBP: 0.375, SLG: 0.167		C SI 88 B CH 80 C SI 86 B SL 78 X CH 79 2-2 ① ② G6-4-3 1-2f		B FC 82 B FC 84 C CU 70 C FC 83 B SL 80 C FC 83 3-3 ③ K 1-2 2-3			C FC 81 X SI 86 0-1 20 HR 1B	B CU 79 2 SAFE B FF 91 B FF 91 C FF 91 B FF 92 4-1 20 1B 12 1B BB 2-H	S SI 90 B SL 82 B SL 80 B SI 89 C SI 90 B SI 90 4-2 20 BB BB 1-2	3	2	1	0	2	1	3
20 Anthony Recker, R (1, 2) OBP: 0.271, SLG: 0.405		C CU 71 B SI 87 C CH 81 C FC 82 1-3 ③ K			C FC 82 F CH 80 B FF 86 X SL 78 1-2 ① L1-3		1 SAFE F FC 82 B SL 80 B CH 77 B SI 86 X FC 82 3-1 1-H HR	X FF 92 0-0 12 1B 3 1B 1-2 1B	B SL 81 B SI 90 B SI 89 B SI 89 4-0 1-2 2-3 BB	4	2	2	2	1	1	0
12 Juan Lagares, R (1, 8) OBP: 0.216, SLG: 0.291			C FC 82 F SI 87 B CH 81 B SI 87 B FC 82 X FF 87 3-2 ① F9		C SI 87 B SL 80 L FC 83 X CH 80 1-2 ② G6-3		F SI 89 B FC 84 B CU 71 F SI 87 X SI 87 2-2 ① G6-3	B CU 80 X CH 86 1-0 3 1B 1-3 2-H 1B	B SI 90 C SI 88 B SI 88 F SI 89 T SL 81 2-2 ③ K	5	1	1	1	0	1	3
3 Omar Quintanilla, L (1, 6) OBP: 0.300, SLG: 0.406			B SI 88 C FF 88 B SL 79 X SI 88 2-1 ② G6-3		B FF 88 C SI 87 B SL 79 B SI 87 X FF 87 3-1 ③ F8		C SI 89 B CU 73 B SI 88 X SI 88 2-1 1B	B FF 90 B FF 91 F FF 93 F FF 92 X FF 93 2-2 1 BB 2-H 3-H 1B		4	0	2	2	0	0	0
45 Zack Wheeler, L (1, 1) 50 Scott Atchison, R (7, 1) 34 Brandon Lyon, R (7, 1) 1 Jordany Valdespin, L (8, PH) OBP: 0.276, SLG: 0.328 30 David Aardsma, R (8, 1) 66 Josh Edgin, R (9, 1)			B SI 88 B FF 88 C FF 87 C FF 88 F SI 88 S FF 88 2-3 ③ K			C SI 85 C SI 86 S SL 78 0-3 ① K	C SI 86 M SL 79 B SL 79 L SL 79 1-3 ② K	B CU 79 B FF 92 B FF 93 B FF 92 4-0 4 FC6-4 1-2 BB		3 0 0 0 0 3 1 0 0 0 0 0 0 0 0 0 0 0 0 0 0 0 0 0 0 1 0 0 0 0 0 0 0 0 0 0 0 0 0 0 0 0						
Inning Stats	R: 0 E: 0 K: 1 S: 6 H: 1 LOB: 0 BB: 0 P: 9	R: 0 E: 0 K: 1 S: 11 H: 1 LOB: 0 BB: 0 P: 17	R: 0 E: 0 K: 1 S: 9 H: 0 LOB: 0 BB: 0 P: 16	R: 0 E: 0 K: 1 S: 10 H: 2 LOB: 2 BB: 0 P: 17	R: 0 E: 0 K: 0 S: 8 H: 0 LOB: 0 BB: 0 P: 13	R: 0 E: 0 K: 2 S: 10 H: 2 LOB: 2 BB: 0 P: 12	R: 2 E: 0 K: 1 S: 16 H: 3 LOB: 1 BB: 0 P: 26	R: 4 E: 1 K: 0 S: 16 H: 4 LOB: 2 BB: 2 P: 32	R: 0 E: 0 K: 2 S: 11 H: 1 LOB: 3 BB: 2 P: 24	1B: 11 2B: 2 3B: 0 HR: 1 SF: 0 SAC: 0 DP: 2 HBP: 0						

PITCHER		IP	WLS	BF	H	R	ER	SO	BB	IBB	HBP	BLK	WP	HR	S	P	ERA	WHIP
28 Paul Maholm, L ERA: 3.57	(1, 1)	7.0	L	28	9	2	2	7	0	0	0	0	0	1	70	110	2.57	1.286
38 Anthony Varvaro, R ERA: 3.13	(8, 1)	1.0		9	4	4	4	0	2	0	0	0	0	0	16	32	36.00	6.000
53 Cory Gearrin, R ERA: 3.38	(9, 1)	1.0		6	1	0	0	2	2	0	0	0	0	0	11	24	0.00	3.000

PITCHER	IP	WLS	BF	H	R	ER	SO	BB	IBB	HBP	BLK	WP	HR	S	P	ERA	WHIP

TOP

New York Mets @ Atlanta Braves

Turner Field, Atlanta, GA

Tue Jun 18 2013, 7:10 PM - 10:36 PM EDT

Att. 21,073 - Cloudy - 74 F

livebaseballscorecards.com

AB	39
R	6
H	14
RBI	5
BB	4
SO	9
LOB	17

PA: 43

WP: 0
PB: 0
SB: 2
CS: 0

New York Mets @ Atlanta Braves

Turner Field, Atlanta, GA

Tue Jun 18 2013, 7:10 PM - 10:36 PM EDT

Att. 21,073 - Cloudy - 74 F

BOTTOM

Batter	1	2	3	4	5	6	7	8	9	AB	R	H	RBI	BB	SO	LOB
19 Andrelton Simmons, R (1, 6) OBP: 0.285, SLG: 0.341	B SI 96 B SI 97 C FF 97 B SI 95 B FF 97 4-1 2 FC5 22 S BB		B FC 88 B FC 88 C FF 97 B FF 95 C FF 96 B FF 96 4-2 8 E 8 S BB		B FF 95 B CU 77 C FF 96 X SI 94 2-1 22 G4-6-3 1B		C FC 86 B SI 88 X FC 87 1-1 1-2 22 G4-3 1B		C FF 91 X FS 84 0-1 ① G1-3 1-2	3	0	2	0	2	0	1
22 Jason Heyward, L (1, 9) OBP: 0.317, SLG: 0.347	B FF 97 B SI 95 C FF 97 F FF 96 B SI 97 F FF 98 S FF 97 3-3 ① K 1-2		X SI 95 0-0 ① P5		B SI 94 1 SAFE F CH 85 1 SAFE X FF 94 1-1 ①② G4-6-3 1-2f		B SI 88 C FC 86 F CU 76 B FF 90 X FC 88 2-2 ① G4-3 1-2 2-3		B SL 81 B FF 92 C FF 93 C FF 94 F FF 94 F SL 81 B SL 82 X FF 93 3-2 ② G3 2-3	5	0	0	0	0	1	6
8 Justin Upton, R (1, 7) OBP: 0.352, SLG: 0.466	B FC 90 B FF 97 X FF 97 2-0 ② G5-3		B FC 90 C FC 88 1 SAFE C CU 77 B FF 96 B FF 96 S FF 96 3-3 ② K 1-3		S SI 95 X SI 94 0-1 ③ G5-3		F CU 77 B FF 89 B SI 89 C FC 88 X SI 90 2-2 ② SF8 3-H		B SL 80 B FF 93 B FF 92 B FF 93 4-0 BB	3	0	0	1	1	1	2
5 Freddie Freeman, L (1, 3) OBP: 0.385, SLG: 0.478	B FF 96 B CU 78 B FF 96 B FF 95 4-0 2 FC5 BB		S SI 94 B CU 77 B FF 94 B CU 77 B FF 96 4-1 BB			X CU 78 0-0 ① F9	I IN 62 I IN 62 I IN 64 I IN 59 4-0 2 FC4 IBB		F FF 93 B FF 94 F FF 93 S FF 94 1-3 ③ K	2	0	0	0	3	1	2
2 B.J. Upton, R (1, 8) OBP: 0.259, SLG: 0.308	B FF 96 B FF 97 F FF 96 X FF 96 2-1 ③ FC5 1-2 2-3f		F FF 96 B FF 96 F FC 90 B CU 77 B FC 89 F FC 89 X FF 97 3-2 ③ F9			B FC 88 F FF 95 X FF 95 1-1 16 S 1B	B FF 88 X FF 89 1-0 ③ FC4 1-2f			4	0	1	0	0	0	6
16 Brian McCann, L (1, 2) OBP: 0.349, SLG: 0.463		C CU 77 F FF 95 S SI 96 0-3 ① K		C FF 94 X CH 86 0-1 ① F8		B CU 76 1 SAFE 1 SAFE C SI 94 B FF 95 F SI 95 B FC 87 F FF 95 D CU 76 4-2 1-2 BB			C FF 91 B FF 92 F FS 85 B FF 92 X FF 92 2-2 26 G6-4-3 1B	3	0	1	0	1	1	0
26 Dan Uggla, R (1, 4) OBP: 0.320, SLG: 0.399		X FF 98 0-0 2B		B SI 93 B FC 88 S FC 91 C FC 89 X FC 90 2-2 ② F9		B SI 94 T SI 95 C CU 76 D CU 80 F FC 87 S FC 90 2-3 ② K			C SL 84 D SL 84 S SL 84 X FF 92 1-2 ①② G6-4-3 1-2f	4	0	1	0	0	1	3
23 Chris Johnson, R (1, 5) OBP: 0.352, SLG: 0.446		C FF 96 F FC 89 T FF 97 0-2 ② K		B FF 96 X FC 89 1-0 ③ 1B		B FF 94 X SI 94 1-0 ③ P4			B FF 92 B FF 92 X FF 90 2-0 ③ G6-3	4	0	1	0	0	1	3
28 Paul Maholm, L (1, 1) OBP: 0.152, SLG: 0.182 17 Jordan Schafer, L (7, PH) OBP: 0.407, SLG: 0.436 38 Anthony Varvaro, R (8, 1) 53 Cory Gearrin, R (9, 1) 7 Reed Johnson, R (9, PH) OBP: 0.315, SLG: 0.364		B FF 95 S FF 96 B FF 94 S FF 95 C FF 96 2-3 ③ K		T FF 93 B FF 94 B FF 94 S FF 95 S FF 95 2-3 ③ K			X SI 89 0-0 22 G4-3 19 1B 8 SF8 1B		B SL 82 C SL 83 S FF 90 B FS 84 H FF 91 3-2 22 G3 19 G1-3 HBP	2 1 0 0 0	0 1 0 0 0	0 1 0 0 0	0 0 0 0 0	0 0 0 0 0	2 0 0 0 0	2 0 0 0 0
Inning Stats	R: 0 E: 0 K: 1 S: 8 H: 0 LOB: 2 BB: 2 P: 23	R: 0 E: 0 K: 3 S: 10 H: 1 LOB: 1 BB: 0 P: 12	R: 0 E: 1 K: 1 S: 11 H: 0 LOB: 2 BB: 2 P: 25	R: 0 E: 0 K: 1 S: 9 H: 1 LOB: 1 BB: 0 P: 14	R: 0 E: 0 K: 0 S: 6 H: 1 LOB: 0 BB: 0 P: 9	R: 0 E: 0 K: 1 S: 11 H: 1 LOB: 2 BB: 1 P: 19	R: 1 E: 0 K: 0 S: 10 H: 2 LOB: 2 BB: 1 P: 20	R: 0 E: 0 K: 0 S: 7 H: 1 LOB: 0 BB: 0 P: 12	R: 0 E: 0 K: 1 S: 12 H: 0 LOB: 2 BB: 1 P: 23	1B: 6 2B: 1 3B: 0 HR: 0 SF: 1 SAC: 0 DP: 2 HBP: 1						

livebaseballscorecards.com

AB	31
R	1
H	7
RBI	1
BB	7
SO	8
LOB	25

PITCHER		IP	WLS	BF	H	R	ER	SO	BB	IBB	HBP	BLK	WP	HR	S	P	ERA	WHIP
45 Zack Wheeler, R ERA:	(1, 1)	6.0	W	26	4	0	0	7	5	0	0	0	0	0	55	102	0.00	1.500
50 Scott Atchison, R ERA: 4.5	(7, 1)	0.0		0	0	0	0	0	0	0	0	0	0	0	0	0	∞	∞
34 Brandon Lyon, R ERA: 3.58	(7, 1)	1.0	H	6	2	1	1	0	0	1	0	0	0	0	10	20	9.00	2.000
30 David Aardsma, R ERA: 1.5	(8, 1)	1.1		5	1	0	0	0	0	0	1	0	0	0	11	19	0.00	0.750
66 Josh Edgin, L ERA: 6.92	(9, 1)	0.2		3	0	0	0	1	1	0	0	0	0	0	8	16	0.00	1.500

PITCHER	IP	WLS	BF	H	R	ER	SO	BB	IBB	HBP	BLK	WP	HR	S	P	ERA	WHIP

Batter	1	2	3	4	5	6	7	8	9	AB	R	H	RBI	BB	SO	LOB
22 Eric Young Jr., S (1, 8) OBP: 0.289, SLG: 0.349	C SI 88 X CH 81 0-1 5 G6-4-3 1B			B SI 89 B FF 89 C FF 89 F FF 90 F SI 90 F FF 91 T FC 87 2-2 ① K		F SI 87 B CU 77 B FC 86 X FF 88 2-1 ① G3		L SI 94 L SI 93 D CU 76 B CU 78 X SI 94 2-2 ①② G4-6-3 1-2f		4	0	1	0	0	1	1
28 Daniel Murphy, L (1, 4) OBP: 0.315, SLG: 0.410	1 SAFE B SI 90 C SI 89 1 SAFE X FC 87 1-1 ① F9			X CH 82 0-0 ② F9		B FF 89 C FF 88 X CU 78 1-1 ② G4-3		B SI 95 C SI 95 B SI 94 B SI 93 F SI 93 F SI 94 X SI 93 3-2 ③ G3		4	0	0	0	0	0	1
5 David Wright, R (1, 5) OBP: 0.385, SLG: 0.486	1 SAFE X SI 90 0-0 ②③ G6-4-3 1-2f			B FC 86 B CU 79 F FC 87 F CU 79 B FF 91 F CH 84 X CU 79 3-2 ③ G5-3		B FC 85 X FC 87 1-0 2B			B FF 98 F FF 97 C KC 87 S FF 98 1-3 ① K	4	0	1	0	0	1	1
6 Marlon Byrd, R (1, 9) OBP: 0.318, SLG: 0.505		F FF 89 B FF 89 B SI 89 C FC 87 F FC 87 S CH 82 2-3 ① K			C CH 81 B FC 84 T CU 76 X CH 82 1-2 44 FC1 21 HBP 44 E 1B	B SI 90 T FC 87 F FC 85 B SI 90 F FC 84 F FC 87 B FF 92 S FC 86 3-3 ③ K			C KC 84 F FF 98 S KC 90 0-3 ② K	4	1	1	0	0	3	1
21 Lucas Duda, L (1, 3) OBP: 0.352, SLG: 0.448		C CU 75 B CH 82 F FC 88 C SI 91 1-3 ② K			B SI 90 1 SAFE C CU 77 B CH 82 H SI 90 3-1 44 E 44 E 1-2 HBP		B FC 87 B CH 81 C CH 82 S CU 78 B FC 88 X FF 91 3-2 9 FC3-6 1B		B KC 87 B FF 98 F FF 98 B FF 98 X FF 97 3-1 ③ F8	3	1	1	0	0	1	0
44 John Buck, R (1, 2) OBP: 0.282, SLG: 0.414		C CU 77 B FC 86 F FC 85 B CU 78 B SI 90 C FF 92 3-3 ③ K			B SI 90 X FC 87 1-0 FC1 9 1B 1-H 2-H		C SI 89 F SI 90 S FF 90 0-3 ① K			3	1	0	0	0	2	1
9 Kirk Nieuwenhuis, L (1, 7) OBP: 0.214, SLG: 0.237			X SI 88 0-0 ① L9		B SI 90 S CH 82 X FC 87 1-1 3 G4-6-3 1B 2-H		C CH 82 B CU 78 X CH 82 1-1 ② FC3-6 1-2f			3	0	1	1	0	0	1
3 Omar Quintanilla, L (1, 6) OBP: 0.288, SLG: 0.388			B FC 88 B FF 89 X SI 89 2-0 ② F7		B CH 81 F SI 88 1 SAFE T SI 90 X CU 77 1-2 ①② G4-6-3 1-2f		B CH 83 B SI 89 B FF 90 C FF 89 X SI 90 3-1 ③ F8			3	0	0	0	0	0	2
38 Shaun Marcum, R (1, 1) OBP: 0.200, SLG: 0.211			B SI 89 S SI 90 X SI 88 1-1 ③ G5-3		F SI 89 B FF 90 B FC 85 F SI 89 S FC 85 2-3 ③ K			C SI 88 B CU 80 S CU 78 B FF 89 X FC 87 2-2 22 G4-6-3 1B		2	0	0	0	0	1	0
52 Carlos Torres, R (5, 1)										0	0	0	0	0	0	0
13 Josh Satin, R (8, PH) OBP: 0.444, SLG: 0.286										1	0	1	0	0	0	0
30 David Aardsma, R (8, 1)										0	0	0	0	0	0	0
56 Scott Rice, L (8, 1)										0	0	0	0	0	0	0
Inning Stats	R: 0 E: 0 K: 0 S: 5 H: 1 LOB: 0 BB: 0 P: 6	R: 0 E: 0 K: 3 S: 10 H: 0 LOB: 0 BB: 0 P: 16	R: 0 E: 0 K: 0 S: 4 H: 0 LOB: 0 BB: 0 P: 7	R: 0 E: 0 K: 1 S: 10 H: 0 LOB: 0 BB: 0 P: 15	R: 3 E: 1 K: 1 S: 13 H: 2 LOB: 0 BB: 0 P: 22	R: 0 E: 0 K: 1 S: 10 H: 1 LOB: 1 BB: 0 P: 17	R: 0 E: 0 K: 1 S: 10 H: 1 LOB: 1 BB: 0 P: 17	R: 0 E: 0 K: 0 S: 10 H: 1 LOB: 0 BB: 0 P: 17	R: 0 E: 0 K: 2 S: 8 H: 0 LOB: 0 BB: 0 P: 12	1B: 5 2B: 1 3B: 0 HR: 0 SF: 0 SAC: 0 DP: 3 HBP: 1						

PITCHER		IP	WLS	BF	H	R	ER	SO	BB	IBB	HBP	BLK	WP	HR	S	P	ERA	WHIP
54 Kris Medlen, R ERA: 2.96	(1, 1)	7.0	W	27	6	3	1	7	0	0	1	0	0	0	65	105	1.29	0.857
43 Luis Avilán, L ERA: 1.91	(8, 1)	1.0	H	2	0	0	0	0	0	0	0	0	0	0	7	12	0.00	0.000
46 Craig Kimbrel, R ERA: 1.65	(9, 1)	1.0	S	3	0	0	0	2	0	0	0	0	0	0	8	12	0.00	0.000

PITCHER	IP	WLS	BF	H	R	ER	SO	BB	IBB	HBP	BLK	WP	HR	S	P	ERA	WHIP

TOP

New York Mets @ Atlanta Braves

Turner Field, Atlanta, GA

Wed Jun 19 2013, 7:12 PM - 10:11 PM EDT

Att. 21,852 - Cloudy - 80 F

livebaseballscorecards.com

AB	31
R	3
H	6
RBI	1
BB	0
SO	9
LOB	8

WP: 0 PA: 32
PB: 0
SB: 0
CS: 0

BOTTOM

New York Mets @ Atlanta Braves

Turner Field, Atlanta, GA

Wed Jun 19 2013, 7:12 PM - 10:11 PM EDT

Att. 21,852 - Cloudy - 80 F

livebaseballscorecards.com

Batter	1	2	3	4	5	6	7	8	9	AB	R	H	RBI	BB	SO	LOB
17 Jordan Schafer, L (1, 9) OBP: 0.402, SLG: 0.438 7 Reed Johnson, R (8, PH) OBP: 0.311, SLG: 0.358 46 Craig Kimbrel, R (9, 1)	X FF 84 0-0 ① L3		B FF 86 C FC 84 B FC 84 C CH 79 X SI 86 2-2 ② G4-1		B CU 71 B CH 79 X FC 83 2-0 19 SH1-3 16 WP 2B	B FF 91 F FF 90 M FF 91 B FF 93 F FC 90 C FF 92 2-3 ② K		D CH 84 X SI 89 1-0 ③ FC6 1-2f		4 1 0	1 0 0	1 0 0	0 0 0	0 0 0	1 0 0	1 2 0
19 Andrelton Simmons, R (1, 6) OBP: 0.285, SLG: 0.341	C FF 85 B CU 74 F FC 82 C FC 83 1-3 ② K		B CU 71 B SL 81 X FF 86 2-0 1B		X CH 79 0-0 ① SH1-3 2-3	D CU 75 C FF 91 X FC 89 1-1 ③ G6-3 1-2				3	0	1	0	0	1	1
5 Freddie Freeman, L (1, 3) OBP: 0.387, SLG: 0.474	S SI 85 B SI 86 B FC 82 B CH 78 F FC 84 B FF 86 4-2 8 FC5-4 BB		1 SAFE S SI 85 B CH 78 T FC 84 S CH 81 1-3 ③ K2-3		B CH 80 B FF 84 B CH 77 B CH 79 4-0 16 WP 2 2B BB		C FF 91 S FC 90 F CU 80 B FC 92 X FC 90 1-2 ① G3			2	1	0	0	2	1	1
8 Justin Upton, R (1, 7) OBP: 0.348, SLG: 0.459	X SI 86 0-0 ③ FC5-4 1-2f			B FC 82 S FC 81 B FF 86 F CH 80 B FC 84 F FC 84 F CH 81 X SL 79 3-2 ① P3	B FC 83 F FC 84 F CH 80 B FC 82 C FC 82 2-3 ② K		C FC 89 F FC 90 S FF 90 0-3 ② K			4	0	0	0	0	2	3
16 Brian McCann, L (1, 2) OBP: 0.346, SLG: 0.450		C FC 82 B CH 77 C FF 86 F CH 81 F SI 85 B FC 84 X CH 81 2-2 ① L6		F CU 74 X CH 79 0-1 ② G6-3	B FF 85 B FC 84 S FC 83 F FF 85 B CH 81 B FC 84 4-2 2 2B 1-2 3-H BB		C FC 90 F FC 91 S FC 90 0-3 ③ K			3	0	0	0	1	1	0
2 B.J. Upton, R (1, 8) OBP: 0.267, SLG: 0.318		F FC 84 B CH 81 F CH 79 B FC 84 B FC 82 B FC 84 4-2 BB		F FF 85 X SI 86 0-1 26 1B 23 HR 1B	X FC 84 0-0 1-3 2-H 2B			X FF 91 0-0 ① L7		3	1	2	1	1	0	0
26 Dan Uggla, R (1, 4) OBP: 0.319, SLG: 0.396		1 SAFE B FC 84 1 SAFE S FC 83 1 SAFE C CH 80 S CH 80 1-3 ② K		B CH 79 F SI 85 B FC 83 S SL 80 1 SAFE X FC 84 2-2 23 HR 1-2 1B	F FC 92 S CU 82 C CU 82 0-3 ③ K			F FF 92 S SL 84 B SL 84 B FF 92 S SL 84 2-3 ② K		4	1	1	0	0	3	3
23 Chris Johnson, R (1, 5) OBP: 0.355, SLG: 0.463		S FC 84 1 SAFE 1 SAFE D CU 73 B CH 80 F FC 84 D CH 81 F SL 81 F FC 84 3-3 ③ S CH 80 K		B FC 84 B SL 80 X SL 81 2-0 1-H 2-H HR		B FF 92 F FC 89 X FC 90 1-1 ① F9		B FF 92 X FF 92 1-0 22 BB 1B		4	1	2	3	0	1	1
54 Kris Medlen, S (1, 1) OBP: 0.185, SLG: 0.240 43 Luis Avilán, L (8, 1) 22 Jason Heyward, L (8, PH) OBP: 0.320, SLG: 0.347 (9, 9)			C FF 84 B FC 83 S CH 79 S CH 80 1-3 ① K	B FF 85 C FF 85 X CU 73 1-1 ③ G4-1		C FF 91 B FF 93 B FF 90 B FF 90 B FF 90 4-1 19 S BB		C SL 84 B SL 83 B SL 84 B SI 90 B SI 90 4-1 7 FC6 1-2 BB		2 0 0	0 0 0	0 0 0	0 0 0	1 0 1	1 0 0	0 0 0
Inning Stats	R: 0 E: 0 K: 1 S: 7 H: 0 LOB: 1 BB: 1 P: 12	R: 0 E: 0 K: 2 S: 15 H: 0 LOB: 1 BB: 1 P: 25	R: 0 E: 0 K: 2 S: 10 H: 1 LOB: 1 BB: 0 P: 16	R: 3 E: 0 K: 0 S: 15 H: 3 LOB: 0 BB: 0 P: 23	R: 2 E: 0 K: 2 S: 11 H: 2 LOB: 2 BB: 2 P: 23	R: 0 E: 0 K: 1 S: 9 H: 0 LOB: 1 BB: 1 P: 17	R: 0 E: 0 K: 2 S: 10 H: 0 LOB: 0 BB: 0 P: 11	R: 0 E: 0 K: 1 S: 7 H: 1 LOB: 2 BB: 1 P: 15		1B: 4 2B: 2 3B: 0 HR: 1 SF: 0 SAC: 1 DP: 0 HBP: 0		WP: 1 PB: 0 SB: 1 CS: 0 PA: 37		

	AB	30
	R	5
	H	7
	RBI	4
	BB	6
	SO	11
	LOB	12

PITCHER		IP	WLS	BF	H	R	ER	SO	BB	IBB	HBP	BLK	WP	HR	S	P	ERA	WHIP
38 Shaun Marcum, R ERA: 5.76	(1, 1)	4.2	L	24	6	5	5	6	4	0	0	0	1	1	55	96	9.64	2.143
52 Carlos Torres, R ERA:	(5, 1)	2.1		8	0	0	0	4	1	0	0	0	0	0	22	31	0.00	0.429
30 David Aardsma, R ERA: 1.35	(8, 1)	0.2		3	1	0	0	1	0	0	0	0	0	0	5	8	0.00	1.500
56 Scott Rice, L ERA: 4.91	(8, 1)	0.1		2	0	0	0	0	1	0	0	0	0	0	2	7	0.00	3.000

PITCHER	IP	WLS	BF	H	R	ER	SO	BB	IBB	HBP	BLK	WP	HR	S	P	ERA	WHIP

Batter	1	2	3	4	5	6	7	8	9	AB	R	H	RBI	BB	SO	LOB
22 Eric Young Jr., S (1, 7) OBP: 0.286, SLG: 0.341	C FF 91 X SI 91 0-1 G1-3		B FF 91 C CH 85 C KC 79 B CH 86 F FF 93 F FF 93 B CH 86 F FF 92 F FF 92 4-2 F FF 92 B KC 82 28 G6-4-3 BB		C FF 90 B FF 90 S KC 80 S FF 91 1-3 K		S FF 98 L FF 96 B FF 97 S FF 98 1-3 K		X CH 84 0-0 G6-3	4	0	0	0	1	2	2
39 Bobby Parnell, R (9, 1)										0	0	0	0	0	0	0
28 Daniel Murphy, L (1, 4) OBP: 0.311, SLG: 0.404	C FF 92 C SL 83 F FF 91 F FF 92 S SL 86 0-3 K		B FF 90 X SL 84 1-0 G6-4-3 1-2f		X FF 91 0-0 G5-3		C CH 88 B FF 97 X FF 98 1-1 FC6-5 2-3			4	0	0	0	0	1	2
5 David Wright, R (1, 5) OBP: 0.390, SLG: 0.514	B FF 92 X FF 92 1-0 HR			C SL 83 X KC 81 0-1 HR	C FF 91 B FF 92 B FF 91 F FF 91 X FF 92 2-2 1B		C SL 86 1 SAFE S FF 98 F FF 99 1 SAFE B SL 82 C SL 85 1-3			4	2	3	2	0	1	1
6 Marlon Byrd, R (1, 9) OBP: 0.317, SLG: 0.500	C FF 92 C FF 92 S KC 82 0-3 K			X FF 92 0-0 44 E 21 BB 3 G1-2-3 1B	C KC 80 F FF 91 F FF 91 D KC 81 1 SAFE B FF 91 1 SAFE B CH 85 F CH 84 3-3 S FF 91 K			C FF 97 F FF 97 B FF 96 B SL 85 X SL 84 2-2 L5		4	0	1	0	0	2	1
21 Lucas Duda, L (1, 3) OBP: 0.351, SLG: 0.442		C FF 91 B SL 85 F FF 91 F KC 80 F SL 86 S FF 91 1-3 K		C SL 83 D SI 92 B CH 85 B SL 85 B SL 85 4-1 44 E 1-2 BB		F FF 90 B FF 89 X KC 80 1-1 G3-1		C FF 98 B FF 96 B FF 96 F FF 97 S CH 87 2-3 K		3	0	0	0	1	2	0
44 John Buck, R (1, 2) OBP: 0.278, SLG: 0.406		C KC 79 X FF 92 0-1 P4		B FF 91 X SL 85 1-0 E5 1-2 2-3		S FF 90 S FF 90 F FF 91 S FF 90 0-3 K		B FF 97 X FF 96 1-0 F9		4	0	0	0	0	1	2
12 Juan Lagares, R (1, 8) OBP: 0.228, SLG: 0.311		B FF 91 X CH 85 1-0 2B		S FF 90 B SL 84 B FF 91 F FF 91 X SL 84 2-2 F9		C CH 84 F FF 90 B FF 91 B KC 81 X FF 90 2-2 3 CS 1B			C SI 94 F SI 94 B CH 83 X CU 76 1-2 F7	4	0	2	0	0	0	3
3 Omar Quintanilla, L (1, 6) OBP: 0.286, SLG: 0.394		C SL 84 X SL 85 0-1 G6-3		B FF 91 B FF 90 X FF 91 2-0 G1-2-3 3-Hf		C SL 84 1 SAFE B FF 89 F FF 89 1 SAFE 1-2 CS 1-2	C FF 88 C KC 79 B FF 90 F SL 84 F FF 90 F SL 84 F FF 91 B SL 86 B FF 90 3-2 X FF 90 13 2B 2B		X SI 94 0-0 E5	4	1	1	0	0	0	4
49 Jonathon Niese, L (1, 1) 30 David Aardsma, R (4, 1) 30 Andrew Brown, R (5, PH) 32 LaTroy Hawkins, R (6, 1) 13 Josh Satin, R (7, PH) 34 Brandon Lyon, R (7, 1) 66 Josh Edgin, R (8, 1) 9 Kirk Nieuwenhuis, L (9, PH) (9, 1)			C FF 90 S SL 84 X SL 84 0-2 G1-3		X SL 83 0-0 HR		F FF 90 B CH 85 F FF 90 X FF 91 1-2 28 FC6-5 2-H 2B		C SI 94 C SI 93 S SI 93 0-3 K	1 0 0 1 0 1 0 0	0 0 1 0 1 0 0 0	0 0 1 0 1 0 0 0	0 0 1 0 0 0 0 1	0 0 0 0 0 0 0 0	0 0 0 0 0 0 0 1	0 0 0 0 0 0 0 1

TOP

New York Mets @ Atlanta Braves

Turner Field, Atlanta, GA

Thu Jun 20 2013, 7:12 PM - 10:21 PM EDT

Att. 33,824 - Clear - 80 F

livebaseballscorecards.com

AB	35
R	4
H	9
RBI	4
BB	2
SO	10
LOB	16

Inning Stats	1	2	3	4	5	6	7	8	9	1B: 3 2B: 3 3B: 0 HR: 3	SF: 0 SAC: 0 DP: 2 HBP: 0	WP: 0 PB: 0 SB: 0 CS: 1	PA: 38
	R: 1 E: 0 K: 2 S: 11 H: 1 LOB: 0 BB: 0 P: 12	R: 0 E: 0 K: 1 S: 10 H: 1 LOB: 1 BB: 0 P: 12	R: 0 E: 0 K: 0 S: 11 H: 0 LOB: 0 BB: 1 P: 16	R: 1 E: 1 K: 0 S: 9 H: 2 LOB: 2 BB: 1 P: 18	R: 1 E: 0 K: 2 S: 13 H: 2 LOB: 1 BB: 0 P: 19	R: 0 E: 0 K: 1 S: 12 H: 1 LOB: 0 BB: 0 P: 16	R: 1 E: 0 K: 2 S: 19 H: 2 LOB: 1 BB: 0 P: 26	R: 0 E: 0 K: 1 S: 7 H: 0 LOB: 0 BB: 0 P: 12	R: 0 E: 1 K: 1 S: 8 H: 0 LOB: 1 BB: 0 P: 9				

PITCHER		IP	WLS	BF	H	R	ER	SO	BB	IBB	HBP	BLK	WP	HR	S	P	ERA	WHIP
36 Mike Minor, L ERA: 2.89	(1, 1)	6.0	L	27	9	4	4	6	2	0	0	0	0	3	76	107	6.00	1.833
52 Jordan Walden, R ERA: 2.86	(7, 1)	2.0		6	0	0	0	3	0	0	0	0	0	0	16	24	0.00	0.000
43 Luis Avilán, L ERA: 1.84	(9, 1)	1.0		4	0	0	0	1	0	0	0	0	0	0	8	9	0.00	0.000

PITCHER	IP	WLS	BF	H	R	ER	SO	BB	IBB	HBP	BLK	WP	HR	S	P	ERA	WHIP

New York Mets @ Atlanta Braves

Turner Field, Atlanta, GA

Thu Jun 20 2013, 7:12 PM - 10:21 PM EDT

Att. 33,824 - Clear - 80 F

BOTTOM

Batter	1	2	3	4	5	6	7	8	9	AB	R	H	RBI	BB	SO	LOB
1 Tyler Pastornicky, R (1, 4) OBP: 0.308, SLG: 0.385	B FF 88 C FF 89 X FC 89 1-1 5 L8 22 1B 8 1B 1B	F FF 90 B FC 89 X FF 89 1-1 ③ G6-3		B CU 71 B FF 87 F CH 83 C CH 86 F CH 83 F SL 81 B SL 82 F FF 92 X FF 92 3-2 5 1B 1B		C SL 86 B FF 94 S FF 93 S FF 94 1-3 ② K		X FC 86 0-0 1-3 1B		5	1	3	0	0	1	1
22 Jason Heyward, L (1, 9) OBP: 0.322, SLG: 0.348	F FF 90 X FF 92 0-1 8 1B 1-2 1B		X CU 73 0-0 ① F8	X FF 91 0-0 ② F9		B CH 84 C CH 84 F FF 94 B SL 89 X SL 88 2-2 1B		B FF 95 B FF 94 B FF 93 C FF 94 S FF 96 X FF 95 3-2 ③ G3		5	0	2	0	0	0	3
5 Freddie Freeman, L (1, 3) OBP: 0.387, SLG: 0.472	B CU 74 X SI 91 1-0 ① L8 2-3		B FC 87 S SI 89 X CU 75 1-1 8 1B 23 1B 1B	1 SAFE C FF 91 B FS 84 S FF 91 B FS 86 X SL 83 2-2 1-2 1B		**B FF 94** **F CH 85** **1 SAFE** **1 SAFE** **B FF 94** 1 SAFE S FF 94 B SL 88 S FF 95 3-3 ③ K			B FF 94 F FF 95 B KC 84 F FF 96 F FF 97 X FF 90 2-2 ① G4-3	5	1	2	0	0	1	3
8 Justin Upon, R (1, 7) OBP: 0.352, SLG: 0.459	S FF 91 S FC 89 X FC 90 0-2 1-3 3-H 1B		B CH 82 C FC 88 D CU 77 S FC 87 X CH 85 2-2 23 1B 11 1B 1-2 1B	S SL 82 B SL 83 B FF 93 X SL 82 2-1 ③ L7			B FC 87 B SL 83 C FC 87 F FC 88 F SI 89 B FC 87 B FC 89 4-2 2 G5-4-3 BB		C KC 87 X FF 96 0-1 ② G5-3	4	1	2	1	1	0	2
2 B.J. Upon, R (1, 8) OBP: 0.262, SLG: 0.311	S CU 76 S FC 90 B FC 90 S CU 78 1-3 ② K		C FC 87 B FF 91 C FC 88 B CU 77 B FC 89 S FC 90 3-3 ② K		B SL 86 X FF 94 1-0 ① G4-3		X FC 87 0-0 ①② G5-4-3 1-2f		F FF 96 B FF 97 B KC 87 F FF 97 B KC 87 F FF 99 F FF 99 X FF 98 3-2 ③ L6	5	0	0	0	0	2	5
23 Chris Johnson, R (1, 5) OBP: 0.353, SLG: 0.458	C FC 89 D CU 78 S FF 93 1 SAFE S CU 78 1-3 ③ K		X CU 76 0-0 11 1B 1-3 2-H 1B	B FF 94 X SL 87 1-0 ② G6-3			F FF 89 B FF 90 X FC 87 1-1 ③ P4			4	0	1	1	0	1	2
11 Gerald Laird, R (1, 2) OBP: 0.381, SLG: 0.400		B SI 88 B SI 89 X FF 87 2-0 2B	F FC 88 B SI 91 X CH 84 1-1 19 FC6-4 1-2 3-H 1B	B FF 93 B FF 94 C FF 94 X FF 94 2-1 1B				C FF 89 M CU 76 B FF 88 S CU 76 1-3 ① K		4	0	3	1	0	1	0
19 Andrelton Simmons, R (1, 6) OBP: 0.281, SLG: 0.336		D CU 74 C CH 83 X FC 88 1-1 ① G1-3	C CU 75 X CH 84 0-1 ③ FC6-4 1-2f	F SL 86 B SL 90 X FF 94 1-1 ③ F8				F FF 89 X CU 74 0-1 1 1B E5		4	0	0	0	0	0	4
36 Mike Minor, R (1, 1) OBP: 0.125, SLG: 0.194 52 Jordan Walden, R (7, 1) 17 Jordan Schafer, L (8, PH) OBP: 0.398, SLG: 0.434 43 Luis Avilán, L (9, 1)		B FF 86 C SI 90 F FF 91 S CU 77 1-3 ② K		B FF 87 C FF 87 C SI 86 S CU 74 1-3 ① K		C FF 91 F FF 93 X SL 87 0-2 ① G4-3		C FF 86 B CU 73 F SI 86 B FC 85 X FF 87 2-2 ② F7		3 0 1 0	0 0 0 0	0 0 0 0	0 0 0 0	0 0 0 0	2 0 0 0	1 0 1 0
Inning Stats	R: 1 H: 3 E: 0 LOB: 2 K: 2 BB: 0 S: 14 P: 18	R: 0 H: 1 E: 0 LOB: 1 K: 1 BB: 0 S: 8 P: 13	R: 2 H: 4 E: 0 LOB: 2 K: 1 BB: 0 S: 14 P: 21	R: 0 H: 2 E: 0 LOB: 2 K: 1 BB: 0 S: 15 P: 23	R: 0 H: 1 E: 0 LOB: 1 K: 0 BB: 0 S: 6 P: 11	R: 0 H: 1 E: 0 LOB: 1 K: 2 BB: 0 S: 12 P: 18	R: 0 H: 0 E: 0 LOB: 0 K: 0 BB: 1 S: 6 P: 11	R: 0 H: 1 E: 1 LOB: 2 K: 1 BB: 0 S: 12 P: 18	R: 0 H: 0 E: 0 LOB: 0 K: 0 BB: 0 S: 11 P: 16	1B: 12 SF: 0 2B: 1 SAC: 0 3B: 0 DP: 1 HR: 0 HBP: 0						

livebaseballscorecards.com

AB	**40**
R	**3**
H	**13**
RBI	**3**
BB	**1**
SO	**8**
LOB	**22**

WP: 0 PB: 0 SB: 0 CS: 0 PA: 41

PITCHER	IP	WLS	BF	H	R	ER	SO	BB	IBB	HBP	BLK	WP	HR	S	P	ERA	WHIP
49 Jonathon Niese, L (1, 1) ERA: 4.32	3.1		18	8	3	3	5	0	0	0	0	0	0	39	56	8.10	2.400
30 David Aardsma, R (4, 1) ERA: 1.23	0.2		4	2	0	0	0	0	0	0	0	0	0	12	19	0.00	3.000
32 LaTroy Hawkins, R (5, 1) ERA: 3.64	2.0	W	8	2	0	0	2	0	0	0	0	0	0	18	29	0.00	1.000
34 Brandon Lyon, R (7, 1) ERA: 3.38	1.2	H	7	1	0	0	1	1	0	0	0	0	0	15	23	0.00	1.200
66 Josh Edgin, L (8, 1) ERA: 6.75	0.1	H	1	0	0	0	0	0	0	0	0	0	0	3	6	0.00	0.000

PITCHER	IP	WLS	BF	H	R	ER	SO	BB	IBB	HBP	BLK	WP	HR	S	P	ERA	WHIP
39 Bobby Parnell, R (9, 1) ERA: 2.61	1.0	S	3	0	0	0	0	0	0	0	0	0	0	11	16	0.00	0.000

Atlanta Braves @ Milwaukee Brewers

Miller Park, Milwaukee, WI

Fri Jun 21 2013, 7:13 PM - 10:00 PM CDT

Att. 32,594 - Overcast - 77 F

TOP

livebaseballscorecards.com

Batter	1	2	3	4	5	6	7	8	9	AB	R	H	RBI	BB	SO	LOB
19 Andrelton Simmons, R (1, 6) OBP: 0.278, SLG: 0.331	C FF 93 B FF 95 B SI 95 F FF 95 B SI 96 X FF 96 3-2 F8		X SI 94 0-0 F9		C FF 93 B SI 94 X SI 95 1-1 F9			B FF 91 F FF 91 X SI 91 1-1 G6-3		4	0	0	0	0	0	4
22 Jason Heyward, L (1, 9) OBP: 0.321, SLG: 0.343	X FF 94 0-0 L3		B SL 86 C CH 84 B FF 94 B CH 85 S SI 96 X SI 97 3-2 G6-3			B SL 84 B SI 93 B SI 93 B SI 90 4-0 8 G6-3 BB		C CU 75 F SI 91 S FF 92 0-3 K		3	0	0	0	1	1	2
5 Freddie Freeman, L (1, 3) OBP: 0.381, SLG: 0.464	B SI 94 S SI 95 F SI 96 F FF 96 S SL 88 1-3 K			B SL 83 F SL 82 F FF 93 B CH 85 S SL 86 2-3 K		F SI 96 S SI 96 D SL 88 B CH 87 X SI 94 2-2 F8			B SI 94 F FF 94 F FF 95 F SI 95 X SL 85 1-2 F8	4	0	0	0	0	2	1
8 Justin Upton, R (1, 7) OBP: 0.350, SLG: 0.454		B SL 84 B FF 95 F FF 94 B SI 95 X FF 94 3-1 F9		B FF 92 X SI 95 1-0 G6-3		B SL 85 F CH 83 1 SAFE X SI 94 1-1 G6-3 1-2			B SL 86 C FF 96 B FF 96 B SI 96 S FF 95 B FF 96 4-2 2 S BB	3	0	0	0	1	0	1
16 Brian McCann, L (1, 2) OBP: 0.336, SLG: 0.435		C SI 94 B SI 95 B CH 84 X SI 95 2-1 G3-1		B SL 84 B FF 93 F SI 94 X FF 95 2-1 L8		2 SAFE B SI 94 C SL 83 X FF 93 1-1 P4			B SI 94 B SI 94 F FF 94 S FF 94 S FF 95 2-3 K	4	0	0	0	0	1	2
2 B.J. Upton, R (1, 8) OBP: 0.266, SLG: 0.311		C SL 84 S SL 85 S SL 88 0-3 K			B FF 93 F SL 84 B SL 84 B SL 84 X FF 95 3-1 23 1B 26 F8 49 FC1-2 1B		F FF 93 B SL 84 B CH 82 F FF 96 F SL 86 S SL 86 2-3 K		F FF 94 B SL 87 B SL 89 D SL 86 B SI 95 4-1 1-2 BB	3	0	1	0	1	2	0
26 Dan Uggla, R (1, 4) OBP: 0.321, SLG: 0.393			B FF 94 C FF 95 S SL 85 B SL 87 B CH 84 B FF 96 4-2 49 FC5-6 23 BB BB		1 SAFE X FF 95 0-0 F8 1-2		C SL 83 B SL 83 C CH 83 B CH 86 B SI 94 F FF 97 F SI 96 B SI 96 4-2 23 G6-4-3 BB		C FF 94 S SI 95 B SI 97 F SL 86 X SL 88 1-2 F8	2	0	0	0	2	0	3
23 Chris Johnson, R (1, 5) OBP: 0.357, SLG: 0.459			F FF 95 S FF 94 D SL 87 D SL 87 D FF 96 F FF 95 D FF 96 4-2 49 FC5-6 1-2 BB		X SL 82 0-0 49 FC1-2 2-3 1B		X SI 94 0-0 G6-4-3 1-2f			2	0	1	0	1	0	1
49 Julio Teheran, R (1, 1) OBP: 0.200, SLG: 0.207 53 Cory Gearrin, R (7, 1) 17 Jordan Schafer, L (8, PH) OBP: 0.395, SLG: 0.430 58 Alex Wood, R (8, 1)			B FF 91 F SI 92 X SI 94 1-1 FC5-6 1-2 2-3f		X SI 92 0-0 FC1-2 1-2 3-H			B FF 91 F SI 92 C CU 75 F FF 92 F CH 82 S FF 91 1-3 K		2 0 1 0	0 0 0 0	0 0 0 0	0 0 0 0	0 0 1 0	0 0 0 0	4 0 0 0
Inning Stats	R: 0 E: 0 K: 1 S: 8 H: 0 LOB: 0 BB: 0 P: 12	R: 0 E: 0 K: 1 S: 7 H: 0 LOB: 0 BB: 0 P: 12	R: 0 E: 0 K: 0 S: 11 H: 0 LOB: 2 BB: 2 P: 23	R: 0 E: 0 K: 1 S: 6 H: 0 LOB: 0 BB: 0 P: 11	R: 0 E: 0 K: 0 S: 7 H: 2 LOB: 2 BB: 0 P: 11	R: 0 E: 0 K: 0 S: 7 H: 0 LOB: 1 BB: 1 P: 15	R: 0 E: 0 K: 1 S: 9 H: 0 LOB: 0 BB: 1 P: 15	R: 0 E: 0 K: 2 S: 10 H: 0 LOB: 0 BB: 0 P: 12	R: 0 E: 0 K: 1 S: 14 H: 0 LOB: 2 BB: 2 P: 26	1B: 2 2B: 0 3B: 0 HR: 0 SF: 0 SAC: 0 DP: 1 HBP: 0						

	AB	28
	R	0
	H	2
	RBI	0
	BB	6
	SO	7
	LOB	18

WP: 0 PB: 0 SB: 1 CS: 0 PA: 34

PITCHER		IP	WLS	BF	H	R	ER	SO	BB	IBB	HBP	BLK	WP	HR	S	P	ERA	WHIP
60 Wily Peralta, R ERA: 5.59	(1, 1)	7.0	W	26	2	0	0	4	4	0	0	0	0	0	55	99	0.00	0.857
57 Francisco Rodríguez, R ERA: 0.63	(8, 1)	1.0	H	3	0	0	0	2	0	0	0	0	0	0	10	12	0.00	0.000
29 Jim Henderson, R ERA: 1.75	(9, 1)	1.0	S	5	0	0	0	1	2	0	0	0	0	0	14	26	0.00	2.000

PITCHER		IP	WLS	BF	H	R	ER	SO	BB	IBB	HBP	BLK	WP	HR	S	P	ERA	WHIP

Atlanta Braves @ Milwaukee Brewers

Miller Park, Milwaukee, WI

Fri Jun 21 2013, 7:13 PM - 10:00 PM CDT

Att. 32,594 - Overcast - 77 F

BOTTOM

livebaseballscorecards.com

Batter	1	2	3	4	5	6	7	8	9	AB	R	H	RBI	BB	SO	LOB
7 Norichika Aoki, L (1, 9) OBP: 0.370, SLG: 0.391	C SI 91 X SI 89 0-1 9 1B 16 SF9 1B		F SI 91 F FF 90 B CH 82 X CU 71 1-2 21 HBP 9 1B 1B	F SI 93 B SL 81 F FF 91 B FF 92 X SI 92 2-2 ③ G6-3			B CH 82 B SI 92 B SI 92 C SI 90 C SI 92 F SI 92 X SI 89 3-2 27 S 1B			4	1	3	0	0	0	1
9 Jean Segura, R (1, 6) OBP: 0.370, SLG: 0.531	C SI 89 C FF 90 X SL 81 0-2 16 SF9 27 HBP 1-3 1B		X FF 92 0-0 21 HBP 1-2 1B		B CU 72 C CU 72 X SI 89 1-1 HR		1 SAFE C SI 89 F CH 81 S SL 80 0-3 ② K			4	1	3	1	0	1	1
27 Carlos Gómez, R (1, 8) OBP: 0.355, SLG: 0.577	1 SAFE 1 SAFE H SI 89 1-0 21 P5 1-2 HBP		F FF 90 B SI 89 S SL 83 B SL 84 F SI 90 S SI 93 2-3 ① K		F SL 80 F SL 80 S FF 91 0-3 ① K		S SL 77 S SL 81 B SL 80 B SL 79 F SI 89 S SL 79 2-3 ③ K 1-2			3	0	0	0	0	3	3
16 Aramis Ramirez, R (1, 5) OBP: 0.346, SLG: 0.415	X FF 92 0-0 ① SF9 2-3 3-H		C SL 80 X CH 81 0-1 ② F6		X SI 89 0-0 ② F9			C SI 92 X FF 93 0-1 ① F8		3	0	0	1	0	0	2
21 Juan Francisco, L (1, 3) OBP: 0.280, SLG: 0.365 3 Yuniesky Betancourt, R (8, PH) OBP: 0.236, SLG: 0.351 (9, 3)	1 SAFE 1 SAFE C CU 73 F SI 91 B FF 90 F CU 73 F SL 84 B SI 92 B SL 81 3-2 ② F CU 75 F FF 93 F FF 93 X SL 83 P5 1-2 ③		B SI 92 F CU 74 F FF 92 H SL 83 2-2 1-2 2-3 HBP		B FF 91 C CU 72 S CH 81 X FF 92 1-2 ③ G4-3			C CH 85 S SI 92 B KC 81 B KC 81 X CH 85 2-2 ② F8		2 1	0 0	0 0	0 0	0 0	0 0	2 0
22 Logan Schafer, L (1, 7) OBP: 0.272, SLG: 0.315		C SI 90 S CU 73 X SI 93 0-2 ① P6	C FF 92 X FF 92 0-1 ③ G4-3			F SI 88 B CU 72 F CH 81 X SL 81 1-2 ① F9		C SI 92 C FF 93 S KC 82 0-3 ③ K		4	0	0	0	0	1	3
12 Martín Maldonado, R (1, 2) OBP: 0.250, SLG: 0.321		C SL 81 F SL 80 B FF 92 F SL 82 F CU 70 S SI 94 1-3 ② K		S FF 93 X SI 90 0-1 60 SH2-6-4 1B		F SL 79 F FF 92 F FF 92 B SL 82 S CH 82 1-3 ② K				3	0	1	0	0	2	0
2 Scooter Gennett, L (1, 4) OBP: 0.268, SLG: 0.385		C FF 92 X FF 92 0-1 1B		B SI 91 X SI 89 1-0 ① P6		C CH 84 B SI 92 B SI 89 X CU 73 2-1 ③ F8				3	0	1	0	0	0	1
60 Wily Peralta, R (1, 1) OBP: 0.231, SLG: 0.200 15 Caleb Gindl, L (7, PH) 57 Francisco Rodríguez, R (8, 1) 29 Jim Henderson, L (9, 1)		C FF 92 F SI 92 B FF 92 F SL 83 C SI 92 1-3 ③ K		X FF 90 0-0 ② SH2-6-4 1-2			C CU 72 B CH 83 F SI 89 B FF 91 X CH 82 2-2 ① F8			1 1 0 0	0 0 0 0	0 0 0 0	0 0 0 0	0 0 0 0	1 0 0 0	1 0 0 0
Inning Stats	R: 1 E: 0 K: 0 S: 14 H: 2 LOB: 1 BB: 0 P: 18	R: 0 E: 0 K: 2 S: 14 H: 1 LOB: 1 BB: 0 P: 16	R: 0 E: 0 K: 1 S: 14 H: 2 LOB: 3 BB: 0 P: 19	R: 0 E: 0 K: 0 S: 7 H: 1 LOB: 1 BB: 0 P: 10	R: 1 E: 0 K: 1 S: 9 H: 1 LOB: 0 BB: 0 P: 11	R: 0 E: 0 K: 1 S: 9 H: 0 LOB: 0 BB: 0 P: 13	R: 0 E: 0 K: 2 S: 14 H: 1 LOB: 1 BB: 0 P: 21	R: 0 E: 0 K: 1 S: 8 H: 0 LOB: 0 BB: 0 P: 10		1B: 7 2B: 0 3B: 0 HR: 1		SF: 1 SAC: 1 DP: 0 HBP: 2		WP: 0 PB: 0 SB: 1 CS: 0		PA: 33

PITCHER		IP	WLS	BF	H	R	ER	SO	BB	IBB	HBP	BLK	WP	HR	S	P	ERA	WHIP
49 Julio Teheran, R ERA: 3.32	(1, 1)	6.1	L	28	8	2	2	5	0	0	2	0	0	1	74	99	2.84	1.263
53 Cory Gearrin, R ERA: 3.3	(7, 1)	0.2		2	0	0	0	2	0	0	0	0	0	0	7	9	0.00	0.000
58 Alex Wood, L ERA: 3.09	(8, 1)	1.0		3	0	0	0	1	0	0	0	0	0	0	8	10	0.00	0.000

PITCHER	IP	WLS	BF	H	R	ER	SO	BB	IBB	HBP	BLK	WP	HR	S	P	ERA	WHIP

AB	29
R	2
H	8
RBI	2
BB	0
SO	8
LOB	14

Atlanta Braves @ Milwaukee Brewers

Miller Park, Milwaukee, WI

Sat Jun 22 2013, 3:11 PM - 5:58 PM CDT

Att. 41,974 - Partly Cloudy - 77 F

TOP

livebaseballscorecards.com

Batter	1	2	3	4	5	6	7	8	9	AB	R	H	RBI	BB	SO	LOB
17 Jordan Schafer, L (1, 7) OBP: 0.391, SLG: 0.418	C SI 90 C SI 91 B FF 91 C SI 92 1-3 ① K			B CU 69 S FF 89 B SI 91 F SI 89 X CU 69 2-2 ① P6		B SI 89 B SI 89 B SI 88 C SI 88 C SI 88 F SI 89 B SI 88 4-2 19 CS BB			C FF 91 X FF 91 0-1 ① G6-3	3	0	0	0	1	1	0
19 Andrelton Simmons, R (1, 6) OBP: 0.281, SLG: 0.333	X SI 92 0-0 5 CS 1B			C SL 82 X SI 90 0-1 ② G1-3		C SL 80 B SI 88 F SL 80 B SL 80 B SI 90 F SI 86 X SL 79 3-2 ②③ P2 1-2			F FF 92 F CU 75 X CH 80 0-2 5 DI 1B	4	0	2	0	0	0	1
22 Jason Heyward, L (1, 9) OBP: 0.315, SLG: 0.335	X CU 71 0-0 ② P5			C SI 90 F CU 70 B SI 92 B SI 92 X CU 69 2-2 ③ P3			B SL 83 X SL 82 1-0 ① F8		C CU 75 C FF 90 X FF 92 0-2 ② L8	4	0	0	0	0	0	2
5 Freddie Freeman, L (1, 3) OBP: 0.375, SLG: 0.457	B CU 72 B CU 71 2-0 ③ CS 1-2	X SI 90 0-0 ① P6			F SL 82 B CU 68 B CU 66 B SI 88 F SI 90 X SI 90 3-2 ① G4-3		S FF 93 C SL 86 F FF 92 F SL 84 F FF 93 X FF 94 0-2 ② G6-3		B CU 75 D CU 76 S CU 76 F CH 83 S CH 81 2-3 ③ K 1-2	4	0	0	0	0	1	1
2 B.J. Upton, R (1, 8) OBP: 0.271, SLG: 0.320		B SI 90 B SL 82 C SI 90 C SI 90 S CU 71 2-3 ② K			X CU 70 0-0 26 WP 2B		S SI 92 B SI 91 B CH 81 C SL 83 B FF 91 F SL 84 F FF 92 X CH 83 3-2 1B			3	0	2	0	0	1	0
16 Brian McCann, L (1, 2) OBP: 0.328, SLG: 0.424		B CU 70 B SI 90 F SI 90 X SI 90 2-1 ③ F7			D CU 71 F SI 91 C SI 92 X SI 92 1-2 ② F8		C SL 84 C SL 85 X FF 93 0-2 ③ F7			3	0	0	0	0	0	2
26 Dan Uggla, R (1, 4) OBP: 0.321, SLG: 0.390			C SL 82 F SI 88 S CU 70 0-3 ① K		B CU 69 C SL 84 B CU 69 B SL 84 B SL 82 4-1 23 FC6-4 BB 2-3			S FF 96 B CU 79 B FF 96 X FF 95 2-1 ① G6-3		2	0	0	0	1	1	0
23 Chris Johnson, R (1, 5) OBP: 0.352, SLG: 0.452			C SI 91 X SL 84 0-1 ② G6-3		B SL 80 S SL 80 B SI 90 C SI 91 X SL 82 2-2 ③ FC6-4 1-2f			B FF 97 X FF 96 1-0 ② F8		3	0	0	0	0	0	2
15 Tim Hudson, R (1, 1) OBP: 0.250, SLG: 0.333 48 David Carpenter, R (7, 1) 7 Reed Johnson, R (8, PH) OBP: 0.307, SLG: 0.353 58 Alex Wood, R (8, 1)			X SI 91 0-0 ③ G1-3			B SI 88 C SI 88 C SI 89 F SL 81 B SL 80 B SI 88 X SI 88 3-2 ① G5-3		B FF 97 S FF 95 B CU 79 X FF 96 2-1 ③ F9		2 0 1 0	0 0 0 0	0 0 0 0	0 0 0 0	0 0 0 0	0 0 0 0	0 0 0 0

	AB	29
	R	0
	H	4
	RBI	0
	BB	2
	SO	4
	LOB	8

Inning Stats	1	2	3	4	5	6	7	8	9	1B: 3	SF: 0	WP: 1	PA: 32
	R: 0 E: 0 K: 1 S: 5 H: 1 LOB: 0 BB: 0 P: 8	R: 0 E: 0 K: 1 S: 6 H: 0 LOB: 0 BB: 0 P: 10	R: 0 E: 0 K: 1 S: 6 H: 0 LOB: 0 BB: 0 P: 6	R: 0 E: 0 K: 0 S: 8 H: 0 LOB: 0 BB: 0 P: 12	R: 0 E: 0 K: 0 S: 11 H: 1 LOB: 2 BB: 1 P: 21	R: 0 E: 0 K: 0 S: 11 H: 0 LOB: 0 BB: 1 P: 21	R: 0 E: 0 K: 0 S: 15 H: 1 LOB: 0 BB: 0 P: 19	R: 0 E: 0 K: 0 S: 5 H: 0 LOB: 0 BB: 0 P: 10	R: 0 E: 0 K: 1 S: 11 H: 1 LOB: 1 BB: 0 P: 13	2B: 1 3B: 0 HR: 0	SAC: 0 DP: 0 HBP: 0	PB: 0 SB: 0 CS: 2	

PITCHER		IP	WLS	BF	H	R	ER	SO	BB	IBB	HBP	BLK	WP	HR	S	P	ERA	WHIP
48 Donovan Hand, R ERA: 2.5	(1, 1)	4.2		16	2	0	0	3	1	0	0	0	1	0	33	52	0.00	0.643
31 Burke Badenhop, R ERA: 3.51	(5, 1)	1.1	W	4	0	0	0	0	1	0	0	0	0	0	14	26	0.00	0.750
51 Michael Gonzalez, L ERA: 3.6	(7, 1)	1.0	H	4	1	0	0	0	0	0	0	0	0	0	15	19	0.00	1.000
59 John Axford, R ERA: 4.22	(8, 1)	1.0	H	3	0	0	0	0	0	0	0	0	0	0	5	10	0.00	0.000
57 Francisco Rodríguez, R ERA: 0.59	(9, 1)	1.0	S	4	1	0	0	1	0	0	0	0	0	0	11	13	0.00	1.000

PITCHER	IP	WLS	BF	H	R	ER	SO	BB	IBB	HBP	BLK	WP	HR	S	P	ERA	WHIP

Batter	1	2	3	4	5	6	7	8	9	AB	R	H	RBI	BB	SO	LOB
7 Norichika Aoki, L (1, 9) OBP: 0.373, SLG: 0.388	C SI 90 X FS 80 0-1 ① G4-3		B FC 84 D FC 86 B FF 90 C SI 91 C FF 90 F FF 91 F FF 91 B FC 87 4-2 BB		B SI 89 B FC 85 B FF 89 B FF 89 4-0 9 1B 16 1B BB	1 SAFE B SI 91 B SI 92 B SI 91 C FF 91 B SI 91 4-1 1-2 BB		C FF 92 B SI 93 F KC 80 B SI 93 S CH 85 2-3 ③ K		2	1	0	0	3	1	1
9 Jean Segura, R (1, 6) OBP: 0.368, SLG: 0.528	C CU 74 C SI 90 C FC 85 0-3 ② K		X FC 86 0-0 ③ L4		L FS 81 1 SAFE 1 SAFE X SI 90 0-1 16 1B 1-2 1B	D FS 84 S FS 81 B SI 92 X FS 82 2-1 ③ G5-3				4	0	1	0	0	1	4
27 Carlos Gómez, R (1, 8) OBP: 0.354, SLG: 0.572	F CU 77 F FC 86 B FF 90 F FC 84 F FS 81 C SI 91 1-3 ③ K			B FC 83 F SI 89 B CU 75 X FS 81 2-1 ① F8	X SI 90 0-0 ① P3		F SL 84 B FF 93 S FF 93 B FF 94 B FF 94 X FF 93 3-2 16 F8 1B			4	0	1	0	0	1	2
16 Aramis Ramirez, R (1, 5) OBP: 0.355, SLG: 0.425		X SI 90 0-0 20 G5-4-3 1B		F SI 91 F SI 91 X SI 92 0-2 20 1B 21 1B	F SI 91 X SI 90 0-1 1-3 2-H 1B		1 SAFE F FF 93 1 SAFE X FF 94 0-1 ① F8 1-2			4	1	3	1	0	0	1
20 Jonathan Lucroy, R (1, 2) OBP: 0.321, SLG: 0.438		B SI 90 B FC 85 B FC 84 C SI 87 X SI 91 3-1 ①② G5-4-3 1-2f		S FS 82 X SI 90 0-1 23 G5-3 21 1B 1-2 1B	C FC 86 B FC 85 B SI 91 F FS 82 F SI 92 S FC 86 2-3 ② K		D SL 84 B FF 94 F FF 94 F FF 93 X CH 86 2-2 ② P6			4	0	1	0	0	1	4
21 Juan Francisco, L (1, 3) OBP: 0.280, SLG: 0.362		B CU 76 F FC 84 S FF 90 C FC 85 1-3 ③ K		B SI 91 B SI 90 F FC 83 X SI 91 2-1 23 G5-3 1-2 2-H 1B	C FC 84 B SI 91 X SI 91 1-1 ③ P6		B CH 87 F FF 94 B FF 94 F FF 94 X CH 85 2-2 ③ G3			4	0	1	1	0	1	3
23 Rickie Weeks Jr., R (1, 4) OBP: 0.317, SLG: 0.357			C SI 90 H SI 90 1-1 48 SH1-4 HBP	C SI 91 B FC 85 B FS 82 B FC 86 X SI 90 3-1 ② G5-3 1-2 2-3		X SI 89 0-0 ① G4-3		S SI 92 B KC 80 B KC 80 X SI 92 2-1 2B		3	0	1	0	0	0	2
22 Logan Schafer, L (1, 7) OBP: 0.271, SLG: 0.306			C SI 89 F SI 89 B SI 89 B SI 90 X FS 82 2-2 ① F9	I IN 52 I IN 49 I IN 52 I IN 51 4-0 IBB		L SI 90 X FC 86 0-1 ② G4-3		F SI 93 L KC 80 B KC 80 L SI 93 1-3 ① K		3	0	0	0	1	1	2
48 Donovan Hand, R (1, 1) 31 Burke Badenhop, R (5, 1) 15 Caleb Gindl, L (6, PH) OBP: 0.286, SLG: 0.167 51 Michael Gonzalez, R (7, 1) 59 John Axford, R (8, 1) 14 Jeff Bianchi, R (8, PH) OBP: 0.254, SLG: 0.323 57 Francisco Rodriguez, R (9, 1)			X SI 89 0-0 ② SH1-4 1-2	X SI 89 0-0 ③ G4-3		B SI 90 B SI 90 C SI 90 B SI 90 X SI 88 3-1 7 S 1B		F CH 85 S SI 93 S CH 86 0-3 ② K		1 0 0 0 0 0 3 0 0 0 0 0 0 0 1 0 1 0 0 0 0 0 0 0 0 0 0 0 0 0 0 0 0 0 0 1 0 0 0 0 1 1 0 0 0 0 0 0 0						
Inning Stats	R: 0 E: 0 K: 2 S: 10 H: 0 LOB: 0 BB: 0 P: 11	R: 0 E: 0 K: 1 S: 6 H: 1 LOB: 0 BB: 0 P: 10	R: 0 E: 0 K: 0 S: 10 H: 0 LOB: 2 BB: 1 P: 17	R: 1 E: 0 K: 0 S: 12 H: 3 LOB: 3 BB: 1 P: 23	R: 1 E: 0 K: 1 S: 11 H: 2 LOB: 2 BB: 1 P: 18	R: 0 E: 0 K: 0 S: 8 H: 1 LOB: 2 BB: 1 P: 17	R: 0 E: 0 K: 0 S: 11 H: 1 LOB: 1 BB: 0 P: 18	R: 0 E: 0 K: 3 S: 11 H: 1 LOB: 1 BB: 0 P: 16		1B: 8 2B: 1 3B: 0 HR: 0 SF: 0 SAC: 1 DP: 1 HBP: 1						

PITCHER		IP	WLS	BF	H	R	ER	SO	BB	IBB	HBP	BLK	WP	HR	S	P	ERA	WHIP
15 Tim Hudson, R ERA: 4.1	(1, 1)	6.0	L	29	7	2	2	4	3	1	1	0	0	0	57	96	3.00	1.667
48 David Carpenter, R ERA: 2.16	(7, 1)	1.0		4	1	0	0	0	0	0	0	0	0	0	11	18	0.00	1.000
58 Alex Wood, L ERA: 2.84	(8, 1)	1.0		4	1	0	0	3	0	0	0	0	0	0	11	16	0.00	1.000

PITCHER	IP	WLS	BF	H	R	ER	SO	BB	IBB	HBP	BLK	WP	HR	S	P	ERA	WHIP

BOTTOM

Atlanta Braves @ Milwaukee Brewers

Miller Park, Milwaukee, WI

Sat Jun 22 2013, 3:11 PM - 5:58 PM CDT

Att. 41,974 - Partly Cloudy - 77 F

livebaseballscorecards.com

AB	31
R	2
H	9
RBI	2
BB	4
SO	7
LOB	23

WP: 0 PB: 0 SB: 1 CS: 0 PA: 37

Atlanta Braves @ Milwaukee Brewers

Miller Park, Milwaukee, WI

Sun Jun 23 2013, 1:12 PM - 4:34 PM CDT

Att. 41,221 - Sunny - 85 F

livebaseballscorecards.com

Batter	1	2	3	4	5	6	7	8	9	AB	R	H	RBI	BB	SO	LOB
17 Jordan Schafer, L (1, 7) OBP: 0.406, SLG: 0.470	T FF 94 F FF 95 X FF 95 0-2 19 1B 16 HR 2B	C SL 80 X FF 93 0-1 19 S 1B		B FF 93 F FF 92 F FF 94 F SL 80 X FF 96 1-2 HR		C SL 79 B SI 90 X SI 89 1-1 22 F8 19 1B 1B		B FF 91 C FF 92 X SL 82 1-1 ① P6		5	2	4	1	0	0	0
19 Andrelton Simmons, R (1, 6) OBP: 0.283, SLG: 0.334	C SL 80 B FF 94 F FF 95 X FF 92 1-2 5 BB 16 HR 2-3 1B	F FF 92 1 SAFE B SL 81 X FF 94 1-1 ② P3 1-2		B SL 80 X FF 96 1-0 ① F8		B SL 81 F FF 88 D SI 88 X SI 92 2-1 22 F8 1-2 1B		B FF 90 B CH 81 X SI 90 2-0 ② P3		5	1	2	0	0	0	1
22 Jason Heyward, L (1, 9) OBP: 0.312, SLG: 0.332	1 SAFE C SL 75 B FF 93 F FF 94 F FF 95 S SL 81 1-3 ① K	S SL 78 X FF 94 0-1 ③ P2		B SL 78 B SL 77 C FF 94 B SL 82 C FF 94 X FF 96 3-2 1B		X SL 82 0-0 ① F8 1-2 2-3		C FF 92 S SL 83 B FF 92 B FF 92 S SL 82 2-3 ③ K		5	0	1	0	0	2	5
5 Freddie Freeman, L (1, 3) OBP: 0.372, SLG: 0.449	B SL 77 B SL 78 B FF 95 B SL 82 4-0 16 HR 1-2 BB	C SL 78 B FF 94 X CH 84 1-1 ① G6-3	T SL 79 C FF 90 X SL 80 0-2 ② L9		S SL 82 F SL 81 B SL 82 F FF 92 S SL 82 1-3 ② K		X FF 94 0-0 ① F8		4	1	0	0	1	1	3
2 B.J. Upton, R (1, 8) OBP: 0.273, SLG: 0.316	F SL 81 C SL 79 S FF 97 0-3 ② K	B FF 96 C SL 79 B SL 83 B FF 96 B SL 80 4-1 16 CS BB	B SL 80 C SI 90 B CH 84 F SI 91 S FF 86 2-3 ③ K		F SL 81 S SI 90 B FF 93 D SL 82 F SL 80 X FF 88 2-2 G6-3		B SI 92 B SL 82 C SI 92 B FF 94 B FF 93 4-1 16 1B 26 1B BB		3	1	0	0	2	2	6
16 Brian McCann, L (1, 2) OBP: 0.345, SLG: 0.459	B FF 96 B FF 95 F FF 94 X FF 94 2-1 1-H 2-H 3-H HR	C FF 96 1 SAFE C SL 82 X FF 98 0-2 ② 26 2B 1-2 1B			X SL 80 0-0 ① F7		B CH 85 H FF 92 2-0 HBP		C SI 93 F SL 85 1 SAFE X FF 96 0-2 26 1B 1-3 1B	4	1	3	4	0	0	0
26 Dan Uggla, R (1, 4) OBP: 0.323, SLG: 0.394	B SL 80 C SL 81 F FF 95 S SL 82 1-3 ③ K	C SL 83 S FF 97 X SL 84 0-2 1-3 2B			C CH 84 S SL 82 F SL 80 B CH 85 S FF 87 1-3 ② K		S SL 83 D SL 83 B SI 92 C SL 84 B SI 93 F SL 84 F SI 93 F SI 93 F SI 93 3-3 S SL 83 K		S SL 86 C SL 85 B SL 85 X SL 85 1-2 1-2 3-H 1B	5	0	2	1	0	3	1
23 Chris Johnson, R (1, 5) OBP: 0.360, SLG: 0.470 4 Paul Janish, R (7, 5)		C SL 80 X SL 80 0-1 HR	I IN 71 I IN 71 I IN 72 I IN 71 4-0 28 FC5-4 IBB		B CH 84 F FF 87 B SI 93 C SL 80 F SI 92 F SL 80 B SL 80 X SL 79 3-2 1B		C SI 92 B SI 92 F SL 82 B SL 82 X CH 86 2-2 F8		B SL 84 X SI 94 1-0 ② F7	3 1	1 0	2 0	1 0	1 0	0 0	1 2
28 Paul Maholm, L (1, 1) OBP: 0.139, SLG: 0.167 43 Luis Avilán, L (6, 1) 7 Reed Johnson, R (7, PH) OBP: 0.303, SLG: 0.348 38 Anthony Varvaro, R (7, 1) 53 Cory Gearrin, R (7, 1) 52 Jordan Walden, R (7, 1) 1 Tyler Pastornicky, R (9, PH) OBP: 0.286, SLG: 0.357 46 Craig Kimbrel, R (9, 1)		C FF 93 C FF 92 S FF 94 0-3 ① K	B SL 78 B FF 94 C FF 95 C FF 94 X FF 97 2-2 ③ FC5-4 1-2f		C SI 92 S SL 80 B FF 91 S SL 81 1-3 ③ K		S SL 83 X SL 84 0-1 ③ L7		B FF 94 C FF 93 T FF 94 F FF 95 B FF 92 F FF 94 F FF 95 S FF 95 2-3 ③ K	3 0 1 0 0 0 1 0	0 0 0 0 0 0 0 0	0 0 0 0 0 0 0 0	0 0 0 0 0 0 1 0	0 0 0 0 0 0 0 0	2 0 0 0 0 0 1 0	4 0 1 0 0 0 2 0

Inning Stats	1	2	3	4	5	6	7	8	9
	R: 4 E: 0 K: 3 S: 18 H: 3 LOB: 0 BB: 1 P: 27	R: 1 E: 0 K: 1 S: 11 H: 2 LOB: 1 BB: 0 P: 12	R: 0 E: 0 K: 0 S: 12 H: 2 LOB: 3 BB: 2 P: 23	R: 1 E: 0 K: 1 S: 14 H: 2 LOB: 1 BB: 0 P: 21	R: 0 E: 0 K: 2 S: 13 H: 1 LOB: 1 BB: 0 P: 18	R: 0 E: 0 K: 1 S: 13 H: 2 LOB: 2 BB: 0 P: 19	R: 0 E: 0 K: 1 S: 12 H: 0 LOB: 1 BB: 0 P: 19	R: 0 E: 0 K: 1 S: 6 H: 0 LOB: 0 BB: 0 P: 11	R: 1 E: 0 K: 1 S: 15 H: 2 LOB: 2 BB: 1 P: 23

1B: 9	SF: 0	WP: 0	PA: 45
2B: 2	SAC: 0	PB: 0	
3B: 0	DP: 0	SB: 1	
HR: 3	HBP: 1	CS: 1	

PITCHER		IP	WLS	BF	H	R	ER	SO	BB	IBB	HBP	BLK	WP	HR	S	P	ERA	WHIP
45 Alfredo Figaro, R ERA: 4.64	(1, 1)	3.1	L	21	9	6	6	4	2	1	0	0	0	3	49	75	16.20	3.300
32 Tom Gorzelanny, L ERA: 2.56	(4, 1)	2.2		11	3	0	0	4	0	0	0	0	0	0	32	45	0.00	1.125
53 Brandon Kintzler, R ERA: 4.03	(7, 1)	1.0		4	0	0	0	1	0	0	1	0	0	0	12	19	0.00	0.000
51 Michael Gonzalez, L ERA: 3.46	(8, 1)	1.0		3	0	0	0	1	0	0	0	0	0	0	6	11	0.00	0.000
29 Jim Henderson, R ERA: 2.03	(9, 1)	1.0		6	2	1	1	1	1	0	0	0	0	0	15	23	9.00	3.000

PITCHER	IP	WLS	BF	H	R	ER	SO	BB	IBB	HBP	BLK	WP	HR	S	P	ERA	WHIP

TOP

AB	40
R	7
H	14
RBI	7
BB	4
SO	11
LOB	26

Batter	1	2	3	4	5	6	7	8	9	AB	R	H	RBI	BB	SO	LOB
7 Norichika Aoki, L (1, 9) OBP: 0.367, SLG: 0.381	B FF 86 F SI 85 B SL 80 X SI 86 2-1 F7 ①		B CU 71 C SI 87 S SL 79 F SL 78 B SL 79 F FF 89 X SL 80 2-2 G1-3 ①		C SI 87 X SL 80 0-1 FC3-6 9 2B 22 1B 1-2f ①		X FF 94 0-0 G6-3 ①		B SI 97 F SI 96 C FF 97 F FF 97 S KC 87 1-3 K ①	5	1	0	0	0	1	1
9 Jean Segura, R (1, 6) OBP: 0.369, SLG: 0.529	C FC 81 B CH 80 C SI 86 B SL 80 X SI 87 2-2 L9 ②		C FC 83 B FC 84 B CU 74 F FC 84 X CU 73 2-2 G5-3 ②		B CH 78 B FC 84 C FC 82 B FF 87 X FC 84 3-1 22 1B 1-3 2B		C FF 94 X CU 80 0-1 23 BB 22 S 1B		C KC 84 S KC 87 T FF 97 0-2 K ②	5	1	2	0	0	1	0
27 Carlos Gómez, R (1, 8) OBP: 0.355, SLG: 0.570 22 Logan Schafer, L (4, 8) OBP: 0.273, SLG: 0.307	F CU 71 H FF 88 1-1 20 S HBP		B CH 80 B FC 83 X SI 88 2-0 G4-3 ③		S SL 80 M SL 79 B SL 80 B SL 80 F SL 80 B FF 89 X SI 88 3-2 20 HR 2-H 3-H 1B		S FF 94 C FF 94 1 SAFE F FF 97 1 SAFE F FF 95 F CU 82 1 SAFE D CU 81 3-3 B FF 95 B CH 87 S CH 89 K ② 1-2		S FF 98 F SI 98 B KC 87 B KC 86 X KC 86 2-2 L5 ③	1 3	0 1	0 1	0 2	0 0	0 1	0 1
20 Jonathan Lucroy, R (1, 2) OBP: 0.328, SLG: 0.455	1 SAFE C SI 87 1 SAFE B SI 87 F FC 84 F SL 80 F CH 78 T SI 88 1-2 K ③			C FC 82 X CH 80 0-1 14 1B 1B	B SI 88 F FC 84 B SI 87 B SI 86 X SI 84 3-1 1-H HR		B SL 79 B SL 79 B SI 89 C SI 88 B SI 89 4-1 23 BB BB			3	1	2	2	1	1	1
23 Rickie Weeks Jr., R (1, 4) OBP: 0.320, SLG: 0.357		X FF 87 0-0 3 G6-3 1B		F SI 86 B CH 83 X CU 71 1-1 L5 ① 1-2	B FC 84 S FC 83 S SI 89 S SL 79 1-3 K ②		C SI 88 B SI 89 B SI 89 S SL 79 B SL 79 B SL 81 4-2 1-2 2-3 BB			3	0	1	0	1	1	1
3 Yuniesky Betancourt, R (1, 3) OBP: 0.233, SLG: 0.346 21 Juan Francisco, L (7, PH) OBP: 0.278, SLG: 0.359 (8, 3)		B SI 87 X CH 78 1-0 G6-3 ① ② 1-2f		X CH 83 0-0 F7 ② 2-2	F SI 89 F FC 84 B CH 82 B EP 64 X SI 88 2-2 G6-3 ③		B FF 96 X FF 96 1-0 P2 ③			3 1	0 0	0 0	0 0	0 0	0 0	2 3
14 Jeff Bianchi, R (1, 5) OBP: 0.269, SLG: 0.333	C SI 87 B CH 80 X SI 86 1-1 15 S 1B		C FC 83 C FC 82 D CU 71 X FC 83 1-2 15 FC6-4 1-2 1B			B SI 93 F SI 93 C SI 94 F SI 93 X CU 76 1-2 F7 ①		S FF 96 F FF 96 B FF 98 S SL 84 1-3 K ①		4	0	2	0	0	1	0
15 Caleb Gindl, L (1, 7) OBP: 0.273, SLG: 0.111	B SL 79 B FC 82 C SI 86 C SI 88 B SL 79 F SI 88 B SI 89 4-2 1-2 BB			C SI 86 B SL 79 X SI 86 1-1 FC6-4 ③ 1-2f		F FF 94 X SI 94 0-1 G6-3 ②		S CH 87 B FF 97 X SL 83 1-1 L9 ②	3	0	0	0	1	0	2
45 Alfredo Figaro, R (1, 1) OBP: 0.300, SLG: 0.300 32 Tom Gorzelanny, R (4, 1) OBP: 0.500, SLG: 0.500 12 Martin Maldonado, R (6, PH) OBP: 0.248, SLG: 0.318 53 Brandon Kintzler, R (7, 1) 51 Michael Gonzalez, R (8, 1) 2 Scooter Gennett, L (8, PH) OBP: 0.262, SLG: 0.375 29 Jim Henderson, L (9, 1)		C SI 88 S SL 80 S SL 79 0-3 K ③			X SI 88 0-0 7 FC3-6 1B	F SI 95 F SI 94 B FF 94 B SI 93 C SI 93 2-3 K ③		B FF 97 X FF 95 1-0 P6 ③		1 1 1 0 0 1 0	0 0 0 0 0 0 0	0 1 0 0 0 0 0	0 0 0 0 0 0 0	1 0 0 0 0 0 0	2 0 0 0 0 0 0	2 0 0 0 0 0 0
Inning Stats	R: 0 H: 0 E: 0 LOB: 1 K: 1 BB: 0 S: 11 P: 17	R: 0 H: 2 E: 0 LOB: 2 K: 1 BB: 1 S: 10 P: 16	R: 0 H: 0 E: 0 LOB: 0 K: 0 BB: 0 S: 9 P: 15	R: 0 H: 2 E: 0 LOB: 2 K: 0 BB: 0 S: 10 P: 13	R: 4 H: 4 E: 0 LOB: 0 K: 1 BB: 0 S: 17 P: 29	R: 0 H: 0 E: 0 LOB: 0 K: 1 BB: 0 S: 9 P: 12	R: 0 H: 1 E: 0 LOB: 3 K: 1 BB: 2 S: 13 P: 25	R: 0 H: 0 E: 0 LOB: 0 K: 1 BB: 0 S: 6 P: 9	R: 0 H: 0 E: 0 LOB: 0 K: 2 BB: 0 S: 10 P: 13	1B: 7 2B: 1 3B: 0 HR: 1	SF: 0 SAC: 0 DP: 1 HBP: 1					

PITCHER		IP	WLS	BF	H	R	ER	SO	BB	IBB	HBP	BLK	WP	HR	S	P	ERA	WHIP
28 Paul Maholm, L ERA: 3.75	(1, 1)	5.0	W	24	8	4	4	3	1	0	1	0	0	1	57	90	7.20	1.800
43 Luis Avilán, L ERA: 1.78	(6, 1)	1.0	H	3	0	0	0	1	0	0	0	0	0	0	9	12	0.00	0.000
38 Anthony Varvaro, R ERA: 3.08	(7, 1)	0.2	H	3	1	0	0	1	0	0	0	0	0	0	9	12	0.00	1.500
53 Cory Gearrin, R ERA: 3.3	(7, 1)	0.0		2	0	0	0	0	2	0	0	0	0	0	3	11	∞	∞
52 Jordan Walden, R ERA: 2.7	(7, 1)	1.1	H	4	0	0	0	1	0	0	0	0	0	0	7	11	0.00	0.000

PITCHER		IP	WLS	BF	H	R	ER	SO	BB	IBB	HBP	BLK	WP	HR	S	P	ERA	WHIP
46 Craig Kimbrel, R ERA: 1.59	(9, 1)	1.0	S	3	0	0	0	2	0	0	0	0	0	0	10	13	0.00	0.000

BOTTOM

Atlanta Braves @ Milwaukee Brewers

Miller Park, Milwaukee, WI

Sun Jun 23 2013, 1:12 PM - 4:34 PM CDT

Att. 41,221 - Sunny - 85 F

livebaseballscorecards.com

AB	35
R	4
H	9
RBI	4
BB	3
SO	8
LOB	13

WP: 0	PA: 39		
PB: 0			
SB: 3			
CS: 0			

Atlanta Braves @ Kansas City Royals

Kauffman Stadium, Kansas City, MO

Tue Jun 25 2013, 7:12 PM - 10:08 PM CDT

Att. 29,947 - Partly Cloudy - 87 F

livebaseballscorecards.com

Batter	1	2	3	4	5	6	7	8	9	AB	R	H	RBI	BB	SO	LOB
17 Jordan Schafer, L (1, 7) OBP: 0.406, SLG: 0.475	C FF 93 S CH 87 F SL 84 B FF 96 S SL 84 1-3 ① K		S FF 91 X CH 87 0-1 ② 22 S 1-2 1B		D SI 92 X CH 87 1-0 22 2B 1-3 3-H 2B		B FF 93 C FF 94 S FF 94 B FF 94 F FF 94 F CH 84 X FF 93 2-2 ① F7		B FF 95 X SI 91 1-0 ① P5	5	1	2	1	0	1	0
22 Jason Heyward, L (1, 9) OBP: 0.318, SLG: 0.356	F FF 94 F FF 94 B SL 85 S SL 84 1-3 ② K		S SI 93 S SI 88 1 SAFE P PO 86 B FF 94 D SL 86 X FF 95 3-2 ③ G1-3 1-2		B FF 94 C FF 93 X SL 84 1-1 5 G6-3 2-H 3-H 2B		C CU 75 S CU 76 X CU 75 0-2 HR		F FF 94 H SL 81 1-1 8 G4-6-3 HBP	4	1	2	3	0	1	1
8 Justin Upton, R (1, 10) OBP: 0.351, SLG: 0.455	C SL 85 B SL 84 B FF 95 C SL 84 B SI 95 B SL 87 4-2 BB			B FF 94 X FF 94 1-0 2 FC6-4 2B	B FF 95 B SL 85 X FF 94 2-0 ① G5-3		S CH 84 C CU 75 X FF 93 0-2 ② P4		X SI 90 0-0 ② ③ G4-6-3 1-2f	4	0	1	0	1	0	2
5 Freddie Freeman, L (1, 3) OBP: 0.374, SLG: 0.448	S FF 94 F SI 89 1 SAFE D SL 85 S FF 94 1-3 ③ K			F CH 87 D SL 84 B FF 88 B SI 94 B SL 83 4-1 2 FC6-4 BB	B FF 94 F SI 89 X FF 94 1-1 ② G6-3 2-3		B FF 93 F CH 85 X FF 93 1-1 1B			3	0	1	0	1	1	2
16 Brian McCann, L (1, 2) OBP: 0.342, SLG: 0.448		X FF 92 0-0 ① G3		C FF 87 D SI 93 T SI 89 X SI 94 1-2 ① F7	I IN 69 I IN 71 I IN 72 I IN 62 4-0 IBB		B FF 93 C FF 93 C CU 74 S CH 85 1-3 ③ K			3	0	0	0	1	1	3
2 B.J. Upton, R (1, 8) OBP: 0.273, SLG: 0.315		B FF 93 B FF 94 C FF 94 B FF 94 C FF 94 X FF 95 3-2 ② G4-3		S SL 85 X FF 94 0-1 ② FC6-4 1-2f 2-3	S FF 92 F SI 92 S SL 86 0-3 ③ K			F FF 95 B FF 97 C CU 84 X SI 96 1-2 23 26 G6-4-3 1B		4	0	1	0	0	1	4
26 Dan Uggla, R (1, 4) OBP: 0.322, SLG: 0.392		C SL 85 B FF 95 S SL 86 B SL 85 S FF 95 2-3 ③ K		B FF 94 B SL 85 F SI 95 C SL 85 D SL 86 X SL 85 3-2 ③ G1-3		F FF 93 C SL 84 B SL 84 S FF 93 1-3 ① K		B FF 96 C CU 82 1 SAFE S CU 83 D CU 85 1 SAFE F CU 85 B FF 97 X FF 96 3-2 23 G6-4-3 1-2 1B		4	0	1	0	0	2	2
23 Chris Johnson, R (1, 5) OBP: 0.358, SLG: 0.471 4 Paul Janish, R (8, 5)			F FF 94 F FF 94 B SL 84 B SL 85 X FF 96 2-2 ① L8	C FF 93 B SL 84 S SL 84 B FF 93 X FF 93 2-2 19 1B 17 2B 2B	X FF 94 0-0 ② F9		S CU 84 F CU 84 X CU 84 0-2 ① ② G6-4-3 1-2f 2-3		4 0	1 0	1 0	0 0	0 0	0 0	2 0
19 Andrelton Simmons, R (1, 6) OBP: 0.282, SLG: 0.333			C FF 93 B SL 81 C SL 84 F SL 84 S SL 83 1-3 K 17 CS	L SL 83 D SL 83 L FF 93 X SL 84 1-2 17 2B 22 2B 2-3 1B	C FF 93 X SL 84 0-1 ③ G6-3		C FF 96 D CU 86 X CU 84 1-1 ③ F9		4	1	1	0	0	1	1
Inning Stats	R: 0 E: 0 K: 3 S: 12 H: 0 LOB: 1 BB: 1 P: 19	R: 0 E: 0 K: 1 S: 7 H: 0 LOB: 0 BB: 0 P: 12	R: 0 E: 0 K: 1 S: 13 H: 1 LOB: 1 BB: 0 P: 18	R: 0 E: 0 K: 0 S: 10 H: 1 LOB: 2 BB: 1 P: 19	R: 3 E: 0 K: 1 S: 15 H: 4 LOB: 2 BB: 1 P: 27	R: 0 E: 0 K: 1 S: 6 H: 0 LOB: 0 BB: 0 P: 7	R: 1 E: 0 K: 1 S: 16 H: 2 LOB: 1 BB: 0 P: 20	R: 0 E: 0 K: 0 S: 12 H: 2 LOB: 1 BB: 0 P: 17	R: 0 E: 0 K: 0 S: 3 H: 0 LOB: 0 BB: 0 P: 5	1B: 5 2B: 4 3B: 0 HR: 1 SF: 0 SAC: 0 DP: 2 HBP: 1						

	AB	35
	R	4
	H	10
	RBI	4
	BB	3
	SO	8
	LOB	17

WP: 1 PB: 0 SB: 1 CS: 1 PA: 39

PITCHER		IP	WLS	BF	H	R	ER	SO	BB	IBB	HBP	BLK	WP	HR	S	P	ERA	WHIP
54 Ervin Santana, R ERA: 2.74	(1, 1)	6.0		27	6	3	3	7	2	1	0	0	1	0	63	102	4.50	1.333
55 Tim Collins, L ERA: 2.57	(7, 1)	1.0	L	5	2	1	1	1	0	0	0	0	0	1	16	20	9.00	2.000
27 Juan Gutierrez, R ERA: 3.04	(8, 1)	1.0		4	2	0	0	0	0	0	0	0	0	0	12	17	0.00	2.000
53 Will Smith, L ERA: 7.2	(9, 1)	1.0		3	0	0	0	0	0	0	1	0	0	0	3	5	0.00	0.000

PITCHER	IP	WLS	BF	H	R	ER	SO	BB	IBB	HBP	BLK	WP	HR	S	P	ERA	WHIP

BOTTOM

Atlanta Braves @ Kansas City Royals

Kauffman Stadium, Kansas City, MO

Tue Jun 25 2013, 7:12 PM - 10:08 PM CDT

Att. 29,947 - Partly Cloudy - 87 F

livebaseballscorecards.com

Batter	1	2	3	4	5	6	7	8	9	AB	R	H	RBI	BB	SO	LOB
4 Alex Gordon, L (1, 7) OBP: 0.346, SLG: 0.411	C SI 90 B FC 88 C FF 90 X CH 83 1-2 2 SH1-3 2 E 35 FC5-2/5 1B		1 SAFE C SI 90 1 SAFE X FF 88 0-1 ① F8		X FF 90 0-0 ② G3		C CU 77 B SI 91 F CU 78 S CH 83 1-3 ③ K		B FF 99 B FF 98 I IN 82 I IN 86 4-0 IBB	4	0	1	0	1	1	1
2 Alcides Escobar, R (1, 6) OBP: 0.280, SLG: 0.337	B FF 90 1 SAFE X SI 90 1-0 ① SH1-3 1-3		P PO 88 S FC 89 D CU 78 F FC 88 C FF 91 2-3 ② K 1-2		C SI 91 B FC 88 F CU 78 B FC 88 F SI 92 X CU 78 2-2 35 HR 1B			C FF 98 B FF 96 B FF 98 S FF 97 F FF 97 B FF 98 B FF 96 4-2 13 S 16 E BB	X FF 97 0-0 ③ F9	3	1	1	0	1	1	4
35 Eric Hosmer, L (1, 3) OBP: 0.330, SLG: 0.387	B FF 89 C SI 91 S CH 84 F FF 89 X SI 92 1-2 ② FC5-2-5 16 1B 3-H		B CU 76 X FF 89 1-0 ③ G3		C SI 89 B SI 90 B CU 78 X FF 89 2-1 1-H HR			B CH 88 1 SAFE X FF 97 1-0 ① F7		4	2	1	2	0	0	3
16 Billy Butler, R (1, 10) OBP: 0.377, SLG: 0.388	C SI 91 B SI 91 X SI 91 1-1 13 FC6-4 1B 2-H			C CU 75 X FC 86 0-1 ① G1-2-3	X FF 91 0-0 ③ G6-3			1 SAFE B SL 84 C CH 85 S SL 84 F FF 98 C SL 85 1-3 ② K 1-2		4	0	1	1	0	1	1
13 Salvador Perez, R (1, 2) OBP: 0.315, SLG: 0.398	F FC 88 X SI 91 0-1 ③ FC6-4 1-2f			B CU 78 B FC 86 C CH 83 X CU 77 2-1 ② G5-3		B SI 90 B FF 90 B SI 89 C SI 90 X SI 90 3-1 8 FC5-4 1B		B FF 95 C FF 97 X SL 85 1-1 ③ F9 2-3		4	0	1	0	0	0	2
8 Mike Moustakas, L (1, 5) OBP: 0.270, SLG: 0.310		X SI 88 0-0 ① G6-3		B SI 90 S CH 83 B CH 84 B FC 89 X SI 91 3-1 2B		X CH 82 0-0 ① FC5-4 7 G3-6-3 1-2f			B KC 85 F FF 97 C KC 86 F FF 98 F KC 87 B KC 87 B FF 99 B FF 100 4-2 7 1B BB	3	0	1	0	1	0	1
7 David Lough, L (1, 9) OBP: 0.319, SLG: 0.418		C FF 90 S CH 84 X SI 91 0-2 ② G3		B SI 91 F CH 83 B SI 92 S CH 83 F CH 83 F FF 91 F SI 91 B FF 90 B CH 85 4-2 BB		X SI 90 0-0 ②③ G3-6-3 1-2f			B FF 98 X FF 98 1-0 1 S 1-3 1B	3	0	1	0	1	0	1
23 Elliot Johnson, S (1, 4) OBP: 0.262, SLG: 0.314		B CH 82 B SI 90 S SI 91 F FF 90 X SI 90 2-2 ③ F9		C FF 90 F SI 91 D CH 84 S CH 84 1-3 ③ K			C FF 89 S CH 82 B FF 90 S CH 83 1-3 ① K		S KC 87 C KC 86 S FF 98 0-3 ① K	4	0	0	0	0	3	4
1 Jarrod Dyson, L (1, 8) OBP: 0.320, SLG: 0.604			X SI 89 0-0 2 S 1B		C SI 89 X FC 87 0-1 ① P3		C SI 89 B CU 80 F CH 82 B SI 91 S CH 83 2-3 ② K		B FF 97 1 SAFE C FF 98 F FF 98 B KC 87 C KC 88 2-3 ② K 1-2	4	0	1	0	0	2	2

Inning Stats																								
	R: 1	H: 2	R: 0	H: 0	R: 0	H: 1	R: 0	H: 1	R: 2	H: 2	R: 0	H: 1	R: 0	H: 0	R: 0	H: 0	R: 0	H: 1	1B: 6	SF: 0	WP: 0	PA: 38		
	E: 1	LOB: 1	E: 0	LOB: 0	E: 0	LOB: 1	E: 0	LOB: 2	E: 0	LOB: 0	E: 0	LOB: 0	E: 0	LOB: 0	E: 1	LOB: 1	E: 0	LOB: 3	2B: 1	SAC: 1	PB: 0			
	K: 0	BB: 0	K: 0	BB: 0	K: 1	BB: 1	K: 1	BB: 1	K: 0	BB: 0	K: 0	BB: 0	K: 3	BB: 0	K: 1	BB: 1	K: 2	BB: 2	3B: 0	DP: 1	SB: 3			
	S: 12	P: 16	S: 7	P: 9	S: 8	P: 10	S: 14	P: 24	S: 10	P: 14	S: 4	P: 7	S: 9	P: 13	S: 10	P: 17	S: 12	P: 23	HR: 1	HBP: 0	CS: 0			

PITCHER		IP	WLS	BF	H	R	ER	SO	BB	IBB	HBP	BLK	WP	HR	S	P	ERA	WHIP
54 Kris Medlen, R ERA: 3.02	(1, 1)	7.0	W	28	7	3	3	5	1	0	0	0	0	1	64	93	3.86	1.143
52 Jordan Walden, R ERA: 2.59	(8, 1)	1.0	H	4	0	0	0	1	1	0	0	0	0	0	10	17	0.00	1.000
46 Craig Kimbrel, R ERA: 1.53	(9, 1)	1.0	S	6	1	0	0	2	1	1	0	0	0	0	12	23	0.00	2.000

PITCHER	IP	WLS	BF	H	R	ER	SO	BB	IBB	HBP	BLK	WP	HR	S	P	ERA	WHIP

AB	33
R	3
H	8
RBI	3
BB	4
SO	8
LOB	19

Batter	1	2	3	4	5	6	7	8	9	10	AB	R	H	RBI	BB	SO	LOB
17 Jordan Schafer, L (1, 7) OBP: 0.397, SLG: 0.463 7 Reed Johnson, R (7, PH) OBP: 0.308, SLG: 0.352 (7, 7)	B SI 90 B SI 92 X SI 90 2-0 F7 ①		B SI 90 X SI 91 1-0 L7 ①		F SI 90 D SI 92 B CH 82 F SI 91 F SL 84 F SL 83 F FF 94 S SL 84 2-3 K ③		X FF 85 0-0 22 BB 8 1B 1-2 3-H 1B		C SL 86 S SL 87 S SL 87 0-3 K ③		3	0	0	0	0	1	1
											2	1	1	1	0	1	0
22 Jason Heyward, L (1, 9) OBP: 0.320, SLG: 0.354	F SI 91 B FF 93 S CH 84 S SL 85 1-3 K ②		C SI 91 B SI 92 X SL 84 1-1 F9 ②			B SI 88 F CH 82 F SL 84 B FF 93 X SL 84 2-2 G6-3 ①	C SL 80 S EP 68 B SI 88 B EP 67 B SI 87 F EP 68 B FF 88 4-2 8 1B 1-2 2-3 BB			S SL 86 F SI 96 B SL 88 X SI 96 1-2 8 G6-3 1B	4	0	1	0	1	1	0
8 Justin Upton, R (1, 10) OBP: 0.352, SLG: 0.452	F SI 91 B SI 92 F SL 84 S SL 85 1-3 K ③		S SL 83 B SI 91 B SL 84 S SL 84 C FF 94 2-3 K ③			H SI 88 1-0 11 FC5-4 HBP	B FC 91 C FF 96 X KC 81 1-1 1-3 2-H 3-H 1B ③			D SL 86 B SI 93 C SI 94 B FF 94 C SI 95 F SI 95 X SI 95 3-2 G6-3 ① 1-2	4	0	1	2	0	2	1
5 Freddie Freeman, L (1, 3) OBP: 0.378, SLG: 0.447		C SI 89 B SI 91 X CH 83 1-1 11 2B 1B		S SI 89 B SI 89 F SI 88 X FF 92 1-2 G6-3 ①		X SI 89 0-0 L7 ②		B KC 80 S FC 91 B FF 96 B FC 92 S SI 96 B FC 91 4-2 BB		I IN 77 I IN 82 I IN 84 I IN 84 4-0 11 G5-4-3 IBB	3	0	1	0	2	0	1
11 Gerald Laird, R (1, 2) OBP: 0.368, SLG: 0.400		C SI 90 B SL 84 B SI 91 C SI 92 B SI 92 1 SAFE X SI 91 3-2 1-3 2B		B SI 90 B SI 91 F SI 91 X SI 92 2-1 G5-3 ②		B SI 90 D SI 91 F SI 90 X SI 92 2-1 FC5-4 ③ 1-2f		1 SAFE L FC 90 X FC 90 0-1 P4 ①		X SI 94 0-0 G5-4-3 ②③ 1-2f	5	0	1	0	0	0	4
2 B.J. Upton, R (1, 8) OBP: 0.269, SLG: 0.309		S SI 92 X SI 92 0-1 L9 ①		F SI 90 B SL 83 X SI 90 1-1 P4 ③			F CH 87 X SL 82 0-1 F8 ①	B FF 96 C FC 91 S FC 92 B FC 90 S FC 92 2-3 K ②			4	0	0	0	0	1	3
26 Dan Uggla, R (1, 4) OBP: 0.324, SLG: 0.391		B SI 92 B SI 92 D SL 84 C SI 91 B SI 93 4-1 19 FC6-4 BB			C SI 88 C SL 81 B SL 85 S SL 83 1-3 K ①		B SI 88 S SI 89 B SI 90 F SI 91 F SL 84 B SL 85 F SI 92 X SI 92 3-2 19 FC6-4 23 1B 7 1B 1B	C KC 81 X FC 91 0-1 P3 ③			3	1	1	0	1	1	1
23 Chris Johnson, R (1, 5) OBP: 0.360, SLG: 0.471		D SL 86 F SI 93 F SI 93 B SL 85 S SL 85 2-3 K ②			C FF 92 B SL 83 X SL 82 1-1 19 WP 1B		B SI 91 B SI 90 F SI 91 X SI 91 2-1 19 FC6-4 1-2 1B		F FF 95 S FF 97 B SL 87 S SL 87 1-3 K ①		4	0	2	0	0	2	3
19 Andrelton Simmons, R (1, 6) OBP: 0.279, SLG: 0.329		B SI 92 F SI 93 X SI 93 1-1 FC6-4 ③ 1-2f			F SI 91 F SI 90 B SL 84 X SL 82 1-2 G5-3 ② 1-2		X SI 90 0-0 FC6-4 ② 22 BB 7 1B 8 1B 1-2f 2-3		S FF 96 B SL 88 S FF 97 S FF 97 1-3 K ②		4	1	0	0	0	1	6
Inning Stats	R: 0 H: 0 E: 0 LOB: 0 K: 2 BB: 0 S: 7 P: 11	R: 0 H: 2 E: 0 LOB: 3 K: 1 BB: 1 S: 13 P: 24	R: 0 H: 0 E: 0 LOB: 0 K: 1 BB: 0 S: 6 P: 10	R: 0 H: 0 E: 0 LOB: 0 K: 0 BB: 0 S: 7 P: 11	R: 0 H: 1 E: 0 LOB: 1 K: 2 BB: 0 S: 14 P: 19	R: 0 H: 0 E: 0 LOB: 1 K: 0 BB: 0 S: 6 P: 11	R: 3 H: 4 E: 0 LOB: 2 K: 0 BB: 1 S: 16 P: 26	R: 0 H: 0 E: 0 LOB: 1 K: 1 BB: 1 S: 9 P: 15	R: 0 H: 0 E: 0 LOB: 0 K: 3 BB: 0 S: 9 P: 11	R: 0 H: 1 E: 0 LOB: 1 K: 0 BB: 1 S: 8 P: 16	1B: 7 SF: 0 2B: 1 SAC: 0 3B: 0 DP: 1 HR: 0 HBP: 1						WP: 1 PA: 41 PB: 0 SB: 0 CS: 0

PITCHER		IP	WLS	BF	H	R	ER	SO	BB	IBB	HBP	BLK	WP	HR	S	P	ERA	WHIP
39 Luis Mendoza, R ERA: 4.16	(1, 1)	6.2		27	5	2	2	6	1	0	1	0	1	0	63	101	2.70	0.900
52 Bruce Chen, L ERA: 2.25	(7, 1)	0.0		2	1	0	0	0	1	0	0	0	0	0	4	8	∞	∞
44 Luke Hochevar, R ERA: 2.54	(7, 1)	1.1	B	5	1	1	1	1	1	0	0	0	0	0	11	18	6.75	1.500
56 Greg Holland, R ERA: 1.86	(9, 1)	1.0		3	0	0	0	3	0	0	0	0	0	0	9	11	0.00	0.000
43 Aaron Crow, R ERA: 4.09	(10, 1)	1.0	W	4	1	0	0	0	0	1	0	0	0	0	8	16	0.00	1.000

PITCHER	IP	WLS	BF	H	R	ER	SO	BB	IBB	HBP	BLK	WP	HR	S	P	ERA	WHIP

TOP

Atlanta Braves @ Kansas City Royals

Kauffman Stadium, Kansas City, MO

Wed Jun 26 2013, 7:11 PM - 10:18 PM CDT

Att. 22,207 - Partly Cloudy - 94 F

livebaseballscorecards.com

AB	36
R	3
H	8
RBI	3
BB	4
SO	10
LOB	20

Atlanta Braves @ Kansas City Royals

Kauffman Stadium, Kansas City, MO

Wed Jun 26 2013, 7:11 PM - 10:18 PM CDT

Att. 22,207 - Partly Cloudy - 94 F

livebaseballscorecards.com

Batter	1	2	3	4	5	6	7	8	9	10	AB	R	H	RBI	BB	SO	LOB
4 Alex Gordon, L (1, 7) OBP: 0.350, SLG: 0.424	B FF 91 C FF 90 X FF 91 1-1 HR		C FF 91 X KC 80 0-1 2 1B 16 1B 1B	C FF 90 B FF 91 1-1 ③ CS 1-2	C FF 91 B FF 91 B SL 85 C SL 84 C CH 84 2-3 ① K		B SI 94 F SI 94 F SI 94 B CU 77 S SI 94 2-3 ③ K			D KC 81 C SI 94 X SI 93 1-1 2-H 1B	5	2	3	2	0	2	0
2 Alcides Escobar, R (1, 6) OBP: 0.279, SLG: 0.336	X FF 91 0-0 ① P2		B FF 90 X FF 90 1-0 35 L6-3 1-3 1B		C SL 84 S KC 81 S FF 92 0-3 ② K			B CH 83 B SI 94 F SI 94 F SI 95 B SI 95 X FF 94 3-2 ① F8			4	0	1	0	0	1	0
35 Eric Hosmer, L (1, 3) OBP: 0.326, SLG: 0.381	S FF 92 S SL 86 B KC 82 S SL 86 1-3 ② K		C SL 85 1 SAFE X FF 90 0-1 ① ② L6-3 1-1		B SL 85 B SL 85 X FF 91 2-0 ③ F7			B SI 95 F SI 94 X SI 95 1-1 ② L6			4	0	0	0	0	1	2
16 Billy Butler, R (1, 10) OBP: 0.379, SLG: 0.394	C FF 91 B CH 87 C FF 92 B FF 92 F KC 82 X FF 92 2-2 13 1B 2B		C FF 91 X CH 85 0-1 13 2B 3-H 1B			C CH 84 F KC 80 B FF 91 C FF 90 1-3 ① K		C SL 84 S FF 96 S FF 96 0-3 ③ K			4	1	2	1	0	2	0
13 Salvador Perez, R (1, 2) OBP: 0.322, SLG: 0.413	B KC 81 C KC 80 B FF 91 X CH 86 2-1 2-H 1B		X FF 91 0-0 1-3 2B			C SL 84 X FF 90 0-1 2B			B FF 96 B FF 95 X FF 96 2-0 ① G5-3		4	0	3	1	0	0	0
6 Lorenzo Cain, R (1, 8) OBP: 0.320, SLG: 0.373	C FF 92 X FF 91 0-1 ③ G5-3		B CH 84 C KC 80 X FF 90 1-1 ③ P3			X FF 90 0-0 ② F9			C FF 95 S FF 96 X FF 96 0-2 ② G4-3		4	0	0	0	0	0	4
8 Mike Moustakas, L (1, 5) 23 Elliot Johnson, S (9, PR) OBP: 0.274, SLG: 0.314 OBP: 0.262, SLG: 0.314 (10, 4)		C FF 90 B FF 90 B SL 84 T SL 85 X FF 91 2-2 ① G6-3		C KC 80 S SL 84 B SL 85 B FF 90 X FF 90 2-2 4 CS 1B		B KC 81 C CH 84 B FF 90 C FF 91 D SL 85 F CH 84 F FF 91 X FF 91 3-2 ③ P6			B CH 86 B FF 95 S FF 95 F FF 96 X CH 86 2-2 7 PO 1B		4 0	0 0	2 0	0 0	0 0	0 0	1 0
21 Jeff Francoeur, R (1, 9) 7 David Lough, L (9, PH) OBP: 0.250, SLG: 0.324 OBP: 0.325, SLG: 0.423 (10, 9)		F FF 91 X FF 91 0-1 ② P3		X CH 84 0-0 ① L7			B SI 94 F SI 94 B SI 94 X SI 94 2-1 ① F8		1 SAFE C CH 85 S CH 86 1 SAFE 0-2 ③ PO 1-2	C SI 93 B KC 81 B SI 93 B SI 93 C FF 93 X SI 93 3-2 24 SH2-4 4 1B 1B	3 1	0 1	0 1	0 0	0 0	0 0	1 0
24 Miguel Tejada, R (1, 4) OBP: 0.315, SLG: 0.391 (10, 5)		B SL 83 F SI 91 B FF 90 X CH 85 2-1 ③ P6		C KC 79 1 SAFE B FF 89 B FF 89 F CH 84 1 SAFE X FF 90 2-2 ② P5			L SI 94 X SI 94 0-1 ② G6-3			1 SAFE L SI 92 X CH 85 0-1 ① SH2-4 1-2	3	0	0	0	0	0	1

Inning Stats																												
	R: 2	H: 3	R: 0	H: 0	R: 1	H: 4	R: 0	H: 1	R: 0	H: 0	R: 0	H: 1	R: 0	H: 0	R: 0	H: 0	R: 0	H: 1	R: 1	H: 2	1B: 8	SF: 0	WP: 0	PA: 39
	E: 0	LOB: 1	E: 0	LOB: 0	E: 0	LOB: 2	E: 0	LOB: 0	E: 0	LOB: 0	E: 0	LOB: 1	E: 0	LOB: 0	E: 0	LOB: 0	E: 0	LOB: 1	E: 0	LOB: 1	2B: 4	SAC: 1	PB: 0	
	K: 1	BB: 0	K: 0	BB: 0	K: 0	BB: 0	K: 0	BB: 0	K: 2	BB: 0	K: 1	BB: 0	K: 1	BB: 0	K: 1	BB: 0	K: 0	BB: 1	K: 0	BB: 0	3B: 0	DP: 1	SB: 0	
	S: 14	P: 20	S: 7	P: 11	S: 10	P: 12	S: 8	P: 13	S: 7	P: 11	S: 11	P: 15	S: 7	P: 11	S: 8	P: 12	S: 9	P: 13	S: 7	P: 11	HR: 1	HBP: 0	CS: 1	

PITCHER		IP	WLS	BF	H	R	ER	SO	BB	IBB	HBP	BLK	WP	HR	S	P	ERA	WHIP
36 Mike Minor, L ERA: 2.98	(1, 1)	6.0		25	9	3	3	4	0	0	0	0	0	1	57	82	4.50	1.500
43 Luis Avilán, L ERA: 1.69	(7, 1)	1.2		5	0	0	0	1	0	0	0	0	0	0	12	20	0.00	0.000
52 Jordan Walden, R ERA: 2.45	(8, 1)	1.1		4	1	0	0	1	0	0	0	0	0	0	12	16	0.00	0.750
58 Alex Wood, L ERA: 3.46	(10, 1)	0.1	L	3	2	1	1	0	0	0	0	0	0	0	7	11	27.00	6.000

PITCHER		IP	WLS	BF	H	R	ER	SO	BB	IBB	HBP	BLK	WP	HR	S	P	ERA	WHIP

AB	36
R	4
H	12
RBI	4
BB	0
SO	6
LOB	9

Batter	1	2	3	4	5	6	7	8	9	AB	R	H	RBI	BB	SO	LOB
8 Gerardo Parra, L (1, 8) OBP: 0.364, SLG: 0.459	C FF 92 X CU 75 0-1 ① G3-1		C FF 93 B CH 85 B SL 84 S SI 90 C FF 94 2-3 ② K	X SI 91 0-0 ③ G1-3			C FF 97 F CH 86 S CH 87 0-3 ③ K		4	0	0	0	0	2	2
2 Aaron Hill, R (1, 4) OBP: 0.383, SLG: 0.558	B FF 93 F SI 90 S SL 84 F SI 90 B SL 84 B CU 74 X FF 93 3-2 2B		C FF 93 F FF 92 B FF 93 B SL 86 B SL 86 X FF 95 3-2 ③ G4-3			C FF 92 F SL 84 F FF 93 B FF 91 S CU 72 1-3 ① K			B FF 97 B FF 98 C FF 98 F FF 98 B FF 99 X FF 98 3-2 ① G5-3	4	0	1	0	0	1	1
44 Paul Goldschmidt, R (1, 3) OBP: 0.384, SLG: 0.563	C FF 93 B FF 93 F SL 82 S FF 92 1-3 ② K			S SL 83 B FF 93 B SI 90 F FF 93 X SL 84 2-2 ① G6-3		C SL 82 T FF 92 B FF 91 B FF 93 S SL 83 2-3 ② K			B FF 98 F FF 98 B KC 87 S FF 99 B FF 99 B FF 99 4-2 26 G4-6-3 BB	3	0	0	0	1	2	1
26 Miguel Montero, L (1, 2) OBP: 0.308, SLG: 0.305	F CU 74 C FF 94 S FF 93 0-3 ③ K			B FF 92 F SI 89 S CH 83 F SI 86 B FF 93 T SI 91 2-2 ② K		S CH 84 S CH 84 S CH 84 0-3 ③ K			B KC 86 1 SAFE X FF 98 1-0 ②③ G4-6-3 1-2f	4	0	0	0	0	3	2
14 Martín Prado, R (1, 5) OBP: 0.295, SLG: 0.348		C FF 93 F SI 92 F FF 95 B FF 94 B FF 94 B SL 78 F FF 96 X FF 95 3-2 ① P2		F FF 94 X SL 83 0-1 1B			B SI 95 B SI 94 B SI 91 B SI 92 4-0 13 FC1-6 BB		2	0	1	0	1	0	0
13 Jason Kubel, L (1, 7)		S CH 84 S FF 93 B FF 93 B CU 76 S CH 84 2-3 ② K		C CU 75 1 SAFE B CH 81 B FF 92 C FF 92 S SL 84 2-3 ③ K			B SI 94 C SI 94 X SI 92 1-1 ① FC1-6 7 G6-4-3 1-2f		3	0	0	0	0	2	2
7 Cody Ross, R (1, 9) OBP: 0.313, SLG: 0.350		B FF 94 B SL 83 S SL 85 S FF 95 F FF 96 F SL 85 B FF 94 B FF 95 4-2 1 CS BB			C FF 91 B FF 91 F FF 93 B CU 72 F SL 84 C SL 84 2-3 ① K		C SI 93 X SI 94 0-1 ②③ G6-4-3 1-2f		2	0	0	0	1	1	1
1 Didi Gregorius, L (1, 6) OBP: 0.354, SLG: 0.426		B SI 91 F SI 93 C SI 92 1-2 ③ CS 1-2	B CH 82 F FF 94 B FF 91 B SI 90 X FF 93 3-1 48 SH2-4 1B		T FF 94 S FF 94 B SI 92 X FF 93 1-2 ② F7			B SI 93 C SI 93 F SI 93 F CU 76 B SI 94 X SI 94 2-2 ① G3-1	3	0	1	0	0	0	0
48 Randall Delgado, R (1, 1) OBP: 0.333, SLG: 0.333			X FF 93 0-0 ① SH2-4 1-2		B FF 93 B FF 94 C FF 92 X FF 93 2-1 1B			B FF 96 S FF 98 X FF 96 1-1 ② F9	1	0	1	0	0	0	0
38 Will Harris, R (7, 1)									0	0	0	0	0	0	0
49 Tony Sipp, L (7, 1)									0	0	0	0	0	0	0
11 AJ Pollock, R (8, PH) OBP: 0.280, SLG: 0.397									1	0	0	0	0	0	0
52 Zeke Spruill, R (8, 1)									0	0	0	0	0	0	0
Inning Stats	R: 0 E: 0 K: 2 S: 12 H: 1 LOB: 1 BB: 0 P: 16	R: 0 E: 0 K: 1 S: 14 H: 0 LOB: 0 BB: 1 P: 24	R: 0 E: 0 K: 1 S: 9 H: 1 LOB: 1 BB: 0 P: 17	R: 0 E: 0 K: 2 S: 12 H: 1 LOB: 1 BB: 0 P: 18	R: 0 E: 0 K: 1 S: 10 H: 1 LOB: 1 BB: 0 P: 15	R: 0 E: 0 K: 3 S: 10 H: 0 LOB: 0 BB: 0 P: 13	R: 0 E: 0 K: 0 S: 4 H: 0 LOB: 0 BB: 1 P: 9	R: 0 E: 0 K: 1 S: 9 H: 0 LOB: 0 BB: 0 P: 12	R: 0 E: 0 K: 0 S: 6 H: 0 LOB: 0 BB: 1 P: 14	1B: 3 2B: 1 3B: 0 HR: 0 SF: 0 SAC: 1 DP: 2 HBP: 0						

TOP

Arizona Diamondbacks @ Atlanta Braves

Turner Field, Atlanta, GA

Fri Jun 28 2013, 7:39 PM - 10:39 PM EDT

Att. 48,282 - Cloudy - 87 F

livebaseballscorecards.com

AB	27
R	0
H	4
RBI	0
BB	3
SO	11
LOB	9

WP: 0 PB: 0 SB: 0 CS: 1 PA: 32

PITCHER		IP	WLS	BF	H	R	ER	SO	BB	IBB	HBP	BLK	WP	HR	S	P	ERA	WHIP
49 Julio Teheran, R ERA: 3.12	(1, 1)	6.0	W	22	4	0	0	10	1	0	0	0	0	0	67	103	0.00	0.833
43 Luis Avilán, L ERA: 1.62	(7, 1)	1.1	H	4	0	0	0	0	1	0	0	0	0	0	8	15	0.00	0.750
52 Jordan Walden, R ERA: 2.39	(8, 1)	0.2	H	2	0	0	0	1	0	0	0	0	0	0	5	6	0.00	0.000
46 Craig Kimbrel, R ERA: 1.48	(9, 1)	1.0	S	3	0	0	0	0	1	0	0	0	0	0	6	14	0.00	1.000

PITCHER	IP	WLS	BF	H	R	ER	SO	BB	IBB	HBP	BLK	WP	HR	S	P	ERA	WHIP

BOTTOM

Arizona Diamondbacks @ Atlanta Braves

Turner Field, Atlanta, GA

Fri Jun 28 2013, 7:39 PM - 10:39 PM EDT

Att. 48,282 - Cloudy - 87 F

livebaseballscorecards.com

Batter	1	2	3	4	5	6	7	8	9	AB	R	H	RBI	BB	SO	LOB
19 Andrelton Simmons, R (1, 6) OBP: 0.277, SLG: 0.337	B SI 92 C SI 93 X CH 83 1-1 ① P5	C SI 93 X SI 93 0-1 ③ FC4-6 1-2f			C CH 81 X CH 82 0-1 HR		B FC 92 B FC 92 X FF 91 2-0 ① F9	B FF 92 B SI 91 X FF 92 2-0 ② P5		5	1	1	1	0	0	3
22 Jason Heyward, L (1, 9) OBP: 0.322, SLG: 0.360	X SI 92 0-0 8 1B 2B		C SI 93 B SI 93 F SI 93 X CH 83 1-2 8 G5-4-3 1B		S SI 93 F FF 94 B SI 91 X FF 94 1-2 ① G3		B FF 93 F FC 92 C CU 80 F CU 82 T FF 94 1-2 ② K	X SI 92 0-0 ③ P4		5	1	2	0	0	1	2
8 Justin Upton, R (1, 7) OBP: 0.354, SLG: 0.451	C SI 93 B SI 90 F SI 93 D CH 83 D CH 83 X SI 94 3-2 16 G3 2-H 1B		F SI 93 S SI 92 B FF 91 X SI 91 1-2 ①② G5-4-3 1-2f		F SI 90 B SI 90 B CU 82 B CH 81 F FF 94 X SI 92 3-2 ② F9		B CU 79 B FF 94 B FC 93 B FC 93 4-0 5 1B BB			3	0	1	1	1	0	1
5 Freddie Freeman, L (1, 3) OBP: 0.380, SLG: 0.445	B CH 81 D CH 82 C SI 92 B SI 93 B CH 82 4-1 16 G3 BB		F SI 94 C FF 95 B CU 82 X CU 79 1-2 ③ G1-3		B CH 82 C CH 81 F SI 93 F FF 94 F CU 81 F SI 92 X CH 83 1-2 ③ L6		C FF 91 X FF 90 0-1 1-3 1B			3	0	1	0	1	0	0
16 Brian McCann, L (1, 2) OBP: 0.333, SLG: 0.434	C FF 91 X CH 82 0-1 ② G3 1-2 2-3			B CH 82 F SI 92 B SI 93 B SI 93 X SI 92 3-1 ① P6		B SI 92 X SI 90 1-0 ① G4-3	B SL 79 B SL 82 F FF 90 X FF 90 2-1 ③ F7			4	0	0	0	0	0	4
26 Dan Uggla, R (1, 4) OBP: 0.327, SLG: 0.401	C CU 78 S CH 81 B SI 93 B CH 83 S CH 82 2-3 ③ K			B CH 83 F FF 94 C FF 94 X SI 92 1-2 2 2B 49 G3-2-3 1B		C CH 83 B SI 90 B CU 78 S CH 80 T SI 90 2-2 ② K		B SL 81 F FF 94 F FF 93 B SL 84 X SL 84 2-2 7 1B 3B		4	1	2	0	0	2	2
2 B.J. Upton, R (1, 8) OBP: 0.276, SLG: 0.322		B SI 91 C SI 90 S SI 90 S CU 79 1-3 ① K		X SI 92 0-0 1-3 2B		B SI 91 S CH 81 X SI 93 1-1 2B		B SI 94 D SI 94 F SI 92 D SI 93 B SI 93 4-1 7 1B BB		3	0	2	0	1	1	0
23 Chris Johnson, R (1, 5) OBP: 0.363, SLG: 0.467 4 Paul Janish, R (9, 5)		B CU 77 C SI 91 X SI 91 1-1 ② F8		I IN 64 I IN 63 I IN 64 I IN 62 4-0 IBB		B SI 90 B SI 92 I IN 63 I IN 65 4-0 1 FC6 IBB		D SI 92 S SI 92 F SI 90 S SL 82 1-3 ① K		2 0	0 0	0 0	0 0	2 0	1 0	2 0
49 Julio Teheran, R (1, 1) OBP: 0.219, SLG: 0.226 1 Tyler Pastornicky, R (6, PH) OBP: 0.267, SLG: 0.333 43 Luis Avilan, L (7, 1) 52 Jordan Walden, R (8, 1) 7 Reed Johnson, R (8, PH) OBP: 0.316, SLG: 0.361 46 Craig Kimbrel, R (9, 1)		B SI 91 C SI 93 C SI 91 B CU 79 F SI 92 X SI 93 2-2 19 FC4-6 1B		B SI 92 C FF 92 B SI 92 X SI 93 2-1 ②③ G3-2-3 3-Hf		B SI 92 S SI 92 C SI 93 F SI 91 B FF 93 X SI 91 2-2 ③ FC6 1-2f		1 SAFE 1 SAFE X SL 83 0-0 1-2 3-H 1B		2 1 0 0 0 1 0	0 0 0 0 0 0 0	1 0 0 0 1 0 0	0 0 0 0 1 0 0	0 0 0 0 0 0 0	0 0 0 0 0 0 0	3 2 0 0 0 0 0
Inning Stats	R: 1 E: 0 K: 1 S: 12 H: 2 LOB: 2 BB: 1 P: 22	R: 0 E: 0 K: 1 S: 11 H: 1 LOB: 1 BB: 0 P: 15	R: 0 E: 0 K: 0 S: 9 H: 1 LOB: 0 BB: 0 P: 12	R: 0 E: 0 K: 0 S: 8 H: 2 LOB: 2 BB: 1 P: 18	R: 1 E: 0 K: 0 S: 14 H: 1 LOB: 0 BB: 0 P: 19	R: 0 E: 0 K: 1 S: 10 H: 1 LOB: 2 BB: 1 P: 20	R: 0 E: 0 K: 1 S: 9 H: 1 LOB: 2 BB: 1 P: 18	R: 1 E: 0 K: 1 S: 10 H: 2 LOB: 2 BB: 1 P: 19		1B: 6 2B: 3 3B: 1 HR: 1	SF: 0 SAC: 0 DP: 2 HBP: 0			WP: 0 PB: 0 SB: 0 CS: 0	PA: 38	

	AB	33
	R	3
	H	11
	RBI	3
	BB	5
	SO	5
	LOB	19

PITCHER		IP	WLS	BF	H	R	ER	SO	BB	IBB	HBP	BLK	WP	HR	S	P	ERA	WHIP
48 Randall Delgado, R ERA: 4.05	(1, 1)	6.0	L	27	8	2	2	3	1	2	0	0	0	1	64	106	3.00	1.500
38 Will Harris, R ERA: 2.2	(7, 1)	0.2		3	0	0	0	1	1	0	0	0	0	0	5	12	0.00	1.500
49 Tony Sipp, L ERA: 3.63	(7, 1)	0.1		2	1	0	0	0	0	0	0	0	0	0	4	6	0.00	3.000
52 Zeke Spruill, R ERA: 2.08	(8, 1)	1.0		6	2	1	1	1	1	0	0	0	0	0	10	19	9.00	3.000

PITCHER	IP	WLS	BF	H	R	ER	SO	BB	IBB	HBP	BLK	WP	HR	S	P	ERA	WHIP

Arizona Diamondbacks @ Atlanta Braves

Turner Field, Atlanta, GA

Sat Jun 29 2013, 4:08 PM - 7:54 PM EDT

Att. 39,180 - Cloudy - 87 F

TOP

livebaseballscorecards.com

Batter	1	2	3	4	5	6	7	8	9	AB	R	H	RBI	BB	SO	LOB
8 Gerardo Parra, L (1, 9) OBP: 0.360, SLG: 0.453	C SI 88 X SI 89 0-1 ① G6-3		C SI 91 F SI 91 B FF 91 S FC 86 1-3 ② K		C FF 88 F FF 90 X FS 80 0-2 ① G4-3		1 SAFE X SI 92 0-0 ① SH5-4 1-2	X CH 86 0-0 ③ FC3-6 1-2f		4	0	0	0	0	1	3
14 Martín Prado, R (1, 4) OBP: 0.294, SLG: 0.346	C SI 89 X CU 76 0-1 ② F8		C SI 90 C SI 91 X FC 85 0-2 ③ FC4-6 1-2f		C SI 91 X FC 86 0-1 ② G6-3		C FF 95 X CU 80 0-1 ② L4		B FF 96 X FF 95 1-0 44 G6-3 44 DI 1B	5	0	1	0	0	0	2
44 Paul Goldschmidt, R (1, 3) OBP: 0.387, SLG: 0.560	B SI 89 C SI 89 B FF 90 B FC 85 B SI 90 4-1 12 S BB			B SI 88 C SI 89 F FF 90 X FF 90 1-2 26 WP 26 2B 1B	X SI 90 0-0 ③ F7		I IN 75 I IN 75 I IN 72 I IN 73 4-0 IBB		C FF 94 F FF 96 B SL 86 X FF 96 1-2 ① G6-3 1-3	3	1	1	0	2	0	1
12 Eric Chavez, L (1, 5) OBP: 0.362, SLG: 0.571	B SI 90 C SI 90 X FC 86 1-1 ③ F9 1-2			S FS 82 1 SAFE X FF 91 0-1 ① L7		F SI 87 B CU 79 B CU 74 C FC 83 F SI 90 B SI 91 F FF 91 F SI 91 F FF 92 3-2 X SI 90 13 FC3-6 1B	C SI 95 C SI 94 F SI 93 X SI 94 0-2 ③ P5		B CH 88 C FF 94 F CH 89 F SL 86 B FF 96 T FF 95 2-2 ② K	5	0	1	0	0	1	5
26 Miguel Montero, L (1, 2) OBP: 0.310, SLG: 0.322		B SI 89 F SI 89 B FC 86 X FS 82 2-1 ① G3-1		B FS 82 2 SAFE C FC 84 S FS 81 B FF 90 B SI 91 X SI 90 3-2 13 1B 1-H 2B		B SI 91 C FC 83 B SI 91 S FS 84 F SI 91 S SI 92 2-3 ① K		F FF 95 B FF 96 X CH 88 1-1 HR	C FF 95 C FF 96 X SL 87 0-2 ③ F8	5	2	2	2	0	1	2
13 Jason Kubel, L (1, 7) OBP: 0.330, SLG: 0.385		B SI 90 C SI 90 B FS 82 F FC 85 X SI 90 2-2 ② F8		C CU 75 S FS 79 X FC 86 0-2 11 BB 2-H 1B		D FS 82 1 SAFE S FC 83 B SI 90 B FS 81 F SI 91 X SI 91 3-2 ② FC3-6 11 HR 1-2f		C FF 95 B FF 96 S FF 95 B SI 96 F FF 96 F FF 95 S CH 86 2-3 ① K		4	1	1	1	0	1	1
11 AJ Pollock, R (1, 8) OBP: 0.287, SLG: 0.413		C FF 91 X FF 91 0-1 ③ G1-3		C SI 90 S FC 82 B SI 90 D FS 80 B FC 85 B FC 85 4-2 1-2 BB		B SI 91 F SI 91 X FC 85 1-1 1-H HR		C FF 97 X FF 96 0-1 2 1B		3	1	2	2	1	0	0
1 Didi Gregorius, L (1, 6) OBP: 0.348, SLG: 0.417			C FF 90 B FF 90 B FS 83 B FF 91 F FF 91 X FF 92 3-2 ① P5	C FF 90 X FS 82 0-1 ② F7		B SI 92 C SI 91 C SI 93 B SI 93 F SI 93 C SI 94 2-3 ③ K		1 SAFE F FF 94 X FF 94 0-1 ② P5		4	0	0	0	0	1	3
31 Ian Kennedy, R (1, 1) WP: 0.833, SLG: 0.250 38 Will Harris, R (6, 1) 29 Brad Ziegler, R (8, 1) 7 Cody Ross, R (7, PH) WP: 0.143, SLG: 0.000 21 Heath Bell, R (7, 1) 2 Aaron Hill, R (8, PH) WP: 0.000, SLG: 0.000 30 David Hernandez, R (8, 1) 49 Tony Sipp, L (8, 1) 40 J.J. Putz, R (8, 1)			B SI 91 B SI 90 F FF 90 B SI 91 F FF 91 B SI 90 4-2 14 FC4-6 BB	B FC 84 C SI 90 F SI 91 X SI 90 1-2 ③ G4-3			B SI 92 B CH 83 C SI 91 B FF 93 X SI 92 3-1 8 SH5-4 1B	B SL 82 F FF 93 1 SAFE X FF 95 1-1 8 FC3-6 1-3 1B		1 0 0 0 1 0 2 0 0 0 0 0 0 0 0 0 0 0 0 0 0 1 0 1 0 0 0 0 0 0 0 0 0 0 0 1 0 1 0 0 0 0 0 0 0 0 0 0 0 0 0 0 0 0 0 0 0 0 0 0 0 0 0						

Inning Stats	1	2	3	4	5	6	7	8	9
	R: 0 E: 0 K: 0 S: 7 H: 0 LOB: 1 BB: 1 P: 12	R: 0 E: 0 K: 0 S: 7 H: 0 LOB: 0 BB: 0 P: 11	R: 0 E: 0 K: 1 S: 11 H: 0 LOB: 1 BB: 1 P: 19	R: 2 E: 0 K: 0 S: 18 H: 3 LOB: 2 BB: 1 P: 27	R: 0 E: 0 K: 0 S: 6 H: 0 LOB: 0 BB: 0 P: 6	R: 2 E: 0 K: 2 S: 20 H: 2 LOB: 0 BB: 0 P: 31	R: 0 E: 0 K: 0 S: 9 H: 1 LOB: 2 BB: 1 P: 16	R: 1 E: 0 K: 1 S: 14 H: 3 LOB: 2 BB: 0 P: 18	R: 0 E: 0 K: 1 S: 11 H: 1 LOB: 1 BB: 0 P: 15

1B: 7	SF: 0	WP: 1	PA: 41
2B: 1	SAC: 1	PB: 0	
3B: 0	DP: 0	SB: 1	
HR: 2	HBP: 0	CS: 0	

AB	36
R	5
H	10
RBI	5
BB	4
SO	5
LOB	19

PITCHER		IP	WLS	BF	H	R	ER	SO	BB	IBB	HBP	BLK	WP	HR	S	P	ERA	WHIP
15 Tim Hudson, R ERA: 4.22	(1, 1)	5.2		25	5	4	4	2	3	0	0	0	1	1	65	100	6.35	1.412
58 Alex Wood, L ERA: 3.29	(6, 1)	0.2		3	1	0	0	1	0	0	0	0	0	0	7	12	0.00	1.500
38 Anthony Varvaro, R ERA: 3.05	(7, 1)	0.1		2	0	0	0	0	0	1	0	0	0	0	2	6	0.00	0.000
43 Luis Avilán, L ERA: 1.6	(7, 1)	0.1		1	0	0	0	0	0	0	0	0	0	0	4	4	0.00	0.000
52 Jordan Walden, R ERA: 2.63	(8, 1)	1.0	W	6	3	1	1	1	0	0	0	0	0	1	14	18	9.00	3.000

PITCHER		IP	WLS	BF	H	R	ER	SO	BB	IBB	HBP	BLK	WP	HR	S	P	ERA	WHIP
48 David Carpenter, R ERA: 2.04	(9, 1)	1.0		4	1	0	0	1	0	0	0	0	0	0	11	15	0.00	1.000

Batter	1	2	3	4	5	6	7	8	9	AB	R	H	RBI	BB	SO	LOB
19 Andrelton Simmons, R (1, 6) OBP: 0.276, SLG: 0.332	B SI 92 B FF 90 C FF 92 X SI 91 2-1 ① G5-3	B SL 86 F FF 92 B KC 77 B CH 81 F FF 92 S CH 82 3-3 ③ K		X FF 91 0-0 ③ P4		C SI 86 B SI 86 B SI 86 X SI 86 2-1 ① G5-3		S FF 94 B SI 94 F SI 94 F FF 96 H CU 82 2-2 22 2B 22 E 1-2 HBP		4	1	0	0	0	1	2
22 Jason Heyward, L (1, 9) OBP: 0.328, SLG: 0.372	C FF 92 B SI 92 B FF 92 S SI 92 B SI 92 F SI 91 F FF 93 X FF 92 3-2 2B		B FF 89 B FF 90 C SI 91 F SI 92 B SL 80 S FF 92 3-3 ① K		C FF 89 B FF 90 S CH 81 B SI 91 B SI 91 F FF 92 B SI 92 4-2 16 BB 5 BB 26 BB BB	B SI 86 C SI 86 B CH 79 X CH 79 2-1 ② F9		B FF 90 B SI 95 X SI 96 2-0 8 E7 16 1B 1-H 2-H 2B		4	2	2	1	1	1	0
8 Justin Upton, R (1, 7) OBP: 0.361, SLG: 0.455	H FF 91 1-0 HBP		B KC 79 X CH 82 1-0 5 HR 1B		B FF 90 F FF 90 B KC 82 1 SAFE B SI 89 C CH 79 X CH 79 3-2 ① P4	B SI 87 X SI 86 1-0 1B		X SI 95 0-0 5 BB 16 1B 2-3 1B		4	2	3	0	0	0	1
5 Freddie Freeman, L (1, 3) OBP: 0.384, SLG: 0.456	B CH 81 B CH 81 F FF 90 F FF 91 X KC 79 2-2 ② F7		X FF 90 0-0 1-H HR		1 SAFE B FC 83 B FC 84 1 SAFE F CH 80 F FF 91 1 SAFE D KC 76 B KC 78 4-2 26 BB 16 BB 2 SF8 1-2 BB	B CH 78 F SI 86 B CH 77 C SI 87 C CU 73 2-3 ③ K		F FF 91 B SL 80 B SL 80 B SI 90 B SL 80 4-1 16 1B 26 2B 1-2 BB		3	3	1	2	2	1	3
16 Brian McCann, L (1, 2) OBP: 0.342, SLG: 0.444	B SI 91 B FF 91 X CH 82 2-0 ③ G4-3		C FF 92 F CH 81 X CH 79 0-2 2 WP 2B		B SL 81 B FF 89 B CH 80 B SI 91 4-0 2 SF8 26 BB 1-2 2-3 BB		C CU 82 B SI 94 C FF 94 B CU 82 B FF 94 X CU 81 3-2 ① G3	F FF 91 B FF 92 F FF 92 F FF 91 D SL 83 X FF 90 2-2 26 2B 2 SF9 1-2 2-H 3-H 1B		4	1	2	2	1	0	2
26 Dan Uggla, R (1, 4) OBP: 0.328, SLG: 0.402		C KC 76 X CH 80 0-1 ① G5-3	F CH 80 B FF 90 F SI 90 B KC 77 B FF 92 F CH 81 T FC 84 3-2 ② K		B FF 91 F CU 79 C FF 91 F FC 92 D CU 80 D CU 81 B FF 92 4-2 23 BB 1-2 2-3 3-H BB		X FF 93 0-0 ② F8	B FF 90 X FF 91 1-0 2 SF9 23 1B 1-3 2-H 2B		4	1	1	2	1	1	1
2 B.J. Upton, R (1, 8) OBP: 0.274, SLG: 0.320		B SI 91 F FF 91 B KC 77 B FF 92 B FF 93 4-1 15 SH5-4 23 1B BB	C FF 90 C FF 91 B FF 93 B CH 82 F FF 92 F FF 92 B SL 87 C CH 80 3-3 ③ K 2-3		F FC 92 S FC 92 X FF 93 0-2 SF8 2-3 3-H		S FF 92 F FF 93 B FF 95 B CU 84 S CU 83 3-3 ③ K	B FF 90 B FF 91 S SL 82 X FF 91 2-1 ② SF9 2-3 3-H		2	0	0	2	1	2	1
23 Chris Johnson, R (1, 5) OBP: 0.368, SLG: 0.467 4 Paul Janish, R (9, 5)		S FC 85 B SI 91 1 SAFE 1 SAFE X FF 89 1-1 15 SH5-4 1-2 1B		B SL 87 X SI 91 1-0 ① F9	C FC 91 F FF 92 D CU 80 F CU 79 B FC 92 F FF 92 B FC 91 B CU 76 4-2 1-2 BB			P6 3-H 1B		4 0	0 0	2 0	1 0	1 0	0 0	0 0
15 Tim Hudson, R (1, 1) OBP: 0.235, SLG: 0.313 58 Alex Wood, R (6, 1) 38 Anthony Varvaro, R (7, 1) 43 Luis Avilán, L (7, 1) 52 Jordan Walden, R (8, 1) 7 Reed Johnson, R (8, PH) OBP: 0.321, SLG: 0.356 48 David Carpenter, R (9, 1)		B CH 80 2 SAFE B FF 90 X FF 90 2-0 ② SH5-4 1-2 2-3		C SI 90 B FC 85 C SI 91 X KC 77 1-2 ② F8	S FC 91 C FF 92 S FC 92 0-3 ③ K			19 HBP 22 2B HBP 2-2 G6-3		2 0 0 0 0 1 1 0	0 0 0 0 0 1 0 0	0 0 0 0 0 0 0 0	0 0 0 0 0 0 0 0	0 0 0 0 0 0 0 0	1 0 0 0 0 0 1 0	3 0 0 0 0 0 1 0
Inning Stats	R: 0 E: 0 K: 0 S: 11 H: 1 LOB: 2 BB: 0 P: 21	R: 0 E: 0 K: 1 S: 9 H: 1 LOB: 2 BB: 1 P: 19	R: 2 E: 0 K: 3 S: 17 H: 3 LOB: 1 BB: 0 P: 27	R: 0 E: 0 K: 0 S: 5 H: 0 LOB: 0 BB: 0 P: 7	R: 2 E: 0 K: 1 S: 21 H: 0 LOB: 3 BB: 5 P: 44	R: 0 E: 0 K: 1 S: 8 H: 1 LOB: 1 BB: 0 P: 15	R: 0 E: 0 K: 1 S: 7 H: 0 LOB: 0 BB: 0 P: 13	R: 7 E: 1 K: 0 S: 20 H: 5 LOB: 1 BB: 1 P: 38		1B: 6 2B: 4 3B: 0 HR: 1 SF: 2 SAC: 1 DP: 0 HBP: 3					

PITCHER		IP	WLS	BF	H	R	ER	SO	BB	IBB	HBP	BLK	WP	HR	S	P	ERA	WHIP
31 Ian Kennedy, R ERA: 5.36	(1, 1)	4.1		23	5	4	4	4	4	0	1	0	1	1	50	97	8.31	2.077
38 Will Harris, R ERA: 2.12	(5, 1)	0.2		4	0	0	0	1	2	0	0	0	0	0	13	21	0.00	3.000
29 Brad Ziegler, R ERA: 1.88	(6, 1)	1.0		4	1	0	0	1	0	0	0	0	0	0	8	15	0.00	1.000
21 Heath Bell, R ERA: 4.7	(7, 1)	1.0		3	0	0	0	1	0	0	0	0	0	0	7	13	0.00	0.000
30 David Hernandez, R ERA: 4.58	(8, 1)	0.1	L	5	2	4	4	0	0	0	2	0	0	0	6	12	108.00	6.000
49 Tony Sipp, L ERA: 4.76	(8, 1)	0.1		4	2	2	2	0	1	0	0	0	0	0	8	17	54.00	9.000
40 J.J. Putz, R ERA: 4.15	(8, 1)	0.1		2	1	1	1	0	0	0	0	0	0	0	6	9	27.00	3.000

BOTTOM

Arizona Diamondbacks @ Atlanta Braves

Turner Field, Atlanta, GA

Sat Jun 29 2013, 4:08 PM - 7:54 PM EDT

Att. 39,180 - Cloudy - 87 F

livebaseballscorecards.com

AB	32
R	11
H	11
RBI	10
BB	7
SO	7
LOB	14

PA: 45

WP: 1
PB: 0
SB: 0
CS: 0

Arizona Diamondbacks @ Atlanta Braves

Turner Field, Atlanta, GA

Sun Jun 30 2013, 1:40 PM - 4:40 PM EDT

Att. 34,574 - Partly Cloudy - 86 F

TOP

livebaseballscorecards.com

Batter	1	2	3	4	5	6	7	8	9	AB	R	H	RBI	BB	SO	LOB
11 AJ Pollock, R (1, 8) OBP: 0.291, SLG: 0.418	B SI 87 X SI 87 1-0 14 1B 44 G6-4-3 1B		B SI 88 B FC 82 X SI 86 2-0 ② G5-3			B SI 88 C FC 82 X FC 83 1-1 14 1B 44 G3-6-3 2B	B FF 95 X FF 95 1-0 ③ F9			4	2	2	0	0	0	3
14 Martín Prado, R (1, 5) OBP: 0.296, SLG: 0.348	C SI 86 X FF 87 0-1 44 G6-4-3 1-3 1B		C FF 89 B SI 89 B SI 88 X SI 89 2-1 ③ G1-3			B SI 88 F SI 88 B CH 77 X FC 84 2-1 44 G3-6-3 2-3 1B		C FF 94 F FF 95 X FF 94 0-2 ① G4-3		4	0	2	0	0	0	0
44 Paul Goldschmidt, R (1, 3) OBP: 0.386, SLG: 0.555	B CH 82 X CH 79 1-0 ① ② G6-4-3 1-2f 3-H			B CU 69 C SI 87 B FC 84 S CH 82 X CU 72 2-2 ① G1		F SI 84 X CH 80 0-1 ① ② G3-6-3 1-2f 3-H		C SL 84 B FF 96 F FF 94 B SL 84 B FF 95 B FF 96 4-2 BB		3	0	0	0	1	0	2
2 Aaron Hill, R (1, 4) OBP: 0.385, SLG: 0.536	C SI 87 F FC 84 B CH 81 X FC 83 1-2 ③ F9			B FC 84 B SI 89 C SI 88 B SI 89 B FC 84 4-1 7 G6-4-3 BB		X FF 90 0-0 ③ L7		F FF 94 X CH 88 0-1 ② F9		3	0	0	0	1	0	1
7 Cody Ross, R (1, 7) OBP: 0.315, SLG: 0.351		B SI 87 C SI 86 B FC 83 F SI 88 B SL 79 F FC 82 C SI 87 3-3 ① K		S FC 86 1 SAFE B FC 83 X CH 79 1-1 ② ③ G6-4-3 1-2f			C EP 64 B SI 86 X SI 86 1-1 4 BB 8 1B 1B	B FF 94 B FF 94 C FF 95 X FF 94 2-1 ③ F8		4	0	1	0	0	1	2
8 Gerardo Parra, L (1, 9) OBP: 0.361, SLG: 0.453		X SL 80 0-0 27 FC6-4 1B			C FF 88 B SI 89 X SL 80 1-1 ① G6-3		X FC 82 0-0 4 BB 1-2 1B		C FF 95 B FF 96 B FF 94 S FF 94 C FF 95 2-3 ① K	4	0	2	0	0	1	0
27 Wil Nieves, R (1, 2) OBP: 0.417, SLG: 0.436		B SI 87 B FC 82 F FC 84 1 SAFE X CH 79 2-1 ② FC6-4 1-2f			L CH 82 F FC 84 B CH 82 F SL 79 F FC 83 B FF 89 F FC 83 C SI 90 2-3 ② K		B SI 86 F SI 87 B FF 85 X FC 84 2-1 ① F4		B FF 96 X FF 95 1-0 ② L6	4	0	0	0	0	1	3
4 Cliff Pennington, S (1, 6) OBP: 0.298, SLG: 0.291		B SI 88 1 SAFE B CH 79 F SI 87 1 SAFE X CH 81 2-1 ③ G4-3			C FC 84 F SI 89 B SI 89 F CH 81 F FF 88 F CU 74 X CH 82 1-2 1B		D CH 78 B SI 87 B FC 83 C FF 88 B CH 80 4-1 1-2 2-3 BB		C FF 94 B CH 87 F FF 95 F SL 84 S SL 84 1-3 ③ K	3	0	1	0	1	1	1
35 Trevor Cahill, R (1, 1) OBP: 0.065, SLG: 0.161			C SI 87 C SI 87 X SL 78 0-2 ① G5-3		C SI 89 C SI 88 F SL 78 X SI 87 0-2 ③ G4-3		C SI 89 S SL 80 F FF 90 S SL 79 0-3 ② K			2	0	0	0	0	0	1
55 Josh Collmenter, R (5, 1) OBP: 0.167, SLG: 0.167										0	0	0	0	0	0	0
13 Jason Kubel, L (7, PH) OBP: 0.328, SLG: 0.383										1	0	0	0	0	1	3
38 Will Harris, R (7, 1)										0	0	0	0	0	0	0
49 Tony Sipp, L (8, 1)										0	0	0	0	0	0	0
Inning Stats	R: 1 E: 0 K: 0 S: 7 H: 2 LOB: 0 BB: 0 P: 10	R: 0 E: 0 K: 1 S: 9 H: 1 LOB: 1 BB: 0 P: 16	R: 0 E: 0 K: 0 S: 6 H: 0 LOB: 0 BB: 0 P: 10	R: 0 E: 0 K: 0 S: 6 H: 0 LOB: 0 BB: 1 P: 13	R: 0 E: 0 K: 1 S: 18 H: 1 LOB: 1 BB: 0 P: 22	R: 1 E: 0 K: 0 S: 7 H: 2 LOB: 0 BB: 0 P: 10	R: 0 E: 0 K: 1 S: 11 H: 2 LOB: 3 BB: 1 P: 19	R: 0 E: 0 K: 0 S: 9 H: 0 LOB: 1 BB: 1 P: 15	R: 0 E: 0 K: 2 S: 8 H: 0 LOB: 0 BB: 0 P: 12	1B: 7 2B: 1 3B: 0 HR: 0 SF: 0 SAC: 0 DP: 3 HBP: 0						

	AB	32
	R	2
	H	8
	RBI	0
	BB	3
	SO	5
	LOB	16

WP: 0 PB: 0 SB: 0 CS: 0 PA: 35

PITCHER		IP	WLS	BF	H	R	ER	SO	BB	IBB	HBP	BLK	WP	HR	S	P	ERA	WHIP
28 Paul Maholm, L ERA: 3.69	(1, 1)	6.2	W	27	8	2	2	3	2	0	0	0	0	0	63	98	2.70	1.500
38 Anthony Varvaro, R ERA: 3.03	(7, 1)	0.1	H	1	0	0	0	0	0	0	0	0	0	0	1	2	0.00	0.000
48 David Carpenter, R ERA: 1.83	(8, 1)	2.0		7	0	0	0	2	1	0	0	0	0	0	17	27	0.00	0.500

PITCHER		IP	WLS	BF	H	R	ER	SO	BB	IBB	HBP	BLK	WP	HR	S	P	ERA	WHIP

BOTTOM

Arizona Diamondbacks @ Atlanta Braves

Turner Field, Atlanta, GA

Sun Jun 30 2013, 1:40 PM - 4:40 PM EDT

Att. 34,574 - Partly Cloudy - 86 F

livebaseballscorecards.com

Batter	1	2	3	4	5	6	7	8	9	AB	R	H	RBI	BB	SO	LOB
19 Andrelton Simmons, R (1, 6) OBP: 0.278, SLG: 0.331	C SI 90 C SI 92 B SL 87 B SI 92 X SI 91 2-2 ① G1-3		B SI 91 B SI 91 F FF 93 B SI 92 X SI 88 3-1 8 FC6-4 5 HR 22 1B 1B	B SI 86 B SI 91 B FF 92 C FF 90 B SI 88 4-1 22 1B BB	C FC 89 S CH 78 X FC 90 0-2 ③ P2		B FC 92 X FC 91 1-0 ③ G5-3			4	1	1	0	1	0	5
22 Jason Heyward, L (1, 9) OBP: 0.329, SLG: 0.373	X SI 89 0-0 ② G3		B SI 86 X SI 90 1-0 8 FC6-4 1-2 1B	1 SAFE F CH 82 X CH 82 0-1 1-2 1B		C CH 78 X FC 87 0-1 ① P2		C SL 80 C SL 81 B FF 90 B FF 90 X FF 91 2-2 ① P3		5	0	2	0	0	0	0
8 Justin Upton, R (1, 7) OBP: 0.355, SLG: 0.447	C SI 90 B SI 90 S CH 80 B SI 92 T SI 93 2-2 ③ K		D FF 92 B SI 90 X SI 90 2-0 ② FC6-4 5 HR 1-2f 2-3	S CH 81 S SI 90 X KC 77 0-2 ③ G4-3		B FC 88 F FC 89 B CH 80 F FC 90 B FC 90 S FC 90 3-3 ② K		B FF 91 S FF 92 F FF 92 B FF 92 F SL 83 C FF 92 2-3 ② K		5	1	0	0	0	3	4
5 Freddie Freeman, L (1, 3) OBP: 0.384, SLG: 0.470		X SI 86 0-0 ① G4-3	X SI 90 0-0 1-H 3-H HR		B CH 80 F CH 79 S FF 91 F SI 89 B KC 77 X CH 83 2-2 ① L9	B CU 72 X FC 90 1-0 2B		C SL 82 X FF 92 0-1 ③ F8		5	1	2	3	0	0	0
16 Brian McCann, L (1, 2) OBP: 0.352, SLG: 0.478		C SI 86 B SI 91 F CH 82 B FF 92 X SI 88 2-2 HR	C CH 81 B CH 80 B FF 91 C CH 82 F FF 93 X KC 77 2-2 2B		B KC 74 B CH 79 F CH 80 B FF 91 B CH 83 4-1 26 HR BB	B FC 88 F CH 79 B FC 90 F FC 90 B FC 91 X FC 91 3-2 ③ F7				3	2	2	1	1	0	1
26 Dan Uggla, R (1, 4) OBP: 0.330, SLG: 0.413		B SI 90 B SL 86 C SI 90 T SI 91 B SI 91 F SI 91 F SI 92 X CH 82 3-2 ② G4-3	S CH 78 B SI 87 S SI 92 B SL 87 B SL 87 F CH 82 F CH 83 B SI 91 4-2 BB		X SI 87 0-0 1-H HR		C FC 91 B FC 92 F FC 92 B CU 80 X FC 91 2-2 ① G5-3			3	1	1	2	1	0	0
2 B.J. Upton, R (1, 8) OBP: 0.278, SLG: 0.317		B SI 93 B SI 90 C SI 90 F CH 80 B KC 74 B SI 92 4-2 23 S BB	S CH 82 D CH 81 B SL 86 B SI 91 X SI 89 3-1 ③ F9		B FC 88 C FC 88 B CH 79 B FC 89 C FC 89 B FC 90 4-2 28 E 23 BB BB		B FC 93 B FC 92 B FF 92 C FC 90 S FC 91 F FC 90 S FC 92 3-3 ② K			2	0	0	0	2	1	2
23 Chris Johnson, R (1, 5) OBP: 0.370, SLG: 0.465 4 Paul Janish, R (7, PR) (8, 5)		B SI 91 C SI 89 C FF 93 D KC 76 X KC 77 2-2 ③ G5-3 1-2		B FF 91 B SL 84 B SI 90 C SI 89 F SI 90 F SI 90 F SI 91 X CH 81 3-2 ① G4-3	B FC 88 B FC 88 B FC 88 B FC 89 4-0 1-2 BB		S FC 91 F FC 93 B CU 81 X FC 92 1-2 7 2B 1B			3 0	0 0	1 0	0 0	1 0	0 0	1 0
28 Paul Maholm, L (1, 1) OBP: 0.128, SLG: 0.154 38 Anthony Varvaro, R (7, 1) 7 Reed Johnson, R (7, PH) OBP: 0.329, SLG: 0.378 48 David Carpenter, R (8, 1)			B SI 86 B SI 87 C SI 88 C SI 88 C SI 90 2-3 ① K	S SI 85 S SI 85 S SI 85 0-3 ② K	C FC 86 F FC 86 M CH 78 0-3 ② K 2-3		C FC 91 X FC 92 0-1 1-3 2B			3 0 1 0	0 0 0 0	0 0 1 0	0 0 0 0	0 0 0 0	3 0 0 0	2 0 0 0
Inning Stats	R: 0 E: 0 K: 1 S: 7 H: 0 LOB: 0 BB: 0 P: 11	R: 1 E: 0 K: 0 S: 14 H: 1 LOB: 1 BB: 1 P: 25	R: 3 E: 0 K: 1 S: 18 H: 4 LOB: 2 BB: 1 P: 35	R: 0 E: 0 K: 1 S: 14 H: 1 LOB: 2 BB: 1 P: 21	R: 2 E: 1 K: 1 S: 14 H: 1 LOB: 2 BB: 3 P: 28	R: 0 E: 0 K: 1 S: 9 H: 1 LOB: 1 BB: 0 P: 16	R: 0 E: 0 K: 1 S: 13 H: 2 LOB: 3 BB: 0 P: 20	R: 0 E: 0 K: 1 S: 9 H: 0 LOB: 0 BB: 0 P: 13		1B: 4 2B: 3 3B: 0 HR: 3 SF: 0 SAC: 0 DP: 0 HBP: 0				WP: 0 PB: 0 SB: 1 CS: 0 PA: 40		

	AB	34
	R	6
	H	10
	RBI	6
	BB	6
	SO	7
	LOB	15

PITCHER		IP	WLS	BF	H	R	ER	SO	BB	IBB	HBP	BLK	WP	HR	S	P	ERA	WHIP
35 Trevor Cahill, R ERA: 4.66	(1, 1)	4.1	L	24	7	6	6	3	4	0	0	0	0	0	59	104	12.46	2.538
55 Josh Collmenter, R ERA: 2.23	(5, 1)	1.2		8	1	0	0	2	2	0	0	0	0	0	17	32	0.00	1.800
38 Will Harris, R ERA: 2.0	(7, 1)	1.0		5	2	0	0	1	0	0	0	0	0	0	13	20	0.00	2.000
49 Tony Sipp, L ERA: 4.56	(8, 1)	1.0		3	0	0	0	1	0	0	0	0	0	0	9	13	0.00	0.000

PITCHER	IP	WLS	BF	H	R	ER	SO	BB	IBB	HBP	BLK	WP	HR	S	P	ERA	WHIP

Batter	1	2	3	4	5	6	7	8	9	AB	R	H	RBI	BB	SO	LOB
9 Juan Pierre, L (1, 7) OBP: 0.286, SLG: 0.296	B SI 90 X SI 89 1-0 ① L3	B SI 89 X FF 90 1-0 ③ F8			C FF 89 B CH 82 S CH 82 X FF 88 1-2 ① G4-3	B SI 89 X SI 89 1-0 ③ F8			C SI 93 X SI 93 0-1 1B	5	0	1	0	0	0	3
30 Placido Polanco, R (1, 5) OBP: 0.302, SLG: 0.288 45 Kevin Slowey, R (7, 1) OBP: 0.136, SLG: 0.050 20 Justin Ruggiano, R (9, PH) OBP: 0.292, SLG: 0.414	B SI 90 F FF 89 X SI 90 1-1 ② G1-3		B FC 87 C SI 88 F FF 88 X FF 89 1-2 5 FC3-6 27 1B 1B		B CU 77 C FC 87 X CH 82 1-1 5 G4-3 27 BB 1B		C FF 94 B CH 86 S CU 80 X FF 95 1-2 ① L9		S SI 93 B CH 85 F CH 86 F SI 94 F CH 86 S KC 83 1-3 ② K	4 0 1	0 0 0	2 0 0	0 0 0	0 0 1	0 0 1	0 0 1
27 Giancarlo Stanton, R (1, 9) OBP: 0.358, SLG: 0.477	B FF 90 F SI 90 F SI 91 B FF 91 B CH 83 F CU 78 B SI 91 4-2 5 HR BB		S CH 82 1 SAFE B SI 90 X CU 78 1-1 5 FC3-6 1-2 1B		B FC 86 B SI 90 B SI 89 C FF 88 F FF 88 F CH 83 B CU 78 4-2 5 G4-3 1-2 BB		C FF 95 B FF 95 B CU 80 B CH 87 F FF 94 X FF 96 3-2 ② G3		B SI 94 F CH 85 F SI 93 F CH 86 D CH 85 F SI 95 F KC 83 F CH 86 F FF 94 B SI 94 3-3 ③ F CH 86 S KC 82 K	3	1	1	0	2	1	1
5 Logan Morrison, L (1, 3) OBP: 0.387, SLG: 0.554	X SI 90 0-0 1-H HR	B SI 90 S CH 84 C SI 91 D CU 79 B SI 90 X CH 83 3-2 ① FC3-6 48 L6 1-2f 2-3			B CU 78 F SI 91 B SI 89 F CH 84 X CU 78 2-2 ② G4-3 1-2 2-3		C FF 95 X FF 95 0-1 48 FC5-4 1B			4	1	2	2	0	0	4
48 Marcell Ozuna, R (1, 8) OBP: 0.324, SLG: 0.419	C CU 77 B SI 91 X FC 86 1-1 ③ G6-3		1 SAFE S CU 78 X CU 79 0-1 ②③ L6 1-2		X SI 90 0-0 ③ G5-3		F CU 80 X CU 79 0-1 ③ FC5-4 1-2f			4	0	0	0	0	0	5
51 Derek Dietrich, L (1, 4) OBP: 0.279, SLG: 0.405		B FF 89 F SI 89 B CU 75 B CH 82 X FF 89 3-1 ① F8		B SI 88 B CH 82 B SI 90 C SI 88 X SI 90 3-1 ① F7		F FF 89 X SI 90 0-1 3 SH5-4 29 1B 2B		C SI 93 S SI 93 X KC 83 0-2 ① G4-3		4	1	1	0	0	0	0
3 Adeiny Hechavarría, R (1, 6) OBP: 0.260, SLG: 0.300		X SI 91 0-0 19 2B 1B		C CU 77 X SI 90 0-1 1B		B CU 77 2 SAFE X FF 86 1-0 ① SH5-4 2-3		C CH 86 B SI 94 F CH 85 F KC 83 X FF 94 1-2 19 G3-6-3 1B		3	0	3	0	0	0	0
19 Rob Brantly, L (1, 2) OBP: 0.296, SLG: 0.292		B CH 82 1 SAFE X FC 88 1-0 1-3 2B		B FC 88 S CH 84 B CH 83 D SI 88 X SI 92 3-1 ② L8		S CH 83 D CH 83 B SI 90 C CU 77 S CH 83 2-3 ② K		B SI 94 C FF 94 X SI 94 1-1 ②③ G3-6-3 1-2f		4	0	1	0	0	1	3
34 Tom Koehler, R (1, 1) OBP: 0.059, SLG: 0.059 29 Greg Dobbs, L (6, PH) OBP: 0.304, SLG: 0.304 43 Dan Jennings, L (6, 1) 58 Ryan Webb, R (6, 1) 17 Donovan Solano, R (7, 5) OBP: 0.331, SLG: 0.321		S SI 90 X FC 88 0-1 ② G5-3		B FF 90 X SI 90 1-0 ③ G5-3		X CU 78 0-0 3-H 1B			C FF 92 X SI 93 0-1 ① F9	2 1 0 0 1	0 0 0 0 0	0 1 0 0 0	0 1 0 0 0	0 0 0 0 0	0 0 0 0 0	3 0 0 0 0
Inning Stats	R: 2 E: 0 K: 0 S: 9 H: 1 LOB: 0 BB: 1 P: 16	R: 0 E: 0 K: 0 S: 7 H: 2 LOB: 2 BB: 0 P: 12	R: 0 E: 0 K: 0 S: 10 H: 2 LOB: 1 BB: 0 P: 15	R: 0 E: 0 K: 0 S: 7 H: 1 LOB: 1 BB: 0 P: 14	R: 0 E: 0 K: 0 S: 12 H: 1 LOB: 2 BB: 1 P: 20	R: 1 E: 0 K: 1 S: 8 H: 2 LOB: 1 BB: 0 P: 12	R: 0 E: 0 K: 0 S: 10 H: 1 LOB: 1 BB: 0 P: 14	R: 0 E: 0 K: 0 S: 9 H: 1 LOB: 0 BB: 0 P: 11	R: 0 E: 0 K: 2 S: 17 H: 1 LOB: 1 BB: 0 P: 21	1B: 9 2B: 2 3B: 0 HR: 1 SF: 0 SAC: 1 DP: 1 HBP: 0						

PITCHER		IP	WLS	BF	H	R	ER	SO	BB	IBB	HBP	BLK	WP	HR	S	P	ERA	WHIP
54 Kris Medlen, R ERA: 3.11	(1, 1)	6.0	W	28	9	3	3	1	2	0	0	0	0	1	53	89	4.50	1.833
38 Anthony Varvaro, R ERA: 2.95	(7, 1)	1.0		4	1	0	0	0	0	0	0	0	0	0	10	14	0.00	1.000
58 Alex Wood, L ERA: 2.87	(8, 1)	2.0		7	2	0	0	2	0	0	0	0	0	0	26	32	0.00	1.000

PITCHER	IP	WLS	BF	H	R	ER	SO	BB	IBB	HBP	BLK	WP	HR	S	P	ERA	WHIP

TOP

Miami Marlins @ Atlanta Braves

Turner Field, Atlanta, GA

Tue Jul 02 2013, 7:12 PM - 10:17 PM EDT

Att. 28,045 - Cloudy - 85 F

livebaseballscorecards.com

AB	36
R	3
H	12
RBI	3
BB	2
SO	3
LOB	20

MIAMI

WP: 0 PA: 39
PB: 0
SB: 0
CS: 0

Miami Marlins @ Atlanta Braves

Turner Field, Atlanta, GA

Tue Jul 02 2013, 7:12 PM - 10:17 PM EDT

Att. 28,045 - Cloudy - 85 F

BOTTOM

Batter	1	2	3	4	5	6	7	8	9	AB	R	H	RBI	BB	SO	LOB
19 Andrelton Simmons, R (1, 6) OBP: 0.280, SLG: 0.339	B FF 92 C FF 92 F FF 94 X KC 82 1-2 G5-3 ①		C KC 78 D FF 93 D KC 80 S FF 92 X FF 92 2-2 G1-6-3 ①② 1-2f		B KC 78 C KC 77 B FF 93 B KC 79 X FF 91 3-1 G5-3 ②	B SI 93 X SL 82 1-0 1-2 3-H 1B		X SL 82 0-0 1-H 8 1B 3B		5	1	2	2	0	0	2
22 Jason Heyward, L (1, 9) OBP: 0.327, SLG: 0.366	F FF 95 X FF 96 0-1 F9 ②		B CH 85 B FF 94 C FF 92 F KC 80 F KC 83 F FF 95 X KC 82 2-2 F7 ③		C FF 94 B FF 93 B KC 79 C KC 78 F KC 83 F FF 94 X FF 94 2-2 F9 ③	S SL 82 X SL 82 0-1 G2-3 ③		B FF 90 C FF 90 S CU 75 D CU 76 B FF 91 B FF 91 4-2 5 F8 8 1B 16 1B BB		4	1	0	0	1	0	3
8 Justin Upton, R (1, 7) OBP: 0.362, SLG: 0.458	C KC 80 F FF 96 B KC 83 F FF 94 B KC 83 S KC 82 2-3 K ③			B FF 90 C FF 92 C SL 85 F KC 82 X FF 95 1-2 5 3B 3B		C FF 92 B FF 92 C FF 92 B SL 84 X FF 93 2-2 16 1B 5 1B 23 2B 1B	B SL 81 B FF 91 B SL 82 B FF 90 4-0 5 F7 16 2B BB	B FF 92 B FF 91 F FF 91 B FF 92 X FF 92 3-1 16 1B 1-2 3-H 1B		4	3	3	1	1	1	0
5 Freddie Freeman, L (1, 3) OBP: 0.387, SLG: 0.483		X FF 93 0-0 16 G4-3 26 G5-3 2B		B KC 79 X KC 80 1-0 3-H 3B	B SL 82 S FF 93 F SL 82 D SL 84 B SI 91 X FF 92 3-2 16 1B 23 2B 1-2 1B	F FF 90 1 SAFE C SI 91 X SI 90 0-2 F7 ① 1-2	X FF 91 0-0 F8 ② 2-3		5	2	3	1	0	0	3
16 Brian McCann, L (1, 2) OBP: 0.360, SLG: 0.489		C KC 78 B FF 94 F SI 93 B KC 82 X KC 82 2-2 G4-3 ① 2-3		F FF 94 F CH 86 B KC 83 T FF 94 1-2 K ①	X FF 93 0-0 23 2B 17 1B 1-2 2-3 1B	C CH 85 X SI 91 0-1 2-H 2B	C FF 86 B SL 84 X CH 84 1-1 1-3 3-H 1B		5	1	3	2	0	1	2
26 Dan Uggla, R (1, 4) OBP: 0.325, SLG: 0.405		B FF 96 S KC 82 F KC 83 B FF 96 B FF 95 X KC 83 3-2 G5-3 ② 3-H		B KC 80 X FF 94 1-0 P3 ②	S SI 93 B SI 93 F SL 83 C SL 82 1-3 K ①	S SL 83 B FF 92 F SL 82 S SL 82 1-3 K ②	B SI 92 B SL 83 B FF 91 C FF 91 C FF 91 F FF 92 X FF 91 3-2 F8 ③		5	0	0	1	0	2	7
2 B.J. Upton, R (1, 8) OBP: 0.277, SLG: 0.316 7 Reed Johnson, R (3, 8) OBP: 0.318, SLG: 0.364		C FF 95 S SL 87 B FF 95 B KC 82 S FF 95 2-3 K ③		C KC 81 F FF 95 S KC 82 0-3 K ③		C SL 82 C SL 82 S SI 93 0-3 K ② X SL 82 0-0 G1-3 ③			1 3	0 0	0 0	0 0	0 0	1 2	0 5
23 Chris Johnson, R (1, 5) OBP: 0.377, SLG: 0.480 4 Paul Janish, R (8, PR) (9, 5)			B FF 92 B FF 92 C FF 90 X KC 80 2-1 54 E 2B		B KC 78 B FF 92 F FF 92 F FF 91 X KC 81 2-2 G4-3 ①	C SI 94 X SI 95 0-1 17 1B 19 1B 1-3 2-H 3-H 2B		S FF 90 B FF 90 F FF 91 B FF 90 F FF 92 F FF 91 F FF 91 F FF 92 X SI 92 2-2 19 3B 1B		4 0	2 1	3 0	2 0	0 0	0 0	0 0
54 Kris Medlen, S (1, 1) OBP: 0.241, SLG: 0.333 17 Jordan Schafer, L (6, PH) OBP: 0.401, SLG: 0.468 38 Anthony Varvaro, R (7, 1) 58 Alex Wood, R (8, 1)			B FF 92 C FF 92 X FF 94 1-1 E5 19 G1-6-3 2-H 1B		C FF 93 C KC 79 B KC 81 X FF 92 1-2 2B	F SL 83 S SI 93 X SI 93 0-2 19 1B 2-3 3-H 1B		L FF 90 C FF 90 L FF 91 0-3 K ①		2 1 0 1	0 0 0 0	2 1 0 1	0 1 0 1	0 0 0 0	0 0 0 1	0 0 0 1
Inning Stats	R: 0 E: 0 K: 1 S: 9 H: 0 LOB: 0 BB: 0 P: 12	R: 1 E: 0 K: 1 S: 10 H: 1 LOB: 0 BB: 0 P: 17	R: 1 E: 1 K: 0 S: 12 H: 2 LOB: 0 BB: 0 P: 19	R: 1 E: 0 K: 2 S: 12 H: 2 LOB: 1 BB: 0 P: 16	R: 0 E: 0 K: 0 S: 13 H: 1 LOB: 1 BB: 0 P: 21	R: 4 E: 0 K: 2 S: 21 H: 6 LOB: 2 BB: 0 P: 28	R: 1 E: 0 K: 1 S: 9 H: 1 LOB: 1 BB: 1 P: 14	R: 3 E: 0 K: 1 S: 22 H: 4 LOB: 2 BB: 1 P: 35		1B: 9 2B: 5 3B: 3 HR: 0 SF: 0 SAC: 0 DP: 1 HBP: 0					WP: 0 PB: 0 SB: 0 CS: 0	PA: 42

livebaseballscorecards.com

AB	40
R	11
H	17
RBI	10
BB	2
SO	8
LOB	23

PITCHER		IP	WLS	BF	H	R	ER	SO	BB	IBB	HBP	BLK	WP	HR	S	P	ERA	WHIP
34 Tom Koehler, R ERA: 4.7	(1, 1)	5.0		20	6	3	2	4	0	0	0	0	0	0	56	85	3.60	1.200
43 Dan Jennings, L ERA: 3.95	(6, 1)	0.0	L	3	3	3	3	0	0	0	0	0	0	0	7	12	∞	∞
58 Ryan Webb, R ERA: 3.38	(6, 1)	1.0		6	3	1	1	2	0	0	0	0	0	0	14	16	9.00	3.000
45 Kevin Slowey, R ERA: 4.24	(7, 1)	2.0		13	5	4	4	2	2	0	0	0	0	0	31	49	18.00	3.500

PITCHER	IP	WLS	BF	H	R	ER	SO	BB	IBB	HBP	BLK	WP	HR	S	P	ERA	WHIP

Batter	1	2	3	4	5	6	7	8	9	AB	R	H	RBI	BB	SO	LOB
20 Justin Ruggiano, R (1, 7) OBP: 0.298, SLG: 0.432	X FF 91 0-0 27 S 2B		B FF 91 B FF 90 S FF 90 X CH 86 2-1 ② P4		B FF 91 X FF 90 1-0 1-H 3-H HR		F FF 95 B FF 94 B SL 85 S FF 94 C FF 96 2-3 ① K	C SL 80 C SL 80 B SL 81 B SL 82 D SL 82 B SI 88 4-2 2-3 BB		4	1	2	3	1	1	0
59 Ed Lucas, R (1, 3) OBP: 0.368, SLG: 0.347	C FF 91 F FF 91 S CH 87 0-3 ① K		B FF 92 S CH 84 F FF 91 B CH 86 F CH 86 X FF 92 2-2 ③ F9		X FF 91 0-0 1B		L FF 95 F FF 96 B FF 96 X SL 84 1-2 1B	X SI 88 0-0 ③ G1-3		5	0	2	0	0	1	3
27 Giancarlo Stanton, R (1, 9) OBP: 0.354, SLG: 0.465	B KC 81 F SL 85 C FF 92 F KC 81 B FF 92 B CH 87 B FF 93 4-2 2-3 BB			B CH 84 C SL 83 C CH 84 X KC 80 1-2 ① F7	B FF 90 C FF 91 S SL 84 F FF 90 D KC 80 F FF 90 S CH 84 2-3 ③ K		B FF 94 B SL 84 S FF 95 C SL 83 S FF 96 2-3 ② K		X FF 90 0-0 ① P3	4	0	0	0	1	2	2
48 Marcell Ozuna, R (1, 8) OBP: 0.317, SLG: 0.409	F CH 87 S KC 81 D KC 81 S FF 91 1-3 ② K			C KC 79 S FF 92 X KC 80 0-2 ② G5-3		S CH 84 C FF 89 X KC 79 0-2 ① P6	X FF 95 0-0 ③ L9		B FF 92 C FF 92 B CU 79 S CU 79 S FF 94 2-3 ② K	5	0	0	0	0	2	3
30 Placido Polanco, R (1, 5) OBP: 0.300, SLG: 0.286	C FF 92 F FF 92 S KC 81 0-3 ③ K			B CH 85 B FF 91 X FF 90 2-0 ③ F9		C FF 90 B FF 89 F SL 82 F FF 89 X FF 88 1-2 3 2B 1B		C SL 78 B SI 86 X SI 87 1-1 ① G6-3	S FF 91 F FF 92 B CU 79 X FF 93 1-2 ③ G6-3	5	1	1	0	0	1	2
17 Donovan Solano, R (1, 4) OBP: 0.336, SLG: 0.330		B SL 83 F FF 90 F FF 91 X SL 84 1-2 ① G6-3			B FF 90 C FF 90 B FF 90 B CH 85 X FF 90 3-1 3 WP 20 HR 2B	C SL 81 S SL 83 B FF 87 F SL 82 X CH 84 1-2 ② F9		H CH 78 1-0 3 1B 6 2B HBP		3	2	1	0	0	0	1
3 Adeiny Hechavarría, R (1, 6) OBP: 0.263, SLG: 0.308		B CH 85 X SL 84 1-0 ② L8			B FF 90 B SL 83 C FF 88 C FF 89 B KC 80 S FF 90 3-3 ① K 2-3	S FF 88 B CH 84 X KC 78 1-1 1-H 2B		1 SAFE C SL 78 F SL 78 1 SAFE X SI 86 0-2 6 2B 1-2 1B		4	1	2	1	0	1	1
6 Jeff Mathis, R (1, 2) OBP: 0.237, SLG: 0.353		C FF 91 S FF 90 S CH 86 0-3 ③ K			B CH 86 S KC 80 S FF 90 C CH 86 1-3 ② K	I IN 68 I IN 70 I IN 67 I IN 68 4-0 IBB		X SI 88 0-0 20 WP 1-H 2-H 2B		3	0	1	2	1	2	1
47 Ricky Nolasco, R (1, 1) OBP: 0.182, SLG: 0.133			C FF 91 F SI 91 S KC 79 0-3 ① K		S FF 91 B FF 91 B FF 89 B FF 90 C FF 89 F FF 89 B FF 90 4-2 20 HR BB	S CH 82 S FF 90 B FF 90 F CH 84 C FF 88 1-3 ③ K		X SI 88 0-0 ② F7		2	1	0	0	1	2	2
29 Greg Dobbs, L (8, PH) OBP: 0.302, SLG: 0.302										1	0	0	0	0	0	1
50 Chad Qualls, R (8, 1)										0	0	0	0	0	0	0
40 Mike Dunn, L (9, 1)										0	0	0	0	0	0	0
31 Steve Cishek, R (9, 1)										0	0	0	0	0	0	0
Inning Stats	R: 0 E: 0 K: 3 S: 13 H: 1 LOB: 2 BB: 1 P: 18	R: 0 E: 0 K: 1 S: 7 H: 0 LOB: 0 BB: 0 P: 9	R: 0 E: 0 K: 1 S: 9 H: 0 LOB: 0 BB: 0 P: 13	R: 0 E: 0 K: 0 S: 7 H: 0 LOB: 0 BB: 0 P: 10	R: 3 E: 0 K: 3 S: 18 H: 3 LOB: 1 BB: 1 P: 32	R: 1 E: 0 K: 1 S: 17 H: 2 LOB: 2 BB: 1 P: 25	R: 0 E: 0 K: 2 S: 10 H: 1 LOB: 1 BB: 0 P: 15	R: 2 E: 0 K: 0 S: 10 H: 2 LOB: 2 BB: 1 P: 16	R: 0 E: 0 K: 1 S: 7 H: 0 LOB: 0 BB: 0 P: 10	1B: 4 2B: 4 3B: 0 HR: 1	SF: 0 SAC: 0 DP: 0 HBP: 1					

PITCHER		IP	WLS	BF	H	R	ER	SO	BB	IBB	HBP	BLK	WP	HR	S	P	ERA	WHIP
36 Mike Minor, L ERA: 3.15	(1, 1)	6.0	L	27	6	4	4	9	2	1	0	0	1	1	71	107	6.00	1.333
48 David Carpenter, R ERA: 1.74	(7, 1)	1.0		4	1	0	0	2	0	0	0	0	0	0	10	15	0.00	1.000
53 Cory Gearrin, R ERA: 3.77	(8, 1)	1.0		7	2	2	2	0	1	0	1	0	1	0	10	16	18.00	3.000
38 Anthony Varvaro, R ERA: 2.88	(9, 1)	1.0		3	0	0	0	1	0	0	0	0	0	0	7	10	0.00	0.000

PITCHER	IP	WLS	BF	H	R	ER	SO	BB	IBB	HBP	BLK	WP	HR	S	P	ERA	WHIP

TOP

Miami Marlins @ Atlanta Braves

Turner Field, Atlanta, GA

Wed Jul 03 2013, 7:18 PM - 10:04 PM EDT

Att. 26,129 - Cloudy - 71 F

livebaseballscorecards.com

AB	36
R	6
H	9
RBI	6
BB	4
SO	12
LOB	16

MIAMI

WP: 2 PB: 0 SB: 1 CS: 0 PA: 41

BOTTOM

Miami Marlins @ Atlanta Braves

Turner Field, Atlanta, GA

Wed Jul 03 2013, 7:18 PM - 10:04 PM EDT

Att. 26,129 - Cloudy - 71 F

Batter	1	2	3	4	5	6	7	8	9	AB	R	H	RBI	BB	SO	LOB
19 Andrelton Simmons, R (1, 6) OBP: 0.282, SLG: 0.340	C SI 90 B SI 89 B FF 89 X SI 90 2-1 F8 ①		F SL 81 X SI 91 0-1 22 1B 2-H 1B		S SL 81 F FF 90 B SL 81 X SL 82 1-2 G6-3 ③			B SI 92 C SI 92 X SL 86 1-1 22 FC6-4 1B		4	0	2	1	0	0	0
22 Jason Heyward, L (1, 9) OBP: 0.325, SLG: 0.364	B FF 89 B CU 73 X SI 89 2-0 P4 ②		1 SAFE B FS 78 B FS 80 X FF 90 2-0 1-3 1B			B SI 85 B FS 77 X SI 88 2-0 G4-3 ①		C SI 93 B SI 94 X SI 93 1-1 FC6-4 8 G4-6-3 ① 1-2f		4	0	1	0	0	0	1
8 Justin Upton, R (1, 7) OBP: 0.358, SLG: 0.452	B FF 89 S SL 82 B FF 91 B SL 81 F SI 91 X SL 81 3-2 G6-3 ③		X SL 81 0-0 F9 ③			X SI 88 0-0 F9 ②		C SI 94 B SL 87 X SI 95 1-1 G4-6-3 ②③ 1-2f		4	0	0	0	0	0	3
5 Freddie Freeman, L (1, 3) OBP: 0.389, SLG: 0.484		B FF 90 S FS 79 B FF 91 B SI 90 X FF 90 3-1 G4-3 ①		S CU 72 F FF 89 B CU 75 S CU 76 1-3 K ①		B CU 71 S FS 78 F FF 88 B SL 80 F FS 78 B FF 89 X SI 91 3-2 16 E 1B			X FF 93 0-0 26 1B 23 1B 1B	4	1	2	0	0	1	0
16 Brian McCann, L (1, 2) OBP: 0.357, SLG: 0.503		B CU 74 S FS 81 B FF 91 X FS 80 2-1 G4-3 ②		C CU 75 X FS 81 0-1 HR		C CU 73 B SI 90 1 SAFE C CU 75 S CU 73 1-3 K ③ 1-3			F FF 95 B SL 88 F SL 87 S FF 95 1-3 K ①	4	1	1	1	0	2	2
26 Dan Uggla, R (1, 4) OBP: 0.324, SLG: 0.403		X FF 91 0-0 G6-3 ③		B FF 91 S SL 82 F SL 82 C SL 84 1-3 K ②			X FF 89 0-0 G5-3 ①		B FF 95 X FF 93 1-0 23 1B 1-2 1B	4	0	1	0	0	1	0
2 B.J. Upton, R (1, 8) OBP: 0.276, SLG: 0.315			F FF 89 X SL 81 0-1 36 SH1-3 19 1B 1B	B FF 91 S SL 82 B SL 83 S SI 91 X SL 83 2-2 F9 ③			B SI 88 S FF 88 S SL 80 B CU 73 S SL 80 2-3 K ②		B SL 82 C SI 92 F SI 92 C SI 92 1-3 K ②	4	1	1	0	0	2	2
23 Chris Johnson, R (1, 5) OBP: 0.379, SLG: 0.480			C SI 88 S SI 89 1 SAFE B SL 80 1 SAFE B SI 90 S SL 80 2-3 K ①		B FF 89 S SL 80 S SL 80 B SL 82 F SI 88 F FF 89 F SL 80 S SL 81 2-3 K ①			B FF 88 C SL 80 X FS 78 1-1 1B	X SI 93 0-0 1-2 2-H 1B	4	0	2	1	0	2	1
36 Mike Minor, R (1, 1) OBP: 0.121, SLG: 0.188 48 David Carpenter, R (7, 1) 17 Jordan Schafer, L (7, PH) OBP: 0.399, SLG: 0.464 53 Cory Gearrin, R (8, 1) 38 Anthony Varvaro, R (9, 1) 1 Tyler Pastornicky, R (9, PH) OBP: 0.250, SLG: 0.313			X FF 88 0-0 SH1-3 1-2 ②		F SI 90 S SL 79 S SL 80 0-3 K ②		B CU 71 B SI 87 C FF 88 S SI 89 X CU 74 2-2 G4-3 ③		C SL 83 X SI 92 0-1 G1-3 ③	1 0 1 0 0 1	0 0 0 0 0 0	0 0 0 0 0 0	0 0 0 0 0 0	1 0 0 0 0 0	0 0 0 0 0 0	0 0 1 0 0 2
Inning Stats	R: 0 E: 0 K: 0 S: 6 H: 0 LOB: 0 BB: 0 P: 13	R: 0 E: 0 K: 0 S: 5 H: 0 LOB: 0 BB: 0 P: 10	R: 1 E: 0 K: 1 S: 10 H: 3 LOB: 2 BB: 0 P: 14	R: 1 E: 0 K: 2 S: 11 H: 1 LOB: 0 BB: 0 P: 15	R: 0 E: 0 K: 2 S: 12 H: 0 LOB: 0 BB: 0 P: 15	R: 0 E: 1 K: 1 S: 9 H: 1 LOB: 1 BB: 0 P: 15	R: 0 E: 0 K: 1 S: 9 H: 1 LOB: 1 BB: 0 P: 14	R: 0 E: 0 K: 0 S: 6 H: 1 LOB: 0 BB: 0 P: 9	R: 1 E: 0 K: 2 S: 11 H: 3 LOB: 2 BB: 0 P: 14	1B: 9 2B: 0 3B: 0 HR: 1	SF: 0 SAC: 1 DP: 1 HBP: 0			WP: 0 PB: 0 SB: 0 CS: 0	PA: 36		

livebaseballscorecards.com

AB	35
R	3
H	10
RBI	3
BB	0
SO	9
LOB	12

PITCHER		IP	WLS	BF	H	R	ER	SO	BB	IBB	HBP	BLK	WP	HR	S	P	ERA	WHIP
47 Ricky Nolasco, R ERA: 3.85	(1, 1)	7.0	W	27	6	2	2	7	0	0	0	0	0	1	62	96	2.57	0.857
50 Chad Qualls, R ERA: 3.34	(8, 1)	1.0		3	1	0	0	0	0	0	0	0	0	0	6	9	0.00	1.000
40 Mike Dunn, L ERA: 2.97	(9, 1)	0.1		3	2	1	1	1	0	0	0	0	0	0	5	7	27.00	6.000
31 Steve Cishek, R ERA: 3.06	(9, 1)	0.2	S	3	1	0	0	1	0	0	0	0	0	0	6	7	0.00	1.500

PITCHER		IP	WLS	BF	H	R	ER	SO	BB	IBB	HBP	BLK	WP	HR	S	P	ERA	WHIP

Miami Marlins @ Atlanta Braves

Turner Field, Atlanta, GA

Thu Jul 04 2013, 7:14 PM - 10:41 PM EDT

Att. 35,465 - Rain - 72 F

TOP

livebaseballscorecards.com

Batter	1	2	3	4	5	6	7	8	9	AB	R	H	RBI	BB	SO	LOB
20 Justin Ruggiano, R (1, 7) OBP: 0.297, SLG: 0.427	K		59 G4-3 1B		G5-3	FC6-4 1-2f		K		5	0	1	0	0	2	3
59 Ed Lucas, R (1, 5) (7, 4) OBP: 0.369, SLG: 0.343	K		G4-3 1-2 3-H		5 BB 1B		K		5 BB 17 1B BB	4	1	1	1	1	2	1
27 Giancarlo Stanton, R (1, 9) OBP: 0.344, SLG: 0.450	K		G5-3		F9		K		K	5	0	0	0	0	3	3
5 Logan Morrison, L (1, 3) OBP: 0.418, SLG: 0.569		K		48 1B 2B	1-2 BB		48 1B BB		17 1B 1-2 BB	2	1	1	0	3	1	0
48 Marcell Ozuna, R (1, 8) OBP: 0.323, SLG: 0.427		HR	3 S 2-H 1B		F9		1-2 1B		K	5	1	3	2	0	1	4
51 Derek Dietrich, L (1, 4) OBP: 0.278, SLG: 0.407 31 Steve Cishek, R (9, 1)	P6	P6				3 1B 2B	G4-3		1-3 2-H 1B	4	0	1	0	0	0	3
										0	0	0	0	0	0	0
3 Adeiny Hechavarría, R (1, 6) OBP: 0.262, SLG: 0.306	K	K	K 1-2			20 FC6-4 2-3 1B		F9	K	5	0	1	0	0	3	3
6 Jeff Mathis, R (1, 2) OBP: 0.263, SLG: 0.357			20 1B 59 G4-3 1B	IBB		K		BB		2	1	1	0	2	1	2
37 Henderson Alvarez III, R (1, 1)			K	F9		P6		K		2	0	0	0	0	1	3
29 Greg Dobbs, L (6, PH) OBP: 0.301, SLG: 0.301										1	0	0	0	0	0	2
43 Dan Jennings, L (6, 1)										0	0	0	0	0	0	0
44 AJ Ramos, R (7, 1)										0	0	0	0	0	0	0
30 Placido Polanco, R (7, 5) OBP: 0.299, SLG: 0.285										1	0	0	0	0	1	1
17 Donovan Solano, R (9, PH) OBP: 0.341, SLG: 0.336										1	0	1	1	0	0	0

	AB	R	H	RBI	BB	SO	LOB
	37	4	10	4	6	15	25

MIAMI

Inning Stats	1	2	3	4	5	6	7	8	9
	R: 0 E: 0 K: 3 S: 13	H: 0 LOB: 0 BB: 0 P: 22	R: 1 E: 0 K: 2 S: 15	H: 1 LOB: 0 BB: 0 P: 23	R: 1 E: 0 K: 1 S: 15	H: 2 LOB: 1 BB: 0 P: 18	R: 1 E: 0 K: 1 S: 10	H: 2 LOB: 2 BB: 1 P: 19	R: 0 E: 0 K: 0 S: 14	H: 1 LOB: 2 BB: 1 P: 22	R: 0 E: 0 K: 1 S: 14	H: 2 LOB: 2 BB: 0 P: 17	R: 0 E: 0 K: 2 S: 13	H: 1 LOB: 2 BB: 1 P: 22	R: 0 E: 0 K: 2 S: 14	H: 0 LOB: 1 BB: 1 P: 25	R: 1 E: 0 K: 3 S: 17	H: 1 LOB: 2 BB: 2 P: 28

	1B: 7	SF: 0	WP: 0	PA: 43
	2B: 2	SAC: 0	PB: 0	
	3B: 0	DP: 0	SB: 1	
	HR: 1	HBP: 0	CS: 0	

PITCHER		IP	WLS	BF	H	R	ER	SO	BB	IBB	HBP	BLK	WP	HR	S	P	ERA	WHIP
49 Julio Teheran, R ERA: 3.23	(1, 1)	5.0		23	6	3	3	7	1	1	0	0	0	1	67	104	5.40	1.400
48 David Carpenter, R ERA: 1.61	(6, 1)	1.2		7	2	0	0	3	0	0	0	0	0	0	21	27	0.00	1.200
43 Luis Avilán, L ERA: 1.59	(7, 1)	0.1		3	1	0	0	0	1	0	0	0	0	0	6	12	0.00	6.000
52 Jordan Walden, R ERA: 2.54	(8, 1)	1.0		4	0	0	0	2	1	0	0	0	0	0	14	25	0.00	1.000
46 Craig Kimbrel, R ERA: 1.72	(9, 1)	1.0	L	6	1	1	1	3	2	0	0	0	0	0	17	28	9.00	3.000

PITCHER	IP	WLS	BF	H	R	ER	SO	BB	IBB	HBP	BLK	WP	HR	S	P	ERA	WHIP

Miami Marlins @ Atlanta Braves

Turner Field, Atlanta, GA

Thu Jul 04 2013, 7:14 PM - 10:41 PM EDT

Att. 35,465 - Rain - 72 F

livebaseballscorecards.com

BOTTOM

Batter	1	2	3	4	5	6	7	8	9	AB	R	H	RBI	BB	SO	LOB
19 Andrelton Simmons, R (1, 6) OBP: 0.285, SLG: 0.342	C FF 90 X CH 82 0-1 22 2B 5 1B 1B	B SI 92 B SI 93 X SI 92 2-0 ③ G4-3			C SI 91 D SL 80 D SI 89 1 SAFE 1 SAFE X FF 90 2-1 ② ③ L6-3 1-1			C SL 81 C SL 80 B SL 82 F FF 93 B FF 94 X SL 81 2-2 1B		4	1	2	0	0	0	1
22 Jason Heyward, L (1, 9) OBP: 0.324, SLG: 0.366	B SI 88 1 SAFE B SI 89 X SI 88 2-0 5 1B 1-3 2B		C FF 90 F FF 92 X SI 92 0-2 ① F7			C SL 80 F FF 92 F SL 82 B SL 83 B FF 93 X SL 82 2-2 ① L6		1 SAFE B CH 83 S CH 84 F FF 91 S FF 91 1-3 ② K		4	1	1	0	0	1	1
8 Justin Upton, R (1, 7) OBP: 0.353, SLG: 0.446	F CH 87 F SI 93 B SL 86 B SL 78 F SL 82 B SI 92 X SL 83 3-2 ① P3		C SI 92 F SI 92 X SL 85 0-2 ② G6-3			B FF 92 X FF 92 1-0 ② G5-3		1 SAFE X FF 92 0-0 ③ F8		4	0	0	0	0	0	3
5 Freddie Freeman, L (1, 3) OBP: 0.390, SLG: 0.482	D SI 88 S SI 93 B SI 94 X SI 88 2-1 16 2B 2-H 3-H 1B		B FF 92 B SI 92 B SI 92 F FF 90 F SI 93 F SI 94 X SI 94 3-2 ③ F8			B SL 82 X FF 94 1-0 ③ P6			S SL 85 B SL 87 B SI 93 B SI 93 B SI 92 4-1 BB	3	1	1	2	1	0	0
16 Brian McCann, L (1, 2) OBP: 0.360, SLG: 0.510	B SI 92 D SI 90 C FF 93 B SI 93 X SI 92 3-1 1-H 2B			B SI 91 C CH 86 X FF 92 1-1 ① F8			B SL 80 C FF 92 B SL 82 X FF 92 2-1 1B		B SI 93 C SL 83 B SL 84 C SL 84 X SL 84 2-2 ① F7	4	0	2	1	0	0	1
26 Dan Uggla, R (1, 4) OBP: 0.320, SLG: 0.397	X SI 91 0-0 ② G6-3			B SI 91 C SI 93 X SI 92 1-1 ② G6-3			C SL 80 X FF 94 0-1 ① F9		C SL 85 B SL 85 X SI 92 1-1 ② L9	4	0	0	0	0	0	3
2 B.J. Upton, R (1, 8) OBP: 0.272, SLG: 0.310	X SL 80 0-0 ③ G5-3			C SI 89 C SI 92 X SL 84 0-2 ③ G6-3			S FF 93 S FF 94 S FF 95 0-3 ② K		C SI 92 F SI 92 B SL 85 S SI 92 1-3 ③ K	4	0	0	0	0	2	3
23 Chris Johnson, R (1, 5) OBP: 0.378, SLG: 0.478		F SI 89 B SL 80 F SI 91 B SL 80 C SI 92 2-3 ① K			C CH 87 B SI 90 F SI 89 B SI 92 F SI 91 B SI 91 X SL 82 3-2 1 FC6-4 1B		C FF 94 B SL 83 S FF 93 S FF 95 1-3 ③ K			3	0	1	0	0	2	1
49 Julio Teheran, R (1, 1) OBP: 0.212, SLG: 0.219 1 Tyler Pastornicky, R (5, PH) OBP: 0.225, SLG: 0.294 48 David Carpenter, R (6, 1) 43 Luis Avilán, L (7, 1) 52 Jordan Walden, R (8, 1) 25 Joey Terdoslavich, S (8, PH) 46 Craig Kimbrel, R (9, 1)		C SI 89 F SI 92 C FF 90 0-3 ② K			X SI 89 0-0 ① FC6-4 19 L6-3 1-2f			S CH 83 B CH 84 B FF 92 C FF 92 S CH 84 2-3 ① K		1 1 0 0 0 0 1 0	0 0 0 0 0 0 0 0	0 0 0 0 0 0 0 0	0 0 0 0 0 0 0 0	1 0 0 0 0 0 1 0	0 0 0 0 0 0 0 0	0 1 0 0 0 0 0 0
Inning Stats	R: 3 H: 4 E: 0 LOB: 1 K: 0 BB: 0 S: 13 P: 23	R: 0 H: 0 E: 0 LOB: 0 K: 2 BB: 0 S: 7 P: 11	R: 0 H: 0 E: 0 LOB: 0 K: 0 BB: 0 S: 10 P: 13	R: 0 H: 0 E: 0 LOB: 0 K: 0 BB: 0 S: 7 P: 9	R: 0 H: 1 E: 0 LOB: 0 K: 0 BB: 0 S: 7 P: 12	R: 0 H: 0 E: 0 LOB: 0 K: 0 BB: 0 S: 6 P: 10	R: 0 H: 1 E: 0 LOB: 1 K: 2 BB: 0 S: 10 P: 13	R: 0 H: 1 E: 0 LOB: 1 K: 2 BB: 0 S: 11 P: 16	R: 0 H: 0 E: 0 LOB: 1 K: 1 BB: 1 S: 9 P: 17	1B: 5 SF: 0 2B: 3 SAC: 0 3B: 0 DP: 1 HR: 0 HBP: 0						

	AB	33
	R	3
	H	7
	RBI	3
	BB	1
	SO	7
	LOB	14

WP: 0 PA: 34
PB: 0
SB: 0
CS: 0

PITCHER		IP	WLS	BF	H	R	ER	SO	BB	IBB	HBP	BLK	WP	HR	S	P	ERA	WHIP
37 Henderson Alvarez III, R ERA: 5.4	(1, 1)	5.0		19	5	3	3	2	0	0	0	0	0	0	44	68	5.40	1.000
43 Dan Jennings, L ERA: 3.68	(6, 1)	1.0		4	1	0	0	0	0	0	0	0	0	0	8	14	0.00	1.000
44 AJ Ramos, R ERA: 3.92	(7, 1)	2.0	W	7	1	0	0	4	0	0	0	0	0	0	19	25	0.00	0.500
31 Steve Cishek, R ERA: 2.97	(9, 1)	1.0	S	4	0	0	0	1	1	0	0	0	0	0	9	17	0.00	1.000

PITCHER		IP	WLS	BF	H	R	ER	SO	BB	IBB	HBP	BLK	WP	HR	S	P	ERA	WHIP

Batter	1	2	3	4	5	6	7	8	9	AB	R	H	RBI	BB	SO	LOB
19 Andrelton Simmons, R (1, 6) OBP: 0.281, SLG: 0.338	C FF 90 B FF 91 S CH 86 C SI 92 1-3 K		C FF 92 T CH 85 F SI 93 X FC 87 0-2 F9			X CH 84 0-0 G5-3	S FF 96 X FF 97 0-1 SF8 3-H		B FF 93 F FF 92 F FF 93 F SL 77 F FF 92 F FF 93 X FF 93 1-2 P6	4	0	0	1	0	1	1
22 Jason Heyward, L (1, 9) OBP: 0.323, SLG: 0.361	C FC 88 F SI 93 F FF 94 F FF 92 B CU 75 F FC 88 F SI 92 F CH 85 X FF 92 1-2 G4-3			C FF 90 B SI 92 F FF 92 X SL 80 1-2 G4-3		B SI 91 B FC 88 X FC 86 2-0 G3-1	B SI 97 B FF 96 B SL 84 B FF 94 4-0 1-2 BB			3	0	0	0	1	0	0
8 Justin Upton, R (1, 7) OBP: 0.355, SLG: 0.450	S CH 85 X FC 86 0-1 2B			C FF 91 S SI 92 B FF 93 B FC 88 F CH 86 X CU 75 2-2 1B		X CH 84 0-0 G6-3	S FF 96 S FF 96 F FF 97 S SL 87 0-3 K			4	0	2	0	0	1	2
5 Freddie Freeman, L (1, 3) OBP: 0.389, SLG: 0.477	X FF 91 0-0 G4-3			F FF 91 F FF 91 B FF 92 F CU 76 C FF 93 1-3 K			S FF 90 B SI 91 C FF 90 H FF 91 2-2 23 1B 26 HR HBP	B FF 92 B FF 92 X FF 92 2-0 L9		3	1	0	0	0	1	2
23 Chris Johnson, R (1, 5) OBP: 0.376, SLG: 0.474		B FF 90 B CH 84 X CH 84 2-0 G5-3		C FF 91 X CH 86 0-1 L6			B FF 90 F FF 90 F FF 92 F FF 92 F FF 92 X CU 74 1-2 26 HR 1-2 1B	C FF 92 B CH 87 F CH 87 X FF 91 1-2 F9		4	1	1	0	0	0	1
26 Dan Uggla, R (1, 4) OBP: 0.322, SLG: 0.410		X FF 91 0-0 2 G5-4-3 1B			S CH 83 X CH 84 0-1 G1		B CH 84 S CH 85 D CH 85 C CH 86 X SI 91 2-2 1-H 2-H HR	C CH 86 B CH 87 S SL 84 B SL 83 S SL 85 2-3 K		4	1	2	3	0	1	0
2 B.J. Upton, R (1, 8) OBP: 0.269, SLG: 0.305		B CH 84 B CH 84 X SI 90 2-0 G5-4-3 1-2f			X FF 91 0-0 F9		X FF 91 0-0 B3		C FF 92 F FF 91 B FF 94 B FF 93 B FF 93 S FF 92 3-3 K	4	0	0	0	0	1	1
11 Gerald Laird, R (1, 2) OBP: 0.362, SLG: 0.393 16 Brian McCann, L (3, 2) OBP: 0.366, SLG: 0.520			C FF 90 C CH 83 C FF 91 0-3		C FF 91 C CU 74 X SI 92 0-2 1B		C FC 86 X SL 79 0-1 7 1B 19 SF8 2B		B FF 94 B FS 88 F FF 94 X FF 92 2-1 L9	1	0	0	0	0	1	0
28 Paul Maholm, L (1, 1) OBP: 0.122, SLG: 0.146 7 Reed Johnson, R (7, PH) OBP: 0.326, SLG: 0.372 43 Luis Avilán, L (7, 1) 38 Anthony Varvaro, R (8, 1) 25 Joey Terdoslavich, S (9, PH) OBP: 0.500, SLG: 0.500			F FF 90 C FF 91 C SI 92 0-3		B FF 90 X FF 89 1-0 P4		C FF 90 X CH 84 0-1 22 BB 2-3 1B		X FF 93 0-0 1B	3 2 1 0 0 1	1 0 0 0 0 0	2 1 0 0 0 0	1 0 0 0 0 0	0 0 0 0 0 0	1 0 0 0 0 0	0 0 0 0 0 0
Inning Stats	R: 0 E: 0 K: 1 S: 14 H: 1 LOB: 1 BB: 0 P: 16	R: 0 E: 0 K: 0 S: 3 H: 1 LOB: 0 BB: 0 P: 7	R: 0 E: 0 K: 2 S: 10 H: 0 LOB: 0 BB: 0 P: 10	R: 0 E: 0 K: 1 S: 13 H: 1 LOB: 1 BB: 0 P: 17	R: 0 E: 0 K: 0 S: 7 H: 1 LOB: 1 BB: 0 P: 8	R: 0 E: 0 K: 0 S: 3 H: 0 LOB: 0 BB: 0 P: 5	R: 4 E: 0 K: 1 S: 21 H: 4 LOB: 2 BB: 1 P: 30	R: 0 E: 0 K: 1 S: 7 H: 0 LOB: 0 BB: 0 P: 12	R: 0 E: 0 K: 1 S: 12 H: 1 LOB: 1 BB: 0 P: 18	1B: 6 2B: 2 3B: 0 HR: 1 SF: 1 SAC: 0 DP: 1 HBP: 1						

PITCHER		IP	WLS	BF	H	R	ER	SO	BB	IBB	HBP	BLK	WP	HR	S	P	ERA	WHIP
33 Cliff Lee, L ERA: 2.73	(1, 1)	6.1	W	27	8	4	4	4	0	0	1	0	0	1	65	83	5.68	1.263
66 JC Ramírez, R ERA:	(7, 1)	0.2	H	3	0	0	0	1	1	0	0	0	0	0	6	10	0.00	1.500
59 Antonio Bastardo, L ERA: 2.79	(8, 1)	1.0	H	3	0	0	0	1	0	0	0	0	0	0	7	12	0.00	0.000
58 Jonathan Papelbon, R ERA: 1.87	(9, 1)	1.0	S	4	1	0	0	1	0	0	0	0	0	0	12	18	0.00	1.000

PITCHER	IP	WLS	BF	H	R	ER	SO	BB	IBB	HBP	BLK	WP	HR	S	P	ERA	WHIP

TOP

Atlanta Braves @ Philadelphia Phillies

Citizens Bank Park, Philadelphia, PA

Fri Jul 05 2013, 7:10 PM - 9:56 PM EDT

Att. 42,044 - Partly Cloudy - 92 F

livebaseballscorecards.com

AB	34
R	4
H	9
RBI	4
BB	1
SO	7
LOB	8

WP: 0 PA: 37
PB: 0
SB: 0
CS: 0

BOTTOM

Atlanta Braves @ Philadelphia Phillies

Citizens Bank Park, Philadelphia, PA

Fri Jul 05 2013, 7:10 PM - 9:56 PM EDT

Att. 42,044 - Partly Cloudy - 92 F

livebaseballscorecards.com

Batter	1	2	3	4	5	6	7	8	9	AB	R	H	RBI	BB	SO	LOB
10 Michael Young, R (1, 5) OBP: 0.335, SLG: 0.398	C FF 86 B FC 83 X FC 82 1-1 G5-3 ①	S CU 71 F SI 86 B SL 79 F SI 86 B CH 81 X FF 87 2-2 G6-3 ③			C CU 70 X CH 80 0-1 G6-3 ①		B SI 93 S FF 94 S SI 94 S FF 94 1-3 K ①			4	0	0	0	0	1	0
26 Chase Utley, L (1, 4) OBP: 0.347, SLG: 0.521	C FF 88 B SI 88 B SL 80 S SL 80 X FF 89 2-2 6 FC3 6 E 2B		F SI 86 X CH 80 0-1 G3-1 ①		B SI 88 C CH 81 F SI 87 X SI 88 1-2 G5-3 ②		B SI 94 C SI 94 X SI 95 1-1 F9 ②			4	1	1	0	0	0	0
11 Jimmy Rollins, S (1, 6) OBP: 0.327, SLG: 0.364	C FC 83 X CU 69 0-1 6 E 1B		X CU 71 0-0 B2 ②		B CH 79 X FC 83 1-0 1B		B SI 95 S SI 94 X SI 94 1-1 F8 ③			4	0	2	0	0	0	0
6 Ryan Howard, L (1, 3) OBP: 0.319, SLG: 0.465	B SI 87 B SI 87 X SL 80 2-0 FC3 9 L3 1-3 2-H		B SI 88 X FF 87 1-0 HR		S SL 80 X SL 79 0-1 L9 ③			B FF 93 B SI 94 X SI 94 2-0 G3-1 ①		4	1	1	1	0	0	2
9 Domonic Brown, L (1, 7) OBP: 0.325, SLG: 0.549	B SL 79 B SI 88 F SL 79 X SL 79 2-1 L3 ②③ 1-1		B SL 80 B SL 78 C CH 84 X SL 78 2-1 2B			F SI 85 B CH 81 S CU 73 B CU 72 F FC 82 X FF 88 2-2 F7 ①		B FF 94 F SI 93 B SI 93 S SI 93 X SI 94 3-2 G3-1 ②		4	0	1	0	0	0	2
3 Delmon Young, R (1, 9) OBP: 0.323, SLG: 0.441 15 John Mayberry Jr., R (7, 9) OBP: 0.312, SLG: 0.438		C SI 86 S CH 80 F CH 80 B SI 87 X CH 81 1-2 G6-3 ①	B FC 84 S FC 83 F CH 76 C SI 88 1-3 K ③			F CH 81 B SI 87 X CH 81 1-1 12 2B 1B		B SI 94 B SI 94 B SI 93 D FF 92 4-0 2 1B BB		3 0	1 0	1 0	0 0	0 1	1 0	1 0
2 Ben Revere, L (1, 8) OBP: 0.331, SLG: 0.336		C SI 88 X CU 71 0-1 12 HR 2B		X SI 87 0-0 G4-3 ①		C SI 88 X FC 82 0-1 F7 ②		B SI 92 1 SAFE S SI 87 B SI 93 X SI 92 2-1 1-2 1B		4	1	2	0	0	0	1
12 Humberto Quintero, R (1, 2) OBP: 0.274, SLG: 0.407 28 Kevin Frandsen, R (8, PH) OBP: 0.383, SLG: 0.435 58 Jonathan Papelbon, R (9, 1)		X FC 82 0-0 2-H HR		C FC 82 B CH 80 F FC 82 S SL 80 1-3 K2-3 ②		S FC 84 S FC 82 S SI 87 F SL 79 X FC 82 1-2 1-H 2B		B FF 96 B CH 88 X FF 95 2-0 L6 ③		3 1 0	1 0 0	2 0 0	3 0 0	0 0 0	1 0 0	0 2 0
33 Cliff Lee, L (1, 1) OBP: 0.211, SLG: 0.216 66 JC Ramírez, R (7, 1) 59 Antonio Bastardo, R (8, 1) 51 Carlos Ruiz, R (9, 2) OBP: 0.339, SLG: 0.309		B CH 81 B SI 86 X FF 86 2-0 F7 ②		C SI 87 S SL 80 B SL 78 B FF 88 T SI 87 2-2 K ③		S SL 79 S SI 87 S SL 79 0-3 K ③				3 0 0 0	0 0 0 0	0 0 0 0	0 0 0 0	0 0 0 0	2 0 0 0	1 0 0 0
Inning Stats	R: 1 E: 1 K: 0 S: 10 H: 2 LOB: 1 BB: 0 P: 17	R: 2 E: 0 K: 0 S: 12 H: 2 LOB: 0 BB: 0 P: 17	R: 1 E: 0 K: 1 S: 9 H: 2 LOB: 1 BB: 0 P: 13	R: 0 E: 0 K: 2 S: 7 H: 0 LOB: 0 BB: 0 P: 10	R: 0 E: 0 K: 0 S: 8 H: 1 LOB: 1 BB: 0 P: 10	R: 1 E: 0 K: 1 S: 15 H: 2 LOB: 1 BB: 0 P: 19	R: 0 E: 0 K: 1 S: 7 H: 0 LOB: 0 BB: 0 P: 10	R: 0 E: 0 K: 0 S: 7 H: 1 LOB: 2 BB: 1 P: 20		1B: 4 2B: 5 3B: 0 HR: 2 SF: 0 SAC: 0 DP: 1 HBP: 0				WP: 0 PB: 0 SB: 0 CS: 0 PA: 35		

	AB	34
	R	5
	H	10
	RBI	4
	BB	1
	SO	5
	LOB	9

PITCHER	IP	WLS	BF	H	R	ER	SO	BB	IBB	HBP	BLK	WP	HR	S	P	ERA	WHIP
28 Paul Maholm, L (1, 1) ERA: 3.81	6.0	L	27	9	5	4	4	0	0	0	0	0	2	61	86	6.00	1.500
43 Luis Avilán, L (7, 1) ERA: 1.51	1.2		7	1	0	0	1	1	0	0	0	0	0	13	27	0.00	1.200
38 Anthony Varvaro, R (8, 1) ERA: 2.85	0.1		1	0	0	0	0	0	0	0	0	0	0	1	3	0.00	0.000

PITCHER	IP	WLS	BF	H	R	ER	SO	BB	IBB	HBP	BLK	WP	HR	S	P	ERA	WHIP

Atlanta Braves @ Philadelphia Phillies

Citizens Bank Park, Philadelphia, PA

Sat Jul 06 2013, 7:19 PM - 10:37 PM EDT

Att. 37,044 - Partly Cloudy - 94 F

TOP

livebaseballscorecards.com

Batter	1	2	3	4	5	6	7	8	9	AB	R	H	RBI	BB	SO	LOB
19 Andrelton Simmons, R (1, 6) OBP: 0.287, SLG: 0.357 48 David Carpenter, R (9, 1)	C SI 92 F CH 83 F CH 82 B SI 91 B SI 91 X CH 82 2-2 HR	B SL 79 C SI 91 F SI 91 F CH 83 X SI 91 1-2 G1-2-3 1-2 2-3 3-Hf		B CH 81 B FC 85 X SI 90 2-0 8 1B 2-3 1B	X SI 89 0-0 G5-3		S SL 83 D CH 85 B CH 83 B FF 91 B SL 80 4-1 22 HR BB		C SI 95 D CH 84 D CH 87 X SI 96 2-1 7 1B 1-H 3B	5 3 3 2 1 0 4 0 0 0 0 0 0 0					
22 Jason Heyward, L (1, 9) OBP: 0.325, SLG: 0.375 7 Reed Johnson, R (9, PH) OBP: 0.333, SLG: 0.380 (9, 9)	B SI 91 C FC 87 S CH 82 B FC 87 F SI 91 X FC 88 2-2 G3	B SI 90 B CH 82 B CH 81 C FC 86 X SI 91 3-1 P6		C SI 91 X FF 88 0-1 P4		C FF 91 X FF 91 0-1 5 G4-3 5 S 1B	X SL 82 0-0 1-H 2-H HR		B SL 84 B SI 96 X SI 95 2-0 3-H 1B	5 1 2 3 0 0 4 1 0 1 1 0 0 0						
8 Justin Upton, R (1, 7) OBP: 0.352, SLG: 0.444	B CH 82 C FC 86 B CH 83 C SI 91 F SI 92 F SI 92 C SI 92 2-3 K		F SI 88 X SI 89 0-1 G6-3	X SL 79 0-0 1-2 3-H 1B		F FF 92 B FF 93 S SL 83 F FF 92 X SL 84 1-2 F8	X FF 91 0-0 P3		C SL 83 B SI 95 C CH 86 X SI 95 1-2 L9	6 0 1 1 0 1 2						
5 Freddie Freeman, L (1, 3) OBP: 0.388, SLG: 0.475	F FC 88 B SI 91 F FC 88 X CH 83 1-2 F8		S CH 80 B SL 77 B FC 87 B SI 90 F FF 87 B CH 82 4-2 16 1B BB	C SI 91 X CH 82 0-1 G4-3		F FF 92 B SL 82 X SL 82 1-1 G4-3 1-3		X SI 93 0-0 16 1B 26 SF8 2B	F SI 95 S SI 95 S SL 81 0-3 K	5 1 1 0 1 1 4						
16 Brian McCann, L (1, 2) OBP: 0.378, SLG: 0.535 58 Alex Wood, R (8, 1) 4 Paul Janish, R (9, PH) (9, 6)		X SI 89 0-0 26 HR 1B	C SI 90 C SI 90 F FF 88 B FC 88 B FC 88 F CH 82 F CH 82 B SI 91 X SI 91 3-2 1-3 1B		C SI 87 B FC 85 X FF 86 1-1 2 1B 23 G4-3 2B	B SL 84 C SL 82 D SL 83 D FF 94 X SL 82 3-1 F9		D SI 93 C SI 94 C CU 77 F CU 78 D SI 94 X SI 92 2-2 2-3 1B	C SI 95 B SL 84 B SI 96 C SI 95 F SI 94 X SL 84 2-2 F8	5 2 4 0 0 0 1 0 0 0 0 0 0 0 1 0 0 0 0 0 1						
26 Dan Uggla, R (1, 4) OBP: 0.323, SLG: 0.420 1 Tyler Pastornicky, R (9, 4) OBP: 0.235, SLG: 0.294		X FC 85 0-0 1-H HR	S CH 82 S CH 83 F SI 91 F SL 79 B SI 91 S CH 83 1-3 K		B SI 90 C CH 81 2 SAFE B SI 90 B SI 91 X FC 86 3-1 G6-3		B CH 82 C SL 82 B CH 84 F FF 92 B FF 91 F SL 82 B SL 84 4-2 2 E 23 G6-3 BB	B CU 80 X SI 94 1-0 SF8 3-H		3 2 1 3 1 1 3 0 0 0 0 0 0 0					
2 B.J. Upton, R (1, 8) OBP: 0.271, SLG: 0.307		X SI 90 0-0 23 2B 19 G1-2-3 1B	S CH 82 X SI 92 0-1 L9		X SL 78 0-0 23 G4-3 15 E 2-3 1B		B FF 92 F FF 92 X FF 93 1-1 E4 23 G6-3 22 HR 1-3	B SI 93 S SI 93 B SI 94 S SI 92 S CU 76 2-3 K		5 2 2 0 0 1 4					
23 Chris Johnson, R (1, 5) OBP: 0.376, SLG: 0.477		C CH 81 1 SAFE X SI 89 0-1 19 G1-2-3 1-3 2B		C FC 85 B SL 78 X FC 86 1-1 19 1B 15 SH1-4 8 1B 1B	C SI 90 S CH 83 B CH 84 X CH 84 1-2 G4-3 1-2 3-H		B CH 84 1 SAFE X FF 91 1-0 G6-3 1-2 3-H	B SI 93 F SI 92 D SI 93 B SI 95 X SI 91 3-1 F8		5 1 2 2 0 0 3					
15 Tim Hudson, R (1, 1) OBP: 0.243, SLG: 0.294 11 Gerald Laird, R (8, 2) OBP: 0.371, SLG: 0.403		B SI 89 B SI 90 C SI 90 B SI 90 F SI 90 B SI 91 4-2 19 G1-2-3 BB		X SI 86 0-0 SH1-4 1-2	B FC 86 F SI 90 B FC 87 X SI 90 2-1 E5 2-H		X FF 92 0-0 F9		B SI 96 B SI 95 T SI 95 X SI 96 2-1 19 3B 1B	2 0 0 0 1 0 1 1 1 1 0 0 0 0						
Inning Stats	R: 1 E: 0 K: 1 S: 16 H: 1 LOB: 0 BB: 0 P: 23	R: 2 E: 0 K: 0 S: 13 H: 4 LOB: 2 BB: 1 P: 21	R: 0 E: 0 K: 1 S: 17 H: 1 LOB: 2 BB: 1 P: 25	R: 1 E: 0 K: 0 S: 9 H: 3 LOB: 2 BB: 0 P: 12	R: 2 E: 1 K: 0 S: 11 H: 2 LOB: 1 BB: 0 P: 18	R: 0 E: 0 K: 0 S: 10 H: 1 LOB: 1 BB: 0 P: 15	R: 4 E: 1 K: 0 S: 10 H: 1 LOB: 0 BB: 2 P: 20	R: 1 E: 0 K: 1 S: 11 H: 2 LOB: 1 BB: 0 P: 19	R: 2 E: 0 K: 1 S: 15 H: 3 LOB: 1 BB: 0 P: 24	1B: 11 2B: 3 3B: 1 HR: 3 SF: 1 SAC: 1 DP: 1 HBP: 0						

PITCHER		IP	WLS	BF	H	R	ER	SO	BB	IBB	HBP	BLK	WP	HR	S	P	ERA	WHIP
38 Kyle Kendrick, R ERA: 3.82	(1, 1)	5.0	L	28	11	6	5	2	2	0	0	0	0	2	66	99	9.00	2.600
55 Joe Savery, L ERA: 1.5	(6, 1)	2.0		11	2	4	0	0	2	0	0	0	0	1	20	35	0.00	2.000
48 Phillippe Aumont, R ERA: 4.19	(8, 1)	1.0		5	2	1	1	1	0	0	0	0	0	0	11	19	9.00	2.000
63 Jake Diekman, L ERA: 5.19	(9, 1)	1.0		6	3	2	2	1	0	0	0	0	0	0	15	24	18.00	3.000

PITCHER	IP	WLS	BF	H	R	ER	SO	BB	IBB	HBP	BLK	WP	HR	S	P	ERA	WHIP

AB	44
R	13
H	18
RBI	12
BB	4
SO	4
LOB	27

WP	0
PB	0
SB	1
CS	0
PA	50

BOTTOM

Atlanta Braves @ Philadelphia Phillies

Citizens Bank Park, Philadelphia, PA

Sat Jul 06 2013, 7:19 PM - 10:37 PM EDT

Att. 37,044 - Partly Cloudy - 94 F

livebaseballscorecards.com

Batter	1	2	3	4	5	6	7	8	9	AB	R	H	RBI	BB	SO	LOB
2 Ben Revere, L (1, 8) OBP: 0.333, SLG: 0.338	B SI 89 C SI 89 B FF 86 F SI 89 X SI 90 2-2 ① G3		B FF 88 X SI 86 1-0 26 1B, 11 1B, 1B		C CU 75 X FC 84 0-1 ③ L4			C SI 92 F FF 93 B KC 84 B KC 80 X SI 93 2-2 11 DI, 1-3, 1B		4	1	2	0	0	0	0
26 Chase Utley, L (1, 4) OBP: 0.347, SLG: 0.518 28 Kevin Frandsen, R (8, 4) OBP: 0.380, SLG: 0.435	C FF 89 S FS 80 S SI 90 0-3 ② K		B FC 83 F SI 89 F SI 89 F SI 89 1 SAFE X SI 90 1-2 11 1B, 1-3, 1B			C SI 88 B FS 82 B CU 75 X FS 78 2-1 ① L9		X SI 93 0-0 ② SF7, 3-H		3 0	0 0	1 0	0 1	0 0	1 0	0 0
11 Jimmy Rollins, S (1, 6) OBP: 0.326, SLG: 0.362	S FS 79 B CU 77 B SI 90 X SI 90 2-1 ③ G3		B FF 90 B FS 80 C FC 85 X FF 91 2-1 1-3, 3-H, 1B			B CU 74 B FS 78 X SI 90 2-0 ② P6		F CH 86 S SI 93 B SI 93 X CH 85 1-2 ③ G5-3, 1-2		4	0	1	1	0	0	1
9 Domonic Brown, L (1, 7) OBP: 0.324, SLG: 0.545		C SI 89 F FC 84 X SI 90 0-2 1B	C FC 86 1 SAFE F FF 90 B FS 82 S FC 86 1-3 ③ K			B CU 75 C SI 90 F FF 88 X CU 76 1-2 ③ F9			S FF 96 F FF 95 F FF 95 B CH 87 B CH 85 F FF 96 F FF 96 F CH 85 S SL 85 2-3 K, 10 HR	4	1	1	0	0	2	2
10 Michael Young, R (1, 5) OBP: 0.337, SLG: 0.409		C SI 89 B SI 89 F SI 88 X FC 83 1-2 ① L9		C FC 82 X SI 90 0-1 3 G5-4-3, 1B			C CU 74 B CU 76 X FC 83 1-1 ① G3-1		D FF 95 X FF 94 1-0 1-H, HR	4	1	2	2	0	0	1
3 Delmon Young, R (1, 9) OBP: 0.322, SLG: 0.437		B CU 75 X SI 88 1-0 ② F9		C SI 90 F SI 90 X FC 85 0-2 ①② G5-4-3, 1-2f			B CU 75 X CU 76 1-0 ② P3		B SL 84 B SL 84 X FF 95 2-0 1B	4	0	1	0	0	0	2
19 Laynce Nix, L (1, 3) OBP: 0.257, SLG: 0.306 48 Phillippe Aumont, L (8, 1) 63 Jake Diekman, R (9, 1) 15 John Mayberry Jr., R (9, PH) OBP: 0.310, SLG: 0.435		S FC 83 F SI 89 B FF 88 F FC 86 F SI 90 B SI 90 F FS 83 C SI 91 2-3 ③ K		C FS 80 B FF 90 X SI 90 1-1 ③ G4-3			F SI 90 S CU 77 S CU 77 0-3 ③ K		C FF 95 B FF 94 C SL 86 F FF 96 C FF 96 1-3 ① K	3 0 0 1	0 0 0 0	0 0 0 0	0 0 0 1	2 0 0 0	0 0 0 1	1 0 0 1
51 Carlos Ruiz, R (1, 2) OBP: 0.327, SLG: 0.297			B FF 88 X SI 89 1-0 ① G6-3		B SI 90 C SI 89 C FS 80 B FF 90 X SI 90 2-2 ① G5-3			C SI 92 B CH 84 X SI 93 1-1 ① G6-3	S FF 94 C SL 84 X FF 95 0-2 ② F9	4	0	0	0	0	0	1
38 Kyle Kendrick, R (1, 1) OBP: 0.184, SLG: 0.194 4 John McDonald, R (5, PH) OBP: 0.174, SLG: 0.098 55 Joe Savery, L (6, 1) 18 Darin Ruf, R (8, 3) OBP: 0.500, SLG: 0.500			C SI 88 C SI 89 B FC 84 B SI 89 X SI 89 2-2 ② G6-3		C SI 89 B FS 77 B FC 84 C SI 90 F SI 90 F SI 90 X SI 91 2-2 ② F9			C FF 93 X SI 93 0-1 2 1B, 2 WP, 28 SF7, 1B	F FF 95 C FF 95 B FF 95 F SL 82 S SL 82 1-3 ③ K	1 1 0 2	0 0 0 1	0 0 0 1	0 0 0 1	0 0 0 0	0 0 0 1	0 0 0 1
Inning Stats	R: 0 E: 0 K: 1 S: 8 H: 0 LOB: 0 BB: 0 P: 12	R: 0 E: 0 K: 1 S: 13 H: 1 LOB: 1 BB: 0 P: 17	R: 1 E: 0 K: 1 S: 14 H: 3 LOB: 2 BB: 0 P: 22	R: 0 E: 0 K: 0 S: 7 H: 1 LOB: 0 BB: 0 P: 8	R: 0 E: 0 K: 0 S: 10 H: 0 LOB: 0 BB: 0 P: 14	R: 0 E: 0 K: 0 S: 6 H: 0 LOB: 0 BB: 0 P: 11	R: 0 E: 0 K: 1 S: 6 H: 0 LOB: 0 BB: 0 P: 8	R: 1 E: 0 K: 0 S: 11 H: 2 LOB: 1 BB: 0 P: 15	R: 2 E: 0 K: 3 S: 20 H: 2 LOB: 1 BB: 0 P: 27	1B: 8 2B: 0 3B: 0 HR: 1	SF: 1 SAC: 0 DP: 1 HBP: 0	WP: 2 PB: 0 SB: 0 CS: 0	PA: 36				

	AB	35
	R	4
	H	9
	RBI	4
	BB	0
	SO	7
	LOB	10

PITCHER	IP	WLS	BF	H	R	ER	SO	BB	IBB	HBP	BLK	WP	HR	S	P	ERA	WHIP
15 Tim Hudson, R (1, 1) ERA: 4.03	7.0	W	25	5	1	1	4	0	0	0	0	0	0	64	92	1.29	0.714
58 Alex Wood, L (8, 1) ERA: 3.24	1.0		5	2	1	1	0	0	0	0	0	1	0	11	15	9.00	2.000
48 David Carpenter, R (9, 1) ERA: 2.31	1.0		6	2	2	2	3	0	0	0	0	1	1	20	27	18.00	2.000

PITCHER	IP	WLS	BF	H	R	ER	SO	BB	IBB	HBP	BLK	WP	HR	S	P	ERA	WHIP

Batter	1	2	3	4	5	6	7	8	9	AB	R	H	RBI	BB	SO	LOB
19 Andrelton Simmons, R (1, 6) OBP: 0.286, SLG: 0.353	C SI 92 B SI 91 X FF 92 1-1 G4-3 ①		C CH 84 B FF 88 B CH 84 C CH 84 B FF 94 X SI 94 3-2 G6-3 ③		X CH 84 0-0 L5 ③		D SL 85 X FF 92 1-0 E4 22 1B 1-2		C FF 92 B FS 86 B SL 73 S FF 92 F FS 87 F FS 85 F FF 93 F FF 92 B FS 85 4-2 F FF 83 B FF 92 22 G3 BB	4	0	0	0	1	0	3
22 Jason Heyward, L (1, 9) OBP: 0.326, SLG: 0.373	F SI 92 B SI 91 F SL 88 B SL 85 B SI 93 C CH 85 3-3 K ②			B SI 91 B CH 82 C FF 87 B FF 92 X CH 82 3-1 G1-3 ①		B CH 82 B SI 89 B SI 89 C SI 90 B CH 84 4-1 5 1B BB	X FF 93 0-0 1-2 2-H 1B		C FF 93 F FF 92 X FS 86 0-2 G3 ① 1-2	4	0	1	1	1	1	1
8 Justin Upton, R (1, 7) OBP: 0.347, SLG: 0.437	B SL 84 C SL 86 S CH 84 B SL 87 S FF 93 2-3 K ③			F CH 83 X CH 84 0-1 G3-1 ②		L SI 90 X FF 91 0-1 F9 ①	S SL 86 S SL 85 S FF 95 0-3 K ②		C FS 89 F FS 86 B FF 93 F SL 75 S FF 93 1-3 K ②	5	0	0	0	0	3	4
5 Freddie Freeman, L (1, 3) OBP: 0.385, SLG: 0.471		B CH 82 C SL 84 B FF 90 F CH 84 F FF 91 B SL 82 S SL 85 3-3 K ①		B SL 86 S FF 92 F SL 87 F CH 85 F FF 91 B FF 93 F CH 84 S SL 87 2-3 K ③		B SI 90 B FF 89 F SI 90 B SL 86 X SI 90 3-1 26 FC5-4 1-2 1B	F FF 91 C FF 93 D SL 85 S SL 86 1-3 K ③		S FF 92 B FF 94 F FS 86 F FF 94 F FS 86 X SL 75 1-2 G4-3 ③	5	0	1	0	0	3	3
16 Brian McCann, L (1, 2) OBP: 0.386, SLG: 0.540		C FF 92 B SL 85 X SL 86 1-1 1B			C CH 82 F SL 84 B FF 88 B SI 88 F CH 83 F FF 91 F CH 83 F SL 82 F SL 87 3-2 B SL 80 F FF 92 X CH 83 26 2B 54 1B 1B	C SI 94 C SI 94 X SL 84 0-2 F7 ②		X SL 84 0-0 7 WP 1B		4	1	3	0	0	0	2
26 Dan Uggla, R (1, 4) OBP: 0.322, SLG: 0.421		S CH 83 F SL 81 F FF 89 B FF 92 X CH 82 1-2 P5 ②			X FF 90 0-0 54 1B 1-3 2B	B SL 82 X SL 82 1-0 FC5-4 ③ 1-2f		F CH 86 B SL 84 D FF 91 B FF 92 S FF 92 S SL 84 3-3 K ①		4	0	1	0	0	1	4
2 B.J. Upton, R (1, 8) OBP: 0.269, SLG: 0.304 7 Reed Johnson, R (5, 8) OBP: 0.337, SLG: 0.375		B SL 81 B CH 82 X SL 88 2-0 G4-3 ③			C CH 83 B SL 88 F CH 82 C CH 83 1-3 K ①		B SL 85 C FF 93 S FF 93 X SL 86 1-2 F8 ①	F FF 92 B SL 85 B CH 86 B FF 93 B FF 92 4-1 1-2 BB		2 1	0 0	0 0	0 0	0 1	1 0	3 0
23 Chris Johnson, R (1, 5) OBP: 0.375, SLG: 0.485			C CH 83 X CH 83 0-1 G5-3 ①		B FF 92 C CH 82 B FF 92 F SL 87 C FF 92 2-3 K ②		B FF 95 B FF 94 X FF 93 2-0 HR	S CH 86 B FF 92 F FF 92 S SL 85 1-3 K ②		4	1	1	1	0	2	4
54 Kris Medlen, S (1, 1) OBP: 0.258, SLG: 0.345 58 Alex Wood, R (6, 1) 1 Tyler Pastornicky, R (7, PH) OBP: 0.278, SLG: 0.333 20 Luis Ayala, R (7, 1) 25 Joey Terdoslavich, S (8, PH) OBP: 0.333, SLG: 0.333 48 David Carpenter, R (8, 1)			B FF 92 B FF 92 C FF 92 F FF 92 X CH 84 2-2 G4-3 ②		X CH 83 0-0 2-3 3-H 1B		B FF 93 C SL 85 F SL 85 X SL 88 1-2 19 E 22 1B 1B	C SL 83 B CH 88 C FF 93 X SL 85 1-2 G6-3 ③		2 0 0 1 0 0 0 0 1 0	0 0 1 0 0 0 0 0 0 0	1 0 1 0 0 0 0 0 0 0	1 0 1 0 0 0 0 0 0 0	0 0 0 0 0 0 0 0 0 0	0 0 0 0 0 0 0 2 0 0	0 0 0 0 0 0 0 0 0 0

TOP

Atlanta Braves @ Philadelphia Phillies

Citizens Bank Park, Philadelphia, PA

Sun Jul 07 2013, 1:38 PM - 4:50 PM EDT

Att. 38,148 - Partly Cloudy - 95 F

livebaseballscorecards.com

	AB	R	H	RBI	BB	SO	LOB
	37	3	9	3	3	11	26

Inning Stats	1	2	3	4	5	6	7	8	9	1B	SF	WP	PA
	R: 0 E: 0 K: 2 S: 8 H: 0 LOB: 0 BB: 0 P: 14	R: 0 E: 0 K: 1 S: 11 H: 1 LOB: 1 BB: 0 P: 18	R: 0 E: 0 K: 0 S: 8 H: 0 LOB: 0 BB: 0 P: 13	R: 0 E: 0 K: 1 S: 10 H: 0 LOB: 0 BB: 0 P: 15	R: 1 E: 0 K: 2 S: 18 H: 3 LOB: 2 BB: 0 P: 24	R: 0 E: 0 K: 0 S: 9 H: 1 LOB: 2 BB: 1 P: 17	R: 2 E: 1 K: 2 S: 15 H: 3 LOB: 2 BB: 0 P: 21	R: 0 E: 0 K: 2 S: 11 H: 1 LOB: 2 BB: 1 P: 20	R: 0 E: 0 K: 1 S: 19 H: 0 LOB: 1 BB: 1 P: 25	1B: 7 2B: 1 3B: 0 HR: 1	SF: 0 SAC: 0 DP: 0 HBP: 0	WP: 1 PB: 0 SB: 0 CS: 0	PA: 40

PITCHER		IP	WLS	BF	H	R	ER	SO	BB	IBB	HBP	BLK	WP	HR	GO	AO	ERA	WHIP
44 Jonathan Pettibone, R ERA: 3.84	(1, 1)	5.1	W	22	5	1	1	6	1	0	0	0	0	0	3	3	1.69	1.125
63 Jake Diekman, L ERA: 5.0	(6, 1)	0.1	H	1	0	0	0	0	0	0	0	0	0	0	0	0	0.00	0.000
30 Justin De Fratus, R ERA: 5.09	(6, 1)	0.1	H	1	0	0	0	0	0	0	0	0	0	0	1	2	0.00	0.000
66 JC Ramírez, R ERA: 1.69	(7, 1)	0.2		6	3	2	1	1	0	0	0	0	0	1	12	17	13.50	4.500
59 Antonio Bastardo, L ERA: 2.67	(7, 1)	1.1	H	6	1	0	0	3	1	0	0	0	1	0	14	24	0.00	1.500

PITCHER		IP	WLS	BF	H	R	ER	SO	BB	IBB	HBP	BLK	WP	HR	S	P	ERA	WHIP
58 Jonathan Papelbon, R ERA: 1.82	(9, 1)	1.0		4	0	0	0	1	1	0	0	0	0	0	19	25	0.00	1.000

Batter	1	2	3	4	5	6	7	8	9	AB	R	H	RBI	BB	SO	LOB
2 Ben Revere, L (1, 8) OBP: 0.331, SLG: 0.342	C SI 88 X SI 88 0-1 ① F7	C CH 82 S CH 82 X CH 82 0-2 ② G4-3 1-2		X SI 89 0-0 2-H 3-H 3B		D KC 81 F CH 84 F KC 81 B SI 94 B KC 82 C SI 94 3-3 ② K		X FF 94 0-0 ③ P4		5	0	1	2	0	1	4
11 Jimmy Rollins, S (1, 6) OBP: 0.323, SLG: 0.358	C SI 89 B CH 81 S FF 86 B CH 82 X SI 90 2-2 ② P3	X CH 82 0-0 ③ F9		C SI 88 S CU 74 X FF 89 0-2 ③ F7		C SI 94 B KC 82 X CH 85 1-1 ③ L7 2-H 3-H				4	0	0	0	0	0	2
26 Chase Utley, L (1, 4) OBP: 0.345, SLG: 0.513	C SI 90 X FF 90 0-1 ① 9 3B 1B		C SI 87 S CH 82 S CU 74 0-3 ① K		B FF 86 X CH 81 1-0 ① G1-3		B SI 91 C SI 85 B CH 86 F SL 86 B SI 92 F SI 90 X SL 83 3-2 ① F9			4	1	1	0	0	1	0
9 Domonic Brown, L (1, 7) OBP: 0.326, SLG: 0.560	S CH 83 1 SAFE F CH 82 X FF 87 0-2 1-H 3 1B 3B		C CU 74 B CH 82 B SI 89 X CU 74 2-1 ② G4-3		F CH 81 B FF 89 B CU 76 F CU 76 X FC 85 2-2 HR		C SI 90 B SI 90 X SI 90 1-1 ② F7			4	2	2	2	0	0	0
10 Michael Young, R (1, 5) (7, 3) OBP: 0.339, SLG: 0.408	B FF 90 D CU 76 B FC 85 B SI 89 4-0 3 1B BB		C FF 89 S CH 82 S CH 81 0-3 ③ K		X SI 89 0-0 ② G5-3		X SI 91 0-0 1B			3	0	1	0	1	1	0
3 Delmon Young, R (1, 9) OBP: 0.325, SLG: 0.435 15 John Mayberry Jr., R (8, 9) OBP: 0.310, SLG: 0.435	X FC 85 0-0 1-2 3-H 1B			F FF 87 S CU 73 F CU 73 B FF 90 B CH 81 F CU 78 B CH 82 F SI 90 B CH 85 4-2 18 2B 2 3B BB	X CU 76 0-0 ③ G6-3		C SL 85 B CU 76 B CH 87 X SI 91 2-1 ③ G6-3			3 0	1 0	1 0	1 0	1 0	0 0	1 0
18 Darin Ruf, R (1, 3) OBP: 0.600, SLG: 0.750 66 JC Ramírez, R (7, 1) 59 Antonio Bastardo, R (7, 1) 19 Laynce Nix, L (8, PH) OBP: 0.255, SLG: 0.303 58 Jonathan Papelbon, R (9, 1)	B SI 90 B CH 81 C SI 89 S CH 82 B SI 90 S CH 82 3-3 ③ K			B SI 89 1 SAFE C FC 86 1 SAFE X FF 90 1-1 2 3B 1-3 2B	B SI 87 C FC 84 B SI 87 F CH 80 B CU 76 B FC 86 4-2 4 SH2-4 51 1B 11 WP BB		B FF 94 C FF 94 F CH 86 S SL 86 1-3 ① K		2 0 0 1 0	2 0 0 0 0	1 0 0 0 0	0 0 0 0 0	1 0 0 1 0	1 0 0 0 0	2 0 0 0 0
51 Carlos Ruiz, R (1, 2) OBP: 0.333, SLG: 0.305		F SI 87 B CH 79 B SI 88 C FC 85 X SI 88 2-2 2 G4-3 1B		B CU 75 X CH 81 1-0 ① F7		F SI 90 1 SAFE C CH 81 B FF 89 X FF 86 1-2 4 SH2-4 11 E 1-2 1B		S SL 84 C SL 83 F FF 96 F FF 95 C FF 95 0-3 ② K		4	1	2	0	0	1	2
44 Jonathan Pettibone, L (1, 1) OBP: 0.207, SLG: 0.154 63 Jake Diekman, R (6, 1) 30 Justin De Fratus, S (6, 1) 4 John McDonald, R (6, PH) OBP: 0.191, SLG: 0.119 (7, 5)		T FF 89 T SI 88 L FF 88 0-3 ① K		C SI 88 S CH 82 S CH 82 0-3 ② K		L SI 88 B SI 87 2 SAFE B SI 87 L SI 88 X CH 82 2-2 ① SH2-4 1-2 2-3		B FF 93 S SL 84 C FF 95 B FF 95 F SL 84 X FF 94 2-2 1B		2 0 0 1	0 0 0 0	0 0 0 0	0 0 0 0	0 0 0 0	2 0 0 0	3 0 0 0
Inning Stats	R: 2 E: 0 K: 1 S: 14 H: 3 LOB: 2 BB: 1 P: 23	R: 0 E: 0 K: 1 S: 10 H: 1 LOB: 1 BB: 0 P: 12	R: 0 E: 0 K: 2 S: 8 H: 0 LOB: 0 BB: 0 P: 10	R: 2 E: 0 K: 1 S: 15 H: 2 LOB: 1 BB: 1 P: 21	R: 1 E: 0 K: 0 S: 6 H: 1 LOB: 0 BB: 0 P: 9	R: 2 E: 0 K: 0 S: 13 H: 1 LOB: 0 BB: 1 P: 24	R: 0 E: 0 K: 0 S: 9 H: 1 LOB: 1 BB: 0 P: 15	R: 0 E: 0 K: 2 S: 13 H: 1 LOB: 1 BB: 0 P: 16								

PITCHER	IP	WLS	BF	H	R	ER	SO	BB	IBB	HBP	BLK	WP	HR	S	P	ERA	WHIP
54 Kris Medlen, R (1, 1) ERA: 3.45	5.1	L	27	8	7	6	5	3	0	0	0	0	1	61	90	10.12	2.062
58 Alex Wood, L (6, 1) ERA: 3.12	0.2		2	0	0	0	1	0	0	0	0	1	0	5	9	0.00	0.000
20 Luis Ayala, R (7, 1) ERA: 4.7	1.0		4	1	0	0	0	0	0	0	0	0	0	9	15	0.00	1.000
48 David Carpenter, R (8, 1) ERA: 2.22	1.0		4	1	0	0	2	0	0	0	0	0	0	13	16	0.00	1.000

PITCHER	IP	WLS	BF	H	R	ER	SO	BB	IBB	HBP	BLK	WP	HR	S	P	ERA	WHIP

BOTTOM

Atlanta Braves @ Philadelphia Phillies

Citizens Bank Park, Philadelphia, PA

Sun Jul 07 2013, 1:38 PM - 4:50 PM EDT

Att. 38,148 - Partly Cloudy - 95 F

livebaseballscorecards.com

AB	33
R	7
H	10
RBI	5
BB	3
SO	8
LOB	14

1B: 6	SF: 0	WP: 1	PA: 37
2B: 1	SAC: 1	PB: 0	
3B: 2	DP: 0	SB: 0	
HR: 1	HBP: 0	CS: 0	

Atlanta Braves @ Miami Marlins

Marlins Park, Miami, FL

Mon Jul 08 2013, 7:12 PM - 11:31 PM EDT

Att. 15,745 - Partly Cloudy - 86 F

TOP

livebaseballscorecards.com

Batter	1	2	3	4	5	6	7	8	9	10	11	12	13	14	AB	R	H	RBI	BB	SO	LOB
19 Andrelton Simmons, R (1, 6) OBP: 0.281, SLG: 0.346	G6-3		L8		G3			G6-3			G3-1			B2 F8	7	0	0	0	0	0	4
22 Jason Heyward, L (1, 9) OBP: 0.326, SLG: 0.378	F9			P6		8 SF9 3B		F8			G3-1			8 2B BB	5	2	1	0	1	0	0
8 Justin Upton, R (1, 7) OBP: 0.347, SLG: 0.443	L7			2B		SF9 3-H			G6-3			K		1 1B 11 1B 2B	5	1	2	3	0	1	0
5 Freddie Freeman, L (1, 3) OBP: 0.387, SLG: 0.468		16 G3-6-1 1B		BB		P5			G4-3			L7		1 1B 11 1B IBB	4	1	1	0	2	0	0
16 Brian McCann, L (1, 2) OBP: 0.376, SLG: 0.524		G3-6-1 1-2f		P5		F9			G3			K		11 1B 23 1B 1B	5	0	0	0	0	1	3
48 David Carpenter, R (12, 1)															0	0	0	0	0	0	0
1 Tyler Pastornicky, R (14, PH) OBP: 0.316, SLG: 0.368															1	1	1	0	0	0	0
58 Alex Wood, R (14, 1)															0	0	0	0	0	0	0
26 Dan Uggla, R (1, 4) OBP: 0.319, SLG: 0.419		2B		K		F8				F7			K	K	6	0	1	0	0	3	5
2 B.J. Upton, R (1, 8) OBP: 0.299, SLG: 0.301		K			L5	G6-3				K			P6	23 1B 23 E 1B	3	0	0	0	0	1	1
52 Jordan Walden, R (7, 1)															0	0	0	0	0	0	0
43 Luis Avilán, L (8, 1)															0	0	0	0	0	0	0
25 Joey Terdoslavich, S (10, PH) OBP: 0.280, SLG: 0.280															1	0	0	0	0	1	0
38 Anthony Varvaro, R (10, 1)															0	0	0	0	0	0	0
46 Craig Kimbrel, R (11, 1)															0	0	0	0	0	0	0
11 Gerald Laird, R (12, 2) OBP: 0.375, SLG: 0.406															2	1	1	2	0	0	0
23 Chris Johnson, R (1, 5) OBP: 0.374, SLG: 0.482			F8		36 FC3-6 1B									E7 7 E 1B	6	0	2	1	0	1	0
36 Mike Minor, R (1, 1) OBP: 0.114, SLG: 0.176			K		FC3-6 1-2f			G1-3			B3-1			6 28 22 26 BB E6	2	0	0	0	0	1	1
7 Reed Johnson, R (7, 8) OBP: 0.333, SLG: 0.361															3	1	0	0	1	0	1

	AB	50
	R	7
	H	9
	RBI	6
	BB	4
	SO	9
	LOB	15

Inning Stats	1	2	3	4	5	6	7	8	9	10	11	12	13	14
	R: 0 E: 0 K: 0 S: 10	H: 0 LOB: 0 BB: 0 P: 11	R: 0 E: 0 K: 1 S: 11	H: 2 LOB: 1 BB: 0 P: 17	R: 0 E: 0 K: 1 S: 10	H: 0 LOB: 0 BB: 0 P: 11	R: 0 E: 0 K: 1 S: 11	H: 1 LOB: 2 BB: 1 P: 18	R: 0 E: 0 K: 0 S: 9	H: 1 LOB: 1 BB: 0 P: 12	R: 1 E: 0 K: 0 S: 6	H: 1 LOB: 0 BB: 0 P: 13	R: 0 E: 0 K: 0 S: 8	H: 0 LOB: 0 BB: 0 P: 10	R: 0 E: 0 K: 0 S: 10	H: 0 LOB: 0 BB: 0 P: 13	R: 0 E: 0 K: 0 S: 6	H: 0 LOB: 0 BB: 0 P: 9	R: 0 E: 0 K: 2 S: 9	H: 0 LOB: 0 BB: 0 P: 12	R: 0 E: 0 K: 0 S: 9	H: 0 LOB: 0 BB: 0 P: 14	R: 0 E: 0 K: 2 S: 8	H: 0 LOB: 0 BB: 0 P: 11	R: 0 E: 0 K: 1 S: 12	H: 0 LOB: 0 BB: 0 P: 17	R: 6 E: 2 K: 1 S: 22	H: 4 LOB: 2 BB: 3 P: 42

	1B: 5	SF: 1
	2B: 3	SAC: 0
	3B: 1	DP: 1
	HR: 0	HBP: 0

	WP: 0	PA: 55
	PB: 0	
	SB: 0	
	CS: 0	

PITCHER		IP	WLS	BF	H	R	ER	SO	BB	IBB	HBP	BLK	WP	HR	S	P	ERA	WHIP
45 Kevin Slowey, R ERA: 4.0	(1, 1)	5.0		19	4	0	0	3	1	0	0	0	0	0	51	69	0.00	1.000
43 Dan Jennings, L ERA: 3.57	(6, 1)	1.0	B	4	1	1	1	0	0	0	0	0	0	0	6	13	9.00	1.000
58 Ryan Webb, R ERA: 3.12	(7, 1)	1.0		3	0	0	0	0	0	0	0	0	0	0	8	10	0.00	0.000
50 Chad Qualls, R ERA: 3.09	(8, 1)	2.0		6	0	0	0	0	0	0	0	0	0	0	16	22	0.00	0.000
31 Steve Cishek, R ERA: 2.82	(10, 1)	2.0		6	0	0	0	2	0	0	0	0	0	0	18	26	0.00	0.000
40 Mike Dunn, L ERA: 3.0	(12, 1)	2.0		6	0	0	0	3	0	0	0	0	0	0	20	28	0.00	0.000
39 Chris Hatcher, R ERA: 45.0	(14, 1)	1.0	L	11	4	6	5	1	2	1	0	0	0	0	22	42	45.00	6.000

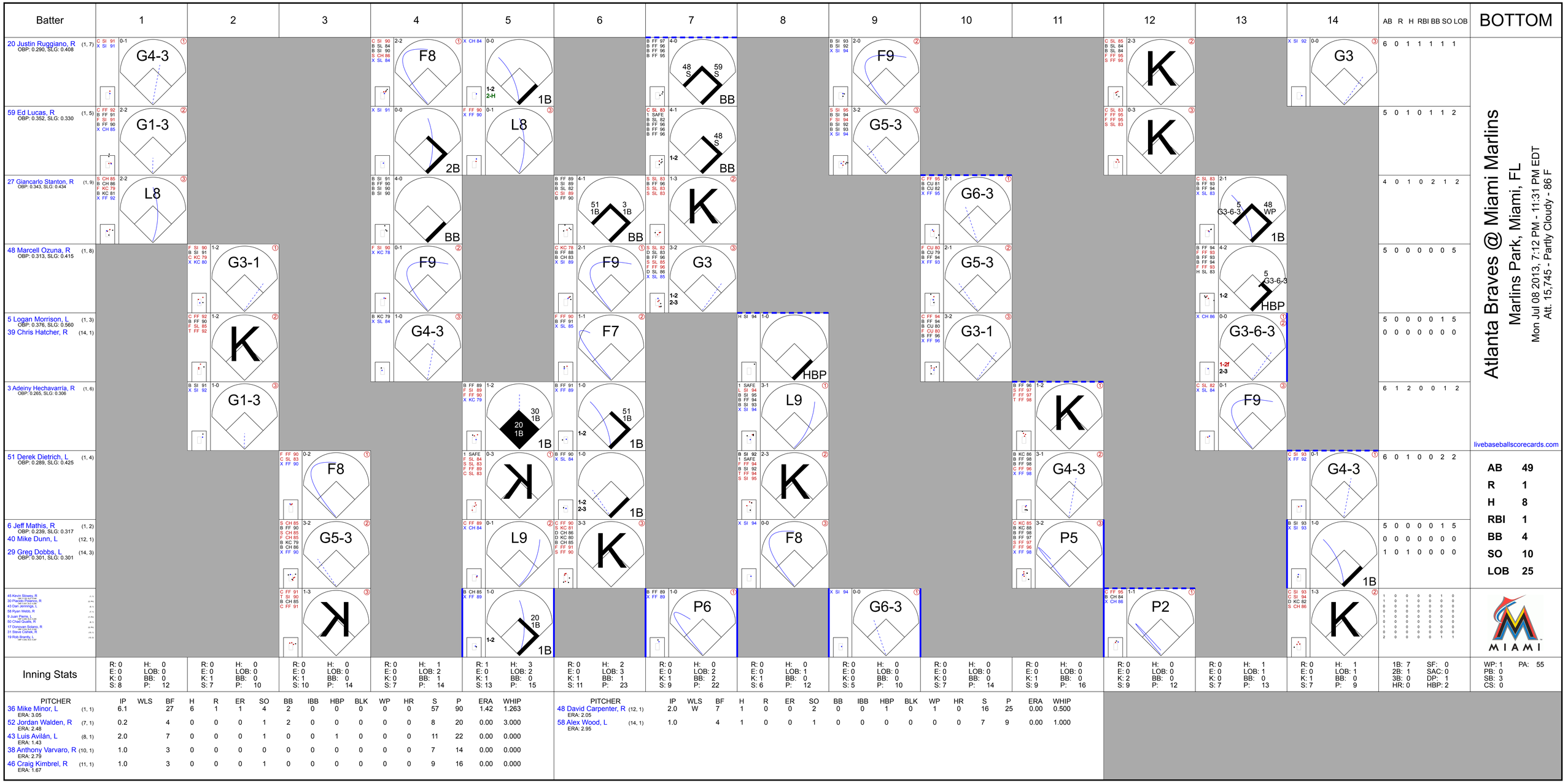
Batter
1
2
3
4
5
6
7
8
9
10
11
12
13
14
AB R H RBI BB SO LOB
BOTTOM
20 Justin Ruggiano, R (1, 7) OBP: 0.290, SLG: 0.408
59 Ed Lucas, R (1, 5) OBP: 0.352, SLG: 0.330
27 Giancarlo Stanton, R (1, 9) OBP: 0.343, SLG: 0.434
48 Marcell Ozuna, R (1, 8) OBP: 0.313, SLG: 0.415
5 Logan Morrison, L (1, 3) OBP: 0.376, SLG: 0.560
39 Chris Hatcher, R (14, 1)
3 Adeiny Hechavarría, R (1, 6) OBP: 0.265, SLG: 0.306
51 Derek Dietrich, L (1, 4) OBP: 0.289, SLG: 0.425
6 Jeff Mathis, R (1, 2) OBP: 0.239, SLG: 0.317
40 Mike Dunn, L (12, 1)
29 Greg Dobbs, L (14, 3) OBP: 0.301, SLG: 0.301
45 Kevin Slowey, R
30 Placido Polanco, R
43 Dan Jennings, L
58 Ryan Webb, R
9 Juan Pierre, L
59 Chad Qualls, R
17 Donovan Solano, R
31 Steve Cishek, R
19 Rob Brantly, L
Atlanta Braves @ Miami Marlins
Marlins Park, Miami, FL
Mon Jul 08 2013, 7:12 PM - 11:31 PM EDT
Att. 15,745 - Partly Cloudy - 86 F
livebaseballscorecards.com
AB 49
R 1
H 8
RBI 1
BB 4
SO 10
LOB 25
MIAMI
Inning Stats
PITCHER IP WLS BF H R ER SO BB IBB HBP BLK WP HR S P ERA WHIP
36 Mike Minor, L (1, 1) ERA: 3.05 6.1 27 6 1 1 4 2 0 0 0 0 0 57 90 1.42 1.263
52 Jordan Walden, R (7, 1) ERA: 2.48 0.2 4 0 0 0 1 2 0 0 0 0 0 8 20 0.00 3.000
43 Luis Avilán, L (8, 1) ERA: 1.43 2.0 7 0 0 0 1 0 0 1 0 0 0 11 22 0.00 0.000
38 Anthony Varvaro, R (10, 1) ERA: 2.79 1.0 3 0 0 0 0 0 0 0 0 0 0 7 14 0.00 0.000
46 Craig Kimbrel, R (11, 1) ERA: 1.67 1.0 3 0 0 0 1 0 0 0 0 0 0 9 16 0.00 0.000
48 David Carpenter, R (12, 1) ERA: 2.05 2.0 W 7 1 0 0 2 0 0 1 0 0 0 16 25 0.00 0.500
58 Alex Wood, L (14, 1) ERA: 2.95 1.0 4 1 0 0 1 0 0 0 0 0 0 7 9 0.00 1.000
1B: 7 SF: 0
2B: 1 SAC: 0
3B: 0 DP: 1
HR: 0 HBP: 2
WP: 1 PA: 55
PB: 0
SB: 3
CS: 0

TOP

Atlanta Braves @ Miami Marlins

Marlins Park, Miami, FL

Tue Jul 09 2013, 7:14 PM - 10:24 PM EDT

Att. 17,399 - Roof Closed - 77 F

livebaseballscorecards.com

Batter	1	2	3	4	5	6	7	8	9	AB	R	H	RBI	BB	SO	LOB
19 Andrelton Simmons, R (1, 6) OBP: 0.280, SLG: 0.344	C FF 93 F FF 92 F SL 84 X FF 94 0-2 ① G6-3		C SL 80 X SI 95 0-1 ① F9	F SI 91 1 SAFE B SI 91 F SI 92 X SI 93 1-2 FC6 1-3		F CH 84 D SL 84 X SI 91 1-1 ② G5-3		1 SAFE B SL 81 1 SAFE F FF 93 F FF 94 1 SAFE D FF 95 F FF 94 X SL 83 2-2 22 BB 1-2 1B		5	0	1	0	0	0	2
22 Jason Heyward, L (1, 9) OBP: 0.327, SLG: 0.376	B FF 93 C SI 92 B SI 94 F SI 93 F FF 91 S SI 90 2-3 ② K		B SI 90 B SI 94 C SI 94 X FF 93 2-1 8 2B 1B	F SI 94 1 SAFE F FF 89 X FF 95 0-2 ②③ F8-2 3-H		C SI 88 B FF 93 F SI 88 F SI 88 S SI 87 1-3 ③ K2-3		B FF 93 B FF 94 B FF 93 B FF 93 4-0 1-2 2-3 BB		4	1	1	0	1	2	3
8 Justin Upton, R (1, 7) OBP: 0.350, SLG: 0.461	C FF 94 S SL 85 B SI 94 S SL 83 1-3 ③ K		X SI 94 0-0 5 WP 16 SF9 1-H 2B		X SL 78 0-0 16 1B 2B		F SI 92 C SL 82 F SL 81 F SI 93 B SL 82 B SL 82 B SI 94 X SL 84 3-2 HR	C FF 94 S FF 95 B FF 96 S FF 94 1-3 ③ K		5	3	3	2	0	2	3
5 Freddie Freeman, L (1, 3) OBP: 0.390, SLG: 0.470		X SI 89 0-0 16 G4-3 2 SF9 2B	B SI 90 B SI 94 B SI 88 F SI 94 F SI 89 B SI 97 4-2 26 BB 2-3 BB		S SI 88 B SI 93 F SI 88 F SI 89 C FF 91 1-3 ① K		F SI 92 B CH 85 B SI 93 S SL 83 F SL 82 B SI 92 B SI 92 4-2 16 G3-6 BB		S CH 85 S CH 85 F FF 94 B CH 85 B SL 83 B CH 86 F FF 94 F FF 94 S CH 85 3-3 ① K	3	1	1	0	2	2	1
16 Brian McCann, L (1, 2) OBP: 0.371, SLG: 0.518		X SI 92 0-0 ① G4-3 2-3	B SI 94 C SI 95 F SI 89 B FF 96 X SI 92 2-2 ② SF9 3-H		B SI 91 B FF 88 B SI 93 C SI 91 F SI 90 F SI 90 F SI 90 X SI 89 3-2 ② 2-H 1B		C SI 93 C SL 83 B SI 92 F SL 83 B SI 94 X SL 82 2-2 ①② G3-6 1-2f		F FF 95 X FF 95 0-1 ② G3	4	0	1	2	0	0	2
26 Dan Uggla, R (1, 4) OBP: 0.321, SLG: 0.415		C SL 85 C SI 93 D SI 93 B SI 94 B SI 91 B SL 86 4-2 2 SF9 BB	1 SAFE B SL 81 T FF 95 C SL 82 B SL 84 B FF 95 B SL 84 4-2 1-2 BB		F FF 91 C SL 85 X FF 93 0-2 ③ G5-3		B SL 82 B SI 93 S SI 93 C SI 94 B SL 83 X SI 94 3-2 ③ G5-3		B CU 79 T FF 94 B FF 93 X FF 93 2-1 ③ L7	3	0	0	0	2	0	0
2 B.J. Upton, R (1, 8) OBP: 0.269, SLG: 0.305		F SI 92 X SI 93 0-1 ② SF9 1-2 3-H	B FF 96 X SI 92 1-0 ③ L5			B FF 90 S SI 92 C SL 84 B SI 93 X FF 92 2-2 23 F8 49 E 1B		S FF 93 B FF 95 B SL 82 F FF 94 X SL 82 2-2 22 BB 19 1B 1B		3	1	2	1	0	0	2
23 Chris Johnson, R (1, 5) OBP: 0.375, SLG: 0.480 4 Paul Janish, R (8, 5)		I IN 82 I IN 82 I IN 80 I IN 83 4-0 49 FC6-4 IBB		B SL 82 F FF 92 X FF 92 1-1 19 E 19 FC6 22 F8-2 1B		X SI 91 0-0 ① F8 1-2		1 SAFE F FF 95 1 SAFE B FF 94 S SL 82 1 SAFE X FF 94 1-2 ① L8		3 0	0 0	1 0	0 0	1 0	0 0	2 0
49 Julio Teheran, R (1, 1) OBP: 0.216, SLG: 0.222 52 Jordan Walden, R (8, 1) 46 Craig Kimbrel, R (9, 1)		X SI 92 0-0 ③ FC6-4 1-2f		B CH 86 B FF 90 B FF 90 C FF 92 L FF 92 L SI 91 3-3 ① K		S SI 91 B SL 80 X SI 91 1-1 E1 2-H 1B		1 SAFE L FF 91 T FF 91 L FF 92 0-3 ② K		4 0 0	0 0 0	1 0 0	0 0 0	0 0 0	2 0 0	4 0 0
Inning Stats	R: 0 E: 0 K: 2 S: 11 H: 0 LOB: 0 BB: 0 P: 14	R: 1 E: 0 K: 0 S: 7 H: 1 LOB: 2 BB: 2 P: 15	R: 2 E: 0 K: 0 S: 13 H: 2 LOB: 2 BB: 2 P: 26	R: 0 E: 1 K: 1 S: 11 H: 1 LOB: 1 BB: 0 P: 16	R: 1 E: 0 K: 1 S: 13 H: 2 LOB: 0 BB: 0 P: 17	R: 1 E: 1 K: 1 S: 12 H: 2 LOB: 1 BB: 0 P: 17	R: 1 E: 0 K: 0 S: 15 H: 1 LOB: 0 BB: 1 P: 27	R: 0 E: 0 K: 2 S: 16 H: 2 LOB: 3 BB: 1 P: 26	R: 0 E: 0 K: 1 S: 10 H: 0 LOB: 0 BB: 0 P: 15	1B: 7 2B: 4 3B: 0 HR: 1 SF: 2 SAC: 0 DP: 2 HBP: 0						

	AB	34
	R	6
	H	11
	RBI	5
	BB	6
	SO	8
	LOB	19

WP: 1 PA: 42
PB: 0
SB: 0
CS: 0

PITCHER		IP	WLS	BF	H	R	ER	SO	BB	IBB	HBP	BLK	WP	HR	S	P	ERA	WHIP
37 Henderson Alvarez III, R ERA: 5.73	(1, 1)	6.0	L	29	8	5	4	5	3	1	0	0	1	0	67	105	6.00	1.833
58 Ryan Webb, R ERA: 3.27	(7, 1)	1.0		4	1	1	1	0	1	0	0	0	0	1	15	27	9.00	2.000
44 AJ Ramos, R ERA: 3.69	(8, 1)	2.0		9	2	0	0	3	1	0	0	0	0	0	26	41	0.00	1.500

PITCHER		IP	WLS	BF	H	R	ER	SO	BB	IBB	HBP	BLK	WP	HR	S	P	ERA	WHIP

Atlanta Braves @ Miami Marlins

Marlins Park, Miami, FL

Tue Jul 09 2013, 7:14 PM - 10:24 PM EDT

Att. 17,399 - Roof Closed - 77 F

livebaseballscorecards.com

BOTTOM

Batter	1	2	3	4	5	6	7	8	9	AB	R	H	RBI	BB	SO	LOB
20 Justin Ruggiano, R (1, 7) OBP: 0.286, SLG: 0.402	F SI 90 B CH 83 C FF 92 B FF 91 S SI 91 2-3 K ①		F FF 92 X SI 91 0-1 G6-3 ① S CU 76 D CU 75 X CH 82 1-1 G6-3 ③				S FF 91 F SI 91 B CU 73 X FF 92 1-2 P6 ②			4	0	0	0	0	1	1
59 Ed Lucas, R (1, 5) OBP: 0.349, SLG: 0.328	B FF 92 C SL 82 F CH 82 C FF 93 1-3 K ②		F FF 93 X SL 80 0-1 27 BB 5 1B 1B		F FF 91 B CU 74 X CU 70 1-1 G6-3 ①		B FF 92 B SL 81 B FF 92 C FF 92 X FF 92 3-1 F9 ③			4	1	1	0	0	1	0
27 Giancarlo Stanton, R (1, 9) OBP: 0.346, SLG: 0.429	F CH 82 S SI 91 B CU 75 B CU 74 B SL 82 X FF 93 3-2 P3 ③		B SI 92 1 SAFE B SI 88 C SI 91 1 SAFE B CH 82 B SL 80 4-1 48 G3-4-1 5 1B 1-2 BB		X CU 72 0-0 F8 ②			B SI 89 B FF 91 B FF 92 C FF 91 S SI 89 F FF 91 B FF 91 4-2 5 G4-3 BB		2	0	0	0	2	0	0
5 Logan Morrison, L (1, 3) OBP: 0.382, SLG: 0.557		B FF 90 B CH 80 C FF 92 F FF 92 X FF 92 2-2 51 K 48 E 1B	F CH 82 X CU 73 0-1 48 G3-4-1 1-2 2-H 1B		X SI 90 0-0 G4-3 ③			X SI 89 0-0 G4-3 ① 1-2		4	0	2	1	0	0	1
48 Marcell Ozuna, R (1, 8) OBP: 0.309, SLG: 0.408		B SI 90 C FF 94 S SI 91 X SI 91 1-2 E5 3 1B 19 HR 1-2	C SL 82 X FF 93 0-1 G3-4-1 ② 1-2 2-3		C CU 73 X SL 83 0-1 G6-3 ①			S SL 82 B FF 96 X SL 82 1-1 F7 ②		4	1	0	0	0	0	4
51 Derek Dietrich, L (1, 4) OBP: 0.284, SLG: 0.416		C CH 84 F FF 92 2 SAFE F FF 93 B FF 93 S SI 91 1-3 ① ② K 2-3	X SI 90 0-0 G3 ③			B CH 83 B CH 81 X SI 90 2-0 F7 ②		S SL 83 C FF 95 X FF 96 0-2 P6 ③		4	0	0	0	0	1	5
3 Adeiny Hechavarría, R (1, 6) OBP: 0.268, SLG: 0.313		C CU 75 1 SAFE X FF 91 0-1 19 HR 1-2 1B		B SI 90 C SI 90 X CU 75 1-1 P3 ①		X SI 90 0-0 2B			C FF 95 B FF 97 B FF 97 F FF 96 X FF 97 2-2 G3 ①	4	1	2	0	0	0	0
19 Rob Brantly, L (1, 2) OBP: 0.296, SLG: 0.309		B FF 93 C CH 84 B FF 93 X FF 92 2-1 1-H 2-H HR		B SI 91 C SI 90 F CU 75 X SI 90 1-2 37 SH2-4 1B		C FF 92 X SL 82 0-1 L9 ③			C FF 96 B KC 87 F FF 97 B KC 87 F FF 97 C KC 87 2-3 K ②	4	1	2	3	0	1	1
37 Henderson Alvarez III, R (1, 1) 58 Ryan Webb, R (7, 1) 9 Juan Pierre, L (7, PH) OBP: 0.284, SLG: 0.293 44 AJ Ramos, R (8, 1) 29 Greg Dobbs, L (9, PH) OBP: 0.300, SLG: 0.299		C FF 93 X FF 93 0-1 F8 ③		L FF 90 X 0-1 SH2-4 ② 1-2			C FF 89 X FF 89 0-1 G4-3 ①		F FF 95 F FF 98 B FF 96 B KC 87 S KC 88 2-3 K ③	1 0 1 0 1	0 0 0 0 0	0 0 0 0 0	0 0 0 0 1	0 0 0 0 0	0 0 0 0 1	0 0 0 0 0
Inning Stats	R: 0 E: 0 K: 2 S: 9 H: 0 LOB: 0 BB: 0 P: 15	R: 3 E: 1 K: 1 S: 16 H: 3 LOB: 0 BB: 0 P: 22	R: 1 E: 0 K: 0 S: 10 H: 2 LOB: 2 BB: 1 P: 14	R: 0 E: 0 K: 0 S: 9 H: 1 LOB: 1 BB: 0 P: 12	R: 0 E: 0 K: 0 S: 4 H: 0 LOB: 0 BB: 0 P: 5	R: 0 E: 0 K: 0 S: 6 H: 1 LOB: 1 BB: 0 P: 8	R: 0 E: 0 K: 0 S: 7 H: 0 LOB: 0 BB: 0 P: 11	R: 0 E: 0 K: 0 S: 9 H: 0 LOB: 1 BB: 1 P: 14	R: 0 E: 0 K: 2 S: 10 H: 0 LOB: 0 BB: 0 P: 16	1B: 5 2B: 1 3B: 0 HR: 1 SF: 0 SAC: 1 DP: 0 HBP: 0						

	AB	R	H	RBI	BB	SO	LOB
	33	4	7	4	2	5	12

WP: 0 PB: 0 SB: 0 CS: 0 PA: 36

PITCHER		IP	WLS	BF	H	R	ER	SO	BB	IBB	HBP	BLK	WP	HR	S	P	ERA	WHIP
49 Julio Teheran, R ERA: 3.09	(1, 1)	7.1	W	31	7	4	1	3	2	0	0	0	0	1	65	95	1.23	1.227
52 Jordan Walden, R ERA: 2.43	(8, 1)	0.2	H	2	0	0	0	0	0	0	0	0	0	0	5	6	0.00	0.000
46 Craig Kimbrel, R ERA: 1.62	(9, 1)	1.0	S	3	0	0	0	2	0	0	0	0	0	0	10	16	0.00	0.000

PITCHER	IP	WLS	BF	H	R	ER	SO	BB	IBB	HBP	BLK	WP	HR	S	P	ERA	WHIP

Atlanta Braves @ Miami Marlins

Marlins Park, Miami, FL

Wed Jul 10 2013, 12:43 PM - 3:40 PM EDT

Att. 23,921 - Roof Closed - 76 F

TOP

livebaseballscorecards.com

Batter	1	2	3	4	5	6	7	8	9	AB	R	H	RBI	BB	SO	LOB
1 Tyler Pastornicky, R (1, 6) OBP: 0.304, SLG: 0.348	C FF 89 B FF 90 B SI 92 F FF 92 F FF 92 S FC 82 2-3 K		C FF 92 B FF 92 S FF 93 F FF 94 F SI 94 X FC 84 1-2 F9		C FF 93 C FC 83 F FF 93 F FF 94 X FC 85 0-2 1B			C SI 94 B SI 96 B SI 94 X SI 93 2-1 G1-3		4	0	1	0	0	1	0
22 Jason Heyward, L (1, 9) OBP: 0.323, SLG: 0.369	X FF 92 0-0 L9		B SI 93 B SI 93 F SI 93 F FF 94 F FC 83 B FC 85 F FF 94 X CH 87 3-2 G1-3		C CH 85 X CH 84 0-1 G4-3			C SI 94 S SL 86 B SL 89 T SL 87 1-2 K		4	0	0	0	0	1	1
8 Justin Upton, R (1, 7) OBP: 0.349, SLG: 0.457	C FF 91 B SI 92 B SI 92 B FF 92 C FC 82 B FF 95 4-2 BB		C FF 94 B FF 94 X CU 78 1-1 G5-3			S FF 91 S SI 93 X CU 78 0-2 F8		S SL 88 C SI 96 B SI 96 F SI 95 F SL 88 F SL 90 T SL 90 1-2 K		3	0	0	0	1	1	0
5 Freddie Freeman, L (1, 3) OBP: 0.388, SLG: 0.470	F SI 93 D CU 76 B CH 84 C SI 93 B CH 86 F CH 86 F CH 86 S CU 78 3-3 K			X CH 85 0-0 G2-3		B CH 84 X SI 92 1-0 23 WP 23 G3-1 2B			S SI 92 B SI 92 C SL 85 B CH 88 S SL 84 2-3 K	4	1	1	0	0	2	1
23 Chris Johnson, R (1, 5) OBP: 0.377, SLG: 0.484		C FF 90 X SI 92 0-1 26 2B 2B		B FF 92 X FF 92 1-0 F9		F FF 91 F SI 93 F FC 83 F CU 79 B CU 77 F SI 92 D FC 84 X FC 83 2-2 G3-1 2-H			B SI 91 B SI 93 C SI 92 X SI 92 2-1 2 1B 1B	4	1	2	1	0	0	0
26 Dan Uggla, R (1, 4) OBP: 0.323, SLG: 0.417		X FF 90 0-0 2 FC2-5 2-H 2B		B FF 92 B SI 92 B FF 93 C FF 92 B SI 92 4-1 BB		B FC 83 C FC 82 B FF 92 X FF 92 2-1 F8			S SI 93 C SL 85 F SI 91 B SI 92 B SL 86 B SI 93 S SI 92 3-3 K	3	0	1	1	1	1	1
2 B.J. Upton, R (1, 8) OBP: 0.269, SLG: 0.304		T FF 91 B FC 83 F FF 92 S CU 76 1-3 FC2-5 11 BB 2-3		X FF 93 0-0 F9			B CU 80 F FF 90 B FC 82 S FF 91 F FF 91 S FC 82 2-3 K		C SI 93 S SI 92 X SI 93 0-2 11 FC5-4 1-2 1B	4	0	1	0	0	1	2
11 Gerald Laird, R (1, 2) OBP: 0.368, SLG: 0.388		1 SAFE C FF 92 S FC 82 B FC 83 B CU 80 B FC 83 B FF 93 4-2 1-2 BB			C FF 90 F FF 92 F FF 94 T FF 94 0-2 K		C FF 91 B FF 93 B FF 92 X FF 92 2-1 P4		L SI 92 X SI 92 0-1 FC5-4 1-2f	3	0	0	0	1	1	2
28 Paul Maholm, L (1, 1) OBP: 0.116, SLG: 0.140 48 David Carpenter, R (5, 1) 25 Joey Terdoslavich, S (7, PH) OBP: 0.200, SLG: 0.200 20 Luis Ayala, R (7, 1) 38 Anthony Varvaro, R (8, 1)		B FF 94 F FF 92 F SI 94 B CU 78 F FF 94 F FF 94 X SI 95 2-2 L8			F FF 92 B SI 93 B SI 92 X FF 92 2-1 F9		X SI 93 0-0 G3			2 0 1 0 0	0 0 0 0 0	0 0 0 0 0	0 0 0 0 0	0 0 0 0 0	0 0 0 0 0	1 0 0 0 0
Inning Stats	R: 0 E: 0 K: 2 S: 12 H: 0 LOB: 1 BB: 1 P: 21	R: 1 E: 0 K: 0 S: 13 H: 2 LOB: 1 BB: 1 P: 20	R: 0 E: 0 K: 0 S: 12 H: 0 LOB: 0 BB: 0 P: 17	R: 0 E: 0 K: 0 S: 4 H: 0 LOB: 1 BB: 1 P: 9	R: 0 E: 0 K: 1 S: 13 H: 1 LOB: 1 BB: 0 P: 15	R: 1 E: 0 K: 0 S: 12 H: 1 LOB: 0 BB: 0 P: 17	R: 0 E: 0 K: 1 S: 7 H: 0 LOB: 0 BB: 0 P: 11	R: 0 E: 0 K: 2 S: 11 H: 0 LOB: 0 BB: 0 P: 15	R: 0 E: 0 K: 2 S: 14 H: 2 LOB: 2 BB: 0 P: 21	1B: 3 2B: 3 3B: 0 HR: 0 SF: 0 SAC: 0 DP: 0 HBP: 0						

	AB	32
	R	2
	H	6
	RBI	2
	BB	3
	SO	8
	LOB	8

WP: 1 PA: 35
PB: 0
SB: 0
CS: 0

PITCHER		IP	WLS	BF	H	R	ER	SO	BB	IBB	HBP	BLK	WP	HR	S	P	ERA	WHIP
33 Jacob Turner, R ERA: 2.33	(1, 1)	7.0	W	27	4	2	2	5	3	0	0	0	1	0	73	110	2.57	1.000
50 Chad Qualls, R ERA: 3.0	(8, 1)	1.0	H	3	0	0	0	2	0	0	0	0	0	0	11	15	0.00	0.000
31 Steve Cishek, R ERA: 2.75	(9, 1)	1.0		5	2	0	0	2	0	0	0	0	0	0	14	21	0.00	2.000

PITCHER		IP	WLS	BF	H	R	ER	SO	BB	IBB	HBP	BLK	WP	HR	S	P	ERA	WHIP

Atlanta Braves @ Miami Marlins

Marlins Park, Miami, FL

Wed Jul 10 2013, 12:43 PM - 3:40 PM EDT

Att. 23,921 - Roof Closed - 76 F

BOTTOM

livebaseballscorecards.com

Batter	1	2	3	4	5	6	7	8	9	AB	R	H	RBI	BB	SO	LOB
20 Justin Ruggiano, R (1, 7) OBP: 0.288, SLG: 0.397	C SI 86 B SI 86 B CH 79 B SI 85 B SI 87 4-1 59 1B 27 2B BB	F SI 86 B CU 70 X FC 83 1-1 ① G5-3		B FC 83 F CH 80 B FF 86 B FC 83 B SI 86 4-1 27 BB BB		B FF 93 F FF 94 B FF 95 C SL 83 F SL 83 X FF 94 2-2 ① F8		1 SAFE D SI 89 B SI 89 X SI 89 2-0 ① P3		3	1	0	0	2	0	1
59 Ed Lucas, R (1, 3) OBP: 0.351, SLG: 0.331	C SI 86 F CH 78 1 SAFE X SI 86 0-2 27 2B 1-2 1B	B SI 87 F FC 83 F CH 80 B SL 78 X SI 87 2-2 ② G6-3		C FC 82 B CU 69 B FC 83 S CH 78 S CH 80 2-3 ② K		X FF 94 0-0 ② L9		1 SAFE 1 SAFE X SI 89 0-0 48 BB 30 1B 1-2 1B		5	2	2	0	0	1	2
27 Giancarlo Stanton, R (1, 9) OBP: 0.357, SLG: 0.436	B SI 88 B CH 80 X CH 81 2-0 30 2B 1-H 2-H 2B	B SI 88 B FC 84 C SI 88 C CU 72 F CU 72 B FF 89 B FF 88 4-2 48 FC5-4 BB		1 SAFE B FC 83 B FC 83 B FC 83 B FF 85 4-0 48 FC6-4 1-2 BB		C FF 94 B FF 95 B SL 83 T FF 95 B FF 96 B SL 83 4-2 BB		X FF 92 0-0 ② F9 2-3		2	1	1	2	3	0	2
48 Marcell Ozuna, R (1, 8) OBP: 0.307, SLG: 0.402	F FF 88 B FC 84 S FC 84 D SL 79 S CH 78 2-3 ① K	X CH 82 0-0 ③ FC5-4 1-2f		D SI 87 B CH 81 B SI 88 C SI 85 X SI 86 3-1 ③ FC6-4 1-2f		C FF 94 B FF 95 F FF 95 X SL 83 1-2 ③ G5-3		B CU 80 F FF 93 F FF 92 B CU 81 D CU 80 F FF 96 F FF 94 B CU 80 4-2 30 1B 1-2 BB		4	0	0	0	1	1	6
30 Placido Polanco, R (1, 5) OBP: 0.312, SLG: 0.298	X FF 87 0-0 17 G4-3 6 1B 2-H 2B	C FF 84 C CU 70 B SI 87 X CH 81 1-2 ① G6-3		C CH 83 B CH 79 F CH 77 X FC 81 1-2 17 FC2-6 1B		X SI 88 0-0 E5 17 G1-6-3		X FF 94 0-0 17 FC6-4 1-3 2-H 3-H 1B		5	1	3	3	0	0	0
17 Donovan Solano, R (1, 4) OBP: 0.321, SLG: 0.314	B CU 72 C SI 88 X SI 87 1-1 ② G4-3 2-3	S CH 80 F FC 82 X SL 77 0-2 ② G5-3		B FF 85 B FC 81 C CH 80 X CH 80 2-1 ① FC2-6 3 1B 1-2f		C SI 88 X SI 89 0-1 ①② G1-6-3 1-2f		C FF 94 X FF 94 0-1 ③ FC6-4 1-2f		5	0	0	0	0	0	5
3 Adeiny Hechavarría, R (1, 6) OBP: 0.275, SLG: 0.320	B FC 84 B CH 80 D CH 80 B SI 88 4-0 6 1B BB	B SI 88 F CH 80 B FC 82 F FC 83 C SI 86 2-3 ③ K		C CU 72 B CU 68 B CH 77 X CH 77 2-1 1-2 1B		C SI 89 B SL 84 F SI 91 B SI 89 F CU 72 X CH 84 2-2 2B				3	0	2	0	1	1	0
6 Jeff Mathis, R (1, 2) OBP: 0.240, SLG: 0.314	B SI 87 B CH 79 F FC 83 B SI 88 F FC 85 X CH 80 3-2 1-3 3-H 1B			F SI 87 B SI 87 F CU 70 X FC 84 1-2 ① L1-3	B SL 82 X FF 93 1-0 ② L8		X SI 89 0-0 ③ G4-3			4	0	1	1	0	0	3
33 Jacob Turner, R (1, 1) OBP: 0.118, SLG: 0.235 50 Chad Qualls, R (8, 1) 9 Juan Pierre, L (8, PH) OBP: 0.286, SLG: 0.296 31 Steve Cishek, R (9, 1)	F SI 88 B SI 87 F SI 88 B SI 88 B SI 88 F FF 88 X SI 88 3-2 ③ G4-3			C SI 88 B CH 82 X SI 85 1-1 3B	S FF 94 C FF 94 F FF 95 T FF 93 0-2 ③ K			B SI 90 C SL 85 B SL 83 F SL 82 B FF 89 X CU 77 3-2 27 F9 59 1B 30 1B 1B	3 0 1 1	0 0 1 0	1 0 1 0	0 0 0 0	1 0 0 0	0 0 0 0	4 0 0 0
Inning Stats	R: 4 E: 0 K: 1 S: 18 H: 4 LOB: 2 BB: 2 P: 37	R: 0 E: 0 K: 0 S: 9 H: 0 LOB: 1 BB: 1 P: 16	R: 0 E: 0 K: 1 S: 9 H: 0 LOB: 0 BB: 0 P: 12	R: 0 E: 0 K: 1 S: 11 H: 1 LOB: 3 BB: 2 P: 26	R: 0 E: 0 K: 1 S: 12 H: 2 LOB: 2 BB: 0 P: 18	R: 0 E: 0 K: 0 S: 10 H: 0 LOB: 1 BB: 1 P: 17	R: 0 E: 1 K: 0 S: 8 H: 1 LOB: 1 BB: 0 P: 10	R: 2 E: 0 K: 0 S: 13 H: 3 LOB: 2 BB: 1 P: 22		1B: 7 2B: 3 3B: 1 HR: 0 SF: 0 SAC: 0 DP: 1 HBP: 0						

	AB	35
	R	6
	H	11
	RBI	6
	BB	7
	SO	4
	LOB	23

WP: 0 PA: 42
PB: 0
SB: 0
CS: 0

PITCHER		IP	WLS	BF	H	R	ER	SO	BB	IBB	HBP	BLK	WP	HR	S	P	ERA	WHIP
28 Paul Maholm, L ERA: 3.98	(1, 1)	4.1	L	25	7	4	4	3	5	0	0	0	0	0	54	103	8.31	2.769
48 David Carpenter, R ERA: 1.93	(5, 1)	1.2		6	0	0	0	1	1	0	0	0	0	0	15	23	0.00	0.600
20 Luis Ayala, R ERA: 6.0	(7, 1)	1.1		7	3	2	2	0	0	0	0	0	0	0	13	20	13.50	2.250
38 Anthony Varvaro, R ERA: 2.74	(8, 1)	0.2		4	1	0	0	0	1	0	0	0	0	0	8	12	0.00	3.000

PITCHER	IP	WLS	BF	H	R	ER	SO	BB	IBB	HBP	BLK	WP	HR	S	P	ERA	WHIP

Cincinnati Reds @ Atlanta Braves

Turner Field, Atlanta, GA

Thu Jul 11 2013, 7:13 PM - 10:19 PM EDT

Att. 40,186 - Cloudy - 81 F

livebaseballscorecards.com

Batter	1	2	3	4	5	6	7	8	9	AB	R	H	RBI	BB	SO	LOB
17 Shin-Soo Choo, L (1, 8) OBP: 0.420, SLG: 0.458	C SI 89 B SI 90 S FS 81 B FC 87 X SI 90 2-2 2 E 2 S 4 1B 1B		S FC 84 C CU 76 B FC 87 B FS 83 B FC 85 F FC 86 X SI 91 3-2 SH5-3 2 19 SF8 2B		C SI 90 B SI 90 B FS 85 B FC 84 C SI 90 B SI 91 4-2 19 1B 2 1B 19 E BB		C FS 79 B SI 91 B CU 74 X SI 90 2-1 ③ G3		1 SAFE B KC 87 C KC 85 1 SAFE C KC 87 B FF 98 S KC 87 2-3 ② K	4	3	2	0	1	1	1
2 Zack Cozart, R (1, 6) OBP: 0.263, SLG: 0.359	S FF 90 B SI 91 S FC 87 B FS 84 S FS 84 2-3 ① K 1-3		X SI 90 0-0 ① SH5-3 2-3		X FC 84 0-0 19 E 1-2 1B			C FF 98 B CH 88 F FF 97 B CH 87 B FF 98 F FF 97 F FF 98 X FF 97 3-2 E6 4 2B 1B	B KC 87 B FF 97 X FF 98 2-0 ③ F7	4	1	2	0	0	1	2
19 Joey Votto, L (1, 3) OBP: 0.431, SLG: 0.506	B FF 92 B FF 92 B FS 84 B FF 92 4-0 4 1B 32 1B BB		B FF 92 B FF 91 C SI 91 B FC 86 C SI 92 X FS 84 3-2 ② SF8 3-H		B SI 91 B CU 76 X SI 91 2-0 E5 4 G6-4-3 1-3 2-H 1B			C FF 97 B FF 97 S CH 88 B FF 99 B CH 88 T FF 98 3-2 ① K		2	1	1	1	1	1	1
4 Brandon Phillips, R (1, 4) OBP: 0.319, SLG: 0.415	B FC 86 F FS 83 B SI 91 B SI 90 F SI 91 X SI 90 3-2 32 1B 1-3 3-H 1B		S CU 78 S SI 93 B SI 92 X FC 85 1-2 ③ G6-3		B SI 92 B SI 92 F SI 91 X SI 93 2-1 ②③ G6-4-3 1-2f			S SL 83 F CH 87 B FF 99 D SL 84 F CH 88 F FF 98 F FF 98 X FF 98 2-2 2-H 2B		4	0	2	2	0	0	2
32 Jay Bruce, L (1, 9) OBP: 0.323, SLG: 0.496	1 SAFE 1 SAFE B SI 90 S FS 80 B FS 84 X SI 91 2-1 ② 1-3 3-H 1B			X SI 90 0-0 ① F7		F CU 73 B FC 84 X FS 78 1-1 ① P6		I IN 68 I IN 71 I IN 66 I IN 64 4-0 IBB		3	0	1	1	1	0	0
21 Todd Frazier, R (1, 5) OBP: 0.332, SLG: 0.400	B SI 92 B SI 91 C FC 85 B SI 90 C FF 91 S FC 86 3-3 ③ K			C FF 90 B SI 91 B FS 79 F SI 91 X FC 86 2-2 39 G5-3 28 1B 1B		C FC 83 S SI 90 B SI 90 B FC 84 X FS 79 2-2 ② F8		B FF 95 C SL 83 S SL 85 S SL 84 1-3 ② K		4	0	1	0	0	2	3
28 Chris Heisey, R (1, 7) OBP: 0.255, SLG: 0.408		C SI 89 F FS 80 B FC 85 B FS 84 X FC 85 2-2 ① L7		C SI 91 1 SAFE X SI 90 0-1 1-2 1B		F FF 90 F FS 83 B CU 77 C CU 76 1-3 ③ K		D CH 88 B SL 86 C FF 97 F FF 97 F SL 84 X SL 82 2-2 ③ F7		4	0	1	0	0	1	2
39 Devin Mesoraco, R (1, 2) OBP: 0.310, SLG: 0.354 52 Tony Cingrani, L (9, PR) OBP: 0.267, SLG: 0.333		F FC 84 F SI 91 B FF 91 S SI 91 1-3 ② K		S FC 85 X FC 85 0-1 ②③ G5-3 2-3f			C SI 89 B FC 85 X SI 90 1-1 ① G1-4-3		B FF 98 X FF 98 1-0 1B	4 0	0 0	1 0	0 0	0 0	1 0	2 0
55 Mat Latos, R (1, 1) OBP: 0.163, SLG: 0.190 9 Jack Hannahan, L (5, PH) OBP: 0.293, SLG: 0.292 66 Logan Ondrusek, R (5, 1) 15 Derrick Robinson, S (7, PH) OBP: 0.336, SLG: 0.336 31 Alfredo Simon, R (7, 1) OBP: 0.167, SLG: 0.167 26 Xavier Paul, L (9, PH) OBP: 0.333, SLG: 0.395		B SI 90 S SI 90 B SI 90 X FF 90 2-1 ③ G6-3			X SI 90 0-0 ① G1-3		C FC 82 C CU 76 C SI 90 0-3 ② K		1 SAFE C FF 98 T KC 87 S KC 88 0-3 ① K	1 1 0 1 0 1	0 0 0 0 0 0	0 0 0 0 0 1	0 0 0 0 0 1	0 0 0 0 0 1	0 0 0 1 0 1	0 0 0 0 0 1
Inning Stats	R: 2 E: 0 K: 2 S: 14 H: 3 LOB: 1 BB: 1 P: 30	R: 0 E: 0 K: 1 S: 8 H: 0 LOB: 0 BB: 0 P: 13	R: 1 E: 0 K: 0 S: 11 H: 1 LOB: 0 BB: 0 P: 18	R: 0 E: 0 K: 0 S: 8 H: 2 LOB: 1 BB: 0 P: 10	R: 1 E: 1 K: 0 S: 7 H: 2 LOB: 1 BB: 1 P: 15	R: 0 E: 0 K: 1 S: 8 H: 0 LOB: 0 BB: 0 P: 12	R: 0 E: 0 K: 1 S: 7 H: 0 LOB: 0 BB: 0 P: 10	R: 1 E: 1 K: 2 S: 21 H: 2 LOB: 2 BB: 1 P: 36	R: 0 E: 0 K: 2 S: 8 H: 1 LOB: 1 BB: 0 P: 13	1B: 9 2B: 2 3B: 0 HR: 0 SF: 1 SAC: 1 DP: 2 HBP: 0						

TOP	
AB	33
R	5
H	11
RBI	4
BB	3
SO	9
LOB	14

WP: 0 PA: 38
PB: 0
SB: 1
CS: 0

PITCHER		IP	WLS	BF	H	R	ER	SO	BB	IBB	HBP	BLK	WP	HR	S	P	ERA	WHIP
15 Tim Hudson, R ERA: 4.02	(1, 1)	7.0	W	28	8	4	3	5	2	0	0	0	0	0	63	108	3.86	1.429
52 Jordan Walden, R ERA: 2.64	(8, 1)	1.0	H	6	2	1	1	2	0	1	0	0	0	0	21	36	9.00	2.000
46 Craig Kimbrel, R ERA: 1.57	(9, 1)	1.0	S	4	1	0	0	2	0	0	0	0	0	0	8	13	0.00	1.000

PITCHER	IP	WLS	BF	H	R	ER	SO	BB	IBB	HBP	BLK	WP	HR	S	P	ERA	WHIP

Cincinnati Reds @ Atlanta Braves

Turner Field, Atlanta, GA

Thu Jul 11 2013, 7:13 PM - 10:19 PM EDT

Att. 40,186 - Cloudy - 81 F

BOTTOM

Batter	1	2	3	4	5	6	7	8	9	AB	R	H	RBI	BB	SO	LOB
19 Andrelton Simmons, R (1, 6) OBP: 0.284, SLG: 0.345	C FC 92 F SI 90 X FF 93 0-2 8 1B 22 G4-3 5 2B 1B	C CU 78 S SL 86 B SI 92 F SL 84 B CU 81 X FF 94 2-2 ② G6-3		C FF 93 B SL 84 B SI 92 B CU 80 B SI 92 4-1 7 3B BB	B FF 94 B CU 76 F FF 93 X FF 93 2-1 ③ L9			B FC 92 C FC 91 X SI 96 1-1 1B		4	2	2	0	1	0	1
22 Jason Heyward, L (1, 9) OBP: 0.324, SLG: 0.371 7 Reed Johnson, R (2, PR) OBP: 0.333, SLG: 0.384 (3, 9)	X FF 92 0-0 ① G4-3 1-2	B CU 79 B SI 94 X CH 84 2-0 8 1B 5 1B 1B		1 SAFE 1 SAFE D CU 78 C SL 84 1 SAFE B FF 93 F SI 91 F FF 91 B SL 85 3-2 X SL 84 8 2B 1-H 3B		C CU 77 B FF 94 F FF 93 B FF 94 X FC 92 2-2 ① G4-3		C SI 94 X FC 89 0-1 ③ G1-3		2 3	0 2	1 1	0 1	0 0	0 0	1 1
8 Justin Upton, R (1, 7) OBP: 0.353, SLG: 0.463	C SL 84 X FC 94 0-1 5 2B 2-3 1B	B FC 94 B FC 92 X FF 94 2-0 5 1B 1-3 1B		X SI 95 0-0 5 1B 3-H 2B		C FC 92 S FC 90 B FC 93 S CU 82 1-3 ② K				4	2	3	1	0	1	0
5 Freddie Freeman, L (1, 3) OBP: 0.392, SLG: 0.477	X SI 92 0-0 2 K 1-H 3-H 2B	F CU 77 X SI 92 0-1 1-3 3-H 1B		S CH 84 D CU 79 X CU 79 1-1 26 FC6-4 2-H 1B		B CU 77 S FC 93 B CH 83 F FC 92 F FC 93 F CH 82 X CU 79 2-2 ③ F7				4	0	3	4	0	0	0
16 Brian McCann, L (1, 2) OBP: 0.369, SLG: 0.509	B SI 94 D CH 85 C FC 92 B FC 94 B CH 85 4-1 2 K BB	C CU 77 B CU 79 B CH 86 C CU 77 S SL 84 2-3 ③ K		B FF 94 S SL 85 B CU 78 X SI 93 2-1 ② F8			B CU 79 C SI 94 X FS 88 1-1 ① L3			3	0	0	0	1	1	3
26 Dan Uggla, R (1, 4) OBP: 0.319, SLG: 0.412	C FC 93 D SL 87 D SL 86 X FC 93 2-1 ② P3	S CU 77 B SL 83 F SI 91 C CU 76 1-3 ① K	F FF 95 S SL 85 B FF 93 F SL 86 X SL 86 1-2 ③ FC6-4 1-2f				X FF 92 0-0 ② F8			4	0	0	0	0	1	3
2 B.J. Upton, R (1, 8) OBP: 0.266, SLG: 0.300	S FC 94 B FC 95 S SL 84 S SL 86 1-3 K 1-2 2-3	F FC 92 C CU 78 B SL 84 B SI 93 S SL 83 2-3 ② K			B CU 76 B FF 94 S FF 94 B FC 93 F FF 94 F FF 95 S FF 93 3-3 ① K		B FF 94 S FC 90 B CU 80 X FF 92 2-1 ③ G6-3			4	0	0	0	0	3	2
23 Chris Johnson, R (1, 5) OBP: 0.375, SLG: 0.481 4 Paul Janish, R (9, 5)	C FF 94 F FF 94 B FF 94 S SL 86 1-3 ③ K	X SL 85 0-0 ③ G5-3			F FF 96 B FC 92 F CU 79 X FF 95 1-2 15 SH3-4 1B			C FF 95 T FC 90 T FC 90 0-2 ① K		4 0	0 0	1 0	0 0	0 0	2 0	3 0
15 Tim Hudson, R (1, 1) OBP: 0.231, SLG: 0.278 52 Jordan Walden, R (8, 1) 25 Joey Terdoslavich, S (8, PH) OBP: 0.167, SLG: 0.167 46 Craig Kimbrel, R (9, 1)		C FC 92 F SL 84 B SI 92 F SL 85 F FF 92 S FF 93 1-3 ① K		F FC 91 C FC 92 S SL 83 0-3 ① K	X FF 93 0-0 ② SH3-4 1-2			C CU 78 B FS 87 X SI 96 2-1 ② G4-3		2 0 1 0	0 0 0 0	0 0 0 0	0 0 0 0	2 0 0 0	0 0 0 0	0 0 0 0
Inning Stats	R: 2 E: 1 K: 2 S: 16 H: 3 LOB: 3 BB: 1 P: 24	R: 1 E: 0 K: 2 S: 16 H: 3 LOB: 2 BB: 0 P: 25	R: 0 E: 0 K: 2 S: 7 H: 0 LOB: 0 BB: 0 P: 10	R: 3 E: 0 K: 1 S: 17 H: 3 LOB: 1 BB: 1 P: 28	R: 0 E: 0 K: 1 S: 10 H: 1 LOB: 1 BB: 0 P: 16	R: 0 E: 0 K: 1 S: 11 H: 0 LOB: 0 BB: 0 P: 16	R: 0 E: 0 K: 0 S: 5 H: 0 LOB: 0 BB: 0 P: 8	R: 0 E: 0 K: 1 S: 9 H: 1 LOB: 1 BB: 0 P: 12		1B: 8 2B: 2 3B: 1 HR: 0 SF: 0 SAC: 1 DP: 0 HBP: 0						

livebaseballscorecards.com

AB	35
R	6
H	11
RBI	6
BB	2
SO	10
LOB	14

PITCHER		IP	WLS	BF	H	R	ER	SO	BB	IBB	HBP	BLK	WP	HR	S	P	ERA	WHIP
55 Mat Latos, R ERA: 3.53	(1, 1)	4.0	L	24	9	6	6	7	2	0	0	0	0	0	56	87	13.50	2.750
66 Logan Ondrusek, R ERA: 4.85	(5, 1)	2.0		7	1	0	0	2	0	0	0	0	0	0	21	32	0.00	0.500
31 Alfredo Simon, R ERA: 2.81	(7, 1)	2.0		7	1	0	0	1	0	0	0	0	0	0	14	20	0.00	0.500

PITCHER	IP	WLS	BF	H	R	ER	SO	BB	IBB	HBP	BLK	WP	HR	S	P	ERA	WHIP

Cincinnati Reds @ Atlanta Braves

Turner Field, Atlanta, GA

Fri Jul 12 2013, 7:38 PM - 10:40 PM EDT

Att. 43,275 - Partly Cloudy - 74 F

TOP

livebaseballscorecards.com

Batter	1	2	3	4	5	6	7	8	9	AB	R	H	RBI	BB	SO	LOB
17 Shin-Soo Choo, L (1, 8) OBP: 0.420, SLG: 0.457	X FF 89 0-0 19 BB 15 1B 4 1B 1B	B CU 75 B CH 82 C FF 88 X FC 88 2-1 1B		C FF 90 B FF 88 C CU 76 S CH 83 1-3 ③ K			C SI 92 B SI 92 F SI 92 X KC 82 1-2 ① G4-3		F FF 92 C FF 94 B CU 81 X CU 81 1-2 ① FC1-6 15 S 1-2f	5	1	2	0	0	1	2
15 Derrick Robinson, S (1, 7) OBP: 0.345, SLG: 0.341	1 SAFE 1 SAFE B FF 89 X CH 82 1-0 19 BB 4 1B 1-2 1B	1 SAFE B FF 89 X FF 89 1-0 ③ F8			S CH 80 C FF 87 X CH 81 0-2 19 2B 32 SF9 1B		C SI 92 C KC 82 B KC 82 F FF 94 B CH 85 B SI 93 X SI 94 3-2 ② G5-3		1 SAFE B FF 93 S FF 92 B FF 94 1 SAFE S FF 92 B FF 96 B FF 95 4-2 1-2 BB	4	2	2	0	1	0	1
19 Joey Votto, L (1, 3) OBP: 0.431, SLG: 0.506	F FF 90 B CH 82 B CU 76 B CH 82 F FF 90 B FF 91 4-2 32 G4-6-3 4 1B 21 3B 1-2 2-3 BB	B SI 86 B FC 86 B FF 88 C FF 87 F FF 89 X CH 82 3-2 ① G5-3			1 SAFE X FF 89 0-0 21 FC3-6 1-3 2B		C SI 94 C KC 81 C KC 80 0-3 ③ K		C CU 81 B CH 88 B FF 96 B CH 89 X FF 95 3-1 ② F7	4	1	1	0	1	1	2
4 Brandon Phillips, R (1, 4) OBP: 0.320, SLG: 0.413	B FF 91 D CU 79 B FF 90 C FF 90 C FF 91 F FF 92 X FF 90 3-2 32 G4-6-3 1-2 2-H 3-H 1B	C CU 76 B FF 91 X FF 89 1-1 ② L3			F FF 88 H CH 81 1-1 21 FC3-6 HBP			C SI 91 F SI 93 F SI 93 X KC 81 0-2 ① G5-3	X CH 89 0-0 ③ G5-3	4	0	1	2	0	0	2
32 Jay Bruce, L (1, 9) OBP: 0.323, SLG: 0.497	S CH 83 B FF 90 F CH 83 F CU 76 X CH 84 1-2 ① ② G4-6-3 1-2f 2-3	C FF 88 B FC 88 F CU 75 B FF 90 B CH 81 F CH 83 X CH 83 3-2 2B			S CH 85 B SI 94 S KC 82 F KC 83 B SI 95 D CH 85 X CH 85 3-2 ① SF9 3-H			S KC 82 C SI 93 B KC 82 B KC 82 F KC 80 B FF 94 S SI 93 3-3 ② K		3	0	1	1	0	1	2
21 Todd Frazier, R (1, 5) OBP: 0.334, SLG: 0.406	B FF 90 B FF 89 F FC 87 F FF 90 F CU 77 D CH 83 F FC 88 X FF 90 3-2 3-H 3B	F CH 83 F FC 87 D CU 77 B FC 86 F CH 82 C CU 76 2-3 ③ K			B SI 93 S CH 85 C SI 94 X CH 86 1-2 ② FC3-6 2 CS 1-2f 2-3			B CH 85 S CH 86 B FF 93 S SI 92 B SI 93 B CH 85 4-2 2 1B BB		3	0	1	1	1	1	3
2 Zack Cozart, R (1, 6) OBP: 0.266, SLG: 0.364	X FF 88 0-0 ③ F8	B FF 88 C CU 74 F CH 80 F CH 81 F FC 86 B CH 82 B FF 89 F FF 89 X FF 88 3-2 2B	C SI 94 F SI 94 D CH 86 B FF 93 2-2 ③ CS 1-2	C CH 84 F SI 92 B SI 93 B KC 83 X SI 94 2-2 ① G4-3			C FF 90 F FF 89 F FF 90 B FF 89 1 SAFE B CH 86 X FF 90 2-2 1-2 1B		4	0	2	0	0	0	1
39 Devin Mesoraco, R (1, 2) OBP: 0.304, SLG: 0.345		B FF 88 S FF 88 F FF 88 B CH 80 S CH 81 2-3 ① K		B FF 88 F FF 88 X FC 87 1-1 ① G5-3			C SI 93 X SI 92 0-1 ② G6-3	F FF 90 B SL 84 S FF 90 S FF 88 1-3 ③ K		4	0	0	0	0	2	3
61 Bronson Arroyo, R (1, 1) OBP: 0.097, SLG: 0.097 63 Sam LeCure, R (8, 1) 9 Jack Hannahan, L (9, PH) OBP: 0.300, SLG: 0.292 54 Aroldis Chapman, L (9, 1)		C FF 89 X FC 87 0-1 ② G5-3		S FF 89 S CH 82 S CH 82 0-3 ② K			B SI 93 C SI 92 T SI 93 S SI 93 1-3 ③ K		B FF 94 C FF 94 C FF 94 F CU 81 B FF 95 B FF 93 F FF 94 B FF 94 4-2 17 FC1-6 BB	3 0 0 0	0 0 0 0	0 0 0 0	0 0 1 0	2 0 0 0	1 0 0 0	
Inning Stats	R: 3 E: 0 K: 0 S: 18 H: 4 LOB: 1 BB: 1 P: 30	R: 0 E: 0 K: 1 S: 8 H: 1 LOB: 1 BB: 0 P: 13	R: 0 E: 0 K: 1 S: 13 H: 1 LOB: 1 BB: 0 P: 22	R: 0 E: 0 K: 2 S: 14 H: 1 LOB: 1 BB: 0 P: 19	R: 1 E: 0 K: 0 S: 14 H: 2 LOB: 1 BB: 0 P: 21	R: 0 E: 0 K: 1 S: 8 H: 0 LOB: 0 BB: 0 P: 11	R: 0 E: 0 K: 1 S: 10 H: 0 LOB: 0 BB: 0 P: 14	R: 0 E: 0 K: 2 S: 17 H: 1 LOB: 2 BB: 1 P: 27	R: 0 E: 0 K: 0 S: 12 H: 0 LOB: 2 BB: 2 P: 24	1B: 6 2B: 3 3B: 1 HR: 0	SF: 1 SAC: 0 DP: 1 HBP: 1			WP: 0 PB: 0 SB: 1 CS: 1	PA: 41		

	AB	34
	R	4
	H	10
	RBI	4
	BB	4
	SO	8
	LOB	17

PITCHER	IP	WLS	BF	H	R	ER	SO	BB	IBB	HBP	BLK	WP	HR	S	P	ERA	WHIP
54 Kris Medlen, R (1, 1) ERA: 3.64	4.0	L	22	9	4	4	4	1	0	1	0	0	0	58	90	9.00	2.500
58 Alex Wood, L (5, 1) ERA: 2.45	3.2		11	0	0	0	3	1	0	0	0	0	0	37	57	0.00	0.273
20 Luis Ayala, R (8, 1) ERA: 5.79	0.1		2	1	0	0	1	0	0	0	0	0	0	7	10	0.00	3.000
38 Anthony Varvaro, R (9, 1) ERA: 2.68	1.0		5	0	0	0	0	2	0	0	0	0	0	12	24	0.00	2.000

PITCHER	IP	WLS	BF	H	R	ER	SO	BB	IBB	HBP	BLK	WP	HR	S	P	ERA	WHIP

Batter	1	2	3	4	5	6	7	8	9	AB	R	H	RBI	BB	SO	LOB
19 Andrelton Simmons, R (1, 6) OBP: 0.281, SLG: 0.342	C SI 85 X SI 88 0-1 G4-3		C SL 77 F CH 78 B SL 79 X SL 79 1-2 P4			F SI 89 C SI 90 B SI 88 X SL 80 1-2 L7			C FF 101 B FF 100 C SL 88 B FF 103 B FF 101 X FF 99 3-2 F9	4	0	0	0	0	0	1
7 Reed Johnson, R (1, 9) (1, 8) (8, 9) OBP: 0.320, SLG: 0.367	B SL 74 C CU 69 B SL 76 C SL 75 X SI 89 2-2 G4-3			C CH 73 X SI 89 0-1 G3-1		B CU 66 S SL 74 B CH 79 B CH 78 C SL 74 C SL 77 3-3 K			B FF 101 C FF 99 C SL 89 X FF 101 1-2 G4-3	4	0	0	0	0	1	0
8 Justin Upton, R (1, 7) (1, 9) OBP: 0.353, SLG: 0.462 1 Tyler Pastornicky, R (8, 8) OBP: 0.333, SLG: 0.348	B SL 78 X SI 90 1-0 G5-3			B CU 72 B CH 75 F CH 75 X SI 90 2-1 1B			C CH 74 S SL 77 B SI 89 B SL 78 X CH 80 2-2 G6-3		B FF 101 C FF 100 B SL 89 B FF 100 B FF 100 4-1 5 DI 5 1B BB	3 0	0 1	1 0	0 0	0 1	0 0	0 0
5 Freddie Freeman, L (1, 3) OBP: 0.391, SLG: 0.474		F SL 75 B SL 75 B SI 88 X SL 78 2-1 G6-3		B CH 78 X CH 81 1-0 F8			B SI 90 X SL 75 1-0 G5-3		S FF 102 T FF 102 B FF 104 F FF 103 F FF 103 X SL 90 1-2 1-H 16 PB 1B	4	0	1	1	0	0	0
16 Brian McCann, L (1, 2) OBP: 0.371, SLG: 0.523		C SI 88 B SI 88 X SL 79 1-1 L7			B SI 88 B CH 75 B CH 79 B SI 87 4-0 BB		B CU 68 F CU 72 F SI 88 F CH 81 F FC 83 B SI 88 B SI 90 X SI 90 3-2 HR		S FF 101 X FF 102 0-1 1-2 P3	3	1	1	1	1	0	1
26 Dan Uggla, R (1, 4) OBP: 0.316, SLG: 0.407		C CH 74 F SL 79 X SL 79 0-2 F9			F SI 88 F CH 76 B SI 88 X SL 79 1-2 P4		X SI 90 0-0 F7			3	0	0	0	0	0	1
23 Chris Johnson, R (1, 5) OBP: 0.371, SLG: 0.475			B CH 78 B SI 88 F CU 71 B SI 88 X FF 89 3-1 L8		F SI 89 S SL 79 C SI 88 0-3 K			S SL 82 B KC 75 X FF 89 1-1 G5-3		3	0	0	0	0	1	1
2 B.J. Upton, R (1, 8) OBP: 0.266, SLG: 0.300 25 Joey Terdoslavich, S (1, 7) OBP: 0.111, SLG: 0.111			C SL 73 S CH 74 B SI 89 S CH 79 1-3 K		C SI 88 B CH 78 B SL 79 S SL 72 X SI 87 2-2 G5-3			S CH 80 B FF 89 C KC 73 X SL 81 1-2 F9		0 3	0 0	0 0	0 0	0 0	0 1	0 1
54 Kris Medlen, S (1, 1) OBP: 0.281, SLG: 0.367 58 Alex Wood, R (5, 1) 20 Luis Ayala, R (8, 1) 4 Paul Janish, R (8, PH) 38 Anthony Varvaro, R (9, 1)			S SI 89 B SL 75 B CH 76 T SI 89 X SI 89 2-2 1B			C SL 76 C CU 72 X SL 75 0-2 L4		B KC 73 X FF 90 1-0 G6-3		1 1 0 1 0	0 0 0 0 0	1 0 0 0 0	0 0 0 0 0	0 0 0 0 0	0 0 0 0 0	0 0 0 0 0
Inning Stats	R: 0 E: 0 K: 0 S: 6 H: 0 LOB: 0 BB: 0 P: 9	R: 0 E: 0 K: 0 S: 7 H: 0 LOB: 0 BB: 0 P: 10	R: 0 E: 0 K: 1 S: 11 H: 1 LOB: 1 BB: 0 P: 18	R: 0 E: 0 K: 0 S: 5 H: 1 LOB: 0 BB: 0 P: 8	R: 0 E: 0 K: 1 S: 9 H: 0 LOB: 1 BB: 1 P: 16	R: 0 E: 0 K: 1 S: 9 H: 0 LOB: 0 BB: 0 P: 13	R: 1 E: 0 K: 0 S: 10 H: 1 LOB: 0 BB: 0 P: 16	R: 0 E: 0 K: 0 S: 6 H: 0 LOB: 0 BB: 0 P: 9	R: 1 E: 0 K: 0 S: 14 H: 1 LOB: 1 BB: 1 P: 23	1B: 3 2B: 0 3B: 0 HR: 1 SF: 0 SAC: 0 DP: 0 HBP: 0						

PITCHER	IP	WLS	BF	H	R	ER	SO	BB	IBB	HBP	BLK	WP	HR	S	P	ERA	WHIP
61 Bronson Arroyo, R (1, 1) ERA: 3.42	7.0	W	24	3	1	1	3	1	0	0	0	0	1	57	90	1.29	0.571
63 Sam LeCure, R (8, 1) ERA: 2.04	1.0	H	3	0	0	0	0	0	0	0	0	0	0	6	9	0.00	0.000
54 Aroldis Chapman, L (9, 1) ERA: 2.63	1.0	S	5	1	1	1	0	1	0	0	0	0	0	14	23	9.00	2.000

PITCHER	IP	WLS	BF	H	R	ER	SO	BB	IBB	HBP	BLK	WP	HR	S	P	ERA	WHIP

BOTTOM

Cincinnati Reds @ Atlanta Braves

Turner Field, Atlanta, GA

Fri Jul 12 2013, 7:38 PM - 10:40 PM EDT

Att. 43,275 - Partly Cloudy - 74 F

livebaseballscorecards.com

AB	30
R	2
H	4
RBI	2
BB	2
SO	3
LOB	5

WP: 0 PA: 32
PB: 1
SB: 0
CS: 0

Batter	1	2	3	4	5	6	7	8	9	AB	R	H	RBI	BB	SO	LOB
28 Chris Heisey, R (1, 7) OBP: 0.255, SLG: 0.412	G6-3	17 1B 2B			G4-3			G6-3		4	1	1	0	0	0	0
17 Shin-Soo Choo, L (1, 8) OBP: 0.421, SLG: 0.458	19 1B 1B	2-H 1B			G3-1			G3-1		4	0	2	1	0	0	0
19 Joey Votto, L (1, 3) OBP: 0.432, SLG: 0.504	4 BB 1B	K			K			4 1B BB		3	0	1	0	1	2	1
4 Brandon Phillips, R (1, 4) OBP: 0.322, SLG: 0.413	BB		P4			G5-3		1B		3	0	1	0	1	0	0
32 Jay Bruce, L (1, 9) OBP: 0.322, SLG: 0.495	K	K	K			2 CS 1B		F8		4	0	1	0	0	2	5
21 Todd Frazier, R (1, 5) OBP: 0.330, SLG: 0.401	L5	K	K			F8			K	4	0	0	0	0	2	4
2 Zack Cozart, R (1, 6) OBP: 0.266, SLG: 0.368		37 G3-4-3 3B	K	K	CS 1-2		F7		K	4	1	1	0	0	2	0
37 Corky Miller, R (1, 2) OBP: 0.261, SLG: 0.105 26 Xavier Paul, L (9, PH) OBP: 0.332, SLG: 0.393		G3-4-3 3-H	P4				F9		K	3 1	0 0	0 0	1 0	0 0	0 1	0 0
34 Homer Bailey, R (1, 1) OBP: 0.182, SLG: 0.212 3 Cesar Izturis, S (7, PH) OBP: 0.270, SLG: 0.256 43 Manny Parra, L (7, 1) OBP: 0.500, SLG: 0.500 31 Alfredo Simon, R (7, 1) OBP: 0.167, SLG: 0.167		K	G1-3				G6-3			2 1 0 0	0 0 0 0	0 0 0 0	0 0 0 0	1 0 0 0	0 0 0 0	0 0 0 0
Inning Stats	R: 0 E: 0 K: 1 S: 16 H: 2 LOB: 3 BB: 1 P: 28	R: 2 E: 0 K: 2 S: 16 H: 3 LOB: 1 BB: 0 P: 23	R: 0 E: 0 K: 2 S: 7 H: 0 LOB: 0 BB: 0 P: 11	R: 0 E: 0 K: 1 S: 8 H: 0 LOB: 0 BB: 0 P: 10	R: 0 E: 0 K: 1 S: 7 H: 0 LOB: 0 BB: 0 P: 11	R: 0 E: 0 K: 0 S: 8 H: 1 LOB: 0 BB: 0 P: 13	R: 0 E: 0 K: 0 S: 5 H: 0 LOB: 0 BB: 0 P: 6	R: 0 E: 0 K: 0 S: 13 H: 1 LOB: 2 BB: 1 P: 26	R: 0 E: 0 K: 3 S: 11 H: 0 LOB: 0 BB: 0 P: 15	1B: 5 2B: 1 3B: 1 HR: 0 SF: 0 SAC: 0 DP: 0 HBP: 0						

PITCHER		IP	WLS	BF	H	R	ER	SO	BB	IBB	HBP	BLK	WP	HR	S	P	ERA	WHIP
36 Mike Minor, L ERA: 3.02	(1, 1)	7.0	W	27	6	2	2	7	1	0	0	0	0	0	67	102	2.57	1.000
43 Luis Avilán, L ERA: 1.4	(8, 1)	1.0	H	5	1	0	0	0	1	0	0	0	0	0	13	26	0.00	2.000
46 Craig Kimbrel, R ERA: 1.53	(9, 1)	1.0	S	3	0	0	0	3	0	0	0	0	0	0	11	15	0.00	0.000

PITCHER	IP	WLS	BF	H	R	ER	SO	BB	IBB	HBP	BLK	WP	HR	S	P	ERA	WHIP

Cincinnati Reds @ Atlanta Braves

Turner Field, Atlanta, GA

Sat Jul 13 2013, 4:08 PM - 6:47 PM EDT

Att. 46,946 - Cloudy - 76 F

TOP

livebaseballscorecards.com

AB	33
R	2
H	7
RBI	2
BB	2
SO	10
LOB	10

WP: 0	PA: 36					
PB: 0						
SB: 0						
CS: 1						

Cincinnati Reds @ Atlanta Braves

Turner Field, Atlanta, GA

Sat Jul 13 2013, 4:08 PM - 6:47 PM EDT

Att. 46,946 - Cloudy - 76 F

livebaseballscorecards.com

Batter	1	2	3	4	5	6	7	8	9	AB	R	H	RBI	BB	SO	LOB
13 Jose Constanza, L (1, 7) OBP: 0.750, SLG: 0.750	C SI 92 C SL 85 B FF 94 B SL 85 X FF 96 2-2 G6-3 ①		B FF 95 C SI 94 B SL 88 F FF 96 B FF 95 X FF 96 3-2 1-3 1B		L KC 80 B SL 86 X FF 96 1-1 19 G1-3 2-3 1B	C FF 96 B KC 82 X FF 98 1-1 2-3 3-H 1B				4	0	3	1	0	0	0
19 Andrelton Simmons, R (1, 6) OBP: 0.278, SLG: 0.338	C FF 95 C FF 95 F FF 97 F FF 96 X FF 96 0-2 G5-3 ②		X FF 97 0-0 G6-3 ③		1 SAFE C FF 94 X FF 96 0-1 G1-3 ① 1-2	X FF 96 0-0 L1 ③				4	0	0	0	0	0	6
5 Freddie Freeman, L (1, 3) OBP: 0.386, SLG: 0.468	B SL 85 F SI 96 B SL 86 F SI 94 F SI 97 X FF 95 2-2 F8 ③			B SL 90 S SL 85 F FF 97 S FF 96 1-3 K ①	C SL 87 S SL 87 S FF 98 0-3 K ②		B SL 83 B SL 83 C FF 95 C FF 94 S SL 84 2-3 K ①			4	0	0	0	0	3	2
16 Brian McCann, L (1, 2) OBP: 0.374, SLG: 0.536		C FF 93 C KC 79 B SL 87 B FF 95 S SL 86 2-3 K ①		C SL 84 F SI 95 F SI 96 F SL 88 B FF 96 F FF 96 B SL 91 X FF 95 2-2 HR	I IN 52 I IN 59 I IN 58 I IN 53 4-0 IBB		B FF 94 B SL 83 C FF 96 C FF 95 S SL 86 2-3 K ②			3	1	1	1	1	2	0
26 Dan Uggla, R (1, 4) OBP: 0.315, SLG: 0.415		B FF 97 B SL 88 B FF 97 C FF 96 X FF 96 3-1 F9 ②		C SL 90 B SL 87 F FF 97 S SL 89 1-3 K ②	B SL 91 X FF 97 1-0 P3 ③		F FC 92 B FC 92 X FC 92 1-1 HR			4	1	1	1	0	1	3
23 Chris Johnson, R (1, 5) OBP: 0.370, SLG: 0.472 43 Luis Avilán, L (8, 1) 46 Craig Kimbrel, R (9, 1)		C FF 97 S SL 87 B FF 98 F SL 89 S SL 88 1-3 K ③		C SL 88 C FF 97 S SL 88 0-3 K2-3 ③		X FF 95 0-0 36 SH1-4 25 1B 13 1B 1B	B CU 81 F SI 95 X FF 95 1-1 P4 ③			4 0 0	1 0 0	1 0 0	0 0 0	0 0 0	2 0 0	0 0 0
7 Reed Johnson, R (1, 8) OBP: 0.337, SLG: 0.376			C SL 85 X FF 95 0-1 25 FC3-6 1B		C KC 80 F SL 88 B SL 85 X FF 96 1-2 25 2B 36 2B 1B	C KC 80 F FF 95 X SL 87 0-2 P4 ①		F SI 95 B FF 91 B CU 79 H SI 95 3-1 4 G5-4-3 HBP		3	1	2	0	0	0	1
25 Joey Terdoslavich, S (1, 9) OBP: 0.231, SLG: 0.308			C FF 93 C FF 94 X SL 87 0-2 FC3-6 13 1B 1-2f ①		1 SAFE B SI 94 C SI 94 S SL 86 X SL 86 1-2 36 2B 1-3 2B	S SL 87 C FF 95 B FF 97 B FF 95 X SL 86 2-2 13 1B 36 SH1-4 1-2 1B		X SI 95 0-0 L7 ①		4	1	2	0	0	0	2
36 Mike Minor, R (1, 1) OBP: 0.135, SLG: 0.222 4 Paul Janish, R (8, 5)			S SL 88 L SL 88 S FF 95 0-3 K ②		B SI 97 S FF 97 F SL 91 X SL 92 1-2 13 1B 2-H 3-H 2B	X FF 94 0-0 SH1-4 ② 1-2 2-3		X FF 94 0-0 G5-4-3 ② ③ 1-2f		2 1	0 0	1 0	2 0	0 0	1 0	1 1
Inning Stats	R: 0 E: 0 K: 0 S: 12 H: 0 LOB: 0 BB: 0 P: 16	R: 0 E: 0 K: 2 S: 9 H: 0 LOB: 0 BB: 0 P: 15	R: 0 E: 0 K: 1 S: 12 H: 2 LOB: 2 BB: 0 P: 15	R: 1 E: 0 K: 3 S: 15 H: 1 LOB: 0 BB: 0 P: 19	R: 2 E: 0 K: 1 S: 17 H: 4 LOB: 3 BB: 1 P: 26	R: 1 E: 0 K: 0 S: 11 H: 3 LOB: 2 BB: 0 P: 14	R: 1 E: 0 K: 2 S: 10 H: 1 LOB: 0 BB: 0 P: 16	R: 0 E: 0 K: 0 S: 3 H: 0 LOB: 0 BB: 0 P: 6		1B: 7 2B: 2 3B: 0 HR: 2 SF: 0 SAC: 1 DP: 1 HBP: 1				WP: 0 PB: 0 SB: 0 CS: 0 PA: 36		

	AB	33
	R	5
	H	11
	RBI	5
	BB	1
	SO	9
	LOB	16

PITCHER		IP	WLS	BF	H	R	ER	SO	BB	IBB	HBP	BLK	WP	HR	S	P	ERA	WHIP
34 Homer Bailey, R ERA: 3.82	(1, 1)	6.0	L	29	10	4	4	7	0	1	0	0	0	1	76	105	6.00	1.667
43 Manny Parra, L ERA: 3.86	(7, 1)	0.2		2	0	0	0	2	0	0	0	0	0	0	6	10	0.00	0.000
31 Alfredo Simon, R ERA: 2.92	(7, 1)	1.1		5	1	1	1	0	0	0	1	0	0	1	7	12	6.75	0.750

PITCHER	IP	WLS	BF	H	R	ER	SO	BB	IBB	HBP	BLK	WP	HR	S	P	ERA	WHIP

Batter	1	2	3	4	5	6	7	8	9	AB	R	H	RBI	BB	SO	LOB
17 Shin-Soo Choo, L (1, 8) OBP: 0.425, SLG: 0.468	S FF 91 S CU 74 X CU 71 0-2 ① F7		B SL 83 B SL 82 X SI 88 2-0 19 2B 4 G6-3 1-3 1B		B FF 90 X SI 89 1-0 HR	B FF 89 B CU 80 S SI 88 B SL 82 F SI 89 B FF 89 4-2 1-2 BB			B FF 89 F FF 91 B CU 77 F FF 91 B FF 93 B FF 92 4-2 15 SH2-3 4 2B BB	3	3	2	1	2	0	0
15 Derrick Robinson, S (1, 7) OBP: 0.336, SLG: 0.331	X FF 90 0-0 ② F7		1 SAFE 1 SAFE F FF 92 X FF 91 0-1 ① P6		X SI 88 0-0 ① F8	S SL 84 F SL 82 B FF 91 X CH 88 1-2 ③ F7			X FF 91 0-0 ① SH2-3 1-3	4	0	0	0	0	0	5
19 Joey Votto, L (1, 3) OBP: 0.434, SLG: 0.506	C FF 90 C FF 92 B FF 92 B CU 72 B CU 76 F SL 82 X SI 91 3-2 ③ G3		X FF 91 0-0 4 G6-3 32 HR 1-3 3-H 2B		B SI 90 B SI 87 B SL 80 B SI 88 4-0 BB		C FF 95 C CH 87 S FF 95 0-3 ① K		I IN 71 I IN 71 I IN 70 I IN 69 4-0 4 2B IBB	3	2	1	1	2	1	0
4 Brandon Phillips, R (1, 4) OBP: 0.320, SLG: 0.413		F SL 81 B FF 92 B FF 92 X SL 81 2-1 ① G6-3	B CU 74 X SI 90 1-0 ② G6-3 2-3 3-H		S SL 80 F SL 80 B SL 79 X SL 80 1-2 ② F7		B FF 96 S FF 95 F FF 96 X SL 86 1-2 ② L7		C CU 79 B CU 81 D CU 80 S FF 93 B FF 93 X FF 93 3-2 32 F7 21 1B 1-H 3-H 2B	5	1	1	3	0	0	2
32 Jay Bruce, L (1, 9) OBP: 0.325, SLG: 0.507		S SL 81 X CU 70 0-1 2 F9 21 HBP 1B	B CH 82 X SL 83 1-0 3-H HR		C SI 90 B FF 91 S SI 88 1 SAFE F FF 92 F SL 81 B FF 90 X CU 72 2-2 ③ F7		X FF 95 0-0 2B		B CU 80 C CH 86 X FF 92 1-1 ② F7 2-3	5	1	3	2	0	0	2
21 Todd Frazier, R (1, 5) OBP: 0.331, SLG: 0.399		B FF 92 1 SAFE C FF 91 1 SAFE B SL 82 1 SAFE H SI 88 3-1 1-2 HBP	S FF 92 B FF 93 X CU 72 1-1 ③ F8		C SL 80 F FF 91 B SL 80 B CU 69 F SL 82 X CH 82 2-2 ① F8		F SL 85 X FF 94 0-1 ③ F8		B FF 92 X FF 92 1-0 2 FC6-4 3-H 1B	4	0	1	1	0	0	1
2 Zack Cozart, R (1, 6) OBP: 0.265, SLG: 0.369	C SL 82 F FF 92 X FF 93 0-2 ② F9 2-3		B SL 87 F SL 87 B SL 80 F SI 88 F FF 90 F CU 74 F SL 83 B SI 90 F SI 89 3-3 ① S FF 92 K		C FF 92 B FF 92 X SL 80 1-1 39 WP 2B			C SL 85 B SL 84 C FF 95 B FF 94 S FF 95 2-3 ① K	B FF 92 D CU 78 C FF 91 F FF 91 X CU 78 2-2 ③ FC6-4 1-2f	5	0	1	0	0	2	3
39 Devin Mesoraco, R (1, 2) OBP: 0.308, SLG: 0.345	B SL 83 F FF 93 B CU 74 B SL 83 F SL 82 T FF 93 3-2 ③ K		S SL 83 F FF 93 F SI 90 S SL 83 0-3 ② K		B SL 78 B SL 80 F FF 91 B FF 89 B SI 90 4-1 17 BB 2-3 BB			B FF 95 F FF 95 X SL 85 1-1 26 CS 1B		3	0	1	0	1	2	2
52 Tony Cingrani, L (1, 1) OBP: 0.294, SLG: 0.353 60 J.J. Hoover, R (5, 1) 9 Jack Hannahan, L (6, PH) OBP: 0.297, SLG: 0.289 Logan Ondrusek, R (6, 1) 26 Xavier Paul, L (8, PH) OBP: 0.330, SLG: 0.390 63 Sam LeCure, R (8, 1) 54 Aroldis Chapman, L (9, 1)			B FF 89 F FF 88 X FF 91 1-1 17 1B 19 2B 1B		C SI 90 C CU 71 X FF 91 0-2 ③ G1-3	B SL 84 F SL 83 B CH 87 1 SAFE B FF 88 F SI 89 X CU 74 3-2 ② F8		B FF 94 F FF 95 F FF 95 B FF 94 B SL 86 F FF 94 S SL 84 3-3 ② ③ K 1-2		2 1 1 0 0 0 0 0 0 0 0 0 0 0 1 0 0 0 0 0 2 0 0 0 0 0 0 0 1 0 0 0 0 1 1 0 0 0 0 0 0 0 0 0 0 0 0 0 0						

| Inning Stats | | | | | |

Batter	1	2	3	4	5	6	7	8	9	AB	R	H	RBI	BB	SO	LOB
13 Jose Constanza, L (1, 7) OBP: 0.333, SLG: 0.333	C FF 91 F FF 91 B SL 82 X FF 93 1-2 ① G4-3	B FF 93 C CU 75 D CU 75 X FF 92 2-1 ③ L1		D SL 78 C FF 92 B CU 71 X FF 93 2-1 ③ FC3-6 1-2f			C FF 92 F CU 76 B CH 83 X FC 91 1-2 ① G4-3		F FF 101 F SL 88 C FF 103 0-3 ② K	5	0	0	0	0	1	4
19 Andrelton Simmons, R (1, 6) OBP: 0.282, SLG: 0.348	C FF 92 B CH 85 C FF 94 S FF 95 1-3 ② K		B FF 93 B FF 93 C FF 91 S FF 92 B FF 93 F FF 94 B FF 94 4-2 BB 23 1B 24 E		C CU 74 X FF 92 0-1 ① G6-3		B FC 90 X FF 94 1-0 1B		B FF 98 X FF 99 1-0 HR	4	2	2	1	1	1	0
23 Chris Johnson, R (1, 5) OBP: 0.370, SLG: 0.470	B FF 93 B CH 84 B FF 94 C FF 93 F FF 92 X FF 94 3-2 ③ F8		1 SAFE B CU 73 B FF 91 X FF 92 2-0 1B 1-3		F FF 92 B CU 76 X CU 76 1-1 1B		C FF 93 S FC 89 S FC 91 0-3 ② K		X FF 99 0-0 ③ P3	5	0	2	0	0	1	1
24 Evan Gattis, R (1, 3) OBP: 0.310, SLG: 0.563		B FF 93 F FF 94 B FF 92 F FF 93 X FF 95 2-2 ① F9	B CU 76 F FF 93 B FF 92 B CU 74 F FF 94 F FF 92 F FF 95 X FF 93 3-2 ① L6 3-H		B FF 92 X FF 92 1-0 ② L7		D FC 91 F FF 94 S FC 90 X FC 91 1-2 ③ F8			4	0	0	0	0	0	3
26 Dan Uggla, R (1, 4) OBP: 0.315, SLG: 0.423		C FF 93 C CU 77 S FF 94 0-3 ② K	F FF 92 B FF 92 B CU 74 B FF 92 F FF 91 C FF 92 3-3 ② K		F FF 92 B CU 73 F FF 92 D CU 76 B FF 93 X CU 76 3-2 ③ G6-3			X FF 89 0-0 HR		4	1	1	1	0	2	2
7 Reed Johnson, R (1, 8) OBP: 0.333, SLG: 0.371		C FF 93 X FF 92 0-1 11 2B 1B	C FF 87 F FF 90 B FF 92 F FF 90 S SL 78 1-3 ③ K2-3			C FF 92 B CU 77 S CU 76 F FC 93 F CU 77 X FC 90 1-2 ① G3-1		X FC 88 0-0 ① F8		4	1	1	0	0	1	1
11 Gerald Laird, R (1, 2) OBP: 0.375, SLG: 0.408		B FF 89 B FF 93 1 SAFE 1 SAFE B FF 92 C FF 92 X FF 92 3-1 49 BB 1-H 2B		C CU 72 C FF 89 B SL 77 S FF 92 1-3 ① K		B CU 78 X FF 93 1-0 1 FC4 1B		B FF 90 X FF 89 1-0 ② F9		4	0	2	1	0	1	0
25 Joey Terdoslavich, S (1, 9) OBP: 0.235, SLG: 0.250		C FF 95 F FF 94 B FF 94 B FF 95 F FF 95 F FF 94 B FF 95 B FF 95 4-2 49 BB BB		C CU 73 F FF 91 B SL 79 B FF 92 F FF 92 X FF 93 2-2 ② F8		X FF 92 0-0 ② F8		F SI 87 B KC 72 B KC 72 B SI 87 C FF 88 F FF 89 C FF 90 3-3 ③ K		3	0	0	0	1	1	1
49 Julio Teheran, R (1, 1) OBP: 0.256, SLG: 0.243 20 Luis Ayala, R (6, 1) 1 Tyler Pastornicky, R (6, PH) OBP: 0.320, SLG: 0.333 48 David Carpenter, R (7, 1) 38 Anthony Varvaro, R (9, 1) 4 Paul Janish, R (9, PH)		C FF 92 B FF 92 F FF 92 F FF 93 B CU 74 B FF 93 B FF 92 4-2 1-2 2-3 BB		B FF 89 F FF 88 B FF 87 B CH 85 X FF 87 3-1 13 FC3-6 1B		X FF 93 0-0 ③ FC4 1-2f			B FF 100 B FF 98 C FF 98 F FF 98 S FF 100 2-3 ① K	1 0 1 0 0 0 1	0 0 0 0 0 0 0	1 0 0 0 0 0 0	0 0 0 0 0 0 0	1 0 0 0 0 0 1	0 0 1 0 0 0 0	0 0 1 0 0 0 0
Inning Stats	R: 0 E: 0 K: 1 S: 9 H: 0 LOB: 0 BB: 0 P: 14	R: 1 E: 0 K: 1 S: 19 H: 2 LOB: 3 BB: 2 P: 34	R: 1 E: 1 K: 2 S: 16 H: 1 LOB: 1 BB: 1 P: 29	R: 0 E: 0 K: 1 S: 11 H: 1 LOB: 1 BB: 0 P: 19	R: 0 E: 0 K: 0 S: 8 H: 1 LOB: 1 BB: 0 P: 13	R: 0 E: 0 K: 0 S: 8 H: 1 LOB: 1 BB: 0 P: 10	R: 0 E: 0 K: 1 S: 10 H: 1 LOB: 1 BB: 0 P: 13	R: 1 E: 0 K: 1 S: 7 H: 1 LOB: 0 BB: 0 P: 11	R: 1 E: 0 K: 2 S: 8 H: 1 LOB: 0 BB: 0 P: 11	1B: 6 2B: 1 3B: 0 HR: 2 SF: 0 SAC: 0 DP: 0 HBP: 0						

PITCHER		IP	WLS	BF	H	R	ER	SO	BB	IBB	HBP	BLK	WP	HR	S	P	ERA	WHIP
52 Tony Cingrani, L ERA: 3.23	(1, 1)	4.0		19	4	2	1	5	3	0	0	0	0	0	55	96	2.25	1.750
60 J.J. Hoover, R ERA: 3.69	(5, 1)	1.0		4	1	0	0	0	0	0	0	0	0	0	8	13	0.00	1.000
Logan Ondrusek, R ERA: 4.5	(6, 1)	2.0	W	8	2	0	0	1	0	0	0	0	0	0	18	23	0.00	1.000
63 Sam LeCure, R ERA: 2.23	(8, 1)	1.0	H	4	1	1	1	1	0	0	0	0	0	1	7	11	9.00	1.000
54 Aroldis Chapman, L ERA: 2.79	(9, 1)	1.0		4	1	1	1	2	0	0	0	0	0	1	8	11	9.00	1.000

PITCHER	IP	WLS	BF	H	R	ER	SO	BB	IBB	HBP	BLK	WP	HR	S	P	ERA	WHIP

BOTTOM

Cincinnati Reds @ Atlanta Braves

Turner Field, Atlanta, GA

Sun Jul 14 2013, 1:39 PM - 5:01 PM EDT

Att. 29,846 - Cloudy - 81 F

livebaseballscorecards.com

AB	36
R	4
H	9
RBI	3
BB	3
SO	9
LOB	13

WP: 0	PB: 0	SB: 0	CS: 0	PA: 39		

Atlanta Braves @ Chicago White Sox

U.S. Cellular Field, Chicago, IL

Fri Jul 19 2013, 8:11 PM - 11:00 PM EDT

Att. 25,613 - Partly Cloudy - 91 F

TOP

livebaseballscorecards.com

Batter	1	2	3	4	5	6	7	8	9	AB	R	H	RBI	BB	SO	LOB
13 Jose Constanza, L (1, 7) OBP: 0.231, SLG: 0.231	B FF 88 B FF 90 C FF 89 C FF 89 X SI 91 2-2 ① F8		C FF 89 M FC 85 X FF 90 0-2 ② G4-3			X FF 88 0-0 ① B1		B SI 99 B SL 89 X SI 97 2-0 ② G1-3		4	0	0	0	0	0	1
7 Reed Johnson, R (1, 8) OBP: 0.321, SLG: 0.356	C FF 89 S FC 86 F FF 90 B FF 92 F FC 88 B CH 82 S CH 82 2-3 ② K		F CH 82 F FF 90 B FC 86 F FC 88 X FF 91 1-2 ③ F8			F FF 88 S FC 86 C CH 77 0-3 ② K		B SL 88 T SL 89 C SI 98 S SI 99 1-3 ③ K		4	0	0	0	0	3	1
8 Justin Upton, R (1, 9) OBP: 0.355, SLG: 0.462	C FF 90 B FC 86 X CH 81 1-1 ③ F8			C CU 74 B CH 78 S FF 91 B FF 91 X CH 80 2-2 ① G6-3		B FC 85 X CH 76 1-0 16 WP 16 HR 1B 1-2			C SL 86 B SI 98 B SL 87 F SL 88 F SI 98 X SL 90 2-2 24 G6-3 23 1B 1B	4	2	2	0	0	0	0
16 Brian McCann, L (1, 2) OBP: 0.371, SLG: 0.546		B FF 88 B FF 90 C FF 90 F CH 81 X FC 88 2-2 ① G3-1		X FC 85 0-0 ② G4-1		C SI 90 B FC 86 F FC 88 F CH 79 B FF 89 F CH 78 F FC 87 F FF 92 B FF 89 3-2 F CH 80 X CH 77 1-H 2-H HR			B FF 96 B SL 83 B FF 95 X FF 94 3-0 ① F9	4	1	1	3	0	0	1
24 Evan Gattis, R (1, 10) OBP: 0.309, SLG: 0.556		C FF 90 T CH 82 X CH 81 0-2 ② 1B		B FF 90 F CU 74 F CH 80 S FC 86 1-3 ③ K		B FF 90 X FC 88 1-0 ③ G6-3			C SI 96 B SL 85 X SI 95 1-1 ② G6-3 1-2	4	0	1	0	0	1	1
26 Dan Uggla, R (1, 4) OBP: 0.314, SLG: 0.419		B FF 89 C CH 81 B CU 74 X CH 81 2-1 ③ G5-3			X CU 73 0-0 ① F7		C FF 89 S FC 84 F FF 88 S CH 80 0-3 ① K		B SL 86 B SL 86 S SI 97 B SI 96 F FF 96 B FF 96 4-2 23 1B BB	3	0	0	0	1	1	0
23 Chris Johnson, R (1, 5) OBP: 0.375, SLG: 0.474 4 Paul Janish, R (9, PR) (9, 5)			B FF 90 S CU 73 X FF 89 1-1 19 HR 1B		B FF 90 C FC 85 B FF 92 B CH 81 F FF 89 F CH 80 F CH 80 X CH 80 3-2 ② G5-3		C SI 90 B CU 73 F CU 72 F CH 80 F FC 85 F FF 90 X FC 84 1-2 19 G6-4-3 1B		S SI 95 B SL 86 B SL 86 S SI 96 F SI 96 F SL 85 X FF 97 2-2 1-3 2-H 1B	4 0	1 0	3 0	1 0	0 0	0 0	0 0
19 Andrelton Simmons, R (1, 6) OBP: 0.282, SLG: 0.355			C CH 81 B FC 86 1 SAFE B CH 77 X FF 90 2-1 1-H HR		C CH 81 C FF 91 X CH 80 0-2 ③ F7		X CH 80 0-0 ② ③ G6-4-3 1-2f		X SI 96 0-0 ③ P4	4	1	1	2	0	0	3
25 Joey Terdoslavich, S (1, 3) OBP: 0.250, SLG: 0.263 5 Freddie Freeman, L (8, 3) OBP: 0.386, SLG: 0.468			B FF 89 B FF 89 C FF 90 X FF 90 2-1 ① F8			B CU 71 B CH 80 C FF 89 C FF 90 X FF 91 2-2 16 WP 8 1B 16 HR 1B		B SL 88 B SI 97 S SI 98 S SI 99 S SI 99 2-3 ① K		3 0	1 0	1 0	0 0	0 0	1 0	0 0
Inning Stats	R: 0 E: 0 K: 1 S: 10 H: 0 LOB: 0 BB: 0 P: 15	R: 0 E: 0 K: 0 S: 8 H: 1 LOB: 0 BB: 0 P: 12	R: 2 E: 0 K: 0 S: 13 H: 2 LOB: 0 BB: 0 P: 19	R: 0 E: 0 K: 1 S: 7 H: 0 LOB: 0 BB: 0 P: 10	R: 0 E: 0 K: 0 S: 9 H: 0 LOB: 0 BB: 0 P: 12	R: 3 E: 0 K: 1 S: 17 H: 3 LOB: 0 BB: 0 P: 24	R: 0 E: 0 K: 1 S: 12 H: 1 LOB: 0 BB: 0 P: 13	R: 0 E: 0 K: 2 S: 7 H: 0 LOB: 0 BB: 0 P: 12	R: 1 E: 0 K: 0 S: 15 H: 2 LOB: 2 BB: 1 P: 27	1B: 7 2B: 0 3B: 0 HR: 2 SF: 0 SAC: 0 DP: 1 HBP: 0						

	AB	34
	R	6
	H	9
	RBI	6
	BB	1
	SO	6
	LOB	7

WP: 1 PB: 0 SB: 0 CS: 0 PA: 35

PITCHER		IP	WLS	BF	H	R	ER	SO	BB	IBB	HBP	BLK	WP	HR	S	P	ERA	WHIP
50 John Danks, L ERA: 4.52	(1, 1)	7.0	L	26	7	5	5	4	0	0	0	0	1	2	76	105	6.43	1.000
65 Nate Jones, R ERA: 4.44	(8, 1)	1.0		4	1	1	1	2	0	0	0	0	0	0	11	18	9.00	1.000
41 David Purcey, L ERA: 5.4	(9, 1)	0.1		1	0	0	0	0	0	0	0	0	0	0	1	4	0.00	0.000
27 Matt Lindstrom, R ERA: 2.82	(9, 1)	0.2		4	1	0	0	0	1	0	0	0	0	0	10	17	0.00	3.000

PITCHER	IP	WLS	BF	H	R	ER	SO	BB	IBB	HBP	BLK	WP	HR	S	P	ERA	WHIP

BOTTOM

Atlanta Braves @ Chicago White Sox

U.S. Cellular Field, Chicago, IL

Fri Jul 19 2013, 8:11 PM - 11:00 PM EDT

Att. 25,613 - Partly Cloudy - 91 F

livebaseballscorecards.com

Batter	1	2	3	4	5	6	7	8	9	AB	R	H	RBI	BB	SO	LOB
30 Alejandro De Aza, L (1, 8) OBP: 0.328, SLG: 0.437	B FF 90 X FF 89 1-0 G3 ①		B FC 84 1 SAFE C FS 83 1 SAFE C CU 77 S FF 91 1-3 K ②		X FS 81 0-0 10 1B 1B			C FS 79 C CU 78 B SI 90 F FF 90 F FC 86 F FF 91 F SI 91 B CU 79 B SI 92 4-2 F FF 91 B FF 92 10 S 10 2B BB	F FF 97 B FF 96 B FF 96 F FF 96 C KC 86 2-3 K ③	4	1	1	0	1	2	2
10 Alexei Ramirez, R (1, 6) OBP: 0.316, SLG: 0.365	C FF 90 B SI 90 S SI 90 F SI 91 B FC 84 S SI 90 2-3 K ②		C SI 90 B SI 91 X FF 90 1-1 51 2B 1-2 1B		X SI 91 0-0 51 G6-4-3 1-3 1B			C FC 84 C SI 92 F FF 90 X SI 92 0-2 44 G4-3 7 1B 1-H 2B		4	2	3	1	0	1	0
51 Alex Rios, R (1, 9) OBP: 0.326, SLG: 0.431 39 Casper Wells, R (7, 9) OBP: 0.207, SLG: 0.182	B SI 90 X SI 90 1-0 G6-3 ③		X SI 91 0-0 1-H 2-H 2B		B CU 78 X SI 91 1-0 G6-4-3 ② ③ 1-2f			F FC 86 B FC 86 C CU 77 F SI 91 S CU 79 1-3 K ①		3 1	0 0	1 0	2 0	0 0	0 1	2 1
44 Adam Dunn, L (1, 10) OBP: 0.313, SLG: 0.468		X SI 88 0-0 G5-3 ①	C CU 77 B FC 85 C FC 85 X FC 85 1-2 G3 ③			B SI 90 C CU 76 B FC 84 B FS 81 C SI 89 T FF 91 3-2 K ①		B SI 93 C SI 92 B SI 92 C CU 75 X SI 93 2-2 G4-3 ② 2-3		4	0	0	0	0	1	2
7 Jeff Keppinger, R (1, 3) OBP: 0.277, SLG: 0.297		C SI 90 B SI 90 X FC 83 1-1 L4 ②		B SI 90 C CU 77 X SI 90 1-1 12 G4-6-3 1B		C SI 91 B FF 92 X CU 78 1-1 G6-3 ②		C FF 96 T FF 96 X FF 95 0-2 3-H 1B		4	0	2	1	0	0	0
12 Conor Gillaspie, L (1, 5) OBP: 0.310, SLG: 0.380		C SI 89 B FF 90 X FS 81 1-1 24 FC6-4 1B		B CU 77 X SI 91 1-0 G4-6-3 ① ② 1-2f		F SI 91 X SI 91 0-1 G6-3 ③		B FF 96 B CH 87 F FF 95 F FF 96 B CH 87 S CH 86 3-3 K ③		4	0	1	0	0	1	2
24 Dayan Viciedo, R (1, 7) OBP: 0.287, SLG: 0.392		B SI 91 1 SAFE X SI 90 1-0 FC6-4 ③ 1-2f		B FF 85 B CU 78 B SI 91 B FF 91 4-0 BB			X FC 83 0-0 G4-3 ①		B FF 96 B FF 97 C FF 97 F FF 98 T FF 98 2-2 K ①	3	0	0	0	1	1	1
15 Gordon Beckham, R (1, 4) OBP: 0.355, SLG: 0.438			F SI 88 B FF 90 X SI 90 1-1 36 FC6-4 1B	F SI 91 B CU 79 X FC 86 1-1 F9 ③			B FF 90 B FS 79 C FF 91 B FC 85 F SI 89 X FF 86 3-2 G6-3 ②		B FF 98 B KC 85 B FF 98 C FF 97 S FF 97 F FF 98 F FF 96 F FF 97 C FF 97 3-3 K ②	4	0	1	0	0	1	1
36 Josh Phegley, R (1, 2) OBP: 0.212, SLG: 0.531 18 Blake Tekotte, L (9, PH) OBP: 0.286, SLG: 0.263			C SI 90 X SI 90 0-1 FC6-4 10 1B 51 2B ① 1-2f		C CU 77 B FC 85 S FC 85 X SI 90 1-2 G5-3 ①		B CU 76 C FC 84 F CU 78 B SI 91 X SI 90 2-2 G5-3 ③		B FF 97 C FF 96 B KC 86 B FF 97 F FF 97 B FF 97 4-2 BB	3 0	1 0	0 0	0 0	0 1	0 0	1 0

Inning Stats	1	2	3	4	5	6	7	8	9
	R: 0 E: 0 K: 1 S: 6 H: 0 LOB: 0 BB: 0 P: 10	R: 0 E: 0 K: 0 S: 6 H: 1 LOB: 1 BB: 0 P: 9	R: 2 E: 0 K: 1 S: 13 H: 3 LOB: 1 BB: 0 P: 17	R: 0 E: 0 K: 0 S: 5 H: 1 LOB: 1 BB: 1 P: 12	R: 0 E: 0 K: 0 S: 6 H: 2 LOB: 1 BB: 0 P: 8	R: 0 E: 0 K: 1 S: 7 H: 0 LOB: 0 BB: 0 P: 11	R: 0 E: 0 K: 0 S: 7 H: 0 LOB: 0 BB: 0 P: 12	R: 2 E: 0 K: 2 S: 24 H: 2 LOB: 1 BB: 1 P: 34	R: 0 E: 0 K: 3 S: 14 H: 0 LOB: 1 BB: 1 P: 25

1B: 7	SF: 0	WP: 0	PA: 37
2B: 2	SAC: 0	PB: 0	
3B: 0	DP: 2	SB: 1	
HR: 0	HBP: 0	CS: 0	

	AB	34
	R	4
	H	9
	RBI	4
	BB	3
	SO	8
	LOB	12

PITCHER		IP	WLS	BF	H	R	ER	SO	BB	IBB	HBP	BLK	WP	HR	S	P	ERA	WHIP
15 Tim Hudson, R ERA: 4.08	(1, 1)	7.1	W	30	8	4	4	4	2	0	0	0	0	0	65	99	4.91	1.364
43 Luis Avilán, L ERA: 1.38	(8, 1)	0.1	H	1	0	0	0	0	0	0	0	0	0	0	3	5	0.00	0.000
52 Jordan Walden, R ERA: 2.61	(8, 1)	0.1	H	2	1	0	0	1	0	0	0	0	0	0	6	9	0.00	3.000
46 Craig Kimbrel, R ERA: 1.49	(9, 1)	1.0	S	4	0	0	0	3	1	0	0	0	0	0	14	25	0.00	1.000

PITCHER	IP	WLS	BF	H	R	ER	SO	BB	IBB	HBP	BLK	WP	HR	S	P	ERA	WHIP

Batter	1	2	3	4	5	6	7	8	9	AB	R	H	RBI	BB	SO	LOB
13 Jose Constanza, L (1, 8) OBP: 0.222, SLG: 0.222	L FF 88 F FF 91 S FC 88 0-3 K 23 CS		C CH 83 1 SAFE B FF 91 1 SAFE 1 SAFE D CH 84 X CH 83 2-1 8 1B 5 SF9 1-2 1B		C FF 89 X CH 82 0-1 ① L1		X SI 93 0-0 ②③ G4-6-3 1-2f		C FF 96 B FF 95 F SL 87 T FF 95 1-2 ③ K	5	1	1	0	0	2	2
23 Chris Johnson, R (1, 5) OBP: 0.374, SLG: 0.471	B FF 92 F FF 92 B FF 93 F FF 93 B FC 88 F FC 88 F FF 93 X FF 93 3-2 ①② G6-3 1-2		F FC 88 F FF 92 X FF 92 0-2 ① F9 2-3		F FC 86 C FF 92 B CU 80 F SL 82 X FF 91 1-2 ② L8			C SI 94 B SL 86 B SI 94 X SI 95 2-1 5 HR 1B		4	1	1	0	0	0	3
8 Justin Upton, R (1, 9) OBP: 0.356, SLG: 0.463	S FF 92 B FF 92 F FF 93 B FF 94 F FF 94 X FC 88 2-2 ③ F9		C FF 92 1 SAFE B FF 92 D CH 84 S FC 87 B FF 92 1 SAFE 1 SAFE F FF 92 3-2 X FC 88 1-3 3-H 1B		B CU 80 B CH 84 B CH 83 C FF 89 X FF 90 3-1 1B			C SI 94 B SI 95 S SI 94 B SI 94 D SI 94 F SI 95 X SI 93 3-2 ① L4		4	0	2	1	0	0	1
5 Freddie Freeman, L (1, 3) OBP: 0.385, SLG: 0.476		S FC 87 B CH 84 X FF 88 1-1 ② E5 24 FC5-4	X CH 84 0-0 ② SF9 3-H		F FF 88 B CU 79 B CH 83 F FF 91 F CU 80 X FF 91 2-2 ③ F9			S SI 92 S CU 75 X CU 76 0-2 1-H HR		3	1	1	3	0	0	1
16 Brian McCann, L (1, 10) OBP: 0.369, SLG: 0.540		C FF 92 B FC 88 X CH 83 1-1 ① F7	C FF 91 X FF 88 0-1 ③ F9			B FF 89 C FC 85 B CH 82 F FC 86 X SL 81 2-2 26 G6-4-3 1B		S SI 92 C SI 93 B CU 78 S CU 77 1-3 ② K		4	0	1	0	0	1	2
24 Evan Gattis, R (1, 2) OBP: 0.308, SLG: 0.554		1 SAFE B FC 87 1 SAFE 1 SAFE X FF 91 1-0 ② FC5-4 1-2f 26 HR		C FF 89 C FF 91 B FC 88 X FF 92 1-2 2B		X FC 87 0-0 ① F8		B CU 73 T FF 92 B CH 83 F FF 92 C CU 78 2-3 ③ K		4	1	1	0	0	1	2
26 Dan Uggla, R (1, 4) OBP: 0.313, SLG: 0.426		D FC 87 B FF 91 S CH 84 B FF 92 X FF 92 3-1 1-H HR		C FF 87 B FF 88 F FF 91 C FF 92 1-3 ① K		C FF 91 X FC 86 0-1 ②③ G6-4-3 1-2f			C FF 94 B SL 86 C SL 84 B SL 87 S FF 94 2-3 ① K	4	1	1	2	0	2	2
19 Andrelton Simmons, R (1, 6) OBP: 0.281, SLG: 0.354		B FF 91 F FF 91 X FC 88 1-1 ③ L5		C FF 92 B FC 87 F CH 84 X FC 87 1-2 ② P6			C SI 94 C SI 95 F FF 95 B SL 86 X SL 86 1-2 ① F8		C SL 84 F FF 94 B FF 95 B FF 94 X SL 87 2-2 1B	4	0	1	0	0	0	1
25 Joey Terdoslavich, S (1, 7) OBP: 0.292, SLG: 0.273			X FC 86 0-0 23 F9 13 1B 8 1B 1B	S CH 82 B FF 91 S CH 83 F CH 83 F FF 92 B CH 83 S CH 83 2-3 ③ K			F SI 95 B SL 84 F SL 86 B SL 83 F FF 94 B SL 87 F SI 94 B SI 94 4-2 13 G4-6-3 BB		C FF 94 S SL 86 S SL 89 0-3 ② K	3	1	1	0	1	2	2
Inning Stats	R: 0 E: 0 K: 1 S: 12 H: 0 LOB: 0 BB: 0 P: 17	R: 2 E: 1 K: 0 S: 9 H: 1 LOB: 0 BB: 0 P: 16	R: 2 E: 0 K: 0 S: 13 H: 3 LOB: 1 BB: 0 P: 18	R: 0 E: 0 K: 2 S: 14 H: 1 LOB: 1 BB: 0 P: 19	R: 0 E: 0 K: 0 S: 12 H: 1 LOB: 0 BB: 0 P: 18	R: 0 E: 0 K: 0 S: 6 H: 1 LOB: 0 BB: 0 P: 8	R: 0 E: 0 K: 0 S: 9 H: 0 LOB: 0 BB: 1 P: 14	R: 2 E: 0 K: 2 S: 15 H: 2 LOB: 0 BB: 0 P: 23	R: 0 E: 0 K: 3 S: 12 H: 1 LOB: 1 BB: 0 P: 17	1B: 7 2B: 1 3B: 0 HR: 2 SF: 1 SAC: 0 DP: 2 HBP: 0						

PITCHER		IP	WLS	BF	H	R	ER	SO	BB	IBB	HBP	BLK	WP	HR	S	P	ERA	WHIP
44 Jake Peavy, R ERA: 4.19	(1, 1)	6.0	W	25	7	4	2	3	0	0	0	0	0	1	66	96	3.00	1.167
27 Matt Lindstrom, R ERA: 2.75	(7, 1)	1.0		3	0	0	0	0	1	0	0	0	0	0	9	14	0.00	1.000
40 Ramon Troncoso, R ERA: 6.32	(8, 1)	0.1		2	1	1	1	0	0	0	0	0	0	0	6	11	27.00	3.000
46 Donnie Veal, L ERA: 7.2	(8, 1)	0.2		3	1	1	1	2	0	0	0	0	0	1	9	12	13.50	1.500
43 Addison Reed, R ERA: 3.86	(9, 1)	1.0		4	1	0	0	3	0	0	0	0	0	0	12	17	0.00	1.000

PITCHER	IP	WLS	BF	H	R	ER	SO	BB	IBB	HBP	BLK	WP	HR	S	P	ERA	WHIP

TOP

Atlanta Braves @ Chicago White Sox

U.S. Cellular Field, Chicago, IL

Sat Jul 20 2013, 4:08 PM - 7:16 PM EDT

Att. 27,420 - Sunny - 84 F

livebaseballscorecards.com

AB	35
R	6
H	10
RBI	6
BB	1
SO	8
LOB	16

Batter	1	2	3	4	5	6	7	8	9	AB	R	H	RBI	BB	SO	LOB
30 Alejandro De Aza, L (1, 8) (8, 7) OBP: 0.334, SLG: 0.442	C FF 87 B CH 82 B SI 88 X FF 87 2-1 F7		B SL 79 X FF 89 1-0 10 1B 51 HR 1-2 2-3 1B	B SI 86 B SL 80 F SL 80 C FF 94 X FF 95 2-2 10 FC1-6 1-2 1B		X CH 88 0-0 1B		C SI 91 X SL 84 0-1 10 G1-3 1B		5	1	4	0	0	0	0
10 Alexei Ramirez, R (1, 6) OBP: 0.314, SLG: 0.363	F SI 89 S CH 83 B SI 88 B CH 82 F CU 74 F FC 85 B SL 79 F FF 88 F CH 82 3-2 X FF 89 F9		F CH 82 F FC 85 F SL 79 X CH 79 0-2 51 HR 1-2 2-3 3-H 1B	X SL 86 0-0 FC1-6 24 WP 51 1B 7 1B 1-2f 2-3		C FF 94 1 SAFE X FF 94 0-1 P4		X SI 91 0-0 G1-3 1-2		5	2	1	1	0	0	4
51 Alex Rios, R (1, 9) OBP: 0.330, SLG: 0.442	C SI 89 S CH 82 X SI 88 0-2 1B		X FF 89 0-0 1-H 2-H 3-H HR	C SL 85 F FF 95 X FF 96 0-2 24 WP 7 1B 1-2 3-H 1B		X FF 95 0-0 F8		C SL 86 F CH 86 T SL 86 0-2 K		5	2	3	5	0	1	2
24 Dayan Viciedo, R (1, 7) OBP: 0.287, SLG: 0.388 18 Blake Tekotte, L (7, PR) (8, 8) OBP: 0.318, SLG: 0.263	B SI 89 D CH 80 C FC 85 F FF 89 F CU 71 1 SAFE F FF 89 B SI 89 X FF 89 3-2 L4		F FF 89 X FF 90 0-1 G5-3	S FF 94 S SL 86 S SL 85 0-3 K 1-2 2-3			B CU 78 B FF 94 B FF 93 B FF 92 4-0 39 BB 36 1B BB	B SI 91 B SI 92 C CH 88 B SL 80 F SL 86 F CH 87 B CH 87 4-2 BB		3 0	0 1	0 0	0 0	1 1	1 0	3 0
7 Jeff Keppinger, R (1, 3) OBP: 0.276, SLG: 0.295		C SL 80 B CU 70 X FC 84 1-1 G5-3	C FC 83 F FC 84 B FF 88 X SI 89 1-2 G6-3	C SL 84 X FF 96 0-1 2-H 3-H 1B			C CH 87 F CU 80 S FF 95 0-3 K	C SL 84 X SL 86 0-1 G1-3		5	0	1	2	0	1	3
39 Casper Wells, R (1, 10) OBP: 0.226, SLG: 0.175		X FF 89 0-0 L9	T FF 90 F SI 88 B FF 90 F FF 89 B EP 58 B FF 90 B SL 80 4-2 BB		B FF 95 C FF 94 X SL 86 1-1 G3		1 SAFE F CU 79 B FF 94 D CH 86 D FF 94 C FF 94 F FF 94 B FF 95 4-2 36 1B 1-2 BB			2	0	0	0	2	0	0
15 Gordon Beckham, R (1, 4) OBP: 0.347, SLG: 0.428		C FF 89 B FC 85 X CH 83 1-1 F9	X CH 84 0-0 F9		C SL 85 F FF 96 X SL 85 0-2 G5-3		C CU 80 X FF 94 0-1 F9			4	0	0	0	0	0	3
36 Josh Phegley, R (1, 2) OBP: 0.270, SLG: 0.611			X CH 83 0-0 30 1B 10 1B 2B	C SI 84 S CH 78 X CH 80 0-2 22 1B 2B	S SL 87 B FF 96 C SL 87 F FF 96 B FF 96 F SL 85 B FF 96 T FF 95 3-2 K		B CU 78 B FF 95 C FF 93 S FF 94 F FF 96 X CU 80 2-2 1-2 2-H 1B			4	2	3	1	0	1	0
22 Brent Morel, R (1, 5) OBP: 0.370, SLG: 0.227			L SI 87 B FC 84 B CH 79 F SI 87 F FF 88 B SI 88 B FF 87 4-2 10 1B 30 1B 51 HR BB	C FC 84 F FF 87 X SL 79 0-2 10 FC1-6 30 1B 51 1B 2-H 1B		F FF 95 B SL 83 C SL 84 F FF 95 B FF 95 X FF 95 2-2 F9	B FF 94 B FF 94 B CH 87 C FF 92 F FF 92 C FF 94 3-3 K			3	2	1	1	1	1	2
Inning Stats	R: 0 E: 0 K: 0 S: 17 H: 1 LOB: 1 BB: 0 P: 25	R: 0 E: 0 K: 0 S: 5 H: 0 LOB: 0 BB: 0 P: 7	R: 5 E: 0 K: 0 S: 19 H: 4 LOB: 1 BB: 2 P: 29	R: 4 E: 0 K: 1 S: 18 H: 5 LOB: 1 BB: 0 P: 20	R: 0 E: 0 K: 1 S: 10 H: 0 LOB: 0 BB: 0 P: 14	R: 0 E: 0 K: 0 S: 8 H: 1 LOB: 1 BB: 0 P: 10	R: 1 E: 0 K: 2 S: 15 H: 1 LOB: 2 BB: 2 P: 28	R: 0 E: 0 K: 1 S: 11 H: 1 LOB: 2 BB: 1 P: 15		1B: 10 2B: 2 3B: 0 HR: 1	SF: 0 SAC: 0 DP: 0 HBP: 0			WP: 1 PB: 0 SB: 0 CS: 0	PA: 41	

PITCHER		IP	WLS	BF	H	R	ER	SO	BB	IBB	HBP	BLK	WP	HR	S	P	ERA	WHIP
28 Paul Maholm, L ERA: 4.41	(1, 1)	3.0	L	18	7	7	7	0	2	0	0	0	0	1	47	67	21.00	3.000
48 David Carpenter, R ERA: 2.18	(4, 1)	3.0		12	4	2	2	2	0	0	0	0	1	0	30	38	6.00	1.333
38 Anthony Varvaro, R ERA: 3.35	(7, 1)	1.0		6	1	1	1	2	2	0	0	0	0	0	15	28	9.00	3.000
20 Luis Ayala, R ERA: 4.91	(8, 1)	1.0		5	1	0	0	1	1	0	0	0	0	0	11	15	0.00	2.000

PITCHER	IP	WLS	BF	H	R	ER	SO	BB	IBB	HBP	BLK	WP	HR	S	P	ERA	WHIP

BOTTOM

Atlanta Braves @ Chicago White Sox

U.S. Cellular Field, Chicago, IL

Sat Jul 20 2013, 4:08 PM - 7:16 PM EDT

Att. 27,420 - Sunny - 84 F

livebaseballscorecards.com

AB	36
R	10
H	13
RBI	10
BB	5
SO	5
LOB	17

Batter	1	2	3	4	5	6	7	8	9	AB	R	H	RBI	BB	SO	LOB
19 Andrelton Simmons, R (1, 6) OBP: 0.283, SLG: 0.352	C FF 92 X SL 88 0-1 23 G5-4-3 1B		B CH 83 C FF 91 D CU 81 X FF 92 2-1 ① L7	C CU 79 S FF 90 X CU 77 0-2 ③ P6		C CH 88 B CU 79 B CU 79 C FF 89 B FF 91 B CH 86 4-2 23 FC4-6 BB			C FF 93 B FF 94 F FF 94 X FF 94 1-2 ① G6-3	4	0	1	0	1	0	3
23 Chris Johnson, R (1, 5) OBP: 0.371, SLG: 0.466	1 SAFE C FF 92 X FF 92 0-1 ①② G5-4-3 1-2f		B CH 85 F SL 88 F FF 92 F SL 89 B FF 91 C FF 93 2-3 ② K		C CU 77 B CH 82 F FF 91 F FF 92 X FF 91 1-2 16 1B 24 1B	1 SAFE X SI 93 0-0 ③ FC4-6 1-2f			X FF 94 0-0 ② G6-3	5	1	1	0	0	1	3
8 Justin Upton, R (1, 9) OBP: 0.354, SLG: 0.457	C FF 92 B CU 81 T FF 92 S FF 92 1-3 ③ K		B CU 82 B FF 93 B CH 86 B FF 93 4-0 5 1B 1-2 BB		B FF 93 F SL 85 B FF 92 X SL 86 2-1 ① L6		B SI 93 B SL 85 X SI 94 2-0 ① G5-3		C FF 94 F FF 94 B FF 94 S FF 94 1-3 ③ K	4	0	0	0	1	2	1
5 Freddie Freeman, L (1, 3) OBP: 0.386, SLG: 0.476		C FF 91 S FF 90 X FF 92 0-2 24 1B 16 BB 1B	B CU 81 B SI 93 C FF 93 B FF 93 X FF 93 3-1 1-2 2-3 1B		B SI 90 F SI 90 S SI 91 C FF 92 1-3 ② K		B SI 91 F SI 91 B SI 92 B FF 92 X FF 91 3-1 ② G4-3			4	0	2	0	0	1	1
16 Brian McCann, L (1, 10) OBP: 0.372, SLG: 0.537		B CU 79 C FF 92 D CU 80 S SI 92 B SL 89 F FF 93 F FF 92 B SI 93 4-2 7 L6-4 24 1B 1-2 BB	F FF 92 F SI 91 F SI 92 D CU 83 X SI 93 2-2 ③ G4-3		F SI 91 B FF 90 X CH 83 1-1 24 1B 1-2 1B		B CU 74 X SI 92 1-0 ③ P4			3	0	1	0	1	0	3
24 Evan Gattis, R (1, 7) OBP: 0.312, SLG: 0.553 (4, 2)		B FF 94 B FF 93 X FF 93 2-0 1-2 2-3 1B		B FF 91 X CH 82 1-0 ① G5-3	F CU 80 X FF 90 0-1 1-2 2-H 1B			S SL 88 S SL 89 B SL 90 B SL 89 S SL 88 2-3 ① K		4	0	2	1	0	1	0
26 Dan Uggla, R (1, 4) OBP: 0.313, SLG: 0.422		C CU 82 B FF 94 D CH 87 F SL 86 B SL 89 S FF 92 3-3 ① K		B FF 91 F CH 83 T CU 80 B FF 92 B CU 81 X FF 92 3-2 ② G1-3	X CU 81 0-0 ③ F8			B SL 88 B SI 98 F SI 98 B SI 99 B SI 100 4-1 BB		3	0	0	0	1	1	5
7 Reed Johnson, R (1, 8) OBP: 0.319, SLG: 0.352		X SI 92 0-0 ②③ L6-4 2-2		X FF 90 0-0 11 HBP 1B		X SL 85 0-0 ① P6		B SI 99 S SL 88 X SL 87 1-1 ② F7		4	0	1	0	0	0	4
11 Gerald Laird, R (1, 2) OBP: 0.390, SLG: 0.417 25 Joey Terdoslavich, S (4, PR) OBP: 0.269, SLG: 0.250 (4, 7)			B FF 90 X FF 91 1-0 5 1B 8 BB 1B	C FF 91 1 SAFE H FF 91 1-1 1-2 HBP		B CH 87 X SL 88 1-0 ② P4		S SI 98 B CH 88 F SI 97 F SI 95 C SL 88 1-3 ③ K		1 2	0 0	1 0	0 0	0 0	0 1	0 1

TOP

Atlanta Braves @ Chicago White Sox

U.S. Cellular Field, Chicago, IL

Sun Jul 21 2013, 2:11 PM - 4:48 PM EDT

Att. 27,729 - Cloudy - 88 F

livebaseballscorecards.com

AB	34
R	1
H	9
RBI	1
BB	4
SO	7
LOB	21

Inning Stats	1	2	3	4	5	6	7	8	9
	R: 0 E: 0 K: 1 S: 7	H: 1 LOB: 0 BB: 0 P: 8	R: 0 E: 0 K: 1 S: 12	H: 2 LOB: 2 BB: 1 P: 21	R: 0 E: 0 K: 1 S: 12	H: 2 LOB: 3 BB: 1 P: 26	R: 0 E: 0 K: 0 S: 9	H: 1 LOB: 2 BB: 0 P: 14	R: 1 E: 0 K: 1 S: 14	H: 3 LOB: 2 BB: 0 P: 19	R: 0 E: 0 K: 0 S: 5	H: 0 LOB: 1 BB: 1 P: 10	R: 0 E: 0 K: 0 S: 4	H: 0 LOB: 0 BB: 0 P: 10	R: 0 E: 0 K: 2 S: 10	H: 0 LOB: 1 BB: 1 P: 18	R: 0 E: 0 K: 1 S: 7	H: 0 LOB: 0 BB: 0 P: 9

| | | |

Batter	1	2	3	4	5	6	7	8	9	AB	R	H	RBI	BB	SO	LOB
30 Alejandro De Aza, L (1, 8) OBP: 0.336, SLG: 0.444	C FF 92 B KC 81 B FF 93 B FF 92 B FF 91 4-1 10 WP 44 1B BB		C FF 90 B KC 80 B SL 84 X FF 91 2-1 10 F9 51 1B 2B		X SL 84 0-0 ② L3		X SI 91 0-0 ③ G3			3	2	1	0	1	0	0
10 Alexei Ramirez, R (1, 6) OBP: 0.313, SLG: 0.360	C FF 90 F CH 85 S KC 80 0-3 ① K 1-2		X SL 85 0-0 ① F9 2-3		B SI 92 B SL 84 B FF 91 C FF 91 B CH 83 4-1 51 CS BB			F SI 89 X CH 84 0-1 ① G5-3		3	0	0	0	1	1	2
51 Alex Rios, R (1, 9) OBP: 0.332, SLG: 0.442	B SI 91 B CH 84 X CH 85 2-0 ② F7		X CH 85 0-0 1B 3-H		1 SAFE C CH 85 0-1 ③ CS 1-2	B FF 91 B FF 92 C FF 90 S FF 90 X KC 78 2-2 44 E 44 S 24 SF8 1B		X CH 84 0-0 ② P3		4	1	2	1	0	0	1
44 Adam Dunn, L (1, 3) OBP: 0.313, SLG: 0.465	B FF 93 C FF 92 T SL 85 D SL 85 X FF 92 2-2 2-H 1B		C FF 92 X FF 93 0-1 ② F7			C SL 86 B KC 80 X SL 86 1-1 E6 1-3		C SL 86 C KC 81 B FF 91 B SL 86 C KC 81 2-3 ③ K		4	0	1	1	0	1	2
7 Jeff Keppinger, R (1, 4) OBP: 0.273, SLG: 0.292	C SL 84 B FF 91 F FF 90 D CH 86 X FF 91 2-2 ③ F8		X CH 85 0-0 ③ P2			C FF 90 X CH 85 0-1 ① P4				3	0	0	0	0	0	4
24 Dayan Viciedo, R (1, 10) OBP: 0.284, SLG: 0.385		C FF 90 S CH 83 S CH 84 0-3 ① K		C FF 91 F CH 84 X SI 91 0-2 ① G4-3		B KC 82 S FF 92 D SL 85 X FF 92 2-1 ② SF8 3-H				2	0	0	1	0	1	0
39 Casper Wells, R (1, 7) OBP: 0.231, SLG: 0.183		B FF 91 S SI 89 B KC 81 S CH 85 F FF 92 F FF 93 X CH 86 2-2 1B		X SI 91 0-0 ② G6-3		S FF 91 S CH 85 S FF 91 0-3 ③ K				3	0	1	0	0	1	1
22 Brent Morel, R (1, 5) OBP: 0.333, SLG: 0.200		C SL 84 D CH 84 C FF 92 D KC 81 1 SAFE X FF 92 2-2 ② F8		B SI 91 X CH 85 1-0 ③ L6			C SI 90 B KC 79 F FF 91 S FF 90 1-3 ① K			3	0	0	0	0	1	1
21 Tyler Flowers, R (1, 2) OBP: 0.252, SLG: 0.360		C SL 84 S KC 80 D KC 82 S FF 90 1-3 ③ K			B SI 88 S FF 90 C FF 91 C FF 92 1-3 ① K		S FF 92 B FF 91 B CH 85 C FF 91 C SI 91 2-3 ② K			3	0	0	0	0	3	1
Inning Stats	R: 1 H: 1 E: 0 LOB: 1 K: 1 BB: 1 S: 11 P: 21	R: 0 H: 1 E: 0 LOB: 1 K: 2 BB: 0 S: 14 P: 19	R: 1 H: 2 E: 0 LOB: 1 K: 0 BB: 0 S: 7 P: 9	R: 0 H: 0 E: 0 LOB: 0 K: 0 BB: 0 S: 5 P: 6	R: 0 H: 0 E: 0 LOB: 0 K: 1 BB: 1 S: 6 P: 11	R: 1 H: 1 E: 1 LOB: 1 K: 1 BB: 0 S: 12 P: 17	R: 0 H: 0 E: 0 LOB: 0 K: 2 BB: 0 S: 7 P: 10	R: 0 H: 0 E: 0 LOB: 0 K: 1 BB: 0 S: 6 P: 8		1B: 4 SF: 1 2B: 1 SAC: 0 3B: 0 DP: 0 HR: 0 HBP: 0				WP: 1 PA: 32 PB: 0 SB: 1 CS: 1		

PITCHER	IP	WLS	BF	H	R	ER	SO	BB	IBB	HBP	BLK	WP	HR	S	P	ERA	WHIP
36 Mike Minor, L (1, 1) ERA: 2.98	8.0	L	31	5	3	2	8	2	0	0	0	1	0	68	101	2.25	0.875

PITCHER	IP	WLS	BF	H	R	ER	SO	BB	IBB	HBP	BLK	WP	HR	S	P	ERA	WHIP

BOTTOM

Atlanta Braves @ Chicago White Sox

U.S. Cellular Field, Chicago, IL

Sun Jul 21 2013, 2:11 PM - 4:48 PM EDT

Att. 27,729 - Cloudy - 88 F

livebaseballscorecards.com

AB	28
R	3
H	5
RBI	3
BB	2
SO	8
LOB	12

Atlanta Braves @ New York Mets

Citi Field, Flushing, NY

Mon Jul 22 2013, 7:21 PM - 10:21 PM EDT

Att. 25,111 - Cloudy - 78 F

TOP

livebaseballscorecards.com

Batter	1	2	3	4	5	6	7	8	9	AB	R	H	RBI	BB	SO	LOB
19 Andrelton Simmons, R (1, 6) OBP: 0.282, SLG: 0.351	L FF 89 S FF 89 B FF 90 F SL 83 F FF 90 F SL 82 F CH 84 B FF 90 F CH 84 2-2 F SL 81 F SI 82 X KC 77 G4-3		X SL 81 0-0 L7			X FF 90 0-0 G6-3		C FF 93 F FF 93 F SL 88 F SL 88 B FF 94 X SL 90 1-2 22 FC1-6 1B	B FF 93 X FF 92 1-0 G5-3	5	0	1	0	0	0	1
22 Jason Heyward, L (1, 8) OBP: 0.323, SLG: 0.366	X SI 90 0-0 P6			B SI 89 C CH 83 X FF 89 1-1 G4-3		B CH 84 B SI 89 B FF 89 C SI 89 C SI 88 B CH 84 4-2 BB		1 SAFE S FF 92 C FF 93 X FF 94 0-2 FC1-6 8 FC5-4 1-2f		3	0	0	0	1	0	1
8 Justin Upton, R (1, 9) OBP: 0.351, SLG: 0.452	X FF 89 0-0 P3			B FF 89 C FF 90 X CH 83 1-1 G6-3		B FF 90 F SI 89 B SL 82 B CH 84 X SI 90 3-1 G6-3		X FF 94 0-0 FC5-4 1-2f		4	0	0	0	0	0	2
5 Freddie Freeman, L (1, 3) OBP: 0.387, SLG: 0.475		B FF 89 X CH 83 1-0 G4-3		B FF 90 F SI 91 B FC 91 B CH 84 B CH 83 4-1 BB			B FF 88 B KC 73 X SI 90 2-0 24 1B 16 S 23 FC5-2 1B	S FF 93 C FF 94 F FF 94 F FF 94 S FF 93 0-3 K		3	0	1	0	1	1	1
16 Brian McCann, L (1, 2) OBP: 0.374, SLG: 0.534 13 Jose Constanza, L (9, PR) OBP: 0.222, SLG: 0.222 46 Craig Kimbrel, R (9, 1)		B SI 89 B SI 90 B SI 89 C SI 90 B SI 90 4-1 BB		C SI 90 F CH 84 B FF 90 B SL 81 T SI 90 2-2 K			S SI 90 B CH 83 B FF 89 B KC 75 F SI 90 F SI 90 S CH 84 3-3 K 1-2		B FF 93 B FF 92 F FF 93 X FF 94 2-1 26 FC5 24 1B 1B	3 0 0	0 0 0	1 0 0	0 0 0	1 0 0	2 0 0	2 0 0
24 Evan Gattis, R (1, 7) OBP: 0.315, SLG: 0.552 (9, 2)		X FF 90 0-0 F9			B SL 80 X FF 88 1-0 G6-3		B KC 74 F FF 89 X SL 81 1-1 23 FC5-2 26 HBP 2-3 1B		1 SAFE F FF 93 F FF 93 X KC 84 0-2 23 PB 26 FC5 23 G6-3 1-2 1B	4	1	2	0	0	0	1
26 Dan Uggla, R (1, 4) OBP: 0.312, SLG: 0.418		B SI 90 X SI 91 1-0 G1-3			X SL 82 0-0 F7		F SL 81 D SL 81 H SI 88 2-1 23 FC5-2 1-2 HBP		B FF 94 S FF 95 B FF 95 C FF 95 X KC 86 2-2 FC5 23 G6-3 23 PB 7 1B 1-2 2-3f	3	1	0	0	0	0	3
23 Chris Johnson, R (1, 5) OBP: 0.366, SLG: 0.460			C SI 89 B SI 89 S SL 81 F FF 89 X SI 89 1-2 G4-3		F SI 89 B SI 88 B SL 81 X FF 89 2-1 L8		F SI 89 B FF 88 B FF 89 X SL 80 2-1 FC5-2 1-2 2-3 3-Hf		B FF 96 C FF 95 X FF 96 1-1 G6-3 1-3 2-H	4	0	0	1	0	0	4
49 Julio Teheran, R (1, 1) OBP: 0.244, SLG: 0.231 25 Joey Terdoslavich, S (7, PH) OBP: 0.259, SLG: 0.240 43 Luis Avilan, L (7, 1) 52 Jordan Walden, R (8, 1) 7 Reed Johnson, R (9, PH) OBP: 0.325, SLG: 0.358 (9, 7)			B FF 89 F SI 89 X SL 80 1-1 G6-3			B SL 78 B FF 87 C SI 88 C FF 88 X SL 80 2-2 G5-3	S CH 83 S CH 83 S CH 84 0-3 K		L FF 94 B KC 84 X FF 95 1-1 3-H 1B	2 1 0 0 1	0 0 0 0 0	0 0 0 0 1	0 0 0 0 1	0 1 0 0 0	0 0 0 0 0	0 3 0 0 0
Inning Stats	R: 0 E: 0 K: 0 S: 12 H: 0 LOB: 0 BB: 0 P: 14	R: 0 E: 0 K: 0 S: 4 H: 0 LOB: 0 BB: 1 P: 10	R: 0 E: 0 K: 0 S: 7 H: 0 LOB: 0 BB: 0 P: 9	R: 0 E: 0 K: 1 S: 8 H: 0 LOB: 1 BB: 1 P: 16	R: 0 E: 0 K: 0 S: 4 H: 0 LOB: 0 BB: 0 P: 7	R: 0 E: 0 K: 0 S: 8 H: 0 LOB: 1 BB: 1 P: 17	R: 0 E: 0 K: 2 S: 13 H: 2 LOB: 3 BB: 0 P: 23	R: 0 E: 0 K: 1 S: 14 H: 1 LOB: 1 BB: 0 P: 15	R: 2 E: 0 K: 0 S: 13 H: 3 LOB: 1 BB: 0 P: 20	1B: 6 2B: 0 3B: 0 HR: 0 SF: 0 SAC: 0 DP: 0 HBP: 1						WP: 0 PB: 1 SB: 1 CS: 0 PA: 37	

PITCHER		IP	WLS	BF	H	R	ER	SO	BB	IBB	HBP	BLK	WP	HR	S	P	ERA	WHIP
35 Dillon Gee, R ERA: 4.07	(1, 1)	7.0		27	2	0	0	3	3	0	1	0	0	0	56	96	0.00	0.714
32 LaTroy Hawkins, R ERA: 3.19	(8, 1)	1.0	H	4	1	0	0	1	0	0	0	0	0	0	14	15	0.00	1.000
39 Bobby Parnell, R ERA: 2.4	(9, 1)	1.0	L	6	3	2	1	0	0	0	0	0	0	0	13	20	9.00	3.000

PITCHER		IP	WLS	BF	H	R	ER	SO	BB	IBB	HBP	BLK	WP	HR	S	P	ERA	WHIP

AB	33
R	2
H	6
RBI	2
BB	3
SO	4
LOB	18

Atlanta Braves @ New York Mets

Citi Field, Flushing, NY

Mon Jul 22 2013, 7:21 PM - 10:21 PM EDT

Att. 25,111 - Cloudy - 78 F

livebaseballscorecards.com

BOTTOM

Batter	1	2	3	4	5	6	7	8	9	AB	R	H	RBI	BB	SO	LOB
22 Eric Young Jr., S (1, 7) OBP: 0.322, SLG: 0.357	B FF 89 C FF 90 B SI 89 S FF 91 B SI 92 B FF 92 4-2 5 BB		C FF 94 S CU 73 B CU 75 B SI 90 F FF 93 F FF 93 F CU 76 T CH 82 2-2 ② K		C CH 82 X CH 83 0-1 ② G4-3			1 SAFE T FF 95 1 SAFE X FF 95 0-1 ① FC1-6 5 28 S S 1-2f		3	0	0	0	1	1	1
28 Daniel Murphy, L (1, 4) OBP: 0.304, SLG: 0.390	X FF 92 0-0 ① F9		C FF 92 B CH 81 F CU 73 B SI 91 B SI 92 X FF 93 3-2 1B		C CU 72 B CH 82 B FF 92 F FF 92 S FF 92 2-3 ③ K			C FF 94 P PO 87 P PO 87 S CH 86 B CH 84 B FF 97 4-2 1-2 BB		3	0	1	0	1	1	1
5 David Wright, R (1, 5) OBP: 0.394, SLG: 0.515	S FF 92 B FF 93 S CU 73 F SI 90 1 SAFE C CU 72 1-3 ②③ K 1-2		1 SAFE B FF 93 F FF 92 S FF 92 X FF 94 1-2 ③ F8			C SL 82 B CU 74 X SL 81 1-1 ① F8		S SL 84 T CH 85 C FF 97 0-3 ② K 2-3		4	0	0	0	0	2	4
6 Marlon Byrd, R (1, 9) OBP: 0.321, SLG: 0.522		C CU 71 S SL 81 S FF 93 0-3 ① K	F FF 92 S FF 92 X FF 92 0-2 29 1B 3B			S FF 92 X CU 73 0-1 ② P3		F FF 96 X FF 96 0-1 ③ F9		4	1	1	0	0	1	2
29 Ike Davis, L (1, 3) OBP: 0.265, SLG: 0.262		B CU 72 B SI 90 C SI 89 B FF 92 X FF 92 3-1 2B	X FF 92 0-0 44 G5-4-3 3-H 1B			B CU 72 B CU 74 B FF 92 C FF 91 X FF 92 3-1 ③ G3			C FF 96 S FF 97 C KC 85 0-3 ① K	4	0	2	1	0	1	0
44 John Buck, R (1, 2) OBP: 0.286, SLG: 0.391 30 Andrew Brown, R (9, PR) OBP: 0.308, SLG: 0.438		B FF 88 B FF 92 H SI 87 3-0 HBP	B FF 90 X SL 83 1-0 ①② G5-4-3 1-2f				F SI 93 X FF 93 0-1 ① P5		C KC 84 B FF 96 B FF 96 S FF 96 F FF 97 H KC 85 3-2 3 WP HBP	2 0	0 0	0 0	0 0	0 0	0 0	1 0
9 Kirk Nieuwenhuis, L (1, 8) OBP: 0.294, SLG: 0.360 12 Juan Lagares, R (7, PH) OBP: 0.280, SLG: 0.392 (8, 8)		B CU 72 F FF 92 F FF 91 B CU 74 S SL 84 2-3 ② K	B CU 73 B CH 82 B SI 89 B FF 92 4-0 BB				C FF 92 S SI 93 B CH 84 B SI 91 F SI 92 B CU 74 X SI 93 3-2 ② G6-3	B FF 95 B FF 96 1 SAFE C FF 94 B FF 95 1 SAFE F FF 95 F FF 96 S FF 95 3-3 ② K		1 2	0 0	0 0	0 0	1 0	1 1	2 1
3 Omar Quintanilla, L (1, 6) OBP: 0.316, SLG: 0.325		C FF 92 B SI 89 S CU 73 B FF 91 X CU 74 2-2 ③ G4-3	1 SAFE C FF 92 X SI 90 0-1 ③ L9				B SI 92 C SI 91 S CU 75 S SI 93 1-3 ③ K	C FF 95 B KC 84 F FF 96 B KC 84 F KC 84 F FF 95 B KC 84 F FF 95 F KC 84 4-2 B FF 95 1-2 BB		3	0	0	0	1	1	3
35 Dillon Gee, R (1, 1) OBP: 0.158, SLG: 0.111 32 LaTroy Hawkins, R (8, 1) 13 Josh Satin, R (8, PH) OBP: 0.471, SLG: 0.522 39 Bobby Parnell, R (9, 1) 2 Justin Turner, R (9, PH) OBP: 0.304, SLG: 0.326			C FF 92 B SI 89 B SL 81 C FF 92 B FF 93 T FF 91 3-2 ① K		F FF 91 B SI 90 F FF 92 X FF 91 1-2 ① F8			B SL 84 X FF 96 1-0 22 FC1-6 1B	B KC 84 X FF 95 1-0 ③ L8	2 0 1 0 1	0 0 0 0 0	0 0 1 0 0	0 0 0 0 0	0 0 0 0 1	1 0 0 0 2	0 0 0 0 0

	AB	30
	R	1
	H	5
	RBI	1
	BB	4
	SO	10
	LOB	17

Inning Stats	1	2	3	4	5	6	7	8	9
	R: 0 E: 0 K: 1 S: 7 H: 0 LOB: 0 BB: 1 P: 12	R: 0 E: 0 K: 2 S: 11 H: 1 LOB: 2 BB: 0 P: 21	R: 0 E: 0 K: 2 S: 15 H: 1 LOB: 1 BB: 0 P: 24	R: 1 E: 0 K: 0 S: 7 H: 2 LOB: 1 BB: 1 P: 12	R: 0 E: 0 K: 1 S: 8 H: 0 LOB: 0 BB: 0 P: 11	R: 0 E: 0 K: 0 S: 6 H: 0 LOB: 0 BB: 0 P: 10	R: 0 E: 0 K: 1 S: 9 H: 0 LOB: 0 BB: 0 P: 13	R: 0 E: 0 K: 1 S: 12 H: 1 LOB: 2 BB: 1 P: 15	R: 0 E: 0 K: 2 S: 17 H: 0 LOB: 2 BB: 1 P: 28

| | | | |

Batter	1	2	3	4	5	6	7	8	9	AB	R	H	RBI	BB	SO	LOB
19 Andrelton Simmons, R (1, 6) OBP: 0.283, SLG: 0.357	B FC 87 X FF 87 1-0 HR	T FC 87 X CU 76 0-1 ② F7		C CU 75 C FC 86 F CU 81 B FC 89 D CU 80 B FC 86 F CU 78 F FC 86 F FC 85 4-2 B CU 75 BB			C SL 81 S SL 82 X FS 85 0-2 ① G6-3		B KC 84 X FF 94 1-0 ③ G6-3	4	1	1	1	1	0	2
22 Jason Heyward, L (1, 8) OBP: 0.325, SLG: 0.366	X FF 89 0-0 8 G6-3 24 1B 1B	B FF 92 C FC 88 X FF 91 1-1 ③ F7		B CH 82 C FC 86 F CU 73 B FC 86 S FC 86 2-3 ③ K			B FF 90 B FS 84 S FF 90 B FS 86 B FF 91 4-1 BB			3	0	1	0	1	1	4
8 Justin Upton, R (1, 9) OBP: 0.347, SLG: 0.447	C FC 86 S CU 76 X FC 86 0-2 ① G6-3 1-2		F FC 88 S FF 90 B FC 87 B FC 90 B CU 75 S FC 85 3-3 ① K		C FC 86 B FF 90 F FC 85 D CU 80 B CU 83 X FC 85 3-2 ① G4-3		B FF 92 X FF 90 1-0 ② F9			4	0	0	0	0	1	2
5 Freddie Freeman, L (1, 3) OBP: 0.383, SLG: 0.469	C FF 91 F FC 88 S FC 88 0-3 ② K		C CU 73 B FC 86 X FC 90 1-1 ② G6-3		X FF 89 0-0 ② F8		B SI 91 X SL 84 1-0 ③ P5			4	0	0	0	0	1	2
16 Brian McCann, L (1, 2) OBP: 0.376, SLG: 0.536	B FF 91 F FC 89 C FC 88 B FC 89 B FF 90 4-1 24 1B BB		B CU 75 F FC 86 B CH 82 F FC 88 B FC 89 X FC 85 3-2 2B		C FF 90 X CU 77 0-1 ③ G3			C FF 91 B CU 78 F FF 92 F CU 77 S CH 84 1-3 ① K		3	0	1	0	1	1	0
24 Evan Gattis, R (1, 7) OBP: 0.314, SLG: 0.545	C FC 87 F CU 78 X FC 88 0-2 ③ 1-2 2-H 1B		F FC 87 F CU 76 S FF 90 0-3 ③ K			F FC 84 B FC 86 F FF 89 X FF 92 1-2 ① F9		F FF 93 F SL 90 X FF 91 0-2 ② L8		4	0	1	0	0	1	1
26 Dan Uggla, R (1, 4) OBP: 0.317, SLG: 0.421		C FC 87 B FC 87 H CH 87 2-1 23 2B HBP		S FC 87 F FC 86 F CU 79 B FC 88 B CU 77 X FC 84 2-2 54 SH1 1B		X FC 86 0-0 23 S 1B		S CU 78 S SL 88 B CU 79 B CU 80 X SL 87 2-2 ③ L6		3	0	2	0	0	0	0
23 Chris Johnson, R (1, 5) OBP: 0.365, SLG: 0.460		S FC 85 X FC 87 0-1 1-3 2B		F FF 90 D CU 76 X FC 84 1-1 ① P3		F FF 89 B FC 86 1 SAFE F FF 91 B FC 85 B FF 91 1 SAFE S FC 88 3-3 ② 1-2 K			C FF 90 C KC 82 F FF 92 B FF 92 S KC 84 1-3 ① K	4	0	1	0	0	2	2
54 Kris Medlen, S (1, 1) OBP: 0.265, SLG: 0.344 48 David Carpenter, R (6, 1) 40 Kameron Loe, R (8, 1) 7 Reed Johnson, R (9, PH) OBP: 0.322, SLG: 0.355		F FC 86 X CU 79 0-1 ① G3		L FF 87 X FF 89 0-1 ② SH1 1-2		S FF 89 F FC 87 S FC 87 0-3 ③ K			C KC 82 C KC 82 S FF 95 0-3 ② K	2 0 0 1	0 0 0 0	0 0 0 0	0 0 0 0	0 0 0 0	1 0 0 1	3 0 0 0
Inning Stats	R: 1 E: 0 K: 1 S: 12 H: 3 LOB: 2 BB: 1 P: 17	R: 0 E: 0 K: 0 S: 9 H: 1 LOB: 2 BB: 0 P: 12	R: 0 E: 0 K: 2 S: 11 H: 1 LOB: 1 BB: 0 P: 18	R: 0 E: 0 K: 1 S: 17 H: 1 LOB: 2 BB: 1 P: 26	R: 0 E: 0 K: 0 S: 6 H: 0 LOB: 0 BB: 0 P: 9	R: 0 E: 0 K: 2 S: 10 H: 1 LOB: 1 BB: 0 P: 14	R: 0 E: 0 K: 0 S: 6 H: 0 LOB: 1 BB: 1 P: 12	R: 0 E: 0 K: 1 S: 10 H: 0 LOB: 0 BB: 0 P: 13	R: 0 E: 0 K: 2 S: 8 H: 0 LOB: 0 BB: 0 P: 10	1B: 4 2B: 2 3B: 0 HR: 1	SF: 0 SAC: 1 DP: 0 HBP: 1					

TOP

Atlanta Braves @ New York Mets

Citi Field, Flushing, NY

Tue Jul 23 2013, 7:12 PM - 10:06 PM EDT

Att. 24,355 - Cloudy - 81 F

livebaseballscorecards.com

AB	32
R	1
H	7
RBI	1
BB	3
SO	9
LOB	16

WP: 0 PB: 0 SB: 1 CS: 0 PA: 37

PITCHER		IP	WLS	BF	H	R	ER	SO	BB	IBB	HBP	BLK	WP	HR	S	P	ERA	WHIP
52 Carlos Torres, R ERA: 0.94	(1, 1)	6.0	W	27	7	1	1	6	2	0	1	0	0	1	65	96	1.50	1.500
30 David Aardsma, R ERA: 2.25	(7, 1)	0.2	H	3	0	0	0	0	1	0	0	0	0	0	5	10	0.00	1.500
56 Scott Rice, L ERA: 4.14	(7, 1)	0.1	H	1	0	0	0	0	0	0	0	0	0	0	1	2	0.00	0.000
32 LaTroy Hawkins, R ERA: 3.12	(8, 1)	1.0	H	3	0	0	0	1	0	0	0	0	0	0	10	13	0.00	0.000
39 Bobby Parnell, R ERA: 2.35	(9, 1)	1.0	S	3	0	0	0	2	0	0	0	0	0	0	8	10	0.00	0.000

PITCHER	IP	WLS	BF	H	R	ER	SO	BB	IBB	HBP	BLK	WP	HR	S	P	ERA	WHIP

Batter	1	2	3	4	5	6	7	8	9	AB	R	H	RBI	BB	SO	LOB
22 Eric Young Jr., S (1, 7) OBP: 0.321, SLG: 0.355	C SI 88 S CU 76 B SI 90 B CU 76 S CH 82 2-3 K		S CH 83 F CU 76 B FF 89 X CU 75 1-2 G1-3 1-2		B SI 89 C SI 88 F CU 76 T SI 91 1-2 K		B FF 94 C FF 94 B FF 94 B FF 94 F FF 94 X FF 94 3-2 28 CS 1B			4	0	1	0	0	2	1
28 Daniel Murphy, L (1, 4) OBP: 0.303, SLG: 0.389	C CH 82 X CH 83 0-1 G4-3		F CH 82 B CH 83 X CU 76 1-1 G4-3			X CH 81 0-0 6 FC5-4 5 1B 29 2B 1B	B FF 94 C FF 94 C FF 94 F SL 85 B SL 85 C FF 95 2-3 1-2 K			4	1	1	0	0	1	2
5 David Wright, R (1, 5) OBP: 0.395, SLG: 0.515	B CU 77 X FC 87 1-0 L8			C SI 88 F CU 76 B FF 88 X CU 76 1-2 G6-3		B SI 88 B FF 88 X FC 86 2-0 6 FC5-4 1-2 1B		B SI 88 X SI 86 1-0 29 G4-6-3 1B		4	0	2	0	0	0	0
6 Marlon Byrd, R (1, 9) OBP: 0.320, SLG: 0.517		X FC 85 0-0 G6-3		B FF 89 T FC 85 B FC 85 B SI 90 F FF 90 B CH 82 4-2 44 1B BB		B CU 78 B FC 86 B SI 89 C SI 89 S FF 89 X FF 90 3-2 FC5-4 29 2B 1-2f 2-3 44 1B		1 SAFE C FF 84 S SI 88 T SI 90 0-2 K		3	1	0	0	1	1	3
29 Ike Davis, L (1, 3) OBP: 0.265, SLG: 0.267		L SI 87 X CU 75 0-1 B1-3		C CH 83 1 SAFE B CU 76 1 SAFE C CU 76 F CU 76 1 SAFE F CU 77 B CU 76 2-3 S CH 83 K		C SI 90 B CH 82 1 SAFE S CU 77 X CU 78 1-2 44 1B 12 SF9 1-3 3-H 2B		F SI 88 B CH 80 X SI 89 1-1 G4-6-3 1-2f		4	1	1	1	0	1	2
44 John Buck, R (1, 2) OBP: 0.290, SLG: 0.394		C FF 88 B CU 77 B FC 84 C FF 90 B FC 84 X CU 77 3-2 G6-3		S SI 89 1 SAFE F FC 84 F FF 91 D CU 78 B FF 90 X FC 87 2-2 1-2 1B		B FF 90 B CU 77 X SI 89 2-0 2-3 3-H 1B				3	0	2	1	0	0	0
12 Juan Lagares, R (1, 8) OBP: 0.281, SLG: 0.400			B FC 85 C FF 88 S CH 81 X SI 91 1-2 3 F8 52 1B 2B	C CU 76 F SI 90 B CH 82 S CH 82 1-3 K		S SL 86 F FF 96 F FF 95 X SL 86 0-2 SF9 3-H				2	1	1	1	0	1	2
3 Omar Quintanilla, L (1, 6) OBP: 0.311, SLG: 0.319			B SI 89 S CH 81 C SI 91 B CH 82 X CH 82 2-2 F8 2-3		B SI 86 X CH 81 1-0 G1-3	B FF 95 B FF 94 F FF 95 X FF 93 2-1 P5				3	0	0	0	0	0	2
52 Carlos Torres, R (1, 1) OBP: 0.250, SLG: 0.250 30 David Aardsma, R (7, 1) 56 Scott Rice, L (7, 1) 9 Kirk Nieuwenhuis, L (7, PH) OBP: 0.291, SLG: 0.356 32 LaTroy Hawkins, R (8, 1) 39 Bobby Parnell, R (9, 1)			B CU 78 X SI 90 1-0 22 G1-3 3-H 1B		X SI 87 0-0 G6-3		B FF 94 C CH 87 F CH 87 F FF 94 B SL 86 X SI 94 2-2 G3			2 0 0 0 1 0 0 0	0 0 0 0 0 0 0 0	1 0 0 0 0 0 0 0	1 0 0 0 0 0 0 0	0 0 0 0 0 0 0 0	0 0 0 0 0 0 0 0	0 0 0 0 0 0 0 0
Inning Stats	R: 0 E: 0 K: 1 S: 6 H: 0 LOB: 0 BB: 0 P: 9	R: 0 E: 0 K: 0 S: 6 H: 0 LOB: 0 BB: 0 P: 9	R: 1 E: 0 K: 0 S: 12 H: 2 LOB: 1 BB: 0 P: 18	R: 0 E: 0 K: 2 S: 17 H: 1 LOB: 2 BB: 1 P: 27	R: 0 E: 0 K: 1 S: 5 H: 0 LOB: 0 BB: 0 P: 7	R: 3 E: 0 K: 0 S: 15 H: 4 LOB: 1 BB: 0 P: 25	R: 0 E: 0 K: 1 S: 11 H: 0 LOB: 0 BB: 0 P: 18	R: 0 E: 0 K: 1 S: 6 H: 1 LOB: 0 BB: 0 P: 8		1B: 7 2B: 2 3B: 0 HR: 0 SF: 1 SAC: 0 DP: 1 HBP: 0				WP: 0 PB: 0 SB: 0 CS: 1	PA: 32	

PITCHER		IP	WLS	BF	H	R	ER	SO	BB	IBB	HBP	BLK	WP	HR	S	P	ERA	WHIP
54 Kris Medlen, R ERA: 3.78	(1, 1)	5.1	L	24	7	4	4	4	1	0	0	0	0	0	55	87	6.75	1.500
48 David Carpenter, R ERA: 2.08	(6, 1)	1.2		5	1	0	0	1	0	0	0	0	0	0	17	26	0.00	0.600
40 Kameron Loe, R ERA: 7.31	(8, 1)	1.0		3	1	0	0	1	0	0	0	0	0	0	6	8	0.00	1.000

PITCHER	IP	WLS	BF	H	R	ER	SO	BB	IBB	HBP	BLK	WP	HR	S	P	ERA	WHIP

BOTTOM

Atlanta Braves @ New York Mets

Citi Field, Flushing, NY

Tue Jul 23 2013, 7:12 PM - 10:06 PM EDT

Att. 24,355 - Cloudy - 81 F

livebaseballscorecards.com

AB	30
R	4
H	9
RBI	4
BB	1
SO	6
LOB	12

Atlanta Braves @ New York Mets

Citi Field, Flushing, NY

Wed Jul 24 2013, 7:11 PM - 10:13 PM EDT

Att. 28,194 - Partly Cloudy - 80 F

livebaseballscorecards.com

Batter	1	2	3	4	5	6	7	8	9	AB	R	H	RBI	BB	SO	LOB
19 Andrelton Simmons, R (1, 6) OBP: 0.285, SLG: 0.365	B FF 90 C SI 90 B SI 89 X SL 85 2-1 22 G4-3 1B		B SL 84 F SI 90 B CH 83 X FF 90 2-1 ③ L6		C CU 75 B FF 89 B SI 89 1 SAFE F CH 84 F FF 91 X CU 74 2-2 1-H HR		B SL 83 C SL 82 B FF 94 B FF 93 X FF 92 3-1 ② P3		D CU 78 X SL 86 1-0 ② L7	5	1	2	2	0	0	3
22 Jason Heyward, L (1, 8) OBP: 0.327, SLG: 0.362	S FF 91 B FF 91 X SI 90 1-1 ① ② G4-3 1-2f			B CH 83 B CH 83 S SI 90 B SL 84 X CH 84 3-1 ① G3	B SI 90 B CH 84 C CH 84 B FF 91 B CH 84 4-1 BB		C FF 93 F CH 83 D FF 94 S CH 84 1-3 ③ K		B FF 92 C SL 87 C SL 87 B FF 92 F FF 92 B FF 92 B SL 86 4-2 8 PB 8 1B 1-2 2-3 BB	3	0	0	0	2	1	2
8 Justin Upton, R (1, 9) OBP: 0.345, SLG: 0.444	B SI 90 X FF 92 1-0 ③ P3			S FF 91 B SI 89 F CH 84 F FF 90 X CU 76 1-2 ② G5-3	C FF 92 B SL 81 S SI 93 X CH 83 1-2 ② F9			B FF 92 B CH 85 X FF 91 2-0 ① G5-3	C SL 87 F SL 87 B FF 92 B SL 86 D CU 79 F SL 86 X SL 86 3-2 ③ 1-H 2-H 3-H 1B	5	0	1	1	0	0	1
5 Freddie Freeman, L (1, 3) OBP: 0.379, SLG: 0.464		F SI 90 F CH 85 F FF 90 F CU 78 F FF 91 B FF 91 B FF 92 F SL 85 F FF 91 2-3 ① S CH 86 K		F SI 89 X FF 90 0-1 ③ L8	B FF 93 S CH 82 F FF 94 D CH 83 F CH 82 X FF 94 2-2 ③ G3			S CU 78 S SL 80 F CU 79 S CU 79 0-3 ② K2-3		4	0	0	0	0	2	1
16 Brian McCann, L (1, 2) OBP: 0.374, SLG: 0.528		F FF 91 B SI 90 B FF 91 X CH 85 2-1 ② G3			C CH 82 F FF 89 B FF 89 F SL 84 X CH 83 1-2 E4 24 1B 26 HR	B SI 93 C CH 81 C FF 94 X CH 83 1-2 ① P4		C FF 90 F FF 90 H FF 90 1-2 24 FC5-4 HBP		3	1	0	0	0	0	0
24 Evan Gattis, R (1, 7) OBP: 0.318, SLG: 0.560 13 Jose Constanza, L (8, 7) OBP: 0.222, SLG: 0.222		B SI 91 S SL 86 F SI 90 B CU 77 F FF 90 X FF 91 2-2 HR			C FF 91 B SI 90 X CU 77 1-1 26 HR 1-2 1B	S SL 82 S SL 85 S SL 84 0-3 ② K		B CH 84 B FF 91 X CH 84 2-0 ③ FC5-4 1-2f		4 0	2 0	2 0	1 0	0 0	1 0	1 0
26 Dan Uggla, R (1, 4) OBP: 0.319, SLG: 0.431		F FF 91 S FF 90 B FF 91 B FF 91 S SL 86 2-3 ③ K			X SL 84 0-0 1-H 2-H HR	F FF 93 X FF 93 0-1 ③ F9			X FF 90 0-0 7 FC5 23 E 1B	4	1	2	3	0	1	0
23 Chris Johnson, R (1, 5) OBP: 0.363, SLG: 0.458 4 Paul Janish, R (9, PR) (9, 5)			B SI 88 S SL 84 F SI 88 X CU 77 1-2 ① G5-3		S SL 85 B SI 89 B SI 89 S CU 76 B FF 91 F SL 84 F SI 89 X FF 90 3-2 19 HR 1B		C FF 92 C FF 93 B CH 83 S CH 83 1-3 ① K		C FF 91 S SL 85 B SL 86 X SL 87 1-2 FC4 22 BB 7 FC5 8 PB 1-2	4 0	1 1	1 0	0 0	0 0	1 0	1 0
15 Tim Hudson, R (1, 1) OBP: 0.238, SLG: 0.263 43 Luis Avilán, L (8, 1) 52 Jordan Walden, R (8, 1) 7 Reed Johnson, R (9, PH) OBP: 0.319, SLG: 0.352 20 Luis Ayala, R (9, 1)			B FF 89 C SI 89 X SI 89 1-1 ② G6-3		L SI 89 L SL 83 F CU 75 L SL 84 0-3 ① K		B FF 93 F FF 92 B SL 83 S FF 92 B CH 83 F FF 92 F FF 93 B FF 94 4-2 BB		B SL 86 S SL 87 S SL 86 X SL 87 1-2 ① FC5 8 PB 22 BB 8 1B 1-2 2-3f	2 0 0 1 0	0 0 0 1 0	0 0 0 0 0	0 0 0 0 0	1 0 0 0 0	1 0 0 0 0	1 0 0 2 0

Inning Stats																								
	R: 0	H: 1	R: 1	H: 1	R: 0	H: 0	R: 0	H: 0	R: 5	H: 4	R: 0	H: 0	R: 0	H: 0	R: 0	H: 0	R: 2	H: 2	1B: 5	SF: 0	WP: 0	PA: 39
	E: 0	LOB: 0	E: 0	LOB: 0	E: 0	LOB: 0	E: 0	LOB: 0	E: 1	LOB: 1	E: 0	LOB: 0	E: 0	LOB: 1	E: 0	LOB: 1	E: 1	LOB: 2	2B: 0	SAC: 0	PB: 1	
	K: 0	BB: 0	K: 2	BB: 0	K: 0	BB: 0	K: 1	BB: 0	K: 1	BB: 1	K: 2	BB: 1	K: 1	BB: 0	K: 0	BB: 1	K: 0	BB: 1	3B: 0	SF: 1	SB: 0	
	S: 5	P: 9	S: 17	P: 25	S: 7	P: 11	S: 8	P: 12	S: 28	P: 42	S: 8	P: 9	S: 12	P: 21	S: 8	P: 13	S: 14	P: 24	HR: 3	HBP: 1	CS: 0	

PITCHER	IP	WLS	BF	H	R	ER	SO	BB	IBB	HBP	BLK	WP	HR	S	P	ERA	WHIP
53 Jeremy Hefner, R (1, 1) ERA: 4.17	4.1	L	20	6	6	5	3	1	0	0	0	0	3	58	89	10.38	1.615
71 Gonzalez Germen, R (5, 1) ERA: 1.42	2.2		9	0	0	0	3	1	0	0	0	0	0	27	40	0.00	0.375
66 Josh Edgin, L (8, 1) ERA: 4.1	1.0		4	0	0	0	1	0	0	1	0	0	0	8	13	0.00	0.000
50 Scott Atchison, R (9, 1) ERA: 3.8	1.0		6	2	2	0	0	1	0	0	0	0	0	14	24	0.00	3.000

PITCHER	IP	WLS	BF	H	R	ER	SO	BB	IBB	HBP	BLK	WP	HR	S	P	ERA	WHIP

TOP	
AB	35
R	8
H	8
RBI	7
BB	3
SO	7
LOB	12

Atlanta Braves @ New York Mets

Citi Field, Flushing, NY

Wed Jul 24 2013, 7:11 PM - 10:13 PM EDT

Att. 28,194 - Partly Cloudy - 80 F

livebaseballscorecards.com

BOTTOM

Batter	1	2	3	4	5	6	7	8	9	AB	R	H	RBI	BB	SO	LOB
22 Eric Young Jr., S (1, 7) OBP: 0.317, SLG: 0.350	C SI 89 X SI 89 0-1 ① G4-3		B FF 89 C FF 90 B SI 90 X FF 91 2-1 ③ G6-3			B SI 88 C SI 88 S FC 84 X SI 90 1-2 ① G3-1		X CU 76 0-0 ② G3-1 1-2 2-3		4	0	0	0	0	0	2
28 Daniel Murphy, L (1, 4) OBP: 0.307, SLG: 0.396	X SI 89 0-0 2B			B FC 82 B SI 88 C FF 90 B SI 89 B SI 89 4-1 5 G6-4-3 BB		B CU 76 B FS 80 C FF 89 B FC 84 F SI 90 C SI 91 3-3 ② K		C SI 92 B CU 75 S SI 92 B SI 91 F SI 92 X SI 91 2-2 2-H 3-H 2B		3	0	2	2	1	1	0
5 David Wright, R (1, 5) OBP: 0.392, SLG: 0.509	B SI 89 S FS 82 F SI 89 F FC 86 X FC 85 1-2 ② G6-3			B SI 90 X SI 88 1-0 ① ② G6-4-3 1-2f		F FS 80 F SI 89 B CU 77 B SI 90 C CU 76 2-3 ③ K		B FF 94 B FF 96 B SL 82 C FF 96 F FF 95 S FF 97 3-3 ③ K		4	0	0	0	0	2	3
6 Marlon Byrd, R (1, 9) OBP: 0.322, SLG: 0.517	X FC 85 0-0 ③ P3			B SI 89 C FF 89 S CU 76 B SI 90 B SI 90 X SI 90 3-2 29 BB 1B			B SI 88 B FF 88 C SI 88 F SI 89 C SI 89 2-3 ① K		B SI 88 F SI 88 B CH 87 B SL 84 X SI 87 3-1 29 G3-6-3 1B	4	0	2	0	0	1	1
29 Ike Davis, L (1, 3) OBP: 0.265, SLG: 0.263		C FC 84 F SI 90 B CU 77 F FC 85 B CU 78 B FS 80 C SI 90 3-3 ① K		B FS 83 B SI 90 B FS 80 B SI 90 4-0 1-2 BB			B FS 79 C FC 83 B FC 82 B FF 89 F FF 89 C SI 90 3-3 ② K		X CH 81 0-0 ① ② G3-6-3 1-2f	3	0	0	0	1	2	1
9 Kirk Nieuwenhuis, L (1, 8) OBP: 0.286, SLG: 0.348 71 Gonzalez Germen, R (5, 1) 30 Andrew Brown, R (7, PH) OBP: 0.302, SLG: 0.429 66 Josh Edgin, R (8, 1) 50 Scott Atchison, R (9, 1) 13 Josh Satin, R (9, PH) OBP: 0.465, SLG: 0.514		B CU 77 B FS 81 S FF 91 B SI 91 F SI 90 F FF 91 C FF 91 3-3 ② K		C CU 78 S FC 86 B SI 91 S FC 87 1-3 ③ K			C CU 75 F SI 90 X FC 84 0-2 ③ F9		B SI 88 C SI 88 C SL 83 S SI 89 1-3 ③ K	2 0 1 0 0 1	0 0 0 0 0 0	0 0 0 0 0 0	0 0 0 0 0 0	0 0 0 0 0 1	2 0 0 0 0 0	2 0 0 0 0 0
20 Anthony Recker, R (1, 2) OBP: 0.231, SLG: 0.386	C CU 76 S SI 90 F SI 90 S FC 86 0-3 ③ K				X SI 88 0-0 3 FC4-6 1B			B FS 77 B FC 83 C SI 89 F SI 89 B FS 82 B SI 89 4-2 22 G3-1 3 1B 28 2B BB		2	1	1	0	1	1	0
3 Omar Quintanilla, L (1, 6) OBP: 0.311, SLG: 0.320			B SI 89 X SI 89 1-0 ① G4-3		X SI 89 0-0 ① FC4-6 12 G6-4-3 1-2f			C SI 89 D FS 82 F SI 90 B SI 90 F FC 82 X SI 90 2-2 22 G3-1 28 2B 1B 1-2		3	1	1	0	0	0	1
53 Jeremy Hefner, R (1, 1) 12 Juan Lagares, R (5, 8) OBP: 0.278, SLG: 0.395			C SI 90 X SI 89 0-1 ② G6-3		B FC 83 B SI 89 X SI 90 2-0 ② ③ G6-4-3 1-2f			C SI 91 B SI 90 F FC 85 C FC 86 1-3 ① K		1 2	0 0	0 0	0 0	0 0	0 1	0 3
Inning Stats	R: 0 E: 0 K: 0 S: 8 H: 1 LOB: 1 BB: 0 P: 9	R: 0 E: 0 K: 3 S: 12 H: 0 LOB: 0 BB: 0 P: 18	R: 0 E: 0 K: 0 S: 5 H: 0 LOB: 0 BB: 0 P: 8	R: 0 E: 0 K: 1 S: 8 H: 1 LOB: 2 BB: 2 P: 21	R: 0 E: 0 K: 0 S: 3 H: 1 LOB: 0 BB: 0 P: 5	R: 0 E: 0 K: 2 S: 9 H: 0 LOB: 0 BB: 0 P: 15	R: 0 E: 0 K: 2 S: 9 H: 0 LOB: 0 BB: 0 P: 14	R: 2 E: 0 K: 2 S: 17 H: 2 LOB: 1 BB: 1 P: 29	R: 0 E: 0 K: 1 S: 6 H: 1 LOB: 0 BB: 0 P: 10	1B: 4 2B: 2 3B: 0 HR: 0 SF: 0 SAC: 0 DP: 3 HBP: 0						WP: 0 PB: 0 SB: 0 CS: 0 PA: 33	

	AB	30
	R	2
	H	6
	RBI	2
	BB	3
	SO	11
	LOB	13

PITCHER		IP	WLS	BF	H	R	ER	SO	BB	IBB	HBP	BLK	WP	HR	S	P	ERA	WHIP
15 Tim Hudson, R ERA: 3.97	(1, 1)	7.2	W	28	4	2	2	9	3	0	0	0	0	0	64	107	2.35	0.913
43 Luis Avilán, L ERA: 1.35	(8, 1)	0.0		1	1	0	0	0	0	0	0	0	0	0	4	6	∞	∞
52 Jordan Walden, R ERA: 2.51	(8, 1)	0.1		1	0	0	0	1	0	0	0	0	0	0	3	6	0.00	0.000
20 Luis Ayala, R ERA: 4.5	(9, 1)	1.0		3	1	0	0	1	0	0	0	0	0	0	6	10	0.00	1.000

PITCHER	IP	WLS	BF	H	R	ER	SO	BB	IBB	HBP	BLK	WP	HR	S	P	ERA	WHIP

Atlanta Braves @ New York Mets

Citi Field, Flushing, NY

Thu Jul 25 2013, 12:11 PM - 3:37 PM EDT

Att. 35,793 - Cloudy - 66 F

TOP

livebaseballscorecards.com

Batter	1	2	3	4	5	6	7	8	9	AB	R	H	RBI	BB	SO	LOB
19 Andrelton Simmons, R (1, 6) OBP: 0.282, SLG: 0.362	G6-3		P4		F8		P3			4	0	0	0	0	0	1
7 Reed Johnson, R (1, 8) OBP: 0.317, SLG: 0.357	24 WP 2B		G4-3		P3		K			4	1	1	0	0	1	1
8 Justin Upton, R (1, 9) OBP: 0.342, SLG: 0.439	K		F8		G6-3			G4-3		4	0	0	0	0	1	1
5 Freddie Freeman, L (1, 3) OBP: 0.383, SLG: 0.474	24 WP BB			26 HR 1B		HR		F9		3	2	2	1	1	0	0
24 Evan Gattis, R (1, 7) OBP: 0.312, SLG: 0.549	K 1-3 2-H			P5		G6-3		P4		4	0	0	0	0	1	2
26 Dan Uggla, R (1, 4) OBP: 0.320, SLG: 0.439	K			HR 1-H		23 G4-6-3 HBP			K	3	1	1	2	0	2	2
23 Chris Johnson, R (1, 5) OBP: 0.365, SLG: 0.456		G6-3		BB		G4-6-3 1-2f			11 G5-3 1B	3	0	1	0	1	0	1
11 Gerald Laird, R (1, 2) OBP: 0.384, SLG: 0.400		P4		K			13 FC1-6 BB		G5-3 1-2	3	0	0	0	1	1	2
58 Alex Wood, R (1, 1)		K		G1-3			FC1-6 1-2f		F9	2	0	0	0	0	1	1
40 Kameron Loe, R (5, 1)										0	0	0	0	0	0	0
13 Jose Constanza, L (7, PH) OBP: 0.211, SLG: 0.211										1	0	0	0	0	0	1
38 Anthony Varvaro, R (7, 1)										0	0	0	0	0	0	0
48 David Carpenter, R (8, 1)										0	0	0	0	0	0	0
22 Jason Heyward, L (9, PH) OBP: 0.326, SLG: 0.360										1	0	0	0	0	0	1

	AB	32
	R	4
	H	5
	RBI	3
	BB	3
	SO	7
	LOB	13

Inning Stats	1	2	3	4	5	6	7	8	9
	R: 1 E: 1 K: 3 S: 16	R: 0 E: 0 K: 1 S: 8	R: 0 E: 0 K: 0 S: 6	R: 2 E: 0 K: 1 S: 11	R: 0 E: 0 K: 0 S: 6	R: 1 E: 0 K: 0 S: 6	R: 0 E: 0 K: 1 S: 14	R: 0 E: 0 K: 0 S: 7	R: 0 E: 0 K: 1 S: 16
	H: 1 LOB: 2 BB: 1 P: 31	H: 0 LOB: 0 BB: 0 P: 13	H: 0 LOB: 0 BB: 0 P: 9	H: 2 LOB: 1 BB: 1 P: 23	H: 0 LOB: 0 BB: 0 P: 9	H: 1 LOB: 0 BB: 0 P: 10	H: 0 LOB: 1 BB: 1 P: 22	H: 0 LOB: 0 BB: 0 P: 13	H: 1 LOB: 1 BB: 0 P: 21

	1B: 2	SF: 0	WP: 1	PA: 36
	2B: 1	SAC: 0	PB: 0	
	3B: 0	DP: 1	SB: 0	
	HR: 2	HBP: 1	CS: 0	

PITCHER	IP	WLS	BF	H	R	ER	SO	BB	IBB	HBP	BLK	WP	HR	S	P	ERA	WHIP
45 Zack Wheeler, R (1, 1) ERA: 3.72	6.0	W	25	4	4	3	5	2	0	1	0	1	2	53	95	4.50	1.000
30 David Aardsma, R (7, 1) ERA: 2.14	1.0	H	4	0	0	0	1	1	0	0	0	0	0	14	22	0.00	1.000
32 LaTroy Hawkins, R (8, 1) ERA: 3.05	1.0	H	3	0	0	0	0	0	0	0	0	0	0	7	13	0.00	0.000
39 Bobby Parnell, R (9, 1) ERA: 2.3	1.0	S	4	1	0	0	1	0	0	0	0	0	0	16	21	0.00	1.000

PITCHER	IP	WLS	BF	H	R	ER	SO	BB	IBB	HBP	BLK	WP	HR	S	P	ERA	WHIP

BOTTOM

Batter	1	2	3	4	5	6	7	8	9	AB	R	H	RBI	BB	SO	LOB
22 Eric Young Jr., S (1, 7) OBP: 0.318, SLG: 0.351	C SI 90 C KC 77 F KC 76 B SI 90 S SI 91 1-3 **K** ①		X SI 89 0-0 5 L8 6 E 28 1B **1B**	B SI 90 C SI 90 F SI 90 X KC 76 1-2 **L8** ①		X FF 86 0-0 28 WP 28 1B **2B**	C CU 79 B FF 92 B CU 80 F FF 91 B FF 91 X FF 92 3-2 **G5-3** ②			2	1	1	0	0	1	0
30 Andrew Brown, R (4, 7) OBP: 0.304, SLG: 0.442										3	1	1	0	0	0	0
32 LaTroy Hawkins, R (8, 1)										0	0	0	0	0	0	0
39 Bobby Parnell, R (9, 1)										0	0	0	0	0	0	0
28 Daniel Murphy, L (1, 4) OBP: 0.311, SLG: 0.401	B SI 91 B SI 90 C SI 91 S SI 91 T SI 91 2-2 **K** ②		1 SAFE 1 SAFE B SI 89 1 SAFE X CH 82 1-0 6 E 2 G4-3 **1B** 1-2	C SI 90 B KC 79 C SI 90 B KC 78 S SI 91 2-3 **K** ②		B SI 88 D SI 87 X SI 88 2-0 5 3B **1B** 2-H	X FF 91 0-0 **2B**			5	2	3	1	0	2	0
5 David Wright, R (1, 5) OBP: 0.392, SLG: 0.513	X SI 91 0-0 6 S **1B**		B SI 90 X SI 90 1-0 **L8** ① 2-3	C CH 84 B SI 91 B SI 90 B SI 91 X CH 82 3-1 **F8** ③		D SI 87 F SI 86 F SI 88 X SL 79 1-2 44 2B **3B** 1-H	F FF 92 B FF 91 B FF 92 C CU 80 X FF 93 2-2 **P3** ③			5	1	2	1	0	0	3
6 Marlon Byrd, R (1, 9) OBP: 0.326, SLG: 0.518	F SI 90 B CH 82 F CH 82 F SI 92 B CH 84 X CH 81 2-2 **F7** ③ 1-2		B SI 90 X CH 84 1-0 **E7** 2 G4-3 44 1B **1B** 1-3 3-H		C SI 90 C SI 90 B SI 90 B SI 91 X SI 90 2-2 2 E **1B**	S SI 89 S SI 88 S SI 89 0-3 **K** ①		C SL 85 F FF 94 F FF 95 F FF 92 X SL 84 0-2 44 FC6-4 2 BB **1B**		5	1	3	1	0	1	2
13 Josh Satin, R (1, 3) OBP: 0.473, SLG: 0.507		C SI 89 B KC 76 B KC 76 S CH 83 B CH 83 X SI 90 3-2 2 1B **1B**	C SI 90 B SI 89 F KC 78 B SI 91 B SI 91 F SI 90 B CH 84 4-2 2 G4-3 44 1B **BB**		X SI 89 0-0 **P3** ①	B SI 87 B SI 89 I IN 58 I IN 59 4-0 44 2B **IBB**		C FF 94 S SL 83 B SL 84 F FF 94 B FF 95 C FF 95 2-3 **K** ①		3	1	1	0	2	1	2
2 Justin Turner, R (1, 6) OBP: 0.308, SLG: 0.323		1 SAFE C CH 82 B SI 89 B SI 90 F SI 90 D CH 82 1 SAFE X CH 83 3-2 **1B** 1-2	X CH 84 0-0 **G4-3** ② 1-2 2-3 3-H		C SI 91 C SI 89 B SI 91 1 SAFE B CH 83 F SI 90 B SI 91 X SI 91 3-2 45 FC5 **E3** 1-3	B SI 88 F SI 87 F SI 90 B SI 89 F SI 89 F SI 89 S SI 89 2-3 **K** ②		F FF 94 B SL 83 B SL 84 B FF 94 B FF 95 4-1 44 FC6-4 1-2 **BB**		4	0	1	1	1	1	5
44 John Buck, R (1, 2) OBP: 0.291, SLG: 0.397		S SI 90 B SI 91 C KC 78 B SI 90 S SI 91 2-3 **K** ① 2-H 3-H	X KC 77 0-0 **1B**		X SI 86 0-0 **P1** ② X SI 88	0-0 1-3 3-H **2B**		B FF 94 C FF 95 F FF 94 F FF 96 B FF 96 X FF 96 2-2 **FC6-4** 12 HBP ② 1-2f 2-3		5	0	2	3	0	1	6
12 Juan Lagares, R (1, 8) OBP: 0.287, SLG: 0.390		C SI 90 S CH 83 D CH 83 F KC 77 T SI 90 1-2 **K** ② I IN 70 I IN 73 I IN 72 I IN 72 4-0 **IBB**			I IN 70 I IN 76 I IN 76 I IN 74 4-0 45 FC5 **IBB**	B SL 79 B SI 88 F SI 89 C SI 90 F SI 89 F SI 90 X SI 91 2-2 **G5-3** ③		D SL 86 S SL 85 B FF 94 F FF 94 H FF 94 3-2 **HBP** 1-2		2	0	0	0	2	1	4
45 Zack Wheeler, L (1, 1) OBP: 0.154, SLG: 0.231 30 David Aardsma, R (7, 1) 9 Kirk Nieuwenhuis, L (7, PH) OBP: 0.280, SLG: 0.340 (8, 7)		F SI 90 C KC 77 X KC 78 0-2 **G1-3** ③	X SI 90 0-0 **G6-3** ③		S SI 86 F SI 88 B SI 85 B SI 87 D SI 86 X FF 86 3-2 **FC5** ③ 1-2 2-3f		B FF 91 B FF 90 C FF 91 B FF 90 F FF 91 X FF 92 3-2 **G3** ①	B FF 93 S FF 94 S FF 95 B FF 95 C FF 94 2-3 **K** ③		3 0 2	0 0 0	0 0 0	0 0 0	0 0 0	0 0 1	7 0 3
Inning Stats	R: 0 E: 0 K: 2 S: 12 H: 1 LOB: 1 BB: 0 P: 17	R: 0 E: 0 K: 2 S: 16 H: 2 LOB: 2 BB: 0 P: 25	R: 4 E: 1 K: 0 S: 10 H: 4 LOB: 2 BB: 2 P: 21	R: 0 E: 0 K: 1 S: 8 H: 0 LOB: 0 BB: 0 P: 14	R: 0 E: 1 K: 0 S: 12 H: 1 LOB: 3 BB: 1 P: 24	R: 3 E: 0 K: 2 S: 19 H: 4 LOB: 2 BB: 1 P: 30	R: 0 E: 0 K: 0 S: 10 H: 1 LOB: 1 BB: 0 P: 18	R: 0 E: 0 K: 2 S: 19 H: 1 LOB: 3 BB: 1 P: 32		1B: 10 2B: 3 3B: 1 HR: 0 SF: 0 SAC: 0 DP: 0 HBP: 1						

PITCHER		IP	WLS	BF	H	R	ER	SO	BB	IBB	HBP	BLK	WP	HR	S	P	ERA	WHIP
58 Alex Wood, L ERA: 3.42	(1, 1)	4.1		24	8	4	4	5	1	1	0	0	0	0	54	90	8.31	2.077
40 Kameron Loe, R ERA: 8.15	(5, 1)	1.2	L	11	4	3	3	2	0	2	0	0	1	0	23	41	16.20	2.400
38 Anthony Varvaro, R ERA: 3.28	(7, 1)	1.0		4	1	0	0	0	0	0	0	0	0	0	10	18	0.00	1.000
48 David Carpenter, R ERA: 2.02	(8, 1)	1.0		6	1	0	0	2	1	0	1	0	0	0	19	32	0.00	2.000

PITCHER	IP	WLS	BF	H	R	ER	SO	BB	IBB	HBP	BLK	WP	HR	S	P	ERA	WHIP

Atlanta Braves @ New York Mets

Citi Field, Flushing, NY

Thu Jul 25 2013, 12:11 PM - 3:37 PM EDT

Att. 35,793 - Cloudy - 66 F

livebaseballscorecards.com

AB	39
R	7
H	14
RBI	7
BB	5
SO	9
LOB	32

Batter	1	2	3	4	5	6	7	8	9	AB	R	H	RBI	BB	SO	LOB
13 Matt Carpenter, L (1, 4) OBP: 0.400, SLG: 0.499	B FF 92 C FF 92 B FF 91 B FF 92 X FF 91 3-1 ① F8		B KC 80 X SL 85 1-0 ② F9			C SI 92 B SI 92 C KC 81 B KC 81 B FF 92 X FF 90 3-2 2B		C FF 95 B CH 88 B CH 87 X FF 96 2-1 ③ L4		4	0	1	0	0	0	1
43 Shane Robinson, R (1, 8) OBP: 0.375, SLG: 0.377 19 Jon Jay, L (9, PH) OBP: 0.327, SLG: 0.343	C SI 92 B SL 85 B CH 87 X FF 92 2-1 ② P3		B CH 87 C SL 84 F SI 91 D KC 82 X CH 87 2-2 ③ G1-3			S KC 81 X FF 92 0-1 ② G6-3			B FF 95 T FF 96 C FF 97 S KC 86 1-3 ① K	3 1	0 0	0 0	0 0	0 0	0 1	2 0
3 Carlos Beltrán, S (1, 9) OBP: 0.334, SLG: 0.517	S CH 86 C KC 81 S KC 81 0-3 ③ K			X SL 84 0-0 ① F7		B FF 92 B FF 91 B FF 91 C FF 91 X SI 91 3-1 ③ G6-3			B FF 96 B KC 84 S KC 85 B FF 96 B FF 96 4-1 4 FC6-4 BB	3	0	0	0	1	1	1
21 Allen Craig, R (1, 7) OBP: 0.377, SLG: 0.485		F SI 91 B SL 85 F KC 80 F FF 91 X FF 92 1-2 ① P6		C SI 91 C SI 91 B CH 87 B KC 82 F SL 86 X SL 87 2-2 ② L9			C SI 89 B CH 84 F KC 79 F FF 90 F FF 92 C CH 86 1-3 ① K		B FF 97 C KC 86 F FF 98 F KC 85 B FF 98 F FF 97 C KC 87 2-3 ② K	4	0	0	0	0	2	1
4 Yadier Molina, R (1, 2) OBP: 0.381, SLG: 0.490		X CH 85 0-0 HR		C SL 86 B SL 86 C KC 82 B SL 87 B CH 86 F FF 92 S FF 93 3-3 ③ K			C KC 79 B CH 84 X SL 84 1-1 ② G5-3		X FF 97 0-0 ③ FC6-4 1-2f	4	1	1	1	0	1	1
23 David Freese, R (1, 5) OBP: 0.350, SLG: 0.387		C FF 91 X FF 91 0-1 ② F9			B KC 78 B SL 84 B SL 84 C FF 90 F FF 91 F SL 85 F SI 92 X FF 91 3-2 ① L9		C SL 85 X FF 90 0-1 1B			3	0	1	0	0	0	0
Matt Adams, L (1, 3) OBP: 0.357, SLG: 0.503		C SL 86 B FF 91 B SL 86 S CH 85 F SL 85 F FF 92 F SL 86 C SI 92 2-3 ③ K			B KC 79 F SL 85 B SL 84 X KC 80 2-1 ② P5		B FF 89 C SL 83 X SL 83 1-1 ③ F7			3	0	0	0	0	1	1
38 Pete Kozma, R (1, 6) OBP: 0.286, SLG: 0.301			C SI 91 X CH 86 0-1 50 SH5-4 2B		L SI 92 B KC 80 S FF 90 F CH 87 C FF 91 1-3 ③ K			B FF 96 X FF 96 1-0 ① F9		3	0	1	0	0	1	0
50 Adam Wainwright, R (1, 1) OBP: 0.109, SLG: 0.130 33 Daniel Descalso, L (8, PH) OBP: 0.332, SLG: 0.414 36 Randy Choate, L (8, 1)			X SI 90 0-0 ① SH5-4 2-3			C SI 91 B FF 91 B KC 79 C SI 90 F FF 92 X SI 91 2-2 ① G4-3			X FF 96 0-0 ② P5	1 1 0	0 0 0	0 0 0	0 0 0	0 0 0	0 0 0	0 0 0
Inning Stats	R: 0 E: 0 K: 1 S: 7 H: 0 LOB: 0 BB: 0 P: 12	R: 1 E: 0 K: 1 S: 13 H: 1 LOB: 0 BB: 0 P: 16	R: 0 E: 0 K: 0 S: 7 H: 1 LOB: 1 BB: 0 P: 10	R: 0 E: 0 K: 1 S: 9 H: 0 LOB: 0 BB: 0 P: 14	R: 0 E: 0 K: 1 S: 11 H: 0 LOB: 0 BB: 0 P: 17	R: 0 E: 0 K: 0 S: 11 H: 1 LOB: 1 BB: 0 P: 19	R: 0 E: 0 K: 1 S: 12 H: 1 LOB: 1 BB: 0 P: 15	R: 0 E: 0 K: 0 S: 4 H: 0 LOB: 0 BB: 0 P: 7	R: 0 E: 0 K: 2 S: 10 H: 0 LOB: 1 BB: 1 P: 17	1B: 1 2B: 2 3B: 0 HR: 1 SF: 0 SAC: 1 DP: 0 HBP: 0						

TOP

St. Louis Cardinals @ Atlanta Braves

Turner Field, Atlanta, GA

Fri Jul 26 2013, 7:39 PM - 10:11 PM EDT

Att. 50,124 - Cloudy - 80 F

livebaseballscorecards.com

AB	30
R	1
H	4
RBI	1
BB	1
SO	7
LOB	7

WP: 0 PB: 0 SB: 0 CS: 0 PA: 32

PITCHER		IP	WLS	BF	H	R	ER	SO	BB	IBB	HBP	BLK	WP	HR	S	P	ERA	WHIP
36 Mike Minor, L ERA: 2.89	(1, 1)	7.0	W	25	4	1	1	5	0	0	0	0	0	1	70	103	1.29	0.571
52 Jordan Walden, R ERA: 2.43	(8, 1)	1.0	H	3	0	0	0	0	0	0	0	0	0	0	4	7	0.00	0.000
46 Craig Kimbrel, R ERA: 1.41	(9, 1)	1.0	S	4	0	0	0	2	1	0	0	0	0	0	10	17	0.00	1.000

PITCHER	IP	WLS	BF	H	R	ER	SO	BB	IBB	HBP	BLK	WP	HR	S	P	ERA	WHIP

BOTTOM

St. Louis Cardinals @ Atlanta Braves

Turner Field, Atlanta, GA

Fri Jul 26 2013, 7:39 PM - 10:11 PM EDT

Att. 50,124 - Cloudy - 80 F

livebaseballscorecards.com

Batter	1	2	3	4	5	6	7	8	9	AB	R	H	RBI	BB	SO	LOB
19 Andrelton Simmons, R (1, 6) OBP: 0.279, SLG: 0.358	B FF 92 B SI 93 C FC 92 S FF 93 F FC 90 X CU 77 2-2 ① G5-3	C FF 93 B SI 92 X FF 92 1-1 ③ G6-3			F SI 92 B SI 92 C FF 92 B FC 89 X FC 88 2-2 ② G3		B FC 88 X SI 90 1-0 ② B5			4	0	0	0	0	0	3
22 Jason Heyward, L (1, 9) OBP: 0.325, SLG: 0.370	B FF 93 X FC 91 1-0 ② P5		B CU 74 B FC 90 B FF 92 C FF 89 X FC 90 3-1 ① L9		B CU 74 C FC 86 X FC 83 1-1 HR		B FC 89 X FC 90 1-0 ③ G3			4	1	1	1	0	0	1
5 Freddie Freeman, L (1, 3) OBP: 0.379, SLG: 0.469	B CU 74 B FC 91 F FC 91 F FC 90 F CU 78 S FC 91 2-3 ③ K		F CU 75 F FC 90 B CU 74 S CH 85 1-3 ② K		F FC 88 B FC 92 S CU 75 S CU 76 1-3 ③ K2-3			B SI 85 C SI 86 S SL 77 S SL 77 1-3 ① K		4	0	0	0	0	4	0
24 Evan Gattis, R (1, 7) OBP: 0.317, SLG: 0.548 7 Reed Johnson, R (7, 8) OBP: 0.323, SLG: 0.363		C CU 76 X SI 93 0-1 ① P6	X FC 90 0-0 1B			C FF 91 C CU 75 B CU 76 B FF 91 F CU 76 B FF 94 B CU 80 4-2 26 G5-4-3 BB		X SI 86 0-0 16 G3-6 1B		2	0	1	0	1	0	0
										1	0	1	0	0	0	0
16 Brian McCann, L (1, 2) OBP: 0.372, SLG: 0.527		C SI 92 B FC 88 F FC 90 X CU 75 1-2 26 1B 23 1B 2B	C CU 75 D CH 85 B SI 91 F FC 90 B CH 84 X FF 92 3-2 ③ L9			B SI 91 C FC 88 B FF 91 F FC 90 C FF 92 2-3 ① K		F SI 86 X SI 86 0-1 ② ③ G3-6 1-2f		4	1	1	0	0	1	3
26 Dan Uggla, R (1, 4) OBP: 0.321, SLG: 0.438		X FC 93 0-0 13 FC6-4 23 1B 36 1B 2-3 1B		C FC 89 B FC 88 B SI 93 S FC 92 B FC 90 F FF 94 S CU 76 3-3 ① K		B FF 90 C FC 87 X SI 89 1-1 ② ③ G5-4-3 1-2f				3	1	1	0	0	1	1
23 Chris Johnson, R (1, 5) OBP: 0.368, SLG: 0.458 4 Paul Janish, R (9, 5)		B FC 89 S FC 90 S SI 94 F FC 90 X CU 79 1-2 13 FC6-4 1-2 1B 3-H	C FF 92 B FC 87 S CH 84 B FF 92 F FF 93 S FC 89 2-3 ② K				B FC 86 C SI 92 F FF 91 B FC 89 X FF 92 2-2 25 FC6 25 E 1B			3	1	2	1	0	1	0
										0	0	0	0	0	0	0
13 Jose Constanza, L (1, 8) OBP: 0.182, SLG: 0.182 (7, 7)		T FC 90 B SI 92 F FC 89 X FF 94 1-2 ② FC6-4 36 1B 1-2f 2-3		B FC 88 C SI 89 B CU 75 B FF 91 C FF 91 C FF 92 3-3 ③ K			L SI 90 C CU 72 X CU 75 0-2 ① L4			3	0	0	0	0	1	3
36 Mike Minor, R (1, 1) OBP: 0.154, SLG: 0.237 25 Joey Terdoslavich, S (7, PH) OBP: 0.250, SLG: 0.231 52 Jordan Walden, R (8, 1) 46 Craig Kimbrel, R (9, 1)		X FC 89 0-0 1-2 3-H 1B			B FF 89 C SI 90 C FF 91 B CU 77 F FF 92 B CU 75 S FF 91 3-3 ① K		C CU 73 S FC 88 D CU 75 X FC 88 1-2 FC6 1-H			2	0	1	1	0	1	0
										1	0	0	0	0	0	0
										0	0	0	0	0	0	0
										0	0	0	0	0	0	0
Inning Stats	R: 0 E: 0 K: 1 S: 9 H: 0 LOB: 0 BB: 0 P: 14	R: 2 E: 0 K: 0 S: 16 H: 4 LOB: 2 BB: 0 P: 20	R: 0 E: 0 K: 1 S: 9 H: 1 LOB: 1 BB: 0 P: 16	R: 0 E: 0 K: 3 S: 11 H: 0 LOB: 0 BB: 0 P: 19	R: 1 E: 0 K: 2 S: 12 H: 1 LOB: 0 BB: 0 P: 19	R: 0 E: 0 K: 1 S: 8 H: 0 LOB: 0 BB: 1 P: 15	R: 1 E: 1 K: 0 S: 11 H: 1 LOB: 1 BB: 0 P: 16	R: 0 E: 0 K: 1 S: 6 H: 1 LOB: 0 BB: 0 P: 7		1B: 6 2B: 1 3B: 0 HR: 1 SF: 0 SAC: 0 DP: 2 HBP: 0						

	AB	31
	R	4
	H	8
	RBI	3
	BB	1
	SO	9
	LOB	11

PITCHER	IP	WLS	BF	H	R	ER	SO	BB	IBB	HBP	BLK	WP	HR	S	P	ERA	WHIP
50 Adam Wainwright, R (1, 1) ERA: 2.51	7.0	L	29	7	4	3	8	1	0	0	0	0	1	76	119	3.86	1.143
36 Randy Choate, L (8, 1) ERA: 2.01	1.0		3	1	0	0	1	0	0	0	0	0	0	6	7	0.00	1.000

PITCHER	IP	WLS	BF	H	R	ER	SO	BB	IBB	HBP	BLK	WP	HR	S	P	ERA	WHIP

Batter	1	2	3	4	5	6	7	8	9	AB	R	H	RBI	BB	SO	LOB
13 Matt Carpenter, L (1, 4) OBP: 0.396, SLG: 0.494	C FF 92 X FF 92 0-1 ① G3		C CU 71 B CH 81 B CH 82 X SI 89 2-1 ② G6-3			C CU 71 B SI 90 B FF 92 B SI 90 C SI 89 T FF 94 3-2 ① K			B FF 96 F FF 96 S KC 84 S FF 97 1-3 ① K	4	0	0	0	0	2	0
3 Carlos Beltrán, S (1, 9) OBP: 0.331, SLG: 0.511	B SI 90 F SI 90 T CU 72 B SL 82 B SL 83 X FF 93 3-2 ② G4-3		X SI 88 0-0 ③ P5			B SI 91 X CU 72 1-0 ② G6-3			C FF 96 X KC 85 0-1 ② G5-3	4	0	0	0	0	0	0
7 Matt Holliday, R (1, 7) OBP: 0.350, SLG: 0.449	F CU 71 X SI 91 0-1 2B			C FF 91 B SL 82 F SL 83 T FF 90 1-2 ① K		B SI 90 B SI 90 S FF 93 X SL 82 2-1 ③ P2			X FF 97 0-0 ③ G4-3	4	0	1	0	0	1	0
21 Allen Craig, R (1, 3) OBP: 0.377, SLG: 0.483	C CU 73 B FF 93 B CH 82 D CU 74 B FF 92 4-1 BB			S CH 82 B CU 71 B CH 80 B SI 88 F FF 93 C FF 94 3-3 ② K			C CU 71 B SL 82 F CH 81 B FF 94 X CU 70 2-2 ① F7			2	0	0	0	1	1	0
4 Yadier Molina, R (1, 2) OBP: 0.378, SLG: 0.486	B SL 82 X FF 93 1-0 ③ L1			X FF 94 0-0 ③ G5-3			X SI 89 0-0 ② G5-3			3	0	0	0	0	0	2
23 David Freese, R (1, 5) OBP: 0.347, SLG: 0.383 43 Seth Maness, R (7, 1) 36 Randy Choate, L (8, 1) 26 Trevor Rosenthal, R (8, 1)		C FF 92 F FF 92 B CH 88 B FF 91 X CH 82 2-2 ① P6			B FF 91 S CU 70 C FF 91 T FF 93 1-2 ① K		F FF 93 B FF 93 F FF 92 B FF 94 B CU 73 X FF 94 3-2 ③ G4-3			3 0 0 0	0 0 0 0	0 0 0 0	0 0 0 0	0 0 0 0	1 0 0 0	0 0 0 0
19 Jon Jay, L (1, 8) OBP: 0.327, SLG: 0.346		B CU 72 B CH 82 X SI 89 2-0 ② F7			C CU 73 B FF 92 B FF 92 F SI 88 B SL 83 X FF 92 3-2 2B			X SI 92 0-0 ① G4-3		3	0	1	0	0	0	0
33 Daniel Descalso, L (1, 6) OBP: 0.327, SLG: 0.407 (7, 5)		C CU 72 X SI 92 0-1 ③ F9			F FF 94 2 SAFE F FF 93 F SI 91 C SL 84 0-3 ② K			C SI 93 B CU 76 T SI 92 X SI 93 1-2 ② G4-3		3	0	0	0	0	1	1
58 Joe Kelly, R (1, 1) OBP: 0.100, SLG: 0.100 38 Pete Kozma, R (7, 6) OBP: 0.285, SLG: 0.300			B FF 92 C FF 91 X FF 92 1-1 ① F9		F FF 94 S SL 84 B FF 94 S FF 94 1-3 ③ K			T SI 94 B SI 94 F SI 92 B CU 77 B SI 94 C SI 94 3-3 ③ K		2 1	0 0	0 0	0 0	1 0	1 1	1 0
Inning Stats	R: 0 E: 0 K: 0 S: 9 H: 1 LOB: 2 BB: 1 P: 17	R: 0 E: 0 K: 0 S: 6 H: 0 LOB: 0 BB: 0 P: 10	R: 0 E: 0 K: 0 S: 5 H: 0 LOB: 0 BB: 0 P: 8	R: 0 E: 0 K: 2 S: 7 H: 0 LOB: 0 BB: 0 P: 11	R: 0 E: 0 K: 3 S: 13 H: 1 LOB: 1 BB: 0 P: 18	R: 0 E: 0 K: 1 S: 6 H: 0 LOB: 0 BB: 0 P: 12	R: 0 E: 0 K: 0 S: 7 H: 0 LOB: 0 BB: 0 P: 12	R: 0 E: 0 K: 1 S: 7 H: 0 LOB: 0 BB: 0 P: 11	R: 0 E: 0 K: 1 S: 6 H: 0 LOB: 0 BB: 0 P: 7	1B: 0 2B: 2 3B: 0 HR: 0	SF: 0 SAC: 0 DP: 0 HBP: 0			WP: 0 PB: 0 SB: 0 CS: 0	PA: 30		

PITCHER		IP	WLS	BF	H	R	ER	SO	BB	IBB	HBP	BLK	WP	HR	S	P	ERA	WHIP
49 Julio Teheran, R ERA: 3.07	(1, 1)	7.0		24	2	0	0	6	1	0	0	0	0	0	53	88	0.00	0.429
43 Luis Avilán, L ERA: 1.32	(8, 1)	1.0	W	3	0	0	0	1	0	0	0	0	0	0	7	11	0.00	0.000
46 Craig Kimbrel, R ERA: 1.37	(9, 1)	1.0	S	3	0	0	0	1	0	0	0	0	0	0	6	7	0.00	0.000

PITCHER	IP	WLS	BF	H	R	ER	SO	BB	IBB	HBP	BLK	WP	HR	S	P	ERA	WHIP

TOP

St. Louis Cardinals @ Atlanta Braves

Turner Field, Atlanta, GA

Sat Jul 27 2013, 3:08 PM - 5:39 PM EDT

Att. 48,312 - Cloudy - 81 F

livebaseballscorecards.com

AB	29
R	0
H	2
RBI	0
BB	1
SO	8
LOB	4

Batter	1	2	3	4	5	6	7	8	9	AB	R	H	RBI	BB	SO	LOB
22 Jason Heyward, L (1, 8) OBP: 0.324, SLG: 0.366	X SI 92 0-0 ① F7		C SI 92 X SI 93 0-1 ① F7		B SI 95 B FF 94 C SI 93 F FF 94 X FF 93 2-2 ② G4-3		I IN 50 I IN 52 I IN 48 I IN 50 4-0 8 G6-4-3 IBB			3	0	0	0	1	0	0
8 Justin Upton, R (1, 9) OBP: 0.341, SLG: 0.436	C SI 94 C FF 95 F FF 97 X SI 97 0-2 ② F9		S SL 83 B CH 86 B CH 83 C SL 82 B SI 96 X SI 93 3-2 5 G6-3 1B		X SI 95 0-0 ③ F8		X FF 91 0-0 ②③ G6-4-3 1-2f			4	0	1	0	0	0	3
5 Freddie Freeman, L (1, 3) OBP: 0.380, SLG: 0.466	B CH 85 B SL 84 B SI 94 C SI 94 B SI 95 4-1 BB		B SI 92 X SI 94 1-0 ②③ G6-3 1-2f			C CH 85 F SI 94 S SI 95 0-3 ① K		S SL 76 B SI 84 B SL 76 B SI 85 B SI 84 4-1 23 BB 16 1B 19 2B BB		2	1	0	0	2	1	1
24 Evan Gattis, R (1, 7) OBP: 0.315, SLG: 0.542 46 Craig Kimbrel, R (9, 1)	X SI 94 0-0 ③ F8			X SI 94 0-0 ① G6-3		B SI 96 C SI 94 B SI 97 X SI 95 2-1 1B		B SI 86 F SI 86 F SI 87 S SL 77 1-3 ① K		4 0	0 0	1 0	0 0	0 0	1 0	2 0
16 Brian McCann, L (1, 2) OBP: 0.374, SLG: 0.527		C SI 95 F SI 94 X CH 84 0-2 23 1B 1B		C SI 95 B CH 87 X CH 85 1-1 ② F8		B SI 94 F SI 93 1 SAFE F SI 93 F CU 78 X CU 75 1-2 ② L9		X SI 85 0-0 23 BB 19 2B 1-2 1B		4	1	2	0	0	0	1
26 Dan Uggla, R (1, 4) OBP: 0.320, SLG: 0.434		C FF 95 X SI 94 0-1 ① F9		B CH 86 B SI 96 C SI 92 F SI 94 B SL 84 B CH 86 4-2 23 1B BB		F FF 97 B SI 94 S CU 77 C SI 96 1-3 ③ K		B FF 96 B FF 96 C FF 97 B FF 96 C FF 97 S FF 99 3-3 ② K		3	0	0	0	1	2	4
23 Chris Johnson, R (1, 5) OBP: 0.372, SLG: 0.461		B SI 95 B FF 94 X SI 94 2-0 1-2 1B		C SI 94 X SI 94 0-1 1-3 1B			S SL 83 C SL 83 B SI 96 X SI 96 1-2 ① G3	F FF 98 B FF 98 B FF 98 B FF 97 D CH 88 4-1 19 2B 1-2 2-3 BB		3	0	2	0	1	0	0
19 Andrelton Simmons, R (1, 6) OBP: 0.281, SLG: 0.362		F FF 95 B SI 94 X SL 82 1-1 ② P5		C SI 95 X SI 94 0-1 ③ G6-3			X SI 96 0-0 25 2B 1B	B FF 98 C FF 98 B FF 98 X FF 99 2-1 1-3 2-H 3-H 2B		4	0	2	2	0	0	4
49 Julio Teheran, R (1, 1) OBP: 0.233, SLG: 0.220 25 Joey Terdoslavich, S (7, PH) OBP: 0.276, SLG: 0.296 43 Luis Avilán, L (8, 1) 13 Jose Constanza, L (8, PH) OBP: 0.174, SLG: 0.174 (9, 7)		C SI 94 F FF 94 B SL 82 D SL 81 X SL 81 2-2 ③ G4-3			C SI 91 C SI 92 C SI 92 0-3 ① K		X SI 94 0-0 1-3 2B	F FF 98 F FF 97 S CH 89 0-3 ③ K		2 1 0 1	0 0 0 0	0 1 0 0	0 0 0 0	0 0 0 0	1 0 0 1	2 0 0 2
Inning Stats	R: 0 E: 0 K: 0 S: 7 H: 0 LOB: 1 BB: 1 P: 11	R: 0 E: 0 K: 0 S: 11 H: 2 LOB: 2 BB: 0 P: 16	R: 0 E: 0 K: 0 S: 6 H: 1 LOB: 0 BB: 0 P: 10	R: 0 E: 0 K: 0 S: 9 H: 1 LOB: 2 BB: 1 P: 14	R: 0 E: 0 K: 1 S: 7 H: 0 LOB: 0 BB: 0 P: 9	R: 0 E: 0 K: 2 S: 12 H: 1 LOB: 1 BB: 0 P: 16	R: 0 E: 0 K: 0 S: 6 H: 2 LOB: 2 BB: 1 P: 11	R: 2 E: 0 K: 3 S: 14 H: 2 LOB: 2 BB: 2 P: 28		1B: 7 2B: 2 3B: 0 HR: 0 SF: 0 SAC: 0 DP: 2 HBP: 0				WP: 0 PB: 0 SB: 0 CS: 0 PA: 36		

PITCHER		IP	WLS	BF	H	R	ER	SO	BB	IBB	HBP	BLK	WP	HR	S	P	ERA	WHIP
58 Joe Kelly, R ERA: 3.44	(1, 1)	6.1		28	7	0	0	3	2	1	0	0	0	0	57	86	0.00	1.421
43 Seth Maness, R ERA: 2.65	(7, 1)	0.2		1	0	0	0	0	0	0	0	0	0	0	1	1	0.00	0.000
36 Randy Choate, L ERA: 2.78	(8, 1)	0.1	L	3	1	2	2	1	1	0	0	0	0	0	5	10	54.00	6.000
26 Trevor Rosenthal, R ERA: 2.2	(8, 1)	0.2		4	1	0	0	2	1	0	0	0	0	0	9	18	0.00	3.000

PITCHER	IP	WLS	BF	H	R	ER	SO	BB	IBB	HBP	BLK	WP	HR	S	P	ERA	WHIP

BOTTOM

St. Louis Cardinals @ Atlanta Braves

Turner Field, Atlanta, GA

Sat Jul 27 2013, 3:08 PM - 5:39 PM EDT

Att. 48,312 - Cloudy - 81 F

livebaseballscorecards.com

AB	31
R	2
H	9
RBI	2
BB	5
SO	6
LOB	19

Batter	1	2	3	4	5	6	7	8	9	AB	R	H	RBI	BB	SO	LOB
13 Matt Carpenter, L (1, 4) OBP: 0.392, SLG: 0.489	C FF 89 B CH 81 S CH 82 B CU 75 F SI 89 B SI 90 X SI 90 3-2 ① F7		C CU 77 D CH 82 B SI 89 X CH 83 2-1 ①② G3-6 1-2f		C SI 90 D CU 78 X SI 89 1-1 ② F7			B FF 96 F FF 96 F FF 94 B CH 86 B FF 96 F FF 95 F FF 97 F FF 96 X FF 97 3-2 ① F8		4	0	0	0	0	0	2
3 Carlos Beltrán, S (1, 9) OBP: 0.332, SLG: 0.511	C SI 90 C FC 88 X SI 90 0-2 ② F8		X CH 82 0-0 1B		B CU 76 C SI 89 F CU 77 F CU 76 X CH 82 1-2 2-H 1B			C FF 97 B FF 95 C SL 82 S SL 82 1-3 ② K		4	0	2	1	0	1	0
7 Matt Holliday, R (1, 7) OBP: 0.349, SLG: 0.445	F FC 86 B SI 91 B FF 91 B CU 78 C FC 86 B FF 92 4-2 BB		B SI 90 1 SAFE C SI 90 S CH 82 S CH 83 1-3 ③ K		B SI 90 1 SAFE D CU 78 X SI 91 2-0 ③ G4-3			B CH 86 X FF 96 1-0 ③ P3		3	0	0	0	1	1	2
21 Allen Craig, R (1, 3) OBP: 0.373, SLG: 0.478	C CU 78 C SI 90 S CH 82 0-3 ③ K			B SI 89 X FF 89 1-0 ① G1-3		C FF 88 S CH 82 B CH 82 S CU 78 1-3 ① K			S FF 96 X FF 97 0-1 ① L8	4	0	0	0	0	2	1
4 Yadier Molina, R (1, 2) OBP: 0.379, SLG: 0.486		B SI 88 B FC 86 F SI 89 C CU 76 B FF 90 F SI 91 F SI 90 X SI 91 3-2 23 G6-4-3 1B		F SI 90 X SI 89 0-1 ② G6-3		C CH 82 B CU 78 C SI 91 X CH 83 1-2 23 G6-4-3 1B			F FF 97 B KC 86 F FF 97 X FF 98 1-2 ② L9	4	0	2	0	0	0	0
23 David Freese, R (1, 5) OBP: 0.343, SLG: 0.378		S CH 82 B SI 90 C FC 87 D CH 83 X CU 78 2-2 ①② G6-4-3 1-2f		B CU 77 F CH 82 F FF 90 B SI 93 B CH 83 X FF 91 3-2 ③ G4-3		C SI 88 B CU 77 B FF 90 B SI 90 1 SAFE X SI 90 3-1 ②③ G6-4-3 1-2f			B FF 98 X FF 97 1-0 ③ P3	4	0	0	0	0	0	2
19 Jon Jay, L (1, 8) OBP: 0.327, SLG: 0.346		B SI 90 S CH 83 B CH 82 F SI 90 X SI 91 2-2 1B			B CH 81 X CH 81 1-0 ① F8		C SI 94 B SI 93 S SI 93 C SI 93 1-3 ① K			3	0	1	0	0	1	0
38 Pete Kozma, R (1, 6) OBP: 0.286, SLG: 0.304		L CU 77 1 SAFE C SI 90 B FC 88 1 SAFE S CH 84 1-3 ③ K			C SI 89 X FC 86 0-1 40 2B 2B		F SI 94 B CU 75 F CU 75 F SI 94 B SI 94 S FF 94 2-3 ② K			3	1	1	0	0	2	1
40 Shelby Miller, R (1, 1) OBP: 0.143, SLG: 0.235 43 Seth Maness, R (6, 1) 46 Kevin Siegrist, L (6, 1) 48 Tony Cruz, R (7, PH) OBP: 0.264, SLG: 0.245 34 Marc Rzepczynski, L (7, 1) 59 Fernando Salas, R (8, 1)			B SI 88 C SI 88 B SI 90 X SI 89 2-1 13 G3-6 1B		C SI 90 B CH 82 X SI 90 1-1 3 1B 2-H 2B		X CU 75 0-0 ③ G5-3			2 0 0 1 0 0	1 0 0 0 0 0	2 0 0 0 0 0	1 0 0 0 0 0	0 0 0 0 0 0	0 0 0 0 0 0	0 0 0 0 0 0

Inning Stats	1	2	3	4	5	6	7	8	9
	R: 0 E: 0 K: 1 S: 12	H: 0 LOB: 1 BB: 1 P: 19	R: 0 E: 0 K: 1 S: 14	H: 2 LOB: 1 BB: 0 P: 22	R: 0 E: 0 K: 1 S: 8	H: 2 LOB: 1 BB: 0 P: 13	R: 0 E: 0 K: 0 S: 6	H: 0 LOB: 0 BB: 0 P: 10	R: 2 E: 0 K: 0 S: 12	H: 3 LOB: 1 BB: 0 P: 18	R: 0 E: 0 K: 1 S: 8	H: 1 LOB: 0 BB: 0 P: 13	R: 0 E: 0 K: 2 S: 8	H: 0 LOB: 0 BB: 0 P: 11	R: 0 E: 0 K: 1 S: 10	H: 0 LOB: 0 BB: 0 P: 15	R: 0 E: 0 K: 0 S: 6	H: 0 LOB: 0 BB: 0 P: 8

	1B	SF	WP	PA
	2B	SAC	PB	
	3B	DP	SB	
	HR	HBP	CS	

PITCHER		IP	WLS	BF	H	R	ER	SO	BB	IBB	HBP	BLK	WP	HR	S	P	ERA	WHIP
54 Kris Medlen, R ERA: 3.74	(1, 1)	6.0	W	24	8	2	2	4	1	0	0	0	0	0	60	95	3.00	1.500
43 Luis Avilán, L ERA: 1.29	(7, 1)	1.0	H	3	0	0	0	2	0	0	0	0	0	0	8	11	0.00	0.000
52 Jordan Walden, R ERA: 2.36	(8, 1)	1.0	H	3	0	0	0	1	0	0	0	0	0	0	10	15	0.00	0.000
46 Craig Kimbrel, R ERA: 1.34	(9, 1)	1.0	S	3	0	0	0	0	0	0	0	0	0	0	6	8	0.00	0.000

PITCHER	IP	WLS	BF	H	R	ER	SO	BB	IBB	HBP	BLK	WP	HR	S	P	ERA	WHIP

TOP

St. Louis Cardinals @ Atlanta Braves

Turner Field, Atlanta, GA

Sun Jul 28 2013, 8:10 PM - 11:07 PM EDT

Att. 34,478 - Cloudy - 81 F

livebaseballscorecards.com

AB	32
R	2
H	8
RBI	2
BB	1
SO	7
LOB	8

BOTTOM

Batter	1	2	3	4	5	6	7	8	9	AB	R	H	RBI	BB	SO	LOB
22 Jason Heyward, L (1, 8) OBP: 0.328, SLG: 0.379	C FF 93 B FF 95 T FF 95 B FF 95 F FF 95 B FF 94 B CU 79 4-2 24 FC5-4 BB		C FF 92 S FC 89 B FF 94 X FF 94 1-2 HR		B CU 77 C FF 94 C FF 94 F FF 96 X CU 78 1-2 ② G3-1	C FF 95 C FF 97 D FF 96 B FF 96 X FF 96 2-2 1-3 2-H 1B		F FF 90 S CH 86 1 SAFE B CH 86 X CH 87 1-2 ③ G6-3		4	1	2	2	1	0	1
8 Justin Upton, R (1, 9) OBP: 0.343, SLG: 0.436	L FF 93 B FF 93 S FF 94 1 SAFE F FF 94 X CU 80 1-2 ① F8		B CU 80 B CU 78 B CH 87 B FF 93 4-0 BB		B CU 76 X FF 94 1-0 5 1B 1B	B FF 94 X FF 96 1-0 ③ P3				3	0	1	0	1	0	3
5 Freddie Freeman, L (1, 3) OBP: 0.379, SLG: 0.464	1 SAFE F FF 93 B FF 93 B FF 93 X FF 94 2-1 ② F8		B FF 92 X CH 87 1-0 ① F7		X FF 93 0-0 1-3 1B		F SI 92 S SI 92 S SL 87 0-3 ① K			4	0	1	0	0	1	2
24 Evan Gattis, R (1, 7) OBP: 0.314, SLG: 0.537 52 Jordan Walden, R (8, 1) 46 Craig Kimbrel, R (9, 1)	C FF 94 B CU 79 F FF 93 B FF 94 X CU 79 2-2 ③ FC5-4 1-2f		1 SAFE F FF 93 S FF 94 B FF 94 S FF 93 1-3 ② K		C FF 94 T FF 95 F FF 95 S FF 96 0-3 ③ K		B SI 92 X SI 92 1-0 16 G4-6-3 1B			4 0 0	0 0 0	1 0 0	0 0 0	0 0 0	2 0 0	4 0 0
16 Brian McCann, L (1, 2) OBP: 0.368, SLG: 0.517		B FF 91 B CU 77 X FF 93 2-0 ① P3	B FF 93 B CH 87 C CH 87 F FF 94 1 SAFE F CH 86 B CU 80 F CU 79 X FF 93 3-2 ③ F8			C FF 92 C FC 90 B FF 93 B CH 85 F CU 79 B FF 93 X FF 94 3-2 ① G4-3	B SI 92 X SI 93 1-0 ②③ G4-6-3 1-2f			4	0	0	0	0	0	2
26 Dan Uggla, R (1, 4) OBP: 0.317, SLG: 0.429		S FF 93 B FF 94 B CU 78 F CU 79 F FF 94 C FF 95 2-3 ② K		X FF 91 0-0 ① G5-3		S FF 92 B FC 91 F FF 93 B FC 92 B CH 87 S CU 80 3-3 ② K		S FF 89 F FF 90 C FF 91 0-3 ① K		4	0	0	0	0	3	0
23 Chris Johnson, R (1, 5) OBP: 0.377, SLG: 0.468		C FF 94 F FF 94 F FF 94 B FF 94 F FF 96 B CU 80 X CU 81 2-2 E9 19 1B 1B		C CU 78 B CH 85 X CH 85 1-1 ② G5-3		C CU 79 B FF 92 F FF 93 B FC 91 F FF 93 B CH 88 F FF 94 F FC 91 X FF 94 3-2 19 1B 25 1B 1B		C FF 91 F CH 85 B KC 84 X CH 86 1-2 7 E 2B		4	3	3	0	0	0	0
19 Andrelton Simmons, R (1, 6) OBP: 0.283, SLG: 0.363		B FF 94 C CU 80 B FF 94 X FF 94 2-1 3-H 1B		B CU 78 C FF 93 C CU 80 X FF 95 1-2 ③ F9		C B FF 90 X SI 91 1-1 25 1B 22 1B 1-3 1B		F FF 91 B KC 80 X FF 91 1-1 ② F7		4	1	2	1	0	0	1
54 Kris Medlen, S (1, 1) OBP: 0.250, SLG: 0.324 25 Joey Terdoslavich, S (6, PH) OBP: 0.300, SLG: 0.321 43 Luis Avilan, L (7, 1) 7 Reed Johnson, R (8, 7) OBP: 0.328, SLG: 0.368 13 Jose Constanza, L (8, PR) OBP: 0.174, SLG: 0.174 (9, 7)		S FF 92 S FF 94 F FF 94 S FF 94 0-3 ③ K			C FC 90 S CU 77 S FF 93 0-3 ① K	S CH 84 D CH 85 X CH 84 1-1 22 1B 1-2 3-H 1B		F FF 90 D KC 83 X CH 85 1-1 E6 2-H 1B		2 1 0 1 0	0 0 0 0 0	0 1 0 1 0	0 1 0 0 0	0 0 0 0 0	2 0 0 0 0	1 0 0 0 0
Inning Stats	R: 0 E: 0 K: 0 S: 12 H: 0 LOB: 1 BB: 1 P: 21	R: 1 E: 1 K: 2 S: 16 H: 2 LOB: 1 BB: 0 P: 24	R: 1 E: 0 K: 1 S: 12 H: 1 LOB: 1 BB: 1 P: 22	R: 0 E: 0 K: 0 S: 6 H: 0 LOB: 0 BB: 0 P: 8	R: 0 E: 0 K: 2 S: 13 H: 2 LOB: 2 BB: 0 P: 15	R: 2 E: 0 K: 1 S: 21 H: 4 LOB: 2 BB: 0 P: 35	R: 0 E: 0 K: 1 S: 5 H: 1 LOB: 0 BB: 0 P: 7	R: 1 E: 1 K: 1 S: 13 H: 2 LOB: 1 BB: 0 P: 17		1B: 10 2B: 1 3B: 0 HR: 1 SF: 0 SAC: 0 DP: 1 HBP: 0						

PITCHER		IP	WLS	BF	H	R	ER	SO	BB	IBB	HBP	BLK	WP	HR	S	P	ERA	WHIP
40 Shelby Miller, R ERA: 2.79	(1, 1)	5.2	L	25	6	3	2	6	2	0	0	0	0	1	72	112	3.18	1.412
43 Seth Maness, R ERA: 2.91	(6, 1)	0.0		2	2	0	0	0	0	0	0	0	0	0	4	6	∞	∞
46 Kevin Siegrist, L ERA: 0.63	(6, 1)	0.1		2	1	1	1	0	0	0	0	0	0	0	4	7	27.00	3.000
34 Marc Rzepczynski, L ERA: 7.0	(7, 1)	1.0		3	1	0	0	1	0	0	0	0	0	0	5	7	0.00	1.000
59 Fernando Salas, R ERA: 3.79	(8, 1)	1.0		5	2	1	0	1	0	0	0	0	0	0	13	17	0.00	2.000

PITCHER	IP	WLS	BF	H	R	ER	SO	BB	IBB	HBP	BLK	WP	HR	S	P	ERA	WHIP

St. Louis Cardinals @ Atlanta Braves

Turner Field, Atlanta, GA

Sun Jul 28 2013, 8:10 PM - 11:07 PM EDT

Att. 34,478 - Cloudy - 81 F

livebaseballscorecards.com

AB	35
R	5
H	12
RBI	4
BB	2
SO	8
LOB	14

Batter	1	2	3	4	5	6	7	8	9	10	AB	R	H	RBI	BB	SO	LOB
24 Dexter Fowler, S (1, 8) OBP: 0.369, SLG: 0.451	C FF 92 X FF 93 0-1 9 SH1-3 5 1B 2B	B FF 92 F CH 82 X FF 91 1-1 ③ F7		B FF 90 X CH 84 1-0 ② G6-3		F FF 96 F FF 94 S FF 96 0-3 ③ K			B SL 82 T FF 97 B CH 87 S SL 83 B SL 85 B FF 96 4-2 9 1B 5 1B BB	C SL 82 B SI 90 F SI 89 B SI 90 F SI 89 F SI 90 S SL 84 2-3 ③ K2-3	5	2	1	0	1	2	2
9 DJ LeMahieu, R (1, 4) OBP: 0.316, SLG: 0.361	X FF 89 0-0 ① SH1-3 2-3		F FF 90 X SL 81 0-1 ① F9	C FF 91 F FF 91 F FF 92 B FF 91 B FF 91 B FF 91 F FF 91 X FF 92 3-2 5 1B 2 WP 1B			C FF 89 B FF 89 S FF 90 X SI 90 1-2 ① G6-3		C SL 83 1 SAFE D SL 84 X FF 97 1-1 2 F8 5 1B 1-3 1B		4	1	2	0	0	0	0
5 Carlos González, L (1, 7) OBP: 0.373, SLG: 0.602	X SL 83 0-0 3-H 1B		B FF 90 B CH 82 X CH 81 2-0 3 3B 2 S 1B	C FF 95 X CH 87 0-1 2 WP 2 S 1-3 1B			C FF 90 B SI 90 C CH 86 B SL 86 X SI 90 2-2 3 CS 1B		F SL 82 B FF 96 B FF 97 1 SAFE X SL 83 2-1 2 F8 1-2 3-H 1B		5	1	5	2	0	0	0
2 Troy Tulowitzki, R (1, 6) OBP: 0.393, SLG: 0.604	S FF 91 C FF 92 1 SAFE B FF 91 1 SAFE S SL 83 1-3 ② K		1 SAFE C SL 81 C CU 70 B SL 83 F CH 83 D CU 73 F SL 81 F SL 81 B FF 92 4-2 3 3B 1-2 BB	C FF 96 1 SAFE C FF 96 B SL 88 B SL 85 X SL 86 2-2 ③ G6-3 1-3 3-H			L SL 85 1 SAFE F SI 91 X FF 91 0-2 ② F9		B SL 84 X FF 94 1-0 ② F8 1-2 2-3		4	1	0	0	1	1	5
3 Michael Cuddyer, R (1, 9) OBP: 0.398, SLG: 0.568	1 SAFE C FF 92 1 SAFE 1 SAFE B FF 92 X SL 82 1-1 ③ G6-3		F FF 90 S SL 80 B FF 91 X FF 92 1-2 17 SF9 1-H 2-H 3B		C FF 95 F FF 95 B FF 96 B FF 97 F SL 86 S FF 96 2-3 ① K		C FF 90 0-1 ③ CS 1-2	F SI 92 B SI 92 X SI 93 1-1 ① G3	I IN 65 I IN 65 I IN 64 I IN 63 4-0 IBB		4	1	1	2	1	1	1
17 Todd Helton, L (1, 3) OBP: 0.328, SLG: 0.397		B FF 91 C CH 82 S FF 91 B FF 93 S CH 83 2-3 ① K	F FF 92 F SL 83 F SL 82 F FF 92 X FF 92 0-2 ② SF9 3-H		F FF 93 F FF 95 B SL 87 X FF 94 1-2 ② P6			X SI 93 0-0 20 1B 1B	X SI 88 0-0 ③ L1		4	0	1	1	0	1	3
20 Wilin Rosario, R (1, 2) OBP: 0.311, SLG: 0.475		F FF 91 C SL 84 B SL 83 B CH 82 B CU 73 F FF 92 X SL 83 3-2 HR	C FF 90 B CU 73 F FF 90 B SL 85 S SL 83 2-3 ③ K		F SL 85 F FF 96 S SL 86 0-3 ③ K			X SI 92 0-0 28 G6-4-3 1-2 1B		X SI 87 0-0 23 G5-3 28 SH3-4 1B	5	1	3	1	0	2	0
28 Nolan Arenado, R (1, 5) OBP: 0.291, SLG: 0.397		B FF 91 S SL 82 F FF 92 B FF 92 F FF 92 X FF 93 2-2 29 WP 2B		C FF 89 B FF 90 X SL 81 1-1 HR		B FF 96 F FF 96 B FF 95 F FF 95 X FF 97 2-2 ① G4-3		D CU 77 B SI 90 B SI 92 C SI 92 X SI 92 3-1 ②③ G6-4-3 1-2f		L SI 88 X SI 87 0-1 ① SH3-4 1-2	4	1	2	1	0	0	2
29 Jorge De La Rosa, L (1, 1) 6 Corey Dickerson, L (6, PH) left batting for Nolan Arenado 60 Manny Corpas, R (8, 1) 88 Josh Outman, L (8, 1) 59 Wilton Lopez, R (8, 1) 19 Charlie Blackmon, L (9, PH) left batting for Matt Belisle 34 Matt Belisle, R (9, 1) 23 Charlie Culberson, R (10, PH) 61 Edgmer Escalona, R (10, 1)		B FF 91 B FF 91 S FF 90 S FF 92 T FF 93 2-2 ② K 2-3		C FF 90 S FF 92 F FF 92 F FF 91 S SI 91 0-3 ① K		F FF 96 X SL 86 0-1 ② G1-3		C FF 96 C SL 82 S FF 96 0-3 ① K	C SI 89 X CU 73 0-1 ② G5-3 2-3	2 0 0 0 0 2 1 1 0 0 0 0 0 0 0 0 0 0 0 0 0 0 0 0 0 0 0 0 0 0 0 0 0 0 0 1 0 0 0 0 1 0 0 0 0 0 0 0 0 1 0 0 0 0 0 1 0 0 0 0 0 0 0						
Inning Stats	R: 1 H: 2 E: 0 LOB: 1 K: 1 BB: 0 S: 9 P: 11	R: 1 H: 2 E: 0 LOB: 1 K: 2 BB: 0 S: 16 P: 26	R: 3 H: 2 E: 0 LOB: 0 K: 1 BB: 1 S: 20 P: 29	R: 2 H: 3 E: 0 LOB: 1 K: 1 BB: 0 S: 18 P: 25	R: 0 H: 0 E: 0 LOB: 0 K: 2 BB: 0 S: 10 P: 13	R: 0 H: 0 E: 0 LOB: 0 K: 1 BB: 0 S: 8 P: 10	R: 0 H: 1 E: 0 LOB: 0 K: 0 BB: 0 S: 10 P: 13	R: 0 H: 2 E: 0 LOB: 1 K: 0 BB: 0 S: 6 P: 10	R: 1 H: 2 E: 0 LOB: 3 K: 1 BB: 2 S: 11 P: 23	R: 0 H: 1 E: 0 LOB: 1 K: 1 BB: 0 S: 10 P: 12	1B: 10 SF: 1 2B: 2 SAC: 2 3B: 1 DP: 1 HR: 2 HBP: 0						

PITCHER		IP	WLS	BF	H	R	ER	SO	BB	IBB	HBP	BLK	WP	HR	S	P	ERA	WHIP
37 Brandon Beachy, R ERA: 17.18	(1, 1)	3.2		20	8	7	7	5	1	0	0	0	1	2	58	84	17.18	2.455
48 David Carpenter, R ERA: 1.89	(4, 1)	2.1		8	1	0	0	3	0	0	0	0	1	0	23	30	0.00	0.429
20 Luis Ayala, R ERA: 4.15	(7, 1)	1.0	H	3	1	0	0	0	0	0	0	0	0	0	10	13	0.00	1.000
43 Luis Avilán, L ERA: 1.26	(8, 1)	1.0	H	4	2	0	0	0	0	0	0	0	0	0	6	10	0.00	2.000
52 Jordan Walden, R ERA: 2.57	(9, 1)	0.2	B	6	2	1	1	1	1	1	0	0	0	0	10	22	13.50	4.500

PITCHER		IP	WLS	BF	H	R	ER	SO	BB	IBB	HBP	BLK	WP	HR	S	P	ERA	WHIP
32 Scott Downs, L ERA: 1.76	(9, 1)	1.1	W	5	1	0	0	1	0	0	0	0	0	0	11	13	0.00	0.750

TOP

Colorado Rockies @ Atlanta Braves

Turner Field, Atlanta, GA

Mon Jul 29 2013, 7:13 PM - 10:58 PM EDT
Att. 31,218 - Partly Cloudy - 83 F

livebaseballscorecards.com

AB	40
R	8
H	15
RBI	7
BB	3
SO	10
LOB	15

WP: 2 PA: 47
PB: 0
SB: 2
CS: 1

Batter	1	2	3	4	5	6	7	8	9	10	AB	R	H	RBI	BB	SO	LOB
22 Jason Heyward, L (1, 8) OBP: 0.329, SLG: 0.379	B FF 89 B FF 90 C FF 90 F FF 92 S SL 85 2-3 ① **K**		S SL 85 X FF 92 0-1 5 1B, 8 BB, 24 E, 1B 3-H	C FF 89 F SL 82 X SL 85 0-2 1B	C FF 92 D SL 86 X FS 83 1-1 ③ F7			B CH 78 F SL 81 S SL 83 S SL 82 1-3 ② **K**			5	1	2	1	0	2	1
8 Justin Upton, R (1, 9) OBP: 0.343, SLG: 0.434	B FF 91 X FS 82 1-0 24, FC5-4, 1B		S FC 84 B FF 92 B FF 93 S FS 84 D SL 86 1 SAFE D FS 85 4-2 24 E, 5 1B, 23 2B, BB 1-2	B FF 88 F SL 85 S FF 91 B FF 92 F FF 93 C SL 87 2-3 ① **K**		B SL 80 C SL 82 B SL 82 F SI 90 C SI 92 2-3 ① **K**		C SL 81 B SI 90 B SI 92 F SI 91 B SL 86 F SI 92 C SI 92 3-3 ③ **K**			4	1	1	0	1	3	1
5 Freddie Freeman, L (1, 3) OBP: 0.377, SLG: 0.460	B FF 91 B FS 84 C FS 84 1 SAFE F FF 92 X SL 85 2-2 ② **L7**		T SL 84 X FF 92 0-1 24 E, 23 2B, 1B 1-2 2-3	B SL 83 B FS 84 S FS 83 F SL 86 F SL 83 S SL 85 2-3 ② **K**		C SL 81 F SI 90 C FF 91 0-3 ② **K**			B FF 89 B FF 89 C FF 90 F SL 87 B FF 92 T FF 92 3-2 ① **K**		5	1	1	0	0	3	2
24 Evan Gattis, R (1, 2) OBP: 0.307, SLG: 0.524	X FF 93 0-0 ③ **FC5-4** 1-2f		X FS 84 0-0 E5, 23 2B, 26 G6-3 1-2 2-3 3-H	C FS 83 X FF 92 0-1 ③ **P3**		C SI 93 B SL 83 S SL 82 B SI 93 S SL 82 2-3 ③ **K**			X SL 87 0-0 ② **G6-3**		5	1	0	1	0	1	4
23 Chris Johnson, R (1, 5) OBP: 0.377, SLG: 0.470		B FF 88 X FS 82 1-0 ① **G3-1**	F FS 84 X SL 86 0-1 26 G6-3, 19 2B, 2B 1-3 2-H 3-H		B FS 87 X FS 82 1-0 26 2B, 1B		C SI 91 B SI 91 S SL 83 B SI 93 B SL 83 F SI 92 S SL 82 3-3 ① **K**		C SL 85 F FF 93 B SL 86 S FF 94 1-3 ③ **K**		5	2	2	2	0	2	0
26 Dan Uggla, R (1, 4) OBP: 0.318, SLG: 0.430	B FF 91 S FS 82 X CU 72 1-1 ② **G6-3**		X FS 85 0-0 ② **G6-3** 2-3 3-H		D FS 83 X FS 83 1-0 19 G6-3, 25 1B, 2B 1-H		S SL 82 S SL 85 B SL 81 X SL 85 1-2 ② **G6-3**		F SI 96 B SI 98 S SL 89 F SI 97 B SI 97 F SL 88 F SL 89 B SI 98 B SL 89 4-2 19 3B, BB		4	2	1	2	1	0	1
19 Andrelton Simmons, R (1, 6) OBP: 0.287, SLG: 0.373	C FF 90 X FF 91 0-1 ③ **P6**		B FF 93 X FF 92 1-0 3-H 2B		L FS 81 F FF 92 D SL 86 D SL 85 X FS 82 2-2 ① **G6-3** 2-3		B SL 85 F SI 93 F SI 93 F SI 93 X FF 92 1-2 1B		C SL 88 S SL 87 X SI 97 0-2 1-H 3B		5	0	3	2	0	0	1
25 Joey Terdoslavich, S (1, 7) OBP: 0.353, SLG: 0.387 43 Luis Avilán, L (8, 1) 52 Jordan Walden, R (9, 1) 32 Scott Downs, L (9, 1)	37 SH1-4, 22 1B, 2B IBB				B FF 91 C FS 82 X FF 92 1-1 48 SH2-4, 1B 3-H		C SI 92 X SL 83 0-1 ③ **G1-3**				3 0 0 0	1 0 0 0	2 0 0 0	1 0 0 0	1 0 0 0	0 0 0 0	1 0 0 0
37 Brandon Beachy, R (1, 1) 48 David Carpenter, R (4, 1) 20 Luis Ayala, R (7, 1) 13 Jose Constanza, L (8, 7) OBP: 0.167, SLG: 0.167	SH1-4 2-3 F9				L FF 92 1 SAFE X FF 91 0-1 ② **SH2-4** 1-2			B FF 94 F FF 93 T SI 91 F SL 83 B SL 85 B SI 92 F FF 93 X SI 90 3-2 ① **G5-3**			1 0 0 1	0 0 0 0	0 0 0 0	0 0 0 0	0 0 0 0	0 0 0 0	2 0 0 0
Inning Stats	R: 0 H: 1 E: 0 LOB: 1 K: 1 BB: 0 S: 8 P: 13	R: 0 H: 0 E: 0 LOB: 0 K: 0 BB: 0 S: 5 P: 7	R: 6 H: 5 E: 1 LOB: 2 K: 0 BB: 2 S: 17 P: 30	R: 0 H: 1 E: 0 LOB: 1 K: 2 BB: 0 S: 13 P: 17	R: 2 H: 3 E: 0 LOB: 1 K: 0 BB: 0 S: 11 P: 17	R: 0 H: 0 E: 0 LOB: 0 K: 3 BB: 0 S: 9 P: 13	R: 0 H: 1 E: 0 LOB: 1 K: 1 BB: 0 S: 13 P: 18	R: 0 H: 0 E: 0 LOB: 0 K: 2 BB: 0 S: 12 P: 19	R: 0 H: 0 E: 0 LOB: 0 K: 2 BB: 0 S: 7 P: 11	R: 1 H: 1 E: 0 LOB: 1 K: 0 BB: 1 S: 8 P: 12	1B: 7 2B: 4 3B: 1 HR: 0	SF: 0 SAC: 2 DP: 0 HBP: 0	WP: 0 PB: 0 SB: 0 CS: 0	PA: 43			

PITCHER		IP	WLS	BF	H	R	ER	SO	BB	IBB	HBP	BLK	WP	HR	S	P	ERA	WHIP
29 Jorge De La Rosa, L ERA: 3.21	(1, 1)	5.0		28	10	8	5	3	1	1	0	0	0	0	54	84	9.00	2.200
60 Manny Corpas, R ERA: 3.76	(6, 1)	2.0		7	1	0	0	4	0	0	0	0	0	0	22	31	0.00	0.500
88 Josh Outman, L ERA: 4.42	(8, 1)	0.2		2	0	0	0	1	0	0	0	0	0	0	8	12	0.00	0.000
59 Wilton Lopez, R ERA: 4.93	(8, 1)	0.1		1	0	0	0	1	0	0	0	0	0	0	4	7	0.00	0.000
34 Matt Belisle, R ERA: 4.47	(9, 1)	1.0		3	0	0	0	2	0	0	0	0	0	0	7	11	0.00	0.000

PITCHER		IP	WLS	BF	H	R	ER	SO	BB	IBB	HBP	BLK	WP	HR	S	P	ERA	WHIP
61 Edgmer Escalona, R ERA: 4.61	(10, 1)	0.0	L	2	1	1	1	0	1	0	0	0	0	0	8	12	∞	∞

BOTTOM

Colorado Rockies @ Atlanta Braves

Turner Field, Atlanta, GA

Mon Jul 29 2013, 7:13 PM - 10:58 PM EDT

Att. 31,218 - Partly Cloudy - 83 F

livebaseballscorecards.com

AB	38
R	9
H	12
RBI	9
BB	3
SO	11
LOB	13

Batter	1	2	3	4	5	6	7	8	9	AB	R	H	RBI	BB	SO	LOB
24 Dexter Fowler, S (1, 8) OBP: 0.368, SLG: 0.447 59 Wilton Lopez, R (8, 1)	B SI 92 B SI 92 B SI 92 C SI 92 S SI 92 B SI 92 4-2 9 1B 5 SF8 BB		M SI 90 B SI 92 F KC 79 X CH 85 1-2 ① G3			X CH 82 0-0 ① G6-3		X FF 93 0-0 ③ G6-3		3 1 0 0 1 0 0 0 0 0 0 0 0 0					
9 DJ LeMahieu, R (1, 4) OBP: 0.315, SLG: 0.359	1 SAFE C SI 92 B CH 84 F SI 92 B SI 94 F SI 93 F CH 85 X SI 93 2-2 2 CS 1-3 1B		B SI 92 C SI 92 S CH 84 X SI 92 1-2 ② F8			B SI 90 C SI 90 F SI 90 X SI 92 1-2 ② L4			B FF 92 X FF 92 1-0 ① L6	4 0 1 0 0 0 0						
5 Carlos González, L (1, 7) OBP: 0.370, SLG: 0.597	F SI 93 C SI 92 X KC 80 0-2 ① SF8 3-H		B CH 84 F KC 79 B SI 92 B SI 93 F SI 92 C SI 92 3-3 ③ K			B KC 79 X CH 84 1-0 ③ F9			C CU 79 F FF 93 B FF 93 C FF 92 1-3 ② K	3 0 0 1 0 2 0						
2 Troy Tulowitzki, R (1, 6) OBP: 0.389, SLG: 0.598 19 Charlie Blackmon, L (8, 8) OBP: 0.270, SLG: 0.377	C KC 80 1 SAFE S CH 85 C SI 92 0-3 ②③ K 1-2			B KC 78 F SI 91 C KC 78 X SI 91 1-2 ① G4-3			X SI 90 0-0 ① G1-4-3		F FF 93 B FF 92 B CU 78 S FF 92 F FF 95 X CH 86 2-2 2B	3 0 0 0 0 1 1 1 0 1 0 0 0 0						
3 Michael Cuddyer, R (1, 9) OBP: 0.399, SLG: 0.567 (8, 3)		X CH 84 0-0 28 HR 1B		B KC 79 S KC 79 B FF 93 B SI 92 X SI 91 3-1 ② G6-3			C SI 90 C SI 91 B CH 83 X CH 83 1-2 20 2B 1B		B CH 86 S CU 79 X FF 92 1-1 ③ G6-3	4 1 2 0 0 0 1						
20 Wilin Rosario, R (1, 2) OBP: 0.311, SLG: 0.476		B SI 92 B KC 79 B CH 84 F SI 91 C SI 92 F SI 92 S SI 91 3-3 ① K		C SI 91 F CH 84 B CH 84 B SI 93 S SI 92 2-3 ③ K			C KC 78 B CH 83 C KC 78 X SI 91 1-2 ② 1-H 2B			3 0 1 0 0 2 1						
17 Todd Helton, L (1, 3) OBP: 0.328, SLG: 0.396 18 Jonathan Herrera, S (8, 6) OBP: 0.297, SLG: 0.338		B KC 79 C SI 92 F SI 92 B KC 82 F KC 80 S SI 93 2-3 ② K			F SI 91 B SI 90 F SI 90 B SI 92 B KC 80 X SI 92 3-2 28 G5-4-3 1B		C KC 78 F SI 91 F CH 84 B SI 91 S KC 79 1-3 ③ K			3 0 1 0 0 2 2 0 0 0 0 0 0 0						
28 Nolan Arenado, R (1, 5) OBP: 0.291, SLG: 0.406		S CH 85 B SI 92 X SI 93 1-1 1-H HR			B CH 84 C CH 84 F SI 92 X CH 83 1-2 ①② G5-4-3 1-2f			B FF 92 X FF 92 1-0 ① F9		3 1 1 2 0 0 1						
12 Juan Nicasio, R (1, 1) OBP: 0.259, SLG: 0.167 23 Charlie Culberson, R (5, PH) 26 Jeff Francis, L (5, 1) 61 Edgmer Escalona, R (7, 1) 6 Corey Dickerson, L (8, PH) OBP: 0.326, SLG: 0.425 (8, 9)		C SI 92 F SI 92 S CH 84 0-3 ③ K			X SI 91 0-0 ③ G4-3			B FF 93 X CU 78 1-0 ② F8		1 0 0 0 0 1 0 1 0 0 0 0 0 0 0 0 0 0 0 0 0 0 0 0 0 0 0 0 1 0 0 0 0 0 0						
Inning Stats	R: 1 E: 0 K: 1 S: 13 H: 1 LOB: 0 BB: 1 P: 19	R: 2 E: 0 K: 3 S: 14 H: 2 LOB: 0 BB: 0 P: 20	R: 0 E: 0 K: 1 S: 9 H: 0 LOB: 0 BB: 0 P: 14	R: 0 E: 0 K: 1 S: 8 H: 0 LOB: 0 BB: 0 P: 14	R: 0 E: 0 K: 0 S: 7 H: 1 LOB: 0 BB: 0 P: 11	R: 0 E: 0 K: 0 S: 5 H: 0 LOB: 0 BB: 0 P: 7	R: 0 E: 0 K: 1 S: 11 H: 2 LOB: 1 BB: 0 P: 14	R: 0 E: 0 K: 0 S: 3 H: 0 LOB: 0 BB: 0 P: 5	R: 0 E: 0 K: 1 S: 10 H: 1 LOB: 1 BB: 0 P: 15	1B: 4 2B: 2 3B: 0 HR: 1 SF: 1 SAC: 0 DP: 1 HBP: 0						

PITCHER		IP	WLS	BF	H	R	ER	SO	BB	IBB	HBP	BLK	WP	HR	S	P	ERA	WHIP
58 Alex Wood, L ERA: 3.51	(1, 1)	7.0	W	25	6	3	3	7	1	0	0	0	0	1	67	99	3.86	1.000
38 Anthony Varvaro, R ERA: 3.14	(8, 1)	2.0		7	1	0	0	1	0	0	0	0	0	0	13	20	0.00	0.500

PITCHER		IP	WLS	BF	H	R	ER	SO	BB	IBB	HBP	BLK	WP	HR	S	P	ERA	WHIP

TOP

Colorado Rockies @ Atlanta Braves

Turner Field, Atlanta, GA

Tue Jul 30 2013, 7:12 PM - 10:00 PM EDT

Att. 28,107 - Partly Cloudy - 90 F

livebaseballscorecards.com

AB	30
R	3
H	7
RBI	3
BB	1
SO	8
LOB	6

WP: 0 PB: 0 SB: 0 CS: 1 PA: 32

Colorado Rockies @ Atlanta Braves

Turner Field, Atlanta, GA

Tue Jul 30 2013, 7:12 PM - 10:00 PM EDT

Att. 28,107 - Partly Cloudy - 90 F

livebaseballscorecards.com

BOTTOM

Batter	1	2	3	4	5	6	7	8	9	AB	R	H	RBI	BB	SO	LOB
22 Jason Heyward, L (1, 8) OBP: 0.333, SLG: 0.383	B FF 90 B FF 89 B FF 91 C FF 90 C FF 91 S FF 93 3-3 ① K		C CH 83 F FF 92 B SL 85 B FF 93 B FF 94 X FF 94 3-2 8 2B 1B	B FF 92 C CH 86 S SL 83 B FF 94 X FF 93 2-2 8 2B 24 1B 1B 3-H	B CU 73 C CH 79 C SI 87 B CU 66 F SI 87 B CU 70 F CH 80 S SI 88 3-3 K 8 BB		B SI 86 B SI 84 S SI 86 B CH 78 F SI 82 X SI 86 3-2 1-2 5 HR 1B		5	3	3	1	0	2	0
8 Justin Upton, R (1, 9) OBP: 0.346, SLG: 0.440	S FF 92 C SL 85 B FF 94 F SL 84 C FF 94 1-3 ② K		B FF 91 F FF 91 X SL 85 1-1 5 G4-3 1-H 2B	1 SAFE X FF 92 0-0 24 1B 1-3 2B	B CU 69 B SI 86 F CH 79 S SI 86 B SI 86 F SI 87 B SI 86 4-2 1-2 BB		C SL 88 X SI 96 0-1 ② F9 2-3			4	1	2	1	1	1	2
5 Freddie Freeman, L (1, 3) OBP: 0.379, SLG: 0.477	B FF 92 B FF 91 F FF 93 B FF 93 X FF 94 3-1 HR		B FF 93 X FF 92 1-0 ① G4-3 2-3	I IN 64 I IN 62 I IN 63 I IN 60 4-0 24 1B 16 HR IBB	X CU 72 0-0 ③ F8		S SI 96 F SI 96 X SI 96 0-2 1-H 3-H HR			4	3	2	4	1	0	3
24 Evan Gattis, R (1, 7) OBP: 0.305, SLG: 0.516 38 Anthony Varvaro, R (8, 1)	B FF 93 X SL 86 1-0 ③ G3		C FF 94 F FF 95 F FF 92 D SL 87 F SL 85 T FF 94 1-2 ② K	B SL 86 C FF 94 X SL 87 1-1 16 HR 1-3 2-H 3-H 1B		X SI 85 0-0 ① L8	X FF 90 0-0 ③ G4-3			5 0	1 0	1 0	2 0	0 0	1 0	1 0
16 Brian McCann, L (1, 2) OBP: 0.368, SLG: 0.526		C FF 90 S CH 85 C FF 91 0-3 ① K	B FF 91 B CH 87 B FF 91 3 SAFE B FF 88 4-0 BB	C FF 94 B FF 94 X CH 88 1-1 2-H 3-H HR		B CU 71 X SI 83 1-0 ② F9		B SI 92 S SI 92 X FS 85 1-1 ① F7		4	1	1	3	1	1	0
23 Chris Johnson, R (1, 5) OBP: 0.381, SLG: 0.470		C FF 93 B FF 91 B SL 86 B SL 85 B FF 92 4-1 19 1B BB	B FF 93 S FF 93 X FF 95 1-1 ③ F9	X SL 85 0-0 1B		C CH 79 B SI 86 X CU 70 1-1 1B		B FF 96 F FS 85 F FF 95 F SI 92 B SI 93 X FS 87 2-2 ② G5-3		4	0	2	0	1	0	2
26 Dan Uggla, R (1, 4) OBP: 0.316, SLG: 0.429 4 Paul Janish, R (9, 4)	C SL 85 C FF 92 X SL 84 0-2 ② F9			F FF 89 F CH 88 X SL 84 2-1 58 G4-3 22 1B 2B S FF 91 X SL 84 0-1 ③ F8		F CH 78 F CH 79 B SI 86 C SI 86 1-3 ③ K		S SL 85 F SI 94 B SL 86 F SL 85 S SI 88 1-3 ③ K		5 0	1 0	1 0	0 0	0 0	2 0	3 0
19 Andrelton Simmons, R (1, 6) OBP: 0.287, SLG: 0.372	S SL 85 F SL 87 B SL 85 X SL 83 1-2 1B			X SL 86 0-0 ① F7	B CU 71 X SI 87 1-0 ① G6-3		B CH 79 S CH 77 X CH 79 1-1 ① L8			4	0	1	0	0	0	1
58 Alex Wood, R (1, 1) 30 Todd Cunningham, R (7, PH) OBP: 1.000, SLG: 1.000 (8, 7)	S FF 93 B FF 94 F FF 94 X FF 94 1-2 ③ G3-1			2 SAFE D FF 93 S FF 92 B FF 93 F FF 92 B FF 93 F FF 92 X FF 94 3-2 ② G4-3 2-3	B SI 87 C SI 86 C CH 78 B SI 88 C SI 87 2-3 ② K		C CU 71 B SI 85 X CH 78 1-1 8 F9 22 1B 5 HR 1B			3 1	0 1	0 1	0 1	0 0	1 0	3 0
Inning Stats	R: 1 E: 0 K: 2 S: 10 H: 1 LOB: 0 BB: 0 P: 18	R: 0 E: 0 K: 1 S: 13 H: 1 LOB: 2 BB: 1 P: 19	R: 1 E: 0 K: 1 S: 13 H: 2 LOB: 2 BB: 1 P: 24	R: 6 E: 0 K: 0 S: 18 H: 6 LOB: 1 BB: 1 P: 31	R: 0 E: 0 K: 2 S: 13 H: 0 LOB: 2 BB: 1 P: 23	R: 0 E: 0 K: 1 S: 7 H: 1 LOB: 1 BB: 0 P: 10	R: 3 E: 0 K: 0 S: 13 H: 3 LOB: 0 BB: 0 P: 18	R: 0 E: 0 K: 1 S: 10 H: 0 LOB: 0 BB: 0 P: 14		1B: 8 2B: 3 3B: 0 HR: 3 SF: 0 SAC: 0 DP: 0 HBP: 0						

PITCHER	IP	WLS	BF	H	R	ER	SO	BB	IBB	HBP	BLK	WP	HR	S	P	ERA	WHIP
12 Juan Nicasio, R (1, 1) ERA: 4.92	4.0	L	25	10	8	8	4	2	1	0	0	0	2	54	92	18.00	3.000
26 Jeff Francis, L (5, 1) ERA: 6.63	2.1		12	3	2	2	3	1	0	0	0	1	0	27	45	7.71	1.714
61 Edgmer Escalona, R (7, 1) ERA: 4.75	0.2		3	1	1	1	0	0	0	0	0	0	1	6	6	13.50	1.500
59 Wilton Lopez, R (8, 1) ERA: 4.83	1.0		3	0	0	0	1	0	0	0	0	0	0	10	14	0.00	0.000

PITCHER	IP	WLS	BF	H	R	ER	SO	BB	IBB	HBP	BLK	WP	HR	S	P	ERA	WHIP

AB	39
R	11
H	14
RBI	11
BB	4
SO	8
LOB	15

WP: 1 PA: 43
PB: 0
SB: 0
CS: 0

Colorado Rockies @ Atlanta Braves

Turner Field, Atlanta, GA

Wed Jul 31 2013, 7:12 PM - 10:11 PM EDT

Att. 22,097 - Cloudy - 76 F

TOP

livebaseballscorecards.com

Batter	1	2	3	4	5	6	7	8	9	AB	R	H	RBI	BB	SO	LOB
24 Dexter Fowler, S (1, 8) OBP: 0.369, SLG: 0.447	B FF 92 B SI 92 X FF 92 2-0 5 CS 1B			C FF 90 C SI 90 B FF 90 X KC 79 1-2 ① G6-3		B SL 84 C SI 90 B CH 85 X CH 83 2-1 ③ G5-3			B SL 84 C SL 84 X CU 76 1-1 23 DI 2-3 1B	4	0	2	0	0	0	0
23 Charlie Culberson, R (1, 4) (4, 7)	C SL 86 X FF 90 0-1 ① F8			C CH 83 C SL 83 F KC 78 B CH 85 C SL 85 1-3 ② K			F CH 83 X FF 88 0-1 ① F8		S SI 90 S SI 90 S FF 91 0-3 ① K 1-2	4	0	0	0	0	2	3
5 Carlos González, L (1, 7) OBP: 0.369, SLG: 0.596 9 DJ LeMahieu, R (4, PH) OBP: 0.311, SLG: 0.354 (4, 4)	S KC 81 S FF 92 B CH 86 B KC 81 F SI 92 F FF 92 F SL 86 S FF 91 2-3 ②③ K 1-2			S KC 79 X FF 91 0-1 ③ G5-3			B FF 89 B FF 90 F FF 89 S FF 89 F SL 84 F SI 90 X FF 91 2-2 ② F8		B SI 90 F SL 84 B FF 89 F SL 81 S SL 85 2-3 ② K	1 3	0 0	0 0	0 0	0 0	1 1	1 2
2 Troy Tulowitzki, R (1, 6) OBP: 0.385, SLG: 0.591 59 Wilton Lopez, R (7, 1) 19 Charlie Blackmon, L (9, PH) OBP: 0.266, SLG: 0.371		B FF 90 C SL 84 X SL 85 1-1 ① P3			B SI 90 B SL 84 C FF 91 F FF 91 F SL 85 X CH 84 2-2 ① G3		S FF 90 C CH 84 F FF 91 F KC 80 X CH 85 0-2 ③ G6-3		B CH 85 X SL 86 1-0 ③ G4-3	3 0 1	0 0 0	0 0 0	0 0 0	0 0 0	0 0 0	0 0 2
3 Michael Cuddyer, R (1, 9) OBP: 0.397, SLG: 0.564 88 Josh Outman, L (6, 1) 18 Jonathan Herrera, S (7, 6) OBP: 0.301, SLG: 0.343		C SL 85 S KC 81 F FF 91 F SL 85 X KC 80 0-2 ② L8			S FF 90 F KC 80 B CH 84 F FF 91 S KC 80 1-3 ② K			B SI 88 C SI 89 X SL 83 1-1 28 FC5-4 1B		2 0 1	0 0 0	0 0 1	0 0 0	0 0 0	1 0 0	0 0 0
28 Nolan Arenado, R (1, 5) OBP: 0.291, SLG: 0.405		C SI 91 X KC 80 0-1 ③ G6-3			B CH 84 X CH 84 1-0 1B			C SI 89 B SI 90 X SI 90 1-1 ① FC5-4 20 FC6-4 1-2f		3	0	1	0	0	0	1
17 Todd Helton, L (1, 3) OBP: 0.326, SLG: 0.392 20 Wilin Rosario, R (7, 3) OBP: 0.310, SLG: 0.475			F SI 90 S FF 91 F SI 90 F KC 81 F FF 91 F KC 81 S FF 90 0-3 ① K		B FF 91 C FF 90 B FF 91 S FF 90 T FF 91 2-2 ③ K			X SI 90 0-0 ② FC6-4 1-2f		2 1	0 0	0 0	0 0	0 0	2 0	1 1
8 Yorvit Torrealba, R (1, 2) OBP: 0.346, SLG: 0.325			B SI 90 X SI 90 1-0 ② G6-3			C FF 89 B KC 78 B CH 84 X FF 90 2-1 ① P4		B CH 85 B CU 75 B SI 91 C SI 91 X SL 85 3-1 ③ P3		3	0	0	0	0	0	1
32 Tyler Chatwood, R (1, 1) OBP: 0.355, SLG: 0.367 0 Adam Ottavino, S (3, 1) 6 Corey Dickerson, L (6, PH) OBP: 0.333, SLG: 0.429 (6, 9)			C FF 92 B KC 81 B SI 90 B FF 91 C FF 91 S FF 91 3-3 ③ K			B SL 84 F FF 90 F SI 90 F FF 91 B FF 89 X KC 79 2-2 ② G4-3			B FF 88 C CU 81 C SL 83 X SI 91 1-2 E5 24 1B 1B	1 0 2	0 0 0	0 0 1	0 0 0	0 0 0	1 0 0	0 0 0
Inning Stats	R: 0 E: 0 K: 1 S: 9 H: 1 LOB: 0 BB: 0 P: 13	R: 0 E: 0 K: 0 S: 9 H: 0 LOB: 0 BB: 0 P: 10	R: 0 E: 0 K: 2 S: 11 H: 0 LOB: 0 BB: 0 P: 15	R: 0 E: 0 K: 1 S: 9 H: 0 LOB: 0 BB: 0 P: 11	R: 0 E: 0 K: 2 S: 12 H: 1 LOB: 1 BB: 0 P: 18	R: 0 E: 0 K: 0 S: 8 H: 0 LOB: 0 BB: 0 P: 14	R: 0 E: 0 K: 0 S: 12 H: 0 LOB: 0 BB: 0 P: 14	R: 0 E: 0 K: 0 S: 7 H: 1 LOB: 1 BB: 0 P: 12	R: 0 E: 1 K: 2 S: 12 H: 2 LOB: 2 BB: 0 P: 17	1B: 5 2B: 0 3B: 0 HR: 0 SF: 0 SAC: 0 DP: 0 HBP: 0						

	AB	31
	R	0
	H	5
	RBI	0
	BB	0
	SO	8
	LOB	12

WP: 0 PA: 31
PB: 0
SB: 0
CS: 1

PITCHER		IP	WLS	BF	H	R	ER	SO	BB	IBB	HBP	BLK	WP	HR	S	P	ERA	WHIP
36 Mike Minor, L ERA: 2.75	(1, 1)	7.0	W	22	2	0	0	6	0	0	0	0	0	0	70	95	0.00	0.286
20 Luis Ayala, R ERA: 3.6	(8, 1)	2.0		9	3	0	0	2	0	0	0	0	0	0	19	29	0.00	1.500

PITCHER	IP	WLS	BF	H	R	ER	SO	BB	IBB	HBP	BLK	WP	HR	S	P	ERA	WHIP

Batter	1	2	3	4	5	6	7	8	9	AB	R	H	RBI	BB	SO	LOB
22 Jason Heyward, L (1, 8) OBP: 0.331, SLG: 0.378	F SI 91 B SI 92 C CU 78 X SL 84 1-2 E4 8 5 1B 1B		B CH 82 B CH 82 B SI 92 B FF 92 4-0 5 1B 8 1B BB F FS 87 X SI 92 3-1 G3 1-2 3-H		C SI 91 B CH 80 F CH 82 B ST 82 S ST 83 2-3 K		B SI 91 F FS 85 B SI 91 X SI 91 2-1 ② FC4-6 5 BB 8 1B 1-2f			4	2	0	1	1	1	2
8 Justin Upton, R (1, 9) OBP: 0.349, SLG: 0.442	X FF 93 0-0 24 F8 5 1B 1-2 1B		1 SAFE 1-2 C SI 93 C SI 94 B FF 95 5 1B 1-2 24 1B 1B B ST 81 C ST 81 C SI 81 B FF 91 C ST 82 3-3 ③ K		B FF 92 C FF 91 S FF 90 F FF 92 S ST 83 1-3 ③ K		F SI 94 C SL 86 B SL 86 F SI 93 X FS 86 1-2 5 BB 1-2 1B			5	1	3	0	0	2	2
5 Freddie Freeman, L (1, 3) OBP: 0.387, SLG: 0.483 20 Luis Ayala, R (8, 1)	X SI 94 0-0 16 G3-6-3 1-2 2-H 1B		B CU 79 B CU 80 D CH 85 X SI 92 3-0 24 1B 16 HR 1-3 2-H 1B	S ST 81 X FF 91 0-1 16 G4-3 16 BLK 23 1B 1B		S SL 84 S SL 84 X SL 85 0-2 24 1B 1B	F FS 86 D FS 87 B SI 93 B FS 86 B SI 87 4-1 1-2 2-3 BB			4 0	2 0	4 0	2 0	1 0	0 0	0 0
24 Evan Gattis, R (1, 7) OBP: 0.307, SLG: 0.514 (8, 2)	S SL 86 D SL 86 C SL 85 X FF 95 1-2 ① F8 2-3		D SI 95 B SL 86 B SI 95 S SI 93 X SI 93 3-1 16 HR 1-2 3-H 1B	S ST 82 C ST 82 S ST 82 0-3 ① K		X FF 92 0-0 1-2 1B	X SI 92 0-0 ③ F7			5	1	2	1	0	1	6
16 Brian McCann, L (1, 2) OBP: 0.367, SLG: 0.534 30 Todd Cunningham, S (8, 7) OBP: 0.500, SLG: 0.500	X SI 93 0-0 ② ③ G3-6-3 1-2f		B SI 94 B SI 90 X SI 93 2-0 1-H 2-H HR	B SI 92 C SI 91 D ST 83 C ST 82 X FF 92 2-2 ② G4-3 1-3		C SL 85 F FF 92 B SL 86 F SL 84 B FF 92 F FF 95 D SL 85 C FF 92 3-3 ① K		F FS 85 B SI 92 F FS 86 B SI 92 X SI 93 2-2 ① G5-3		4 1	1 0	1 0	3 0	0 0	1 0	5 0
23 Chris Johnson, R (1, 5) OBP: 0.381, SLG: 0.469		B FF 93 F SI 93 B SL 85 B SI 93 X SL 84 3-1 ① F8	B FF 94 F SI 92 X SI 94 1-1 19 2B 36 1B 1B	C FF 92 B ST 84 X FF 91 1-1 3-H 1B		S CH 82 X FF 92 0-1 ② F9		C SI 94 F SL 86 S SL 85 0-3 ② K		5	1	2	1	0	1	2
26 Dan Uggla, R (1, 4) OBP: 0.315, SLG: 0.425		B FF 93 B SI 94 B SL 84 C SI 93 H SI 93 4-1 19 WP 19 1B HBP	S SL 84 D CH 84 F CU 76 F FF 94 S CU 79 1-3 ① K	C FF 92 X ST 83 0-1 ③ F8		S CH 82 F CH 81 F CH 78 B FF 92 B FF 95 F FF 94 B CH 81 X CH 80 3-2 ③ G5-3		S FF 96 F SI 96 B SL 87 B SL 87 X FF 94 2-2 ③ E5		4	0	0	0	0	1	4
19 Andrelton Simmons, R (1, 6) OBP: 0.291, SLG: 0.376 4 Paul Janish, R (7, PR) (8, 6)		B SI 93 X SI 93 1-0 ② 1-H 1B	C SL 84 X SI 94 0-1 36 1B 22 G3 1-3 2B		C FF 91 X ST 82 0-1 ① P6		F FF 93 H SI 92 1-1 22 FC4-6 HBP			3 0	1 0	2 0	0 0	0 0	0 0	0 0
36 Mike Minor, R (1, 1) OBP: 0.167, SLG: 0.244 25 Joey Terdoslavich, S (7, PH) OBP: 0.343, SLG: 0.375 (8, 3)		S FF 93 B FF 93 X FF 94 1-1 ③ G4-3	S SI 94 S SI 94 D SI 95 X SI 94 1-2 22 G3 2-3 3-H 1B		F FF 90 B FF 92 X FF 91 1-1 ② P6		X SI 90 0-0 ① F8			3 1	0 0	1 0	1 0	0 0	0 0	1 1
Inning Stats	R: 1 E: 1 K: 0 S: 9 H: 2 LOB: 1 BB: 0 P: 11	R: 0 E: 0 K: 0 S: 6 H: 1 LOB: 1 BB: 0 P: 15	R: 7 E: 0 K: 2 S: 23 H: 7 LOB: 1 BB: 1 P: 42	R: 1 E: 0 K: 1 S: 12 H: 2 LOB: 1 BB: 0 P: 15	R: 0 E: 0 K: 2 S: 11 H: 0 LOB: 1 BB: 0 P: 15	R: 0 E: 0 K: 1 S: 16 H: 2 LOB: 2 BB: 0 P: 22	R: 0 E: 0 K: 0 S: 10 H: 1 LOB: 3 BB: 1 P: 18	R: 0 E: 1 K: 1 S: 9 H: 0 LOB: 1 BB: 0 P: 13		1B: 13 2B: 1 3B: 0 HR: 1 SF: 0 SAC: 0 DP: 1 HBP: 2					

PITCHER	IP	WLS	BF	H	R	ER	SO	BB	IBB	HBP	BLK	WP	HR	S	P	ERA	WHIP
32 Tyler Chatwood, R (1, 1) ERA: 3.15	2.1	L	18	10	8	7	1	1	0	1	0	1	1	33	60	27.00	4.714
0 Adam Ottavino, R (3, 1) ERA: 3.0	2.2		11	2	1	1	4	0	0	0	1	1	0	28	38	3.38	0.750
88 Josh Outman, L (6, 1) ERA: 4.31	1.0		5	2	0	0	1	0	0	0	0	0	0	16	22	0.00	2.000
59 Wilton Lopez, R (7, 1) ERA: 4.64	2.0		9	1	0	0	1	1	0	1	0	0	0	19	31	0.00	1.000

PITCHER	IP	WLS	BF	H	R	ER	SO	BB	IBB	HBP	BLK	WP	HR	S	P	ERA	WHIP

BOTTOM

Colorado Rockies @ Atlanta Braves

Turner Field, Atlanta, GA

Wed Jul 31 2013, 7:12 PM - 10:11 PM EDT

Att. 22,097 - Cloudy - 76 F

livebaseballscorecards.com

AB	39
R	9
H	15
RBI	9
BB	2
SO	7
LOB	23

WP: 2 PA: 43
PB: 0
SB: 0
CS: 0

Batter	1	2	3	4	5	6	7	8	9	AB	R	H	RBI	BB	SO	LOB
24 Dexter Fowler, S (1, 8) OBP: 0.369, SLG: 0.443	F FF 93 B FF 92 B SI 90 B FF 93 B SI 86 4-1 20 1B 6 1B BB	C CU 75 B CH 81 S CU 75 F FF 93 B FF 94 F FF 95 B SL 77 D CU 74 4-2 6 SF9 BB		C CU 73 B FF 92 X SI 91 1-1 ③ F7			X FF 95 0-0 ② L8		B CH 84 X FF 93 1-0 ② G4-3	3	0	0	0	2	0	2
6 Corey Dickerson, L (1, 7) OBP: 0.340, SLG: 0.422	F FF 92 X CU 73 0-1 20 1B 1-2 1B	C FF 94 F FF 93 F FF 94 F FF 94 F CU 76 F FF 94 F SL 85 F FF 94 F FF 94 0-2 ② X CU 71 SF9 1-2 2-3 3-H			C SI 88 F SI 92 F FF 93 F SI 91 S SL 84 0-3 ① K		B FF 95 B CH 88 F SL 86 B FF 94 B CH 86 4-1 18 1B BB		B FF 92 C FF 92 X CH 84 1-1 ③ G1-6-3	3	0	1	1	1	1	0
2 Troy Tulowitzki, R (1, 6) OBP: 0.383, SLG: 0.587 18 Jonathan Herrera, S (2, 6) OBP: 0.304, SLG: 0.345	B FF 94 1 SAFE C FF 92 S FF 93 B FF 94 S FF 94 2-3 ① K	C SL 83 C FF 93 F FF 93 B SL 82 F FF 95 B SL 83 C CU 72 2-3 ③ K			B SI 90 F FF 94 F FF 92 B CU 76 S SL 84 2-3 ② K		F SI 93 X SI 94 0-1 20 FC6-4 1-3 2-H 1B			2	0	0	0	0	2	4
										2	0	1	1	0	1	0
20 Wilin Rosario, R (1, 2) OBP: 0.310, SLG: 0.472	T CU 74 X CU 75 0-1 1-2 2-3 1B	S SL 81 S FF 92 B CU 72 F FF 94 F SL 81 F SI 89 B CH 82 S SL 83 2-3 ① K			F FF 95 F FF 93 S FF 94 0-3 ③ K		B SI 94 X SI 94 1-0 ③ FC6-4 1-2f			4	0	1	0	0	2	2
17 Todd Helton, L (1, 3) OBP: 0.328, SLG: 0.394	C FF 93 S FF 94 S FF 94 0-3 ② K	S FF 92 B FF 93 F SI 89 F FF 93 B SL 84 C FF 93 2-3 ② K				X SI 87 0-0 28 G6-3 1B		B SI 93 X SI 94 1-0 19 FC1-6 1B		4	0	2	0	0	2	3
28 Nolan Arenado, R (1, 5) OBP: 0.289, SLG: 0.401 60 Manny Corpas, R (6, 1) 32 Tyler Chatwood, R (8, PH) OBP: 0.344, SLG: 0.355 61 Edgmer Escalona, R (8, 1) 49 Rex Brothers, L (8, 1)	C CU 74 C FF 93 S FF 95 0-3 ③ K	B SL 82 S CH 80 B CH 80 S FF 94 T FF 94 2-2 ③ K				C SI 86 X SI 87 0-1 ①② G6-3 1-2f		S SI 93 F SI 93 S CU 77 0-3 ① K		3	0	0	0	0	2	4
										0	0	0	0	0	0	0
										1	0	0	0	0	1	1
										0	0	0	0	0	0	0
										0	0	0	0	0	0	0
19 Charlie Blackmon, L (1, 9) OBP: 0.265, SLG: 0.379		B SI 88 C FF 91 F CU 72 F FF 93 B FF 93 F FF 93 X SL 83 2-2 9 2B 6 SF9 2B		B SI 88 F FF 91 C CH 80 C FF 94 1-3 ① K		C SI 88 B SI 89 F SI 88 B SL 84 S SI 90 2-3 ③ K		X SI 94 0-0 ② FC1-6 9 FC3-6 1-2f		4	1	1	0	0	2	1
9 DJ LeMahieu, R (1, 4) OBP: 0.318, SLG: 0.370 (6, 5)		B FF 92 F SL 83 X FF 94 1-1 6 SF9 2-3 2B		B FF 93 B FF 93 C FF 94 X FF 94 2-1 35 G3-1 2B			X FF 95 0-0 23 S 18 1B 1B	1 SAFE F FF 93 C SI 94 B FF 94 B SI 94 1 SAFE X CU 76 2-2 ③ FC3-6 1-2f		4	1	3	0	0	0	1
35 Chad Bettis, R (1, 1) 23 Charlie Culberson, R (6, 4)		C FF 93 X FF 93 0-1 ① G1-3		B SL 80 B FF 93 X FF 94 2-0 ② G3-1 2-3			C FF 96 S SL 86 C FF 96 0-3 ① K 1-2		X FF 92 0-0 ① G6-3	2	0	0	0	0	0	3
										2	0	0	0	0	1	1

Inning Stats	1	2	3	4	5	6	7	8	9
	R: 0 E: 0 K: 3 S: 14 H: 2 LOB: 3 BB: 1 P: 20	R: 1 E: 0 K: 1 S: 28 H: 2 LOB: 2 BB: 1 P: 37	R: 0 E: 0 K: 3 S: 13 H: 0 LOB: 0 BB: 0 P: 19	R: 0 E: 0 K: 1 S: 8 H: 1 LOB: 1 BB: 0 P: 14	R: 0 E: 0 K: 3 S: 11 H: 0 LOB: 0 BB: 0 P: 13	R: 0 E: 0 K: 1 S: 6 H: 1 LOB: 0 BB: 0 P: 8	R: 1 E: 0 K: 1 S: 9 H: 2 LOB: 2 BB: 1 P: 14	R: 0 E: 0 K: 1 S: 8 H: 1 LOB: 1 BB: 0 P: 11	R: 0 E: 0 K: 0 S: 4 H: 0 LOB: 0 BB: 0 P: 6

| | | | | | | | | | |

BOTTOM

Colorado Rockies @ Atlanta Braves

Turner Field, Atlanta, GA

Thu Aug 01 2013, 7:21 PM - 10:35 PM EDT

Att. 30,069 - Cloudy - 78 F

livebaseballscorecards.com

Batter	1	2	3	4	5	6	7	8	9	AB	R	H	RBI	BB	SO	LOB
22 Jason Heyward, L (1, 8) OBP: 0.335, SLG: 0.388	B FF 91 C FF 91 B FF 91 B FF 92 C FF 92 B FF 93 4-2 8 HR BB	F CU 76 B CH 89 X FF 95 1-1 ① L6		B FF 92 S CU 78 X CU 76 1-1 1-H HR		C SI 92 B SL 82 X SI 91 1-1 ② G4-3		B CH 88 B SI 95 B SI 94 B SI 96 4-0 8 HR 1-2 BB		3	3	1	2	2	0	1
8 Justin Upton, R (1, 9) OBP: 0.350, SLG: 0.457	1 SAFE C FF 92 D CH 87 X FF 93 1-1 1-H HR	C SL 91 X SL 90 0-1 ② F9 2-3		X SL 89 0-0 ① G6-3		B SI 92 B SI 92 S SL 82 B SL 84 F SI 92 T SL 84 3-2 ③ K		B SL 87 B SI 86 B SI 96 C SI 96 F SI 95 F SI 97 X SI 96 3-2 1-H 2-H HR		5	2	2	5	0	1	1
5 Freddie Freeman, L (1, 3) OBP: 0.390, SLG: 0.486	C FF 94 F SL 89 X FF 96 0-2 ① G6-3	F FF 90 B FF 95 B CH 90 I IN 68 I IN 72 4-1 24 FC5-4 IBB		C FF 95 B CH 89 F FF 93 B FF 95 X CH 90 2-2 ② G4-3			F SI 91 X SI 91 0-1 16 1B 23 1B 1B	S SI 97 B CH 89 B SL 87 B SI 97 X SI 95 3-1 30 1B 16 G3 2B		4	2	2	0	1	0	0
24 Evan Gattis, R (1, 7) OBP: 0.302, SLG: 0.504 30 Todd Cunningham, S (8, 7) OBP: 0.667, SLG: 0.667	X SL 89 0-0 ② F7	X FF 94 0-0 ③ FC5-4 1-2f		X SL 90 0-0 ③ G4-3			B SI 91 X SI 88 1-0 ① P4	F SI 97 C SI 97 X SL 87 0-2 16 G3 16 WP 23 1B 2-3 1B		4 1	0 1	0 1	0 0	0 0	0 0	3 0
16 Brian McCann, L (1, 2) OBP: 0.371, SLG: 0.532	C CU 76 S SL 89 B FF 96 F SL 88 F SI 92 B FF 95 F SL 89 F FF 96 B CH 90 4-2 B CU 78 23 1B BB	X CH 87 0-0 ① F9 X FF 94 0-0 ② F9		B CU 77 B FF 91 B FF 91 B FF 91 4-0 BB			C SL 81 B SI 91 F SI 91 B SI 92 B SL 85 X SL 84 3-2 23 1B 1-3 1B	C SI 95 B CH 89 B SI 96 B SL 86 X SI 95 3-1 ① G3 1-3 3-H		3	0	1	1	2	0	1
23 Chris Johnson, R (1, 5) OBP: 0.384, SLG: 0.471	B FF 92 S FF 93 F FF 94 D SL 88 X SI 94 2-2 1-2 1B			B SI 91 X SI 92 1-0 ① L7			B SI 92 F SI 91 F SI 94 B FF 94 X SL 86 2-2 1-2 3-H 1B	B FF 92 X FF 93 1-0 26 G6-4-3 3-H 1B		5	0	3	2	0	0	1
26 Dan Uggla, R (1, 4) OBP: 0.313, SLG: 0.420	D CU 75 C FF 93 X CU 77 1-1 ③ G5-3		B FF 96 C SL 86 B FF 94 C SL 88 F SL 89 B SI 95 B SL 90 4-2 BB		B SL 88 B SI 92 F FF 93 F FF 94 B SL 89 F SI 92 S FF 96 3-3 ② K		C SL 84 S SL 84 X SI 93 0-2 ② F4	B FF 93 X CH 87 1-0 ② ③ G6-4-3 1-2f		4	0	0	0	1	1	6
19 Andrelton Simmons, R (1, 6) OBP: 0.290, SLG: 0.375		C FF 92 B CU 76 F SL 88 F SL 88 F FF 95 X FF 96 1-2 49 2B 1B	C FF 94 D CU 75 X FF 94 1-1 ③ G3		X FF 94 0-0 ③ F8		D SL 85 C SL 82 B SL 85 F SL 84 B SL 82 S SL 83 3-3 ③ K			4	1	1	0	0	1	4
49 Julio Teheran, R (1, 1) OBP: 0.267, SLG: 0.279 32 Scott Downs, L (6, 1) 13 Jose Constanza, L (6, PH) OBP: 0.180, SLG: 0.160 48 David Carpenter, R (7, 1) 43 Luis Avilán, L (7, 1) 25 Joey Terdoslavich, S (8, PH) OBP: 0.361, SLG: 0.394 38 Anthony Varvaro, R (9, 1)		X FF 90 0-0 8 F9 1-H 2B		C FF 91 S SL 90 X SL 89 0-2 22 HR 1B		X SI 92 0-0 ① G5-3		C SI 95 B SI 95 B CH 88 X SI 96 2-1 22 BB 8 HR 1B		2 0 1 0 0 1	1 0 0 0 0 1	2 0 0 0 0 1	1 0 0 0 0 1	0 0 0 0 0 0	0 0 0 0 0 0	0 0 0 0 0 0
Inning Stats	R: 2 E: 0 K: 0 S: 19 H: 2 LOB: 2 BB: 2 P: 31	R: 1 E: 0 K: 0 S: 12 H: 2 LOB: 2 BB: 1 P: 18	R: 0 E: 0 K: 0 S: 7 H: 0 LOB: 1 BB: 1 P: 12	R: 2 E: 0 K: 0 S: 10 H: 2 LOB: 0 BB: 0 P: 13	R: 0 E: 0 K: 1 S: 6 H: 0 LOB: 1 BB: 1 P: 14	R: 0 E: 0 K: 1 S: 6 H: 0 LOB: 0 BB: 0 P: 10	R: 1 E: 0 K: 1 S: 15 H: 3 LOB: 2 BB: 0 P: 24	R: 5 E: 0 K: 0 S: 15 H: 5 LOB: 0 BB: 1 P: 32		1B: 9 2B: 2 3B: 0 HR: 3 SF: 0 SAC: 0 DP: 1 HBP: 0		WP: 1 PB: 0 SB: 0 CS: 0 PA: 43				

	AB	37
	R	11
	H	14
	RBI	11
	BB	6
	SO	3
	LOB	17

PITCHER		IP	WLS	BF	H	R	ER	SO	BB	IBB	HBP	BLK	WP	HR	S	P	ERA	WHIP
35 Chad Bettis, R ERA: 9.0	(1, 1)	5.0	L	26	6	5	5	1	4	1	0	0	0	2	54	88	9.00	2.000
60 Manny Corpas, R ERA: 3.81	(6, 1)	2.0		9	3	1	1	2	0	0	0	0	0	0	21	34	4.50	1.500
61 Edgmer Escalona, R ERA: 5.79	(8, 1)	0.1		6	4	5	5	0	1	0	0	0	1	1	13	28	135.00	15.000
49 Rex Brothers, L ERA: 1.22	(8, 1)	0.2		2	1	0	0	0	0	0	0	0	0	0	2	4	0.00	1.500

PITCHER	IP	WLS	BF	H	R	ER	SO	BB	IBB	HBP	BLK	WP	HR	S	P	ERA	WHIP

Atlanta Braves @ Philadelphia Phillies

Citizens Bank Park, Philadelphia, PA

Fri Aug 02 2013, 7:37 PM - 10:46 PM EDT

Att. 35,087 - Cloudy - 83 F

TOP

livebaseballscorecards.com

Batter	1	2	3	4	5	6	7	8	9	AB	R	H	RBI	BB	SO	LOB
22 Jason Heyward, L (1, 8) OBP: 0.339, SLG: 0.392	C FF 95 B FF 97 X FF 96 1-1 ① P2		X FF 94 0-0 2-H 1B		B CU 72 C FF 91 B FF 94 B FF 94 X FF 92 3-1 8 1B 2B	C SI 97 B SL 84 F SL 83 B SI 97 F SL 84 B SL 86 B SI 98 4-2 5 G4-6-3 BB		B SL 83 C FF 91 B FF 91 F SL 84 C FF 91 2-3 ③ K		4	1	2	1	1	1	0
8 Justin Upton, R (1, 9) OBP: 0.348, SLG: 0.454	C FF 95 F FF 96 B SL 89 F SL 87 B FF 97 B SL 86 F FF 96 C FF 96 3-3 ② K		C CU 74 S SL 85 S SL 85 0-3 ② K		C FF 92 X SL 85 0-1 2-H 16 HR 1B	C SI 97 X SI 98 0-1 ① L4			X SL 83 0-0 ① F7	5	1	1	1	0	2	2
5 Freddie Freeman, L (1, 3) OBP: 0.387, SLG: 0.482	X FF 96 0-0 1B		B SL 85 X FF 94 1-0 ③ G3		1 SAFE B FF 92 X FF 92 1-0 ① F9	X SI 98 0-0 ② ③ G4-6-3 1-2f			B CH 84 S FF 92 C FF 92 X FF 92 1-2 ② G6-3	5	0	1	0	0	0	3
16 Brian McCann, L (1, 2) OBP: 0.372, SLG: 0.542	B FF 96 D CU 76 C FF 94 C CU 76 S FF 96 2-3 ③ K			B CU 75 B SI 92 S FF 93 C CU 75 F FF 94 X FF 94 2-2 25 BB 26 1B 1B	C FF 92 1 SAFE F FF 93 B SL 86 F FF 93 D CU 75 F SL 84 X FF 92 2-2 1-H HR		B SL 82 C SI 96 C SI 96 F SL 83 B SI 98 X SI 98 2-2 ① G5-3		F FF 91 S SL 86 B SL 86 B SL 85 B SL 85 C SL 85 3-3 ③ K	5	1	2	2	0	2	1
23 Chris Johnson, R (1, 5) OBP: 0.385, SLG: 0.483		C FF 92 C FF 96 B FF 96 B FF 96 T FF 95 2-2 ① K		C FF 93 B SL 84 S SL 83 B FF 92 F SL 86 X FF 93 2-2 ① F8	X FF 93 0-0 HR		B FF 94 C SI 94 S SL 84 B SL 84 F SL 84 F FF 94 X FF 94 2-2 2B			4	1	2	1	0	1	1
26 Dan Uggla, R (1, 4) OBP: 0.315, SLG: 0.419		C SL 85 B SL 87 F FF 96 B CU 77 B SL 86 S SL 86 3-3 ② K		S SL 84 C SL 85 X FF 94 0-2 25 BB 1-2 1B	B SL 84 B SL 83 B SL 85 B FF 93 4-0 25 2B BB		B SL 82 X FF 93 1-0 ② G5-3			3	1	1	0	1	1	1
25 Joey Terdoslavich, S (1, 7) OBP: 0.375, SLG: 0.417 48 David Carpenter, R (7, 1) 52 Jordan Walden, R (8, 1) 46 Craig Kimbrel, R (9, 1)		X FF 95 0-0 ③ F9		D CU 76 B CU 74 B FF 93 C FF 92 B FF 92 4-1 1-2 2-3 BB	X SI 92 0-0 1-H 2B		F SL 84 T FF 93 S SL 84 0-3 ③ K			3	0	1	1	1	1	1
										0	0	0	0	0	0	0
										0	0	0	0	0	0	0
										0	0	0	0	0	0	0
19 Andrelton Simmons, R (1, 6) OBP: 0.290, SLG: 0.373			C FF 92 C SL 87 B CU 77 B FF 95 F FF 94 B SL 87 F FF 94 B FF 94 4-2 54 SH3-4 22 1B BB	D SL 85 X FF 93 1-0 ② F7	B SL 83 C SI 96 F SL 84 D SL 85 S SL 86 2-3 ② K2-3			B FF 91 X FF 92 1-0 E5 30 G6-3		3	1	0	0	1	1	4
54 Kris Medlen, S (1, 1) OBP: 0.237, SLG: 0.306 30 Todd Cunningham, S (7, 7) OBP: 0.500, SLG: 0.500			1 SAFE B FF 89 X FF 90 1-0 ① SH3-4 1-2	S FF 92 F FF 93 B FF 94 F FF 94 S CU 76 1-3 ③ K	S SI 94 F SI 95 C SL 86 0-3 ③ K			1 SAFE B FF 91 X FF 92 1-0 ① ② G6-3 1-2f		2	0	0	0	0	2	4
										1	0	0	0	0	0	1

Inning Stats	1	2	3	4	5	6	7	8	9	1B: 5	SF: 0	WP: 0	PA: 40
R:	0	0	1	0	5	0	0	0	0	2B: 3	SAC: 1	PB: 0	
E:	0	0	0	0	0	0	0	1	0	3B: 0	DP: 2	SB: 0	
K:	2	2	1	1	2	0	1	1	1	HR: 2	HBP: 0	CS: 0	
S:	11	7	10	17	18	6	13	5	7				
H:	1	0	1	2	5	0	1	0	0				
LOB:	1	0	1	3	1	0	1	0	0				
BB:	0	0	1	1	1	1	0	0	0				
P:	17	12	16	27	30	10	18	9	11				

PITCHER		IP	WLS	BF	H	R	ER	SO	BB	IBB	HBP	BLK	WP	HR	S	P	ERA	WHIP
49 Ethan Martin, R ERA: 12.46	(1, 1)	4.1	L	24	8	6	6	6	3	0	0	0	0	2	56	93	12.46	2.538
57 Luis García, R ERA: 2.89	(5, 1)	0.2		3	1	0	0	2	0	0	0	0	0	0	7	9	0.00	1.500
63 Jake Diekman, L ERA: 3.57	(6, 1)	1.1		4	0	0	0	0	1	0	0	0	0	0	10	16	0.00	0.750
30 Justin De Fratus, R ERA: 4.44	(7, 1)	1.1		5	1	0	0	1	0	0	0	0	0	0	11	16	0.00	0.750
59 Antonio Bastardo, L ERA: 2.38	(8, 1)	1.1		4	0	0	0	2	0	0	0	0	0	0	10	16	0.00	0.000

PITCHER	IP	WLS	BF	H	R	ER	SO	BB	IBB	HBP	BLK	WP	HR	S	P	ERA	WHIP

AB	35
R	6
H	10
RBI	6
BB	4
SO	11
LOB	18

BOTTOM

Atlanta Braves @ Philadelphia Phillies

Citizens Bank Park, Philadelphia, PA

Fri Aug 02 2013, 7:37 PM - 10:46 PM EDT

Att. 35,087 - Cloudy - 83 F

livebaseballscorecards.com

Batter	1	2	3	4	5	6	7	8	9	AB	R	H	RBI	BB	SO	LOB
11 Jimmy Rollins, S (1, 6) OBP: 0.313, SLG: 0.350	X SI 88 0-0 G4-3 ①		C CH 87 F CU 75 X CH 81 0-2 G4-3 ①		B CH 88 C CH 88 C FF 89 S CU 77 1-3 K ③		F SL 86 C FF 95 C FF 95 0-3 K ③			4	0	0	0	0	2	0
10 Michael Young, R (1, 3) OBP: 0.340, SLG: 0.403	C SI 89 B CU 76 S CU 76 S CH 81 1-3 K ②		B CU 75 F CH 82 F SI 89 X SI 90 1-2 G5-3 ②			B CH 81 C CH 81 C CU 75 X CH 81 1-2 G3 ①		C FF 96 C FF 96 S SL 79 0-3 K ①		4	0	0	0	0	2	0
26 Chase Utley, L (1, 4) OBP: 0.337, SLG: 0.508	C CH 89 S CU 76 F SI 90 X SI 90 0-2 F9 ③		B CH 83 B CH 81 F CU 76 F FF 90 X CU 77 2-2 G3-1 ③			X FF 89 0-0 HR		C FF 97 B CH 89 B FF 96 B FF 96 F FF 96 F FF 96 C FF 96 3-3 K ②		4	1	1	1	0	1	0
18 Darin Ruf, R (1, 7) OBP: 0.410, SLG: 0.507		B CH 88 C CH 88 F SI 88 B CU 76 F CH 81 B FF 90 F SI 90 F CH 83 F SI 90 3-2 X FF 81 HR		B CH 88 C SI 88 B CU 77 C CU 77 F SI 89 S CU 78 2-3 K ①		F C CU 75 B CU 76 F SI 89 B CU 77 B CH 82 F CU 78 B CH 83 4-2 3 2B 25 G4-3 BB		C SL 81 S FF 96 X FF 97 0-2 G5-3 ③		3	2	1	1	1	1	0
3 Delmon Young, R (1, 9) OBP: 0.315, SLG: 0.416		X SI 89 0-0 HR		B CU 76 S CH 83 B CH 82 X FF 90 2-1 25 FC6-4 1B		F SI 90 B CH 82 B SI 90 F SI 90 X CU 77 2-2 25 G4-3 1-3 2B			S FF 96 F KC 85 F FF 96 T KC 86 0-2 K ①	4	1	3	1	0	1	0
25 Cody Asche, L (1, 5) OBP: 0.077, SLG: 0.077		B CH 88 F CH 82 S CH 82 F CU 77 S CH 82 1-3 K ①		1 SAFE B CH 88 1 SAFE S SI 88 X SI 89 1-1 FC6-4 1-2f ②		X CH 82 0-0 G4-3 2-3 3-H ②			B FF 96 F FF 96 C KC 86 F KC 86 B FF 96 S FF 97 2-3 K ②	4	0	0	1	0	2	2
15 John Mayberry Jr., R (1, 8) OBP: 0.310, SLG: 0.425 30 Justin De Fratus, S (7, 1) 59 Antonio Bastardo, R (8, 1) 28 Kevin Frandsen, R (9, PH) OBP: 0.357, SLG: 0.395		X CU 76 0-0 G6-3 ②		1 SAFE C SI 89 1 SAFE B CU 78 C CU 77 F FF 90 S CH 83 1-3 K ③		S CH 81 C SI 90 B CH 82 T CH 83 1-2 K ③			B KC 84 F FF 97 C KC 87 F FF 97 F KC 86 X FF 96 1-2 F9 ③	3 0 0 1	0 0 0 0	0 0 0 0	0 0 0 0	0 0 0 0	2 0 0 0	2 0 0 0
31 Erik Kratz, R (1, 2) OBP: 0.284, SLG: 0.416		C CU 77 B SI 90 X SI 88 1-1 1B			F SI 86 B CU 77 X CU 76 1-1 L7 ①		C SL 86 F SL 88 B SL 85 F FF 95 B SL 86 B SL 85 S FF 95 3-3 K ①			3	0	1	0	0	1	0
49 Ethan Martin, R (1, 1) 57 Luis García, R (5, 1) 19 Laynce Nix, L (5, PH) OBP: 0.230, SLG: 0.260 63 Jake Diekman, R (6, 1) 7 Michael Martinez, S (7, 8) OBP: 0.091, SLG: 0.091		B SI 89 S SI 89 F SI 89 C CU 77 1-3 K ③			C CU 76 S CH 81 S FF 89 0-3 K ②		F FF 95 B FF 95 C SL 85 F FF 96 C FF 96 1-3 K ②			1 0 1 0 1	0 0 0 0 0	0 0 0 0 0	0 0 0 0 0	0 0 1 0 0	1 0 0 0 1	1 0 0 0 0
Inning Stats	R: 0 E: 0 K: 1 S: 8 H: 0 LOB: 0 BB: 0 P: 9	R: 2 E: 0 K: 2 S: 18 H: 3 LOB: 1 BB: 0 P: 24	R: 0 E: 0 K: 0 S: 9 H: 0 LOB: 0 BB: 0 P: 12	R: 0 E: 0 K: 2 S: 12 H: 1 LOB: 1 BB: 0 P: 18	R: 0 E: 0 K: 2 S: 8 H: 0 LOB: 0 BB: 0 P: 10	R: 2 E: 0 K: 1 S: 15 H: 2 LOB: 1 BB: 1 P: 23	R: 0 E: 0 K: 3 S: 11 H: 0 LOB: 0 BB: 0 P: 15	R: 0 E: 0 K: 2 S: 10 H: 0 LOB: 0 BB: 0 P: 13	R: 0 E: 0 K: 2 S: 13 H: 0 LOB: 0 BB: 0 P: 16	1B: 2 2B: 1 3B: 0 HR: 3	SF: 0 SAC: 0 DP: 0 HBP: 0			WP: 0 PB: 0 SB: 0 CS: 0	PA: 34		

	AB	33
	R	4
	H	6
	RBI	4
	BB	1
	SO	15
	LOB	5

PITCHER		IP	WLS	BF	H	R	ER	SO	BB	IBB	HBP	BLK	WP	HR	S	P	ERA	WHIP
54 Kris Medlen, R ERA: 3.85	(1, 1)	6.0	W	25	6	4	4	8	1	0	0	0	0	3	70	96	6.00	1.167
48 David Carpenter, R ERA: 2.04	(7, 1)	1.0	H	3	0	0	0	3	0	0	0	0	0	0	11	15	0.00	0.000
52 Jordan Walden, R ERA: 2.5	(8, 1)	1.0	H	3	0	0	0	2	0	0	0	0	0	0	10	13	0.00	0.000
46 Craig Kimbrel, R ERA: 1.31	(9, 1)	1.0	S	3	0	0	0	2	0	0	0	0	0	0	13	16	0.00	0.000

PITCHER	IP	WLS	BF	H	R	ER	SO	BB	IBB	HBP	BLK	WP	HR	S	P	ERA	WHIP

Atlanta Braves @ Philadelphia Phillies

Citizens Bank Park, Philadelphia, PA

Sat Aug 03 2013, 4:07 PM - 8:16 PM EDT

Att. 41,161 - Cloudy - 82 F

TOP

livebaseballscorecards.com

Batter	1	2	3	4	5	6	7	8	9	10	11	12	AB	R	H	RBI	BB	SO	LOB
19 Andrelton Simmons, R (1, 6) OBP: 0.288, SLG: 0.372	B SI 88 X SI 87 1-0 2B		B FF 89 B FF 89 C FF 88 C CH 83 F CU 72 X FF 88 2-2 ② G6-3		C CH 82 X CU 71 1-0 E5 8 BB 5 1B 2-3		C SL 82 X SI 92 0-1 ① G5-3		C FF 93 B FF 94 B FS 88 B FF 93 X FF 93 3-1 ② P6		B SI 96 B CH 86 F SI 97 X SI 96 2-1 ③ P4		6	1	1	0	0	0	1
8 Justin Upton, R (1, 9) OBP: 0.350, SLG: 0.459 (8, 7)	B FF 89 C X SL 82 1-1 ① F9		B CU 74 C CU 72 B SI 89 X FF 88 2-1 HR		B CH 85 C CU 72 B CH 80 B CU 72 B CH 84 4-1 5 1B 24 G4-3 1-2 BB		B FF 92 C SL 83 B CH 81 X FF 92 2-1 E9		S SL 78 F FF 93 B FF 94 B FF 94 C SL 78 2-3 ③ K			B SI 95 C SI 95 S SI 95 B CH 87 B SL 83 B SI 97 4-2 4 BB 5 G3 26 FC6-4 BB	4	3	1	1	2	1
5 Freddie Freeman, L (1, 3) OBP: 0.387, SLG: 0.478	S SI 89 H SI 88 1-1 HBP		X SI 88 0-0 ③ G4-3		X SI 88 0-0 24 G4-3 1-3 2-H 3-H 1B		B CU 78 F CH 81 D CU 75 B SI 90 X SL 82 3-1 ② F7			F SL 85 F SL 85 F FF 91 B SL 86 X SL 84 1-2 ① G5-3		X SI 96 0-0 ① G3 1-2	5	0	1	2	0	0	2
24 Evan Gattis, R (1, 2) OBP: 0.299, SLG: 0.493	F CH 84 X FF 88 0-1 ② L5			C CU 71 S CH 83 B FF 86 X CU 70 1-2 ① F7	X SL 84 0-0 ② G4-3 1-2 3-H		B SI 91 X CH 81 1-0 ③ G4-3			B SL 84 F SL 85 F FF 92 X SL 86 1-2 ② F7		I IN 63 I IN 69 I IN 74 I IN 70 4-0 26 FC6-4 4 BB IBB	5	0	0	1	1	0	4
23 Chris Johnson, R (1, 5) OBP: 0.385, SLG: 0.479 13 Jose Constanza, L (10, PR) OBP: 0.160, SLG: 0.160 4 Paul Janish, R (10, 5)	B CU 71 S CH 84 X CU 72 1-1 ③ G4-3			B FF 87 C FF 89 B CH 83 B CH 84 S CH 83 B CH 85 4-2 26 FC4-6 BB	C CH 79 B CU 77 S SL 86 B FF 93 B CH 81 S FF 94 3-3 ③ K			B SL 82 B FF 95 X FF 93 2-0 ① G5-3		C CH 84 S FF 92 B FF 92 B FF 92 B CH 86 B FF 93 4-2 26 BB BB		B SI 96 B SI 96 D SI 96 B SI 95 1-2 2-3 4-0 26 FC6-4 BB	3 0 0	0 0 0	0 0 0	0 0 0	2 0 0	1 0 0	3 0 0
26 Dan Uggla, R (1, 4) OBP: 0.313, SLG: 0.413		B CH 84 B FF 88 C FF 89 B SL 82 C SI 89 X FF 87 3-2 ① F8		B CH 84 F CH 84 B FF 90 X SI 89 2-1 ② FC4-6 1-2f		X FF 92 0-0 ① P4		B FF 95 B SL 82 F SL 84 C SL 84 B SL 84 S SL 82 3-3 ② K		1 SAFE F CH 86 D CH 86 S SL 85 D SL 85 1 SAFE B CH 85 B FF 92 4-2 1-2 BB		D SL 84 C SL 81 X SL 83 1-1 ② FC6-4 1-2f 2-3 3-H	5	0	0	1	1	1	3
2 B.J. Upton, R (1, 8) OBP: 0.267, SLG: 0.298		C CH 84 C CU 74 X FF 88 0-2 ② P4		F SI 90 B FF 89 B CH 84 B CU 72 C FF 88 X SL 80 3-2 ③ P5		C FF 93 B FF 93 B CH 81 S SL 82 B FF 92 B FF 94 4-2 25 G6-3 25 S BB		B FF 94 X SI 94 1-0 1B		F SL 84 C FF 92 B FF 92 C FF 92 1-3 ③ K		S FF 93 B SL 83 B SL 83 F FF 93 S FF 92 2-3 ③ K	5	0	1	0	1	2	5
25 Joey Terdoslavich, S (1, 7) OBP: 0.364, SLG: 0.400 52 Jordan Walden, R (8, 1) 48 David Carpenter, R (9, 1) 32 Scott Downs, L (10, 1) 30 Todd Cunningham, S (11, PH) OBP: 0.400, SLG: 0.400 43 Luis Avilan, L (11, 1) 46 Craig Kimbrel, R (12, 1)		C FF 89 S CH 82 B CU 73 B FF 87 B FF 88 F FF 87 X FF 88 3-2 ③ G4-3			X FF 87 0-0 19 S 37 SH5-4 5 1B 1B		B CH 79 C CH 80 S CH 81 B CH 81 B SL 82 X SI 90 3-2 ② G6-3 1-3		B SI 95 S SI 94 D SL 83 D SI 96 S SL 82 3-3 ③ K		X SI 96 0-0 ① B2		4 0 0 0 1 0 0	1 0 0 0 0 0 0	1 0 0 0 0 0 0	0 0 0 0 0 0 0	0 0 0 0 0 0 0	1 0 0 0 0 0 0	2 0 0 0 0 0 0
37 Brandon Beachy, R (1, 1) 20 Luis Ayala, R (7, 1) 22 Jason Heyward, L (8, 9) OBP: 0.337, SLG: 0.390		C CH 85 B SI 89 B CH 82 X FF 87 2-1 ① F9			B CU 70 M CH 85 B CH 80 L CH 84 X SI 86 2-2 ① SH5-4 1-2		C SL 82 B FF 93 F SI 91 F SL 85 B FF 93 B CU 75 F FF 90 F FF 91 F FF 91 3-3 ③ K		B FF 93 B FF 92 F FF 93 F FF 94 F FS 88 T FS 88 2-2 ① K		B SI 96 C SI 98 X SI 96 1-1 ② G1-3		2 0 2	0 0 0	0 0 0	0 0 0	0 0 1	1 0 0	1 0 0
Inning Stats	R: 0 E: 0 K: 0 S: 8 H: 1 LOB: 2 BB: 0 P: 12	R: 0 E: 0 K: 0 S: 10 H: 0 LOB: 0 BB: 0 P: 16	R: 1 E: 0 K: 0 S: 9 H: 1 LOB: 0 BB: 0 P: 15	R: 0 E: 0 K: 0 S: 10 H: 0 LOB: 1 BB: 1 P: 20	R: 3 E: 1 K: 1 S: 11 H: 2 LOB: 1 BB: 1 P: 21	R: 0 E: 0 K: 1 S: 13 H: 0 LOB: 1 BB: 1 P: 23	R: 0 E: 1 K: 0 S: 7 H: 0 LOB: 1 BB: 0 P: 13	R: 0 E: 0 K: 2 S: 8 H: 1 LOB: 1 BB: 0 P: 17	R: 0 E: 0 K: 2 S: 9 H: 0 LOB: 0 BB: 0 P: 16	R: 0 E: 0 K: 1 S: 14 H: 0 LOB: 2 BB: 2 P: 25	R: 0 E: 0 K: 0 S: 5 H: 0 LOB: 0 BB: 0 P: 8	R: 1 E: 0 K: 1 S: 8 H: 0 LOB: 2 BB: 3 P: 23	1B: 3 2B: 1 3B: 0 HR: 1	SF: 0 SAC: 1 DP: 0 HBP: 1	WP: 0 PB: 0 SB: 2 CS: 0	PA: 52

	AB	42
	R	5
	H	5
	RBI	5
	BB	8
	SO	8
	LOB	22

PITCHER		IP	WLS	BF	H	R	ER	SO	BB	IBB	HBP	BLK	WP	HR	S	P	ERA	WHIP
27 John Lannan, L ERA: 4.1	(1, 1)	4.1		21	4	4	2	0	2	0	1	0	0	1	44	77	4.15	1.385
45 Zach Miner, R ERA:	(5, 1)	2.2		10	0	0	0	2	1	0	0	0	0	0	24	43	0.00	0.375
57 Luis Garcia, R ERA: 2.61	(8, 1)	1.0		4	1	0	0	2	0	0	0	0	0	0	8	17	0.00	1.000
58 Jonathan Papelbon, R ERA: 2.53	(9, 1)	1.0		3	0	0	0	2	0	0	0	0	0	0	9	16	0.00	0.000
59 Antonio Bastardo, L ERA: 2.32	(10, 1)	1.0		5	0	0	0	1	2	0	0	0	0	0	14	25	0.00	2.000

PITCHER		IP	WLS	BF	H	R	ER	SO	BB	IBB	HBP	BLK	WP	HR	S	P	ERA	WHIP
63 Jake Diekman, L ERA: 3.79	(11, 1)	1.1	L	7	0	1	1	0	2	1	0	0	0	0	8	23	6.75	1.500
30 Justin De Fratus, R ERA: 4.33	(12, 1)	0.2		2	0	0	0	1	0	0	0	0	0	0	5	8	0.00	0.000

Batter	1	2	3	4	5	6	7	8	9	10	11	12	AB	R	H	RBI	BB	SO	LOB
11 Jimmy Rollins, S (1, 6) OBP: 0.314, SLG: 0.352	C FF 90 B CU 73 S CH 83 B CH 85 F FF 92 X CH 85 2-2 26 E 26 S 26 G4-3 1B	X CH 83 0-0 G4-3 ③			C CH 82 X FF 91 0-1 G2-3 ②		C CH 87 X SI 93 0-1 10 S 2-H 2B			X SI 85 0-0 L6 ②		X FF 97 0-0 FC4-6 19 WP 1-2f ②	6	1	2	1	0	0	2
10 Michael Young, R (1, 3) OBP: 0.339, SLG: 0.400 57 Luis Garcia, R (8, 1) 58 Jonathan Papelbon, R (9, 1) 59 Antonio Bastardo, R (10, 1) 31 Erik Kratz, R (10, PH) OBP: 0.286, SLG: 0.416 63 Jake Diekman, R (11, 1) 30 Justin De Fratus, S (12, 1) 19 Laynce Nix, L (12, PH) OBP: 0.228, SLG: 0.258	B FF 91 1 SAFE F FF 92 1 SAFE B FF 91 B FF 91 X FF 91 3-1 F8 ①		S CH 82 B CU 73 F FF 91 B FF 92 X CU 74 2-2 G6-3 ①		B CH 81 C CU 72 C FF 92 B FF 91 B CU 74 B CH 82 4-2 BB		C SI 92 X SI 91 0-1 G1-3 2-3 ③			B SI 86 B SI 87 B SI 86 C SI 88 B SI 88 4-1 BB		C KC 86 1 SAFE 1 SAFE B FF 97 S KC 88 S FF 98 1-3 K 1-2 ③	3 0 0 0 0 0 0	0 0 0 0 0 0 0	0 0 0 0 0 0 0	0 0 0 0 1 0 0	1 0 0 0 0 0 0	0 0 0 0 0 0 0	2 0 0 0 0 0 0
26 Chase Utley, L (1, 4) OBP: 0.332, SLG: 0.500	1 SAFE B FF 91 X CH 83 1-0 G4-3 1-H ②		X SI 91 0-0 F7 ②		B CH 82 X SI 90 1-0 G6-3 ③			B FF 96 S FF 97 S FF 97 X FF 97 1-2 P5 ①		B SI 88 C SI 88 B CU 73 S CU 74 S CU 75 2-3 K ③			5	0	0	1	0	1	2
3 Delmon Young, R (1, 9) OBP: 0.310, SLG: 0.408	C FF 91 B CH 86 X CU 74 1-1 G1-3 ③		C CH 83 X CU 74 0-1 G1-3 ③			S CH 82 B CU 73 F FF 91 S CH 83 1-3 K ①		B FF 98 B FF 97 F FF 97 F FF 98 X SL 82 2-2 F8 ②			B CU 77 S FF 94 B SI 94 F FF 94 X SI 95 2-2 G3-1 ①		5	0	0	0	0	1	0
18 Darin Ruf, R (1, 7) OBP: 0.409, SLG: 0.493 7 Michael Martinez, S (11, PR) OBP: 0.091, SLG: 0.091 (12, 8)		B FF 90 C FF 92 B CH 84 C CU 74 B CH 84 X FF 91 3-2 15 WP 15 HR 1B		B FF 90 B CU 72 C FF 92 S CH 82 B CH 84 X FF 92 3-2 F8 ①		B FF 91 F CH 81 B FF 91 X CH 81 2-1 L5 ②		F FF 99 B FF 98 S SL 82 S SL 85 1-3 K2-3 ③			C SI 94 F SI 93 B CU 78 F SI 95 B SI 94 B CU 78 F SI 94 B SI 94 4-2 25 G4-3 BB		4 0	1 0	1 0	0 0	1 0	1 0	0 0
25 Cody Asche, L (1, 5) OBP: 0.111, SLG: 0.059		B CH 82 F SI 90 X SI 90 1-1 F7 ①		C CU 74 F FF 92 B CH 84 B CH 83 B FF 92 B FF 92 4-2 BB		B SI 89 S FF 90 B CU 73 F FF 90 S CH 82 2-3 K ③			B FF 95 X FF 94 1-0 L8 ①		X SI 93 0-0 G4-3 1-2 ②		4	0	0	0	1	1	2
15 John Mayberry Jr., R (1, 8) OBP: 0.312, SLG: 0.437 (12, 7)	C FF 91 D CU 74 1 SAFE F CH 82 B CU 74 F FF 92 F FF 92 F CH 82 X SL 82 2-2 1-H HR		B CH 80 X FF 90 1-0 F9 ②				B FF 91 F CH 82 F FF 90 B CH 81 F FF 92 X SI 90 2-2 51 SH1-3 11 2B 1B			C FF 96 X FF 95 0-1 L7 ②		C SI 94 C CU 77 B SI 95 S SI 94 1-3 K ③	5	2	2	2	0	1	3
51 Carlos Ruiz, R (1, 2) OBP: 0.302, SLG: 0.303		X FF 91 0-0 2B		X CH 81 0-0 G5-3 ③			1 SAFE X FF 88 0-0 SH1-3 1-2 ①			B SL 84 X FF 96 1-0 G6-3 ③		F FF 96 B FF 97 X FF 96 1-1 11 FC4-6 1B	4	0	2	0	0	0	1
27 John Lannan, L (1, 1) OBP: 0.273, SLG: 0.250 45 Zach Miner, R (5, 1) 28 Kevin Frandsen, R (7, PH) OBP: 0.349, SLG: 0.386 (8, 3)	C FF 90 B FF 91 S FF 90 F FF 91 S CU 74 1-3 K ②			C FF 90 B FF 92 F FF 91 B SL 80 S FF 92 2-3 K ①			B SI 91 X SI 90 1-0 G6-3 ②			X FF 94 0-0 F7 ①		S FF 97 S FF 97 S FF 96 0-3 K ①	1 1 3	0 0 0	0 0 0	0 0 0	0 0 0	1 1 1	1 0 2
Inning Stats	R: 1 H: 1 E: 0 LOB: 0 K: 0 BB: 0 S: 9 P: 16	R: 2 H: 3 E: 0 LOB: 1 K: 1 BB: 0 S: 17 P: 24	R: 0 H: 0 E: 0 LOB: 0 K: 0 BB: 0 S: 6 P: 8	R: 0 H: 0 E: 0 LOB: 1 K: 0 BB: 1 S: 7 P: 15	R: 0 H: 0 E: 0 LOB: 1 K: 1 BB: 1 S: 8 P: 15	R: 0 H: 0 E: 0 LOB: 0 K: 2 BB: 0 S: 8 P: 13	R: 1 H: 2 E: 0 LOB: 1 K: 0 BB: 0 S: 10 P: 13	R: 0 H: 0 E: 0 LOB: 0 K: 1 BB: 0 S: 9 P: 13	R: 0 H: 0 E: 0 LOB: 0 K: 0 BB: 0 S: 4 P: 6	R: 0 H: 0 E: 0 LOB: 1 K: 1 BB: 1 S: 6 P: 12	R: 0 H: 0 E: 0 LOB: 2 K: 1 BB: 1 S: 11 P: 18	R: 0 H: 1 E: 0 LOB: 1 K: 2 BB: 0 S: 9 P: 11	1B: 4 2B: 2 3B: 0 HR: 1	SF: 0 SAC: 1 DP: 0 HBP: 0	WP: 2 PB: 0 SB: 2 CS: 0	PA: 47			

PITCHER	IP	WLS	BF	H	R	ER	SO	BB	IBB	HBP	BLK	WP	HR	S	P	ERA	WHIP
37 Brandon Beachy, R (1, 1) ERA: 9.0	6.1		26	5	4	3	4	2	0	0	0	1	1	60	98	4.26	1.105
20 Luis Ayala, R (7, 1) ERA: 3.45	0.2	B	3	1	0	0	0	0	0	0	0	0	0	5	6	0.00	1.500
52 Jordan Walden, R (8, 1) ERA: 2.43	1.0		3	0	0	0	1	0	0	0	0	0	0	9	13	0.00	0.000
48 David Carpenter, R (9, 1) ERA: 1.98	1.1		4	0	0	0	0	0	0	0	0	0	0	5	7	0.00	0.000
32 Scott Downs, L (10, 1) ERA: 1.67	0.2		3	0	0	0	1	1	0	0	0	0	0	5	11	0.00	1.500

PITCHER	IP	WLS	BF	H	R	ER	SO	BB	IBB	HBP	BLK	WP	HR	S	P	ERA	WHIP
43 Luis Avilán, L (11, 1) ERA: 1.19	1.0	W	4	0	0	0	1	1	0	0	0	0	0	11	18	0.00	1.000
46 Craig Kimbrel, R (12, 1) ERA: 1.28	1.0	S	4	1	0	0	2	0	0	0	0	1	0	9	11	0.00	1.000

BOTTOM

Atlanta Braves @ Philadelphia Phillies

Citizens Bank Park, Philadelphia, PA

Sat Aug 03 2013, 4:07 PM - 8:16 PM EDT

Att. 41,161 - Cloudy - 82 F

livebaseballscorecards.com

AB	42
R	4
H	7
RBI	4
BB	4
SO	9
LOB	16

Atlanta Braves @ Philadelphia Phillies

Citizens Bank Park, Philadelphia, PA

Sun Aug 04 2013, 8:08 PM - 11:20 PM EDT

Att. 37,235 - Partly Cloudy - 80 F

TOP

livebaseballscorecards.com

Batter	1	2	3	4	5	6	7	8	9	AB	R	H	RBI	BB	SO	LOB
22 Jason Heyward, L (1, 9) OBP: 0.341, SLG: 0.389	B SI 91 B FC 88 F SI 91 B SI 90 B SI 90 4-1 16 PB 5 1B 23 1B BB	X FF 91 0-0 ② FC3-2 2-3 3-H		C SI 91 S SI 91 X CU 75 0-2 8 2B 2-H 1B		B SI 88 C FF 88 T FF 88 H SI 88 2-2 8 CS HBP			F FF 91 C FF 93 C FF 92 0-3 ② K	3	2	1	1	1	1	2
8 Justin Upton, R (1, 7) OBP: 0.353, SLG: 0.462	C FF 90 F FF 91 C FF 92 0-3 K ①	D CH 84 D CH 85 B FF 90 F SI 89 C FF 90 X CH 84 3-2 G6-3 ③		C FC 88 X SI 91 0-1 1-H 2B		1 SAFE B CH 73 T FF 86 C SI 86 1 SAFE 1-2 ③ CS 1-2	C CU 75 B CH 76 F CU 75 B FF 88 B FF 88 B FF 88 4-2 16 FC5-4 BB		C FF 92 S FS 87 X FF 92 0-2 1B	4	0	2	1	1	1	3
5 Freddie Freeman, L (1, 3) OBP: 0.384, SLG: 0.475	F FC 87 B SL 80 X SI 91 1-1 16 PB 23 1B 1-2 1B	X SI 91 0-0 ① G5-3	T FF 90 F CH 83 B FF 91 F FF 90 F FF 90 X SL 79 1-2 ③ F7				S CU 75 X FF 86 0-1 ① F9		B FS 88 B FS 87 F FF 92 C FF 93 B FF 92 S FF 93 3-3 ③ K	5	1	1	0	0	1	3
16 Brian McCann, L (1, 2) OBP: 0.370, SLG: 0.537	C FF 91 C FF 90 B CU 76 S FF 92 1-3 ② K 1-2 2-3	C FF 90 C CU 74 C FF 92 0-3 ② K			F FC 85 X FC 86 0-1 26 FC5-4 1B		C FF 87 S CU 76 D CU 77 X CU 76 1-2 ② FC5-4 1-2f			4	0	1	0	0	2	3
23 Chris Johnson, R (1, 5) OBP: 0.387, SLG: 0.479 4 Paul Janish, R (9, 5)	B FF 91 C CH 85 S FC 87 X FC 88 1-2 2-H 3-H 1B	F FC 92 C FC 88 F SI 91 X FF 92 0-2 1B			F FC 86 B FC 86 C CU 73 S CU 74 1-3 ① K		C FF 86 B FF 86 X FF 86 1-1 ③ F8			4 0	0 0	2 0	2 0	0 0	1 0	2 0
26 Dan Uggla, R (1, 4) OBP: 0.310, SLG: 0.409	B FF 90 C FF 90 F CH 83 B FF 92 F FC 87 C FF 91 2-3 ③ K	F SI 92 D CU 75 B FF 89 F CH 83 D CH 84 F FF 91 S CH 84 3-3 ③ K2-3			B CH 83 X FF 89 1-0 ② FC5-4 1-2f			B CH 75 C CU 77 S FF 86 B CH 77 F FF 88 T SI 88 2-2 ① K		4	0	0	0	0	3	3
2 B.J. Upton, R (1, 8) OBP: 0.270, SLG: 0.304		B SI 90 B SI 91 X SI 91 2-0 58 SH1-4 19 BB 22 FC3-2 1B		X FF 90 0-0 22 1B 2B	C CH 83 B SI 91 S FC 87 B SI 90 S FC 87 2-3 ③ K			C FF 88 X CH 76 0-1 ② F8		4	1	2	0	0	1	1
19 Andrelton Simmons, R (1, 6) OBP: 0.288, SLG: 0.370		C SI 90 C SI 91 F FC 87 F CU 76 B FF 91 B CH 83 B CH 82 F FF 91 B FF 91 4-2 22 FC3-2 58 SH1-4 1-2 BB		S CH 84 B CH 84 F SI 91 X SI 91 1-2 ① F8		C FF 86 B CU 77 S CH 75 B FF 88 B CU 78 F FF 88 X FF 87 3-2 ① F9		X CU 77 0-0 ③ F9		3	0	0	0	1	0	1
58 Alex Wood, R (1, 1) 20 Luis Ayala, R (7, 1) 32 Scott Downs, L (8, 1) 25 Joey Terdoslavich, S (9, PH) OBP: 0.356, SLG: 0.390 46 Craig Kimbrel, R (9, 1)		X SI 90 0-0 ① SH1-4 1-2 2-3		B SI 90 C SI 90 B SI 90 B SI 90 C SI 90 C SI 90 3-3 ② K		C FF 87 C CU 77 C FF 88 0-3 ② K			B FF 92 B FS 87 C FF 92 F FF 91 B FF 92 X FS 87 3-2 ① G6-3	2 0 0 1 0	0 0 0 0 0	0 0 0 0 0	0 0 0 0 0	0 0 0 0 0	2 0 0 0 0	1 0 0 0 0

Inning Stats	1	2	3	4	5	6	7	8	9
	R: 2 E: 0 K: 3 S: 16 H: 2 LOB: 1 BB: 1 P: 25	R: 0 E: 0 K: 0 S: 11 H: 1 LOB: 2 BB: 1 P: 20	R: 0 E: 0 K: 2 S: 12 H: 1 LOB: 1 BB: 0 P: 15	R: 2 E: 0 K: 1 S: 17 H: 3 LOB: 1 BB: 0 P: 22	R: 0 E: 0 K: 2 S: 9 H: 1 LOB: 1 BB: 0 P: 13	R: 0 E: 0 K: 1 S: 11 H: 0 LOB: 0 BB: 0 P: 17	R: 0 E: 0 K: 0 S: 9 H: 0 LOB: 1 BB: 1 P: 15	R: 0 E: 0 K: 1 S: 7 H: 0 LOB: 0 BB: 0 P: 9	R: 0 E: 0 K: 2 S: 12 H: 1 LOB: 1 BB: 0 P: 18

| | | | |

BOTTOM

Atlanta Braves @ Philadelphia Phillies

Citizens Bank Park, Philadelphia, PA

Sun Aug 04 2013, 8:08 PM - 11:20 PM EDT

Att. 37,235 - Partly Cloudy - 80 F

livebaseballscorecards.com

Batter	1	2	3	4	5	6	7	8	9	AB	R	H	RBI	BB	SO	LOB
10 Michael Young, R (1, 5) OBP: 0.338, SLG: 0.398	B SI 91 C SI 92 B KC 80 X SI 92 2-1 ① G6-3		B CH 85 B SI 94 B CH 85 C SI 93 X SI 92 3-1 ② G5-3 3-H		F KC 80 B CH 83 B CH 84 F SI 90 B SI 93 S SI 91 3-3 ② K			B SI 86 B SI 87 F SI 87 X SI 87 2-1 1B		4	0	1	1	0	1	2
26 Chase Utley, L (1, 4) OBP: 0.331, SLG: 0.495	C SI 92 C SI 92 B SI 93 B KC 81 B KC 82 B SI 93 4-2 11 G5-3 BB		C SI 92 X CH 83 0-1 ③ G1-3		D KC 78 C SI 92 B SI 92 2 SAFE 2-1 ③ PO 2-3	C SI 90 S SI 89 F SI 90 B SI 91 B CH 84 B SI 92 X SI 92 3-2 ① G4-3		B SI 88 C SI 88 F SI 88 S SI 90 1-3 ③ K		3	0	0	0	1	1	1
11 Jimmy Rollins, S (1, 6) OBP: 0.311, SLG: 0.349	C KC 80 B SI 92 X CH 85 1-1 ② G5-3 1-2			C SI 91 B KC 79 T KC 79 F CH 82 X SI 91 1-2 ① G5-3		C KC 79 F CH 84 X KC 79 0-2 ② G5-3			C FF 97 B KC 86 F FF 98 F KC 87 F FF 97 X FF 97 1-2 ① L4	4	0	0	0	0	0	1
18 Darin Ruf, R (1, 7) OBP: 0.413, SLG: 0.494	B SI 93 C CH 85 B SI 93 B KC 80 C SI 93 F SI 93 X CH 84 3-2 ③ G5-3			F SI 92 B SI 91 X SI 91 1-1 28 FC6-4 1B		X CH 84 0-0 ③ L7			C KC 86 C KC 86 F FF 97 B FF 98 X KC 86 1-2 28 DI 1B	4	0	2	0	0	0	1
3 Delmon Young, R (1, 9) OBP: 0.305, SLG: 0.402		B SI 90 C SI 92 F CH 84 S KC 78 1-3 ① K		S CH 84 F FF 92 S KC 79 0-3 ② K			B SI 89 B CH 84 S SI 90 S SI 91 S SI 90 2-3 ① K		F FF 98 F FF 97 S KC 87 0-3 ② K	4	0	0	0	0	4	2
28 Kevin Frandsen, R (1, 3) OBP: 0.347, SLG: 0.377		B SI 91 C SI 91 F SI 92 F SI 92 F CH 83 F KC 80 B SI 93 B SI 91 X SI 92 3-2 ② F8		B KC 78 S CH 84 X SI 91 1-1 ③ FC6-4 1-2f			B SL 84 B SI 89 B SI 91 B SI 88 4-0 15 G6-4-3 BB		B FF 98 S KC 86 B FF 97 X FF 97 2-1 ③ F9 1-2	3	0	0	0	1	0	2
15 John Mayberry Jr., R (1, 8) OBP: 0.309, SLG: 0.431		B SI 93 X SI 92 1-0 ③ P3			C SI 89 B SI 91 X SI 91 1-1 E5 26 PO 51 BB		B SI 90 B SI 90 C SI 91 F SI 90 X SL 84 2-2 ②③ G6-4-3 1-2f			3	0	0	0	0	0	1
51 Carlos Ruiz, R (1, 2) OBP: 0.308, SLG: 0.311			C SI 91 B SI 92 B CH 84 X SI 91 2-1 33 SH5-4 10 G5-3 2B		1 SAFE B SI 90 B SI 93 B SI 91 C SI 91 B FF 93 4-1 1-2 BB			C SI 89 F SI 86 F SI 91 B SL 85 F SI 90 B SI 91 F SI 90 X CU 77 2-2 ① P3		2	1	1	0	1	0	0
33 Cliff Lee, L (1, 1) OBP: 0.195, SLG: 0.200 4 John McDonald, R (5, PH) OBP: 0.164, SLG: 0.100 46 Raul Valdes, L (6, 1) OBP: 0.333, SLG: 0.667 25 Cody Asche, L (8, PH) OBP: 0.111, SLG: 0.059 31 Erik Kratz, R (8, PH) OBP: 0.287, SLG: 0.413 58 Jonathan Papelbon, R (9, 1)			B SI 93 C SI 92 X SI 92 1-1 ① SH5-4 2-3		L SI 91 L SI 92 B SI 92 X SI 92 1-2 ① L8			X SI 87 0-0 ② G6-3		0 0 0 0 0 0 0 1 0 0 0 0 0 2 0 0 0 0 0 0 0 0 0 0 0 0 0 0 1 0 0 0 0 0 0 0 0 0 0 0 0 0						
Inning Stats	R: 0 H: 0 E: 0 LOB: 1 K: 0 BB: 1 S: 10 P: 20	R: 0 H: 0 E: 0 LOB: 0 K: 1 BB: 0 S: 10 P: 15	R: 1 H: 1 E: 0 LOB: 0 K: 0 BB: 0 S: 8 P: 14	R: 0 H: 1 E: 0 LOB: 1 K: 1 BB: 0 S: 11 P: 14	R: 0 H: 0 E: 1 LOB: 1 K: 1 BB: 1 S: 10 P: 21	R: 0 H: 0 E: 0 LOB: 0 K: 0 BB: 0 S: 8 P: 11	R: 0 H: 0 E: 0 LOB: 0 K: 1 BB: 1 S: 6 P: 14	R: 0 H: 1 E: 0 LOB: 1 K: 1 BB: 0 S: 12 P: 17	R: 0 H: 1 E: 0 LOB: 1 K: 1 BB: 0 S: 14 P: 18	1B: 3 SF: 0 2B: 1 SAC: 1 3B: 0 DP: 1 HR: 0 HBP: 0						WP: 0 PA: 34 PB: 0 SB: 0 CS: 0

	AB	29
	R	1
	H	4
	RBI	1
	BB	3
	SO	6
	LOB	12

PITCHER		IP	WLS	BF	H	R	ER	SO	BB	IBB	HBP	BLK	WP	HR	S	P	ERA	WHIP
58 Alex Wood, L ERA: 3.2	(1, 1)	6.0	W	22	2	1	1	3	2	0	0	0	0	0	57	95	1.50	0.667
20 Luis Ayala, R ERA: 3.18	(7, 1)	1.1	H	4	0	0	0	1	1	0	0	0	0	0	12	22	0.00	0.750
32 Scott Downs, L ERA: 1.64	(8, 1)	0.2	H	3	1	0	0	1	0	0	0	0	0	0	6	9	0.00	1.500
46 Craig Kimbrel, R ERA: 1.25	(9, 1)	1.0	S	4	1	0	0	1	0	0	0	0	0	0	14	18	0.00	1.000

PITCHER	IP	WLS	BF	H	R	ER	SO	BB	IBB	HBP	BLK	WP	HR	S	P	ERA	WHIP

Batter	1	2	3	4	5	6	7	8	9	AB	R	H	RBI	BB	SO	LOB
22 Jason Heyward, L (1, 9) OBP: 0.340, SLG: 0.387	F FF 94 T FF 96 B FF 96 B CU 79 B CU 81 X FF 97 3-2 E3		C CH 89 B CU 80 S FF 97 B CH 89 B SI 98 X CH 89 3-2 8 1B 5 1B 1B		C CU 79 F CH 89 B CH 88 X FF 96 1-2 ② P5		C CU 78 X CU 79 0-1 ③ G4-3			4	1	1	0	0	0	0
8 Justin Upton, R (1, 7) OBP: 0.356, SLG: 0.473	C FF 95 C CU 78 D CU 79 1 SAFE B FF 94 S CU 80 2-3 ① K		1 SAFE B CU 79 X CU 78 1-0 5 1B 1-2 1B		B CH 88 X FF 96 1-0 5 S 5 1B 1B			C FC 84 B CU 75 B FF 92 F FF 92 F CH 80 F CH 80 B FF 92 X CH 79 3-2 HR		4	2	3	1	0	1	1
5 Freddie Freeman, L (1, 3) OBP: 0.388, SLG: 0.478	F FF 96 F FF 96 S CH 88 0-3 ② K		X CH 87 0-0 23 FC6-4 1-2 2-H 1B		B FF 94 B FF 94 B CH 87 X FF 94 3-0 1-H 1B			F CH 80 F FF 92 X FF 92 0-2 16 G1-6-3 1B		4	0	3	2	0	1	1
16 Brian McCann, L (1, 2) OBP: 0.364, SLG: 0.528	1 SAFE C CU 80 S CH 88 D CH 89 F FF 95 1 SAFE B FF 95 F CH 89 F FF 96 2-3 S CU 80 K		B SI 95 C CH 87 B SI 94 X FF 95 2-1 ② F8		B SI 94 1 SAFE B CU 80 S CH 86 D CH 88 1 SAFE S CH 86 S CU 79 3-3 ③ K			C CU 76 B FF 92 F FF 92 F FF 92 X CH 80 1-2 ① ② G1-6-3 1-2f		4	0	0	0	0	2	5
23 Chris Johnson, R (1, 5) OBP: 0.383, SLG: 0.474 4 Paul Janish, R (8, 5)		B SI 95 C FF 96 C CU 80 X FF 97 1-2 ① G3	X FF 95 0-0 ③ FC6-4 1-2f			C CU 79 S CU 79 S CU 79 0-3 ① K		B FC 84 F FC 85 X FF 91 1-1 ③ L4		4 0	0 0	0 0	0 0	0 0	1 0	2 0
26 Dan Uggla, R (1, 4) OBP: 0.310, SLG: 0.405		B CU 81 C CU 80 B FF 98 F FF 96 S CH 90 2-3 ② K		C SI 95 B SI 95 S CH 87 X FF 96 1-2 ① G1-3		X SI 95 0-0 ② G6-3			C FF 93 B SL 84 B SI 94 B SI 93 4-1 2 1B BB	3	0	0	0	1	1	0
2 B.J. Upton, R (1, 8) OBP: 0.273, SLG: 0.304		C CU 80 C SI 97 B FF 98 B CU 80 B CU 79 B SI 98 4-2 19 FC5-4 BB	C CU 79 B SI 97 B FF 96 F SI 96 C CU 80 2-3 ② K		F FF 94 B FF 96 B CU 79 C FF 96 C CU 80 2-3 ③ K			1 SAFE B SI 92 1 SAFE L FF 93 B FS 83 L SI 94 F SL 82 B FF 93 X SI 92 3-2 ① 19 FC6-4 1-3 1B	3	0	1	0	1	2	0
19 Andrelton Simmons, R (1, 6) OBP: 0.286, SLG: 0.366		F FF 96 B FF 96 S CU 81 1 SAFE X CU 80 1-2 ③ FC5-4 1-2f		C CU 79 F CH 87 B CH 89 F FF 97 B FF 97 S CH 88 2-3 ③ K			F FF 94 B FF 96 X CU 80 1-1 ① G5-3		1 SAFE 1 SAFE F SI 94 C FF 93 1 SAFE D SL 85 X SI 93 1-2 ② FC6-4 25 PB 1-2f	4	0	0	0	0	1	2
36 Mike Minor, R (1, 1) OBP: 0.156, SLG: 0.227 48 David Carpenter, R (7, 1) 43 Luis Avilán, L (8, 1) 25 Joey Terdoslavich, S (9, PH) OBP: 0.348, SLG: 0.381 52 Jordan Walden, R (9, 1)			C FF 95 B FF 96 S FF 96 B CU 78 X FF 95 2-2 ① G6-3		C FF 93 B CU 78 X FF 94 1-1 ① P6		B FF 94 F FF 92 S FF 96 X CU 79 1-2 ② G5-3		C SI 92 B FS 81 X FS 82 1-1 ③ G3-1 1-2	3 0 0 1 0	0 0 0 0 0	0 0 0 0 0	0 0 0 0 0	0 0 0 0 0	0 0 0 0 0	0 0 0 1 0
Inning Stats	R: 0 E: 1 K: 3 S: 15 H: 0 LOB: 1 BB: 0 P: 22	R: 0 E: 0 K: 1 S: 11 H: 0 LOB: 1 BB: 1 P: 19	R: 1 E: 0 K: 0 S: 11 H: 3 LOB: 2 BB: 0 P: 19	R: 0 E: 0 K: 2 S: 10 H: 0 LOB: 0 BB: 0 P: 15	R: 1 E: 0 K: 1 S: 10 H: 2 LOB: 1 BB: 0 P: 19	R: 0 E: 0 K: 2 S: 7 H: 0 LOB: 0 BB: 0 P: 9	R: 0 E: 0 K: 0 S: 7 H: 0 LOB: 0 BB: 0 P: 9	R: 1 E: 0 K: 0 S: 14 H: 2 LOB: 0 BB: 0 P: 19	R: 0 E: 0 K: 0 S: 10 H: 1 LOB: 1 BB: 1 P: 19	1B: 7 2B: 0 3B: 0 HR: 1 SF: 0 SAC: 0 DP: 1 HBP: 0						

PITCHER		IP	WLS	BF	H	R	ER	SO	BB	IBB	HBP	BLK	WP	HR	S	P	ERA	WHIP
37 Stephen Strasburg, R ERA: 3.01	(1, 1)	7.0		28	5	2	2	9	1	0	0	0	0	0	71	112	2.57	0.857
36 Tyler Clippard, R ERA: 1.99	(8, 1)	1.0	L	4	2	1	1	0	0	0	0	0	0	1	14	19	9.00	2.000
52 Ryan Mattheus, R ERA: 5.23	(9, 1)	1.0		4	1	0	0	0	1	0	0	0	0	0	10	19	0.00	2.000

PITCHER	IP	WLS	BF	H	R	ER	SO	BB	IBB	HBP	BLK	WP	HR	S	P	ERA	WHIP

TOP

Atlanta Braves @ Washington Nationals

Nationals Park, Washington, DC

Mon Aug 05 2013, 7:09 PM - 10:02 PM EDT

Att. 33,002 - Partly Cloudy - 77 F

livebaseballscorecards.com

AB	34
R	3
H	8
RBI	3
BB	2
SO	9
LOB	12

WP: 0 PB: 1 SB: 1 CS: 0 PA: 36

BOTTOM

Atlanta Braves @ Washington Nationals

Nationals Park, Washington, DC

Mon Aug 05 2013, 7:09 PM - 10:02 PM EDT

Att. 33,002 - Partly Cloudy - 77 F

livebaseballscorecards.com

Batter	1	2	3	4	5	6	7	8	9	AB	R	H	RBI	BB	SO	LOB
34 Bryce Harper, L (1, 8) (8, 7) OBP: 0.361, SLG: 0.515	G3		BB		F7		L9			3	0	0	0	1	0	2
20 Ian Desmond, R (1, 6) OBP: 0.330, SLG: 0.468	BB		L4		K		G2-3			3	1	0	0	1	1	3
11 Ryan Zimmerman, R (1, 5) OBP: 0.347, SLG: 0.436	F9		K			1B		K		4	1	1	0	0	2	2
40 Wilson Ramos, R (1, 2) OBP: 0.331, SLG: 0.512	1B		L9			1B		F9		4	0	2	0	0	0	1
25 Adam LaRoche, L (1, 3) OBP: 0.313, SLG: 0.418	2B			1B		K		L6		4	0	2	1	0	1	2
6 Anthony Rendon, R (1, 4) OBP: 0.312, SLG: 0.397		1B		FC6-4 1 G4-6-3 1B		SF7			SH5-4 1B	3	0	2	1	0	0	1
1 Steve Lombardozzi, S (1, 7) OBP: 0.259, SLG: 0.315		G6-4-3		G4-6-3		FC6-4			SH5-4	3	0	0	0	0	0	3
2 Denard Span, L (8, 8) OBP: 0.318, SLG: 0.366										0	0	0	0	0	0	0
7 Scott Hairston, R (1, 9) OBP: 0.237, SLG: 0.408		2B			BB	2B			P2	3	0	2	0	1	0	1
37 Stephen Strasburg, R (1, 1) OBP: 0.167, SLG: 0.200		G5-3			SH2-4	K			F7	1	0	0	0	0	0	1
28 Jayson Werth, R (7, PH) OBP: 0.385, SLG: 0.509										1	0	0	0	0	1	1
36 Tyler Clippard, R (8, 1)										0	0	0	0	0	0	0
52 Ryan Mattheus, R (9, 1)										0	0	0	0	0	0	0
18 Chad Tracy, L (9, PH) OBP: 0.210, SLG: 0.297										1	0	0	0	0	0	1

AB	30
R	2
H	9
RBI	2
BB	3
SO	5
LOB	18

Inning Stats	1	2	3	4	5	6	7	8	9
	R: 1 E: 0 K: 0 S: 8	H: 2 LOB: 2 BB: 1 P: 17	R: 0 E: 0 K: 0 S: 12	H: 2 LOB: 1 BB: 0 P: 20	R: 0 E: 0 K: 1 S: 8	H: 0 LOB: 1 BB: 1 P: 15	R: 0 E: 0 K: 0 S: 9	H: 1 LOB: 0 BB: 0 P: 13	R: 0 E: 0 K: 1 S: 8	H: 0 LOB: 1 BB: 1 P: 16
	R: 1 E: 0 K: 1 S: 9	H: 2 LOB: 1 BB: 0 P: 15	R: 0 E: 0 K: 1 S: 7	H: 1 LOB: 1 BB: 0 P: 14	R: 0 E: 0 K: 1 S: 9	H: 0 LOB: 0 BB: 0 P: 12	R: 0 E: 0 K: 0 S: 5	H: 1 LOB: 1 BB: 0 P: 9		

1B: 6	SF: 1
2B: 3	SAC: 2
3B: 0	DP: 2
HR: 0	HBP: 0

WP: 1	PA: 36
PB: 0	
SB: 0	
CS: 0	

PITCHER	IP	WLS	BF	H	R	ER	SO	BB	IBB	HBP	BLK	WP	HR	S	P	ERA	WHIP
36 Mike Minor, L (1, 1) ERA: 2.76	6.0		26	8	2	2	3	3	0	0	0	0	0	55	98	3.00	1.833
48 David Carpenter, R (7, 1) ERA: 1.9	1.2	W	5	0	0	0	2	0	0	0	0	0	0	14	23	0.00	0.000
43 Luis Avilán, L (8, 1) ERA: 1.18	0.1	H	1	0	0	0	0	0	0	0	0	0	0	1	1	0.00	0.000
52 Jordan Walden, R (9, 1) ERA: 2.37	1.0	S	4	1	0	0	0	0	0	0	0	1	0	5	9	0.00	1.000

PITCHER	IP	WLS	BF	H	R	ER	SO	BB	IBB	HBP	BLK	WP	HR	S	P	ERA	WHIP

Atlanta Braves @ Washington Nationals

Nationals Park, Washington, DC

Tue Aug 06 2013, 7:11 PM - 10:00 PM EDT

Att. 30,875 - Cloudy - 72 F

TOP

livebaseballscorecards.com

Batter	1	2	3	4	5	6	7	8	9	AB	R	H	RBI	BB	SO	LOB
22 Jason Heyward, L (1, 9) OBP: 0.339, SLG: 0.386	F FF 92 F FF 93 X CU 77 0-2 P6		B CU 78 S SI 93 X CU 78 1-1 L7		X SI 93 0-0 8 1B 2-H 3-H 1B		X CU 78 0-0 P2			1	0	0	0	0	0	0
24 Evan Gattis, R (1, 7) OBP: 0.299, SLG: 0.491										3	0	1	2	0	0	2
43 Luis Avilán, L (7, 1)										0	0	0	0	0	0	0
52 Jordan Walden, R (8, 1)										0	0	0	0	0	0	0
46 Craig Kimbrel, R (9, 1)										0	0	0	0	0	0	0
8 Justin Upton, R (1, 7) OBP: 0.358, SLG: 0.473 (1, 9)	C SI 92 B FF 92 B FF 94 F SI 93 B FF 93 X FF 94 3-2 G6-3			B CU 79 B FF 92 X FF 92 2-0 F7	C SI 93 F SI 94 B CU 79 D CU 79 B SI 93 X FF 94 3-2 1-3 1B			C FF 93 C CH 82 X FF 96 0-2 5 G4-6-3 1B		4	0	2	0	0	0	0
5 Freddie Freeman, L (1, 3) OBP: 0.387, SLG: 0.474	S FF 93 C CU 78 X CU 77 0-2 L8			B CU 78 H CU 78 2-0 16 1B HBP	S SI 93 D CU 80 F SI 93 F CU 78 S FF 95 1-3 K			1 SAFE 1 SAFE B FF 92 B FF 93 F FF 93 F FF 93 X FF 93 2-2 G4-6-3 1-2f		3	0	0	0	0	1	3
16 Brian McCann, L (1, 2) OBP: 0.363, SLG: 0.523		B FF 92 B CU 76 X FF 92 2-0 P4		C SI 94 C FF 93 F FF 93 B CU 78 B CU 78 F FF 93 X FF 93 2-2 23 G4-6-3 1-2 1B		C CU 77 S FF 92 B CU 80 X CU 78 1-2 F8		C FF 94 F CU 80 B CU 79 X FF 93 1-2 G4-3		4	0	1	0	0	0	0
23 Chris Johnson, R (1, 5) OBP: 0.378, SLG: 0.468		B SI 92 C SI 93 F FF 93 S CU 79 1-3 K		X SI 92 0-0 G4-6-3 1-2f		C SI 94 F SI 94 B CU 80 B CU 78 X FF 95 2-2 G6-3			B FC 87 B FC 87 X SI 92 2-0 G5-3	4	0	0	0	0	1	2
4 Paul Janish, R (9, 5)										0	0	0	0	0	0	0
26 Dan Uggla, R (1, 4) OBP: 0.309, SLG: 0.404		X SI 93 0-0 F9			B CH 82 B CH 82 X SI 92 2-0 G5-3	B SI 93 B CH 85 B SI 93 C SI 94 S SI 93 X FF 94 3-2 F7			X SI 93 0-0 1B	4	0	1	0	0	0	0
2 B.J. Upton, R (1, 8) OBP: 0.275, SLG: 0.307			B SI 91 S CH 83 T SI 92 C CU 78 1-3 K		X SI 92 0-0 49 SH2-4 19 S 24 1B 1B		X SI 91 0-0 19 FC6-5-4 19 S 1B		B FC 86 1 SAFE S FC 88 B FC 86 S FC 86 F FC 85 1 SAFE C FC 84 2-3 K	4	1	2	0	0	2	1
19 Andrelton Simmons, R (1, 6) OBP: 0.285, SLG: 0.364			C CU 75 C CU 79 B FF 93 S CU 79 1-3 K2-3		1 SAFE B SI 92 B CU 76 1 SAFE 1 SAFE C SI 92 F FF 94 D CU 79 B CH 83 4-2 49 SH2-4 24 1B 1-2 BB		B SI 91 B SI 92 C SI 89 B SI 93 F FF 93 X FF 94 3-2 FC6-5-4 1-3		B FC 86 X SI 91 1-0 P5	3	1	0	0	1	1	2
49 Julio Teheran, R (1, 1) OBP: 0.283, SLG: 0.318			X SI 93 0-0 2B		X SI 92 0-0 SH2-4 1-2 2-3		B FF 93 D SI 92 C FF 93 1 SAFE F FF 93 S FF 94 2-3 K			1	0	1	0	0	0	0
30 Todd Cunningham, S (7, PH) OBP: 0.333, SLG: 0.333 (7, 7)										1	0	0	0	0	1	1

	AB	32
	R	2
	H	8
	RBI	2
	BB	1
	SO	6
	LOB	11

Inning Stats	1	2	3	4	5	6	7	8	9
	R: 0 E: 0 K: 0 S: 9 H: 0 LOB: 0 BB: 0 P: 12	R: 0 E: 0 K: 1 S: 5 H: 0 LOB: 0 BB: 0 P: 8	R: 0 E: 0 K: 2 S: 9 H: 1 LOB: 1 BB: 0 P: 12	R: 0 E: 0 K: 0 S: 7 H: 1 LOB: 1 BB: 0 P: 13	R: 2 E: 0 K: 1 S: 13 H: 3 LOB: 2 BB: 1 P: 23	R: 0 E: 0 K: 0 S: 9 H: 0 LOB: 0 BB: 0 P: 15	R: 0 E: 0 K: 1 S: 8 H: 1 LOB: 1 BB: 0 P: 13	R: 0 E: 0 K: 0 S: 9 H: 1 LOB: 0 BB: 0 P: 12	R: 0 E: 0 K: 1 S: 7 H: 1 LOB: 1 BB: 0 P: 12

	1B: 7	SF: 0
	2B: 2	SAC: 1
	3B: 0	DP: 2
	HR: 0	HBP: 1

	WP: 0	PA: 35
	PB: 0	
	SB: 2	
	CS: 0	

PITCHER		IP	WLS	BF	H	R	ER	SO	BB	IBB	HBP	BLK	WP	HR	S	P	ERA	WHIP
47 Gio González, L ERA: 3.52	(1, 1)	7.0	L	28	6	2	2	5	1	0	1	0	0	0	60	96	2.57	1.000
46 Ian Krol, L ERA: 2.25	(8, 1)	1.0		3	1	0	0	0	0	0	0	0	0	0	9	12	0.00	1.000
35 Craig Stammen, R ERA: 3.47	(9, 1)	1.0		4	1	0	0	1	0	0	0	0	0	0	7	12	0.00	1.000

PITCHER		IP	WLS	BF	H	R	ER	SO	BB	IBB	HBP	BLK	WP	HR	S	P	ERA	WHIP

BOTTOM

Atlanta Braves @ Washington Nationals

Nationals Park, Washington, DC

Tue Aug 06 2013, 7:11 PM - 10:00 PM EDT

Att. 30,875 - Cloudy - 72 F

livebaseballscorecards.com

Batter	1	2	3	4	5	6	7	8	9	AB	R	H	RBI	BB	SO	LOB
34 Bryce Harper, L (1, 7) OBP: 0.365, SLG: 0.526	S FF 92 B FF 93 F FF 92 F FF 92 S SL 82 1-3 **K** ①		X SI 91 0-0 **HR**		H FF 94 1-0 **HBP**		B CU 77 F SI 93 B CU 78 X SI 94 2-1 28 BB 11 E 1B		B KC 88 B KC 87 F FF 98 B FF 98 C KC 87 S FF 99 3-3 **K** ③	4	1	2	1	0	2	0
11 Ryan Zimmerman, R (1, 5) OBP: 0.344, SLG: 0.431	B FF 91 B CU 70 X FF 92 2-0 **F9** ②		C CU 71 F SI 91 X FF 92 0-2 **G4-3** ②		B FF 92 X SL 82 1-0 **F8** ② 2-3		X SI 92 0-0 **E5** 28 BB 1-2			4	0	0	0	0	0	3
28 Jayson Werth, R (1, 9) OBP: 0.387, SLG: 0.505	B FF 93 C SL 81 F FF 92 F FF 93 B FF 94 B SL 82 B FF 93 4-2 25 BB **BB**		T FF 93 B SL 82 F SI 89 S FF 94 1-3 **K** ③		X CU 75 0-0 **P6** ③		B SI 93 B FF 94 F SI 95 B FF 93 B CU 76 4-1 1-2 2-3 **BB**			2	0	0	0	2	1	2
25 Adam LaRoche, L (1, 3) OBP: 0.315, SLG: 0.418	B FF 92 C FF 91 B CU 71 B CU 73 1 SAFE F FF 92 B FF 91 4-2 1-2 **BB**			C FF 91 B FF 90 B SI 89 F FF 93 X CU 72 2-2 20 FC3-6 1B		C SL 82 C CU 73 B CU 71 T SL 82 1-2 **K** ①	B SI 94 B SI 93 X SI 94 2-0 **G3** ③			3	0	1	0	1	1	3
20 Ian Desmond, R (1, 6) OBP: 0.330, SLG: 0.466	C FF 92 B CH 80 X SL 82 1-1 **G6-3** ③			S SL 82 B FF 94 F FF 93 X SL 83 1-2 **FC3-6** ① 1-2f		C FF 94 B FF 93 F SL 79 B FF 94 F SL 84 F FF 93 F SL 83 X FF 94 2-2 2 FC6 1B		B FF 97 F FF 96 B FF 96 F FF 97 F FF 99 S SL 85 2-3 **K2-3** ①		4	0	1	0	0	1	3
40 Wilson Ramos, R (1, 2) OBP: 0.321, SLG: 0.496		F FF 92 B FF 90 C FF 92 B SL 82 X SL 82 2-2 **F8** ①		S SL 83 S FF 94 B SL 83 1 SAFE X SL 83 1-2 **F8** ②		1 SAFE F SL 83 F SI 88 B FF 92 X FF 93 1-2 **F9** ②		S SL 84 B SL 85 S SL 84 F FF 98 S SL 82 1-3 **K** ②		4	0	0	0	0	1	2
2 Denard Span, L (1, 8) OBP: 0.315, SLG: 0.363		F FF 92 B SL 82 S SL 83 X SL 84 1-2 **G3-1** ②		1 SAFE B FF 93 X FF 91 1-0 **L8** ③		B FF 93 C FF 93 X FF 92 1-1 **FC6** ③ 1-2f		S FF 97 B FF 97 B FF 97 S FF 96 F FF 96 B FF 98 T FF 97 3-2 **K** ③		4	0	0	0	0	1	2
6 Anthony Rendon, R (1, 4) OBP: 0.311, SLG: 0.399		B CU 73 C SL 82 F SI 90 B FF 95 X SI 93 2-2 **P4** ③			B CU 72 X FF 92 1-0 11 F8 2B		C SI 94 S SI 93 B CU 77 X SI 94 1-2 **G6-3** ①		B FF 98 C FF 98 C FF 98 F FF 99 F KC 88 B KC 87 B KC 87 T FF 98 3-2 **K** ①	4	0	1	0	0	1	0
47 Gio González, R (1, 1) OBP: 0.179, SLG: 0.243			F FF 91 S FF 92 S FF 93 0-3 **K** ①		X FF 91 0-0 **B2** ①		B SI 94 F SI 94 B CU 76 X SI 93 2-1 **G5-3** ②		C FF 97 B KC 86 S KC 86 S KC 86 1-3 **K2-3** ②	2	0	0	0	0	1	1
7 Scott Hairston, R (7, PH) OBP: 0.235, SLG: 0.405										1	0	0	0	0	0	0
46 Ian Krol, L (8, 1)										0	0	0	0	0	0	0
35 Craig Stammen, R (9, 1)										0	0	0	0	0	0	0
18 Chad Tracy, L (9, PH) OBP: 0.208, SLG: 0.294										1	0	0	0	0	1	0
Inning Stats	R: 0 E: 0 K: 1 S: 12 H: 0 LOB: 2 BB: 2 P: 24	R: 0 E: 0 K: 0 S: 9 H: 0 LOB: 0 BB: 0 P: 14	R: 1 E: 0 K: 2 S: 10 H: 1 LOB: 0 BB: 0 P: 11	R: 0 E: 0 K: 0 S: 10 H: 1 LOB: 1 BB: 0 P: 15	R: 0 E: 0 K: 0 S: 4 H: 1 LOB: 2 BB: 0 P: 7	R: 0 E: 0 K: 1 S: 14 H: 1 LOB: 1 BB: 0 P: 19	R: 0 E: 1 K: 0 S: 10 H: 1 LOB: 3 BB: 1 P: 21	R: 0 E: 0 K: 3 S: 12 H: 0 LOB: 0 BB: 0 P: 18	R: 0 E: 0 K: 3 S: 11 H: 0 LOB: 0 BB: 0 P: 18	1B: 3 2B: 1 3B: 0 HR: 1 SF: 0 SAC: 0 DP: 0 HBP: 1						

	AB	33
	R	1
	H	5
	RBI	1
	BB	3
	SO	10
	LOB	16

WP: 0 PB: 0 SB: 0 CS: 0 PA: 37

PITCHER		IP	WLS	BF	H	R	ER	SO	BB	IBB	HBP	BLK	WP	HR	S	P	ERA	WHIP
49 Julio Teheran, R ERA: 2.96	(1, 1)	6.0	W	25	4	1	1	4	2	0	1	0	0	1	59	90	1.50	1.000
43 Luis Avilán, L ERA: 1.16	(7, 1)	1.0	H	6	1	0	0	0	1	0	0	0	0	0	10	21	0.00	2.000
52 Jordan Walden, R ERA: 2.31	(8, 1)	1.0	H	3	0	0	0	3	0	0	0	0	0	0	12	18	0.00	0.000
46 Craig Kimbrel, R ERA: 1.22	(9, 1)	1.0	S	3	0	0	0	3	0	0	0	0	0	0	11	18	0.00	0.000

PITCHER	IP	WLS	BF	H	R	ER	SO	BB	IBB	HBP	BLK	WP	HR	S	P	ERA	WHIP

Atlanta Braves @ Washington Nationals

Nationals Park, Washington, DC

Wed Aug 07 2013, 7:07 PM - 10:27 PM EDT

Att. 29,114 - Cloudy - 81 F

TOP

livebaseballscorecards.com

Batter	1	2	3	4	5	6	7	8	9	AB	R	H	RBI	BB	SO	LOB
22 Jason Heyward, L (1, 9) OBP: 0.340, SLG: 0.390	B FF 94 B FF 93 B FF 94 C FF 94 X FF 94 3-1 5 1B 2B	C CU 77 X FF 95 0-1 ③ G3		F CU 77 F FF 94 B FF 94 S FF 94 1-3 ② K			C KC 78 B KC 78 F FF 94 F CH 80 F FF 95 X KC 83 1-2 ① G4-3	C CU 76 T FF 94 X CU 80 0-2 8 2B 1B 1-3 2-H		5	2	2	1	0	1	3
8 Justin Upton, R (1, 7) OBP: 0.362, SLG: 0.485	S FF 95 F FF 94 B FF 94 B SI 95 B FF 94 S SL 85 3-3 ① K		F FF 94 F FF 94 B FF 94 B FF 94 X FF 95 2-2 1B	C CU 78 F FF 95 B FF 94 B CU 78 B SL 84 B SL 85 4-2 1-2 BB			C SI 93 X SI 94 0-1 HR	C CU 77 X CH 83 0-1 1-H 3-H 2B		4	1	3	3	1	1	1
5 Freddie Freeman, L (1, 3) OBP: 0.389, SLG: 0.474	B FF 94 X CH 87 1-0 23 1B 2-H 1B		1 SAFE B SL 86 F FF 94 1 SAFE 1 SAFE B SL 86 F FF 94 1 SAFE X FF 94 2-2 ① F8	F CU 78 S SL 85 B FF 94 B SL 86 F CH 89 F FF 94 S SL 84 2-3 ③ K			X FF 96 0-0 23 FC6-4 1B	B CU 78 B FF 93 B FF 92 F FF 92 B FF 92 4-1 BB		4	0	2	1	1	1	4
16 Brian McCann, L (1, 2) OBP: 0.356, SLG: 0.512	C FF 94 X FF 95 0-1 ② L9		C CU 78 B FF 94 S SL 85 S SL 86 1-3 ② K		B SI 94 B SI 94 X SI 94 2-0 ① L8		D KC 80 C KC 80 B KC 81 C KC 80 D KC 82 S KC 80 3-3 ② K	F FF 92 B FF 93 B CU 77 F FF 92 F CU 79 F FF 93 X FF 93 2-2 ③ L8		5	0	0	0	0	2	5
23 Chris Johnson, R (1, 5) OBP: 0.379, SLG: 0.467 13 Jose Constanza, L (9, PR) OBP: 0.160, SLG: 0.160 4 Paul Janish, R (9, 5)	F FF 95 B SL 86 D CU 79 X FF 95 2-1 1-2 1B		T FF 95 C FF 95 X CU 78 0-2 ③ F9		C SI 94 B SL 87 F SI 95 F SL 86 X SI 95 1-2 ② G6-3		B SI 94 X SI 93 1-0 ③ FC6-4 1-2f		S FC 88 B SI 92 C FC 87 F KC 82 X FC 86 1-2 26 CS 1B	5 0 0	0 0 0	2 0 0	0 0 0	0 0 0	0 0 0	2 0 0
26 Dan Uggla, R (1, 4) OBP: 0.308, SLG: 0.399	S FF 95 C SL 85 D CU 78 D CH 88 F SL 86 F FF 95 B FF 96 X SL 85 3-2 ③ P6			B FF 93 F FF 94 B FF 94 T SL 85 B CH 87 B FF 95 4-2 19 1B 2 1B 54 SF8 BB	X SI 94 0-0 ③ G4-3			C FF 92 F FC 87 B FS 86 B SI 94 B SL 84 S SI 94 3-3 ① K 1 SAFE F FC 84 B SI 92 F FC 87 S SI 93 1-3 ①② K 1-2	4	1	0	0	1	2	3
2 B.J. Upton, R (1, 8) OBP: 0.283, SLG: 0.319		B SL 83 F FF 95 F FF 95 F FF 95 B CU 79 X SL 83 2-2 2B		C SL 84 B SL 85 X FF 94 1-1 54 SF8 19 1B 1-2 1B		X SI 93 0-0 54 B1-4 1B		B SI 91 B SI 93 B FF 92 F SI 92 C SI 94 X SI 94 3-2 ② L9 B FC 87 F SI 92 B FC 86 B SI 92 X SI 93 3-1 1B	5	0	4	0	0	0	0
19 Andrelton Simmons, R (1, 6) OBP: 0.287, SLG: 0.366		X SL 86 0-0 ① F9		S SL 83 B FF 94 B SL 84 X FF 95 2-1 8 BB 1-2 2-3 1B		B SL 84 1 SAFE 1 SAFE 1 SAFE C SI 93 X SI 92 1-1 ① P3		X FC 86 0-0 22 1B 2B C SI 93 F SI 92 1 SAFE B SI 91 X SI 92 1-2 ③ F7	5	1	2	0	0	0	3
54 Kris Medlen, S (1, 1) OBP: 0.220, SLG: 0.289 25 Joey Terdoslavich, S (8, PH) OBP: 0.362, SLG: 0.381 48 David Carpenter, R (8, 1) 46 Craig Kimbrel, R (9, 1)		C FF 95 S CU 77 D CU 78 C FF 95 1-3 ② K		X FF 94 0-0 ① SF8 2-3 3-H		1 SAFE B SI 92 X SI 93 1-0 ②③ B1-4 1-1f		B SI 94 B SI 93 B SI 94 C SI 94 F SI 93 B FF 93 4-2 22 1B 8 2B BB	2 0 0 0	0 1 0 0	0 0 0 0	1 0 0 0	0 1 0 0	1 0 0 0	2 0 0 0

Inning Stats																								
	R: 1	H: 3	R: 0	H: 1	R: 0	H: 1	R: 1	H: 2	R: 0	H: 0	R: 0	H: 1	R: 1	H: 2	R: 3	H: 3	R: 0	H: 2	1B: 10	SF: 1	WP: 0	PA: 44		
	E: 0	LOB: 2	E: 0	LOB: 1	E: 0	LOB: 1	E: 0	LOB: 3	E: 0	LOB: 0	E: 0	LOB: 0	E: 0	LOB: 1	E: 0	LOB: 2	E: 0	LOB: 1	2B: 5	SAC: 0	PB: 0			
	K: 1	BB: 0	K: 1	BB: 0	K: 1	BB: 0	K: 2	BB: 2	K: 0	BB: 0	K: 0	BB: 0	K: 1	BB: 0	K: 1	BB: 2	K: 1	BB: 0	3B: 0	DP: 1	SB: 0			
	S: 15	P: 27	S: 10	P: 13	S: 12	P: 17	S: 17	P: 31	S: 6	P: 9	S: 4	P: 6	S: 12	P: 17	S: 20	P: 36	S: 12	P: 18	HR: 1	HBP: 0	CS: 1			

PITCHER		IP	WLS	BF	H	R	ER	SO	BB	IBB	HBP	BLK	WP	HR	S	P	ERA	WHIP
27 Jordan Zimmermann, R ERA: 3.1	(1, 1)	4.0		21	7	2	2	5	2	0	0	0	0	0	54	88	4.50	2.250
59 Tanner Roark, R ERA:	(5, 1)	2.0		6	1	0	0	0	0	0	0	0	0	0	10	15	0.00	0.500
58 Fernando Abad, L ERA: 2.45	(7, 1)	0.2		4	2	1	1	1	0	0	0	0	0	1	11	15	13.50	3.000
52 Ryan Mattheus, R ERA: 5.82	(7, 1)	1.0	L	5	1	2	2	1	1	0	0	0	0	0	10	21	18.00	2.000
46 Ian Krol, L ERA: 2.66	(8, 1)	0.1		4	2	1	1	0	1	0	0	0	0	0	11	17	27.00	9.000

PITCHER		IP	WLS	BF	H	R	ER	SO	BB	IBB	HBP	BLK	WP	HR	S	P	ERA	WHIP
35 Craig Stammen, R ERA: 3.41	(9, 1)	1.0		4	2	0	0	1	0	0	0	0	0	0	12	18	0.00	2.000

AB	39
R	6
H	15
RBI	6
BB	4
SO	8
LOB	23

Batter	1	2	3	4	5	6	7	8	9	AB	R	H	RBI	BB	SO	LOB
2 Denard Span, L (1, 8) OBP: 0.312, SLG: 0.359	C FF 88 X SI 87 0-1 G6-3 ①			C SI 87 F SI 89 B FF 91 X CH 82 1-2 F9 ①		C FF 90 B SI 90 F SI 90 B SI 90 X FF 90 2-2 P6 ②		F FF 95 B FF 95 X FF 96 1-1 L8 ②		4	0	0	0	0	0	1
11 Ryan Zimmerman, R (1, 5) OBP: 0.340, SLG: 0.427	C CU 75 C CU 76 S CH 81 0-3 K ②			X CH 83 0-0 G5-3 ②		B FF 90 C CH 89 B CU 76 X CU 77 2-1 G6-3 ③		B SL 88 S SL 87 D FF 96 S FF 96 F SL 86 F FF 95 F FF 96 F FF 97 F FF 96 2-2 X SL 85 P6 ③		4	0	0	0	0	1	1
34 Bryce Harper, L (1, 7) OBP: 0.366, SLG: 0.528	B SI 89 S CU 75 S CH 82 B SI 90 S CU 76 2-3 K ③			S CH 82 B CH 83 B FF 90 B CU 77 B FF 90 4-1 28 HR BB			B SI 88 X SI 89 1-0 F7 ①		F FF 97 B FF 99 C FF 98 B FF 99 F FF 99 B FF 98 X FF 98 3-2 6 BB 2B	3	1	1	0	1	1	0
28 Jayson Werth, R (1, 9) OBP: 0.391, SLG: 0.517		B SI 88 B FF 89 C FF 89 C SI 89 F CH 82 F FF 92 X FF 91 2-2 G5-3 ①		1 SAFE B SI 90 X SI 90 1-0 1-H HR			B SI 89 B CU 76 B CH 89 X SI 89 3-0 25 1B 20 FC6-4 1B		C FF 98 B KC 87 B FF 98 B FF 98 B FF 98 4-1 6 BB BB	3	2	2	2	1	0	0
25 Adam LaRoche, L (1, 3) OBP: 0.314, SLG: 0.416		B SI 90 C CH 82 S CH 82 X CH 84 1-2 G5-3 ②		B CH 82 C FF 90 F CU 76 F SI 90 B SI 91 F CU 76 C FF 91 2-3 K ③			C CH 89 1 SAFE S CH 81 1 SAFE B FF 89 X CH 81 1-2 20 FC6-4 1-3 1B		C KC 86 B KC 87 F FF 98 B FF 98 F KC 87 C KC 87 2-3 K ①	4	0	1	0	0	2	2
20 Ian Desmond, R (1, 6) OBP: 0.327, SLG: 0.462		F CU 76 C SI 90 B FF 92 C SI 91 1-3 K ③			B CH 80 B SI 88 B CH 88 C CH 89 X SI 88 3-1 L9 ①		F CH 83 B SI 90 X SI 89 1-1 FC6-4 ② 1-2f 3-H		F FF 97 B FF 98 S FF 98 F KC 87 B KC 85 F FF 97 S FF 97 2-3 K ②	4	0	0	1	0	2	3
6 Anthony Rendon, R (1, 4) OBP: 0.310, SLG: 0.394			C SI 88 C FF 90 T FF 90 0-2 K ①		B FF 90 F CH 88 B CU 77 B CH 83 C SI 90 X SI 90 3-2 L9 ②		1 SAFE B SI 89 1 SAFE F CH 89 1 SAFE B SI 89 1 SAFE 1 SAFE 1 SAFE 2-3 T SI 89 F CH 82 1 SAFE C FF 89 K ③		B FF 98 F FF 98 B FF 98 F FF 97 B FF 98 B FF 98 4-2 1-2 2-3 BB	3	0	0	0	1	2	1
40 Wilson Ramos, R (1, 2) OBP: 0.312, SLG: 0.481			S CU 75 B SI 90 X CU 76 1-1 G1-3 ②		B FF 89 B CU 76 X SI 90 2-0 G6-3 ③			S FF 95 S FF 97 F FF 97 B SL 87 F FF 97 S FF 95 1-3 K ①	F FF 99 B KC 85 C KC 84 B KC 86 X FF 99 2-2 L9 ③	4	0	0	0	0	1	3
27 Jordan Zimmermann, R (1, 1) OBP: 0.149, SLG: 0.156 59 Tanner Roark, R (5, 1) 33 Roger Bernadina, L (6, PH) OBP: 0.245, SLG: 0.273 58 Fernando Abad, L (7, 1) 52 Ryan Mattheus, R (7, 1) 46 Ian Krol, L (8, 1) 1 Steve Lombardozzi, S (8, PH) OBP: 0.262, SLG: 0.318 35 Craig Stammen, R (9, 1)			B SI 90 C SI 90 X FF 90 1-1 G6-3 ③			X CH 81 0-0 P5 ①		B FF 96 F FF 96 F FF 96 X FF 96 1-2 1B		1 0 1 0 0 0 0 1 0	0 0 0 0 0 0 0 0 0	0 0 0 0 0 0 0 1 0	0 0 0 0 0 0 0 0 0	0 0 1 0 0 0 0 0 0	0 0 0 0 0 0 0 0 0	0 0 0 0 0 0 0 0 0
Inning Stats	R: 0 E: 0 K: 2 S: 8 H: 0 LOB: 0 BB: 0 P: 10	R: 0 E: 0 K: 1 S: 11 H: 0 LOB: 0 BB: 0 P: 15	R: 0 E: 0 K: 1 S: 7 H: 0 LOB: 0 BB: 0 P: 9	R: 2 E: 0 K: 1 S: 11 H: 1 LOB: 0 BB: 1 P: 19	R: 0 E: 0 K: 0 S: 6 H: 0 LOB: 0 BB: 0 P: 14	R: 0 E: 0 K: 0 S: 6 H: 0 LOB: 0 BB: 0 P: 10	R: 1 E: 0 K: 1 S: 11 H: 2 LOB: 1 BB: 0 P: 19	R: 0 E: 0 K: 1 S: 18 H: 1 LOB: 1 BB: 0 P: 23	R: 0 E: 0 K: 2 S: 19 H: 1 LOB: 3 BB: 2 P: 36	1B: 3 2B: 1 3B: 0 HR: 1	SF: 0 SAC: 0 DP: 0 HBP: 0			WP: 0 PB: 0 SB: 0 CS: 0	PA: 35	

BOTTOM

Atlanta Braves @ Washington Nationals

Nationals Park, Washington, DC

Wed Aug 07 2013, 7:07 PM - 10:27 PM EDT

Att. 29,114 - Cloudy - 81 F

livebaseballscorecards.com

AB	32
R	3
H	5
RBI	3
BB	3
SO	9
LOB	11

PITCHER		IP	WLS	BF	H	R	ER	SO	BB	IBB	HBP	BLK	WP	HR	S	P	ERA	WHIP
54 Kris Medlen, R ERA: 3.85	(1, 1)	7.0	W	25	3	3	3	6	1	0	0	0	0	1	60	96	3.86	0.571
48 David Carpenter, R ERA: 1.85	(8, 1)	1.0	H	4	1	0	0	1	0	0	0	0	0	0	18	23	0.00	1.000
46 Craig Kimbrel, R ERA: 1.19	(9, 1)	1.0	S	6	1	0	0	2	2	0	0	0	0	0	19	36	0.00	3.000

PITCHER	IP	WLS	BF	H	R	ER	SO	BB	IBB	HBP	BLK	WP	HR	S	P	ERA	WHIP

Miami Marlins @ Atlanta Braves

Turner Field, Atlanta, GA

Fri Aug 09 2013, 7:38 PM - 10:04 PM EDT

Att. 37,424 - Partly Cloudy - 88 F

TOP

livebaseballscorecards.com

Batter	1	2	3	4	5	6	7	8	9	AB	R	H	RBI	BB	SO	LOB
21 Christian Yelich, L (1, 7) OBP: 0.347, SLG: 0.414	C FF 90 X FF 91 0-1 23 L6-3 1B			C FF 89 S CH 83 B FF 90 C FF 92 1-3 ① K		B FF 88 C CU 70 X CH 80 1-1 ② FC1-5 2-3			C SI 88 C SI 89 F SI 88 B SI 88 C SI 89 1-3 ① K	4	0	1	0	0	2	2
23 Jake Marisnick, R (1, 8) OBP: 0.220, SLG: 0.250	C FF 90 S CH 81 1 SAFE B FF 91 B FF 92 X CH 82 2-2 ①② L6-3 1-1			B SL 81 S FF 90 F FF 91 C FF 93 1-3 ② K		B CU 71 D CH 80 C FF 89 X FF 88 2-1 ③ P4			B SI 87 X SI 88 1-0 ②③ G6-4-3 1-2f	4	0	0	0	0	1	3
27 Giancarlo Stanton, R (1, 9) OBP: 0.354, SLG: 0.451	X CU 72 0-0 ③ F7			C FF 91 S CH 83 C FF 91 0-3 ③ K			F FF 89 C FF 91 S CH 81 0-3 ① K			3	0	0	0	0	2	0
5 Logan Morrison, L (1, 3) OBP: 0.364, SLG: 0.445		C FF 89 F CU 72 B FF 92 B CU 71 X CH 83 2-2 ① G3			B CH 80 F CH 80 X CH 82 1-1 3 FC4-6 1B		B FF 89 B FF 88 B FF 89 C FF 87 T FF 90 F FF 90 F FF 90 B FF 89 4-2 59 L1-3 BB			2	0	1	0	1	0	0
59 Ed Lucas, R (1, 5) OBP: 0.314, SLG: 0.310		B SL 81 X FF 90 1-0 ② P3			B FF 89 D CH 80 X FF 88 2-0 ① L8		B CH 80 X CH 80 1-0 ②③ L1-3 1-1			3	0	0	0	0	0	2
17 Donovan Solano, R (1, 4) OBP: 0.308, SLG: 0.315		C FF 90 F CU 72 X CU 72 0-2 ③ L7			C FF 89 1 SAFE S CH 79 X CH 81 0-2 ② P3			B FF 88 C FF 88 T FF 89 B CH 82 S FF 91 2-3 ① K		3	0	0	0	0	1	1
3 Adeiny Hechavarría, R (1, 6) OBP: 0.274, SLG: 0.310			C FF 88 B FF 92 X CH 82 1-1 ① F8		C FF 89 1 SAFE B FF 87 S CU 71 X FF 91 1-2 ③ FC4-6 1-2f			C CU 71 B CH 82 F FF 90 X CH 80 1-2 ② F8		3	0	0	0	0	0	1
6 Jeff Mathis, R (1, 2) OBP: 0.273, SLG: 0.285 31 Steve Cishek, R (8, 1)			F FF 90 B FF 90 F FF 90 B SL 84 X CU 72 2-2 ② G5-3			B FF 89 T FF 90 B FF 89 B FF 89 F FF 89 F FF 91 X FF 90 3-2 ① F8		F FF 89 C FF 91 B FF 90 C CH 82 1-3 ③ K		3 0	0 0	0 0	0 0	0 0	1 0	0 0
33 Jacob Turner, R (1, 1) OBP: 0.115, SLG: 0.192 9 Juan Pierre, L (6, PH) OBP: 0.288, SLG: 0.304 43 Dan Jennings, L (6, 1) 46 Koyie Hill, S (8, 2) OBP: 1.000, SLG: 1.000			B FF 89 C FF 89 B FF 90 F FF 90 X FF 92 2-2 ③ G3-1			B FF 90 F CH 82 F FF 90 X FF 92 1-2 21 FC1-5 2B		X SI 86 0-0 23 G6-4-3 1B	1 1 0 1	0 0 0 0	0 1 0 1	0 0 0 0	0 0 0 0	0 0 0 0	0 0 0 0
Inning Stats	R: 0 E: 0 K: 0 S: 6 H: 1 LOB: 0 BB: 0 P: 8	R: 0 E: 0 K: 0 S: 7 H: 0 LOB: 0 BB: 0 P: 10	R: 0 E: 0 K: 0 S: 8 H: 0 LOB: 0 BB: 0 P: 13	R: 0 E: 0 K: 3 S: 9 H: 0 LOB: 0 BB: 0 P: 11	R: 0 E: 0 K: 0 S: 9 H: 1 LOB: 1 BB: 0 P: 13	R: 0 E: 0 K: 0 S: 11 H: 1 LOB: 1 BB: 0 P: 18	R: 0 E: 0 K: 1 S: 8 H: 0 LOB: 0 BB: 1 P: 13	R: 0 E: 0 K: 2 S: 9 H: 0 LOB: 0 BB: 0 P: 13	R: 0 E: 0 K: 1 S: 6 H: 1 LOB: 0 BB: 0 P: 8	1B: 3 2B: 3 3B: 0 HR: 0 SF: 0 SAC: 0 DP: 3 HBP: 0						

	AB	28
	R	0
	H	4
	RBI	0
	BB	1
	SO	7
	LOB	9

WP: 0 PA: 29
PB: 0
SB: 0
CS: 0

PITCHER		IP	WLS	BF	H	R	ER	SO	BB	IBB	HBP	BLK	WP	HR	S	P	ERA	WHIP
37 Brandon Beachy, R ERA: 5.0	(1, 1)	8.0	W	26	3	0	0	6	1	0	0	0	0	0	67	99	0.00	0.500
32 Scott Downs, L ERA: 1.62	(9, 1)	0.1		2	1	0	0	1	0	0	0	0	0	0	5	6	0.00	3.000
20 Luis Ayala, R ERA: 3.06	(9, 1)	0.2		1	0	0	0	0	0	0	0	0	0	0	1	2	0.00	0.000

PITCHER	IP	WLS	BF	H	R	ER	SO	BB	IBB	HBP	BLK	WP	HR	S	P	ERA	WHIP

Miami Marlins @ Atlanta Braves

Turner Field, Atlanta, GA

Fri Aug 09 2013, 7:38 PM - 10:04 PM EDT

Att. 37,424 - Partly Cloudy - 88 F

BOTTOM

Batter	1	2	3	4	5	6	7	8	9	AB	R	H	RBI	BB	SO	LOB
22 Jason Heyward, L (1, 9) OBP: 0.342, SLG: 0.394	F SI 90 F CH 86 B FC 86 S SI 92 1-3 ① K	B SI 92 C SI 91 X SI 92 1-1 ① F7		B CH 83 B SI 90 X SI 90 2-0 8 WP 1B		B SL 83 C FF 92 B FF 90 B FF 93 S FF 92 X FF 92 3-2 2B				4	0	2	0	0	1	0
8 Justin Upton, R (1, 7) OBP: 0.361, SLG: 0.490	C FF 92 C FF 93 B FC 87 B FC 87 X FF 92 2-2 HR	C FF 92 B CU 78 B FF 92 S CU 78 F FF 92 X CU 79 2-2 ② F8		C FC 84 B FC 84 B FF 90 S CU 76 X CU 76 2-2 ② G5-3 1-2		C FF 94 B SL 85 B SL 84 B FF 92 X FF 94 3-1 ③ G3-1				4	1	1	1	0	0	2
5 Freddie Freeman, L (1, 3) OBP: 0.390, SLG: 0.473	X SI 93 0-0 16 E 23 HR 1B	B CU 77 B CH 85 B SI 92 F FF 90 S SI 93 X SI 91 3-2 ③ F7		F CU 74 B SI 91 D SI 90 F CU 76 D FC 86 D CU 78 4-2 BB			B FF 92 F FF 91 F FF 92 X SL 84 1-2 ① G6-3			3	1	1	0	1	0	0
16 Brian McCann, L (1, 2) OBP: 0.358, SLG: 0.524	X CH 86 0-0 E6 23 HR 1-2	B SI 91 C SI 92 X CH 85 1-1 HR		D CU 77 C SI 90 B SI 91 X SI 91 2-1 ③ G3-1			B FF 91 F FF 92 C FF 93 X SL 85 1-2 1B			4	2	2	1	0	0	3
23 Chris Johnson, R (1, 5) OBP: 0.377, SLG: 0.473 4 Paul Janish, R (8, 5)	B FF 90 X FC 84 1-0 1-H 2-H HR	C FF 90 B FF 91 B CU 76 X FF 90 2-1 ① F8			B FF 89 B FF 90 S FF 89 X SI 90 2-1 ① G6-3		C FF 93 C FF 93 S SL 84 0-3 ② K			4 0	1 0	1 0	3 0	0 0	1 0	1 0
26 Dan Uggla, R (1, 4) OBP: 0.310, SLG: 0.397	B FF 91 H FF 90 2-0 2 S HBP	B FF 90 B FF 90 S SI 92 B FF 91 F FF 90 B SI 91 4-2 BB			B FC 83 B FC 85 F FF 90 B FF 89 S SI 91 3-3 ② K		X FF 92 0-0 ③ G5-3			2	0	0	0	1	1	1
2 B.J. Upton, R (1, 8) OBP: 0.280, SLG: 0.315	C FF 90 F CU 77 B FF 88 X CU 77 1-2 ② F8 1-2	B SI 89 S FC 84 1 SAFE S FF 91 S FC 83 1-3 ② K			B FF 90 C FF 89 B FC 85 F FF 89 S CU 76 2-3 ③ K			B SI 92 X SL 83 1-0 ① G6-3		4	0	0	0	0	2	2
19 Andrelton Simmons, R (1, 6) OBP: 0.286, SLG: 0.364	I IN 74 I IN 76 I IN 78 I IN 76 4-0 IBB		F FF 89 S FC 84 B FF 90 X FC 83 1-2 ③ L7			C FF 92 B FF 93 F FF 92 X SL 83 1-2 ① G4-3		F SI 93 C SI 92 T SI 92 0-2 ② K		3	0	0	0	1	1	1
37 Brandon Beachy, R (1, 1) 25 Joey Terdoslavich, S (8, PH) OBP: 0.354, SLG: 0.372 32 Scott Downs, L (9, 1) 20 Luis Ayala, R (9, 1)	X FF 91 0-0 ③ L9			C FF 88 F FF 89 S CU 82 0-3 ① K		C FF 92 B FF 93 C FF 93 B SI 92 X FF 94 2-2 ② L9		C SL 83 B CH 84 B CH 86 B SI 92 X SI 93 3-1 ③ G4-3		3 1 0 0	0 0 0 0	0 0 0 0	0 0 0 0	0 0 0 0	1 0 0 0	2 0 0 0
Inning Stats	R: 4 E: 1 K: 1 S: 13 H: 3 LOB: 2 BB: 1 P: 24	R: 0 E: 0 K: 0 S: 9 H: 0 LOB: 0 BB: 0 P: 15	R: 1 E: 0 K: 1 S: 12 H: 1 LOB: 1 BB: 1 P: 21	R: 0 E: 0 K: 1 S: 11 H: 1 LOB: 2 BB: 1 P: 21	R: 0 E: 0 K: 2 S: 8 H: 0 LOB: 0 BB: 0 P: 15	R: 0 E: 0 K: 0 S: 11 H: 1 LOB: 1 BB: 0 P: 20	R: 0 E: 0 K: 1 S: 10 H: 1 LOB: 1 BB: 0 P: 12	R: 0 E: 0 K: 1 S: 6 H: 0 LOB: 0 BB: 0 P: 10		1B: 3 2B: 1 3B: 0 HR: 3 SF: 0 SAC: 0 DP: 0 HBP: 1				WP: 1 PB: 0 SB: 1 CS: 0 PA: 36		

PITCHER	IP	WLS	BF	H	R	ER	SO	BB	IBB	HBP	BLK	WP	HR	S	P	ERA	WHIP
33 Jacob Turner, R (1, 1) ERA: 2.95	5.0	L	25	5	5	4	5	2	1	1	0	1	3	53	96	7.20	1.400
43 Dan Jennings, L (6, 1) ERA: 3.42	2.0		8	2	0	0	1	0	0	0	0	0	0	21	32	0.00	1.000
31 Steve Cishek, R (8, 1) ERA: 3.02	1.0		3	0	0	0	1	0	0	0	0	0	0	6	10	0.00	0.000

PITCHER	IP	WLS	BF	H	R	ER	SO	BB	IBB	HBP	BLK	WP	HR	S	P	ERA	WHIP

livebaseballscorecards.com

AB	32
R	5
H	7
RBI	5
BB	3
SO	7
LOB	12

Miami Marlins @ Atlanta Braves

Turner Field, Atlanta, GA

Sat Aug 10 2013, 7:12 PM - 10:35 PM EDT

Att. 42,177 - Cloudy - 86 F

TOP

livebaseballscorecards.com

Batter	1	2	3	4	5	6	7	8	9	AB	R	H	RBI	BB	SO	LOB
21 Christian Yelich, L (1, 7) OBP: 0.342, SLG: 0.405	C SI 92 F SI 91 B SI 93 B FF 94 X SI 93 2-2 5 BB 1B		X SI 91 0-0 ② L9			B KC 77 C SI 90 C SI 90 B CH 84 B KC 79 F SI 91 X SI 91 3-2 ① G4-3		B SI 92 X SI 93 1-0 ③ G1-3		4	0	1	0	0	0	0
3 Adeiny Hechavarría, R (1, 6) OBP: 0.274, SLG: 0.315	X SI 93 0-0 ① F9		B SI 90 F SI 91 C SI 91 S KC 80 1-3 ③ K			C CH 85 F SI 90 B SI 91 F CH 82 C SI 92 1-3 ② K			C FF 95 X FF 96 0-1 59 WP 3B	4	1	1	0	0	2	1
59 Ed Lucas, R (1, 4) OBP: 0.308, SLG: 0.304	C SI 93 X SI 93 0-1 ② F7			F SI 89 B SI 91 X CH 84 1-1 ① G5-3		C SI 90 S CH 83 B SI 91 X CH 83 1-2 E4			D SL 84 S FF 97 C SL 83 D SL 82 B SL 84 F FF 95 F FF 95 F FF 95 S SL 82 3-3 ① K 3-H	4	0	0	0	0	1	1
5 Logan Morrison, L (1, 3) OBP: 0.361, SLG: 0.437	1 SAFE 1 SAFE B SI 92 B SI 93 F SI 93 F CH 85 1 SAFE F KC 79 B SI 93 4-2 B SI 82 1-2 BB			B KC 80 B SI 91 C SI 91 F CH 84 C SI 90 2-3 ② K		D KC 81 B KC 78 S SI 90 B SI 92 X SI 91 3-1 ③ P5			C FF 96 B CH 88 X FF 95 1-1 ② L1-3	3	0	0	0	1	1	1
30 Placido Polanco, R (1, 5) OBP: 0.312, SLG: 0.297	F SI 93 C SI 94 F SI 93 D KC 82 B SI 93 S CH 84 2-3 ③ K			B SI 90 B SI 91 X SI 90 2-0 ③ G5-3			C FF 96 C SL 86 B FF 96 F FF 96 B SL 88 S SL 88 2-3 ① K		B FF 92 X FF 91 1-0 ③ G6-3	4	0	0	0	0	2	2
20 Justin Ruggiano, R (1, 9) OBP: 0.274, SLG: 0.355		B SI 91 X SI 91 1-0 ① F9			X SI 89 0-0 ① F7		S SL 86 S SL 88 B FF 96 F FF 97 F SL 86 S SL 87 1-3 ② K			3	0	0	0	0	1	0
23 Jake Marisnick, R (1, 8) OBP: 0.210, SLG: 0.237		C SI 91 B SI 92 S CH 85 B CH 84 F SI 93 B SI 92 F SI 92 C SI 92 3-3 ② K			C CH 83 B SI 91 X SI 91 1-1 ② P2		F FF 96 C FF 96 S SL 88 0-3 ③ K			3	0	0	0	0	2	0
6 Jeff Mathis, R (1, 2) OBP: 0.274, SLG: 0.286		F SI 91 C SI 92 B SI 92 S CH 84 1-3 ③ K			C SI 89 X CH 83 0-1 1B			X FF 96 0-0 ① G6-3		3	0	1	0	0	1	0
24 Nathan Eovaldi, R (1, 1) OBP: 0.105, SLG: 0.056 9 Juan Pierre, L (8, PH) OBP: 0.287, SLG: 0.303 50 Chad Qualls, R (8, 1) 40 Mike Dunn, L (8, 1) 31 Steve Cishek, R (9, 1)			B SI 89 C SI 90 F SI 91 F SI 90 X SI 91 1-2 ① F9		F SI 90 F SI 90 B SI 92 S CH 84 1-3 ③ K			B SI 92 F SI 92 X SI 92 1-1 ② G4-3		2 1 0 0 0	0 0 0 0 0	0 0 0 0 0	0 0 0 0 0	1 0 0 0 0	1 0 0 0 0	1 0 0 0 0
Inning Stats	R: 0 E: 0 K: 1 S: 13 H: 1 LOB: 2 BB: 1 P: 21	R: 0 E: 0 K: 2 S: 9 H: 0 LOB: 0 BB: 0 P: 14	R: 0 E: 0 K: 1 S: 8 H: 0 LOB: 0 BB: 0 P: 10	R: 0 E: 0 K: 1 S: 6 H: 0 LOB: 0 BB: 0 P: 11	R: 0 E: 0 K: 1 S: 8 H: 1 LOB: 1 BB: 0 P: 10	R: 0 E: 1 K: 1 S: 13 H: 0 LOB: 1 BB: 0 P: 21	R: 0 E: 0 K: 3 S: 12 H: 0 LOB: 0 BB: 0 P: 15	R: 0 E: 0 K: 0 S: 4 H: 0 LOB: 0 BB: 0 P: 6	R: 1 E: 0 K: 1 S: 11 H: 1 LOB: 0 BB: 0 P: 16	1B: 2 2B: 0 3B: 1 HR: 0 SF: 0 SAC: 0 DP: 0 HBP: 0						

	AB	31
	R	1
	H	3
	RBI	0
	BB	1
	SO	11
	LOB	6

WP: 1 PB: 0 SB: 0 CS: 0 PA: 32

PITCHER		IP	WLS	BF	H	R	ER	SO	BB	IBB	HBP	BLK	WP	HR	S	P	ERA	WHIP
58 Alex Wood, L ERA: 2.78	(1, 1)	6.0		22	2	0	0	7	1	0	0	0	0	0	57	87	0.00	0.500
48 David Carpenter, R ERA: 1.8	(7, 1)	1.1		4	0	0	0	3	0	0	0	0	0	0	13	16	0.00	0.000
43 Luis Avilán, L ERA: 1.14	(8, 1)	0.2		2	0	0	0	0	0	0	0	0	0	0	3	5	0.00	0.000
52 Jordan Walden, R ERA: 2.5	(9, 1)	0.2	L	3	1	1	1	1	0	0	0	0	1	0	10	14	13.50	1.500
38 Anthony Varvaro, R ERA: 3.06	(9, 1)	0.1		1	0	0	0	0	0	0	0	0	0	0	1	2	0.00	0.000

PITCHER	IP	WLS	BF	H	R	ER	SO	BB	IBB	HBP	BLK	WP	HR	S	P	ERA	WHIP

Miami Marlins @ Atlanta Braves

Turner Field, Atlanta, GA

Sat Aug 10 2013, 7:12 PM - 10:35 PM EDT

Att. 42,177 - Cloudy - 86 F

BOTTOM

Batter	1	2	3	4	5	6	7	8	9	AB	R	H	RBI	BB	SO	LOB
22 Jason Heyward, L (1, 9) OBP: 0.341, SLG: 0.390	B FF 96 X FF 96 1-0 ① G1-3		C FF 95 F FF 97 B FF 95 B SL 86 F FF 97 B FF 97 B FF 96 4-2 8 G4-6-3 BB			B FF 95 B FF 95 F FF 96 X FF 96 2-1 ① L7		B FF 95 X SL 85 1-0 ③ G4-3		3	0	0	0	1	0	1
8 Justin Upton, R (1, 7) OBP: 0.358, SLG: 0.486	B FF 96 C FF 96 X SL 86 1-1 ② F9		X FF 96 0-0 ① ② G4-6-3 1-2f			B SL 86 B FF 97 C FF 97 S FF 97 B FF 98 X FF 97 3-2 ② F7			B SI 93 X SI 92 1-0 ① L4	4	0	0	0	0	0	1
5 Freddie Freeman, L (1, 3) OBP: 0.389, SLG: 0.471	X FF 97 0-0 24 WP 1B		F CU 78 X CH 89 0-1 ③ F7			B SL 88 F FF 98 X CU 79 1-1 ③ G6-3			X SI 92 0-0 ② G4-3	4	0	1	0	0	0	0
24 Evan Gattis, R (1, 2) OBP: 0.302, SLG: 0.489	B FF 96 B SL 86 B FF 96 B FF 96 4-0 1-2 BB			S SL 85 F SL 86 B CU 77 S FF 98 1-3 ① K			C SL 86 X SL 88 0-1 ① F9		S SL 84 F SL 84 B SL 84 X SL 84 1-2 1B	3	0	1	0	1	1	0
23 Chris Johnson, R (1, 5) OBP: 0.376, SLG: 0.472 4 Paul Janish, R (2, 5)	C FF 95 C FF 97 C FF 97 0-3 ③ K			B FF 96 C FF 96 B SL 87 X FF 96 2-1 ② P6			C FF 96 X FF 97 0-1 ② G6-3		B SI 92 C SI 90 F SL 84 B SL 83 C SL 82 2-3 ③ K	1 3	0 0	0 0	0 0	0 0	1 1	2 1
26 Dan Uggla, R (1, 4) OBP: 0.308, SLG: 0.394		B FF 97 B FF 94 S FF 98 S FF 97 F FF 98 C SL 88 2-3 ① K		F FF 96 B SL 87 F FF 96 B SL 88 C SL 89 2-3 ③ K			F FF 98 X FF 98 0-1 ③ F8			3	0	0	0	0	2	0
2 B.J. Upton, R (1, 8) OBP: 0.277, SLG: 0.311		S FF 97 F FF 96 S SL 86 0-3 ② K			F FF 95 B FF 96 C FF 97 B FF 98 B SL 85 S FF 97 3-3 ① K			B SI 92 X SI 92 1-0 ① L4		3	0	0	0	0	2	0
19 Andrelton Simmons, R (1, 6) OBP: 0.289, SLG: 0.365		B FF 96 B FF 98 B FF 95 C FF 96 B FF 97 4-1 BB			S FF 97 F FF 97 B FF 96 B SL 88 B FF 97 X FF 96 3-2 ② P3			B SI 92 B SI 94 X SI 92 2-0 1B		2	0	1	0	1	0	0
58 Alex Wood, R (1, 1) 48 David Carpenter, R (7, 1) 43 Luis Avilán, L (8, 1) 16 Brian McCann, L (8, PH) OBP: 0.357, SLG: 0.522 52 Jordan Walden, R (9, 1) 38 Anthony Varvaro, R (9, 1)		B FF 93 C FF 93 B FF 95 F FF 93 C FF 98 2-3 ③ K			B FF 95 C FF 94 C FF 96 S SL 87 1-3 ③ K			C SL 85 F FF 94 S FF 94 0-3 ② K		2 0 0 1 0 0 0	0 0 0 0 0 0 0	0 0 0 0 0 0 0	0 0 0 0 0 0 0	2 0 0 0 1 0 0	1 0 0 1 1 0 0	1 0 0 0 1 0 0

livebaseballscorecards.com

AB	29
R	0
H	3
RBI	0
BB	3
SO	10
LOB	7

Inning Stats	1	2	3	4	5	6	7	8	9	1B: 3	SF: 0	WP: 1	PA: 32
	R: 0 E: 0 K: 1 S: 7 H: 1 LOB: 2 BB: 1 P: 13	R: 0 E: 0 K: 3 S: 11 H: 0 LOB: 1 BB: 1 P: 19	R: 0 E: 0 K: 0 S: 6 H: 0 LOB: 0 BB: 1 P: 10	R: 0 E: 0 K: 2 S: 8 H: 0 LOB: 0 BB: 0 P: 13	R: 0 E: 0 K: 2 S: 9 H: 0 LOB: 0 BB: 0 P: 16	R: 0 E: 0 K: 0 S: 7 H: 0 LOB: 0 BB: 0 P: 13	R: 0 E: 0 K: 0 S: 6 H: 0 LOB: 0 BB: 0 P: 6	R: 0 E: 0 K: 1 S: 6 H: 1 LOB: 1 BB: 0 P: 10	R: 0 E: 0 K: 1 S: 8 H: 1 LOB: 1 BB: 0 P: 12	2B: 0 3B: 0 HR: 0	SAC: 0 DP: 1 HBP: 0	PB: 0 SB: 0 CS: 0	

PITCHER		IP	WLS	BF	H	R	ER	SO	BB	IBB	HBP	BLK	WP	HR	S	P	ERA	WHIP
24 Nathan Eovaldi, R ERA: 2.82	(1, 1)	7.0		24	1	0	0	8	3	0	0	0	1	0	54	90	0.00	0.571
50 Chad Qualls, R ERA: 3.02	(8, 1)	0.1		2	1	0	0	0	0	0	0	0	0	0	2	5	0.00	3.000
40 Mike Dunn, L ERA: 2.94	(8, 1)	0.2	W	2	0	0	0	1	0	0	0	0	0	0	4	5	0.00	0.000
31 Steve Cishek, R ERA: 2.96	(9, 1)	1.0	S	4	1	0	0	1	0	0	0	0	0	0	8	12	0.00	1.000

PITCHER	IP	WLS	BF	H	R	ER	SO	BB	IBB	HBP	BLK	WP	HR	S	P	ERA	WHIP

Miami Marlins @ Atlanta Braves

Turner Field, Atlanta, GA

Sun Aug 11 2013, 1:39 PM - 4:43 PM EDT

Att. 32,881 - Partly Cloudy - 90 F

TOP

livebaseballscorecards.com

Batter	1	2	3	4	5	6	7	8	9	AB	R	H	RBI	BB	SO	LOB
21 Christian Yelich, L (1, 7) OBP: 0.325, SLG: 0.385	B FF 91 F FF 91 C SL 85 F FF 92 B KC 82 C CH 86 2-3 ① K	C SL 85 C FF 91 F FF 92 D KC 81 F FF 92 C SL 85 1-3 ③ K			X SL 86 0-0 ② F7			B SI 94 B SI 94 B SI 94 C SI 93 T SI 94 X SI 95 3-2 E4		4	0	0	0	0	2	1
3 Adeiny Hechavarría, R (1, 6) OBP: 0.271, SLG: 0.311	C FF 92 C FF 92 S KC 82 0-3 ② K2-3		X CH 83 0-0 ① P5		B CH 85 C FF 91 X KC 78 1-1 ③ F7			C SI 96 F SI 95 S CU 77 0-3 ① K		4	0	0	0	0	2	1
27 Giancarlo Stanton, R (1, 9) OBP: 0.352, SLG: 0.446	B FF 91 X FF 93 1-0 ③ F8		C FF 91 S KC 79 B FF 92 F KC 80 B CH 85 F FF 91 S SL 84 2-3 ② K			B SI 90 B SI 91 F SI 91 B KC 78 B KC 80 4-1 30 1B 59 SF8 BB		C SI 94 F CU 76 D CU 77 B SI 95 F SI 96 B FF 95 F CU 77 F SI 95 F SI 95 3-2 X SI 95 ② G6-3		3	1	0	0	1	1	1
30 Placido Polanco, R (1, 5) OBP: 0.311, SLG: 0.297		B FF 90 X FF 90 1-0 ① G6-3	B CH 84 C FF 92 B CH 85 F FF 92 F SI 91 X SL 82 2-2 ③ L5			C FF 90 B FF 91 S SL 83 B CH 86 X SL 84 2-2 17 L4-3 1-3 1B		F SI 96 F SI 94 F SI 94 B SI 94 F CU 75 X SI 94 1-2 ③ L5		4	0	1	0	0	0	1
59 Ed Lucas, R (1, 3) OBP: 0.312, SLG: 0.314		F SI 91 X FF 92 0-1 23 1B 2B	C FF 90 B CH 85 F CH 85 C SL 84 X SI 91 1-2 1B			B SI 92 C CH 85 F CH 85 B FF 90 B FF 90 F FF 91 F FF 91 X FF 90 3-2 ① SF8 3-H			C FF 93 X CU 79 0-1 ① G1-3	3	1	2	1	0	0	0
17 Donovan Solano, R (1, 4) OBP: 0.302, SLG: 0.309		C SI 91 F CH 86 S KC 81 0-3 ② K2-3	C SL 85 B CH 85 1 SAFE X CH 85 1-1 ① F9			1 SAFE X FF 90 0-0 ②③ L4-3 1-1			C FF 94 C CU 79 F CU 80 B FF 94 F CU 79 F FF 96 B FF 93 F FF 95 X CH 85 2-2 ② G6-3	4	0	0	0	0	1	3
23 Jake Marisnick, R (1, 8) OBP: 0.212, SLG: 0.238		X FF 91 0-0 46 1B 37 2B 2-H 1B	B CH 85 B SL 84 S FF 92 C SI 91 1 SAFE X SL 85 2-2 ② F9				F CH 84 B SI 90 F FF 90 X SL 83 1-2 ① G6-3		C CU 78 F CH 86 B FF 97 X CU 81 1-2 ③ G6-3	4	1	1	1	0	0	1
46 Koyie Hill, S (1, 2) OBP: 0.500, SLG: 0.500		B FF 90 1 SAFE B FF 90 B FF 90 C FF 91 X FF 92 3-1 1-3 37 2B 1B	S CH 85 X FF 91 0-1 ③ P2				C SI 89 B CH 84 X SL 85 1-1 ② F9			3	1	1	0	0	0	1
37 Henderson Alvarez III, R (1, 1) OBP: 0.333, SLG: 0.500 20 Justin Ruggiano, R (7, PH) OBP: 0.273, SLG: 0.354 43 Dan Jennings, L (7, 1) 44 AJ Ramos, R (7, 1) 57 Steve Ames, R (8, 1)		X FF 92 0-0 1-H 3-H 2B			B SI 90 B CH 82 C FF 90 F SI 91 B FF 91 F FF 92 S FF 90 3-3 ① K		L CH 84 B SL 84 B FF 90 X CH 83 2-1 ③ G4-3			2 1 0 0 0	0 0 0 0 0	1 0 0 0 0	2 0 0 0 0	0 0 0 0 0	1 0 0 0 0	0 0 0 0 0

Inning Stats	1	2	3	4	5	6	7	8	9
	R: 0 E: 0 K: 2 S: 8	H: 0 LOB: 0 BB: 0 P: 11	R: 3 E: 0 K: 2 S: 15	H: 4 LOB: 1 BB: 0 P: 20	R: 0 E: 0 K: 1 S: 10	H: 0 LOB: 0 BB: 0 P: 14	R: 0 E: 0 K: 0 S: 10	H: 1 LOB: 1 BB: 0 P: 14	R: 0 E: 0 K: 1 S: 7	H: 0 LOB: 0 BB: 0 P: 11	R: 1 E: 0 K: 0 S: 10	H: 1 LOB: 0 BB: 1 P: 19	R: 0 E: 0 K: 0 S: 7	H: 0 LOB: 0 BB: 0 P: 11	R: 0 E: 1 K: 1 S: 18	H: 0 LOB: 1 BB: 0 P: 25	R: 0 E: 0 K: 0 S: 12	H: 0 LOB: 0 BB: 0 P: 15

AB	32
R	4
H	6
RBI	4
BB	1
SO	7
LOB	9

1B: 4	SF: 1	WP: 0	PA: 34
2B: 3	SAC: 0	PB: 0	
3B: 0	DP: 1	SB: 0	
HR: 0	HBP: 0	CS: 0	

PITCHER	IP	WLS	BF	H	R	ER	SO	BB	IBB	HBP	BLK	WP	HR	S	P	ERA	WHIP
36 Mike Minor, L (1, 1) ERA: 2.87	7.0	W	27	6	4	4	6	1	0	0	0	0	0	67	100	5.14	1.000
43 Luis Avilán, L (8, 1) ERA: 1.12	1.0		4	0	0	0	1	0	0	0	0	0	0	18	25	0.00	0.000
38 Anthony Varvaro, R (9, 1) ERA: 3.0	1.0		3	0	0	0	0	0	0	0	0	0	0	12	15	0.00	0.000

PITCHER	IP	WLS	BF	H	R	ER	SO	BB	IBB	HBP	BLK	WP	HR	S	P	ERA	WHIP

Miami Marlins @ Atlanta Braves

Turner Field, Atlanta, GA

Sun Aug 11 2013, 1:39 PM - 4:43 PM EDT

Att. 32,881 - Partly Cloudy - 90 F

BOTTOM

Batter	1	2	3	4	5	6	7	8	9	AB	R	H	RBI	BB	SO	LOB
22 Jason Heyward, L (1, 9) OBP: 0.347, SLG: 0.397	B FF 94 X FF 93 1-0 ① G4-3		C FF 95 B SI 92 B SI 92 X SI 93 2-1 1B		B FF 92 B SI 89 X SI 93 2-0 8 FC2-5 5 HR 1-2 1B		B SL 83 M FF 92 F FF 94 F FF 92 X FF 94 1-2 24 2B 1-3 1B	C CH 84 B FF 88 S CH 83 F SL 81 X FF 89 1-2 5 BB 2-H 1B		5	2	4	1	0	0	0
8 Justin Upton, R (1, 7) OBP: 0.356, SLG: 0.482 2 B.J. Upton, R (5, PR) OBP: 0.276, SLG: 0.310 (6, 8)	C SI 95 S FF 95 B FF 95 C SI 95 1-3 ② K		S SL 82 X FF 95 0-1 ③ G4-3		X SL 82 0-0 ① FC2-5 5 HR 1-2 2-3f		B CU 80 S SL 81 C FF 94 X SL 82 1-2 ① SF7 3-H	T SL 80 F SL 80 S SL 80 0-3 ② K		3 1	0 1	0 0	0 1	0 0	1 1	3 1
5 Freddie Freeman, L (1, 3) OBP: 0.393, SLG: 0.482	F FF 96 B CU 61 B FF 96 F SI 92 F FF 97 X FF 96 2-2 ③ G6-3			X SI 92 0-0 24 1B 2B	B FF 91 C FF 90 D SL 83 B SI 92 X SI 95 3-1 1-H 2-H HR		I IN 75 I IN 77 I IN 74 I IN 72 4-0 24 2B 23 2B IBB	B CH 84 B CH 85 B FF 89 C FF 87 D CH 84 4-1 1-2 BB		3	2	2	3	2	0	0
24 Evan Gattis, R (1, 2) OBP: 0.308, SLG: 0.500		B EP 59 B SI 89 C SI 91 X FF 93 2-1 23 F9 26 SF8 2B		S SL 82 B SL 84 F SL 80 X FF 96 1-2 26 BB 2-3 1B	F SL 79 S FF 96 F FF 96 F SL 83 B FF 91 F SI 92 F FF 96 X CU 74 1-2 ② G6-3		X SL 81 0-0 23 2B 1-3 2-H 2B	S FF 89 S FF 89 X FF 87 0-2 ③ F8		5	2	3	1	0	0	3
23 Chris Johnson, R (1, 5) OBP: 0.375, SLG: 0.472 38 Anthony Varvaro, R (9, 1)		F SI 93 X FF 94 0-1 ① F9 2-3		C SL 82 B FF 95 S SL 82 B SI 96 F SL 79 S FF 91 2-3 ① K	B SL 82 B SI 92 F SI 90 S FF 94 2-3 ③ K2-3		F FF 95 B FF 95 X FF 93 1-1 2-H 3-H 2B			4 0	0 0	1 0	2 0	0 0	2 0	4 0
26 Dan Uggla, R (1, 4) OBP: 0.307, SLG: 0.392		B FF 96 X SL 83 1-0 ② SF8 3-H		B FF 95 S SI 93 B SL 83 B SL 85 C FF 95 B FF 95 4-2 17 FC4-6 1-2 BB	B SL 78 C SI 90 B FF 91 F SI 90 B FF 88 X SI 93 3-2 ① P4	C SL 82 S FF 94 B FF 95 B SL 81 F CH 85 X FF 96 2-2 ② F9				2	0	0	1	1	0	1
19 Andrelton Simmons, R (1, 6) OBP: 0.286, SLG: 0.361		B FF 96 X FF 94 1-0 ③ F8		B SL 85 X FF 94 1-0 ② F9	F FF 93 B FF 94 X SL 79 1-1 ② G1-3	C CU 77 S SL 83 B FF 94 F CU 78 X SL 82 1-2 ③ P6				4	0	0	0	0	0	4
17 Jordan Schafer, L (1, 8) OBP: 0.395, SLG: 0.457 (6, 7)			B SI 91 X SI 90 1-0 ① G4-3	C SI 94 B FF 96 S FF 91 F FF 92 D SL 84 X SI 91 2-2 ③ FC4-6 1-2f	B SI 91 C SI 91 S SI 91 X FF 89 1-2 ③ F9			C FF 86 B FF 88 B CH 82 S FF 88 B FF 88 X FF 86 3-2 4 S 22 1B 1B		4	1	1	0	0	0	3
36 Mike Minor, R (1, 1) OBP: 0.170, SLG: 0.239 25 Joey Terdoslavich, S (7, PH) OBP: 0.367, SLG: 0.372 43 Luis Avilán, L (8, 1) 4 Paul Janish, R (8, PH) (9, 5)			B FF 94 C SI 94 F FF 94 S SL 82 1-3 ② K		C FF 94 B SL 81 X SI 93 1-1 8 FC2-5 22 1B 1B		B FF 92 B FF 92 C FF 92 B FF 93 B FF 93 4-1 22 1B 2 SF7 BB	1 SAFE B FF 87 1 SAFE S SL 80 C SL 81 S FF 88 1-3 ① K 1-2		2 0 0 1	0 1 0 0	1 0 0 0	0 0 0 0	1 1 0 0	0 0 0 1	0 0 0 1
Inning Stats	R: 0 E: 0 K: 1 S: 8 H: 0 LOB: 0 BB: 0 P: 12	R: 1 E: 0 K: 0 S: 6 H: 1 LOB: 0 BB: 0 P: 10	R: 0 E: 0 K: 1 S: 8 H: 1 LOB: 1 BB: 0 P: 12	R: 0 E: 0 K: 1 S: 15 H: 2 LOB: 3 BB: 1 P: 25	R: 3 E: 0 K: 1 S: 16 H: 3 LOB: 1 BB: 0 P: 25	R: 0 E: 0 K: 0 S: 8 H: 0 LOB: 0 BB: 0 P: 13	R: 4 E: 0 K: 0 S: 19 H: 3 LOB: 1 BB: 2 P: 33	R: 1 E: 0 K: 2 S: 17 H: 2 LOB: 2 BB: 1 P: 26		1B: 7 2B: 4 3B: 0 HR: 1 SF: 2 SAC: 0 DP: 0 HBP: 0						

livebaseballscorecards.com

AB	34
R	9
H	12
RBI	9
BB	4
SO	6
LOB	20

WP: 0 PA: 40
PB: 0
SB: 1
CS: 0

PITCHER		IP	WLS	BF	H	R	ER	SO	BB	IBB	HBP	BLK	WP	HR	S	P	ERA	WHIP
37 Henderson Alvarez III, R ERA: 3.18	(1, 1)	6.0		26	7	4	4	4	1	0	0	0	0	1	61	97	6.00	1.333
43 Dan Jennings, L ERA: 4.1	(7, 1)	0.0	L	2	1	2	2	0	1	0	0	0	0	0	5	10	∞	∞
44 AJ Ramos, R ERA: 3.38	(7, 1)	1.0		6	2	2	2	0	0	1	0	0	0	0	14	23	18.00	2.000
57 Steve Ames, R ERA: 4.5	(8, 1)	1.0		6	2	1	1	2	1	0	0	0	0	0	17	26	9.00	3.000

PITCHER		IP	WLS	BF	H	R	ER	SO	BB	IBB	HBP	BLK	WP	HR	S	P	ERA	WHIP

Philadelphia Phillies @ Atlanta Braves

Turner Field, Atlanta, GA

Mon Aug 12 2013, 8:59 PM - 11:43 PM EDT

Att. 20,676 - Rain - 74 F

TOP

livebaseballscorecards.com

Batter	1	2	3	4	5	6	7	8	9	AB	R	H	RBI	BB	SO	LOB
11 Jimmy Rollins, S (1, 6) OBP: 0.309, SLG: 0.346	B FF 93 X FF 92 1-0 2B		B FF 92 X CU 74 1-0 26 1B 3-H 1B		F FF 91 B FF 92 X SI 90 1-1 ② F8		C SL 84 B CU 80 X SL 85 1-1 ① ② G4-6-3 1-2f		B CH 85 D CH 85 F FF 94 C FF 94 X CU 80 2-2 ③ L8	5	0	2	1	0	0	2
10 Michael Young, R (1, 3) OBP: 0.336, SLG: 0.397	F FF 93 S FF 93 B FF 94 S SL 85 1-3 ① K		1 SAFE X FF 91 0-0 ② P3		B CU 71 B FF 92 F FF 92 X FF 92 2-1 ③ F8		F SL 85 F CH 85 F CH 86 B FF 90 X SI 89 1-2 ③ G6-3			4	0	0	0	0	1	2
26 Chase Utley, L (1, 4) OBP: 0.342, SLG: 0.506	B FF 94 B CU 74 C FF 94 F FF 94 X CU 75 2-2 ② P6		1 SAFE 1 SAFE X FF 92 0-0 9 BB 1-3 1B			B FF 91 F SI 89 F FF 92 B SL 82 B CU 72 X FF 93 3-2 18 HBP 25 HR 1B		C SI 85 X SI 86 0-1 ① G4-3		4	1	2	0	0	0	1
9 Domonic Brown, L (1, 7) OBP: 0.321, SLG: 0.531	C CU 74 C FF 94 F FF 94 F FF 94 D CU 75 S SL 82 1-3 ③ K		B FF 92 F FF 91 B CH 84 B FF 92 F FF 93 B FF 93 4-2 1-2 BB			B CH 80 X CU 72 1-0 ① L8		F SI 88 B SI 87 C SI 88 B SI 88 S SI 88 2-3 ② K		3	0	0	0	1	2	2
18 Darin Ruf, R (1, 9) OBP: 0.375, SLG: 0.515 7 Michael Martinez, S (8, 8) OBP: 0.200, SLG: 0.200		B SI 89 C SL 80 X FF 92 1-1 ① F7	C FF 92 B SL 83 X CH 81 1-1 ③ G5-3			C FF 92 F SI 88 B FF 92 H CH 79 2-2 25 HR 1-2 HBP		C SI 87 B SI 88 X SI 88 1-1 ③ G3-1		3 0	1 0	0 0	0 0	0 0	0 0	3 0
25 Cody Asche, L (1, 5) OBP: 0.262, SLG: 0.425		X FF 92 0-0 ② G4-3		B FF 91 F SI 90 C CU 74 S FF 92 1-3 ① K		S CU 74 X SI 91 0-1 1-H 2-H HR			X FF 91 0-0 15 S 51 1B	4	2	2	3	0	1	0
15 John Mayberry Jr., R (1, 8) OBP: 0.301, SLG: 0.417 (8, 9)		C FF 94 F CU 69 F FF 94 B SL 82 B FF 94 F FF 94 S SL 80 2-3 ③ K		C SL 81 S CH 81 B FF 92 B SL 82 B FF 92 X FF 94 3-2 ② P6		C SL 81 C SL 80 B SL 82 B FF 92 S SL 82 2-3 ② K			C FF 92 D FF 93 S CH 85 B FF 95 F CH 87 1 SAFE S FF 92 2-3 ① K 1-2	4	0	0	0	0	3	1
51 Carlos Ruiz, R (1, 2) OBP: 0.305, SLG: 0.321			C FF 93 X CH 80 0-1 ① P3	F FF 93 B FF 93 B SL 79 B SL 82 F FF 92 C FF 92 3-3 ③ K		B SL 80 F FF 92 X FF 92 1-1 ③ L8			X FF 93 0-0 35 SH2-4 2-H 1B	4	0	1	1	0	1	0
35 Cole Hamels, L (1, 1) OBP: 0.214, SLG: 0.250			B FF 92 S FF 91 X FF 91 1-1 11 1B 3B		B FF 91 F SI 88 B FF 91 X SI 90 2-1 ① L7		B SL 84 F SL 84 B SL 82 B FF 88 C SI 88 F SL 83 B SL 83 4-2 11 G4-6-3 BB		B FF 92 X FF 91 1-0 ② SH2-4 1-2	2	1	1	0	1	0	0
Inning Stats	R: 0 E: 0 K: 2 S: 12 H: 1 LOB: 1 BB: 0 P: 17	R: 0 E: 0 K: 1 S: 8 H: 0 LOB: 0 BB: 0 P: 11	R: 1 E: 0 K: 0 S: 11 H: 3 LOB: 3 BB: 1 P: 18	R: 0 E: 0 K: 2 S: 9 H: 0 LOB: 0 BB: 0 P: 16	R: 0 E: 0 K: 0 S: 6 H: 0 LOB: 0 BB: 0 P: 11	R: 3 E: 0 K: 1 S: 13 H: 2 LOB: 0 BB: 0 P: 22	R: 0 E: 0 K: 0 S: 9 H: 0 LOB: 0 BB: 1 P: 15	R: 0 E: 0 K: 1 S: 7 H: 0 LOB: 0 BB: 0 P: 10	R: 1 E: 0 K: 1 S: 10 H: 2 LOB: 1 BB: 0 P: 15	1B: 5 2B: 1 3B: 1 HR: 1 SF: 0 SAC: 1 DP: 1 HBP: 1						

	AB	33
	R	5
	H	8
	RBI	5
	BB	2
	SO	8
	LOB	11

WP: 0 PB: 0 SB: 1 CS: 0 PA: 37

PITCHER		IP	WLS	BF	H	R	ER	SO	BB	IBB	HBP	BLK	WP	HR	S	P	ERA	WHIP
49 Julio Teheran, R ERA: 3.08	(1, 1)	6.0	L	26	6	4	4	6	1	0	1	0	0	1	59	95	6.00	1.167
20 Luis Ayala, R ERA: 2.89	(7, 1)	1.0		3	0	0	0	0	1	0	0	0	0	0	9	15	0.00	1.000
32 Scott Downs, L ERA: 1.57	(8, 1)	1.0		3	0	0	0	1	0	0	0	0	0	0	7	10	0.00	0.000
38 Anthony Varvaro, R ERA: 3.12	(9, 1)	1.0		5	2	1	1	1	0	0	0	0	0	0	10	15	9.00	2.000

PITCHER	IP	WLS	BF	H	R	ER	SO	BB	IBB	HBP	BLK	WP	HR	S	P	ERA	WHIP

BOTTOM

Batter	1	2	3	4	5	6	7	8	9	AB	R	H	RBI	BB	SO	LOB
22 Jason Heyward, L (1, 9) OBP: 0.349, SLG: 0.401	B FC 85 X FC 87 1-0 ① G4-3		B FF 92 B FF 91 X FC 90 2-0 2B			C FF 90 S CH 83 B FF 91 B FC 90 F CH 84 X FF 92 2-2 1B		C FC 87 X FF 90 0-1 ③ G4-3		4	0	2	0	0	0	0
8 Justin Upton, R (1, 7) OBP: 0.355, SLG: 0.482	B FF 91 S CH 83 B FF 91 F CH 83 C FC 90 2-3 ② K		S CH 84 C FF 93 B FF 92 B FC 90 X FF 93 2-2 ③ P3			B FC 88 B FF 90 1 SAFE S CH 83 S CH 83 F FC 88 D CH 83 C CH 84 3-3 ② K			C FF 88 X CU 74 0-1 23 2B	4	1	1	0	0	2	2
5 Freddie Freeman, L (1, 3) OBP: 0.390, SLG: 0.478	F FC 88 F CU 76 F FF 94 X FC 90 0-2 ③ G6-3			C CH 83 X FF 91 0-1 ① G4-3		B CU 75 F FF 91 T FC 88 F CU 77 S CH 85 1-3 ③ K			F FF 88 F FF 88 F CH 82 X FF 91 0-2 ① L6	4	0	0	0	0	1	2
16 Brian McCann, L (1, 2) OBP: 0.355, SLG: 0.522		C FF 91 B FF 91 F FF 92 B FF 90 B FF 94 F FF 90 X CH 86 3-2 23 G4-3 2B		B CU 76 S FC 89 X FF 91 1-1 ② F8			C FC 86 X FC 87 0-1 ① F9		C FF 87 B CU 76 C FC 87 S CU 76 1-3 ② K	4	0	1	0	0	1	1
23 Chris Johnson, R (1, 5) OBP: 0.376, SLG: 0.475		B FC 89 X FC 90 1-0 ① G4-3 2-3		S CH 84 B FF 92 F CH 84 F FF 90 B CH 85 S CU 78 2-3 ③ K			C FF 90 S FC 89 B FC 88 X CH 84 1-2 26 BB 1B		X FF 90 0-0 2-H 2B	4	0	2	1	0	1	1
26 Dan Uggla, R (1, 4) OBP: 0.307, SLG: 0.389		F CH 84 C FC 89 B FF 93 S CH 85 1-3 ② K			F FC 88 F FF 92 T CU 77 0-2 ① K		B CH 82 F FC 87 S CH 83 1 SAFE B FF 90 D CH 83 D CH 84 4-2 2 G6-4-3 1-2 BB		B FF 88 B FC 87 X FF 90 2-0 ③ G5-3	3	0	0	0	1	2	2
2 B.J. Upton, R (1, 8) OBP: 0.274, SLG: 0.307		B FF 90 F CH 84 F FF 94 S FC 89 1-3 ③ K			B FF 93 F FF 93 B CH 86 B FF 93 C CH 84 X FF 94 3-2 ② G6-3		B CH 82 F FF 91 X CH 83 1-1 ② ③ G6-4-3 1-2f			3	0	0	0	0	1	3
19 Andrelton Simmons, R (1, 6) OBP: 0.285, SLG: 0.359			B CH 82 F FF 91 X CH 82 1-1 ① G5-3		S FF 91 X FC 89 0-1 ③ G4-3			C CH 80 C CU 75 F CH 83 F FF 91 B FF 91 X CU 76 1-2 ① F8		3	0	0	0	0	0	0
49 Julio Teheran, R (1, 1) OBP: 0.277, SLG: 0.311 25 Joey Terdoslavich, S (6, PH) OBP: 0.360, SLG: 0.364 20 Luis Ayala, R (7, 1) 32 Scott Downs, L (8, 1) 11 Gerald Laird, R (8, PH) OBP: 0.379, SLG: 0.395 38 Anthony Varvaro, R (9, 1)			B CH 83 F CH 84 S FF 89 S CH 83 1-3 ② K			X FF 90 0-0 ① F8		B CH 82 X FF 91 1-0 ② F8		1 1 0 0 1 0	0 0 0 0 0 0	0 0 0 0 0 0	0 0 0 0 0 0	1 0 0 0 0 0	0 0 0 0 0 0	0 0 0 0 0 0
Inning Stats	R: 0 E: 0 K: 1 S: 8 H: 0 LOB: 0 BB: 0 P: 11	R: 0 E: 0 K: 2 S: 11 H: 1 LOB: 1 BB: 0 P: 17	R: 0 E: 0 K: 1 S: 9 H: 1 LOB: 1 BB: 0 P: 15	R: 0 E: 0 K: 1 S: 8 H: 0 LOB: 0 BB: 0 P: 11	R: 0 E: 0 K: 1 S: 8 H: 0 LOB: 0 BB: 0 P: 11	R: 0 E: 0 K: 2 S: 13 H: 1 LOB: 1 BB: 0 P: 19	R: 0 E: 0 K: 0 S: 9 H: 1 LOB: 1 BB: 1 P: 15	R: 0 E: 0 K: 0 S: 8 H: 0 LOB: 0 BB: 0 P: 10	R: 1 E: 0 K: 1 S: 11 H: 2 LOB: 1 BB: 0 P: 14	1B: 2 2B: 4 3B: 0 HR: 0 SF: 0 SAC: 0 DP: 1 HBP: 0						

PITCHER		IP	WLS	BF	H	R	ER	SO	BB	IBB	HBP	BLK	WP	HR	S	P	ERA	WHIP
35 Cole Hamels, L ERA: 3.65	(1, 1)	9.0	W	33	6	1	1	9	1	0	0	0	0	0	85	123	1.00	0.778

PITCHER	IP	WLS	BF	H	R	ER	SO	BB	IBB	HBP	BLK	WP	HR	S	P	ERA	WHIP

Philadelphia Phillies @ Atlanta Braves

Turner Field, Atlanta, GA

Mon Aug 12 2013, 8:59 PM - 11:43 PM EDT

Att. 20,676 - Rain - 74 F

livebaseballscorecards.com

AB	32
R	1
H	6
RBI	1
BB	1
SO	9
LOB	11

Batter	1	2	3	4	5	6	7	8	9	AB	R	H	RBI	BB	SO	LOB
11 Jimmy Rollins, S (1, 6) OBP: 0.307, SLG: 0.343	C CH 88 S CH 80 B CH 81 X CU 74 1-2 G3-1		C FF 89 F CU 75 F FF 90 B FF 90 C SI 89 1-3 K			B CH 80 X SI 88 1-0 P5		F FF 96 C FF 96 B FF 96 X FF 95 1-2 G4-6-3 1-2f		4	0	0	0	0	1	1
10 Michael Young, R (1, 3) OBP: 0.335, SLG: 0.396	B CH 89 F SI 89 B FF 91 S CH 82 X FF 91 2-2 26 1B 1B		B CH 89 X CH 82 1-0 G6-3			C FF 88 X CH 88 0-1 G1-3			F FF 96 X FF 98 0-1 L4	4	0	1	0	0	0	0
26 Chase Utley, L (1, 4) OBP: 0.346, SLG: 0.512	C SI 90 1 SAFE X FF 90 0-1 18 HBP 1-3 1B		C CH 89 S CU 76 F SI 91 F FF 91 X CU 75 0-2 P5			B CH 81 X CH 81 1-0 9 1B 2B			B FF 96 B FF 97 X FF 95 2-0 1B	4	1	3	0	0	0	0
9 Domonic Brown, L (1, 7) OBP: 0.320, SLG: 0.529	X CH 82 0-0 L3			B SI 87 X CH 80 1-0 L3		B CH 88 C FF 88 X CU 76 1-1 2-H 1B			S KC 86 C FF 98 S KC 86 0-3 K	4	0	1	1	0	1	3
18 Darin Ruf, R (1, 9) OBP: 0.379, SLG: 0.509	C CU 76 B CH 82 B CU 76 F CH 82 H FF 89 3-2 1-2 HBP			B CH 89 F FF 89 F FF 90 X CU 77 1-2 G6-3			B CH 80 X SI 88 1-0 25 L5-3 1B		X FF 97 0-0 P3	3	0	1	0	0	0	1
25 Cody Asche, L (1, 5) OBP: 0.244, SLG: 0.395	B CH 82 B CH 82 F SI 90 X CH 82 2-1 L4			B CH 90 B SI 90 F SI 92 F FF 91 B CU 75 S CH 84 3-3 K			X CH 89 0-0 L5-3 1-1			3	0	0	0	0	1	4
22 Casper Wells, R (1, 8) OBP: 0.198, SLG: 0.158		C CH 89 B CH 88 X CH 89 1-1 L8			C CU 75 S CH 80 B CU 76 F CH 82 X SI 90 1-2 G6-3		C SI 89 B SI 90 S CH 80 S CH 82 1-3 K			3	0	0	0	0	1	0
31 Erik Kratz, R (1, 2) OBP: 0.282, SLG: 0.393		S CH 81 F CH 89 X SI 90 0-2 F8			B CH 80 B CH 82 C SI 90 C CU 76 S CH 82 2-3 K			B CH 88 C CH 88 F FF 89 B CH 82 F CH 83 F CH 82 B FF 91 D SI 91 4-2 11 G4-6-3 BB		2	0	0	0	1	1	0
49 Ethan Martin, R (1, 1) 57 Luis García, R (6, 1) 63 Jake Diekman, R (7, 1) 28 Kevin Frandsen, R (8, PH) OBP: 0.335, SLG: 0.361 30 Justin De Fratus, S (8, 1)		B CH 89 C SI 89 S CH 80 B CU 76 F SI 90 C FF 90 2-3 K			C SI 89 X CU 76 0-1 G3			B FF 96 S FF 95 B FF 96 F FF 96 X SL 87 2-2 L8		2 0 0 1 0	0 0 0 0 0	0 0 0 0 0	0 0 0 0 0	1 0 0 0 0	0 0 0 0 0	0 0 0 1 0

TOP

Philadelphia Phillies @ Atlanta Braves

Turner Field, Atlanta, GA

Tue Aug 13 2013, 7:12 PM - 9:39 PM EDT

Att. 21,697 - Partly Cloudy - 85 F

livebaseballscorecards.com

AB	30
R	1
H	6
RBI	1
BB	1
SO	6
LOB	10

Inning Stats	1	2	3	4	5	6	7	8	9
	R: 0 E: 0 K: 0 S: 13	H: 2 LOB: 3 BB: 0 P: 21	R: 0 E: 0 K: 1 S: 9	H: 0 LOB: 0 BB: 0 P: 12	R: 0 E: 0 K: 1 S: 10	H: 0 LOB: 0 BB: 0 P: 12	R: 0 E: 0 K: 1 S: 7	H: 0 LOB: 0 BB: 0 P: 12	R: 0 E: 0 K: 1 S: 9	H: 0 LOB: 0 BB: 0 P: 12	R: 1 E: 0 K: 0 S: 6	H: 2 LOB: 1 BB: 0 P: 9	R: 0 E: 0 K: 1 S: 5	H: 1 LOB: 0 BB: 0 P: 7	R: 0 E: 0 K: 0 S: 11	H: 0 LOB: 0 BB: 1 P: 18	R: 0 E: 0 K: 1 S: 7	H: 1 LOB: 1 BB: 0 P: 9

| | | |

Philadelphia Phillies @ Atlanta Braves

Turner Field, Atlanta, GA

Tue Aug 13 2013, 7:12 PM - 9:39 PM EDT

Att. 21,697 - Partly Cloudy - 85 F

livebaseballscorecards.com

BOTTOM

Batter	1	2	3	4	5	6	7	8	9	AB	R	H	RBI	BB	SO	LOB
22 Jason Heyward, L (1, 9) OBP: 0.350, SLG: 0.405	B FF 94 C FF 95 X FF 94 1-1 8 1B 1B	B CU 76 C SL 85 X CU 74 1-1 ③ G4-3		C CU 73 F FF 92 T FF 92 0-2 ③ K			X FF 95 0-0 5 1B 2B			4	0	2	0	0	1	2
8 Justin Upton, R (1, 7) OBP: 0.358, SLG: 0.486	S FF 94 S SL 85 B SL 85 F FF 95 B FF 92 B SL 86 F FF 95 X FF 94 3-2 1-2 1B		B SL 82 C CH 85 X FF 93 1-1 23 HR 2B		F CH 84 S CH 85 B FF 95 C FF 93 1-3 ① K		B SL 84 B FF 97 B FF 97 C SI 97 B FF 95 4-1 5 1B BB			3	1	2	0	1	1	0
5 Freddie Freeman, L (1, 3) OBP: 0.391, SLG: 0.476	B CU 75 F FF 94 X FF 94 1-1 ① F4		B FF 93 S CU 75 B FF 93 F SL 84 T FF 93 2-2 ① K		B SL 85 F FF 93 F CU 74 B FF 94 F FF 93 B SL 86 B FF 93 4-2 BB		X SI 95 0-0 16 G4-6-3 1-2 2-3 1B			3	0	1	0	1	1	3
16 Brian McCann, L (1, 2) OBP: 0.351, SLG: 0.514	B FF 93 C CU 74 B SL 87 B FF 94 X FF 94 3-1 ② P5		B CU 74 B FF 92 C CU 74 F FF 92 F FF 94 F SL 85 T FF 92 2-2 ② K		C CH 84 F FF 93 T FF 91 0-2 ② K		X SI 97 0-0 ②③ G4-6-3 1-2f			4	0	0	0	0	2	7
23 Chris Johnson, R (1, 5) OBP: 0.375, SLG: 0.481	B FF 94 C FF 93 F FF 94 F FF 95 B SL 86 X FF 93 2-2 ③ L4		B FF 91 S SL 84 B SL 84 X FF 91 2-1 2-H HR		B CH 83 B SL 82 F FF 92 X SL 82 2-1 ③ G6-3			F FF 93 F FF 93 B SL 84 X SL 84 1-2 ① G5-3		4	1	1	2	0	0	3
1 Tyler Pastornicky, R (1, 4) OBP: 0.310, SLG: 0.321 4 Paul Janish, R (9, 4)		B FF 93 X FF 93 1-0 54 2B 1B	C FF 93 B SL 84 X SL 83 1-1 ③ L3			B FF 94 X FF 92 1-0 ① G1-3		C SL 84 B FF 92 F FF 92 S SL 83 1-3 ② K		4 0	1 0	1 0	0 0	0 0	1 0	0 0
17 Jordan Schafer, L (1, 8) OBP: 0.384, SLG: 0.444		B FF 92 B FF 92 T FF 92 X FF 89 2-1 ① F8		B FF 91 S FF 92 B CU 73 X FF 91 2-1 ① G6-3		C FF 94 X FF 96 0-1 ② B1-3		C SL 84 B FF 93 S FF 94 S SL 83 1-3 ③ K		4	0	0	0	0	1	1
19 Andrelton Simmons, R (1, 6) OBP: 0.283, SLG: 0.357		1 SAFE F SL 83 F FF 93 C FF 93 0-3 ② K		B FF 93 X FF 92 1-0 ② P6		C FF 94 X FF 97 0-1 ③ F8				3	0	0	0	0	1	1
54 Kris Medlen, S (1, 1) OBP: 0.250, SLG: 0.325 48 David Carpenter, R (8, 1) 46 Craig Kimbrel, R (9, 1)		C CU 73 B FF 93 B FF 92 B FF 92 C FF 94 X FF 94 3-2 1-H 2B		B FF 91 B FF 91 B FF 90 B FF 91 4-0 BB			C SI 94 B SI 96 B FF 95 X FF 93 2-1 ① F9			2 0 0	0 0 0	1 0 0	1 0 0	1 0 0	0 0 0	0 0 0
Inning Stats	R: 0 E: 0 K: 0 S: 15 H: 2 LOB: 2 BB: 0 P: 25	R: 1 E: 0 K: 1 S: 11 H: 2 LOB: 1 BB: 0 P: 18	R: 2 E: 0 K: 2 S: 14 H: 2 LOB: 0 BB: 0 P: 22	R: 0 E: 0 K: 1 S: 6 H: 0 LOB: 1 BB: 1 P: 13	R: 0 E: 0 K: 2 S: 11 H: 0 LOB: 1 BB: 1 P: 18	R: 0 E: 0 K: 0 S: 5 H: 0 LOB: 0 BB: 0 P: 6	R: 0 E: 0 K: 0 S: 6 H: 2 LOB: 2 BB: 1 P: 12	R: 0 E: 0 K: 2 S: 9 H: 0 LOB: 0 BB: 0 P: 12		1B: 4 2B: 3 3B: 0 HR: 1 SF: 0 SAC: 0 DP: 1 HBP: 0					WP: 0 PB: 0 SB: 0 CS: 0 PA: 34	

	AB	31
	R	3
	H	8
	RBI	3
	BB	3
	SO	8
	LOB	17

PITCHER		IP	WLS	BF	H	R	ER	SO	BB	IBB	HBP	BLK	WP	HR	S	P	ERA	WHIP
49 Ethan Martin, R ERA: 6.28	(1, 1)	5.0	L	23	6	3	3	6	2	0	0	0	0	1	57	96	5.40	1.600
57 Luis García, R ERA: 3.14	(6, 1)	1.1		6	1	0	0	0	1	0	0	0	0	0	9	16	0.00	1.500
63 Jake Diekman, L ERA: 3.97	(7, 1)	0.2		2	1	0	0	0	0	0	0	0	0	0	2	2	0.00	1.500
30 Justin De Fratus, R ERA: 3.98	(8, 1)	1.0		3	0	0	0	2	0	0	0	0	0	0	9	12	0.00	0.000

PITCHER	IP	WLS	BF	H	R	ER	SO	BB	IBB	HBP	BLK	WP	HR	S	P	ERA	WHIP

Philadelphia Phillies @ Atlanta Braves

Turner Field, Atlanta, GA

Wed Aug 14 2013, 8:59 PM - 11:48 PM EDT

Att. 18,638 - Drizzle - 73 F

livebaseballscorecards.com

TOP

Batter	1	2	3	4	5	6	7	8	9	AB	R	H	RBI	BB	SO	LOB
11 Jimmy Rollins, S (1, 6) OBP: 0.306, SLG: 0.344	B FF 88 B FF 89 C FF 89 X FF 90 2-1 G4-3		B CU 71 X FF 89 1-0 2B		C CU 69 B SL 80 X CH 78 1-1 F8		C SL 87 B SL 86 F CH 84 B FF 91 X SL 84 2-2 F8			4	0	1	0	0	0	1
10 Michael Young, R (1, 3) OBP: 0.336, SLG: 0.397	B CU 71 C FF 90 X SL 83 1-1 9 1B 1B		F SL 81 X CH 79 0-1 F7			C FF 87 B SL 80 F CH 78 F FF 91 X FF 90 1-2 9 HR 1B		C SI 93 B CH 82 X SI 93 1-1 G3-4-1		4	1	2	0	0	0	1
26 Chase Utley, L (1, 4) OBP: 0.342, SLG: 0.506	B FF 89 C FF 90 C CH 80 S CU 72 1-3 K		B CU 69 X FF 88 1-0 G6-3			X SI 88 0-0 F8		C SI 94 X CU 76 0-1 F9		4	0	0	0	0	1	3
9 Domonic Brown, L (1, 7) OBP: 0.324, SLG: 0.541	F FF 90 B FF 89 B CH 80 F CH 81 X FF 92 2-2 1-2 1B			B CH 79 C FF 89 X CH 80 1-1 25 G4-3 2B		B FF 87 B FF 88 X FF 89 2-0 1-H HR		B SI 93 F SI 93 B SI 93 X SI 93 2-1 G4-3		4	1	3	2	0	0	0
18 Darin Ruf, R (1, 9) OBP: 0.375, SLG: 0.527	B CU 70 X FF 90 1-0 F9			B FF 90 C FF 90 F SL 81 F CH 82 F CU 72 S SL 83 1-3 K		X FF 89 0-0 F8			C FF 96 S FF 96 B FF 98 B FF 96 F FF 96 B FF 97 F FF 96 X FF 96 3-2 HR	4	1	1	1	0	1	3
25 Cody Asche, L (1, 5) OBP: 0.245, SLG: 0.370		C FF 89 C SL 82 X CU 72 0-2 F8		C FF 90 B CH 80 B CU 71 F FF 89 X CH 81 2-2 2-3 G4-3		C FF 88 S CH 79 F CU 72 S CH 80 0-3 K			B FF 96 B FF 96 B FF 96 C FF 95 B FF 96 4-1 51 PB BB	3	0	0	0	1	1	1
15 John Mayberry Jr., R (1, 8) OBP: 0.297, SLG: 0.410		C FF 89 X CH 82 0-1 G1-3		B CH 82 C FF 91 D SL 84 S CH 80 B FF 93 X CH 82 3-2 G4-3			C SI 90 B FF 91 F FF 91 B SI 92 F FF 91 B SL 84 S SL 83 3-3 K		C FF 98 1 SAFE F FF 98 T FF 98 0-2 K	4	0	0	0	0	2	2
51 Carlos Ruiz, R (1, 2) OBP: 0.304, SLG: 0.319		B FF 88 X SL 82 1-0 G5-3			C CH 76 B CU 67 F FF 87 X SL 79 1-2 F9		T SI 90 C CH 86 B FF 90 X CH 86 1-2 22 FC6-4 1B		B KC 85 X FF 98 1-0 F9 1-2	4	0	1	0	0	0	1
27 John Lannan, L (1, 1) OBP: 0.261, SLG: 0.238 45 Zach Miner, R (2, 1) 7 Michael Martinez, S (5, PH) OBP: 0.192, SLG: 0.192 56 Cesar Jimenez, L (5, 1) 57 Luis Garcia, R (6, 1) 22 Casper Wells, R (7, PH) OBP: 0.195, SLG: 0.156 46 Raul Valdes, L (7, 1) OBP: 0.333, SLG: 0.667 28 Kevin Frandsen, R (9, PH) OBP: 0.333, SLG: 0.358			C FF 88 B FF 90 X FF 91 1-1 G6-3		C CU 69 B CH 77 B FF 87 B FF 86 C FF 88 S FF 88 3-3 K		L SI 91 X SI 91 0-1 FC6-4 1-2f		F FF 98 X FF 98 0-1 G5-3	0 1 1 0 0 1 0 0	0 0 0 0 0 0 0 0	0 0 0 0 0 0 0 0	0 0 0 0 0 0 0 0	0 0 1 0 0 0 0 0	0 0 0 0 0 0 0 0	0 0 0 0 0 0 0 0
Inning Stats	R: 0 E: 0 K: 1 S: 11 H: 2 LOB: 2 BB: 0 P: 18	R: 0 E: 0 K: 0 S: 6 H: 0 LOB: 0 BB: 0 P: 7	R: 0 E: 0 K: 0 S: 6 H: 1 LOB: 1 BB: 0 P: 9	R: 0 E: 0 K: 1 S: 13 H: 1 LOB: 1 BB: 0 P: 20	R: 0 E: 0 K: 1 S: 8 H: 0 LOB: 0 BB: 0 P: 13	R: 2 E: 0 K: 1 S: 11 H: 2 LOB: 0 BB: 0 P: 14	R: 0 E: 0 K: 1 S: 12 H: 1 LOB: 1 BB: 0 P: 18	R: 0 E: 0 K: 0 S: 6 H: 0 LOB: 0 BB: 0 P: 9	R: 1 E: 0 K: 1 S: 12 H: 1 LOB: 1 BB: 1 P: 20	1B: 4 2B: 2 3B: 0 HR: 2 SF: 0 SAC: 0 DP: 0 HBP: 0						WP: 0 PB: 1 SB: 0 CS: 0 PA: 36

	AB	35
	R	3
	H	8
	RBI	3
	BB	1
	SO	6
	LOB	14

PITCHER		IP	WLS	BF	H	R	ER	SO	BB	IBB	HBP	BLK	WP	HR	S	P	ERA	WHIP
37 Brandon Beachy, R ERA: 4.5	(1, 1)	6.0	W	24	6	2	2	4	0	0	0	0	0	1	55	81	3.00	1.000
20 Luis Ayala, R ERA: 2.75	(7, 1)	1.0	H	4	1	0	0	1	0	0	0	0	0	0	12	18	0.00	1.000
43 Luis Avilán, L ERA: 1.09	(8, 1)	1.0		3	0	0	0	0	0	0	0	0	0	0	6	9	0.00	0.000
48 David Carpenter, R ERA: 1.96	(9, 1)	0.0		2	1	1	1	0	1	0	0	0	0	1	6	13	∞	∞
46 Craig Kimbrel, R ERA: 1.14	(9, 1)	1.0	S	3	0	0	0	1	0	0	0	0	0	0	6	7	0.00	0.000

PITCHER	IP	WLS	BF	H	R	ER	SO	BB	IBB	HBP	BLK	WP	HR	S	P	ERA	WHIP

BOTTOM

Philadelphia Phillies @ Atlanta Braves

Turner Field, Atlanta, GA

Wed Aug 14 2013, 8:59 PM - 11:48 PM EDT

Att. 18,638 - Drizzle - 73 F

livebaseballscorecards.com

Batter	1	2	3	4	5	6	7	8	9	AB	R	H	RBI	BB	SO	LOB
22 Jason Heyward, L (1, 9) OBP: 0.351, SLG: 0.417	HR	2B	F7			P3		K		5	2	2	1	0	1	2
8 Justin Upton, R (1, 7) OBP: 0.363, SLG: 0.486	BB	BB		G5-3		BB		K		2	2	1	0	3	1	0
5 Freddie Freeman, L (1, 3) OBP: 0.389, SLG: 0.474	1B	SF8		K		F9		K		4	0	1	1	0	2	3
24 Evan Gattis, R (1, 2) OBP: 0.311, SLG: 0.496	F9	HBP		G5-3		BB				2	0	0	0	1	0	3
20 Luis Ayala, R (7, 1)										0	0	0	0	0	0	0
43 Luis Avilán, L (8, 1)										0	0	0	0	0	0	0
48 David Carpenter, R (9, 1)										0	0	0	0	0	0	0
46 Craig Kimbrel, R (9, 1)										0	0	0	0	0	0	0
23 Chris Johnson, R (1, 5) OBP: 0.374, SLG: 0.480	SF7	1B		K		G3				3	0	1	3	0	1	4
1 Tyler Pastornicky, R (1, 4) OBP: 0.323, SLG: 0.333	1B	G1-3			L9					2	0	1	0	0	0	2
19 Andrelton Simmons, R (4, 6) OBP: 0.284, SLG: 0.360							2B			2	1	1	0	0	0	0
2 B.J. Upton, R (1, 8) OBP: 0.270, SLG: 0.304	K		G6-3		G5-3		F9			4	0	0	0	0	1	3
4 Paul Janish, R (1, 6) OBP: 0.143, SLG: 0.083 (4, 4)		F9	1B		P3		SF8			3	0	1	1	0	0	0
37 Brandon Beachy, R (1, 1)		BB	SH3-4			1B	F8			0	1	0	0	1	0	0
11 Gerald Laird, R (6, PH) OBP: 0.382, SLG: 0.397 (7, 2)										2	0	1	0	0	0	0

AB	29
R	6
H	9
RBI	6
BB	5
SO	6
LOB	17

Inning Stats	1	2	3	4	5	6	7	8	9
	R: 2 E: 0 K: 1 S: 17	H: 3 LOB: 2 BB: 1 P: 28	R: 3 E: 0 K: 0 S: 12	H: 2 LOB: 2 BB: 2 P: 28	R: 0 E: 0 K: 0 S: 7	H: 1 LOB: 1 BB: 0 P: 13	R: 0 E: 0 K: 2 S: 11	H: 1 LOB: 1 BB: 0 P: 16	R: 0 E: 0 K: 0 S: 4	H: 0 LOB: 0 BB: 0 P: 5	R: 0 E: 0 K: 0 S: 9	H: 1 LOB: 3 BB: 2 P: 22	R: 1 E: 0 K: 0 S: 7	H: 1 LOB: 0 BB: 0 P: 11	R: 0 E: 0 K: 3 S: 9	H: 0 LOB: 0 BB: 0 P: 14

1B: 6	SF: 3
2B: 2	SAC: 1
3B: 0	DP: 0
HR: 1	HBP: 1

WP: 0	PA: 39
PB: 0	
SB: 0	
CS: 0	

PITCHER	IP	WLS	BF	H	R	ER	SO	BB	IBB	HBP	BLK	WP	HR	S	P	ERA	WHIP
27 John Lannan, L (1, 1) ERA: 5.33	1.1	L	11	4	5	5	1	3	0	0	0	0	1	23	45	33.75	5.250
45 Zach Miner, R (2, 1) ERA: 3.52	2.2		12	3	0	0	2	0	0	1	0	0	0	24	40	0.00	1.125
56 Cesar Jimenez, L (5, 1) ERA:	1.2		7	1	0	0	0	1	0	0	0	0	0	10	19	0.00	1.200
57 Luis García, R (6, 1) ERA: 3.07	0.1		2	0	0	0	0	1	0	0	0	0	0	3	8	0.00	3.000
46 Raul Valdes, L (7, 1) ERA: 7.46	2.0		7	1	1	1	3	0	0	0	0	0	0	16	25	4.50	0.500

PITCHER	IP	WLS	BF	H	R	ER	SO	BB	IBB	HBP	BLK	WP	HR	S	P	ERA	WHIP

Batter	1	2	3	4	5	6	7	8	9	10	AB	R	H	RBI	BB	SO	LOB
2 Denard Span, L (1, 8) OBP: 0.310, SLG: 0.353	B SI 91 C SI 92 C KC 80 B SI 93 C SI 92 2-3 K ①		S SI 92 B SI 92 F SI 92 F KC 79 F CH 86 T CH 84 1-2 K ②		C SI 92 C SI 92 S SI 92 0-3 K ②			X SI 92 0-0 B1 ②	X FF 98 0-0 G1-3 ③		5	0	0	0	0	3	6
11 Ryan Zimmerman, R (1, 5) OBP: 0.342, SLG: 0.428	B SI 92 X CH 84 1-0 F8 ②		C SI 92 B KC 79 B SI 93 S KC 79 C KC 79 2-3 K ③		B CH 85 X CH 84 1-0 G4-3 ③			B SI 92 B SI 90 X SI 91 2-0 28 1B 2B		C SI 86 B SI 87 X SI 88 1-1 G1-4-3 ①	5	1	1	0	0	1	3
34 Bryce Harper, L (1, 7) OBP: 0.363, SLG: 0.502	B SI 92 C SI 91 C CH 86 B SI 94 F KC 80 B SI 94 X SI 93 3-2 2B			H KC 77 1-0 28 1B 20 G6-4-3 HBP		B CH 84 C SI 92 C CH 84 B KC 79 F SI 92 S CH 84 2-3 K ①		H SI 91 1-0 20 FC5 28 1B HBP		F SI 88 B SI 89 B SI 89 B SI 89 S SL 82 F SI 89 D SL 84 4-2 28 G6-4-3 BB	2	1	1	0	1	1	0
28 Jayson Werth, R (1, 9) OBP: 0.403, SLG: 0.530	C SI 92 C SI 92 D CH 84 F KC 79 X SI 92 1-2 G5-3 ③			1 SAFE B SI 91 S SI 90 D CH 84 F CH 84 F SI 91 1 SAFE F KC 78 X SI 92 2-2 20 G6-4-3 1-3 1B		F SI 91 B SI 92 C SI 91 X KC 79 1-2 G5-3 ②		C SI 90 X SI 90 0-1 20 FC5 1-2 2-H 1B		1 SAFE C SI 88 1 SAFE B SI 88 X SI 88 1-1 G6-4-3 ② ③ 1-2f	5	0	2	1	0	0	2
20 Ian Desmond, R (1, 6) OBP: 0.332, SLG: 0.475		B SI 91 S SI 92 F CH 84 B SI 91 B CH 83 S SI 91 3-3 K ①		B SI 92 X CH 84 1-0 G6-4-3 ① ② 1-2f 3-H		S CH 84 B CH 83 F SI 91 S SI 92 1-3 K ③		B SI 89 X SL 83 1-0 FC5 ③ 1-2 2-3f			4	0	0	0	0	2	3
25 Adam LaRoche, L (1, 3) OBP: 0.322, SLG: 0.418		C SI 91 B KC 77 B KC 78 B SI 92 X SI 91 3-1 F8 ②		C SI 92 S CH 84 B CH 84 B SI 92 B SI 92 C KC 79 3-3 K ③			B SI 90 C SI 90 S CH 84 T SI 91 1-2 K ①		B FF 97 C FF 96 B KC 86 X FF 98 2-1 40 FC4-6 1B		4	0	1	0	0	2	0
40 Wilson Ramos, R (1, 2) OBP: 0.321, SLG: 0.477		B SI 92 X SI 91 1-0 F8 ③			C SI 91 B CH 83 F SI 91 F SI 92 X SI 92 1-2 38 6 SH3-4 1B		X FF 96 0-0 F9 ②		B FF 97 B FF 98 X FF 98 2-0 FC4-6 ① 1 18 FC3-6 1B 1-2f		4	0	1	0	0	0	1
24 Kurt Suzuki, R (9, PR) OBP: 0.281, SLG: 0.311 (9, 2)											0	0	0	0	0	0	0
6 Anthony Rendon, R (1, 4) OBP: 0.321, SLG: 0.415 35 Craig Stammen, R (7, 1) 18 Chad Tracy, L (9, PH) OBP: 0.213, SLG: 0.298 22 Drew Storen, S (9, 1) 46 Ian Krol, L (10, 1)			X SI 90 0-0 38 SH1-4 1B		C SI 91 D KC 78 B CH 84 C CH 85 B SI 91 X SI 92 3-2 38 SH3-4 1-2 1B		C FF 96 B FF 96 B SL 88 B SL 87 C FF 96 S SL 87 3-3 K ③	C SI 93 B CU 74 B SI 93 X SI 90 2-1 G6-3 ①	B KC 86 C KC 86 S FF 97 X KC 87 1-2 1 FC3-6 1-2 1B		3	0	2	0	0	1	0
											0	0	0	0	0	0	0
											1	0	1	0	0	0	0
											0	0	0	0	0	0	0
											0	0	0	0	0	0	0
38 Taylor Jordan, R (1, 1) OBP: 0.143, SLG: 0.143 1 Steve Lombardozzi, S (7, 4) OBP: 0.270, SLG: 0.320			L SI 90 X SI 92 0-1 ① SH1-4 1-2		X SI 91 0-0 ① SH3-4 1-2 2-3			C FF 96 F FF 97 B KC 87 X FF 98 1-2 ② FC3-6 1-2f 2-3			0	0	0	0	0	0	0
											2	0	0	0	0	0	2
Inning Stats	R: 0 E: 0 K: 1 S: 12 H: 1 LOB: 1 BB: 0 P: 19	R: 0 E: 0 K: 1 S: 6 H: 0 LOB: 0 BB: 0 P: 13	R: 0 E: 0 K: 2 S: 11 H: 1 LOB: 1 BB: 0 P: 14	R: 1 E: 0 K: 1 S: 9 H: 1 LOB: 0 BB: 0 P: 16	R: 0 E: 0 K: 1 S: 12 H: 2 LOB: 2 BB: 0 P: 17	R: 0 E: 0 K: 2 S: 10 H: 0 LOB: 0 BB: 0 P: 14	R: 0 E: 0 K: 2 S: 7 H: 0 LOB: 0 BB: 0 P: 11	R: 1 E: 0 K: 0 S: 7 H: 2 LOB: 2 BB: 0 P: 13	R: 0 E: 0 K: 0 S: 10 H: 2 LOB: 3 BB: 0 P: 16	R: 0 E: 0 K: 0 S: 7 H: 0 LOB: 0 BB: 1 P: 13	1B: 7 2B: 2 3B: 0 HR: 0 SF: 0 SAC: 2 DP: 2 HBP: 2	WP: 0 PB: 0 SB: 0 CS: 0	PA: 40				

PITCHER	IP	WLS	BF	H	R	ER	SO	BB	IBB	HBP	BLK	WP	HR	S	P	ERA	WHIP
58 Alex Wood, L (1, 1) ERA: 2.61	6.1		24	5	1	1	9	0	0	1	0	0	0	63	97	1.42	0.789
48 David Carpenter, R (7, 1) ERA: 1.93	0.2	H	2	0	0	0	1	0	0	0	0	0	0	4	7	0.00	0.000
43 Luis Avilán, L (8, 1) ERA: 1.26	0.2	H	4	1	1	1	0	0	0	1	0	0	0	4	9	13.50	1.500
20 Luis Ayala, R (8, 1) ERA: 2.7	0.1	B	2	1	0	0	0	0	0	0	0	0	0	3	4	0.00	3.000
46 Craig Kimbrel, R (9, 1) ERA: 1.12	1.0		5	2	0	0	0	0	0	0	0	0	0	10	16	0.00	2.000

PITCHER	IP	WLS	BF	H	R	ER	SO	BB	IBB	HBP	BLK	WP	HR	S	P	ERA	WHIP
32 Scott Downs, L (10, 1) ERA: 1.53	1.0	W	3	0	0	0	0	1	0	0	0	0	0	7	13	0.00	1.000

TOP

Washington Nationals @ Atlanta Braves

Turner Field, Atlanta, GA

Fri Aug 16 2013, 7:36 PM - 10:46 PM EDT

Att. 35,663 - Cloudy - 67 F

livebaseballscorecards.com

AB	35
R	2
H	9
RBI	1
BB	1
SO	10
LOB	17

Batter	1	2	3	4	5	6	7	8	9	10	AB	R	H	RBI	BB	SO	LOB
22 Jason Heyward, L (1, 9) OBP: 0.351, SLG: 0.417	X SI 91 0-0 8 E 8 BB 5 G4-6-3 1B		B FF 95 C CH 84 B FF 95 S SL 86 X FF 94 2-2 8 FC6-4 1-2 1B		B CH 83 F FF 93 X CH 83 1-1 ② G3		C KC 79 B SI 92 S KC 81 F FF 93 B SI 93 F KC 80 B FF 94 S FC 87 3-3 ② K			C FF 95 F FF 96 F FF 95 X CU 80 0-2 ① G4-3	5	1	2	0	0	1	0
8 Justin Upton, R (1, 7) OBP: 0.365, SLG: 0.493	C FF 94 B SI 91 S SL 84 F SI 86 B FF 93 1 SAFE F SL 86 B SI 96 B CH 82 4-2 E2 5 G4-6-3 1-3 BB		C SL 84 S SI 93 X CH 84 0-2 ② FC6-4 5 BB 1-2f 2-H		B SL 86 X SL 84 1-0 5 E 1B		C FC 87 B SI 93 B SI 93 S FC 87 S FC 86 2-3 ③ K			C FF 95 B FF 96 C FF 96 B FF 95 X CU 79 2-2 HR	4	1	2	1	1	1	1
5 Freddie Freeman, L (1, 3) OBP: 0.388, SLG: 0.471	F FF 93 F SI 94 X FF 94 0-2 ① ② G4-6-3 1-2f 3-H		B CH 83 F FF 94 B CH 84 1 SAFE B FF 94 F CH 82 F CH 84 D SL 83 4-2 1-2 BB		F SI 90 B SI 93 X CH 82 1-1 E3 16 FC4-6 1-3			B SI 94 F SI 93 F FF 93 F KC 82 X SI 93 1-2 ① G5-3			3	0	0	0	1	0	2
16 Brian McCann, L (1, 2) OBP: 0.346, SLG: 0.506	C FF 95 B CH 84 X CH 84 1-1 ③ G4-3		B CH 82 C CH 82 T CH 85 F SL 85 B CH 85 X SI 94 2-2 ③ G3		X SL 81 0-0 ③ FC4-6 1-2f			C FF 94 S KC 82 B FF 93 F FC 87 F KC 82 B FC 89 C FF 94 2-3 ② K			4	0	0	0	0	1	4
23 Chris Johnson, R (1, 5) OBP: 0.373, SLG: 0.477		B FF 94 C FF 93 X SL 87 1-1 17 L5-3 1B		B FF 94 C FF 92 B SI 92 X FF 93 2-1 ① F9		B FF 94 F FF 93 S CH 84 X FF 96 1-2 ① G3		B FF 94 B SI 94 B SI 94 C FF 93 X SI 94 3-1 ③ G6-3			4	0	1	0	0	0	0
17 Jordan Schafer, L (1, 8) OBP: 0.387, SLG: 0.441		B CH 83 B SI 92 1 SAFE X SI 91 2-0 ① ② L5-3 1-1		B CH 84 S CH 85 B SI 95 B SI 92 B SI 91 4-1 19 1B BB		B CH 83 C CH 83 F SL 84 B CH 84 X CH 80 2-2 1B			B SI 94 T SI 94 B SI 95 F SI 94 C SL 83 2-3 ① K		3	0	1	0	1	1	1
19 Andrelton Simmons, R (1, 6) OBP: 0.285, SLG: 0.361	B SL 84 S SL 86 C FF 95 B CH 85 S FF 96 2-3 ③ K		X FF 94 0-0 4 G6-4-3 1-2 1B			1 SAFE 1 SAFE C SL 82 C SI 93 B SL 84 S CH 82 1-3 ② K			B SL 81 F FF 94 X SI 95 1-1 1B	4	0	2	0	0	2	1
4 Paul Janish, R (1, 4) OBP: 0.176, SLG: 0.133 24 Evan Gattis, R (9, PH) OBP: 0.310, SLG: 0.494 59 Phil Gosselin, R (10, 4)			C FF 94 X SL 86 0-1 22 1B 8 E 1B	C FF 92 B SI 91 X FF 94 1-1 ② ③ G6-4-3 1-2f		B SI 94 1 SAFE F SL 83 B FF 92 X CH 81 2-1 ③ G5-3			C SL 82 C SL 82 F SL 83 B SI 94 F SL 83 F SL 83 T SL 84 1-2 ② K	3 1 0	1 0 0	1 0 0	0 0 0	0 1 0	0 1 0	3 1 0
58 Alex Wood, R (1, 1) 48 David Carpenter, R (7, 1) 25 Joey Terdoslavich, S (7, PH) OBP: 0.353, SLG: 0.359 43 Luis Avilan, L (8, 1) 20 Luis Ayala, R (8, 1) 46 Craig Kimbrel, R (9, 1) 11 Gerald Laird, R (9, PH) OBP: 0.378, SLG: 0.392 32 Scott Downs, L (10, 1)			B FF 94 M FF 93 M SI 95 M SI 94 1-3 ① K		C FF 92 X FF 93 0-1 ① G4-3		B SI 93 C KC 80 X FC 86 1-1 ① G3		C FF 93 X SI 94 0-1 ③ L9	2 0 1 0 0 0 0 1 0	0 0 0 0 0 0 0 0 0	0 0 0 0 0 0 0 0 0	0 0 0 0 0 0 0 1 0	1 0 0 0 0 0 0 0 0	1 0 0 0 0 0 0 1 0	2 0 1 0 0 0 0 0 0
Inning Stats	R: 1 H: 1 E: 1 LOB: 0 K: 0 BB: 1 S: 10 P: 15	R: 0 H: 1 E: 0 LOB: 0 K: 1 BB: 0 S: 6 P: 11	R: 1 H: 2 E: 1 LOB: 2 K: 1 BB: 1 S: 18 P: 27	R: 0 H: 1 E: 0 LOB: 1 K: 0 BB: 1 S: 6 P: 13	R: 0 H: 1 E: 1 LOB: 2 K: 0 BB: 0 S: 8 P: 11	R: 0 H: 1 E: 0 LOB: 1 K: 1 BB: 0 S: 11 P: 17	R: 0 H: 0 E: 0 LOB: 0 K: 2 BB: 0 S: 10 P: 16	R: 0 H: 0 E: 0 LOB: 0 K: 1 BB: 0 S: 11 P: 17	R: 0 H: 1 E: 0 LOB: 1 K: 2 BB: 0 S: 13 P: 17	R: 1 H: 1 E: 0 LOB: 0 K: 0 BB: 0 S: 7 P: 9	1B: 8 2B: 1 3B: 0 HR: 1	SF: 0 SAC: 0 DP: 3 HBP: 0					

PITCHER		IP	WLS	BF	H	R	ER	SO	BB	IBB	HBP	BLK	WP	HR	S	P	ERA	WHIP
38 Taylor Jordan, R ERA: 3.66	(1, 1)	6.0		26	7	2	0	3	3	0	0	0	0	0	59	94	0.00	1.667
35 Craig Stammen, R ERA: 3.3	(7, 1)	2.0		6	0	0	0	3	0	0	0	0	0	0	21	33	0.00	0.000
22 Drew Storen, R ERA: 5.82	(9, 1)	1.0		4	1	0	0	2	0	0	0	0	0	0	13	17	0.00	1.000
46 Ian Krol, L ERA: 3.27	(10, 1)	0.1	L	2	1	1	1	0	0	0	0	0	0	1	7	9	27.00	3.000

PITCHER	IP	WLS	BF	H	R	ER	SO	BB	IBB	HBP	BLK	WP	HR	S	P	ERA	WHIP

BOTTOM

Washington Nationals @ Atlanta Braves

Turner Field, Atlanta, GA

Fri Aug 16 2013, 7:36 PM - 10:46 PM EDT

Att. 35,663 - Cloudy - 67 F

livebaseballscorecards.com

AB	35
R	3
H	9
RBI	1
BB	3
SO	8
LOB	15

WP: 0 PA: 38
PB: 0
SB: 0
CS: 0

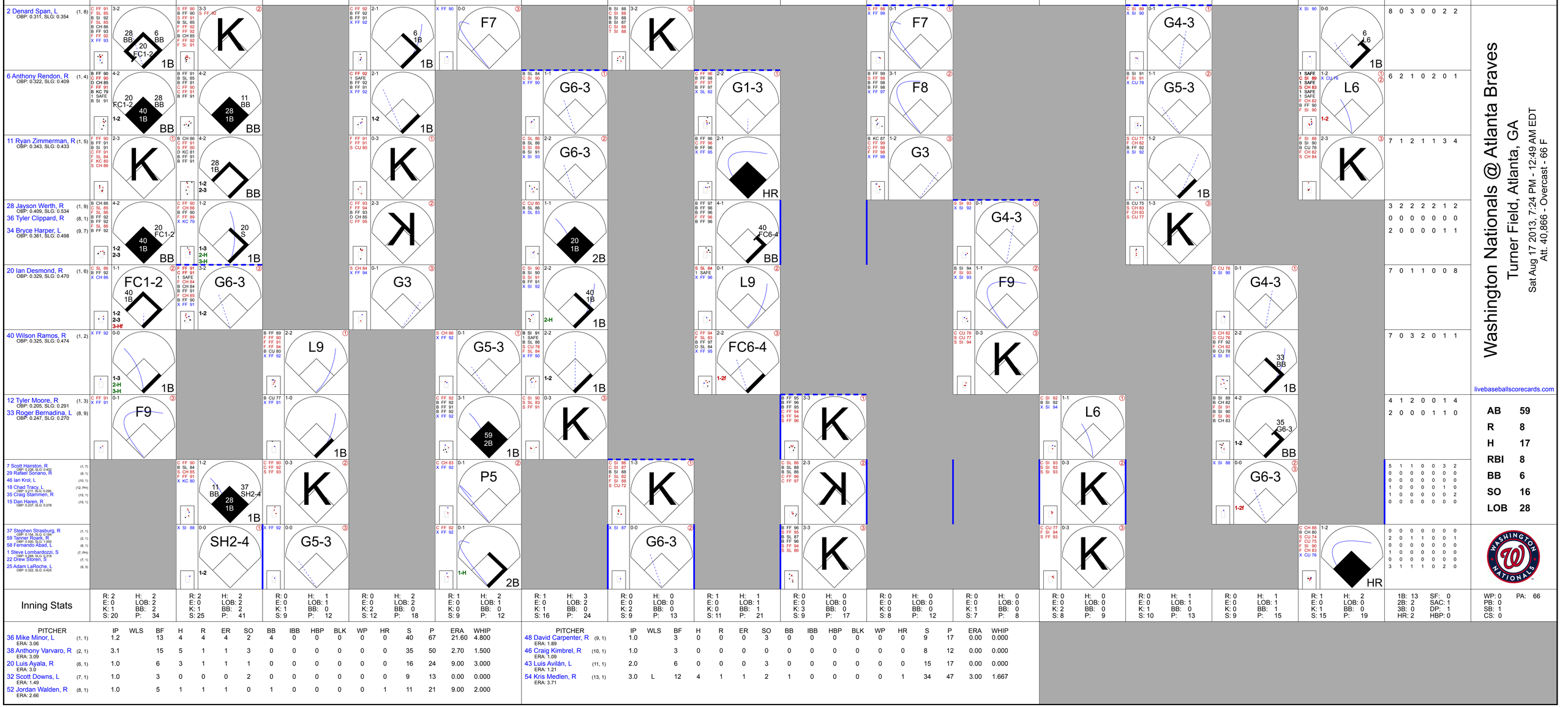

PITCHER		IP	WLS	BF	H	R	ER	SO	BB	IBB	HBP	BLK	WP	HR	S	P	ERA	WHIP
36 Mike Minor, L	(1, 1)	1.2		13	4	4	4	2	4	0	0	0	0	0	40	67	21.60	4.800
ERA: 3.06																		
38 Anthony Varvaro, R	(2, 1)	3.1		15	5	1	1	3	0	0	0	0	0	0	35	50	2.70	1.500
ERA: 3.09																		
20 Luis Ayala, R	(6, 1)	1.0		6	3	1	1	1	0	0	0	0	0	0	16	24	9.00	3.000
ERA: 3.0																		
32 Scott Downs, L	(7, 1)	1.0		3	0	0	0	2	0	0	0	0	0	0	9	13	0.00	0.000
ERA: 1.49																		
52 Jordan Walden, R	(8, 1)	1.0		5	1	1	1	0	1	0	0	0	0	1	11	21	9.00	2.000
ERA: 2.66																		

PITCHER		IP	WLS	BF	H	R	ER	SO	BB	IBB	HBP	BLK	WP	HR	S	P	ERA	WHIP
48 David Carpenter, R	(9, 1)	1.0		3	0	0	0	3	0	0	0	0	0	0	9	17	0.00	0.000
ERA: 1.89																		
46 Craig Kimbrel, R	(10, 1)	1.0		3	0	0	0	0	0	0	0	0	0	0	8	12	0.00	0.000
ERA: 1.09																		
43 Luis Avilán, L	(11, 1)	2.0		6	0	0	0	3	0	0	0	0	0	0	15	17	0.00	0.000
ERA: 1.21																		
54 Kris Medlen, R	(13, 1)	3.0	L	12	4	1	1	2	1	0	0	0	0	1	34	47	3.00	1.667
ERA: 3.71																		

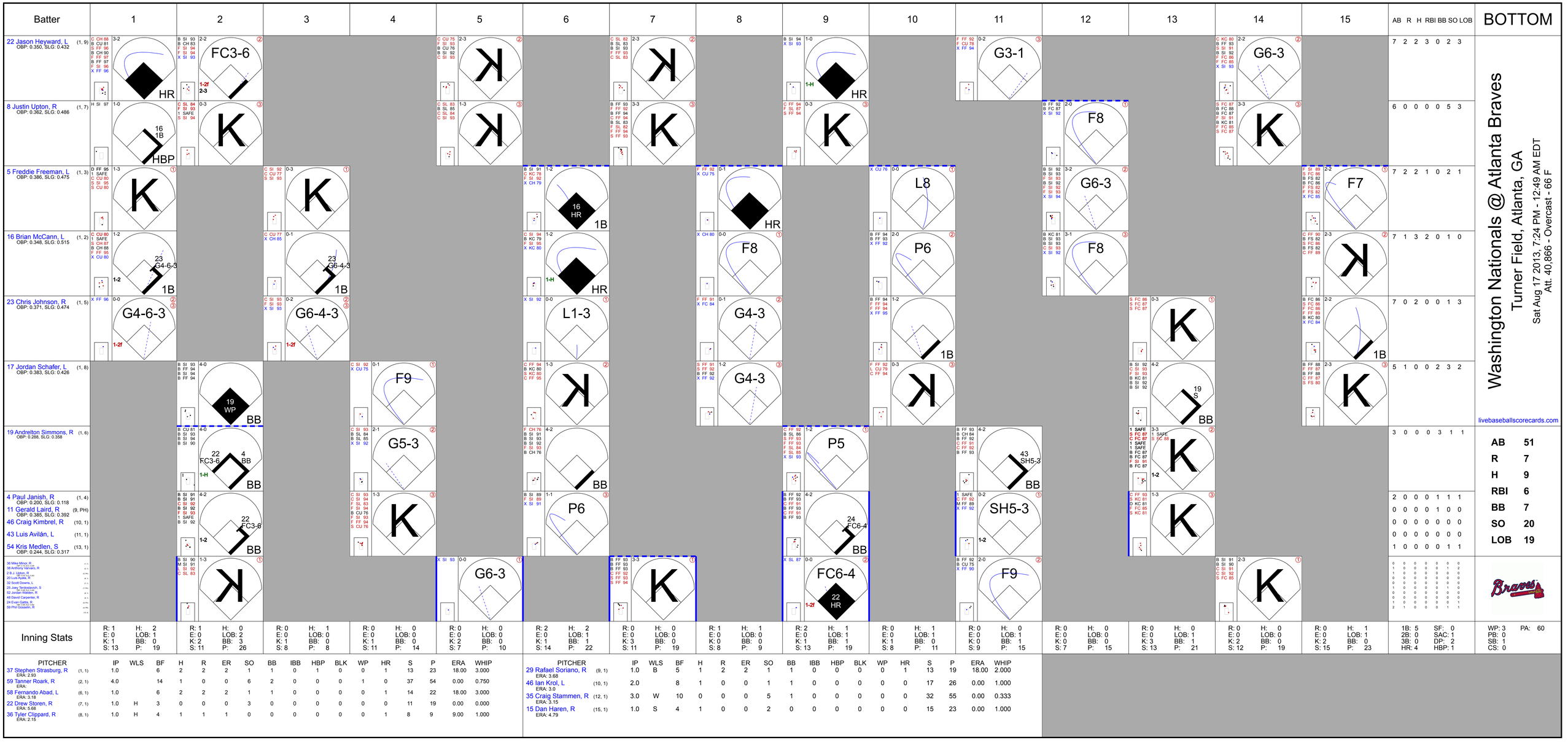
Batter
1
2
3
4
5
6
7
8
9
10
11
12
13
14
15
AB R H RBI BB SO LOB
BOTTOM
22 Jason Heyward, L (1, 9) OBP: 0.350, SLG: 0.432
8 Justin Upton, R (1, 7) OBP: 0.362, SLG: 0.486
5 Freddie Freeman, L (1, 3) OBP: 0.386, SLG: 0.475
16 Brian McCann, L (1, 2) OBP: 0.348, SLG: 0.515
23 Chris Johnson, R (1, 5) OBP: 0.371, SLG: 0.474
17 Jordan Schafer, L (1, 8) OBP: 0.383, SLG: 0.426
19 Andrelton Simmons, R (1, 6) OBP: 0.288, SLG: 0.358
4 Paul Janish, R (1, 4) OBP: 0.200, SLG: 0.118
11 Gerald Laird, R (9, PH) OBP: 0.385, SLG: 0.392
46 Craig Kimbrel, R (10, 1)
43 Luis Avilán, L (11, 1)
54 Kris Medlen, S (13, 1) OBP: 0.244, SLG: 0.317
36 Mike Minor, R
38 Anthony Varvaro, R
2 B.J. Upton, R
20 Luis Ayala, R
32 Scott Downs, L
25 Joey Terdoslavich, S
62 Jordan Walden, R
48 David Carpenter, R
24 Evan Gattis, R
59 Phil Gosselin, R
Inning Stats
PITCHER
IP WLS BF H R ER SO BB IBB HBP BLK WP HR S P ERA WHIP
37 Stephen Strasburg, R (1, 1) ERA: 2.93
59 Tanner Roark, R (2, 1) ERA:
58 Fernando Abad, L (6, 1) ERA: 3.18
22 Drew Storen, R (7, 1) ERA: 5.68
36 Tyler Clippard, R (8, 1) ERA: 2.15
29 Rafael Soriano, R (9, 1) ERA: 3.68
46 Ian Krol, L (10, 1) ERA: 3.0
35 Craig Stammen, R (12, 1) ERA: 3.15
15 Dan Haren, R (15, 1) ERA: 4.79
Washington Nationals @ Atlanta Braves
Turner Field, Atlanta, GA
Sat Aug 17 2013, 7:24 PM - 12:49 AM EDT
Att. 40,866 - Overcast - 66 F
livebaseballscorecards.com
AB 51
R 7
H 9
RBI 6
BB 7
SO 20
LOB 19
1B: 5 SF: 0
2B: 0 SAC: 1
3B: 0 DP: 2
HR: 4 HBP: 1
WP: 3 PA: 60
PB: 0
SB: 1
CS: 0

Batter	1	2	3	4	5	6	7	8	9	AB	R	H	RBI	BB	SO	LOB
2 Denard Span, L (1, 8) OBP: 0.314, SLG: 0.356	C FF 92 B CH 80 X FF 94 1-1 6 BB 1B	C FF 93 B CU 74 C CU 75 B FF 92 F FF 93 F SL 76 X FF 93 2-2 ③ F8			C SL 79 B CU 71 F CU 72 F FF 92 B SL 83 X SI 90 2-2 ① F9		B SI 87 X SI 86 1-0 6 FC6-4 1B		B FF 97 X FF 98 1-0 1B	5	0	3	0	0	0	2
6 Anthony Rendon, R (1, 4) OBP: 0.324, SLG: 0.404	B FF 92 1 SAFE F FF 92 1 SAFE B SL 83 B SL 81 B FF 93 4-1 1-2 BB		C SL 81 B CU 71 H FF 90 F FF 91 2-2 25 FC6-5 34 1B HBP		C FF 92 B FF 92 F CU 73 F SI 91 B FF 93 F FF 94 C SL 82 2-3 ② K		C SI 88 C SI 88 B SI 89 1 SAFE X SI 88 1-2 ① FC6-4 34 BB 28 1B 1-2f		C FF 97 S KC 86 C FF 98 0-3 ② K	3	1	0	0	1	2	2
34 Bryce Harper, L (1, 7) OBP: 0.365, SLG: 0.502	D SL 83 F FF 93 F FF 94 X SL 84 1-2 ① F7		1 SAFE 1 SAFE B CH 80 B SI 90 S SL 80 X FF 93 2-1 20 FC5 25 FC6-5 1-2 1B		X SL 81 0-0 2B		C CU 74 B CU 74 F SI 89 B SI 88 B CU 73 B CU 74 4-2 28 1B 1-2 BB		B KC 85 F KC 86 1 SAFE F FF 99 F KC 87 S KC 87 1-3 ③ K	4	0	2	0	1	1	3
28 Jayson Werth, R (1, 9) OBP: 0.407, SLG: 0.531	C FF 94 F FF 92 F FF 94 B SL 83 B FF 94 S FF 93 2-3 ② K		F SI 88 F FF 92 F FF 92 C SL 82 0-3 ① K		B FF 91 C SL 79 X SL 81 1-1 ③ L7		F FF 95 X FF 95 0-1 25 CS 1-3 2-H 1B			4	0	1	1	0	2	5
25 Adam LaRoche, L (1, 3) OBP: 0.319, SLG: 0.421	X SI 91 0-0 ③ G3		C FF 90 C FF 90 B FF 92 X CU 76 1-2 ② FC6-5 20 FC5 1-2 2-3f			B SI 89 C SI 89 B CU 73 B SI 90 X SI 90 3-1 ① G3	F FF 95 C SL 85 B FF 96 B CH 87 D SL 87 F SL 84 1 SAFE S FF 96 3-3 ②③ K 1-2			4	0	0	0	0	1	6
20 Ian Desmond, R (1, 6) OBP: 0.329, SLG: 0.467		S FF 93 B SL 82 S CU 74 F FF 93 B SL 83 B SL 83 F FF 94 B CU 73 4-2 18 1B BB	B SL 83 X SL 80 1-0 ③ FC5 1-2 2-3f			B FF 92 F SL 80 X FF 92 1-1 ② F9		C SL 82 B FF 95 F FF 95 B FF 96 B FF 96 F FF 95 S SL 85 3-3 ① K		3	0	0	0	1	1	2
18 Chad Tracy, L (1, 5) OBP: 0.221, SLG: 0.312		B FF 92 F FF 92 X SI 90 1-1 1-2 1B		C FF 89 B CU 71 X SI 90 1-1 ① F8	X SI 91 0-0 2B			B FF 96 X FF 95 1-0 ② P6		4	0	2	0	0	0	0
24 Kurt Suzuki, R (1, 2) OBP: 0.281, SLG: 0.308		C FF 92 F SI 91 S CU 75 0-3 ① K		X SL 80 0-0 ② L7	B FF 90 I IN 74 I IN 71 I IN 73 4-0 IBB			F FF 96 B FF 96 X FF 95 1-1 ③ F9		3	0	0	0	1	1	2
47 Gio González, R (1, 1) 22 Drew Storen, S (8, 1) 11 Ryan Zimmerman, R (9, PH) OBP: 0.342, SLG: 0.432		L FF 91 B FF 91 X FF 89 1-1 ② B3		C FF 90 F FF 90 F SL 80 X FF 90 0-2 ③ P3		F SL 80 B FF 92 F FF 93 B SL 82 B FF 92 S FF 92 3-3 ③ K			C KC 86 B KC 86 F FF 98 S KC 86 1-3 ① K	3 0 1	0 0 0	0 0 0	0 0 0	0 0 0	1 0 1	4 0 0
Inning Stats	R: 0 E: 0 K: 1 S: 11 H: 1 LOB: 2 BB: 1 P: 19	R: 0 E: 0 K: 1 S: 16 H: 1 LOB: 2 BB: 1 P: 24	R: 0 E: 0 K: 1 S: 12 H: 1 LOB: 2 BB: 0 P: 18	R: 0 E: 0 K: 0 S: 7 H: 0 LOB: 0 BB: 0 P: 8	R: 0 E: 0 K: 1 S: 12 H: 1 LOB: 1 BB: 0 P: 17	R: 0 E: 0 K: 1 S: 8 H: 1 LOB: 2 BB: 1 P: 19	R: 1 E: 0 K: 1 S: 12 H: 2 LOB: 2 BB: 1 P: 21	R: 0 E: 0 K: 1 S: 7 H: 0 LOB: 0 BB: 0 P: 12	R: 0 E: 0 K: 3 S: 11 H: 1 LOB: 1 BB: 0 P: 14	1B: 6 2B: 3 3B: 0 HR: 0 SF: 0 SAC: 0 DP: 1 HBP: 1						

PITCHER	IP	WLS	BF	H	R	ER	SO	BB	IBB	HBP	BLK	WP	HR	S	P	ERA	WHIP
49 Julio Teheran, R (1, 1) ERA: 2.96	6.0	W	27	5	0	0	5	2	1	1	0	0	0	66	105	0.00	1.167
32 Scott Downs, L (7, 1) ERA: 1.72	0.1	H	3	1	1	1	0	1	0	0	0	0	0	6	12	27.00	6.000
48 David Carpenter, R (7, 1) ERA: 1.86	0.2	H	2	1	0	0	1	0	0	0	0	0	0	6	9	0.00	1.500
52 Jordan Walden, R (8, 1) ERA: 2.59	1.0	H	3	0	0	0	1	0	0	0	0	0	0	7	12	0.00	0.000
46 Craig Kimbrel, R (9, 1) ERA: 1.07	1.0	S	4	1	0	0	3	0	0	0	0	0	0	11	14	0.00	1.000

PITCHER	IP	WLS	BF	H	R	ER	SO	BB	IBB	HBP	BLK	WP	HR	S	P	ERA	WHIP

TOP

Washington Nationals @ Atlanta Braves

Turner Field, Atlanta, GA

Sun Aug 18 2013, 2:15 PM - 5:07 PM EDT

Att. 27,221 - Cloudy - 73 F

livebaseballscorecards.com

AB	34
R	1
H	8
RBI	1
BB	4
SO	10
LOB	26

Batter	1	2	3	4	5	6	7	8	9	AB	R	H	RBI	BB	SO	LOB
2 B.J. Upton, R (1, 8) OBP: 0.269, SLG: 0.300	C SI 92 B SI 92 B SI 92 F SI 93 B FF 94 F FF 95 F SI 94 B FF 95 4-2 59 1B 59 S 5 1B BB	C CH 84 B FF 95 C SI 94 B FF 94 B CU 80 F FF 95 F SI 94 C FF 94 3-3 ③ K			B CU 80 F SI 94 B SI 96 F FF 94 B FF 94 S SI 94 3-3 ③ K			C SL 81 X SL 82 0-1 ① F8		3	1	0	0	1	2	1
59 Phil Gosselin, R (1, 4) OBP: 0.333, SLG: 0.333 46 Craig Kimbrel, R (9, 1)	B SI 93 C SI 91 B FF 94 X FF 90 2-1 24 5 1B G5-4-3 23 1B 1-3 1B		X SI 92 0-0 24 K2 1B			B CU 77 B SI 91 F FF 92 F FF 93 C CU 79 2-3 ① K		C FF 93 X FF 94 0-1 ② G4-3		4 0	1 0	2 0	0 0	0 0	1 0	0 0
5 Freddie Freeman, L (1, 3) OBP: 0.387, SLG: 0.477	B CU 76 1 SAFE X FF 93 1-0 24 G5-4-3 1-2 3-H 1B		1 SAFE S FF 94 B SI 92 X FF 94 1-1 ① L7			F CU 77 X FF 94 0-1 2B		X SI 93 0-0 ③ F7		4	0	2	1	0	0	1
24 Evan Gattis, R (1, 7) OBP: 0.305, SLG: 0.486 32 Scott Downs, L (7, 1) 48 David Carpenter, R (7, 1) 52 Jordan Walden, R (8, 1) 19 Andrelton Simmons, R (9, 6) OBP: 0.288, SLG: 0.358	B SI 94 X CH 84 1-0 ① ② G5-4-3 1-2f 2-3		B CH 85 S CH 84 B SI 93 B SI 93 F CH 84 1 SAFE F CH 85 S FF 94 3-3 ② ③ K2 1-1f			D CU 80 X CH 84 1-0 ② G5-3				3 0 0 0 0	0 0 0 0 0	0 0 0 0 0	0 0 0 0 0	0 0 0 0 0	1 0 0 0 0	4 0 0 0 0
23 Chris Johnson, R (1, 5) OBP: 0.371, SLG: 0.473	F SI 94 C CU 80 X FF 94 0-2 11 FC6-4 3-H 1B			C SI 91 B SI 93 X CH 85 1-1 ① G6-3		S CH 84 B CH 85 B FF 93 B CH 84 C SI 94 F CH 84 X CH 84 3-2 ③ G6-3				3	0	1	1	0	0	1
11 Gerald Laird, R (1, 2) OBP: 0.372, SLG: 0.378	C SI 94 F FF 95 X CU 80 0-2 ③ FC6-4 1-2f			C CH 85 C SI 94 S FF 94 0-3 ② K			X CU 78 0-0 ① B1-3			3	0	0	0	0	1	1
25 Joey Terdoslavich, S (1, 9) OBP: 0.364, SLG: 0.340 (7, 7) 17 Jordan Schafer, L (7, PR) OBP: 0.383, SLG: 0.426 (8, 7)		F SI 93 F CU 78 F FF 93 B CU 80 B CH 84 B FF 94 B FF 94 4-2 BB		B CH 86 B SI 93 B FF 93 C FF 93 S FF 93 C FF 93 3-3 ③ K			B SI 92 B FF 92 B FF 93 C FF 91 F FF 91 B FF 93 4-2 4 S BB		1 0	0 0	0 0	0 0	2 0	1 0	0 0
4 Paul Janish, R (1, 6) OBP: 0.217, SLG: 0.105 (9, 4)		B FF 92 1 SAFE C FF 93 S CU 78 D CU 79 F FF 94 C FF 93 2-3 ① K			C CU 78 S SI 92 B FF 93 X FF 93 1-2 ① F7		1 SAFE S SI 90 1 SAFE B SI 91 B FF 92 B FF 92 C FF 91 F FF 93 F FF 92 4-2 F FF 93 F FF 92 B FF 93 22 G4-6-3 1-3 BB		2	0	0	0	1	1	1
49 Julio Teheran, R (1, 1) OBP: 0.265, SLG: 0.298 22 Jason Heyward, L (7, 9) OBP: 0.349, SLG: 0.431		C FF 93 L SI 90 1 SAFE B FF 94 S FF 94 1-3 ② K			B SI 93 C SI 93 S CU 79 B CU 81 S FF 95 2-3 ② K		S SI 92 X SI 92 0-1 ② ③ G4-6-3 1-2f			2 1	0 0	0 0	0 0	0 0	2 0	1 2
Inning Stats	R: 2 E: 0 K: 0 S: 14 H: 3 LOB: 1 BB: 1 P: 22	R: 0 E: 0 K: 3 S: 15 H: 0 LOB: 1 BB: 1 P: 25	R: 0 E: 0 K: 1 S: 7 H: 1 LOB: 1 BB: 0 P: 11	R: 0 E: 0 K: 2 S: 8 H: 0 LOB: 0 BB: 0 P: 12	R: 0 E: 0 K: 2 S: 9 H: 0 LOB: 0 BB: 0 P: 15	R: 0 E: 0 K: 1 S: 10 H: 1 LOB: 1 BB: 0 P: 16	R: 0 E: 0 K: 0 S: 11 H: 0 LOB: 2 BB: 2 P: 19	R: 0 E: 0 K: 0 S: 5 H: 0 LOB: 0 BB: 0 P: 5		1B: 4 2B: 2 3B: 0 HR: 0 SF: 0 SAC: 0 DP: 3 HBP: 0					WP: 0 PB: 0 SB: 3 CS: 0	PA: 30

PITCHER		IP	WLS	BF	H	R	ER	SO	BB	IBB	HBP	BLK	WP	HR	S	P	ERA	WHIP
47 Gio González, L ERA: 3.38	(1, 1)	7.0	L	27	5	2	2	9	4	0	0	0	0	0	74	120	2.57	1.286
22 Drew Storen, R ERA: 5.56	(8, 1)	1.0		3	0	0	0	0	0	0	0	0	0	0	5	5	0.00	0.000

PITCHER	IP	WLS	BF	H	R	ER	SO	BB	IBB	HBP	BLK	WP	HR	S	P	ERA	WHIP

BOTTOM

Washington Nationals @ Atlanta Braves

Turner Field, Atlanta, GA

Sun Aug 18 2013, 2:15 PM - 5:07 PM EDT

Att. 27,221 - Cloudy - 73 F

livebaseballscorecards.com

AB	26
R	2
H	5
RBI	2
BB	4
SO	9
LOB	12

Atlanta Braves @ New York Mets

Citi Field, Flushing, NY

Tue Aug 20 2013, 7:14 PM - 10:17 PM EDT

Att. 25,863 - Partly Cloudy - 84 F

livebaseballscorecards.com

Batter	1	2	3	4	5	6	7	8	9	AB	R	H	RBI	BB	SO	LOB
22 Jason Heyward, L (1, 9) OBP: 0.348, SLG: 0.426	S SI 96 B SI 95 B FF 95 S SI 96 B FF 97 F FF 97 X FF 96 3-2 ① F9		C CU 76 F FF 94 B FF 94 S FC 85 1-3 ② K		B FF 93 S FF 94 B FF 93 F FF 93 D FF 94 F FF 94 F SI 94 X FF 95 3-2 ② F8		B SI 93 F SI 93 F FF 94 F FF 95 B FC 86 D FC 86 F FF 94 F FF 95 B FC 86 4-2 1-2 2-3 19 E BB		C SL 88 S CU 80 B FF 93 B SL 87 F SL 90 X SL 88 2-2 ③ P5	4	1	0	0	1	1	1
19 Andrelton Simmons, R (1, 6) OBP: 0.290, SLG: 0.360	C FC 90 B SI 95 B FC 88 X FF 96 2-1 ② F8		B FF 94 B FF 94 F SI 93 C SI 95 F FF 95 B CU 80 B FC 86 4-2 5 1B BB		F FC 88 X SI 92 0-1 ③ G6-3		C FC 92 B FF 91 B FC 91 B FF 92 X FC 91 3-1 1-H 2-H 3-H E6 2B			3	0	1	3	1	0	1
5 Freddie Freeman, L (1, 3) OBP: 0.388, SLG: 0.478	F FF 96 B FF 96 B FF 95 C SI 94 X FF 96 2-2 1B		X CU 76 0-0 1-3 1B			B SI 92 S FF 92 X FF 94 1-1 ① G3	B SI 90 S SI 90 X SI 90 1-1 ③ F7			4	0	2	0	0	0	1
24 Evan Gattis, R (1, 7) OBP: 0.301, SLG: 0.478	C FF 95 B FF 95 X FC 87 1-1 ③ F7		F SI 94 B FF 94 X SI 93 1-1 ③ P2			C CU 76 X SI 92 0-1 ② G5-3 C FF 93 X SI 93 0-1 ③ L7		B FF 93 F CH 80 F FF 93 X SL 83 1-2 ① G5-3		4	0	0	0	0	0	3
16 Brian McCann, L (1, 2) OBP: 0.346, SLG: 0.511		F FF 94 B FF 94 S FF 95 S FC 89 1-3 ① K		F FF 94 B CU 77 X CH 88 1-1 23 G5-4-3 1B				C FF 94 B FF 93 B CH 82 X CH 81 2-1 ② L3-4-1		4	0	1	0	0	1	0
23 Chris Johnson, R (1, 5) OBP: 0.370, SLG: 0.470		C FC 86 F SI 94 B FF 95 S FF 96 1-3 ② K		C SI 92 B FC 86 X FC 87 1-1 ①② G5-4-3 1-2f			B FF 93 X SI 93 1-0 ① G4-3	S SL 83 X SL 84 0-1 1B		4	0	1	0	0	1	1
17 Jordan Schafer, L (1, 8) OBP: 0.380, SLG: 0.421		F FF 94 B FF 94 X FF 94 1-1 1B		B CU 78 B FF 95 C FF 94 B FF 94 C FF 94 X FF 94 3-2 ③ G4-3			B CH 84 B FF 92 C FF 93 F FF 93 F FF 93 B CU 78 S FF 94 3-3 ② K	C SI 94 S CH 82 X FF 94 0-2 ③ F7		4	0	1	0	0	1	1
4 Paul Janish, R (1, 4) OBP: 0.231, SLG: 0.182 2 B.J. Upton, R (9, PH) OBP: 0.269, SLG: 0.299		C FF 94 1 SAFE S FF 95 X FF 94 0-2 ③ P4			S FF 91 C FF 93 F FC 86 B SI 93 X FC 84 1-2 ① P2		B FF 93 X FF 92 1-0 22 BB 19 E 2B		C FF 93 F SL 87 D CU 82 S FF 94 1-3 ① K	3 1	1 0	1 0	0 0	0 0	0 1	1 0
37 Brandon Beachy, R (1, 1) OBP: 0.222, SLG: 0.125 25 Joey Terdoslavich, S (7, PH) OBP: 0.375, SLG: 0.340 48 David Carpenter, R (7, 1) 32 Scott Downs, L (7, 1) 20 Luis Ayala, R (7, 1) 11 Gerald Laird, R (9, PH) OBP: 0.368, SLG: 0.373			B FF 93 C FF 93 B FF 92 S FF 93 S FF 94 2-3 ① K		S FF 93 X FF 93 0-1 1B		B SI 93 B SI 92 B SI 94 B FF 93 4-0 22 BB 19 E BB		C SL 87 X FF 93 0-1 ② G6-3	2 0 0 0 0 1	0 1 0 0 0 0	1 0 0 0 0 0	0 1 0 0 0 0	0 1 0 0 0 0	1 0 0 0 0 0	0 0 0 0 0 0

TOP

AB	34
R	3
H	8
RBI	3
BB	3
SO	6
LOB	9

Inning Stats	1	2	3	4	5	6	7	8	9	1B: 6 SF: 0	WP: 0 PA: 37
	R: 0 H: 1 E: 0 LOB: 1 K: 0 BB: 0 S: 11 P: 19	R: 0 H: 1 E: 0 LOB: 1 K: 2 BB: 0 S: 11 P: 14	R: 0 H: 1 E: 0 LOB: 2 K: 2 BB: 1 S: 12 P: 20	R: 0 H: 1 E: 0 LOB: 0 K: 0 BB: 0 S: 7 P: 12	R: 0 H: 1 E: 0 LOB: 1 K: 0 BB: 0 S: 14 P: 18	R: 0 H: 0 E: 0 LOB: 0 K: 0 BB: 0 S: 6 P: 7	R: 3 H: 2 E: 1 LOB: 1 K: 1 BB: 2 S: 15 P: 32	R: 0 H: 1 E: 0 LOB: 1 K: 0 BB: 0 S: 10 P: 13	R: 0 H: 0 E: 0 LOB: 0 K: 1 BB: 0 S: 9 P: 12	2B: 2 SAC: 0 3B: 0 DP: 1 HR: 0 HBP: 0	PB: 0 SB: 0 CS: 0

PITCHER		IP	WLS	BF	H	R	ER	SO	BB	IBB	HBP	BLK	WP	HR	S	P	ERA	WHIP
45 Zack Wheeler, R ERA: 3.49	(1, 1)	6.2	W	28	6	3	3	5	3	0	0	0	0	0	72	114	4.05	1.350
52 Carlos Torres, R ERA: 3.0	(7, 1)	0.0		1	1	0	0	0	0	0	0	0	0	0	2	5	∞	∞
56 Scott Rice, L ERA: 3.4	(7, 1)	0.1	H	1	0	0	0	0	0	0	0	0	0	0	2	3	0.00	0.000
71 Gonzalez Germen, R ERA: 2.84	(8, 1)	1.0	H	4	1	0	0	0	0	0	0	0	0	0	10	13	0.00	1.000
32 LaTroy Hawkins, R ERA: 2.93	(9, 1)	1.0	S	3	0	0	0	1	0	0	0	0	0	0	9	12	0.00	0.000

PITCHER	IP	WLS	BF	H	R	ER	SO	BB	IBB	HBP	BLK	WP	HR	S	P	ERA	WHIP

BOTTOM

Atlanta Braves @ New York Mets

Citi Field, Flushing, NY

Tue Aug 20 2013, 7:14 PM - 10:17 PM EDT

Att. 25,863 - Partly Cloudy - 84 F

livebaseballscorecards.com

Batter	1	2	3	4	5	6	7	8	9	AB	R	H	RBI	BB	SO	LOB
22 Eric Young Jr., S (1, 7) OBP: 0.311, SLG: 0.336	B FF 89 C FF 90 F FF 91 B FF 92 X CH 82 2-2 E6 6 G6-3 6 S 29 1B	C FF 90 X CH 81 0-1 G1-3 ②	C FF 86 X FF 88 0-1 6 S 28 1B 6 E 1B	B SI 86 S SI 87 1 SAFE S SI 87 S SI 87 1-3 K ②		4	2	1	0	0	1	2
28 Daniel Murphy, L (1, 4) OBP: 0.309, SLG: 0.397	C FF 90 1 SAFE X SI 89 0-1 F7 ①	C FF 90 C CU 72 B FF 92 B FF 93 D CU 74 X FF 92 3-2 G6-3 ③	X CH 77 0-0 6 S 6 HR 1-2 1B	B SI 87 F SI 88 F SI 88 F SI 88 B SL 82 B SI 89 B SI 88 4-2 1-2 BB		3	1	1	0	1	0	1
6 Marlon Byrd, R (1, 9) OBP: 0.335, SLG: 0.527	C FF 89 1 SAFE B FF 90 S CH 82 D FF 92 X FF 91 2-2 G6-3 ② 1-3	X FF 88 0-0 F8 ①	F CH 78 C FF 89 B FF 89 B FF 91 X CH 78 2-2 1-H 2-H HR	B SL 83 F SI 89 F SI 88 B FF 89 X FF 89 2-2 F8 ③		4	1	1	2	0	0	4
29 Ike Davis, L (1, 3) OBP: 0.326, SLG: 0.331	C CU 71 X CU 71 0-1 3-H 1B	C FF 89 F FF 90 X CU 71 0-2 G4-3 ②	C FF 85 B CU 67 X FF 85 1-1 F8 ①			C CH 85 B CH 85 X SL 85 1-1 HR		4	1	2	2	0	0	0
4 Wilmer Flores, R (1, 5) OBP: 0.283, SLG: 0.395 32 LaTroy Hawkins, R (9, 1)	C FF 90 B FF 91 B FF 91 X FF 90 2-1 P4 ③	C SL 80 B FF 92 B FF 90 T CH 80 D FF 92 S FF 91 3-3 K ③	S SL 80 F FF 87 X SL 81 0-2 G6-3 ②			C SL 84 F FF 90 B CU 82 F FF 90 X FF 90 1-2 L9 ①		4 0	0 0	0 0	0 0	1 0	1 0
12 Juan Lagares, R (1, 8) OBP: 0.286, SLG: 0.394		B FF 89 B FF 90 C FF 89 C CH 81 X FF 92 2-2 F9 ①	B CH 79 C FF 87 X FF 88 1-1 15 G5-3 1B	B FF 85 X CH 82 1-0 P6 ③		B SI 90 C SI 90 F SI 91 B FF 90 C SL 81 2-3 K ②		4	0	1	0	0	1	0
15 Travis d'Arnaud, R (1, 2) OBP: 0.375, SLG: 0.182		C FF 90 F CH 82 F CU 73 C FF 92 0-3 K ②	D FF 89 1 SAFE X CH 78 1-0 G5-3 ① 1-2			F FF 94 B SL 84 C SL 85 C FF 95 1-3 K ①	X SI 90 0-0 2B	4	0	1	0	0	2	1
3 Omar Quintanilla, L (1, 6) OBP: 0.312, SLG: 0.294		C FF 90 S FF 91 F FF 91 B CH 82 X CH 80 1-2 G4-3 ③	T FF 88 C CH 78 B CU 70 F CH 79 B FF 90 F FF 91 F FF 91 X CH 78 2-2 F8 ②			B FF 94 B FF 94 B FF 94 C FF 94 F FF 94 B FF 94 4-2 30 1B BB	C FF 90 B CH 84 X CH 84 1-1 G1-3 ③	3	0	0	0	1	0	2
45 Zack Wheeler, L (1, 1) OBP: 0.167, SLG: 0.208 52 Carlos Torres, R (7, 1) OBP: 0.200, SLG: 0.200 56 Scott Rice, L (7, 1) 23 Mike Baxter, L (7, PH) OBP: 0.328, SLG: 0.280 30 Andrew Brown, R (7, PH) OBP: 0.341, SLG: 0.494 71 Gonzalez Germen, R (8, 1) 2 Justin Turner, R (9, 5) OBP: 0.322, SLG: 0.348		C FF 90 C FF 91 C FF 92 0-3 K ①	F FF 88 B FF 90 F FF 89 S CH 77 1-3 K ③			C SI 85 C SI 86 B SI 86 F SI 87 D SI 88 B SI 88 1 SAFE X SI 88 3-2 28 BB 1-3 1B		2 0 0 0 1 0 0	0 0 0 0 0 0 0	0 0 0 0 1 0 0	0 0 0 0 0 0 0	2 0 0 0 0 0 0	1 0 0 0 0 0 0
Inning Stats	R: 1 E: 1 K: 0 S: 12 H: 1 LOB: 1 BB: 0 P: 18	R: 0 E: 0 K: 1 S: 11 H: 0 LOB: 0 BB: 0 P: 14	R: 0 E: 0 K: 1 S: 8 H: 0 LOB: 0 BB: 0 P: 11	R: 0 E: 0 K: 1 S: 7 H: 0 LOB: 0 BB: 0 P: 10	R: 0 E: 0 K: 1 S: 12 H: 1 LOB: 1 BB: 0 P: 17	R: 3 E: 0 K: 0 S: 12 H: 3 LOB: 0 BB: 0 P: 16	R: 0 E: 0 K: 2 S: 18 H: 1 LOB: 3 BB: 2 P: 33	R: 1 E: 0 K: 1 S: 12 H: 2 LOB: 1 BB: 0 P: 17		1B: 5 2B: 1 3B: 0 HR: 2 SF: 0 SAC: 0 DP: 0 HBP: 0				

	AB	33
	R	5
	H	8
	RBI	4
	BB	2
	SO	7
	LOB	12

PITCHER		IP	WLS	BF	H	R	ER	SO	BB	IBB	HBP	BLK	WP	HR	S	P	ERA	WHIP
37 Brandon Beachy, R ERA: 4.5	(1, 1)	6.0	L	24	5	4	3	4	0	0	0	0	0	1	62	86	4.50	0.833
48 David Carpenter, R ERA: 1.85	(7, 1)	0.1		2	0	0	0	1	1	0	0	0	0	0	5	10	0.00	3.000
32 Scott Downs, L ERA: 1.7	(7, 1)	0.1		3	1	0	0	1	1	0	0	0	0	0	10	18	0.00	6.000
20 Luis Ayala, R ERA: 3.22	(7, 1)	1.1		6	2	1	1	1	0	0	0	0	0	1	15	22	6.75	1.500

PITCHER	IP	WLS	BF	H	R	ER	SO	BB	IBB	HBP	BLK	WP	HR	S	P	ERA	WHIP

Batter	1	2	3	4	5	6	7	8	9	10	AB	R	H	RBI	BB	SO	LOB
22 Jason Heyward, L (1, 9) OBP: 0.347, SLG: 0.423	C FC 86 X FC 87 0-1 L8			B FC 88 F FF 90 X CU 77 1-1 P6		B SI 89 C FC 88 F FC 87 H FF 90 2-2 19 1B 5 1B HBP	C FF 90 C FC 88 B FC 89 D CU 78 S FC 89 2-3 K			B FF 91 F FF 91 B SL 87 C FF 91 F SL 88 X FF 90 2-2 F9	2	0	0	0	0	0	0
17 Jordan Schafer, L (6, PR) OBP: 0.375, SLG: 0.415 (6, 9)											2	1	0	0	0	1	3
19 Andrelton Simmons, R (1, 6) OBP: 0.294, SLG: 0.364	C SI 88 B CU 75 B CH 83 B CH 84 C FC 87 B CH 84 4-2 5 G6-3 BB			C CU 75 B FF 91 X CH 85 1-1 1B		B FC 86 X SI 89 1-0 5 1B 1-2 1B		C SL 80 F FF 93 X FF 93 0-2 G6-3		C SL 87 B CU 81 C CU 79 X SL 87 1-2 5 1B 23 HR 1B	4	1	3	0	1	0	0
5 Freddie Freeman, L (1, 3) OBP: 0.390, SLG: 0.479	F FC 88 X SI 92 0-1 G6-3 1-2f			X CU 75 0-0 G3		X FC 89 0-0 1-2 2-H 1B		F CH 81 B CH 81 F FF 93 B FF 94 X CH 82 2-2 23 WP 1B		F SL 82 S CH 81 D CH 80 X SI 90 1-2 23 HR 1-2 1B	5	1	3	1	0	0	1
23 Chris Johnson, R (1, 5) OBP: 0.368, SLG: 0.475		F FF 88 B FC 86 F CH 82 X FF 91 1-2 G6-3			C CH 82 F FC 89 B FF 90 B FC 89 C FC 89 2-3 K	S FC 89 B FF 92 S FC 90 S FF 91 1-3 K		C FF 94 S SL 83 D SL 84 S CH 82 1-3 K 1-2		X SI 91 0-0 1-H 2-H HR	5	1	1	3	0	3	3
11 Gerald Laird, R (1, 2) OBP: 0.370, SLG: 0.379		B SI 89 X FF 90 1-0 F9			C CH 83 C SI 91 B FC 88 X CU 77 1-2 25 F9 2B		B FF 88 B FC 85 B SI 88 B FF 88 4-0 2 G5-3 25 1B BB	X SL 82 0-0 G6-3		F SI 91 C SL 82 F SL 82 S SI 92 0-3 K	4	0	1	0	1	1	1
25 Joey Terdoslavich, S (1, 7) OBP: 0.367, SLG: 0.333		B FF 91 C SI 89 C CU 76 C FC 88 1-3 K			F FC 88 S FC 89 F FC 90 F FF 93 F FF 90 B FF 92 B FF 91 B FF 90 X FF 92 3-2 F9 2-3		C FC 86 X FF 90 0-1 2 G5-3 1-2 1B		B FF 90 C FF 91 F CH 85 F FF 92 C FF 93 1-3 K		4	0	1	0	0	2	1
2 B.J. Upton, R (1, 8) OBP: 0.266, SLG: 0.295			S FF 88 F CH 82 B CU 75 B FF 90 F FC 89 B FC 89 F FF 93 S FC 90 3-3 K		S FC 89 F CU 79 B FF 91 F FC 90 B FF 91 S FF 91 2-3 K		X FC 88 0-0 G5-3 1-2 2-3		X FF 93 0-0 L9		4	0	0	0	0	2	3
4 Paul Janish, R (1, 4) OBP: 0.200, SLG: 0.154			L FF 91 B CH 83 B FC 88 X SI 91 2-1 B1	S SI 87 B CH 81 X FF 90 1-1 L8		S FC 86 F FC 88 B CH 85 B FC 88 L FC 88 2-3 K		B FF 93 B FF 94 C FF 94 B FF 94 X FF 93 3-1 P6		4	0	0	0	0	1	2
58 Alex Wood, R (1, 1) 59 Phil Gosselin, R (7, PH) OBP: 0.429, SLG: 0.333 52 Jordan Walden, R (7, 1) 43 Luis Avilán, L (9, 1) 16 Brian McCann, L (10, PH) OBP: 0.345, SLG: 0.559 46 Craig Kimbrel, R (10, 1)			B FF 90 C FF 90 B FC 90 C SI 90 S FF 91 2-3 K			C FF 89 F FF 89 S FC 89 0-3 K	I IN 64 I IN 63 I IN 64 I IN 60 4-0 IBB			B SI 90 B CH 84 B FF 91 F FF 90 X FF 91 3-1 F8	2 0 0 0 1 0 0	0 0 0 0 0 0 0	0 0 0 0 0 0 0	0 1 0 0 0 0 0	0 0 0 0 0 0 0	2 0 0 0 0 0 0	0 0 0 0 0 0 0
Inning Stats	R: 0 E: 0 K: 0 S: 6 H: 0 LOB: 0 BB: 1 P: 10	R: 0 E: 0 K: 1 S: 7 H: 0 LOB: 0 BB: 0 P: 10	R: 0 E: 0 K: 2 S: 10 H: 0 LOB: 0 BB: 0 P: 17	R: 0 E: 0 K: 0 S: 5 H: 1 LOB: 0 BB: 0 P: 7	R: 0 E: 0 K: 2 S: 16 H: 1 LOB: 1 BB: 0 P: 24	R: 1 E: 0 K: 2 S: 12 H: 2 LOB: 2 BB: 0 P: 17	R: 0 E: 0 K: 2 S: 9 H: 1 LOB: 3 BB: 2 P: 21	R: 0 E: 0 K: 1 S: 10 H: 1 LOB: 1 BB: 0 P: 13	R: 0 E: 0 K: 1 S: 7 H: 0 LOB: 0 BB: 0 P: 11	R: 3 E: 0 K: 1 S: 17 H: 3 LOB: 0 BB: 0 P: 24	1B: 7 2B: 1 3B: 0 HR: 1 SF: 0 SAC: 0 DP: 1 HBP: 1						

PITCHER		IP	WLS	BF	H	R	ER	SO	BB	IBB	HBP	BLK	WP	HR	S	P	ERA	WHIP
49 Jonathon Niese, L ERA: 4.03	(1, 1)	7.0		28	5	1	1	9	2	1	1	0	0	0	65	106	1.29	1.000
71 Gonzalez Germen, R ERA: 2.7	(8, 1)	1.0		4	1	0	0	1	0	0	0	0	1	0	10	13	0.00	1.000
32 LaTroy Hawkins, R ERA: 2.88	(9, 1)	1.0		3	0	0	0	1	0	0	0	0	0	0	7	11	0.00	0.000
50 Scott Atchison, R ERA: 3.45	(10, 1)	0.2	L	3	1	1	1	0	0	0	0	0	0	0	9	15	13.50	1.500
56 Scott Rice, L ERA: 3.59	(10, 1)	0.0		1	1	0	0	0	0	0	0	0	0	0	3	4	∞	∞

PITCHER		IP	WLS	BF	H	R	ER	SO	BB	IBB	HBP	BLK	WP	HR	S	P	ERA	WHIP
46 Greg Burke, R ERA: 4.91	(10, 1)	0.1		2	1	2	2	1	0	0	0	0	0	1	5	5	54.00	3.000

TOP

Atlanta Braves @ New York Mets

Citi Field, Flushing, NY

Wed Aug 21 2013, 1:12 PM - 4:17 PM EDT

Att. 22,935 - Partly Cloudy - 89 F

livebaseballscorecards.com

AB	37
R	4
H	9
RBI	4
BB	3
SO	12
LOB	14

1B: 7 SF: 0
2B: 1 SAC: 0
3B: 0 DP: 1
HR: 1 HBP: 1

WP: 1 PA: 41
PB: 0
SB: 0
CS: 0

Atlanta Braves @ New York Mets

Citi Field, Flushing, NY

Wed Aug 21 2013, 1:12 PM - 4:17 PM EDT

Att. 22,935 - Partly Cloudy - 89 F

livebaseballscorecards.com

Batter	1	2	3	4	5	6	7	8	9	10	AB	R	H	RBI	BB	SO	LOB
12 Juan Lagares, R (1, 8) OBP: 0.285, SLG: 0.394	C SI 90 S SI 90 C SI 92 0-3 K		B CH 83 X SI 90 1-0 F7		C SI 89 X KC 77 0-1 2B		C FF 96 X FF 96 0-1 F9		L SI 93 B SI 92 X SI 93 1-1 FC6-4 1-2f		5	0	1	0	0	1	3
28 Daniel Murphy, L (1, 4) OBP: 0.310, SLG: 0.398 3 Omar Quintanilla, L (10, 6) OBP: 0.311, SLG: 0.293	F SI 90 F SI 92 B SI 92 X KC 78 1-2 30 S 1B		C SI 89 F SI 91 B SI 91 X CH 84 1-2 1B		X SI 90 0-0 F7			B FF 96 C FF 95 S CH 87 B FF 96 X FF 96 2-2 P5		S FF 95 S FF 96 S FF 96 0-3 K	4 1	0 0	2 0	0 0	0 0	0 1	1 0
6 Marlon Byrd, R (1, 9) OBP: 0.333, SLG: 0.523	1 SAFE B SI 90 X SI 90 1-0 F9		X CH 83 0-0 F8		C SI 90 F SI 90 B SI 90 S SI 90 1-3 K			S FF 97 S FF 96 S FF 98 0-3 K		F FF 98 B KC 85 F FF 96 F FF 97 X KC 84 1-2 30 FC5-4 1B	5	0	1	0	0	2	3
30 Andrew Brown, R (1, 7) OBP: 0.322, SLG: 0.464	C SI 90 B SI 91 B SI 90 X CH 84 2-1 P3 1-2		1 SAFE 1 SAFE B CH 83 1 SAFE F SI 89 1 SAFE X SI 90 1-1 F9		X CH 83 0-0 G6-3			S FF 97 T FF 98 F FF 99 B SL 82 T FF 97 1-2 K		S FF 97 B FF 98 1 SAFE F FF 97 X KC 86 1-2 FC5-4 1-2f	5	0	0	0	0	1	4
13 Josh Satin, R (1, 3) OBP: 0.422, SLG: 0.434		C SI 88 B SI 90 C SI 90 X SI 91 1-2 4 BB 1B	C SI 89 B SI 90 X CH 82 1-1 HR	B SI 89 F SI 90 C KC 77 B KC 76 F SI 91 F SI 90 B CH 84 F CH 84 F SI 92 4-2 B SI 91 4 CS BB				X SI 92 0-0 G1-3	C FF 97 B KC 85 B SI 97 F FF 96 B FF 98 X FF 97 3-2 F8	4	1	2	1	1	0	1
2 Justin Turner, R (1, 6) OBP: 0.320, SLG: 0.352 (10, 4)		B SI 90 B CH 83 1 SAFE F SI 89 X SI 90 2-1 P3	S SI 90 S KC 78 C SI 92 0-3 K			X SI 91 0-0 P6			C SI 93 X SI 93 0-1 4 G4-3 2B		4	0	1	0	0	1	2
4 Wilmer Flores, R (1, 5) OBP: 0.300, SLG: 0.391		B CH 84 C SI 89 1 SAFE B CH 82 1 SAFE B CH 84 1 SAFE B SI 90 4-1 1-2 BB	B SI 91 S SI 90 X SI 91 1-1 44 G1-3 1B			B CH 84 C CH 85 B KC 78 1 SAFE F SI 91 D KC 78 S CH 85 3-3 K 1-2			X SI 92 0-0 G4-3 2-3		3	0	1	0	1	1	2
44 John Buck, R (1, 2) OBP: 0.288, SLG: 0.371		B SI 91 C SI 90 S SI 92 B SI 91 2 SAFE X CH 84 2-2 F9	X CH 84 0-0 G1-3 1-2				B FF 95 B FF 95 F FF 95 T FF 96 S FF 97 2-3 K		I IN 64 I IN 66 I IN 66 I IN 66 I IN 64 4-0 15 BB IBB		3	0	0	0	1	1	3
49 Jonathon Niese, L (1, 1) OBP: 0.267, SLG: 0.185 22 Eric Young Jr., S (7, PH) OBP: 0.310, SLG: 0.335 71 Gonzalez Germen, R (8, 1) 32 LaTroy Hawkins, R (9, 1) 15 Travis d'Arnaud, R (9, PH) OBP: 0.412, SLG: 0.182 50 Scott Atchison, R (10, 1) 56 Scott Rice, L (10, 1) 46 Greg Burke, R (10, 1)		C SI 91 B KC 79 C SI 92 B SI 92 X SI 92 2-2 G5-3	B SI 89 S SI 90 F SI 91 B KC 77 X SI 91 2-2 F7				B FF 96 B FF 96 C FF 94 S FF 95 S FF 97 2-3 K		C SI 93 B SI 92 B CU 74 B SI 93 F SI 93 B SI 94 4-2 12 FC6-4 1-2 BB		2 1 0 0 0 0 0 0 0	0 0 0 0 0 0 0 0 0	0 0 0 0 0 0 0 0 0	0 0 0 0 1 0 0 0 0	0 0 0 0 0 0 0 0 0	0 1 0 0 0 0 0 0 0	3 0 0 0 0 0 0 0 0
Inning Stats	R: 0 H: 1 E: 0 LOB: 1 K: 1 BB: 0 S: 9 P: 13	R: 0 H: 1 E: 0 LOB: 2 K: 0 BB: 1 S: 12 P: 23	R: 0 H: 1 E: 0 LOB: 1 K: 0 BB: 0 S: 7 P: 10	R: 1 H: 2 E: 0 LOB: 1 K: 1 BB: 0 S: 11 P: 15	R: 0 H: 1 E: 0 LOB: 1 K: 1 BB: 0 S: 7 P: 8	R: 0 H: 0 E: 0 LOB: 1 K: 1 BB: 1 S: 10 P: 17	R: 0 H: 0 E: 0 LOB: 0 K: 2 BB: 0 S: 8 P: 12	R: 0 H: 0 E: 0 LOB: 0 K: 2 BB: 0 S: 10 P: 13	R: 0 H: 1 E: 0 LOB: 3 K: 0 BB: 2 S: 8 P: 17	R: 0 H: 1 E: 0 LOB: 1 K: 1 BB: 0 S: 13 P: 18	1B: 5 2B: 3 3B: 0 HR: 1	SF: 0 SAC: 0 DP: 1 HBP: 0					

AB	37
R	1
H	8
RBI	1
BB	4
SO	9
LOB	22

WP: 0 PA: 41
PB: 0
SB: 1
CS: 1

PITCHER		IP	WLS	BF	H	R	ER	SO	BB	IBB	HBP	BLK	WP	HR	S	P	ERA	WHIP
58 Alex Wood, L ERA: 2.5	(1, 1)	6.0		25	6	1	1	4	2	0	0	0	0	1	56	86	1.50	1.333
52 Jordan Walden, R ERA: 2.47	(7, 1)	2.0		6	0	0	0	4	0	0	0	0	0	0	18	25	0.00	0.000
43 Luis Avilán, L ERA: 1.19	(9, 1)	1.0	W	6	1	0	0	0	1	1	0	0	0	0	8	17	0.00	2.000
46 Craig Kimbrel, R ERA: 1.05	(10, 1)	1.0	S	4	1	0	0	1	0	0	0	0	0	0	13	18	0.00	1.000

PITCHER		IP	WLS	BF	H	R	ER	SO	BB	IBB	HBP	BLK	WP	HR	S	P	ERA	WHIP

Batter	1	2	3	4	5	6	7	8	9	AB	R	H	RBI	BB	SO	LOB
17 Jordan Schafer, L (1, 8) OBP: 0.364, SLG: 0.401	B SI 93 B SI 93 B SI 95 C SI 93 F SI 95 C SI 97 3-3 ① K		C SI 94 F CH 86 X SL 84 0-2 ① G3		B SI 95 X SI 96 1-0 ① F8		B FF 96 S FF 95 B FF 96 B FF 95 S FF 94 F FF 96 F FF 96 S FF 96 3-3 ② K		C FF 99 B FF 98 X CH 89 1-1 ③ G3-1	5	0	0	0	0	2	1
8 Justin Upton, R (1, 9) OBP: 0.363, SLG: 0.492	C SL 85 B SI 97 B CH 86 S SI 96 F SI 96 B SL 85 X SI 95 3-2 ② G4-3		B SI 94 B SI 96 X SI 94 2-0 ② G4-3		X SL 84 0-0 1-H HR		B FF 96 F FF 95 B CH 85 C FF 96 F FF 96 B FF 96 B FF 96 4-2 BB			3	1	1	2	1	0	0
5 Freddie Freeman, L (1, 3) OBP: 0.391, SLG: 0.478	B SI 94 F CH 84 B SI 94 X SI 95 2-1 1B		B FF 95 B CH 86 B SI 95 B SI 95 4-0 BB		F SI 95 B SI 95 X SI 95 1-1 ② G4-3		X FF 95 0-0 ③ G3			3	0	1	0	1	0	1
23 Chris Johnson, R (1, 5) OBP: 0.366, SLG: 0.471	B SI 95 S SL 84 B CH 85 C SI 96 C SI 95 B SI 96 F SL 84 S SI 96 3-3 ③ K		C SL 84 B SL 83 F SI 96 D CH 87 F SI 97 F SL 85 X SI 95 2-2 ③ G6-3		T SI 97 B SI 97 F CH 86 F SI 97 F SI 95 B CH 85 B SI 96 F SI 97 B SI 95 4-2 BB			F FF 94 B FF 96 X FF 95 1-1 ① F9		3	0	0	0	1	1	2
16 Brian McCann, L (1, 2) OBP: 0.347, SLG: 0.509		B CH 86 C SI 95 X CH 84 1-1 ① G4-3		B SI 94 C SI 94 B SI 95 B SI 95 C SI 94 X SI 94 3-2 24 G4-6-3 1B	D CH 87 X CH 85 1-0 ③ P3			B FF 94 B CH 87 X FF 95 2-0 24 WP 1B		4	0	2	0	0	0	1
24 Evan Gattis, R (1, 7) OBP: 0.296, SLG: 0.471		S SL 86 C SI 97 B SI 98 X SI 96 1-2 ② G4-3		X SI 95 0-0 ① ② G4-6-3 1-2f 1B	T SI 95 B SI 97 S CH 84 B CH 84 S SI 96 2-3 ① K			B FF 96 S FF 94 C FF 96 B CH 88 B FF 95 S FF 95 3-3 ② K 1-2		4	0	0	0	0	2	2
19 Andrelton Simmons, R (1, 6) OBP: 0.296, SLG: 0.365		B SI 97 C SL 85 X SL 86 1-1 30 1B 1B		X SI 95 0-0 1B	B SI 94 B CH 86 C SI 96 C SI 95 B CH 86 F SI 95 F SI 95 X SI 95 3-2 ② F8			B FF 95 B FF 94 X FF 94 2-0 ③ G5-3		4	0	2	0	0	0	1
30 Elliot Johnson, S (1, 4) OBP: 0.224, SLG: 0.247		1 SAFE X SI 94 0-0 1-2 1B		B CH 86 B SI 94 T SI 93 F SI 95 X SI 95 2-2 ③ G4-3	B CH 87 X SI 94 1-0 ③ F8				C FF 97 X FF 97 0-1 25 G6-4-3 1B	4	0	2	0	0	0	1
28 Paul Maholm, L (1, 1) OBP: 0.133, SLG: 0.156 20 Luis Ayala, R (6, 1) 32 Scott Downs, L (6, 1) 2 B.J. Upton, R (7, PH) OBP: 0.265, SLG: 0.294 38 Anthony Varvaro, R (7, 1) 25 Joey Terdoslavich, S (9, PH) OBP: 0.361, SLG: 0.327		B SI 96 B SI 95 C SI 95 S SI 95 X SI 96 2-2 ③ G5-3			B SI 94 B SI 93 C SI 94 B SI 95 F SI 94 X SI 93 3-2 8 HR 1B		B FF 94 X FF 95 1-0 ① G3-1		B FF 97 S FF 98 B FF 98 B FF 99 X FF 98 3-1 ① ② G6-4-3 1-2f	2 0 0 1 0 1	1 0 0 0 0 0	1 0 0 0 0 0	0 0 0 0 0 0	0 0 0 0 0 0	0 0 0 0 0 0	2 0 0 0 0 1
Inning Stats	R: 0 E: 0 K: 2 S: 14 H: 1 LOB: 1 BB: 0 P: 25	R: 0 E: 0 K: 0 S: 11 H: 2 LOB: 2 BB: 0 P: 16	R: 0 E: 0 K: 0 S: 9 H: 0 LOB: 1 BB: 1 P: 17	R: 0 E: 0 K: 0 S: 8 H: 2 LOB: 1 BB: 0 P: 13	R: 2 E: 0 K: 0 S: 13 H: 2 LOB: 1 BB: 1 P: 23	R: 0 E: 0 K: 1 S: 9 H: 0 LOB: 0 BB: 0 P: 15	R: 0 E: 0 K: 1 S: 10 H: 0 LOB: 1 BB: 1 P: 18	R: 0 E: 0 K: 1 S: 7 H: 1 LOB: 1 BB: 0 P: 15	R: 0 E: 0 K: 0 S: 6 H: 1 LOB: 0 BB: 0 P: 10	1B: 8 2B: 0 3B: 0 HR: 1 SF: 0 SAC: 0 DP: 2 HBP: 0						

PITCHER		IP	WLS	BF	H	R	ER	SO	BB	IBB	HBP	BLK	WP	HR	S	P	ERA	WHIP
58 Joe Kelly, R ERA: 3.01	(1, 1)	6.0	W	26	7	2	2	3	2	0	0	0	0	1	64	109	3.00	1.500
46 Kevin Siegrist, L ERA: 0.67	(7, 1)	1.0	H	4	0	0	0	1	1	0	0	0	0	0	10	18	0.00	1.000
52 Michael Wacha, R ERA: 4.55	(8, 1)	1.0		4	1	0	0	1	0	0	0	0	1	0	7	15	0.00	1.000
26 Trevor Rosenthal, R ERA: 2.54	(9, 1)	1.0		3	1	0	0	0	0	0	0	0	0	0	6	10	0.00	1.000

PITCHER	IP	WLS	BF	H	R	ER	SO	BB	IBB	HBP	BLK	WP	HR	S	P	ERA	WHIP

TOP

Atlanta Braves @ St. Louis Cardinals

Busch Stadium, St. Louis, MO

Thu Aug 22 2013, 7:17 PM - 10:11 PM CDT

Att. 37,363 - Cloudy - 89 F

livebaseballscorecards.com

AB	34
R	2
H	9
RBI	2
BB	3
SO	5
LOB	12

WP: 1 PA: 37
PB: 0
SB: 0
CS: 0

Batter	1	2	3	4	5	6	7	8	9	AB	R	H	RBI	BB	SO	LOB
13 Matt Carpenter, L (1, 4) OBP: 0.383, SLG: 0.473	B FF 86 C FF 84 X SL 79 1-1 ① G4-3		B CU 71 C CU 73 B SL 77 B SI 87 X SI 85 3-1 ② G4-3		C SL 78 B FF 87 C SL 78 B SL 78 X CU 71 2-2 3 2B 2-H 2B		C FF 93 F FF 93 F CU 81 B FF 95 B CU 81 F FF 95 F FF 94 B CH 87 X FF 93 3-2 7 G5-4-3 3 1B 23 1B 1B	B FF 92 X FF 91 1-0 ③ L8		5	2	2	1	0	0	1
3 Carlos Beltrán, S (1, 9) OBP: 0.343, SLG: 0.525	B SI 86 C CU 71 F FC 84 S CH 80 1-3 ② K		S CH 81 X FF 87 0-1 ③ P5		D SI 87 F CH 82 F FC 84 X CH 78 1-2 7 2B 2-H 2B		X FF 93 0-0 7 G5-4-3 1-2 1B			4	1	2	1	0	1	0
7 Matt Holliday, R (1, 7) OBP: 0.369, SLG: 0.462	F FC 84 B FC 84 B SI 86 B CH 80 B FF 86 4-1 21 BB BB			B SI 86 C CH 80 F FC 83 B SI 87 B FF 87 F FC 82 F FC 84 F FF 88 F SI 87 3-2 X SL 80 21 F8 23 G6-3 2B	B FF 88 X CU 72 1-0 2-H 2B		X FF 94 0-0 ① ② G5-4-3 1-2f 2-3			3	1	2	1	1	0	2
21 Allen Craig, R (1, 3) OBP: 0.369, SLG: 0.453	B FF 86 C CU 72 B FC 82 F CH 79 F SL 77 B FF 86 B FC 83 4-2 1-2 BB			X CU 72 0-0 ① F8 2-3	C SI 88 F FC 84 B FF 88 S SL 79 1-3 ③ K		B FF 96 F CH 87 B FF 96 D CU 82 B FF 94 4-1 23 1B BB			2	0	0	0	2	1	2
23 David Freese, R (1, 5) OBP: 0.342, SLG: 0.380	B CH 81 F FC 83 F FC 84 B FC 83 B CH 81 X CU 73 3-2 ③ G5-3			D CH 81 F FF 85 D CH 78 F FC 82 X SI 85 2-2 ② G6-3 3-H		X FF 87 0-0 ① G4-3	X FF 94 0-0 43 FC6 1-2 3-H 1B			4	0	1	2	0	0	2
43 Shane Robinson, R (1, 8) OBP: 0.384, SLG: 0.374		C SI 87 L FF 86 F FF 88 F SL 80 F CH 81 B FF 88 X CH 79 1-2 ① G6-3		F SI 88 S CH 80 B EP 62 S CH 81 1-3 ③ K		B SI 87 X FF 87 1-0 32 E 32 FC6 WP 1B	C CU 80 B CU 80 B FF 95 B FF 94 X FF 94 3-1 ③ FC6 1-2f			4	1	1	0	0	1	2
32 Rob Johnson, R (1, 2) OBP: 0.233, SLG: 0.286		C SI 87 X FC 84 0-1 ② F9			C CU 70 F CH 81 B SL 78 F CH 81 S CU 72 1-3 ① K	B FF 86 1 SAFE 1 SAFE X SI 86 1-0 FC6 WP 1-3		X FF 92 0-0 ① L4-3		4	0	0	0	0	1	1
38 Pete Kozma, R (1, 6) OBP: 0.275, SLG: 0.277 Matt Adams, L (6, PH) OBP: 0.341, SLG: 0.474 46 Kevin Siegrist, L (7, 1) 52 Michael Wacha, R (8, 1) OBP: 0.111, SLG: 0.111 16 Kolten Wong, L (8, PH) OBP: 0.263, SLG: 0.316 26 Trevor Rosenthal, R (9, 1)		B CH 82 C SI 87 F CU 66 B SL 78 X CH 80 2-2 ③ G5-3			C SI 88 B FF 87 B CU 72 C SI 84 B CH 81 B FC 86 4-2 58 SH1-4 13 2B BB	B CH 84 C CH 86 1 SAFE B SI 91 B SL 83 C CH 86 S SL 85 3-3 ② K 1-2 3-H		C FF 92 C CU 79 C CH 87 0-3 ② K		1 1 0 0 1 0	1 0 0 0 0 0	0 0 0 0 0 0	0 1 0 0 0 0	1 0 0 0 0 0	0 1 0 0 1 0
58 Joe Kelly, R (1, 1) OBP: 0.200, SLG: 0.158 33 Daniel Descalso, L (6, PH) OBP: 0.307, SLG: 0.396 (7, 6)			B SI 85 C CH 83 X CH 79 1-1 ① G5-3		L FC 85 X FC 86 0-1 ② SH1-4 1-2	C FF 86 X SI 87 0-1 ③ G4-3		X FF 93 0-0 1B		1 2	0 0	0 1	0 0	0 0	0 1	0 1
Inning Stats	R: 0 H: 0 E: 0 LOB: 2 K: 1 BB: 2 S: 12 P: 25	R: 0 H: 0 E: 0 LOB: 0 K: 0 BB: 0 S: 11 P: 14	R: 0 H: 0 E: 0 LOB: 0 K: 0 BB: 0 S: 6 P: 10	R: 1 H: 1 E: 0 LOB: 0 K: 1 BB: 0 S: 14 P: 20	R: 3 H: 3 E: 0 LOB: 1 K: 2 BB: 1 S: 18 P: 28	R: 1 H: 1 E: 1 LOB: 1 K: 1 BB: 0 S: 8 P: 13	R: 1 H: 3 E: 0 LOB: 2 K: 0 BB: 1 S: 12 P: 22	R: 0 H: 1 E: 0 LOB: 1 K: 1 BB: 0 S: 6 P: 7		1B: 5 SF: 0 2B: 4 SAC: 1 3B: 0 DP: 1 HR: 0 HBP: 0						

PITCHER		IP	WLS	BF	H	R	ER	SO	BB	IBB	HBP	BLK	WP	HR	S	P	ERA	WHIP
28 Paul Maholm, L ERA: 4.51	(1, 1)	5.1	L	25	5	5	4	4	3	0	0	0	0	0	64	102	6.75	1.500
20 Luis Ayala, R ERA: 3.18	(6, 1)	0.1		1	0	0	0	1	0	0	0	0	1	0	3	6	0.00	0.000
32 Scott Downs, L ERA: 1.69	(6, 1)	0.1		1	0	0	0	0	0	0	0	0	0	0	2	2	0.00	0.000
38 Anthony Varvaro, R ERA: 3.14	(7, 1)	2.0		10	4	1	1	1	1	0	0	0	0	0	18	29	4.50	2.500

PITCHER	IP	WLS	BF	H	R	ER	SO	BB	IBB	HBP	BLK	WP	HR	S	P	ERA	WHIP

BOTTOM

Atlanta Braves @ St. Louis Cardinals

Busch Stadium, St. Louis, MO

Thu Aug 22 2013, 7:17 PM - 10:11 PM CDT

Att. 37,363 - Cloudy - 89 F

livebaseballscorecards.com

AB	32
R	6
H	9
RBI	5
BB	4
SO	6
LOB	12

PA: 37

WP: 1
PB: 0
SB: 0
CS: 0

Batter	1	2	3	4	5	6	7	8	9	AB	R	H	RBI	BB	SO	LOB
17 Jordan Schafer, L (1, 7) (6, 9) OBP: 0.358, SLG: 0.394	F SI 91 B FC 90 F SI 91 B FF 93 C CU 76 2-3 ① K		C SI 92 X FC 89 0-1 ② G4-3			F FC 89 X FC 88 0-1 ① SH1-3 1-2		C CU 74 X FC 89 0-1 ② P6		3	0	0	0	0	1	0
8 Justin Upton, R (1, 9) OBP: 0.361, SLG: 0.489 24 Evan Gattis, R (6, 7) OBP: 0.295, SLG: 0.469	B SI 93 C CU 75 X SI 93 1-1 ② G6-3		B FC 89 C FC 88 S CU 77 B SI 95 C FC 88 2-3 ③ K			C FF 92 X FC 88 0-1 ② G4-3 2-3		B CU 75 C CU 77 S FF 92 C FF 94 1-3 ③ K		3 1	0 0	0 0	0 0	0 0	1 1	1 0
5 Freddie Freeman, L (1, 3) OBP: 0.392, SLG: 0.478	F FF 90 B CU 75 F FF 92 F CU 76 F SI 93 B CH 85 B CU 75 X FC 89 3-2 1B			F FF 89 B CU 75 B CH 84 B SI 90 F FC 90 F CU 76 X FF 94 3-2 ① G3-1		D CH 84 B CU 75 S FC 89 F FC 89 B SI 93 X FC 90 3-2 23 1B 3-H 1B			S SI 91 B CU 76 F SI 92 B FF 94 X CU 77 2-2 ① F7	4	0	2	1	0	0	0
23 Chris Johnson, R (1, 5) OBP: 0.368, SLG: 0.471	C FF 89 C CU 75 B SI 94 S FC 88 1-3 ③ K			S SI 92 F FF 92 S FC 88 0-3 ② K		F FF 91 X FC 86 0-1 1-3 1B			S CU 74 B SI 92 F SI 92 X SI 93 1-2 1B	4	0	2	0	0	2	1
16 Brian McCann, L (1, 2) OBP: 0.343, SLG: 0.502		X SI 91 0-0 ① G4-3		B SI 93 F FC 89 X CH 86 1-1 ③ F7		F FC 88 X FF 92 0-1 ③ P5			B FC 89 C SI 92 F FC 90 D CU 77 F SI 93 S CU 79 2-3 ② K	4	0	0	0	0	1	3
19 Andrelton Simmons, R (1, 6) OBP: 0.294, SLG: 0.362		C SI 90 C FF 88 B SI 92 S CU 77 1-3 ② K2-3			F FC 88 B SI 93 F SI 92 B CU 78 F FF 93 F CU 78 X FC 88 2-2 ① P5		C CU 74 B SI 91 C FF 92 B FC 88 B FC 88 S CU 77 3-3 ① K		X FC 87 0-0 ③ F7	4	0	0	0	0	2	1
2 B.J. Upton, R (1, 8) OBP: 0.266, SLG: 0.294		B FF 91 X SI 91 1-0 1B			B SI 91 C FC 87 B CU 76 B FC 86 X FF 90 3-1 ② L9		B FC 88 B CU 76 F FC 87 C CU 76 C FF 93 2-3 ② K			3	0	1	0	0	1	0
30 Elliot Johnson, S (1, 4) OBP: 0.220, SLG: 0.243		B SI 91 X FC 88 1-0 ③ F7			C SI 91 S CU 75 B FC 85 X CU 76 1-2 ③ G3		X FC 89 0-0 ③ G4-3			3	0	0	0	0	0	1
54 Kris Medlen, S (1, 1) OBP: 0.255, SLG: 0.326 32 Scott Downs, L (7, 1) 25 Joey Terdoslavich, S (8, PH) OBP: 0.355, SLG: 0.321 48 David Carpenter, R (8, 1)			B SI 90 C SI 91 F FC 86 X CU 76 1-2 ① G4-3			B SI 91 C SI 90 B SI 91 C FF 92 F SI 93 X CU 76 2-2 8 G4-3 17 SH1-3 5 1B 1B		C CU 73 F FC 88 B CU 76 F FC 89 X FF 92 1-2 ① G5-3		2 0 1 0	1 0 0 0	1 0 0 0	0 0 0 0	0 0 0 0	0 0 0 0	0 0 0 0
Inning Stats	R: 0 E: 0 K: 2 S: 13 H: 1 LOB: 1 BB: 0 P: 20	R: 0 E: 0 K: 1 S: 6 H: 1 LOB: 1 BB: 0 P: 9	R: 0 E: 0 K: 1 S: 8 H: 0 LOB: 0 BB: 0 P: 11	R: 0 E: 0 K: 1 S: 9 H: 0 LOB: 0 BB: 0 P: 13	R: 0 E: 0 K: 0 S: 10 H: 0 LOB: 0 BB: 0 P: 16	R: 1 E: 0 K: 0 S: 15 H: 3 LOB: 2 BB: 0 P: 20	R: 0 E: 0 K: 2 S: 7 H: 0 LOB: 0 BB: 0 P: 12	R: 0 E: 0 K: 1 S: 9 H: 0 LOB: 0 BB: 0 P: 11	R: 0 E: 0 K: 1 S: 11 H: 1 LOB: 1 BB: 0 P: 16	1B: 6 2B: 0 3B: 0 HR: 0	SF: 0 SAC: 1 DP: 0 HBP: 0					

PITCHER	IP	WLS	BF	H	R	ER	SO	BB	IBB	HBP	BLK	WP	HR	S	P	ERA	WHIP
50 Adam Wainwright, R (1, 1) ERA: 2.58	9.0	W	33	6	1	1	9	0	0	0	0	0	0	88	128	1.00	0.667

PITCHER	IP	WLS	BF	H	R	ER	SO	BB	IBB	HBP	BLK	WP	HR	S	P	ERA	WHIP

Atlanta Braves @ St. Louis Cardinals

Busch Stadium, St. Louis, MO

Fri Aug 23 2013, 7:17 PM - 9:47 PM CDT

Att. 41,134 - Clear - 91 F

TOP

livebaseballscorecards.com

AB	32
R	1
H	6
RBI	1
BB	0
SO	9
LOB	7

1B: 6	SF: 0	WP: 0	PA: 33
2B: 0	SAC: 1	PB: 0	
3B: 0	DP: 0	SB: 0	
HR: 0	HBP: 0	CS: 0	

Atlanta Braves @ St. Louis Cardinals

Busch Stadium, St. Louis, MO

Fri Aug 23 2013, 7:17 PM - 9:47 PM CDT

Att. 41,134 - Clear - 91 F

livebaseballscorecards.com

BOTTOM

Batter	1	2	3	4	5	6	7	8	9	AB	R	H	RBI	BB	SO	LOB
13 Matt Carpenter, L (1, 5) (8, 4) OBP: 0.382, SLG: 0.471	C CH 88 S CH 80 X SI 90 0-2 ① G4-3		X CH 81 0-0 ① F8			B FF 88 B FF 89 C FF 90 C FF 90 B SI 90 B CH 83 4-2 3 F8-3 BB	C SI 88 B SI 88 F SI 88 F SI 88 X SI 88 1-2 ③ G3-1			3	0	0	0	1	0	2
3 Carlos Beltrán, S (1, 9) OBP: 0.342, SLG: 0.522	C SI 90 B SI 89 F CU 76 B SI 90 X CH 82 2-2 1B		B FF 89 C FF 90 X CU 76 1-1 ② F8			X FF 89 0-0 ①② F8-3 1-1		F SI 94 B FF 95 X SL 85 1-1 ① G3		4	0	1	0	0	0	1
7 Matt Holliday, R (1, 7) OBP: 0.368, SLG: 0.467	C SI 90 1 SAFE X SI 89 0-1 ② P4		S CH 82 B CH 82 X FF 90 1-1 ③ G4-3			C CH 82 F SI 90 F FF 92 F FF 92 F CH 82 B CU 78 X CH 84 1-2 HR		F FF 96 S FF 96 T FF 96 0-2 ② K		4	1	1	1	0	1	1
21 Allen Craig, R (1, 3) OBP: 0.368, SLG: 0.451	1 SAFE S CH 83 1 SAFE F SI 90 D CU 78 1 SAFE C SI 91 1-3 ③ K			B FF 89 F CU 76 B CH 83 X SI 90 2-1 ① G6-3		X CU 78 0-0 ③ G6-3		B SL 87 X SL 86 1-0 4 1B 1B		4	0	1	0	0	1	1
4 Yadier Molina, R (1, 2) OBP: 0.378, SLG: 0.508		S CH 88 B FF 90 B CU 75 X SI 90 2-1 19 2B 2B		C SI 89 B FF 89 C CU 76 X FF 90 1-2 ② G5-3			B FF 89 X SI 88 1-0 19 1B 50 SF8 2B	1 SAFE B FF 96 B FF 96 C FF 96 F FF 96 X FF 95 2-2 ③ 1-3 1B		4	2	3	0	0	0	0
19 Jon Jay, L (1, 8) OBP: 0.346, SLG: 0.383		B CU 76 C CH 81 X CH 83 1-1 33 G3 2-H 2B		B CH 83 F FF 90 X CU 76 1-1 ③ G3			X CH 88 0-0 50 SF8 23 WP 2-3 1B			3	0	2	1	0	0	0
16 Kolten Wong, L (1, 4) OBP: 0.238, SLG: 0.286 23 David Freese, R (7, PH) OBP: 0.341, SLG: 0.379 38 Pete Kozma, R (8, 6) OBP: 0.275, SLG: 0.277		C SI 89 X SI 89 0-1 ① P6		B CH 81 B CH 81 F SI 89 S FF 90 X CH 82 2-2 ① G3-1			F SI 85 B SI 86 C SI 87 B SI 88 B CU 74 S CU 73 3-3 ① K 1-2			2 1 0	0 0 0	0 0 0	0 0 0	0 1 0	0 2 0	1 2 0
33 Daniel Descalso, L (1, 6) (8, 5) OBP: 0.307, SLG: 0.393		C CU 76 X SI 90 0-1 ② G3 2-3		B SI 90 C CU 76 B CU 76 F CH 83 C SI 91 2-3 ② K			B SI 88 S SI 88 B SI 88 B SI 88 S SI 87 B SI 88 4-2 50 SF8 BB			2	0	0	0	1	1	1
50 Adam Wainwright, R (1, 1) OBP: 0.138, SLG: 0.158		S SI 90 S CU 76 C CH 82 0-3 ③ K		C SI 90 B SI 90 C CU 77 X CH 83 1-2 ③ G5-3			B SI 88 X SI 88 1-0 ② SF8 1-2 2-3 3-H			2	0	0	1	0	1	1
Inning Stats	R: 0 E: 0 K: 1 S: 11 H: 1 LOB: 1 BB: 0 P: 14	R: 1 E: 0 K: 1 S: 11 H: 2 LOB: 1 BB: 0 P: 14	R: 0 E: 0 K: 0 S: 5 H: 0 LOB: 0 BB: 0 P: 7	R: 0 E: 0 K: 0 S: 7 H: 0 LOB: 0 BB: 0 P: 11	R: 0 E: 0 K: 1 S: 9 H: 0 LOB: 0 BB: 0 P: 14	R: 1 E: 0 K: 0 S: 10 H: 1 LOB: 0 BB: 1 P: 15	R: 1 E: 0 K: 1 S: 12 H: 2 LOB: 2 BB: 1 P: 22	R: 0 E: 0 K: 1 S: 9 H: 2 LOB: 2 BB: 0 P: 13		1B: 4 2B: 4 3B: 0 HR: 1 SF: 1 SAC: 0 DP: 1 HBP: 0					WP: 1 PB: 0 SB: 0 CS: 0 PA: 32	

	AB	29
	R	3
	H	8
	RBI	3
	BB	2
	SO	5
	LOB	10

PITCHER		IP	WLS	BF	H	R	ER	SO	BB	IBB	HBP	BLK	WP	HR	S	P	ERA	WHIP
54 Kris Medlen, R ERA: 3.74	(1, 1)	6.0	L	24	6	3	3	3	1	0	0	0	0	1	55	78	4.50	1.167
32 Scott Downs, L ERA: 1.64	(7, 1)	1.0		4	0	0	0	1	1	0	0	0	1	0	10	19	0.00	1.000
48 David Carpenter, R ERA: 1.81	(8, 1)	1.0		4	2	0	0	1	0	0	0	0	0	0	9	13	0.00	2.000

PITCHER	IP	WLS	BF	H	R	ER	SO	BB	IBB	HBP	BLK	WP	HR	S	P	ERA	WHIP

Batter	1	2	3	4	5	6	7	8	9	AB	R	H	RBI	BB	SO	LOB
17 Jordan Schafer, L (1, 7) (7, 8) OBP: 0.350, SLG: 0.384	C FF 93 C FF 93 B FF 94 S FF 94 1-3 ① K	F FF 93 S FF 93 F FF 94 B FF 92 X CH 84 1-2 ② L8	F FF 92 B FC 90 C FC 88 B FF 94 C FF 95 2-3 ① K	X FF 98 0-0 ② FC6-4 8 FC6-4 1-2f		4	0	0	0	0	2	2
8 Justin Upton, R (1, 9) OBP: 0.358, SLG: 0.484	C FF 95 C FF 96 S FC 93 0-3 ② K	F FF 94 B FF 94 X FC 91 1-1 ③ F8	B FC 91 S FF 94 B FC 91 C FF 94 X FF 95 2-2 ② G6-3	C FF 97 B FF 98 S FF 98 X FF 99 1-2 ③ FC6-4 1-2f		4	0	0	0	0	1	2
5 Freddie Freeman, L (1, 3) OBP: 0.393, SLG: 0.484	C FF 94 C FF 95 B FF 96 X FF 95 1-2 HR	B CU 76 X FC 90 1-0 ① G4-3	X CU 78 0-0 ③ G4-3	F SI 87 H SL 75 1-1 23 G4-6-3 HBP		3	1	1	1	0	0	0
23 Chris Johnson, R (1, 5) OBP: 0.367, SLG: 0.469	S FF 95 S FC 91 B FF 96 B FF 92 B FC 92 X FC 93 3-2 ③ F8	B CU 76 B FF 94 C FF 94 C FF 96 B FC 92 F FF 95 F FC 90 X FC 91 3-2 1B	C FC 90 S FF 94 B FC 93 X FC 92 1-2 ① G6-3	B SI 86 X SI 86 1-0 ② G4-6-3 1-2f		4	0	1	0	0	0	1
16 Brian McCann, L (1, 2) OBP: 0.342, SLG: 0.498	B FF 92 B FF 94 C FF 94 F FF 94 X FC 90 2-2 ① P5	C FF 94 B FF 94 C FF 94 F FF 95 X CH 84 1-2 ② F8	B CU 77 B CH 83 F FC 90 B FF 95 X FF 94 3-1 ② F8	X SI 87 0-0 19 1B 11 2B 1B		4	1	1	0	0	0	1
19 Andrelton Simmons, R (1, 6) OBP: 0.295, SLG: 0.363	B FF 93 X FC 91 1-0 ② G6-3	C FF 94 B FF 96 F FF 95 F FC 92 F CU 77 S FF 94 1-3 ③ K	S FF 94 S FF 95 X FF 96 0-2 2 FC6-4 1B	C FF 90 B SI 91 C FF 91 D CH 83 F FF 92 X SI 92 2-2 11 2B 1-2 1B		4	0	2	0	0	1	1
2 B.J. Upton, R (1, 8) OBP: 0.263, SLG: 0.292 43 Luis Avilán, L (7, 1) 38 Anthony Varvaro, R (8, 1) 11 Gerald Laird, R (9, PH) OBP: 0.376, SLG: 0.398	F FF 94 B FF 95 C FF 94 B FC 91 C FC 91 2-3 ③ K	C FF 93 C FF 94 B FC 91 S FC 90 1-3 ① K	F FF 95 B FF 95 C FF 94 X FF 95 1-2 ③ FC6-4 1-2f	C SI 91 C SI 91 F CH 85 X SI 91 0-2 1-3 2-H 2B		3	0	0	0	0	2	1
						0	0	0	0	0	0	0
						0	0	0	0	0	0	0
						1	0	1	1	0	0	0
30 Elliot Johnson, S (1, 4) OBP: 0.215, SLG: 0.237		B FF 91 B FF 92 X FF 92 2-0 ① P6	B FF 94 X FF 92 1-0 ② F8	B FF 96 B FF 96 C FF 96 S FF 97 F FF 98 X FF 97 2-2 ① L4	S FS 86 S FS 86 S FS 86 0-3 ③ K	4	0	0	0	0	1	2
49 Julio Teheran, R (1, 1) OBP: 0.255, SLG: 0.286 48 David Carpenter, R (7, 1) 25 Joey Terdoslavich, S (7, 7) OBP: 0.365, SLG: 0.333		C FF 92 F FF 94 X FF 93 0-2 E6	B FF 95 B FF 92 C FF 93 X FF 95 2-1 ③ G4-3	B FF 97 S FF 97 B CH 88 S FF 97 X FF 97 2-2 17 FC6-4 1B		2	0	0	0	0	0	0
						0	0	0	0	0	0	0
						1	0	1	0	0	0	0
Inning Stats	R: 1 E: 0 K: 2 S: 12 H: 1 LOB: 0 BB: 0 P: 17	R: 0 E: 0 K: 1 S: 7 H: 0 LOB: 0 BB: 0 P: 12	R: 0 E: 1 K: 0 S: 10 H: 0 LOB: 1 BB: 0 P: 14	R: 0 E: 0 K: 1 S: 15 H: 1 LOB: 1 BB: 0 P: 21	R: 0 E: 0 K: 1 S: 6 H: 0 LOB: 0 BB: 0 P: 10	R: 0 E: 0 K: 1 S: 7 H: 0 LOB: 0 BB: 0 P: 11	R: 0 E: 0 K: 0 S: 11 H: 1 LOB: 1 BB: 0 P: 16	R: 0 E: 0 K: 0 S: 11 H: 1 LOB: 1 BB: 0 P: 16	R: 1 E: 0 K: 1 S: 14 H: 3 LOB: 2 BB: 0 P: 18	1B: 5 2B: 1 3B: 0 HR: 1 SF: 0 SAC: 0 DP: 1 HBP: 1						

TOP

Atlanta Braves @ St. Louis Cardinals

Busch Stadium, St. Louis, MO

Sat Aug 24 2013, 6:17 PM - 9:15 PM CDT

Att. 43,633 - Clear - 92 F

livebaseballscorecards.com

AB	34
R	2
H	7
RBI	2
BB	0
SO	7
LOB	10

WP: 0 PB: 0 SB: 0 CS: 0 PA: 35

PITCHER		IP	WLS	BF	H	R	ER	SO	BB	IBB	HBP	BLK	WP	HR	S	P	ERA	WHIP
40 Shelby Miller, R ERA: 2.9	(1, 1)	7.0	W	25	3	1	1	6	0	0	0	0	0	1	68	101	1.29	0.429
26 Trevor Rosenthal, R ERA: 2.49	(8, 1)	1.0		4	1	0	0	0	0	0	0	0	0	0	11	16	0.00	1.000
36 Randy Choate, L ERA: 2.51	(9, 1)	0.2		3	1	1	1	0	0	0	1	0	0	0	3	5	13.50	1.500
43 Seth Maness, R ERA: 2.03	(9, 1)	0.0		2	2	0	0	0	0	0	0	0	0	0	8	10	∞	∞
44 Edward Mujica, R ERA: 1.76	(9, 1)	0.1	S	1	0	0	0	1	0	0	0	0	0	0	3	3	0.00	0.000

PITCHER	IP	WLS	BF	H	R	ER	SO	BB	IBB	HBP	BLK	WP	HR	S	P	ERA	WHIP

BOTTOM

Atlanta Braves @ St. Louis Cardinals

Busch Stadium, St. Louis, MO

Sat Aug 24 2013, 6:17 PM - 9:15 PM CDT

Att. 43,633 - Clear - 92 F

livebaseballscorecards.com

Batter	1	2	3	4	5	6	7	8	9	AB	R	H	RBI	BB	SO	LOB
13 Matt Carpenter, L (1, 5) OBP: 0.382, SLG: 0.476	B FF 90 C FF 91 C CH 81 F SI 92 X SL 82 1-2 HR		B SI 89 B FF 92 C SI 91 F FF 92 B FF 92 S FF 93 3-3 ① K		C FF 92 X FF 92 0-1 ① P6		1 SAFE C SI 92 1 SAFE B CU 75 1 SAFE X SI 89 1-1 7 2B 1-3 1B	B FF 94 F CH 87 1 SAFE C FF 93 C FF 94 1-3 ② K		5	2	2	1	0	2	1
3 Carlos Beltrán, S (1, 9) OBP: 0.345, SLG: 0.530	X FF 90 0-0 ① G3		C CU 73 B FF 92 B CU 74 F FF 92 F FF 93 F CU 73 X SL 82 2-2 HR		B CU 73 C SI 90 B CU 75 C FF 92 X FF 93 2-2 7 PB 1B		B FF 95 B FF 96 F FF 95 X FF 95 2-1 ① P5	C CH 86 1 SAFE B CU 81 S CU 82 B CU 83 X FF 96 2-2 1-H 1B		5	1	3	2	0	0	2
7 Matt Holliday, R (1, 7) OBP: 0.367, SLG: 0.468 26 Trevor Rosenthal, R (8, 1) Matt Adams, L (8, PH) OBP: 0.340, SLG: 0.472 36 Randy Choate, L (9, 1) 43 Seth Maness, R (9, 1) OBP: 0.200, SLG: 0.200 44 Edward Mujica, R (9, 1)	B FF 91 X SI 89 1-0 ② G5-3		S FF 92 B SI 90 F SI 89 F SL 81 B SL 82 F FF 93 S FF 93 2-3 ② K		B SL 80 B FF 92 F FF 92 S FF 93 F FF 93 S FF 93 2-3 ② K 1-2		X FF 95 0-0 21 1B 4 1B 1-H 3-H 2B	C CH 88 F FF 94 F CU 81 B FF 93 S FF 94 1-3 ③ K		4 0 1 0 0 0	1 0 0 0 0 0	1 0 0 0 0 0	2 0 1 0 0 0	0 0 0 0 0 0	2 0 1 0 0 0	1 0 1 0 0 0
21 Allen Craig, R (1, 3) OBP: 0.371, SLG: 0.451	B FF 92 B FF 92 B FF 94 B FF 92 4-0 BB		B CU 73 B CU 74 C FF 92 X SL 82 2-1 ③ P6		B CU 74 B FF 92 B FF 92 B FF 92 4-0 BB		C SL 86 C FF 96 F FF 96 X SL 86 0-2 19 FC4-6 4 1B 2-3 1B			2	0	1	0	2	0	0
4 Yadier Molina, R (1, 2) OBP: 0.376, SLG: 0.505	C SL 82 C FF 92 F FF 91 S SI 93 0-3 ③ K			C CU 72 F SL 80 S SL 82 0-3 ① K	X SL 81 0-0 ③ F8		F FF 93 F FF 95 X FF 96 0-2 19 FC4-6 1-2 3-H 1B			4	0	1	1	0	2	3
19 Jon Jay, L (1, 8) OBP: 0.345, SLG: 0.380		C FF 92 B SI 91 F CU 72 B FF 92 F FF 93 X FF 93 2-2 ① G4-3		B FF 92 F CU 73 F FF 91 B FF 94 B FF 93 B SI 93 4-2 16 G3 BB		F SI 89 B FF 90 F FF 92 S FF 94 1-3 ① K	F SI 92 S SI 92 B SI 94 B SI 91 X SI 93 2-2 ② FC4-6 1-2f 2-3			3	0	0	0	1	1	2
16 Kolten Wong, L (1, 4) OBP: 0.240, SLG: 0.250		B CU 73 B FF 92 B SI 90 B FF 93 4-0 33 FC3-6 BB		1 SAFE P PO 85 B FF 92 1 SAFE L FF 92 F SI 91 1 SAFE 1 SAFE B SI 91 3-2 ② X FF 92 G3 1-2		X FF 92 0-0 ② F7	F SI 93 X SI 93 0-1 ③ G4-3			3	0	0	0	1	0	3
33 Daniel Descalso, L (1, 6) OBP: 0.306, SLG: 0.388		B FF 92 X SI 91 1-0 ② FC3-6 1-2f		I IN 64 I IN 69 I IN 67 I IN 70 4-0 IBB		B CU 74 F FF 91 X CU 73 1-1 ③ L9		C FF 93 X CH 85 0-1 ① F7		3	0	0	0	1	0	1
40 Shelby Miller, R (1, 1) OBP: 0.114, SLG: 0.186 43 Shane Robinson, R (7, PH) OBP: 0.395, SLG: 0.387 (8, 7)		C FF 93 F FF 93 B FF 92 C FF 93 1-3 ③ K		B SL 79 F FF 92 F FF 92 C SL 80 1-3 ③ K			C SL 81 X FF 92 0-1 13 1B 7 2B 1B	B CU 79 F CH 85 B CU 79 X FF 93 2-1 3 S 3 1B 1B		2 2	0 2	0 2	0 0	0 0	2 0	3 0
Inning Stats	R: 1 E: 0 K: 1 S: 10 H: 1 LOB: 1 BB: 1 P: 16	R: 0 E: 0 K: 1 S: 8 H: 0 LOB: 1 BB: 1 P: 16	R: 1 E: 0 K: 2 S: 15 H: 1 LOB: 0 BB: 0 P: 24	R: 0 E: 0 K: 2 S: 12 H: 0 LOB: 2 BB: 2 P: 23	R: 0 E: 0 K: 1 S: 10 H: 1 LOB: 2 BB: 1 P: 18	R: 0 E: 0 K: 1 S: 6 H: 0 LOB: 0 BB: 0 P: 8	R: 3 E: 0 K: 0 S: 19 H: 5 LOB: 2 BB: 0 P: 24	R: 1 E: 0 K: 2 S: 14 H: 2 LOB: 1 BB: 0 P: 20		1B: 7 2B: 1 3B: 0 HR: 2 SF: 0 SAC: 0 DP: 0 HBP: 0				WP: 0 PB: 1 SB: 1 CS: 0 PA: 39		

	AB	34
	R	6
	H	10
	RBI	6
	BB	5
	SO	10
	LOB	17

PITCHER		IP	WLS	BF	H	R	ER	SO	BB	IBB	HBP	BLK	WP	HR	S	P	ERA	WHIP
49 Julio Teheran, R ERA: 3.08	(1, 1)	6.0	L	28	5	4	4	8	4	1	0	0	0	2	65	110	6.00	1.500
48 David Carpenter, R ERA: 1.98	(7, 1)	0.1		4	3	1	1	0	0	0	0	0	0	0	10	12	27.00	9.000
43 Luis Avilán, L ERA: 1.17	(7, 1)	0.2		2	0	0	0	0	0	0	0	0	0	0	5	7	0.00	0.000
38 Anthony Varvaro, R ERA: 3.24	(8, 1)	1.0		5	2	1	1	2	0	0	0	0	0	0	14	20	9.00	2.000

PITCHER	IP	WLS	BF	H	R	ER	SO	BB	IBB	HBP	BLK	WP	HR	S	P	ERA	WHIP

Batter	1	2	3	4	5	6	7	8	9	AB	R	H	RBI	BB	SO	LOB
17 Jordan Schafer, L (1, 8) (8, 9) OBP: 0.353, SLG: 0.405	C FF 93 F FF 91 F FF 94 X SL 89 0-2 30 1B 3B	B SI 93 X SI 92 1-0 1-3 3-H 2B			L CU 81 F CU 80 X CU 79 0-2 ② G3-1		C FF 94 S FF 93 B FF 94 D CU 82 B SI 94 F FF 95 F FF 94 S SI 94 3-3 ③ K			4	1	2	1	0	1	1
30 Elliot Johnson, S (1, 4) OBP: 0.222, SLG: 0.243	B SI 94 X FF 93 1-0 5 G6-3 3-H 1B	B CU 80 C CH 84 X CU 81 1-1 ③ G4-3			S CU 81 S CU 82 B CU 80 X CU 81 1-2 ③ L8			C SI 85 X SI 85 0-1 8 WP 5 S 11 SF9 1B		4	1	2	1	0	0	2
5 Freddie Freeman, L (1, 3) OBP: 0.390, SLG: 0.480	X SI 92 0-0 ① ② G6-3 1-2f		B CU 78 F FF 92 S CH 85 S CU 79 1-3 ① K			F CU 80 F FF 94 X CU 79 0-2 ① G3		S SL 76 F SL 75 1 SAFE C SL 76 0-3 ① K 1-2		4	0	0	0	0	2	2
8 Justin Upton, R (1, 9) (7, 7) OBP: 0.358, SLG: 0.481	C SI 92 B SI 93 X SI 92 1-1 ③ P3		B FF 95 B SL 89 C FF 94 X SI 94 2-1 ② G4-3			C FF 94 B SL 89 B FF 93 C SI 94 C SI 93 S FF 94 2-3 ② K		F FF 94 B FF 94 S CH 84 B CH 85 F CH 85 F FF 96 B FF 95 B CH 86 4-2 2-3 BB		3	0	0	0	1	1	0
11 Gerald Laird, R (1, 2) OBP: 0.381, SLG: 0.400		C FF 92 B SL 89 X SI 91 1-1 25 1B 4 1B 1B	X SI 91 0-0 ③ G1-3			B FF 94 C FF 94 C FF 93 B SL 89 B FF 92 B FF 94 4-2 25 CS BB		C FF 94 B FF 94 D CH 86 B FF 94 X FF 94 3-1 ② SF9 3-H		2	1	1	1	1	0	0
25 Joey Terdoslavich, S (1, 7) OBP: 0.379, SLG: 0.351 57 Todd Cunningham, S (7, 9) OBP: 0.286, SLG: 0.286 46 Craig Kimbrel, R (8, 1)		B SI 90 X SI 90 1-0 4 1B 17 2B 1-2 1B		T FF 92 C CU 80 X FF 94 0-2 4 G6-3 1B		D CH 85 C FF 93 D CU 81 B SI 93 S FF 94 3-2 ③ CS 1-2	C CU 79 B CH 85 F SI 92 X CH 88 1-2 ① G4-3	B FF 94 F FF 94 C CH 85 S CH 86 1-3 ③ K		3 1 0	1 0 0	2 0 0	0 0 0	0 0 0	0 1 0	0 1 0
19 Andrelton Simmons, R (1, 6) OBP: 0.295, SLG: 0.368		C SI 92 B SL 89 D FF 90 X FF 93 2-1 ① L7		B SL 89 C CU 81 S CU 81 F CU 80 X SL 86 1-2 ① F8			B FF 93 C FF 94 B FF 93 B SI 92 X FF 93 3-1 HR		C FF 92 X CH 85 0-1 ① F8	4	1	1	1	0	0	3
4 Paul Janish, R (1, 5) OBP: 0.206, SLG: 0.167		B SL 89 X FF 95 1-0 17 2B 1-3 2-H 1B		B SL 87 1 SAFE B SL 90 F FF 95 S SI 93 X SI 92 2-2 ② ③ G6-3 1-2f			C SL 87 F CU 80 B SL 89 B CU 81 F SL 90 T FF 95 2-2 ② K		S FF 94 F FF 93 B CH 86 B CH 86 S CH 87 2-3 ② K	4	0	1	1	0	2	1
36 Mike Minor, R (1, 1) OBP: 0.180, SLG: 0.245 43 Luis Avilán, L (8, 1) 2 B.J. Upton, R (8, 8) OBP: 0.263, SLG: 0.291		X FF 94 0-0 ② B2			B SI 90 C FF 91 C FF 91 B FF 92 S SL 88 2-3 ① K		X FF 94 0-0 1B		S FF 95 B FF 94 T FF 95 S FF 96 1-3 ③ K	3 0 1	0 0 0	1 0 0	0 0 0	0 0 0	1 0 1	2 0 0
Inning Stats	R: 1 E: 0 K: 0 S: 8 H: 2 LOB: 0 BB: 0 P: 10	R: 2 E: 0 K: 0 S: 10 H: 4 LOB: 2 BB: 0 P: 17	R: 0 E: 0 K: 1 S: 6 H: 0 LOB: 0 BB: 0 P: 9	R: 0 E: 0 K: 0 S: 10 H: 1 LOB: 0 BB: 0 P: 13	R: 0 E: 0 K: 1 S: 9 H: 0 LOB: 0 BB: 0 P: 12	R: 0 E: 0 K: 1 S: 11 H: 0 LOB: 0 BB: 1 P: 20	R: 1 E: 0 K: 2 S: 15 H: 2 LOB: 1 BB: 0 P: 24	R: 1 E: 0 K: 2 S: 15 H: 1 LOB: 1 BB: 1 P: 23	R: 0 E: 0 K: 2 S: 8 H: 0 LOB: 0 BB: 0 P: 11	1B: 7 2B: 1 3B: 1 HR: 1 SF: 1 SAC: 0 DP: 2 HBP: 0						

PITCHER		IP	WLS	BF	H	R	ER	SO	BB	IBB	HBP	BLK	WP	HR	S	P	ERA	WHIP
31 Lance Lynn, R ERA: 4.02	(1, 1)	7.0	L	28	9	4	4	5	1	0	0	0	0	1	69	105	5.14	1.429
36 Randy Choate, L ERA: 2.79	(8, 1)	0.1		2	1	1	1	1	0	0	0	0	0	0	5	5	27.00	3.000
52 Michael Wacha, R ERA: 4.3	(8, 1)	1.2		6	0	0	0	3	1	0	0	0	1	0	18	29	0.00	0.600

PITCHER	IP	WLS	BF	H	R	ER	SO	BB	IBB	HBP	BLK	WP	HR	S	P	ERA	WHIP

TOP

Atlanta Braves @ St. Louis Cardinals

Busch Stadium, St. Louis, MO

Sun Aug 25 2013, 1:18 PM - 3:57 PM CDT

Att. 44,009 - Sunny - 88 F

livebaseballscorecards.com

AB	33
R	5
H	10
RBI	5
BB	2
SO	9
LOB	12

BOTTOM

Atlanta Braves @ St. Louis Cardinals

Busch Stadium, St. Louis, MO

Sun Aug 25 2013, 1:18 PM - 3:57 PM CDT

Att. 44,009 - Sunny - 88 F

livebaseballscorecards.com

Batter	1	2	3	4	5	6	7	8	9	AB	R	H	RBI	BB	SO	LOB
13 Matt Carpenter, L (1, 4) OBP: 0.383, SLG: 0.478	B FF 91 C FF 91 B SL 85 B FF 91 X FF 92 3-1 F7 ①		B SL 87 X SL 87 1-0 3 G6-4-3 1B			C FF 91 B SI 89 X FF 90 1-1 3 F7 7 G3 2B		C SI 94 B SI 94 X SI 92 1-1 G3 ①		4	1	2	0	0	0	0
3 Carlos Beltrán, S (1, 9) OBP: 0.342, SLG: 0.525	B FF 92 F CH 85 F SL 84 F FF 93 B FF 93 X CH 85 2-2 F8 ②		X KC 79 0-0 G6-4-3 ②③ 1-2f			C SI 90 B KC 80 C SL 85 D KC 80 B SI 91 F SL 85 X SI 90 3-2 F7 ① 2-3		B SI 94 F SI 92 B SI 94 X SI 94 2-1 G5-3 ②		4	0	0	0	0	0	2
7 Matt Holliday, R (1, 7) OBP: 0.366, SLG: 0.468	C FF 93 F FF 92 B FF 93 X FF 93 1-2 L8 ③			X CH 85 0-0 P4 ①		C SI 92 B SI 91 F CH 86 X FF 92 1-2 G3 ② 3-H		B SI 95 B SI 92 X SI 93 2-0 21 1B 2B		4	1	1	1	0	0	0
21 Allen Craig, R (1, 3) OBP: 0.374, SLG: 0.454		F FF 92 F FF 92 B KC 80 F CH 86 X FF 93 1-2 23 1B 1B		C FF 91 B SL 85 F KC 80 B FF 91 F SL 85 C SI 91 2-3 K ②		B CH 84 X CH 84 1-0 1B		X SI 94 0-0 2-H 1B		4	0	3	1	0	1	0
4 Yadier Molina, R (1, 2) OBP: 0.375, SLG: 0.503		F FF 92 X FF 91 0-1 L9 ①		C SI 91 B KC 79 F FF 92 X FF 93 1-2 1B		F SL 84 X CH 86 0-1 L7 ③		B KC 85 X FF 97 1-0 G5-3 ③		4	0	1	0	0	0	3
23 David Freese, R (1, 5) OBP: 0.341, SLG: 0.378		C FF 92 S FF 92 X FF 90 0-2 1-2 1B		B CH 86 F CH 85 B FF 91 X FF 91 2-1 F8 ③			B FF 90 X CH 83 1-0 F8 ①		B FF 96 F FF 97 B FF 98 S FF 97 X FF 98 2-2 G6-3 ①	4	0	1	0	0	0	1
43 Shane Robinson, R (1, 8) OBP: 0.385, SLG: 0.375 19 Jon Jay, L (9, PH) OBP: 0.345, SLG: 0.380		F SL 86 X FF 91 0-1 L9 ②			X FF 91 0-0 G4-3 ①		B CH 84 C FF 91 X SL 84 1-1 G6-3 ②		F SI 97 B KC 86 X FF 98 1-1 L6 ②	3 1	0 0	0 0	0 0	0 0	0 0	2 0
38 Pete Kozma, R (1, 6) OBP: 0.275, SLG: 0.275 33 Daniel Descalso, L (9, PH) OBP: 0.305, SLG: 0.386		F FF 92 C SI 91 D KC 80 F SL 86 X FF 92 1-2 F9 ③			C FF 91 F KC 78 B SI 91 B SI 91 C SI 91 2-3 K ②		B SL 85 B FF 91 F FF 91 F FF 90 B FF 90 B SI 91 4-2 BB		X FF 98 0-0 G4-3 ③	2 1	0 0	0 0	0 0	1 0	1 0	2 0
31 Lance Lynn, S (1, 1) OBP: 0.167, SLG: 0.091 16 Kolten Wong, L (7, PH) OBP: 0.231, SLG: 0.240 36 Randy Choate, L (8, 1) 52 Michael Wacha, R (8, 1) OBP: 0.111, SLG: 0.111			B FF 92 C FF 91 B FF 92 S FF 92 X FF 92 2-2 G1-3 ①		B FF 92 F FF 91 C FF 92 X CH 85 1-2 F7 ③		C SL 84 1 SAFE B FF 91 X FF 90 1-1 P6 ③			2 1 0 0	0 0 0 0	0 0 0 0	0 0 0 0	0 0 0 0	0 1 0 0	0 0 0 0

Inning Stats																																	
	R: 0	H: 0		R: 0	H: 2		R: 0	H: 1		R: 0	H: 1		R: 0	H: 0		R: 1	H: 2		R: 0	H: 0		R: 1	H: 2		R: 0	H: 0		1B: 6	SF: 0		WP: 0	PA: 35	
	E: 0	LOB: 0		E: 0	LOB: 2		E: 0	LOB: 0		E: 0	LOB: 1		E: 0	LOB: 0		E: 0	LOB: 1		E: 0	LOB: 1		E: 0	LOB: 1		E: 0	LOB: 0		2B: 2	SAC: 0		PB: 0		
	K: 0	BB: 0		K: 0	BB: 0		K: 0	BB: 0		K: 1	BB: 0		K: 1	BB: 0		K: 0	BB: 0		K: 0	BB: 1		K: 0	BB: 0		K: 0	BB: 0		3B: 0	DP: 1		SB: 0		
	S: 9	P: 15		S: 15	P: 17		S: 5	P: 8		S: 10	P: 15		S: 7	P: 10		S: 12	P: 18		S: 7	P: 14		S: 7	P: 13		S: 6	P: 9		HR: 0	HBP: 0		CS: 0		

PITCHER		IP	WLS	BF	H	R	ER	SO	BB	IBB	HBP	BLK	WP	HR	S	P	ERA	WHIP
36 Mike Minor, L ERA: 2.99	(1, 1)	7.0	W	27	6	1	1	2	1	0	0	0	0	0	65	97	1.29	1.000
43 Luis Avilán, L ERA: 1.33	(8, 1)	0.2		4	2	1	1	0	0	0	0	0	0	0	6	11	13.50	3.000
46 Craig Kimbrel, R ERA: 1.03	(8, 1)	1.1	S	4	0	0	0	0	0	0	0	0	0	0	7	11	0.00	0.000

PITCHER	IP	WLS	BF	H	R	ER	SO	BB	IBB	HBP	BLK	WP	HR	S	P	ERA	WHIP

Cleveland Indians @ Atlanta Braves

Turner Field, Atlanta, GA

Tue Aug 27 2013, 7:12 PM - 9:51 PM EDT

Att. 21,400 - Partly Cloudy - 85 F

livebaseballscorecards.com

Batter	1	2	3	4	5	6	7	8	9	AB	R	H	RBI	BB	SO	LOB
24 Michael Bourn, L (1, 8) OBP: 0.321, SLG: 0.356	C SI 91 B CH 84 B CH 83 X SI 91 2-1 41 BB 1B		C SI 91 X SI 91 0-1 ① G6-3		B CH 83 B SI 90 F SI 90 C SI 90 F SI 91 S CH 84 2-3 ① K		C SI 86 B SI 87 C SI 88 F SI 88 S CU 73 1-3 ① K		B FF 99 B FF 98 X FF 98 2-0 ③ G1-3	5	0	1	0	0	2	0
33 Nick Swisher, S (1, 3) OBP: 0.341, SLG: 0.403	F SI 92 P PO 87 F SI 92 1 SAFE B SI 91 C KC 79 2-3 ① K		B SI 90 F CH 85 F SI 91 X SI 91 1-2 ② G1-3		B SI 90 C KC 75 B KC 77 B CH 83 X SI 90 3-1 ② F9		B SI 87 X SI 86 1-0 ② G3			4	0	0	0	0	1	1
22 Jason Kipnis, L (1, 4) OBP: 0.367, SLG: 0.469	B SI 92 B SI 91 X SI 92 2-0 ② L6		C KC 79 B CH 84 B SI 91 B SI 91 B SI 91 4-1 41 WP BB		X SI 90 0-0 2B		C SI 87 C CU 72 S SI 88 0-3 ③ K			3	0	1	0	1	1	1
41 Carlos Santana, S (1, 2) OBP: 0.373, SLG: 0.452	B SI 92 C KC 79 1 SAFE B SI 91 B SI 90 C SI 91 B SI 92 4-2 1-2 BB		F SI 91 C CH 85 F SI 92 B KC 77 F CH 84 B CH 84 B KC 77 4-2 4 FC6-4 1-2 BB		B CH 84 X SI 90 1-0 ③ G6-3			X SI 94 0-0 ① G6-3		2	0	0	0	2	0	1
4 Mike Aviles, R (1, 5) OBP: 0.290, SLG: 0.376	B KC 80 X CH 85 1-0 ③ P6		B SI 91 F CH 85 F SI 92 X SI 92 1-2 ③ FC6-4 1-2f			C CH 84 F KC 78 B KC 79 F SI 90 F SI 92 F KC 78 X SI 91 1-2 ① G6-3		C SI 95 B SI 94 X SI 94 1-1 ② G4-3		4	0	0	0	0	0	4
13 Asdrúbal Cabrera, S (1, 6) OBP: 0.296, SLG: 0.394		F SI 90 F SI 90 X CH 84 0-2 23 G6-4-3 1B		C CH 83 B SI 90 B SI 90 X SI 91 2-1 23 F9 2B		C CH 84 B SI 92 B SI 91 F CH 84 B SI 91 F SI 92 F SI 90 F SI 91 S CH 85 3-3 ② K		B SI 96 B SI 95 C SI 93 X SI 94 2-1 1B		4	0	3	0	0	1	0
23 Michael Brantley, L (1, 7) OBP: 0.325, SLG: 0.380		B SI 92 C SI 91 X SI 91 1-1 ①② G6-4-3 1-2f		B SI 90 X SI 91 1-0 ① F9 2-3		B SI 92 B CH 84 C SI 91 B SI 91 F SI 91 X SI 91 3-2 11 S 1B		S SI 93 S SI 93 X FF 95 0-2 ③ F8		4	0	1	0	0	0	3
11 Drew Stubbs, R (1, 9) OBP: 0.311, SLG: 0.376		C SI 90 B SI 92 B KC 80 F SI 91 B KC 77 B SI 92 4-2 BB		X SI 90 0-0 ② G1-3		B FF 89 B SI 90 S SI 91 B SI 90 B SI 90 4-1 1-2 BB			B FF 98 B FF 99 B FF 98 C FF 97 C FF 97 S FF 98 3-3 ① K	2	0	0	0	2	1	1
31 Danny Salazar, R (1, 1) 35 Marc Rzepczynski, L (5, 1) 25 Jason Giambi, L (6, PH) OBP: 0.278, SLG: 0.383 32 Matt Albers, L (6, 1) 59 Carlos Carrasco, R (7, 1) 8 Lonnie Chisenhall, L (9, PH) OBP: 0.263, SLG: 0.357		B SI 90 C SI 91 C SI 91 S SI 92 1-3 ③ K		F SI 90 F SI 91 S KC 78 0-3 ③ K		B SI 88 B SI 87 F SI 88 S SI 88 F SI 88 F SI 88 S SI 88 2-3 ③ K			B FF 99 X FF 97 1-0 ② G4-3	2 0 1 0 0 0	0 0 0 0 0 0	0 0 0 0 0 0	0 0 0 0 0 0	0 0 1 0 0 1	2 0 0 0 0 0	2 0 2 0 0 0
Inning Stats	R: 0 E: 0 K: 1 S: 10 H: 1 LOB: 2 BB: 1 P: 20	R: 0 E: 0 K: 1 S: 10 H: 1 LOB: 1 BB: 1 P: 16	R: 0 E: 0 K: 0 S: 13 H: 0 LOB: 2 BB: 2 P: 23	R: 0 E: 0 K: 1 S: 7 H: 1 LOB: 1 BB: 0 P: 10	R: 0 E: 0 K: 1 S: 8 H: 1 LOB: 1 BB: 0 P: 14	R: 0 E: 0 K: 2 S: 20 H: 1 LOB: 2 BB: 1 P: 33	R: 0 E: 0 K: 2 S: 8 H: 0 LOB: 0 BB: 0 P: 10	R: 0 E: 0 K: 0 S: 8 H: 1 LOB: 1 BB: 0 P: 11	R: 0 E: 0 K: 1 S: 5 H: 0 LOB: 0 BB: 0 P: 11	1B: 4 2B: 2 3B: 0 HR: 0 SF: 0 SAC: 0 DP: 1 HBP: 0						

PITCHER		IP	WLS	BF	H	R	ER	SO	BB	IBB	HBP	BLK	WP	HR	S	P	ERA	WHIP
58 Alex Wood, L ERA: 2.27	(1, 1)	5.2	W	25	5	0	0	5	4	0	0	0	1	0	63	105	0.00	1.588
20 Luis Ayala, R ERA: 3.18	(6, 1)	0.0		1	0	0	0	0	1	0	0	0	0	0	1	5	∞	∞
32 Scott Downs, L ERA: 1.59	(6, 1)	1.1	H	4	0	0	0	3	0	0	0	0	0	0	12	16	0.00	0.000
43 Luis Avilán, L ERA: 1.3	(8, 1)	1.0	H	4	1	0	0	0	0	0	0	0	0	0	8	11	0.00	1.000
46 Craig Kimbrel, R ERA: 1.01	(9, 1)	1.0	S	3	0	0	0	1	0	0	0	0	0	0	5	11	0.00	0.000

PITCHER	IP	WLS	BF	H	R	ER	SO	BB	IBB	HBP	BLK	WP	HR	S	P	ERA	WHIP

TOP	
AB	32
R	0
H	6
RBI	0
BB	5
SO	9
LOB	15

WP: 1 PA: 37
PB: 0
SB: 1
CS: 0

Cleveland Indians @ Atlanta Braves

Turner Field, Atlanta, GA

Tue Aug 27 2013, 7:12 PM - 9:51 PM EDT

Att. 21,400 - Partly Cloudy - 85 F

BOTTOM

Batter	1	2	3	4	5	6	7	8	9	AB	R	H	RBI	BB	SO	LOB
17 Jordan Schafer, L (1, 8) OBP: 0.346, SLG: 0.395	C FF 93 B SI 92 B CH 83 B FF 95 S FF 96 X FF 95 3-2 ① F7		B CH 90 B FF 92 C FF 94 F FF 94 X CH 83 2-2 ① L8		C SL 81 X SI 92 0-1 ③ G3			S FF 96 B FF 95 B FF 95 S CH 89 B FF 95 X FF 96 3-2 ③ G3-1		4	0	0	0	0	0	0
8 Justin Upton, R (1, 9) (8, 7) OBP: 0.356, SLG: 0.478	C FF 95 B FF 97 X FF 95 1-1 ② F8		C SL 83 B SL 84 B FF 95 F FF 95 F SL 84 F SI 96 C CH 85 2-3 ② K			C SI 92 B SI 93 C SI 93 X SI 92 1-2 ① G6-3				3	0	0	0	0	1	0
5 Freddie Freeman, L (1, 3) OBP: 0.387, SLG: 0.477	X FF 95 0-0 ③ F9		X FF 96 0-0 ③ F8			T FF 92 F FF 94 B SI 93 B SI 94 B SI 93 X SI 92 3-2 ② G3				3	0	0	0	0	0	0
23 Chris Johnson, R (1, 5) OBP: 0.366, SLG: 0.468 4 Paul Janish, R (9, 5) OBP: 0.206, SLG: 0.167		C FF 94 B SL 83 S SL 85 B FF 96 B FF 96 F FF 96 X FF 97 3-2 ① F9		B SL 85 C FF 95 F FF 94 F FF 97 F CH 86 F FF 96 X CH 86 1-2 16 WP 1B		C SL 88 C SI 93 B SI 94 F SI 92 S SI 94 1-3 ③ K				3 0	0 0	1 0	0 0	0 0	1 0	0 0
16 Brian McCann, L (1, 2) OBP: 0.345, SLG: 0.497		B FF 95 B FF 96 B FF 95 B FF 96 4-0 25 1B 30 3B BB		B FF 93 B SI 94 S FF 96 T FF 97 F CH 87 B FF 96 B CH 84 4-2 19 G6-3 **1-2** BB			F FF 95 F FF 95 B CU 82 B FF 96 F CH 87 F FF 95 S CH 89 2-3 ① K			1	1	0	0	2	1	0
25 Joey Terdoslavich, S (1, 7) OBP: 0.377, SLG: 0.350 43 Luis Avilán, L (8, 1) 46 Craig Kimbrel, R (9, 1)		S FF 95 F SI 93 B FF 95 F FF 97 F FF 98 B CH 86 X CH 85 2-2 30 3B **1-3** 1B		C FF 94 B FF 95 F FF 95 B FF 95 B SL 86 F SI 95 F SI 95 T FF 95 3-2 ① K			B FF 95 F CH 86 S FF 94 F CH 89 F FF 96 F SL 84 F FF 96 X FF 95 1-2 ② L7			3 0 0	1 0 0	1 0 0	0 0 0	0 0 0	1 0 0	2 0 0
19 Andrelton Simmons, R (1, 6) OBP: 0.293, SLG: 0.366		X SL 86 0-0 ② L6		B SL 85 C SL 88 X FF 97 1-1 ② ③ G6-3 **1-2f**			X FF 96 0-0 ③ P3			3	0	0	0	0	0	4
30 Elliot Johnson, S (1, 4) OBP: 0.223, SLG: 0.256		C FF 96 B FF 95 S FF 96 F FF 96 B FF 97 X FF 97 2-2 **1-H** **3-H** 3B			B SI 91 B SI 90 F SI 90 X SI 92 2-1 ① F9			L FF 93 X CH 88 0-1 ① G4-3		3	0	1	2	0	0	0
58 Alex Wood, R (1, 1) 20 Luis Ayala, R (6, 1) 32 Scott Downs, L (6, 1) 57 Todd Cunningham, S (8, 9) OBP: 0.250, SLG: 0.250		B FF 97 S FF 96 S FF 96 C FF 96 1-3 ③ K			C SI 91 S SI 91 B SI 91 C SL 82 1-3 ② K			C FF 95 B SL 84 F FF 96 C FF 96 1-3 ② K		2 0 0 1	0 0 0 0	0 0 0 0	0 0 0 0	0 0 0 1	2 0 0 0	1 0 0 0
Inning Stats	R: 0 E: 0 K: 0 S: 6 H: 0 LOB: 0 BB: 0 P: 10	R: 2 E: 0 K: 1 S: 17 H: 2 LOB: 1 BB: 1 P: 29	R: 0 E: 0 K: 1 S: 9 H: 0 LOB: 0 BB: 0 P: 13	R: 0 E: 0 K: 1 S: 16 H: 1 LOB: 1 BB: 1 P: 25	R: 0 E: 0 K: 1 S: 7 H: 0 LOB: 0 BB: 0 P: 10	R: 0 E: 0 K: 1 S: 10 H: 0 LOB: 0 BB: 0 P: 15	R: 0 E: 0 K: 1 S: 14 H: 0 LOB: 0 BB: 0 P: 17	R: 0 E: 0 K: 1 S: 8 H: 0 LOB: 0 BB: 0 P: 12		1B: 2 2B: 0 3B: 1 HR: 0 SF: 0 SAC: 0 DP: 1 HBP: 0						

livebaseballscorecards.com

AB	26
R	2
H	3
RBI	2
BB	2
SO	7
LOB	7

WP: 1 PA: 28
PB: 0
SB: 0
CS: 0

PITCHER		IP	WLS	BF	H	R	ER	SO	BB	IBB	HBP	BLK	WP	HR	S	P	ERA	WHIP
31 Danny Salazar, R ERA: 3.67	(1, 1)	4.0	L	16	3	2	2	3	2	0	0	0	1	0	48	77	4.50	1.250
35 Marc Rzepczynski, L ERA: 3.92	(5, 1)	1.0		3	0	0	0	1	0	0	0	0	0	0	7	10	0.00	0.000
32 Matt Albers, R ERA: 3.33	(6, 1)	1.0		3	0	0	0	1	0	0	0	0	0	0	10	15	0.00	0.000
59 Carlos Carrasco, R ERA: 7.07	(7, 1)	2.0		6	0	0	0	2	0	0	0	0	0	0	22	29	0.00	0.000

PITCHER	IP	WLS	BF	H	R	ER	SO	BB	IBB	HBP	BLK	WP	HR	S	P	ERA	WHIP

Cleveland Indians @ Atlanta Braves

Turner Field, Atlanta, GA

Wed Aug 28 2013, 7:11 PM - 10:14 PM EDT

Att. 20,804 - Partly Cloudy - 88 F

TOP

livebaseballscorecards.com

Batter	1	2	3	4	5	6	7	8	9	AB	R	H	RBI	BB	SO	LOB
24 Michael Bourn, L (1, 8) OBP: 0.320, SLG: 0.355	G3		33 G1-6-3 1B		G4-3		F7			4	0	1	0	0	0	1
33 Nick Swisher, S (1, 3) OBP: 0.342, SLG: 0.404	41 BB 1B		G1-6-3 1-2f 2-3		G6-3			13 BB 22 1B 4 SF9 1B		4	1	2	0	0	0	2
22 Jason Kipnis, L (1, 4) OBP: 0.367, SLG: 0.467	F8		G4-3		G6-3			4 SF9 13 BB 1-2 1B		4	0	1	0	0	0	2
41 Carlos Santana, S (1, 2) OBP: 0.374, SLG: 0.452	13 FC6-4 1-2 BB			L8		13 G6-4-3 1B		P3		3	0	1	0	1	0	2
13 Asdrúbal Cabrera, S (1, 6) OBP: 0.296, SLG: 0.391	FC6-4 1-2f			F9		G6-4-3 1-2f		23 CS BB 1-2 2-3		3	0	0	0	1	0	3
4 Mike Aviles, R (1, 5) OBP: 0.289, SLG: 0.386		G3		HR		F7		SF9 2-3 3-H		3	1	1	2	0	0	0
38 Joe Smith, R (8, 1)										0	0	0	0	0	0	0
23 Michael Brantley, L (1, 7) OBP: 0.326, SLG: 0.381		G6-3		11 S 1B				CS 1-2	L8	4	0	2	0	0	0	0
11 Drew Stubbs, R (1, 9) OBP: 0.310, SLG: 0.373		K		IBB 1-2				G4-3 1-2	G6-3	3	0	0	0	1	1	1
63 Justin Masterson, R (1, 1) OBP: 0.500, SLG: 0.500			33 G1-6-3 24 1B 1B	F9				K	K	2	0	1	0	0	0	2
7 Matt Carson, R (7, PH)										1	0	0	0	0	1	1
27 Bryan Shaw, S (7, 1)										0	0	0	0	0	0	0
53 Rich Hill, L (8, 1)										0	0	0	0	0	0	0
8 Lonnie Chisenhall, L (8, 5) OBP: 0.262, SLG: 0.355										1	0	0	0	0	1	0

	AB	32
	R	2
	H	9
	RBI	2
	BB	3
	SO	3
	LOB	14

Inning Stats	1	2	3	4	5	6	7	8	9
	R: 0 E: 0 K: 0 S: 11	H: 1 LOB: 2 BB: 1 P: 21	R: 0 E: 0 K: 1 S: 10	H: 0 LOB: 0 BB: 0 P: 15	R: 0 E: 0 K: 0 S: 7	H: 2 LOB: 1 BB: 0 P: 9	R: 1 E: 0 K: 0 S: 10	H: 2 LOB: 2 BB: 1 P: 20	R: 0 E: 0 K: 0 S: 8	H: 0 LOB: 0 BB: 0 P: 14	R: 0 E: 0 K: 0 S: 10	H: 1 LOB: 0 BB: 0 P: 13	R: 0 E: 0 K: 1 S: 9	H: 1 LOB: 1 BB: 0 P: 14	R: 1 E: 0 K: 0 S: 11	H: 2 LOB: 1 BB: 1 P: 17	R: 0 E: 0 K: 1 S: 6	H: 0 LOB: 0 BB: 0 P: 8

| | | | | | | | | | |

BOTTOM

Cleveland Indians @ Atlanta Braves

Turner Field, Atlanta, GA

Wed Aug 28 2013, 7:11 PM - 10:14 PM EDT

Att. 20,804 - Partly Cloudy - 88 F

Batter	1	2	3	4	5	6	7	8	9	AB	R	H	RBI	BB	SO	LOB
17 Jordan Schafer, L (1, 9) OBP: 0.358, SLG: 0.404	L SI 88 B FF 93 B SI 92 B CH 84 F FF 89 B FF 91 4-2 8 S BB	C SI 91 B SL 84 D SI 92 X SI 91 2-1 8 1B 1-2 2-H 3-H 1B		B FF 92 B FF 89 C FF 90 X FF 91 2-1 ② G3 2-3			C FC 94 B FC 94 X FC 94 1-1 5 CS 1B		B FF 90 B FF 90 F FF 90 B FF 90 X SI 90 3-1 8 S 23 1B 1B	4	1	3	2	1	0	1
8 Justin Upton, R (1, 7) OBP: 0.354, SLG: 0.475	1 SAFE C SI 90 2 SAFE X SI 91 0-1 ① G1-3 1-2	L SI 89 B FF 92 F FF 93 B SL 83 X SI 93 2-2 1-2 2-3 1B		B SL 80 B SI 89 B SI 90 C SI 87 F SI 87 C SL 81 3-3 ③ K			1 SAFE C FC 94 B FC 93 1 SAFE 1 SAFE S FC 93 S FC 93 1-3 ① K		B SI 90 B SI 90 F SI 90 X SI 90 2-1 ② F8 1-2	5	0	1	0	0	2	4
5 Freddie Freeman, L (1, 3) OBP: 0.386, SLG: 0.472	B SL 81 B SI 92 S FF 95 F FF 94 C SL 85 2-3 ② K	C SL 84 F FF 94 F SL 84 S SL 84 0-3 ③ K			S SL 80 B SL 81 X FF 92 1-1 ① G6-3		B FC 92 1 SAFE B FC 92 F FC 93 S SL 82 B SL 82 F SL 80 X FC 95 3-2 ②③ F7 1-2		I IN 78 I IN 77 I IN 77 I IN 80 4-0 23 1B IBB	4	0	0	0	1	2	5
23 Chris Johnson, R (1, 5) OBP: 0.364, SLG: 0.465	X SI 91 0-0 ③ G5-3		B SI 88 B SI 89 B CH 84 C FF 89 S SI 87 X SI 89 3-2 ① G6-3		X SI 87 0-0 ② G6-3			C SL 80 F FC 92 B FC 95 B FC 95 F SL 82 F FC 93 B FF 90 F FC 94 S FC 94 3-3 ① K	C SI 89 B SI 89 F FF 90 F SL 82 B SL 82 X FF 91 2-2 1-2 2-H 1B	5	0	1	1	0	1	1
16 Brian McCann, L (1, 2) OBP: 0.347, SLG: 0.497		B SI 87 X SI 89 1-0 19 2B 17 1B 1B	F FF 92 X FF 93 0-1 ② F8		B FF 93 X SL 78 1-0 1B			C CU 74 X SL 79 0-1 ② P5		4	1	2	0	0	0	0
26 Dan Uggla, R (1, 4) OBP: 0.308, SLG: 0.389		C SI 90 B SL 82 F SI 91 S SL 84 1-3 ① K	B SL 79 S SI 88 T SI 88 B SL 84 B SL 84 B SI 87 4-2 BB		C SI 88 C SL 82 S FF 93 0-3 ③ K			B SL 82 F SL 81 X FF 91 1-1 2 1B 1B		3	0	1	0	1	2	2
2 B.J. Upton, R (1, 8) OBP: 0.265, SLG: 0.291		B SI 92 B SI 91 X SI 88 2-0 ② P6	F SI 91 B SI 91 S SL 83 B SI 91 C SI 92 2-3 ③ K				B SI 87 C SI 87 H SL 80 2-1 30 L7 HBP	C SI 90 X SI 89 0-1 1-3 1B		3	0	1	0	0	1	2
19 Andrelton Simmons, R (1, 6) OBP: 0.295, SLG: 0.368		B SI 91 B SI 90 F SI 87 S SL 81 X SL 86 2-2 17 1B 1-3 2B		B CH 86 B SI 89 C FF 92 B FF 90 B FF 86 4-1 17 G3 28 SH1-4 BB			1 SAFE X FF 91 0-0 ① P6	B SI 89 C SL 81 X SI 90 1-1 ③ G5-3		3	1	1	0	1	0	3
28 Paul Maholm, L (1, 1) OBP: 0.152, SLG: 0.156 30 Elliot Johnson, S (6, PH) OBP: 0.222, SLG: 0.254 48 David Carpenter, R (7, 1) 32 Scott Downs, L (7, 1) 43 Luis Avilán, L (8, 1) 46 Craig Kimbrel, R (9, 1) 25 Joey Terdoslavich, S (9, PH) OBP: 0.371, SLG: 0.344		B CH 85 F FF 91 B FF 90 B FF 90 S FF 89 F FF 89 B FF 91 4-2 8 1B 17 1B BB		X FF 84 0-0 ① SH1-4 1-2			B FF 90 1 SAFE X FF 90 1-0 ②③ L7 1-2		F FF 90 S FF 90 C SL 81 0-3 ① K	0 1 0 0 0 0 0	0 0 0 0 0 0 0	0 0 0 0 0 0 0	0 0 0 0 0 0 0	1 0 0 0 0 0 0	0 0 0 0 0 0 0	0 1 0 0 0 0 0
Inning Stats	R: 0 E: 0 K: 1 S: 8 H: 0 LOB: 1 BB: 1 P: 14	R: 2 E: 0 K: 2 S: 20 H: 4 LOB: 3 BB: 1 P: 34	R: 0 E: 0 K: 1 S: 10 H: 0 LOB: 1 BB: 1 P: 19	R: 0 E: 0 K: 1 S: 7 H: 0 LOB: 1 BB: 1 P: 16	R: 0 E: 0 K: 1 S: 7 H: 1 LOB: 1 BB: 0 P: 9		R: 0 E: 0 K: 0 S: 3 H: 0 LOB: 0 BB: 0 P: 6	R: 0 E: 0 K: 1 S: 9 H: 1 LOB: 0 BB: 0 P: 14	R: 0 E: 0 K: 1 S: 14 H: 2 LOB: 2 BB: 0 P: 19	R: 1 E: 0 K: 1 S: 11 H: 2 LOB: 2 BB: 1 P: 22	1B: 9 2B: 1 3B: 0 HR: 0	SF: 0 SAC: 1 DP: 0 HBP: 1	WP: 0 PB: 0 SB: 2 CS: 1	PA: 40						

livebaseballscorecards.com

AB	33
R	3
H	10
RBI	3
BB	5
SO	9
LOB	19

PITCHER		IP	WLS	BF	H	R	ER	SO	BB	IBB	HBP	BLK	WP	HR	S	P	ERA	WHIP
63 Justin Masterson, R ERA: 3.49	(1, 1)	6.0		27	5	2	2	6	4	0	1	0	0	0	55	98	3.00	1.500
27 Bryan Shaw, R ERA: 3.84	(7, 1)	1.1		4	1	0	0	2	0	0	0	0	0	0	15	23	0.00	0.750
53 Rich Hill, L ERA: 6.03	(8, 1)	0.1		1	0	0	0	0	0	0	0	0	0	0	2	2	0.00	0.000
38 Joe Smith, R ERA: 2.61	(8, 1)	1.0	L	8	4	1	1	1	0	1	0	0	0	0	17	30	9.00	4.000

PITCHER		IP	WLS	BF	H	R	ER	SO	BB	IBB	HBP	BLK	WP	HR	S	P	ERA	WHIP

Batter	1	2	3	4	5	6	7	8	9	AB	R	H	RBI	BB	SO	LOB
24 Michael Bourn, L (1, 8) OBP: 0.320, SLG: 0.354	B FF 88 F SI 89 C CU 76 S CH 82 1-3 ① K		S CH 81 B CH 88 S CU 76 B CU 78 X CH 82 2-2 ① 33 S 1B			S FF 89 C CU 75 B CH 81 X CU 75 1-2 ① G3		B FF 95 B FF 96 B FF 95 C FF 94 S FF 94 X FF 95 3-2 ① F7		4	0	1	0	0	1	0
33 Nick Swisher, S (1, 9) OBP: 0.339, SLG: 0.400	C SI 90 F FF 89 B SI 90 X CH 82 1-2 ② G3		1 SAFE 1 SAFE S FF 90 1 SAFE B SI 90 D CU 77 B SI 91 F FF 90 S CH 84 3-3 ③ K 1-2			B FF 90 S CU 77 B FF 90 F FF 90 B SI 90 C FF 90 3-3 ② K		C SL 86 S SL 86 B FF 95 F SL 85 S FF 96 1-3 ② K		4	0	0	0	0	3	1
22 Jason Kipnis, L (1, 4) OBP: 0.368, SLG: 0.467	C SI 89 F CU 75 B FF 89 X CH 82 1-2 1B			B CH 88 C FF 90 B SI 89 F FF 89 X SI 91 2-2 ① L9		C SI 89 X SI 90 0-1 ③ P6		B FF 95 F SL 84 B FF 96 B FF 96 B FF 95 4-1 41 S BB		3	0	1	0	1	0	0
41 Carlos Santana, S (1, 3) OBP: 0.373, SLG: 0.450	X SI 88 0-0 ③ G1-3			C CH 89 C CU 76 B CU 77 S CH 83 1-3 ② K			C CH 80 B FF 90 B CU 75 S CH 82 X SI 90 2-2 10 1B 1B	B SL 84 F FF 96 C FF 96 B SL 87 X SL 85 2-2 ③ G6-3 1-2		4	0	1	0	0	1	2
23 Michael Brantley, L (1, 7) OBP: 0.326, SLG: 0.380		B CH 88 X CH 88 1-0 ① 1B		F FF 90 B CU 76 B CU 75 S CH 84 X FF 91 2-2 ③ F8			B CH 88 C SI 89 1 SAFE F CH 88 X FF 88 1-2 ① F7		B FF 97 B FF 98 C FF 96 B FF 98 C FF 97 X FF 98 3-2 ① G5-3	4	0	1	0	0	0	1
10 Yan Gomes, R (1, 2) OBP: 0.338, SLG: 0.478		B CH 88 X CH 89 1-0 ② F8			C CU 74 X CH 81 0-1 ① P3		D CU 75 B FF 89 B SI 90 C SI 88 S SI 89 1 SAFE X SI 90 3-2 1-2 1B		B KC 85 C KC 86 C KC 86 F FF 98 X KC 86 1-2 ② G5-3	4	0	1	0	0	0	0
13 Asdrúbal Cabrera, S (1, 6) OBP: 0.295, SLG: 0.389		B CH 88 C CU 76 B SI 89 X CH 82 2-1 ③ F9			F CH 82 F CU 74 F CH 83 B FF 90 X CU 76 1-2 1B		C SI 90 F SI 89 X SI 91 0-2 ② F8		F FF 98 S FF 97 X FF 98 0-2 ③ G3-1	4	0	1	0	0	0	2
4 Mike Aviles, R (1, 5) OBP: 0.287, SLG: 0.382			B FF 88 B CU 76 X SI 89 2-0 ① G5-3		S SI 88 1 SAFE X CH 82 0-1 ② F8		B FF 89 X FF 89 1-0 ③ L9			3	0	0	0	0	0	3
30 Ubaldo Jiménez, R (1, 1) 8 Lonnie Chisenhall, L (8, PH) OBP: 0.264, SLG: 0.370 53 Rich Hill, L (8, 1) 37 Cody Allen, R (8, 1)			C SI 89 S CH 89 C CU 76 0-3 ② K		C SI 89 C CU 74 S CU 75 0-3 ③ K			S FF 95 F FF 95 F SL 86 B FF 96 X SL 86 1-2 HR		2 1 0 0	0 1 0 0	0 1 0 0	0 1 0 0	2 0 0 0	0 0 0 0	1 0 0 0
Inning Stats	R: 0 H: 1 E: 0 LOB: 1 K: 1 BB: 0 S: 10 P: 13	R: 0 H: 1 E: 0 LOB: 0 K: 0 BB: 0 S: 4 P: 8	R: 0 H: 1 E: 0 LOB: 1 K: 2 BB: 0 S: 10 P: 17	R: 0 H: 0 E: 0 LOB: 0 K: 1 BB: 0 S: 9 P: 14	R: 0 H: 1 E: 0 LOB: 1 K: 1 BB: 0 S: 11 P: 12	R: 0 H: 0 E: 0 LOB: 0 K: 1 BB: 0 S: 8 P: 12	R: 0 H: 2 E: 0 LOB: 2 K: 0 BB: 0 S: 13 P: 20	R: 1 H: 1 E: 0 LOB: 1 K: 1 BB: 1 S: 15 P: 26	R: 0 H: 0 E: 0 LOB: 0 K: 0 BB: 0 S: 10 P: 14	1B: 6 2B: 0 3B: 0 HR: 1	SF: 0 SAC: 0 DP: 0 HBP: 0					

PITCHER	IP	WLS	BF	H	R	ER	SO	BB	IBB	HBP	BLK	WP	HR	S	P	ERA	WHIP
54 Kris Medlen, R (1, 1) ERA: 3.58	7.0	W	26	6	0	0	6	0	0	0	0	0	0	65	96	0.00	0.857
48 David Carpenter, R (8, 1) ERA: 2.09	1.0	H	5	1	1	1	1	1	0	0	0	0	1	15	26	9.00	2.000
46 Craig Kimbrel, R (9, 1) ERA: 0.97	1.0	S	3	0	0	0	0	0	0	0	0	0	0	10	14	0.00	0.000

PITCHER	IP	WLS	BF	H	R	ER	SO	BB	IBB	HBP	BLK	WP	HR	S	P	ERA	WHIP

Cleveland Indians @ Atlanta Braves

Turner Field, Atlanta, GA

Thu Aug 29 2013, 7:13 PM - 9:53 PM EDT

Att. 22,081 - Partly Cloudy - 88 F

TOP

livebaseballscorecards.com

AB	33
R	1
H	7
RBI	1
BB	1
SO	7
LOB	10

WP: 0 PA: 34
PB: 0
SB: 2
CS: 0

Cleveland Indians @ Atlanta Braves

Turner Field, Atlanta, GA

Thu Aug 29 2013, 7:13 PM - 9:53 PM EDT

Att. 22,081 - Partly Cloudy - 88 F

livebaseballscorecards.com

BOTTOM

Batter	1	2	3	4	5	6	7	8	9	AB	R	H	RBI	BB	SO	LOB
17 Jordan Schafer, L (1, 9) OBP: 0.350, SLG: 0.394	C FF 91 B FF 93 S FF 92 S FS 85 1-3 ① K		L SL 83 F FF 93 F FF 94 D SL 86 D SL 85 S FF 94 2-3 ② K		S FS 82 C FF 88 B FF 92 B FF 93 B SL 82 S FS 85 3-3 ② K		B CU 76 B FS 81 C SL 81 S FF 90 B SL 82 C SL 81 3-3 ③ K			4	0	0	0	0	4	2
8 Justin Upton, R (1, 7) OBP: 0.358, SLG: 0.477 5 Freddie Freeman, L (5, PR) OBP: 0.385, SLG: 0.471 (6, 3)	B FF 96 C SL 84 F FS 86 F FF 95 B FF 96 B SL 81 X SL 85 3-2 1B		S FF 93 X SI 94 0-1 16 HR 1-3 1B		C SL 83 H FF 92 1-1 HBP			X SL 81 0-0 ① F7		2 1	1 0	2 0	0 0	0 0	0 0	0 0
16 Brian McCann, L (1, 2) OBP: 0.348, SLG: 0.507	C SL 85 B FF 94 X FS 86 1-1 ② F7		C CU 78 D FS 86 X SL 84 1-1 1-H 3-H HR		C SI 91 B FF 90 X FS 83 1-1 ③ G3			B FF 90 C CU 74 X FF 92 1-1 1B		4	1	2	3	0	0	2
23 Chris Johnson, R (1, 5) OBP: 0.363, SLG: 0.465 4 Paul Janish, R (9, 5) OBP: 0.206, SLG: 0.167	B FF 95 1 SAFE S SL 84 X SI 94 1-1 ③ L9		C FF 94 F FF 92 F FS 82 X FF 93 0-2 2B			C SI 91 C CU 76 X FS 84 0-2 ① G6-3		S FF 96 C KC 84 F FF 95 B KC 84 B FF 95 B KC 84 F FF 96 X FF 95 3-2 ② F8		4 0	0 0	1 0	0 0	0 0	0 0	2 0
25 Joey Terdoslavich, S (1, 3) OBP: 0.356, SLG: 0.328 (6, 7) 30 Elliot Johnson, S (8, 7) OBP: 0.221, SLG: 0.253		C SI 92 B FS 84 C SL 84 S SI 95 1-3 ① K	C SL 84 S FS 84 B FF 92 X FS 84 1-2 ③ G6-3			F FS 84 S FS 84 S FS 83 0-3 ② K		F FF 95 C FF 96 S KC 86 0-3 ③ K2-3		3 1	0 0	0 0	0 0	0 0	2 1	1 1
26 Dan Uggla, R (1, 4) OBP: 0.306, SLG: 0.386		B SI 94 S SL 83 C FF 95 C SL 80 1-3 ② K		X SL 81 0-0 ① F7		C CU 79 S SI 92 S FF 94 0-3 ③ K				3	0	0	0	0	2	0
2 B.J. Upton, R (1, 8) OBP: 0.266, SLG: 0.292		F FF 94 B FF 93 B FS 84 S SI 94 S FF 96 2-3 ③ K		C FF 90 X SI 91 0-1 19 G5-4-3 1B			S SL 82 B SI 92 B FS 83 X SI 91 2-1 ① G5-3			3	0	1	0	0	1	0
19 Andrelton Simmons, R (1, 6) OBP: 0.297, SLG: 0.373			B SL 82 X SL 81 1-0 54 FC2-5 2B	1 SAFE B FF 92 1 SAFE B FF 92 X SL 80 2-0 ② ③ G5-4-3 1-2f			C SI 89 F FS 84 F SL 82 F FF 89 B FF 93 X SI 92 1-2 2B			3	0	2	0	0	0	1
54 Kris Medlen, S (1, 1) OBP: 0.245, SLG: 0.311 11 Gerald Laird, R (7, PH) OBP: 0.377, SLG: 0.396 48 David Carpenter, R (8, 1) 46 Craig Kimbrel, R (9, 1)			L FF 92 X FS 84 0-1 ① FC2-5 8 1B 16 HR 2-3		B FF 90 C FF 90 S SI 90 S CU 76 1-3 ① K		B SL 83 D SL 82 B FF 90 C FF 90 X SI 91 3-1 ② F8			2 1 0 0	1 0 0 0	0 0 0 0	0 0 0 0	1 0 0 0	1 0 0 0	1 1 0 0
Inning Stats	R: 0 E: 0 K: 1 S: 11 H: 1 LOB: 1 BB: 0 P: 17	R: 0 E: 0 K: 3 S: 9 H: 0 LOB: 0 BB: 0 P: 13	R: 3 E: 0 K: 1 S: 18 H: 4 LOB: 1 BB: 0 P: 23	R: 0 E: 0 K: 0 S: 4 H: 1 LOB: 0 BB: 0 P: 6	R: 0 E: 0 K: 2 S: 9 H: 0 LOB: 1 BB: 0 P: 15	R: 0 E: 0 K: 2 S: 9 H: 0 LOB: 0 BB: 0 P: 9	R: 0 E: 0 K: 1 S: 12 H: 1 LOB: 1 BB: 0 P: 21	R: 0 E: 0 K: 1 S: 11 H: 1 LOB: 1 BB: 0 P: 15		1B: 4 2B: 3 3B: 0 HR: 1 SF: 0 SAC: 0 DP: 1 HBP: 1					WP: 0 PB: 0 SB: 0 CS: 0	PA: 32

	AB	31
	R	3
	H	8
	RBI	3
	BB	0
	SO	11
	LOB	11

PITCHER		IP	WLS	BF	H	R	ER	SO	BB	IBB	HBP	BLK	WP	HR	S	P	ERA	WHIP
30 Ubaldo Jiménez, R ERA: 3.95	(1, 1)	7.0	L	28	7	3	3	10	0	0	1	0	0	1	72	104	3.86	1.000
53 Rich Hill, L ERA: 5.97	(8, 1)	0.1		2	1	0	0	0	0	0	0	0	0	0	3	4	0.00	3.000
37 Cody Allen, R ERA: 2.17	(8, 1)	0.2		2	0	0	0	1	0	0	0	0	0	0	8	11	0.00	0.000

PITCHER	IP	WLS	BF	H	R	ER	SO	BB	IBB	HBP	BLK	WP	HR	S	P	ERA	WHIP

Miami Marlins @ Atlanta Braves

Turner Field, Atlanta, GA

Fri Aug 30 2013, 7:38 PM - 10:29 PM EDT

Att. 28,255 - Partly Cloudy - 83 F

TOP

livebaseballscorecards.com

Batter	1	2	3	4	5	6	7	8	9	AB	R	H	RBI	BB	SO	LOB
21 Christian Yelich, L (1, 7) OBP: 0.333, SLG: 0.362	B FF 92 B FF 92 C FF 93 X SI 90 2-1 1B		F FF 93 B FF 92 C FF 94 X FF 94 1-2 5 BB 17 G6-3 3-H 1B		C SI 88 B FF 91 F CU 72 B FF 90 F CU 72 S SL 83 2-3 ① K		B SI 88 S SI 87 T SI 89 B SI 88 B SI 88 B SI 89 4-2 BB			3	0	2	1	1	1	0
17 Donovan Solano, R (1, 4) OBP: 0.301, SLG: 0.298	1 SAFE F FF 93 S SL 86 S FF 93 0-3 ① K		C SL 76 1 SAFE 1 SAFE S SL 85 X SI 91 0-2 ① G6-3 1-2		C SI 91 B CH 81 S SL 84 B SL 83 X FF 94 2-2 ② G4-3		X SI 90 0-0 ③ G6-3			4	0	0	0	0	1	3
27 Giancarlo Stanton, R (1, 9) OBP: 0.363, SLG: 0.473	1 SAFE C SI 90 B SL 84 1 SAFE S SL 84 S FF 94 1-3 ② K		B CU 73 B FF 92 C FF 93 F FF 93 B SL 83 B FF 94 4-2 5 BB BB		X SL 84 0-0 ③ P6			B FF 95 B FF 92 C FF 94 F FF 96 F FF 94 X FF 94 2-2 20 F9-6 1B		3	0	1	0	1	1	1
20 Justin Ruggiano, R (1, 8) OBP: 0.294, SLG: 0.391	C SL 83 1 SAFE B SL 83 S FF 93 S FF 95 1-3 ③ K		D CH 83 F FF 93 B SL 83 F FF 94 F SL 85 S SL 84 2-3 ② K			X FF 90 0-0 ① G5-6-3		1 SAFE C CH 86 C FF 93 X CH 85 0-2 ① ② F9-6 1-2		4	0	0	0	0	2	4
5 Logan Morrison, L (1, 3) OBP: 0.352, SLG: 0.402 50 Chad Qualls, R (8, 1)		C FF 90 X CH 82 0-1 ① P5	B CH 83 F FF 92 B CH 82 B SI 92 2 SAFE B SL 83 4-1 1-2 2-3 BB			F FF 92 B SL 82 F SL 83 B FF 94 B SL 82 B FF 94 4-2 BB		X FF 94 0-0 ③ P6		2 0	0 0	0 0	0 0	2 0	0 0	0 0
30 Placido Polanco, R (1, 5) OBP: 0.304, SLG: 0.288		C FF 92 F CH 82 B SL 83 X FF 93 1-2 3 G6-3 1B	B SL 83 F FF 93 B FF 94 F SI 89 B FF 93 X FF 92 3-2 ③ F8			X FF 92 0-0 ② L6			B FF 94 B FF 92 C FF 92 X FF 92 2-1 ① G1-3	4	0	1	0	0	0	4
3 Adeiny Hechavarría, R (1, 6) OBP: 0.269, SLG: 0.299		B SL 83 B SI 90 C SL 82 F SI 91 X SI 94 2-2 ② G6-3 1-2		C FF 93 S SI 90 T FF 91 0-2 ① K		X FF 94 0-0 ③ F8			C FF 92 X FF 93 0-1 ② F8	4	0	0	0	0	1	2
6 Jeff Mathis, R (1, 2) OBP: 0.267, SLG: 0.296 29 Greg Dobbs, L (9, PH) OBP: 0.304, SLG: 0.310		B FF 93 C SL 82 B FF 94 C FF 94 S FF 95 2-3 ③ K		B FF 94 F FF 92 C SL 82 F FF 94 B SL 85 T FF 93 2-2 ② K			C FF 91 X SL 83 0-1 ① P4		X CH 87 0-0 ③ F9	3 1	0 0	0 0	0 0	0 0	2 0	1 0
16 José Fernández, R (1, 1) OBP: 0.156, SLG: 0.227 9 Juan Pierre, L (7, PH) OBP: 0.280, SLG: 0.296 44 AJ Ramos, R (7, 1) 43 Dan Jennings, L (7, 1) 59 Ed Lucas, R (8, 3) OBP: 0.308, SLG: 0.305			C FF 92 X FF 92 0-1 21 1B 3B	F FF 94 B SL 84 X SL 82 1-1 ③ G5-3			L SI 87 F SI 88 X SI 88 0-2 ② G3-1			2 1 0 0 0	1 0 0 0 0	1 0 0 0 0	0 0 0 0 0	0 0 0 0 0	0 0 0 0 0	0 0 0 0 0
Inning Stats	R: 0 E: 0 K: 3 S: 11 H: 1 LOB: 1 BB: 0 P: 15	R: 0 E: 0 K: 1 S: 11 H: 1 LOB: 1 BB: 0 P: 16	R: 1 E: 0 K: 1 S: 18 H: 2 LOB: 3 BB: 2 P: 32	R: 0 E: 0 K: 2 S: 9 H: 0 LOB: 0 BB: 0 P: 12	R: 0 E: 0 K: 1 S: 8 H: 0 LOB: 0 BB: 0 P: 12	R: 0 E: 0 K: 0 S: 5 H: 0 LOB: 1 BB: 1 P: 9	R: 0 E: 0 K: 0 S: 8 H: 0 LOB: 1 BB: 1 P: 12	R: 0 E: 0 K: 0 S: 8 H: 1 LOB: 0 BB: 0 P: 10	R: 0 E: 0 K: 0 S: 5 H: 0 LOB: 0 BB: 0 P: 7	1B: 4 2B: 1 3B: 1 HR: 0	SF: 0 SAC: 0 DP: 1 HBP: 0					

	AB	31
	R	1
	H	5
	RBI	1
	BB	4
	SO	8
	LOB	15

WP: 0 PB: 0 SB: 0 CS: 0 PA: 35

PITCHER		IP	WLS	BF	H	R	ER	SO	BB	IBB	HBP	BLK	WP	HR	S	P	ERA	WHIP
49 Julio Teheran, R ERA: 3.01	(1, 1)	6.1	W	26	4	1	1	8	3	0	0	0	0	0	64	98	1.42	1.105
32 Scott Downs, L ERA: 1.56	(7, 1)	0.1	H	2	0	0	0	0	1	0	0	0	0	0	5	9	0.00	3.000
20 Luis Ayala, R ERA: 3.13	(7, 1)	0.1	H	1	0	0	0	0	0	0	0	0	0	0	1	1	0.00	0.000
38 Anthony Varvaro, R ERA: 3.13	(8, 1)	2.0	S	6	1	0	0	0	0	0	0	0	0	0	13	17	0.00	0.500

PITCHER	IP	WLS	BF	H	R	ER	SO	BB	IBB	HBP	BLK	WP	HR	S	P	ERA	WHIP

Batter	1	2	3	4	5	6	7	8	9	AB	R	H	RBI	BB	SO	LOB
17 Jordan Schafer, L (1, 9) OBP: 0.343, SLG: 0.385	B FF 94 F FF 96 C FF 96 F CU 81 S CU 82 1-3 ① K		B CU 78 X SI 92 1-0 ② G6-3		C SI 92 C CH 87 F CU 84 B CU 81 B FF 93 B CH 88 S FF 95 3-3 ② K		B FF 91 X FF 91 1-0 ② FC3-2 1-2 2-3 3-Hf			4	0	0	0	0	2	3
30 Elliot Johnson, S (1, 7) OBP: 0.222, SLG: 0.258	C FF 96 X FF 95 0-1 ③ 5 HR 2B		C FF 93 F CU 80 B CU 81 S CU 81 1-3 ③ K		X SI 92 0-0 ③ L4		B FF 92 S FF 93 S SL 84 D SL 83 B FF 93 S FF 92 3-3 ③ K			4	1	1	0	0	2	3
5 Freddie Freeman, L (1, 3) OBP: 0.386, SLG: 0.480	X CH 88 0-0 2-H HR			X FF 95 0-0 16 WP 2B		F SI 92 F CU 82 B FF 94 B CU 82 F CU 82 F CU 71 B CH 88 S CU 83 3-3 ① K		F FF 92 B SL 83 B FF 93 T FF 90 B FF 92 F FF 92 F FF 93 S SL 83 3-3 ① K		4	1	2	2	0	2	0
23 Chris Johnson, R (1, 5) OBP: 0.362, SLG: 0.462 4 Paul Janish, R (8, PR) OBP: 0.206, SLG: 0.167 (9, 5)	F FF 96 S CU 83 F FF 97 S CU 80 0-3 ② K			S CU 81 B FF 97 S CU 82 F CU 82 X CU 82 1-2 ① P3		B FF 95 X FF 95 1-0 ② G3-1		B SI 93 B SI 94 B SI 92 B SI 92 4-0 16 G4-6-3 BB		3 0	0 0	0 0	0 0	1 0	1 0	1 0
16 Brian McCann, L (1, 2) OBP: 0.344, SLG: 0.500	C CU 79 B CU 78 X SI 93 1-1 ③ F8			B CU 81 F SI 92 S CU 82 B CU 81 F CU 82 F FF 96 F CU 83 F CU 82 B FF 95 3-3 ② K 2-3		F CU 80 B SI 93 C CH 89 S CU 83 1-3 ③ K		C SI 94 1 SAFE D SL 86 X SI 93 1-1 ②③ G4-6-3 1-2f		4	0	0	0	0	2	2
26 Dan Uggla, R (1, 4) OBP: 0.309, SLG: 0.386		F FF 94 C CU 79 B CU 79 F CU 80 F FF 96 B FF 97 B FF 97 X FF 97 3-2 ① G5-3		B FF 96 B CU 81 B CU 82 I IN 60 4-0 2 BB IBB			F FF 95 B FF 93 X FF 93 1-1 19 SH1-4 2 1B 17 FC3-2 1B			2	0	1	0	1	0	0
2 B.J. Upton, R (1, 8) OBP: 0.269, SLG: 0.293		S FF 96 B FF 97 C FF 96 S FF 97 1-3 ② K		D CU 82 C CU 81 B FF 94 B FF 93 B FF 95 4-1 19 FC6-4 1-2 BB			X FF 94 0-0 17 FC3-2 19 SH1-4 1-2 1B			2	0	1	0	1	1	0
19 Andrelton Simmons, R (1, 6) OBP: 0.296, SLG: 0.372		C FF 96 B FF 96 S FF 95 X FF 97 1-2 ③ G6-3		X CU 81 0-0 ③ FC6-4 1-2f			X FF 93 0-0 ① SH1-4 1-2 2-3			2	0	0	0	0	0	3
49 Julio Teheran, R (1, 1) OBP: 0.245, SLG: 0.275 32 Scott Downs, L (7, 1) 20 Luis Ayala, R (7, 1) 24 Evan Gattis, R (7, PH) OBP: 0.298, SLG: 0.469 38 Anthony Varvaro, R (8, 1)			C FF 92 B CU 76 B FF 93 C FF 94 X SI 94 2-2 ① G6-3		C FF 91 C FF 94 X FF 95 0-2 ① G3		I IN 80 I IN 82 I IN 80 I IN 81 4-0 17 FC3-2 IBB			2 0 0 0 0	0 0 0 0 0	0 0 0 0 0	0 0 0 0 1	0 0 0 0 0	0 0 0 0 0	0 0 0 0 0
Inning Stats	R: 2 E: 0 K: 2 S: 13 H: 2 LOB: 0 BB: 0 P: 15	R: 0 E: 0 K: 1 S: 11 H: 0 LOB: 0 BB: 0 P: 16	R: 0 E: 0 K: 1 S: 7 H: 0 LOB: 0 BB: 0 P: 11	R: 0 E: 0 K: 1 S: 18 H: 1 LOB: 3 BB: 2 P: 30	R: 0 E: 0 K: 1 S: 8 H: 0 LOB: 0 BB: 0 P: 11	R: 0 E: 0 K: 2 S: 9 H: 0 LOB: 0 BB: 0 P: 14	R: 0 E: 0 K: 1 S: 8 H: 2 LOB: 3 BB: 1 P: 17	R: 0 E: 0 K: 1 S: 7 H: 0 LOB: 1 BB: 1 P: 15		1B: 2 2B: 2 3B: 0 HR: 1	SF: 0 SAC: 1 DP: 1 HBP: 0			WP: 1 PB: 0 SB: 0 CS: 0	PA: 32	

BOTTOM

Miami Marlins @ Atlanta Braves

Turner Field, Atlanta, GA

Fri Aug 30 2013, 7:38 PM - 10:29 PM EDT
Att. 28,255 - Partly Cloudy - 83 F

livebaseballscorecards.com

AB	27
R	2
H	5
RBI	2
BB	4
SO	10
LOB	12

PITCHER		IP	WLS	BF	H	R	ER	SO	BB	IBB	HBP	BLK	WP	HR	S	P	ERA	WHIP
16 José Fernández, R ERA: 2.33	(1, 1)	6.0	L	23	3	2	2	8	1	1	0	0	1	1	66	97	3.00	0.667
44 AJ Ramos, R ERA: 3.26	(7, 1)	0.1		4	2	0	0	0	0	1	0	0	0	0	4	9	0.00	6.000
43 Dan Jennings, L ERA: 4.28	(7, 1)	1.0		3	0	0	0	2	0	0	0	0	0	0	9	16	0.00	0.000
50 Chad Qualls, R ERA: 2.98	(8, 1)	0.2		2	0	0	0	0	1	0	0	0	0	0	2	7	0.00	1.500

PITCHER	IP	WLS	BF	H	R	ER	SO	BB	IBB	HBP	BLK	WP	HR	S	P	ERA	WHIP

Miami Marlins @ Atlanta Braves

Turner Field, Atlanta, GA

Sat Aug 31 2013, 7:11 PM - 11:10 PM EDT

Att. 32,727 - Partly Cloudy - 86 F

TOP

livebaseballscorecards.com

Batter	1	2	3	4	5	6	7	8	9	10	11	AB	R	H	RBI	BB	SO	LOB
3 Adeiny Hechavarría, R (1, 6) OBP: 0.270, SLG: 0.300	X FF 91 0-0 27 CS 1B		B FF 91 C FF 90 X KC 80 1-1 ② G6-3			B SL 82 C FF 90 B SI 90 C SI 90 S FF 92 2-3 ① K		S SL 87 F FF 96 B SL 86 F FF 95 F FF 96 X SL 86 1-2 ② F7		B SI 95 B SI 95 F SI 92 B SI 95 C SI 94 X SI 94 3-2 21 FC3-6 1B		5	0	2	0	0	1	0
21 Christian Yelich, L (1, 7) OBP: 0.329, SLG: 0.363	B FF 90 1 SAFE B SI 90 C FF 90 F SI 91 C FF 92 2-3 ① K		C SL 84 X FF 91 0-1 ③ G4-3			M SL 83 F KC 78 S FF 92 0-3 ② K		B FF 94 C FF 93 B FF 95 B FF 94 S FF 95 F FF 95 X FF 96 3-2 2B		1 SAFE X SI 90 0-0 ② FC3-6 1-2f		5	0	1	0	0	2	2
27 Giancarlo Stanton, R (1, 9) OBP: 0.366, SLG: 0.480	B FF 92 B KC 82 C CH 85 B KC 81 C SI 92 B SI 93 4-2 ② 20 HR 1-2 BB			C FF 91 B SL 83 X SI 90 1-1 HR		B CH 86 C FF 92 C FF 92 F FF 92 X FF 93 1-2 ③ P5		I IN 64 I IN 56 I IN 51 I IN 52 4-0 IBB		B SI 89 F SI 94 B SI 92 X SI 89 2-1 ③ F9		3	2	1	1	2	0	1
20 Justin Ruggiano, R (1, 8) OBP: 0.298, SLG: 0.401	F SI 92 B SI 92 B CH 86 B SI 93 F FF 92 F FF 93 X FF 92 3-2 1-H HR			C SL 84 X FF 90 0-1 ① L4			C SL 83 B SL 84 B FF 90 S CH 83 F CH 86 X FF 91 2-2 30 G5-3 5 1B 1B	B SL 85 C SL 85 X SL 84 1-1 ③ F7			B SL 83 B SL 82 F SL 83 S SI 89 F SI 90 B SI 89 B CU 79 4-2 30 SH1-4 BB	4	2	2	2	1	0	2
30 Placido Polanco, R (1, 5) OBP: 0.300, SLG: 0.284	C FF 93 B SI 93 X CH 86 1-1 ③ F9			B CH 84 X CH 84 1-0 ② L7			B SI 90 X CH 84 1-0 ① G5-3 1-2		B FF 98 C FF 97 B FF 97 X FF 97 2-1 ① G6-3		1 SAFE B SL 84 X SI 88 1-0 ① SH1-4 1-2	4	0	0	0	0	0	1
5 Logan Morrison, L (1, 3) OBP: 0.352, SLG: 0.401 44 AJ Ramos, R (7, 1) 9 Juan Pierre, L (9, PH) OBP: 0.279, SLG: 0.295 43 Dan Jennings, L (9, 1) 50 Chad Qualls, R (9, 1) 29 Greg Dobbs, L (11, PH) OBP: 0.307, SLG: 0.310 58 Ryan Webb, R (11, 1) OBP: 0.333, SLG: 0.333		F FF 92 F SI 91 S KC 80 0-3 ① K		S KC 79 C FF 91 B FF 91 C SL 85 1-3 ③ K			B FF 91 X FF 91 1-0 59 FC9-6 2-H 1B		B FF 98 B FF 98 X FF 96 1-0 ② G6-3		I IN 72 I IN 73 I IN 73 I IN 72 4-0 59 G6-4-3 IBB	3 0 1 0 0 0 0	0 0 0 0 0 0 0	1 0 0 0 0 0 0	1 0 0 0 0 1 0	0 0 0 0 0 0 0	2 0 0 0 0 0 0	0 0 0 0 0 0 0
59 Ed Lucas, R (1, 4) OBP: 0.303, SLG: 0.300 (7, 3)		S FF 92 F SI 92 F FF 91 F CH 87 B KC 81 F FF 92 X FF 93 1-2 ② G4-3			F FF 91 B FF 92 X FF 91 1-1 ① L7		S CH 84 X FF 90 0-1 ② FC9-6 46 FC6-4 1-2f		C FF 97 X FF 98 0-1 E3		C SI 89 X FF 91 0-1 ②③ G6-4-3 1-2f	5	0	0	0	0	0	3
46 Koyie Hill, S (1, 2) OBP: 0.182, SLG: 0.227	S CH 86 F CH 86 X FF 92 0-2 ③ P4			C FF 91 F SL 85 B CH 85 X CH 84 1-2 ② P4			X SL 84 0-0 ③ FC6-4 1-2f		C FF 97 F KC 86 F KC 86 C KC 87 0-3 ③ K			4	0	0	0	0	1	2
33 Jacob Turner, R (1, 1) OBP: 0.097, SLG: 0.161 40 Mike Dunn, L (6, 1) 17 Donovan Solano, R (7, 4) OBP: 0.299, SLG: 0.296			C FF 89 C KC 78 B KC 79 B FF 90 X FF 91 2-2 ① G4-3		C FF 91 C FF 91 B KC 79 F FF 91 B CH 84 C FF 92 2-3 ③ K			F FF 94 C SL 85 B FF 96 B FF 95 F SL 86 X FF 95 2-2 ① G4-3			B SI 93 C SI 93 S SI 92 X CU 76 1-2 ① L7	2 0 2	0 0 0	0 0 0	0 0 0	0 0 0	1 0 0	0 0 0
Inning Stats	R: 2 E: 0 K: 1 S: 12 H: 2 LOB: 0 BB: 1 P: 22	R: 0 E: 0 K: 1 S: 12 H: 0 LOB: 0 BB: 0 P: 13	R: 0 E: 0 K: 0 S: 7 H: 0 LOB: 0 BB: 0 P: 10	R: 1 E: 0 K: 1 S: 8 H: 1 LOB: 0 BB: 0 P: 11	R: 0 E: 0 K: 1 S: 9 H: 0 LOB: 0 BB: 0 P: 13	R: 0 E: 0 K: 2 S: 10 H: 0 LOB: 0 BB: 0 P: 13	R: 1 E: 0 K: 0 S: 9 H: 2 LOB: 1 BB: 0 P: 13	R: 0 E: 0 K: 0 S: 15 H: 1 LOB: 2 BB: 1 P: 26	R: 0 E: 1 K: 1 S: 9 H: 0 LOB: 1 BB: 0 P: 12	R: 0 E: 0 K: 0 S: 9 H: 1 LOB: 1 BB: 0 P: 15	R: 0 E: 0 K: 0 S: 6 H: 0 LOB: 1 BB: 2 P: 15	1B: 4 2B: 1 3B: 0 HR: 2	SF: 0 SAC: 1 DP: 1 HBP: 0		WP: 0 PB: 0 SB: 0 CS: 1	PA: 43		

	AB	38
	R	4
	H	7
	RBI	4
	BB	4
	SO	7
	LOB	11

PITCHER		IP	WLS	BF	H	R	ER	SO	BB	IBB	HBP	BLK	WP	HR	S	P	ERA	WHIP
36 Mike Minor, L ERA: 3.08	(1, 1)	7.0		26	5	4	4	6	1	0	0	0	0	2	67	95	5.14	0.857
48 David Carpenter, R ERA: 2.05	(8, 1)	1.0		5	1	0	0	0	0	1	0	0	0	0	15	26	0.00	1.000
46 Craig Kimbrel, R ERA: 0.95	(9, 1)	1.0		4	0	0	0	1	0	0	0	0	0	0	9	12	0.00	0.000
43 Luis Avilán, L ERA: 1.41	(10, 1)	1.0		4	1	0	0	0	0	0	0	0	0	0	9	15	0.00	1.000
20 Luis Ayala, R ERA: 3.0	(11, 1)	1.0	W	4	0	0	0	0	1	1	0	0	0	0	6	15	0.00	1.000

PITCHER	IP	WLS	BF	H	R	ER	SO	BB	IBB	HBP	BLK	WP	HR	S	P	ERA	WHIP

Miami Marlins @ Atlanta Braves

Turner Field, Atlanta, GA

Sat Aug 31 2013, 7:11 PM - 11:10 PM EDT

Att. 32,727 - Partly Cloudy - 86 F

livebaseballscorecards.com

Batter	1	2	3	4	5	6	7	8	9	10	11	AB	R	H	RBI	BB	SO	LOB
17 Jordan Schafer, L (1, 9) OBP: 0.345, SLG: 0.383	E1 30 SH1-3 30 S 5 SF7		1B 30 CS		SH 30 S	K		K		IBB		4	1	1	0	1	2	1
30 Elliot Johnson, S (1, 7) OBP: 0.222, SLG: 0.254 11 Gerald Laird, R (10, PH) OBP: 0.374, SLG: 0.391 20 Luis Ayala, R (11, 1)	SH1-3		BB		K	K	K	K		K		3 1 0	0 0 0	0 0 0	0 0 0	1 0 0	3 1 0	2 2 0
5 Freddie Freeman, L (1, 3) OBP: 0.385, SLG: 0.477	SF7		G4-3		IBB		G3		BB 23 1B		G4-3	3	0	0	1	2	0	1
23 Chris Johnson, R (1, 5) OBP: 0.366, SLG: 0.469 4 Paul Janish, R (11, PR) OBP: 0.206, SLG: 0.167	2B	G5-3	P4			2B 16 1B			G6-4-3 26 1B		1B 2 16 G4-3	6 0	1 1	4 0	0 0	0 0	0 0	3 0
16 Brian McCann, L (1, 2) OBP: 0.344, SLG: 0.495	G1-3	F8				BB 2 HR	1B 2 26 BB		L9		G4-3	5	1	1	1	1	0	4
26 Dan Uggla, R (1, 4) OBP: 0.311, SLG: 0.383		F7		HBP		P6	2 1B		G6-4-3		2 1B	3	0	0	0	2	0	3
2 B.J. Upton, R (1, 8) OBP: 0.275, SLG: 0.308		K		K		HR	1B			19 SH5-3	1B	6	1	4	3	0	2	1
19 Andrelton Simmons, R (1, 6) OBP: 0.294, SLG: 0.369		G6-3			L1	L7	K			SH5-3		4	0	0	0	0	1	3
36 Mike Minor, R (1, 1) OBP: 0.208, SLG: 0.255 48 David Carpenter, R (8, 1) 25 Joey Terdoslavich, S (8, PH) OBP: 0.351, SLG: 0.323 46 Craig Kimbrel, R (9, 1) 43 Luis Avilán, L (10, 1) 8 Justin Upton, R (10, PH) OBP: 0.357, SLG: 0.476 (11, 7)			K		1B 17 E 17 SH	BB		G6-3		G5-3		2 0 1 0 0 0 1	0 0 0 0 0 0 0	1 0 0 0 0 0 0	0 0 0 0 0 0 0	1 0 0 0 0 0 0	1 0 0 0 0 0 0	0 0 0 0 0 0 1
Inning Stats	R: 1 H: 1 E: 1 LOB: 1 K: 0 BB: 0 S: 9 P: 17	R: 0 H: 0 E: 0 LOB: 0 K: 1 BB: 0 S: 8 P: 11	R: 0 H: 1 E: 0 LOB: 1 K: 1 BB: 1 S: 7 P: 12	R: 0 H: 0 E: 0 LOB: 1 K: 1 BB: 0 S: 11 P: 14	R: 0 H: 1 E: 1 LOB: 3 K: 1 BB: 1 S: 15 P: 26	R: 2 H: 1 E: 0 LOB: 1 K: 1 BB: 2 S: 10 P: 25	R: 1 H: 3 E: 0 LOB: 3 K: 2 BB: 1 S: 21 P: 34	R: 0 H: 0 E: 0 LOB: 0 K: 2 BB: 0 S: 11 P: 17	R: 0 H: 1 E: 0 LOB: 1 K: 0 BB: 1 S: 7 P: 18	R: 0 H: 1 E: 0 LOB: 2 K: 1 BB: 1 S: 10 P: 19	R: 1 H: 2 E: 0 LOB: 2 K: 0 BB: 1 S: 9 P: 21	1B: 8 2B: 2 3B: 0 HR: 1	SF: 1 SAC: 3 DP: 1 HBP: 1		WP: 0 PB: 0 SB: 2 CS: 1	PA: 52		

BOTTOM

AB	39
R	5
H	11
RBI	5
BB	8
SO	10
LOB	21

PITCHER		IP	WLS	BF	H	R	ER	SO	BB	IBB	HBP	BLK	WP	HR	S	P	ERA	WHIP
33 Jacob Turner, R ERA: 3.13	(1, 1)	5.2		27	4	3	2	4	3	1	1	0	0	1	57	99	3.18	1.235
40 Mike Dunn, L ERA: 3.14	(6, 1)	1.0		5	2	1	1	2	0	0	0	0	0	0	15	22	9.00	2.000
44 AJ Ramos, R ERA: 3.2	(7, 1)	1.1		6	1	0	0	3	1	0	0	0	0	0	20	35	0.00	1.500
43 Dan Jennings, L ERA: 4.24	(9, 1)	0.1		3	1	0	0	0	1	0	0	0	0	0	5	13	0.00	6.000
50 Chad Qualls, R ERA: 2.89	(9, 1)	1.2		6	1	0	0	1	0	1	0	0	0	0	12	24	0.00	0.600

PITCHER		IP	WLS	BF	H	R	ER	SO	BB	IBB	HBP	BLK	WP	HR	S	P	ERA	WHIP
58 Ryan Webb, R ERA: 2.96	(11, 1)	0.2	L	5	2	1	1	0	1	0	0	0	0	0	9	21	13.50	4.500

Miami Marlins @ Atlanta Braves

Turner Field, Atlanta, GA

Sun Sep 01 2013, 5:09 PM - 7:49 PM EDT

Att. 38,441 - Cloudy - 73 F

TOP

livebaseballscorecards.com

Batter	1	2	3	4	5	6	7	8	9	AB	R	H	RBI	BB	SO	LOB
3 Adeiny Hechavarría, R (1, 6) OBP: 0.272, SLG: 0.301	B SI 91 F SI 90 B CH 84 S SI 91 B SI 91 F SI 92 F SI 92 F CH 85 F SI 92 3-2 F SI 92 X SI 92 ① G6-3		x CH 84 0-0 27 G6-3 21 1B 17 1B 1B B SL 79 C SI 80 X SI 90 1-1 ③ G5-3		B SL 80 X SI 89 1-0 ③ G5-3			F CH 84 X CU 78 0-1 21 BB 1B		5	1	2	0	0	0	3
21 Christian Yelich, L (1, 7) OBP: 0.343, SLG: 0.369	B SI 92 B SI 92 F SI 92 X SI 92 2-1 30 S 30 1B 1B		1 SAFE C SI 90 1 SAFE X SI 89 0-1 17 1B 27 G6-3 59 1B 1-2 1B	B FF 88 B CH 80 S FF 88 F SI 89 B CU 74 B SI 88 4-2 27 G5-4-3 BB		B SI 87 B SL 78 C SL 80 F SI 87 B FS 77 X SL 81 3-2 ① G3		C FF 92 B FF 92 B CH 84 S CH 86 F FF 93 B CH 87 F FF 96 B FF 95 4-2 1-2 BB		3	2	2	0	2	0	0
27 Giancarlo Stanton, R (1, 9) OBP: 0.363, SLG: 0.475 8 Chris Coghlan, L (7, 9) OBP: 0.324, SLG: 0.412	C SI 91 F CH 84 X SI 92 0-2 ② P4		B KC 79 D CH 85 F CH 85 X SI 90 2-1 ① G6-3 1-2 2-3	X SI 89 0-0 ① ② G5-4-3 1-2f		C SI 88 X SL 81 0-1 ② G6-3		X FF 93 0-0 ③ L1		4 1	0 0	0 0	0 0	0 0	0 0	4 2
30 Placido Polanco, R (1, 5) OBP: 0.307, SLG: 0.290	C SI 90 1 SAFE 1 SAFE B SI 92 X KC 79 1-1 1-H 1B		B SI 91 F SI 91 B SI 92 C SI 92 F SI 92 F SI 90 B SI 91 D CH 85 4-2 17 1B 59 1B BB	B SI 89 C SI 89 F SL 78 B FS 78 X FF 88 2-2 17 1B 1B		X SL 77 0-0 ③ G6-3			B FF 92 X FF 92 1-0 59 L3 1B	4	1	3	1	1	0	0
17 Donovan Solano, R (1, 4) OBP: 0.300, SLG: 0.298	B SI 91 D CH 84 X SI 91 2-0 ③ F8		C CH 84 X CH 84 0-1 23 BB 59 1B 6 2B 1-2 2-3 3-H 1B	C SI 89 S SL 80 F CU 73 X SI 89 0-2 1-2 1B			X SI 86 0-0 ① G5-3		C FF 92 C CH 85 B FF 95 B CU 81 S CU 81 2-3 ① K	5	1	2	1	0	1	2
59 Ed Lucas, R (1, 3) OBP: 0.301, SLG: 0.298		C SI 88 X SI 90 0-1 ① P4	S CH 84 X SI 92 0-1 23 BB 6 2B 1-2 2-H 3-H 1B	C SL 81 C SI 89 B SL 81 S SL 81 1-3 ③ K			C SI 87 X CH 81 0-1 ② G5-3		F FF 93 S FF 94 B FF 94 F CU 81 F FF 95 X CU 82 1-2 ② ③ L3 1-1	5	1	1	2	0	1	3
23 Jake Marisnick, R (1, 8) OBP: 0.239, SLG: 0.248		F SI 89 F CH 84 F SI 91 C SI 91 0-3 ② K	B KC 78 C SI 90 B SI 91 B CH 85 F SI 91 F CH 84 F SI 90 B CH 84 4-2 6 2B 1-2 2-3 BB	B SI 89 X SL 78 1-0 24 SH1-4 1B			C SI 86 B SI 87 C SI 87 X FS 80 1-2 ③ G5-3			3	0	1	0	1	1	0
6 Jeff Mathis, R (1, 2) OBP: 0.271, SLG: 0.321		B SI 89 S SI 90 B SI 91 X SI 89 2-1 HR	X CH 84 0-0 1-3 2-H 3-H 2B	F SI 89 B SI 88 1 SAFE C SL 80 C SI 89 1-3 ① K				B FF 91 X FF 91 1-0 ① G3-1		4	1	2	3	0	1	1
24 Nathan Eovaldi, R (1, 1) OBP: 0.111, SLG: 0.077 31 Steve Cishek, R (9, 1)		C SI 91 F SI 91 B CH 84 F CH 84 S SI 91 1-3 ③ K	F SI 89 C SI 89 F SL 78 X SL 79 0-2 ② G4-3	1 SAFE L SI 88 X SI 87 0-1 ② SH1-4 1-2				C FF 90 C FF 92 S FF 94 0-3 ② K		3 0	0 0	0 0	0 0	0 0	2 0	2 0
Inning Stats	R: 1 E: 0 K: 0 S: 16 H: 2 LOB: 1 BB: 0 P: 24	R: 1 E: 0 K: 2 S: 12 H: 1 LOB: 0 BB: 0 P: 15	R: 5 E: 0 K: 0 S: 24 H: 5 LOB: 2 BB: 2 P: 35	R: 0 E: 0 K: 1 S: 13 H: 2 LOB: 2 BB: 1 P: 20	R: 0 E: 0 K: 1 S: 7 H: 1 LOB: 1 BB: 0 P: 10	R: 0 E: 0 K: 0 S: 6 H: 0 LOB: 0 BB: 0 P: 9	R: 0 E: 0 K: 0 S: 6 H: 0 LOB: 0 BB: 0 P: 7	R: 0 E: 0 K: 1 S: 11 H: 1 LOB: 2 BB: 1 P: 16	R: 0 E: 0 K: 1 S: 9 H: 1 LOB: 0 BB: 0 P: 13	1B: 11 2B: 2 3B: 0 HR: 1 SF: 0 SAC: 1 DP: 2 HBP: 0						

	AB	37
	R	7
	H	13
	RBI	7
	BB	4
	SO	6
	LOB	17

WP: 0 PA: 42
PB: 0
SB: 1
CS: 0

PITCHER		IP	WLS	BF	H	R	ER	SO	BB	IBB	HBP	BLK	WP	HR	S	P	ERA	WHIP
58 Alex Wood, L ERA: 3.15	(1, 1)	2.1	L	17	8	7	7	2	2	0	0	0	0	1	46	67	27.00	4.286
50 Freddy Garcia, R ERA: 5.31	(3, 1)	4.2		17	3	0	0	2	1	0	0	0	0	0	38	53	0.00	0.857
38 Anthony Varvaro, R ERA: 3.03	(8, 1)	2.0		8	2	0	0	2	1	0	0	0	0	0	20	29	0.00	1.500

PITCHER	IP	WLS	BF	H	R	ER	SO	BB	IBB	HBP	BLK	WP	HR	S	P	ERA	WHIP

Miami Marlins @ Atlanta Braves

Turner Field, Atlanta, GA

Sun Sep 01 2013, 5:09 PM - 7:49 PM EDT

Att. 38,441 - Cloudy - 73 F

BOTTOM

Batter	1	2	3	4	5	6	7	8	9	AB	R	H	RBI	BB	SO	LOB
17 Jordan Schafer, L (1, 9) OBP: 0.341, SLG: 0.378	C FF 96 C FF 98 F FF 98 B FF 97 S SL 88 1-3 ① K	C FF 98 B FF 98 B FF 99 S FF 98 S FF 99 2-3 ③ K	X FF 96 0-0 1B	C FF 94 S CU 78 B SL 85 X SL 83 1-2 ③ P6	B SI 90 B SI 91 X SI 89 2-0 ③ G3	5	0	1	0	0	2	3
19 Andrelton Simmons, R (1, 6) OBP: 0.294, SLG: 0.373 30 Elliot Johnson, S (6, 6) OBP: 0.226, SLG: 0.263	B FF 97 C FF 98 C FF 99 X FF 98 1-2 3B	C FF 98 C SL 85 X FF 95 0-2 ① F7	C FF 96 B FF 97 X FF 95 1-1 ③ F7	C FF 95 X CU 78 0-1 8 F9 2B	3 1	0 0	1 1	0 0	0 0	0 0	1 0
5 Freddie Freeman, L (1, 3) OBP: 0.385, SLG: 0.475 25 Joey Terdoslavich, S (7, 3) OBP: 0.347, SLG: 0.318	F FF 98 B FF 97 X FF 98 1-1 ② F7	C CU 78 X FF 98 0-1 ② G6-3	S CU 77 B FF 97 B CU 79 B FF 97 B FF 96 4-1 2 FC6-4 BB	S FF 97 X FF 97 0-1 ① L6	2 1	0 0	0 0	0 0	1 0	0 0	1 1
8 Justin Upton, R (1, 7) OBP: 0.356, SLG: 0.474	F FF 98 C SL 87 B FF 96 B SL 86 B FF 99 S FF 99 3-3 ③ K	X FF 98 0-0 2 BB 11 1B 1B	C SL 84 S SL 84 B FF 92 C CU 78 1-3 ① K	C FF 97 B FF 98 F FF 98 X FF 97 1-2 ② F9 2-3	4	0	1	0	0	2	3
11 Gerald Laird, R (1, 2) OBP: 0.369, SLG: 0.385	X FF 96 0-0 ① L8	B FF 97 B FF 96 X FF 97 2-0 2 BB 1-2 1B	X SL 84 0-0 ② F8	B SL 86 S FF 97 X FF 98 1-1 ③ G4-3	4	0	1	0	0	0	2
2 B.J. Upton, R (1, 8) OBP: 0.275, SLG: 0.305	C FF 96 C FF 97 B FF 96 B FF 98 F SL 89 X FF 98 2-2 ② F8	S FF 98 B FF 98 C SL 86 B FF 99 B FF 99 F FF 99 B FF 98 4-2 1-2 2-3 BB	F FF 96 X FF 95 0-1 ③ FC6-4 1-2f	B SI 91 C SI 90 S SL 82 S SL 82 1-3 ① K	3	0	0	0	1	1	1
26 Dan Uggla, R (1, 4) OBP: 0.310, SLG: 0.381	S FF 98 X FF 98 0-1 ③ F7	B FF 98 X SL 83 1-0 ③ P5	F SL 85 B CU 78 C FF 98 X SL 86 1-2 ① G5-3	F SI 90 B SI 92 B SL 83 C SI 91 F SI 91 B SL 84 B SI 90 4-2 23 1B BB	3	0	0	0	1	0	3
4 Paul Janish, R (1, 5) OBP: 0.211, SLG: 0.206	B FF 96 C FF 98 C SL 85 S SL 85 1-3 ① K	C FF 95 B FF 96 X FF 95 1-1 ① F9	X FF 97 0-0 13 1B 2B	C SI 91 F SI 92 S SL 83 0-3 ② K	4	0	1	0	0	2	1
58 Alex Wood, R (1, 1) 50 Freddy Garcia, R (3, 1) 13 Jose Constanza, L (7, PH) OBP: 0.192, SLG: 0.192 38 Anthony Varvaro, R (8, 1) 23 Chris Johnson, R (9, PH) OBP: 0.368, SLG: 0.471	C FF 98 C FF 98 F FF 99 F SL 86 S FF 97 0-3 ② K	X FF 96 0-0 G6-3	F FF 96 S FF 96 X FF 92 0-2 2-H ② 1B	C SI 92 B SL 83 S SL 84 B SL 82 X SL 82 2-2 1-2 1B	0 2 1 0 1	0 0 0 0 0	0 0 1 0 1	0 0 0 0 0	0 1 0 0 0	0 0 0 0 0	0 0 0 0 0
Inning Stats	R: 0 H: 1 E: 0 LOB: 1 K: 2 BB: 0 S: 12 P: 18	R: 0 H: 0 E: 0 LOB: 0 K: 0 BB: 0 S: 7 P: 9	R: 0 H: 0 E: 0 LOB: 0 K: 3 BB: 0 S: 11 P: 14	R: 0 H: 2 E: 0 LOB: 3 K: 0 BB: 1 S: 11 P: 18	R: 0 H: 1 E: 0 LOB: 1 K: 0 BB: 0 S: 6 P: 8	R: 0 H: 0 E: 0 LOB: 1 K: 1 BB: 1 S: 7 P: 12	R: 0 H: 2 E: 0 LOB: 1 K: 0 BB: 0 S: 10 P: 12	R: 0 H: 1 E: 0 LOB: 1 K: 0 BB: 0 S: 9 P: 11	R: 0 H: 1 E: 0 LOB: 2 K: 2 BB: 1 S: 13 P: 22	1B: 5 2B: 2 3B: 1 HR: 0	SF: 0 SAC: 0 DP: 0 HBP: 0				

livebaseballscorecards.com

AB	34
R	0
H	8
RBI	0
BB	3
SO	8
LOB	16

PITCHER	IP	WLS	BF	H	R	ER	SO	BB	IBB	HBP	BLK	WP	HR	S	P	ERA	WHIP
24 Nathan Eovaldi, R (1, 1) ERA: 3.4	8.0	W	32	7	0	0	6	2	0	0	0	0	0	73	102	0.00	1.125
31 Steve Cishek, R (9, 1) ERA: 2.56	1.0		5	1	0	0	2	1	0	0	0	0	0	13	22	0.00	2.000

PITCHER	IP	WLS	BF	H	R	ER	SO	BB	IBB	HBP	BLK	WP	HR	S	P	ERA	WHIP

Batter	1	2	3	4	5	6	7	8	9	AB	R	H	RBI	BB	SO	LOB
22 Eric Young Jr., S (1, 7) OBP: 0.316, SLG: 0.343	C SI 87 F FC 84 B CH 81 F FC 81 B FC 82 F SL 80 B CU 72 C FC 84 3-3 ① K	B SI 89 C SI 86 F CU 74 T SI 87 1-2 ③ K		X SI 87 0-0 ① B1-3			X SI 86 0-0 28 1B / 21 1B 1B	C FF 96 B SL 86 F SL 82 S FF 95 1-3 ③ K		5	1	1	0	0	3	4
28 Daniel Murphy, L (1, 4) OBP: 0.312, SLG: 0.403	C SI 88 B SI 86 B CH 81 X FF 87 2-1 ② F8		B FF 85 B FC 80 F SI 87 F SL 79 X CU 72 2-2 ① G4-3	B SI 88 X CU 73 1-0 ② SF7 3-H			B SI 86 F SI 88 X SI 88 1-1 21 1B / 12 1B 1-2 1B		B SI 91 X SI 92 1-0 ① G1-3	4	1	1	1	0	0	0
13 Josh Satin, R (1, 3) (6, 5) OBP: 0.407, SLG: 0.434	B SI 88 C CH 82 B FF 87 S FC 84 X SI 88 2-2 2B		C SI 87 B CH 80 B EP 60 C CU 72 X CU 74 2-2 E9 2B	C SI 87 X CH 77 0-1 ③ G6-3			C SI 88 C CU 74 B SI 89 B SL 84 D CU 74 S SI 89 3-3 ① K		B FF 94 C SI 93 C CU 73 B CU 76 S SI 94 2-3 ② K	5	0	2	0	0	2	3
30 Andrew Brown, R (1, 9) OBP: 0.308, SLG: 0.445 71 Gonzalez Germen, R (5, 1) 55 Pedro Feliciano, L (6, 1) 21 Lucas Duda, L (6, 3) OBP: 0.358, SLG: 0.431	C CU 72 B CH 81 B CU 73 B FC 85 S CH 81 F FF 88 X FC 83 3-2 ③ G5-3		F CU 73 B SI 88 F SI 88 S CH 82 1-3 ② K		B FC 81 B CH 80 X SI 85 2-0 ① P2		C SI 88 X SI 89 0-1 2 G3-1 / 12 1B 1-3 2-H 1B		C SI 93 B CU 74 F SI 92 B CU 74 B SI 94 S SI 92 3-3 ③ K	3 0 0 2	0 0 0 0	0 0 0 1	0 0 0 1	0 0 0 0	1 0 0 1	2 0 0 0
12 Juan Lagares, R (1, 8) (5, 9) OBP: 0.307, SLG: 0.398		C SI 85 X SI 86 0-1 20 BB / 16 1B 1B	C FC 83 B CH 81 B SI 87 S EP 62 B SI 88 B FF 90 4-2 2 FC4-6 BB		C SI 85 B SI 85 X SI 85 1-1 ② F9		C SI 89 X SI 89 0-1 2 G3-1 1-2 3-H 1B			3	1	2	1	1	0	0
2 Justin Turner, R (1, 6) OBP: 0.307, SLG: 0.331		C SI 84 F SI 86 F CH 79 B SI 86 F CH 78 F SI 87 1 SAFE F FC 81 X CU 71 1-2 ① F9	F SI 89 1 SAFE C CU 72 X SI 87 0-2 ③ FC4-6 1-2f		C CH 78 X SI 87 0-1 ③ G6-3		F FF 95 D SL 86 F FF 95 X FF 96 1-2 ② G3-1 1-2 2-3			4	0	0	0	0	0	5
4 Wilmer Flores, R (1, 5) OBP: 0.276, SLG: 0.314 38 Vic Black, R (6, 1) 3 Omar Quintanilla, L (7, PH) OBP: 0.309, SLG: 0.290 30 David Aardsma, R (7, 1) 32 LaTroy Hawkins, R (8, 1)		F FC 81 C SI 86 B CH 78 F SL 77 F CH 80 C SI 86 1-3 ② K		B CH 77 B SI 85 B SI 86 B CH 80 4-0 20 1B / 19 2B BB		C SL 84 B SI 90 F SI 91 X SL 83 1-2 ① G4-3	B FF 95 B FF 95 B FF 95 C FF 94 C FF 95 F FF 95 X FF 95 3-2 ③ L9			2 0 1 0 0	1 0 0 0 0	0 0 0 0 0	0 0 0 0 0	1 0 0 0 0	1 0 0 0 0	1 0 2 0 0
20 Anthony Recker, R (1, 2) OBP: 0.268, SLG: 0.412		C FC 84 B SI 87 B FC 82 F CH 79 B FC 81 B SI 89 4-2 16 1B 1-2 BB	F SI 85 B CU 67 X CH 78 1-1 19 2B / 28 SF7 1-2 1B		B SI 90 X SI 91 1-0 ② L7			B FF 95 B SL 83 S FF 95 S FF 95 B SL 85 X FF 95 3-2 ① F7		3	1	1	0	1	0	0
16 Daisuke Matsuzaka, R (1, 1) OBP: 0.500, SLG: 0.500 19 Zach Lutz, R (4, PH) OBP: 0.571, SLG: 0.600 40 Tim Byrdak, L (4, 1) 6 Matthew den Dekker, L (5, 8) OBP: 0.267, SLG: 0.429		B SI 87 X CH 81 1-0 1-3 2-H 1B	S FC 83 B CU 68 B CH 78 B SI 86 X SI 87 3-1 1-3 2-H 2B		C SL 85 B CH 80 F CH 85 X FF 90 1-2 ③ F7			S SL 85 B FF 94 C SL 84 B FF 94 X FF 93 2-2 ② F7		1 1 0 2	0 0 0 0	1 1 0 0	1 1 0 0	0 0 0 0	0 0 0 0	0 0 0 0

New York Mets @ Atlanta Braves

Turner Field, Atlanta, GA

Mon Sep 02 2013, 1:13 PM - 4:52 PM EDT

Att. 26,530 - Overcast - 72 F

TOP

livebaseballscorecards.com

AB	36
R	5
H	10
RBI	5
BB	3
SO	8
LOB	17

Inning Stats																								
	R: 0 E: 0 K: 1 S: 14	H: 1 LOB: 1 BB: 0 P: 24	R: 1 E: 0 K: 2 S: 20	H: 2 LOB: 2 BB: 1 P: 28	R: 0 E: 1 K: 1 S: 14	H: 1 LOB: 2 BB: 1 P: 23	R: 2 E: 0 K: 0 S: 8	H: 2 LOB: 1 BB: 1 P: 17	R: 0 E: 0 K: 0 S: 5	H: 0 LOB: 0 BB: 0 P: 8	R: 0 E: 0 K: 0 S: 7	H: 0 LOB: 0 BB: 0 P: 10	R: 2 E: 0 K: 1 S: 17	H: 4 LOB: 2 BB: 0 P: 25	R: 0 E: 0 K: 1 S: 9	H: 0 LOB: 0 BB: 0 P: 15	R: 0 E: 0 K: 2 S: 7	H: 0 LOB: 0 BB: 0 P: 13	1B: 7 2B: 3 3B: 0 HR: 0	SF: 1 SAC: 0 DP: 0 HBP: 0	WP: 0 PB: 0 SB: 0 CS: 0	PA: 40				

PITCHER	IP	WLS	BF	H	R	ER	SO	BB	IBB	HBP	BLK	WP	HR	S	P	ERA	WHIP
28 Paul Maholm, L (1, 1) ERA: 4.41	5.0	W	24	6	3	3	4	3	0	0	0	0	0	61	100	5.40	1.800
20 Luis Ayala, R (6, 1) ERA: 2.88	1.0		3	0	0	0	0	0	0	0	0	0	0	7	10	0.00	0.000
32 Scott Downs, L (7, 1) ERA: 1.99	0.1		5	4	2	2	1	0	0	0	0	0	0	10	14	54.00	12.000
48 David Carpenter, R (7, 1) ERA: 1.99	1.2		5	0	0	0	1	0	0	0	0	0	0	16	26	0.00	0.000
43 Luis Avilán, L (9, 1) ERA: 1.39	1.0		3	0	0	0	2	0	0	0	0	0	0	7	13	0.00	0.000

PITCHER	IP	WLS	BF	H	R	ER	SO	BB	IBB	HBP	BLK	WP	HR	S	P	ERA	WHIP

Batter	1	2	3	4	5	6	7	8	9	AB	R	H	RBI	BB	SO	LOB
17 Jordan Schafer, L (1, 9) OBP: 0.352, SLG: 0.389 30 Elliot Johnson, S (7, PR) (8, 9) OBP: 0.225, SLG: 0.262	X FF 86 0-0 8 1B 8 S 5 2B 1B	C CU 72 B FF 91 F FF 91 B FF 90 X FS 78 2-2 8 S 5 HR 1B 2-H		C SI 84 C SI 85 X SL 79 0-2 5 S 1B		X FF 83 0-0 ① F7 S FF 91 B FF 92 S FF 92 X FF 93 1-2 8 S 1B	S FF 92 F FF 92 C FF 93 0-3 ② K		5 2 4 1 0 0 0 1 0 0 0 0 1 2							
8 Justin Upton, R (1, 7) OBP: 0.360, SLG: 0.477 43 Luis Avilán, L (9, 1)	B SI 87 S FF 87 B FF 88 F SL 79 F SI 90 F CU 74 X FF 89 2-2 5 2B 1B 1-3	1 SAFE B FF 88 B FF 89 B CU 75 F SI 90 B SL 81 4-1 5 HR BB 1-2		B CH 78 B SI 83 B SI 84 C SI 84 C SL 78 1 SAFE C SI 84 3-3 ② K		X FF 84 0-0 16 1B 2B	B FF 92 S SL 82 B FF 92 1 SAFE S FF 91 B SL 82 F SL 82 B FF 92 4-2 BB 1-2	S SL 88 F FF 92 B FF 92 C FF 94 1-3 ③ K		4 3 2 0 2 2 3 0 0 0 0 0 0 0						
5 Freddie Freeman, L (1, 3) OBP: 0.385, SLG: 0.483	B FF 87 1 SAFE B FS 75 S SI 90 F FC 88 1 SAFE X FS 78 2-2 23 G5-3 1-H 3-H 2B	F FC 89 X FC 89 0-1 1-H 2-H HR		B SI 86 X SL 81 1-0 ③ G3 1-2		B SI 84 C SI 84 X SI 84 1-1 ② G5-3	C FF 90 D FS 85 B FS 85 F SL 81 S FF 92 2-3 ② K		5 1 2 5 0 1 4							
16 Brian McCann, L (1, 2) OBP: 0.348, SLG: 0.495	D FS 77 B FF 90 B CU 74 B FF 90 4-0 23 G5-3 BB	C SI 90 B FF 90 F FF 90 B SL 80 B CU 72 X FF 90 3-2 1B			B SI 86 F SI 87 S SL 80 B SI 86 B SI 86 F SL 80 X SL 79 3-2 ① P4	C CU 74 B SI 85 X SI 84 1-1 23 1B 2 2B 1B 2-H	B FF 91 F FF 91 X FF 92 1-1 ③ G6-3		4 1 2 1 1 0 2						
23 Chris Johnson, R (1, 5) OBP: 0.370, SLG: 0.471 4 Paul Janish, R (8, PR) (9, 5) OBP: 0.211, SLG: 0.206	B SL 80 F FF 90 F SI 89 X FF 91 1-2 ① ② G5-3 1-2 2-3f	F SI 89 F CU 73 B FF 88 F SI 90 S SL 81 1-3 ③ K			F FF 90 B FF 91 S SL 82 B SL 82 B SL 84 X FF 91 3-2 2 2B 19 2B 1B	C CU 75 X CH 74 0-1 2 2B 1B 1-2		B FF 90 F SL 83 B FF 91 B FF 92 F FF 90 F FF 91 B FF 93 4-2 26 1B 2 BB 19 E BB		4 1 2 0 1 1 3 0 1 0 0 0 0 0						
2 B.J. Upton, R (1, 8) OBP: 0.279, SLG: 0.313	B CU 75 S SI 90 C SI 90 S SL 81 1-3 ③ K		C CU 68 B CU 73 S FF 88 F FF 90 X SL 81 1-2 ① F9		D SL 82 X FF 91 1-0 19 2B 2B 1-3	B SI 85 X CH 73 1-0 1-3 2-H 2B		C SL 82 B FF 92 B FF 92 S SL 81 F FF 92 D SL 82 B SL 81 4-2 26 1B 19 E BB 1-2		4 2 2 1 1 1 1						
26 Dan Uggla, R (1, 4) OBP: 0.311, SLG: 0.379		B SI 88 F SL 78 B FF 89 X CU 74 2-1 ① G5-3	B FF 88 S CU 74 S SI 88 S SL 81 1-3 ② K		B SL 84 X FF 92 1-0 ② P6	S CH 73 B CH 73 B CH 72 F SI 86 B CU 75 B CU 74 4-2 BB		B FF 91 C FF 92 B FF 91 X FF 92 2-1 19 E 25 SF7 1B 1-2 2-3		4 1 1 0 1 1 2						
19 Andrelton Simmons, R (1, 6) OBP: 0.295, SLG: 0.375		B SL 80 C SI 90 F FF 91 B FS 79 X FC 89 2-2 28 SH3-4 17 1B 1B	B CU 71 C CU 73 X FF 89 1-1 ③ F7		B SL 84 D SL 84 S CH 82 X CH 82 2-1 2-H 3-H 2B	C FF 97 X FF 97 0-1 ③ F9		C FF 91 F FF 91 F SL 82 X FF 91 0-2 E5 1-3 2-H 3-H		5 1 2 3 0 0 4						
28 Paul Maholm, L (1, 1) OBP: 0.149, SLG: 0.152 13 José Constanza, L (5, PH) OBP: 0.185, SLG: 0.185 20 Luis Ayala, R (6, 1) 32 Scott Downs, L (7, 1) 48 David Carpenter, R (7, 1) 25 Joey Terdoslavich, S (8, PH) (9, 7) OBP: 0.342, SLG: 0.318		B FF 86 L FF 88 X FF 87 1-1 ② SH3-4 1-2		X CH 81 0-0 ① G3	B FF 93 B CH 82 X FF 92 2-0 ③ G4-3		C FF 91 B SL 82 X FF 92 1-1 ① F9	X FF 92 0-0 ① SF7 3-H		1 0 0 0 0 0 0 1 0 0 0 0 0 1 0 0 0 0 0 0 0 0 0 0 0 0 0 0 1 0 0 0 0 0 0 0 0 0 1 0 0 0						
Inning Stats	R: 2 E: 0 K: 1 S: 15 H: 3 LOB: 1 BB: 1 P: 25	R: 4 E: 0 K: 1 S: 20 H: 4 LOB: 1 BB: 1 P: 35	R: 0 E: 0 K: 1 S: 9 H: 0 LOB: 0 BB: 0 P: 12	R: 0 E: 0 K: 1 S: 8 H: 1 LOB: 1 BB: 0 P: 12	R: 2 E: 0 K: 0 S: 12 H: 3 LOB: 1 BB: 0 P: 24	R: 2 E: 0 K: 0 S: 13 H: 4 LOB: 3 BB: 1 P: 20	R: 0 E: 0 K: 1 S: 13 H: 1 LOB: 2 BB: 1 P: 22	R: 3 E: 1 K: 2 S: 19 H: 1 LOB: 2 BB: 2 P: 30		1B: 11 2B: 5 3B: 0 HR: 1 SF: 1 SAC: 1 DP: 1 HBP: 0						

BOTTOM

New York Mets @ Atlanta Braves

Turner Field, Atlanta, GA

Mon Sep 02 2013, 1:13 PM - 4:52 PM EDT

Att. 26,530 - Overcast - 72 F

livebaseballscorecards.com

AB	39
R	13
H	17
RBI	12
BB	6
SO	7
LOB	22

PITCHER		IP	WLS	BF	H	R	ER	SO	BB	IBB	HBP	BLK	WP	HR	S	P	ERA	WHIP
16 Daisuke Matsuzaka, R ERA: 10.95	(1, 1)	3.0	L	17	7	6	6	3	2	0	0	0	0	1	44	72	18.00	3.000
40 Tim Byrdak, L ERA:	(4, 1)	1.1		5	1	0	0	1	0	0	0	0	0	0	12	19	0.00	0.750
71 Gonzalez Germen, R ERA: 4.44	(5, 1)	0.2		5	3	2	2	0	0	0	0	0	0	0	8	17	27.00	4.500
55 Pedro Feliciano, L ERA: 4.91	(6, 1)	0.2		7	4	2	2	0	1	0	0	0	0	0	11	18	27.00	7.500
38 Vic Black, R ERA: 4.15	(6, 1)	0.1		1	0	0	0	0	0	0	0	0	0	0	2	2	0.00	0.000

PITCHER		IP	WLS	BF	H	R	ER	SO	BB	IBB	HBP	BLK	WP	HR	S	P	ERA	WHIP
30 David Aardsma, R ERA: 4.45	(7, 1)	1.0		9	2	3	2	1	3	0	0	0	0	0	25	44	18.00	5.000
32 LaTroy Hawkins, R ERA: 3.47	(8, 1)	1.0		3	0	0	0	2	0	0	0	0	0	0	7	8	0.00	0.000

Batter	1	2	3	4	5	6	7	8	9	AB	R	H	RBI	BB	SO	LOB
22 Eric Young Jr., S (1, 7) OBP: 0.319, SLG: 0.350	X CH 88 0-0 13 G4-3 28 G4-3 1B		B CU 76 S CH 83 B CU 76 F FF 91 B SI 91 X FF 92 3-2 ③ P5			B FF 90 B SI 90 X FF 90 2-0 28 2B 3B		B SI 87 B SI 87 B SI 88 B FF 86 4-0 13 G4-3 13 S BB		3	1	2	0	1	0	0
28 Daniel Murphy, L (1, 4) OBP: 0.312, SLG: 0.403	1 SAFE 1 SAFE X SI 89 0-0 ① G4-3 1-2			B FF 89 X CU 76 1-0 ① G4-3		F FF 90 C SI 90 X SI 91 0-2 3-H 2B		F SI 88 X SI 89 0-1 ① P4		4	0	1	1	0	0	2
13 Josh Satin, R (1, 5) OBP: 0.398, SLG: 0.423 38 Vic Black, R (8, 1)	X SI 89 0-0 ② G4-3 2-3			C SI 90 B FF 90 B FF 90 C FF 91 S CH 84 2-3 ② K		B CU 77 B SI 90 S CH 82 2 SAFE B CU 77 X SI 89 3-1 ② G4-3		F SI 90 1 SAFE P PO 85 F FF 89 B SI 90 B SI 89 X SL 86 3-2 ② G4-3 1-3		4 0	0 0	0 0	0 0	0 0	1 0	3 0
21 Lucas Duda, L (1, 3) OBP: 0.360, SLG: 0.434	S CH 82 S CH 83 B CH 81 B CU 76 S CH 82 2-3 ③ K			C CU 76 B FF 90 X CU 77 1-1 2B		C CH 82 B SI 89 S CH 82 C SI 90 1-3 ③ K		B SI 90 B SI 89 B SI 90 B FF 88 4-0 BB		3	0	1	0	1	2	2
15 Travis d'Arnaud, R (1, 2) OBP: 0.269, SLG: 0.273		F CH 89 B CH 82 S CH 82 B CH 83 X FF 90 2-2 ① G1-3		B CH 82 C CU 77 B SI 90 S FF 90 S CH 83 2-3 ③ K			X SI 88 0-0 ① F9	C SL 84 C SL 87 B FF 90 B CU 79 B FF 91 F CU 78 F CU 79 X SL 85 3-2 ③ P4		4	0	0	0	0	1	3
12 Juan Lagares, R (1, 9) OBP: 0.307, SLG: 0.396		C SI 91 F SI 91 B FF 92 B SI 91 X CH 84 2-2 ② F7			C CH 89 B CH 89 B CU 76 X FF 89 2-1 3 L4-3 1B		C CH 89 C CH 88 F FF 89 S CU 79 0-3 ② K		C FF 97 F FF 98 C KC 86 0-3 ① K	4	0	1	0	0	2	0
6 Matthew den Dekker, L (1, 8) OBP: 0.263, SLG: 0.389		B CH 83 C CU 76 B SI 91 F CH 83 C SI 92 2-3 ③ K			1 SAFE S CH 82 1 SAFE F FF 89 1 SAFE S CH 83 0-3 ① K		B SI 88 B CU 76 B FF 89 C FF 90 S SI 89 F CH 83 X CH 84 3-2 3 1B 1B		C KC 86 C KC 86 B FF 98 B FF 99 B KC 87 S FF 98 3-3 ② K	4	0	1	0	0	3	1
3 Omar Quintanilla, L (1, 6) OBP: 0.311, SLG: 0.293			F FF 90 X FF 90 0-1 ① L6		B FF 89 X CH 82 1-0 ②③ L4-3 1-1		C SI 90 1 SAFE 1 SAFE 1 SAFE F CH 83 X CU 77 0-2 1-3 1B		B FF 98 C FF 98 X FF 99 1-1 1B	4	0	2	0	0	0	1
52 Carlos Torres, R (1, 1) OBP: 0.200, SLG: 0.111 56 Scott Rice, L (8, 1) 2 Justin Turner, R (8, 5) OBP: 0.305, SLG: 0.329			C SI 90 S FF 89 S CU 77 0-3 ② K			C SI 88 B FF 90 B SI 90 X SI 89 2-1 ① G1-3	S CU 78 F SI 90 C CU 78 0-3 ③ K		X FF 98 0-0 ③ G5-3	3 0 1	0 0 0	0 0 0	0 0 0	0 0 0	2 0 0	2 0 1
Inning Stats	R: 0 E: 0 K: 1 S: 6 H: 1 LOB: 1 BB: 0 P: 8	R: 0 E: 0 K: 1 S: 9 H: 0 LOB: 0 BB: 0 P: 15	R: 0 E: 0 K: 1 S: 8 H: 0 LOB: 0 BB: 0 P: 11	R: 0 E: 0 K: 2 S: 9 H: 1 LOB: 1 BB: 0 P: 15	R: 0 E: 0 K: 1 S: 6 H: 1 LOB: 0 BB: 0 P: 9	R: 1 E: 0 K: 1 S: 11 H: 2 LOB: 1 BB: 0 P: 19	R: 0 E: 0 K: 2 S: 15 H: 2 LOB: 2 BB: 0 P: 18	R: 0 E: 0 K: 0 S: 11 H: 0 LOB: 2 BB: 2 P: 24	R: 0 E: 0 K: 2 S: 9 H: 1 LOB: 1 BB: 0 P: 13	1B: 5 2B: 3 3B: 1 HR: 0 SF: 0 SAC: 0 DP: 1 HBP: 0						

PITCHER	IP	WLS	BF	H	R	ER	SO	BB	IBB	HBP	BLK	WP	HR	S	P	ERA	WHIP
54 Kris Medlen, R (1, 1) ERA: 3.48	7.0	W	27	7	1	1	9	0	0	0	0	0	0	64	95	1.29	1.000
32 Scott Downs, L (8, 1) ERA: 1.98	0.1	H	2	0	0	0	0	1	0	0	0	0	0	2	6	0.00	3.000
20 Luis Ayala, R (8, 1) ERA: 2.81	0.2	H	3	0	0	0	0	1	0	0	0	0	0	9	18	0.00	1.500
46 Craig Kimbrel, R (9, 1) ERA: 0.94	1.0	S	4	1	0	0	2	0	0	0	0	0	0	9	13	0.00	1.000

PITCHER	IP	WLS	BF	H	R	ER	SO	BB	IBB	HBP	BLK	WP	HR	S	P	ERA	WHIP

TOP

New York Mets @ Atlanta Braves

Turner Field, Atlanta, GA

Tue Sep 03 2013, 7:11 PM - 9:53 PM EDT

Att. 21,221 - Partly Cloudy - 83 F

livebaseballscorecards.com

AB	34
R	1
H	8
RBI	1
BB	2
SO	11
LOB	15

New York Mets @ Atlanta Braves

Turner Field, Atlanta, GA

Tue Sep 03 2013, 7:11 PM - 9:53 PM EDT

Att. 21,221 - Partly Cloudy - 83 F

BOTTOM

Batter	1	2	3	4	5	6	7	8	9	AB	R	H	RBI	BB	SO	LOB
2 B.J. Upton, R (1, 8) OBP: 0.281, SLG: 0.315	C FF 91 B FF 91 X FF 93 1-1 ① G4-3		C CU 77 X FC 90 0-1 1B		S FF 92 B FF 93 C FC 90 X FF 93 1-2 ③ F9		X FC 88 0-0 1B			4	0	2	0	0	0	0
8 Justin Upton, R (1, 9) (8, 7) OBP: 0.357, SLG: 0.473	B FF 92 B FC 89 S FF 92 F FC 91 B FC 91 C FC 90 3-3 ② K		1 SAFE X FF 90 0-0 ② L8			B FF 91 C FC 89 F FF 92 S CU 83 1-3 ① K2-3	C FF 90 1 SAFE F FC 89 T FF 90 0-2 ③ K			4	0	0	0	0	3	2
5 Freddie Freeman, L (1, 3) OBP: 0.384, SLG: 0.481	B FF 92 S CH 85 B FF 93 X FC 90 2-1 1B		1 SAFE C FF 91 C FF 91 X FF 92 0-2 ③ G4-3			C CH 84 B FF 86 F FC 90 S FF 92 1-3 ② K		F SL 83 S SL 82 B SL 82 X CH 83 1-2 ① G3		4	0	1	0	0	1	1
16 Brian McCann, L (1, 2) OBP: 0.344, SLG: 0.489	C FF 92 X FF 93 0-1 ③ F8			C SI 91 X FC 90 0-1 ① P6		C FF 92 L FC 89 F FC 88 B FF 94 X FC 90 1-2 ③ G5-3		S SI 92 B SL 84 S SL 84 B SI 92 B SI 92 X SI 91 3-2 ② G4-3		4	0	0	0	0	0	1
23 Chris Johnson, R (1, 5) OBP: 0.367, SLG: 0.467 4 Paul Janish, R (9, 5) OBP: 0.211, SLG: 0.206		B FF 92 B FC 89 X FF 90 2-0 ① F9		C FF 92 F FC 91 X FF 93 0-2 ② F9			F FF 91 F FF 92 B FC 90 F FF 93 B CU 82 B FF 93 S FC 87 3-3 ① K	S SI 92 F FF 97 S CU 84 0-3 ③ K		4 0	0 0	0 0	0 0	0 0	2 0	0 0
24 Evan Gattis, R (1, 7) OBP: 0.305, SLG: 0.486 32 Scott Downs, L (8, 1) 20 Luis Ayala, R (8, 1) 46 Craig Kimbrel, R (9, 1)		X FF 91 0-0 19 WP 1B		X SI 92 0-0 26 FC6 1B			C FC 89 S FC 90 F CU 82 B FF 92 X FC 91 1-2 HR			3 0 0 0	1 0 0 0	3 0 0 0	1 0 0 0	0 0 0 0	0 0 0 0	0 0 0 0
26 Dan Uggla, R (1, 4) OBP: 0.311, SLG: 0.377		C FC 87 F FC 89 S FF 93 0-3 ② K		S FF 92 S FF 92 F FF 92 X FF 91 0-2 ③ FC6 1-2f			F FF 91 F FC 89 B FF 93 F FC 89 F CU 80 B FF 92 B FC 87 B FF 92 4-2 19 HR BB			2	1	0	0	1	1	2
19 Andrelton Simmons, R (1, 6) OBP: 0.295, SLG: 0.380		C FF 93 B FC 90 X FF 93 1-1 ③ F9 1-2			X FF 92 0-0 ① G6-3		B FF 90 1 SAFE X FF 90 1-0 1-H HR			3	1	1	2	0	0	1
54 Kris Medlen, S (1, 1) OBP: 0.235, SLG: 0.298 17 Jordan Schafer, L (7, PH) OBP: 0.350, SLG: 0.387 (8, 9)			B FF 91 C FF 89 C FC 89 X FC 90 1-2 ① G1-3		B FF 90 C FF 88 X CU 75 1-1 ② F9		F FC 87 S FC 90 F FC 88 B FF 91 X CU 81 1-2 ② G6-3			2 1	0 0	0 0	0 0	0 0	0 0	0 0
Inning Stats	R: 0 E: 0 K: 1 S: 9 H: 1 LOB: 1 BB: 0 P: 15	R: 0 E: 0 K: 1 S: 7 H: 1 LOB: 1 BB: 0 P: 10	R: 0 E: 0 K: 0 S: 9 H: 1 LOB: 1 BB: 0 P: 10	R: 0 E: 0 K: 0 S: 10 H: 1 LOB: 1 BB: 0 P: 10	R: 0 E: 0 K: 0 S: 6 H: 0 LOB: 0 BB: 0 P: 8	R: 0 E: 0 K: 2 S: 10 H: 0 LOB: 0 BB: 0 P: 13	R: 3 E: 0 K: 2 S: 21 H: 3 LOB: 1 BB: 1 P: 31	R: 0 E: 0 K: 1 S: 9 H: 0 LOB: 0 BB: 0 P: 13		1B: 5 2B: 0 3B: 0 HR: 2 SF: 0 SAC: 0 DP: 0 HBP: 0				WP: 1 PB: 0 SB: 0 CS: 0 PA: 32		

livebaseballscorecards.com

AB	31
R	3
H	7
RBI	3
BB	1
SO	7
LOB	7

PITCHER		IP	WLS	BF	H	R	ER	SO	BB	IBB	HBP	BLK	WP	HR	S	P	ERA	WHIP
52 Carlos Torres, R ERA: 2.89	(1, 1)	7.0	L	29	7	3	3	6	1	0	0	0	1	2	72	97	3.86	1.143
56 Scott Rice, L ERA: 3.71	(8, 1)	0.2		2	0	0	0	0	0	0	0	0	0	0	6	10	0.00	0.000
38 Vic Black, R ERA: 3.86	(8, 1)	0.1		1	0	0	0	1	0	0	0	0	0	0	3	3	0.00	0.000

PITCHER	IP	WLS	BF	H	R	ER	SO	BB	IBB	HBP	BLK	WP	HR	S	P	ERA	WHIP

Batter	1	2	3	4	5	6	7	8	9	AB	R	H	RBI	BB	SO	LOB
22 Eric Young Jr., S (1, 7) OBP: 0.316, SLG: 0.346	B SI 88 C SI 88 S FF 90 F FF 91 F FF 85 X SI 92 1-2 **G5-3** ①	F FF 88 X FF 88 0-1 **G3** ②	B CH 82 S SI 88 X SI 90 1-1 **G1-3** ③		F SI 88 S SL 80 S SL 82 0-3 **K** ②			C FF 93 X CU 77 0-1 **G1-3** ①		5	0	0	0	0	1	5
28 Daniel Murphy, L (1, 4) OBP: 0.314, SLG: 0.407	C SI 90 F FF 90 X FF 86 0-2 30 HR **3B**	B CH 83 C FF 90 B SI 90 B FF 89 B FF 88 4-1 **BB**		C SI 88 B SI 88 X CH 82 1-1 **G3** ①	C SL 82 B SI 88 X FS 83 1-1 1-2 2-3 **1B**			C CH 86 X FF 94 0-1 **F8** ②		4	1	2	0	1	0	0
30 Andrew Brown, R (1, 9) OBP: 0.311, SLG: 0.465 38 Vic Black, R (8, 1) 32 LaTroy Hawkins, R (9, 1)	F SI 91 X SL 79 0-1 3-H **HR**	C SI 91 B SI 90 X FF 88 1-1 **F9** ③		B SI 90 B SI 90 C SI 88 S SI 88 F SI 90 X SI 90 2-2 **G6-3** ②	F SI 89 B SI 89 B SL 82 S SL 79 F SI 90 S SL 80 2-3 **K** ③			B FF 91 B FF 91 B FF 92 C FF 89 S FF 92 B FF 93 4-2 **BB**		4 0 0	1 0 0	1 0 0	2 0 0	1 0 0	1 0 0	6 0 0
21 Lucas Duda, L (1, 3) OBP: 0.364, SLG: 0.453	C SI 91 S CH 84 B FF 91 B SI 86 F FF 89 B SI 92 X SI 90 3-2 2 F8 **2B**		B SI 89 F SI 87 F FF 88 B SL 80 B FF 89 X FF 89 3-2 **HR**	B SL 76 B FF 87 F SI 90 X FF 89 2-1 2 1B **1B**		B CH 81 B SL 81 B SI 88 C SI 88 S SL 82 X SL 82 3-2 **L1-3** ①		C CH 87 C CU 80 B FF 95 S FF 95 1-3 **K** ③		5	1	3	1	0	1	1
2 Justin Turner, R (1, 5) OBP: 0.308, SLG: 0.331	B SL 78 X SI 91 1-0 **F8** ② 2-3		C SI 90 F SI 91 F SL 81 B FF 90 B SI 91 X SI 89 2-2 15 1B 12 FC5-4 **1B**	F FF 87 X SI 90 0-1 1-3 **1B**		F SI 87 F SI 89 X SL 80 0-2 **G5-3** ②			F FF 93 B FF 93 B CH 85 X FF 92 2-1 **F8** ①	5	1	2	0	0	0	1
15 Travis d'Arnaud, R (1, 2) OBP: 0.263, SLG: 0.265	X SI 90 0-0 **G6-3** ③		B FF 86 B SI 89 B SI 89 C FF 88 F SI 88 X SI 87 3-2 12 FC5-4 1-3 **1B**	B SL 75 S FF 86 C SI 89 B SL 80 X SI 90 2-2 **G4-3** ③		B SL 79 B SI 88 F SI 88 S SL 78 B SI 88 X SL 78 3-2 **G5-3** ③			S FF 92 C FF 93 X CU 81 0-2 **L1-4-3** ②	5	0	1	0	0	0	3
12 Juan Lagares, R (1, 8) OBP: 0.305, SLG: 0.393 (8, 9)		C SI 89 B FF 89 F SI 90 X SI 90 1-2 35 SH5-4 3 BB **1B**	C SL 78 X SI 89 0-1 FC5-4 3 G4-3 35 1B 1-2f 3-H ①		X SI 88 0-0 **P4** ①		C SI 87 B SI 88 B SI 88 F SL 78 X SL 80 2-2 **G6-3** ①		F FF 93 B CU 80 C FF 91 F FF 95 B CH 85 X FF 94 2-2 **G4-3** ③	5	1	1	1	0	0	1
3 Omar Quintanilla, L (1, 6) OBP: 0.314, SLG: 0.293		C SI 88 F FF 88 1 SAFE B FF 88 B SI 88 B SI 86 B SI 90 4-2 35 SH5-4 1-2 **BB**	F SI 88 F FF 88 X CH 82 0-2 **G4-3** ② 1-2		C SI 88 B SL 77 F FF 86 B SI 85 F SI 89 X SL 80 2-2 28 1B 35 BB **1B**		C SI 87 B FS 82 F SI 88 X FS 80 1-2 **G4-3** ②			3	0	1	0	1	0	1
35 Dillon Gee, R (1, 1) OBP: 0.182, SLG: 0.173 6 Matthew den Dekker, L (8, 8) OBP: 0.263, SLG: 0.389		X SI 90 0-0 **SH5-4** ① 1-2 2-3	B SI 89 X SI 89 1-0 2-H **1B**		L SI 88 B SI 90 B SI 91 B SI 89 B FF 87 4-1 28 1B 1-2 **BB**		F SI 87 F SL 78 B SI 88 B SI 88 X SL 78 2-2 **P5** ③			2 0	0 0	1 0	1 0	1 0	0 0	0 0
Inning Stats	R: 2 E: 0 K: 0 S: 16 H: 3 LOB: 1 BB: 0 P: 21	R: 0 E: 0 K: 0 S: 11 H: 1 LOB: 3 BB: 2 P: 21	R: 3 E: 0 K: 0 S: 18 H: 4 LOB: 1 BB: 0 P: 28	R: 0 E: 0 K: 0 S: 13 H: 2 LOB: 2 BB: 0 P: 20	R: 0 E: 0 K: 2 S: 15 H: 2 LOB: 3 BB: 1 P: 24	R: 0 E: 0 K: 0 S: 9 H: 0 LOB: 0 BB: 0 P: 15	R: 0 E: 0 K: 0 S: 9 H: 0 LOB: 0 BB: 0 P: 14	R: 0 E: 0 K: 1 S: 9 H: 0 LOB: 1 BB: 1 P: 14	R: 0 E: 0 K: 0 S: 9 H: 0 LOB: 0 BB: 0 P: 13	1B: 8 2B: 1 3B: 1 HR: 2 SF: 0 SAC: 1 DP: 0 HBP: 0						

PITCHER	IP	WLS	BF	H	R	ER	SO	BB	IBB	HBP	BLK	WP	HR	S	P	ERA	WHIP
40 Kameron Loe, R (1, 1) ERA: 8.59	4.1	L	27	11	5	5	0	3	0	0	0	0	2	64	102	10.38	3.231
50 Freddy Garcia, R (5, 1) ERA: 5.07	2.2		9	1	0	0	2	0	0	0	0	0	0	27	41	0.00	0.375
38 Anthony Varvaro, R (8, 1) ERA: 2.94	2.0		7	0	0	0	1	1	0	0	0	0	0	18	27	0.00	0.500

PITCHER	IP	WLS	BF	H	R	ER	SO	BB	IBB	HBP	BLK	WP	HR	S	P	ERA	WHIP

TOP

New York Mets @ Atlanta Braves

Turner Field, Atlanta, GA

Wed Sep 04 2013, 12:13 PM - 3:13 PM EDT

Att. 22,946 - Partly Cloudy - 84 F

livebaseballscorecards.com

AB	38
R	5
H	12
RBI	5
BB	4
SO	3
LOB	18

WP: 0 PB: 0 SB: 0 CS: 0 PA: 43

BOTTOM

New York Mets @ Atlanta Braves

Turner Field, Atlanta, GA

Wed Sep 04 2013, 12:13 PM - 3:13 PM EDT

Att. 22,946 - Partly Cloudy - 84 F

livebaseballscorecards.com

Batter	1	2	3	4	5	6	7	8	9	AB	R	H	RBI	BB	SO	LOB
2 B.J. Upton, R (1, 8) OBP: 0.281, SLG: 0.314	B FF 90 F SI 90 F SL 82 F KC 76 B SI 90 B SI 91 B FF 91 4-2 5 E 8 S BB		S SL 82 B SL 81 S FF 90 F KC 77 B FF 90 B FC 90 S FF 90 3-3 ① K		X FF 90 0-0 ② SF9 2-3 3-H			B FF 96 X FF 94 1-0 ① P3		2	0	0	1	1	1	0
8 Justin Upton, R (1, 9) OBP: 0.354, SLG: 0.469	B SI 91 1 SAFE B SI 91 C SI 90 C SL 83 F SL 83 F FF 91 X SL 84 2-2 ① L8 1-2		B SL 82 C SL 84 S FF 90 X KC 77 1-2 ② F8		X SI 91 0-0 ③ G4-3			B FF 95 B FF 96 X FF 94 2-0 ② P6		4	0	0	0	0	0	2
5 Freddie Freeman, L (1, 3) OBP: 0.383, SLG: 0.485	F KC 75 F SI 91 X FF 91 0-2 E7 2-3		S CH 84 F CH 84 B FF 90 F SL 82 F FF 91 X FF 92 1-2 ③ G3			X SI 90 0-0 ① F8		B FF 96 X FF 95 1-0 HR		4	1	1	1	0	0	1
24 Evan Gattis, R (1, 7) OBP: 0.304, SLG: 0.487	B FC 86 F SI 90 F SI 91 S KC 77 1-3 ② K			C KC 74 F SI 89 B KC 77 X KC 77 1-2 ① G5-3		F FF 89 S FF 91 F FF 91 F FF 91 S SL 84 0-3 ② K		C CU 83 B CU 82 C CU 81 X FF 96 1-2 11 WP 2B		4	0	1	0	0	2	2
11 Gerald Laird, R (1, 2) OBP: 0.357, SLG: 0.370	C SL 83 S SL 84 S KC 78 0-3 ③ K			X FF 90 0-0 ② P5		C SL 85 F SL 83 S KC 77 0-3 ③ K		B FF 95 X FF 95 1-0 ③ P3 2-3		4	0	0	0	0	2	3
30 Elliot Johnson, S (1, 5) OBP: 0.230, SLG: 0.272		C FF 88 B FF 89 F CH 83 X FF 89 1-2 ① F8		C SI 90 X FF 90 0-1 ③ P3			C KC 73 S CH 82 B CH 83 B FF 90 X CH 83 2-2 1B		B FF 93 X FF 93 1-0 2B	4	0	2	0	0	0	0
26 Dan Uggla, R (1, 4) OBP: 0.311, SLG: 0.376		C FF 90 F SL 85 F KC 77 B FF 92 F FF 92 F FF 91 X SI 91 1-2 ② F7	B SI 89 S FF 89 S FF 90 F FF 90 F SL 84 X FF 90 1-2 4 1B 2 SF9 1B				S SI 90 B FF 91 1 SAFE B SI 91 F CH 83 F SI 91 B SI 91 X SI 90 3-2 ① F7		C FF 96 B SL 90 C SL 87 B FF 95 X SL 90 2-2 ① P5	4	1	1	0	0	0	2
4 Paul Janish, R (1, 6) OBP: 0.244, SLG: 0.243 19 Andrelton Simmons, R (9, PH) OBP: 0.295, SLG: 0.380		C FF 91 X SI 91 0-1 1B	C SI 90 X SI 90 0-1 2 SF9 50 SH3-4 1-3 1B				L SL 83 X SL 83 0-1 ② F8		C FF 95 B SL 90 X FF 96 1-1 ② P6	3 1	0 0	2 0	0 0	0 0	0 0	1 1
40 Kameron Loe, R (1, 1) 50 Freddy Garcia, R (5, 1) 25 Joey Terdoslavich, S (7, PH) OBP: 0.338, SLG: 0.313 38 Anthony Varvaro, R (8, 1) 23 Chris Johnson, R (9, PH) OBP: 0.366, SLG: 0.466		B FF 91 X FF 90 1-0 ③ G4-3	X FF 90 0-0 ① SH3-4 1-2				C SI 91 B KC 77 1 SAFE 1 SAFE B SI 91 C CH 84 1 SAFE X CH 83 2-2 ③ F8		C SL 90 B SL 91 F SL 91 C FF 95 1-3 ③ K	1 0 1 0 1	0 0 0 0 0	0 0 0 0 1	0 0 0 0 0	0 0 0 0 0	0 0 0 0 1	1 0 1 0 1
Inning Stats	R: 0 E: 1 K: 2 S: 17 H: 0 LOB: 2 BB: 1 P: 24	R: 0 E: 0 K: 0 S: 12 H: 1 LOB: 1 BB: 0 P: 15	R: 0 E: 0 K: 1 S: 12 H: 0 LOB: 0 BB: 0 P: 17	R: 0 E: 0 K: 0 S: 6 H: 0 LOB: 0 BB: 0 P: 7	R: 1 E: 0 K: 0 S: 10 H: 2 LOB: 1 BB: 0 P: 11	R: 0 E: 0 K: 2 S: 9 H: 0 LOB: 0 BB: 0 P: 9	R: 0 E: 0 K: 0 S: 12 H: 1 LOB: 1 BB: 0 P: 19	R: 1 E: 0 K: 0 S: 7 H: 2 LOB: 1 BB: 0 P: 13	R: 0 E: 0 K: 1 S: 9 H: 1 LOB: 1 BB: 0 P: 14	1B: 4 2B: 2 3B: 0 HR: 1 SF: 1 SAC: 1 DP: 0 HBP: 0						WP: 1 PB: 0 SB: 1 CS: 0 PA: 36	

PITCHER		IP	WLS	BF	H	R	ER	SO	BB	IBB	HBP	BLK	WP	HR	S	P	ERA	WHIP
35 Dillon Gee, R ERA: 3.53	(1, 1)	7.0	W	27	4	1	1	5	1	0	0	0	0	0	78	102	1.29	0.714
38 Vic Black, R ERA: 4.76	(8, 1)	1.0		5	2	1	1	0	0	0	0	0	1	1	7	13	9.00	2.000
32 LaTroy Hawkins, R ERA: 3.41	(9, 1)	1.0	S	4	1	0	0	1	0	0	0	0	0	0	9	14	0.00	1.000

PITCHER	IP	WLS	BF	H	R	ER	SO	BB	IBB	HBP	BLK	WP	HR	S	P	ERA	WHIP

AB	33
R	2
H	7
RBI	2
BB	1
SO	6
LOB	15

Atlanta Braves @ Philadelphia Phillies

Citizens Bank Park, Philadelphia, PA

Fri Sep 06 2013, 7:09 PM - 9:22 PM EDT

Att. 37,088 - Clear - 71 F

TOP

livebaseballscorecards.com

Batter	1	2	3	4	5	6	7	8	9	AB	R	H	RBI	BB	SO	LOB
2 B.J. Upton, R (1, 8) OBP: 0.278, SLG: 0.310	F SI 90 C SI 90 B SI 92 S FC 88 1-3 ① K		C CH 84 B CU 75 X CH 84 1-1 ② G6-3			C FF 90 S FC 85 C SI 91 0-3 ① K			C SL 74 X FF 92 0-1 ① G5-3	4	0	0	0	0	2	0
8 Justin Upton, R (1, 9) OBP: 0.352, SLG: 0.465	C SI 91 B SI 91 B FC 88 S CH 86 X CH 86 2-2 ② G3		B CU 76 B SI 89 C FC 86 F FC 87 B CU 76 C CH 85 3-3 ③ K			B FC 85 F FC 86 B SI 90 S CH 84 B SI 91 X CH 84 3-2 ② L4			B FF 92 B FS 86 S FF 91 S SL 76 B FF 92 X FF 92 3-2 ② G3-1	4	0	0	0	0	1	0
5 Freddie Freeman, L (1, 3) OBP: 0.382, SLG: 0.483	S SI 90 X SI 90 0-1 ③ G3-1			S FC 85 B SI 91 S CH 84 F CU 75 X SI 91 1-2 ① G5-3		S CH 84 B CH 85 F CH 84 F SI 90 F SL 82 F SI 91 F SI 91 B CU 74 F FC 87 2-3 S CH 84 ③ K			X FS 85 0-0 1B	4	0	1	0	0	1	0
24 Evan Gattis, R (1, 7) OBP: 0.300, SLG: 0.479		F FC 86 F FC 86 C SI 92 0-3 ① K		X SI 90 0-0 ② L8			B CU 74 F CH 83 F SI 90 F CU 74 T SI 92 1-2 ① K		D SL 76 B SL 75 B FF 92 C FF 92 X FF 92 3-1 ③ F9	4	0	0	0	0	2	1
16 Brian McCann, L (1, 2) OBP: 0.344, SLG: 0.486		B FC 86 X FC 86 1-0 ② F8		B CU 74 B SI 90 C SI 90 H SI 90 3-1 HBP			B SI 91 B SI 90 F CH 83 X FC 87 2-1 ② F9			2	0	0	0	0	0	0
23 Chris Johnson, R (1, 5) OBP: 0.366, SLG: 0.465		C FC 86 X FC 88 0-1 1B		B SI 89 C CH 82 B FF 89 F SI 89 C CU 74 2-3 ③ K			X SI 90 0-0 ③ F8			3	0	1	0	0	1	1
26 Dan Uggla, R (1, 4) OBP: 0.309, SLG: 0.373		C FC 87 D CH 85 F FF 90 B SI 91 F CH 84 X FC 88 2-2 ③ F8			B CH 83 B CH 81 C CH 82 X FF 90 2-1 ① F7			F FC 86 S CU 73 B CU 76 S CU 75 1-3 ① K		3	0	0	0	0	1	1
19 Andrelton Simmons, R (1, 6) OBP: 0.295, SLG: 0.385			S CH 83 X FF 90 0-1 HR		C FC 86 F CH 84 B SI 91 B FC 86 X CH 84 2-2 ② F7			X CH 84 0-0 ② L4		3	1	1	1	0	0	0
36 Mike Minor, R (1, 1) OBP: 0.200, SLG: 0.245 25 Joey Terdoslavich, S (8, PH) OBP: 0.333, SLG: 0.309 43 Luis Avilán, L (8, 1)			C SI 90 F FF 90 C SI 90 0-3 ① K		B SI 90 F SI 90 B SI 91 S CH 84 S FC 88 2-3 ③ K			S CH 82 X CH 84 0-1 ③ G3		2 1 0	0 0 0	0 0 0	0 0 0	0 0 0	2 0 0	0 0 0
Inning Stats	R: 0 E: 0 K: 1 S: 8 H: 0 LOB: 0 BB: 0 P: 11	R: 0 E: 0 K: 1 S: 10 H: 1 LOB: 1 BB: 0 P: 13	R: 1 E: 0 K: 2 S: 10 H: 1 LOB: 0 BB: 0 P: 14	R: 0 E: 0 K: 1 S: 9 H: 0 LOB: 1 BB: 0 P: 15	R: 0 E: 0 K: 1 S: 8 H: 0 LOB: 0 BB: 0 P: 14	R: 0 E: 0 K: 2 S: 14 H: 0 LOB: 0 BB: 0 P: 19	R: 0 E: 0 K: 1 S: 7 H: 0 LOB: 0 BB: 0 P: 10	R: 0 E: 0 K: 1 S: 6 H: 0 LOB: 0 BB: 0 P: 7	R: 0 E: 0 K: 0 S: 8 H: 1 LOB: 1 BB: 0 P: 14	1B: 2 2B: 0 3B: 0 HR: 1 SF: 0 SAC: 0 DP: 0 HBP: 1						

	AB	30
	R	1
	H	3
	RBI	1
	BB	0
	SO	10
	LOB	3

WP: 0 PB: 0 SB: 0 CS: 0 PA: 31

PITCHER		IP	WLS	BF	H	R	ER	SO	BB	IBB	HBP	BLK	WP	HR	S	P	ERA	WHIP
33 Cliff Lee, L ERA: 3.01	(1, 1)	8.0	W	27	2	1	1	10	0	0	1	0	0	1	72	103	1.12	0.250
58 Jonathan Papelbon, R ERA: 2.3	(9, 1)	1.0	S	4	1	0	0	0	0	0	0	0	0	0	8	14	0.00	1.000

PITCHER		IP	WLS	BF	H	R	ER	SO	BB	IBB	HBP	BLK	WP	HR	S	P	ERA	WHIP

Batter	1	2	3	4	5	6	7	8	9	AB	R	H	RBI	BB	SO	LOB
16 César Hernández, S (1, 8) OBP: 0.267, SLG: 0.279	L FF 92 C FF 93 B FF 92 B CH 86 X FF 93 2-2 ① P4		B FF 87 C SL 85 F FF 92 S FF 93 1-3 ③ K			L SI 90 X SI 90 0-1 ② G6-3		F SI 92 F SI 92 B SI 93 C CU 76 1-3 ③ K		4	0	0	0	0	2	0
11 Jimmy Rollins, S (1, 6) OBP: 0.309, SLG: 0.332	X FF 87 0-0 ② L8			C SI 91 C KC 80 F FF 90 X CH 86 0-2 ① 1B		C KC 80 B SI 90 X KC 80 1-1 ③ G6-3				3	0	1	0	0	0	0
26 Chase Utley, L (1, 4) OBP: 0.342, SLG: 0.473	C FF 93 C FF 93 B KC 83 S KC 82 1-3 ③ K			B FF 91 S FF 90 X FF 91 1-1 ② G6-3			B KC 78 F SI 91 C KC 79 S FF 90 1-3 ① K			3	0	0	0	0	2	0
51 Carlos Ruiz, R (1, 2) OBP: 0.324, SLG: 0.381		F FF 92 B SL 85 C KC 80 X CH 86 1-2 ① F7		B SI 92 C FF 91 B FF 91 S KC 81 X CH 86 2-2 ③ F7			C KC 84 B SL 84 X FF 90 1-1 ② F9			3	0	0	0	0	0	0
18 Darin Ruf, R (1, 3) OBP: 0.343, SLG: 0.489		B SL 85 C SL 85 B SL 85 F KC 81 B FF 92 B FF 91 4-2 25 FC4-6 BB			C SL 85 C SL 84 C SI 91 0-3 ① K		B SL 84 B SL 83 S SL 84 B FF 89 F SL 84 F FF 91 X FF 91 3-2 25 HR 1B			2	1	1	0	1	1	0
25 Cody Asche, L (1, 5) OBP: 0.333, SLG: 0.485		C FF 92 B SL 86 D KC 81 X SI 92 2-1 ② FC4-6 1-2f			B KC 79 S SL 85 X FF 91 1-1 1B		X FF 90 0-0 1-H HR			3	1	2	2	0	0	1
13 Freddy Galvis, S (1, 7) OBP: 0.263, SLG: 0.350		F SL 85 S FF 91 1 SAFE F FF 92 F KC 82 B SL 85 B FF 91 B FF 91 X FF 91 3-2 ③ F9			C SL 85 1 SAFE F SL 86 B FF 91 F KC 82 F SL 84 X SI 90 1-2 ② F7		B SL 83 C SI 90 F SL 84 B KC 80 F FF 90 B SL 84 C SL 84 3-3 ③ K			3	0	0	0	0	1	2
15 John Mayberry Jr., R (1, 9) OBP: 0.289, SLG: 0.393			F FF 92 C FF 92 B FF 92 C FF 92 1-3 ① K		1 SAFE S SL 85 B SL 85 F SI 91 1 SAFE 1 SAFE S FF 90 1-3 ③ K			B SI 91 B FF 90 S SI 92 F SI 92 F SI 93 B SI 93 X SI 93 3-2 ① F7		3	0	0	0	0	2	1
33 Cliff Lee, L (1, 1) OBP: 0.173, SLG: 0.160 28 Kevin Frandsen, R (8, PH) OBP: 0.297, SLG: 0.345 58 Jonathan Papelbon, R (9, 1)			T FF 92 C FF 93 S SL 86 0-3 ② K			C SL 84 S FF 91 B SL 85 S KC 79 1-3 ① K		F SI 93 B CU 75 X SI 93 1-1 ② G4-3		2 1 0	0 0 0	0 0 0	0 0 0	0 0 0	2 0 0	0 0 0
Inning Stats	R: 0 E: 0 K: 1 S: 7 H: 0 LOB: 0 BB: 0 P: 10	R: 0 E: 0 K: 0 S: 12 H: 0 LOB: 1 BB: 1 P: 22	R: 0 E: 0 K: 3 S: 9 H: 0 LOB: 0 BB: 0 P: 11	R: 0 E: 0 K: 0 S: 9 H: 1 LOB: 0 BB: 0 P: 12	R: 0 E: 0 K: 2 S: 13 H: 1 LOB: 1 BB: 0 P: 16	R: 0 E: 0 K: 1 S: 7 H: 0 LOB: 0 BB: 0 P: 9	R: 2 E: 0 K: 2 S: 14 H: 2 LOB: 0 BB: 0 P: 22	R: 0 E: 0 K: 1 S: 9 H: 0 LOB: 0 BB: 0 P: 14		1B: 3 2B: 0 3B: 0 HR: 1	SF: 0 SAC: 0 DP: 0 HBP: 0					

PITCHER		IP	WLS	BF	H	R	ER	SO	BB	IBB	HBP	BLK	WP	HR	S	P	ERA	WHIP
36 Mike Minor, L ERA: 3.06	(1, 1)	7.0	L	25	4	2	2	9	1	0	0	0	0	1	71	102	2.57	0.714
43 Luis Avilán, L ERA: 1.37	(8, 1)	1.0		3	0	0	0	1	0	0	0	0	0	0	9	14	0.00	0.000

PITCHER	IP	WLS	BF	H	R	ER	SO	BB	IBB	HBP	BLK	WP	HR	S	P	ERA	WHIP

BOTTOM

Atlanta Braves @ Philadelphia Phillies

Citizens Bank Park, Philadelphia, PA

Fri Sep 06 2013, 7:09 PM - 9:22 PM EDT

Att. 37,088 - Clear - 71 F

livebaseballscorecards.com

AB	27
R	2
H	4
RBI	2
BB	1
SO	10
LOB	4

Atlanta Braves @ Philadelphia Phillies

Citizens Bank Park, Philadelphia, PA

Sat Sep 07 2013, 7:09 PM - 10:27 PM EDT

Att. 36,330 - Partly Cloudy - 79 F

TOP

livebaseballscorecards.com

Batter	1	2	3	4	5	6	7	8	9	AB	R	H	RBI	BB	SO	LOB
2 B.J. Upton, R (1, 8) OBP: 0.275, SLG: 0.307	C FF 89 B FF 89 C FF 90 B CH 83 S SL 78 2-3 ① K		F FC 86 B FC 85 B FF 90 S FF 90 C FF 92 2-3 ② K		S CH 83 S SL 79 B SL 78 S FC 87 1-3 ② K		B FF 93 S FF 94 B SL 84 F SL 83 S FF 95 2-3 ②③ K 1-3			4	0	0	0	0	4	3
8 Justin Upton, R (1, 9) OBP: 0.351, SLG: 0.462	X FF 90 0-0 ② P4		B FC 86 B FC 86 F FF 91 B FC 87 F FC 86 B FF 93 4-2 5 1B 1-2 2-3 BB		F CH 81 C FF 92 S FC 90 0-3 ③ K			C FF 93 F FF 94 F FF 95 B SI 94 F SL 83 S SL 82 1-3 ① K		3	0	0	0	1	2	0
5 Freddie Freeman, L (1, 3) OBP: 0.383, SLG: 0.483	B CH 81 F FF 91 F FC 86 B CH 84 B FC 86 F FC 87 X FF 91 3-2 ③ F7		S FF 92 S CH 84 X FF 85 0-2 24 FC5-4 1-3 2-H 3-H 1B			B CH 80 F FC 86 X FC 87 1-1 16 G4-6-3 23 2B 24 BB 1B		F SI 97 S SI 98 S SL 86 0-3 ② K		4	1	2	2	0	1	0
24 Evan Gattis, R (1, 7) OBP: 0.300, SLG: 0.474		F FF 89 C SL 76 S SL 75 0-3 ① K	F CH 84 X FF 91 0-1 ③ FC5-4 1-2f			B SL 78 F FC 87 D SL 79 B FF 90 B FF 90 4-1 16 G4-6-3 1-2 BB		F SI 99 B SL 87 B SI 98 F SL 86 S SI 98 2-3 ③ K2-3		3	0	0	0	1	2	2
16 Brian McCann, L (1, 2) OBP: 0.340, SLG: 0.479		C FC 84 S CH 81 C FF 90 0-3 ② K		S CH 80 F FC 87 B FF 90 B SL 77 B CH 83 S CH 81 3-3 ① K		B FF 91 F FF 91 B FF 90 F FF 91 X SI 84 2-2 ①② G4-6-3 1-2f 2-3			C FS 86 S FF 91 B FF 91 B FF 91 X FS 85 2-2 ① G3	4	0	0	0	0	2	2
23 Chris Johnson, R (1, 5) OBP: 0.367, SLG: 0.467		B FF 91 B CH 82 F FC 85 X FF 90 2-1 ③ G5-3		B FF 90 C FF 89 B FC 86 X FC 87 2-1 ② G5-3		D SL 79 S CH 82 X SL 78 1-1 3-H 2B			B FF 90 B FF 91 X FF 91 2-0 19 HR 1B	4	1	2	1	0	0	0
26 Dan Uggla, R (1, 4) OBP: 0.311, SLG: 0.373 43 Luis Avilán, L (8, 1) 38 Anthony Varvaro, R (8, 1) 25 Joey Terdoslavich, S (9, PH) OBP: 0.329, SLG: 0.304 50 Freddy Garcia, R (9, 1)			H CH 80 1-0 58 FC1-5 19 1B HBP	F FF 89 T FF 91 B SL 78 B CH 84 B SL 76 B FC 87 4-2 19 FC6-4 BB		S CH 83 B FF 91 X FF 92 1-1 ③ G6-3			C FF 91 X FF 91 0-1 ② F7	1 0 0 1 0	0 0 0 0 0	0 0 0 0 0	0 0 0 0 0	1 0 0 0 0	0 0 0 1 0	1 0 0 1 0
19 Andrelton Simmons, R (1, 6) OBP: 0.298, SLG: 0.393			X SL 75 0-0 8 BB 58 FC1-5 5 1B 1-2 1B	X FF 90 0-0 ③ FC6-4 1-2f			C SL 82 F FF 94 X SL 82 0-2 2 CS 2 PB 1B		C FF 90 C FF 92 F FF 91 B SL 77 F SL 75 B FF 91 F FF 92 X FF 91 2-2 1-H HR	4	2	3	2	0	0	1
58 Alex Wood, R (1, 1) 20 Luis Ayala, R (5, 1) 32 Scott Downs, L (6, 1) 48 David Carpenter, R (6, 1) 30 Elliot Johnson, S (6, 4) OBP: 0.228, SLG: 0.269			B FF 86 X FF 88 1-0 ① FC1-5 8 BB 5 1B 1-2 2-3f		B FF 89 B FF 88 C FF 88 F FF 89 S FF 92 2-3 ① K		B FF 93 X SI 93 1-0 ① P5		S FF 90 X FS 87 0-1 ③ L7	2 0 0 0 2	1 0 0 0 0	0 0 0 0 0	0 0 0 0 0	0 0 0 0 0	1 0 0 0 0	2 0 0 0 1

	AB	32
	R	5
	H	7
	RBI	5
	BB	3
	SO	12
	LOB	13

Inning Stats																			
	R: 0 E: 0 K: 1 S: 8	H: 0 LOB: 0 BB: 0 P: 13	R: 0 E: 0 K: 2 S: 8	H: 0 LOB: 0 BB: 0 P: 10	R: 2 E: 0 K: 1 S: 12	H: 2 LOB: 2 BB: 1 P: 20	R: 0 E: 0 K: 1 S: 8	H: 0 LOB: 1 BB: 1 P: 17	R: 0 E: 0 K: 3 S: 9	H: 0 LOB: 0 BB: 0 P: 12	R: 1 E: 0 K: 0 S: 10	H: 2 LOB: 1 BB: 1 P: 19	R: 0 E: 0 K: 1 S: 7	H: 1 LOB: 0 BB: 0 P: 10	R: 0 E: 0 K: 3 S: 11	H: 0 LOB: 0 BB: 0 P: 14	R: 2 E: 0 K: 0 S: 14	H: 2 LOB: 0 BB: 0 P: 20

	1B: 5	SF: 0	WP: 0	PA: 36
	2B: 1	SAC: 0	PB: 1	
	3B: 0	DP: 1	SB: 0	
	HR: 1	HBP: 1	CS: 1	

PITCHER		IP	WLS	BF	H	R	ER	SO	BB	IBB	HBP	BLK	WP	HR	S	P	ERA	WHIP
38 Kyle Kendrick, R ERA: 4.51	(1, 1)	6.0		25	4	3	3	8	3	0	1	0	0	0	55	91	4.50	1.167
30 Justin De Fratus, R ERA: 4.54	(7, 1)	1.1	H	4	1	0	0	2	0	0	0	0	0	0	12	16	0.00	0.750
63 Jake Diekman, L ERA: 3.03	(8, 1)	0.2	H	2	0	0	0	2	0	0	0	0	0	0	6	8	0.00	0.000
58 Jonathan Papelbon, R ERA: 2.59	(9, 1)	1.0	W	5	2	2	2	0	0	0	0	0	0	1	14	20	18.00	2.000

PITCHER		IP	WLS	BF	H	R	ER	SO	BB	IBB	HBP	BLK	WP	HR	S	P	ERA	WHIP

Batter	1	2	3	4	5	6	7	8	9	AB	R	H	RBI	BB	SO	LOB
16 César Hernández, S (1, 8) OBP: 0.300, SLG: 0.333	C SI 91 B SI 90 B SI 91 F SI 91 X SI 92 2-2 ① G4-3		C SI 90 B SI 92 X CH 85 1-1 28 2B, 51 1B, 1B C SI 92 B SI 91 B SI 92 S CH 86 3-3 ③ K		C SL 82 B SL 84 B CU 74 X SL 84 2-1 26 1B, 1B		F SI 93 C CU 74 X CU 76 0-2 28 1B, 2B		5	2	3	0	0	1	1
28 Kevin Frandsen, R (1, 3) OBP: 0.304, SLG: 0.356 58 Jonathan Papelbon, R (9, 1)	C KC 76 X CH 84 0-1 26 G4-6-3, 1B		B SI 91 X SI 91 1-0 51 1B 1-3 2B		B SI 90 C KC 75 X SI 91 1-1 ① L9	C SL 84 F FF 90 B FF 89 1 SAFE F FF 89 F FF 89 F FF 89 X SL 84 1-2 ② F8		B FF 94 B SI 92 S SI 92 X SI 93 2-1 26 G3-1, 2-H, 1B		5 0	1 0	3 0	1 0	0 0	0 0	1 0
26 Chase Utley, L (1, 4) OBP: 0.343, SLG: 0.474	F SI 92 X SI 90 0-1 ② ③ G4-6-3 1-2f		B SI 92 X SI 92 1-0 ② L9		C SI 90 B KC 76 B KC 75 C CH 85 B SI 92 F SI 90 X SI 92 3-2 51 2B, 2B	C SI 88 X SI 88 0-1 1-2 1B		C SI 93 B CU 76 F SI 93 X CU 76 1-2 ② G3-1 2-3		5	1	2	0	0	0	4
51 Carlos Ruiz, R (1, 2) OBP: 0.329, SLG: 0.387		X SI 91 0-0 ① L9	C KC 76 C KC 78 B SI 94 F SI 93 D CH 86 X SI 93 2-2 18 BB, 2-H, 3-H, 1B		S CH 84 D CH 84 B SI 91 X CH 83 2-1 25 FC3-6, 13 1B, 2-H, 2B	S SL 86 B SL 87 B FF 96 F FF 96 X SL 85 2-2 ③ P3		C FF 93 F FF 93 B CH 86 D CH 86 B CU 82 B FF 95 4-2 BB		4	1	2	3	1	0	2
18 Darin Ruf, R (1, 7) OBP: 0.349, SLG: 0.484 (9, 3)		C SI 90 X SI 91 0-1 ② G5-3	B CH 85 S SI 91 B KC 74 B CH 84 B SI 90 4-1 1-2 BB		C SI 91 B SI 90 B SI 90 B CH 84 D KC 76 4-1 25 FC3-6, BB		B FF 96 C FF 95 B FF 96 B FF 96 B FF 95 4-1 25 G3-6, BB	B FF 94 S FF 94 X FF 95 1-1 ③ G6-3		2	0	0	0	3	0	2
25 Cody Asche, L (1, 5) OBP: 0.327, SLG: 0.467		C SI 91 B KC 76 B KC 76 B SI 93 B SI 92 4-1 13 1B, BB	C KC 75 T CH 84 X SI 91 0-2 ③ L8		B CH 84 F SI 91 B CH 85 X SI 91 2-1 ② FC3-6, 13 1B, 1-2f, 2-3		F FF 95 X FF 96 0-1 ① ② G3-6, 1-2f		C SI 88 B FS 79 S CH 81 X CH 82 1-2 ① P5	4	0	0	0	1	0	5
13 Freddy Galvis, S (1, 6) OBP: 0.278, SLG: 0.383	C SI 90 B KC 75 X SI 91 1-1 1-2 1B		B SI 90 B SI 90 B SI 91 C SI 89 X SI 90 3-1 ① F9		1 SAFE C CH 84 C SI 90 B SI 90 X SI 91 1-2 1-2 3-H 1B		X FF 96 0-0 1B		B CU 73 X CH 81 1-0 HR	5	1	4	2	0	0	0
15 John Mayberry Jr., R (1, 9) OBP: 0.289, SLG: 0.394 (9, 7)	C SI 90 S CH 84 S CH 85 0-3 ③ K		B KC 76 X CH 83 1-0 2B		F FF 88 C SI 89 S FF 90 0-3 ③ K		B FF 95 1 SAFE X FF 95 1-0 ③ G5-3			4	0	1	0	0	2	5
38 Kyle Kendrick, R (1, 1) OBP: 0.143, SLG: 0.148 12 Pete Orr, L (6, PH) OBP: 0.333, SLG: 0.231 30 Justin De Fratus, S (7, 1) 63 Jake Diekman, R (8, 1) 3 Roger Bernadina, L (8, PH) OBP: 0.236, SLG: 0.277 (9, 9)			B SI 90 C SI 90 B CH 84 F SI 90 C SI 91 2-3 ① K	F SI 90 C SI 91 D KC 76 D KC 78 S SI 91 2-3 ② K		C SL 81 F CH 82 C SL 84 0-3 ① K		B SI 92 F SI 93 T SI 92 B CU 76 S SI 92 2-3 ① K		2 1 0 0 1	0 0 0 0 0	0 0 0 0 0	0 0 0 0 0	0 0 0 0 0	2 1 0 0 0	1 0 0 0 0
Inning Stats	R: 0 E: 0 K: 0 S: 7 H: 1 LOB: 0 BB: 0 P: 9	R: 0 E: 0 K: 1 S: 9 H: 1 LOB: 2 BB: 1 P: 14	R: 2 E: 0 K: 1 S: 15 H: 3 LOB: 2 BB: 1 P: 26	R: 0 E: 0 K: 2 S: 9 H: 1 LOB: 1 BB: 0 P: 18	R: 2 E: 0 K: 1 S: 17 H: 3 LOB: 2 BB: 1 P: 30	R: 0 E: 0 K: 1 S: 16 H: 2 LOB: 2 BB: 0 P: 21	R: 0 E: 0 K: 0 S: 5 H: 1 LOB: 1 BB: 1 P: 10	R: 1 E: 0 K: 1 S: 15 H: 2 LOB: 2 BB: 1 P: 25	R: 1 E: 0 K: 0 S: 4 H: 1 LOB: 0 BB: 0 P: 6	1B: 9 2B: 5 3B: 0 HR: 1	SF: 0 SAC: 0 DP: 2 HBP: 0			WP: 0 PB: 0 SB: 0 CS: 0	PA: 43		

PITCHER		IP	WLS	BF	H	R	ER	SO	BB	IBB	HBP	BLK	WP	HR	S	P	ERA	WHIP
58 Alex Wood, L ERA: 3.45	(1, 1)	4.2		25	9	4	4	4	3	0	0	0	0	0	54	94	7.71	2.571
20 Luis Ayala, R ERA: 2.7	(5, 1)	1.0		4	1	0	0	2	0	0	0	0	0	0	14	17	0.00	1.000
32 Scott Downs, L ERA: 1.98	(6, 1)	0.0		1	1	0	0	0	0	0	0	0	0	0	2	2	∞	∞
48 David Carpenter, R ERA: 1.94	(6, 1)	1.1		5	1	0	0	0	1	0	0	0	0	0	8	15	0.00	1.500
43 Luis Avilán, L ERA: 1.5	(8, 1)	0.2		4	2	1	1	1	0	0	0	0	0	0	11	16	13.50	3.000

PITCHER		IP	WLS	BF	H	R	ER	SO	BB	IBB	HBP	BLK	WP	HR	S	P	ERA	WHIP
38 Anthony Varvaro, R ERA: 2.92	(8, 1)	0.1		2	0	0	0	0	1	0	0	0	0	0	4	9	0.00	3.000
50 Freddy Garcia, R ERA: 5.19	(9, 1)	0.1	L	2	1	1	1	0	0	0	0	0	0	1	4	6	27.00	3.000

BOTTOM

Atlanta Braves @ Philadelphia Phillies

Citizens Bank Park, Philadelphia, PA

Sat Sep 07 2013, 7:09 PM - 10:27 PM EDT

Att. 36,330 - Partly Cloudy - 79 F

livebaseballscorecards.com

AB	38
R	6
H	15
RBI	6
BB	5
SO	7
LOB	21

Batter	1	2	3	4	5	6	7	8	9	AB	R	H	RBI	BB	SO	LOB
2 B.J. Upton, R (1, 8) OBP: 0.273, SLG: 0.304	C FF 90 X FF 90 0-1 G6-3		F CH 84 X CH 85 0-1 G5-3			D CH 83 C CH 84 B FF 92 C FC 88 S FF 92 2-3 K			B FF 94 X SI 94 1-0 F9	4	0	0	0	0	1	1
19 Andrelton Simmons, R (1, 6) OBP: 0.296, SLG: 0.390	C FF 91 B FF 92 B FC 88 X CH 83 2-1 L7			C FF 90 X FF 92 0-1 G6-3		D CU 78 S CH 84 X FF 92 1-1 G5-3			X SL 86 0-0 P5	4	0	0	0	0	0	1
5 Freddie Freeman, L (1, 3) OBP: 0.380, SLG: 0.479	B FF 91 F FF 92 B CU 78 B FF 92 F FF 93 F FF 92 S CH 85 3-3 K			B CU 77 B FF 91 S CH 84 F CH 83 X FF 92 2-2 G6-3			X FF 91 0-0 G4-3		B CU 78 S SI 95 F CU 78 F SI 95 B CH 86 S FF 95 2-3 K	4	0	0	0	0	2	0
23 Chris Johnson, R (1, 5) OBP: 0.365, SLG: 0.464		C FF 89 C CH 82 B FF 92 F FF 93 B FC 89 F CH 84 C FF 92 2-3 K		B CH 84 C FF 92 S CU 78 B FF 94 X FC 90 2-2 G5-3			B CU 76 C FC 90 S CH 84 C FC 89 1-3 K			3	0	0	0	0	2	0
24 Evan Gattis, R (1, 7) OBP: 0.303, SLG: 0.498		B CU 78 X FF 92 1-0 HR			X FF 91 0-0 L8		X CU 77 0-0 HR			3	2	2	2	0	0	0
11 Gerald Laird, R (1, 2) OBP: 0.347, SLG: 0.359		X FF 92 0-0 F9			B FC 90 B CH 82 C FF 92 B FF 91 X FF 92 3-1 G5-3		C FF 91 C FF 91 S CH 85 0-3 K			3	0	0	0	0	1	0
26 Dan Uggla, R (1, 4) OBP: 0.311, SLG: 0.371		F FF 92 S CU 78 B FC 90 S CH 84 1-3 K			B CU 78 F CH 83 F FF 93 F CU 78 B CU 78 S FF 94 2-3 K			B CH 81 B FF 90 B CH 82 C FF 89 D CH 82 4-1 25 G6-3 BB		2	0	0	0	1	2	0
25 Joey Terdoslavich, S (1, 9) OBP: 0.329, SLG: 0.296 48 David Carpenter, R (8, 1)			S CH 83 X CH 83 0-1 G5-3			B CH 81 B FF 90 C FF 91 B FF 91 B CH 84 4-1 28 SH1-4 BB		B FF 89 L FF 91 B CH 83 L FF 90 1 SAFE X CH 82 2-2 G6-3 1-2f		2 0	0 0	0 0	0 0	1 0	0 0	1 0
28 Paul Maholm, L (1, 1) OBP: 0.146, SLG: 0.149 38 Anthony Varvaro, R (7, 1) 8 Justin Upton, R (8, PH) OBP: 0.351, SLG: 0.461 (8, 9)			B FF 91 C FF 91 S FF 92 C FF 93 1-3 K			M FC 89 M FF 90 1 SAFE X FF 91 0-2 SH1-4 1-2		F FC 88 B CH 84 B FC 88 S CH 83 S CH 83 2-3 K		1 0 1	0 0 0	0 0 0	0 0 0	0 0 0	1 0 1	0 0 0
Inning Stats	R: 0 E: 0 K: 1 S: 8 H: 0 LOB: 0 BB: 0 P: 13	R: 1 E: 0 K: 2 S: 10 H: 1 LOB: 0 BB: 0 P: 14	R: 0 E: 0 K: 1 S: 7 H: 0 LOB: 0 BB: 0 P: 8	R: 0 E: 0 K: 0 S: 8 H: 0 LOB: 0 BB: 0 P: 12	R: 0 E: 0 K: 1 S: 7 H: 0 LOB: 0 BB: 0 P: 12	R: 0 E: 0 K: 1 S: 9 H: 0 LOB: 1 BB: 1 P: 16	R: 1 E: 0 K: 2 S: 8 H: 1 LOB: 0 BB: 0 P: 9	R: 0 E: 0 K: 1 S: 7 H: 0 LOB: 0 BB: 1 P: 15	R: 0 E: 0 K: 1 S: 6 H: 0 LOB: 0 BB: 0 P: 9	1B: 0 2B: 0 3B: 0 HR: 2	SF: 0 SAC: 1 DP: 1 HBP: 0			WP: 0 PB: 0 SB: 0 CS: 0	PA: 30		

PITCHER		IP	WLS	BF	H	R	ER	SO	BB	IBB	HBP	BLK	WP	HR	S	P	ERA	WHIP
35 Cole Hamels, L ERA: 3.45	(1, 1)	8.0	W	27	2	2	2	9	2	0	0	0	0	2	64	99	2.25	0.500
B.J. Rosenberg, R ERA: 2.84	(9, 1)	1.0	S	3	0	0	0	1	0	0	0	0	0	0	6	9	0.00	0.000

PITCHER	IP	WLS	BF	H	R	ER	SO	BB	IBB	HBP	BLK	WP	HR	S	P	ERA	WHIP

TOP

Atlanta Braves @ Philadelphia Phillies

Citizens Bank Park, Philadelphia, PA

Sun Sep 08 2013, 1:38 PM - 4:05 PM EDT

Att. 38,706 - Partly Cloudy - 83 F

livebaseballscorecards.com

AB	27
R	2
H	2
RBI	2
BB	2
SO	10
LOB	3

Batter	1	2	3	4	5	6	7	8	9	AB	R	H	RBI	BB	SO	LOB
16 César Hernández, S (1, 8) OBP: 0.333, SLG: 0.340	C SI 86 C FC 83 H SL 79 1-2 11 CS HBP	C CU 71 X FF 88 0-1 ③ G5-3			X CH 80 0-0 11 1B 1B		C FF 94 B CU 79 B FF 94 B FF 92 B FF 93 4-1 26 G6-4-3 BB			2	0	1	0	1	0	1
11 Jimmy Rollins, S (1, 6) OBP: 0.310, SLG: 0.332	B FC 83 S SI 85 T FC 82 B SI 84 B SI 86 F FC 82 1 SAFE B FF 87 4-2 ① 26 S 26 2B 1-2 BB	B SI 87 C FC 82 X CU 71 1-1 ① F7			1 SAFE C FC 81 F CU 69 1 SAFE 1 SAFE 1 SAFE F CH 79 B FF 86 X SI 86 1-2 ② 26 1B 1-3 1B		1 SAFE B FF 93 C CH 85 B CU 78 B FF 92 X FF 92 3-1 ① F9			3	1	1	0	1	0	1
26 Chase Utley, L (1, 4) OBP: 0.344, SLG: 0.477	B SI 86 C SI 86 B SL 80 F SL 80 X FF 88 2-2 18 1B 1-H 2B		B FF 87 B EP 64 B SI 88 C FF 87 F FC 80 F FC 81 F CU 73 X FF 89 3-2 ② P6		B CH 79 1 SAFE 1 SAFE X FF 87 1-0 1-2 1B		1 SAFE B FF 93 C FF 92 X CU 79 1-1 ②③ G6-4-3 1-2f			4	1	2	1	0	0	1
18 Darin Ruf, R (1, 9) OBP: 0.352, SLG: 0.500 (9, 3)	B FC 84 X FF 88 1-0 2-H 1B		B CH 80 F SI 88 B FC 83 C CU 70 C FC 83 2-3 ③ K		C CU 71 F FC 86 B FF 88 F CU 73 D CH 81 X FC 84 2-2 ③ G5-3			S SL 85 C SL 85 B FF 96 B FF 95 D SL 86 X FF 95 3-2 HR		4	1	2	2	0	1	2
28 Kevin Frandsen, R (1, 3) OBP: 0.307, SLG: 0.356 B.J. Rosenberg, R (9, 1)	B FC 84 C FC 84 X CH 80 1-1 ② L9			C FC 83 B FC 83 X FF 86 1-1 1B		F FF 87 B FC 83 B FC 83 F SI 88 B FC 84 F FC 83 B FF 87 4-2 13 G6-4-3 25 E BB		F X FF 94 0-1 ① G4-3		3 0	0 0	1 0	0 0	1 0	0 0	1 0
25 Cody Asche, L (1, 5) OBP: 0.316, SLG: 0.450	C FF 85 B CU 72 S SL 78 F SL 78 F FF 88 F CH 80 B CU 72 X FF 88 2-2 ③ L7			C CU 69 B CU 71 C SI 85 B FF 88 B FC 82 F SL 79 S FC 81 3-3 ① K	X SI 85 0-0 FC4 13 G6-4-3 1-2			C FF 95 C FF 95 B SL 86 C SL 86 1-3 ② K		4	0	0	0	0	2	3
13 Freddy Galvis, S (1, 7) OBP: 0.278, SLG: 0.380		C FF 87 X FC 83 0-1 35 SH2-4 1B		B FC 82 C CH 78 1 SAFE X FF 85 1-1 ② P6		C SI 86 B FC 82 F FC 81 X FF 87 1-2 ①② G6-4-3 1-2f 2-3		C FF 94 F SI 94 B FF 95 F FF 95 S SL 86 1-3 ③ K		4	0	1	0	0	1	3
31 Erik Kratz, R (1, 2) OBP: 0.275, SLG: 0.370		1 SAFE C FC 83 F CH 78 1 SAFE S CH 79 0-3 ① K		S CU 69 C FF 88 B FC 82 F FC 84 X FC 86 1-2 ③ G6-3		I IN 65 I IN 63 I IN 65 I IN 63 4-0 IBB				2	0	0	0	1	1	2
35 Cole Hamels, L (1, 1) OBP: 0.212, SLG: 0.240 3 Roger Bernadina, L (9, 9) OBP: 0.236, SLG: 0.277		X FF 86 0-0 ② SH2-4 1-2			B SI 85 F FF 86 S SL 80 S SL 78 1-3 ① K		S FC 80 B FC 81 C SL 79 S SL 79 1-3 ③ K			2 0	0 0	0 0	0 0	0 0	2 0	2 0
Inning Stats	R: 2 E: 0 K: 0 S: 17 H: 2 LOB: 1 BB: 1 P: 28	R: 0 E: 0 K: 1 S: 8 H: 1 LOB: 1 BB: 0 P: 8	R: 0 E: 0 K: 1 S: 10 H: 0 LOB: 0 BB: 0 P: 16	R: 0 E: 0 K: 1 S: 12 H: 1 LOB: 1 BB: 0 P: 18	R: 0 E: 0 K: 1 S: 13 H: 3 LOB: 2 BB: 0 P: 18	R: 0 E: 1 K: 2 S: 10 H: 0 LOB: 2 BB: 2 P: 20	R: 0 E: 0 K: 0 S: 5 H: 0 LOB: 0 BB: 1 P: 13	R: 1 E: 0 K: 2 S: 12 H: 1 LOB: 0 BB: 0 P: 17		1B: 6 2B: 1 3B: 0 HR: 1 SF: 0 SAC: 1 DP: 2 HBP: 1				WP: 0 PB: 0 SB: 1 CS: 1 PA: 34		

PITCHER		IP	WLS	BF	H	R	ER	SO	BB	IBB	HBP	BLK	WP	HR	S	P	ERA	WHIP
28 Paul Maholm, L ERA: 4.35	(1, 1)	6.0		27	7	2	2	5	2	1	1	0	0	0	70	108	3.00	1.500
38 Anthony Varvaro, R ERA: 2.88	(7, 1)	1.0		3	0	0	0	0	1	0	0	0	0	0	5	13	0.00	1.000
48 David Carpenter, R ERA: 2.06	(8, 1)	1.0	L	4	1	1	1	2	0	0	0	0	0	1	12	17	9.00	1.000

PITCHER	IP	WLS	BF	H	R	ER	SO	BB	IBB	HBP	BLK	WP	HR	S	P	ERA	WHIP

BOTTOM

Atlanta Braves @ Philadelphia Phillies

Citizens Bank Park, Philadelphia, PA

Sun Sep 08 2013, 1:38 PM - 4:05 PM EDT

Att. 38,706 - Partly Cloudy - 83 F

livebaseballscorecards.com

AB	28
R	3
H	8
RBI	3
BB	4
SO	7
LOB	16

Batter	1	2	3	4	5	6	7	8	9	AB	R	H	RBI	BB	SO	LOB
17 Jordan Schafer, L (1, 8) OBP: 0.344, SLG: 0.379	B FF 96 S SI 95 X SI 96 1-1 G1-3 ①		X SI 94 0-0 G5-3 ③	1 SAFE C FF 94 B FF 91 X SI 93 1-1 G4-3 ③ 1-3 3-H			C FF 94 S FF 95 S CU 82 0-3 K2-3 ②			4	0	0	0	0	1	2
8 Justin Upton, R (1, 9) OBP: 0.352, SLG: 0.462	C FF 95 C FF 96 X SI 95 0-2 G6-3 ②			B SI 95 B SL 83 X SI 95 2-0 5 2B 24 2B 2B	B FF 93 B CH 86 B FF 92 B FF 93 4-0 5 F9 BB		B FF 94 C FF 95 B CU 80 C CU 79 X CH 88 2-2 G4-3 ③			3	1	1	0	1	0	0
5 Freddie Freeman, L (1, 3) OBP: 0.379, SLG: 0.480	F FF 97 B CU 62 B FF 98 B FF 96 X SI 95 3-1 G6-3 ③			B FF 96 F SI 94 B FF 93 X SL 81 2-1 24 2B 2-3 2B	F FF 92 D FF 93 1 SAFE X FF 92 1-1 F9 ① 1-2			B SL 81 X SI 90 1-0 F7 ①		4	1	1	0	0	0	1
24 Evan Gattis, R (1, 7) OBP: 0.303, SLG: 0.498 20 Luis Ayala, R (8, 1) 46 Craig Kimbrel, R (9, 1)		F FF 96 X SL 80 0-1 G6-3 ①		T SI 96 X SI 95 0-1 23 1B 2-H 3-H 2B	B CH 85 S CH 86 S CH 86 X CH 88 1-2 G5-3 ②			C FF 91 S SL 83 S SL 82 0-3 K2-3 ②		4 0 0	1 0 0	1 0 0	2 0 0	0 0 0	1 0 0	1 0 0
16 Brian McCann, L (1, 2) OBP: 0.342, SLG: 0.476		B FF 97 B SI 95 B SI 95 B SI 94 4-0 23 G6-3 BB		B FF 89 C FF 89 B FF 90 B SI 93 C SL 80 B SL 78 4-2 19 L9 23 1B 30 1B BB	S FF 93 B FF 94 B CU 79 B FF 93 X FF 93 3-1 G4-3 ③			B SL 83 C FF 93 B SI 93 X SI 92 2-1 G4-3 ③		2	1	0	0	2	0	1
23 Chris Johnson, R (1, 5) OBP: 0.364, SLG: 0.462 4 Paul Janish, R (9, 5) OBP: 0.244, SLG: 0.243		X SI 95 0-0 G6-3 ②③ 1-2f		S SL 82 B FF 96 X SL 80 1-1 30 1B 17 WP 1-2 2-H 1B		F FF 92 C FF 94 X CU 80 0-2 G4-3 ①			C SI 95 B FF 95 F SL 86 B FF 96 X SL 86 2-2 G6-3 ① X SL 85 0-0 G1-3 ②	4 0	1 0	1 0	1 0	0 0	0 0	1 0
19 Andrelton Simmons, R (1, 6) OBP: 0.294, SLG: 0.387			C SI 92 C FF 97 B SL 82 B FF 95 B FF 97 F SI 95 F FF 94 X FF 96 3-2 G5-3 ① C SI 95 X SI 93 0-1 L9 ① 2-3			X FF 94 0-0 G6-3 ②			4	0	0	0	0	0	2
30 Elliot Johnson, S (1, 4) OBP: 0.229, SLG: 0.269 (8, 7)			C FF 97 B SI 95 C FF 96 C FF 96 1-3 K ② X FF 94 0-0 17 WP 17 S 1-3 3-H 1B			B FF 93 X FF 93 1-0 G4-3 ③		C FF 95 F SL 87 F FF 95 X FF 95 0-2 F7 ③	4	0	1	1	0	1	0
54 Kris Medlen, S (1, 1) OBP: 0.241, SLG: 0.286 43 Luis Avilán, L (7, 1) 26 Dan Uggla, R (8, 4) OBP: 0.311, SLG: 0.371			B FF 96 S SI 94 B SI 95 B SI 93 B SI 94 4-1 BB C SL 78 1 SAFE 1 SAFE L FF 92 L CH 83 0-3 K ②				C FF 92 S FF 93 C CU 79 0-3 K ①		2 0 0	0 0 0	0 0 0	0 0 0	1 0 0	2 0 0	2 0 0
Inning Stats	R: 0 E: 0 K: 0 S: 7 H: 0 LOB: 0 BB: 0 P: 11	R: 0 E: 0 K: 0 S: 3 H: 0 LOB: 0 BB: 1 P: 7	R: 0 E: 0 K: 1 S: 10 H: 0 LOB: 1 BB: 1 P: 18	R: 5 E: 0 K: 1 S: 17 H: 5 LOB: 1 BB: 1 P: 27	R: 0 E: 0 K: 0 S: 7 H: 0 LOB: 1 BB: 1 P: 16	R: 0 E: 0 K: 0 S: 5 H: 0 LOB: 0 BB: 0 P: 6	R: 0 E: 0 K: 2 S: 9 H: 0 LOB: 0 BB: 0 P: 11	R: 0 E: 0 K: 1 S: 6 H: 0 LOB: 0 BB: 0 P: 9	R: 0 E: 0 K: 0 S: 8 H: 0 LOB: 0 BB: 0 P: 10	1B: 2 2B: 3 3B: 0 HR: 0 SF: 0 SAC: 0 DP: 1 HBP: 0						

PITCHER		IP	WLS	BF	H	R	ER	SO	BB	IBB	HBP	BLK	WP	HR	S	P	ERA	WHIP
37 Henderson Alvarez III, R ERA: 4.34	(1, 1)	4.0	L	19	5	5	5	2	3	0	0	0	1	0	37	63	11.25	2.000
52 Brad Hand, L ERA:	(5, 1)	3.0		10	0	0	0	2	1	0	0	0	0	0	21	33	0.00	0.333
43 Dan Jennings, L ERA: 4.04	(8, 1)	1.0		3	0	0	0	1	0	0	0	0	0	0	6	9	0.00	0.000
39 Chris Hatcher, R ERA: 13.5	(9, 1)	1.0		3	0	0	0	0	0	0	0	0	0	0	8	10	0.00	0.000

PITCHER	IP	WLS	BF	H	R	ER	SO	BB	IBB	HBP	BLK	WP	HR	S	P	ERA	WHIP

TOP

Atlanta Braves @ Miami Marlins

Marlins Park, Miami, FL

Mon Sep 09 2013, 7:14 PM - 10:00 PM EDT

Att. 18,503 - Roof Closed - 78 F

livebaseballscorecards.com

AB	31
R	5
H	5
RBI	4
BB	4
SO	5
LOB	10

WP: 1 PA: 35
PB: 0
SB: 1
CS: 0

Atlanta Braves @ Miami Marlins

Marlins Park, Miami, FL

Mon Sep 09 2013, 7:14 PM - 10:00 PM EDT

Att. 18,503 - Roof Closed - 78 F

BOTTOM

Batter	1	2	3	4	5	6	7	8	9	AB	R	H	RBI	BB	SO	LOB
8 Chris Coghlan, L (1, 9) OBP: 0.324, SLG: 0.403	B FF 88 B FF 89 X FF 88 2-0 1B		B SI 89 B CH 83 B FF 88 C FF 89 X SI 90 3-1 1B			F FF 88 B CU 75 X CH 81 1-1 E4 1B	C SI 92 X SI 93 0-1 2-3 1B			4	0	4	0	0	0	0
17 Donovan Solano, R (1, 4) OBP: 0.306, SLG: 0.308	1 SAFE C FF 89 1 SAFE B FF 89 1 SAFE X CH 81 1-1 F8 ①		1 SAFE C CU 76 B SI 89 F SI 90 F CH 82 X FF 89 1-2 G6-3 ③			F SI 88 X FF 88 0-1 G6-3 ①	F SI 93 B FF 93 F SI 93 S SI 95 1-3 K ②			4	0	0	0	0	1	5
21 Christian Yelich, L (1, 7) OBP: 0.355, SLG: 0.390	S CH 82 1 SAFE C FF 89 1 SAFE S CH 82 0-3 K ②			B CH 87 B SI 89 B FF 89 C FF 88 B FF 90 4-1 BB		B SI 89 D CU 77 S CH 83 B SI 90 B FF 88 4-1 BB	T SI 93 F SI 93 F SI 92 B FF 93 B SI 92 S CU 73 2-3 K ③			2	0	0	0	2	2	3
20 Justin Ruggiano, R (1, 8) OBP: 0.302, SLG: 0.398	X FF 89 0-0 F8 ③			C SI 90 S CH 82 X FF 90 0-2 L9 ①		B CU 78 S CH 83 F SI 90 S CU 77 1-3 K ②		C SL 81 F SL 82 B SL 85 F FF 90 B FF 89 X FF 89 2-2 30 G5-4-3 1B		4	0	1	0	0	1	4
30 Placido Polanco, R (1, 5) OBP: 0.301, SLG: 0.282		C FF 88 S CH 81 B CH 81 F CH 82 F FF 89 X FF 90 1-2 L7 ①		1 SAFE C FF 90 X FF 90 0-1 L7 ②		T CH 81 B CH 83 F FF 89 F FF 89 X FF 90 1-2 G5-3 ③		C FF 89 X FF 90 0-1 1-2f G5-4-3 ①②		4	0	0	0	0	0	4
5 Logan Morrison, L (1, 3) OBP: 0.345, SLG: 0.406 52 Brad Hand, L (5, 1) 9 Juan Pierre, L (7, PH) OBP: 0.287, SLG: 0.306 43 Dan Jennings, L (8, 1) 23 Jake Marisnick, R (8, PH) OBP: 0.234, SLG: 0.243 39 Chris Hatcher, R (9, 1)		F FF 88 B FF 90 C FF 90 X CH 83 1-2 P6 ②		D CU 78 F FF 89 B CU 76 B SI 89 X CH 82 3-1 L8 ③			X FC 86 0-0 3 1B 59 2B 2B	C FF 90 B FF 90 F SL 85 S FF 89 1-3 K ③		2 0 1 0 1 0	0 0 1 0 0 0	0 0 1 0 0 0	0 0 0 0 1 0	0 0 0 0 0 0	0 0 0 0 1 0	1 0 0 0 0 0
3 Adeiny Hechavarría, R (1, 6) OBP: 0.269, SLG: 0.304		B CU 77 B FF 89 X FF 89 2-0 L8 ③			C CU 75 S CU 75 B CH 81 F FF 89 S CH 82 1-3 K ①		S CH 81 F FF 88 2 SAFE B FF 89 D CH 82 F CH 82 F SI 87 B CU 77 X SI 89 3-2 59 2B 2-3 1B		B FF 96 C FF 97 B KC 84 X FF 96 2-1 G6-3 ①	4	1	1	0	0	1	0
6 Jeff Mathis, R (1, 2) OBP: 0.268, SLG: 0.311 19 Rob Brantly, L (6, 2) OBP: 0.271, SLG: 0.276			F CU 74 B FF 88 T FF 90 F SI 90 F CH 82 B CH 83 F FF 91 X FF 90 2-2 L9 ①		L FF 89 S FF 89 S FF 90 0-3 K ②		S CH 82 B CH 88 S CU 77 B CH 82 B CU 76 S CH 82 3-3 K ①		B FF 98 B FF 97 C FF 96 F FF 97 S KC 85 2-3 K ②	2 2	0 0	0 0	0 0	0 0	1 2	0 2
37 Henderson Alvarez III, R (1, 1) OBP: 0.333, SLG: 0.600 59 Ed Lucas, R (5, 3) OBP: 0.297, SLG: 0.300			F SI 90 C CU 76 S CH 82 0-3 K ②		F FF 89 F FF 89 B CU 76 F FF 90 X CU 76 1-2 G6-3 ③		F FF 89 X FF 89 0-1 8 1B 1-H 3-H 2B		C FF 96 F FF 97 F FF 98 B FF 97 F FF 98 S KC 85 1-3 K ③	1 3	0 0	0 1	0 2	0 0	1 1	0 0
Inning Stats	R: 0 E: 0 K: 1 S: 7 H: 1 LOB: 1 BB: 0 P: 10	R: 0 E: 0 K: 0 S: 9 H: 0 LOB: 0 BB: 0 P: 13	R: 0 E: 0 K: 1 S: 15 H: 1 LOB: 1 BB: 0 P: 21	R: 0 E: 0 K: 0 S: 8 H: 0 LOB: 1 BB: 1 P: 15	R: 0 E: 0 K: 2 S: 11 H: 0 LOB: 0 BB: 0 P: 13	R: 0 E: 1 K: 1 S: 12 H: 1 LOB: 2 BB: 1 P: 19	R: 2 E: 0 K: 3 S: 20 H: 4 LOB: 2 BB: 0 P: 29	R: 0 E: 0 K: 1 S: 9 H: 1 LOB: 0 BB: 0 P: 12	R: 0 E: 0 K: 2 S: 10 H: 0 LOB: 0 BB: 0 P: 15	1B: 6 2B: 2 3B: 0 HR: 0 SF: 0 SAC: 0 DP: 1 HBP: 0						

livebaseballscorecards.com

AB	34
R	2
H	8
RBI	2
BB	2
SO	11
LOB	19

WP: 0 PB: 0 SB: 0 CS: 0 PA: 36

MIAMI

PITCHER	IP	WLS	BF	H	R	ER	SO	BB	IBB	HBP	BLK	WP	HR	S	P	ERA	WHIP
54 Kris Medlen, R (1, 1) ERA: 3.46	6.1	W	27	6	2	2	6	2	0	0	0	0	0	73	108	2.84	1.263
43 Luis Avilán, L (7, 1) ERA: 1.48	0.2	H	3	1	0	0	2	0	0	0	0	0	0	9	12	0.00	1.500
20 Luis Ayala, R (8, 1) ERA: 2.6	1.0	H	3	1	0	0	1	0	0	0	0	0	0	9	12	0.00	1.000
46 Craig Kimbrel, R (9, 1) ERA: 0.92	1.0	S	3	0	0	0	2	0	0	0	0	0	0	10	15	0.00	0.000

PITCHER	IP	WLS	BF	H	R	ER	SO	BB	IBB	HBP	BLK	WP	HR	S	P	ERA	WHIP

Atlanta Braves @ Miami Marlins

Marlins Park, Miami, FL

Tue Sep 10 2013, 7:13 PM - 10:25 PM EDT

Att. 19,095 - Roof Closed - 76 F

TOP

livebaseballscorecards.com

Batter	1	2	3	4	5	6	7	8	9	AB	R	H	RBI	BB	SO	LOB
17 Jordan Schafer, L (1, 8) (4, 9) OBP: 0.341, SLG: 0.371	L FF 92 S FF 94 B FF 94 X KC 80 1-2 G4-3 ①	S KC 80 S FF 93 T KC 81 0-2 K ③		X FF 93 0-0 B1-3 ②		B FF 90 F FF 90 S SL 79 S SI 92 1-3 K ②		I IN 64 I IN 67 I IN 67 I IN 63 4-0 IBB		4	0	0	0	1	2	2
8 Justin Upton, R (1, 9) OBP: 0.353, SLG: 0.462 2 B.J. Upton, R (4, PR) (4, 8) OBP: 0.271, SLG: 0.302	F FF 94 C KC 80 X SL 85 0-2 P3 ②		B KC 79 F KC 79 B FF 92 S FF 94 X FF 95 2-2 5 24 1B 1B	B FF 93 C SL 85 B FF 93 C KC 80 F FF 93 B SI 94 B KC 80 4-2 BB		B FF 92 D SL 83 B SL 82 C SI 91 F FF 92 X SL 78 3-2 F8 ③		S SL 88 F SL 87 F SL 87 S SI 94 0-3 K ③		2 2	1 0	1 0	0 0	1 0	0 1	0 3
5 Freddie Freeman, L (1, 3) OBP: 0.381, SLG: 0.480	B FF 94 B FF 94 F FF 92 S KC 80 B KC 82 X FF 94 3-2 24 2B 1B		F KC 80 X KC 80 0-1 16 FC3-6 24 1B 23 1B 1-2 1B	1 SAFE B SL 84 F CH 85 B FF 93 C KC 79 1 SAFE S SL 86 2-3 K ③			B FF 90 B FF 90 B FF 90 B SI 90 4-0 24 G6-3 24 PB BB		F FF 94 B SL 86 B FF 94 F FF 94 F SL 87 X FF 94 2-2 F7 ①	4	2	2	0	1	1	1
24 Evan Gattis, R (1, 7) OBP: 0.304, SLG: 0.500 46 Craig Kimbrel, R (9, 1)	X FF 93 0-0 16 2B 1-H 2B		C KC 79 X FF 94 0-1 16 FC3-6 1-2 2-H 1B		X FF 91 0-0 G5-3 ①		B CU 78 S FC 88 X FC 90 1-1 G6-3 ① 1-3		B FF 94 S FF 95 F SL 86 X FF 95 1-2 G6-3 ②	5 0	1 0	2 0	2 0	0 0	0 0	1 0
16 Brian McCann, L (1, 2) OBP: 0.342, SLG: 0.477	C KC 78 X FF 93 0-1 2-H 2B		B FF 93 B CH 85 B FF 92 X FF 91 3-0 FC3-6 23 1B 1-2f 2-3 ①		F CH 85 B FF 92 B KC 79 B FF 92 C FF 91 B KC 80 4-2 23 1B BB		C FF 91 D CU 80 S CU 80 F CU 77 F SL 80 S FC 92 1-3 K ②		B FF 94 B FF 94 C FF 94 X SL 88 2-1 G4-3 ③	4	0	1	1	1	1	3
23 Chris Johnson, R (1, 5) OBP: 0.365, SLG: 0.463	X FF 93 0-0 L8 ③		F KC 79 X SI 93 0-1 1-2 3-H 1B		B SL 84 C SL 84 X FF 91 1-1 19 G5-4-3 1-2 1B		C SL 81 B CU 77 X CU 78 1-1 G4-3 ③			4	0	2	1	0	0	2
19 Andrelton Simmons, R (1, 6) OBP: 0.294, SLG: 0.385		B FF 91 B FF 92 B FF 92 C FF 91 B FF 91 4-1 49 SH3 BB	C KC 80 F FF 93 F SL 86 X SL 84 0-2 F4 ②		F KC 77 F KC 82 X KC 81 0-2 G5-4-3 ②③ 1-2f			C SI 94 B SI 95 F SI 94 X SL 88 1-2 G5-3 ①		3	0	0	0	1	0	4
30 Elliot Johnson, S (1, 4) (9, 7) OBP: 0.234, SLG: 0.273		C FF 91 1 SAFE B FF 92 B KC 77 1 SAFE 1 SAFE X FF 91 2-1 L7 ①	B FF 93 S FF 93 X KC 79 1-1 G6-3 ③			B FF 89 F FF 89 X SL 83 1-1 49 SH2-4 1B		X SI 93 0-0 25 S 1B		4	0	2	0	0	0	3
49 Julio Teheran, R (1, 1) OBP: 0.241, SLG: 0.269 43 Luis Avilán, L (7, 1) 20 Luis Ayala, R (7, 1) 25 Joey Terdoslavich, S (8, PH) OBP: 0.325, SLG: 0.292 48 David Carpenter, R (8, 1) 26 Dan Uggla, R (9, 4) OBP: 0.311, SLG: 0.371		X FF 90 0-0 SH3 ② 1-2		C FF 92 X KC 79 0-1 G1-3 ①		B FF 90 1 SAFE L FF 90 X SI 90 1-1 SH2-4 ① 1-2		1 SAFE 1 SAFE B SI 94 B SI 94 F SI 94 T SI 95 C SL 88 2-3 K ② 1-2		1 0 0 0 1 0 0	0 0 0 0 0 0 0	0 0 0 0 0 0 0	0 0 0 0 0 0 0	0 0 0 0 1 0 0	0 0 0 0 1 0 0	0 0 0 0 1 0 0
Inning Stats	R: 2 E: 0 K: 0 S: 13 H: 3 LOB: 1 BB: 0 P: 17	R: 0 E: 0 K: 1 S: 7 H: 0 LOB: 1 BB: 1 P: 13	R: 2 E: 0 K: 0 S: 16 H: 4 LOB: 2 BB: 0 P: 22	R: 0 E: 0 K: 1 S: 9 H: 0 LOB: 1 BB: 1 P: 15	R: 0 E: 0 K: 0 S: 8 H: 1 LOB: 1 BB: 1 P: 13	R: 0 E: 0 K: 1 S: 10 H: 1 LOB: 1 BB: 0 P: 16	R: 0 E: 0 K: 1 S: 9 H: 0 LOB: 1 BB: 1 P: 16	R: 0 E: 0 K: 2 S: 11 H: 1 LOB: 2 BB: 1 P: 18	R: 0 E: 0 K: 0 S: 9 H: 0 LOB: 0 BB: 0 P: 14	1B: 8 2B: 2 3B: 0 HR: 0	SF: 0 SAC: 2 DP: 1 HBP: 0			WP: 0 PB: 1 SB: 1 CS: 0	PA: 41		

	AB	34
	R	4
	H	10
	RBI	4
	BB	5
	SO	6
	LOB	20

PITCHER		IP	WLS	BF	H	R	ER	SO	BB	IBB	HBP	BLK	WP	HR	S	P	ERA	WHIP
34 Tom Koehler, R ERA: 4.8	(1, 1)	5.0	L	25	8	4	4	2	3	0	0	0	0	0	53	80	7.20	2.200
56 Zach Phillips, L ERA:	(6, 1)	1.0		5	1	0	0	1	1	0	0	0	0	0	10	20	0.00	2.000
44 AJ Ramos, R ERA: 3.45	(7, 1)	1.0		3	0	0	0	1	0	0	0	0	0	0	9	12	0.00	0.000
50 Chad Qualls, R ERA: 2.86	(8, 1)	1.0		5	1	0	0	2	0	1	0	0	0	0	11	18	0.00	1.000
40 Mike Dunn, L ERA: 2.9	(9, 1)	1.0		3	0	0	0	0	0	0	0	0	0	0	9	14	0.00	0.000

PITCHER	IP	WLS	BF	H	R	ER	SO	BB	IBB	HBP	BLK	WP	HR	S	P	ERA	WHIP

Atlanta Braves @ Miami Marlins

Marlins Park, Miami, FL

Tue Sep 10 2013, 7:13 PM - 10:25 PM EDT

Att. 19,095 - Roof Closed - 76 F

livebaseballscorecards.com

BOTTOM

Batter	1	2	3	4	5	6	7	8	9	AB	R	H	RBI	BB	SO	LOB
8 Chris Coghlan, L (1, 7) OBP: 0.320, SLG: 0.393	B FF 90 C FF 90 S FF 91 T CU 73 1-2 ① **K**	C FF 91 B SL 82 B SI 90 C SL 81 S FF 92 2-3 ③ **K**			B SI 89 B SI 89 C FF 90 B SI 91 F FF 91 F FF 90 F FF 92 X FF 92 3-2 ② **G4-3**		C FF 92 B SI 91 F SI 90 B SI 91 B SL 81 B SL 81 4-2 **21 HBP 59 1B BB**		C KC 85 F FF 98 S KC 87 0-3 ② **K**	4	0	0	0	1	3	1
59 Ed Lucas, R (1, 5) OBP: 0.299, SLG: 0.303 (7, 4)	C FF 92 B SL 83 X SL 82 1-1 **21 BB 27 2B 1B**		B FF 90 X FF 91 1-0 ① **F8**		X FF 91 0-0 ③ **P6**		1 SAFE B SL 79 B FF 92 X FF 91 2-0 **21 HBP 1-2 1B**		B KC 84 1-0 ③ **2-5-4** 2-3	4	1	2	0	0	0	0
21 Christian Yelich, L (1, 8) OBP: 0.358, SLG: 0.385	S SI 90 B SI 91 B FF 91 B SI 90 C FF 92 1 SAFE F FF 93 B FF 92 4-2 **27 2B 5 1B 1-2 BB**		B CU 74 B SL 83 B FF 90 C FF 90 F FF 90 C FF 91 3-3 ② **K**			C FF 90 F CU 74 B FF 90 F SL 80 X SI 88 1-2 ① **L8**	B SI 93 C SI 93 F SI 92 D CU 76 F CU 76 F SI 93 H SI 94 3-2 **1-2 2-3 HBP**			2	1	0	0	1	1	0
27 Giancarlo Stanton, R (1, 9) OBP: 0.366, SLG: 0.475	B FF 90 C SL 81 X SI 89 1-1 **5 1B 17 FC1-6 1-3 2-H 2B**		C SL 80 S CU 69 S SL 81 0-3 ③ **K**			B SL 80 B SL 78 B SL 78 C FF 91 B FF 92 4-1 **17 E BB**	C SL 85 F SL 84 S FF 89 0-3 ③ **K**			3	1	1	1	1	2	3
5 Logan Morrison, L (1, 3) OBP: 0.344, SLG: 0.403	D CU 75 X FF 93 1-0 **17 FC1-6 2-3 3-H 1B**			B SL 80 C SL 80 B FF 90 B FF 90 C FF 90 F FF 91 X FF 92 3-2 ① **G6-3**		C FF 91 B SL 80 C SL 78 S SL 81 1-3 ② **K**		B FF 95 F FF 95 S SL 86 B FF 96 F FF 96 X FF 97 2-2 ① **P6**		4	0	1	1	0	1	1
17 Donovan Solano, R (1, 4) OBP: 0.306, SLG: 0.308 50 Chad Qualls, R (8, 1) 29 Greg Dobbs, L (8, PH) OBP: 0.305, SLG: 0.307 40 Mike Dunn, L (9, 1)	C FF 92 F FF 92 B SL 84 B SL 84 X SI 92 2-2 ② **FC1-6 1-2f 3-H**			S SL 81 S SL 81 F FF 93 X FF 91 0-2 **1B**		X FF 92 0-0 **E7 1-3**		X FF 97 0-0 ② **F8**		3 0 1 0	0 0 0 0	1 0 0 0	1 0 0 0	0 0 0 0	0 0 0 0	2 0 0 0
3 Adeiny Hechavarría, R (1, 6) OBP: 0.267, SLG: 0.301	S FF 93 C SL 83 X FF 91 0-2 ③ **P4**			B SI 91 1 SAFE B SL 81 C FF 91 1 SAFE C FF 91 X SL 83 2-2 ② **F7**		T SI 91 B SI 91 X SL 81 1-1 ③ **P5**		B FF 96 C FF 96 F FF 96 B SL 87 F SL 86 B FF 95 F FF 95 T FF 96 3-2 ③ **K**		4	0	0	0	0	1	4
19 Rob Brantly, L (1, 2) OBP: 0.267, SLG: 0.272 20 Justin Ruggiano, R (9, PH) OBP: 0.301, SLG: 0.397		B FF 91 X SI 90 1-0 ① **G1-3**		C CU 74 F FF 90 F SL 76 B SL 82 B FF 92 S SL 83 2-3 ③ **K**			X SI 88 0-0 ① **G1-3**		C KC 84 B KC 85 F FF 97 S KC 85 1-3 ① **K**	3 1	0 0	0 0	0 0	0 0	1 1	1 0
34 Tom Koehler, R (1, 1) OBP: 0.091, SLG: 0.091 9 Juan Pierre, L (5, PH) OBP: 0.286, SLG: 0.305 56 Zach Phillips, L (6, 1) 44 AJ Ramos, R (7, 1) 30 Placido Polanco, R (7, 5) OBP: 0.302, SLG: 0.287 23 Jake Marisnick, R (9, PR) OBP: 0.234, SLG: 0.243		C FF 91 X FF 90 0-1 ② **F9**			S SL 80 F FF 89 X SL 81 0-2 ① **P3**		C FF 89 X FF 89 0-1 ② **L8**		C FF 97 S FF 98 X FF 97 0-2 **59 2-5-4 2B**	1 1 0 0 2 0	0 0 0 0 0 0	0 0 0 0 1 0	0 0 0 0 0 0	0 0 0 0 0 0	0 0 0 0 0 0	0 0 0 0 0 0
Inning Stats	R: 3 H: 3 E: 0 LOB: 1 K: 1 BB: 1 S: 17 P: 27	R: 0 H: 0 E: 0 LOB: 0 K: 1 BB: 0 S: 6 P: 9	R: 0 H: 0 E: 0 LOB: 0 K: 2 BB: 0 S: 7 P: 11	R: 0 H: 1 E: 0 LOB: 1 K: 1 BB: 0 S: 15 P: 22	R: 0 H: 0 E: 0 LOB: 0 K: 0 BB: 0 S: 9 P: 12	R: 0 H: 0 E: 1 LOB: 2 K: 1 BB: 1 S: 11 P: 18	R: 0 H: 1 E: 0 LOB: 3 K: 1 BB: 1 S: 13 P: 22	R: 0 H: 0 E: 0 LOB: 0 K: 2 BB: 0 S: 10 P: 15	R: 0 H: 1 E: 0 LOB: 1 K: 2 BB: 0 S: 9 P: 11	1B: 4 SF: 0 2B: 2 SAC: 0 3B: 0 DP: 0 HR: 0 HBP: 1						

	AB	33
	R	3
	H	6
	RBI	3
	BB	3
	SO	10
	LOB	12

WP: 0 PA: 37
PB: 0
SB: 0
CS: 0

PITCHER		IP	WLS	BF	H	R	ER	SO	BB	IBB	HBP	BLK	WP	HR	S	P	ERA	WHIP
49 Julio Teheran, R ERA: 3.05	(1, 1)	6.2	W	29	5	3	3	6	3	0	0	0	0	0	71	111	4.05	1.200
43 Luis Avilán, L ERA: 1.48	(7, 1)	0.0		1	0	0	0	0	0	0	1	0	0	0	4	7	∞	∞
20 Luis Ayala, R ERA: 2.57	(7, 1)	0.1	H	1	0	0	0	1	0	0	0	0	0	0	3	3	0.00	0.000
48 David Carpenter, R ERA: 2.03	(8, 1)	1.0	H	3	0	0	0	1	0	0	0	0	0	0	10	15	0.00	0.000
46 Craig Kimbrel, R ERA: 0.91	(9, 1)	1.0	S	4	1	0	0	2	0	0	0	0	0	0	9	11	0.00	1.000

PITCHER	IP	WLS	BF	H	R	ER	SO	BB	IBB	HBP	BLK	WP	HR	S	P	ERA	WHIP

Batter	1	2	3	4	5	6	7	8	9	AB	R	H	RBI	BB	SO	LOB
17 Jordan Schafer, L (1, 8) OBP: 0.338, SLG: 0.372	C FF 96 B FF 98 B SI 94 F FF 96 B FF 97 X FF 96 3-2 8 F9 2B		B FF 95 B CU 78 X FF 95 2-0 G3-1 ②		C FF 93 L CU 80 B CU 79 B CU 79 X CU 81 2-2 L5 ①		B SI 92 C FF 94 X CU 80 1-1 FC1-6 ② 1-2f		B SL 82 B SI 91 C SI 92 F SI 91 F SL 82 S SL 83 2-3 K ③	5	0	1	0	0	1	3
8 Justin Upton, R (1, 9) OBP: 0.351, SLG: 0.459	F FF 97 X CU 84 0-1 F9 ① 2-3		B CU 82 B CU 79 C CU 80 S FF 96 X FF 97 2-2 P3 ③		B FF 95 B FF 96 C CU 80 B FF 94 S FF 95 F CU 81 F FF 96 X FF 96 3-2 F8 ② 1-2		C CU 81 B CU 82 1 SAFE 1 SAFE S CU 81 S CU 83 1-3 K ③			4	0	0	0	0	1	3
5 Freddie Freeman, L (1, 3) OBP: 0.380, SLG: 0.478	B FF 98 F CU 83 F FF 98 S FF 99 1-3 K ②			X FF 96 0-0 19 BB 16 BB 1B	X SI 94 0-0 G1-3 ③			B CU 74 F FF 94 S SL 86 B SL 84 S FF 95 2-3 K ①		4	0	1	0	0	2	2
24 Evan Gattis, R (1, 7) OBP: 0.304, SLG: 0.507	B CU 83 S CU 84 B FF 98 X CU 82 2-1 G6-3 ③			C CU 80 F FF 96 F CU 82 S CU 81 0-3 K ①		X FF 96 0-0 HR		C CU 75 X SL 85 0-1 F7 ②		4	1	1	1	0	1	2
16 Brian McCann, L (1, 2) OBP: 0.341, SLG: 0.472		B FF 95 C FF 96 B CU 80 X FF 95 2-1 F8 ①		B FF 94 1 SAFE B FF 94 B FF 94 B SI 93 4-0 19 BB 1-2 BB		B FF 96 C CU 81 X CU 81 1-1 G4-3 ①		B FF 94 F FF 94 X FF 94 1-1 F8 ③		3	0	0	0	1	0	0
23 Chris Johnson, R (1, 5) OBP: 0.362, SLG: 0.459		C FF 98 X CU 82 0-1 G1-3 ②		C FF 96 C CU 83 B CU 83 F CU 83 F FF 96 S CU 84 1-3 K ②		B FF 98 X FF 97 1-0 F7 ②			C SI 91 S SL 81 B SI 91 F SL 83 F SL 82 B SI 93 B SL 82 X SI 91 3-2 G4-3 ①	4	0	0	0	0	1	2
19 Andrelton Simmons, R (1, 6) OBP: 0.297, SLG: 0.392		B FF 96 S X FF 97 1-1 2B		B CU 82 B FF 96 C CU 81 B CU 82 B FF 97 4-1 1-2 2-3 BB		B FF 98 X FF 97 1-0 L9 ③			X SI 91 0-0 30 2B 3B	3	1	2	0	1	0	0
30 Elliot Johnson, S (1, 4) OBP: 0.234, SLG: 0.278		X FF 97 0-0 G5-3 ③		C FF 96 X CU 82 0-1 P3 ③			F FF 96 B FF 96 X FF 94 1-1 F7 ①		F CH 85 B CH 85 X SI 90 1-1 3-H 2B	4	0	1	1	0	0	4
36 Mike Minor, R (1, 1) OBP: 0.211, SLG: 0.255 25 Joey Terdoslavich, S (7, PH) OBP: 0.333, SLG: 0.292 38 Anthony Varvaro, R (7, 1) 26 Dan Uggla, R (9, PH) OBP: 0.311, SLG: 0.370			B FF 91 B FF 94 C FF 93 F FF 94 F FF 95 B FF 94 S FF 95 3-3 K ①		C FF 92 X FF 94 0-1 8 F8 1B		B CU 78 B FF 94 B CH 89 B FF 95 4-0 17 FC1-6 BB		C SL 83 C SL 83 S SL 83 0-3 K ②	2 0 0 1	0 0 0 0	1 0 0 0	0 0 0 1	0 1 0 0	1 0 0 1	0 0 0 1

Inning Stats	1	2	3	4	5	6	7	8	9
R:	0	0	0	0	0	1	0	0	1
E:	0	0	0	0	0	0	0	0	0
K:	1	0	1	2	0	0	1	1	2
S:	10	7	8	13	11	5	7	7	15
H:	1	1	0	1	1	1	0	0	2
LOB:	1	1	0	3	1	0	1	0	1
BB:	0	0	0	2	0	0	1	0	0
P:	16	10	15	22	16	8	14	10	21

PITCHER		IP	WLS	BF	H	R	ER	SO	BB	IBB	HBP	BLK	WP	HR	S	P	ERA	WHIP
16 José Fernández, R ERA: 2.19	(1, 1)	7.0	W	29	5	1	1	5	3	0	0	0	0	1	61	101	1.29	1.143
40 Mike Dunn, L ERA: 2.86	(8, 1)	1.0		3	0	0	0	1	0	0	0	0	0	0	7	10	0.00	0.000
31 Steve Cishek, R ERA: 2.59	(9, 1)	1.0		5	2	1	1	2	0	0	0	0	0	0	15	21	9.00	2.000

PITCHER	IP	WLS	BF	H	R	ER	SO	BB	IBB	HBP	BLK	WP	HR	S	P	ERA	WHIP

TOP

Atlanta Braves @ Miami Marlins

Marlins Park, Miami, FL

Wed Sep 11 2013, 7:13 PM - 9:54 PM EDT

Att. 25,111 - Roof Closed - 76 F

livebaseballscorecards.com

AB	34
R	2
H	7
RBI	2
BB	3
SO	8
LOB	17

1B:	2	SF:	0	WP:	0	PA:	37		
2B:	3	SAC:	0	PB:	0				
3B:	1	DP:	0	SB:	0				
HR:	1	HBP:	0	CS:	0				

Atlanta Braves @ Miami Marlins

Marlins Park, Miami, FL

Wed Sep 11 2013, 7:13 PM - 9:54 PM EDT

Att. 25,111 - Roof Closed - 76 F

livebaseballscorecards.com

BOTTOM

Batter	1	2	3	4	5	6	7	8	9	AB	R	H	RBI	BB	SO	LOB
3 Adeiny Hechavarría, R (1, 6) OBP: 0.267, SLG: 0.300	B FF 91 C FF 91 F SL 84 X FF 91 1-2 30 G6-4-3 1B		S FF 90 B FF 90 F KC 80 B FF 91 C CH 85 2-3 ① K	X SI 90 0-0 ③ FC6-4 1-2f		S FF 88 F FF 90 B KC 79 X FF 89 1-2 ③ F8		B CU 80 X FF 94 1-0 ③ L4		5	0	1	0	0	1	3
30 Placido Polanco, R (1, 5) OBP: 0.304, SLG: 0.292	C SI 90 T SL 84 B CH 84 X SL 85 1-2 ① ② G6-4-3 1-2f		X SL 84 0-0 2B		C CH 82 B FF 90 F FF 90 B FF 91 X FF 90 2-2 21 FC4-6 1B		C FF 92 F FF 91 X CH 84 0-2 ① F8			4	0	2	0	0	0	1
21 Christian Yelich, L (1, 7) OBP: 0.361, SLG: 0.393	B SL 85 B FF 91 S FF 91 S FF 91 X SI 92 2-2 E4 27 1B 1B		B CH 85 B SL 85 S SL 84 S FF 91 X FF 90 2-2 ② L7		C FF 90 F FF 91 F FF 88 B CH 84 B FF 90 1 SAFE B SL 84 X FF 90 3-2 ① FC4-6 27 HR 1-2f		S FF 91 C CU 78 F CU 79 X CU 78 0-2 2B			4	2	2	0	0	0	2
27 Giancarlo Stanton, R (1, 9) OBP: 0.370, SLG: 0.485	C KC 79 X SI 92 0-1 20 FC6-4 2-H 1B		C FF 91 B FF 92 F KC 80 X SI 90 1-2 ③ P2		F KC 79 D CH 84 1 SAFE S CH 81 X KC 78 1-2 1-H HR		I IN 67 I IN 63 I IN 63 I IN 63 4-0 IBB			3	1	2	3	1	0	1
20 Justin Ruggiano, R (1, 8) OBP: 0.298, SLG: 0.393	B FF 92 C SL 85 S SL 85 F FF 92 X KC 80 1-2 ③ FC6-4 1-2f			C FF 89 B FF 90 F KC 79 S KC 80 1-3 ① K	T CH 83 B FF 90 X CH 85 1-1 ② F7		F CH 85 F FF 94 B FF 96 X CU 81 1-2 ② F4			4	0	0	0	0	1	3
59 Ed Lucas, R (1, 4) OBP: 0.299, SLG: 0.306		X FF 90 0-0 ① F7		B FF 90 C SL 83 C KC 79 B FF 91 X SL 84 2-2 5 1B 2B	X FF 90 0-0 ③ F8		B FF 95 B FF 96 C FF 94 C FF 96 X FF 96 2-2 ③ G4-3			4	1	1	0	0	0	2
5 Logan Morrison, L (1, 3) OBP: 0.343, SLG: 0.401		C FF 91 F KC 78 B FF 92 C SL 85 1-3 ② K	F SL 85 C KC 78 B FF 90 X KC 79 1-2 46 FC5-4 2-H 1B		C FF 89 X FF 89 0-1 ① F8		X FF 92 0-0 ① G3-1			4	0	1	1	0	1	0
46 Koyie Hill, S (1, 2) OBP: 0.233, SLG: 0.300		B FF 92 C FF 90 X CH 85 1-1 1B	F FF 91 X SL 84 0-1 ② FC5-4 16 1B 1-2f		C SL 82 C FF 89 B FF 89 S KC 79 1-3 ② K		B FF 92 F FF 92 X FF 92 1-1 9 G3 1B			4	0	2	0	0	1	1
16 José Fernández, R (1, 1) OBP: 0.216, SLG: 0.340 40 Mike Dunn, L (8, 1) 9 Juan Pierre, L (8, PH) OBP: 0.285, SLG: 0.304 31 Steve Cishek, R (9, 1)		X CH 84 0-0 ③ G1-3	D CH 84 X FF 90 1-0 3 FC6-4 1-2 1B		B CH 83 X CH 84 1-0 HR		B FF 92 F CH 86 X CH 86 1-1 ② G3 1-2			3 0 1 0	1 0 0 0	2 0 0 0	1 0 0 0	0 0 0 0	0 0 1 0	1 0 1 0
Inning Stats	R: 1 E: 1 K: 0 S: 15 H: 3 LOB: 1 BB: 0 P: 20	R: 0 E: 0 K: 1 S: 7 H: 1 LOB: 1 BB: 0 P: 9	R: 0 E: 0 K: 1 S: 10 H: 1 LOB: 1 BB: 0 P: 15	R: 1 E: 0 K: 1 S: 13 H: 3 LOB: 2 BB: 0 P: 18	R: 2 E: 0 K: 0 S: 13 H: 2 LOB: 0 BB: 0 P: 20	R: 1 E: 0 K: 1 S: 9 H: 1 LOB: 0 BB: 0 P: 12	R: 0 E: 0 K: 0 S: 13 H: 1 LOB: 2 BB: 1 P: 20	R: 0 E: 0 K: 0 S: 6 H: 1 LOB: 1 BB: 0 P: 9		1B: 8 2B: 3 3B: 0 HR: 2 SF: 0 SAC: 0 DP: 1 HBP: 0		WP: 0 PB: 0 SB: 0 CS: 0 PA: 37		

	AB	36
	R	5
	H	13
	RBI	5
	BB	1
	SO	4
	LOB	15

MIAMI

PITCHER	IP	WLS	BF	H	R	ER	SO	BB	IBB	HBP	BLK	WP	HR	S	P	ERA	WHIP
36 Mike Minor, L (1, 1) ERA: 3.15	6.0	L	28	11	5	4	4	0	0	0	0	0	2	67	94	6.00	1.833
38 Anthony Varvaro, R (7, 1) ERA: 2.79	2.0		9	2	0	0	0	0	1	0	0	0	0	19	29	0.00	1.000

PITCHER	IP	WLS	BF	H	R	ER	SO	BB	IBB	HBP	BLK	WP	HR	S	P	ERA	WHIP

TOP

Atlanta Braves @ Miami Marlins

Marlins Park, Miami, FL

Thu Sep 12 2013, 12:42 PM - 3:17 PM EDT

Att. 15,274 - Roof Closed - 75 F

Batter	1	2	3	4	5	6	7	8	9	AB	R	H	RBI	BB	SO	LOB
30 Elliot Johnson, S (1, 7) OBP: 0.238, SLG: 0.277	C SI 92 B SI 92 X SI 90 1-1 ① G6-3		C SI 90 B CH 83 B CH 81 F SI 89 B SL 82 B SI 89 4-2 5 BB 8 BB 24 2B BB	C SI 90 F SL 80 X SL 78 0-2 8 CS 1B		X SI 93 0-0 ② G6-3 2-3		X FF 95 0-0 ③ P5		4	1	1	0	1	0	1
8 Justin Upton, R (1, 9) OBP: 0.353, SLG: 0.457	B SI 92 B SI 91 B SI 92 C SI 90 B SI 91 4-1 5 1B BB		C CU 72 1 SAFE B FF 91 B SI 89 F CH 81 D CU 73 1 SAFE F SI 90 B CU 73 4-2 5 BB 24 2B 1-2 BB	C SL 78 B FF 90 C SL 80 B FF 90 B FF 90 B SI 87 4-2 ② 5 HR 1-2 BB		C SI 96 B CH 87 B SI 95 F SI 95 S FF 96 2-3 ③ K			C FF 95 B CU 80 B CU 79 S FF 95 B FF 96 C FF 93 3-3 ① K	2	2	0	0	3	2	1
5 Freddie Freeman, L (1, 3) OBP: 0.384, SLG: 0.486	C FF 90 F SL 83 F CU 76 X SL 84 0-2 24 G4-6-3 1-2 1B		B SI 91 S FF 88 B SI 90 B FF 90 B FF 90 4-1 24 2B 23 2B 1-2 2-3 BB	B FF 90 D SL 80 F FF 89 S SI 89 X CU 73 2-2 1-H HR			B SI 93 X SI 93 1-0 ① F8		F FF 96 B CH 90 X FF 96 1-1 1B	4	2	3	2	1	0	0
24 Evan Gattis, R (1, 2) OBP: 0.302, SLG: 0.505	X SI 92 0-0 ② ③ G4-6-3 1-2f		X SI 91 0-0 23 2B 1-3 2-H 3-H 2B	F SL 82 F SL 82 F SL 81 S SI 92 0-3 ③ K			B SI 93 X SI 93 1-0 ② F9		B CU 81 F FF 96 T FF 96 D CH 91 S FF 95 2-3 ② K	5	1	1	2	0	2	3
23 Chris Johnson, R (1, 5) OBP: 0.365, SLG: 0.464 4 Paul Janish, R (9, 5) OBP: 0.244, SLG: 0.243		F SI 92 S SI 93 B SL 84 B FF 92 X FF 92 2-2 19 BB 1B	X CH 83 0-0 2-H 3-H 2B		X SI 92 0-0 ① G4-3		X SI 95 0-0 26 FC5 2B		B FF 95 X FF 93 1-0 ③ L7	5 0	0 0	3 0	2 0	0 0	0 0	1 0
19 Andrelton Simmons, R (1, 6) OBP: 0.298, SLG: 0.391		B SI 89 B CH 83 B SI 89 C SI 90 C FF 88 B SI 89 4-2 1-2 BB	F SI 90 B CU 73 C CU 73 B FF 90 F CU 75 F SI 90 B CH 81 F SI 89 F SI 89 3-2 ① F SI 91 X CU 73 P5		B SI 93 C SI 92 X SI 92 1-1 ② G5-3		H SI 94 1-0 26 FC5 HBP			2	0	0	0	1	0	1
26 Dan Uggla, R (1, 4) OBP: 0.308, SLG: 0.366		B FF 89 C CU 72 F CH 82 B SI 91 T CH 83 2-2 ① K	C CU 73 X SI 89 0-1 ② G5-3		B SI 95 C SI 92 S SI 94 B FF 95 S SI 94 2-3 ③ K		X SI 95 0-0 ③ FC5 1-2 2-3f			4	0	0	0	0	2	5
2 B.J. Upton, R (1, 8) OBP: 0.271, SLG: 0.301		B SI 91 B SI 90 X SI 91 2-0 ② F9	C FF 91 D CU 74 B CU 72 S SI 90 B CU 75 C SI 90 3-3 ③ K			X SI 93 0-0 30 G6-3 50 SH5-4 1B		B FF 94 S FF 94 B SL 91 F FF 96 X FF 96 2-2 ① G6-3		4	0	1	0	0	1	3
50 Freddy Garcia, R (1, 1) 52 Jordan Walden, R (7, 1) 25 Joey Terdoslavich, S (8, PH) OBP: 0.329, SLG: 0.288 48 David Carpenter, R (8, 1) 38 Anthony Varvaro, R (9, 1)		C SI 92 S SI 91 D CU 74 S CU 74 1-3 ③ K		B SI 88 C SI 88 X SI 88 1-1 ① F1-3		X CH 91 0-0 ① SH5-4 1-2		C FF 94 S CH 91 B FF 96 F FF 96 B CH 90 B CH 89 S FF 95 3-3 ② K		2 0 1 0 0	0 0 0 0 0	0 0 0 0 0	0 0 0 0 0	1 0 1 0 0	2 0 0 0 0	2 0 0 0 0

livebaseballscorecards.com

	AB	33
	R	6
	H	9
	RBI	6
	BB	6
	SO	9
	LOB	17

Inning Stats	1	2	3	4	5	6	7	8	9
	R: 0 E: 0 K: 0 S: 8	H: 1 LOB: 1 BB: 1 P: 13	R: 0 E: 0 K: 2 S: 12	H: 1 LOB: 2 BB: 1 P: 23	R: 4 E: 0 K: 1 S: 21	H: 2 LOB: 1 BB: 3 P: 39	R: 2 E: 0 K: 1 S: 14	H: 2 LOB: 0 BB: 1 P: 21	R: 0 E: 0 K: 1 S: 6	H: 0 LOB: 0 BB: 0 P: 9
	R: 0 E: 0 K: 1 S: 6	H: 1 LOB: 1 BB: 0 P: 8	R: 0 E: 0 K: 0 S: 4	H: 1 LOB: 0 BB: 0 P: 7	R: 0 E: 0 K: 1 S: 8	H: 0 LOB: 0 BB: 0 P: 13	R: 0 E: 0 K: 2 S: 9	H: 1 LOB: 1 BB: 0 P: 16		

	1B: 5	SF: 0	WP: 0	PA: 41
	2B: 3	SAC: 1	PB: 0	
	3B: 0	DP: 1	SB: 0	
	HR: 1	HBP: 1	CS: 1	

PITCHER		IP	WLS	BF	H	R	ER	SO	BB	IBB	HBP	BLK	WP	HR	S	P	ERA	WHIP
35 Brian Flynn, L ERA: 10.13	(1, 1)	4.0	L	22	6	6	6	4	6	0	0	0	0	1	55	96	13.50	3.000
36 Sam Dyson, R ERA: 4.5	(5, 1)	3.0		12	2	0	0	2	0	0	1	0	0	0	16	24	0.00	0.667
49 Arquimedes Caminero, R ERA: 4.32	(8, 1)	2.0		7	1	0	0	3	0	0	0	0	0	0	17	29	0.00	0.500

PITCHER	IP	WLS	BF	H	R	ER	SO	BB	IBB	HBP	BLK	WP	HR	S	P	ERA	WHIP

BOTTOM

Atlanta Braves @ Miami Marlins

Marlins Park, Miami, FL

Thu Sep 12 2013, 12:42 PM - 3:17 PM EDT

Att. 15,274 - Roof Closed - 75 F

livebaseballscorecards.com

Batter	1	2	3	4	5	6	7	8	9	AB	R	H	RBI	BB	SO	LOB
8 Chris Coghlan, L (1, 7) OBP: 0.313, SLG: 0.383	B SI 86 C SI 87 X CH 79 1-1 ① G1-3		D CH 82 C SI 86 C CH 80 F SL 81 B SL 79 S CH 82 2-3 ② K		C SI 86 C CU 72 B SL 78 B CH 82 X CU 74 2-2 ② G3-1			B FF 94 X FF 92 1-0 ① G4-3		4	0	0	0	0	1	1
17 Donovan Solano, R (1, 4) OBP: 0.305, SLG: 0.307	C SI 86 B SL 77 F SL 77 F FS 78 B SI 87 B SL 79 X SI 87 3-2 ② G6-3		B SI 88 X CU 73 1-0 27 1B 21 BB 2-H 1B		F SI 87 S FS 79 X SL 79 0-2 ③ G5-3			C FF 94 B SL 85 C SL 85 B FF 95 B FF 95 S FF 95 3-3 ② K		4	0	1	1	0	1	0
21 Christian Yelich, L (1, 8) OBP: 0.368, SLG: 0.398	B SI 88 F SI 86 X CH 80 1-1 ③ G4-3		B SL 78 B CH 82 B CH 81 C SI 87 F SI 87 B CH 81 4-2 27 1B 1-2 BB			C CH 81 X FS 78 0-1 27 FC5-4 1B		B FF 95 B FF 95 B FF 94 C FF 93 F FF 94 X FF 95 3-2 1B		3	0	2	0	1	0	0
27 Giancarlo Stanton, R (1, 9) OBP: 0.369, SLG: 0.482		C SI 87 B CH 81 F SL 77 S FS 79 1-3 ① K	C SL 79 B SI 88 X CH 81 1-1 1-2 2-3 1B			B SL 79 C SI 87 X SL 78 1-1 ① FC5-4 5 G1 1-2f		F SL 86 B FF 95 S FF 96 F FF 96 D SL 85 T SL 85 2-2 ③ K		4	0	1	0	0	2	2
5 Logan Morrison, L (1, 3) OBP: 0.338, SLG: 0.395		B SI 87 S CH 81 B SI 88 X CH 82 2-1 ② F9	X SI 88 0-0 ③ F8			F CH 82 B SI 86 D CH 82 F SL 80 X CU 74 2-2 ② G1 1-2			C FF 91 X CH 85 0-1 ① G3-1	4	0	0	0	0	0	4
59 Ed Lucas, R (1, 5) OBP: 0.298, SLG: 0.305 (5, 6)		C SI 88 B CH 82 B SL 78 X SI 88 2-1 3 FC6-4 1B		C CU 72 B SI 86 B CH 80 C SL 79 F SL 78 C SL 79 2-3 ① K		X SI 87 0-0 ③ L4			F FF 92 F FF 91 S CU 78 0-3 ② K	4	0	1	0	0	2	1
3 Adeiny Hechavarría, R (1, 6) OBP: 0.266, SLG: 0.299 36 Sam Dyson, R (5, 1) 9 Juan Pierre, L (7, PH) OBP: 0.287, SLG: 0.306 49 Arquimedes Caminero, R (8, 1) 23 Jake Marisnick, R (9, PH) OBP: 0.232, SLG: 0.240		B SL 78 X SI 87 1-0 ③ FC6-4 1-2f	B SI 87 B SL 78 X SI 86 2-0 ② F7				X FF 95 0-0 19 G4-6-3 1B		C FF 91 F CU 78 C FF 96 0-3 ③ K	2 0 1 0 1	0 0 0 0 0	0 0 1 0 0	0 0 0 0 0	0 0 0 0 1	0 0 0 0 0	1 0 0 0 0
19 Rob Brantly, L (1, 2) OBP: 0.268, SLG: 0.273			B SI 86 C SI 86 S CU 73 X CH 82 1-2 35 SH1-4 17 1B 1B	B SI 87 X SI 86 1-0 ③ F8			B FF 95 B FF 94 F FF 95 F FF 94 X FF 95 2-2 ①② G4-6-3 1-2f			3	1	1	0	0	0	1
35 Brian Flynn, L (1, 1) OBP: 0.500, SLG: 0.500 30 Placido Polanco, R (5, 5) OBP: 0.303, SLG: 0.290			X SI 85 0-0 ① SH1-4 1-2		X SI 86 0-0 ① G6-3		B SL 83 C FF 96 F FF 95 X SL 82 1-2 ③ F9			0 2	0 0	0 0	0 0	0 0	0 0	0 0
Inning Stats	R: 0 H: 0 E: 0 LOB: 0 K: 0 BB: 0 S: 8 P: 13	R: 0 H: 1 E: 0 LOB: 1 K: 1 BB: 0 S: 8 P: 14	R: 1 H: 3 E: 0 LOB: 3 K: 1 BB: 1 S: 14 P: 23	R: 0 H: 0 E: 0 LOB: 0 K: 1 BB: 0 S: 6 P: 11	R: 0 H: 0 E: 0 LOB: 0 K: 0 BB: 0 S: 7 P: 9	R: 0 H: 1 E: 0 LOB: 1 K: 0 BB: 0 S: 8 P: 11	R: 0 H: 1 E: 0 LOB: 0 K: 0 BB: 0 S: 7 P: 10	R: 0 H: 1 E: 0 LOB: 1 K: 2 BB: 0 S: 11 P: 20	R: 0 H: 0 E: 0 LOB: 0 K: 2 BB: 0 S: 8 P: 8	1B: 7 SF: 0 2B: 0 SAC: 1 3B: 0 DP: 1 HR: 0 HBP: 0						WP: 0 PA: 34 PB: 0 SB: 0 CS: 0

	AB	32
	R	1
	H	7
	RBI	1
	BB	1
	SO	7
	LOB	10

PITCHER	IP	WLS	BF	H	R	ER	SO	BB	IBB	HBP	BLK	WP	HR	S	P	ERA	WHIP
50 Freddy Garcia, R (1, 1) ERA: 4.86	6.0	W	24	5	1	1	3	1	0	0	0	0	0	51	81	1.50	1.000
52 Jordan Walden, R (7, 1) ERA: 2.42	1.0		3	1	0	0	0	0	0	0	0	0	0	7	10	0.00	1.000
48 David Carpenter, R (8, 1) ERA: 1.99	1.0		4	1	0	0	2	0	0	0	0	0	0	11	20	0.00	1.000
38 Anthony Varvaro, R (9, 1) ERA: 2.75	1.0		3	0	0	0	2	0	0	0	0	0	0	8	8	0.00	0.000

PITCHER	IP	WLS	BF	H	R	ER	SO	BB	IBB	HBP	BLK	WP	HR	S	P	ERA	WHIP

San Diego Padres @ Atlanta Braves

Turner Field, Atlanta, GA

Fri Sep 13 2013, 7:38 PM - 10:37 PM EDT

Att. 34,112 - Partly Cloudy - 78 F

TOP

livebaseballscorecards.com

Batter	1	2	3	4	5	6	7	8	9	AB	R	H	RBI	BB	SO	LOB
25 Will Venable, L (1, 8) OBP: 0.315, SLG: 0.499	K		G4-3		13 PB 1B		FC1-2 9 FC6-4		G4-3	5	0	1	0	0	1	3
13 Chris Denorfia, R (1, 9) OBP: 0.326, SLG: 0.383	9 1B 1B		2B		G4-3		SF9		G4-3	4	0	2	1	0	0	1
9 Jedd Gyorko, R (1, 4) OBP: 0.292, SLG: 0.433	1B		K			G5-3	FC6-4		K	5	0	1	0	0	2	3
Chase Headley, S (1, 5) OBP: 0.335, SLG: 0.384	K			14 G4-3 88 S BB		G3		HR		3	1	1	1	1	1	2
88 Kyle Blanks, R (1, 7) OBP: 0.314, SLG: 0.402	K			K		G6-3		F7		4	0	0	0	0	2	3
14 Tommy Medica, R (1, 3) OBP: 0.417, SLG: 0.727		K		G4-3			44 1B 3 1B 15 1B 1B	3 WP 11 1B BB		3	2	1	0	1	1	1
3 Ronny Cedeno, R (1, 6) OBP: 0.292, SLG: 0.354		F8		K			15 1B 44 1B 25 FC1-2 1B	L9		4	0	1	0	0	1	2
44 René Rivera, R (1, 2) OBP: 0.214, SLG: 0.269 5 Alexi Amarista, L (8, PH) OBP: 0.299, SLG: 0.370 11 Logan Forsythe, R (8, PH) OBP: 0.287, SLG: 0.327 57 Luke Gregerson, L (8, 1) 16 Huston Street, R (9, 1)		L7			G6-3		25 FC1-2 15 1B 13 SF9 1B	2-H 1B		3 0 1 0 0	1 0 0 0 0	1 0 1 0 0	0 0 1 0 0	0 0 0 0 0	0 0 0 0 0	0 0 0 0 0
22 Ian Kennedy, R (1, 1) OBP: 0.222, SLG: 0.204 14 Mark Kotsay, L (7, PH) OBP: 0.247, SLG: 0.227 15 Jesús Guzmán, R (7, PH) OBP: 0.310, SLG: 0.390 50 Nick Vincent, R (7, 1) 4 Nick Hundley, R (8, PH) OBP: 0.293, SLG: 0.387 (8, 2)			K		K		25 FC1-2 1B	G5-3		2 0 1 0 1	0 0 0 0 0	0 0 1 0 0	0 0 0 0 0	0 0 0 0 0	2 0 0 0 0	0 0 0 0 1

Inning Stats										
	R: 0 E: 0 K: 3 S: 16	H: 2 LOB: 2 BB: 0 P: 23	R: 0 E: 0 K: 1 S: 6	H: 0 LOB: 0 BB: 0 P: 10	R: 0 E: 0 K: 2 S: 10	H: 1 LOB: 1 BB: 0 P: 15	R: 0 E: 0 K: 2 S: 13	H: 0 LOB: 1 BB: 1 P: 22	R: 0 E: 0 K: 1 S: 11	H: 1 LOB: 1 BB: 0 P: 17
	R: 0 E: 0 K: 0 S: 9	H: 0 LOB: 0 BB: 0 P: 13	R: 2 E: 0 K: 0 S: 19	H: 4 LOB: 2 BB: 0 P: 29	R: 2 E: 0 K: 0 S: 12	H: 2 LOB: 1 BB: 1 P: 24	R: 0 E: 0 K: 1 S: 9	H: 0 LOB: 0 BB: 0 P: 11		

1B: 8	SF: 1	WP: 1	PA: 39
2B: 1	SAC: 0	PB: 1	
3B: 0	DP: 0	SB: 1	
HR: 1	HBP: 0	CS: 0	

PITCHER		IP	WLS	BF	H	R	ER	SO	BB	IBB	HBP	BLK	WP	HR	S	P	ERA	WHIP
62 David Hale, R ERA:	(1, 1)	5.0		20	4	0	0	9	1	0	0	0	0	0	56	87	0.00	1.000
20 Luis Ayala, R ERA: 3.1	(6, 1)	1.0	H	6	3	2	2	0	0	0	0	0	0	0	16	23	18.00	3.000
43 Luis Avilán, L ERA: 1.48	(7, 1)	0.1	H	2	1	0	0	0	0	0	0	0	0	0	8	12	0.00	3.000
48 David Carpenter, R ERA: 1.97	(7, 1)	0.2	H	2	0	0	0	0	0	0	0	0	0	0	4	7	0.00	0.000
52 Jordan Walden, R ERA: 2.78	(8, 1)	0.2	L	4	1	2	2	0	1	0	0	0	1	1	7	15	27.00	3.000

PITCHER		IP	WLS	BF	H	R	ER	SO	BB	IBB	HBP	BLK	WP	HR	S	P	ERA	WHIP
32 Scott Downs, L ERA: 1.96	(8, 1)	0.1		2	1	0	0	0	0	0	0	0	0	0	5	9	0.00	3.000
40 Kameron Loe, R ERA: 8.22	(9, 1)	1.0		3	0	0	0	1	0	0	0	0	0	0	9	11	0.00	0.000

AB	36
R	4
H	10
RBI	4
BB	2
SO	10
LOB	16

San Diego Padres @ Atlanta Braves

Turner Field, Atlanta, GA

Fri Sep 13 2013, 7:38 PM - 10:37 PM EDT

Att. 34,112 - Partly Cloudy - 78 F

livebaseballscorecards.com

BOTTOM

Batter	1	2	3	4	5	6	7	8	9	AB	R	H	RBI	BB	SO	LOB
17 Jordan Schafer, L (1, 8) OBP: 0.340, SLG: 0.368	C FF 89 C FF 89 B SI 90 B SI 90 B SI 92 B SI 93 4-2 5 S BB		B CH 81 S FF 91 C FF 90 S KC 79 1-3 ③ K		S KC 78 B KC 76 B FF 91 F CH 81 B FF 92 B FF 91 4-2 8 CS BB			B CH 77 F SI 88 M SI 89 B SL 82 T SL 83 2-2 ② K		2	0	0	0	2	2	0
8 Justin Upton, R (1, 9) OBP: 0.354, SLG: 0.463	C FF 90 X CH 81 0-1 ① F8			X CH 79 0-0 HR	1 SAFE 1 SAFE C FF 90 0-1 ③ CS 1-2	C FF 88 B FF 90 B FC 87 S FF 88 X FF 88 2-2 16 L1-6 5 1B 1B		B FF 89 X SL 82 1-0 ③ F9		4	1	2	1	0	0	1
5 Freddie Freeman, L (1, 3) OBP: 0.385, SLG: 0.486	C KC 78 F KC 79 B FF 92 B SI 91 F SI 90 F CH 81 F KC 78 S FF 89 2-3 ② K 1-2			S CH 80 F FF 91 B SI 90 X KC 79 1-2 16 HR 1B		B FF 91 D FF 89 X CH 82 2-0 1-2 1B			X CH 81 0-0 ① G3	4	1	2	0	0	1	1
24 Evan Gattis, R (1, 7) OBP: 0.298, SLG: 0.498	C KC 78 F CH 82 F FF 92 X KC 78 0-2 ③ F8			X FF 90 0-0 ① F9		C KC 77 B FF 91 F FF 92 S CH 80 1-3 ① K			S SL 84 F SI 90 S SI 85 0-3 ② K2-3	4	0	0	0	0	2	4
16 Brian McCann, L (1, 2) OBP: 0.340, SLG: 0.479		B FF 89 C CH 79 C SI 90 S SI 91 1-3 ① K		C FF 90 F FF 91 X SI 92 0-2 1-H HR		C KC 78 X KC 79 0-1 ②③ L1-6 2-2			C CH 83 X SI 90 0-1 ③ G4-3	4	1	1	2	0	1	2
23 Chris Johnson, R (1, 5) OBP: 0.362, SLG: 0.461		C SI 90 B FF 91 X SI 90 1-1 ② G5-3		B FF 91 F FF 91 X SI 90 1-1 ② G4-3			F FF 90 F SL 86 S FF 91 0-3 ① K			3	0	0	0	0	1	0
19 Andrelton Simmons, R (1, 6) OBP: 0.296, SLG: 0.389		C SI 90 B KC 79 C SI 91 B FF 93 S CH 80 2-3 ③ K		X KC 78 0-0 ③ F8			F FF 91 C FF 91 B SL 87 F FF 91 B SI 90 S FF 91 2-3 ② K			3	0	0	0	0	2	0
30 Elliot Johnson, S (1, 4) OBP: 0.235, SLG: 0.273			B SI 89 B SI 90 T FF 90 X SI 91 2-1 ① F8		X FF 88 0-0 ① B1-3		S SL 88 S FF 91 B FF 89 B SL 88 B SL 87 C SL 87 3-3 ③ K			3	0	0	0	0	1	0
62 David Hale, R (1, 1) 13 Jose Constanza, L (5, PH) 20 Luis Ayala, R (6, 1) 43 Luis Avilán, L (7, 1) 48 David Carpenter, R (7, 1) 52 Jordan Walden, R (8, 1) 32 Scott Downs, L (8, 1) 25 Joey Terdoslavich, S (8, PH) 40 Kameron Loe, R (9, 1)			C FF 90 B FF 89 B SI 90 X FF 92 2-1 ② G6-3		B FF 89 C FF 91 X FF 91 1-1 ② B1-3			B SL 81 F SI 88 B CH 77 C SL 82 S SL 83 2-3 ① K		1 1 0 0 0 0 0 1 0	0 0 0 0 0 0 0 0 0	0 0 0 0 0 0 0 0 0	0 0 0 0 0 0 0 0 0	0 0 0 0 0 0 0 1 0	0 0 0 0 0 0 0 0 0	0 0 0 0 0 0 0 0 0
Inning Stats	R: 0 E: 0 K: 1 S: 14 H: 0 LOB: 1 BB: 1 P: 20	R: 0 E: 0 K: 2 S: 8 H: 0 LOB: 0 BB: 0 P: 12	R: 0 E: 0 K: 1 S: 7 H: 0 LOB: 0 BB: 0 P: 12	R: 3 E: 0 K: 0 S: 11 H: 3 LOB: 0 BB: 0 P: 13	R: 0 E: 0 K: 0 S: 6 H: 0 LOB: 0 BB: 1 P: 11	R: 0 E: 0 K: 1 S: 9 H: 2 LOB: 1 BB: 0 P: 14	R: 0 E: 0 K: 3 S: 10 H: 0 LOB: 0 BB: 0 P: 15	R: 0 E: 0 K: 2 S: 7 H: 0 LOB: 0 BB: 0 P: 12	R: 0 E: 0 K: 1 S: 6 H: 0 LOB: 0 BB: 0 P: 6	1B: 3 2B: 1 3B: 0 HR: 2 SF: 0 SAC: 0 DP: 1 HBP: 0						

	AB	30
	R	3
	H	5
	RBI	3
	BB	2
	SO	11
	LOB	8

WP: 0 PB: 0 SB: 1 CS: 1 PA: 33

PITCHER		IP	WLS	BF	H	R	ER	SO	BB	IBB	HBP	BLK	WP	HR	S	P	ERA	WHIP
22 Ian Kennedy, R ERA: 4.8	(1, 1)	6.0		23	5	3	3	5	2	0	0	0	0	2	55	82	4.50	1.167
50 Nick Vincent, R ERA: 2.52	(7, 1)	1.0	W	3	0	0	0	3	0	0	0	0	0	0	10	15	0.00	0.000
57 Luke Gregerson, R ERA: 2.88	(8, 1)	1.0	H	3	0	0	0	2	0	0	0	0	0	0	7	12	0.00	0.000
16 Huston Street, R ERA: 2.66	(9, 1)	1.0	S	3	0	0	0	1	0	0	0	0	0	0	6	6	0.00	0.000

PITCHER	IP	WLS	BF	H	R	ER	SO	BB	IBB	HBP	BLK	WP	HR	S	P	ERA	WHIP

San Diego Padres @ Atlanta Braves

Turner Field, Atlanta, GA

Sat Sep 14 2013, 7:13 PM - 10:00 PM EDT

Att. 40,153 - Clear - 77 F

TOP

livebaseballscorecards.com

Batter	1	2	3	4	5	6	7	8	9	AB	R	H	RBI	BB	SO	LOB
25 Will Venable, L (1, 8) OBP: 0.314, SLG: 0.497	B CH 81 F FF 89 B CH 89 S CH 81 B SI 91 F FF 91 S FF 92 3-3 ① K		X SI 90 0-0 ② B1-3		C CU 78 B SI 91 B SI 90 B SI 90 X SI 90 3-1 ③ FC6 1-2f			C SI 89 B CU 77 S CH 83 X CH 84 1-2 13 G3 13 S 1B		4	0	1	0	0	1	1
13 Chris Denorfia, R (1, 9) OBP: 0.323, SLG: 0.380	B FF 91 C CH 84 S CH 83 X SI 92 1-2 ② F9		C CU 77 B CH 83 S CH 83 F CH 84 B CU 76 F CH 84 C SI 92 2-3 ③ K			X CU 76 0-0 ① G6-3		C FF 96 B FF 96 C SL 88 X FF 97 1-2 ② G3 1-3		4	0	0	0	0	1	1
9 Jedd Gyorko, R (1, 4) OBP: 0.290, SLG: 0.429	B SI 91 C FF 91 B CH 82 B CU 79 X SI 90 3-1 ③ G5-3			C CH 88 B SI 89 X CH 83 1-1 ① G5-3		C SI 89 B SI 90 C FF 89 B SI 85 S CH 83 2-3 ② K		X FF 96 0-0 ③ F8		4	0	0	0	0	1	1
Chase Headley, S (1, 5) OBP: 0.335, SLG: 0.389		B CH 82 C CH 82 X CU 77 1-1 ① F7		B FF 90 F CU 76 C SI 90 F CH 83 X CH 83 1-2 ② L6		F CH 84 X CU 76 0-1 ③ F7			B FF 98 F FF 98 X FF 98 1-1 HR	4	1	1	1	0	0	0
88 Kyle Blanks, R (1, 7) OBP: 0.313, SLG: 0.400		B SI 90 S CH 82 X FF 90 1-1 ② G5-3		F CH 84 X SI 90 0-1 1B			S FF 89 F CH 89 B FF 90 X CU 76 1-2 ① G5-3		C KC 86 S KC 87 S FF 99 0-3 ① K	4	0	1	0	0	1	0
14 Tommy Medica, R (1, 3) OBP: 0.375, SLG: 0.600		C FF 91 F FF 91 F CH 83 F SI 91 X FF 91 0-2 3 1B 1B		1 SAFE F SI 89 B CU 78 X CU 78 1-1 ③ G5-3			C SI 89 F CU 77 F SI 90 B FF 91 B CH 85 X CU 78 2-2 ② G6-3		B FF 98 S FF 97 B KC 87 B KC 84 C FF 98 S FF 98 3-3 ② K	4	0	1	0	0	1	1
3 Ronny Cedeno, R (1, 6) OBP: 0.300, SLG: 0.355 27 Rey Fuentes, L (9, PR) OBP: 0.227, SLG: 0.150		X FF 90 0-0 1-2 1B			C FF 89 F CH 84 B FF 90 B CH 84 B CU 78 F FF 92 X FF 91 3-2 ① G6-3		B SI 91 C FF 90 B FF 91 S SI 90 B FF 91 B FF 90 4-2 4 FC6-4 BB		B FF 98 B KC 86 B FF 98 B FF 95 4-0 4 S BB	2 0	0 0	1 0	0 0	2 0	0 0	0 0
4 Nick Hundley, R (1, 2) OBP: 0.290, SLG: 0.382		B CU 78 S CH 82 X SI 90 1-1 ③ G4-3			B CH 83 B SI 91 X FF 90 2-0 ② G6-3		1 SAFE X FF 90 0-0 ③ FC6-4 1-2f		1 SAFE B FF 98 1 SAFE C KC 86 1 SAFE B KC 85 X KC 87 2-1 ③ G5-3 1-2	4	0	0	0	0	0	4
41 Robbie Erlin, R (1, 1) OBP: 0.167, SLG: 0.091 29 Brad Boxberger, R (7, 1) 40 Tommy Layne, L (7, 1) 55 Dale Thayer, R (7, 1) 14 Mark Kotsay, L (8, PH) OBP: 0.245, SLG: 0.225 58 Brad Brach, R (8, 1)			C SI 89 S SI 89 C CU 77 0-3 ① K		B SI 90 S SI 91 C SI 90 B CU 79 F FF 92 B SI 91 B SI 90 4-2 25 FC6 BB			C CH 82 B FF 89 F CU 76 S CU 78 1-3 ① K		1 0 0 0 1 0	0 0 0 0 0 0	0 0 0 0 0 0	0 0 0 0 0 0	1 0 0 0 0 1	1 0 0 0 0 0	0 0 0 0 0 0

	AB	32
	R	1
	H	5
	RBI	1
	BB	3
	SO	7
	LOB	8

Inning Stats	1	2	3	4	5	6	7	8	9
	R: 0 E: 0 K: 1 S: 9	H: 0 LOB: 0 BB: 0 P: 16	R: 0 E: 0 K: 0 S: 12	H: 2 LOB: 2 BB: 0 P: 15	R: 0 E: 0 K: 2 S: 9	H: 0 LOB: 0 BB: 0 P: 11	R: 0 E: 0 K: 0 S: 10	H: 1 LOB: 1 BB: 0 P: 13	R: 0 E: 0 K: 0 S: 10	H: 0 LOB: 1 BB: 0 P: 22	R: 0 E: 0 K: 1 S: 6	H: 0 LOB: 0 BB: 0 P: 8	R: 0 E: 0 K: 0 S: 10	H: 0 LOB: 1 BB: 1 P: 17	R: 0 E: 0 K: 1 S: 10	H: 1 LOB: 1 BB: 0 P: 13	R: 1 E: 0 K: 2 S: 10	H: 1 LOB: 2 BB: 1 P: 20

1B: 4	SF: 0	WP: 0	PA: 35
2B: 0	SAC: 0	PB: 0	
3B: 0	DP: 0	SB: 2	
HR: 1	HBP: 0	CS: 0	

PITCHER		IP	WLS	BF	H	R	ER	SO	BB	IBB	HBP	BLK	WP	HR	S	P	ERA	WHIP
54 Kris Medlen, R ERA: 3.32	(1, 1)	7.1	W	28	4	0	0	5	2	0	0	0	0	0	72	110	0.00	0.818
48 David Carpenter, R ERA: 1.95	(8, 1)	0.2	H	2	0	0	0	0	0	0	0	0	0	0	4	5	0.00	0.000
46 Craig Kimbrel, R ERA: 1.04	(9, 1)	1.0	S	5	1	1	1	2	1	0	0	0	0	1	10	20	9.00	2.000

PITCHER	IP	WLS	BF	H	R	ER	SO	BB	IBB	HBP	BLK	WP	HR	S	P	ERA	WHIP

Batter	1	2	3	4	5	6	7	8	9	AB	R	H	RBI	BB	SO	LOB
30 Elliot Johnson, S (1, 4) OBP: 0.238, SLG: 0.273	C FF 89 X FF 89 0-1 L8		X FF 89 0-0 ② P4		B FF 89 S CH 84 S CH 84 B CH 82 X FF 90 2-2 8 S 8 1B 1B		B CH 80 C FF 92 B CH 79 T CH 79 B FF 93 B FF 92 4-2 5 BB BB	F FF 92 F FF 92 S FF 93 0-3 ③ K		4	0	1	0	1	1	4
8 Justin Upton, R (1, 9) (8, 7) OBP: 0.355, SLG: 0.463	B FF 89 B CH 84 B FF 90 C FF 89 S FF 90 F FF 91 X FF 90 3-2 ② F8		1 SAFE 1 SAFE 0-0 ③ CS 1-2	C SL 78 B FF 90 B CH 82 X CH 83 2-1 5 1B 23 1B 1B	B FF 90 B CH 83 F FF 89 X FF 89 2-1 ③ 1-H 1B		C FF 92 B FF 93 X FF 93 1-1 ② F9			4	1	2	0	0	0	2
5 Freddie Freeman, L (1, 3) OBP: 0.389, SLG: 0.495	B SL 80 F FF 90 C CU 73 B CU 75 F FF 90 X FF 91 2-2 24 FC6-4 1B			B FF 89 B CU 74 D CU 74 X FF 88 3-0 23 1B 1-2 1B		B FF 87 X FF 89 1-0 HR	B CU 77 B CU 78 B SL 83 F SI 90 C CU 78 B CU 79 4-2 1-2 2-3 BB			3	1	3	1	1	0	0
24 Evan Gattis, R (1, 7) OBP: 0.294, SLG: 0.492 17 Jordan Schafer, L (8, 9) OBP: 0.340, SLG: 0.368	X FF 90 0-0 ③ FC6-4 1-2f			B FF 90 B FF 90 X CH 84 2-0 ① F8		C CU 71 B CU 73 S FF 89 X CU 74 1-2 ① G6-3	C SL 84 C SL 84 F FF 94 S FF 94 0-3 ③ K			4	0	0	0	0	1	6
										0	0	0	0	0	0	0
16 Brian McCann, L (1, 2) OBP: 0.337, SLG: 0.473		X FF 89 0-0 ① G4-3		B FF 90 F FF 90 F CU 74 B CU 76 B CU 73 F FF 89 F FF 91 X FF 90 3-2 ② P5		C SU 79 C FF 90 B CU 76 C CU 74 1-3 ② K		L FS 85 B FF 94 L FS 85 B FS 86 X FF 94 2-2 ① G3		4	0	0	0	0	1	2
23 Chris Johnson, R (1, 5) OBP: 0.363, SLG: 0.462 46 Craig Kimbrel, R (9, 1)		C FF 89 X FF 90 0-1 ② F8		B FF 89 X CU 71 1-0 1-2 2-H 1B		F FF 90 B FF 90 S CH 83 X CH 83 1-2 1B		B FF 93 B SL 86 F FF 93 B FF 94 X FF 93 3-1 ② F8		4	0	2	1	0	0	0
										0	0	0	0	0	0	0
19 Andrelton Simmons, R (1, 6) OBP: 0.296, SLG: 0.390		F FF 89 B FF 90 S CU 74 X FF 90 1-2 ③ P3		B CH 82 B CH 83 X FF 90 2-0 ③ F7		X FF 90 0-0 ③ F9		B SL 86 X FF 93 1-0 25 BB 2B		4	0	1	0	0	0	3
2 B.J. Upton, R (1, 8) OBP: 0.276, SLG: 0.301			C CH 80 B FF 88 B FF 89 F CH 82 B FF 90 B FF 90 4-2 8 CS BB		B FF 89 C FF 89 B FF 88 X FF 89 2-1 ① F8		C FF 92 B SL 83 B CH 78 S FF 92 B FF 93 B FF 92 4-2 5 BB 54 SH2-4 BB	F FF 92 C FF 92 B FF 92 B FF 93 B FS 86 F FF 92 B FF 93 4-2 25 BB BB		1	0	0	0	3	0	0
54 Kris Medlen, S (1, 1) OBP: 0.232, SLG: 0.275 48 David Carpenter, R (8, 1) 25 Joey Terdoslavich, S (8, PH) OBP: 0.333, SLG: 0.284 4 Paul Janish, R (9, 5) OBP: 0.244, SLG: 0.243			L FF 89 L FF 89 L CU 74 0-3 ① K		B FF 89 S FF 89 C FF 89 B CU 73 F FF 90 F FF 89 B FF 89 S FF 88 3-3 ② K		B FF 90 1 SAFE M FF 90 X CH 78 1-1 ① SH2-4 1-2	B FF 92 C FF 92 D FS 85 F FF 92 F FF 93 B FS 85 B FF 92 4-2 1-2 2-3 BB		2	0	0	0	2	1
										0	0	0	0	0	0	0
										0	0	0	0	1	0	0
										0	0	0	0	0	0	0
Inning Stats	R: 0 E: 0 K: 0 S: 11 H: 1 LOB: 1 BB: 0 P: 16	R: 0 E: 0 K: 0 S: 6 H: 0 LOB: 0 BB: 0 P: 7	R: 0 E: 0 K: 1 S: 6 H: 0 LOB: 0 BB: 1 P: 10	R: 1 E: 0 K: 0 S: 11 H: 3 LOB: 2 BB: 0 P: 24	R: 0 E: 0 K: 1 S: 12 H: 2 LOB: 2 BB: 0 P: 21	R: 1 E: 0 K: 1 S: 11 H: 2 LOB: 1 BB: 0 P: 15	R: 0 E: 0 K: 1 S: 14 H: 0 LOB: 3 BB: 3 P: 28	R: 0 E: 0 K: 1 S: 15 H: 1 LOB: 3 BB: 2 P: 29		1B: 7 2B: 1 3B: 0 HR: 1 SF: 0 SAC: 1 DP: 0 HBP: 0		WP: 0 PB: 0 SB: 1 CS: 1 PA: 38		

PITCHER		IP	WLS	BF	H	R	ER	SO	BB	IBB	HBP	BLK	WP	HR	S	P	ERA	WHIP
41 Robbie Erlin, L ERA: 5.18	(1, 1)	6.0	L	25	8	2	2	3	1	0	0	0	0	1	57	93	3.00	1.500
29 Brad Boxberger, R ERA: 3.26	(7, 1)	0.2		4	0	0	0	0	2	0	0	0	0	0	8	18	0.00	3.000
40 Tommy Layne, L ERA: 2.25	(7, 1)	0.0		1	0	0	0	0	1	0	0	0	0	0	2	6	∞	∞
55 Dale Thayer, R ERA: 3.41	(7, 1)	0.1		1	0	0	0	1	0	0	0	0	0	0	4	4	0.00	0.000
58 Brad Brach, R ERA: 3.58	(8, 1)	1.0		6	1	0	0	1	2	0	0	0	0	0	15	29	0.00	3.000

PITCHER	IP	WLS	BF	H	R	ER	SO	BB	IBB	HBP	BLK	WP	HR	S	P	ERA	WHIP

BOTTOM

San Diego Padres @ Atlanta Braves

Turner Field, Atlanta, GA

Sat Sep 14 2013, 7:13 PM - 10:00 PM EDT

Att. 40,153 - Clear - 77 F

livebaseballscorecards.com

AB	30
R	2
H	9
RBI	2
BB	6
SO	5
LOB	18

San Diego Padres @ Atlanta Braves

Turner Field, Atlanta, GA

Sun Sep 15 2013, 1:40 PM - 4:36 PM EDT

Att. 36,125 - Partly Cloudy - 77 F

TOP

livebaseballscorecards.com

Batter	1	2	3	4	5	6	7	8	9	AB	R	H	RBI	BB	SO	LOB
25 Will Venable, L (1, 9) (7, 8) (8, 9) OBP: 0.317, SLG: 0.500	B FF 92 C FF 92 X SI 90 1-1 5 FC6-4 1B		C SL 81 X CU 72 0-1 ② F8			S SL 82 X FF 92 0-1 9 S 9 1B 1B	X SI 88 0-0 1-3 2B		B FF 94 X CU 79 1-0 ② L8	5	1	3	0	0	0	1
5 Alexi Amarista, L (1, 8) (7, PH) (7, 9) (8, 7) OBP: 0.296, SLG: 0.367 13 Chris Denorfia, R OBP: 0.324, SLG: 0.379	S SL 83 1 SAFE F SL 82 1 SAFE X SI 93 0-2 ① FC6-4 1B 1-2f		C FF 91 B CU 70 X SL 82 1-1 ③ F8			C SI 91 1 SAFE B FF 92 F CU 74 S SL 81 1-3 ② K	D CU 74 B SI 88 B SI 88 B SI 88 4-0 BB		B FF 96 C FF 96 B CU 81 D CU 77 X FF 94 3-1 ③ G5-3	3 1	0 0	0 0	0 0	0 1	1 0	2 1
9 Jedd Gyorko, R (1, 4) OBP: 0.289, SLG: 0.427	1 SAFE 1 SAFE C FF 93 F SL 84 X CU 74 0-2 ② F7			B SL 80 B SI 88 C FF 92 B SL 82 S FF 92 X FF 93 3-2 ① F8		C SL 81 1 SAFE P PO 84 B SL 81 X SL 82 2-1 1-H HR 1B	C SI 88 D SI 88 S CU 75 S CU 74 1-3 ③ K			4	1	1	1	0	1	4
Chase Headley, S (1, 5) OBP: 0.336, SLG: 0.397	1 SAFE 1 SAFE C FF 92 X SI 90 0-1 1-3 1B			B SI 90 B CH 80 F FF 92 C SI 92 S SL 83 2-3 ② K		B FF 92 B SI 89 F FF 93 1 SAFE C SL 81 B SL 83 X SL 82 3-2 1-H HR		C SI 90 B SI 90 X SI 89 1-1 E6		4	1	2	2	0	1	0
15 Jesus Guzman, R (1, 7) OBP: 0.306, SLG: 0.384 27 Rey Fuentes, L (8, 8) OBP: 0.227, SLG: 0.150	C SL 82 B CU 72 S SL 82 X FF 94 1-2 ③ G3			C SI 90 B CH 82 X FF 93 1-1 ③ G5-3		S FF 93 T FF 93 B SI 91 X FF 94 1-2 ③ F7		C SI 88 1 SAFE C SI 88 1 SAFE C SL 80 0-3 ① K		4 0	0 0	0 0	0 0	0 0	1 0	3 0
14 Tommy Medica, R (1, 3) OBP: 0.350, SLG: 0.684		C FF 92 B SI 90 B SL 82 F SI 89 S FF 93 2-3 ① K			F SI 88 B CU 72 S SL 80 B FF 90 X FF 91 2-2 ① P5		B CU 71 X SI 89 1-0 HR	C SI 89 T SI 90 1 SAFE F SI 90 F SL 80 1 SAFE X SI 88 0-2 ② F8		4	1	1	1	0	1	1
3 Ronny Cedeno, R (1, 6) OBP: 0.295, SLG: 0.349		B SI 90 C CU 75 C SL 82 X SL 82 1-2 ② G6-3			S SL 81 F CU 71 S FF 91 0-3 ② K	C FF 92 S SL 81 B FF 91 X SL 80 1-2 ① F9		B SL 78 1 SAFE F SI 87 B SI 89 F SI 91 T SI 90 2-2 ③ K		4	0	0	0	0	2	1
4 Nick Hundley, R (1, 2) OBP: 0.292, SLG: 0.386		B FF 94 X SI 90 1-0 ③ G6-3			B SI 90 S FF 91 F FF 92 F SL 81 F FF 92 B FF 91 S SL 82 2-3 ③ K	F CH 81 S SL 81 B CU 69 B SL 82 F FF 91 X SL 81 2-2 26 FC2-6 1B			F FF 93 X CU 79 0-1 2B	4	0	2	0	0	1	0
26 Burch Smith, R (1, 1) 50 Nick Vincent, R (8, 1) 14 Mark Kotsay, L (9, PH) OBP: 0.244, SLG: 0.224 16 Huston Street, R (9, 1)			C FF 91 B FF 92 C SL 81 C FF 92 1-3 ① K			C FF 90 X SI 88 0-1 ① G5-3	B FF 90 1 SAFE X FF 90 1-0 ② FC2-6 25 2B 1-2f		X FF 94 0-0 ① L8	3 0 1 0	0 0 0 0	0 0 0 0	0 0 0 0	0 0 0 0	1 0 0 0	1 0 1 0
Inning Stats	R: 0 E: 0 K: 0 S: 13 H: 2 LOB: 2 BB: 0 P: 15	R: 0 E: 0 K: 1 S: 7 H: 0 LOB: 0 BB: 0 P: 11	R: 0 E: 0 K: 1 S: 7 H: 0 LOB: 0 BB: 0 P: 9	R: 0 E: 0 K: 1 S: 8 H: 0 LOB: 0 BB: 0 P: 14	R: 0 E: 0 K: 2 S: 11 H: 0 LOB: 0 BB: 0 P: 15	R: 3 E: 0 K: 1 S: 16 H: 3 LOB: 0 BB: 0 P: 22	R: 1 E: 0 K: 1 S: 13 H: 3 LOB: 3 BB: 1 P: 23	R: 0 E: 1 K: 2 S: 13 H: 0 LOB: 1 BB: 0 P: 16	R: 0 E: 0 K: 0 S: 6 H: 1 LOB: 1 BB: 0 P: 10	1B: 5 2B: 2 3B: 0 HR: 2 SF: 0 SAC: 0 DP: 0 HBP: 0						

PITCHER		IP	WLS	BF	H	R	ER	SO	BB	IBB	HBP	BLK	WP	HR	S	P	ERA	WHIP
49 Julio Teheran, R ERA: 3.14	(1, 1)	6.2	L	27	7	4	4	6	0	0	0	0	0	2	71	100	5.40	1.050
32 Scott Downs, L ERA: 1.94	(7, 1)	0.1		3	1	0	0	1	1	0	0	0	0	0	4	9	0.00	6.000
40 Kameron Loe, R ERA: 7.88	(8, 1)	1.0		4	0	0	0	2	0	0	0	0	0	0	13	16	0.00	0.000
38 Anthony Varvaro, R ERA: 2.71	(9, 1)	1.0		4	1	0	0	0	0	0	0	0	0	0	6	10	0.00	1.000

PITCHER	IP	WLS	BF	H	R	ER	SO	BB	IBB	HBP	BLK	WP	HR	S	P	ERA	WHIP

AB	37
R	4
H	9
RBI	4
BB	1
SO	9
LOB	15

WP: 0 PA: 38
PB: 0
SB: 1
CS: 0

San Diego Padres @ Atlanta Braves

Turner Field, Atlanta, GA

Sun Sep 15 2013, 1:40 PM - 4:36 PM EDT

Att. 36,125 - Partly Cloudy - 77 F

livebaseballscorecards.com

BOTTOM

Batter	1	2	3	4	5	6	7	8	9	AB	R	H	RBI	BB	SO	LOB
17 Jordan Schafer, L (1, 9) OBP: 0.335, SLG: 0.362	B SI 92 X FF 92 1-0 P6 ①			B CH 81 B SI 91 C SI 92 F SI 91 F SI 92 S CH 82 2-3 K ①		B CU 74 C SI 90 C SI 90 D CU 76 C SI 90 2-3 K ①		B SL 88 F SL 87 B SL 88 F SL 87 B CH 85 F SL 88 F SL 87 X FF 91 3-2 G4-3 ②		4	0	0	0	0	2	1
8 Justin Upton, R (1, 7) OBP: 0.354, SLG: 0.462	C FF 93 B SI 93 S FF 93 C SI 95 1-3 K ②			C SI 95 S CH 81 F SI 95 B CU 77 S CH 83 1-3 K ②		B CH 80 X CH 80 1-0 1-3 1B		F FF 92 S 88 B FF 91 C SL 87 1-3 K ③		4	0	1	0	0	3	0
5 Freddie Freeman, L (1, 3) OBP: 0.390, SLG: 0.496	X SI 93 0-0 F8 ③			B CU 76 C CH 82 B SI 93 B CH 83 B CH 82 4-1 24 E BB		X CH 79 0-0 F8 ②			F SI 89 X CH 81 0-1 23 G3-1 2B	3	0	1	0	1	0	2
24 Evan Gattis, R (1, 2) OBP: 0.291, SLG: 0.485		S SI 94 B CU 76 F CU 77 B SI 95 X CU 77 2-2 G6-3 ①		B SI 93 F SI 93 1 SAFE B CH 80 C SI 92 S SI 93 2-3 K ③ 1-2		S CH 80 F SI 90 S CU 73 0-3 K ③			F SI 91 F SL 84 X SL 84 0-2 P2 ①	4	0	0	0	0	2	4
23 Chris Johnson, R (1, 5) OBP: 0.365, SLG: 0.461		B FF 94 F SI 94 F SI 94 S CH 82 1-3 K ②			B SI 91 C CU 74 B CH 80 B SI 90 B FF 90 4-1 2 FC5-4 BB		X FF 90 0-0 1B		S SL 84 C SL 83 F SI 91 D SL 83 X SL 84 1-2 G3-1 ② 2-3	3	0	1	0	1	1	1
19 Andrelton Simmons, R (1, 6) OBP: 0.294, SLG: 0.387		S SI 94 X SI 95 0-1 F9 ③			B SI 92 D CU 72 X FF 90 2-0 F7 ①		B CU 72 C SI 88 X CH 79 1-1 P6 ①		C SI 90 C SI 91 B SI 89 S SL 85 1-3 K ③	4	0	0	0	0	1	3
30 Elliot Johnson, S (1, 4) OBP: 0.235, SLG: 0.269			B FF 90 C CH 82 B FF 91 C FF 91 F FF 92 F CH 83 S CH 82 2-3 K ①		F CH 79 1 SAFE B FF 90 C SI 91 F CH 79 X SI 89 1-2 F8 ②		F CU 72 D CU 72 B FF 89 X CH 80 2-1 L9 ②			3	0	0	0	0	1	2
2 B.J. Upton, R (1, 8) OBP: 0.274, SLG: 0.298			F SI 94 F SI 95 B SI 93 S CH 80 1-3 K ②		B CH 81 X CH 81 1-0 FC5-4 ③ 1-2f		C CU 73 S FF 91 F CH 81 S SI 90 0-3 K ③			3	0	0	0	0	2	2
49 Julio Teheran, R (1, 1) OBP: 0.250, SLG: 0.278 32 Scott Downs, L (7, 1) 40 Kameron Loe, R (8, 1) 25 Joey Terdoslavich, S (8, PH) OBP: 0.330, SLG: 0.280 38 Anthony Varvaro, R (9, 1)			B SI 94 B FF 92 C SI 91 X FF 91 2-1 G4-3 ③			C FF 90 B SI 91 X FF 89 1-1 8 1B 1B		S CH 83 B SL 87 B SL 86 C CH 84 F FF 92 S SL 88 2-3 K ①		2 0 0 1 0	0 0 0 0 0	1 0 0 0 0	0 0 0 0 0	0 0 0 1 0	0 0 0 0 0	0 0 0 0 0
Inning Stats	R: 0 E: 0 K: 1 S: 5 H: 0 LOB: 0 BB: 0 P: 7	R: 0 E: 0 K: 1 S: 8 H: 0 LOB: 0 BB: 0 P: 11	R: 0 E: 0 K: 2 S: 10 H: 0 LOB: 0 BB: 0 P: 15	R: 0 E: 1 K: 3 S: 12 H: 0 LOB: 1 BB: 1 P: 21	R: 0 E: 0 K: 0 S: 7 H: 0 LOB: 1 BB: 1 P: 15	R: 0 E: 0 K: 2 S: 10 H: 2 LOB: 2 BB: 0 P: 14	R: 0 E: 0 K: 1 S: 9 H: 1 LOB: 1 BB: 0 P: 12	R: 0 E: 0 K: 2 S: 12 H: 0 LOB: 0 BB: 0 P: 18	R: 0 E: 0 K: 1 S: 12 H: 1 LOB: 1 BB: 0 P: 14	1B: 3 2B: 1 3B: 0 HR: 0 SF: 0 SAC: 0 DP: 0 HBP: 0						

	AB	31
	R	0
	H	4
	RBI	0
	BB	2
	SO	13
	LOB	15

PITCHER		IP	WLS	BF	H	R	ER	SO	BB	IBB	HBP	BLK	WP	HR	S	P	ERA	WHIP
26 Burch Smith, R ERA: 6.57	(1, 1)	7.0	W	26	3	0	0	10	2	0	0	0	0	0	61	95	0.00	0.714
50 Nick Vincent, R ERA: 2.45	(8, 1)	1.0		3	0	0	0	2	0	0	0	0	0	0	12	18	0.00	0.000
16 Huston Street, R ERA: 2.61	(9, 1)	1.0		4	1	0	0	1	0	0	0	0	0	0	12	14	0.00	1.000

PITCHER	IP	WLS	BF	H	R	ER	SO	BB	IBB	HBP	BLK	WP	HR	S	P	ERA	WHIP

WP: 0 PB: 0 SB: 0 CS: 0 PA: 33

Atlanta Braves @ Washington Nationals

Nationals Park, Washington, DC

Tue Sep 17 2013, 1:08 PM - 4:10 PM EDT

Att. 25,062 - Sunny - 63 F

TOP

livebaseballscorecards.com

Batter	1	2	3	4	5	6	7	8	9	AB	R	H	RBI	BB	SO	LOB
30 Elliot Johnson, S (1, 4) OBP: 0.238, SLG: 0.276	C FF 88 F FC 85 X FS 82 0-2 ① L8		C FF 88 B FS 82 B FC 84 C FC 85 X FF 88 2-2 ① G3			B FC 84 C FF 87 C FF 89 B FF 88 B FC 84 F SI 88 F FF 89 X FF 88 3-2 8 F9 5 SF7 2B	F FF 93 X SL 82 0-1 ③ F7		X SI 92 0-0 E7 8 S 5 E 1B	5	2	2	0	0	0	2
8 Justin Upton, R (1, 9) OBP: 0.353, SLG: 0.461 (8, 7)	B FF 90 C FC 85 B FC 86 X FC 85 2-1 2B		C FF 89 B FF 90 X FC 83 1-1 ② G4-3			F FF 89 X FC 85 0-1 ① F9 2-3		F FF 91 X SL 76 0-1 ① F7	B SI 92 B FF 93 C FF 92 B SI 92 X SI 92 3-1 ② G5-3 2-3	5	0	1	0	0	0	2
5 Freddie Freeman, L (1, 3) OBP: 0.390, SLG: 0.494	F FC 85 B FC 86 D FS 82 B FS 82 F FC 84 B FC 84 4-2 24 G6-4-3 BB		F FC 86 F FC 86 B FF 89 F FC 85 S FF 90 1-3 ③ K			C FC 85 B FC 85 D FS 83 B FS 80 X FC 84 3-1 ② SF7 3-H		F FF 91 B FF 91 B CH 80 B CH 79 B FF 92 4-1 24 HR BB	X FF 93 0-0 E6 3-H	2	1	0	1	2	1	0
24 Evan Gattis, R (1, 7) OBP: 0.290, SLG: 0.492 48 David Carpenter, R (8, 1) 43 Luis Avilán, L (8, 1) 7 Reed Johnson, R (9, PH) OBP: 0.325, SLG: 0.365 4 Paul Janish, R (9, 5) OBP: 0.244, SLG: 0.243	X FC 84 0-0 ② ③ G6-4-3 1-2f			S FF 88 B FC 85 B FC 86 X FC 85 2-1 ① P4		F FC 86 F FF 89 F FS 83 X FC 86 0-2 ③ G4-3		F CH 80 F FF 91 X FF 91 0-2 1-H HR	T FF 93 S FF 94 S CU 78 0-3 ③ K	4 0 0 1 0	1 0 0 0 0	1 0 0 0 0	2 0 0 0 0	0 0 0 1 0	0 0 0 0 0	2 0 0 1 0
16 Brian McCann, L (1, 2) OBP: 0.336, SLG: 0.470		B FF 86 B FC 84 X FC 84 2-0 19 BB 1B		B FS 83 C FF 88 B FS 83 F FC 86 X FF 90 2-2 ② P6			F FF 94 B SL 82 S FF 94 B SL 85 X CH 87 2-2 ① P6	X FF 91 0-0 ② P6		4	0	1	0	0	0	0
23 Chris Johnson, R (1, 5) OBP: 0.366, SLG: 0.460 46 Craig Kimbrel, R (9, 1)		C FF 88 D FC 84 S FC 85 X FF 87 1-2 ① F8		F SI 90 C FF 89 B FF 90 X FF 90 1-2 ③ F9			B FF 94 B SL 82 B FF 94 C FF 93 S FF 93 F FF 94 X FF 94 3-2 19 1B 26 1B 1B	C SL 76 F FF 91 B FS 81 B FF 91 B FS 81 D CH 80 4-2 19 1B BB		3 0	1 0	1 0	0 0	1 0	0 0	1 0
19 Andrelton Simmons, R (1, 6) OBP: 0.297, SLG: 0.388		B FC 84 B FF 89 B FF 89 B FF 88 4-0 1-2 BB			C FC 84 F SI 88 B FS 82 X FC 84 1-2 ① G6-3		C FF 93 B FF 92 C SL 82 X SL 83 1-2 26 1B 1-2 1B	B FF 89 X CH 79 1-0 1-2 1B		3	0	2	0	1	0	0
2 B.J. Upton, R (1, 8) OBP: 0.271, SLG: 0.295		B FF 89 D FC 85 S FF 89 C FF 89 S FC 86 2-3 ② K			C SI 88 B FC 86 F FC 85 C FS 81 1-3 ② K		F FF 93 B FF 94 B FF 93 F FF 93 X FF 94 2-2 ② F7	B FF 91 C FF 92 X FF 90 1-1 ③ F9		4	0	0	0	0	2	6
36 Mike Minor, R (1, 1) OBP: 0.203, SLG: 0.246 26 Dan Uggla, R (7, PH) OBP: 0.310, SLG: 0.368 20 Luis Ayala, R (7, 1) 17 Jordan Schafer, L (8, 9) OBP: 0.333, SLG: 0.360		S FC 86 B FC 85 B FF 90 T FF 90 F FC 85 F FF 90 S FF 90 2-3 ③ K			F FF 88 B FF 90 X FC 84 1-1 ③ G1-3		B SL 82 X FF 92 1-0 1-3 2-H 1B		C SI 91 B SI 93 F FF 92 S FS 82 1-3 ① K	2 1 0 1	0 0 0 0	0 1 0 0	0 1 0 0	1 0 0 0	2 0 0 0	2 0 0 0

	AB	35
	R	5
	H	9
	RBI	4
	BB	4
	SO	6
	LOB	16

Inning Stats																																
	R: 0	H: 1		R: 0	H: 1		R: 0	H: 0		R: 0	H: 0		R: 0	H: 0		R: 1	H: 1		R: 1	H: 3		R: 2	H: 2		R: 1	H: 1		1B: 6	SF: 1		WP: 0	PA: 40	
	E: 0	LOB: 1		E: 0	LOB: 2		E: 0	LOB: 0		E: 0	LOB: 0		E: 0	LOB: 0		E: 0	LOB: 0		E: 0	LOB: 2		E: 0	LOB: 2		E: 2	LOB: 1		2B: 2	SAC: 0		PB: 0		
	K: 0	BB: 1		K: 2	BB: 1		K: 1	BB: 0		K: 0	BB: 0		K: 1	BB: 0		S: 13	BB: 0		K: 0	BB: 0		S: 12	BB: 2		K: 2	BB: 0		3B: 0	DP: 1		SB: 1		
	S: 8	P: 14		S: 12	P: 23		S: 9	P: 13		S: 8	P: 13		S: 8	P: 11		P: 19			S: 16	P: 25		S: 12	P: 22		S: 10	P: 14		HR: 1	HBP: 0		CS: 0		

PITCHER		IP	WLS	BF	H	R	ER	SO	BB	IBB	HBP	BLK	WP	HR	S	P	ERA	WHIP
15 Dan Haren, R ERA: 4.88	(1, 1)	6.0		22	3	1	1	4	2	0	0	0	0	0	58	93	1.50	0.833
22 Drew Storen, R ERA: 4.84	(7, 1)	1.0	H	6	3	1	1	0	0	0	0	0	0	0	16	25	9.00	3.000
36 Tyler Clippard, R ERA: 2.38	(8, 1)	1.0	B	7	2	2	2	0	2	0	0	0	0	1	12	22	18.00	4.000
52 Ryan Mattheus, R ERA: 5.97	(9, 1)	0.2		3	1	1	0	1	0	0	0	0	0	0	6	10	0.00	1.500
46 Ian Krol, L ERA: 3.95	(9, 1)	0.1	W	2	0	0	0	1	0	0	0	0	0	0	4	4	0.00	0.000

PITCHER	IP	WLS	BF	H	R	ER	SO	BB	IBB	HBP	BLK	WP	HR	S	P	ERA	WHIP

Batter	1	2	3	4	5	6	7	8	9	AB	R	H	RBI	BB	SO	LOB
2 Denard Span, L (1, 8) OBP: 0.332, SLG: 0.386	C FF 92 B SL 86 F FF 91 B FF 91 B SI 91 F FF 91 F FF 92 B FF 92 4-2 11 BB 28 2B BB	F FF 90 T FF 90 B KC 81 B FF 91 X FF 91 2-2 28 E 28 S 1B		X SI 90 0-0 G3			C SI 91 X SI 91 0-1 G1-3		B FF 97 X FF 98 1-0 E6 2-H 3-H	4	1	1	1	1	0	1
11 Ryan Zimmerman, R (1, 5) OBP: 0.352, SLG: 0.474	B SL 84 B FF 90 C FF 90 F FF 90 B FF 90 D CH 84 4-2 28 2B 34 G4-3 1-2 BB	X FF 89 0-0 L9			B FF 89 C SL 83 F KC 78 C CH 83 1-3 K			C FF 95 B SL 85 C SL 85 S SL 86 1-3 K		3	1	0	0	1	2	1
28 Jayson Werth, R (1, 9) OBP: 0.398, SLG: 0.536	C FF 91 B SI 91 2 SAFE X SL 85 1-1 34 G4-3 25 1B 1-3 2-H 2B	1 SAFE 1 SAFE B FF 90 B FF 90 B FF 89 B FF 91 4-0 1-3 BB			F FF 90 C FF 91 B CH 84 C SI 90 1-3 K			S FF 96 S FF 97 B SL 85 S SL 85 1-3 K		3	1	1	1	1	2	0
34 Bryce Harper, L (1, 7) OBP: 0.380, SLG: 0.500	F FF 91 D KC 80 F SL 86 B CH 86 X KC 80 2-2 G4-3 2-3 3-H	C FF 91 1 SAFE X FF 91 0-1 L8			B SL 85 B SL 85 X SL 84 2-0 F7			B SI 93 B SI 92 B SI 93 C SI 93 T SI 94 F SI 93 D SI 93 4-2 BB		3	0	0	1	1	0	3
20 Ian Desmond, R (1, 6) OBP: 0.333, SLG: 0.465	C SL 86 S CH 86 S FF 92 0-3 K		S FF 89 B SL 83 C SL 84 X SI 90 1-2 L4			S FF 90 X SI 88 0-1 F9		B SI 95 B FF 94 1 SAFE B SI 93 S SI 94 S SI 93 S SI 93 3-3 K		4	0	0	0	0	2	2
25 Adam LaRoche, L (1, 3) OBP: 0.329, SLG: 0.413	B FF 91 C FF 91 B SL 86 F FF 92 X KC 81 2-2 40 WP 3-H 1B		B KC 78 C SL 83 B FF 90 X FF 90 2-1 G4-3			B CH 84 C SL 85 B FF 90 B SL 84 X SI 90 3-1 L9			C FF 97 B KC 84 B KC 84 F FF 97 B KC 84 B FF 96 4-2 6 BB 40 1B 18 G3-1 BB	3	1	1	1	1	0	0
40 Wilson Ramos, R (1, 2) OBP: 0.320, SLG: 0.498 26 Jeff Kobernus, R (9, PR) OBP: 0.310, SLG: 0.292	C FF 90 B FF 91 F FF 91 B CH 86 F SI 90 F FF 91 B KC 80 B FF 92 4-2 1-2 BB		C SI 90 F FF 90 X CH 86 0-2 G6-3			B SI 90 X SI 89 1-0 G6-3			S FF 96 S FF 97 F FF 97 D KC 86 B KC 84 F FF 97 F FF 97 X FF 97 2-2 18 G3-1 6 BB 2 E 1-2 1B	3 0	0 1	1 0	0 0	1 0	0 0	0 0
6 Anthony Rendon, R (1, 4) OBP: 0.322, SLG: 0.397	X FF 91 0-0 F8			C FF 89 B SL 84 X CH 82 1-1 P3			C CH 88 B SL 85 C SL 83 F FF 89 F FF 90 B SL 86 X SL 84 2-2 P4		B FF 97 B C FF 96 C F FF 98 B FF 97 B FF 97 4-2 18 G3-1 2 E 1-2 2-3 BB	3	1	0	0	1	0	2
15 Dan Haren, R (1, 1) OBP: 0.200, SLG: 0.233 22 Drew Storen, S (7, 1) 1 Steve Lombardozzi, S (7, PH) OBP: 0.272, SLG: 0.333 36 Tyler Clippard, R (8, 1) 52 Ryan Mattheus, R (9, 1) 46 Ian Krol, L (9, 1) 18 Chad Tracy, L (9, PH) OBP: 0.227, SLG: 0.295		B FF 89 X FF 87 1-0 G5-3		B FF 90 B FF 90 C FF 89 F FF 89 B FF 90 F FF 89 X FF 90 3-2 L9			C FF 90 B FF 89 C SL 85 B FF 91 F SL 85 F SL 85 X SL 84 2-2 G6-3		B KC 84 F FF 98 S FF 98 X KC 85 1-2 G3-1 1-2 2-3 3-H	2 0 1 0 0 0 1	0 0 0 0 0 0 0	0 0 0 0 0 0 0	0 0 0 0 0 0 1	0 0 0 0 0 0 0	0 0 0 0 0 0 2	0 0 0 0 0 0 2
Inning Stats	R: 3 E: 0 K: 1 S: 22 H: 2 LOB: 2 BB: 3 P: 39	R: 0 E: 0 K: 0 S: 7 H: 1 LOB: 2 BB: 1 P: 14	R: 0 E: 0 K: 0 S: 8 H: 0 LOB: 0 BB: 0 P: 11	R: 0 E: 0 K: 0 S: 7 H: 0 LOB: 0 BB: 0 P: 11	R: 0 E: 0 K: 2 S: 7 H: 0 LOB: 0 BB: 0 P: 11	R: 0 E: 0 K: 0 S: 5 H: 0 LOB: 0 BB: 0 P: 9	R: 0 E: 0 K: 0 S: 12 H: 0 LOB: 0 BB: 0 P: 16	R: 0 E: 0 K: 3 S: 12 H: 0 LOB: 1 BB: 1 P: 21	R: 3 E: 1 K: 0 S: 15 H: 1 LOB: 1 BB: 2 P: 27	1B: 3 2B: 1 3B: 0 HR: 0	SF: 0 SAC: 0 DP: 0 HBP: 0	WP: 1 PB: 0 SB: 1 CS: 0	PA: 37				

PITCHER		IP	WLS	BF	H	R	ER	SO	BB	IBB	HBP	BLK	WP	HR	S	P	ERA	WHIP
36 Mike Minor, L ERA: 3.19	(1, 1)	6.0		25	3	3	3	3	4	0	0	0	1	0	56	95	4.50	1.167
20 Luis Ayala, R ERA: 3.0	(7, 1)	1.0		3	0	0	0	0	0	0	0	0	0	0	12	16	0.00	0.000
48 David Carpenter, R ERA: 1.93	(8, 1)	0.2	H	2	0	0	0	2	0	0	0	0	0	0	6	8	0.00	0.000
43 Luis Avilán, L ERA: 1.47	(8, 1)	0.1	H	2	0	0	0	1	1	0	0	0	0	0	6	13	0.00	3.000
46 Craig Kimbrel, R ERA: 1.33	(9, 1)	0.1	L	5	1	3	2	0	2	0	0	0	0	0	15	27	54.00	9.000

PITCHER	IP	WLS	BF	H	R	ER	SO	BB	IBB	HBP	BLK	WP	HR	S	P	ERA	WHIP

BOTTOM

Atlanta Braves @ Washington Nationals

Nationals Park, Washington, DC

Tue Sep 17 2013, 1:08 PM - 4:10 PM EDT

Att. 25,062 - Sunny - 63 F

livebaseballscorecards.com

AB	30
R	6
H	4
RBI	5
BB	7
SO	6
LOB	11

Batter	1	2	3	4	5	6	7	8	9	AB	R	H	RBI	BB	SO	LOB
17 Jordan Schafer, L (1, 8) OBP: 0.332, SLG: 0.355	S SI 92 B SI 93 C SI 93 F SI 94 B CU 77 X CH 83 2-2 G3-1		B CU 74 B SI 92 C SI 92 B SI 92 B SI 93 4-1 8 FC6-4 BB			T CU 74 X CH 84 0-1 G4-3		B SI 92 S FC 88 D FC 87 B SI 93 C SI 94 S FC 87 3-3 K 1-2		3	0	0	0	1	1	1
8 Justin Upton, R (1, 9) OBP: 0.352, SLG: 0.459	B SI 93 B SL 84 B SL 84 C SI 94 F SI 94 F SI 94 S FF 93 3-3 K		F SI 93 1 SAFE C SL 83 B SI 94 B SI 94 1 SAFE X SL 85 2-2 FC6-4 1-2f			S SL 83 B SL 84 C SI 92 B SI 93 F SI 93 B SI 94 X SI 93 3-2 L9			C FF 92 X FF 90 0-1 24 L5-4 5 1B 1B	4	0	1	0	0	1	1
5 Freddie Freeman, L (1, 3) OBP: 0.389, SLG: 0.492	S SI 94 C SI 94 B SI 94 X CU 77 1-2 G6-3		D CU 77 F SI 94 1 SAFE C SI 93 F CU 76 F SI 94 X SI 92 1-2 F8			B CU 75 F SI 92 F CU 76 B CU 77 S CH 84 2-3 K			C SL 85 B SI 91 X SI 91 1-1 23 E 1-2 1B	4	0	1	0	0	1	1
24 Evan Gattis, R (1, 7) OBP: 0.287, SLG: 0.486		B SL 84 C SI 93 S CU 75 F SI 94 X SI 94 1-2 L3		F CU 75 F SI 93 S CU 76 0-3 K2-3			X SL 81 0-0 F7		C FF 93 B FF 92 B SL 83 X FF 92 2-1 L5-4 2-2	4	0	0	0	0	1	2
23 Chris Johnson, R (1, 5) OBP: 0.363, SLG: 0.456		X SI 93 0-0 G6-3		C SI 93 X SI 94 0-1 L8			C SI 92 F SI 92 B SI 93 X SI 92 1-2 P4		B FF 93 F SI 92 X SL 84 1-1 E6 1-2	4	0	0	0	0	0	1
11 Gerald Laird, R (1, 2) OBP: 0.344, SLG: 0.355		C SI 93 B SL 85 B SL 84 B SI 92 X SI 92 3-1 26 1B 1B		F SI 93 F SI 93 B SI 94 F CU 76 B SL 84 B SI 94 S SI 91 3-3 K			C SL 82 B SI 91 B SL 82 X CU 76 2-2 L7		B FF 92 C FF 92 L SL 85 F FC 91 X SL 84 1-2 G1-3	4	0	1	0	0	1	2
26 Dan Uggla, R (1, 4) OBP: 0.310, SLG: 0.368		C SL 84 X SI 93 0-1 19 FC6-4 1-2 1B			C SI 91 B SL 82 C SL 81 S CU 76 1-3 K			B FC 89 C SI 92 B FC 87 S FC 86 B FC 89 S FC 87 3-3 K		3	0	1	0	0	2	0
19 Andrelton Simmons, R (1, 6) OBP: 0.296, SLG: 0.386		B SL 84 C SI 94 B SI 94 X SL 84 2-1 FC6-4 1-2f			X SL 82 0-0 G6-3			S FC 89 S SI 93 B FC 88 S FC 89 1-3 K		3	0	0	0	0	1	2
50 Freddy Garcia, R (1, 1) 30 Elliot Johnson, S (8, PH) OBP: 0.242, SLG: 0.279 52 Jordan Walden, R (8, 1)			C SI 91 C SI 92 F SI 92 B SI 93 B SL 84 F SI 92 C SI 92 2-3 K		C SI 92 B SI 92 X SI 91 1-1 L4			B KC 82 X SI 94 1-0 17 S 1B		2 1 0	0 0 0	0 1 0	0 0 0	0 0 0	1 0 0	0 0 0
Inning Stats	R: 0 E: 0 K: 1 S: 11 H: 0 LOB: 0 BB: 0 P: 17	R: 0 E: 0 K: 0 S: 11 H: 2 LOB: 2 BB: 0 P: 17	R: 0 E: 0 K: 1 S: 14 H: 0 LOB: 1 BB: 1 P: 23	R: 0 E: 0 K: 2 S: 9 H: 0 LOB: 0 BB: 0 P: 12	R: 0 E: 0 K: 1 S: 6 H: 0 LOB: 0 BB: 0 P: 8	R: 0 E: 0 K: 1 S: 9 H: 0 LOB: 0 BB: 0 P: 14	R: 0 E: 0 K: 0 S: 7 H: 0 LOB: 0 BB: 0 P: 10	R: 0 E: 0 K: 3 S: 10 H: 1 LOB: 1 BB: 0 P: 18	R: 0 E: 1 K: 0 S: 12 H: 2 LOB: 2 BB: 0 P: 17	1B: 5 2B: 1 3B: 0 HR: 0 SF: 0 SAC: 0 DP: 1 HBP: 0						WP: 0 PB: 0 SB: 1 CS: 0 PA: 33

PITCHER	IP	WLS	BF	H	R	ER	SO	BB	IBB	HBP	BLK	WP	HR	S	P	ERA	WHIP
59 Tanner Roark, R (1, 1) ERA: 1.08	7.0	W	24	2	0	0	6	1	0	0	0	0	0	67	101	0.00	0.429
35 Craig Stammen, R (8, 1) ERA: 2.75	1.0	H	4	1	0	0	3	0	0	0	0	0	0	10	18	0.00	1.000
29 Rafael Soriano, R (9, 1) ERA: 3.25	1.0		5	2	0	0	0	0	0	0	0	0	0	12	17	0.00	2.000

PITCHER	IP	WLS	BF	H	R	ER	SO	BB	IBB	HBP	BLK	WP	HR	S	P	ERA	WHIP

TOP

Atlanta Braves @ Washington Nationals

Nationals Park, Washington, DC

Tue Sep 17 2013, 7:08 PM - 9:32 PM EDT

Att. 28,369 - Clear - 63 F

livebaseballscorecards.com

AB	32
R	0
H	5
RBI	0
BB	1
SO	9
LOB	10

BOTTOM

Atlanta Braves @ Washington Nationals

Nationals Park, Washington, DC

Tue Sep 17 2013, 7:08 PM - 9:32 PM EDT

Att. 28,369 - Clear - 63 F

livebaseballscorecards.com

Batter	1	2	3	4	5	6	7	8	9	AB	R	H	RBI	BB	SO	LOB
2 Denard Span, L (1, 8) OBP: 0.332, SLG: 0.385	B SI 86 F SI 87 F CH 81 X SL 82 1-2 G4-3		B SI 86 F SL 80 C SI 86 F FS 80 X FS 80 1-2 FC3-6 1-2f		C SI 87 X CU 73 0-1 28 S 1B			X FF 95 0-0 G5-3		4	0	1	0	0	0	1
11 Ryan Zimmerman, R (1, 5) OBP: 0.353, SLG: 0.480	B SI 88 C SI 88 S CU 73 B SI 90 S SL 81 2-3 K		B SI 86 X SI 87 1-0 34 WP 28 BB 1B		1 SAFE B SI 87 C SI 87 C SI 88 S FS 80 1-3 K			F FF 95 B SL 85 X FF 96 1-1 HR		4	1	2	1	0	2	1
28 Jayson Werth, R (1, 9) OBP: 0.397, SLG: 0.533	C SI 89 B SI 89 F SI 89 C SI 90 B SI 89 X SL 78 3-2 L6		B SI 87 B SI 87 B SL 80 C SI 87 B SI 87 4-1 1-2 BB		S FS 78 F FS 79 B SI 88 X SL 80 1-2 F8 1-2			F SL 85 B SL 85 B SL 85 B FF 96 S FF 95 F FF 96 X SL 87 3-2 F7		3	0	0	0	1	0	1
34 Bryce Harper, L (1, 7) OBP: 0.381, SLG: 0.500		F SL 81 C SI 88 X SL 80 0-2 25 S 1 1B 1B	S FS 79 S FS 80 B FS 81 1 SAFE S FS 79 1-3 K 2-3			X SI 87 0-0 G4-3		B CH 89 F SL 83 F FF 94 X SL 83 1-2 20 2B 1B		4	2	2	0	0	1	2
20 Ian Desmond, R (1, 6) OBP: 0.334, SLG: 0.467		X SI 87 0-0 L7		X SL 78 0-0 1 1B 1B		B SI 87 F SL 78 S FS 78 S FS 79 1-3 K		X FF 95 0-0 1-H 25 1B 2B		4	1	2	1	0	1	1
25 Adam LaRoche, L (1, 3) OBP: 0.330, SLG: 0.412		1 SAFE B SI 87 1 SAFE B SI 87 D CH 82 B SI 86 4-0 1 1B 1-2 BB		1 SAFE C SL 80 C SI 86 F SI 87 1 SAFE S CH 82 0-3 K		F CH 81 B SI 87 X FS 78 1-1 F9		F FF 95 B FF 95 X CH 86 1-1 1 FC6-4 2-H 1B		3	0	1	1	1	1	1
1 Steve Lombardozzi, S (1, 4) OBP: 0.276, SLG: 0.336		B SL 80 X SI 87 1-0 23 L6-3 1-3 2-H 1B		B CH 80 P PO 80 X CH 81 2-0 23 G6-4-3 1-2 1B			F CH 79 B SL 76 X SL 80 1-1 G3-1	X FF 96 0-0 FC6-4 1-2f		4	0	2	1	0	0	1
23 Jhonatan Solano, R (1, 2) OBP: 0.205, SLG: 0.214		X SI 88 0-0 L6-3 1-1	B SL 80 X SL 78 1-0 G6-4-3 1-2f				F SL 78 B SI 87 X FS 76 1-1 L5			3	0	0	0	0	0	4
59 Tanner Roark, R (1, 1) OBP: 0.300, SLG: 0.400 18 Chad Tracy, L (7, PH) OBP: 0.225, SLG: 0.293 35 Craig Stammen, R (8, 1) 29 Rafael Soriano, R (9, 1)			X SI 86 0-0 2 FC3-6 1B		C SI 87 S SL 78 F SI 88 B SL 78 S SL 78 1-3 K		C SL 82 X FS 78 0-1 G4-3			2 1 0 0	0 0 0 0	1 0 0 0	0 0 0 0	0 0 0 0	1 0 0 0	0 0 0 0

Inning Stats	1	2	3	4	5	6	7	8	9
	R: 0 E: 0 K: 1 S: 9	H: 0 LOB: 0 BB: 0 P: 15	R: 1 E: 0 K: 0 S: 6	H: 2 LOB: 1 BB: 1 P: 11	R: 0 E: 0 K: 1 S: 10	H: 2 LOB: 2 BB: 1 P: 17	R: 0 E: 0 K: 1 S: 8	H: 2 LOB: 1 BB: 0 P: 10	R: 0 E: 0 K: 2 S: 12	H: 1 LOB: 1 BB: 0 P: 15	R: 0 E: 0 K: 1 S: 6	H: 0 LOB: 0 BB: 0 P: 8	R: 0 E: 0 K: 0 S: 6	H: 0 LOB: 0 BB: 0 P: 8	R: 3 E: 0 K: 0 S: 14	H: 4 LOB: 1 BB: 0 P: 20

AB	32
R	4
H	11
RBI	4
BB	2
SO	6
LOB	12

PITCHER		IP	WLS	BF	H	R	ER	SO	BB	IBB	HBP	BLK	WP	HR	S	P	ERA	WHIP	PITCHER		IP	WLS	BF	H	R	ER	SO	BB	IBB	HBP	BLK	WP	HR	S	P	ERA	WHIP
50 Freddy Garcia, R ERA: 4.52	(1, 1)	7.0	L	27	7	1	1	6	2	0	0	0	1	0	57	84	1.29	1.286																			
52 Jordan Walden, R ERA: 3.3	(8, 1)	1.0		7	4	3	3	0	0	0	0	0	0	1	14	20	27.00	4.000																			

1B: 9	SF: 0	WP: 1	PA: 34
2B: 2	SAC: 0	PB: 0	
3B: 0	DP: 2	SB: 2	
HR: 1	HBP: 0	CS: 0	

Batter	1	2	3	4	5	6	7	8	9	AB	R	H	RBI	BB	SO	LOB
30 Elliot Johnson, S (1, 6) (7, 7) OBP: 0.238, SLG: 0.275	C FF 90 B FF 92 X CH 82 1-1 B5-3 ①			C FF 90 F FF 90 B FF 93 S SL 82 1-3 K ①		B FF 93 B FF 93 X FF 92 2-0 P5 ②		X SI 92 0-0 G4-3 ①		4	0	0	0	0	1	1
8 Justin Upton, R (1, 9) OBP: 0.353, SLG: 0.466	F FF 92 F FF 95 S SL 83 0-3 K ②			L SL 79 C SL 82 B FF 94 B FF 94 X FF 94 2-2 5 L3 1B		X SL 83 0-0 HR 3-H		C FF 94 C SL 81 B FS 84 B SI 94 X SL 80 2-2 G5-3 ②		4	1	2	2	0	1	0
5 Freddie Freeman, L (1, 3) OBP: 0.386, SLG: 0.489	B FF 94 F FF 95 B FF 93 B FF 94 X FF 93 3-1 F8 ③			B CH 83 B FF 92 B FF 92 X FF 92 3-0 L3 ②③ 1-1		C CH 83 X FF 94 0-1 F8 ③		B SI 95 B FS 84 F SI 94 B FF 92 F SI 94 F SI 93 S FS 83 3-3 K ③		4	0	0	0	0	1	1
24 Evan Gattis, R (1, 7) OBP: 0.287, SLG: 0.484 19 Andrelton Simmons, R (7, PR) OBP: 0.295, SLG: 0.386 (7, 6)		B SL 79 C SL 80 C FF 92 F SL 82 F FF 94 B SL 84 X SL 82 2-2 P6 ①			B FF 90 X SL 78 1-0 P6 ①		X FC 88 0-0 16 2B 1B		C FF 92 B SI 92 X FF 92 1-1 L9 ①	3 1	0 1	1 1	0 0	0 0	0 0	0 0
16 Brian McCann, L (1, 2) OBP: 0.338, SLG: 0.472		S FF 91 B CH 84 B FF 93 F FF 92 F SL 82 X FF 94 2-2 G4-3 ②			X CH 81 0-0 L9 ②		B SI 92 B SI 92 B SI 91 C SI 91 X SI 92 3-1 17 G1-3 1-H 2B		C SI 91 B SL 80 B FF 94 B SI 90 F SI 92 B FS 82 4-2 26 G1-3 23 1B 17 1B BB	3	1	1	1	0	0	0
23 Chris Johnson, R (1, 5) OBP: 0.364, SLG: 0.455 4 Paul Janish, R (9, PR) OBP: 0.244, SLG: 0.243 (9, 5)		C FF 93 X FF 92 0-1 G6-3 ③			C FF 90 F SL 81 B FF 94 S SL 82 1-3 K ③		S FC 86 S FC 86 H SI 92 1-2 17 G1-3 HBP		C SI 93 X SI 92 0-1 17 1B 26 G1-3 1-2 1B	3 0	0 0	1 0	0 0	0 0	1 0	0 0
26 Dan Uggla, R (1, 4) OBP: 0.309, SLG: 0.374			X FF 90 0-0 G3 ①			X FF 89 0-0 HR	B FC 87 B FC 87 C SI 93 F SI 92 B FC 86 F FC 88 C SI 92 3-3 K ①		C SI 95 C SI 94 B SL 81 B SL 82 B SI 94 X SI 95 3-2 G1-3 ② 1-2 2-3	4	1	1	1	0	1	4
17 Jordan Schafer, L (1, 8) OBP: 0.335, SLG: 0.357			C FF 89 B CH 81 B CH 81 S FF 92 S FF 93 2-3 K ②			X FF 90 0-0 E1 8 HR 1B	F SI 92 S SI 93 X FC 86 0-2 G1-3 ② 1-2 2-3		C CU 78 X CU 80 0-1 2-3 3-H 1B	4	1	2	1	0	1	2
58 Alex Wood, R (1, 1) 40 Kameron Loe, R (6, 1) 25 Joey Terdoslavich, S (6, PH) 38 Anthony Varvaro, R (6, 1) 2 B.J. Upton, R (7, PH) W, 3-2 ERA: 3.24 20 Luis Ayala, R (7, 1) 32 Scott Downs, L (7, 1) 48 David Carpenter, R (7, 1) 7 Reed Johnson, R (8, PH) SB, 4 (2nd), 8-9 (3rd), 8-10 (3rd) 46 Craig Kimbrel, R (8, 1)			B FF 92 B FF 92 C FF 91 C FF 92 C FF 94 2-3 K ③			B FF 92 D SL 80 F FF 92 S FF 93 F FF 93 F SL 83 C SL 83 2-3 K ①	F FC 87 F SI 93 S FC 87 0-3 K ③		B KC 78 S FF 92 S SI 93 F SI 94 F CH 84 D CH 85 X SI 94 2-2 G1-3 ③	1 0 1 0 1 0 0 0 0 1	0 0 0 0 0 0 0 0 0 0	0 0 0 0 0 0 0 0 0 0	0 0 0 0 0 0 0 0 0 0	1 0 1 0 0 1 0 0 0 0	0 0 0 0 3 0 0 0 0 2	0 0 1 0 0 0 0 0 0 0
Inning Stats	R: 0 E: 0 K: 1 S: 7 H: 0 LOB: 0 BB: 0 P: 11	R: 0 E: 0 K: 0 S: 11 H: 0 LOB: 0 BB: 0 P: 15	R: 0 E: 0 K: 2 S: 7 H: 0 LOB: 0 BB: 0 P: 11	R: 0 E: 0 K: 1 S: 7 H: 1 LOB: 0 BB: 0 P: 13	R: 0 E: 0 K: 1 S: 5 H: 0 LOB: 0 BB: 0 P: 7	R: 3 E: 1 K: 1 S: 11 H: 3 LOB: 0 BB: 0 P: 15	R: 1 E: 0 K: 2 S: 15 H: 2 LOB: 3 BB: 0 P: 22	R: 0 E: 0 K: 1 S: 8 H: 0 LOB: 0 BB: 0 P: 13	R: 1 E: 0 K: 0 S: 16 H: 2 LOB: 2 BB: 1 P: 26	1B: 5 2B: 2 3B: 0 HR: 2 SF: 0 SAC: 0 DP: 1 HBP: 1						

PITCHER		IP	WLS	BF	H	R	ER	SO	BB	IBB	HBP	BLK	WP	HR	S	P	ERA	WHIP
43 Ross Ohlendorf, R ERA: 3.28	(1, 1)	6.0	L	21	4	3	3	6	0	0	0	0	0	2	48	72	4.50	0.667
35 Craig Stammen, R ERA: 2.82	(7, 1)	1.0		6	2	1	1	2	0	0	1	0	0	0	15	22	9.00	2.000
52 Ryan Mattheus, R ERA: 5.94	(8, 1)	1.2		7	1	1	1	1	1	0	0	0	0	0	17	30	5.40	1.200
64 Xavier Cedeño, L ERA: 7.36	(9, 1)	0.0		1	1	0	0	0	0	0	0	0	0	0	2	2	∞	∞
51 Erik Davis, R ERA: 3.52	(9, 1)	0.1		1	0	0	0	0	0	0	0	0	0	0	5	7	0.00	0.000

PITCHER	IP	WLS	BF	H	R	ER	SO	BB	IBB	HBP	BLK	WP	HR	S	P	ERA	WHIP

TOP

Atlanta Braves @ Washington Nationals

Nationals Park, Washington, DC

Wed Sep 18 2013, 7:07 PM - 10:27 PM EDT

Att. 30,636 - Partly Cloudy - 65 F

livebaseballscorecards.com

AB	34
R	5
H	8
RBI	5
BB	1
SO	9
LOB	14

WP: 0 PA: 36
PB: 0
SB: 0
CS: 0

Batter	1	2	3	4	5	6	7	8	9	AB	R	H	RBI	BB	SO	LOB
2 Denard Span, L (1, 8) OBP: 0.331, SLG: 0.383	B SI 92 C SI 92 F SI 93 X FF 94 1-2 G5-3 ①		B SI 90 X SI 91 1-0 G6-3 ①		B SI 91 S CH 85 X SI 91 1-1 E3 28 BB 11 BB 34 SF8 2-3		C CH 83 B SL 85 B SL 86 B SL 85 X SI 90 3-1 11 FC6-4 1B		F FF 97 B KC 85 C FF 97 S KC 87 1-3 K ②	5	1	1	0	0	1	1
11 Ryan Zimmerman, R (1, 5) OBP: 0.351, SLG: 0.476	C KC 82 F SI 93 B SI 93 C SI 93 1-3 K ②		X SI 91 0-0 L6 ②		B KC 79 B CH 84 D CH 85 B SI 91 4-0 34 SF8 28 BB 1-2 BB		S SI 90 X SI 92 0-1 FC6-4 ① 34 G4-3 28 BB 1-2f		B KC 84 C FF 98 X FF 97 1-1 G6-3 ③	4	0	0	0	1	1	1
28 Jayson Werth, R (1, 9) OBP: 0.402, SLG: 0.535	C SI 92 B SI 92 F SI 92 B SI 93 X SI 92 2-2 34 1B 1B		B SI 90 B KC 80 C CH 84 X CH 85 2-1 1B		C SI 91 B SI 92 B CH 85 F SI 91 F SI 92 D CH 85 F CH 86 B SI 92 4-2 20 S 1-2 2-3 3-H BB		C SI 91 B SI 92 F SI 92 1 SAFE F SI 90 B SI 87 B SI 90 B SI 93 4-2 34 G4-3 1-2 BB			2	0	2	1	2	0	0
34 Bryce Harper, L (1, 7) OBP: 0.380, SLG: 0.499	B KC 81 1 SAFE F SI 92 B SI 92 F CH 84 X KC 81 2-2 1-3 1B		1 SAFE B CH 84 C SI 90 F SI 91 F SI 92 B CH 86 S CH 85 2-3 K ③		X SI 92 0-0 SF8 ② 2-3 3-H		F SI 88 F SI 87 B SL 84 X SI 88 1-2 G4-3 ② 1-2 2-3			3	0	1	1	0	1	3
20 Ian Desmond, R (1, 6) OBP: 0.332, SLG: 0.464	S CH 86 B SI 93 B SI 92 S CH 85 X CH 84 2-2 F8 ③			X SI 90 0-0 P3 ①	B SI 89 B SI 89 B SI 89 C SI 88 F SI 90 F SI 91 F SI 90 F SI 91 X SI 90 3-2 G5-3 ③ 1-2		C SL 85 X FF 96 0-1 F9 ③			4	0	0	0	0	0	6
25 Adam LaRoche, L (1, 3) OBP: 0.330, SLG: 0.411		F SI 90 B SI 92 C SI 91 F CH 85 F SI 92 F CH 85 B KC 81 B FF 93 X SI 92 3-2 G6-3 ①		B SI 90 B KC 78 S CH 84 X SI 91 2-1 40 G6-4-3 1B		S FF 93 X FF 94 0-1 F8 ①		S FF 95 B FF 95 C SL 84 F FF 96 F SL 86 X SL 84 1-2 F7 ①		4	0	1	0	0	0	0
40 Wilson Ramos, R (1, 2) OBP: 0.315, SLG: 0.490		B CH 85 B KC 81 X CH 86 2-0 G5-3 ②		X SI 90 0-0 G6-4-3 ②③ 1-2f		B FF 94 X CH 87 1-0 F8 ②		X SL 85 0-0 G6-3 ②		4	0	0	0	0	0	1
6 Anthony Rendon, R (1, 4) OBP: 0.327, SLG: 0.399		C FF 93 B SI 92 B SI 91 X SI 92 2-1 1B			C SI 89 C CH 84 F SI 90 B CH 84 B SI 90 B SI 92 F SI 91 F SI 92 F SI 92 3-2 X CH 86 2 E 43 SH1-4 28 BB 1B		C FF 94 H FF 93 1-1 HBP		C FF 96 C FF 96 B SL 86 B FF 96 B FF 96 X FF 96 3-2 P3 ③	3	1	2	0	0	0	0
43 Ross Ohlendorf, R (1, 1) 10 Corey Brown, L (6, PH) OBP: 0.333, SLG: 0.600 35 Craig Stammen, R (7, 1) 52 Ryan Mattheus, R (8, 1) 64 Xavier Cedeño, L (9, 1) 51 Erik Davis, R (9, 1) 1 Steve Lombardozzi, S (9, PH) OBP: 0.275, SLG: 0.335		C SI 90 S SI 91 S CH 86 0-3 K ③			X SI 91 0-0 SH1-4 ① 1-2	F FF 93 B FF 94 B CH 86 S CH 88 F FF 95 F CH 89 B CU 80 F FF 93 C CH 88 3-3 K ③			B FF 96 B FF 96 C FF 96 C FF 96 X FF 97 2-2 G4-3 ①	1 1 0 0 0 0 0 1	0 0 0 0 0 0 0 0	0 0 0 0 0 0 0 0	0 0 0 0 0 0 0 0	1 1 0 0 0 0 0 0	1 1 0 0 0 0 0 0	1 1 0 0 0 0 0 0
Inning Stats	R: 0 E: 0 K: 1 S: 15 H: 2 LOB: 2 BB: 0 P: 23	R: 0 E: 0 K: 1 S: 12 H: 1 LOB: 1 BB: 0 P: 19	R: 0 E: 0 K: 1 S: 8 H: 1 LOB: 1 BB: 0 P: 13	R: 0 E: 0 K: 0 S: 4 H: 1 LOB: 0 BB: 0 P: 6	R: 2 E: 1 K: 0 S: 21 H: 1 LOB: 2 BB: 2 P: 36	R: 0 E: 0 K: 1 S: 10 H: 0 LOB: 1 BB: 0 P: 15	R: 0 E: 0 K: 0 S: 12 H: 1 LOB: 2 BB: 1 P: 20	R: 0 E: 0 K: 0 S: 9 H: 0 LOB: 0 BB: 0 P: 13	R: 0 E: 0 K: 1 S: 8 H: 0 LOB: 0 BB: 0 P: 12	1B: 7 2B: 0 3B: 0 HR: 0	SF: 1 SAC: 1 DP: 1 HBP: 1		WP: 0 PB: 0 SB: 1 CS: 0	PA: 38		

PITCHER		IP	WLS	BF	H	R	ER	SO	BB	IBB	HBP	BLK	WP	HR	S	P	ERA	WHIP
58 Alex Wood, L ERA: 3.24	(1, 1)	4.2		22	6	2	0	3	2	0	0	0	0	0	54	88	0.00	1.714
40 Kameron Loe, R ERA: 7.77	(5, 1)	0.1	W	1	0	0	0	0	0	0	0	0	0	0	6	9	0.00	0.000
38 Anthony Varvaro, R ERA: 2.67	(6, 1)	1.0	H	4	0	0	0	1	0	0	1	0	0	0	10	15	0.00	0.000
20 Luis Ayala, R ERA: 2.97	(7, 1)	0.1	H	3	1	0	0	0	1	0	0	0	0	0	7	14	0.00	6.000
32 Scott Downs, L ERA: 1.93	(7, 1)	0.1	H	1	0	0	0	0	0	0	0	0	0	0	3	4	0.00	0.000

PITCHER		IP	WLS	BF	H	R	ER	SO	BB	IBB	HBP	BLK	WP	HR	S	P	ERA	WHIP
48 David Carpenter, R ERA: 1.89	(7, 1)	1.1	H	4	0	0	0	0	0	0	0	0	0	0	11	15	0.00	0.000
46 Craig Kimbrel, R ERA: 1.31	(9, 1)	1.0	S	3	0	0	0	1	0	0	0	0	0	0	8	12	0.00	0.000

BOTTOM

Atlanta Braves @ Washington Nationals

Nationals Park, Washington, DC

Wed Sep 18 2013, 7:07 PM - 10:27 PM EDT

Att. 30,636 - Partly Cloudy - 65 F

livebaseballscorecards.com

AB	32
R	2
H	7
RBI	2
BB	3
SO	5
LOB	14

Atlanta Braves @ Chicago Cubs

Wrigley Field, Chicago, IL

Fri Sep 20 2013, 1:26 PM - 4:38 PM CDT

Att. 29,539 - Cloudy - 76 F

TOP

livebaseballscorecards.com

Batter	1	2	3	4	5	6	7	8	9	AB	R	H	RBI	BB	SO	LOB
22 Jason Heyward, L (1, 8) OBP: 0.347, SLG: 0.421	F SI 86 B SI 87 S SI 87 B SI 88 F SI 88 B SI 89 (6, PH) F SI 88 F SI 88 F SI 88 (6, 8) (9, 9) 3-2 T SI 88 ① K		B CH 80 S SI 89 B SI 89 S SI 89 B SI 90 B SI 89 4-2 8 BB 5 HR BB	F SL 80 X SI 88 0-1 ③ F7		B FF 95 S FF 96 S FF 96 B FF 96 F FF 95 B SL 82 F FF 95 C SI 94 3-3 ③ K		B FF 89 B FF 88 B FF 89 C FF 89 T FF 89 B FF 90 4-2 24 F9 8 G6-3 16 1B BB	2 1 0 0 1 1 1 1 1 0 0 1 1 0						
8 Justin Upton, R (1, 9) OBP: 0.354, SLG: 0.463 (9, 7)	F SI 87 C SI 88 F SI 90 X SL 83 0-2 ② G6-3		1 SAFE S SL 80 B SI 88 1 SAFE B SI 88 B SI 90 S SL 81 B SI 89 4-2 5 HR 1-2 BB		C FF 92 B FF 92 B SL 84 B FF 93 B FF 92 4-1 24 2B BB		S SL 84 C SL 83 B FF 94 T FF 94 1-2 ① K		1 SAFE B FC 83 1 SAFE B FF 90 F FC 85 1 SAFE X FC 86 2-1 ① G6-3 1-2	3 1 0 0 2 1 1						
5 Freddie Freeman, L (1, 3) OBP: 0.388, SLG: 0.493	B CH 80 X SI 89 1-0 ③ F9		B CH 81 X SI 88 1-0 1-H 2-H HR		X FF 92 0-0 ① P6		F FF 95 F SL 82 B SL 86 B SL 84 H FF 94 3-2 16 HBP HBP		I IN 81 I IN 82 I IN 83 I IN 86 4-0 16 1B 23 1B IBB	3 2 1 3 1 0 1						
24 Evan Gattis, R (1, 7) OBP: 0.286, SLG: 0.483 46 Craig Kimbrel, R (9, 1)		B SL 77 X SI 89 1-0 ① F9	X SI 90 0-0 ② F8		X FF 93 0-0 1-3 2B		C CU 81 X FF 94 0-1 ② F8		X FC 86 0-0 2-3 ② F9	5 0 1 0 0 0 3 0 0 0 0 0 0 0						
16 Brian McCann, L (1, 2) OBP: 0.338, SLG: 0.470		C SI 88 F SI 89 B SL 82 F SI 89 X SL 82 1-2 ② F9	B SL 80 F SI 90 F SI 89 B SL 83 X SL 82 2-2 ③ G3-1		B SL 85 B FF 93 X FF 92 2-0 ② P6		C CU 78 1 SAFE H SI 89 1-1 1-2 HBP		C FF 90 F FC 86 F FF 90 B FF 90 X FF 90 1-2 26 BB 23 1B 19 2B 1-2 3-H 1B	4 1 1 1 0 0 2						
23 Chris Johnson, R (1, 5) OBP: 0.368, SLG: 0.466 4 Paul Janish, R (9, PR) OBP: 0.244, SLG: 0.243 (9, 5)		S SI 89 X SI 88 0-1 HR		C SL 78 F CH 78 F SL 80 B SI 89 F SI 89 X SL 82 1-2 28 2B 2B	I IN 86 I IN 87 I IN 85 I IN 87 4-0 IBB		B CU 78 S CU 77 X CU 78 1-1 ③ F8		B FC 87 X FC 86 1-0 26 BB 19 2B 1-2 2-H 1B	4 2 3 2 1 0 2 0 1 0 0 0 0 0						
26 Dan Uggla, R (1, 4) OBP: 0.310, SLG: 0.371		B SL 80 B SI 89 F SI 89 B SI 89 F SI 89 F SI 90 B SL 80 4-2 BB	X SI 89 0-0 ① F8		D SL 84 F FF 92 B FF 92 F FF 93 B SL 83 F FF 92 F FF 93 S SL 83 3-3 ③ K			B CU 78 B FF 91 F FF 90 F CU 79 B CU 80 S FF 92 3-3 ① K	B CU 77 B FC 85 C FC 86 B FF 91 F FF 91 B FC 86 4-2 19 2B 1-2 2-3 BB	3 0 0 0 2 2 4						
19 Andrelton Simmons, R (1, 6) OBP: 0.294, SLG: 0.386		S SL 79 F SL 79 X SI 90 0-2 ③ F8	X SI 88 0-0 ② F9		B FF 96 X FF 96 1-0 ① F9			B FF 96 F FF 95 X SL 82 1-1 ② G5-3	S FC 86 B CU 80 B FC 87 X FC 87 2-1 1-3 2-H 3-H 2B	5 0 1 2 0 0 2						
28 Paul Maholm, L (1, 1) OBP: 0.157, SLG: 0.180 32 Scott Downs, L (6, 1) 20 Luis Ayala, R (6, 1) 43 Luis Avilán, L (7, 1) 30 Elliot Johnson, S (8, PH) OBP: 0.227, SLG: 0.274 48 David Carpenter, R (8, 1) 2 B.J. Upton, R (9, PH) OBP: 0.270, SLG: 0.294 (9, 8)			C SI 87 X SI 88 0-1 ① G4-3	C SI 88 B SI 88 X SI 88 1-1 2-H 2B		B FF 96 F FF 96 X SI 93 1-1 ② G6-3		C SI 95 F SI 95 F FF 95 B SL 85 S SL 83 1-3 ③ K	C FF 91 C FF 88 D CU 80 B CU 79 C FF 91 2-3 ③ K	3 0 1 1 0 0 0 0 0 0 0 0 0 0 0 0 0 0 0 0 0 0 0 0 0 0 0 0 1 0 0 0 0 1 0 0 0 0 0 0 0 0 1 0 0 0 0 1 3						
Inning Stats	R: 0 H: 0 E: 0 LOB: 0 K: 1 BB: 0 S: 12 P: 16	R: 1 H: 1 E: 0 LOB: 1 K: 0 BB: 1 S: 13 P: 19	R: 3 H: 1 E: 0 LOB: 0 K: 0 BB: 2 S: 11 P: 22	R: 1 H: 2 E: 0 LOB: 1 K: 0 BB: 0 S: 11 P: 13	R: 0 H: 1 E: 0 LOB: 3 K: 1 BB: 2 S: 9 P: 22	R: 0 H: 0 E: 0 LOB: 2 K: 1 BB: 0 S: 8 P: 13	R: 0 H: 0 E: 0 LOB: 0 K: 1 BB: 0 S: 10 P: 16	R: 0 H: 0 E: 0 LOB: 0 K: 2 BB: 0 S: 9 P: 14	R: 4 H: 3 E: 0 LOB: 3 K: 1 BB: 3 S: 17 P: 37	1B: 2 SF: 0 2B: 4 SAC: 0 3B: 0 DP: 0 HR: 2 HBP: 2						

	AB	35
	R	9
	H	8
	RBI	9
	BB	8
	SO	7
	LOB	19

WP: 0 PA: 45
PB: 0
SB: 0
CS: 0

PITCHER		IP	WLS	BF	H	R	ER	SO	BB	IBB	HBP	BLK	WP	HR	S	P	ERA	WHIP
32 Scott Baker, R ERA: 3.6	(1, 1)	4.0		19	4	5	5	1	3	0	0	0	0	2	47	70	11.25	1.750
59 Zac Rosscup, L ERA: 2.08	(5, 1)	1.0		6	1	0	0	1	1	1	0	0	0	0	9	22	0.00	2.000
56 Héctor Rondón, R ERA: 5.15	(6, 1)	1.0		3	0	0	0	1	0	0	0	0	0	0	8	13	0.00	0.000
52 Justin Grimm, R ERA: 6.09	(7, 1)	0.2		3	0	0	0	1	0	0	1	0	0	0	7	11	0.00	0.000
43 Brooks Raley, L ERA: 4.5	(7, 1)	0.0		1	0	0	0	0	0	0	1	0	0	0	1	2	∞	∞

PITCHER		IP	WLS	BF	H	R	ER	SO	BB	IBB	HBP	BLK	WP	HR	S	P	ERA	WHIP
50 Blake Parker, R ERA: 2.72	(7, 1)	0.2		2	0	0	0	1	0	0	0	0	0	0	5	9	0.00	0.000
46 Pedro Strop, R ERA: 4.61	(8, 1)	0.2		2	0	0	0	1	0	0	0	0	0	0	6	8	0.00	0.000
63 Kevin Gregg, R ERA: 3.45	(9, 1)	1.0	L	9	3	4	4	1	2	1	0	0	0	0	17	37	36.00	5.000

Atlanta Braves @ Chicago Cubs

Wrigley Field, Chicago, IL

Fri Sep 20 2013, 1:26 PM - 4:38 PM CDT

Att. 29,539 - Cloudy - 76 F

livebaseballscorecards.com

BOTTOM

Batter	1	2	3	4	5	6	7	8	9	AB	R	H	RBI	BB	SO	LOB
13 Starlin Castro, R (1, 6) OBP: 0.282, SLG: 0.344	C SI 87 X SI 86 0-1 ① F9		C FF 89 B FC 84 F FC 85 D CH 81 F SI 88 X SI 88 2-2 ② FC6-5 15 1B 44 1B 2-3		X SI 87 0-0 HR	C SI 88 F FF 88 F SI 88 1 SAFE F SI 88 B SL 84 F SL 86 1 SAFE S SI 88 1-3 ③ K			B FF 97 C FF 97 X FF 98 1-1 ①② G4-6-3 1-2f	5	2	1	1	0	1	3
15 Darwin Barney, R (1, 4) OBP: 0.267, SLG: 0.306	F SI 87 F SI 88 F CH 81 X SI 88 0-2 ② G4-3		C SI 86 X SI 87 0-1 44 1B 1-2 1B		B SI 87 F CH 80 C FC 83 B FC 83 X CH 81 2-2 ① P5		C SL 83 X SL 82 0-1 ① F8		B FF 98 X FF 97 1-0 ③ F7	5	0	1	0	0	0	0
44 Anthony Rizzo, L (1, 3) OBP: 0.324, SLG: 0.417	C SL 78 X SI 87 0-1 1B		C SI 88 X SL 80 0-1 1-3 2-H 1B		B FF 88 C SI 88 X CH 82 1-1 ② G6-3		B SI 92 B SI 92 B SI 90 X SI 91 3-0 ② F7			4	0	2	1	0	0	0
30 Dioner Navarro, S (1, 2) OBP: 0.358, SLG: 0.507	C CU 72 S CH 80 B CH 80 F SL 78 B FF 89 B CH 80 X FC 84 3-2 ③ G6-3		B SI 88 X SI 87 1-0 ③ G4-3		X CH 81 0-0 ③ F7		B SI 93 B SI 92 B SI 92 C SI 92 X SI 93 3-1 HR			4	1	1	1	0	0	3
8 Donnie Murphy, R (1, 5) OBP: 0.319, SLG: 0.563		C CH 79 F SI 88 B FF 87 S CH 81 1-3 ① K		X SI 87 0-0 ① G5-3		B CU 69 F FC 82 X CH 79 1-1 HR	B SI 92 C CU 74 B SI 92 F SI 92 B CU 74 X SI 90 3-2 ③ G6-3			4	1	1	1	0	1	0
21 Junior Lake, R (1, 7) OBP: 0.348, SLG: 0.461		X SI 88 0-0 ② G6-3		C SI 87 B CH 81 C CH 81 H SL 78 2-2 54 1B HBP		S CH 80 X CH 81 0-1 6 F9 24 1B 2B		B SL 86 F FF 95 X SL 85 1-1 ① G5-3		3	1	1	0	0	0	0
54 Darnell McDonald, R (1, 9) OBP: 0.300, SLG: 0.283		B FF 88 B CH 80 X SI 84 2-0 ③ G6-3		C SI 87 B CH 82 F CH 80 B CU 72 X CH 79 2-2 1-2 1B		B SI 88 B SI 86 F CH 80 X SI 88 2-1 ① G5-3		B SL 85 F FF 95 S FF 95 F FF 96 B SL 84 S SL 85 2-3 ② K		4	0	1	0	0	1	1
6 Ryan Sweeney, L (1, 8) OBP: 0.330, SLG: 0.476			B SI 86 C SI 86 F CH 80 B SL 77 X SI 87 2-2 13 FC6-5 32 SH1-4 1B	B FF 88 C SI 88 B SI 88 B SL 80 X FF 89 3-1 ② F7		B SI 86 D SI 87 X SI 88 2-0 ② F9 2-3		B FF 95 B FF 95 B FF 95 C FF 96 X SL 84 3-1 ③ G6-3		4	0	1	0	0	0	3
32 Scott Baker, R (1, 1) 47 Brian Bogusevic, L (4, PH) OBP: 0.167, SLG: 0.500 59 Zac Rosscup, R (6, 1) 56 Héctor Rondón, R (6, 1) 24 Luis Valbuena, L (6, PH) OBP: 0.250, SLG: 0.500 52 Justin Grimm, R (7, 1) 43 Brooks Raley, L (7, 1) 50 Blake Parker, R (7, 1) 46 Pedro Strop, R (8, 1) 63 Kevin Gregg, R (9, 1) 19 Nate Schierholtz, L (9, PH) OBP: 0.357, SLG: 0.467			X SI 86 0-0 ① SH1-4 1-2	F SL 79 C SI 88 B SL 80 S CU 74 1-3 ③ K	C CU 72 B CU 73 B SI 88 B SI 88 X SI 88 3-1 3-H 1B			B FF 97 F FF 97 X FF 97 1-1 13 G4-6-3 1B	0 1 0 0 1 0 0 0 0 0 0 0 1	0 0 0 0 1 0 0 0 0 0 0 0 0	0 0 0 0 1 0 0 0 0 0 0 0 1	0 0 0 0 0 0 0 0 0 0 0 0 0	0 1 0 0 0 0 0 0 0 0 0 0 0	0 0 0 0 1 0 0 0 0 0 0 0 0	0 2 0 0 0 0 0 0 0 0 0 0 0
Inning Stats	R: 0 E: 0 K: 0 S: 12 H: 1 LOB: 1 BB: 0 P: 15	R: 0 E: 0 K: 1 S: 5 H: 0 LOB: 0 BB: 0 P: 8	R: 1 E: 0 K: 0 S: 13 H: 3 LOB: 2 BB: 0 P: 18	R: 0 E: 0 K: 1 S: 11 H: 1 LOB: 2 BB: 0 P: 19	R: 1 E: 0 K: 0 S: 7 H: 1 LOB: 0 BB: 0 P: 10	R: 2 E: 0 K: 1 S: 15 H: 3 LOB: 1 BB: 0 P: 24	R: 1 E: 0 K: 0 S: 8 H: 1 LOB: 0 BB: 0 P: 17	R: 0 E: 0 K: 1 S: 8 H: 0 LOB: 0 BB: 0 P: 14	R: 0 E: 0 K: 0 S: 5 H: 1 LOB: 0 BB: 0 P: 8	1B: 7 2B: 1 3B: 0 HR: 3	SF: 0 SAC: 1 DP: 1 HBP: 1					

	AB	36
	R	5
	H	11
	RBI	5
	BB	0
	SO	4
	LOB	12

WP: 0 PB: 0 SB: 0 CS: 0 PA: 38

PITCHER		IP	WLS	BF	H	R	ER	SO	BB	IBB	HBP	BLK	WP	HR	S	P	ERA	WHIP
28 Paul Maholm, L ERA: 4.44	(1, 1)	5.1		25	8	4	4	2	0	0	1	0	0	2	54	79	6.75	1.500
32 Scott Downs, L ERA: 1.91	(6, 1)	0.1	H	2	1	0	0	0	0	0	0	0	0	0	3	8	0.00	3.000
20 Luis Ayala, R ERA: 2.9	(6, 1)	0.2	H	2	0	0	0	1	0	0	0	0	0	0	8	9	0.00	0.000
43 Luis Avilán, L ERA: 1.6	(7, 1)	0.2	B	3	1	1	1	0	0	0	0	0	0	1	6	15	13.50	1.500
48 David Carpenter, R ERA: 1.86	(8, 1)	1.0	W	3	0	0	0	1	0	0	0	0	0	0	8	14	0.00	0.000

PITCHER		IP	WLS	BF	H	R	ER	SO	BB	IBB	HBP	BLK	WP	HR	S	P	ERA	WHIP
46 Craig Kimbrel, R ERA: 1.29	(9, 1)	1.0		3	1	0	0	0	0	0	0	0	0	0	5	8	0.00	1.000

Batter	1	2	3	4	5	6	7	8	9	AB	R	H	RBI	BB	SO	LOB
19 Andrelton Simmons, R (1, 6) OBP: 0.293, SLG: 0.383	C FF 87 B CH 79 B FF 88 X FF 88 2-1 G6-3		B CU 70 X FF 90 1-0 F9		F FC 85 B FC 86 B FC 85 X FC 88 2-1 G1-3		B FC 85 X FF 88 1-0 F9			4	0	0	0	0	0	1
8 Justin Upton, R (1, 9) OBP: 0.353, SLG: 0.463 (8, 7)	F FF 89 B FF 89 S FF 89 F FF 91 F FF 89 X FC 87 1-2 F9			C CU 71 S FC 86 F FF 90 B FC 87 S FF 90 1-3 K	X FC 86 0-0 G5-3			B FC 87 X FC 85 1-0 23 G5-3 2B		4	0	1	0	0	1	0
5 Freddie Freeman, L (1, 3) OBP: 0.390, SLG: 0.493	C FF 90 F FC 87 B FF 91 S FC 86 1-3 K			B FC 86 B FC 86 B FC 86 B FF 89 4-0 24 1B 24 E 23 1B BB		S FF 88 X FF 88 0-1 1B		F FC 84 S SL 79 B FC 85 B FC 85 F SL 78 B FC 85 D FC 87 4-2 23 G5-3 BB		2	1	1	0	2	1	0
23 Chris Johnson, R (1, 5) OBP: 0.369, SLG: 0.466		C FF 87 F FF 88 X FF 89 0-2 1B		B FC 86 F FC 86 X CH 79 1-1 24 E 1-2 1B		B FC 85 F FF 88 X FC 86 1-1 F9		C FF 89 S SL 83 F FF 90 F SL 85 X FF 85 0-2 G5-3 1-2 2-3f		4	0	2	0	0	0	3
24 Evan Gattis, R (1, 7) OBP: 0.286, SLG: 0.480 22 Jason Heyward, L (8, 9) OBP: 0.347, SLG: 0.421		F FC 86 X FC 86 0-1 F8		D CU 71 X FF 88 1-0 E9 1-3 2-H 1B		F FC 86 B CU 72 S FF 88 B FC 86 F FF 90 S FC 86 2-3 K		C CH 82 B SL 84 S CH 81 X FF 90 1-2 F9		4 0	0 0	1 0	0 0	0 0	1 0	3 0
11 Gerald Laird, R (1, 2) OBP: 0.333, SLG: 0.342		B FF 88 C FF 88 F FF 88 F FF 90 C FF 89 1-3 K		B FC 86 X FC 86 1-0 G5-3		F FF 89 B FF 89 B FC 86 X FC 86 2-1 L5			B FF 97 B FF 96 C FF 96 F FF 96 F SL 84 F SI 96 S SL 84 2-3 K	4	0	0	0	0	2	4
26 Dan Uggla, R (1, 4) OBP: 0.310, SLG: 0.368		C FF 88 S FF 88 1 SAFE X FF 89 0-2 P6		B CH 79 B FC 86 B FF 88 C FC 88 B FC 86 4-1 BB			B CU 70 F FC 84 S FC 85 C FC 85 1-3 K		S SL 83 C SL 83 F SL 82 B FF 95 C SI 96 1-3 K	3	0	0	0	1	2	1
2 B.J. Upton, R (1, 8) OBP: 0.270, SLG: 0.291			B FF 88 X FF 88 1-0 F8	F FC 86 C FF 89 C FC 85 0-3 K			F FC 86 B FF 89 B FC 85 F FC 86 B FF 90 B FC 88 4-2 54 SH1 BB		S FF 96 S FF 96 F SI 96 S SL 84 0-3 K2-3	3	0	0	0	1	2	3
54 Kris Medlen, S (1, 1) OBP: 0.224, SLG: 0.264 32 Scott Downs, L (8, 1) 48 David Carpenter, R (8, 1)			C FF 87 B FF 89 T FF 88 X FF 89 1-2 G4-3		C FF 86 T FF 87 B FF 88 F FF 88 S FC 85 1-3 K		1 SAFE X FC 86 0-0 SH1 1-2			2 0 0	0 0 0	0 0 0	0 0 0	0 0 0	1 0 0	0 0 0
Inning Stats	R: 0 E: 0 K: 1 S: 10 H: 0 LOB: 0 BB: 0 P: 14	R: 0 E: 0 K: 1 S: 12 H: 1 LOB: 1 BB: 0 P: 13	R: 0 E: 0 K: 0 S: 5 H: 0 LOB: 0 BB: 0 P: 8	R: 1 E: 1 K: 2 S: 12 H: 2 LOB: 3 BB: 2 P: 24	R: 0 E: 0 K: 1 S: 7 H: 0 LOB: 0 BB: 0 P: 10	R: 0 E: 0 K: 1 S: 10 H: 1 LOB: 1 BB: 0 P: 15	R: 0 E: 0 K: 1 S: 7 H: 0 LOB: 1 BB: 1 P: 13	R: 0 E: 0 K: 0 S: 12 H: 1 LOB: 1 BB: 1 P: 18	R: 0 E: 0 K: 3 S: 13 H: 0 LOB: 0 BB: 0 P: 16	1B: 4 2B: 1 3B: 0 HR: 0 SF: 0 SAC: 1 DP: 1 HBP: 0						

PITCHER		IP	WLS	BF	H	R	ER	SO	BB	IBB	HBP	BLK	WP	HR	S	P	ERA	WHIP
37 Travis Wood, L ERA: 2.98	(1, 1)	7.0		30	5	1	1	7	4	0	0	0	0	0	67	106	1.29	1.286
33 Carlos Villanueva, R ERA: 4.16	(8, 1)	1.0	W	2	0	0	0	0	0	0	0	0	0	0	8	9	0.00	0.000
46 Pedro Strop, R ERA: 4.53	(9, 1)	1.0	S	3	0	0	0	3	0	0	0	0	0	0	13	16	0.00	0.000

PITCHER	IP	WLS	BF	H	R	ER	SO	BB	IBB	HBP	BLK	WP	HR	S	P	ERA	WHIP

TOP

Atlanta Braves @ Chicago Cubs

Wrigley Field, Chicago, IL

Sat Sep 21 2013, 3:06 PM - 5:48 PM CDT

Att. 34,612 - Partly Cloudy - 63 F

livebaseballscorecards.com

AB	30
R	1
H	5
RBI	0
BB	4
SO	10
LOB	15

Atlanta Braves @ Chicago Cubs

Wrigley Field, Chicago, IL

Sat Sep 21 2013, 3:06 PM - 5:48 PM CDT

Att. 34,612 - Partly Cloudy - 63 F

BOTTOM

Batter	1	2	3	4	5	6	7	8	9	AB	R	H	RBI	BB	SO	LOB
13 Starlin Castro, R (1, 6) OBP: 0.283, SLG: 0.345	F CH 88 F SI 88 F FF 90 B CH 88 X FF 90 1-2 30 BB 1B		X SI 89 0-0 ② G6-3		C CU 77 F CH 89 F CU 77 S FF 90 0-3 ③ K			C SI 89 B CU 78 X SI 90 1-1 8 1B 44 2B 1B		4	1	2	0	0	1	0
24 Luis Valbuena, L (1, 5) OBP: 0.338, SLG: 0.387 8 Donnie Murphy, R (8, PH) OBP: 0.324, SLG: 0.566 (9, 5)	1 SAFE X CH 89 0-0 ① P4		C CH 88 B CH 82 F CH 82 F CU 76 X SI 90 1-2 44 WP 2B			B CU 75 B CH 81 B SI 88 C SI 89 B SI 90 4-1 BB		B SI 87 B SI 87 X SI 87 2-0 44 2B 30 1B 1-2 1B		2 1	0 1	1 1	0 1	1 0	0 0	1 0
44 Anthony Rizzo, L (1, 3) OBP: 0.323, SLG: 0.417	C CU 76 1 SAFE X FF 89 0-1 ② F7		S CH 82 B CH 81 S CU 77 X CU 77 1-2 ③ G4-3 2-3			F SI 89 1 SAFE F FF 89 S FF 89 0-3 ① K		C SI 90 B SI 89 B SI 89 C SI 88 B SI 88 F SI 88 X SI 88 3-2 30 1B 19 SF8 1-3 2-H 2B		4	1	1	1	0	1	3
30 Dioner Navarro, S (1, 2) OBP: 0.360, SLG: 0.504	B SI 89 B SI 89 B CH 82 B SI 89 4-0 1-2 BB			S CH 80 B FF 89 B CH 80 X CH 82 2-1 ① L9		1 SAFE B CH 88 B SI 88 C CH 82 S FF 90 S CH 83 2-3 ② K		B FF 95 B SL 86 C FF 96 F FF 95 X SL 85 2-2 2-3 3-H 1B		3	0	1	1	1	1	1
19 Nate Schierholtz, L (1, 9) OBP: 0.304, SLG: 0.477	C SI 89 F CU 77 X CH 83 0-2 ③ G4-3			B CH 89 B FF 90 S CH 82 X SI 89 2-1 ② F7		S CH 83 B CH 82 C SI 89 B CU 78 B FF 90 X CH 81 3-2 ③ F9		F FF 95 B FF 95 X SL 86 1-1 ② SF8 3-H		3	0	0	1	0	0	3
6 Ryan Sweeney, L (1, 8) OBP: 0.328, SLG: 0.471		B CH 89 C CH 88 X CH 82 1-1 ① L4		B SI 89 B SI 90 F SI 89 X SI 90 2-1 1B			C SI 88 F FF 89 B CU 76 X FF 90 1-2 ① L9	B FF 96 F FF 94 F FF 96 X FF 95 1-2 ③ F7		4	0	1	0	0	0	1
47 Brian Bogusevic, L (1, 7) OBP: 0.338, SLG: 0.496		C SI 88 X SI 89 0-1 15 G6-3 1B		S CH 81 S CH 82 B FF 90 F CH 82 B CU 78 S CH 82 2-3 ③ K			S CH 82 C CU 77 B CH 82 B CU 77 F SI 91 X CH 82 2-2 15 G4-6-3 1B			3	0	2	0	0	1	1
15 Darwin Barney, R (1, 4) OBP: 0.266, SLG: 0.304		B SI 89 F CH 82 1 SAFE 1 SAFE F CU 77 X SI 90 1-2 ②③ G6-3 1-2f			F CH 81 C SI 88 B SI 90 B CU 77 X CH 88 2-2 ① G5-3		1 SAFE B SI 89 X SI 89 1-0 ②③ G4-6-3 1-2f			3	0	0	0	0	0	2
37 Travis Wood, R (1, 1) OBP: 0.258, SLG: 0.381 33 Carlos Villanueva, R (8, 1) OBP: 0.161, SLG: 0.161 21 Junior Lake, R (8, PH) OBP: 0.346, SLG: 0.459 46 Pedro Strop, R (9, 1)			C CH 88 B CU 76 S CH 82 S CU 77 1-3 ① K		S CH 81 X SI 89 0-1 ② G6-3			C SI 88 S CH 80 F CH 82 B FF 90 S CU 78 1-3 ① K		2 0 1 0	0 0 0 0	0 0 0 0	0 0 0 0	1 0 1 0	0 0 0 0	0 0 0 0
Inning Stats	R: 0 E: 0 K: 0 S: 10 H: 1 LOB: 2 BB: 1 P: 15	R: 0 E: 0 K: 0 S: 7 H: 1 LOB: 0 BB: 0 P: 9	R: 0 E: 0 K: 1 S: 11 H: 1 LOB: 1 BB: 0 P: 14	R: 0 E: 0 K: 1 S: 10 H: 1 LOB: 1 BB: 0 P: 18	R: 0 E: 0 K: 1 S: 9 H: 0 LOB: 0 BB: 0 P: 11	R: 0 E: 0 K: 2 S: 10 H: 0 LOB: 1 BB: 1 P: 19	R: 0 E: 0 K: 0 S: 8 H: 1 LOB: 0 BB: 0 P: 12	R: 3 E: 0 K: 1 S: 19 H: 4 LOB: 1 BB: 0 P: 30		1B: 7 2B: 2 3B: 0 HR: 0 SF: 1 SAC: 0 DP: 2 HBP: 0					WP: 1 PB: 0 SB: 0 CS: 0 PA: 33	

livebaseballscorecards.com

AB	30
R	3
H	9
RBI	3
BB	2
SO	6
LOB	12

PITCHER		IP	WLS	BF	H	R	ER	SO	BB	IBB	HBP	BLK	WP	HR	S	P	ERA	WHIP
54 Kris Medlen, R ERA: 3.24	(1, 1)	7.1		28	6	1	1	6	2	0	0	0	1	0	71	106	1.23	1.091
32 Scott Downs, L ERA: 2.34	(8, 1)	0.0	L	2	2	0	0	0	0	0	0	0	0	0	5	10	∞	∞
48 David Carpenter, R ERA: 1.84	(8, 1)	0.2		3	1	2	2	0	0	0	0	0	0	0	8	12	27.00	1.500

PITCHER	IP	WLS	BF	H	R	ER	SO	BB	IBB	HBP	BLK	WP	HR	S	P	ERA	WHIP

Batter	1	2	3	4	5	6	7	8	9	AB	R	H	RBI	BB	SO	LOB
22 Jason Heyward, L (1, 8) OBP: 0.345, SLG: 0.418	B FF 93 C FF 93 B FF 92 F FF 94 X FF 94 2-2 8 WP 5 HR 1B		B FF 93 C FF 93 B FF 94 T FF 94 X SI 94 2-2 ① G4-3		B CU 79 F FF 94 X CH 86 1-1 ① G1-3		1 SAFE C FC 86 1 SAFE B SL 81 F SL 81 B FF 90 1 SAFE B SL 82 S FF 89 3-3 ①② 1-2 K		F FF 95 S FF 95 S FF 95 0-3 ① K	5	1	1	0	0	2	1
8 Justin Upton, R (1, 9) (6, 7) OBP: 0.353, SLG: 0.463	C FF 93 F FF 94 B FF 94 F FF 94 F SL 87 B FF 94 F FF 91 B SL 88 F FF 92 3-3 ① S FF 92 1-2 K		F FF 94 X SI 94 0-1 ② L8		C SL 85 B FF 94 F FF 93 X SL 88 1-2 ② G6-3		X CU 77 0-0 1B		S FF 96 S FF 96 X FF 95 0-2 1B	5	0	2	0	0	1	1
5 Freddie Freeman, L (1, 3) OBP: 0.392, SLG: 0.500	X FF 94 0-0 2-H HR		B SL 81 B CU 78 T CH 88 C CH 88 X FF 94 2-2 23 FC6-4 1B		B CH 88 B CH 88 C CH 86 B SL 84 F SL 85 F SL 87 X SL 85 3-2 23 FC6-4 1B		B SL 81 S SL 81 D SL 81 C CU 78 1 SAFE F CU 80 X SL 81 2-2 ③ G4-3		C SL 82 F FF 95 S FF 96 0-3 ② K	5	1	3	2	0	1	2
23 Chris Johnson, R (1, 5) OBP: 0.366, SLG: 0.463 4 Paul Janish, R (8, 5) OBP: 0.238, SLG: 0.237	F FF 94 F FF 93 S SL 87 0-3 ② K		C FF 93 S SL 86 B SL 88 X FF 94 1-2 ③ FC6-4 1-2f		X SL 87 0-0 ③ FC6-4 1-2f			C CH 84 B CH 83 B SI 88 F SI 89 F CU 80 S SI 89 2-3 ① K	B FF 96 B FF 95 X FF 93 2-0 ③ F7	4 1	0 0	0 0	0 0	0 0	2 1	2 1
16 Brian McCann, L (1, 2) OBP: 0.340, SLG: 0.470	C FF 93 B CH 88 X CH 88 1-1 1B			F FF 93 B CU 78 F CU 79 S SL 87 1-3 ① K		F FF 94 C CH 85 F SL 85 B SI 94 B FF 90 C SL 85 3-3 ① K		B CU 80 F SI 89 F SL 82 X SL 81 1-2 19 HR 1B		4	1	2	0	0	2	0
24 Evan Gattis, R (1, 7) OBP: 0.283, SLG: 0.475 17 Jordan Schafer, L (6, 9) OBP: 0.335, SLG: 0.354	S SL 86 B SL 87 B FF 94 S SL 86 F SL 88 C FF 94 2-3 ③ K			X SL 86 0-0 ② P4		B FF 92 C FF 93 F FF 94 B SL 87 S SL 88 2-3 ② K		F FF 89 B FF 90 S FF 89 F SL 82 S SL 81 1-3 ② K		3 1	0 0	0 0	0 0	0 0	2 1	1 1
19 Andrelton Simmons, R (1, 6) OBP: 0.294, SLG: 0.394		T FF 92 B FF 93 B FF 93 C FF 93 B SL 88 X FF 93 3-2 ① F8		C FF 92 B FF 92 S SL 87 X SL 87 1-2 HR		B SI 93 B SL 88 B FF 93 C FF 92 X FF 93 3-1 E6		B SI 89 F CH 83 B SI 88 X SI 89 2-1 1-H HR		4	2	2	3	0	0	0
30 Elliot Johnson, S (1, 4) OBP: 0.241, SLG: 0.274		B FF 93 X FF 92 1-0 ② G3-1		X FF 92 0-0 1B		1 SAFE D FF 92 B SI 90 X SI 91 2-0 ③ G4-3		B CH 81 B SI 88 C SI 87 B SI 87 C FF 87 B FF 88 4-2 BB		3	0	1	0	1	0	1
49 Julio Teheran, R (1, 1) OBP: 0.241, SLG: 0.268 13 Jose Constanza, L (7, PH) OBP: 0.207, SLG: 0.207 43 Luis Avilán, L (7, 1) 7 Reed Johnson, R (8, PH) OBP: 0.320, SLG: 0.359 20 Luis Ayala, R (8, 1) 58 Alex Wood, R (8, 1) 46 Craig Kimbrel, R (9, 1)		B FF 93 C FF 93 B FF 93 B FF 93 C FF 93 X FF 93 3-2 ③ G6-3		B FF 93 F FF 93 X FF 92 1-1 ③ G1-3			F FF 93 B CU 78 F SI 93 X SL 86 1-2 22 CS 1B	B CH 83 C FF 88 F CH 82 C CU 76 1-3 ③ K		2 1 0 1 0 0 0	0 0 0 0 0 0 0	0 1 0 0 0 0 0	0 0 0 0 0 0 0	0 1 0 1 0 0 0	0 0 0 1 0 0 0	1 0 0 1 0 0 0
Inning Stats	R: 2 E: 0 K: 3 S: 20 H: 3 LOB: 1 BB: 0 P: 28	R: 0 E: 0 K: 0 S: 7 H: 0 LOB: 0 BB: 0 P: 14	R: 0 E: 0 K: 0 S: 11 H: 1 LOB: 1 BB: 0 P: 16	R: 1 E: 0 K: 1 S: 10 H: 2 LOB: 1 BB: 0 P: 13	R: 0 E: 0 K: 0 S: 10 H: 1 LOB: 1 BB: 0 P: 15	R: 0 E: 1 K: 2 S: 9 H: 0 LOB: 1 BB: 0 P: 19	R: 0 E: 0 K: 1 S: 11 H: 2 LOB: 1 BB: 0 P: 17	R: 2 E: 0 K: 3 S: 18 H: 2 LOB: 1 BB: 1 P: 29	R: 0 E: 0 K: 2 S: 10 H: 1 LOB: 1 BB: 0 P: 12	1B: 9 2B: 1 3B: 0 HR: 3 SF: 0 SAC: 0 DP: 1 HBP: 0						WP: 1 PB: 0 SB: 0 CS: 1 PA: 40	

PITCHER		IP	WLS	BF	H	R	ER	SO	BB	IBB	HBP	BLK	WP	HR	S	P	ERA	WHIP
36 Edwin Jackson, R ERA: 4.74	(1, 1)	6.0	L	27	8	3	3	6	0	0	0	0	1	2	70	109	4.50	1.333
40 James Russell, L ERA: 3.59	(7, 1)	0.2		1	0	0	0	1	0	0	0	0	0	0	3	6	0.00	0.000
50 Blake Parker, R ERA: 2.72	(7, 1)	0.0		1	1	0	0	0	0	0	0	0	0	0	1	1	∞	∞
43 Brooks Raley, L ERA: 5.79	(7, 1)	1.1		7	2	2	2	3	1	0	0	0	0	1	22	35	13.50	2.250
56 Héctor Rondón, R ERA: 5.05	(9, 1)	1.0		4	1	0	0	2	0	0	0	0	0	0	10	12	0.00	1.000

PITCHER	IP	WLS	BF	H	R	ER	SO	BB	IBB	HBP	BLK	WP	HR	S	P	ERA	WHIP

TOP

Atlanta Braves @ Chicago Cubs

Wrigley Field, Chicago, IL

Sun Sep 22 2013, 1:24 PM - 4:40 PM CDT

Att. 30,515 - Partly Cloudy - 63 F

livebaseballscorecards.com

AB	39
R	5
H	12
RBI	5
BB	1
SO	12
LOB	12

Atlanta Braves @ Chicago Cubs

Wrigley Field, Chicago, IL

Sun Sep 22 2013, 1:24 PM - 4:40 PM CDT

Att. 30,515 - Partly Cloudy - 63 F

livebaseballscorecards.com

BOTTOM

Batter	1	2	3	4	5	6	7	8	9	AB	R	H	RBI	BB	SO	LOB
13 Starlin Castro, R (1, 6) OBP: 0.281, SLG: 0.343	C FF 93 X SL 82 0-1 G6-3		C CU 74 X SL 83 0-1 G6-3		C FF 93 B FF 93 S FF 92 F FF 93 B FF 92 F FF 94 F SL 82 F FF 94 B FF 93 3-3 F FF 93 S FF 94 K			B SI 90 S SL 84 S SL 84 X SI 90 1-2 FC4-6 8 G5-4-3 1-2f 3-H		4	0	0	1	0	1	3
24 Luis Valbuena, L (1, 5) OBP: 0.335, SLG: 0.383 8 Donnie Murphy, R (8, PH) OBP: 0.322, SLG: 0.562 (9, 5)	B SI 91 C FF 92 X SI 92 1-1 G4-3		B CH 82 C SI 92 C CH 82 X FF 92 1-2 G5-3			C SI 88 C CU 73 B FF 91 F SL 83 S SL 82 1-3 K		C CH 86 X CH 85 0-1 G5-4-3 1-2f		3 1	0 0	0 0	0 0	0 0	1 0	0 1
44 Anthony Rizzo, L (1, 3) OBP: 0.323, SLG: 0.418	B FF 93 C CU 73 S SI 92 X FF 93 1-2 30 1B 2B			S CH 81 B CH 84 T FF 93 F FF 92 F FF 94 T SL 84 1-2 K		B CU 73 F CU 73 C CH 81 B FF 91 X FF 92 2-2 F8			C FF 96 B SI 97 F FF 96 C KC 86 1-3 K	4	1	1	0	0	2	0
30 Dioner Navarro, S (1, 2) OBP: 0.363, SLG: 0.504	D FF 93 C SI 93 D CH 83 B SI 92 X SI 93 3-1 2-H 1B			B CU 71 C FF 92 X SI 91 1-1 L6		X FF 91 0-0 P6			C FF 96 X FF 97 0-1 19 1B 1B	4	0	2	1	0	0	0
19 Nate Schierholtz, L (1, 9) OBP: 0.304, SLG: 0.475	C SI 93 F SI 92 F CU 76 X SL 84 0-2 P6			X SL 83 0-0 G4-3			C CU 75 C B SI 91 X SI 92 1-2 G4-3		B FF 96 C FF 96 C KC 83 X FF 97 1-2 1B	4	0	1	0	0	0	1
47 Brian Bogusevic, L (1, 8) OBP: 0.336, SLG: 0.488		B SI 89 B FF 92 X FF 90 2-0 F7			C FF 91 F SI 89 B SL 82 F FF 93 B CH 80 B SL 83 B FF 92 F FF 93 X FF 92 3-2 36 SH2-4 15 1B 1B		B CU 72 B SI 92 C SI 92 S SI 92 F SI 92 X SI 92 2-2 G1-3		S KC 85 C KC 84 S FF 96 0-3 K	4	0	1	0	0	1	2
21 Junior Lake, R (1, 7) OBP: 0.340, SLG: 0.451		C FF 93 L SI 91 B FF 93 S FF 94 1-3 K			B SL 82 F SL 81 S FF 92 F FF 92 1 SAFE F SL 82 C FF 92 1-3 K		C CU 74 B SI 92 B SI 92 B F SI 94 C CU 75 3-3 K		B KC 85 B FF 97 C FF 97 C KC 85 S FF 98 2-3 K	4	0	0	0	0	4	3
15 Darwin Barney, R (1, 4) OBP: 0.268, SLG: 0.306		B FF 92 S SL 82 F FF 91 F FF 94 B SL 82 S FF 93 2-3 K			1 SAFE F FF 90 1 SAFE X FF 91 0-1 36 SH2-4 1-2 1B			C SI 86 B SI 89 S SI 89 X SI 90 1-2 6 1B 13 FC4-6 1B		3	1	2	0	0	1	0
36 Edwin Jackson, R (1, 1) 40 James Russell, L (7, 1) 50 Blake Parker, R (7, 1) 43 Brooks Raley, L (7, 1) 6 Ryan Sweeney, L (8, PH) OBP: 0.332, SLG: 0.474 56 Hector Rondón, R (9, 1)			C FF 90 S FF 91 B FF 92 S FF 93 1-3 K		X FF 89 0-0 SH2-4 1-2 2-3			B CH 85 F CH 84 F CH 86 B FF 90 B FF 88 F SL 86 X SI 90 3-2 13 FC4-6 1-3 1B		1 0 0 0 0 1	0 0 0 0 0 0	0 0 0 0 0 0	0 0 0 0 0 0	1 0 0 0 0 0	0 0 0 0 0 0	0 0 0 0 0 0
Inning Stats	R: 1 E: 0 K: 0 S: 13 H: 2 LOB: 1 BB: 0 P: 18	R: 0 E: 0 K: 2 S: 8 H: 0 LOB: 0 BB: 0 P: 13	R: 0 E: 0 K: 1 S: 8 H: 0 LOB: 0 BB: 0 P: 10	R: 0 E: 0 K: 1 S: 8 H: 0 LOB: 0 BB: 0 P: 10	R: 0 E: 0 K: 2 S: 22 H: 2 LOB: 2 BB: 0 P: 29	R: 0 E: 0 K: 1 S: 8 H: 0 LOB: 0 BB: 0 P: 11	R: 0 E: 0 K: 1 S: 10 H: 0 LOB: 0 BB: 0 P: 16	R: 1 E: 0 K: 0 S: 12 H: 2 LOB: 0 BB: 0 P: 17	R: 0 E: 0 K: 3 S: 14 H: 2 LOB: 2 BB: 0 P: 18	1B: 7 2B: 1 3B: 0 HR: 0	SF: 0 SAC: 1 DP: 1 HBP: 0	WP: 0 PB: 0 SB: 0 CS: 0	PA: 34				

PITCHER		IP	WLS	BF	H	R	ER	SO	BB	IBB	HBP	BLK	WP	HR	S	P	ERA	WHIP
49 Julio Teheran, R ERA: 3.09	(1, 1)	6.0	W	22	4	1	1	7	0	0	0	0	0	0	67	91	1.50	0.667
43 Luis Avilán, L ERA: 1.57	(7, 1)	1.0	H	3	0	0	0	1	0	0	0	0	0	0	10	16	0.00	0.000
20 Luis Ayala, R ERA: 3.16	(8, 1)	0.1		3	2	1	1	0	0	0	0	0	0	0	10	15	27.00	6.000
58 Alex Wood, L ERA: 3.21	(8, 1)	0.2	H	1	0	0	0	0	0	0	0	0	0	0	2	2	0.00	0.000
46 Craig Kimbrel, R ERA: 1.27	(9, 1)	1.0	S	5	2	0	0	3	0	0	0	0	0	0	14	18	0.00	2.000

PITCHER	IP	WLS	BF	H	R	ER	SO	BB	IBB	HBP	BLK	WP	HR	S	P	ERA	WHIP

AB	33
R	2
H	8
RBI	2
BB	0
SO	11
LOB	10

Batter	1	2	3	4	5	6	7	8	9	AB	R	H	RBI	BB	SO	LOB
7 Norichika Aoki, L (1, 9) OBP: 0.357, SLG: 0.365	B FF 91 X SI 90 1-0 ① G3	F SL 86 B CH 86 X CH 85 1-1 ③ F8			B SI 90 C SI 90 B KC 81 X CH 85 2-1 20 HR 2B		C KC 80 X SL 84 0-1 ② F9		C SI 91 X SI 87 0-1 ② G4-3	5	1	1	0	0	0	2
27 Carlos Gómez, R (1, 8) OBP: 0.335, SLG: 0.498	X FF 92 0-0 HR		B KC 78 S CH 85 C SI 90 S KC 80 1-3 ① K2-3		F KC 79 D KC 79 F KC 78 S KC 79 1-3 ② K		C SI 90 S KC 81 D KC 82 D KC 80 S KC 80 2-3 ③ K		S SI 92 F SL 81 S SL 82 0-3 ③ K	5	1	1	1	0	4	2
20 Jonathan Lucroy, R (1, 2) OBP: 0.338, SLG: 0.461	C FF 92 B KC 80 C KC 80 C SI 91 1-3 ② K		B CH 85 C SI 90 F SI 91 B KC 82 F SL 85 B SI 91 F FF 92 X KC 81 3-2 ② G1-3		X SI 91 0-0 2-H HR			C CU 78 C FF 95 X CU 80 0-2 ① G5-3		4	1	1	2	0	1	0
16 Aramis Ramirez, R (1, 5) OBP: 0.372, SLG: 0.465	X FF 92 0-0 18 1B 1B		C SL 85 X KC 80 0-1 1B		F SI 90 B SL 85 F SI 91 X SL 84 1-2 ③ L7			B CH 86 F FF 93 X CU 78 1-1 HR		4	1	3	1	0	0	0
18 Khris Davis, R (1, 7) OBP: 0.355, SLG: 0.600	B CH 86 C FF 92 X FF 92 1-1 1-2 1B		C SI 91 B SL 85 X SI 91 1-1 ③ F9			B KC 78 B FF 90 C SI 91 S KC 80 C SI 90 2-3 ① K		C FF 94 X FF 94 0-1 ② G6-3		4	0	1	0	0	1	1
11 Sean Halton, R (1, 3) OBP: 0.313, SLG: 0.429 47 Rob Wooten, R (8, 1) 54 Michael Blazek, R (9, 1)	B SL 85 C SI 92 C SI 91 C SI 92 1-3 ③ K			S CH 85 X SI 90 0-1 ① F9		S CH 85 X FF 91 0-1 ② P6		C FF 94 X FF 94 0-1 3 E 2B		4 0 0	1 0 0	1 0 0	0 0 0	0 0 0	1 0 0	2 0 0
3 Yuniesky Betancourt, R (1, 4) OBP: 0.237, SLG: 0.357 (8, 3)		C KC 78 B CH 84 X KC 78 1-1 ① G6-3		B SI 90 X KC 79 1-0 ② L9		B FF 91 C KC 80 B KC 79 F FF 91 B SI 90 X SI 90 3-2 ③ L8		B CU 80 X FF 95 1-0 2-H E6 1B		4	0	1	0	0	0	0
14 Jeff Bianchi, R (1, 6) OBP: 0.271, SLG: 0.282		B CH 85 C SI 90 B SL 86 X FF 91 2-1 ② G5-3		C SL 83 B FF 91 B KC 79 F FF 90 X FF 92 2-2 ③ L9			B FF 89 C CH 84 X SL 84 1-1 ① F9	S CU 80 C CU 81 S CU 81 0-3 ③ K		4	0	0	0	0	1	1
41 Marco Estrada, R (1, 1) OBP: 0.242, SLG: 0.250 2 Scooter Gennett, L (8, 4) OBP: 0.356, SLG: 0.495		C SI 92 B SI 91 X FF 91 1-1 1B			X FF 89 0-0 ① G6-3		C CH 87 C CH 87 B KC 79 B SI 90 X SI 89 2-2 1B		B SI 90 X SI 88 1-0 ① F7	3 1	0 0	2 0	0 0	0 0	0 0	0 0
Inning Stats	R: 1 E: 0 K: 2 S: 11 H: 3 LOB: 2 BB: 0 P: 15	R: 0 E: 0 K: 0 S: 8 H: 1 LOB: 1 BB: 0 P: 13	R: 0 E: 0 K: 1 S: 12 H: 1 LOB: 1 BB: 0 P: 17	R: 0 E: 0 K: 0 S: 6 H: 0 LOB: 0 BB: 0 P: 9	R: 2 E: 0 K: 1 S: 10 H: 2 LOB: 0 BB: 0 P: 14	R: 0 E: 0 K: 1 S: 8 H: 0 LOB: 0 BB: 0 P: 13	R: 0 E: 0 K: 1 S: 10 H: 1 LOB: 1 BB: 0 P: 15	R: 2 E: 1 K: 1 S: 13 H: 3 LOB: 1 BB: 0 P: 15	R: 0 E: 0 K: 1 S: 6 H: 0 LOB: 0 BB: 0 P: 7	1B: 6 2B: 2 3B: 0 HR: 3 SF: 0 SAC: 0 DP: 0 HBP: 0						

PITCHER		IP	WLS	BF	H	R	ER	SO	BB	IBB	HBP	BLK	WP	HR	S	P	ERA	WHIP
36 Mike Minor, L ERA: 3.22	(1, 1)	7.0	L	29	8	3	3	6	0	0	0	0	0	2	65	96	3.86	1.143
38 Anthony Varvaro, R ERA: 2.76	(8, 1)	1.0		6	3	2	1	1	0	0	0	0	0	1	13	15	9.00	3.000
40 Kameron Loe, R ERA: 7.46	(9, 1)	1.0		3	0	0	0	1	0	0	0	0	0	0	6	7	0.00	0.000

PITCHER	IP	WLS	BF	H	R	ER	SO	BB	IBB	HBP	BLK	WP	HR	S	P	ERA	WHIP

TOP

Milwaukee Brewers @ Atlanta Braves

Turner Field, Atlanta, GA

Mon Sep 23 2013, 7:13 PM - 9:41 PM EDT

Att. 19,893 - Partly Cloudy - 75 F

livebaseballscorecards.com

AB	38
R	5
H	11
RBI	4
BB	0
SO	8
LOB	8

Batter	1	2	3	4	5	6	7	8	9	AB	R	H	RBI	BB	SO	LOB
22 Jason Heyward, L (1, 8) OBP: 0.342, SLG: 0.413	C FF 88 F FF 88 F CH 76 B FF 89 B CH 75 F FF 89 X CH 76 2-2 ① **P2**		C FF 90 S CH 79 B FF 90 X CH 79 1-2 ③ **G4-3**			C CH 77 X FF 88 0-1 ① **P5**		S SL 85 X FS 85 0-1 ① **FC4-6** 17 G4-6-3 1-2f		4	0	0	0	0	0	1
17 Jordan Schafer, L (1, 9) OBP: 0.333, SLG: 0.350	C FF 88 B FF 89 S FF 89 B CU 76 F FF 90 B FF 91 X FF 91 3-2 ② **G6-3**			L FF 88 S CU 78 B CU 78 B FF 88 F FF 90 B FF 90 F FF 90 B FF 90 4-2 23 WP 8 S **BB**		C CU 75 B CU 78 B FF 88 B FF 88 C FF 88 F FF 89 X CH 79 3-2 ② **L3**		F SL 85 B SL 83 X FS 88 1-1 ② ③ **G4-6-3** 1-2f		3	0	0	0	1	0	1
8 Justin Upton, R (1, 7) OBP: 0.354, SLG: 0.462	B FF 90 C CH 78 X FF 90 1-1 ③ **F9**			1 SAFE P PO 87 S CH 78 B CH 77 B FF 88 F CH 79 B FF 89 4-2 23 WP **BB** 1-2		S CH 79 B FF 89 B FF 90 X CH 79 2-1 23 FC6-4 **1B**			C FF 95 B SL 84 X FF 96 1-1 ① **G3**	3	0	1	0	1	0	0
23 Chris Johnson, R (1, 5) OBP: 0.363, SLG: 0.459		S FF 90 S CH 79 F FF 89 F FF 90 F CH 77 S CH 76 0-3 ① **K**		L CH 78 F CH 78 B FF 89 F FF 89 S CH 76 1-3 ① **K** 1-2 2-3		X FF 88 0-0 ③ **FC6-4** 1-2f			B FF 96 X FF 96 1-0 ② **G4-3**	4	0	0	0	0	2	3
24 Evan Gattis, R (1, 2) OBP: 0.280, SLG: 0.470		B CU 78 F CH 77 F FF 90 X FF 90 1-2 ② **F7**		F CU 77 F FF 89 F FF 88 S CH 77 0-3 ② **K**			X CU 77 0-0 ① **L7**		X FF 97 0-0 ③ **G4-3**	4	0	0	0	0	1	2
19 Andrelton Simmons, R (1, 6) OBP: 0.296, SLG: 0.398		B FF 89 B FF 89 X FF 89 2-0 **3B**		C CU 77 S FF 88 F FF 89 S CH 75 0-3 ③ **K2-3**			C CH 78 B FF 90 F CH 78 B FF 89 B FF 90 B FF 90 4-2 25 FC4-6 **BB**			2	0	1	0	1	1	2
25 Joey Terdoslavich, S (1, 3) OBP: 0.315, SLG: 0.266		X CH 78 0-0 ③ **G6-3**			S CH 76 B FF 87 B CH 77 C FF 88 F FF 89 X CH 77 2-2 ① **F8**		S CH 78 S CH 78 1 SAFE D CH 76 B FF 88 X CH 76 2-2 ② **FC4-6** 1-2f			3	0	0	0	0	0	2
4 Paul Janish, R (1, 4) OBP: 0.222, SLG: 0.220			B FF 89 B FF 88 C FF 89 F FF 88 X CH 79 2-2 ① **G1-3**		T FF 89 B CU 77 F CH 78 S FF 89 1-3 ② **K**		B CU 76 C CH 77 S FF 89 B FF 89 F CH 77 B FF 89 X FF 90 3-2 ③ **P4**			3	0	0	0	0	1	1
36 Mike Minor, R (1, 1) OBP: 0.197, SLG: 0.237 38 Anthony Varvaro, R (8, 1) 30 Elliot Johnson, S (8, PH) OBP: 0.244, SLG: 0.277 40 Kameron Loe, R (9, 1)			S FF 89 S FF 89 B FF 90 C FF 90 1-3 ② **K**		X FF 90 0-0 ③ **G4-3**			B SL 86 B SI 89 F SI 89 X SL 85 2-1 22 FC4-6 **1B**		2 0 1 0	0 0 0 0	0 0 1 0	0 0 0 0	1 0 0 0	0 0 0 0	0 0 0 0
Inning Stats	R: 0 E: 0 K: 0 S: 11 H: 0 LOB: 0 BB: 0 P: 17	R: 0 E: 0 K: 1 S: 11 H: 1 LOB: 1 BB: 0 P: 14	R: 0 E: 0 K: 1 S: 9 H: 0 LOB: 0 BB: 0 P: 13	R: 0 E: 0 K: 3 S: 19 H: 0 LOB: 2 BB: 2 P: 27	R: 0 E: 0 K: 1 S: 8 H: 0 LOB: 0 BB: 0 P: 11	R: 0 E: 0 K: 0 S: 9 H: 1 LOB: 1 BB: 0 P: 14	R: 0 E: 0 K: 0 S: 10 H: 0 LOB: 1 BB: 1 P: 19	R: 0 E: 0 K: 0 S: 6 H: 1 LOB: 0 BB: 0 P: 9	R: 0 E: 0 K: 0 S: 4 H: 0 LOB: 0 BB: 0 P: 6	1B: 2 2B: 0 3B: 1 HR: 0 SF: 0 SAC: 0 DP: 1 HBP: 0						

PITCHER		IP	WLS	BF	H	R	ER	SO	BB	IBB	HBP	BLK	WP	HR	S	P	ERA	WHIP
41 Marco Estrada, R ERA: 4.02	(1, 1)	7.0	W	26	2	0	0	6	3	0	0	0	1	0	77	115	0.00	0.714
47 Rob Wooten, R ERA: 4.21	(8, 1)	1.0		3	1	0	0	0	0	0	0	0	0	0	6	9	0.00	1.000
54 Michael Blazek, R ERA: 6.06	(9, 1)	1.0		3	0	0	0	0	0	0	0	0	0	0	4	6	0.00	0.000

PITCHER	IP	WLS	BF	H	R	ER	SO	BB	IBB	HBP	BLK	WP	HR	S	P	ERA	WHIP

BOTTOM

Milwaukee Brewers @ Atlanta Braves

Turner Field, Atlanta, GA

Mon Sep 23 2013, 7:13 PM - 9:41 PM EDT

Att. 19,893 - Partly Cloudy - 75 F

livebaseballscorecards.com

AB	29
R	0
H	3
RBI	0
BB	3
SO	6
LOB	12

1B: 2	SF: 0	WP: 1	PA: 32
2B: 0	SAC: 0	PB: 0	
3B: 1	DP: 1	SB: 1	
HR: 0	HBP: 0	CS: 0	

Milwaukee Brewers @ Atlanta Braves

Turner Field, Atlanta, GA

Tue Sep 24 2013, 7:16 PM - 9:45 PM EDT

Att. 22,605 - Cloudy - 68 F

TOP

livebaseballscorecards.com

Batter	1	2	3	4	5	6	7	8	9	AB	R	H	RBI	BB	SO	LOB
7 Norichika Aoki, L (1, 9) OBP: 0.356, SLG: 0.366	C SI 87 F SI 87 B FS 78 F CH 81 B FS 80 F CH 82 F SI 89 F SL 79 F SI 88 2-2 X SL 82 L6 ①		C SL 78 X SI 88 0-1 20 1B 2B		F SI 87 C SI 87 X FS 81 0-2 G1-3 ②		F SI 93 X CH 86 0-1 G1-3 ③			4	1	1	0	0	0	1
2 Scooter Gennett, L (1, 4) OBP: 0.359, SLG: 0.495	B SI 87 B SL 80 X SI 87 2-0 P5 ②		C SI 87 S FS 78 X FS 80 0-2 F8 ②		X SI 87 0-0 1B			L FF 93 B SI 93 X SI 93 1-1 16 G5-3 1B		4	0	2	0	0	0	1
20 Jonathan Lucroy, R (1, 2) OBP: 0.339, SLG: 0.460	C SL 79 B SI 88 B SL 77 B SI 88 B SI 87 4-1 16 1B BB		C SI 88 X SI 88 0-1 16 S 2-H 1B		P PO 82 X SI 87 1-0 F8 ③			B FF 95 C SL 86 S SL 85 F FF 97 1 SAFE 1 SAFE S FF 98 1-3 K ①		3	0	1	1	1	1	2
16 Aramis Ramirez, R (1, 5) OBP: 0.371, SLG: 0.462	B SI 89 X SI 88 1-0 1-2 1B		C SI 88 S FS 80 S FS 80 0-3 K ③ 1-2			C SI 86 F SL 80 B SI 88 S FS 78 1-3 K ①		B FF 97 S FF 96 F FF 98 1 SAFE F SL 86 B FF 97 1 SAFE X FF 97 2-2 G5-3 ② 1-2		4	0	1	0	0	2	2
27 Carlos Gómez, R (1, 8) OBP: 0.332, SLG: 0.494	X SL 80 0-0 G5-3 ③			C SI 88 B SI 88 L SL 77 S SL 78 1-3 K ①		B SI 88 F SL 78 X FS 80 1-1 G5-3 ②		S FF 96 S FF 97 F FF 97 F SL 86 S SL 88 0-3 K ③		4	0	0	0	0	2	3
15 Caleb Gindl, L (1, 7) OBP: 0.340, SLG: 0.449		C SI 86 F SI 86 C SI 86 0-3 K ①		B FS 77 X SL 78 1-0 P5 ②		L SI 88 B CU 74 X SL 80 1-1 L9 ③			B FF 97 C FF 97 B FF 98 F FF 97 S KC 86 2-3 K ①	4	0	0	0	0	2	0
21 Juan Francisco, L (1, 3) OBP: 0.296, SLG: 0.427		B CU 74 B SI 87 X SL 82 2-0 F8 ②		F CU 73 S SL 79 B SL 81 C SL 79 1-3 K ③			B SL 77 X SI 87 1-0 63 SH1-4 1B		C KC 84 S KC 85 F FF 98 B FF 98 B KC 85 S KC 87 2-3 K ②	4	0	1	0	0	2	0
14 Jeff Bianchi, R (1, 6) OBP: 0.270, SLG: 0.295		C SI 88 B SL 78 X SL 79 1-1 G6-3 ③			X SL 78 0-0 HR		B SI 88 S SL 81 L SI 87 X SL 78 1-2 F8 ①		B FF 98 C FF 98 F FF 98 S FF 98 1-3 K ③	4	1	1	1	0	1	1
63 Tyler Thornburg, R (1, 1) 53 Brandon Kintzler, R (8, 1) 48 Donovan Hand, R (9, 1) OBP: 0.167, SLG: 0.091			C SI 87 B SI 87 C SL 78 S SL 78 1-3 K ①		S SI 87 F SI 87 S SL 77 0-3 K ①		X SI 87 0-0 SH1-4 ② 1-2			2 0 0	0 0 0	0 0 0	0 0 0	0 0 0	2 0 0	0 0 0

AB	33
R	2
H	7
RBI	2
BB	1
SO	12
LOB	10

Inning Stats	1	2	3	4	5	6	7	8	9	1B: 5	SF: 0	WP: 0	PA: 35
	R: 0 E: 0 K: 0 S: 12	R: 0 E: 0 K: 1 S: 6	R: 1 E: 0 K: 2 S: 13	R: 0 E: 0 K: 2 S: 7	R: 1 E: 0 K: 1 S: 10	R: 0 E: 0 K: 1 S: 7	R: 0 E: 0 K: 0 S: 7	R: 0 E: 0 K: 2 S: 15	R: 0 E: 0 K: 3 S: 10	2B: 1 3B: 0 HR: 1	SAC: 1 DP: 0 HBP: 0	PB: 0 SB: 1 CS: 0	
	H: 1 LOB: 2 BB: 1 P: 21	H: 0 LOB: 0 BB: 0 P: 9	H: 2 LOB: 1 BB: 0 P: 14	H: 0 LOB: 0 BB: 0 P: 10	H: 2 LOB: 1 BB: 0 P: 10	H: 0 LOB: 0 BB: 0 P: 10	H: 1 LOB: 1 BB: 0 P: 9	H: 1 LOB: 1 BB: 0 P: 19	H: 0 LOB: 0 BB: 0 P: 15				

PITCHER		IP	WLS	BF	H	R	ER	SO	BB	IBB	HBP	BLK	WP	HR	S	P	ERA	WHIP
50 Freddy Garcia, R ERA: 4.37	(1, 1)	6.2		27	6	2	2	7	1	0	0	0	0	1	60	81	2.70	1.050
58 Alex Wood, L ERA: 3.2	(7, 1)	0.1		2	1	0	0	0	0	0	0	0	0	0	4	5	0.00	3.000
48 David Carpenter, R ERA: 1.81	(8, 1)	1.0		3	0	0	0	2	0	0	0	0	0	0	13	16	0.00	0.000
46 Craig Kimbrel, R ERA: 1.25	(9, 1)	1.0	W	3	0	0	0	3	0	0	0	0	0	0	10	15	0.00	0.000

PITCHER	IP	WLS	BF	H	R	ER	SO	BB	IBB	HBP	BLK	WP	HR	S	P	ERA	WHIP

Milwaukee Brewers @ Atlanta Braves

Turner Field, Atlanta, GA

Tue Sep 24 2013, 7:16 PM - 9:45 PM EDT

Att. 22,605 - Cloudy - 68 F

BOTTOM

livebaseballscorecards.com

Batter	1	2	3	4	5	6	7	8	9	AB	R	H	RBI	BB	SO	LOB
22 Jason Heyward, L (1, 8) OBP: 0.341, SLG: 0.411	P6			K		1B		G5-3		4	1	1	0	0	1	0
8 Justin Upton, R (1, 9) OBP: 0.355, SLG: 0.462	F9			F9		1B			1B	4	1	2	0	0	0	0
5 Freddie Freeman, L (1, 3) OBP: 0.393, SLG: 0.500	K			1B		1B			F8	4	1	2	1	0	1	1
24 Evan Gattis, R (1, 7) OBP: 0.285, SLG: 0.476 2 B.J. Upton, R (9, PR) OBP: 0.270, SLG: 0.291		1B		2B	G1-3				1B	4 0	0 0	3 0	1 0	0 0	0 0	1 0
16 Brian McCann, L (1, 2) OBP: 0.339, SLG: 0.466		F9			BB		P3		P5	3	0	0	0	1	0	3
19 Andrelton Simmons, R (1, 6) OBP: 0.295, SLG: 0.397		G6-4-3			K		F7		1B	4	0	1	1	0	1	2
26 Dan Uggla, R (1, 4) OBP: 0.310, SLG: 0.368		1B			K		K			3	0	1	0	0	2	1
30 Elliot Johnson, S (1, 5) OBP: 0.241, SLG: 0.274		G6-3			K			K		3	0	0	0	0	2	2
50 Freddie Garcia, R (1, 1)		K				K		G4-3		2	0	0	0	0	2	0
58 Alex Wood, R (7, 1)										0	0	0	0	0	0	0
48 David Carpenter, R (8, 1)										0	0	0	0	0	0	0
17 Jordan Schafer, L (8, PH) OBP: 0.332, SLG: 0.348										1	0	0	0	0	0	0
46 Craig Kimbrel, R (9, 1)										0	0	0	0	0	0	0
Inning Stats	R: 0 E: 0 K: 1 S: 9 H: 0 LOB: 0 BB: 0 P: 14	R: 0 E: 0 K: 0 S: 8 H: 1 LOB: 0 BB: 0 P: 11	R: 0 E: 0 K: 1 S: 7 H: 1 LOB: 0 BB: 0 P: 12	R: 1 E: 0 K: 1 S: 10 H: 2 LOB: 1 BB: 0 P: 13	R: 0 E: 0 K: 3 S: 12 H: 0 LOB: 1 BB: 1 P: 19	R: 1 E: 0 K: 1 S: 12 H: 3 LOB: 1 BB: 0 P: 16	R: 0 E: 0 K: 1 S: 7 H: 0 LOB: 0 BB: 0 P: 11	R: 0 E: 0 K: 1 S: 6 H: 0 LOB: 0 BB: 0 P: 9	R: 1 E: 0 K: 0 S: 7 H: 3 LOB: 2 BB: 0 P: 12	1B: 9 2B: 1 3B: 0 HR: 0 SF: 0 SAC: 0 DP: 2 HBP: 0						

	AB	32
	R	3
	H	10
	RBI	3
	BB	1
	SO	9
	LOB	10

WP: 0 PB: 0 SB: 0 CS: 0 PA: 33

PITCHER		IP	WLS	BF	H	R	ER	SO	BB	IBB	HBP	BLK	WP	HR	S	P	ERA	WHIP
63 Tyler Thornburg, R ERA: 2.03	(1, 1)	7.0		25	7	2	2	8	1	0	0	0	0	0	65	96	2.57	1.143
53 Brandon Kintzler, R ERA: 2.8	(8, 1)	1.0		3	0	0	0	1	0	0	0	0	0	0	6	9	0.00	0.000
48 Donovan Hand, R ERA: 3.66	(9, 1)	0.2	L	5	3	1	1	0	0	0	0	0	0	0	7	12	13.50	4.500

PITCHER		IP	WLS	BF	H	R	ER	SO	BB	IBB	HBP	BLK	WP	HR	S	P	ERA	WHIP

Batter	1	2	3	4	5	6	7	8	9	AB	R	H	RBI	BB	SO	LOB
7 Norichika Aoki, L (1, 9) OBP: 0.358, SLG: 0.370	B SI 88 S FC 81 S SI 89 B FF 88 F SI 89 F SI 89 X CH 82 2-2 G6-3		B SI 88 X FF 88 1-0 2B		X SI 88 0-0 G3		C SI 89 B CH 81 F CU 74 F SL 80 D SL 78 X CU 74 2-2 1-2 2-H 1B		F SI 88 C SI 88 F SI 88 X CU 74 0-2 22 FC3-6 2-H 1B	5	0	3	2	0	0	0
27 Carlos Gómez, R (1, 8) OBP: 0.333, SLG: 0.501 22 Logan Schafer, L (1, 8) OBP: 0.281, SLG: 0.328	T SI 89 X CH 83 0-1 HR		C SI 87 C SI 87 F FC 81 S CU 72 0-3 K		C SI 88 B CU 74 C CH 82 F EP 63 B FF 89 F FC 82 X SI 90 2-2 G3-1		C SI 90 F SI 87 B SL 80 D FF 88 B FF 87 X SI 89 3-2 G3-1		M SI 88 1 SAFE S SI 88 X SI 87 0-2 FC3-6 1-2f	1 4	1 0	1 0	1 0	0 0	0 1	0 4
20 Jonathan Lucroy, R (1, 2) OBP: 0.337, SLG: 0.458	B SI 87 X SI 87 1-0 G4-3		B CU 72 B FC 84 C CU 74 X SI 88 2-1 F9			X FC 82 0-0 P3		C FF 92 X CH 85 0-1 18 F8 3 1B 1B	B SI 89 C SI 88 F SI 89 F SI 90 S SI 90 1-3 K	5	0	1	0	0	1	2
16 Aramis Ramirez, R (1, 5) OBP: 0.370, SLG: 0.460 3 Yuniesky Betancourt, R (3, 5) OBP: 0.240, SLG: 0.359	C SI 88 X FC 82 0-1 G6-3			X SI 84 0-0 14 1B 14 WP 11 SF9 1B		C SI 87 S FC 83 X SL 80 0-2 L8		B CH 86 1 SAFE X FF 91 1-0 18 F8 1-2 1B		1 3	0 1	0 2	0 0	0 0	0 0	0 0
18 Khris Davis, R (1, 7) OBP: 0.345, SLG: 0.581		X SI 88 0-0 L9		C CU 73 1 SAFE B FC 84 F FC 84 S CH 79 1-3 K		B SI 89 F CH 80 F CH 82 B CU 74 X SL 79 2-2 F7		C FF 93 B FF 94 S FF 94 X CU 81 1-2 F8 1-2 2-3		4	0	0	0	0	1	3
14 Jeff Bianchi, R (1, 6) OBP: 0.274, SLG: 0.296		C SI 87 B CU 70 F FC 83 F SL 79 B CH 80 S SI 87 2-3 K		B CH 80 B SI 88 F FC 84 X FC 83 2-1 1-3 1B			X SI 86 0-0 G6-3	B FF 95 C FF 95 D CU 82 B FF 88 B FF 96 4-1 11 G6-4-3 BB		3	0	1	0	1	1	0
11 Sean Halton, R (1, 3) OBP: 0.311, SLG: 0.426		C SI 87 F CH 80 X FC 83 0-2 1B		1 SAFE X CH 81 0-0 SF9 3-H			C FC 84 C FC 83 F SI 88 B SI 88 F SL 78 B FF 87 C FC 82 2-3 K	B FF 94 X FF 94 1-0 G6-4-3 1-2f		3	0	1	1	0	1	3
2 Scooter Gennett, L (1, 4) OBP: 0.362, SLG: 0.495		B CU 71 F FC 81 1 SAFE C CH 81 B SL 77 S CU 73 2-3 K		F SI 87 B SI 88 S EP 65 S SL 79 1-3 K			X SL 79 0-0 26 7 1B 1B		X CU 72 0-0 26 SH1-4 7 1B 1B	4	2	2	0	0	2	2
26 Kyle Lohse, R (1, 1) OBP: 0.161, SLG: 0.145			B SI 85 C SI 86 S FC 83 C CU 71 1-3 K		C SI 87 F SI 87 F CU 72 X CH 80 0-2 F8		1 SAFE B SI 87 X FC 82 1-0 7 1B 1-2 1B		L SI 86 X SI 87 0-1 SH1-4 1-2	3	0	1	0	0	1	0
Inning Stats	R: 1 E: 0 K: 0 S: 10 H: 1 LOB: 0 BB: 0 P: 13	R: 0 E: 0 K: 2 S: 11 H: 1 LOB: 1 BB: 0 P: 15	R: 0 E: 0 K: 2 S: 10 H: 1 LOB: 1 BB: 0 P: 14	R: 1 E: 0 K: 2 S: 10 H: 2 LOB: 1 BB: 0 P: 14	R: 0 E: 0 K: 0 S: 10 H: 0 LOB: 0 BB: 0 P: 12	R: 0 E: 0 K: 0 S: 7 H: 0 LOB: 0 BB: 0 P: 9	R: 1 E: 0 K: 1 S: 15 H: 3 LOB: 2 BB: 0 P: 23	R: 0 E: 0 K: 0 S: 8 H: 2 LOB: 2 BB: 1 P: 15	R: 1 E: 0 K: 1 S: 14 H: 2 LOB: 1 BB: 0 P: 15	1B: 10 2B: 1 3B: 0 HR: 1 SF: 1 SAC: 1 DP: 1 HBP: 0						

PITCHER		IP	WLS	BF	H	R	ER	SO	BB	IBB	HBP	BLK	WP	HR	S	P	ERA	WHIP
28 Paul Maholm, L ERA: 4.41	(1, 1)	7.0	L	29	8	3	3	7	0	0	0	0	1	1	73	100	3.86	1.143
38 Anthony Varvaro, R ERA: 2.72	(8, 1)	1.0		5	2	0	0	0	1	0	0	0	0	0	8	15	0.00	3.000
32 Scott Downs, L ERA: 2.51	(9, 1)	0.2		4	2	1	1	0	0	0	0	0	0	0	10	10	13.50	3.000
40 Kameron Loe, R ERA: 7.36	(9, 1)	0.1		1	0	0	0	1	0	0	0	0	0	0	4	5	0.00	0.000

PITCHER	IP	WLS	BF	H	R	ER	SO	BB	IBB	HBP	BLK	WP	HR	S	P	ERA	WHIP

TOP

Milwaukee Brewers @ Atlanta Braves

Turner Field, Atlanta, GA

Wed Sep 25 2013, 7:13 PM - 9:42 PM EDT

Att. 19,558 - Overcast - 64 F

livebaseballscorecards.com

AB	36
R	4
H	12
RBI	4
BB	1
SO	8
LOB	14

WP: 1 PA: 39
PB: 0
SB: 0
CS: 0

Milwaukee Brewers @ Atlanta Braves

Turner Field, Atlanta, GA

Wed Sep 25 2013, 7:13 PM - 9:42 PM EDT

Att. 19,558 - Overcast - 64 F

livebaseballscorecards.com

BOTTOM

Batter	1	2	3	4	5	6	7	8	9	AB	R	H	RBI	BB	SO	LOB
19 Andrelton Simmons, R (1, 6) OBP: 0.295, SLG: 0.396	F SI 89 X SL 84 0-1 24 FC6-4 1B		B SI 92 X SL 84 1-0 ③ G3			C CU 75 B SI 92 F SI 92 F CH 81 X SI 92 1-2 ③ P1			C SL 86 B SI 91 F SL 86 X CH 81 1-2 ② F8	4	0	1	0	0	0	0
8 Justin Upton, R (1, 9) OBP: 0.353, SLG: 0.459	C SL 85 F SI 91 1 SAFE F SL 84 B SI 90 C CH 81 1-3 ① K			X CH 80 0-0 ① G5-3			B SL 86 S CH 81 B SI 91 C SL 85 X CH 79 2-2 ① F9		B CH 81 C SI 90 X SI 92 1-1 ③ G3	4	0	0	0	0	1	1
5 Freddie Freeman, L (1, 3) OBP: 0.393, SLG: 0.500 26 Dan Uggla, R (1, 4) OBP: 0.308, SLG: 0.366	X SL 86 0-0 ② P4			B CU 75 X SL 86 1-0 ② P5			B CU 73 S SL 86 S CH 81 B CH 80 X SL 86 2-2 ② P4			0 3	0 0	0 0	0 0	0 0	0 0	0 1
24 Evan Gattis, R (1, 7) OBP: 0.286, SLG: 0.475	X CU 74 0-0 ③ FC6-4 1-2f			B CU 74 X SL 86 1-0 ③ G4-3			B CU 74 X SL 85 1-0 1B			3	0	1	0	0	0	1
16 Brian McCann, L (1, 2) OBP: 0.337, SLG: 0.462		C SI 90 B SI 90 X SL 86 1-1 ① P6			C CU 74 B SL 86 X SI 90 1-1 ① F8		B SL 85 F SI 91 B SI 90 S SL 85 X SL 85 2-2 ③ F8			3	0	0	0	0	0	1
23 Chris Johnson, R (1, 5) OBP: 0.361, SLG: 0.456 (1, 3)		C SL 84 C SL 84 S SL 84 0-3 ② K			F SL 85 F CH 81 B SI 91 F SL 84 X SI 91 1-2 ② G4-3			X SL 84 0-0 ① F9		3	0	0	0	0	1	0
30 Elliot Johnson, S (1, 4) OBP: 0.238, SLG: 0.270 (1, 5)		B SI 91 F CH 81 B CH 81 X SL 85 2-1 ③ G3			B CH 79 C SL 85 X CH 80 1-1 ③ G1-3			C CU 74 B SI 89 C SL 85 F CH 80 S FF 90 1-3 ② K		3	0	0	0	0	1	0
2 B.J. Upton, R (1, 8) OBP: 0.268, SLG: 0.289			X SI 90 0-0 ① F9			C SL 83 F SL 85 F CH 81 B SI 91 X CU 74 1-2 ① G4-3		C SI 91 S SL 86 T CH 80 0-2 ③ K		3	0	0	0	0	1	0
28 Paul Maholm, L (1, 1) OBP: 0.151, SLG: 0.173 38 Anthony Varvaro, R (8, 1) 32 Scott Downs, L (9, 1) 40 Kameron Loe, R (9, 1) 7 Reed Johnson, R (9, PH) OBP: 0.318, SLG: 0.356			C SI 91 C SL 84 X SL 84 0-2 ② G5-3			C SI 91 C CH 80 C SL 84 0-3 ② K			C SL 86 X CU 75 0-1 ① P4	2 0 0 0 1	0 0 0 0 0	0 0 0 0 0	0 0 0 0 0	0 0 0 0 0	1 0 0 0 0	0 0 0 0 0
Inning Stats	R: 0 E: 0 K: 1 S: 8 H: 1 LOB: 1 BB: 0 P: 9	R: 0 E: 0 K: 1 S: 7 H: 0 LOB: 0 BB: 0 P: 10	R: 0 E: 0 K: 0 S: 5 H: 0 LOB: 0 BB: 0 P: 6	R: 0 E: 0 K: 0 S: 3 H: 0 LOB: 0 BB: 0 P: 5	R: 0 E: 0 K: 0 S: 8 H: 0 LOB: 0 BB: 0 P: 11	R: 0 E: 0 K: 1 S: 11 H: 0 LOB: 0 BB: 0 P: 13	R: 0 E: 0 K: 0 S: 10 H: 1 LOB: 1 BB: 0 P: 17	R: 0 E: 0 K: 2 S: 8 H: 0 LOB: 0 BB: 0 P: 9	R: 0 E: 0 K: 0 S: 7 H: 0 LOB: 0 BB: 0 P: 9	1B: 2 2B: 0 3B: 0 HR: 0		SF: 0 SAC: 0 DP: 0 HBP: 0				

	AB	29
	R	0
	H	2
	RBI	0
	BB	0
	SO	5
	LOB	4

WP: 0 PA: 29
PB: 0
SB: 0
CS: 0

PITCHER		IP	WLS	BF	H	R	ER	SO	BB	IBB	HBP	BLK	WP	HR	S	P	ERA	WHIP
26 Kyle Lohse, R ERA: 3.35	(1, 1)	9.0	W	29	2	0	0	5	0	0	0	0	0	0	67	89	0.00	0.222

PITCHER	IP	WLS	BF	H	R	ER	SO	BB	IBB	HBP	BLK	WP	HR	S	P	ERA	WHIP

Batter	1	2	3	4	5	6	7	8	9	AB	R	H	RBI	BB	SO	LOB
16 César Hernández, S (1, 8) OBP: 0.333, SLG: 0.318	X SI 90 0-0 E4 18 FC6-5 11 1B	B SI 94 X SI 90 1-0 ③ G4-3			C SI 89 F SI 90 S FF 90 0-3 ① K		1 SAFE B SI 93 F SI 93 B CH 86 F SI 92 F SI 93 X CH 86 2-2 ① ② G1-3 1-2			4	0	0	0	0	1	3
11 Jimmy Rollins, S (1, 6) OBP: 0.321, SLG: 0.350	B SI 91 C SI 90 X FF 93 1-1 18 FC6-5 1-2 1B	C FF 90 B SI 92 X CH 82 1-1 18 G6-3 2B	B CH 81 1 SAFE 1 SAFE F CH 80 B SI 90 B SI 90 C SI 89 X SI 89 3-2 1-2 1B	X SI 93 0-0 ③ F9						4	0	3	0	0	0	0
9 Domonic Brown, L (1, 7) OBP: 0.323, SLG: 0.498	X SI 92 0-0 ① L8	B SI 92 B SI 92 X SI 91 2-0 ① L3	B CU 81 C CH 80 F CU 80 S SI 91 1-3 ② K			X SI 89 0-0 ① G3				4	0	0	0	0	1	5
18 Darin Ruf, R (1, 9) OBP: 0.354, SLG: 0.471	C FF 93 F FF 91 X SI 91 0-2 ② FC6-5 1-2 2-3f	B SI 92 C CU 81 S CU 81 X SI 90 1-2 ② G6-3 2-3	B FF 91 C SI 92 C SI 90 F FF 92 T CU 81 1-2 ③ K			B SL 85 C SL 86 B FF 90 F SI 91 F SI 90 X SI 90 2-2 ② G5-3				4	0	0	0	0	1	5
28 Kevin Frandsen, R (1, 3) OBP: 0.295, SLG: 0.341	X CU 81 0-0 ③ G5-3	C SI 91 X SI 91 0-1 ③ G1		X FF 91 0-0 ① G4-3		B FF 89 C SL 81 X CH 84 1-1 1B				4	0	1	0	0	0	3
25 Cody Asche, L (1, 5) OBP: 0.316, SLG: 0.409		C SI 90 B SI 92 B CH 80 B FF 90 X SI 89 3-1 13 G1-3 31 1B 50 G5-3 1B	C FF 91 B FF 90 B SI 90 C SI 90 C CU 81 2-3 ① K	C FF 91 B CH 80 S CH 82 B FF 91 B CH 80 X SI 91 3-2 ② G5-3		X SI 87 0-0 ③ G1-3				4	1	1	0	0	1	1
31 Erik Kratz, R (1, 2) OBP: 0.276, SLG: 0.371		B CU 81 B SI 92 C SI 92 X CH 81 2-1 50 G5-3 13 G1-3 1-2 1B	C CU 80 F FF 92 B FF 90 X FF 91 1-2 ② F9	B FF 90 B FF 91 X FF 91 2-0 2B					B SI 94 X SI 94 1-0 ① G6-3	4	0	2	0	0	0	0
13 Freddy Galvis, S (1, 4) OBP: 0.284, SLG: 0.388		C SI 92 B SI 90 F FF 92 X SI 92 1-2 ① G1-3 1-2 2-3	S SI 90 B SI 91 S CH 83 S SI 91 1-3 ③ K	F CH 80 X FF 91 0-1 ③ P6					C SI 94 B SI 94 X CH 81 1-1 ② G4-3	4	0	0	0	0	1	3
50 Tyler Cloyd, R OBP: 0.000, SLG: 0.000 (1, 1) 67 Mauricio Robles, L (2, 1) 12 Pete Orr, L OBP: 0.000, SLG: 0.000 (5, PH) 55 Joe Savery, L (6, 1) 30 Justin De Fratus, S (8, 1) 15 John Mayberry Jr., R OBP: 0.000, SLG: 0.000 (7, PH) 66 JC Ramírez, R (7, 1) B.J. Rosenberg, R (8, 1) 29 Cameron Rupp, R OBP: 0.000, SLG: 0.000 (9, PH)		C FF 91 X SI 90 0-1 ② G5-3 2-3 3-H	X FF 90 0-0 11 1B 1B			B SI 93 B SI 91 X FF 94 2-0 16 G1-3 1B		B SI 93 B SI 94 F SI 93 B CU 75 X SI 94 3-1 ③ L9	1 0 0 1 0 0 1 0 0 0 0 0 0 0 1 0 1 0 0 0 0 0 0 0 0 0 0 0 0 0 0 0 0 0 0 1 0 1 0 0 0 0 0 0 0 0 0 0 0 0 0 0 0 0 0 0 1 0 0 0 0 0 0							

Inning Stats										
	R: 0 E: 1 K: 0 S: 8	H: 1 LOB: 2 BB: 0 P: 9	R: 1 E: 0 K: 0 S: 10	H: 2 LOB: 1 BB: 0 P: 17	R: 0 E: 0 K: 0 S: 8	H: 1 LOB: 1 BB: 0 P: 12	R: 0 E: 0 K: 2 S: 9	H: 0 LOB: 0 BB: 0 P: 13	R: 0 E: 0 K: 3 S: 14	H: 2 LOB: 2 BB: 0 P: 19
	R: 0 E: 0 K: 0 S: 7	H: 1 LOB: 1 BB: 0 P: 12	R: 0 E: 0 K: 0 S: 6	H: 1 LOB: 0 BB: 0 P: 10	R: 0 E: 0 K: 0 S: 8	H: 1 LOB: 1 BB: 0 P: 11	R: 0 E: 0 K: 0 S: 5	H: 0 LOB: 0 BB: 0 P: 10	1B: 7 2B: 2 3B: 0 HR: 0	SF: 0 SAC: 0 DP: 0 HBP: 0

PITCHER		IP	WLS	BF	H	R	ER	SO	BB	IBB	HBP	BLK	WP	HR	S	P	ERA	WHIP
62 David Hale, R ERA: 0.82	(1, 1)	6.0	W	26	7	1	1	5	0	0	0	0	0	0	56	82	1.50	1.167
58 Alex Wood, L ERA: 3.16	(7, 1)	1.0		3	1	0	0	0	0	0	0	0	0	0	6	10	0.00	1.000
20 Luis Ayala, R ERA: 3.06	(8, 1)	1.0		4	1	0	0	0	0	0	0	0	0	0	8	11	0.00	1.000
43 Luis Avilán, L ERA: 1.55	(9, 1)	1.0		3	0	0	0	0	0	0	0	0	0	0	5	10	0.00	0.000

PITCHER	IP	WLS	BF	H	R	ER	SO	BB	IBB	HBP	BLK	WP	HR	S	P	ERA	WHIP

TOP

Philadelphia Phillies @ Atlanta Braves

Turner Field, Atlanta, GA

Thu Sep 26 2013, 7:11 PM - 10:15 PM EDT

Att. 27,858 - Partly Cloudy - 71 F

livebaseballscorecards.com

AB	36
R	1
H	9
RBI	1
BB	0
SO	5
LOB	21

WP: 0 PA: 36
PB: 0
SB: 0
CS: 0

BOTTOM

Philadelphia Phillies @ Atlanta Braves

Turner Field, Atlanta, GA

Thu Sep 26 2013, 7:11 PM - 10:15 PM EDT

Att. 27,858 - Partly Cloudy - 71 F

livebaseballscorecards.com

Batter	1	2	3	4	5	6	7	8	9	AB	R	H	RBI	BB	SO	LOB
22 Jason Heyward, L (1, 8) OBP: 0.349, SLG: 0.435	X FF 84 0-0 HR	C FF 86 B CU 77 X FC 85 1-1 5 BB 24 2B 2B	B SL 78 C SL 77 F FF 90 X SI 90 1-2 5 1B 2B		B FF 91 C SL 81 B SL 84 X FF 91 2-1 30 G6-3 2B		B FF 96 X FF 95 1-0 30 BB 1B			5	2	5	1	0	0	0
30 Elliot Johnson, S (1, 4) OBP: 0.245, SLG: 0.271	B FF 85 X SI 86 1-0 5 S 5 2B 1B	B FF 87 F FF 88 B FF 86 B CH 80 C FC 85 F FF 88 B FF 88 4-2 5 BB 24 2B BB	B FF 90 X SI 91 1-0 ② G5-3		B FF 91 S SL 82 X FF 91 1-1 ② G6-3 2-3		B FF 95 B FF 94 C FF 95 B SI 95 B FF 95 4-1 1-2 BB			3	2	1	0	2	0	2
5 Freddie Freeman, L (1, 3) OBP: 0.396, SLG: 0.503	B CU 75 B FC 84 S CH 80 F CH 81 F FC 84 B FC 84 F CH 80 X SI 85 3-2 24 E 1-H 2B	B CH 81 B CH 80 C FF 87 F FF 87 B CH 81 B FF 87 4-2 24 2B 1-2 2-3 BB	B SL 79 B FF 89 C FF 91 T SL 80 X FF 92 2-2 2-3 1B		B FF 92 B FF 91 S SL 83 S FF 91 B FF 91 F FF 92 B SL 84 4-2 24 FC4-6 BB		S SL 85 F SL 84 B FF 95 S FF 96 1-3 ③ K			3	1	2	1	2	1	2
24 Evan Gattis, R (1, 7) OBP: 0.287, SLG: 0.477 13 Jose Constanza, L (9, 7) OBP: 0.207, SLG: 0.207	S CH 81 D FC 84 X CH 80 1-1 E8 23 2B 2-H 1B	X FF 86 0-0 1-3 2-H 3-H 2B	D CH 83 S CH 83 F FF 90 B FF 91 F FF 91 D CH 82 F CH 83 X SI 81 3-2 ③ G5-3		X SL 82 0-0 ③ FC4-6 1-2f			B FF 96 X SL 84 1-0 ① G5-3		5 0	1 0	2 0	3 0	0 0	0 0	4 0
16 Brian McCann, L (1, 2) OBP: 0.336, SLG: 0.461 11 Gerald Laird, R (2, PH) OBP: 0.338, SLG: 0.336 (3, 2)	B FC 85 S CU 76 F FF 86 F FF 86 D CH 81 S CU 77 2-3 ① K	F FF 90 B CH 88 B FF 89 B SI 80 B SI 88 4-1 BB		B CH 88 B FF 88 B CH 85 C FF 88 B FF 87 4-1 23 F7 23 WP BB		F FF 94 B SL 85 S SL 84 B SL 84 X FF 95 2-2 ① P6		C FF 95 X FF 96 0-1 ② G4-3		1 2	0 0	0 0	0 0	0 2	1 0	1 0
23 Chris Johnson, R (1, 5) OBP: 0.360, SLG: 0.456 4 Paul Janish, R (9, 5) OBP: 0.222, SLG: 0.220	B FC 86 X CU 76 1-0 19 G4-3 17 1B 2-H 2B	B FF 88 F FF 89 S FF 90 C FF 91 1-3 ① K		C FF 89 B SI 81 S SI 82 F FF 90 F FF 91 B FF 92 X SI 82 2-2 ① F7 1-3		S FF 94 F FF 95 B FF 95 B SL 85 F FF 92 F FF 95 F SL 83 S SL 84 2-3 ② K		F FF 96 S SL 86 B FF 96 F SI 93 B CU 81 S SL 85 2-3 ③ K		5 0	1 0	1 0	1 0	0 0	3 0	4 0
19 Andrelton Simmons, R (1, 6) OBP: 0.293, SLG: 0.393	B SI 85 C FC 84 F CH 81 X FF 87 1-2 ② G4-3 2-3	B SI 81 S SI 82 F SI 81 F FF 91 F SI 92 F SL 80 X SI 82 1-2 ② P2		X SI 91 0-0 ② G6-3		C FF 92 X FF 94 0-1 ③ F7				4	0	0	0	0	0	5
17 Jordan Schafer, L (1, 9) OBP: 0.331, SLG: 0.346	B SI 88 D SI 87 B CH 81 C FF 86 C FF 88 F FF 88 F FC 86 F FC 84 3-2 X CU 76 3-H 1B	S SI 91 S FF 92 F FF 91 D SL 81 B FF 92 S SI 91 2-3 ③ K		F FF 91 C FF 91 B FF 92 F SI 90 F FF 91 F FF 91 F SL 80 S SL 80 1-3 ③ K			B FF 95 F FF 94 F SL 85 X FF 96 1-2 ① G1-3			4	0	1	1	0	2	4
62 David Hale, R (1, 1) 58 Alex Wood, R (7, 1) 7 Reed Johnson, R (7, PH) OBP: 0.315, SLG: 0.353 20 Luis Ayala, R (8, 1) 43 Luis Avilán, L (9, 1)	B FF 87 S FF 86 F FC 82 C FF 88 1-3 ③ K	B SI 90 C FF 85 C FH 87 C FF 90 1-3 ① K			C FF 89 C FF 90 F SL 82 B FF 90 F FF 90 S FF 92 1-3 ① K		B SL 84 C SL 84 X SL 85 1-1 ② F7			3 0 1 0 0	0 0 0 0 0	0 0 0 0 0	0 0 0 0 0	3 0 0 0 0	0 0 0 0 0	1 0 0 0 0
Inning Stats	R: 5 E: 1 K: 2 S: 27 H: 6 LOB: 1 BB: 0 P: 40	R: 2 E: 0 K: 2 S: 22 H: 2 LOB: 3 BB: 3 P: 39	R: 0 E: 0 K: 1 S: 15 H: 2 LOB: 2 BB: 0 P: 23	R: 0 E: 0 K: 1 S: 14 H: 0 LOB: 1 BB: 1 P: 21	R: 0 E: 0 K: 1 S: 13 H: 1 LOB: 2 BB: 1 P: 21	R: 0 E: 0 K: 1 S: 11 H: 0 LOB: 0 BB: 0 P: 15	R: 0 E: 0 K: 1 S: 10 H: 1 LOB: 2 BB: 1 P: 18	R: 0 E: 0 K: 1 S: 7 H: 0 LOB: 0 BB: 0 P: 10								

AB	36
R	7
H	12
RBI	7
BB	6
SO	10
LOB	23

1B: 5	SF: 0	WP: 1	PA: 42
2B: 6	SAC: 0	PB: 0	
3B: 0	DP: 0	SB: 1	
HR: 1	HBP: 0	CS: 0	

PITCHER		IP	WLS	BF	H	R	ER	SO	BB	IBB	HBP	BLK	WP	HR	S	P	ERA	WHIP
50 Tyler Cloyd, R ERA: 6.37	(1, 1)	1.0	L	13	8	7	7	2	2	0	0	0	0	1	35	57	63.00	10.000
67 Mauricio Robles, L ERA: 1.93	(2, 1)	3.0		13	2	0	0	4	2	0	0	0	1	0	43	66	0.00	1.333
55 Joe Savery, L ERA: 3.32	(5, 1)	1.0		5	1	0	0	1	1	0	0	0	0	0	13	21	0.00	2.000
30 Justin De Fratus, R ERA: 3.91	(6, 1)	1.0		3	0	0	0	1	0	0	0	0	0	0	11	15	0.00	0.000
66 JC Ramírez, R ERA: 7.48	(7, 1)	1.0		5	1	0	0	1	1	0	0	0	0	0	10	18	0.00	2.000

PITCHER		IP	WLS	BF	H	R	ER	SO	BB	IBB	HBP	BLK	WP	HR	S	P	ERA	WHIP
B.J. Rosenberg, R ERA: 4.82	(8, 1)	1.0		3	0	0	0	1	0	0	0	0	0	0	7	10	0.00	0.000

Batter	1	2	3	4	5	6	7	8	9	AB	R	H	RBI	BB	SO	LOB
16 César Hernández, S (1, 8) OBP: 0.331, SLG: 0.315	B FF 89 L CH 88 B CU 76 X FF 90 2-1 ① F9			S CH 82 B CU 76 S CH 83 X CU 78 1-2 ① F8		C SI 89 C CU 77 B CU 77 B SI 90 B CU 77 F SI 90 X CH 84 3-2 11 CS 1B			B FF 97 S FF 98 S KC 87 B KC 87 B FF 98 S FF 98 3-3 ③ K	4	0	1	0	0	1	0
11 Jimmy Rollins, S (1, 6) OBP: 0.320, SLG: 0.349	C CH 82 S CU 76 B FF 91 F CU 78 B CU 77 X CU 77 2-2 ② F7			C SI 90 S CU 78 F FF 90 B CU 76 C SI 90 1-3 ② K		1 SAFE B CH 83 B CU 77 2-0 ③ CS 1-2	B CH 80 F FF 88 X FF 88 1-1 ① F8			3	0	0	0	0	1	0
26 Chase Utley, L (1, 4) OBP: 0.349, SLG: 0.478	C SI 91 S CU 77 X CH 84 0-2 ③ L9			C CU 77 B CH 83 F CH 84 B CU 77 B FF 90 B CU 79 4-2 BB			F SI 89 X SI 89 0-1 51 G6-4-3 1B			2	0	1	0	1	0	0
51 Carlos Ruiz, R (1, 2) OBP: 0.320, SLG: 0.368		C FF 89 C CU 77 B CU 77 F CU 78 F CH 83 B CU 78 B SI 90 F FF 90 B CU 79 4-2 9 G4-6-3 BB		S CH 82 F CU 78 S CH 82 0-3 ③ K			B CU 76 1 SAFE F SI 88 B CU 77 F CH 82 F SI 89 1 SAFE 1 SAFE X SI 90 2-2 ②③ G6-4-3 1-2f			2	0	0	0	1	1	2
9 Domonic Brown, L (1, 7) OBP: 0.321, SLG: 0.495		C CH 83 D FF 90 B CH 83 X FF 89 2-1 ①② G4-6-3 1-2f			C CH 88 X FF 89 0-1 ① G1-3			B SI 88 X CH 81 1-0 ① G3-1		3	0	0	0	0	0	1
18 Darin Ruf, R (1, 3) OBP: 0.351, SLG: 0.466		B CU 78 C SI 90 S CH 83 B CU 78 S CH 84 2-3 ③ K			X CH 89 0-0 ② G6-3			S CH 82 B CU 83 S CU 78 B CU 78 S FF 90 2-3 ② K		3	0	0	0	0	2	0
25 Cody Asche, L (1, 5) OBP: 0.310, SLG: 0.401			B CH 88 B CH 82 X SI 90 2-0 ① F8		B FF 89 S CH 82 C CU 76 S CH 83 1-3 ③ K			S CU 77 B CH 82 S CH 84 S CU 78 1-3 ③ K		3	0	0	0	0	2	0
3 Roger Bernadina, L (1, 9) OBP: 0.250, SLG: 0.296			B CH 81 X CH 83 1-0 ② P6		B CH 81 C CH 88 C SI 88 X CH 82 1-2 ① G3-1				X FF 97 0-0 ① P5	3	0	0	0	0	0	0
33 Cliff Lee, L (1, 1) OBP: 0.210, SLG: 0.233 28 Kevin Frandsen, R (9, PH) OBP: 0.294, SLG: 0.340			S CH 89 C CU 77 B FF 90 C CH 83 1-3 ③ K		X CH 89 0-0 ② G3-1				C FF 98 C KC 86 S FF 98 0-3 ② K	2 1	0 0	0 0	0 0	0 0	1 1	0 0
Inning Stats	R: 0 E: 0 K: 0 S: 9 H: 0 LOB: 0 BB: 0 P: 13	R: 0 E: 0 K: 1 S: 10 H: 0 LOB: 0 BB: 1 P: 18	R: 0 E: 0 K: 1 S: 5 H: 0 LOB: 0 BB: 0 P: 9	R: 0 E: 0 K: 2 S: 12 H: 0 LOB: 1 BB: 1 P: 18	R: 0 E: 0 K: 1 S: 6 H: 0 LOB: 0 BB: 0 P: 7	R: 0 E: 0 K: 0 S: 8 H: 1 LOB: 0 BB: 0 P: 14	R: 0 E: 0 K: 0 S: 8 H: 1 LOB: 0 BB: 0 P: 11	R: 0 E: 0 K: 2 S: 7 H: 0 LOB: 0 BB: 0 P: 11	R: 0 E: 0 K: 2 S: 7 H: 0 LOB: 0 BB: 0 P: 10	1B: 2 2B: 0 3B: 0 HR: 0 SF: 0 SAC: 0 DP: 2 HBP: 0						

PITCHER	IP	WLS	BF	H	R	ER	SO	BB	IBB	HBP	BLK	WP	HR	S	P	ERA	WHIP
54 Kris Medlen, R (1, 1) ERA: 3.11	8.0	W	25	2	0	0	7	2	0	0	0	0	0	65	101	0.00	0.500
46 Craig Kimbrel, R (9, 1) ERA: 1.23	1.0	S	3	0	0	0	2	0	0	0	0	0	0	7	10	0.00	0.000

PITCHER	IP	WLS	BF	H	R	ER	SO	BB	IBB	HBP	BLK	WP	HR	S	P	ERA	WHIP

TOP

Philadelphia Phillies @ Atlanta Braves

Turner Field, Atlanta, GA

Fri Sep 27 2013, 7:37 PM - 9:43 PM EDT

Att. 38,711 - Clear - 71 F

livebaseballscorecards.com

AB	26
R	0
H	2
RBI	0
BB	2
SO	9
LOB	3

BOTTOM

Philadelphia Phillies @ Atlanta Braves

Turner Field, Atlanta, GA

Fri Sep 27 2013, 7:37 PM - 9:43 PM EDT

Att. 38,711 - Clear - 71 F

livebaseballscorecards.com

Batter	1	2	3	4	5	6	7	8	9	AB	R	H	RBI	BB	SO	LOB
22 Jason Heyward, L (1, 8) (7, 9) OBP: 0.347, SLG: 0.432	F SI 90 B SL 82 X FF 91 1-1 ① L8		C SI 92 B SI 91 C SI 92 S CH 85 1-3 ② K			C SI 91 S CU 75 S CH 85 0-3 ② K				3	0	0	0	0	2	0
7 Reed Johnson, R (1, 7) OBP: 0.308, SLG: 0.344 2 B.J. Upton, R (7, 8) OBP: 0.268, SLG: 0.289	B SI 91 F SI 91 S FC 88 X FC 89 1-2 ② F9		X SI 92 0-0 ③ G4-3			B CH 86 F CH 86 B FC 87 S SI 91 S FC 88 2-3 ③ K				3	0	0	0	0	1	0
										0	0	0	0	0	0	0
8 Justin Upton, R (1, 9) (7, 7) OBP: 0.351, SLG: 0.456	X FC 87 0-0 ③ G5-3			C CH 85 C SI 91 B FC 88 F FC 89 F CU 75 B CH 86 S CH 86 2-3 ① K			B FC 86 C SI 91 B FC 88 F CH 84 F SI 92 B SI 92 X SI 92 3-2 ① G4-3			3	0	0	0	0	1	0
5 Freddie Freeman, L (1, 3) OBP: 0.396, SLG: 0.502		C CH 84 C SI 92 B CH 85 X FC 89 1-2 19 23 1B G1-4-3 1B		B SI 91 F SI 91 F CH 86 F CU 75 T SI 93 1-2 ② K			B CH 85 B SI 90 F CH 84 C FC 88 C FC 88 2-3 ② K			3	0	1	0	0	2	0
24 Evan Gattis, R (1, 2) OBP: 0.285, SLG: 0.472		B FF 89 C SI 92 S CU 76 F SI 92 T CH 84 1-2 ① K		F SI 92 T SI 92 S CU 76 0-3 ③ K2-3			F CU 74 B CH 86 B SI 92 C SI 91 F FC 88 B SI 91 F SI 91 X CH 84 3-2 ③ F8			3	0	0	0	0	2	1
23 Chris Johnson, R (1, 5) OBP: 0.360, SLG: 0.461 4 Paul Janish, R (9, 5) OBP: 0.222, SLG: 0.220		B CH 84 C SI 90 X SI 91 1-1 ② G1-4-3 1-2			C CH 85 S CU 73 F SL 82 B FF 91 B FC 88 B SI 92 S CH 86 3-3 ① K			C FC 86 F SI 91 X SL 84 0-2 HR		3	1	1	1	0	1	1
										0	0	0	0	0	0	0
19 Andrelton Simmons, R (1, 6) OBP: 0.293, SLG: 0.393		C CH 85 C CH 85 F CU 75 X CU 74 0-2 2-3 1B			C CH 84 S CU 74 S CU 76 0-3 ② K			B FC 86 B CH 84 X SI 90 2-0 ① G5-3		3	0	1	0	0	1	0
26 Dan Uggla, R (1, 4) OBP: 0.306, SLG: 0.363		B FC 86 F SL 82 B SI 91 B CU 73 C CH 85 C SI 91 3-3 ③ K			S CH 86 F SI 92 F CU 76 B SI 92 F CH 85 C FC 89 1-3 ③ K			C FC 87 F SI 91 C SI 92 0-3 ② K		3	0	0	0	0	3	2
54 Kris Medlen, S (1, 1) OBP: 0.217, SLG: 0.255 30 Elliot Johnson, S (8, PH) OBP: 0.244, SLG: 0.270 46 Craig Kimbrel, R (9, 1)			B SI 90 C SI 91 S SI 91 B FC 89 X SI 92 2-2 ① F8			X SI 92 0-0 ① F9		B CH 85 X SI 91 1-0 ③ F9		2	0	0	0	0	0	0
										1	0	0	0	0	0	0
										0	0	0	0	0	0	0

Inning Stats										
	R: 0	H: 0	R: 0	H: 2	R: 0	H: 0	R: 0	H: 0	R: 0	H: 0
	E: 0	LOB: 0	E: 0	LOB: 2	E: 0	LOB: 0	E: 0	LOB: 0	E: 0	LOB: 0
	K: 0	BB: 0	K: 2	BB: 0	K: 1	BB: 0	K: 3	BB: 0	K: 3	BB: 0
	S: 6	P: 8	S: 16	P: 22	S: 7	P: 10	S: 12	P: 15	S: 12	P: 16

Inning Stats									
	R: 0	H: 0	R: 0	H: 0	R: 1	H: 1	1B: 2	SF: 0	WP: 0	PA: 27
	E: 0	LOB: 0	E: 0	LOB: 0	E: 0	LOB: 0	2B: 0	SAC: 0	PB: 0	
	K: 2	BB: 0	K: 1	BB: 0	K: 1	BB: 0	3B: 0	DP: 0	SB: 0	
	S: 7	P: 9	S: 12	P: 20	S: 8	P: 11	HR: 1	HBP: 0	CS: 0	

PITCHER	IP	WLS	BF	H	R	ER	SO	BB	IBB	HBP	BLK	WP	HR	S	P	ERA	WHIP
33 Cliff Lee, L (1, 1) ERA: 2.87	8.0	L	27	3	1	1	13	0	0	0	0	0	1	80	111	1.12	0.375

PITCHER	IP	WLS	BF	H	R	ER	SO	BB	IBB	HBP	BLK	WP	HR	S	P	ERA	WHIP

AB	27
R	1
H	3
RBI	1
BB	0
SO	13
LOB	4

Philadelphia Phillies @ Atlanta Braves

Turner Field, Atlanta, GA

Sat Sep 28 2013, 7:13 PM - 10:43 PM EDT

Att. 38,171 - Partly Cloudy - 70 F

TOP

livebaseballscorecards.com

Batter	1	2	3	4	5	6	7	8	9	AB	R	H	RBI	BB	SO	LOB
16 César Hernández, S (1, 8) OBP: 0.349, SLG: 0.336	X FF 90 0-0 11 2B 29 1B 1B	B SI 92 C SI 90 X CH 84 1-1 1B		B SI 91 B FF 92 C SI 92 C SI 90 X SL 86 2-2 ③ G4-3			B FF 95 F FF 96 X FF 95 1-1 11 WP 11 E 1B	X FF 94 0-0 26 1B 1-2 2-3 1B		5	2	4	0	0	0	0
11 Jimmy Rollins, S (1, 6) OBP: 0.320, SLG: 0.351	X FF 90 0-0 29 1B 1-3 2B	X CH 84 0-0 ③ P5			C SL 85 B KC 78 B FF 92 X FF 92 2-1 ① F8		C SL 85 1 SAFE F FF 96 B FF 96 1 SAFE B CH 86 X FF 97 2-2 E7 26 E 9 1B 1-H 1B	C FF 89 D CU 81 D CU 81 F FF 96 S FF 97 2-3 ② K		5	2	2	0	0	1	4
26 Chase Utley, L (1, 4) OBP: 0.347, SLG: 0.475	X FF 92 0-0 ① P5		C FF 91 B KC 80 X FF 91 1-1 ① G6-3		B SL 86 B SL 86 B FF 92 C FF 92 X FF 92 3-1 ② G4-3		D FF 95 C FF 96 1 SAFE B SL 85 F SL 85 F FF 95 D SL 84 F SL 84 S FF 96 3-3 ① K 1-3	B SI 94 B CH 86 S SI 94 B SI 95 X SI 94 3-1 1-2 2-3 3-H 1B		5	0	1	1	0	1	3
18 Darin Ruf, R (1, 3) OBP: 0.348, SLG: 0.458	C SL 86 D KC 80 B SI 92 S SL 86 D KC 82 C FF 92 3-3 ② K		C SI 91 F CH 85 B FF 91 B KC 81 C SL 85 2-3 ② K		F KC 81 B FF 91 B FF 91 B CH 85 B SI 90 4-1 9 E BB		B SL 85 D SL 86 B FF 94 C FF 96 F FF 94 T FF 96 3-2 ② K	T CH 86 F SI 94 D KC 81 T SI 94 1-2 ③ K		4	0	0	0	1	4	6
9 Domonic Brown, L (1, 7) OBP: 0.324, SLG: 0.495	B SL 87 C SL 86 S KC 81 D KC 82 B FF 92 F SL 86 B FF 94 4-2 29 1B BB	X SL 86 0-0 29 BB 1B			B FF 92 1 SAFE F FF 92 B KC 81 F SL 85 X SI 90 2-2 E5 1-3		B CU 74 S SI 88 B SI 88 S SI 89 F SI 90 X CU 75 2-2 29 FC6 3-H 1B		B SI 90 B FF 88 X SI 90 2-0 ① F8	4	0	2	1	1	0	1
29 Cameron Rupp, R (1, 2) OBP: 0.357, SLG: 0.385	C SL 86 D KC 82 X FF 92 1-1 1-3 2-H 3-H 1B		F FF 91 D KC 80 B CH 84 B CH 86 F FF 92 B SL 85 4-2 1-2 BB		S SL 85 F SI 90 D KC 80 S CH 86 1-3 ③ K		X SI 89 0-0 ③ FC6 1-2f		X SI 91 0-0 25 G4-3 2B	4	0	2	2	1	1	3
25 Cody Asche, L (1, 5) OBP: 0.302, SLG: 0.389	C FF 93 B FF 92 F SL 86 F KC 81 C SI 91 1-3 ③ K		C FF 92 B SI 92 S KC 81 F FF 93 S KC 82 1-3 ③ K			S SL 85 S KC 79 B KC 80 B SI 91 B SI 89 F FF 91 F SL 86 X FF 91 3-2 ① F8		F FF 93 B CU 76 S CH 86 B CU 80 X FF 94 2-2 ① F7	B SI 90 X SI 85 1-0 ② G4-3 2-3	5	0	0	0	0	2	5
15 John Mayberry Jr., R (1, 9) OBP: 0.287, SLG: 0.392		B FF 91 B CH 84 X FF 90 2-0 ① F8		B CH 84 C FF 91 B KC 81 C SI 91 B SI 91 S CH 85 3-3 ① K		C FF 90 B FF 92 X SL 84 1-1 ② F9		C FF 94 X FF 94 0-1 16 1B 28 1B 26 1B 1B	C SI 91 B SI 91 C FF 91 F SI 92 X SL 82 1-2 ③ G5-3	5	1	1	0	0	1	1
49 Ethan Martin, R (1, 1) 22 Casper Wells, R (4, PH) DEF: LF-RF, BLK: 1-3 Luis Garcia, R (4, 1) 7 Michael Martinez, S (5, PH) DEF: 2-1SS, BLK: 1-3B 40 Michael Stutes, R (5, 1) 63 Jake Diekman, R (7, 1) 28 Kevin Frandsen, R (8, PH) DEF: 3-2-RF, BLK: 1-3 B.J. Rosenberg, R (8, 1) 58 Jonathan Papelbon, R (9, 1)		B FF 91 C FF 92 B FF 91 B FF 90 X SI 90 3-1 ② G3		B FF 93 X SL 85 1-0 ② G6-3		X FF 92 0-0 ③ G6-3		C FF 92 S CH 86 X FF 95 0-2 26 1B 16 1B 1-2 1B		1 0 0 0 0 0 0 1 0 0 0 0 0 0 0 0 0 0 0 0 0 1 0 0 0 0 0 0 0 0 0 0 0 0 0 0 0 0 0 0 0 0 1 0 1 0 0 0 0 0 0 0 0 0 0 0 0 0 0 0 0 0 0						

Inning Stats	1	2	3	4	5	6	7	8	9
	R: 2 E: 0 K: 2 S: 15	H: 3 LOB: 2 BB: 1 P: 24	R: 0 E: 0 K: 0 S: 6	H: 1 LOB: 1 BB: 0 P: 12	R: 0 E: 0 K: 2 S: 12	H: 1 LOB: 2 BB: 1 P: 20	R: 0 E: 0 K: 1 S: 7	H: 0 LOB: 0 BB: 0 P: 13	R: 0 E: 1 K: 1 S: 11	H: 0 LOB: 2 BB: 1 P: 23	R: 0 E: 0 K: 0 S: 8	H: 0 LOB: 0 BB: 0 P: 12	R: 2 E: 2 K: 2 S: 18	H: 3 LOB: 1 BB: 0 P: 29	R: 1 E: 0 K: 2 S: 17	H: 4 LOB: 3 BB: 0 P: 25	R: 0 E: 0 K: 0 S: 7	H: 1 LOB: 1 BB: 0 P: 11

1B: 11 2B: 2 3B: 0 HR: 0	SF: 0 SAC: 0 DP: 0 HBP: 0	WP: 1 PB: 0 SB: 0 CS: 0	PA: 44
---	---	---	---

	AB	41
	R	5
	H	13
	RBI	4
	BB	3
	SO	10
	LOB	23

PITCHER		IP	WLS	BF	H	R	ER	SO	BB	IBB	HBP	BLK	WP	HR	S	P	ERA	WHIP
36 Mike Minor, L ERA: 3.21	(1, 1)	6.0	L	27	5	2	2	6	3	0	0	0	0	0	59	104	3.00	1.333
52 Jordan Walden, R ERA: 3.45	(7, 1)	0.2		4	2	2	1	2	0	0	0	0	1	0	13	22	13.50	3.000
32 Scott Downs, L ERA: 2.49	(7, 1)	0.1		2	1	0	0	0	0	0	0	0	0	0	5	7	0.00	3.000
38 Anthony Varvaro, R ERA: 2.82	(8, 1)	0.2		5	3	1	1	1	0	0	0	0	0	0	12	16	13.50	4.500
58 Alex Wood, L ERA: 3.14	(8, 1)	0.1		2	1	0	0	1	0	0	0	0	0	0	5	9	0.00	3.000

PITCHER		IP	WLS	BF	H	R	ER	SO	BB	IBB	HBP	BLK	WP	HR	S	P	ERA	WHIP
40 Kameron Loe, R ERA: 7.09	(9, 1)	1.0		4	1	0	0	0	0	0	0	0	0	0	7	11	0.00	1.000

Philadelphia Phillies @ Atlanta Braves

Turner Field, Atlanta, GA

Sat Sep 28 2013, 7:13 PM - 10:43 PM EDT

Att. 38,171 - Partly Cloudy - 70 F

livebaseballscorecards.com

Batter	1	2	3	4	5	6	7	8	9	AB	R	H	RBI	BB	SO	LOB
22 Jason Heyward, L (1, 8) OBP: 0.350, SLG: 0.431	F FF 95 B FF 95 B FF 96 X FF 96 2-1 8 1B 5 SF8 1B		B FF 95 C FF 94 B CH 86 B FF 95 B FF 95 4-1 8 1B BB		C SL 82 F FF 95 B FF 95 B SL 83 F FF 95 B SL 82 X SL 82 3-2 ② G4-3		B SI 97 C SL 86 B SL 87 B SI 97 B SI 97 4-1 BB		B FF 90 X FF 90 1-0 ② P2	3	1	1	0	2	0	2
8 Justin Upton, R (1, 9) OBP: 0.355, SLG: 0.467	F FF 94 1 SAFE B SL 88 X SL 84 1-1 24 S 1-3 1B		B CU 76 X FF 93 1-0 1-2 1B		B SL 84 X FF 93 1-0 2B		1 SAFE C SI 97 S SL 86 1 SAFE S SL 86 0-3 ③ K		D FS 85 C SL 74 F SL 75 D FS 85 X SL 74 2-2 1-H 2-H HR	5	1	4	3	0	1	1
5 Freddie Freeman, L (1, 3) OBP: 0.396, SLG: 0.502	C CU 75 B FF 89 X FF 95 1-1 ① SF8 3-H		S FF 95 B CH 88 D CH 88 T FF 94 B SL 87 S SL 84 3-3 ② K		B FF 95 S FF 94 B SL 83 S SL 84 S FF 95 2-3 ③ K			S SL 84 B FF 95 B SL 85 X SI 93 2-1 23 G5-3 24 1B 1B	B FS 86 X FF 90 1-0 24 BB 1B	4	0	2	1	0	2	3
24 Evan Gattis, R (1, 7) OBP: 0.286, SLG: 0.470 2 B.J. Upton, R (9, PR) OBP: 0.268, SLG: 0.289	B SL 86 B FF 95 F FF 96 F FF 96 B FF 95 X SL 87 3-2 ② P4 1-2		B CU 77 X FF 95 1-0 ③ F8			B SL 82 F FF 88 F SL 78 B SL 81 X SL 77 2-2 ① P5		B FF 95 C FF 96 C FF 96 D SL 86 F FF 95 D CU 80 X FF 94 3-2 23 G5-3 1-2 1B	B FF 91 F FF 92 C FF 91 B SL 75 F FF 90 B FF 91 B FF 91 4-2 1-2 BB	4 0	0 0	1 0	0 0	1 0	0 0	3 0
23 Chris Johnson, R (1, 5) OBP: 0.358, SLG: 0.457	C SL 85 D SL 85 B FF 95 F SL 84 F FF 96 S CH 87 2-3 ③ K			C FF 94 S SL 83 B SL 84 B FF 97 F SL 83 B SL 83 X FF 96 3-2 ① G5-3		B SL 76 B FF 88 B SL 79 B FF 87 4-0 BB		F FF 96 B SI 95 D CH 85 X FF 94 2-1 ①② G5-3 1-2 2-3f	C FF 90 F FF 90 F FF 91 D FS 84 X FF 90 1-2 ③ G6-3	4	0	0	0	1	1	5
11 Gerald Laird, R (1, 2) OBP: 0.343, SLG: 0.350		B FF 94 B FF 94 X FF 94 2-0 19 G6-4-3 1B		C FF 94 B FF 94 F SL 83 B SL 84 B FF 96 X FF 95 3-2 19 F8 2B		C FF 88 S FF 88 X SL 77 0-2 ② P6		S SL 84 F SI 92 D SL 85 D SL 82 F FF 94 F FF 95 S FF 96 2-3 ③ K		4	0	2	0	0	1	2
19 Andrelton Simmons, R (1, 6) OBP: 0.292, SLG: 0.390		B FF 94 D FF 95 F FF 94 D SL 86 X FF 95 3-1 ①② G6-4-3 1-2f		F FF 97 B SI 95 D SL 83 X FF 97 2-1 ② F8 2-3		D SL 78 C FF 88 B SL 81 1 SAFE X SL 87 2-1 ③ F7			L FF 89 F SL 73 F FF 90 S SL 75 0-3 ① K	4	0	0	0	0	1	3
30 Elliot Johnson, S (1, 4) OBP: 0.248, SLG: 0.271		B FF 95 C FF 94 F CH 87 X CU 77 1-2 ③ G1-3		S SL 83 C SL 82 B SI 95 B SL 84 D SL 84 C FF 95 3-3 ③ K			C SI 98 B SI 97 C SI 98 F SL 87 B SL 87 F SI 98 B SI 98 B SI 98 4-2 7 G6-4-3 BB		C FF 90 B FS 85 S FS 85 X FF 90 1-2 13 1B 8 HR 1B	3	1	1	0	1	1	1
36 Mike Minor, R (1, 1) OBP: 0.190, SLG: 0.230 52 Jordan Walden, R (7, 1) 32 Scott Downs, L (7, 1) 7 Reed Johnson, R (7, PH) OBP: 0.306, SLG: 0.341 38 Anthony Varvaro, R (8, 1) 58 Alex Wood, R (8, 1) 40 Kameron Loe, R (9, 1) 13 Jose Constanza, L (9, PH) OBP: 0.233, SLG: 0.233			B FF 92 C FF 92 B FF 93 S FF 93 B FF 93 F FF 93 X FF 94 3-2 ① L4		B FF 93 C FF 92 B FF 93 C FF 94 B SL 82 S FF 94 3-3 ① K		B SI 97 X SI 96 1-0 ①② G6-4-3 1-2f		B FF 91 C FF 91 X SL 76 1-1 8 HR 1-2 1B	2 0 0 1 0 0 0 1	0 0 0 0 0 0 0 1	0 0 0 0 0 0 0 1	0 0 0 0 0 0 0 1	0 0 0 0 0 0 0 0	1 0 0 0 0 0 0 0	0 0 0 1 0 0 0 0
Inning Stats	R: 1 E: 0 K: 1 S: 13 H: 2 LOB: 1 BB: 0 P: 22	R: 0 E: 0 K: 0 S: 6 H: 1 LOB: 0 BB: 0 P: 12	R: 0 E: 0 K: 1 S: 10 H: 1 LOB: 2 BB: 1 P: 22	R: 0 E: 0 K: 1 S: 12 H: 1 LOB: 1 BB: 0 P: 23	R: 0 E: 0 K: 2 S: 11 H: 1 LOB: 1 BB: 0 P: 20	R: 0 E: 0 K: 1 S: 8 H: 0 LOB: 1 BB: 1 P: 16	R: 0 E: 0 K: 1 S: 9 H: 0 LOB: 1 BB: 2 P: 18	R: 0 E: 0 K: 1 S: 14 H: 2 LOB: 1 BB: 0 P: 23	R: 3 E: 0 K: 1 S: 21 H: 4 LOB: 2 BB: 1 P: 32	1B: 9 2B: 2 3B: 0 HR: 1	SF: 1 SAC: 0 DP: 3 HBP: 0						

BOTTOM

AB	35
R	4
H	12
RBI	4
BB	5
SO	8
LOB	21

		WP: 0	PA: 41
		PB: 0	
		SB: 1	
		CS: 0	

PITCHER		IP	WLS	BF	H	R	ER	SO	BB	IBB	HBP	BLK	WP	HR	S	P	ERA	WHIP
49 Ethan Martin, R ERA: 6.08	(1, 1)	3.0		13	4	1	1	2	1	0	0	0	0	0	29	56	3.00	1.667
Luis García, R ERA: 3.73	(4, 1)	2.0	W	8	2	0	0	3	0	0	0	0	0	0	23	43	0.00	1.000
40 Michael Stutes, R ERA: 4.58	(6, 1)	1.0	H	4	0	0	0	0	1	0	0	0	0	0	8	16	0.00	1.000
63 Jake Diekman, L ERA: 2.58	(7, 1)	1.0	H	4	0	0	0	1	2	0	0	0	0	0	9	18	0.00	2.000
B.J. Rosenberg, R ERA: 4.58	(8, 1)	1.0		4	2	0	0	1	0	0	0	0	0	0	14	23	0.00	2.000

PITCHER		IP	WLS	BF	H	R	ER	SO	BB	IBB	HBP	BLK	WP	HR	S	P	ERA	WHIP
58 Jonathan Papelbon, R ERA: 2.92	(9, 1)	1.0		8	4	3	3	1	1	0	0	0	0	1	21	32	27.00	5.000

Batter	1	2	3	4	5	6	7	8	9	AB	R	H	RBI	BB	SO	LOB
16 César Hernández, S (1, 8) OBP: 0.344, SLG: 0.331	C FF 92 B CU 75 F FF 92 B SL 82 X CU 74 2-2 ① F7		S CH 84 B FF 93 S FF 92 X CH 85 1-2 ②③ L3 1-1		L FF 91 B FF 92 C CU 74 S SL 81 1-3 ② K		B SL 85 S SL 86 X SL 85 1-1 1-3 3-H 1B		F FF 98 B KC 86 C KC 86 B KC 87 X FF 98 2-2 ③ F7 1-2	5	0	1	1	0	1	2
11 Jimmy Rollins, S (1, 6) OBP: 0.318, SLG: 0.348	X FF 91 0-0 ② F9			B CH 82 X FF 92 1-0 ① F8	B CH 84 B SL 82 X SI 89 2-0 ③ F8		C SI 93 C SI 93 S SI 94 0-3 ③ K			4	0	0	0	0	1	2
26 Chase Utley, L (1, 4) OBP: 0.348, SLG: 0.475	B FF 92 X FF 91 1-0 ③ G3-1			C FF 92 B CH 82 S CU 75 F FF 94 F SL 83 B CU 69 X SI 90 2-2 9 28 1B 1B		C SI 93 X CU 75 0-1 9 G6-4-3 1B		B FF 96 S FF 96 C SL 86 F FF 95 X FF 97 1-2 ① G4-3		4	1	2	0	0	0	0
9 Domonic Brown, L (1, 7) OBP: 0.324, SLG: 0.494 30 Justin De Fratus, S (6, 1) 55 Joe Savery, L (7, 1) 15 John Mayberry Jr., R (8, PH) OBP: 0.286, SLG: 0.391 50 Tyler Cloyd, R (8, 1) OBP: 0.200, SLG: 0.167		B SL 79 B FF 90 S FF 91 X SI 89 2-1 ① P6		X SI 91 0-0 28 31 HR 1B 1-2		B SI 92 B SI 92 F SI 93 F SI 92 B SI 93 F SI 93 X SI 93 3-2 ①② G6-4-3 1-2f		B FF 96 X FF 96 1-0 E4		3 0 0 1 0	1 0 0 0 0	1 0 0 0 0	0 0 0 0 0	0 0 0 0 0	0 0 0 0 0	1 0 0 0 0
28 Kevin Frandsen, R (1, 3) OBP: 0.296, SLG: 0.341		B FF 91 L FF 90 S SL 82 B FF 92 X CU 72 2-2 ② G5-3		S SL 83 S SL 83 B SL 83 X FF 94 1-2 31 HR 1B 1-2 2-H		B CU 74 S CH 85 B CH 82 X SI 94 2-1 ③ P4		S SL 86 C SL 84 S SL 85 0-3 ② K		4	1	1	1	0	1	1
25 Cody Asche, L (1, 5) OBP: 0.302, SLG: 0.389 13 Freddy Galvis, S (1, 5) OBP: 0.283, SLG: 0.385		X FF 92 0-0 1B		D SI 92 F SL 83 X CU 75 1-1 ② F8			C CH 87 X SL 84 0-1 ① P4	F FF 96 F FF 96 F FF 97 D SL 88 S SL 86 1-3 ③ K		0 4	0 0	0 1	0 0	0 0	0 1	0 3
31 Erik Kratz, R (1, 2) OBP: 0.280, SLG: 0.386		C SL 82 1 SAFE B FF 94 C FF 92 C FF 94 1-3 ③ K		F SL 81 B SL 83 C SI 91 X SL 82 1-2 1-H 2-H HR			B SI 89 B SI 90 B FF 90 C SI 90 F SI 90 F FF 90 B CU 76 4-2 7 3 F9 1B 16 1B BB		B FF 97 B FF 97 F FF 96 C FF 97 B KC 85 F FF 98 X FF 97 3-2 ① F7	3	2	1	3	1	1	1
3 Roger Bernadina, L (1, 9) OBP: 0.250, SLG: 0.295			C CH 81 B CU 68 S CU 75 S FF 93 1-3 ① K	B CH 83 X SI 90 1-0 ③ G3-1			B CH 83 X SL 86 1-0 16 1B 1-2 1B		B FF 98 B FF 97 F FF 95 B FF 98 X FF 96 3-1 ② P5	4	0	1	0	0	1	0
45 Zach Miner, R (1, 1) OBP: 0.333, SLG: 0.333 66 JC Ramírez, R (3, 1) 56 Cesar Jimenez, L (5, 1) 7 Michael Martinez, S (6, 7) OBP: 0.175, SLG: 0.175			F FF 92 X FF 92 0-1 16 L3 1B		S FF 90 S SL 80 B SL 80 X SI 90 1-2 ① F8		B SL 86 B FF 91 X SI 90 2-0 ② F9 2-3		B KC 83 X FF 96 1-0 16 DI 1B	1 1 0 2	0 0 0 0	1 0 0 1	0 0 0 0	0 0 0 0	0 0 0 0	0 0 0 2
Inning Stats	R: 0 E: 0 K: 0 S: 5 H: 0 LOB: 0 BB: 0 P: 8	R: 0 E: 0 K: 1 S: 9 H: 1 LOB: 1 BB: 0 P: 14	R: 0 E: 0 K: 1 S: 8 H: 1 LOB: 0 BB: 0 P: 10	R: 4 E: 0 K: 0 S: 16 H: 4 LOB: 0 BB: 0 P: 23	R: 0 E: 0 K: 1 S: 7 H: 0 LOB: 0 BB: 0 P: 11	R: 0 E: 0 K: 0 S: 8 H: 1 LOB: 0 BB: 0 P: 13	R: 1 E: 0 K: 1 S: 12 H: 2 LOB: 2 BB: 1 P: 20	R: 0 E: 1 K: 2 S: 12 H: 0 LOB: 1 BB: 0 P: 15	R: 0 E: 0 K: 0 S: 10 H: 1 LOB: 1 BB: 0 P: 19	1B: 9 2B: 1 3B: 0 HR: 1 SF: 0 SAC: 0 DP: 2 HBP: 0						

PITCHER		IP	WLS	BF	H	R	ER	SO	BB	IBB	HBP	BLK	WP	HR	S	P	ERA	WHIP
49 Julio Teheran, R ERA: 3.2	(1, 1)	5.0	W	20	6	4	4	3	0	0	0	0	0	1	45	66	7.20	1.200
43 Luis Avilán, L ERA: 1.52	(6, 1)	1.0	H	3	1	0	0	0	0	0	0	0	0	0	8	13	0.00	1.000
20 Luis Ayala, R ERA: 3.27	(7, 1)	0.2		5	2	1	1	0	1	0	0	0	0	0	9	17	13.50	4.500
58 Alex Wood, L ERA: 3.13	(7, 1)	0.1		1	0	0	0	1	0	0	0	0	0	0	3	3	0.00	0.000
48 David Carpenter, R ERA: 1.78	(8, 1)	1.0		4	0	0	0	2	0	0	0	0	0	0	12	15	0.00	0.000

PITCHER		IP	WLS	BF	H	R	ER	SO	BB	IBB	HBP	BLK	WP	HR	S	P	ERA	WHIP
46 Craig Kimbrel, R ERA: 1.21	(9, 1)	1.0		4	1	0	0	0	0	0	0	0	0	0	10	19	0.00	1.000

TOP

Philadelphia Phillies @ Atlanta Braves

Turner Field, Atlanta, GA

Sun Sep 29 2013, 1:40 PM - 5:05 PM EDT

Att. 42,194 - Partly Cloudy - 73 F

livebaseballscorecards.com

AB	36
R	5
H	10
RBI	5
BB	1
SO	6
LOB	12

Batter	1	2	3	4	5	6	7	8	9	AB	R	H	RBI	BB	SO	LOB
22 Jason Heyward, L (1, 8) (8, 9) OBP: 0.349, SLG: 0.427	B FF 90 B FF 90 B SI 90 C SI 87 B SL 88 4-1 8 1B 5 1B BB	C SL 76 B SI 92 F SI 92 B SI 83 F CH 83 X SI 92 2-2 ① P4		C FF 94 F FF 95 B FF 94 F SL 86 X FF 96 1-2 ① G6-3	B FF 88 B FF 88 S CH 78 B FF 90 B FF 92 4-1 BB	B FF 94 S SL 84 B SL 85 F FF 93 F FF 91 F SL 84 X FF 96 2-2 ②③ G6-3 1-2f		B CU 78 C CH 80 B FC 84 X CU 77 2-1 ③ G3		4	1	0	0	2	0	5
8 Justin Upton, R (1, 9) (8, 7) OBP: 0.354, SLG: 0.464	C SL 84 X SI 91 0-1 ① 1-3 1B	X SI 93 0-0 ②③ G6-3 1-2f		C SL 86 B SL 87 S FF 95 B FF 96 B SL 88 S SL 85 3-3 ② K	C CH 79 D CH 78 S FF 89 F FF 90 F FF 90 F CH 80 C FF 90 1-3 ③ K		X SL 84 0-0 ① L5			5	0	1	0	0	2	4
5 Freddie Freeman, L (1, 3) OBP: 0.396, SLG: 0.501 25 Joey Terdoslavich, S (9, 3) OBP: 0.315, SLG: 0.266	X CH 83 0-0 24 HR 3-H 1B	X SI 92 0-0 11 1B 19 2B 1B	B FF 97 S SL 86 F FF 96 X FF 96 1-2 G4-3		X SL 80 0-0 ① F8	B FF 90 F SL 83 C FF 90 B FF 90 X SL 85 2-2 ② P6				5 0	2 0	2 0	1 0	0 0	0 0	0 0
24 Evan Gattis, R (1, 7) OBP: 0.291, SLG: 0.480 2 B.J. Upton, R (8, 8) OBP: 0.268, SLG: 0.289	B SI 92 C CH 82 D CH 83 F SI 91 B CU 75 F CH 82 1 SAFE X FF 92 3-2 1-H HR	F SI 83 X SI 84 0-1 ① F7	C SL 86 B SL 86 X FF 94 1-1 19 1B 11 1B 30 G3-2-3 1B	S FF 90 B CH 79 B CH 78 F CH 78 B FF 90 X CH 80 3-2 19 BB 11 1B 30 WP 1B	B CH 86 S FF 90 F FF 91 X SL 83 1-2 ③ P4				5 0	2 0	3 0	2 0	0 0	0 0	1 0
11 Gerald Laird, R (1, 2) OBP: 0.367, SLG: 0.372	C FF 93 B SI 92 B FF 92 B SL 83 B FF 93 4-1 19 FC5-4 BB	C SI 92 F CH 82 X SL 85 1-2 19 2B 30 SF 1-2 1B	X FF 94 0-0 30 G3-2-3 19 1B 13 1B 1-2 1B	B FF 90 C FF 89 X SL 81 1-1 30 WP 19 BB 30 3B 1-2 1B		B FF 87 C FF 85 X FF 86 1-1 19 2B 30 1B 1B			4	4	4	0	1	0	0
19 Andrelton Simmons, R (1, 6) OBP: 0.296, SLG: 0.396 4 Paul Janish, R (9, 6) OBP: 0.222, SLG: 0.220	D SL 82 S CH 83 B FF 92 F SI 84 X SL 76 2-2 ② FC5-4 30 S 1-2f	B SI 92 B SI 84 B SI 93 F FF 93 F SI 94 X SI 94 3-2 30 SF 1-3 2-H 2B	X FF 95 0-0 30 G3-2-3 13 1B 1-2 2-3 1B	B SL 83 B FF 90 B FF 91 F FF 89 B FF 90 4-1 30 WP 30 3B 1-2 2-3 BB		B FC 84 X CH 80 1-0 30 1B 1-3 2B			4 0	3 0	3 0	1 0	1 0	0 0	1 0
30 Elliot Johnson, S (1, 5) OBP: 0.255, SLG: 0.283	C SI 92 B CH 81 B CH 82 S CH 82 B SL 82 B CH 81 4-2 1-2 BB	F FF 93 X FF 94 0-1 SF 26 CS 2-3 3-H	X FF 95 0-0 ①② G3-2-3 1-2 2-3 3-Hf	C FF 89 B SL 83 C FF 90 F FF 90 X FF 90 1-2 1-H 2-H 3-H 3B		X FF 87 0-0 2-H 3-H 1B			3	0	2	5	1	0	3
26 Dan Uggla, R (1, 4) OBP: 0.309, SLG: 0.362	F SL 77 B CH 82 B SL 83 F CH 84 B SL 81 S FF 92 3-3 ③ K	S FF 95 B SL 86 B FF 95 B SL 85 D SL 84 4-1 ② 1-2 BB	I IN 54 I IN 48 I IN 47 I IN 45 4-0 13 E 13 1B IBB	F FF 95 B FF 95 B SL 85 D SL 85 S FF 95 F FF 95 D SL 85 4-2 7 BB BB		C FC 85 S CH 81 D CH 82 X FC 86 1-2 ① F9			2	0	0	0	3	1	3
49 Julio Teheran, R (1, 1) 13 Jose Constanza, L (5, PH) 43 Luis Avilan, L (6, 1) 7 Reed Johnson, R (6, PH) 20 Luis Ayala, R (7, 1) 58 Alex Wood, R (7, 1) 48 David Carpenter, R (8, 1) 61 Christian Bethancourt, R (8, PH) 46 Craig Kimbrel, R (9, 1)		C FF 90 B SI 91 B FF 90 X FF 88 2-1 8 G6-3 1B	B FF 94 F FF 93 S FF 94 B FF 94 F FF 94 C SL 84 2-3 ③ K	B SI 95 B FF 93 B FF 94 C FF 94 X FF 95 3-1 E8 1-3 2-H 3-H 1B	B FF 93 C FF 94 F FF 94 B FF 96 B SL 84 B FF 95 4-2 22 G6-3 1-2 BB		S CU 78 S CU 78 S CU 77 0-3 ② K		2 1 0 0 0 0 0 0 0 0 0 0 0 0 0 0 1 0 0 0 0 0 0 0 0 0 0 0 0 0 0 0 0 0 0 0 1 0 1 0 0 1 2 0 0 0 0 0 0 0 0 0 0 0 0 0 0 0 0 0 0 0 0 0 0 0 0 0 0 0 0 0 0 0 0 0 1 0 0 0 0 0 0 0 0 0 0 0 0 0 0 0 0 0 0 0 0 0 0 0 0 0 0 0 0 0 0 0 0 0 0 0 0 0 0 0 0 0 0 0 0 0 0 0 0 0 0 0 0 0 0 0 0 0 0 0 0 0 0 0 0 0 0 0 1 0 0 0 0 0 1 1 0 0 0 0 0 0 0 0 0 0						
Inning Stats	R: 3 E: 0 K: 1 S: 17 H: 3 LOB: 2 BB: 3 P: 37	R: 0 E: 0 K: 0 S: 7 H: 1 LOB: 0 BB: 0 P: 11	R: 2 E: 1 K: 1 S: 16 H: 3 LOB: 2 BB: 1 P: 26	R: 0 E: 0 K: 1 S: 10 H: 0 LOB: 0 BB: 0 P: 15	R: 2 E: 1 K: 1 S: 14 H: 4 LOB: 3 BB: 2 P: 27	R: 3 E: 0 K: 0 S: 22 H: 3 LOB: 2 BB: 3 P: 41	R: 0 E: 0 K: 0 S: 7 H: 0 LOB: 0 BB: 0 P: 10	R: 2 E: 0 K: 1 S: 12 H: 3 LOB: 1 BB: 0 P: 17		1B: 13 2B: 2 3B: 1 HR: 1 SF: 1 SAC: 0 DP: 3 HBP: 0					

PITCHER		IP	WLS	BF	H	R	ER	SO	BB	IBB	HBP	BLK	WP	HR	S	P	ERA	WHIP
45 Zach Miner, R ERA: 4.4	(1, 1)	2.1	L	15	7	5	5	1	3	0	0	0	0	1	33	61	19.29	4.286
66 JC Ramírez, R ERA: 7.5	(3, 1)	2.1		12	4	2	2	2	1	1	0	0	0	0	24	43	7.71	2.143
56 Cesar Jimenez, L ERA: 3.71	(5, 1)	0.2		7	3	3	3	1	2	0	0	0	1	0	18	32	40.50	7.500
30 Justin De Fratus, R ERA: 3.86	(6, 1)	0.2		3	0	0	0	0	2	0	0	0	0	0	11	21	0.00	3.000
55 Joe Savery, L ERA: 3.15	(7, 1)	1.0		3	0	0	0	0	0	0	0	0	0	0	7	10	0.00	0.000

PITCHER		IP	WLS	BF	H	R	ER	SO	BB	IBB	HBP	BLK	WP	HR	S	P	ERA	WHIP
50 Tyler Cloyd, R ERA: 6.56	(8, 1)	1.0		6	3	2	2	1	0	0	0	0	0	0	12	17	18.00	3.000

BOTTOM

Philadelphia Phillies @ Atlanta Braves

Turner Field, Atlanta, GA

Sun Sep 29 2013, 1:40 PM - 5:05 PM EDT

Att. 42,194 - Partly Cloudy - 73 F

livebaseballscorecards.com

AB	36
R	12
H	17
RBI	11
BB	9
SO	5
LOB	20

WP: 1 PA: 46
PB: 0
SB: 1
CS: 1

Batter	1	2	3	4	5	6	7	8	9	AB	R	H	RBI	BB	SO	LOB
25 Carl Crawford, L (1, 7) OBP: 0.400, SLG: 0.250	B FF 90 S SI 90 F CH 83 S CH 84 1-3 ① K		C CH 88 S FF 89 X SI 90 0-2 13 G4-3 23 HR 1B	B CU 77 B CH 88 B CH 89 C CH 82 B FF 90 4-1 14 1B BB		B FF 98 X FF 95 1-0 ① G4-3		B FF 95 C FF 95 F FF 97 C SL 86 1-3 ② K		4	1	1	0	1	2	0
14 Mark Ellis, R (1, 4) OBP: 0.400, SLG: 0.400	B SI 91 C CU 78 C CU 78 S FF 92 1-3 ② K		1 SAFE C SI 90 1 SAFE B SI 90 1 SAFE F CU 78 F FF 91 1 SAFE X CU 78 1-2 ① P4	B SI 88 X SI 88 1-0 1-3 2-H 1B		C FF 98 B SL 87 B FF 96 X FF 96 2-1 13 2B 1B		X FF 97 0-0 ③ L9		5	1	2	1	0	1	1
13 Hanley Ramirez, R (1, 6) OBP: 0.200, SLG: 0.400	C CU 78 F CH 83 B CH 83 B CU 79 B SI 93 C FF 93 3-3 ③ K		F SI 90 1 SAFE B SI 90 P PO 86 X CU 77 2-1 ② G4-3 1-2	S CU 77 B CH 81 F CH 82 F CU 77 B FF 90 X CH 82 2-2 ③ P3		X FF 97 0-0 23 G3-1 1-H 2B			X CU 75 0-0 ① L7	5	0	1	1	0	1	3
23 Adrián González, L (1, 3) OBP: 0.400, SLG: 1.000		S CH 83 B FF 91 X CU 77 1-1 ① L8	X CH 82 0-0 2-H HR		C FC 85 B SI 86 X CU 75 1-1 5 SH1-4 66 HBP 1B	S FF 97 F FF 97 X CH 88 0-2 ② G3-1 2-3			B SI 93 C SI 92 B SI 93 F SI 93 B FF 93 X CU 74 3-2 ② F9	5	1	2	2	0	0	1
66 Yasiel Puig, R (1, 9) OBP: 0.600, SLG: 0.500		B FF 91 B SI 91 F SI 90 X FF 91 2-1 5 1B 55 SF8 1B	X SI 89 0-0 1B		H CH 85 1-0 5 SH1-4 1-2 HBP	S FF 96 B FF 96 S SL 87 S FF 96 1-3 ③ K			C FF 93 C FF 92 B FF 92 S FF 93 1-3 ③ K	4	1	2	0	0	2	1
5 Juan Uribe, R (1, 5) OBP: 0.333, SLG: 0.333		B CU 79 C FF 91 1 SAFE 1 SAFE 1 SAFE S CU 78 1 SAFE X FF 91 1-2 55 SF8 1-3 17 2B 1B	1 SAFE X SI 89 0-0 ③ F8		L SL 86 X SL 86 0-1 ① SH1-4 1-2 2-3		B FF 94 S CH 86 B SI 94 S SI 93 X SI 95 2-2 ① F9			3	1	1	0	0	0	1
55 Skip Schumaker, L (1, 8)		X SI 90 0-0 ② SF8 1-2 3-H		B CH 87 X SI 87 1-0 ① G4-3	I IN 68 I IN 72 I IN 73 I IN 69 4-0 IBB		C SI 94 B KC 81 B KC 79 B SI 95 C SI 94 X SI 94 3-2 ② L6			2	0	0	1	1	0	0
17 A.J. Ellis, R (1, 2) OBP: 0.500, SLG: 1.000		B FF 90 C SI 90 B FF 90 C CU 78 X CH 82 2-2 2-H 2B		C CH 87 B FF 88 X CH 88 1-1 14 1B 2B	C SI 90 S SI 91 B SI 91 F SI 91 F SI 91 B SI 91 F SI 91 S SL 85 2-3 ② K		F SI 94 B SI 94 B SI 94 C CH 87 B KC 80 X SI 95 3-2 ③ G4-3			4	1	2	1	0	1	3
22 Clayton Kershaw, L (1, 1) 16 Andre Ethier, L (8, PH) 0 Brian Wilson, R (8, 1) 74 Kenley Jansen, S (9, 1)		X CH 83 0-0 ③ G3		B SI 87 S CH 82 B CH 88 F CH 89 C FF 90 2-3 ② K	C SL 86 S SL 86 B SI 92 B SL 87 S SI 90 2-3 ③ K			F SL 87 X FF 96 0-1 ① G3-1		3 1 0 0	0 0 0 0	0 0 0 0	0 0 0 0	2 0 0 0	5 0 0 0
Inning Stats	R: 0 E: 0 K: 3 S: 9 H: 0 LOB: 0 BB: 0 P: 14	R: 2 E: 0 K: 0 S: 12 H: 3 LOB: 1 BB: 0 P: 18	R: 2 E: 0 K: 0 S: 13 H: 3 LOB: 0 BB: 0 P: 15	R: 1 E: 0 K: 1 S: 12 H: 2 LOB: 2 BB: 1 P: 23	R: 0 E: 0 K: 2 S: 13 H: 1 LOB: 3 BB: 1 P: 23	R: 1 E: 0 K: 1 S: 10 H: 2 LOB: 1 BB: 0 P: 14	R: 0 E: 0 K: 0 S: 9 H: 0 LOB: 0 BB: 0 P: 17	R: 0 E: 0 K: 1 S: 6 H: 0 LOB: 0 BB: 0 P: 7	R: 0 E: 0 K: 1 S: 7 H: 0 LOB: 0 BB: 0 P: 11	1B: 7 2B: 3 3B: 0 HR: 1 SF: 1 SAC: 1 DP: 0 HBP: 1						

PITCHER		IP	WLS	BF	H	R	ER	SO	BB	IBB	HBP	BLK	WP	HR	S	P	ERA	WHIP
54 Kris Medlen, R ERA: 11.25	(1, 1)	4.0	L	23	9	5	5	4	1	0	1	0	0	1	48	74	11.25	2.500
20 Luis Ayala, R ERA:	(5, 1)	1.0		4	0	0	0	2	0	1	0	0	0	0	11	19	0.00	0.000
52 Jordan Walden, R ERA: 9.0	(6, 1)	1.0		5	2	1	1	1	0	0	0	0	0	0	10	14	9.00	2.000
58 Alex Wood, L ERA:	(7, 1)	1.0		3	0	0	0	0	0	0	0	0	0	0	9	17	0.00	0.000
48 David Carpenter, R ERA:	(8, 1)	1.0		3	0	0	0	1	0	0	0	0	0	0	6	7	0.00	0.000

PITCHER		IP	WLS	BF	H	R	ER	SO	BB	IBB	HBP	BLK	WP	HR	S	P	ERA	WHIP
43 Luis Avilán, L ERA:	(9, 1)	1.0		3	0	0	0	1	0	0	0	0	0	0	7	11	0.00	0.000

TOP

Los Angeles Dodgers @ Atlanta Braves

Turner Field, Atlanta, GA

Thu Oct 03 2013, 8:40 PM - 12:03 AM EDT

Att. 43,021 - Clear - 71 F

livebaseballscorecards.com

AB	36
R	6
H	11
RBI	6
BB	2
SO	9
LOB	15

WP: 0 PB: 0 SB: 0 CS: 0 PA: 41

BOTTOM

Los Angeles Dodgers @ Atlanta Braves

Turner Field, Atlanta, GA

Thu Oct 03 2013, 8:40 PM - 12:03 AM EDT

Att. 43,021 - Clear - 71 F

livebaseballscorecards.com

Batter	1	2	3	4	5	6	7	8	9	AB	R	H	RBI	BB	SO	LOB
22 Jason Heyward, L (1, 8) OBP: 0.250, SLG: 0.250	F FF 94 F FF 93 B FF 94 S SL 88 1-3 K ①		B FF 94 B FF 94 C FF 93 F FF 95 F FF 94 X FF 95 2-2 G4-3 ③		B SL 85 F SL 85 S SL 88 S SL 87 1-3 K ③			B SL 90 C SL 90 C FF 94 X FF 96 1-2 8 G6-3 1B		4	0	1	0	0	2	1
8 Justin Upton, R (1, 9)	C FF 94 B FF 94 S CU 76 F SL 86 B FF 94 B SL 89 F FF 94 F FF 94 F FF 94 3-2 X FF 85 G1-3 ②			B FF 92 F SL 84 S SL 86 X CU 74 1-2 G1-3 ①		C FF 90 F FF 91 F FF 91 F SL 85 B CU 74 S SL 86 1-3 K ①		X SL 91 0-0 G6-3 ② 1-2		4	0	0	0	0	1	1
5 Freddie Freeman, L (1, 3) OBP: 0.250, SLG: 0.250	F SL 87 B CU 74 S FF 95 F FF 94 S FF 95 1-3 K ③			F FF 92 B CU 73 C SL 86 F SL 87 B FF 93 X FF 94 2-2 24 BB 23 1B 1B		F CU 72 S SL 86 S CU 74 0-3 K ②		C SL 90 B SI 95 C SL 90 B SI 94 X SI 95 2-2 G4-3 ③		4	1	1	0	0	2	1
24 Evan Gattis, R (1, 7) OBP: 0.750, SLG: 0.500		S SL 86 B SL 87 X FF 94 1-1 23 F9-3 1B		B FF 93 D FF 94 B FF 93 B FF 93 4-0 23 1B 1-2 BB		F SL 84 F CU 73 B CU 74 X FF 93 1-2 G6-3 ③			B FC 92 C FC 92 S FC 94 F FC 94 B FC 96 B FC 94 F FC 92 B FC 93 4-2 19 1B BB	2	0	1	0	2	0	0
16 Brian McCann, L (1, 2)		C FF 95 B FF 94 B FF 94 X FF 95 2-1 F9 ①		S FF 94 B FF 94 F FF 94 D CU 76 X FF 95 2-2 F7 ②			B FF 91 B SL 83 B FF 91 B FF 90 4-0 BB		B FC 92 C FC 90 F FC 92 C SL 79 1-3 K ①	3	0	0	0	1	1	4
23 Chris Johnson, R (1, 5) OBP: 0.250, SLG: 0.250		C FF 94 X FF 94 0-1 F9-3 ②③ 1-1		X FF 93 0-0 ① 1-3 2-H 1B			C FF 91 B SL 84 S SL 84 S CU 74 1-3 K ①		S FC 91 F FC 92 S FC 95 0-3 K ②	4	0	1	1	0	2	3
19 Andrelton Simmons, R (1, 6) OBP: 0.500, SLG: 0.333			C FF 92 B CH 85 C SL 86 B CU 75 B CU 74 F FF 95 B FF 95 4-2 30 WP BB	B FF 93 F SL 85 F SL 84 B FF 95 B FF 94 S SL 86 3-3 K ③			F SL 84 C FF 93 D SL 87 1 SAFE D CU 74 B FF 94 S SL 83 3-3 K ②		C FC 93 F FC 93 B FC 96 X FC 94 1-2 30 DI 1-3 1B	3	0	1	0	1	2	3
30 Elliot Johnson, S (1, 4)			B FF 94 B FF 93 X FF 93 2-0 G5-3 ① 1-2		C FF 91 B SL 85 C SL 83 B FF 93 F FF 94 C SL 84 2-3 K ①		B FF 91 F FF 92 F FF 92 D CU 73 F FF 92 S SL 85 2-3 K ③		B FC 92 C FC 90 B FC 93 F FC 91 F FC 91 C FC 92 2-3 K ③ 1-2	4	0	0	0	0	3	4
54 Kris Medlen, S (1, 1) 20 Luis Ayala, R (5, 1) 2 B.J. Upton, R (5, PH) 52 Jordan Walden, R (6, 1) 58 Alex Wood, R (7, 1) 48 David Carpenter, R (8, 1) 7 Reed Johnson, R (8, PH) 43 Luis Avilán, L (9, 1)			B FF 93 B FF 92 B FF 92 C FF 92 F FF 93 F FF 92 T FF 93 3-2 K ②		S SL 85 S SL 86 B SL 86 C CU 72 1-3 K ②			B SL 89 X SL 88 1-0 G4-3 ①		1 0 1 0 0 0 0 1	0 0 0 0 0 0 0 0	0 0 0 0 0 0 0 0	0 0 0 0 0 0 0 0	1 0 1 0 0 0 0 0	1 0 0 0 0 0 0 0	1 0 0 0 0 0 0 0

Inning Stats	1	2	3	4	5	6	7	8	9
	R: 0 E: 0 K: 2 S: 14 H: 0 LOB: 0 BB: 0 P: 19	R: 0 E: 0 K: 0 S: 6 H: 1 LOB: 0 BB: 0 P: 9	R: 0 E: 0 K: 1 S: 12 H: 0 LOB: 1 BB: 1 P: 23	R: 1 E: 0 K: 1 S: 14 H: 2 LOB: 2 BB: 1 P: 26	R: 0 E: 0 K: 3 S: 10 H: 0 LOB: 0 BB: 0 P: 14	R: 0 E: 0 K: 2 S: 11 H: 0 LOB: 0 BB: 0 P: 13	R: 0 E: 0 K: 3 S: 10 H: 0 LOB: 1 BB: 1 P: 20	R: 0 E: 0 K: 0 S: 8 H: 1 LOB: 1 BB: 0 P: 12	R: 0 E: 0 K: 3 S: 17 H: 1 LOB: 2 BB: 1 P: 25

1B: 5	SF: 0
2B: 1	SAC: 0
3B: 0	DP: 1
HR: 0	HBP: 0
WP: 1	PA: 35
PB: 0	
SB: 0	
CS: 0	

AB	31
R	1
H	5
RBI	1
BB	4
SO	15
LOB	18

PITCHER	IP	WLS	BF	H	R	ER	SO	BB	IBB	HBP	BLK	WP	HR	S	P	ERA	WHIP
22 Clayton Kershaw, L (1, 1) ERA: 1.29	7.0	W	26	3	1	1	12	3	0	0	0	1	0	77	124	1.29	0.857
0 Brian Wilson, R (8, 1) ERA:	1.0		4	1	0	0	0	0	0	0	0	0	0	8	12	0.00	1.000
74 Kenley Jansen, R (9, 1) ERA:	1.0		5	1	0	0	3	1	0	0	0	0	0	17	25	0.00	2.000

PITCHER	IP	WLS	BF	H	R	ER	SO	BB	IBB	HBP	BLK	WP	HR	S	P	ERA	WHIP

Batter	1	2	3	4	5	6	7	8	9	AB	R	H	RBI	BB	SO	LOB
25 Carl Crawford, L (1, 7) OBP: 0.300, SLG: 0.222	C SI 93 X SI 92 0-1 G3-1		B FF 91 X SI 90 1-0 14 G6-4-3 1B		F FF 86 F SI 86 S FF 91 0-3 K		B SI 94 F SI 94 S SI 94 X SI 94 1-2 G1-6-3 1-2f		C FF 99 F FF 100 B KC 88 F KC 87 B FF 100 S FF 98 2-3 K	5	0	1	0	0	2	3
14 Mark Ellis, R (1, 4) OBP: 0.444, SLG: 0.286	C SI 92 S SI 93 B KC 83 B SI 92 B FF 86 F SI 92 B SI 92 4-2 13 2B BB		C SL 85 B FF 90 B CH 83 1 SAFE B FF 92 F SI 91 X CH 85 3-2 G6-4-3 1-2f			C FF 90 F FF 91 F CH 86 X KC 80 0-2 G5-3		C FF 97 B SL 86 F FF 96 B FF 97 F SL 84 B FF 97 F FF 97 B FF 96 4-2 13 HR BB		2	2	0	0	2	0	1
13 Hanley Ramirez, R (1, 6) OBP: 0.444, SLG: 1.111	F FF 92 S KC 81 F SI 92 B FF 93 F KC 81 D SI 88 X SI 93 2-2 23 G5-3 1-H 2B		B CH 86 F SL 85 X FF 92 1-1 G5-3			B CH 86 B CH 85 F SI 86 X FF 86 2-1 66 1B 2B		S SL 83 X SL 86 0-1 1-H HR		4	1	3	3	0	0	0
23 Adrián González, L (1, 3) OBP: 0.333, SLG: 0.667	X SI 93 0-0 G5-3 2-3			B FF 92 X KC 79 1-0 1B		C SI 91 B SI 91 C SL 86 S SI 92 1-3 K		B FF 96 C FF 95 F FF 96 S FF 96 1-3 K		4	0	1	0	0	2	2
66 Yasiel Puig, R (1, 9) OBP: 0.444, SLG: 0.375	F FF 94 F SI 93 B FF 93 D KC 82 X FF 94 2-2 G3			C FF 91 F FF 91 B FF 91 C SI 91 1-3 K		C FF 92 X SI 91 0-1 2-3 1B		S FF 96 S FF 96 B FF 97 S FF 97 1-3 K		4	0	1	0	0	2	2
5 Juan Uribe, R (1, 5) OBP: 0.286, SLG: 0.286		F SI 92 B FF 91 F SI 91 B KC 81 X KC 80 2-2 55 G4-6-3 1B		F SI 91 X SI 87 0-1 F8		B CH 85 F CH 85 S KC 81 F FF 92 B SI 92 D KC 81 F SI 90 S KC 80 3-3 K		B KC 88 C FF 100 X FF 101 1-1 G4-3		4	0	1	0	0	1	3
55 Skip Schumaker, L (1, 8) OBP: 0.250, SLG: 0.167		C FF 92 X SL 86 0-1 G4-6-3 1-2f		X SI 87 0-0 G1-3			C SL 85 B FF 91 F SL 86 X FF 91 1-2 10 1B 17 SH3-4 1B		B FF 98 F FF 99 S FF 98 S KC 89 1-3 K	4	0	1	0	0	1	2
17 A.J. Ellis, R (1, 2) OBP: 0.571, SLG: 0.833 9 Dee Strange-Gordon, L (9, PR)		C FF 93 F SI 92 B SI 87 B FF 92 B FF 92 X SI 92 3-2 1B	C FF 91 C FF 91 B FF 91 C SL 86 1-3 K				1 SAFE X SL 84 0-0 SH3-4 1-2		B FF 99 F FF 99 F FF 100 B KC 89 B KC 89 B FF 99 4-2 16 CS BB	2 0	0 0	1 0	0 0	1 0	1 0	0 0
21 Zack Greinke, R (1, 1) 10 Michael Young, R (7, PH) 44 Chris Withrow, R (7, 1) 75 Paco Rodriguez, L (7, 1) 54 Ronald Belisario, R (7, 1) 56 J.P. Howell, L (7, 1) 0 Brian Wilson, R (8, 1) 16 Andre Ethier, L (8, PH) 33 Scott Van Slyke, R (8, PH)		B SI 92 F SI 90 C FF 92 D KC 82 X FF 92 2-2 L8	B SL 85 C FF 91 X SL 84 1-1 F7				B SI 91 F SL 84 X SI 91 1-1 25 G1-6-3 2-3 1B		B FF 99 F FF 98 C FF 100 B FF 99 B FF 100 B FF 100 4-2 1-2 BB	2 1 0 0 0 0 0 0 0	0 0 0 0 0 0 0 0 0	0 1 0 0 0 0 0 0 0	0 0 0 0 0 0 0 0 0	0 0 0 0 0 0 0 1 0	0 0 0 0 0 0 0 0 0	1 0 0 0 0 0 0 0 0
Inning Stats	R: 1 E: 0 K: 0 S: 14 H: 1 LOB: 1 BB: 1 P: 22	R: 0 E: 0 K: 0 S: 11 H: 2 LOB: 1 BB: 0 P: 18	R: 0 E: 0 K: 0 S: 6 H: 1 LOB: 0 BB: 0 P: 11	R: 0 E: 0 K: 1 S: 7 H: 1 LOB: 1 BB: 0 P: 9	R: 0 E: 0 K: 2 S: 8 H: 0 LOB: 0 BB: 0 P: 10	R: 0 E: 0 K: 2 S: 16 H: 2 LOB: 2 BB: 0 P: 22	R: 0 E: 0 K: 0 S: 9 H: 2 LOB: 1 BB: 0 P: 12	R: 2 E: 0 K: 2 S: 14 H: 1 LOB: 0 BB: 1 P: 21	R: 0 E: 0 K: 2 S: 11 H: 0 LOB: 1 BB: 2 P: 22	1B: 7 2B: 2 3B: 0 HR: 1 SF: 0 SAC: 1 DP: 3 HBP: 0						

TOP

Los Angeles Dodgers @ Atlanta Braves

Turner Field, Atlanta, GA

Fri Oct 04 2013, 6:09 PM - 9:38 PM EDT

Att. 48,966 - Partly Cloudy - 80 F

livebaseballscorecards.com

AB	32
R	3
H	10
RBI	3
BB	4
SO	9
LOB	14

PITCHER		IP	WLS	BF	H	R	ER	SO	BB	IBB	HBP	BLK	WP	HR	S	P	ERA	WHIP
36 Mike Minor, L ERA: 1.42	(1, 1)	6.1	W	26	8	1	1	5	1	0	0	0	0	0	66	97	1.42	1.421
20 Luis Ayala, R ERA:	(7, 1)	0.0		1	1	0	0	0	0	0	0	0	0	0	2	3	∞	∞
43 Luis Avilán, L ERA:	(7, 1)	0.2	H	1	0	0	0	0	0	0	0	0	0	0	3	4	0.00	0.000
48 David Carpenter, R ERA: 10.8	(8, 1)	0.2	H	4	1	2	2	2	1	0	0	0	0	1	12	18	27.00	3.000
46 Craig Kimbrel, R ERA:	(8, 1)	1.1	S	5	0	0	0	2	2	0	0	0	0	0	13	25	0.00	1.500

PITCHER	IP	WLS	BF	H	R	ER	SO	BB	IBB	HBP	BLK	WP	HR	S	P	ERA	WHIP

WP: 0 PB: 0 SB: 0 CS: 1 PA: 37

Batter	1	2	3	4	5	6	7	8	9	AB	R	H	RBI	BB	SO	LOB
22 Jason Heyward, L (1, 8) (8, 9) OBP: 0.250, SLG: 0.250	B FF 92 B CU 74 X FF 91 2-0 ① G4-3		C FF 92 B FC 82 S CH 88 F FF 93 X FC 84 1-2 ② G5-3		B SI 90 C CH 89 B CU 72 F CU 74 F FF 93 B FC 85 F CH 88 C FC 86 3-3 ③ K		B CU 80 B CU 80 C FF 88 X FF 89 2-1 8 BB 1B 1-2 2-H 3-H			4	0	1	2	0	1	0
8 Justin Upton, R (1, 9) (8, 7)	F FF 92 B FF 92 F CU 72 F SL 87 C FF 94 1-3 ② K		X FC 84 0-0 ③ G1-3			C FF 91 X FF 91 0-1 ① L1	F SI 93 B SI 94 B SI 94 F SI 94 B SI 96 F SI 95 B SI 95 4-2 BB 1-2 2-3			3	0	0	0	1	1	0
5 Freddie Freeman, L (1, 3) OBP: 0.250, SLG: 0.375	F SI 88 X FF 93 0-1 ③ F7			B CU 74 B FC 82 X FF 92 2-0 16 G4-3 23 1B 2B		B FC 84 B CH 87 S FC 85 F FC 85 F FC 84 F FC 85 F CH 88 B FF 94 X FC 85 3-2 ② G4-3	B SI 90 X SI 89 1-0 ③ G4-3			4	1	1	0	0	0	3
24 Evan Gattis, R (1, 7) OBP: 0.571, SLG: 0.400 11 Gerald Laird, R (8, 2)		C FF 91 X CU 69 0-1 16 G3 19 2B 1B		B FF 92 B SL 88 S FC 85 F FF 92 F FC 84 X CU 70 2-2 ① G5-3		B FF 92 X SI 92 1-0 ③ G5-3		S SL 89 B SL 89 F FF 94 X SL 84 1-2 ① G4-3		3 1	1 0	1 0	0 0	0 0	0 0	1 0
16 Brian McCann, L (1, 2) 2 B.J. Upton, R (7, PR) (8, 8)		C FF 93 X CH 90 0-1 ① G3 1-2		B CH 88 S CH 90 B FF 94 B CH 90 F SI 91 X SL 88 3-2 ② G4-3 2-3			C CU 78 B FF 96 B CH 87 B FF 97 C FF 96 B SL 92 4-2 19 SH2-4 22 1B 23 1B BB	B SL 90 B SL 91 F FF 92 F SL 90 B SI 95 S SL 92 3-3 ② K		2 1	0 1	0 0	0 0	1 1	0 0	2 0
23 Chris Johnson, R (1, 5) OBP: 0.375, SLG: 0.375		C FF 92 C FF 93 B FF 93 D FC 84 F FC 85 S FF 94 2-3 ② K		F FF 93 B FC 86 B CU 75 S FC 86 X SL 80 2-2 19 FC6-4 1B 3-H			F FF 97 X FF 95 0-1 19 SH2-4 22 1B 1B 1-2	B SL 84 C CU 81 C FF 96 B FF 96 B SL 90 S SL 91 3-3 ③ K		4	1	2	1	0	2	1
19 Andrelton Simmons, R (1, 6) OBP: 0.500, SLG: 0.600		F FF 93 B FF 92 X FF 92 1-1 2B 2-H		D FF 92 D CU 77 X SI 93 2-0 ③ FC6-4 1-2f			L FF 97 X FF 95 0-1 ① SH2-4 1-2 2-3			2	0	1	1	0	0	1
30 Elliot Johnson, S (1, 4)		X CH 88 0-0 ③ F8			B FF 89 C FF 92 C CU 74 X CU 71 1-2 ① L8		F FF 96 F FF 95 C CU 80 0-3 ② K			3	0	0	0	0	1	4
36 Mike Minor, R (1, 1) 20 Luis Ayala, R (7, 1) 43 Luis Avilán, L (7, 1) 13 Jose Constanza, L (7, PH) 7 Reed Johnson, R (7, PH) 48 David Carpenter, R (8, 1) 46 Craig Kimbrel, R (8, 1)			C FF 92 B SL 80 X FF 92 1-1 ① G3		B FF 92 X FF 92 1-0 ② L9		I IN 78 I IN 77 I IN 79 I IN 79 4-0 8 BB 22 1B IBB			2 0 0 0 0 0 0	0 0 0 0 0 0 0	0 0 0 0 0 1 0	0 0 0 0 0 0 0	0 0 0 0 0 0 0	0 0 0 0 0 0 0	0 0 0 0 0 0 0
Inning Stats	R: 0 E: 0 K: 1 S: 7 H: 0 LOB: 0 BB: 0 P: 10	R: 1 E: 0 K: 1 S: 11 H: 2 LOB: 1 BB: 0 P: 14	R: 0 E: 0 K: 0 S: 7 H: 0 LOB: 0 BB: 0 P: 9	R: 1 E: 0 K: 0 S: 12 H: 2 LOB: 1 BB: 0 P: 23	R: 0 E: 0 K: 1 S: 9 H: 0 LOB: 0 BB: 0 P: 14	R: 0 E: 0 K: 0 S: 9 H: 0 LOB: 0 BB: 0 P: 13	R: 2 E: 0 K: 1 S: 15 H: 2 LOB: 3 BB: 3 P: 30	R: 0 E: 0 K: 2 S: 9 H: 0 LOB: 0 BB: 0 P: 16		1B: 4 2B: 2 3B: 0 HR: 0 SF: 0 SAC: 1 DP: 0 HBP: 0				WP: 0 PB: 0 SB: 0 CS: 0 PA: 33		

PITCHER		IP	WLS	BF	H	R	ER	SO	BB	IBB	HBP	BLK	WP	HR	S	P	ERA	WHIP
21 Zack Greinke, R ERA: 3.0	(1, 1)	6.0	L	22	4	2	2	3	0	0	0	0	0	0	55	83	3.00	0.667
44 Chris Withrow, R ERA: 27.0	(7, 1)	0.2		4	1	2	2	1	1	0	0	0	0	0	9	13	27.00	3.000
75 Paco Rodríguez, L ERA:	(7, 1)	0.0		2	1	0	0	0	0	1	0	0	0	0	2	8	∞	∞
54 Ronald Belisario, R ERA:	(7, 1)	0.0		1	0	0	0	0	1	0	0	0	0	0	3	7	∞	∞
56 J.P. Howell, L ERA:	(7, 1)	0.1		1	0	0	0	0	0	0	0	0	0	0	1	2	0.00	0.000

PITCHER		IP	WLS	BF	H	R	ER	SO	BB	IBB	HBP	BLK	WP	HR	S	P	ERA	WHIP
0 Brian Wilson, R ERA:	(8, 1)	1.0		3	0	0	0	2	0	0	0	0	0	0	9	16	0.00	0.000

BOTTOM

Los Angeles Dodgers @ Atlanta Braves

Turner Field, Atlanta, GA

Fri Oct 04 2013, 6:09 PM - 9:38 PM EDT

Att. 48,966 - Partly Cloudy - 80 F

livebaseballscorecards.com

AB	29
R	4
H	6
RBI	4
BB	3
SO	6
LOB	12

Atlanta Braves @ Los Angeles Dodgers

Dodger Stadium, Los Angeles, CA

Sun Oct 06 2013, 5:10 PM - 9:10 PM PDT

Att. 54,646 - Clear - 87 F

livebaseballscorecards.com

Batter	1	2	3	4	5	6	7	8	9	AB	R	H	RBI	BB	SO	LOB
22 Jason Heyward, L (1, 8) OBP: 0.231, SLG: 0.462	C FF 90 B SL 82 X FF 90 1-1 G6-3 ①	B CU 73 B SL 84 C SL 81 X FF 92 2-1 F7 ③		C SI 91 B SI 90 B SL 84 B SI 90 X SI 91 3-1 F8 ②			B SI 89 C SI 88 S KC 81 S KC 80 1-3 K2-3 ①		F FF 90 X SL 89 0-1 1-H HR	5	1	1	2	0	1	1
8 Justin Upton, R (1, 9) OBP: 0.308, SLG: 0.273	B FF 91 C CH 81 X SL 82 1-1 24 1B 2B		B CU 70 B FF 90 B FF 92 C FF 90 S CH 81 F FF 93 X FF 93 3-2 24 1B 5 1B 16 FC3-6 1B	C CH 80 B SI 92 C SI 91 S SI 92 1-3 K ③			S SI 89 B SI 88 B SI 89 X SI 89 2-1 G3 ②		B SI 91 S CH 86 F CH 86 B FF 91 B CU 80 B SL 90 4-2 24 1B BB	4	2	2	0	1	1	1
5 Freddie Freeman, L (1, 3) OBP: 0.385, SLG: 0.417	B FF 90 C CU 72 X FF 91 1-1 F7 ②		X SI 92 0-0 16 FC3-6 24 1B 23 FC1 1-2 1B	B SI 90 B SI 89 B SI 89 C SI 88 F SI 88 B SI 90 4-2 16 FC4-6 BB			S SI 88 S KC 81 X KC 80 0-2 1B		C CU 81 F CU 80 F CU 80 D CU 80 F FF 88 B CH 85 S CU 77 2-3 K ②	4	1	2	0	1	1	2
24 Evan Gattis, R (1, 7) OBP: 0.583, SLG: 0.500	S CH 80 X CH 80 0-1 16 BB 23 1B 2-H 1B		B FF 92 F FF 91 B FF 92 F CH 82 F FF 92 B FF 92 F CH 83 F CH 82 F CH 82 3-2 F CH 82 X FF 93 16 FC3-6 1-2 2-3 1B	C SI 90 S SI 91 B SI 90 F CH 79 1 SAFE F SI 91 S CH 79 1-3 K ①			C KC 80 D KC 81 F SI 89 F KC 80 F KC 80 S KC 82 1-3 K2-3 ③		F SI 89 C CU 78 X FF 90 0-2 1-3 1B	5	1	3	1	0	2	2
16 Brian McCann, L (1, 2) OBP: 0.333, SLG: 0.333	C SI 90 C CU 71 B FF 91 B FF 91 B FF 91 B CH 81 4-2 23 1B 1-2 BB		C FF 91 S FF 92 B FF 93 D CH 82 B FF 94 F FF 94 X FF 94 3-2 FC3-6 23 FC1 ① 1-2f 2-3 3-H	C SI 90 X SI 89 0-1 FC4-6 23 FC6-4 ② 1-2f				B SI 89 B SI 89 F SI 88 S SI 88 F KC 81 B KC 82 X SI 90 3-2 F7 ①	C FC 91 B FF 93 F FC 93 S FC 94 1-3 K ③	4	0	0	1	1	1	5
23 Chris Johnson, R (1, 5) OBP: 0.333, SLG: 0.333	C FF 91 F FF 93 X FF 91 0-2 1-2 2-H 1B		S CH 80 F FF 92 F CH 80 X CH 79 0-2 FC1 19 G5-4-3 1-2 3-H	B SI 91 X SI 90 1-0 FC6-4 ③ 1-2f				C SI 96 B SI 98 C SI 97 B SI 97 F SI 96 S SL 89 2-3 K ②		4	0	1	2	0	1	2
19 Andrelton Simmons, R (1, 6) OBP: 0.400, SLG: 0.375	B FF 91 X CH 81 1-0 P4 ③		B CU 72 S CH 80 B FF 91 X CH 80 2-1 G5-4-3 ② ③ 1-2f	B CU 77 B CH 78 B SI 89 B SI 89 4-0 30 G6-4-3 BB				C SI 97 B SI 98 B SI 98 B SI 95 X SI 96 3-1 G4-3 ③		3	0	0	0	1	0	4
30 Elliot Johnson, S (1, 4)		B FF 90 B FF 90 X FF 91 2-0 G6-3 ①		B SI 90 F SI 91 B CH 79 S CH 79 B CH 78 B SI 90 4-2 58 SH2-4 BB			B SI 89 D SI 89 B SI 89 C SI 88 1 SAFE 1 SAFE C SI 88 X SI 89 3-2 G6-4-3 ① ② 1-2f		F SI 90 X SL 89 0-1 F9 ①	3	0	0	0	1	0	1
49 Julio Teheran, R (1, 1) 58 Alex Wood, R (3, 1) 2 B.J. Upton, R (6, PH) 20 Luis Ayala, R (6, 1) 52 Jordan Walden, R (7, 1) 43 Luis Avilán, L (8, 1) 62 David Hale, R (8, 1) 7 Reed Johnson, R (9, PH) OBP: 0.667, SLG: 0.500		F FF 90 F FF 91 B CU 75 B FF 92 S CH 80 2-3 K ②		X SI 88 0-0 SH2-4 ① 1-2			C CU 77 S CH 80 B CH 80 C SI 91 1-3 K ③		C FF 90 F SL 89 B SL 89 F CU 80 X SI 87 1-2 22 HR 1B	1 0 1 0 0 0 0 1	0 0 0 0 0 0 0 1	0 0 0 0 0 0 0 1	0 0 0 0 0 0 0 0	1 0 1 0 0 0 0 1	0 0 0 0 0 0 0 0	0 0 0 0 0 0 0 0
Inning Stats	R: 2 E: 0 K: 0 S: 14 H: 3 LOB: 2 BB: 1 P: 22	R: 0 E: 0 K: 1 S: 6 H: 0 LOB: 0 BB: 0 P: 12	R: 2 E: 0 K: 0 S: 23 H: 3 LOB: 3 BB: 0 P: 34	R: 0 E: 0 K: 1 S: 8 H: 0 LOB: 1 BB: 1 P: 16	R: 0 E: 0 K: 1 S: 10 H: 0 LOB: 1 BB: 1 P: 16	R: 0 E: 0 K: 1 S: 6 H: 0 LOB: 0 BB: 1 P: 14	R: 0 E: 0 K: 2 S: 13 H: 1 LOB: 1 BB: 0 P: 17	R: 0 E: 0 K: 1 S: 10 H: 0 LOB: 0 BB: 0 P: 18	R: 2 E: 0 K: 2 S: 21 H: 3 LOB: 2 BB: 1 P: 29	1B: 8 2B: 1 3B: 0 HR: 1 SF: 0 SAC: 1 DP: 2 HBP: 0				WP: 0 PB: 0 SB: 0 CS: 0	PA: 41	

TOP

AB	35
R	6
H	10
RBI	6
BB	5
SO	9
LOB	18

PITCHER		IP	WLS	BF	H	R	ER	SO	BB	IBB	HBP	BLK	WP	HR	S	P	ERA	WHIP
99 Hyun Jin Ryu, L ERA: 12.0	(1, 1)	3.0		16	6	4	4	1	1	0	0	0	0	0	43	68	12.00	2.333
35 Chris Capuano, L ERA:	(4, 1)	3.0	W	11	0	0	0	3	3	0	0	0	0	0	24	46	0.00	1.000
56 J.P. Howell, L ERA:	(7, 1)	1.1		5	1	0	0	2	0	0	0	0	0	0	17	24	0.00	0.750
54 Ronald Belisario, R ERA:	(8, 1)	0.2		2	0	0	0	1	0	0	0	0	0	0	6	11	0.00	0.000
75 Paco Rodríguez, L ERA: 27.0	(9, 1)	0.2		6	3	2	2	1	1	0	0	0	0	1	18	25	27.00	6.000

PITCHER		IP	WLS	BF	H	R	ER	SO	BB	IBB	HBP	BLK	WP	HR	S	P	ERA	WHIP
74 Kenley Jansen, R ERA:	(9, 1)	0.1		1	0	0	0	1	0	0	0	0	0	0	3	4	0.00	0.000

Batter	1	2	3	4	5	6	7	8	9	AB	R	H	RBI	BB	SO	LOB
25 Carl Crawford, L (1, 7) OBP: 0.333, SLG: 0.500	C FF 94 S FF 94 F FF 95 X SI 93 0-2 14 WP 1B	B FF 94 F FF 93 F SL 84 B FF 93 X SL 84 2-2 1-H 3-H HR		X FF 93 0-0 E1 13 3B	C SI 91 F KC 79 C SI 92 0-3 ③			C CH 88 F FF 96 B SL 81 X CH 87 1-2 ② FC4-6 14 BB 13 1B 1-2f		5	3	2	3	0	1	1
14 Mark Ellis, R (1, 4) OBP: 0.357, SLG: 0.182	C FF 94 B FF 92 C SL 82 S FF 94 1-3 ① K 1-2	S SL 84 F FF 94 B FF 93 S SL 84 1-3 ③ K		L SI 93 B SI 92 1 SAFE F CH 86 X SI 93 1-2 ① F8		F SL 86 S SI 90 S FF 91 0-3 ① K		B FF 97 F SL 96 D SL 84 F FF 97 B FF 98 F FF 96 B FF 96 4-2 13 1B 23 1B 1-2 BB		4	1	0	0	1	3	2
13 Hanley Ramirez, R (1, 6) OBP: 0.571, SLG: 1.231 75 Paco Rodríguez, L (9, 1) 74 Kenley Jansen, S (9, 1)	C FF 94 F FF 93 D SL 85 X SL 86 1-2 ② F7	C SL 83 S FF 93 B FF 92 X SL 84 1-2 23 1B 2B	X SI 93 0-0 1-H 66 1B 3B	F SL 86 S SI 88 B FF 92 F FF 91 B SL 82 B SL 84 F SL 84 F SI 91 F SI 91 4-2 F FF 93 B SI 92 23 G4-6-3 BB				F SL 85 B FF 99 X SL 84 1-1 23 1B 66 1B 1-3 2-H 1B		4 0 0	3 0 0	3 0 0	2 0 0	1 0 0	0 0 0	1 0 0
23 Adrián González, L (1, 3) OBP: 0.357, SLG: 0.571	C FF 93 C FF 93 F FF 94 S SL 84 0-3 ③ K	B FF 94 X FF 93 1-0 66 FC5-4 2-H 1B	B KC 80 B CH 86 F SI 93 F SI 93 C SI 93 2-3 ② K	X SL 86 0-0 ②③ G4-6-3 1-2f				C SI 93 B SI 92 B SI 93 B FF 94 F SI 93 X SI 94 3-2 66 1B 1-2 3-H 1B		5	0	2	2	0	2	3
66 Yasiel Puig, R (1, 9) OBP: 0.500, SLG: 0.462		S SL 84 B FF 94 B FF 95 X SL 84 2-1 17 BB 5 1B 99 SF9 1B	X SI 91 0-0 ① FC5-4 55 1B 1-2f	F SI 93 S SI 92 B SI 93 X SI 94 1-2 5 HR 3-H 1B			B SL 86 X SL 86 1-0 ① G4-3	B FF 94 C SI 93 X SI 92 1-1 5 FC6-4 1-2 2-H 1B		5	3	3	2	0	0	1
5 Juan Uribe, R (1, 5) OBP: 0.333, SLG: 0.583		B FF 95 1 SAFE S FF 93 F FF 94 1 SAFE X SL 78 1-2 99 SF9 17 BB 25 HR 1B	B CU 76 C CU 76 F FF 92 S SL 76 1-3 ② K	1 SAFE X CH 85 0-0 1-H HR			F FF 98 S FF 98 B SL 85 S SL 85 1-3 ② K	F FF 92 B CU 81 X SI 92 1-1 ③ FC6-4 1-2f		5	2	2	2	0	2	3
55 Skip Schumaker, L (1, 8) OBP: 0.250, SLG: 0.200		S SL 83 F FF 94 B FF 94 C SI 92 1-3 ① K	B CU 76 B FF 92 F SI 89 X FF 92 2-1 10 WP 17 1B 2-H 1B	F SI 92 X KC 78 0-1 ③ G4-3			B FF 97 X FF 97 1-0 ③ G6-3			4	0	1	1	0	1	2
17 A.J. Ellis, R (1, 2) OBP: 0.636, SLG: 0.750		B FF 94 C FF 93 S SL 77 B FF 94 F SL 84 D SL 78 B FF 94 4-2 25 HR 1-2 2-3 BB	B SL 80 C CU 72 B FF 92 F FF 92 X SL 81 2-2 10 WP 1-2 1B	C SI 90 S KC 80 B SI 91 B KC 77 X SI 91 2-2 ① L4				H FF 96 1-0 25 FC4-6 HBP		2	1	1	0	1	0	0
99 Hyun Jin Ryu, R (1, 1) 10 Michael Young, R (3, PH) OBP: 0.500, SLG: 0.500 35 Chris Capuano, L (4, 1) 56 J.P. Howell, L (7, 1) 54 Ronald Belisario, R (8, 1) 16 Andre Ethier, L (8, PH) 7 Nick Punto, S (9, 6)	B FF 93 X FF 93 1-0 ② SF9 2-3 3-H	F CH 85 S FF 93 F SI 94 F CH 86 B KC 83 F SI 95 B FF 94 S CH 86 2-3 ③ K 1-2 2-3		X SI 91 0-0 ② G3				B FF 96 F FF 96 S FF 96 D CH 87 F FF 97 S SL 83 2-3 ① K		0 1 1 0 0 1 0	0 0 0 0 0 0 0	0 0 0 0 0 0 0	1 0 0 0 0 1 0	0 0 0 0 0 0 0	0 1 0 0 0 1 0	0 2 0 0 0 1 0
Inning Stats	R: 0 E: 0 K: 2 S: 14 H: 1 LOB: 1 BB: 0 P: 16	R: 4 E: 0 K: 2 S: 18 H: 3 LOB: 0 BB: 1 P: 30	R: 2 E: 1 K: 2 S: 19 H: 4 LOB: 2 BB: 0 P: 28	R: 4 E: 1 K: 1 S: 14 H: 3 LOB: 0 BB: 0 P: 18	R: 0 E: 0 K: 1 S: 7 H: 0 LOB: 0 BB: 0 P: 9	R: 0 E: 0 K: 1 S: 11 H: 0 LOB: 0 BB: 1 P: 15	R: 0 E: 0 K: 1 S: 5 H: 0 LOB: 0 BB: 0 P: 8	R: 3 E: 0 K: 1 S: 19 H: 3 LOB: 2 BB: 1 P: 33		1B: 10 2B: 1 3B: 1 HR: 2 SF: 1 SAC: 0 DP: 1 HBP: 1				WP: 2 PB: 0 SB: 0 CS: 0 PA: 42		

BOTTOM

Atlanta Braves @ Los Angeles Dodgers

Dodger Stadium, Los Angeles, CA

Sun Oct 06 2013, 5:10 PM - 9:10 PM PDT

Att. 54,646 - Clear - 87 F

livebaseballscorecards.com

AB	37
R	13
H	14
RBI	13
BB	3
SO	11
LOB	16

PITCHER		IP	WLS	BF	H	R	ER	SO	BB	IBB	HBP	BLK	WP	HR	S	P	ERA	WHIP
49 Julio Teheran, R ERA: 20.25	(1, 1)	2.2	L	17	8	6	6	5	1	0	0	0	1	1	45	66	20.25	3.375
58 Alex Wood, L ERA:	(3, 1)	2.1		11	3	4	0	3	0	0	0	0	1	1	27	35	0.00	1.286
20 Luis Ayala, R ERA:	(6, 1)	1.0		3	0	0	0	1	1	0	0	0	0	0	11	15	0.00	1.000
52 Jordan Walden, R ERA: 13.5	(7, 1)	1.2		8	1	3	3	2	1	0	1	0	0	0	17	29	16.20	1.200
43 Luis Avilán, L ERA:	(8, 1)	0.0		2	2	0	0	0	0	0	0	0	0	0	5	9	∞	∞

PITCHER		IP	WLS	BF	H	R	ER	SO	BB	IBB	HBP	BLK	WP	HR	S	P	ERA	WHIP
62 David Hale, R ERA:	(8, 1)	0.1		1	0	0	0	0	0	0	0	0	0	0	2	3	0.00	0.000

Batter	1	2	3	4	5	6	7	8	9	AB	R	H	RBI	BB	SO	LOB
22 Jason Heyward, L (1, 8) OBP: 0.167, SLG: 0.333	S FF 94 X FF 94 0-1 E3		C SL 85 C CU 74 S SL 88 0-3 ② K		F FF 93 B FF 93 B SL 85 F FF 93 X SL 88 2-2 ② F8		1 SAFE B SI 89 C SI 89 C SI 89 1 SAFE 1 SAFE 1 SAFE S KC 81 1-3 ② K		F FC 93 F FC 95 C FC 94 0-3 ② K	5	0	0	0	0	3	1
8 Justin Upton, R (1, 9) (8, 7) OBP: 0.333, SLG: 0.214	B FF 94 F FF 93 1 SAFE X SL 87 1-1 ① B1		C SL 86 C CU 74 X FF 95 0-2 ③ L9		B SL 84 S SL 85 S SL 82 F SL 87 B FF 94 B CU 74 B FF 94 4-2 BB		1 SAFE B SI 88 B SI 88 1 SAFE B SI 88 B CH 82 4-0 1-2 BB		B FC 95 S FC 92 B FC 93 S FC 93 T FC 94 2-2 ③ K	3	0	0	0	2	1	1
5 Freddie Freeman, L (1, 3) OBP: 0.353, SLG: 0.375	B SL 87 F FF 94 1 SAFE S SL 86 S CU 75 1-3 ② K			B FF 94 F FF 93 B FF 92 B SL 82 X FF 93 3-1 16 WP 24 E 23 1B 1B	S SL 86 1 SAFE D CU 75 X FF 93 1-1 ③ G4-3		X SI 88 0-0 ③ G3			4	1	1	0	0	1	4
24 Evan Gattis, R (1, 7) OBP: 0.438, SLG: 0.357 4 Paul Janish, R (8, 4)	B FF 93 S SL 85 F SL 86 F CU 74 1 SAFE B FF 94 F CU 76 X SL 85 2-2 ③ G5-3			X FF 93 0-0 FC3 23 1B 16 WP 19 FC5-4 1-2		F SL 85 X FF 92 0-1 ① L9		F SL 89 S CU 82 B SI 93 S SL 90 1-3 ① K		4 0	1 0	0 0	0 0	0 0	1 0	2 0
16 Brian McCann, L (1, 2)		F FF 93 B SL 86 T SL 87 C CU 75 1-3 ① K		C FF 94 B SL 89 D FF 95 C FF 95 F SL 88 F FF 94 C FF 94 2-3 1-2 2-3 ①		B SL 88 F FF 93 F FF 93 F CU 73 B FF 94 S SL 87 2-3 ② K		C SL 89 B FF 93 B FF 94 B SL 89 C SL 89 C SI 95 3-3 ② K		4	0	0	0	0	4	2
23 Chris Johnson, R (1, 5) OBP: 0.438, SLG: 0.438		B SL 85 B SL 85 F FF 94 S FF 93 X SL 84 2-2 1B		X FF 94 0-0 19 FC5-4 2-3 3-H 1B		B FF 94 S SL 86 B CU 73 X CH 86 2-1 ③ L7		S SL 91 B SL 89 S SL 91 B SL 91 X SI 95 2-2 19 1B 1B		4	0	3	1	0	0	0
19 Andrelton Simmons, R (1, 6) OBP: 0.357, SLG: 0.333		F FF 93 F CU 74 D CU 76 B FF 95 D SL 85 C FF 94 3-3 ② K		B FF 94 X FF 94 1-0 ② FC5-4 30 FC6-4 1-2f 3-H			B SI 95 F SI 94 F SI 93 X SI 96 1-2 ① G1-3	B SL 90 C SL 90 X SL 91 1-1 1-2 1B		4	0	1	1	0	1	2
30 Elliot Johnson, S (1, 4) OBP: 0.133, SLG: 0.214 48 David Carpenter, R (8, 1)		X FF 93 0-0 ③ G5-3		C FF 93 D SL 88 X FF 94 1-1 ③ FC6-4 1-2f			F SI 95 X SI 94 0-1 13 1B 3B	B SL 91 S SI 94 B SI 95 S SL 90 X SL 91 2-2 ③ F8		4 0	1 0	1 0	0 0	0 0	0 0	4 0
50 Freddy Garcia, R (1, 1) 13 Jose Constanza, L (7, PH) OBP: 1.000, SLG: 1.000 43 Luis Avilán, L (7, 1) 17 Jordan Schafer, L (8, 9)			C FF 92 X FF 92 0-1 ① F7		B FF 90 B FF 92 C FF 92 F FF 92 X FF 93 2-2 ① G6-3		B SI 96 S SI 95 B SI 95 X SI 95 2-1 8 BB 3-H 1B		C FC 92 S FC 93 B FC 94 F FC 93 B FC 92 S FC 94 2-3 ① K	2 1 0 1	0 0 0 0	0 1 0 0	0 1 0 0	0 0 0 0	0 0 0 1	0 0 0 0

Inning Stats	1	2	3	4	5	6	7	8	9
	R: 0 E: 1 K: 1 S: 12	H: 0 LOB: 1 BB: 0 P: 16	R: 0 E: 0 K: 2 S: 10	H: 1 LOB: 1 BB: 0 P: 16	R: 0 E: 0 K: 1 S: 8	H: 0 LOB: 0 BB: 0 P: 8	R: 2 E: 1 K: 1 S: 12	H: 2 LOB: 1 BB: 0 P: 19	R: 0 E: 0 K: 0 S: 11	H: 0 LOB: 1 BB: 1 P: 20	R: 0 E: 0 K: 1 S: 8	H: 0 LOB: 0 BB: 0 P: 12	R: 1 E: 0 K: 1 S: 11	H: 2 LOB: 2 BB: 1 P: 19	R: 0 E: 0 K: 2 S: 14	H: 2 LOB: 2 BB: 0 P: 23	R: 0 E: 0 K: 3 S: 10	H: 0 LOB: 0 BB: 0 P: 14

	AB	R	H	RBI	BB	SO	LOB
	36	3	7	3	2	12	16

1B: 6 SF: 0 WP: 1 PA: 38
2B: 0 SAC: 0 PB: 0
3B: 1 DP: 0 SB: 0
HR: 0 HBP: 0 CS: 0

PITCHER		IP	WLS	BF	H	R	ER	SO	BB	IBB	HBP	BLK	WP	HR	S	P	ERA	WHIP
22 Clayton Kershaw, L ERA: 0.69	(1, 1)	6.0		24	3	2	0	6	1	0	0	0	1	0	61	91	0.00	0.667
54 Ronald Belisario, R ERA: 9.0	(7, 1)	0.1		3	2	1	1	0	0	0	0	0	0	0	7	10	27.00	6.000
56 J.P. Howell, L ERA:	(7, 1)	0.2		3	0	0	0	1	1	0	0	0	0	0	4	9	0.00	1.500
0 Brian Wilson, R ERA:	(8, 1)	1.0	W	5	2	0	0	2	0	0	0	0	0	0	14	23	0.00	2.000
74 Kenley Jansen, R ERA:	(9, 1)	1.0	S	3	0	0	0	3	0	0	0	0	0	0	10	14	0.00	0.000

PITCHER	IP	WLS	BF	H	R	ER	SO	BB	IBB	HBP	BLK	WP	HR	S	P	ERA	WHIP

TOP

Atlanta Braves @ Los Angeles Dodgers

Dodger Stadium, Los Angeles, CA

Mon Oct 07 2013, 6:39 PM - 9:57 PM PDT

Att. 54,438 - Clear - 71 F

livebaseballscorecards.com

BOTTOM

Atlanta Braves @ Los Angeles Dodgers

Dodger Stadium, Los Angeles, CA

Mon Oct 07 2013, 6:39 PM - 9:57 PM PDT

Att. 54,438 - Clear - 71 F

livebaseballscorecards.com

Batter	1	2	3	4	5	6	7	8	9	AB	R	H	RBI	BB	SO	LOB
25 Carl Crawford, L (1, 7) OBP: 0.421, SLG: 0.882	C SI 88 F SL 76 F FS 80 B SI 89 X FS 80 1-2 HR		C SL 77 B SL 80 B SI 89 F FS 83 F CH 83 X SI 85 2-2 HR		B SI 89 C SI 89 B SI 88 B SL 82 B SI 88 4-1 14 S BB		B SI 96 C CU 76 X CU 77 1-1 ② G3-1			3	2	2	2	1	0	0
14 Mark Ellis, R (1, 4) OBP: 0.389, SLG: 0.400	C SI 90 B SI 90 F SI 90 X SL 82 1-2 ① G4-3		C FS 80 X SI 89 0-1 2B		1 SAFE C FS 81 D FS 79 S SL 82 S SL 80 1-3 ② K 1-2		B SI 94 X SI 95 1-0 2B			4	0	2	0	0	1	1
13 Hanley Ramirez, R (1, 6) OBP: 0.556, SLG: 1.063	S CU 74 X SI 90 0-1 23 S 1B		S SL 81 S SL 82 B SL 84 F FS 81 F FS 83 B SL 83 T SL 82 2-2 ② K		B SI 89 C FS 80 B SL 84 S FS 81 X SL 81 2-2 ③ G6-3		I IN 65 I IN 69 I IN 68 I IN 65 4-0 IBB			3	0	1	0	1	1	2
23 Adrián González, L (1, 3) OBP: 0.333, SLG: 0.500	B SI 89 C SI 89 F SL 77 X SI 88 1-2 ② F7 1-2		X SL 78 0-0 ③ G5-3			F SI 88 F FS 80 B SI 88 F SL 85 B SI 88 X FS 81 2-2 66 G5-4-3 1B	B SI 94 B CU 76 B SI 94 C SI 94 C SI 95 X CU 77 3-2 ③ F9			4	0	1	0	0	0	4
66 Yasiel Puig, R (1, 9) OBP: 0.500, SLG: 0.529	X SI 90 0-0 ③ F9			X FS 81 0-0 5 CS 1B		B SI 88 B SI 89 C SL 84 X FS 79 2-1 ①② G5-4-3 1-2f		B SL 87 C FF 97 B SL 86 C FF 98 X FF 96 2-2 5 HR 2B		4	1	2	0	0	0	2
5 Juan Uribe, R (1, 5) OBP: 0.375, SLG: 0.813		C SL 77 C CU 72 B SI 89 S CU 75 1-3 ① K		S SL 81 B SI 90 X SL 81 1-1 ①② G5-3 1-2		F CH 79 B FS 80 B SL 75 F FS 84 B SL 80 F SL 80 X FS 81 3-2 2B		L SL 86 L FF 98 B FF 97 D SL 86 X SL 84 2-2 2-H HR		4	1	2	2	0	1	1
55 Skip Schumaker, L (1, 8) OBP: 0.313, SLG: 0.231		C SL 78 F FS 80 B SI 88 X CH 84 1-2 ② G6-3		B SI 89 T CU 75 B SL 77 X CH 80 2-1 1B		I IN 74 I IN 72 I IN 73 I IN 73 4-0 IBB		B FF 96 X FF 95 1-0 ① P5		3	0	1	0	1	0	0
17 A.J. Ellis, R (1, 2) OBP: 0.467, SLG: 0.500		B SI 89 C SI 89 C CU 74 S FS 81 1-3 ③ K		C SL 80 1 SAFE C SI 89 F SL 83 C CH 80 0-3 ③ K		D SL 84 S FS 80 X FS 80 1-1 ③ G5-3		X FF 96 0-0 ② F9		4	0	0	0	0	2	3
22 Clayton Kershaw, L (1, 1) 54 Ronald Belisario, R (7, 1) 56 J.P. Howell, L (7, 1) 10 Michael Young, R (7, PH) OBP: 0.333, SLG: 0.333 0 Brian Wilson, R (8, 1) 16 Andre Ethier, L (8, PH) 74 Kenley Jansen, S (9, 1)			C SI 88 B CU 76 B SL 79 C SI 88 S SI 89 2-3 ① K		C SI 87 X CU 75 0-1 ① G3-1		B SI 94 T SI 95 B FF 94 F SI 94 X FF 95 2-2 ① F9	C SL 86 X FF 95 0-1 ③ G4-3		2 0 0 1 0 1 0	0 0 0 0 0 0 0	0 0 0 0 0 0 0	0 0 0 0 0 0 0	1 0 0 0 0 0 0	0 0 0 0 0 0 0
Inning Stats	R: 1 E: 0 K: 0 S: 13 H: 2 LOB: 1 BB: 0 P: 16	R: 0 E: 0 K: 2 S: 9 H: 0 LOB: 0 BB: 0 P: 12	R: 1 E: 0 K: 2 S: 15 H: 2 LOB: 1 BB: 0 P: 21	R: 0 E: 0 K: 1 S: 9 H: 2 LOB: 1 BB: 0 P: 12	R: 0 E: 0 K: 1 S: 9 H: 0 LOB: 1 BB: 1 P: 16	R: 0 E: 0 K: 0 S: 12 H: 2 LOB: 2 BB: 1 P: 24	R: 0 E: 0 K: 0 S: 9 H: 1 LOB: 2 BB: 1 P: 20	R: 2 E: 0 K: 0 S: 10 H: 2 LOB: 0 BB: 0 P: 15		1B: 4 2B: 4 3B: 0 HR: 3	SF: 0 SAC: 0 DP: 1 HBP: 0		WP: 0 PB: 0 SB: 2 CS: 1	PA: 36		

	AB	R	H	RBI	BB	SO	LOB
	33	4	11	4	3	6	13

PITCHER		IP	WLS	BF	H	R	ER	SO	BB	IBB	HBP	BLK	WP	HR	S	P	ERA	WHIP
50 Freddy Garcia, R ERA: 3.0	(1, 1)	6.0		26	8	2	2	6	1	1	0	0	0	2	67	101	3.00	1.500
43 Luis Avilán, L ERA:	(7, 1)	1.0	H	5	1	0	0	0	0	1	0	0	0	0	9	20	0.00	1.000
48 David Carpenter, R ERA: 13.5	(8, 1)	1.0	L	5	2	2	2	0	0	0	0	0	0	1	10	15	18.00	2.000

PITCHER	IP	WLS	BF	H	R	ER	SO	BB	IBB	HBP	BLK	WP	HR	S	P	ERA	WHIP