

# Atlanta Braves - 2015





Batter	1	2	3	4	5	6	7	8	9	AB	R	H	RBI	BB	SO	LOB	TOP		
8 Eury Pérez, R (1,8) (6,9)	G6-3		BB		FC3-2 11 1B		G3		FC1-2 76 E 61 S	4	1	0	0	1	0	5	<b>Atlanta Braves @ Detroit Tigers</b> Joker Marchant Stadium, Lakeland, FL Thu Mar 05 2015, 4:13 PM - 4:15 PM EST Att: 7,935 - Partly Cloudy - 84 F		
11 Phil Gosselin, R OBP: 0.333, SLG: 0.333	K		G5-3		1-2 2-3 3-H		P4		E6 61 S	4	0	1	2	0	1	1			
76 Johan Camargo, S (7,6)					1-2 2-H 3-H				1-3 3-H 2-0	1	0	0	0	0	0	2			
24 Kelly Johnson, L (1,5) (5,4) (7,5)	F8			K	G3				F8	3	0	0	0	0	1	2			
61 Pedro Ciriaco, R (5,4) (7,5)										2	0	0	0	0	1	2			
23 Chris Johnson, R OBP: 0.200, SLG: 0.200		F7								3	0	0	0	0	0	0			
80 Tanner Murphy, R (8,PH) (8,10)				G5-3						1	0	0	0	0	0	0			
27 Christian Bethancourt, R OBP: 0.333, SLG: 0.667		G5-3								3	1	1	0	0	0	0			
83 Mallex Smith, L (6,8)				F8						1	0	0	0	0	0	0			
26 Todd Cunningham, S OBP: 0.500, SLG: 0.333										2	0	1	0	0	1	1			
25 Jesus Flores, R (6,2)										1	0	0	0	0	1	0			
54 Joey Terdoslavich, S OBP: 0.600, SLG: 0.667										2	2	1	0	2	0	1			
70 José Peraza, R (9,PR)										0	0	0	0	0	0	0			
71 José Yépez, R (9,3)										0	0	0	0	0	0	0			
34 John Buck, R OBP: 1.000, SLG: 2.000										1	1	1	2	2	0	0			
14 Zolito Almonte, S (6,PR) (6,7)										0	1	0	0	1	0	0			
65 Elmer Reyes, R OBP: 0.250, SLG: 0.250										3	0	0	0	0	1	5			
77 Daniel Castro, R (6,6) (7,4)										0	0	0	0	0	0	0			
<b>Inning Stats</b>	R: 0 E: 0 K: 1 S: 5	H: 0 LOB: 0 BB: 0 P: 5	R: 0 E: 0 K: 0 S: 3	H: 0 LOB: 1 BB: 0 P: 4	R: 0 E: 0 K: 0 S: 2	H: 0 LOB: 1 BB: 2 P: 10	R: 0 E: 0 K: 1 S: 5	H: 0 LOB: 0 BB: 0 P: 5	R: 2 E: 0 K: 1 S: 7	H: 2 LOB: 2 BB: 1 P: 15	R: 0 E: 0 K: 1 S: 5	H: 0 LOB: 0 BB: 0 P: 5	R: 0 E: 0 K: 1 S: 5	H: 0 LOB: 0 BB: 0 P: 5	R: 2 E: 1 K: 0 S: 5	H: 1 LOB: 1 BB: 1 P: 12	1B: 2 2B: 3 3B: 0 HR: 0	SF: 0 SAC: 1 DP: 1 HBP: 1	WP: 0 PA: 39 PB: 1 SB: 3 CS: 0
<b>PITCHER</b>	IP	WLS	BF	H	R	ER	SO	BB	IBB	HBP	BLK	WP	HR	S	P	ERA	WHIP		
31 Alfredo Simon, R ERA: 0.00	2.0		7	0	0	0	1	0	0	0	0	0	0	8	9	0.00	0.000		
66 Alberto Cabrera, R ERA: 3.00	2.0	H	7	0	0	0	1	2	0	0	0	0	0	7	15	0.00	1.000		
32 Tom Gorzelanny, L ERA: 9.0	1.0	B	7	2	2	2	1	2	0	0	0	0	0	7	15	18.00	4.000		
45 Buck Farmer, R ERA: 18.0	1.0		6	2	2	2	1	1	0	0	0	0	0	7	11	18.00	3.000		
60 Angel Nesbitt, R ERA: 0.00	1.0		3	0	0	0	1	0	0	0	0	0	0	5	5	0.00	0.000		
<b>PITCHER</b>	IP	WLS	BF	H	R	ER	SO	BB	IBB	HBP	BLK	WP	HR	S	P	ERA	WHIP		
67 Rafael Dolis, R ERA: 8.0	1.0		3	0	0	0	1	0	0	0	0	0	0	5	5	0.00	0.000		
30 Alex Wilson, R ERA: 9.0	1.0	L	6	1	2	0	0	1	0	0	0	0	0	5	12	0.00	2.000		

AB	31
R	6
H	5
RBI	4
BB	6
SO	6
LOB	19



Batter	1	2	3	4	5	6	7	8	9	AB	R	H	RBI	BB	SO	LOB	BOTTOM				
20 Rajai Davis, R OBP: 0.167, SLG: 0.167	K									3	0	0	0	0	1	2	<b>Atlanta Braves @ Detroit Tigers</b> Joker Marchant Stadium, Lakeland, FL Thu Mar 05 2015, 4:13 PM - 4:15 PM EST Att: 7,935 - Partly Cloudy - 84 F				
29 Daniel Fields, L OBP: 0.667, SLG: 1.000		P3								2	0	1	0	0	0	2					
3 Ian Kinsler, R OBP: 0.667, SLG: 1.333										2	0	0	0	1	1	0					
81 Josh Wilson, R OBP: 0.600, SLG: 0.500										1	0	0	0	0	0	2					
33 Javier Betancourt, R OBP: 0.333, SLG: 0.333										1	0	0	0	0	0	0					
33 Steven Moya, L OBP: 0.400, SLG: 0.600										3	1	1	0	0	1	1					
64 Xavier Avery, L OBP: 0.500, SLG: 0.333										2	0	1	1	0	1	0					
28 J.D. Martinez, R OBP: 0.667, SLG: 0.667										3	1	3	1	0	0	0					
70 Miguel Gonzalez, R OBP: 0.333, SLG: 0.333										2	0	0	0	0	0	2					
18 Tyler Collins, L (1,7) (6,9)										2	0	0	0	0	0	3					
73 Jason Krizan, L (6,9)										2	0	0	0	0	0	1					
26 Hernán Pérez, R OBP: 0.333, SLG: 0.200										1	0	1	0	1	0	0					
49 Dixon Machado, R OBP: 0.800, SLG: 1.000										1	1	1	0	1	0	0					
80 Aaron Westlake, L OBP: 0.429, SLG: 0.600										2	0	0	0	0	0	2					
74 Jordan Lennerton, L OBP: 0.167, SLG: 0.200										1	0	0	1	0	1	1					
34 James McCann, R OBP: 0.250, SLG: 0.250										2	0	1	0	0	0	1					
71 Austin Green, R OBP: 0.250, SLG: 0.250										2	0	1	1	0	1	1					
76 Jeffrey Marte, R (1,5) (7,5)										2	0	0	0	0	0	1					
22 Wade Gaynor, R OBP: 0.750, SLG: 0.500										1	1	1	0	1	0	0					
<b>Inning Stats</b>	R: 1 E: 0 K: 2 S: 9	H: 2 LOB: 1 BB: 0 P: 9	R: 0 E: 1 K: 0 S: 4	H: 1 LOB: 2 BB: 1 P: 8	R: 0 E: 1 K: 0 S: 4	H: 1 LOB: 1 BB: 0 P: 4	R: 0 E: 1 K: 0 S: 3	H: 1 LOB: 0 BB: 0 P: 4	R: 0 E: 1 K: 1 S: 5	H: 0 LOB: 1 BB: 1 P: 10	R: 1 E: 0 K: 1 S: 7	H: 2 LOB: 1 BB: 0 P: 7	R: 1 E: 0 K: 0 S: 5	H: 3 LOB: 1 BB: 0 P: 5	R: 1 E: 0 K: 1 S: 6	H: 1 LOB: 2 BB: 2 P: 15	R: 0 E: 0 K: 1 S: 5	H: 0 LOB: 0 BB: 0 P: 5	1B: 8 2B: 3 3B: 0 HR: 0	SF: 1 SAC: 0 DP: 4 HBP: 0	WP: 1 PA: 40 PB: 0 SB: 0 CS: 1
<b>PITCHER</b>	IP	WLS	BF	H	R	ER	SO	BB	IBB	HBP	BLK	WP	HR	S	P	ERA	WHIP				
49 Julio Teheran, R ERA: 4.5	2.0		10	3	1	1	2	1	0	0	0	0	0	7	8	0.00	1.000				
37 Eric Stults, L ERA: 5.0	2.0		7	2	0	0	0	0	0	0	0	0	0	7	8	0.00	1.000				
67 Brandon Cunniff, R ERA: 6.0	1.0		4	0	0	0	1	1	0	0	0	0	0	5	10	0.00	1.000				
60 Ian Thomas, L ERA: 9.0	1.0	H	5	2	1	1	1	0	0	0	0	0	0	7	7	9.00	2.000				
72 Jason Hursh, R ERA: 9.0	2.0	W	11	4	2	2	1	2	0	0	0	1	0	11	20	9.00	3.000				
<b>PITCHER</b>	IP	WLS	BF	H	R	ER	SO	BB	IBB	HBP	BLK	WP	HR	S	P	ERA	WHIP				
73 Sugar Ray Marimon, R ERA: 9.0	1.0		3	0	0	0	1	0	0	0	0	0	0	5	5	0.00	0.000				

AB	35
R	4
H	11
RBI	4
BB	4
SO	6
LOB	19





Batter	1	2	3	4	5	6	7	8	9	AB	R	H	RBI	BB	SO	LOB	TOP					
23 Jeff Koburns, R (1, 8) 17 Derrick Robinson, S (5, 8)	F9		F9		F9	F9		L6		2	1	1	0	1	0	0	<b>Washington Nationals @ Atlanta Braves</b> Champion Stadium, Lake Buena Vista, FL Fri Mar 06 2015, 4:12 PM - 4:16 PM EST Att: 5,936 - Partly Cloudy - 70 F					
19 Kevin Frandsen, R (1, 7) 7 Tony Gwynn Jr., L (5, PR)	G6-3		F9		F9			G4-3		3	0	2	0	0	0	0						
20 Ian Desmond, R (1, 6) 16 Emmanuel Burriss, S (5, PR)	G4-3		F9		F9					3	0	2	1	0	0	0						
10 Ian Stewart, L (1, 5) 63 Matt Skole, L (5, PR)		G3	F8					K		2	0	0	0	1	0	1						
26 Dan Uggla, R (1, 4) 66 Cutter Dykstra, R (5, PR)				G5-3						2	1	1	1	1	0	0						
12 Tyler Moore, R (1, 9) 24 Isaac Ballou, L (5, PR)					K					3	1	2	5	0	1	0						
25 Clint Robinson, L (1, 3) 18 Kila Ka'aihue, L (5, 3)										2	0	0	0	1	2	2						
59 Jose Lobaton, S (1, 2) 70 Pedro Severino, R (4, 2) 71 Steven Lerud, L (5, 2) 68 Spencer Kieboom, R (9, 2)										0	0	0	0	0	0	0						
41 Sandy León, S (1, 10)										4	0	0	0	0	1	2						
<b>Inning Stats</b>	R: 0 E: 0 K: 0 S: 3	H: 0 LOB: 0 BB: 0 P: 3	R: 2 E: 0 K: 1 S: 8	H: 2 LOB: 0 BB: 0 P: 8	R: 1 E: 0 K: 1 S: 7	H: 3 LOB: 1 BB: 0 P: 7	R: 0 E: 0 K: 1 S: 5	H: 0 LOB: 1 BB: 1 P: 9	R: 4 E: 0 K: 1 S: 7	H: 3 LOB: 2 BB: 3 P: 21	R: 0 E: 0 K: 0 S: 3	H: 0 LOB: 2 BB: 2 P: 11	R: 2 E: 0 K: 0 S: 4	H: 1 LOB: 1 BB: 2 P: 13	R: 0 E: 0 K: 1 S: 6	H: 1 LOB: 1 BB: 0 P: 6		R: 0 E: 0 K: 0 S: 3	H: 1 LOB: 0 BB: 0 P: 3	1B: 8 2B: 1 3B: 1 HR: 1	SF: 1 SAC: 1 DP: 1 HBP: 0	WP: 1 PB: 0 SB: 0 CS: 0
<b>PITCHER</b>	IP	WLS	BF	H	R	ER	SO	BB	IBB	HBP	BLK	WP	HR	S	P	ERA	WHIP					
40 Alex Wood, L (1, 1) 39 Jason Grilli, R (3, 1) 55 Josh Outman, L (4, 1) 56 Juan Jaime, R (5, 1) 58 Michael Kohn, R (5, 1)	2.0		8	2	2	2	1	0	0	0	0	0	0	1	11	9.00	1.000					
38 Aroldys Vizcaino, R (7, 1) 63 Tyrell Jenkins, R (8, 1)	1.0	L	6	1	2	2	0	0	0	0	0	0	0	0	1	18.00	3.000					
2.0			7	2	0	0	1	0	0	0	0	0	0	0	9	0.00	1.000					
0.2	B	7	3	4	4	0	0	3	0	0	0	0	0	4	18	54.00	9.000					
1.1		6	0	0	0	1	2	0	0	0	0	0	0	6	14	0.00	1.500					

Batter	1	2	3	4	5	6	7	8	9	AB	R	H	RBI	BB	SO	LOB	BOTTOM						
4 Eric Young Jr., S (1, 8) 70 José Peraza, R (7, 4)			K		F8			G4-3		2	0	0	0	1	1	2	<b>Washington Nationals @ Atlanta Braves</b> Champion Stadium, Lake Buena Vista, FL Fri Mar 06 2015, 4:12 PM - 4:16 PM EST Att: 5,936 - Partly Cloudy - 70 F						
8 Jace Peterson, L (1, 4) 71 José Yépez, R (7, 2) 85 Chris O'Dowd, L (8, PR)										4	2	2	0	0	0	2							
5 Freddie Freeman, L (1, 3) 54 Joey Terdoslavich, S (6, 3)										3	2	2	3	0	0	0							
7 Jonny Gomes, R (1, 7) 77 Daniel Castro, R (6, 6)										3	0	2	1	0	0	0							
1 Alberto Callaspo, S (1, 5) 83 Mallex Smith, L (6, 9)										3	1	1	0	0	0	1							
14 Zoilo Almonte, S (1, 10) 76 Johan Camargo, S (9, PH)										4	1	2	0	0	0	2							
78 Cedric Hunter, L (1, 9) 61 Pedro Ciriaco, R (1, 6)										5	1	1	0	0	0	3							
82 Braeden Schieber, R (1, 2) 26 Todd Cunningham, S (7, 8)										4	1	3	3	0	0	1							
<b>Inning Stats</b>	R: 0 E: 0 K: 0 S: 2	H: 0 LOB: 0 BB: 1 P: 6	R: 0 E: 0 K: 0 S: 4	H: 1 LOB: 1 BB: 0 P: 4	R: 3 E: 0 K: 1 S: 9	H: 4 LOB: 1 BB: 0 P: 12	R: 1 E: 0 K: 0 S: 6	H: 3 LOB: 2 BB: 0 P: 6	R: 4 E: 0 K: 0 S: 8	H: 5 LOB: 1 BB: 0 P: 8	R: 0 E: 0 K: 2 S: 7	H: 0 LOB: 2 BB: 0 P: 10	R: 0 E: 0 K: 0 S: 4	H: 1 LOB: 1 BB: 0 P: 4	R: 0 E: 0 K: 1 S: 5	H: 0 LOB: 2 BB: 0 P: 8		R: 0 E: 0 K: 0 S: 3	H: 0 LOB: 0 BB: 0 P: 3	1B: 10 2B: 3 3B: 0 HR: 2	SF: 0 SAC: 0 DP: 1 HBP: 3	WP: 0 PB: 0 SB: 2 CS: 0	PA: 43
<b>PITCHER</b>	IP	WLS	BF	H	R	ER	SO	BB	IBB	HBP	BLK	WP	HR	S	P	ERA		WHIP					
27 Jordan Zimmermann, R (1, 1) 38 Taylor Jordan, R (3, 1) 35 Craig Stammen, R (4, 1) 55 Taylor Hill, R (5, 1) 60 Matt Grace, L (7, 1)	2.0		7	1	0	0	0	1	0	0	0	0	1	9	12	0.00	4.000						
43 Evan Meek, R (8, 1) 17 Manny Delcarmen, R (9, 1)	1.0	H	4	0	0	0	0	0	0	0	0	0	0	0	3	0.00	0.000						
1.0	S	3	0	0	0	0	0	0	0	0	0	0	0	3	3	0.00	0.000						










Batter	1	2	3	4	5	6	7	8	9	AB	R	H	RBI	BB	SO	LOB	TOP										
3 Ian Kinsler, R (1,4) OBP: 0.600, SLG: 1.000 49 Dixon Machado, R (5,6) OBP: 0.500, SLG: 0.571										3	1	1	0	1	0	3											
12 Anthony Gose, L (1,8) OBP: 0.692, SLG: 0.818 29 Daniel Fields, L (6,8) OBP: 0.500, SLG: 0.909										4	2	3	2	0	1	0											
28 J.D. Martinez, R (1,9) OBP: 0.455, SLG: 0.444 33 Steven Moya, L (6,9) OBP: 0.286, SLG: 0.429										3	1	0	0	1	1	4											
52 Yoenis Cespedes, R (1,7) OBP: 0.143, SLG: 0.571 33 Javier Betancourt, R (5,4) OBP: 0.200, SLG: 0.200										4	1	0	1	0	1	3											
9 Nick Castellanos, R (1,10) OBP: 0.778, SLG: 0.778 79 Manny Pina, R (7,10) OBP: 0.200, SLG: 0.200										3	2	2	2	1	1	0											
13 Alex Avila, L (1,2) OBP: 0.714, SLG: 0.333 34 James McCann, R (6,2) OBP: 0.200, SLG: 0.200										2	1	1	1	2	1	1											
26 Hernán Pérez, R (1,5) OBP: 0.385, SLG: 0.333 73 Jason Krizan, L (8,7) OBP: 0.200, SLG: 0.200										4	1	3	3	0	0	1											
80 Aaron Westlake, L (1,3) OBP: 0.417, SLG: 0.556 74 Jordan Linnerton, L (6,3) OBP: 0.400, SLG: 0.375										3	1	0	0	0	2	4											
81 Josh Wilson, R (1,6) OBP: 0.556, SLG: 0.429 76 Jefry Marte, R (8,5) OBP: 0.200, SLG: 0.200										3	1	1	2	1	1	2											
<b>Inning Stats</b>	R: 4 E: 1 K: 2 S: 11	H: 3 LOB: 3 BB: 3 P: 23	R: 0 E: 0 K: 2 S: 7	H: 0 LOB: 0 BB: 0 P: 7	R: 0 E: 0 K: 1 S: 7	H: 2 LOB: 2 BB: 0 P: 7	R: 7 E: 0 K: 0 S: 8	H: 5 LOB: 2 BB: 3 P: 21	R: 0 E: 0 K: 1 S: 6	H: 1 LOB: 1 BB: 0 P: 6	R: 0 E: 0 K: 2 S: 7	H: 0 LOB: 0 BB: 0 P: 7	R: 1 E: 0 K: 1 S: 6	H: 1 LOB: 0 BB: 0 P: 7	R: 0 E: 1 K: 2 S: 9	H: 1 LOB: 2 BB: 0 P: 9	R: 0 E: 0 K: 0 S: 4	H: 1 LOB: 1 BB: 0 P: 4	1B: 11 2B: 2 3B: 0 HR: 1	SF: 0 SAC: 0 DP: 0 HBP: 1	WP: 0 PB: 0 SB: 2 CS: 0	PA: 50					
<b>PITCHER</b>	IP WLS BF H R ER SO BB IBB HBP BLK WP HR S P ERA WHIP	17 Shelby Miller, R (1,1) ERA: 108.0	43 Luis Avilan, L (3,1) ERA: 27.0	69 Williams Pérez, R (4,1) ERA: 6.75	52 Donnie Veal, L (6,1) ERA: 6.75	84 Brady Feigl, L (6,1) ERA: 0.00	68 Yean Carlos Gil, L (7,1) ERA: 9.0	73 Todd Coffey, R (8,1) ERA: 0.00	84 Andrew Thurman, R (9,1) ERA: 0.00	IP WLS BF H R ER SO BB IBB HBP BLK WP HR S P ERA WHIP	17 Shelby Miller, R (1,1) ERA: 108.0	43 Luis Avilan, L (3,1) ERA: 27.0	69 Williams Pérez, R (4,1) ERA: 6.75	52 Donnie Veal, L (6,1) ERA: 6.75	84 Brady Feigl, L (6,1) ERA: 0.00	68 Yean Carlos Gil, L (7,1) ERA: 9.0	73 Todd Coffey, R (8,1) ERA: 0.00	84 Andrew Thurman, R (9,1) ERA: 0.00	IP WLS BF H R ER SO BB IBB HBP BLK WP HR S P ERA WHIP	17 Shelby Miller, R (1,1) ERA: 108.0	43 Luis Avilan, L (3,1) ERA: 27.0	69 Williams Pérez, R (4,1) ERA: 6.75	52 Donnie Veal, L (6,1) ERA: 6.75	84 Brady Feigl, L (6,1) ERA: 0.00	68 Yean Carlos Gil, L (7,1) ERA: 9.0	73 Todd Coffey, R (8,1) ERA: 0.00	84 Andrew Thurman, R (9,1) ERA: 0.00

Detroit Tigers @ Atlanta Braves  
Champion Stadium, Lake Buena Vista, FL  
Sat Mar 07 2015, 4:51 PM - 4:55 PM EST  
Att: 6,870 - Cloudy - 67 F


AB 43  
R 12  
H 14  
RBI 12  
BB 6  
SO 11  
LOB 25



Batter	1	2	3	4	5	6	7	8	9	AB	R	H	RBI	BB	SO	LOB	BOTTOM										
8 Jace Peterson, L (1,4) OBP: 0.545, SLG: 0.500 65 Elmer Reyes, R (7,4) OBP: 0.200, SLG: 0.200										3	0	0	0	1	2	3											
11 Phil Gosselin, R (1,5) OBP: 0.333, SLG: 0.250 61 Pedro Ciriaco, R (7,5) OBP: 0.500, SLG: 1.000										2	0	0	0	1	0	0											
5 Freddie Freeman, L (1,3) OBP: 0.571, SLG: 1.167 54 Joey Terdoslavich, S (5,3) OBP: 0.500, SLG: 0.750										2	0	0	0	0	1	2											
7 Jonny Gomes, R (1,7) OBP: 0.250, SLG: 0.286 96 Mycal Jones, R (5,7) OBP: 0.667, SLG: 1.000										2	0	0	0	0	2	2											
15 A.J. Pierzynski, L (1,10) OBP: 0.600, SLG: 0.500 91 Corban Joseph, L (6,FR) OBP: 0.200, SLG: 0.200										2	0	1	0	1	0	2											
26 Todd Cunningham, S (1,8) OBP: 0.600, SLG: 0.429										3	2	1	2	0	1												
78 Cedric Hunter, L (1,9) OBP: 0.250, SLG: 0.100										3	0	0	0	1	0	5											
34 John Buck, R (1,2) OBP: 0.833, SLG: 1.333 82 Braeden Schlieber, R (7,2) OBP: 0.250, SLG: 0.250										2	0	1	2	1	0	2											
77 Daniel Castro, R (1,6)										3	0	0	1	0	1	5											
<b>Inning Stats</b>	R: 0 E: 0 K: 0 S: 3	H: 0 LOB: 0 BB: 0 P: 3	R: 0 E: 0 K: 2 S: 8	H: 1 LOB: 3 BB: 2 P: 16	R: 0 E: 0 K: 2 S: 7	H: 0 LOB: 2 BB: 2 P: 15	R: 2 E: 0 K: 1 S: 7	H: 2 LOB: 1 BB: 1 P: 11	R: 2 E: 1 K: 1 S: 8	H: 4 LOB: 1 BB: 0 P: 8	R: 0 E: 0 K: 0 S: 3	H: 0 LOB: 0 BB: 0 P: 3	R: 1 E: 0 K: 0 S: 5	H: 2 LOB: 1 BB: 0 P: 5	1B: 5 2B: 4 3B: 0 HR: 0	SF: 1 SAC: 0 DP: 0 HBP: 0	WP: 1 PB: 0 SB: 0 CS: 0	PA: 42									
<b>PITCHER</b>	IP WLS BF H R ER SO BB IBB HBP BLK WP HR S P ERA WHIP	35 Justin Verlander, R (1,1) ERA: 3.0	53 Kyle Lobstein, L (3,1) ERA: 4.5	58 José Valdez, R (4,1) ERA: 4.5	36 Jose Nathan, R (5,1) ERA: 9.0	62 Al Alburquerque, R (6,1) ERA: 9.0	46 Ian Krol, L (7,1) ERA: 9.0	65 Blaine Hardy, L (8,1) ERA: 10.13	60 Angel Nesbitt, R (9,1) ERA: 4.5	IP WLS BF H R ER SO BB IBB HBP BLK WP HR S P ERA WHIP	35 Justin Verlander, R (1,1) ERA: 3.0	53 Kyle Lobstein, L (3,1) ERA: 4.5	58 José Valdez, R (4,1) ERA: 4.5	36 Jose Nathan, R (5,1) ERA: 9.0	62 Al Alburquerque, R (6,1) ERA: 9.0	46 Ian Krol, L (7,1) ERA: 9.0	65 Blaine Hardy, L (8,1) ERA: 10.13	60 Angel Nesbitt, R (9,1) ERA: 4.5	IP WLS BF H R ER SO BB IBB HBP BLK WP HR S P ERA WHIP	35 Justin Verlander, R (1,1) ERA: 3.0	53 Kyle Lobstein, L (3,1) ERA: 4.5	58 José Valdez, R (4,1) ERA: 4.5	36 Jose Nathan, R (5,1) ERA: 9.0	62 Al Alburquerque, R (6,1) ERA: 9.0	46 Ian Krol, L (7,1) ERA: 9.0	65 Blaine Hardy, L (8,1) ERA: 10.13	60 Angel Nesbitt, R (9,1) ERA: 4.5

Detroit Tigers @ Atlanta Braves  
Champion Stadium, Lake Buena Vista, FL  
Sat Mar 07 2015, 4:51 PM - 4:55 PM EST  
Att: 6,870 - Cloudy - 67 F

AB 34  
R 6  
H 9  
RBI 6  
BB 7  
SO 8  
LOB 25





Batter	1	2	3	4	5	6	7	8	9	10	AB	R	H	RBI	BB	SO	LOB																				
8 Jace Peterson, L OBP: 0.533, SLG: 0.500 70 José Peraza, R (7.4)											4	1	2	0	0	0	2																				
11 Phil Gosselin, R OBP: 0.231, SLG: 0.167 77 Daniel Castro, R (7.6)											4	0	0	0	0	0	4																				
5 Freddie Freeman, L OBP: 0.690, SLG: 1.125 54 Joey Teroslavich, S OBP: 0.500, SLG: 0.800											2	0	1	0	1	0	1																				
15 A.J. Pierzynski, L OBP: 0.400, SLG: 0.250 82 Braeden Schlehuber, R OBP: 0.400, SLG: 0.250 76 Johan Camargo, S OBP: 0.500, SLG: 0.800 80 Tanner Murphy, R (10.2)											2	0	1	1	1	0	1																				
27 Christian Bethancourt, R OBP: 0.222, SLG: 0.333 75 Yenier Bello, R (8. PH) 85 Chris O'Dowd, L OBP: 0.400, SLG: 0.250 (8.10)											3	0	0	0	0	2	4																				
26 Todd Cunningham, S OBP: 0.428, SLG: 0.300 14 Zolito Almonte, S OBP: 0.273, SLG: 0.200											3	0	0	1	0	1	3																				
78 Cedric Hunter, L OBP: 0.250, SLG: 0.077											3	0	0	0	1	0	2																				
61 Pedro Ciriaco, R OBP: 0.333, SLG: 0.667											4	0	0	0	0	2	1																				
8 Eury Pérez, R OBP: 0.333, SLG: 0.273 83 Mallex Smith, L OBP: 0.200, SLG: 0.600 (7.8)											3	0	2	0	0	0	1																				
<b>Inning Stats</b>	R: 1 E: 0 K: 0 S: 5	H: 2 LOB: 1 BB: 0 P: 6	R: 0 E: 0 K: 2 S: 7	H: 0 LOB: 1 BB: 1 P: 12	R: 0 E: 0 K: 1 S: 7	H: 2 LOB: 3 BB: 1 P: 11	R: 0 E: 0 K: 1 S: 6	H: 1 LOB: 1 BB: 0 P: 6	R: 0 E: 0 K: 1 S: 5	H: 0 LOB: 0 BB: 1 P: 6	R: 0 E: 0 K: 0 S: 5	H: 1 LOB: 2 BB: 0 P: 5	R: 0 E: 0 K: 0 S: 4	H: 1 LOB: 1 BB: 1 P: 10	R: 0 E: 0 K: 1 S: 5	H: 0 LOB: 0 BB: 0 P: 5	R: 0 E: 0 K: 1 S: 5	H: 0 LOB: 1 BB: 1 P: 9	1B: 5 2B: 2 3B: 0 HR: 0	SF: 1 SAC: 1 DP: 1 HBP: 0	WP: 0 PB: 0 SB: 2 CS: 0	PA: 41															
<b>PITCHER</b>	IP WLS BF H R ER SO BB IBB HBP BLK WP HR S P ERA WHIP	IP WLS BF H R ER SO BB IBB HBP BLK WP HR S P ERA WHIP																			IP WLS BF H R ER SO BB IBB HBP BLK WP HR S P ERA WHIP																
46 Scott Feldman, R ERA: 4.5	2.0	1.0	6	2	0	0	1	1	0	0	0	0	0	0	7	11	0.00	3.000																			10.0
37 Pat Neshek, R ERA:	3.1	2.0	7	1	0	0	1	1	0	0	0	0	0	0	8	12	0.00	1.000																			1.0
68 Michael Feliz, R ERA:	4.1	2.0	7	1	0	0	1	0	0	0	0	0	0	0	9	11	0.00	0.500																			1.0
80 James Hoyt, R ERA:	6.1	2.0	7	1	0	0	1	0	0	0	0	0	0	0	8	15	4.50	1.000																			1.0
63 Jason Stoffel, R ERA: 3.80	8.1	2.0	B	8	1	1	1	1	0	0	0	0	0	0	9	15	4.50	1.000																			1.0

**Atlanta Braves @ Houston Astros**  
Osceola County Stadium, Kissimmee, FL  
Sun Mar 08 2015, 4:40 PM - 4:44 PM EDT  
Att: 3,264 - Sunny - 72 F

livebaseballscorecards.com

AB 34  
R 2  
H 7  
RBI 2  
BB 5  
SO 7  
LOB 20

WP: 0 PA: 41  
PB: 0  
SB: 2  
CS: 0

Batter	1	2	3	4	5	6	7	8	9	10	AB	R	H	RBI	BB	SO	LOB																				
27 Jose Altuve, R OBP: 0.167, SLG: 0.167 74 Ronald Torreyes, R (7.4)											3	0	0	0	0	0	0																				
8 Jed Lowrie, S OBP: 0.250, SLG: 0.750 78 Nolan Fontana, L OBP: 0.400, SLG: 0.250											2	0	0	0	0	0	0																				
28 Colby Rasmus, L OBP: 0.300, SLG: 0.250 90 Jason Martin, L (6. PR) (7.7)											1	0	0	0	2	0	0																				
23 Chris Carter, R OBP: 0.300, SLG: 0.250 92 Mott Hyde, R (8. PR) (9.10)											2	0	0	0	2	2	3																				
26 Dan Johnson, L OBP: 0.375, SLG: 0.625 69 Luis Flores, R (7.2)											1	0	0	0	2	1	1																				
15 Jason Castro, L OBP: 0.375, SLG: 0.625 69 Luis Flores, R (7.2)											3	0	0	0	0	0	5																				
30 Matt Dominguez, R OBP: 0.286, SLG: 0.167 73 Joe Sclafani, S OBP: 0.500, SLG: 0.500 (8.5)											2	0	0	0	1	1	1																				
13 Domingo Santana, R OBP: 0.333, SLG: 0.200 (8.9)											1	1	0	0	0	0	0																				
20 Alex Presley, L OBP: 0.300, SLG: 0.222 96 Derek Fisher, L (8.8)											2	0	0	0	0	0	0																				
<b>Inning Stats</b>	R: 0 E: 0 K: 1 S: 5	H: 0 LOB: 1 BB: 1 P: 9	R: 0 E: 0 K: 2 S: 7	H: 0 LOB: 1 BB: 1 P: 12	R: 0 E: 0 K: 0 S: 3	H: 0 LOB: 0 BB: 0 P: 3	R: 0 E: 0 K: 1 S: 5	H: 0 LOB: 3 BB: 3 P: 17	R: 0 E: 0 K: 0 S: 3	H: 0 LOB: 2 BB: 2 P: 12	R: 0 E: 0 K: 1 S: 4	H: 0 LOB: 1 BB: 1 P: 8	R: 0 E: 0 K: 2 S: 7	H: 0 LOB: 0 BB: 0 P: 7	R: 0 E: 0 K: 1 S: 5	H: 0 LOB: 0 BB: 0 P: 5	1B: 0 2B: 1 3B: 0 HR: 0	SF: 0 SAC: 0 DP: 1 HBP: 1	WP: 1 PB: 0 SB: 0 CS: 1	PA: 39																	
<b>PITCHER</b>	IP WLS BF H R ER SO BB IBB HBP BLK WP HR S P ERA WHIP	IP WLS BF H R ER SO BB IBB HBP BLK WP HR S P ERA WHIP																			IP WLS BF H R ER SO BB IBB HBP BLK WP HR S P ERA WHIP																
74 Cody Martin, R ERA:	1.1	1.0	H	3	0	0	0	0	0	0	0	0	0	0	4	8	0.00	1.000																			1.0
53 Jim Johnson, R ERA:	3.1	1.0	H	4	0	0	0	1	1	0	0	0	0	0	7	7	0.00	0.000																			1.0
55 Josh Outman, L ERA:	4.1	1.0	H	3	0	0	0	0	0	0	0	0	0	0	5	5	0.00	0.000																			1.0
67 Brandon Cunniff, R ERA:	5.1	1.0	H	6	0	0	0	1	3	0	0	0	0	0	5	17	0.00	3.000																			1.0
60 Ian Thomas, L ERA: 4.5	6.1	1.0	H	6	0	0	0	1	3	0	0	0	0	0	5	17	0.00	3.000																			1.0

**Atlanta Braves @ Houston Astros**  
Osceola County Stadium, Kissimmee, FL  
Sun Mar 08 2015, 4:40 PM - 4:44 PM EDT  
Att: 3,264 - Sunny - 72 F

livebaseballscorecards.com

AB 29  
R 2  
H 0  
RBI 2  
BB 9  
SO 9  
LOB 18



Batter	1	2	3	4	5	6	7	8	9	AB	R	H	RBI	BB	SO	LOB	TOP					
4 Eric Young Jr, S OBP: 0.400, SLG: 0.455 83 Mallex Smith, L OBP: 0.167, SLG: 0.500	G5-3		HR		FC4-6 70 S		FC4-6		G1-3	4	1	1	2	0	0	3	<b>Atlanta Braves @ Washington Nationals</b> Space Coast Stadium, Viera, FL Mon Mar 09 2015, 3:47 PM - 3:50 PM EDT Att: 5,611 - Sunny - 84 F					
70 José Peraza, R 25 Jesus Flores, R	K		K		G1-3		F9		G6-3	4	0	0	0	0	2	3						
1 Alberto Callaspo, S 87 Sean Kazmar Jr, R OBP: 1.000, SLG: 1.000	L6		G6-3						G4-3	4	0	0	0	0	0	0						
7 Jonny Gomes, R 54 Joey Tordella, S OBP: 0.538, SLG: 0.818		G6-3								2	0	0	0	1	1	0						
27 Christian Bethancourt, R Ozzie Albies, S										3	0	2	0	0	0	0						
24 Kelly Johnson, L 78 Cedric Hunter, L OBP: 0.250, SLG: 0.077										4	0	0	0	0	1	4						
34 John Buck, R OBP: 0.500, SLG: 0.571										4	0	0	0	0	3	3						
14 Zoilo Almonte, S OBP: 0.333, SLG: 0.231										3	0	1	0	1	0	0						
77 Daniel Castro, R OBP: 0.455, SLG: 0.375										3	1	3	0	1	0	0						
<b>Inning Stats</b>	R: 0 E: 0 K: 1 S: 5	H: 0 LOB: 0 BB: 0 P: 5	R: 0 E: 0 K: 0 S: 4	H: 1 LOB: 1 BB: 0 P: 4	R: 2 E: 0 K: 1 S: 8	H: 2 LOB: 0 BB: 0 P: 8	R: 0 E: 0 K: 1 S: 5	H: 0 LOB: 0 BB: 0 P: 5	R: 0 E: 0 K: 1 S: 8	H: 2 LOB: 2 BB: 0 P: 8	R: 0 E: 0 K: 1 S: 6	H: 1 LOB: 2 BB: 1 P: 10	R: 0 E: 0 K: 0 S: 3	H: 0 LOB: 1 BB: 1 P: 7	R: 0 E: 0 K: 1 S: 6	H: 1 LOB: 1 BB: 0 P: 6	R: 0 E: 0 K: 1 S: 6	H: 1 LOB: 2 BB: 1 P: 10	1B: 6 2B: 1 3B: 0 HR: 1	SF: 0 SAC: 0 DP: 0 HBP: 0	WP: 0 PB: 0 SB: 1 CS: 0	PA: 38
<b>PITCHER</b>	IP WLS BF H R ER SO BB IBB HBP BLK WP HR S P ERA WHIP																					
47 Gio González, L ERA: 15.0	2.0	7	1	0	0	1	0	0	0	0	0	0	0	0	0	0	0	0	0.00	0.500		
57 Tanner Roark, R ERA: 16.88	2.0	L	8	2	2	2	2	0	0	0	0	0	1	13	13	9.00	1.000					
35 Craig Stammen, R ERA: 16.88	1.0		5	2	0	1	0	0	0	0	0	0	0	8	8	0.00	2.000					
60 Matt Grace, L ERA: 16.88	1.0		5	1	0	0	1	1	0	0	0	0	0	6	10	0.00	2.000					
43 Evan Meek, R ERA: 16.88	1.0		4	0	0	0	0	1	0	0	0	0	0	3	7	0.00	1.000					
<b>PITCHER</b>	IP WLS BF H R ER SO BB IBB HBP BLK WP HR S P ERA WHIP																					
55 Taylor Hill, R ERA: 16.88	1.0		4	1	0	0	1	0	0	0	0	0	0	6	6	0.00	1.000					
62 Eric Fomatara, R ERA: 16.88	1.0		5	1	0	0	1	1	0	0	0	0	0	6	10	0.00	2.000					

Batter	1	2	3	4	5	6	7	8	9	AB	R	H	RBI	BB	SO	LOB	BOTTOM			
6 Anthony Rendon, R OBP: 0.222, SLG: 0.222 10 Ian Stewart, L OBP: 0.571, SLG: 0.250	K		G1-3 26			G6-4-3 11 26 HBP		G4-3		3	0	2	0	0	1	0	<b>Atlanta Braves @ Washington Nationals</b> Space Coast Stadium, Viera, FL Mon Mar 09 2015, 3:47 PM - 3:50 PM EDT Att: 5,611 - Sunny - 84 F			
26 Dan Uggla, R OBP: 0.500, SLG: 0.200 70 Pedro Severino, R (8, PH)	G5-3		G1-3			G6-4-3 11 HBP		K		2	0	0	0	0	2	1				
11 Ryan Zimmerman, R OBP: 0.250, SLG: 0.250 63 Matt Skole, L OBP: 0.500, SLG: 0.571	F8					G6-4-3				3	0	0	0	0	2	0				
34 Bryce Harper, L OBP: 0.375, SLG: 0.167 5 Drew Vetteson, L		G6-3				L9				2	0	0	0	1	0	1				
20 Ian Desmond, R OBP: 0.273, SLG: 0.273 16 Emmanuel Burriss, S OBP: 0.125, SLG: 0.125										0	0	0	0	1	0	0				
12 Tyler Moore, R OBP: 0.545, SLG: 1.364 23 Jeff Kobernus, R OBP: 0.333, SLG: 0.286										3	0	0	0	0	1	1				
40 Wilson Ramos, R OBP: 0.143, SLG: 0.143 71 Steven Lerud, L OBP: 0.750, SLG: 1.000										2	0	0	0	0	0	0				
8 Danny Espinosa, S 1 Wilmer Difo, S OBP: 0.625, SLG: 0.571										2	0	1	1	0	0	0				
7 Tony Gwynn Jr, L OBP: 0.750, SLG: 0.800 17 Derrick Robinson, S OBP: 0.222, SLG: 0.222										2	0	2	0	0	0	0				
										1	0	1	0	0	0	0				
<b>Inning Stats</b>	R: 0 E: 0 K: 1 S: 5	H: 0 LOB: 0 BB: 0 P: 5	R: 0 E: 0 K: 0 S: 5	H: 0 LOB: 0 BB: 0 P: 5	R: 0 E: 0 K: 0 S: 5	H: 2 LOB: 2 BB: 0 P: 5	R: 0 E: 0 K: 1 S: 5	H: 0 LOB: 1 BB: 1 P: 9	R: 0 E: 0 K: 1 S: 3	H: 1 LOB: 1 BB: 0 P: 4	R: 0 E: 0 K: 0 S: 5	H: 0 LOB: 0 BB: 0 P: 5	R: 0 E: 0 K: 2 S: 8	H: 1 LOB: 1 BB: 0 P: 8	R: 1 E: 0 K: 2 S: 9	H: 2 LOB: 2 BB: 1 P: 13	1B: 5 2B: 2 3B: 0 HR: 0	SF: 0 SAC: 0 DP: 1 HBP: 1	WP: 0 PB: 0 SB: 0 CS: 0	PA: 35
<b>PITCHER</b>	IP WLS BF H R ER SO BB IBB HBP BLK WP HR S P ERA WHIP																			
32 Wandy Rodriguez, L ERA: 2.25	3.0	H	11	2	0	0	1	1	0	1	0	0	0	11	16	0.00	1.000			
30 Chen-Ming Wang, R ERA: 2.25	1.0	H	3	0	0	0	1	0	0	0	0	0	5	5	0.00	0.000				
58 Michael Kohn, R ERA: 21.6	1.0	H	4	1	0	0	2	0	0	0	0	0	8	8	0.00	1.000				
33 Jake Brigham, R ERA: 9.0	1.0	S	6	2	1	1	2	1	0	0	0	0	9	13	9.00	3.000				



Batter	1	2	3	4	5	6	7	8	9	AB	R	H	RBI	BB	SO	LOB	TOP					
12 Juan Lagares, R OBP: 0.400, SLG: 0.385 74 Danny Muno, S OBP: 0.700, SLG: 0.625										3	0	0	0	0	2	2	<b>New York Mets @ Atlanta Braves</b> Champion Stadium, Lake Buena Vista, FL Tue Mar 10 2015, 1:09 PM - 3:35 PM EDT Att: 6,336 - Partly Cloudy - 82 F					
9 Kirk Nieuwenhuis, L OBP: 0.579, SLG: 0.647										2	1	0	0	2	0	2						
4 Wilmer Flores, R OBP: 0.467, SLG: 0.571 55 Matt Reynolds, R OBP: 0.538, SLG: 0.750										3	0	1	0	0	0	2						
44 John Mayberry Jr., R OBP: 0.647, SLG: 0.769										4	0	2	1	0	0	2						
7 Travis d'Arnaud, R OBP: 0.143, SLG: 0.143 20 Anthony Recker, R OBP: 0.091, SLG: 0.091										3	0	1	1	0	0	2						
29 Eric Campbell, R OBP: 0.526, SLG: 0.615										3	0	0	0	1	1	5						
16 Alex Castellanos, R OBP: 0.300, SLG: 0.333 6 Matthew den Dekker, L OBP: 0.412, SLG: 0.571										3	0	0	0	0	0	3						
65 César Puello, R OBP: 0.389, SLG: 0.313 30 Brandon Allen, L OBP: 0.286, SLG: 0.364										3	0	2	0	0	1	0						
2 Dilson Herrera, R OBP: 0.167, SLG: 0.091										4	0	1	0	0	2	1						
<b>Inning Stats</b>	R: 1 E: 1 K: 1 S: 7	H: 1 LOB: 2 BB: 1 P: 12	R: 0 E: 0 K: 2 S: 7	H: 0 LOB: 0 BB: 0 P: 7	R: 0 E: 0 K: 1 S: 5	H: 0 LOB: 0 BB: 1 P: 9	R: 0 E: 0 K: 0 S: 2	H: 0 LOB: 0 BB: 1 P: 6	R: 0 E: 0 K: 0 S: 4	H: 2 LOB: 1 BB: 0 P: 4	R: 1 E: 0 K: 1 S: 7	H: 2 LOB: 2 BB: 0 P: 7	R: 0 E: 0 K: 0 S: 4	H: 1 LOB: 1 BB: 1 P: 9	R: 0 E: 0 K: 0 S: 4	H: 2 LOB: 1 BB: 0 P: 4		R: 0 E: 0 K: 1 S: 5	H: 0 LOB: 0 BB: 0 P: 5	1B: 7 2B: 1 3B: 0 HR: 0	SF: 0 SAC: 0 DP: 3 HBP: 0	WP: 0 PB: 0 SB: 0 CS: 0
<b>PITCHER</b>	IP WLS BF H R ER SO BB IBB HBP BLK WP HR S P ERA WHIP																					
49 Julio Teheran, R ERA: 1.8	3.0 W 13 1 1 0 4 2 0 0 0 0 0 0 19 28 0.00 1.000																					
37 Eric Stults, L ERA: 1.8	3.0 H 12 4 1 1 1 1 0 0 0 0 0 0 13 17 3.00 1.667																					
46 Craig Kimbrel, R ERA: 1.8	1.0 H 4 1 0 0 0 1 0 0 0 0 0 0 4 9 0.00 2.000																					
57 Jose Veras, R ERA: 16.88	1.0 H 4 2 0 0 0 0 0 0 0 0 0 0 4 4 0.00 2.000																					
38 Aroldys Vizcaino, R ERA: 9.0	1.0 S 3 0 0 0 1 0 0 0 0 0 0 0 5 5 0.00 0.000																					
<b>Batter</b>	<b>1</b>	<b>2</b>	<b>3</b>	<b>4</b>	<b>5</b>	<b>6</b>	<b>7</b>	<b>8</b>	<b>9</b>	<b>AB</b>	<b>R</b>	<b>H</b>	<b>RBI</b>	<b>BB</b>	<b>SO</b>	<b>LOB</b>	<b>BOTTOM</b>					
83 Mallex Smith, L OBP: 0.400, SLG: 0.600										4	1	3	0	0	0	1	<b>New York Mets @ Atlanta Braves</b> Champion Stadium, Lake Buena Vista, FL Tue Mar 10 2015, 1:09 PM - 3:35 PM EDT Att: 6,336 - Partly Cloudy - 82 F					
11 Phil Gosselin, R OBP: 0.250, SLG: 0.200 81 Rio Ruiz, L										3	1	1	0	0	1	2						
5 Freddie Freeman, L OBP: 0.538, SLG: 1.182 14 Zoilo Almonte, S OBP: 0.313, SLG: 0.214										3	1	1	3	0	0	0						
15 A.J. Pierzynski, L OBP: 0.545, SLG: 0.375 71 José Yépez, R										2	0	0	0	1	0	0						
7 Jonny Gomes, R OBP: 0.214, SLG: 0.167										3	0	0	0	0	1	1						
1 Alberto Callaspo, S OBP: 0.133, SLG: 0.133 8 Jace Peterson, L OBP: 0.333, SLG: 0.500										3	0	1	0	0	0	1						
54 Joey Terdoslavich, S OBP: 0.438, SLG: 0.643										3	0	0	0	0	1	2						
8 Eury Pérez, R OBP: 0.400, SLG: 0.308										2	0	1	0	1	0	0						
61 Pedro Ciriaco, R OBP: 0.333, SLG: 0.600										3	0	1	0	0	1	1						
<b>Inning Stats</b>	R: 0 E: 0 K: 1 S: 5	H: 1 LOB: 0 BB: 0 P: 6	R: 0 E: 0 K: 0 S: 3	H: 0 LOB: 1 BB: 1 P: 7	R: 3 E: 0 K: 0 S: 7	H: 4 LOB: 0 BB: 0 P: 8	R: 0 E: 0 K: 0 S: 3	H: 1 LOB: 0 BB: 0 P: 3	R: 0 E: 0 K: 0 S: 4	H: 1 LOB: 1 BB: 0 P: 4	R: 0 E: 0 K: 1 S: 5	H: 0 LOB: 0 BB: 0 P: 5	R: 0 E: 0 K: 0 S: 4	H: 0 LOB: 1 BB: 1 P: 10	R: 0 E: 0 K: 1 S: 5	H: 1 LOB: 1 BB: 1 P: 9		1B: 7 2B: 0 3B: 0 HR: 1	SF: 0 SAC: 0 DP: 2 HBP: 0	WP: 0 PB: 0 SB: 1 CS: 2	PA: 31	
<b>PITCHER</b>	IP WLS BF H R ER SO BB IBB HBP BLK WP HR S P ERA WHIP																					
40 Bartolo Colon, R ERA: 5.4	3.0 L 13 5 3 3 3 0 0 0 0 0 0 0 7 7 9.00 2.000																					
43 Buddy Carlyle, R ERA:	2.0 7 2 0 0 0 0 0 0 0 0 0 0 7 7 0.00 1.000																					
68 Dario Alvarez, L ERA:	1.0 3 0 0 0 1 0 0 0 0 0 0 0 5 5 0.00 0.000																					
46 Zack Thornton, R ERA:	1.0 3 0 0 0 1 1 0 0 0 0 0 0 4 10 0.00 1.000																					
62 Erik Goeddel, R ERA:	1.0 4 1 0 0 1 1 0 0 0 0 0 0 5 9 0.00 2.000																					







Batter	1	2	3	4	5	6	7	8	9	AB	R	H	RBI	BB	SO	LOB	TOP				
19 Andrelton Simmons, R (1, 6) OBP: 0.333, SLG: 0.333 77 Daniel Castro, R (6, 4) OBP: 0.417, SLG: 0.333	0-2 G6-3			2-1 G5-3		1 SAFE 0-1 FC4-6 1B		0-1 G1-4-3		3	0	1	0	0	0	0					
1 Alberto Callaspo, S (1, 10) OBP: 0.111, SLG: 0.118 71 José Yépez, R (9, PH)	0-1 G4-3			1-0 P3		3-1 SF7			0-1 L9	2	0	0	1	0	0	0					
5 Freddie Freeman, L (1, 3) OBP: 0.421, SLG: 0.882 78 Cedric Hunter, L (6, 7) OBP: 0.235, SLG: 0.071	2-3 K			1-3 K		3-H 1-2 FC4-6 1-2 1-2			2-2 F9	3	0	0	0	0	2	1					
7 Jonny Gomes, R (1, 7) OBP: 0.176, SLG: 0.133 14 Zolto Almonte, S (6, 9) OBP: 0.333, SLG: 0.222 83 Mallex Smith, L (9, PR) OBP: 0.400, SLG: 0.600		1-3 K			0-2 L8	2-2 G5-3			0-0 1B	3	0	0	0	0	1	1					
27 Christian Bethancourt, R (1, 2) OBP: 0.294, SLG: 0.471 82 Braeden Schlehüser, R (5, PR) OBP: 0.250, SLG: 0.143		1-0 G6-3			0-0 26 1B			2-2 G6-3	1-2 F8	2	0	1	0	0	0	0					
25 Jesus Flores, R (7, 2)					0-3 K			1-3 K		3	0	0	0	0	2	1					
23 Chris Johnson, R (1, 5) OBP: 0.091, SLG: 0.091 81 Rio Ruiz, L (7, 5)		0-1 G5-3			1-0 1B			3-3 K			3	0	1	1	0	1					
26 Todd Cunningham, S (1, 8) OBP: 0.350, SLG: 0.250				0-1 G5-3		0-1 1B					3	0	1	1	0	1					
54 Joey Terdoslavich, S (1, 9) OBP: 0.429, SLG: 0.579				0-3 K		1 SAFE 0-1 F8			1-0 61 G5-4-3 1B	3	0	1	0	0	1	2					
61 Pedro Ciriaco, R (1, 4) OBP: 0.316, SLG: 0.526				0-2 G6-3		1-2 19 1B SF7			1-0 G5-4-3	3	1	1	0	0	0	1					
<b>Inning Stats</b>	R: 0 E: 0 K: 1 S: 9	H: 0 LOB: 0 BB: 0 P: 11	R: 0 E: 0 K: 1 S: 6	H: 0 LOB: 0 BB: 0 P: 8	R: 0 E: 0 K: 1 S: 8	H: 0 LOB: 0 BB: 0 P: 8	R: 0 E: 0 K: 1 S: 6	H: 0 LOB: 0 BB: 0 P: 10	R: 1 E: 0 K: 0 S: 13	H: 2 LOB: 2 BB: 0 P: 11	R: 0 E: 0 K: 2 S: 10	H: 0 LOB: 0 BB: 0 P: 16	R: 0 E: 0 K: 0 S: 4	H: 1 LOB: 0 BB: 0 P: 6	R: 0 E: 0 K: 0 S: 10	H: 1 LOB: 1 BB: 0 P: 13	1B: 5 2B: 1 3B: 0 HR: 0	SF: 1 SAC: 0 DP: 1 HBP: 0	WP: 0 PB: 0 SB: 0 CS: 0	PA: 32	
<b>PITCHER</b>	IP: 2.0 ERA: 0.00	WLS: 6 ERA: 9.0	BF: 11 ERA: 3.0	H: 2 ERA: 3.0	R: 1 ERA: 2.25	ER: 0 ERA: 0.00	SO: 2 ERA: 0.00	BB: 0 ERA: 0.00	IBB: 0 ERA: 0.00	HBP: 0 ERA: 0.00	BLK: 0 ERA: 0.00	WP: 0 ERA: 0.00	HR: 0 ERA: 0.00	S: 15 ERA: 0.00	P: 19 ERA: 0.00	ERA: 0.00	WHIP: 0.000				
<b>PITCHER</b>	IP: 1.0 ERA: 0.00	WLS: 4 ERA: 0.00	BF: 4 ERA: 0.00	H: 1 ERA: 0.00	R: 0 ERA: 0.00	ER: 0 ERA: 0.00	SO: 0 ERA: 0.00	BB: 0 ERA: 0.00	IBB: 0 ERA: 0.00	HBP: 0 ERA: 0.00	BLK: 0 ERA: 0.00	WP: 0 ERA: 0.00	HR: 0 ERA: 0.00	S: 10 ERA: 0.00	P: 13 ERA: 0.00	ERA: 0.00	WHIP: 1.000				

Atlanta Braves @ New York Yankees  
George M. Steinbrenner Field, Tampa, FL  
Thu Mar 12 2015, 7:08 PM - 9:37 PM EDT  
Att: 10,936 - Partly Cloudy - 84 F

AB 31  
R 2  
H 6  
RBI 2  
BB 0  
SO 7  
LOB 7



Batter	1	2	3	4	5	6	7	8	9	AB	R	H	RBI	BB	SO	LOB	BOTTOM				
22 Jacoby Ellsbury, L (1, 8) OBP: 0.190, SLG: 0.190 60 Nick Noonan, L (5, PR) OBP: 0.417, SLG: 0.600	1-0 G6-3		0-1 FC1 11 FC4-6		0-1 1B		2-2 SF7			3	0	1	0	0	0	1					
11 Brett Gardner, L (1, 7) OBP: 0.286, SLG: 0.118 77 Ramón Flores, L (7, 7) OBP: 0.308, SLG: 0.500	1-1 P6		1-2 FC4-6 36 G4-6-3		1-1 F9		3-H 1-2 P6			3	0	0	1	0	0	3					
36 Carlos Beltrán, S (1, 9) OBP: 0.267, SLG: 0.154 79 Tyler Austin, R (7, 9) OBP: 0.182, SLG: 0.400	3-2 1B		1-0 G4-6-3			1-3 K		2-3 K		3	0	1	0	0	1	1					
25 Mark Teixeira, S (1, 3) OBP: 0.250, SLG: 0.200 94 Kyle Roller, L (7, 3) OBP: 0.296, SLG: 0.231	2-3 K			2-3 K		1-3 K2-3		2-3 K		3	0	0	0	0	3	1					
34 Brian McCann, L (1, 2) OBP: 0.200, SLG: 0.214 55 Austin Romine, R (7, 2) OBP: 0.364, SLG: 0.333		0-1 G4-3		1-3 K		2-2 G3-1		0-2 2B		3	0	0	0	0	1	0					
12 Chase Headley, S (1, 5) OBP: 0.353, SLG: 0.375 97 Jonathan Galvez, R (7, PR) OBP: 0.231, SLG: 0.167		2-3 K		3-2 G6-3			0-0 13 G5-3 2B	2-3 K		3	0	1	0	0	1	1					
13 Alex Rodriguez, R (1, 10) OBP: 0.500, SLG: 0.692		4-2 BB			2-2 G6-3		0-0 G5-3			2	0	0	0	1	0	1					
14 Stephen Drew, L (1, 4) OBP: 0.250, SLG: 0.077 63 José Pirela, R (7, PR) OBP: 0.586, SLG: 0.800		2-1 F8			1-1 G5-3		4-1 93 2B 60 SF7 BB			2	0	0	0	1	0	1					
18 Didi Gregorius, L (1, 6) OBP: 0.267, SLG: 0.385 93 Jake Cave, L (5, PR) OBP: 0.556, SLG: 1.000			1-1 11 FC4-6 3B		1-0 22 1B HBP		1-1 2B			1	1	1	0	0	0	0					
<b>Inning Stats</b>	R: 0 E: 0 K: 1 S: 11	H: 1 LOB: 1 BB: 0 P: 18	R: 0 E: 0 K: 1 S: 10	H: 0 LOB: 1 BB: 1 P: 18	R: 1 E: 0 K: 0 S: 9	H: 1 LOB: 0 BB: 0 P: 12	R: 0 E: 0 K: 2 S: 11	H: 0 LOB: 0 BB: 0 P: 17	R: 0 E: 0 K: 0 S: 9	H: 1 LOB: 2 BB: 0 P: 14	R: 0 E: 0 K: 2 S: 11	H: 0 LOB: 0 BB: 0 P: 15	R: 2 E: 0 K: 0 S: 11	H: 2 LOB: 2 BB: 1 P: 19	R: 0 E: 0 K: 3 S: 14	H: 1 LOB: 1 BB: 0 P: 20	1B: 3 2B: 2 3B: 1 HR: 0	SF: 1 SAC: 0 DP: 1 HBP: 1	WP: 0 PB: 0 SB: 0 CS: 0	PA: 33	
<b>PITCHER</b>	IP: 3.0 ERA: 0.00	WLS: 3 ERA: 0.00	BF: 12 ERA: 0.00	H: 2 ERA: 0.00	R: 1 ERA: 0.00	ER: 1 ERA: 0.00	SO: 1 ERA: 0.00	BB: 1 ERA: 0.00	IBB: 0 ERA: 0.00	HBP: 0 ERA: 0.00	BLK: 0 ERA: 0.00	WP: 0 ERA: 0.00	HR: 0 ERA: 0.00	S: 30 ERA: 0.00	P: 48 ERA: 0.00	ERA: 0.00	WHIP: 1.000				
<b>PITCHER</b>	IP: 1.0 ERA: 0.00	WLS: 1 ERA: 0.00	BF: 4 ERA: 0.00	H: 2 ERA: 0.00	R: 0 ERA: 0.00	ER: 0 ERA: 0.00	SO: 0 ERA: 0.00	BB: 0 ERA: 0.00	IBB: 0 ERA: 0.00	HBP: 0 ERA: 0.00	BLK: 0 ERA: 0.00	WP: 0 ERA: 0.00	HR: 0 ERA: 0.00	S: 14 ERA: 0.00	P: 20 ERA: 0.00	ERA: 0.00	WHIP: 1.000				

Atlanta Braves @ New York Yankees  
George M. Steinbrenner Field, Tampa, FL  
Thu Mar 12 2015, 7:08 PM - 9:37 PM EDT  
Att: 10,936 - Partly Cloudy - 84 F

AB 29  
R 3  
H 6  
RBI 3  
BB 2  
SO 9  
LOB 11

















Batter	1	2	3	4	5	6	7	8	9	AB	R	H	RBI	BB	SO	LOB	TOP								
7 José Reyes, S (1.6) OBP: 0.450, SLG: 0.611 18 Steve Tolleson, R (5.4) OBP: 0.278, SLG: 0.250										3	3	2	1	0	0	1	<b>Toronto Blue Jays @ Atlanta Braves</b> Champion Stadium, Lake Buena Vista, FL Sun Mar 15 2015, 1:12 PM - 3:44 PM EDT Att: 8,125 - Partly Cloudy - 79 F <a href="http://livebaseballscorecards.com">livebaseballscorecards.com</a>								
20 Josh Donaldson, R (1.5) OBP: 0.384, SLG: 0.450 8 A.J. Jimenez, R (6.2)										3	1	1	0	1	1	2									
19 José Bautista, R (1.9) OBP: 0.500, SLG: 0.786 33 Chris Dickerson, L (5.9) OBP: 0.286, SLG: 0.333										2	2	2	3	1	0	0									
30 Dioner Navarro, S (1.10) OBP: 0.333, SLG: 0.357 69 Sean Ochocki, R (7, PR) OBP: 0.250, SLG: 0.286										4	1	2	1	0	1	1									
37 Daric Barton, L (1.3) OBP: 0.250, SLG: 0.160 14 Justin Smoak, S (6.3) OBP: 0.222, SLG: 0.087										3	0	2	2	0	0	1									
24 Davan Velez, R (1.7) OBP: 0.286, SLG: 0.429 Dwight Smith Jr., L (7.7) OBP: 0.375, SLG: 0.500										4	0	1	0	0	0	3									
39 Caleb Gindl, L (1.8) OBP: 0.481, SLG: 0.783 3 Ezequiel Carrera, L (8.8)											3	0	1	2	0	0		0							
22 Josh Thole, L (1.2) OBP: 0.471, SLG: 0.429 23 Danny Valencia, R (6.5) OBP: 0.353, SLG: 0.438											3	0	1	0	0	0		0							
9 Ramon Santiago, S (1.4) OBP: 0.462, SLG: 0.500 17 Ryan Goins, L (2.4) OBP: 0.375, SLG: 0.435										0	0	0	0	0	0	0		0							
	R: 1 E: 0 K: 1 S: 7	H: 2 LOB: 1 BB: 0 P: 7	R: 0 E: 0 K: 0 S: 3	H: 0 LOB: 0 BB: 0 P: 3	R: 4 E: 0 K: 0 S: 8	H: 6 LOB: 2 BB: 1 P: 12	R: 3 E: 1 K: 1 S: 9	H: 3 LOB: 1 BB: 0 P: 11	R: 0 E: 0 K: 0 S: 3	H: 0 LOB: 0 BB: 0 P: 3	R: 0 E: 0 K: 1 S: 4	H: 0 LOB: 0 BB: 1 P: 8	R: 1 E: 0 K: 0 S: 5	H: 3 LOB: 1 BB: 0 P: 5	R: 1 E: 1 K: 0 S: 5	H: 2 LOB: 1 BB: 0 P: 5		R: 0 E: 0 K: 1 S: 5	H: 0 LOB: 0 BB: 0 P: 5	1B: 12 2B: 2 3B: 1 HR: 1	SF: 1 SAC: 0 DP: 3 HBP: 0	WP: 1 PB: 0 SB: 0 CS: 0	PA: 43		
PITCHER	IP	WLS	BF	H	R	ER	SO	BB	IBB	HBP	BLK	WP	HR	S	P	ERA	WHIP								
49 Julio Teheran, R (1.1) ERA: 7.56	3.1	L	20	9	7	6	2	1	0	0	0	0	0	23	27	16.20	3.000								
80 Ryne Harper, R (4.1) ERA: 13.5	0.2		4	2	1	1	0	0	0	0	0	1	1	4	6	13.50	3.000								
37 Eric Stults, L (5.1) ERA: 2.0	4.0		16	5	2	1	1	1	0	0	0	0	0	17	21	2.25	1.500								
39 Jason Grilli, R (9.1) ERA: 3.0	1.0		3	0	0	0	1	0	0	0	0	0	0	5	5	0.00	0.000								

Batter	1	2	3	4	5	6	7	8	9	AB	R	H	RBI	BB	SO	LOB	BOTTOM								
61 Pedro Ciriaco, R (1.6) OBP: 0.296, SLG: 0.444											5	1	2	0	0	1	0	<b>Toronto Blue Jays @ Atlanta Braves</b> Champion Stadium, Lake Buena Vista, FL Sun Mar 15 2015, 1:12 PM - 3:44 PM EDT Att: 8,125 - Partly Cloudy - 79 F <a href="http://livebaseballscorecards.com">livebaseballscorecards.com</a>							
1 Alberto Callaspo, S (1.4) OBP: 0.120, SLG: 0.125 70 José Peraza, R (7, PR) OBP: 0.063, SLG: 0.063											4	0	1	0	0	0	1								
5 Freddie Freeman, L (1.3) OBP: 0.460, SLG: 0.810 54 Joey Terdoslavich, S (7.9) OBP: 0.370, SLG: 0.600											2	0	1	0	1	0	1								
7 Jonny Gomes, R (1.7) OBP: 0.167, SLG: 0.136 87 Sean Kazmar Jr., R (8.6) OBP: 0.500, SLG: 0.500											4	0	1	0	0	1	3								
15 A.J. Pierzynski, L (1.10) OBP: 0.556, SLG: 0.533										4	2	2	0	0	0	3									
23 Chris Johnson, R (1.5) OBP: 0.176, SLG: 0.176 11 Phil Gosselin, R (7.6) OBP: 0.269, SLG: 0.208										3	0	1	0	0	1	1									
14 Zoilo Almonte, S (1.9) OBP: 0.259, SLG: 0.174 34 John Buck, R (7.3) OBP: 0.500, SLG: 0.500										3	0	0	1	0	0	2									
26 Todd Cunningham, S (1.8) OBP: 0.333, SLG: 0.280										4	0	2	1	0	1	1									
82 Braeden Schiehuber, R (1.2) OBP: 0.167, SLG: 0.091 25 Jesus Flores, R (8, PH) OBP: 0.250, SLG: 0.250											3	0	0	0	0	3									
	R: 0 E: 0 K: 0 S: 5	H: 2 LOB: 2 BB: 0 P: 5	R: 0 E: 0 K: 1 S: 6	H: 1 LOB: 1 BB: 0 P: 6	R: 0 E: 0 K: 1 S: 5	H: 0 LOB: 1 BB: 1 P: 9	R: 1 E: 0 K: 1 S: 7	H: 2 LOB: 1 BB: 0 P: 7	R: 0 E: 0 K: 0 S: 4	H: 1 LOB: 1 BB: 0 P: 4	R: 1 E: 0 K: 0 S: 5	H: 2 LOB: 1 BB: 0 P: 5	R: 3 E: 0 K: 1 S: 8	H: 3 LOB: 1 BB: 0 P: 10	R: 0 E: 0 K: 0 S: 3	H: 0 LOB: 0 BB: 0 P: 3	R: 0 E: 0 K: 1 S: 5		H: 0 LOB: 0 BB: 0 P: 5	1B: 9 2B: 1 3B: 0 HR: 1	SF: 0 SAC: 0 DP: 0 HBP: 0	WP: 0 PB: 0 SB: 0 CS: 0	PA: 39		
PITCHER	IP	WLS	BF	H	R	ER	SO	BB	IBB	HBP	BLK	WP	HR	S	P	ERA	WHIP								
25 Marco Estrada, R (1.1) ERA: 9.39	3.0		13	3	0	0	2	1	0	0	0	0	0	11	11	0.00	1.333								
58 Todd Redmond, R (4.1) ERA: 1.5	2.0		9	3	1	1	1	0	0	0	0	0	0	11	11	4.50	1.500								
Scott Copeland, R (6.1) ERA: 7.2	2.0		11	5	4	4	1	0	0	0	0	0	1	13	15	18.00	2.500								
49 Colt Hynes, L (8.1) ERA:	1.0		3	0	0	0	0	0	0	0	0	0	0	3	3	0.00	0.000								
47 Bo Schultz, R (9.1) ERA:	1.0		3	0	0	0	1	0	0	0	0	0	0	5	5	0.00	0.000								





















Batter	1	2	3	4	5	6	7	8	9	AB	R	H	RBI	BB	SO	LOB	TOP						
4 Eric Young Jr. S OBP: 0.378, SLG: 0.421										3	0	1	0	1	1	0	<b>Atlanta Braves @ Miami Marlins</b> Roger Dean Stadium, Jupiter, FL Fri Mar 20 2015, 7:06 PM - 9:43 PM EDT Att. 6,094 - Clear - 80 F						
8 Jace Peterson L OBP: 0.425, SLG: 0.382										3	0	0	0	1	1	3							
5 Freddie Freeman L OBP: 0.472, SLG: 0.690 34 John Buck R OBP: 0.435, SLG: 0.611										2	1	0	0	1	1	2							
14 Zoilo Almonte S OBP: 0.244, SLG: 0.216										4	0	0	0	0	1	2							
19 Andrelton Simmons R OBP: 0.500, SLG: 0.636 54 Joey Teroslavich S OBP: 0.316, SLG: 0.559 87 Sean Kazmar Jr. R OBP: 0.333, SLG: 0.333										3	0	1	0	0	0	0							
23 Chris Johnson R OBP: 0.172, SLG: 0.143 69 Williams Pérez R OBP: 0.172, SLG: 0.143										3	0	1	1	0	1	0							
8 Eury Pérez R OBP: 0.364, SLG: 0.367										4	0	1	0	0	1	2							
25 Jesus Flores R OBP: 0.188, SLG: 0.188										4	0	1	0	0	0	3							
32 Wandy Rodriguez S OBP: 0.306, SLG: 0.242										2	0	0	0	0	1	0							
43 Luis Avilán L OBP: 0.306, SLG: 0.242										2	0	1	0	0	0	1							
<b>Inning Stats</b>	R: 0 E: 0 K: 0 S: 4	H: 1 LOB: 1 BB: 0 P: 4	R: 0 E: 0 K: 0 S: 4	H: 1 LOB: 1 BB: 0 P: 4	R: 0 E: 0 K: 1 S: 5	H: 0 LOB: 0 BB: 0 P: 5	R: 1 E: 0 K: 1 S: 7	H: 2 LOB: 2 BB: 1 P: 11	R: 0 E: 0 K: 1 S: 5	H: 0 LOB: 1 BB: 0 P: 5	R: 0 E: 0 K: 2 S: 8	H: 1 LOB: 2 BB: 1 P: 12	R: 0 E: 1 K: 1 S: 6	H: 0 LOB: 1 BB: 0 P: 6	R: 0 E: 0 K: 0 S: 3	H: 1 LOB: 0 BB: 0 P: 3	1B: 6 2B: 0 3B: 0 HR: 0	SF: 0 SAC: 0 DP: 1 HBP: 0	WP: 0 PB: 0 SB: 1 CS: 0	PA: 36			
<b>PITCHER</b>	IP WLS BF H R ER SO BB IBB HBP BLK WP HR S P ERA WHIP	IP WLS BF H R ER SO BB IBB HBP BLK WP HR S P ERA WHIP	IP WLS BF H R ER SO BB IBB HBP BLK WP HR S P ERA WHIP	IP WLS BF H R ER SO BB IBB HBP BLK WP HR S P ERA WHIP	IP WLS BF H R ER SO BB IBB HBP BLK WP HR S P ERA WHIP	IP WLS BF H R ER SO BB IBB HBP BLK WP HR S P ERA WHIP	IP WLS BF H R ER SO BB IBB HBP BLK WP HR S P ERA WHIP	IP WLS BF H R ER SO BB IBB HBP BLK WP HR S P ERA WHIP	IP WLS BF H R ER SO BB IBB HBP BLK WP HR S P ERA WHIP	IP WLS BF H R ER SO BB IBB HBP BLK WP HR S P ERA WHIP	IP WLS BF H R ER SO BB IBB HBP BLK WP HR S P ERA WHIP	IP WLS BF H R ER SO BB IBB HBP BLK WP HR S P ERA WHIP	IP WLS BF H R ER SO BB IBB HBP BLK WP HR S P ERA WHIP	IP WLS BF H R ER SO BB IBB HBP BLK WP HR S P ERA WHIP	IP WLS BF H R ER SO BB IBB HBP BLK WP HR S P ERA WHIP	IP WLS BF H R ER SO BB IBB HBP BLK WP HR S P ERA WHIP	IP WLS BF H R ER SO BB IBB HBP BLK WP HR S P ERA WHIP	IP WLS BF H R ER SO BB IBB HBP BLK WP HR S P ERA WHIP	IP WLS BF H R ER SO BB IBB HBP BLK WP HR S P ERA WHIP	IP WLS BF H R ER SO BB IBB HBP BLK WP HR S P ERA WHIP	IP WLS BF H R ER SO BB IBB HBP BLK WP HR S P ERA WHIP	IP WLS BF H R ER SO BB IBB HBP BLK WP HR S P ERA WHIP	
15 Dan Haren R ERA: 1.93	5.0 W 3 4 0 0 1 4 2 0 0 0 0 0 0 0 0 0 1.80 1.200	1.0 W 3 0 0 0 1 0 0 0 0 0 0 0 0 0 0 0 0.00 0.000	1.0 H 5 1 0 0 2 1 0 0 0 0 0 0 0 0 0 0 0.00 2.000	1.0 H 4 0 0 0 1 0 0 0 0 0 0 0 0 0 0 0 0.00 0.000	1.0 S 3 1 0 0 0 0 0 0 0 0 0 0 0 0 0 0 0.00 1.000																		

Batter	1	2	3	4	5	6	7	8	9	AB	R	H	RBI	BB	SO	LOB	BOTTOM					
51 Ichiro Suzuki L OBP: 0.276, SLG: 0.379 1 Jordany Valdespin L OBP: 0.407, SLG: 0.535										3	0	0	0	0	0	0	<b>Atlanta Braves @ Miami Marlins</b> Roger Dean Stadium, Jupiter, FL Fri Mar 20 2015, 7:06 PM - 9:43 PM EDT Att. 6,094 - Clear - 80 F					
21 Christian Yelich L OBP: 0.467, SLG: 0.400 28 Cole Gillespie R OBP: 0.348, SLG: 0.368										3	1	1	0	0	0	0						
27 Giancarlo Stanton R OBP: 0.357, SLG: 0.542 26 Tyler Colvin L OBP: 0.267, SLG: 0.231										3	0	1	0	0	2	0						
38 Michael Morse R OBP: 0.429, SLG: 0.609 30 Don Kelly L OBP: 0.425, SLG: 0.333										1	0	0	0	2	1	0						
14 Martín Prado R OBP: 0.355, SLG: 0.379 29 Scott Sizemore R OBP: 0.455, SLG: 0.400										3	0	1	2	0	0	1						
10 Jeff Baker R OBP: 0.280, SLG: 0.200										1	0	0	1	2	0	1						
73 Austin Nola R OBP: 0.250, SLG: 0.250 31 Steve Cishek R										0	1	0	0	0	0	0						
39 Jarrod Saltalamacchia R OBP: 0.320, SLG: 0.316 8 Jhonatan Solano R OBP: 0.667, SLG: 0.800										3	0	0	0	0	3	6						
3 Adeiny Hechavarria R OBP: 0.211, SLG: 0.263 57 Bryan Morris L										3	1	1	0	0	1	3						
33 Vinny Rottino R OBP: 0.200, SLG: 0.200										0	0	0	0	0	0	0						
15 Dan Haren R ERA: 0.69 44 AJ Ramos R ERA: 1.5 40 Mike Dunn L ERA: 11.12 12 Reid Brignac L OBP: 0.408, SLG: 0.466										1	0	0	0	0	1	0						
<b>Inning Stats</b>	R: 0 E: 0 K: 1 S: 5	H: 0 LOB: 0 BB: 0 P: 5	R: 0 E: 0 K: 1 S: 5	H: 0 LOB: 2 BB: 2 P: 13	R: 0 E: 0 K: 1 S: 5	H: 0 LOB: 0 BB: 0 P: 5	R: 0 E: 0 K: 2 S: 7	H: 0 LOB: 0 BB: 0 P: 7	R: 0 E: 0 K: 2 S: 7	H: 0 LOB: 1 BB: 1 P: 11	R: 3 E: 0 K: 1 S: 8	H: 3 LOB: 3 BB: 1 P: 12	R: 1 E: 0 K: 0 S: 5	H: 2 LOB: 2 BB: 1 P: 11	R: 1 E: 0 K: 2 S: 10	H: 3 LOB: 2 BB: 0 P: 10	1B: 5 2B: 3 3B: 0 HR: 0	SF: 1 SAC: 0 DP: 0 HBP: 0	WP: 0 PB: 0 SB: 2 CS: 0	PA: 37		
<b>PITCHER</b>	IP WLS BF H R ER SO BB IBB HBP BLK WP HR S P ERA WHIP	IP WLS BF H R ER SO BB IBB HBP BLK WP HR S P ERA WHIP	IP WLS BF H R ER SO BB IBB HBP BLK WP HR S P ERA WHIP	IP WLS BF H R ER SO BB IBB HBP BLK WP HR S P ERA WHIP	IP WLS BF H R ER SO BB IBB HBP BLK WP HR S P ERA WHIP	IP WLS BF H R ER SO BB IBB HBP BLK WP HR S P ERA WHIP	IP WLS BF H R ER SO BB IBB HBP BLK WP HR S P ERA WHIP	IP WLS BF H R ER SO BB IBB HBP BLK WP HR S P ERA WHIP	IP WLS BF H R ER SO BB IBB HBP BLK WP HR S P ERA WHIP	IP WLS BF H R ER SO BB IBB HBP BLK WP HR S P ERA WHIP	IP WLS BF H R ER SO BB IBB HBP BLK WP HR S P ERA WHIP	IP WLS BF H R ER SO BB IBB HBP BLK WP HR S P ERA WHIP	IP WLS BF H R ER SO BB IBB HBP BLK WP HR S P ERA WHIP	IP WLS BF H R ER SO BB IBB HBP BLK WP HR S P ERA WHIP	IP WLS BF H R ER SO BB IBB HBP BLK WP HR S P ERA WHIP	IP WLS BF H R ER SO BB IBB HBP BLK WP HR S P ERA WHIP	IP WLS BF H R ER SO BB IBB HBP BLK WP HR S P ERA WHIP	IP WLS BF H R ER SO BB IBB HBP BLK WP HR S P ERA WHIP	IP WLS BF H R ER SO BB IBB HBP BLK WP HR S P ERA WHIP	IP WLS BF H R ER SO BB IBB HBP BLK WP HR S P ERA WHIP	IP WLS BF H R ER SO BB IBB HBP BLK WP HR S P ERA WHIP	IP WLS BF H R ER SO BB IBB HBP BLK WP HR S P ERA WHIP
32 Wandy Rodriguez L ERA: 0.69	5.0 W 3 4 0 0 1 4 2 0 0 0 0 0 0 0 0 0.00 0.600	0.1 H 2 1 1 1 0 0 0 0 0 0 0 0 0 0 0 27.00 3.000	2.2 L 17 7 4 4 3 2 0 0 0 0 0 0 0 0 0 21 31 13.50 3.375																			









Batter	1	2	3	4	5	6	7	8	9	AB	R	H	RBI	BB	SO	LOB	TOP			
3 Michael Taylor, R OBP: 0.290, SLG: 0.581 12 Rafael Bautista, R OBP: 0.200, SLG: 0.200										3	1	2	0	0	0	0	1			
19 Kevin Frandsen, R OBP: 0.258, SLG: 0.120 5 Jose Lozada, S										2	0	0	1	2	0	2	0			
33 Mike Carp, L OBP: 0.412, SLG: 0.259 63 Matt Skole, L OBP: 0.458, SLG: 0.714										3	0	1	1	0	1	2	0			
12 Tyler Moore, R OBP: 0.361, SLG: 0.676 44 Casey Janssen, R Tony Renda, R										3	0	0	0	0	2	2	0			
25 Clint Robinson, L OBP: 0.455, SLG: 0.759										4	0	1	0	0	1	1	0			
10 Ian Stewart, L OBP: 0.344, SLG: 0.500 41 Sandy León, S OBP: 0.353, SLG: 0.313										3	0	0	0	0	0	1	0			
59 Jose Lobaton, S OBP: 0.200, SLG: 0.136 56 Bruce Billings, R 3 Cole Leonida, R (9, PH)										2	0	0	0	1	0	1	0			
16 Emmanuel Burriss, S OBP: 0.043, SLG: 0.043										3	0	0	0	0	0	1	0			
38 Taylor Jordan, R OBP: 1.000, SLG: 1.000 43 Evan Meek, R 12 Mark Minicuzzi, R (5, PH) 64 Blake Treinen, R 5 Drew Vetteson, L OBP: 0.750, SLG: 2.000										1	1	1	0	0	0	0	0			
<b>Inning Stats</b>	R: 0 E: 0 K: 2 S: 8	H: 1 LOB: 1 BB: 0 P: 8	R: 0 E: 0 K: 0 S: 3	H: 0 LOB: 1 BB: 1 P: 7	R: 2 E: 0 K: 0 S: 5	H: 3 LOB: 0 BB: 0 P: 6	R: 0 E: 0 K: 0 S: 3	H: 1 LOB: 0 BB: 0 P: 3	R: 0 E: 0 K: 2 S: 7	H: 0 LOB: 1 BB: 1 P: 12	R: 0 E: 0 K: 0 S: 3	H: 0 LOB: 0 BB: 0 P: 3	R: 0 E: 0 K: 1 S: 5	H: 0 LOB: 2 BB: 2 P: 13	R: 0 E: 0 K: 1 S: 5	H: 0 LOB: 0 BB: 0 P: 5	1B: 4 2B: 1 3B: 0 HR: 0	SF: 0 SAC: 0 DP: 1 HBP: 0	WP: 1 PB: 0 SB: 1 CS: 0	PA: 34
<b>PITCHER</b>	IP WLS BF H R ER SO BB IBB HBP BLK WP HR S P ERA WHIP	5.0 W 19 5 2 2 2 2 1 0 0 0 0 1 0 22 27 3.60 1.200	1.0 H 4 0 0 0 2 1 0 0 0 0 0 0 7 12 0.00 1.000	1.0 H 3 0 0 0 0 0 0 0 0 0 0 0 3 3 0.00 0.000	2.0 S 8 0 0 0 2 2 0 0 0 0 0 0 10 18 0.00 1.000	<b>PITCHER</b>	IP WLS BF H R ER SO BB IBB HBP BLK WP HR S P ERA WHIP	5.0 W 19 5 2 2 2 2 1 0 0 0 0 1 0 22 27 3.60 1.200	1.0 H 4 0 0 0 2 1 0 0 0 0 0 0 7 12 0.00 1.000	1.0 H 3 0 0 0 0 0 0 0 0 0 0 0 3 3 0.00 0.000	2.0 S 8 0 0 0 2 2 0 0 0 0 0 0 10 18 0.00 1.000									
61 Pedro Ciriaco, R OBP: 0.314, SLG: 0.412 Ozzie Albies, S										3	0	1	0	1	0	1	0			
1 Alberto Callaspo, S OBP: 0.184, SLG: 0.189 86 Steve Rodriguez, L										4	1	1	1	0	0	2	0			
24 Kelly Johnson, L OBP: 0.343, SLG: 0.467 67 Brandon Cunniff, R										4	1	1	0	0	1	1	0			
7 Jonny Gomes, R OBP: 0.211, SLG: 0.147 56 Juan Jaime, R 91 Corban Joseph, L										3	1	1	2	0	0	0	0			
15 A.J. Pierzynski, L OBP: 0.500, SLG: 0.450 92 Barrett Kleinkecht, R										2	0	0	0	1	0	0	0			
26 Todd Cunningham, S OBP: 0.385, SLG: 0.344										4	0	2	1	0	1	0	0			
85 Seth Loman, L OBP: 0.222, SLG: 0.222										4	0	0	0	0	1	3	0			
98 Jose Constanza, L OBP: 0.200, SLG: 0.200										3	1	1	0	0	0	2	0			
37 Eric Stults, L OBP: 0.500, SLG: 0.500 58 Michael Kohn, R Cedric Hunter, L OBP: 0.286, SLG: 0.167										2	0	1	0	0	1	2	0			
<b>Inning Stats</b>	R: 0 E: 0 K: 1 S: 4	H: 0 LOB: 0 BB: 1 P: 8	R: 0 E: 0 K: 0 S: 3	H: 0 LOB: 0 BB: 0 P: 3	R: 0 E: 0 K: 0 S: 4	H: 1 LOB: 1 BB: 0 P: 4	R: 3 E: 0 K: 2 S: 11	H: 4 LOB: 2 BB: 1 P: 15	R: 0 E: 0 K: 1 S: 5	H: 0 LOB: 0 BB: 0 P: 5	R: 2 E: 0 K: 0 S: 6	H: 3 LOB: 1 BB: 0 P: 7	R: 0 E: 0 K: 0 S: 4	H: 1 LOB: 1 BB: 0 P: 4	1B: 7 2B: 2 3B: 0 HR: 0	SF: 0 SAC: 0 DP: 1 HBP: 0	WP: 0 PB: 0 SB: 1 CS: 0	PA: 34		
<b>PITCHER</b>	IP WLS BF H R ER SO BB IBB HBP BLK WP HR S P ERA WHIP	3.0 L 8 4 3 3 2 1 0 0 0 0 0 0 11 15 27.00 5.000	1.0 3 0 0 0 0 0 0 0 0 0 0 0 5 5 0.00 0.000	2.0 10 4 2 2 0 0 0 0 0 0 0 0 10 11 9.00 2.000	<b>PITCHER</b>	IP WLS BF H R ER SO BB IBB HBP BLK WP HR S P ERA WHIP	3.0 L 8 4 3 3 2 1 0 0 0 0 0 0 11 15 27.00 5.000	1.0 3 0 0 0 0 0 0 0 0 0 0 0 5 5 0.00 0.000	2.0 10 4 2 2 0 0 0 0 0 0 0 0 10 11 9.00 2.000											

Washington Nationals @ Atlanta Braves  
Champion Stadium, Lake Buena Vista, FL  
Sat Mar 21 2015, 1:09 PM - 3:33 PM EDT  
Att: 6,980 - Partly Cloudy - 81 F

AB	30
R	2
H	5
RBI	2
BB	4
SO	6
LOB	15



Washington Nationals @ Atlanta Braves  
Champion Stadium, Lake Buena Vista, FL  
Sat Mar 21 2015, 1:09 PM - 3:33 PM EDT  
Att: 6,980 - Partly Cloudy - 81 F

AB	32
R	5
H	9
RBI	5
BB	2
SO	4
LOB	11





Batter	1	2	3	4	5	6	7	8	9	AB	R	H	RBI	BB	SO	LOB	TOP																	
3 Ian Kinsler, R (1,4) 68 Josh Prince, R (7,4)										3	0	1	1	0	1	1	<p><b>Detroit Tigers @ Atlanta Braves</b> Champion Stadium, Lake Buena Vista, FL Sun Mar 22 2015, 1:08 PM - 3:49 PM EDT Att: 6,043 - Sunny - 82 F</p> <p>livebaseballscores.com</p> <p>AB 31 R 3 H 5 RBI 3 BB 2 SO 8 LOB 14</p>																	
1 Jose Iglesias, R (1,6) 27 Garrett Mattingly, S (8,6)										4	0	0	0	0	0	2																		
41 Victor Martinez, S (1,10) 73 Jason Krizan, L (8,PH) 8,10										3	0	0	0	0	1	2																		
18 Tyler Collins, L (1,7) 33 Ross Kivett, R (8,7)										4	0	0	0	0	3	1																		
34 James McCann, R (1,2) 79 Manny Pina, R (8,2)										2	0	0	0	1	1	0																		
80 Aaron Westlake, L (1,3) 50 James Robbins, L (7,3)										2	1	1	0	0	0	1																		
76 Jefry Marte, R (1,5) 59 Francisco Martinez, R (8,5)										3	1	1	2	0	0	2																		
17 Andrew Romine, S (1,9) 17 Jeff McVaney, R (8,9)										3	1	1	0	0	0	1																		
12 Anthony Gose, L (1,8) 64 Xavier Avery, L (8,8)										3	0	1	0	0	0	1																		
<b>Inning Stats</b>	R: 0 E: 0 K: 2 S: 8	H: 1 LOB: 1 BB: 0 P: 9	R: 0 E: 0 K: 0 S: 3	H: 0 LOB: 1 BB: 1 P: 7	R: 0 E: 0 K: 1 S: 6	H: 1 LOB: 1 BB: 0 P: 6	R: 0 E: 0 K: 1 S: 6	H: 1 LOB: 0 BB: 0 P: 4	R: 0 E: 0 K: 1 S: 5	H: 0 LOB: 0 BB: 0 P: 5	R: 2 E: 0 K: 0 S: 6	H: 1 LOB: 0 BB: 0 P: 8	R: 0 E: 0 K: 1 S: 5	H: 0 LOB: 0 BB: 1 P: 5	R: 0 E: 0 K: 2 S: 7	H: 0 LOB: 1 BB: 1 P: 11		1B: 1 2B: 3 3B: 0 HR: 1	SF: 1 SAC: 0 DP: 0 HBP: 1	WP: 0 PB: 0 SB: 1 CS: 0	PA: 35													
<b>PITCHER</b>	IP WLS BF H R ER SO BB IBB HBP BLK WP HR S P ERA WHIP																																	
17 Shelby Miller, R (1,1) ERA: 4.38	5.0	H: 3	20	4	1	1	4	1	0	0	0	0	0	0	27	32		1.80	1.000															
46 Craig Kimbrel, R (6,1) ERA:	1.0	H: 3	3	0	0	0	1	0	0	0	0	0	0	0	5	5	0.00	0.000																
55 Josh Outman, L (7,1) ERA: 7.5	1.0	B: 5	1	2	2	0	0	0	0	1	0	0	0	1	6	8	18.00	1.000																
39 Jason Grilli, R (8,1) ERA: 2.25	1.0	W: 3	3	0	0	0	1	0	0	0	0	0	0	5	5	0.00	0.000																	
52 Donnie Veal, L (9,1) ERA: 4.05	1.0	S: 4	4	0	0	0	2	1	0	0	0	0	0	7	11	0.00	1.000																	

Batter	1	2	3	4	5	6	7	8	9	AB	R	H	RBI	BB	SO	LOB	BOTTOM																
8 Eury Pérez, R (1,9) 8,8										5	0	1	0	0	1	4	<p><b>Detroit Tigers @ Atlanta Braves</b> Champion Stadium, Lake Buena Vista, FL Sun Mar 22 2015, 1:08 PM - 3:49 PM EDT Att: 6,043 - Sunny - 82 F</p> <p>livebaseballscores.com</p> <p>AB 32 R 5 H 11 RBI 5 BB 3 SO 5 LOB 19</p>																
1 Alberto Callaspo, S (1,5) 39 Jason Grilli, R (8,1) Cedric Hunter, L (8,PH) 52 Donnie Veal, L (9,1)										4	0	2	0	0	0	0																	
24 Kelly Johnson, L (1,3) 85 Seth Loman, L (7,3)										2	1	1	0	1	1	1																	
7 Jonny Gomes, R (1,7) 46 Craig Kimbrel, R (6,1) Daniel Castro, R (7,4) 8,6										3	0	1	1	0	0	2																	
15 A.J. Pierzynski, L (1,2) 98 Jose Constanza, L (6,PR) 8,7										3	0	1	0	0	0	2																	
26 Todd Cunningham, S (1,8) 82 Braeden Schlehuter, R (7,2) 4 Eric Young Jr., S (8,PR) 25 Jesus Flores, R (9,2) 8,9										3	1	1	0	0	0	1																	
61 Pedro Ciriaco, R (1,6) 8,5										3	0	2	3	0	0	0																	
11 Phil Gosselin, R (1,4) 55 Josh Outman, L (7,1) 91 Corban Joseph, L (8,4)										1	0	0	1	1	1	1																	
17 Shelby Miller, R (1,1) 98 Joe Benson, R (6,7) 8,9										1	0	0	0	1	1	0																	
<b>Inning Stats</b>	R: 1 E: 1 K: 1 S: 7	H: 2 LOB: 1 BB: 0 P: 7	R: 1 E: 0 K: 0 S: 5	H: 2 LOB: 1 BB: 0 P: 6	R: 0 E: 0 K: 0 S: 3	H: 0 LOB: 1 BB: 1 P: 7	R: 0 E: 0 K: 1 S: 5	H: 0 LOB: 1 BB: 1 P: 9	R: 0 E: 0 K: 1 S: 6	H: 2 LOB: 1 BB: 0 P: 6	R: 1 E: 0 K: 1 S: 6	H: 1 LOB: 1 BB: 0 P: 7	R: 0 E: 0 K: 1 S: 6	H: 1 LOB: 1 BB: 0 P: 6	R: 2 E: 1 K: 0 S: 7	H: 3 LOB: 3 BB: 1 P: 12		1B: 10 2B: 1 3B: 0 HR: 0	SF: 2 SAC: 1 DP: 0 HBP: 0	WP: 0 PB: 0 SB: 3 CS: 0	PA: 38												
<b>PITCHER</b>	IP WLS BF H R ER SO BB IBB HBP BLK WP HR S P ERA WHIP																																
53 Kyle Lobstein, L (1,1) ERA: 3.6	4.0	H: 2	18	4	2	2	2	2	0	0	0	0	0	20	29	4.50		1.500															
45 Buck Farmer, R (5,1) ERA: 6.14	1.0	4	2	0	0	0	1	0	0	0	0	0	0	6	6	0.00	2.000																
62 Al Albuquerque, R (6,1) ERA: 4.5	1.0	4	1	1	1	1	1	0	0	0	0	0	0	6	7	9.00	1.000																
43 Bruce Rondón, R (7,1) ERA: 3.6	1.0	4	1	0	0	0	1	0	0	0	0	0	0	6	6	0.00	1.000																
40 Josh Zeid, R (8,1) ERA: 7.04	1.0	L: 8	3	2	2	0	0	1	0	0	0	0	0	7	12	18.00	4.000																











Batter	1	2	3	4	5	6	7	8	9	AB	R	H	RBI	BB	SO	LOB	TOP		
4 Eric Young Jr. S (1,8) OBP: 0.397, SLG: 0.464		G1-3			B2-3			G5-3		5	1	2	0	0	0	0	<b>Atlanta Braves @ Pittsburgh Pirates</b> McKechnie Field, Bradenton, FL Thu Mar 26 2015, 1:09 PM - 3:54 PM EDT Att: 5,857 - Partly Cloudy - 85 F		
8 Jaco Peterson L (1,4) OBP: 0.442, SLG: 0.386										3	1	1	1	0	1	0			
11 Phil Gosselin, R (8, PH) OBP: 0.271, SLG: 0.209		G6-3			K			F9		1	0	0	0	0	0	0			
1 Alberto Callaspo, S (1,5) OBP: 0.212, SLG: 0.216								F7		4	1	2	0	0	0	0			
7 Jonny Gomes, R (1,7) OBP: 0.250, SLG: 0.295										4	2	2	1	0	0	1			
84 Brady Feigl, R (9, 1)								F9		0	0	0	0	0	0	0			
27 Christian Bethancourt, R (1, 2) OBP: 0.345, SLG: 0.571	G1-3									3	0	1	1	0	1	2			
53 Jim Johnson, R (6, 1)										0	0	0	0	0	0	0			
61 Pedro Ciriaco, R (7, 6) OBP: 0.384, SLG: 0.500										1	0	0	0	0	1	0			
24 Kelly Johnson, L (1, 9) OBP: 0.340, SLG: 0.415	G4-3									4	0	0	1	0	0	3			
23 Chris Johnson, R (1, 3) OBP: 0.325, SLG: 0.378										4	2	3	2	0	0	0			
19 Andrelton Simmons, R (1, 6) OBP: 0.441, SLG: 0.636	G4-3									3	0	0	0	0	1	1			
43 Luis Avilan, L (7, 1)										0	0	0	0	0	0	0			
55 Josh Outman, L (8, 1)										0	0	0	0	0	0	0			
Aaron Kurcz, R (8, 1)										0	0	0	0	0	0	0			
14 Zoilo Almonte, S (9, PH) OBP: 0.266, SLG: 0.184										1	0	0	0	0	0	1			
32 Wandy Rodriguez, S (1, 1)										2	0	0	0	0	1	0			
25 Jesus Flores, R (6, 2) OBP: 0.174, SLG: 0.174										2	0	1	1	0	0	1			
<b>Inning Stats</b>	R: 5 E: 0 K: 0 S: 8	H: 5 LOB: 0 BB: 0 P: 10	R: 0 E: 0 K: 1 S: 5	H: 0 LOB: 0 BB: 0 P: 5	R: 0 E: 0 K: 1 S: 5	H: 0 LOB: 0 BB: 0 P: 5	R: 0 E: 0 K: 0 S: 3	H: 0 LOB: 0 BB: 0 P: 3	R: 0 E: 0 K: 1 S: 5	H: 2 LOB: 1 BB: 0 P: 4	R: 0 E: 0 K: 1 S: 5	H: 1 LOB: 0 BB: 0 P: 5	R: 0 E: 0 K: 0 S: 3	H: 0 LOB: 0 BB: 0 P: 3	R: 2 E: 1 K: 1 S: 11	H: 4 LOB: 2 BB: 0 P: 12	1B: 9 2B: 1 3B: 0 HR: 2	SF: 0 SAC: 0 DP: 2 HBP: 0	WP: 0 PA: 37 PB: 1 SB: 0 CS: 0
<b>PITCHER</b>	IP WLS BF H R ER SO BB IBB HBP BLK WP HR S P ERA WHIP																		
46 Vance Worley, R (1, 1) ERA: 5.29	6.0 L 24 7 5 5 3 0 0 0 0 0 0 1 30 32 7.50 1.167																		
30 Clayton Richard, L (7, 1) ERA: 3.12	2.2 L 12 4 2 1 2 0 0 0 0 0 0 1 18 19 3.38 1.500																		
64 Deolis Guerra, R (9, 1) ERA: 7.94	0.1 1 1 0 0 0 0 0 0 0 0 0 0 1 1 0.00 3.000																		

Batter	1	2	3	4	5	6	7	8	9	AB	R	H	RBI	BB	SO	LOB	BOTTOM				
5 Josh Harrison, R (1, 5) OBP: 0.371, SLG: 0.438										4	1	1	1	0	0	0	<b>Atlanta Braves @ Pittsburgh Pirates</b> McKechnie Field, Bradenton, FL Thu Mar 26 2015, 1:09 PM - 3:54 PM EDT Att: 5,857 - Partly Cloudy - 85 F				
53 Brent Morel, R (8, 5) OBP: 0.353, SLG: 0.286										1	0	0	0	0	1	1					
18 Neil Walker, S (1, 4) OBP: 0.400, SLG: 0.684										4	2	2	1	0	0	0					
17 Pedro Florimon, S (8, 4) OBP: 0.313, SLG: 0.414										1	0	0	0	0	0	1					
22 Andrew McCutchen, R (1, 8) OBP: 0.283, SLG: 0.294										3	0	2	1	0	0	0					
14 Jaff Decker, L (8, 8) OBP: 0.361, SLG: 0.438										1	0	0	0	0	1	0					
12 Corey Hart, R (1, 9) OBP: 0.409, SLG: 0.474	G5-3									4	0	1	0	0	0	2					
70 Corkys Hernández, R (8, PR) OBP: 0.429, SLG: 0.704										0	1	0	0	0	0	0					
6 Starling Marte, R (1, 7) OBP: 0.391, SLG: 0.556										4	0	1	0	0	1	1					
23 Steve Lombardozzi, S (9, 7) OBP: 0.353, SLG: 0.379										0	0	0	0	0	0	0					
10 Jordy Mercer, R (1, 6) OBP: 0.341, SLG: 0.512										4	1	3	0	0	0	0					
67 Gustavo Nunez, S (9, 6) OBP: 0.130, SLG: 0.091										0	0	0	0	0	0	0					
24 Pedro Alvarez, L (1, 3) OBP: 0.324, SLG: 0.625										4	0	1	0	0	1	4					
3 Sean Rodriguez, R (8, PR) OBP: 0.194, SLG: 0.176										0	0	0	0	0	0	0					
29 Francisco Cervelli, R (1, 2) OBP: 0.484, SLG: 0.739										4	0	1	1	0	2	3					
46 Vance Worley, R (1, 1)										2	0	0	0	0	0	1					
30 Clayton Richard, L (7, 1) ERA: 2.25										1	0	0	0	0	1	0					
64 Deolis Guerra, R (9, 1) OBP: 0.194, SLG: 0.200										0	0	0	0	0	0	0					
31 Jose Tabata, R (8, PH) ERA: 5.4										1	0	1	0	0	0	0					
<b>Inning Stats</b>	R: 1 E: 0 K: 0 S: 5	H: 1 LOB: 1 BB: 0 P: 7	R: 0 E: 0 K: 2 S: 8	H: 1 LOB: 1 BB: 0 P: 8	R: 1 E: 0 K: 0 S: 5	H: 2 LOB: 1 BB: 0 P: 5	R: 1 E: 0 K: 1 S: 7	H: 2 LOB: 1 BB: 0 P: 7	R: 1 E: 0 K: 0 S: 6	H: 2 LOB: 1 BB: 0 P: 6	R: 0 E: 0 K: 1 S: 5	H: 1 LOB: 0 BB: 0 P: 5	R: 0 E: 0 K: 1 S: 5	H: 0 LOB: 0 BB: 0 P: 5	R: 1 E: 0 K: 1 S: 8	H: 3 LOB: 2 BB: 0 P: 10	R: 0 E: 0 K: 1 S: 5	H: 1 LOB: 0 BB: 0 P: 5	1B: 8 2B: 3 3B: 0 HR: 2	SF: 0 SAC: 0 DP: 2 HBP: 0	WP: 1 PA: 38 PB: 0 SB: 0 CS: 0
<b>PITCHER</b>	IP WLS BF H R ER SO BB IBB HBP BLK WP HR S P ERA WHIP																				
32 Wandy Rodriguez, L (1, 1) ERA: 2.5	5.0 H 23 8 4 4 3 0 0 0 0 0 0 0 5 5 0.00 1.000																				
53 Jim Johnson, R (6, 1) ERA: 2.25	1.0 H 3 1 0 0 1 0 0 0 0 0 0 0 5 5 0.00 1.000																				
43 Luis Avilan, L (7, 1) ERA: 2.84	1.0 H 3 0 0 0 1 0 0 0 0 0 0 0 5 5 0.00 0.000																				
55 Josh Outman, L (8, 1) ERA: 8.1	0.2 B 5 3 1 1 1 0 0 0 0 0 1 0 7 9 13.50 4.500																				
Aaron Kurcz, R (8, 1) ERA: 5.4	0.1 W 1 0 0 0 0 0 0 0 0 0 0 0 1 1 0.00 0.000																				
<b>PITCHER</b>	IP WLS BF H R ER SO BB IBB HBP BLK WP HR S P ERA WHIP																				
84 Brady Feigl, L (9, 1) ERA: 1.5	1.0 S 3 1 0 0 1 0 0 0 0 0 0 0 5 5 0.00 1.000																				

AB 37  
R 7  
H 12  
RBI 7  
BB 0  
SO 5  
LOB 9



AB 38  
R 5  
H 13  
RBI 4  
BB 0  
SO 7  
LOB 13



livebaseballscores.com

livebaseballscores.com



Batter	1	2	3	4	5	6	7	8	9	AB	R	H	RBI	BB	SO	LOB	TOP	
50 Mookie Betts, R OBP: 0.512, SLG: 0.923	0-0 29 BB 5 S 1B	4-0 1-2 BB		1-1 1-H HR			0-0 G1-3			3	1	2	2	1	0	0	<b>Boston Red Sox @ Atlanta Braves</b> Champion Stadium, Lake Buena Vista, FL Fri Mar 27 2015, 1:09 PM - 3:29 PM EDT Att: 9,893 - Cloudy - 77 F <a href="http://livebaseballscorecards.com">livebaseballscorecards.com</a>	
15 Dustin Pedroia, R OBP: 0.300, SLG: 0.385	0-0 P6	0-0 G6-3		0-0 P5			0-0 L5			4	0	0	0	0	0	3		
48 Pablo Sandoval, S OBP: 0.216, SLG: 0.306	0-0 F7		0-0 F7		0-0 F8					3	0	0	0	0	0	1		
5 Allen Craig, R OBP: 0.348, SLG: 0.400	4-0 29 BB 1-2 BB		0-0 29 FC4-6 1B		0-3 K					2	0	1	0	1	1	0		
29 Daniel Nava, S OBP: 0.432, SLG: 0.429	4-0 1-2 2-3 BB		0-0 38 FC6-4 1-2 FC4-6		0-0 F7					2	0	0	0	1	0	1		
38 Rusney Castillo, R OBP: 0.308, SLG: 0.523	0-0 F8		0-0 FC6-4 1-2		0-0 F9					3	0	0	0	0	0	4		
26 Brock Holt, L OBP: 0.447, SLG: 0.323		0-0 50 BB 1B		4-0 FC4-6 BB		0-0 S 1B				2	0	2	0	1	0	0		
Blake Swihart, S OBP: 0.385, SLG: 0.500		0-3 K		0-0 FC4-6 50 HR 1-2		1-0 P5 1-2				3	1	0	0	0	1	3		
16 Jeff Bianchi, R OBP: 0.290, SLG: 0.241		0-3 K		0-0 F7		0-0 G6-3				3	0	0	0	0	1	3		
<b>Inning Stats</b>	R: 0 E: 0 K: 0 S: 4	H: 1 LOB: 3 BB: 2 P: 12	R: 0 E: 0 K: 2 S: 8	H: 1 LOB: 2 BB: 1 P: 12	R: 0 E: 0 K: 0 S: 4	H: 1 LOB: 1 BB: 0 P: 4	R: 2 E: 0 K: 0 S: 5	H: 1 LOB: 0 BB: 1 P: 10	R: 0 E: 0 K: 1 S: 5	H: 0 LOB: 0 BB: 0 P: 5	R: 0 E: 0 K: 0 S: 2	H: 0 LOB: 0 BB: 0 P: 2						
<b>PITCHER</b>	IP WLS BF H R ER SO BB IBB HBP BLK WP HR S P ERA WHIP																	
49 Julio Teheran, R ERA: 5.79	(1, 1) 5.2 W 26 5 2 2 3 4 0 0 0 0 1 29 47 3.18 1.588																	
78 John Cornely, R ERA:	(6, 1) 1.0 S 3 0 0 0 0 0 0 0 0 0 0 3 3 0.00 0.000																	

AB	25
R	2
H	5
RBI	2
BB	4
SO	3
LOB	15



WP	0
PA	29
SB	0
CS	0
1B	4
2B	0
3B	0
HR	1
SF	0
SAC	0
DP	0
HBP	0

Batter	1	2	3	4	5	6	7	8	9	AB	R	H	RBI	BB	SO	LOB	BOTTOM
61 Pedro Ciriaco, R OBP: 0.375, SLG: 0.522	0-0 22 G6-3 1B	0-0 1-H 2-H 3-H 2B		0-3 K		0-0 G4-3				4	0	2	3	0	1	2	<b>Boston Red Sox @ Atlanta Braves</b> Champion Stadium, Lake Buena Vista, FL Fri Mar 27 2015, 1:09 PM - 3:29 PM EDT Att: 9,893 - Cloudy - 77 F <a href="http://livebaseballscorecards.com">livebaseballscorecards.com</a>
22 Nick Markakis, L OBP: 0.200, SLG: 0.300	0-0 G6-3	0-0 G5-3		0-0 P2		0-3 K				4	0	0	0	0	1	4	
98 Jose Constanza, L OBP: 0.286, SLG: 0.286	0-0 1-2					0-3 K				0	0	0	0	0	0	0	
5 Freddie Freeman, L OBP: 0.490, SLG: 0.634	0-0 1B		0-3 K		0-0 1 BB 15 1B 1B	0-3 K				4	0	2	0	0	2	0	
96 Mycal Jones, R OBP: 0.400, SLG: 0.600	0-0 1B									0	0	0	0	0	0	0	
7 Jonny Gomes, R OBP: 0.255, SLG: 0.298	0-3 K				0-0 F7					3	0	1	0	0	1	2	
14 Zoilo Almonte, S OBP: 0.295, SLG: 0.244	0-0 K		0-0 15 G3 1B		0-0 F7					0	0	0	0	0	0	0	
15 A.J. Pierzynski, L OBP: 0.469, SLG: 0.429		0-0 11 1B 61 2B 1 1B 1B		0-0 G3		0-0 1 BB 1-2 1B				3	1	2	0	0	0	1	
23 Chris Johnson, R OBP: 0.302, SLG: 0.350		0-0 F9		0-3 K		0-3 K				3	0	0	0	0	2	4	
8 Jace Peterson, L OBP: 0.442, SLG: 0.386										0	0	0	0	0	0	0	
1 Alberto Callaspo, S OBP: 0.255, SLG: 0.245		0-0 11 1B 61 2B 1-2 1B		0-0 11 1B 1B		4-0 1-2 2-3 BB				2	1	2	0	1	0	0	
78 John Cornely, R ERA:	(6, 1)									0	0	0	0	0	0	0	
11 Phil Gosselin, R OBP: 0.294, SLG: 0.239	(1, 8) (7, 5)	0-0 61 2B 1-2 2-3 1B		0-0 49 SH2-4 1-3 1B		0-0 F8				3	1	2	0	0	0	3	
49 Julio Teheran, R ERA: 3.6	(1, 1)									1	0	0	0	0	1	3	
24 Kelly Johnson, L OBP: 0.354, SLG: 0.500	(6, 5) (7, 3)	0-0 K		0-0 SH2-4		0-0 HR				1	1	1	1	0	0	0	
<b>Inning Stats</b>	R: 0 E: 0 K: 1 S: 6	H: 2 LOB: 1 BB: 0 P: 6	R: 3 E: 0 K: 1 S: 9	H: 4 LOB: 1 BB: 0 P: 9	R: 0 E: 0 K: 2 S: 8	H: 1 LOB: 1 BB: 0 P: 8	R: 0 E: 0 K: 1 S: 7	H: 2 LOB: 2 BB: 0 P: 7	R: 0 E: 0 K: 1 S: 7	H: 2 LOB: 3 BB: 1 P: 11	R: 1 E: 0 K: 2 S: 9	H: 1 LOB: 0 BB: 0 P: 12					
<b>PITCHER</b>	IP WLS BF H R ER SO BB IBB HBP BLK WP HR S P ERA WHIP																
11 Clay Buchholz, R ERA: 3.6	(1, 1) 5.0 L 27 12 4 4 6 1 0 0 0 0 1 39 46 7.20 2.600																
28 Robbie Ross Jr., L ERA: 3.6	(6, 1) 1.0 3 0 0 0 2 0 0 0 0 0 0 7 7 0.00 0.000																

AB	28
R	4
H	12
RBI	4
BB	1
SO	8
LOB	19



WP	0
PA	30
SB	0
CS	0
1B	10
2B	1
3B	0
HR	1
SF	0
SAC	1
DP	1
HBP	0







Batter	1	2	3	4	5	6	7	8	9	AB	R	H	RBI	BB	SO	LOB	TOP										
5 Josh Harrison, R OBP: 0.326, SLG: 0.375	G5-3		K			G1		F8		4	0	0	0	0	1	2	Pittsburgh Pirates @ Atlanta Braves Champion Stadium, Lake Buena Vista, FL Sun Mar 29 2015, 1:08 PM - 4:26 PM EDT Att: 8,288 - Sunny - 67 F										
14 Jeff Decker, L OBP: 0.309, SLG: 0.410 24 Jonathan Schwind, R (6, 7)	G4-3			G3-1		G6-3		G6-3		3	0	0	0	0	0	1											
6 Stirling Marte, R OBP: 0.370, SLG: 0.528	K			K			27 BLK 27 BLK 1B	G4-3		4	1	1	0	0	2	1											
12 Corey Hart, R OBP: 0.414, SLG: 0.458 66 Tyler Filliben, R (9, PR) (9, 10)		F8		F7			K		15 G3 27 HR 1B	4	0	1	0	0	1	1											
15 Andrew Lamb, L OBP: 0.200, SLG: 0.250		P6			L7		K		G3	4	0	0	0	0	1	2											
27 Jung Ho Kang, R OBP: 0.275, SLG: 0.429		F8			P6		51 E 2-H 1B		HR	4	1	2	3	0	0	0											
51 Austin Meadows, L OBP: 0.200, SLG: 0.333					K		E3		P3	4	1	1	0	0	1	2											
83 Wilkin Castillo, S OBP: 0.273, SLG: 0.111						5 G1 17 G4-3 BB	P5		K	3	0	0	0	1	1	4											
17 Pedro Florimón, S OBP: 0.306, SLG: 0.406						G4-3			24 G6-3 1B	2	0	1	1	0	0	1											
<b>Inning Stats</b>	R: 0 E: 0 K: 1 S: 5	H: 0 LOB: 0 BB: 0 P: 5	R: 0 E: 0 K: 0 S: 3	H: 0 LOB: 0 BB: 0 P: 3	R: 1 E: 0 K: 1 S: 6	H: 1 LOB: 0 BB: 0 P: 6	R: 0 E: 0 K: 1 S: 5	H: 0 LOB: 0 BB: 0 P: 5	R: 0 E: 0 K: 1 S: 5	H: 0 LOB: 1 BB: 1 P: 7	R: 1 E: 1 K: 2 S: 10	H: 2 LOB: 2 BB: 0 P: 10	R: 0 E: 0 K: 0 S: 4	H: 1 LOB: 0 BB: 0 P: 4	R: 2 E: 0 K: 1 S: 7	H: 2 LOB: 1 BB: 0 P: 9	1B: 4 2B: 0 3B: 1 HR: 1	SF: 1 SAC: 0 DP: 0 HBP: 0	WP: 0 PB: 0 SB: 0 CS: 0	PA: 35							
<b>PITCHER</b>	IP	WLS	BF	H	R	ER	SO	BB	IBB	HBP	BLK	WP	HR	S	P	ERA	WHIP										
17 Shelby Miller, R ERA: 3.44	6.0		20	1	1	1	4	1	0	0	0	0	0	27	31	1.50	0.333										
39 Jason Grilli, R ERA: 3.0	1.0	6	2	1	1	2	0	0	0	0	2	0	0	10	10	9.00	2.000										
53 Jim Johnson, R ERA: 1.8	1.0	4	1	0	0	0	0	0	0	0	0	0	0	4	4	0.00	1.000										
58 Michael Kohn, R ERA: 3.24	1.0	L	5	2	2	2	1	0	0	0	0	0	1	7	9	18.00	2.000										

Batter	1	2	3	4	5	6	7	8	9	AB	R	H	RBI	BB	SO	LOB	BOTTOM										
4 Eric Young Jr., S OBP: 0.400, SLG: 0.452	G3		P4				G3			3	0	0	0	1	0	3	Pittsburgh Pirates @ Atlanta Braves Champion Stadium, Lake Buena Vista, FL Sun Mar 29 2015, 1:08 PM - 4:26 PM EDT Att: 8,288 - Sunny - 67 F										
22 Nick Markakis, L OBP: 0.194, SLG: 0.231 26 Todd Cunningham, S (7, 9)	F7			G5-3	F7			11 WP 98 S 11 BB		3	0	0	0	0	0	2											
5 Freddie Freeman, L OBP: 0.455, SLG: 0.574 98 Joe Benson, R OBP: 0.444, SLG: 0.167	G3			K		K		F8		3	0	0	0	0	2	0											
7 Jonny Gomes, R OBP: 0.259, SLG: 0.286 39 Jason Grilli, R (7, 1)		K				K			15 G6-3 1B	2	0	0	0	0	2	0											
11 Phil Gosselin, R OBP: 0.316, SLG: 0.269					HBP					0	0	0	0	0	0	0											
15 A.J. Pierzynski, L OBP: 0.417, SLG: 0.375		F8			F7		P5		G6-3	4	0	0	0	0	0	2											
1 Alberto Callaspo, S OBP: 0.237, SLG: 0.228 (8, 5)							G3		G4-3	4	0	0	0	0	0	0											
23 Chris Johnson, R OBP: 0.348, SLG: 0.452 8 Jace Peterson, L (7, PR) (8, 4)										2	1	2	1	1	0	0											
19 Andrelton Simmons, R OBP: 0.400, SLG: 0.564 53 Jim Johnson, R (8, 1)										1	0	0	0	0	0	0											
58 Michael Kohn, R (9, 1) 27 Christian Bethancourt, R (PH) OBP: 0.294, SLG: 0.485										3	0	0	0	0	1	2											
17 Shelby Miller, R (1, 1)										0	0	0	0	0	0	0											
24 Kelly Johnson, L OBP: 0.396, SLG: 0.523 (7, 3)										1	0	0	0	1	1	1											
<b>Inning Stats</b>	R: 0 E: 0 K: 0 S: 3	H: 0 LOB: 0 BB: 0 P: 3	R: 0 E: 0 K: 1 S: 5	H: 0 LOB: 0 BB: 0 P: 5	R: 0 E: 0 K: 1 S: 6	H: 1 LOB: 1 BB: 0 P: 6	R: 0 E: 0 K: 1 S: 5	H: 0 LOB: 1 BB: 0 P: 6	R: 1 E: 0 K: 2 S: 7	H: 1 LOB: 2 BB: 1 P: 11	R: 0 E: 0 K: 0 S: 3	H: 1 LOB: 0 BB: 1 P: 9	R: 0 E: 0 K: 1 S: 5	H: 0 LOB: 0 BB: 0 P: 5	R: 0 E: 0 K: 1 S: 5	H: 0 LOB: 0 BB: 0 P: 5	1B: 2 2B: 0 3B: 0 HR: 1	SF: 0 SAC: 0 DP: 1 HBP: 2	WP: 1 PB: 0 SB: 2 CS: 0	PA: 35							
<b>PITCHER</b>	IP	WLS	BF	H	R	ER	SO	BB	IBB	HBP	BLK	WP	HR	S	P	ERA	WHIP										
38 Stolmy Pimentel, R ERA: 3.4	2.0		7	1	0	0	0	0	0	0	0	0	0	9	9	0.00	0.500										
58 Radhames Liz, R ERA: 2.08	3.0	B	13	1	1	1	2	2	0	1	0	0	1	14	27	3.00	1.000										
59 Antonio Bastardo, L ERA: 5.63	1.0		3	0	0	0	2	0	0	0	0	0	0	7	7	0.00	0.000										
43 John Holdzkom, R ERA: 3.38	1.0	H	5	0	0	0	1	1	0	1	0	0	0	5	11	0.00	1.000										
55 Blake Wood, R ERA: 4.91	1.0	W	4	1	1	1	0	1	0	0	0	1	0	3	9	9.00	2.000										
<b>PITCHER</b>	IP	WLS	BF	H	R	ER	SO	BB	IBB	HBP	BLK	WP	HR	S	P	ERA	WHIP										
29 Yhonathan Barrios, R ERA: 4.91	1.0	S	3	0	0	0	1	0	0	0	0	0	0	5	5	0.00	0.000										

AB	33
R	4
H	6
RBI	4
BB	1
SO	7
LOB	15



AB	29
R	2
H	3
RBI	2
BB	4
SO	7
LOB	11





Batter	1	2	3	4	5	6	7	8	9	AB	R	H	RBI	BB	SO	LOB	TOP																		
26 Todd Cunningham, S (1, 8) OBP: 0.428, SLG: 0.375 (6, 9)										4	0	3	0	1	1	1	<b>Atlanta Braves @ Detroit Tigers</b> Joker Marchant Stadium, Lakeland, FL Mon Mar 30 2015, 1:06 PM - 3:49 PM EDT Att: 6,536 - Sunny - 73 F																		
8 Jace Peterson, L (1, 4) OBP: 0.444, SLG: 0.426 (1, 4)										5	2	3	0	0	0	2																			
22 Nick Markakis, L (1, 10) OBP: 0.323, SLG: 0.188 1 Alberto Callaspo, S (8, PH) OBP: 0.250, SLG: 0.241 (8, 10)										3	0	0	0	0	0	4																			
5 Freddie Freeman, L (1, 3) OBP: 0.431, SLG: 0.551 11 Phil Gosselin, R (6, 7) OBP: 0.326, SLG: 0.283 (7, 5)										2	0	0	1	0	0	0																			
7 Jonny Gomes, R (1, 7) OBP: 0.281, SLG: 0.280 98 Joe Benson, R (6, PR) OBP: 0.400, SLG: 0.167 (6, 8)										1	0	0	0	2	1	0																			
24 Kelly Johnson, L (1, 9) OBP: 0.404, SLG: 0.511 (6, 3)										3	0	1	0	1	0	1																			
23 Chris Johnson, R (1, 5) OBP: 0.297, SLG: 0.422 4 Eric Young Jr., S (7, 7) OBP: 0.394, SLG: 0.444 (7, 7)										3	0	0	0	0	0	2																			
27 Christian Bethancourt, R (1, 2) OBP: 0.297, SLG: 0.556 25 Jesus Flores, R (7, 2) OBP: 0.160, SLG: 0.160 (7, 2)										3	1	1	1	0	0	0																			
19 Andrelton Simmons, R (1, 6) OBP: 0.395, SLG: 0.571 61 Pedro Ciriaco, R (7, 6) OBP: 0.377, SLG: 0.510 (7, 6)										3	0	1	0	0	0	0																			
<b>Inning Stats</b>	R: 0 E: 0 K: 0 S: 3	H: 1 LOB: 0 BB: 0 P: 3	R: 0 E: 0 K: 0 S: 3	H: 0 LOB: 1 BB: 1 P: 7	R: 0 E: 0 K: 0 S: 4	H: 1 LOB: 2 BB: 1 P: 8	R: 0 E: 0 K: 1 S: 5	H: 0 LOB: 0 BB: 0 P: 5	R: 0 E: 0 K: 1 S: 6	H: 1 LOB: 1 BB: 0 P: 6	R: 1 E: 0 K: 0 S: 4	H: 1 LOB: 1 BB: 1 P: 10	R: 1 E: 0 K: 0 S: 6	H: 2 LOB: 0 BB: 0 P: 8	R: 2 E: 0 K: 0 S: 7	H: 4 LOB: 2 BB: 1 P: 11		R: 0 E: 0 K: 0 S: 4	H: 1 LOB: 1 BB: 0 P: 4	1B: 8 2B: 2 3B: 0 HR: 1	SF: 2 SAC: 0 DP: 2 HBP: 0	WP: 1 PB: 0 SB: 0 CS: 2	PA: 39												
<b>PITCHER</b>	IP WLS BF H R ER SO BB IBB HBP BLK WP HR S P ERA WHIP																																		
31 Alfredo Simon, R (1, 1) ERA: 3.58	6.0	24	5	2	2	2	3	0	0	1	0	0	26	40	3.00	1.333																			
60 Angel Nesbitt, R (8, 1) ERA: 3.27	1.0	B	3	1	0	0	0	0	0	0	0	1	5	7	0.00	1.000																			
44 Joba Chamberlain, R (8, 1) ERA: 9.22	0.2	L	6	4	2	2	0	1	0	0	0	1	6	10	27.00	7.500																			
44 Melvin Mercedes, R (8, 1) ERA:	0.1		1	0	0	0	0	0	0	0	0	0	1	1	0.00	0.000																			
36 Joe Nathan, R (9, 1) ERA: 5.23	1.0		4	1	0	0	0	0	0	0	0	0	4	4	0.00	1.000																			

AB	32
R	4
H	11
RBI	4
BB	4
SO	2
LOB	12



Batter	1	2	3	4	5	6	7	8	9	AB	R	H	RBI	BB	SO	LOB	BOTTOM																	
12 Anthony Gose, L (1, 8) OBP: 0.371, SLG: 0.491 17 Jeff McVaney, R (8, 8) OBP: 0.667, SLG: 0.500 (8, 8)										4	1	1	0	0	2	0	<b>Atlanta Braves @ Detroit Tigers</b> Joker Marchant Stadium, Lakeland, FL Mon Mar 30 2015, 1:06 PM - 3:49 PM EDT Att: 6,536 - Sunny - 73 F																	
3 Ian Kinsler, R (1, 4) OBP: 0.471, SLG: 0.705 9 Joey Pankake, R (8, 4) OBP: 0.667, SLG: 1.667 (8, 4)										3	0	2	1	1	0	1																		
24 Miguel Cabrera, R (1, 3) OBP: 0.391, SLG: 0.700 26 Hernán Pérez, R (9, 3) OBP: 0.333, SLG: 0.333 (9, 3)										3	0	1	0	1	0	1																		
41 Victor Martinez, S (1, 10) OBP: 0.111, SLG: 0.278 (1, 10)										4	0	0	0	0	0	4																		
28 J.D. Martinez, R (1, 9) OBP: 0.431, SLG: 0.679 17 Andrew Romine, S (8, 9) OBP: 0.271, SLG: 0.233 (8, 9)										3	0	0	0	0	0	0																		
52 Yoenis Cespedes, R (1, 7) OBP: 0.321, SLG: 0.654 28 Raph Rhymes, R (7, 7) (7, 7)										3	1	2	1	0	0	0																		
13 Alex Avila, L (1, 2) OBP: 0.295, SLG: 0.395 (1, 2)										4	0	0	0	0	1	1																		
9 Nick Castellanos, R (1, 5) OBP: 0.345, SLG: 0.380 (1, 5)										4	0	0	0	0	1	1																		
1 Jose Iglesias, R (1, 6) OBP: 0.140, SLG: 0.122 81 Josh Wilson, R (8, 6) OBP: 0.318, SLG: 0.211 (8, 6)										3	0	0	0	0	0	0																		
<b>Inning Stats</b>	R: 1 E: 0 K: 0 S: 6	H: 2 LOB: 0 BB: 0 P: 6	R: 0 E: 0 K: 0 S: 4	H: 1 LOB: 0 BB: 0 P: 4	R: 0 E: 0 K: 1 S: 6	H: 1 LOB: 1 BB: 1 P: 10	R: 1 E: 0 K: 1 S: 8	H: 1 LOB: 0 BB: 0 P: 10	R: 0 E: 0 K: 0 S: 3	H: 0 LOB: 0 BB: 0 P: 3	R: 0 E: 0 K: 1 S: 6	H: 0 LOB: 1 BB: 0 P: 6	R: 0 E: 0 K: 0 S: 3	H: 0 LOB: 0 BB: 0 P: 3	R: 0 E: 0 K: 1 S: 5	H: 0 LOB: 0 BB: 0 P: 5		1B: 4 2B: 1 3B: 0 HR: 1	SF: 0 SAC: 0 DP: 0 HBP: 0	WP: 0 PB: 0 SB: 1 CS: 1	PA: 35													
<b>PITCHER</b>	IP WLS BF H R ER SO BB IBB HBP BLK WP HR S P ERA WHIP																																	
48 Mike Folynewicz, R (1, 1) ERA: 6.35	3.2	16	5	2	2	2	1	0	0	0	0	23	29	4.91	1.636																			
53 Jim Johnson, R (4, 1) ERA: 1.69	0.1		1	0	0	0	0	0	0	0	0	1	1	0.00	0.000																			
37 Eric Stults, L (5, 1) ERA: 1.69	5.0	W	18	1	0	0	3	1	0	0	0	23	27	0.00	0.400																			

AB	33
R	2
H	6
RBI	2
BB	2
SO	5
LOB	8





Batter	1	2	3	4	5	6	7	8	9	AB	R	H	RBI	BB	SO	LOB	TOP			
27 Jose Altuve, R OBP: 0.375, SLG: 0.457 Gregorio Petit, R OBP: 0.414, SLG: 0.462 (6, 4) (6, 4) (7, 6)	0-0 2B 2B		0-0 1B 1B		0-0 G1-3	0-0 1B		0-0 2B 1-H 2-H		4 1	1 0	3 1	0 2	0 0	0 0	0 0	Houston Astros @ Atlanta Braves Champion Stadium, Lake Buena Vista, FL Tue Mar 31 2015, 6:08 PM - 9:26 PM EDT Att: 5,272 - Partly Cloudy - 81 F			
2 Jonathan Villar, S OBP: 0.347, SLG: 0.442 20 Alex Presley, L OBP: 0.308, SLG: 0.324 (1, 7) (6, 7)	0-0 2B 2H		0-0 F8		0-3 K2-3	0-3 K		0-0 G4-3		4 1	1 0	1 0	1 0	1 0	2 0	3 0				
18 Luis Valbuena, L OBP: 0.442, SLG: 0.660 (1, 5)	0-0 1B 2H		0-2 G4-3		0-3 K			0-0 2B G3-4-1		5 0	2 0	1 0	1 0	2 0	2 1	2 1				
23 Chris Carter, R OBP: 0.349, SLG: 0.541 0 L.J. Hoes, R OBP: 0.379, SLG: 0.320 (1, 10) (6, 10) (6, 10)	0-3 K		0-3 K		4-0 28 HR BB			0-0 K		2 2	0 1	0 0	0 0	1 0	2 1	2 1				
8 Jed Lowrie, S OBP: 0.368, SLG: 0.556 Nolan Fontana, L OBP: 0.250, SLG: 0.100 (1, 6) (7, 4)	0-0 1B				0-0 HR			0-2 K		3 1	2 0	2 0	1 0	1 0	0 0	0 1				
28 Colby Rasmus, L OBP: 0.436, SLG: 0.621 (1, 8)	0-3 K				0-0 HR 16 1B			0-0 K		5 4	2 0	2 1	3 0	0 0	2 2	2 2				
16 Hank Conger, L OBP: 0.270, SLG: 0.441 (1, 2)					0-0 1B 19 G4-6-3			0-0 F9		4 3	0 0	1 0	0 0	2 1	2 1	2 1				
21 Jon Singleton, L OBP: 0.273, SLG: 0.320 9 Marwin Gonzalez, S OBP: 0.250, SLG: 0.310 (1, 3) (6, 3)					0-0 L7			0-3 K		3 1	0 0	0 0	0 0	1 0	1 1	3 1				
19 Robbie Grossman, S OBP: 0.393, SLG: 0.429 87 Brett Phillips, L OBP: 0.500, SLG: 1.000 (1, 9) (8, 9) (8, 9)					0-0 G4-6-3			4-0 2B BB		3 0	1 0	1 0	1 0	1 0	1 0	2 0				
<b>Inning Stats</b>	R: 2 E: 0 K: 2 S: 10	H: 4 LOB: 1 BB: 0 P: 10	R: 0 E: 0 K: 3 S: 9	H: 0 LOB: 0 BB: 0 P: 9	R: 0 E: 0 K: 1 S: 8	H: 1 LOB: 1 BB: 0 P: 8	R: 1 E: 0 K: 0 S: 5	H: 3 LOB: 1 BB: 0 P: 5	R: 0 E: 0 K: 2 S: 7	H: 0 LOB: 0 BB: 0 P: 7	R: 0 E: 0 K: 2 S: 7	H: 0 LOB: 0 BB: 0 P: 7	R: 2 E: 1 K: 1 S: 7	H: 1 LOB: 2 BB: 1 P: 11	R: 0 E: 0 K: 2 S: 8	H: 1 LOB: 1 BB: 0 P: 8		1B: 6 2B: 6 3B: 0 HR: 2	SF: 0 SAC: 0 DP: 2 HBP: 0	WP: 0 PB: 0 SB: 0 CS: 1
<b>PITCHER</b>	IP WLS BF H R ER SO BB IBB HBP BLK WP HR S P ERA WHIP	5.0 L 8 3 3 3 8 0 0 0 0 0 1 39 39 5.40 1.600	1.0 L 3 0 0 0 2 0 0 0 0 0 1 10 19 27.00 5.000	1.0 L 3 0 0 0 2 0 0 0 0 0 7 7 0.00 0.000	1.2 9 2 2 0 2 1 0 0 0 0 0 12 16 0.00 1.800	0.1 1 0 0 0 1 0 0 0 0 0 0 3 3 0.00 0.000	<b>PITCHER</b>										IP WLS BF H R ER SO BB IBB HBP BLK WP HR S P ERA WHIP	5.0 L 8 3 3 3 8 0 0 0 0 0 1 39 39 5.40 1.600		

Batter	1	2	3	4	5	6	7	8	9	AB	R	H	RBI	BB	SO	LOB	BOTTOM					
4 Eric Young Jr., S OBP: 0.395, SLG: 0.456 (1, 8) (6, 7)	0-0 G4-3		0-0 F7		0-0 22 E 15 1B 2B	0-0 8 S 1B		1-0 L4		5 4	1 0	2 0	0 0	0 0	0 1	1 0	Houston Astros @ Atlanta Braves Champion Stadium, Lake Buena Vista, FL Tue Mar 31 2015, 6:08 PM - 9:26 PM EDT Att: 5,272 - Partly Cloudy - 81 F					
8 Jace Peterson, L OBP: 0.441, SLG: 0.414 (1, 4)	0-0 G1-3		0-0 22 WP 1B		0-3 K	0-3 K		4-0 25 DI BB		4 3	0 0	1 0	1 0	1 0	2 3	3 0						
22 Nick Markakis, L OBP: 0.332, SLG: 0.358 67 Brandon Cunniff, R ERA: 4.5 (1, 9) (6, 1)	0-0 G3-1		0-0 G4-3		0-0 E3 24 HBP 15 1B	0-0 G6-3		0-3 K		3 1	0 0	1 0	1 0	0 0	2 0	2 0						
19 Andrelton Simmons, R OBP: 0.386, SLG: 0.558 61 Pedro Ciriaco, R OBP: 0.370, SLG: 0.500 (6, PH) (8, 6)			0-0 G4-3		0-0 E3 24 HBP 15 1B	0-0 G6-3		0-3 K		3 1	0 0	1 0	0 0	0 0	2 1	2 1						
5 Freddie Freeman, L OBP: 0.443, SLG: 0.569 46 Craig Kimbrel, R ERA: 4.5 43 Luis Avilan, L 84 Brady Feigl, R 25 Jesus Flores, R OBP: 0.154, SLG: 0.154 (1, 3) (7, 1) (8, 1) (9, 1) (9, PH)			0-0 15 1B BB		0-0 24 2B 2B	0-0 K		0-0 G6-3		2 1	1 0	1 0	1 0	1 0	2 0	2 0						
24 Kelly Johnson, L OBP: 0.417, SLG: 0.531 26 Todd Cunningham, & PR OBP: 0.431, SLG: 0.366 (1, 7) (8, PH) (6, 9)			0-3 K		0-0 G3-1 2H 2B	1-0 15 1B HBP		0-0 G6-3		2 1	1 0	1 0	1 0	1 0	1 0	1 0						
15 A.J. Pierzynski, L OBP: 0.415, SLG: 0.378 (1, 2)			0-0 1B		0-0 P5	0-0 1B		0-0 G3		5 4	0 0	2 2	2 0	0 0	3 3	3 0						
1 Alberto Callaspo, S OBP: 0.250, SLG: 0.242 (1, 5)			0-0 L9		0-0 G3-1	0-0 1B		0-0 G3		4 0	1 0	1 1	0 0	0 0	3 3	3 0						
11 Phil Gosselin, R OBP: 0.306, SLG: 0.263 (1, 6) (8, 3)			0-0 L3		0-3 K	0-0 FC6-4		0-0 L8		4 0	0 0	0 0	0 0	1 1	5 5	5 0						
32 Wandy Rodriguez, S (1, 1) 23 Chris Johnson, R OBP: 0.340, SLG: 0.422 98 Joe Benson, R OBP: 0.417, SLG: 0.250 (6, 8) (5, PH) (6, 8)			0-0 F8		1-0 4 2B 22 E HBP	0-0 K		0-0 4 WP 1B		1 0	0 0	0 0	0 0	0 0	0 1	0 0						
<b>Inning Stats</b>	R: 0 E: 0 K: 0 S: 3	H: 0 LOB: 0 BB: 0 P: 3	R: 0 E: 0 K: 1 S: 6	H: 1 LOB: 1 BB: 1 P: 10	R: 0 E: 0 K: 0 S: 4	H: 1 LOB: 1 BB: 0 P: 5	R: 1 E: 0 K: 1 S: 7	H: 2 LOB: 1 BB: 0 P: 7	R: 4 E: 1 K: 2 S: 11	H: 3 LOB: 2 BB: 0 P: 13	R: 0 E: 0 K: 0 S: 8	H: 1 LOB: 1 BB: 0 P: 8	R: 0 E: 0 K: 0 S: 3	H: 0 LOB: 0 BB: 0 P: 3	R: 0 E: 0 K: 0 S: 4	H: 1 LOB: 1 BB: 0 P: 5	R: 0 E: 0 K: 2 S: 7	H: 0 LOB: 2 BB: 2 P: 15	1B: 6 2B: 3 3B: 0 HR: 0	SF: 0 SAC: 0 DP: 0 HBP: 2	WP: 2 PB: 0 SB: 1 CS: 0	PA: 42
<b>PITCHER</b>	IP WLS BF H R ER SO BB IBB HBP BLK WP HR S P ERA WHIP	4.1 W 5 2 1 0 1 0 0 1 0 0 6 7 0.00 3.000	3.0 H 11 2 0 0 2 0 0 0 0 1 0 15 16 0.00 0.667	1.0 S 5 0 0 0 2 2 0 0 0 0 0 7 15 0.00 2.000	<b>PITCHER</b>										IP WLS BF H R ER SO BB IBB HBP BLK WP HR S P ERA WHIP	4.1 W 5 2 1 0 1 0 0 1 0 0 6 7 0.00 3.000						

AB	39
R	8
H	13
RBI	8
BB	3
SO	15
LOB	20



AB	37
R	5
H	9
RBI	5
BB	3
SO	8
LOB	23





Batter	1	2	3	4	5	6	7	8	9	AB	R	H	RBI	BB	SO	LOB	TOP			
26 Todd Cunningham, S (1, 9) OBP: 0.436, SLG: 0.364										3	0	1	0	1	0	1	<b>Atlanta Braves @ Philadelphia Phillies</b> Bright House Field, Clearwater, FL Wed Apr 01 2015, 1:08 PM - 3:32 PM EDT Att: 5,813 - Sunny - 78 F			
19 Andrelton Simmons, R (1, 6) OBP: 0.354, SLG: 0.611										4	0	0	0	0	1	4				
11 Phil Gosselin, R (8, 6)										4	0	1	0	0	1	0				
8 Jace Peterson, L (1, 4) OBP: 0.431, SLG: 0.493										4	0	1	0	0	1	0				
87 Sean Kazmar Jr., R (8, 4) OBP: 0.333, SLG: 0.333										4	1	1	1	0	2	2				
23 Chris Johnson, R (1, 3) OBP: 0.333, SLG: 0.408											4	0	1	0	0	1				
98 Joe Benson, R (1, 8) OBP: 0.375, SLG: 0.500											4	1	1	1	0	2				
1 Alberto Callaspo, S (1, 5) OBP: 0.239, SLG: 0.231											3	0	0	0	0	0				
Aaron Kurcz, R (7, 1)											3	1	1	0	0	0				
78 John Cornely, R (8, 1)											3	1	1	0	0	0				
95 José Briceño, R (9, PH)											2	0	1	0	1	0				
61 Pedro Ciriaco, R (1, 7) OBP: 0.368, SLG: 0.491											0	0	0	0	0	0				
25 Jesus Flores, R (1, 2) OBP: 0.207, SLG: 0.179											0	0	0	0	0	0				
49 Julio Teheran, R (1, 1)											1	0	0	0	0	1				
56 Juan Jaime, R (5, 1)											0	0	0	0	0	0				
54 Joey Terdoslavich, S (7, PH) OBP: 0.310, SLG: 0.514											1	0	0	0	0	1				
<b>Inning Stats</b>	R: 0 E: 0 K: 0 S: 3	H: 1 LOB: 0 BB: 0 P: 3	R: 1 E: 0 K: 1 S: 7	H: 1 LOB: 0 BB: 0 P: 7	R: 0 E: 0 K: 1 S: 6	H: 1 LOB: 1 BB: 0 P: 6	R: 0 E: 0 K: 0 S: 3	H: 1 LOB: 0 BB: 0 P: 3	R: 1 E: 1 K: 0 S: 5	H: 1 LOB: 2 BB: 1 P: 9	R: 0 E: 0 K: 1 S: 5	H: 0 LOB: 1 BB: 1 P: 9	R: 0 E: 0 K: 1 S: 5	H: 0 LOB: 0 BB: 0 P: 5	R: 0 E: 0 K: 2 S: 7	H: 0 LOB: 0 BB: 0 P: 7	1B: 5 2B: 2 3B: 0 HR: 1	SF: 0 SAC: 2 DP: 3 HBP: 0	WP: 0 PB: 1 SB: 0 CS: 1	PA: 33
<b>PITCHER</b>	IP WLS BF H R ER SO BB IBB HBP BLK WP HR S P ERA WHIP																			
35 Cole Hamels, L (1, 1) ERA: 4.15	6.0 W 23 6 2 1 3 1 0 0 0 0 0 1 29 33 1.50 1.167																			
63 Jake Diekmann, L (7, 1) ERA: 9.0	1.0 4 0 0 0 1 1 0 0 0 0 0 0 5 9 0.00 1.000																			
56 Cesar Jimenez, L (8, 1) ERA: 4.66	2.0 6 0 0 0 3 0 0 0 0 0 0 0 12 12 0.00 0.000																			

Batter	1	2	3	4	5	6	7	8	9	AB	R	H	RBI	BB	SO	LOB	BOTTOM			
2 Ben Revere, L (1, 7) OBP: 0.224, SLG: 0.188											4	1	1	0	0	0	<b>Atlanta Braves @ Philadelphia Phillies</b> Bright House Field, Clearwater, FL Wed Apr 01 2015, 1:08 PM - 3:32 PM EDT Att: 5,813 - Sunny - 78 F			
68 Russ Canzler, R (7, 7) OBP: 0.295, SLG: 0.395										5	2	2	0	0	2	2				
15 Jordan Danks, L (1, 8) OBP: 0.362, SLG: 0.390										3	2	2	4	0	0	1				
26 Chase Utley, L (1, 4) OBP: 0.500, SLG: 0.931										1	0	1	0	0	0	0				
71 Cord Phelps, S (7, 4) OBP: 0.431, SLG: 0.452										4	1	1	0	0	2	1				
12 Genny Cumana, R (9, 4)										0	0	0	0	0	0	0				
6 Ryan Howard, L (1, 3) OBP: 0.225, SLG: 0.358										4	1	1	0	0	2	1				
56 Cesar Jimenez, L (8, 1)										0	0	0	0	0	0	0				
24 Grady Sizemore, L (1, 9) OBP: 0.294, SLG: 0.200										3	0	0	0	0	1	1				
3 Jeff Francoeur, R (7, 9) OBP: 0.184, SLG: 0.237										1	0	0	0	0	1	0				
25 Cody Asche, L (1, 5) OBP: 0.280, SLG: 0.489										3	0	1	1	0	0	0				
4 Andrés Blanco, S (6, 5) OBP: 0.255, SLG: 0.354										0	1	0	0	1	0	0				
13 Freddy Galvis, S (1, 6) OBP: 0.309, SLG: 0.394										3	1	1	1	0	0	2				
16 César Hernández, S (7, 6) OBP: 0.246, SLG: 0.220										1	0	0	0	0	1	1				
76 René García, R (1, 2) OBP: 0.188, SLG: 0.438										4	1	1	1	0	1	2				
5 Andrew Knapp, S (9, 2)										0	0	0	0	0	0	0				
35 Cole Hamels, L (1, 1)										3	0	0	0	0	1	0				
63 Jake Diekmann, R (7, 1)										0	0	0	0	0	0	0				
18 Darin Ruf, R (8, 3) OBP: 0.250, SLG: 0.351										1	0	0	0	0	1	2				
<b>Inning Stats</b>	R: 4 E: 1 K: 0 S: 10	H: 4 LOB: 1 BB: 0 P: 13	R: 0 E: 0 K: 1 S: 5	H: 0 LOB: 0 BB: 0 P: 5	R: 1 E: 0 K: 2 S: 8	H: 1 LOB: 0 BB: 0 P: 8	R: 2 E: 0 K: 1 S: 11	H: 3 LOB: 1 BB: 0 P: 13	R: 0 E: 0 K: 1 S: 6	H: 1 LOB: 1 BB: 0 P: 6	R: 0 E: 0 K: 0 S: 3	H: 0 LOB: 0 BB: 0 P: 3	R: 1 E: 1 K: 1 S: 6	H: 1 LOB: 0 BB: 0 P: 6	R: 1 E: 4 K: 4 S: 13	H: 0 LOB: 2 BB: 1 P: 18	1B: 5 2B: 1 3B: 0 HR: 4	SF: 0 SAC: 0 DP: 1 HBP: 0	WP: 2 PB: 0 SB: 0 CS: 0	PA: 38
<b>PITCHER</b>	IP WLS BF H R ER SO BB IBB HBP BLK WP HR S P ERA WHIP																			
49 Julio Teheran, R (1, 1) ERA: 8.0	4.0 L 21 8 7 7 4 0 0 0 0 0 0 0 9 9 0.00 0.500																			
56 Juan Jaime, R (5, 1) ERA: 5.87	2.0 7 1 0 0 1 0 0 0 0 0 0 0 9 9 0.00 0.500																			
Aaron Kurcz, R (7, 1) ERA: 4.26	1.1 7 1 2 0 3 1 0 0 0 0 1 0 12 17 0.00 1.500																			
78 John Cornely, R (8, 1) ERA:	0.2 3 0 0 0 2 0 0 0 0 0 0 0 7 7 0.00 0.000																			



Batter	1	2	3	4	5	6	7	8	9	AB	R	H	RBI	BB	SO	LOB	TOP																		
14 Nolan Reimold, R (1, 7) OBP: 0.439, SLG: 0.489										3	0	2	1	0	0	0	<b>Baltimore Orioles @ Atlanta Braves</b> Champion Stadium, Lake Buena Vista, FL Thu Apr 02 2015, 6:07 PM - 9:08 PM EDT Att: 5,952 - Clear - 82 F																		
23 Travis Snider, L (7, PH) OBP: 0.333, SLG: 0.396										2	1	1	2	0	0	0																			
1 Everth Cabrera, S (1, 8) OBP: 0.348, SLG: 0.441										3	1	0	0	1	1	3																			
1 Paul Janish, R (7, 6) OBP: 0.125, SLG: 0.125										1	0	0	0	0	1	0																			
28 Steve Pearce, R (1, 9) OBP: 0.327, SLG: 0.627										4	1	2	1	0	1	1																			
86 Julio Borbon, L (7, PR) OBP: 0.308, SLG: 0.385										0	0	0	0	0	0	0																			
Chris Davis, L (1, 3) OBP: 0.317, SLG: 0.446										3	0	2	0	0	1	0																			
Chris Parmelee, L (7, PH) OBP: 0.376, SLG: 0.367										1	0	0	0	0	0	1																			
27 Delmon Young, R (1, 10) OBP: 0.322, SLG: 0.429										4	0	0	0	0	1	5																			
13 Manny Machado, R (1, 5) OBP: 0.258, SLG: 0.339										3	1	2	1	0	1	0																			
57 Jayson Nix, R (8, 5) OBP: 0.286, SLG: 0.395										0	0	0	0	0	0	0																			
6 Jonathan Schoop, R (1, 4) OBP: 0.400, SLG: 0.444										4	0	0	0	0	1	3																			
91 Osvaldo Martinez, R (8, 4) OBP: 0.400, SLG: 0.444										0	0	0	0	0	0	0																			
36 Caleb Joseph, R (1, 2) OBP: 0.364, SLG: 0.448										3	0	1	0	0	0	0																			
45 Steve Clevenger, L (8, PH) OBP: 0.293, SLG: 0.359										1	0	0	0	0	1	0																			
3 Ryan Flaherty, L (1, 6) OBP: 0.340, SLG: 0.348										3	1	1	0	0	0	2																			
85 Mike Yastrzemski, L (7, 7) OBP: 0.067, SLG: 0.256										1	0	0	0	0	1	0																			
<b>Inning Stats</b>	R: 0 E: 0 K: 1 S: 5	H: 1 LOB: 0 BB: 0 P: 5	R: 0 E: 0 K: 2 S: 8	H: 1 LOB: 1 BB: 0 P: 8	R: 0 E: 0 K: 0 S: 3	H: 0 LOB: 0 BB: 0 P: 3	R: 0 E: 0 K: 1 S: 6	H: 1 LOB: 1 BB: 0 P: 6	R: 1 E: 0 K: 0 S: 6	H: 3 LOB: 2 BB: 0 P: 6	R: 1 E: 1 K: 1 S: 7	H: 2 LOB: 1 BB: 0 P: 7	R: 3 E: 0 K: 0 S: 6	H: 3 LOB: 2 BB: 1 P: 12	R: 0 E: 0 K: 2 S: 7	H: 0 LOB: 0 BB: 0 P: 7	R: 0 E: 0 K: 2 S: 7	H: 0 LOB: 0 BB: 0 P: 7	R: 0 E: 0 K: 2 S: 7	H: 0 LOB: 0 BB: 0 P: 7	1B: 10 2B: 0 3B: 0 HR: 1	SF: 1 SAC: 0 DP: 1 HBP: 0	WP: 0 PA: 38 PB: 0 SB: 0 CS: 0												
<b>PITCHER</b>	IP WLS BF H R ER SO BB IBB HBP BLK WP HR S P ERA WHIP																																		
40 Alex Wood, L (1, 1) ERA: 3.68	5.0	20	6	1	1	4	0	0	0	0	0	0	0	0	28	28	1.80	1.200																	
30 Chien-Ming Wang, R (6, 1) ERA: 4.76	1.1	B	10	5	4	3	1	1	0	0	0	0	0	1	11	16	20.25	4.500																	
84 Brady Feigl, L (7, 1) ERA: 1.17	0.2		2	0	0	0	0	0	0	0	0	0	0	2	3	0.00	0.000																		
39 Jason Grilli, R (8, 1) ERA: 2.57	1.0		3	0	0	0	2	0	0	0	0	0	0	7	7	0.00	0.000																		
52 Andrew McKirahan, L (9, 1) ERA: 2.7	1.0	W	3	0	0	0	2	0	0	0	0	0	0	7	7	0.00	0.000																		

Batter	1	2	3	4	5	6	7	8	9	AB	R	H	RBI	BB	SO	LOB	BOTTOM																	
4 Eric Young Jr., S (1, 8) OBP: 0.395, SLG: 0.458										4	2	1	0	1	1	1	<b>Baltimore Orioles @ Atlanta Braves</b> Champion Stadium, Lake Buena Vista, FL Thu Apr 02 2015, 6:07 PM - 9:08 PM EDT Att: 5,952 - Clear - 82 F																	
98 Joe Benson, R (1, 7) OBP: 0.476, SLG: 0.588										5	1	4	1	0	1	1																		
22 Nick Markakis, L (1, 9) OBP: 0.182, SLG: 0.227										3	0	2	0	0	0	1																		
26 Todd Cunningham, Sr (7, 9) OBP: 0.446, SLG: 0.378										1	0	1	1	0	0	0																		
5 Freddie Freeman, L (1, 3) OBP: 0.431, SLG: 0.545										4	0	1	1	0	3	4																		
Ozzie Albies, S (7, PR) OBP: 0.405, SLG: 0.368										0	0	0	0	0	0	0																		
7 Jonny Gomes, R (1, 10) OBP: 0.267, SLG: 0.264										3	0	0	0	0	0	3																		
15 A.J. Pierzynski, L (7, PH) OBP: 0.405, SLG: 0.368										1	0	0	0	0	0	2																		
23 Chris Johnson, R (1, 5) OBP: 0.333, SLG: 0.392										2	0	0	0	1	0	2																		
61 Pedro Ciriaco, R (8, 5) OBP: 0.379, SLG: 0.500										1	0	1	0	0	0	0																		
27 Christian Bethancourt, R (1, 2) OBP: 0.293, SLG: 0.525										4	1	1	0	0	1	3																		
1 Alberto Callaspo, S (1, 4) OBP: 0.246, SLG: 0.239										2	0	1	0	0	0	0																		
8 Jace Peterson, L (5, PR) OBP: 0.419, SLG: 0.391										2	1	0	0	0	0	0																		
19 Andrelton Simmons, R (1, 6) OBP: 0.353, SLG: 0.500										3	0	1	1	0	1	0																		
24 Kelly Johnson, L (8, 3) OBP: 0.426, SLG: 0.540										1	1	1	0	0	0	0																		
<b>Inning Stats</b>	R: 0 E: 0 K: 1 S: 6	H: 1 LOB: 1 BB: 0 P: 6	R: 0 E: 0 K: 0 S: 3	H: 0 LOB: 0 BB: 0 P: 3	R: 0 E: 0 K: 0 S: 3	H: 0 LOB: 0 BB: 0 P: 3	R: 0 E: 0 K: 1 S: 7	H: 2 LOB: 2 BB: 0 P: 7	R: 2 E: 0 K: 2 S: 9	H: 3 LOB: 1 BB: 0 P: 10	R: 0 E: 0 K: 2 S: 8	H: 1 LOB: 2 BB: 1 P: 12	R: 2 E: 0 K: 1 S: 8	H: 3 LOB: 2 BB: 1 P: 13	R: 0 E: 0 K: 0 S: 3	H: 1 LOB: 0 BB: 0 P: 3	R: 2 E: 0 K: 0 S: 3	H: 3 LOB: 1 BB: 0 P: 4	R: 0 E: 0 K: 0 S: 3	H: 0 LOB: 0 BB: 0 P: 3	1B: 13 2B: 1 3B: 0 HR: 0	SF: 0 SAC: 0 DP: 1 HBP: 0	WP: 3 PA: 38 PB: 0 SB: 0 CS: 0											
<b>PITCHER</b>	IP WLS BF H R ER SO BB IBB HBP BLK WP HR S P ERA WHIP																																	
16 Wei-Yin Chen, L (1, 1) ERA: 2.45	5.0		6	2	2	4	0	0	0	0	0	0	0	8	12	0.00	2.000																	
40 Wesley Wright, L (6, 1) ERA: 3.75	1.0		5	1	0	0	2	1	0	0	0	0	0	7	12	27.00	6.000																	
58 Ryan Webb, R (7, 1) ERA: 6.75	0.2	H	6	3	2	2	1	1	0	0	0	1	0	7	8	13.50	3.000																	
66 T.J. McFarland, L (7, 1) ERA: 7.3	1.1	L	7	4	2	2	0	0	0	0	0	1	0	7	8	13.50	3.000																	

AB	36
R	5
H	11
RBI	5
BB	1
SO	9
LOB	15




WP	3	PA	38
PB	0		
SB	0		
CS	0		










Batter	1	2	3	4	5	6	7	8	9	AB	R	H	RBI	BB	SO	LOB	TOP			
86 Julio Borbon, L (1,8) OBP: 0.278, SLG: 0.333	F9		F7				E4	K		5	2	1	0	0	1	2	<p><b>Baltimore Orioles @ Atlanta Braves</b> Champion Stadium, Lake Buena Vista, FL Sat Apr 04 2015, 3:18 PM - 5:46 PM EDT Att: 6,103 - Sunny - 82 F</p> <p>livebaseballscores.com</p> <p>AB 40 R 3 H 11 RBI 3 BB 1 SO 6 LOB 19</p> 			
91 Osvaldo Martinez, R (1,6) OBP: 0.467, SLG: 0.571	1B		1B				F8		K	5	0	3	0	0	1	1				
Christian Walker, R (1,10) OBP: 0.200, SLG: 0.211	1B		P3				P2		F9	5	0	2	1	0	0	2				
82 Sean Halton, R (1,3) OBP: 0.375, SLG: 0.333 Chris Parmelee, L (7,PH) OBP: 0.410, SLG: 0.500	P6			L7	P4					3	0	0	0	0	0	4				
Michael Almanzar, R (1,5) OBP: 0.182, SLG: 0.455 90 Drew Dosch, L (7,PH) OBP: 0.400, SLG: 0.400	P6			G4-3		G5-3	L4		K	3	0	0	0	0	0	2				
Rey Navarro, S (1,4) OBP: 0.444, SLG: 0.563		F9			F8					3	0	1	0	1	0	0				
85 Mike Yastrzemski, L (1,7) 86 Josh Hart, L (7,7)		G4-3		G4-3						3	0	1	0	0	0	1				
86 Glynn Davis, R (1,9) 95 John Ruettiger, L (7,9)		G4-3								3	0	1	0	0	1	0				
Audry Pérez, R (1,2) 92 Jonah Heim, S (6,PH) 90 Chance Sisco, L (8,PH)			G5-3		G6-3					2	0	0	0	0	0	0				
										1	0	0	0	0	1	2				
										1	0	0	0	0	0	2				
<b>Inning Stats</b>	R: 0 E: 0 K: 0 S: 5	H: 2 LOB: 2 BB: 0 P: 5	R: 0 E: 0 K: 0 S: 3	H: 0 LOB: 0 BB: 0 P: 3	R: 0 E: 0 K: 0 S: 4	H: 1 LOB: 1 BB: 0 P: 4	R: 0 E: 0 K: 0 S: 3	H: 0 LOB: 1 BB: 1 P: 8	R: 0 E: 0 K: 1 S: 7	H: 2 LOB: 2 BB: 0 P: 7	R: 1 E: 2 K: 0 S: 5	H: 1 LOB: 1 BB: 0 P: 5	R: 0 E: 1 K: 2 S: 9	H: 1 LOB: 2 BB: 0 P: 9	R: 1 E: 0 K: 2 S: 10	H: 1 LOB: 0 BB: 0 P: 13	1B: 9 2B: 1 3B: 0 HR: 1	SF: 0 SAC: 0 DP: 0 HBP: 0	WP: 0 PB: 0 SB: 1 CS: 1	PA: 41
<b>PITCHER</b>	IP WLS BF H R ER SO BB IBB HBP BLK WP HR S P ERA WHIP																			
37 Eric Stults, L (1,1) ERA: 1.88	5.0 W 22 6 1 1 1 1 1 0 0 0 0 0 0 23 28 1.80 1.400																			
52 Andrew McKirahan, L (6,1) ERA: 2.45	1.0 H 5 2 0 0 1 0 0 0 0 0 0 0 0 7 7 0.00 2.000																			
Mike Folynewicz, R (7,1) ERA: 5.84	1.0 S 5 1 1 0 0 0 0 0 0 0 0 0 0 5 5 0.00 1.000																			
39 Jason Grilli, R (8,1) ERA: 2.25	1.0 H 5 1 0 0 2 0 0 0 0 0 0 0 0 9 9 0.00 1.000																			
Craig Kimbrel, R (9,1) ERA: 1.5	1.0 S 4 1 1 1 2 0 0 0 0 0 0 0 1 10 13 9.00 1.000																			

Batter	1	2	3	4	5	6	7	8	9	AB	R	H	RBI	BB	SO	LOB	BOTTOM	
4 Eric Young Jr., S (1,8) OBP: 0.391, SLG: 0.462 96 Mychal Jones, R (3,8) OBP: 0.571, SLG: 0.833	P6	G4-3								2	0	0	0	0	0	2	<p><b>Baltimore Orioles @ Atlanta Braves</b> Champion Stadium, Lake Buena Vista, FL Sat Apr 04 2015, 3:18 PM - 5:46 PM EDT Att: 6,103 - Sunny - 82 F</p> <p>livebaseballscores.com</p> <p>AB 31 R 5 H 10 RBI 4 BB 4 SO 3 LOB 16</p> 	
22 Nick Markakis, L (1,9) OBP: 0.200, SLG: 0.240 Cedric Hunter, L (5,9) OBP: 0.261, SLG: 0.150	F9	P5								3	0	1	0	0	0	2		
5 Freddie Freeman, L (1,3) OBP: 0.268, SLG: 0.576 95 Joey Meneses, R (4,3)			G4-3		G6-4-3					2	1	1	1	0	0	0		
15 A.J. Pierzynski, L (1,2) OBP: 0.422, SLG: 0.390 José Yépez, R (7,2)	G5-3									3	1	2	0	0	0	0		
24 Kelly Johnson, L (1,7) OBP: 0.441, SLG: 0.527 98 Joe Benson, R (6,8) OBP: 0.417, SLG: 0.500										3	0	1	0	0	0	1		
7 Jonny Gomes, R (1,10) OBP: 0.277, SLG: 0.250 23 Chris Johnson, R (5,PH) OBP: 0.311, SLG: 0.364 Sean Godfrey, R (8,PH) (9,10)										1	1	0	0	1	0	2		
1 Alberto Callaspo, S (1,5) OBP: 0.268, SLG: 0.275 87 Sean Kazmar Jr., R (3,PR) OBP: 0.333, SLG: 0.250										1	1	0	0	1	0	0		
61 Pedro Ciriaco, R (1,6) OBP: 0.387, SLG: 0.492 91 Corban Joseph, L (6,PR) (7,5)										2	0	1	1	1	1	2		
11 Phil Gosselin, R (1,4) OBP: 0.303, SLG: 0.262 92 Barrett Kleinkecht, R (7,4)										3	0	1	1	0	1	2		
										0	0	0	0	0	0	0		
<b>Inning Stats</b>	R: 1 E: 0 K: 0 S: 6	H: 1 LOB: 0 BB: 0 P: 9	R: 2 E: 0 K: 0 S: 6	H: 3 LOB: 2 BB: 1 P: 10	R: 1 E: 1 K: 1 S: 8	H: 3 LOB: 2 BB: 0 P: 8	R: 0 E: 0 K: 0 S: 3	H: 1 LOB: 1 BB: 1 P: 7	R: 0 E: 0 K: 1 S: 5	H: 1 LOB: 2 BB: 2 P: 13	R: 0 E: 0 K: 0 S: 3	H: 0 LOB: 0 BB: 0 P: 3	R: 0 E: 0 K: 1 S: 5	H: 0 LOB: 0 BB: 0 P: 5	1B: 7 2B: 2 3B: 0 HR: 1	SF: 0 SAC: 0 DP: 2 HBP: 0	WP: 0 PB: 0 SB: 0 CS: 0	PA: 35
<b>PITCHER</b>	IP WLS BF H R ER SO BB IBB HBP BLK WP HR S P ERA WHIP																	
88 Zach Davies, R (1,1) ERA: 4.7	3.1 L 20 8 4 0 0 0 2 0 0 0 0 0 0 4 4 0.00 0.600																	
87 Derrick Bleeker, R (4,1) ERA: 2.45	1.0 S 5 1 1 1 1 2 0 0 0 0 0 0 0 5 13 9.00 3.000																	
95 Mychal Givens, R (7,1) Chaz Roe, R (7,1) ERA: 4.97	2.0 6 0 0 0 0 1 0 0 0 0 0 0 0 8 8 0.00 0.000																	



Batter	1	2	3	4	5	6	7	8	9	AB	R	H	RBI	BB	SO	LOB	TOP							
4 Eric Young Jr, S OBP: 0.250, SLG: 0.500 (1, 8)										4	1	1	0	0	1	2	<b>Atlanta Braves @ Miami Marlins</b> Marlins Park, Miami, FL Mon Apr 06 2015, 4:23 PM - 7:14 PM EDT Att: 36,969 - Partly Cloudy - 80 F							
8 Jace Peterson, L OBP: 0.333, SLG: 0.333 (1, 4)										3	1	1	0	0	1	0								
22 Nick Markakis, L OBP: 0.250, SLG: 0.250 (1, 9)										4	0	1	2	0	1	0								
5 Freddie Freeman, L OBP: 0.250, SLG: 0.250 (1, 3)										4	0	1	0	0	2	2								
27 Christian Bethancourt, R (1, 2)										4	0	0	0	0	1	3								
24 Kelly Johnson, L (1, 7)										3	0	0	0	0	0	1								
25 Cameron Maybin, R (7, 8)										1	0	0	0	0	1	0								
1 Alberto Callaspo, S OBP: 0.500, SLG: 0.333 (1, 5)										3	0	1	0	1	0	0								
19 Andrelton Simmons, R (1, 6)										4	0	0	0	0	0	2								
49 Julio Teheran, R OBP: 0.333, SLG: 0.333 (1, 1)										3	0	1	0	0	0	0								
43 Luis Avilan, L (7, 1)										0	0	0	0	0	0	0								
53 Jim Johnson, R (7, 1)										0	0	0	0	0	0	0								
39 Jason Grilli, R (9, 1)										0	0	0	0	0	0	0								
<b>Inning Stats</b>	R: 1 E: 0 K: 0 S: 10	H: 2 LOB: 1 BB: 0 P: 12	R: 0 E: 0 K: 0 S: 3	H: 0 LOB: 0 BB: 0 P: 5	R: 0 E: 0 K: 0 S: 5	H: 0 LOB: 0 BB: 0 P: 7	R: 0 E: 0 K: 0 S: 10	H: 1 LOB: 1 BB: 0 P: 14	R: 0 E: 0 K: 0 S: 6	H: 0 LOB: 0 BB: 0 P: 10	R: 1 E: 0 K: 1 S: 11	H: 1 LOB: 1 BB: 0 P: 18	R: 0 E: 0 K: 1 S: 11	H: 2 LOB: 2 BB: 0 P: 15	R: 0 E: 0 K: 3 S: 10	H: 0 LOB: 0 BB: 0 P: 15	R: 0 E: 0 K: 2 S: 8	H: 0 LOB: 1 BB: 1 P: 16	1B: 5 2B: 1 3B: 0 HR: 0	SF: 0 SAC: 1 DP: 0 HBP: 0	WP: 0 PB: 0 SB: 1 CS: 0	PA: 35		
<b>PITCHER</b>	IP WLS BF H R ER SO BB IBB HBP BLK WP HR S P ERA WHIP	IP WLS BF H R ER SO BB IBB HBP BLK WP HR S P ERA WHIP	IP WLS BF H R ER SO BB IBB HBP BLK WP HR S P ERA WHIP	IP WLS BF H R ER SO BB IBB HBP BLK WP HR S P ERA WHIP	IP WLS BF H R ER SO BB IBB HBP BLK WP HR S P ERA WHIP	IP WLS BF H R ER SO BB IBB HBP BLK WP HR S P ERA WHIP	IP WLS BF H R ER SO BB IBB HBP BLK WP HR S P ERA WHIP	IP WLS BF H R ER SO BB IBB HBP BLK WP HR S P ERA WHIP	IP WLS BF H R ER SO BB IBB HBP BLK WP HR S P ERA WHIP	IP WLS BF H R ER SO BB IBB HBP BLK WP HR S P ERA WHIP	IP WLS BF H R ER SO BB IBB HBP BLK WP HR S P ERA WHIP	IP WLS BF H R ER SO BB IBB HBP BLK WP HR S P ERA WHIP	IP WLS BF H R ER SO BB IBB HBP BLK WP HR S P ERA WHIP	IP WLS BF H R ER SO BB IBB HBP BLK WP HR S P ERA WHIP	IP WLS BF H R ER SO BB IBB HBP BLK WP HR S P ERA WHIP	IP WLS BF H R ER SO BB IBB HBP BLK WP HR S P ERA WHIP	IP WLS BF H R ER SO BB IBB HBP BLK WP HR S P ERA WHIP	IP WLS BF H R ER SO BB IBB HBP BLK WP HR S P ERA WHIP	IP WLS BF H R ER SO BB IBB HBP BLK WP HR S P ERA WHIP	IP WLS BF H R ER SO BB IBB HBP BLK WP HR S P ERA WHIP	IP WLS BF H R ER SO BB IBB HBP BLK WP HR S P ERA WHIP	IP WLS BF H R ER SO BB IBB HBP BLK WP HR S P ERA WHIP	IP WLS BF H R ER SO BB IBB HBP BLK WP HR S P ERA WHIP	IP WLS BF H R ER SO BB IBB HBP BLK WP HR S P ERA WHIP

AB	33
R	2
H	6
RBI	2
BB	1
SO	7
LOB	10



Batter	1	2	3	4	5	6	7	8	9	AB	R	H	RBI	BB	SO	LOB	BOTTOM							
9 Dee Strange-Gordon, L OBP: 0.250, SLG: 0.250 (1, 4)										4	0	1	1	0	0	0	<b>Atlanta Braves @ Miami Marlins</b> Marlins Park, Miami, FL Mon Apr 06 2015, 4:23 PM - 7:14 PM EDT Att: 36,969 - Partly Cloudy - 80 F							
21 Christian Yelich, L (1, 7)										3	0	0	0	1	1	0								
27 Giancarlo Stanton, R OBP: 0.250, SLG: 0.250 (1, 9)										4	0	1	0	0	2	1								
38 Michael Morse, R OBP: 0.250, SLG: 0.250 (1, 3)										4	0	1	0	0	2	1								
14 Martin Prado, R OBP: 0.500, SLG: 0.500 (1, 5)										4	0	2	0	0	0	0								
13 Marcell Ozuna, R OBP: 0.667, SLG: 0.667 (1, 8)										3	0	2	0	0	0	0								
39 Jarrod Saltalamacchia, R (1, 2)										3	0	0	0	0	2	4								
3 Adeiny Hechavarria, R (1, 6)										3	0	0	0	0	0	3								
37 Henderson Alvarez III, R OBP: 0.500, SLG: 1.000 (1, 1)										2	1	1	0	0	0	0								
40 Mike Dunn, L (8, 1)										0	0	0	0	0	0	0								
51 Ichiro Suzuki, L (8, PH)										1	0	0	0	0	0	0								
44 AJ Ramos, R (9, 1)										0	0	0	0	0	0	0								
<b>Inning Stats</b>	R: 0 E: 0 K: 1 S: 7	H: 0 LOB: 0 BB: 0 P: 13	R: 0 E: 0 K: 1 S: 12	H: 0 LOB: 0 BB: 0 P: 16	R: 1 E: 0 K: 1 S: 12	H: 2 LOB: 0 BB: 0 P: 16	R: 0 E: 0 K: 0 S: 9	H: 2 LOB: 2 BB: 0 P: 13	R: 0 E: 0 K: 1 S: 8	H: 1 LOB: 0 BB: 0 P: 11	R: 0 E: 0 K: 0 S: 10	H: 0 LOB: 1 BB: 1 P: 18	R: 0 E: 0 K: 0 S: 10	H: 3 LOB: 2 BB: 0 P: 16	R: 0 E: 0 K: 1 S: 7	H: 0 LOB: 0 BB: 0 P: 14	R: 0 E: 0 K: 2 S: 10	H: 0 LOB: 0 BB: 0 P: 14	1B: 7 2B: 1 3B: 0 HR: 0	SF: 0 SAC: 0 DP: 2 HBP: 0	WP: 0 PB: 0 SB: 0 CS: 1	PA: 33		
<b>PITCHER</b>	IP WLS BF H R ER SO BB IBB HBP BLK WP HR S P ERA WHIP	IP WLS BF H R ER SO BB IBB HBP BLK WP HR S P ERA WHIP	IP WLS BF H R ER SO BB IBB HBP BLK WP HR S P ERA WHIP	IP WLS BF H R ER SO BB IBB HBP BLK WP HR S P ERA WHIP	IP WLS BF H R ER SO BB IBB HBP BLK WP HR S P ERA WHIP	IP WLS BF H R ER SO BB IBB HBP BLK WP HR S P ERA WHIP	IP WLS BF H R ER SO BB IBB HBP BLK WP HR S P ERA WHIP	IP WLS BF H R ER SO BB IBB HBP BLK WP HR S P ERA WHIP	IP WLS BF H R ER SO BB IBB HBP BLK WP HR S P ERA WHIP	IP WLS BF H R ER SO BB IBB HBP BLK WP HR S P ERA WHIP	IP WLS BF H R ER SO BB IBB HBP BLK WP HR S P ERA WHIP	IP WLS BF H R ER SO BB IBB HBP BLK WP HR S P ERA WHIP	IP WLS BF H R ER SO BB IBB HBP BLK WP HR S P ERA WHIP	IP WLS BF H R ER SO BB IBB HBP BLK WP HR S P ERA WHIP	IP WLS BF H R ER SO BB IBB HBP BLK WP HR S P ERA WHIP	IP WLS BF H R ER SO BB IBB HBP BLK WP HR S P ERA WHIP	IP WLS BF H R ER SO BB IBB HBP BLK WP HR S P ERA WHIP	IP WLS BF H R ER SO BB IBB HBP BLK WP HR S P ERA WHIP	IP WLS BF H R ER SO BB IBB HBP BLK WP HR S P ERA WHIP	IP WLS BF H R ER SO BB IBB HBP BLK WP HR S P ERA WHIP	IP WLS BF H R ER SO BB IBB HBP BLK WP HR S P ERA WHIP	IP WLS BF H R ER SO BB IBB HBP BLK WP HR S P ERA WHIP	IP WLS BF H R ER SO BB IBB HBP BLK WP HR S P ERA WHIP	IP WLS BF H R ER SO BB IBB HBP BLK WP HR S P ERA WHIP

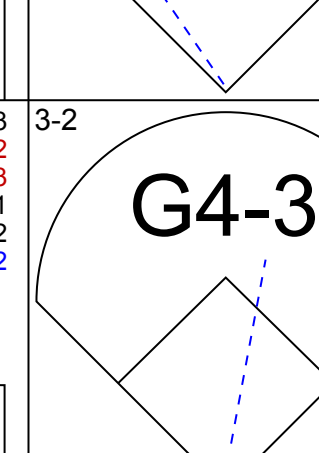
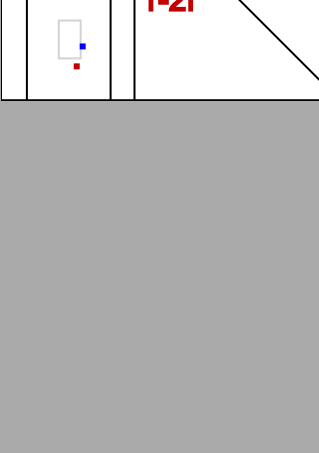
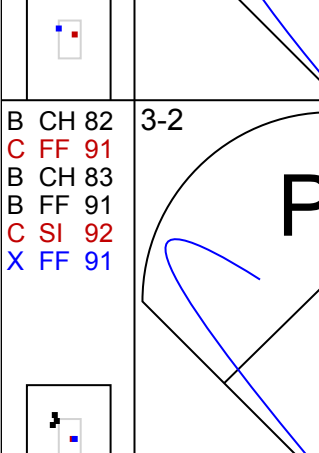

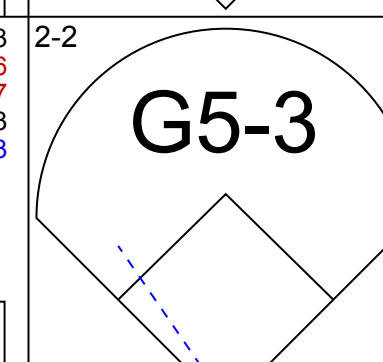


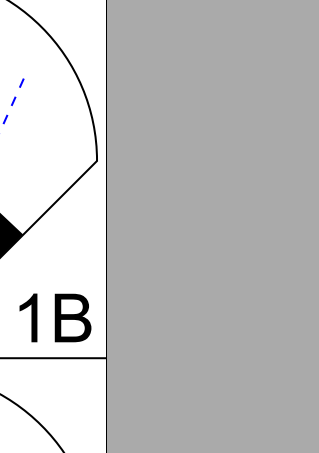
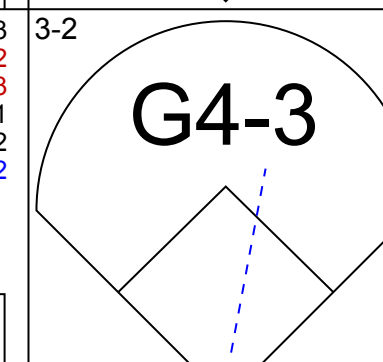

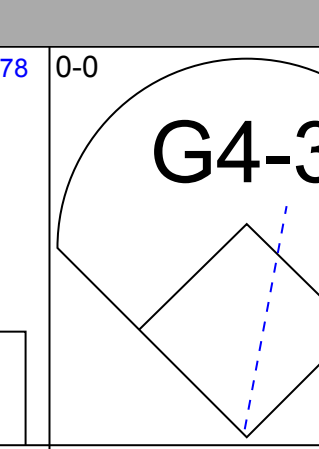
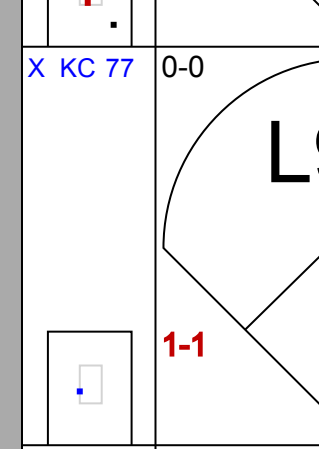
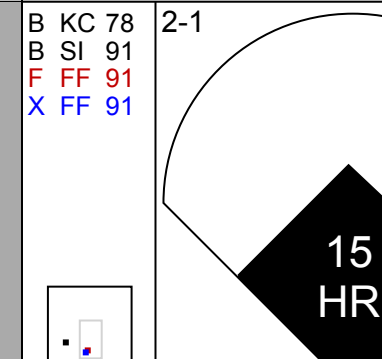
AB	31
R	1
H	8
RBI	1
BB	1
SO	7
LOB	9







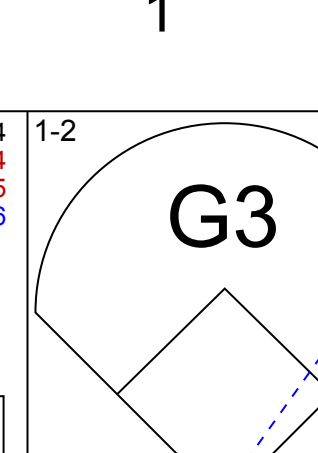
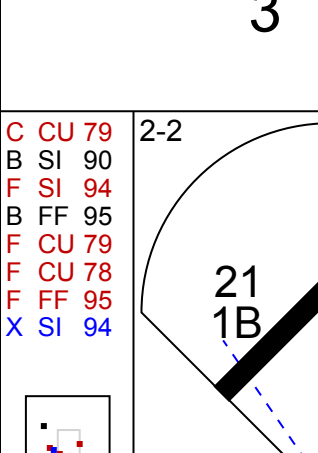

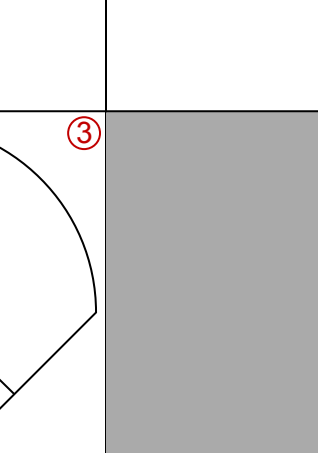
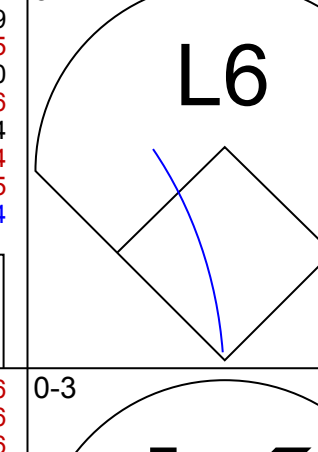
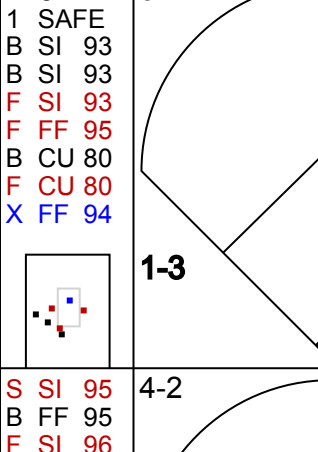

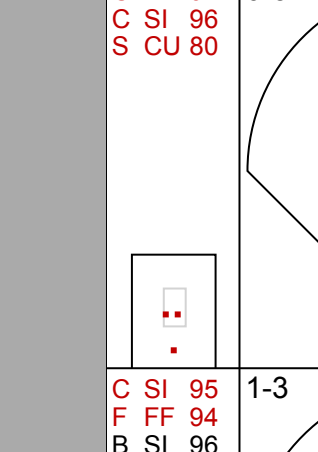
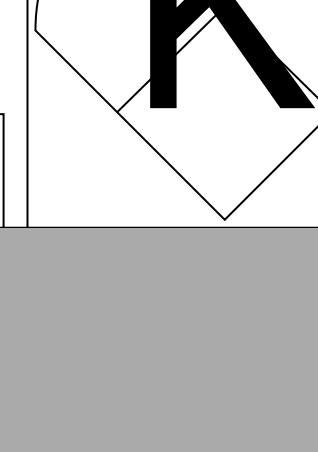
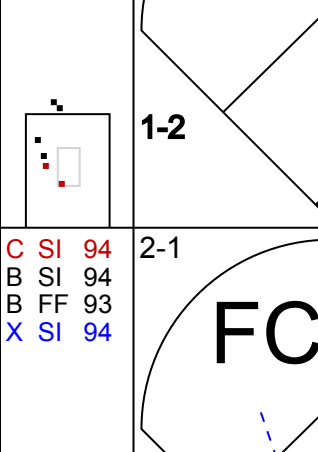
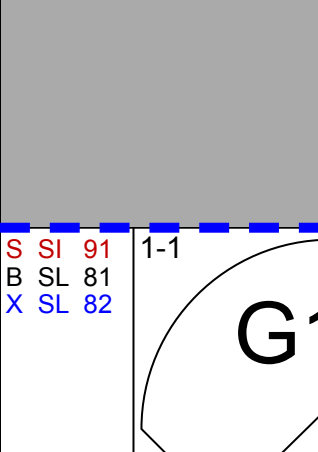
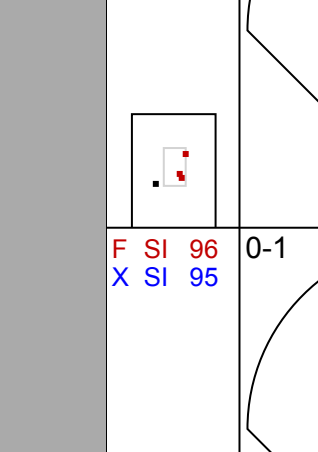
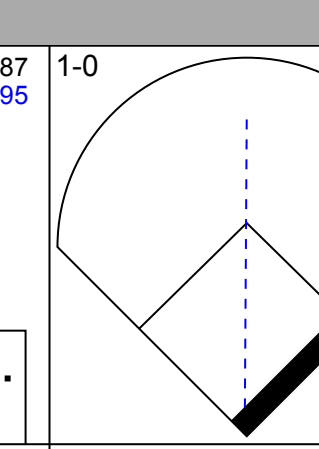

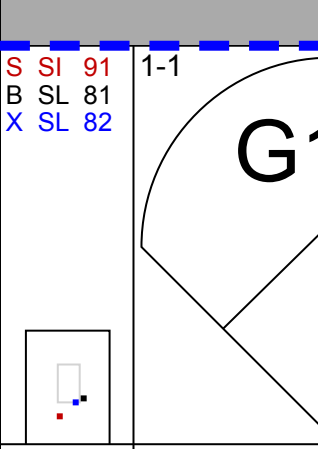
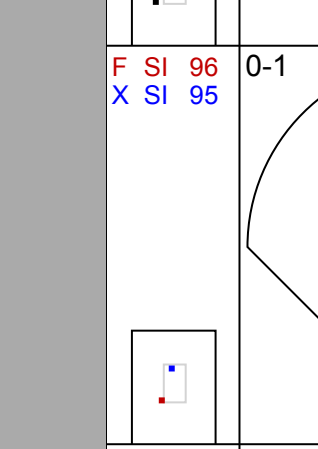
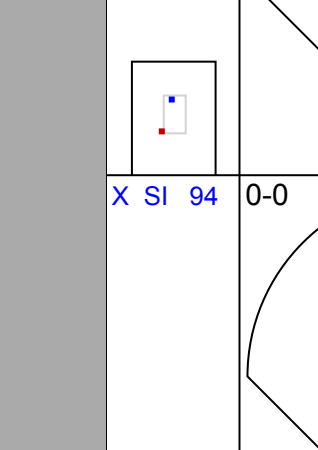
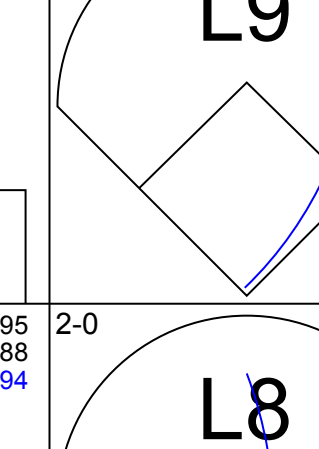
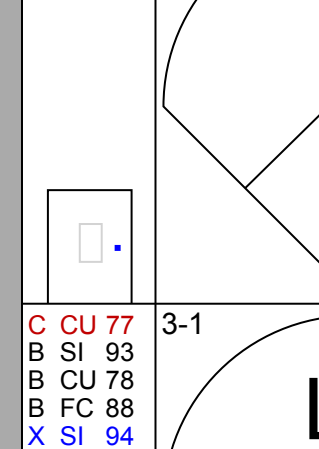
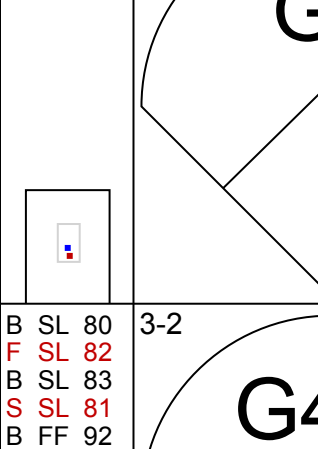
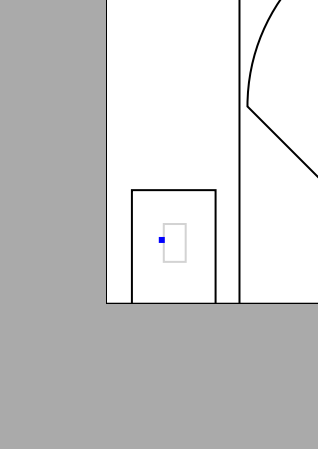
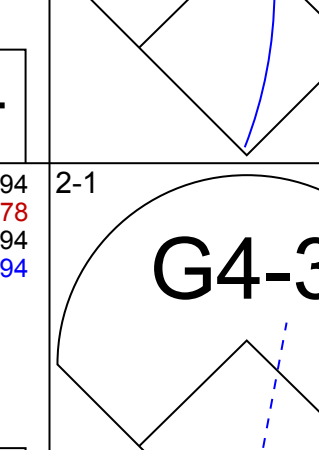
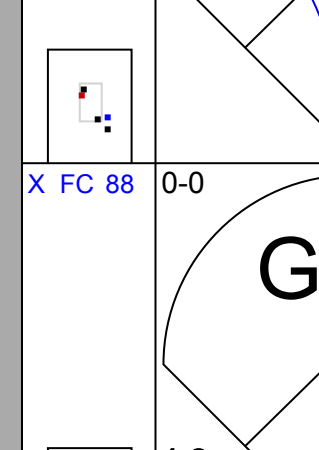
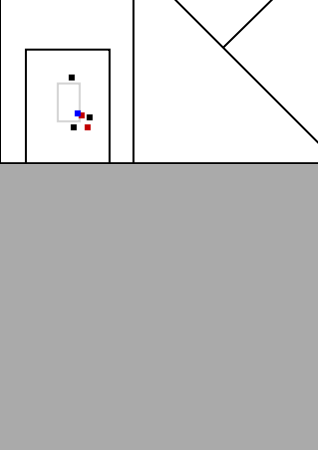
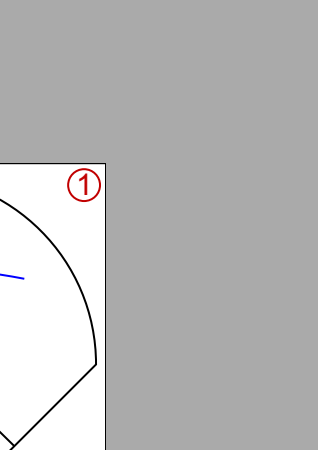

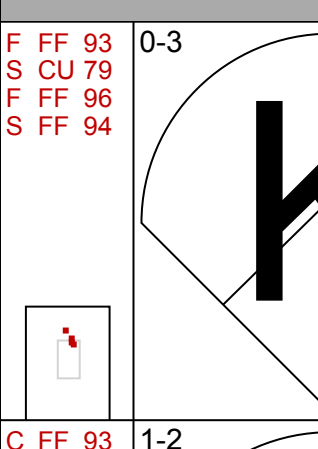
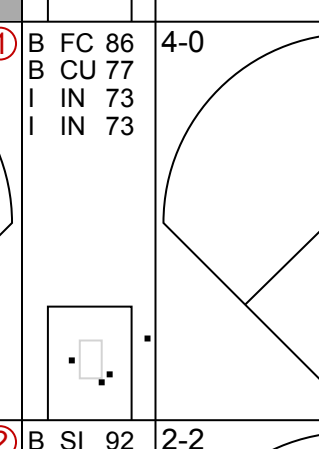

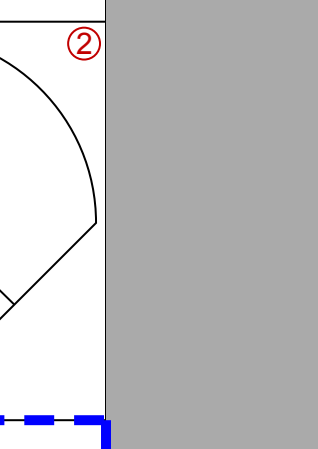


Batter	1	2	3	4	5	6	7	8	9	AB	R	H	RBI	BB	SO	LOB	TOP										
8 Jace Peterson, L (1,4) OBP: 0.333, SLG: 0.200										4	0	1	0	0	1	1											
19 Andrelton Simmons, R (1,6) OBP: 0.231, SLG: 0.231										4	0	0	0	0	0	2											
22 Nick Markakis, L (1,9) OBP: 0.385, SLG: 0.273										3	0	0	0	1	0	0											
5 Freddie Freeman, L (1,3) OBP: 0.385, SLG: 0.538										4	1	1	0	0	1	1											
15 A.J. Pierzynski, L (1,2) OBP: 0.750, SLG: 2.000										2	1	1	2	1	0	0											
7 Jonny Gomes, R (1,7) OBP: 0.200, SLG: 0.200																											
1 Alberto Callaspo, S (1,5) OBP: 0.625, SLG: 0.571																											
25 Cameron Maybin, R (1,8) OBP: 0.167, SLG: 0.167																											
17 Shelby Miller, R (1,1) 60 Brandon Cunniff, R (6,1) 43 Luis Avilan, L (7,1) 4 Eric Young Jr., S (8,PH) 53 Jim Johnson, R (8,1) 39 Jason Grilli, R (9,1)																											
<b>Inning Stats</b>	R: 0 E: 0 K: 1 S: 9	H: 0 LOB: 0 BB: 0 P: 15	R: 0 E: 0 K: 0 S: 10	H: 2 LOB: 2 BB: 0 P: 18	R: 0 E: 0 K: 0 S: 4	H: 0 LOB: 0 BB: 1 P: 9	R: 0 E: 0 K: 1 S: 9	H: 0 LOB: 1 BB: 0 P: 20	R: 0 E: 0 K: 2 S: 9	H: 1 LOB: 0 BB: 0 P: 13	R: 0 E: 0 K: 0 S: 7	H: 0 LOB: 0 BB: 0 P: 12	R: 2 E: 0 K: 1 S: 12	H: 2 LOB: 0 BB: 0 P: 16	R: 0 E: 0 K: 0 S: 6	H: 1 LOB: 0 BB: 0 P: 10	R: 0 E: 0 K: 1 S: 11	H: 0 LOB: 1 BB: 0 P: 17	1B: 5 2B: 1 3B: 0 HR: 1	SF: 0 SAC: 0 DP: 3 HBP: 1	WP: 0 PB: 0 SB: 0 CS: 0	PA: 33					
<b>PITCHER</b>	IP	WLS	BF	H	R	ER	SO	BB	IBB	HBP	BLK	WP	HR	S	P	ERA	WHIP										
34 Tom Koehler, R (1,1) ERA: 3.0	6.0	L	23	5	2	2	4	3	0	0	0	0	1	51	92	3.00	1.333										
44 AJ Ramos, R (7,1) ERA:	1.0		3	0	0	0	1	0	0	0	0	0	0	9	11	0.00	0.000										
57 Bryan Morris, R (8,1) ERA:	1.0		3	1	0	0	0	0	0	0	0	0	0	6	10	0.00	1.000										
40 Mike Dunn, L (9,1) ERA:	1.0		4	0	0	0	1	0	0	1	0	0	0	11	17	0.00	0.000										

Atlanta Braves @ Miami Marlins  
Marlins Park, Miami, FL  
Wed Apr 08 2015, 7:11 PM - 9:56 PM EDT  
Att: 16,127 - Roof Closed - 73 F

AB 29  
R 2  
H 6  
RBI 2  
BB 3  
SO 6  
LOB 8

WP: 0 PA: 33  
PB: 0  
SB: 0  
CS: 0

Batter	1	2	3	4	5	6	7	8	9	AB	R	H	RBI	BB	SO	LOB	BOTTOM										
9 Dee Strange-Gordon, L (1,4) OBP: 0.250, SLG: 0.250										4	0	1	0	0	0	1											
21 Christian Yelich, L (1,7) OBP: 0.333, SLG: 0.273										4	0	1	0	0	1	0											
27 Giancarlo Stanton, R (1,9) OBP: 0.417, SLG: 0.125										3	0	0	0	1	3	0											
38 Michael Morse, R (1,3) OBP: 0.250, SLG: 0.250										4	0	2	0	0	0	3											
30 Don Kelly, L (8,PR) (9,3)										0	0	0	0	0	0	0											
14 Martin Prado, R (1,5) OBP: 0.333, SLG: 0.273										4	0	1	0	0	0	2											
13 Marcell Ozuna, R (1,8) OBP: 0.273, SLG: 0.273										4	0	0	0	0	1	2											
3 Adeiny Hechavarria, R (1,6)										4	0	0	0	0	0	2											
6 Jeff Mathis, R (1,2)																											
17 Donovan Solano, R (9,PH) (8,PH) OBP: 0.500, SLG: 1.500										2	0	0	0	1	2	0											
34 Tom Koehler, R (1,1) ERA:	1.2	W	5	0	0	0	1	0	0	0	0	0	0	14	22	0.00	0.000										
43 Luis Avilan, L (7,1) ERA:	0.1	H	2	1	0	0	0	0	0	0	0	0	0	4	5	0.00	3.000										
53 Jim Johnson, R (8,1) ERA:	1.0	H	4	1	0	0	2	0	0	0	0	0	0	9	10	0.00	1.000										
39 Jason Grilli, R (9,1) ERA:	1.0	S	3	0	0	0	1	0	0	0	0	0	0	13	14	0.00	0.000										
<b>Inning Stats</b>	R: 0 E: 0 K: 1 S: 12	H: 0 LOB: 0 BB: 0 P: 16	R: 0 E: 0 K: 0 S: 5	H: 1 LOB: 1 BB: 0 P: 10	R: 0 E: 0 K: 2 S: 21	H: 2 LOB: 3 BB: 1 P: 33	R: 0 E: 0 K: 0 S: 7	H: 1 LOB: 2 BB: 1 P: 17	R: 0 E: 0 K: 0 S: 16	H: 0 LOB: 0 BB: 0 P: 21	R: 0 E: 0 K: 0 S: 7	H: 0 LOB: 0 BB: 0 P: 11	R: 0 E: 0 K: 1 S: 11	H: 1 LOB: 1 BB: 0 P: 16	R: 0 E: 0 K: 2 S: 9	H: 1 LOB: 0 BB: 0 P: 10	R: 0 E: 0 K: 1 S: 13	H: 0 LOB: 0 BB: 0 P: 14	1B: 6 2B: 0 3B: 0 HR: 0	SF: 0 SAC: 0 DP: 0 HBP: 0	WP: 0 PB: 0 SB: 1 CS: 0	PA: 35					
<b>PITCHER</b>	IP	WLS	BF	H	R	ER	SO	BB	IBB	HBP	BLK	WP	HR	S	P	ERA	WHIP										
17 Shelby Miller, R (1,1) ERA:	5.0		21	4	0	0	0	1	0	0	0	0	0	61	97	0.00	1.000										
50 Brandon Cunniff, R (6,1) ERA:	1.2	W	5	0	0	0	1	0	0	0	0	0	0	14	22	0.00	0.000										
43 Luis Avilan, L (7,1) ERA:	0.1	H	2	1	0	0	0	0	0	0	0	0	0	4	5	0.00	3.000										
53 Jim Johnson, R (8,1) ERA:	1.0	H	4	1	0	0	2	0	0	0	0	0	0	9	10	0.00	1.000										
39 Jason Grilli, R (9,1) ERA:	1.0	S	3	0	0	0	1	0	0	0	0	0	0	13	14	0.00	0.000										

Atlanta Braves @ Miami Marlins  
Marlins Park, Miami, FL  
Wed Apr 08 2015, 7:11 PM - 9:56 PM EDT  
Att: 16,127 - Roof Closed - 73 F

AB 33  
R 0  
H 6  
RBI 0  
BB 2  
SO 8  
LOB 12

WP: 0 PA: 35  
PB: 0  
SB: 1  
CS: 0









Batter	1	2	3	4	5	6	7	8	9	AB	R	H	RBI	BB	SO	LOB	TOP				
3 Curtis Granderson, L OBP: 0.319, SLG: 0.063										3	0	0	0	1	0	1	<b>New York Mets @ Atlanta Braves</b> Turner Field, Atlanta, GA Sat Apr 11 2015, 7:17 PM - 9:39 PM EDT Att: 36,056 - Partly Cloudy - 76 F				
5 David Wright, R OBP: 0.286, SLG: 0.429										4	0	0	0	0	1						
21 Lucas Duda, L OBP: 0.389, SLG: 0.375										4	1	2	0	0	0						
23 Michael Cuddyer, R OBP: 0.238, SLG: 0.200										3	1	0	0	1	2	1					
28 Daniel Murphy, L OBP: 0.200, SLG: 0.111										3	1	0	0	1	1	0					
12 Juan Lagares, R OBP: 0.200, SLG: 0.200										4	0	1	1	0	0	2					
7 Travis d'Arnaud, R OBP: 0.368, SLG: 0.444										3	0	0	1	0	0	1					
4 Wilmer Flores, R OBP: 0.176, SLG: 0.125										2	0	0	0	1	1	2					
35 Dillon Gee, R 44 John Mayberry Jr., R 54 Alex Torres, L 9 Kirk Nieuwenhuis, L 11 Rubén Tejada, R 36 Sean Gilmartin, L 62 Erik Goeddel, R										0	0	0	0	0	0	0					
<b>Inning Stats</b>	R: 0 E: 0 K: 1 S: 7	H: 1 LOB: 1 BB: 0 P: 9	R: 0 E: 0 K: 0 S: 7	H: 0 LOB: 0 BB: 0 P: 12	R: 0 E: 0 K: 0 S: 6	H: 0 LOB: 0 BB: 1 P: 10	R: 0 E: 0 K: 2 S: 9	H: 1 LOB: 0 BB: 0 P: 13	R: 0 E: 0 K: 1 S: 8	H: 0 LOB: 1 BB: 1 P: 14	R: 3 E: 1 K: 0 S: 13	H: 1 LOB: 1 BB: 2 P: 25	R: 0 E: 0 K: 0 S: 6	H: 0 LOB: 0 BB: 0 P: 10	R: 0 E: 0 K: 0 S: 11	H: 1 LOB: 1 BB: 0 P: 16		1B: 2 2B: 2 3B: 0 HR: 0	SF: 0 SAC: 1 DP: 2 HBP: 1	WP: 0 PB: 0 CS: 0	PA: 34
<b>PITCHER</b>	IP WLS BF H R ER SO BB IBB HBP BLK WP HR S P ERA WHIP																				
49 Julio Teheran, R ERA: 1.5	6.0 W 25 2 3 1 5 4 0 1 0 0 0 0 0 0 0 0 1.50 1.000																				
50 Brandon Cunniff, R ERA:	0.2 H 1 0 0 0 0 0 0 0 0 0 0 0 0 0 0 0 0.00 0.000																				
43 Luis Avilán, L ERA:	1.1 H 4 0 0 0 0 0 0 0 0 0 0 0 0 0 0 0 0.00 0.000																				
53 Jim Johnson, R ERA:	1.0 S 4 1 0 0 0 0 0 0 0 0 0 0 0 0 0 0 0.00 1.000																				
<b>Batter</b>	<b>1</b>	<b>2</b>	<b>3</b>	<b>4</b>	<b>5</b>	<b>6</b>	<b>7</b>	<b>8</b>	<b>9</b>	<b>AB</b>	<b>R</b>	<b>H</b>	<b>RBI</b>	<b>BB</b>	<b>SO</b>	<b>LOB</b>	<b>BOTTOM</b>				
4 Eric Young Jr., S OBP: 0.250, SLG: 0.400										4	1	1	1	0	0	0	<b>New York Mets @ Atlanta Braves</b> Turner Field, Atlanta, GA Sat Apr 11 2015, 7:17 PM - 9:39 PM EDT Att: 36,056 - Partly Cloudy - 76 F				
8 Jace Peterson, L OBP: 0.250, SLG: 0.143										4	0	0	0	0	2	1					
22 Nick Markakis, L OBP: 0.318, SLG: 0.250										4	0	2	1	0	0	0					
5 Freddie Freeman, L OBP: 0.333, SLG: 0.571										4	1	1	1	0	1	2					
24 Kelly Johnson, L OBP: 0.400, SLG: 0.250										3	0	2	0	0	1	1					
23 Chris Johnson, R OBP: 0.500, SLG: 0.800										1	0	0	0	0	0	0					
1 Alberto Callaspo, S OBP: 0.583, SLG: 0.600										3	1	1	0	0	0	2					
43 Luis Avilán, L 53 Jim Johnson, R										0	0	0	0	0	0	0					
27 Christian Bethancourt, R OBP: 0.250, SLG: 0.333										3	1	1	1	0	0	1					
19 Andrelton Simmons, R OBP: 0.250, SLG: 0.350										3	1	1	1	0	0	1					
49 Julio Teheran, R OBP: 0.250, SLG: 0.250										1	0	0	0	0	0	0					
50 Brandon Cunniff, R 25 Cameron Maybin, R OBP: 0.167, SLG: 0.417										0	0	0	0	0	0	0					
<b>Inning Stats</b>	R: 0 E: 0 K: 0 S: 6	H: 2 LOB: 0 BB: 0 P: 9	R: 1 E: 0 K: 0 S: 8	H: 2 LOB: 0 BB: 0 P: 13	R: 0 E: 0 K: 0 S: 5	H: 0 LOB: 0 BB: 0 P: 7	R: 0 E: 0 K: 2 S: 10	H: 1 LOB: 1 BB: 0 P: 16	R: 4 E: 0 K: 0 S: 27	H: 5 LOB: 1 BB: 0 P: 30	R: 0 E: 0 K: 0 S: 8	H: 1 LOB: 1 BB: 0 P: 11	R: 0 E: 0 K: 1 S: 10	H: 0 LOB: 0 BB: 0 P: 16	R: 0 E: 0 K: 1 S: 7	H: 0 LOB: 0 BB: 0 P: 13	1B: 4 2B: 3 3B: 1 HR: 1	SF: 0 SAC: 1 DP: 1 HBP: 0	WP: 0 PB: 0 CS: 0	PA: 32	
<b>PITCHER</b>	IP WLS BF H R ER SO BB IBB HBP BLK WP HR S P ERA WHIP																				
35 Dillon Gee, R ERA: 9.0	5.0 L 22 8 5 2 2 0 0 0 0 0 0 0 0 0 0 0 9.00 1.600																				
54 Alex Torres, L ERA: 13.5	1.0 4 1 0 0 0 0 0 0 0 0 0 0 0 0 0 0 0.00 1.000																				
36 Sean Gilmartin, L ERA:	1.2 5 0 0 0 2 0 0 0 0 0 0 0 0 0 0 0 0.00 0.000																				
62 Erik Goeddel, R ERA:	0.1 1 0 0 0 0 0 0 0 0 0 0 0 0 0 0 0 0.00 0.000																				
<b>Batter</b>	<b>1</b>	<b>2</b>	<b>3</b>	<b>4</b>	<b>5</b>	<b>6</b>	<b>7</b>	<b>8</b>	<b>9</b>	<b>AB</b>	<b>R</b>	<b>H</b>	<b>RBI</b>	<b>BB</b>	<b>SO</b>	<b>LOB</b>	<b>BOTTOM</b>				
35 Dillon Gee, R ERA: 9.0										1	0	0	0	0	0	0	<b>New York Mets @ Atlanta Braves</b> Turner Field, Atlanta, GA Sat Apr 11 2015, 7:17 PM - 9:39 PM EDT Att: 36,056 - Partly Cloudy - 76 F				
54 Alex Torres, L ERA: 13.5										0	0	0	0	0	0	0					
36 Sean Gilmartin, L ERA:										1	0	0	0	0	0	0					
62 Erik Goeddel, R ERA:										0	0	0	0	0	0	0					
<b>Inning Stats</b>	R: 0 E: 0 K: 0 S: 6	H: 0 LOB: 0 BB: 0 P: 9	R: 1 E: 0 K: 0 S: 8	H: 2 LOB: 0 BB: 0 P: 13	R: 0 E: 0 K: 0 S: 5	H: 0 LOB: 0 BB: 0 P: 7	R: 0 E: 0 K: 2 S: 10	H: 1 LOB: 1 BB: 0 P: 16	R: 4 E: 0 K: 0 S: 27	H: 5 LOB: 1 BB: 0 P: 30	R: 0 E: 0 K: 0 S: 8	H: 1 LOB: 1 BB: 0 P: 11	R: 0 E: 0 K: 1 S: 10	H: 0 LOB: 0 BB: 0 P: 16	R: 0 E: 0 K: 1 S: 7	H: 0 LOB: 0 BB: 0 P: 13		1B: 4 2B: 3 3B: 1 HR: 1	SF: 0 SAC: 1 DP: 1 HBP: 0	WP: 0 PB: 0 CS: 0	PA: 32
<b>PITCHER</b>	IP WLS BF H R ER SO BB IBB HBP BLK WP HR S P ERA WHIP																				
35 Dillon Gee, R ERA: 9.0	5.0 L 22 8 5 2 2 0 0 0 0 0 0 0 0 0 0 0 9.00 1.600																				
54 Alex Torres, L ERA: 13.5	1.0 4 1 0 0 0 0 0 0 0 0 0 0 0 0 0 0 0.00 1.000																				
36 Sean Gilmartin, L ERA:	1.2 5 0 0 0 2 0 0 0 0 0 0 0 0 0 0 0 0.00 0.000																				
62 Erik Goeddel, R ERA:	0.1 1 0 0 0 0 0 0 0 0 0 0 0 0 0 0 0 0.00 0.000																				



Batter	1	2	3	4	5	6	7	8	9	AB	R	H	RBI	BB	SO	LOB	TOP		
12 Juan Lagares, R OBP: 0.160, SLG: 0.160	G6-3	G6-3		G6-4-3			G6-3	P4		5	0	0	0	0	0	3	<b>New York Mets @ Atlanta Braves</b> Turner Field, Atlanta, GA Sun Apr 12 2015, 1:37 PM - 4:14 PM EDT Att: 28,192 - Cloudy - 63 F		
5 David Wright, R OBP: 0.345, SLG: 0.440	K			44 G5-3 23 WP BB	21 1B		1B		G5-3	4	0	2	0	1	1	0			
21 Lucas Duda, L OBP: 0.435, SLG: 0.429	23 HR			F7			K		23 G6-4-3 1B	5	1	3	0	0	1	2			
23 Michael Cuddyer, R OBP: 0.269, SLG: 0.333	HR			44 G5-3 BB			K		G6-4-3	4	1	1	2	1	2	4			
44 John Mayberry Jr., R OBP: 0.333, SLG: 0.625 3 Curtis Granderson, L OBP: 0.348, SLG: 0.063	20 BB 1B			G5-3	P3				4 SH1-4 20 S BB	3	0	1	1	0	0	4			
20 Anthony Recker, R				L8	F9				28 SF7 4 SH1-4 BB	2	0	0	0	2	0	4			
4 Wilmer Flores, R OBP: 0.200, SLG: 0.211	K								28 SF7 4 SH1-4 BB	3	1	1	0	0	2	2			
11 Rubén Tejada, R		G1-6-3		G4-3			P4		IBB	3	0	0	0	1	0	1			
40 Bartolo Colon, R OBP: 0.200, SLG: 0.200 28 Daniel Murphy, L OBP: 0.190, SLG: 0.111 52 Carlos Torres, R 13 Jerry Blevins, L 27 Jeury's Familia, R		K			11 G4-3 40 1B 2B				SF7	3	0	1	1	0	2	0			
<b>Inning Stats</b>	R: 2 H: 3 E: 0 K: 2 S: 19	H: 3 R: 0 ER: 0 LOB: 2 BB: 1 P: 31	H: 0 R: 0 ER: 0 LOB: 0 BB: 0 P: 6	H: 0 R: 0 ER: 0 LOB: 2 BB: 2 P: 21	H: 2 R: 1 ER: 0 LOB: 0 K: 0 S: 9	H: 2 R: 0 ER: 0 LOB: 2 K: 1 S: 8	H: 0 R: 0 ER: 0 LOB: 0 K: 2 S: 7	H: 1 R: 0 ER: 0 LOB: 1 K: 2 S: 9	H: 0 R: 0 ER: 0 LOB: 0 K: 0 S: 10	H: 1 R: 0 ER: 0 LOB: 0 K: 2 S: 4	1B: 7 2B: 1 3B: 0 HR: 1	SF: 1 SAC: 1 DP: 2 HBP: 0	WP: 1 PB: 0 SB: 1 CS: 0	PA: 40					
<b>PITCHER</b>	IP WLS BF H R ER SO BB IBB HBP BLK WP HR S P ERA WHIP																		
40 Alex Wood, L ERA: 3.98	(1, 1)	6.2	30	8	3	3	7	3	0	0	0	0	0	1	1	64	98	4.05	1.650
57 Cody Martin, R ERA: 6.75	(7, 1)	0.1	1	0	0	0	1	0	0	0	0	0	0	0	0	3	5	0.00	0.000
56 Juan Jaime, R ERA: 6.75	(8, 1)	0.1	L	4	0	1	1	0	2	1	0	0	0	0	4	16	27.00	6.000	
52 Andrew McKirahan, L ERA: 6.75	(8, 1)	1.2	5	1	0	0	0	0	0	0	0	0	0	0	10	12	0.00	0.600	

AB 32  
R 4  
H 9  
RBI 4  
BB 6  
SO 8  
LOB 20



Batter	1	2	3	4	5	6	7	8	9	AB	R	H	RBI	BB	SO	LOB	BOTTOM		
4 Eric Young Jr., S OBP: 0.200, SLG: 0.316	K						F8			4	0	0	0	0	1	1	<b>New York Mets @ Atlanta Braves</b> Turner Field, Atlanta, GA Sun Apr 12 2015, 1:37 PM - 4:14 PM EDT Att: 28,192 - Cloudy - 63 F		
8 Jace Peterson, L OBP: 0.250, SLG: 0.167	F7									4	0	1	0	0	1	0			
22 Nick Markakis, L OBP: 0.269, SLG: 0.208	K									4	0	0	0	0	2	1			
5 Freddie Freeman, L OBP: 0.280, SLG: 0.480		G1-3					F9			4	0	0	0	0	1	1			
15 A.J. Pierzynski, L OBP: 0.500, SLG: 0.833							G1-5-3			4	0	1	0	0	0	0			
7 Jonny Gomes, R OBP: 0.385, SLG: 0.545							G5-3			4	2	1	1	0	1	1			
1 Alberto Callaspo, S OBP: 0.167, SLG: 0.167 11 Phil Gosselin, R OBP: 0.167, SLG: 0.167										3	1	2	0	0	0	0			
19 Andrelton Simmons, R OBP: 0.304, SLG: 0.522										1	0	0	0	0	0	0			
40 Alex Wood, R ERA: 2.77 57 Cody Martin, R ERA: 6.75 24 Kelly Johnson, L OBP: 0.394, SLG: 0.222 56 Juan Jaime, R 52 Andrew McKirahan, R										2	0	0	0	0	2	2			
<b>Inning Stats</b>	R: 0 H: 7 E: 0 K: 2 S: 8	H: 3 R: 0 ER: 0 LOB: 0 BB: 0 P: 10	H: 3 R: 0 ER: 0 LOB: 1 BB: 0 P: 17	H: 0 R: 0 ER: 0 LOB: 0 K: 0 S: 5	H: 0 R: 0 ER: 0 LOB: 0 K: 0 S: 8	H: 0 R: 0 ER: 0 LOB: 0 K: 0 S: 8	H: 1 R: 0 ER: 0 LOB: 1 K: 1 S: 7	H: 2 R: 0 ER: 0 LOB: 0 K: 0 S: 9	H: 1 R: 0 ER: 0 LOB: 1 K: 2 S: 10	H: 0 R: 0 ER: 0 LOB: 0 K: 1 S: 9	1B: 4 2B: 1 3B: 1 HR: 1	SF: 0 SAC: 0 DP: 0 HBP: 0	WP: 0 PB: 0 SB: 1 CS: 0	PA: 34					
<b>PITCHER</b>	IP WLS BF H R ER SO BB IBB HBP BLK WP HR S P ERA WHIP																		
40 Bartolo Colon, R ERA: 2.77	(1, 1)	7.0	27	6	3	3	5	0	0	0	0	0	0	0	0	60	77	3.86	0.857
52 Carlos Torres, R ERA: 6.75	(8, 1)	0.1	H	2	1	0	0	0	0	0	0	0	0	0	4	5	0.00	3.000	
13 Jerry Blevins, L ERA: 6.75	(8, 1)	1.0	H	3	0	0	0	0	0	0	0	0	0	0	10	14	0.00	0.000	
27 Jeury's Familia, R ERA: 3.38	(9, 1)	0.2	S	2	0	0	0	1	0	0	0	0	0	0	5	6	0.00	0.000	

AB 34  
R 3  
H 7  
RBI 3  
BB 0  
SO 8  
LOB 8





Batter	1	2	3	4	5	6	7	8	9	AB	R	H	RBI	BB	SO	LOB	TOP						
9 Dee Strange-Gordon, L OBP: 0.387, SLG: 0.483										3	0	1	0	1	1	1	<b>Miami Marlins @ Atlanta Braves</b> Turner Field, Atlanta, GA Mon Apr 13 2015, 8:04 PM - 11:43 PM EDT Att: 13,417 - Overcast - 67 F						
21 Christian Yelich, L OBP: 0.355, SLG: 0.295										4	0	0	1	0	1	3							
27 Giancarlo Stanton, R OBP: 0.310, SLG: 0.174										4	0	0	0	0	1	2							
14 Martin Prado, R OBP: 0.280, SLG: 0.292										4	1	2	0	0	0	0							
38 Michael Morse, R OBP: 0.250, SLG: 0.259										4	0	0	0	0	1	2							
13 Marcell Ozuna, R OBP: 0.304, SLG: 0.318										3	0	1	0	1	2	1							
39 Jarrod Saltalamacchia, R OBP: 0.250, SLG: 0.353										3	0	0	0	1	1	2							
20 J.T. Realmuto, R										3	1	2	1	1	0	0							
3 Adeiny Hechavarria, R OBP: 0.185, SLG: 0.160										1	0	0	0	0	0	1							
35 Mat Latos, R										1	0	0	0	0	0	0							
36 Sam Dyson, R										0	0	0	0	0	0	0							
44 AJ Ramos, R										0	0	0	0	0	0	0							
51 Ichiro Suzuki, L										0	0	0	0	0	0	0							
22 Carter Capps, R										0	0	0	0	0	0	0							
10 Jeff Baker, R										0	0	0	0	0	1	2							
<b>Inning Stats</b>	R: 0 E: 0 K: 1 S: 8	H: 0 LOB: 0 BB: 0 P: 15	R: 0 E: 0 K: 0 S: 18	H: 1 LOB: 1 BB: 0 P: 25	R: 1 E: 0 K: 0 S: 12	H: 2 LOB: 1 BB: 0 P: 16	R: 0 E: 0 K: 0 S: 6	H: 0 LOB: 1 BB: 1 P: 12	R: 0 E: 0 K: 0 S: 13	H: 0 LOB: 0 BB: 1 P: 20	R: 0 E: 0 K: 0 S: 5	H: 1 LOB: 0 BB: 0 P: 7	R: 0 E: 0 K: 2 S: 10	H: 0 LOB: 0 BB: 0 P: 11	R: 0 E: 0 K: 2 S: 8	H: 0 LOB: 1 BB: 1 P: 18	R: 1 E: 0 K: 3 S: 18	H: 2 LOB: 2 BB: 1 P: 29	1B: 4 2B: 2 3B: 0 HR: 0	SF: 0 SAC: 1 DP: 1 HBP: 0	WP: 0 PB: 0 SB: 1 CS: 0	PA: 36	
<b>PITCHER</b>	IP WLS BF H R ER SO BB IBB HBP BLK WP HR S P ERA WHIP	IP WLS BF H R ER SO BB IBB HBP BLK WP HR S P ERA WHIP	IP WLS BF H R ER SO BB IBB HBP BLK WP HR S P ERA WHIP	IP WLS BF H R ER SO BB IBB HBP BLK WP HR S P ERA WHIP	IP WLS BF H R ER SO BB IBB HBP BLK WP HR S P ERA WHIP	IP WLS BF H R ER SO BB IBB HBP BLK WP HR S P ERA WHIP	IP WLS BF H R ER SO BB IBB HBP BLK WP HR S P ERA WHIP	IP WLS BF H R ER SO BB IBB HBP BLK WP HR S P ERA WHIP	IP WLS BF H R ER SO BB IBB HBP BLK WP HR S P ERA WHIP	IP WLS BF H R ER SO BB IBB HBP BLK WP HR S P ERA WHIP	IP WLS BF H R ER SO BB IBB HBP BLK WP HR S P ERA WHIP	IP WLS BF H R ER SO BB IBB HBP BLK WP HR S P ERA WHIP	IP WLS BF H R ER SO BB IBB HBP BLK WP HR S P ERA WHIP	IP WLS BF H R ER SO BB IBB HBP BLK WP HR S P ERA WHIP	IP WLS BF H R ER SO BB IBB HBP BLK WP HR S P ERA WHIP	IP WLS BF H R ER SO BB IBB HBP BLK WP HR S P ERA WHIP	IP WLS BF H R ER SO BB IBB HBP BLK WP HR S P ERA WHIP	IP WLS BF H R ER SO BB IBB HBP BLK WP HR S P ERA WHIP	IP WLS BF H R ER SO BB IBB HBP BLK WP HR S P ERA WHIP	IP WLS BF H R ER SO BB IBB HBP BLK WP HR S P ERA WHIP	IP WLS BF H R ER SO BB IBB HBP BLK WP HR S P ERA WHIP	IP WLS BF H R ER SO BB IBB HBP BLK WP HR S P ERA WHIP	IP WLS BF H R ER SO BB IBB HBP BLK WP HR S P ERA WHIP

Batter	1	2	3	4	5	6	7	8	9	AB	R	H	RBI	BB	SO	LOB	BOTTOM						
4 Eric Young Jr., S OBP: 0.250, SLG: 0.435										4	1	2	0	0	2	0	<b>Miami Marlins @ Atlanta Braves</b> Turner Field, Atlanta, GA Mon Apr 13 2015, 8:04 PM - 11:43 PM EDT Att: 13,417 - Overcast - 67 F						
1 Alberto Callaspo, S OBP: 0.550, SLG: 0.529										4	0	1	1	0	0	1							
22 Nick Markakis, L OBP: 0.333, SLG: 0.231										2	0	1	1	2	0	0							
5 Freddie Freeman, L OBP: 0.276, SLG: 0.429										3	0	0	0	1	1	4							
23 Chris Johnson, R OBP: 0.538, SLG: 0.833										2	0	1	0	1	0	0							
57 Cody Martin, R										0	0	0	0	0	0	0							
24 Kelly Johnson, L OBP: 0.333, SLG: 0.200										1	0	0	0	0	0	2							
53 Jim Johnson, R										0	0	0	0	0	0	0							
39 Jason Grilli, R										0	0	0	0	0	0	0							
27 Christian Bethancourt, R OBP: 0.300, SLG: 0.353										3	1	1	0	1	1	3							
19 Andrelton Simmons, R OBP: 0.298, SLG: 0.462										3	0	0	0	1	1	2							
25 Cameron Maybin, R OBP: 0.188, SLG: 0.333										3	0	0	0	1	1	3							
17 Shelby Miller, R										1	0	0	0	0	1	0							
8 Jace Peterson, L OBP: 0.273, SLG: 0.200										2	1	1	0	0	1	1							
<b>Inning Stats</b>	R: 0 E: 0 K: 1 S: 9	H: 0 LOB: 0 BB: 0 P: 16	R: 0 E: 0 K: 1 S: 12	H: 1 LOB: 2 BB: 1 P: 20	R: 0 E: 0 K: 2 S: 11	H: 1 LOB: 2 BB: 1 P: 21	R: 1 E: 0 K: 1 S: 8	H: 1 LOB: 0 BB: 1 P: 17	R: 2 E: 0 K: 0 S: 13	H: 4 LOB: 2 BB: 1 P: 23	R: 0 E: 0 K: 1 S: 7	H: 0 LOB: 0 BB: 1 P: 12	R: 0 E: 0 K: 1 S: 13	H: 0 LOB: 2 BB: 2 P: 23	R: 0 E: 0 K: 1 S: 7	H: 0 LOB: 0 BB: 0 P: 10	R: 0 E: 0 K: 1 S: 7	H: 0 LOB: 0 BB: 0 P: 10	1B: 4 2B: 3 3B: 0 HR: 0	SF: 0 SAC: 0 DP: 1 HBP: 0	WP: 2 PB: 0 SB: 1 CS: 2	PA: 35	
<b>PITCHER</b>	IP WLS BF H R ER SO BB IBB HBP BLK WP HR S P ERA WHIP	IP WLS BF H R ER SO BB IBB HBP BLK WP HR S P ERA WHIP	IP WLS BF H R ER SO BB IBB HBP BLK WP HR S P ERA WHIP	IP WLS BF H R ER SO BB IBB HBP BLK WP HR S P ERA WHIP	IP WLS BF H R ER SO BB IBB HBP BLK WP HR S P ERA WHIP	IP WLS BF H R ER SO BB IBB HBP BLK WP HR S P ERA WHIP	IP WLS BF H R ER SO BB IBB HBP BLK WP HR S P ERA WHIP	IP WLS BF H R ER SO BB IBB HBP BLK WP HR S P ERA WHIP	IP WLS BF H R ER SO BB IBB HBP BLK WP HR S P ERA WHIP	IP WLS BF H R ER SO BB IBB HBP BLK WP HR S P ERA WHIP	IP WLS BF H R ER SO BB IBB HBP BLK WP HR S P ERA WHIP	IP WLS BF H R ER SO BB IBB HBP BLK WP HR S P ERA WHIP	IP WLS BF H R ER SO BB IBB HBP BLK WP HR S P ERA WHIP	IP WLS BF H R ER SO BB IBB HBP BLK WP HR S P ERA WHIP	IP WLS BF H R ER SO BB IBB HBP BLK WP HR S P ERA WHIP	IP WLS BF H R ER SO BB IBB HBP BLK WP HR S P ERA WHIP	IP WLS BF H R ER SO BB IBB HBP BLK WP HR S P ERA WHIP	IP WLS BF H R ER SO BB IBB HBP BLK WP HR S P ERA WHIP	IP WLS BF H R ER SO BB IBB HBP BLK WP HR S P ERA WHIP	IP WLS BF H R ER SO BB IBB HBP BLK WP HR S P ERA WHIP	IP WLS BF H R ER SO BB IBB HBP BLK WP HR S P ERA WHIP	IP WLS BF H R ER SO BB IBB HBP BLK WP HR S P ERA WHIP	IP WLS BF H R ER SO BB IBB HBP BLK WP HR S P ERA WHIP










Batter	1	2	3	4	5	6	7	8	9	AB	R	H	RBI	BB	SO	LOB	TOP					
9 Dee Strange-Gordon, L (1.4)											4	0	2	2	0	0	2					
51 Ichiro Suzuki, L (1.7)											4	0	0	0	0	1	2					
27 Giancarlo Stanton, R (1.9)											4	0	0	0	0	1	1					
14 Martin Prado, R (1.5)											3	0	0	0	1	1	0					
38 Michael Morse, R (1.3)											3	2	1	1	1	0	1					
13 Marcell Ozuna, R (1.8)											3	0	0	0	1	1	0					
20 J.T. Realmuto, R (1.2)											3	2	2	0	1	0	2					
3 Adeiny Hechavarria, R (1.6)											3	2	3	3	0	0	0					
15 Dan Haren, R (1.1)											2	0	0	0	0	1	2					
40 Mike Dunn, L (8.1)											0	0	0	0	0	0	0					
12 Reid Brignac, L (9. PH)											1	0	0	0	0	0	1					
31 Steve Cishek, R (9.1)											0	0	0	0	0	0	0					
<b>Inning Stats</b>	R: 0 E: 0 K: 1 S: 7	H: 1 LOB: 0 BB: 0 P: 11	R: 0 E: 0 K: 0 S: 8	H: 0 LOB: 0 BB: 0 P: 12	R: 2 E: 0 K: 0 S: 16	H: 2 LOB: 1 BB: 1 P: 24	R: 0 E: 0 K: 1 S: 10	H: 0 LOB: 0 BB: 1 P: 15	R: 2 E: 0 K: 0 S: 15	H: 2 LOB: 0 BB: 0 P: 23	R: 1 E: 0 K: 1 S: 7	H: 1 LOB: 0 BB: 0 P: 11	R: 0 E: 0 K: 1 S: 8	H: 2 LOB: 1 BB: 0 P: 12	R: 0 E: 0 K: 1 S: 8	H: 0 LOB: 0 BB: 0 P: 10	R: 1 E: 0 K: 0 S: 14	H: 0 LOB: 1 BB: 2 P: 25	1B: 4 2B: 2 3B: 0 HR: 2	SF: 1 SAC: 1 DP: 2 HBP: 0	WP: 0 PB: 0 SB: 0 CS: 1	PA: 36
<b>PITCHER</b>	IP WLS BF H R ER SO BB IBB HBP BLK WP HR S P ERA WHIP																					
37 Eric Stults, L (1.1)	5.0 L 20 5 4 4 2 2 0 0 0 0 0 1 56 85 7.20 1.400																					
57 Cody Martin, R (6.1)	1.1 7 3 1 1 2 0 0 0 0 0 0 1 14 22 6.75 2.250																					
43 Luis Avilan, L (7.1)	1.2 4 0 0 0 1 0 0 0 0 0 0 0 9 11 0.00 0.000																					
50 Brandon Cunniff, R (9.1)	1.0 5 0 1 1 0 2 0 0 0 0 0 0 14 25 9.00 2.000																					

Miami Marlins @ Atlanta Braves  
Turner Field, Atlanta, GA  
Wed Apr 15 2015, 12:11 PM - 2:35 PM EDT  
Att: 18,342 - Cloudy - 68 F


AB 30  
R 6  
H 8  
RBI 6  
BB 4  
SO 5  
LOB 11



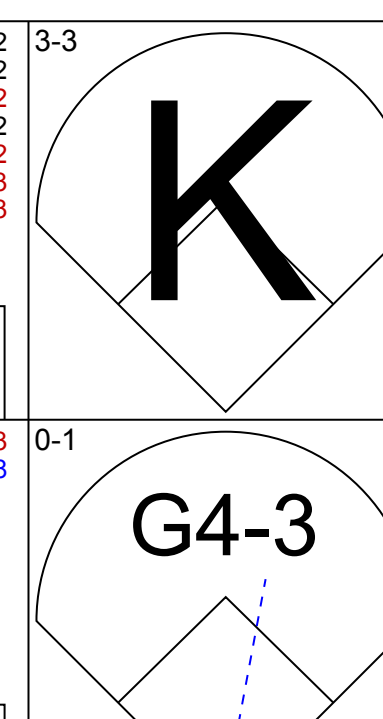
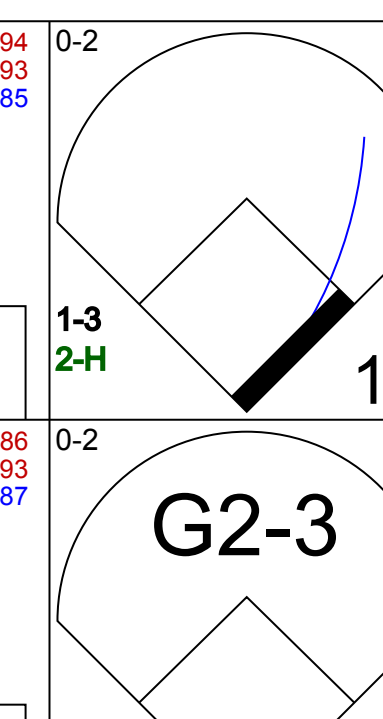
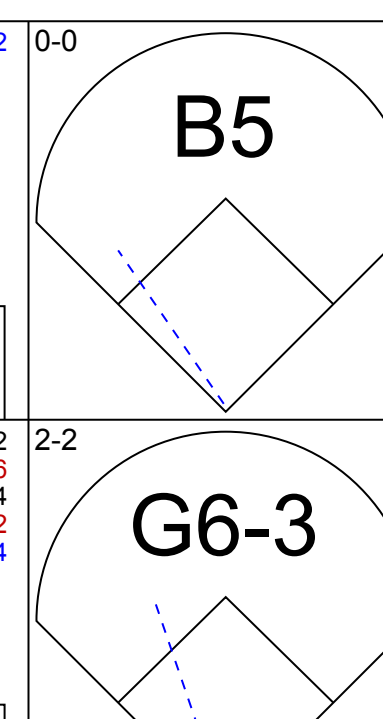
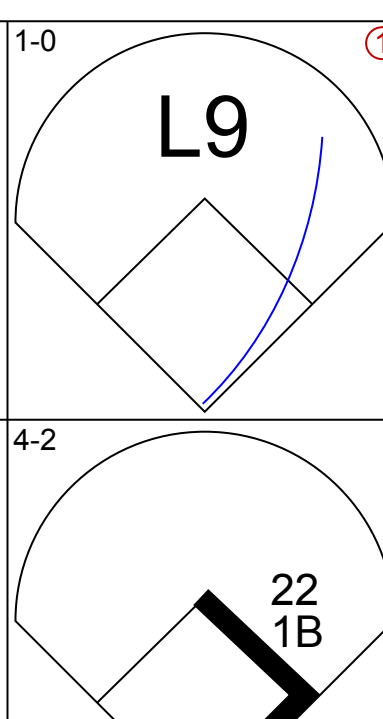
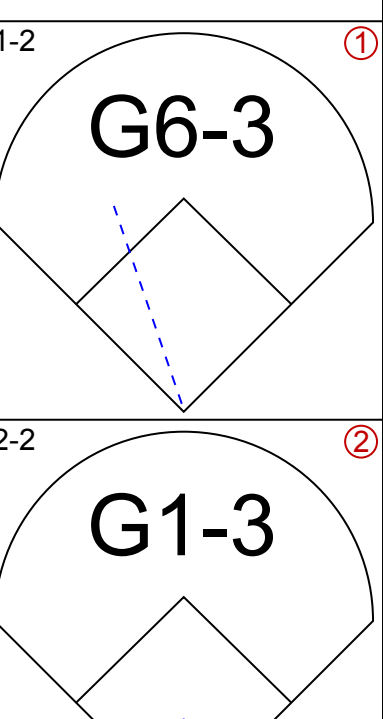
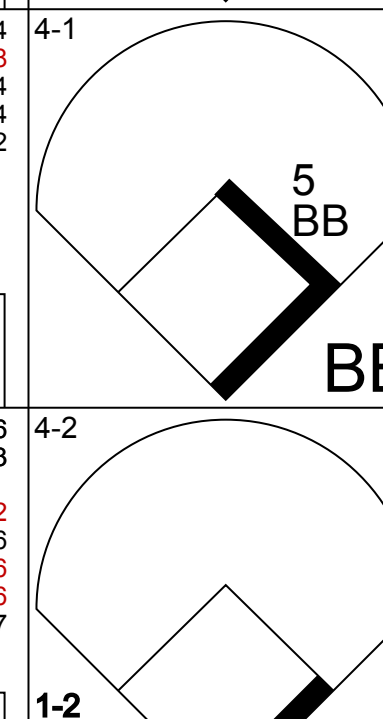


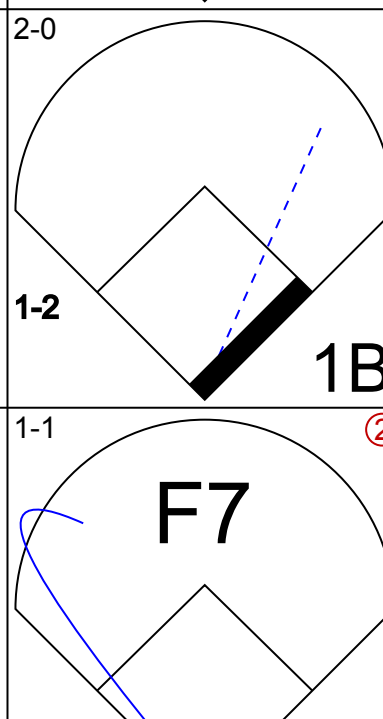
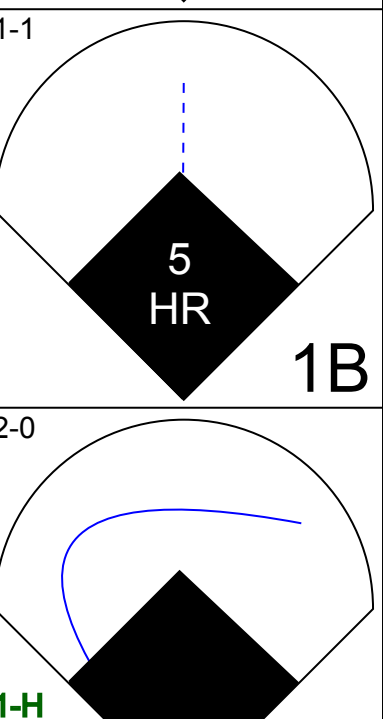
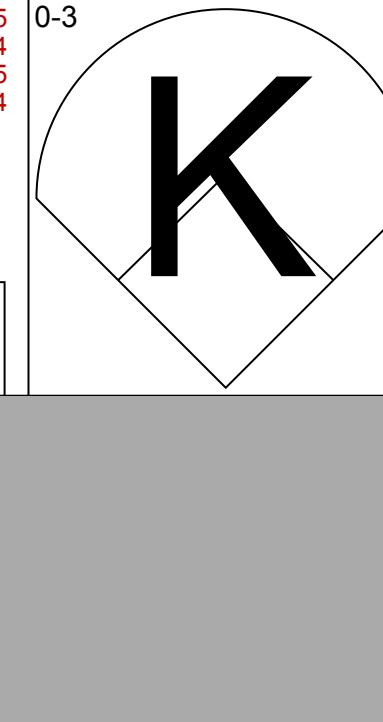
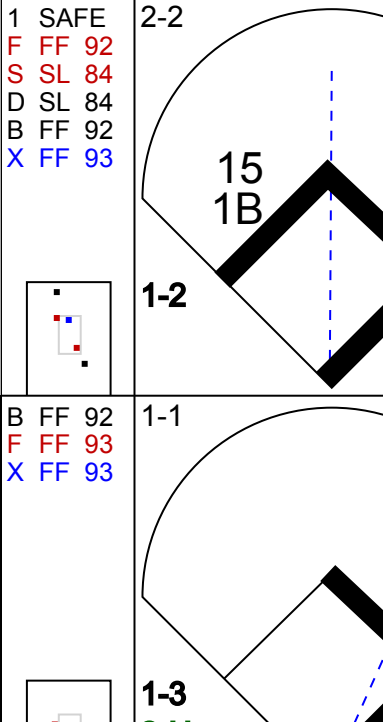
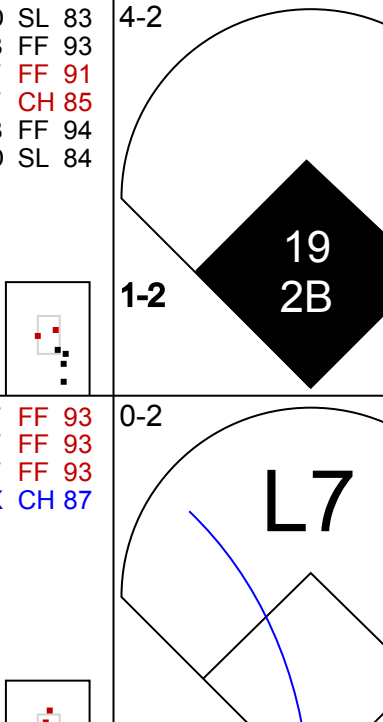
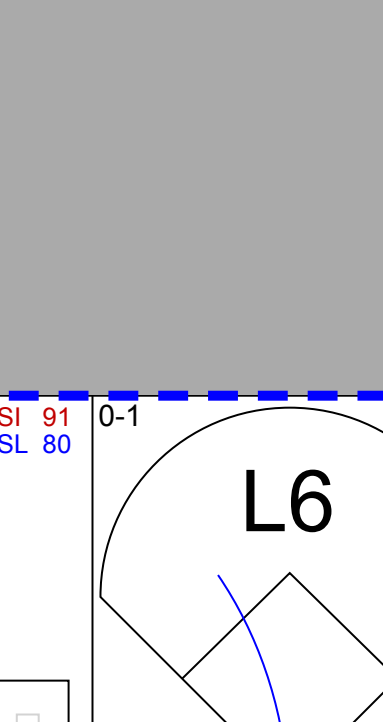
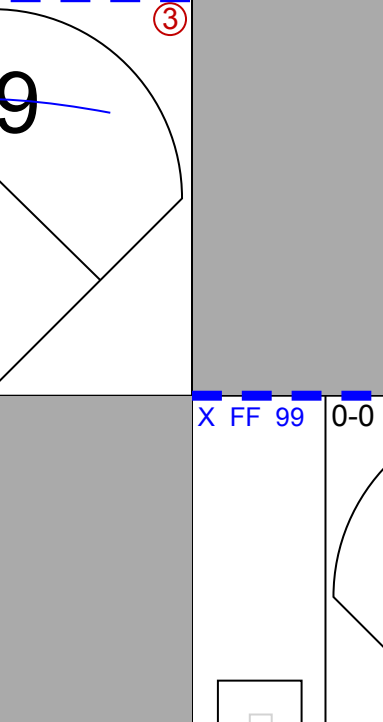

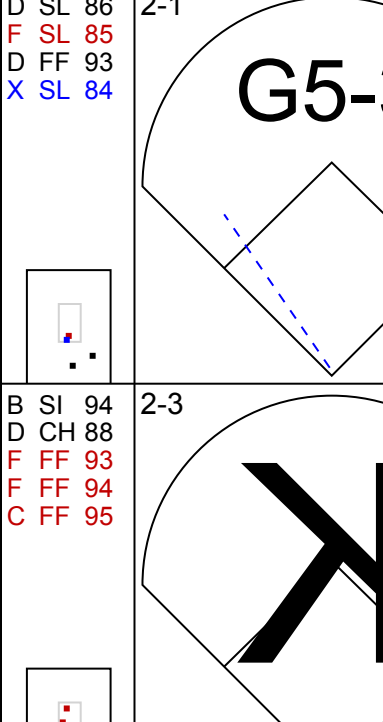
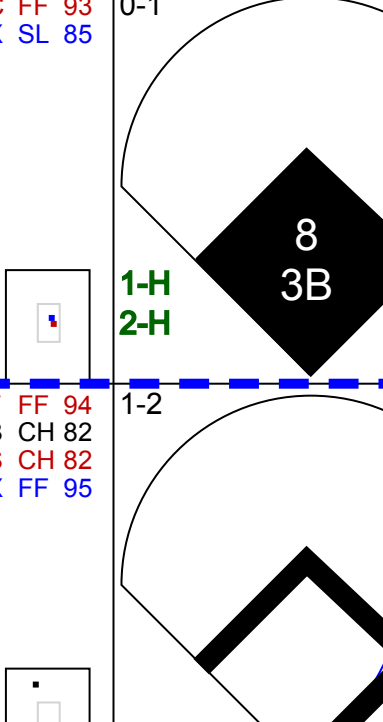
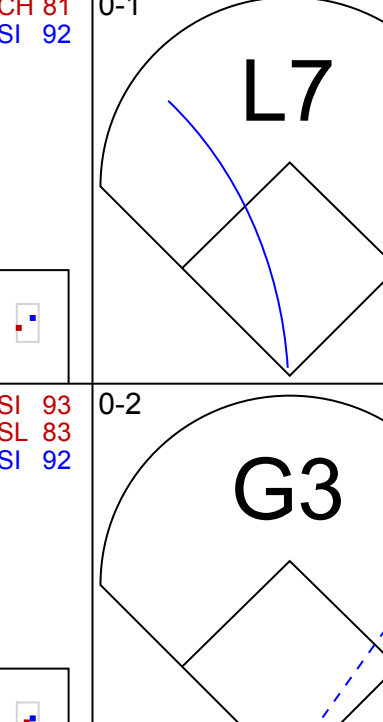
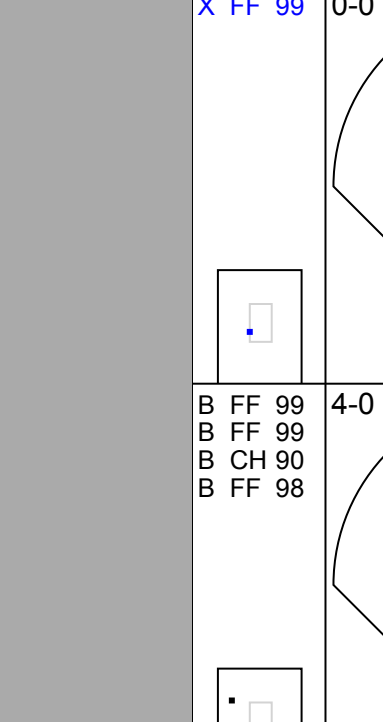

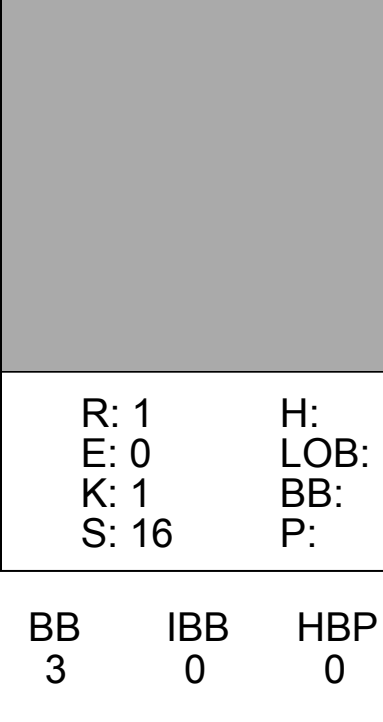
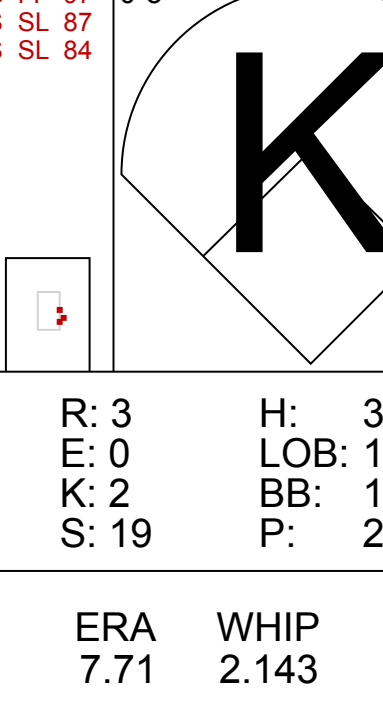
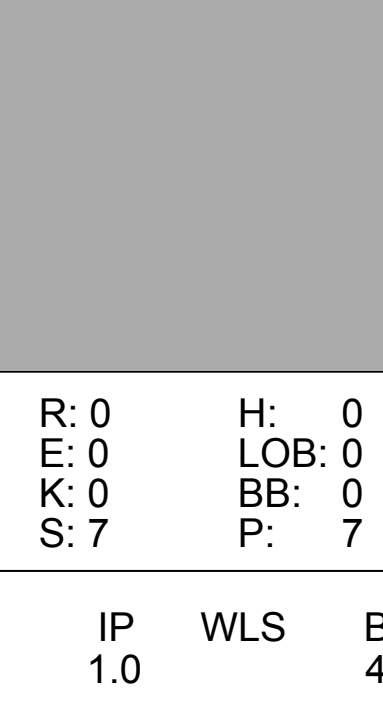
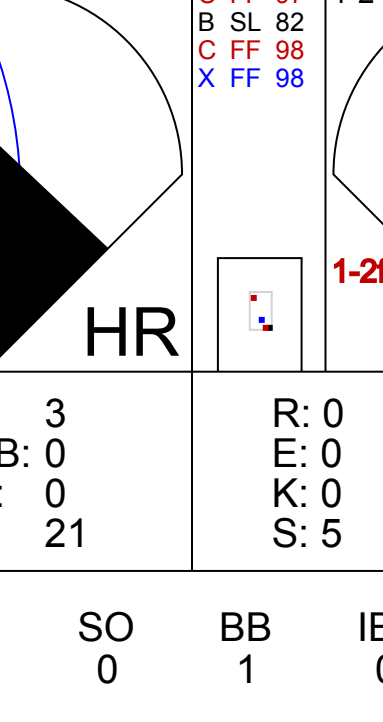
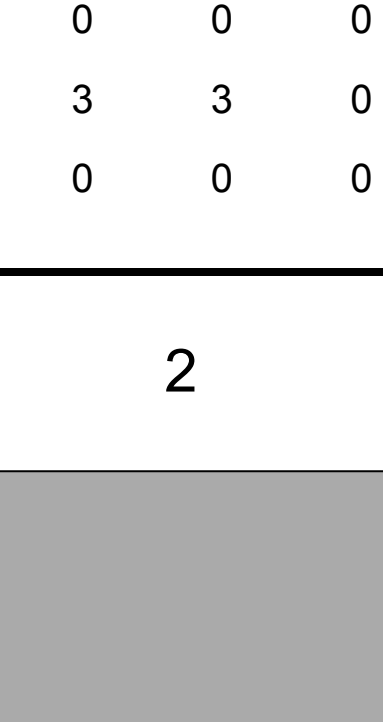
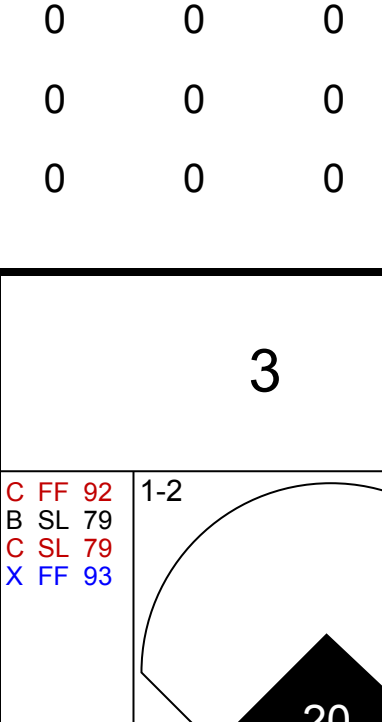
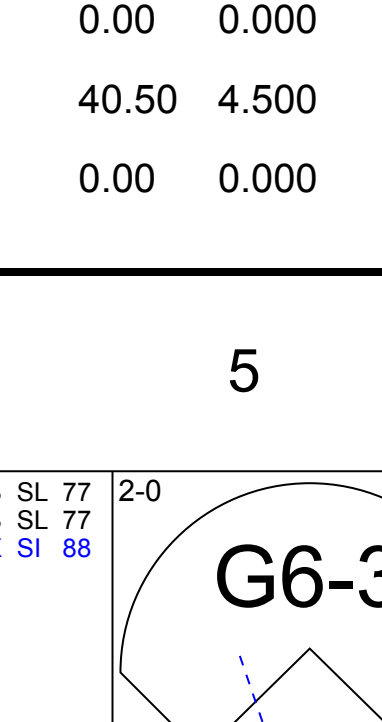
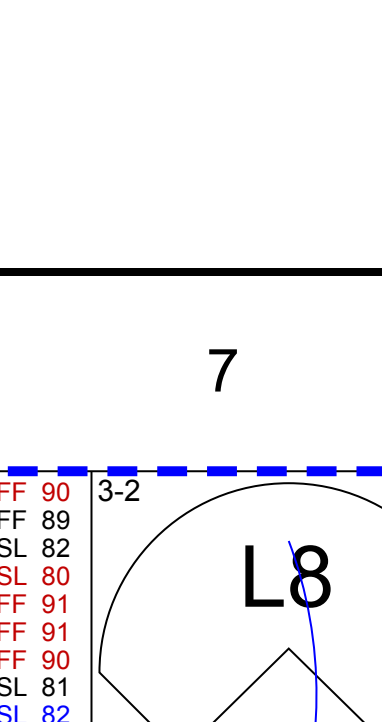
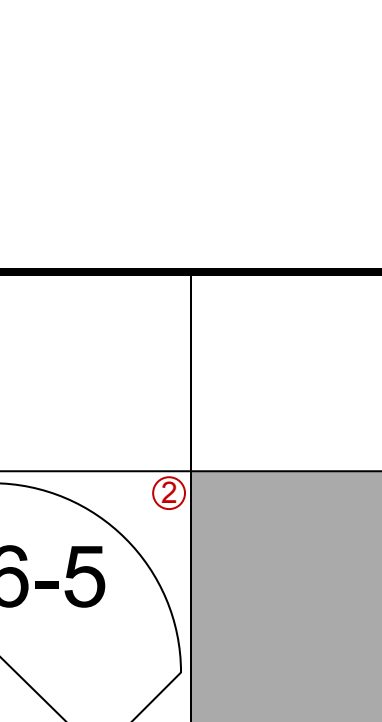

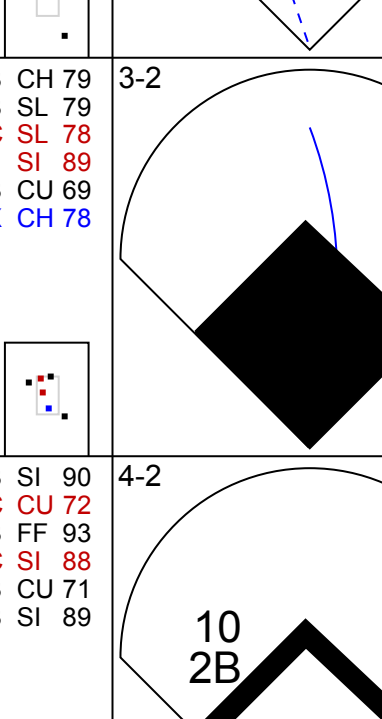
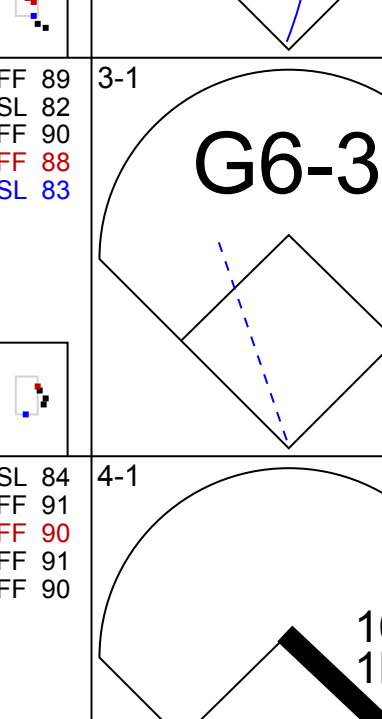
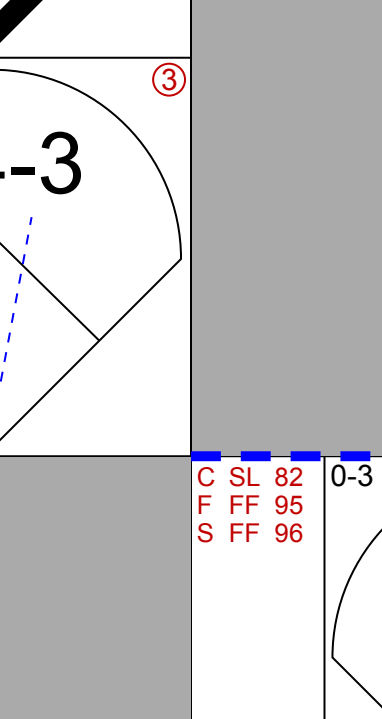
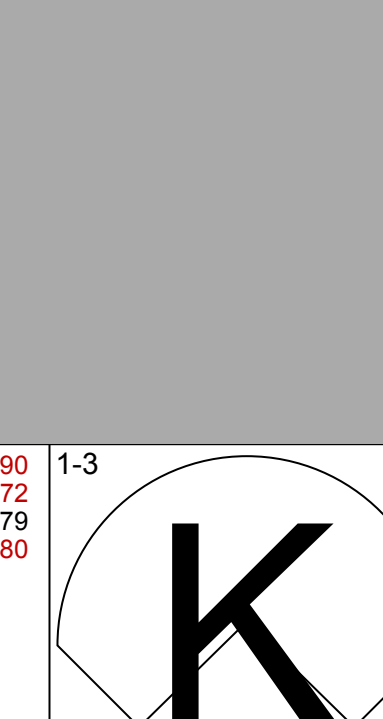
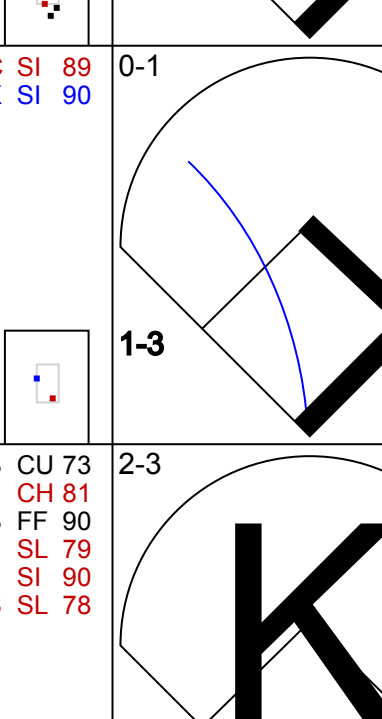
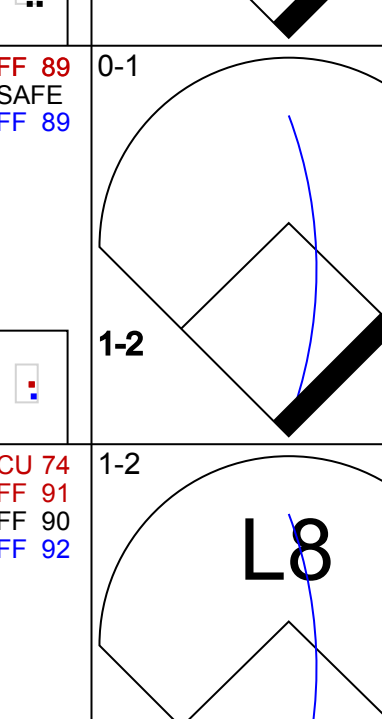
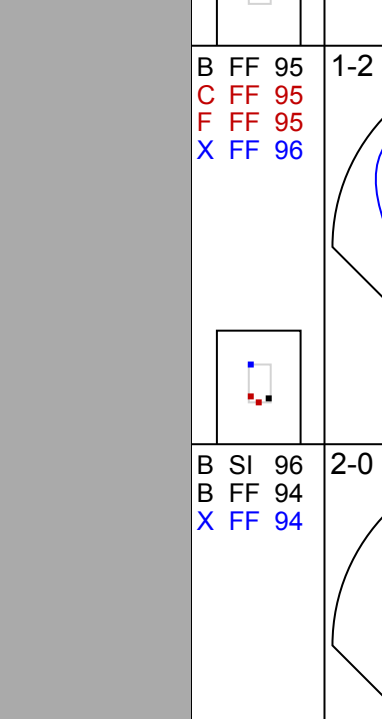


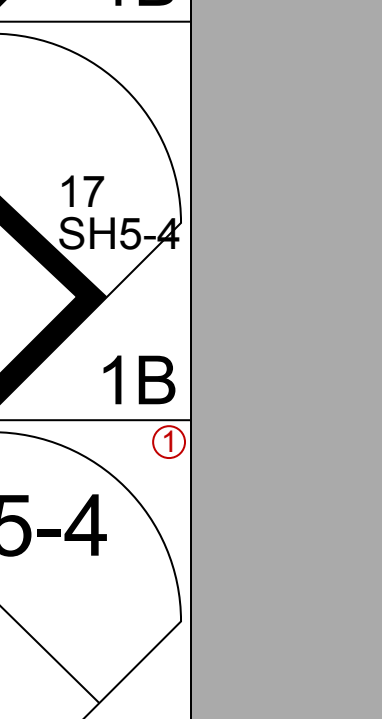
Batter	1	2	3	4	5	6	7	8	9	AB	R	H	RBI	BB	SO	LOB	BOTTOM					
25 Cameron Maybin, R (1.8)											3	1	1	1	1	0	0					
11 Phil Gosselin, R (1.5)											4	0	0	0	0	1	1					
5 Freddie Freeman, L (1.3)											3	0	0	0	1	0	0					
27 Christian Bethancourt, R (1.2)											4	0	0	0	1	3	3					
24 Kelly Johnson, L (1.9)											4	1	1	1	0	2	2					
7 Jonny Gomes, R (1.7)											3	0	0	0	2	0	0					
8 Jace Peterson, L (1.4)											3	0	0	0	1	0	0					
19 Andrelton Simmons, R (1.6)											1	0	0	0	0	0	0					
37 Eric Stults, L (1.1)											1	0	0	0	0	0	0					
1 Alberto Callaspo, S (5. PH)											1	0	0	0	0	0	1					
57 Cody Martin, R (6.1)											0	0	0	0	0	0	0					
43 Luis Avilan, L (7.1)											0	0	0	0	0	0	0					
4 Eric Young Jr., S (8. PH)											1	0	0	0	0	0	1					
50 Brandon Cunniff, R (9.1)											0	0	0	0	0	0	0					
<b>Inning Stats</b>	R: 0 E: 0 K: 0 S: 15	H: 0 LOB: 2 BB: 2 P: 28	R: 0 E: 0 K: 2 S: 7	H: 0 LOB: 0 BB: 0 P: 12	R: 0 E: 0 K: 0 S: 7	H: 0 LOB: 0 BB: 0 P: 9	R: 0 E: 1 K: 1 S: 6	H: 0 LOB: 0 BB: 0 P: 8	R: 0 E: 0 K: 0 S: 10	H: 1 LOB: 1 BB: 0 P: 12	R: 1 E: 0 K: 1 S: 16	H: 1 LOB: 0 BB: 0 P: 22	R: 1 E: 0 K: 1 S: 7	H: 1 LOB: 0 BB: 0 P: 11	R: 0 E: 0 K: 1 S: 7	H: 0 LOB: 0 BB: 0 P: 12	R: 0 E: 0 K: 1 S: 10	H: 0 LOB: 0 BB: 0 P: 16	1B: 1 2B: 0 3B: 0 HR: 2	SF: 0 SAC: 0 DP: 1 HBP: 0	WP: 0 PB: 0 SB: 0 CS: 0	PA: 32
<b>PITCHER</b>	IP WLS BF H R ER SO BB IBB HBP BLK WP HR S P ERA WHIP																					
15 Dan Haren, R (1.1)	7.0 W 26 3 2 2 5 2 0 0 0 0 0 2 68 102 2.57 0.714																					
40 Mike Dunn, L (8.1)	1.0 H 3 0 0 0 1 0 0 0 0 0 0 0 7 12 0.00 0.000																					
31 Steve Cishek, R (9.1)	1.0 3 0 0 0 1 0 0 0 0 0 0 0 10 16 0.00 0.000																					

Miami Marlins @ Atlanta Braves  
Turner Field, Atlanta, GA  
Wed Apr 15 2015, 12:11 PM - 2:35 PM EDT  
Att: 18,342 - Cloudy - 68 F

AB 30  
R 2  
H 3  
RBI 2  
BB 2  
SO 7  
LOB 7





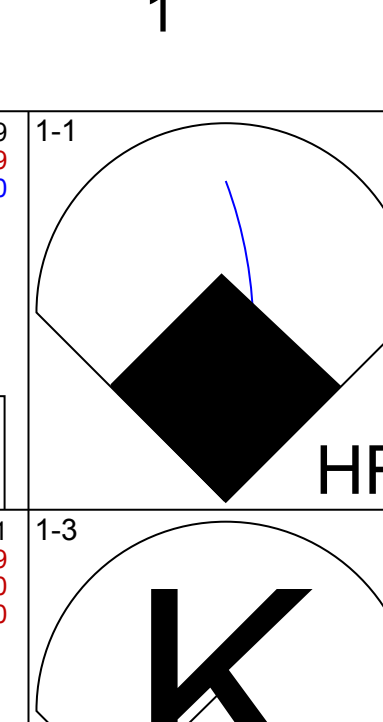
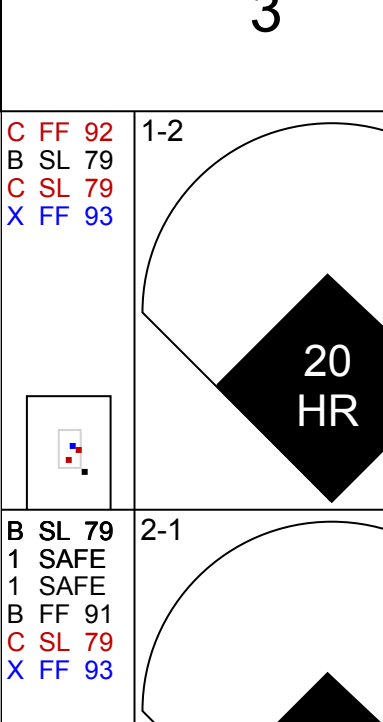
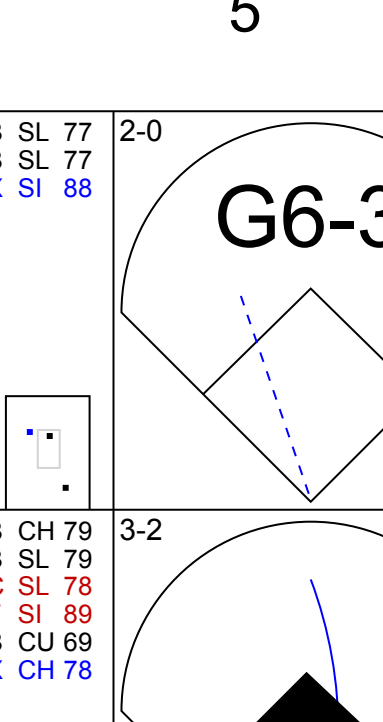
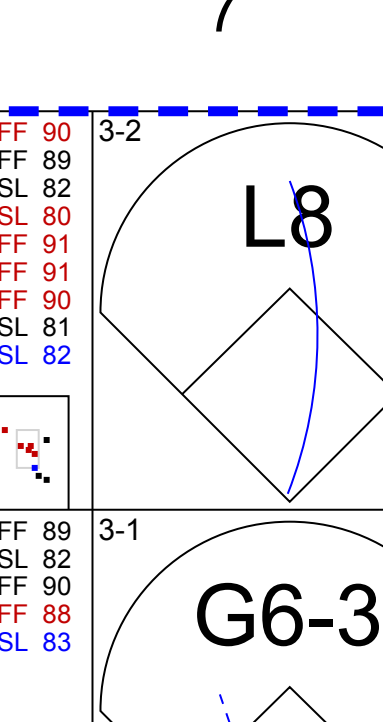

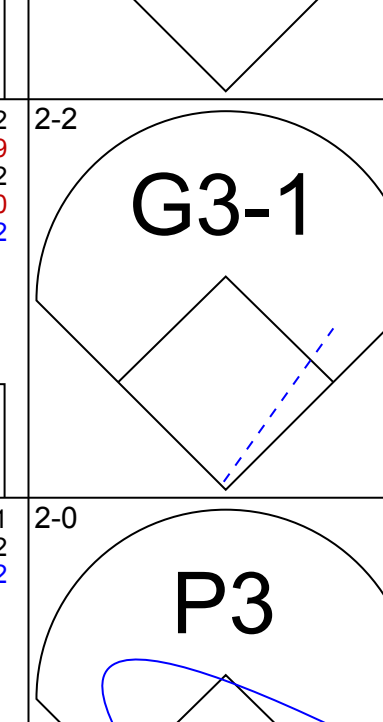
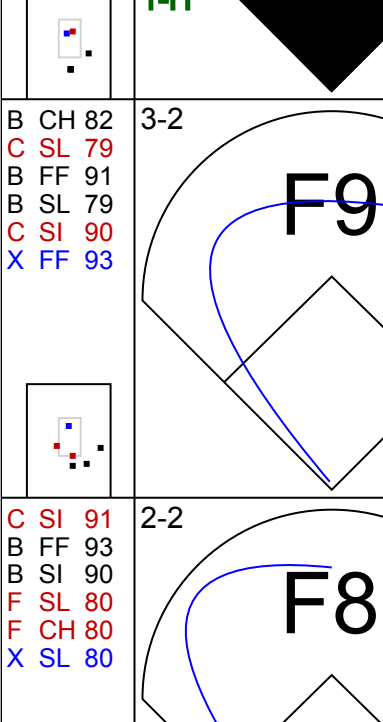
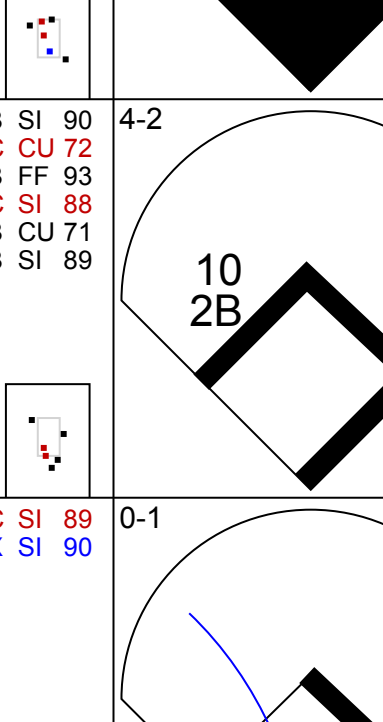
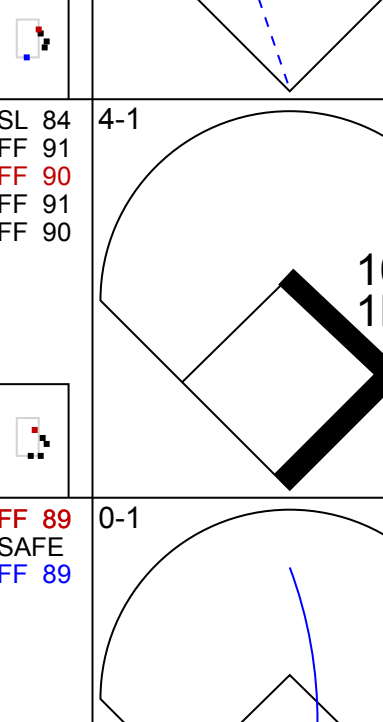
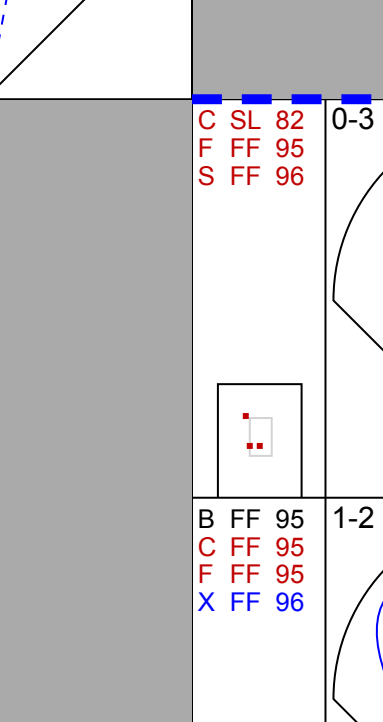


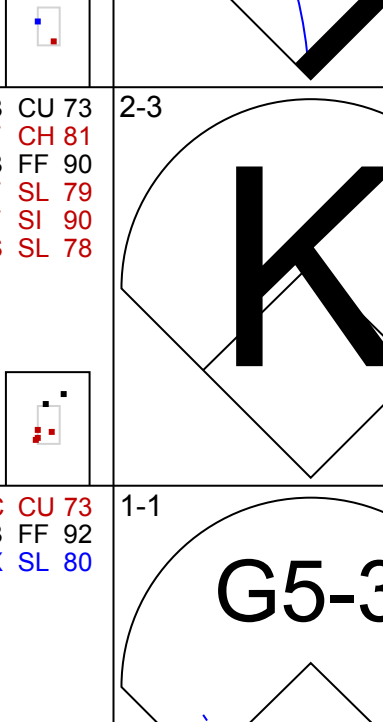
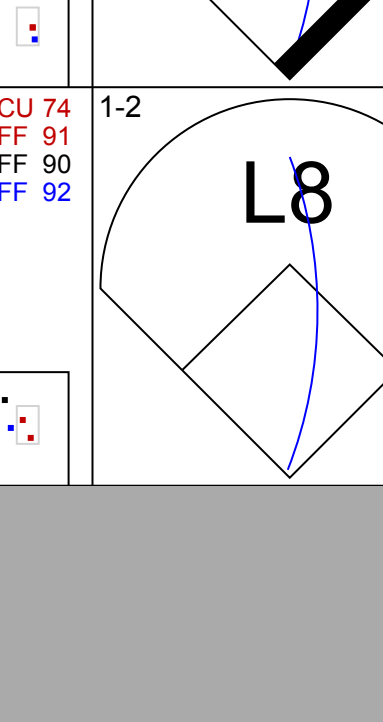
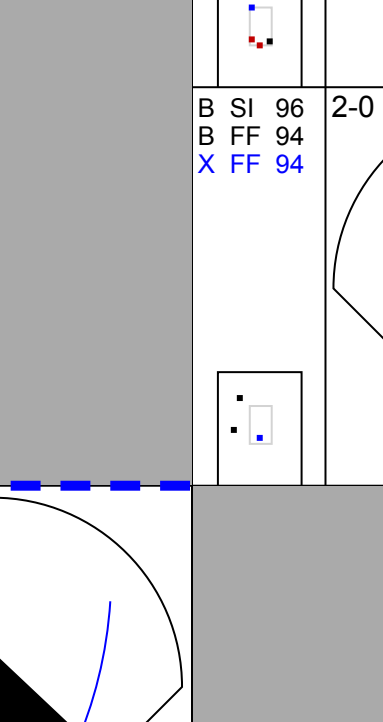




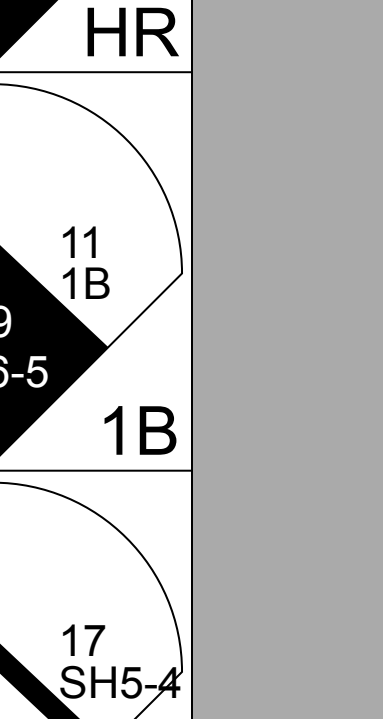
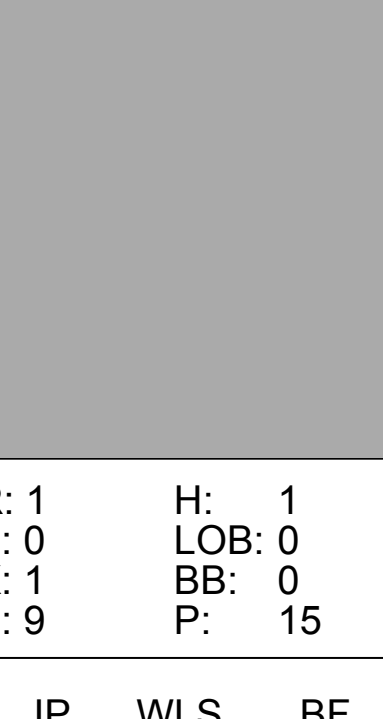
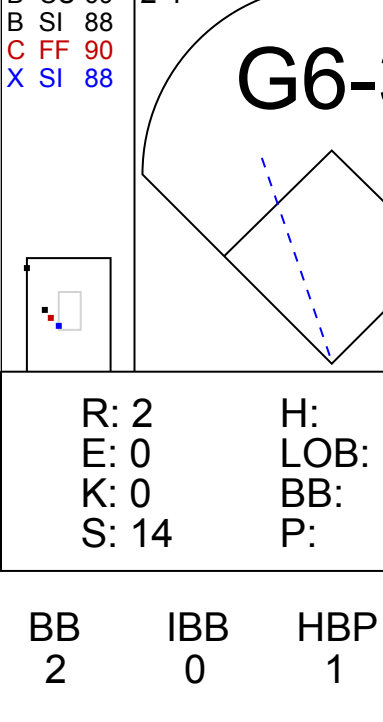
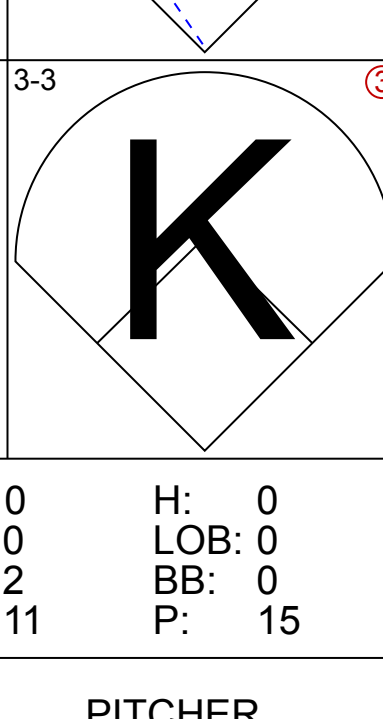
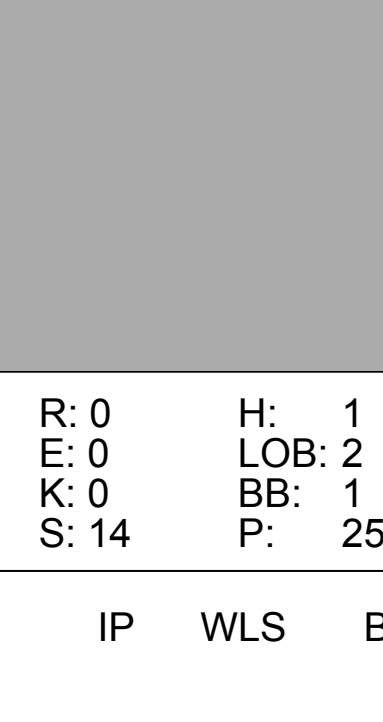
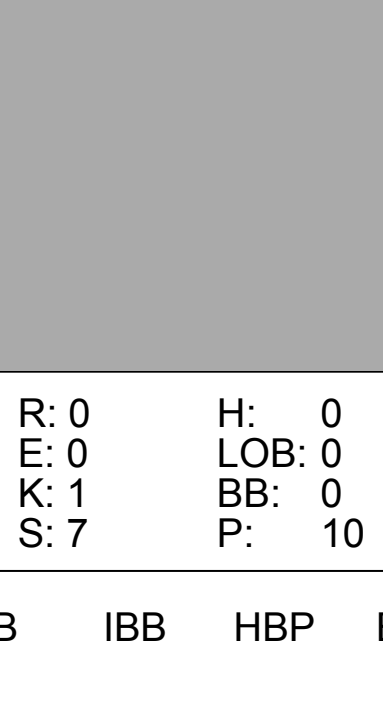




Batter	1	2	3	4	5	6	7	8	9	AB	R	H	RBI	BB	SO	LOB	TOP					
4 Eric Young Jr, S OBP: 0.228, SLG: 0.333										5	0	1	1	0	1	0						
1 Alberto Callaspo, S OBP: 0.379, SLG: 0.346										4	0	0	0	1	0	2						
22 Nick Markakis, L OBP: 0.436, SLG: 0.382										4	3	4	0	1	0	0						
5 Freddie Freeman, L OBP: 0.286, SLG: 0.513										4	1	1	2	1	1	4						
23 Chris Johnson, R OBP: 0.455, SLG: 0.579										4	1	1	0	1	2	4						
15 A.J. Pierzynski, L OBP: 0.412, SLG: 0.733										5	0	1	1	0	0	2						
19 Andrelton Simmons, R OBP: 0.282, SLG: 0.421										5	2	2	2	0	0	2						
8 Jace Peterson, L OBP: 0.290, SLG: 0.286										4	0	1	1	1	2	3						
25 Cameron Maybin, R (1, 8) OBP: 0.217, SLG: 0.429										3	0	0	0	0	2	2						
7 Jonny Gomes, R (8, PH) OBP: 0.368, SLG: 0.647										2	1	1	1	0	0	1						
<b>Inning Stats</b>	R: 0 E: 0 K: 2 S: 14	H: 0 LOB: 2 BB: 2 P: 25	R: 1 E: 1 K: 1 S: 14	H: 2 LOB: 2 BB: 0 P: 17	R: 1 E: 0 K: 1 S: 16	H: 3 LOB: 2 BB: 0 P: 26	R: 0 E: 0 K: 1 S: 8	H: 0 LOB: 0 BB: 0 P: 10	R: 3 E: 0 K: 2 S: 19	H: 3 LOB: 1 BB: 1 P: 28	R: 0 E: 0 K: 1 S: 10	H: 1 LOB: 2 BB: 1 P: 20	R: 0 E: 0 K: 0 S: 7	H: 0 LOB: 0 BB: 0 P: 7	R: 3 E: 0 K: 0 S: 13	H: 3 LOB: 0 BB: 0 P: 21	R: 0 E: 0 K: 0 S: 5	H: 0 LOB: 1 BB: 1 P: 10	1B: 8 2B: 1 3B: 1 HR: 2	SF: 0 SAC: 0 DP: 0 HBP: 0	WP: 0 PB: 0 SB: 0 CS: 0	PA: 45
<b>PITCHER</b>	IP WLS BF H R ER SO BB IBB HBP BLK WP HR S P ERA WHIP	IP WLS BF H R ER SO BB IBB HBP BLK WP HR S P ERA WHIP	IP WLS BF H R ER SO BB IBB HBP BLK WP HR S P ERA WHIP	IP WLS BF H R ER SO BB IBB HBP BLK WP HR S P ERA WHIP	IP WLS BF H R ER SO BB IBB HBP BLK WP HR S P ERA WHIP	IP WLS BF H R ER SO BB IBB HBP BLK WP HR S P ERA WHIP	IP WLS BF H R ER SO BB IBB HBP BLK WP HR S P ERA WHIP	IP WLS BF H R ER SO BB IBB HBP BLK WP HR S P ERA WHIP	IP WLS BF H R ER SO BB IBB HBP BLK WP HR S P ERA WHIP	IP WLS BF H R ER SO BB IBB HBP BLK WP HR S P ERA WHIP	IP WLS BF H R ER SO BB IBB HBP BLK WP HR S P ERA WHIP	IP WLS BF H R ER SO BB IBB HBP BLK WP HR S P ERA WHIP	IP WLS BF H R ER SO BB IBB HBP BLK WP HR S P ERA WHIP	IP WLS BF H R ER SO BB IBB HBP BLK WP HR S P ERA WHIP	IP WLS BF H R ER SO BB IBB HBP BLK WP HR S P ERA WHIP	IP WLS BF H R ER SO BB IBB HBP BLK WP HR S P ERA WHIP	IP WLS BF H R ER SO BB IBB HBP BLK WP HR S P ERA WHIP	IP WLS BF H R ER SO BB IBB HBP BLK WP HR S P ERA WHIP	IP WLS BF H R ER SO BB IBB HBP BLK WP HR S P ERA WHIP	IP WLS BF H R ER SO BB IBB HBP BLK WP HR S P ERA WHIP	IP WLS BF H R ER SO BB IBB HBP BLK WP HR S P ERA WHIP	IP WLS BF H R ER SO BB IBB HBP BLK WP HR S P ERA WHIP
36 Drew Hutchison, R ERA: 7.2	54 Roberto Osuna, R ERA:	62 Aaron Loup, L ERA: 6.0	27 Brett Cecil, L ERA: 8.1	31 Liam Hendriks, R ERA:	51 Miguel Castro, R ERA:																	

Atlanta Braves @ Toronto Blue Jays  
Rogers Centre, Toronto, ON  
Fri Apr 17 2015, 7:08 PM - 10:16 PM EDT  
Att: 21,397 - Roof Closed - 68 F

livebaseballscores.com

AB 40  
R 8  
H 12  
RBI 8  
BB 5  
SO 8  
LOB 20



Batter	1	2	3	4	5	6	7	8	9	AB	R	H	RBI	BB	SO	LOB	BOTTOM					
29 Devon Travis, R OBP: 0.419, SLG: 0.700										5	2	2	2	0	0	1						
20 Josh Donaldson, R OBP: 0.375, SLG: 0.535										5	2	2	3	0	1	1						
19 José Bautista, R OBP: 0.326, SLG: 0.333										3	0	0	0	2	1	0						
10 Edwin Encarnación, R OBP: 0.250, SLG: 0.372										5	0	2	0	0	0	0						
30 Dioner Navarro, S OBP: 0.241, SLG: 0.240										5	0	1	0	0	2	4						
55 Russell Martin, R OBP: 0.306, SLG: 0.333										3	2	2	2	1	0	2						
45 Dalton Pompey, S OBP: 0.244, SLG: 0.366										3	1	1	0	0	1	2						
11 Kevin Pillar, R OBP: 0.279, SLG: 0.419										4	0	1	0	0	0	3						
17 Ryan Goins, L OBP: 0.286, SLG: 0.167										3	0	0	0	0	2	2						
<b>Inning Stats</b>	R: 1 E: 0 K: 1 S: 9	H: 1 LOB: 0 BB: 0 P: 15	R: 1 E: 0 K: 1 S: 9	H: 1 LOB: 0 BB: 0 P: 14	R: 2 E: 0 K: 0 S: 14	H: 2 LOB: 0 BB: 1 P: 24	R: 0 E: 0 K: 1 S: 8	H: 1 LOB: 2 BB: 1 P: 15	R: 1 E: 0 K: 1 S: 14	H: 2 LOB: 2 BB: 1 P: 26	R: 0 E: 0 K: 2 S: 11	H: 0 LOB: 0 BB: 0 P: 15	R: 0 E: 0 K: 0 S: 14	H: 1 LOB: 2 BB: 1 P: 25	R: 2 E: 0 K: 0 S: 12	H: 3 LOB: 1 BB: 0 P: 17	R: 0 E: 0 K: 1 S: 7	H: 0 LOB: 0 BB: 0 P: 10	1B: 5 2B: 1 3B: 0 HR: 5	SF: 0 SAC: 1 DP: 0 HBP: 1	WP: 0 PB: 0 SB: 0 CS: 0	PA: 41
<b>PITCHER</b>	IP WLS BF H R ER SO BB IBB HBP BLK WP HR S P ERA WHIP	IP WLS BF H R ER SO BB IBB HBP BLK WP HR S P ERA WHIP	IP WLS BF H R ER SO BB IBB HBP BLK WP HR S P ERA WHIP	IP WLS BF H R ER SO BB IBB HBP BLK WP HR S P ERA WHIP	IP WLS BF H R ER SO BB IBB HBP BLK WP HR S P ERA WHIP	IP WLS BF H R ER SO BB IBB HBP BLK WP HR S P ERA WHIP	IP WLS BF H R ER SO BB IBB HBP BLK WP HR S P ERA WHIP	IP WLS BF H R ER SO BB IBB HBP BLK WP HR S P ERA WHIP	IP WLS BF H R ER SO BB IBB HBP BLK WP HR S P ERA WHIP	IP WLS BF H R ER SO BB IBB HBP BLK WP HR S P ERA WHIP	IP WLS BF H R ER SO BB IBB HBP BLK WP HR S P ERA WHIP	IP WLS BF H R ER SO BB IBB HBP BLK WP HR S P ERA WHIP	IP WLS BF H R ER SO BB IBB HBP BLK WP HR S P ERA WHIP	IP WLS BF H R ER SO BB IBB HBP BLK WP HR S P ERA WHIP	IP WLS BF H R ER SO BB IBB HBP BLK WP HR S P ERA WHIP	IP WLS BF H R ER SO BB IBB HBP BLK WP HR S P ERA WHIP	IP WLS BF H R ER SO BB IBB HBP BLK WP HR S P ERA WHIP	IP WLS BF H R ER SO BB IBB HBP BLK WP HR S P ERA WHIP	IP WLS BF H R ER SO BB IBB HBP BLK WP HR S P ERA WHIP	IP WLS BF H R ER SO BB IBB HBP BLK WP HR S P ERA WHIP	IP WLS BF H R ER SO BB IBB HBP BLK WP HR S P ERA WHIP	IP WLS BF H R ER SO BB IBB HBP BLK WP HR S P ERA WHIP
49 Julio Teheran, R ERA: 3.71	43 Luis Avilán, L ERA:	57 Cody Martin, R ERA: 1.17	53 Jim Johnson, R ERA: 2.84	39 Jason Grilli, R ERA: 1.5																		

Atlanta Braves @ Toronto Blue Jays  
Rogers Centre, Toronto, ON  
Fri Apr 17 2015, 7:08 PM - 10:16 PM EDT  
Att: 21,397 - Roof Closed - 68 F

livebaseballscores.com

AB 36  
R 7  
H 11  
RBI 7  
BB 3  
SO 7  
LOB 15





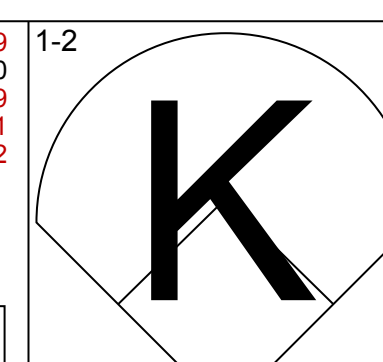
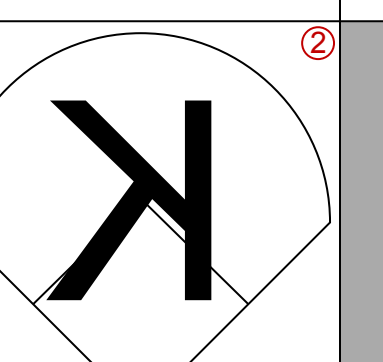
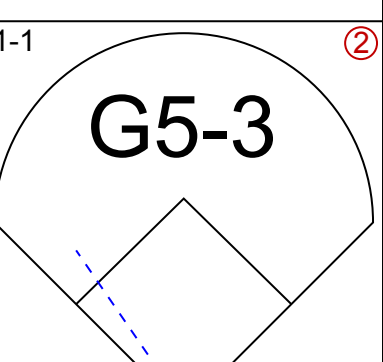
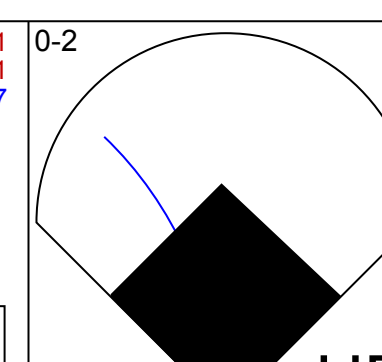
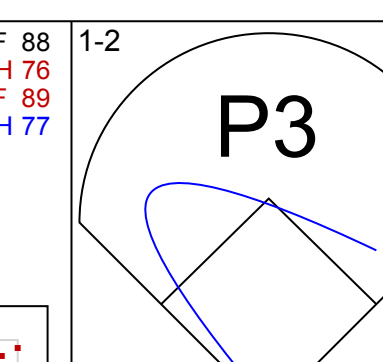
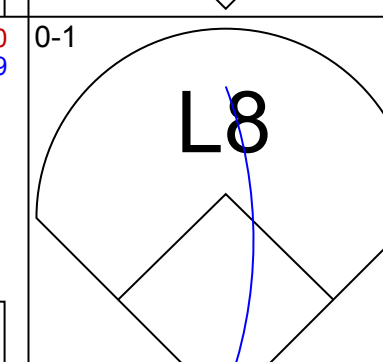
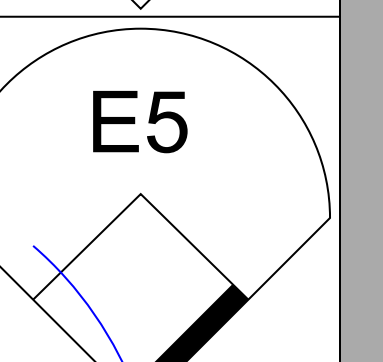
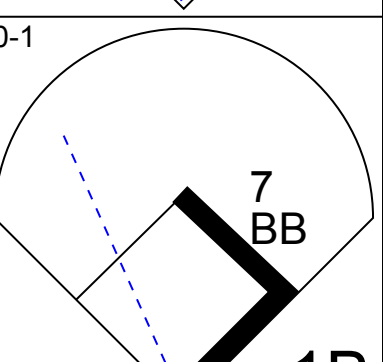
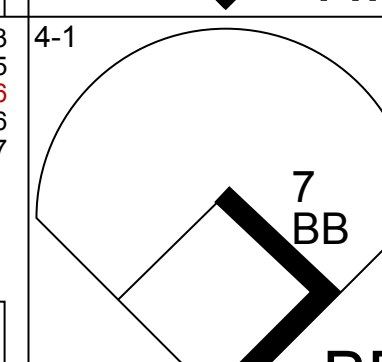
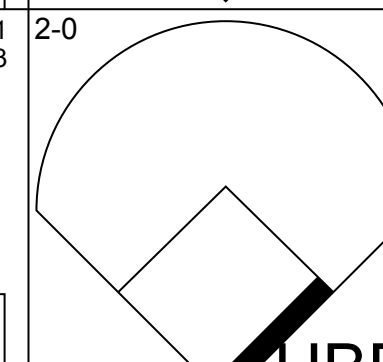
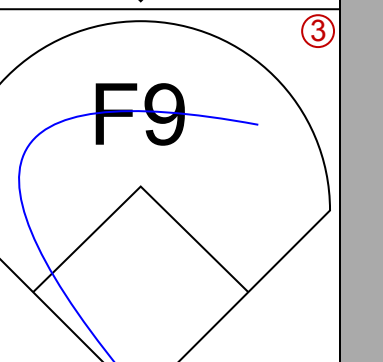
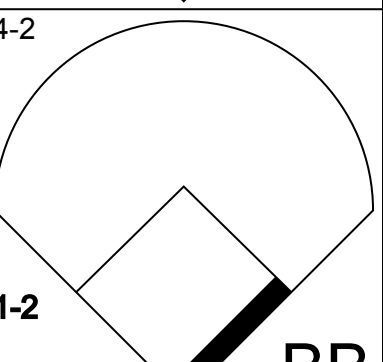
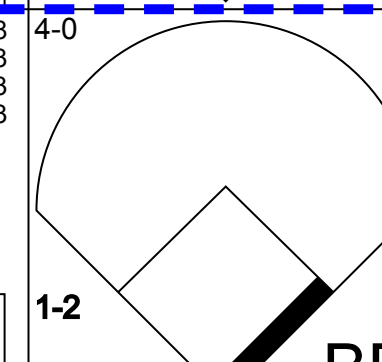
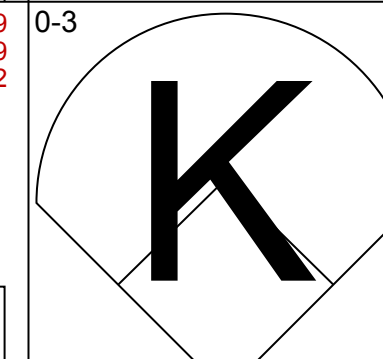
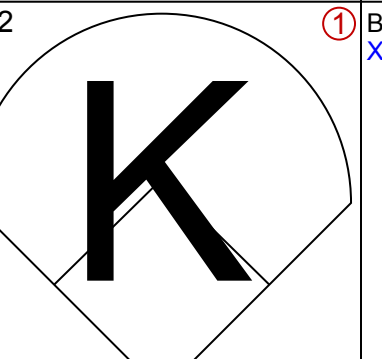
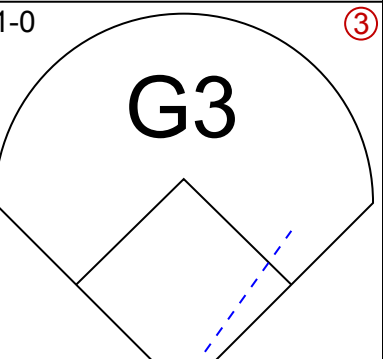
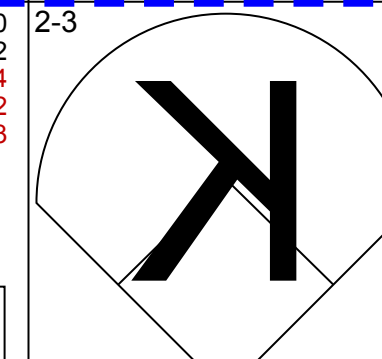

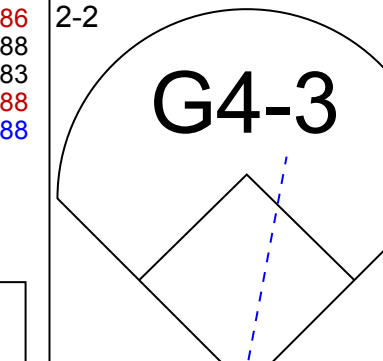
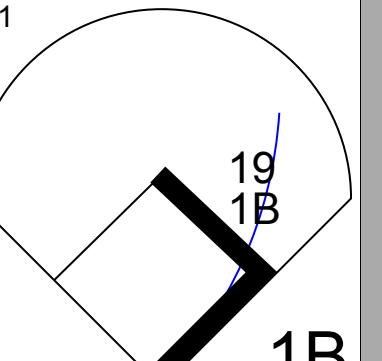
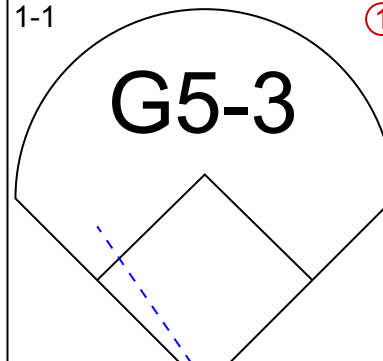
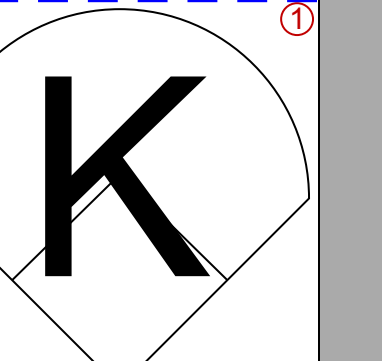

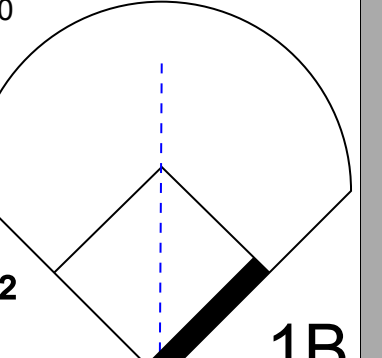
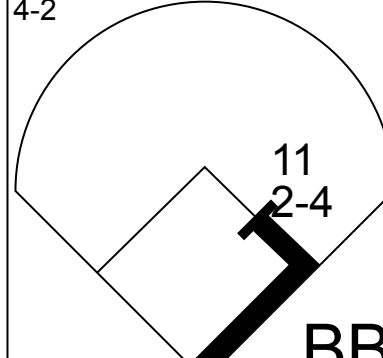
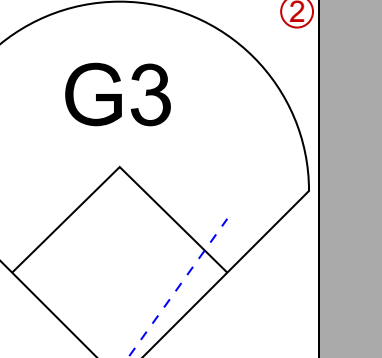

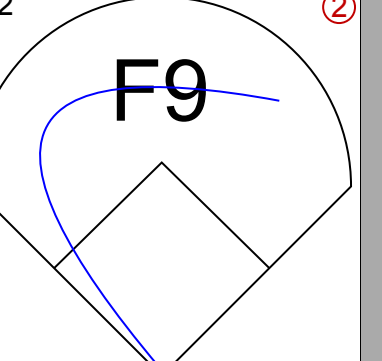
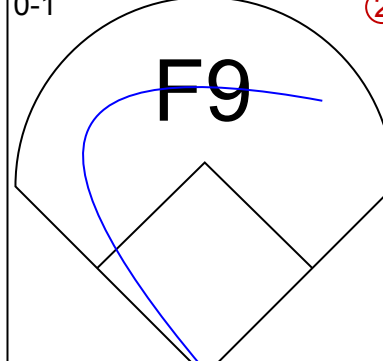
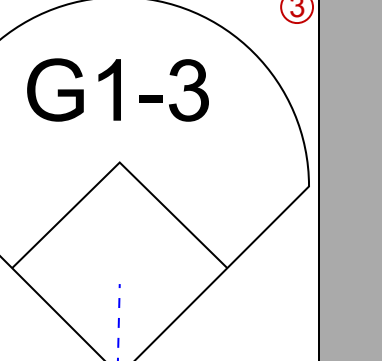
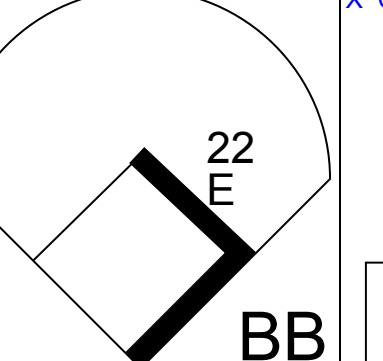
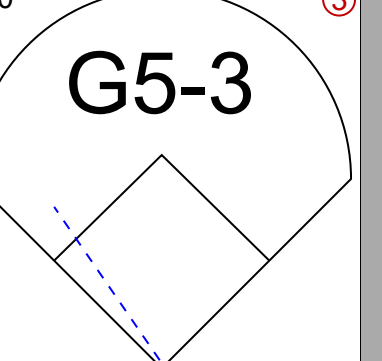
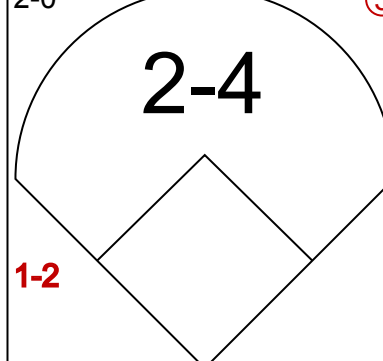
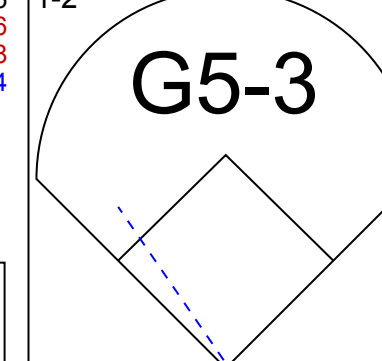
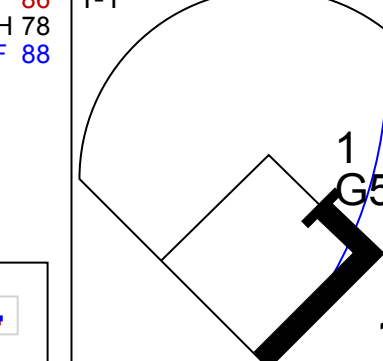
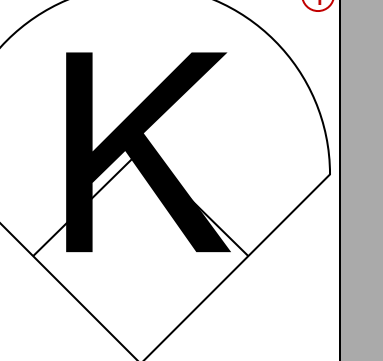
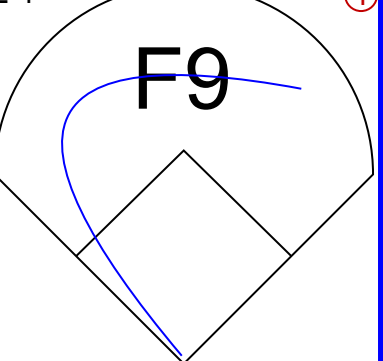
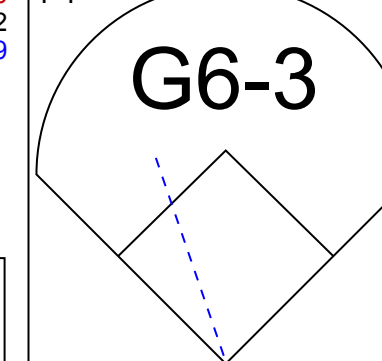
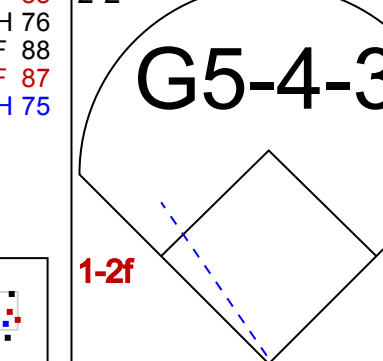



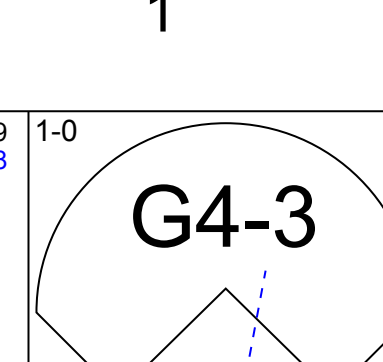
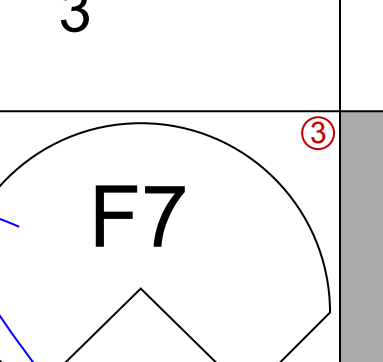
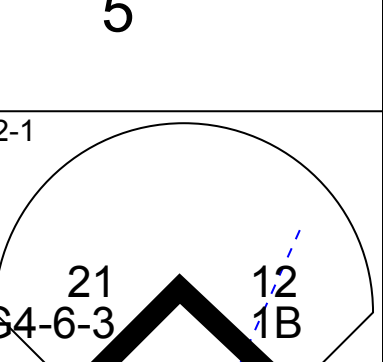


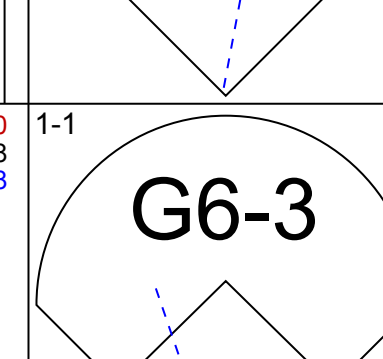
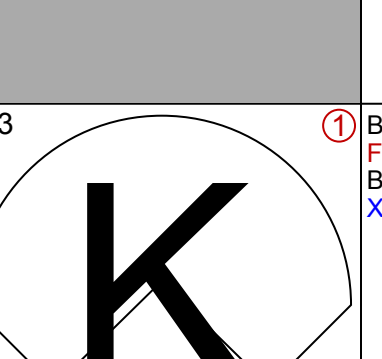
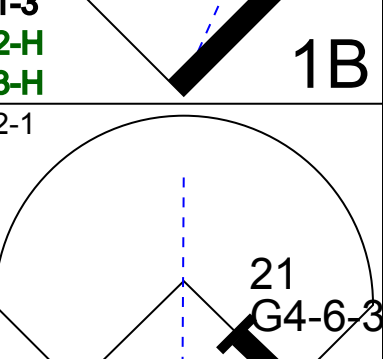


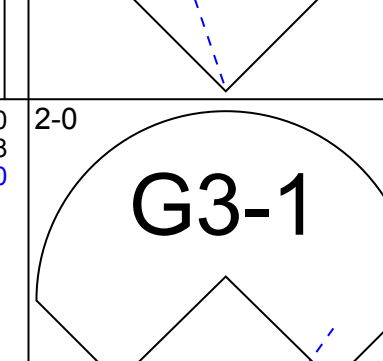
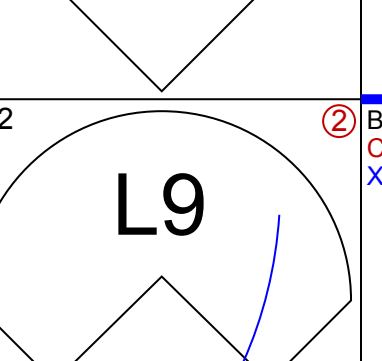
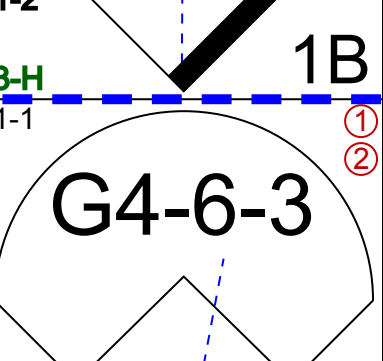
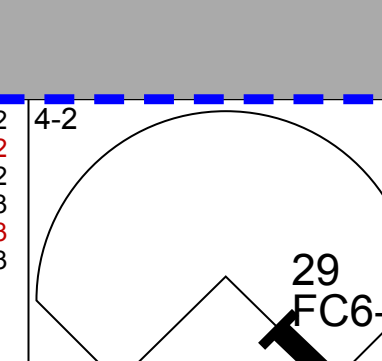

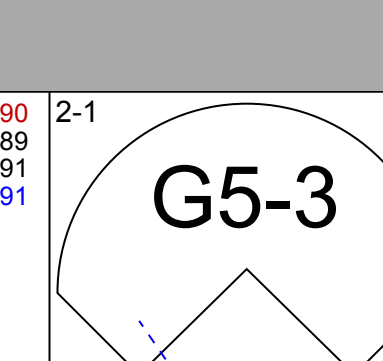
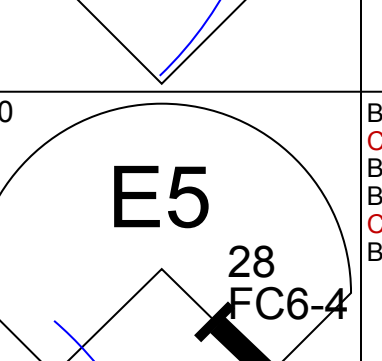

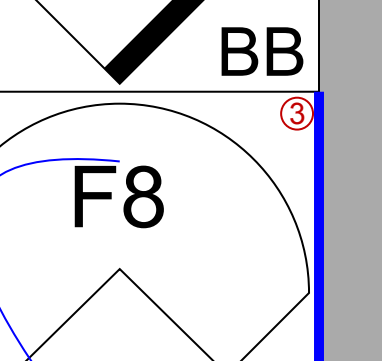
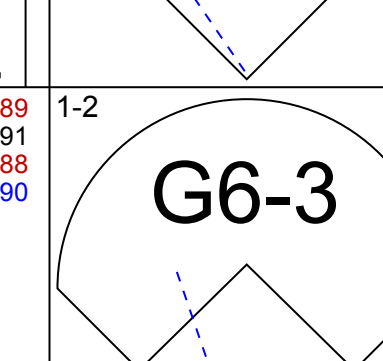
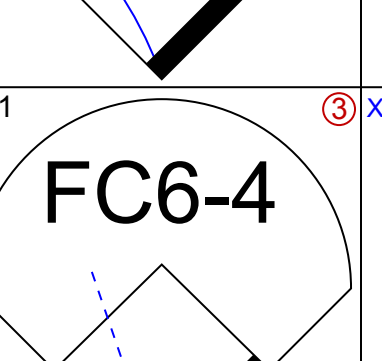

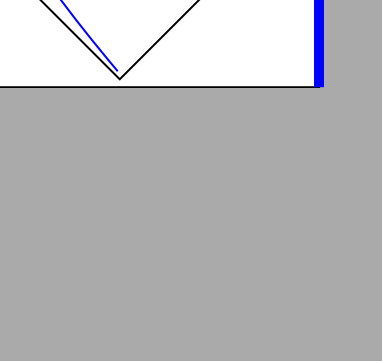
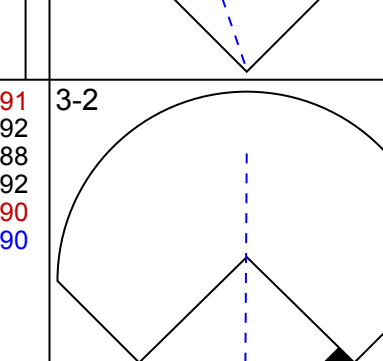
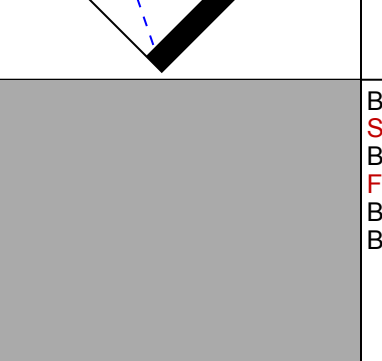
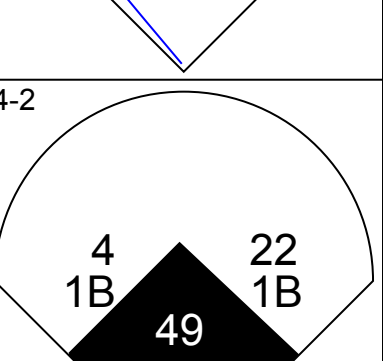
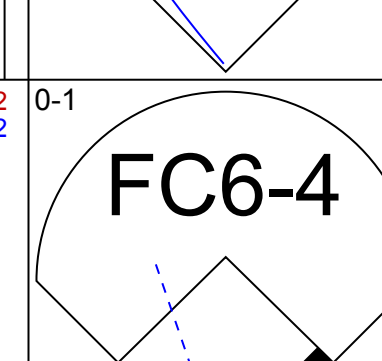

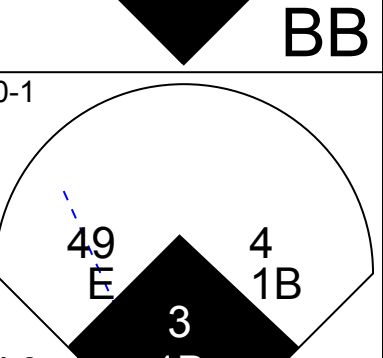
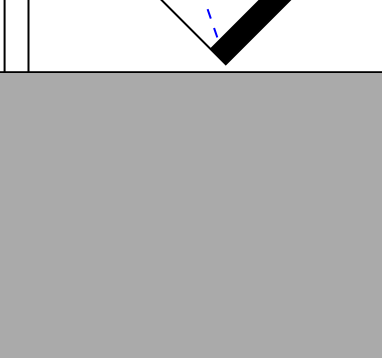


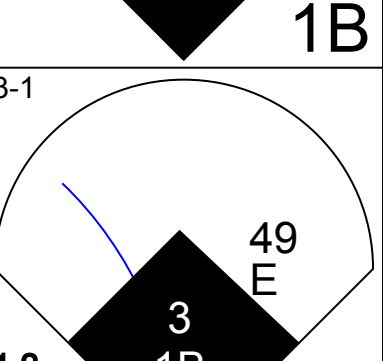



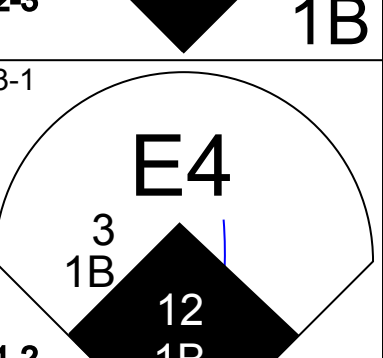


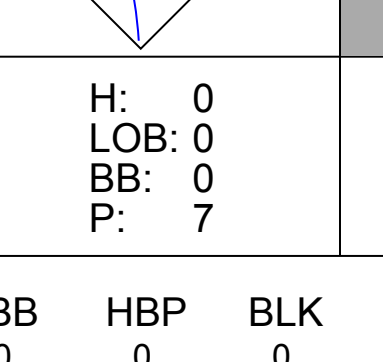
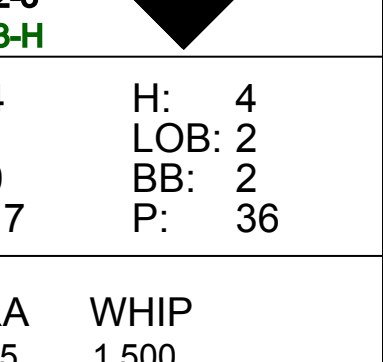
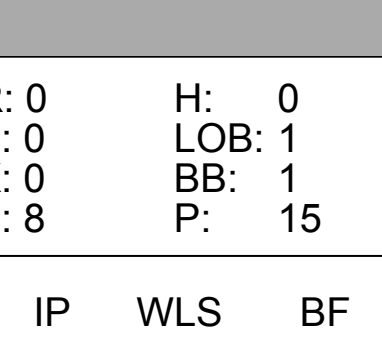




Batter	1	2	3	4	5	6	7	8	9	AB R H RBI BB SO LOB	TOP				
25 Cameron Maybin, R (1, 8) OBP: 0.219, SLG: 0.345										3 0 1 0 1 0 1	<p><b>Atlanta Braves @ Toronto Blue Jays</b> Rogers Centre, Toronto, ON Sun Apr 19 2015, 1:09 PM - 3:49 PM EDT Att. 44,794 - Roof Closed - 68 F</p> <p>livebaseballscores.com</p> <p>AB 30 R 5 H 8 RBI 4 BB 5 SO 6 LOB 10</p>				
1 Alberto Callaspo, S (1, 5) OBP: 0.342, SLG: 0.314										4 0 0 0 0 1 4					
22 Nick Markakis, L (1, 9) OBP: 0.479, SLG: 0.400										4 1 2 0 0 0 0					
5 Freddie Freeman, L (1, 10) OBP: 0.353, SLG: 0.609										3 2 2 0 1 0 1					
23 Chris Johnson, R (1, 3) OBP: 0.400, SLG: 0.480										3 2 1 0 1 0 1					
7 Jonny Gomes, R (1, 7) OBP: 0.333, SLG: 0.565										2 0 1 4 1 1 1					
27 Christian Bethancourt, R (1, 2) OBP: 0.214, SLG: 0.231										4 0 0 0 0 2 2					
8 Jace Peterson, L (1, 4) OBP: 0.278, SLG: 0.273										4 0 0 0 0 2 0					
19 Andrelton Simmons, R (1, 6) OBP: 0.298, SLG: 0.400										3 0 1 0 1 0 0					
<b>Inning Stats</b>	R: 3 H: 4 E: 0 K: 1 S: 16	H: 1 R: 0 ER: 0 LOB: 1 BB: 0 P: 33	R: 2 H: 1 E: 0 K: 1 S: 12	H: 0 R: 0 ER: 0 LOB: 1 BB: 1 P: 16	R: 0 H: 1 E: 0 K: 1 S: 12	H: 0 R: 0 ER: 0 LOB: 1 BB: 0 P: 21	R: 0 H: 1 E: 0 K: 2 S: 7	R: 0 H: 0 ER: 0 LOB: 0 BB: 1 P: 11	R: 0 H: 1 E: 0 K: 0 S: 7	R: 0 H: 0 ER: 0 LOB: 0 BB: 1 P: 16		R: 0 H: 0 ER: 0 LOB: 0 BB: 0 P: 8	1B: 6 2B: 4 3B: 0 HR: 0	SF: 1 DP: 2 HBP: 0	WP: 1 PB: 0 SB: 0 CS: 1
<b>PITCHER</b>	IP WLS BF H R ER SO BB IBB HBP BLK WP HR S P ERA WHIP											IP WLS BF H R ER SO BB IBB HBP BLK WP HR S P ERA WHIP			
32 Daniel Norris, L (1, 1) ERA: 6.08	2.2 L 15 6 5 4 1 2 0 0 0 0 0 0 33 66 13.50 3.000														
25 Marco Estrada, R (3, 1) ERA: 1.69	1.1 5 0 0 0 2 1 0 0 0 0 0 0 13 20 0.00 0.750														
35 Jeff Francis, L (5, 1) ERA: 1.69	3.1 13 2 0 0 3 2 0 0 0 0 0 0 30 55 0.00 1.200														
54 Roberto Osuna, R (8, 1) ERA: 1.69	1.2 4 0 0 0 0 0 0 0 0 0 1 0 10 14 0.00 0.000														

Batter	1	2	3	4	5	6	7	8	9	AB R H RBI BB SO LOB	BOTTOM			
29 Devon Travis, R (1, 4) OBP: 0.408, SLG: 0.644										0 0 0 0 0 0 0	<p><b>Atlanta Braves @ Toronto Blue Jays</b> Rogers Centre, Toronto, ON Sun Apr 19 2015, 1:09 PM - 3:49 PM EDT Att. 44,794 - Roof Closed - 68 F</p> <p>livebaseballscores.com</p> <p>AB 30 R 2 H 5 RBI 2 BB 4 SO 11 LOB 11</p>			
18 Steve Tolleson, R (1, PR) OBP: 0.333, SLG: 0.545										3 0 0 0 0 1 1				
20 Josh Donaldson, R (1, 5) OBP: 0.385, SLG: 0.569										4 0 0 0 0 1 2				
19 José Bautista, R (1, 9) OBP: 0.333, SLG: 0.381										2 1 0 0 2 0 0				
10 Edwin Encarnación, R (1, 10) OBP: 0.250, SLG: 0.340										3 1 1 0 1 0 2				
55 Russell Martin, R (1, 2) OBP: 0.295, SLG: 0.343										4 0 1 2 0 3 1				
14 Justin Smoak, S (1, 3) OBP: 0.385, SLG: 0.286										3 0 1 0 1 2 0				
11 Kevin Pillar, R (1, 7) OBP: 0.235, SLG: 0.360										4 0 0 0 0 1 3				
45 Dalton Pompey, S (1, 8) OBP: 0.264, SLG: 0.354										4 0 1 0 0 1 1				
17 Ryan Goins, L (1, 6) OBP: 0.273, SLG: 0.200										3 0 1 0 0 2 1				
<b>Inning Stats</b>	R: 0 H: 0 E: 0 K: 0 S: 11	H: 1 R: 0 ER: 0 LOB: 1 BB: 0 P: 14	R: 0 H: 1 E: 0 K: 0 S: 7	H: 0 R: 0 ER: 0 LOB: 0 BB: 0 P: 10	R: 0 H: 0 E: 0 K: 1 S: 11	H: 1 R: 0 ER: 0 LOB: 1 BB: 0 P: 15	R: 2 H: 2 E: 0 K: 1 S: 12	R: 0 H: 0 ER: 0 LOB: 0 BB: 0 P: 17	R: 0 H: 0 ER: 0 LOB: 1 BB: 1 P: 16	R: 0 H: 0 ER: 0 LOB: 0 BB: 0 P: 9	1B: 4 2B: 1 3B: 0 HR: 0	SF: 0 DP: 2 HBP: 1	WP: 0 PB: 0 SB: 0 CS: 0	PA: 35
<b>PITCHER</b>	IP WLS BF H R ER SO BB IBB HBP BLK WP HR S P ERA WHIP											IP WLS BF H R ER SO BB IBB HBP BLK WP HR S P ERA WHIP		
17 Shelby Miller, R (1, 1) ERA: 7.69	6.0 W 25 2 2 2 6 3 0 1 0 0 0 0 8 10 0.00 0.000													
52 Andrew McKirahan, L (7, 1) ERA: 4.15	0.2 H 2 0 0 0 1 0 0 0 0 0 0 0 8 10 0.00 0.000													
57 Cody Martin, R (7, 1) ERA: 1.0	1.1 H 5 0 0 0 2 1 0 0 0 0 0 0 14 23 0.00 0.750													
39 Jason Grilli, R (9, 1) ERA: 1.5	1.0 S 3 0 0 0 2 0 0 0 0 0 0 0 8 9 0.00 0.000													



Batter	1	2	3	4	5	6	7	8	9	AB	R	H	RBI	BB	SO	LOB	TOP										
25 Cameron Maybin, R (1.8) OBP: 0.216, SLG: 0.412										5	1	1	1	0	2	1	<b>Atlanta Braves @ New York Mets</b> Citi Field, Flushing, NY Tue Apr 21 2015, 7:11 PM - 9:51 PM EDT Att: 21,033 - Clear - 63 F										
22 Nick Markakis, L (1.9) OBP: 0.491, SLG: 0.395										3	0	1	0	1	0	1											
7 Jonny Gomes, R (1.7) OBP: 0.387, SLG: 0.542										1	0	0	0	2	0	2											
5 Freddie Freeman, L (1.3) OBP: 0.327, SLG: 0.560										4	0	0	0	0	3	5											
23 Chris Johnson, R (1.5) OBP: 0.382, SLG: 0.448										4	0	1	0	0	1	0											
19 Andrelton Simmons, R (1.6) OBP: 0.314, SLG: 0.399										3	0	1	0	1	0	0											
27 Christian Bethancourt, R (1.2) OBP: 0.189, SLG: 0.290										4	0	0	0	0	0	3											
11 Phil Gosselin, R (1.4) OBP: 0.214, SLG: 0.154										3	0	1	0	1	0	2											
34 Trevor Cahill, R (1.1) 60 Ian Thomas, R (5.1) 50 Brandon Cunniff, R (6.1) 4 Eric Young Jr., S (7.9H) 54 Sugar Ray Marimon, R (7.1) 1 Alberto Callaspo, S (8.9H) OBP: 0.333, SLG: 0.338										2	0	0	0	0	0	1											
<b>Inning Stats</b>	R: 0 E: 0 K: 2 S: 9	H: 0 LOB: 1 BB: 0 P: 12	R: 0 E: 0 K: 0 S: 6	H: 0 LOB: 0 BB: 0 P: 9	R: 0 E: 1 K: 2 S: 14	H: 0 LOB: 2 BB: 1 P: 21	R: 0 E: 0 K: 1 S: 12	H: 2 LOB: 2 BB: 0 P: 17	R: 0 E: 0 K: 0 S: 8	H: 1 LOB: 1 BB: 1 P: 15	R: 0 E: 0 K: 1 S: 12	H: 1 LOB: 2 BB: 2 P: 24	R: 0 E: 0 K: 1 S: 9	H: 0 LOB: 0 BB: 0 P: 13	R: 0 E: 0 K: 0 S: 8	H: 1 LOB: 0 BB: 0 P: 12			1B: 4 2B: 0 3B: 0 HR: 1	SF: 0 SAC: 0 DP: 1 HBP: 1	WP: 0 PB: 0 SB: 0 CS: 0	PA: 37					
<b>PITCHER</b>	IP	WLS	BF	H	R	ER	SO	BB	IBB	HBP	BLK	WP	HR	S	P	ERA	WHIP										
49 Jonathon Niese, L (1.1) ERA: 1.5	6.2	W	30	4	1	1	5	4	0	1	0	0	1	67	106	1.35	1.200										
62 Erik Goeddel, R (7.1) ERA:	0.0		1	0	0	0	0	1	0	0	0	0	0	0	4	∞	∞										
54 Alex Torres, L (7.1) ERA: 4.15	0.1	H	1	0	0	0	1	0	0	0	0	0	0	3	5	0.00	0.000										
52 Carlos Torres, R (8.1) ERA: 4.26	1.0		3	0	0	0	1	0	0	0	0	0	0	9	13	0.00	0.000										
36 Sean Gilmartin, L (9.1) ERA: 4.5	1.0		3	1	0	0	0	0	0	0	0	0	0	8	12	0.00	1.000										

Batter	1	2	3	4	5	6	7	8	9	AB	R	H	RBI	BB	SO	LOB	BOTTOM										
3 Curtis Granderson, L (1.9) OBP: 0.362, SLG: 0.217										5	0	3	4	0	0	0	<b>Atlanta Braves @ New York Mets</b> Citi Field, Flushing, NY Tue Apr 21 2015, 7:11 PM - 9:51 PM EDT Att: 21,033 - Clear - 63 F										
12 Juan Lagares, R (1.8) OBP: 0.293, SLG: 0.291										4	0	1	2	0	1	2											
21 Lucas Duda, L (1.3) OBP: 0.397, SLG: 0.519										3	0	0	0	2	0	2											
23 Michael Cuddyer, R (1.7) OBP: 0.370, SLG: 0.469										4	0	0	0	1	0	3											
36 Sean Gilmartin, L (9.1) ERA:										0	0	0	0	0	0	0											
28 Daniel Murphy, L (1.4) OBP: 0.218, SLG: 0.245										4	0	0	0	0	0	4											
29 Eric Campbell, R (1.5) OBP: 0.400, SLG: 0.278										2	2	1	0	2	0	1											
22 Kevin Plawewski, R (1.2) OBP: 0.500, SLG: 0.500										4	2	2	0	0	0	2											
4 Wilmer Flores, R (1.6) OBP: 0.302, SLG: 0.425										4	2	2	0	0	0	1											
49 Jonathon Niese, L (1.1) 62 Erik Goeddel, R (7.1) 54 Alex Torres, L (7.1) 52 Carlos Torres, R (8.1) 16 Danny Muno, S (8.9H) 9 Kirk Nieuwenhuis, L (9.7)										2	1	0	1	1	0	2											
<b>Inning Stats</b>	R: 0 E: 0 K: 0 S: 4	H: 0 LOB: 0 BB: 0 P: 8	R: 0 E: 0 K: 0 S: 9	H: 1 LOB: 1 BB: 0 P: 17	R: 0 E: 0 K: 0 S: 6	H: 0 LOB: 0 BB: 0 P: 7	R: 0 E: 1 K: 1 S: 10	H: 0 LOB: 1 BB: 0 P: 17	R: 4 E: 1 K: 0 S: 17	H: 4 LOB: 2 BB: 2 P: 36	R: 1 E: 0 K: 0 S: 11	H: 1 LOB: 2 BB: 2 P: 23	R: 0 E: 0 K: 0 S: 8	H: 0 LOB: 1 BB: 1 P: 15	R: 2 E: 0 K: 0 S: 16	H: 3 LOB: 2 BB: 1 P: 26	1B: 8 2B: 1 3B: 0 HR: 0		SF: 1 SAC: 0 DP: 1 HBP: 0	WP: 0 PB: 0 SB: 0 CS: 0	PA: 40						
<b>PITCHER</b>	IP	WLS	BF	H	R	ER	SO	BB	IBB	HBP	BLK	WP	HR	S	P	ERA	WHIP										
34 Trevor Cahill, R (1.1) ERA: 9.95	4.0	L	20	5	4	3	1	1	0	0	0	0	0	41	75	6.75	1.500										
60 Ian Thomas, L (5.1) ERA:	1.0		3	0	0	0	0	1	0	0	0	0	0	5	10	0.00	1.000										
50 Brandon Cunniff, R (6.1) ERA: 2.91	1.0		6	1	1	1	0	2	0	0	0	0	0	11	23	9.00	3.000										
54 Sugar Ray Marimon, R (7.1) ERA: 7.5	2.0		11	3	2	2	0	2	0	0	0	0	0	24	41	9.00	2.500										



Batter	1	2	3	4	5	6	7	8	9	AB	R	H	RBI	BB	SO	LOB	TOP					
4 Eric Young Jr., S OBP: 0.225, SLG: 0.368	L7		G3-1		SF8		G6-3			4	1	1	0	0	0	0						
1 Alberto Callaspo, S OBP: 0.309, SLG: 0.308	G6-3				SF8			P3		3	0	1	1	0	0	0						
22 Nick Markakis, L OBP: 0.464, SLG: 0.383	F7		L4					F7		4	0	1	0	0	0	1						
5 Freddie Freeman, L OBP: 0.322, SLG: 0.528		L7			L7				15 BB	3	0	0	0	1	1	2						
15 A.J. Pierzynski, L OBP: 0.462, SLG: 0.826		19 1B								3	1	3	0	1	0	0						
24 Kelly Johnson, L OBP: 0.299, SLG: 0.440										3	0	1	0	0	0	2						
7 Jonny Gomes, R OBP: 0.375, SLG: 0.520	G5-3									1	0	0	0	0	0	2						
19 Andrelton Simmons, R OBP: 0.309, SLG: 0.385										4	0	1	1	0	0	3						
8 Jace Peterson, L OBP: 0.275, SLG: 0.250										3	0	0	0	1	0	2						
37 Eric Stults, L 11 Phil Gosselin, R 57 Cody Martin, R 53 Jim Johnson, R 50 Brandon Cunniff, R 23 Chris Johnson, R										2	0	0	0	0	2	2						
<b>Inning Stats</b>	R: 0 E: 0 K: 0 S: 11	H: 0 LOB: 0 BB: 0 P: 17	R: 1 E: 0 K: 1 S: 11	H: 2 LOB: 2 BB: 1 P: 17	R: 0 E: 0 K: 1 S: 12	H: 1 LOB: 1 BB: 0 P: 18	R: 0 E: 0 K: 0 S: 8	H: 2 LOB: 1 BB: 0 P: 12	R: 1 E: 0 K: 1 S: 18	H: 2 LOB: 1 BB: 0 P: 23	R: 0 E: 0 K: 0 S: 7	H: 1 LOB: 0 BB: 0 P: 8	R: 0 E: 0 K: 0 S: 6	H: 0 LOB: 0 BB: 0 P: 7	R: 0 E: 0 K: 0 S: 10	H: 0 LOB: 2 BB: 2 P: 20	R: 0 E: 0 K: 1 S: 7	H: 0 LOB: 0 BB: 0 P: 9	1B: 6 2B: 1 3B: 1 HR: 0	SF: 1 DP: 2 HBP: 0	WP: 0 PB: 0 SB: 0 CS: 0	PA: 36
<b>PITCHER</b>	IP	WLS	BF	H	R	ER	SO	BB	IBB	HBP	BLK	WP	HR	S	P	ERA	WHIP					
35 Dillon Gee, R ERA: 5.6	7.0		28	8	2	2	3	0	1	0	0	0	0	73	102	2.57	1.143					
36 Sean Gilmartin, L ERA: 3.95	0.2		4	0	0	0	0	2	0	0	0	0	0	6	16	0.00	3.000					
43 Buddy Carlyle, R ERA: 4.15	0.1	W	1	0	0	0	0	0	0	0	0	0	0	4	4	0.00	0.000					
27 Jeury's Familia, R ERA: 2.08	1.0	S	3	0	0	0	1	0	0	0	0	0	0	7	9	0.00	0.000					

Atlanta Braves @ New York Mets  
Citi Field, Flushing, NY  
Wed Apr 22 2015, 7:42 PM - 10:15 PM EDT  
Att: 20,971 - Overcast - 55 F

AB 32  
R 2  
H 8  
RBI 2  
BB 3  
SO 4  
LOB 14



Batter	1	2	3	4	5	6	7	8	9	AB	R	H	RBI	BB	SO	LOB	BOTTOM						
44 John Mayberry Jr., R OBP: 0.357, SLG: 0.667										3	0	1	0	0	2	2							
3 Curtis Granderson, L OBP: 0.373, SLG: 0.217		K								0	1	0	0	1	0	0							
12 Juan Lagares, R OBP: 0.403, SLG: 0.288	K									4	0	1	0	0	2	1							
21 Lucas Duda, L OBP: 0.403, SLG: 0.518	L3									4	0	2	1	0	0	1							
23 Michael Cuddyer, R OBP: 0.345, SLG: 0.434	F9									4	0	0	0	0	0	4							
27 Jeury's Familia, R										0	0	0	0	0	0	0							
29 Eric Campbell, R OBP: 0.414, SLG: 0.333										3	1	1	0	1	0	1							
22 Kevin Plawecki, R OBP: 0.375, SLG: 0.286		L9								3	0	0	0	1	0	1							
4 Wilmer Flores, R OBP: 0.319, SLG: 0.500										4	1	2	2	0	0	3							
11 Rubén Tejada, R OBP: 0.353, SLG: 0.357										3	0	0	0	0	0	1							
35 Dillon Gee, R										2	0	0	0	0	1	2							
28 Daniel Murphy, L OBP: 0.214, SLG: 0.240										1	0	0	0	0	1	0							
36 Sean Gilmartin, L										0	0	0	0	0	0	0							
43 Buddy Carlyle, L										0	0	0	0	0	0	0							
9 Kirk Nieuwenhuis, L										0	0	0	0	0	0	0							
<b>Inning Stats</b>	R: 0 E: 0 K: 1 S: 12	H: 1 LOB: 1 BB: 0 P: 17	R: 1 E: 1 K: 1 S: 18	H: 2 LOB: 2 BB: 0 P: 29	R: 0 E: 0 K: 0 S: 5	H: 0 LOB: 0 BB: 0 P: 8	R: 0 E: 0 K: 2 S: 8	H: 0 LOB: 0 BB: 0 P: 10	R: 0 E: 0 K: 0 S: 13	H: 1 LOB: 1 BB: 0 P: 21	R: 1 E: 0 K: 1 S: 10	H: 1 LOB: 0 BB: 0 P: 13	R: 1 E: 0 K: 0 S: 11	H: 2 LOB: 3 BB: 3 P: 27	R: 1 E: 0 K: 0 S: 11	H: 0 LOB: 0 BB: 0 P: 9	1B: 4 2B: 1 3B: 1 HR: 1	SF: 0 DP: 1 HBP: 0	WP: 1 PB: 0 SB: 0 CS: 0	PA: 34			
<b>PITCHER</b>	IP	WLS	BF	H	R	ER	SO	BB	IBB	HBP	BLK	WP	HR	S	P	ERA	WHIP						
37 Eric Stults, L ERA: 4.5	6.0		23	4	1	1	5	0	0	0	0	0	1	10	13	9.00	1.000						
57 Cody Martin, R ERA: 1.8	1.0	B	4	1	1	1	1	0	0	0	0	0	0	1	10	24	13.50	7.500					
53 Jim Johnson, R ERA: 5.63	0.2	L	6	2	1	1	0	3	0	0	0	1	0	10	3	0.00	0.000						
50 Brandon Cunniff, R ERA: 2.45	0.1		1	0	0	0	0	0	0	0	0	0	0	1	3	0.00	0.000						

Atlanta Braves @ New York Mets  
Citi Field, Flushing, NY  
Wed Apr 22 2015, 7:42 PM - 10:15 PM EDT  
Att: 20,971 - Overcast - 55 F

AB 31  
R 3  
H 7  
RBI 3  
BB 3  
SO 6  
LOB 16





Batter	1	2	3	4	5	6	7	8	9	AB	R	H	RBI	BB	SO	LOB	TOP			
4 Eric Young Jr. S OBP: 0.227, SLG: 0.357										4	0	1	0	0	1	0	<b>Atlanta Braves @ New York Mets</b> Citi Field, Flushing, NY Thu Apr 23 2015, 1:12 PM - 4:28 PM EDT Att: 23,980 - Cloudy - 49 F			
1 Alberto Callaspo S OBP: 0.298, SLG: 0.279										4	0	0	0	0	1	1				
22 Nick Markakis L OBP: 0.467, SLG: 0.412										4	1	2	0	0	0	0				
5 Freddie Freeman L OBP: 0.317, SLG: 0.509										4	1	1	0	0	1	1				
15 A.J. Pierzynski L OBP: 0.467, SLG: 0.778										4	1	2	0	0	0	2				
7 Jonny Gomes R OBP: 0.333, SLG: 0.448										4	0	0	0	0	2	5				
19 Andrelton Simmons R OBP: 0.339, SLG: 0.418										4	0	2	2	1	1	1				
8 Jace Peterson L OBP: 0.250, SLG: 0.231										3	0	0	1	0	2	2				
49 Julio Teheran R OBP: 0.187, SLG: 0.187										2	0	0	0	0	1	2				
60 Ian Thomas R OBP: 0.266, SLG: 0.420										0	0	0	0	0	0	0				
54 Sugar Ray Marimon R OBP: 0.266, SLG: 0.420										0	0	0	0	0	0	0				
24 Kelly Johnson L OBP: 0.266, SLG: 0.420										0	0	0	0	0	0	0				
43 Luis Avilan L OBP: 0.266, SLG: 0.420										0	0	0	0	0	0	0				
50 Brandon Cunniff R OBP: 0.266, SLG: 0.420										0	0	0	0	0	0	0				
<b>Inning Stats</b>	R: 0 E: 0 K: 0 S: 5	H: 1 LOB: 0 BB: 0 P: 9	R: 1 E: 0 K: 3 S: 14	H: 2 LOB: 1 BB: 0 P: 23	R: 0 E: 0 K: 1 S: 8	H: 0 LOB: 0 BB: 0 P: 10	R: 2 E: 0 K: 0 S: 15	H: 3 LOB: 2 BB: 0 P: 20	R: 0 E: 0 K: 1 S: 8	H: 0 LOB: 0 BB: 0 P: 12	R: 0 E: 0 K: 0 S: 9	H: 1 LOB: 0 BB: 0 P: 17	R: 0 E: 0 K: 1 S: 11	H: 0 LOB: 1 BB: 1 P: 18	R: 0 E: 0 K: 2 S: 11	H: 0 LOB: 1 BB: 1 P: 18	1B: 6 2B: 2 3B: 0 HR: 0	SF: 1 SAC: 0 DP: 1 HBP: 0	WP: 0 PB: 0 CS: 1	PA: 36
<b>PITCHER</b>	IP WLS BF H R ER SO BB IBB HBP BLK WP HR S P ERA WHIP																			
40 Bartolo Colon R ERA: 2.77	6.0 W 25 7 3 3 5 0 0 0 0 0 0 0 59 91 4.50 1.167																			
43 Buddy Carlyle R ERA: 3.39	1.0 H 3 0 0 0 1 0 0 0 0 0 0 0 5 8 0.00 0.000																			
54 Alex Torres L ERA: 3.38	1.0 H 4 1 0 0 1 0 0 0 0 0 0 0 11 15 0.00 1.000																			
27 Jeury Familia R ERA: 1.86	1.0 S 4 0 0 0 2 1 0 0 0 0 0 0 11 18 0.00 1.000																			

Batter	1	2	3	4	5	6	7	8	9	AB	R	H	RBI	BB	SO	LOB	BOTTOM			
3 Curtis Granderson L OBP: 0.375, SLG: 0.220										4	2	1	0	1	1	0	<b>Atlanta Braves @ New York Mets</b> Citi Field, Flushing, NY Thu Apr 23 2015, 1:12 PM - 4:28 PM EDT Att: 23,980 - Cloudy - 49 F			
12 Juan Lagares R OBP: 0.288, SLG: 0.286										4	1	1	0	0	2	2				
21 Lucas Duda L OBP: 0.439, SLG: 0.526										1	1	1	0	3	0	0				
23 Michael Cuddyer R OBP: 0.355, SLG: 0.418										2	2	0	1	2	0	2				
28 Daniel Murphy L OBP: 0.250, SLG: 0.283										3	0	2	4	1	1	3				
29 Eric Campbell R OBP: 0.394, SLG: 0.292										3	0	2	4	1	1	3				
4 Wilmer Flores R OBP: 0.314, SLG: 0.479										3	0	0	1	1	1	4				
20 Anthony Recker R OBP: 0.314, SLG: 0.479										4	0	1	0	0	1	5				
40 Bartolo Colon R ERA: 4.84										4	0	0	0	0	3	1				
9 Kirk Nieuwenhuis L ERA: 4.84										1	0	0	0	0	1	0				
43 Buddy Carlyle L ERA: 4.84										1	0	0	0	0	1	0				
54 Alex Torres L ERA: 4.84										0	0	0	0	0	0	0				
16 Danny Muno S OBP: 0.239, SLG: 0.333										1	0	0	0	0	0	0				
27 Jeury Familia R ERA: 2.0										0	0	0	0	0	0	0				
<b>Inning Stats</b>	R: 3 E: 0 K: 1 S: 15	H: 1 LOB: 3 BB: 3 P: 32	R: 0 E: 0 K: 1 S: 11	H: 0 LOB: 0 BB: 0 P: 13	R: 0 E: 0 K: 1 S: 19	H: 0 LOB: 2 BB: 2 P: 32	R: 0 E: 0 K: 1 S: 9	H: 1 LOB: 0 BB: 0 P: 14	R: 1 E: 0 K: 2 S: 16	H: 1 LOB: 3 BB: 3 P: 35	R: 0 E: 0 K: 2 S: 8	H: 0 LOB: 0 BB: 0 P: 12	R: 2 E: 0 K: 1 S: 17	H: 3 LOB: 1 BB: 0 P: 28	R: 0 E: 0 K: 3 S: 9	H: 0 LOB: 0 BB: 0 P: 13	1B: 5 2B: 1 3B: 0 HR: 0	SF: 0 SAC: 1 DP: 0 HBP: 0	WP: 1 PB: 0 CS: 0	PA: 38
<b>PITCHER</b>	IP WLS BF H R ER SO BB IBB HBP BLK WP HR S P ERA WHIP																			
49 Julio Teheran R ERA: 4.84	4.1 L 20 3 4 4 4 5 0 0 0 0 1 0 6 16 0.00 6.000																			
54 Sugar Ray Marimon R ERA: 4.14	1.1 5 0 0 0 2 1 0 0 0 0 0 0 12 20 0.00 0.750																			
43 Luis Avilan L ERA: 2.7	0.1 4 3 2 2 0 0 0 0 0 1 0 0 12 18 54.00 9.000																			
50 Brandon Cunniff R ERA: 2.0	1.2 5 0 0 0 4 0 0 0 0 0 0 0 14 23 0.00 0.000																			

AB	34
R	3
H	8
RBI	3
BB	1
SO	9
LOB	14



AB	28
R	6
H	6
RBI	6
BB	8
SO	12
LOB	17



1B	5
2B	1
3B	0
HR	0
SF	0
SAC	1
DP	0
HBP	0
WP	1
PB	0
SB	1
CS	0



Batter	1	2	3	4	5	6	7	8	9	AB	R	H	RBI	BB	SO	LOB	TOP				
4 Eric Young Jr, S OBP: 0.208, SLG: 0.326	G1-3			B5-3		F8			G3	4	0	0	0	0	0	0	<b>Atlanta Braves @ Philadelphia Phillies</b> Citizens Bank Park, Philadelphia, PA Fri Apr 24 2015, 7:09 PM - 9:42 PM EDT Att: 21,164 - Partly Cloudy - 55 F				
1 Alberto Callaspo, S OBP: 0.300, SLG: 0.267	F7			BB G6-3		F8				2	0	0	0	1	0						
22 Nick Markakis, L OBP: 0.444, SLG: 0.389	L8			G6-3		P2				3	0	0	0	0	1						
5 Freddie Freeman, L OBP: 0.303, SLG: 0.483	K				L7				K	3	0	0	0	0	2						
15 A.J. Pierzynski, L OBP: 0.455, SLG: 0.767	G3-1				23 1B				L9	3	0	1	0	0	0						
23 Chris Johnson, R OBP: 0.388, SLG: 0.424 53 Jim Johnson, R OBP: 0.241, SLG: 0.407	F7				19 G4-6-3				K	3	0	1	0	0	1						
19 Andrelton Simmons, R OBP: 0.323, SLG: 0.397	L7				G4-6-3				P2	3	0	0	0	0	2						
25 Cameron Maybin, R OBP: 0.225, SLG: 0.389	F9					K			24 G4-6-3 BB	2	0	0	0	1	1						
40 Alex Wood, R 57 Cody Martin, R 43 Luis Avilán, L 24 Kelly Johnson, L OBP: 0.241, SLG: 0.407	K					K			G4-6-3	2	0	0	0	0	2						
<b>Inning Stats</b>	R: 0 H: 0 E: 0 K: 0 S: 11	H: 0 LOB: 0 BB: 0 P: 19	R: 0 H: 0 E: 0 K: 1 S: 6	H: 0 LOB: 0 BB: 0 P: 10	R: 0 H: 0 E: 0 K: 1 S: 10	H: 0 LOB: 0 BB: 0 P: 15	R: 0 H: 0 E: 0 K: 0 S: 9	H: 2 LOB: 1 BB: 0 P: 16	R: 0 H: 0 E: 0 K: 2 S: 8	H: 0 LOB: 0 BB: 0 P: 11	R: 0 H: 0 E: 0 K: 1 S: 8	H: 0 LOB: 0 BB: 0 P: 12	R: 0 H: 0 E: 0 K: 1 S: 7	H: 0 LOB: 0 BB: 0 P: 9	R: 0 H: 0 E: 0 K: 0 S: 5	H: 0 LOB: 0 BB: 0 P: 13		1B: 1 2B: 1 3B: 0 HR: 0	SF: 0 SAC: 0 DP: 3 HBP: 0	WP: 0 PB: 0 SB: 0 CS: 0	PA: 28
<b>PITCHER</b>	IP	WLS	BF	H	R	ER	SO	BB	IBB	HBP	BLK	WP	HR	S	P	ERA	WHIP				
34 Aaron Harang, R ERA: 1.37 53 Ken Giles, R ERA:	8.0		25	2	0	0	6	1	0	0	0	0	0	66	104	0.00	0.375				
	1.0	W	3	0	0	0	0	1	0	0	0	0	0	5	13	0.00	1.000				

AB 26  
R 0  
H 2  
RBI 0  
BB 2  
SO 6  
LOB 4



Batter	1	2	3	4	5	6	7	8	9	AB	R	H	RBI	BB	SO	LOB	BOTTOM					
2 Ben Revere, L OBP: 0.213, SLG: 0.259	K			E3 37 CS		G3			E3	5	0	0	1	0	1	2	<b>Atlanta Braves @ Philadelphia Phillies</b> Citizens Bank Park, Philadelphia, PA Fri Apr 24 2015, 7:09 PM - 9:42 PM EDT Att: 21,164 - Partly Cloudy - 55 F					
37 Odúbel Herrera, L OBP: 0.333, SLG: 0.441	FC5-4 3 26 E			G6-3		G3			G4-3	4	0	1	0	0	0	2						
26 Chase Utley, L OBP: 0.200, SLG: 0.250	FC5-4 3 BB			F7		25 1B 3 1B BB			6 3 1B WP	2	0	1	0	2	0							
3 Jeff Francoeur, R OBP: 0.292, SLG: 0.409	FC5-4 1-2 2-3			G4-3		25 1B 1B			E5	4	0	1	0	0	3							
6 Ryan Howard, L OBP: 0.226, SLG: 0.300	G3			G3		F7			L9	4	0	0	0	0	6							
25 Cody Asche, L OBP: 0.373, SLG: 0.473	P6			F8		1-2 2-3 1B			B3	4	0	1	0	0	2							
51 Carlos Ruiz, R OBP: 0.292, SLG: 0.190	G4-3					34 SH5-4 1B			F9	4	0	1	0	0	1	5						
13 Freddy Galvis, S OBP: 0.400, SLG: 0.455	FC4-6 34 1B			F9					34 SH3-4 1B	4	1	3	0	0	1							
34 Aaron Harang, R 53 Ken Giles, R 16 César Hernández, S OBP: 0.308, SLG: 0.273	FC4-6 1-2			SH5-4					SH3-4	1	0	0	0	0	0	1						
	1-2								SH3-4	0	0	0	0	0	0	0						
<b>Inning Stats</b>	R: 0 H: 1 E: 1 K: 1 S: 14	H: 1 LOB: 2 BB: 1 P: 21	R: 0 H: 1 E: 0 K: 0 S: 8	H: 1 LOB: 0 BB: 0 P: 12	R: 0 H: 0 E: 0 K: 0 S: 12	H: 0 LOB: 0 BB: 0 P: 17	R: 0 H: 0 E: 0 K: 0 S: 10	H: 0 LOB: 0 BB: 0 P: 17	R: 0 H: 1 E: 0 K: 0 S: 12	H: 1 LOB: 3 BB: 1 P: 17	R: 0 H: 2 E: 0 K: 0 S: 11	H: 1 LOB: 1 BB: 0 P: 22	R: 0 H: 1 E: 0 K: 1 S: 7	H: 1 LOB: 2 BB: 0 P: 9	R: 0 H: 1 E: 1 K: 1 S: 11	H: 1 LOB: 1 BB: 0 P: 16	R: 1 H: 1 E: 1 K: 0 S: 8	H: 1 LOB: 1 BB: 0 P: 11	1B: 8 2B: 0 3B: 0 HR: 0	SF: 0 SAC: 3 DP: 0 HBP: 0	WP: 1 PB: 1 SB: 0 CS: 1	PA: 37
<b>PITCHER</b>	IP	WLS	BF	H	R	ER	SO	BB	IBB	HBP	BLK	WP	HR	S	P	ERA	WHIP					
40 Alex Wood, L ERA: 3.0 57 Cody Martin, R ERA: 1.69 43 Luis Avilán, L ERA: 2.25 53 Jim Johnson, R ERA: 5.19	5.2		24	5	0	0	0	2	0	0	0	0	0	64	101	0.00	1.235					
	0.2		3	1	0	0	0	0	0	0	0	0	0	5	8	0.00	1.500					
	1.1		6	1	0	0	0	0	0	0	0	1	0	13	18	0.00	0.750					
	0.2	L	4	1	1	0	1	0	0	0	0	0	0	11	15	0.00	1.500					

AB 32  
R 1  
H 8  
RBI 1  
BB 2  
SO 2  
LOB 22





Batter	1	2	3	4	5	6	7	8	9	AB	R	H	RBI	BB	SO	LOB	TOP										
22 Nick Markakis, L (1,9) OBP: 0.456, SLG: 0.397	L8			G6-4-3 BB		G6-3		F7 1B	F8 1B	4	1	2	0	1	0	0	<p>Atlanta Braves @ Philadelphia Phillies</p> <p>Citizens Bank Park, Philadelphia, PA</p> <p>Sat Apr 25 2015, 7:06 PM - 9:34 PM EDT</p> <p>Att: 24,748 - Cloudy - 57 F</p>										
19 Andrelton Simmons, R (1,6) OBP: 0.313, SLG: 0.429	K			G6-4-3			HR	F7	F8	5	1	1	1	0	1	3											
5 Freddie Freeman, L (1,3)	F9			G5-3			F8	G3		4	0	0	0	0	0	1											
15 A.J. Pierzynski, L (1,2) OBP: 0.432, SLG: 0.706	L8				L7		F8	G3		4	1	1	1	0	0	0											
7 Jonny Gomes, R (1,7) OBP: 0.375, SLG: 0.500	K				G4-3 2B		F8	G3		3	1	2	0	1	1	0											
53 Jim Johnson, R (8,1)	K				G4-3 2B		F8	G3		0	0	0	0	0	0	0											
39 Jason Grilli, R (9,1)	K				G4-3 2B		F8	G3		0	0	0	0	0	0	0											
24 Kelly Johnson, L (1,5) OBP: 0.273, SLG: 0.400	P5				G4-3		F8	G3		3	1	1	1	1	0	1											
8 Jace Peterson, L (1,4) OBP: 0.229, SLG: 0.220	F8				L9		F8	G3		2	0	0	0	0	0	1											
23 Chris Johnson, R (7,PH) OBP: 0.375, SLG: 0.429	F8				L9		F8	G3		2	0	1	1	0	1	2											
4 Eric Young Jr., S (1,8) OBP: 0.231, SLG: 0.347	B2-3						G3			3	0	1	1	1	0	0											
17 Shelby Miller, R (1,1)	K						G6-3			2	0	0	0	0	1	0											
11 Phil Gosselin, R (7,PH) OBP: 0.168, SLG: 0.133	K						G6-3			1	0	0	0	0	1	2											
57 Cody Martin, R (7,1)	K						G6-3			0	0	0	0	0	0	0											
25 Cameron Maybin, R (8,8) OBP: 0.220, SLG: 0.378	K						G6-3			1	0	0	0	0	0	1											
<b>Inning Stats</b>	R: 0 E: 0 K: 1 S: 5	H: 0 LOB: 0 BB: 0 P: 6	R: 0 E: 0 K: 1 S: 8	H: 0 LOB: 0 BB: 0 P: 10	R: 0 E: 0 K: 1 S: 7	H: 0 LOB: 0 BB: 0 P: 9	R: 0 E: 0 K: 0 S: 9	H: 0 LOB: 0 BB: 1 P: 13	R: 0 E: 0 K: 0 S: 9	H: 1 LOB: 1 BB: 0 P: 14	R: 0 E: 0 K: 0 S: 8	H: 0 LOB: 0 BB: 0 P: 13	R: 3 E: 0 K: 1 S: 18	H: 3 LOB: 2 BB: 2 P: 33	R: 2 E: 0 K: 1 S: 15	H: 4 LOB: 2 BB: 0 P: 24	R: 0 E: 0 K: 0 S: 6	H: 1 LOB: 1 BB: 1 P: 12	1B: 6 2B: 2 3B: 0 HR: 1	SF: 0 SAC: 0 DP: 1 HBP: 0	WP: 0 PB: 0 SB: 1 CS: 0	PA: 38					
<b>PITCHER</b>	IP	WLS	BF	H	R	ER	SO	BB	IBB	HBP	BLK	WP	HR	S	P	ERA	WHIP										
55 David Buchanan, R (1,1) ERA: 7.52	6.2	L	24	2	3	3	3	3	0	0	0	0	1	56	87	4.05	0.750										
63 Jake Diekman, L (7,1) ERA: 10.29	1.0	B	7	4	2	2	1	0	0	0	0	0	0	14	22	18.00	4.000										
57 Luis García, R (8,1) ERA: 1.08	0.1		3	2	0	0	1	0	0	0	0	0	0	9	13	0.00	6.000										
50 Héctor Neris, R (9,1) ERA:	1.0		4	1	0	0	0	1	0	0	0	0	0	6	12	0.00	2.000										

Batter	1	2	3	4	5	6	7	8	9	AB	R	H	RBI	BB	SO	LOB	BOTTOM										
2 Ben Revere, L (1,7) OBP: 0.231, SLG: 0.262	G4-3									3	0	1	0	1	0	0	<p>Atlanta Braves @ Philadelphia Phillies</p> <p>Citizens Bank Park, Philadelphia, PA</p> <p>Sat Apr 25 2015, 7:06 PM - 9:34 PM EDT</p> <p>Att: 24,748 - Cloudy - 57 F</p>										
37 Odbel Herrera, L (1,8) OBP: 0.328, SLG: 0.429	E6 1B									4	0	1	0	0	1	3											
26 Chase Utley, L (1,4) OBP: 0.188, SLG: 0.232	P6									4	0	0	0	0	1	3											
3 Jeff Francoeur, R (1,9) OBP: 0.288, SLG: 0.417	G5-3									4	1	1	0	0	1	3											
6 Ryan Howard, L (1,3) OBP: 0.246, SLG: 0.358	BB									3	1	1	2	1	1	0											
25 Cody Asche, L (1,5) OBP: 0.349, SLG: 0.441	L7									4	0	0	0	0	0	1											
51 Carlos Ruiz, R (1,2) OBP: 0.288, SLG: 0.196	F9									4	0	1	0	0	0	1											
13 Freddy Galvis, S (1,6) OBP: 0.381, SLG: 0.431	FC6									3	0	0	0	0	0	1											
57 Luis García, R (8,1)	FC6									0	0	0	0	0	0	0											
50 Héctor Neris, R (9,1)	FC6									0	0	0	0	0	0	0											
55 David Buchanan, R (1,1) OBP: 0.250, SLG: 0.500	G5-3									2	0	0	0	0	0	0											
63 Jake Diekman, R (7,1)	G5-3									0	0	0	0	0	0	0											
16 César Hernández, S (8,6) OBP: 0.333, SLG: 0.304	G5-3									1	0	1	0	0	0	0											
<b>Inning Stats</b>	R: 0 E: 1 K: 0 S: 7	H: 1 LOB: 1 BB: 0 P: 10	R: 0 E: 0 K: 0 S: 8	H: 0 LOB: 1 BB: 1 P: 14	R: 0 E: 0 K: 1 S: 8	H: 0 LOB: 0 BB: 0 P: 12	R: 2 E: 0 K: 1 S: 10	H: 2 LOB: 0 BB: 0 P: 11	R: 0 E: 0 K: 0 S: 7	H: 0 LOB: 0 BB: 1 P: 14	R: 0 E: 0 K: 1 S: 7	H: 0 LOB: 0 BB: 0 P: 10	R: 0 E: 0 K: 0 S: 5	H: 1 LOB: 0 BB: 0 P: 6	R: 0 E: 0 K: 0 S: 11	H: 2 LOB: 2 BB: 0 P: 16	R: 0 E: 0 K: 1 S: 10	H: 0 LOB: 0 BB: 0 P: 13	1B: 4 2B: 1 3B: 0 HR: 1	SF: 0 SAC: 0 DP: 0 HBP: 0	WP: 0 PB: 0 SB: 1 CS: 0	PA: 34					
<b>PITCHER</b>	IP	WLS	BF	H	R	ER	SO	BB	IBB	HBP	BLK	WP	HR	S	P	ERA	WHIP										
17 Shelby Miller, R (1,1) ERA: 2.05	6.0	W	23	3	2	2	3	2	0	0	0	0	1	47	71	3.00	0.833										
57 Cody Martin, R (7,1) ERA: 1.54	1.0	H	3	1	0	0	0	0	0	0	0	0	0	5	6	0.00	1.000										
53 Jim Johnson, R (8,1) ERA: 4.66	1.0	H	5	2	0	0	0	0	0	0	0	0	0	11	16	0.00	2.000										
39 Jason Grilli, R (9,1) ERA: 1.29	1.0	S	3	0	0	0	1	0	0	0	0	0	0	10	13	0.00	0.000										





Batter	1	2	3	4	5	6	7	8	9	AB	R	H	RBI	BB	SO	LOB	TOP				
22 Nick Markakis, L (1,9) OBP: 0.438, SLG: 0.371										4	1	0	0	1	2	2	<b>Atlanta Braves @ Philadelphia Phillies</b> Citizens Bank Park, Philadelphia, PA Sun Apr 26 2015, 1:39 PM - 4:15 PM EDT Att: 28,702 - Partly Cloudy - 61 F				
19 Andreton Simmons, R (1,6) OBP: 0.319, SLG: 0.459										5	0	2	0	0	0	1					
5 Freddie Freeman, R (1,3) OBP: 0.307, SLG: 0.485										4	1	2	0	1	0	2					
24 Kelly Johnson, L (1,5) OBP: 0.289, SLG: 0.412										4	1	1	1	1	0	3					
7 Jonny Gomes, R (1,7) OBP: 0.364, SLG: 0.472										4	0	1	0	0	1	2					
8 Jace Peterson, L (1,4) OBP: 0.260, SLG: 0.227										3	0	1	2	1	0	1					
27 Christian Bethancourt, R (1,2) OBP: 0.194, SLG: 0.206										4	0	1	0	0	0	3					
4 Eric Young Jr., S (1,8)										4	0	1	0	0	0	1					
34 Trevor Cahill, R (1,1) 7 Phil Gosselin, R (7,PH) 60 Ian Thomas, R (7,PH) 58 Michael Kohn, R (8,1) 1 Alberto Callaspo, S (9,PH)										2	0	0	0	0	1	2					
<b>Inning Stats</b>	R: 2 H: 2 E: 0 K: 0 S: 12	H: 2 R: 2 ER: 2 BB: 2 P: 24	R: 0 H: 1 E: 0 K: 1 S: 8	H: 1 R: 0 ER: 0 BB: 0 P: 11	R: 1 H: 2 E: 0 K: 0 S: 10	H: 2 R: 0 ER: 0 BB: 0 P: 13	R: 0 H: 1 E: 0 K: 1 S: 9	H: 1 R: 0 ER: 0 BB: 0 P: 13	R: 0 H: 0 E: 0 K: 0 S: 6	H: 0 R: 0 ER: 0 BB: 0 P: 7	R: 0 H: 1 E: 0 K: 0 S: 14	H: 1 R: 0 ER: 0 BB: 0 P: 20	R: 0 H: 0 E: 0 K: 1 S: 11	H: 0 R: 0 ER: 0 BB: 1 P: 21	R: 1 H: 2 E: 0 K: 1 S: 15	H: 2 R: 3 ER: 3 BB: 1 P: 21		1B: 6 2B: 3 3B: 0 HR: 1	SF: 0 SAC: 0 DP: 1 HBP: 0	WP: 0 PB: 0 SB: 0 CS: 0	PA: 40
<b>PITCHER</b>	IP WLS BF H R ER SO BB IBB HBP BLK WP HR S P ERA WHIP	IP WLS BF H R ER SO BB IBB HBP BLK WP HR S P ERA WHIP	IP WLS BF H R ER SO BB IBB HBP BLK WP HR S P ERA WHIP	IP WLS BF H R ER SO BB IBB HBP BLK WP HR S P ERA WHIP	IP WLS BF H R ER SO BB IBB HBP BLK WP HR S P ERA WHIP	IP WLS BF H R ER SO BB IBB HBP BLK WP HR S P ERA WHIP	IP WLS BF H R ER SO BB IBB HBP BLK WP HR S P ERA WHIP	IP WLS BF H R ER SO BB IBB HBP BLK WP HR S P ERA WHIP	IP WLS BF H R ER SO BB IBB HBP BLK WP HR S P ERA WHIP	IP WLS BF H R ER SO BB IBB HBP BLK WP HR S P ERA WHIP	IP WLS BF H R ER SO BB IBB HBP BLK WP HR S P ERA WHIP	IP WLS BF H R ER SO BB IBB HBP BLK WP HR S P ERA WHIP	IP WLS BF H R ER SO BB IBB HBP BLK WP HR S P ERA WHIP	IP WLS BF H R ER SO BB IBB HBP BLK WP HR S P ERA WHIP	IP WLS BF H R ER SO BB IBB HBP BLK WP HR S P ERA WHIP	IP WLS BF H R ER SO BB IBB HBP BLK WP HR S P ERA WHIP	IP WLS BF H R ER SO BB IBB HBP BLK WP HR S P ERA WHIP	IP WLS BF H R ER SO BB IBB HBP BLK WP HR S P ERA WHIP	IP WLS BF H R ER SO BB IBB HBP BLK WP HR S P ERA WHIP	IP WLS BF H R ER SO BB IBB HBP BLK WP HR S P ERA WHIP	IP WLS BF H R ER SO BB IBB HBP BLK WP HR S P ERA WHIP

AB	36
R	4
H	10
RBI	4
BB	4
SO	4
LOB	17



Batter	1	2	3	4	5	6	7	8	9	AB	R	H	RBI	BB	SO	LOB	BOTTOM				
2 Ben Revere, L (1,7) OBP: 0.246, SLG: 0.308										4	0	2	1	0	1	2	<b>Atlanta Braves @ Philadelphia Phillies</b> Citizens Bank Park, Philadelphia, PA Sun Apr 26 2015, 1:39 PM - 4:15 PM EDT Att: 28,702 - Partly Cloudy - 61 F				
37 Odbel Herrera, L (1,8) OBP: 0.324, SLG: 0.409										3	1	0	0	1	1	2					
26 Chase Utley, L (1,4) OBP: 0.206, SLG: 0.224										2	1	0	0	2	0	2					
3 Jeff Francoeur, R (1,9) OBP: 0.286, SLG: 0.392										3	0	0	0	1	1	4					
6 Ryan Howard, L (1,3) 58 Jonathan Papelbon, R (9,1)										4	1	1	3	0	0	1					
16 César Hernández, S (1,5) OBP: 0.290, SLG: 0.259										4	0	0	0	0	0	1					
29 Cameron Rupp, R (1,2) OBP: 0.208, SLG: 0.136										4	0	0	0	0	0	1					
13 Freddy Galvis, S (1,6) OBP: 0.409, SLG: 0.459										3	2	3	0	0	0	0					
31 Jerome Williams, R (1,1) 57 Luis García, R (7,1) 4 Andrés Blanco, S (7,PH) 53 Ken Giles, R (8,1) 18 Darin Ruf, R (9,3) OBP: 0.211, SLG: 0.324										0	0	0	0	0	0	0					
<b>Inning Stats</b>	R: 3 H: 2 E: 0 K: 0 S: 10	H: 2 R: 4 ER: 4 LOB: 1 P: 21	R: 0 H: 1 E: 0 K: 0 S: 7	H: 1 R: 4 ER: 4 LOB: 0 P: 11	R: 0 H: 0 E: 0 K: 1 S: 7	H: 0 R: 0 ER: 0 LOB: 0 P: 15	R: 0 H: 0 E: 0 K: 0 S: 5	H: 0 R: 0 ER: 0 LOB: 0 P: 6	R: 1 H: 2 E: 0 K: 1 S: 13	H: 2 R: 4 ER: 4 LOB: 2 P: 24	R: 0 H: 0 E: 0 K: 0 S: 7	H: 0 R: 0 ER: 0 LOB: 0 P: 10	R: 1 H: 1 E: 1 K: 1 S: 14	H: 1 R: 0 ER: 0 LOB: 1 P: 21	R: 0 H: 0 E: 0 K: 0 S: 6	H: 0 R: 0 ER: 0 LOB: 1 P: 13		1B: 4 2B: 0 3B: 1 HR: 1	SF: 0 SAC: 3 DP: 0 HBP: 0	WP: 0 PB: 0 SB: 1 CS: 1	PA: 34
<b>PITCHER</b>	IP WLS BF H R ER SO BB IBB HBP BLK WP HR S P ERA WHIP	IP WLS BF H R ER SO BB IBB HBP BLK WP HR S P ERA WHIP	IP WLS BF H R ER SO BB IBB HBP BLK WP HR S P ERA WHIP	IP WLS BF H R ER SO BB IBB HBP BLK WP HR S P ERA WHIP	IP WLS BF H R ER SO BB IBB HBP BLK WP HR S P ERA WHIP	IP WLS BF H R ER SO BB IBB HBP BLK WP HR S P ERA WHIP	IP WLS BF H R ER SO BB IBB HBP BLK WP HR S P ERA WHIP	IP WLS BF H R ER SO BB IBB HBP BLK WP HR S P ERA WHIP	IP WLS BF H R ER SO BB IBB HBP BLK WP HR S P ERA WHIP	IP WLS BF H R ER SO BB IBB HBP BLK WP HR S P ERA WHIP	IP WLS BF H R ER SO BB IBB HBP BLK WP HR S P ERA WHIP	IP WLS BF H R ER SO BB IBB HBP BLK WP HR S P ERA WHIP	IP WLS BF H R ER SO BB IBB HBP BLK WP HR S P ERA WHIP	IP WLS BF H R ER SO BB IBB HBP BLK WP HR S P ERA WHIP	IP WLS BF H R ER SO BB IBB HBP BLK WP HR S P ERA WHIP	IP WLS BF H R ER SO BB IBB HBP BLK WP HR S P ERA WHIP	IP WLS BF H R ER SO BB IBB HBP BLK WP HR S P ERA WHIP	IP WLS BF H R ER SO BB IBB HBP BLK WP HR S P ERA WHIP	IP WLS BF H R ER SO BB IBB HBP BLK WP HR S P ERA WHIP	IP WLS BF H R ER SO BB IBB HBP BLK WP HR S P ERA WHIP	IP WLS BF H R ER SO BB IBB HBP BLK WP HR S P ERA WHIP





Batter	1	2	3	4	5	6	7	8	9	AB	R	H	RBI	BB	SO	LOB	TOP				
2 Denard Span, L (1,8) OBP: 0.250, SLG: 0.207	G4-3		G5-3		F8		SF8		K	4	0	0	1	0	1	3	Washington Nationals @ Atlanta Braves Turner Field, Atlanta, GA Mon Apr 27 2015, 7:11 PM - 10:18 PM EDT Att: 16,658 - Overcast - 64 F				
11 Ryan Zimmerman, R (1,3) OBP: 0.279, SLG: 0.395	F8		2B		F7		K		FC5-4	5	0	1	1	0	1	4					
28 Jayson Werth, R (1,7) OBP: 0.250, SLG: 0.200	BB		K		L7		K		F9	4	0	0	0	1	2	2					
34 Bryce Harper, L (1,9) OBP: 0.424, SLG: 0.508	G4-3		BB		F8		26 E		BB	2	1	0	0	2	0	1					
5 Yuliel Escobar, R (1,5) OBP: 0.391, SLG: 0.418	G4-3		K		K		BB		E5	2	0	0	0	0	1	1					
26 Dan Uggla, R (5,4) OBP: 0.200, SLG: 0.243	G4-3		K		K		BB		E5	2	1	1	1	0	1	0					
20 Ian Desmond, R (1,6) OBP: 0.306, SLG: 0.380	F8		F9		F9		40 FC6-4		BB	3	0	0	0	1	0	1					
40 Wilson Ramos, R (1,2) OBP: 0.258, SLG: 0.328	G4-3		L4		L4		HBP		FC6-4	4	1	1	0	0	0	2					
8 Danny Espinosa, S (1,4) OBP: 0.340, SLG: 0.436			SH5-4		SH3-4		HBP		P4	3	1	2	0	1	0	1					
58 Doug Fister, L (1,1) OBP: 0.286, SLG: 0.167			SH5-4		SH3-4		HBP		E4	0	0	0	0	0	0	0					
60 Matt Grace, L (6,1) ERA: 2.94			SH5-4		SH3-4		HBP		E4	0	0	0	0	0	0	0					
4 Reed Johnson, R (7,PH) OBP: 0.222, SLG: 0.176			SH5-4		SH3-4		HBP		E4	0	0	0	0	0	0	0					
52 Rafael Martin, R (7,1) ERA: 4.35			SH5-4		SH3-4		HBP		E4	0	0	0	0	0	0	0					
30 Aaron Barrett, R (8,1) ERA: 2.08			SH5-4		SH3-4		HBP		E4	0	0	0	0	0	0	0					
12 Tyler Moore, R (9,PH) OBP: 0.228, SLG: 0.288			SH5-4		SH3-4		HBP		E4	0	0	0	0	0	0	0					
<b>Inning Stats</b>	R: 0 H: 0 E: 0 K: 0 S: 7	H: 0 LOB: 1 BB: 1 P: 13	R: 0 H: 0 E: 0 K: 0 S: 8	H: 0 LOB: 0 BB: 0 P: 11	R: 1 H: 2 E: 0 K: 1 S: 10	H: 2 LOB: 1 BB: 0 P: 15	R: 0 H: 0 E: 0 K: 1 S: 10	H: 0 LOB: 1 BB: 1 P: 17	R: 0 H: 1 E: 0 K: 1 S: 8	H: 1 LOB: 0 BB: 0 P: 11	R: 1 H: 1 E: 0 K: 1 S: 13	H: 1 LOB: 2 BB: 1 P: 24	R: 2 H: 1 E: 1 K: 1 S: 16	H: 1 LOB: 1 BB: 2 P: 29	R: 0 H: 0 E: 1 K: 1 S: 11	H: 0 LOB: 1 BB: 0 P: 17	1B: 2 2B: 2 3B: 1 HR: 0	SF: 1 SAC: 2 DP: 0 HBP: 1	WP: 1 PB: 0 CS: 0	PA: 39	
<b>PITCHER</b>	IP WLS BF H R ER SO BB IBB HBP BLK WP HR S P ERA WHIP	IP WLS BF H R ER SO BB IBB HBP BLK WP HR S P ERA WHIP	IP WLS BF H R ER SO BB IBB HBP BLK WP HR S P ERA WHIP	IP WLS BF H R ER SO BB IBB HBP BLK WP HR S P ERA WHIP	IP WLS BF H R ER SO BB IBB HBP BLK WP HR S P ERA WHIP	IP WLS BF H R ER SO BB IBB HBP BLK WP HR S P ERA WHIP	IP WLS BF H R ER SO BB IBB HBP BLK WP HR S P ERA WHIP	IP WLS BF H R ER SO BB IBB HBP BLK WP HR S P ERA WHIP	IP WLS BF H R ER SO BB IBB HBP BLK WP HR S P ERA WHIP	IP WLS BF H R ER SO BB IBB HBP BLK WP HR S P ERA WHIP	IP WLS BF H R ER SO BB IBB HBP BLK WP HR S P ERA WHIP	IP WLS BF H R ER SO BB IBB HBP BLK WP HR S P ERA WHIP	IP WLS BF H R ER SO BB IBB HBP BLK WP HR S P ERA WHIP	IP WLS BF H R ER SO BB IBB HBP BLK WP HR S P ERA WHIP	IP WLS BF H R ER SO BB IBB HBP BLK WP HR S P ERA WHIP	IP WLS BF H R ER SO BB IBB HBP BLK WP HR S P ERA WHIP	IP WLS BF H R ER SO BB IBB HBP BLK WP HR S P ERA WHIP	IP WLS BF H R ER SO BB IBB HBP BLK WP HR S P ERA WHIP	IP WLS BF H R ER SO BB IBB HBP BLK WP HR S P ERA WHIP	IP WLS BF H R ER SO BB IBB HBP BLK WP HR S P ERA WHIP	IP WLS BF H R ER SO BB IBB HBP BLK WP HR S P ERA WHIP

Washington Nationals @ Atlanta Braves  
Turner Field, Atlanta, GA  
Mon Apr 27 2015, 7:11 PM - 10:18 PM EDT  
Att: 16,658 - Overcast - 64 F

AB 30  
R 4  
H 5  
RBI 3  
BB 5  
SO 6  
LOB 15



Batter	1	2	3	4	5	6	7	8	9	AB	R	H	RBI	BB	SO	LOB	BOTTOM				
22 Nick Markakis, L (1,9) OBP: 0.436, SLG: 0.379	5 E		G5-3		L4		FC6		23 1B	4	2	1	0	1	0	1	Washington Nationals @ Atlanta Braves Turner Field, Atlanta, GA Mon Apr 27 2015, 7:11 PM - 10:18 PM EDT Att: 16,658 - Overcast - 64 F				
19 Andreton Simmons, R (1,6) OBP: 0.325, SLG: 0.417	P6		G1-3		5 E		HBP		K	4	1	1	0	0	1	2					
5 Freddie Freeman, L (1,3) OBP: 0.321, SLG: 0.493	E9		1B		K2-3		FC6		1 S	3	0	2	0	0	1	1					
23 Chris Johnson, R (6,3) OBP: 0.381, SLG: 0.432	1B		1B		1B		24 1B		1B	2	1	1	1	0	0	1					
15 A.J. Pierzynski, L (1,2) OBP: 0.405, SLG: 0.676	SF7		G3		24 HR		SF8		G6-3	3	1	1	2	0	0	2					
1 Alberto Callaspo, S (1,5) OBP: 0.327, SLG: 0.347	BB		24 1B		G3		K		BB	3	1	1	0	1	1	2					
24 Kelly Johnson, L (1,7) OBP: 0.333, SLG: 0.526	K		8 SF8-4		HR		HR		1B	4	1	3	3	0	1	2					
25 Cameron Maybin, R (8,8) OBP: 0.220, SLG: 0.378	K		1B		1B		1B		1B	0	0	0	0	0	0	0					
8 Jace Peterson, L (1,4) OBP: 0.296, SLG: 0.261			22 PO		SF8-4		4 E		BB	2	1	2	1	1	0	0					
4 Eric Young Jr., S (1,8) OBP: 0.220, SLG: 0.321			L7		G3-1		SH1-3		BB	3	0	0	1	0	1	3					
37 Eric Stults, L (1,1) OBP: 0.167, SLG: 0.167			SH1-4		K		22 FC6		K	2	0	1	0	0	1	0					
57 Cody Martin, R (7,1) ERA: 9.0			SH1-4		K		22 FC6		K	0	0	0	0	0	0	0					
53 Jim Johnson, R (8,1) ERA: 9.0			SH1-4		K		22 FC6		K	0	0	0	0	0	0	0					
11 Phil Gosselin, R (8,PH) OBP: 0.167, SLG: 0.118			SH1-4		K		22 FC6		K	0	0	0	0	0	0	0					
43 Luis Avilan, L (9,1) ERA: 2.08			SH1-4		K		22 FC6		K	0	0	0	0	0	0	0					
<b>Inning Stats</b>	R: 1 H: 1 E: 1 K: 1 S: 11	H: 1 LOB: 2 BB: 2 P: 22	R: 0 H: 1 E: 0 K: 0 S: 12	H: 1 LOB: 0 BB: 0 P: 13	R: 0 H: 1 E: 0 K: 0 S: 11	H: 1 LOB: 1 BB: 0 P: 13	R: 1 H: 2 E: 0 K: 0 S: 12	H: 2 LOB: 0 BB: 0 P: 14	R: 0 H: 1 E: 1 K: 2 S: 12	H: 1 LOB: 1 BB: 0 P: 17	R: 3 H: 4 E: 1 K: 0 S: 18	H: 4 LOB: 1 BB: 0 P: 27	R: 2 H: 1 E: 1 K: 2 S: 18	H: 1 LOB: 2 BB: 1 P: 31	R: 1 H: 2 E: 0 K: 2 S: 13	H: 2 LOB: 1 BB: 0 P: 21	1B: 11 2B: 2 3B: 0 HR: 1	SF: 3 SAC: 2 DP: 1 HBP: 1	WP: 0 PB: 0 CS: 0	PA: 41	
<b>PITCHER</b>	IP WLS BF H R ER SO BB IBB HBP BLK WP HR S P ERA WHIP	IP WLS BF H R ER SO BB IBB HBP BLK WP HR S P ERA WHIP	IP WLS BF H R ER SO BB IBB HBP BLK WP HR S P ERA WHIP	IP WLS BF H R ER SO BB IBB HBP BLK WP HR S P ERA WHIP	IP WLS BF H R ER SO BB IBB HBP BLK WP HR S P ERA WHIP	IP WLS BF H R ER SO BB IBB HBP BLK WP HR S P ERA WHIP	IP WLS BF H R ER SO BB IBB HBP BLK WP HR S P ERA WHIP	IP WLS BF H R ER SO BB IBB HBP BLK WP HR S P ERA WHIP	IP WLS BF H R ER SO BB IBB HBP BLK WP HR S P ERA WHIP	IP WLS BF H R ER SO BB IBB HBP BLK WP HR S P ERA WHIP	IP WLS BF H R ER SO BB IBB HBP BLK WP HR S P ERA WHIP	IP WLS BF H R ER SO BB IBB HBP BLK WP HR S P ERA WHIP	IP WLS BF H R ER SO BB IBB HBP BLK WP HR S P ERA WHIP	IP WLS BF H R ER SO BB IBB HBP BLK WP HR S P ERA WHIP	IP WLS BF H R ER SO BB IBB HBP BLK WP HR S P ERA WHIP	IP WLS BF H R ER SO BB IBB HBP BLK WP HR S P ERA WHIP	IP WLS BF H R ER SO BB IBB HBP BLK WP HR S P ERA WHIP	IP WLS BF H R ER SO BB IBB HBP BLK WP HR S P ERA WHIP	IP WLS BF H R ER SO BB IBB HBP BLK WP HR S P ERA WHIP	IP WLS BF H R ER SO BB IBB HBP BLK WP HR S P ERA WHIP	IP WLS BF H R ER SO BB IBB HBP BLK WP HR S P ERA WHIP

Washington Nationals @ Atlanta Braves  
Turner Field, Atlanta, GA  
Mon Apr 27 2015, 7:11 PM - 10:18 PM EDT  
Att: 16,658 - Overcast - 64 F

AB 31  
R 8  
H 13  
RBI 8  
BB 3  
SO 7  
LOB 14





Batter	1	2	3	4	5	6	7	8	9	AB	R	H	RBI	BB	SO	LOB	TOP					
2 Denard Span, L (1.8)										6	4	5	1	0	0	1	Washington Nationals @ Atlanta Braves Turner Field, Atlanta, GA Tue Apr 28 2015, 7:12 PM - 10:37 PM EDT Att: 14,833 - Partly Cloudy - 70 F					
20 Ian Desmond, R (1.6)										5	1	0	0	1	0	4						
28 Jayson Werth, R (1.7)										3	0	0	2	0	2	2						
34 Bryce Harper, L (1.9)										4	1	1	1	1	2	1						
11 Ryan Zimmerman, R (1.3)										5	1	1	0	0	2	2						
59 Jose Lobaton, S (1.2)										4	3	3	3	1	0	0						
8 Danny Espinosa, S (1.5)										3	1	1	0	1	0	2						
26 Dan Uggla, R (1.4)										5	2	3	5	0	0	2						
69 A.J. Cole, R (1.1)										1	0	0	0	0	0	2						
57 Tanner Roark, R (3.1)										2	0	0	0	0	1	2						
46 Matt Thornton, L (6.1)										0	0	0	0	0	0	0						
4 Reed Johnson, R (7.1)										1	0	1	0	0	0	0						
58 Doug Fister, L (7.1)										0	0	0	0	0	0	0						
64 Blake Treinen, R (7.1)										0	0	0	0	0	0	0						
25 Clint Robinson, L (8.1)										1	0	0	0	0	0	1						
22 Drew Storen, S (8.1)										0	0	0	0	0	0	0						
<b>Inning Stats</b>	R: 1 H: 2 E: 0 K: 0 S: 11	H: 2 LOB: 1 BB: 0 P: 17	R: 0 H: 2 E: 0 K: 0 S: 9	H: 2 LOB: 1 BB: 0 P: 14	R: 1 H: 1 E: 0 K: 1 S: 7	H: 1 LOB: 0 BB: 0 P: 12	R: 0 H: 1 E: 0 K: 2 S: 11	H: 1 LOB: 2 BB: 0 P: 16	R: 4 H: 3 E: 1 K: 1 S: 13	H: 3 LOB: 0 BB: 0 P: 17	R: 1 H: 1 E: 0 K: 1 S: 12	H: 1 LOB: 1 BB: 2 P: 16	R: 3 H: 2 E: 0 K: 0 S: 10	H: 2 LOB: 1 BB: 2 P: 22	R: 0 H: 0 E: 0 K: 1 S: 7	H: 0 LOB: 0 BB: 0 P: 10	R: 3 H: 3 E: 0 K: 2 S: 19	H: 3 LOB: 1 BB: 1 P: 24	1B: 6 2B: 5 3B: 1 HR: 3	SF: 2 SAC: 0 DP: 1 HBP: 1	WP: 0 PB: 0 SB: 0 CS: 0	PA: 47
<b>PITCHER</b>	IP WLS BF H R ER SO BB IBB HBP BLK WP HR S P ERA WHIP																					
49 Julio Teheran, R (1.1)	5.2 H 28 10 7 3 4 0 0 1 0 0 2 58 83 4.76 1.765																					
58 Michael Kohn, R (6.1)	0.1 H 2 0 0 0 1 1 0 0 0 0 0 0 5 9 0.00 3.000																					
43 Luis Avilan, L (7.1)	1.0 H 7 2 3 3 0 2 0 0 0 0 0 0 10 22 27.00 4.000																					
53 Jim Johnson, R (8.1)	1.0 H 3 0 0 0 1 0 0 0 0 0 0 0 7 10 0.00 0.000																					
39 Jason Grilli, R (9.1)	1.0 L 7 3 3 3 2 1 0 0 0 0 0 1 19 24 27.00 4.000																					
<b>Batter</b>	<b>1</b>	<b>2</b>	<b>3</b>	<b>4</b>	<b>5</b>	<b>6</b>	<b>7</b>	<b>8</b>	<b>9</b>	<b>AB</b>	<b>R</b>	<b>H</b>	<b>RBI</b>	<b>BB</b>	<b>SO</b>	<b>LOB</b>	<b>BOTTOM</b>					
22 Nick Markakis, L (1.9)										4	2	1	0	2	0	1	Washington Nationals @ Atlanta Braves Turner Field, Atlanta, GA Tue Apr 28 2015, 7:12 PM - 10:37 PM EDT Att: 14,833 - Partly Cloudy - 70 F					
19 Andreton Simmons, R (1.6)										5	2	1	2	1	0	4						
5 Freddie Freeman, L (1.3)											6	3	4	0	0	2						
15 A.J. Pierzynski, L (1.2)											4	1	4	4	1	0						
27 Christian Bethancourt, R (1.1)											5	1	2	1	1	0						
1 Alberto Callaspo, S (1.5)											3	1	1	2	0	1						
24 Kelly Johnson, L (1.7)											3	1	1	2	0	1						
7 Jonny Gomes, R (6.1)											5	1	2	1	0	3						
8 Jace Peterson, L (1.4)											5	1	2	1	0	3						
25 Cameron Maybin, R (1.8)											3	1	2	0	2	1						
49 Julio Teheran, R (1.1)											1	0	0	0	0	0						
58 Michael Kohn, R (6.1)										0	0	0	0	0	0	0						
23 Chris Johnson, R (7.1)										1	0	0	0	0	0	3						
43 Luis Avilan, L (7.1)										0	0	0	0	0	0	0						
53 Jim Johnson, R (8.1)										0	0	0	0	0	0	0						
4 Eric Young Jr., S (8.1)										1	0	0	0	0	0	1						
39 Jason Grilli, R (9.1)										0	0	0	0	0	0	0						
<b>Inning Stats</b>	R: 2 H: 3 E: 0 K: 1 S: 10	H: 3 LOB: 1 BB: 0 P: 17	R: 7 H: 6 E: 1 K: 0 S: 21	H: 6 LOB: 1 BB: 1 P: 38	R: 0 H: 0 E: 0 K: 0 S: 7	H: 0 LOB: 0 BB: 0 P: 10	R: 1 H: 3 E: 0 K: 0 S: 13	H: 3 LOB: 1 BB: 0 P: 19	R: 0 H: 1 E: 0 K: 0 S: 8	H: 1 LOB: 1 BB: 0 P: 13	R: 1 H: 2 E: 0 K: 1 S: 11	H: 2 LOB: 2 BB: 2 P: 24	R: 1 H: 2 E: 0 K: 1 S: 10	H: 2 LOB: 1 BB: 1 P: 18	R: 0 H: 0 E: 0 K: 0 S: 10	H: 0 LOB: 2 BB: 2 P: 22	R: 0 H: 0 E: 0 K: 0 S: 6	H: 0 LOB: 1 BB: 1 P: 13	1B: 13 2B: 4 3B: 0 HR: 0	SF: 1 SAC: 2 DP: 1 HBP: 0	WP: 1 PB: 0 SB: 1 CS: 0	PA: 51
<b>PITCHER</b>	IP WLS BF H R ER SO BB IBB HBP BLK WP HR S P ERA WHIP																					
69 A.J. Cole, R (1.1)	2.0 W 17 9 9 4 1 0 0 0 0 0 0 31 55 18.00 4.500																					
57 Tanner Roark, R (3.1)	3.0 15 6 2 2 0 1 0 0 0 0 0 32 52 6.00 2.333																					
46 Matt Thornton, L (6.1)	1.0 4 0 0 0 1 1 0 0 0 0 0 7 14 0.00 1.000																					
64 Blake Treinen, R (7.1)	2.0 W 11 2 1 1 1 3 0 0 0 0 0 20 40 4.50 2.500																					
22 Drew Storen, R (9.1)	1.0 S 4 0 0 0 0 1 0 0 0 0 0 6 13 0.00 1.000																					
<b>Braves</b>																						











Batter	1	2	3	4	5	6	7	8	9	AB	R	H	RBI	BB	SO	LOB	TOP			
6 Billy Hamilton, S OBP: 0.274, SLG: 0.352	L9			G4-3			F7		G4-3	5	0	1	0	0	0	2	<b>Cincinnati Reds @ Atlanta Braves</b> Turner Field, Atlanta, GA Fri May 01 2015, 7:36 PM - 10:13 PM EDT Att: 30,153 - Clear - 66 F			
2 Zack Cozart, R OBP: 0.326, SLG: 0.500		F7			P4					4	1	2	0	0	0	1				
19 Joey Votto, L OBP: 0.436, SLG: 0.647										3	1	2	0	1	0	1				
21 Todd Frazier, R OBP: 0.327, SLG: 0.524										4	0	0	0	0	2	4				
32 Jay Bruce, L OBP: 0.308, SLG: 0.387										3	0	0	0	1	1	1				
4 Brandon Phillips, R OBP: 0.302, SLG: 0.333										4	1	2	2	0	1	0				
9 Marlon Byrd, R OBP: 0.190, SLG: 0.263										3	0	0	0	1	1	2				
29 Brayan Peña, S OBP: 0.400, SLG: 0.370										4	0	1	0	0	1	2				
17 Kristopher Negron, R OBP: 0.200, SLG: 0.048										0	0	0	0	0	0	0				
28 Anthony DeSclafani, R OBP: 0.000, SLG: 0.111										1	0	0	1	0	0	0				
60 J.J. Hoover, R ERA: 4.25										1	0	0	0	0	0	0				
27 Brennan Boesch, L OBP: 0.222, SLG: 0.226										0	0	0	0	0	0	0				
36 Kevin Gregg, R ERA: 9.0										0	0	0	0	0	0	0				
53 Carlos Contreras, R OBP: 0.222, SLG: 0.097										1	0	0	0	0	0	1				
39 Devin Mesoraco, R OBP: 0.222, SLG: 0.097										1	0	0	0	0	0	0				
<b>Inning Stats</b>	R: 2 E: 0 K: 1 S: 18	H: 3 LOB: 2 BB: 1 P: 28	R: 0 E: 0 K: 0 S: 10	H: 1 LOB: 1 BB: 0 P: 16	R: 0 E: 0 K: 0 S: 10	H: 0 LOB: 0 BB: 1 P: 15	R: 1 E: 0 K: 0 S: 15	H: 1 LOB: 1 BB: 1 P: 23	R: 0 E: 0 K: 2 S: 8	H: 0 LOB: 0 BB: 0 P: 12	R: 0 E: 0 K: 1 S: 6	H: 1 LOB: 1 BB: 0 P: 7	R: 0 E: 0 K: 1 S: 7	H: 0 LOB: 0 BB: 0 P: 11	R: 0 E: 0 K: 1 S: 12	H: 1 LOB: 1 BB: 0 P: 17	1B: 7 2B: 1 3B: 0 HR: 0	SF: 1 SAC: 0 DP: 1 HBP: 0	WP: 0 PB: 1 SB: 5 CS: 0	PA: 37
<b>PITCHER</b>	IP WLS BF H R ER SO BB IBB HBP BLK WP HR S P ERA WHIP	IP WLS BF H R ER SO BB IBB HBP BLK WP HR S P ERA WHIP																		
48 Mike Folynewicz, R ERA: 3.6	(1, 1) 5.0 W 23 6 3 2 2 3 0 0 0 0 0 63 94 3.60 1.800																			
57 Cody Martin, R ERA: 2.51	(6, 1) 1.2 H 6 1 0 0 2 0 0 0 0 0 0 13 18 0.00 0.600																			
43 Luis Avilán, L ERA: 4.25	(7, 1) 0.1 H 1 0 0 0 0 0 0 0 0 0 0 1 1 0.00 0.000																			
53 Jim Johnson, R ERA: 3.65	(8, 1) 1.0 H 3 0 0 0 1 0 0 0 0 0 0 7 11 0.00 0.000																			
39 Jason Grilli, R ERA: 4.0	(9, 1) 1.0 S 4 1 0 0 1 0 0 0 0 0 0 0 12 17 0.00 1.000																			



Batter	1	2	3	4	5	6	7	8	9	AB	R	H	RBI	BB	SO	LOB	BOTTOM			
22 Nick Markakis, L OBP: 0.427, SLG: 0.358										4	0	0	0	0	2	2	<b>Cincinnati Reds @ Atlanta Braves</b> Turner Field, Atlanta, GA Fri May 01 2015, 7:36 PM - 10:13 PM EDT Att: 30,153 - Clear - 66 F			
1 Alberto Callaspo, S OBP: 0.359, SLG: 0.339										3	0	0	0	1	0	0				
5 Freddie Freeman, L OBP: 0.354, SLG: 0.517										3	1	0	0	1	2	1				
15 A.J. Pierzynski, L OBP: 0.429, SLG: 0.653										4	0	1	0	0	1	2				
24 Kelly Johnson, L OBP: 0.304, SLG: 0.519										4	1	1	2	0	0	1				
25 Cameron Maybin, R OBP: 0.283, SLG: 0.400										0	0	0	0	0	0	0				
8 Jace Peterson, L OBP: 0.319, SLG: 0.271										2	0	0	0	2	1	0				
19 Andrelton Simmons, R OBP: 0.295, SLG: 0.360										4	1	1	0	0	0	3				
4 Eric Young Jr., S OBP: 0.243, SLG: 0.297										2	1	1	0	2	1	1				
48 Mike Folynewicz, R OBP: 0.500, SLG: 1.000										2	0	1	2	0	0	3				
57 Cody Martin, R ERA: 2.65										0	0	0	0	0	0	0				
43 Luis Avilán, L ERA: 4.25										0	0	0	0	0	0	0				
53 Jim Johnson, R ERA: 3.65										0	0	0	0	0	0	0				
39 Jason Grilli, R ERA: 4.0										0	0	0	0	0	0	0				
<b>Inning Stats</b>	R: 0 E: 0 K: 2 S: 9	H: 0 LOB: 0 BB: 0 P: 14	R: 0 E: 0 K: 0 S: 8	H: 1 LOB: 2 BB: 2 P: 19	R: 0 E: 0 K: 0 S: 7	H: 0 LOB: 1 BB: 1 P: 13	R: 2 E: 0 K: 2 S: 16	H: 2 LOB: 1 BB: 1 P: 25	R: 2 E: 0 K: 1 S: 11	H: 1 LOB: 0 BB: 0 P: 19	R: 0 E: 0 K: 0 S: 7	H: 1 LOB: 1 BB: 0 P: 13	R: 0 E: 0 K: 1 S: 11	H: 0 LOB: 0 BB: 0 P: 15	R: 0 E: 0 K: 1 S: 8	H: 0 LOB: 1 BB: 1 P: 16	1B: 3 2B: 1 3B: 0 HR: 1	SF: 0 SAC: 1 DP: 0 HBP: 0	WP: 0 PB: 0 SB: 1 CS: 0	PA: 35
<b>PITCHER</b>	IP WLS BF H R ER SO BB IBB HBP BLK WP HR S P ERA WHIP	IP WLS BF H R ER SO BB IBB HBP BLK WP HR S P ERA WHIP																		
28 Anthony DeSclafani, R ERA: 2.65	(1, 1) 5.0 L 24 4 1 0 0 0 4 1 0 0 0 0 7 13 0.00 1.000																			
60 J.J. Hoover, R ERA: 4.66	(6, 1) 1.0 4 1 0 0 0 0 0 0 0 0 0 0 7 13 0.00 1.000																			
36 Kevin Gregg, R ERA: 9.0	(7, 1) 1.0 3 0 0 0 1 0 0 0 0 0 0 0 11 15 0.00 0.000																			
53 Carlos Contreras, R ERA: 9.0	(8, 1) 1.0 4 0 0 0 1 1 0 0 0 0 0 0 8 16 0.00 1.000																			






Batter	1	2	3	4	5	6	7	8	9	AB	R	H	RBI	BB	SO	LOB	TOP					
6 Billy Hamilton, S OBP: 0.260, SLG: 0.333										5	0	0	0	0	1	1	<b>Cincinnati Reds @ Atlanta Braves</b> Turner Field, Atlanta, GA Sat May 02 2015, 7:11 PM - 9:44 PM EDT Att: 29,515 - Partly Cloudy - 74 F					
2 Zack Cozart, R OBP: 0.340, SLG: 0.538										5	2	3	2	0	0	0						
19 Joey Votto, L OBP: 0.425, SLG: 0.622										5	1	1	0	0	1	1						
21 Todd Frazier, R OBP: 0.320, SLG: 0.539										5	1	1	1	0	1	2						
32 Jay Bruce, L OBP: 0.316, SLG: 0.443										4	1	2	2	0	0	0						
52 Tony Cingrani, L										0	0	0	0	0	0	0						
36 Kevin Gregg, R										0	0	0	0	0	0	0						
4 Brandon Phillips, R OBP: 0.311, SLG: 0.341										4	1	2	1	0	0	1						
9 Marlon Byrd, R OBP: 0.216, SLG: 0.313										3	1	2	1	1	0	0						
29 Brayan Peña, S OBP: 0.390, SLG: 0.360										4	0	1	1	0	0	2						
31 Jason Marquis, L OBP: 0.154, SLG: 0.154										3	0	0	0	0	0	2						
70 Jumbo Diaz, R										0	0	0	0	0	0	0						
27 Brennan Boesch, L OBP: 0.263, SLG: 0.235										0	1	0	0	1	0	0						
<b>Inning Stats</b>	R: 0 E: 0 K: 1 S: 7	H: 0 LOB: 0 BB: 0 P: 12	R: 0 E: 0 K: 0 S: 13	H: 2 LOB: 2 BB: 0 P: 19	R: 0 E: 0 K: 0 S: 6	H: 0 LOB: 0 BB: 0 P: 10	R: 2 E: 0 K: 1 S: 19	H: 3 LOB: 2 BB: 1 P: 29	R: 2 E: 0 K: 0 S: 11	H: 3 LOB: 1 BB: 0 P: 19	R: 1 E: 0 K: 0 S: 5	H: 1 LOB: 0 BB: 0 P: 7	R: 1 E: 0 K: 0 S: 5	H: 2 LOB: 0 BB: 0 P: 6	R: 0 E: 0 K: 0 S: 5	H: 0 LOB: 0 BB: 0 P: 8	R: 2 E: 0 K: 1 S: 12	H: 1 LOB: 0 BB: 1 P: 21	1B: 7 2B: 0 3B: 2 HR: 3	SF: 0 SAC: 0 DP: 1 HBP: 0	WP: 1 PB: 0 SB: 1 CS: 0	PA: 40
<b>PITCHER</b>	IP WLS BF H R ER SO BB IBB HBP BLK WP HR S P ERA WHIP																					
37 Eric Stults, L ERA: 4.91	7.0 L 32 11 6 6 2 1 0 0 0 0 0 2 66 102 7.71 1.714																					
58 Michael Kohn, R ERA	1.0 3 0 0 0 0 0 0 0 0 0 0 5 8 0.00 0.000																					
32 Donnie Veal, L ERA: 13.5	1.0 5 1 2 2 1 1 0 0 0 1 1 12 21 18.00 2.000																					

AB	38
R	8
H	12
RBI	8
BB	2
SO	3
LOB	9



Batter	1	2	3	4	5	6	7	8	9	AB	R	H	RBI	BB	SO	LOB	BOTTOM					
22 Nick Markakis, L OBP: 0.410, SLG: 0.341										4	0	0	0	0	2	3	<b>Cincinnati Reds @ Atlanta Braves</b> Turner Field, Atlanta, GA Sat May 02 2015, 7:11 PM - 9:44 PM EDT Att: 29,515 - Partly Cloudy - 74 F					
1 Alberto Callaspo, S OBP: 0.310, SLG: 0.317										4	0	0	0	0	2	1						
5 Freddie Freeman, L OBP: 0.340, SLG: 0.495										4	0	0	0	0	1	0						
15 A.J. Pierzynski, L OBP: 0.400, SLG: 0.604										4	0	0	0	0	0	0						
24 Kelly Johnson, L OBP: 0.300, SLG: 0.500										4	1	1	0	0	2	0						
19 Andrelton Simmons, R OBP: 0.323, SLG: 0.385										2	2	2	1	2	0	0						
8 Jace Peterson, L OBP: 0.315, SLG: 0.270										4	0	1	0	0	1	3						
25 Cameron Maybin, R OBP: 0.320, SLG: 0.488										3	1	2	3	1	1	1						
37 Eric Stults, L OBP: 0.143, SLG: 0.143										1	0	0	0	0	0	0						
11 Phil Cosselin, R OBP: 0.286, SLG: 0.300										1	0	1	0	0	0	0						
58 Michael Kohn, R										0	0	0	0	0	0	0						
32 Donnie Veal, L										0	0	0	0	0	0	0						
4 Eric Young Jr., S OBP: 0.235, SLG: 0.292										1	0	0	0	0	1	1						
<b>Inning Stats</b>	R: 0 E: 0 K: 0 S: 7	H: 0 LOB: 0 BB: 0 P: 14	R: 0 E: 0 K: 0 S: 5	H: 0 LOB: 1 BB: 1 P: 15	R: 0 E: 0 K: 1 S: 9	H: 0 LOB: 0 BB: 1 P: 17	R: 0 E: 0 K: 1 S: 7	H: 0 LOB: 0 BB: 0 P: 13	R: 2 E: 0 K: 2 S: 12	H: 2 LOB: 0 BB: 0 P: 19	R: 0 E: 0 K: 0 S: 3	H: 0 LOB: 0 BB: 0 P: 5	R: 1 E: 0 K: 2 S: 12	H: 4 LOB: 2 BB: 0 P: 19	R: 0 E: 0 K: 2 S: 10	H: 0 LOB: 0 BB: 0 P: 14	R: 1 E: 0 K: 2 S: 15	H: 1 LOB: 1 BB: 1 P: 22	1B: 5 2B: 1 3B: 0 HR: 1	SF: 0 SAC: 1 DP: 0 HBP: 0	WP: 0 PB: 0 SB: 0 CS: 0	PA: 36
<b>PITCHER</b>	IP WLS BF H R ER SO BB IBB HBP BLK WP HR S P ERA WHIP																					
31 Jason Marquis, R ERA: 5.22	6.1 W 25 8 3 3 4 2 0 0 0 0 0 47 90 4.26 1.105																					
70 Jumbo Diaz, R ERA: 9.35	0.1 H 2 1 0 0 1 0 0 0 0 0 0 4 7 0.00 3.000																					
52 Tony Cingrani, L ERA: 2.08	1.1 H 4 0 0 0 3 0 0 0 0 0 0 14 19 0.00 0.000																					
36 Kevin Gregg, R ERA: 8.1	1.0 5 1 1 1 2 1 0 0 0 0 0 15 22 9.00 2.000																					

AB	32
R	4
H	7
RBI	4
BB	3
SO	10
LOB	9





Batter	1	2	3	4	5	6	7	8	9	AB	R	H	RBI	BB	SO	LOB	TOP					
55 Skip Schumaker, L (1, 7) OBP: 0.200, SLG: 0.208	G6-3		K		FC6-4			G3-1		4	0	0	0	0	1	1	<p>Cincinnati Reds @ Atlanta Braves Turner Field, Atlanta, GA Sun May 03 2015, 1:38 PM - 4:09 PM EDT Att: 30,073 - Partly Cloudy - 74 F</p>					
2 Zack Cozart, R (1, 6) OBP: 0.343, SLG: 0.533 17 Kristopher Negron, R (4, 6) OBP: 0.185, SLG: 0.043	G4-6-3 HBP		G6-3			P6		P4		1	0	0	0	0	0	0						
19 Joey Votto, L (1, 3) OBP: 0.427, SLG: 0.613	G4-6-3				BB			K		3	0	1	0	1	1	1						
21 Todd Frazier, R (1, 5) OBP: 0.308, SLG: 0.516		G3-1		K		P5		K		4	0	0	0	0	2	2						
32 Jay Bruce, L (1, 9) OBP: 0.303, SLG: 0.422		F8		K		P5		F9		4	0	0	0	0	1	2						
4 Brandon Phillips, R (1, 4) OBP: 0.319, SLG: 0.333		27 BB		K						2	0	0	0	2	2	1						
27 Brennan Boesch, L (1, 8) OBP: 0.261, SLG: 0.238										4	0	1	0	0	3	1						
29 Brayan Peña, S (1, 2) OBP: 0.387, SLG: 0.358										3	0	1	0	0	1	2						
47 Johnny Cueto, R (1, 1) OBP: 0.250, SLG: 0.182 39 Devin Mesoraco, R (7, PH) OBP: 0.214, SLG: 0.083 60 J.J. Hoover, R (7, 1) 25 Burke Badenhop, R (8, 1)	G4-3									2	0	1	0	0	0	0						
Inning Stats	R: 0 E: 0 K: 0 S: 7	H: 0 LOB: 0 BB: 0 P: 11	R: 0 E: 0 K: 0 S: 10	H: 1 LOB: 2 BB: 1 P: 20	R: 0 E: 0 K: 1 S: 8	H: 0 LOB: 0 BB: 0 P: 11	R: 0 E: 0 K: 3 S: 12	H: 0 LOB: 1 BB: 1 P: 22	R: 0 E: 0 K: 2 S: 16	H: 1 LOB: 1 BB: 0 P: 19	R: 0 E: 0 K: 0 S: 14	H: 1 LOB: 1 BB: 0 P: 19	R: 0 E: 0 K: 2 S: 11	H: 1 LOB: 1 BB: 0 P: 13	R: 0 E: 0 K: 1 S: 7	H: 0 LOB: 0 BB: 0 P: 10	R: 0 E: 0 K: 2 S: 13	H: 0 LOB: 1 BB: 1 P: 21	1B: 4 2B: 0 3B: 0 HR: 0	SF: 0 SAC: 0 DP: 1 HBP: 1	WP: 0 PB: 0 SB: 0 CS: 0	PA: 34
PITCHER	IP	WLS	BF	H	R	ER	SO	BB	IBB	HBP	BLK	WP	HR	S	P	ERA	WHIP					
49 Julio Teheran, R (1, 1) ERA: 3.82	6.0	W	23	3	0	0	6	2	0	1	0	0	0	67	102	0.00	0.833					
57 Cody Martin, R (7, 1) ERA: 2.2	2.0		7	1	0	0	3	0	0	0	0	0	0	18	23	0.00	0.500					
58 Michael Kohn, R (9, 1) ERA:	0.2		3	0	0	0	1	1	0	0	0	0	0	18	18	0.00	1.500					
43 Luis Avilan, L (9, 1) ERA: 4.22	0.1		1	0	0	0	1	0	0	0	0	0	0	3	3	0.00	0.000					

AB	30
R	0
H	4
RBI	0
BB	3
SO	11
LOB	11



Batter	1	2	3	4	5	6	7	8	9	AB	R	H	RBI	BB	SO	LOB	BOTTOM				
22 Nick Markakis, L (1, 9) OBP: 0.394, SLG: 0.326	G4-3	FC4		K				L8		4	0	0	0	0	1	3	<p>Cincinnati Reds @ Atlanta Braves Turner Field, Atlanta, GA Sun May 03 2015, 1:38 PM - 4:09 PM EDT Att: 30,073 - Partly Cloudy - 74 F</p>				
19 Andrelton Simmons, R (1, 6) OBP: 0.303, SLG: 0.389	5 2B	P3		G6-4-3				G1-3		4	1	1	0	0	0	4					
5 Freddie Freeman, L (1, 3) OBP: 0.346, SLG: 0.505	24 HR	F8						F7		4	1	2	1	0	0	3					
24 Kelly Johnson, L (1, 5) OBP: 0.297, SLG: 0.533	2H HR			F8				P6		4	1	1	2	0	0	1					
7 Jonny Gomes, R (1, 7) OBP: 0.327, SLG: 0.477								G5-4-3		4	1	1	1	0	1	1					
8 Jace Peterson, L (1, 4) OBP: 0.312, SLG: 0.269	F8			P6						4	1	1	0	0	0	0					
27 Christian Bethancourt, R (1, 2) OBP: 0.214, SLG: 0.250										3	0	2	0	0	0	1					
25 Cameron Maybin, R (1, 8) OBP: 0.340, SLG: 0.489										2	0	1	1	1	0	1					
49 Julio Teheran, R (1, 1) OBP: 0.125, SLG: 0.125 1 Alberto Callaspo, S (6, PH) OBP: 0.306, SLG: 0.313 57 Cody Martin, R (7, 1) 58 Michael Kohn, R (9, 1) 43 Luis Avilan, L (9, 1)	SH2-4									1	0	0	0	0	0	0					
Inning Stats	R: 3 E: 0 K: 1 S: 12	H: 3 LOB: 0 BB: 0 P: 21	R: 0 E: 0 K: 0 S: 12	H: 1 LOB: 3 BB: 1 P: 17	R: 1 E: 0 K: 0 S: 11	H: 2 LOB: 1 BB: 0 P: 15	R: 0 E: 1 K: 1 S: 6	H: 0 LOB: 0 BB: 0 P: 9	R: 0 E: 0 K: 0 S: 6	H: 1 LOB: 0 BB: 0 P: 8	R: 1 E: 0 K: 0 S: 11	H: 2 LOB: 0 BB: 0 P: 15	R: 0 E: 0 K: 0 S: 10	H: 0 LOB: 0 BB: 0 P: 16	R: 0 E: 0 K: 0 S: 5	H: 0 LOB: 0 BB: 0 P: 7	1B: 4 2B: 3 3B: 0 HR: 2	SF: 0 SAC: 1 DP: 3 HBP: 0	WP: 0 PB: 0 SB: 0 CS: 0	PA: 33	
PITCHER	IP	WLS	BF	H	R	ER	SO	BB	IBB	HBP	BLK	WP	HR	S	P	ERA	WHIP				
47 Johnny Cueto, R (1, 1) ERA: 2.72	6.0	L	27	9	5	5	2	1	0	0	0	0	0	58	85	7.50	1.667				
60 J.J. Hoover, R (7, 1) ERA: 4.22	1.0		3	0	0	0	0	0	0	0	0	0	0	10	16	0.00	0.000				
25 Burke Badenhop, R (8, 1) ERA: 13.5	1.0		3	0	0	0	0	0	0	0	0	0	0	5	7	0.00	0.000				





Batter	1	2	3	4	5	6	7	8	9	AB	R	H	RBI	BB	SO	LOB	TOP								
2 Ben Revere, L OBP: 0.291, SLG: 0.330										5	1	2	0	0	1	2	<b>Philadelphia Phillies @ Atlanta Braves</b> Turner Field, Atlanta, GA Mon May 04 2015, 7:10 PM - 10:18 PM EDT Att: 17,293 - Partly Cloudy - 78 F								
37 Odbel Herrera, L OBP: 0.324, SLG: 0.392										5	0	0	0	0	3	4									
26 Chase Utley, L OBP: 0.182, SLG: 0.207										4	1	0	0	0	0	2									
18 Darin Ruf, R OBP: 0.296, SLG: 0.438										5	2	3	0	0	0	1									
3 Jeff Francoeur, R OBP: 0.267, SLG: 0.386										5	1	4	2	0	0	0									
16 César Hernández, S OBP: 0.346, SLG: 0.243										2	0	1	1	3	0	1									
51 Carlos Ruiz, R OBP: 0.333, SLG: 0.258										4	0	2	2	0	0	5									
13 Freddy Galvis, S OBP: 0.385, SLG: 0.419										4	0	2	0	0	0	2									
34 Aaron Harang, R OBP: 0.182, SLG: 0.100									2	0	0	0	0	0	1	0									
63 Jake Diekman, R ERA: 4.32										0	0	0	0	0	0	0									
4 Andrés Blanco, S OBP: 0.290, SLG: 0.316										0	0	0	0	0	0	1									
53 Ken Giles, R ERA: 9.0										0	0	0	0	0	0	0									
58 Jonathan Papelbon, R ERA: 3.86										0	0	0	0	0	0	0									
<b>Inning Stats</b>	R: 3 E: 0 K: 1 S: 17	H: 4 LOB: 2 BB: 1 P: 27	R: 0 E: 0 K: 2 S: 12	H: 1 LOB: 1 BB: 0 P: 18	R: 0 E: 0 K: 0 S: 8	H: 0 LOB: 0 BB: 1 P: 16	R: 0 E: 0 K: 1 S: 10	H: 2 LOB: 2 BB: 0 P: 14	R: 0 E: 0 K: 0 S: 14	H: 0 LOB: 0 BB: 1 P: 24	R: 1 E: 0 K: 0 S: 14	H: 2 LOB: 2 BB: 0 P: 23	R: 0 E: 0 K: 1 S: 7	H: 1 LOB: 1 BB: 0 P: 20	R: 1 E: 0 K: 0 S: 13	H: 2 LOB: 1 BB: 0 P: 20	1B: 11 2B: 2 3B: 1 HR: 0	SF: 0 SAC: 1 DP: 2 HBP: 1	WP: 1 PB: 0 SB: 0 CS: 1	PA: 43					
<b>PITCHER</b>	IP: 4.1 WLS: L BF: 23 ERA: 6.23 WHIP: 2.538	H: 9 R: 3 ER: 3 SO: 4	BB: 2 IBB: 0 HBP: 0 BLK: 0	WP: 1 HR: 0 S: 57 P: 90	ERA: 6.23 WHIP: 2.538	IP: 1.0 WLS: 5 BF: 5 ERA: 4.05 WHIP: 1.500	H: 2 R: 1 ER: 1 SO: 0	BB: 0 IBB: 0 HBP: 0 BLK: 0	WP: 0 HR: 0 S: 12 P: 19	ERA: 4.05 WHIP: 1.500	IP: 7.1 WLS: 0.2 BF: 4 ERA: 9.0 WHIP: 3.000	H: 2 R: 2 ER: 0 SO: 10	BB: 0 IBB: 0 HBP: 0 BLK: 0	WP: 0 HR: 0 S: 15 P: 15	ERA: 9.00 WHIP: 2.000	IP: 8.1 WLS: 1.0 BF: 3 ERA: 3.86 WHIP: 1.000	H: 1 R: 0 ER: 0 SO: 1	BB: 0 IBB: 0 HBP: 0 BLK: 0	WP: 0 HR: 0 S: 7 P: 10	ERA: 3.86 WHIP: 1.000	IP: 1.0 WLS: 0.2 BF: 5 ERA: 4.05 WHIP: 1.500	H: 2 R: 1 ER: 1 SO: 0	BB: 0 IBB: 0 HBP: 0 BLK: 0	WP: 0 HR: 0 S: 13 P: 20	ERA: 4.05 WHIP: 1.500
40 Alex Wood, L ERA: 4.32																	<b>Philadelphia Phillies @ Atlanta Braves</b> Turner Field, Atlanta, GA Mon May 04 2015, 7:10 PM - 10:18 PM EDT Att: 17,293 - Partly Cloudy - 78 F								
58 Michael Kohn, R ERA: 10.8																									
32 Donnie Veal, L ERA: 10.8																									
34 Trevor Cahill, R ERA: 9.0																									
43 Luis Avilán, L ERA: 3.86																									
22 Nick Markakis, L OBP: 0.394, SLG: 0.330										5	0	2	1	0	1	2									
19 Andreton Simmons, R OBP: 0.333, SLG: 0.414										4	1	2	0	1	0	3									
5 Freddie Freeman, L OBP: 0.343, SLG: 0.495										4	0	1	1	0	0	2									
15 A.J. Pierzynski, L OBP: 0.375, SLG: 0.561									4	0	0	0	0	0	2										
7 Jonny Gomes, R OBP: 0.304, SLG: 0.438									4	0	0	0	0	1	2										
53 Jim Johnson, R ERA: 9.0										0	0	0	0	0	0										
1 Alberto Callaspo, S OBP: 0.316, SLG: 0.313									3	1	1	0	1	0	0										
8 Jace Peterson, L OBP: 0.333, SLG: 0.286									3	0	2	0	1	0	0										
25 Cameron Maybin, R OBP: 0.333, SLG: 0.458									3	0	0	0	1	1	4										
40 Alex Wood, R ERA: 2.35																	<b>Philadelphia Phillies @ Atlanta Braves</b> Turner Field, Atlanta, GA Mon May 04 2015, 7:10 PM - 10:18 PM EDT Att: 17,293 - Partly Cloudy - 78 F								
58 Michael Kohn, R ERA: 2.35																									
4 Eric Young Jr., S OBP: 0.296, SLG: 0.286																									
32 Donnie Veal, L ERA: 10.8																									
34 Trevor Cahill, R ERA: 9.0																									
11 Phil Gosselin, R OBP: 0.275, SLG: 0.286																									
43 Luis Avilán, L ERA: 3.86																									
24 Kelly Johnson, L OBP: 0.260, SLG: 0.265																									
<b>Inning Stats</b>	R: 0 E: 0 K: 0 S: 7	H: 1 LOB: 0 BB: 0 P: 12	R: 0 E: 0 K: 1 S: 17	H: 1 LOB: 2 BB: 1 P: 30	R: 0 E: 0 K: 1 S: 10	H: 1 LOB: 1 BB: 0 P: 16	R: 0 E: 0 K: 0 S: 5	H: 0 LOB: 0 BB: 0 P: 7	R: 0 E: 0 K: 0 S: 7	H: 0 LOB: 0 BB: 0 P: 11	R: 1 E: 0 K: 0 S: 11	H: 2 LOB: 1 BB: 0 P: 17	R: 0 E: 0 K: 1 S: 15	H: 1 LOB: 2 BB: 1 P: 24	R: 0 E: 0 K: 1 S: 13	H: 0 LOB: 1 BB: 1 P: 22		R: 1 E: 0 K: 1 S: 16	H: 2 LOB: 2 BB: 1 P: 25	1B: 7 2B: 0 3B: 1 HR: 0	SF: 0 SAC: 0 DP: 1 HBP: 0	WP: 1 PB: 1 SB: 0 CS: 0	PA: 38		
<b>PITCHER</b>	IP: 6.0 WLS: W BF: 23 ERA: 2.35 WHIP: 1.500	H: 5 R: 1 ER: 0 SO: 2	BB: 1 IBB: 0 HBP: 0 BLK: 0	WP: 0 HR: 0 S: 57 P: 93	ERA: 2.35 WHIP: 1.500	IP: 1.0 WLS: H BF: 5 ERA: 8.44 WHIP: 2.000	H: 1 R: 0 ER: 0 SO: 1	BB: 0 IBB: 0 HBP: 0 BLK: 0	WP: 0 HR: 0 S: 13 P: 22	ERA: 8.44 WHIP: 2.000	IP: 1.0 WLS: H BF: 4 ERA: 0.73 WHIP: 1.000	H: 2 R: 0 ER: 0 SO: 1	BB: 0 IBB: 0 HBP: 0 BLK: 0	WP: 0 HR: 0 S: 16 P: 25	ERA: 0.73 WHIP: 1.000	IP: 1.0 WLS: 6 BF: 2 ERA: 1.59 WHIP: 3.000		H: 1 R: 1 ER: 1 SO: 1	BB: 1 IBB: 0 HBP: 0 BLK: 0	WP: 0 HR: 0 S: 7 P: 10	ERA: 1.59 WHIP: 3.000	IP: 1.0 WLS: 1.0 BF: 3 ERA: 3.86 WHIP: 1.000	H: 1 R: 0 ER: 0 SO: 1	BB: 0 IBB: 0 HBP: 0 BLK: 0	WP: 0 HR: 0 S: 7 P: 10
34 Aaron Harang, R ERA: 2.35																	<b>Philadelphia Phillies @ Atlanta Braves</b> Turner Field, Atlanta, GA Mon May 04 2015, 7:10 PM - 10:18 PM EDT Att: 17,293 - Partly Cloudy - 78 F								
63 Jake Diekman, L ERA: 8.44																									
53 Ken Giles, R ERA: 0.73																									
58 Jonathan Papelbon, R ERA: 1.59																									
40 Alex Wood, R ERA: 2.35																									
58 Michael Kohn, R ERA: 2.35																									
4 Eric Young Jr., S OBP: 0.296, SLG: 0.286																									
32 Donnie Veal, L ERA: 10.8																									
34 Trevor Cahill, R ERA: 9.0																									
11 Phil Gosselin, R OBP: 0.275, SLG: 0.286																									
43 Luis Avilán, L ERA: 3.86																									
24 Kelly Johnson, L OBP: 0.260, SLG: 0.265																									
<b>Inning Stats</b>	R: 0 E: 0 K: 0 S: 7	H: 1 LOB: 0 BB: 0 P: 12	R: 0 E: 0 K: 1 S: 17	H: 1 LOB: 2 BB: 1 P: 30	R: 0 E: 0 K: 1 S: 10	H: 1 LOB: 1 BB: 0 P: 16	R: 0 E: 0 K: 0 S: 5	H: 0 LOB: 0 BB: 0 P: 7	R: 0 E: 0 K: 0 S: 7	H: 0 LOB: 0 BB: 0 P: 11	R: 1 E: 0 K: 0 S: 11	H: 2 LOB: 1 BB: 0 P: 17	R: 0 E: 0 K: 1 S: 15	H: 1 LOB: 2 BB: 1 P: 24	R: 0 E: 0 K: 1 S: 13	H: 0 LOB: 1 BB: 1 P: 22	R: 1 E: 0 K: 1 S: 16	H: 2 LOB: 2 BB: 1 P: 25	1B: 7 2B: 0 3B: 1 HR: 0	SF: 0 SAC: 0 DP: 1 HBP: 0	WP: 1 PB: 1 SB: 0 CS: 0	PA: 38			
<b>PITCHER</b>	IP: 6.0 WLS: W BF: 23 ERA: 2.35 WHIP: 1.500	H: 5 R: 1 ER: 0 SO: 2	BB: 1 IBB: 0 HBP: 0 BLK: 0	WP: 0 HR: 0 S: 57 P: 93	ERA: 2.35 WHIP: 1.500	IP: 1.0 WLS: H BF: 5 ERA: 8.44 WHIP: 2.000	H: 1 R: 0 ER: 0 SO: 1	BB: 0 IBB: 0 HBP: 0 BLK: 0	WP: 0 HR: 0 S: 13 P: 22	ERA: 8.44 WHIP: 2.000	IP: 1.0 WLS: H BF: 4 ERA: 0.73 WHIP: 1.000	H: 2 R: 0 ER: 0 SO: 1	BB: 0 IBB: 0 HBP: 0 BLK: 0	WP: 0 HR: 0 S: 16 P: 25	ERA: 0.73 WHIP: 1.000	IP: 1.0 WLS: 6 BF: 2 ERA: 1.59 WHIP: 3.000	H: 1 R: 1 ER: 1 SO: 1	BB: 1 IBB: 0 HBP: 0 BLK: 0	WP: 0 HR: 0 S: 7 P: 10	ERA: 1.59 WHIP: 3.000	IP: 1.0 WLS: 1.0 BF: 3 ERA: 3.86 WHIP: 1.000	H: 1 R: 0 ER: 0 SO: 1	BB: 0 IBB: 0 HBP: 0 BLK: 0	WP: 0 HR: 0 S: 7 P: 10	ERA: 3.86 WHIP: 1.000



Batter	1	2	3	4	5	6	7	8	9	AB	R	H	RBI	BB	SO	LOB	TOP										
2 Ben Revere, L OBP: 0.280, SLG: 0.317	G6-3			L9		K		P6		4	0	0	0	0	1	1	Philadelphia Phillies @ Atlanta Braves Turner Field, Atlanta, GA Tue May 05 2015, 7:10 PM - 9:33 PM EDT Att: 14,451 - Partly Cloudy - 78 F										
13 Freddy Galvis, S OBP: 0.368, SLG: 0.400	F8			K		E5		K		4	0	0	0	0	2	0											
25 Cody Asche, L OBP: 0.302, SLG: 0.371	G6-3			P5		L4		F8		4	0	0	0	0	0	1											
6 Ryan Howard, L OBP: 0.247, SLG: 0.414	F8			2B		F9		K		4	0	1	0	0	1	0											
18 Darin Ruf, R OBP: 0.281, SLG: 0.412	G1-3			K		K		K		3	0	0	0	0	2	1											
37 Odúbal Herrera, L OBP: 0.314, SLG: 0.380	F7			K		K		G1-3		3	0	0	0	0	1	1											
30 Justin De Fratus, S										0	0	0	0	0	0	0											
16 César Hernández, S OBP: 0.367, SLG: 0.256				1B		BB		G6-3		2	0	1	0	1	0	0											
51 Carlos Ruiz, R OBP: 0.321, SLG: 0.246	G6-4-3			FC6-4		FC6-4		G5-3		3	0	0	0	0	0	3											
38 Chad Billingsley, R	L9			L9		K		1B		1	0	0	0	0	0	0											
4 Andrés Blanco, S OBP: 0.238, SLG: 0.300										1	0	0	0	0	1	0											
59 Elvis Araujo, L										0	0	0	0	0	0	0											
40 Dustin McGowan, R										0	0	0	0	0	0	0											
24 Grady Sizemore, L OBP: 0.240, SLG: 0.250										1	0	1	0	0	0	0											
<b>Inning Stats</b>	R: 0 E: 0 K: 0 S: 8	H: 0 LOB: 0 BB: 0 P: 10	R: 0 E: 0 K: 0 S: 6	H: 0 LOB: 0 BB: 0 P: 7	R: 0 E: 0 K: 0 S: 5	H: 1 LOB: 0 BB: 0 P: 8	R: 0 E: 0 K: 1 S: 5	H: 0 LOB: 0 BB: 0 P: 6	R: 0 E: 0 K: 2 S: 14	H: 1 LOB: 2 BB: 1 P: 21	R: 0 E: 1 K: 2 S: 10	H: 0 LOB: 1 BB: 0 P: 12	R: 0 E: 0 K: 1 S: 8	H: 0 LOB: 0 BB: 0 P: 9	R: 0 E: 0 K: 0 S: 11	H: 1 LOB: 1 BB: 0 P: 13	R: 0 E: 0 K: 2 S: 8	H: 0 LOB: 0 BB: 0 P: 13	1B: 2 2B: 1 3B: 0 HR: 0	SF: 0 SAC: 0 DP: 1 HBP: 0	WP: 0 PB: 0 SB: 0 CS: 0	PA: 31					
<b>PITCHER</b>	IP	WLS	BF	H	R	ER	SO	BB	IBB	HBP	BLK	WP	HR	S	P	ERA	WHIP										
17 Shelby Miller, R ERA: 1.66	9.0	W	31	3	0	0	8	1	0	0	0	0	0	75	99	0.00	0.444										

Batter	1	2	3	4	5	6	7	8	9	AB	R	H	RBI	BB	SO	LOB	BOTTOM										
22 Nick Markakis, L OBP: 0.386, SLG: 0.323	G4-3			K		K		G1-3		5	0	1	0	0	2	6	Philadelphia Phillies @ Atlanta Braves Turner Field, Atlanta, GA Tue May 05 2015, 7:10 PM - 9:33 PM EDT Att: 14,451 - Partly Cloudy - 78 F										
13 Pedro Ciriaco, R				1B						0	0	0	0	0	0	0											
19 Andrelton Simmons, R OBP: 0.345, SLG: 0.412	5 HR			G6-4-3		P6		15 F9 5 BB		3	2	1	0	1	0	1											
5 Freddie Freeman, L OBP: 0.363, SLG: 0.534	1 HR			15 1B 7 E		15 BB		24 BB 15 F9 8 1B		4	3	3	2	1	1	1											
15 A.J. Pierzynski, L OBP: 0.377, SLG: 0.541	G3			7 E 24 HR		7 G5-4-3		F9		4	1	1	0	1	0	3											
7 Jonny Gomes, R OBP: 0.300, SLG: 0.412	P6			1-2 HR		G5-4-3		8 1B 24 BB		3	2	0	0	1	0	3											
24 Kelly Johnson, L OBP: 0.319, SLG: 0.578	L6			1-2 HR		8 1B 25		25 1B 8 1B		3	1	2	4	1	0	0											
8 Jace Peterson, L OBP: 0.341, SLG: 0.297	K			F7		25 F9-4-3		25 1B		4	0	2	1	0	1	0											
25 Cameron Maybin, R OBP: 0.344, SLG: 0.462	G6-3			17 SH1-4		FC6-4-2		1B		4	0	2	1	0	0	2											
17 Shelby Miller, R	F8			SH1-4		K		F8		3	0	0	0	0	1	5											
<b>Inning Stats</b>	R: 2 E: 0 K: 0 S: 12	H: 2 LOB: 0 BB: 0 P: 19	R: 0 E: 0 K: 1 S: 7	H: 0 LOB: 0 BB: 0 P: 9	R: 0 E: 0 K: 0 S: 5	H: 1 LOB: 0 BB: 0 P: 7	R: 4 E: 1 K: 1 S: 15	H: 4 LOB: 1 BB: 0 P: 27	R: 0 E: 0 K: 2 S: 15	H: 2 LOB: 2 BB: 0 P: 22	R: 3 E: 0 K: 0 S: 17	H: 2 LOB: 3 BB: 4 P: 40	R: 0 E: 0 K: 1 S: 6	H: 0 LOB: 0 BB: 0 P: 11	1B: 10 2B: 0 3B: 0 HR: 2	SF: 0 SAC: 1 DP: 3 HBP: 1	WP: 0 PB: 0 SB: 0 CS: 0	PA: 40									
<b>PITCHER</b>	IP	WLS	BF	H	R	ER	SO	BB	IBB	HBP	BLK	WP	HR	S	P	ERA	WHIP										
38 Chad Billingsley, R ERA: 9.0	5.0	L	23	6	6	5	2	1	0	0	0	0	0	46	77	9.00	1.800										
59 Elvis Araujo, L ERA: 5.75	1.0		5	2	0	0	2	0	0	0	0	0	0	15	22	0.00	2.000										
40 Dustin McGowan, R	0.1		6	1	3	3	0	4	0	0	0	0	0	9	26	81.00	15.000										
30 Justin De Fratus, R ERA: 2.93	1.2		6	1	0	0	1	0	0	0	0	0	0	14	25	0.00	0.600										





















Batter	1	2	3	4	5	6	7	8	9	AB	R	H	RBI	BB	SO	LOB	TOP							
22 Nick Markakis, L (1,9) OBP: 0.387, SLG: 0.333	G6-3		K		G5-3	G3			1 SAFE X FF 98	5	0	2	0	0	1	3								
19 Andrelton Simmons, R (1,6) OBP: 0.346, SLG: 0.460	2B			HR	G5-3		K		2-3	5	1	2	1	0	2	3								
5 Freddie Freeman, L (1,3) OBP: 0.393, SLG: 0.569	L7			FC1-5	1B		K		3-2	4	0	2	0	1	1	1								
24 Kelly Johnson, L (1,7) OBP: 0.289, SLG: 0.500	G4-3			1B	1B				3-H	3	0	1	0	0	0	3								
7 Jonny Gomes, R (7,PH) (7,7)				1B	L5		K		1-2	2	0	0	0	0	1	2								
1 Alberto Callaspo, S (1,5) OBP: 0.323, SLG: 0.289	F8		FC1-5		L9				3-2	4	0	0	0	0	0	2								
15 A.J. Pierzynski, L (1,2) OBP: 0.384, SLG: 0.507	G4-3		FC6-4		1B		K		1-3	4	0	2	0	0	1	0								
8 Jace Peterson, L (1,4) OBP: 0.347, SLG: 0.303	G4-3		L6		1B		G3-1		2-2	4	0	1	0	0	0	3								
25 Cameron Maybin, R (1,8) OBP: 0.325, SLG: 0.429	G4-3		FC6-4		BB				1-3	3	0	0	0	1	1	3								
17 Shelby Miller, R (1,1)									1-1	3	0	0	0	0	0	3								
43 Luis Avilan, L (8,1)									1-1	0	0	0	0	0	0	0								
11 Phil Gosselin, R (9,PH) OBP: 0.310, SLG: 0.333									19 S 5 WP 22 1B	1	1	1	0	0	0	0								
53 Jim Johnson, R (9,1)										0	0	0	0	0	0	0								
<b>Inning Stats</b>	R: 0 H: 1 E: 0 K: 0 S: 11	H: 1 LOB: 1 BB: 0 P: 14	R: 0 H: 0 E: 0 K: 0 S: 5	H: 0 LOB: 0 BB: 0 P: 11	R: 0 H: 0 E: 0 K: 1 S: 9	H: 0 LOB: 3 BB: 0 P: 15	R: 1 H: 4 E: 0 K: 0 S: 17	H: 4 LOB: 3 BB: 0 P: 22	R: 0 H: 1 E: 0 K: 0 S: 8	H: 1 LOB: 2 BB: 1 P: 17	R: 0 H: 2 E: 0 K: 0 S: 13	H: 2 LOB: 3 BB: 1 P: 22	R: 0 H: 0 E: 0 K: 3 S: 10	H: 0 LOB: 0 BB: 0 P: 16	R: 0 H: 0 E: 0 K: 1 S: 10	H: 0 LOB: 0 BB: 0 P: 16	R: 1 H: 3 E: 0 K: 2 S: 15	H: 3 LOB: 2 BB: 0 P: 22	1B: 9 2B: 1 3B: 0 HR: 1	SF: 0 SAC: 0 DP: 0 HBP: 0	WP: 1 PB: 0 SB: 1 CS: 0	PA: 40		
<b>PITCHER</b>	IP WLS BF H R ER SO BB IBB HBP BLK WP HR S P ERA WHIP	IP WLS BF H R ER SO BB IBB HBP BLK WP HR S P ERA WHIP	IP WLS BF H R ER SO BB IBB HBP BLK WP HR S P ERA WHIP	IP WLS BF H R ER SO BB IBB HBP BLK WP HR S P ERA WHIP	IP WLS BF H R ER SO BB IBB HBP BLK WP HR S P ERA WHIP	IP WLS BF H R ER SO BB IBB HBP BLK WP HR S P ERA WHIP	IP WLS BF H R ER SO BB IBB HBP BLK WP HR S P ERA WHIP	IP WLS BF H R ER SO BB IBB HBP BLK WP HR S P ERA WHIP	IP WLS BF H R ER SO BB IBB HBP BLK WP HR S P ERA WHIP	IP WLS BF H R ER SO BB IBB HBP BLK WP HR S P ERA WHIP	IP WLS BF H R ER SO BB IBB HBP BLK WP HR S P ERA WHIP	IP WLS BF H R ER SO BB IBB HBP BLK WP HR S P ERA WHIP	IP WLS BF H R ER SO BB IBB HBP BLK WP HR S P ERA WHIP	IP WLS BF H R ER SO BB IBB HBP BLK WP HR S P ERA WHIP	IP WLS BF H R ER SO BB IBB HBP BLK WP HR S P ERA WHIP	IP WLS BF H R ER SO BB IBB HBP BLK WP HR S P ERA WHIP	IP WLS BF H R ER SO BB IBB HBP BLK WP HR S P ERA WHIP	IP WLS BF H R ER SO BB IBB HBP BLK WP HR S P ERA WHIP	IP WLS BF H R ER SO BB IBB HBP BLK WP HR S P ERA WHIP	IP WLS BF H R ER SO BB IBB HBP BLK WP HR S P ERA WHIP	IP WLS BF H R ER SO BB IBB HBP BLK WP HR S P ERA WHIP	IP WLS BF H R ER SO BB IBB HBP BLK WP HR S P ERA WHIP	IP WLS BF H R ER SO BB IBB HBP BLK WP HR S P ERA WHIP	IP WLS BF H R ER SO BB IBB HBP BLK WP HR S P ERA WHIP

Atlanta Braves @ Cincinnati Reds  
Great American Ball Park, Cincinnati, OH  
Mon May 11 2015, 8:53 PM - 11:45 PM EDT  
Att: 19,881 - Overcast - 70 F

AB 38  
R 2  
H 11  
RBI 1  
BB 2  
SO 7  
LOB 23



Batter	1	2	3	4	5	6	7	8	9	AB	R	H	RBI	BB	SO	LOB	BOTTOM							
6 Billy Hamilton, S (1,8) OBP: 0.258, SLG: 0.298	19 E 9 S BB	P6			G5-3			B1-3		3	0	0	0	1	0	2								
9 Marlon Byrd, R (1,7) OBP: 0.283, SLG: 0.426	K					P4		F7		4	0	0	0	0	2	1								
19 Joey Volto, L (1,3) OBP: 0.403, SLG: 0.539	K				G4-3			G3-1		4	0	0	0	0	2	1								
21 Todd Frazier, R (1,5) OBP: 0.326, SLG: 0.533	G5-3		P3			K			L8	4	0	0	0	0	1	1								
4 Brandon Phillips, R (1,4) OBP: 0.358, SLG: 0.353	32 SF8 16 1B				G6-3		16 1B BB		32 S 1B	3	1	2	0	1	0	0								
32 Jay Bruce, L (1,9) OBP: 0.282, SLG: 0.358	16 SF8 44 HBP 1B				K		F9		K	4	0	1	0	0	2	2								
17 Kristopher Negrón, R (1,6) OBP: 0.271, SLG: 0.103	44 HBP 1B				L8				G6-3	3	0	0	0	0	1	2								
16 Tucker Barnhart, L (1,2) OBP: 0.320, SLG: 0.545	SF8				P6					2	0	1	1	0	0	0								
44 Mike Leake, R (1,1) OBP: 0.111, SLG: 0.333	FC5-2-5-1				K		G2-3			2	0	0	0	0	1	2								
52 Tony Cingrani, L (7,1)										0	0	0	0	0	0	0								
55 Skip Schumaker, L (7,PH) OBP: 0.250, SLG: 0.290										1	0	0	0	0	0	2								
70 Jumbo Diaz, R (8,1)										0	0	0	0	0	0	0								
54 Aroldis Chapman, L (9,1)										0	0	0	0	0	0	0								
<b>Inning Stats</b>	R: 0 H: 0 E: 1 K: 2 S: 11	H: 2 LOB: 2 BB: 0 P: 15	R: 0 H: 0 E: 0 K: 2 S: 9	H: 0 LOB: 0 BB: 0 P: 11	R: 0 H: 0 E: 0 K: 1 S: 7	H: 0 LOB: 0 BB: 0 P: 11	R: 0 H: 0 E: 0 K: 1 S: 6	H: 0 LOB: 0 BB: 0 P: 9	R: 0 H: 1 E: 0 K: 1 S: 12	H: 1 LOB: 2 BB: 1 P: 21	R: 0 H: 0 E: 0 K: 0 S: 5	H: 0 LOB: 0 BB: 0 P: 9	R: 0 H: 0 E: 0 K: 1 S: 8	H: 1 LOB: 1 BB: 0 P: 13	1B: 4 2B: 0 3B: 0 HR: 0	SF: 1 SAC: 0 DP: 0 HBP: 1	WP: 0 PB: 0 SB: 2 CS: 0	PA: 34						
<b>PITCHER</b>	IP WLS BF H R ER SO BB IBB HBP BLK WP HR S P ERA WHIP	IP WLS BF H R ER SO BB IBB HBP BLK WP HR S P ERA WHIP	IP WLS BF H R ER SO BB IBB HBP BLK WP HR S P ERA WHIP	IP WLS BF H R ER SO BB IBB HBP BLK WP HR S P ERA WHIP	IP WLS BF H R ER SO BB IBB HBP BLK WP HR S P ERA WHIP	IP WLS BF H R ER SO BB IBB HBP BLK WP HR S P ERA WHIP	IP WLS BF H R ER SO BB IBB HBP BLK WP HR S P ERA WHIP	IP WLS BF H R ER SO BB IBB HBP BLK WP HR S P ERA WHIP	IP WLS BF H R ER SO BB IBB HBP BLK WP HR S P ERA WHIP	IP WLS BF H R ER SO BB IBB HBP BLK WP HR S P ERA WHIP	IP WLS BF H R ER SO BB IBB HBP BLK WP HR S P ERA WHIP	IP WLS BF H R ER SO BB IBB HBP BLK WP HR S P ERA WHIP	IP WLS BF H R ER SO BB IBB HBP BLK WP HR S P ERA WHIP	IP WLS BF H R ER SO BB IBB HBP BLK WP HR S P ERA WHIP	IP WLS BF H R ER SO BB IBB HBP BLK WP HR S P ERA WHIP	IP WLS BF H R ER SO BB IBB HBP BLK WP HR S P ERA WHIP	IP WLS BF H R ER SO BB IBB HBP BLK WP HR S P ERA WHIP	IP WLS BF H R ER SO BB IBB HBP BLK WP HR S P ERA WHIP	IP WLS BF H R ER SO BB IBB HBP BLK WP HR S P ERA WHIP	IP WLS BF H R ER SO BB IBB HBP BLK WP HR S P ERA WHIP	IP WLS BF H R ER SO BB IBB HBP BLK WP HR S P ERA WHIP	IP WLS BF H R ER SO BB IBB HBP BLK WP HR S P ERA WHIP	IP WLS BF H R ER SO BB IBB HBP BLK WP HR S P ERA WHIP	IP WLS BF H R ER SO BB IBB HBP BLK WP HR S P ERA WHIP

Atlanta Braves @ Cincinnati Reds  
Great American Ball Park, Cincinnati, OH  
Mon May 11 2015, 8:53 PM - 11:45 PM EDT  
Att: 19,881 - Overcast - 70 F

AB 30  
R 1  
H 4  
RBI 1  
BB 2  
SO 9  
LOB 13









Batter	1	2	3	4	5	6	7	8	9	AB	R	H	RBI	BB	SO	LOB	TOP					
22 Nick Markakis, L (1,9) OBP: 0.397, SLG: 0.341										2	0	0	1	2	0	0	<b>Atlanta Braves @ Cincinnati Reds</b> Great American Ball Park, Cincinnati, OH Wed May 13 2015, 7:11 PM - 9:16 PM EDT Att: 17,747 - Clear - 68 F					
19 Andrelton Simmons, R (1,6) OBP: 0.331, SLG: 0.435										4	0	0	0	0	0	3						
5 Freddie Freeman, L (1,3) OBP: 0.389, SLG: 0.546										4	0	0	0	0	0	3						
24 Kelly Johnson, L (1,7) OBP: 0.310, SLG: 0.519										0	0	0	0	0	0	0						
7 Jonny Gomes, R (1,PH) OBP: 0.294, SLG: 0.365										4	0	0	0	0	2	3						
1 Alberto Callaspo, S (1,5) OBP: 0.305, SLG: 0.267										3	0	0	0	1	0	0						
8 Jace Peterson, L (1,4) OBP: 0.352, SLG: 0.316										3	0	0	0	0	0	1						
27 Christian Bethancourt, R (1,2) OBP: 0.193, SLG: 0.236										3	0	0	0	0	1	1						
25 Cameron Maybin, R (1,8) OBP: 0.310, SLG: 0.405										3	0	0	0	0	2	1						
37 Eric Stults, L (1,1) OBP: 0.100, SLG: 0.100										1	0	0	0	0	1	0						
4 Eric Young Jr., S (6,PH) OBP: 0.237, SLG: 0.286										1	0	1	0	0	0	0						
61 Williams Pérez, R (6,1) OBP: 0.667, SLG: 1.667										0	0	0	0	0	0	0						
13 Pedro Ciriaco, R (8,PH) OBP: 0.667, SLG: 1.667										1	1	1	0	0	0	0						
34 Trevor Cahill, R (8,1) OBP: 0.667, SLG: 1.667										0	0	0	0	0	0	0						
<b>Inning Stats</b>	R: 0 E: 0 K: 0 S: 8	H: 0 LOB: 1 BB: 1 P: 16	R: 0 E: 0 K: 0 S: 7	H: 0 LOB: 0 BB: 0 P: 9	R: 0 E: 0 K: 2 S: 9	H: 0 LOB: 0 BB: 0 P: 10	R: 0 E: 0 K: 1 S: 7	H: 0 LOB: 0 BB: 0 P: 10	R: 0 E: 0 K: 2 S: 13	H: 1 LOB: 2 BB: 1 P: 20	R: 0 E: 0 K: 0 S: 9	H: 0 LOB: 0 BB: 0 P: 14	R: 0 E: 0 K: 0 S: 8	H: 0 LOB: 0 BB: 0 P: 10	R: 1 E: 0 K: 0 S: 13	H: 1 LOB: 0 BB: 0 P: 14	R: 0 E: 0 K: 1 S: 7	H: 0 LOB: 0 BB: 0 P: 11	1B: 1 2B: 0 3B: 1 HR: 0	SF: 0 SAC: 0 DP: 0 HBP: 0	WP: 0 PB: 0 SB: 0 CS: 0	PA: 32
<b>PITCHER</b>	IP WLS BF H R ER SO BB IBB HBP BLK WP HR S P ERA WHIP	8.0 W 29 2 1 1 5 3 0 0 0 0 0 0 74 103 1.12 0.625	1.0 3 0 0 0 1 0 0 0 0 0 0 0 7 11 0.00 0.000											IP WLS BF H R ER SO BB IBB HBP BLK WP HR S P ERA WHIP								

AB	29
R	1
H	2
RBI	1
BB	3
SO	6
LOB	12



Batter	1	2	3	4	5	6	7	8	9	AB	R	H	RBI	BB	SO	LOB	BOTTOM			
6 Billy Hamilton, S (1,8) OBP: 0.266, SLG: 0.320										4	1	2	0	0	1	0	<b>Atlanta Braves @ Cincinnati Reds</b> Great American Ball Park, Cincinnati, OH Wed May 13 2015, 7:11 PM - 9:16 PM EDT Att: 17,747 - Clear - 68 F			
2 Zack Cozart, R (1,6) OBP: 0.362, SLG: 0.547										3	1	1	1	0	0	1				
19 Joey Volto, L (1,3) OBP: 0.408, SLG: 0.529										4	1	2	1	0	1	0				
21 Todd Frazier, R (1,5) OBP: 0.336, SLG: 0.571										3	1	1	2	1	0	1				
9 Marlon Byrd, R (1,7) OBP: 0.289, SLG: 0.442										3	1	1	1	1	0	1				
32 Jay Bruce, L (1,9) OBP: 0.273, SLG: 0.342										4	0	0	0	0	1	2				
17 Kristopher Negrón, R (1,4) OBP: 0.273, SLG: 0.111										2	0	0	0	1	1	0				
29 Brayan Peña, S (1,2) OBP: 0.425, SLG: 0.400										2	0	0	0	1	0	2				
26 Raisel Iglesias, R (1,1) OBP: 0.273, SLG: 0.111										3	0	0	0	0	2	1				
52 Tony Cingrani, L (9,1) ERA: 8.15										0	0	0	0	0	0	0				
<b>Inning Stats</b>	R: 1 E: 0 K: 1 S: 7	H: 2 LOB: 0 BB: 0 P: 7	R: 1 E: 0 K: 2 S: 14	H: 1 LOB: 1 BB: 1 P: 21	R: 2 E: 0 K: 0 S: 13	H: 2 LOB: 0 BB: 0 P: 20	R: 0 E: 0 K: 0 S: 8	H: 0 LOB: 0 BB: 0 P: 11	R: 1 E: 0 K: 0 S: 11	H: 1 LOB: 0 BB: 0 P: 17	R: 0 E: 0 K: 1 S: 15	H: 0 LOB: 2 BB: 2 P: 26	R: 0 E: 0 K: 1 S: 7	H: 1 LOB: 0 BB: 0 P: 8	R: 0 E: 0 K: 1 S: 9	H: 0 LOB: 1 BB: 1 P: 16	1B: 3 2B: 1 3B: 1 HR: 2	SF: 1 SAC: 0 DP: 2 HBP: 0	WP: 0 PB: 0 SB: 1 CS: 0	PA: 33
<b>PITCHER</b>	IP WLS BF H R ER SO BB IBB HBP BLK WP HR S P ERA WHIP	5.0 L 21 5 5 3 3 1 0 0 0 0 0 0 22 34 0.00 1.500	2.0 8 1 0 0 2 2 0 0 0 0 0 0 22 34 0.00 1.500	1.0 4 0 0 0 1 1 0 0 0 0 0 0 9 16 0.00 1.000											IP WLS BF H R ER SO BB IBB HBP BLK WP HR S P ERA WHIP					


AB	28
R	5
H	7
RBI	5
BB	4
SO	6
LOB	8





Batter	1	2	3	4	5	6	7	8	9	AB	R	H	RBI	BB	SO	LOB	TOP										
8 Jace Peterson, L OBP: 0.336, SLG: 0.300										5	0	0	0	0	3	2	<b>Atlanta Braves @ Miami Marlins</b> Marlins Park, Miami, FL Fri May 15 2015, 7:13 PM - 10:22 PM EDT Att: 18,334 - Roof Closed - 75 F										
11 Phil Gosselin, R OBP: 0.371, SLG: 0.455										5	0	3	0	0	0	1											
5 Freddie Freeman, L OBP: 0.383, SLG: 0.533										5	0	1	0	0	2	2											
22 Nick Markakis, L OBP: 0.400, SLG: 0.354										4	1	2	0	0	1	3											
19 Andrelton Simmons, R OBP: 0.329, SLG: 0.431										4	1	1	0	0	1	4											
26 Todd Cunningham, S OBP: 0.750, SLG: 1.000										4	2	3	1	0	1	0											
25 Cameron Maybin, R OBP: 0.307, SLG: 0.410										4	1	1	1	0	1	4											
27 Christian Bethancourt, R OBP: 0.180, SLG: 0.220										4	0	0	0	0	1	5											
49 Julio Teheran, R OBP: 0.187, SLG: 0.187										2	0	1	2	0	0	1											
50 Brandon Cunniff, R OBP: 0.307, SLG: 0.307										0	0	0	0	0	0	0											
4 Eric Young Jr., S OBP: 0.307, SLG: 0.307										0	0	0	0	0	0	0											
57 Cody Martin, R OBP: 0.307, SLG: 0.307										0	0	0	0	0	0	0											
13 Pedro Ciraco, R OBP: 0.307, SLG: 0.307										0	0	0	0	0	0	0											
53 Jim Johnson, R OBP: 0.307, SLG: 0.307										0	0	0	0	0	0	0											
39 Jason Grilli, R OBP: 0.307, SLG: 0.307										0	0	0	0	0	0	0											
<b>Inning Stats</b>	R: 0 E: 0 K: 1 S: 8	H: 1 LOB: 0 BB: 0 P: 10	R: 2 E: 1 K: 1 S: 16	H: 3 LOB: 2 BB: 0 P: 21	R: 0 E: 0 K: 2 S: 12	H: 2 LOB: 1 BB: 0 P: 21	R: 1 E: 0 K: 1 S: 11	H: 2 LOB: 1 BB: 0 P: 17	R: 0 E: 0 K: 2 S: 10	H: 0 LOB: 0 BB: 0 P: 16	R: 0 E: 1 K: 0 S: 4	H: 1 LOB: 0 BB: 0 P: 8	R: 2 E: 0 K: 1 S: 13	H: 3 LOB: 2 BB: 0 P: 18	R: 0 E: 0 K: 1 S: 6	H: 0 LOB: 0 BB: 0 P: 10	1B: 9 2B: 6 3B: 0 HR: 0	SF: 0 SAC: 0 DP: 2 HBP: 0	WP: 1 PB: 0 SB: 2 CS: 0	PA: 39							
<b>PITCHER</b>	IP	WLS	BF	H	R	ER	SO	BB	IBB	HBP	BLK	WP	HR	S	P	ERA	WHIP										
41 David Phelps, R ERA: 2.68	6.0		26	9	3	1	8	0	0	0	0	0	0	66	100	1.50	1.500										
36 Sam Dyson, R ERA: 2.41	1.0		3	1	0	0	0	0	0	0	0	0	0	4	8	0.00	1.000										
40 Mike Dunn, L ERA: 4.5	0.1	L	2	1	1	1	0	0	0	0	0	0	0	4	6	27.00	3.000										
57 Bryan Morris, R ERA: 4.42	0.2		5	2	1	1	1	0	0	0	0	1	0	9	12	13.50	3.000										
52 Brad Hand, L ERA: 6.11	1.0		3	0	0	0	1	0	0	0	0	0	0	6	10	0.00	0.000										

AB	39
R	5
H	13
RBI	4
BB	0
SO	10
LOB	24



Batter	1	2	3	4	5	6	7	8	9	AB	R	H	RBI	BB	SO	LOB	BOTTOM										
9 Dee Strange-Gordon, L OBP: 0.457, SLG: 0.532										5	1	3	0	0	0	2	<b>Atlanta Braves @ Miami Marlins</b> Marlins Park, Miami, FL Fri May 15 2015, 7:13 PM - 10:22 PM EDT Att: 18,334 - Roof Closed - 75 F										
14 Martin Prado, R OBP: 0.322, SLG: 0.367										5	0	0	0	0	1	6											
27 Giancarlo Stanton, R OBP: 0.340, SLG: 0.545										4	2	2	2	1	1	1											
13 Marcell Ozuna, R OBP: 0.347, SLG: 0.414										5	0	2	1	0	0	1											
21 Christian Yelich, L OBP: 0.278, SLG: 0.243										4	0	1	0	1	1	2											
38 Michael Morse, R OBP: 0.276, SLG: 0.291										4	0	0	0	0	3	4											
20 J.T. Realmuto, R OBP: 0.260, SLG: 0.333										4	0	1	0	0	0	1											
3 Adeiny Hechavarria, R OBP: 0.333, SLG: 0.418										4	0	1	0	0	0	1											
41 David Phelps, R ERA: 4.33	5.2		27	9	2	1	5	1	0	0	0	0	0	0	0	0											
51 Ichiro Suzuki, L ERA: 3.07	0.0		1	1	0	0	0	0	0	0	0	0	0	0	0	0											
40 Mike Dunn, L ERA: 2.31	0.1	H	1	0	0	0	0	0	0	0	0	0	0	0	0	0											
57 Bryan Morris, L ERA: 4.12	1.0	W	4	1	1	1	1	0	0	0	0	1	8	11	9.00	1.000											
48 Justin Bour, L ERA: 3.12	1.0	H	4	1	0	0	1	0	0	0	0	0	8	13	0.00	1.000											
<b>Inning Stats</b>	R: 1 E: 1 K: 1 S: 13	H: 2 LOB: 1 BB: 1 P: 26	R: 0 E: 0 K: 0 S: 9	H: 2 LOB: 0 BB: 0 P: 13	R: 1 E: 0 K: 1 S: 15	H: 2 LOB: 1 BB: 0 P: 23	R: 0 E: 0 K: 1 S: 10	H: 1 LOB: 1 BB: 0 P: 13	R: 0 E: 0 K: 2 S: 11	H: 1 LOB: 1 BB: 0 P: 19	R: 1 E: 0 K: 1 S: 8	H: 1 LOB: 0 BB: 0 P: 11	R: 0 E: 0 K: 1 S: 8	H: 1 LOB: 1 BB: 1 P: 13	R: 0 E: 0 K: 0 S: 8	H: 0 LOB: 1 BB: 1 P: 14	1B: 9 2B: 1 3B: 0 HR: 2	SF: 0 SAC: 1 DP: 0 HBP: 0	WP: 1 PB: 0 SB: 1 CS: 0	PA: 41							
<b>PITCHER</b>	IP	WLS	BF	H	R	ER	SO	BB	IBB	HBP	BLK	WP	HR	S	P	ERA	WHIP										
39 Jason Grilli, R ERA: 4.76	1.0		4	0	0	0	0	1	0	0	0	0	0	8	14	0.00	1.000										

AB	38
R	3
H	12
RBI	3
BB	2
SO	7
LOB	19













Batter	1	2	3	4	5	6	7	8	9	AB	R	H	RBI	BB	SO	LOB	TOP					
39 Kevin Kiermaier, L (1,8) OBP: 0.289, SLG: 0.433										5	1	1	0	0	0	0						
20 Steven Souza Jr., R (1,9) OBP: 0.331, SLG: 0.410										4	1	2	1	0	2	0						
3 Evan Longoria, R (1,5) OBP: 0.360, SLG: 0.432										4	0	1	1	0	1	1						
21 James Loney, L (1,3) OBP: 0.327, SLG: 0.385										3	1	1	0	1	0	1						
11 Logan Forsythe, R (1,4) OBP: 0.373, SLG: 0.489										3	1	1	1	0	1	2						
7 David DeJesus, L (1,7) OBP: 0.386, SLG: 0.468										3	0	1	1	0	0	4						
5 Brandon Guyer, R (8,PH) OBP: 0.361, SLG: 0.410										1	0	0	0	0	0	0						
13 Asdrúbal Cabrera, S (1,6) OBP: 0.265, SLG: 0.345										4	1	1	1	0	1	1						
44 René Rivera, R (1,2) OBP: 0.183, SLG: 0.229										4	0	0	0	0	3	0						
30 Erasmo Ramírez, R (1,1)										2	0	0	0	0	2	0						
1 Tim Beckham, R (6,PH)										1	0	0	0	0	0	0						
31 Xavier Cedeño, L (6,1)										0	0	0	0	0	0	0						
47 Brandon Gomes, R (6,1)										0	0	0	0	0	0	0						
40 Kevin Jepsen, L (7,1)										0	0	0	0	0	0	0						
57 Jake McGee, L (8,1)										0	0	0	0	0	0	0						
2 Nick Franklin, S (9,PH)										1	0	0	0	0	0	0						
26 Brad Boxberger, R (9,1)										0	0	0	0	0	0	0						
<b>Inning Stats</b>	R: 1 E: 0 K: 0 S: 18	H: 3 LOB: 2 BB: 0 P: 21	R: 0 E: 0 K: 2 S: 8	H: 0 LOB: 0 BB: 0 P: 10	R: 1 E: 0 K: 0 S: 11	H: 2 LOB: 2 BB: 0 P: 16	R: 1 E: 0 K: 2 S: 12	H: 1 LOB: 0 BB: 0 P: 17	R: 2 E: 0 K: 3 S: 15	H: 2 LOB: 1 BB: 1 P: 27	R: 0 E: 0 K: 0 S: 4	H: 0 LOB: 0 BB: 0 P: 5	R: 0 E: 0 K: 1 S: 5	H: 0 LOB: 0 BB: 0 P: 6	R: 0 E: 0 K: 1 S: 5	H: 0 LOB: 0 BB: 0 P: 10	R: 0 E: 0 K: 1 S: 8	H: 0 LOB: 0 BB: 0 P: 11	1B: 5 2B: 1 3B: 1 HR: 1	SF: 0 SAC: 0 DP: 0 HBP: 1	WP: 1 PB: 0 SB: 1 CS: 0	PA: 37
<b>PITCHER</b>	IP WLS BF H R ER SO BB IBB HBP BLK WP HR S P ERA WHIP																					
48 Mike Folynewicz, R (1,1) ERA: 5.32	5.0 L 25 8 5 5 7 1 0 1 0 1 1 64 91 9.00 1.800																					
34 Trevor Cahill, R (6,1) ERA: 7.32	2.0 6 0 0 0 1 0 0 0 0 0 0 0 9 11 0.00 0.000																					
43 Luis Avilán, L (8,1) ERA: 2.97	1.0 3 0 0 0 1 0 0 0 0 0 0 0 5 10 0.00 0.000																					
51 Nick Masset, R (9,1) ERA: 1.69	1.0 3 0 0 0 1 0 0 0 0 0 0 0 8 11 0.00 0.000																					

Tampa Bay Rays @ Atlanta Braves  
Turner Field, Atlanta, GA  
Tue May 19 2015, 7:11 PM - 9:53 PM EDT  
Att: 20,120 - Cloudy - 80 F

AB	35
R	5
H	8
RBI	5
BB	1
SO	10
LOB	9



Batter	1	2	3	4	5	6	7	8	9	AB	R	H	RBI	BB	SO	LOB	BOTTOM			
8 Jace Peterson, L (1,4) OBP: 0.339, SLG: 0.336										4	0	0	1	0	1	3				
13 Pedro Ciriaco, R (1,5) OBP: 0.250, SLG: 0.636										4	0	0	0	0	1	3				
5 Freddie Freeman, L (1,3) OBP: 0.364, SLG: 0.500										4	0	0	0	0	2	0				
22 Nick Markakis, L (1,9) OBP: 0.389, SLG: 0.340										3	1	0	0	1	1	0				
26 Todd Cunningham, S (1,7) OBP: 0.600, SLG: 0.733										3	1	1	0	0	0	0				
7 Jonny Gomes, R (8,PH) OBP: 0.293, SLG: 0.375										1	0	1	0	0	0	0				
15 A.J. Pierzynski, L (1,2) OBP: 0.340, SLG: 0.471										3	1	1	0	0	1	1				
19 Andrelton Simmons, R (1,6) OBP: 0.319, SLG: 0.415										3	0	0	1	1	0	1				
25 Cameron Maybin, R (1,8) OBP: 0.350, SLG: 0.425										2	0	1	1	1	0	0				
48 Mike Folynewicz, R (1,1) ERA: 6.44	5.0 W 21 2 3 3 5 2 0 0 0 0 0 0 6 10 0.00 1.500																			
31 Xavier Cedeño, L (6,1) ERA: 1.8	0.2 H 3 1 0 0 0 0 0 0 0 0 0 6 10 0.00 1.500																			
47 Brandon Gomes, R (6,1) ERA: 1.93	0.1 H 1 0 0 0 0 0 0 0 0 0 0 1 2 0.00 0.000																			
40 Kevin Jepsen, R (7,1) ERA: 2.08	1.0 H 4 0 0 0 1 1 0 0 0 0 0 13 24 0.00 1.000																			
57 Jake McGee, L (8,1) ERA:	1.0 H 4 1 0 0 2 0 0 0 0 0 0 0 11 15 0.00 1.000																			
<b>Inning Stats</b>	R: 0 E: 0 K: 0 S: 10	H: 0 LOB: 0 BB: 0 P: 14	R: 3 E: 0 K: 1 S: 18	H: 2 LOB: 2 BB: 2 P: 30	R: 0 E: 0 K: 0 S: 6	H: 0 LOB: 0 BB: 0 P: 11	R: 0 E: 0 K: 2 S: 8	H: 0 LOB: 1 BB: 0 P: 12	R: 0 E: 0 K: 0 S: 7	H: 1 LOB: 1 BB: 0 P: 12	R: 0 E: 0 K: 1 S: 13	H: 0 LOB: 1 BB: 1 P: 24	R: 0 E: 0 K: 2 S: 11	H: 1 LOB: 1 BB: 0 P: 15	R: 0 E: 0 K: 1 S: 11	H: 0 LOB: 0 BB: 0 P: 15	1B: 2 2B: 2 3B: 0 HR: 0	SF: 0 SAC: 0 DP: 0 HBP: 2	WP: 0 PB: 0 SB: 0 CS: 0	PA: 36
<b>PITCHER</b>	IP WLS BF H R ER SO BB IBB HBP BLK WP HR S P ERA WHIP																			
26 Brad Boxberger, R (9,1) ERA: 1.2	1.0 S 3 0 0 0 1 0 0 0 0 0 0 11 15 0.00 0.000																			

Tampa Bay Rays @ Atlanta Braves  
Turner Field, Atlanta, GA  
Tue May 19 2015, 7:11 PM - 9:53 PM EDT  
Att: 20,120 - Cloudy - 80 F

AB	31
R	3
H	4
RBI	3
BB	3
SO	9
LOB	13






Batter	1	2	3	4	5	6	7	8	9	AB	R	H	RBI	BB	SO	LOB	TOP			
39 Kevin Kiermaier, L (1,8) OBP: 0.286, SLG: 0.424	G4-3		G4-3				B1-3		G4-3	5	0	1	0	0	0	1	<b>Tampa Bay Rays @ Atlanta Braves</b> Turner Field, Atlanta, GA Wed May 20 2015, 7:11 PM - 9:45 PM EDT Att: 24,549 - Partly Cloudy - 84 F			
20 Steven Souza Jr., R (1,9) OBP: 0.329, SLG: 0.466	3 1B 21 SF8		K				F8			4	1	1	0	0	2	2				
3 Evan Longoria, R (1,5) OBP: 0.358, SLG: 0.427	1-3		K				K		K	4	0	1	0	0	3	2				
21 James Loney, L (1,3) OBP: 0.333, SLG: 0.398	SF8						F7			2	0	1	1	1	0	0				
11 Logan Forsythe, R (1,4) OBP: 0.377, SLG: 0.485	G4-3						K			3	0	1	0	1	1	2				
7 David DeJesus, L (1,7)							L8			4	0	1	0	0	0	2				
13 Asdrúbal Cabrera, S (1,6) OBP: 0.264, SLG: 0.338			K						F9	3	0	0	0	1	1	3				
44 René Rivera, R (1,2) OBP: 0.188, SLG: 0.234			K				G3		K	2	0	1	0	0	1	0				
2 Nick Franklin, S (6,PH) OBP: 0.286, SLG: 0.429										1	0	0	0	0	0	2				
46 Bobby Wilson, R (6,2) OBP: 0.262, SLG: 0.184										1	0	0	0	0	1	0				
23 Jake Odorizzi, R (1,1)										2	0	0	0	0	1	1				
9 Joey Butler, R (7,PH) OBP: 0.341, SLG: 0.488										1	0	0	0	0	0	0				
54 Steve Geltz, R (7,1)										0	0	0	0	0	0	0				
31 Xavier Cedeño, L (8,1)										0	0	0	0	0	0	0				
5 Brandon Guyer, R (9,PH) OBP: 0.367, SLG: 0.417										1	0	1	0	0	0	0				
<b>Inning Stats</b>	R: 1 E: 0 K: 0 S: 10	H: 2 LOB: 1 BB: 0 P: 16	R: 0 E: 0 K: 2 S: 9	H: 0 LOB: 0 BB: 0 P: 16	R: 0 E: 0 K: 1 S: 8	H: 0 LOB: 0 BB: 0 P: 9	R: 0 E: 0 K: 1 S: 10	H: 2 LOB: 2 BB: 1 P: 19	R: 0 E: 0 K: 1 S: 12	H: 1 LOB: 2 BB: 1 P: 17	R: 0 E: 0 K: 1 S: 5	H: 0 LOB: 0 BB: 0 P: 6	R: 0 E: 0 K: 1 S: 10	H: 0 LOB: 1 BB: 1 P: 16	R: 0 E: 0 K: 1 S: 9	H: 1 LOB: 1 BB: 0 P: 14	1B: 7 2B: 1 3B: 0 HR: 0	SF: 1 SAC: 0 DP: 1 HBP: 0	WP: 0 PB: 0 SB: 0 CS: 0	PA: 37
<b>PITCHER</b>	IP WLS BF H R ER SO BB IBB HBP BLK WP HR S P ERA WHIP																			
61 Williams Pérez, R (1,1) ERA: 6.14	5.0		21	6	1	1	7	1	0	0	0	0	0	0	0	0	1.80	1.400		
43 Luis Avilán, L (6,1) ERA: 2.79	0.2		4	1	0	0	1	0	1	0	0	0	0	0	0	0	0.00	1.500		
50 Brandon Cunniff, R (6,1) ERA: 2.08	1.1	W	4	0	0	0	0	0	0	0	0	0	0	0	7	8	0.00	0.000		
53 Jim Johnson, R (8,1) ERA: 2.79	1.0	H	4	0	0	0	1	1	0	0	0	0	0	0	10	16	0.00	1.000		
39 Jason Grilli, R (9,1) ERA: 4.73	1.0	S	4	1	0	0	1	0	0	0	0	0	0	0	9	14	0.00	1.000		

Batter	1	2	3	4	5	6	7	8	9	AB	R	H	RBI	BB	SO	LOB	BOTTOM			
8 Jace Peterson, L (1,4) OBP: 0.344, SLG: 0.330	F7		1 1B				G3-1			2	0	0	0	2	0	1	<b>Tampa Bay Rays @ Atlanta Braves</b> Turner Field, Atlanta, GA Wed May 20 2015, 7:11 PM - 9:45 PM EDT Att: 24,549 - Partly Cloudy - 84 F			
1 Alberto Callaspo, S (1,5) OBP: 0.300, SLG: 0.263	G6-3									4	0	1	1	0	1	2				
53 Jim Johnson, R (8,1) ERA: 2.79										0	0	0	0	0	0	0				
39 Jason Grilli, R (9,1) ERA: 4.73										0	0	0	0	0	0	0				
5 Freddie Freeman, L (1,3) OBP: 0.361, SLG: 0.500	F8									4	1	1	0	0	2	2				
22 Nick Markakis, L (1,9) OBP: 0.386, SLG: 0.338										4	0	1	0	0	0	0				
26 Todd Cunningham, S (1,7) OBP: 0.474, SLG: 0.579										4	0	0	1	0	2	1				
15 A.J. Pierzynski, L (1,2) OBP: 0.330, SLG: 0.455										3	0	0	0	0	0	1				
19 Andrelton Simmons, R (1,6) OBP: 0.319, SLG: 0.420										3	1	1	0	0	0	0				
25 Cameron Maybin, R (1,8) OBP: 0.350, SLG: 0.433										3	0	1	0	0	0	1				
61 Williams Pérez, R (1,1) ERA: 6.14										1	0	0	0	0	0	1				
14 Adonis García, R (5,PH) ERA: 2.43										0	0	0	0	0	0	0				
43 Luis Avilán, L (6,1) ERA: 2.79										0	0	0	0	0	0	0				
50 Brandon Cunniff, R (6,1) ERA: 2.08										0	0	0	0	0	0	0				
13 Pedro Ciriaco, R (8,9) OBP: 0.231, SLG: 0.348										1	0	0	0	0	0	1				
<b>Inning Stats</b>	R: 0 E: 0 K: 0 S: 6	H: 0 LOB: 0 BB: 0 P: 8	R: 0 E: 0 K: 1 S: 8	H: 0 LOB: 0 BB: 0 P: 11	R: 1 E: 0 K: 1 S: 16	H: 2 LOB: 1 BB: 1 P: 23	R: 0 E: 0 K: 0 S: 7	H: 0 LOB: 0 BB: 0 P: 9	R: 0 E: 0 K: 0 S: 8	H: 0 LOB: 1 BB: 1 P: 16	R: 1 E: 0 K: 0 S: 11	H: 2 LOB: 1 BB: 0 P: 16	R: 0 E: 0 K: 1 S: 19	H: 1 LOB: 2 BB: 1 P: 26	R: 0 E: 0 K: 2 S: 9	H: 0 LOB: 0 BB: 0 P: 13	1B: 2 2B: 3 3B: 0 HR: 0	SF: 0 SAC: 0 DP: 0 HBP: 0	WP: 0 PB: 0 SB: 1 CS: 0	PA: 32
<b>PITCHER</b>	IP WLS BF H R ER SO BB IBB HBP BLK WP HR S P ERA WHIP																			
23 Jake Odorizzi, R (1,1) ERA: 2.43	6.0	L	24	4	2	2	2	2	0	0	0	0	0	0	0	0	3.00	1.000		
54 Steve Geltz, R (7,1) ERA: 3.0	1.0		5	1	0	0	1	1	0	0	0	0	0	0	19	26	0.00	2.000		
31 Xavier Cedeño, L (8,1) ERA: 1.64	1.0		3	0	0	0	2	0	0	0	0	0	0	9	13	0.00	0.000			

**AB 33**  
**R 1**  
**H 8**  
**RBI 1**  
**BB 3**  
**SO 10**  
**LOB 15**



**AB 29**  
**R 2**  
**H 5**  
**RBI 2**  
**BB 3**  
**SO 5**  
**LOB 10**





Batter	1	2	3	4	5	6	7	8	9	AB	R	H	RBI	BB	SO	LOB	TOP					
27 Carlos Gómez, R OBP: 0.307, SLG: 0.495										3	1	0	0	1	1	0	<b>Milwaukee Brewers @ Atlanta Braves</b> Turner Field, Atlanta, GA Thu May 21 2015, 7:12 PM - 10:02 PM EDT Att: 18,239 - Partly Cloudy - 74 F					
28 Gerardo Parra, L OBP: 0.336, SLG: 0.500										4	0	1	0	0	2	0						
8 Ryan Braun, R OBP: 0.329, SLG: 0.493										3	0	0	1	0	1	0						
24 Adam Lind, L OBP: 0.376, SLG: 0.522										3	0	1	0	0	0	0						
16 Aramis Ramirez, R OBP: 0.271, SLG: 0.442										3	0	0	0	0	0	1						
13 Will Smith, R										0	0	0	0	0	0	0						
48 Neal Cotts, L										0	0	0	0	0	0	0						
54 Michael Blazek, R										0	0	0	0	0	0	0						
53 Brandon Kintzler, R										0	0	0	0	0	0	0						
3 Elian Herrera, S OBP: 0.269, SLG: 0.438										3	0	0	0	0	1	0						
25 Juan Centeno, L OBP: 0.176, SLG: 0.133										2	0	0	0	1	0	0						
22 Matt Garza, R OBP: 0.133, SLG: 0.071										2	0	0	0	0	2	0						
5 Héctor Gómez, R OBP: 0.237, SLG: 0.405										1	0	0	0	0	1	1						
10 Luis Sardinas, S OBP: 0.333, SLG: 0.429										3	0	0	0	0	2	1						
<b>Inning Stats</b>	R: 0 H: 0 E: 0 K: 2 S: 7	H: 0 LOB: 0 BB: 0 P: 9	R: 0 H: 0 E: 0 K: 1 S: 7	H: 0 LOB: 0 BB: 0 P: 11	R: 0 H: 0 E: 0 K: 1 S: 9	H: 0 LOB: 0 BB: 0 P: 12	R: 1 H: 2 E: 0 K: 0 S: 8	H: 2 LOB: 1 BB: 1 P: 16	R: 0 H: 0 E: 0 K: 1 S: 6	H: 0 LOB: 0 BB: 0 P: 12	R: 0 H: 0 E: 0 K: 3 S: 10	H: 0 LOB: 0 BB: 0 P: 15	R: 0 H: 0 E: 0 K: 0 S: 5	H: 0 LOB: 0 BB: 0 P: 8	R: 0 H: 0 E: 0 K: 2 S: 10	H: 0 LOB: 0 BB: 1 P: 18	R: 0 H: 0 E: 0 K: 0 S: 10	H: 0 LOB: 0 BB: 0 P: 13	1B: 2 2B: 1 3B: 0 HR: 0	SF: 1 SAC: 0 DP: 1 HBP: 0	WP: 0 PB: 0 SB: 0 CS: 0	PA: 30
<b>PITCHER</b>	IP WLS BF H R ER SO BB IBB HBP BLK WP HR S P ERA WHIP																					
49 Julio Teheran, R ERA: 3.91	7.0 W 23 2 1 1 8 1 0 0 0 0 0 0 52 83 1.29 0.429																					
50 Brandon Cunniff, R ERA: 1.93	1.0 4 0 0 0 2 1 0 0 0 0 0 0 10 18 0.00 1.000																					
34 Trevor Cahill, R ERA: 6.97	1.0 3 0 0 0 0 0 0 0 0 0 0 0 10 13 0.00 0.000																					

Batter	1	2	3	4	5	6	7	8	9	AB	R	H	RBI	BB	SO	LOB	BOTTOM			
8 Jace Peterson, L OBP: 0.346, SLG: 0.328										4	1	1	1	1	0	1	<b>Milwaukee Brewers @ Atlanta Braves</b> Turner Field, Atlanta, GA Thu May 21 2015, 7:12 PM - 10:02 PM EDT Att: 18,239 - Partly Cloudy - 74 F			
25 Cameron Maybin, R OBP: 0.392, SLG: 0.426									4	3	1	2	1	0	2					
5 Freddie Freeman, L OBP: 0.363, SLG: 0.497									5	1	2	2	0	1	1					
22 Nick Markakis, L OBP: 0.392, SLG: 0.349									4	0	2	2	1	0	1					
7 Jonny Gomes, R OBP: 0.291, SLG: 0.368									4	1	1	0	0	1	3					
1 Alberto Callaspo, S OBP: 0.298, SLG: 0.263									4	0	1	0	0	0	3					
50 Brandon Cunniff, R ERA: 1.93									0	0	0	0	0	0	0					
34 Trevor Cahill, R ERA: 6.97									0	0	0	0	0	0	0					
19 Andrelton Simmons, R OBP: 0.311, SLG: 0.409									4	1	0	0	0	1	4					
27 Christian Bethancourt, R OBP: 0.215, SLG: 0.286									4	2	3	1	0	0	0					
49 Julio Teheran, R OBP: 0.143, SLG: 0.143									2	0	0	0	0	0	1					
26 Todd Cunningham, R OBP: 0.474, SLG: 0.579									0	0	0	0	0	0	0					
13 Pedro Ciriaco, R OBP: 0.267, SLG: 0.538									1	1	0	0	0	1	1					
<b>Inning Stats</b>	R: 1 H: 1 E: 0 K: 1 S: 16	H: 1 LOB: 1 BB: 1 P: 26	R: 0 H: 0 E: 0 K: 1 S: 6	H: 0 LOB: 0 BB: 0 P: 11	R: 0 H: 0 E: 0 K: 0 S: 5	H: 0 LOB: 0 BB: 0 P: 6	R: 0 H: 0 E: 0 K: 1 S: 7	H: 0 LOB: 1 BB: 1 P: 12	R: 0 H: 1 E: 0 K: 0 S: 10	H: 1 LOB: 1 BB: 0 P: 16	R: 0 H: 0 E: 0 K: 0 S: 7	H: 0 LOB: 0 BB: 0 P: 11	R: 7 H: 7 E: 1 K: 0 S: 21	H: 7 LOB: 2 BB: 0 P: 31	R: 2 H: 2 E: 0 K: 1 S: 20	H: 2 LOB: 1 BB: 1 P: 33	1B: 8 2B: 3 3B: 0 HR: 0	SF: 0 SAC: 0 DP: 0 HBP: 1	WP: 1 PB: 0 SB: 1 CS: 0	PA: 40
<b>PITCHER</b>	IP WLS BF H R ER SO BB IBB HBP BLK WP HR S P ERA WHIP																			
22 Matt Garza, R ERA: 5.71	6.1 L 26 5 4 4 3 2 0 0 0 0 0 0 0 56 90 5.68 1.105																			
13 Will Smith, L ERA: 2.84	0.0 1 0 0 0 0 0 0 0 1 0 0 0 0 2 3 " " " "																			
48 Neal Cotts, L ERA: 0.75	0.0 1 1 0 0 0 0 0 0 0 0 0 0 0 3 4 " " " "																			
54 Michael Blazek, R ERA: 1.83	0.2 6 3 4 3 0 0 0 0 0 0 0 0 0 11 16 40.50 4.500																			
53 Brandon Kintzler, R ERA: 6.75	1.0 6 2 2 2 1 1 0 0 0 0 1 0 0 20 33 18.00 3.000																			















Batter	1	2	3	4	5	6	7	8	9	AB	R	H	RBI	BB	SO	LOB	TOP					
8 Jace Peterson, L (1.4) OBP: 0.338, SLG: 0.316	G4-3		G4-3				P6			4	0	1	0	0	0	0	<b>Atlanta Braves @ Los Angeles Dodgers</b> Dodger Stadium, Los Angeles, CA Mon May 25 2015, 5:11 PM - 8:00 PM PDT Att: 44,680 - Partly Cloudy - 68 F					
25 Cameron Maybin, R (1.8) OBP: 0.352, SLG: 0.407	G6-3		G6-3					F9		3	1	0	0	1	0							
5 Freddie Freeman, L (1.3) OBP: 0.372, SLG: 0.485								G4-3		4	0	2	1	0	1							
22 Nick Markakis, L (1.9) OBP: 0.390, SLG: 0.350	G1-3							L7		4	0	0	0	0	2							
7 Jonny Gomes, R (1.7) OBP: 0.295, SLG: 0.377		G6-3								4	2	2	0	0	0							
19 Andrelton Simmons, R (1.6) OBP: 0.368, SLG: 0.391		F8								4	0	1	0	0	0	1						
13 Pedro Ciriaco, R (1.5) OBP: 0.322, SLG: 0.409										4	0	2	1	0	1							
27 Christian Bethancourt, R (1.2) OBP: 0.222, SLG: 0.275										4	0	2	1	0	1							
61 Williams Pérez, R (1.1) OBP: 0.235, SLG: 0.280										3	0	1	1	1	0	1						
4 Eric Young Jr., S (7.1) OBP: 0.275, SLG: 0.300										2	0	0	0	0	2	4						
43 Luis Avila, L (7.1) OBP: 0.275, SLG: 0.348										1	0	0	0	0	0	0						
51 Nick Masset, R (7.1) OBP: 0.275, SLG: 0.348										0	0	0	0	0	0	0						
34 Trevor Cahill, R (8.1) OBP: 0.268, SLG: 0.320										0	0	0	0	0	0	0						
26 Todd Cunningham, S (8.1) OBP: 0.275, SLG: 0.490										1	0	0	0	0	0	1						
<b>Inning Stats</b>	R: 0 E: 0 K: 0 S: 12	H: 1 LOB: 1 BB: 0 P: 15	R: 0 E: 0 K: 1 S: 10	H: 2 LOB: 2 BB: 0 P: 12	R: 0 E: 0 K: 1 S: 7	H: 0 LOB: 0 BB: 0 P: 12	R: 1 E: 0 K: 1 S: 11	H: 2 LOB: 2 BB: 1 P: 25	R: 1 E: 0 K: 0 S: 6	H: 2 LOB: 0 BB: 1 P: 14	R: 0 E: 0 K: 0 S: 8	H: 0 LOB: 0 BB: 0 P: 10	R: 0 E: 0 K: 0 S: 6	H: 0 LOB: 0 BB: 0 P: 12	R: 0 E: 0 K: 0 S: 7	H: 0 LOB: 0 BB: 0 P: 11	R: 1 E: 0 K: 1 S: 14	H: 2 LOB: 1 BB: 0 P: 18	1B: 8 2B: 1 3B: 0 HR: 0	SF: 0 SAC: 0 DP: 1 HBP: 0	WP: 1 PB: 0 SB: 0 CS: 1	PA: 36
<b>PITCHER</b>	IP WLS BF H R ER SO BB IBB HBP BLK WP HR S P ERA WHIP																					
35 Brett Anderson, L (1.1) ERA: 3.47	7.0		28	7	2	2	3	1	1	0	0	0	1	0	60	100	2.57	1.143				
36 Adam Liberatore, L (8.1) ERA: 1.5	1.0	W	3	0	0	0	0	0	0	0	0	0	0	0	7	11	0.00	0.000				
41 Chris Hatcher, R (9.1) ERA: 5.65	0.0		2	2	1	1	0	0	0	0	0	0	0	4	6							
74 Kenley Jansen, R (9.1) ERA:	1.0	S	3	0	0	0	1	0	0	0	0	0	0	10	12	0.00	0.000					

Batter	1	2	3	4	5	6	7	8	9	AB	R	H	RBI	BB	SO	LOB	BOTTOM			
31 Joc Pederson, L (1.8) OBP: 0.388, SLG: 0.556	FC2-5							G4-3		5	1	3	0	0	1	0	<b>Atlanta Braves @ Los Angeles Dodgers</b> Dodger Stadium, Los Angeles, CA Mon May 25 2015, 5:11 PM - 8:00 PM PDT Att: 44,680 - Partly Cloudy - 68 F			
11 Jimmy Rollins, S (1.6) OBP: 0.275, SLG: 0.348	FC2-5		G4-3							5	2	1	1	0	0	4				
47 Howie Kendrick, R (1.4) OBP: 0.355, SLG: 0.443										3	0	1	0	2	1	1				
23 Adrián González, L (1.3) OBP: 0.419, SLG: 0.624										5	0	2	1	0	1	4				
10 Justin Turner, R (1.5) OBP: 0.379, SLG: 0.542										3	0	1	0	0	1	3				
16 Andre Ethier, L (1.9) OBP: 0.407, SLG: 0.548										3	1	2	2	1	0	0				
33 Scott Van Slyke, R (1.7) OBP: 0.323, SLG: 0.417										4	0	0	0	0	2	6				
17 A.J. Ellis, R (1.2) OBP: 0.208, SLG: 0.140										3	1	0	0	1	1	0				
35 Brett Anderson, L (1.1) ERA: 4.05	6.0		26	7	1	1	0	2	0	0	0	0	0	0	0	0				
5 Justin Upton, R (7.1) OBP: 0.313, SLG: 0.167	0.2	B	5	1	1	1	0	2	0	0	9	18	13.50	4.500						
43 Luis Avila, L (8.1) OBP: 0.275, SLG: 0.300	1.0	L	7	3	4	4	1	1	0	0	3	14	28	36.00	4.000					
7 Alex Guerrero, R (8.1) OBP: 0.275, SLG: 0.180	0.1		2	0	0	0	1	1	0	0	8	12	0.00	3.000						
34 Trevor Cahill, R (8.1) ERA: 7.66										2	0	0	0	0	2	0				
<b>Inning Stats</b>	R: 1 E: 0 K: 1 S: 14	H: 2 LOB: 3 BB: 1 P: 31	R: 0 E: 0 K: 1 S: 10	H: 1 LOB: 1 BB: 0 P: 15	R: 0 E: 0 K: 0 S: 10	H: 3 LOB: 2 BB: 0 P: 18	R: 0 E: 0 K: 3 S: 9	H: 0 LOB: 0 BB: 0 P: 16	R: 0 E: 0 K: 1 S: 10	H: 1 LOB: 1 BB: 0 P: 17	R: 0 E: 0 K: 1 S: 6	H: 0 LOB: 0 BB: 0 P: 9	R: 1 E: 0 K: 0 S: 10	H: 1 LOB: 2 BB: 2 P: 20	R: 4 E: 0 K: 2 S: 21	H: 3 LOB: 1 BB: 2 P: 38	1B: 7 2B: 1 3B: 0 HR: 3	SF: 0 SAC: 0 DP: 1 HBP: 1	WP: 0 PB: 0 SB: 0 CS: 0	PA: 40
<b>PITCHER</b>	IP WLS BF H R ER SO BB IBB HBP BLK WP HR S P ERA WHIP																			
61 Williams Pérez, R (1.1) ERA: 4.05	6.0		26	7	1	1	0	2	0	0	9	18	13.50	4.500						
43 Luis Avila, L (8.1) OBP: 0.275, SLG: 0.300	1.0	L	7	3	4	4	1	1	0	0	3	14	28	36.00	4.000					
7 Alex Guerrero, R (8.1) OBP: 0.275, SLG: 0.180	0.1		2	0	0	0	1	1	0	0	8	12	0.00	3.000						



Batter	1	2	3	4	5	6	7	8	9	AB	R	H	RBI	BB	SO	LOB	TOP			
8 Jace Peterson, L (1,4) OBP: 0.329, SLG: 0.307										4	0	0	0	0	2	0	<b>Atlanta Braves @ Los Angeles Dodgers</b> Dodger Stadium, Los Angeles, CA Tue May 26 2015, 7:11 PM - 9:48 PM PDT Att: 40,667 - Partly Cloudy - 65 F			
25 Cameron Maybin, R (1,8) OBP: 0.357, SLG: 0.405										3	0	1	0	1	0	0				
5 Freddie Freeman, L (1,3) OBP: 0.365, SLG: 0.474										4	0	0	0	0	4	3				
22 Nick Markakis, L (1,9) OBP: 0.398, SLG: 0.365										4	0	3	0	0	0	0				
7 Jonny Gomes, R (1,7) OBP: 0.283, SLG: 0.358										4	0	0	0	0	2	3				
19 Andrelton Simmons, R (1,6) OBP: 0.305, SLG: 0.387										4	0	1	0	0	1	2				
13 Pedro Ciriaco, R (1,5) OBP: 0.214, SLG: 0.346										4	0	0	0	0	0	4				
27 Christian Bethancourt, R (1,2) OBP: 0.213, SLG: 0.264										3	0	0	0	0	1	2				
49 Julio Teheran, R (1,1) OBP: 0.133, SLG: 0.133										1	0	0	0	0	0	0				
Eric Stults, L (5,1) OBP: 0.077, SLG: 0.077										2	0	0	0	0	1	0				
<b>Inning Stats</b>	R: 0 E: 0 K: 2 S: 8	H: 0 LOB: 0 BB: 0 P: 12	R: 0 E: 0 K: 1 S: 7	H: 0 LOB: 0 BB: 0 P: 12	R: 0 E: 0 K: 0 S: 8	H: 0 LOB: 0 BB: 0 P: 11	R: 0 E: 0 K: 1 S: 8	H: 2 LOB: 2 BB: 0 P: 20	R: 0 E: 0 K: 3 S: 15	H: 1 LOB: 1 BB: 0 P: 18	R: 0 E: 0 K: 2 S: 11	H: 1 LOB: 1 BB: 0 P: 16	R: 0 E: 1 K: 1 S: 10	H: 0 LOB: 2 BB: 1 P: 17	R: 0 E: 0 K: 0 S: 9	H: 1 LOB: 1 BB: 0 P: 17	1B: 4 2B: 1 3B: 0 HR: 0	SF: 0 SAC: 0 DP: 0 HBP: 0	WP: 2 PB: 0 SB: 0 CS: 0	PA: 34
<b>PITCHER</b>	IP WLS BF H R ER SO BB IBB HBP BLK WP HR S P ERA WHIP	7.0 W 25 4 0 0 10 0 0 0 0 0 1 0 69 101 0.00 0.571	1.0 5 0 0 0 1 1 0 0 0 0 0 0 10 17 0.00 1.000	1.0 4 1 0 0 0 0 0 0 0 0 1 0 9 17 0.00 1.000																

Batter	1	2	3	4	5	6	7	8	9	AB	R	H	RBI	BB	SO	LOB	BOTTOM			
31 Joc Pederson, L (1,8) OBP: 0.390, SLG: 0.554										4	0	2	0	0	0	1	<b>Atlanta Braves @ Los Angeles Dodgers</b> Dodger Stadium, Los Angeles, CA Tue May 26 2015, 7:11 PM - 9:48 PM PDT Att: 40,667 - Partly Cloudy - 65 F			
11 Jimmy Rollins, S (1,6) OBP: 0.274, SLG: 0.345										4	1	1	0	0	0	2				
47 Howie Kendrick, R (1,4) OBP: 0.358, SLG: 0.450										4	2	2	1	0	1	1				
23 Adrián González, L (1,3) OBP: 0.421, SLG: 0.638										3	2	1	2	1	0	0				
10 Justin Turner, R (1,5) OBP: 0.374, SLG: 0.529										4	1	1	1	0	0	0				
16 Andre Ethier, L (1,9) OBP: 0.403, SLG: 0.546										4	1	1	2	0	0	0				
7 Alex Guerrero, R (1,7) OBP: 0.348, SLG: 0.687										2	0	1	0	1	1	0				
17 A.J. Ellis, R (1,2) OBP: 0.235, SLG: 0.178										2	1	1	1	1	0	0				
22 Clayton Kershaw, L (1,1) OBP: 0.160, SLG: 0.130										3	0	1	1	0	0	1				
56 J.P. Howell, L (8,1) ERA: 4.91										0	0	0	0	0	0	0				
26 Sergio Santos, R (9,1) ERA: 5.65										0	0	0	0	0	0	0				
<b>Inning Stats</b>	R: 0 E: 0 K: 1 S: 6	H: 1 LOB: 1 BB: 0 P: 11	R: 0 E: 0 K: 0 S: 9	H: 0 LOB: 0 BB: 0 P: 17	R: 0 E: 0 K: 0 S: 8	H: 1 LOB: 1 BB: 1 P: 12	R: 6 E: 0 K: 0 S: 20	H: 6 LOB: 1 BB: 2 P: 33	R: 2 E: 0 K: 0 S: 16	H: 2 LOB: 0 BB: 0 P: 18	R: 0 E: 0 K: 1 S: 8	H: 0 LOB: 0 BB: 0 P: 14	R: 0 E: 0 K: 0 S: 4	H: 1 LOB: 0 BB: 0 P: 6	R: 0 E: 0 K: 0 S: 6	H: 0 LOB: 0 BB: 0 P: 8	1B: 6 2B: 5 3B: 0 HR: 1	SF: 0 SAC: 0 DP: 3 HBP: 0	WP: 0 PB: 0 SB: 0 CS: 1	PA: 33
<b>PITCHER</b>	IP WLS BF H R ER SO BB IBB HBP BLK WP HR S P ERA WHIP	4.1 L 22 10 8 8 1 0 0 0 0 0 0 0 24 34 0.00 0.273																		

AB	33
R	0
H	5
RBI	0
BB	1
SO	11
LOB	14





Batter	1	2	3	4	5	6	7	8	9	AB	R	H	RBI	BB	SO	LOB	TOP	
8 Jace Peterson, L (1,4) OBP: 0.327, SLG: 0.301										3	1	0	0	1	0	2		
25 Cameron Maybin, R (1,8) OBP: 0.361, SLG: 0.435										4	1	2	1	0	1	2		
5 Freddie Freeman, L (1,3) OBP: 0.362, SLG: 0.466										3	0	0	0	1	2	2		
22 Nick Markakis, L (1,9) OBP: 0.400, SLG: 0.371										3	0	1	1	1	1	0		
2 Juan Uribe, R (1,5) OBP: 0.286, SLG: 0.298										3	0	0	0	1	2	3		
15 A.J. Pierzynski, L (1,2) OBP: 0.305, SLG: 0.420										4	0	0	0	0	3	6		
7 Jonny Gomes, R (1,7) OBP: 0.271, SLG: 0.341										4	0	0	0	0	2	0		
19 Andrelton Simmons, R (1,6) OBP: 0.309, SLG: 0.390										4	1	2	0	0	0	0		
40 Alex Wood, R (1,1) OBP: 0.214, SLG: 0.214										2	0	0	0	0	1	1		
26 Todd Cunningham, & PH OBP: 0.400, SLG: 0.464										0	0	0	0	1	0	0		
53 Jim Johnson, R (8,1)										0	0	0	0	0	0	0		
23 Chris Johnson, R (8,PH) OBP: 0.340, SLG: 0.364										1	0	0	0	0	0	0		
39 Jason Grilli, R (9,1) OBP: 0.340, SLG: 0.364										0	0	0	0	0	0	0		
<b>Inning Stats</b>	R: 0 H: 1 E: 0 LOB: 3 K: 3 S: 18	R: 0 H: 1 E: 0 LOB: 0 K: 0 S: 6	R: 1 H: 1 E: 0 LOB: 0 K: 1 S: 12	R: 0 H: 0 E: 0 LOB: 0 K: 2 S: 9	R: 0 H: 0 E: 0 LOB: 0 K: 1 S: 6	R: 0 H: 0 E: 0 LOB: 0 K: 2 S: 10	R: 0 H: 0 E: 0 LOB: 0 K: 2 S: 7	R: 2 H: 2 E: 0 LOB: 3 K: 0 S: 12	R: 0 H: 0 E: 0 LOB: 0 K: 1 S: 9	1B: 3 2B: 1 3B: 0 HR: 1	SF: 0 SAC: 0 DP: 1 HBP: 0	WP: 1 PB: 0 SB: 1 CS: 0	PA: 36					
<b>PITCHER</b>	IP: 6.0 WLS: 22 BF: 3 H: 1 R: 1 ER: 1 SO: 9	IP: 1.0 WLS: 3 BF: 0 H: 0 R: 0 ER: 0 SO: 2	IP: 1.0 WLS: 2 BF: 1 H: 2 R: 2 ER: 0 SO: 1	IP: 1.0 WLS: 6 BF: 1 H: 0 R: 0 ER: 0 SO: 1	IP: 1.0 WLS: 3 BF: 0 H: 0 R: 0 ER: 0 SO: 1	IP: 1.0 WLS: 3 BF: 0 H: 0 R: 0 ER: 0 SO: 1	IP: 1.0 WLS: 3 BF: 0 H: 0 R: 0 ER: 0 SO: 1	IP: 1.0 WLS: 3 BF: 0 H: 0 R: 0 ER: 0 SO: 1	IP: 1.0 WLS: 3 BF: 0 H: 0 R: 0 ER: 0 SO: 1	IP: 1.0 WLS: 3 BF: 0 H: 0 R: 0 ER: 0 SO: 1	ERA: 1.48 WHIP: 0.833	ERA: 3.15 WHIP: 0.000	ERA: 6.91 WHIP: 2.000	ERA: 1.38 WHIP: 0.000	ERA: 1.37 WHIP: 0.000			

Atlanta Braves @ Los Angeles Dodgers  
Dodger Stadium, Los Angeles, CA  
Wed May 27 2015, 7:11 PM - 10:07 PM PDT  
Att: 37,837 - Clear - 67 F

livebaseballscores.com

Braves

Batter	1	2	3	4	5	6	7	8	9	AB	R	H	RBI	BB	SO	LOB	BOTTOM	
31 Joc Pederson, L (1,8) OBP: 0.392, SLG: 0.553										4	0	2	0	0	1	1		
11 Jimmy Rollins, S (1,6) OBP: 0.274, SLG: 0.343											4	1	1	0	0	1	3	
47 Howie Kendrick, R (1,4) OBP: 0.351, SLG: 0.440										4	0	0	0	0	2	2		
23 Adrián González, L (1,3) OBP: 0.417, SLG: 0.628										4	0	1	0	0	2	2		
10 Justin Turner, R (1,5) OBP: 0.379, SLG: 0.522										3	0	1	1	1	0	0		
7 Alex Guerrero, R (1,7) OBP: 0.344, SLG: 0.701										4	1	1	1	0	0	3		
28 Chris Heisey, R (1,9) OBP: 0.462, SLG: 0.125										3	0	0	0	0	1	0		
16 Andre Ethier, L (8,PH) OBP: 0.407, SLG: 0.550											1	0	1	0	0	0		
17 A.J. Ellis, R (1,2) OBP: 0.255, SLG: 0.188											3	0	1	0	1	0	1	
65 Austin Barnes, R (9,PR) OBP: 0.333, SLG: 0.333											0	0	0	0	0	0		
21 Zack Greinke, R (1,1) OBP: 0.142, SLG: 0.200											2	0	1	0	0	0	0	
14 Enrique Hernández, R (7,PH) OBP: 0.242, SLG: 0.444											0	0	0	0	0	0	1	
41 Chris Hatcher, R (8,1) OBP: 0.340, SLG: 0.364											0	0	0	0	0	0	0	
36 Adam Liberatore, L (9,1) OBP: 0.340, SLG: 0.364											0	0	0	0	0	0	0	
5 Alberto Callaspo, S (9,PH) OBP: 0.340, SLG: 0.364											1	0	0	0	0	0	1	
<b>Inning Stats</b>	R: 0 H: 1 E: 0 LOB: 1 K: 2 S: 10	R: 0 H: 0 E: 0 LOB: 0 K: 1 S: 10	R: 0 H: 0 E: 0 LOB: 0 K: 1 S: 8	R: 1 H: 2 E: 0 LOB: 1 K: 1 S: 10	R: 0 H: 3 E: 0 LOB: 2 K: 0 S: 9	R: 0 H: 1 E: 0 LOB: 1 K: 0 S: 7	R: 0 H: 0 E: 0 LOB: 1 K: 1 S: 6	R: 0 H: 0 E: 0 LOB: 0 K: 2 S: 12	R: 1 H: 2 E: 0 LOB: 1 K: 0 S: 15	1B: 8 2B: 0 3B: 0 HR:								



Batter	1	2	3	4	5	6	7	8	9	AB	R	H	RBI	BB	SO	LOB	TOP				
8 Jace Peterson, L (1,4) OBP: 0.327, SLG: 0.301 7 Jonny Gomes, R (8,PH) OBP: 0.268, SLG: 0.337 50 Brandon Cunniff, R (8,1) 32 Donnie Veal, L (8,1)	G3-1		G4-3					K		3	0	1	0	0	0	0	<b>Atlanta Braves @ San Francisco Giants</b> AT&T Park, San Francisco, CA Thu May 28 2015, 7:15 PM - 9:45 PM PDT Att: 41,040 - Cloudy - 59 F				
25 Cameron Maybin, R (1,8) OBP: 0.350, SLG: 0.420	K			L8				G6-3		4	0	0	0	0	2	2					
5 Freddie Freeman, L (1,3) OBP: 0.360, SLG: 0.461	G4-3			G3-1						4	0	1	0	0	1	0					
22 Nick Markakis, L (1,9)		G6-3			FC5-4					3	0	0	0	1	1	2					
2 Juan Uribe, R (1,5) OBP: 0.284, SLG: 0.295				FC5-4						4	0	1	0	0	0	1					
15 A.J. Pierzynski, L (1,2) OBP: 0.301, SLG: 0.408										3	0	0	0	0	0	1					
26 Todd Cunningham, S (1,7) OBP: 0.364, SLG: 0.419										3	0	0	0	0	1	1					
19 Andrelton Simmons, R (1,6) OBP: 0.309, SLG: 0.389										3	0	1	0	0	1	0					
17 Shelby Miller, R (1,1) OBP: 0.100, SLG: 0.105 13 Pedro Ciriaco, R (8,PH) OBP: 0.207, SLG: 0.333										2	0	0	0	0	2	0					
										1	0	0	0	0	0	1					
<b>Inning Stats</b>	R: 0 E: 0 K: 1 S: 6	H: 0 LOB: 0 BB: 0 P: 11	R: 0 E: 0 K: 1 S: 8	H: 1 LOB: 1 BB: 0 P: 14	R: 0 E: 0 K: 2 S: 8	H: 0 LOB: 0 BB: 0 P: 11	R: 0 E: 0 K: 0 S: 10	H: 0 LOB: 1 BB: 1 P: 20	R: 0 E: 0 K: 0 S: 6	H: 2 LOB: 2 BB: 0 P: 18	R: 0 E: 0 K: 0 S: 5	H: 0 LOB: 0 BB: 0 P: 10	R: 0 E: 0 K: 1 S: 12	H: 1 LOB: 1 BB: 0 P: 17	R: 0 E: 0 K: 2 S: 8	H: 0 LOB: 0 BB: 0 P: 11	1B: 4 2B: 0 3B: 0 HR: 0	SF: 0 SAC: 0 DP: 0 HBP: 0	WP: 0 PB: 0 SB: 1 CS: 0	PA: 32	
<b>PITCHER</b>	IP	WLS	BF	H	R	ER	SO	BB	IBB	HBP	BLK	WP	HR	S	P	ERA	WHIP				
53 Chris Heston, R (1,1) ERA: 3.82 41 Jeremy Affeldt, L (8,1) ERA: 5.52 54 Sergio Romo, R (8,1) ERA: 3.63 49 Javier López, L (9,1) ERA: 1.42	7.1	W	27	4	0	0	6	1	0	0	0	0	0	60	98	0.00	0.682				

AB	31
R	0
H	4
RBI	0
BB	1
SO	9
LOB	9



Batter	1	2	3	4	5	6	7	8	9	AB	R	H	RBI	BB	SO	LOB	BOTTOM				
23 Norichika Aoki, L (1,7) OBP: 0.398, SLG: 0.418	F8		G4-3							4	1	2	0	0	0	0	<b>Atlanta Braves @ San Francisco Giants</b> AT&T Park, San Francisco, CA Thu May 28 2015, 7:15 PM - 9:45 PM PDT Att: 41,040 - Cloudy - 59 F				
12 Joe Panik, L (1,4) OBP: 0.363, SLG: 0.432	G6-3			F8						4	1	1	2	0	0	2					
8 Hunter Pence, R (1,9) OBP: 0.333, SLG: 0.510 49 Javier López, L (9,1)	G6-3			G3						4	1	1	2	0	0	2					
										0	0	0	0	0	0	0					
28 Buster Posey, R (1,2) OBP: 0.368, SLG: 0.444		G5-3			G5-3					4	0	0	0	0	0	1					
9 Brandon Belt, L (1,3) OBP: 0.375, SLG: 0.536										4	2	2	1	0	0	0					
35 Brandon Crawford, L (1,6) OBP: 0.374, SLG: 0.500										4	0	2	1	0	0	0					
16 Ángel Pagán, S (1,8) OBP: 0.340, SLG: 0.393										4	0	2	0	0	0	1					
5 Matt Duffy, R (1,5) OBP: 0.331, SLG: 0.405										3	1	0	0	1	2	2					
53 Chris Heston, R (1,1) ERA: 3.82 41 Jeremy Affeldt, L (8,1) ERA: 5.52 54 Sergio Romo, R (8,1) ERA: 3.63 7 Grégor Blanco, L (8,PH) OBP: 0.199, SLG: 0.194 43 Justin Maxwell, R (8,PH) OBP: 0.268, SLG: 0.373										2	0	1	0	0	0	0					
										0	0	0	0	0	0	0					
										0	0	0	0	0	0	0					
										1	1	1	0	0	0	0					
										1	0	0	0	0	0	2					
<b>Inning Stats</b>	R: 0 E: 0 K: 0 S: 5	H: 0 LOB: 0 BB: 0 P: 11	R: 0 E: 0 K: 0 S: 7	H: 1 LOB: 1 BB: 0 P: 11	R: 0 E: 0 K: 1 S: 6	H: 0 LOB: 0 BB: 0 P: 9	R: 0 E: 0 K: 0 S: 7	H: 0 LOB: 0 BB: 0 P: 11	R: 0 E: 0 K: 0 S: 15	H: 2 LOB: 2 BB: 0 P: 17	R: 1 E: 0 K: 0 S: 11	H: 2 LOB: 0 BB: 0 P: 16	R: 6 E: 0 K: 1 S: 21	H: 7 LOB: 2 BB: 1 P: 37	R: 6 E: 0 K: 1 S: 21	H: 7 LOB: 2 BB: 1 P: 37	1B: 6 2B: 4 3B: 1 HR: 1	SF: 0 SAC: 0 DP: 0 HBP: 0	WP: 1 PB: 0 SB: 0 CS: 1	PA: 37	
<b>PITCHER</b>	IP	WLS	BF	H	R	ER	SO	BB	IBB	HBP	BLK	WP	HR	S	P	ERA	WHIP				
17 Shelby Miller, R (1,1) ERA: 1.48 50 Brandon Cunniff, R (8,1) ERA: 4.7 32 Donnie Veal, L (8,1) ERA: 11.25	7.0	L	25	5	1	1	1	0	0	0	0	0	0	10	17	135.00	15.000				

AB	35
R	7
H	12
RBI	6
BB	1
SO	2
LOB	10





Batter	1	2	3	4	5	6	7	8	9	AB	R	H	RBI	BB	SO	LOB	TOP					
8 Jace Peterson, L (1,4) OBP: 0.325, SLG: 0.300	G3		1-0 25 1B			G3		F7		4	0	1	0	0	0	1						
25 Cameron Maybin, R (1,8) OBP: 0.355, SLG: 0.423	G3-5-1 1B		0-0 1-2 1B			K			G1-3	4	0	2	1	0	1	0						
5 Freddie Freeman, L (1,3) OBP: 0.358, SLG: 0.473	G3-5-1 1-2		0-0 G4-3			G4-3			HR	4	1	1	1	0	0	3						
22 Nick Markakis, L (1,9) OBP: 0.394, SLG: 0.358	G4-3			G4-3		G3			15 BB	3	0	0	0	1	0	0						
23 Chris Johnson, R (1,5) OBP: 0.315, SLG: 0.333	G5-3			G5-3			G5-3		K	4	0	0	0	0	1	1						
15 A.J. Pierzynski, L (1,2) OBP: 0.299, SLG: 0.396	P6			F9			G3			3	0	0	0	1	0	0						
27 Christian Bethancourt, R (FR) OBP: 0.213, SLG: 0.264							G3		BB	0	0	0	0	0	0	0						
26 Todd Cunningham, S (1,7) OBP: 0.324, SLG: 0.371			F7			K			G4-3	4	0	0	0	0	1	2						
19 Andrelton Simmons, R (1,6) OBP: 0.315, SLG: 0.393			8 1B 25 1B					L8		3	1	2	0	0	0	0						
48 Mike Folynewicz, R (1,1) OBP: 0.143, SLG: 0.231			1 SAFE K M			K			K	2	0	0	0	0	2	2						
43 Luis Avila, L (7,1) OBP: 0.281, SLG: 0.292						K				0	0	0	0	0	0	0						
2 Juan Uribe, R (8,PH) OBP: 0.281, SLG: 0.292										1	0	0	0	0	1	0						
53 Jim Johnson, R (8,1) OBP: 0.295, SLG: 0.369										0	0	0	0	0	0	0						
<b>Inning Stats</b>	R: 0 E: 0 K: 0 S: 7	H: 1 LOB: 0 BB: 0 P: 12	R: 0 E: 0 K: 0 S: 8	H: 0 LOB: 0 BB: 0 P: 13	R: 1 E: 0 K: 1 S: 11	H: 3 LOB: 2 BB: 0 P: 15	R: 0 E: 0 K: 0 S: 7	H: 0 LOB: 0 BB: 0 P: 14	R: 0 E: 0 K: 2 S: 8	H: 1 LOB: 1 BB: 0 P: 10	R: 0 E: 0 K: 1 S: 10	H: 0 LOB: 0 BB: 0 P: 13	R: 0 E: 0 K: 0 S: 5	H: 0 LOB: 0 BB: 0 P: 6	R: 0 E: 0 K: 1 S: 8	H: 0 LOB: 2 BB: 2 P: 12	R: 1 E: 0 K: 1 S: 13	H: 1 LOB: 2 BB: 2 P: 24	1B: 5 2B: 0 3B: 0 HR: 1	SF: 0 SAC: 0 DP: 1 HBP: 0	WP: 0 PB: 0 SB: 0 CS: 0	PA: 34
<b>PITCHER</b>	IP WLS BF H R ER SO BB IBB HBP BLK WP HR S P ERA WHIP																					
17 Tim Hudson, R (1,1) ERA: 4.62	7.0 W 25 5 1 1 4 0 0 0 0 0 0 0 56 83 1.29 0.714																					
60 Hunter Strickland, R (8,1) ERA: 1.86	1.0 H 3 0 0 0 1 0 0 0 0 0 0 0 8 12 0.00 0.000																					
46 Santiago Casilla, R (9,1) ERA: 1.86	1.0 S 6 1 1 1 1 2 0 0 0 0 0 0 1 13 24 9.00 3.000																					

Atlanta Braves @ San Francisco Giants  
 AT&T Park, San Francisco, CA  
 Fri May 29 2015, 7:15 PM - 9:50 PM PDT  
 Att.: 41,311 - Overcast - 55 F

AB	32
R	2
H	6
RBI	2
BB	2
SO	6
LOB	9



Batter	1	2	3	4	5	6	7	8	9	AB	R	H	RBI	BB	SO	LOB	BOTTOM			
23 Norichika Aoki, L (1,7) OBP: 0.395, SLG: 0.412	P4		G5-3			FC6-4 28 FC6-4 BB	FC6-4			3	0	0	0	1	0	3				
12 Joe Panik, L (1,4) OBP: 0.366, SLG: 0.430	28 HR		K			P2		28 S		3	2	1	0	1	1	1				
8 Hunter Pence, R (1,9) OBP: 0.310, SLG: 0.473	K		G4-3			F9		P4		4	0	0	0	0	1	3				
28 Buster Posey, R (1,2) OBP: 0.371, SLG: 0.468	1-H HR			G5-3		FC6-4		35 1B		4	2	2	3	0	0	1				
9 Brandon Belt, L (1,3) OBP: 0.372, SLG: 0.526	K			F8		K 7 WP 5 1B		35 1B		3	0	0	0	1	2	0				
35 Brandon Crawford, L (1,6) OBP: 0.376, SLG: 0.500		5 G6-3 16 1B						16 S		4	0	2	1	0	1	1				
16 Angel Pagan, S (1,8) OBP: 0.339, SLG: 0.390		5 G6-3 1B				G1-3		G4-3		4	0	1	0	0	0	3				
5 Matt Duffy, R (1,5) OBP: 0.336, SLG: 0.403		2-3 G6-3				K				3	0	1	0	0	1	2				
17 Tim Hudson, R (1,1) ERA: 3.98						G6-3				2	0	0	0	0	1	1				
7 Gregor Blanco, L (7,PH) ERA: 2.79										1	0	0	0	0	1	2				
60 Hunter Strickland, R (8,1) ERA: 1.86										0	0	0	0	0	0	0				
43 Justin Maxwell, R (8,PH) OBP: 0.295, SLG: 0.369										1	0	0	0	0	0	3				
46 Santiago Casilla, R (9,1) ERA: 3.09										0	0	0	0	0	0	0				
<b>Inning Stats</b>	R: 2 E: 0 K: 2 S: 10	H: 2 LOB: 0 BB: 0 P: 16	R: 0 E: 0 K: 1 S: 8	H: 2 LOB: 1 BB: 0 P: 14	R: 0 E: 0 K: 1 S: 9	H: 0 LOB: 0 BB: 0 P: 10	R: 0 E: 0 K: 0 S: 5	H: 0 LOB: 0 BB: 0 P: 6	R: 0 E: 0 K: 1 S: 9	H: 0 LOB: 0 BB: 0 P: 13	R: 0 E: 0 K: 0 S: 9	H: 0 LOB: 1 BB: 1 P: 15	R: 0 E: 0 K: 3 S: 18	H: 1 LOB: 3 BB: 0 P: 24	R: 2 E: 0 K: 0 S: 13	H: 2 LOB: 3 BB: 2 P: 30	1B: 5 2B: 1 3B: 0 HR: 1	SF: 0 SAC: 0 DP: 1 HBP: 1	WP: 2 PB: 0 SB: 2 CS: 0	PA: 36
<b>PITCHER</b>	IP WLS BF H R ER SO BB IBB HBP BLK WP HR S P ERA WHIP																			
48 Mike Folynewicz, R (1,1) ERA: 3.98	6.2 L 27 2 2 2 8 1 0 0 0 0 0 0 65 94 2.70 0.900																			
43 Luis Avila, L (7,1) ERA: 2.79	0.1 1 0 0 0 0 0 0 0 0 0 0 0 3 4 0.00 0.000																			
53 Jim Johnson, R (8,1) ERA: 3.09	1.0 8 2 2 2 0 1 1 1 0 0 0 0 13 30 18.00 3.000																			

Atlanta Braves @ San Francisco Giants  
 AT&T Park, San Francisco, CA  
 Fri May 29 2015, 7:15 PM - 9:50 PM PDT  
 Att.: 41,311 - Overcast - 55 F

AB	32
R	4
H	7
RBI	4
BB	3
SO	8
LOB	20





Batter	1	2	3	4	5	6	7	8	9	AB	R	H	RBI	BB	SO	LOB	TOP			
8 Jace Peterson, L (1,4) OBP: 0.333, SLG: 0.329	G6-3		25 E 25 S 1B		5 1B	K			25 1B	5	3	3	0	0	1	1	<p>Atlanta Braves @ San Francisco Giants</p> <p>AT&amp;T Park, San Francisco, CA</p> <p>Sat May 30 2015, 7:06 PM - 9:56 PM PDT</p> <p>Att: 42,005 - Cloudy - 58 F</p>			
25 Cameron Maybin, R (1,8) OBP: 0.356, SLG: 0.422	G4-3		22 S 1B		P3		G6-3		2 HR 1B	5	1	2	2	0	0	1				
5 Freddie Freeman, L (1,3) OBP: 0.354, SLG: 0.466	K		K		G5-3 2 BB 1B		K		F7	5	0	1	1	0	3	2				
22 Nick Markakis, L (1,9) OBP: 0.394, SLG: 0.356		26 FC4-6 19 1B	F9		2 G5-3 1B		G6-3		K	4	1	1	0	1	1	2				
2 Juan Uribe, R (1,5) OBP: 0.307, SLG: 0.355		26 FC4-6 BB		26 G4-3 27 1B	G5-3			26 S 19 1B	1-H HR	4	3	3	2	1	0	2				
26 Todd Cunningham, S (1,7) OBP: 0.286, SLG: 0.325	FC4-6 19 1B		G4-3		G5-3			K	F7	5	0	0	0	0	1	6				
19 Andrelton Simmons, R (1,6) OBP: 0.319, SLG: 0.396		27 G6-4-3 1B		K			G4-3		1B	4	0	2	2	0	1	1				
27 Christian Bethancourt, R (1,2) OBP: 0.215, SLG: 0.263	G6-4-3				L6			L9		4	0	1	1	0	0	3				
61 Williams Pérez, R (1,1) OBP: 0.167, SLG: 0.167										3	0	1	0	0	2	1				
23 Chris Johnson, R (8,PH) OBP: 0.309, SLG: 0.327										1	0	0	0	0	1	1				
43 Luis Avilán, L (8,1) OBP: 0.309, SLG: 0.327										0	0	0	0	0	0	0				
53 Jim Johnson, R (8,1) OBP: 0.309, SLG: 0.327										0	0	0	0	0	0	0				
50 Brandon Cunniff, R (9,1) OBP: 0.309, SLG: 0.327										0	0	0	0	0	0	0				
<b>Inning Stats</b>	R: 0 E: 0 K: 1 S: 9	H: 0 LOB: 0 BB: 0 P: 13	R: 1 E: 0 K: 0 S: 9	H: 2 LOB: 1 BB: 1 P: 15	R: 1 E: 0 K: 2 S: 16	H: 2 LOB: 1 BB: 0 P: 23	R: 1 E: 0 K: 2 S: 15	H: 2 LOB: 1 BB: 0 P: 22	R: 1 E: 0 K: 1 S: 10	H: 1 LOB: 0 BB: 1 P: 14	R: 0 E: 0 K: 1 S: 10	H: 0 LOB: 0 BB: 0 P: 9	R: 1 E: 0 K: 2 S: 10	H: 2 LOB: 1 BB: 0 P: 15	R: 3 E: 0 K: 1 S: 15	H: 3 LOB: 0 BB: 0 P: 23	1B: 10 2B: 2 3B: 1 HR: 1	SF: 0 SAC: 0 DP: 1 HBP: 0	WP: 0 PB: 0 SB: 3 CS: 3	PA: 42
<b>PITCHER</b>	IP WLS BF H R ER SO	IP WLS BF H R ER SO	IP WLS BF H R ER SO	IP WLS BF H R ER SO	IP WLS BF H R ER SO	IP WLS BF H R ER SO	IP WLS BF H R ER SO	IP WLS BF H R ER SO	IP WLS BF H R ER SO	IP WLS BF H R ER SO	IP WLS BF H R ER SO	IP WLS BF H R ER SO	IP WLS BF H R ER SO	IP WLS BF H R ER SO	IP WLS BF H R ER SO	IP WLS BF H R ER SO	ERA WHIP	ERA WHIP		
55 Tim Lincecum, R (1,1) ERA: 3.0	4.1 L 22 8 4 4 5	2.0 0 0 0 0 0	2.0 1 0 0 2 0	2.0 0 0 0 0 0	2.0 0 0 0 0 0	2.0 0 0 0 0 0	2.0 0 0 0 0 0	2.0 0 0 0 0 0	2.0 0 0 0 0 0	2.0 0 0 0 0 0	2.0 0 0 0 0 0	2.0 0 0 0 0 0	2.0 0 0 0 0 0	2.0 0 0 0 0 0	2.0 0 0 0 0 0	2.0 0 0 0 0 0	8.31 2.308	0.00 0.000		
70 George Kontos, R (5,1) ERA: 2.03	0.2 2 0 0 0 0	2.0 7 1 0 0 2	2.0 5 4 4 3 0	2.0 5 4 4 3 0	2.0 5 4 4 3 0	2.0 5 4 4 3 0	2.0 5 4 4 3 0	2.0 5 4 4 3 0	2.0 5 4 4 3 0	2.0 5 4 4 3 0	2.0 5 4 4 3 0	2.0 5 4 4 3 0	2.0 5 4 4 3 0	2.0 5 4 4 3 0	2.0 5 4 4 3 0	2.0 5 4 4 3 0	0.00 0.500	18.00 2.500		
52 Yusmeiro Petit, R (6,1) ERA: 3.6	2.0 11 5 4 4 3	2.0 11 5 4 4 3	2.0 11 5 4 4 3	2.0 11 5 4 4 3	2.0 11 5 4 4 3	2.0 11 5 4 4 3	2.0 11 5 4 4 3	2.0 11 5 4 4 3	2.0 11 5 4 4 3	2.0 11 5 4 4 3	2.0 11 5 4 4 3	2.0 11 5 4 4 3	2.0 11 5 4 4 3	2.0 11 5 4 4 3	2.0 11 5 4 4 3	2.0 11 5 4 4 3	0.00 0.500	18.00 2.500		
63 Jean Machi, R (8,1) ERA: 5.88	2.0 11 5 4 4 3	2.0 11 5 4 4 3	2.0 11 5 4 4 3	2.0 11 5 4 4 3	2.0 11 5 4 4 3	2.0 11 5 4 4 3	2.0 11 5 4 4 3	2.0 11 5 4 4 3	2.0 11 5 4 4 3	2.0 11 5 4 4 3	2.0 11 5 4 4 3	2.0 11 5 4 4 3	2.0 11 5 4 4 3	2.0 11 5 4 4 3	2.0 11 5 4 4 3	2.0 11 5 4 4 3	0.00 0.500	18.00 2.500		

Atlanta Braves @ San Francisco Giants

AT&T Park, San Francisco, CA

Sat May 30 2015, 7:06 PM - 9:56 PM PDT

Att: 42,005 - Cloudy - 58 F

livebaseballscorecards.com

AB 40  
R 8  
H 14  
RBI 8  
BB 2  
SO 10  
LOB 20

*Braves*

Batter	1	2	3	4	5	6	7	8	9	AB	R	H	RBI	BB	SO	LOB	BOTTOM					
23 Norichika Aoki, L (1,7) OBP: 0.388, SLG: 0.403	G6-3		G6-3		G3		L8		12 FC6 1B	4	0	0	0	0	0	2	<p>Atlanta Braves @ San Francisco Giants</p> <p>AT&amp;T Park, San Francisco, CA</p> <p>Sat May 30 2015, 7:06 PM - 9:56 PM PDT</p> <p>Att: 42,005 - Cloudy - 58 F</p>					
63 Jean Machi, R (8,1) OBP: 0.309, SLG: 0.327									FC6	4	0	1	0	1	1	2						
13 Joaquin Arias, R (9,PH) OBP: 0.194, SLG: 0.278									FC6-4 8 BB	4	0	1	0	0	0	2						
12 Joe Panik, L (1,4) OBP: 0.397, SLG: 0.426	L8		K						FC6-4 9 1B	4	0	1	0	0	0	2						
8 Hunter Pence, R (1,9) OBP: 0.306, SLG: 0.458	9 BB 1B		F8						FC6-4 35 E 35 1B	4	0	1	0	0	0	2						
9 Brandon Belt, L (1,3) OBP: 0.375, SLG: 0.522	G3		G3						K	3	0	1	0	1	1	1						
35 Brandon Crawford, L (1,6) OBP: 0.374, SLG: 0.494	G3		K						E1 1B	4	0	1	0	0	2	4						
16 Angel Pagán, S (1,8) OBP: 0.337, SLG: 0.387			G6-3		G6-3		G4-3		G1-5-3	4	0	1	0	0	0	4						
5 Matt Duffy, R (1,5) OBP: 0.326, SLG: 0.390	G3-6				F8		G4-3		G6-3	4	0	0	0	0	0	1						
34 Andrew Susac, R (1,2) OBP: 0.333, SLG: 0.326			55 FC6-4 BB		G2				K	2	0	0	0	2	1	0						
55 Tim Lincecum, L (1,1) ERA: 2.66	7.0 W 28 4 0 0 3	7.0 W 28 4 0 0 3	7.0 W 28 4 0 0 3	7.0 W 28 4 0 0 3	7.0 W 28 4 0 0 3	7.0 W 28 4 0 0 3	7.0 W 28 4 0 0 3	7.0 W 28 4 0 0 3	7.0 W 28 4 0 0 3	7.0 W 28 4 0 0 3	7.0 W 28 4 0 0 3	7.0 W 28 4 0 0 3	7.0 W 28 4 0 0 3	7.0 W 28 4 0 0 3	7.0 W 28 4 0 0 3	0.00 1.143	0.00 3.000					
43 Justin Maxwell, R (5,PH) ERA: 2.7	0.2 4 2 0 0 1	0.2 4 2 0 0 1	0.2 4 2 0 0 1	0.2 4 2 0 0 1	0.2 4 2 0 0 1	0.2 4 2 0 0 1	0.2 4 2 0 0 1	0.2 4 2 0 0 1	0.2 4 2 0 0 1	0.2 4 2 0 0 1	0.2 4 2 0 0 1	0.2 4 2 0 0 1	0.2 4 2 0 0 1	0.2 4 2 0 0 1	0.2 4 2 0 0 1	0.2 4 2 0 0 1	0.00 0.000	0.00 0.000				
52 Yusmeiro Petit, R (6,1) ERA: 3.04	0.1 1 0 0 0 0	0.1 1 0 0 0 0	0.1 1 0 0 0 0	0.1 1 0 0 0 0	0.1 1 0 0 0 0	0.1 1 0 0 0 0	0.1 1 0 0 0 0	0.1 1 0 0 0 0	0.1 1 0 0 0 0	0.1 1 0 0 0 0	0.1 1 0 0 0 0	0.1 1 0 0 0 0	0.1 1 0 0 0 0	0.1 1 0 0 0 0	0.1 1 0 0 0 0	0.1 1 0 0 0 0	0.00 0.000	0.00 0.000				
7 Gregor Blanco, L (7,PH) ERA: 4.41	1.0 5 2 0 0 1	1.0 5 2 0 0 1	1.0 5 2 0 0 1	1.0 5 2 0 0 1	1.0 5 2 0 0 1	1.0 5 2 0 0 1	1.0 5 2 0 0 1	1.0 5 2 0 0 1	1.0 5 2 0 0 1	1.0 5 2 0 0 1	1.0 5 2 0 0 1	1.0 5 2 0 0 1	1.0 5 2 0 0 1	1.0 5 2 0 0 1	1.0 5 2 0 0 1	1.0 5 2 0 0 1	0.00 2.000	0.00 2.000				
<b>Inning Stats</b>	R: 0 E: 0 K: 0 S: 10	H: 1 LOB: 2 BB: 1 P: 17	R: 0 E: 0 K: 0 S: 7	H: 1 LOB: 1 BB: 1 P: 15	R: 0 E: 0 K: 1 S: 9	H: 0 LOB: 0 BB: 0 P: 12	R: 0 E: 0 K: 1 S: 6	H: 0 LOB: 0 BB: 0 P: 10	R: 0 E: 0 K: 0 S: 8	H: 1 LOB: 1 BB: 0 P: 11	R: 0 E: 0 K: 1 S: 11	H: 1 LOB: 2 BB: 1 P: 20	R: 0 E: 0 K: 0 S: 12	H: 0 LOB: 1 BB: 1 P: 20	R: 0 E: 0 K: 1 S: 11	H: 2 LOB: 0 BB: 0 P: 16	R: 0 E: 0 K: 1 S: 14	H: 2 LOB: 2 BB: 0 P: 25	1B: 8 2B: 0 3B: 0 HR: 0	SF: 0 SAC: 0 DP: 1 HBP: 0	WP: 0 PB: 0 SB: 0 CS: 0	PA: 38
<b>PITCHER</b>	IP WLS BF H R ER SO	IP WLS BF H R ER SO	IP WLS BF H R ER SO	IP WLS BF H R ER SO	IP WLS BF H R ER SO	IP WLS BF H R ER SO	IP WLS BF H R ER SO	IP WLS BF H R ER SO	IP WLS BF H R ER SO	IP WLS BF H R ER SO	IP WLS BF H R ER SO	IP WLS BF H R ER SO	IP WLS BF H R ER SO	IP WLS BF H R ER SO	IP WLS BF H R ER SO	IP WLS BF H R ER SO	ERA WHIP	ERA WHIP				
61 Williams Pérez, R (1,1) ERA: 2.66	7.0 W 28 4 0 0 3	7.0 W 28 4 0 0 3	7.0 W 28 4 0 0 3	7.0 W 28 4 0 0 3	7.0 W 28 4 0 0 3	7.0 W 28 4 0 0 3	7.0 W 28 4 0 0 3	7.0 W 28 4 0 0 3	7.0 W 28 4 0 0 3	7.0 W 28 4 0 0 3	7.0 W 28 4 0 0 3	7.0 W 28 4 0 0 3	7.0 W 28 4 0 0 3	7.0 W 28 4 0 0 3	7.0 W 28 4 0 0 3	7.0 W 28 4 0 0 3	0.00 1.143	0.00 3.000				
43 Justin Maxwell, R (5,PH) ERA: 2.7	0.2 4 2 0 0 1	0.2 4 2 0 0 1	0.2 4 2 0 0 1	0.2 4 2 0 0 1	0.2 4 2 0 0 1	0.2 4 2 0 0 1	0.2 4 2 0 0 1	0.2 4 2 0 0 1	0.2 4 2 0 0 1	0.2 4 2 0 0 1	0.2 4 2 0 0 1	0.2 4 2 0 0 1	0.2 4 2 0 0 1	0.2 4 2 0 0 1	0.2 4 2 0 0 1	0.2 4 2 0 0 1	0.00 0.000	0.00 0.000				
53 Jim Johnson, R (8,1) ERA: 3.04	0.1 1 0 0 0 0	0.1 1 0 0 0 0	0.1 1 0 0 0 0	0.1 1 0 0 0 0	0.1 1 0 0 0 0	0.1 1 0 0 0 0	0.1 1 0 0 0 0	0.1 1 0 0 0 0	0.1 1 0 0 0 0	0.1 1 0 0 0 0	0.1 1 0 0 0 0	0.1 1 0 0 0 0	0.1 1 0 0 0 0	0.1 1 0 0 0 0	0.1 1 0 0 0 0	0.1 1 0 0 0 0	0.00 0.000	0.00 0.000				
50 Brandon Cunniff, R (9,1) ERA: 4.41	1.0 5 2 0 0 1	1.0 5 2 0 0 1	1.0 5 2 0 0 1	1.0 5 2 0 0 1	1.0 5 2 0 0 1	1.0 5 2 0 0 1	1.0 5 2 0 0 1	1.0 5 2 0 0 1	1.0 5 2 0 0 1	1.0 5 2 0 0 1	1.0 5 2 0 0 1	1.0 5 2 0 0 1	1.0 5 2 0 0 1	1.0 5 2 0 0 1	1.0 5 2 0 0 1	1.0 5 2 0 0 1	0.00 2.000	0.00 2.000				

Atlanta Braves @ San Francisco Giants

AT&T Park, San Francisco, CA

Sat May 30 2015, 7:06 PM - 9:56 PM PDT

Att: 42,005 - Cloudy - 58 F

livebaseballscorecards.com

AB 34  
R 0  
H 8  
RBI 0  
BB 4  
SO 5  
LOB 18

*GIANTS*











Batter	1	2	3	4	5	6	7	8	9	AB	R	H	RBI	BB	SO	LOB	TOP					
8 Jace Peterson, L (1,4) OBP: 0.339, SLG: 0.345	B6-3		F7			FC6-4	FC3-6		G3	4	0	1	0	1	0	1	<b>Atlanta Braves @ Arizona Diamondbacks</b> Chase Field, Phoenix, AZ Tue Jun 02 2015, 6:40 PM - 9:59 PM MST Att: 17,101 - Clear - 100 F					
19 Andreton Simmons, R (1,6) OBP: 0.321, SLG: 0.395	G3		F9			L8	FC3-6		G5-3	5	0	0	0	0	0	3						
5 Freddie Freeman, L (1,3) OBP: 0.361, SLG: 0.497	22 2B		L7			FC6-4	L7			4	2	1	0	0	0	2						
22 Nick Markakis, L (1,9) OBP: 0.387, SLG: 0.361			G6-3				G6-3			4	1	2	1	0	0	1						
2 Juan Uribe, R (1,5) OBP: 0.316, SLG: 0.375										3	1	1	0	1	1	1						
15 A.J. Pierzynski, L (1,2) OBP: 0.307, SLG: 0.391			G4-6-3							4	1	1	2	0	0	1						
7 Jonny Gomes, R (1,7) OBP: 0.273, SLG: 0.347										4	1	1	1	0	3	0						
26 Todd Cunningham, S (1,8) OBP: 0.333, SLG: 0.362			G6-3							4	0	3	2	0	0	0						
17 Shelby Miller, R (1,1) OBP: 0.291, SLG: 0.295			G5-3							2	0	0	0	0	0	1						
13 Pedro Ciriaco, R (6,PH) OBP: 0.260, SLG: 0.324										0	0	0	0	0	0	0						
51 Nick Masset, R (6,1) OBP: 0.260, SLG: 0.324										0	0	0	0	0	0	0						
50 Brandon Cunniff, R (6,1) OBP: 0.260, SLG: 0.324										0	0	0	0	0	0	0						
43 Luis Avilan, L (6,1) OBP: 0.260, SLG: 0.324										0	0	0	0	0	0	0						
4 Eric Young Jr., S (6,PH) OBP: 0.260, SLG: 0.324										1	0	0	0	0	0	1						
<b>Inning Stats</b>	R: 1 E: 0 K: 1 S: 19	H: 2 LOB: 1 BB: 0 P: 29	R: 0 E: 0 K: 1 S: 12	H: 1 LOB: 1 BB: 0 P: 21	R: 0 E: 0 K: 0 S: 5	H: 0 LOB: 0 BB: 0 P: 10	R: 0 E: 0 K: 0 S: 6	H: 1 LOB: 0 BB: 0 P: 11	R: 0 E: 0 K: 1 S: 7	H: 0 LOB: 0 BB: 0 P: 11	R: 5 E: 0 K: 1 S: 19	H: 5 LOB: 1 BB: 1 P: 30	R: 0 E: 0 K: 1 S: 10	H: 0 LOB: 0 BB: 1 P: 19	R: 0 E: 0 K: 1 S: 8	H: 1 LOB: 1 BB: 0 P: 10	1B: 6 2B: 4 3B: 0 HR: 0	SF: 0 SAC: 0 DP: 1 HBP: 0	WP: 0 PB: 0 SB: 1 CS: 0	PA: 38		
<b>PITCHER</b>	IP WLS BF H R ER SO BB IBB HBP BLK WP HR S P ERA WHIP	5.0 0.0 B 3 2 1 1 0 1 0 0 0 0 0 4 8 4.76 1.059	5.2 1.1 W 6 1 2 2 1 0 0 0 0 0 0 14 23 13.50 1.500	3.8 1.0 H 3 0 0 0 1 0 0 0 0 0 0 8 13 0.00 0.000	1.5 1.0 S 4 1 0 0 0 0 0 0 0 0 0 7 10 0.00 1.000																	



Batter	1	2	3	4	5	6	7	8	9	AB	R	H	RBI	BB	SO	LOB	BOTTOM			
5 Ender Inciarte, L (1,7) OBP: 0.323, SLG: 0.379	G5-3		FC6			F8	11 S		G1-3	3	2	1	2	2	0	1	<b>Atlanta Braves @ Arizona Diamondbacks</b> Chase Field, Phoenix, AZ Tue Jun 02 2015, 6:40 PM - 9:59 PM MST Att: 17,101 - Clear - 100 F			
11 AJ Pollock, R (1,8) OBP: 0.395, SLG: 0.474	G6-3		G6-3			K2-3				5	1	2	3	0	1	2				
44 Paul Goldschmidt, R (1,3) OBP: 0.471, SLG: 0.677										1	0	1	1	4	0	0				
Mark Trumbo, R (1,9) OBP: 0.299, SLG: 0.506			L8			F9				5	0	0	0	0	2	9				
24 Yasmany Tomás, R (1,5) OBP: 0.358, SLG: 0.398			F8							5	0	2	1	0	1	0				
4 Cliff Pennington, S (9,5) OBP: 0.308, SLG: 0.222										0	0	0	0	0	0	0				
31 Jordan Pacheco, R (1,2) OBP: 0.338, SLG: 0.338			G6-4-3							4	1	2	0	1	0	1				
16 Chris Owings, R (1,4) OBP: 0.283, SLG: 0.339			G6-3							4	0	1	0	1	0	3				
13 Nick Ahmed, R (1,6) OBP: 0.283, SLG: 0.329			FC6-4							3	2	0	0	1	0	4				
55 Josh Collmenter, R (1,1) OBP: 0.269, SLG: 0.217										1	1	0	0	1	0	2				
56 Cody Martin, R (6,1) OBP: 0.269, SLG: 0.217										0	0	0	0	0	0	0				
40 Andrew Chafin, R (6,1) OBP: 0.269, SLG: 0.217										0	0	0	0	0	0	0				
2 Aaron Hill, R (7,PH) OBP: 0.269, SLG: 0.217										0	0	0	0	0	0	0				
41 Daniel Hudson, R (6,1) OBP: 0.269, SLG: 0.217										0	0	0	0	0	0	0				
29 Brad Ziegler, R (6,1) OBP: 0.269, SLG: 0.217										0	0	0	0	0	0	0				
<b>Inning Stats</b>	R: 0 E: 0 K: 1 S: 9	H: 0 LOB: 1 BB: 1 P: 15	R: 3 E: 0 K: 0 S: 19	H: 3 LOB: 3 BB: 3 P: 41	R: 0 E: 0 K: 0 S: 7	H: 1 LOB: 0 BB: 0 P: 7	R: 1 E: 0 K: 0 S: 10	H: 0 LOB: 2 BB: 2 P: 24	R: 0 E: 0 K: 1 S: 17	H: 2 LOB: 2 BB: 0 P: 23	R: 1 E: 0 K: 1 S: 8	H: 1 LOB: 3 BB: 3 P: 22	R: 2 E: 0 K: 1 S: 16	H: 2 LOB: 1 BB: 1 P: 24	R: 0 E: 0 K: 0 S: 7	H: 0 LOB: 0 BB: 0 P: 8	1B: 7 2B: 1 3B: 0 HR: 1	SF: 0 SAC: 1 DP: 1 HBP: 0	WP: 1 PB: 0 SB: 2 CS: 0	PA: 43
<b>PITCHER</b>	IP WLS BF H R ER SO BB IBB HBP BLK WP HR S P ERA WHIP	4.1 0.2 2 0 0 0 0 0 0 0 0 1 0 6 0.00 0.000	0.2 H 5 1 1 1 1 1 1 1 0 0 0 0 7 17 13.50 3.000	1.1 L 8 2 2 2 1 2 0 0 0 0 0 1 17 29 13.50 3.000	1.0 3 0 0 0 0 0 0 0 0 0 0 0 7 8 0.00 0.000															













Batter	1	2	3	4	5	6	7	8	9	AB	R	H	RBI	BB	SO	LOB	TOP			
25 Gregory Polanco, L OBP: 0.327, SLG: 0.375										4	1	3	2	0	0	0				
6 Starling Marte, R OBP: 0.314, SLG: 0.475										4	0	0	0	0	1	3				
22 Andrew McCutchen, R OBP: 0.379, SLG: 0.506										4	1	1	2	0	0	1				
18 Neil Walker, S OBP: 0.315, SLG: 0.392										4	0	0	0	0	1	0				
5 Josh Harrison, R OBP: 0.288, SLG: 0.375										4	0	0	0	0	2	0				
46 Vance Worley, R OBP: 0.231, SLG: 0.308										3	0	0	0	0	1	0				
24 Pedro Alvarez, L OBP: 0.313, SLG: 0.450										3	1	1	0	0	0	0				
29 Francisco Cervelli, R OBP: 0.399, SLG: 0.495										3	1	1	0	0	0	0				
10 Jordy Mercer, R OBP: 0.266, SLG: 0.288										2	0	0	0	0	1	0				
49 Jeff Locke, L OBP: 0.105, SLG: 0.158										2	0	0	0	0	1	0				
59 Antonio Bastardo, R OBP: 0.339, SLG: 0.417										0	0	0	0	0	0	0				
27 Jung Ho Kang, R OBP: 0.289, SLG: 0.375										0	0	0	0	0	0	2				
48 Jared Hughes, R OBP: 0.281, SLG: 0.397										0	0	0	0	0	0	0				
3 Sean Rodriguez, R OBP: 0.281, SLG: 0.397										0	0	0	0	0	0	0				
<b>Inning Stats</b>	R: 0 E: 0 K: 0 S: 10	H: 1 LOB: 0 BB: 0 P: 14	R: 0 E: 0 K: 2 S: 10	H: 0 LOB: 0 BB: 0 P: 16	R: 0 E: 0 K: 1 S: 12	H: 0 LOB: 0 BB: 0 P: 16	R: 2 E: 0 K: 1 S: 10	H: 2 LOB: 0 BB: 0 P: 15	R: 0 E: 0 K: 0 S: 7	H: 0 LOB: 0 BB: 0 P: 10	R: 0 E: 0 K: 1 S: 9	H: 0 LOB: 0 BB: 0 P: 13	R: 2 E: 0 K: 1 S: 13	H: 3 LOB: 1 BB: 0 P: 19	R: 0 E: 0 K: 1 S: 5	H: 0 LOB: 0 BB: 0 P: 6	1B: 5 2B: 0 3B: 0 HR: 1	SF: 0 SAC: 0 DP: 0 HBP: 0	WP: 0 PB: 0 SB: 0 CS: 1	PA: 33
<b>PITCHER</b>	IP WLS BF H R ER SO BB IBB HBP BLK WP HR S P ERA WHIP																			
49 Julio Teheran, R ERA: 4.87	(1, 1) 7.1 26 5 4 4 5 0 0 0 0 0 1 70 103 4.91 0.682																			
53 Jim Johnson, R ERA: 3.2	(8, 1) 0.2 B 3 1 0 0 0 0 0 0 0 0 0 6 8 0.00 1.500																			
39 Jason Grilli, R ERA: 3.93	(9, 1) 1.0 W 3 0 0 0 1 0 0 0 0 0 0 5 6 0.00 0.000																			

Pittsburgh Pirates @ Atlanta Braves  
Turner Field, Atlanta, GA  
Sat Jun 06 2015, 7:17 PM - 9:59 PM EDT  
Att: 33,268 - Partly Cloudy - 88 F

AB	32
R	4
H	6
RBI	4
BB	0
SO	6
LOB	6



Batter	1	2	3	4	5	6	7	8	9	AB	R	H	RBI	BB	SO	LOB	BOTTOM					
25 Cameron Maybin, R OBP: 0.364, SLG: 0.422										4	1	2	1	0	0	0						
19 Andrelton Simmons, R OBP: 0.314, SLG: 0.390										4	0	0	0	0	0	2						
5 Freddie Freeman, L OBP: 0.369, SLG: 0.529										2	0	1	1	1	0	1						
22 Nick Markakis, L OBP: 0.390, SLG: 0.369										4	0	0	0	0	0	2						
23 Chris Johnson, R OBP: 0.318, SLG: 0.383										3	1	1	1	0	2	0						
13 Pedro Ciriaco, R OBP: 0.222, SLG: 0.324										4	0	1	0	0	0	0						
7 Jonny Gomes, R OBP: 0.276, SLG: 0.340										3	1	1	0	1	2	1						
27 Christian Bethancourt, R OBP: 0.231, SLG: 0.307										4	2	3	2	0	0	1						
49 Julio Teheran, R OBP: 0.100, SLG: 0.100										2	0	0	0	0	1	2						
53 Jim Johnson, R ERA: 3.83										0	0	0	0	0	0	0						
39 Jason Grilli, R ERA: 3.83										0	0	0	0	0	0	0						
<b>Inning Stats</b>	R: 0 E: 0 K: 0 S: 8	H: 0 LOB: 1 BB: 1 P: 14	R: 1 E: 0 K: 1 S: 12	H: 2 LOB: 1 BB: 0 P: 19	R: 1 E: 0 K: 0 S: 7	H: 1 LOB: 0 BB: 0 P: 9	R: 1 E: 0 K: 1 S: 12	H: 1 LOB: 1 BB: 1 P: 21	R: 0 E: 0 K: 0 S: 7	H: 1 LOB: 1 BB: 0 P: 12	R: 0 E: 0 K: 2 S: 9	H: 0 LOB: 0 BB: 0 P: 11	R: 1 E: 0 K: 0 S: 13	H: 2 LOB: 1 BB: 0 P: 22	R: 0 E: 0 K: 1 S: 7	H: 1 LOB: 1 BB: 0 P: 11	R: 1 E: 0 K: 0 S: 1	H: 1 LOB: 0 BB: 0 P: 1	1B: 7 2B: 0 3B: 0 HR: 2	SF: 1 SAC: 1 DP: 0 HBP: 0	WP: 0 PB: 0 SB: 2 CS: 0	PA: 35
<b>PITCHER</b>	IP WLS BF H R ER SO BB IBB HBP BLK WP HR S P ERA WHIP																					
49 Jeff Locke, L ERA: 5.37	(1, 1) 6.1 28 7 4 4 4 2 0 0 0 0 0 0 7 13 0.00 0.000																					
59 Antonio Bastardo, L ERA: 4.5	(7, 1) 0.2 2 0 0 0 0 0 0 0 0 0 0 0 7 13 0.00 0.000																					
48 Jared Hughes, R ERA: 3.28	(8, 1) 1.0 4 1 0 0 1 0 0 0 0 0 0 0 7 11 0.00 1.000																					
46 Vance Worley, R ERA: 3.83	(9, 1) 0.0 L 1 1 1 1 0 0 0 0 0 0 0 1 1 1 = =																					

Pittsburgh Pirates @ Atlanta Braves  
Turner Field, Atlanta, GA  
Sat Jun 06 2015, 7:17 PM - 9:59 PM EDT  
Att: 33,268 - Partly Cloudy - 88 F

AB	31
R	5
H	9
RBI	5
BB	2
SO	5
LOB	9





Batter	1	2	3	4	5	6	7	8	9	AB R H RBI BB SO LOB	TOP									
5 Josh Harrison, R (1.4) OBP: 0.300, SLG: 0.387										4 1 3 0 1 0 0	<b>Pittsburgh Pirates @ Atlanta Braves</b> Turner Field, Atlanta, GA Sun Jun 07 2015, 1:37 PM - 4:26 PM EDT Att: 24,146 - Partly Cloudy - 86 F									
10 Jordy Mercer, R (1.6) OBP: 0.294, SLG: 0.285										5 1 1 0 0 0 5										
22 Andrew McCutchen, R (1.8) OBP: 0.371, SLG: 0.495										5 0 0 0 0 2 5										
6 Starling Marte, R (1.7) OBP: 0.317, SLG: 0.473										3 0 1 2 0 0 0										
27 Jung Ho Kang, R (1.5) OBP: 0.345, SLG: 0.411										4 0 1 1 0 1 2										
31 Jose Tabata, R (1.9) OBP: 0.318, SLG: 0.286										3 0 1 0 0 1 2										
25 Gregory Polanco, L (7.9) OBP: 0.325, SLG: 0.373										1 0 0 0 0 0 0										
3 Sean Rodriguez, R (1.3) OBP: 0.279, SLG: 0.388										4 0 1 0 0 2 1										
19 Chris Stewart, R (1.2) OBP: 0.300, SLG: 0.397										4 0 1 0 0 2 1										
45 Gerrit Cole, R (1.1) OBP: 0.250, SLG: 0.192										1 1 0 0 1 0 1										
37 Arquimedes Caminero, R (1.1) OBP: 0.316, SLG: 0.453										0 0 0 0 0 0 0										
24 Pedro Alvarez, L (9. PH) OBP: 0.316, SLG: 0.453										1 0 1 0 0 0 0										
35 Mark Melancon, R (9.1) OBP: 0.216, SLG: 0.314										0 0 0 0 0 0 0										
<b>Inning Stats</b>	R: 0 E: 0 K: 1 S: 10	H: 1 LOB: 2 BB: 0 P: 20	R: 0 E: 0 K: 1 S: 10	H: 1 LOB: 1 BB: 0 P: 15	R: 0 E: 0 K: 0 S: 9	H: 0 LOB: 0 BB: 0 P: 14	R: 0 E: 0 K: 1 S: 6	H: 1 LOB: 1 BB: 0 P: 11	R: 3 E: 0 K: 2 S: 21	H: 4 LOB: 2 BB: 1 P: 28	R: 0 E: 0 K: 1 S: 8	H: 1 LOB: 2 BB: 1 P: 15	R: 0 E: 0 K: 1 S: 7	H: 0 LOB: 0 BB: 0 P: 13	R: 0 E: 0 K: 0 S: 9	H: 2 LOB: 1 BB: 0 P: 14	1B: 9 2B: 1 3B: 0 HR: 0	SF: 0 SAC: 1 DP: 1 HBP: 1	WP: 0 PB: 0 SB: 1 CS: 0	PA: 39
<b>PITCHER</b>	IP WLS BF H R ER SO BB IBB HBP BLK WP HR S P ERA WHIP											IP WLS BF H R ER SO BB IBB HBP BLK WP HR S P ERA WHIP								
40 Alex Wood, L (1.1) ERA: 3.36	5.0 L 24 7 3 3 5 1 0 1 0 0 0 0 56 88 5.40 1.600																			
57 Cody Martin, R (6.1) ERA: 4.57	1.0 5 1 0 0 1 1 0 0 0 0 0 0 8 15 0.00 2.000																			
50 Brandon Cunniff, R (7.1) ERA: 4.29	2.0 6 0 0 0 2 0 0 0 0 0 0 0 13 21 0.00 0.000																			
34 Trevor Cahill, R (9.1) ERA: 7.52	1.0 4 2 0 0 0 0 0 0 0 0 0 0 9 14 0.00 2.000																			

Batter	1	2	3	4	5	6	7	8	9	AB R H RBI BB SO LOB	BOTTOM											
8 Jace Peterson, L (1.4) OBP: 0.337, SLG: 0.335										4 0 1 0 1 2 0	<b>Pittsburgh Pirates @ Atlanta Braves</b> Turner Field, Atlanta, GA Sun Jun 07 2015, 1:37 PM - 4:26 PM EDT Att: 24,146 - Partly Cloudy - 86 F											
25 Cameron Maybin, R (1.8) OBP: 0.371, SLG: 0.425										5 0 3 0 0 2 0												
5 Freddie Freeman, L (1.3) OBP: 0.367, SLG: 0.521										3 0 0 0 0 1 2												
22 Nick Markakis, L (1.9) OBP: 0.383, SLG: 0.362										4 0 0 0 0 1 5												
2 Juan Uribe, R (1.5) OBP: 0.323, SLG: 0.379										4 0 2 0 0 1 3												
15 A.J. Pierzynski, L (1.2) OBP: 0.307, SLG: 0.416										4 0 0 0 0 0 2												
19 Andrelton Simmons, R (1.6) OBP: 0.322, SLG: 0.379										1 0 0 0 2 0 1												
26 Todd Cunningham, S (1.7) OBP: 0.349, SLG: 0.351										3 0 0 0 1 0 3												
40 Alex Wood, R (1.1) ERA: 1.73										2 0 0 0 0 2 1												
57 Cody Martin, R (6.1) ERA: 4.57										0 0 0 0 0 0 0												
28 Joey Terdoslavich, S (6. PH) ERA: 1.73										1 0 0 0 0 1 3												
50 Brandon Cunniff, R (7.1) ERA: 4.29										0 0 0 0 0 0 0												
34 Trevor Cahill, R (9.1) ERA: 7.52										0 0 0 0 0 0 0												
13 Pedro Ciraco, R (9. PH) OBP: 0.216, SLG: 0.314										1 0 0 0 0 0 0												
<b>Inning Stats</b>	R: 0 E: 0 K: 0 S: 7	H: 1 LOB: 1 BB: 1 P: 14	R: 0 E: 0 K: 0 S: 13	H: 1 LOB: 0 BB: 0 P: 16	R: 0 E: 0 K: 2 S: 14	H: 2 LOB: 3 BB: 0 P: 21	R: 0 E: 0 K: 1 S: 6	H: 0 LOB: 0 BB: 0 P: 10	R: 0 E: 0 K: 2 S: 9	H: 0 LOB: 0 BB: 0 P: 12	R: 0 E: 0 K: 1 S: 14	H: 1 LOB: 3 BB: 2 P: 25	R: 0 E: 0 K: 1 S: 11	H: 1 LOB: 1 BB: 0 P: 18	R: 0 E: 0 K: 1 S: 10	H: 0 LOB: 0 BB: 1 P: 20	R: 0 E: 0 K: 2 S: 9	H: 0 LOB: 0 BB: 0 P: 12	1B: 5 2B: 1 3B: 0 HR: 0	SF: 0 SAC: 0 DP: 0 HBP: 2	WP: 0 PB: 0 SB: 0 CS: 1	PA: 38
<b>PITCHER</b>	IP WLS BF H R ER SO BB IBB HBP BLK WP HR S P ERA WHIP											IP WLS BF H R ER SO BB IBB HBP BLK WP HR S P ERA WHIP										
45 Gerrit Cole, R (1.1) ERA: 1.73	7.0 W 31 6 0 0 7 3 0 2 0 0 0 0 74 116 0.00 1.286																					
37 Arquimedes Caminero, R (8.1) ERA: 3.42	1.0 H 4 0 0 0 1 1 0 0 0 0 0 0 10 20 0.00 1.000																					
35 Mark Melancon, R (9.1) ERA: 2.28	1.0 S 3 0 0 0 2 0 0 0 0 0 0 0 9 12 0.00 0.000																					





Batter	1	2	3	4	5	6	7	8	9	10	11	AB	R	H	RBI	BB	SO	LOB	TOP							
25 Will Venable, L OBP: 0.324, SLG: 0.409												5	1	2	0	0	1	1								
3 Derek Norris, R OBP: 0.314, SLG: 0.445												5	0	0	0	0	0	3								
10 Justin Upton, R OBP: 0.364, SLG: 0.502												4	1	0	1	1	2	1								
27 Matt Kemp, R OBP: 0.289, SLG: 0.353												5	1	1	1	0	1	0								
23 Yonder Alonso, L OBP: 0.443, SLG: 0.477												3	1	2	0	1	0	0								
2 B.J. Upton, R OBP: 0.364, SLG: 0.502												0	1	0	0	0	0	0								
53 Joaquin Benoit, R OBP: 0.279, SLG: 0.277												0	0	0	0	0	0	0								
5 Alexi Amarista, L OBP: 0.279, SLG: 0.277												1	0	1	1	0	0	0								
11 Will Middlebrooks, R OBP: 0.271, SLG: 0.411												5	0	0	0	0	1	4								
15 Cory Spangenberg, L OBP: 0.261, SLG: 0.352												4	0	1	2	0	2	2								
12 Clint Barmes, R OBP: 0.312, SLG: 0.370												5	0	2	0	0	1	3								
22 Ian Kennedy, R OBP: 0.301, SLG: 0.371												1	0	0	0	0	1	0								
44 Dale Thayer, R OBP: 0.299, SLG: 0.381												0	0	0	0	0	0	0								
60 Frank Garces, L OBP: 0.299, SLG: 0.381												1	0	0	0	0	0	1								
59 Kevin Quackenbush, R OBP: 0.299, SLG: 0.381												0	0	0	0	0	0	0								
9 Jedd Gyorko, R OBP: 0.299, SLG: 0.381												1	0	0	0	0	1	0								
37 Brandon Maurer, R OBP: 0.299, SLG: 0.381												0	0	0	0	0	0	0								
46 Craig Kimbrel, R OBP: 0.299, SLG: 0.381												0	0	0	0	0	0	0								
<b>Inning Stats</b>	R: 0 E: 0 K: 2 S: 8	H: 0 LOB: 0 BB: 0 P: 13	R: 1 E: 0 K: 0 S: 16	H: 2 LOB: 1 BB: 0 P: 17	R: 0 E: 0 K: 2 S: 9	H: 1 LOB: 1 BB: 0 P: 14	R: 0 E: 0 K: 1 S: 8	H: 0 LOB: 1 BB: 1 P: 16	R: 0 E: 0 K: 0 S: 10	H: 1 LOB: 1 BB: 0 P: 12	R: 0 E: 0 K: 0 S: 6	H: 0 LOB: 0 BB: 0 P: 6	R: 0 E: 0 K: 1 S: 13	H: 1 LOB: 1 BB: 0 P: 16	R: 1 E: 0 K: 0 S: 9	H: 1 LOB: 0 BB: 0 P: 15	R: 1 E: 1 K: 1 S: 15	H: 1 LOB: 1 BB: 0 P: 23	R: 0 E: 0 K: 1 S: 9	H: 0 LOB: 0 BB: 0 P: 16	R: 2 E: 0 K: 2 S: 17	H: 2 LOB: 1 BB: 1 P: 27	1B: 3 2B: 5 3B: 1 HR: 0	SF: 1 SAC: 1 DP: 0 HBP: 0	WP: 0 PB: 0 SB: 3 CS: 0	PA: 44
<b>PITCHER</b>	17 Shelby Miller, R ERA: 1.84	IP: 7.0 WLS: 4 BF: 27	H: 5 R: 1 ER: 1 SO: 6	BB: 1 IBB: 0 HBP: 0 BLK: 0	WP: 0 HR: 0 S: 70 P: 94	ERA: 1.29 WHIP: 0.857	43 Luis Avilan, L ERA: 3.18	IP: 1.0 WLS: 0 BF: 4	H: 1 R: 0 ER: 0 SO: 2	BB: 0 IBB: 0 HBP: 0 BLK: 0	WP: 0 HR: 0 S: 9 P: 13	ERA: 0.00 WHIP: 1.000														

San Diego Padres @ Atlanta Braves  
Turner Field, Atlanta, GA  
Mon Jun 08 2015, 7:12 PM - 10:56 PM EDT  
Att: 21,468 - Party Cloudy - 86 F

livebaseballscores.com

AB 40  
R 5  
H 9  
RBI 5  
BB 2  
SO 10  
LOB 15



Batter	1	2	3	4	5	6	7	8	9	10	11	AB	R	H	RBI	BB	SO	LOB	BOTTOM
8 Jace Peterson, L OBP: 0.338, SLG: 0.337												5	1	2	0	0	0	1	
25 Cameron Maybin, R OBP: 0.371, SLG: 0.427												5	1	2	1	0	0	2	
5 Freddie Freeman, L OBP: 0.372, SLG: 0.521												4	1	2	1	1	2	1	
22 Nick Markakis, L OBP: 0.384, SLG: 0.364												4	0	1	1	1	0	2	
2 Juan Uribe, R OBP: 0.318, SLG: 0.372												5	0	1	0	0	2	2	
15 A.J. Pierzynski, L OBP: 0.303, SLG: 0.415												5	0	1	0	0	1	1	
19 Andrelton Simmons, R OBP: 0.319, SLG: 0.374												5	0	1	0	0	0	1	
26 Todd Cunningham, S OBP: 0.324, SLG: 0.323												5	0	0	0	0	3	2	
17 Shelby Miller, R ERA: 6.48	IP: 5.0 WLS: 3 BF: 23	H: 8 R: 3 ER: 3 SO: 6	BB: 0 IBB: 0 HBP: 0 BLK: 0	WP: 1 HR: 0 S: 73 P: 107	ERA: 5.40 WHIP: 1.600	37 Brandon Maurer, R ERA: 1.86	IP: 1.0 WLS: 3 BF: 3	H: 0 R: 0 ER: 0 SO: 1	BB: 0 IBB: 0 HBP: 0 BLK: 0	WP: 0 HR: 0 S: 6 P: 8	ERA: 0.00 WHIP: 0.000								

San Diego Padres @ Atlanta Braves  
Turner Field, Atlanta, GA  
Mon Jun 08 2015, 7:12 PM - 10:56 PM EDT  
Att: 21,468 - Party Cloudy - 86 F

livebaseballscores.com

AB 41  
R 3  
H 11  
RBI 3  
BB 2  
SO 9  
LOB 12





Batter	1	2	3	4	5	6	7	8	9	AB	R	H	RBI	BB	SO	LOB	TOP							
25 Will Venable, L (1, 8) OBP: 0.333, SLG: 0.447										5	2	3	2	0	0	3	San Diego Padres @ Atlanta Braves Turner Field, Atlanta, GA Tue Jun 09 2015, 8:00 PM - 11:16 PM EDT Att: 24,049 - Drizzlie - 72 F							
3 Derek Norris, R (1, 2) OBP: 0.316, SLG: 0.449										5	1	2	1	0	1	2								
10 Justin Upton, R (1, 7) OBP: 0.365, SLG: 0.500										5	0	2	0	0	0	3								
27 Matt Kemp, R (1, 9) OBP: 0.283, SLG: 0.346										5	0	0	0	0	0	4								
23 Yonder Alonso, L (1, 3) OBP: 0.444, SLG: 0.482										5	0	2	1	0	1	1								
5 Alexi Amarista, L (9, PR) OBP: 0.279, SLG: 0.277										0	0	0	0	0	0	0								
26 Yanervis Solarte, S (1, 5) OBP: 0.297, SLG: 0.346										5	0	1	0	0	0	2								
15 Cory Spangenberg, L (1, 4) OBP: 0.301, SLG: 0.356										4	1	2	0	1	0	1								
12 Clint Barmes, R (1, 6) OBP: 0.317, SLG: 0.377										4	0	1	1	1	2	5								
33 James Shields, R (1, 1) OBP: 0.167, SLG: 0.200										2	1	1	0	0	1	1								
44 Dale Thayer, R (6, 1)										0	0	0	0	0	0	0								
37 Brandon Maurer, R (7, 1)										0	0	0	0	0	0	0								
2 B.J. Upton, R (8, PH)										0	0	0	0	1	0	0								
53 Joaquin Benoit, R (8, 1)										0	0	0	0	0	0	0								
<b>Inning Stats</b>	R: 0 E: 0 K: 0 S: 6	H: 1 LOB: 1 BB: 0 P: 10	R: 1 E: 0 K: 1 S: 14	H: 2 LOB: 1 BB: 0 P: 18	R: 1 E: 0 K: 1 S: 10	H: 2 LOB: 1 BB: 0 P: 15	R: 0 E: 0 K: 0 S: 17	H: 1 LOB: 1 BB: 0 P: 26	R: 1 E: 0 K: 0 S: 11	H: 3 LOB: 1 BB: 0 P: 17	R: 2 E: 0 K: 0 S: 11	H: 3 LOB: 1 BB: 0 P: 13	R: 0 E: 0 K: 2 S: 14	H: 1 LOB: 2 BB: 0 P: 21	R: 0 E: 0 K: 0 S: 8	H: 0 LOB: 3 BB: 1 P: 16	R: 0 E: 0 K: 1 S: 15	H: 1 LOB: 3 BB: 1 P: 27	1B: 9 2B: 4 3B: 0 HR: 1	SF: 0 SAC: 1 DP: 1 HBP: 0	WP: 1 PB: 1 SB: 1 CS: 0	PA: 44		
<b>PITCHER</b>	IP: 5.2 WLS: 29 BF: 12 ERA: 4.72	WLS: 1 BF: 5 ERA: 3.05	H: 12 R: 5 ER: 5 SO: 2	H: 5 R: 0 ER: 0 SO: 1	H: 12 R: 5 ER: 5 SO: 2	H: 5 R: 0 ER: 0 SO: 1	H: 6 R: 1 ER: 0 SO: 3	H: 9 R: 3 ER: 0 SO: 4	H: 1 R: 0 ER: 0 SO: 1	H: 6 R: 3 ER: 0 SO: 4	H: 1 R: 0 ER: 0 SO: 1	H: 3 R: 0 ER: 0 SO: 3	H: 5 R: 1 ER: 0 SO: 2	H: 1 R: 0 ER: 0 SO: 1	H: 0 R: 0 ER: 0 SO: 1	H: 1 R: 0 ER: 0 SO: 1	H: 1 R: 0 ER: 0 SO: 1	H: 15 R: 0 ER: 0 SO: 27	ERA: 7.94 WHIP: 2.294	ERA: 3.54 WHIP: 1.500	ERA: 0.00 WHIP: 0.000	ERA: 0.00 WHIP: 1.000	ERA: 0.00 WHIP: 2.000	
48 Mike Foltyniewicz, R (1, 1) ERA: 4.72																								
32 David Aardsma, R (6, 1) ERA: 3.05																								
43 Luis Avilan, L (7, 1) ERA: 3.05																								
50 Brandon Cunniff, R (7, 1) ERA: 4.22																								
53 Jim Johnson, R (8, 1) ERA: 3.28																								
<b>Batter</b>	<b>1</b>	<b>2</b>	<b>3</b>	<b>4</b>	<b>5</b>	<b>6</b>	<b>7</b>	<b>8</b>	<b>9</b>	<b>AB</b>	<b>R</b>	<b>H</b>	<b>RBI</b>	<b>BB</b>	<b>SO</b>	<b>LOB</b>	<b>BOTTOM</b>							
8 Jace Peterson, L (1, 4) OBP: 0.340, SLG: 0.344										5	1	2	0	0	1	0								
25 Cameron Maybin, R (1, 8) OBP: 0.397, SLG: 0.420										5	0	1	0	0	0	2								
5 Freddie Freeman, L (1, 3) OBP: 0.370, SLG: 0.516										4	1	1	0	0	2	1								
22 Nick Markakis, L (1, 9) OBP: 0.390, SLG: 0.372										4	1	3	1	0	0	1								
2 Juan Uribe, R (1, 5) OBP: 0.324, SLG: 0.366										2	1	0	0	2	1	2								
19 Andrelton Simmons, R (1, 6) OBP: 0.322, SLG: 0.381										4	1	2	3	0	0	4								
7 Jonny Gomes, R (1, 7) OBP: 0.277, SLG: 0.346										3	0	1	1	0	1	2								
43 Luis Avilan, L (7, 1) ERA: 3.05										0	0	0	0	0	0	0								
50 Brandon Cunniff, R (7, 1) ERA: 4.22										0	0	0	0	0	0	0								
53 Jim Johnson, R (8, 1) ERA: 3.28										0	0	0	0	0	0	0								
28 Jonny Tardavich, S (6, PH) OBP: 0.280, SLG: 1.000										0	0	0	0	0	0	0								
39 Jason Grilli, R (8, 1) ERA: 3.54										0	0	0	0	0	0	0								
27 Christian Bethancourt, R (1, 2) OBP: 0.221, SLG: 0.293										4	0	0	0	0	1	2								
48 Mike Foltyniewicz, R (1, 1) OBP: 0.111, SLG: 0.176										2	0	0	0	0	1	1								
32 David Aardsma, R (6, 1) ERA: 3.05										0	0	0	0	0	0	0								
26 Todd Cunningham, S (6, PH) OBP: 0.314, SLG: 0.313										2	0	0	0	0	0	1								
<b>Inning Stats</b>	R: 0 E: 0 K: 1 S: 7	H: 0 LOB: 0 BB: 0 P: 12	R: 0 E: 0 K: 0 S: 8	H: 1 LOB: 1 BB: 0 P: 12	R: 0 E: 0 K: 2 S: 12	H: 0 LOB: 0 BB: 0 P: 17	R: 0 E: 0 K: 1 S: 8	H: 1 LOB: 1 BB: 0 P: 11	R: 0 E: 0 K: 2 S: 8	H: 1 LOB: 1 BB: 0 P: 13	R: 5 E: 1 K: 0 S: 21	H: 4 LOB: 1 BB: 1 P: 31	R: 0 E: 0 K: 1 S: 14	H: 2 LOB: 3 BB: 1 P: 26	R: 1 E: 0 K: 0 S: 9	H: 2 LOB: 1 BB: 0 P: 14	R: 0 E: 0 K: 1 S: 15	H: 1 LOB: 3 BB: 1 P: 27	1B: 8 2B: 2 3B: 0 HR: 1	SF: 0 SAC: 0 DP: 0 HBP: 0	WP: 1 PB: 0 SB: 0 CS: 0	PA: 38		
<b>PITCHER</b>	IP: 5.1 WLS: 25 BF: 25 ERA: 3.79	WLS: 4 BF: 4 ERA: 2.49	H: 5 R: 5 ER: 0 SO: 6	H: 4 R: 0 ER: 0 SO: 6	H: 5 R: 0 ER: 0 SO: 6	H: 4 R: 0 ER: 0 SO: 6	H: 6 R: 1 ER: 0 SO: 9	H: 9 R: 3 ER: 0 SO: 14	H: 1 R: 0 ER: 0 SO: 1	H: 6 R: 3 ER: 0 SO: 14	H: 1 R: 0 ER: 0 SO: 1	H: 3 R: 0 ER: 0 SO: 3	H: 5 R: 1 ER: 0 SO: 2	H: 1 R: 0 ER: 0 SO: 1	H: 0 R: 0 ER: 0 SO: 1	H: 1 R: 0 ER: 0 SO: 1	H: 15 R: 0 ER: 0 SO: 27	ERA: 6.75 WHIP: 1.500	ERA: 0.00 WHIP: 0.000	ERA: 0.00 WHIP: 3.000	ERA: 9.00 WHIP: 2.000	ERA: 0.00 WHIP: 0.000	ERA: 0.00 WHIP: 0.000	
33 James Shields, R (1, 1) ERA: 3.79																								
44 Dale Thayer, R (6, 1) ERA: 2.49																								
37 Brandon Maurer, R (7, 1) ERA: 1.8																								
53 Joaquin Benoit, R (8, 1) ERA: 2.42																								

San Diego Padres @ Atlanta Braves  
Turner Field, Atlanta, GA  
Tue Jun 09 2015, 8:00 PM - 11:16 PM EDT  
Att: 24,049 - Drizzlie - 72 F

AB 40  
R 5  
H 14  
RBI 5  
BB 3  
SO 5  
LOB 22



San Diego Padres @ Atlanta Braves  
Turner Field, Atlanta, GA  
Tue Jun 09 2015, 8:00 PM - 11:16 PM EDT  
Att: 24,049 - Drizzlie - 72 F

AB 36  
R 6  
H 11  
RBI 6  
SO 7  
LOB 16



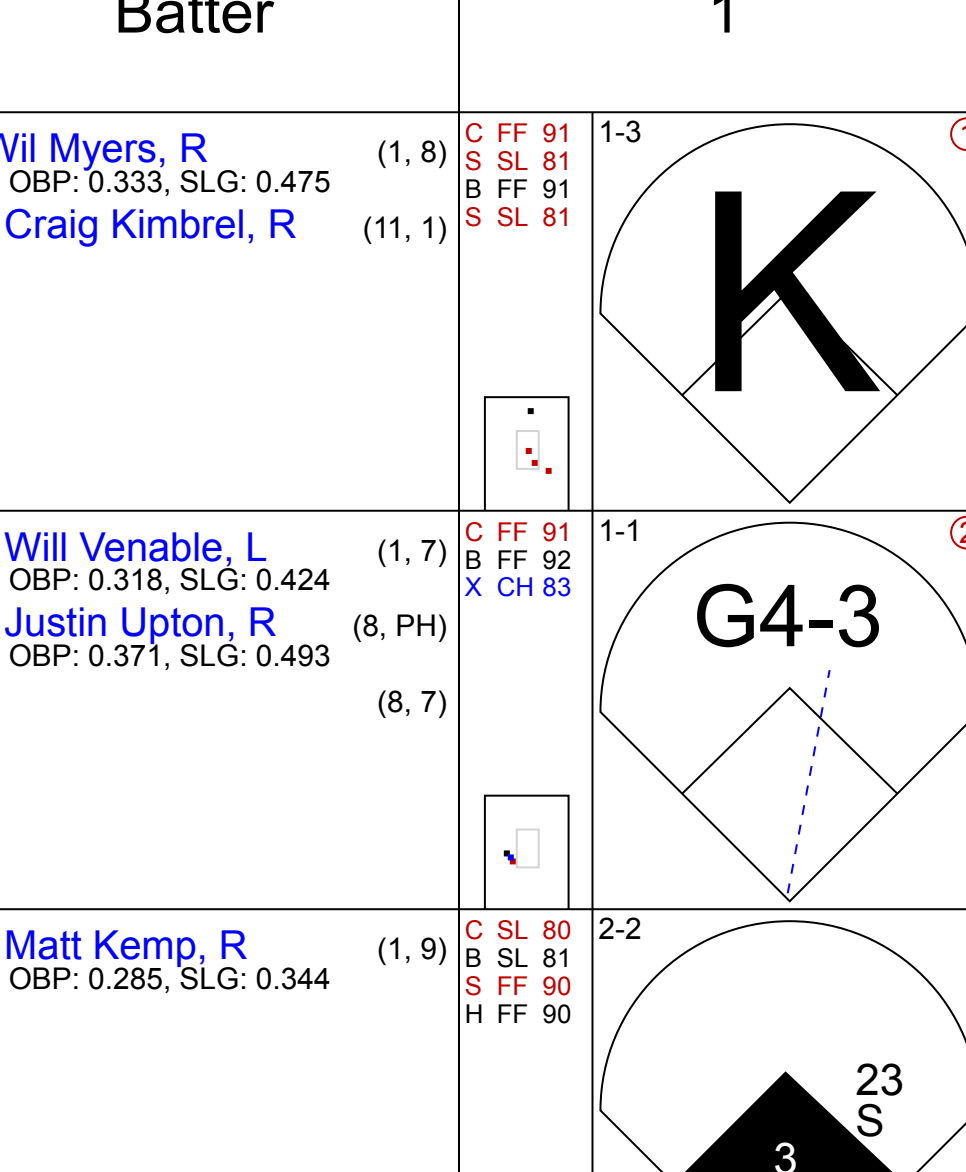
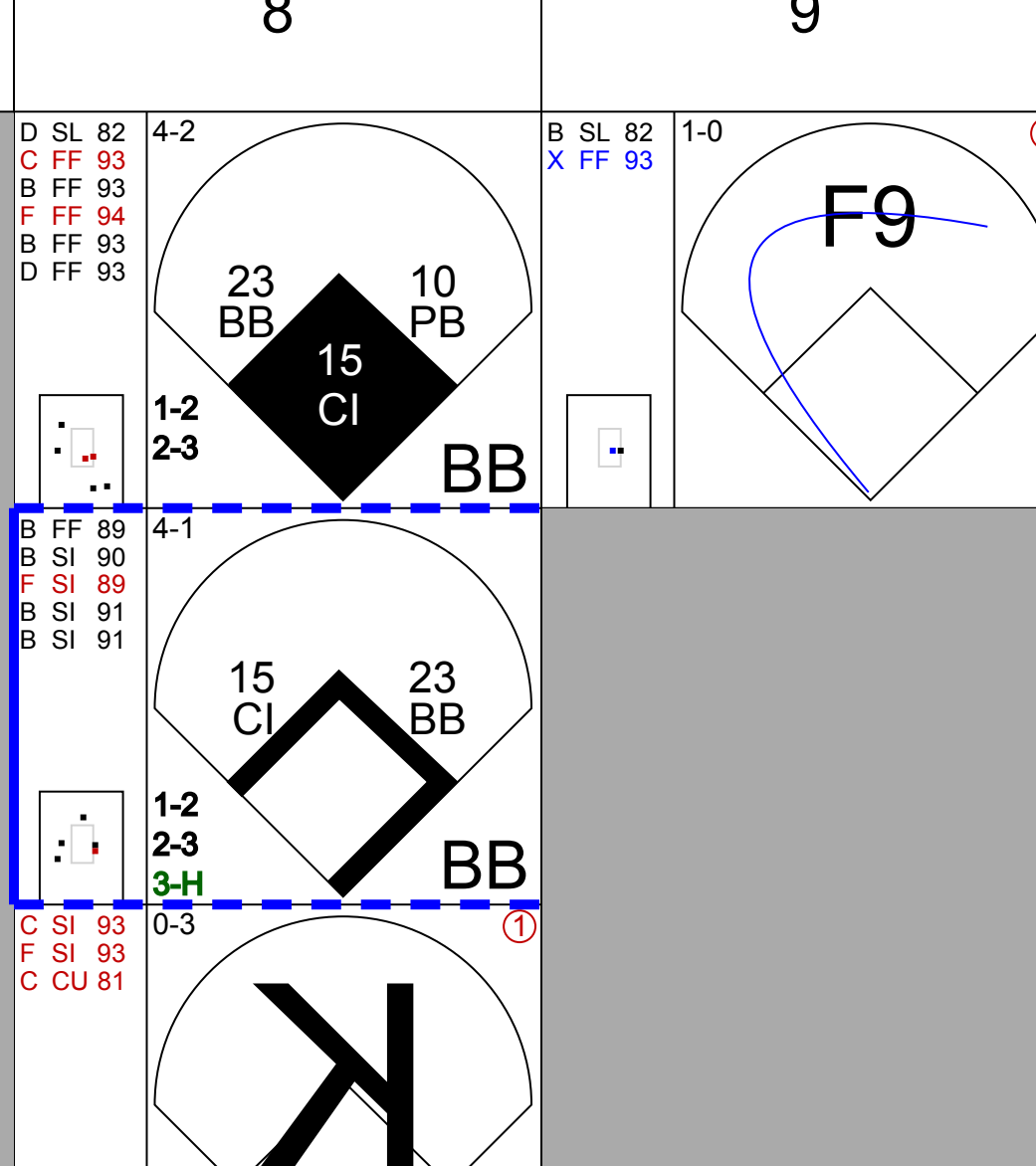
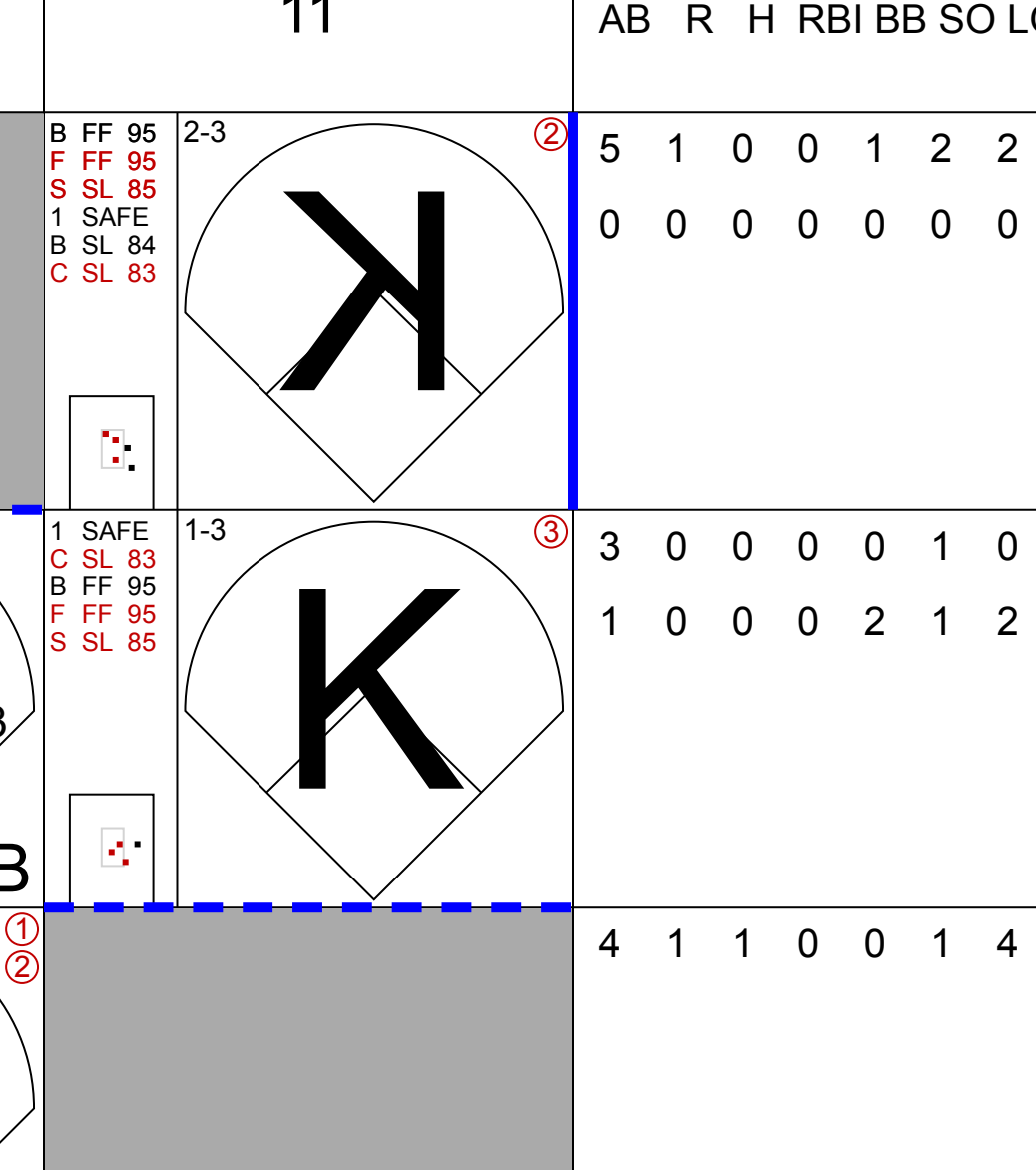
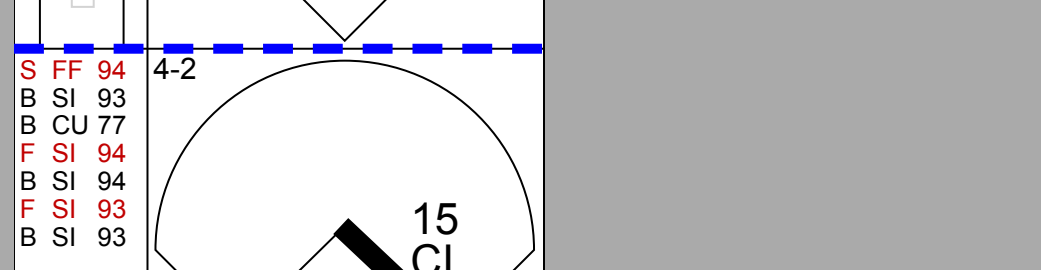
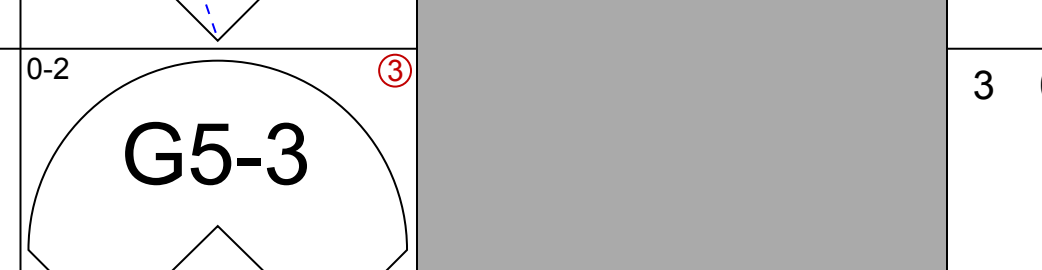
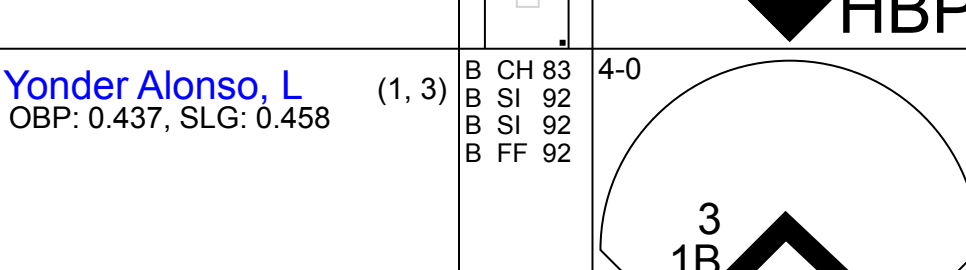
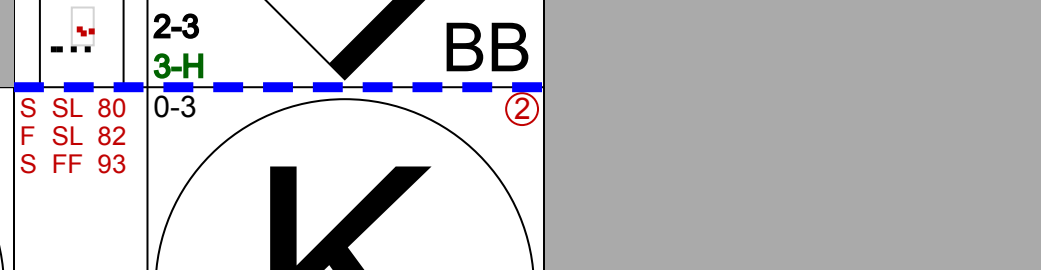
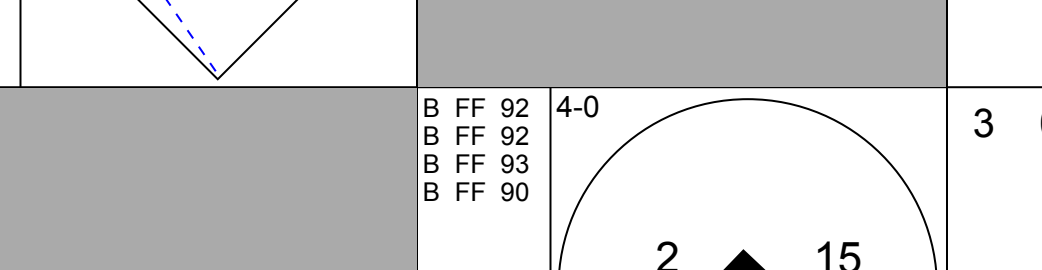
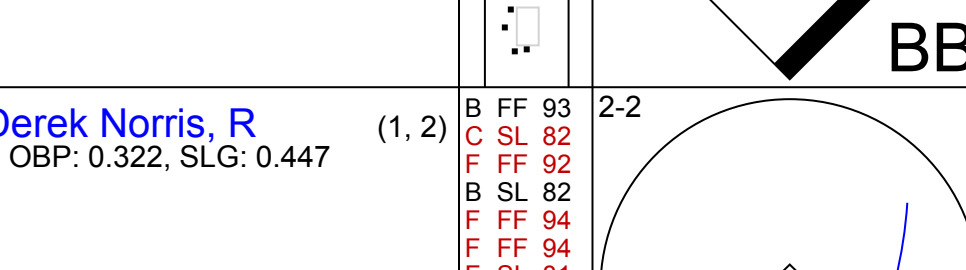
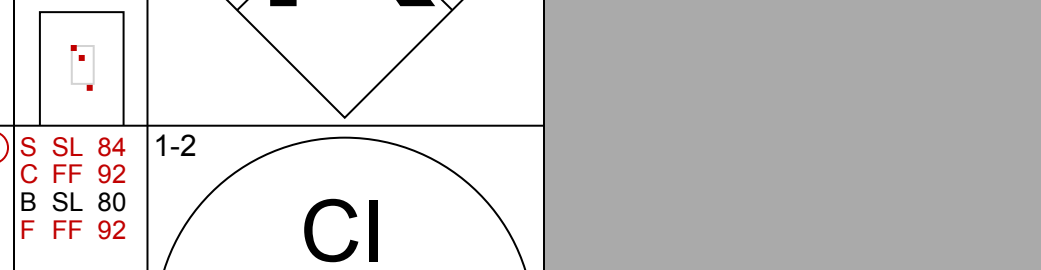
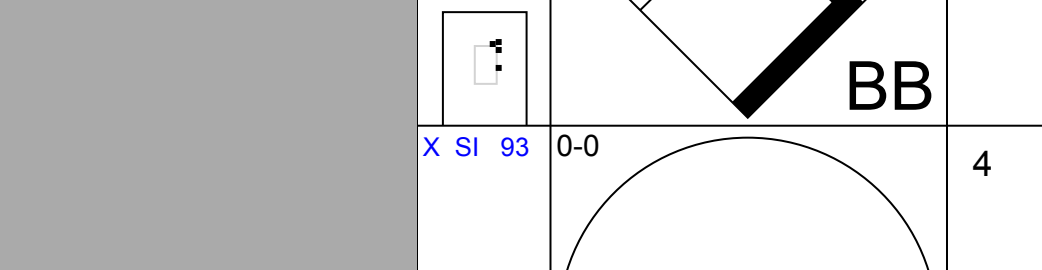
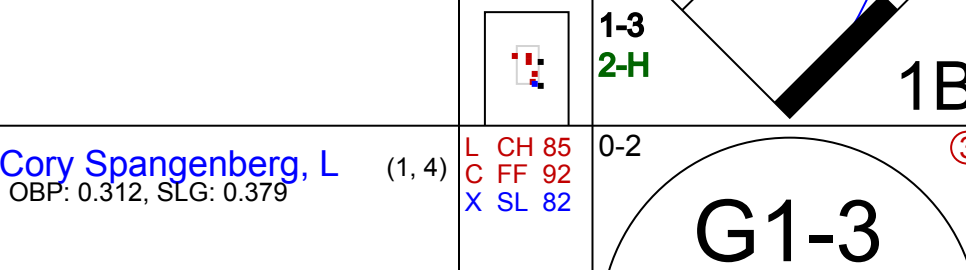
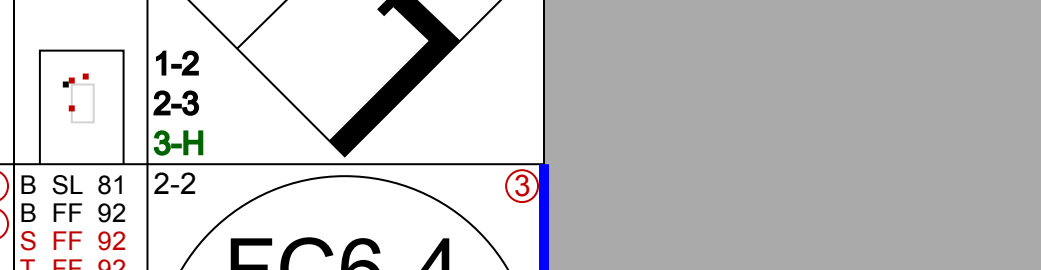
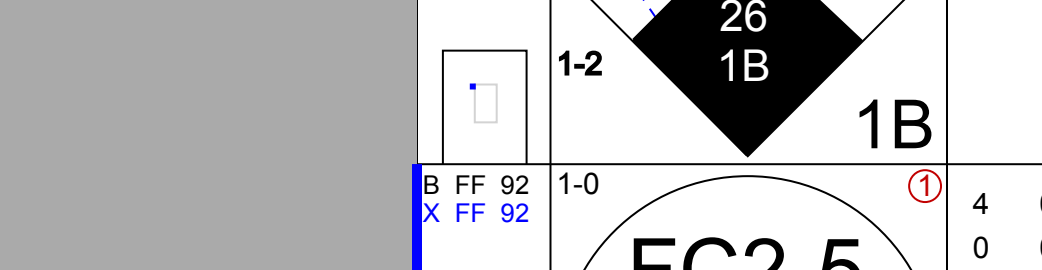
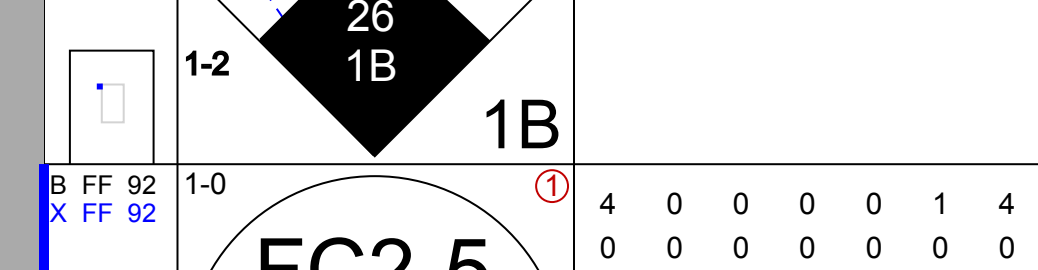
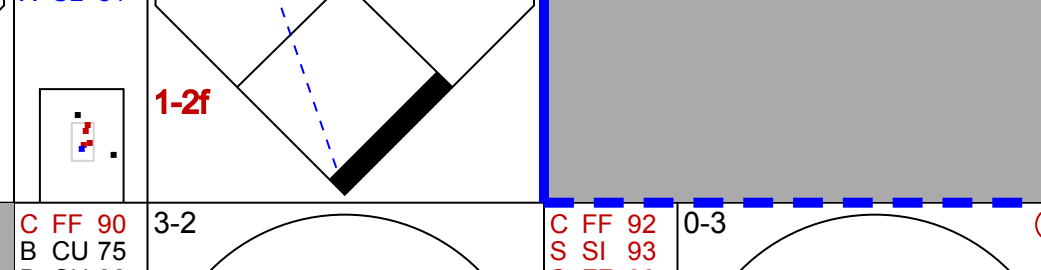
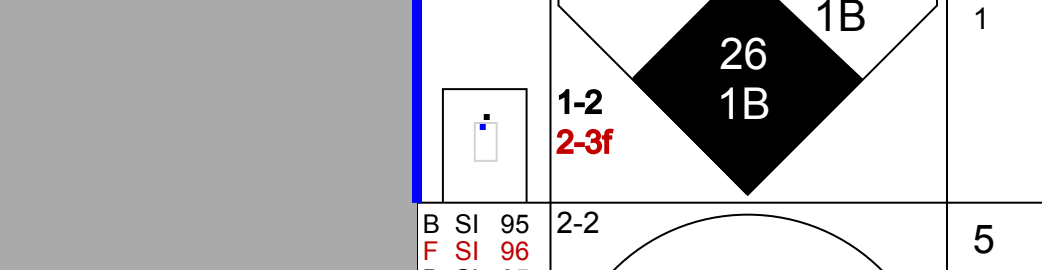
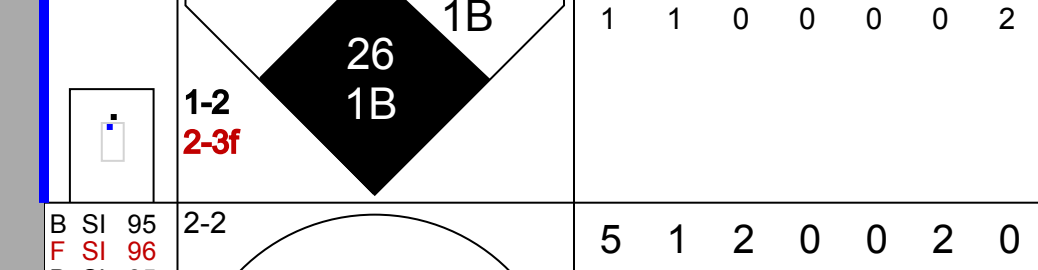
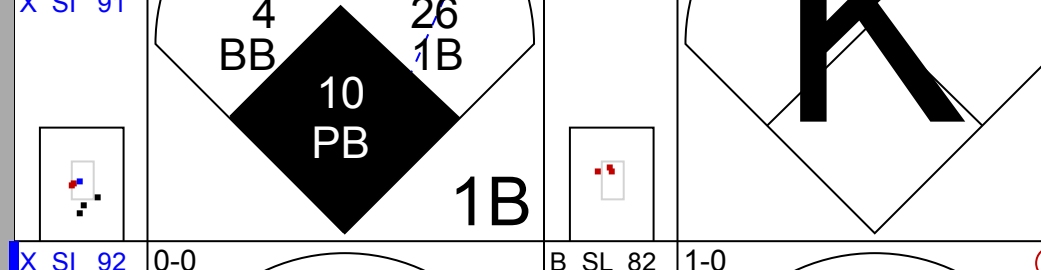
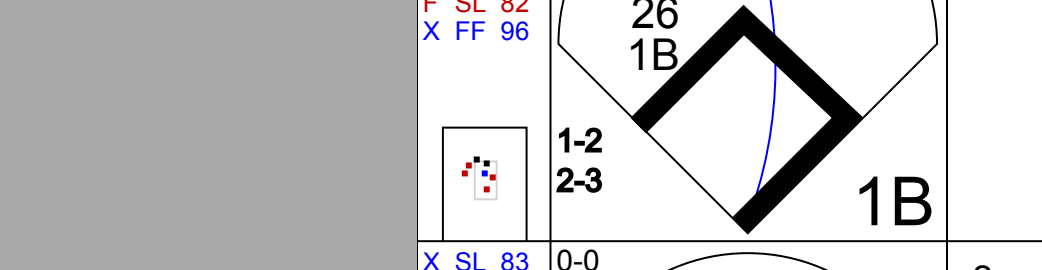
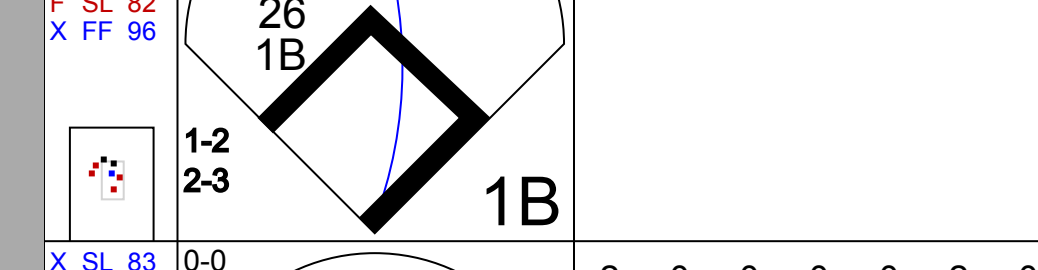
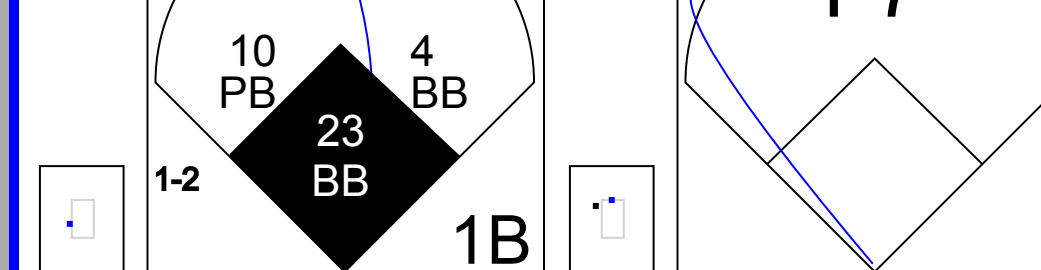
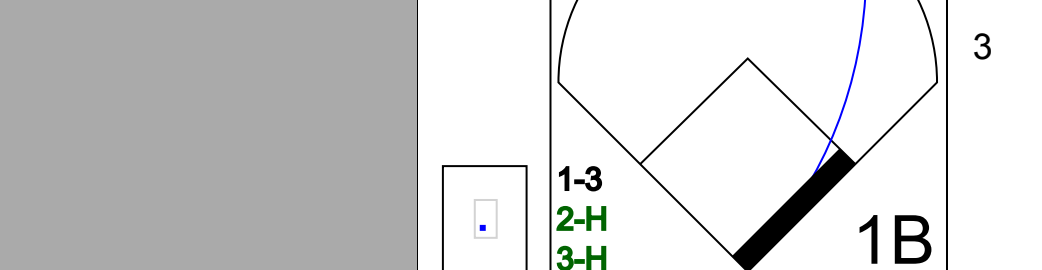
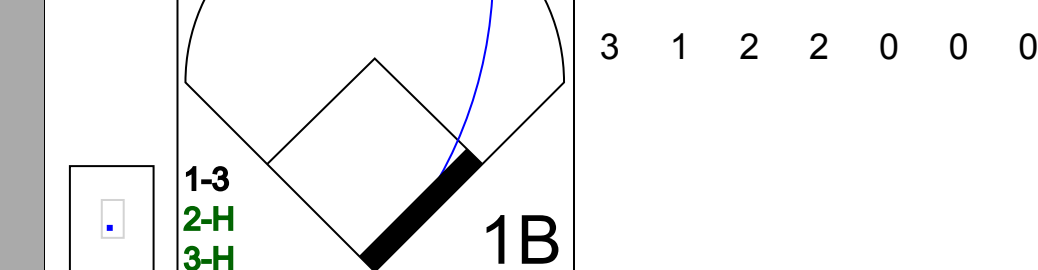
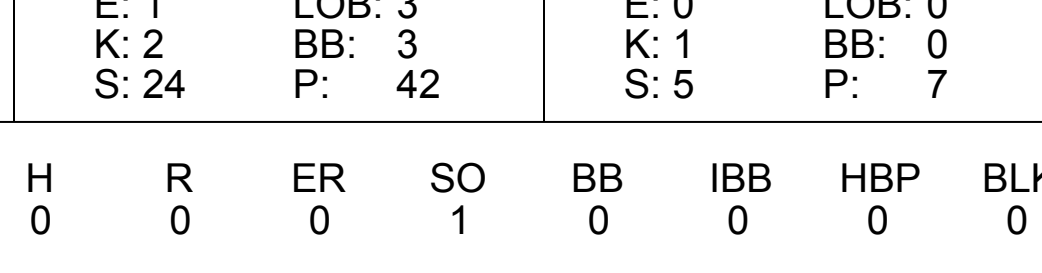
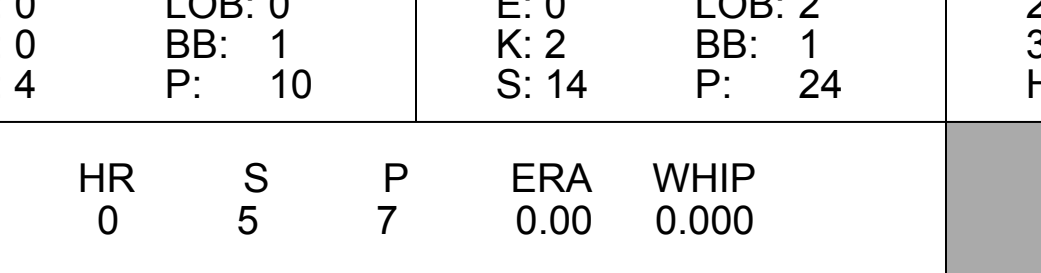
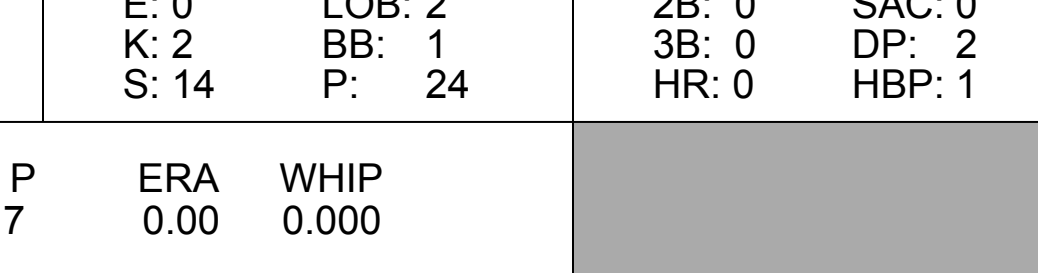


Batter	1	2	3	4	5	6	7	8	9	AB	R	H	RBI	BB	SO	LOB	TOP					
25 Will Venable, L (1.9)	L9		F7		L8		G6-3			4	0	0	0	0	0	1	<b>San Diego Padres @ Atlanta Braves</b> Turner Field, Atlanta, GA Wed Jun 10 2015, 7:13 PM - 9:51 PM EDT Att: 21,465 - Partly Cloudy - 81 F					
15 Cory Spangenberg, L (1.4)	G3-1		23 BB	2B	2B		23 G4-6-3	1B		4	0	3	1	0	0	0						
10 Justin Upton, R (1.7)	BB		HBP		K			K		2	0	0	0	1	2	2						
23 Yonder Alonso, L (1.3)	F8		BB		F8			G4-6-3		3	0	0	0	1	0	3						
11 Will Middlebrooks, R (1.5)	G6-3		L8		G6-3			F8		4	0	0	0	0	0	3						
2 B.J. Upton, R (1.8)	F9			L7		K		G5-3		4	0	0	0	0	1	0						
5 Alexi Amarista, L (1.6)	1B		G4-3		F7			F8		4	0	1	0	0	0	0						
18 Austin Hedges, R (1.2)	K		G4-3		P6					3	0	0	0	0	1	1						
38 Tyson Ross, R (1.1)					E2					2	1	1	0	0	1	0						
26 Yanervis Solarte, S (7. PH)					K2-3					1	0	0	0	0	1	0						
56 Shawn Kelley, R (7.1)					15 2B					0	0	0	0	0	0	0						
60 Frank Garces, L (7.1)										0	0	0	0	0	0	0						
59 Kevin Quackenbush, R (8.1)										0	0	0	0	0	0	0						
<b>Inning Stats</b>	R: 0 E: 0 K: 0 S: 8	H: 0 LOB: 1 BB: 1 P: 16	R: 0 E: 0 K: 1 S: 11	H: 1 LOB: 1 BB: 0 P: 17	R: 0 E: 0 K: 1 S: 13	H: 1 LOB: 3 BB: 1 P: 22	R: 0 E: 0 K: 0 S: 5	H: 0 LOB: 0 BB: 0 P: 10	R: 1 E: 1 K: 1 S: 9	H: 2 LOB: 1 BB: 0 P: 12	R: 0 E: 0 K: 1 S: 8	H: 0 LOB: 0 BB: 0 P: 9	R: 0 E: 0 K: 1 S: 7	H: 0 LOB: 0 BB: 0 P: 12	R: 0 E: 0 K: 1 S: 6	H: 1 LOB: 0 BB: 0 P: 9	R: 0 E: 0 K: 0 S: 6	H: 0 LOB: 0 BB: 0 P: 9	1B: 3 2B: 2 3B: 0 HR: 0	SF: 0 SAC: 0 DP: 1 HBP: 1	WP: 0 PB: 0 CS: 0	PA: 34
<b>PITCHER</b>	IP WLS BF H R ER SO BB IBB HBP BLK WP HR S P ERA WHIP																					
61 Williams Pérez, R (1.1)	7.0 W 28 4 1 0 5 2 0 1 0 0 0 61 98 0.00 0.857																					
50 Brandon Cunniff, R (8.1)	1.0 H 3 1 0 0 1 0 0 0 0 0 0 6 9 0.00 1.000																					
53 Jim Johnson, R (9.1)	1.0 S 3 0 0 0 0 0 0 0 0 0 0 6 9 0.00 0.000																					

Batter	1	2	3	4	5	6	7	8	9	AB	R	H	RBI	BB	SO	LOB	BOTTOM			
8 Jace Peterson, L (1.4)	G1-3		5 G6-3	25 BB	1B		25 1B			3	0	1	0	1	1	0	<b>San Diego Padres @ Atlanta Braves</b> Turner Field, Atlanta, GA Wed Jun 10 2015, 7:13 PM - 9:51 PM EDT Att: 21,465 - Partly Cloudy - 81 F			
25 Cameron Maybin, R (1.8)	K		5 G6-3	5 WP	1B		25 1B			3	0	2	1	1	1	0				
5 Freddie Freeman, L (1.3)	K		G6-3		L7			F7		4	0	0	0	0	1	6				
22 Nick Markakis, L (1.9)		23 G5-3	24 1B		BB		23 G5-4-3	1B		3	1	2	0	1	0	3				
23 Chris Johnson, R (1.5)		G5-3			K					3	0	0	0	0	1	4				
50 Brandon Cunniff, R (8.1)										0	0	0	0	0	0	0				
2 Juan Uribe, R (8. PH)										1	0	0	0	0	0	0				
24 Kelly Johnson, L (1.7)										4	0	3	1	0	0	0				
53 Jim Johnson, R (9.1)										0	0	0	0	0	0	0				
15 A.J. Pierzynski, L (1.2)	E1		19 WP	19 1B		FC4-6	19 1B	FC4-6		4	2	2	0	0	0	2				
19 Andrelton Simmons, R (1.6)						G1-6-3		L7		4	0	1	1	0	0	4				
61 Williams Pérez, R (1.1)										2	1	1	0	0	1	0				
26 Todd Cunningham, R (8. PH)			25 BB	8 1B	5 G6-3	1B		G4-3		2	0	1	0	0	0	2				
<b>Inning Stats</b>	R: 0 E: 0 K: 2 S: 8	H: 0 LOB: 0 BB: 0 P: 16	R: 2 E: 1 K: 0 S: 12	H: 3 LOB: 1 BB: 0 P: 21	R: 1 E: 0 K: 1 S: 12	H: 2 LOB: 2 BB: 2 P: 25	R: 0 E: 0 K: 0 S: 6	H: 1 LOB: 0 BB: 0 P: 9	R: 0 E: 0 K: 2 S: 11	H: 1 LOB: 1 BB: 0 P: 19	R: 0 E: 0 K: 0 S: 11	H: 1 LOB: 0 BB: 0 P: 17	R: 1 E: 0 K: 0 S: 12	H: 3 LOB: 3 BB: 1 P: 17	R: 0 E: 0 K: 0 S: 14	H: 2 LOB: 2 BB: 0 P: 22	1B: 13 2B: 0 3B: 0 HR: 0	SF: 0 SAC: 0 DP: 3 HBP: 0	WP: 2 PB: 0 SB: 0 CS: 1	PA: 36
<b>PITCHER</b>	IP WLS BF H R ER SO BB IBB HBP BLK WP HR S P ERA WHIP																			
38 Tyson Ross, R (1.1)	6.0 L 24 8 3 2 5 2 0 0 0 0 0 0 24 107 3.00 1.667																			
56 Shawn Kelley, R (7.1)	0.1 5 3 1 1 0 1 0 0 0 0 0 0 9 14 27.00 12.000																			
60 Frank Garces, L (7.1)	0.2 2 0 0 0 0 0 0 0 0 0 0 0 3 3 0.00 0.000																			
59 Kevin Quackenbush, R (8.1)	1.0 5 2 0 0 0 0 0 0 0 0 0 0 14 22 0.00 2.000																			



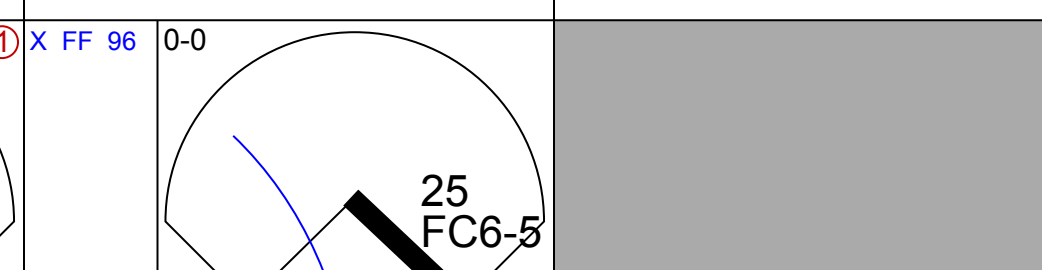
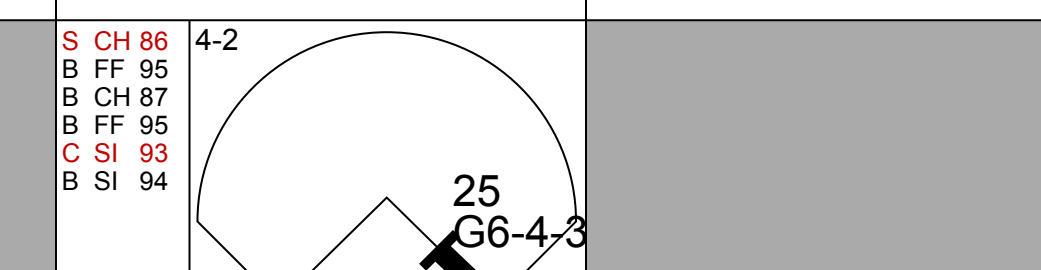
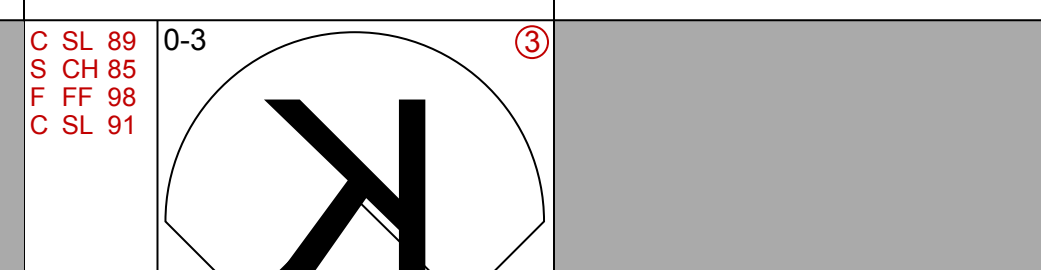
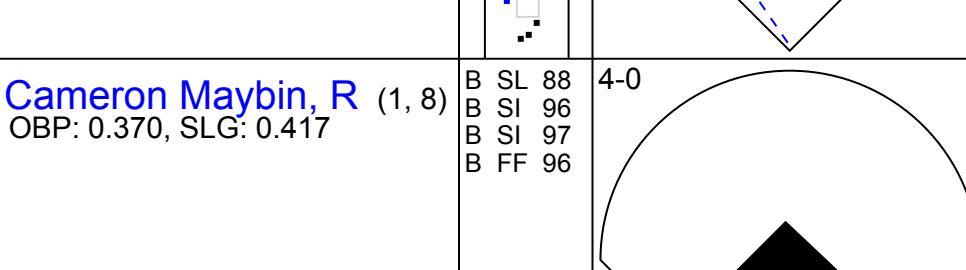
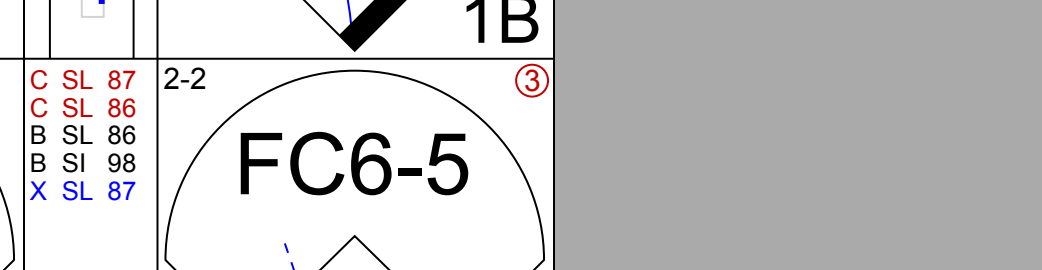

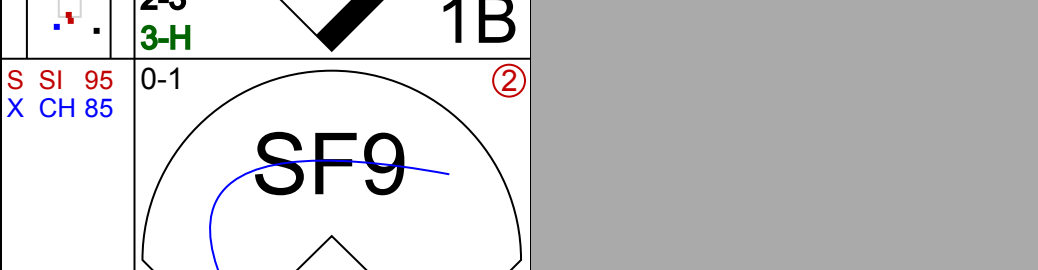
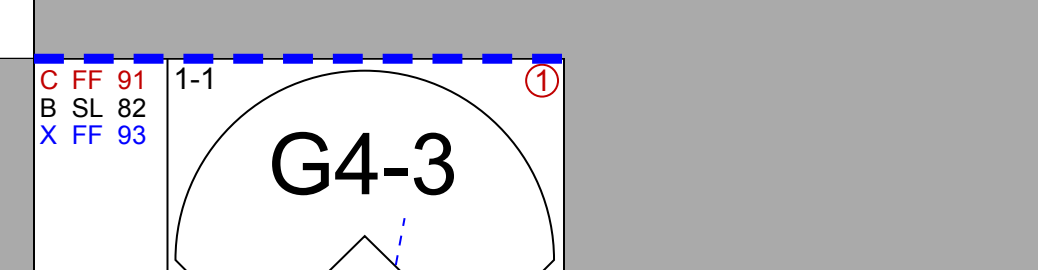
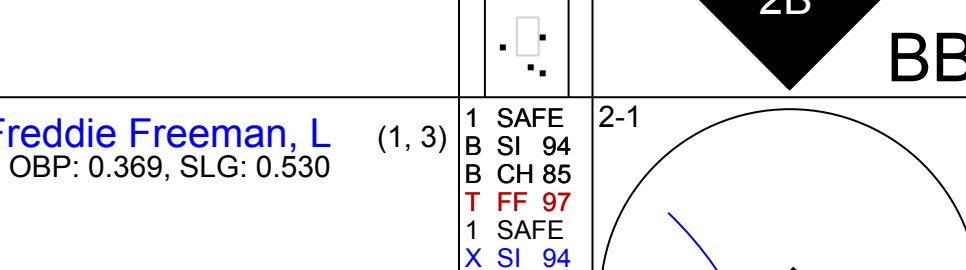
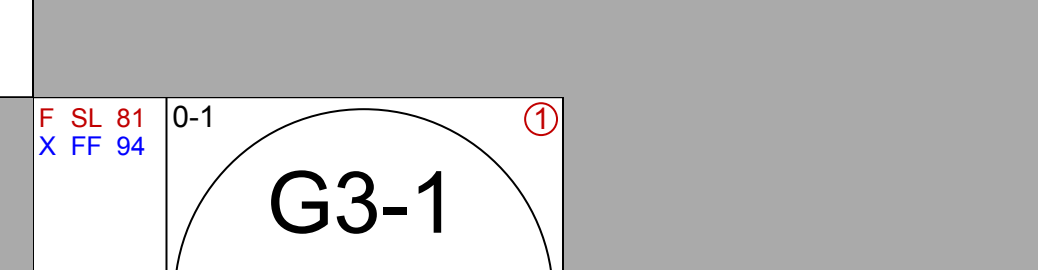
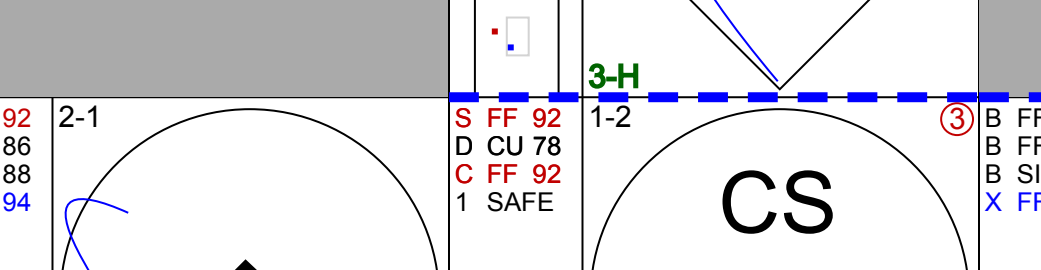
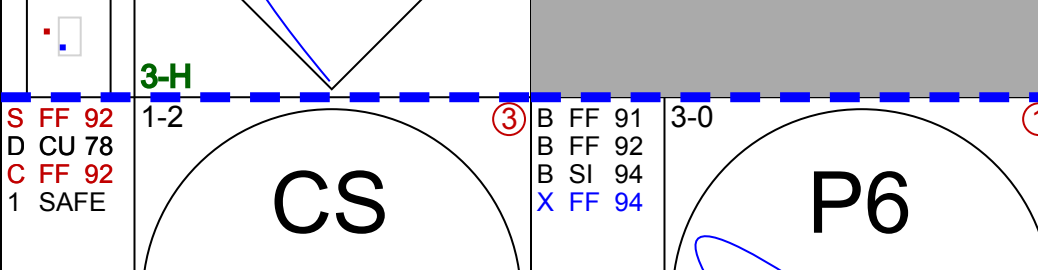
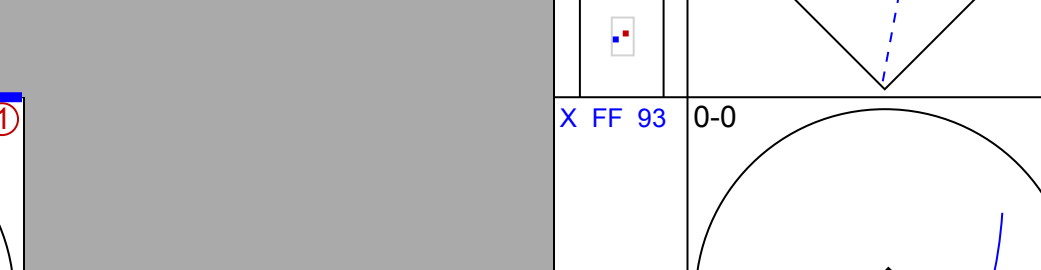
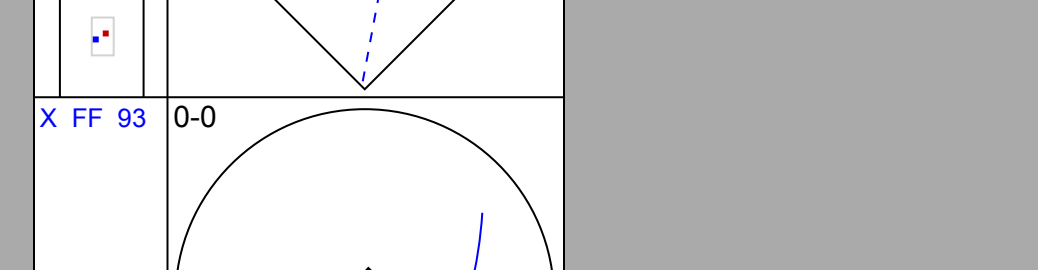
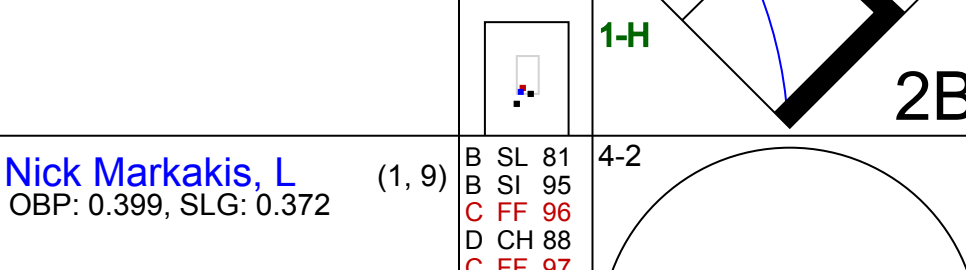
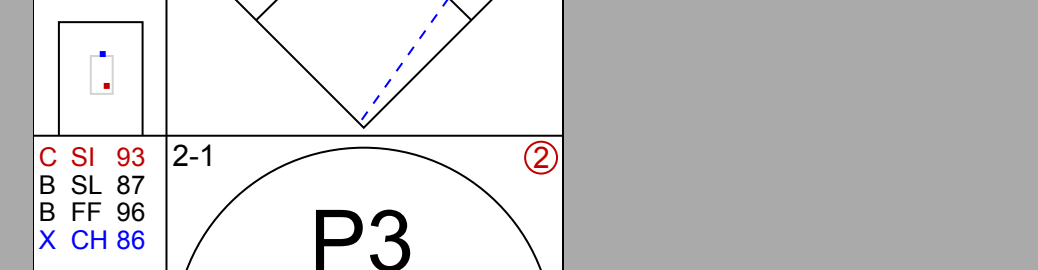
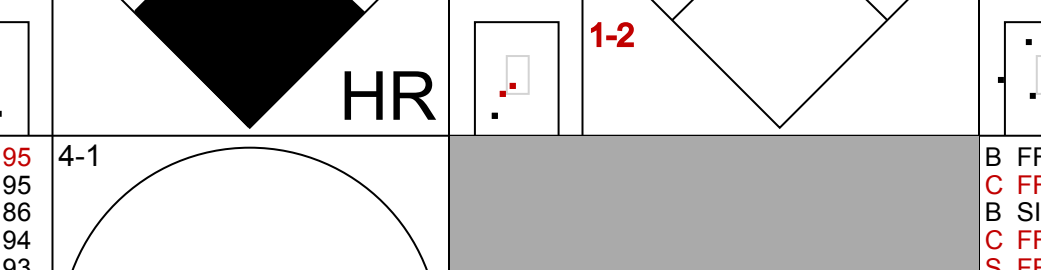
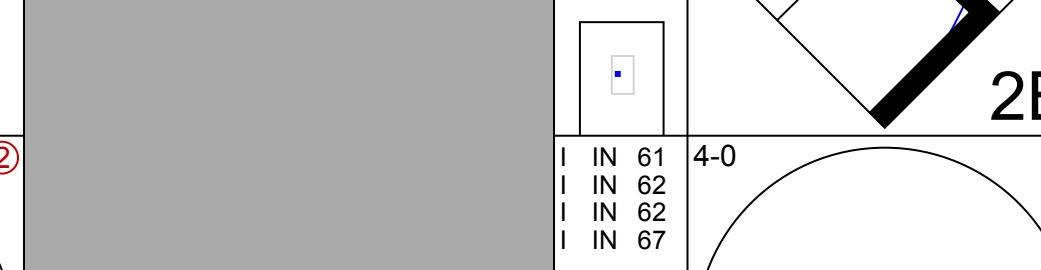
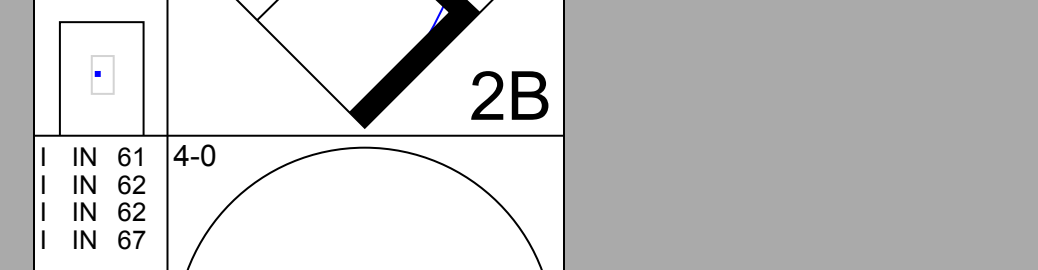
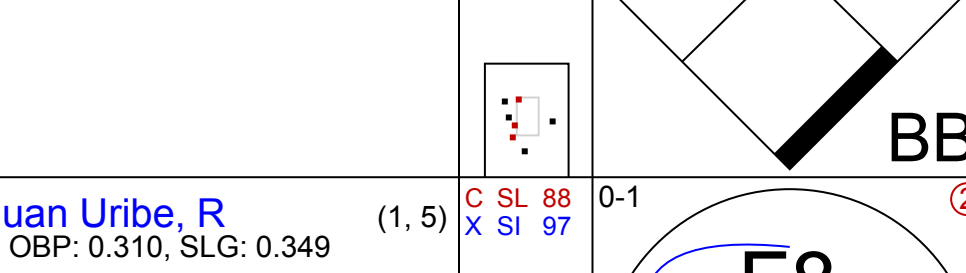
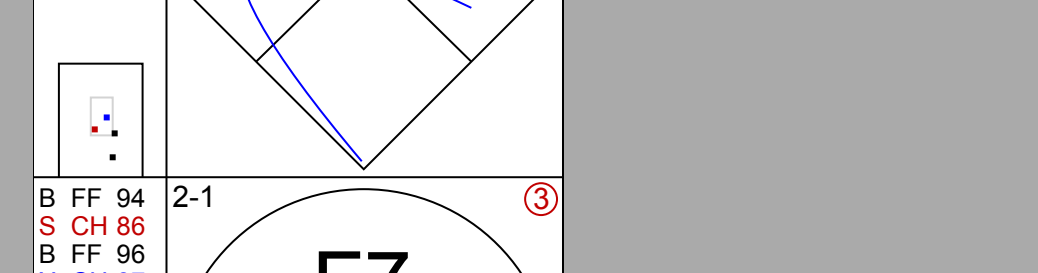
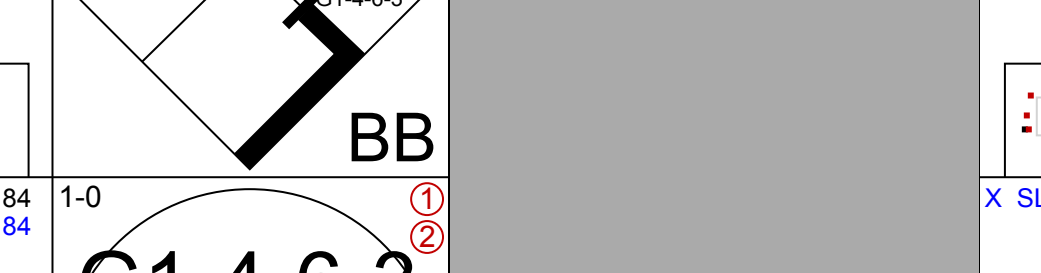
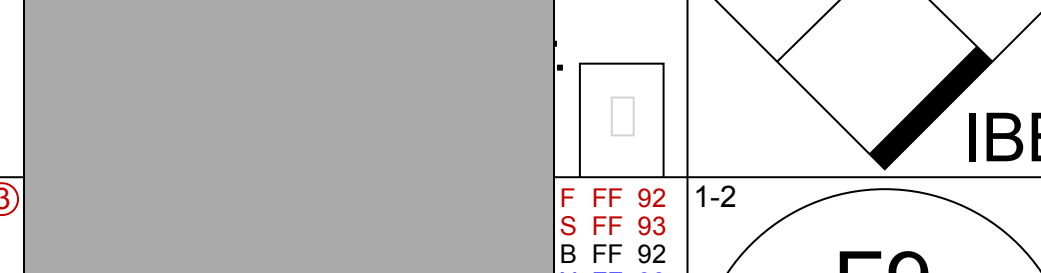

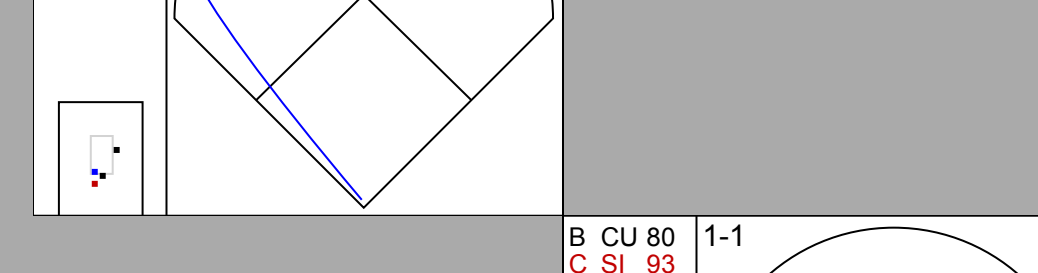
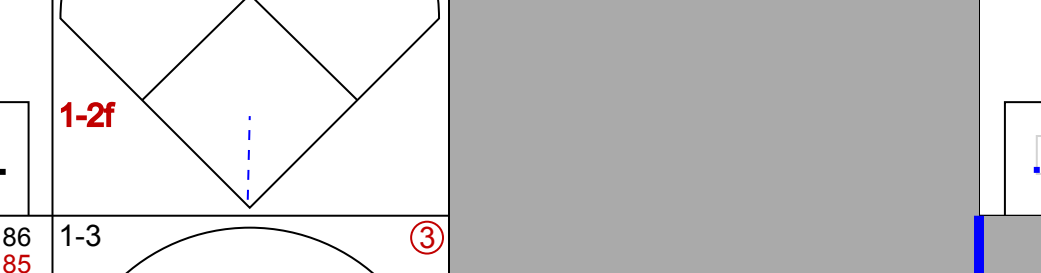
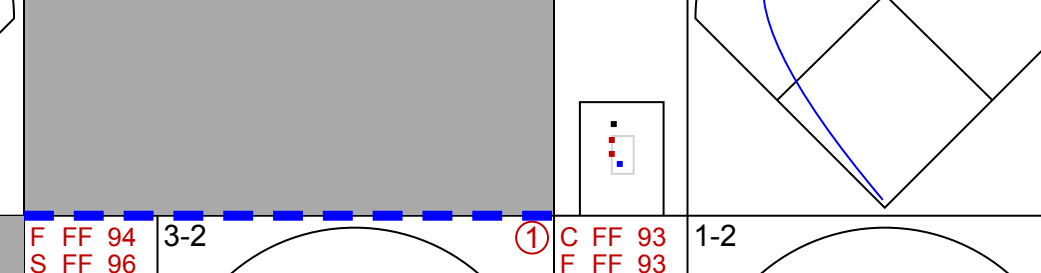
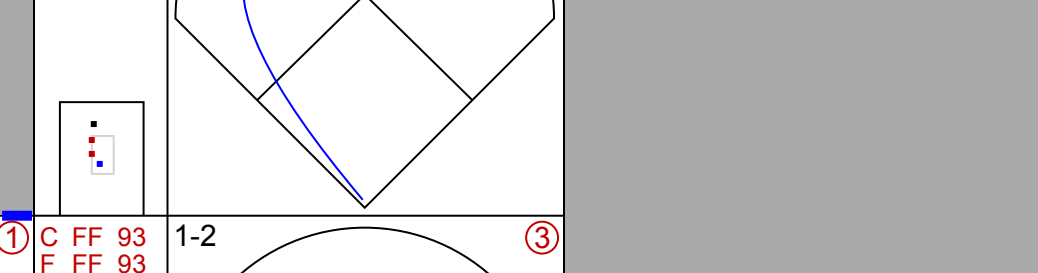
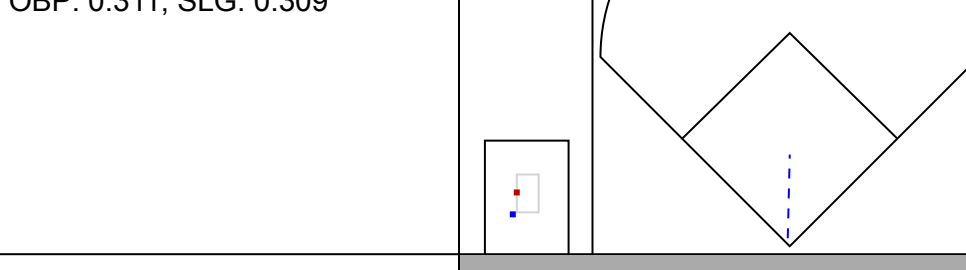
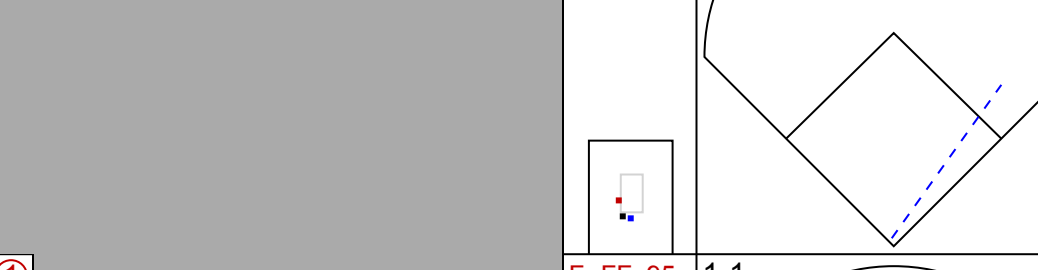
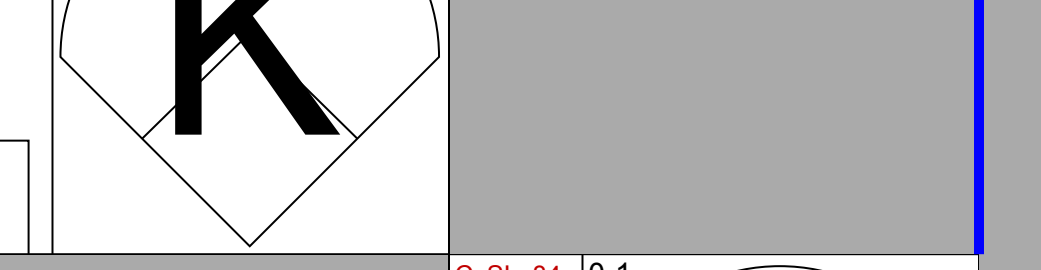

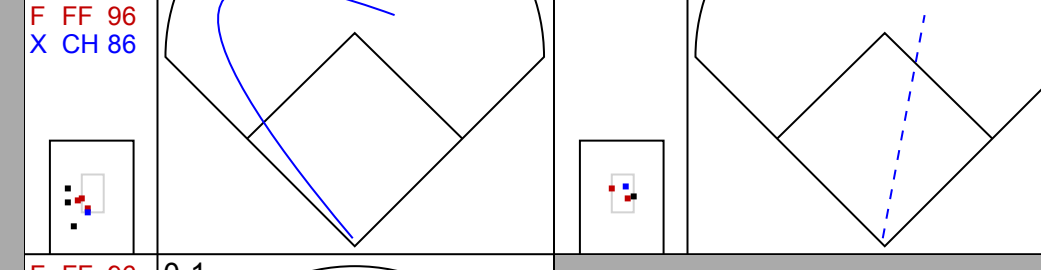
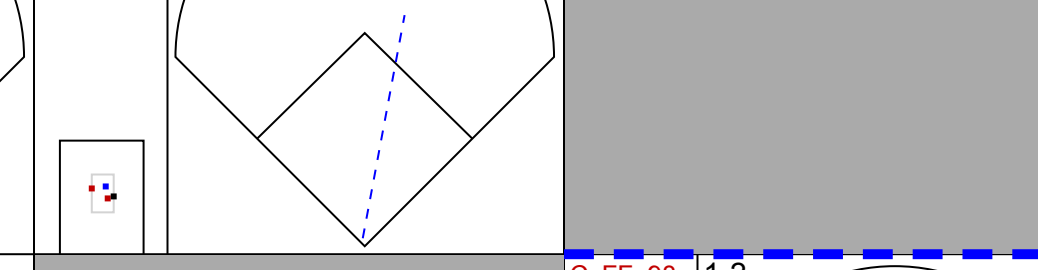

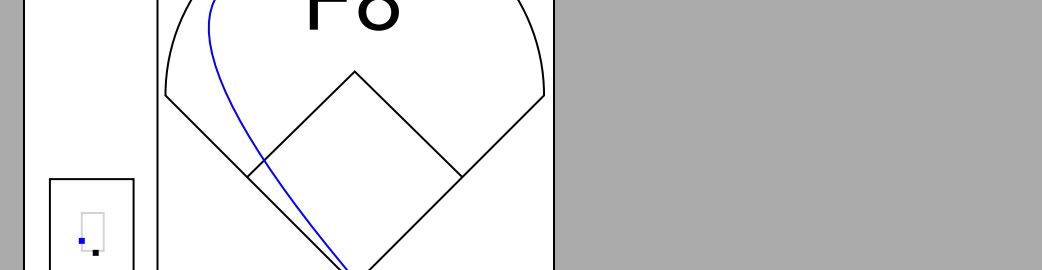
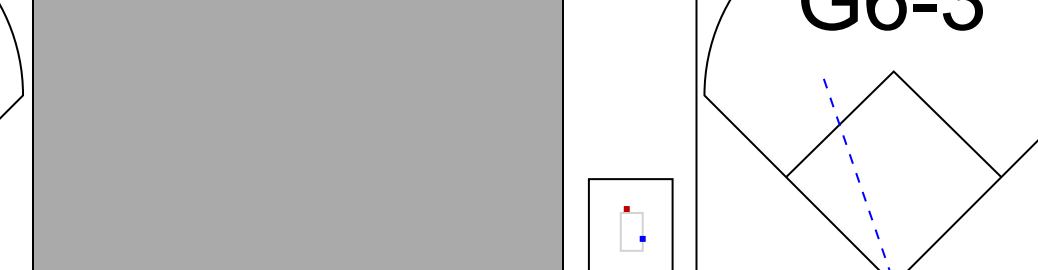
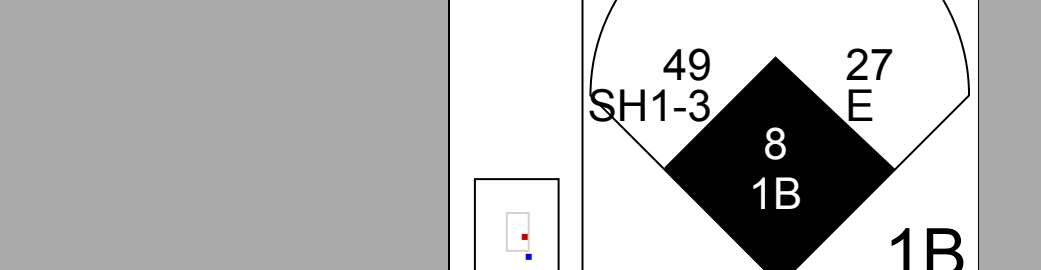
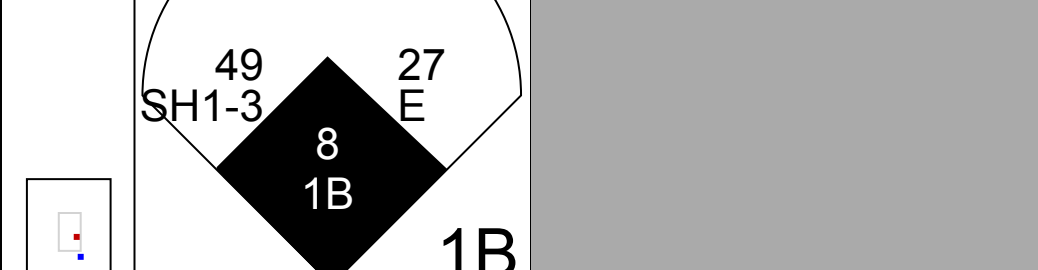


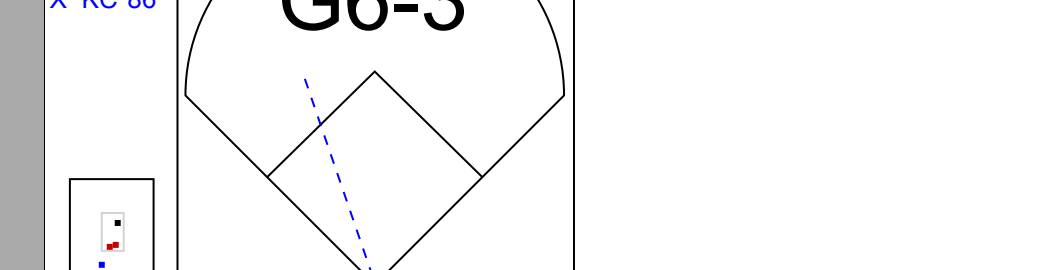


Batter	1	2	3	4	5	6	7	8	9	10	11	AB	R	H	RBI	BB	SO	LOB	TOP	
4 Wil Myers, R OBP: 0.333, SLG: 0.475 46 Craig Kimbrel, R (11, 1)			G4-3		F9				F9			5	1	0	0	1	2	2		
25 Will Venable, L OBP: 0.319, SLG: 0.424 10 Justin Upton, R OBP: 0.371, SLG: 0.493 (8, PH)	G4-3		G3			K					K	3	0	0	0	0	1	0		
27 Matt Kemp, R OBP: 0.285, SLG: 0.344 (1, 9)					F9							4	1	1	0	0	1	4		
23 Yonder Alonso, L OBP: 0.437, SLG: 0.458 (1, 3)						G3-1						3	0	0	0	1	2	1		
3 Derek Norris, R OBP: 0.322, SLG: 0.447 (1, 2)					F8							3	0	1	1	2	1	3		
15 Cory Spangenberg, L OBP: 0.372, SLG: 0.397 (1, 4)	G1-3				L4							4	1	1	1	0	0	3		
11 Will Middlebrooks, R OBP: 0.261, SLG: 0.336 53 Joaquin Benoit, R 37 Brandon Maurer, R 44 Dale Thayer, R 2 B.J. Upton, R (11, PH)	K				F8							4	0	0	0	0	1	4		
5 Alexi Amarista, L OBP: 0.282, SLG: 0.281 (1, 6)	K					L8						5	1	2	0	0	2	0		
34 Andrew Cashner, R 60 Frank Garces, L 26 Yangervis Solarte, S (8, PH)	K					K						2	0	0	0	0	2	0		
<b>Inning Stats</b>	R: 1 E: 0 K: 1 S: 16	H: 1 LOB: 2 BB: 1 P: 26	R: 0 E: 0 K: 3 S: 10	H: 0 LOB: 0 BB: 0 P: 14	R: 0 E: 0 K: 1 S: 9	H: 1 LOB: 0 BB: 0 P: 14	R: 0 E: 0 K: 0 S: 7	H: 0 LOB: 0 BB: 0 P: 9	R: 0 E: 0 K: 1 S: 8	H: 0 LOB: 0 BB: 0 P: 12	R: 0 E: 0 K: 1 S: 4	H: 0 LOB: 0 BB: 0 P: 7	R: 0 E: 0 K: 1 S: 5	H: 0 LOB: 0 BB: 0 P: 10	R: 0 E: 0 K: 2 S: 14	H: 3 LOB: 2 BB: 1 P: 24	1B: 7 2B: 0 3B: 0 HR: 0	SF: 0 SAC: 0 DP: 2 HBP: 1	WP: 0 PB: 1 SB: 1 CS: 0	PA: 47
<b>PITCHER</b>	IP: 7.0 ERA: 4.76	WLS: 0 BF: 28	H: 4 R: 4 ER: 3 SO: 7	BB: 3 IBB: 0 HBP: 0 BLK: 0	WP: 0 HR: 0 S: 68 P: 108	ERA: 3.86 WHIP: 1.000	<b>PITCHER</b>	IP: 1.0 ERA: 3.38	WLS: 0 BF: 10	H: 3 R: 2 ER: 2 SO: 2	BB: 2 IBB: 0 HBP: 0 BLK: 0	WP: 0 HR: 0 S: 18 P: 34	ERA: 9.00 WHIP: 2.500							
49 Julio Teheran, R ERA: 4.76	56 Dana Eveland, L ERA: 3.57	51 Nick Masset, R ERA: 3.09	43 Luis Avilan, L ERA: 3.09	32 David Aardsma, R ERA: 3.09	39 Jason Grilli, R ERA: 3.38	50 Brandon Cummin, R ERA: 4.44														

San Diego Padres @ Atlanta Braves  
Turner Field, Atlanta, GA  
Thu Jun 11 2015, 1:07 PM - 4:49 PM EDT  
Att: 25,769 - Party Cloudy - 74 F

AB 38  
R 6  
H 7  
RBI 5  
BB 7  
SO 12  
LOB 21



Batter	1	2	3	4	5	6	7	8	9	10	11	AB	R	H	RBI	BB	SO	LOB	BOTTOM
8 Jace Peterson, L OBP: 0.349, SLG: 0.347 (1, 4)	G5-3											4	0	2	1	1	1	2	
25 Cameron Maybin, R OBP: 0.370, SLG: 0.417 (1, 8)												3	1	0	1	1	0	3	
5 Freddie Freeman, L OBP: 0.389, SLG: 0.530 (1, 3)												5	1	3	2	0	0	0	
22 Nick Markakis, L OBP: 0.399, SLG: 0.372 (1, 9)												2	0	0	0	3	1	0	
2 Juan Uribe, R OBP: 0.310, SLG: 0.349 (1, 5)												5	0	0	0	0	0	5	
24 Kelly Johnson, L OBP: 0.319, SLG: 0.511 26 Todd Cunningham, S (8, 7)	G1-3											3	0	0	0	0	1	2	
19 Andrelton Simmons, R OBP: 0.319, SLG: 0.375 (1, 6)												5	1	1	0	0	0	0	
27 Christian Bethancourt, R OBP: 0.220, SLG: 0.289 (1, 2)												5	1	1	0	0	1	2	
49 Julio Teheran, R ERA: 3.94	60 Frank Garces, L ERA: 3.44	53 Joaquin Benoit, R ERA: 2.33	37 Brandon Maurer, R ERA: 1.74	44 Dale Thayer, R ERA: 2.39	46 Craig Kimbrel, R ERA: 3.91														
<b>PITCHER</b>	IP: 6.2 ERA: 3.94	WLS: 0 BF: 29	H: 6 R: 4 ER: 2 SO: 1	BB: 4 IBB: 0 HBP: 0 BLK: 0	WP: 0 HR: 1 S: 57 P: 96	ERA: 2.70 WHIP: 1.500	<b>PITCHER</b>	IP: 1.0 ERA: 3.91	WLS: 0 BF: 3	H: 0 R: 0 ER: 0 SO: 2	BB: 0 IBB: 0 HBP: 0 BLK: 0	WP: 0 HR: 0 S: 10 P: 14	ERA: 0.00 WHIP: 0.000						

San Diego Padres @ Atlanta Braves  
Turner Field, Atlanta, GA  
Thu Jun 11 2015, 1:07 PM - 4:49 PM EDT  
Att: 25,769 - Party Cloudy - 74 F

AB 37  
R 4  
H 7  
RBI 4  
BB 6  
SO 5  
LOB 17





Batter	1	2	3	4	5	6	7	8	9	AB	R	H	RBI	BB	SO	LOB	TOP					
8 Jace Peterson, L (1.4) OBP: 0.354, SLG: 0.355	P5		K																			
25 Cameron Maybin, R (1.8) OBP: 0.371, SLG: 0.413	G6-3			P3																		
5 Freddie Freeman, L (1.3) OBP: 0.377, SLG: 0.530	G3																					
22 Nick Markakis, L (1.9) OBP: 0.392, SLG: 0.364		L7			F7																	
2 Juan Uribe, R (1.5) OBP: 0.308, SLG: 0.353		F9																				
15 A.J. Pierzynski, L (1.2) OBP: 0.316, SLG: 0.420		F8																				
7 Jonny Gomes, R (1.7) 24 Kelly Johnson, L (8. PH) OBP: 0.316, SLG: 0.506																						
19 Andrelton Simmons, R (1.6) OBP: 0.322, SLG: 0.374																						
40 Alex Wood, R (1.1) 32 David Aardsma, R (7.1) 51 Nick Masset, R (8.1) 26 Todd Cunningham, & (PH) OBP: 0.307, SLG: 0.304																						
<b>Inning Stats</b>	R: 0 E: 0 K: 0 S: 9	H: 0 LOB: 0 BB: 0 P: 12	R: 0 E: 0 K: 0 S: 7	H: 0 LOB: 0 BB: 0 P: 9	R: 0 E: 0 K: 1 S: 10	H: 0 LOB: 0 BB: 0 P: 13	R: 0 E: 0 K: 0 S: 8	H: 1 LOB: 1 BB: 0 P: 15	R: 2 E: 0 K: 1 S: 18	H: 4 LOB: 3 BB: 1 P: 30	R: 0 E: 0 K: 1 S: 13	H: 1 LOB: 2 BB: 1 P: 21	R: 1 E: 0 K: 0 S: 10	H: 1 LOB: 1 BB: 2 P: 24	R: 0 E: 0 K: 0 S: 9	H: 1 LOB: 0 BB: 0 P: 14	R: 0 E: 0 K: 0 S: 14	H: 1 LOB: 2 BB: 2 P: 25	1B: 7 2B: 2 3B: 0 HR: 0	SF: 0 DP: 3 HBP: 1	WP: 0 PB: 0 SB: 0 CS: 0	PA: 40
<b>PITCHER</b>	IP WLS BF H R ER SO BB IBB HBP BLK WP HR S P ERA WHIP																					
40 Bartolo Colon, R (1.1) ERA: 4.41	6.0 W 27 6 2 2 3 0 2 1 0 0 0 0 65 100 3.00 1.000																					
54 Alex Torres, L (7.1) ERA: 2.92	0.2 H 4 1 1 1 0 2 0 0 0 0 0 0 6 18 13.50 4.500																					
52 Carlos Torres, R (7.1) ERA: 3.55	1.1 H 4 1 0 0 0 0 0 0 0 0 0 0 13 20 0.00 0.750																					
27 Jeury Familia, R (9.1) ERA: 1.21	1.0 S 5 1 0 0 0 2 0 0 0 0 0 0 14 25 0.00 3.000																					

Atlanta Braves @ New York Mets  
Citi Field, Flushing, NY  
Fri Jun 12, 2015, 7:12 PM - 10:20 PM EDT  
Att: 32,554 - Cloudy - 81 F

AB 32  
R 3  
H 9  
RBI 2  
BB 6  
SO 3  
LOB 22



Batter	1	2	3	4	5	6	7	8	9	AB	R	H	RBI	BB	SO	LOB	BOTTOM			
3 Curtis Granderson, L (1.9) OBP: 0.344, SLG: 0.386	K		K																	
12 Juan Lagares, R (1.8) OBP: 0.300, SLG: 0.345	K		K2-3																	
23 Michael Cuddyer, R (1.3) OBP: 0.323, SLG: 0.409	P3																			
4 Wilmer Flores, R (1.6) OBP: 0.283, SLG: 0.433																				
44 John Mayberry Jr., R (1.7) OBP: 0.304, SLG: 0.452																				
54 Alex Torres, L (7.1) 52 Carlos Torres, R (7.1) 16 Danny Muno, S (8. PH) 27 Jeury Familia, R (9.1)																				
2 Dilson Herrera, R (1.4) OBP: 0.333, SLG: 0.359																				
29 Eric Campbell, R (1.5) OBP: 0.278, SLG: 0.278																				
20 Anthony Recker, R (1.2) OBP: 0.276, SLG: 0.265																				
40 Bartolo Colon, R (1.1) OBP: 0.148, SLG: 0.192																				
1 Darrell Cecciani, L (7.7) OBP: 0.290, SLG: 0.310																				
<b>Inning Stats</b>	R: 0 E: 0 K: 2 S: 8	H: 0 LOB: 0 BB: 0 P: 10	R: 1 E: 0 K: 0 S: 14	H: 1 LOB: 1 BB: 1 P: 21	R: 0 E: 0 K: 2 S: 7	H: 0 LOB: 0 BB: 0 P: 10	R: 2 E: 0 K: 0 S: 9	H: 2 LOB: 2 BB: 2 P: 21	R: 0 E: 0 K: 0 S: 9	H: 1 LOB: 0 BB: 0 P: 12	R: 1 E: 1 K: 1 S: 16	H: 1 LOB: 1 BB: 1 P: 27	R: 1 E: 0 K: 1 S: 11	H: 2 LOB: 1 BB: 0 P: 15	R: 0 E: 0 K: 1 S: 6	H: 0 LOB: 0 BB: 0 P: 9	1B: 3 2B: 2 3B: 0 HR: 2	SF: 0 DP: 2 HBP: 1	WP: 0 PB: 0 SB: 1 CS: 0	PA: 34
<b>PITCHER</b>	IP WLS BF H R ER SO BB IBB HBP BLK WP HR S P ERA WHIP																			
40 Alex Wood, L (1.1) ERA: 3.56	6.1 L 28 6 5 4 0 3 1 0 0 0 0 0 6 9 0.00 1.500																			
32 David Aardsma, R (7.1) ERA: 3.38	0.2 3 1 0 0 0 0 0 0 0 0 0 0 6 9 0.00 1.500																			
51 Nick Masset, R (8.1) ERA: 3.38	1.0 3 0 0 0 1 0 0 0 1 0 0 0 6 9 0.00 0.000																			

Atlanta Braves @ New York Mets  
Citi Field, Flushing, NY  
Fri Jun 12, 2015, 7:12 PM - 10:20 PM EDT  
Att: 32,554 - Cloudy - 81 F

AB 29  
R 5  
H 7  
RBI 5  
BB 4  
SO 7  
LOB 13













Batter	1	2	3	4	5	6	7	8	9	AB	R	H	RBI	BB	SO	LOB	TOP										
8 Jace Peterson, L (1.4) OBP: 0.354, SLG: 0.379										4	0	1	1	0	1	0	<b>Atlanta Braves @ Boston Red Sox</b> Fenway Park, Boston, MA Mon Jun 15 2015, 7:13 PM - 10:05 PM EDT Att: 34,439 - Drizzlie - 54 F										
25 Cameron Maybin, R (1.8) OBP: 0.394, SLG: 0.406										4	0	0	0	0	1	3											
5 Freddie Freeman, L (1.3) OBP: 0.375, SLG: 0.528										4	1	1	0	0	1	0											
22 Nick Markakis, L (1.9) OBP: 0.396, SLG: 0.369										4	1	2	1	0	0	0											
2 Juan Uribe, R (1.5) OBP: 0.325, SLG: 0.368										4	1	2	0	0	0	1											
24 Kelly Johnson, L (1.10) OBP: 0.327, SLG: 0.500										4	1	1	0	0	2	4											
15 A.J. Pierzynski, L (1.2) OBP: 0.313, SLG: 0.408										4	0	2	1	0	0	2											
7 Jonny Gomes, R (1.7) OBP: 0.285, SLG: 0.330										3	0	0	0	1	2	2											
19 Andrelton Simmons, R (1.6) OBP: 0.327, SLG: 0.372										3	0	0	0	0	0	1											
<b>Inning Stats</b>	R: 0 E: 0 K: 1 S: 8	H: 0 LOB: 0 BB: 0 P: 11	R: 0 E: 0 K: 1 S: 12	H: 1 LOB: 1 BB: 0 P: 16	R: 0 E: 0 K: 0 S: 4	H: 0 LOB: 0 BB: 0 P: 6	R: 3 E: 0 K: 2 S: 18	H: 4 LOB: 1 BB: 0 P: 29	R: 0 E: 0 K: 1 S: 8	H: 0 LOB: 0 BB: 0 P: 11	R: 0 E: 0 K: 0 S: 6	H: 0 LOB: 2 BB: 0 P: 11	R: 1 E: 0 K: 0 S: 13	H: 2 LOB: 2 BB: 1 P: 22	R: 0 E: 0 K: 1 S: 10	H: 1 LOB: 1 BB: 0 P: 12	R: 0 E: 0 K: 1 S: 6	H: 1 LOB: 0 BB: 0 P: 9	1B: 9 2B: 0 3B: 0 HR: 0	SF: 0 SAC: 0 DP: 2 HBP: 1	WP: 2 PB: 0 SB: 1 CS: 0	PA: 36					
<b>PITCHER</b>	IP	WLS	BF	H	R	ER	SO	BB	IBB	HBP	BLK	WP	HR	S	P	ERA	WHIP										
22 Rick Porcello, R (1.1) ERA: 5.29	6.1	L	27	6	4	4	5	1	0	1	0	2	0	63	97	5.68	1.105										
28 Robbie Ross Jr., L (7.1) ERA: 4.82	1.2		7	3	0	0	1	0	0	0	0	0	0	17	22	0.00	1.800										
41 Alexi Ogando, R (9.1) ERA: 3.67	1.0		2	0	0	0	1	0	0	0	0	0	0	5	8	0.00	0.000										



Batter	1	2	3	4	5	6	7	8	9	AB	R	H	RBI	BB	SO	LOB	BOTTOM										
15 Dustin Pedroia, R (1.4) OBP: 0.376, SLG: 0.459										3	0	2	0	1	0	0	<b>Atlanta Braves @ Boston Red Sox</b> Fenway Park, Boston, MA Mon Jun 15 2015, 7:13 PM - 10:05 PM EDT Att: 34,439 - Drizzlie - 54 F										
26 Brock Holt, L (1.9) OBP: 0.388, SLG: 0.401										3	0	1	0	1	1	2											
13 Hanley Ramirez, R (1.7) OBP: 0.320, SLG: 0.465										4	0	0	0	0	0	4											
34 David Ortiz, L (1.10) OBP: 0.311, SLG: 0.411										4	0	1	0	0	1	1											
2 Xander Bogaerts, R (1.6) OBP: 0.330, SLG: 0.399										4	1	1	1	0	0	1											
Pablo Sandoval, S (1.5) OBP: 0.317, SLG: 0.401										4	1	2	0	0	0	0											
12 Mike Napoli, R (1.3) OBP: 0.292, SLG: 0.373										4	0	0	0	0	1	2											
50 Mookie Betts, R (1.8) OBP: 0.303, SLG: 0.388										4	0	3	1	0	0	1											
3 Sandy León, S (1.2) OBP: 0.238, SLG: 0.175										3	0	0	0	0	2	2											
31 Alejandro De Aza, L (9. PH) OBP: 0.297, SLG: 0.336										1	0	0	0	0	0	2											
<b>Inning Stats</b>	R: 0 E: 0 K: 0 S: 7	H: 1 LOB: 0 BB: 0 P: 11	R: 0 E: 0 K: 0 S: 8	H: 1 LOB: 0 BB: 0 P: 13	R: 0 E: 0 K: 1 S: 7	H: 1 LOB: 0 BB: 0 P: 8	R: 0 E: 0 K: 0 S: 8	H: 1 LOB: 1 BB: 0 P: 14	R: 0 E: 0 K: 0 S: 7	H: 0 LOB: 0 BB: 0 P: 9	R: 0 E: 0 K: 1 S: 10	H: 1 LOB: 2 BB: 2 P: 24	R: 1 E: 0 K: 1 S: 13	H: 2 LOB: 1 BB: 0 P: 20	R: 0 E: 0 K: 2 S: 11	H: 1 LOB: 1 BB: 0 P: 14	R: 1 E: 1 K: 0 S: 20	H: 2 LOB: 2 BB: 0 P: 25	1B: 7 2B: 2 3B: 0 HR: 1	SF: 0 SAC: 0 DP: 3 HBP: 0	WP: 1 PB: 0 SB: 0 CS: 0	PA: 36					
<b>PITCHER</b>	IP	WLS	BF	H	R	ER	SO	BB	IBB	HBP	BLK	WP	HR	S	P	ERA	WHIP										
61 Williams Pérez, R (1.1) ERA: 2.29	6.0	W	21	5	0	0	2	2	0	0	0	0	0	47	79	0.00	1.167										
56 Dana Eveland, L (7.1) ERA: 6.75	0.1		3	2	1	1	1	0	0	0	0	0	1	9	14	27.00	6.000										
51 Nick Masset, R (7.1) ERA: 3.15	0.2	H	2	0	0	0	0	0	0	0	0	1	0	4	6	0.00	0.000										
53 Jim Johnson, R (8.1) ERA: 2.97	1.0	H	4	1	0	0	2	0	0	0	0	0	0	11	14	0.00	1.000										
39 Jason Grilli, R (9.1) ERA: 3.09	1.0	S	6	2	1	0	0	0	0	0	0	0	0	20	25	0.00	2.000										






Batter	1	2	3	4	5	6	7	8	9	AB	R	H	RBI	BB	SO	LOB	TOP								
8 Jace Peterson, L (1,4) OBP: 0.347, SLG: 0.370										5	0	0	0	0	3	4									
25 Cameron Maybin, R (1,8) OBP: 0.394, SLG: 0.403										4	1	1	0	1	1	0									
5 Freddie Freeman, L (1,3) OBP: 0.371, SLG: 0.526										5	1	1	1	0	1	2									
7 Jonny Gomes, R (1,7) OBP: 0.291, SLG: 0.331										3	0	1	0	1	1	1									
22 Nick Markakis, L (1,9) OBP: 0.394, SLG: 0.367										4	0	1	1	0	1	2									
23 Chris Johnson, R (1,10) OBP: 0.295, SLG: 0.338										4	0	0	0	0	2	1									
2 Juan Uribe, R (1,5) OBP: 0.335, SLG: 0.385										4	1	3	0	0	1	1									
13 Pedro Ciriaco, R (1,6) OBP: 0.244, SLG: 0.359										4	1	2	1	0	0	1									
30 Ryan Lavarnway, R (1,2) OBP: 0.206, SLG: 0.133										2	0	0	0	0	1	1									
15 A.J. Pierzynski, L (7,PH) OBP: 0.315, SLG: 0.416										2	0	1	1	0	0	2									
<b>Inning Stats</b>	R: 0 E: 0 K: 1 S: 6	H: 0 LOB: 0 BB: 0 P: 10	R: 0 E: 0 K: 3 S: 13	H: 1 LOB: 1 BB: 0 P: 22	R: 0 E: 0 K: 1 S: 7	H: 0 LOB: 0 BB: 0 P: 12	R: 2 E: 0 K: 0 S: 11	H: 1 LOB: 0 BB: 1 P: 24	R: 0 E: 0 K: 2 S: 9	H: 1 LOB: 1 BB: 0 P: 17	R: 0 E: 0 K: 0 S: 5	H: 0 LOB: 1 BB: 1 P: 13	R: 0 E: 0 K: 1 S: 13	H: 2 LOB: 2 BB: 0 P: 16	R: 0 E: 0 K: 2 S: 11	H: 1 LOB: 1 BB: 0 P: 18	R: 2 E: 0 K: 1 S: 13	H: 4 LOB: 2 BB: 0 P: 18	1B: 6 2B: 4 3B: 0 HR: 0	SF: 0 SAC: 0 DP: 0 HBP: 0	WP: 1 PB: 0 SB: 0 CS: 0	PA: 39			
<b>PITCHER</b>	IP WLS BF H R ER SO BB IBB HBP BLK WP HR S P ERA WHIP	6.1 W 26 5 2 2 8 2 0 0 0 0 0 61 111 2.84 1.105	1.2 H 6 1 0 0 2 0 0 0 0 0 0 14 21 0.00 0.600	1.0 7 4 2 2 1 0 0 0 0 0 0 13 18 18.00 4.000																					

Atlanta Braves @ Boston Red Sox  
Fenway Park, Boston, MA  
Tue Jun 16 2015, 4:07 PM - 6:43 PM EDT  
Att: 35,662 - Cloudy - 63 F


AB 37  
R 4  
H 10  
RBI 4  
BB 2  
SO 11  
LOB 15



Batter	1	2	3	4	5	6	7	8	9	AB	R	H	RBI	BB	SO	LOB	BOTTOM						
26 Brock Holt, L (1,4) OBP: 0.400, SLG: 0.454										5	2	4	2	0	0	0							
50 Mookie Betts, R (1,8) OBP: 0.309, SLG: 0.404										5	2	3	1	0	0	1							
34 David Ortiz, L (1,10) OBP: 0.315, SLG: 0.410										3	0	1	0	1	0	1							
2 Xander Bogaerts, R (1,6) OBP: 0.333, SLG: 0.401										4	0	2	1	0	0	2							
Pablo Sandoval, S (1,5) OBP: 0.320, SLG: 0.408										4	2	2	0	0	0	2							
12 Mike Napoli, R (1,3) OBP: 0.295, SLG: 0.380										4	1	2	0	0	1	2							
31 Alejandro De Aza, L (1,7) OBP: 0.273, SLG: 0.364										4	1	2	3	0	0	1							
23 Blake Swihart, S (1,2) OBP: 0.263, SLG: 0.296										4	0	1	0	0	2	2							
38 Rusney Castillo, R (1,9) OBP: 0.264, SLG: 0.290										4	1	1	1	0	0	1							
<b>Inning Stats</b>	R: 2 E: 0 K: 1 S: 14	H: 3 LOB: 1 BB: 1 P: 21	R: 0 E: 0 K: 0 S: 6	H: 1 LOB: 0 BB: 0 P: 9	R: 0 E: 0 K: 0 S: 7	H: 0 LOB: 0 BB: 0 P: 9	R: 0 E: 0 K: 0 S: 10	H: 1 LOB: 1 BB: 0 P: 16	R: 0 E: 0 K: 1 S: 8	H: 1 LOB: 0 BB: 0 P: 13	R: 3 E: 0 K: 1 S: 15	H: 5 LOB: 1 BB: 0 P: 23	R: 1 E: 0 K: 0 S: 11	H: 3 LOB: 1 BB: 0 P: 15	R: 3 E: 0 K: 0 S: 12	H: 4 LOB: 1 BB: 0 P: 18	1B: 9 2B: 5 3B: 3 HR: 1	SF: 0 SAC: 0 DP: 3 HBP: 0	WP: 0 PB: 0 SB: 0 CS: 1	PA: 39			
<b>PITCHER</b>	IP WLS BF H R ER SO BB IBB HBP BLK WP HR S P ERA WHIP	6.1 L 29 6 6 6 3 1 0 0 0 0 0 67 102 8.53 2.211	0.2 2 1 0 0 0 0 0 0 0 0 0 4 4 0.00 1.500	1.0 7 4 3 3 0 0 0 0 0 0 0 12 18 27.00 4.000																			

Atlanta Braves @ Boston Red Sox  
Fenway Park, Boston, MA  
Tue Jun 16 2015, 4:07 PM - 6:43 PM EDT  
Att: 35,662 - Cloudy - 63 F

AB 37  
R 9  
H 18  
RBI 8  
SO 3  
LOB 12





Batter	1	2	3	4	5	6	7	8	9	AB	R	H	RBI	BB	SO	LOB	TOP					
15 Dustin Pedroia, R OBP: 0.369, SLG: 0.451										5	0	0	0	0	1	4						
26 Brock Holt, L OBP: 0.402, SLG: 0.455										4	0	2	0	0	2	0						
2 Xander Bogaerts, R OBP: 0.328, SLG: 0.394										4	0	0	0	0	1	2						
13 Hanley Ramirez, R OBP: 0.319, SLG: 0.461										4	1	1	0	0	0	1						
Pablo Sandoval, S OBP: 0.323, SLG: 0.409										4	0	2	0	0	1	1						
12 Mike Napoli, R OBP: 0.319, SLG: 0.393										3	1	1	1	1	0	3						
50 Mookie Betts, R OBP: 0.309, SLG: 0.403										3	0	1	0	0	0	2	AB 34					
23 Blake Swihart, S OBP: 0.263, SLG: 0.288										3	0	0	0	1	3	3	R 2					
56 Joe Kelly, R OBP: 0.268, SLG: 0.290										2	0	1	1	0	0	2	H 8					
28 Robbie Ross Jr., L OBP: 0.268, SLG: 0.290										0	0	0	0	0	0	0	RBI 2					
41 Alexi Ogando, R OBP: 0.268, SLG: 0.290										0	0	0	0	0	0	0	BB 2					
38 Rusney Castillo, R OBP: 0.268, SLG: 0.290										0	0	0	0	0	0	0	SO 8					
36 Junichi Tazawa, R OBP: 0.268, SLG: 0.290										0	0	0	0	0	0	0	LOB 19					
59 Tommy Layne, L OBP: 0.268, SLG: 0.290										0	0	0	0	0	0	0						
32 Craig Breslow, L OBP: 0.268, SLG: 0.290										0	0	0	0	0	0	0						
34 David Ortiz, L OBP: 0.313, SLG: 0.408										1	0	0	0	0	0	1						
<b>Inning Stats</b>	R: 0 E: 0 K: 1 S: 10	H: 1 LOB: 1 BB: 0 P: 12	R: 0 E: 0 K: 1 S: 8	H: 1 LOB: 2 BB: 1 P: 14	R: 0 E: 0 K: 2 S: 7	H: 0 LOB: 0 BB: 0 P: 8	R: 1 E: 1 K: 0 S: 16	H: 2 LOB: 3 BB: 1 P: 25	R: 0 E: 0 K: 1 S: 14	H: 0 LOB: 0 BB: 0 P: 21	R: 1 E: 0 K: 2 S: 13	H: 1 LOB: 0 BB: 1 P: 15	R: 0 E: 0 K: 0 S: 8	H: 1 LOB: 1 BB: 0 P: 11	R: 0 E: 0 K: 0 S: 9	H: 1 LOB: 0 BB: 0 P: 10	R: 0 E: 0 K: 1 S: 9	H: 1 LOB: 1 BB: 0 P: 13	1B: 7 2B: 0 3B: 0 HR: 1	SF: 0 SAC: 1 DP: 1 HBP: 0	WP: 0 PB: 0 SB: 0 CS: 0	PA: 37
<b>PITCHER</b>	IP WLS BF H R ER SO BB IBB HBP BLK WP HR S P ERA WHIP																					
40 Alex Wood, L ERA: 3.4	(1, 1) 6.0 26 5 2 1 7 2 0 0 0 0 0 1 68 95 1.50 1.167																					
51 Nick Masset, R ERA: 3.0	(7, 1) 1.0 4 1 0 0 0 0 0 0 0 0 0 0 8 11 0.00 1.000																					
53 Jim Johnson, R ERA: 2.87	(8, 1) 1.0 3 1 0 0 0 0 0 0 0 0 0 0 9 10 0.00 1.000																					
39 Jason Grilli, R ERA: 2.96	(9, 1) 1.0 4 1 0 0 1 0 0 0 0 0 0 0 9 13 0.00 1.000																					

**Boston Red Sox @ Atlanta Braves**  
Turner Field, Atlanta, GA  
Wed Jun 17 2015, 7:11 PM - 10:19 PM EDT  
Att: 28,982 - Partly Cloudy - 93 F

AB 34  
R 2  
H 8  
RBI 2  
BB 2  
SO 8  
LOB 19



Batter	1	2	3	4	5	6	7	8	9	AB	R	H	RBI	BB	SO	LOB	BOTTOM			
8 Jace Peterson, L OBP: 0.350, SLG: 0.374										3	0	1	0	1	0	0				
25 Cameron Maybin, R OBP: 0.395, SLG: 0.403										5	1	2	1	0	0	2				
5 Freddie Freeman, L OBP: 0.367, SLG: 0.525										3	0	0	0	0	1	2				
51 Nick Masset, R ERA: 3.0										0	0	0	0	0	0	0				
14 Daniel Castro, R ERA: 3.07										1	0	0	0	0	0	0				
53 Jim Johnson, R OBP: 0.297, SLG: 0.333										0	0	0	0	0	0	0				
39 Jason Grilli, R ERA: 2.96										0	0	0	0	0	0	0				
22 Nick Markakis, L OBP: 0.394, SLG: 0.365										4	2	1	1	1	1	3				
2 Juan Uribe, R OBP: 0.345, SLG: 0.391										3	1	2	0	1	1	0				
24 Kelly Johnson, L OBP: 0.315, SLG: 0.481										4	0	0	0	0	1	6				
15 A.J. Pierzynski, L OBP: 0.319, SLG: 0.411										2	0	0	1	2	0	3				
13 Pedro Ciriaco, R OBP: 0.289, SLG: 0.419										4	0	3	2	0	0	3				
40 Alex Wood, R OBP: 0.174, SLG: 0.174										2	0	0	0	0	1	3				
7 Jonny Gomes, R OBP: 0.294, SLG: 0.328										1	1	0	0	1	1	2				
<b>Inning Stats</b>	R: 0 E: 1 K: 0 S: 9	H: 1 LOB: 1 BB: 0 P: 13	R: 0 E: 0 K: 1 S: 13	H: 1 LOB: 1 BB: 1 P: 23	R: 0 E: 0 K: 0 S: 13	H: 0 LOB: 1 BB: 1 P: 20	R: 1 E: 0 K: 1 S: 11	H: 2 LOB: 1 BB: 0 P: 16	R: 0 E: 0 K: 1 S: 8	H: 0 LOB: 0 BB: 0 P: 15	R: 1 E: 0 K: 2 S: 19	H: 2 LOB: 2 BB: 1 P: 30	R: 2 E: 0 K: 0 S: 14	H: 3 LOB: 3 BB: 2 P: 32	R: 1 E: 0 K: 1 S: 7	H: 1 LOB: 1 BB: 1 P: 15	1B: 8 2B: 2 3B: 0 HR: 0	SF: 0 SAC: 1 DP: 0 HBP: 0	WP: 0 PB: 0 SB: 1 CS: 0	PA: 40
<b>PITCHER</b>	IP WLS BF H R ER SO BB IBB HBP BLK WP HR S P ERA WHIP																			
56 Joe Kelly, R ERA: 5.32	(1, 1) 5.0 23 5 2 2 3 3 0 0 0 0 0 0 63 103 3.60 1.600																			
28 Robbie Ross Jr., L ERA: 4.66	(6, 1) 0.2 2 0 0 0 1 0 0 0 0 0 0 0 4 6 0.00 0.000																			
41 Alexi Ogando, R ERA: 3.62	(6, 1) 0.1 2 1 0 0 1 0 0 0 0 0 0 0 6 8 0.00 3.000																			
36 Junichi Tazawa, R ERA: 3.07	(7, 1) 0.2 6 3 2 2 0 1 0 0 0 0 0 0 11 22 27.00 6.000																			
59 Tommy Layne, L ERA: 3.0	(7, 1) 0.1 2 0 0 0 0 1 0 0 0 0 0 0 3 10 0.00 3.000																			

**Boston Red Sox @ Atlanta Braves**  
Turner Field, Atlanta, GA  
Wed Jun 17 2015, 7:11 PM - 10:19 PM EDT  
Att: 28,982 - Partly Cloudy - 93 F

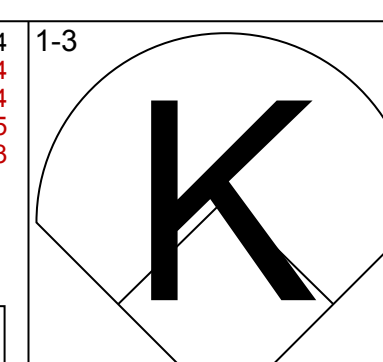
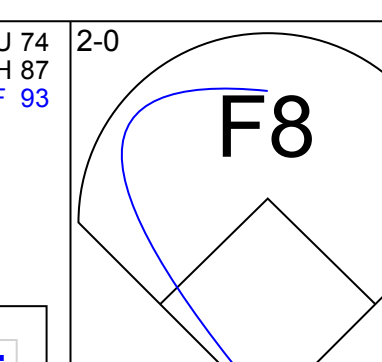
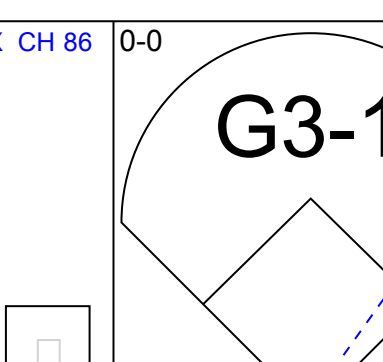
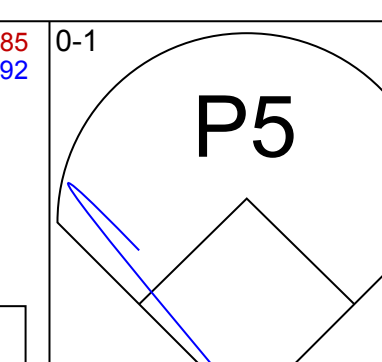
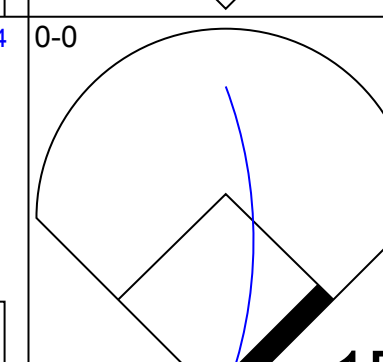
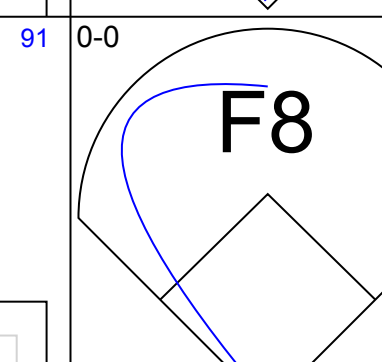
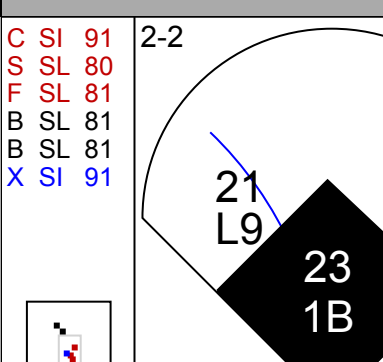
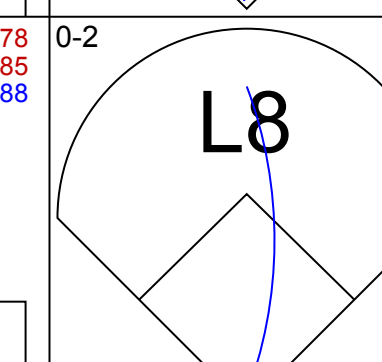
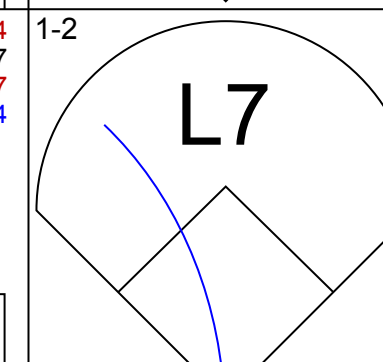
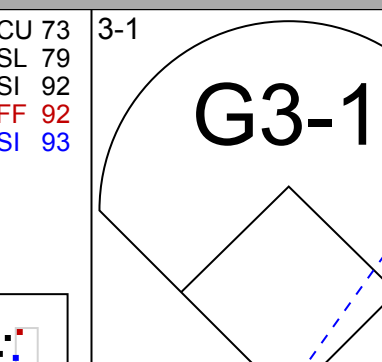
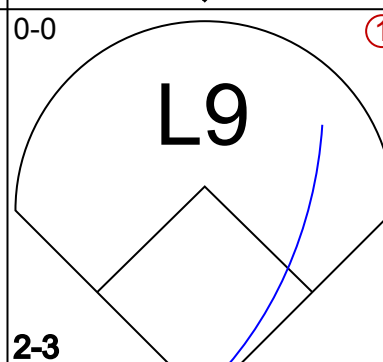
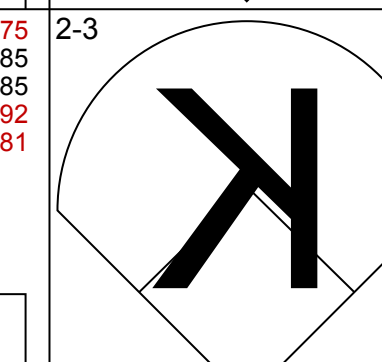
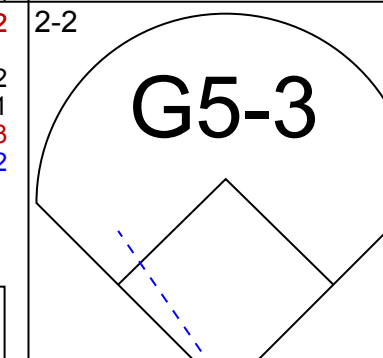
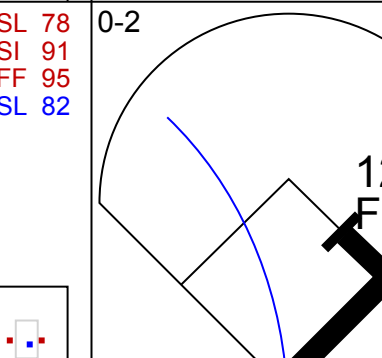
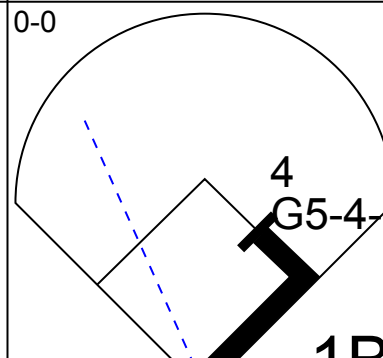
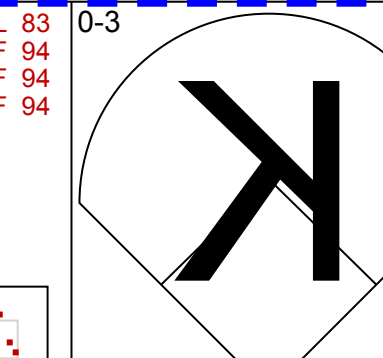
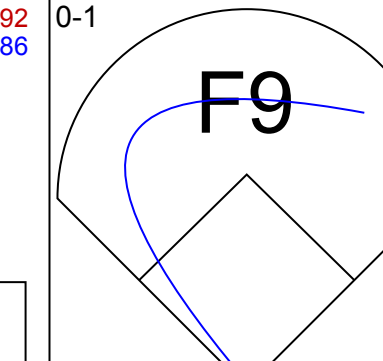
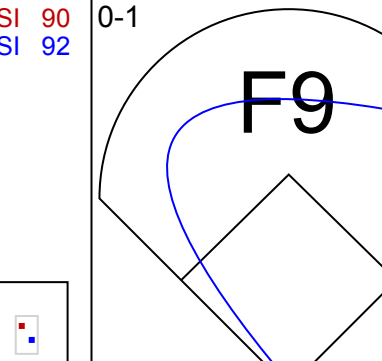
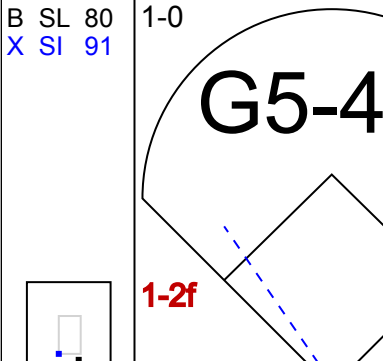
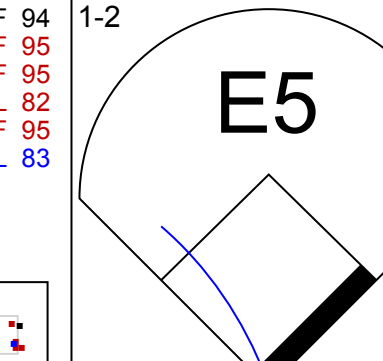
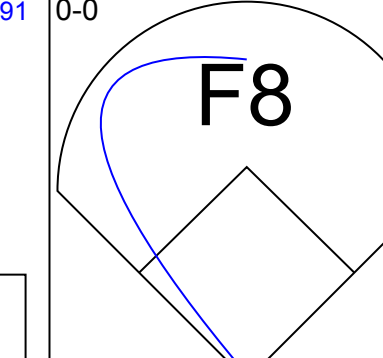
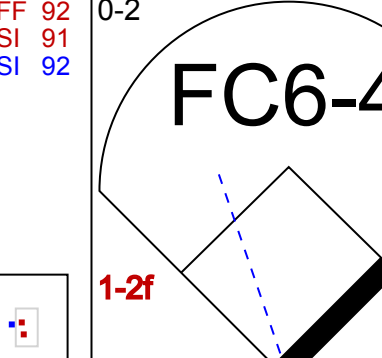
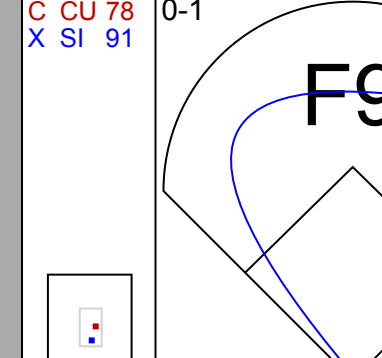
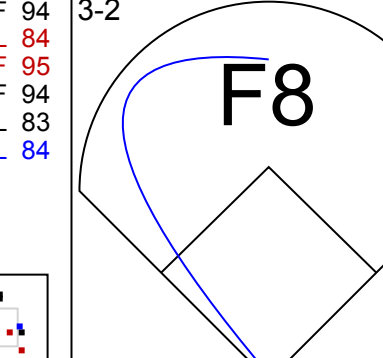
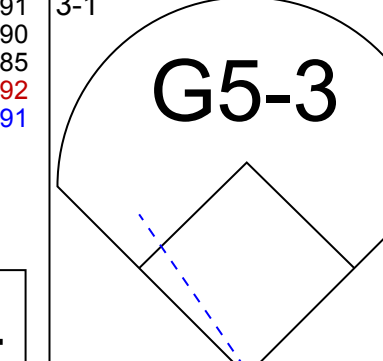
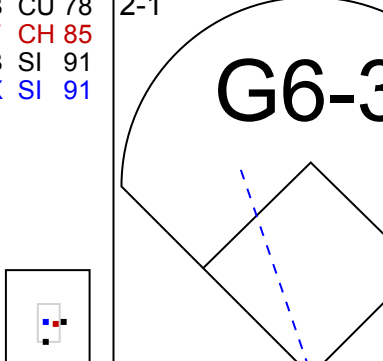
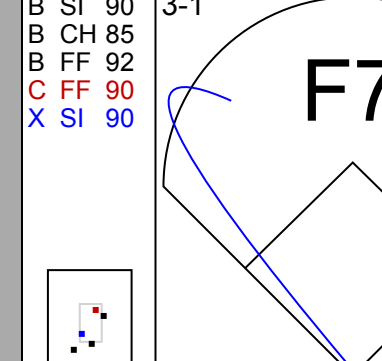
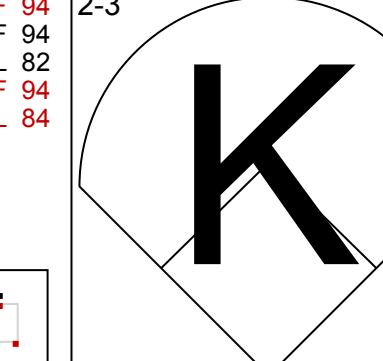
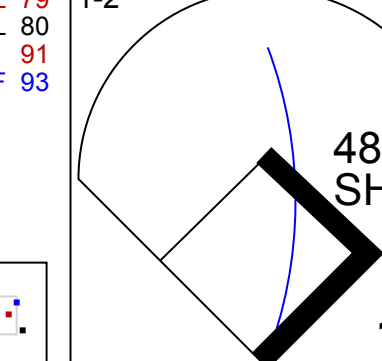
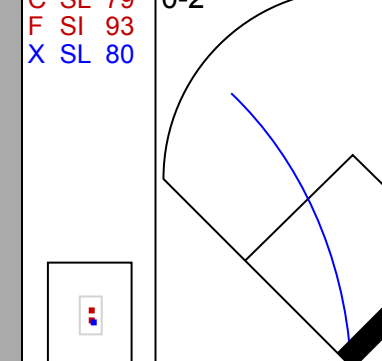
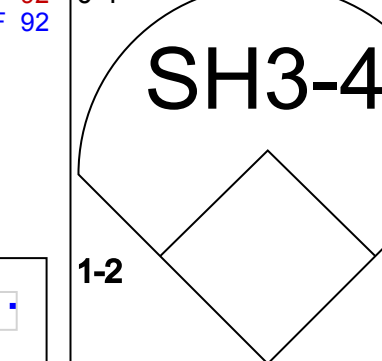
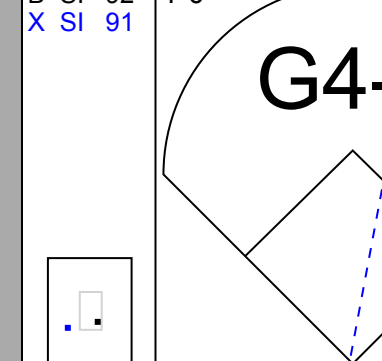
AB 33  
R 5  
H 10  
RBI 5  
BB 6  
SO 6  
LOB 25





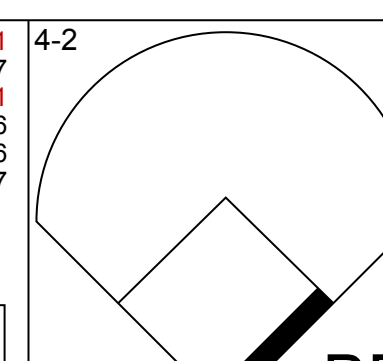
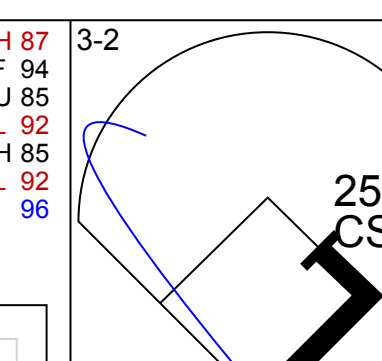
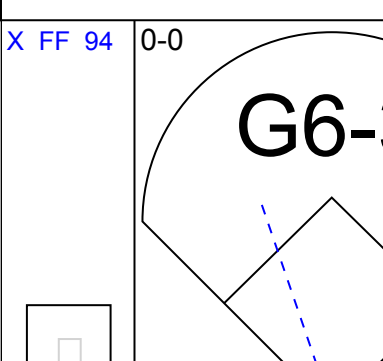
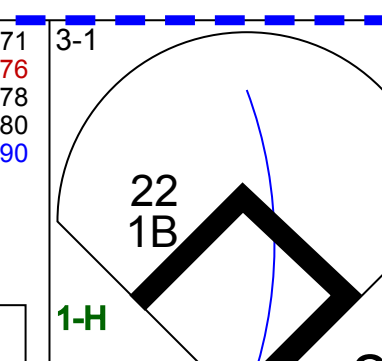
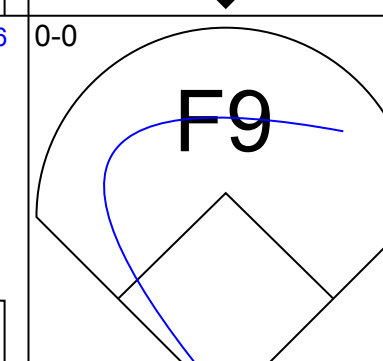
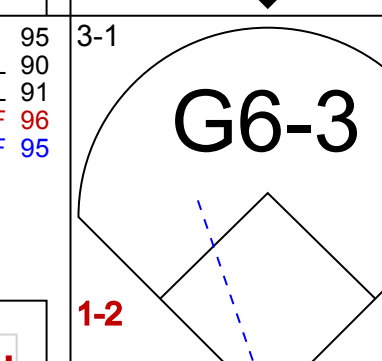
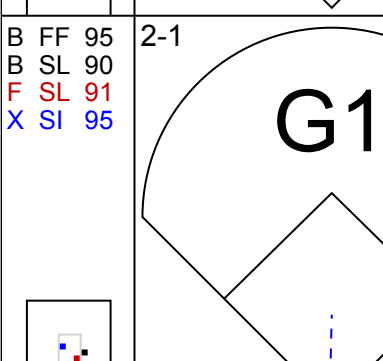
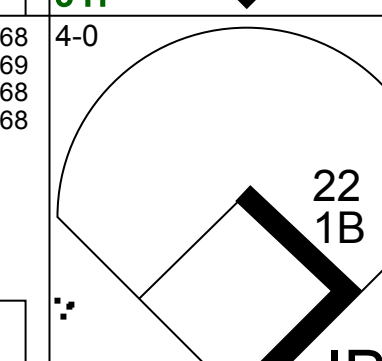
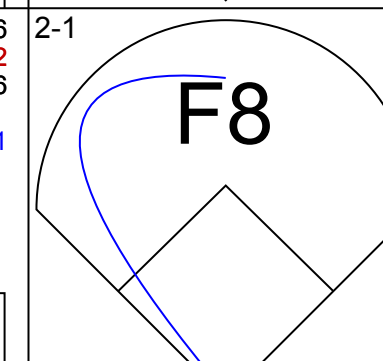
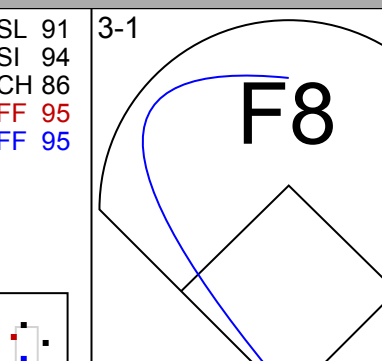
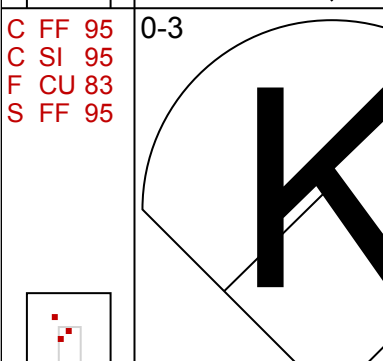
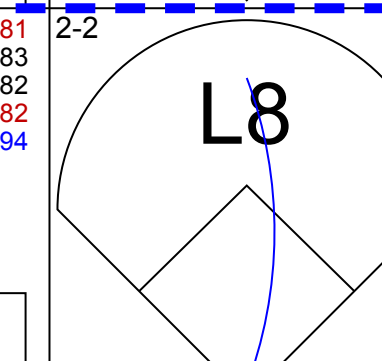
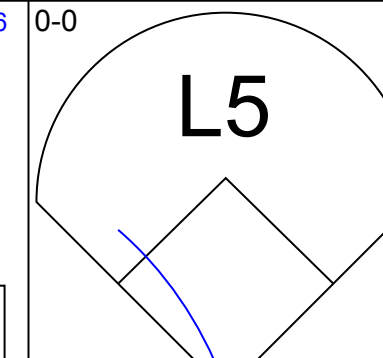
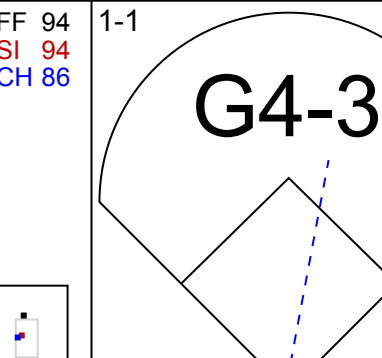
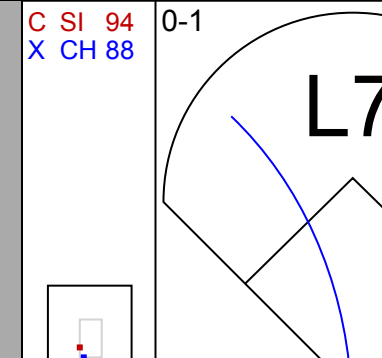
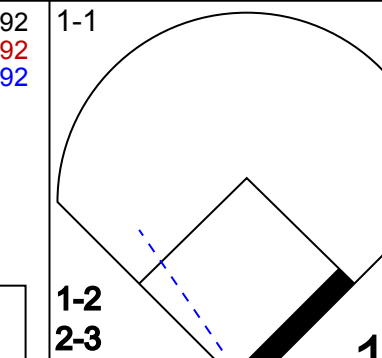
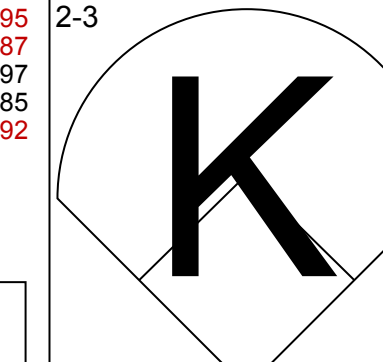
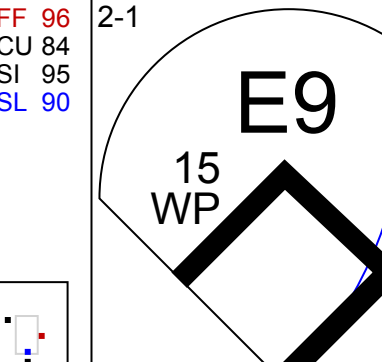
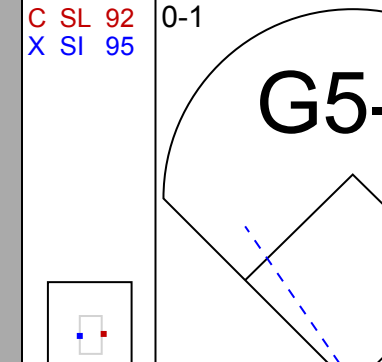
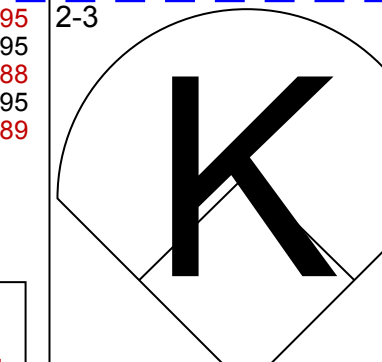
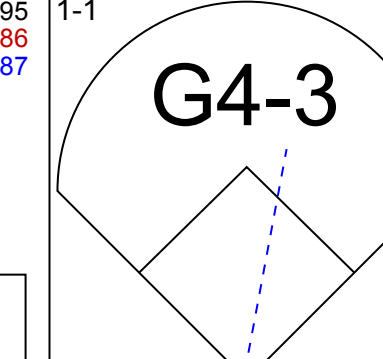
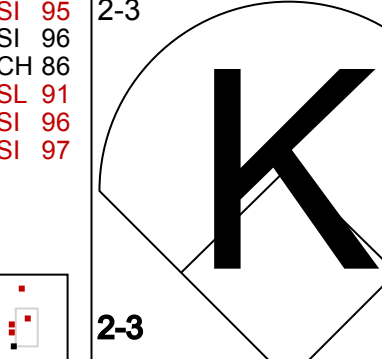
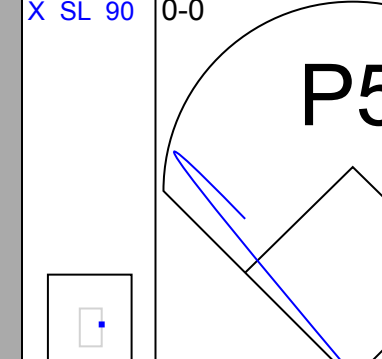
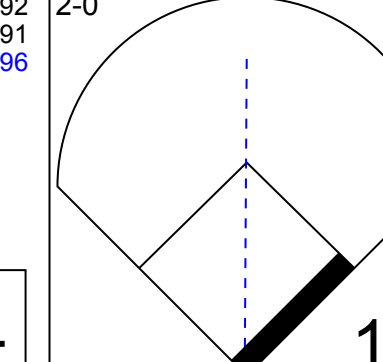
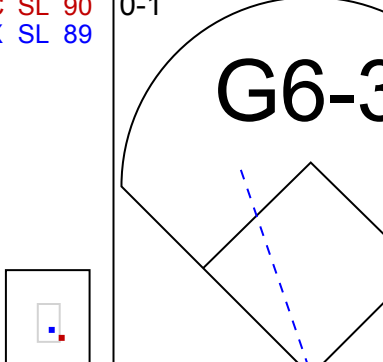
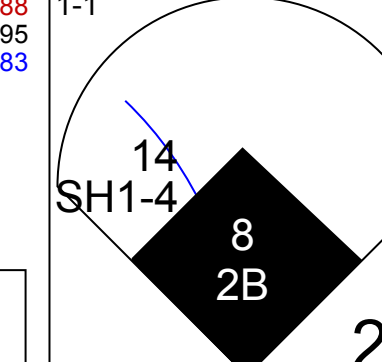
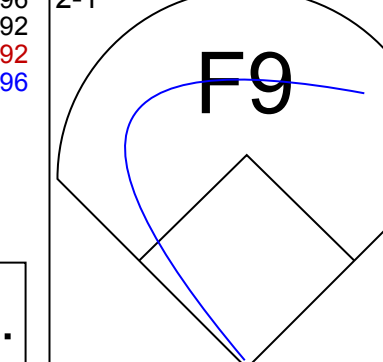
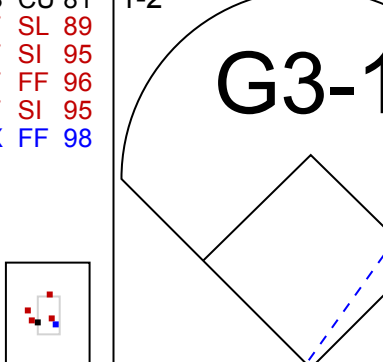
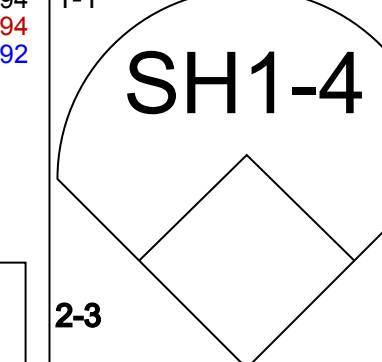
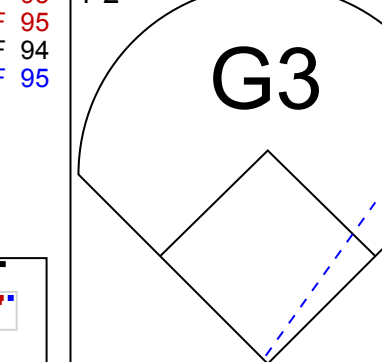
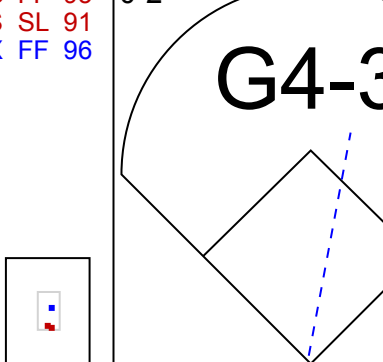
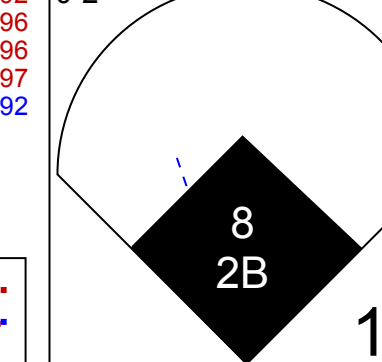





Batter	1	2	3	4	5	6	7	8	9	AB	R	H	RBI	BB	SO	LOB	TOP			
3 Curtis Granderson, L (1,9) OBP: 0.331, SLG: 0.374										4	0	0	0	0	1	2	<b>New York Mets @ Atlanta Braves</b> Turner Field, Atlanta, GA Fri Jun 19 2015, 7:37 PM - 10:04 PM EDT Att: 28,863 - Partly Cloudy - 89 F			
11 Rubén Tajada, R (1,5) OBP: 0.349, SLG: 0.395										4	1	2	0	0	0	1				
21 Lucas Duda, L (1,3) OBP: 0.374, SLG: 0.483										4	0	0	0	0	1	2				
23 Michael Cuddyer, R (1,7) OBP: 0.316, SLG: 0.396										4	0	2	1	0	1	1				
4 Wilmer Flores, R (1,6) OBP: 0.274, SLG: 0.412										4	0	0	0	0	0	2				
12 Juan Lagares, R (1,8) OBP: 0.305, SLG: 0.366										4	0	0	0	0	0	2				
2 Dilson Herrera, R (1,4) 1 Darrell Ceciliani, L (9,PH) OBP: 0.313, SLG: 0.378										3	0	0	0	0	0	0				
22 Kevin Plawecki, R (1,2) OBP: 0.280, SLG: 0.322										2	0	2	0	0	0	0				
4B Jacob deGrom, L (1,1) 36 Sean Gilmartin, L (8,1) 39 Bobby Parnell, R (8,1) 27 Jeury Familia, R (8,1)										1	0	0	0	0	0	1				
<b>Inning Stats</b>	R: 0 E: 0 K: 1 S: 11	H: 1 LOB: 1 BB: 0 P: 15	R: 0 E: 0 K: 0 S: 5	H: 0 LOB: 0 BB: 0 P: 8	R: 0 E: 0 K: 0 S: 7	H: 1 LOB: 1 BB: 0 P: 10	R: 0 E: 0 K: 0 S: 11	H: 0 LOB: 1 BB: 0 P: 14	R: 0 E: 0 K: 0 S: 6	H: 2 LOB: 0 BB: 0 P: 10	R: 0 E: 0 K: 0 S: 8	H: 1 LOB: 1 BB: 0 P: 12	R: 0 E: 0 K: 1 S: 8	H: 0 LOB: 0 BB: 0 P: 10	R: 0 E: 1 K: 2 S: 15	H: 0 LOB: 1 BB: 0 P: 21	1B: 5 2B: 1 3B: 0 HR: 0	SF: 0 SAC: 2 DP: 1 HBP: 1	WP: 0 PB: 0 CS: 0	PA: 34
<b>PITCHER</b>	IP WLS BF H R ER SO BB IBB HBP BLK WP HR S P ERA WHIP																			
37 Matt Wisler, R (1,1) ERA: 1.13	8.0 W 30 6 1 1 2 0 0 1 0 0 0 0 63 88 1.12 0.750																			
39 Jason Grilli, R (9,1) ERA: 2.94	1.0 S 4 0 0 0 2 0 0 0 0 0 0 0 15 21 0.00 0.000																			

AB	31
R	1
H	6
RBI	1
BB	0
SO	4
LOB	12



Batter	1	2	3	4	5	6	7	8	9	AB	R	H	RBI	BB	SO	LOB	BOTTOM	
8 Jace Peterson, L (1,4) OBP: 0.358, SLG: 0.387										3	0	2	2	1	0	0	<b>New York Mets @ Atlanta Braves</b> Turner Field, Atlanta, GA Fri Jun 19 2015, 7:37 PM - 10:04 PM EDT Att: 28,863 - Partly Cloudy - 89 F	
25 Cameron Maybin, R (1,8) OBP: 0.396, SLG: 0.399										3	0	0	0	1	0	2		
24 Kelly Johnson, L (1,3) 2 Juan Uribe, R (6,PH) OBP: 0.341, SLG: 0.385										3	0	0	0	0	1	1		
22 Nick Markakis, L (1,9) OBP: 0.393, SLG: 0.361										4	0	1	0	0	0	1		
23 Chris Johnson, R (1,5) OBP: 0.274, SLG: 0.312										4	0	0	0	0	2	3		
15 A.J. Pierzynski, L (1,2) OBP: 0.306, SLG: 0.392										3	0	0	0	0	1	1		
19 Andrelton Simmons, R (1,6) OBP: 0.329, SLG: 0.374										3	1	2	0	0	0	0		
14 Eury Pérez, R (1,7) OBP: 0.167, SLG: 0.167										2	0	0	0	0	0	1		
37 Matt Wisler, R (1,1) 13 Pedro Ciriaco, R (8,PH) 39 Jason Grilli, R (9,1)										2	0	0	0	0	0	0		
<b>Inning Stats</b>	R: 0 E: 0 K: 0 S: 6	H: 0 LOB: 1 BB: 1 P: 12	R: 0 E: 0 K: 1 S: 8	H: 1 LOB: 0 BB: 0 P: 15	R: 0 E: 0 K: 0 S: 9	H: 1 LOB: 0 BB: 0 P: 16	R: 0 E: 0 K: 1 S: 10	H: 0 LOB: 1 BB: 0 P: 18	R: 0 E: 0 K: 1 S: 7	H: 0 LOB: 0 BB: 0 P: 9	R: 0 E: 0 K: 0 S: 5	H: 0 LOB: 0 BB: 0 P: 5	R: 2 E: 0 K: 1 S: 19	H: 4 LOB: 3 BB: 1 P: 33	1B: 4 2B: 2 3B: 0 HR: 0	SF: 0 SAC: 1 DP: 0 HBP: 0	WP: 1 PB: 0 CS: 1	PA: 32
<b>PITCHER</b>	IP WLS BF H R ER SO BB IBB HBP BLK WP HR S P ERA WHIP																	
48 Jacob deGrom, R (1,1) ERA: 2.34	7.1 L 27 4 0 2 2 3 1 0 0 0 0 0 64 97 2.46 0.682																	
36 Sean Gilmartin, L (8,1) ERA: 2.01	0.0 B 2 1 0 0 0 0 0 1 0 0 0 0 2 9 " " " "																	
39 Bobby Parnell, R (8,1) ERA:	0.1 2 1 0 0 0 0 0 0 0 0 0 0 5 8 0.00 3.000																	
27 Jeury Familia, R (8,1) ERA: 1.38	0.1 1 0 0 0 1 0 0 0 0 0 0 0 3 5 0.00 0.000																	

AB	29
R	2
H	6
RBI	2
BB	2
SO	4
LOB	11





Batter	1	2	3	4	5	6	7	8	9	AB	R	H	RBI	BB	SO	LOB	TOP				
3 Curtis Granderson, L OBP: 0.332, SLG: 0.387										5	2	2	1	0	0	1					
11 Rubén Tejada, R OBP: 0.346, SLG: 0.390										4	1	1	0	0	0	1					
21 Lucas Duda, L OBP: 0.379, SLG: 0.483										2	0	1	0	1	1	2					
23 Michael Cuddyer, R OBP: 0.315, SLG: 0.391										3	0	0	0	0	0	3					
7 Travis d'Arnaud, R OBP: 0.338, SLG: 0.535										3	1	2	3	0	0	1					
22 Kevin Plawecki, R OBP: 0.286, SLG: 0.328										1	0	1	0	0	0	0					
12 Juan Lagares, R OBP: 0.300, SLG: 0.360										4	0	0	0	0	2	3					
2 Dilson Herrera, R OBP: 0.311, SLG: 0.338										3	0	0	0	1	2	2					
29 Eric Campbell, R OBP: 0.260, SLG: 0.264										0	0	0	0	0	0	1					
36 Sean Gilmartin, L										0	0	0	0	0	0	0					
47 Hansel Robles, R										0	0	0	0	0	0	0					
1 Darrell Ceciliani, L OBP: 0.306, SLG: 0.370										1	0	0	0	0	1	0					
34 Noah Syndergaard, L OBP: 0.308, SLG: 0.538										1	0	0	0	0	1	0					
44 John Mayberry Jr., R OBP: 0.259, SLG: 0.375										1	0	0	0	0	0	0					
51 Jack Leathersich, R										0	0	0	0	0	0	0					
35 Logan Verrett, R										0	0	0	0	0	0	0					
4 Wilmer Flores, R OBP: 0.276, SLG: 0.413										2	0	1	0	0	0	0					
<b>Inning Stats</b>	R: 2 E: 0 K: 3 S: 19	H: 3 LOB: 2 BB: 0 P: 30	R: 0 E: 0 K: 1 S: 9	H: 0 LOB: 0 BB: 0 P: 14	R: 0 E: 0 K: 0 S: 7	H: 0 LOB: 1 BB: 0 P: 10	R: 0 E: 0 K: 1 S: 8	H: 0 LOB: 0 BB: 0 P: 11	R: 1 E: 0 K: 0 S: 11	H: 1 LOB: 1 BB: 1 P: 21	R: 0 E: 0 K: 1 S: 8	H: 0 LOB: 0 BB: 0 P: 10	R: 0 E: 0 K: 1 S: 10	H: 2 LOB: 1 BB: 0 P: 13	R: 0 E: 0 K: 1 S: 12	H: 1 LOB: 1 BB: 0 P: 17	1B: 6 2B: 0 3B: 0 HR: 2	SF: 0 SAC: 0 DP: 2 HBP: 2	WP: 0 PB: 0 SB: 0 CS: 0	PA: 37	
<b>PITCHER</b>	IP WLS BF H R ER SO BB IBB HBP BLK WP HR S P ERA WHIP	6.0 W 26 5 4 4 5 2 0 2 0 0 2 62 100 6.00 1.167	7.1 1.0 H 3 0 0 0 1 0 0 0 0 0 0 8 10 0.00 0.000	8.1 1.0 H 4 2 0 0 1 0 0 0 0 0 0 10 13 0.00 2.000	9.1 1.0 S 4 1 0 0 1 0 0 0 0 0 0 12 17 0.00 1.000																

New York Mets @ Atlanta Braves  
Turner Field, Atlanta, GA  
Sat Jun 20 2015, 7:13 PM - 10:22 PM EDT  
Att: 40,733 - Partly Cloudy - 79 F


AB 33  
R 4  
H 8  
RBI 4  
BB 2  
SO 8  
LOB 13



Batter	1	2	3	4	5	6	7	8	9	AB	R	H	RBI	BB	SO	LOB	BOTTOM				
8 Jace Peterson, L OBP: 0.360, SLG: 0.385										1	1	0	1	2	0	0					
25 Cameron Maybin, R OBP: 0.394, SLG: 0.393										3	0	0	2	1	0	3					
24 Kelly Johnson, L OBP: 0.295, SLG: 0.443										4	0	0	0	0	3	1					
22 Nick Markakis, L OBP: 0.391, SLG: 0.359										4	0	1	0	0	1	1					
2 Juan Uribe, R OBP: 0.339, SLG: 0.377										3	0	0	0	1	2	1					
15 A.J. Pierzynski, L OBP: 0.316, SLG: 0.420										4	3	3	0	0	0	1					
19 Andrelton Simmons, R OBP: 0.336, SLG: 0.364										4	2	4	1	0	0	0					
14 Eury Pérez, R OBP: 0.300, SLG: 0.300										4	0	2	1	0	0	2					
61 Williams Pérez, R OBP: 0.256, SLG: 0.382										2	0	0	0	0	1	3					
13 Pedro Ciriaco, R OBP: 0.285, SLG: 0.422										0	0	0	1	0	0	0					
43 Luis Avilán, L ERA: 3.54										0	0	0	0	0	0	0					
53 Jim Johnson, R ERA: 2.78										0	0	0	0	0	0	0					
7 Jonny Gomes, R OBP: 0.296, SLG: 0.322										1	0	0	0	0	0	1					
39 Jason Grilli, R ERA: 5.29										0	0	0	0	0	0	0					
<b>Inning Stats</b>	R: 0 E: 0 K: 0 S: 9	H: 0 LOB: 1 BB: 1 P: 17	R: 1 E: 0 K: 1 S: 16	H: 2 LOB: 0 BB: 0 P: 28	R: 1 E: 0 K: 2 S: 14	H: 1 LOB: 1 BB: 1 P: 25	R: 2 E: 1 K: 0 S: 13	H: 3 LOB: 1 BB: 0 P: 18	R: 0 E: 0 K: 3 S: 10	H: 0 LOB: 0 BB: 0 P: 16	R: 2 E: 0 K: 0 S: 14	H: 3 LOB: 1 BB: 1 P: 25	R: 0 E: 0 K: 1 S: 6	H: 0 LOB: 1 BB: 1 P: 11	R: 0 E: 0 K: 0 S: 7	H: 1 LOB: 0 BB: 0 P: 10	1B: 8 2B: 1 3B: 1 HR: 0	SF: 2 SAC: 0 DP: 1 HBP: 0	WP: 0 PB: 0 SB: 1 CS: 1	PA: 37	
<b>PITCHER</b>	IP WLS BF H R ER SO BB IBB HBP BLK WP HR S P ERA WHIP	4.0 20 6 4 3 3 2 0 0 0 0 0 15 24 9.00 1.000	5.1 1.0 L 4 1 1 1 3 0 0 0 0 0 0 7 15 13.50 3.000	6.1 0.2 5 2 1 1 0 0 0 1 0 0 8 13 0.00 0.750	7.1 1.1 4 0 0 0 1 1 0 0 0 0 7 10 0.00 1.000																

New York Mets @ Atlanta Braves  
Turner Field, Atlanta, GA  
Sat Jun 20 2015, 7:13 PM - 10:22 PM EDT  
Att: 40,733 - Partly Cloudy - 79 F

AB 30  
R 6  
H 10  
RBI 6  
BB 4  
SO 7  
LOB 13





Batter	1	2	3	4	5	6	7	8	9	AB	R	H	RBI	BB	SO	LOB	TOP			
3 Curtis Granderson, L (1.9) OBP: 0.338, SLG: 0.388	1-2 21 G4-3 BB		2-0 F7			4-0 BB			3-2 12 1B 1B	2	0	1	0	2	0	0	<b>New York Mets @ Atlanta Braves</b> Turner Field, Atlanta, GA Sun Jun 21 2015, 5:09 PM - 7:35 PM EDT Att: 30,268 - Partly Cloudy - 93 F			
12 Juan Lagares, R (1.8) OBP: 0.299, SLG: 0.359	0-3 K			2-2 G6-3		0-3 K		0-0 1B	1-2 23 G5-4-3 1B	4	0	1	0	0	2	2				
21 Lucas Duda, L (1.3) OBP: 0.374, SLG: 0.475	0-0 G4-3			1-0 F9			1-2 F8		1-0 F7	4	0	0	0	0	0	3				
23 Michael Cuddyer, R (1.7) OBP: 0.310, SLG: 0.384	1-2 G6-3			0-3 K			3-2 G6-3		1-0 G5-4-3	4	0	0	0	0	1	3				
4 Wilmer Flores, R (1.6) OBP: 0.276, SLG: 0.412		1-2 L3			1-2 2 G6-4-3 1B			1-0 G6-3		3	0	1	0	0	0	0				
22 Kevin Plawecki, R (1.2) OBP: 0.279, SLG: 0.319		1-0 L8			1-0 F9			1-1 F7		3	0	0	0	0	0	1				
2 Dilson Herrera, R (1.4) OBP: 0.299, SLG: 0.324		0-3 K			0-0 G6-4-3			3-2 F8		3	0	0	0	0	1	1				
29 Eric Campbell, R (1.5) OBP: 0.268, SLG: 0.274			3-2 P4			1-0 F8			0-0 2B	3	0	1	0	0	0	0				
33 Matt Harvey, R (1.1) OBP: 0.107, SLG: 0.143						0-3 K		1-3 K		2	0	0	0	0	1	0				
54 Alex Torres, L (7.1)										0	0	0	0	0	0	0				
1 Darrell Ceciliani, L (8. PH) OBP: 0.396, SLG: 0.370										0	0	0	0	0	0	0				
44 John Mayberry Jr., R (8. PH) OBP: 0.256, SLG: 0.373										1	0	0	0	0	1	1				
52 Carlos Torres, R (8.1)										0	0	0	0	0	0	0				
<b>Inning Stats</b>	R: 0 H: 0 E: 0 K: 1 S: 9	H: 0 LOB: 1 BB: 1 P: 14	R: 0 H: 0 E: 0 K: 1 S: 7	H: 0 LOB: 0 BB: 0 P: 9	R: 0 H: 0 E: 0 K: 0 S: 6	H: 0 LOB: 0 BB: 0 P: 12	R: 0 H: 0 E: 0 K: 1 S: 9	H: 0 LOB: 0 BB: 0 P: 12	R: 0 H: 1 E: 0 K: 0 S: 5	H: 1 LOB: 1 BB: 0 P: 7	R: 0 H: 0 E: 0 K: 2 S: 7	H: 0 LOB: 1 BB: 1 P: 12	R: 0 H: 0 E: 0 K: 0 S: 7	H: 0 LOB: 0 BB: 0 P: 12	R: 0 H: 1 E: 0 K: 1 S: 9	H: 2 LOB: 1 BB: 0 P: 11	1B: 3 2B: 1 3B: 0 HR: 0	SF: 0 SAC: 0 DP: 2 HBP: 0	WP: 0 PB: 0 SB: 0 CS: 0	PA: 31
<b>PITCHER</b>	IP WLS BF H R ER SO BB IBB HBP BLK WP HR S P ERA WHIP																			
49 Julio Teheran, R (1.1) ERA: 4.67	7.0 W 23 1 0 0 5 2 0 0 0 0 0 0 50 78 0.00 0.429																			
51 Nick Masset, R (8.1) ERA: 2.91	0.2 H 3 1 0 0 0 0 0 0 0 0 0 6 10 0.00 1.500																			
56 Dana Eveland, L (8.1) ERA: 4.5	0.1 H 1 0 0 0 1 0 0 0 0 0 0 3 4 0.00 0.000																			
53 Jim Johnson, R (9.1) ERA: 2.7	1.0 S 4 2 0 0 0 0 0 0 0 0 0 6 11 0.00 2.000																			

Batter	1	2	3	4	5	6	7	8	9	AB	R	H	RBI	BB	SO	LOB	BOTTOM	
8 Jace Peterson, L (1.4) OBP: 0.363, SLG: 0.389	1-3 K		1-2 F9		0-1 2B		4-2 25 BB BB			3	0	1	0	1	1	0	<b>New York Mets @ Atlanta Braves</b> Turner Field, Atlanta, GA Sun Jun 21 2015, 5:09 PM - 7:35 PM EDT Att: 30,268 - Partly Cloudy - 93 F	
25 Cameron Maybin, R (1.8) OBP: 0.396, SLG: 0.389	4-2 24 S BB		2-2 F8		2-2 G1-3		4-1 BB		1-2 2-3 BB	2	0	0	0	2	0	1		
24 Kelly Johnson, L (1.3) OBP: 0.294, SLG: 0.437	3-3 K		0-0 1B			3-3 K		1-0 L8		4	0	1	0	0	2	4		
22 Nick Markakis, L (1.9) OBP: 0.386, SLG: 0.354	1-2 L8		1-1 F7			0-0 G4-3		2-3 K		4	0	0	0	0	1	2		
2 Juan Uribe, R (1.5) OBP: 0.331, SLG: 0.368		3-2 G5-3		0-1 L6		1-3 K		1-3 K		4	0	0	0	0	2	0		
19 Andrelton Simmons, R (1.6) OBP: 0.335, SLG: 0.382		3-2 30 FC4-6 14 1B 1B		0-0 G4-3			1-2 F7		2-2 G1-3	4	0	1	0	0	0	0		
14 Eury Pérez, R (1.7) OBP: 0.308, SLG: 0.308		0-0 30 FC4-6 1B		2-2 G4-3			3-3 K			3	0	1	0	0	1	0		
30 Ryan Lavamway, R (1.2) OBP: 0.216, SLG: 0.182		0-1 FC4-6 49 FC6 1-2 2-3			2-1 G6-3		2-1 13 1B 2B			3	1	1	0	0	0	2		
49 Julio Teheran, R (1.1) ERA: 3.18		2-2 FC6			3-2 F8		2-0 25 BB 1B			2	0	0	0	0	0	2		
13 Pedro Ciriaco, R (7. PH) OBP: 0.306, SLG: 0.435										1	0	1	1	0	0	0		
51 Nick Masset, R (8.1) ERA: 2.91										0	0	0	0	0	0	0		
56 Dana Eveland, L (8.1) ERA: 4.5										0	0	0	0	0	0	0		
53 Jim Johnson, R (9.1) ERA: 2.7										0	0	0	0	0	0	0		
<b>Inning Stats</b>	R: 0 H: 0 E: 0 K: 2 S: 15	H: 2 LOB: 2 BB: 0 P: 23	R: 0 H: 1 E: 0 K: 0 S: 10	H: 1 LOB: 1 BB: 0 P: 14	R: 0 H: 0 E: 0 K: 0 S: 6	H: 0 LOB: 0 BB: 0 P: 8	R: 0 H: 1 E: 0 K: 0 S: 10	H: 1 LOB: 1 BB: 0 P: 17	R: 0 H: 0 E: 0 K: 2 S: 7	H: 0 LOB: 0 BB: 0 P: 11	R: 1 H: 2 E: 0 K: 1 S: 14	H: 2 LOB: 2 BB: 2 P: 31	R: 0 H: 0 E: 0 K: 2 S: 10	H: 0 LOB: 0 BB: 0 P: 15	1B: 4 2B: 2 3B: 0 HR: 0	SF: 0 SAC: 0 DP: 0 HBP: 0	WP: 0 PB: 0 SB: 1 CS: 0	PA: 33
<b>PITCHER</b>	IP WLS BF H R ER SO BB IBB HBP BLK WP HR S P ERA WHIP																	
33 Matt Harvey, R (1.1) ERA: 3.18	6.2 L 27 6 1 1 5 1 0 0 0 0 0 0 73 115 0.00 1.050																	
54 Alex Torres, L (7.1) ERA: 2.92	0.1 3 0 0 0 0 2 0 0 0 0 0 4 13 0.00 6.000																	
52 Carlos Torres, R (8.1) ERA: 4.25	1.0 3 0 0 0 2 0 0 0 0 0 0 10 15 0.00 0.000																	



















Batter	1	2	3	4	5	6	7	8	9	AB	R	H	RBI	BB	SO	LOB	TOP					
8 Jace Peterson, L (1,4) OBP: 0.346, SLG: 0.367										5	0	2	3	0	1	1	<b>Atlanta Braves @ Pittsburgh Pirates</b> PNC Park, Pittsburgh, PA Sat Jun 27 2015, 4:22 PM - 7:53 PM EDT Att: 36,417 - Cloudy - 75 F					
25 Cameron Maybin, R (1,8) OBP: 0.358, SLG: 0.401										5	1	1	0	0	0	3						
22 Nick Markakis, L (1,9) OBP: 0.386, SLG: 0.356										4	0	2	1	0	1	1						
15 A.J. Pierzynski, L (1,2) OBP: 0.309, SLG: 0.408										4	0	2	0	0	0	1						
2 Juan Uribe, R (1,5) OBP: 0.330, SLG: 0.377										4	0	1	0	0	0	2						
24 Kelly Johnson, L (1,7) OBP: 0.300, SLG: 0.432										3	0	0	0	0	3	3						
23 Chris Johnson, R (8,PH) OBP: 0.277, SLG: 0.322										1	0	0	0	0	1	0						
28 Joey Teroslavich, S (1,3) OBP: 0.279, SLG: 0.412										4	1	1	0	0	0	1						
19 Andrelton Simmons, R (1,6) OBP: 0.327, SLG: 0.368										3	1	1	0	0	1	0						
49 Julio Teheran, R (1,1) OBP: 0.077, SLG: 0.077										2	0	0	0	0	1	2						
14 Eury Pérez, R (7,PH) OBP: 0.321, SLG: 0.333										0	1	0	0	0	0	0						
51 Nick Masset, R (7,1) OBP: 0.500, SLG: 0.500										0	0	0	0	0	0	0						
54 Sugar Ray Marimon, R (8,1) OBP: 0.500, SLG: 0.500										0	0	0	0	0	0	0						
13 Pedro Ciriaco, R (9,PH) OBP: 0.315, SLG: 0.451										1	0	1	0	0	0	0						
<b>Inning Stats</b>	R: 0 E: 0 K: 0 S: 14	H: 3 LOB: 2 BB: 0 P: 20	R: 0 E: 0 K: 2 S: 13	H: 1 LOB: 2 BB: 0 P: 18	R: 1 E: 1 K: 1 S: 15	H: 3 LOB: 2 BB: 0 P: 19	R: 0 E: 0 K: 1 S: 8	H: 0 LOB: 0 BB: 0 P: 13	R: 0 E: 0 K: 1 S: 9	H: 0 LOB: 0 BB: 0 P: 15	R: 0 E: 0 K: 1 S: 8	H: 0 LOB: 0 BB: 0 P: 9	R: 3 E: 0 K: 0 S: 11	H: 3 LOB: 1 BB: 0 P: 19	R: 0 E: 0 K: 1 S: 8	H: 0 LOB: 0 BB: 0 P: 12	R: 0 E: 0 K: 1 S: 8	H: 1 LOB: 1 BB: 0 P: 11	1B: 7 2B: 4 3B: 0 HR: 0	SF: 0 SAC: 0 DP: 1 HBP: 2	WP: 1 PB: 0 SB: 0 CS: 0	PA: 38
<b>PITCHER</b>	IP WLS BF H R ER SO BB IBB HBP BLK WP HR S P ERA WHIP																					
50 Charlie Morton, R (1,1) ERA: 4.28	6.0 W 28 10 4 4 6 0 0 2 0 0 0 0 71 101 6.00 1.667																					
37 Arquemedes Caminero, R (7,1) ERA: 3.44	0.1 H 1 0 0 0 0 0 0 0 0 0 0 0 2 5 0.00 0.000																					
59 Antonio Bastardo, L (7,1) ERA: 3.27	1.2 H 5 0 0 0 1 0 0 0 0 0 1 0 13 19 0.00 0.000																					
64 Deolis Guerra, R (9,1) ERA:	1.0 4 1 0 0 1 0 0 0 0 0 0 0 0 8 11 0.00 1.000																					

AB	36
R	4
H	11
RBI	4
BB	0
SO	8
LOB	14



Batter	1	2	3	4	5	6	7	8	9	AB	R	H	RBI	BB	SO	LOB	BOTTOM			
5 Josh Harrison, R (1,5) OBP: 0.316, SLG: 0.386										5	0	1	0	0	1	3	<b>Atlanta Braves @ Pittsburgh Pirates</b> PNC Park, Pittsburgh, PA Sat Jun 27 2015, 4:22 PM - 7:53 PM EDT Att: 36,417 - Cloudy - 75 F			
18 Neil Walker, S (1,4) OBP: 0.324, SLG: 0.371										5	1	2	0	0	0	2				
22 Andrew McCutchen, R (1,8) OBP: 0.343, SLG: 0.385										0	0	0	0	0	0	0				
27 Jung Ho Kang, R (1,PR) OBP: 0.343, SLG: 0.385										4	1	0	0	0	0	3				
6 Starling Marte, R (1,7) OBP: 0.328, SLG: 0.460										4	3	3	1	0	1	0				
24 Pedro Alvarez, L (1,3) OBP: 0.316, SLG: 0.436										4	1	2	2	0	1	1				
3 Sean Rodriguez, R (8,3) OBP: 0.271, SLG: 0.383										0	0	0	0	0	0	0				
29 Francisco Cervelli, R (1,2) OBP: 0.379, SLG: 0.408										4	2	2	2	0	0	2				
25 Gregory Polanco, L (1,9) OBP: 0.301, SLG: 0.339										3	0	1	0	1	0	3				
10 Jordy Mercer, R (1,6) OBP: 0.279, SLG: 0.310										4	0	2	2	0	1	2				
50 Charlie Morton, R (1,1) ERA: 4.28										2	0	0	0	0	2	0				
37 Arquemedes Caminero, R (7,1) ERA: 3.38										0	0	0	0	0	0	0				
59 Antonio Bastardo, L (7,1) ERA: 3.27										1	0	0	0	0	1	1				
64 Deolis Guerra, R (9,1) ERA:										0	0	0	0	0	0	0				
<b>Inning Stats</b>	R: 5 E: 1 K: 1 S: 16	H: 5 LOB: 3 BB: 1 P: 30	R: 0 E: 0 K: 1 S: 8	H: 0 LOB: 0 BB: 0 P: 9	R: 0 E: 0 K: 0 S: 8	H: 1 LOB: 1 BB: 0 P: 13	R: 0 E: 0 K: 1 S: 13	H: 1 LOB: 1 BB: 0 P: 14	R: 1 E: 0 K: 1 S: 12	H: 2 LOB: 1 BB: 0 P: 15	R: 0 E: 1 K: 1 S: 16	H: 0 LOB: 1 BB: 0 P: 20	R: 2 E: 0 K: 2 S: 14	H: 3 LOB: 1 BB: 0 P: 20	R: 0 E: 0 K: 0 S: 9	H: 1 LOB: 0 BB: 0 P: 11	1B: 11 2B: 2 3B: 0 HR: 0	SF: 0 SAC: 1 DP: 1 HBP: 1	WP: 1 PB: 0 SB: 2 CS: 0	PA: 39
<b>PITCHER</b>	IP WLS BF H R ER SO BB IBB HBP BLK WP HR S P ERA WHIP																			
49 Julio Teheran, R (1,1) ERA: 4.28	6.0 L 30 9 6 6 5 1 0 0 1 0 0 0 73 101 9.00 1.667																			
51 Nick Masset, R (7,1) ERA: 3.38	1.0 6 3 2 2 2 0 0 0 0 0 1 0 14 20 18.00 3.000																			
54 Sugar Ray Marimon, R (8,1) ERA: 7.71	1.0 3 1 0 0 0 0 0 0 0 0 0 0 9 11 0.00 1.000																			





Batter	1	2	3	4	5	6	7	8	9	AB	R	H	RBI	BB	SO	LOB	TOP			
8 Jace Peterson, L (1,4) OBP: 0.344, SLG: 0.375	G6-3		G4-3		F8		HR		L7	5	1	1	1	0	0	0	<b>Atlanta Braves @ Pittsburgh Pirates</b> PNC Park, Pittsburgh, PA Sun Jun 28 2015, 1:39 PM - 4:23 PM EDT Att: 36,082 - Cloudy - 63 F			
25 Cameron Maybin, R (1,8) OBP: 0.359, SLG: 0.395	BB		K		22 1B		G6-3		G6-3	4	1	1	0	1	1	0				
22 Nick Markakis, L (1,9) OBP: 0.387, SLG: 0.355	FC3-6		K		23 1B		BB			3	0	1	1	1	1	1				
23 Chris Johnson, R (1,3) OBP: 0.286, SLG: 0.330	FC6-4				13 1B		K			4	0	2	0	0	1	2				
15 A.J. Pierzynski, L (1,2) OBP: 0.308, SLG: 0.404	K				7 1B		L3			4	0	1	0	0	1	3				
13 Pedro Ciriaco, R (1,5) OBP: 0.316, SLG: 0.444	K				7 1B					3	0	1	0	0	1	0				
7 Jonny Gomes, R (1,7) OBP: 0.321, SLG: 0.333										3	0	0	0	1	0	3				
14 Eury Pérez, R (8,7)										0	0	0	0	0	0	0				
28 Joey Tondolovich, S (9,7)	BB									0	0	0	0	0	0	0				
19 Andrelton Simmons, R (1,6) OBP: 0.329, SLG: 0.368										3	0	1	0	1	0	2				
40 Alex Wood, R (1,1) OBP: 0.179, SLG: 0.148										3	0	0	0	0	2	3				
53 Jim Johnson, R (8,1)	B1-3									0	0	0	0	0	0	0				
24 Kelly Johnson, L (9,PH) OBP: 0.298, SLG: 0.429										1	0	0	0	0	0	0				
39 Jason Grilli, R (9,1)										0	0	0	0	0	0	0				
<b>Inning Stats</b>	R: 0 E: 0 K: 0 S: 8	H: 0 LOB: 1 BB: 1 P: 19	R: 0 E: 0 K: 2 S: 13	H: 0 LOB: 2 BB: 2 P: 25	R: 0 E: 0 K: 2 S: 10	H: 2 LOB: 2 BB: 0 P: 14	R: 1 E: 0 K: 1 S: 15	H: 3 LOB: 1 BB: 1 P: 23	R: 0 E: 0 K: 1 S: 9	H: 2 LOB: 1 BB: 0 P: 14	R: 1 E: 0 K: 1 S: 11	H: 1 LOB: 1 BB: 1 P: 18	R: 0 E: 0 K: 0 S: 4	H: 0 LOB: 0 BB: 0 P: 8	R: 0 E: 0 K: 0 S: 4	H: 0 LOB: 0 BB: 0 P: 7	1B: 7 2B: 0 3B: 0 HR: 1	SF: 0 SAC: 1 DP: 1 HBP: 0	WP: 0 PB: 1 SB: 0 CS: 0	PA: 38
<b>PITCHER</b>	IP WLS BF H R ER SO BB IBB HBP BLK WP HR S P ERA WHIP																			
49 Jeff Locke, L (1,1) ERA: 4.55	5.0 L 23 5 1 1 5 3 0 0 0 0 0 0 56 94 1.80 1.600																			
64 Deolis Guerra, R (6,1) ERA:	1.0 4 2 0 0 1 0 0 0 0 0 0 9 14 0.00 2.000																			
46 Vance Worley, R (7,1) ERA: 3.39	2.0 8 1 1 1 1 1 0 0 0 0 1 15 26 4.50 1.000																			
48 Jared Hughes, R (9,1) ERA: 2.67	1.0 3 0 0 0 0 0 0 0 0 0 0 4 7 0.00 0.000																			

AB	33
R	2
H	8
RBI	2
BB	4
SO	7
LOB	14



Batter	1	2	3	4	5	6	7	8	9	AB	R	H	RBI	BB	SO	LOB	BOTTOM			
5 Josh Harrison, R (1,4) OBP: 0.312, SLG: 0.381	F8		K						K	4	0	0	0	0	2	1	<b>Atlanta Braves @ Pittsburgh Pirates</b> PNC Park, Pittsburgh, PA Sun Jun 28 2015, 1:39 PM - 4:23 PM EDT Att: 36,082 - Cloudy - 63 F			
27 Jung Ho Kang, R (1,5) OBP: 0.343, SLG: 0.381			K							2	0	0	0	0	1	0				
24 Pedro Alvarez, L (8,PH) OBP: 0.314, SLG: 0.434	HBP									1	0	0	0	0	0	1				
48 Jared Hughes, R (9,1)										0	0	0	0	0	0	0				
22 Andrew McCutchen, R (1,8) OBP: 0.363, SLG: 0.487	F9									4	0	1	0	0	0	1				
6 Starling Marte, R (1,7) OBP: 0.327, SLG: 0.457	K									4	0	1	0	0	2	1				
29 Francisco Cervelli, R (1,2) OBP: 0.378, SLG: 0.404	G5-3									2	1	0	0	1	1	0				
10 Jordy Mercer, R (1,6) OBP: 0.288, SLG: 0.323										4	0	3	1	0	1	2				
3 Sean Rodriguez, R (1,3) OBP: 0.263, SLG: 0.371										3	0	0	0	0	2	4				
25 Gregory Polanco, L (9,PH) OBP: 0.300, SLG: 0.337	K									1	0	0	0	0	1	1				
51 Gorkys Hernández, R (1,9)	G4-3									3	0	0	0	0	0	1				
49 Jeff Locke, L (1,1) OBP: 0.179, SLG: 0.148										1	0	0	0	0	0	0				
64 Deolis Guerra, R (6,1) ERA:										0	0	0	0	0	0	0				
23 Steve Lombardozzi, S (6,PH) ERA: 2.43										1	0	0	0	0	0	0				
46 Vance Worley, R (7,1) ERA: 3.39										0	0	0	0	0	0	0				
18 Neil Walker, S (9,4) OBP: 0.326, SLG: 0.378										1	0	1	0	0	0	0				
<b>Inning Stats</b>	R: 0 E: 0 K: 1 S: 8	H: 1 LOB: 0 BB: 0 P: 12	R: 0 E: 0 K: 1 S: 9	H: 1 LOB: 0 BB: 0 P: 12	R: 0 E: 0 K: 2 S: 11	H: 0 LOB: 0 BB: 0 P: 16	R: 0 E: 0 K: 2 S: 8	H: 0 LOB: 0 BB: 0 P: 13	R: 0 E: 0 K: 1 S: 7	H: 1 LOB: 0 BB: 0 P: 12	R: 0 E: 0 K: 0 S: 10	H: 2 LOB: 2 BB: 0 P: 15	R: 0 E: 0 K: 1 S: 9	H: 1 LOB: 1 BB: 0 P: 12	R: 1 E: 0 K: 1 S: 15	H: 1 LOB: 1 BB: 0 P: 26	1B: 4 2B: 2 3B: 0 HR: 0	SF: 0 SAC: 1 DP: 0 HBP: 1	WP: 0 PB: 0 SB: 1 CS: 1	PA: 34
<b>PITCHER</b>	IP WLS BF H R ER SO BB IBB HBP BLK WP HR S P ERA WHIP																			
40 Alex Wood, L (1,1) ERA: 3.17	7.1 W 27 5 0 0 8 0 0 0 0 0 0 5 64 0.00 0.682																			
53 Jim Johnson, R (8,1) ERA:	0.2 H 2 0 0 0 1 0 0 0 0 0 0 5 9 0.00 0.000																			
39 Jason Grilli, R (9,1) ERA: 3.14	1.0 S 5 1 1 1 1 1 0 0 0 0 0 0 15 26 9.00 2.000																			













Batter	1	2	3	4	5	6	7	8	9	AB	R	H	RBI	BB	SO	LOB	TOP											
2 Denard Span, L (1,8) OBP: 0.373, SLG: 0.441										3	0	1	0	0	1	1	Washington Nationals @ Atlanta Braves Turner Field, Atlanta, GA Thu Jul 02 2015, 7:12 PM - 9:44 PM EDT Att: 18,585 - Cloudy - 82 F											
8 Danny Espinosa, S (1,6) OBP: 0.337, SLG: 0.430										3	0	0	0	0	1	2												
5 Yuliel Escobar, R (1,5) OBP: 0.367, SLG: 0.404										4	0	0	0	0	1	3												
34 Bryce Harper, L (1,9) OBP: 0.461, SLG: 0.705										4	1	1	0	0	3	1												
40 Wilson Ramos, R (1,2) OBP: 0.289, SLG: 0.400										4	0	2	1	0	0	0												
26 Dan Uggla, R (1,4) OBP: 0.320, SLG: 0.353										3	0	0	0	0	2	2												
12 Tyler Moore, R (1,3) OBP: 0.261, SLG: 0.368										3	0	0	0	0	0	1												
3 Michael Taylor, R (1,7) OBP: 0.301, SLG: 0.384										3	0	1	0	0	1	0												
31 Max Scherzer, R (1,1) OBP: 0.237, SLG: 0.237										3	0	0	0	0	1	1												
<b>Inning Stats</b>	R: 0 E: 0 K: 2 S: 11	H: 1 LOB: 1 BB: 0 P: 18	R: 0 E: 0 K: 0 S: 8	H: 0 LOB: 0 BB: 0 P: 13	R: 0 E: 0 K: 2 S: 7	H: 0 LOB: 0 BB: 0 P: 10	R: 0 E: 0 K: 1 S: 6	H: 0 LOB: 0 BB: 0 P: 8	R: 1 E: 0 K: 1 S: 11	H: 2 LOB: 0 BB: 0 P: 14	R: 0 E: 0 K: 1 S: 6	H: 1 LOB: 1 BB: 0 P: 10	R: 0 E: 0 K: 1 S: 7	H: 0 LOB: 0 BB: 0 P: 9	1B: 4 2B: 1 3B: 0 HR: 0	SF: 0 SAC: 0 DP: 2 HBP: 2		WP: 0 PB: 0 SB: 2 CS: 0	PA: 32									
<b>PITCHER</b>	IP	WLS	BF	H	R	ER	SO	BB	IBB	HBP	BLK	WP	HR	S	P	ERA	WHIP											
60 Manny Bañuelos, L (1,1) ERA: 1.82	5.2		20	2	0	0	7	0	0	2	0	0	0	48	75	0.00	0.353											
51 Nick Masset, R (6,1) ERA: 3.6	0.1	H	1	0	0	0	0	0	0	0	0	0	0	1	2	0.00	0.000											
32 David Aardsma, R (7,1) ERA: 2.16	1.0	B	4	2	1	1	1	0	0	0	0	0	0	11	14	9.00	2.000											
53 Jim Johnson, R (8,1) ERA: 2.31	1.0		4	1	0	0	1	0	0	0	0	0	0	6	10	0.00	1.000											
39 Jason Grilli, R (9,1) ERA: 2.93	1.0	W	3	0	0	0	1	0	0	0	0	0	0	7	9	0.00	0.000											
<b>Batter</b>	<b>1</b>	<b>2</b>	<b>3</b>	<b>4</b>	<b>5</b>	<b>6</b>	<b>7</b>	<b>8</b>	<b>9</b>	<b>AB</b>	<b>R</b>	<b>H</b>	<b>RBI</b>	<b>BB</b>	<b>SO</b>	<b>LOB</b>	<b>BOTTOM</b>											
8 Jace Peterson, L (1,4) OBP: 0.338, SLG: 0.365										3	0	0	0	0	2	1	Washington Nationals @ Atlanta Braves Turner Field, Atlanta, GA Thu Jul 02 2015, 7:12 PM - 9:44 PM EDT Att: 18,585 - Cloudy - 82 F											
25 Cameron Maybin, R (1,8) OBP: 0.354, SLG: 0.386										4	0	1	1	0	2	0												
22 Nick Markakis, L (1,9) OBP: 0.383, SLG: 0.352										3	0	0	0	0	1	0												
15 A.J. Pierzynski, L (1,2) OBP: 0.301, SLG: 0.412										3	0	0	0	0	0	0												
2 Juan Uribe, R (1,5) OBP: 0.332, SLG: 0.414										3	1	1	0	0	1	0												
24 Kelly Johnson, L (1,3) OBP: 0.291, SLG: 0.413										3	0	0	0	0	1	1												
19 Andrelton Simmons, R (1,6) OBP: 0.325, SLG: 0.362										3	0	1	1	0	0	0												
14 Eury Pérez, R (1,7) OBP: 0.343, SLG: 0.333										3	0	1	0	0	1	1												
60 Manny Bañuelos, R (1,1) ERA: 1.82	8.1		29	5	2	2	9	0	0	0	0	0	0	79	105	2.16		0.600										
28 Joey Teroslavich, S (6,PH) OBP: 0.266, SLG: 0.363																												
32 David Aardsma, R (7,1) ERA: 2.16																												
53 Jim Johnson, R (8,1) ERA: 2.31																												
39 Jason Grilli, R (9,1) ERA: 2.93																												
13 Pedro Ciraco, R (9,PH) OBP: 0.322, SLG: 0.446																												
<b>Inning Stats</b>	R: 0 E: 0 K: 2 S: 10	H: 0 LOB: 0 BB: 0 P: 13	R: 0 E: 0 K: 1 S: 8	H: 0 LOB: 0 BB: 0 P: 10	R: 0 E: 0 K: 0 S: 9	H: 1 LOB: 1 BB: 0 P: 11	R: 0 E: 0 K: 1 S: 9	H: 0 LOB: 0 BB: 0 P: 12	R: 1 E: 0 K: 0 S: 11	H: 2 LOB: 0 BB: 0 P: 18	R: 0 E: 0 K: 3 S: 9	H: 0 LOB: 0 BB: 0 P: 11	R: 0 E: 0 K: 0 S: 7	H: 0 LOB: 0 BB: 0 P: 9	R: 0 E: 0 K: 2 S: 9	H: 0 LOB: 1 BB: 0 P: 13	R: 1 E: 0 K: 0 S: 7	H: 2 LOB: 1 BB: 0 P: 8	1B: 4 2B: 1 3B: 0 HR: 0	SF: 0 SAC: 2 DP: 0 HBP: 0	WP: 0 PB: 0 SB: 0 CS: 1	PA: 29						
<b>PITCHER</b>	IP	WLS	BF	H	R	ER	SO	BB	IBB	HBP	BLK	WP	HR	S	P	ERA	WHIP											
31 Max Scherzer, R (1,1) ERA: 1.82	8.1	L	29	5	2	2	9	0	0	0	0	0	0	79	105	2.16	0.600											
<b>PITCHER</b>	IP	WLS	BF	H	R	ER	SO	BB	IBB	HBP	BLK	WP	HR	S	P	ERA	WHIP											
31 Max Scherzer, R (1,1) ERA: 1.82	8.1		29	5	2	2	9	0	0	0	0	0	0	79	105	2.16	0.600											

AB	30
R	1
H	5
RBI	1
BB	0
SO	10
LOB	11



AB	27
R	2
H	5
RBI	2
BB	0
SO	9
LOB	3









Batter	1	2	3	4	5	6	7	8	9	AB	R	H	RBI	BB	SO	LOB	TOP					
16 César Hernández, S (1,4) OBP: 0.374, SLG: 0.376										5	0	2	1	0	0	1	Philadelphia Phillies @ Atlanta Braves Turner Field, Atlanta, GA Sat Jul 04 2015, 7:16 PM - 10:19 PM EDT Att: 34,401 - Partly Cloudy - 82 F					
4 Andrés Blanco, S (1,3) OBP: 0.350, SLG: 0.514										4	1	2	0	1	0	2						
7 Maikel Franco, R (1,5) OBP: 0.338, SLG: 0.532										4	0	0	0	1	1	2						
3 Jeff Francoeur, R (1,9) OBP: 0.292, SLG: 0.413										3	1	1	0	1	0	3						
18 Darin Ruf, R (1,7) OBP: 0.268, SLG: 0.390										4	1	1	3	0	1	4						
13 Freddy Galvis, S (1,6) OBP: 0.322, SLG: 0.330										4	0	2	0	0	2	1						
37 Odúbel Herrera, L (1,8) OBP: 0.290, SLG: 0.382										4	1	1	1	0	0	3						
29 Cameron Rupp, R (1,2) OBP: 0.303, SLG: 0.333										4	1	2	0	0	2	1						
28 Kevin Correia, R (1,1) OBP: 0.167, SLG: 0.167										1	0	0	0	0	0	1						
59 Elvis Araujo, L (4,1) ERA: 2.7										1	0	0	0	0	0	1						
30 Justin De Fratus, S (7,1) OBP: 0.267, SLG: 0.433										0	0	0	0	0	0	0						
6 Ryan Howard, L (8,PH) OBP: 0.287, SLG: 0.433										1	0	0	0	0	0	0						
63 Jake Diekman, R (8,1) ERA: 4.99										0	0	0	0	0	0	0						
<b>Inning Stats</b>	R: 0 E: 0 K: 1 S: 7	H: 1 LOB: 0 BB: 0 P: 10	R: 0 E: 0 K: 1 S: 8	H: 1 LOB: 1 BB: 0 P: 0	R: 1 E: 0 K: 0 S: 10	H: 3 LOB: 3 BB: 1 P: 17	R: 0 E: 0 K: 1 S: 11	H: 1 LOB: 1 BB: 0 P: 18	R: 3 E: 0 K: 0 S: 17	H: 3 LOB: 1 BB: 1 P: 25	R: 0 E: 0 K: 1 S: 6	H: 1 LOB: 0 BB: 0 P: 8	R: 0 E: 0 K: 1 S: 10	H: 0 LOB: 0 BB: 0 P: 14	R: 1 E: 0 K: 2 S: 10	H: 1 LOB: 0 BB: 0 P: 15	R: 0 E: 0 K: 0 S: 7	H: 0 LOB: 0 BB: 1 P: 13	1B: 7 2B: 2 3B: 0 HR: 2	SF: 0 SAC: 1 DP: 2 HBP: 0	WP: 0 PB: 0 SB: 0 CS: 0	PA: 39
<b>PITCHER</b>	IP WLS BF H R ER SO BB IBB HBP BLK WP HR S P ERA WHIP																					
40 Alex Wood, L (1,1) ERA: 3.34	6.0 W 29 10 4 4 4 4 2 0 0 0 0 0 1 59 88 6.00 2.000																					
32 David Aardsma, R (7,1) ERA: 2.7	1.2 6 1 1 1 3 0 0 0 0 0 0 1 18 26 5.40 0.600																					
56 Dana Eveland, L (8,1) ERA: 6.0	0.1 1 0 0 0 0 0 0 0 0 0 0 0 2 3 0.00 0.000																					
63 Jake Brigham, R (9,1) ERA: 4.99	1.0 3 0 0 0 0 1 0 0 0 0 0 0 7 13 0.00 1.000																					

AB	35
R	5
H	11
RBI	5
BB	3
SO	7
LOB	19



Batter	1	2	3	4	5	6	7	8	9	AB	R	H	RBI	BB	SO	LOB	BOTTOM			
8 Jace Peterson, L (1,4) OBP: 0.334, SLG: 0.358										4	2	1	0	1	1	1	Philadelphia Phillies @ Atlanta Braves Turner Field, Atlanta, GA Sat Jul 04 2015, 7:16 PM - 10:19 PM EDT Att: 34,401 - Partly Cloudy - 82 F			
25 Cameron Maybin, R (1,8) OBP: 0.394, SLG: 0.415										5	3	3	2	0	0	0				
22 Nick Markakis, L (1,9) OBP: 0.388, SLG: 0.355										4	2	1	2	1	0	1				
24 Kelly Johnson, L (1,3) OBP: 0.301, SLG: 0.415										3	1	2	3	1	0	0				
23 Chris Johnson, R (8,PH) OBP: 0.269, SLG: 0.399										1	0	0	0	0	1	1				
2 Juan Uribe, R (1,5) OBP: 0.333, SLG: 0.425										3	0	1	1	1	2	1				
15 A.J. Pierzynski, L (1,2) OBP: 0.296, SLG: 0.404										4	0	0	1	0	0	4				
19 Andrelton Simmons, R (1,6) OBP: 0.319, SLG: 0.354										4	0	0	0	0	0	1				
14 Eury Pérez, R (1,7) OBP: 0.350, SLG: 0.324										3	0	1	0	1	0	0				
40 Alex Wood, R (1,1) OBP: 0.200, SLG: 0.207										2	1	1	0	0	0	2				
32 David Aardsma, R (7,1) ERA: 6.56										1	0	0	0	0	1	0				
56 Dana Eveland, L (8,1) ERA: 5.04										0	0	0	0	0	0	0				
63 Jake Brigham, R (9,1) ERA: 4.99										0	0	0	0	0	0	0				
<b>Inning Stats</b>	R: 4 E: 0 K: 0 S: 12	H: 5 LOB: 2 BB: 1 P: 23	R: 1 E: 0 K: 0 S: 13	H: 1 LOB: 0 BB: 0 P: 21	R: 0 E: 0 K: 1 S: 10	H: 0 LOB: 0 BB: 0 P: 13	R: 4 E: 1 K: 1 S: 23	H: 4 LOB: 1 BB: 1 P: 35	R: 0 E: 0 K: 1 S: 9	H: 0 LOB: 1 BB: 1 P: 15	R: 0 E: 0 K: 0 S: 18	H: 0 LOB: 2 BB: 2 P: 29	R: 0 E: 0 K: 1 S: 15	H: 0 LOB: 0 BB: 0 P: 11	R: 0 E: 1 K: 1 S: 15	H: 0 LOB: 1 BB: 0 P: 20	1B: 6 2B: 3 3B: 0 HR: 1	SF: 0 SAC: 1 DP: 0 HBP: 0	WP: 1 PB: 0 SB: 1 CS: 0	PA: 40
<b>PITCHER</b>	IP WLS BF H R ER SO BB IBB HBP BLK WP HR S P ERA WHIP																			
28 Kevin Correia, R (1,1) ERA: 6.56	3.1 L 22 10 9 9 1 2 0 0 0 0 0 1 49 81 24.30 3.600																			
59 Elvis Araujo, L (4,1) ERA: 3.13	2.2 11 0 0 0 2 3 0 0 0 0 1 0 36 55 0.00 1.125																			
30 Justin De Fratus, R (7,1) ERA: 5.04	1.0 3 0 0 0 1 0 0 0 0 0 0 0 8 11 0.00 0.000																			
63 Jake Diekman, L (8,1) ERA: 4.99	1.0 4 0 0 0 1 0 0 0 0 0 0 0 15 20 0.00 0.000																			

AB	34
R	9
H	10
RBI	9
BB	5
SO	5
LOB	11





Batter	1	2	3	4	5	6	7	8	9	10	AB	R	H	RBI	BB	SO	LOB	TOP						
37 Oúbel Herrera, L OBP: 0.292, SLG: 0.386	(1,8) K		P5		2B		F9			1B	5	1	2	0	0	1	1	Philadelphia Phillies @ Atlanta Braves Turner Field, Atlanta, GA Sun Jul 05 2015, 1:37 PM - 4:48 PM EDT Att: 18,763 - Partly Cloudy - 81 F						
16 César Hernández, S OBP: 0.385, SLG: 0.385	(1,4) BB		1B		1B		K			1B	4	1	3	0	1	1	1							
7 Maikel Franco, R OBP: 0.345, SLG: 0.531	(1,5) 1B		K		K		G4-3			BB	4	1	2	0	1	2	2							
6 Ryan Howard, L OBP: 0.282, SLG: 0.427	(1,3) K		L3		K		G4-3			SF9	4	0	0	1	0	2	5							
51 Carlos Ruiz, R OBP: 0.200, SLG: 0.279	(1,2) 1B		BB		G3-1		F9			2B	4	1	2	2	1	0	1							
25 Cody Asche, L OBP: 0.282, SLG: 0.351	(1,7) K		P2		G3		G6-3			G4-3	5	0	0	0	0	1	6							
13 Freddy Galvis, S OBP: 0.323, SLG: 0.331	(1,6) K		1B		P6		K			1B	5	0	2	1	0	2	0							
9 Dornic Brown, L OBP: 0.268, SLG: 0.234	(1,9) G3		G3		G3		K			G6-3	5	0	1	0	0	1	3							
35 Cole Hamels, L OBP: 0.118, SLG: 0.118	(8,1) K		P4		FC1-6		K			K	3	0	0	0	0	1	3							
53 Ken Giles, R	(8,1) K						K				0	0	0	0	0	0	0							
18 Darin Ruf, R OBP: 0.299, SLG: 0.387	(9,1) K						K				0	0	0	0	0	1	0							
57 Luis García, R	(9,1) K						K				0	0	0	0	0	0	0							
58 Jonathan Papelbon, R	(10,1) K						K				0	0	0	0	0	0	0							
<b>Inning Stats</b>	R: 0 E: 0 K: 3 S: 16	H: 2 LOB: 3 BB: 1 P: 24	R: 0 E: 0 K: 2 S: 10	H: 0 LOB: 0 BB: 0 P: 14	R: 0 E: 0 K: 1 S: 13	H: 1 LOB: 1 BB: 0 P: 17	R: 0 E: 0 K: 0 S: 7	H: 1 LOB: 2 BB: 0 P: 15	R: 0 E: 0 K: 2 S: 10	H: 2 LOB: 1 BB: 0 P: 18	R: 0 E: 0 K: 1 S: 9	H: 1 LOB: 1 BB: 0 P: 9	R: 0 E: 0 K: 0 S: 8	H: 1 LOB: 1 BB: 0 P: 14	R: 0 E: 0 K: 3 S: 10	H: 0 LOB: 0 BB: 0 P: 15	R: 4 E: 0 K: 0 S: 13	H: 4 LOB: 1 BB: 1 P: 24	1B: 10 2B: 2 3B: 0 HR: 0	SF: 1 SAC: 0 DP: 0 HBP: 0	WP: 1 PB: 0 SB: 3 CS: 1	PA: 44		
<b>PITCHER</b>	IP WLS BF H R ER SO BB IBB HBP BLK WP HR S P ERA WHIP	6.1 0.2 1.0 1.0 0.0	27 0 0 0 0	7 0 0 0 0	0 0 0 0 0	8 1 0 0 0	2 0 0 0 0	0 0 0 0 0	0 0 0 0 0	0 0 0 0 0	69 4 6 10 15	106 0.00 0.000 0.000 0.000	1.421	<b>PITCHER</b>	IP WLS BF H R ER SO BB IBB HBP BLK WP HR S P ERA WHIP	0.1 0.2 4 2 1 0 0 0 0 0 0 0 0 0 0 0 0 0 0	1 0 0 0 0 0 0 0 0 0 0 0 0 0 0 0 0 0	0 0 0 0 0 0 0 0 0 0 0 0 0 0 0 0 0 0	0 0 0 0 0 0 0 0 0 0 0 0 0 0 0 0 0 0	1 0 0 0 0 0 0 0 0 0 0 0 0 0 0 0 0 0	8 13 13.50 3.000	0.00 0.000	0.000	0.000

AB	40
R	4
H	12
RBI	4
BB	3
SO	12
LOB	22



Batter	1	2	3	4	5	6	7	8	9	10	AB	R	H	RBI	BB	SO	LOB	BOTTOM							
8 Jace Peterson, L OBP: 0.332, SLG: 0.355	(1,4) K		1B		F8			K		G5-3	5	0	1	0	0	2	0	Philadelphia Phillies @ Atlanta Braves Turner Field, Atlanta, GA Sun Jul 05 2015, 1:37 PM - 4:48 PM EDT Att: 18,763 - Partly Cloudy - 81 F							
25 Cameron Maybin, R OBP: 0.363, SLG: 0.416	(1,8) 1B		G4-6-3		K		K				4	0	1	0	0	2	1								
22 Nick Markakis, L OBP: 0.364, SLG: 0.351	(1,9) P5		G5-3		G4-3		G4-3			G4-3	4	0	0	0	0	0	1								
23 Chris Johnson, R OBP: 0.260, SLG: 0.313	(1,3) HBP		G4-3		G4-3		G4-3			15 1B	2	0	1	0	0	0	0								
24 Kelly Johnson, L OBP: 0.306, SLG: 0.415	(10,3) HBP		1B		1B		1B			BB	0	0	0	0	1	0	0								
15 A.J. Pierzynski, L OBP: 0.314, SLG: 0.416	(1,2) 1B		2B		L6		L6			1B	4	0	3	0	0	0	1								
13 Pedro Ciriaco, R OBP: 0.302, SLG: 0.417	(1,5) F8		K		K		G4-3			F8	4	0	0	0	0	1	6								
7 Jony Gomes, R OBP: 0.293, SLG: 0.324	(8,1) 1B		K		K		K			K	3	0	0	1	0	0	2								
53 Jim Johnson, R	(8,1) K						K			K	0	0	0	0	0	0	0								
39 Jason Grilli, R	(9,1) K						K			K	0	0	0	0	0	0	0								
2 Juan Uribe, R OBP: 0.162, SLG: 0.423	(10,1) K						K			K	0	0	0	0	0	0	0								
51 Nick Masset, R	(10,1) K						K			K	0	0	0	0	0	0	0								
56 Dana Eveland, L	(10,1) K						K			K	0	0	0	0	0	0	0								
63 Jake Brigham, R	(10,1) K						K			K	0	0	0	0	0	0	0								
<b>Inning Stats</b>	R: 0 E: 0 K: 1 S: 12	H: 2 LOB: 3 BB: 0 P: 20	R: 0 E: 0 K: 1 S: 9	H: 1 LOB: 0 BB: 0 P: 15	R: 0 E: 0 K: 0 S: 5	H: 1 LOB: 0 BB: 0 P: 9	R: 0 E: 0 K: 2 S: 12	H: 1 LOB: 1 BB: 0 P: 21	R: 0 E: 0 K: 1 S: 14	H: 0 LOB: 1 BB: 0 P: 21	R: 0 E: 0 K: 1 S: 11	H: 0 LOB: 0 BB: 0 P: 14	R: 0 E: 0 K: 3 S: 9	H: 1 LOB: 2 BB: 0 P: 15	R: 0 E: 0 K: 0 S: 6	H: 0 LOB: 0 BB: 0 P: 10	R: 4 E: 0 K: 0 S: 13	H: 0 LOB: 0 BB: 1 P: 24	1B: 6 2B: 1 3B: 0 HR: 0	SF: 0 SAC: 0 DP: 1 HBP: 1	WP: 0 PB: 0 SB: 1 CS: 0	PA: 37			
<b>PITCHER</b>	IP WLS BF H R ER SO BB IBB HBP BLK WP HR S P ERA WHIP	7.0 1.0 1.0 1.0 1.0	26 0 0 0 0	6 0 0 0 0	0 0 0 0 0	0 0 0 0 0	0 0 0 0 0	0 0 0 0 0	0 0 0 0 0	0 0 0 0 0	69 9 15 8 15	109 0.00 0.000 0.000 0.000	0.857	<b>PITCHER</b>	IP WLS BF H R ER SO BB IBB HBP BLK WP HR S P ERA WHIP	0.1 0.2 4 2 1 0 0 0 0 0 0 0 0 0 0 0 0 0	1 0 0 0 0 0 0 0 0 0 0 0 0 0 0 0 0	0 0 0 0 0 0 0 0 0 0 0 0 0 0 0 0 0	0 0 0 0 0 0 0 0 0 0 0 0 0 0 0 0 0 0	0 0 0 0 0 0 0 0 0 0 0 0 0 0 0 0 0 0	0 0 0 0 0 0 0 0 0 0 0 0 0 0 0 0 0 0	0.00 0.000	0.000	0.000	0.000

AB	35
R	0
H	7
RBI	0
BB	1
SO	10
LOB	13





















Batter	1	2	3	4	5	6	7	8	9	AB	R	H	RBI	BB	SO	LOB	TOP						
8 Jace Peterson, L (1.4) OBP: 0.334, SLG: 0.355										4	0	1	0	0	1	1	<b>Atlanta Braves @ Colorado Rockies</b> Coors Field, Denver, CO Fri Jul 10 2015, 6:12 PM - 8:58 PM MDT Att: 48,254 - Partly Cloudy - 85 F						
25 Cameron Maybin, R (1.8) OBP: 0.359, SLG: 0.425										4	1	1	0	0	1	1							
22 Nick Markakis, L (1.9) OBP: 0.381, SLG: 0.357										3	1	1	0	0	0	0							
24 Kelly Johnson, L (1.3) OBP: 0.320, SLG: 0.464										4	1	2	3	0	1	0							
23 Chris Johnson, R (1.5) OBP: 0.296, SLG: 0.336										4	0	1	0	0	1	2							
15 A.J. Pierzynski, L (1.2) OBP: 0.316, SLG: 0.443										4	0	1	0	0	0	1							
7 Jonny Gomes, R (1.7) OBP: 0.307, SLG: 0.336										3	0	1	0	1	0	0							
19 Andrelton Simmons, R (1.6) OBP: 0.307, SLG: 0.338										4	0	0	0	0	1	3							
17 Shelby Miller, R (1.1) OBP: 0.094, SLG: 0.067										1	0	0	0	1	0	2							
60 Manny Bañuelos, R (6.1)										0	0	0	0	0	0	0							
2 Juan Uribe, R (7, PH) OBP: 0.328, SLG: 0.408										1	0	0	0	0	0	0							
38 Arodys Vizcaino, R (7.1)										0	0	0	0	0	0	0							
57 David Carpenter, R (8.1)										0	0	0	0	0	0	0							
<b>Inning Stats</b>	R: 0 E: 0 K: 0 S: 6	H: 1 LOB: 0 BB: 0 P: 7	R: 0 E: 0 K: 1 S: 7	H: 0 LOB: 0 BB: 0 P: 11	R: 0 E: 0 K: 0 S: 9	H: 0 LOB: 1 BB: 1 P: 16	R: 0 E: 0 K: 0 S: 4	H: 0 LOB: 2 BB: 1 P: 8	R: 0 E: 0 K: 1 S: 8	H: 1 LOB: 2 BB: 1 P: 15	R: 3 E: 0 K: 0 S: 10	H: 3 LOB: 0 BB: 0 P: 16	R: 0 E: 0 K: 1 S: 9	H: 1 LOB: 0 BB: 0 P: 14	R: 0 E: 0 K: 3 S: 13	H: 2 LOB: 2 BB: 0 P: 23	R: 0 E: 0 K: 0 S: 5	H: 0 LOB: 0 BB: 0 P: 8	1B: 7 2B: 1 3B: 0 HR: 1	SF: 0 SAC: 0 DP: 3 HBP: 1	WP: 0 PB: 0 SB: 0 CS: 1	PA: 35	
<b>PITCHER</b>	IP ERA: 5.0	WLS BF	H R	R ER	SO BB	IBB HBP	BLK WP	HR S	P ERA	WHIP	<b>PITCHER</b>	IP ERA: 2.36	WLS BF	H R	R ER	SO BB	IBB HBP	BLK WP	HR S	P ERA	WHIP		
62 Gonzalez Germen, R (1.1)	3.0	10	1	0	0	1	1	0	22	34	0.00	66 John Axford, R (9.1)	1.0	3	0	0	0	0	0	5	8	0.00	0.000
34 Aaron Laffey, L (4.1)	2.1	13	4	3	3	0	1	0	21	38	11.57	2.143											
32 LaTroy Hawkins, R (6.1)	1.2	4	1	0	0	1	0	0	10	15	0.00	0.600											
48 Boone Logan, L (8.1)	0.2	4	2	0	0	2	0	0	10	18	0.00	3.000											
54 Tommy Kahnle, R (8.1)	0.1	1	0	0	0	1	0	0	3	5	0.00	0.000											
<b>Inning Stats</b>	R: 1 E: 0 K: 1 S: 11	H: 2 LOB: 1 BB: 0 P: 18	R: 0 E: 0 K: 1 S: 11	H: 1 LOB: 0 BB: 0 P: 14	R: 0 E: 0 K: 2 S: 12	H: 1 LOB: 2 BB: 1 P: 22	R: 3 E: 0 K: 1 S: 16	H: 5 LOB: 1 BB: 0 P: 27	R: 1 E: 0 K: 2 S: 10	H: 2 LOB: 1 BB: 0 P: 15	R: 0 E: 0 K: 1 S: 11	H: 0 LOB: 1 BB: 1 P: 16	R: 0 E: 0 K: 0 S: 11	H: 1 LOB: 2 BB: 1 P: 17	R: 0 E: 0 K: 1 S: 7	H: 0 LOB: 0 BB: 0 P: 11	1B: 6 2B: 4 3B: 2 HR: 1	SF: 0 SAC: 0 DP: 1 HBP: 0	WP: 1 PB: 0 SB: 2 CS: 2	PA: 37			
<b>PITCHER</b>	IP ERA: 2.38	WLS BF	H R	R ER	SO BB	IBB HBP	BLK WP	HR S	P ERA	WHIP	<b>PITCHER</b>	IP ERA: 0.75	WLS BF	H R	R ER	SO BB	IBB HBP	BLK WP	HR S	P ERA	WHIP		
17 Shelby Miller, R (1.1)	5.0	25	11	5	5	7	1	0	60	96	0.00	2.400											
60 Manny Bañuelos, L (6.1)	1.0	4	0	0	0	1	0	0	11	16	0.00	1.000											
38 Arodys Vizcaino, R (7.1)	1.0	5	1	0	0	0	1	0	11	17	0.00	2.000											
57 David Carpenter, R (8.1)	1.0	3	0	0	0	1	0	0	7	11	0.00	0.000											
<b>PITCHER</b>	IP ERA: 2.38	WLS BF	H R	R ER	SO BB	IBB HBP	BLK WP	HR S	P ERA	WHIP	<b>PITCHER</b>	IP ERA: 0.75	WLS BF	H R	R ER	SO BB	IBB HBP	BLK WP	HR S	P ERA	WHIP		
62 Gonzalez Germen, R (1.1)	3.0	10	1	0	0	1	1	0	22	34	0.00	0.667											
34 Aaron Laffey, L (4.1)	2.1	13	4	3	3	0	1	0	21	38	11.57	2.143											
32 LaTroy Hawkins, R (6.1)	1.2	4	1	0	0	1	0	0	10	15	0.00	0.600											
48 Boone Logan, L (8.1)	0.2	4	2	0	0	2	0	0	10	18	0.00	3.000											
54 Tommy Kahnle, R (8.1)	0.1	1	0	0	0	1	0	0	3	5	0.00	0.000											
<b>Inning Stats</b>	R: 1 E: 0 K: 1 S: 11	H: 2 LOB: 1 BB: 0 P: 18	R: 0 E: 0 K: 1 S: 11	H: 1 LOB: 0 BB: 0 P: 14	R: 0 E: 0 K: 2 S: 12	H: 1 LOB: 2 BB: 1 P: 22	R: 3 E: 0 K: 1 S: 16	H: 5 LOB: 1 BB: 0 P: 27	R: 1 E: 0 K: 2 S: 10	H: 2 LOB: 1 BB: 0 P: 15	R: 0 E: 0 K: 1 S: 11	H: 0 LOB: 1 BB: 1 P: 16	R: 0 E: 0 K: 0 S: 11	H: 1 LOB: 2 BB: 1 P: 17	R: 0 E: 0 K: 1 S: 7	H: 0 LOB: 0 BB: 0 P: 11	1B: 6 2B: 4 3B: 2 HR: 1	SF: 0 SAC: 0 DP: 1 HBP: 0	WP: 1 PB: 0 SB: 2 CS: 2	PA: 37			
<b>PITCHER</b>	IP ERA: 2.38	WLS BF	H R	R ER	SO BB	IBB HBP	BLK WP	HR S	P ERA	WHIP	<b>PITCHER</b>	IP ERA: 0.75	WLS BF	H R	R ER	SO BB	IBB HBP	BLK WP	HR S	P ERA	WHIP		
17 Shelby Miller, R (1.1)	5.0	25	11	5	5	7	1	0	60	96	0.00	2.400											
60 Manny Bañuelos, L (6.1)	1.0	4	0	0	0	1	0	0	11	16	0.00	1.000											
38 Arodys Vizcaino, R (7.1)	1.0	5	1	0	0	0	1	0	11	17	0.00	2.000											
57 David Carpenter, R (8.1)	1.0	3	0	0	0	1	0	0	7	11	0.00	0.000											

AB 32  
R 3  
H 8  
RBI 3  
BB 2  
SO 5  
LOB 10



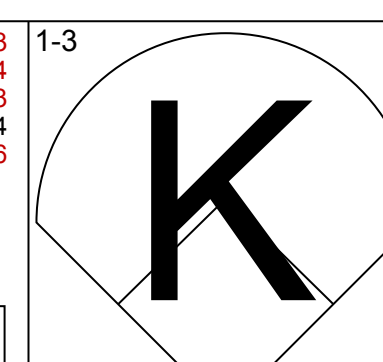
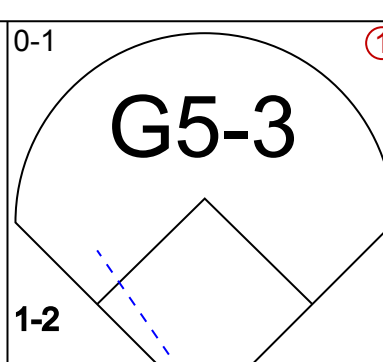
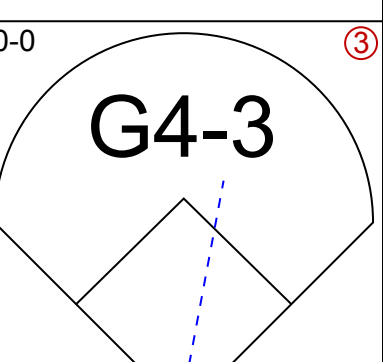
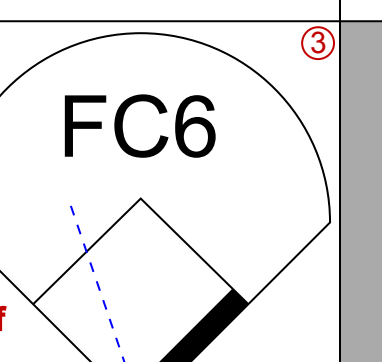
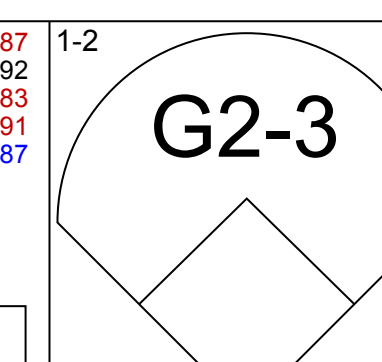
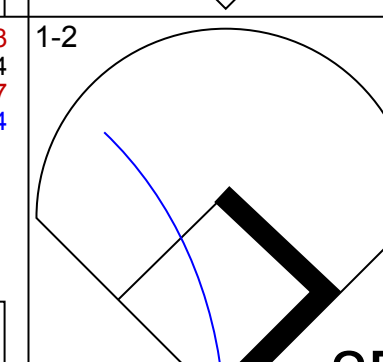
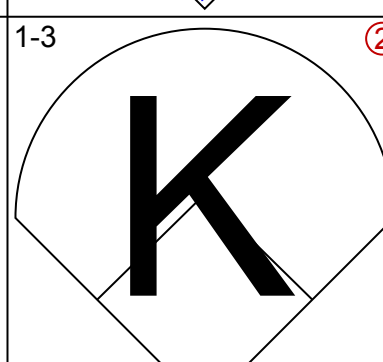
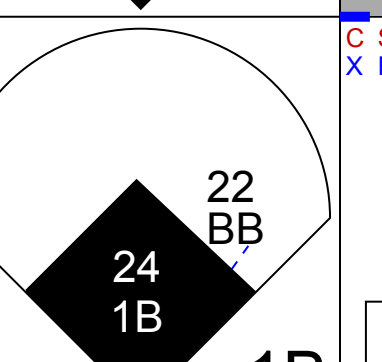
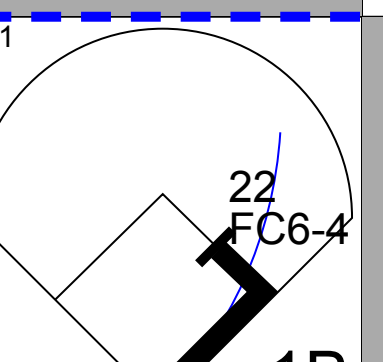
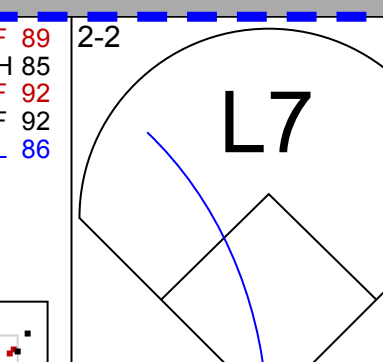
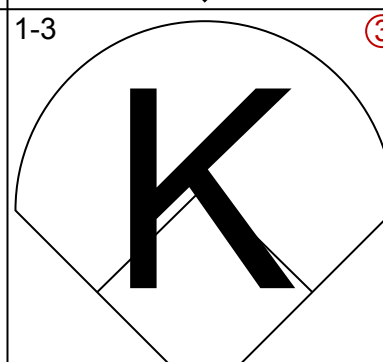
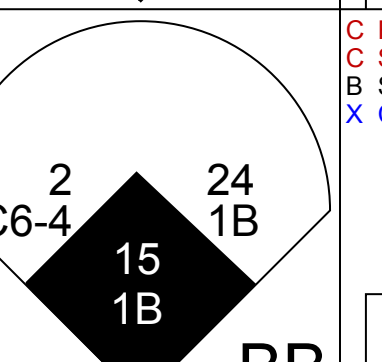
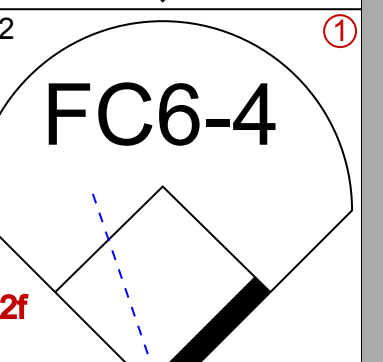
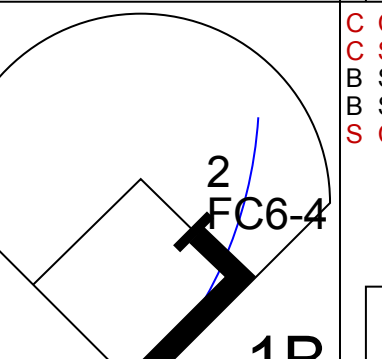
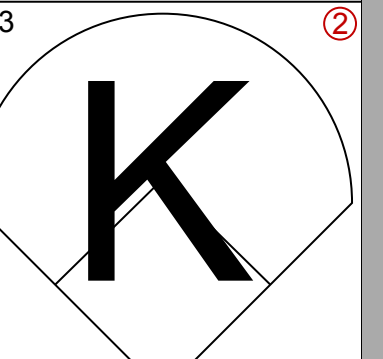
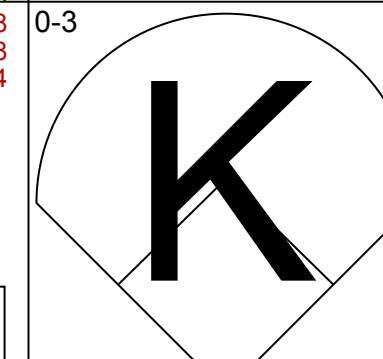
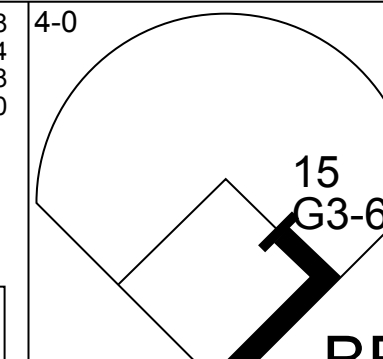
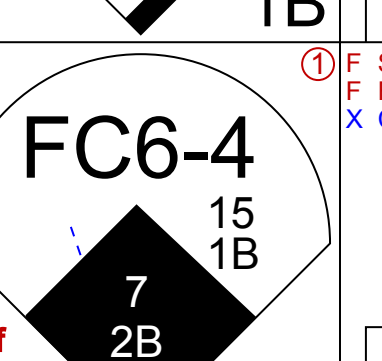
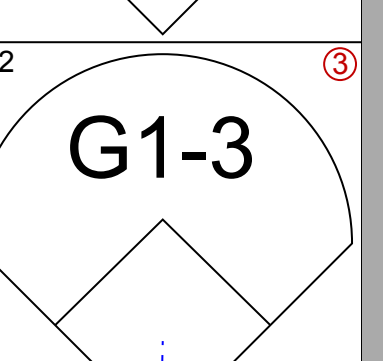
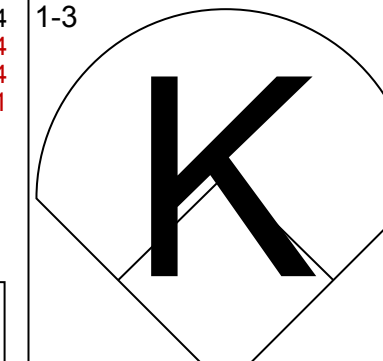
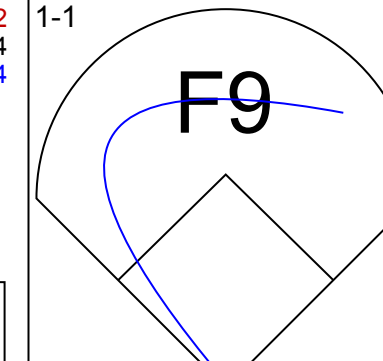
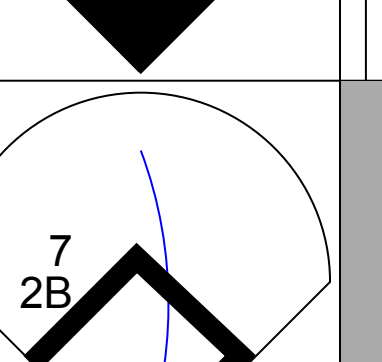
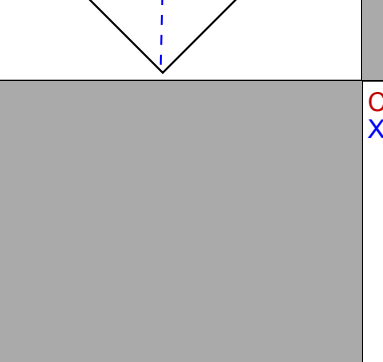
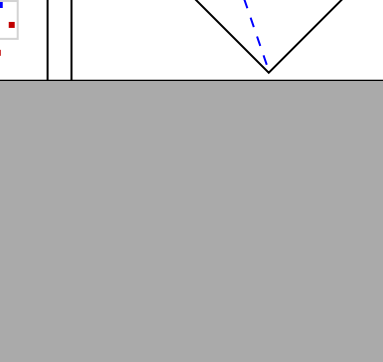
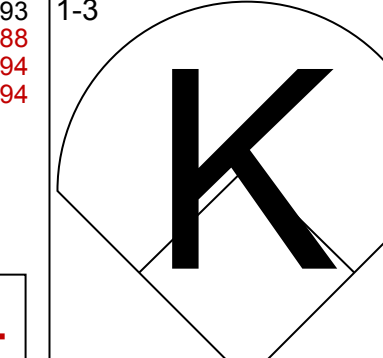
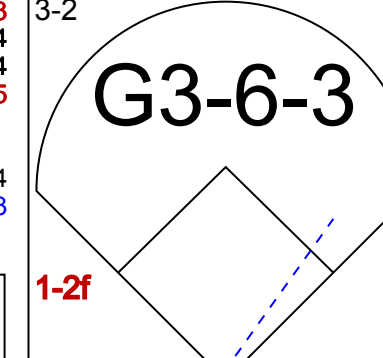
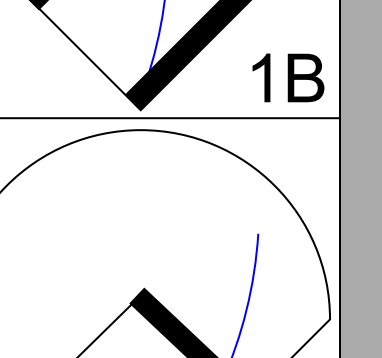
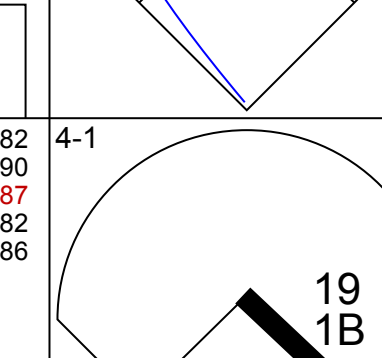
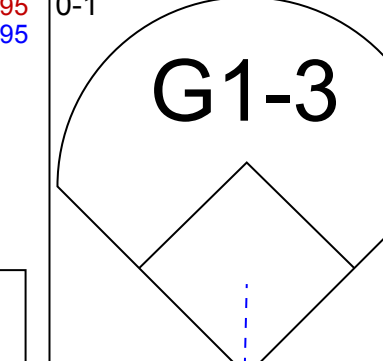
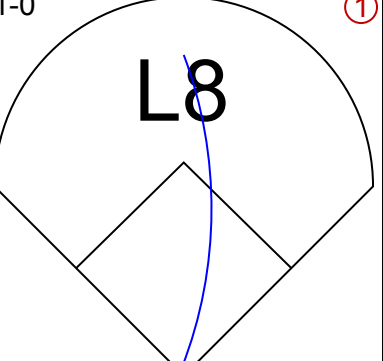
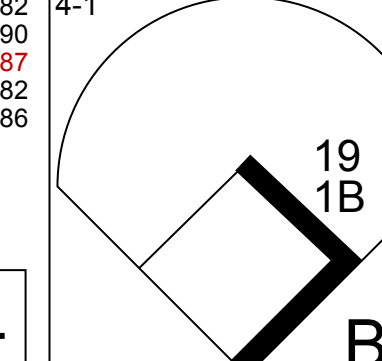
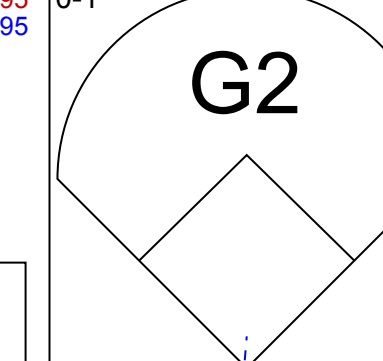
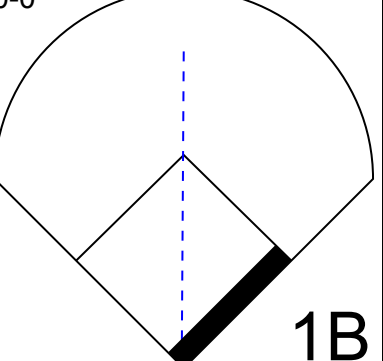
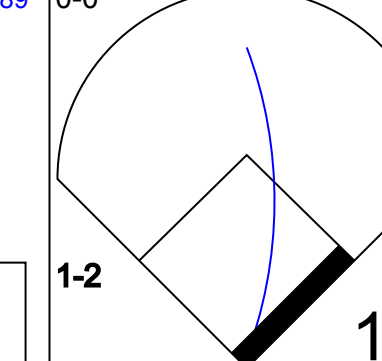
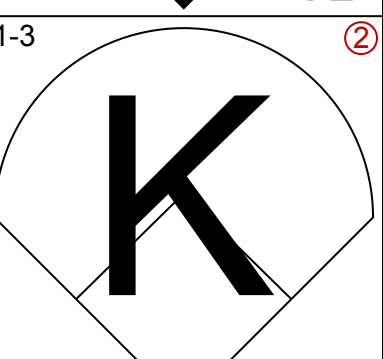
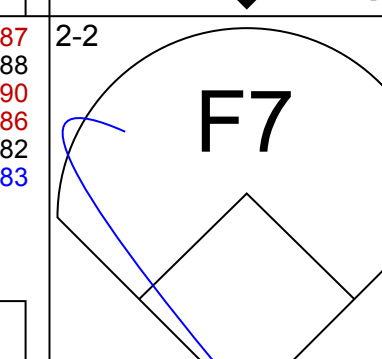
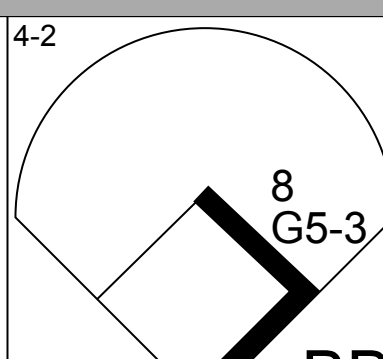
AB 34  
R 5  
H 12  
RBI 5  
SO 9  
LOB 16







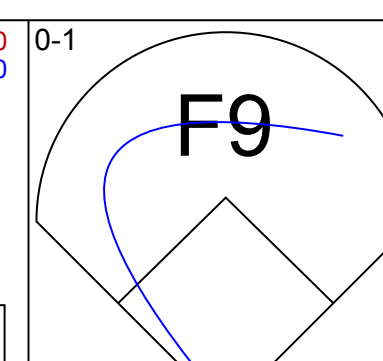

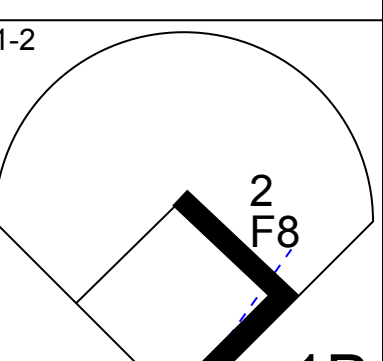
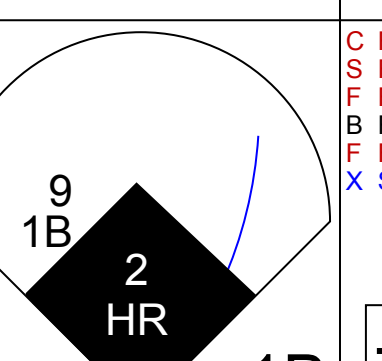
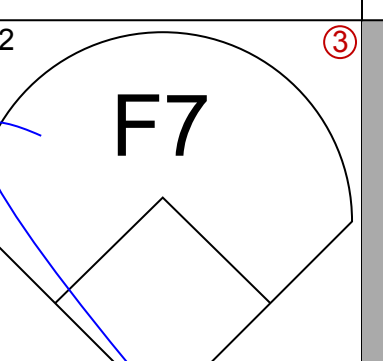
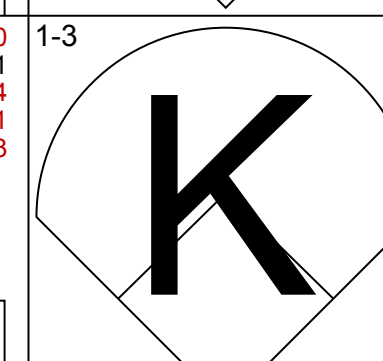

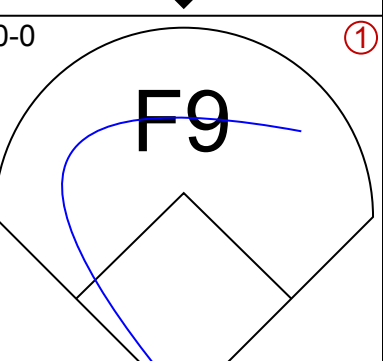
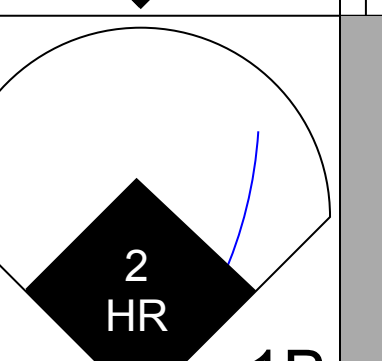
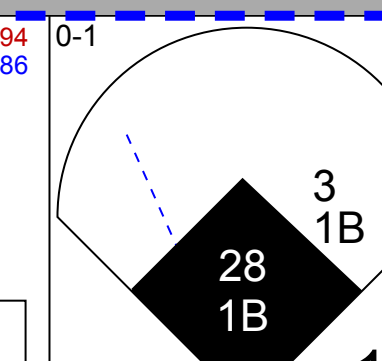
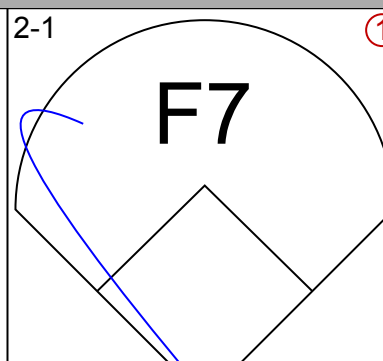
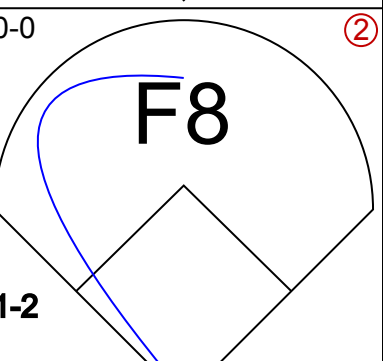
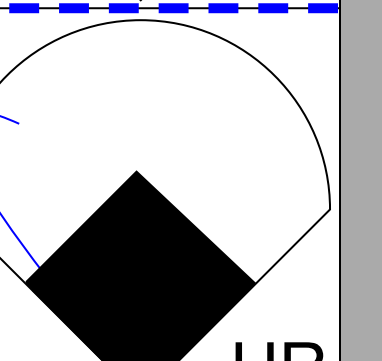
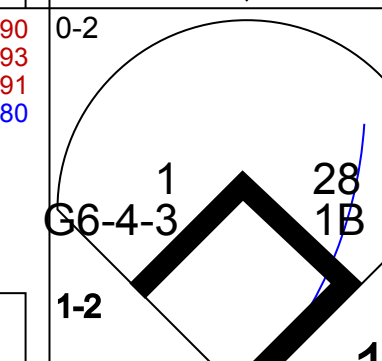

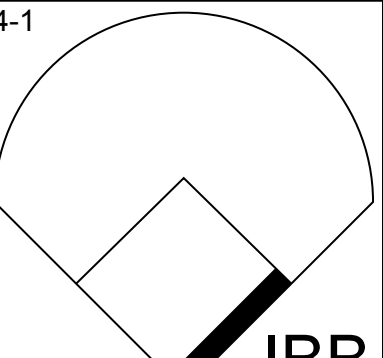
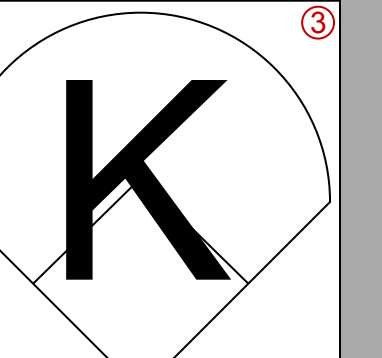
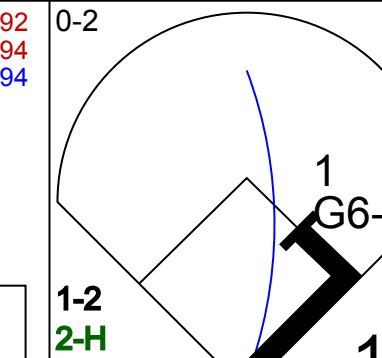
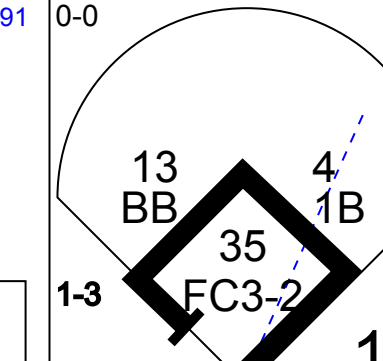
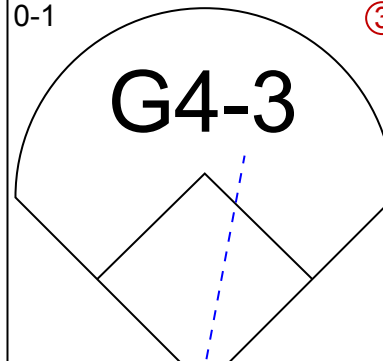
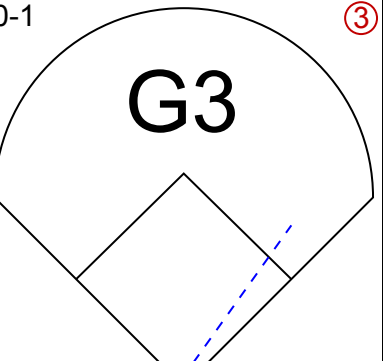
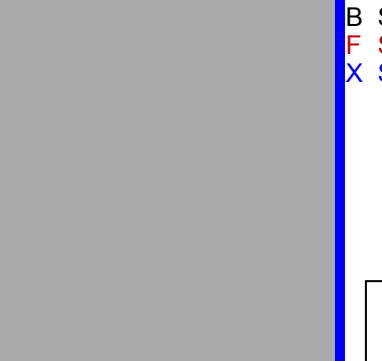
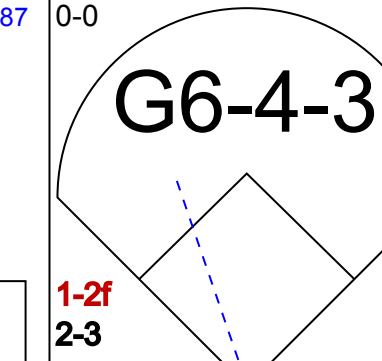
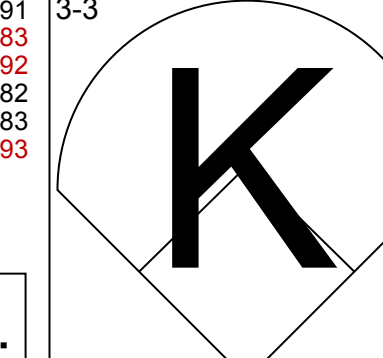


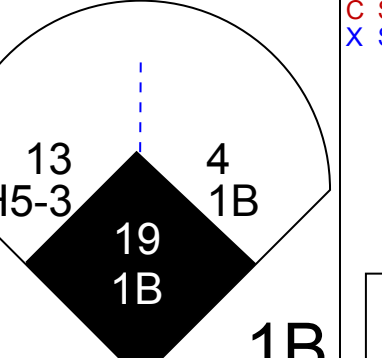
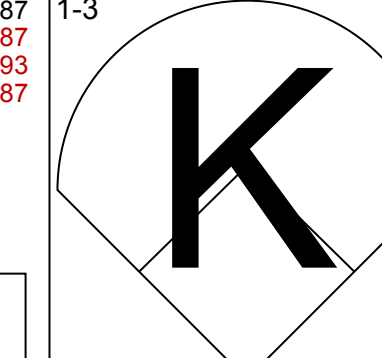
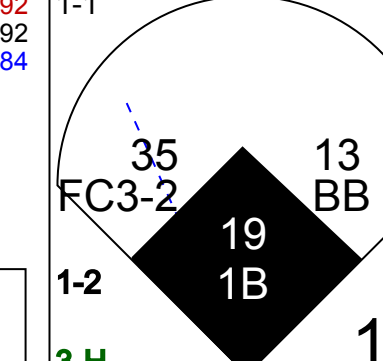

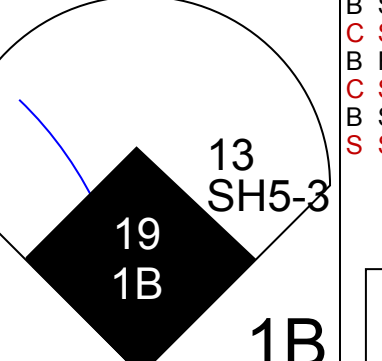

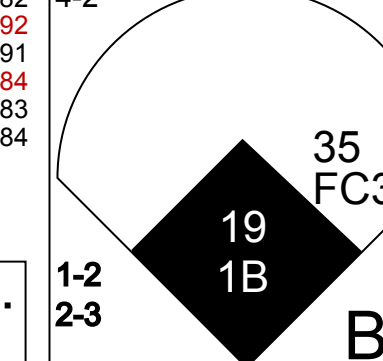

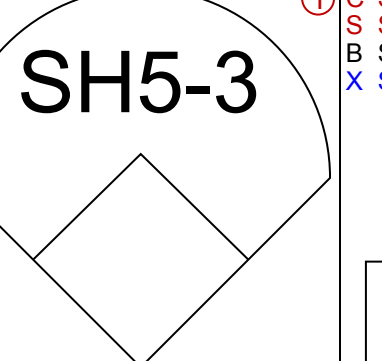

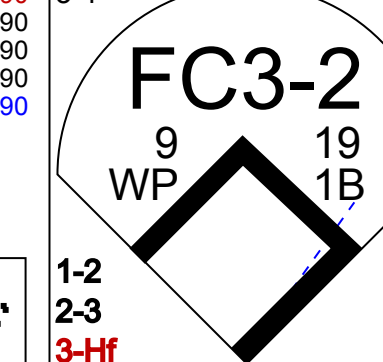

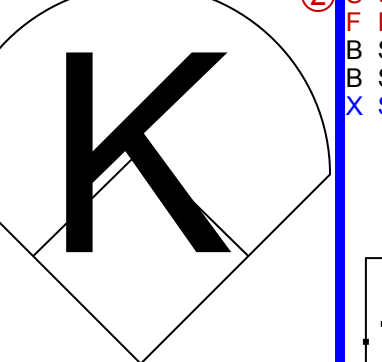

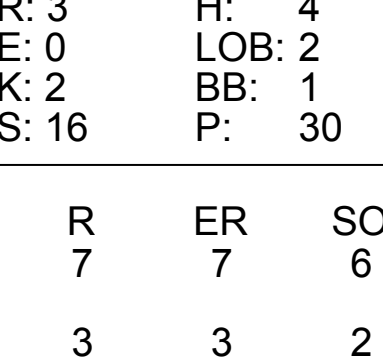
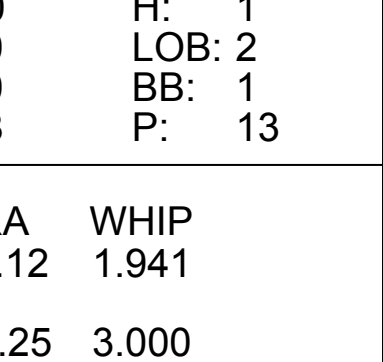
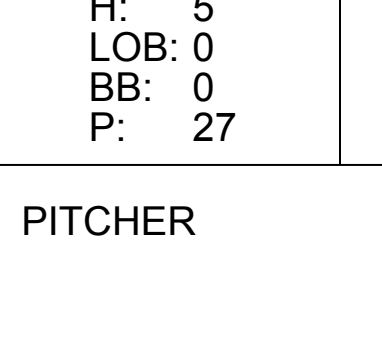
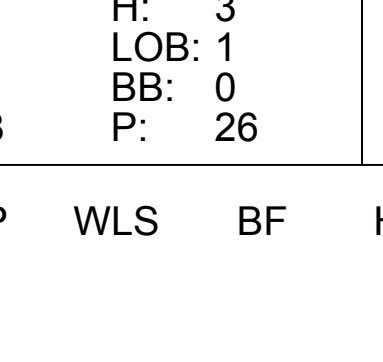

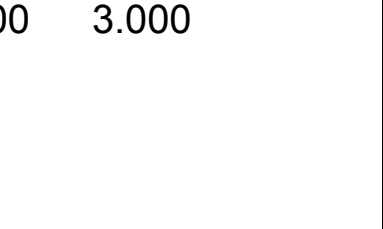




Batter	1	2	3	4	5	6	7	8	9	AB	R	H	RBI	BB	SO	LOB	TOP
8 Jace Peterson, L (1.4)										5	0	0	0	0	1	7	
14 Euny Pérez, R (1.8)										5	1	3	0	0	1	1	
22 Nick Markakis, L (1.9)										2	1	0	0	2	1	2	
25 Cameron Maybin, R (9, PH)										0	0	0	0	1	0	0	
24 Kelly Johnson, L (1.3)										4	0	1	1	1	3	4	
2 Juan Uribe, R (1.5)										5	1	0	0	0	1	7	
15 A.J. Pierzynski, L (1.2)										4	0	1	1	0	1	1	
7 Jonny Gomes, R (1.7)										3	0	1	1	1	0	0	
19 Andrelton Simmons, R (1.6)										3	0	2	0	1	0	0	
40 Alex Wood, R (1.1)										2	0	0	0	1	2	4	
57 David Carpenter, R (6.1)										0	0	0	0	0	0	0	
13 Pedro Ciriaco, R (6, PH)										1	0	0	0	0	0	2	
63 Jake Brigham, R (8.1)										0	0	0	0	0	0	0	
<b>Inning Stats</b>	R: 0 H: 1 E: 0 K: 3 S: 14	H: 1 LOB: 2 BB: 1 P: 21	R: 0 H: 0 E: 0 K: 1 S: 7	H: 0 LOB: 2 BB: 0 P: 8	R: 0 H: 0 E: 0 K: 2 S: 12	H: 0 LOB: 1 BB: 1 P: 18	R: 0 H: 1 E: 0 K: 0 S: 5	H: 1 LOB: 0 BB: 0 P: 13	R: 3 H: 4 E: 0 K: 1 S: 12	H: 3 LOB: 2 BB: 2 P: 26	R: 0 H: 1 E: 0 K: 1 S: 11	H: 1 LOB: 1 BB: 0 P: 14	R: 0 H: 1 E: 0 K: 0 S: 12	H: 1 LOB: 2 BB: 1 P: 21	1B: 6 2B: 2 3B: 0 HR: 0	SF: 0 SAC: 0 DP: 1 HBP: 0	WP: 0 PA: 41 ERA: 0 WHIP: 0
<b>PITCHER</b>	IP WLS BF H R ER SO BB IBB HBP BLK WP HR S P ERA WHIP	IP WLS BF H R ER SO BB IBB HBP BLK WP HR S P ERA WHIP	IP WLS BF H R ER SO BB IBB HBP BLK WP HR S P ERA WHIP	IP WLS BF H R ER SO BB IBB HBP BLK WP HR S P ERA WHIP	IP WLS BF H R ER SO BB IBB HBP BLK WP HR S P ERA WHIP	IP WLS BF H R ER SO BB IBB HBP BLK WP HR S P ERA WHIP	IP WLS BF H R ER SO BB IBB HBP BLK WP HR S P ERA WHIP	IP WLS BF H R ER SO BB IBB HBP BLK WP HR S P ERA WHIP	IP WLS BF H R ER SO BB IBB HBP BLK WP HR S P ERA WHIP	IP WLS BF H R ER SO BB IBB HBP BLK WP HR S P ERA WHIP	IP WLS BF H R ER SO BB IBB HBP BLK WP HR S P ERA WHIP	IP WLS BF H R ER SO BB IBB HBP BLK WP HR S P ERA WHIP	IP WLS BF H R ER SO BB IBB HBP BLK WP HR S P ERA WHIP	IP WLS BF H R ER SO BB IBB HBP BLK WP HR S P ERA WHIP	IP WLS BF H R ER SO BB IBB HBP BLK WP HR S P ERA WHIP	IP WLS BF H R ER SO BB IBB HBP BLK WP HR S P ERA WHIP	IP WLS BF H R ER SO BB IBB HBP BLK WP HR S P ERA WHIP

Atlanta Braves @ Colorado Rockies  
Coors Field, Denver, CO  
Sun Jul 12 2015, 2:13 PM - 5:20 PM MDT  
Att: 37,047 - Sunny - 88 F

AB 34  
R 3  
H 8  
RBI 3  
BB 7  
SO 10  
LOB 28



Batter	1	2	3	4	5	6	7	8	9	AB	R	H	RBI	BB	SO	LOB	BOTTOM		
19 Charlie Blackmon, L (1.8)										5	1	3	4	0	0	1			
9 DJ LeMahieu, R (1.4)										5	2	2	0	0	2	3			
2 Troy Tulowitzki, R (1.6)										4	1	1	3	0	1	1			
3 Daniel Descalso, L (6, PH)										1	0	1	0	0	0	0			
28 Nolan Arenado, R (1.5)										4	1	2	1	1	1	0			
5 Carlos González, L (1.9)										3	0	1	0	0	0	2			
1 Brandon Barnes, R (7.9)										2	1	1	0	0	0	2			
20 Wilin Rosario, R (1.3)										5	1	1	0	0	2	4			
4 Nick Hundley, R (1.2)										4	2	2	1	0	1	1			
13 Drew Stubbs, R (1.7)										2	2	2	2	1	0	0			
35 Chad Bettis, R (1.1)										2	0	0	0	0	1	4			
8 Michael McKenry, R (6, PH)										1	0	0	0	0	1	2			
Chris Rusin, L (7.1)										1	0	1	0	0	0	0			
49 Rex Brothers, L (9.1)										0	0	0	0	0	0	0			
<b>Inning Stats</b>	R: 0 H: 0 E: 0 K: 2 S: 9	H: 4 LOB: 0 BB: 1 P: 12	R: 3 H: 7 E: 0 K: 2 S: 16	H: 4 LOB: 2 BB: 1 P: 30	R: 0 H: 0 E: 0 K: 0 S: 7	H: 0 LOB: 0 BB: 0 P: 9	R: 0 H: 1 E: 0 K: 1 S: 11	H: 1 LOB: 1 BB: 0 P: 18	R: 0 H: 1 E: 0 K: 0 S: 8	H: 1 LOB: 2 BB: 1 P: 13	R: 5 H: 5 E: 0 K: 2 S: 17	H: 5 LOB: 0 BB: 0 P: 27	R: 2 H: 3 E: 0 K: 1 S: 18	H: 3 LOB: 1 BB: 0 P: 26	R: 1 H: 3 E: 0 K: 1 S: 13	H: 3 LOB: 1 BB: 0 P: 14	1B: 13 2B: 1 3B: 1 HR: 2	SF: 0 SAC: 1 DP: 1 HBP: 0	WP: 1 PA: 42 ERA: 0 WHIP: 0
<b>PITCHER</b>	IP WLS BF H R ER SO BB IBB HBP BLK WP HR S P ERA WHIP	IP WLS BF H R ER SO BB IBB HBP BLK WP HR S P ERA WHIP	IP WLS BF H R ER SO BB IBB HBP BLK WP HR S P ERA WHIP	IP WLS BF H R ER SO BB IBB HBP BLK WP HR S P ERA WHIP	IP WLS BF H R ER SO BB IBB HBP BLK WP HR S P ERA WHIP	IP WLS BF H R ER SO BB IBB HBP BLK WP HR S P ERA WHIP	IP WLS BF H R ER SO BB IBB HBP BLK WP HR S P ERA WHIP	IP WLS BF H R ER SO BB IBB HBP BLK WP HR S P ERA WHIP	IP WLS BF H R ER SO BB IBB HBP BLK WP HR S P ERA WHIP	IP WLS BF H R ER SO BB IBB HBP BLK WP HR S P ERA WHIP	IP WLS BF H R ER SO BB IBB HBP BLK WP HR S P ERA WHIP	IP WLS BF H R ER SO BB IBB HBP BLK WP HR S P ERA WHIP	IP WLS BF H R ER SO BB IBB HBP BLK WP HR S P ERA WHIP	IP WLS BF H R ER SO BB IBB HBP BLK WP HR S P ERA WHIP	IP WLS BF H R ER SO BB IBB HBP BLK WP HR S P ERA WHIP	IP WLS BF H R ER SO BB IBB HBP BLK WP HR S P ERA WHIP	IP WLS BF H R ER SO BB IBB HBP BLK WP HR S P ERA WHIP		

Atlanta Braves @ Colorado Rockies  
Coors Field, Denver, CO  
Sun Jul 12 2015, 2:13 PM - 5:20 PM MDT  
Att: 37,047 - Sunny - 88 F

AB 39  
R 11  
H 17  
RBI 11  
BB 2  
SO 9  
LOB 20









Batter	1	2	3	4	5	6	7	8	9	AB	R	H	RBI	BB	SO	LOB	TOP										
24 Dexter Fowler, S OBP: 0.314, SLG: 0.366	F9		F9			68 1B			17 E	2	1	0	0	3	0	0	<b>Chicago Cubs @ Atlanta Braves</b> Turner Field, Atlanta, GA Sat Jul 18 2015, 7:11 PM - 10:17 PM EDT Att: 45,758 - Partly Cloudy - 84 F										
17 Kris Bryant, R OBP: 0.372, SLG: 0.463	F8		44 1B		K		F9	FC5	5	2	1	0	0	1	3												
44 Anthony Rizzo, L OBP: 0.414, SLG: 0.536					F8		K		4	0	2	2	1	1	2												
68 Jorge Soler, R OBP: 0.310, SLG: 0.382	K		F8			15 BB			5	0	1	0	0	2	4												
15 Chris Denorfia, R OBP: 0.352, SLG: 0.397									3	1	2	0	1	1	0												
13 Starlin Castro, R OBP: 0.279, SLG: 0.316	F8							L8	4	0	1	1	0	1	4												
3 David Ross, R OBP: 0.289, SLG: 0.269	F7							K	4	0	0	0	0	1	2												
34 Jon Lester, L OBP: 0.027, SLG: 0.027	FC4-6								3	0	0	0	0	1	2												
56 Héctor Rondón, R OBP: 0.429, SLG: 0.630									0	0	0	0	0	0	0												
12 Kyle Schwarber, L OBP: 0.429, SLG: 0.630									0	0	0	0	0	0	0												
30 Jason Motte, R									0	0	0	0	0	0	0												
22 Addison Russell, R OBP: 0.296, SLG: 0.352			G6-3		K				4	0	1	0	0	2	1												
<b>Inning Stats</b>	R: 0 H: 0 E: 0 K: 1 S: 10	H: 0 LOB: 1 BB: 1 P: 19	R: 0 H: 1 E: 0 K: 0 S: 7	H: 1 LOB: 1 BB: 0 P: 10	R: 1 H: 2 E: 1 K: 0 S: 13	H: 2 LOB: 1 BB: 0 P: 21	R: 1 H: 2 E: 0 K: 2 S: 13	H: 2 LOB: 1 BB: 2 P: 19	R: 0 H: 1 E: 0 K: 1 S: 11	H: 0 LOB: 3 BB: 2 P: 16	R: 0 H: 0 E: 0 K: 2 S: 9	H: 0 LOB: 1 BB: 1 P: 18	R: 0 H: 0 E: 0 K: 2 S: 11	H: 0 LOB: 0 BB: 0 P: 15	R: 2 H: 2 E: 1 K: 0 S: 10	H: 2 LOB: 1 BB: 1 P: 17	1B: 7 2B: 1 3B: 0 HR: 0	SF: 0 SAC: 0 DP: 0 HBP: 0	WP: 0 PB: 0 SB: 0 CS: 0	PA: 40							
<b>PITCHER</b>	IP	WLS	BF	H	R	ER	SO	BB	IBB	HBP	BLK	WP	HR	S	P	ERA	WHIP										
60 Manny Bañuelos, L ERA: 1.08	4.2	L	23	6	2	1	4	3	0	0	0	0	0	52	88	1.93	1.929										
51 Jason Frasor, R ERA: 1.45	1.1		4	0	0	0	2	0	0	0	0	0	0	14	20	0.00	0.000										
32 David Aardsma, R ERA: 2.45	2.0		7	0	0	0	4	1	0	0	0	0	0	20	33	0.00	0.500										
64 Ryan Kelly, R ERA: 6.75	0.2		4	1	2	1	0	1	0	0	0	0	0	7	14	13.50	3.000										
56 Ross Detwiler, L ERA: 7.01	0.1		2	1	0	0	0	0	0	0	0	0	0	3	3	0.00	3.000										

AB	35
R	4
H	8
RBI	3
BB	5
SO	10
LOB	18



Batter	1	2	3	4	5	6	7	8	9	AB	R	H	RBI	BB	SO	LOB	BOTTOM										
8 Jace Peterson, L OBP: 0.327, SLG: 0.346						L7				4	0	0	0	3	2	<b>Chicago Cubs @ Atlanta Braves</b> Turner Field, Atlanta, GA Sat Jul 18 2015, 7:11 PM - 10:17 PM EDT Att: 45,758 - Partly Cloudy - 84 F											
25 Cameron Maybin, R OBP: 0.333, SLG: 0.411	G4-3					G5-3			4	0	0	0	0	0	0												
22 Nick Markakis, L OBP: 0.375, SLG: 0.351	E5								4	0	0	0	0	1	0												
7 Jonny Gomes, R OBP: 0.309, SLG: 0.329	FC4								3	0	0	0	1	1	1												
23 Chris Johnson, R OBP: 0.285, SLG: 0.322	L8								4	0	0	0	0	2	1												
15 A.J. Pierzynski, L OBP: 0.322, SLG: 0.439									2	0	1	0	0	0	0												
2 Juan Uribe, R OBP: 0.322, SLG: 0.404									2	0	0	0	1	1	2												
19 Andrelton Simmons, R OBP: 0.314, SLG: 0.335									3	0	1	0	0	0	1												
60 Manny Bañuelos, R									1	0	0	0	0	1	0												
51 Jason Frasor, R									0	0	0	0	0	0	0												
13 Pedro Ciriaco, R									0	0	0	0	0	0	0												
32 David Aardsma, R									0	0	0	0	0	0	0												
14 Eury Pérez, R									0	0	0	0	0	0	0												
24 Kelly Johnson, L									0	0	0	0	0	0	0												
64 Ryan Kelly, R									0	0	0	0	0	0	0												
56 Ross Detwiler, R									0	0	0	0	0	0	0												
<b>Inning Stats</b>	R: 0 H: 0 E: 1 K: 1 S: 7	H: 0 LOB: 1 BB: 0 P: 11	R: 0 H: 0 E: 0 K: 1 S: 6	H: 0 LOB: 1 BB: 0 P: 12	R: 0 H: 0 E: 0 K: 2 S: 9	H: 0 LOB: 0 BB: 0 P: 14	R: 0 H: 0 E: 0 K: 0 S: 9	H: 0 LOB: 0 BB: 0 P: 14	R: 0 H: 0 E: 0 K: 1 S: 12	H: 0 LOB: 1 BB: 1 P: 23	R: 0 H: 0 E: 0 K: 0 S: 6	H: 0 LOB: 0 BB: 0 P: 11	R: 0 H: 0 E: 0 K: 2 S: 8	H: 0 LOB: 0 BB: 0 P: 12	R: 0 H: 2 E: 0 K: 1 S: 12	H: 2 LOB: 2 BB: 0 P: 22	R: 0 H: 0 E: 0 K: 1 S: 11	H: 0 LOB: 1 BB: 1 P: 19	1B: 2 2B: 1 3B: 0 HR: 0	SF: 0 SAC: 0 DP: 1 HBP: 1	WP: 0 PB: 0 SB: 0 CS: 1	PA: 32					
<b>PITCHER</b>	IP	WLS	BF	H	R	ER	SO	BB	IBB	HBP	BLK	WP	HR	S	P	ERA	WHIP										
34 Jon Lester, L ERA: 3.37	7.1	W	26	2	0	0	7	1	0	1	0	0	0	63	110	0.00	0.409										
56 Héctor Rondón, R ERA: 2.09	0.2	H	2	0	0	0	1	0	0	0	0	0	0	6	9	0.00	0.000										
30 Jason Motte, R ERA: 2.88	1.0		4	0	0	0	1	1	0	0	0	0	0	11	19	0.00	1.000										

AB	29
R	0
H	2
RBI	0
BB	2
SO	9
LOB	9





Batter	1	2	3	4	5	6	7	8	9	AB	R	H	RBI	BB	SO	LOB	TOP			
24 Dexter Fowler, S OBP: 0.315, SLG: 0.365	G3-1	F8					G3-6-1	G3		4	0	1	0	1	0	4				
17 Kris Bryant, R OBP: 0.373, SLG: 0.458	K								K	3	0	0	0	2	3	0				
44 Anthony Rizzo, L OBP: 0.411, SLG: 0.531	F9						G3-6-1			5	1	1	0	0	0	4				
68 Jorge Soler, R OBP: 0.312, SLG: 0.392		F9								4	1	1	1	1	1	3				
8 Chris Coghlan, L OBP: 0.346, SLG: 0.412										4	1	2	1	1	2	2				
13 Starlin Castro, R OBP: 0.276, SLG: 0.314										5	1	1	0	0	1	5				
3 David Ross, R OBP: 0.287, SLG: 0.259										3	0	0	0	1	1	1				
49 Jake Arrieta, R OBP: 0.122, SLG: 0.195																				
12 Kyle Schwarber, L OBP: 0.414, SLG: 0.607										3	0	1	0	0	2	3				
46 Pedro Strop, R										1	0	0	0	0	1	1				
40 James Russell, L										0	0	0	0	0	0	0				
30 Jason Motte, R										0	0	0	0	0	0	0				
19 Jonathan Herrera, S OBP: 0.284, SLG: 0.349										4	0	2	2	0	0	1				
<b>Inning Stats</b>	R: 0 E: 0 K: 1 S: 7	H: 0 LOB: 0 BB: 0 P: 8	R: 2 E: 1 K: 1 S: 17	H: 2 LOB: 2 BB: 1 P: 25	R: 1 E: 0 K: 2 S: 15	H: 1 LOB: 0 BB: 0 P: 21	R: 0 E: 0 K: 1 S: 12	H: 1 LOB: 1 BB: 0 P: 15	R: 0 E: 0 K: 2 S: 15	H: 0 LOB: 3 BB: 3 P: 27	R: 0 E: 0 K: 1 S: 6	H: 1 LOB: 2 BB: 2 P: 17	R: 0 E: 0 K: 1 S: 10	H: 2 LOB: 2 BB: 0 P: 19	R: 1 E: 0 K: 1 S: 11	H: 2 LOB: 1 BB: 0 P: 17	1B: 7 2B: 1 3B: 0 HR: 1	SF: 0 SAC: 0 DP: 1 HBP: 0	WP: 1 PB: 1 SB: 2 CS: 0	PA: 42
<b>PITCHER</b>	IP WLS BF H R ER SO BB IBB HBP BLK WP HR S P ERA WHIP																			
17 Shelby Miller, R ERA: 2.33	6.0 L 27 4 3 1 8 4 0 0 0 0 0 1 74 104 1.50 1.333																			
43 Luis Avilan, L ERA: 3.5	1.0 5 1 0 0 1 1 1 0 0 0 0 0 6 17 0.00 2.000																			
32 David Aardsma, R ERA: 2.3	1.0 5 2 0 0 1 0 0 0 0 0 0 0 10 19 0.00 2.000																			
38 Arodys Vizcaino, R ERA: 1.8	1.0 5 2 1 1 1 0 0 0 0 0 1 0 11 17 9.00 2.000																			

Chicago Cubs @ Atlanta Braves  
Turner Field, Atlanta, GA  
Sun Jul 19 2015, 5:11 PM - 8:29 PM EDT  
Att: 31,690 - Partly Cloudy - 86 F

AB	36
R	4
H	9
RBI	4
BB	6
SO	11
LOB	24



Batter	1	2	3	4	5	6	7	8	9	AB	R	H	RBI	BB	SO	LOB	BOTTOM					
8 Jace Peterson, L OBP: 0.329, SLG: 0.349	G4-3									3	0	1	0	1	2	0						
25 Cameron Maybin, R OBP: 0.352, SLG: 0.409	G4-3									4	0	1	0	0	0	2						
22 Nick Markakis, L OBP: 0.372, SLG: 0.347	K									4	0	0	0	0	1	3						
24 Kelly Johnson, L OBP: 0.323, SLG: 0.455										3	0	0	0	1	2	2						
15 A.J. Pierzynski, L OBP: 0.321, SLG: 0.440	K									4	0	1	0	0	1	2						
13 Pedro Ciriaco, R OBP: 0.287, SLG: 0.361										4	0	0	0	0	4	1						
14 Eury Pérez, R OBP: 0.348, SLG: 0.333	G4-3									3	1	1	0	1	0	0						
19 Andrelton Simmons, R OBP: 0.316, SLG: 0.338										3	0	1	1	1	0	0						
17 Shelby Miller, R OBP: 0.288, SLG: 0.363										2	0	0	0	0	1	0						
43 Luis Avilan, L ERA: 3.5										0	0	0	0	0	0	0						
28 Joey Teroslavich, S ERA: 3.32										1	0	0	0	0	1	2						
32 David Aardsma, R ERA: 2.08										0	0	0	0	0	0	0						
38 Arodys Vizcaino, R ERA: 1.8										1	0	0	0	0	0	1						
7 Jonny Gomes, R OBP: 0.307, SLG: 0.327										0	0	0	0	0	0	0						
<b>Inning Stats</b>	R: 0 E: 0 K: 2 S: 12	H: 0 LOB: 2 BB: 2 P: 22	R: 0 E: 0 K: 1 S: 10	H: 0 LOB: 0 BB: 0 P: 14	R: 0 E: 0 K: 2 S: 9	H: 0 LOB: 0 BB: 0 P: 12	R: 0 E: 0 K: 1 S: 11	H: 1 LOB: 1 BB: 0 P: 16	R: 0 E: 0 K: 0 S: 5	H: 0 LOB: 0 BB: 0 P: 7	R: 0 E: 0 K: 2 S: 13	H: 1 LOB: 1 BB: 1 P: 21	R: 0 E: 0 K: 2 S: 13	H: 1 LOB: 2 BB: 1 P: 20	R: 0 E: 0 K: 1 S: 9	H: 1 LOB: 1 BB: 0 P: 13	R: 1 E: 0 K: 1 S: 18	H: 1 LOB: 1 BB: 1 P: 26	1B: 1 2B: 4 3B: 0 HR: 0	SF: 0 SAC: 0 DP: 0 HBP: 0	WP: 0 PB: 0 SB: 2 CS: 0	PA: 36
<b>PITCHER</b>	IP WLS BF H R ER SO BB IBB HBP BLK WP HR S P ERA WHIP																					
49 Jake Arrieta, R ERA: 2.52	7.0 W 27 3 0 0 10 3 0 0 0 0 0 0 9 112 0.00 0.857																					
46 Pedro Strop, R ERA: 3.32	1.0 H 4 1 0 0 1 0 0 0 0 0 0 0 9 13 0.00 1.000																					
40 James Russell, L ERA: 2.08	0.2 3 0 1 1 1 1 0 0 0 0 0 0 12 18 13.50 1.500																					
30 Jason Motte, R ERA: 2.86	0.1 2 1 0 0 0 0 0 0 0 0 0 0 6 8 0.00 3.000																					

Chicago Cubs @ Atlanta Braves  
Turner Field, Atlanta, GA  
Sun Jul 19 2015, 5:11 PM - 8:29 PM EDT  
Att: 31,690 - Partly Cloudy - 86 F

AB	32
R	1
H	5
RBI	1
BB	4
SO	12
LOB	13





Batter	1	2	3	4	5	6	7	8	9	AB	R	H	RBI	BB	SO	LOB	TOP			
31 Joc Pederson, L (1.8) OBP: 0.361, SLG: 0.472	F9		G6-3		FC3-2 47 2B		F7		G6-4-3 47 1B	5	1	1	0	0	0	2	<b>Los Angeles Dodgers @ Atlanta Braves</b> Turner Field, Atlanta, GA Mon Jul 20 2015, 7:10 PM - 10:24 PM EDT Att: 24,072 - Partly Cloudy - 92 F			
47 Howie Kendrick, R (1.4) OBP: 0.342, SLG: 0.414	G6-3			F8	23 HR 2B		G4-3		G6-4-3	5	1	1	2	0	0	2				
23 Adrián González, L (1.3) OBP: 0.369, SLG: 0.551	L8			L9	HR				G3	5	1	2	2	0	0	1				
10 Justin Turner, R (1.5) OBP: 0.389, SLG: 0.545		1B								4	0	4	0	0	0	0				
16 Andre Ethier, L (1.7) OBP: 0.371, SLG: 0.478		F8								3	0	1	0	0	0	2				
33 Scott Van Slyke, R (8, PH) OBP: 0.333, SLG: 0.440					P4					1	0	1	0	0	0	0				
66 Yasiel Puig, R (1.9) OBP: 0.347, SLG: 0.418					G4-3		P4			4	0	0	0	0	0	5				
11 Jimmy Rollins, S (1.6) OBP: 0.259, SLG: 0.322							P6			4	0	0	0	0	1	3				
65 Austin Barnes, R (1.2) OBP: 0.400, SLG: 0.333					P4					4	1	2	0	0	1	0				
37 Brandon Beachy, R (5, PH) ERA: 3.6					L7					1	0	0	0	0	0	0				
7 Alex Guerrero, R (5, PH) ERA: 1.4										1	1	1	0	0	0	0				
36 Adam Liberatore, L (5, PH) ERA: 4.15										0	0	0	0	0	0	0				
62 Joel Peralta, R (6, PH) ERA: 3.95										0	0	0	0	0	0	0				
5 Alberto Callaspo, S (7, PH) ERA: 2.76										0	0	0	0	0	0	0				
12 Juan Nicasio, R (7, PH) ERA: 3.23										0	0	0	0	0	0	0				
9 Yasmani Grandal, S (9, PH) ERA: 2.2										1	0	1	0	0	0	0				
<b>Inning Stats</b>	R: 0 E: 0 K: 0 S: 5	H: 0 LOB: 0 BB: 0 P: 9	R: 0 E: 0 K: 0 S: 8	H: 1 LOB: 1 BB: 0 P: 11	R: 0 E: 0 K: 0 S: 6	H: 0 LOB: 0 BB: 0 P: 12	R: 0 E: 0 K: 0 S: 14	H: 2 LOB: 2 BB: 0 P: 22	R: 4 E: 0 K: 2 S: 16	H: 5 LOB: 1 BB: 0 P: 25	R: 0 E: 0 K: 2 S: 11	H: 0 LOB: 0 BB: 0 P: 16	R: 0 E: 0 K: 0 S: 8	H: 3 LOB: 2 BB: 0 P: 15	R: 1 E: 0 K: 0 S: 11	H: 3 LOB: 1 BB: 0 P: 17	1B: 11 2B: 2 3B: 0 HR: 1	SF: 0 SAC: 0 DP: 1 HBP: 0	WP: 1 PB: 0 SB: 0 CS: 0	PA: 39
<b>PITCHER</b>	IP WLS BF H R ER SO BB IBB HBP BLK WP HR S P ERA WHIP	IP WLS BF H R ER SO BB IBB HBP BLK WP HR S P ERA WHIP	IP WLS BF H R ER SO BB IBB HBP BLK WP HR S P ERA WHIP	IP WLS BF H R ER SO BB IBB HBP BLK WP HR S P ERA WHIP	IP WLS BF H R ER SO BB IBB HBP BLK WP HR S P ERA WHIP	IP WLS BF H R ER SO BB IBB HBP BLK WP HR S P ERA WHIP	IP WLS BF H R ER SO BB IBB HBP BLK WP HR S P ERA WHIP	IP WLS BF H R ER SO BB IBB HBP BLK WP HR S P ERA WHIP	IP WLS BF H R ER SO BB IBB HBP BLK WP HR S P ERA WHIP	IP WLS BF H R ER SO BB IBB HBP BLK WP HR S P ERA WHIP	IP WLS BF H R ER SO BB IBB HBP BLK WP HR S P ERA WHIP	IP WLS BF H R ER SO BB IBB HBP BLK WP HR S P ERA WHIP	IP WLS BF H R ER SO BB IBB HBP BLK WP HR S P ERA WHIP	IP WLS BF H R ER SO BB IBB HBP BLK WP HR S P ERA WHIP	IP WLS BF H R ER SO BB IBB HBP BLK WP HR S P ERA WHIP	IP WLS BF H R ER SO BB IBB HBP BLK WP HR S P ERA WHIP	IP WLS BF H R ER SO BB IBB HBP BLK WP HR S P ERA WHIP			



Batter	1	2	3	4	5	6	7	8	9	AB	R	H	RBI	BB	SO	LOB	BOTTOM			
8 Jace Peterson, L (1.4) OBP: 0.330, SLG: 0.353	G4-3		K						G4-3	5	0	2	3	0	1	1	<b>Los Angeles Dodgers @ Atlanta Braves</b> Turner Field, Atlanta, GA Mon Jul 20 2015, 7:10 PM - 10:24 PM EDT Att: 24,072 - Partly Cloudy - 92 F			
25 Cameron Maybin, R (1.8) OBP: 0.350, SLG: 0.405			F8		K				F7	5	1	1	0	0	1	2				
22 Nick Markakis, L (1.9) OBP: 0.375, SLG: 0.361										3	2	2	2	1	1	0				
15 A.J. Pierzynski, L (1.2) OBP: 0.316, SLG: 0.432										4	0	0	0	0	0	2				
2 Juan Uribe, R (1.5) OBP: 0.325, SLG: 0.404										3	0	1	1	1	1	0				
28 Joey Tordsalovich, S (1.3) OBP: 0.194, SLG: 0.300										4	0	1	0	0	0	2				
14 Eury Pérez, R (1.7) OBP: 0.342, SLG: 0.343										4	1	1	0	0	0	2				
19 Andrelton Simmons, R (1.6) OBP: 0.321, SLG: 0.341										3	2	2	0	1	0	1				
37 Matt Wisler, R (1.1) ERA: 7.88										1	0	0	0	1	0	1				
13 Pedro Ciriaco, R (5, PH) ERA: 4.15										1	1	1	0	0	0	0				
51 Jason Frasier, R (7, PH) ERA: 4.15										0	0	0	0	0	0	0				
52 Andrew McKirahan, R (8, PH) ERA: 4.15										0	0	0	0	0	0	0				
38 Aroldys Vizcaino, R (8, PH) ERA: 1.5										0	0	0	0	0	0	0				
23 Chris Johnson, R (8, PH) ERA: 2.2										0	0	0	0	0	0	0				
53 Jim Johnson, R (9, PH) ERA: 2.2										0	0	0	0	0	0	0				
<b>Inning Stats</b>	R: 2 E: 0 K: 0 S: 13	H: 2 LOB: 1 BB: 1 P: 23	R: 0 E: 0 K: 1 S: 13	H: 1 LOB: 1 BB: 0 P: 17	R: 0 E: 0 K: 1 S: 9	H: 0 LOB: 0 BB: 0 P: 14	R: 2 E: 0 K: 1 S: 16	H: 2 LOB: 2 BB: 2 P: 28	R: 1 E: 0 K: 0 S: 9	H: 2 LOB: 1 BB: 0 P: 18	R: 2 E: 0 K: 0 S: 9	H: 3 LOB: 1 BB: 1 P: 15	R: 0 E: 0 K: 1 S: 14	H: 1 LOB: 1 BB: 0 P: 19	R: 0 E: 0 K: 1 S: 11	H: 0 LOB: 0 BB: 0 P: 17	1B: 5 2B: 5 3B: 0 HR: 1	SF: 0 SAC: 0 DP: 0 HBP: 0	WP: 0 PB: 0 SB: 1 CS: 0	PA: 38
<b>PITCHER</b>	IP WLS BF H R ER SO BB IBB HBP BLK WP HR S P ERA WHIP	IP WLS BF H R ER SO BB IBB HBP BLK WP HR S P ERA WHIP	IP WLS BF H R ER SO BB IBB HBP BLK WP HR S P ERA WHIP	IP WLS BF H R ER SO BB IBB HBP BLK WP HR S P ERA WHIP	IP WLS BF H R ER SO BB IBB HBP BLK WP HR S P ERA WHIP	IP WLS BF H R ER SO BB IBB HBP BLK WP HR S P ERA WHIP	IP WLS BF H R ER SO BB IBB HBP BLK WP HR S P ERA WHIP	IP WLS BF H R ER SO BB IBB HBP BLK WP HR S P ERA WHIP	IP WLS BF H R ER SO BB IBB HBP BLK WP HR S P ERA WHIP	IP WLS BF H R ER SO BB IBB HBP BLK WP HR S P ERA WHIP	IP WLS BF H R ER SO BB IBB HBP BLK WP HR S P ERA WHIP	IP WLS BF H R ER SO BB IBB HBP BLK WP HR S P ERA WHIP	IP WLS BF H R ER SO BB IBB HBP BLK WP HR S P ERA WHIP	IP WLS BF H R ER SO BB IBB HBP BLK WP HR S P ERA WHIP	IP WLS BF H R ER SO BB IBB HBP BLK WP HR S P ERA WHIP	IP WLS BF H R ER SO BB IBB HBP BLK WP HR S P ERA WHIP	IP WLS BF H R ER SO BB IBB HBP BLK WP HR S P ERA WHIP			











Batter	1	2	3	4	5	6	7	8	9	AB	R	H	RBI	BB	SO	LOB	TOP							
31 Joc Pederson, L (1, 8) OBP: 0.356, SLG: 0.463										4	0	1	1	0	2	0	<b>Los Angeles Dodgers @ Atlanta Braves</b> Turner Field, Atlanta, GA Wed Jul 22 2015, 12:14 PM - 3:00 PM EDT Att: 24,112 - Parly Cloudy - 87 F							
47 Howie Kendrick, R (1, 4) OBP: 0.340, SLG: 0.409										3	0	0	0	1	2	1								
23 Adrián González, L (1, 3) OBP: 0.364, SLG: 0.542										4	0	0	0	0	3	1								
16 Andre Ethier, L (1, 9) OBP: 0.369, SLG: 0.472										2	0	0	0	1	1	0								
33 Scott Van Slyke, R (8, PH) OBP: 0.343, SLG: 0.432										0	0	0	0	1	0	0								
9 Yasmani Grandal, S (1, 2) OBP: 0.405, SLG: 0.525										3	1	2	0	1	1	2								
3 Carl Crawford, L (1, 7) OBP: 0.241, SLG: 0.377										4	0	0	0	0	1	4								
74 Kenley Jansen, S (9, 1)										0	0	0	0	0	0	0								
5 Alberto Callaspo, S (1, 5) OBP: 0.313, SLG: 0.290										3	1	2	1	1	1	0								
11 Jimmy Rollins, S (1, 6) OBP: 0.259, SLG: 0.324										4	1	1	1	0	0	1								
46 Mike Bolsinger, R (1, 1) OBP: 0.033, SLG: 0.067										3	0	0	0	0	3	1								
12 Juan Nicasio, R (8, 1)										0	0	0	0	0	0	0								
66 Yasiel Puig, R (9, PH) OBP: 0.343, SLG: 0.429										1	0	0	0	0	0	1								
<b>Inning Stats</b>	R: 0 E: 0 K: 3 S: 11	H: 0 LOB: 0 BB: 0 P: 16	R: 0 E: 0 K: 2 S: 10	H: 1 LOB: 1 BB: 1 P: 20	R: 0 E: 0 K: 2 S: 8	H: 0 LOB: 0 BB: 0 P: 10	R: 0 E: 0 K: 0 S: 7	H: 0 LOB: 0 BB: 0 P: 9	R: 3 E: 0 K: 2 S: 13	H: 4 LOB: 1 BB: 0 P: 19	R: 0 E: 0 K: 1 S: 6	H: 0 LOB: 0 BB: 2 P: 15	R: 0 E: 0 K: 1 S: 7	H: 1 LOB: 0 BB: 0 P: 12	R: 0 E: 0 K: 2 S: 11	H: 0 LOB: 2 BB: 2 P: 22	R: 0 E: 0 K: 1 S: 10	H: 0 LOB: 1 BB: 0 P: 16	1B: 4 2B: 2 3B: 0 HR: 0	SF: 0 SAC: 0 DP: 2 HBP: 0	WP: 0 PB: 0 SB: 0 CS: 0	PA: 37		
<b>PITCHER</b>	IP WLS BF H R ER SO BB IBB HBP BLK WP HR S P ERA WHIP	7.0 L 27 6 3 3 11 3 0 0 0 0 0 5 101 3.86 1.286	0.2 3 0 0 0 1 1 0 0 0 0 0 6 12 0.00 1.500	0.1 2 0 0 0 1 0 0 0 0 0 0 10 16 0.00 0.000	1.0 4 0 0 0 1 0 0 0 0 0 0 10 16 0.00 0.000																			

AB	31
R	3
H	6
RBI	3
BB	5
SO	14
LOB	11



Batter	1	2	3	4	5	6	7	8	9	AB	R	H	RBI	BB	SO	LOB	BOTTOM						
8 Jace Peterson, L (1, 4) OBP: 0.325, SLG: 0.346										3	0	0	0	0	1	0	<b>Los Angeles Dodgers @ Atlanta Braves</b> Turner Field, Atlanta, GA Wed Jul 22 2015, 12:14 PM - 3:00 PM EDT Att: 24,112 - Parly Cloudy - 87 F						
25 Cameron Maybin, R (1, 8) OBP: 0.347, SLG: 0.399										3	0	1	1	1	0	1							
22 Nick Markakis, L (1, 9) OBP: 0.373, SLG: 0.364										4	0	0	0	0	0	3							
24 Kelly Johnson, L (1, 3) OBP: 0.321, SLG: 0.451										4	0	1	0	0	2	1							
23 Chris Johnson, R (1, 5) OBP: 0.290, SLG: 0.333										3	0	0	0	0	1	1							
2 Juan Uribe, R (9, PH) OBP: 0.331, SLG: 0.409										1	0	0	0	0	1	1							
15 A.J. Pierzynski, L (1, 2) OBP: 0.316, SLG: 0.429										2	0	0	0	1	0	1							
14 Eury Pérez, R (1, 7) OBP: 0.325, SLG: 0.324										3	0	0	0	0	2	2							
19 Andrelton Simmons, R (1, 6) OBP: 0.317, SLG: 0.337										3	1	1	0	0	0	0							
49 Julio Teheran, R (1, 1) OBP: 0.091, SLG: 0.063										2	0	0	0	0	0	1							
56 Ross Detwiler, R (8, 1)										0	0	0	0	0	0	0							
32 David Aardsma, R (8, 1)										0	0	0	0	0	0	0							
28 Joey Terdoslavich, S (8, PH) OBP: 0.188, SLG: 0.290										1	0	0	0	0	0	0							
38 Aroldys Vizcaino, R (9, 1)										0	0	0	0	0	0	0							
<b>Inning Stats</b>	R: 0 E: 0 K: 0 S: 6	H: 1 LOB: 0 BB: 0 P: 9	R: 0 E: 0 K: 2 S: 11	H: 1 LOB: 1 BB: 0 P: 15	R: 1 E: 1 K: 0 S: 16	H: 1 LOB: 1 BB: 0 P: 23	R: 0 E: 0 K: 1 S: 9	H: 0 LOB: 0 BB: 0 P: 13	R: 0 E: 0 K: 1 S: 8	H: 0 LOB: 0 BB: 0 P: 11	R: 0 E: 0 K: 0 S: 6	H: 0 LOB: 0 BB: 1 P: 10	R: 0 E: 0 K: 0 S: 10	H: 0 LOB: 0 BB: 1 P: 17	R: 0 E: 0 K: 1 S: 7	H: 0 LOB: 0 BB: 0 P: 8	R: 0 E: 0 K: 2 S: 10	H: 0 LOB: 1 BB: 1 P: 19	1B: 3 2B: 0 3B: 0 HR: 0	SF: 0 SAC: 1 DP: 1 HBP: 0	WP: 0 PB: 0 SB: 0 CS: 0	PA: 32	
<b>PITCHER</b>	IP WLS BF H R ER SO BB IBB HBP BLK WP HR S P ERA WHIP	7.0 W 25 3 1 0 4 1 0 0 0 0 7 8 0.00 0.571	1.0 H 3 0 0 0 1 0 0 0 0 0 10 19 0.00 1.000	1.0 S 4 0 0 0 2 1 0 0 0 0 10 19 0.00 1.000																			

AB	29
R	1
H	3
RBI	1
BB	2
SO	7
LOB	11





















Batter	1	2	3	4	5	6	7	8	9	AB	R	H	RBI	BB	SO	LOB	TOP			
22 Nick Markakis, L OBP: 0.371, SLG: 0.364										4	1	2	0	1	1	2	<b>Atlanta Braves @ Baltimore Orioles</b> Oriole Park at Camden Yards, Baltimore, MD Tue Jul 28 2015, 7:07 PM - 10:01 PM EDT Att: 28,592 - Clear - 86 F			
25 Cameron Maybin, R OBP: 0.336, SLG: 0.387										5	0	0	0	0	0	4				
5 Freddie Freeman, L OBP: 0.359, SLG: 0.511										5	1	1	2	0	1	2				
13 Adonis Garcia, R OBP: 0.333, SLG: 0.706										4	1	1	0	0	0	0				
15 A.J. Pierzynski, L OBP: 0.322, SLG: 0.425										4	0	1	0	0	0	1				
7 Jonny Gomes, R OBP: 0.309, SLG: 0.323										4	0	2	0	0	0	0				
8 Jace Peterson, L OBP: 0.325, SLG: 0.338										3	0	1	1	0	0	0				
23 Chris Johnson, R OBP: 0.270, SLG: 0.308										4	0	0	0	0	2	5				
19 Andrelton Simmons, R OBP: 0.323, SLG: 0.337										2	0	0	0	2	0	0				
<b>Inning Stats</b>	R: 2 E: 0 K: 0 S: 17	H: 4 LOB: 3 BB: 0 P: 25	R: 0 E: 0 K: 1 S: 9	H: 0 LOB: 1 BB: 1 P: 15	R: 0 E: 0 K: 0 S: 6	H: 0 LOB: 0 BB: 0 P: 12	R: 0 E: 0 K: 1 S: 10	H: 0 LOB: 1 BB: 1 P: 20	R: 0 E: 0 K: 0 S: 5	H: 0 LOB: 0 BB: 0 P: 8	R: 0 E: 0 K: 0 S: 8	H: 0 LOB: 1 BB: 1 P: 14	R: 0 E: 0 K: 1 S: 12	H: 3 LOB: 2 BB: 0 P: 14	R: 0 E: 0 K: 1 S: 10	H: 1 LOB: 1 BB: 0 P: 15		1B: 7 2B: 0 3B: 0 HR: 1	SF: 0 SAC: 0 DP: 0 HBP: 1	WP: 1 PB: 0 SB: 0 CS: 0
<b>PITCHER</b>	IP WLS BF H R ER SO BB IBB HBP BLK WP HR S P ERA WHIP	7.0 W 29 4 2 2 3 3 0 1 0 1 1 62 106 2.57 1.000	0.2 3 1 1 1 0 0 0 0 0 0 0 6 6 13.50 1.500	1.1 7 3 0 0 1 0 0 0 0 0 0 16 23 0.00 2.250	<b>PITCHER</b>															
31 Ubaldo Jiménez, R ERA: 3.73																				
17 Brian Matusz, L ERA: 2.56																				
65 Chaz Roe, R ERA: 2.2																				

Batter	1	2	3	4	5	6	7	8	9	AB	R	H	RBI	BB	SO	LOB	BOTTOM				
13 Manny Machado, R OBP: 0.359, SLG: 0.513										5	2	1	0	0	1	1	<b>Atlanta Braves @ Baltimore Orioles</b> Oriole Park at Camden Yards, Baltimore, MD Tue Jul 28 2015, 7:07 PM - 10:01 PM EDT Att: 28,592 - Clear - 86 F				
38 Jimmy Paredes, S OBP: 0.321, SLG: 0.451										4	1	1	0	1	1	0					
10 Adam Jones, R OBP: 0.330, SLG: 0.487										5	1	2	1	0	0	2					
19 Chris Davis, L OBP: 0.325, SLG: 0.497										4	2	2	5	0	0	2					
23 Travis Snider, L OBP: 0.318, SLG: 0.344										3	0	1	0	0	1	2					
6 Jonathan Schoop, R OBP: 0.298, SLG: 0.525										0	0	0	0	0	0	0					
2 J.J. Hardy, R OBP: 0.271, SLG: 0.343										4	1	1	0	0	1	4					
41 Chris Parmelee, L OBP: 0.255, SLG: 0.441										3	0	0	0	1	2	1					
36 Caleb Joseph, R OBP: 0.319, SLG: 0.396										2	0	1	1	2	1	0					
3 Ryan Flaherty, L OBP: 0.299, SLG: 0.357										4	0	0	0	0	1	5					
9 David Lough, L OBP: 0.296, SLG: 0.345										0	0	0	0	0	0	0					
<b>Inning Stats</b>	R: 3 E: 0 K: 0 S: 15	H: 2 LOB: 3 BB: 3 P: 33	R: 2 E: 0 K: 1 S: 12	H: 3 LOB: 1 BB: 0 P: 18	R: 0 E: 0 K: 2 S: 15	H: 0 LOB: 1 BB: 1 P: 25	R: 0 E: 0 K: 1 S: 10	H: 0 LOB: 0 BB: 0 P: 16	R: 1 E: 0 K: 1 S: 13	H: 2 LOB: 1 BB: 0 P: 23	R: 1 E: 1 K: 1 S: 15	H: 2 LOB: 2 BB: 0 P: 20	R: 0 E: 0 K: 2 S: 11	H: 0 LOB: 0 BB: 0 P: 13	R: 0 E: 0 K: 0 S: 5	H: 0 LOB: 0 BB: 0 P: 5	1B: 6 2B: 1 3B: 0 HR: 2	SF: 0 SAC: 0 DP: 0 HBP: 1	WP: 0 PB: 0 SB: 0 CS: 0	PA: 39	
<b>PITCHER</b>	IP WLS BF H R ER SO BB IBB HBP BLK WP HR S P ERA WHIP	4.0 L 22 5 5 5 4 4 0 1 0 0 0 2 52 92 11.25 2.250	1.0 8 4 2 1 1 0 0 0 0 0 0 21 35 9.00 4.000	2.0 6 0 0 0 3 0 0 0 0 0 0 18 21 0.00 0.000	1.0 3 0 0 0 0 0 0 0 0 0 0 5 5 0.00 0.000	<b>PITCHER</b>															
49 Julio Teheran, R ERA: 4.71																					
56 Ross Detwiler, L ERA: 6.85																					
52 Andrew McKirahan, L ERA: 2.45																					
32 David Aardsma, R ERA: 2.0																					



Batter	1	2	3	4	5	6	7	8	9	AB	R	H	RBI	BB	SO	LOB	TOP					
22 Nick Markakis, L (1, 10) OBP: 0.370, SLG: 0.363	L5			1-2 G5-4-3 1B		1-3 K			0-1 G3-4-1	4	0	1	0	0	1	0	<b>Atlanta Braves @ Baltimore Orioles</b> Oriole Park at Camden Yards, Baltimore, MD Wed Jul 29 2015, 7:38 PM - 9:53 PM EDT Att: 29,328 - Cloudy - 80 F					
25 Cameron Maybin, R (1, 8) OBP: 0.335, SLG: 0.388	G3-1			1-1 G5-4-3		2-1 P3			0-0	4	0	1	0	0	0	1						
5 Freddie Freeman, L (1, 3) OBP: 0.354, SLG: 0.504	P5			0-1 G6-3					2-2	4	0	0	0	0	0	1						
13 Adonis Garcia, R (1, 7) OBP: 0.286, SLG: 0.600		1-0 E4			2-1 G1-6-3				0-3 K	3	0	0	0	0	1	0						
15 A.J. Pierzynski, L (1, 2) OBP: 0.322, SLG: 0.424		0-2 G5-6-3			1-1 19 1B				2-2 F7	3	0	1	0	0	0	1						
19 Andrelton Simmons, R (1, 6) OBP: 0.323, SLG: 0.337		0-2 G1-3			0-0				2-2 G2-3	3	0	1	0	0	0	0						
8 Jace Peterson, L (1, 4) OBP: 0.322, SLG: 0.335				2-1 L5		1-0 F9			1-2 L6	3	0	0	0	0	0	2						
14 Eury Pérez, R (1, 9) OBP: 0.319, SLG: 0.310				2-2 L9		1-1 G3-1			0-1 B5-3	3	0	0	0	0	0	2						
11 Daniel Castro, R (1, 5) OBP: 0.200, SLG: 0.200				1-1 G1-3		2-1 G4-3			0-1 G4-3	3	0	0	0	0	0	0						
<b>Inning Stats</b>	R: 0 E: 0 K: 0 S: 9	H: 0 LOB: 0 BB: 0 P: 12	R: 0 E: 1 K: 0 S: 7	H: 0 LOB: 0 BB: 0 P: 8	R: 0 E: 0 K: 0 S: 8	H: 0 LOB: 0 BB: 0 P: 13	R: 0 E: 0 K: 0 S: 7	H: 1 LOB: 0 BB: 0 P: 9	R: 0 E: 0 K: 1 S: 7	H: 0 LOB: 0 BB: 0 P: 12	R: 0 E: 0 K: 1 S: 10	H: 0 LOB: 0 BB: 0 P: 12	R: 0 E: 0 K: 0 S: 8	H: 0 LOB: 0 BB: 0 P: 11	R: 0 E: 0 K: 0 S: 8	H: 1 LOB: 1 BB: 0 P: 10		1B: 3 2B: 1 3B: 0 HR: 0	SF: 0 SAC: 0 DP: 2 HBP: 0	WP: 0 PB: 0 SB: 0 CS: 0	PA: 30	
<b>PITCHER</b>	IP WLS BF H R ER SO BB IBB HBP BLK WP HR S P ERA WHIP	8.2 W 29 4 0 0 2 0 0 0 0 0 0 3 5 0.00 0.462	0.1 S 1 0 0 0 0 0 0 0 0 0 0 3 5 0.00 0.000																			

AB	30
R	0
H	4
RBI	0
BB	0
SO	2
LOB	7



Batter	1	2	3	4	5	6	7	8	9	AB	R	H	RBI	BB	SO	LOB	BOTTOM				
13 Manny Machado, R (1, 5) OBP: 0.360, SLG: 0.513	K				0-1 1-3 1B				0-1 G3	4	0	2	0	0	1	0	<b>Atlanta Braves @ Baltimore Orioles</b> Oriole Park at Camden Yards, Baltimore, MD Wed Jul 29 2015, 7:38 PM - 9:53 PM EDT Att: 29,328 - Cloudy - 80 F				
38 Jimmy Paredes, S (1, 10) OBP: 0.320, SLG: 0.449	19 CS 1B				2-2 F9			1-0 F8	4	0	1	0	0	1	2						
10 Adam Jones, R (1, 8) OBP: 0.326, SLG: 0.482	0-1 P4				2-2 F9			2-3 K	4	0	0	0	0	2	3						
19 Chris Davis, L (1, 9) OBP: 0.323, SLG: 0.493	2-2 CS	1-1 P6			2-3 K				2-3 K	3	0	0	0	0	2	1					
32 Matt Wieters, S (1, 2) OBP: 0.278, SLG: 0.437		2-2 2B			3-2 G4-3			2-1 K	3	0	1	0	0	1	0						
2 J.J. Hardy, R (1, 6) OBP: 0.271, SLG: 0.354		2-3 K			2-2 HR			0-3 K	3	1	1	1	0	2	1						
14 Nolan Reimold, R (1, 7) OBP: 0.347, SLG: 0.424		4-2 BB			1-0 P3				0-1 F8	2	0	0	0	1	0	0					
3 Ryan Flaherty, L (1, 3) OBP: 0.295, SLG: 0.351		0-0 F8			2-1 P6			2-2 L8	3	0	0	0	0	0	2						
41 Chris Parmelee, L (8, 3) OBP: 0.255, SLG: 0.441									0-2 L8	0	0	0	0	0	0	0					
6 Jonathan Schoop, R (1, 4) OBP: 0.310, SLG: 0.561					4-2 13 1B BB				0-2 L8	2	1	1	1	1	0	0					
<b>Inning Stats</b>	R: 0 E: 0 K: 1 S: 10	H: 1 LOB: 0 BB: 0 P: 12	R: 0 E: 0 K: 1 S: 13	H: 1 LOB: 2 BB: 1 P: 22	R: 1 E: 0 K: 2 S: 13	H: 2 LOB: 1 BB: 0 P: 19	R: 1 E: 0 K: 0 S: 9	H: 1 LOB: 0 BB: 0 P: 17	R: 0 E: 0 K: 1 S: 12	H: 1 LOB: 1 BB: 1 P: 19	R: 0 E: 0 K: 3 S: 11	H: 0 LOB: 0 BB: 0 P: 15	R: 0 E: 0 K: 0 S: 9	H: 0 LOB: 0 BB: 0 P: 11	R: 0 E: 0 K: 1 S: 7	H: 0 LOB: 0 BB: 0 P: 10	1B: 3 2B: 1 3B: 0 HR: 2	SF: 0 SAC: 0 DP: 0 HBP: 0	WP: 0 PB: 0 SB: 0 CS: 1	PA: 31	
<b>PITCHER</b>	IP WLS BF H R ER SO BB IBB HBP BLK WP HR S P ERA WHIP	6.0 L 24 6 2 2 8 2 0 0 0 0 2 68 3.00 1.333	2.0 0 0 0 0 0 0 0 0 0 0 0 0 16 21 0.00 0.000																		

AB	28
R	2
H	6
RBI	2
BB	2
SO	9
LOB	9





Batter	1	2	3	4	5	6	7	8	9	AB	R	H	RBI	BB	SO	LOB	TOP																					
22 Nick Markakis, L (1, 9) OBP: 0.373, SLG: 0.364	F7		FC1-2 13 1B 25 1B	BB		K			G2-3 25 G2-3	4	1	2	0	1	1	0	<b>Atlanta Braves @ Philadelphia Phillies</b> Citizens Bank Park, Philadelphia, PA Thu Jul 30 2015, 7:06 PM - 10:04 PM EDT Att: 21,706 - Partly Cloudy - 78 F																					
25 Cameron Maybin, R (1, 8) OBP: 0.336, SLG: 0.385	F9		15 1B 13 FC1-2	FC6-4					G2-3	5	0	2	0	0	0	4																						
5 Freddie Freeman, L (1, 3) OBP: 0.352, SLG: 0.498	G5-3								G3-6-1	5	0	1	0	0	2	6																						
13 Adonis García, R (1, 7) OBP: 0.269, SLG: 0.500		L7	FC1-2 15 1B						K	4	0	0	0	1	2	6																						
15 A.J. Pierzynski, L (1, 2) OBP: 0.325, SLG: 0.425		P4							BB	4	0	2	1	0	0	1																						
23 Chris Johnson, R (1, 5) OBP: 0.289, SLG: 0.307										4	0	1	0	0	0	5																						
8 Jace Peterson, L (1, 4) OBP: 0.321, SLG: 0.334										4	0	1	0	0	1	2																						
19 Andrelton Simmons, R (1, 6) OBP: 0.322, SLG: 0.336										4	0	1	0	0	0	2																						
17 Shelby Miller, R (1, 1) OBP: 0.103, SLG: 0.081										2	0	1	0	0	1	0																						
56 Ross Detwiler, R (7, 1)										0	0	0	0	0	0	0																						
63 Jake Brigham, R (8, 1)										0	0	0	0	0	0	0																						
14 Eury Pérez, R (9, PH) OBP: 0.326, SLG: 0.318										1	0	1	0	0	0	0																						
<b>Inning Stats</b>	R: 0 E: 0 K: 0 S: 10	H: 0 LOB: 0 BB: 0 P: 17	R: 0 E: 0 K: 0 S: 12	H: 2 LOB: 2 BB: 0 P: 15	R: 1 E: 0 K: 1 S: 21	H: 4 LOB: 3 BB: 0 P: 31	R: 0 E: 0 K: 0 S: 6	H: 1 LOB: 2 BB: 1 P: 12	R: 0 E: 0 K: 2 S: 13	H: 0 LOB: 0 BB: 0 P: 21	R: 0 E: 0 K: 2 S: 11	H: 0 LOB: 0 BB: 0 P: 15	R: 0 E: 0 K: 0 S: 7	H: 1 LOB: 1 BB: 1 P: 12	R: 0 E: 0 K: 0 S: 7	H: 0 LOB: 0 BB: 0 P: 10	R: 0 E: 0 K: 2 S: 20	H: 2 LOB: 2 BB: 0 P: 24	1B: 12 2B: 0 3B: 0 HR: 0	SF: 0 DP: 1 HBP: 0	WP: 0 PB: 0 CS: 0	PA: 40																
<b>PITCHER</b>	IP ERA	WLS ERA	BF ERA	H ERA	R ERA	ER ERA	SO ERA	BB ERA	IBB ERA	HBP ERA	BLK ERA	WP ERA	HR ERA	S ERA	P ERA	ERA ERA	WHIP ERA	<b>PITCHER</b>	IP ERA	WLS ERA	BF ERA	H ERA	R ERA	ER ERA	SO ERA	BB ERA	IBB ERA	HBP ERA	BLK ERA	WP ERA	HR ERA	S ERA	P ERA	ERA ERA	WHIP ERA			
34 Aaron Harang, R (1, 1) ERA: 3.97	5.0	W	25	9	1	1	3	1	0	0	0	0	0	0	62	96	1.80	2.000																				
59 Elvis Araujo, L (6, 1) ERA: 3.67	1.0	H	3	0	0	0	2	0	0	0	0	0	0	0	11	15	0.00	0.000																				
46 Jeanmar Gómez, R (7, 1) ERA: 2.15	1.0	H	4	1	0	0	2	0	0	0	0	0	0	7	12	0.00	2.000																					
57 Luis García, R (8, 1) ERA: 3.35	1.0	H	3	0	0	0	0	0	0	0	0	0	0	7	10	0.00	0.000																					
53 Ken Giles, R (9, 1) ERA: 1.77	1.0	S	5	2	0	0	2	0	0	0	0	0	0	20	24	0.00	2.000																					

AB	37
R	1
H	12
RBI	1
BB	2
SO	7
LOB	26



Batter	1	2	3	4	5	6	7	8	9	AB	R	H	RBI	BB	SO	LOB	BOTTOM																					
Ben Revere, L (1, 7) OBP: 0.334, SLG: 0.374	SH2-3 16 SH2-3		G6-4-3 1-2			K			G6-3	4	0	1	0	0	1	1	<b>Atlanta Braves @ Philadelphia Phillies</b> Citizens Bank Park, Philadelphia, PA Thu Jul 30 2015, 7:06 PM - 10:04 PM EDT Att: 21,706 - Partly Cloudy - 78 F																					
16 César Hernández, S (1, 4) OBP: 0.355, SLG: 0.352	SH2-3									3	1	2	0	0	1	0																						
7 Maikel Franco, R (1, 5) OBP: 0.339, SLG: 0.482	G5-3									4	0	1	0	0	1	2																						
6 Ryan Howard, L (1, 3) OBP: 0.275, SLG: 0.450	FC4-6 37 BB									3	0	1	1	1	0	0																						
37 Odúbel Herrera, L (1, 8) OBP: 0.306, SLG: 0.413	FC4-6									4	1	1	0	0	2	4																						
13 Freddy Galvis, S (1, 6) OBP: 0.315, SLG: 0.358	F7									4	1	2	0	0	0	2																						
9 Domonic Brown, L (1, 9) OBP: 0.292, SLG: 0.328	G6-3									4	1	2	1	0	0	1																						
51 Carlos Ruiz, R (1, 2) OBP: 0.306, SLG: 0.294	F8									4	0	1	2	0	0	1																						
34 Aaron Harang, R (1, 1) OBP: 0.228, SLG: 0.233										2	0	1	0	0	1	2																						
59 Elvis Araujo, L (6, 1) ERA: 3.67										0	0	0	0	0	0	0																						
25 Cody Asche, L (6, PH) OBP: 0.245, SLG: 0.371										0	0	0	0	0	0	0																						
46 Jeanmar Gómez, R (7, 1) ERA: 2.15										0	0	0	0	0	0	0																						
57 Luis García, R (8, 1) ERA: 3.35										0	0	0	0	0	0	0																						
53 Ken Giles, R (9, 1) ERA: 1.77										0	0	0	0	0	0	0																						
<b>Inning Stats</b>	R: 0 E: 0 K: 0 S: 16	H: 1 LOB: 2 BB: 1 P: 23	R: 0 E: 0 K: 0 S: 10	H: 0 LOB: 0 BB: 0 P: 14	R: 0 E: 0 K: 1 S: 15	H: 2 LOB: 1 BB: 0 P: 22	R: 2 E: 0 K: 1 S: 13	H: 4 LOB: 1 BB: 0 P: 16	R: 1 E: 0 K: 2 S: 11	H: 3 LOB: 2 BB: 0 P: 16	R: 1 E: 0 K: 0 S: 10	H: 1 LOB: 0 BB: 0 P: 13	R: 0 E: 0 K: 1 S: 6	H: 0 LOB: 0 BB: 0 P: 9	R: 0 E: 0 K: 1 S: 9	H: 1 LOB: 1 BB: 0 P: 14	1B: 11 2B: 0 3B: 0 HR: 1	SF: 0 DP: 1 HBP: 0	WP: 0 PB: 0 CS: 0	PA: 35																		
<b>PITCHER</b>	IP ERA	WLS ERA	BF ERA	H ERA	R ERA	ER ERA	SO ERA	BB ERA	IBB ERA	HBP ERA	BLK ERA	WP ERA	HR ERA	S ERA	P ERA	ERA ERA	WHIP ERA	<b>PITCHER</b>	IP ERA	WLS ERA	BF ERA	H ERA	R ERA	ER ERA	SO ERA	BB ERA	IBB ERA	HBP ERA	BLK ERA	WP ERA	HR ERA	S ERA	P ERA	ERA ERA	WHIP ERA			
17 Shelby Miller, R (1, 1) ERA: 2.44	6.0	L	28	11	4	4	4	1	0	0	0	0	0	0	75	104	6.00	2.000																				
56 Ross Detwiler, L (7, 1) ERA: 6.61	1.2		6	1	0	0	2	0	0	0	0	0	0	13	21	0.00	0.600																					
63 Jake Brigham, R (8, 1) ERA: 5.4	0.1		1	0	0	0	0	0	0	0	0	0	0	2	2	0.00	0.000																					





Batter	1	2	3	4	5	6	7	8	9	AB	R	H	RBI	BB	SO	LOB	TOP
22 Nick Markakis, L OBP: 0.372, SLG: 0.363 13 Pedro Ciriaco, R OBP: 0.261, SLG: 0.360	L6		G4-3		K			FC4-6 1B	F8	4	0	1	0	0	1	0	<b>Atlanta Braves @ Philadelphia Phillies</b> Citizens Bank Park, Philadelphia, PA Fri Jul 31 2015, 7:38 PM - 10:18 PM EDT Att: 29,290 - Clear - 88 F
25 Cameron Maybin, R OBP: 0.332, SLG: 0.383	P4		G6-3			L5		FC4-6 5 HR 1-2		4	1	0	0	0	0	1	
5 Freddie Freeman, L OBP: 0.354, SLG: 0.509	15 1B		G4-3			K		HR		4	1	2	2	0	1	0	
15 A.J. Pierzynski, L OBP: 0.331, SLG: 0.434	13 FC6-4 1B				8 G6-3 2B			G4-3 1B		4	0	3	0	0	0	0	
13 Adonis García, R OBP: 0.300, SLG: 0.536	FC6-4 1-2				K			8 G4-3 1B		4	1	2	0	0	1	3	
8 Jace Peterson, L OBP: 0.321, SLG: 0.333	14 G6-3 1B				G6-3			G4-3		4	0	1	0	0	0	4	
19 Andrelton Simmons, R 52 Andrew McKrahan, R	G4-3				G6-3			G4-3		4	0	0	0	0	0	6	
14 Eury Pérez, R OBP: 0.323, SLG: 0.315	G6-3				G1-3			G5-3		4	0	1	1	0	0	1	
61 Williams Pérez, R OBP: 0.188, SLG: 0.133 56 Matt Marksberry, L	L9				G1-3			P3		2	0	0	0	0	0	1	
7 Jonny Gomes, R OBP: 0.307, SLG: 0.321 63 Jake Brigham, R					G1-3					0	0	0	0	0	0	0	
11 Daniel Castro, R OBP: 0.167, SLG: 0.167										1	0	0	0	0	0	0	
<b>Inning Stats</b>	R: 0 H: 2 E: 0 K: 0 S: 10	H: 1 R: 0 ER: 0 SO: 7	H: 0 R: 0 ER: 0 SO: 8	H: 1 R: 0 ER: 0 SO: 7	H: 0 R: 0 ER: 0 SO: 8	H: 0 R: 0 ER: 0 SO: 6	H: 0 R: 0 ER: 0 SO: 14	H: 2 R: 1 ER: 0 SO: 16	H: 4 R: 0 ER: 0 SO: 18	1B: 7 2B: 2 3B: 0 HR: 1	SF: 0 SAC: 0 DP: 0 HBP: 0	WP: 0 PA: 37					
<b>PITCHER</b>	IP WLS BF H R ER SO BB IBB HBP BLK WP HR S P ERA WHIP																
55 David Buchanan, R ERA: 6.44	7.1 W 30 8 3 3 4 0 0 0 0 0 1 66 95 3.68 1.091																
30 Justin De Fratus, R ERA: 5.01	0.2 4 2 0 0 0 0 0 0 0 0 0 7 8 0.00 3.000																
94 Daliel Hinojosa, R ERA:	1.0 3 0 0 0 0 0 0 0 0 0 0 15 18 0.00 0.000																

AB	37
R	3
H	10
RBI	3
BB	0
SO	4
LOB	17



Batter	1	2	3	4	5	6	7	8	9	AB	R	H	RBI	BB	SO	LOB	BOTTOM	
16 César Hernández, S OBP: 0.356, SLG: 0.353	37 1B 2B	F8		K	6 BB 7 1B		G3			5	1	2	1	0	1	0	<b>Atlanta Braves @ Philadelphia Phillies</b> Citizens Bank Park, Philadelphia, PA Fri Jul 31 2015, 7:38 PM - 10:18 PM EDT Att: 29,290 - Clear - 88 F	
37 Odbel Herrera, L OBP: 0.307, SLG: 0.411	7 BB 6 2B			F8	L8		P2			4	1	1	0	0	2			
7 Maikel Franco, R OBP: 0.340, SLG: 0.479	6 2B BB	L8		G5-3	6 BB 1B		G6-3			4	1	1	0	1	0	1		
6 Ryan Howard, L OBP: 0.283, SLG: 0.455	9 1B 13 SF8						G5-3			3	2	2	4	2	0	0		
9 Domonic Brown, L OBP: 0.296, SLG: 0.354	25 S 1B	G4-3					G6-3			5	1	2	2	0	5			
13 Freddy Galvis, S OBP: 0.312, SLG: 0.355	SF8			K	G4-3		P6			3	0	0	1	0	1	0		
25 Cody Asche, L OBP: 0.283, SLG: 0.370	K			G5-3	29 1B 55 1B		L7			4	1	1	0	0	1	1		
29 Cameron Rupp, R OBP: 0.288, SLG: 0.303					55 1B 16 1B		F9			2	1	1	0	2	0	0		
55 David Buchanan, R OBP: 0.286, SLG: 0.250 30 Justin De Fratus, S ERA: 4.91 94 Daliel Hinojosa, R ERA:	G6-3			G6-3	7 1B 16 1B 6 BB		K			4	1	1	1	0	1	3		
<b>Inning Stats</b>	R: 4 H: 4 E: 0 K: 1 S: 14	H: 0 R: 0 ER: 0 SO: 16	H: 0 R: 0 ER: 0 SO: 13	H: 0 R: 0 ER: 0 SO: 21	H: 0 R: 0 ER: 0 SO: 8	H: 7 R: 5 ER: 0 SO: 25	H: 0 R: 0 ER: 0 SO: 9	H: 0 R: 0 ER: 0 SO: 15	H: 0 R: 0 ER: 0 SO: 16	1B: 9 2B: 1 3B: 0 HR: 1	SF: 1 SAC: 0 DP: 0 HBP: 1	WP: 1 PA: 41						
<b>PITCHER</b>	IP WLS BF H R ER SO BB IBB HBP BLK WP HR S P ERA WHIP																	
61 Williams Pérez, R ERA: 4.14	4.1 L 27 8 2 0 0 3 1 0 0 0 0 0 58 89 18.69 2.769																	
56 Matt Marksberry, L ERA:	1.2 8 2 0 0 0 0 0 0 0 0 0 17 28 0.00 1.800																	
63 Jake Brigham, R ERA: 4.91	1.0 3 0 0 0 1 0 0 0 0 0 0 7 15 0.00 0.000																	
52 Andrew McKrahan, L ERA: 2.16	1.0 3 0 0 0 0 0 0 0 0 0 0 12 16 0.00 0.000																	

AB	34
R	9
H	11
RBI	9
BB	5
SO	4
LOB	12









Batter	1	2	3	4	5	6	7	8	9	AB	R	H	RBI	BB	SO	LOB	TOP				
25 Cameron Maybin, R (1.8) OBP: 0.330, SLG: 0.378										4	1	1	0	1	0	0					
14 Eury Pérez, R (1.9) OBP: 0.346, SLG: 0.333										4	1	2	0	0	0	1					
5 Freddie Freeman, L (1.3) OBP: 0.350, SLG: 0.503										5	0	0	0	0	0	5					
23 Chris Johnson, R (1.5) OBP: 0.267, SLG: 0.303										5	1	1	1	0	1	4					
7 Jonny Gomes, R (1.7) OBP: 0.314, SLG: 0.321										3	2	1	1	2	1	2					
8 Jace Peterson, L (1.4) OBP: 0.322, SLG: 0.343										4	1	3	3	0	1	0					
30 Ryan Lavanway, R (1.2) OBP: 0.294, SLG: 0.300										4	0	2	1	0	0	2					
11 Daniel Castro, R (1.6) OBP: 0.200, SLG: 0.300											4	0	1	0	0	0	4				
49 Julio Teheran, R (1.1) ERA: 4.48										3	0	0	0	0	0	3					
13 Pedro Ciriaco, R (8. PH) ERA: 2.99										1	0	0	0	0	0	0					
52 Andrew McKirahan, R (8.1) ERA: 2.99										0	0	0	0	0	0	0					
38 Arodys Vizcaino, R (9.1) ERA: 3.28										0	0	0	0	0	0	0					
<b>Inning Stats</b>	R: 0 E: 0 K: 0 S: 12	H: 2 LOB: 2 BB: 0 P: 18	R: 0 E: 0 K: 1 S: 10	H: 1 LOB: 1 BB: 0 P: 14	R: 0 E: 0 K: 0 S: 9	H: 0 LOB: 1 BB: 0 P: 15	R: 0 E: 0 K: 0 S: 6	H: 1 LOB: 2 BB: 1 P: 10	R: 4 E: 0 K: 0 S: 10	H: 3 LOB: 2 BB: 2 P: 21	R: 0 E: 0 K: 0 S: 7	H: 0 LOB: 0 BB: 0 P: 12	R: 2 E: 0 K: 0 S: 13	H: 4 LOB: 2 BB: 0 P: 19	R: 0 E: 0 K: 0 S: 7	H: 0 LOB: 0 BB: 0 P: 11	R: 0 E: 0 K: 2 S: 15	H: 0 LOB: 0 BB: 0 P: 20	1B: 9 2B: 1 3B: 0 HR: 1	SF: 0 SAC: 0 DP: 0 HBP: 1	WP: 1 PA: 41 PB: 0 SB: 0 CS: 0
<b>PITCHER</b>	IP WLS BF H R ER SO BB IBB HBP BLK WP HR S P ERA WHIP																	<b>PITCHER</b>	IP WLS BF H R ER SO BB IBB HBP BLK WP HR S P ERA WHIP		
39 Adam Morgan, L (1.1) ERA: 4.48	5.0 L 25 7 2 2 4 1 3 0 1 1 1 1 47 78 7.20 2.000																				
30 Justin De Fratus, R (6.1) ERA: 5.18	1.2 2 2 2 0 0 0 0 0 0 0 0 0 13 20 10.80 1.200																				
46 Jeanmar Gómez, R (7.1) ERA: 2.99	1.1 6 2 0 0 0 0 0 0 0 0 0 0 14 22 0.00 1.500																				
57 Luis García, R (9.1) ERA: 3.28	1.0 3 0 0 0 0 2 0 0 0 0 0 0 15 20 0.00 0.000																				
<b>Batter</b>	<b>1</b>	<b>2</b>	<b>3</b>	<b>4</b>	<b>5</b>	<b>6</b>	<b>7</b>	<b>8</b>	<b>9</b>	<b>AB</b>	<b>R</b>	<b>H</b>	<b>RBI</b>	<b>BB</b>	<b>SO</b>	<b>LOB</b>	<b>BOTTOM</b>				
16 César Hernández, S (1.4) OBP: 0.354, SLG: 0.359										5	1	1	0	0	0	2					
37 Odbel Herrera, L (1.8) OBP: 0.311, SLG: 0.422										4	0	1	1	0	0	2					
7 Maikel Franco, R (1.5) OBP: 0.340, SLG: 0.483										4	0	1	0	0	2	2					
6 Ryan Howard, L (1.3) OBP: 0.292, SLG: 0.464										4	1	2	0	0	0	2					
9 Domonic Brown, L (1.9) OBP: 0.292, SLG: 0.341											3	0	0	0	0	2	1				
13 Freddy Galvis, S (1.6) OBP: 0.316, SLG: 0.367											3	0	2	0	0	0	0				
25 Cody Asche, L (1.7) ERA: 4.59										3	0	1	1	0	1	1					
46 Jeanmar Gómez, R (7.1) ERA: 2.99										0	0	0	0	0	0	0					
18 Darin Ruf, R (8. PH) OBP: 0.294, SLG: 0.377										1	0	0	0	0	1	1					
57 Luis García, R (9.1) ERA: 3.28										0	0	0	0	0	0	0					
29 Cameron Rupp, R (1.2) OBP: 0.287, SLG: 0.320										4	0	1	0	0	2	2					
39 Adam Morgan, L (1.1) ERA: 4.48										1	0	0	0	0	1	2					
15 Jordan Danks, L (6. PH) ERA: 1.93										1	0	0	0	0	0	0					
30 Justin De Fratus, S (6.1) ERA: 5.18										0	0	0	0	0	0	0					
3 Jeff Francoeur, R (7.7) OBP: 0.303, SLG: 0.471										2	0	1	0	0	0	0					
<b>Inning Stats</b>	R: 0 E: 0 K: 1 S: 8	H: 0 LOB: 0 BB: 0 P: 13	R: 1 E: 0 K: 2 S: 11	H: 2 LOB: 2 BB: 0 P: 14	R: 0 E: 0 K: 1 S: 7	H: 0 LOB: 0 BB: 0 P: 12	R: 0 E: 0 K: 1 S: 9	H: 1 LOB: 1 BB: 0 P: 13	R: 1 E: 0 K: 0 S: 11	H: 3 LOB: 2 BB: 0 P: 16	R: 0 E: 0 K: 2 S: 8	H: 0 LOB: 0 BB: 0 P: 14	R: 0 E: 0 K: 0 S: 13	H: 2 LOB: 2 BB: 0 P: 18	R: 0 E: 0 K: 1 S: 14	H: 2 LOB: 1 BB: 0 P: 18	R: 0 E: 0 K: 1 S: 6	H: 0 LOB: 0 BB: 0 P: 10	1B: 8 2B: 2 3B: 0 HR: 0	SF: 0 SAC: 1 DP: 1 HBP: 1	WP: 0 PA: 37 PB: 0 SB: 0 CS: 0
<b>PITCHER</b>	IP WLS BF H R ER SO BB IBB HBP BLK WP HR S P ERA WHIP																	<b>PITCHER</b>	IP WLS BF H R ER SO BB IBB HBP BLK WP HR S P ERA WHIP		
49 Julio Teheran, R (1.1) ERA: 4.48	7.0 W 30 8 2 2 2 7 0 0 1 0 0 0 67 108 1.143																				
52 Andrew McKirahan, L (8.1) ERA: 1.93	1.0 4 2 0 0 1 0 0 0 0 0 0 0 14 18 0.00 2.000																				
38 Arodys Vizcaino, R (9.1) ERA: 0.82	1.0 3 0 0 0 0 1 0 0 0 0 0 0 6 10 0.00 0.000																				

Atlanta Braves @ Philadelphia Phillies  
Citizens Bank Park, Philadelphia, PA  
Sun Aug 02 2015, 1:41 PM - 4:28 PM EDT  
Att: 24,361 - Sunny - 88 F

livebaseballscores.com

AB 37  
R 6  
H 11  
RBI 6  
BB 3  
SO 3  
LOB 21



Atlanta Braves @ Philadelphia Phillies  
Citizens Bank Park, Philadelphia, PA  
Sun Aug 02 2015, 1:41 PM - 4:28 PM EDT  
Att: 24,361 - Sunny - 88 F

livebaseballscores.com

AB 35  
R 2  
H 10  
RBI 2  
BB 0  
SO 9  
LOB 15









Batter	1	2	3	4	5	6	7	8	9	AB	R	H	RBI	BB	SO	LOB	TOP							
23 Norchika Aoki, L OBP: 0.371, SLG: 0.388										5	1	1	1	0	0	1								
7 Grégor Blanco, L OBP: 0.376, SLG: 0.420										3	4	2	0	2	0	0								
5 Matt Duffy, R OBP: 0.346, SLG: 0.465										5	1	4	1	0	1	0								
28 Buster Posey, R OBP: 0.389, SLG: 0.507										2	1	1	2	2	0	0								
8 Hunter Pence, R OBP: 0.341, SLG: 0.506										5	1	1	4	0	1	5								
9 Brandon Belt, L OBP: 0.349, SLG: 0.479										5	0	0	0	0	2	3								
35 Brandon Crawford, L OBP: 0.324, SLG: 0.486										4	0	0	0	0	1	0								
1 Ehire Adrianza, S OBP: 0.257, SLG: 0.250										4	0	2	0	0	0	0								
22 Jake Peavy, R OBP: 0.274, SLG: 0.274										2	0	0	0	0	0	1								
43 Justin Upton, R OBP: 0.277, SLG: 0.296										0	0	0	0	1	0	0								
70 George Kontos, R ERA: 1.53										0	0	0	0	0	0	0								
41 Jeremy Affeldt, L ERA: 5.68										1	0	0	0	0	1	1								
54 Sergio Romo, R ERA: 3.79										0	0	0	0	0	0	0								
52 Yusmeiro Petit, R ERA: 4.91										0	0	0	0	0	0	0								
<b>Inning Stats</b>	R: 1 E: 0 K: 1 S: 10	H: 2 LOB: 1 BB: 0 P: 18	R: 0 E: 0 K: 0 S: 8	H: 0 LOB: 0 BB: 0 P: 8	R: 0 E: 0 K: 0 S: 8	H: 0 LOB: 0 BB: 0 P: 14	R: 0 E: 0 K: 1 S: 10	H: 1 LOB: 1 BB: 0 P: 14	R: 0 E: 0 K: 0 S: 9	H: 1 LOB: 1 BB: 0 P: 12	R: 1 E: 0 K: 1 S: 14	H: 1 LOB: 2 BB: 2 P: 23	R: 0 E: 0 K: 0 S: 7	H: 0 LOB: 1 BB: 1 P: 16	R: 4 E: 0 K: 2 S: 16	H: 4 LOB: 1 BB: 1 P: 24	R: 2 E: 0 K: 1 S: 17	H: 3 LOB: 1 BB: 1 P: 25	1B: 6 2B: 3 3B: 0 HR: 2	SF: 1 SAC: 0 DP: 1 HBP: 0	WP: 0 PB: 0 SB: 1 CS: 0	PA: 42		
<b>PITCHER</b>	IP: 7.0 ERA: 2.44	WLS: 1 BF: 28	H: 4 R: 2 ER: 2 SO: 3	R: 2 ER: 2 SO: 3	BB: 3 IBB: 0 HBP: 0 BLK: 0	WP: 0 HR: 0 S: 66 P: 105	ERA: 2.57 WHIP: 1.000	<b>PITCHER</b>	IP: 0.0 ERA: 5.75	WLS: 0 BF: 3	H: 1 R: 1 ER: 1 SO: 0	R: 1 ER: 1 SO: 0	BB: 0 IBB: 0 HBP: 0 BLK: 0	WP: 0 HR: 0 S: 3 P: 10	ERA: 5.75 WHIP: 1.000	<b>PITCHER</b>	IP: 1.0 ERA: 4.91	WLS: 0 BF: 4	H: 1 R: 0 ER: 0 SO: 2	R: 0 ER: 0 SO: 2	BB: 0 IBB: 0 HBP: 0 BLK: 0	WP: 0 HR: 0 S: 9 P: 25	ERA: 18.00 WHIP: 4.000	

San Francisco Giants @ Atlanta Braves  
Turner Field, Atlanta, GA  
Tue Aug 04 2015, 7:11 PM - 10:26 PM EDT  
Att: 18,411 - Partly Cloudy - 94 F

AB 36  
R 8  
H 11  
RBI 8  
BB 5  
SO 6  
LOB 11



Batter	1	2	3	4	5	6	7	8	9	AB	R	H	RBI	BB	SO	LOB	BOTTOM							
22 Nick Markakis, L OBP: 0.371, SLG: 0.369										5	0	1	2	0	0	2								
14 Eury Pérez, R OBP: 0.342, SLG: 0.317										4	0	1	0	0	3	2								
15 A.J. Pierzynski, L OBP: 0.339, SLG: 0.446										3	0	1	0	1	1	1								
23 Chris Johnson, R OBP: 0.266, SLG: 0.320										4	0	0	0	0	3	4								
25 Cameron Maybin, R OBP: 0.327, SLG: 0.373										4	0	0	0	0	1	2								
8 Jace Peterson, L OBP: 0.326, SLG: 0.356										4	0	1	0	0	1	1								
13 Adonis García, R OBP: 0.273, SLG: 0.524										4	1	1	0	0	2	1								
11 Daniel Castro, R OBP: 0.316, SLG: 0.368										4	2	3	0	0	0	0								
17 Shelby Miller, R OBP: 0.196, SLG: 0.196										1	0	0	0	0	0	0								
13 Pedro Ciriaco, R OBP: 0.268, SLG: 0.268										1	0	1	0	0	0	0								
56 Ross Detwiler, R ERA: 1.53										0	0	0	0	0	0	0								
32 David Aardsma, R ERA: 5.68										0	0	0	0	0	0	0								
56 Matt Marksberry, L ERA: 3.79										0	0	0	0	0	0	0								
64 Ryan Kelly, R ERA: 9.82										0	0	0	0	0	0	0								
53 Joey Terdoslavich, S OBP: 0.167, SLG: 0.231										1	0	0	0	0	0	1								
<b>Inning Stats</b>	R: 0 E: 0 K: 1 S: 11	H: 1 LOB: 0 BB: 0 P: 15	R: 0 E: 0 K: 0 S: 12	H: 1 LOB: 1 BB: 0 P: 18	R: 1 E: 0 K: 2 S: 18	H: 3 LOB: 2 BB: 0 P: 22	R: 0 E: 0 K: 3 S: 11	H: 0 LOB: 0 BB: 0 P: 18	R: 0 E: 0 K: 2 S: 9	H: 0 LOB: 1 BB: 1 P: 18	R: 2 E: 1 K: 1 S: 22	H: 3 LOB: 1 BB: 0 P: 28	R: 0 E: 1 K: 1 S: 9	H: 0 LOB: 1 BB: 0 P: 13	R: 0 E: 0 K: 1 S: 11	H: 1 LOB: 1 BB: 0 P: 14	1B: 9 2B: 0 3B: 0 HR: 0	SF: 0 SAC: 1 DP: 0 HBP: 0	WP: 0 PB: 0 SB: 0 CS: 1	PA: 38				
<b>PITCHER</b>	IP: 6.0 ERA: 3.77	WLS: 1 BF: 23	H: 5 R: 1 ER: 1 SO: 8	R: 1 ER: 1 SO: 8	BB: 1 IBB: 0 HBP: 0 BLK: 0	WP: 0 HR: 0 S: 71 P: 106	ERA: 1.50 WHIP: 1.000	<b>PITCHER</b>	IP: 0.1 ERA: 1.53	WLS: 0 BF: 4	H: 3 R: 2 ER: 2 SO: 0	R: 0 ER: 2 SO: 0	BB: 0 IBB: 0 HBP: 0 BLK: 0	WP: 0 HR: 0 S: 16 P: 20	ERA: 54.00 WHIP: 9.000	<b>PITCHER</b>	IP: 0.2 ERA: 5.68	WLS: 0 BF: 3	H: 0 R: 0 ER: 0 SO: 1	R: 0 ER: 0 SO: 1	BB: 0 IBB: 0 HBP: 0 BLK: 0	WP: 0 HR: 0 S: 8 P: 12	ERA: 0.00 WHIP: 0.000	

San Francisco Giants @ Atlanta Braves  
Turner Field, Atlanta, GA  
Tue Aug 04 2015, 7:11 PM - 10:26 PM EDT  
Att: 18,411 - Partly Cloudy - 94 F

AB 35  
R 3  
H 9  
RBI 3  
BB 1  
SO 11  
LOB 14





Batter	1	2	3	4	5	6	7	8	9	AB	R	H	RBI	BB	SO	LOB	TOP			
23 Norchika Aoki, L OBP: 0.368, SLG: 0.382	G4-3		G3	G4-3			7 1B 5 2B BB	G4-3		4	1	0	0	1	0	1	<b>San Francisco Giants @ Atlanta Braves</b> Turner Field, Atlanta, GA Wed Aug 05 2015, 7:10 PM - 10:02 PM EDT Att: 17,444 - Partly Cloudy - 86 F			
7 Grégor Blanco, L OBP: 0.376, SLG: 0.419	K		28 1B		P6		5 2B 1B	G3	5	1	2	0	0	1	0					
5 Matt Duffy, R OBP: 0.347, SLG: 0.467	G4-3		F9		G5-3		8 WB 8 1B 2B	28 G4-3 1B	5	1	2	2	0	0	1					
28 Buster Posey, R OBP: 0.391, SLG: 0.508		8 G6-4-3 1B	1-2 1B		1B		F7	G4-3	5	0	3	0	0	0	2					
8 Hunter Pence, R OBP: 0.337, SLG: 0.497	G6-4-3		F9		G4-3			G6-3	5	0	1	1	0	0	5					
9 Brandon Belt, L OBP: 0.348, SLG: 0.474									3	1	0	0	0	2	1					
1 Ehire Adrianza, S OBP: 0.308, SLG: 0.314		1 E 37 1B HBP		F8		K		K	3	2	2	0	1	0	1					
37 Kelby Tomlinson, R OBP: 0.600, SLG: 0.600		E8 37 1B						P6	4	0	2	3	0	0	1					
40 Madison Bumgarner, R OBP: 0.265, SLG: 0.426									4	0	0	0	0	1	3					
60 Hunter Strickland, R ERA: 4.15									0	0	0	0	0	0	0					
46 Santiago Casilla, R ERA: 6.35									0	0	0	0	0	0	0					
<b>Inning Stats</b>	R: 0 E: 0 K: 1 S: 6	H: 0 LOB: 0 BB: 0 P: 9	R: 2 E: 1 K: 0 S: 12	H: 3 LOB: 1 BB: 0 P: 21	R: 0 E: 0 K: 0 S: 8	H: 2 LOB: 2 BB: 0 P: 13	R: 1 E: 1 K: 0 S: 11	H: 2 LOB: 1 BB: 0 P: 17	R: 0 E: 0 K: 1 S: 5	H: 0 LOB: 1 BB: 0 P: 11	R: 3 E: 0 K: 1 S: 19	H: 3 LOB: 1 BB: 1 P: 33	R: 0 E: 0 K: 1 S: 7	H: 0 LOB: 0 BB: 0 P: 9	R: 0 E: 0 K: 0 S: 6	H: 1 LOB: 1 BB: 0 P: 10	1B: 10 2B: 2 3B: 0 HR: 0	SF: 0 SAC: 0 DP: 1 HBP: 1	WP: 1 PB: 0 SB: 0 CS: 0	PA: 41
<b>PITCHER</b>	IP WLS BF H R ER SO BB IBB HBP BLK WP HR S P ERA WHIP	IP WLS BF H R ER SO BB IBB HBP BLK WP HR S P ERA WHIP	IP WLS BF H R ER SO BB IBB HBP BLK WP HR S P ERA WHIP	IP WLS BF H R ER SO BB IBB HBP BLK WP HR S P ERA WHIP	IP WLS BF H R ER SO BB IBB HBP BLK WP HR S P ERA WHIP	IP WLS BF H R ER SO BB IBB HBP BLK WP HR S P ERA WHIP	IP WLS BF H R ER SO BB IBB HBP BLK WP HR S P ERA WHIP	IP WLS BF H R ER SO BB IBB HBP BLK WP HR S P ERA WHIP	IP WLS BF H R ER SO BB IBB HBP BLK WP HR S P ERA WHIP	IP WLS BF H R ER SO BB IBB HBP BLK WP HR S P ERA WHIP	IP WLS BF H R ER SO BB IBB HBP BLK WP HR S P ERA WHIP	IP WLS BF H R ER SO BB IBB HBP BLK WP HR S P ERA WHIP	IP WLS BF H R ER SO BB IBB HBP BLK WP HR S P ERA WHIP	IP WLS BF H R ER SO BB IBB HBP BLK WP HR S P ERA WHIP	IP WLS BF H R ER SO BB IBB HBP BLK WP HR S P ERA WHIP	IP WLS BF H R ER SO BB IBB HBP BLK WP HR S P ERA WHIP	IP WLS BF H R ER SO BB IBB HBP BLK WP HR S P ERA WHIP			
61 Williams Pérez, R ERA: 4.48	6.0	L	30	10	6	5	2	2	0	0	1	0	0	0	0	0	7.50	2.000		
63 Jake Brigham, R ERA: 4.15	1.0		4	1	0	0	1	0	0	0	0	0	0	0	0	0	0.00	1.000		
64 Ryan Kelly, R ERA: 6.35	2.0		7	1	0	0	1	0	0	0	0	0	0	0	0	0	0.00	0.500		

AB	38
R	6
H	12
RBI	6
BB	2
SO	4
LOB	15



Batter	1	2	3	4	5	6	7	8	9	AB	R	H	RBI	BB	SO	LOB	BOTTOM					
22 Nick Markakis, L OBP: 0.372, SLG: 0.373	G4-3		G4-3			7 1B 2B		F7		4	0	2	0	0	0	0	<b>San Francisco Giants @ Atlanta Braves</b> Turner Field, Atlanta, GA Wed Aug 05 2015, 7:10 PM - 10:02 PM EDT Att: 17,444 - Partly Cloudy - 86 F					
14 Eury Pérez, R OBP: 0.335, SLG: 0.315	F9		G6-3		G5-3		23 BB 1B		4	0	1	0	0	0	2							
7 Jonny Gomes, R OBP: 0.312, SLG: 0.318	K		K					K	4	0	1	0	0	3	2							
23 Chris Johnson, R OBP: 0.272, SLG: 0.320	K							K	3	0	1	0	1	2	3							
13 Adonis García, R OBP: 0.250, SLG: 0.478								13 FC6-4 BB	4	0	0	0	0	1	3							
8 Jace Peterson, L OBP: 0.325, SLG: 0.355									4	1	1	0	0	1	0							
30 Ryan Lavarney, R OBP: 0.288, SLG: 0.308									4	0	1	1	0	2	0							
11 Daniel Castro, R OBP: 0.261, SLG: 0.304									4	0	0	0	0	1	1							
61 Williams Pérez, R OBP: 0.167, SLG: 0.118									2	0	0	0	0	1	0							
63 Jake Brigham, R ERA: 1.82									0	0	0	0	0	0	0							
46 Santiago Casilla, R ERA: 3.23									0	0	0	0	0	0	0							
<b>Inning Stats</b>	R: 0 E: 0 K: 2 S: 12	H: 1 LOB: 1 BB: 0 P: 16	R: 0 E: 0 K: 2 S: 12	H: 0 LOB: 0 BB: 0 P: 19	R: 0 E: 0 K: 1 S: 9	H: 0 LOB: 0 BB: 0 P: 13	R: 0 E: 0 K: 1 S: 10	H: 1 LOB: 1 BB: 0 P: 16	R: 0 E: 0 K: 1 S: 5	H: 0 LOB: 0 BB: 0 P: 6	R: 0 E: 0 K: 1 S: 11	H: 2 LOB: 2 BB: 0 P: 15	R: 1 E: 0 K: 0 S: 14	H: 2 LOB: 1 BB: 0 P: 19	R: 0 E: 0 K: 1 S: 18	H: 1 LOB: 2 BB: 1 P: 30	R: 0 E: 0 K: 1 S: 5	H: 0 LOB: 0 BB: 0 P: 7	1B: 5 2B: 2 3B: 0 HR: 0	SF: 0 SAC: 0 DP: 0 HBP: 0	WP: 0 PB: 0 SB: 0 CS: 0	PA: 35
<b>PITCHER</b>	IP WLS BF H R ER SO BB IBB HBP BLK WP HR S P ERA WHIP	IP WLS BF H R ER SO BB IBB HBP BLK WP HR S P ERA WHIP	IP WLS BF H R ER SO BB IBB HBP BLK WP HR S P ERA WHIP	IP WLS BF H R ER SO BB IBB HBP BLK WP HR S P ERA WHIP	IP WLS BF H R ER SO BB IBB HBP BLK WP HR S P ERA WHIP	IP WLS BF H R ER SO BB IBB HBP BLK WP HR S P ERA WHIP	IP WLS BF H R ER SO BB IBB HBP BLK WP HR S P ERA WHIP	IP WLS BF H R ER SO BB IBB HBP BLK WP HR S P ERA WHIP	IP WLS BF H R ER SO BB IBB HBP BLK WP HR S P ERA WHIP	IP WLS BF H R ER SO BB IBB HBP BLK WP HR S P ERA WHIP	IP WLS BF H R ER SO BB IBB HBP BLK WP HR S P ERA WHIP	IP WLS BF H R ER SO BB IBB HBP BLK WP HR S P ERA WHIP	IP WLS BF H R ER SO BB IBB HBP BLK WP HR S P ERA WHIP	IP WLS BF H R ER SO BB IBB HBP BLK WP HR S P ERA WHIP	IP WLS BF H R ER SO BB IBB HBP BLK WP HR S P ERA WHIP	IP WLS BF H R ER SO BB IBB HBP BLK WP HR S P ERA WHIP	IP WLS BF H R ER SO BB IBB HBP BLK WP HR S P ERA WHIP					
40 Madison Bumgarner, L ERA: 3.28	3.28		7	1	1	9	0	0	0	0	0	0	0	0	0	0	1.23	0.955				
60 Hunter Strickland, R ERA: 1.82	0.2		3	0	0	1	1	0	0	0	0	0	0	0	0	0	0.00	1.500				
46 Santiago Casilla, R ERA: 3.23	1.0		3	0	0	1	0	0	0	0	0	0	0	0	0	0	0.00	0.000				







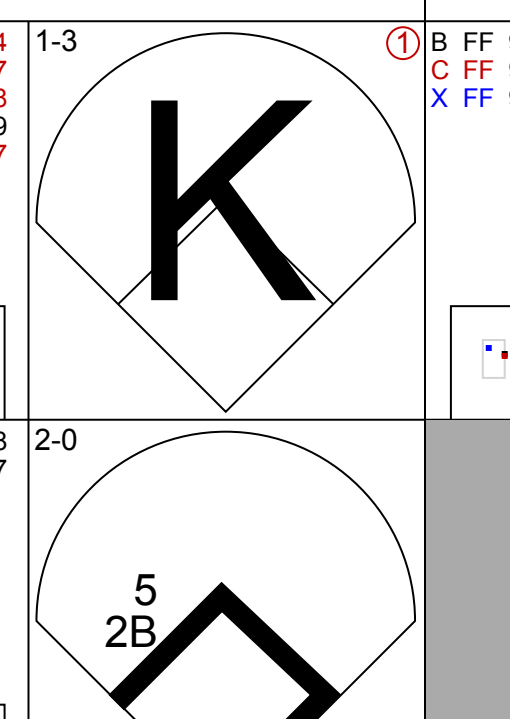
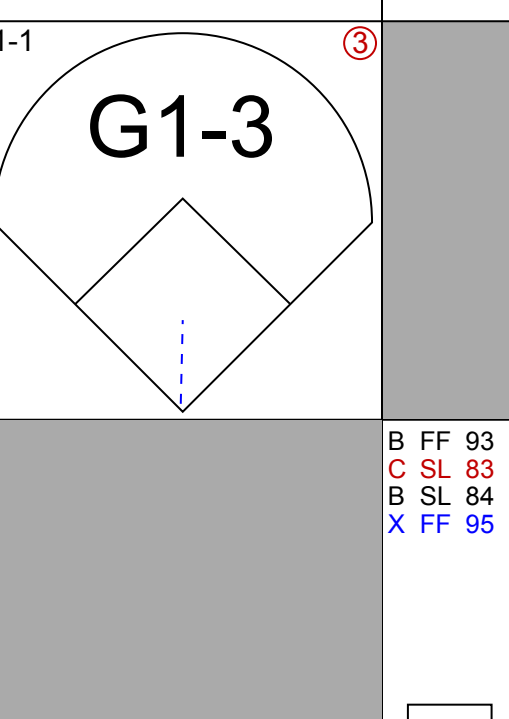
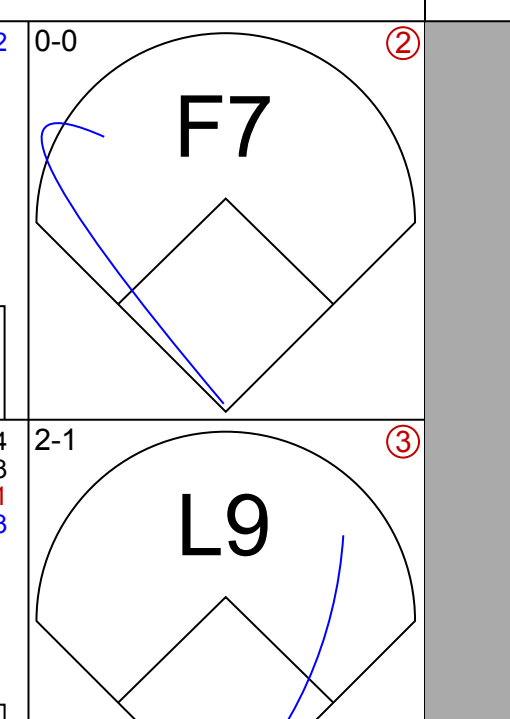
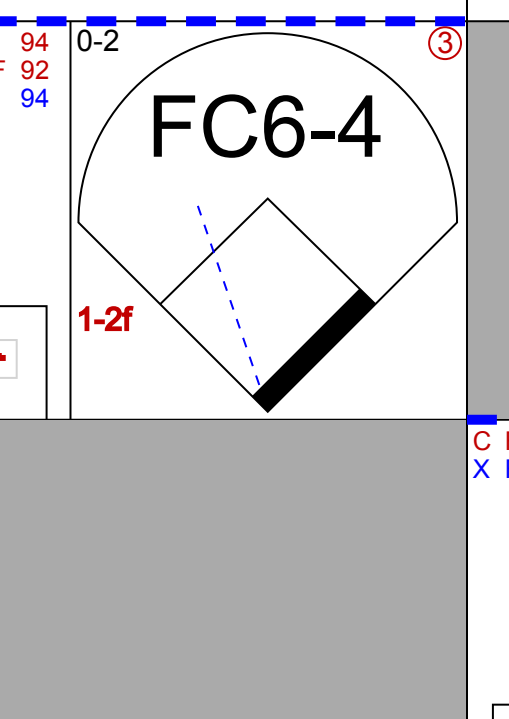
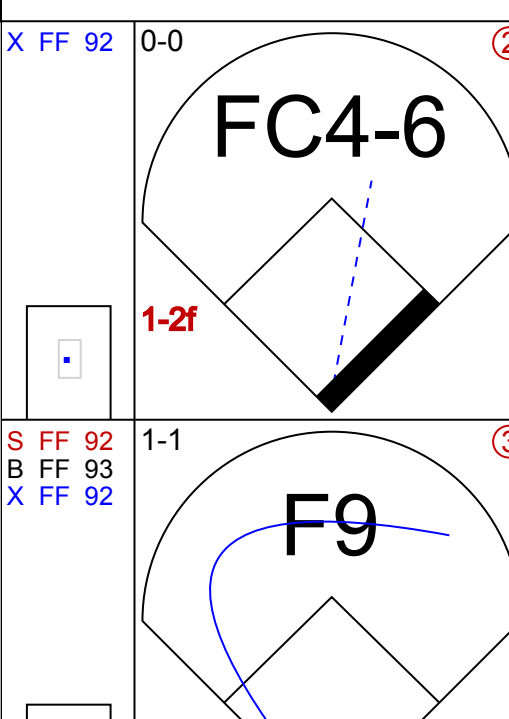
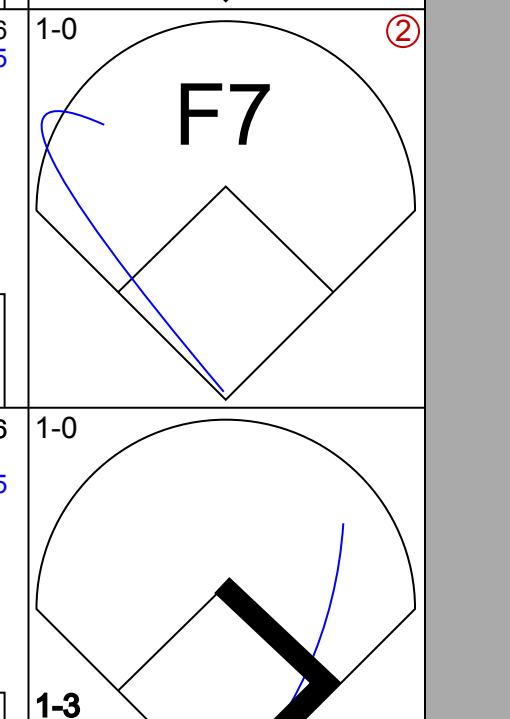
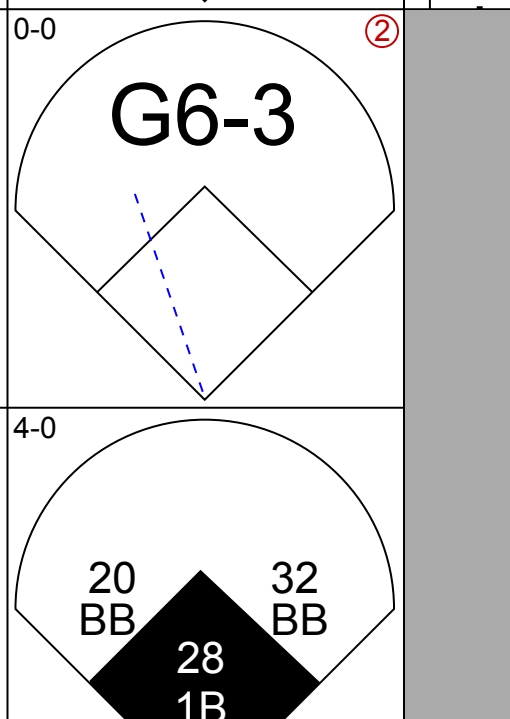
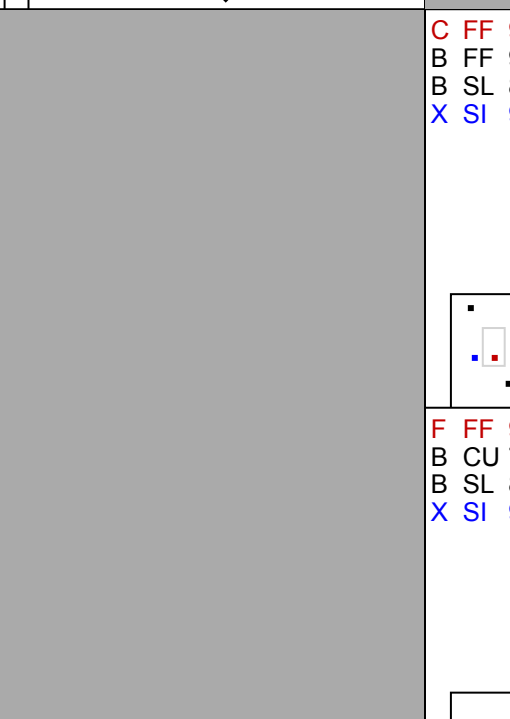
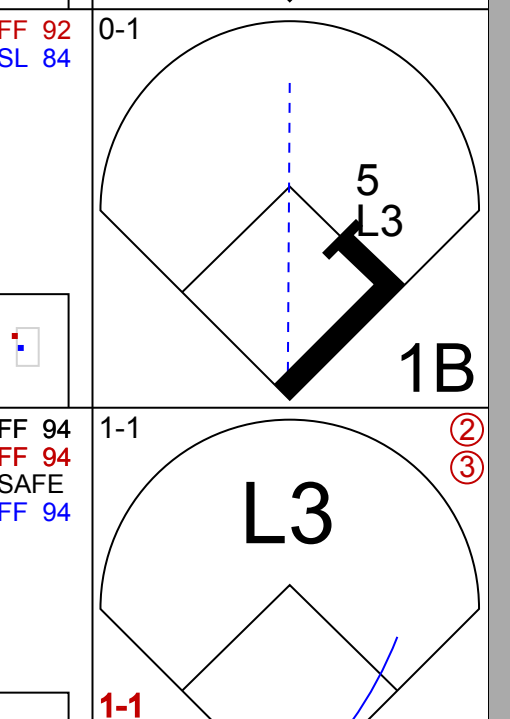

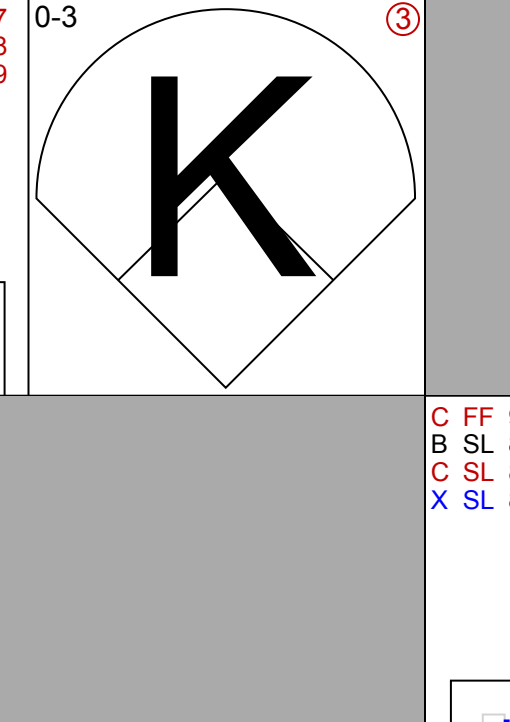
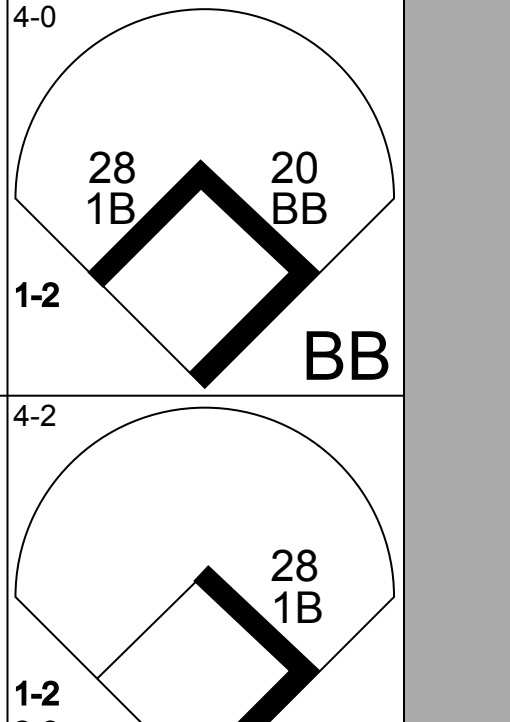
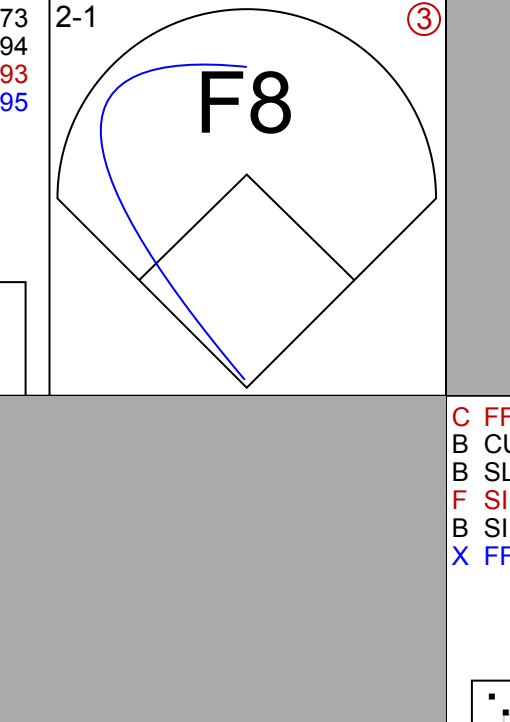

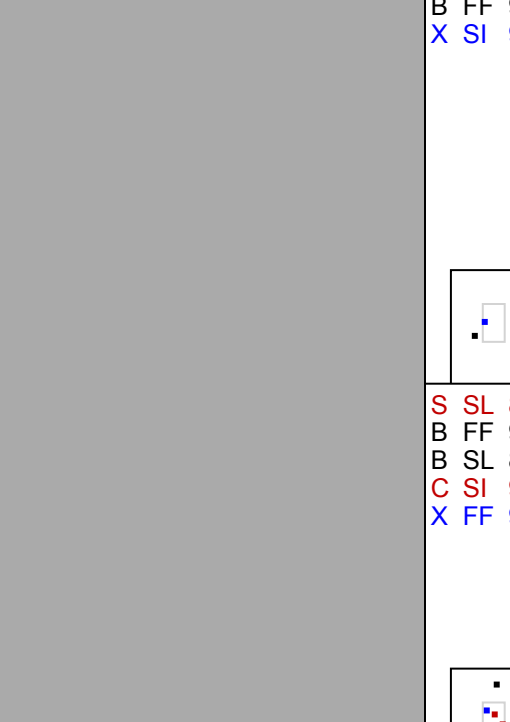
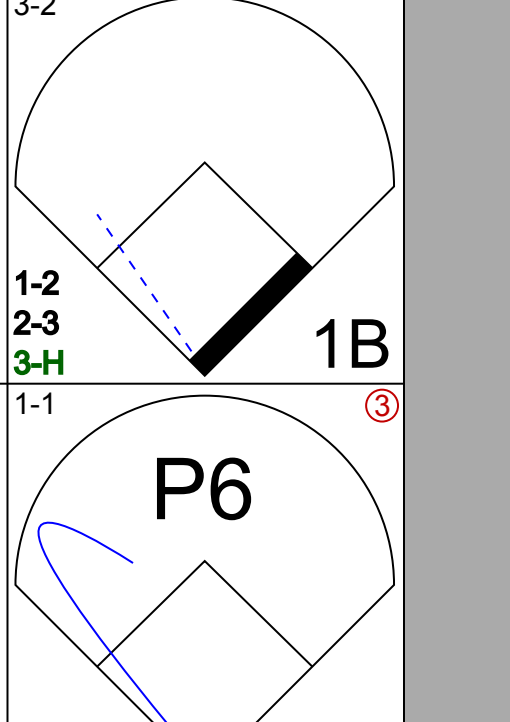
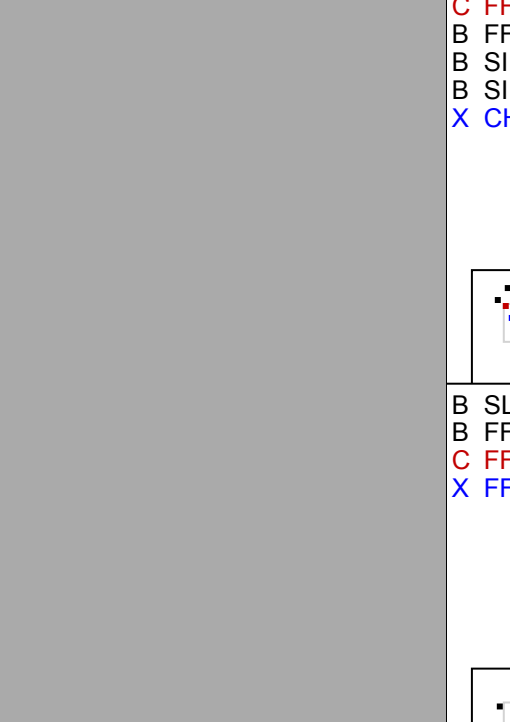

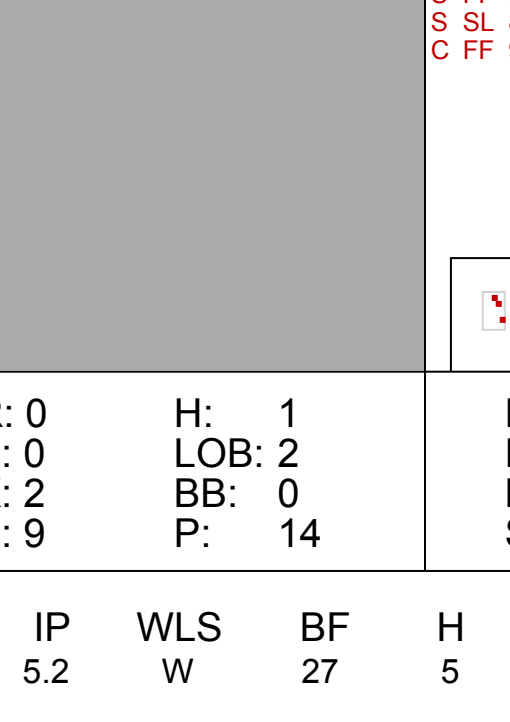
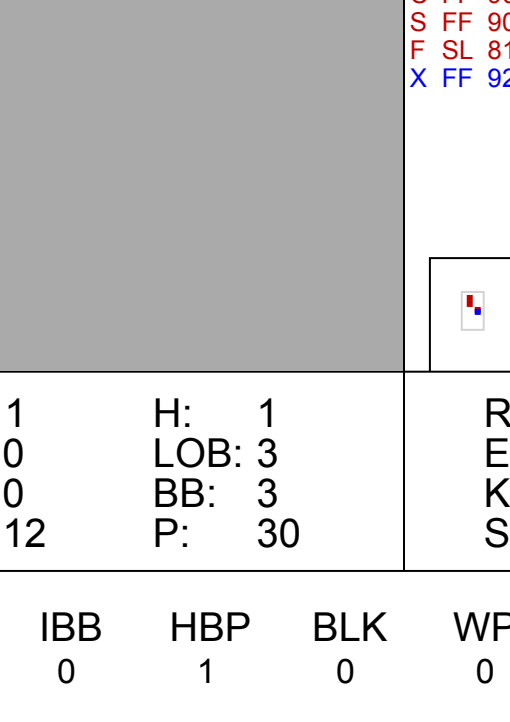
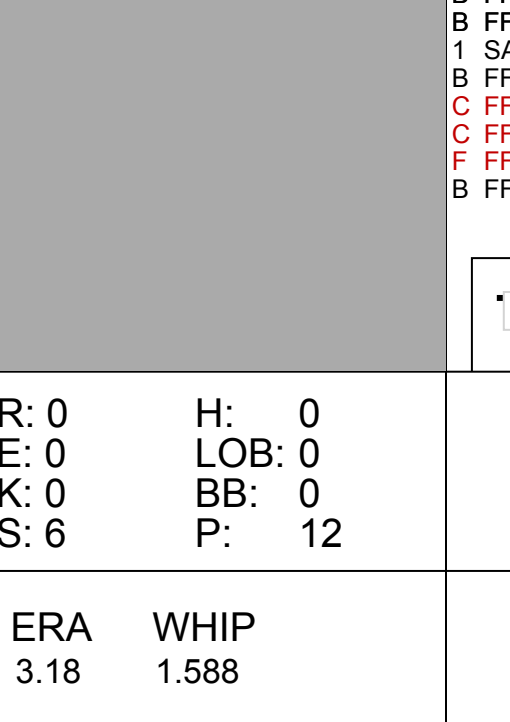
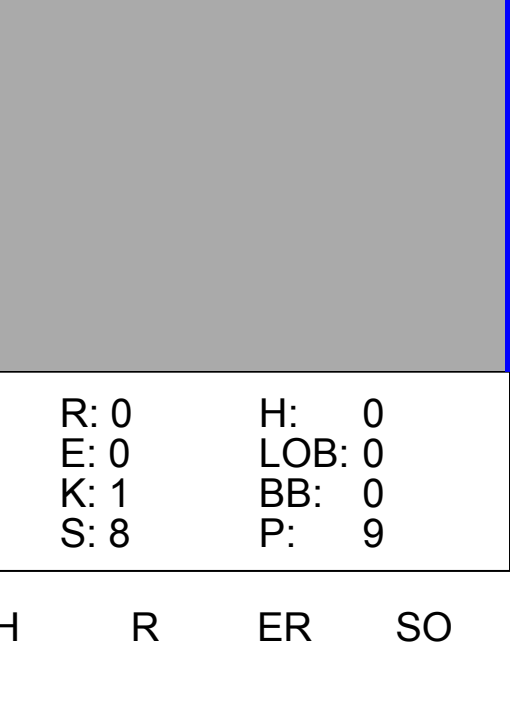
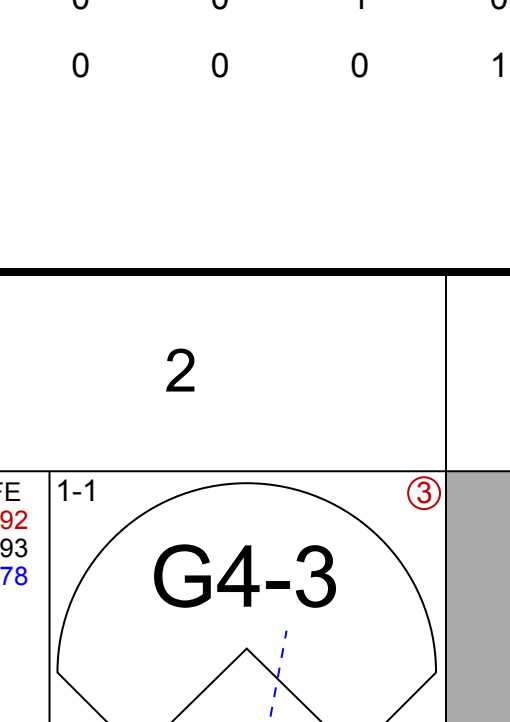
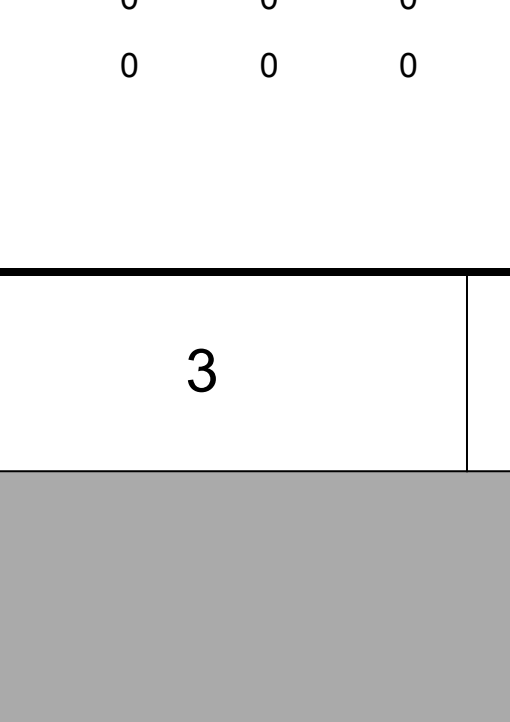
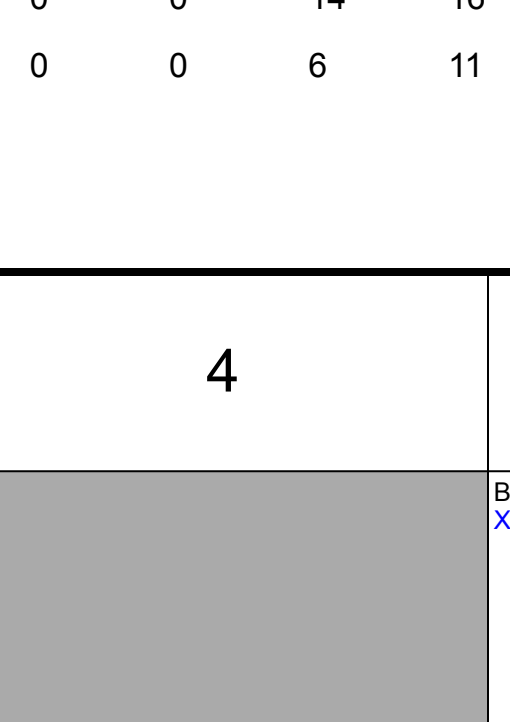
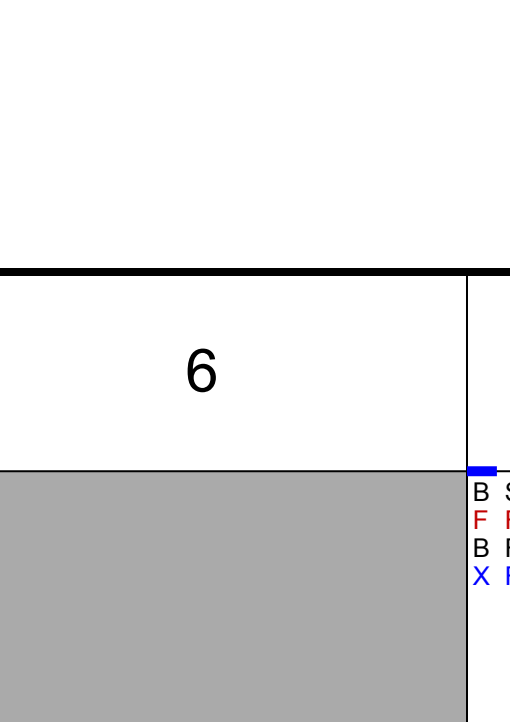
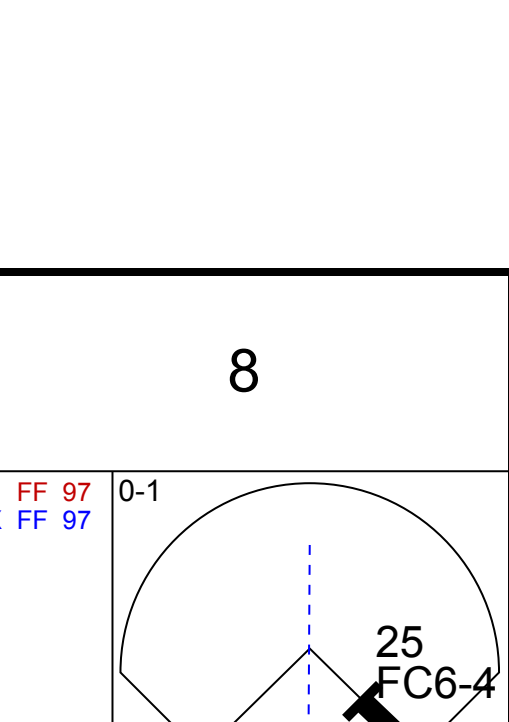
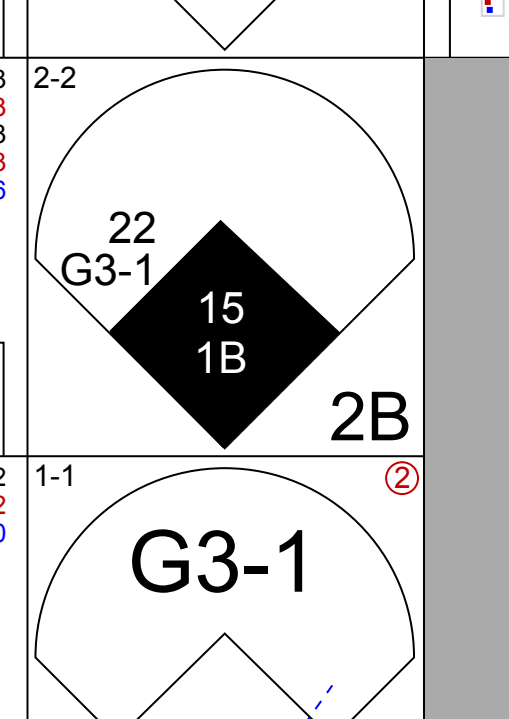
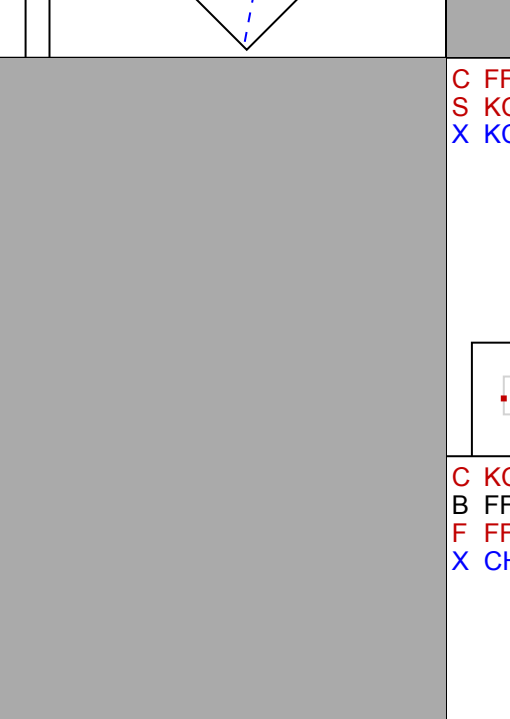
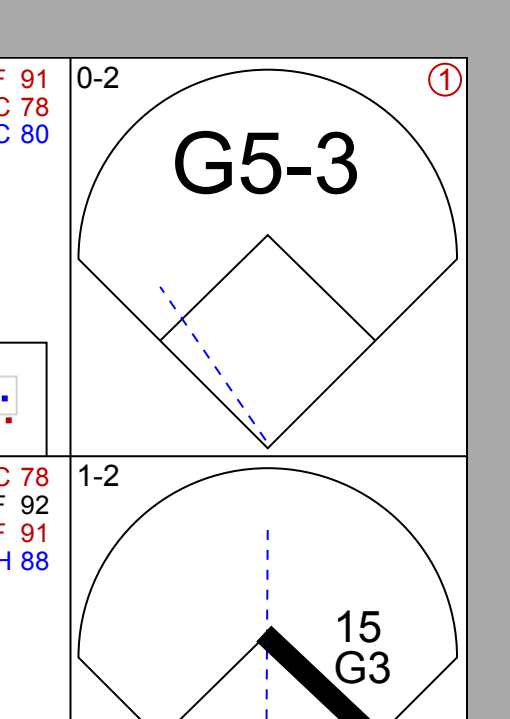
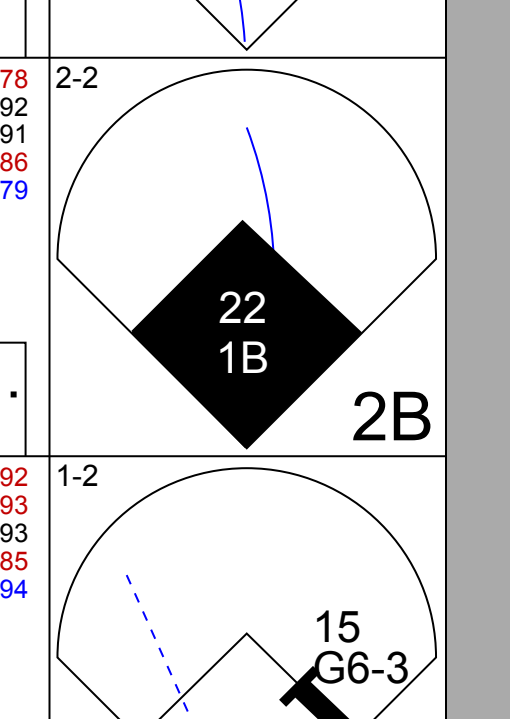
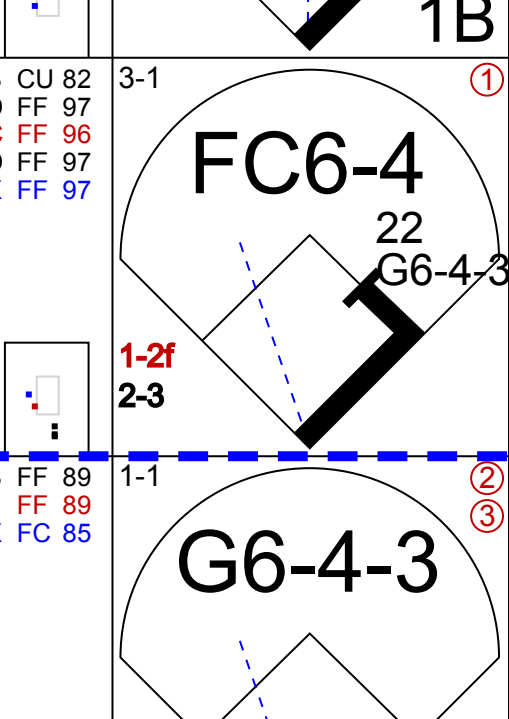

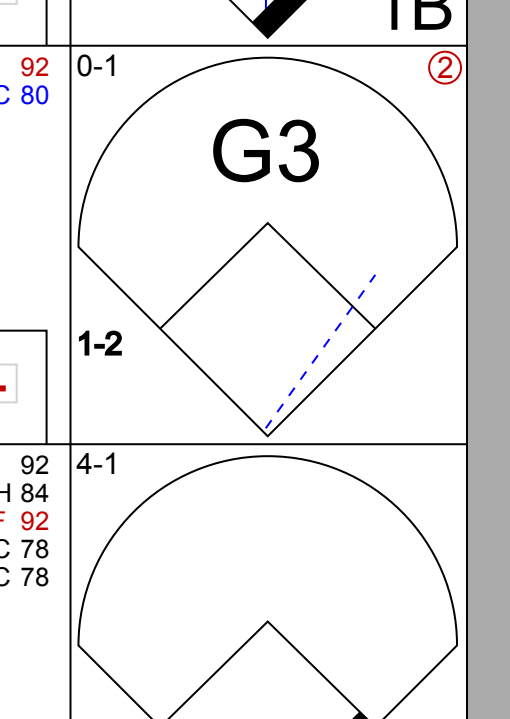
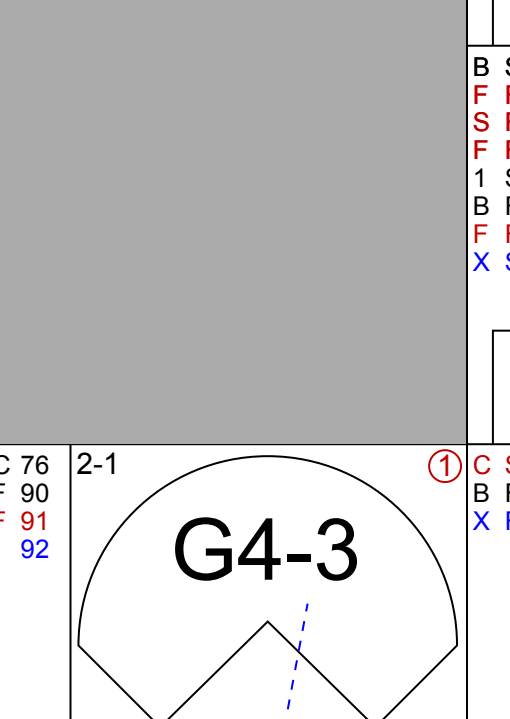

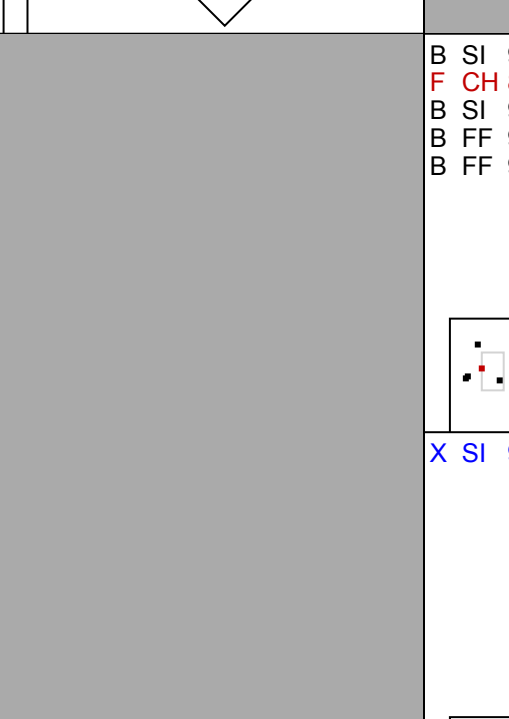
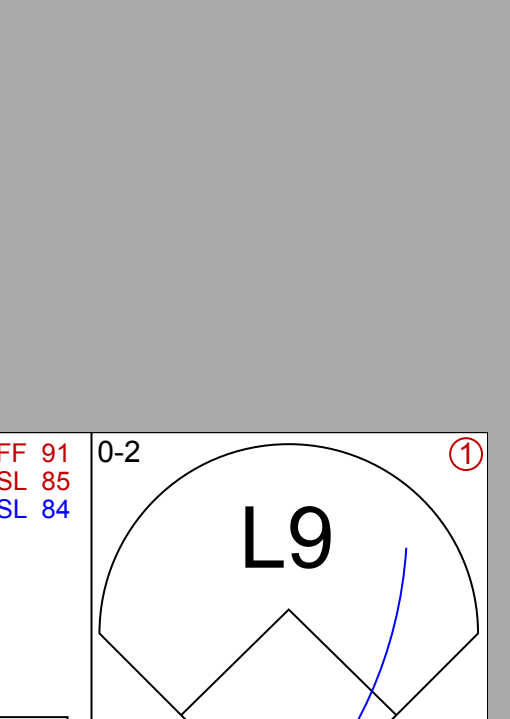
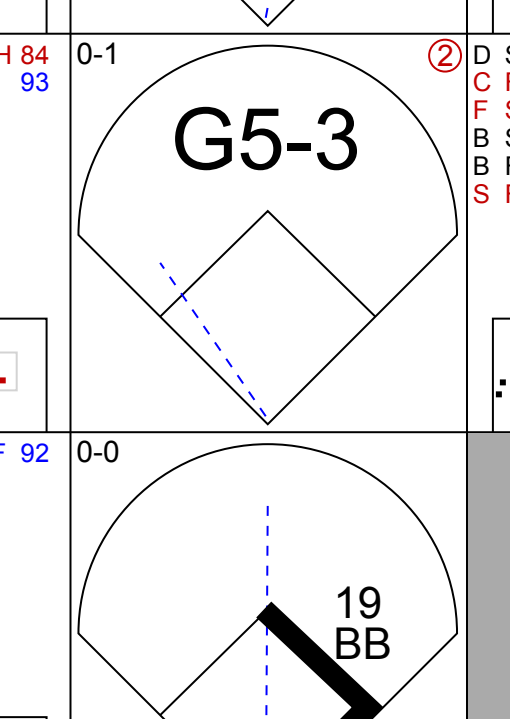
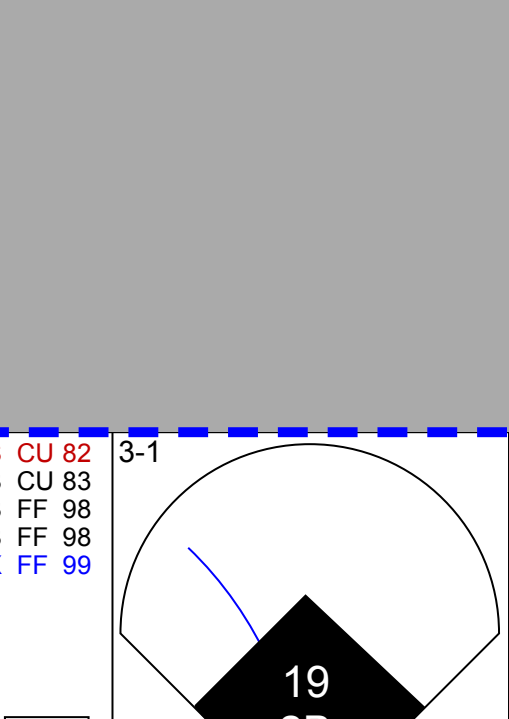


Batter	1	2	3	4	5	6	7	8	9	AB	R	H	RBI	BB	SO	LOB	TOP		
9 Dee Strange-Gordon, L (1.4) OBP: 0.350, SLG: 0.404	B1-3		G6-3		G1-3					4	0	1	1	0	0	2	<b>Miami Marlins @ Atlanta Braves</b> Turner Field, Atlanta, GA Fri Aug 07 2015, 7:38 PM - 10:31 PM EDT Att: 22,769 - Partly Cloudy - 87 F		
32 Derek Dietrich, L (1.7) OBP: 0.371, SLG: 0.518	G3			BB		K	CS	L4		3	0	0	0	1	1	0			
21 Christian Yelich, L (1.8) OBP: 0.340, SLG: 0.371	L7					K		F8		4	0	1	0	0	1	0			
48 Justin Bour, L (1.3) OBP: 0.321, SLG: 0.429		F9		L3		G6-3				3	0	0	0	0	0	2			
63 Kendry Flores, R (6.1)										0	0	0	0	0	0	0			
40 Mike Dunn, L (7.1) OBP: 1.000, SLG: 1.000										0	0	0	0	0	0	0			
20 J.T. Realmuto, R (8. PH) OBP: 0.276, SLG: 0.391										1	0	0	0	0	1	0			
46 Kyle Barraclough, R (8.1)										0	0	0	0	0	0	0			
14 Martín Prado, R (1.5) OBP: 0.314, SLG: 0.360	P4			F9						4	1	2	0	0	0	2			
51 Ichiro Suzuki, L (1.9) OBP: 0.304, SLG: 0.292	F7			P5						4	1	1	0	0	0	3			
3 Adeiny Hechavarria, R (1.6) OBP: 0.308, SLG: 0.372			G3							4	1	2	2	0	1	1			
6 Jeff Mathis, R (1.2) OBP: 0.185, SLG: 0.138																			
28 Cole Gillespie, R (9. PH) OBP: 0.310, SLG: 0.413					F8		G5-3			3	0	1	0	0	0	2			
16 José Fernández, R (1.1) OBP: 0.154, SLG: 0.462										0	0	0	0	0	0	0			
5 Casey McGehee, R (6.3) OBP: 0.276, SLG: 0.297			SH3-4		SH3-4		K			2	0	0	0	0	1	3			
<b>Inning Stats</b>	R: 0 E: 0 K: 0 S: 5	H: 0 LOB: 0 BB: 0 P: 9	R: 0 E: 0 K: 0 S: 9	H: 0 LOB: 0 BB: 0 P: 15	R: 0 E: 0 K: 0 S: 7	H: 1 LOB: 1 BB: 0 P: 7	R: 0 E: 0 K: 0 S: 12	H: 1 LOB: 1 BB: 0 P: 22	R: 0 E: 0 K: 2 S: 9	H: 0 LOB: 0 BB: 0 P: 14	R: 3 E: 0 K: 1 S: 14	H: 4 LOB: 0 BB: 0 P: 23	R: 0 E: 0 K: 1 S: 7	H: 1 LOB: 2 BB: 1 P: 17	1B: 7 2B: 0 3B: 1 HR: 0	SF: 0 SAC: 2 DP: 0 HBP: 0	WP: 0 PB: 0 SB: 0 CS: 1	PA: 37	
<b>PITCHER</b>	IP WLS BF H R ER SO BB IBB HBP BLK WP HR S P ERA WHIP																		
49 Julio Teheran, R (1.1) ERA: 4.57	6.2	27	6	3	3	3	1	0	0	0	0	0	0	0	0	65	103	4.05	1.050
56 Ross Detwiler, L (7.1) ERA: 6.7	0.1	W	1	1	0	0	0	0	0	0	0	0	0	0	0	3	4	0.00	3.000
56 Matt Marksberry, L (8.1) ERA: 6.7	0.2	H	2	0	0	0	0	0	0	0	0	0	0	0	4	7	0.00	0.000	
32 David Aardsma, R (8.1) ERA: 4.84	0.1	H	1	0	0	0	0	0	0	0	0	0	0	3	4	0.00	0.000		
38 Aroldys Vizcaino, R (9.1) ERA: 0.66	1.0	S	5	1	0	0	1	0	0	0	0	0	0	12	17	0.00	2.000		

Batter	1	2	3	4	5	6	7	8	9	AB	R	H	RBI	BB	SO	LOB	BOTTOM			
8 Jace Peterson, L (1.4) OBP: 0.326, SLG: 0.355	K									3	1	0	0	1	2	0	<b>Miami Marlins @ Atlanta Braves</b> Turner Field, Atlanta, GA Fri Aug 07 2015, 7:38 PM - 10:31 PM EDT Att: 22,769 - Partly Cloudy - 87 F			
11 Daniel Castro, R (1.6) OBP: 0.323, SLG: 0.333	F9									3	2	0	1	1	0	2				
22 Nick Markakis, L (1.9) OBP: 0.373, SLG: 0.378	F7									4	1	3	2	0	0	0				
15 A.J. Pierzynski, L (1.2) OBP: 0.340, SLG: 0.446		K								4	0	1	2	0	1	2				
25 Cameron Maybin, R (1.8) OBP: 0.330, SLG: 0.374										4	0	2	0	0	0	1				
53 Joey Tardavich, S (1.3) OBP: 0.162, SLG: 0.302										4	0	1	1	0	2	2				
13 Adonis García, R (1.5) OBP: 0.232, SLG: 0.481										4	0	0	0	0	1	3				
26 Todd Cunningham, S (1.7) OBP: 0.296, SLG: 0.293										4	1	1	0	0	0	3				
49 Julio Teheran, R (1.1) OBP: 0.276, SLG: 0.391										2	0	0	0	0	2	0				
56 Ross Detwiler, L (7.1) ERA: 2.3										0	0	0	0	0	0	0				
13 Pedro Ciraco, R (7. PH) OBP: 0.256, SLG: 0.344										1	1	0	0	0	0	1				
56 Matt Marksberry, L (8.1)										0	0	0	0	0	0	0				
32 David Aardsma, R (8.1)										0	0	0	0	0	0	0				
38 Aroldys Vizcaino, R (9.1)										0	0	0	0	0	0	0				
<b>Inning Stats</b>	R: 0 E: 0 K: 1 S: 7	H: 0 LOB: 0 BB: 0 P: 9	R: 0 E: 0 K: 1 S: 9	H: 0 LOB: 0 BB: 0 P: 12	R: 0 E: 0 K: 1 S: 6	H: 0 LOB: 0 BB: 0 P: 8	R: 2 E: 0 K: 2 S: 26	H: 4 LOB: 3 BB: 1 P: 38	R: 0 E: 0 K: 1 S: 6	H: 0 LOB: 0 BB: 0 P: 9	R: 0 E: 0 K: 1 S: 9	H: 2 LOB: 1 BB: 0 P: 16	R: 4 E: 2 K: 0 S: 19	H: 2 LOB: 1 BB: 1 P: 28	R: 0 E: 0 K: 1 S: 9	H: 0 LOB: 0 BB: 0 P: 11	1B: 8 2B: 0 3B: 0 HR: 0	SF: 0 SAC: 0 DP: 0 HBP: 0	WP: 0 PB: 0 SB: 0 CS: 1	PA: 35
<b>PITCHER</b>	IP WLS BF H R ER SO BB IBB HBP BLK WP HR S P ERA WHIP																			
16 José Fernández, R (1.1) ERA: 2.3	5.0	20	4	2	2	6	1	0	0	0	0	0	0	0	54	76	3.60	1.000		
63 Kendry Flores, R (6.1) ERA: 3.6	1.1	L	8	3	3	3	1	0	0	0	0	0	0	16	27	20.25	3.000			
40 Mike Dunn, L (7.1) ERA: 0.66	0.2	B	4	1	1	0	0	0	0	0	0	0	0	12	17	0.00	1.500			
46 Kyle Barraclough, R (8.1) ERA: 0.66	1.0	S	3	0	0	0	1	0	0	0	0	0	0	9	11	0.00	0.000			



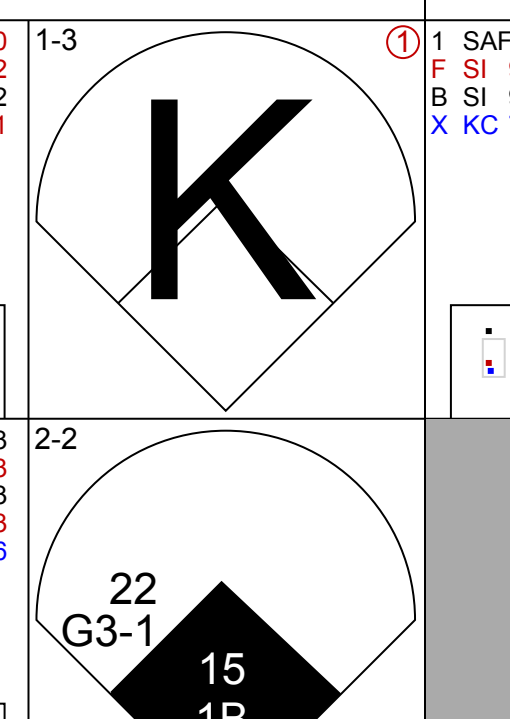
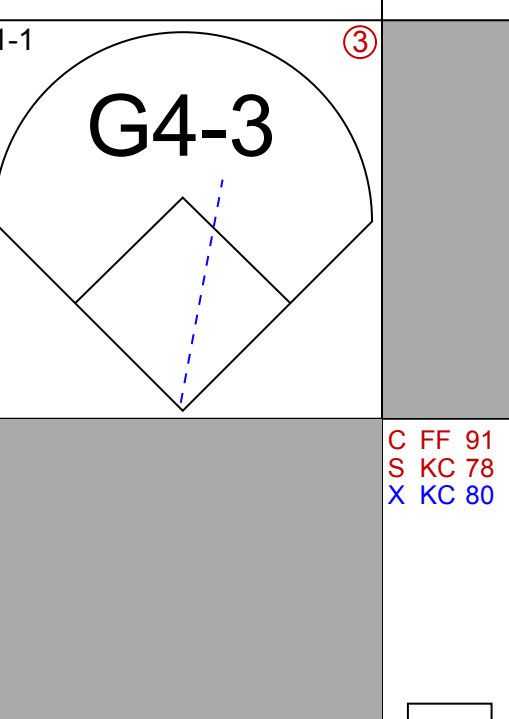
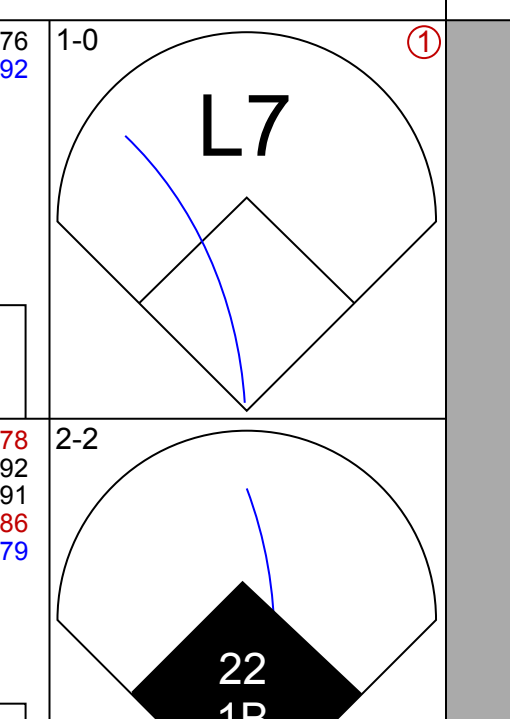
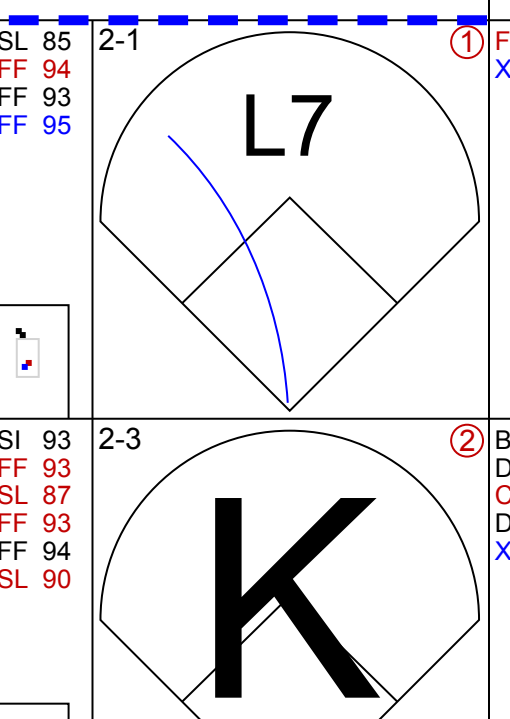
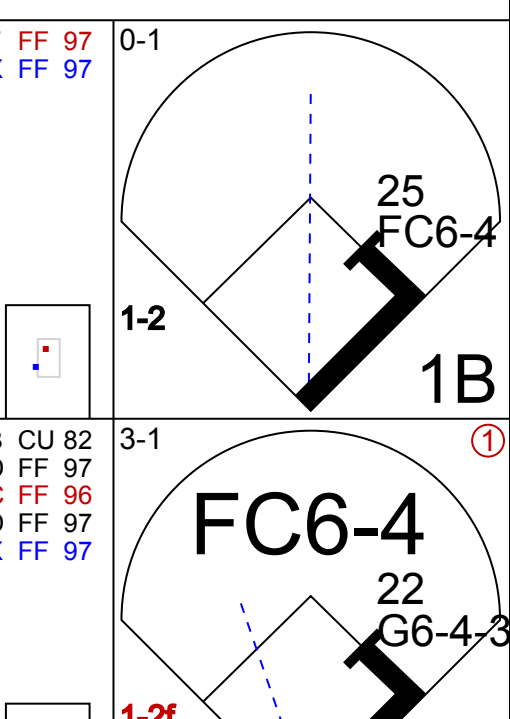
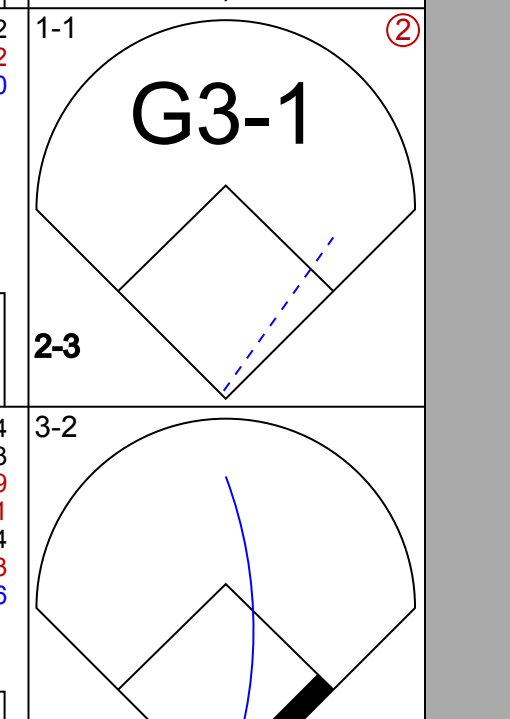
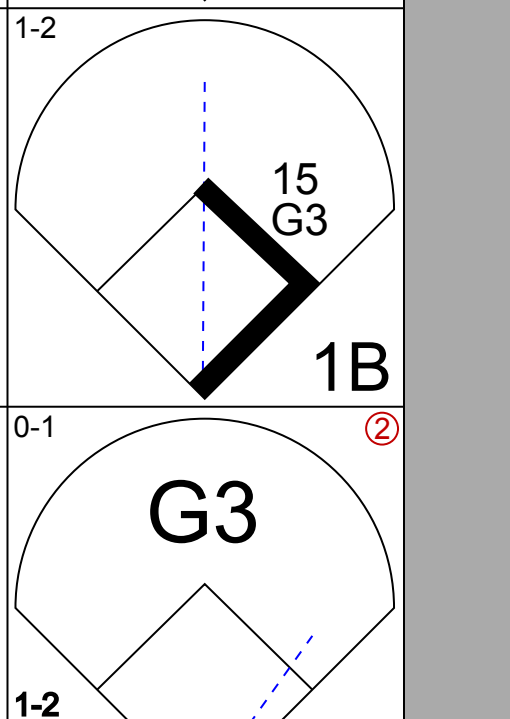
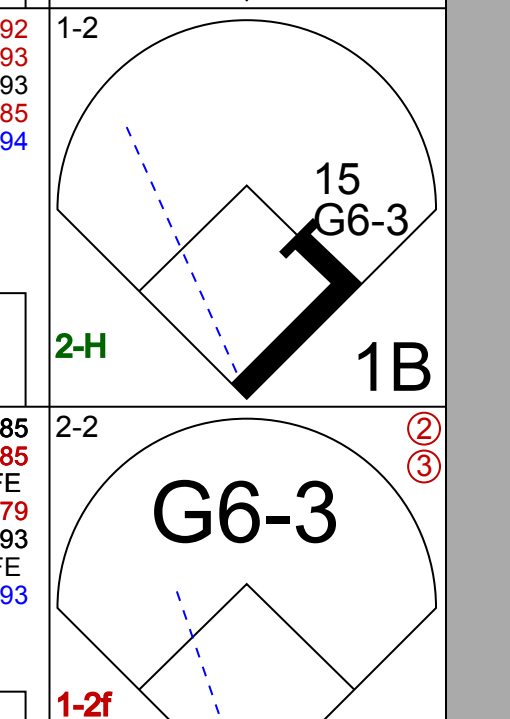
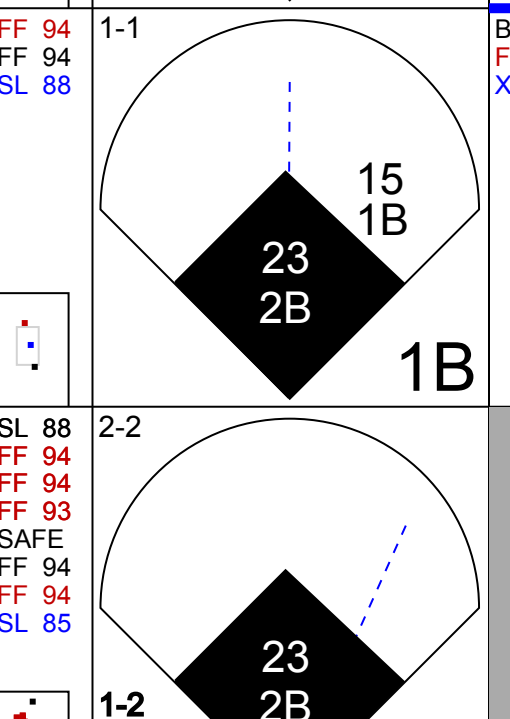
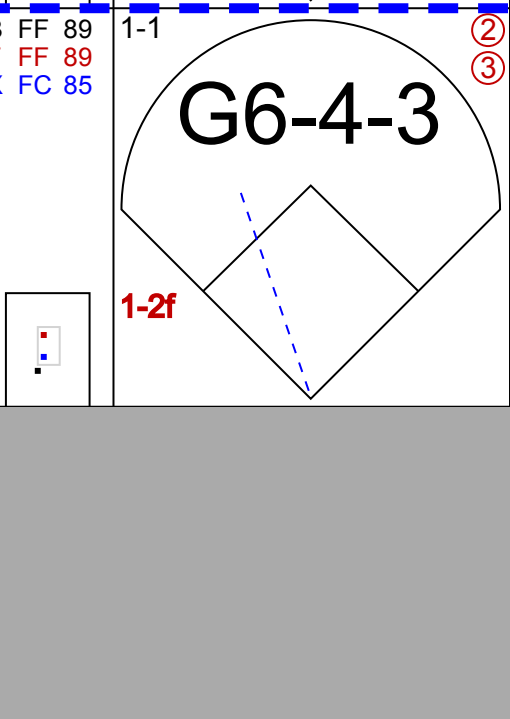
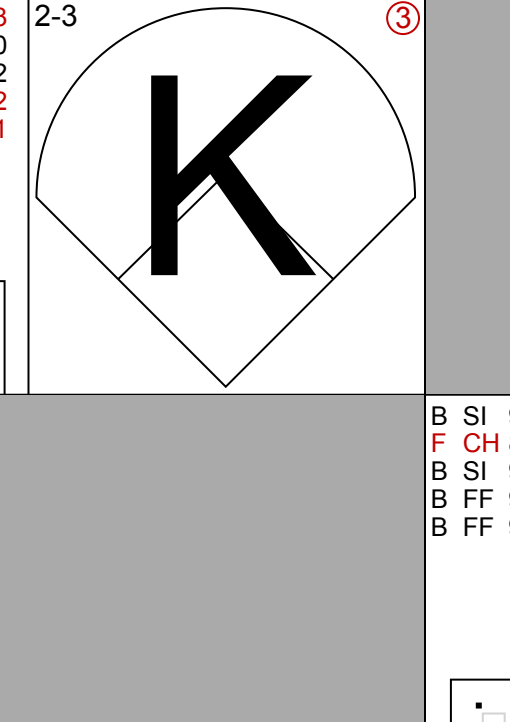
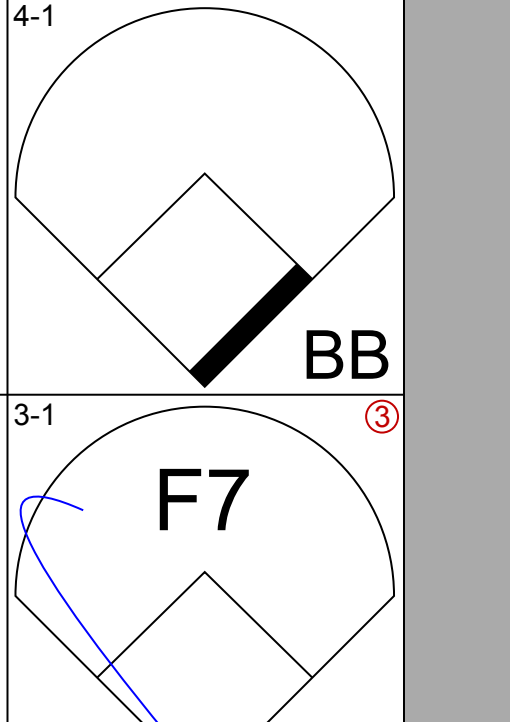
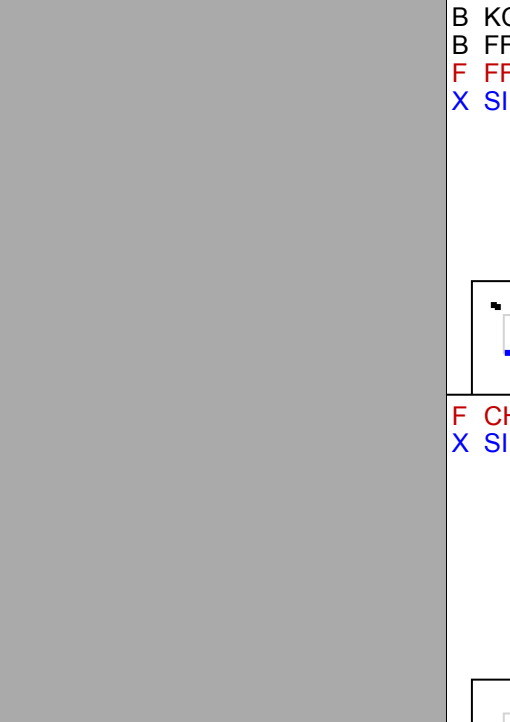
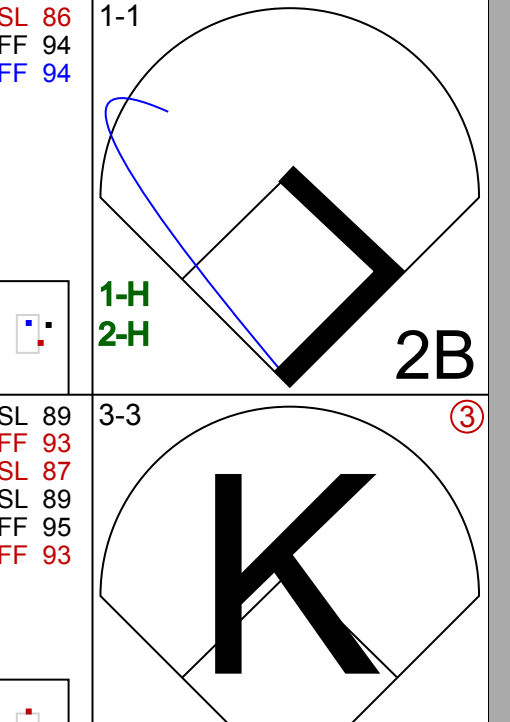

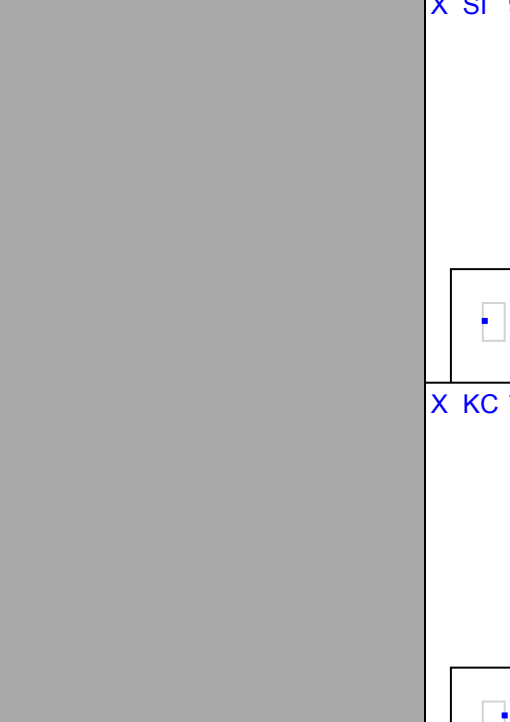
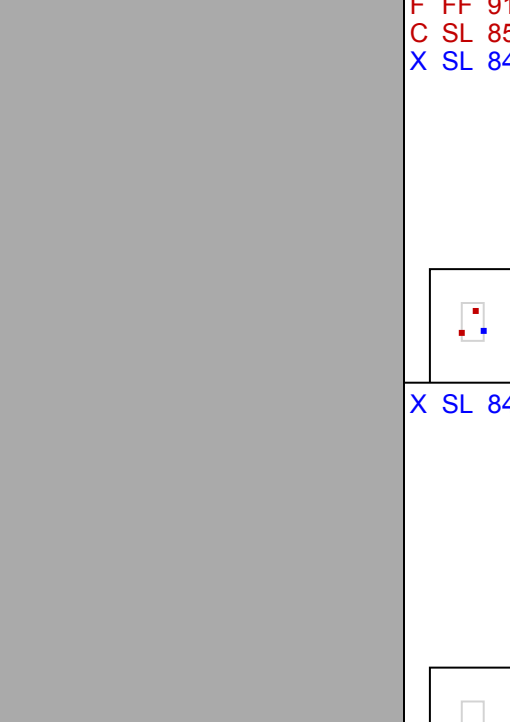
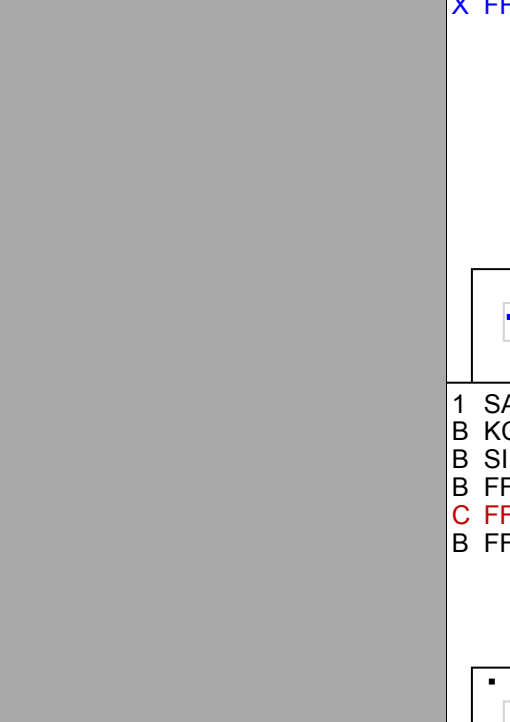

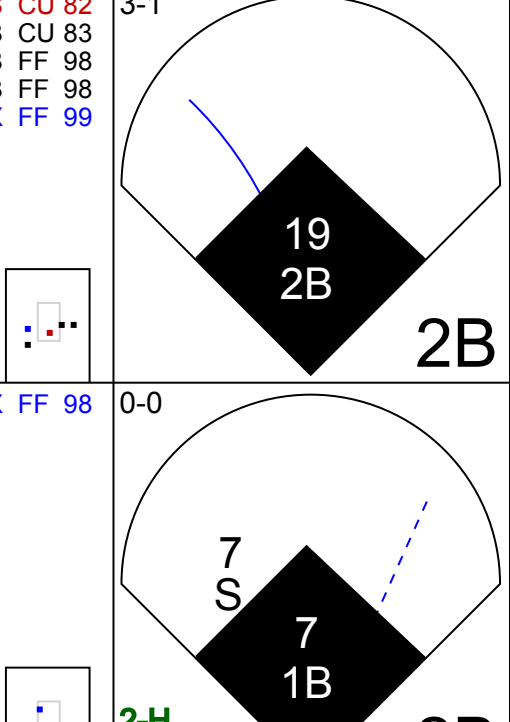
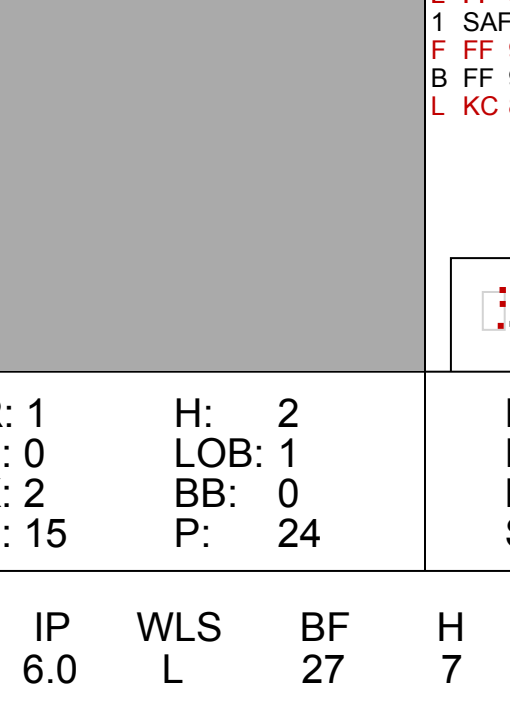
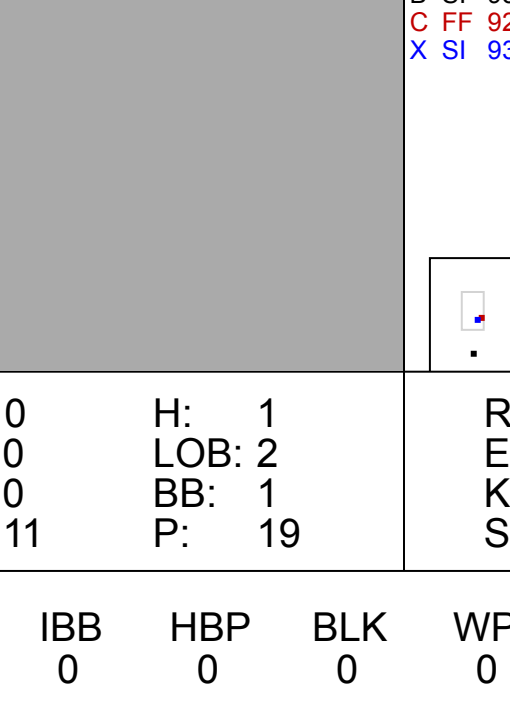
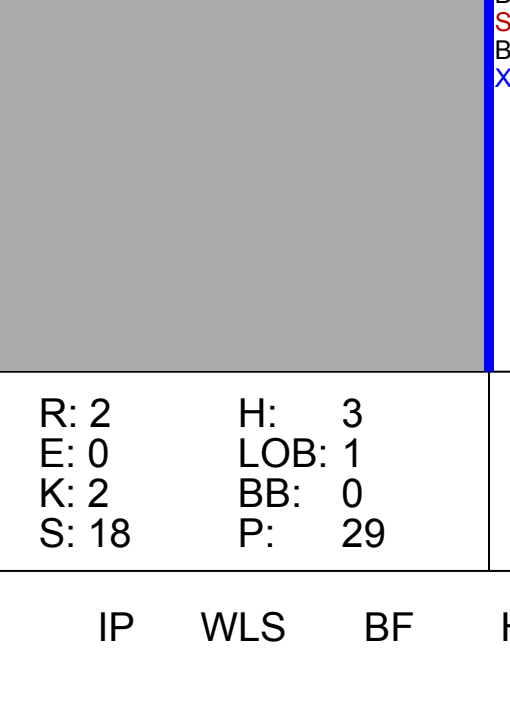
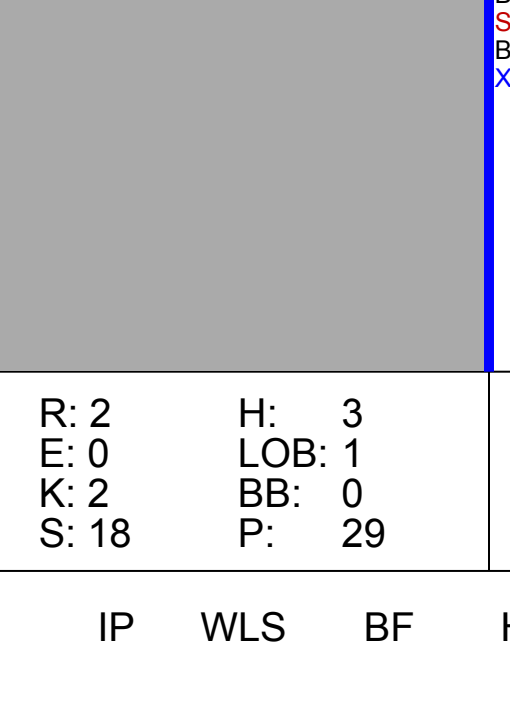
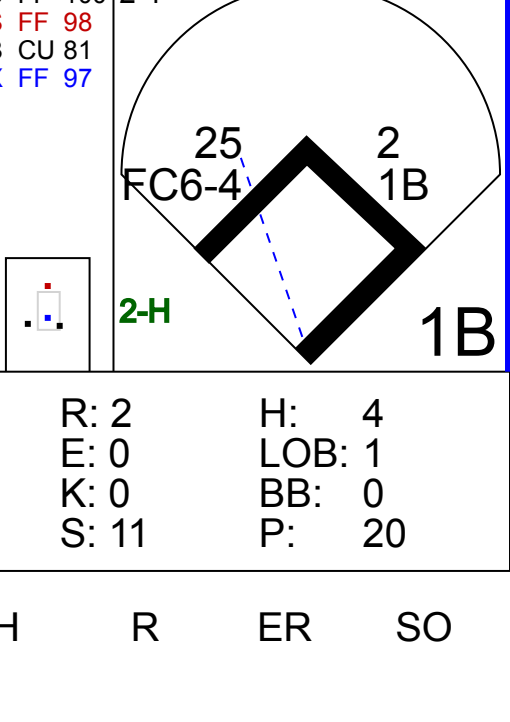





Batter	1	2	3	4	5	6	7	8	9	AB	R	H	RBI	BB	SO	LOB	TOP					
9 Dee Strange-Gordon, L OBP: 0.346, SLG: 0.399										5	0	0	0	0	1	4						
14 Martin Prado, R OBP: 0.312, SLG: 0.355										4	0	0	0	0	0	1						
21 Christian Yelich, L OBP: 0.340, SLG: 0.370										4	0	1	0	0	0	1						
5 Casey McGehee, R OBP: 0.281, SLG: 0.303										3	1	1	0	1	0	1						
32 Derek Dietrich, L OBP: 0.368, SLG: 0.504										3	0	0	0	1	2	2						
20 J.T. Realmuto, R OBP: 0.278, SLG: 0.390										3	1	1	0	1	0	0						
28 Cole Gillespie, R 45 Chris Narveson, L										4	0	2	2	0	0	0						
3 Adeiny Hechavarria, R OBP: 0.310, SLG: 0.372										3	0	1	0	1	0	4						
34 Tom Koehler, R 40 Mike Dunn, L 49 Brian Ellington, R 51 Ichiro Suzuki, L										2	0	0	0	1	1	1						
<b>Inning Stats</b>	R: 0 K: 2 S: 9	H: 1 LOB: 2 P: 14	R: 1 K: 1 S: 12	H: 2 LOB: 1 P: 17	R: 1 K: 0 S: 12	H: 1 LOB: 3 P: 30	R: 0 K: 0 S: 7	H: 0 LOB: 0 P: 9	R: 0 K: 0 S: 6	H: 0 LOB: 0 P: 12	R: 0 K: 0 S: 13	H: 1 LOB: 2 P: 25	R: 0 K: 0 S: 6	H: 1 LOB: 0 P: 7	R: 0 K: 1 S: 8	H: 0 LOB: 1 P: 9	R: 0 K: 0 S: 6	H: 0 LOB: 1 P: 11	1B: 4 2B: 3 3B: 0 HR: 0	SF: 0 SAC: 0 DP: 1 HBP: 1	WP: 0 PB: 0 SB: 0 CS: 0	PA: 38
<b>PITCHER</b>	IP WLS BF H R ER SO BB IBB HBP BLK WP HR S P ERA WHIP																					
48 Mike Folynewicz, R ERA: 5.23	(1, 1) 5.2 W 27 5 2 2 3 4 0 1 0 0 0 56 104 3.18 1.588																					
56 Ross Detwiler, L ERA: 6.66	(6, 1) 0.1 H 1 0 0 0 0 0 0 0 0 0 0 0 3 3 0.00 0.000																					
52 Andrew McKirahan, L ERA: 4.05	(7, 1) 2.0 H 6 1 0 0 1 0 0 0 0 0 0 14 16 0.00 0.500																					
32 David Aardsma, R ERA: 4.63	(9, 1) 1.0 4 0 0 0 0 1 0 0 0 0 0 6 11 0.00 1.000																					

Miami Marlins @ Atlanta Braves  
Turner Field, Atlanta, GA  
Sat Aug 08 2015, 7:11 PM - 10:01 PM EDT  
Att: 42,544 - Partly Cloudy - 90 F

AB 32  
R 2  
H 6  
RBI 2  
BB 5  
SO 4  
LOB 15



Batter	1	2	3	4	5	6	7	8	9	AB	R	H	RBI	BB	SO	LOB	BOTTOM			
2 Michael Bourn, L OBP: 0.312, SLG: 0.293										5	0	1	0	0	1	1				
25 Cameron Maybin, R OBP: 0.331, SLG: 0.379										5	2	2	0	0	1	2				
22 Nick Markakis, L OBP: 0.376, SLG: 0.381										5	1	3	1	0	0	3				
15 A.J. Pierzynski, L OBP: 0.342, SLG: 0.446										4	1	2	1	0	0	2				
23 Nick Swisher, S OBP: 0.270, SLG: 0.308										3	0	1	2	1	1	1				
8 Jace Peterson, L OBP: 0.325, SLG: 0.352										3	1	0	0	1	1	3				
13 Adonis Garcia, R OBP: 0.267, SLG: 0.517										4	1	3	0	0	0	0				
19 Andrelton Simmons, R OBP: 0.319, SLG: 0.333										2	1	1	2	1	0	0				
48 Mike Folynewicz, R ERA: 3.75 56 Ross Detwiler, L ERA: 5.4 53 Joey Teroslavich, S 52 Andrew McKirahan, R 7 Jonny Gomes, R 32 David Aardsma, R										2	0	0	0	0	1	1				
<b>Inning Stats</b>	R: 1 K: 2 S: 15	H: 2 LOB: 1 P: 24	R: 1 K: 1 S: 8	H: 1 LOB: 1 P: 14	R: 0 K: 0 S: 11	H: 1 LOB: 2 P: 19	R: 0 K: 0 S: 6	H: 0 LOB: 0 P: 7	R: 1 K: 0 S: 11	H: 2 LOB: 0 P: 17	R: 0 K: 0 S: 9	H: 1 LOB: 2 P: 16	R: 2 K: 2 S: 18	H: 3 LOB: 0 P: 29	R: 2 K: 0 S: 11	H: 4 LOB: 1 P: 20	1B: 9 2B: 5 3B: 0 HR: 0	SF: 1 SAC: 0 DP: 2 HBP: 0	WP: 0 PB: 0 SB: 1 CS: 0	PA: 39
<b>PITCHER</b>	IP WLS BF H R ER SO BB IBB HBP BLK WP HR S P ERA WHIP																			
34 Tom Koehler, R ERA: 3.75	(1, 1) 6.0 L 27 5 2 2 3 4 0 1 0 0 0 60 97 4.50 1.667																			
40 Mike Dunn, L ERA: 5.4	(7, 1) 1.0 6 3 2 2 2 0 0 0 0 0 0 18 29 18.00 3.000																			
49 Brian Ellington, R ERA: 3.86	(8, 1) 0.1 5 4 2 2 0 0 0 0 0 0 0 9 17 54.00 12.000																			
45 Chris Narveson, L ERA:	(8, 1) 0.2 1 0 0 0 0 0 0 0 0 0 0 2 3 0.00 0.000																			

Miami Marlins @ Atlanta Braves  
Turner Field, Atlanta, GA  
Sat Aug 08 2015, 7:11 PM - 10:01 PM EDT  
Att: 42,544 - Partly Cloudy - 90 F

AB 35  
R 7  
H 14  
RBI 7  
BB 3  
SO 5  
LOB 15









Batter	1	2	3	4	5	6	7	8	9	AB	R	H	RBI	BB	SO	LOB	TOP					
2 Michael Bourn, L (1,7) OBP: 0.307, SLG: 0.288										4	0	0	0	0	1	1						
25 Cameron Maybin, R (1,8) OBP: 0.329, SLG: 0.375										4	0	1	0	0	1	0						
22 Nick Markakis, L (1,10) OBP: 0.373, SLG: 0.381										4	0	2	0	0	0	0						
15 A.J. Pierzynski, L (1,2) OBP: 0.333, SLG: 0.434										4	0	0	0	0	0	2						
23 Nick Swisher, S (1,3) OBP: 0.254, SLG: 0.288										3	0	0	0	0	1	0						
8 Jace Peterson, L (1,4) OBP: 0.322, SLG: 0.349										3	0	0	0	0	0	0						
13 Adonis Garcia, R (1,5) OBP: 0.273, SLG: 0.500										3	0	2	0	0	1	0						
19 Andrelton Simmons, R (1,6) OBP: 0.321, SLG: 0.332										3	0	1	0	0	1	1						
14 Eury Pérez, R (1,9) OBP: 0.341, SLG: 0.313										3	0	0	0	0	0	3						
<b>Inning Stats</b>	R: 0 E: 0 K: 1 S: 8	H: 2 LOB: 1 BB: 0 P: 10	R: 0 E: 0 K: 0 S: 7	H: 2 LOB: 2 BB: 0 P: 9	R: 0 E: 0 K: 0 S: 4	H: 0 LOB: 0 BB: 0 P: 6	R: 0 E: 0 K: 1 S: 8	H: 0 LOB: 0 BB: 0 P: 13	R: 0 E: 0 K: 1 S: 6	H: 0 LOB: 0 BB: 0 P: 11	R: 0 E: 0 K: 1 S: 7	H: 0 LOB: 0 BB: 0 P: 11	R: 0 E: 0 K: 0 S: 6	H: 0 LOB: 0 BB: 0 P: 8	R: 0 E: 0 K: 1 S: 10	H: 1 LOB: 1 BB: 0 P: 14	R: 0 E: 0 K: 0 S: 6	H: 1 LOB: 0 BB: 0 P: 8	1B: 5 2B: 1 3B: 0 HR: 0	SF: 0 SAC: 0 DP: 1 HBP: 0	WP: 0 PB: 0 CS: 0	PA: 31
<b>PITCHER</b>	IP	WLS	BF	H	R	ER	SO	BB	IBB	HBP	BLK	WP	HR	S	P	ERA	WHIP					
30 Erasmo Ramirez, R (1,1) ERA: 3.59	7.0	W	25	5	0	0	4	0	0	0	0	0	0	48	70	0.00	0.714					
47 Brandon Gomes, R (8,1) ERA: 4.23	1.1	H	4	0	0	0	1	0	0	0	0	0	0	10	15	0.00	0.000					
31 Xavier Cedeño, L (9,1) ERA: 2.38	0.2	S	2	1	0	0	0	0	0	0	0	0	0	4	5	0.00	1.500					

Atlanta Braves @ Tampa Bay Rays  
Tropicana Field, St. Petersburg, FL  
Tue Aug 11 2015, 7:12 PM - 9:14 PM EDT  
Att: 15,506 - Dome - 72 F

AB 31  
R 0  
H 6  
RBI 0  
BB 0  
SO 5  
LOB 7




Batter	1	2	3	4	5	6	7	8	9	AB	R	H	RBI	BB	SO	LOB	BOTTOM				
28 John Jaso, L (1,10) OBP: 0.386, SLG: 0.474										3	0	0	0	1	0	1					
24 Grady Sizemore, L (1,7) OBP: 0.288, SLG: 0.368										3	0	0	0	1	0	1					
5 Brandon Guyer, R (9,7) OBP: 0.359, SLG: 0.378										0	0	0	0	0	0	0					
3 Evan Longoria, R (1,5) OBP: 0.346, SLG: 0.436										4	0	0	0	0	1	1					
21 James Loney, L (1,3) OBP: 0.312, SLG: 0.353										3	0	0	0	0	0	0					
11 Logan Forsythe, R (1,4) OBP: 0.363, SLG: 0.440										3	0	1	0	0	0	0					
13 Adrián Cabrera, S (1,6) OBP: 0.307, SLG: 0.406										3	1	2	0	0	0	0					
7 Daniel Nava, S (1,9) OBP: 0.262, SLG: 0.181										2	0	0	0	1	0	3					
39 Kevin Kiermaier, L (1,8) OBP: 0.276, SLG: 0.403										3	1	1	2	0	0	3					
19 Curt Casali, R (1,2) OBP: 0.288, SLG: 0.556										2	0	0	0	1	0	0					
<b>Inning Stats</b>	R: 0 E: 0 K: 0 S: 6	H: 0 LOB: 0 BB: 1 P: 12	R: 0 E: 0 K: 0 S: 8	H: 2 LOB: 2 BB: 0 P: 11	R: 0 E: 0 K: 0 S: 11	H: 0 LOB: 1 BB: 1 P: 18	R: 0 E: 0 K: 0 S: 6	H: 0 LOB: 0 BB: 0 P: 8	R: 0 E: 0 K: 1 S: 7	H: 0 LOB: 0 BB: 2 P: 12	R: 0 E: 0 K: 1 S: 7	H: 0 LOB: 0 BB: 0 P: 10	R: 2 E: 0 K: 0 S: 12	H: 2 LOB: 0 BB: 0 P: 17	R: 0 E: 0 K: 0 S: 4	H: 0 LOB: 0 BB: 0 P: 4	1B: 2 2B: 1 3B: 0 HR: 1	SF: 0 SAC: 0 DP: 2 HBP: 0	WP: 0 PB: 0 CS: 0	PA: 30	
<b>PITCHER</b>	IP	WLS	BF	H	R	ER	SO	BB	IBB	HBP	BLK	WP	HR	S	P	ERA	WHIP				
61 Williams Pérez, R (1,1) ERA: 4.21	8.0	L	30	4	2	2	1	4	0	0	0	0	1	58	92	2.25	1.000				


Atlanta Braves @ Tampa Bay Rays  
Tropicana Field, St. Petersburg, FL  
Tue Aug 11 2015, 7:12 PM - 9:14 PM EDT  
Att: 15,506 - Dome - 72 F

AB 26  
R 2  
H 4  
RBI 2  
BB 4  
SO 1  
LOB 9





Batter	1	2	3	4	5	6	7	8	9	AB	R	H	RBI	BB	SO	LOB	TOP										
2 Michael Bourn, L (1.7) OBP: 0.302, SLG: 0.283	L6		K		P5		G6-3		F9	5	0	0	0	0	1	3	<p><b>Atlanta Braves @ Tampa Bay Rays</b> Tropicana Field, St. Petersburg, FL Wed Aug 12 2015, 7:11 PM - 10:22 PM EDT Att: 16,337 - Dome - 72 F</p> <p>livebaseballscorecards.com</p> <p>AB 33 R 6 H 9 RBI 5 BB 3 SO 10 LOB 14</p> 										
25 Cameron Maybin, R (1.8) OBP: 0.331, SLG: 0.379	G4-3		2B		1B		K			4	0	2	0	0	1	1											
22 Nick Markakis, L (1.9) OBP: 0.372, SLG: 0.379	G4-3		1B		K			G4-3		4	0	1	0	0	1	1											
15 A.J. Pierzynski, L (1.2) OBP: 0.332, SLG: 0.432		G3-6-1			F8			K		4	1	1	0	0	1	2											
13 Adonis Garcia, R (1.5) OBP: 0.271, SLG: 0.485		G6-3			L9			G1-3		4	1	1	0	0	0	0											
8 Jace Peterson, L (1.4) OBP: 0.321, SLG: 0.346		F8			G4-3				53 BB	3	0	0	0	1	1	2											
23 Nick Swisher, S (1.10) OBP: 0.256, SLG: 0.283		K			K					2	0	0	0	1	2	2											
14 Eury Pérez, R (7. PR) OBP: 0.319, SLG: 0.310		K			K					1	1	0	0	0	1	1											
53 Joey Terdoslavich, S (1.3) OBP: 0.224, SLG: 0.362		K			K					3	2	2	1	1	1	0											
13 Pedro Ciriaco, R (1.6) OBP: 0.265, SLG: 0.388		K			HR					3	1	2	4	0	1	2											
<b>Inning Stats</b>	R: 0 E: 0 K: 0 S: 9	H: 0 LOB: 0 BB: 0 P: 12	R: 3 E: 0 K: 2 S: 15	H: 4 LOB: 1 BB: 0 P: 25	R: 0 E: 0 K: 1 S: 10	H: 2 LOB: 1 BB: 0 P: 16	R: 0 E: 0 K: 1 S: 8	H: 0 LOB: 0 BB: 0 P: 13	R: 1 E: 0 K: 2 S: 14	H: 2 LOB: 1 BB: 0 P: 22	R: 0 E: 0 K: 0 S: 8	H: 0 LOB: 0 BB: 0 P: 9	R: 2 E: 0 K: 1 S: 12	H: 1 LOB: 1 BB: 1 P: 20	R: 0 E: 0 K: 1 S: 11	H: 0 LOB: 0 BB: 0 P: 15	R: 0 E: 0 K: 2 S: 14	H: 0 LOB: 2 BB: 2 P: 26	1B: 5 2B: 3 3B: 0 HR: 1	SF: 1 SAC: 0 DP: 1 HBP: 0	WP: 1 PB: 0 SB: 0 CS: 0	PA: 37					
<b>PITCHER</b>	IP	WLS	BF	H	R	ER	SO	BB	IBB	HBP	BLK	WP	HR	S	P	ERA	WHIP										
23 Jake Odorizzi, R (1.1) ERA: 3.09	6.0		26	9	6	6	6	1	0	0	0	0	1	68	105	9.00	1.667										
37 Alex Colomé, R (7.1) ERA: 4.3	1.0	W	3	0	0	0	1	0	0	0	0	1	0	8	12	0.00	0.000										
57 Jake McGee, L (8.1) ERA: 1.93	1.0	H	3	0	0	0	1	0	0	0	0	0	0	11	15	0.00	0.000										
26 Brad Boxberger, R (9.1) ERA: 2.89	1.0	S	5	0	0	0	2	2	0	0	0	0	0	14	26	0.00	2.000										

Batter	1	2	3	4	5	6	7	8	9	AB	R	H	RBI	BB	SO	LOB	BOTTOM										
28 John Jaso, L (1.10) OBP: 0.385, SLG: 0.481			G4-3		K		K			3	0	1	0	0	1	0	<p><b>Atlanta Braves @ Tampa Bay Rays</b> Tropicana Field, St. Petersburg, FL Wed Aug 12 2015, 7:11 PM - 10:22 PM EDT Att: 16,337 - Dome - 72 F</p> <p>livebaseballscorecards.com</p> <p>AB 37 R 9 H 14 RBI 7 BB 2 SO 11 LOB 18</p> 										
36 Richie Shaffer, R (7.10) OBP: 0.500, SLG: 0.833			2B		HR		K			2	0	0	0	0	2	2											
24 Grady Sizemore, L (1.7) OBP: 0.277, SLG: 0.397		K			HR		2B			5	2	3	1	0	2	0											
3 Evan Longoria, R (1.5) OBP: 0.345, SLG: 0.433		G4-3			K		1B			5	1	1	0	0	3	1											
21 James Loney, L (1.3) OBP: 0.319, SLG: 0.365			L7		K		1B			4	1	3	1	0	0	1											
1 Tim Beckham, R (7. PR) OBP: 0.296, SLG: 0.432			G1-3		1B		2B			1	1	0	0	0	1	0											
11 Logan Forsythe, R (1.4) OBP: 0.362, SLG: 0.440		F8			FC6-4		SF8			3	0	1	1	0	0	2											
13 Asdrubal Cabrera, S (1.6) OBP: 0.310, SLG: 0.447		G4-3			G4-3		P4			4	1	2	0	0	0	3											
7 Daniel Nava, S (1.9) ERA: 4.74			1B		G4-3		K			1	0	0	0	1	0	1											
5 Brandon Guyer, R (6. PH) OBP: 0.360, SLG: 0.384			BB		2B		2B			2	1	1	0	0	1	1											
39 Kevin Kiermaier, L (1.8) OBP: 0.278, SLG: 0.402		G1-3			BB		E1			3	1	1	1	1	0	2											
19 Curt Casali, R (1.2) OBP: 0.286, SLG: 0.579		F7			K		HR			4	1	1	3	0	1	5											
<b>Inning Stats</b>	R: 0 E: 0 K: 1 S: 6	H: 1 LOB: 0 BB: 0 P: 9	R: 1 E: 0 K: 0 S: 12	H: 2 LOB: 2 BB: 1 P: 24	R: 0 E: 0 K: 1 S: 11	H: 1 LOB: 1 BB: 0 P: 16	R: 0 E: 0 K: 1 S: 13	H: 1 LOB: 2 BB: 1 P: 19	R: 1 E: 0 K: 2 S: 19	H: 2 LOB: 1 BB: 0 P: 28	R: 0 E: 0 K: 2 S: 10	H: 0 LOB: 1 BB: 0 P: 18	R: 6 E: 1 K: 1 S: 19	H: 5 LOB: 1 BB: 0 P: 30	R: 0 E: 0 K: 3 S: 10	H: 0 LOB: 0 BB: 0 P: 13	1B: 8 2B: 4 3B: 0 HR: 2	SF: 1 SAC: 0 DP: 0 HBP: 0	WP: 1 PB: 0 SB: 1 CS: 0	PA: 40							
<b>PITCHER</b>	IP	WLS	BF	H	R	ER	SO	BB	IBB	HBP	BLK	WP	HR	S	P	ERA	WHIP										
37 Matt Wisler, R (1.1) ERA: 4.74	5.0		23	7	2	2	5	2	0	0	0	0	0	7	13	3.60	3.000										
52 Andrew McKirahan, L (6.1) ERA: 4.5	0.2	H	4	2	1	1	1	0	0	0	0	0	0	3	5	0.00	0.000										
32 David Aardsma, R (6.1) ERA: 4.44	0.1	H	1	0	0	0	1	0	0	0	0	0	0	3	5	0.00	0.000										
56 Matt Marksberry, L (7.1) ERA: 5.14	0.2	L	7	4	6	4	0	0	0	0	0	1	0	13	21	54.00	6.000										
64 Ryan Kelly, R (7.1) ERA: 8.53	0.1		2	1	0	0	1	0	0	0	0	0	1	6	9	0.00	3.000										
<b>PITCHER</b>	IP	WLS	BF	H	R	ER	SO	BB	IBB	HBP	BLK	WP	HR	S	P	ERA	WHIP										
38 Aroldys Vizcaino, R (8.1) ERA: 0.61	1.0		3	0	0	0	3	0	0	0	0	0	0	10	13	0.00	0.000										



Batter	1	2	3	4	5	6	7	8	9	AB	R	H	RBI	BB	SO	LOB	TOP																			
5 Ender Inciarte, L (1, 9) OBP: 0.325, SLG: 0.395										3	2	2	0	1	0	0	<b>Arizona Diamondbacks @ Atlanta Braves</b> Turner Field, Atlanta, GA Fri Aug 14 2015, 7:39 PM - 10:36 PM EDT Att: 31,917 - Partly Cloudy - 85 F																			
11 AJ Pollock, R (1, 8) OBP: 0.395, SLG: 0.474										4	0	1	1	0	0	2																				
44 Paul Goldschmidt, R (1, 3) OBP: 0.453, SLG: 0.583										4	0	1	1	0	1	2																				
6 David Peralta, L (1, 7) OBP: 0.366, SLG: 0.517										3	0	0	0	1	1																					
7 Wellington Castillo, R (1, 2) OBP: 0.315, SLG: 0.507										4	0	0	0	0	3	1																				
19 Jake Lamb, L (1, 5) OBP: 0.338, SLG: 0.425										4	0	1	0	0	3	0																				
16 Chris Owings, R (1, 4) OBP: 0.262, SLG: 0.332										3	0	0	0	0	1	1																				
13 Nick Ahmed, R (1, 6) OBP: 0.275, SLG: 0.325										3	0	0	0	0	1	0																				
38 Robbie Ray, L (1, 1) OBP: 0.077, SLG: 0.097										1	0	0	0	0	0	0																				
40 Andrew Chafin, R (5, 1) ERA: 2.44										1	0	0	0	0	0	0																				
4 Jamie Romak, R (6, PH) OBP: 0.333, SLG: 0.444										0	0	0	0	0	0	0																				
43 Addison Reed, L (6, 1) ERA: 4.1										0	0	0	0	0	0	0																				
2 Aaron Hill, R (8, PH) OBP: 0.297, SLG: 0.342										0	0	0	0	0	0	0																				
41 Daniel Hudson, R (8, 1) ERA: 0.57										0	0	0	0	0	0	0																				
<b>Inning Stats</b>	R: 0 E: 0 K: 1 S: 8	H: 0 LOB: 1 BB: 1 P: 15	R: 0 E: 0 K: 3 S: 14	H: 1 LOB: 1 BB: 2 P: 23	R: 0 E: 0 K: 1 S: 9	H: 0 LOB: 0 BB: 0 P: 13	R: 0 E: 0 K: 1 S: 12	H: 0 LOB: 1 BB: 1 P: 21	R: 0 E: 0 K: 1 S: 7	H: 0 LOB: 0 BB: 0 P: 10	R: 1 E: 0 K: 0 S: 15	H: 2 LOB: 1 BB: 0 P: 20	R: 0 E: 0 K: 2 S: 9	H: 0 LOB: 0 BB: 0 P: 12	R: 1 E: 0 K: 0 S: 14	H: 2 LOB: 1 BB: 0 P: 23	R: 0 E: 0 K: 1 S: 6	H: 0 LOB: 0 BB: 0 P: 8	1B: 2 2B: 4 HR: 0	SF: 0 SAC: 0 HBP: 0	WP: 1 PB: 1 CS: 1	PA: 33														
<b>PITCHER</b>	IP	WLS	BF	H	R	ER	SO	BB	IBB	HBP	BLK	WP	HR	S	P	ERA	WHIP	<b>PITCHER</b>	IP	WLS	BF	H	R	ER	SO	BB	IBB	HBP	BLK	WP	HR	S	P	ERA	WHIP	
49 Julio Teheran, R (1, 1) ERA: 4.44	6.0	W	22	3	1	1	7	2	0	0	0	1	0	65	102	1.50	0.833																			
32 David Aardsma, R (7, 1) ERA: 4.1	2.0	H	8	2	1	0	2	0	0	0	0	0	0	23	35	0.00	1.000																			
38 Arodys Vizcaino, R (9, 1) ERA: 0.57	1.0	S	3	0	0	0	1	0	0	0	0	0	0	6	8	0.00	0.000																			

Batter	1	2	3	4	5	6	7	8	9	AB	R	H	RBI	BB	SO	LOB	BOTTOM																			
8 Jace Peterson, L (1, 4) OBP: 0.323, SLG: 0.351										3	1	1	1	1	0	2	<b>Arizona Diamondbacks @ Atlanta Braves</b> Turner Field, Atlanta, GA Fri Aug 14 2015, 7:39 PM - 10:36 PM EDT Att: 31,917 - Partly Cloudy - 85 F																			
25 Cameron Maybin, R (1, 8) OBP: 0.335, SLG: 0.385										3	0	2	2	1	0	0																				
22 Nick Markakis, L (1, 9) OBP: 0.369, SLG: 0.376										4	0	0	0	0	0	4																				
7 Jonny Gomes, R (1, 7) OBP: 0.319, SLG: 0.335										1	0	0	0	2	0	0																				
2 Michael Bourn, L (7, PH) OBP: 0.301, SLG: 0.282										1	0	0	0	0	0	0																				
15 AJ Pierzynski, L (1, 2) OBP: 0.331, SLG: 0.428										3	0	0	0	1	0	4																				
13 Adonis Garcia, R (1, 5) OBP: 0.270, SLG: 0.472										4	0	1	0	0	0	0																				
23 Nick Swisher, S (1, 3) OBP: 0.258, SLG: 0.278										2	0	0	0	1	0	2																				
32 David Aardsma, R (7, 1) ERA: 4.1										0	0	0	0	0	0	0																				
13 Pedro Ciriaco, R (8, PH) OBP: 0.272, SLG: 0.394										1	0	1	0	0	0	0																				
38 Arodys Vizcaino, R (9, 1) ERA: 0.57										4	2	2	0	0	0	2																				
19 Andrelton Simmons, R (1, 6) OBP: 0.323, SLG: 0.334										4	2	2	0	0	0	2																				
49 Julio Teheran, R (1, 1) OBP: 0.079, SLG: 0.054										0	0	0	0	0	0	0																				
53 Joey Terdoslavich, S (6, PH) OBP: 0.240, SLG: 0.356										1	0	1	0	0	0	0																				
<b>Inning Stats</b>	R: 0 E: 0 K: 0 S: 10	H: 0 LOB: 0 BB: 1 P: 20	R: 0 E: 0 K: 0 S: 6	H: 0 LOB: 1 BB: 1 P: 11	R: 2 E: 0 K: 0 S: 12	H: 3 LOB: 0 BB: 0 P: 20	R: 0 E: 0 K: 0 S: 8	H: 1 LOB: 1 BB: 1 P: 14	R: 1 E: 0 K: 0 S: 12	H: 2 LOB: 3 BB: 2 P: 26	R: 0 E: 0 K: 0 S: 17	H: 1 LOB: 2 BB: 1 P: 26	R: 0 E: 0 K: 0 S: 9	H: 0 LOB: 0 BB: 0 P: 11	R: 0 E: 0 K: 0 S: 8	H: 1 LOB: 1 BB: 0 P: 12	1B: 5 2B: 1 3B: 2 HR: 0	SF: 0 SAC: 2 DP: 3 HBP: 0	WP: 0 PB: 0 SB: 0 CS: 0	PA: 35																
<b>PITCHER</b>	IP	WLS	BF	H	R	ER	SO	BB	IBB	HBP	BLK	WP	HR	S	P	ERA	WHIP	<b>PITCHER</b>	IP	WLS	BF	H	R	ER	SO	BB	IBB	HBP	BLK	WP	HR	S	P	ERA	WHIP	
38 Robbie Ray, L (1, 1) ERA: 3.29	4.1	L	20	6	3	3	0	4	0	0	0	0	0	45	83	6.23	2.308																			
40 Andrew Chafin, L (5, 1) ERA: 2.44	0.2		3	0	0	0	0	0	1	0	0	0	0	3	8	0.00	0.000																			
43 Addison Reed, R (6, 1) ERA: 4.46	2.0		8	1	0	0	0	1	0	0	0	0	0	26	37	0.00	1.000																			
41 Daniel Hudson, R (8, 1) ERA: 3.93	1.0		4	1	0	0	0	0	0	0	0	0	0	8	12	0.00	1.000																			













Batter	1	2	3	4	5	6	7	8	9	AB	R	H	RBI	BB	SO	LOB	TOP					
2 Michael Bourn, L (1.7) OBP: 0.301, SLG: 0.281										3	0	0	0	1	1	1	<b>Atlanta Braves @ San Diego Padres</b> Petco Park, San Diego, CA Mon Aug 17 2015, 7:10 PM - 10:07 PM PDT Att: 23,716 - Cloudy - 80 F					
25 Cameron Maybin, R (1.8) OBP: 0.338, SLG: 0.406										4	2	2	1	0	0	1						
22 Nick Markakis, L (1.9) OBP: 0.367, SLG: 0.371										4	1	1	0	0	1	1						
15 A.J. Pierzynski, L (1.2) OBP: 0.329, SLG: 0.421										3	0	1	1	1	0	0						
13 Adonis Garcia, R (1.5) OBP: 0.256, SLG: 0.440										4	0	0	0	0	3	3						
8 Jace Peterson, L (1.4) OBP: 0.322, SLG: 0.350										4	0	1	1	0	2	0						
23 Nick Swisher, S (1.3) OBP: 0.257, SLG: 0.301										4	0	1	0	0	2	2						
19 Andrelton Simmons, R (1.6) OBP: 0.322, SLG: 0.336										4	0	1	0	0	0	3						
61 Williams Pérez, R (1.1) OBP: 0.158, SLG: 0.111										1	0	0	0	0	0	1						
56 Matt Marksberry, L (7.1) OBP: 0.269, SLG: 0.390										0	0	0	0	0	0	0						
13 Pedro Ciriaco, R (8. PH) OBP: 0.269, SLG: 0.390										1	0	0	0	0	0	0						
58 Peter Moylan, R (8.1) OBP: 0.269, SLG: 0.390										0	0	0	0	0	0	0						
<b>Inning Stats</b>	R: 0 E: 0 K: 1 S: 8	H: 0 LOB: 0 BB: 1 P: 13	R: 0 E: 0 K: 1 S: 9	H: 0 LOB: 0 BB: 1 P: 15	R: 0 E: 0 K: 0 S: 11	H: 1 LOB: 1 BB: 0 P: 18	R: 1 E: 0 K: 1 S: 12	H: 1 LOB: 0 BB: 0 P: 19	R: 0 E: 0 K: 1 S: 6	H: 1 LOB: 1 BB: 0 P: 10	R: 1 E: 0 K: 1 S: 13	H: 2 LOB: 1 BB: 0 P: 22	R: 0 E: 0 K: 1 S: 7	H: 0 LOB: 0 BB: 0 P: 10	R: 0 E: 0 K: 1 S: 10	H: 0 LOB: 0 BB: 0 P: 15	R: 1 E: 0 K: 2 S: 15	H: 2 LOB: 2 BB: 1 P: 27	1B: 6 2B: 0 3B: 0 HR: 1	SF: 0 SAC: 1 DP: 0 HBP: 0	WP: 0 PB: 0 SB: 0 CS: 1	PA: 35
<b>PITCHER</b>	IP WLS BF H R ER SO BB IBB HBP BLK WP HR S P ERA WHIP																	<b>PITCHER</b>	IP WLS BF H R ER SO BB IBB HBP BLK WP HR S P ERA WHIP			
29 Colin Rea, R (1.1) ERA: 4.22	5.2 W 22 5 2 2 4 1 0 0 0 0 0 1 56 93 3.18 1.059																					
20 Bud Norris, R (6.1) ERA: 5.65	1.1 H 4 0 0 0 2 0 0 0 0 0 0 0 10 14 0.00 0.000																					
53 Joaquin Benoit, R (8.1) ERA: 2.13	1.0 H 3 0 0 0 1 0 0 0 0 0 0 0 10 15 0.00 0.000																					
46 Craig Kimbrel, R (9.1) ERA: 2.86	1.0 S 6 2 1 1 2 1 0 0 0 0 0 0 15 27 9.00 3.000																					

AB	32
R	3
H	7
RBI	3
BB	2
SO	9
LOB	12



Batter	1	2	3	4	5	6	7	8	9	AB	R	H	RBI	BB	SO	LOB	BOTTOM			
26 Yangervis Solarte, S (1.5) OBP: 0.318, SLG: 0.400										4	0	0	0	0	1	3	<b>Atlanta Braves @ San Diego Padres</b> Petco Park, San Diego, CA Mon Aug 17 2015, 7:10 PM - 10:07 PM PDT Att: 23,716 - Cloudy - 80 F			
15 Cory Spangenberg, L (1.4) OBP: 0.300, SLG: 0.347										3	0	0	0	0	0	2				
12 Clint Barmes, R (7. PH) OBP: 0.295, SLG: 0.376										1	0	0	0	0	1	0				
27 Matt Kemp, R (1.9) OBP: 0.313, SLG: 0.422										3	1	2	1	1	1	0				
10 Justin Upton, R (1.7) OBP: 0.340, SLG: 0.446										3	1	2	0	1	0	1				
23 Yonder Alonso, L (1.3) OBP: 0.354, SLG: 0.377										4	2	2	1	0	0	3				
9 Jedd Gyorko, R (1.6) OBP: 0.293, SLG: 0.365										3	0	0	0	1	1	4				
3 Derek Norris, R (1.2) OBP: 0.290, SLG: 0.409										3	1	1	1	0	0	1				
Will Venable, L (1.8) OBP: 0.318, SLG: 0.378										3	0	2	2	0	0	0				
53 Joaquin Benoit, R (8.1) ERA: 4.15										0	0	0	0	0	0	0				
46 Craig Kimbrel, R (9.1) ERA: 5.4										0	0	0	0	0	0	0				
29 Colin Rea, R (1.1) OBP: 0.500, SLG: 0.333										0	0	0	0	1	0	0				
20 Bud Norris, R (6.1) ERA: 4.15										0	0	0	0	0	0	0				
2 B.J. Upton, R (7. PH) OBP: 0.290, SLG: 0.358										1	0	0	0	0	0	0				
<b>Inning Stats</b>	R: 0 E: 0 K: 1 S: 6	H: 0 LOB: 0 BB: 0 P: 9	R: 3 E: 0 K: 1 S: 16	H: 4 LOB: 2 BB: 1 P: 27	R: 0 E: 0 K: 0 S: 5	H: 1 LOB: 1 BB: 1 P: 15	R: 0 E: 0 K: 0 S: 10	H: 1 LOB: 1 BB: 0 P: 12	R: 1 E: 0 K: 0 S: 8	H: 1 LOB: 0 BB: 1 P: 18	R: 0 E: 0 K: 0 S: 12	H: 0 LOB: 0 BB: 1 P: 18	R: 0 E: 0 K: 2 S: 10	H: 0 LOB: 0 BB: 0 P: 13	R: 1 E: 0 K: 0 S: 12	H: 2 LOB: 0 BB: 0 P: 20	1B: 6 2B: 3 3B: 0 HR: 2	SF: 0 SAC: 1 DP: 4 HBP: 0	WP: 1 PB: 0 SB: 0 CS: 0	PA: 33
<b>PITCHER</b>	IP WLS BF H R ER SO BB IBB HBP BLK WP HR S P ERA WHIP																	<b>PITCHER</b>	IP WLS BF H R ER SO BB IBB HBP BLK WP HR S P ERA WHIP	
61 Williams Pérez, R (1.1) ERA: 4.34	6.1 L 27 7 4 4 4 2 4 0 0 0 0 0 0 9 12 0.00 0.000																			
56 Matt Marksberry, L (7.1) ERA: 4.15	0.2 2 0 0 0 2 0 0 0 0 0 0 0 9 12 0.00 0.000																			
58 Peter Moylan, R (8.1) ERA: 5.4	1.0 4 2 1 1 0 0 0 0 0 0 0 1 12 20 9.00 2.000																			

AB	28
R	5
H	9
RBI	5
BB	4
SO	4
LOB	14

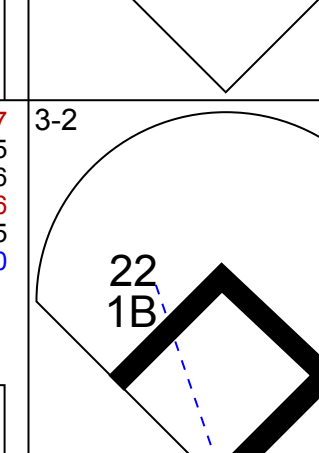
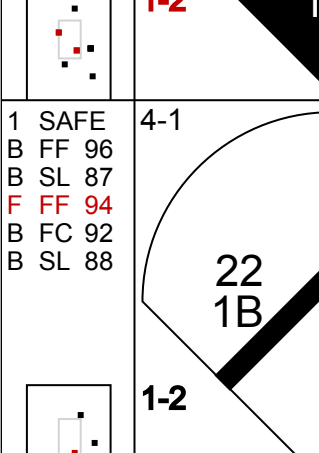
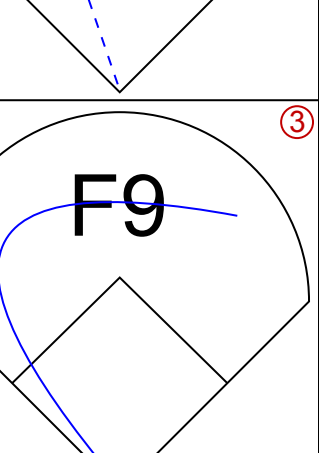

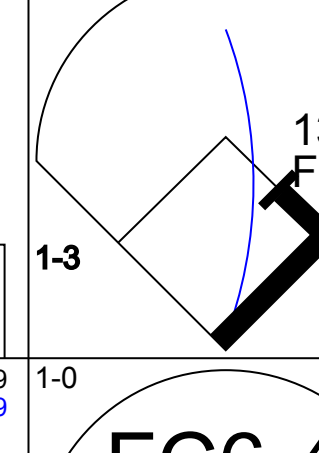
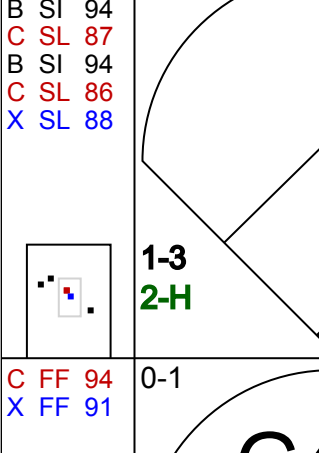


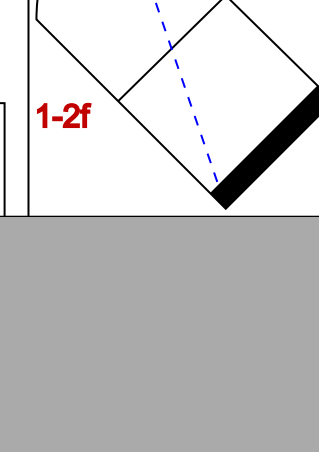
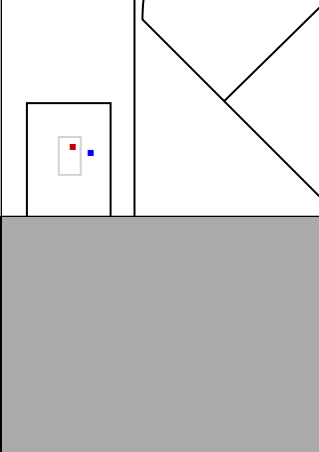





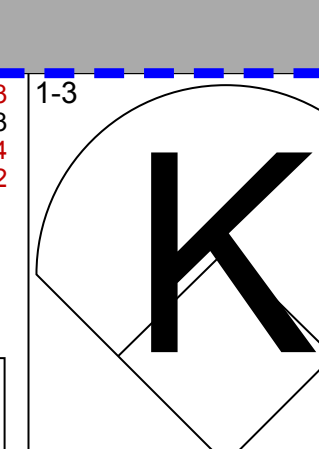

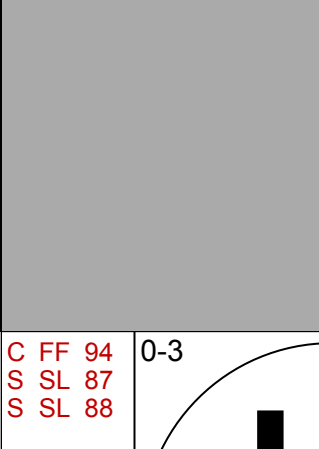
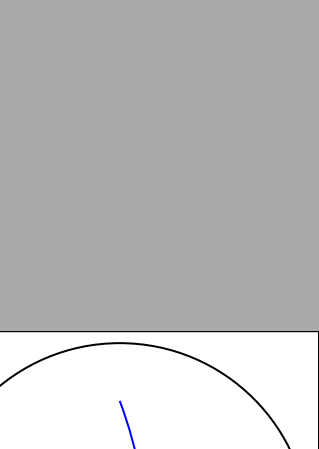
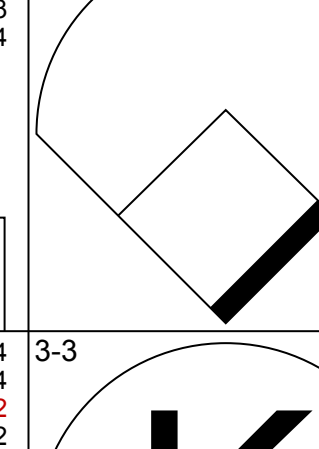
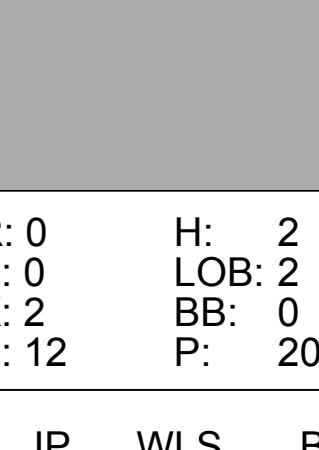
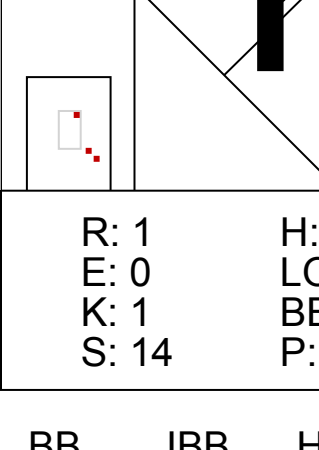
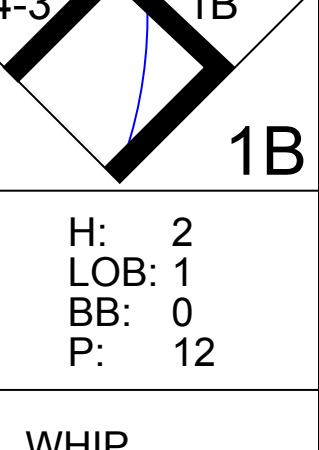
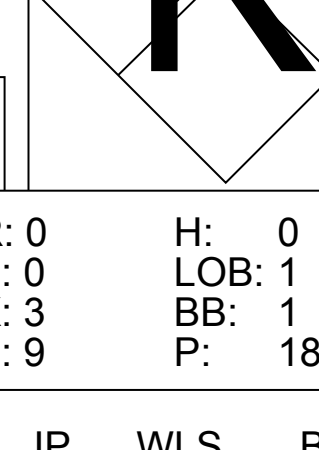


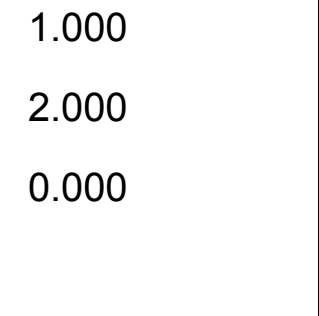

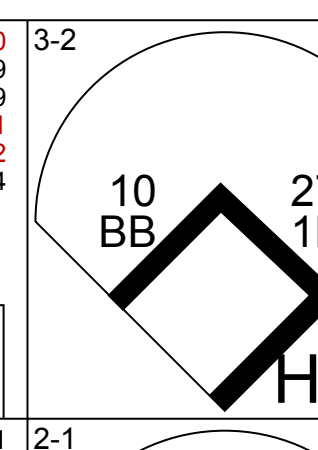
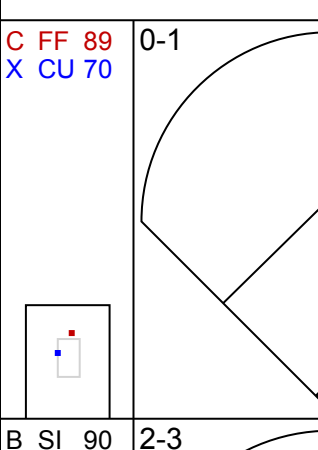

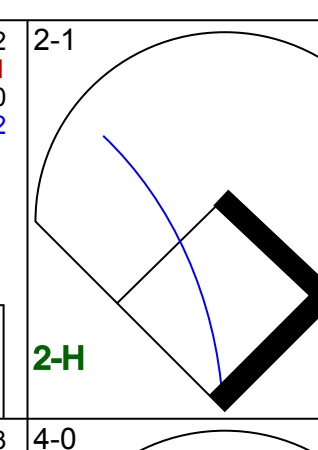
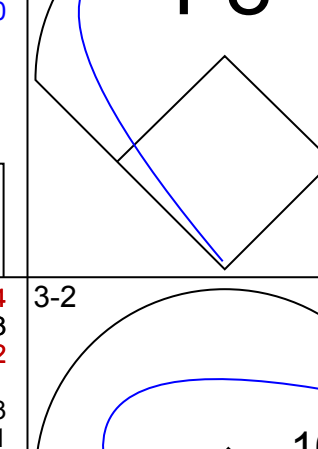
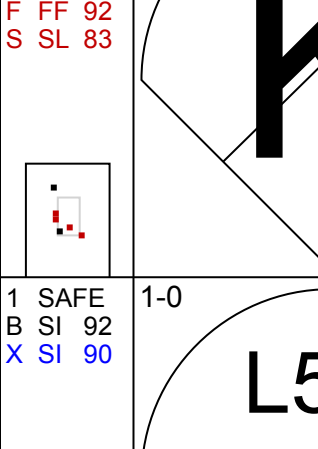

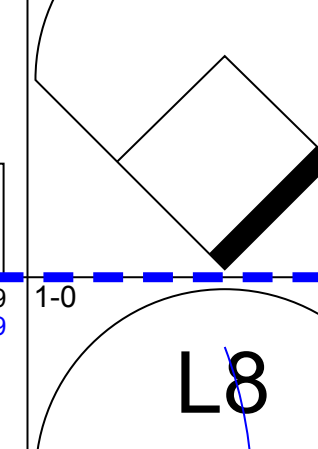
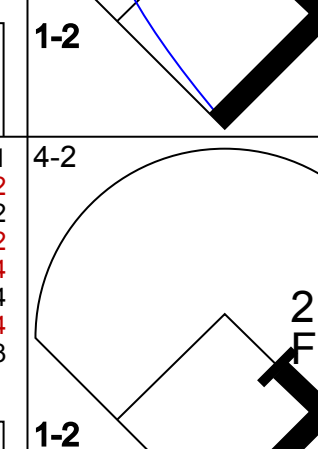
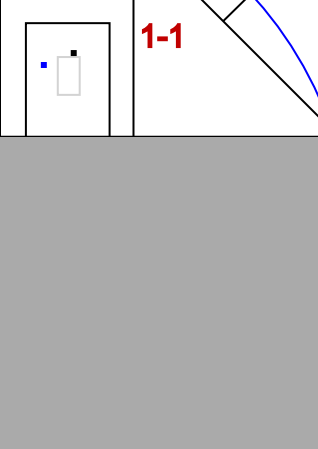

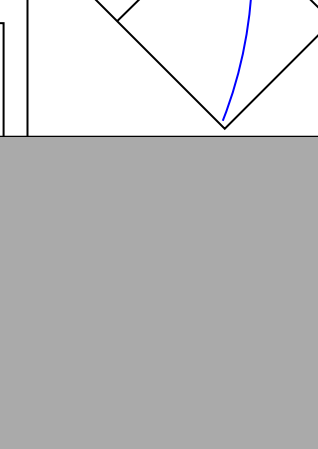




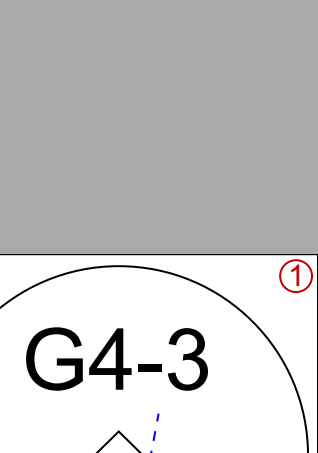
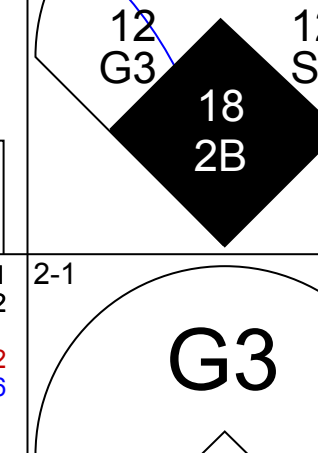

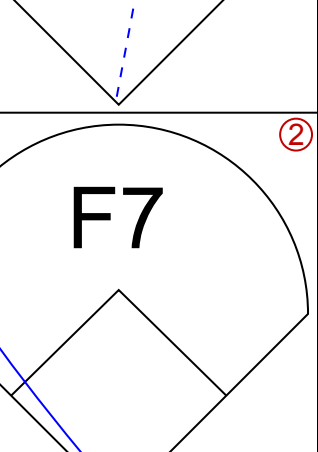
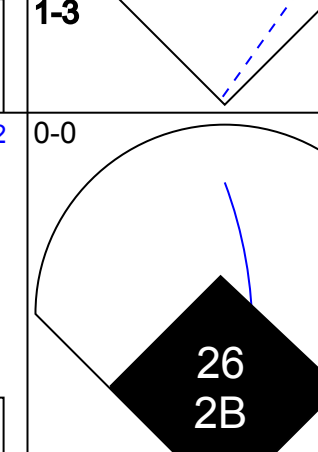

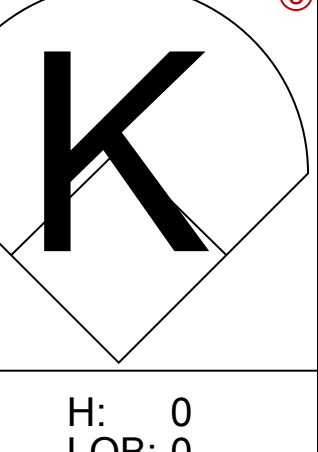
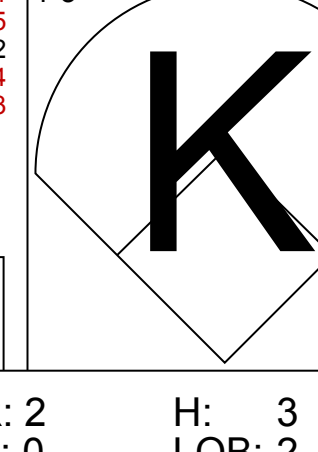


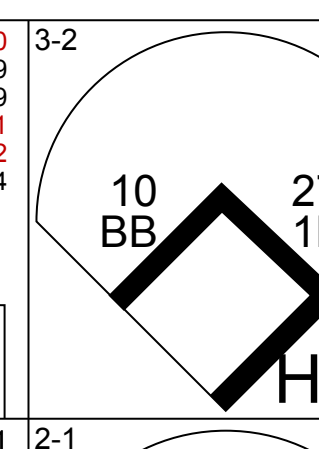
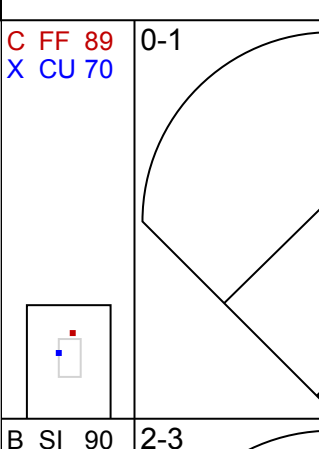

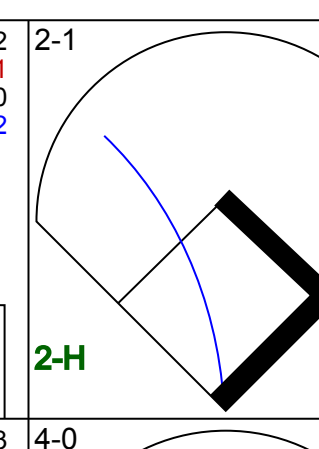
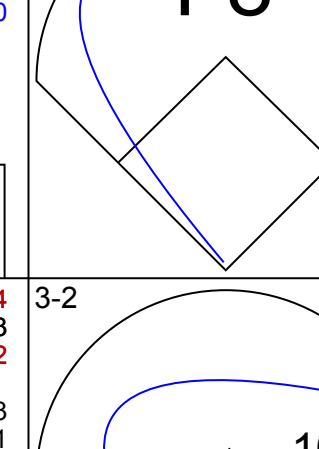
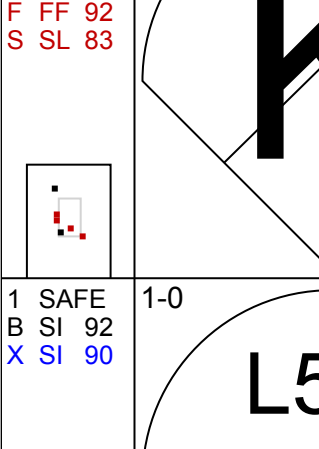

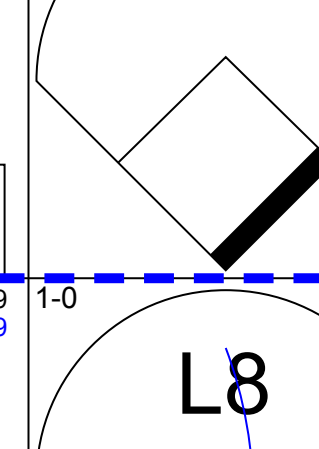
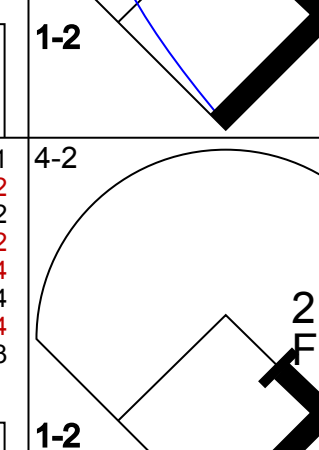
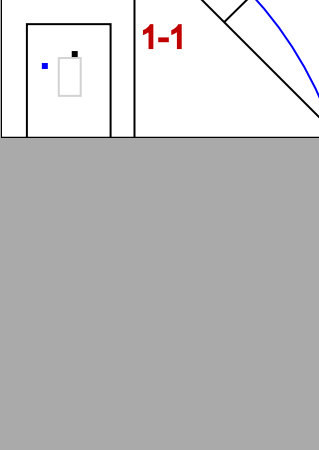

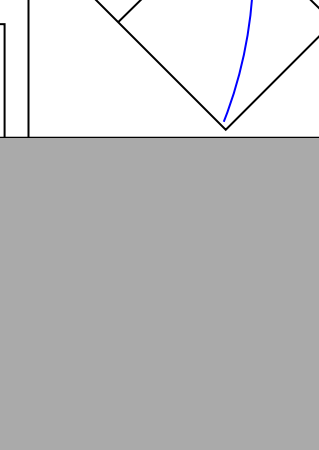
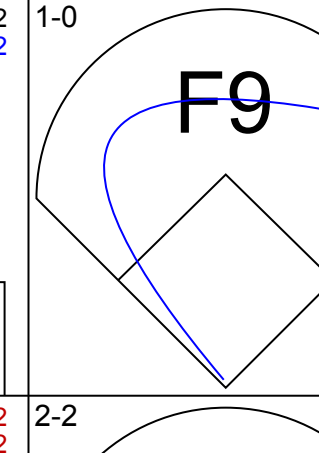



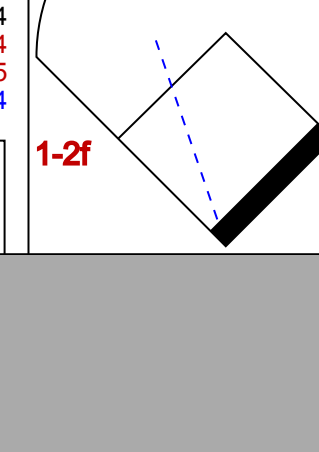

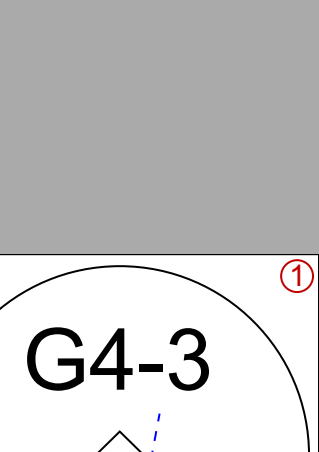
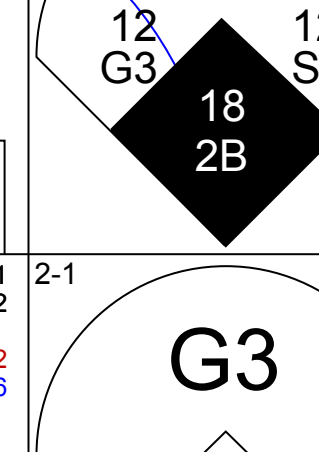


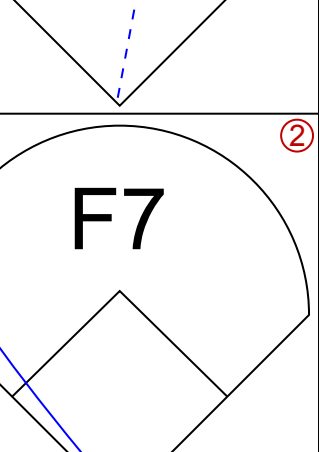
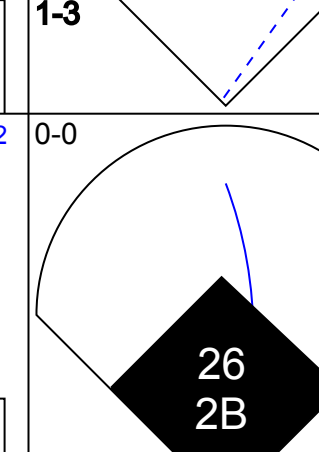


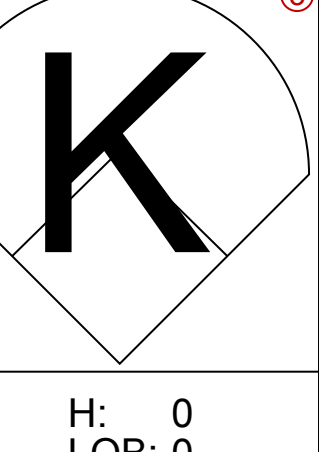
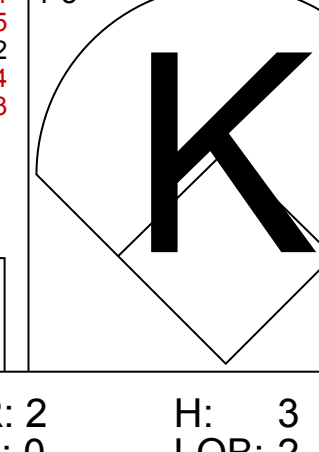
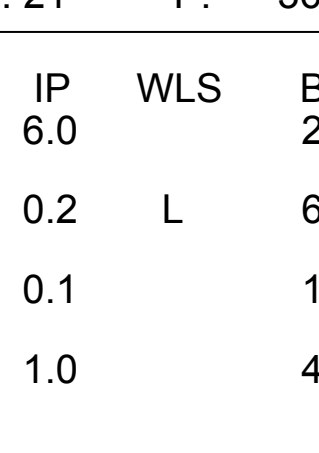
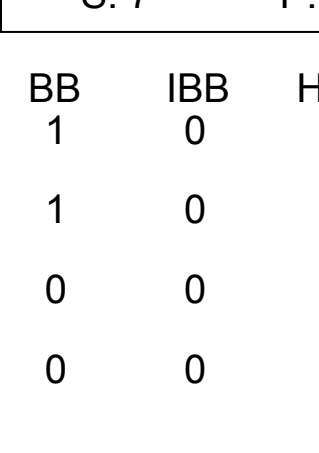
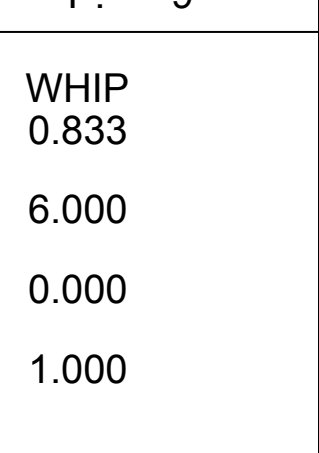



Batter	1	2	3	4	5	6	7	8	9	AB	R	H	RBI	BB	SO	LOB	TOP			
2 Michael Bourn, L (1,7) OBP: 0.298, SLG: 0.278	G5-3		K		L3		G1-3			4	0	0	0	0	1	2	<p>Atlanta Braves @ San Diego Padres</p> <p>Petco Park, San Diego, CA</p> <p>Tue Aug 18 2015, 7:11 PM - 10:20 PM PDT</p> <p>Att: 28,395 - Clear - 78 F</p>			
25 Cameron Maybin, R (1,8) OBP: 0.339, SLG: 0.405	1B		BB		G4-3			G5-3		3	0	1	0	1	0	0				
22 Nick Markakis, L (1,9) OBP: 0.364, SLG: 0.368	FC4-6		K		F8			F7		4	0	0	0	0	1	2				
34 Edwin Jackson, R (6,1)	1-2									0	0	0	0	0	0	0				
15 A.J. Pierzynski, L (1,2) OBP: 0.334, SLG: 0.427	K				1B					3	0	2	0	1	1	1				
13 Adonis Garcia, R (1,5) OBP: 0.270, SLG: 0.460					BB					3	0	2	0	0	0	1				
8 Jace Peterson, L (1,4) OBP: 0.322, SLG: 0.350					1B					4	0	1	0	0	1	1				
53 Joey Terdoslavich, S (1,3) OBP: 0.254, SLG: 0.375					1B					3	0	1	0	1	2	4				
19 Andrelton Simmons, R (1,6) OBP: 0.325, SLG: 0.335	G3				G6-4-3					4	0	1	0	0	0	5				
37 Matt Wisler, R (1,1) OBP: 0.180, SLG: 0.099					G5-3					2	0	0	0	0	1	0				
32 David Adair, R (6,1)					K					0	0	0	0	0	0	0				
56 Ross Detwiler, R (6,1)										0	0	0	0	0	0	0				
52 Andrew McKirahan, R (6,1)										0	0	0	0	0	0	0				
13 Pedro Ciriaco, R (6,9)										2	0	0	0	0	1	3				
14 Eury Pérez, R (6,PH)										1	0	0	0	0	0	1				
																	<p>Braves</p>			
<b>Inning Stats</b>	R: 0 H: 1 E: 0 K: 1 S: 7	H: 1 LOB: 1 BB: 0 P: 11	R: 0 H: 1 E: 0 K: 2 S: 12	H: 1 LOB: 1 BB: 0 P: 18	R: 0 H: 0 E: 0 K: 2 S: 13	H: 0 LOB: 1 BB: 1 P: 22	R: 0 H: 2 E: 0 K: 1 S: 14	H: 2 LOB: 2 BB: 1 P: 26	R: 0 H: 0 E: 0 K: 0 S: 6	H: 1 LOB: 0 BB: 0 P: 8	R: 0 H: 2 E: 0 K: 0 S: 18	H: 1 LOB: 2 BB: 0 P: 26	R: 0 H: 1 E: 0 K: 0 S: 7	H: 0 LOB: 1 BB: 1 P: 19	R: 0 H: 0 E: 0 K: 1 S: 11	H: 0 LOB: 1 BB: 1 P: 19	1B: 6 2B: 2 3B: 0 HR: 0	SF: 0 SAC: 0 DP: 2 HBP: 0	WP: 0 PB: 0 SB: 0 CS: 0	PA: 36
<b>PITCHER</b>	IP WLS BF H R ER SO	IP WLS BF H R ER SO	IP WLS BF H R ER SO	IP WLS BF H R ER SO	IP WLS BF H R ER SO	IP WLS BF H R ER SO	IP WLS BF H R ER SO	IP WLS BF H R ER SO	IP WLS BF H R ER SO	IP WLS BF H R ER SO	IP WLS BF H R ER SO	IP WLS BF H R ER SO	IP WLS BF H R ER SO	IP WLS BF H R ER SO	IP WLS BF H R ER SO	IP WLS BF H R ER SO	ERA WHIP	ERA WHIP		
33 James Shields, R (1,1) ERA: 3.74	6.0	W	23	5	0	0	7	2	0	0	0	0	0	0	0	0	0.00	1.167		
40 Odrisamer Despaigne, R (7,1) ERA: 4.93	2.0		9	3	0	0	0	0	0	0	0	0	0	0	0	0	0.00	1.500		
59 Kevin Quackenbush, R (9,1) ERA: 4.07	1.0		4	0	0	0	1	1	0	0	0	0	0	0	0	0	0.00	1.000		

Batter	1	2	3	4	5	6	7	8	9	AB	R	H	RBI	BB	SO	LOB	BOTTOM			
26 Yangervis Solarte, S (1,5) OBP: 0.319, SLG: 0.406	BB		G4-3		G4-3		F7			4	1	1	3	1	0	0	<p>Atlanta Braves @ San Diego Padres</p> <p>Petco Park, San Diego, CA</p> <p>Tue Aug 18 2015, 7:11 PM - 10:20 PM PDT</p> <p>Att: 28,395 - Clear - 78 F</p>			
15 Cory Spangenberg, L (1,4) OBP: 0.313, SLG: 0.365	K		3B		1B		BB			3	1	2	0	2	1	1				
27 Matt Kemp, R (1,9) OBP: 0.314, SLG: 0.422	FC5-4		SF8		1B		1B			4	0	2	1	0	0	2				
10 Justin Upton, R (1,7) OBP: 0.343, SLG: 0.447	BB		F8		1B		BB			3	1	1	0	2	0	1				
23 Yonder Alonso, L (1,3) OBP: 0.350, SLG: 0.373	G3				G5-3					4	0	0	0	0	0	6				
40 Odrisamer Despaigne, R (7,1) OBP: 0.100, SLG: 0.103										0	0	0	0	0	0	0				
59 Kevin Quackenbush, R (9,1)										0	0	0	0	0	0	0				
3 Derek Norris, R (1,2) OBP: 0.292, SLG: 0.415			P4		2B		2B			4	2	2	0	0	0	1				
2 B.J. Upton, R (1,8) OBP: 0.304, SLG: 0.419			K		1B		HR			4	2	3	5	0	1	0				
5 Alexei Amarista, L (1,6) OBP: 0.259, SLG: 0.300			1B		L5-3		P5			4	1	2	0	0	0	1				
33 James Shields, R (1,1) ERA: 4.85										2	0	0	0	0	0	1				
39 Brett Wallace, L (6,PH) OBP: 0.367, SLG: 0.465										1	1	0	0	1	0	0				
																	<p>SD</p>			
<b>Inning Stats</b>	R: 0 H: 0 E: 0 K: 1 S: 11	H: 0 LOB: 2 BB: 2 P: 22	R: 0 H: 1 E: 0 K: 1 S: 17	H: 1 LOB: 1 BB: 0 P: 24	R: 1 H: 1 E: 0 K: 0 S: 8	H: 1 LOB: 0 BB: 0 P: 13	R: 1 H: 2 E: 0 K: 0 S: 10	H: 2 LOB: 0 BB: 0 P: 14	R: 0 H: 2 E: 0 K: 0 S: 9	H: 2 LOB: 3 BB: 3 P: 12	R: 5 H: 5 E: 0 K: 0 S: 23	H: 5 LOB: 3 BB: 3 P: 46	R: 2 H: 2 E: 0 K: 0 S: 9	H: 2 LOB: 0 BB: 0 P: 15	R: 0 H: 0 E: 0 K: 0 S: 6	H: 0 LOB: 0 BB: 1 P: 12	1B: 6 2B: 4 3B: 1 HR: 3	SF: 1 SAC: 0 DP: 2 HBP: 0	WP: 0 PB: 0 SB: 0 CS: 0	PA: 40
<b>PITCHER</b>	IP WLS BF H R ER SO	IP WLS BF H R ER SO	IP WLS BF H R ER SO	IP WLS BF H R ER SO	IP WLS BF H R ER SO	IP WLS BF H R ER SO	IP WLS BF H R ER SO	IP WLS BF H R ER SO	IP WLS BF H R ER SO	IP WLS BF H R ER SO	IP WLS BF H R ER SO	IP WLS BF H R ER SO	IP WLS BF H R ER SO	IP WLS BF H R ER SO	IP WLS BF H R ER SO	IP WLS BF H R ER SO	ERA WHIP	ERA WHIP		
37 Matt Wisler, R (1,1) ERA: 4.82	5.0	L	21	6	2	2	2	2	0	1	11	18	40.50	4.500						
56 Ross Detwiler, L (6,1) ERA: 0.75	0.0		5	2	2	2	0	3	0	0	1	11	26	**						
52 Andrew McKirahan, L (6,1) ERA: 5.28	1.1		6	2	2	2	0	0	0	1	10	17	13.50	1.500						
34 Edwin Jackson, R (8,1) ERA: 2.88	1.0		3	0	0	0	0	1	0	0	6	12	0.00	1.000						



Batter	1	2	3	4	5	6	7	8	9	AB	R	H	RBI	BB	SO	LOB	TOP				
2 Michael Bourn, L (1,7) OBP: 0.300, SLG: 0.280										4	0	2	0	0	2	1	<b>Atlanta Braves @ San Diego Padres</b> Petco Park, San Diego, CA Wed Aug 19 2015, 12:44 PM - 3:26 PM PDT Att: 20,732 - Sunny - 77 F				
25 Cameron Maybin, R (1,8) OBP: 0.341, SLG: 0.404										3	2	1	0	1	1	2					
5 Freddie Freeman, L (1,3) OBP: 0.350, SLG: 0.498										3	0	1	0	1	1	2					
22 Nick Markakis, L (1,9) OBP: 0.369, SLG: 0.374										3	0	3	2	1	0	0					
13 Adonis Garcia, R (1,5) OBP: 0.261, SLG: 0.444										3	0	0	0	0	0	5					
15 A.J. Pierzynski, L (8,PH) OBP: 0.333, SLG: 0.425										1	0	0	0	0	0	1					
34 Edwin Jackson, R (8,1)										0	0	0	0	0	0	0					
8 Jace Peterson, L (1,4) OBP: 0.318, SLG: 0.346										4	0	0	0	0	0	1					
19 Andrelton Simmons, R (1,6) OBP: 0.322, SLG: 0.332										4	0	0	0	0	1	0					
30 Ryan Lavanway, R (1,2) OBP: 0.296, SLG: 0.310										3	0	0	0	1	3	0					
49 Julio Teheran, R (1,1) OBP: 0.100, SLG: 0.077										2	0	1	0	0	1	0					
23 Nick Swisher, S (7,PH) OBP: 0.235, SLG: 0.298										1	0	0	0	0	1	1					
56 Matt Marksberry, L (7,1) OBP: 0.282, SLG: 0.379										0	0	0	0	0	0	0					
13 Pedro Ciriaco, R (8,5) OBP: 0.282, SLG: 0.379										1	0	0	0	0	0	0					
<b>Inning Stats</b>	R: 0 E: 0 K: 2 S: 12	H: 2 LOB: 2 BB: 0 P: 20	R: 0 E: 0 K: 1 S: 9	H: 0 LOB: 0 BB: 0 P: 13	R: 1 E: 0 K: 1 S: 14	H: 2 LOB: 2 BB: 2 P: 26	R: 0 E: 0 K: 1 S: 7	H: 0 LOB: 0 BB: 0 P: 9	R: 0 E: 0 K: 0 S: 5	H: 0 LOB: 1 BB: 0 P: 11	R: 0 E: 0 K: 3 S: 9	H: 0 LOB: 1 BB: 1 P: 18	R: 1 E: 0 K: 1 S: 11	H: 2 LOB: 1 BB: 0 P: 17	R: 0 E: 0 K: 1 S: 8	H: 0 LOB: 0 BB: 0 P: 11	1B: 7 2B: 1 3B: 0 HR: 0	SF: 0 SAC: 0 DP: 2 HBP: 0	WP: 0 PB: 0 SB: 1 CS: 1	PA: 36	
<b>PITCHER</b>	IP WLS BF H R ER SO BB IBB HBP BLK WP HR S P ERA WHIP	IP WLS BF H R ER SO BB IBB HBP BLK WP HR S P ERA WHIP	IP WLS BF H R ER SO BB IBB HBP BLK WP HR S P ERA WHIP	IP WLS BF H R ER SO BB IBB HBP BLK WP HR S P ERA WHIP	IP WLS BF H R ER SO BB IBB HBP BLK WP HR S P ERA WHIP	IP WLS BF H R ER SO BB IBB HBP BLK WP HR S P ERA WHIP	IP WLS BF H R ER SO BB IBB HBP BLK WP HR S P ERA WHIP	IP WLS BF H R ER SO BB IBB HBP BLK WP HR S P ERA WHIP	IP WLS BF H R ER SO BB IBB HBP BLK WP HR S P ERA WHIP	IP WLS BF H R ER SO BB IBB HBP BLK WP HR S P ERA WHIP	IP WLS BF H R ER SO BB IBB HBP BLK WP HR S P ERA WHIP	IP WLS BF H R ER SO BB IBB HBP BLK WP HR S P ERA WHIP	IP WLS BF H R ER SO BB IBB HBP BLK WP HR S P ERA WHIP	IP WLS BF H R ER SO BB IBB HBP BLK WP HR S P ERA WHIP	IP WLS BF H R ER SO BB IBB HBP BLK WP HR S P ERA WHIP	IP WLS BF H R ER SO BB IBB HBP BLK WP HR S P ERA WHIP	IP WLS BF H R ER SO BB IBB HBP BLK WP HR S P ERA WHIP	IP WLS BF H R ER SO BB IBB HBP BLK WP HR S P ERA WHIP	IP WLS BF H R ER SO BB IBB HBP BLK WP HR S P ERA WHIP	IP WLS BF H R ER SO BB IBB HBP BLK WP HR S P ERA WHIP	IP WLS BF H R ER SO BB IBB HBP BLK WP HR S P ERA WHIP
38 Tyson Ross, R (1,1) ERA: 3.32	6.0	24	6	1	1	5	3	0	0	0	0	0	0	0	0	0	1.50	1.500			
56 Shawn Kelley, R (7,1) ERA: 2.7	1.0	4	0	0	0	3	1	0	0	0	0	0	0	0	0	0	0.00	1.000			
53 Joaquin Benoit, R (8,1) ERA: 2.26	1.0	5	2	1	1	1	0	0	0	0	0	0	0	0	0	0	9.00	2.000			
46 Craig Kimbrel, R (9,1) ERA: 2.81	1.0	3	0	0	0	1	0	0	0	0	0	0	0	0	0	0	0.00	0.000			

Batter	1	2	3	4	5	6	7	8	9	AB	R	H	RBI	BB	SO	LOB	BOTTOM				
26 Yangervis Solarte, S (1,5) OBP: 0.328, SLG: 0.422										3	1	3	2	0	0	0	<b>Atlanta Braves @ San Diego Padres</b> Petco Park, San Diego, CA Wed Aug 19 2015, 12:44 PM - 3:26 PM PDT Att: 20,732 - Sunny - 77 F				
23 Yonder Alonso, L (1,3) OBP: 0.352, SLG: 0.372										3	0	1	0	1	2						
27 Matt Kemp, R (1,9) OBP: 0.313, SLG: 0.421										4	0	1	0	0	1	4					
10 Justin Upton, R (1,7) OBP: 0.342, SLG: 0.444										3	0	0	0	1	1						
9 Jedd Gyorko, R (1,4) OBP: 0.293, SLG: 0.367										4	0	1	0	0	2	4					
2 B.J. Upton, R (1,8) OBP: 0.302, SLG: 0.414										4	1	1	0	0	0	4					
5 Alexi Amarista, L (1,6) OBP: 0.258, SLG: 0.298										2	0	0	0	0	1	0					
12 Clint Barmes, R (7,PH) OBP: 0.292, SLG: 0.371										2	0	0	0	0	0	2					
18 Austin Hedges, R (1,2) OBP: 0.228, SLG: 0.282										3	1	1	1	0	0	0					
38 Tyson Ross, R (1,1) OBP: 0.209, SLG: 0.349										2	0	0	0	0	2	0					
56 Shawn Kelley, R (7,1) ERA: 5.79										0	0	0	0	0	0	0					
3 Derek Norris, R (7,PH) OBP: 0.291, SLG: 0.414										1	0	0	0	0	1	1					
53 Joaquin Benoit, R (8,1) ERA: 4.5										0	0	0	0	0	0	0					
46 Craig Kimbrel, R (9,1) ERA: 2.8										0	0	0	0	0	0	0					
<b>Inning Stats</b>	R: 0 E: 0 K: 0 S: 21	H: 1 LOB: 3 BB: 1 P: 36	R: 0 E: 0 K: 2 S: 10	H: 0 LOB: 0 BB: 0 P: 10	R: 0 E: 0 K: 1 S: 7	H: 0 LOB: 0 BB: 0 P: 10	R: 0 E: 0 K: 1 S: 12	H: 0 LOB: 0 BB: 0 P: 17	R: 0 E: 0 K: 1 S: 7	H: 0 LOB: 0 BB: 0 P: 9	R: 1 E: 0 K: 2 S: 11	H: 2 LOB: 1 BB: 0 P: 14	R: 2 E: 0 K: 1 S: 12	H: 3 LOB: 2 BB: 1 P: 23	R: 0 E: 0 K: 1 S: 10	H: 1 LOB: 1 BB: 0 P: 16	1B: 4 2B: 4 3B: 0 HR: 1	SF: 0 SAC: 0 DP: 1 HBP: 1	WP: 0 PB: 0 SB: 1 CS: 0	PA: 34	
<b>PITCHER</b>	IP WLS BF H R ER SO BB IBB HBP BLK WP HR S P ERA WHIP	IP WLS BF H R ER SO BB IBB HBP BLK WP HR S P ERA WHIP	IP WLS BF H R ER SO BB IBB HBP BLK WP HR S P ERA WHIP	IP WLS BF H R ER SO BB IBB HBP BLK WP HR S P ERA WHIP	IP WLS BF H R ER SO BB IBB HBP BLK WP HR S P ERA WHIP	IP WLS BF H R ER SO BB IBB HBP BLK WP HR S P ERA WHIP	IP WLS BF H R ER SO BB IBB HBP BLK WP HR S P ERA WHIP	IP WLS BF H R ER SO BB IBB HBP BLK WP HR S P ERA WHIP	IP WLS BF H R ER SO BB IBB HBP BLK WP HR S P ERA WHIP	IP WLS BF H R ER SO BB IBB HBP BLK WP HR S P ERA WHIP	IP WLS BF H R ER SO BB IBB HBP BLK WP HR S P ERA WHIP	IP WLS BF H R ER SO BB IBB HBP BLK WP HR S P ERA WHIP	IP WLS BF H R ER SO BB IBB HBP BLK WP HR S P ERA WHIP	IP WLS BF H R ER SO BB IBB HBP BLK WP HR S P ERA WHIP	IP WLS BF H R ER SO BB IBB HBP BLK WP HR S P ERA WHIP	IP WLS BF H R ER SO BB IBB HBP BLK WP HR S P ERA WHIP	IP WLS BF H R ER SO BB IBB HBP BLK WP HR S P ERA WHIP	IP WLS BF H R ER SO BB IBB HBP BLK WP HR S P ERA WHIP	IP WLS BF H R ER SO BB IBB HBP BLK WP HR S P ERA WHIP	IP WLS BF H R ER SO BB IBB HBP BLK WP HR S P ERA WHIP	IP WLS BF H R ER SO BB IBB HBP BLK WP HR S P ERA WHIP
49 Julio Teheran, R (1,1) ERA: 4.32	6.0	23	4	1	1	7	1	0	0	0	0	0	0	0	0	0	1.50	0.833			
56 Matt Marksberry, L (7,1) ERA: 5.79	0.2	6	3	2	2	1	1	0	0	0	0	0	0	0	0	0	27.00	6.000			
58 Peter Moylan, R (7,1) ERA: 4.5	0.1	1	0	0	0	0	0	0	0	0	0	0	0	0	0	0	0.00	0.000			
34 Edwin Jackson, R (8,1) ERA: 2.8	1.0	4	1	0	0	1	0	0	0	0	0	0	0	0	0	0	0.00	1.000			







Batter	1	2	3	4	5	6	7	8	9	AB	R	H	RBI	BB	SO	LOB	TOP							
22 Nick Markakis, L OBP: 0.368, SLG: 0.376										5	1	2	2	0	0	2								
25 Cameron Maybin, R OBP: 0.341, SLG: 0.400										3	0	1	0	2	0	0								
5 Freddie Freeman, L OBP: 0.349, SLG: 0.493										5	0	1	1	0	1	5								
15 A.J. Pierzynski, L OBP: 0.331, SLG: 0.419										4	0	0	0	0	3	3								
8 Jace Peterson, L OBP: 0.318, SLG: 0.344										4	0	0	0	0	3	3								
13 Pedro Ciriaco, R OBP: 0.270, SLG: 0.383										4	1	2	0	0	0	2								
19 Andrelton Simmons, R OBP: 0.323, SLG: 0.333											4	1	1	0	0	2								
2 Michael Bourn, L OBP: 0.296, SLG: 0.274											4	0	0	0	2	3								
17 Shelby Miller, R OBP: 0.133, SLG: 0.119											1	0	0	0	0	1								
56 Ross Detwiler, R ERA: 3.59											0	0	0	0	0	0								
58 Peter Moylan, R ERA: 4.5											0	0	0	0	0	0								
52 Andrew McKirahan, R ERA: 4.67											0	0	0	0	0	0								
32 David Aardsma, R ERA: 4.56											0	0	0	0	0	0								
23 Nick Swisher, S OBP: 0.298, SLG: 0.310											1	0	1	0	0	0								
<b>Inning Stats</b>	R: 1 H: 2 E: 0 K: 2 S: 16	H: 2 LOB: 2 BB: 0 P: 24	R: 0 H: 1 E: 0 K: 1 S: 8	H: 1 LOB: 1 BB: 0 P: 15	R: 0 H: 1 E: 0 K: 2 S: 9	H: 1 LOB: 1 BB: 0 P: 14	R: 2 H: 2 E: 0 K: 1 S: 16	H: 2 LOB: 2 BB: 1 P: 22	R: 0 H: 0 E: 0 K: 1 S: 11	H: 0 LOB: 0 BB: 0 P: 18	R: 0 H: 0 E: 0 K: 1 S: 9	H: 0 LOB: 0 BB: 0 P: 14	R: 0 H: 0 E: 0 K: 0 S: 5	H: 0 LOB: 0 BB: 0 P: 12	R: 0 H: 0 E: 0 K: 0 S: 5	H: 0 LOB: 0 BB: 0 P: 8	R: 0 H: 1 E: 0 K: 1 S: 8	H: 1 LOB: 2 BB: 1 P: 17	1B: 6 2B: 2 3B: 0 HR: 0	SF: 0 SAC: 2 DP: 0 HBP: 0	WP: 1 PB: 0 SB: 2 CS: 0	PA: 39		
<b>PITCHER</b>	IP: 5.0 WLS: 3 BF: 25 ERA: 4.03	W: 3 H: 3 R: 3 ER: 3 SO: 7	H: 7 R: 3 ER: 3 SO: 7	R: 3 ER: 3 SO: 7	BB: 1 IBB: 0 HBP: 0 BLK: 0	IBB: 0 HBP: 0 BLK: 0	WP: 1 HR: 0 S: 60 P: 93	ERA: 5.40 WHIP: 1.600	<b>PITCHER</b>	IP: 6.1 WLS: 3 BF: 25 ERA: 4.03	W: 3 H: 3 R: 3 ER: 3 SO: 7	H: 7 R: 3 ER: 3 SO: 7	R: 3 ER: 3 SO: 7	BB: 1 IBB: 0 HBP: 0 BLK: 0	IBB: 0 HBP: 0 BLK: 0	WP: 1 HR: 0 S: 60 P: 93	ERA: 5.40 WHIP: 1.600							
28 Kyle Hendricks, R ERA: 4.03	5.0	3	7	3	1	0	1	5.40	1.600															
30 Jason Motte, R ERA: 3.59	1.0	3	0	0	0	0	0	0.00	0.000															
52 Justin Grimm, R ERA: 1.24	1.0	3	0	0	0	0	0	0.00	0.000															
46 Pedro Strop, R ERA: 2.96	1.0	3	0	0	0	0	0	0.00	0.000															
56 Héctor Rondón, R ERA: 1.62	1.0	5	1	0	0	1	1	0.00	2.000															

Atlanta Braves @ Chicago Cubs  
Wrigley Field, Chicago, IL  
Fri Aug 21 2015, 3:06 PM - 5:59 PM CDT  
Att: 39,211 - Partly Cloudy - 81 F

AB 35  
R 3  
H 8  
RBI 3  
BB 2  
SO 10  
LOB 20



Batter	1	2	3	4	5	6	7	8	9	AB	R	H	RBI	BB	SO	LOB	BOTTOM						
24 Dexter Fowler, S OBP: 0.349, SLG: 0.415										3	0	0	0	1	2	2							
12 Kyle Schwarber, L OBP: 0.392, SLG: 0.579										4	0	0	0	0	2	5							
8 Chris Coghlan, L OBP: 0.336, SLG: 0.456										3	1	1	1	0	1	0							
13 Starlin Castro, R OBP: 0.271, SLG: 0.305										1	0	0	0	0	0	1							
44 Anthony Rizzo, L OBP: 0.402, SLG: 0.537										3	1	1	1	1	1	0							
17 Kris Bryant, R OBP: 0.363, SLG: 0.458										4	1	1	1	0	1	2							
47 Miguel Montero, L OBP: 0.337, SLG: 0.398										4	1	2	1	0	0	0							
68 Jorge Soler, R OBP: 0.324, SLG: 0.378										3	0	1	0	1	1	0							
28 Kyle Hendricks, R ERA: 4.03										1	0	0	0	0	0	0							
15 Chris Denorfia, R OBP: 0.262, SLG: 0.295										0	0	0	0	0	0	0							
30 Jason Motte, R ERA: 3.59										0	0	0	0	0	0	0							
19 Jonathan Herrera, S ERA: 3.59										0	0	0	0	0	0	0							
52 Justin Grimm, R ERA: 1.24										0	0	0	0	0	0	0							
46 Pedro Strop, R ERA: 2.96										0	0	0	0	0	0	0							
3 David Ross, R OBP: 0.288, SLG: 0.274										1	0	1	0	0	0	0							
56 Héctor Rondón, R ERA: 1.62										0	0	0	0	0	0	0							
22 Addison Russell, R OBP: 0.307, SLG: 0.383										3	1	1	0	1	1	3							
<b>Inning Stats</b>	R: 1 H: 1 E: 0 K: 2 S: 11	H: 1 LOB: 0 BB: 0 P: 12	R: 0 H: 0 E: 0 K: 0 S: 4	H: 0 LOB: 0 BB: 0 P: 5	R: 0 H: 0 E: 0 K: 2 S: 11	H: 0 LOB: 1 BB: 1 P: 18	R: 0 H: 0 E: 0 K: 2 S: 9	H: 0 LOB: 0 BB: 0 P: 12	R: 1 H: 1 E: 1 K: 1 S: 12	H: 1 LOB: 2 BB: 2 P: 22	R: 2 H: 3 E: 0 K: 1 S: 10	H: 3 LOB: 1 BB: 1 P: 15	R: 1 H: 2 E: 1 K: 0 S: 14	H: 2 LOB: 2 BB: 0 P: 20	R: 0 H: 1 E: 0 K: 1 S: 12	H: 1 LOB: 1 BB: 0 P: 17	1B: 4 2B: 3 3B: 0 HR: 1	SF: 0 SAC: 0 DP: 2 HBP: 0	WP: 0 PB: 0 SB: 0 CS: 0	PA: 36			
<b>PITCHER</b>	IP: 6.1 WLS: 3 BF: 25 ERA: 4.26	W: 3 H: 3 R: 3 ER: 3 SO: 7	H: 7 R: 3 ER: 3 SO: 7	R: 3 ER: 3 SO: 7	BB: 4 IBB: 0 HBP: 0 BLK: 0	IBB: 0 HBP: 0 BLK: 0	WP: 1 HR: 0 S: 61 P: 88	ERA: 4.26 WHIP: 1.579	<b>PITCHER</b>	IP: 6.1 WLS: 3 BF: 25 ERA: 4.26	W: 3 H: 3 R: 3 ER: 3 SO: 7	H: 7 R: 3 ER: 3 SO: 7	R: 3 ER: 3 SO: 7	BB: 4 IBB: 0 HBP: 0 BLK: 0	IBB: 0 HBP: 0 BLK: 0	WP: 1 HR: 0 S: 61 P: 88	ERA: 4.26 WHIP: 1.579						
17 Shelby Miller, R ERA: 2.5	6.1	3	7	3	4	0	1	4.26	1.579														
56 Ross Detwiler, L ERA: 6.58	0.1	1	0	0	0	0	0	0.00	0.000														
58 Peter Moylan, R ERA: 4.5	0.0	1	0	0	0	0	0	0.00	0.000														
52 Andrew McKirahan, L ERA: 4.67	0.2	3	1	0	0	0	0	0.00	1.500														
32 David Aardsma, R ERA: 4.56	0.2	3	1	0	0	0	0	0.00	1.500														

Atlanta Braves @ Chicago Cubs  
Wrigley Field, Chicago, IL  
Fri Aug 21 2015, 3:06 PM - 5:59 PM CDT  
Att: 39,211 - Partly Cloudy - 81 F

AB 32  
R 5  
H 8  
RBI 4  
BB 4  
SO 9  
LOB 16





Batter	1	2	3	4	5	6	7	8	9	AB	R	H	RBI	BB	SO	LOB	TOP																			
22 Nick Markakis, L OBP: 0.366, SLG: 0.376										5	1	1	0	0	0	1																				
25 Cameron Maybin, R OBP: 0.339, SLG: 0.399										5	1	1	0	0	2	1																				
5 Freddie Freeman, L OBP: 0.347, SLG: 0.492										5	1	1	1	0	0	0																				
15 A.J. Pierzynski, L OBP: 0.336, SLG: 0.426										4	2	3	2	0	0	0																				
13 Adonis Garcia, R OBP: 0.250, SLG: 0.423										4	0	1	0	0	1	2																				
34 Edwin Jackson, R										0	0	0	0	0	0	0																				
23 Nick Swisher, S OBP: 0.266, SLG: 0.362										4	2	2	4	0	1	2																				
8 Jace Peterson, L OBP: 0.315, SLG: 0.341										4	0	0	0	0	0	2																				
19 Andrelton Simmons, R OBP: 0.324, SLG: 0.337										4	0	2	0	0	0	2																				
61 Williams Pérez, R OBP: 0.143, SLG: 0.100										2	0	0	0	0	2	1																				
58 Peter Moylan, R										0	0	0	0	0	0	0																				
7 Jonny Gomes, R OBP: 0.318, SLG: 0.330										1	0	0	0	0	1	1																				
56 Matt Marksberry, L										0	0	0	0	0	0	0																				
13 Pedro Ciriaco, R OBP: 0.288, SLG: 0.380										1	0	0	0	0	0	1																				
<b>Inning Stats</b>	R: 0 E: 0 K: 1 S: 9	H: 0 LOB: 0 BB: 0 P: 13	R: 2 E: 1 K: 1 S: 12	H: 2 LOB: 1 BB: 0 P: 17	R: 0 E: 0 K: 0 S: 10	H: 0 LOB: 0 BB: 0 P: 13	R: 0 E: 0 K: 0 S: 7	H: 2 LOB: 2 BB: 0 P: 11	R: 5 E: 0 K: 2 S: 20	H: 5 LOB: 0 BB: 0 P: 30	R: 0 E: 1 K: 1 S: 11	H: 1 LOB: 0 BB: 0 P: 19	R: 0 E: 0 K: 0 S: 6	H: 0 LOB: 0 BB: 0 P: 7	R: 0 E: 0 K: 1 S: 11	H: 1 LOB: 1 BB: 0 P: 16	R: 0 E: 0 K: 1 S: 5	H: 0 LOB: 0 BB: 0 P: 6	1B: 5 2B: 4 HR: 2	SF: 0 SAC: 0 DP: 0 HBP: 0	WP: 0 PB: 0 SB: 1 CS: 0	PA: 39														
<b>PITCHER</b>	IP	WLS	BF	H	R	ER	SO	BB	IBB	HBP	BLK	WP	HR	S	P	ERA	WHIP	<b>PITCHER</b>	IP	WLS	BF	H	R	ER	SO	BB	IBB	HBP	BLK	WP	HR	S	P	ERA	WHIP	
50 Dan Haren, R ERA: 3.76	4.1		20	6	4	4	3	0	0	0	0	0	1	45	64	8.31	1.385	56 Héctor Rondón, R ERA: 1.99	1.0	S	3	0	0	0	1	0	0	0	0	0	0	5	6	0.00	0.000	
37 Travis Wood, L ERA: 4.52	0.2		6	4	3	3	1	0	0	0	0	0	1	15	25	40.50	6.000																			
21 Tommy Hunter, R ERA: 3.57	1.0		3	0	0	0	1	0	0	0	0	0	0	9	14	0.00	0.000																			
33 Clayton Richard, L ERA: 3.45	1.0		3	0	0	0	0	0	0	0	0	0	0	6	7	0.00	0.000																			
46 Pedro Strop, R ERA: 2.91	1.0	W	4	1	0	0	1	0	0	0	0	0	0	11	16	0.00	1.000																			

Atlanta Braves @ Chicago Cubs  
Wrigley Field, Chicago, IL  
Sat Aug 22 2015, 3:06 PM - 5:48 PM CDT  
Att: 41,196 - Sunny - 81 F

AB 39  
R 7  
H 11  
RBI 7  
BB 0  
SO 7  
LOB 13



Batter	1	2	3	4	5	6	7	8	9	AB	R	H	RBI	BB	SO	LOB	BOTTOM																			
24 Dexter Fowler, S OBP: 0.351, SLG: 0.422										5	2	3	0	0	1	0																				
12 Kyle Schwarber, L OBP: 0.388, SLG: 0.566										3	0	0	0	1	1	3																				
8 Chris Coghlan, L OBP: 0.338, SLG: 0.453										2	1	0	0	1	1	2																				
13 Starlin Castro, R OBP: 0.271, SLG: 0.304										1	0	0	0	0	0	0																				
44 Anthony Rizzo, L OBP: 0.401, SLG: 0.541										4	1	1	2	0	1	3																				
17 Kris Bryant, R OBP: 0.362, SLG: 0.458										4	1	1	2	0	0	1																				
47 Miguel Montero, L OBP: 0.339, SLG: 0.415										4	1	2	2	0	1	0																				
68 Jorge Soler, R OBP: 0.326, SLG: 0.388										4	2	2	1	0	0	1																				
50 Dan Haren, R ERA: 3.76										2	0	0	0	0	1	1																				
37 Travis Wood, L ERA: 4.52										0	0	0	0	0	0	0																				
21 Tommy Hunter, R ERA: 3.57										0	0	0	0	0	0	0																				
15 Chris Denorfia, R OBP: 0.170, SLG: 0.115										1	0	0	0	0	1	0																				
33 Clayton Richard, L ERA: 3.45										0	0	0	0	0	0	0																				
46 Pedro Strop, R ERA: 2.91										0	0	0	0	0	0	0																				
19 Jonathan Herrera, S OBP: 0.288, SLG: 0.380										1	0	0	0	0	0	0																				
56 Héctor Rondón, R ERA: 1.99										0	0	0	0	0	0	0																				
22 Addison Russell, R OBP: 0.309, SLG: 0.393										4	1	2	2	0	1	0																				
<b>Inning Stats</b>	R: 1 E: 0 K: 1 S: 11	H: 1 LOB: 1 BB: 1 P: 16	R: 1 E: 0 K: 1 S: 12	H: 3 LOB: 2 BB: 0 P: 19	R: 1 E: 0 K: 0 S: 7	H: 1 LOB: 0 BB: 0 P: 12	R: 0 E: 0 K: 2 S: 8	H: 0 LOB: 0 BB: 0 P: 11	R: 3 E: 0 K: 0 S: 18	H: 3 LOB: 1 BB: 1 P: 28	R: 1 E: 0 K: 3 S: 10	H: 1 LOB: 0 BB: 0 P: 12	R: 0 E: 0 K: 1 S: 9	H: 0 LOB: 0 BB: 0 P: 11	R: 2 E: 0 K: 0 S: 15	H: 2 LOB: 0 BB: 0 P: 23	R: 0 E: 0 K: 0 S: 4	H: 0 LOB: 0 BB: 0 P: 1	1B: 4 2B: 2 3B: 1 HR: 4	SF: 0 SAC: 0 DP: 0 HBP: 0	WP: 0 PB: 0 SB: 0 CS: 0	PA: 37														
<b>PITCHER</b>	IP	WLS	BF	H	R	ER	SO	BB	IBB	HBP	BLK	WP	HR	S	P	ERA	WHIP	<b>PITCHER</b>	IP	WLS	BF	H	R	ER	SO	BB	IBB	HBP	BLK	WP	HR	S	P	ERA	WHIP	
61 Williams Pérez, R ERA: 4.76	4.2		24	8	6	6	4	2	0	0	0	0	0	53	83	11.57	2.143																			
58 Peter Moylan, R ERA: 3.86	0.1		1	0	0	0	0	0	0	0	0	0	0	3	3	0.00	0.000																			
56 Matt Marksberry, L ERA: 5.73	1.2	B	6	1	1	1	4	0	0	0	0	0	1	15	17	5.40	0.600																			
34 Edwin Jackson, R ERA: 3.19	1.1	L	6	2	2	2	0	0	0	0	0	0	2	19	29	13.50	1.500																			

Atlanta Braves @ Chicago Cubs  
Wrigley Field, Chicago, IL  
Sat Aug 22 2015, 3:06 PM - 5:48 PM CDT  
Att: 41,196 - Sunny - 81 F

AB 35  
R 9  
H 11  
RBI 9  
BB 2  
SO 8  
LOB 11





Batter	1	2	3	4	5	6	7	8	9	AB	R	H	RBI	BB	SO	LOB	TOP					
22 Nick Markakis, L OBP: 0.365, SLG: 0.374	L7		G4-3				G4-3		G4-3	5	0	1	0	0	0	0	<p>Atlanta Braves @ Chicago Cubs Wrigley Field, Chicago, IL Sun Aug 23 2015, 1:23 PM - 4:19 PM CDT Att: 39,581 - Sunny - 76 F</p>					
25 Cameron Maybin, R OBP: 0.338, SLG: 0.395	K		L4			FC4-6 23 1B			P4	5	2	1	0	0	1	1						
5 Freddie Freeman, L OBP: 0.352, SLG: 0.490			G1-3							1	0	0	0	1	0	0						
23 Nick Swisher, S OBP: 0.279, SLG: 0.373										4	0	3	2	0	1	0						
13 Adonis Garcia, R OBP: 0.250, SLG: 0.426										4	0	1	0	0	0	6						
8 Jace Peterson, L OBP: 0.313, SLG: 0.338										4	0	0	0	0	1	1						
13 Pedro Ciriaco, R OBP: 0.299, SLG: 0.366										4	0	0	0	0	3	1						
30 Ryan Lavanway, R OBP: 0.306, SLG: 0.360										4	1	2	1	0	1	0						
37 Matt Wisler, R OBP: 0.143, SLG: 0.193										1	0	0	0	0	0	1	<p>Braves</p>					
52 Andrew McKirahan, R ERA: 4.7										1	0	0	0	0	0	0						
32 David Aardsma, R ERA: 4.7										0	0	0	0	0	0	0						
14 Eury Pérez, R ERA: 5.25										0	0	0	0	0	0	0						
56 Matt Marksberry, L ERA: 5.25										0	0	0	0	0	0	0						
38 Aroldys Vizcaino, R ERA: 0.51										0	0	0	0	0	0	0						
7 Jonny Gomes, R ERA: 0.338										1	0	0	0	0	1	0						
<b>Inning Stats</b>	R: 0 E: 0 K: 1 S: 13	H: 1 LOB: 2 BB: 0 P: 21	R: 0 E: 0 K: 1 S: 9	H: 1 LOB: 0 BB: 0 P: 12	R: 0 E: 0 K: 0 S: 4	H: 0 LOB: 0 BB: 0 P: 7	R: 0 E: 0 K: 3 S: 13	H: 1 LOB: 1 BB: 0 P: 18	R: 2 E: 0 K: 1 S: 16	H: 3 LOB: 2 BB: 1 P: 26	R: 0 E: 0 K: 2 S: 10	H: 0 LOB: 0 BB: 0 P: 14	R: 1 E: 0 K: 0 S: 13	H: 2 LOB: 2 BB: 0 P: 20	R: 0 E: 0 K: 0 S: 8	H: 0 LOB: 0 BB: 0 P: 11	R: 0 E: 0 K: 1 S: 8	H: 0 LOB: 0 BB: 0 P: 13	1B: 6 2B: 1 3B: 0 HR: 1	SF: 0 SAC: 0 DP: 0 HBP: 2	WP: 0 PB: 0 SB: 1 CS: 0	PA: 38
<b>PITCHER</b>	IP WLS BF H R ER SO BB IBB HBP BLK WP HR S P ERA WHIP																					
39 Jason Hammel, R ERA: 3.35	6.1 W 27 6 2 2 8 1 0 1 0 0 1 69 104 2.84 1.105																					
33 Clayton Richard, L ERA: 3.89	0.2 5 2 1 1 0 0 0 0 1 0 0 0 9 14 13.50 3.000																					
30 Jason Motte, R ERA: 3.91	1.0 3 0 0 0 0 0 0 0 0 0 0 0 8 11 0.00 0.000																					
40 James Russell, L ERA: 4.45	1.0 3 0 0 0 1 0 0 0 0 0 0 0 8 13 0.00 0.000																					

Batter	1	2	3	4	5	6	7	8	9	AB	R	H	RBI	BB	SO	LOB	BOTTOM			
24 Dexter Fowler, S OBP: 0.353, SLG: 0.428	HR	G4-3					FC6-4			3	1	1	1	1	0	1	<p>Atlanta Braves @ Chicago Cubs Wrigley Field, Chicago, IL Sun Aug 23 2015, 1:23 PM - 4:19 PM CDT Att: 39,581 - Sunny - 76 F</p>			
12 Kyle Schwarber, L OBP: 0.382, SLG: 0.575	G4-3		L9				K			5	1	1	1	0	1	4				
8 Chris Coghlan, L OBP: 0.334, SLG: 0.448	G4-3									4	0	0	0	0	0	1				
19 Jonathan Herrera, S OBP: 0.248, SLG: 0.319		L1-4-3					F9			1	0	0	0	0	0	1				
44 Anthony Rizzo, L OBP: 0.401, SLG: 0.539										4	2	1	0	1	1	1				
17 Kris Bryant, R OBP: 0.367, SLG: 0.476										4	4	3	3	0	1	0				
47 Miguel Montero, L OBP: 0.347, SLG: 0.427										2	1	1	3	3	0	0				
68 Jorge Soler, R OBP: 0.325, SLG: 0.385										3	0	0	0	1	1	1				
15 Chris Denorfia, R OBP: 0.304, SLG: 0.353										1	0	1	0	0	0	0				
39 Jason Hammel, R OBP: 0.200, SLG: 0.208										4	0	1	1	0	2	2				
33 Clayton Richard, L OBP: 0.167, SLG: 0.162										0	0	0	0	0	0	0				
30 Jason Motte, R ERA: 3.91										0	0	0	0	0	0	0				
3 David Ross, R OBP: 0.289, SLG: 0.271										1	0	0	0	0	1	2				
40 James Russell, L ERA: 4.45										0	0	0	0	0	0	0				
22 Addison Russell, R OBP: 0.309, SLG: 0.392										3	0	1	0	0	2	3				
13 Starlin Castro, R OBP: 0.272, SLG: 0.306										1	0	1	0	0	0	0				
<b>Inning Stats</b>	R: 3 E: 1 K: 0 S: 17	H: 2 LOB: 2 BB: 2 P: 30	R: 1 E: 0 K: 1 S: 13	H: 1 LOB: 0 BB: 0 P: 20	R: 3 E: 0 K: 1 S: 17	H: 3 LOB: 1 BB: 1 P: 30	R: 1 E: 0 K: 1 S: 16	H: 2 LOB: 3 BB: 2 P: 28	R: 0 E: 0 K: 1 S: 10	H: 0 LOB: 1 BB: 0 P: 14	R: 1 E: 0 K: 2 S: 21	H: 1 LOB: 0 BB: 0 P: 29	R: 0 E: 0 K: 1 S: 8	H: 1 LOB: 1 BB: 0 P: 11	R: 0 E: 0 K: 2 S: 17	H: 1 LOB: 2 BB: 1 P: 28	1B: 6 2B: 0 3B: 0 HR: 5	SF: 0 SAC: 0 DP: 0 HBP: 2	WP: 0 PB: 0 SB: 0 CS: 0	PA: 44
<b>PITCHER</b>	IP WLS BF H R ER SO BB IBB HBP BLK WP HR S P ERA WHIP																			
37 Matt Wisler, R ERA: 5.43	2.2 L 19 6 7 7 2 3 0 1 0 0 0 4 46 77 23.62 3.375																			
52 Andrew McKirahan, L ERA: 4.58	2.1 12 2 1 1 2 2 0 1 0 0 0 27 45 3.86 1.714																			
32 David Aardsma, R ERA: 4.7	1.0 4 1 1 1 2 0 0 0 0 0 1 21 29 9.00 1.000																			
56 Matt Marksberry, L ERA: 5.25	1.0 4 1 0 0 1 0 0 0 0 0 0 8 11 0.00 1.000																			
38 Aroldys Vizcaino, R ERA: 0.51	1.0 5 1 0 0 2 1 0 0 0 0 0 0 17 28 0.00 2.000																			





















Batter	1	2	3	4	5	6	7	8	9	AB	R	H	RBI	BB	SO	LOB	TOP										
22 Jacoby Ellsbury, L (1.8)										4	1	1	0	1	2	3	<b>New York Yankees @ Atlanta Braves</b> Turner Field, Atlanta, GA Sat Aug 29 2015, 7:11 PM - 10:26 PM EDT Att: 49,243 - Partly Cloudy - 78 F										
11 Brett Gardner, L (1.7)										4	0	0	0	1	2	4											
36 Carlos Beltrán, S (1.9)										2	0	0	0	2	1	1											
24 Chris Young, R (6. PR)										3	0	1	1	1	0	1											
34 Brian McCann, L (1.2)										3	0	1	0	1	0	2											
33 Greg Bird, L (1.3)										4	1	1	0	0	2	5											
12 Chase Headley, S (1.5)										4	0	1	1	0	0	3											
18 Didi Gregorius, L (1.6)									4	0	0	0	0	0	2	<b>AB 32</b> <b>R 3</b> <b>H 6</b> <b>RBI 2</b> <b>BB 7</b> <b>SO 7</b> <b>LOB 23</b>											
14 Stephen Drew, L (1.4)									4	0	0	0	0	0	2												
40 Luis Severino, R (1.1)									2	0	0	0	0	0	0												
13 Alex Rodriguez, R (7. PR)									0	0	0	0	0	0	0												
41 Justin Wilson, L (7.1)									0	0	0	0	0	0	0												
68 Delin Betances, R (7.1)									0	0	0	0	0	0	0												
17 Brendan Ryan, R (9. PR)									1	0	0	0	0	0	0												
48 Andrew Miller, L (9.1)									0	0	0	0	0	0	0												
<b>Inning Stats</b>	R: 1 E: 0 K: 2 S: 18	H: 1 LOB: 2 BB: 2 P: 30	R: 0 E: 0 K: 0 S: 6	H: 0 LOB: 0 BB: 0 P: 11	R: 0 E: 0 K: 1 S: 9	H: 0 LOB: 1 BB: 1 P: 15	R: 0 E: 0 K: 0 S: 7	H: 1 LOB: 1 BB: 0 P: 13	R: 0 E: 0 K: 1 S: 7	H: 0 LOB: 1 BB: 1 P: 14	R: 0 E: 0 K: 0 S: 7	H: 0 LOB: 0 BB: 0 P: 10	R: 1 E: 0 K: 2 S: 13	H: 2 LOB: 2 BB: 1 P: 24	R: 1 E: 0 K: 1 S: 12		H: 1 LOB: 2 BB: 1 P: 21	R: 0 E: 0 K: 0 S: 14	H: 1 LOB: 2 BB: 1 P: 23	1B: 1 2B: 6 3B: 0 HR: 0	SF: 0 SAC: 0 DP: 1 HBP: 0	WP: 2 PB: 1 SB: 0 CS: 1	PA: 39				
<b>PITCHER</b>	IP 6.0	WLS L	BF 25	H 4	R 2	ER 2	SO 4	BB 4	IBB 0	HBP 0	BLK 0	WP 1	HR 0	S 58	P 101		ERA 3.00	WHIP 1.333									
37 Matt Wisler, R (1.1)																											
56 Matt Marksberry, L (7.1)																											
34 Edwin Jackson, R (8.1)																											
38 Aroldys Vizcaino, R (9.1)																											



Batter	1	2	3	4	5	6	7	8	9	AB	R	H	RBI	BB	SO	LOB	BOTTOM										
22 Nick Markakis, L (1.9)										5	0	1	0	0	2	1	<b>New York Yankees @ Atlanta Braves</b> Turner Field, Atlanta, GA Sat Aug 29 2015, 7:11 PM - 10:26 PM EDT Att: 49,243 - Partly Cloudy - 78 F										
25 Cameron Maybin, R (1.8)										4	0	0	0	1	0	1											
5 Freddie Freeman, L (1.3)										3	0	0	0	1	0	2											
23 Nick Swisher, S (1.7)										4	0	2	0	0	1	2											
13 Adonis García, R (1.5)										4	0	2	0	0	0	1											
8 Jace Peterson, L (1.4)										2	0	0	0	2	1	3											
27 Christian Bethancourt, R (1.2)										4	1	2	0	0	2	3											
19 Andrelton Simmons, R (1.6)										4	0	1	0	0	2	3											
37 Matt Wisler, R (1.1)									2	0	0	0	0	0	0	0											
56 Matt Marksberry, L (7.1)									0	0	0	0	0	0	0	1											
7 Jonny Gomes, R (7. PR)									0	0	0	0	0	0	0	0											
2 Michael Bourn, L (7. PR)									0	0	0	0	0	0	0	0											
34 Edwin Jackson, R (8.1)									0	0	0	0	0	0	0	0											
38 Aroldys Vizcaino, R (9. PR)									1	0	0	0	0	0	0	0											
13 Pedro Ciriaco, R (9. PR)									0	0	0	0	0	0	1	0											
<b>Inning Stats</b>	R: 0 E: 0 K: 0 S: 7	H: 1 LOB: 1 BB: 1 P: 14	R: 0 E: 0 K: 1 S: 9	H: 0 LOB: 1 BB: 1 P: 14	R: 0 E: 0 K: 0 S: 9	H: 0 LOB: 0 BB: 0 P: 11	R: 0 E: 0 K: 2 S: 15	H: 1 LOB: 2 BB: 1 P: 25	R: 0 E: 0 K: 2 S: 8	H: 0 LOB: 0 BB: 0 P: 12	R: 0 E: 0 K: 0 S: 9	H: 2 LOB: 2 BB: 0 P: 12	R: 1 E: 0 K: 1 S: 9	H: 2 LOB: 2 BB: 1 P: 18	R: 0 E: 0 K: 2 S: 13	H: 2 LOB: 2 BB: 0 P: 17	R: 0 E: 0 K: 2 S: 8	H: 0 LOB: 0 BB: 0 P: 8	1B: 7 2B: 1 3B: 0 HR: 0	SF: 0 SAC: 0 DP: 1 HBP: 0	WP: 0 PB: 0 SB: 1 CS: 0	PA: 38					
<b>PITCHER</b>	IP 6.0	WLS W	BF 24	H 4	R 0	ER 0	SO 5	BB 3	IBB 0	HBP 0	BLK 0	WP 0	HR 0	S 57	P 88	ERA 0.00	WHIP 1.167										
40 Luis Severino, R (1.1)																											
41 Justin Wilson, L (7.1)																											
68 Delin Betances, R (7.1)																											
48 Andrew Miller, L (9.1)																											





Batter	1	2	3	4	5	6	7	8	9	AB	R	H	RBI	BB	SO	LOB	TOP				
22 Jacoby Ellsbury, L (1.8)										6	2	2	3	1	1	5	<b>New York Yankees @ Atlanta Braves</b> Turner Field, Atlanta, GA Sun Aug 30 2015, 1:38 PM - 5:24 PM EDT Att: 33,093 - Overcast - 69 F				
11 Brett Gardner, L (1.7)										7	2	2	1	0	0	1					
36 Carlos Beltrán, S (1.9)										5	1	3	0	0	1	0					
17 Brendan Ryan, R (7.5)										2	0	0	0	0	1	2					
34 Brian McCann, L (1.2)										5	2	1	2	1	0	3					
33 Greg Bird, L (1.3)										4	3	2	2	1	1	2					
66 John Ryan Murphy, R (8.2)										0	0	0	0	0	0	0					
12 Chase Headley, S (1.5)										3	3	3	4	2	0	0					
57 Branden Pinder, R (7.1)										1	0	1	1	0	0	0					
55 Bryan Mitchell, L (9.1)										0	0	0	0	0	0	0					
18 Didi Gregorius, L (1.6)										3	2	2	1	2	1	1					
14 Stephen Drew, L (1.4)										4	3	4	4	2	0	0					
30 Nathan Eovaldi, R (1.1)										3	1	0	0	0	1	5					
43 Adam Warren, R (6.1)										0	0	0	0	0	0	0					
45 Chasen Shreve, L (6.1)										0	0	0	0	0	0	0					
13 Alex Rodriguez, R (7. PH)										1	0	1	2	0	0	0					
24 Chris Young, R (7. PH)										2	1	0	0	0	1	5					
<b>Inning Stats</b>	R: 0 E: 0 K: 1 S: 8	H: 2 LOB: 2 BB: 0 P: 13	R: 3 E: 0 K: 1 S: 17	H: 2 LOB: 0 BB: 1 P: 27	R: 4 E: 0 K: 1 S: 14	H: 2 LOB: 2 BB: 2 P: 27	R: 0 E: 0 K: 1 S: 14	H: 0 LOB: 0 BB: 0 P: 19	R: 1 E: 0 K: 0 S: 15	H: 3 LOB: 3 BB: 1 P: 28	R: 0 E: 0 K: 0 S: 4	H: 1 LOB: 0 BB: 0 P: 7	R: 9 E: 0 K: 2 S: 26	H: 8 LOB: 2 BB: 2 P: 42	R: 3 E: 0 K: 1 S: 15	H: 3 LOB: 3 BB: 3 P: 29	R: 0 E: 0 K: 0 S: 5	H: 0 LOB: 0 BB: 0 P: 10	1B: 15 2B: 3 3B: 0 HR: 3	SF: 1 DP: 1 HBP: 1	WP: 0 PA: 57 ERA: 0.00 WHIP: 0.000
<b>PITCHER</b>	IP: 4.1 WLS: L BF: 25 H: 9 R: 8 ER: 8 SO: 4 BB: 3 IBB: 0 HBP: 0 BLK: 0 WP: 0 HR: 3 S: 63 P: 103 ERA: 16.61 WHIP: 2.769	IP: 6.0 WLS: L BF: 25 H: 1 R: 0 ER: 0 SO: 0 BB: 1 IBB: 0 HBP: 0 BLK: 0 WP: 0 HR: 1 S: 18 P: 100 ERA: 0.00 WHIP: 1.200	IP: 7.1 WLS: L BF: 30 H: 4 R: 3 ER: 3 SO: 1 BB: 0 IBB: 0 HBP: 1 BLK: 0 WP: 0 HR: 5 S: 11 P: 81 ERA: 6.000	IP: 7.1 WLS: L BF: 30 H: 1 R: 0 ER: 0 SO: 0 BB: 0 IBB: 0 HBP: 0 BLK: 0 WP: 0 HR: 1 S: 1 P: 1 ERA: -	IP: 7.1 WLS: L BF: 30 H: 18 R: 9 ER: 9 SO: 3 BB: 4 IBB: 0 HBP: 0 BLK: 0 WP: 0 HR: 35 S: 59 P: 486 ERA: 7.800	IP: 1.0 WLS: L BF: 3 H: 0 R: 0 ER: 0 SO: 0 BB: 0 IBB: 0 HBP: 0 BLK: 0 WP: 0 HR: 0 S: 5 P: 10 ERA: 0.00 WHIP: 0.000															

Batter	1	2	3	4	5	6	7	8	9	AB	R	H	RBI	BB	SO	LOB	BOTTOM				
22 Nick Markakis, L (1.9)										4	1	2	0	1	0	2	<b>New York Yankees @ Atlanta Braves</b> Turner Field, Atlanta, GA Sun Aug 30 2015, 1:38 PM - 5:24 PM EDT Att: 33,093 - Overcast - 69 F				
13 Pedro Ciriaco, R (8.7)										0	0	0	0	0	0	0					
23 Nick Swisher, S (1.7)										3	1	0	0	2	1	3					
5 Freddie Freeman, L (1.3)										3	0	2	1	2	1	0					
34 Edwin Jackson, R (9.1)										0	0	0	0	0	0	0					
15 A.J. Pierzynski, L (1.2)										4	0	1	1	0	0	5					
30 Ryan Lavanway, R (8. PH)										1	0	0	0	0	1	2					
13 Adonis Garcia, R (1.5)										5	2	3	1	0	0	4					
8 Jace Peterson, L (1.4)										5	1	1	0	0	3	3					
19 Andrelton Simmons, R (1.6)										5	1	2	2	0	1	1					
2 Michael Bourn, L (1.8)										4	0	0	0	1	1	1					
49 Julio Teheran, R (1.1)										1	0	0	0	0	0	0					
54 Sugar Roy Marimon, R (6. PH)										1	0	1	0	0	0	0					
56 Ross Detwiler, L (7.1)										0	0	0	0	0	0	0					
58 Peter Moylan, R (7.1)										0	0	0	0	0	0	0					
63 Jake Bringham, R (7.1)										1	0	0	0	0	0	0					
27 Christian Bethancourt, R (9.2)										1	0	0	0	0	0	0					
<b>Inning Stats</b>	R: 0 E: 0 K: 1 S: 12	H: 0 LOB: 0 BB: 0 P: 17	R: 0 E: 0 K: 1 S: 10	H: 1 LOB: 1 BB: 0 P: 15	R: 2 E: 0 K: 1 S: 16	H: 2 LOB: 2 BB: 2 P: 29	R: 0 E: 0 K: 2 S: 7	H: 0 LOB: 0 BB: 0 P: 11	R: 0 E: 0 K: 2 S: 17	H: 2 LOB: 0 BB: 0 P: 24	R: 3 E: 1 K: 0 S: 13	H: 5 LOB: 3 BB: 1 P: 25	R: 1 E: 0 K: 2 S: 15	H: 2 LOB: 2 BB: 1 P: 27	R: 0 E: 0 K: 1 S: 8	H: 0 LOB: 2 BB: 2 P: 18	R: 0 E: 0 K: 0 S: 5	H: 0 LOB: 0 BB: 0 P: 9	1B: 9 2B: 2 3B: 0 HR: 1	SF: 0 DP: 0 HBP: 0	WP: 0 PA: 45 ERA: 0.00 WHIP: 0.000
<b>PITCHER</b>	IP: 5.0 WLS: W BF: 25 H: 8 R: 5 ER: 5 SO: 7 BB: 2 IBB: 0 HBP: 0 BLK: 0 WP: 0 HR: 6 S: 66 P: 103 ERA: 9.00 WHIP: 2.000	IP: 0.2 WLS: L BF: 4 H: 2 R: 0 ER: 0 SO: 0 BB: 0 IBB: 0 HBP: 0 BLK: 0 WP: 0 HR: 1 S: 7 P: 11 ERA: 0.00 WHIP: 3.000	IP: 0.1 WLS: L BF: 2 H: 0 R: 0 ER: 0 SO: 0 BB: 1 IBB: 0 HBP: 0 BLK: 0 WP: 0 HR: 3 S: 7 P: 7 ERA: 0.00 WHIP: 3.000	IP: 2.0 WLS: L BF: 11 H: 2 R: 1 ER: 1 SO: 3 BB: 3 IBB: 0 HBP: 0 BLK: 0 WP: 0 HR: 23 S: 45 P: 45 ERA: 4.50 WHIP: 2.500	IP: 1.0 WLS: L BF: 3 H: 0 R: 0 ER: 0 SO: 0 BB: 0 IBB: 0 HBP: 0 BLK: 0 WP: 0 HR: 5 S: 9 P: 9 ERA: 0.00 WHIP: 0.000	IP: 1.0 WLS: L BF: 3 H: 0 R: 0 ER: 0 SO: 0 BB: 0 IBB: 0 HBP: 0 BLK: 0 WP: 0 HR: 0 S: 5 P: 10 ERA: 0.00 WHIP: 0.000															



Batter	1	2	3	4	5	6	7	8	9	AB	R	H	RBI	BB	SO	LOB	TOP										
9 Dee Strange-Gordon, L (1.4) OBP: 0.354, SLG: 0.412	G4-3		G4-3		K			K	F7	5	0	0	0	0	2	2											
51 Ichiro Suzuki, L (1.9) OBP: 0.305, SLG: 0.307	F7		F8			L7		14 BB		3	1	0	0	1	0	0											
14 Martin Prado, R (1.5) OBP: 0.320, SLG: 0.374			F9			G1-3		48 BB		4	1	2	1	0	0	0											
48 Justin Bour, L (1.3) OBP: 0.325, SLG: 0.449	P2				28 BB			2B		4	0	3	1	0	0	1											
32 Derek Dietrich, L (1.7) OBP: 0.359, SLG: 0.514		P5				F8		F8		4	0	0	0	0	0	3											
40 Mike Dunn, L (8.1) OBP: 1.000, SLG: 1.000										0	0	0	0	0	0	0											
44 AJ Ramos, R (9.1)										0	0	0	0	0	0	0											
28 Cole Gillespie, R (1.8) OBP: 0.347, SLG: 0.451		HR			G6-3			K	K	4	1	1	1	0	2	1											
20 J.T. Realmuto, R (1.2) OBP: 0.276, SLG: 0.377										4	0	2	0	0	0	0											
3 Adeiny Hechavarria, R (1.6) OBP: 0.316, SLG: 0.376										4	1	1	0	0	1	2											
45 Chris Narveson, L (1.1)										2	0	0	0	0	1	2											
46 Kyle Barraclough, R (6.1)										0	0	0	0	0	0	0											
57 Bryan Morris, L (7.1)										0	0	0	0	0	0	0											
21 Christian Yelich, L (8. PH) (8.7)										2	0	1	1	0	0	0											
<b>Inning Stats</b>	R: 0 E: 0 K: 0 S: 7	H: 1 LOB: 1 BB: 0 P: 12	R: 1 E: 0 K: 0 S: 11	H: 2 LOB: 1 BB: 0 P: 16	R: 0 E: 0 K: 0 S: 8	H: 0 LOB: 0 BB: 0 P: 13	R: 0 E: 0 K: 0 S: 11	H: 1 LOB: 0 BB: 0 P: 17	R: 0 E: 0 K: 3 S: 13	H: 1 LOB: 1 BB: 0 P: 16	R: 0 E: 0 K: 0 S: 9	H: 1 LOB: 0 BB: 0 P: 11	R: 0 E: 0 K: 1 S: 9	H: 0 LOB: 0 BB: 0 P: 14	R: 2 E: 0 K: 1 S: 20	H: 2 LOB: 1 BB: 1 P: 31	R: 1 E: 0 K: 1 S: 8	H: 2 LOB: 1 BB: 0 P: 14	1B: 7 2B: 2 3B: 0 HR: 1	SF: 0 SAC: 0 DP: 1 HBP: 0	WP: 0 PB: 0 SB: 1 CS: 0	PA: 37					
<b>PITCHER</b>	IP	WLS	BF	H	R	ER	SO	BB	IBB	HBP	BLK	WP	HR	S	P	ERA	WHIP										
17 Shelby Miller, R (1.1) ERA: 2.56	7.0	L	26	6	1	1	4	0	0	0	0	0	1	68	99	1.29	0.857										
56 Matt Marksberry, L (8.1) ERA: 5.63	1.0		6	2	2	2	1	1	0	0	0	0	0	20	31	18.00	3.000										
58 Peter Moylan, R (9.1) ERA: 6.23	0.2		4	2	1	1	1	0	0	0	1	0	0	7	13	13.50	3.000										
64 Ryan Kelly, R (9.1) ERA: 8.1	0.1		1	0	0	0	0	0	0	0	0	0	0	1	1	0.00	0.000										

Miami Marlins @ Atlanta Braves  
Turner Field, Atlanta, GA  
Mon Aug 31 2015, 7:11 PM - 10:05 PM EDT  
Att: 12,916 - Cloudy - 81 F

AB 36  
R 4  
H 10  
RBI 4  
BB 1  
SO 6  
LOB 11



Batter	1	2	3	4	5	6	7	8	9	AB	R	H	RBI	BB	SO	LOB	BOTTOM										
22 Nick Markakis, L (1.9) OBP: 0.368, SLG: 0.374	F8		G3			G4-3		K		4	0	0	0	0	1	1											
13 Pedro Ciriaco, R (1.6) OBP: 0.288, SLG: 0.369	F7							K		3	0	1	0	1	1	0											
5 Freddie Freeman, L (1.3) OBP: 0.356, SLG: 0.480	K									3	0	0	0	1	1	1											
Jonny Gomes, R (1.7) OBP: 0.325, SLG: 0.364										2	0	0	0	0	1	1											
23 Nick Swisher, S (6.7) OBP: 0.296, SLG: 0.351										0	0	0	0	2	0	0											
13 Adonis Garcia, R (1.5) OBP: 0.269, SLG: 0.481										4	0	0	0	0	0	4											
8 Jace Peterson, L (1.4) OBP: 0.316, SLG: 0.340										3	0	1	0	0	0	0											
27 Christian Bethancourt, R (1.2) OBP: 0.219, SLG: 0.267										3	0	0	0	0	0	1											
2 Michael Bourn, L (1.8) OBP: 0.301, SLG: 0.271										2	0	1	0	1	0	0											
17 Shelby Miller, R (1.1) OBP: 0.122, SLG: 0.109										2	0	0	0	0	1	2											
56 Matt Marksberry, L (8.1) ERA: 0.75										0	0	0	0	0	0	0											
25 Cameron Maybin, R (8. PH) OBP: 0.336, SLG: 0.388										1	0	0	0	0	1	0											
58 Peter Moylan, R (9.1)										0	0	0	0	0	0	0											
64 Ryan Kelly, R (9.1)										0	0	0	0	0	0	0											
<b>Inning Stats</b>	R: 0 E: 0 K: 1 S: 8	H: 0 LOB: 0 BB: 0 P: 13	R: 0 E: 0 K: 0 S: 11	H: 0 LOB: 0 BB: 0 P: 14	R: 0 E: 0 K: 1 S: 13	H: 1 LOB: 1 BB: 0 P: 17	R: 0 E: 0 K: 1 S: 9	H: 0 LOB: 1 BB: 1 P: 19	R: 0 E: 0 K: 0 S: 10	H: 0 LOB: 0 BB: 1 P: 19	R: 0 E: 0 K: 0 S: 12	H: 1 LOB: 2 BB: 2 P: 23	R: 0 E: 0 K: 0 S: 9	H: 1 LOB: 0 BB: 0 P: 13	R: 0 E: 0 K: 3 S: 16	H: 0 LOB: 0 BB: 0 P: 22	R: 0 E: 0 K: 0 S: 4	H: 0 LOB: 0 BB: 1 P: 8	1B: 3 2B: 0 3B: 0 HR: 0	SF: 0 SAC: 0 DP: 2 HBP: 0	WP: 1 PB: 0 SB: 1 CS: 1	PA: 32					
<b>PITCHER</b>	IP	WLS	BF	H	R	ER	SO	BB	IBB	HBP	BLK	WP	HR	S	P	ERA	WHIP										
45 Chris Narveson, L (1.1) ERA: 5.23	5.1	W	20	2	0	0	0	2	0	0	0	1	0	6	15	0.00	0.750										
46 Kyle Barraclough, R (6.1) ERA: 0.75	0.2	H	3	0	0	0	0	2	0	0	0	0	0	6	15	0.00	3.000										
57 Bryan Morris, R (7.1) ERA: 2.95	1.0	H	3	1	0	0	0	0	0	0	0	0	0	9	13	0.00	1.000										
40 Mike Dunn, L (8.1) ERA: 4.67	1.0	H	3	0	0	0	3	0	0	0	0	0	0	16	22	0.00	0.000										
44 AJ Ramos, R (9.1) ERA: 2.7	1.0		3	0	0	0	0	1	0	0	0	0	0	4	8	0.00	1.000										

Miami Marlins @ Atlanta Braves  
Turner Field, Atlanta, GA  
Mon Aug 31 2015, 7:11 PM - 10:05 PM EDT  
Att: 12,916 - Cloudy - 81 F

AB 27  
R 0  
H 3  
RBI 0  
BB 5  
SO 6  
LOB 10





Batter	1	2	3	4	5	6	7	8	9	AB	R	H	RBI	BB	SO	LOB	TOP			
9 Dee Strange-Gordon, L OBP: 0.354, SLG: 0.412	G6-3	FC5-4						G6-3		5	1	2	0	0	0	1	<b>Miami Marlins @ Atlanta Braves</b> Turner Field, Atlanta, GA Tue Sep 01 2015, 7:10 PM - 9:57 PM EDT Att: 16,386 - Partly Cloudy - 86 F			
21 Christian Yelich, L OBP: 0.346, SLG: 0.383	48 WP 13 1B	G4-3						G1-3		4	2	2	1	1	0	1				
14 Martin Prado, R OBP: 0.321, SLG: 0.373	13 1B 28 WP FC4-6		F8						K	4	2	1	0	1	2	2				
48 Justin Bour, L OBP: 0.326, SLG: 0.457	28 FC4-6 13 1B		P4						K	4	1	1	3	1	1	0				
13 Marcell Ozuna, R OBP: 0.295, SLG: 0.363	28 FC4-6								K	5	1	2	1	0	1	0				
28 Cole Gillespie, R OBP: 0.345, SLG: 0.445	FC4-6								K	4	0	1	2	0	2	2				
20 J.T. Realmuto, R OBP: 0.275, SLG: 0.375	F8								K	4	0	1	0	0	1	3				
3 Adeiny Hechavarria, R OBP: 0.313, SLG: 0.373		F8							F9	4	0	0	0	0	0	1				
19 Miguel Rojas, R OBP: 0.270, SLG: 0.339									F9	0	0	0	0	0	0	0				
60 Justin Nicolino, L OBP: 0.067, SLG: 0.067									K	3	0	1	0	0	1	0				
5 Casey McGehee, R OBP: 0.279, SLG: 0.288										1	0	0	0	0	1	0				
50 Erik Cordier, R										0	0	0	0	0	0	0				
24 André Rienzo, R										0	0	0	0	0	0	0				
<b>Inning Stats</b>	R: 2 H: 3 E: 0 K: 0 S: 10	H: 3 LOB: 2 BB: 1 P: 20	R: 0 H: 1 E: 0 K: 0 S: 9	H: 1 LOB: 1 BB: 0 P: 15	R: 1 H: 2 E: 0 K: 1 S: 14	H: 2 LOB: 1 BB: 0 P: 21	R: 0 H: 1 E: 0 K: 2 S: 14	H: 1 LOB: 2 BB: 1 P: 25	R: 0 H: 0 E: 0 K: 1 S: 7	H: 0 LOB: 0 BB: 0 P: 10	R: 0 H: 0 E: 0 K: 0 S: 8	H: 0 LOB: 0 BB: 0 P: 13	R: 4 H: 4 E: 0 K: 1 S: 19	H: 4 LOB: 1 BB: 1 P: 32	R: 0 H: 0 E: 0 K: 3 S: 9	H: 0 LOB: 0 BB: 0 P: 13	1B: 8 2B: 2 3B: 0 HR: 1	SF: 0 SAC: 0 DP: 0 HBP: 0	WP: 1 PB: 0 SB: 2 CS: 0	PA: 41
<b>PITCHER</b>	IP WLS BF H R ER SO BB IBB HBP BLK WP HR S P ERA WHIP	IP WLS BF H R ER SO BB IBB HBP BLK WP HR S P ERA WHIP	IP WLS BF H R ER SO BB IBB HBP BLK WP HR S P ERA WHIP	IP WLS BF H R ER SO BB IBB HBP BLK WP HR S P ERA WHIP	IP WLS BF H R ER SO BB IBB HBP BLK WP HR S P ERA WHIP	IP WLS BF H R ER SO BB IBB HBP BLK WP HR S P ERA WHIP	IP WLS BF H R ER SO BB IBB HBP BLK WP HR S P ERA WHIP	IP WLS BF H R ER SO BB IBB HBP BLK WP HR S P ERA WHIP	IP WLS BF H R ER SO BB IBB HBP BLK WP HR S P ERA WHIP	IP WLS BF H R ER SO BB IBB HBP BLK WP HR S P ERA WHIP	IP WLS BF H R ER SO BB IBB HBP BLK WP HR S P ERA WHIP	IP WLS BF H R ER SO BB IBB HBP BLK WP HR S P ERA WHIP	IP WLS BF H R ER SO BB IBB HBP BLK WP HR S P ERA WHIP	IP WLS BF H R ER SO BB IBB HBP BLK WP HR S P ERA WHIP	IP WLS BF H R ER SO BB IBB HBP BLK WP HR S P ERA WHIP	IP WLS BF H R ER SO BB IBB HBP BLK WP HR S P ERA WHIP	IP WLS BF H R ER SO BB IBB HBP BLK WP HR S P ERA WHIP			
50 Manny Bañuelos, L ERA: 3.33	2.2	L	15	6	3	3	0	1	0	30	52	10.12	2.625							
54 Sugar Ray Marimon, R ERA: 5.4	3.1		15	3	3	3	4	2	0	35	60	8.10	1.500							
64 Ryan Kelly, R ERA: 9.22	1.0		5	2	1	1	1	0	0	16	24	9.00	2.000							
61 Danny Burawa, R ERA: 13.5	2.0		6	0	0	0	4	0	0	15	21	0.00	0.000							

Batter	1	2	3	4	5	6	7	8	9	AB	R	H	RBI	BB	SO	LOB	BOTTOM					
22 Nick Markakis, L OBP: 0.368, SLG: 0.373	5 1B							P5	F7	4	0	1	0	0	0	2	<b>Miami Marlins @ Atlanta Braves</b> Turner Field, Atlanta, GA Tue Sep 01 2015, 7:10 PM - 9:57 PM EDT Att: 16,386 - Partly Cloudy - 86 F					
25 Cameron Maybin, R OBP: 0.333, SLG: 0.384	F9							P4		4	0	0	0	0	1	4						
5 Freddie Freeman, L OBP: 0.357, SLG: 0.481	23 2B C6-4-3									4	1	2	0	0	0	2						
23 Nick Swisher, S OBP: 0.295, SLG: 0.344	G6-4-3									3	0	0	0	1	0	2						
15 A.J. Pierzynski, L OBP: 0.335, SLG: 0.425		G6-3								4	0	2	1	0	0	0						
28 Héctor Olivera, R		G1-3								4	0	0	0	0	1	3						
8 Jace Peterson, L OBP: 0.315, SLG: 0.339										4	0	1	0	0	1	1						
14 Daniel Castro, R OBP: 0.343, SLG: 0.364										3	0	1	0	1	0	1						
50 Manny Bañuelos, R										0	0	0	0	0	0	0						
54 Sugar Ray Marimon, R										1	0	1	0	1	0	0						
64 Ryan Kelly, R										0	0	0	0	0	0	0						
30 Ryan Lavanway, R										1	0	0	0	0	0	2						
61 Danny Burawa, R										0	0	0	0	0	0	0						
27 Christian Bethancourt, R OBP: 0.216, SLG: 0.298										1	0	0	0	0	0	0						
<b>Inning Stats</b>	R: 0 H: 2 E: 0 K: 0 S: 5	H: 2 LOB: 1 BB: 0 P: 10	R: 0 H: 0 E: 0 K: 1 S: 8	H: 0 LOB: 0 BB: 0 P: 13	R: 0 H: 1 E: 0 K: 0 S: 9	H: 1 LOB: 2 BB: 1 P: 18	R: 0 H: 0 E: 0 K: 0 S: 4	H: 0 LOB: 0 BB: 0 P: 7	R: 0 H: 1 E: 0 K: 0 S: 7	H: 1 LOB: 1 BB: 1 P: 14	R: 0 H: 0 E: 0 K: 1 S: 7	H: 0 LOB: 0 BB: 0 P: 8	R: 0 H: 2 E: 0 K: 1 S: 14	H: 2 LOB: 2 BB: 0 P: 18	R: 1 H: 2 E: 0 K: 0 S: 10	H: 2 LOB: 1 BB: 1 P: 17	R: 0 H: 0 E: 1 K: 0 S: 11	H: 0 LOB: 1 BB: 0 P: 16	1B: 7 2B: 2 3B: 0 HR: 0	SF: 0 SAC: 0 DP: 3 HBP: 1	WP: 0 PB: 0 SB: 0 CS: 0	PA: 37
<b>PITCHER</b>	IP WLS BF H R ER SO BB IBB HBP BLK WP HR S P ERA WHIP	IP WLS BF H R ER SO BB IBB HBP BLK WP HR S P ERA WHIP	IP WLS BF H R ER SO BB IBB HBP BLK WP HR S P ERA WHIP	IP WLS BF H R ER SO BB IBB HBP BLK WP HR S P ERA WHIP	IP WLS BF H R ER SO BB IBB HBP BLK WP HR S P ERA WHIP	IP WLS BF H R ER SO BB IBB HBP BLK WP HR S P ERA WHIP	IP WLS BF H R ER SO BB IBB HBP BLK WP HR S P ERA WHIP	IP WLS BF H R ER SO BB IBB HBP BLK WP HR S P ERA WHIP	IP WLS BF H R ER SO BB IBB HBP BLK WP HR S P ERA WHIP	IP WLS BF H R ER SO BB IBB HBP BLK WP HR S P ERA WHIP	IP WLS BF H R ER SO BB IBB HBP BLK WP HR S P ERA WHIP	IP WLS BF H R ER SO BB IBB HBP BLK WP HR S P ERA WHIP	IP WLS BF H R ER SO BB IBB HBP BLK WP HR S P ERA WHIP	IP WLS BF H R ER SO BB IBB HBP BLK WP HR S P ERA WHIP	IP WLS BF H R ER SO BB IBB HBP BLK WP HR S P ERA WHIP	IP WLS BF H R ER SO BB IBB HBP BLK WP HR S P ERA WHIP	IP WLS BF H R ER SO BB IBB HBP BLK WP HR S P ERA WHIP					
60 Justin Nicolino, L ERA: 3.07	7.0	W	27	6	0	0	3	2	0	54	88	0.00	1.143									
50 Erik Cordier, R ERA: 4.66	1.0		6	2	1	1	0	1	0	10	17	9.00	3.000									
24 André Rienzo, R ERA: 4.38	1.0		4	0	0	0	0	0	0	11	16	0.00	0.000									



















Batter	1	2	3	4	5	6	7	8	9	AB	R	H	RBI	BB	SO	LOB	TOP			
22 Nick Markakis, L OBP: 0.368, SLG: 0.367	F7		G3			2 BB 23 1B		E4 5 1B 23 2B 13 PB		4	1	1	0	1	0	0	<b>Atlanta Braves @ Washington Nationals</b> Nationals Park, Washington, DC Sat Sep 05 2015, 7:06 PM - 10:12 PM EDT Att: 28,646 - Partly Cloudy - 82 F			
13 Pedro Ciriaco, R OBP: 0.271, SLG: 0.362	23 FC5 5 BB		K2-3			K		G1-3		4	0	0	0	1	3	4				
5 Freddie Freeman, L OBP: 0.368, SLG: 0.484	23 FC5		K			K		23 2B 2 SF7		3	1	1	0	1	2	1				
23 Nick Swisher, S OBP: 0.317, SLG: 0.360	FC5		G5-3			2 BB				4	0	2	1	0	0	2				
25 Cameron Maybin, R OBP: 0.333, SLG: 0.382 2 Michael Bourn, L OBP: 0.301, SLG: 0.271	G6-3		K			19 FC6-4		SF7		2	0	0	0	0	1	2				
19 Andrelton Simmons, R OBP: 0.323, SLG: 0.331	L5					28 WP		G6-3		3	0	0	0	1	0	4				
28 Héctor Olivera, R OBP: 0.188, SLG: 0.133	K		K					L8		4	0	1	0	0	2	1				
27 Christian Bethancourt, R OBP: 0.201, SLG: 0.246	K		K					F8		4	0	0	0	0	2	2				
17 Shelby Miller, R OBP: 0.188, SLG: 0.193 61 Danny Cuatrecasas, R OBP: 0.286, SLG: 0.309 14 Daniel Castro, R OBP: 0.286, SLG: 0.309 56 Ross Detwiler, R OBP: 0.286, SLG: 0.309 64 Ryan Kelly, R OBP: 0.286, SLG: 0.309 8 Jacob Peterson, L OBP: 0.286, SLG: 0.309	K		K			P2		K		2	0	0	0	0	1	1				
<b>Inning Stats</b>	R: 0 E: 0 K: 0 S: 10	H: 0 LOB: 2 BB: 2 P: 21	R: 0 E: 0 K: 2 S: 7	H: 0 LOB: 0 BB: 0 P: 9	R: 0 E: 0 K: 2 S: 10	H: 0 LOB: 0 BB: 0 P: 15	R: 0 E: 0 K: 2 S: 9	H: 0 LOB: 1 BB: 1 P: 15	R: 0 E: 0 K: 2 S: 19	H: 2 LOB: 3 BB: 1 P: 30	R: 0 E: 0 K: 1 S: 10	H: 0 LOB: 0 BB: 0 P: 15	R: 2 E: 1 K: 0 S: 20	H: 2 LOB: 1 BB: 2 P: 26	R: 0 E: 0 K: 1 S: 10	H: 1 LOB: 2 BB: 1 P: 16			1B: 4 2B: 1 3B: 0 HR: 0	SF: 1 SAC: 0 DP: 0 HBP: 0
<b>PITCHER</b>	IP WLS BF H R ER SO	IP WLS BF H R ER SO	IP WLS BF H R ER SO	IP WLS BF H R ER SO	IP WLS BF H R ER SO	IP WLS BF H R ER SO	IP WLS BF H R ER SO	IP WLS BF H R ER SO	IP WLS BF H R ER SO	IP WLS BF H R ER SO	IP WLS BF H R ER SO	IP WLS BF H R ER SO	IP WLS BF H R ER SO	IP WLS BF H R ER SO	IP WLS BF H R ER SO	IP WLS BF H R ER SO	ERA WHIP	ERA WHIP		
47 Gio González, L ERA: 3.96	6.0	W	24	2	0	0	10	4	0	0	0	0	0	0	0	0	0	0.00	1.000	
44 Casey Janssen, R ERA: 4.75	1.0		3	0	0	0	1	0	0	0	0	0	0	0	0	0	0	0.00	0.000	
33 Matt Grace, L ERA: 4.97	0.2		5	2	2	0	0	0	0	0	0	0	0	0	0	0	0	0.00	3.000	
45 Blake Treinen, R ERA: 3.4	1.1		6	1	0	0	1	1	0	0	0	0	0	0	0	0	0	0.00	1.500	

Batter	1	2	3	4	5	6	7	8	9	AB	R	H	RBI	BB	SO	LOB	BOTTOM			
28 Jayson Werth, R OBP: 0.301, SLG: 0.359 21 Matthew den Dekker, L OBP: 0.274, SLG: 0.355	F9		6 1B 2B			L9		K		3	1	1	0	1	0	0	<b>Atlanta Braves @ Washington Nationals</b> Nationals Park, Washington, DC Sat Sep 05 2015, 7:06 PM - 10:12 PM EDT Att: 28,646 - Partly Cloudy - 82 F			
6 Anthony Rendon, R OBP: 0.350, SLG: 0.362	K		34 HR 1B			K		34 2B 11 G5-3		4	2	2	1	0	2	2				
34 Bryce Harper, L OBP: 0.469, SLG: 0.647	K		HR			11 1B		11 G5-3		4	2	3	2	0	1	0				
11 Ryan Zimmerman, R OBP: 0.306, SLG: 0.466	F8		G6-3			1B		G5-3		4	0	1	2	0	0	1				
25 Clint Robinson, L OBP: 0.362, SLG: 0.422	G6-3					5 FC5-4		K		2	0	0	0	2	1	1				
5 Yunel Escobar, R OBP: 0.370, SLG: 0.423 7 Trea Turner, R OBP: 0.100, SLG: 0.100	G3		FC5-4 20 1B 40 FC2			F8		F9		4	1	0	0	0	0	3				
20 Ian Desmond, R OBP: 0.288, SLG: 0.399			40 G6-3 28 WP			40 WP				4	2	3	0	0	1	1				
40 Wilson Ramos, R OBP: 0.274, SLG: 0.373	G6-3		FC2 47 SH3-4			G4-3		K		4	0	0	1	0	1	2				
47 Gio González, R OBP: 0.135, SLG: 0.114 26 Dan Uggla, R OBP: 0.287, SLG: 0.283 44 Casey Janssen, R OBP: 0.287, SLG: 0.283 33 Matt Grace, L OBP: 0.287, SLG: 0.283 45 Blake Treinen, R OBP: 0.287, SLG: 0.283	K		K			F7		G5-3		1	0	0	0	0	1	1				
<b>Inning Stats</b>	R: 0 E: 0 K: 2 S: 8	H: 0 LOB: 0 BB: 0 P: 8	R: 0 E: 0 K: 0 S: 5	H: 0 LOB: 0 BB: 0 P: 9	R: 4 E: 0 K: 1 S: 25	H: 4 LOB: 0 BB: 0 P: 38	R: 2 E: 0 K: 1 S: 14	H: 1 LOB: 2 BB: 2 P: 25	R: 1 E: 0 K: 1 S: 14	H: 2 LOB: 1 BB: 1 P: 24	R: 0 E: 0 K: 0 S: 8	H: 0 LOB: 0 BB: 0 P: 13	R: 1 E: 0 K: 1 S: 13	H: 2 LOB: 1 BB: 0 P: 21	R: 0 E: 0 K: 2 S: 10	H: 1 LOB: 1 BB: 0 P: 16			1B: 4 2B: 5 3B: 0 HR: 1	SF: 0 SAC: 1 DP: 0 HBP: 0
<b>PITCHER</b>	IP WLS BF H R ER SO	IP WLS BF H R ER SO	IP WLS BF H R ER SO	IP WLS BF H R ER SO	IP WLS BF H R ER SO	IP WLS BF H R ER SO	IP WLS BF H R ER SO	IP WLS BF H R ER SO	IP WLS BF H R ER SO	IP WLS BF H R ER SO	IP WLS BF H R ER SO	IP WLS BF H R ER SO	IP WLS BF H R ER SO	IP WLS BF H R ER SO	IP WLS BF H R ER SO	IP WLS BF H R ER SO	ERA WHIP	ERA WHIP		
17 Shelby Miller, R ERA: 2.81	4.1	L	23	7	7	6	4	3	0	0	0	0	0	0	0	0	0	0.00	0.000	
61 Danny Burawa, R ERA: 10.13	1.2		5	0	0	0	1	0	0	0	0	0	0	0	0	0	0	0.00	0.000	
56 Ross Detwiler, L ERA: 7.18	0.2		4	2	1	1	1	0	0	0	0	0	0	0	0	0	0	13.50	3.000	
64 Ryan Kelly, R ERA: 6.1	1.1		5	1	0	0	2	0	0	0	0	0	0	0	0	0	0	0.00	0.750	







Batter	1	2	3	4	5	6	7	8	9	AB	R	H	RBI	BB	SO	LOB	TOP								
22 Nick Markakis, L OBP: 0.372, SLG: 0.375										3	3	2	0	2	0	0	<b>Atlanta Braves @ Philadelphia Phillies</b> Citizens Bank Park, Philadelphia, PA Mon Sep 07 2015, 7:10 PM - 9:41 PM EDT Att: 15,125 - Clear - 89 F								
28 Héctor Olivera, R OBP: 0.238, SLG: 0.400										5	1	2	4	0	2	4									
5 Freddie Freeman, L OBP: 0.370, SLG: 0.487										4	1	1	2	1	0	0									
15 A.J. Pierzynski, L OBP: 0.333, SLG: 0.417										5	0	1	0	0	0	2									
23 Nick Swisher, S OBP: 0.318, SLG: 0.353										5	0	0	0	0	2	1									
8 Jace Peterson, L OBP: 0.313, SLG: 0.336										4	1	3	0	0	0	0									
19 Andrelton Simmons, R OBP: 0.324, SLG: 0.334										4	1	3	1	0	1	1									
2 Michael Bourn, L OBP: 0.297, SLG: 0.268										4	0	0	0	0	1	5									
57 Williams Pérez, R OBP: 0.160, SLG: 0.087										2	0	0	0	0	1	1									
56 Matt Marksberry, L OBP: 0.267, SLG: 0.357										0	0	0	0	0	0	0									
13 Pedro Ciriaco, R OBP: 0.267, SLG: 0.357										1	0	0	0	0	0	0									
38 Arodys Vizcaino, R OBP: 0.267, SLG: 0.357										0	0	0	0	0	0	0									
<b>Inning Stats</b>	R: 2 E: 0 K: 2 S: 11	H: 2 LOB: 0 BB: 0 P: 17	R: 0 E: 0 K: 1 S: 12	H: 2 LOB: 3 BB: 1 P: 22	R: 0 E: 0 K: 0 S: 4	H: 0 LOB: 0 BB: 0 P: 6	R: 3 E: 0 K: 1 S: 14	H: 3 LOB: 2 BB: 2 P: 33	R: 0 E: 0 K: 2 S: 10	H: 0 LOB: 1 BB: 0 P: 15	R: 0 E: 0 K: 0 S: 5	H: 0 LOB: 0 BB: 0 P: 6	R: 0 E: 0 K: 1 S: 6	H: 0 LOB: 0 BB: 0 P: 11	R: 0 E: 0 K: 0 S: 7	H: 1 LOB: 0 BB: 0 P: 9	R: 2 E: 0 K: 0 S: 14	H: 3 LOB: 1 BB: 0 P: 20	1B: 6 2B: 5 3B: 0 HR: 2	SF: 0 SAC: 1 DP: 1 HBP: 0	WP: 0 PB: 0 SB: 1 CS: 0	PA: 41			
<b>PITCHER</b>	IP WLS BF H R ER SO BB IBB HBP BLK WP HR S P ERA WHIP	IP WLS BF H R ER SO BB IBB HBP BLK WP HR S P ERA WHIP	IP WLS BF H R ER SO BB IBB HBP BLK WP HR S P ERA WHIP	IP WLS BF H R ER SO BB IBB HBP BLK WP HR S P ERA WHIP	IP WLS BF H R ER SO BB IBB HBP BLK WP HR S P ERA WHIP	IP WLS BF H R ER SO BB IBB HBP BLK WP HR S P ERA WHIP	IP WLS BF H R ER SO BB IBB HBP BLK WP HR S P ERA WHIP	IP WLS BF H R ER SO BB IBB HBP BLK WP HR S P ERA WHIP	IP WLS BF H R ER SO BB IBB HBP BLK WP HR S P ERA WHIP	IP WLS BF H R ER SO BB IBB HBP BLK WP HR S P ERA WHIP	IP WLS BF H R ER SO BB IBB HBP BLK WP HR S P ERA WHIP	IP WLS BF H R ER SO BB IBB HBP BLK WP HR S P ERA WHIP	IP WLS BF H R ER SO BB IBB HBP BLK WP HR S P ERA WHIP	IP WLS BF H R ER SO BB IBB HBP BLK WP HR S P ERA WHIP	IP WLS BF H R ER SO BB IBB HBP BLK WP HR S P ERA WHIP	IP WLS BF H R ER SO BB IBB HBP BLK WP HR S P ERA WHIP	IP WLS BF H R ER SO BB IBB HBP BLK WP HR S P ERA WHIP	IP WLS BF H R ER SO BB IBB HBP BLK WP HR S P ERA WHIP	IP WLS BF H R ER SO BB IBB HBP BLK WP HR S P ERA WHIP	IP WLS BF H R ER SO BB IBB HBP BLK WP HR S P ERA WHIP	IP WLS BF H R ER SO BB IBB HBP BLK WP HR S P ERA WHIP	IP WLS BF H R ER SO BB IBB HBP BLK WP HR S P ERA WHIP	IP WLS BF H R ER SO BB IBB HBP BLK WP HR S P ERA WHIP	IP WLS BF H R ER SO BB IBB HBP BLK WP HR S P ERA WHIP	IP WLS BF H R ER SO BB IBB HBP BLK WP HR S P ERA WHIP

AB	37
R	7
H	12
RBI	7
BB	3
SO	7
LOB	14



Batter	1	2	3	4	5	6	7	8	9	AB	R	H	RBI	BB	SO	LOB	BOTTOM								
16 César Hernández, S OBP: 0.342, SLG: 0.346										4	1	2	0	0	1	0	<b>Atlanta Braves @ Philadelphia Phillies</b> Citizens Bank Park, Philadelphia, PA Mon Sep 07 2015, 7:10 PM - 9:41 PM EDT Att: 15,125 - Clear - 89 F								
37 Odbel Herrera, L OBP: 0.336, SLG: 0.425										4	0	0	0	0	2										
40 Aaron Altherr, R OBP: 0.318, SLG: 0.517										2	0	1	1	0	0										
6 Ryan Howard, L OBP: 0.283, SLG: 0.440										4	0	0	0	0	1	2									
24 Darnell Sweeney, S OBP: 0.311, SLG: 0.487										4	0	0	0	0	3	1									
25 Cody Asche, L OBP: 0.295, SLG: 0.377										4	0	1	0	0	1	1									
29 Cameron Rupp, R OBP: 0.312, SLG: 0.405										3	0	0	0	0	2	1									
13 Freddy Galvis, S OBP: 0.303, SLG: 0.352										3	0	1	0	0	1	0									
34 Aaron Harang, R OBP: 0.196, SLG: 0.196										1	0	0	0	0	0	2									
17 Brian Sopusevic, L OBP: 0.000, SLG: 0.000										1	1	1	0	0	0	0									
50 Héctor Neris, R OBP: 0.000, SLG: 0.000										0	0	0	0	0	0	0									
28 Erik Kratz, R OBP: 0.182, SLG: 0.309										1	0	0	0	0	0	0									
46 Jeanmar Gómez, R OBP: 0.182, SLG: 0.309										0	0	0	0	0	0	0									
60 Colton Murray, R OBP: 0.182, SLG: 0.309										0	0	0	0	0	0	0									
<b>Inning Stats</b>	R: 0 E: 0 K: 0 S: 7	H: 2 LOB: 1 BB: 0 P: 11	R: 0 E: 0 K: 2 S: 14	H: 2 LOB: 2 BB: 0 P: 21	R: 1 E: 0 K: 0 S: 5	H: 1 LOB: 0 BB: 0 P: 9	R: 0 E: 0 K: 1 S: 11	H: 0 LOB: 0 BB: 0 P: 18	R: 1 E: 0 K: 2 S: 11	H: 1 LOB: 0 BB: 0 P: 17	R: 0 E: 0 K: 1 S: 8	H: 0 LOB: 1 BB: 0 P: 12	R: 0 E: 0 K: 1 S: 9	H: 0 LOB: 0 BB: 0 P: 12	R: 0 E: 0 K: 0 S: 4	H: 0 LOB: 0 BB: 0 P: 5	R: 0 E: 0 K: 2 S: 10	H: 0 LOB: 0 BB: 0 P: 16	1B: 3 2B: 1 3B: 1 HR: 1	SF: 1 SAC: 0 DP: 1 HBP: 1	WP: 0 PB: 0 SB: 1 CS: 0	PA: 33			
<b>PITCHER</b>	IP WLS BF H R ER SO BB IBB HBP BLK WP HR S P ERA WHIP	IP WLS BF H R ER SO BB IBB HBP BLK WP HR S P ERA WHIP	IP WLS BF H R ER SO BB IBB HBP BLK WP HR S P ERA WHIP	IP WLS BF H R ER SO BB IBB HBP BLK WP HR S P ERA WHIP	IP WLS BF H R ER SO BB IBB HBP BLK WP HR S P ERA WHIP	IP WLS BF H R ER SO BB IBB HBP BLK WP HR S P ERA WHIP	IP WLS BF H R ER SO BB IBB HBP BLK WP HR S P ERA WHIP	IP WLS BF H R ER SO BB IBB HBP BLK WP HR S P ERA WHIP	IP WLS BF H R ER SO BB IBB HBP BLK WP HR S P ERA WHIP	IP WLS BF H R ER SO BB IBB HBP BLK WP HR S P ERA WHIP	IP WLS BF H R ER SO BB IBB HBP BLK WP HR S P ERA WHIP	IP WLS BF H R ER SO BB IBB HBP BLK WP HR S P ERA WHIP	IP WLS BF H R ER SO BB IBB HBP BLK WP HR S P ERA WHIP	IP WLS BF H R ER SO BB IBB HBP BLK WP HR S P ERA WHIP	IP WLS BF H R ER SO BB IBB HBP BLK WP HR S P ERA WHIP	IP WLS BF H R ER SO BB IBB HBP BLK WP HR S P ERA WHIP	IP WLS BF H R ER SO BB IBB HBP BLK WP HR S P ERA WHIP	IP WLS BF H R ER SO BB IBB HBP BLK WP HR S P ERA WHIP	IP WLS BF H R ER SO BB IBB HBP BLK WP HR S P ERA WHIP	IP WLS BF H R ER SO BB IBB HBP BLK WP HR S P ERA WHIP	IP WLS BF H R ER SO BB IBB HBP BLK WP HR S P ERA WHIP	IP WLS BF H R ER SO BB IBB HBP BLK WP HR S P ERA WHIP	IP WLS BF H R ER SO BB IBB HBP BLK WP HR S P ERA WHIP	IP WLS BF H R ER SO BB IBB HBP BLK WP HR S P ERA WHIP	IP WLS BF H R ER SO BB IBB HBP BLK WP HR S P ERA WHIP

AB	31
R	2
H	6
RBI	2
BB	0
SO	9
LOB	9

























Batter	1	2	3	4	5	6	7	8	9	10	AB	R	H	RBI	BB	SO	LOB	TOP					
3 Curtis Granderson, L OBP: 0.365, SLG: 0.455	F9		F7		HBP		1B		28 HR	BB	3	1	1	3	2	0	0						
28 Daniel Murphy, L OBP: 0.318, SLG: 0.424	F8		G6-3		G6-4-3		P5		HR	BB	5	1	1	4	1	0	3						
21 Lucas Duda, L OBP: 0.349, SLG: 0.461	F8		HBP		L9		K		F8	G4-3	5	0	0	0	0	1	5						
2 Juan Uribe, R OBP: 0.324, SLG: 0.413		L8			L8		K			P6	5	1	1	0	0	2	1						
30 Michael Conforto, L OBP: 0.371, SLG: 0.546		HR			G4-3		G3			K	3	1	1	2	1	0	0						
1 Ency Young, R OBP: 0.288, SLG: 0.269		HR			G4-3		G3			K	0	0	0	0	0	0	0						
39 Bobby Parnell, R OBP: 0.282, SLG: 0.198		HR			G4-3		G3			K	0	0	0	0	0	0	0						
52 Yoenis Cespedes, R OBP: 0.342, SLG: 0.598		HR			G4-3		G3			K	0	0	0	0	0	0	0						
43 Addison Reed, L OBP: 0.276, SLG: 0.381		HR			G4-3		G3			K	0	0	0	0	0	0	0						
9 Kirk Nieuwenhuis, L OBP: 0.276, SLG: 0.381		HR			G4-3		G3			K	0	0	0	0	0	0	0						
11 Rubén Tejada, R OBP: 0.342, SLG: 0.352		HR			G4-3		G3			K	0	0	0	0	0	0	0						
22 Kevin Plawecki, R OBP: 0.292, SLG: 0.300		HR			G4-3		G3			K	0	0	0	0	0	0	0						
49 Jonathan Niese, L OBP: 0.208, SLG: 0.196		HR			G4-3		G3			K	0	0	0	0	0	0	0						
55 Kelly Johnson, L OBP: 0.288, SLG: 0.269		HR			G4-3		G3			K	0	0	0	0	0	0	0						
23 Michael Cuddyer, R OBP: 0.304, SLG: 0.422		HR			G4-3		G3			K	0	0	0	0	0	0	0						
54 Tim Stauffer, R OBP: 0.282, SLG: 0.198		HR			G4-3		G3			K	0	0	0	0	0	0	0						
68 Dario Alvarez, L OBP: 0.208, SLG: 0.196		HR			G4-3		G3			K	0	0	0	0	0	0	0						
12 Juan Lagares, R OBP: 0.276, SLG: 0.381		HR			G4-3		G3			K	0	0	0	0	0	0	0						
<b>Inning Stats</b>	R: 0 E: 0 K: 0 S: 7	H: 0 LOB: 0 BB: 0 P: 13	R: 2 E: 0 K: 0 S: 20	H: 3 LOB: 1 BB: 1 P: 30	R: 0 E: 0 K: 0 S: 7	H: 0 LOB: 1 BB: 0 P: 9	R: 0 E: 0 K: 1 S: 6	H: 0 LOB: 0 BB: 0 P: 11	R: 0 E: 0 K: 1 S: 6	H: 0 LOB: 1 BB: 1 P: 9	R: 2 E: 0 K: 1 S: 11	H: 2 LOB: 2 BB: 1 P: 26	R: 0 E: 0 K: 1 S: 9	H: 0 LOB: 1 BB: 1 P: 17	R: 3 E: 0 K: 2 S: 18	H: 2 LOB: 0 BB: 1 P: 25	R: 3 E: 1 K: 1 S: 14	H: 1 LOB: 3 BB: 4 P: 35	1B: 5 2B: 2 3B: 0 HR: 2	SF: 0 SAC: 0 DP: 1 HBP: 3	WP: 0 PB: 0 SB: 0 CS: 2	PA: 48	
<b>PITCHER</b>	IP WLS BF H R ER SO BB IBB HBP BLK WP HR S P ERA WHIP	6.1 0.2 1.0 0.2 0.1	26 B 4 H 3 B	5 1 0 1 1 2	4 0 0 1 1 2	2 0 0 0 0 0	2 0 0 0 0 0	0 0 0 0 0 0	0 0 0 0 0 0	0 0 0 0 0 0	0 0 0 0 0 0	0 0 0 0 0 0	0 0 0 0 0 0	0 0 0 0 0 0	0 0 0 0 0 0	0 0 0 0 0 0	0 0 0 0 0 0	0 0 0 0 0 0	0.00 0.00 0.00 0.00 0.00	6.000 3.000			
60 Ryan Weber, R ERA: 4.38	60 Matt Marksberry, L ERA: 5.4	54 Sugar Ray Marimon, R ERA: 5.04	58 Peter Moylan, R ERA: 4.7	64 Ryan Kelly, R ERA: 7.24	34 Edwin Jackson, R ERA: 3.56	61 Danny Burawa, R ERA: 12.15																	

New York Mets @ Atlanta Braves  
Turner Field, Atlanta, GA  
Sun Sep 13 2015, 1:36 PM - 5:13 PM EDT  
Att. 23,786 - Sunny - 71 F

AB 37  
R 10  
H 9  
RBI 9  
BB 8  
SO 7  
LOB 15



Batter	1	2	3	4	5	6	7	8	9	10	AB	R	H	RBI	BB	SO	LOB	BOTTOM						
22 Nick Markakis, L OBP: 0.370, SLG: 0.374	FC6-4		L8		L8		G4-3		F7		6	1	2	0	0	0	4							
14 Daniel Castro, R OBP: 0.327, SLG: 0.396	FC6-4		L8		L8		G4-3		F7		6	3	3	1	0	0	3							
5 Freddie Freeman, L OBP: 0.371, SLG: 0.473	F9		K		K		G4-3		F7		5	0	1	0	1	1	4							
13 Adonis Garcia, R OBP: 0.202, SLG: 0.190	FC6-4		L8		L8		G4-3		F7		5	0	3	3	0	1	1							
58 Peter Moylan, R ERA: 4.7	FC6-4		L8		L8		G4-3		F7		0	0	0	0	0	0	0							
64 Ryan Kelly, R ERA: 7.24	FC6-4		L8		L8		G4-3		F7		0	0	0	0	0	0	0							
34 Edwin Jackson, R ERA: 3.56	FC6-4		L8		L8		G4-3		F7		0	0	0	0	0	0	0							
61 Danny Burawa, R ERA: 12.15	FC6-4		L8		L8		G4-3		F7		0	0	0	0	0	0	0							
28 Héctor Olivera, R OBP: 0.311, SLG: 0.325	FC6-4		L8		L8		G4-3		F7		3	0	0	0	1	1	4							
19 Andrelton Simmons, R OBP: 0.326, SLG: 0.336	G4-3		L8		L8		G4-3		F7		5	1	2	1	0	0	4							
27 Christian Bethancourt, R OBP: 0.209, SLG: 0.271	G5-3		F7		F7		G5-3		F7		5	1	1	0	0	0	3							
2 Michael Bourn, L OBP: 0.302, SLG: 0.277	F7		F7		F7		F7		F7		3	0	1	1	0	0	0							
60 Ryan Weber, R ERA: 4.38	G3		G3		G3		G3		G3		0	0	0	0	0	0	0							
54 Sugar Ray Marimon, R ERA: 5.04	G3		G3		G3		G3		G3		0	0	0	0	0	0	0							
23 Nick Swisher, S OBP: 0.288, SLG: 0.269	G3		G3		G3		G3		G3		0	0	0	0	0	0	0							
25 Cameron Maybin, R OBP: 0.276, SLG: 0.381	G3		G3		G3		G3		G3		1	1	0	0	1	0	0							
<b>Inning Stats</b>	R: 0 E: 0 K: 0 S: 13	H: 2 LOB: 3 BB: 1 P: 20	R: 0 E: 0 K: 0 S: 7	H: 0 LOB: 0 BB: 0 P: 9	R: 2 E: 0 K: 1 S: 15	H: 4 LOB: 2 BB: 0 P: 22	R: 0 E: 0 K: 0 S: 9	H: 1 LOB: 1 BB: 0 P: 11	R: 0 E: 0 K: 1 S: 8	H: 0 LOB: 0 BB: 0 P: 12	R: 1 E: 1 K: 1 S: 16	H: 1 LOB: 1 BB: 0 P: 23	R: 1 E: 0 K: 0 S: 8	H: 2 LOB: 1 BB: 0 P: 11	R: 3 E: 0 K: 1 S: 14	H: 3 LOB: 2 BB: 1 P: 24	R: 0 E: 0 K: 0 S: 5	H: 0 LOB: 0 BB: 0 P: 7	R: 0 E: 1 K: 1 S: 8	H: 0 LOB: 1 BB: 0 P: 11	1B: 13 2B: 0 3B: 0 HR: 0	SF: 1 SAC: 1 DP: 1 HBP: 2	WP: 0 PB: 0 SB: 0 CS: 0	PA: 48
<b>PITCHER</b>	IP WLS BF H R ER SO BB IBB HBP BLK WP HR S P ERA WHIP	6.0 1.0 0.2 1.1 1.0	28 B 3 W 5	3 2 0 2 1	2 2 0 2 1	0 0 1 0 0	0 0 0 0 0	0 0 0 0 0	0 0 0 0 0	0 0 0 0 0	0 0 0 0 0	0 0 0 0 0	0 0 0 0 0	0 0 0 0 0	0 0 0 0 0	0 0 0 0 0	0 0 0 0 0	0 0 0 0 0	0.00 18.00 0.00 13.50 0.750	3.000				
49 Jonathan Niese, L ERA: 4.31	54 Tim Stauffer, R ERA: 7.31	68 Dario Alvarez, L ERA: 7.71	39 Bobby Parnell, R ERA: 6.1	43 Addison Reed, R ERA: 3.51																				

New York Mets @ Atlanta Braves  
Turner Field, Atlanta, GA  
Sun Sep 13 2015, 1:36 PM - 5:13 PM EDT  
Att. 23,786 - Sunny - 71 F

AB 42  
R 7  
H 13  
RBI 6  
BB 2  
SO 5  
LOB 25





Batter	1	2	3	4	5	6	7	8	9	AB	R	H	RBI	BB	SO	LOB	TOP								
7 Ben Revere, L OBP: 0.345, SLG: 0.373	F8	G4-3			G1-3		G5-3		F7	5	0	0	0	0	0	3									
20 Josh Donaldson, R OBP: 0.369, SLG: 0.561	K		P6		F7		F8			4	0	0	0	0	1	0									
19 José Bautista, R OBP: 0.370, SLG: 0.534	K		K		F7		K			4	0	0	0	0	3	0									
13 Justin Smoak, S OBP: 0.301, SLG: 0.469			K			HR			K	3	2	1	1	1	2	0									
55 Russell Martin, R OBP: 0.328, SLG: 0.440		K			K		G6-3			3	0	0	0	1	2	1									
17 Ryan Goins, L OBP: 0.310, SLG: 0.343							L3			3	0	1	0	1	1	1									
41 Aaron Sanchez, R (8, 1)										0	0	0	0	0	0	0									
11 Kevin Pillar, R OBP: 0.294, SLG: 0.370					P4				G6-3	4	0	1	0	0	1	4									
9 Cliff Pennington, S OBP: 0.300, SLG: 0.271									G4-3	3	0	2	1	1	0	0									
56 Mark Buehrle, L OBP: 0.290, SLG: 0.147										1	0	0	0	1	0	2									
3 Ezzequi Carrasco, L OBP: 0.248, SLG: 0.379										0	0	0	0	0	0	2									
15 Chris Colabello, R OBP: 0.296, SLG: 0.528										0	0	0	0	0	0	2									
27 Brett Cecil, R OBP: 0.306, SLG: 0.528										0	0	0	0	0	0	0									
57 Mark Lowe, L (7, 1)										0	0	0	0	0	0	0									
18 Darwin Barney, R (8, 4)										1	0	0	0	0	0	0									
<b>Inning Stats</b>	R: 0 E: 0 K: 2 S: 9	H: 0 LOB: 0 BB: 0 P: 11	R: 1 E: 0 K: 2 S: 14	H: 2 LOB: 3 BB: 2 P: 32	R: 0 E: 0 K: 2 S: 8	H: 0 LOB: 0 BB: 0 P: 12	R: 0 E: 0 K: 1 S: 17	H: 1 LOB: 2 BB: 1 P: 25	R: 0 E: 0 K: 0 S: 7	H: 0 LOB: 0 BB: 0 P: 10	R: 1 E: 0 K: 0 S: 12	H: 2 LOB: 2 BB: 1 P: 24	R: 0 E: 0 K: 1 S: 9	H: 0 LOB: 0 BB: 0 P: 15	R: 0 E: 0 K: 2 S: 11	H: 0 LOB: 1 BB: 1 P: 18	R: 0 E: 0 K: 0 S: 6	H: 0 LOB: 0 BB: 0 P: 9	1B: 4 2B: 0 3B: 0 HR: 1	SF: 0 SAC: 0 DP: 0 HBP: 0	WP: 0 PB: 0 SB: 1 CS: 0	PA: 37			
<b>PITCHER</b>	IP	WLS	BF	H	R	ER	SO	BB	IBB	HBP	BLK	WP	HR	S	P	ERA	WHIP								
49 Julio Teheran, R ERA: 4.34	(1, 1)	5.2	26	5	2	7	4	0	0	0	0	0	1	66	113	3.18	1.588								
52 Andrew McKirahan, L ERA: 5.55	(6, 1)	0.2	2	0	0	0	0	0	0	0	0	0	0	3	4	0.00	0.000								
50 Brandon Cuniff, R ERA: 4.4	(7, 1)	1.0	4	0	0	0	2	1	0	0	0	0	0	11	22	0.00	1.000								
56 Matt Marksberry, L ERA: 5.31	(8, 1)	0.1	1	0	0	0	1	0	0	0	0	0	0	3	3	0.00	0.000								
58 Peter Moylan, R ERA: 4.5	(8, 1)	0.1	1	0	0	0	0	0	0	0	0	0	0	4	5	0.00	0.000								

Toronto Blue Jays @ Atlanta Braves  
Turner Field, Atlanta, GA  
Tue Sep 15 2015, 7:12 PM - 9:57 PM EDT  
Att: 16,399 - Partly Cloudy - 74 F

AB 32  
R 2  
H 5  
RBI 2  
BB 5  
SO 10  
LOB 13



Batter	1	2	3	4	5	6	7	8	9	AB	R	H	RBI	BB	SO	LOB	BOTTOM								
22 Nick Markakis, L OBP: 0.371, SLG: 0.376	F8				F8					4	1	2	0	0	0	1									
14 Daniel Castro, R OBP: 0.328, SLG: 0.393			SH3-4							3	0	1	0	0	2	2									
5 Freddie Freeman, L OBP: 0.368, SLG: 0.468	G4-5-3		E3							4	0	0	0	0	1	2									
13 Adonis Garcia, R OBP: 0.288, SLG: 0.490			G6-4-3							4	1	2	0	0	1	1									
26 Todd Cunningham, PR OBP: 0.299, SLG: 0.295										0	1	0	0	0	0	0									
15 A.J. Pierzynski, L OBP: 0.335, SLG: 0.418										4	0	3	0	0	0	0									
27 Christian Bethancourt, PR OBP: 0.259, SLG: 0.271										0	0	0	0	0	0	0									
23 Nick Swisher, S OBP: 0.314, SLG: 0.335										2	0	0	0	1	1	3									
25 Cameron Maybin, R7, PR OBP: 0.331, SLG: 0.381										1	0	0	0	0	0	2									
19 Andrelton Simmons, R OBP: 0.325, SLG: 0.335										4	0	1	2	0	0	3									
2 Michael Bourn, L OBP: 0.302, SLG: 0.275										2	0	0	0	1	0	1									
49 Julio Teheran, R OBP: 0.146, SLG: 0.100										2	0	1	0	0	0	2									
52 Andrew McKirahan, R ERA: 5.55	(6, 1)	0.2	2	0	0	0	0	0	0	0	0	0	0	0	0	0									
50 Brandon Cuniff, R ERA: 4.4	(7, 1)	1.0	4	0	0	0	2	1	0	0	0	0	0	11	22	0.00	1.000								
56 Matt Marksberry, L ERA: 5.31	(8, 1)	0.1	1	0	0	0	1	0	0	0	0	0	0	3	3	0.00	0.000								
58 Peter Moylan, R ERA: 4.5	(8, 1)	0.1	1	0	0	0	0	0	0	0	0	0	0	4	5	0.00	0.000								
<b>Inning Stats</b>	R: 0 E: 0 K: 0 S: 6	H: 1 LOB: 0 BB: 0 P: 10	R: 1 E: 0 K: 1 S: 13	H: 2 LOB: 2 BB: 1 P: 21	R: 1 E: 1 K: 0 S: 9	H: 1 LOB: 0 BB: 0 P: 13	R: 0 E: 0 K: 0 S: 4	H: 1 LOB: 0 BB: 0 P: 6	R: 0 E: 0 K: 2 S: 8	H: 0 LOB: 0 BB: 0 P: 10	R: 0 E: 0 K: 0 S: 7	H: 0 LOB: 1 BB: 1 P: 15	R: 0 E: 0 K: 1 S: 12	H: 1 LOB: 1 BB: 0 P: 19	R: 0 E: 0 K: 0 S: 9	H: 3 LOB: 2 BB: 0 P: 12	1B: 8 2B: 2 3B: 0 HR: 0	SF: 0 SAC: 1 DP: 4 HBP: 0	WP: 0 PB: 0 SB: 0 CS: 0	PA: 34					
<b>PITCHER</b>	IP	WLS	BF	H	R	ER	SO	BB	IBB	HBP	BLK	WP	HR	S	P	ERA	WHIP								
56 Mark Buehrle, L ERA: 3.66	(1, 1)	5.0	20	6	2	1	2	1	0	0	0	0	0	8	10	0.00	0.000								
27 Brett Cecil, L ERA: 2.53	(6, 1)	1.0	3	0	0	0	2	0	0	0	0	0	0	8	10	0.00	0.000								
57 Mark Lowe, R ERA: 1.6	(7, 1)	1.0	3	0	0	0	0	1	0	0	0	0	0	7	15	0.00	1.000								
41 Aaron Sanchez, R ERA: 3.1	(8, 1)	1.1	L 8	4	1	1	1	0	0	0	0	0	0	21	31	6.75	3.000								

Toronto Blue Jays @ Atlanta Braves  
Turner Field, Atlanta, GA  
Tue Sep 15 2015, 7:12 PM - 9:57 PM EDT  
Att: 16,399 - Partly Cloudy - 74 F

AB 31  
R 3  
H 10  
RBI 2  
BB 2  
SO 5  
LOB 17





















Batter	1	2	3	4	5	6	7	8	9	AB	R	H	RBI	BB	SO	LOB	TOP					
13 Freddy Galvis, S OBP: 0.298, SLG: 0.348										4	0	1	0	0	0	0	Philadelphia Phillies @ Atlanta Braves Turner Field, Atlanta, GA Sun Sep 20 2015, 1:39 PM - 4:11 PM EDT Att: 23,723 - Partly Cloudy - 86 F					
40 Aaron Altherr, R OBP: 0.305, SLG: 0.457										4	1	1	0	0	3	1						
37 Odúbel Herrera, L OBP: 0.335, SLG: 0.417										2	0	0	0	0	0	0						
17 Brian Boquevic, L OBP: 0.367, SLG: 0.500										2	0	1	0	0	0	1						
3 Jeff Francoeur, R OBP: 0.288, SLG: 0.430										4	0	0	0	0	1	3						
4 Andrés Blanco, S OBP: 0.360, SLG: 0.493										3	0	1	1	1	0	0						
18 Darin Ruf, R OBP: 0.290, SLG: 0.388										4	0	1	0	0	2	2						
29 Cameron Rupp, R OBP: 0.305, SLG: 0.392										3	0	1	0	0	0	0						
25 Cody Asche, L OBP: 0.294, SLG: 0.381										3	0	1	0	0	0	0						
27 Aaron Nola, R OBP: 0.130, SLG: 0.091										2	0	0	0	0	1	0						
24 Darnell Sweeney, S (& PH) OBP: 0.274, SLG: 0.365										1	0	0	0	0	1	2						
94 Dailer Hinojosa, R										0	0	0	0	0	0	0						
57 Luis García, R										0	0	0	0	0	0	0						
<b>Inning Stats</b>	R: 0 E: 0 K: 1 S: 9	H: 0 LOB: 0 BB: 0 P: 12	R: 0 E: 0 K: 2 S: 9	H: 0 LOB: 0 BB: 0 P: 14	R: 0 E: 0 K: 0 S: 7	H: 0 LOB: 0 BB: 0 P: 11	R: 0 E: 0 K: 1 S: 9	H: 0 LOB: 0 BB: 0 P: 14	R: 0 E: 0 K: 1 S: 6	H: 0 LOB: 0 BB: 0 P: 6	R: 0 E: 0 K: 1 S: 7	H: 0 LOB: 0 BB: 0 P: 10	R: 0 E: 0 K: 1 S: 8	H: 1 LOB: 1 BB: 0 P: 12	R: 0 E: 0 K: 1 S: 12	H: 2 LOB: 2 BB: 1 P: 17	R: 1 E: 0 K: 0 S: 10	H: 3 LOB: 2 BB: 0 P: 16	1B: 6 2B: 1 3B: 0 HR: 0	SF: 0 SAC: 0 DP: 1 HBP: 0	WP: 0 PB: 0 SB: 0 CS: 0	PA: 33
<b>PITCHER</b>	IP WLS BF H R ER SO BB IBB HBP BLK WP HR S P ERA WHIP																					
49 Julio Teheran, R ERA: 4.2	8.1		30	5	1	1	8	1	0	0	0	0	0	0	0	0	73	106	1.08	0.720		
58 Peter Moylan, R ERA: 4.0	0.2	W	3	1	0	0	0	0	0	0	0	0	0	0	0	0	4	6	0.00	1.500		

AB	32
R	1
H	6
RBI	1
BB	1
SO	8
LOB	11



Batter	1	2	3	4	5	6	7	8	9	AB	R	H	RBI	BB	SO	LOB	BOTTOM					
2 Michael Bourn, L OBP: 0.297, SLG: 0.273										4	1	1	0	0	1	0	Philadelphia Phillies @ Atlanta Braves Turner Field, Atlanta, GA Sun Sep 20 2015, 1:39 PM - 4:11 PM EDT Att: 23,723 - Partly Cloudy - 86 F					
28 Héctor Olivera, R OBP: 0.311, SLG: 0.345										4	0	2	0	0	0	0						
26 Todd Cunningham, & FR OBP: 0.286, SLG: 0.282										0	0	0	0	0	0	0						
5 Freddie Freeman, L OBP: 0.372, SLG: 0.468										2	0	1	1	2	0	0						
13 Adonis García, R OBP: 0.284, SLG: 0.479										3	0	0	0	1	1	5						
13 Pedro Ciriaco, R OBP: 0.259, SLG: 0.346										0	0	0	0	0	0	0						
25 Cameron Maybin, R OBP: 0.326, SLG: 0.373										4	0	1	0	0	1	2						
19 Andrelton Simmons, R OBP: 0.303, SLG: 0.329										4	1	1	0	0	0	2						
8 Jace Peterson, L OBP: 0.316, SLG: 0.335										2	0	1	0	2	1	0						
27 Christian Bethancourt, R OBP: 0.228, SLG: 0.294										3	0	0	0	0	1	3						
15 A.J. Pierzynski, L OBP: 0.330, SLG: 0.411										1	0	1	1	0	0	0						
49 Julio Teheran, R OBP: 0.137, SLG: 0.102										3	0	0	0	0	1	0						
58 Peter Moylan, R ERA: 3.82										0	0	0	0	0	0	0						
<b>Inning Stats</b>	R: 1 E: 0 K: 0 S: 7	H: 3 LOB: 1 BB: 0 P: 9	R: 0 E: 0 K: 0 S: 6	H: 1 LOB: 0 BB: 0 P: 12	R: 0 E: 0 K: 1 S: 10	H: 0 LOB: 0 BB: 0 P: 16	R: 0 E: 0 K: 1 S: 8	H: 0 LOB: 1 BB: 1 P: 14	R: 0 E: 0 K: 2 S: 12	H: 0 LOB: 0 BB: 0 P: 18	R: 0 E: 0 K: 0 S: 4	H: 0 LOB: 0 BB: 0 P: 6	R: 0 E: 0 K: 0 S: 8	H: 1 LOB: 2 BB: 2 P: 16	R: 0 E: 0 K: 2 S: 13	H: 1 LOB: 2 BB: 1 P: 23	R: 1 E: 1 K: 0 S: 6	H: 2 LOB: 2 BB: 1 P: 14	1B: 7 2B: 1 3B: 0 HR: 0	SF: 0 SAC: 0 DP: 2 HBP: 0	WP: 0 PB: 1 SB: 1 CS: 0	PA: 35
<b>PITCHER</b>	IP WLS BF H R ER SO BB IBB HBP BLK WP HR S P ERA WHIP																					
27 Aaron Nola, R ERA: 3.84	7.0		26	5	1	1	4	2	1	0	0	0	0	0	0	0	55	91	1.29	1.000		
94 Dailer Hinojosa, R ERA: 1.02	1.0	L	4	2	1	1	0	1	0	0	0	0	0	0	0	0	13	23	0.00	2.000		
57 Luis García, R ERA: 3.82	0.1	L	4	2	1	1	0	1	0	0	0	0	0	0	0	0	6	14	27.00	9.000		

AB	30
R	2
H	8
RBI	2
BB	5
SO	6
LOB	12





Batter	1	2	3	4	5	6	7	8	9	AB	R	H	RBI	BB	SO	LOB	TOP										
2 Michael Bourn, L (1.9) OBP: 0.297, SLG: 0.273	G6-3		1B		K			F9		4	0	1	0	0	1	1											
14 Daniel Castro, R (1.4) OBP: 0.286, SLG: 0.338	G4-3		E6		G3-1			K		4	0	0	0	0	1	3											
5 Freddie Freeman, L (1.3) OBP: 0.369, SLG: 0.463	G6-3		L8		G4-3			K		4	0	0	0	0	1	4											
13 Adonis Garcia, R (1.5) OBP: 0.289, SLG: 0.476	G4-3		BB		1B			G6-3		3	0	1	0	1	0	0											
15 A.J. Pierzynski, L (1.2) OBP: 0.332, SLG: 0.411	G4-3		1B		F8			1B		4	0	2	0	0	0	1											
23 Nick Swisher, S (1.7) OBP: 0.312, SLG: 0.325	G6-3		G1-4-3		G1-4-3			G4-3		4	0	0	0	0	0	3											
25 Cameron Maybin, R (1.8) OBP: 0.323, SLG: 0.370	G5-3		G6-3		G6-3			K		4	0	0	0	0	1	2											
19 Andrelton Simmons, R (1.6) OBP: 0.318, SLG: 0.327	G3		F8		L1					3	0	0	0	0	0	0											
17 Shelby Miller, R (1.1) OBP: 0.253, SLG: 0.296 52 Andrew McKirahan, R (7.1) 50 Brandon Cunniff, R (7.1) 13 Pedro Ciraco, R (8.9H) 58 Dan Winkler, R (8.1) 61 Danny Burawa, R (8.1)	BB		BB		K			1B		1	0	0	0	1	1	0											
<b>Inning Stats</b>	R: 0 E: 0 K: 0 S: 7	H: 0 LOB: 0 BB: 0 P: 9	R: 0 E: 0 K: 0 S: 10	H: 0 LOB: 0 BB: 0 P: 16	R: 0 E: 1 K: 0 S: 12	H: 1 LOB: 3 BB: 1 P: 19	R: 0 E: 0 K: 0 S: 10	H: 1 LOB: 1 BB: 0 P: 17	R: 0 E: 0 K: 2 S: 7	H: 0 LOB: 0 BB: 0 P: 11	R: 0 E: 0 K: 0 S: 10	H: 1 LOB: 1 BB: 0 P: 16	R: 0 E: 0 K: 0 S: 6	H: 0 LOB: 2 BB: 0 P: 7	R: 0 E: 0 K: 2 S: 12	H: 1 LOB: 1 BB: 0 P: 15	R: 0 E: 0 K: 1 S: 9	H: 1 LOB: 0 BB: 0 P: 15	1B: 5 2B: 0 3B: 0 HR: 0	SF: 0 SAC: 0 DP: 1 HBP: 0	WP: 2 PB: 0 SB: 0 CS: 0	PA: 34					
<b>PITCHER</b>	IP	WLS	BF	H	R	ER	SO	BB	IBB	HBP	BLK	WP	HR	S	P	ERA	WHIP										
49 Jonathon Niese, L (1.1) ERA: 4.16	6.0	W	23	3	0	0	2	2	0	0	0	0	0	56	88	0.00	0.833										
43 Addison Reed, R (7.1) ERA: 3.31	1.0	H	3	0	0	0	0	0	0	0	0	0	0	6	7	0.00	0.000										
46 Tyler Clippard, R (8.1) ERA: 2.73	1.0		4	1	0	0	2	0	0	0	0	2	0	12	15	0.00	1.000										
27 Jeury Familia, R (9.1) ERA: 1.99	1.0		4	1	0	0	1	0	0	0	0	0	0	9	15	0.00	1.000										

Atlanta Braves @ New York Mets  
Citi Field, Flushing, NY  
Mon Sep 21 2015, 7:11 PM - 10:02 PM EDT  
Att: 26,362 - Partly Cloudy - 69 F

AB 32  
R 0  
H 5  
RBI 0  
BB 2  
SO 5  
LOB 14



Batter	1	2	3	4	5	6	7	8	9	AB	R	H	RBI	BB	SO	LOB	BOTTOM										
3 Curtis Granderson, L (1.9) OBP: 0.366, SLG: 0.448	BB		BB		K			K		3	2	1	0	2	2	1											
28 Daniel Murphy, L (1.5) OBP: 0.320, SLG: 0.434	1B		F7		F8			1B		4	0	2	2	0	0	2											
52 Yoanis Cespedes, R (1.8) OBP: 0.329, SLG: 0.552	1B		2B		2B			G6-3		4	0	3	0	0	0	2											
21 Lucas Duda, L (1.3) OBP: 0.346, SLG: 0.458	F6		F9		IBB			IBB		2	0	0	0	2	0	4											
7 Travis d'Arnaud, R (1.2) OBP: 0.346, SLG: 0.522	FC5-4-6		F8		K			K		4	0	0	0	0	2	7											
55 Kelly Johnson, L (1.4) OBP: 0.321, SLG: 0.452	K		P5		1B			L4		4	0	1	0	0	1	3											
30 Michael Conforto, L (1.7) ERA: 3.0 12 Juan Lagares, R (9.8) OBP: 0.289, SLG: 0.362	HR		F7		F7			K		4	1	1	1	0	1	1											
4 Wilmer Flores, R (1.6) OBP: 0.298, SLG: 0.413 11 Rubén Tejada, R (8.6) OBP: 0.346, SLG: 0.559	1B		F8		G4-6-3			BB		3	0	1	0	0	0	1											
49 Jonathon Niese, L (1.1) ERA: 4.16 43 Addison Reed, L (7.1) 23 Michael Cuddyer, R (7.9H) 1 Eric Young Jr., S (7.9H) 46 Tyler Clippard, R (8.1) 9 Kirk Nieuwenhuis, L (8.9H) 27 Jeury Familia, R (9.1)	BB		G6-3		G6-3			K		1	0	0	0	1	0	0											
<b>Inning Stats</b>	R: 1 E: 0 K: 0 S: 12	H: 2 LOB: 1 BB: 1 P: 20	R: 1 E: 0 K: 1 S: 19	H: 2 LOB: 2 BB: 2 P: 36	R: 0 E: 0 K: 0 S: 8	H: 1 LOB: 0 BB: 0 P: 13	R: 0 E: 0 K: 0 S: 6	H: 0 LOB: 0 BB: 0 P: 9	R: 0 E: 0 K: 2 S: 13	H: 1 LOB: 2 BB: 1 P: 24	R: 0 E: 0 K: 0 S: 8	H: 1 LOB: 0 BB: 0 P: 11	R: 2 E: 1 K: 1 S: 16	H: 3 LOB: 2 BB: 1 P: 28	R: 0 E: 0 K: 3 S: 12	H: 0 LOB: 1 BB: 1 P: 22	1B: 6 2B: 3 3B: 0 HR: 1	SF: 0 SAC: 0 DP: 2 HBP: 0	WP: 0 PB: 0 SB: 0 CS: 1	PA: 37							
<b>PITCHER</b>	IP	WLS	BF	H	R	ER	SO	BB	IBB	HBP	BLK	WP	HR	S	P	ERA	WHIP										
17 Shelby Miller, R (1.1) ERA: 3.0 52 Andrew McKirahan, L (7.1) ERA: 6.04 50 Brandon Cunniff, R (7.1) ERA: 4.26 58 Dan Winkler, R (8.1) ERA: 9.0 61 Danny Burawa, R (8.1) ERA: 9.0	6.0	L	26	7	2	2	3	3	1	0	0	0	0	66	113	3.00	1.667										
50 Brandon Cunniff, R (7.1) ERA: 4.26	1.0		4	0	0	0	1	0	1	0	0	0	0	9	17	0.00	0.000										
58 Dan Winkler, R (8.1) ERA: 9.0	0.2		3	0	0	0	2	1	0	0	0	0	0	8	16	0.00	1.500										
61 Danny Burawa, R (8.1) ERA: 9.0	0.1		1	0	0	0	1	0	0	0	0	0	0	4	6	0.00	0.000										

Atlanta Braves @ New York Mets  
Citi Field, Flushing, NY  
Mon Sep 21 2015, 7:11 PM - 10:02 PM EDT  
Att: 26,362 - Partly Cloudy - 69 F

AB 31  
R 4  
H 10  
RBI 3  
BB 6  
SO 7  
LOB 22





Batter	1	2	3	4	5	6	7	8	9	AB	R	H	RBI	BB	SO	LOB	TOP					
22 Nick Markakis, L OBP: 0.371, SLG: 0.375										4	1	1	0	1	0	3	<p>Atlanta Braves @ New York Mets Citi Field, Flushing, NY Tue Sep 22 2015, 7:11 PM - 10:07 PM EDT Att: 26,227 - Cloudy - 70 F</p>					
28 Héctor Olivera, R OBP: 0.308, SLG: 0.390 13 Pedro Ciriaco, R OBP: 0.264, SLG: 0.351										4	1	1	3	0	0	2						
5 Freddie Freeman, L OBP: 0.366, SLG: 0.459										4	0	0	0	0	2	1						
15 A.J. Pierzynski, L OBP: 0.331, SLG: 0.410										4	0	1	0	0	1	1						
23 Nick Swisher, S OBP: 0.311, SLG: 0.328 25 Cameron Maybin, R OBP: 0.323, SLG: 0.370										4	0	1	0	0	0	0						
8 Jaco Peterson, L OBP: 0.315, SLG: 0.341										4	1	1	1	0	1	1						
19 Andrelton Simmons, R OBP: 0.319, SLG: 0.329										4	0	1	0	0	1	1						
2 Michael Bourn, L OBP: 0.299, SLG: 0.274										3	2	1	0	1	1							
37 Matt Wisler, R OBP: 0.176, SLG: 0.145 58 Peter Moylan, R OBP: 0.140, SLG: 0.140 56 Matt Marksberry, L OBP: 0.140, SLG: 0.140 34 Edwin Jackson, R OBP: 0.140, SLG: 0.140 13 Adonis Garcia, R OBP: 0.140, SLG: 0.140 38 Aroldys Vizcaino, R OBP: 0.140, SLG: 0.140										2	0	1	0	0	1	1						
<b>Inning Stats</b>	R: 0 H: 1 E: 0 K: 1 S: 9	H: 1 LOB: 0 BB: 0 P: 12	R: 0 H: 0 E: 0 K: 0 S: 9	H: 0 LOB: 0 BB: 0 P: 12	R: 0 H: 1 E: 0 K: 0 S: 8	H: 1 LOB: 1 BB: 0 P: 12	R: 0 H: 0 E: 0 K: 1 S: 8	H: 0 LOB: 0 BB: 0 P: 10	R: 4 H: 3 E: 0 K: 1 S: 16	H: 3 LOB: 0 BB: 1 P: 29	R: 0 H: 1 E: 0 K: 1 S: 9	H: 1 LOB: 1 BB: 0 P: 14	R: 0 H: 1 E: 0 K: 2 S: 10	H: 1 LOB: 1 BB: 0 P: 15	R: 0 H: 0 E: 0 K: 1 S: 6	H: 0 LOB: 0 BB: 0 P: 9		R: 2 H: 2 E: 0 K: 0 S: 15	H: 2 LOB: 1 BB: 1 P: 23	1B: 4 2B: 3 3B: 0 HR: 2	SF: 0 SAC: 1 DP: 0 HBP: 0	WP: 0 PB: 0 SB: 0 CS: 0
<b>PITCHER</b>	IP WLS BF H R ER SO BB IBB HBP BLK WP HR S P ERA WHIP	5.0 L 21 5 4 4 3 0 1 0 0 0 2 50 75 7.20 1.000	2.0 7 2 0 0 3 0 0 0 0 0 0 19 29 0.00 1.000	1.0 3 0 0 0 1 0 0 0 0 0 0 6 9 0.00 0.000	1.0 6 2 2 2 0 1 0 0 0 0 0 15 23 18.00 3.000	<b>PITCHER</b>																

Batter	1	2	3	4	5	6	7	8	9	AB	R	H	RBI	BB	SO	LOB	BOTTOM						
3 Curtis Granderson, L OBP: 0.365, SLG: 0.448										3	1	0	0	1	0	1	<p>Atlanta Braves @ New York Mets Citi Field, Flushing, NY Tue Sep 22 2015, 7:11 PM - 10:07 PM EDT Att: 26,227 - Cloudy - 70 F</p>						
5 David Wright, R OBP: 0.377, SLG: 0.452									4	1	2	1	0	1	0								
28 Daniel Murphy, L OBP: 0.321, SLG: 0.438									4	0	2	0	0	0	2								
52 Yoenis Cespedes, R OBP: 0.328, SLG: 0.550										3	0	0	0	1	2	2							
21 Lucas Duda, L OBP: 0.344, SLG: 0.455 23 Michael Cuddyer, R OBP: 0.321, SLG: 0.404										3	0	0	0	0	0	2							
4 Wilmer Flores, R OBP: 0.297, SLG: 0.412										4	0	1	0	0	1	2							
30 Michael Conforto, L OBP: 0.360, SLG: 0.532										4	0	1	0	0	1	1							
22 Kevin Plawecki, R OBP: 0.285, SLG: 0.291 11 Rubén Tejada, R OBP: 0.345, SLG: 0.358										3	0	0	0	0	1	2							
35 Logan Verrett, R OBP: 0.230, SLG: 0.240 55 Kelly Johnson, L OBP: 0.140, SLG: 0.140 36 Sean Carruthers, L OBP: 0.140, SLG: 0.140 9 Kirk Niewenhuis, L OBP: 0.140, SLG: 0.140 47 Hansel Robles, R OBP: 0.140, SLG: 0.140 46 Tyler Clippard, R OBP: 0.140, SLG: 0.140 7 Travis d'Arnaud, R OBP: 0.140, SLG: 0.140										1	0	0	0	0	1	1							
<b>Inning Stats</b>	R: 1 H: 2 E: 0 K: 1 S: 12	H: 2 LOB: 1 BB: 0 P: 16	R: 0 H: 1 E: 0 K: 2 S: 12	H: 1 LOB: 1 BB: 0 P: 15	R: 0 H: 0 E: 0 K: 1 S: 7	H: 0 LOB: 0 BB: 0 P: 10	R: 0 H: 0 E: 0 K: 2 S: 7	H: 0 LOB: 0 BB: 0 P: 11	R: 0 H: 1 E: 0 K: 1 S: 8	H: 1 LOB: 0 BB: 0 P: 12	R: 0 H: 1 E: 0 K: 0 S: 5	H: 1 LOB: 1 BB: 0 P: 9	R: 0 H: 0 E: 0 K: 1 S: 14	H: 0 LOB: 1 BB: 0 P: 20	R: 1 H: 1 E: 0 K: 0 S: 12	H: 1 LOB: 2 BB: 2 P: 24		R: 0 H: 0 E: 0 K: 2 S: 13	H: 0 LOB: 0 BB: 0 P: 20	1B: 3 2B: 2 3B: 0 HR: 1	SF: 1 SAC: 0 DP: 0 HBP: 0	WP: 0 PB: 0 SB: 0 CS: 0	PA: 36
<b>PITCHER</b>	IP WLS BF H R ER SO BB IBB HBP BLK WP HR S P ERA WHIP	7.0 W 28 5 2 2 8 1 0 0 0 0 0 1 66 98 2.57 0.857	0.0 1 1 0 0 0 0 0 0 0 0 0 1 2	0.1 H 2 0 0 0 0 1 0 0 0 0 0 4 9 0.00 3.000	0.2 H 2 0 0 0 0 0 0 0 0 0 0 6 8 0.00 0.000	1.0 3 0 0 0 2 0 0 0 0 0 0 13 20 0.00 0.000	<b>PITCHER</b>																

livebaseballscores.com

AB 34  
R 6  
H 9  
RBI 6  
BB 2  
SO 7  
LOB 11

livebaseballscores.com

AB 33  
R 2  
H 6  
RBI 2  
BB 2  
SO 10  
LOB 15







Batter	1	2	3	4	5	6	7	8	9	AB	R	H	RBI	BB	SO	LOB	TOP					
22 Nick Markakis, L OBP: 0.370, SLG: 0.379 13 Adonis Garcia, R OBP: 0.295, SLG: 0.491										4	1	1	1	0	0	2	<b>Atlanta Braves @ Miami Marlins</b> Marlins Park, Miami, FL Fri Sep 25 2015, 7:11 PM - 10:30 PM EDT Att: 24,626 - Roof Closed - 76 F					
14 Daniel Castro, R OBP: 0.307, SLG: 0.347										4	2	2	0	1	0	0						
5 Freddie Freeman, L OBP: 0.373, SLG: 0.482									4	3	3	2	1	0	0	0						
15 A.J. Pierzynski, L OBP: 0.323, SLG: 0.426 52 Andrew McKirahan, R OBP: 0.286, SLG: 0.334 13 Pedro Ciriaco, R OBP: 0.286, SLG: 0.334 61 Danny Burawa, R OBP: 0.286, SLG: 0.334 23 Nick Swisher, S OBP: 0.375, SLG: 0.515 37 Matt Wieters, R OBP: 0.315, SLG: 0.415 50 Matt Mackabery, L OBP: 0.286, SLG: 0.334 34 Edwin Jackson, R OBP: 0.286, SLG: 0.334										2	1	1	0	1	0	0						
19 Andrelton Simmons, R OBP: 0.316, SLG: 0.329									5	1	1	2	0	1	5							
25 Cameron Maybin, R OBP: 0.323, SLG: 0.370										4	0	1	2	0	1	3						
28 Héctor Olivera, R OBP: 0.311, SLG: 0.388										4	1	3	1	0	0	1						
2 Michael Bourn, L OBP: 0.306, SLG: 0.270										5	1	3	0	0	0	2						
60 Ryan Weber, R 64 Ryan Kelly, R 26 Todd Cunningham, S OBP: 0.282, SLG: 0.279 54 Sugar Ray Marimon, R OBP: 0.429, SLG: 0.333 30 Ryan Lavanway, R OBP: 0.287, SLG: 0.355										1	0	0	0	0	1	0						
<b>Inning Stats</b>	R: 4 E: 1 K: 0 S: 25	H: 5 LOB: 1 BB: 0 P: 35	R: 0 E: 0 K: 1 S: 7	H: 0 LOB: 0 BB: 0 P: 11	R: 0 E: 0 K: 0 S: 7	H: 0 LOB: 0 BB: 0 P: 12	R: 0 E: 0 K: 1 S: 13	H: 2 LOB: 2 BB: 0 P: 20	R: 2 E: 0 K: 0 S: 11	H: 2 LOB: 1 BB: 1 P: 18	R: 0 E: 0 K: 0 S: 8	H: 1 LOB: 0 BB: 0 P: 12	R: 2 E: 0 K: 0 S: 10	H: 1 LOB: 0 BB: 1 P: 20	R: 3 E: 0 K: 2 S: 25	H: 4 LOB: 3 BB: 2 P: 41		R: 0 E: 0 K: 1 S: 7	H: 1 LOB: 0 BB: 0 P: 10	1B: 12 2B: 2 3B: 0 HR: 2	SF: 2 SAC: 0 DP: 2 HBP: 0	WP: 0 PB: 0 SB: 0 CS: 0
<b>PITCHER</b>	IP: 5.0 WLS: W BF: 25 H: 9 R: 6 ER: 6 SO: 2	BB: 1 IBB: 0 HBP: 0 BLK: 0	WP: 0 HR: 1 S: 63 P: 96	ERA: 10.80 WHIP: 2.000	IP: 0.2 WLS: H BF: 2 H: 0 R: 0 ER: 0 SO: 1	BB: 0 IBB: 0 HBP: 0 BLK: 0	WP: 0 HR: 0 S: 18 P: 32	ERA: 9.00 WHIP: 1.500	IP: 1.0 WLS: S BF: 3 H: 1 R: 0 ER: 0 SO: 1	BB: 0 IBB: 0 HBP: 0 BLK: 0	WP: 0 HR: 0 S: 7 P: 10	ERA: 0.00 WHIP: 0.000	IP: 0.2 WLS: H BF: 2 H: 0 R: 0 ER: 0 SO: 1	BB: 0 IBB: 0 HBP: 0 BLK: 0	WP: 0 HR: 0 S: 5 P: 7	ERA: 0.00 WHIP: 1.000						
9 Dee Strange-Gordon, L OBP: 0.357, SLG: 0.413										5	2	3	0	0	0	0	<b>Atlanta Braves @ Miami Marlins</b> Marlins Park, Miami, FL Fri Sep 25 2015, 7:11 PM - 10:30 PM EDT Att: 24,626 - Roof Closed - 76 F					
21 Christian Yelich, L OBP: 0.337, SLG: 0.404										4	2	3	1	1	1	0						
14 Martín Prado, R OBP: 0.339, SLG: 0.398										4	2	2	2	1	0	2						
48 Justin Bour, L OBP: 0.322, SLG: 0.465										5	2	3	3	0	0	1						
13 Marcell Ozuna, R OBP: 0.299, SLG: 0.374									5	1	2	0	0	0	2							
32 Derek Dietrich, L OBP: 0.338, SLG: 0.482 51 Ichiro Suzuki, L OBP: 0.291, SLG: 0.288										4	2	2	0	0	0	1						
6 Jeff Mathis, R OBP: 0.206, SLG: 0.261									4	1	2	4	0	1	1							
19 Miguel Rojas, R OBP: 0.303, SLG: 0.371									4	0	3	1	0	0	1							
José Fernández, R ERA: 5.91 11 Tomás Telis, S ERA: 7.02 24 André Rienzo, R ERA: 4.12 57 Bryan Morris, L ERA: 3.17 40 Mike Dunn, L ERA: 4.59 46 Kyle Barraclough, R ERA: 1.93 44 A.J. Ramos, R ERA: 2.37										3	0	0	0	0	0	4						
<b>Inning Stats</b>	R: 4 E: 1 K: 0 S: 15	H: 6 LOB: 2 BB: 0 P: 24	R: 0 E: 0 K: 0 S: 5	H: 0 LOB: 1 BB: 1 P: 12	R: 3 E: 0 K: 0 S: 15	H: 5 LOB: 2 BB: 0 P: 20	R: 4 E: 0 K: 0 S: 17	H: 6 LOB: 1 BB: 0 P: 26	R: 1 E: 0 K: 0 S: 9	H: 2 LOB: 0 BB: 0 P: 15	R: 0 E: 0 K: 1 S: 6	H: 0 LOB: 0 BB: 0 P: 9	R: 0 E: 0 K: 0 S: 7	H: 1 LOB: 0 BB: 0 P: 10	R: 0 E: 0 K: 1 S: 11	H: 0 LOB: 1 BB: 1 P: 21		1B: 13 2B: 4 3B: 2 HR: 1	SF: 0 SAC: 0 DP: 3 HBP: 0	WP: 0 PB: 0 SB: 1 CS: 1	PA: 42	
<b>PITCHER</b>	IP: 2.0 WLS: L BF: 15 H: 9 R: 7 ER: 7 SO: 7	BB: 1 IBB: 0 HBP: 0 BLK: 0	WP: 0 HR: 1 S: 27 P: 48	ERA: 31.50 WHIP: 5.000	IP: 0.2 WLS: H BF: 3 H: 0 R: 0 ER: 0 SO: 1	BB: 1 IBB: 0 HBP: 0 BLK: 0	WP: 0 HR: 0 S: 9 P: 17	ERA: 0.00 WHIP: 2.000	IP: 0.1 WLS: S BF: 1 H: 0 R: 0 ER: 0 SO: 0	BB: 0 IBB: 0 HBP: 0 BLK: 0	WP: 0 HR: 0 S: 2 P: 4	ERA: 0.00 WHIP: 0.000	IP: 0.2 WLS: H BF: 3 H: 0 R: 0 ER: 0 SO: 1	BB: 1 IBB: 0 HBP: 0 BLK: 0	WP: 0 HR: 0 S: 9 P: 17	ERA: 0.00 WHIP: 1.500						



Batter	1	2	3	4	5	6	7	8	9	AB	R	H	RBI	BB	SO	LOB	TOP					
22 Nick Markakis, L (1,9) OBP: 0.371, SLG: 0.378	G6-3		1-0 FC 85 FF 89			L5		4-2 SL 82 FF 96 FC 86 FF 98	G4-3	4	0	1	1	1	0	2						
14 Daniel Castro, R (1,4) OBP: 0.291, SLG: 0.329	G5-3		0-1 SAFE FF 90 CH 81			F8		1-2 SL 83 FF 97 FF 97 FF 97 FF 97 FF 96	L7	4	0	0	0	0	0	3						
5 Freddie Freeman, L (1,3)	G3							4-1 SL 89 FF 94 FF 94		2	0	0	0	2	0	0						
13 Adonis Garcia, R (1,5)		0-2 FF 88 CU 75 FF 89		1-2 CH 80 FF 90 FF 90 FC 86		F7		1-3 SL 97 FF 96 FF 96 FF 96	K	4	0	0	0	0	1	4						
23 Nick Swisher, S (1,7) OBP: 0.310, SLG: 0.320		2-2 FF 90 CH 82 FF 85 FF 85		4-1 FF 90 FF 90 CH 82 FF 85						2	0	0	0	1	0	0						
56 Matt Marksberry, L (7,1)											0	0	0	0	0	0						
50 Brandon Cunniff, R (7,1)											0	0	0	0	0	0						
61 Danny Burawa, R (8,1)											0	0	0	0	0	0						
8 Jace Peterson, L (9,PH) OBP: 0.316, SLG: 0.340											0	1	0	0	1	0						
19 Andrelton Simmons, R (1,6) OBP: 0.316, SLG: 0.329	G5-3			1-0 FF 86 CH 81		FC6-4				4	0	1	0	0	0	1						
25 Cameron Maybin, R (1,8) OBP: 0.327, SLG: 0.371																						
30 Ryan Lavanway, R (1,2) OBP: 0.276, SLG: 0.310																						
49 Julio Teheran, R (1,1) OBP: 0.135, SLG: 0.100																						
2 Michael Bourn, L (7,7) OBP: 0.307, SLG: 0.280																						
<b>Inning Stats</b>	R: 0 E: 0 K: 0 S: 6	H: 0 LOB: 0 BB: 0 P: 10	R: 0 E: 0 K: 0 S: 8	H: 0 LOB: 0 BB: 0 P: 11	R: 1 E: 0 K: 0 S: 7	H: 1 LOB: 1 BB: 1 P: 13	R: 0 E: 0 K: 0 S: 6	H: 0 LOB: 1 BB: 0 P: 13	R: 0 E: 0 K: 0 S: 5	H: 1 LOB: 0 BB: 0 P: 9	R: 0 E: 0 K: 0 S: 9	H: 0 LOB: 1 BB: 1 P: 17	R: 0 E: 0 K: 0 S: 6	H: 0 LOB: 0 BB: 0 P: 7	R: 0 E: 1 K: 1 S: 21	H: 3 LOB: 2 BB: 32	R: 1 E: 0 K: 1 S: 16	H: 2 LOB: 2 BB: 1 P: 21	1B: 5 2B: 0 3B: 0 HR: 0	SF: 0 SAC: 1 DP: 1 HBP: 0	WP: 0 PB: 0 SB: 0 CS: 0	PA: 37
<b>PITCHER</b>	IP WLS BF H R ER SO BB IBB HBP BLK WP HR S P ERA WHIP																					
60 Justin Nicolino, L (1,1) ERA: 4.18	7.0 W 25 2 1 1 0 3 0 0 0 0 0 0 47 80 1.29 0.714																					
46 Kyle Barraclough, R (8,1) ERA: 1.88	0.2 H 4 1 0 0 0 1 0 0 0 0 0 0 17 23 0.00 3.000																					
40 Mike Dunn, L (8,1) ERA: 4.58	0.0 1 0 0 0 0 1 0 0 0 0 0 0 1 5 ∞ ∞																					
57 Bryan Morris, R (8,1) ERA: 3.15	0.1 H 1 0 0 0 1 0 0 0 0 0 0 0 3 4 0.00 0.000																					
62 José Ureña, R (9,1) ERA: 5.25	1.0 6 2 1 1 1 1 0 0 0 0 0 0 16 21 9.00 3.000																					

Atlanta Braves @ Miami Marlins  
Marlins Park, Miami, FL  
Sat Sep 26 2015, 7:13 PM - 10:07 PM EDT  
Att: 24,449 - Partly Cloudy - 84 F

AB 30  
R 2  
H 5  
RBI 2  
BB 6  
SO 2  
LOB 16



Batter	1	2	3	4	5	6	7	8	9	AB	R	H	RBI	BB	SO	LOB	BOTTOM			
9 Dee Strange-Gordon, L (1,4) OBP: 0.356, SLG: 0.412	F8		3-2 CU 72 CU 74 SI 91 SI 92			G4-3		1-1 FF 92 FF 92 SI 93	SF8	4	0	1	1	0	0	1				
21 Christian Yelich, L (1,8) OBP: 0.338, SLG: 0.403										4	1	1	0	1	0	3				
14 Martín Prado, R (1,5) OBP: 0.337, SLG: 0.395										4	0	0	0	0	2	3				
48 Justin Bour, L (1,3) OBP: 0.326, SLG: 0.474										3	1	2	2	1	1	0				
28 Cole Gillespie, R (8,PR) OBP: 0.333, SLG: 0.428										0	1	0	0	0	0	0				
62 José Ureña, R (9,1) OBP: 0.077, SLG: 0.077										0	0	0	0	0	0	0				
13 Marcell Ozuna, R (1,9) OBP: 0.301, SLG: 0.375										4	1	2	0	0	1	1				
32 Derek Dietrich, L (1,7) OBP: 0.382, SLG: 0.487										2	0	1	0	1	0	0				
51 Ichiro Suzuki, L (8,7) OBP: 0.291, SLG: 0.288										0	0	0	0	0	0	0				
20 J.T. Realmuto, R (1,2) OBP: 0.285, SLG: 0.490										3	1	0	0	1	0	3				
19 Miguel Rojas, R (1,6) OBP: 0.324, SLG: 0.376										1	1	1	1	3	0	0				
60 Justin Nicolino, L (1,1) OBP: 0.345, SLG: 0.045										2	0	0	0	0	0	4				
46 Kyle Barraclough, R (8,1) ERA: 5.09										0	0	0	0	0	0	0				
40 Mike Dunn, L (8,1) OBP: 0.266, SLG: 1.000										0	0	0	0	0	0	0				
57 Bryan Morris, L (8,1) OBP: 0.270, SLG: 0.278										0	0	1	2	0	0	0				
5 Casey McGehee, R (9,3) OBP: 0.270, SLG: 0.278										1	0	1	2	0	0	0				
<b>Inning Stats</b>	R: 2 E: 0 K: 0 S: 9	H: 2 LOB: 0 BB: 0 P: 13	R: 0 E: 0 K: 0 S: 12	H: 1 LOB: 1 BB: 0 P: 18	R: 0 E: 0 K: 0 S: 8	H: 0 LOB: 0 BB: 0 P: 13	R: 0 E: 0 K: 1 S: 13	H: 2 LOB: 1 BB: 0 P: 20	R: 0 E: 0 K: 1 S: 7	H: 0 LOB: 2 BB: 2 P: 16	R: 0 E: 0 K: 1 S: 11	H: 1 LOB: 3 BB: 2 P: 23	R: 0 E: 0 K: 1 S: 7	H: 1 LOB: 0 BB: 0 P: 13	R: 4 E: 1 K: 0 S: 13	H: 2 LOB: 2 BB: 3 P: 30	1B: 7 2B: 1 3B: 0 HR: 1	SF: 1 SAC: 2 DP: 0 HBP: 0	WP: 0 PB: 0 SB: 0 CS: 1	PA: 38
<b>PITCHER</b>	IP WLS BF H R ER SO BB IBB HBP BLK WP HR S P ERA WHIP																			
49 Julio Teheran, R (1,1) ERA: 4.16	6.0 L 27 6 2 2 2 3 3 1 0 0 0 0 0 4 8 3.00 1.500																			
56 Matt Marksberry, L (7,1) ERA: 5.09	0.2 2 1 0 0 0 0 0 0 0 0 0 0 4 8 0.00 1.500																			
50 Brandon Cunniff, R (7,1) ERA: 4.76	0.2 7 2 4 3 1 2 1 0 0 0 0 0 12 27 40.50 6.000																			
61 Danny Burawa, R (8,1) ERA: 7.99	0.2 2 0 0 0 0 0 0 0 0 0 0 0 4 8 0.00 0.000																			

Atlanta Braves @ Miami Marlins  
Marlins Park, Miami, FL  
Sat Sep 26 2015, 7:13 PM - 10:07 PM EDT  
Att: 24,449 - Partly Cloudy - 84 F

AB 28  
R 6  
H 9  
RBI 6  
BB 7  
SO 4  
LOB 15









Batter	1	2	3	4	5	6	7	8	9	AB	R	H	RBI	BB	SO	LOB	TOP					
6 Anthony Rendon, R (1,5) OBP: 0.354, SLG: 0.375										4	0	1	0	0	0	1	Washington Nationals @ Atlanta Braves Turner Field, Atlanta, GA Tue Sep 29 2015, 7:11 PM - 9:40 PM EDT Att: 15,272 - Cloudy - 74 F					
7 Trea Turner, R (1,4) OBP: 0.395, SLG: 0.458										3	1	2	1	1	0	0						
34 Bryce Harper, L (1,8) OBP: 0.466, SLG: 0.654										3	0	0	0	1	1	4						
28 Jayson Werth, R (1,9) OBP: 0.312, SLG: 0.400										4	0	1	0	0	1	3						
25 Clint Robinson, L (1,3) OBP: 0.357, SLG: 0.407										4	0	1	0	0	0	2						
3 Michael Taylor, R (9, PR) OBP: 0.284, SLG: 0.363										0	0	0	0	0	0	0						
20 Ian Desmond, R (1,6) OBP: 0.290, SLG: 0.391										3	0	1	0	1	1	2						
21 Matthew den Dekker, L (1,7) OBP: 0.323, SLG: 0.595										4	0	0	0	0	1	3						
40 Wilson Ramos, R (1,2) OBP: 0.260, SLG: 0.361										3	0	0	0	0	0	2						
57 Tanner Roark, R (1,1) OBP: 0.200, SLG: 0.280										2	0	0	0	0	1	1						
33 Matt Grace, L (7,1)										0	0	0	0	0	0	0						
4 Reed Johnson, R (8, PH) OBP: 0.273, SLG: 0.300										1	0	1	0	0	0	0						
1 Wilmer Difo, S (8, PR)										0	0	0	0	0	0	0						
45 Blake Treinen, R (8,1)										0	0	0	0	0	0	0						
<b>Inning Stats</b>	R: 0 E: 0 K: 0 S: 15	H: 2 LOB: 0 BB: 0 P: 24	R: 0 E: 0 K: 1 S: 6	H: 1 LOB: 1 BB: 0 P: 7	R: 0 E: 0 K: 0 S: 11	H: 0 LOB: 1 BB: 1 P: 18	R: 0 E: 0 K: 1 S: 8	H: 0 LOB: 0 BB: 0 P: 10	R: 0 E: 0 K: 0 S: 9	H: 0 LOB: 0 BB: 0 P: 16	R: 1 E: 0 K: 2 S: 8	H: 1 LOB: 0 BB: 0 P: 9	R: 0 E: 0 K: 0 S: 4	H: 0 LOB: 0 BB: 1 P: 10	R: 0 E: 0 K: 0 S: 8	H: 1 LOB: 2 BB: 1 P: 17	R: 0 E: 0 K: 1 S: 10	H: 2 LOB: 1 BB: 0 P: 14	1B: 5 2B: 1 3B: 0 HR: 1	SF: 0 SAC: 0 DP: 3 HBP: 0	WP: 0 PB: 0 SB: 0 CS: 0	PA: 34
<b>PITCHER</b>	IP WLS BF H R ER SO BB IBB HBP BLK WP HR S P ERA WHIP																					
37 Matt Wisler, R (1,1) ERA: 5.11	7.0 W 27 5 1 1 4 2 0 0 0 0 0 1 65 99 1.29 1.000																					
34 Edwin Jackson, R (8,1) ERA: 3.21	1.0 H 3 0 0 0 0 1 0 0 0 0 0 0 4 12 0.00 1.000																					
38 Aroldys Vizcaino, R (9,1) ERA: 1.74	1.0 S 4 2 0 0 1 0 0 0 0 0 0 0 10 14 0.00 2.000																					

Batter	1	2	3	4	5	6	7	8	9	AB	R	H	RBI	BB	SO	LOB	BOTTOM			
22 Nick Markakis, L (1,9) OBP: 0.372, SLG: 0.376										3	0	0	0	1	1	1	Washington Nationals @ Atlanta Braves Turner Field, Atlanta, GA Tue Sep 29 2015, 7:11 PM - 9:40 PM EDT Att: 15,272 - Cloudy - 74 F			
14 Daniel Castro, R (1,4) OBP: 0.274, SLG: 0.309										4	0	0	0	0	1	1				
5 Freddie Freeman, L (1,3) OBP: 0.370, SLG: 0.473										3	0	0	0	0	2	1				
15 A.J. Pierzynski, L (1,2) OBP: 0.336, SLG: 0.429										3	2	3	2	0	0	0				
23 Nick Swisher, S (1,7) OBP: 0.309, SLG: 0.330										3	0	0	0	0	0	1				
26 Todd Cunningham, S (8,7) OBP: 0.282, SLG: 0.278										0	0	0	0	0	0	0				
28 Héctor Olivera, R (1,5) OBP: 0.321, SLG: 0.411										1	0	0	0	0	0	0				
8 Jace Peterson, L (5, PR) OBP: 0.315, SLG: 0.338										1	0	0	0	0	1	0				
19 Andrelton Simmons, R (1,6) OBP: 0.319, SLG: 0.330										3	0	1	0	0	0	1				
2 Michael Bourn, L (1,8) OBP: 0.311, SLG: 0.281										3	0	1	0	0	2	2				
37 Matt Wisler, R (1,1) OBP: 0.172, SLG: 0.111										1	0	0	0	0	0	0				
34 Edwin Jackson, R (8,1)										0	0	0	0	0	0	0				
13 Pedro Ciriaco, R (8, PH) OBP: 0.266, SLG: 0.346										1	0	0	0	0	0	0				
38 Aroldys Vizcaino, R (9,1)										0	0	0	0	0	0	0				
<b>Inning Stats</b>	R: 0 E: 0 K: 1 S: 8	H: 0 LOB: 0 BB: 0 P: 12	R: 0 E: 0 K: 0 S: 6	H: 1 LOB: 0 BB: 0 P: 8	R: 0 E: 0 K: 0 S: 7	H: 1 LOB: 1 BB: 0 P: 13	R: 1 E: 0 K: 0 S: 9	H: 1 LOB: 0 BB: 0 P: 13	R: 0 E: 0 K: 1 S: 9	H: 0 LOB: 1 BB: 1 P: 16	R: 0 E: 0 K: 2 S: 19	H: 2 LOB: 1 BB: 0 P: 29	R: 0 E: 0 K: 2 S: 9	H: 0 LOB: 0 BB: 0 P: 11	R: 0 E: 0 K: 2 S: 9	H: 0 LOB: 0 BB: 0 P: 11	1B: 3 2B: 1 3B: 0 HR: 2	SF: 0 SAC: 1 DP: 2 HBP: 1	WP: 0 PB: 0 SB: 0 CS: 1	PA: 29
<b>PITCHER</b>	IP WLS BF H R ER SO BB IBB HBP BLK WP HR S P ERA WHIP																			
57 Tanner Roark, R (1,1) ERA: 4.63	6.2 L 25 5 2 2 4 1 0 0 1 0 0 0 64 104 2.70 0.900																			
33 Matt Grace, L (7,1) ERA: 4.32	0.1 1 0 0 0 1 0 0 0 0 0 0 3 4 0.00 0.000																			
45 Blake Treinen, R (8,1) ERA: 3.72	1.0 3 0 0 0 2 0 0 0 0 0 0 9 11 0.00 0.000																			

AB	31
R	1
H	7
RBI	1
BB	3
SO	5
LOB	18



AB	26
R	2
H	5
RBI	2
BB	1
SO	7
LOB	7





Batter	1	2	3	4	5	6	7	8	9	AB	R	H	RBI	BB	SO	LOB	TOP								
6 Anthony Rendon, R OBP: 0.353, SLG: 0.377	1-2 G3 2B		3-2 L3		0-3 K		0-2 G6-3			4	0	1	0	0	1	2									
7 Trea Turner, R OBP: 0.375, SLG: 0.429	1-0 G6-3		1-1 G4-6-3 1B		0-1 FC6			0-0 F7		4	0	1	0	0	0	3									
34 Bryce Harper, L OBP: 0.463, SLG: 0.649	0-0 G3		3-1 G4-6-3			0-1 G6-3		2-2 P6		4	0	0	0	0	0	2									
28 Jayson Werth, R OBP: 0.309, SLG: 0.395	2-3 K			0-0 G3		1-1 F8		1-0 F9		4	0	0	0	0	1	1									
25 Clint Robinson, L OBP: 0.359, SLG: 0.408		0-0 G6-3 1B		0-1 F8		3-2 20 BB 1B			0-2 G6-3	4	0	2	0	0	0	0									
20 Ian Desmond, R OBP: 0.292, SLG: 0.389		4-1 40 G6-3 BB		1-1 G1-3		4-2 BB			2-3 K	2	0	0	0	2	1	0									
40 Wilson Ramos, R OBP: 0.258, SLG: 0.358		3-2 G6-3				3-2 K			1-1 L5	4	0	0	0	0	1	4									
3 Michael Taylor, R OBP: 0.287, SLG: 0.366		4-0 27 FC6 IBB			1-2 27 1B 2B					2	0	1	0	1	1	0									
27 Jordan Zimmermann, R (1, 1) OBP: 0.159, SLG: 0.175		1-2 FC6			1-1 7 FC6 1B					2	0	1	0	0	0	2									
4 Reed Johnson, R (7, PH) OBP: 0.251, SLG: 0.296		1-2 FC6								1	0	0	0	0	0	0									
36 Sammy Solis, R (7, 1) OBP: 0.500, SLG: 0.500		1-2 FC6								0	0	0	0	0	0	0									
<b>Inning Stats</b>	R: 0 E: 0 K: 1 S: 9	H: 1 LOB: 1 BB: 0 P: 13	R: 0 E: 0 K: 0 S: 8	H: 1 LOB: 2 BB: 2 P: 20	R: 0 E: 0 K: 0 S: 7	H: 1 LOB: 0 BB: 0 P: 14	R: 0 E: 0 K: 0 S: 5	H: 0 LOB: 0 BB: 0 P: 6	R: 0 E: 0 K: 2 S: 13	H: 2 LOB: 2 BB: 1 P: 15	R: 0 E: 0 K: 0 S: 13	H: 1 LOB: 2 BB: 1 P: 24	R: 0 E: 0 K: 1 S: 8	H: 0 LOB: 0 BB: 0 P: 10	R: 0 E: 0 K: 0 S: 6	H: 0 LOB: 0 BB: 0 P: 9	R: 0 E: 0 K: 1 S: 9	H: 0 LOB: 0 BB: 0 P: 12	1B: 4 2B: 2 3B: 0 HR: 0	SF: 0 SAC: 0 DP: 2 HBP: 0	WP: 0 PB: 0 SB: 0 CS: 0	PA: 34			
<b>PITCHER</b>	IP	WLS	BF	H	R	ER	SO	BB	IBB	HBP	BLK	WP	HR	S	P	ERA	WHIP								
57 Williams Pérez, R (1, 1) ERA: 4.78	6.0	W	25	6	0	0	3	2	1	0	0	0	0	55	92	0.00	1.333								
58 Peter Moylan, R (7, 1) ERA: 3.48	1.0	H	3	0	0	0	1	0	0	0	0	0	0	8	10	0.00	0.000								
34 Edwin Jackson, R (8, 1) ERA: 3.15	1.0	H	3	0	0	0	0	0	0	0	0	0	0	6	9	0.00	0.000								
38 Arodys Vizcaino, R (9, 1) ERA: 1.89	1.0	S	3	0	0	0	1	0	0	0	0	0	0	9	12	0.00	0.000								

Washington Nationals @ Atlanta Braves  
Turner Field, Atlanta, GA  
Wed Sep 30 2015, 7:11 PM - 9:22 PM EDT  
Att: 13,860 - Partly Cloudy - 78 F

AB	31
R	0
H	6
RBI	0
BB	3
SO	5
LOB	14



Batter	1	2	3	4	5	6	7	8	9	AB	R	H	RBI	BB	SO	LOB	BOTTOM								
2 Michael Bourn, L OBP: 0.311, SLG: 0.281	0-0 G6-3	1-1 2H 1B			1-1 F7		2-1 G6-3			4	0	1	1	0	0	0									
28 Héctor Olivera, R OBP: 0.310, SLG: 0.395	2-1 G6-3	1-1 F9			1-1 G5-3			0-0 G4-3		3	0	0	0	0	0	1									
14 Daniel Castro, R (8, 5) OBP: 0.271, SLG: 0.305										1	0	0	0	0	0	0									
22 Nick Markakis, L OBP: 0.371, SLG: 0.377	1-2 15 1B 2B		1-2 G3		2-1 G3-1			1-0 G6-3		4	1	1	0	0	0	0									
15 A.J. Pierzynski, L OBP: 0.338, SLG: 0.428	1-2 23 BB 1B		0-1 G6-3			0-0 P3		2-0 HBP		3	0	1	1	0	0	0									
23 Nick Swisher, S (1, 3) OBP: 0.308, SLG: 0.326	4-2 BB		2-2 G4-3			2-2 F8		1-0 G5-3		3	0	0	0	1	0	1									
38 Arodys Vizcaino, R (9, 1) OBP: 0.315, SLG: 0.338	1-2 BB									0	0	0	0	0	0	0									
8 Jace Peterson, L (1, 4) OBP: 0.315, SLG: 0.338	2-2 G4-3			1-0 G1		3-1 1B				3	0	1	0	0	0	2									
19 Andrelton Simmons, R (1, 6) OBP: 0.320, SLG: 0.332		0-0 26 FC6-4 1B		0-2 26 SS 1B		0-0 B5-3				3	0	2	0	0	0	1									
26 Todd Cunningham, S (1, 7) OBP: 0.273, SLG: 0.268		0-0 FC6-4 2 1B		3-3 K		0-1 G5-3				3	1	0	0	0	1	2									
57 Williams Pérez, R (1, 1) OBP: 0.133, SLG: 0.071		0-1 SH3-4		1-1 G6-3		1-2 F8				1	0	0	0	0	0	1									
58 Peter Moylan, R (7, 1) OBP: 0.286, SLG: 0.474										0	0	0	0	0	0	0									
13 Adonis García, R (7, PH) OBP: 0.286, SLG: 0.474										1	0	0	0	0	0	0									
34 Edwin Jackson, R (8, 1) OBP: 0.370, SLG: 0.473										0	0	0	0	0	0	0									
5 Freddie Freeman, L OBP: 0.370, SLG: 0.473										0	0	0	0	0	0	0									
<b>Inning Stats</b>	R: 1 E: 0 K: 0 S: 14	H: 2 LOB: 2 BB: 1 P: 24	R: 1 E: 0 K: 0 S: 8	H: 2 LOB: 1 BB: 0 P: 10	R: 0 E: 0 K: 0 S: 8	H: 0 LOB: 0 BB: 0 P: 11	R: 0 E: 0 K: 1 S: 10	H: 1 LOB: 1 BB: 0 P: 15	R: 0 E: 0 K: 0 S: 6	H: 0 LOB: 0 BB: 0 P: 10	R: 0 E: 0 K: 0 S: 7	H: 1 LOB: 1 BB: 0 P: 12	R: 0 E: 0 K: 0 S: 7	H: 0 LOB: 0 BB: 0 P: 10	R: 0 E: 0 K: 0 S: 3	H: 0 LOB: 1 BB: 0 P: 7	1B: 5 2B: 1 3B: 0 HR: 0	SF: 0 SAC: 1 DP: 0 HBP: 1	WP: 0 PB: 0 SB: 1 CS: 0	PA: 32					
<b>PITCHER</b>	IP	WLS	BF	H	R	ER	SO	BB	IBB	HBP	BLK	WP	HR	S	P	ERA	WHIP								
27 Jordan Zimmermann, R (1, 1) ERA: 3.66	6.0	L	25	6	2	2	1	1	0	0	0	0	0	10	17	0.00	1.167								
36 Sammy Solis, L (7, 1) ERA: 3.54	2.0		7	0	0	0	0	0	0	1	0	0	0	10	17	0.00	0.000								

Washington Nationals @ Atlanta Braves  
Turner Field, Atlanta, GA  
Wed Sep 30 2015, 7:11 PM - 9:22 PM EDT  
Att: 13,860 - Partly Cloudy - 78 F

AB	29
R	2
H	6
RBI	2
BB	1
SO	1
LOB	8









Batter	1	2	3	4	5	6	7	8	9	AB	R	H	RBI	BB	SO	LOB	TOP	
28 Tommy Pham, R OBP: 0.339, SLG: 0.480										4	0	0	0	0	1	2	<b>St. Louis Cardinals @ Atlanta Braves</b> Turner Field, Atlanta, GA Fri Oct 02 2015, 7:38 PM - 10:34 PM EDT Att: 24,481 - Overcast - 61 F	
35 Greg Garcia, L OBP: 0.346, SLG: 0.408										3	0	1	0	1	0	0		
15 Randal Grichuk, R OBP: 0.328, SLG: 0.552										4	0	1	0	0	2	2		
32 Matt Adams, L OBP: 0.284, SLG: 0.384										4	0	0	0	0	1	3		
12 Mark Reynolds, R OBP: 0.316, SLG: 0.401										4	0	0	0	0	2	1		
37 Brandon Moss, L OBP: 0.303, SLG: 0.405										2	0	2	0	2	0	0		
48 Tony Cruz, R OBP: 0.286, SLG: 0.317										2	0	1	0	0	0	1		
37 Matt Belisle, R OBP: 0.286, SLG: 0.375										0	0	0	0	0	0	0		
50 Adam Wainwright, R ERA: 1.67										3	0	0	0	1	1	3		
38 Pete Kozma, R OBP: 0.245, SLG: 0.158										1	0	0	0	0	1	0		
54 Jaime Garcia, L OBP: 0.140, SLG: 0.098										1	0	0	0	0	0	3		
19 Jon Jay, L OBP: 0.259, SLG: 0.263										1	0	0	0	0	0	1		
68 Travis Tartamella, R OBP: 0.500, SLG: 0.500										1	0	0	0	0	0	1		
<b>Inning Stats</b>	R: 0 H: 1 E: 0 K: 0 S: 10	H: 1 LOB: 0 P: 17	R: 0 H: 1 E: 0 K: 1 S: 9	H: 1 LOB: 1 BB: 0 P: 12	R: 0 H: 0 E: 0 K: 1 S: 6	H: 0 LOB: 0 BB: 0 P: 10	R: 0 H: 0 E: 0 K: 2 S: 8	H: 2 LOB: 2 BB: 1 P: 27	R: 0 H: 1 E: 0 K: 1 S: 13	H: 0 LOB: 1 BB: 1 P: 21	R: 0 H: 0 E: 0 K: 1 S: 9	H: 0 LOB: 1 BB: 1 P: 15	R: 0 H: 0 E: 0 K: 1 S: 12	H: 0 LOB: 1 BB: 1 P: 19	1B: 1 2B: 4 3B: 0 HR: 0	SF: 0 SAC: 0 DP: 1 HBP: 0	WP: 1 PB: 1 SB: 1 CS: 0	PA: 35
<b>PITCHER</b>	IP WLS BF H R ER SO BB IBB HBP BLK WP HR S P ERA WHIP																	
49 Julio Teheran, R ERA: 4.04	6.0 W 23 5 0 0 6 1 0 0 0 0 0 0 63 97 0.00 1.000																	
56 Matt Marksberry, L ERA: 5.09	0.0 1 0 0 0 0 1 0 0 0 0 0 0 2 6 -- --																	
61 Danny Burawa, R ERA: 6.23	1.0 H 3 0 0 0 1 0 0 0 0 0 0 8 15 0.00 0.000																	
34 Edwin Jackson, R ERA: 3.09	1.0 H 4 0 0 0 1 1 0 0 0 0 0 9 15 0.00 1.000																	
38 Arodys Vizcaino, R ERA: 1.64	1.0 4 0 0 0 1 1 0 0 0 0 1 0 12 19 0.00 1.000																	

**St. Louis Cardinals @ Atlanta Braves**  
 Turner Field, Atlanta, GA  
 Fri Oct 02 2015, 7:38 PM - 10:34 PM EDT  
 Att: 24,481 - Overcast - 61 F

livebaseballscorecards.com

AB 31  
 R 0  
 H 5  
 RBI 0  
 BB 4  
 SO 9  
 LOB 18



Batter	1	2	3	4	5	6	7	8	9	AB	R	H	RBI	BB	SO	LOB	BOTTOM			
2 Michael Bourn, L OBP: 0.309, SLG: 0.278										4	0	0	0	1	2	1	<b>St. Louis Cardinals @ Atlanta Braves</b> Turner Field, Atlanta, GA Fri Oct 02 2015, 7:38 PM - 10:34 PM EDT Att: 24,481 - Overcast - 61 F			
14 Daniel Castro, R OBP: 0.286, SLG: 0.375										5	2	3	2	0	1	0				
22 Nick Markakis, L OBP: 0.370, SLG: 0.376										5	1	2	1	0	0	3				
13 Adonis Garcia, R OBP: 0.289, SLG: 0.470										4	0	1	0	0	0	1				
34 Edwin Jackson, R ERA: 3.09										0	0	0	0	0	0	0				
26 Todd Cunningham, R OBP: 0.270, SLG: 0.265										1	0	0	0	0	0	1				
38 Arodys Vizcaino, R ERA: 1.64										0	0	0	0	0	0	0				
15 A.J. Pierzynski, L OBP: 0.339, SLG: 0.430										3	0	1	1	0	1	0				
30 Ryan Lavanway, R OBP: 0.280, SLG: 0.307										0	0	0	0	0	0	0				
25 Cameron Maybin, R OBP: 0.327, SLG: 0.371										4	0	1	0	0	1	3				
23 Nick Swisher, S OBP: 0.312, SLG: 0.320										1	0	0	0	3	0	2				
13 Pedro Ciriaco, R OBP: 0.266, SLG: 0.346										0	0	0	0	0	0	0				
19 Andrelton Simmons, R OBP: 0.320, SLG: 0.331										4	0	1	0	0	2	4				
49 Julio Teheran, R OBP: 0.130, SLG: 0.096										2	0	0	0	0	1	2				
8 Jace Peterson, L OBP: 0.314, SLG: 0.336										1	0	0	0	0	0	0				
56 Matt Marksberry, L ERA: 2.67										0	0	0	0	0	0	0				
61 Danny Burawa, R ERA: 6.23										0	0	0	0	0	0	0				
5 Freddie Freeman, L OBP: 0.371, SLG: 0.472										0	1	0	0	0	0	0				
<b>Inning Stats</b>	R: 0 H: 0 E: 1 K: 2 S: 11	H: 0 LOB: 1 BB: 0 P: 15	R: 0 H: 1 E: 0 K: 0 S: 7	H: 1 LOB: 2 BB: 1 P: 15	R: 2 H: 4 E: 0 K: 1 S: 16	H: 4 LOB: 2 BB: 0 P: 22	R: 0 H: 1 E: 0 K: 2 S: 14	H: 1 LOB: 2 BB: 1 P: 20	R: 0 H: 0 E: 0 K: 0 S: 17	H: 0 LOB: 1 BB: 0 P: 26	R: 0 H: 0 E: 1 K: 0 S: 12	H: 0 LOB: 0 BB: 0 P: 15	R: 0 H: 1 E: 0 K: 2 S: 13	H: 1 LOB: 2 BB: 1 P: 18	R: 2 H: 2 E: 0 K: 1 S: 12	H: 2 LOB: 0 BB: 0 P: 19	1B: 6 2B: 1 3B: 1 HR: 1	SF: 0 SAC: 0 DP: 1 HBP: 2	WP: 0 PB: 0 SB: 0 CS: 0	PA: 40
<b>PITCHER</b>	IP WLS BF H R ER SO BB IBB HBP BLK WP HR S P ERA WHIP																			
54 Jaime Garcia, L ERA: 2.43	4.0 L 21 6 2 2 2 5 2 0 1 0 0 0 48 72 4.50 2.000																			
37 Matt Belisle, R ERA: 2.67	1.0 5 0 0 0 0 1 0 1 0 0 0 17 26 0.00 1.000																			
50 Adam Wainwright, R ERA: 1.67	1.0 4 0 0 0 0 0 0 0 0 0 0 12 15 0.00 0.000																			
28 Steve Cishek, R ERA: 3.48	1.0 5 1 0 0 2 1 0 0 0 0 0 13 18 0.00 2.000																			
36 Randy Choate, L ERA: 3.95	0.1 2 0 1 1 1 0 0 0 1 0 0 6 11 27.00 0.000																			
<b>PITCHER</b>	IP WLS BF H R ER SO BB IBB HBP BLK WP HR S P ERA WHIP																			
30 Jonathan Broxton, R ERA: 4.62	0.2 3 2 1 1 0 0 0 0 0 0 0 6 11 27.00 0.000																			

**St. Louis Cardinals @ Atlanta Braves**  
 Turner Field, Atlanta, GA  
 Fri Oct 02 2015, 7:38 PM - 10:34 PM EDT  
 Att: 24,481 - Overcast - 61 F

livebaseballscorecards.com

AB 34  
 R 4  
 H 9  
 RBI 4  
 BB 4  
 SO 8  
 LOB 17









Batter	1	2	3	4	5	6	7	8	9	AB	R	H	RBI	BB	SO	LOB	TOP					
19 Jon Jay, L OBP: 0.306, SLG: 0.257										4	0	0	0	0	1	1						
28 Tommy Pham, R OBP: 0.347, SLG: 0.477										3	0	1	0	1	0	0						
15 Randal Grichuk, R OBP: 0.329, SLG: 0.548										4	0	1	0	0	2	3						
32 Matt Adams, L OBP: 0.280, SLG: 0.377											3	0	0	0	0	1						
12 Mark Reynolds, R OBP: 0.315, SLG: 0.398										3	0	1	0	0	0							
35 Greg Garcia, L OBP: 0.337, SLG: 0.387										3	0	0	0	0	1							
38 Pete Kozma, R OBP: 0.236, SLG: 0.152										3	0	0	0	0	0							
23 Ed Easley, R OBP: 0.236, SLG: 0.152										3	0	0	0	1	0							
31 Lance Lynn, S OBP: 0.146, SLG: 0.200										1	0	0	0	0	0							
8 Peter Bourjos, R OBP: 0.278, SLG: 0.330										1	0	0	0	0	0							
43 Seth Maness, R OBP: 0.278, SLG: 0.330										0	0	0	0	0	0							
28 Steve Cishek, R OBP: 0.278, SLG: 0.330										0	0	0	0	0	0							
46 Kevin Siegrist, L OBP: 0.278, SLG: 0.330										0	0	0	0	0	0							
37 Brandon Moss, L OBP: 0.278, SLG: 0.330										1	0	1	0	0	0							
<b>Inning Stats</b>	R: 0 E: 0 K: 2 S: 9	H: 0 LOB: 0 BB: 0 P: 10	R: 0 E: 0 K: 0 S: 8	H: 1 LOB: 0 BB: 0 P: 11	R: 0 E: 0 K: 1 S: 6	H: 0 LOB: 0 BB: 0 P: 9	R: 0 E: 0 K: 0 S: 9	H: 1 LOB: 1 BB: 0 P: 11	R: 0 E: 0 K: 0 S: 6	H: 0 LOB: 0 BB: 0 P: 8	R: 0 E: 0 K: 0 S: 8	H: 0 LOB: 0 BB: 0 P: 13	R: 0 E: 0 K: 0 S: 10	H: 1 LOB: 0 BB: 0 P: 11	R: 0 E: 0 K: 0 S: 6	H: 0 LOB: 0 BB: 0 P: 10	R: 0 E: 0 K: 1 S: 14	H: 1 LOB: 2 BB: 1 P: 24	1B: 3 2B: 1 3B: 0 HR: 0	SF: 0 SAC: 0 DP: 2 HBP: 0	WP: 0 PB: 0 SB: 0 CS: 0	PA: 30
<b>PITCHER</b>	IP WLS BF H R ER SO BB IBB HBP BLK WP HR S P ERA WHIP	8.2 W 29 4 0 0 3 1 0 0 0 0 0 73 102 0.00 0.577	0.1 S 1 0 0 0 1 0 0 0 0 0 0 3 5 0.00 0.000																			

St. Louis Cardinals @ Atlanta Braves  
Turner Field, Atlanta, GA  
Sun Oct 04 2015, 4:06 PM - 6:24 PM EDT  
Att: 31,441 - Overcast - 69 F

AB 29  
R 0  
H 4  
RBI 0  
BB 1  
SO 4  
LOB 6



Batter	1	2	3	4	5	6	7	8	9	AB	R	H	RBI	BB	SO	LOB	BOTTOM						
2 Michael Bourn, L OBP: 0.310, SLG: 0.282										4	1	2	1	0	0	2							
14 Daniel Castro, R OBP: 0.283, SLG: 0.344										4	0	0	0	0	1	4							
28 Héctor Olivera, R OBP: 0.310, SLG: 0.495										3	0	1	0	0	1	1							
5 Freddie Freeman, L OBP: 0.370, SLG: 0.471										1	0	0	0	0	1	0							
13 Adonis García, R OBP: 0.293, SLG: 0.497										4	0	1	1	0	1	1							
25 Cameron Maybin, R OBP: 0.327, SLG: 0.370										0	0	0	0	0	0	0							
8 Jace Peterson, L OBP: 0.314, SLG: 0.335										4	0	1	0	0	0	2							
13 Pedro Ciriaco, R OBP: 0.275, SLG: 0.352										3	0	2	0	0	1	1							
26 Todd Cunningham, S OBP: 0.280, SLG: 0.267										3	1	1	0	0	1	3							
30 Ryan Lavanway, R OBP: 0.283, SLG: 0.319										3	0	2	0	0	1								
37 Matt Wisler, R OBP: 0.194, SLG: 0.138										2	0	1	0	0	1	2							
34 Edwin Jackson, R ERA: 3.07										0	0	0	0	0	0	0							
<b>Inning Stats</b>	R: 1 E: 0 K: 0 S: 17	H: 2 LOB: 1 BB: 0 P: 28	R: 0 E: 0 K: 1 S: 6	H: 1 LOB: 0 BB: 0 P: 8	R: 0 E: 0 K: 0 S: 7	H: 1 LOB: 0 BB: 0 P: 10	R: 0 E: 0 K: 0 S: 10	H: 2 LOB: 2 BB: 0 P: 15	R: 0 E: 0 K: 1 S: 12	H: 1 LOB: 1 BB: 0 P: 18	R: 0 E: 0 K: 2 S: 12	H: 1 LOB: 1 BB: 0 P: 15	R: 1 E: 0 K: 1 S: 12	H: 3 LOB: 1 BB: 0 P: 17	R: 0 E: 0 K: 2 S: 13	H: 0 LOB: 0 BB: 0 P: 19	1B: 9 2B: 2 3B: 0 HR: 0	SF: 0 SAC: 1 DP: 2 HBP: 0	WP: 0 PB: 0 SB: 0 CS: 0	PA: 32			
<b>PITCHER</b>	IP WLS BF H R ER SO BB IBB HBP BLK WP HR S P ERA WHIP	5.0 L 20 7 1 1 2 1 0 0 0 0 0 12 15 1.80 1.400	1.0 4 1 0 0 2 0 0 0 0 0 0 12 15 0.00 1.000	1.0 5 3 1 1 1 0 0 0 0 0 0 12 17 9.00 3.000	1.0 3 0 0 0 2 0 0 0 0 0 0 13 19 0.00 0.000																		

St. Louis Cardinals @ Atlanta Braves  
Turner Field, Atlanta, GA  
Sun Oct 04 2015, 4:06 PM - 6:24 PM EDT  
Att: 31,441 - Overcast - 69 F

AB 31  
R 2  
H 11  
RBI 2  
BB 0  
SO 7  
LOB 17

