Atlanta Braves - 2018

Batter	1	2	3	4	5	6	7	8	9	AB	R	H	RBI	BB	SO	LOB
1 Ozzie Albies, S (1, 4) OBP: 0.333, SLG: 0.333 88 Ray-Patrick Didder, R (6, 4)	x 0-0 17 G4-3 7 S 1B		s 0-3 ② K	x 0-0 ① F7	s 0-3 ③ K					3 0 1 0 0 1 2 1 0 0 0 0 1 0						
7 Dansby Swanson, R (1, 6) 80 Kade Scivicque, R (6, 2)	B s 1-3 ① K 1-2		s 0-3 ③ K	x 0-0 ② G5-3 1-2 2-3				x 0-0 ① P4		3 0 0 0 0 2 3 1 0 0 0 0 0 0						
17 Johan Camargo, S (1, 5) OBP: 0.333, SLG: 0.333 83 Austin Riley, R (6, 5)	x 0-0 ② G4-3 2-3			x 0-0 1B	x 0-0 ③ G4-3			B B B B 4-0 96 BB 86 1B BB		3 0 1 0 0 0 3 0 1 0 0 1 0 0						
14 Rio Ruiz, L (1, 3) 96 Carlos Franco, L (6, 3)	s 0-3 ③ K			s 0-3 ① K		c 0-3 ① K		B B B B 4-0 86 1B 1-2 BB		3 0 0 0 0 3 2 0 0 0 0 1 0 0						
18 Lane Adams, R (1, 8) 86 Cristian Pache, R (6, 8) OBP: 1.000, SLG: 1.000		s 0-3 ① K		x 0-0 ② P3		x 0-0 ② F8		x 0-0 ② 27 WP 1-3 2-H 1B		3 0 0 0 0 1 1 1 0 1 1 0 0 0						
69 Rob Brantly, L (1, 2) OBP: 0.500, SLG: 0.500 27 Christian Colón, R (6, PH) OBP: 0.500, SLG: 0.500 (6, 6)		x 0-0 1B		x 0-0 ③ G3		x 0-0 1B		B x 1-0 ③ G4-3 2-3		2 0 1 0 0 0 1 2 0 1 0 0 0 1						
23 Danny Santana, S (1, 7) OBP: 0.333, SLG: 0.333 81 Izzy Wilson, L (6, 7)		x 0-0 ② F8			x 0-0 84 1B 87 E 84 E 1B	x 0-0 ③ F7			s 0-3 ① K	3 1 1 0 0 0 2 1 0 0 0 0 1 0						
87 Dustin Peterson, R (1, 9) 98 Xavier Avery, L (6, 9) 73 Sean Kazmar Jr., R (9, PH)		s 0-3 ③ K			x 0-0 E5 7 G5-3 84 E 1-2		c 0-3 ① K		c 0-3 ② K	2 0 0 0 0 1 2 2 0 0 0 0 2 0 1 0 0 0 0 0 0						
84 Alex Jackson, R (1, 10) OBP: 0.333, SLG: 0.333			x 0-0 ① F9		x 0-0 E7 7 G5-3 1-2 2-H 1B		c 0-3 ② K		x 0-0 ③ P4	3 0 1 0 0 1 0						
Inning Stats	R: 0 E: 0 K: 2 S: 8 H: 1 LOB: 1 BB: 0 P: 9	R: 0 E: 0 K: 2 S: 8 H: 1 LOB: 1 BB: 0 P: 8	R: 0 E: 0 K: 2 S: 7 H: 0 LOB: 0 BB: 0 P: 7	R: 0 E: 0 K: 1 S: 6 H: 1 LOB: 1 BB: 0 P: 6	R: 1 E: 2 K: 0 S: 6 H: 2 LOB: 2 BB: 0 P: 6	R: 0 E: 0 K: 1 S: 6 H: 1 LOB: 1 BB: 0 P: 6	R: 0 E: 0 K: 3 S: 9 H: 0 LOB: 0 BB: 0 P: 9	R: 1 E: 0 K: 0 S: 3 H: 1 LOB: 1 BB: 2 P: 12	R: 0 E: 0 K: 2 S: 7 H: 0 LOB: 0 BB: 0 P: 7	1B: 7 2B: 0 3B: 0 HR: 0 SF: 0 SAC: 0 DP: 0 HBP: 0							

PITCHER		IP	WLS	BF	H	R	ER	SO	BB	IBB	HBP	BLK	WP	HR	S	P	ERA	WHIP
45 Zack Wheeler, R ERA:	(1, 1)	1.0		4	1	0	0	2	0	0	0	0	0	0	8	9	0.00	1.000
47 Hansel Robles, R ERA:	(2, 1)	1.0		4	1	0	0	2	0	0	0	0	0	0	8	8	0.00	1.000
35 Jacob Rhame, R ERA:	(3, 1)	1.0		3	0	0	0	2	0	0	0	0	0	0	7	7	0.00	0.000
43 Jamie Callahan, R ERA:	(4, 1)	1.0		4	1	0	0	1	0	0	0	0	0	0	6	6	0.00	1.000
64 Chris Flexen, R ERA: 9.0	(5, 1)	1.0		6	2	1	1	0	0	0	0	0	0	0	6	6	9.00	2.000
55 Corey Oswalt, R ERA:	(6, 1)	2.0		7	1	0	0	4	0	0	0	0	0	0	15	15	0.00	0.500
62 Tyler Bashlor, R ERA: 9.0	(8, 1)	1.0	W	5	1	1	1	0	2	0	0	0	1	0	3	12	9.00	3.000
82 Drew Smith, R ERA:	(9, 1)	1.0		3	0	0	0	2	0	0	0	0	0	0	7	7	0.00	0.000

Atlanta Braves @ New York Mets

First Data Field, Port St. Lucie, FL

Fri Feb 23 2018, 1:13 PM - 5:11 PM EST
Att. 5,816 - Partly Cloudy - 83 F

TOP

livebaseballscorecards.com

AB	34
R	2
H	7
RBI	1
BB	2
SO	13
LOB	17

1B: 7 SF: 0
2B: 0 SAC: 0
3B: 0 DP: 0
HR: 0 HBP: 0

WP: 1 PA: 36
PB: 0
SB: 1
CS: 0

BOTTOM

Atlanta Braves @ New York Mets

First Data Field, Port St. Lucie, FL

Fri Feb 23 2018, 1:13 PM - 5:11 PM EST

Att. 5,816 - Partly Cloudy - 83 F

livebaseballscorecards.com

Batter	1	2	3	4	5	6	7	8	9	AB	R	H	RBI	BB	SO	LOB
9 Brandon Nimmo, L (1, 8) 83 Patrick Biondi, L (6, 8)	G4-3		G6-4-3 1-2f			F9-3 1-1		G4-3		2 0 0 0 0 0 1 2 0 0 0 0 0 2						
23 Adrián González, L (1, 10) 4 Wilmer Flores, R (8, PH) (9, 10)	K		K			F8		75 1B 70 BB BB		3 0 0 0 0 2 0 0 1 0 0 1 0 0						
21 Todd Frazier, R (1, 5) OBP: 0.500, SLG: 0.500 75 David Thompson, R (5, 5) OBP: 0.500, SLG: 0.500	1B			K			P3	70 BB 1-3 2 BB 3-H 1B		2 0 1 0 0 1 0 2 1 1 1 0 0 0						
74 Pete Alonso, R (1, 3) 72 Phillip Evans, R (7, 3)	G5-3			F7			K	2 BB 70 BB 60 BB BB		2 0 0 0 0 0 1 1 1 0 0 1 1 0						
18 Travis d'Arnaud, R (1, 2) 59 Jose Lobaton, S (5, 2) 70 Patrick Mazeika, L (8, 2)		G6-3		G6-3			K	60 BB 2 BB 1-2 2-3 3-H BB		2 0 0 0 0 0 0 1 0 0 0 0 1 0 0 0 0 1 1 0 0						
7 José Reyes, S (1, 4) 2 Gavin Cecchini, R (6, 4)		G6-3		P5				60 1B 71 2B HBP 60 BB BB		2 0 0 0 0 0 0 0 1 0 1 1 0 0						
1 Amed Rosario, R (1, 6) OBP: 0.500, SLG: 0.500 60 Luis Guillorme, L (6, 6) OBP: 1.000, SLG: 1.000	1B			G4-3				71 2B 1B BB		2 0 1 0 0 0 0 1 1 1 1 1 0 0						
76 Kevin Kaczmarski, L (1, 9) 71 Zach Borenstein, L (6, 9) OBP: 0.500, SLG: 1.000	G1-3			K				11 G4-3 75 1B 2B	P6	2 0 0 0 0 1 1 2 1 1 2 0 0 3						
16 Matthew den Dekker, L (1, 7) 11 Ty Kelly, S (6, 7)			9 G6-4-3 BB			83 F9-3 BB		G4-3 2-3		0 0 0 0 1 0 0 1 0 0 0 1 0 1						
Inning Stats	R: 0 E: 0 K: 1 S: 6 H: 1 LOB: 1 BB: 0 P: 6	R: 0 E: 0 K: 0 S: 4 H: 1 LOB: 1 BB: 0 P: 4	R: 0 E: 0 K: 1 S: 4 H: 0 LOB: 0 BB: 1 P: 8	R: 0 E: 0 K: 1 S: 5 H: 0 LOB: 0 BB: 0 P: 5	R: 0 E: 0 K: 1 S: 5 H: 0 LOB: 0 BB: 0 P: 5	R: 0 E: 0 K: 0 S: 2 H: 0 LOB: 0 BB: 1 P: 6	R: 0 E: 0 K: 2 S: 7 H: 0 LOB: 0 BB: 0 P: 7	R: 6 E: 0 K: 0 S: 6 H: 3 LOB: 3 BB: 5 P: 27		1B: 4 2B: 2 3B: 0 HR: 0 SF: 0 SAC: 0 DP: 2 HBP: 1						

	AB	27
	R	6
	H	5
	RBI	6
	BB	7
	SO	6
	LOB	9

WP: 0 PB: 0 SB: 0 CS: 0 PA: 35

PITCHER		IP	WLS	BF	H	R	ER	SO	BB	IBB	HBP	BLK	WP	HR	S	P	ERA	WHIP
45 Matt Wisler, R	(1, 1)	2.0		8	2	0	0	1	0	0	0	0	0	0	10	10	0.00	1.000
ERA:																		
46 Chase Whitley, R	(3, 1)	1.0		3	0	0	0	1	1	0	0	0	0	0	4	8	0.00	1.000
ERA:																		
39 Sam Freeman, L	(4, 1)	1.0		3	0	0	0	1	0	0	0	0	0	0	5	5	0.00	0.000
ERA:																		
67 Anyelo Gómez, R	(5, 1)	1.0		3	0	0	0	1	0	0	0	0	0	0	5	5	0.00	0.000
ERA:																		
76 Kolby Allard, L	(6, 1)	1.0	H	3	0	0	0	0	1	0	0	0	0	0	2	6	0.00	1.000
ERA:																		

PITCHER		IP	WLS	BF	H	R	ER	SO	BB	IBB	HBP	BLK	WP	HR	S	P	ERA	WHIP
57 Rex Brothers, L	(7, 1)	1.0	H	3	0	0	0	2	0	0	0	0	0	0	7	7	0.00	0.000
ERA:																		
72 Miguel Socolovich, R	(8, 1)	0.2	L	9	3	6	6	0	3	0	1	0	0	0	5	18	81.00	9.000
ERA: 81.0																		
61 Akeel Morris, R	(8, 1)	0.1		3	0	0	0	0	2	0	0	0	0	0	1	9	0.00	6.000
ERA:																		

Atlanta Braves @ Houston Astros

AM Ballpark of the Palm Beaches, West Palm Beach, FL

Sat Feb 24 2018, 1:08 PM - 4:01 PM EST

Att. 4,057 - Partly Cloudy - 80 F

TOP

livebaseballscorecards.com

Batter	1	2	3	4	5	6	7	8	9	AB	R	H	RBI	BB	SO	LOB
1 Ozzie Albies, S (1, 4) OBP: 0.333, SLG: 0.333 94 Alay Lago, R (5, 4) OBP: 1.000, SLG: 1.000	0-0 1B		0-3 K		0-0 L8			0-0 73 BB 1B 2-3		3 0 1 0 0 1 1 1 0 1 0 0 0 0						
8 Charlie Culberson, R (1, 6) OBP: 0.333, SLG: 1.000 17 Johan Camargo, S (6, 6) OBP: 0.250, SLG: 0.333	0-3 K		0-0 F8			0-0 3B		0-0 SF8 3-H		3 0 1 0 0 1 1 0 0 0 1 0 0 0						
82 Ronald Acuña Jr., R (1, 8) 18 Lane Adams, R (6, 8)	0-3 K			0-0 G1-3		0-3 K		0-0 P4		3 0 0 0 0 2 2 1 0 0 0 0 0 1						
14 Rio Ruiz, L (1, 5) OBP: 0.167, SLG: 0.167 73 Sean Kazmar Jr., R (6, 5)	0-3 K			0-0 1B		0-0 G4-3		4-0 1-2 BB		3 0 1 0 0 1 2 0 0 0 0 1 0 0						
84 Alex Jackson, R (1, 2) OBP: 0.167, SLG: 0.167 92 Jonathan Morales, R (6, 2)		0-3 K2-3		0-3 K		0-3 K2-3		0-0 L7		3 0 0 0 0 3 2 1 0 0 0 0 0 2						
20 Preston Tucker, L (1, 7) 99 Michael Reed, R (6, 7)		4-0 BB		0-0 G6-3			0-3 K		23 WP 97 WP BB	1 0 0 0 1 0 1 1 0 0 0 1 1 0						
83 Austin Riley, R (1, 10) 97 Tyler Smith, R (9, PH)	0-3 K				0-0 G6-3		0-0 L6		1-3 K 1-2	3 0 0 0 0 1 1 1 0 0 0 0 1 1						
70 Jaff Decker, L (1, 9) 23 Danny Santana, S (6, 9) OBP: 0.200, SLG: 0.200	0-0 G3				4-0 96 2B BB		0-0 L7		1-0 P5 2-3	1 0 0 0 1 0 1 2 0 0 0 0 0 1						
96 Carlos Franco, L (1, 3) OBP: 0.667, SLG: 1.000 90 Michael Snyder, R (5, 3)		0-3 K			0-0 2B 1-H			0-0 E5 94 1B 17 SF8	0-0 P5	2 0 1 0 0 1 0 2 1 0 0 0 0 1						

	AB	31
	R	1
	H	5
	RBI	1
	BB	4
	SO	12
	LOB	17

Inning Stats	1	2	3	4	5	6	7	8	9	1B: 3 SF: 1	WP: 2 PA: 36
	R: 0 H: 1 E: 0 LOB: 1 K: 3 BB: 0 S: 10 P: 10	R: 0 H: 0 E: 0 LOB: 1 K: 2 BB: 1 S: 7 P: 11	R: 0 H: 0 E: 0 LOB: 0 K: 2 BB: 0 S: 7 P: 7	R: 0 H: 1 E: 0 LOB: 1 K: 1 BB: 0 S: 6 P: 6	R: 0 H: 1 E: 0 LOB: 1 K: 0 BB: 1 S: 3 P: 7	R: 0 H: 1 E: 0 LOB: 1 K: 2 BB: 0 S: 8 P: 8	R: 0 H: 0 E: 0 LOB: 0 K: 1 BB: 0 S: 5 P: 5	R: 1 H: 1 E: 1 LOB: 2 K: 0 BB: 1 S: 5 P: 9	R: 0 H: 0 E: 0 LOB: 1 K: 1 BB: 1 S: 5 P: 11	2B: 1 SAC: 0 3B: 1 DP: 0 HR: 0 HBP: 0	PB: 0 SB: 0 CS: 0

PITCHER		IP	WLS	BF	H	R	ER	SO	BB	IBB	HBP	BLK	WP	HR	S	P	ERA	WHIP
31 Collin McHugh, R ERA:	(1, 1)	2.0	W	8	1	0	0	5	1	0	0	0	0	0	17	21	0.00	1.000
63 David Paulino, R ERA:	(3, 1)	2.0	H	7	1	0	0	3	0	0	0	0	0	0	13	13	0.00	0.500
72 Framber Valdez, L ERA:	(5, 1)	2.0	H	8	2	0	0	2	1	0	0	0	0	0	11	15	0.00	1.500
69 Brendan McCurry, R ERA:	(7, 1)	1.0	H	3	0	0	0	1	0	0	0	0	0	0	5	5	0.00	0.000
83 Cionel Pérez, L ERA:	(8, 1)	1.0		6	1	1	0	0	1	0	0	0	0	0	5	9	0.00	2.000

PITCHER		IP	WLS	BF	H	R	ER	SO	BB	IBB	HBP	BLK	WP	HR	S	P	ERA	WHIP
70 Riley Ferrell, R ERA:	(9, 1)	1.0		4	0	0	0	1	1	0	0	0	2	0	5	11	0.00	1.000

Atlanta Braves @ Houston Astros

Ballpark of the Palm Beaches, West Palm Beach, FL

Sat Feb 24 2018, 1:08 PM - 4:01 PM EST

Att. 4,057 - Partly Cloudy - 80 F

BOTTOM

livebaseballscorecards.com

Batter	1	2	3	4	5	6	7	8	9	AB	R	H	RBI	BB	SO	LOB
9 Marwin Gonzalez, S (1, 5) OBP: 1.000, SLG: 1.500	0-0 11 E 16 FC6 2B		0-0 11 BB 27 G6-3 1B	0-0 F8 ③			0-0 F8 ②	0-0 P4 ①		2	1	2	0	0	0	0
76 Jack Mayfield, R (4, PH) (5, 5)										3	0	0	0	0	0	1
27 Jose Altuve, R (1, 4) 93 Ryne Birk, L (5, 4) OBP: 1.000, SLG: 1.000	BBBB 4-0 16 FC6 11 E BB		0-0 G6-3 ① 1-2		0-0 78 FC5-4 1B		0-0 96 BB 77 1B 1B	0-0 1B		1	0	0	0	1	0	1
										3	1	3	0	0	0	0
1 Carlos Correa, R (1, 6) 96 Antonio Nunez, R (5, 6)	CCC 0-3 K ①		BBBB 4-0 11 BB BB		0-0 P5 ①		BBBB 4-0 77 1B 99 1B 1-2 BB	0-0 L7 ②		1	0	0	0	1	1	2
										2	1	0	0	1	0	2
11 Evan Gattis, R (1, 2) 77 Garrett Stubbs, L (5, 2) OBP: 0.333, SLG: 0.333	0-0 E6 16 FC6 1-2 2-3		BBBB 4-0 16 G4-6-3 1-2 2-3 BB		SSS 0-3 K ②		0-0 99 1B 74 BB 1-3 2-H 1B	0-0 G3 ③		1	0	0	0	1	0	2
										3	1	1	1	0	1	2
16 Brian McCann, L (1, 10) 78 Drew Ferguson, R (5, PH) (6, 10)	0-0 FC6 ② 1-2f 2-3 3-H		0-0 G4-6-3 ② ③ 1-2f		0-0 FC5-4 ③ 1-2f		H 1-0 74 BB 99 1B 73 BB HBP			2	0	0	1	0	0	5
										1	1	0	0	0	0	1
10 Yuli Gurriel, R (1, 3) OBP: 0.500, SLG: 2.000 99 Randy César, R (5, 3) OBP: 0.500, SLG: 0.500	CCC 0-3 K ③		BBSSX 2-2 HR			0-0 F8 ①	0-0 73 BB 74 BB 1-2 2-3 3-H 1B			2	1	1	1	0	1	2
										2	0	1	1	0	0	0
74 Jon Kemmer, L (1, 7) (5, 9)		0-0 G3 ①	H 1-0 HBP			CCC 0-3 K ②	BBBB 4-0 73 BB 1-2 2-3 3-H BB			2	0	0	1	1	1	0
75 Alejandro Garcia, R (1, 9) 73 Myles Straw, R (5, 8)		0-0 L4 ②	CCC 0-3 K ①			0-0 G6-3 ③	BBBB 4-0 1-2 2-3 3-H BB			2	0	0	0	0	1	1
										1	0	0	1	1	0	0
18 Tony Kemp, L (1, 8) (5, 7) 95 Stephen Wrenn, R (7, PH) (8, 7)		0-0 F8 ③		0-0 F9 ②			0-0 L6 ③		0-0 P6 ③	3	0	0	0	0	0	1
										1	0	0	0	0	0	3
Inning Stats	R: 1 E: 1 K: 2 S: 9 H: 1 LOB: 2 BB: 1 P: 13	R: 0 E: 0 K: 0 S: 3 H: 0 LOB: 0 BB: 0 P: 3	R: 0 E: 0 K: 0 S: 3 H: 1 LOB: 2 BB: 2 P: 11	R: 1 E: 0 K: 1 S: 8 H: 1 LOB: 1 BB: 0 P: 11	R: 0 E: 0 K: 1 S: 6 H: 1 LOB: 1 BB: 0 P: 6	R: 0 E: 0 K: 1 S: 5 H: 0 LOB: 0 BB: 0 P: 5	R: 4 E: 0 K: 0 S: 6 H: 3 LOB: 3 BB: 3 P: 19	R: 0 E: 0 K: 0 S: 4 H: 1 LOB: 1 BB: 0 P: 4		1B: 6 2B: 1 3B: 0 HR: 1	SF: 0 SAC: 0 DP: 1 HBP: 2					

	AB	32
	R	6
	H	8
	RBI	6
	BB	6
	SO	5
	LOB	23

WP: 0 PB: 0 SB: 0 CS: 0 PA: 40

PITCHER	IP	WLS	BF	H	R	ER	SO	BB	IBB	HBP	BLK	WP	HR	S	P	ERA	WHIP
15 Sean Newcomb, L (1, 1) ERA:	1.0	L	6	1	1	0	2	1	0	0	0	0	0	9	13	0.00	2.000
51 Shane Carle, R (2, 1) ERA:	1.0		3	0	0	0	0	0	0	0	0	0	0	3	3	0.00	0.000
71 Josh Ravin, R (3, 1) ERA:	1.0		5	1	0	0	0	2	0	0	0	0	0	3	11	0.00	3.000
79 Michael Soroka, R (4, 1) ERA: 9.0	1.0		5	1	1	1	1	0	0	1	0	0	1	8	11	9.00	1.000
81 Kyle Wright, R (5, 1) ERA:	1.0		4	1	0	0	1	0	0	0	0	0	0	6	6	0.00	1.000

PITCHER	IP	WLS	BF	H	R	ER	SO	BB	IBB	HBP	BLK	WP	HR	S	P	ERA	WHIP
65 Ricardo Sánchez, L (6, 1) ERA:	1.0		3	0	0	0	1	0	0	0	0	0	0	5	5	0.00	0.000
56 Jason Hursh, R (7, 1) ERA: 54.0	0.2		8	3	4	4	0	2	0	1	0	0	0	5	14	54.00	7.500
77 Josh Graham, R (7, 1) ERA:	1.1		6	1	0	0	0	1	0	0	0	0	0	5	9	0.00	1.500

Atlanta Braves @ Washington Nationals

TEAM Ballpark of the Palm Beaches, West Palm Beach, FL

Sun Feb 25 2018, 1:28 PM - 4:01 PM EST

Att. 3,675 - Partly Cloudy - 80 F

livebaseballscorecards.com

TOP

Batter	1	2	3	4	5	6	7	8	9	AB	R	H	RBI	BB	SO	LOB
82 Ronald Acuña Jr., R (1, 10)	G4-3		G5-3			F8		K		4	0	0	0	0	1	0
7 Dansby Swanson, R (1, 6) OBP: 0.167, SLG: 0.667 88 Ray-Patrick Didder, R (6, 6)	HR			F9		G6-3		K		3	1	1	1	0	0	0
										1	0	0	0	0	1	0
20 Preston Tucker, L (1, 9) OBP: 0.600, SLG: 0.750 98 Xavier Avery, L (6, 9)	P6			2B		1B			K	3	0	2	0	0	0	0
										1	0	0	0	0	1	0
83 Austin Riley, R (1, 5) 73 Sean Kazmar Jr., R (6, 5)	K			K		K			BB	3	0	0	0	0	3	2
										0	0	0	0	1	0	0
70 Jaff Decker, L (1, 8) 86 Cristian Pache, R (6, 8) OBP: 0.667, SLG: 0.667		K		K			K		1B	2	0	0	0	0	2	1
										2	0	1	0	0	1	0
27 Christian Colón, R (1, 4) OBP: 0.500, SLG: 0.333 8 Charlie Culberson, R (6, 4) OBP: 0.400, SLG: 0.750		G5-3			BB		K		BB	1	1	0	0	1	0	0
										1	0	0	0	1	1	0
87 Dustin Peterson, R (1, 7) 81 Izzy Wilson, L (6, 7)		K		G4-3		G6-3			F8	2	0	0	0	0	1	1
										2	0	0	0	0	0	3
74 Tyler Marlette, R (1, 2) 85 William Contreras, R (6, 2)			G4-3	G5-3				K	P5	2	0	0	0	0	0	0
										2	0	0	0	0	1	3
90 Michael Snyder, R (1, 3) 96 Carlos Franco, L (6, 3) OBP: 0.750, SLG: 2.000			K	G6-3				HR		2	0	0	0	0	1	0
										1	1	1	1	0	0	0

	AB	32
	R	3
	H	5
	RBI	2
	BB	3
	SO	13
	LOB	10

Inning Stats	1	2	3	4	5	6	7	8	9
	R: 1 E: 0 K: 1 S: 6	H: 1 LOB: 0 BB: 0 P: 7	R: 0 E: 0 K: 2 S: 7	H: 0 LOB: 0 BB: 0 P: 7	R: 0 E: 0 K: 1 S: 5	H: 0 LOB: 0 BB: 0 P: 5	R: 0 E: 0 K: 2 S: 8	H: 1 LOB: 1 BB: 0 P: 8	R: 1 E: 0 K: 0 S: 4	H: 0 LOB: 0 BB: 1 P: 8	R: 0 E: 0 K: 1 S: 6	H: 1 LOB: 1 BB: 0 P: 6	R: 0 E: 0 K: 2 S: 7	H: 0 LOB: 0 BB: 0 P: 7	R: 1 E: 0 K: 3 S: 11	H: 1 LOB: 0 BB: 0 P: 14	R: 0 E: 0 K: 1 S: 6	H: 1 LOB: 3 BB: 2 P: 14

	1B: 2	SF: 0	WP: 0	PA: 35
	2B: 1	SAC: 0	PB: 0	
	3B: 0	DP: 0	SB: 0	
	HR: 2	HBP: 0	CS: 0	

PITCHER		IP	WLS	BF	H	R	ER	SO	BB	IBB	HBP	BLK	WP	HR	S	P	ERA	WHIP
31 Max Scherzer, R ERA: 4.5	(1, 1)	2.0	W	7	1	1	1	3	0	0	0	0	0	1	13	14	4.50	0.500
27 Shawn Kelley, R ERA:	(3, 1)	1.0	H	3	0	0	0	1	0	0	0	0	0	0	5	5	0.00	0.000
50 Austin Voth, R ERA:	(4, 1)	1.0	H	4	1	0	0	2	0	0	0	0	0	0	8	8	0.00	1.000
52 Jimmy Cordero, R ERA:	(5, 1)	1.0	H	4	0	1	0	0	1	0	0	0	0	0	4	8	0.00	1.000
58 César Vargas, R ERA:	(6, 1)	1.0	H	4	1	0	0	1	0	0	0	0	0	0	6	6	0.00	1.000

PITCHER		IP	WLS	BF	H	R	ER	SO	BB	IBB	HBP	BLK	WP	HR	S	P	ERA	WHIP
70 Austin Adams, R ERA:	(7, 1)	1.0		3	0	0	0	2	0	0	0	0	0	0	7	7	0.00	0.000
36 Sammy Solís, L ERA: 9.0	(8, 1)	1.0		4	1	1	1	3	0	0	0	0	0	1	11	14	9.00	1.000
59 David Goforth, R ERA:	(9, 1)	1.0		6	1	0	0	1	2	0	0	0	0	0	6	14	0.00	3.000

BOTTOM

Atlanta Braves @ Washington Nationals

Sun Feb 25 2018, 1:28 PM - 4:01 PM EST
Att. 3,675 - Partly Cloudy - 80 F
1 Ballpark of the Palm Beaches, West Palm Beach, FL

livebaseballscorecards.com

Batter	1	2	3	4	5	6	7	8	9	AB	R	H	RBI	BB	SO	LOB
8 Brian Goodwin, L (1, 7) OBP: 0.600, SLG: 0.333	BBBB 4-0 34 G1-6-3, 7 S, 15 CS, BB	X 0-0 G6-3, 1-2f		X 0-0 7 1B		BBBB 4-0 64 1B, 63 1B, 1-2 2-3, BB		X 0-0 G3		2	0	1	0	1	0	2
49 Moisés Sierra, R (5, 9) OBP: 0.600, SLG: 0.500										1	1	0	0	1	0	0
7 Trea Turner, R (1, 6) OBP: 1.000, SLG: 1.000	BBBB 4-0 34 G1-6-3, 1-2, BB		BBBB 4-0 BB	X 0-0 1-2 1B		X 0-0 63 1B, 45 1B, 1-3 2-H 3-H, 1B		X 0-0 45 1B, 1B		1	0	1	0	2	0	0
64 Spencer Kieboom, R (5, 2) OBP: 0.500, SLG: 0.500										2	1	2	2	0	0	0
34 Bryce Harper, L (1, 9)	X 0-0 G1-6-3, 1-2f 2-3	X 0-0 F7	X 0-0 G4-3			X 0-0 45 WP, 45 1B, 1-3 3-H, 1B		CCC 0-3 K		3	0	0	0	0	0	5
63 Osvaldo Abreu, R (5, 4) OBP: 0.500, SLG: 0.500										2	1	1	1	0	1	1
6 Anthony Rendon, R (1, 5)	H 1-0 HBP	X 0-0 P6			X 0-0 F8	BX 1-0 1-H 3-H, 1B		X 0-0 1-3, 1B		1	0	0	0	0	0	1
45 Andrew Stevenson, L (5, 7) OBP: 0.333, SLG: 0.444										3	0	2	2	0	0	0
15 Matt Adams, L (1, 3)	0-0 CS, 3-H	BBBB 4-0 3 1B, 32 1B, 61 1B, BB	X 0-0 L4		X 0-0 G6-3	X 0-0 G5-3		X 0-0 G4-3		1	1	0	0	1	0	1
14 Victor Robles, R (5, 8) OBP: 0.375, SLG: 0.429										3	0	0	0	0	0	3
12 Howie Kendrick, R (1, 4)		X 0-0 P6		BBBB 4-0 32 HR, BB	X 0-0 G6-3	X 0-0 P4				1	1	0	0	1	0	1
71 José Marmolejos, L (5, 3) OBP: 0.143, SLG: 0.143										2	0	0	0	0	0	1
32 Matt Wieters, S (1, 2) OBP: 1.000, SLG: 2.500		X 0-0 3 1B, 61 1B, 1-2, 1B		BSSX 1-2 1-H, HR		X 0-0 P4	X 0-0 17 G4-6-3, 1B			2	2	2	2	0	0	0
19 Matt Reynolds, R (5, 5) OBP: 0.500, SLG: 0.250										2	0	1	0	0	0	0
3 Michael Taylor, R (1, 8) OBP: 0.500, SLG: 0.500		X 0-0 61 1B, 1-2 2-3, 1B		X 0-0 G4-3		BBBB 4-0 49 BB, 73 E, 64 1B, BB	X 0-0 G4-6-3, 1-2f			2	0	1	0	0	0	0
17 Reid Brignac, L (5, 6)										1	1	0	0	1	0	1
61 Chris Dominguez, R (1, 10) OBP: 0.400, SLG: 0.400		X 0-0 8 G6-3, 1-2 2-H 3-H, 1B		SSS 0-3 K		X 0-0 FC6, 49 BB, 64 1B, 1-2	X 0-0 F8			2	0	1	2	0	1	0
73 Kelvin Gutiérrez, R (6, PH) (7, 10)										2	1	0	0	0	0	1

Inning Stats	1	2	3	4	5	6	7	8	9
	R: 0 E: 0 K: 0 S: 1 H: 0 LOB: 1 BB: 2 P: 10	R: 2 E: 0 K: 0 S: 5 H: 3 LOB: 1 BB: 1 P: 9	R: 0 E: 0 K: 0 S: 3 H: 0 LOB: 1 BB: 1 P: 7	R: 2 E: 0 K: 1 S: 10 H: 3 LOB: 2 BB: 1 P: 15	R: 0 E: 0 K: 0 S: 3 H: 0 LOB: 0 BB: 0 P: 3	R: 5 E: 1 K: 0 S: 7 H: 3 LOB: 1 BB: 2 P: 16	R: 0 E: 0 K: 0 S: 3 H: 1 LOB: 0 BB: 0 P: 3	R: 0 E: 0 K: 1 S: 7 H: 2 LOB: 2 BB: 0 P: 7	

AB	33
R	9
H	12
RBI	9
BB	7
SO	2
LOB	17

1B: 11	SF: 0	WP: 1	PA: 42
2B: 0	SAC: 0	PB: 0	
3B: 0	DP: 3	SB: 1	
HR: 1	HBP: 1	CS: 1	

PITCHER		IP	WLS	BF	H	R	ER	SO	BB	IBB	HBP	BLK	WP	HR	S	P	ERA	WHIP
19 Scott Kazmir, L ERA:	(1, 1)	1.0		4	0	0	0	0	2	0	1	0	0	0	1	10	0.00	2.000
50 Lucas Sims, R ERA: 9.0	(2, 1)	2.0	L	10	3	2	2	0	2	0	0	0	0	0	8	16	9.00	2.500
54 Max Fried, L ERA: 27.0	(4, 1)	0.2		6	3	2	2	1	1	0	0	0	0	1	9	14	27.00	6.000
63 Jesse Biddle, L ERA:	(4, 1)	1.1		4	0	0	0	0	0	0	0	0	0	0	4	4	0.00	0.000
64 Luke Jackson, R ERA: 108.0	(6, 1)	0.1		7	3	5	4	0	2	0	0	0	1	0	5	14	108.00	15.000

PITCHER		IP	WLS	BF	H	R	ER	SO	BB	IBB	HBP	BLK	WP	HR	S	P	ERA	WHIP
78 Phil Pfeifer, L ERA:	(6, 1)	1.2		5	1	0	0	0	0	0	0	0	0	0	5	5	0.00	0.600
66 Adam McCreery, L ERA:	(8, 1)	1.0		5	2	0	0	1	0	0	0	0	0	0	7	7	0.00	2.000

Batter	1	2	3	4	5	6	7	8	9	AB	R	H	RBI	BB	SO	LOB
1 Wilmer Difo, S (1, 4)	C X 0-1 ① G4-3		X 0-0 ② G3		X 0-0 ③ G4-3			X 0-0 ① G6-3 S S S	0-3 ③ K2-3	3	0	0	0	0	0	1
5 Adrián Sanchez, R (5, 4)										2	0	0	0	0	1	0
14 Victor Robles, R (1, 8) OBP: 0.455, SLG: 0.600	X 0-0 29 S 1B		X 0-0 71 2-5 2B			X 0-0 ① G6-3		X 0-0 27 BB 13 BB 1B		3	0	2	0	0	0	0
6 Daniel Johnson, L (6, 9) OBP: 1.000, SLG: 1.000										1	0	1	0	0	0	0
71 José Marmolejos, L (1, 3) OBP: 0.300, SLG: 0.300	1 SAFE X 0-0 ② F7		D 1-0 ③ 2-5 2-3	X 0-0 45 G6-4-3 29 1B 1B		X 0-0 1B		X 0-0 ② F7		3	0	2	0	0	0	1
74 Taylor Gushue, S (6, 2) OBP: 0.143, SLG: 0.143										1	0	0	0	0	0	1
29 Pedro Severino, R (1, 2) OBP: 0.200, SLG: 0.200	1 SAFE S X 0-1 ③ L7 1-2			1 SAFE X 0-0 45 G6-4-3 1-2 1B		S S S 0-3 ② K		B B B B 4-0 27 BB 1-2 BB		3	0	1	0	0	1	2
13 Ian Sagdal, L (6, 3)										0	0	0	0	1	0	0
45 Andrew Stevenson, L (1, 7) OBP: 0.333, SLG: 0.364		B B B B 4-0 19 1B BB		X 0-0 ① ② G6-4-3 1-2f 2-3		S S S 0-3 ③ K		B B B B 4-0 1-2 2-3 BB		2	0	0	0	1	1	3
27 Blake Perkins, S (6, 8)										0	0	0	0	1	0	0
19 Matt Reynolds, R (1, 6) OBP: 0.444, SLG: 0.286	X 0-0 ① 61 S 9 BB 61 F9-2 1-3 1B		X 0-0 ③ G6-3				X 0-0 ① F9	C C C 0-3 ③ K		3	0	1	0	0	0	1
17 Reid Brignac, L (7, 6)										1	0	0	0	0	1	3
9 Rafael Bautista, R (1, 9)		B B B B 4-0 61 S 1-2 BB			X 0-0 ① P5		X 0-0 1B	X 0-0 HR		1	0	0	0	1	0	0
49 Moisés Sierra, R (6, 7) OBP: 0.714, SLG: 1.167										2	1	2	1	0	0	0
61 Chris Dominguez, R (1, 5) OBP: 0.429, SLG: 0.429	B X 1-0 ② ③ F9-2 1-2 2-H				X 0-0 64 WP 1B		X 0-0 ② F7		S S S 0-3 ① K	2	0	1	0	0	0	2
73 Kelvin Gutiérrez, R (6, 5)										2	0	0	0	0	1	1
64 Spencer Kieboom, R (1, 10) OBP: 0.250, SLG: 0.250			X 0-0 ① L7		B C C C 1-3 ② K 1-2		X 0-0 ③ F7		X 0-0 ② G6-3	4	0	0	0	0	1	2
Inning Stats	R: 0 E: 0 K: 0 S: 6 H: 1 LOB: 1 BB: 0 P: 6	R: 0 E: 0 K: 0 S: 2 H: 1 LOB: 1 BB: 2 P: 11	R: 0 E: 0 K: 0 S: 3 H: 1 LOB: 1 BB: 0 P: 4	R: 0 E: 0 K: 0 S: 4 H: 2 LOB: 1 BB: 0 P: 4	R: 0 E: 0 K: 1 S: 6 H: 1 LOB: 1 BB: 0 P: 7	R: 0 E: 0 K: 2 S: 8 H: 1 LOB: 1 BB: 0 P: 8	R: 0 E: 0 K: 0 S: 4 H: 1 LOB: 1 BB: 0 P: 4	R: 0 E: 0 K: 1 S: 6 H: 1 LOB: 3 BB: 2 P: 14	R: 1 E: 0 K: 2 S: 8 H: 1 LOB: 0 BB: 0 P: 8	1B: 8 2B: 2 3B: 0 HR: 1 SF: 0 SAC: 0 DP: 2 HBP: 0						

PITCHER		IP	WLS	BF	H	R	ER	SO	BB	IBB	HBP	BLK	WP	HR	S	P	ERA	WHIP
49 Julio Teheran, R ERA:	(1, 1)	2.0	W	8	2	0	0	0	2	0	0	0	0	0	8	17	0.00	2.000
38 Arodys Vizcaíno, R ERA:	(3, 1)	1.0	H	4	1	0	0	0	0	0	0	0	0	0	3	4	0.00	1.000
33 A.J. Minter, L ERA:	(4, 1)	1.0	H	4	2	0	0	0	0	0	0	0	0	0	4	4	0.00	2.000
67 Anyelo Gómez, R ERA:	(5, 1)	1.0	H	4	1	0	0	1	0	0	0	0	1	0	6	7	0.00	1.000
30 Peter Moylan, R ERA:	(6, 1)	1.0	H	4	1	0	0	2	0	0	0	0	0	0	8	8	0.00	1.000

PITCHER		IP	WLS	BF	H	R	ER	SO	BB	IBB	HBP	BLK	WP	HR	S	P	ERA	WHIP
72 Miguel Socolovich, R ERA: 32.4	(7, 1)	1.0	H	4	1	0	0	0	0	0	0	0	0	0	4	4	0.00	1.000
61 Akeel Morris, R ERA:	(8, 1)	1.0	H	6	1	0	0	1	2	0	0	0	0	0	6	14	0.00	3.000
57 Rex Brothers, L ERA: 4.5	(9, 1)	1.0	S	4	1	1	1	2	0	0	0	0	0	1	8	8	9.00	1.000

TOP 1

Washington Nationals @ Atlanta Braves

Stadium at the ESPN Wide World of Sports, Lake Buena Vista, FL

Mon Feb 26 2018, 1:09 PM - 3:56 PM EST

Att. 3,772 - Sunny - 84 F

livebaseballscorecards.com

AB	33
R	1
H	10
RBI	1
BB	4
SO	6
LOB	17

WP: 1 PB: 0 SB: 3 CS: 0

PA: 37

BOTTOM

Batter	1	2	3	4	5	6	7	8	9	AB	R	H	RBI	BB	SO	LOB
11 Ender Inciarte, L (1, 8) 18 Lane Adams, R (5, 8) (9, 9)	S S S 0-3 ① K	x 0-0 ③ G3			S S S 0-3 ① K		x 0-0 ① F7			2 0 0 0 0 1 2 2 0 0 0 0 1 0						
1 Ozzie Albies, S (1, 4) OBP: 0.444, SLG: 0.444 73 Sean Kazmar Jr., R (6, 4)	x 0-0 5 1B 1B		x 0-0 5 L4-3 1B		S S S 0-3 ② K		x 0-0 ② G5-3			3 0 2 0 0 1 0 1 0 0 0 0 0 0						
5 Freddie Freeman, L (1, 3) OBP: 0.500, SLG: 0.500 96 Carlos Franco, L (5, 3) OBP: 0.500, SLG: 1.200	x 0-0 25 G4-6-3 1-3 1B		1 SAFE 1 SAFE x 0-0 ① ② L4-3 1-1		x 0-0 ③ F8		x 0-0 ③ G4-3			2 0 1 0 0 0 1 2 0 0 0 0 0 0						
25 Tyler Flowers, R (1, 2) 69 Rob Brantly, L (6, 2) OBP: 0.250, SLG: 0.250	x 0-0 ② ③ G4-6-3 1-2f	x 0-0 ③ F8				C C C 0-3 ① K		S S S 0-3 ① K		2 0 0 0 0 0 2 2 0 0 0 0 2 0						
22 Nick Markakis, L (1, 9) OBP: 0.500, SLG: 0.500 20 Preston Tucker, L (4, PR) OBP: 0.714, SLG: 0.750 (5, 9) 86 Cristian Pache, R (8, PR) OBP: 0.667, SLG: 0.667 (9, 8)		x 0-0 ① L7		x 0-0 24 1B 17 G3 1B		B B B B 4-0 14 WP 23 1B BB		B B B B 4-0 BB		2 0 1 0 0 0 0 0 1 0 0 2 0 0 0 0 0 0 0 0 0						
17 Johan Camargo, S (1, 5) OBP: 0.167, SLG: 0.200 14 Rio Ruiz, L (5, 5) OBP: 0.125, SLG: 0.125		x 0-0 ② G6-3		x 0-0 ① G3 1-2		B B S S S 2-3 ② K 1-3		1 SAFE x 0-0 ② F7		2 0 0 0 0 0 1 2 0 0 0 0 1 2						
82 Ronald Acuña Jr., R (1, 7) OBP: 0.111, SLG: 0.111 23 Danny Santana, S (6, 7) OBP: 0.286, SLG: 0.286		x 0-0 24 2B 1B		x 0-0 ② G6-3		x 0-0 70 1B 70 S 3-H 1B		x 0-0 ③ G1-3		2 1 1 0 0 0 2 2 0 1 1 0 0 1						
24 Kurt Suzuki, R (1, 10) OBP: 1.000, SLG: 1.500 70 Jaff Decker, L (6, PH) OBP: 0.400, SLG: 0.250 (7, 10)		1 SAFE 1 SAFE x 0-0 1-H 2B		x 0-0 2-3 1B		1 SAFE 1 SAFE 1 SAFE B x 1-0 1-3 1B				2 0 2 1 0 0 0 1 0 1 0 0 0 0						
7 Dansby Swanson, R (1, 6) OBP: 0.250, SLG: 0.571 27 Christian Colón, R (5, 6) OBP: 0.400, SLG: 0.250		B B B B 4-0 BB		S S S 0-3 ③ K		x 0-0 ③ P4				1 0 0 0 1 1 2 1 0 0 0 0 0 2						
Inning Stats	R: 0 H: 2 E: 0 LOB: 1 K: 1 BB: 0 S: 6 P: 6	R: 1 H: 2 E: 0 LOB: 2 K: 0 BB: 1 S: 5 P: 9	R: 0 H: 1 E: 0 LOB: 0 K: 0 BB: 0 S: 3 P: 3	R: 0 H: 2 E: 0 LOB: 2 K: 1 BB: 0 S: 7 P: 7	R: 0 H: 0 E: 0 LOB: 0 K: 2 BB: 0 S: 7 P: 7	R: 1 H: 2 E: 0 LOB: 2 K: 2 BB: 1 S: 9 P: 16	R: 0 H: 0 E: 0 LOB: 0 K: 0 BB: 0 S: 3 P: 3	R: 0 H: 0 E: 0 LOB: 1 K: 1 BB: 1 S: 5 P: 9		1B: 8 SF: 0 2B: 2 SAC: 0 3B: 0 DP: 2 HR: 0 HBP: 0						

PITCHER	IP	WLS	BF	H	R	ER	SO	BB	IBB	HBP	BLK	WP	HR	S	P	ERA	WHIP
23 Erick Fedde, R (1, 1) ERA: 4.5	2.0	L	10	4	1	1	1	1	0	0	0	0	0	11	15	4.50	2.500
56 Brady Dragmire, R (3, 1) ERA: 2.25	2.0		8	3	0	0	1	0	0	0	0	0	0	10	10	0.00	1.500
43 Roman Mendez, R (5, 1) ERA:	1.0		3	0	0	0	2	0	0	0	0	0	0	7	7	0.00	0.000
72 Enny Romero, L (6, 1) ERA: 13.5	0.2		5	2	1	1	2	1	0	0	0	1	0	8	15	13.50	4.500
48 Chris Smith, R (6, 1) ERA:	1.1		4	0	0	0	0	0	0	0	0	0	0	4	4	0.00	0.000

PITCHER	IP	WLS	BF	H	R	ER	SO	BB	IBB	HBP	BLK	WP	HR	S	P	ERA	WHIP
55 Tim Collins, L (8, 1) ERA:	1.0		4	0	0	0	1	1	0	0	0	0	0	5	9	0.00	1.000

AB	31
R	2
H	9
RBI	2
BB	3
SO	7
LOB	15

1B: 8 SF: 0 PA: 34
2B: 2 SAC: 0
3B: 0 DP: 2
HR: 0 HBP: 0

WP: 2
PB: 0
SB: 1
CS: 0

Washington Nationals @ Atlanta Braves

Stadium at the ESPN Wide World of Sports, Lake Buena Vista, FL

Mon Feb 26 2018, 1:09 PM - 3:56 PM EST

Att. 3,772 - Sunny - 84 F

livebaseballscorecards.com

Pittsburgh Pirates @ Atlanta Braves

Stadium at the ESPN Wide World of Sports, Lake Buena Vista, FL

Tue Feb 27 2018, 1:06 PM - 3:52 PM EST

Att. 3,220 - Partly Cloudy - 78 F

livebaseballscorecards.com

Batter	1	2	3	4	5	6	7	8	9	AB	R	H	RBI	BB	SO	LOB
26 Adam Frazier, L (1, 7) 44 Christopher Bostick, R (6, 7) OBP: 0.143, SLG: 0.286	G4-3		F7		F8		36 2B 2B		K	3 2	0 1	0 1	0 0	0 0	0 1	1 0
19 Colin Moran, L (1, 5) OBP: 0.333, SLG: 0.375 36 José Osuna, R (6, 5) OBP: 0.286, SLG: 0.429 92 Alfredo Reyes, R (9, PR) OBP: 0.500, SLG: 2.000 (9, 5)	P5		BB		2B		2-H 2B		17 S 1B	2 2 0	0 0 0	1 2 0	0 1 0	1 0 0	0 0 0	0 0 0
47 Jordan Luplow, R (1, 9) OBP: 0.125, SLG: 0.125 17 Austin Meadows, L (6, 9) OBP: 0.625, SLG: 1.143	F7		L8		F7		G6-3		1 SAFE 1 SAFE C X G6-3 1-2	3 2	0 0	0 0	0 0	0 0	0 0	3 2
92 Bryce Brentz, R (1, 10)		BB 61 G5-4-3 72 BB		HBP 72 2B 61 2B	K			P4		2	1	0	0	1	1	1
72 Kevin Kramer, L (1, 6) OBP: 0.667, SLG: 1.500 88 Cole Tucker, S (6, PH) OBP: 0.429, SLG: 0.400 (6, 6)		BB 61 G5-4-3 1-2		1 SAFE 1 SAFE X 2B 61 2B 1-3		P5		BB 92 S		1 1	1 0	1 0	0 0	1 1	0 0	0 0
61 Eric Wood, R (1, 3) OBP: 0.375, SLG: 0.625 92 Wyatt Mathisen, R (6, PH) (6, 3)		G5-4-3 1-2f 2-3		2B 2-H 3-H		F8		BB 1-2		2 1	0 0	1 0	2 0	0 1	0 0	2 0
27 Todd Cunningham, S (1, 8) 91 Bryan Reynolds, S (6, PH) (6, 8)		F8		K		G3		K		2 2	0 0	0 0	0 0	0 0	1 1	2 2
38 Max Moroff, S (1, 4) OBP: 0.333, SLG: 0.500 81 Pablo Reyes, R (6, 4) OBP: 0.333, SLG: 0.200	F7		P6				83 G6-4-3 1B	K		2 2	0 0	0 1	0 0	0 0	0 1	1 2
58 Jacob Stallings, R (1, 2) OBP: 0.286, SLG: 0.333 83 Christian Kelley, R (6, 2)	2B		F9				G6-4-3 1-2f		L6	2 2	0 0	1 0	0 0	0 0	0 0	1 1
Inning Stats	R: 0 E: 0 K: 0 S: 3 H: 0 LOB: 0 BB: 0 P: 3	R: 0 E: 0 K: 0 S: 2 H: 0 LOB: 1 BB: 2 P: 10	R: 0 E: 0 K: 0 S: 4 H: 1 LOB: 2 BB: 1 P: 8	R: 2 E: 0 K: 1 S: 7 H: 2 LOB: 1 BB: 0 P: 8	R: 0 E: 0 K: 1 S: 6 H: 1 LOB: 1 BB: 0 P: 6	R: 0 E: 0 K: 0 S: 3 H: 0 LOB: 0 BB: 0 P: 3	R: 1 E: 0 K: 0 S: 5 H: 3 LOB: 1 BB: 0 P: 5	R: 0 E: 0 K: 2 S: 7 H: 0 LOB: 2 BB: 2 P: 15	R: 0 E: 0 K: 1 S: 7 H: 1 LOB: 2 BB: 0 P: 7	1B: 2 2B: 6 3B: 0 HR: 0 SF: 0 SAC: 0 DP: 2 HBP: 1						

PITCHER		IP	WLS	BF	H	R	ER	SO	BB	IBB	HBP	BLK	WP	HR	S	P	ERA	WHIP
26 Mike Foltynewicz, R ERA:	(1, 1)	2.0		7	0	0	0	0	2	0	0	0	0	0	5	13	0.00	1.000
46 Chase Whitley, R ERA: 7.71	(3, 1)	1.1		9	3	2	2	1	1	0	1	0	0	0	9	14	13.50	3.000
39 Sam Freeman, L ERA:	(4, 1)	1.2		6	1	0	0	1	0	0	0	0	0	0	8	8	0.00	0.600
52 José Ramirez, R ERA:	(6, 1)	1.0		3	0	0	0	0	0	0	0	0	0	0	3	3	0.00	0.000
56 Jason Hursh, R ERA: 27.0	(7, 1)	1.0		5	3	1	1	0	0	0	0	0	0	0	5	5	9.00	3.000
58 Dan Winkler, R ERA:	(8, 1)	1.0		5	0	0	0	2	2	0	0	0	0	0	7	15	0.00	2.000
77 Josh Graham, R ERA:	(9, 1)	1.0		4	1	0	0	1	0	0	0	0	0	0	7	7	0.00	1.000

AB	33
R	3
H	8
RBI	3
BB	5
SO	5
LOB	18

WP: 0 PB: 0 SB: 2 CS: 0 PA: 39

Pittsburgh Pirates @ Atlanta Braves

Tue Feb 27 2018, 1:06 PM - 3:52 PM EST
Att. 3,220 - Partly Cloudy - 78 F

BOTTOM

livebaseballscorecards.com

Batter	1	2	3	4	5	6	7	8	9	AB	R	H	RBI	BB	SO	LOB
11 Ender Inciarte, L (1, 8) OBP: 0.200, SLG: 0.200 86 Cristian Pache, R (6, 8) OBP: 0.500, SLG: 0.500	G4-3		1 G6-3, 1-2, 1B		G4-3			G4-3		3 1	0 0	1 0	0 0	0 0	0 0	0 0
1 Ozzie Albies, S (1, 4) OBP: 0.417, SLG: 0.364 88 Ray-Patrick Didder, R (6, 4)	5 G3, BB		G6-3, 1-2f		G4-3			K		2 1	0 0	0 0	0 0	1 0	0 1	2 0
5 Freddie Freeman, L (1, 3) OBP: 0.250, SLG: 0.250 14 Rio Ruiz, L (5, 3) OBP: 0.100, SLG: 0.100	G3, 1-2			G5-3		F7		K		2 2	0 0	0 0	0 0	0 0	0 1	1 0
24 Kurt Suzuki, R (1, 2) OBP: 0.750, SLG: 1.000 84 Alex Jackson, R (6, 2) OBP: 0.125, SLG: 0.125	G5-3			22 BB, 8 2B, 1B		F7			P4	2 2	1 0	1 0	0 0	0 0	0 0	1 0
22 Nick Markakis, L (1, 9) OBP: 0.500, SLG: 0.333 70 Jaff Decker, L (4, PR) OBP: 0.286, SLG: 0.167 (5, 9)		K		8 2B, 1-2, BB		G4-3			K	1 2	0 1	0 0	0 0	0 0	1 1	0 0
17 Johan Camargo, S (1, 5) OBP: 0.222, SLG: 0.625 83 Austin Riley, R (8, 5) 23 Danny Santana, S (9, PR) OBP: 0.286, SLG: 0.286		G5-3		F5				HR	BB	3 0 0	1 0 0	1 0 0	1 0 0	0 1 0	0 0 0	2 0 0
8 Charlie Culberson, R (1, 6) OBP: 0.429, SLG: 0.833 73 Sean Kazmar Jr., R (6, 6)		G1-3		1-H, 2-H, 2B				L4	P6	2 2	0 0	1 0	2 0	0 0	0 0	0 1
18 Lane Adams, R (1, 7) 87 Dustin Peterson, R (8, 7)			K	F9				K		3 0	0 0	0 0	0 0	0 0	2 0	2 0
8 Chris Stewart, R (1, 10) OBP: 1.000, SLG: 1.000 20 Preston Tucker, L (7, PH) OBP: 0.625, SLG: 0.600 (8, 10)			11 1B, BB		1B			G4-3		1 1	0 0	1 0	0 0	1 0	0 0	0 0
Inning Stats	R: 0 E: 0 K: 0 S: 3 H: 0 LOB: 1 BB: 1 P: 7	R: 0 E: 0 K: 1 S: 5 H: 0 LOB: 0 BB: 0 P: 5	R: 0 E: 0 K: 1 S: 5 H: 1 LOB: 1 BB: 1 P: 9	R: 2 E: 0 K: 0 S: 5 H: 2 LOB: 2 BB: 1 P: 9	R: 0 E: 0 K: 0 S: 3 H: 1 LOB: 0 BB: 0 P: 3	R: 0 E: 0 K: 0 S: 3 H: 0 LOB: 0 BB: 0 P: 3	R: 1 E: 0 K: 1 S: 6 H: 1 LOB: 0 BB: 0 P: 6	R: 0 E: 0 K: 2 S: 7 H: 0 LOB: 0 BB: 0 P: 7	R: 0 E: 0 K: 1 S: 5 H: 0 LOB: 1 BB: 1 P: 9	1B: 3 2B: 1 3B: 0 HR: 1 SF: 0 SAC: 0 DP: 1 HBP: 0						

	AB	30
	R	3
	H	5
	RBI	3
	BB	4
	SO	6
	LOB	9

PITCHER		IP	WLS	BF	H	R	ER	SO	BB	IBB	HBP	BLK	WP	HR	S	P	ERA	WHIP
43 Steven Brault, L ERA:	(1, 1)	2.0		7	0	0	0	1	1	0	0	0	0	0	8	12	0.00	0.500
51 Jordan Milbrath, R ERA:	(3, 1)	1.0		4	1	0	0	1	1	0	0	0	0	0	5	9	0.00	2.000
52 Jack Leathersich, L ERA: 9.0	(4, 1)	1.0	B	6	2	2	2	0	1	0	0	0	0	0	5	9	18.00	3.000
48 Richard Rodríguez, R ERA: 13.5	(5, 1)	1.0		3	1	0	0	0	0	0	0	0	0	0	3	3	0.00	1.000
64 Tyler Eppler, R ERA:	(6, 1)	1.0		3	0	0	0	0	0	0	0	0	0	0	3	3	0.00	0.000

PITCHER		IP	WLS	BF	H	R	ER	SO	BB	IBB	HBP	BLK	WP	HR	S	P	ERA	WHIP
78 Brett McKinney, R ERA: 6.75	(7, 1)	1.0	B	4	1	1	1	1	0	0	0	0	0	1	6	6	9.00	1.000
84 Alex McRae, R ERA: 12.0	(8, 1)	2.0		7	0	0	0	3	1	0	0	0	0	0	12	16	0.00	0.500

PB: 0
SB: 0
CS: 0
PA: 34

New York Mets @ Atlanta Braves

Stadium at the ESPN Wide World of Sports, Lake Buena Vista, FL

Wed Feb 28 2018, 1:07 PM - 3:48 PM EST

Att. 4,384 - Partly Cloudy - 80 F

TOP

livebaseballscorecards.com

Batter	1	2	3	4	5	6	7	8	9	AB	R	H	RBI	BB	SO	LOB
1 Amed Rosario, R (1, 6) OBP: 0.300, SLG: 0.400 82 Luis Carpio, R (6, 6)	G4-3		G6-3		L9		L7		K	3 2	0 0	0 0	0 0	0 0	0 1	1 0
9 Brandon Nimmo, L (1, 8) OBP: 0.364, SLG: 0.778 83 Patrick Biondi, L (5, 8) OBP: 0.500, SLG: 0.444	K			HR	BB 1-2			F8		2 1	1 0	1 0	1 0	1 0	1 0	0 0
59 Jose Lobaton, S (1, 2) OBP: 0.400, SLG: 0.700 77 Tomás Nido, R (5, 2) OBP: 0.429, SLG: 0.500	K			74 BB 70 1B 71 G4-6-3 1B	F8 2-3			83 G6-3 1B		3 1	1 0	1 1	0 0	0 0	1 0	2 0
70 Patrick Mazeika, L (1, 10) OBP: 0.800, SLG: 0.667 83 Tim Tebow, L (5, PH) (5, 10)		K		71 G4-6-3 74 BB 2 1B 1-2 1B	F8			G6-3 1-2f		2 2	1 0	1 0	0 0	0 0	1 0	0 3
74 Pete Alonso, R (1, 3) OBP: 0.444, SLG: 0.286 84 Jeremy Vasquez, L (8, 3) OBP: 0.333, SLG: 0.200		2 G6-3 71 BB 1B		71 G4-6-3 1-2 2-3 BB		2 G6-4-3 HBP			K	1 1	0 0	1 0	0 0	0 0	1 1	0 0
71 Zach Borenstein, L (1, 9) OBP: 0.231, SLG: 0.333 85 L.J. Mazzilli, R (8, 9) OBP: 0.500, SLG: 0.750		BB 1-2		G4-6-3 1-2f 2-3 3-H		K			K	2 1	0 0	0 0	0 0	1 0	1 1	3 0
2 Gavin Cecchini, R (1, 4) OBP: 0.667, SLG: 1.167 60 Luis Guillorme, L (6, 4) OBP: 0.571, SLG: 1.000		G6-3 2-3		75 S 3-H 1B		G6-4-3 1-2f			84 WP 84 1B 1B	3 1	0 1	1 1	1 0	0 0	0 0	3 0
75 David Thompson, R (1, 5) OBP: 0.417, SLG: 0.400 84 Jeff McNeil, L (8, 5) OBP: 0.667, SLG: 0.500		P5	P3 1-2				1B		80 HR 1-H 1B	3 1	0 1	1 1	0 1	0 0	0 0	1 0
16 Matthew den Dekker, L (1, 7) OBP: 0.400, SLG: 0.250 80 Arnaldo Berrios, S (8, 7) OBP: 0.500, SLG: 1.500		P4			59 F8 9 BLK BB		G3-1		HR 1-H	2 1	0 1	0 1	0 2	1 0	0 0	0 0
Inning Stats	R: 0 E: 0 K: 2 S: 8 H: 0 LOB: 0 BB: 0 P: 8	R: 0 E: 0 K: 1 S: 5 H: 1 LOB: 2 BB: 1 P: 10	R: 0 E: 0 K: 0 S: 3 H: 0 LOB: 0 BB: 0 P: 3	R: 3 E: 0 K: 0 S: 6 H: 4 LOB: 1 BB: 1 P: 11	R: 0 E: 0 K: 0 S: 3 H: 0 LOB: 2 BB: 2 P: 11	R: 0 E: 0 K: 1 S: 4 H: 0 LOB: 0 BB: 0 P: 5	R: 0 E: 0 K: 0 S: 3 H: 1 LOB: 0 BB: 0 P: 3	R: 0 E: 0 K: 0 S: 3 H: 1 LOB: 0 BB: 0 P: 3	R: 3 E: 0 K: 3 S: 12 H: 3 LOB: 0 BB: 0 P: 13	1B: 8 2B: 0 3B: 0 HR: 2 SF: 0 SAC: 0 DP: 3 HBP: 1						

	AB	32
	R	6
	H	10
	RBI	5
	BB	4
	SO	7
	LOB	13

WP: 1 PB: 0 SB: 1 CS: 0 PA: 37

PITCHER		IP	WLS	BF	H	R	ER	SO	BB	IBB	HBP	BLK	WP	HR	S	P	ERA	WHIP
32 Brandon McCarthy, R ERA:	(1, 1)	3.0		10	1	0	0	3	1	0	0	0	0	0	16	21	0.00	0.667
51 Shane Carle, R ERA: 13.5	(4, 1)	1.0	B	7	4	3	3	0	1	0	0	0	0	1	6	11	27.00	5.000
76 Kolby Allard, L ERA:	(5, 1)	2.0		8	0	0	0	1	2	0	1	1	0	0	7	16	0.00	1.000
36 Aaron Blair, R ERA:	(7, 1)	1.0		3	1	0	0	0	0	0	0	0	0	0	3	3	0.00	1.000
63 Jesse Biddle, L ERA:	(8, 1)	1.0	H	3	1	0	0	0	0	0	0	0	0	0	3	3	0.00	1.000

PITCHER		IP	WLS	BF	H	R	ER	SO	BB	IBB	HBP	BLK	WP	HR	S	P	ERA	WHIP
71 Josh Ravin, R ERA: 13.5	(9, 1)	1.0	L	6	3	3	3	3	0	0	0	0	1	1	12	13	27.00	3.000

BOTTOM

Batter	1	2	3	4	5	6	7	8	9	AB	R	H	RBI	BB	SO	LOB
82 Ronald Acuña Jr., R (1, 8) OBP: 0.231, SLG: 0.231 86 Cristian Pache, R (8, 8) OBP: 0.400, SLG: 0.400	C C C 0-3 K		X 0-0 G6-3		X 0-0 23 1B 1B		B X 1-0 96 F8 23 S 1-H 3-H 1B		X 0-0 G6-3	4 0 2 2 0 1 0 1 0 0 0 0 0 0						
23 Danny Santana, S (1, 9) OBP: 0.455, SLG: 0.545 99 Michael Reed, R (8, 9)	X 0-0 5 A4/ D8 2-3-2 1B			X 0-0 20 WP 2B	X 0-0 1-3 1B		B S S S 1-3 K 1-2		C C C 0-3 K	4 1 3 0 0 1 1 1 0 0 0 0 1 0						
5 Freddie Freeman, L (1, 3) OBP: 0.167, SLG: 0.167 96 Carlos Franco, L (5, 3) OBP: 0.375, SLG: 0.857 18 Lane Adams, R (9, PH)	C C C 1 SAFE 0-3 K2-3-2 1-1			S S S 0-3 K	X 0-0 G4-3		X 0-0 F8 2-3		C C C 0-3 K	2 0 0 0 0 2 2 2 0 0 0 0 0 4 1 0 0 0 0 1 0						
25 Tyler Flowers, R (1, 2) 80 Kade Scivicque, R (5, 2)		B B B B 4-0 20 1B 7 G4-6-3 BB		C C C 0-3 K	X 0-0 P6		C C C 0-3 K			1 1 0 0 1 1 1 2 0 0 0 0 1 2						
20 Preston Tucker, L (1, 7) OBP: 0.636, SLG: 0.625 87 Dustin Peterson, R (7, 7)		X 0-0 7 G4-6-3 1-3 1B		D B X 2-0 7 1B 2-H 1B		C C C 0-3 K		X 0-0 G6-3		3 0 2 0 0 1 0 1 0 0 0 0 0 0						
7 Dansby Swanson, R (1, 6) OBP: 0.364, SLG: 0.600 97 Tyler Smith, R (7, 6)		X 0-0 G4-6-3 1-2f 3-H		X 0-0 1-2 1B		X 0-0 1B		B B B B 4-0 74 1B BB		3 0 2 0 0 0 1 0 0 0 0 1 0 0						
83 Austin Riley, R (1, 10) 74 Tyler Marlette, R (6, PH) OBP: 0.250, SLG: 0.250 (7, 10)		X 0-0 F8		X 0-0 L8		X 0-0 P4		X 0-0 1-2 1B		2 0 0 0 0 0 2 2 0 1 0 0 0 1						
14 Rio Ruiz, L (1, 5) OBP: 0.083, SLG: 0.083 8 Charlie Culberson, R (6, 5) OBP: 0.444, SLG: 0.750			X 0-0 G4-3		S S S 0-3 K		X 0-0 27 1B 82 1B 1B	X 0-0 P5		2 0 0 0 0 1 0 2 1 1 0 0 0 2						
27 Christian Colón, R (1, 4) OBP: 0.375, SLG: 0.286 88 Ray-Patrick Didder, R (7, PR) (8, 4)			X 0-0 P6		X 0-0 L9		X 0-0 82 S 82 1B 1-3 1B	C 2 SAFE X 0-1 P4		3 0 1 0 0 0 0 1 1 0 0 0 0 2						
Inning Stats	R: 0 H: 1 E: 0 LOB: 1 K: 2 BB: 0 S: 7 P: 7	R: 1 H: 1 E: 0 LOB: 0 K: 0 BB: 1 S: 3 P: 7	R: 0 H: 0 E: 0 LOB: 0 K: 0 BB: 0 S: 3 P: 3	R: 1 H: 3 E: 0 LOB: 2 K: 2 BB: 0 S: 10 P: 12	R: 0 H: 2 E: 0 LOB: 2 K: 1 BB: 0 S: 7 P: 7	R: 0 H: 1 E: 0 LOB: 1 K: 1 BB: 0 S: 6 P: 6	R: 2 H: 3 E: 0 LOB: 2 K: 2 BB: 0 S: 10 P: 12	R: 0 H: 1 E: 0 LOB: 2 K: 0 BB: 1 S: 5 P: 9	R: 0 H: 0 E: 0 LOB: 0 K: 2 BB: 0 S: 7 P: 7	1B: 11 SF: 0 2B: 2 SAC: 0 3B: 0 DP: 2 HR: 0 HBP: 0						

PITCHER		IP	WLS	BF	H	R	ER	SO	BB	IBB	HBP	BLK	WP	HR	S	P	ERA	WHIP
33 Matt Harvey, R ERA: 4.5	(1, 1)	2.0		7	2	1	1	2	1	0	0	0	0	0	10	14	4.50	1.500
62 Tyler Bashlor, R ERA: 6.0	(3, 1)	1.0		3	0	0	0	0	0	0	0	0	0	0	3	3	0.00	0.000
45 Zack Wheeler, R ERA: 4.5	(4, 1)	1.0	H	6	3	1	1	2	0	0	0	0	1	0	10	12	9.00	3.000
51 Paul Sewald, R ERA: 3.0	(5, 1)	2.0	H	9	3	0	0	2	0	0	0	0	0	0	13	13	0.00	1.500
35 Jacob Rhame, R ERA: 6.0	(7, 1)	1.0	B	6	3	2	2	2	0	0	0	0	0	0	10	12	18.00	3.000

PITCHER		IP	WLS	BF	H	R	ER	SO	BB	IBB	HBP	BLK	WP	HR	S	P	ERA	WHIP
80 P.J. Conlon, L ERA: 4.91	(8, 1)	2.0	W	8	1	0	0	2	1	0	0	0	0	0	12	16	0.00	1.000

New York Mets @ Atlanta Braves

at the ESPN Wide World of Sports, Lake Buena Vista, FL

Wed Feb 28 2018, 1:07 PM - 3:48 PM EST

Att. 4,384 - Partly Cloudy - 80 F

Stadium at the

livebaseballscorecards.com

AB	37
R	4
H	12
RBI	2
BB	2
SO	10
LOB	18

1B: 11 SF: 0
2B: 2 SAC: 0
3B: 0 DP: 2
HR: 0 HBP: 0

WP: 2 PA: 39
PB: 0
SB: 2
CS: 0

Atlanta Braves @ Detroit Tigers

Publix Field at Joker Marchant Stadium, Lakeland, FL

Thu Mar 01 2018, 1:07 PM - 3:57 PM EST

Att. 4,576 - Partly Cloudy - 80 F

livebaseballscorecards.com

TOP

Batter	1	2	3	4	5	6	7	8	9	AB	R	H	RBI	BB	SO	LOB
1 Ozzie Albies, S (1, 4) OBP: 0.375, SLG: 0.400	0-0 7 S 24 SF7 2B	0-0 L8			0-0 F8	FSS 0-3 K		0-0 F7		4	1	1	0	0	1	1
73 Sean Kazmar Jr., R (7, 6)										1	0	0	0	0	0	1
7 Dansby Swanson, R (1, 6) OBP: 0.467, SLG: 0.583	BH 2-0 83 HBP 70 BB 2-3 HBP		0-0 G4-3		0-0 82 HBP 1B		BBBB 4-0 70 G3-1 82 BB BB	CCBX 1-2 1-H HR		2	0	1	0	1	0	0
96 Cleuluis Rondon, S (7, 4) OBP: 1.000, SLG: 4.000										1	1	1	2	0	0	0
82 Ronald Acuña Jr., R (1, 8) OBP: 0.389, SLG: 0.313	0-0 P4		0-0 24 1B 1B		BBH 3-0 1-2 HBP		BBBBB 4-0 70 G3-1 1-2 BB	0-0 1B		3	0	2	0	1	0	2
24 Kurt Suzuki, R (1, 2) OBP: 0.571, SLG: 0.833	0-0 SF7 3-H		0-0 83 FC4-6 1-2 1B		0-0 L4	SST 0-2 K	SSS 0-3 K			2	0	1	1	0	0	1
84 Alex Jackson, R (5, 2) OBP: 0.100, SLG: 0.100										2	0	0	0	0	2	3
70 Jaff Decker, L (1, 9) OBP: 0.273, SLG: 0.111	BBBB 4-0 83 HBP 1-2 BB		0-0 F6			0-0 E2 83 HR	0-0 G3-1 1-2 2-3		FSC 0-3 K	3	1	0	0	1	0	4
81 Izzy Wilson, L (7, 9)										1	0	0	0	0	1	0
83 Austin Riley, R (1, 5) OBP: 0.333, SLG: 0.364	H 1-0 1-2 2-3 HBP		0-0 FC4-6 1-2f			BCX 1-1 1-H HR	H 1-0 HBP		0-0 F9	3	1	1	2	0	0	2
20 Preston Tucker, L (1, 7) OBP: 0.438, SLG: 0.385	0-0 L9			0-0 E1 96 87 FC1-6-4 G5-3		0-0 L9	0-0 G4-3		0-0 G6-3	5	0	0	0	0	0	6
72 Miguel Socolovich, R (6, 1)										0	0	0	0	0	0	0
20 Preston Tucker, L (7, PH) OBP: 0.438, SLG: 0.385										5	0	0	0	0	0	6
67 Anyelo Gómez, R (7, 1)										0	0	0	0	0	0	0
65 Ricardo Sánchez, L (8, 1)										0	0	0	0	0	0	0
20 Preston Tucker, L (9, PH) OBP: 0.438, SLG: 0.385										5	0	0	0	0	0	6
61 Akeel Morris, R (9, 1)										0	0	0	0	0	0	0
87 Dustin Peterson, R (1, 10) OBP: 0.222, SLG: 0.333		FCS 0-3 K	0-0 G5-3 1-2			0-0 2B		0-0 96 HR 1B		4	1	2	0	0	1	1
(6, 7)																
96 Carlos Franco, L (1, 3) OBP: 0.250, SLG: 0.545		CSS 0-3 K	0-0 FC1-6-4 2-3			SFS 0-3 K		FST 0-2 K		4	0	0	0	0	3	3

Inning Stats																		
	R: 1	H: 1	R: 0	H: 0	R: 0	H: 2	R: 0	H: 0	R: 0	H: 1	R: 2	H: 2	R: 0	H: 0	R: 2	H: 3	R: 0	H: 0
	E: 0	LOB: 3	E: 0	LOB: 0	E: 0	LOB: 2	E: 1	LOB: 0	E: 0	LOB: 1	E: 1	LOB: 1	E: 0	LOB: 3	E: 0	LOB: 1	E: 0	LOB: 0
	K: 0	BB: 1	K: 2	BB: 0	K: 0	BB: 0	K: 0	BB: 0	K: 0	BB: 0	K: 2	BB: 0	K: 1	BB: 2	K: 2	BB: 0	K: 1	BB: 0
	S: 4	P: 11	S: 7	P: 7	S: 5	P: 5	S: 3	P: 3	S: 3	P: 6	S: 11	P: 12	S: 5	P: 14	S: 12	P: 13	S: 5	P: 5

AB	35
R	5
H	9
RBI	5
BB	3
SO	8
LOB	24

1B: 5	SF: 1	WP: 0	PA: 43
2B: 3	SAC: 0	PB: 0	
3B: 0	DP: 1	SB: 1	
HR: 2	HBP: 4	CS: 0	

PITCHER		IP	WLS	BF	H	R	ER	SO	BB	IBB	HBP	BLK	WP	HR	S	P	ERA	WHIP
31 Ryan Carpenter, L	(1, 1)	2.0		10	1	1	1	2	1	0	2	0	0	0	11	18	4.50	1.000
ERA: 2.25																		
19 Travis Wood, L	(3, 1)	2.0	H	8	2	0	0	0	0	0	0	0	0	0	8	8	0.00	1.000
ERA:																		
77 Joe Jiménez, R	(5, 1)	1.0	H	4	1	0	0	0	0	0	1	0	0	0	3	6	0.00	1.000
ERA:																		
60 Gerson Moreno, R	(6, 1)	1.0	L	6	2	2	1	2	0	0	0	0	0	1	11	12	9.00	2.000
ERA: 3.38																		
45 Buck Farmer, R	(7, 1)	1.0		6	0	0	0	1	2	0	1	0	0	0	5	14	0.00	2.000
ERA:																		

PITCHER		IP	WLS	BF	H	R	ER	SO	BB	IBB	HBP	BLK	WP	HR	S	P	ERA	WHIP
71 Paul Voelker, R	(8, 1)	1.0		6	3	2	2	2	0	0	0	0	0	1	12	13	18.00	3.000
ERA: 5.4																		
26 Zac Reininger, R	(9, 1)	1.0		3	0	0	0	1	0	0	0	0	0	0	5	5	0.00	0.000
ERA: 4.5																		

Atlanta Braves @ Detroit Tigers

Publix Field at Joker Marchant Stadium, Lakeland, FL

Thu Mar 01 2018, 1:07 PM - 3:57 PM EST

Att. 4,576 - Partly Cloudy - 80 F

livebaseballscorecards.com

BOTTOM

Batter	1	2	3	4	5	6	7	8	9	AB	R	H	RBI	BB	SO	LOB
12 Leonys Martin, L (1, 8) OBP: 0.294, SLG: 0.294	G3		K			G3-1		K		2	0	0	0	0	1	0
13 Mike Gerber, L (6, 8) OBP: 0.273, SLG: 0.455										2	0	0	0	0	1	1
1 Jose Iglesias, R (1, 6) OBP: 0.300, SLG: 0.333	G3-1		G5-3			G1-3			L3	2	0	0	0	0	0	0
14 Alexi Amarista, L (6, 6) OBP: 0.182, SLG: 0.364										2	0	0	0	0	0	0
24 Miguel Cabrera, R (1, 3) OBP: 0.273, SLG: 0.300	G4-3			K		F7			F7	2	0	0	0	0	1	0
76 Niko Goodrum, S (5, 3) OBP: 0.438, SLG: 0.800				G5-3			G5-3		G5-3	2	1	1	1	0	0	0
9 Nick Castellanos, R (1, 9) OBP: 0.455, SLG: 1.200		HR								2	0	0	0	0	0	0
80 Ronny Rodríguez, R (5, 9) OBP: 0.200, SLG: 0.333																
41 Victor Martinez, S (1, 10) OBP: 0.300, SLG: 0.600		HR		G1-3			K			2	1	1	1	0	0	0
78 Chad Huffman, R (7, PH) OBP: 0.250, SLG: 0.455										1	0	0	0	0	1	0
(8, 10)																
34 James McCann, R (1, 2) OBP: 0.143, SLG: 0.143		K			F9		K			2	0	0	0	0	1	0
89 Jake Rogers, R (6, 2) OBP: 0.200, SLG: 0.200										1	0	0	0	0	1	0
46 Jeimer Candelario, S (1, 5) OBP: 0.429, SLG: 0.750		F9			G4-3			18 FC5-4 BB		2	0	0	0	0	0	0
82 Kody Eaves, L (6, 5) OBP: 0.571, SLG: 0.400										0	0	0	0	1	0	0
8 Mikie Mahtook, R (1, 7) OBP: 0.556, SLG: 0.500		K			1B			P6		2	0	1	0	0	1	0
73 Jason Krizan, L (6, 7) OBP: 0.429, SLG: 0.800										1	0	0	0	0	0	1
49 Dixon Machado, R (1, 4) OBP: 0.200, SLG: 0.200			G5-3		K			FC5-4 1-2f		2	0	0	0	0	1	1
18 Dawel Lugo, R (6, 4) OBP: 0.400, SLG: 0.250										1	0	0	0	0	0	1

	AB	30
	R	2
	H	3
	RBI	2
	BB	1
	SO	8
	LOB	4

Inning Stats	1	2	3	4	5	6	7	8	9
	R: 0 E: 0 K: 0 S: 3	H: 0 LOB: 0 BB: 0 P: 3	R: 2 E: 0 K: 2 S: 12	H: 2 LOB: 0 BB: 0 P: 15	R: 0 E: 0 K: 1 S: 5	H: 0 LOB: 0 BB: 0 P: 5	R: 0 E: 0 K: 1 S: 5	H: 0 LOB: 0 BB: 0 P: 5	R: 0 E: 0 K: 1 S: 6	H: 1 LOB: 1 BB: 0 P: 6	R: 0 E: 0 K: 0 S: 3	H: 0 LOB: 0 BB: 0 P: 3	R: 0 E: 0 K: 2 S: 7	H: 0 LOB: 0 BB: 0 P: 7	R: 0 E: 0 K: 1 S: 5	H: 0 LOB: 1 BB: 1 P: 9	R: 0 E: 0 K: 0 S: 3	H: 0 LOB: 0 BB: 0 P: 3

1B: 1	SF: 0	WP: 0	PA: 31
2B: 0	SAC: 0	PB: 0	
3B: 0	DP: 0	SB: 0	
HR: 2	HBP: 0	CS: 0	

PITCHER		IP	WLS	BF	H	R	ER	SO	BB	IBB	HBP	BLK	WP	HR	S	P	ERA	WHIP
15 Sean Newcomb, L ERA: 6.0	(1, 1)	2.0		8	2	2	2	2	0	0	0	0	0	2	15	18	9.00	1.000
79 Michael Soroka, R ERA: 3.0	(3, 1)	2.0		6	0	0	0	2	0	0	0	0	0	0	10	10	0.00	0.000
64 Luke Jackson, R ERA: 27.0	(5, 1)	1.0	W	4	1	0	0	1	0	0	0	0	0	0	6	6	0.00	1.000
72 Miguel Socolovich, R ERA: 20.25	(6, 1)	1.0	H	3	0	0	0	0	0	0	0	0	0	0	3	3	0.00	0.000
67 Anyelo Gómez, R ERA:	(7, 1)	1.0	H	3	0	0	0	2	0	0	0	0	0	0	7	7	0.00	0.000

PITCHER		IP	WLS	BF	H	R	ER	SO	BB	IBB	HBP	BLK	WP	HR	S	P	ERA	WHIP
65 Ricardo Sánchez, L ERA:	(8, 1)	1.0	H	4	0	0	0	1	1	0	0	0	0	0	5	9	0.00	1.000
61 Akeel Morris, R ERA:	(9, 1)	1.0	S	3	0	0	0	0	0	0	0	0	0	0	3	3	0.00	0.000

Washington Nationals @ Atlanta Braves

Stadium at the ESPN Wide World of Sports, Lake Buena Vista, FL

Thu Mar 01 2018, 1:07 PM - 3:53 PM EST

Att. 3,286 - Sunny - 78 F

TOP

livebaseballscorecards.com

Batter	1	2	3	4	5	6	7	8	9	AB	R	H	RBI	BB	SO	LOB
8 Brian Goodwin, L (1, 7) OBP: 0.300, SLG: 0.125	S S S 0-3 ① K			x 0-0 ① G3	x 0-0 ② G4-3 1-2 3-H		x 0-0 ②③ L4-5 3-3			3	0	0	1	0	1	1
74 Taylor Gushue, S (5, 2) OBP: 0.125, SLG: 0.125										1	0	0	0	0	0	2
1 Wilmer Difo, S (1, 6)	x 0-0 ② F7			x 0-0 ② G1-3	D 1-0 ③ 2-5 2-3	x 0-0 ① F9		x 0-0 E4 49 1B		3	0	0	0	0	0	0
9 Rafael Bautista, R (6, 8) OBP: 0.167, SLG: 0.091										1	0	0	0	0	0	0
14 Victor Robles, R (1, 8) OBP: 0.375, SLG: 0.467	x 0-0 ③ F8			x 0-0 ③ F9		x 0-0 49 G1-3 71 BB 45 2B 1B		S S S 0-3 ① K		3	1	1	0	0	0	0
6 Daniel Johnson, L (6, 9) OBP: 0.500, SLG: 0.500										1	0	0	0	0	1	1
71 José Marmolejos, L (1, 3) OBP: 0.353, SLG: 0.375		x 0-0 ① G4-3			x 0-0 45 G3 73 1B 2B	1 SAFE 1 SAFE B B B B	4-0 49 G1-3 45 2B 1-2 BB	S S S 0-3 ② K		2	2	1	0	1	0	0
61 Chris Dominguez, R (6, 3) OBP: 0.273, SLG: 0.273										1	0	0	0	0	1	1
29 Pedro Severino, R (1, 2) OBP: 0.143, SLG: 0.143		x 0-0 ② P2			x 0-0 E6 73 1B 45 G3 64 1B	x 0-0 ② G1-3 1-2 2-3		x 0-0 1-2 1B		2	1	0	0	0	0	1
49 Moisés Sierra, R (5, 7) OBP: 0.500, SLG: 0.727										2	0	1	0	0	0	2
45 Andrew Stevenson, L (1, 9) OBP: 0.353, SLG: 0.400		x 0-0 ③ G1			x 0-0 ① G3 1-2 2-3	x 0-0 2-H 3-H 2B		x 0-0 ③ F8		3	0	1	2	0	0	2
5 Adrián Sanchez, R (6, 6) OBP: 0.167, SLG: 0.091										1	0	0	0	0	0	2
73 Kelvin Gutiérrez, R (1, 5) OBP: 0.313, SLG: 0.214		x 0-0 17 L6-3 1B			x 0-0 64 1B 2-3 3-H 1B	x 0-0 ③ L3			x 0-0 66 G6-4-3 1B	3	1	2	1	0	0	1
4 Jacob Wilson, R (6, 5) OBP: 1.000, SLG: 1.000										1	0	1	0	0	0	0
17 Reid Brignac, L (1, 4) OBP: 0.333, SLG: 0.125	x 0-0 ①② L6-3 1-2				B B B 4-0 64 1B 8 G4-3 BB	x 0-0 64 F7 64 S 74 L4-5 E5			x 0-0 ① L4	2	1	0	0	1	0	1
63 Osvaldo Abreu, R (7, PR) OBP: 0.167, SLG: 0.167										1	0	0	0	0	0	1
(7, 4)																
64 Spencer Kieboom, R (1, 10) OBP: 0.333, SLG: 0.286	S S S 0-3 ③ K				x 0-0 1 2-5 8 G4-3 1-3 2-H 3-H 1B	B B x 2-0 ① F7 1-3			x 0-0 ②③ G6-4-3 1-2f	3	0	1	2	0	1	1
66 Jhonatan Solano, R (9, PH)										1	0	0	0	0	0	1
(9, 10)																

	AB	34
	R	6
	H	8
	RBI	6
	BB	2
	SO	4
	LOB	17

Inning Stats																																		
	R: 0	H: 0		R: 0	H: 0		R: 0	H: 1		R: 0	H: 0		R: 4	H: 3		R: 2	H: 2		R: 0	H: 0		R: 0	H: 1		R: 0	H: 1		1B: 6	SF: 0		WP: 0	PA: 36	
	E: 0	LOB: 0		E: 0	LOB: 0		E: 0	LOB: 0		E: 0	LOB: 0		E: 1	LOB: 1		E: 0	LOB: 1		E: 1	LOB: 1		E: 0	LOB: 0		E: 1	LOB: 2		2B: 4	SAC: 0		PB: 0		
	K: 1	BB: 0		K: 0	BB: 0		K: 1	BB: 0		K: 0	BB: 0		K: 0	BB: 1		K: 0	BB: 1		K: 1	BB: 0		K: 0	BB: 0		K: 2	BB: 0		3B: 0	DP: 3		SB: 1		
	S: 5	P: 5		S: 3	P: 3		S: 5	P: 5		S: 3	P: 3		S: 6	P: 11		S: 5	P: 9		S: 3	P: 5		S: 3	P: 3		S: 9	P: 9		HR: 0	HBP: 0		CS: 0		

PITCHER		IP	WLS	BF	H	R	ER	SO	BB	IBB	HBP	BLK	WP	HR	S	P	ERA	WHIP
45 Matt Wisler, R	(1, 1)	3.0		9	1	0	0	2	0	0	0	0	0	0	13	13	0.00	0.333
ERA:																		
81 Kyle Wright, R	(4, 1)	1.1	L	9	3	4	2	0	1	0	0	0	0	0	8	12	13.50	3.000
ERA: 7.71																		
57 Rex Brothers, L	(5, 1)	1.0		5	1	2	2	0	1	0	0	0	0	0	3	8	18.00	2.000
ERA: 9.0																		
30 Peter Moylan, R	(6, 1)	0.2		3	1	0	0	0	0	0	0	0	0	0	3	3	0.00	1.500
ERA:																		
38 Arodys Vizcaíno, R	(7, 1)	1.0		3	0	0	0	0	0	0	0	0	0	0	3	5	0.00	0.000
ERA:																		

PITCHER		IP	WLS	BF	H	R	ER	SO	BB	IBB	HBP	BLK	WP	HR	S	P	ERA	WHIP
33 A.J. Minter, L	(8, 1)	1.0		5	1	0	0	2	0	0	0	0	0	0	9	9	0.00	1.000
ERA:																		
66 Adam McCreery, L	(9, 1)	1.0		3	1	0	0	0	0	0	0	0	0	0	3	3	0.00	1.000
ERA:																		

Washington Nationals @ Atlanta Braves

at the ESPN Wide World of Sports, Lake Buena Vista, FL

Thu Mar 01 2018, 1:07 PM - 3:53 PM EST

Att. 3,286 - Sunny - 78 F

BOTTOM

livebaseballscorecards.com

Batter	1	2	3	4	5	6	7	8	9	AB	R	H	RBI	BB	SO	LOB
11 Ender Inciarte, L (1, 8) OBP: 0.250, SLG: 0.250 86 Cristian Pache, R (5, 8) OBP: 0.286, SLG: 0.286	F7		23 G6-3 / 23 S / 17 G6-3 / 1B	G4-3 1-2f			G4-3		K	3 2	1 0	1 0	0 0	0 0	0 1	1 2
23 Danny Santana, S (1, 7) OBP: 0.333, SLG: 0.400	G4-3		G6-3 1-3		F8		K			4	0	0	0	0	1	1
17 Johan Camargo, S (1, 5) OBP: 0.250, SLG: 0.500 94 Alay Lago, R (8, 5) OBP: 0.500, SLG: 0.500	22 1B / BB		G6-3 3-H		K			G6-3		2 1	0 0	0 0	1 0	1 0	1 0	0 0
22 Nick Markakis, L (1, 9) OBP: 0.667, SLG: 0.600 98 Xavier Avery, L (5, 9)	1-3 / 1B		8 1B / 27 1B / 1B		K			F9		2 2	1 0	2 0	0 0	0 0	0 1	0 0
8 Charlie Culberson, R (1, 4) OBP: 0.417, SLG: 0.636 88 Ray-Patrick Didder, R (8, 4)	K		1 SAFE / 27 1B 1-2 / 1B			B2-3		G1-3		3 1	0 0	1 0	0 0	0 0	1 0	2 0
27 Christian Colón, R (1, 6) OBP: 0.364, SLG: 0.300 97 Tyler Smith, R (8, 6)		L9	1-2 2-H / 1B			K			G6-3	3 1	0 0	1 0	1 0	0 0	1 0	0 0
14 Rio Ruiz, L (1, 3) OBP: 0.125, SLG: 0.188		2B	K2-3			E4			K	4	0	1	0	0	2	2
18 Lane Adams, R (1, 10) OBP: 0.071, SLG: 0.143		K		P4		P4			2B	4	0	1	0	0	1	2
69 Rob Brantly, L (1, 2) OBP: 0.333, SLG: 0.333 74 Tyler Marlette, R (7, 2) OBP: 0.333, SLG: 0.200		K		11 G4-3 / 1B			K		BB	2 1	0 0	1 0	0 0	0 1	1 1	1 0
Inning Stats	R: 0 E: 0 K: 1 S: 6 / H: 1 LOB: 2 BB: 1 P: 10	R: 0 E: 0 K: 2 S: 8 / H: 1 LOB: 1 BB: 0 P: 8	R: 2 E: 0 K: 1 S: 10 / H: 4 LOB: 2 BB: 0 P: 11	R: 0 E: 0 K: 0 S: 3 / H: 1 LOB: 0 BB: 0 P: 3	R: 0 E: 0 K: 2 S: 7 / H: 0 LOB: 0 BB: 0 P: 7	R: 0 E: 1 K: 1 S: 6 / H: 0 LOB: 1 BB: 0 P: 6	R: 0 E: 0 K: 2 S: 7 / H: 0 LOB: 0 BB: 0 P: 7	R: 0 E: 0 K: 0 S: 3 / H: 0 LOB: 0 BB: 0 P: 3	R: 0 E: 0 K: 2 S: 8 / H: 1 LOB: 2 BB: 1 P: 12	1B: 6 2B: 2 3B: 0 HR: 0 / SF: 0 SAC: 0 DP: 1 HBP: 0							

	AB	35
	R	2
	H	8
	RBI	2
	BB	2
	SO	11
	LOB	11

WP: 0 PB: 0 SB: 1 CS: 0 PA: 37

PITCHER		IP	WLS	BF	H	R	ER	SO	BB	IBB	HBP	BLK	WP	HR	S	P	ERA	WHIP
22 A.J. Cole, R	(1, 1)	2.0		9	2	0	0	3	1	0	0	0	0	0	14	18	0.00	1.500
ERA:																		
50 Austin Voth, R	(3, 1)	1.0		7	4	2	2	1	0	0	0	0	0	0	10	11	18.00	4.000
ERA: 9.0																		
72 Enny Romero, L	(4, 1)	1.0	W	3	1	0	0	0	0	0	0	0	0	0	3	3	0.00	1.000
ERA: 5.4																		
39 Bryan Harper, L	(5, 1)	1.0	H	3	0	0	0	2	0	0	0	0	0	0	7	7	0.00	0.000
ERA: 4.5																		
52 Jimmy Cordero, R	(6, 1)	1.0		4	0	0	0	1	0	0	0	0	0	0	6	6	0.00	0.000
ERA:																		

PITCHER		IP	WLS	BF	H	R	ER	SO	BB	IBB	HBP	BLK	WP	HR	S	P	ERA	WHIP
70 Austin Adams, R	(7, 1)	1.0		3	0	0	0	2	0	0	0	0	0	0	7	7	0.00	0.000
ERA:																		
59 David Goforth, R	(8, 1)	1.0		3	0	0	0	0	0	0	0	0	0	0	3	3	0.00	0.000
ERA:																		
58 César Vargas, R	(9, 1)	1.0		5	1	0	0	2	1	0	0	0	0	0	8	12	0.00	2.000
ERA:																		

Atlanta Braves @ New York Yankees

George M. Steinbrenner Field, Tampa, FL

Fri Mar 02 2018, 1:07 PM - 4:01 PM EST

Att. 9,514 - Cloudy - 78 F

TOP

livebaseballscorecards.com

Batter	1	2	3	4	5	6	7	8	9	AB	R	H	RBI	BB	SO	LOB
11 Ender Inciarte, L (1, 8) OBP: 0.182, SLG: 0.182 18 Lane Adams, R (4, 8) OBP: 0.063, SLG: 0.125 (6, 9)	S S S 0-3 ① K	X 0-0 ② FC1-6-5 1 1B 2-3		S S S 0-3 ② K2-3		S S S 0-3 ③ K2-3		X 0-0 ③ F8		3 0 0 0 0 2 2 2 0 0 0 0 1 1						
1 Ozzie Albies, S (1, 4) OBP: 0.421, SLG: 0.412 86 Cristian Pache, R (6, 8) OBP: 0.222, SLG: 0.222	B B B B 4-0 17 WP 17 2B BB	X 0-0 1-3 1B		X 0-0 ③ G6-3			S S S 0-3 ① K	X 0-0 ① L8		2 1 1 0 1 0 1 2 0 0 0 0 1 0						
5 Freddie Freeman, L (1, 3) OBP: 0.111, SLG: 0.111 14 Rio Ruiz, L (5, 3) OBP: 0.167, SLG: 0.278	X 0-0 ② F7	X 0-0 ③ F8			X 0-0 ① G4-3		X 0-0 2B	X 0-0 ② L3		3 0 0 0 0 0 3 2 0 1 0 0 0 0						
17 Johan Camargo, S (1, 5) OBP: 0.267, SLG: 0.538 96 Cleuluis Rondon, S (6, 5) OBP: 0.667, SLG: 2.000	B X 1-0 82 HR 1-H 2B		X 0-0 ① G4-3		X 0-0 ② G5-3		B B B B 4-0 BB	C C C 0-3 ③ K		3 1 1 1 0 0 0 1 0 0 0 1 1 0						
82 Ronald Acuña Jr., R (1, 7) OBP: 0.476, SLG: 0.579 87 Dustin Peterson, R (6, 7) OBP: 0.200, SLG: 0.300	B S X 1-1 2-H HR		X 0-0 8 S 1B		X 0-0 8 E 1B		S S S 0-3 ② K			3 1 3 2 0 0 0 1 0 0 0 0 1 2						
8 Charlie Culberson, R (1, 6) OBP: 0.333, SLG: 0.500 73 Sean Kazmar Jr., R (6, 6)	X 0-0 ③ G6-3		D S S S 1-3 ② K 1-2		X 0-0 FC6 1-2		X 0-0 ③ F7			3 0 0 0 0 1 2 1 0 0 0 0 0 2						
70 Jaff Decker, L (1, 9) OBP: 0.286, SLG: 0.250 88 Ray-Patrick Didder, R (6, 4)		X 0-0 83 2B 2B	X 0-0 ③ P6		X 0-0 ③ P6			C C C 0-3 ① K		3 1 1 0 0 0 3 1 0 0 0 0 1 0						
84 Alex Jackson, R (1, 2) OBP: 0.154, SLG: 0.231 80 Kade Scivicque, R (6, 2)		X 0-0 ① G6-3		X 0-0 2B		S S S 0-3 ① K2-3		H 1-0 HBP		3 0 1 0 0 1 1 0 0 0 0 0 0 0						
83 Austin Riley, R (1, 10) OBP: 0.316, SLG: 0.400		X 0-0 11 FC1-6-5 2-H 2B		C C C 0-3 ① K		S S S 0-3 ② K2-3		S S S 0-3 ② K		4 0 1 1 0 3 2						
Inning Stats	R: 3 H: 2 E: 0 LOB: 0 K: 1 BB: 1 S: 8 P: 14	R: 1 H: 3 E: 0 LOB: 2 K: 0 BB: 0 S: 6 P: 6	R: 0 H: 1 E: 0 LOB: 1 K: 1 BB: 0 S: 6 P: 7	R: 0 H: 1 E: 0 LOB: 1 K: 2 BB: 0 S: 8 P: 8	R: 0 H: 1 E: 1 LOB: 2 K: 0 BB: 0 S: 5 P: 5	R: 0 H: 0 E: 0 LOB: 0 K: 3 BB: 0 S: 9 P: 9	R: 0 H: 1 E: 0 LOB: 2 K: 2 BB: 1 S: 8 P: 12	R: 0 H: 0 E: 0 LOB: 1 K: 2 BB: 0 S: 7 P: 8	R: 0 H: 0 E: 0 LOB: 0 K: 1 BB: 0 S: 5 P: 5	1B: 3 SF: 0 2B: 5 SAC: 0 3B: 0 DP: 0 HR: 1 HBP: 1						

	AB	37
	R	4
	H	9
	RBI	4
	BB	2
	SO	12
	LOB	19

WP: 1 PA: 40
PB: 0
SB: 1
CS: 0

PITCHER		IP	WLS	BF	H	R	ER	SO	BB	IBB	HBP	BLK	WP	HR	S	P	ERA	WHIP
19 Masahiro Tanaka, R ERA: 27.0	(1, 1)	1.1		9	4	4	4	1	1	0	0	0	1	1	11	17	27.00	3.750
45 Chasen Shreve, L ERA:	(2, 1)	1.2		7	2	0	0	1	0	0	0	0	0	0	9	10	0.00	1.200
47 Jordan Montgomery, L ERA:	(4, 1)	3.0		12	2	0	0	5	0	0	0	0	0	0	22	22	0.00	0.667
48 Tommy Kahnle, R ERA:	(7, 1)	1.0		5	1	0	0	2	1	0	0	0	0	0	8	12	0.00	2.000
89 Jonathan Loáisiga, R ERA:	(8, 1)	1.0		4	0	0	0	2	0	0	1	0	0	0	7	8	0.00	0.000

PITCHER		IP	WLS	BF	H	R	ER	SO	BB	IBB	HBP	BLK	WP	HR	S	P	ERA	WHIP
83 J.P. Feyereisen, R ERA: 4.5	(9, 1)	1.0	W	3	0	0	0	1	0	0	0	0	0	0	5	5	0.00	0.000

Atlanta Braves @ New York Yankees

George M. Steinbrenner Field, Tampa, FL

Fri Mar 02 2018, 1:07 PM - 4:01 PM EST

Att. 9,514 - Cloudy - 78 F

BOTTOM

livebaseballscorecards.com

Batter	1	2	3	4	5	6	7	8	9	AB	R	H	RBI	BB	SO	LOB
11 Brett Gardner, L (1, 7)	G4-3		99 G5-4-3 1B	G5-3		K			FC6-4 26 HR 1-2f	3	0	1	0	0	0	2
81 Gleyber Torres, R (6, 4) OBP: 0.143, SLG: 0.154										2	1	0	0	0	1	1
99 Aaron Judge, R (1, 9)	27 2B BB		G5-4-3 1-2f		K		BB		2-0 1-H HR	1	0	0	0	1	0	1
73 Russell Wilson, R (5, PH)										1	0	0	0	0	1	0
26 Tyler Austin, R (6, 3) OBP: 0.333, SLG: 0.667										1	1	1	2	1	0	0
27 Giancarlo Stanton, R (1, 10) OBP: 0.455, SLG: 0.700	1-3 2B		K		18 1B 2B		F9			3	1	2	0	0	1	0
56 Ryan McBroom, R (7, PH) OBP: 0.222, SLG: 0.500										1	0	0	0	0	0	1
(8, 10)																
24 Gary Sánchez, R (1, 2) OBP: 0.375, SLG: 0.875	P6			P6	L7		P2			3	0	0	0	0	0	3
36 Erik Kratz, R (6, 2) OBP: 0.571, SLG: 0.400										1	0	0	0	0	0	1
33 Greg Bird, L (1, 3) OBP: 0.308, SLG: 0.100	K			18 1B 67 2B BB	18 1B BB		F9			1	1	0	0	2	1	2
25 Shane Robinson, R (6, 7) OBP: 0.364, SLG: 0.250										1	0	0	0	0	0	1
18 Didi Gregorius, L (1, 6) OBP: 0.300, SLG: 0.300		92 G6-3 92 WP 1B		67 2B 1-2 1B	1-2 2-H 1B			G4-3		3	1	3	1	0	0	0
97 Mark Payton, L (6, 9) OBP: 0.400, SLG: 0.500										1	0	0	0	0	0	0
67 Miguel Andujar, R (1, 5) OBP: 0.412, SLG: 1.235	L8			1-H 2-H 2B	K			G5-3		3	0	1	2	0	1	3
74 Ronald Torreyes, R (7, 5) OBP: 0.364, SLG: 0.429										1	0	0	0	0	0	0
92 Estevan Florial, L (1, 8) OBP: 0.400, SLG: 0.769	G6-3 1-3			K		G1-3		K		3	0	0	0	0	1	2
73 Rashad Crawford, L (7, 8)										1	0	0	0	0	1	0
39 Tyler Wade, L (1, 4) OBP: 0.533, SLG: 0.500	G4-3			BB		F7			81 FC6-4 1B	3	0	1	0	1	0	1
(6, 6)																

	AB	33
	R	5
	H	9
	RBI	5
	BB	5
	SO	7
	LOB	18

Inning Stats																																
	R: 0	E: 0	K: 1	S: 6	H: 1	LOB: 2	BB: 1	P: 10	R: 0	E: 0	K: 0	S: 4	H: 1	LOB: 1	BB: 0	P: 5	R: 0	E: 0	K: 1	S: 5	H: 1	LOB: 0	BB: 0	P: 5	R: 2	E: 0	K: 1	S: 7	H: 2	LOB: 2	BB: 2	P: 15
	R: 1	E: 0	K: 2	S: 9	H: 2	LOB: 2	BB: 1	P: 13	R: 0	E: 0	K: 1	S: 5	H: 0	LOB: 0	BB: 0	P: 5	R: 0	E: 0	K: 0	S: 3	H: 0	LOB: 1	BB: 1	P: 7	R: 0	E: 0	K: 1	S: 5	H: 0	LOB: 0	BB: 0	P: 5
	R: 2	E: 0	K: 0	S: 3	H: 2	LOB: 0	BB: 0	P: 5	1B: 5	2B: 3	3B: 0	HR: 1	SF: 0	SAC: 0	DP: 1	HBP: 0	WP: 1	PB: 0	SB: 0	CS: 0	PA: 38											

PITCHER		IP	WLS	BF	H	R	ER	SO	BB	IBB	HBP	BLK	WP	HR	S	P	ERA	WHIP
19 Scott Kazmir, L	(1, 1)	2.0		9	2	0	0	1	1	0	0	0	1	0	10	15	0.00	1.500
ERA:																		
50 Lucas Sims, R	(3, 1)	2.0		10	3	2	2	2	2	0	0	0	0	0	12	20	9.00	2.500
ERA: 9.0																		
54 Max Fried, L	(5, 1)	2.0	H	9	2	1	1	3	1	0	0	0	0	0	14	18	4.50	1.500
ERA: 10.13																		
52 José Ramirez, R	(7, 1)	1.0	H	4	0	0	0	0	1	0	0	0	0	0	3	7	0.00	1.000
ERA:																		
39 Sam Freeman, L	(8, 1)	1.0	H	3	0	0	0	1	0	0	0	0	0	0	5	5	0.00	0.000
ERA:																		

PITCHER		IP	WLS	BF	H	R	ER	SO	BB	IBB	HBP	BLK	WP	HR	S	P	ERA	WHIP
78 Phil Pfeifer, L	(9, 1)	0.1	L	3	2	2	2	0	0	0	0	0	0	1	3	5	54.00	6.000
ERA: 9.0																		

Miami Marlins @ Atlanta Braves

Stadium at the ESPN Wide World of Sports, Lake Buena Vista, FL

Sun Mar 04 2018, 1:07 PM - 3:35 PM EST

Att. 5,414 - Sunny - 71 F

TOP

livebaseballscorecards.com

Batter	1	2	3	4	5	6	7	8	9	AB	R	H	RBI	BB	SO	LOB
19 Miguel Rojas, R (1, 6) OBP: 0.143, SLG: 0.143	L7		F7			G6-3		80 1B 91 1B 1B		3	0	0	0	0	0	0
81 Peter Mooney, L (6, 6) OBP: 0.333, SLG: 0.231										1	1	1	0	0	0	0
3 JB Shuck, L (1, 8) OBP: 0.429, SLG: 0.333	G1			G4-3		G1-6-3		91 E 91 1B 1-2 1B		3	0	0	0	0	0	0
80 Corey Bird, L (6, 8) OBP: 1.000, SLG: 1.000										1	0	1	0	0	0	0
13 Starlin Castro, R (1, 4) OBP: 0.188, SLG: 0.188	1B			E5 41 1B		K		E9 1-3 2-H 1B		2	0	1	0	0	0	0
91 Isan Díaz, L (4, PR) OBP: 0.143, SLG: 0.214 (4, 4)										2	0	1	1	0	1	0
41 Justin Bour, L (1, 10) OBP: 0.200, SLG: 0.200	G4-3			30 G6-4-3 1-3 1B			HR	L3		2	0	1	0	0	0	1
28 Bryan Holaday, R (4, PR) OBP: 0.100, SLG: 0.400 (4, 10)										2	1	1	1	0	0	2
30 Garrett Cooper, R (1, 3) OBP: 0.250, SLG: 0.455		G6-3		G6-4-3 1-2f			G5-3		2B	2	0	0	0	0	0	2
17 Chad Wallach, R (5, 3) OBP: 0.273, SLG: 0.600										2	0	1	0	0	0	0
18 Tomás Telis, S (1, 2) OBP: 0.231, SLG: 0.250		K			G3-1		G6-3		G5-3	2	0	0	0	0	1	0
73 Austin Nola, R (6, 2)										2	0	0	0	0	0	1
15 Brian Anderson, R (1, 5) OBP: 0.444, SLG: 0.500	G5-3				74 1B BB		F7		BB	1	0	0	0	1	0	0
2 Yadiel Rivera, R (6, 5) OBP: 0.200, SLG: 0.214										1	0	0	0	1	0	0
74 Braxton Lee, L (1, 9) OBP: 0.313, SLG: 0.267			G4-3		79 G5-4-3 1-2 1B			G6-3	K	2	0	1	0	0	0	0
93 Monte Harrison, R (5, 9) OBP: 0.154, SLG: 0.308										2	0	0	0	0	1	2
79 Isaac Galloway, R (1, 7) OBP: 0.429, SLG: 0.462			L8		G5-4-3 1-2f			G6-3	F9	2	0	0	0	0	0	2
26 Cristhian Adames, S (5, 7) OBP: 0.286, SLG: 0.231										2	0	0	0	0	0	2

Inning Stats										
	R: 0 E: 0 K: 0 S: 4	H: 1 LOB: 1 BB: 0 P: 4	R: 0 E: 0 K: 1 S: 5	H: 0 LOB: 0 BB: 0 P: 5	R: 0 E: 0 K: 0 S: 3	H: 0 LOB: 0 BB: 0 P: 3	R: 0 E: 1 K: 0 S: 4	H: 1 LOB: 2 BB: 0 P: 4	R: 0 E: 0 K: 0 S: 3	H: 1 LOB: 1 BB: 1 P: 7
	R: 0 E: 0 K: 1 S: 5	H: 0 LOB: 0 BB: 0 P: 5	R: 1 E: 0 K: 0 S: 5	H: 1 LOB: 0 BB: 0 P: 6	R: 1 E: 1 K: 0 S: 6	H: 3 LOB: 2 BB: 0 P: 6	R: 0 E: 0 K: 1 S: 6	H: 1 LOB: 2 BB: 1 P: 10	1B: 6 2B: 1 3B: 0 HR: 1	SF: 0 SAC: 0 DP: 2 HBP: 0

	AB	34
	R	2
	H	8
	RBI	2
	BB	2
	SO	3
	LOB	12

WP: 0 PB: 0 SB: 0 CS: 0 PA: 36

PITCHER		IP	WLS	BF	H	R	ER	SO	BB	IBB	HBP	BLK	WP	HR	S	P	ERA	WHIP
26 Mike Foltynewicz, R ERA:	(1, 1)	3.0		10	1	0	0	1	0	0	0	0	0	0	12	12	0.00	0.333
36 Aaron Blair, R ERA:	(4, 1)	2.0	W	8	2	0	0	0	1	0	0	0	0	0	7	11	0.00	1.500
30 Peter Moylan, R ERA:	(6, 1)	1.0	H	3	0	0	0	1	0	0	0	0	0	0	5	5	0.00	0.000
67 Anyelo Gómez, R ERA: 2.08	(7, 1)	1.1	H	5	1	1	1	0	0	0	0	0	0	1	6	7	6.75	0.750
66 Adam McCreery, L ERA: 3.38	(8, 1)	0.2		5	3	1	1	0	0	0	0	0	0	0	5	5	13.50	4.500

PITCHER		IP	WLS	BF	H	R	ER	SO	BB	IBB	HBP	BLK	WP	HR	S	P	ERA	WHIP
64 Luke Jackson, R ERA: 15.43	(9, 1)	1.0	S	5	1	0	0	1	1	0	0	0	0	0	6	10	0.00	2.000

BOTTOM

Miami Marlins @ Atlanta Braves

at the ESPN Wide World of Sports, Lake Buena Vista, FL

Sun Mar 04 2018, 1:07 PM - 3:35 PM EST

Att. 5,414 - Sunny - 71 F

livebaseballscorecards.com

Batter	1	2	3	4	5	6	7	8	9	AB	R	H	RBI	BB	SO	LOB
11 Ender Inciarte, L (1, 8) OBP: 0.143, SLG: 0.143 86 Cristian Pache, R (6, 8) OBP: 0.200, SLG: 0.200	G4-3		P6		G4-3		K 1-2 2-3			3 0 0 0 0 0 0 1 0 0 0 0 1 2						
1 Ozzie Albies, S (1, 4) OBP: 0.455, SLG: 0.450 94 Alay Lago, R (7, 4) OBP: 0.500, SLG: 0.500	F8			5 2B 1B	1B		74 1B 2-H 3-H 1B			3 1 2 0 0 0 0 1 1 1 2 0 0 0						
5 Freddie Freeman, L (1, 3) OBP: 0.333, SLG: 0.533 73 Sean Kazmar Jr., R (6, 3)	1B			24 G6-3 22 1B 1-H 2B	G4-3		P3			3 1 2 1 0 0 1 1 0 0 0 0 0 1						
24 Kurt Suzuki, R (1, 2) OBP: 0.500, SLG: 0.667 88 Ray-Patrick Didder, R (6, PR) 74 Tyler Marlette, R (7, 2) OBP: 0.375, SLG: 0.286	F7			G6-3 2-3		22 G4-6-3 1B	2-H 1B			3 0 1 0 0 0 2 0 0 0 0 0 0 0 1 0 1 1 0 0 0						
22 Nick Markakis, L (1, 9) OBP: 0.636, SLG: 0.600 98 Xavier Avery, L (7, 9) OBP: 0.125, SLG: 0.125		K		8 G3-1 82 E 3-H 1B		G4-6-3 1-2f	K			3 0 1 1 0 1 1 1 0 0 0 0 1 1						
82 Ronald Acuña Jr., R (1, 7) OBP: 0.500, SLG: 0.571 87 Dustin Peterson, R (7, 7) OBP: 0.182, SLG: 0.273		L6		1 SAFE B B B B 8 G3-1 1-2 BB		1B		F8		2 0 1 0 1 0 0 1 0 0 0 0 0 0						
8 Charlie Culberson, R (1, 5) OBP: 0.263, SLG: 0.389 30 Peter Moylan, R (6, 1) 8 Charlie Culberson, R (6, PH) OBP: 0.263, SLG: 0.389 67 Anyelo Gómez, R (7, 1) 66 Adam McCreery, L (8, 1) 8 Charlie Culberson, R (8, PH) OBP: 0.263, SLG: 0.389 64 Luke Jackson, R (9, 1)		G1-3		G3-1 1-2 2-3		P3		K		4 0 0 0 0 1 3 0 0 0 0 0 0 0 4 0 0 0 0 1 3 0 0 0 0 0 0 0 0 0 0 0 0 0 0 4 0 0 0 0 1 3 0 0 0 0 0 0 0						
7 Dansby Swanson, R (1, 6) OBP: 0.381, SLG: 0.412 27 Christian Colón, R (8, 6) OBP: 0.400, SLG: 0.571			G5-3	F8			86 WP 14 BB 94 1B BB	G6-3		2 1 0 0 1 0 2 1 0 0 0 0 0 0						
14 Rio Ruiz, L (1, 10) OBP: 0.227, SLG: 0.286 (6, 5)			F8		F9		86 WP 94 1B 1-2 BB			2 1 0 0 1 0 0						
Inning Stats	R: 0 H: 1 E: 0 LOB: 1 K: 0 BB: 0 S: 4 P: 4	R: 0 H: 0 E: 0 LOB: 0 K: 1 BB: 0 S: 5 P: 5	R: 0 H: 0 E: 0 LOB: 0 K: 0 BB: 0 S: 3 P: 3	R: 2 H: 3 E: 1 LOB: 2 K: 0 BB: 1 S: 6 P: 10	R: 0 H: 1 E: 0 LOB: 1 K: 0 BB: 0 S: 4 P: 4	R: 0 H: 2 E: 0 LOB: 1 K: 0 BB: 0 S: 4 P: 4	R: 3 H: 2 E: 0 LOB: 1 K: 2 BB: 2 S: 9 P: 18	R: 0 H: 0 E: 0 LOB: 0 K: 1 BB: 0 S: 5 P: 5		1B: 8 SF: 0 2B: 1 SAC: 0 3B: 0 DP: 1 HR: 0 HBP: 0					WP: 1 PA: 35 PB: 0 SB: 0 CS: 0	

	AB	32
	R	5
	H	9
	RBI	5
	BB	3
	SO	4
	LOB	13

PITCHER	IP	WLS	BF	H	R	ER	SO	BB	IBB	HBP	BLK	WP	HR	S	P	ERA	WHIP
58 Dan Straily, R (1, 1) ERA:	3.0		10	1	0	0	1	0	0	0	0	0	0	12	12	0.00	0.333
61 Adam Conley, L (4, 1) ERA: 5.4	3.0	L	15	6	2	2	0	1	0	0	0	0	0	14	18	6.00	2.333
49 Brian Ellington, R (7, 1) ERA:	0.0		2	0	2	2	0	2	0	0	0	0	0	0	8	∞	∞
89 Chris Mazza, R (7, 1) ERA: 5.4	0.2		3	1	0	0	1	0	0	0	0	1	0	5	6	0.00	1.500
48 Severino González, R (7, 1) ERA:	0.1		2	1	1	1	1	0	0	0	0	0	0	4	4	27.00	3.000

PITCHER	IP	WLS	BF	H	R	ER	SO	BB	IBB	HBP	BLK	WP	HR	S	P	ERA	WHIP
77 Merandy Gonzalez, R (8, 1) ERA: 2.7	1.0		3	0	0	0	1	0	0	0	0	0	0	5	5	0.00	0.000

Pittsburgh Pirates @ Atlanta Braves

Stadium at the ESPN Wide World of Sports, Lake Buena Vista, FL

Mon Mar 05 2018, 1:08 PM - 4:01 PM EST

Att. 4,224 - Sunny - 74 F

livebaseballscorecards.com

Batter	1	2	3	4	5	6	7	8	9	AB	R	H	RBI	BB	SO	LOB
3 Sean Rodríguez, R (1, 4) OBP: 0.429, SLG: 1.154 44 Christopher Bostick, R (7, 4) OBP: 0.267, SLG: 0.429	F8		L5			HR		K	L8	3 2	1 0	1 0	1 0	0 0	0 1	1 3
12 Corey Dickerson, L (1, 7) 88 Cole Tucker, S (6, 6) OBP: 0.300, SLG: 0.250	G5-3			L9		K		G4-3		3 1	0 0	0 0	0 0	0 0	1 0	0 0
6 Starling Marte, R (1, 8) OBP: 0.571, SLG: 0.846 90 Jason Martin, L (7, 8) OBP: 0.091, SLG: 0.091	P4			HR		55 S 1B				3 1	1 0	2 0	1 0	0 0	0 1	0 0
55 Josh Bell, S (1, 3) OBP: 0.250, SLG: 0.222 36 José Osuna, R (7, 3) OBP: 0.375, SLG: 0.600		K		F9		F9 1-2			F8	3 1	0 0	0 0	0 0	0 0	1 0	1 0
23 David Freese, R (1, 5) OBP: 0.300, SLG: 0.222 47 Jordan Luplow, R (6, 7) OBP: 0.143, SLG: 0.357		G5-3		K2-3			K		HR	2 2	0 1	0 1	0 1	0 0	1 1	0 0
29 Francisco Cervelli, R (1, 2) 58 Jacob Stallings, R (8, 2) OBP: 0.462, SLG: 0.500		F8			92 G6-4-3 BB		K		91 E 91 DI 38 BB BB	2 0	0 1	0 0	0 0	1 1	1 0	0 0
92 Bryce Brentz, R (1, 9) OBP: 0.318, SLG: 0.211 91 Bryan Reynolds, S (7, 9)			71 G4-6-3 1B	G6-4-3 1-2f			P3		E6 38 BB 61 DI 1-3	3 1	0 0	1 0	0 0	0 0	0 1	1 1
71 Kevin Newman, R (1, 6) OBP: 0.385, SLG: 0.455 34 Trevor Williams, R (5, 1) 62 Erich Weiss, L (8, PH) 66 Dovydas Neverauskas, R (8, 1) 61 Eric Wood, R (9, PH) OBP: 0.467, SLG: 0.538 81 Pablo Reyes, R (9, PR) OBP: 0.273, SLG: 0.200			G4-6-3 1-2f	G6-3				K	38 BB 1-2	2 0 1 0 0 0 0	0 0 0 0 0 0 0	0 0 0 0 0 0 0	0 0 0 0 0 1 0	0 0 0 0 0 0 0	0 0 1 0 0 0 0	1 0 0 0 0 0 0
39 Chad Kuhl, R (1, 1) OBP: 1.000, SLG: 1.000 67 Tyler Jones, R (3, 1) 73 Felipe Vázquez, L (4, 1) 38 Max Moroff, S (5, 6) OBP: 0.467, SLG: 0.769 (6, 5)			1B			K		HR	BB 1-2 2-3 3-H	1 0 0 2	0 0 0 1	1 0 0 1	0 0 0 2	0 0 0 1	0 0 0 1	0 0 0 0
Inning Stats	R: 0 E: 0 K: 0 S: 3 H: 0 LOB: 0 BB: 0 P: 4	R: 0 E: 0 K: 1 S: 5 H: 0 LOB: 0 BB: 0 P: 5	R: 0 E: 0 K: 0 S: 4 H: 2 LOB: 1 BB: 0 P: 4	R: 1 E: 0 K: 1 S: 8 H: 1 LOB: 0 BB: 0 P: 8	R: 0 E: 0 K: 0 S: 2 H: 0 LOB: 0 BB: 1 P: 6	R: 1 E: 0 K: 2 S: 9 H: 2 LOB: 1 BB: 0 P: 12	R: 0 E: 0 K: 2 S: 7 H: 0 LOB: 0 BB: 0 P: 7	R: 1 E: 0 K: 2 S: 8 H: 1 LOB: 0 BB: 0 P: 8	R: 2 E: 1 K: 1 S: 9 H: 1 LOB: 3 BB: 3 P: 22	1B: 3 2B: 0 3B: 0 HR: 4	SF: 0 SAC: 0 DP: 2 HBP: 0					WP: 0 PB: 0 SB: 1 CS: 0	PA: 37

TOP	
AB	33
R	5
H	7
RBI	5
BB	4
SO	9
LOB	8

PITCHER		IP	WLS	BF	H	R	ER	SO	BB	IBB	HBP	BLK	WP	HR	S	P	ERA	WHIP
32 Brandon McCarthy, R ERA: 1.35	(1, 1)	3.2	W	13	3	1	1	1	0	0	0	0	0	1	17	18	2.46	0.818
33 A.J. Minter, L ERA:	(4, 1)	1.1	H	4	0	0	0	1	1	0	0	0	0	0	5	9	0.00	0.750
52 José Ramirez, R ERA: 3.0	(6, 1)	1.0		5	2	1	1	2	0	0	0	0	0	1	9	12	9.00	2.000
39 Sam Freeman, L ERA:	(7, 1)	1.0		3	0	0	0	2	0	0	0	0	0	0	7	7	0.00	0.000
58 Dan Winkler, R ERA: 4.5	(8, 1)	1.0		4	1	1	1	2	0	0	0	0	0	1	8	8	9.00	1.000

PITCHER		IP	WLS	BF	H	R	ER	SO	BB	IBB	HBP	BLK	WP	HR	S	P	ERA	WHIP
57 Rex Brothers, L ERA: 9.82	(9, 1)	0.2		7	1	2	1	1	3	0	0	0	0	1	8	21	13.50	6.000
72 Miguel Socolovich, R ERA: 18.0	(9, 1)	0.1	S	1	0	0	0	0	0	0	0	0	0	0	1	1	0.00	0.000

BOTTOM

Batter	1	2	3	4	5	6	7	8	9	AB	R	H	RBI	BB	SO	LOB
11 Ender Inciarte, L (1, 8) OBP: 0.176, SLG: 0.176 70 Jaff Decker, L (5, 8) OBP: 0.211, SLG: 0.176	F7		17 S; 1 1B; 17 1B; 1-3; 1B	K; 1-2		F7		K		3 2	1 0	1 0	0 0	0 0	1 1	1 1
1 Ozzie Albies, S (1, 4) OBP: 0.480, SLG: 0.455 8 Charlie Culberson, R (6, 4) OBP: 0.238, SLG: 0.350	G3		17 S; 17 1B; 1-2; 3-H; 1B		82 HBP; 17 1B; 20 FC1-2; BB	K		K		2 2	1 0	1 0	1 0	1 0	0 2	0 1
17 Johan Camargo, S (1, 6) OBP: 0.273, SLG: 0.450 96 Cleuluis Rondon, S (7, 6) OBP: 0.500, SLG: 1.333	F8		82 1B; 1-H; 2-H; 1B		20 FC1-2; 82 HBP; 27 2B; 1-2; 1B	F9				4 0	1 0	2 0	2 0	0 0	0 0	1 0
25 Tyler Flowers, R (1, 2) 69 Rob Brantly, L (6, 2) OBP: 0.444, SLG: 0.889		27 BB; BB	K		K	F7				2 1	0 0	0 0	0 0	1 0	2 0	3 0
82 Ronald Acuña Jr., R (1, 7) OBP: 0.519, SLG: 0.565 86 Cristian Pache, R (5, PR) OBP: 0.200, SLG: 0.200 (6, 10) 18 Lane Adams, R (7, PH) OBP: 0.150, SLG: 0.250 (8, 10)	K		20 G3-6-3; 1-2; 1B		20 FC1-2; 27 2B; 1-2; 2-3; HBP	G4-3				2 0 1	0 1 0	1 0 1	0 0 0	0 0 0	1 0 0	1 0 0
20 Preston Tucker, L (1, 10) OBP: 0.391, SLG: 0.400 (6, 7)	P3		G3-6-3; 1-2f		FC1-2; 27 2B; 1-2; 2-3; 3-Hf	G4-3; 2-3				4	1	0	0	0	0	7
27 Christian Colón, R (1, 5) OBP: 0.444, SLG: 0.625 83 Austin Riley, R (6, 5) OBP: 0.300, SLG: 0.375	1-2; BB		P4		1-H; 2-H; 3-H; 2B	G2-3				2 1	0 0	1 0	3 0	1 0	0 0	0 1
14 Rio Ruiz, L (1, 3) OBP: 0.192, SLG: 0.240	K			K	F7			F7		4	0	0	0	0	2	4
23 Danny Santana, S (1, 9) OBP: 0.476, SLG: 0.714			11 1B; 1; 1B	11 S; 1B		2B		HR		4	2	4	1	0	0	0
Inning Stats	R: 0 E: 0 K: 0 S: 3	H: 0 LOB: 0 BB: 0 P: 3	R: 0 E: 0 K: 2 S: 7	H: 0 LOB: 2 BB: 2 P: 15	R: 3 E: 0 K: 1 S: 9	H: 5 LOB: 1 BB: 0 P: 10	R: 0 E: 0 K: 2 S: 8	H: 1 LOB: 1 BB: 0 P: 9	R: 3 E: 0 K: 1 S: 7	H: 2 LOB: 2 BB: 1 P: 12	R: 0 E: 0 K: 1 S: 6	H: 1 LOB: 1 BB: 0 P: 6	R: 0 E: 0 K: 0 S: 4	H: 1 LOB: 1 BB: 0 P: 4	R: 1 E: 0 K: 2 S: 8	H: 1 LOB: 0 BB: 0 P: 9						

1B: 7 SF: 0 WP: 0 PA: 38
2B: 3 SAC: 0 PB: 0
3B: 0 DP: 1 SB: 3
HR: 1 HBP: 1 CS: 0

PITCHER		IP	WLS	BF	H	R	ER	SO	BB	IBB	HBP	BLK	WP	HR	S	P	ERA	WHIP
39 Chad Kuhl, R ERA: 6.23	(1, 1)	2.1	L	14	5	3	3	3	2	0	0	0	0	0	18	27	11.57	3.000
67 Tyler Jones, R ERA:	(3, 1)	0.2		1	0	0	0	0	0	0	0	0	0	0	1	1	0.00	0.000
73 Felipe Vázquez, L ERA:	(4, 1)	1.0		4	1	0	0	2	0	0	0	0	0	0	8	9	0.00	1.000
34 Trevor Williams, R ERA: 9.82	(5, 1)	3.0		15	4	3	3	2	1	0	1	0	0	0	17	22	9.00	1.667
66 Dovydas Neverauskas, R ERA: 3.0	(8, 1)	1.0		4	1	1	1	2	0	0	0	0	0	1	8	9	9.00	1.000

PITCHER	IP	WLS	BF	H	R	ER	SO	BB	IBB	HBP	BLK	WP	HR	S	P	ERA	WHIP

AB	34
R	7
H	11
RBI	7
BB	3
SO	9
LOB	20

Pittsburgh Pirates @ Atlanta Braves

at the ESPN Wide World of Sports, Lake Buena Vista, FL

Mon Mar 05 2018, 1:08 PM - 4:01 PM EST

Att. 4,224 - Sunny - 74 F

livebaseballscorecards.com

Batter	1	2	3	4	5	6	7	8	9	AB	R	H	RBI	BB	SO	LOB
1 Ozzie Albies, S (1, 4) OBP: 0.429, SLG: 0.400	C X 0-1 ① G4-3		X 0-0 ① L6		X 0-0 ① G5-3		X 0-0 ③ G4-3			3	0	0	0	0	0	1
94 Alay Lago, R (7, PH) OBP: 0.400, SLG: 0.400 (7, 4)										1	0	0	0	0	0	0
7 Dansby Swanson, R (1, 6) OBP: 0.333, SLG: 0.350	X 0-0 ② G4-3		S S S 0-3 ② K2-3		X 0-0 ② L8			X 0-0 ① F7		3	0	0	0	0	1	1
73 Sean Kazmar Jr., R (7, 6)										1	0	0	0	0	0	0
82 Ronald Acuña Jr., R (1, 8) OBP: 0.500, SLG: 0.538	X 0-0 1B		S S S 0-3 ③ K		X 0-0 ③ G5-3			X 0-0 83 1B 1B		3	0	1	0	0	1	1
23 Danny Santana, S (7, 8) OBP: 0.500, SLG: 0.727										1	0	1	0	0	0	0
83 Austin Riley, R (1, 10) OBP: 0.375, SLG: 0.579	S S S 0-3 ③ K			H 1-0 14 HR HBP		B B B S S X 3-2 HR		X 0-0 1-2 1B		3	2	2	1	0	1	1
(6, 5)																
14 Rio Ruiz, L (1, 5) OBP: 0.200, SLG: 0.345		X 0-0 ① G5-3		B X 1-0 1-H HR		S F S 0-3 ① K		S S S 0-3 ② K		4	1	1	2	0	2	2
79 Michael Soroka, R (6, 1)										0	0	0	0	0	0	0
45 Matt Wisler, R (7, 1)										0	0	0	0	0	0	0
14 Rio Ruiz, L (8, PH) OBP: 0.200, SLG: 0.345										4	1	1	2	0	2	2
45 Matt Wisler, R (8, 1)										0	0	0	0	0	0	0
78 Phil Pfeifer, L (9, 1)										0	0	0	0	0	0	0
84 Alex Jackson, R (1, 2) OBP: 0.188, SLG: 0.250		X 0-0 70 WP 70 SF8 1B		S S S 0-3 ① K2-3		X 0-0 ② P3		F S S 0-3 ③ K		3	1	1	0	0	1	0
80 Kade Scivicque, R (7, 2)										1	0	0	0	0	1	2
70 Jaff Decker, L (1, 9) OBP: 0.182, SLG: 0.158		B B X 2-0 1-H SF8 ②		S S S 0-3 ② K		X 0-0 ③ F8			X 0-0 ① F8	2	0	0	1	0	1	0
98 Xavier Avery, L (6, 9) OBP: 0.111, SLG: 0.111										1	0	0	0	0	0	0
18 Lane Adams, R (1, 7) OBP: 0.130, SLG: 0.217		S F C 0-3 ③ K		X 0-0 ③ F9			S F S 0-3 ① K		X 0-0 ② F9	3	0	0	0	0	2	0
87 Dustin Peterson, R (7, 7) OBP: 0.167, SLG: 0.250										1	0	0	0	0	0	0
96 Carlos Franco, L (1, 3) OBP: 0.313, SLG: 0.800			X 0-0 2B		S X 0-1 HR		S S S 0-3 ② K2-3		S F C 0-3 ③ K	4	1	2	1	0	2	0
Inning Stats	R: 0 E: 0 K: 1 S: 7 H: 1 LOB: 1 BB: 0 P: 7	R: 1 E: 0 K: 1 S: 6 H: 1 LOB: 0 BB: 0 P: 8	R: 0 E: 0 K: 2 S: 8 H: 1 LOB: 1 BB: 0 P: 8	R: 2 E: 0 K: 2 S: 8 H: 1 LOB: 0 BB: 0 P: 10	R: 1 E: 0 K: 0 S: 5 H: 1 LOB: 0 BB: 0 P: 5	R: 1 E: 0 K: 1 S: 8 H: 1 LOB: 0 BB: 0 P: 11	R: 0 E: 0 K: 2 S: 7 H: 0 LOB: 0 BB: 0 P: 7	R: 0 E: 0 K: 2 S: 9 H: 2 LOB: 2 BB: 0 P: 9	R: 0 E: 0 K: 1 S: 5 H: 0 LOB: 0 BB: 0 P: 5	1B: 4 2B: 1 3B: 0 HR: 3 SF: 1 SAC: 0 DP: 0 HBP: 1						

PITCHER		IP	WLS	BF	H	R	ER	SO	BB	IBB	HBP	BLK	WP	HR	S	P	ERA	WHIP
31 Joe Biagini, R	(1, 1)	3.1	L	15	4	3	3	5	0	0	1	0	1	1	25	29	8.10	1.200
ERA: 4.32																		
71 Luis Santos, R	(4, 1)	0.2		2	0	0	0	1	0	0	0	0	0	0	4	4	0.00	0.000
ERA:																		
58 Tim Mayza, L	(5, 1)	1.0		4	1	1	1	0	0	0	0	0	0	1	5	5	9.00	1.000
ERA: 2.25																		
51 Al Alburquerque, R	(6, 1)	1.0		4	1	1	1	1	0	0	0	0	0	1	8	11	9.00	1.000
ERA: 2.45																		
46 Chad Girodo, L	(7, 1)	1.0		3	0	0	0	2	0	0	0	0	0	0	7	7	0.00	0.000
ERA:																		

PITCHER		IP	WLS	BF	H	R	ER	SO	BB	IBB	HBP	BLK	WP	HR	S	P	ERA	WHIP
47 Chris Rowley, R	(8, 1)	1.0		5	2	0	0	2	0	0	0	0	0	0	9	9	0.00	2.000
ERA: 10.8																		
65 Jordan Romano, R	(9, 1)	1.0		3	0	0	0	1	0	0	0	0	0	0	5	5	0.00	0.000
ERA: 3.38																		

TOP

Atlanta Braves @ Toronto Blue Jays

Dunedin Stadium, Dunedin, FL

Tue Mar 06 2018, 1:08 PM - 3:32 PM EST

Att. 4,369 - Sunny - 72 F

livebaseballscorecards.com

AB	34
R	5
H	8
RBI	5
BB	0
SO	12
LOB	8

BOTTOM

Atlanta Braves @ Toronto Blue Jays

Dunedin Stadium, Dunedin, FL

Tue Mar 06 2018, 1:08 PM - 3:32 PM EST

Att. 4,369 - Sunny - 72 F

livebaseballscorecards.com

Batter	1	2	3	4	5	6	7	8	9	AB	R	H	RBI	BB	SO	LOB
1 Aledmys Díaz, R (1, 6) OBP: 0.200, SLG: 0.200	L8		F9			G6-3		K		3	0	0	0	0	0	0
13 Lourdes Gurriel Jr., R (7, 4) OBP: 0.267, SLG: 0.400										1	0	0	0	0	1	2
26 Yangervis Solarte, S (1, 4) OBP: 0.167, SLG: 0.294	G5-3		G6-3			K		FC4-6 (1-2f)		3	0	0	0	0	1	0
66 Tim Lopes, R (7, 5) OBP: 0.286, SLG: 0.417										1	0	0	0	0	0	2
20 Josh Donaldson, R (1, 5) OBP: 0.556, SLG: 0.333	BB			55 BLK 1B		K			K	1	0	1	0	1	0	0
61 Gift Ngoepe, R (4, PR) OBP: 0.389, SLG: 0.385										2	0	0	0	0	2	0
(5, 5)																
(7, 6)																
14 Justin Smoak, S (1, 3) OBP: 0.188, SLG: 0.133	F9			F7			K		BB	3	0	0	0	0	1	2
64 Jason Leblebijian, R (8, 3) OBP: 0.409, SLG: 0.579										0	0	0	0	1	0	0
55 Russell Martin, R (1, 2) OBP: 0.308, SLG: 0.727		P6		F7 (1-2)			G6-3		F9	2	0	0	0	0	0	1
49 Max Pentecost, R (7, 2) OBP: 0.214, SLG: 0.167										2	0	0	0	0	0	1
8 Kendrys Morales, S (1, 10) OBP: 0.294, SLG: 0.267		K		F7			G4-3		G6-3	4	0	0	0	0	1	3
15 Randal Grichuk, R (1, 9) OBP: 0.417, SLG: 0.545		K2-3		11 G6-4-3 1B				F8		2	0	1	0	0	1	0
30 Anthony Alford, R (6, 9) OBP: 0.278, SLG: 0.647										1	0	0	0	0	0	0
11 Kevin Pillar, R (1, 8) OBP: 0.533, SLG: 0.786			L6	G6-4-3 (1-2f)				43 1B		2	0	0	0	0	0	1
23 Dalton Pompey, S (6, 7) OBP: 0.273, SLG: 0.300										1	0	1	0	0	0	0
37 Teoscar Hernández, R (1, 7) OBP: 0.188, SLG: 0.438			HR	P6				66 FC4-6 (1-2)		2	1	1	1	0	0	0
43 Roemon Fields, L (6, 8) OBP: 0.417, SLG: 0.364										1	0	1	0	0	0	0
Inning Stats	R: 0 E: 0 K: 0 S: 3 H: 0 LOB: 1 BB: 1 P: 7	R: 0 E: 0 K: 2 S: 7 H: 0 LOB: 0 BB: 0 P: 7	R: 1 E: 0 K: 0 S: 5 H: 1 LOB: 0 BB: 0 P: 6	R: 0 E: 0 K: 0 S: 4 H: 1 LOB: 2 BB: 0 P: 4	R: 0 E: 0 K: 0 S: 3 H: 1 LOB: 0 BB: 0 P: 3	R: 0 E: 0 K: 2 S: 7 H: 0 LOB: 0 BB: 0 P: 7	R: 0 E: 0 K: 1 S: 5 H: 0 LOB: 0 BB: 0 P: 5	R: 0 E: 0 K: 1 S: 7 H: 2 LOB: 2 BB: 0 P: 7	R: 0 E: 0 K: 1 S: 5 H: 0 LOB: 1 BB: 1 P: 9	1B: 4 2B: 0 3B: 0 HR: 1	SF: 0 SAC: 0 DP: 1 HBP: 0						

AB	31
R	1
H	5
RBI	1
BB	2
SO	7
LOB	12

WP: 0 PB: 0 SB: 0 CS: 0 PA: 33

PITCHER		IP	WLS	BF	H	R	ER	SO	BB	IBB	HBP	BLK	WP	HR	S	P	ERA	WHIP
15 Sean Newcomb, L ERA: 4.5	(1, 1)	3.0	W	11	1	1	1	2	1	0	0	0	0	1	15	20	3.00	0.667
38 Arodys Vizcaíno, R ERA:	(4, 1)	1.0	H	4	1	0	0	0	0	0	0	1	0	0	4	4	0.00	1.000
79 Michael Soroka, R ERA: 1.8	(5, 1)	2.0	H	6	1	0	0	2	0	0	0	0	0	0	10	10	0.00	0.500
79 Michael Soroka, R ERA: 1.8	(6, 1)	2.0	H	6	1	0	0	2	0	0	0	0	0	0	10	10	0.00	0.500
45 Matt Wisler, R ERA:	(7, 1)	2.0		8	2	0	0	2	0	0	0	0	0	0	12	12	0.00	1.000

PITCHER		IP	WLS	BF	H	R	ER	SO	BB	IBB	HBP	BLK	WP	HR	S	P	ERA	WHIP
45 Matt Wisler, R ERA:	(8, 1)	2.0		8	2	0	0	2	0	0	0	0	0	0	12	12	0.00	1.000
78 Phil Pfeifer, L ERA: 6.0	(9, 1)	1.0		4	0	0	0	1	1	0	0	0	0	0	5	9	0.00	1.000

Houston Astros @ Atlanta Braves

Stadium at the ESPN Wide World of Sports, Lake Buena Vista, FL

Thu Mar 08 2018, 1:07 PM - 4:05 PM EST

Att. 6,323 - Partly Cloudy - 59 F

livebaseballscorecards.com

Batter	1	2	3	4	5	6	7	8	9	AB	R	H	RBI	BB	SO	LOB
6 Jake Marisnick, R (1, 10) OBP: 0.357, SLG: 0.417	S S S 0-3 ① K		X 0-0 ① 1-3 1B	S S S 0-3 ② K		X 0-0 21 G4-6-3 1-3 1B			X 0-0 ① G4-3	4	0	2	0	0	2	3
77 Garrett Stubbs, L (6, PR) (6, 10) OBP: 0.294, SLG: 0.353										1	0	0	0	0	0	0
21 Derek Fisher, L (1, 9) OBP: 0.448, SLG: 0.545	C X 0-1 HR		X 0-0 ② G6-3 3-H	X 0-0 ③ L7		X 0-0 ② ③ G4-6-3 1-2f			B B B B 4-0 92 2B 74 1B BB	4	1	1	2	0	0	5
79 Kyle Tucker, L (7, 9) OBP: 0.423, SLG: 0.920										0	1	0	0	1	0	0
2 Alex Bregman, R (1, 6) OBP: 0.296, SLG: 0.500	X 0-0 ② G6-3		B B B B 4-0 BB		X 0-0 28 WP 11 1B 13 SF8 1B		X 0-0 ① F9		X 0-0 74 1B 1-3 2B	2	0	1	0	1	0	0
92 Alex De Goti, R (5, PR) (5, 6) OBP: 0.364, SLG: 0.545										2	2	1	0	0	0	0
11 Evan Gattis, R (1, 2) OBP: 0.385, SLG: 0.318	X 0-0 ③ P3		X 0-0 ③ P4		X 0-0 28 WP 1-2 1B		X 0-0 ② G5-3		S S S 0-3 ② K	3	0	1	0	0	0	1
12 Max Stassi, R (5, 2) OBP: 0.200, SLG: 0.474										2	0	0	0	0	1	2
28 J.D. Davis, R (1, 7) OBP: 0.448, SLG: 0.731	X 0-0 ① L6		X 0-0 ① G5-3	S S S 0-3 ① K 1-2 2-3		S S S 0-3 ③ K		X 0-0 13 BB 2-H 3-H 1B	4	0	0	0	0	2	2
74 Jon Kemmer, L (7, 7) OBP: 0.524, SLG: 0.750										1	0	1	2	0	0	0
13 Tyler White, R (1, 4) (6, 3) OBP: 0.483, SLG: 0.579	C C C 0-3 ② K		B B C C C X 2-2 HR	X 0-0 ② SF8 3-H				X 0-0 2B	B B B B 4-0 1-2 BB	3	1	2	2	1	1	0
93 Taylor Jones, R (9, 3) OBP: 0.500, SLG: 0.667										0	0	0	0	0	0	0
23 AJ Reed, L (1, 3) OBP: 0.375, SLG: 0.571	X 0-0 1B		X 0-0 18 1B 2B	S S S 0-3 ③ K				C C C 0-3 ① K	C C C 0-3 ③ K	3	0	2	0	0	1	2
97 Anibal Sierra, R (6, 4) OBP: 0.083, SLG: 0.083										2	0	0	0	0	2	3
76 Jack Mayfield, R (1, 5) OBP: 0.370, SLG: 0.583	X 0-0 ③ P6		H 1-0 18 1B HBP			X 0-0 18 E7 1B		S S S 0-3 ② K		3	0	1	0	0	1	2
18 Tony Kemp, L (1, 8) OBP: 0.188, SLG: 0.226			X 0-0 6 1B 21 G6-3 1B	X 0-0 1-2 2-3 1B		B X 1-0 ① E7 6 1B 1-2		X 0-0 ③ L4		4	1	2	0	0	0	2
95 Stephen Wrenn, R (8, 8)										0	0	0	0	0	0	0

| | | | | | | | | | |

BOTTOM

Batter	1	2	3	4	5	6	7	8	9	AB	R	H	RBI	BB	SO	LOB
11 Ender Inciarte, L (1, 8) OBP: 0.300, SLG: 0.263	0-0 5 L4-3 1B		0-0 1-3 1B		4-0 1 FC4-6 BB		0-0 8 BLK 1B		0-3 ① K	2	0	2	0	1	0	0
18 Lane Adams, R (5, PR) (6, 8) OBP: 0.160, SLG: 0.240										2	0	1	0	0	1	2
1 Ozzie Albies, S (1, 4) OBP: 0.387, SLG: 0.357	0-0 ① F9		0-0 ③ F8		0-0 ② FC4-6 1-2f		0-0 ③ G1-3 1-2		0-0 ②③ G5-3 2-3f	3	0	0	0	0	0	4
8 Chris Stewart, R (6, 2) OBP: 0.500, SLG: 0.333										2	0	0	0	0	0	3
5 Freddie Freeman, L (1, 3) OBP: 0.353, SLG: 0.529	0-0 ②③ L4-3 1-1			0-0 24 1B 22 1B 1B	0-0 ③ F9			0-0 ① F7		2	0	1	0	0	0	1
14 Rio Ruiz, L (4, PR) (5, 3) OBP: 0.188, SLG: 0.323										2	1	0	0	0	0	1
24 Kurt Suzuki, R (1, 2) OBP: 0.500, SLG: 0.636		0-0 ① P6		0-0 22 1B 22 E 1-2 1B		C C C 0-3 ① K		0-0 ② G6-3		2	1	1	0	0	0	0
27 Christian Colón, R (6, 4) OBP: 0.400, SLG: 0.556										2	0	0	0	0	1	0
22 Nick Markakis, L (1, 9) OBP: 0.615, SLG: 0.583		C C C 0-3 ② K		0-0 E9 17 WP 1-H 2-H 1B		0-0 20 G6-5-3 1B		0-0 2B		2	0	1	1	0	1	0
70 Jaff Decker, L (4, PR) (5, 9) OBP: 0.250, SLG: 0.286										2	1	2	0	0	0	0
82 Ronald Acuña Jr., R (1, 7) OBP: 0.469, SLG: 0.500		S S S 0-3 ③ K		0-0 ① G6-3		0-0 ②③ G6-5-3 1-2f		B B B 4-0 BB		2	0	0	0	0	1	2
20 Preston Tucker, L (6, 7) OBP: 0.400, SLG: 0.381										1	0	0	0	1	0	1
17 Johan Camargo, S (1, 5) OBP: 0.292, SLG: 0.429			B B B B 4-0 11 1B BB	B X 1-0 ② G4-3 3-H			C X 0-1 HR	0-0 ③ P4		1	0	0	0	1	0	1
8 Charlie Culberson, R (6, 5) OBP: 0.261, SLG: 0.500										2	1	1	1	0	0	2
12 Ryan Schimpf, L (1, 10)			C C C 0-3 ① K	S S S 0-3 ③ K			S S S 0-3 ① K		0-0 8 G5-3 73 1B 1B	3	0	0	0	0	3	3
87 Dustin Peterson, R (9, PH) OBP: 0.231, SLG: 0.308										1	0	1	0	0	0	0
7 Dansby Swanson, R (1, 6) OBP: 0.308, SLG: 0.318			0-0 ② F8		C C C 0-3 ① K		0-0 ② L8		0-0 1-2 1B	2	0	0	0	0	1	1
73 Sean Kazmar Jr., R (6, 6) OBP: 0.231, SLG: 0.091										2	0	1	0	0	0	0
Inning Stats	R: 0 E: 0 K: 0 S: 3 H: 1 LOB: 0 BB: 0 P: 3	R: 0 E: 0 K: 2 S: 7 H: 0 LOB: 0 BB: 0 P: 7	R: 0 E: 0 K: 1 S: 6 H: 1 LOB: 2 BB: 1 P: 10	R: 3 E: 1 K: 1 S: 8 H: 3 LOB: 2 BB: 0 P: 9	R: 0 E: 0 K: 1 S: 5 H: 0 LOB: 1 BB: 1 P: 9	R: 0 E: 0 K: 1 S: 5 H: 1 LOB: 0 BB: 0 P: 5	R: 1 E: 0 K: 1 S: 8 H: 2 LOB: 1 BB: 0 P: 8	R: 0 E: 0 K: 0 S: 4 H: 1 LOB: 2 BB: 1 P: 8	R: 0 E: 0 K: 1 S: 6 H: 2 LOB: 1 BB: 0 P: 6	1B: 9 2B: 2 3B: 0 HR: 1 SF: 0 SAC: 0 DP: 3 HBP: 0	WP: 1 PB: 0 SB: 0 CS: 0 PA: 38					

PITCHER	IP	WLS	BF	H	R	ER	SO	BB	IBB	HBP	BLK	WP	HR	S	P	ERA	WHIP
58 Francis Martes, R (1, 1) ERA: 2.57	3.0		11	2	0	0	3	1	0	0	0	0	0	16	20	0.00	1.000
51 James Hoyt, R (4, 1) ERA: 13.5	1.0	B	6	3	3	2	1	0	0	0	0	1	0	8	9	18.00	3.000
68 Mike Hauschild, R (5, 1) ERA: 3.68	2.0	H	7	1	0	0	2	1	0	0	0	0	0	10	14	0.00	1.000
89 Kent Emanuel, L (7, 1) ERA: 4.5	1.0	B	5	2	1	1	1	0	0	0	1	0	1	8	8	9.00	2.000
69 Brendan McCurry, R (8, 1) ERA:	2.0	W	9	3	0	0	1	1	0	0	0	0	0	10	14	0.00	2.000

PITCHER	IP	WLS	BF	H	R	ER	SO	BB	IBB	HBP	BLK	WP	HR	S	P	ERA	WHIP

Houston Astros @ Atlanta Braves

at the ESPN Wide World of Sports, Lake Buena Vista, FL

Thu Mar 08 2018, 1:07 PM - 4:05 PM EST

Att. 6,323 - Partly Cloudy - 59 F

livebaseballscorecards.com

AB	35
R	4
H	11
RBI	2
BB	3
SO	8
LOB	21

New York Yankees @ Atlanta Braves

Stadium at the ESPN Wide World of Sports, Lake Buena Vista, FL

Fri Mar 09 2018, 6:08 PM - 9:14 PM EST

Att. 10,013 - Partly Cloudy - 72 F

TOP

livebaseballscorecards.com

Batter	1	2	3	4	5	6	7	8	9	AB	R	H	RBI	BB	SO	LOB
31 Aaron Hicks, S (1, 8) OBP: 0.500, SLG: 0.550	G4-3		1B		BB		K			3	0	1	0	1	1	2
92 Estevan Florial, L (7, 8) OBP: 0.381, SLG: 0.611										0	0	0	0	0	0	0
33 Greg Bird, L (1, 3) OBP: 0.269, SLG: 0.095	F8		K		K		K			4	0	0	0	0	3	7
26 Tyler Austin, R (7, 3) OBP: 0.364, SLG: 0.611										0	0	0	0	0	0	0
24 Gary Sánchez, R (1, 2) OBP: 0.474, SLG: 0.824	P3			L4-3 1B		HR		F8		3	1	2	1	0	0	0
38 Kyle Higashioka, R (7, 2) OBP: 0.500, SLG: 0.538										1	0	0	0	0	0	0
18 Didi Gregorius, L (1, 6) OBP: 0.273, SLG: 0.409		G4-3		F8		P6		G6-3		3	0	0	0	0	0	1
74 Ronald Torreyes, R (6, 6) OBP: 0.350, SLG: 0.375										1	0	0	0	0	0	0
67 Miguel Andujar, R (1, 5) OBP: 0.267, SLG: 0.733		G6-3		L4-3		G6-3		K		4	0	0	0	0	1	1
41 Adam Lind, L (1, 10) OBP: 0.222, SLG: 0.222		K			F8	F9			K	4	0	0	0	0	2	0
81 Gleyber Torres, R (1, 4) OBP: 0.227, SLG: 0.250			E5 31 1B		31 BB 70 WP BB		71 BB BB		G3	1	0	0	0	1	0	0
12 Jace Peterson, L (6, 4) OBP: 0.438, SLG: 0.100										1	0	0	0	1	0	0
71 Billy McKinney, L (1, 9) OBP: 0.481, SLG: 0.895			F8		K		BB		K	3	0	0	0	1	2	2
70 Jake Cave, L (1, 7) OBP: 0.250, SLG: 0.176			F7		31 BB BB		F7			2	0	0	0	1	0	3
Inning Stats	R: 0 E: 0 K: 0 S: 3 H: 0 LOB: 0 BB: 0 P: 4	R: 0 E: 0 K: 1 S: 5 H: 0 LOB: 0 BB: 0 P: 5	R: 0 E: 1 K: 1 S: 7 H: 1 LOB: 2 BB: 0 P: 7	R: 0 E: 0 K: 0 S: 3 H: 1 LOB: 0 BB: 0 P: 3	R: 0 E: 0 K: 2 S: 7 H: 0 LOB: 3 BB: 3 P: 19	R: 1 E: 0 K: 0 S: 5 H: 1 LOB: 0 BB: 0 P: 6	R: 0 E: 0 K: 2 S: 7 H: 0 LOB: 2 BB: 2 P: 15	R: 0 E: 0 K: 1 S: 5 H: 0 LOB: 0 BB: 0 P: 5	R: 0 E: 0 K: 2 S: 7 H: 0 LOB: 0 BB: 0 P: 7	1B: 2 2B: 1 3B: 0 HR: 1 SF: 0 SAC: 0 DP: 1 HBP: 0						

	AB	30
	R	1
	H	3
	RBI	1
	BB	5
	SO	9
	LOB	16

WP: 1 PB: 0 SB: 0 CS: 0 PA: 35

PITCHER	IP	WLS	BF	H	R	ER	SO	BB	IBB	HBP	BLK	WP	HR	S	P	ERA	WHIP
49 Julio Teheran, R (1, 1) ERA:	4.0		14	2	0	0	2	0	0	0	0	0	0	18	19	0.00	0.500
39 Sam Freeman, L (5, 1) ERA:	1.0		6	0	0	0	2	3	0	0	0	1	0	7	19	0.00	3.000
38 Arodys Vizcaíno, R (6, 1) ERA: 2.25	1.0	B	4	1	1	1	0	0	0	0	0	0	1	5	6	9.00	1.000
67 Anyelo Gómez, R (7, 1) ERA: 1.69	1.0	W	5	0	0	0	2	2	0	0	0	0	0	7	15	0.00	2.000
57 Rex Brothers, L (8, 1) ERA: 7.71	1.0	H	3	0	0	0	1	0	0	0	0	0	0	5	5	0.00	0.000

PITCHER	IP	WLS	BF	H	R	ER	SO	BB	IBB	HBP	BLK	WP	HR	S	P	ERA	WHIP
77 Josh Graham, R (9, 1) ERA:	1.0	S	3	0	0	0	2	0	0	0	0	0	0	7	7	0.00	0.000

BOTTOM

New York Yankees @ Atlanta Braves

at the ESPN Wide World of Sports, Lake Buena Vista, FL

Fri Mar 09 2018, 6:08 PM - 9:14 PM EST

Att. 10,013 - Partly Cloudy - 72 F

livebaseballscorecards.com

Batter	1	2	3	4	5	6	7	8	9	AB	R	H	RBI	BB	SO	LOB
11 Ender Inciarte, L (1, 8) OBP: 0.348, SLG: 0.250	BBBB 4-0 BB		BBBB 4-0 8 S BB		X 0-0 ② F7		X 0-0 ② F8			1	0	0	0	2	0	1
23 Danny Santana, S (6, 8) OBP: 0.478, SLG: 0.696										1	0	0	0	0	0	1
8 Charlie Culberson, R (1, 6) OBP: 0.259, SLG: 0.462	X 0-0 ① F8		BSCC 1-3 ③ K 1-2		SSS 0-3 ③ K		X 0-0 ② 96 E 1-2 1B			4	1	1	0	0	2	3
5 Freddie Freeman, L (1, 3) OBP: 0.300, SLG: 0.450	X 0-0 ② L6			X 0-0 ① G3-1		SSS 0-3 ① K	X 0-0 ② E9 1-H 2-H 2B			3	0	0	0	0	1	1
96 Carlos Franco, L (7, 3) OBP: 0.353, SLG: 0.875										1	0	1	1	0	0	0
25 Tyler Flowers, R (1, 2) OBP: 0.333, SLG: 0.200	X 0-0 ③ G6-3			X 0-0 1B		X 0-0 22 2B 1B	SSS 0-3 ③ K			3	0	2	0	0	0	1
98 Xavier Avery, L (6, PR) OBP: 0.111, SLG: 0.111										0	0	0	0	0	0	0
69 Rob Brantly, L (7, 2) OBP: 0.400, SLG: 0.800										1	0	0	0	0	1	1
22 Nick Markakis, L (1, 9) OBP: 0.563, SLG: 0.600		X 0-0 ① F8		X 0-0 ② F8		X 0-0 1-3 2B		X 0-0 G5-3		3	0	1	0	0	0	1
70 Jaff Decker, L (6, PR) OBP: 0.240, SLG: 0.273 (7, 9)										1	0	0	0	0	0	0
12 Ryan Schimpf, L (1, 5)		FCC 0-3 ② K		SFS 0-3 ③ K		BBBB 4-0 27 G6-4-3 BB		SSS 0-3 ② K		2	0	0	0	1	2	1
83 Austin Riley, R (7, 5) OBP: 0.360, SLG: 0.550										1	0	0	0	0	1	0
27 Christian Colón, R (1, 4) OBP: 0.391, SLG: 0.500		X 0-0 ③ G6-3			BBBB 4-0 20 2B BB	X 0-0 ② ③ G6-4-3 1-2f		SSS 0-3 ③ K		2	1	0	0	1	0	3
94 Alay Lago, R (7, 4) OBP: 0.333, SLG: 0.333										1	0	0	0	0	1	0
20 Preston Tucker, L (1, 7) OBP: 0.429, SLG: 0.458			X 0-0 ① F7		X 0-0 1-H 2B		X 0-0 8 1B 96 E 1B			3	1	2	1	0	0	0
18 Lane Adams, R (1, 10) OBP: 0.143, SLG: 0.214			SSS 0-3 ② K		X 0-0 ① L5		SSS 0-3 ① K			3	0	0	0	0	2	2

	AB	30
	R	3
	H	7
	RBI	2
	BB	4
	SO	10
	LOB	15

Inning Stats	1	2	3	4	5	6	7	8	9
	R: 0 E: 0 K: 0 S: 3 H: 0 LOB: 1 BB: 1 P: 7	R: 0 E: 0 K: 1 S: 5 H: 0 LOB: 0 BB: 0 P: 5	R: 0 E: 0 K: 2 S: 7 H: 0 LOB: 1 BB: 1 P: 12	R: 0 E: 0 K: 1 S: 6 H: 1 LOB: 1 BB: 0 P: 6	R: 1 E: 0 K: 1 S: 6 H: 1 LOB: 1 BB: 1 P: 10	R: 0 E: 0 K: 1 S: 6 H: 2 LOB: 3 BB: 1 P: 10	R: 2 E: 1 K: 2 S: 10 H: 3 LOB: 1 BB: 0 P: 10	R: 0 E: 0 K: 2 S: 7 H: 0 LOB: 0 BB: 0 P: 7	

	1B: 4	SF: 0
	2B: 3	SAC: 0
	3B: 0	DP: 1
	HR: 0	HBP: 0

	WP: 0	PA: 34
	PB: 0	
	SB: 1	
	CS: 0	

PITCHER		IP	WLS	BF	H	R	ER	SO	BB	IBB	HBP	BLK	WP	HR	S	P	ERA	WHIP
55 Sonny Gray, R	(1, 1)	3.2		14	1	0	0	3	2	0	0	0	0	0	18	27	0.00	0.818
ERA:																		
48 Tommy Kahnle, R	(4, 1)	0.2		4	1	1	1	1	1	0	0	0	0	0	5	9	13.50	3.000
ERA: 5.4																		
45 Chasen Shreve, L	(5, 1)	1.0		3	0	0	0	2	0	0	0	0	0	0	7	7	0.00	0.000
ERA:																		
75 David Hale, R	(6, 1)	1.2	L	10	5	2	1	2	1	0	0	0	0	0	13	17	5.40	3.600
ERA: 5.79																		
65 Jonathan Holder, R	(8, 1)	1.0		3	0	0	0	2	0	0	0	0	0	0	7	7	0.00	0.000
ERA: 1.42																		

PITCHER	IP	WLS	BF	H	R	ER	SO	BB	IBB	HBP	BLK	WP	HR	S	P	ERA	WHIP

Atlanta Braves @ Pittsburgh Pirates

LECOM Park, Bradenton, FL

Sat Mar 10 2018, 1:07 PM - 4:10 PM EST

Att. 4,935 - Overcast - 71 F

TOP

livebaseballscorecards.com

Batter	1	2	3	4	5	6	7	8	9	AB	R	H	RBI	BB	SO	LOB
1 Ozzie Albies, S (1, 4) OBP: 0.371, SLG: 0.344	F9		L6		P5	2-H 1B			7 E 7 FC1 99 HBP 1B E5 3-H	4	0	1	1	0	0	1
73 Sean Kazmar Jr., R (7, 4) OBP: 0.267, SLG: 0.154										2	1	1	0	0	0	1
7 Dansby Swanson, R (1, 6) OBP: 0.290, SLG: 0.407	F8			G6-3	2-H HR	F9			FC1 99 HBP 1-3 70 BB G5-3	5	1	1	2	0	0	2
96 Cleuluis Rondon, S (9, PR) OBP: 0.400, SLG: 1.000										1	1	0	0	0	0	2
(9, 6)																
82 Ronald Acuña Jr., R (1, 8) OBP: 0.528, SLG: 0.567	17 S HBP			17 2B BB	1B	17 S 2B			70 BB 99 HBP 87 1B BB	2	1	2	0	1	0	0
98 Xavier Avery, L (7, 9) OBP: 0.200, SLG: 0.111										0	1	0	0	1	0	0
17 Johan Camargo, S (1, 5) OBP: 0.286, SLG: 0.440	P2 1-2			87 HR 1-H 2B	F9		K 2-3		70 BB 87 1B 1-2 2-3 3-H HBP	4	1	1	1	0	1	3
33 A.J. Minter, L (7, 1)										0	0	0	0	0	0	0
64 Luke Jackson, R (8, 1)										0	0	0	0	0	0	0
99 Michael Reed, R (9, PH)										0	1	0	1	0	0	0
72 Miguel Socolovich, R (9, 1)										0	0	0	0	0	0	0
23 Danny Santana, S (1, 7) OBP: 0.462, SLG: 0.640		B1		G6-3		87 S 14 1B HBP	K		87 1B 83 2B 1-2 2-3 3-H BB	2	1	0	0	0	0	1
70 Jaff Decker, L (6, 7) OBP: 0.259, SLG: 0.261										1	1	0	1	1	1	1
(7, 8)																
87 Dustin Peterson, R (1, 9) OBP: 0.333, SLG: 0.529		G5-3		2-H HR		14 1B 8 SF9 1-2 BB	K		83 2B 84 SF9 1-2 2-H 3-H 1B	4	3	2	4	1	1	1
(7, 7)																
14 Rio Ruiz, L (1, 3) OBP: 0.200, SLG: 0.324		K		G4-3		51 SH5-3 1 1B 1-3 2-H 1B		G5-3	84 SF9 73 E 1-3 2-H 2B	3	1	1	1	0	1	0
83 Austin Riley, R (7, 5) OBP: 0.370, SLG: 0.591										2	1	1	1	0	0	0
8 Chris Stewart, R (1, 2) OBP: 0.429, SLG: 0.250			G3		26 SH1-3 7 HR BB	SF9 3-H		K	SF9 2-3 3-H	1	1	0	1	1	0	0
84 Alex Jackson, R (6, 2) OBP: 0.167, SLG: 0.235										1	0	0	1	0	1	0
26 Mike Foltynewicz, R (1, 1)			G6-3		SH1-3 1-2	SH5-3 1-2		K	K	1	0	0	0	0	0	0
51 Shane Carle, R (5, 1)										0	0	0	0	0	0	0
96 Carlos Franco, L (7, 3) OBP: 0.316, SLG: 0.778										2	0	0	0	0	2	2

Inning Stats	1	2	3	4	5	6	7	8	9
	R: 0 E: 0 K: 0 S: 3	R: 0 E: 0 K: 1 S: 5	R: 0 E: 0 K: 0 S: 3	R: 3 E: 0 K: 0 S: 7	R: 2 E: 0 K: 0 S: 7	R: 3 E: 0 K: 0 S: 5	R: 0 E: 0 K: 3 S: 10	R: 0 E: 0 K: 2 S: 7	R: 7 E: 2 K: 1 S: 10
	H: 0 LOB: 1 BB: 0 P: 5	H: 0 LOB: 0 BB: 0 P: 5	H: 0 LOB: 0 BB: 0 P: 3	H: 2 LOB: 0 BB: 1 P: 14	H: 2 LOB: 1 BB: 1 P: 14	H: 2 LOB: 1 BB: 1 P: 10	H: 1 LOB: 1 BB: 0 P: 10	H: 0 LOB: 0 BB: 0 P: 7	H: 3 LOB: 2 BB: 2 P: 19

1B: 5	SF: 2
2B: 3	SAC: 2
3B: 0	DP: 0
HR: 2	HBP: 3

WP: 0	PA: 47
PB: 0	
SB: 3	
CS: 0	

AB	35
R	15
H	10
RBI	14
BB	5
SO	7
LOB	14

PITCHER		IP	WLS	BF	H	R	ER	SO	BB	IBB	HBP	BLK	WP	HR	S	P	ERA	WHIP
34 Trevor Williams, R ERA: 8.22	(1, 1)	4.0	L	16	2	3	3	1	1	0	1	0	0	1	18	27	6.75	0.750
73 Felipe Vázquez, L ERA: 3.86	(5, 1)	1.0		6	2	2	2	0	1	0	0	0	0	1	7	14	18.00	3.000
30 Kyle Crick, R ERA: 9.64	(6, 1)	0.2		5	1	3	3	0	1	0	1	0	0	0	3	8	40.50	3.000
80 Yeudy Garcia, R ERA:	(6, 1)	0.1		2	1	0	0	0	0	0	0	0	0	0	2	2	0.00	3.000
41 Kevin Siegrist, L ERA:	(7, 1)	1.0		4	1	0	0	3	0	0	0	0	0	0	10	10	0.00	1.000

PITCHER		IP	WLS	BF	H	R	ER	SO	BB	IBB	HBP	BLK	WP	HR	S	P	ERA	WHIP
53 Josh Smoker, L ERA:	(8, 1)	1.0		3	0	0	0	2	0	0	0	0	0	0	7	7	0.00	0.000
51 Jordan Milbrath, R ERA: 10.8	(9, 1)	0.0		5	1	5	4	0	2	0	1	0	0	0	2	11	∞	∞
97 Sean Keselica, L ERA: 5.4	(9, 1)	1.0		6	2	2	1	1	0	0	0	0	0	0	8	8	9.00	2.000

BOTTOM

Atlanta Braves @ Pittsburgh Pirates

LECOM Park, Bradenton, FL

Sat Mar 10 2018, 1:07 PM - 4:10 PM EST

Att. 4,935 - Overcast - 71 F

livebaseballscorecards.com

Batter	1	2	3	4	5	6	7	8	9	AB	R	H	RBI	BB	SO	LOB
5 Josh Harrison, R (1, 4) OBP: 0.211, SLG: 0.176 72 Kevin Kramer, L (7, 4) OBP: 0.588, SLG: 1.000	F9		10 F9-3 HBP			G5-3	K			2 0 0 0 0 0 0 1 0 0 0 0 1 2						
10 Jordy Mercer, R (1, 6) OBP: 0.235, SLG: 0.375 71 Kevin Newman, R (7, 6) OBP: 0.333, SLG: 0.400	K		F9-3 1-1			HR		K		3 1 1 1 0 1 1 1 0 0 0 0 1 0						
19 Colin Moran, L (1, 5) OBP: 0.407, SLG: 0.480 62 Erich Weiss, L (6, PR) OBP: 0.143, SLG: 0.231 (7, 3)	23 2B BB			2B		81 G6-3 81 WP 1B		F7		2 0 2 0 1 0 0 1 0 0 0 0 0 0						
23 David Freese, R (1, 3) OBP: 0.333, SLG: 0.615 81 Ke'Bryan Hayes, R (6, PH) OBP: 0.500, SLG: 0.500 (7, 5)	1-3 2B			G6-3		G6-3 1-3		1B		2 0 1 0 0 0 1 2 0 1 0 0 0 1						
47 Jordan Luplow, R (1, 7) OBP: 0.130, SLG: 0.429 99 Jared Oliva, R (7, 7)	G3-1			G4-3		F9		K		3 0 0 0 0 0 5 1 0 0 0 0 1 1						
44 Christopher Bostick, R (1, 8) OBP: 0.227, SLG: 0.300 90 Jason Martin, L (7, 8) OBP: 0.133, SLG: 0.133		P4		F8			79 1B		G5-3	2 0 0 0 0 0 1 2 0 1 0 0 0 0						
27 Todd Cunningham, S (1, 9) OBP: 0.174, SLG: 0.190 90 Elvis Escobar, L (7, 9)		G5-3			G4-3		K		K	2 0 0 0 0 0 0 2 0 0 0 0 2 1						
63 Ryan Lavarnway, R (1, 2) OBP: 0.286, SLG: 0.500 79 Jackson Williams, R (7, 2) OBP: 0.375, SLG: 0.500		F7			G6-3		1-2 1B		P6	2 0 0 0 0 0 0 2 0 1 0 0 0 0						
34 Trevor Williams, R (1, 1) 73 Felipe Vázquez, L (8, 1) 95 Jordan George, S (9, PH) 30 Kyle Crick, L (8, 1) 80 Yeudy Garcia, R (8, 1) 41 Kevin Siegrist, L (7, 1) 91 Bralin Jackson, R (9, PH) 53 Josh Smoker, L (8, 1) 51 Jordan Milbrath, R (8, 1) 97 Sean Keselica, L (8, 1)			F8		G3		K			1 0 0 0 0 0 0 0 0 0 0 0 0 0 1 0 0 0 0 0 0 0 0 0 0 0 0 0 0 0 0 0 0 0 0 0 0 0 0 0 0 0 1 0 0 0 0 1 2 0 0 0 0 0 0 0 0 0 0 0 0 0 0 0 0 0 0 0 0 0						
Inning Stats	R: 0 E: 0 K: 1 S: 6 H: 1 LOB: 2 BB: 1 P: 10	R: 0 E: 0 K: 0 S: 3 H: 0 LOB: 0 BB: 0 P: 3	R: 0 E: 0 K: 0 S: 2 H: 0 LOB: 0 BB: 0 P: 3	R: 0 E: 0 K: 0 S: 4 H: 1 LOB: 1 BB: 0 P: 4	R: 0 E: 0 K: 0 S: 3 H: 0 LOB: 0 BB: 0 P: 3	R: 1 E: 0 K: 0 S: 6 H: 2 LOB: 2 BB: 0 P: 7	R: 0 E: 0 K: 3 S: 11 H: 2 LOB: 2 BB: 0 P: 11	R: 0 E: 0 K: 2 S: 8 H: 1 LOB: 1 BB: 0 P: 8	R: 0 E: 0 K: 1 S: 5 H: 0 LOB: 0 BB: 0 P: 5	1B: 4 2B: 3 3B: 0 HR: 1 SF: 0 SAC: 0 DP: 1 HBP: 1							

	AB	33
	R	1
	H	7
	RBI	1
	BB	1
	SO	7
	LOB	15

WP: 1 PB: 0 SB: 0 CS: 0 PA: 35

PITCHER		IP	WLS	BF	H	R	ER	SO	BB	IBB	HBP	BLK	WP	HR	S	P	ERA	WHIP
26 Mike Foltynewicz, R ERA:	(1, 1)	4.0	W	15	2	0	0	1	1	0	1	0	0	0	15	20	0.00	0.750
51 Shane Carle, R ERA: 6.0	(5, 1)	2.0		8	2	1	1	0	0	0	0	0	1	1	9	10	4.50	1.000
33 A.J. Minter, L ERA:	(7, 1)	1.0		5	2	0	0	3	0	0	0	0	0	0	11	11	0.00	2.000
64 Luke Jackson, R ERA: 10.8	(8, 1)	1.0		4	1	0	0	2	0	0	0	0	0	0	8	8	0.00	1.000
72 Miguel Socolovich, R ERA: 13.5	(9, 1)	1.0		3	0	0	0	1	0	0	0	0	0	0	5	5	0.00	0.000

PITCHER	IP	WLS	BF	H	R	ER	SO	BB	IBB	HBP	BLK	WP	HR	S	P	ERA	WHIP

Batter	1	2	3	4	5	6	7	8	9	AB	R	H	RBI	BB	SO	LOB
11 Ender Inciarte, L (1, 8) OBP: 0.385, SLG: 0.348	C C C 0-3 K		X 0-0 1 1B 2B		X 0-0 5 BB 1B	X 0-0 FC5-4 1-2f		X 0-0 1-3 2-H 1B		3	0	2	0	0	1	0
18 Lane Adams, R (5, 8) OBP: 0.167, SLG: 0.233										2	0	1	1	0	0	1
1 Ozzie Albies, S (1, 4) OBP: 0.368, SLG: 0.343	X 0-0 F7		X 0-0 2-3 1B		S S S 0-3 K		X 0-0 G6-3		C F C 0-3 K	3	0	1	0	0	1	1
8 Charlie Culberson, R (6, 4) OBP: 0.241, SLG: 0.429										2	0	0	0	0	1	0
5 Freddie Freeman, L (1, 3) OBP: 0.304, SLG: 0.409	X 0-0 G5-3		S S C 0-3 K		B B B B 4-0 1-2 BB		S C S 0-3 K		S C S 0-3 K	2	0	0	0	1	1	2
12 Ryan Schimpf, L (5, PR) (5, 5)										2	0	0	0	0	2	0
24 Kurt Suzuki, R (1, 2) OBP: 0.467, SLG: 0.538		B B B B 4-0 14 F9 82 BB BB		F F C 0-3 K	X 0-0 F7		X 0-0 1B		S S S 0-3 K	2	0	0	0	1	1	2
69 Rob Brantly, L (7, PH) OBP: 0.417, SLG: 0.750										2	0	1	0	0	1	0
(7, 2)																
82 Ronald Acuña Jr., R (1, 7) OBP: 0.526, SLG: 0.548		B B B B 4-0 1-2 27 G6-4-3 BB		X 0-0 L7		X 0-0 G3	X 0-0 F8			1	0	0	0	1	0	0
20 Preston Tucker, L (6, PH) OBP: 0.400, SLG: 0.423										2	0	0	0	0	0	1
(6, 7)																
14 Rio Ruiz, L (1, 5) OBP: 0.205, SLG: 0.316		X 0-0 F9 2-3		X 0-0 27 1B 1B		F C S 0-3 K		X 0-0 F8		4	0	1	0	0	1	2
(5, 3)																
27 Christian Colón, R (1, 6) OBP: 0.423, SLG: 0.500		X 0-0 G6-4-3 1-2f		X 0-0 1-2 1B		B B B B 4-0 87 HR BB		X 0-0 84 1B 18 1B 1B		2	1	1	0	1	0	2
96 Cleuluis Rondon, S (7, 6) OBP: 0.500, SLG: 1.000										1	1	1	0	0	0	0
70 Jaff Decker, L (1, 9) OBP: 0.241, SLG: 0.240			F C S 0-3 K	C C S 0-3 K		X 0-0 1-H HR		F S C 0-3 K		2	0	0	0	0	2	2
87 Dustin Peterson, R (6, PH) OBP: 0.350, SLG: 0.684										2	1	1	2	0	1	1
(6, 9)																
83 Austin Riley, R (1, 10) OBP: 0.367, SLG: 0.542			C S S 0-3 K		X 0-0 G6-3	B B B B 4-0 18 FC5-4 BB		X 0-0 18 1B 1-2 1B		2	0	0	0	1	1	0
84 Alex Jackson, R (8, PH) OBP: 0.211, SLG: 0.278										1	0	1	0	0	0	0
(8, 10)																
Inning Stats	R: 0 E: 0 K: 1 S: 5 H: 0 LOB: 0 BB: 0 P: 5	R: 0 E: 0 K: 0 S: 2 H: 0 LOB: 1 BB: 2 P: 10	R: 0 E: 0 K: 3 S: 11 H: 2 LOB: 2 BB: 0 P: 11	R: 0 E: 0 K: 2 S: 9 H: 2 LOB: 2 BB: 0 P: 9	R: 0 E: 0 K: 1 S: 6 H: 1 LOB: 2 BB: 1 P: 10	R: 2 E: 0 K: 1 S: 6 H: 1 LOB: 1 BB: 2 P: 14	R: 0 E: 0 K: 1 S: 6 H: 1 LOB: 1 BB: 0 P: 6	R: 1 E: 0 K: 1 S: 7 H: 3 LOB: 2 BB: 0 P: 7	R: 0 E: 0 K: 3 S: 9 H: 0 LOB: 0 BB: 0 P: 9	1B: 8 2B: 1 3B: 0 HR: 1 SF: 0 SAC: 0 DP: 1 HBP: 0						

PITCHER		IP	WLS	BF	H	R	ER	SO	BB	IBB	HBP	BLK	WP	HR	S	P	ERA	WHIP
38 Francisco Liriano, L ERA:	(1, 1)	3.0	W	12	2	0	0	4	2	0	0	0	0	0	18	26	0.00	1.333
44 Daniel Norris, L ERA: 3.6	(4, 1)	2.0		10	3	0	0	3	1	0	0	0	0	0	15	19	0.00	2.000
58 Victor Alcántara, R ERA: 5.4	(6, 1)	1.0		6	1	2	2	1	2	0	0	0	0	1	6	14	18.00	3.000
51 Johnny Barbato, R ERA: 2.7	(7, 1)	2.0		9	4	1	1	2	0	0	0	0	0	0	13	13	4.50	2.000
77 Joe Jiménez, R ERA:	(9, 1)	1.0	S	3	0	0	0	3	0	0	0	0	0	0	9	9	0.00	0.000

PITCHER	IP	WLS	BF	H	R	ER	SO	BB	IBB	HBP	BLK	WP	HR	S	P	ERA	WHIP

TOP

Atlanta Braves @ Detroit Tigers

Publix Field at Joker Marchant Stadium, Lakeland, FL

Sun Mar 11 2018, 1:08 PM - 3:58 PM EDT

Att. 6,399 - Partly Cloudy - 73 F

livebaseballscorecards.com

AB	35
R	3
H	10
RBI	3
BB	5
SO	13
LOB	14

PA: 40

WP: 0
PB: 0
SB: 0
CS: 0

BOTTOM

Atlanta Braves @ Detroit Tigers

Publix Field at Joker Marchant Stadium, Lakeland, FL

Sun Mar 11 2018, 1:08 PM - 3:58 PM EDT

Att. 6,399 - Partly Cloudy - 73 F

livebaseballscorecards.com

Batter	1	2	3	4	5	6	7	8	9	AB	R	H	RBI	BB	SO	LOB
12 Leonys Martin, L (1, 8) OBP: 0.314, SLG: 0.394 13 Mike Gerber, L (7, 8) OBP: 0.409, SLG: 0.474	L7		BB: 1 1B 24 2B, 1-2	K, 1-2		IHR				3 0	2 0	1 0	1 0	1 0	1 0	1 0
1 Jose Iglesias, R (1, 6) OBP: 0.464, SLG: 0.381 81 Pete Kozma, R (6, 6) OBP: 0.300, SLG: 0.133 (7, 4)	BB: 24 G5-4-3		1B: 1-2, 2-3, 24 2B		HBP: 24 1B 34 1B	G6-3				1 1	2 0	1 0	0 0	1 0	0 0	0 0
24 Miguel Cabrera, R (1, 3) OBP: 0.355, SLG: 0.444 78 Chad Huffman, R (5, PR) OBP: 0.211, SLG: 0.389 (6, 3)	G5-4-3, 1-2f		2B: 1-H, 2-H, 3-H		1B: 1-2, 34 1B		G5-3			3 1	0 0	2 0	3 0	0 0	0 0	1 0
9 Nick Castellanos, R (1, 9) OBP: 0.379, SLG: 0.852 80 Ronny Rodríguez, R (6, 9) OBP: 0.370, SLG: 0.440		K	K		P3		F9			3 1	0 0	0 0	0 0	0 0	2 0	3 0
41 Victor Martinez, S (1, 10) OBP: 0.290, SLG: 0.655 73 Jason Krizan, L (7, PH) OBP: 0.222, SLG: 0.313 (8, 10)		HR	F7		F8		F7			3 1	1 0	1 0	1 0	0 0	0 0	3 0
34 James McCann, R (1, 2) OBP: 0.263, SLG: 0.278 89 Jake Rogers, R (6, 2) OBP: 0.273, SLG: 0.200	G4-3		G5-3		1B: 1-2, 2-H			BB: 40 L6 70 1B		3 0	0 0	1 0	1 0	0 1	0 0	1 0
46 Jeimer Candelario, S (1, 5) OBP: 0.406, SLG: 0.630 70 Harold Castro, L (6, 5) OBP: 0.158, SLG: 0.111 (7, 7)	FC6-4: 8 FC6-4 1B		G6-3	G4-3				1-2 1B		3 1	0 0	1 1	0 0	0 0	0 0	2 0
8 Mikie Mahtook, R (1, 7) OBP: 0.310, SLG: 0.200 82 Kody Eaves, L (7, 5) OBP: 0.375, SLG: 0.308	FC6-4, 1-2f		G4-3		G6-3			K		3 1	0 0	0 0	0 0	0 0	1 1	1 2
49 Dixon Machado, R (1, 4) OBP: 0.333, SLG: 0.423 40 Sergio Alcántara, S (7, 6) OBP: 0.292, SLG: 0.238			BB: 1 1B 12 BB 24 2B	1B: 12 S	G3-1			L6, 2-2		3 1	1 0	2 0	0 0	0 0	0 0	0 2
Inning Stats	R: 0 H: 0 E: 0 LOB: 0 K: 0 BB: 1 S: 2 P: 6	R: 1 H: 2 E: 0 LOB: 1 K: 1 BB: 0 S: 7 P: 9	R: 3 H: 3 E: 0 LOB: 1 K: 1 BB: 1 S: 8 P: 12	R: 0 H: 1 E: 0 LOB: 1 K: 1 BB: 0 S: 6 P: 6	R: 1 H: 2 E: 0 LOB: 2 K: 0 BB: 0 S: 5 P: 6	R: 1 H: 1 E: 0 LOB: 0 K: 0 BB: 0 S: 4 P: 4	R: 0 H: 0 E: 0 LOB: 0 K: 0 BB: 0 S: 3 P: 3	R: 0 H: 1 E: 0 LOB: 1 K: 1 BB: 1 S: 5 P: 9		1B: 7 SF: 0 2B: 2 SAC: 0 3B: 0 DP: 2 HR: 2 HBP: 1						

	AB	32
	R	6
	H	10
	RBI	6
	BB	3
	SO	4
	LOB	16

WP: 0 PA: 36
PB: 0
SB: 1
CS: 0

PITCHER		IP	WLS	BF	H	R	ER	SO	BB	IBB	HBP	BLK	WP	HR	S	P	ERA	WHIP
45 Matt Wisler, R ERA: 3.6	(1, 1)	3.0	L	15	5	4	4	2	2	0	0	0	0	1	17	27	12.00	2.333
36 Aaron Blair, R ERA: 1.8	(4, 1)	2.0		10	3	1	1	1	0	0	1	0	0	0	11	12	4.50	1.500
30 Peter Moylan, R ERA: 2.45	(6, 1)	1.0		4	1	1	1	0	0	0	0	0	0	0	4	4	9.00	1.000
52 José Ramirez, R ERA: 1.8	(7, 1)	1.0		3	0	0	0	0	0	0	0	0	0	0	3	3	0.00	0.000
71 Josh Ravin, R ERA: 6.75	(8, 1)	1.0		4	1	0	0	1	1	0	0	0	0	0	5	9	0.00	2.000

PITCHER		IP	WLS	BF	H	R	ER	SO	BB	IBB	HBP	BLK	WP	HR	S	P	ERA	WHIP

Philadelphia Phillies @ Atlanta Braves

Stadium at the ESPN Wide World of Sports, Lake Buena Vista, FL

Mon Mar 12 2018, 6:07 PM - 8:48 PM EDT

Att. 5,945 - Partly Cloudy - 66 F

livebaseballscorecards.com

Batter	1	2	3	4	5	6	7	8	9	AB	R	H	RBI	BB	SO	LOB
16 César Hernández, S (1, 4) OBP: 0.200, SLG: 0.267	F9			K		F7		F8		4	0	0	0	0	1	0
47 Pedro Beato, R (8, 1)										0	0	0	0	0	0	0
37 Odúbel Herrera, L (1, 8) OBP: 0.214, SLG: 0.231	K2-3			G6-3			G1-3		K	3	0	0	0	0	1	0
60 Danny Ortiz, L (7, 8) OBP: 0.200, SLG: 0.467										1	0	0	0	0	1	0
38 Jorge Alfaro, R (1, 2) OBP: 0.346, SLG: 0.409	K			G6-3			9 CS HBP		BB	2	0	0	0	0	1	0
95 Austin Bossart, R (7, PR)										0	0	0	0	0	0	0
68 Logan Moore, L (7, 2)										0	0	0	0	1	0	0
9 Adam Rosales, R (1, 3) OBP: 0.292, SLG: 0.429		P4			K		K 1-2		K	3	0	0	0	0	2	1
53 Yacksel Ríos, R (7, 1)										0	0	0	0	0	0	0
94 Malquin Canelo, R (8, 4)										1	0	0	0	0	1	1
2 J.P. Crawford, L (1, 6) OBP: 0.269, SLG: 0.320		K			F9			76 SH1-3 83 HR 2B	G6-3	4	1	1	0	0	1	1
76 Jesmuel Valentín, S (1, 5) OBP: 0.304, SLG: 0.476		G6-3			BB			SH1-3 2-3		1	0	0	0	1	0	0
18 Pedro Florimón, S (1, 7) OBP: 0.333, SLG: 0.400			G6-3		K			BB		2	1	0	0	1	1	1
85 Andrew Pullin, L (8, 7) OBP: 0.286, SLG: 0.100										0	0	0	0	0	0	0
24 Roman Quinn, S (1, 9) OBP: 0.381, SLG: 0.412			G5-3			L8		2-0 1-H 3-H HR		2	0	0	0	0	0	0
55 Hoby Milner, L (6, 1)										0	0	0	0	0	0	0
57 Luis García, R (6, 1)										0	0	0	0	0	0	0
52 Zac Curtis, L (7, 1)										0	0	0	0	0	0	0
83 Mitch Walding, L (7, 3) OBP: 0.467, SLG: 0.692										1	1	1	3	0	0	0
56 Zach Eflin, R (1, 1)			K			L4		P2		1	0	0	0	0	1	0
21 Collin Cowgill, R (6, PH) OBP: 0.300, SLG: 0.278										2	0	0	0	0	0	0
(6, 9)																

Inning Stats	1	2	3	4	5	6	7	8	9
	R: 0 E: 0 K: 2 S: 7	H: 0 LOB: 0 BB: 0 P: 7	R: 0 E: 0 K: 1 S: 5	H: 0 LOB: 0 BB: 0 P: 5	R: 0 E: 0 K: 1 S: 5	H: 0 LOB: 0 BB: 0 P: 5	R: 0 E: 0 K: 1 S: 5	H: 0 LOB: 0 BB: 0 P: 5	R: 0 E: 0 K: 2 S: 7	H: 0 LOB: 1 BB: 1 P: 11	R: 0 E: 0 K: 0 S: 3	H: 0 LOB: 0 BB: 0 P: 3	R: 0 E: 0 K: 1 S: 4	H: 0 LOB: 1 BB: 0 P: 5	R: 3 E: 0 K: 0 S: 5	H: 2 LOB: 0 BB: 1 P: 11	R: 0 E: 0 K: 2 S: 7	H: 0 LOB: 1 BB: 1 P: 11

| | | | | | | | | | | | | | | | |

BOTTOM

Batter	1	2	3	4	5	6	7	8	9	AB	R	H	RBI	BB	SO	LOB
11 Ender Inciarte, L (1, 8) OBP: 0.379, SLG: 0.346	F9			17 G4-6-3 1B		FC5-2 17 BB 3-H		G3		3	0	1	0	0	0	2
23 Danny Santana, S (7, 8) OBP: 0.444, SLG: 0.615										1	0	0	0	0	0	0
17 Johan Camargo, S (1, 5) OBP: 0.290, SLG: 0.407	F9			G4-6-3 1-2f		BBBB 4-0 1-2 2-3 BB		8 1B 14 1B 1B		2	0	0	0	1	0	1
27 Christian Colón, R (7, 5) OBP: 0.444, SLG: 0.522										1	0	1	0	0	0	0
5 Freddie Freeman, L (1, 3) OBP: 0.269, SLG: 0.360	G4-3			G4-3		L8		8 1B 1-2 1B		3	0	0	0	0	0	3
14 Rio Ruiz, L (7, 3) OBP: 0.225, SLG: 0.333										1	0	1	0	0	0	0
25 Tyler Flowers, R (1, 2) OBP: 0.286, SLG: 0.167		F7			CCC K		SSS K	1-2 2-3 1B		2	0	0	0	0	1	0
8 Chris Stewart, R (6, 2) OBP: 0.444, SLG: 0.333										2	0	1	0	0	1	0
22 Nick Markakis, L (1, 9) OBP: 0.474, SLG: 0.500		F7			G4-3		G5-3	CCC K		3	0	0	0	0	0	0
87 Dustin Peterson, R (8, 9) OBP: 0.333, SLG: 0.650										1	0	0	0	0	1	3
8 Charlie Culberson, R (1, 4) OBP: 0.250, SLG: 0.419	CCC K			F7		20 1B 1B		F7		3	0	1	0	0	1	0
94 Alay Lago, R (8, 4) OBP: 0.286, SLG: 0.286										1	0	0	0	0	0	0
20 Preston Tucker, L (1, 7) OBP: 0.424, SLG: 0.448		F7				7 1B 11 FC5-2 1B	7 FC6-4 1-3 1B		G5-3	3	0	2	0	0	0	0
99 Michael Reed, R (8, 7)										1	0	0	0	0	0	0
7 Dansby Swanson, R (1, 6) OBP: 0.294, SLG: 0.400		F9				17 BB 50 SH2-4 1-3 1B	FC6-4 1-2f		2B	3	0	1	0	0	0	2
73 Sean Kazmar Jr., R (8, 6) OBP: 0.313, SLG: 0.286										1	0	1	0	0	0	0
15 Sean Newcomb, L (1, 1)		G1-6-3				SH2-4 1-2		SSS K	SSS K	1	0	0	0	0	0	0
50 Lucas Sims, R (5, 1)										0	0	0	0	0	0	0
38 Arodys Vizcaíno, R (8, 1)										0	0	0	0	0	0	0
12 Ryan Schimpf, L (8, PH)										1	0	0	0	0	1	0
58 Dan Winkler, R (9, 1)										0	0	0	0	0	0	0
18 Lane Adams, R (9, PH) OBP: 0.161, SLG: 0.226										1	0	0	0	0	1	1
Inning Stats	R: 0 E: 0 K: 0 S: 3 H: 0 LOB: 0 BB: 0 P: 3	R: 0 E: 0 K: 1 S: 5 H: 0 LOB: 0 BB: 0 P: 5	R: 0 E: 0 K: 0 S: 3 H: 0 LOB: 0 BB: 0 P: 3	R: 0 K: 0 S: 3 H: 1 LOB: 0 BB: 0 P: 3	R: 0 E: 0 K: 1 S: 5 H: 0 LOB: 0 BB: 0 P: 5	R: 0 E: 0 K: 0 S: 5 H: 2 LOB: 3 BB: 1 P: 9	R: 0 E: 0 K: 1 S: 7 H: 2 LOB: 2 BB: 0 P: 7	R: 0 E: 0 K: 2 S: 10 H: 3 LOB: 3 BB: 0 P: 10	R: 0 E: 0 K: 1 S: 6 H: 1 LOB: 1 BB: 0 P: 6	1B: 8 2B: 1 3B: 0 HR: 0	SF: 0 SAC: 1 DP: 1 HBP: 0						

PITCHER		IP	WLS	BF	H	R	ER	SO	BB	IBB	HBP	BLK	WP	HR	S	P	ERA	WHIP
56 Zach Eflin, R ERA: 2.89	(1, 1)	5.0		15	1	0	0	2	0	0	0	0	0	0	19	19	0.00	0.200
55 Hoby Milner, L ERA: 1.93	(6, 1)	0.2		4	2	0	0	0	0	0	0	0	0	0	4	4	0.00	3.000
57 Luis García, R ERA: 5.06	(6, 1)	0.2		3	0	0	0	1	1	0	0	0	0	0	4	8	0.00	1.500
52 Zac Curtis, L ERA: 2.08	(7, 1)	0.1		1	0	0	0	0	0	0	0	0	0	0	1	1	0.00	0.000
53 Yacksel Ríos, R ERA:	(7, 1)	1.0	W	7	4	0	0	1	0	0	0	0	0	0	9	9	0.00	4.000

PITCHER		IP	WLS	BF	H	R	ER	SO	BB	IBB	HBP	BLK	WP	HR	S	P	ERA	WHIP
47 Pedro Beato, R ERA: 3.86	(8, 1)	1.1	S	6	2	0	0	2	0	0	0	0	0	0	10	10	0.00	1.500

Philadelphia Phillies @ Atlanta Braves

at the ESPN Wide World of Sports, Lake Buena Vista, FL

Mon Mar 12 2018, 6:07 PM - 8:48 PM EDT

Att. 5,945 - Partly Cloudy - 66 F

livebaseballscorecards.com

AB	34
R	0
H	9
RBI	0
BB	1
SO	6
LOB	12

WP: 0 PB: 0 SB: 0 CS: 0 PA: 36

Toronto Blue Jays @ Atlanta Braves

Stadium at the ESPN Wide World of Sports, Lake Buena Vista, FL

Tue Mar 13 2018, 1:07 PM - 4:05 PM EDT

Att. 9,053 - Partly Cloudy - 60 F

livebaseballscorecards.com

TOP

Batter	1	2	3	4	5	6	7	8	9	AB	R	H	RBI	BB	SO	LOB
18 Curtis Granderson, L (1, 7) OBP: 0.484, SLG: 1.120 27 Dwight Smith Jr., L (6, 7) OBP: 0.304, SLG: 0.550 (7, 9)	F8		29 FC6-4 2B	F7		SF8 3-H		P5 1-2	G6-3	3 2	0 0	1 0	1 0	0 0	0 0	1 2
29 Devon Travis, R (1, 4) OBP: 0.321, SLG: 0.500 66 Tim Lopes, R (6, 4) OBP: 0.400, SLG: 0.400	8 HBP 26 BB 37 SF9 1B		FC6-4 26 G6-4-3 2-3		G5-3	F8		78 WP 64 1B 2-3 BB		4 0	1 0	1 0	0 0	0 1	0 0	1 0
26 Yangervis Solarte, S (1, 5) OBP: 0.194, SLG: 0.214 64 Jason Leblebijian, R (7, 7) OBP: 0.333, SLG: 0.429	8 HBP 1-2 BB		G6-4-3 1-2f		37 HR 1B		F8	78 WP 1-2 3-H 1B		3 1	1 0	1 1	0 1	1 0	0 0	1 0
8 Kendrys Morales, S (1, 3) OBP: 0.286, SLG: 0.375 78 Nash Knight, S (7, 3) OBP: 0.375, SLG: 0.500	 1-2 2-3 HBP			13 HBP 37 BB 21 SF7 1B	F9		G4-3	 1-2 2-3		3 1	1 0	1 0	0 0	0 0	0 1	1 2
37 Teoscar Hernández, R (1, 8) OBP: 0.387, SLG: 0.714 (6, 9) 81 Gunnar Heidt, R (7, PR) (7, 5)	SF9 3-H			39 S 13 HBP 39 1B 1-2 BB	1-H HR		WP 21 HR 1B			2 1	2 1	2 1	3 0	1 0	0 1	0 2
13 Lourdes Gurriel Jr., R (1, 10) OBP: 0.320, SLG: 0.375 Danny Jansen, R (7, PH) (7, 10) OBP: 0.222, SLG: 0.200	F7			39 1B 39 PB 61 S 1-2 2-3 HBP	P5		21 HR 1-2 BB		G5-3	2 1	1 1	0 0	0 0	0 1	0 0	2 0
21 Luke Maile, R (1, 2) OBP: 0.450, SLG: 0.533 75 Pat Cantwell, R (8, 2) OBP: 0.500, SLG: 0.500		F8		SF7 3-H		61 3B 1B	1-H HR 2-H		7 3B 1B	3 1	2 1	2 1	4 0	0 0	0 0	0 0
39 Jonathan Davis, R (1, 9) OBP: 0.286, SLG: 0.316 43 Roemon Fields, L (6, PH) OBP: 0.435, SLG: 0.600 (6, 8)			61 E 1-3 2-H 1B			P6			P4	2 3	0 0	1 0	1 0	0 0	1 1	0 3
61 Gift Ngoepe, R (1, 6) OBP: 0.296, SLG: 0.364 7 Richard Urena, S (6, 6) OBP: 0.154, SLG: 0.200		P6		F9 1-3 3-H		18 SF8 1-H 3B		66 WP 27 WP 64 1B	 1-H 3B	3 2	1 1	1 1	1 0	0 0	0 0	1 0
Inning Stats	R: 1 E: 0 K: 0 S: 4 H: 1 LOB: 2 BB: 1 P: 9	R: 0 E: 0 K: 1 S: 5 H: 0 LOB: 0 BB: 0 P: 5	R: 0 E: 0 K: 0 S: 3 H: 1 LOB: 0 BB: 0 P: 3	R: 3 E: 0 K: 0 S: 6 H: 2 LOB: 1 BB: 1 P: 11	R: 2 E: 0 K: 0 S: 6 H: 2 LOB: 0 BB: 0 P: 6	R: 2 E: 0 K: 0 S: 5 H: 2 LOB: 0 BB: 0 P: 5	R: 3 E: 0 K: 1 S: 7 H: 2 LOB: 1 BB: 1 P: 11	R: 1 E: 1 K: 2 S: 9 H: 1 LOB: 2 BB: 1 P: 15	R: 1 E: 0 K: 0 S: 5 H: 2 LOB: 1 BB: 0 P: 5	1B: 8 2B: 1 3B: 2 HR: 2	SF: 3 SAC: 0 DP: 1 HBP: 2						

	AB	37
	R	13
	H	13
	RBI	12
	BB	4
	SO	4
	LOB	16

WP: 4 PB: 1 SB: 2 CS: 0 PA: 46

PITCHER		IP	WLS	BF	H	R	ER	SO	BB	IBB	HBP	BLK	WP	HR	S	P	ERA	WHIP
19 Scott Kazmir, L ERA: 4.66	(1, 1)	3.2	L	18	4	4	3	1	2	0	2	0	0	0	17	27	7.36	1.636
72 Miguel Socolovich, R ERA: 12.46	(4, 1)	0.1		1	0	0	0	0	0	0	0	0	0	0	1	1	0.00	0.000
67 Anyelo Gómez, R ERA: 6.14	(5, 1)	2.0		10	4	4	4	0	0	0	0	0	0	1	11	11	18.00	2.000
77 Josh Graham, R ERA: 4.26	(7, 1)	1.0		6	2	3	3	1	1	0	0	0	1	1	7	11	27.00	3.000
57 Rex Brothers, L ERA: 6.35	(8, 1)	1.0		6	1	1	0	2	1	0	0	0	3	0	9	15	0.00	2.000

PITCHER		IP	WLS	BF	H	R	ER	SO	BB	IBB	HBP	BLK	WP	HR	S	P	ERA	WHIP
85 David Peterson, R ERA: 9.0	(9, 1)	1.0		5	2	1	1	0	0	0	0	0	0	0	5	5	9.00	2.000

BOTTOM

Toronto Blue Jays @ Atlanta Braves

at the ESPN Wide World of Sports, Lake Buena Vista, FL

Tue Mar 13 2018, 1:07 PM - 4:05 PM EDT

Att. 9,053 - Partly Cloudy - 60 F

livebaseballscorecards.com

Batter	1	2	3	4	5	6	7	8	9	AB	R	H	RBI	BB	SO	LOB
11 Ender Inciarte, L (1, 8) OBP: 0.375, SLG: 0.345	F7 ①		5 1B; 24 1B; 1B		K ①	27 G5-3; 1-2 2-3; 1B		K ②		3	1	1	0	0	1	0
18 Lane Adams, R (6, 8) OBP: 0.182, SLG: 0.242										2	0	1	0	0	1	0
1 Ozzie Albies, S (1, 4) OBP: 0.366, SLG: 0.324	BBBB; 5 CS; BB		F7 ②		K ②	G5-3; 1-2 2-3 3-H		1B		2	0	0	0	1	1	1
27 Christian Colón, R (6, PH) OBP: 0.448, SLG: 0.520										2	0	1	1	0	0	2
(7, 4)																
5 Freddie Freeman, L (1, 3) OBP: 0.345, SLG: 0.536	1-2; 1B ②		24 1B; 1-3; 1B		HR	F7 ③		K ③		3	1	3	1	0	0	0
14 Rio Ruiz, L (6, 3) OBP: 0.214, SLG: 0.317										2	0	0	0	0	1	4
24 Kurt Suzuki, R (1, 2) OBP: 0.500, SLG: 0.563	F7 ③		G6-3 ③		1B	70 1B; 87 1B; 73 G4-6-3; 1B			K ①	3	0	2	1	0	0	1
69 Rob Brantly, L (7, 2) OBP: 0.429, SLG: 0.714			1-2; 3-H; 1B							2	1	1	0	0	1	0
22 Nick Markakis, L (1, 9) OBP: 0.455, SLG: 0.476		12 G3-1; 1B			K ③		73 G4-6-3; 70 1B; 1-2; 1B		G6-3 ②	3	0	1	0	0	1	3
87 Dustin Peterson, R (6, 9) OBP: 0.348, SLG: 0.636										2	0	1	0	0	0	0
(7, 7)																
82 Ronald Acuña Jr., R (1, 7) OBP: 0.512, SLG: 0.618	F8 ①			HR		L4 ①	73 G4-6-3; 1-2 2-3; 1B		K ③	3	1	1	1	0	0	1
70 Jaff Decker, L (7, 9) OBP: 0.258, SLG: 0.259										2	0	1	0	0	1	0
12 Ryan Schimpf, L (1, 5)	G3-1 ②		F9 ①			BBBB; 7 1B; 17 1B; BB	G4-6-3 ①② 1-2f 2-3 3-H			2	0	0	0	1	0	1
73 Sean Kazmar Jr., R (6, PR) OBP: 0.294, SLG: 0.267	1-2									1	1	0	0	0	0	2
(7, 5)																
7 Dansby Swanson, R (1, 6) OBP: 0.297, SLG: 0.394	K ③		G6-3 ②			18 1B; 17 1B; 27 G5-3; 1-3; 1B	K ③			3	1	1	0	0	1	1
77 Josh Graham, R (7, 1)										0	0	0	0	0	0	0
23 Danny Santana, S (7, PH) OBP: 0.429, SLG: 0.593										1	0	0	0	0	1	1
57 Rex Brothers, L (8, 1)										0	0	0	0	0	0	0
85 David Peterson, R (9, 1)										0	0	0	0	0	0	0
19 Scott Kazmir, L (1, 1)			K ①	F8 ③		27 G5-3; 18 1B; 1-2; 3-H; 1B		K ①		1	0	0	0	0	1	0
72 Miguel Socolovich, R (4, 1)										0	0	0	0	0	0	0
20 Preston Tucker, L (4, PH) OBP: 0.412, SLG: 0.433										1	0	0	0	0	0	0
67 Anyelo Gómez, R (5, 1)										0	0	0	0	0	0	0
17 Johan Camargo, S (6, PH) OBP: 0.303, SLG: 0.414										2	0	1	1	0	1	0
(7, 6)																
89 Dylan Moore, R (9, 6)										0	0	0	0	0	0	0

	AB	40
	R	6
	H	15
	RBI	5
	BB	2
	SO	11
	LOB	17

Inning Stats	1	2	3	4	5	6	7	8	9
	R: 0 E: 0 K: 0 S: 4 H: 1 LOB: 1 BB: 1 P: 8	R: 0 E: 0 K: 1 S: 6 H: 1 LOB: 1 BB: 0 P: 6	R: 1 E: 0 K: 1 S: 8 H: 3 LOB: 2 BB: 0 P: 8	R: 1 E: 0 K: 0 S: 4 H: 1 LOB: 0 BB: 0 P: 5	R: 1 E: 0 K: 3 S: 13 H: 2 LOB: 1 BB: 0 P: 14	R: 2 E: 0 K: 0 S: 6 H: 3 LOB: 3 BB: 1 P: 10	R: 1 E: 0 K: 1 S: 7 H: 3 LOB: 1 BB: 0 P: 7	R: 0 E: 0 K: 3 S: 10 H: 1 LOB: 1 BB: 0 P: 11	R: 0 E: 0 K: 2 S: 7 H: 0 LOB: 0 BB: 0 P: 7

1B: 13	SF: 0		WP: 0	PA: 42		
2B: 0	SAC: 0		PB: 0			
3B: 0	DP: 1		SB: 0			
HR: 2	HBP: 0		CS: 1			

PITCHER		IP	WLS	BF	H	R	ER	SO	BB	IBB	HBP	BLK	WP	HR	S	P	ERA	WHIP
41 Aaron Sanchez, R ERA: 3.97	(1, 1)	4.1	W	19	6	2	2	3	1	0	0	0	0	1	25	30	4.15	1.615
72 John Axford, R ERA: 1.93	(5, 1)	0.2		4	2	1	1	2	0	0	0	0	0	1	10	11	13.50	3.000
73 Craig Breslow, L ERA: 8.44	(6, 1)	0.1		5	3	2	2	0	1	0	0	0	0	0	4	8	54.00	12.000
44 Taylor Guerrieri, R ERA: 1.42	(6, 1)	1.2	H	7	3	1	1	1	0	0	0	0	0	0	9	9	5.40	1.800
58 Tim Mayza, L ERA: 3.0	(8, 1)	1.0		4	1	0	0	3	0	0	0	0	0	0	10	11	0.00	1.000

PITCHER		IP	WLS	BF	H	R	ER	SO	BB	IBB	HBP	BLK	WP	HR	S	P	ERA	WHIP
47 Chris Rowley, R ERA: 10.8	(9, 1)	1.0		3	0	0	0	2	0	0	0	0	0	0	7	7	0.00	0.000

Philadelphia Phillies @ Atlanta Braves

Stadium at the ESPN Wide World of Sports, Lake Buena Vista, FL

Wed Mar 14 2018, 1:09 PM - 3:50 PM EDT

Att. 5,790 - Sunny - 64 F

TOP

livebaseballscorecards.com

Batter	1	2	3	4	5	6	7	8	9	AB	R	H	RBI	BB	SO	LOB
16 César Hernández, S (1, 4) OBP: 0.273, SLG: 0.313	37 1B 1B		BBB 4-0 37 HBP BB		X 0-0 37 G4-6-3 1-3 1B		X 0-0 60 1B 2-H 1B		CCC 0-3 ② K	2	0	2	0	1	0	0
76 Jesmuel Valentín, S (6, 4) OBP: 0.346, SLG: 0.625										2	0	1	1	0	1	2
37 Odúbel Herrera, L (1, 8) OBP: 0.258, SLG: 0.250	X 0-0 ① 18 CS 1-3 1B		H 1-0 1-2 HBP		X 0-0 ①② G4-6-3 1-2f 3-H		X 0-0 29 FC6-4 1-2 1B		X 0-0 ③ G4-3	2	0	1	0	0	0	1
60 Danny Ortiz, L (6, 8) OBP: 0.222, SLG: 0.444										2	0	1	0	0	0	2
18 Pedro Florimón, S (1, 6) OBP: 0.290, SLG: 0.345	1 SAFE X 0-0 ②③ G4-3 1-2		X 0-0 ③ G5-3		X 0-0 ③ F7		X 0-0 ③ FC6-4 1-2f			3	0	0	0	0	0	3
29 Cameron Rupp, R (6, 2) OBP: 0.250, SLG: 0.227										1	0	0	0	0	0	2
38 Jorge Alfaro, R (1, 2) OBP: 0.379, SLG: 0.560		BBBCFX 3-2 HR		FCS 0-3 ① K2-3		X 0-0 21 G6-4-3 1B		X 0-0 ① G4-3		3	1	2	1	0	1	0
85 Andrew Pullin, L (6, 7) OBP: 0.250, SLG: 0.083										1	0	0	0	0	0	0
4 Ryan Flaherty, L (1, 9) OBP: 0.333, SLG: 0.333		X 0-0 ① G5-3		X 0-0 21 FC1-6 1B		X 0-0 ① F8		X 0-0 ② F7		4	0	1	0	0	0	1
21 Collin Cowgill, R (1, 7) OBP: 0.250, SLG: 0.227	CFS 0-3 ② K			X 0-0 ② FC1-6 9 HBP 1-2f		X 0-0 ②③ G6-4-3 1-2f		X 0-0 ③ G6-3		3	0	0	0	0	1	2
58 Fernando Abad, L (6, 1)										0	0	0	0	0	0	0
64 Víctor Arano, R (6, 1)										0	0	0	0	0	0	0
44 Jake Thompson, R (7, 1)										1	0	0	0	0	0	0
9 Adam Rosales, R (1, 3) OBP: 0.345, SLG: 0.440	X 0-0 ③ G4-3			H 1-0 1-2 HBP			X 0-0 ① G5-3		X 0-0 80 1B 1B	3	0	1	0	0	0	0
54 Ben Lively, R (1, 1)			X 0-0 ① G5-3	X 0-0 ③ L9			X 0-0 76 1B 2B		X 0-0 1-2 1B	2	0	0	0	0	0	2
80 Scott Kingery, R (6, 6) OBP: 0.433, SLG: 0.786										2	1	2	0	0	0	0
2 J.P. Crawford, L (1, 5) OBP: 0.276, SLG: 0.321			X 0-0 ② G6-3		X 0-0 16 1B 37 G4-6-3 1B		X 0-0 ② G3-1		FSS 0-3 ① K	3	1	1	0	0	0	1
83 Mitch Walding, L (7, 5) OBP: 0.412, SLG: 0.600										1	0	0	0	0	1	2
Inning Stats	R: 0 E: 0 K: 0 S: 3 H: 2 LOB: 0 BB: 0 P: 3	R: 1 E: 0 K: 1 S: 8 H: 1 LOB: 0 BB: 0 P: 11	R: 0 E: 0 K: 0 S: 3 H: 0 LOB: 2 BB: 1 P: 8	R: 0 E: 0 K: 1 S: 6 H: 1 LOB: 2 BB: 0 P: 7	R: 1 E: 0 K: 0 S: 4 H: 2 LOB: 0 BB: 0 P: 4	R: 0 E: 0 K: 0 S: 3 H: 1 LOB: 0 BB: 0 P: 3	R: 1 E: 0 K: 0 S: 6 H: 3 LOB: 2 BB: 0 P: 6	R: 0 E: 0 K: 0 S: 3 H: 0 LOB: 0 BB: 0 P: 3	R: 0 E: 0 K: 2 S: 9 H: 2 LOB: 2 BB: 0 P: 9	1B: 10 2B: 1 3B: 0 HR: 1	SF: 0 SAC: 0 DP: 2 HBP: 2						

	AB	35
	R	3
	H	12
	RBI	2
	BB	1
	SO	4
	LOB	18

WP: 0 PB: 0 SB: 0 CS: 1 PA: 38

PITCHER		IP	WLS	BF	H	R	ER	SO	BB	IBB	HBP	BLK	WP	HR	S	P	ERA	WHIP
49 Julio Teheran, R ERA: 1.29	(1, 1)	5.0	W	21	6	2	2	2	1	0	2	0	0	1	24	33	3.60	1.400
54 Max Fried, L ERA: 6.75	(6, 1)	2.0	H	9	4	1	1	0	0	0	0	0	0	0	9	9	4.50	2.000
51 Shane Carle, R ERA: 4.5	(8, 1)	2.0	S	8	2	0	0	2	0	0	0	0	0	0	12	12	0.00	1.000

PITCHER		IP	WLS	BF	H	R	ER	SO	BB	IBB	HBP	BLK	WP	HR	S	P	ERA	WHIP

Philadelphia Phillies @ Atlanta Braves

Wed Mar 14 2018, 1:09 PM - 3:50 PM EDT
Att. 5,790 - Sunny - 64 F
at the ESPN Wide World of Sports, Lake Buena Vista, FL
Stadium at the
livebaseballscorecards.com

BOTTOM

Batter	1	2	3	4	5	6	7	8	9	AB	R	H	RBI	BB	SO	LOB
1 Ozzie Albies, S (1, 4) OBP: 0.356, SLG: 0.317 91 Daniel Lockhart, L (8, 4)	0-0 1B		0-0 F7 ①		C F C 0-3 K ②		0-0 F8 ①			4 0	0 0	1 0	0 0	0 0	1 0	0 0
23 Danny Santana, S (1, 8) OBP: 0.375, SLG: 0.516 99 Michael Reed, R (8, 9)	0-0 F7 ①		0-0 B3 ②		0-0 F8 ③		0-0 G3 ②			4 0	0 0	0 0	0 0	0 0	0 0	1 0
5 Freddie Freeman, L (1, 3) OBP: 0.344, SLG: 0.516 96 Carlos Franco, L (6, PR) OBP: 0.300, SLG: 0.737 (7, 3)	0-0 F7 ②		0-0 G6-3 ③			0-0 8 BB 8 1B 14 1B 1B	0-0 L7 ③			3 1	0 1	1 1	0 0	0 0	0 0	1 0
24 Kurt Suzuki, R (1, 2) OBP: 0.500, SLG: 0.529 8 Chris Stewart, R (6, 2) OBP: 0.545, SLG: 0.500	0-0 G5-3 ③			H 1-0 20 HR HBP		0-0 8 BB 14 1B 1-2 1B		0-0 96 G4-3 1B		1 2	1 1	0 2	0 0	0 0	0 0	1 0
22 Nick Markakis, L (1, 9) OBP: 0.400, SLG: 0.417 18 Lane Adams, R (7, 9) OBP: 0.176, SLG: 0.235 (8, 8)		0-0 F8 ①		0-0 F9 ①		0-0 F7 ①		F C S 0-3 K ①		3 1	0 0	0 0	0 0	0 0	0 1	3 1
8 Charlie Culberson, R (1, 6) OBP: 0.286, SLG: 0.424 96 Cleuluis Rondon, S (7, 6) OBP: 0.429, SLG: 0.833		0-0 20 2B 1B		0-0 F9 ②	B B B B 4-0 14 1B 1-2 2-3 BB			0-0 G4-3 ② 1-2		2 1	1 0	1 0	0 0	1 0	0 0	1 1
20 Preston Tucker, L (1, 7) OBP: 0.432, SLG: 0.576 87 Dustin Peterson, R (7, 7) OBP: 0.333, SLG: 0.609		0-0 14 G4-3 1-H 2B		0-0 1-H HR		0-0 P6 ②		0-0 F8 ③		3 1	1 0	2 0	3 0	0 0	0 0	3 1
14 Rio Ruiz, L (1, 5) OBP: 0.222, SLG: 0.318 27 Christian Colón, R (7, 5) OBP: 0.448, SLG: 0.520		0-0 G4-3 ② 2-3		C F S 0-3 K ③		0-0 54 FC1-4 1-2 2-H 3-H 1B				3 0	0 0	1 0	2 0	0 0	1 0	1 0
49 Julio Teheran, R (1, 1) 70 Jaff Decker, L (5, PH) OBP: 0.250, SLG: 0.250 54 Max Fried, L (6, 1) 51 Shane Carle, R (8, 1)		0-0 F9 ③			0-0 P6 ①	0-0 FC1-4 ③ 1-2f				1 1 1 0	0 0 0 0	0 0 0 0	0 0 0 0	0 0 0 0	0 0 0 0	1 0 2 0

Inning Stats																								
	R: 0	H: 1	R: 1	H: 2	R: 0	H: 0	R: 2	H: 1	R: 0	H: 0	R: 2	H: 3	R: 0	H: 0	R: 0	H: 1	1B: 6	SF: 0	WP: 0	PA: 34				
	E: 0	LOB: 1	E: 0	LOB: 1	E: 0	LOB: 0	E: 0	LOB: 0	E: 0	LOB: 0	E: 0	LOB: 2	E: 0	LOB: 0	E: 0	LOB: 1	2B: 1	SAC: 0	PB: 0					
	K: 0	BB: 0	K: 0	BB: 0	K: 0	BB: 0	K: 1	BB: 0	K: 1	BB: 0	K: 0	BB: 1	K: 0	BB: 0	K: 1	BB: 0	3B: 0	DP: 0	SB: 0					
	S: 4	P: 4	S: 5	P: 5	S: 3	P: 3	S: 6	P: 7	S: 5	P: 5	S: 6	P: 10	S: 3	P: 3	S: 6	P: 6	HR: 1	HBP: 1	CS: 0					

PITCHER		IP	WLS	BF	H	R	ER	SO	BB	IBB	HBP	BLK	WP	HR	S	P	ERA	WHIP
54 Ben Lively, R ERA: 3.86	(1, 1)	5.0	L	20	4	3	3	2	0	0	1	0	0	1	23	24	5.40	0.800
58 Fernando Abad, L ERA: 135.0	(6, 1)	0.1		4	2	2	2	0	1	0	0	0	0	0	3	7	54.00	9.000
64 Víctor Arano, R ERA: 2.08	(6, 1)	0.2		3	1	0	0	0	0	0	0	0	0	0	3	3	0.00	1.500
44 Jake Thompson, R ERA: 0.96	(7, 1)	2.0		7	1	0	0	1	0	0	0	0	0	0	9	9	0.00	0.500

PITCHER	IP	WLS	BF	H	R	ER	SO	BB	IBB	HBP	BLK	WP	HR	S	P	ERA	WHIP

AB	32
R	5
H	8
RBI	5
BB	1
SO	3
LOB	17

Detroit Tigers @ Atlanta Braves

Stadium at the ESPN Wide World of Sports, Lake Buena Vista, FL

Thu Mar 15 2018, 1:09 PM - 3:34 PM EDT

Att. 5,934 - Sunny - 65 F

TOP

livebaseballscorecards.com

Batter	1	2	3	4	5	6	7	8	9	AB	R	H	RBI	BB	SO	LOB
12 Leonys Martin, L (1, 8) OBP: 0.317, SLG: 0.487 21 JaCoby Jones, R (7, 8) OBP: 0.531, SLG: 0.667	C C C 0-3 ① K		X 0-0 ③ F9			X 0-0 2B		X 0-0 ② F8		3 0 1 0 0 1 0 1 0 0 0 0 0 2						
1 Jose Iglesias, R (1, 6) OBP: 0.412, SLG: 0.333 76 Niko Goodrum, S (7, 6) OBP: 0.360, SLG: 0.739	X 0-0 ② F7			S S S 0-3 ① K		S S S 0-3 ③ K		S S S 0-3 ③ K		3 0 0 0 0 2 1 1 0 0 0 0 1 2						
24 Miguel Cabrera, R (1, 3) OBP: 0.324, SLG: 0.375 78 Chad Huffman, R (7, 3) OBP: 0.182, SLG: 0.333	B B B B 4-0 BB			X 0-0 ② G4-3			X 0-0 ① F7		X 0-0 ① G6-3	2 0 0 0 1 0 0 1 0 0 0 0 0 0						
9 Nick Castellanos, R (1, 9) OBP: 0.314, SLG: 0.697 22 Victor Reyes, S (7, 9) OBP: 0.243, SLG: 0.229	X 0-0 ③ F8			C C C 0-3 ③ K			X 0-0 ② P3		S S S 0-3 ② K2-3	3 0 0 0 0 1 1 1 0 0 0 0 1 0						
41 Victor Martinez, S (1, 10) OBP: 0.297, SLG: 0.629 19 Jarrod Saltalamacchia, C (6 PH) OBP: 0.200, SLG: 0.200		S S S 0-3 ① K			S S S 0-3 ① K		X 0-0 ③ F7		X 0-0 ③ L4	3 0 0 0 0 2 0 1 0 0 0 0 0 0						
34 James McCann, R (1, 2) OBP: 0.250, SLG: 0.261 33 Derek Norris, R (7, 2) OBP: 0.500, SLG: 0.769		X 0-0 ② G5-3			X 0-0 ② L7			B B B B 4-0 37 1B 14 1B BB		2 0 0 0 0 0 0 0 1 0 0 1 0 0						
46 Jeimer Candelario, S (1, 5) OBP: 0.351, SLG: 0.531 81 Pete Kozma, R (7, 5) OBP: 0.360, SLG: 0.167		X 0-0 ③ P5			X 0-0 ③ F7			S S S 0-3 ① K		2 0 0 0 0 0 0 1 0 0 0 0 1 1						
8 Mikie Mahtook, R (1, 7) OBP: 0.265, SLG: 0.167 37 James Adduci, L (7, 7) OBP: 0.414, SLG: 0.630			X 0-0 ① L8			X 0-0 ① F8		X 0-0 14 1B 1-2 1B		2 0 0 0 0 0 0 1 0 1 0 0 0 0						
49 Dixon Machado, R (1, 4) OBP: 0.344, SLG: 0.400 14 Alexi Amarista, L (7, 4) OBP: 0.194, SLG: 0.207			X 0-0 ② L7			S S S 0-3 ② K		X 0-0 1-2 2-H 1B		2 0 0 0 0 1 0 1 0 1 1 0 0 0						
Inning Stats	R: 0 H: 0 E: 0 LOB: 1 K: 1 BB: 1 S: 5 P: 9	R: 0 H: 0 E: 0 LOB: 0 K: 1 BB: 0 S: 5 P: 5	R: 0 H: 0 E: 0 LOB: 0 K: 0 BB: 0 S: 3 P: 3	R: 0 H: 0 E: 0 LOB: 0 K: 2 BB: 0 S: 7 P: 7	R: 0 H: 0 E: 0 LOB: 0 K: 1 BB: 0 S: 5 P: 5	R: 0 H: 1 E: 0 LOB: 1 K: 2 BB: 0 S: 8 P: 8	R: 0 H: 0 E: 0 LOB: 0 K: 0 BB: 0 S: 3 P: 3	R: 1 H: 2 E: 0 LOB: 2 K: 2 BB: 1 S: 9 P: 13	R: 0 H: 0 E: 0 LOB: 0 K: 1 BB: 0 S: 5 P: 5	1B: 2 SF: 0 2B: 1 SAC: 0 3B: 0 DP: 0 HR: 0 HBP: 0						

	AB	30
	R	1
	H	3
	RBI	1
	BB	2
	SO	10
	LOB	7

WP: 0 PA: 32
PB: 0
SB: 0
CS: 0

PITCHER		IP	WLS	BF	H	R	ER	SO	BB	IBB	HBP	BLK	WP	HR	S	P	ERA	WHIP
26 Mike Foltynewicz, R ERA:	(1, 1)	5.0	W	16	0	0	0	5	1	0	0	0	0	0	25	29	0.00	0.200
38 Arodys Vizcaíno, R ERA: 6.0	(6, 1)	1.0		4	1	0	0	2	0	0	0	0	0	0	8	8	0.00	1.000
33 A.J. Minter, L ERA:	(7, 1)	1.0		3	0	0	0	0	0	0	0	0	0	0	3	3	0.00	0.000
58 Dan Winkler, R ERA: 7.71	(8, 1)	1.0		6	2	1	1	2	1	0	0	0	0	0	9	13	9.00	3.000
71 Josh Ravin, R ERA: 5.4	(9, 1)	1.0		3	0	0	0	1	0	0	0	0	0	0	5	5	0.00	0.000

PITCHER	IP	WLS	BF	H	R	ER	SO	BB	IBB	HBP	BLK	WP	HR	S	P	ERA	WHIP

Detroit Tigers @ Atlanta Braves

at the ESPN Wide World of Sports, Lake Buena Vista, FL

Thu Mar 15 2018, 1:09 PM - 3:34 PM EDT

Att. 5,934 - Sunny - 65 F

livebaseballscorecards.com

BOTTOM

Batter	1	2	3	4	5	6	7	8	9	AB	R	H	RBI	BB	SO	LOB
23 Danny Santana, S (1, 8) OBP: 0.389, SLG: 0.600 95 Jared James, L (8, 7)	0-0 5 BB, 7 S, 25 BB — 1B	0-0 F7 ②		0-0 F8 ②		0-1 HR 3-H		0-0 L1-4-3 ②		4 1	2 0	2 0	2 0	0 0	0 0	1 0
7 Dansby Swanson, R (1, 6) OBP: 0.293, SLG: 0.361 33 A.J. Minter, L (7, 1) 58 Dan Winkler, R (8, 1) 91 Daniel Lockhart, L (8, PH) 71 Josh Ravin, R (9, 1)	4-1 25 BB, 5 BB, 82 HBP 1-2 — BB	0-0 G5-3 ③		0-0 F8 ③		0-0 P3 ③		0-0 F7 ③		3 0 0 1 0	1 0 0 0 0	0 0 0 0 0	0 0 0 0 0	1 0 0 0 0	0 0 0 0 0	1 0 0 0 0
5 Freddie Freeman, L (1, 3) OBP: 0.382, SLG: 0.531 96 Carlos Franco, L (4, 3) OBP: 0.364, SLG: 0.750	4-0 82 HBP, 25 BB, 8 SF7 1-2 2-3 — BB		0-0 82 HR — 1B		0-0 82 FC5-4 — 1B		4-0 12 BB — BB			1 1	2 0	1 1	0 0	1 1	0 0	0 0
25 Tyler Flowers, R (1, 2) OBP: 0.278, SLG: 0.133 69 Rob Brantly, L (8, 2) OBP: 0.429, SLG: 0.714	4-0 73 L4-6, 82 HBP 1-2 2-3 3-H — BB		0-2 K ①		0-2 K ①		0-3 K ①			3 0	0 0	0 0	1 0	1 0	3 0	3 0
82 Ronald Acuña Jr., R (1, 7) OBP: 0.523, SLG: 0.694 70 Jaff Decker, L (6, 7) OBP: 0.242, SLG: 0.241 (8, 8)	1-0 1-2 2-3 3-H — HBP		0-1 1-H — HR		0-0 FC5-4 ② 8 FC6-4 1-2f		0-0 L4 ②			2 1	1 0	1 0	3 0	0 0	0 0	1 1
8 Charlie Culberson, R (1, 5) OBP: 0.263, SLG: 0.400 12 Ryan Schimpf, L (6, 5)	0-0 SF7 ① 3-H	0-0 P5 ②			0-0 FC6-4 ③ 1-2f		4-0 1-2 — BB			2 0	0 0	0 0	1 0	0 1	0 0	1 0
73 Sean Kazmar Jr., R (1, 4) OBP: 0.300, SLG: 0.235 27 Christian Colón, R (7, 4) OBP: 0.433, SLG: 0.500	0-0 L4-6 ②③ 2-2		1-0 18 S — HBP			0-0 G6-3 ①	0-0 P4 ③			2 1	0 0	0 0	0 0	0 0	0 0	2 2
18 Lane Adams, R (1, 9) OBP: 0.216, SLG: 0.297 98 Xavier Avery, L (7, 9) OBP: 0.182, SLG: 0.100		0-0 26 SH1-4 — 1B	1-0 F7 ③ 1-2			0-0 14 G3-1, 23 HR — 2B		0-3 K ①		3 1	1 0	2 0	0 0	0 0	0 1	1 0
26 Mike Foltynewicz, R (1, 1) 38 Arodys Vizcaíno, R (6, 1) 14 Rio Ruiz, L (6, PH) OBP: 0.217, SLG: 0.311 89 Dylan Moore, R (7, 6) OBP: 1.000, SLG: 4.000		0-0 SH1-4 ① 1-2		0-3 K ①		0-0 G3-1 ② 2-3		0-1 HR		1 0 1 1	0 0 0 1	0 0 0 1	0 0 0 1	0 0 0 0	1 0 0 0	0 0 1 0
Inning Stats	R: 3 E: 0 K: 0 S: 4 — H: 1 LOB: 1 BB: 3 P: 17	R: 0 E: 0 K: 0 S: 4 — H: 1 LOB: 1 BB: 0 P: 4	R: 2 E: 0 K: 1 S: 8 — H: 2 LOB: 1 BB: 0 P: 10	R: 0 E: 0 K: 1 S: 5 — H: 0 LOB: 0 BB: 0 P: 5	R: 0 E: 0 K: 1 S: 6 — H: 1 LOB: 1 BB: 0 P: 6	R: 2 E: 0 K: 0 S: 6 — H: 2 LOB: 0 BB: 0 P: 6	R: 0 E: 0 K: 1 S: 5 — H: 0 LOB: 2 BB: 2 P: 13	R: 1 E: 0 K: 1 S: 7 — H: 1 LOB: 0 BB: 0 P: 7		1B: 4 2B: 2 3B: 0 HR: 3	SF: 1 SAC: 1 DP: 1 HBP: 2			WP: 0 PB: 0 SB: 2 CS: 0	PA: 38		

PITCHER	IP	WLS	BF	H	R	ER	SO	BB	IBB	HBP	BLK	WP	HR	S	P	ERA	WHIP
50 Mike Fiers, R (1, 1) ERA: 9.53	4.0	L	20	4	5	5	2	3	0	2	0	0	1	21	36	11.25	1.750
68 Daniel Stumpf, L (5, 1) ERA: 2.57	1.0		4	1	0	0	1	0	0	0	0	0	0	6	6	0.00	1.000
77 Joe Jiménez, R (6, 1) ERA: 3.0	1.0		5	2	2	2	0	0	0	0	0	0	1	6	6	18.00	2.000
51 Johnny Barbato, R (7, 1) ERA: 2.35	1.0		5	0	0	0	1	2	0	0	0	0	0	5	13	0.00	2.000
53 Warwick Saupold, R (8, 1) ERA: 4.32	1.0		4	1	1	1	1	0	0	0	0	0	1	7	7	9.00	1.000

PITCHER	IP	WLS	BF	H	R	ER	SO	BB	IBB	HBP	BLK	WP	HR	S	P	ERA	WHIP

AB	29
R	8
H	8
RBI	8
BB	5
SO	5
LOB	14

Atlanta Braves @ Pittsburgh Pirates

LECOM Park, Bradenton, FL

Fri Mar 16 2018, 1:06 PM - 4:11 PM EDT

Att. 5,841 - Sunny - 71 F

TOP

livebaseballscorecards.com

Batter	1	2	3	4	5	6	7	8	9	AB	R	H	RBI	BB	SO	LOB
1 Ozzie Albies, S (1, 4) OBP: 0.375, SLG: 0.477	G3			HR		HR	20 2B 96 1B 1-2 1B		HR	3	2	2	2	0	0	0
70 Jaff Decker, L (6, 9) OBP: 0.286, SLG: 0.387										2	2	2	1	0	0	0
62 Ezequiel Carrera, L (1, 7) OBP: 0.154, SLG: 0.154	K			P4		F8	K		HR	3	0	0	0	0	1	0
18 Lane Adams, R (6, 8) OBP: 0.231, SLG: 0.385										2	1	1	1	0	1	2
20 Preston Tucker, L (1, 9) OBP: 0.463, SLG: 0.600	K			12 BB BB		14 1B BB	96 1B 1-3 2-H 2B		K	2	1	1	1	2	1	0
(6, 7)										1	0	0	0	0	1	0
96 Cleuluis Rondon, S (7, 6) OBP: 0.375, SLG: 0.714																
14 Rio Ruiz, L (1, 3) OBP: 0.224, SLG: 0.313		G3-1		L6		1-2 1B	2-H 3-H 1B		P6	3	0	1	0	0	0	1
96 Carlos Franco, L (6, 3) OBP: 0.375, SLG: 0.727										2	0	1	2	0	0	0
12 Ryan Schimpf, L (1, 5)		K		1-2 BB		K	P6		G5-3	3	0	0	0	1	2	3
57 Rex Brothers, L (7, 1)										0	0	0	0	0	0	0
77 Josh Graham, R (8, 1)										0	0	0	0	0	0	0
99 Michael Reed, R (9, PH)										1	0	0	0	0	0	0
23 Danny Santana, S (1, 8) OBP: 0.350, SLG: 0.538		P2		F7		G1-3		E4 91 CS		4	0	0	0	0	0	4
(6, 4)																
73 Sean Kazmar Jr., R (1, 6) OBP: 0.261, SLG: 0.200			G4-3		K		F8	1-2		3	0	0	0	0	1	0
91 Stephen Gaylor, L (7, 7)										1	0	0	0	0	1	1
69 Rob Brantly, L (1, 2) OBP: 0.444, SLG: 1.000			G6-3		P4		HR		HR	4	2	2	2	0	0	0
36 Aaron Blair, R (1, 1)			K		G4-3		70 1B 20 2B HBP		F9	0	0	0	0	0	0	0
98 Xavier Avery, L (3, PH) OBP: 0.167, SLG: 0.091										1	0	0	0	0	1	0
90 Michael Mader, L (3, 1)										0	0	0	0	0	0	0
45 Matt Wisler, R (3, 1)										1	0	0	0	0	0	0
27 Christian Colón, R (7, PH) OBP: 0.438, SLG: 0.481										1	1	0	0	0	0	0
(7, 5)																
Inning Stats	R: 0 E: 0 K: 2 S: 7 H: 0 LOB: 0 BB: 0 P: 7	R: 0 E: 0 K: 1 S: 5 H: 0 LOB: 0 BB: 0 P: 5	R: 0 E: 0 K: 1 S: 5 H: 0 LOB: 0 BB: 0 P: 5	R: 1 E: 0 K: 0 S: 5 H: 1 LOB: 2 BB: 2 P: 13	R: 0 E: 0 K: 1 S: 5 H: 0 LOB: 0 BB: 0 P: 5	R: 1 E: 0 K: 1 S: 7 H: 2 LOB: 2 BB: 1 P: 11	R: 4 E: 0 K: 1 S: 11 H: 4 LOB: 1 BB: 0 P: 15	R: 1 E: 1 K: 1 S: 6 H: 1 LOB: 0 BB: 0 P: 7	R: 2 E: 0 K: 1 S: 11 H: 2 LOB: 0 BB: 0 P: 15	1B: 3 2B: 1 3B: 0 HR: 6	SF: 0 SAC: 0 DP: 0 HBP: 1						

	AB	37
	R	9
	H	10
	RBI	9
	BB	3
	SO	9
	LOB	11

WP: 0 PB: 0 SB: 0 CS: 1 PA: 41

PITCHER		IP	WLS	BF	H	R	ER	SO	BB	IBB	HBP	BLK	WP	HR	S	P	ERA	WHIP
50 Jameson Taillon, R ERA: 2.79	(1, 1)	5.0	W	18	1	1	1	5	2	0	0	0	0	1	27	35	1.80	0.600
53 Josh Smoker, L ERA: 5.4	(6, 1)	1.2		11	4	4	4	2	1	0	1	0	0	2	15	23	21.60	3.000
95 Sam Street, R ERA: 27.0	(7, 1)	0.1		3	2	1	1	0	0	0	0	0	0	0	3	3	27.00	6.000
64 Tyler Eppler, R ERA: 8.0	(8, 1)	2.0	S	9	3	3	3	2	0	0	0	0	0	3	17	22	13.50	1.500

PITCHER	IP	WLS	BF	H	R	ER	SO	BB	IBB	HBP	BLK	WP	HR	S	P	ERA	WHIP

BOTTOM

Atlanta Braves @ Pittsburgh Pirates

LECOM Park, Bradenton, FL

Fri Mar 16 2018, 1:06 PM - 4:11 PM EDT

Att. 5,841 - Sunny - 71 F

livebaseballscorecards.com

Batter	1	2	3	4	5	6	7	8	9	AB	R	H	RBI	BB	SO	LOB
5 Josh Harrison, R (1, 4) OBP: 0.290, SLG: 0.321 81 Pablo Reyes, R (7, 4) OBP: 0.316, SLG: 0.412	G4-3	25 S 10 BB 1B	F9 1-2		E1 10 FC6-4 2-3			HR		4 1	0 1	1 1	0 1	0 0	0 0	2 0
10 Jordy Mercer, R (1, 6) OBP: 0.241, SLG: 0.269 38 Max Moroff, S (7, 6) OBP: 0.320, SLG: 0.522	25 2B 12 3B 1B	1-2 BB	G5-3		FC6-4 1-2f			K2-3		3 1	1 0	1 0	0 0	1 0	0 1	3 0
25 Gregory Polanco, L (1, 9) OBP: 0.419, SLG: 0.828 47 Jordan Luplow, R (7, 9) OBP: 0.143, SLG: 0.385	12 3B 2B 1-3	P5 2-3		HR	P2			63 HR 1B		4 1	2 1	2 1	1 0	0 0	0 0	2 0
55 Josh Bell, S (1, 3) OBP: 0.306, SLG: 0.500 63 Ryan Lavarnway, R (7, 3) OBP: 0.353, SLG: 0.688	12 3B BB		HR	G3-1		G4-3		1-H HR		3 1	2 1	1 1	1 2	1 0	0 0	0 0
6 Starling Marte, R (1, 8) OBP: 0.419, SLG: 0.733 44 Christopher Bostick, R (7, 8) OBP: 0.219, SLG: 0.276	K		E6 12 G4-3 19 1B	K		1B		36 WP 92 1B 36 SF8 BB		4 0	1 1	1 0	0 0	0 1	2 0	3 0
12 Corey Dickerson, L (1, 7) OBP: 0.318, SLG: 0.500 92 Bryce Brentz, R (7, 7) OBP: 0.333, SLG: 0.323	1-H 2-H 3-H 3B		G4-3 1-2	1B	K			36 WP 1-2 1B		4 1	0 0	2 1	3 0	0 0	1 0	2 0
19 Colin Moran, L (1, 5) OBP: 0.359, SLG: 0.405 36 José Osuna, R (8, 5) OBP: 0.387, SLG: 0.704	L9		32 HR 2-H 1B		G3-1	G4-3		SF8 1-2 2-H		4 0	1 0	1 0	1 1	0 0	0 0	1 0
32 Elias Díaz, R (1, 2) OBP: 0.320, SLG: 0.619 64 Tyler Eppler, R (8, 1)		L7	1-H HR		G4-3	K		G1-3		4 1	1 0	1 0	2 0	0 0	1 0	0 1
50 Jameson Taillon, R (1, 1) OBP: 0.667, SLG: 0.500 26 Adam Frazier, L (5, PH) OBP: 0.500, SLG: 0.704 53 Josh Smoker, L (6, 1) 95 Sam Street, R (7, 1) 79 Jackson Williams, R (7, PH) OBP: 0.364, SLG: 0.545 (8, 2)		G6-3	5 PB BB		5 E 2B			K		1 1 0 0 1	0 0 0 0 0	0 1 0 0 0	0 0 0 0 0	1 0 0 0 0	0 0 0 0 1	0 0 0 0 0
Inning Stats	R: 3 H: 3 E: 0 LOB: 1 K: 1 BB: 1 S: 8 P: 12	R: 0 H: 1 E: 0 LOB: 2 K: 0 BB: 1 S: 4 P: 9	R: 4 H: 3 E: 1 LOB: 1 K: 0 BB: 1 S: 9 P: 15	R: 1 H: 2 E: 0 LOB: 1 K: 1 BB: 0 S: 8 P: 11	R: 0 H: 1 E: 1 LOB: 2 K: 0 BB: 0 S: 5 P: 5	R: 0 H: 1 E: 0 LOB: 1 K: 1 BB: 0 S: 6 P: 6	R: 0 H: 0 E: 0 LOB: 0 K: 2 BB: 0 S: 7 P: 7	R: 4 H: 4 E: 0 LOB: 1 K: 1 BB: 1 S: 9 P: 15		1B: 7 SF: 1 2B: 2 SAC: 0 3B: 1 DP: 0 HR: 5 HBP: 0						

AB	39
R	12
H	15
RBI	12
BB	4
SO	6
LOB	14

PITCHER		IP	WLS	BF	H	R	ER	SO	BB	IBB	HBP	BLK	WP	HR	S	P	ERA	WHIP
36 Aaron Blair, R ERA: 5.14	(1, 1)	2.0	L	12	4	3	3	1	2	0	0	0	0	0	12	21	13.50	3.000
90 Michael Mader, L ERA: 40.5	(3, 1)	0.2		7	3	4	3	0	1	0	0	0	0	2	8	14	40.50	6.000
45 Matt Wisler, R ERA: 3.38	(3, 1)	3.1		14	4	1	1	2	0	0	0	0	0	1	20	23	2.70	1.200
57 Rex Brothers, L ERA: 9.0	(7, 1)	1.1		7	3	3	3	3	0	0	0	0	0	2	13	14	20.25	2.250
77 Josh Graham, R ERA: 5.14	(8, 1)	0.2		4	1	1	1	0	1	0	0	0	1	0	3	8	13.50	3.000

PITCHER	IP	WLS	BF	H	R	ER	SO	BB	IBB	HBP	BLK	WP	HR	S	P	ERA	WHIP

Atlanta Braves @ Philadelphia Phillies

Spectrum Field, Clearwater, FL

Sat Mar 17 2018, 1:09 PM - 4:27 PM EDT

Att. 10,906 - Sunny - 73 F

TOP

livebaseballscorecards.com

Batter	1	2	3	4	5	6	7	8	9	AB	R	H	RBI	BB	SO	LOB
1 Ozzie Albies, S (1, 4) OBP: 0.353, SLG: 0.447	F8		G3		F8		1B		L7	3	0	0	0	0	0	0
90 Marcus Mooney, R (6, 4) OBP: 0.500, SLG: 0.500										2	0	1	0	0	0	1
62 Ezequiel Carrera, L (1, 7) OBP: 0.176, SLG: 0.176	82 HR 1B		G4-3		E6 82 S 14 HR		P5		1-2 1B	4	2	1	0	0	0	1
95 Jared James, L (7, 7) OBP: 0.500, SLG: 0.500										1	0	1	0	0	0	0
82 Ronald Acuña Jr., R (1, 8) OBP: 0.511, SLG: 0.744	1-H HR		F8		1-2		P5		C C C	3	1	1	2	0	1	1
70 Jaff Decker, L (6, 8) OBP: 0.270, SLG: 0.364										2	0	0	0	0	1	3
14 Rio Ruiz, L (1, 5) OBP: 0.245, SLG: 0.404	G3			20 1B 7 1B 2B	2-H HR		G4-3			4	2	2	2	0	0	1
94 Alay Lago, R (7, 5) OBP: 0.286, SLG: 0.286										0	0	0	0	0	0	0
20 Preston Tucker, L (1, 9) OBP: 0.465, SLG: 0.595	K			96 FC5-6 7 1B 8 SF9 2-3 1B	F7			B1-3		2	1	1	0	0	1	0
81 Izzy Wilson, L (4, 9) OBP: 0.286, SLG: 0.286										2	0	0	0	0	0	0
7 Dansby Swanson, R (1, 6) OBP: 0.318, SLG: 0.385		96 G4-3 96 S 1B		96 FC5-6 1-2 3-H 1B		G4-3		K		3	0	2	1	0	0	0
64 Luke Jackson, R (6, 1)										0	0	0	0	0	0	0
94 Tyler Neslony, L (8, PH)										1	0	0	0	0	1	0
71 Josh Ravin, R (8, 1)										0	0	0	0	0	0	0
96 Carlos Franco, L (1, 3) OBP: 0.321, SLG: 0.615		G4-3 1-3		FC5-6 1-2f 2-3		K		K		4	0	0	0	0	2	3
8 Chris Stewart, R (1, 2) OBP: 0.462, SLG: 0.444		K		SF9 3-H		96 2B BB			95 1B BB	1	0	0	1	0	1	1
91 Tanner Murphy, R (6, PH)										0	0	0	0	2	0	0
(6, 2)																
50 Lucas Sims, R (1, 1)		K		K		1-H 2B			P6	2	0	0	0	0	2	2
67 Anyelo Gómez, R (4, 1)										0	0	0	0	0	0	0
98 Manny Barreda, R (5, 1)										0	0	0	0	0	0	0
96 Cleuluis Rondon, S (6, PH) OBP: 0.400, SLG: 0.778										2	0	1	0	0	0	1
(6, 6)																

	AB	36
	R	6
	H	10
	RBI	6
	BB	2
	SO	9
	LOB	14

Inning Stats																																
	R: 2	E: 0	K: 1	S: 9	H: 2	LOB: 0	BB: 0	P: 12	R: 0	E: 0	K: 2	S: 8	H: 1	LOB: 1	BB: 0	P: 9	R: 0	E: 0	K: 0	S: 3	H: 0	LOB: 0	BB: 0	P: 3	R: 2	E: 0	K: 1	S: 8	H: 3	LOB: 1	BB: 0	P: 8
	R: 2	E: 1	K: 1	S: 7	H: 1	LOB: 0	BB: 0	P: 8	R: 0	E: 0	K: 1	S: 5	H: 1	LOB: 2	BB: 1	P: 9	R: 0	E: 0	K: 0	S: 4	H: 1	LOB: 1	BB: 0	P: 4	R: 0	E: 0	K: 2	S: 7	H: 0	LOB: 0	BB: 0	P: 7
	R: 0	E: 0	K: 1	S: 6	H: 1	LOB: 2	BB: 1	P: 10	1B: 6	2B: 2	3B: 0	HR: 2	SF: 1	SAC: 0	DP: 0	HBP: 0	WP: 0	PB: 0	SB: 2	CS: 0	PA: 39												

PITCHER		IP	WLS	BF	H	R	ER	SO	BB	IBB	HBP	BLK	WP	HR	S	P	ERA	WHIP
56 Zach Eflin, R ERA: 4.73	(1, 1)	4.0		18	6	4	4	4	0	0	0	0	0	1	28	32	9.00	1.500
94 Tom Windle, L ERA:	(5, 1)	0.2	H	3	0	1	0	1	0	0	0	0	0	0	5	6	0.00	0.000
58 Fernando Abad, L ERA: 27.0	(5, 1)	1.1	W	6	2	1	0	1	1	0	0	0	0	1	7	11	0.00	2.250
40 Tommy Hunter, R ERA: 8.1	(7, 1)	1.0	H	4	1	0	0	0	0	0	0	0	0	0	4	4	0.00	1.000
57 Luis García, R ERA: 4.26	(8, 1)	1.0		3	0	0	0	2	0	0	0	0	0	0	7	7	0.00	0.000

PITCHER		IP	WLS	BF	H	R	ER	SO	BB	IBB	HBP	BLK	WP	HR	S	P	ERA	WHIP
88 Parker Frazier, R ERA:	(9, 1)	0.2		3	0	0	0	0	1	0	0	0	0	0	2	6	0.00	1.500
94 Austin Davis, L ERA:	(9, 1)	0.1		2	1	0	0	1	0	0	0	0	0	0	4	4	0.00	3.000

BOTTOM

Atlanta Braves @ Philadelphia Phillies

Spectrum Field, Clearwater, FL

Sat Mar 17 2018, 1:09 PM - 4:27 PM EDT

Att. 10,906 - Sunny - 73 F

Batter	1	2	3	4	5	6	7	8	9	AB	R	H	RBI	BB	SO	LOB
41 Carlos Santana, S (1, 3) OBP: 0.310, SLG: 0.400 85 Andrew Pullin, L (5, 7) OBP: 0.400, SLG: 0.154	2-1 HR	0-3 ③ K		0-0 2-H 2B	4-0 1-2 2-3 3-H BB		0-0 1-2 1B			3 1 2 2 0 1 1 1 0 1 1 1 0 0						
17 Rhys Hoskins, R (1, 7) OBP: 0.395, SLG: 0.543 21 Collin Cowgill, R (5, 9) OBP: 0.233, SLG: 0.259	4-0 23 F9 7 G6-3 5 1B BB		0-0 ① G6-3	0-0 ① P2	0-0 ② SF7 2-3 3-H		0-0 ②③ L4-6 2-2			2 1 0 0 1 0 1 1 0 0 1 0 0 2						
5 Nick Williams, L (1, 9) OBP: 0.219, SLG: 0.226 60 Danny Ortiz, L (5, 8) OBP: 0.200, SLG: 0.400	0-0 7 G6-3 1-2 1B		0-0 ② L8	0-0 ② G5-3	0-3 ③ K			0-3 ① K2-3		3 0 1 0 0 0 1 2 0 0 0 0 2 2						
23 Aaron Altherr, R (1, 8) OBP: 0.275, SLG: 0.351 94 Tom Windle, L (5, 1) 58 Fernando Abad, L (5, 1) 30 Matt McBride, R (6, PH) OBP: 0.200, SLG: 0.286 (7, 2)	0-0 ① F9 2-3		0-0 1B	0-0 ③ L5		0-0 ① G3-1		0-3 ② K		3 0 1 0 0 0 3 0 0 0 0 0 0 0 0 0 0 0 0 0 0 2 0 0 0 0 1 0						
7 Maikel Franco, R (1, 5) OBP: 0.200, SLG: 0.436 9 Adam Rosales, R (6, 5) OBP: 0.314, SLG: 0.387	0-0 ② G6-3 1-2 3-H		0-0 ③ P5		3-1 HR	0-3 ② K		0-0 ③ P4		3 1 1 2 0 0 2 2 0 0 0 0 1 0						
29 Cameron Rupp, R (1, 2) OBP: 0.300, SLG: 0.370 40 Tommy Hunter, R (7, 1) 57 Luis García, R (8, 1) 88 Parker Frazier, R (9, 1) 94 Austin Davis, L (9, 1)	0-3 ③ K			0-0 18 HBP 4 2B 1B	4-0 4 FC4-6 18 WP 85 BB BB	0-0 ③ F9				3 2 1 0 1 1 1 0 0 0 0 0 0 0 0 0 0 0 0 0 0 0 0 0 0 0 0 0 0 0 0 0 0 0 0						
18 Pedro Florimón, S (1, 6) OBP: 0.371, SLG: 0.516 76 Jesmuel Valentín, S (6, 6) OBP: 0.375, SLG: 0.571		0-0 4 G6-3 2B		1-0 4 2B 83 2B 1-2 HBP	4-0 4 FC4-6 1-2 BB		4-0 4 83 E BB			1 1 1 0 1 0 0 0 1 0 0 1 0 0						
4 Ryan Flaherty, L (1, 4) OBP: 0.382, SLG: 0.533		0-0 ① G6-3 2-3		0-0 83 2B 1-3 2-H 2B	0-0 ① FC4-6 85 BB 83 BB 21 SF7 1-2f 2-3		4-0 83 FC3-6 1-2 BB			3 2 1 1 1 0 3						
56 Zach Eflin, R (1, 1) 83 Mitch Walding, L (4, PH) OBP: 0.476, SLG: 0.647 (5, 3)		0-3 ② K		0-0 41 2B 2-H 3-H 2B	4-0 21 SF7 85 BB 1-2 BB		0-0 ① FC3-6 21 L4-6 85 1B 1-2f 2-H			1 0 0 0 0 1 1 2 1 1 2 1 0 1						
Inning Stats	R: 2 E: 0 K: 1 S: 8 H: 2 LOB: 1 BB: 1 P: 14	R: 0 E: 0 K: 2 S: 8 H: 1 LOB: 1 BB: 0 P: 8	R: 0 E: 0 K: 0 S: 4 H: 1 LOB: 1 BB: 0 P: 4	R: 4 E: 0 K: 0 S: 7 H: 4 LOB: 1 BB: 0 P: 8	R: 3 E: 0 K: 1 S: 7 H: 1 LOB: 2 BB: 4 P: 26	R: 0 E: 0 K: 1 S: 5 H: 0 LOB: 0 BB: 0 P: 5	R: 1 E: 1 K: 0 S: 3 H: 1 LOB: 1 BB: 2 P: 11	R: 0 E: 0 K: 2 S: 7 H: 0 LOB: 0 BB: 0 P: 7		1B: 4 2B: 5 3B: 0 HR: 2 SF: 1 SAC: 0 DP: 1 HBP: 1				WP: 1 PB: 0 SB: 0 CS: 0	PA: 41	

livebaseballscorecards.com

	AB	32
	R	10
	H	10
	RBI	9
	BB	7
	SO	7
	LOB	18

PITCHER		IP	WLS	BF	H	R	ER	SO	BB	IBB	HBP	BLK	WP	HR	S	P	ERA	WHIP
50 Lucas Sims, R ERA: 7.84	(1, 1)	3.0		16	5	4	4	3	1	0	1	0	0	1	21	28	12.00	2.000
67 Anyelo Gómez, R ERA: 10.8	(4, 1)	1.0	L	9	4	5	5	0	2	0	0	0	1	1	8	19	45.00	6.000
98 Manny Barreda, R ERA:	(5, 1)	1.0		5	0	0	0	1	2	0	0	0	0	0	5	13	0.00	2.000
64 Luke Jackson, R ERA: 8.44	(6, 1)	2.0		8	1	1	1	1	2	0	0	0	0	0	8	16	4.50	1.500
71 Josh Ravin, R ERA: 4.5	(8, 1)	1.0		3	0	0	0	2	0	0	0	0	0	0	7	7	0.00	0.000

PITCHER	IP	WLS	BF	H	R	ER	SO	BB	IBB	HBP	BLK	WP	HR	S	P	ERA	WHIP

St. Louis Cardinals @ Atlanta Braves

Stadium at the ESPN Wide World of Sports, Lake Buena Vista, FL

Sat Mar 17 2018, 1:07 PM - 3:56 PM EDT

Att. 9,167 - Sunny - 77 F

TOP

livebaseballscorecards.com

Batter	1	2	3	4	5	6	7	8	9	AB	R	H	RBI	BB	SO	LOB
16 Kolten Wong, L (1, 4) OBP: 0.278, SLG: 0.226	C S C 0-3 ① K	B B B 4-0 1-2 2-3 BB		x 0-0 2B		x 0-0 28 CS 1B		x 0-0 ② L5		3	0	2	0	1	1	0
60 John Brebbia, L (6, 1)										0	0	0	0	0	0	0
75 Adolis García, R (7, 8) OBP: 0.356, SLG: 0.512										1	0	0	0	0	0	0
28 Tommy Pham, R (1, 8) OBP: 0.333, SLG: 0.455	x 0-0 ② F9	x 0-0 ③ F8		x 0-0 ③ F8		1 SAFE B 1-0 ③ CS 1-2	B B B B 4-0 12 2B BB	x 0-0 ③ G6-3		3	1	0	0	1	0	4
54 Alex Mejía, R (7, 5) OBP: 0.192, SLG: 0.200										1	0	0	0	0	0	0
12 Paul DeJong, R (1, 6) OBP: 0.342, SLG: 0.559	x 0-0 23 E 1B	S S S 0-3 ① K			B B B B 4-0 23 G6-4-3 BB		x 0-0 1-H 78 1B 2B		S S S 0-3 ① K	3	0	2	1	1	1	0
66 Wilfredo Tovar, R (7, PR) OBP: 0.294, SLG: 0.313 (7, 6)										1	1	0	0	0	1	0
23 Marcell Ozuna, R (1, 7) OBP: 0.311, SLG: 0.439	x 0-0 E5 1-3	x 0-0 40 1B			B 1 SAFE X 1-0 ① ② G6-4-3 1-2f		S S S 0-3 ① K2-3		x 0-0 ② F7	3	0	1	0	0	0	2
93 Andrew Knizner, R (5, 3) OBP: 0.355, SLG: 0.500										2	0	0	0	0	1	1
40 Luke Voit, R (1, 3) OBP: 0.320, SLG: 0.391	x 0-0 ③ G6-3	x 0-0 46 FC6-4 1-2 1B			B B B B 4-0 73 S 73 WP BB		x 0-0 74 S 46 1B 2-H 1B		x 0-0 ③ G1-3	2	0	1	0	1	0	2
78 Randy Arozarena, R (5, PR) OBP: 0.371, SLG: 0.469 (5, 7)										2	1	1	1	0	0	0
73 Patrick Wisdom, R (1, 5) OBP: 0.239, SLG: 0.220		x 0-0 ① F7	x 0-0 ② L6		B B B B 4-0 1-H BB		S S S 0-3 ② K			3	0	0	0	1	1	4
61 Steven Baron, R (7, 2) OBP: 0.125, SLG: 0.125										0	0	0	0	0	0	0
46 Francisco Peña, R (1, 2) OBP: 0.294, SLG: 0.250		x 0-0 E5 16 WP 7 1B	x 0-0 ③ FC6-4 1-2f		x 0-0 ③ F8		x 0-0 74 E 1-2 1B			4	0	1	0	0	0	3
58 Preston Guilmet, R (7, 1)										0	0	0	0	0	0	0
30 Jason Motte, R (8, 1)										0	0	0	0	0	0	0
96 Edward Mujica, R (9, 1)										0	0	0	0	0	0	0
74 Óscar Mercado, R (1, 9) OBP: 0.265, SLG: 0.172		x 0-0 ② F7		x 0-0 ① F9		x 0-0 ① F9	B S C C 1-3 ③ K 1-2 2-3			4	0	0	0	0	1	3
7 Luke Weaver, R (1, 1) OBP: 0.500, SLG: 0.500		x 0-0 16 WP 1-2 1B		S S S 0-3 ② K		x 0-0 ② L7		S S S 0-3 ① K		2	0	1	0	0	1	0
67 Matt Bowman, R (5, 1)										0	0	0	0	0	0	0
41 Breyvic Valera, S (6, PH) OBP: 0.250, SLG: 0.160 (6, 4)										2	0	0	0	0	1	0
Inning Stats	R: 0 E: 1 K: 1 S: 7 H: 1 LOB: 2 BB: 0 P: 7	R: 0 E: 1 K: 0 S: 5 H: 1 LOB: 3 BB: 1 P: 9	R: 0 E: 0 K: 1 S: 7 H: 2 LOB: 2 BB: 0 P: 7	R: 0 E: 0 K: 1 S: 6 H: 1 LOB: 1 BB: 0 P: 6	R: 1 E: 0 K: 0 S: 2 H: 0 LOB: 1 BB: 3 P: 15	R: 0 E: 0 K: 0 S: 3 H: 1 LOB: 0 BB: 0 P: 4	R: 2 E: 0 K: 3 S: 12 H: 3 LOB: 2 BB: 1 P: 17	R: 0 E: 0 K: 1 S: 5 H: 0 LOB: 0 BB: 0 P: 5	R: 0 E: 0 K: 1 S: 5 H: 0 LOB: 0 BB: 0 P: 5	1B: 7 2B: 2 3B: 0 HR: 0		SF: 0 SAC: 0 DP: 1 HBP: 0				

AB	36
R	3
H	9
RBI	2
BB	5
SO	8
LOB	19

WP: 3 PB: 0 SB: 2 CS: 1 PA: 42

PITCHER		IP	WLS	BF	H	R	ER	SO	BB	IBB	HBP	BLK	WP	HR	S	P	ERA	WHIP
15 Sean Newcomb, L ERA: 2.35	(1, 1)	4.2	L	23	5	1	1	3	3	0	0	0	1	0	26	39	1.93	1.714
51 Shane Carle, R ERA: 3.86	(5, 1)	1.1		5	1	0	0	0	1	0	0	0	1	0	4	9	0.00	1.500
30 Peter Moylan, R ERA: 5.79	(7, 1)	1.0		7	3	2	2	3	1	0	0	0	0	0	12	17	18.00	4.000
39 Sam Freeman, L ERA:	(8, 1)	1.0		3	0	0	0	1	0	0	0	0	0	0	5	5	0.00	0.000
58 Dan Winkler, R ERA: 6.35	(9, 1)	1.0		3	0	0	0	1	0	0	0	0	0	0	5	5	0.00	0.000

PITCHER	IP	WLS	BF	H	R	ER	SO	BB	IBB	HBP	BLK	WP	HR	S	P	ERA	WHIP

St. Louis Cardinals @ Atlanta Braves

Busch Stadium at the ESPN Wide World of Sports, Lake Buena Vista, FL

Sat Mar 17 2018, 1:07 PM - 3:56 PM EDT

Att. 9,167 - Sunny - 77 F

livebaseballscorecards.com

BOTTOM

Batter	1	2	3	4	5	6	7	8	9	AB	R	H	RBI	BB	SO	LOB
11 Ender Inciarte, L (1, 8) OBP: 0.361, SLG: 0.313 Cristian Pache, R (9, 8) OBP: 0.200, SLG: 0.200	F8		K		BB			L8		3	0	0	0	1	1	0
										0	0	0	0	0	0	0
8 Charlie Culberson, R (1, 6) OBP: 0.238, SLG: 0.359 91 Daniel Lockhart, L (9, 5)	F8		F7		L5			G5-3		4	0	0	0	0	0	2
										0	0	0	0	0	0	0
5 Freddie Freeman, L (1, 3) OBP: 0.378, SLG: 0.514 73 Sean Kazmar Jr., R (7, 3) OBP: 0.250, SLG: 0.190	25 BB 1B			F8		F8			G5-3	3	0	1	0	0	0	0
										1	0	0	0	0	0	0
25 Tyler Flowers, R (1, 2) OBP: 0.333, SLG: 0.125 Tyler Marlette, R (8, 2) OBP: 0.333, SLG: 0.250	1-2 BB			BB		K			G3	1	0	0	0	2	1	0
										1	0	0	0	0	0	0
22 Nick Markakis, L (1, 9) OBP: 0.357, SLG: 0.370 98 Xavier Avery, L (7, 9) OBP: 0.154, SLG: 0.083	K			K		K			F9	3	0	0	0	0	3	3
										1	0	0	0	0	0	0
18 Lane Adams, R (1, 7) OBP: 0.214, SLG: 0.357		K2-3		F8		P4				3	0	0	0	0	1	1
										0	0	0	0	0	0	0
12 Ryan Schimpf, L (1, 5) 89 Dylan Moore, R (8, 5) OBP: 1.000, SLG: 4.000 (9, 6)		K			F8	F9				3	0	0	0	0	1	0
										0	0	0	0	0	0	0
27 Christian Colón, R (1, 4) OBP: 0.429, SLG: 0.448 Ray-Patrick Didder, R (8, 4)		F7			11 WP 51 SH2-4 BB	G5-3				2	0	0	0	1	0	0
										0	0	0	0	0	0	0
15 Sean Newcomb, L (1, 1) 51 Shane Carle, R (5, 1) 30 Peter Moylan, R (7, 1) 39 Sam Freeman, R (8, 1) 87 Dustin Peterson, R (8, PH) OBP: 0.320, SLG: 0.583 58 Dan Winkler, R (9, 1)			K		SH2-4				K	1	0	0	0	0	1	0
										0	0	0	0	0	0	0
										0	0	0	0	0	0	0
										0	0	0	0	0	0	0
										1	0	0	0	0	1	0
										0	0	0	0	0	0	0

	AB	27
	R	0
	H	1
	RBI	0
	BB	4
	SO	9
	LOB	6

Inning Stats	1	2	3	4	5	6	7	8	9
	R: 0 E: 0 K: 1 S: 6	H: 1 LOB: 2 BB: 1 P: 11	R: 0 E: 0 K: 2 S: 7	H: 0 LOB: 0 BB: 0 P: 7	R: 0 E: 0 K: 2 S: 7	H: 0 LOB: 0 BB: 0 P: 7	R: 0 E: 0 K: 1 S: 5	H: 0 LOB: 1 BB: 1 P: 9	R: 0 E: 0 K: 0 S: 3	H: 0 LOB: 2 BB: 2 P: 11	R: 0 E: 0 K: 0 S: 7	H: 0 LOB: 0 BB: 0 P: 7	R: 0 E: 0 K: 2 S: 7	H: 0 LOB: 0 BB: 0 P: 3	R: 0 E: 0 K: 1 S: 5	H: 0 LOB: 0 BB: 0 P: 5	R: 0 E: 0 K: 0 S: 3	H: 0 LOB: 0 BB: 0 P: 3

	1B: 1	SF: 0	WP: 1	PA: 32
	2B: 0	SAC: 1	PB: 0	
	3B: 0	DP: 0	SB: 0	
	HR: 0	HBP: 0	CS: 0	

PITCHER		IP	WLS	BF	H	R	ER	SO	BB	IBB	HBP	BLK	WP	HR	S	P	ERA	WHIP
7 Luke Weaver, R ERA: 0.68	(1, 1)	4.1	W	17	1	0	0	6	3	0	0	0	0	0	26	39	0.00	0.923
67 Matt Bowman, R ERA: 2.57	(5, 1)	0.2	H	3	0	0	0	0	1	0	0	0	1	0	2	6	0.00	1.500
60 John Brebbia, R ERA: 5.4	(6, 1)	1.0	H	3	0	0	0	2	0	0	0	0	0	0	7	7	0.00	0.000
58 Preston Guilmet, R ERA:	(7, 1)	1.0	H	3	0	0	0	0	0	0	0	0	0	0	3	3	0.00	0.000
30 Jason Motte, R ERA: 10.38	(8, 1)	1.0	H	3	0	0	0	1	0	0	0	0	0	0	5	5	0.00	0.000

PITCHER		IP	WLS	BF	H	R	ER	SO	BB	IBB	HBP	BLK	WP	HR	S	P	ERA	WHIP
96 Edward Mujica, R ERA:	(9, 1)	1.0	S	3	0	0	0	0	0	0	0	0	0	0	3	3	0.00	0.000

Atlanta Braves @ Houston Astros

TEAM Ballpark of the Palm Beaches, West Palm Beach, FL

Sun Mar 18 2018, 1:09 PM - 3:54 PM EDT

Att. 5,229 - Sunny - 79 F

TOP

livebaseballscorecards.com

Batter	1	2	3	4	5	6	7	8	9	AB	R	H	RBI	BB	SO	LOB
62 Ezequiel Carrera, L (1, 7) OBP: 0.190, SLG: 0.190 91 Stephen Gaylor, L (7, 7) OBP: 0.500, SLG: 1.500	G3		B2	1B			G4-3	1-H 2-H 3B		4 1	0 0	1 1	0 2	0 0	0 0	0 0
23 Danny Santana, S (1, 9) OBP: 0.341, SLG: 0.500 98 Xavier Avery, L (8, PH) OBP: 0.143, SLG: 0.077 (8, 9)	K		E3 82 E 82 1B	G1-3			82 FC6-5-4-S 82 S BB	K		3 1	1 0	0 0	0 0	0 0	1 1	1 2
82 Ronald Acuña Jr., R (1, 8) OBP: 0.519, SLG: 0.727	1B		1 SAFE 1-H 24 2B 1B		P3		FC6-5-4-5 1-3 24 2B		90 G5-4-3 69 1B	5	2	3	1	0	0	1
24 Kurt Suzuki, R (1, 2) OBP: 0.500, SLG: 0.619 69 Rob Brantly, L (8, 2) OBP: 0.474, SLG: 1.000	K		1-H 2B		G5-3		2-H 2B		90 G5-4-3 1-2 1B	4 1	0 0	2 1	2 0	0 0	1 0	1 0
8 Charlie Culberson, R (1, 3) OBP: 0.217, SLG: 0.326 90 Marcus Mooney, R (8, 5) OBP: 0.333, SLG: 0.333		F8	G6-3		G1-3		F7		G5-4-3 1-2f 2-3	4 1	0 0	0 0	0 0	0 0	0 0	2 2
18 Lane Adams, R (1, 10) OBP: 0.244, SLG: 0.378 87 Dustin Peterson, R (8, PH) OBP: 0.296, SLG: 0.538 (8, 10)		27 CS 7 S 1B	K			7 FC5-4 1B		K	K	3 2	0 0	2 0	0 0	0 0	1 2	1 1
7 Dansby Swanson, R (1, 6) OBP: 0.333, SLG: 0.429 96 Cleuluis Rondon, S (8, 6) OBP: 0.400, SLG: 0.778 (9, 4)		73 FC5 27 1B 1-2 BB		27 SF8 3B		FC5-4 27 S 1-2f		K		3 0	1 0	1 0	0 0	1 0	1 0	1 0
27 Christian Colón, R (1, 4) OBP: 0.436, SLG: 0.452 92 Omar Obregon, S (8, PR) (8, 4) (9, 6)		73 FC5 1-2 2-3 1B		SF8 3-H		K 1-2		73 1B 91 3B BB		2 0	0 1	1 0	1 0	1 0	1 0	1 0
73 Sean Kazmar Jr., R (1, 5) OBP: 0.250, SLG: 0.200 (8, 3)		FC5 1-2 2-3f		G4-3		F9		91 3B 1-2 1B		4	1	1	0	0	0	3

Inning Stats	R: 0 E: 0 K: 2 S: 8	H: 1 LOB: 1 BB: 0 P: 8	R: 0 E: 0 K: 0 S: 6	H: 2 LOB: 2 BB: 1 P: 10	R: 2 E: 2 K: 1 S: 8	H: 2 LOB: 1 BB: 0 P: 8	R: 1 E: 0 K: 0 S: 5	H: 2 LOB: 1 BB: 0 P: 5	R: 0 E: 0 K: 0 S: 3	H: 0 LOB: 0 BB: 0 P: 3	R: 0 E: 0 K: 1 S: 6	H: 1 LOB: 1 BB: 0 P: 6	R: 1 E: 0 K: 0 S: 4	H: 1 LOB: 1 BB: 1 P: 9	R: 2 E: 0 K: 3 S: 11	H: 2 LOB: 2 BB: 1 P: 15	R: 0 E: 0 K: 1 S: 6	H: 2 LOB: 1 BB: 0 P: 6	1B: 9 2B: 2 3B: 2 HR: 0	SF: 1 SAC: 0 DP: 1 HBP: 0	WP: 0 PB: 0 SB: 3 CS: 1	PA: 42

PITCHER		IP	WLS	BF	H	R	ER	SO	BB	IBB	HBP	BLK	WP	HR	S	P	ERA	WHIP
45 Gerrit Cole, R ERA: 2.04	(1, 1)	5.0	L	23	7	3	2	3	1	0	0	0	0	0	30	34	3.60	1.600
30 Héctor Rondón, R ERA: 13.5	(6, 1)	1.0		4	1	0	0	1	0	0	0	0	0	0	6	6	0.00	1.000
29 Tony Sipp, L ERA: 6.75	(7, 1)	1.0		5	1	1	1	0	1	0	0	0	0	0	4	9	9.00	2.000
31 Collin McHugh, R ERA: 7.27	(8, 1)	1.0		6	2	2	2	3	1	0	0	0	0	0	11	15	18.00	3.000
Buddy Boshers, L ERA: 6.35	(9, 1)	1.0		4	2	0	0	1	0	0	0	0	0	0	6	6	0.00	2.000

PITCHER	IP	WLS	BF	H	R	ER	SO	BB	IBB	HBP	BLK	WP	HR	S	P	ERA	WHIP

AB	38
R	6
H	13
RBI	6
BB	3
SO	8
LOB	16

Atlanta Braves @ Houston Astros

Ballpark of the Palm Beaches, West Palm Beach, FL

Sun Mar 18 2018, 1:09 PM - 3:54 PM EDT

Att. 5,229 - Sunny - 79 F

BOTTOM

livebaseballscorecards.com

Batter	1	2	3	4	5	6	7	8	9	AB	R	H	RBI	BB	SO	LOB
4 George Springer, R (1, 8) OBP: 0.405, SLG: 0.541	G5-3		22 CI 1-3 1B		K		1B		F8	3	0	1	0	0	1	0
18 Tony Kemp, L (7, 8) OBP: 0.269, SLG: 0.250										2	0	1	0	0	0	1
22 Josh Reddick, L (1, 10) OBP: 0.333, SLG: 0.276	F8		CI 1-2		K		G1			1	0	0	0	0	0	0
95 Chuckie Robinson, R (3, PR) (4, 10)										2	0	0	0	0	1	1
27 Jose Altuve, R (1, 4) OBP: 0.361, SLG: 0.500	G5-3		G4-3		1B			F8		3	0	1	0	0	0	2
92 Alex De Goti, R (7, 4) OBP: 0.368, SLG: 0.588										1	0	0	0	0	0	0
1 Carlos Correa, R (1, 6) OBP: 0.341, SLG: 0.275		1B		9 1B 2 2B 1B	K			K		3	1	2	0	0	1	1
98 Jonathan Araúz, S (7, 6) OBP: 0.333, SLG: 0.667										1	0	0	0	0	1	0
9 Marwin Gonzalez, S (1, 9) OBP: 0.390, SLG: 0.500		K		2 2B 13 SF8 1-3 1B		G4-3		K		3	1	1	0	0	1	1
21 Derek Fisher, L (7, 9) OBP: 0.326, SLG: 0.351										1	0	0	0	0	1	0
2 Alex Bregman, R (1, 5) OBP: 0.391, SLG: 0.459		F7		12 1B 1-3 3-H 2B		23 G5-6-3 BB			P3	2	0	1	1	1	0	1
Nick Tanielu, R (6, PR) OBP: 0.182, SLG: 0.182 (7, 5)										1	0	0	0	0	0	0
13 Tyler White, R (1, 3) OBP: 0.378, SLG: 0.515		P3		SF8 3-H		G5-6-3 1-2f			44 2B	1	0	0	1	0	0	1
23 AJ Reed, L (6, PH) OBP: 0.365, SLG: 0.511 (7, 3)										2	1	1	0	0	0	1
12 Max Stassi, R (1, 2) OBP: 0.306, SLG: 0.400			K	6 L4-3 2-3 1B			P6		2-H 2B	2	0	1	0	0	1	0
44 Tim Federowicz, R (7, 2) OBP: 0.290, SLG: 0.259										2	0	1	1	0	0	0
6 Jake Marisnick, R (1, 7) OBP: 0.302, SLG: 0.324			4 1B BB	L4-3 1-1			G6-3		K	1	0	0	0	1	0	2
28 J.D. Davis, R (7, 7) OBP: 0.378, SLG: 0.619										2	0	0	0	0	1	1

	AB	33
	R	3
	H	10
	RBI	3
	BB	2
	SO	8
	LOB	12

Inning Stats	1	2	3	4	5	6	7	8	9
	R: 0 H: 0 E: 0 LOB: 0 K: 0 BB: 0 S: 3 P: 3	R: 0 H: 1 E: 0 LOB: 1 K: 1 BB: 0 S: 6 P: 6	R: 0 H: 1 E: 1 LOB: 2 K: 1 BB: 1 S: 6 P: 10	R: 2 H: 4 E: 0 LOB: 1 K: 0 BB: 0 S: 6 P: 6	R: 0 H: 1 E: 0 LOB: 1 K: 3 BB: 0 S: 10 P: 10	R: 0 H: 0 E: 0 LOB: 1 K: 0 BB: 1 S: 2 P: 6	R: 0 H: 1 E: 0 LOB: 1 K: 0 BB: 0 S: 4 P: 4	R: 0 H: 0 E: 0 LOB: 0 K: 2 BB: 0 S: 7 P: 7	R: 1 H: 2 E: 0 LOB: 1 K: 1 BB: 0 S: 7 P: 7

	1B: 7	SF: 1	WP: 0	PA: 37
	2B: 4	SAC: 0	PB: 0	
	3B: 0	DP: 2	SB: 0	
	HR: 0	HBP: 0	CS: 0	

PITCHER		IP	WLS	BF	H	R	ER	SO	BB	IBB	HBP	BLK	WP	HR	S	P	ERA	WHIP
64 Aníbal Sánchez, R ERA: 9.0	(1, 1)	4.0	W	18	6	2	2	2	1	0	0	0	0	0	21	25	4.50	1.750
33 A.J. Minter, L ERA:	(5, 1)	1.0	H	4	1	0	0	3	0	0	0	0	0	0	10	10	0.00	1.000
38 Arodys Vizcaíno, R ERA: 5.14	(6, 1)	1.0	H	3	0	0	0	0	1	0	0	0	0	0	2	6	0.00	1.000
52 José Ramirez, R ERA: 1.5	(7, 1)	1.0	H	4	1	0	0	0	0	0	0	0	0	0	4	4	0.00	1.000
72 Miguel Socolovich, R ERA: 9.95	(8, 1)	2.0		8	2	1	1	3	0	0	0	0	0	0	14	14	4.50	1.000

PITCHER	IP	WLS	BF	H	R	ER	SO	BB	IBB	HBP	BLK	WP	HR	S	P	ERA	WHIP

Toronto Blue Jays @ Atlanta Braves

Stadium at the ESPN Wide World of Sports, Lake Buena Vista, FL

Mon Mar 19 2018, 1:08 PM - 3:42 PM EDT

Att. 6,138 - Cloudy - 75 F

TOP

livebaseballscorecards.com

Batter	1	2	3	4	5	6	7	8	9	AB	R	H	RBI	BB	SO	LOB
3 Danny Espinosa, S (1, 6) OBP: 0.342, SLG: 0.382	G3			F7		P4		F8		3	0	0	0	0	0	1
79 Jon Berti, R (7, 4) OBP: 0.125, SLG: 0.250										1	0	0	0	0	0	0
20 Josh Donaldson, R (1, 10) OBP: 0.375, SLG: 0.211	K			F7		K			BB 81 WP 88 S	3	0	0	0	0	2	1
64 Jason Leblebijian, R (9, PH) OBP: 0.370, SLG: 0.395										0	0	0	0	1	0	0
8 Kendrys Morales, S (1, 3) OBP: 0.267, SLG: 0.381	G6-3			G4-3		PO 1-2	L5		K 1-2	3	0	0	0	0	0	0
88 Juan Kelly, S (7, 3)										1	0	0	0	0	1	1
28 Steve Pearce, R (1, 7) OBP: 0.364, SLG: 0.474		F8			P6		37 1B		K	3	0	1	0	0	0	0
83 Harold Ramírez, R (7, PR) OBP: 0.333, SLG: 0.667										1	0	0	0	0	1	1
(7, 7)																
26 Yangervis Solarte, S (1, 5) OBP: 0.195, SLG: 0.263		G4-3			K2-3		F9		K 2-3	3	0	0	0	0	1	1
81 Gunnar Heidt, R (7, 5)										1	0	0	0	0	1	1
37 Teoscar Hernández, R (1, 9) OBP: 0.381, SLG: 0.667		K			2B		1B			3	0	2	0	0	1	0
86 Connor Panas, L (7, PR)										0	0	0	0	0	0	0
(7, 9)																
21 Luke Maile, R (1, 2) OBP: 0.444, SLG: 0.450			F7		BB		L1-3			2	0	0	0	1	0	2
82 Michael De La Cruz, S (8, 2)										0	0	0	0	0	0	0
61 Gift Ngoepe, R (1, 4) OBP: 0.325, SLG: 0.382			K2-3		P6			K		3	0	0	0	0	2	2
(7, 6)																
43 Roemon Fields, L (1, 8) OBP: 0.432, SLG: 0.576			G4-3			8 PO 1B		K		3	0	1	0	0	1	0
Inning Stats	R: 0 E: 0 K: 1 S: 5 H: 0 LOB: 0 BB: 0 P: 5	R: 0 E: 0 K: 1 S: 5 H: 0 LOB: 0 BB: 0 P: 5	R: 0 E: 0 K: 1 S: 5 H: 0 LOB: 0 BB: 0 P: 5	R: 0 E: 0 K: 0 S: 3 H: 0 LOB: 0 BB: 0 P: 3	R: 0 E: 0 K: 1 S: 6 H: 1 LOB: 2 BB: 1 P: 10	R: 0 E: 0 K: 1 S: 5 H: 1 LOB: 0 BB: 0 P: 5	R: 0 E: 0 K: 0 S: 5 H: 2 LOB: 2 BB: 0 P: 5	R: 0 E: 0 K: 2 S: 7 H: 0 LOB: 0 BB: 0 P: 7	R: 0 E: 0 K: 3 S: 9 H: 0 LOB: 1 BB: 1 P: 14	1B: 3 2B: 1 3B: 0 HR: 0 SF: 0 SAC: 0 DP: 0 HBP: 0						

	AB	30
	R	0
	H	4
	RBI	0
	BB	2
	SO	10
	LOB	10

WP: 1 PB: 0 SB: 1 CS: 0 PA: 33

PITCHER		IP	WLS	BF	H	R	ER	SO	BB	IBB	HBP	BLK	WP	HR	S	P	ERA	WHIP
49 Julio Teheran, R ERA: 0.87	(1, 1)	6.2	W	24	4	0	0	5	1	0	0	0	0	0	33	37	0.00	0.750
51 Shane Carle, R ERA: 3.72	(7, 1)	0.1	H	1	0	0	0	0	0	0	0	0	0	0	1	1	0.00	0.000
71 Josh Ravin, R ERA: 3.86	(8, 1)	1.0		3	0	0	0	2	0	0	0	0	0	0	7	7	0.00	0.000
77 Josh Graham, R ERA: 4.5	(9, 1)	1.0		4	0	0	0	3	1	0	0	0	1	0	9	14	0.00	1.000

PITCHER	IP	WLS	BF	H	R	ER	SO	BB	IBB	HBP	BLK	WP	HR	S	P	ERA	WHIP

Toronto Blue Jays @ Atlanta Braves

Mon Mar 19 2018, 1:08 PM - 3:42 PM EDT
Att. 6,138 - Cloudy - 75 F

BOTTOM

livebaseballscorecards.com

Batter	1	2	3	4	5	6	7	8	9	AB	R	H	RBI	BB	SO	LOB
11 Ender Inciarte, L (1, 8) OBP: 0.350, SLG: 0.286 97 Connor Lien, R (7, PR) (8, 8)	G4-3		E6			K	1 1B BB			3 0	0 0	0 0	0 0	1 0	1 0	0 0
1 Ozzie Albies, S (1, 4) OBP: 0.364, SLG: 0.490 91 Daniel Lockhart, L (7, PR) (8, 4)	5 SF7 3B		L9			K	73 BB 1-3 2-H 1B			4 0	1 0	2 0	1 0	0 0	1 0	1 0
5 Freddie Freeman, L (1, 3) OBP: 0.350, SLG: 0.486 73 Sean Kazmar Jr., R (7, PH) OBP: 0.276, SLG: 0.200 (8, 3)	SF7 3-H			K		G6-3	BB 1-2			2 0	0 0	0 0	1 0	0 1	1 0	0 0
25 Tyler Flowers, R (1, 2) OBP: 0.292, SLG: 0.105 90 Keith Curcio, L (7, PR) 69 Rob Brantly, L (7, PH) OBP: 0.450, SLG: 0.950 (8, 2)	G5-3			K		E6 20 1B	G4-3			3 0 1	0 1 0	0 0 0	0 0 0	0 0 0	1 0 0	0 0 3
22 Nick Markakis, L (1, 9) OBP: 0.387, SLG: 0.400 87 Dustin Peterson, R (7, PR) OBP: 0.286, SLG: 0.519 (8, 9)		8 G5-4-3 1B		G6-3			8 BB 20 1B 1-2 1B	K		3 1	0 1	2 1	0 0	0 0	0 1	0 0
8 Charlie Culberson, R (1, 6) OBP: 0.224, SLG: 0.311 89 Dylan Moore, R (7, PR) OBP: 0.500, SLG: 2.000 (8, 6)	G5-4-3 1-2f				G4-3		20 1B 14 1B 1-2 2-3 BB	K		2 1	0 1	0 1	0 0	1 0	0 1	1 0
20 Preston Tucker, L (1, 7) OBP: 0.457, SLG: 0.575 95 Jared James, L (7, PR) OBP: 0.333, SLG: 0.333 (8, 7)	G3-1				G6-3		14 1B 14 E 1-3 2-H 3-H 1B	K		3 1	0 1	1 0	2 0	0 0	0 1	0 0
14 Rio Ruiz, L (1, 5) OBP: 0.250, SLG: 0.400 90 Marcus Mooney, R (8, 5) OBP: 0.333, SLG: 0.333			G6-3		F9		E4 1 1B 1-H 3-H 1B			3 0	1 0	1 0	1 0	0 0	0 0	0 0
49 Julio Teheran, R (1, 1) 51 Shane Carle, R (7, 1) 18 Lane Adams, R (7, PH) OBP: 0.239, SLG: 0.370 71 Josh Ravin, R (8, 1) 77 Josh Graham, R (9, 1)			G3			G4-3	K			2 0 1 0 0	0 0 0 0 0	0 0 0 0 0	0 0 0 0 0	0 0 0 0 0	0 0 1 0 0	0 0 2 0 0
Inning Stats	R: 1 E: 0 K: 0 S: 4 H: 1 LOB: 0 BB: 0 P: 4	R: 0 E: 0 K: 0 S: 3 H: 1 LOB: 0 BB: 0 P: 3	R: 0 E: 1 K: 0 S: 4 H: 0 LOB: 1 BB: 0 P: 4	R: 0 E: 0 K: 2 S: 7 H: 0 LOB: 0 BB: 0 P: 7	R: 0 E: 0 K: 0 S: 3 H: 0 LOB: 0 BB: 0 P: 3	R: 0 E: 0 K: 2 S: 7 H: 0 LOB: 0 BB: 0 P: 7	R: 5 E: 2 K: 1 S: 10 H: 4 LOB: 3 BB: 3 P: 22	R: 0 E: 0 K: 3 S: 9 H: 0 LOB: 0 BB: 0 P: 9		1B: 5 2B: 0 3B: 1 HR: 0	SF: 1 SAC: 0 DP: 1 HBP: 0						

	AB	30
	R	6
	H	6
	RBI	5
	BB	3
	SO	8
	LOB	7

PITCHER		IP	WLS	BF	H	R	ER	SO	BB	IBB	HBP	BLK	WP	HR	S	P	ERA	WHIP
41 Aaron Sanchez, R ERA: 3.06	(1, 1)	6.1	L	22	2	2	2	4	0	0	0	0	0	0	30	30	2.84	0.316
52 Ryan Tepera, R ERA: 9.53	(7, 1)	0.1		5	3	3	2	1	1	0	0	0	0	0	6	10	54.00	12.000
73 Craig Breslow, L ERA: 6.75	(7, 1)	0.1		4	1	1	1	0	2	0	0	0	0	0	2	10	27.00	9.000
24 Danny Barnes, R ERA: 6.43	(8, 1)	1.0		3	0	0	0	3	0	0	0	0	0	0	9	9	0.00	0.000

PITCHER	IP	WLS	BF	H	R	ER	SO	BB	IBB	HBP	BLK	WP	HR	S	P	ERA	WHIP

Detroit Tigers @ Atlanta Braves

Stadium at the ESPN Wide World of Sports, Lake Buena Vista, FL

Wed Mar 21 2018, 6:05 PM - 8:47 PM EDT

Att. 6,233 - Clear - 67 F

TOP

livebaseballscorecards.com

Batter	1	2	3	4	5	6	7	8	9	AB	R	H	RBI	BB	SO	LOB
12 Leonys Martin, L (1, 8) OBP: 0.389, SLG: 0.571 93 Troy Montgomery, L (7, 8)	14 E 2B		K		K		81 BB BB			3	1	1	0	1	2	2
										1	0	0	0	0	0	0
14 Alexi Amarista, L (1, 6) OBP: 0.225, SLG: 0.289 81 Pete Kozma, R (7, PH) OBP: 0.400, SLG: 0.150 (7, 6)	E4 76 2B 2-H		F7		FC5-4 41 WP 1-2f 2-3		BB 1-2 2-3			3	0	0	0	0	0	2
										0	0	0	0	1	0	0
41 Victor Martinez, S (1, 10) OBP: 0.321, SLG: 0.647	P4		F7		L5 1-2		G4-3			4	0	0	0	0	0	6
34 James McCann, R (1, 2) OBP: 0.235, SLG: 0.194 33 Derek Norris, R (8, 2) OBP: 0.444, SLG: 0.647	K			F9		E6 76 G4-6-3		K		4	0	0	0	0	2	1
										0	0	0	0	0	0	0
76 Niko Goodrum, S (1, 5) OBP: 0.342, SLG: 0.686 93 Anthony Pereira, R (7, 5)	1-3 2B			G6-3		G4-6-3 1-2f		K		3	0	1	0	0	0	1
										1	0	0	0	0	1	0
8 Mikie Mahtook, R (1, 7) OBP: 0.239, SLG: 0.238 98 Cam Gibson, L (7, 7)	K			2-2 HR		F9		G5-3		3	1	1	1	0	1	2
										1	0	0	0	0	0	0
37 James Adduci, L (1, 3) OBP: 0.316, SLG: 0.472 78 Chad Huffman, R (7, 3) OBP: 0.258, SLG: 0.321		G4-3	F7				K		P4	3	0	0	0	0	1	0
										1	0	0	0	0	0	0
22 Victor Reyes, S (1, 9) OBP: 0.294, SLG: 0.292 96 Herlis Rodriguez, L (8, 9)		G3-1			14 FC5-4 80 1B 1B		F7		F7	3	0	1	0	0	0	0
										0	0	0	0	0	0	0
80 Ronny Rodríguez, R (1, 4) OBP: 0.333, SLG: 0.432 99 Alexis Garcia, S (7, 4)		G5-3			14 FC5-4 1-2 1B		E6 81 BB 12 WP		G4-3	3	0	1	0	0	0	0
										1	0	0	0	0	0	0
Inning Stats	R: 1 E: 1 K: 2 S: 10 H: 2 LOB: 2 BB: 0 P: 10	R: 0 E: 0 K: 0 S: 3 H: 0 LOB: 0 BB: 0 P: 3	R: 0 E: 0 K: 1 S: 5 H: 0 LOB: 0 BB: 0 P: 5	R: 1 E: 0 K: 0 S: 6 H: 1 LOB: 0 BB: 0 P: 8	R: 0 E: 0 K: 1 S: 7 H: 2 LOB: 2 BB: 0 P: 8	R: 0 E: 1 K: 0 S: 3 H: 0 LOB: 0 BB: 0 P: 3	R: 0 E: 1 K: 1 S: 6 H: 0 LOB: 3 BB: 2 P: 14	R: 0 E: 0 K: 2 S: 7 H: 0 LOB: 0 BB: 0 P: 7	R: 0 E: 0 K: 0 S: 3 H: 0 LOB: 0 BB: 0 P: 3	1B: 2 2B: 2 3B: 0 HR: 1 SF: 0 SAC: 0 DP: 1 HBP: 0							

	AB	34
	R	2
	H	5
	RBI	1
	BB	2
	SO	7
	LOB	14

WP: 2 PB: 0 SB: 0 CS: 0 PA: 36

PITCHER		IP	WLS	BF	H	R	ER	SO	BB	IBB	HBP	BLK	WP	HR	S	P	ERA	WHIP
32 Brandon McCarthy, R ERA: 1.42	(1, 1)	6.0		24	5	2	1	4	0	0	0	0	1	1	34	37	1.50	0.833
52 José Ramirez, R ERA: 1.29	(7, 1)	1.0		6	0	0	0	1	2	0	0	0	1	0	6	14	0.00	2.000
30 Peter Moylan, R ERA: 4.76	(8, 1)	1.0	W	3	0	0	0	2	0	0	0	0	0	0	7	7	0.00	0.000
38 Arodys Vizcaíno, R ERA: 4.5	(9, 1)	1.0	S	3	0	0	0	0	0	0	0	0	0	0	3	3	0.00	0.000

PITCHER		IP	WLS	BF	H	R	ER	SO	BB	IBB	HBP	BLK	WP	HR	S	P	ERA	WHIP

Detroit Tigers @ Atlanta Braves

at the ESPN Wide World of Sports, Lake Buena Vista, FL

Wed Mar 21 2018, 6:05 PM - 8:47 PM EDT

Att. 6,233 - Clear - 67 F

BOTTOM

livebaseballscorecards.com

Batter	1	2	3	4	5	6	7	8	9	AB	R	H	RBI	BB	SO	LOB
11 Ender Inciarte, L (1, 8) OBP: 0.341, SLG: 0.263	F8	BBBB 4-0 1 G6-4-3 BB		G4-3			G4-3			3	0	0	0	1	0	0
30 Peter Moylan, R (8, 1)										0	0	0	0	0	0	0
38 Arodys Vizcaíno, R (9, 1)										0	0	0	0	0	0	0
1 Ozzie Albies, S (1, 4) OBP: 0.362, SLG: 0.481	24 BB 5 BB 1B	G6-4-3 1-2f		G5-3			G6-3			3	0	1	0	0	0	2
23 Danny Santana, S (7, 4) OBP: 0.333, SLG: 0.488										1	0	0	0	0	0	0
5 Freddie Freeman, L (1, 3) OBP: 0.349, SLG: 0.462	BBBD 24 BB 1-2 BB		F7		G6-3		CCS K			2	0	0	0	1	0	0
8 Charlie Culberson, R (6, 3) OBP: 0.220, SLG: 0.304										1	0	0	0	0	1	0
24 Kurt Suzuki, R (1, 2) OBP: 0.464, SLG: 0.542	BBBB 1-2 2-3 BB		FFS K		E5 22 FC5-4			F8		3	0	0	0	1	1	0
22 Nick Markakis, L (1, 9) OBP: 0.382, SLG: 0.394	CSS K		20 2B 1B		FC5-4 1-2f			BBBBB 4-0 20 S 20 E BB		3	1	1	0	0	1	4
18 Lane Adams, R (5, PR) OBP: 0.255, SLG: 0.370										0	1	0	0	1	0	0
(6, 9)																
(8, 8)																
20 Preston Tucker, L (1, 7) OBP: 0.460, SLG: 0.591	CCS K		1-H 2B		L8			BX 1-0 E9 1-H 1B		4	0	2	2	0	1	4
7 Dansby Swanson, R (1, 6) OBP: 0.353, SLG: 0.419		BBBB 4-0 14 2B BB	BBDB 4-0 BB			G5-3		SFS K		1	1	0	0	2	0	0
52 José Ramirez, R (7, 1)										0	0	0	0	0	0	0
94 Tyler Neslony, L (8, 9)										1	0	0	0	0	1	1
14 Rio Ruiz, L (1, 5) OBP: 0.254, SLG: 0.414		32 SH1-4 1-H 2B	F9			F7		G5-3		3	0	1	1	0	0	2
93 Luis Valenzuela, L (7, 5)										1	0	0	0	0	0	1
32 Brandon McCarthy, R (1, 1)	SH1-4 2-3		CFC K			CCS K				1	0	0	0	0	1	0
73 Sean Kazmar Jr., R (6, PH) OBP: 0.267, SLG: 0.192										1	0	0	0	0	1	0
(7, 6)																
Inning Stats	R: 0 E: 0 K: 2 S: 8 H: 1 LOB: 3 BB: 2 P: 16	R: 1 E: 0 K: 0 S: 3 H: 1 LOB: 1 BB: 2 P: 11	R: 1 E: 0 K: 1 S: 7 H: 2 LOB: 2 BB: 1 P: 11	R: 0 E: 0 K: 1 S: 5 H: 0 LOB: 0 BB: 0 P: 5	R: 0 E: 2 K: 0 S: 4 H: 0 LOB: 1 BB: 0 P: 4	R: 0 E: 0 K: 1 S: 5 H: 0 LOB: 0 BB: 0 P: 5	R: 0 E: 0 K: 1 S: 5 H: 0 LOB: 0 BB: 0 P: 5	R: 1 E: 1 K: 1 S: 6 H: 1 LOB: 1 BB: 1 P: 11		1B: 3 2B: 2 3B: 0 HR: 0 SF: 0 SAC: 1 DP: 1 HBP: 0						

	AB	28
	R	3
	H	5
	RBI	3
	BB	6
	SO	7
	LOB	14

WP: 0 PB: 0 SB: 1 CS: 0 PA: 35

PITCHER		IP	WLS	BF	H	R	ER	SO	BB	IBB	HBP	BLK	WP	HR	S	P	ERA	WHIP
38 Francisco Liriano, L ERA: 1.8	(1, 1)	5.0		24	4	2	2	4	5	0	0	0	0	0	27	47	3.60	1.800
64 Chad Bell, L ERA: 1.17	(6, 1)	1.0		3	0	0	0	1	0	0	0	0	0	0	5	5	0.00	0.000
54 Drew VerHagen, R ERA: 4.5	(7, 1)	1.0		3	0	0	0	1	0	0	0	0	0	0	5	5	0.00	0.000
53 Warwick Saupold, R ERA: 6.1	(8, 1)	1.0	L	5	1	1	1	1	1	0	0	0	0	0	6	11	9.00	2.000

PITCHER	IP	WLS	BF	H	R	ER	SO	BB	IBB	HBP	BLK	WP	HR	S	P	ERA	WHIP

Atlanta Braves @ St. Louis Cardinals

Roger Dean Chevrolet Stadium, Jupiter, FL

Thu Mar 22 2018, 1:09 PM - 3:37 PM EDT

Att. 6,004 - Sunny - 67 F

TOP

livebaseballscorecards.com

Batter	1	2	3	4	5	6	7	8	9	AB	R	H	RBI	BB	SO	LOB
1 Ozzie Albies, S (1, 4) OBP: 0.361, SLG: 0.474	FSS 0-3 ① K		x 0-0 ② G3			x 0-0 7 SH 3-H 1B		x 0-0 ② F7		3	0	1	1	0	1	0
91 Daniel Lockhart, L (7, 4)										1	0	0	0	0	0	0
7 Dansby Swanson, R (1, 6) OBP: 0.340, SLG: 0.400	x 0-0 ② P6		x 0-0 ③ L8			x 0-0 SH 14 G4-6-3 1-3		x 0-0 ③ F7		2	0	0	0	0	0	0
89 Dylan Moore, R (7, 6) OBP: 0.333, SLG: 1.333										1	0	0	0	0	0	0
23 Danny Santana, S (1, 8) OBP: 0.313, SLG: 0.457	x 0-0 ③ G4-3			x 0-0 ① G4-1		SSC 0-3 ① K			x 0-0 ① G3	3	0	0	0	0	1	2
95 Jared James, L (8, 7) OBP: 0.250, SLG: 0.250										1	0	0	0	0	0	0
14 Rio Ruiz, L (1, 5) OBP: 0.258, SLG: 0.400		BBB 4-0 8 1B 62 1B BB		SSS 0-3 ② K		x 0-0 ② ③ G4-6-3 1-2f			x 0-0 ② F7	2	1	0	0	1	1	2
73 Sean Kazmar Jr., R (7, 5) OBP: 0.258, SLG: 0.185										1	0	0	0	0	0	0
8 Charlie Culberson, R (1, 9) OBP: 0.226, SLG: 0.306		x 0-0 62 1B 1-3 1B		SSS 0-3 ③ K			x 0-0 ① F8		BBBB 4-0 BB	3	0	1	0	0	1	0
99 Michael Reed, R (7, 9)										0	0	0	0	1	0	0
96 Carlos Franco, L (1, 3) OBP: 0.313, SLG: 0.567		SFT 0-2 ① K			x 0-0 ① G6-3		x 0-0 1B		SSBBBS 3-3 ③ K	4	0	1	0	0	2	3
62 Ezequiel Carrera, L (1, 7) OBP: 0.208, SLG: 0.208		1 SAFE x 0-0 8 G6-4-3 1-2 3-H 1B			x 0-0 ② G4-3		x 0-0 ② P6			3	0	1	1	0	0	1
97 Connor Lien, R (7, 7)										0	0	0	0	0	0	0
(8, 8)																
8 Chris Stewart, R (1, 2) OBP: 0.375, SLG: 0.333		x 0-0 ② ③ G6-4-3 1-2f			x 0-0 ③ G5-3		x 0-0 ③ F7			3	0	0	0	0	0	3
50 Lucas Sims, R (1, 1)			x 0-0 ① G3-1			x 0-0 1 1B 3B		x 0-0 ① F8		1	0	0	0	0	0	0
51 Shane Carle, R (4, 1)										0	0	0	0	0	0	0
90 Keith Curcio, L (6, PH) OBP: 1.000, SLG: 3.000										1	1	1	0	0	0	0
36 Aaron Blair, R (6, 1)										0	0	0	0	0	0	0
58 Dan Winkler, R (7, 1)										0	0	0	0	0	0	0
18 Lane Adams, R (8, PH) OBP: 0.250, SLG: 0.362										1	0	0	0	0	0	0
57 Rex Brothers, L (8, 1)										0	0	0	0	0	0	0
Inning Stats	R: 0 E: 0 K: 1 S: 5 H: 0 LOB: 0 BB: 0 P: 5	R: 1 E: 0 K: 1 S: 6 H: 2 LOB: 1 BB: 1 P: 10	R: 0 E: 0 K: 0 S: 3 H: 0 LOB: 0 BB: 0 P: 3	R: 0 E: 0 K: 2 S: 7 H: 0 LOB: 0 BB: 0 P: 7	R: 0 E: 0 K: 0 S: 3 H: 0 LOB: 0 BB: 0 P: 3	R: 1 E: 1 K: 1 S: 7 H: 2 LOB: 1 BB: 0 P: 7	R: 0 E: 0 K: 0 S: 4 H: 1 LOB: 1 BB: 0 P: 4	R: 0 E: 0 K: 0 S: 3 H: 0 LOB: 0 BB: 0 P: 3	R: 0 E: 0 K: 1 S: 5 H: 0 LOB: 1 BB: 1 P: 12	1B: 4 2B: 0 3B: 1 HR: 0 SF: 0 SAC: 1 DP: 2 HBP: 0						

AB	30
R	2
H	5
RBI	2
BB	2
SO	6
LOB	11

WP: 0 PB: 0 SB: 0 CS: 0 PA: 33

PITCHER		IP	WLS	BF	H	R	ER	SO	BB	IBB	HBP	BLK	WP	HR	S	P	ERA	WHIP
39 Miles Mikolas, R ERA: 5.49	(1, 1)	6.0	W	22	4	2	2	5	1	0	0	0	0	0	31	35	3.00	0.833
58 Preston Guilmet, R ERA: 3.0	(7, 1)	1.0		4	1	0	0	0	0	0	0	0	0	0	4	4	0.00	1.000
77 Josh Lucas, R ERA:	(8, 1)	1.0		3	0	0	0	0	0	0	0	0	0	0	3	3	0.00	0.000
55 Dominic Leone, R ERA: 1.13	(9, 1)	1.0		4	0	0	0	1	1	0	0	0	0	0	5	12	0.00	1.000

PITCHER	IP	WLS	BF	H	R	ER	SO	BB	IBB	HBP	BLK	WP	HR	S	P	ERA	WHIP

Atlanta Braves @ St. Louis Cardinals

Roger Dean Chevrolet Stadium, Jupiter, FL

Thu Mar 22 2018, 1:09 PM - 3:37 PM EDT

Att. 6,004 - Sunny - 67 F

livebaseballscorecards.com

BOTTOM

Batter	1	2	3	4	5	6	7	8	9	AB	R	H	RBI	BB	SO	LOB
25 Dexter Fowler, S (1, 9) OBP: 0.327, SLG: 0.405	BBBB 4-0 28 FC6-4 BB	X 0-0 ① FC3-6 28 BB; 13 1B; 1-2f 2-3 3-H		X 0-0 ① L7	X 0-0 ③ G3					3	1	0	1	1	0	3
28 Tommy Pham, R (1, 8) OBP: 0.298, SLG: 0.367	X 0-0 ① FC6-4 13 WP; 23 HR; 1-2f	BBBB 4-0 13 E; 13 1B; 23 SF8; 1-2 BB		X 0-0 ② L9			BBBB 4-0 BB			2	2	0	0	2	0	1
13 Matt Carpenter, L (1, 3) OBP: 0.632, SLG: 0.929 40 Luke Voit, R (4, PH) (5, 3) OBP: 0.321, SLG: 0.442	BBBB 4-0 23 HR; 1-2 BB	X 0-0 E9; 1-3 2-H 3-H 1B		X 0-0 ③ G6-3			X 0-0 ① F7			1 2	1 0	1 0	2 0	1 0	0 0	0 1
23 Marcell Ozuna, R (1, 7) OBP: 0.339, SLG: 0.600 48 Harrison Bader, R (6, 7) OBP: 0.346, SLG: 0.500	B X 1-0 1-H 2-H HR	X 0-0 ② SF8; 3-H			X 0-0 ① F9		SSS 0-3 ② K			2 1	1 0	1 0	4 0	0 0	0 1	0 1
4 Yadier Molina, R (1, 2) OBP: 0.333, SLG: 0.581 46 Francisco Peña, R (7, 2) OBP: 0.333, SLG: 0.400	SSS 0-3 ② K	X 0-0 ③ F9			X 0-0 ② F9		SST 0-2 ③ K			3 1	0 0	0 0	0 0	0 0	1 1	1 1
3 Jedd Gyorko, R (1, 5) OBP: 0.237, SLG: 0.257	X 0-0 ③ L7		X 0-0 ① G4-3		X 0-0 ③ F9			SSS 0-3 ① K		4	0	0	0	0	1	0
34 Yairo Muñoz, R (1, 6) OBP: 0.423, SLG: 0.625		BBBB 4-0 39 SH; 16 1B; 25 FC3-6 BB	X 0-0 HR			X 0-0 ① G5-3		X 0-0 ② F9		3	2	1	1	1	0	0
16 Kolten Wong, L (1, 4) OBP: 0.341, SLG: 0.250		X 0-0 25 FC3-6; 39 SH; 13 1B; 1-2 1B	X 0-0 ② G4-3			BBBB 4-0 35 WP BB		BBBB 4-0 BB		2	1	1	0	2	0	0
39 Miles Mikolas, R (1, 1) 35 Greg Garcia, L (6, PH) OBP: 0.383, SLG: 0.333 58 Preston Guilmet, R (7, 1) 77 Josh Lucas, R (8, 1) 93 Andrew Knizner, R (8, PH) OBP: 0.353, SLG: 0.519 55 Dominic Leone, R (9, 1)		X 0-0 SH; 25 FC3-6; 1-2 2-3	X 0-0 ③ G4-3			BSSS 1-3 ② K; 1-2		SSS 0-3 ③ K		1 1 0 0 1 0	0 0 0 0 0 0	0 0 0 0 0 0	0 0 0 0 0 0	0 1 0 0 1 0	0 1 0 0 1 0	0 1 0 0 1 0
Inning Stats	R: 3 E: 0 K: 1 S: 6 / H: 1 LOB: 0 BB: 2 P: 15	R: 4 E: 2 K: 0 S: 6 / H: 2 LOB: 1 BB: 2 P: 14	R: 1 E: 0 K: 0 S: 4 / H: 1 LOB: 0 BB: 0 P: 4	R: 0 E: 0 K: 0 S: 3 / H: 0 LOB: 0 BB: 0 P: 3	R: 0 E: 0 K: 0 S: 3 / H: 0 LOB: 0 BB: 0 P: 3	R: 0 E: 0 K: 1 S: 5 / H: 0 LOB: 1 BB: 1 P: 10	R: 0 E: 0 K: 2 S: 7 / H: 0 LOB: 1 BB: 1 P: 11	R: 0 E: 0 K: 2 S: 7 / H: 0 LOB: 1 BB: 1 P: 11		1B: 2 2B: 0 3B: 0 HR: 2	SF: 1 SAC: 1 DP: 0 HBP: 0					

	AB	27
	R	8
	H	4
	RBI	8
	BB	7
	SO	6
	LOB	10

WP: 2 PB: 0 SB: 0 CS: 0 PA: 36

PITCHER		IP	WLS	BF	H	R	ER	SO	BB	IBB	HBP	BLK	WP	HR	S	P	ERA	WHIP
50 Lucas Sims, R ERA: 10.13	(1, 1)	3.0	L	18	4	8	6	1	4	0	0	0	1	2	16	33	18.00	2.667
51 Shane Carle, R ERA: 3.09	(4, 1)	2.0		6	0	0	0	0	0	0	0	0	0	0	6	6	0.00	0.000
36 Aaron Blair, R ERA: 4.15	(6, 1)	1.2		7	0	0	0	2	2	0	0	0	1	0	9	18	0.00	1.200
58 Dan Winkler, R ERA: 6.0	(7, 1)	0.1		1	0	0	0	1	0	0	0	0	0	0	3	3	0.00	0.000
57 Rex Brothers, L ERA: 7.88	(8, 1)	1.0		4	0	0	0	2	1	0	0	0	0	0	7	11	0.00	1.000

PITCHER	IP	WLS	BF	H	R	ER	SO	BB	IBB	HBP	BLK	WP	HR	S	P	ERA	WHIP

Detroit Tigers @ Atlanta Braves

Stadium at the ESPN Wide World of Sports, Lake Buena Vista, FL

Fri Mar 23 2018, 1:07 PM - 3:56 PM EDT

Att. 6,103 - Sunny - 66 F

TOP

livebaseballscorecards.com

Batter	1	2	3	4	5	6	7	8	9	AB	R	H	RBI	BB	SO	LOB
12 Leonys Martin, L (1, 8) OBP: 0.386, SLG: 0.549	G6-3	L9			HBP		2B	G6-3		2	1	0	0	0	0	3
94 Daz Cameron, R (7, PH) OBP: 0.600, SLG: 0.750 (7, 8)										2	1	1	1	0	0	0
14 Alexi Amarista, L (1, 4) OBP: 0.227, SLG: 0.286	F7		F8		L9		1B	P4		4	1	1	2	0	0	2
95 Isrrael De La Cruz, S (7, 4)										1	0	0	0	0	0	0
41 Victor Martinez, S (1, 10) OBP: 0.339, SLG: 0.648	1B		F8		1B		1B	2B		3	1	2	0	0	0	0
82 Gabriel Quintana, R (7, PH) OBP: 0.500, SLG: 1.000 (7, 10)										2	1	2	0	0	0	0
34 James McCann, R (1, 2) OBP: 0.263, SLG: 0.286	F8		G1-3		2B		1B	K		4	1	2	5	0	0	1
84 Joey Morgan, R (8, PH) (8, 2)										1	0	0	0	0	1	1
76 Niko Goodrum, S (1, 6) OBP: 0.341, SLG: 0.700 (7, 3)		K		K		G1-3	BB		HR	4	1	1	1	1	2	0
55 John Hicks, R (1, 3) OBP: 0.311, SLG: 0.591		2B		2B		P3	FC4-6		F9	4	0	2	0	0	0	2
99 A.J. Simcox, R (7, PR) (7, 6)										1	1	0	0	0	0	0
21 JaCoby Jones, R (1, 7) OBP: 0.396, SLG: 0.465										3	0	1	0	0	2	1
98 Cam Gibson, L (6, 7) OBP: 0.286, SLG: 0.333		1B		K		K	2B		F9	2	0	1	2	0	0	0
22 Victor Reyes, S (1, 9) OBP: 0.296, SLG: 0.294		F7			K		1B		1B	3	1	1	0	0	1	2
93 Troy Montgomery, L (7, PH) (7, 9)						K				2	0	1	0	0	1	2
80 Daniel Pinero, R (1, 5) OBP: 0.400, SLG: 0.333		BB			1B		L5		G5-3	4	2	2	0	1	0	3
Inning Stats	R: 0 E: 0 K: 0 S: 4 H: 1 LOB: 1 BB: 0 P: 4	R: 0 E: 0 K: 1 S: 7 H: 2 LOB: 3 BB: 1 P: 11	R: 0 E: 0 K: 0 S: 3 H: 0 LOB: 0 BB: 0 P: 3	R: 0 E: 0 K: 2 S: 7 H: 1 LOB: 0 BB: 0 P: 7	R: 3 E: 0 K: 1 S: 7 H: 3 LOB: 1 BB: 0 P: 8	R: 0 E: 0 K: 1 S: 5 H: 0 LOB: 0 BB: 0 P: 5	R: 7 E: 0 K: 1 S: 12 H: 7 LOB: 2 BB: 1 P: 16	R: 0 E: 0 K: 1 S: 6 H: 1 LOB: 1 BB: 0 P: 6	R: 1 E: 0 K: 0 S: 7 H: 2 LOB: 1 BB: 0 P: 9	1B: 9 2B: 7 3B: 0 HR: 1 SF: 0 SAC: 0 DP: 0 HBP: 1	WP: 0 PB: 0 SB: 1 CS: 0 PA: 45					

	AB	42
	R	11
	H	17
	RBI	11
	BB	2
	SO	7
	LOB	17

PITCHER		IP	WLS	BF	H	R	ER	SO	BB	IBB	HBP	BLK	WP	HR	S	P	ERA	WHIP
64 Aníbal Sánchez, R ERA: 7.62	(1, 1)	5.0		22	7	3	3	4	1	0	1	0	0	0	28	33	5.40	1.600
33 A.J. Minter, L ERA:	(6, 1)	1.0		3	0	0	0	1	0	0	0	0	0	0	5	5	0.00	0.000
45 Matt Wisler, R ERA: 8.1	(7, 1)	0.0	L	7	6	7	7	0	1	0	0	0	0	0	6	10	∞	∞
83 Wes Parsons, R ERA:	(7, 1)	1.0		4	1	0	0	1	0	0	0	0	0	0	6	6	0.00	1.000
39 Sam Freeman, L ERA:	(8, 1)	1.0		4	1	0	0	1	0	0	0	0	0	0	6	6	0.00	1.000

PITCHER		IP	WLS	BF	H	R	ER	SO	BB	IBB	HBP	BLK	WP	HR	S	P	ERA	WHIP
82 Evan Phillips, R ERA: 9.0	(9, 1)	1.0		5	2	1	1	0	0	0	0	0	0	1	7	9	9.00	2.000

BOTTOM

Batter	1	2	3	4	5	6	7	8	9	AB	R	H	RBI	BB	SO	LOB
11 Ender Inciarte, L (1, 8) OBP: 0.354, SLG: 0.268	0-0 5 S 5 2B 1B	4-0 1-2 BB		0-0 G4-3			0-0 P6		0-0 G4-3	3	1	1	0	1	0	0
39 Sam Freeman, R (8, 1)										0	0	0	0	0	0	0
82 Evan Phillips, R (9, 1)										0	0	0	0	0	0	0
94 Tyler Neslony, L (9, PH)										1	0	0	0	0	0	2
1 Ozzie Albies, S (1, 4) OBP: 0.344, SLG: 0.450	0-0 F9	0-0 F8			0-0 G6-3		0-0 G3-1			3	0	0	0	0	0	3
23 Danny Santana, S (6, 4) OBP: 0.306, SLG: 0.447										1	0	0	0	0	0	0
5 Freddie Freeman, L (1, 3) OBP: 0.391, SLG: 0.585	1-0 22 WP 22 E 1-H 2B		2-1 HR		4-0 BB			0-0 G5-3		2	2	2	2	1	0	0
73 Sean Kazmar Jr., R (5, PR) OBP: 0.250, SLG: 0.179										1	0	0	0	0	0	0
(6, 3)																
24 Kurt Suzuki, R (1, 2) OBP: 0.452, SLG: 0.500	0-0 F8		4-0 22 G1-6-3 BB		0-0 P4			1-3 K		2	0	0	0	1	0	2
Kade Scivicque, R (7, 2)										1	0	0	0	0	1	0
22 Nick Markakis, L (1, 9) OBP: 0.351, SLG: 0.361	1-0 E3 2-H		0-0 G1-6-3 1-2f		0-0 G4-3			0-3 K		3	0	0	0	0	0	2
33 A.J. Minter, L (6, 1)										0	0	0	0	0	0	0
62 Ezequiel Carrera, L (7, 7) OBP: 0.200, SLG: 0.200										1	0	0	0	0	1	0
20 Preston Tucker, L (1, 7) OBP: 0.453, SLG: 0.565	0-2 K		4-0 BB			0-0 G3-1			4-0 96 G3 8 1B BB	2	0	0	0	1	1	1
45 Matt Wisler, R (7, 1)										0	0	0	0	0	0	0
83 Wes Parsons, R (7, 1)										0	0	0	0	0	0	0
98 Xavier Avery, L (8, 9) OBP: 0.200, SLG: 0.077										0	0	0	0	1	0	0
7 Dansby Swanson, R (1, 6) OBP: 0.327, SLG: 0.383		0-0 E6 14 FC6-4	0-0 P4			0-0 F8			0-0 96 G3 1-2 1B	2	0	0	0	0	0	1
8 Charlie Culberson, R (6, 6) OBP: 0.236, SLG: 0.314										2	0	1	0	0	0	0
14 Rio Ruiz, L (1, 5) OBP: 0.246, SLG: 0.381		0-0 FC6-4 11 BB 1-2f		0-3 K		0-0 P2			0-0 G3 1-2 2-3	3	0	0	0	0	1	1
96 Cleuluis Rondon, S (8, 5) OBP: 0.364, SLG: 0.700										1	0	0	0	0	0	2
64 Aníbal Sánchez, R (1, 1)		0-3 K		0-0 G6-3			0-0 F8		0-3 K	2	0	0	0	0	1	1
18 Lane Adams, R (6, 9) OBP: 0.240, SLG: 0.347										2	0	0	0	0	1	2
(8, 8)																
Inning Stats	R: 2 E: 1 K: 1 S: 8 H: 2 LOB: 1 BB: 0 P: 10	R: 0 E: 1 K: 1 S: 6 H: 0 LOB: 2 BB: 1 P: 10	R: 1 E: 0 K: 0 S: 4 H: 1 LOB: 1 BB: 2 P: 14	R: 0 E: 0 K: 1 S: 5 H: 0 LOB: 0 BB: 0 P: 5	R: 0 E: 0 K: 0 S: 3 H: 0 LOB: 1 BB: 1 P: 7	R: 0 E: 0 K: 0 S: 3 H: 0 LOB: 0 BB: 0 P: 3	R: 0 E: 0 K: 0 S: 3 H: 0 LOB: 0 BB: 0 P: 3	R: 0 E: 0 K: 2 S: 7 H: 0 LOB: 0 BB: 0 P: 8	R: 0 E: 0 K: 1 S: 6 H: 1 LOB: 2 BB: 1 P: 10	1B: 2 2B: 1 3B: 0 HR: 1 SF: 0 SAC: 0 DP: 1 HBP: 0							

PITCHER	IP	WLS	BF	H	R	ER	SO	BB	IBB	HBP	BLK	WP	HR	S	P	ERA	WHIP
44 Daniel Norris, L (1, 1) ERA: 3.86	5.0		23	3	3	2	3	4	0	0	0	1	1	26	46	3.60	1.400
61 Shane Greene, R (6, 1) ERA: 1.29	1.0	W	3	0	0	0	0	0	0	0	0	0	0	3	3	0.00	0.000
45 Buck Farmer, R (7, 1) ERA:	1.0		3	0	0	0	0	0	0	0	0	0	0	3	3	0.00	0.000
77 Joe Jiménez, R (8, 1) ERA: 3.0	1.0		3	0	0	0	2	0	0	0	0	0	0	7	8	0.00	0.000
87 Louis Coleman, R (9, 1) ERA:	1.0		5	1	0	0	1	1	0	0	0	0	0	6	10	0.00	2.000

PITCHER	IP	WLS	BF	H	R	ER	SO	BB	IBB	HBP	BLK	WP	HR	S	P	ERA	WHIP

Detroit Tigers @ Atlanta Braves

at the ESPN Wide World of Sports, Lake Buena Vista, FL

Fri Mar 23 2018, 1:07 PM - 3:56 PM EDT

Att. 6,103 - Sunny - 66 F

livebaseballscorecards.com

AB	32
R	3
H	4
RBI	2
BB	5
SO	6
LOB	17

WP: 1	PA: 37		
PB: 0			
SB: 1			
CS: 0			

New York Yankees @ Atlanta Braves

Stadium at the ESPN Wide World of Sports, Lake Buena Vista, FL

Sat Mar 24 2018, 1:08 PM - 3:58 PM EDT

Att. 10,338 - Sunny - 76 F

TOP

livebaseballscorecards.com

Batter	1	2	3	4	5	6	7	8	9	AB	R	H	RBI	BB	SO	LOB
31 Aaron Hicks, S (1, 8) OBP: 0.357, SLG: 0.391 94 Jeff Hendrix, L (6, PR) OBP: 0.400, SLG: 0.353 (6, 8)	G4-3			HR		24 BB 2B		K	56 1B 79 BB 56 E BB	3 1	1 1	2 0	1 0	0 1	0 1	0 1
24 Gary Sánchez, R (1, 2) OBP: 0.348, SLG: 0.619 79 Francisco Diaz, S (6, PR) OBP: 0.333, SLG: 0.250 (6, 2)	G4-3			F7		SAFE 56 WP 2-3 BB		F9	56 E BB	2 1	0 0	0 0	0 1	1 1	0 0	0 1
56 Ryan McBroom, R (1, 10) OBP: 0.333, SLG: 0.692	K			HR		F9			1B BB E6	4	2	2	2	1	1	2
Tyler Austin, R (1, 3) OBP: 0.333, SLG: 0.571		K		F9		G5-3			K L7	5	0	0	0	0	2	5
39 Tyler Wade, L (1, 5) OBP: 0.400, SLG: 0.386 76 Angel Aguilar, R (8, 5) OBP: 0.500, SLG: 0.500		74 G6-4-3 BB			F7		1B 1B	2 0 0 0 1 1 0 1 1 1 0 0 0 0								
74 Ronald Torreyes, R (1, 6) OBP: 0.292, SLG: 0.326 67 Diego Castillo, R (7, 6) OBP: 0.400, SLG: 0.400	G6-4-3 1-2f		F9		G6-3		F7	3 0 0 0 0 0 1 1 0 0 0 0 0 2								
Gleyber Torres, R (1, 4) OBP: 0.286, SLG: 0.313		K	1B		F8		25 WP 25 1B 1-3 2-H 1B	4 1 2 1 0 1 0								
Billy McKinney, L (1, 9) OBP: 0.360, SLG: 0.564		F7	K		F7	BB	25 1B 25 WP 79 BB 1-2 3-H 1B	4 1 1 1 0 1 1								
25 Shane Robinson, R (1, 7) OBP: 0.341, SLG: 0.242		G5-3	F9		BB		79 BB 94 BB 56 1B 1-3 2-H 1B	3 1 1 1 1 0 1								
Inning Stats	R: 0 E: 0 K: 1 S: 5 H: 0 LOB: 0 BB: 0 P: 5	R: 0 E: 0 K: 1 S: 4 H: 0 LOB: 0 BB: 1 P: 8	R: 0 E: 0 K: 1 S: 5 H: 0 LOB: 0 BB: 0 P: 5	R: 2 E: 0 K: 1 S: 8 H: 2 LOB: 0 BB: 0 P: 10	R: 0 E: 0 K: 1 S: 6 H: 1 LOB: 1 BB: 0 P: 6	R: 0 E: 0 K: 0 S: 3 H: 1 LOB: 2 BB: 1 P: 8	R: 0 E: 0 K: 0 S: 3 H: 0 LOB: 0 BB: 0 P: 3	R: 0 E: 0 K: 1 S: 5 H: 0 LOB: 1 BB: 1 P: 9	R: 6 E: 1 K: 1 S: 10 H: 5 LOB: 2 BB: 3 P: 23	1B: 6 2B: 1 3B: 0 HR: 2 SF: 0 SAC: 0 DP: 1 HBP: 0							

AB	34
R	8
H	9
RBI	7
BB	6
SO	7
LOB	14

WP: 2 PB: 0 SB: 0 CS: 0 PA: 40

PITCHER		IP	WLS	BF	H	R	ER	SO	BB	IBB	HBP	BLK	WP	HR	S	P	ERA	WHIP
49 Julio Teheran, R ERA: 1.4	(1, 1)	5.0		18	3	2	2	5	1	0	0	0	0	2	28	34	3.60	0.800
Scott Kazmir, L ERA: 4.22	(6, 1)	1.0		4	1	0	0	0	1	0	0	0	1	0	3	8	0.00	2.000
52 José Ramirez, R ERA: 1.13	(7, 1)	1.0		3	0	0	0	0	0	0	0	0	0	0	3	3	0.00	0.000
57 Rex Brothers, L ERA: 7.0	(8, 1)	1.0	H	4	0	0	0	1	1	0	0	0	0	0	5	9	0.00	1.000
85 David Peterson, R ERA: 32.4	(9, 1)	0.2	L	7	4	5	5	1	1	0	0	0	1	0	8	13	67.50	7.500

PITCHER		IP	WLS	BF	H	R	ER	SO	BB	IBB	HBP	BLK	WP	HR	S	P	ERA	WHIP
92 Justin Kelly, L ERA:	(9, 1)	0.1		4	1	1	0	0	2	0	0	0	0	0	2	10	0.00	9.000

New York Yankees @ Atlanta Braves

Sat Mar 24 2018, 1:08 PM - 3:58 PM EDT
Att. 10,338 - Sunny - 76 F

at the ESPN Wide World of Sports, Lake Buena Vista, FL

livebaseballboxrecards.com

BOTTOM

Batter	1	2	3	4	5	6	7	8	9	AB	R	H	RBI	BB	SO	LOB
11 Ender Inciarte, L (1, 8) OBP: 0.353, SLG: 0.273 18 Lane Adams, R (6, 8) OBP: 0.235, SLG: 0.340	STS 0-3 ① K			X 0-0 ② 1 HR 1B	CFC 0-3 ③ K		CCC 0-3 ③ K			3 1 1 0 0 2 0 1 0 0 0 0 1 1						
1 Ozzie Albies, S (1, 4) OBP: 0.343, SLG: 0.492 62 Ezequiel Carrera, L (7, 7) OBP: 0.192, SLG: 0.192	X 0-0 ② G4-3			TBX 1-1 1-H HR		LSC 0-3 ① K		CFS 0-3 ① K		3 1 1 2 0 1 0 1 0 0 0 0 1 0						
5 Freddie Freeman, L (1, 3) OBP: 0.408, SLG: 0.581 73 Sean Kazmar Jr., R (6, PR) OBP: 0.242, SLG: 0.172 (7, 3)	X 0-0 ③ G4-3			BBBB 4-0 22 BB BB		X 0-0 22 FC6-4 1B		STS 0-3 ② K		2 0 1 0 1 0 0 1 0 0 0 0 1 0						
22 Nick Markakis, L (1, 9) OBP: 0.350, SLG: 0.342 95 Kevin Josephina, S (6, PR) (7, 4)		X 0-0 ① L9		BBBB 4-0 23 FC4-6 1-2 BB		X 0-0 ② FC6-4 1-2f		SCS 0-3 ③ K		2 0 0 0 1 0 1 1 0 0 0 0 1 0						
8 Charlie Culberson, R (1, 6) OBP: 0.224, SLG: 0.296 89 Dylan Moore, R (7, 6) OBP: 0.250, SLG: 1.000		CCC 0-3 ② K		SFC 0-3 ① K		X 0-0 ③ F7			CCT 0-2 ① K	3 0 0 0 0 2 3 1 0 0 0 0 1 0						
20 Preston Tucker, L (1, 10) OBP: 0.446, SLG: 0.551 90 Keith Curcio, L (7, PR) OBP: 0.500, SLG: 1.500 (8, 10)		X 0-0 ③ F9		CFFC 0-3 ② K			X 0-0 23 SH5-3 8 1B 1B		X 0-0 ② F9	3 0 1 0 0 1 2 1 1 0 0 0 0 0						
23 Danny Santana, S (1, 7) OBP: 0.294, SLG: 0.429 (7, 9) 97 Connor Lien, R (8, 9)		X 0-0 ① G1-6-3		X 0-0 ③ FC4-6 1-2f			X 0-0 ① SH5-3 1-2		X 0-0 ③ F7	2 0 0 0 0 0 2 1 0 0 0 0 0 0						
14 Rio Ruiz, L (1, 5) OBP: 0.235, SLG: 0.364 Ray-Patrick Didder, R (8, 5)		X 0-0 ② G5-3			CTS 0-3 ① K		FFS 0-3 ② K			3 0 0 0 0 2 2 0 0 0 0 0 0 0						
8 Chris Stewart, R (1, 2) OBP: 0.368, SLG: 0.333 91 Lucas Herbert, R (9, 2)		X 0-0 ③ F8			CFS 0-3 ② K		X 0-0 2-H 1B			3 0 1 1 0 1 0 0 0 0 0 0 0 0						
Inning Stats	R: 0 H: 0 E: 0 LOB: 0 K: 1 BB: 0 S: 5 P: 5	R: 0 H: 0 E: 0 LOB: 0 K: 1 BB: 0 S: 5 P: 5	R: 0 H: 0 E: 0 LOB: 0 K: 0 BB: 0 S: 3 P: 3	R: 2 H: 2 E: 0 LOB: 2 K: 2 BB: 2 S: 11 P: 20	R: 0 H: 0 E: 0 LOB: 0 K: 3 BB: 0 S: 9 P: 9	R: 0 H: 1 E: 0 LOB: 1 K: 1 BB: 0 S: 6 P: 6	R: 1 H: 2 E: 0 LOB: 1 K: 2 BB: 0 S: 9 P: 9	R: 0 H: 0 E: 0 LOB: 0 K: 3 BB: 0 S: 9 P: 9	R: 0 H: 0 E: 0 LOB: 0 K: 1 BB: 0 S: 5 P: 5	1B: 4 SF: 0 2B: 0 SAC: 1 3B: 0 DP: 0 HR: 1 HBP: 0						WP: 0 PA: 34 PB: 0 SB: 0 CS: 0	

	AB	31
	R	3
	H	5
	RBI	3
	BB	2
	SO	14
	LOB	11

PITCHER		IP	WLS	BF	H	R	ER	SO	BB	IBB	HBP	BLK	WP	HR	S	P	ERA	WHIP
40 Luis Severino, R ERA: 3.38	(1, 1)	5.0		19	2	2	2	7	2	0	0	0	0	1	33	42	3.60	0.800
57 Chad Green, R ERA: 2.7	(6, 1)	1.0		5	2	1	1	1	0	0	0	0	0	0	7	7	9.00	2.000
43 Adam Warren, R ERA: 4.22	(7, 1)	1.1		5	1	0	0	3	0	0	0	0	0	0	11	11	0.00	0.750
61 Ben Heller, R ERA: 3.97	(8, 1)	0.2	W	2	0	0	0	2	0	0	0	0	0	0	6	6	0.00	0.000
95 Cody Carroll, R ERA: 2.7	(9, 1)	1.0		3	0	0	0	1	0	0	0	0	0	0	5	5	0.00	0.000

PITCHER	IP	WLS	BF	H	R	ER	SO	BB	IBB	HBP	BLK	WP	HR	S	P	ERA	WHIP

Atlanta Braves @ Detroit Tigers

Publix Field at Joker Marchant Stadium, Lakeland, FL

Sun Mar 25 2018, 1:08 PM - 3:40 PM EDT

Att. 6,555 - Sunny - 77 F

TOP

livebaseballscorecards.com

Batter	1	2	3	4	5	6	7	8	9	AB	R	H	RBI	BB	SO	LOB
11 Ender Inciarte, L (1, 8) OBP: 0.358, SLG: 0.283	F8			5 CS 8 1B 1B			G4-3		73 WP 3B 2-H	2	0	1	0	0	0	0
23 Danny Santana, S (6, 8) OBP: 0.302, SLG: 0.471										2	1	1	1	0	0	0
8 Charlie Culberson, R (1, 4) OBP: 0.230, SLG: 0.298	P4			5 L3 1B 1-2			G4-3		L6	3	0	1	0	0	0	0
91 Daniel Lockhart, L (7, 4)										1	0	0	0	0	0	1
5 Freddie Freeman, L (1, 3) OBP: 0.392, SLG: 0.556	L3			L3 1-1 2-3			F8		G5-3 3-H	2	0	0	0	0	0	2
73 Sean Kazmar Jr., R (6, 5) OBP: 0.229, SLG: 0.161										2	0	0	0	0	0	0
24 Kurt Suzuki, R (1, 2) OBP: 0.424, SLG: 0.464		F7			G5-3			G5-3		2	0	0	0	0	0	0
Tyler Marlette, R (7, 2) OBP: 0.300, SLG: 0.222										1	0	0	0	0	0	0
22 Nick Markakis, L (1, 9) OBP: 0.333, SLG: 0.325		G1-3			F7			G4-3		2	0	0	0	0	0	0
99 Michael Reed, R (6, 9)										1	0	0	0	0	0	0
18 Lane Adams, R (1, 10) OBP: 0.222, SLG: 0.321		K			F8			F8		3	0	0	0	0	1	0
20 Preston Tucker, L (1, 7) OBP: 0.431, SLG: 0.529			K			F7			14 WP 96 1B 14 SF7 1B	2	0	0	0	0	1	0
62 Ezequiel Carrera, L (7, 7) OBP: 0.222, SLG: 0.222										1	1	1	0	0	0	0
7 Dansby Swanson, R (1, 6) OBP: 0.333, SLG: 0.375			BB			G5-3			14 WP 23 3B 1B 1-2	1	0	0	0	1	0	0
96 Cleuluis Rondon, S (7, 6) OBP: 0.417, SLG: 0.727										1	1	1	0	0	0	0
14 Rio Ruiz, L (1, 5) OBP: 0.225, SLG: 0.353			K 1-2			F7			SF7 1-2 2-H	2	0	0	1	0	1	1
										(6, 3)						

	AB	28
	R	3
	H	5
	RBI	2
	BB	1
	SO	3
	LOB	4

Inning Stats	1	2	3	4	5	6	7	8	9	1B: 4	SF: 1	WP: 2	PA: 30
R:	0	0	0	0	0	0	0	0	3	2B: 2	SAC: 0	PB: 0	
E:	0	0	0	0	0	0	0	0	0	3B: 1	DP: 2	SB: 0	
K:	0	1	2	0	0	0	0	0	0	HR: 0	HBP: 0	CS: 2	
S:	3	5	6	3	3	3	3	3	6				
H:	0	0	0	2	0	0	0	0	3				
LOB:	0	0	1	0	0	0	0	0	3				
BB:	0	0	1	0	0	0	0	0	0				
P:	3	5	10	4	3	3	3	3	8				

PITCHER		IP	WLS	BF	H	R	ER	SO	BB	IBB	HBP	BLK	WP	HR	S	P	ERA	WHIP
32 Michael Fulmer, R	(1, 1)	7.0	W	21	2	0	0	3	1	0	0	0	0	0	26	31	0.00	0.429
ERA: 2.12																		
68 Daniel Stumpf, L	(8, 1)	1.0		3	0	0	0	0	0	0	0	0	0	0	3	3	0.00	0.000
ERA: 1.69																		
30 Alex Wilson, R	(9, 1)	1.0		6	3	3	3	0	0	0	0	0	2	0	6	8	27.00	3.000
ERA: 13.09																		

BOTTOM

Atlanta Braves @ Detroit Tigers

Publix Field at Joker Marchant Stadium, Lakeland, FL

Sun Mar 25 2018, 1:08 PM - 3:40 PM EDT

Att. 6,555 - Sunny - 77 F

livebaseballscorecards.com

Batter	1	2	3	4	5	6	7	8	9	AB	R	H	RBI	BB	SO	LOB
12 Leonys Martin, L (1, 8) OBP: 0.400, SLG: 0.544 94 Daz Cameron, R (5, PR) OBP: 0.500, SLG: 0.750 (6, 8)	24 BB 1B	46 2B 1-3 2-H 3-H 2B		F9	46 BB 1-2 BB		SF8 3-H			3 0	1 0	2 0	2 1	1 0	0 0	0 0
46 Jeimer Candelario, S (1, 5) OBP: 0.403, SLG: 0.577 80 Daniel Pinero, R (7, 5) OBP: 0.455, SLG: 0.333	K	24 1B 2-H 3-H 2B		F8	1-2 2-3 BB		76 1B BB			3 0	1 0	1 0	2 0	1 1	1 0	1 0
24 Miguel Cabrera, R (1, 3) OBP: 0.383, SLG: 0.593 76 Niko Goodrum, S (7, 3) OBP: 0.356, SLG: 0.707	1-2 BB	41 L4-3 2-H 1B		F X 0-1 HR	C S S K		1-2 1B			3 1	1 0	2 1	2 0	1 0	1 0	3 0
9 Nick Castellanos, R (1, 9) OBP: 0.293, SLG: 0.593 22 Victor Reyes, S (7, 9) OBP: 0.291, SLG: 0.288	K	F8		1B	G6-3		G4-3			4 1	0 0	1 0	0 0	0 0	1 0	3 2
41 Victor Martinez, S (1, 10) OBP: 0.317, SLG: 0.583 82 Gabriel Quintana, R (8, PH) OBP: 0.600, SLG: 1.000 (9, 10)	K	L4-3 1-1		C F S K	F O S K			87 FC6-4 1B		4 1	0 0	0 1	0 0	0 0	3 0	4 0
8 Mikie Mahtook, R (1, 7) OBP: 0.228, SLG: 0.226 96 Christin Stewart, L (7, 7) OBP: 0.615, SLG: 0.727		1 1B 55 1B 49 1B 1B	S T S K		55 G4-6-3 1B	F8		F7		4 1	1 0	2 0	0 0	0 0	1 0	0 1
55 John Hicks, R (1, 2) OBP: 0.320, SLG: 0.571 87 Andres Sthormes, R (8, 2)		49 1B 1 1B 12 2B 1-2 1B	F S S K		G4-6-3 1-2f		G5-3	FC6-4 1-2f		4 1	1 0	1 0	0 0	0 0	1 0	1 1
1 Jose Iglesias, R (1, 6) OBP: 0.418, SLG: 0.468 99 A.J. Simcox, R (7, 6) OBP: 0.167, SLG: 0.167		49 1B 12 2B 1-2 2-3 1B		1B	HR		81 3B 1B	F C S K		3 2	2 1	3 1	1 0	0 0	0 1	0 1
49 Dixon Machado, R (1, 4) OBP: 0.373, SLG: 0.438 81 Chad Sedio, L (7, 4) OBP: 1.000, SLG: 2.667		12 2B 46 2B 1-2 2-3 3-H 1B		F9	B B B B 46 BB 12 BB BB		94 SF8 1-H 3B			2 1	1 1	1 1	1 1	1 0	0 0	1 0
Inning Stats	R: 0 H: 1 E: 0 LOB: 2 K: 3 BB: 1 S: 10 P: 14	R: 6 H: 7 E: 0 LOB: 0 K: 0 BB: 0 S: 9 P: 9	R: 0 H: 1 E: 0 LOB: 1 K: 2 BB: 0 S: 8 P: 8	R: 1 H: 2 E: 0 LOB: 1 K: 1 BB: 0 S: 8 P: 8	R: 1 H: 2 E: 0 LOB: 3 K: 1 BB: 3 S: 6 P: 18	R: 0 H: 0 E: 0 LOB: 0 K: 1 BB: 0 S: 5 P: 5	R: 2 H: 3 E: 0 LOB: 2 K: 0 BB: 1 S: 6 P: 10	R: 0 H: 1 E: 0 LOB: 1 K: 1 BB: 0 S: 6 P: 6		1B: 12 SF: 1 2B: 3 SAC: 0 3B: 1 DP: 2 HR: 2 HBP: 0						WP: 0 PA: 44 PB: 0 SB: 0 CS: 0

	AB	38
	R	10
	H	17
	RBI	10
	BB	5
	SO	9
	LOB	18

PITCHER		IP	WLS	BF	H	R	ER	SO	BB	IBB	HBP	BLK	WP	HR	S	P	ERA	WHIP
26 Mike Foltynewicz, R ERA: 3.38	(1, 1)	2.0	L	14	8	6	6	3	1	0	0	0	0	0	19	23	27.00	4.500
51 Shane Carle, R ERA: 3.77	(3, 1)	2.2		13	5	2	2	3	1	0	0	0	0	2	19	23	6.75	2.250
58 Dan Winkler, R ERA: 4.91	(5, 1)	1.1		6	0	0	0	2	2	0	0	0	0	0	8	16	0.00	1.500
Aaron Blair, R ERA: 5.59	(7, 1)	1.0		7	3	2	2	0	1	0	0	0	0	0	6	10	18.00	4.000
Phil Pfeifer, L ERA: 4.5	(8, 1)	1.0		4	1	0	0	1	0	0	0	0	0	0	6	6	0.00	1.000

PITCHER	IP	WLS	BF	H	R	ER	SO	BB	IBB	HBP	BLK	WP	HR	S	P	ERA	WHIP

Batter	1	2	3	4	5	6	7	8	9	AB	R	H	RBI	BB	SO	LOB
11 Brett Gardner, L (1, 10) OBP: 0.304, SLG: 0.224 79 Francisco Diaz, S (7, PH) OBP: 0.250, SLG: 0.182 (7, 10)	C SI 90 B FC 89 B SI 90 X SI 90 2-1 ① F8		B CU 79 C FC 89 B SI 90 C CU 79 X FC 88 2-2 ① F9		B FF 97 F SI 97 B SI 98 S SL 84 B SI 98 C SL 84 3-3 ① K		F FF 92 B FF 93 F FS 84 X FS 84 1-2 ① G6-3 2-3		B FF 94 F FF 94 S SL 86 B FF 95 S SL 88 2-3 ③ K	3 2	0 0	0 0	0 0	0 0	1 1	0 1
99 Aaron Judge, R (1, 9) OBP: 0.407, SLG: 0.578 74 Ronald Torreyes, R (5, 6) OBP: 0.275, SLG: 0.304	F SI 90 C CU 78 B SL 85 B SI 91 B SI 91 F CU 79 S SI 91 3-3 ② K		B SI 91 B SI 91 B SI 90 C SI 91 B CU 79 4-1 27 HR BB		C SL 85 C FF 99 B SL 86 X SI 98 1-2 2B		X FF 93 0-0 ② ③ L3-5 3-3			2 1	1 0	1 0	0 0	1 0	1 0	0 1
27 Giancarlo Stanton, R (1, 7) OBP: 0.350, SLG: 0.480 Tyler Austin, R (6, 3) OBP: 0.314, SLG: 0.533	B SI 90 C SI 90 B SI 91 B CU 77 B CU 78 4-1 18 HR BB		F SI 90 F SL 85 X CU 78 0-2 1-H HR		C SI 98 B SI 99 S SL 86 F SL 87 F SL 87 D SL 85 F SI 98 B SL 87 T SI 98 3-2 ② K			B SI 89 F SI 88 S SI 88 C SL 76 1-3 ① K		2 1	2 0	1 0	2 0	1 0	1 1	1 0
18 Didi Gregorius, L (1, 6) OBP: 0.321, SLG: 0.623 56 Trey Amburgey, R (5, 9) OBP: 0.462, SLG: 0.636	B SI 90 X SI 90 1-0 1-H HR		C SL 88 S SL 88 F FC 90 X SL 84 0-2 ② F9		B SI 97 B SI 97 B CH 89 B SI 97 4-0 BB			C SI 88 S SL 77 B SI 88 B SL 76 X SL 77 2-2 E3 28 WP 25 2B		2 1	1 1	1 0	2 0	1 0	0 0	0 0
24 Gary Sánchez, R (1, 2) OBP: 0.327, SLG: 0.578 28 Austin Romine, R (6, 2) OBP: 0.447, SLG: 0.545	B SI 90 B SI 91 B SI 90 C SI 90 X SI 91 3-1 ③ G5-3		B SI 89 F SI 91 C SL 83 F CU 83 B SI 90 X FC 88 2-2 ③ F9		B SL 84 B SL 84 X SI 98 2-0 ③ F8			B SI 87 C SI 87 B SL 76 X SL 75 2-1 ② F7 1-2		3 1	0 0	0 0	0 0	0 0	0 0	2 1
31 Aaron Hicks, S (1, 8) OBP: 0.344, SLG: 0.360 25 Shane Robinson, R (6, 8) OBP: 0.341, SLG: 0.278		B CU 77 C FC 88 B CU 78 B SI 90 C FC 89 B SI 90 4-2 29 F9 14 G6-3 BB		C FF 95 B CH 86 B CH 86 S CH 84 B FF 96 X FF 96 3-2 ① F7		F FF 94 F FF 95 B FF 94 B FF 94 B FC 92 X FF 95 3-2 ① G6-3		S SL 76 C SI 88 X SL 76 0-2 2-H 2B		2 1	0 0	0 1	0 1	1 0	0 0	0 0
14 Neil Walker, S (1, 3) OBP: 0.300, SLG: 0.333 Billy McKinney, L (6, 7) OBP: 0.340, SLG: 0.524		C SI 90 B FC 89 B FC 89 1 SAFE S FC 89 B SI 91 F CU 80 F FC 89 X SI 90 3-2 ① G6-3 1-2		B FF 95 X FF 95 1-0 ② G4-3		B FF 95 S FC 94 S FC 90 S FC 91 1-3 ② K F FF 94 C FC 92 C FF 94 0-3 ③ K		S SI 88 C SI 88 S SL 77 0-3 ③ K		3 1	0 0	0 0	0 0	0 1	1 1	1 1
29 Brandon Drury, R (1, 5) OBP: 0.339, SLG: 0.408 66 Abiatal Avelino, R (6, 5) OBP: 0.500, SLG: 0.533		C SI 89 B SI 90 X SI 90 1-1 ② F9 2-3		C FF 96 B SL 90 B SL 91 C FF 97 X FF 94 2-2 1B					X FF 94 0-0 ① P2	3 1	0 0	1 0	0 0	0 0	1 0	1 0
39 Tyler Wade, L (1, 4) OBP: 0.400, SLG: 0.388 67 Diego Castillo, R (9, PH) OBP: 0.375, SLG: 0.500 (9, 4)		F SI 90 B CU 79 D CU 78 C FC 88 X SI 91 2-2 ③ G5-3		F FF 95 C FF 96 X FF 96 0-2 ③ F8			X FF 93 0-0 E1 79 G6-3 74 L3-5 1B		B FF 93 X FF 94 1-0 ② G6-3	3 1	0 0	1 0	0 0	0 0	0 0	2 0
Inning Stats	R: 2 E: 0 K: 1 S: 10 H: 1 LOB: 0 BB: 1 P: 23	R: 0 E: 0 K: 0 S: 12 H: 0 LOB: 1 BB: 1 P: 22	R: 2 E: 0 K: 0 S: 15 H: 1 LOB: 0 BB: 1 P: 23	R: 0 E: 0 K: 0 S: 10 H: 1 LOB: 1 BB: 0 P: 16	R: 0 E: 0 K: 2 S: 13 H: 1 LOB: 2 BB: 1 P: 26	R: 0 E: 0 K: 2 S: 9 H: 0 LOB: 0 BB: 0 P: 13	R: 0 E: 1 K: 0 S: 5 H: 1 LOB: 0 BB: 0 P: 6	R: 1 E: 1 K: 2 S: 14 H: 1 LOB: 1 BB: 0 P: 19	R: 0 E: 0 K: 1 S: 5 H: 0 LOB: 0 BB: 0 P: 8	1B: 2 2B: 3 3B: 0 HR: 2 SF: 0 SAC: 0 DP: 1 HBP: 0						WP: 1 PB: 0 SB: 0 CS: 0 PA: 37	

PITCHER		IP	WLS	BF	H	R	ER	SO	BB	IBB	HBP	BLK	WP	HR	S	P	ERA	WHIP
32 Brandon McCarthy, R ERA: 3.45	(1, 1)	3.0	L	14	2	4	4	1	3	0	0	0	0	2	37	68	12.00	1.667
52 José Ramirez, R ERA: 1.0	(4, 1)	1.0		4	1	0	0	0	0	0	0	0	0	0	10	16	0.00	1.000
38 Arodys Vizcaíno, R ERA: 4.0	(5, 1)	1.0		5	1	0	0	2	1	0	0	0	0	0	13	26	0.00	2.000
33 A.J. Minter, L ERA:	(6, 1)	1.0		3	0	0	0	2	0	0	0	0	0	0	9	13	0.00	0.000
39 Sam Freeman, L ERA:	(7, 1)	1.0		3	1	0	0	0	0	0	0	0	0	0	5	6	0.00	1.000

PITCHER		IP	WLS	BF	H	R	ER	SO	BB	IBB	HBP	BLK	WP	HR	S	P	ERA	WHIP
30 Peter Moylan, R ERA: 4.05	(8, 1)	1.0		5	1	1	0	2	0	0	0	0	1	0	14	19	0.00	1.000
57 Rex Brothers, L ERA: 6.3	(9, 1)	1.0		3	0	0	0	1	0	0	0	0	0	0	5	8	0.00	0.000

TOP

New York Yankees @ Atlanta Braves

SunTrust Park, Atlanta, GA

Mon Mar 26 2018, 7:36 PM - 10:13 PM EDT

Att. 22,526 - Overcast - 47 F

livebaseballscorecards.com

AB	33
R	5
H	6
RBI	5
BB	4
SO	8
LOB	11

Batter	1	2	3	4	5	6	7	8	9	AB	R	H	RBI	BB	SO	LOB
11 Ender Inciarte, L (1, 8) OBP: 0.357, SLG: 0.286 81 Izzy Wilson, L (7, 7)	B FF 93 X FF 92 1-0 1 G4-3 1B		F CH 89 X CH 89 0-1 ③ G4-3			F FF 95 B KC 82 F FF 95 S SV 84 1-3 ② K			B FF 90 S FF 90 B CH 83 B FF 89 B FF 90 4-1 BB	3 0	0 0	1 0	0 0	0 1	1 0	0 0
1 Ozzie Albies, S (1, 4) OBP: 0.343, SLG: 0.500 91 Daniel Lockhart, L (7, 4)	C FF 93 D CU 80 C CU 81 B SL 83 B SL 84 X CU 79 3-2 ①② G4-3 1-2			C CU 78 X CH 86 0-1 5 G6-3 25 G1-3 2B		C KC 82 S KC 83 B SV 85 S FF 97 1-3 ③ K			C CU 77 S CU 78 S CU 78 0-3 ① K	3 1	1 0	1 0	0 0	0 0	1 1	1 1
5 Freddie Freeman, L (1, 3) OBP: 0.377, SLG: 0.532 73 Sean Kazmar Jr., R (6, 3) OBP: 0.216, SLG: 0.152	C FF 93 S FF 93 S FF 94 0-3 ③ K			B CU 80 F CU 80 2 SAFE B FF 93 B CU 81 X FF 93 3-1 ① G6-3 2-3			F FC 90 X SL 86 0-1 ① L4		C FF 97 S FF 97 B FF 98 F SL 85 F SL 84 C FF 97 1-3 ② K	2 2	0 0	0 0	0 0	0 0	1 1	1 1
25 Tyler Flowers, R (1, 2) OBP: 0.269, SLG: 0.095 8 Chris Stewart, R (6, 2) OBP: 0.333, SLG: 0.294		C SI 91 B SI 92 C SI 93 C SL 85 1-3 ① K		B SI 93 X SI 93 1-0 ② G1-3 3-H			C FC 88 B FC 90 X FC 88 1-1 ② F7		C SL 84 F SL 85 S SI 96 0-3 ③ K	2 2	0 0	0 0	1 0	0 0	1 1	0 1
22 Nick Markakis, L (1, 9) OBP: 0.341, SLG: 0.333 99 Michael Reed, R (6, 9)		C ST 80 C CU 80 B FF 93 X SL 84 1-2 1B		X CH 89 0-0 ③ G5-3			B FC 90 B SL 83 F FC 88 X FC 89 2-1 ③ L9			2 1	0 0	1 0	0 0	0 0	0 0	0 0
18 Lane Adams, R (1, 7) OBP: 0.214, SLG: 0.309 23 Danny Santana, S (7, 8) OBP: 0.296, SLG: 0.462		C SI 92 F ST 79 C SI 93 0-3 ② K			B SI 91 B SI 92 C SI 92 F SI 93 C SI 93 2-3 ① K			C FF 91 B SL 76 B FF 90 B CH 86 X FF 90 3-1 ① G3-1		2 1	0 0	0 0	0 0	0 0	2 0	1 0
27 Ryan Flaherty, L (1, 5) OBP: 0.372, SLG: 0.487 90 Marcus Mooney, R (7, 5) OBP: 0.250, SLG: 0.250		C CU 80 X CU 80 0-1 ③ G4-3			B CU 79 C CH 90 C CH 90 B SI 93 S CU 82 2-3 ② K			B FF 92 C FF 91 B FC 87 F FF 92 C SL 75 2-3 ② K		2 1	0 0	0 0	0 0	0 0	1 1	1 0
7 Dansby Swanson, R (1, 6) OBP: 0.322, SLG: 0.360 96 Cleuluis Rondon, S (7, 6) OBP: 0.462, SLG: 0.750			B SI 92 B CU 79 C SI 93 B SI 93 C SI 93 C SI 93 3-3 ① K		X SI 94 0-0 ③ F9			F FF 92 X FF 92 0-1 1B		2 1	0 0	0 1	0 0	0 0	1 0	0 0
62 Ezequiel Carrera, L (1, 10) OBP: 0.207, SLG: 0.207 93 Luis Valenzuela, L (8, PH) (9, 10)			C CU 80 C CU 81 B CU 81 F FF 94 B SI 91 B FF 94 S CU 81 3-3 ② K			C FF 94 B KC 81 C KC 82 B FF 95 S FF 95 2-3 ① K		C FF 91 B SL 75 S CH 86 F FF 92 X CH 86 1-2 ③ G3		2 1	0 0	0 0	0 0	0 0	2 0	0 1
Inning Stats	R: 0 E: 0 K: 1 S: 7 H: 1 LOB: 0 BB: 0 P: 11	R: 0 E: 0 K: 2 S: 11 H: 1 LOB: 1 BB: 0 P: 13	R: 0 E: 0 K: 2 S: 9 H: 0 LOB: 0 BB: 0 P: 15	R: 1 E: 0 K: 0 S: 6 H: 1 LOB: 0 BB: 0 P: 10	R: 0 E: 0 K: 2 S: 7 H: 0 LOB: 0 BB: 0 P: 11	R: 0 E: 0 K: 3 S: 9 H: 0 LOB: 0 BB: 0 P: 13	R: 0 E: 0 K: 0 S: 6 H: 0 LOB: 0 BB: 0 P: 9	R: 0 E: 0 K: 1 S: 11 H: 1 LOB: 1 BB: 0 P: 17	R: 0 E: 0 K: 3 S: 12 H: 0 LOB: 1 BB: 1 P: 17	1B: 3 2B: 1 3B: 0 HR: 0 SF: 0 SAC: 0 DP: 0 HBP: 0						

PITCHER	IP	WLS	BF	H	R	ER	SO	BB	IBB	HBP	BLK	WP	HR	S	P	ERA	WHIP
55 Sonny Gray, R (1, 1) ERA: 1.98	5.0	W	17	3	1	1	7	0	0	0	0	0	0	40	60	1.80	0.600
68 Dellin Betances, R (6, 1) ERA: 6.75	1.0	H	3	0	0	0	3	0	0	0	0	0	0	9	13	0.00	0.000
30 David Robertson, R (7, 1) ERA: 1.59	1.0	H	3	0	0	0	0	0	0	0	0	0	0	6	9	0.00	0.000
65 Jonathan Holder, R (8, 1) ERA: 1.64	1.0		4	1	0	0	1	0	0	0	0	0	0	11	17	0.00	1.000
61 Ben Heller, R (9, 1) ERA: 3.86	0.1		2	0	0	0	1	1	0	0	0	0	0	4	8	0.00	3.000

PITCHER	IP	WLS	BF	H	R	ER	SO	BB	IBB	HBP	BLK	WP	HR	S	P	ERA	WHIP
54 Aroldis Chapman, L (9, 1) ERA: 2.08	0.2		2	0	0	0	2	0	0	0	0	0	0	8	9	0.00	0.000

BOTTOM

New York Yankees @ Atlanta Braves

SunTrust Park, Atlanta, GA

Mon Mar 26 2018, 7:36 PM - 10:13 PM EDT

Att. 22,526 - Overcast - 47 F

livebaseballscorecards.com

AB	30
R	1
H	4
RBI	1
BB	1
SO	14
LOB	8

WP: 0 PA: 31
PB: 0
SB: 0
CS: 0

Atlanta Braves Futures @ Atlanta Braves

SunTrust Park, Atlanta, GA

Tue Mar 27 2018, 7:38 PM - 10:23 PM EDT

Att. 14,665 - Partly Cloudy - 55 F

TOP

livebaseballscorecards.com

Batter	1	2	3	4	5	6	7	8	9	AB	R	H	RBI	BB	SO	LOB
86 Cristian Pache, R (1, 8) OBP: 0.667, SLG: 2.667 92 Drew Waters, S (5, 8)	S FF 94 X FF 95 0-1 ① F9		C CU 74 X FF 91 0-1 1-H HR		C FF 90 B CH 84 B CU 76 X FF 92 2-1 HR		F SI 95 C SI 95 S CH 88 0-3 ① K		B FF 92 F CH 85 S FF 93 B CU 77 X FF 93 2-2 ② FC5-4 67 FC6-4 1-2f	3 2	2 0	2 0	3 0	0 0	0 1	0 1
82 Ronald Acuña Jr., R (1, 7) OBP: 0.333, SLG: 0.333 67 Jefrey Ramos, R (5, 7)	B CU 78 C FF 95 S CH 87 S CU 79 1-3 ② K		B CU 76 X CH 86 1-0 1B		C FF 93 B FF 94 B FF 94 F CU 78 X FF 95 2-2 ① G1-3		C FF 95 S SL 86 B FF 96 X SL 87 1-2 ② L7		C FF 94 0-1 ③ FC6-4 1-2f	0 2	0 0	0 0	0 0	0 0	0 0	0 1
83 Austin Riley, R (1, 5) OBP: 0.333, SLG: 0.667 69 JC Encarnacion, R (6, 5)	F FF 93 B CH 88 X CH 87 1-1 ③ F8		F FF 92 1 SAFE 1 SAFE F FF 92 1 SAFE 1 SAFE F CU 78 B FF 95 X FF 94 1- 1-2 ② 2B		F CH 86 B CH 85 B FF 94 B CU 77 F FF 92 F FF 93 F CH 87 S CH 87 3-3 ② K		X SL 88 0-0 ③ F9			0 0	0 0	0 0	0 0	0 0	0 0	0 0
84 Alex Jackson, R (1, 2) 85 William Contreras, R (6, 2)		X FF 91 0-0 ① G6-3	B CU 77 C CU 76 S CH 86 F CH 85 F FF 90 S CU 76 1-3 ③ K		B FC 90 C FF 93 S FF 93 B FF 94 F FC 89 F SI 94 B FC 89 S FC 89 3-3 ③ K			B FC 93 X FC 93 1-0 ① G6-3		0 0	0 0	0 0	0 0	0 0	0 0	0 0
87 Dustin Peterson, R (1, 9) OBP: 0.750, SLG: 1.000		C FF 93 B FF 91 B CU 77 S CH 87 F FF 94 B FF 93 X CH 88 3-2 2B		C FF 92 S FF 93 B FF 94 F CU 77 B FF 94 B CH 87 B FF 94 4-2 BB		C FF 92 F CU 80 X FF 92 0-2 ① G3-1		C FC 92 B CU 83 B FC 90 B FF 91 B FC 91 4-1 BB		0	0	0	0	0	0	0
96 Braxton Davidson, L (1, 3)		B FF 90 S FF 92 C FF 92 F CU 77 B FF 91 S FF 93 2-3 ② K		B FF 92 S FF 93 S CH 85 S CH 86 1-3 ① K		X FF 92 0-0 ② G4-3		C FC 92 X FC 92 0-1 ② G5-3 1-2		4	0	0	0	0	2	3
95 Travis Demeritte, R (1, 4) 65 Derian Cruz, S (6, 4)		D CU 77 C FF 92 B FF 90 X CH 87 2-1 ③ G6-3		B FF 92 B CH 86 F CH 86 B CU 76 F FF 93 F CH 86 B CH 85 4-2 1-2 BB		C FF 92 B CU 74 C FF 92 F CU 76 B FF 93 B CU 76 B FF 93 4-2 77 3B BB		S FC 92 B FC 91 S FC 92 S CU 83 1-3 ③ K2-3		1 1	1 0	0 0	0 0	2 0	0 1	1 1
77 Ray-Patrick Didder, R (1, 6) OBP: 0.333, SLG: 1.000 64 Jordan Rodgers, R (6, 6)			B FF 89 S CH 84 B CU 75 F FF 92 C 2-3 ① K	B FF 92 X FF 91 1-0 ② F8 2-3		X FF 92 0-0 1-H 3B			X FF 93 0-0 ① F9	3 1	0 0	1 0	1 0	0 0	1 0	2 0
95 Brett Cumberland, S (1, 10) OBP: 0.500, SLG: 0.333			X FF 92 0-0 1B	F FF 91 S CH 86 F CH 86 D FF 92 B CU 76 X CH 86 2-2 ③ L5		C FF 93 D CU 77 C FF 92 B SI 93 B FF 93 S SI 92 3-3 ③ K			B FF 95 C FF 93 B CH 85 C FF 93 B FF 95 F FF 93 F FF 92 B FF 94 4-2 BB	0	1	0	0	0	0	0
Inning Stats	R: 0 E: 0 K: 1 S: 7 H: 0 LOB: 0 BB: 0 P: 9	R: 0 E: 0 K: 1 S: 11 H: 1 LOB: 1 BB: 0 P: 18	R: 2 E: 0 K: 2 S: 16 H: 4 LOB: 1 BB: 0 P: 21	R: 0 E: 0 K: 1 S: 14 H: 0 LOB: 2 BB: 2 P: 26	R: 1 E: 0 K: 2 S: 15 H: 1 LOB: 0 BB: 0 P: 25	R: 1 E: 0 K: 1 S: 12 H: 1 LOB: 1 BB: 1 P: 19	R: 0 E: 0 K: 1 S: 7 H: 0 LOB: 0 BB: 0 P: 8	R: 0 E: 0 K: 1 S: 7 H: 0 LOB: 1 BB: 1 P: 13	R: 0 E: 0 K: 0 S: 9 H: 0 LOB: 1 BB: 1 P: 15	1B: 2 2B: 2 3B: 1 HR: 2 SF: 0 SAC: 0 DP: 0 HBP: 0						WP: 0 PB: 0 SB: 0 CS: 1 PA: 38	

	AB	17
	R	4
	H	3
	RBI	4
	BB	2
	SO	5
	LOB	9



PITCHER		IP	WLS	BF	H	R	ER	SO	BB	IBB	HBP	BLK	WP	HR	S	P	ERA	WHIP
15 Sean Newcomb, L ERA: 5.79	(1, 1)	4.2		21	6	3	3	6	2	0	0	0	0	2	58	91	5.79	1.714
15 Sean Newcomb, L ERA: 5.79	(5, 1)	4.2		21	6	3	3	6	2	0	0	0	0	2	58	91	5.79	1.714
58 Dan Winkler, R ERA:	(5, 1)	0.2		2	0	0	0	1	0	0	0	0	0	0	8	11	0.00	0.000
Jesse Biddle, L ERA: 13.5	(6, 1)	0.2	W	4	1	1	1	1	1	0	0	0	0	0	9	16	13.50	3.000
82 Evan Phillips, R ERA:	(7, 1)	1.0	H	3	0	0	0	1	0	0	0	0	0	0	7	8	0.00	0.000

PITCHER		IP	WLS	BF	H	R	ER	SO	BB	IBB	HBP	BLK	WP	HR	S	P	ERA	WHIP
Adam McCreery, L ERA:	(8, 1)	1.0	H	4	0	0	0	1	1	0	0	0	0	0	7	13	0.00	1.000
89 Tucker Davidson, L ERA:	(9, 1)	0.0	S	0	0	0	0	0	0	0	0	0	0	0	0	0	∞	∞

Batter	1	2	3	4	5	6	7	8	9	AB	R	H	RBI	BB	SO	LOB
11 Ender Inciarte, L (1, 8) OBP: 0.500, SLG: 0.500	X FF 93 0-0 5 FC4-6 1 24 1B WP 1B	B CU 76 B FF 91 F FF 91 B CH 84 X FF 90 3-1 ② P5		C FF 92 B FF 92 F SI 92 X SL 82 1-2 ①② G1-2-3 1-2 2-3 3-Hf		B FF 93 T FF 91 X FF 93 1-1 ① SF9 2-3 3-H		C FF 93 F FF 93 S FF 94 0-3 ② K		2	1	1	0	0	0	2
89 Jose Bermudez, S (4, 8)										1	0	0	1	0	0	3
81 Izzy Wilson, L (7, 8)										1	0	0	0	0	1	0
1 Ozzie Albies, S (1, 4) OBP: 0.500, SLG: 0.500	D SL 86 S FF 94 X CH 80 1-1 5 FC4-6 1-2 1B	X CH 84 0-0 ③ G6-3		F FF 95 D FF 90 B CH 84 S SI 94 F FF 93 X SL 81 2-2 ③ F9 2-3 3-H		S CU 76 C CU 77 S CU 78 0-3 ② K		B FF 94 B CH 86 B CH 87 B FF 94 4-0 BB		2	0	1	0	0	0	2
93 Luis Valenzuela, L (4, 4)										2	0	0	0	1	1	3
5 Freddie Freeman, L (1, 3) 73 Sean Kazmar Jr., R (4, 3) OBP: 0.667, SLG: 1.000	F FF 94 B SI 93 F SL 87 B SL 86 X FF 95 2-2 ① FC4-6 24 WP 1-2f 2-3		B FF 93 B FF 92 C FF 94 B SL 82 F CU 81 X FF 93 3-2 ① L9		B FF 94 B FF 94 X FF 94 2-0 2B	X FF 93 0-0 92 1B 1-2 3-H 1B		B SL 82 B FF 92 F FF 92 X FF 93 2-1 ③ F8		2	0	0	0	0	0	2
										3	0	2	1	0	0	1
24 Kurt Suzuki, R (1, 2) OBP: 0.500, SLG: 0.500	S SL 87 S SL 87 F FF 96 D SL 85 B SI 93 S SI 93 2-3 ② K 1-2 3-H		B FF 93 X FF 94 1-0 1B	C FF 94 C FF 94 F FF 94 B FF 94 X CU 78 1-2 ① L6		D CH 80 S CH 80 B FF 93 T CH 79 F FF 94 X CH 80 2-2 1-2 2-3 1B				2	0	1	0	0	1	1
92 Jonathan Morales, R (5, PH) OBP: 0.500, SLG: 0.500	D SL 85 B SI 93									2	0	1	0	0	0	1
(6, 2)	S SI 93															
8 Charlie Culberson, R (1, 10)	B FF 94 S SL 86 C SL 87 D SL 86 S SL 87 2-3 ③ K		F CH 84 B FF 92 C SL 82 S CU 83 1-3 ② K		X FF 94 0-0 ② G5-3	B FF 92 S CH 79 B CH 80 C CU 76 S CH 79 2-3 ③ K				3	0	0	0	0	2	3
(5, 6)																
96 Cleuluis Rondon, S (6, PH)										1	0	0	0	0	1	3
(7, 6)																
27 Ryan Flaherty, L (1, 5) OBP: 0.400, SLG: 0.500		C FF 90 B FF 90 S FF 90 B CU 76 B CU 75 X FF 90 3-2 20 1B 7 E 2B	F FF 94 S CU 81 S SL 83 0-3 ③ K		F CH 85 B SL 84 D FF 94 F CH 85 S SL 85 2-3 ③ K		S SI 92 S SI 93 B CU 79 C CU 77 1-3 ① K			2	1	1	0	0	1	1
14 Rio Ruiz, L (4, 5)										2	0	0	0	0	2	1
90 Marcus Mooney, R (9, 5)										0	0	0	0	0	0	0
20 Preston Tucker, L (1, 7) OBP: 1.000, SLG: 1.000		B FF 90 C CH 82 X FF 90 1-1 23 7 WP E 2-3 1B		B FF 97 B FF 96 C FF 94 B FF 86 B SI 95 4-1 23 7 BB BB 89 G1-2-3 BB		F FF 94 C FF 95 B FF 95 F CU 78 B CH 80 B CU 77 B FF 94 4-2 99 91 BB 1B 89 SF9 BB		C FS 86 B SI 94 S CU 76 F FF 94 B CU 78 B FF 94 S SI 93 3-3 ② K		1	0	1	0	1	0	0
94 Tyler Neslony, L (5, 7)										1	1	0	0	1	1	0
7 Dansby Swanson, R (1, 6) 15 Sean Newcomb, L (6, 1) 58 Dan Winkler, R (6, 1) Jesse Biddle, L (6, 1) 91 Daniel Lockhart, L (6, PH) OBP: 0.000, SLG: 0.000 82 Evan Phillips, R (7, 1) 91 Daniel Lockhart, L (7, PH) Adam McCreery, L (8, 1) 89 Tucker Davidson, L (9, 1)	F FF 90 X FF 90 0-1 E6 23 WP 1-2 3-H		C SI 96 B FF 95 B CH 85 B FF 94 B FF 93 4-1 89 23 G1-2-3 BB 93 WP 1-2 BB		D CU 76 F FF 92 X FF 92 1-1 89 99 SF9 BB 73 1B 1-2 1B	S FS 86 X FF 94 0-1 ③ P5			1	1	0	1	1	0	1
										0	0	0	0	0	0	0
										0	0	0	0	0	0	0
										0	0	0	0	0	0	0
										2	1	1	0	0	0	0
										0	0	0	0	0	0	0
										2	1	1	0	0	0	0
										0	0	0	0	0	0	0
										0	0	0	0	0	0	0
23 Danny Santana, S (1, 9)		D CH 83 D CH 84 C FF 90 B CH 83 S FF 90 F FF 91 X FF 92 3-2 ① P4 1-2 2-3		C FF 93 B SI 92 B CU 74 B FF 93 B FF 92 4-1 93 89 WP G1-2-3 1-2 2-3 BB		B CH 79 C CH 78 B FF 92 B FF 93 C FF 92 B CU 74 4-2 92 73 1B 1B 1-2 2-3 BB		S FF 94 X FF 94 0-1 ① G3-1		1	0	0	0	1	0	2
99 Michael Reed, R (6, 9)										1	0	0	0	1	0	0
Inning Stats	R: 1 E: 0 K: 2 S: 13 H: 2 LOB: 1 BB: 0 P: 20	R: 1 E: 1 K: 0 S: 14 H: 2 LOB: 2 BB: 0 P: 24	R: 0 E: 0 K: 2 S: 10 H: 1 LOB: 1 BB: 0 P: 15	R: 1 E: 0 K: 0 S: 10 H: 0 LOB: 1 BB: 3 P: 25	R: 0 E: 0 K: 1 S: 9 H: 1 LOB: 1 BB: 0 P: 14	R: 2 E: 0 K: 2 S: 20 H: 3 LOB: 3 BB: 2 P: 34	R: 0 E: 0 K: 2 S: 9 H: 0 LOB: 0 BB: 0 P: 13	R: 0 E: 0 K: 1 S: 7 H: 0 LOB: 1 BB: 1 P: 13		1B: 7 2B: 2 3B: 0 HR: 0 SF: 1 SAC: 0 DP: 1 HBP: 0					

PITCHER	IP	WLS	BF	H	R	ER	SO	BB	IBB	HBP	BLK	WP	HR	S	P	ERA	WHIP
79 Michael Soroka, R (1, 1) ERA: 9.0	1.0		5	2	1	1	2	0	0	0	0	1	0	13	20	9.00	2.000
76 Kolby Allard, L (2, 1) ERA: 9.0	1.0		6	2	1	1	0	0	0	0	0	1	0	14	24	9.00	2.000
81 Kyle Wright, R (3, 1) ERA:	1.0		4	1	0	0	2	0	0	0	0	0	0	10	15	0.00	1.000
73 Kyle Muller, L (4, 1) ERA: 9.0	1.0		5	0	1	1	0	3	0	0	0	1	0	10	25	9.00	3.000
98 Ian Anderson, R (5, 1) ERA:	1.0		4	1	0	0	1	0	0	0	0	0	0	9	14	0.00	1.000

PITCHER	IP	WLS	BF	H	R	ER	SO	BB	IBB	HBP	BLK	WP	HR	S	P	ERA	WHIP
74 Joey Wentz, L (6, 1) ERA: 18.0	1.0	L	8	3	2	2	2	2	0	0	0	0	0	20	34	18.00	5.000
79 Touki Toussaint, R (7, 1) ERA:	1.0		3	0	0	0	2	0	0	0	0	0	0	9	13	0.00	0.000
97 Bryse Wilson, R (8, 1) ERA:	1.0		4	0	0	0	1	1	0	0	0	0	0	7	13	0.00	1.000

BOTTOM

Atlanta Braves Futures @ Atlanta Braves

SunTrust Park, Atlanta, GA

Tue Mar 27 2018, 7:38 PM - 10:23 PM EDT

Att. 14,665 - Partly Cloudy - 55 F

livebaseballscorecards.com

AB	32
R	5
H	9
RBI	3
BB	6
SO	10
LOB	26

WP: 3	PA: 39		
PB: 0			
SB: 0			
CS: 0			

Philadelphia Phillies @ Atlanta Braves

SunTrust Park, Atlanta, GA

Thu Mar 29 2018, 4:13 PM - 7:40 PM EDT

Att. 40,208 - Cloudy - 74 F

TOP

livebaseballscorecards.com

Batter	1	2	3	4	5	6	7	8	9	AB	R	H	RBI	BB	SO	LOB
16 César Hernández, S (1, 4) OBP: 0.400, SLG: 1.000	C FF 90 B FF 90 X FF 89 1-1 41 FC2-4 1B		B SI 90 C SI 89 X CH 81 1-1 ① ② G4-6-3 1-2f			B CU 70 F SI 87 B CH 81 S CH 78 B CH 80 X CH 80 3-2 HR	C SI 92 B FF 91 B SI 93 B SI 94 C FC 91 S FF 92 3-3 ① K		C SI 98 C CH 89 F FF 99 B FF 99 B SL 88 S SI 98 2-3 ② K	5	1	2	1	0	2	1
41 Carlos Santana, S (1, 3)	1 SAFE B SI 89 B SL 80 X FF 90 2-0 ① FC2-4 5 WP 17 2B 1-2f		C SI 89 B SI 89 S CH 82 X FF 91 1-2 ③ G4-3			B SI 87 B SI 89 T SI 89 X FF 89 2-1 ① F8	C FF 94 B FC 91 F SI 94 B FF 94 F FF 91 F FF 93 X SI 94 3-2 ② F8		B CH 89 F SI 98 B SI 100 B FF 97 C CH 88 S SI 98 3-3 ③ K	5	1	0	0	0	1	1
5 Nick Williams, L (1, 9) (8, 7)	B FF 90 S SI 90 C FF 91 S SL 81 1-3 ② K2-3 1-2			B FF 87 X SI 87 1-0 ① L7		T SI 88 S FF 90 B SL 77 S FF 89 1-3 ② K	F FF 93 X FC 90 0-1 ③ F7			4	0	0	0	0	2	1
17 Rhys Hoskins, R (1, 7) OBP: 0.750, SLG: 1.333 37 Odúbel Herrera, L (8, 8)	X FF 92 0-0 2-H 2B			C FF 89 C CU 71 F FF 89 B SL 77 X SL 78 1-2 ② P6		B SL 79 B SL 80 S SI 88 S CH 83 H FF 90 3-2 2 BB 23 S 7 BB HBP		C SI 89 B SI 90 C SI 90 F SL 77 X SL 78 1-2 2B		3 0	1 0	2 0	1 0	0 0	0 0	0 0
23 Aaron Altherr, R (1, 8) OBP: 0.500, SLG: 0.333 (8, 9)	D SL 81 C SI 90 F CH 82 X FF 92 1-2 ③ F8			C FF 89 B CU 69 B SI 89 B SI 89 F SI 90 F FF 91 F SI 90 X FF 92 3-2 1B		B SI 88 B SI 89 C SI 90 B CH 83 B SL 81 4-1 7 BB 2 BB 15 1B 1-2 BB		B SI 90 S SI 90 S SI 90 C SL 78 1-3 ① K		3	1	1	0	1	1	2
2 J.P. Crawford, L (1, 6)		C FF 88 X FF 88 0-1 ① P4		X SI 88 0-0 ③ F7		C FF 96 B FF 96 F FF 96 F FF 96 B SL 89 B FF 96 B FF 96 4-2 7 BB 15 1B 1-2 2-3 BB		C SI 89 S CH 87 B SL 78 F SI 90 B SI 89 B CH 86 F CH 86 S SL 78 3-3 ② K		3	1	0	0	1	1	2
7 Maikel Franco, R (1, 5)		C FF 90 B SL 78 F CH 82 B FF 89 X FF 92 2-2 ② F9			F SI 86 X CH 81 0-1 ① L7	B FF 97 B FF 97 F FF 96 B FF 98 D FF 97 4-1 15 1B 1-2 2-3 3-H BB		S SL 78 B SL 78 F SI 88 D SL 80 F SL 78 B SI 90 F SI 89 D SL 78 4-2 BB		2	0	0	1	2	0	0
15 Andrew Knapp, S (1, 2) OBP: 0.500, SLG: 0.333		C FF 90 F FF 90 B FF 89 B SL 79 S SL 79 2-3 ③ K2-3			S CU 70 B FF 88 B SI 89 B SI 90 B SI 88 4-1 27 G1-6-3 BB	B FC 90 C FF 92 X FF 93 1-1 1-3 2-H 3-H 1B		S FS 86 B FF 95 C FF 95 D FS 86 S FS 86 2-3 ③ K		3	0	1	2	1	2	2
27 Aaron Nola, R (1, 1) 55 Hoby Milner, L (6, 1) 57 Luis García, R (6, 1) 46 Adam Morgan, L (7, 1) 61 Edubray Ramos, R (8, 1) 18 Pedro Florimón, S (9, PH) 50 Héctor Neris, R (9, 1)			C FF 87 B SL 78 B FF 89 B FF 88 B FF 87 4-1 16 G4-6-3 BB		F FF 88 1 SAFE C SL 77 B SL 80 X SL 79 1-2 ② ③ G1-6-3 1-2f	C FF 94 C FF 94 B FF 94 C FC 89 1-3 ③ K			C FF 98 B SI 99 C FF 97 S SL 86 1-3 ① K2-3	2 0 0 0 0 0 1	0 0 0 0 0 0 0	0 0 0 0 0 0 0	0 0 0 0 0 0 0	1 0 0 0 0 0 1	1 0 0 0 0 0 0	3 0 0 0 0 0 0
Inning Stats	R: 1 E: 0 K: 1 S: 10 H: 2 LOB: 1 BB: 0 P: 15	R: 0 E: 0 K: 1 S: 8 H: 0 LOB: 0 BB: 0 P: 12	R: 0 E: 0 K: 0 S: 6 H: 0 LOB: 0 BB: 1 P: 12	R: 0 E: 0 K: 0 S: 11 H: 1 LOB: 1 BB: 0 P: 16	R: 0 E: 0 K: 0 S: 6 H: 0 LOB: 0 BB: 1 P: 11	R: 4 E: 0 K: 2 S: 20 H: 2 LOB: 2 BB: 3 P: 43	R: 0 E: 0 K: 1 S: 10 H: 0 LOB: 0 BB: 0 P: 16	R: 0 E: 0 K: 3 S: 19 H: 1 LOB: 2 BB: 1 P: 30	R: 0 E: 0 K: 3 S: 10 H: 0 LOB: 0 BB: 0 P: 16	1B: 3 2B: 2 3B: 0 HR: 1	SF: 0 SAC: 0 DP: 2 HBP: 1	WP: 1 PB: 0 SB: 1 CS: 0	PA: 38			

	AB	31
	R	5
	H	6
	RBI	5
	BB	6
	SO	11
	LOB	12

PITCHER		IP	WLS	BF	H	R	ER	SO	BB	IBB	HBP	BLK	WP	HR	S	P	ERA	WHIP
49 Julio Teheran, R ERA: 6.35	(1, 1)	5.2		23	4	4	4	3	3	0	1	0	1	1	52	90	6.35	1.235
57 Rex Brothers, L ERA:	(6, 1)	0.0		2	0	0	0	0	2	0	0	0	0	0	4	12	∞	∞
58 Dan Winkler, R ERA:	(6, 1)	1.1		5	1	1	1	2	0	0	0	0	0	0	15	23	6.75	0.750
30 Peter Moylan, R ERA:	(8, 1)	0.2		4	1	0	0	2	1	0	0	0	0	0	16	25	0.00	3.000
39 Sam Freeman, L ERA:	(8, 1)	0.1		1	0	0	0	1	0	0	0	0	0	0	3	5	0.00	0.000

PITCHER		IP	WLS	BF	H	R	ER	SO	BB	IBB	HBP	BLK	WP	HR	S	P	ERA	WHIP
38 Arodys Vizcaíno, R ERA:	(9, 1)	1.0	W	3	0	0	0	3	0	0	0	0	0	0	10	16	0.00	0.000

BOTTOM

Batter	1	2	3	4	5	6	7	8	9	AB	R	H	RBI	BB	SO	LOB
11 Ender Inciarte, L (1, 8) OBP: 0.250, SLG: 0.500	C SI 91 X SI 91 0-1 ① G4-3		1 SAFE B CH 82 S FF 92 1 SAFE S KC 77 F FF 91 T KC 78 1-2 ② K			F SI 88 X FF 90 0-1 5 HR 2B	1 SAFE C SL 80 C SL 81 B SL 82 F FF 96 X SL 80 1-2 ③ G4-3		1 SAFE 1 SAFE 1 SAFE X FS 85 0-0 ① SH1-3 1-2	4	1	1	0	0	1	2
1 Ozzie Albies, S (1, 4) OBP: 0.200, SLG: 0.800	F SI 92 F KC 75 B KC 78 X KC 77 1-2 ② G3		B KC 78 1 SAFE S CH 83 C KC 78 S KC 78 1-3 ③ K			X KC 74 0-0 ① F9		S SI 94 B CH 81 X CH 84 1-1 HR	F FS 87 S FF 96 D FF 94 X FS 88 1-2 ② F7	5	1	1	1	0	1	3
5 Freddie Freeman, L (1, 3) OBP: 0.800, SLG: 2.000	B FF 92 B FF 93 B CH 84 B CH 83 4-0 BB			C SI 89 F FF 91 B FF 91 B FF 92 B CH 84 F FF 93 X FF 94 3-2 ① G6-3		F SI 90 F FF 89 D ST 78 F SI 89 D ST 78 D ST 77 X FF 91 3-2 2-H HR		B SL 81 B SL 82 B FF 94 C FF 95 C SL 81 B SL 81 4-2 24 BB 20 E BB	0-0 22 HR IBB	2	3	1	2	3	0	0
22 Nick Markakis, L (1, 9) OBP: 0.200, SLG: 0.800	B FF 92 X FF 92 1-0 ③ P3			C KC 76 C FF 93 F FF 93 F FF 93 B KC 79 X KC 78 1-2 ② L3		X SI 90 0-0 ② G5-3		B FF 95 S SL 80 S SL 81 B SL 80 F SL 81 S FF 96 2-3 ① K	2 SAFE B FS 87 F FF 94 X FS 87 1-1 1-H 2-H HR	5	1	1	3	0	1	2
25 Tyler Flowers, R (1, 2) 24 Kurt Suzuki, R (2, PH) OBP: 0.750, SLG: 0.500 (3, 2) 12 Peter Bourjos, R (8, PR) (9, 7)		C FF 92 B SI 89 S FF 93 F KC 79 B KC 80 F FF 93 X KC 77 2-2 ① P3		X FF 93 0-0 1B		H SI 97 1-0 HBP		C SL 80 S SL 84 B FF 93 D SL 85 1 SAFE F SL 82 F SL 85 B FF 94 B SL 83 4-2 1-2 20 1B BB		0 2 0	0 0 1	0 1 0	0 0 0	0 1 0	0 0 0	0 0 0
20 Preston Tucker, L (1, 7) OBP: 0.250, SLG: 0.250 8 Chris Stewart, R (9, 2)		C FF 89 S FF 90 X SI 90 0-2 ② F7		X SI 89 0-0 ③ F8		C SI 97 D SI 97 F SI 95 S FS 86 1-3 ③ K		S FF 95 C SL 85 D SL 85 F SL 84 X FF 94 1-2 1-3 2-H 3-H 1B		4 0	0 0	1 0	1 0	0 0	1 0	2 0
7 Dansby Swanson, R (1, 6)		X FF 92 0-0 ③ F8			C KC 75 B KC 76 C CH 82 X FF 93 1-2 ① G6-3		C FF 97 S FS 86 X FF 97 0-2 ① G4-3	C SL 83 B SL 82 D SL 83 S FF 94 S SL 85 2-3 ② K		4	0	0	0	0	1	2
27 Ryan Flaherty, L (1, 5) OBP: 0.250, SLG: 0.250 38 Arodys Vizcaíno, R (9, 1)			B CH 82 X FF 92 1-0 1B		B FF 91 X KC 76 1-0 ② G4-3		B FF 96 X SI 96 1-0 ② G6-3	B SL 83 X FF 92 1-0 ③ G5-3		4 0	0 0	1 0	0 0	0 0	0 0	2 0
49 Julio Teheran, R (1, 1) 57 Rex Brothers, L (6, 1) 58 Dan Winkler, R (6, 1) 18 Lane Adams, R (7, PH) OBP: 1.000, SLG: 1.000 30 Peter Moylan, R (8, 1) 39 Sam Freeman, R (8, 1) 8 Charlie Culberson, R (9, 5) OBP: 1.000, SLG: 1.000			C FF 90 C KC 76 M KC 76 0-3 ① K		C SL 90 B KC 76 B SI 90 B FF 91 C FF 90 F FF 92 X FF 92 3-2 ③ G1-3		C SL 83 X FS 87 0-1 1B		X FS 87 0-0 11 SH1-3 22 HR 1B	2 0 0 1 0 0 1	0 0 0 0 0 0 1	0 0 0 1 0 0 1	0 0 0 0 0 0 1	0 0 0 0 0 0 0	1 0 0 0 0 0 0	1 0 0 0 0 0 0
Inning Stats	R: 0 E: 0 K: 0 S: 6 H: 0 LOB: 1 BB: 1 P: 12	R: 0 E: 0 K: 0 S: 9 H: 0 LOB: 0 BB: 0 P: 11	R: 0 E: 0 K: 3 S: 11 H: 1 LOB: 1 BB: 0 P: 14	R: 0 E: 0 K: 0 S: 11 H: 1 LOB: 1 BB: 0 P: 15	R: 0 E: 0 K: 0 S: 8 H: 0 LOB: 0 BB: 0 P: 13	R: 2 E: 0 K: 1 S: 11 H: 2 LOB: 1 BB: 0 P: 16	R: 0 E: 0 K: 0 S: 10 H: 1 LOB: 1 BB: 0 P: 12	R: 3 E: 0 K: 2 S: 20 H: 2 LOB: 2 BB: 2 P: 35	R: 3 E: 0 K: 0 S: 7 H: 2 LOB: 0 BB: 1 P: 9	1B: 5 2B: 1 3B: 0 HR: 3	SF: 0 SAC: 1 DP: 0 HBP: 1	WP: 0 PB: 2 SB: 0 CS: 0	PA: 40			

PITCHER		IP	WLS	BF	H	R	ER	SO	BB	IBB	HBP	BLK	WP	HR	S	P	ERA	WHIP
27 Aaron Nola, R ERA: 1.69	(1, 1)	5.1		20	3	1	1	3	1	0	0	0	0	0	48	68	1.69	0.750
55 Hoby Milner, L ERA: 27.0	(6, 1)	0.1		2	1	1	1	0	0	0	0	0	0	1	5	8	27.00	3.000
57 Luis García, R ERA:	(6, 1)	1.0	H	5	1	0	0	1	0	0	1	0	0	0	9	12	0.00	1.000
46 Adam Morgan, L ERA: 27.0	(7, 1)	0.2	H	4	1	2	2	1	1	0	0	0	0	1	12	20	27.00	3.000
61 Edubray Ramos, R ERA:	(8, 1)	0.2	B	4	1	1	0	1	1	0	0	0	0	0	12	20	0.00	3.000

PITCHER		IP	WLS	BF	H	R	ER	SO	BB	IBB	HBP	BLK	WP	HR	S	P	ERA	WHIP
50 Héctor Neris, R ERA: 40.5	(9, 1)	0.2	L	5	2	3	3	0	0	1	0	0	0	1	7	9	40.50	3.000

Philadelphia Phillies @ Atlanta Braves

SunTrust Park, Atlanta, GA

Thu Mar 29 2018, 4:13 PM - 7:40 PM EDT

Att. 40,208 - Cloudy - 74 F

livebaseballscorecards.com

AB	34
R	8
H	9
RBI	7
BB	4
SO	6
LOB	14

Batter	1	2	3	4	5	6	7	8	9	10	11	AB	R	H	RBI	BB	SO	LOB
16 César Hernández, S (1, 4) OBP: 0.545, SLG: 0.889	C FF 96 F FF 98 B CU 80 B CU 79 F SI 97 S FF 98 2-3 ① K		D CU 80 X SI 95 1-0 41 SF9 1-3 2B		C SI 96 B CH 89 F CU 78 B SI 96 B CH 91 X FF 97 3-2 ② G6-3		B SI 94 F FF 94 B FS 86 F FS 85 F FF 95 F FF 92 B FS 85 B FS 84 4-2 41 G6-4-3 BB		C SI 98 B SI 98 B CH 88 B FF 97 B SI 98 4-1 37 FC3-6 41 BB BB		1 SAFE B FF 93 1 SAFE B FF 95 C FF 94 X CH 86 2-1 41 SF7 1-3 1B	4	0	2	0	2	1	0
41 Carlos Santana, S (1, 3) OBP: 0.182, SLG: 0.500	M FF 97 B CU 80 C CU 80 X FF 98 1-2 ② F8		C FF 96 B FF 98 B SL 83 X CU 80 2-1 ② SF9 2-3 3-H		C SL 84 X CU 79 0-1 HR		1 SAFE 1 SAFE B SI 92 C FS 84 D FS 87 1 SAFE B F FF 94 X SI 95 3-2 ① ② G6-4-3 1-2f		1 SAFE B SI 97 B SI 97 B SI 97 D CH 88 4-0 37 FC3-6 1-2 BB		S FF 95 S CH 86 B FF 95 1 SAFE B FF 95 X FF 95 2-2 ② SF7 1-2 3-H	3	1	1	3	1	0	1
37 Odúbel Herrera, L (1, 8) OBP: 0.167, SLG: 0.333	C FF 98 C FF 99 B CU 80 B FF 98 B FF 97 F FF 98 F FF 97 C CU 81 3-3 ③ K		F CU 79 X FF 96 0-1 F8		X SI 94 0-0 17 WP 2B		S CU 84 F CU 84 B CU 83 F FF 94 X CU 83 1-2 ③ G1-3		C CH 88 S SI 97 B SI 97 D SL 86 X SL 84 2-2 ② FC3-6 1-2f 2-3		B FF 94 X CH 87 1-0 G4-3	6	0	1	0	0	1	4
17 Rhys Hoskins, R (1, 7) OBP: 0.556, SLG: 1.125		C FF 96 C SI 95 B SL 86 X FF 96 1-2 HR		B SL 84 B SL 85 B SI 96 C SI 96 X SI 97 3-1 ① F9	B SL 85 C SI 96 B FF 94 B SL 82 C SL 83 F SI 96 X SL 85 3-2 ③ G5-3 2-3			C SI 87 C SL 77 B SL 77 X SI 87 1-2 15 FC3-6 4 1B 1B	C SL 85 B SL 85 S SL 85 S SL 88 1-3 ③ K			5	1	2	1	0	1	3
23 Aaron Altherr, R (1, 9) OBP: 0.333, SLG: 0.143		B FF 96 B SI 97 C SL 86 F SL 84 C SL 84 2-3 ① K		C CU 79 S SL 86 B SL 85 S SL 84 1-3 ② K		B FF 95 B FF 94 F FF 94 C FF 95 B FF 95 4-1 4 S 5 1B BB		C SL 76 1 SAFE F SL 76 B SI 88 1 SAFE B SL 76 X SI 87 2-2 ① L4			B FF 94 S FF 95 C SL 88 F CU 80 X SL 89 1-2 ① G5-3	4	1	0	0	1	2	1
4 Scott Kingery, R (1, 5) OBP: 0.400, SLG: 0.400		S FF 96 B SL 85 C SL 84 S SL 85 1-3 ② K		B FF 95 X SI 96 1-0 15 E 15 S 1B		B SL 90 C SL 90 D SL 90 X FF 95 2-1 ① L9 1-2		C SI 88 X SI 87 0-1 15 FC3-6 1-2 1B			B FF 96 B SL 88 S SL 87 C FF 95 X FF 94 2-2 ② F9	5	0	2	0	0	1	1
15 Andrew Knapp, S (1, 2) OBP: 0.333, SLG: 0.143 33 Drew Hutchison, L (10, 1)		C FF 97 B CU 80 C CU 81 C FF 97 2-3 ③ K		C FF 96 1 SAFE B SI 95 F SI 95 1 SAFE B SL 86 F CU 80 D CU 78 D SL 87 4-2 43 S 1-3 BB		B FF 95 S CH 86 S CH 87 S CH 88 1-3 ② K		B FC 89 B FF 95 C FF 95 S FF 96 X FF 97 2-2 ② FC3-6 1-2f 2-3			B FF 94 S FF 94 B CH 86 S FF 95 X FF 94 2-2 ③ F9	4	0	0	0	1	2	3
												0	0	0	0	0	0	0
43 Nick Pivetta, R (1, 1) 64 Víctor Arano, R (6, 1) 55 Hoby Milner, L (8, 1) 5 Nick Williams, L (8, PH) 61 Edubray Ramos, R (8, 1) 46 Adam Morgan, L (8, 1) 53 Yacksel Ríos, R (7, 1) 7 Maikel Franco, R (8, PH) 57 Luis García, R (8, 1) 50 Héctor Neris, R (8, 1) 38 Jorge Alfaro, R (10, 2)			B FF 92 B FF 92 X CH 90 2-0 ① G6-3	C FF 95 F FF 95 B FF 96 S SL 85 1-3 ③ K 1-2		C CH 88 F FF 97 F FF 96 X FF 96 0-2 2 E 2-H 1B		D FC 91 F FC 91 S FF 95 F FC 91 B FF 96 D FC 91 X FC 91 3-2 ③ F7		F CU 79 B FF 93 S FF 94 S SL 86 1-3 ① K	2 0 0 1 0 0 0 0 1 0	0 0 0 0 0 0 0 0 0 0	0 0 0 1 0 0 0 0 0 0	0 0 0 1 0 0 0 0 0 0	0 0 0 0 0 0 0 0 0 0	1 0 0 0 0 0 0 0 0 0	2 0 0 0 0 0 0 2 0 0
2 J.P. Crawford, L (1, 6) OBP: 0.250, SLG: 0.143			C FF 95 F FF 95 F FF 95 0-2 CI 16 2B 41 SF9		C FF 95 B CU 79 B FF 96 X FF 96 2-1 ① F9	1 SAFE C FF 96 B FF 96 B FF 96 X CH 87 2-1 ③ G3 1-2			C FF 97 B CH 87 X SI 97 1-1 ① L7		C FF 93 B CH 86 B CH 86 F FF 94 B SL 87 X FF 94 3-2 16 1B 41 SF7 1B	4	2	1	0	0	0	1
Inning Stats	R: 0 E: 0 K: 2 S: 12 H: 0 LOB: 0 BB: 0 P: 18	R: 1 E: 0 K: 3 S: 12 H: 1 LOB: 0 BB: 0 P: 18	R: 1 E: 1 K: 0 S: 9 H: 1 LOB: 1 BB: 0 P: 14	R: 0 E: 0 K: 2 S: 12 H: 1 LOB: 2 BB: 1 P: 22	R: 1 E: 0 K: 0 S: 12 H: 2 LOB: 1 BB: 0 P: 20	R: 1 E: 1 K: 1 S: 12 H: 1 LOB: 1 BB: 1 P: 21	R: 0 E: 0 K: 0 S: 11 H: 0 LOB: 0 BB: 1 P: 19	R: 0 E: 0 K: 0 S: 15 H: 2 LOB: 2 BB: 0 P: 23	R: 0 E: 0 K: 1 S: 9 H: 0 LOB: 2 BB: 2 P: 21	R: 0 E: 0 K: 0 S: 10 H: 0 LOB: 0 BB: 0 P: 15	R: 1 E: 0 K: 1 S: 12 H: 2 LOB: 1 BB: 0 P: 21	1B: 6 2B: 2 3B: 0 HR: 2	SF: 2 SAC: 0 DP: 1 HBP: 0	WP: 1 PB: 0 SB: 3 CS: 0	PA: 48			

PITCHER		IP	WLS	BF	H	R	ER	SO	BB	IBB	HBP	BLK	WP	HR	S	P	ERA	WHIP
26 Mike Foltynewicz, R ERA: 3.6	(1, 1)	5.0		22	5	3	2	7	1	0	0	0	1	2	57	92	3.60	1.200
52 José Ramirez, R ERA: 9.0	(6, 1)	1.0		5	1	1	1	1	1	0	0	0	0	0	12	21	9.00	2.000
39 Sam Freeman, L ERA:	(7, 1)	1.0		3	0	0	0	0	1	0	0	0	0	0	11	19	0.00	1.000
30 Peter Moylan, R ERA:	(8, 1)	0.1		3	2	0	0	0	0	0	0	0	0	0	8	11	0.00	6.000
33 A.J. Minter, L ERA:	(8, 1)	0.2		2	0	0	0	0	0	0	0	0	0	0	7	12	0.00	0.000

PITCHER		IP	WLS	BF	H	R	ER	SO	BB	IBB	HBP	BLK	WP	HR	S	P	ERA	WHIP
38 Arodys Vizcaíno, R ERA:	(9, 1)	1.0		5	0	0	0	1	2	0	0	0	0	0	9	21	0.00	2.000
51 Shane Carle, R ERA: 4.5	(10, 1)	2.0	L	8	2	1	1	1	0	0	0	0	0	0	22	36	4.50	1.000

TOP

Philadelphia Phillies @ Atlanta Braves

SunTrust Park, Atlanta, GA

Fri Mar 30 2018, 7:37 PM - 11:51 PM EDT

Att. 35,123 - Partly Cloudy - 60 F

livebaseballscorecards.com

AB	40
R	5
H	10
RBI	5
BB	5
SO	10
LOB	18

Batter	1	2	3	4	5	6	7	8	9	10	11	AB	R	H	RBI	BB	SO	LOB
11 Ender Inciarte, L (1, 8) OBP: 0.200, SLG: 0.333	F FF 94 C FF 96 F FF 95 B FF 96 F FF 95 S KC 83 1-3 K2-3 ①		B FF 95 X KC 78 1-0 SF7 ② 3-H		B SL 83 C FF 91 S SL 82 B SL 82 F FF 93 X SL 84 2-2 L9 ①		F SI 95 L SL 82 B SI 95 X SL 85 1-2 1B		B FF 94 B FF 94 X FS 85 2-0 G4-3 ③		X CH 84 0-0 F8 ③	5	0	1	1	0	1	2
1 Ozzie Albies, S (1, 4) OBP: 0.100, SLG: 0.400	F FF 94 X KC 80 0-1 G5-3 ②		B KC 80 X FF 94 1-0 L3 ③		B SL 82 B SL 82 B SI 92 C FF 93 X FF 91 3-1 P3 ②		1 SAFE 1 SAFE 1 SAFE X SI 95 0-0 G4-3 ③			B FF 91 S CH 85 F CH 86 X CH 85 1-2 F7 ①		5	0	0	0	0	0	1
5 Freddie Freeman, L (1, 3) OBP: 0.700, SLG: 1.000	F FF 95 C FF 96 F FF 95 F FF 97 F KC 82 B FF 96 B KC 81 B FF 96 X FF 97 3-2 P5 ③			B FF 95 C FF 95 B FF 94 F FF 95 B KC 79 F FF 95 B FF 95 4-2 22 G5-6-3 BB	F ST 76 B FF 89 B FF 88 B ST 77 B FF 89 4-1 BB			B FS 87 B FF 97 B FF 97 S SI 96 B SI 97 4-1 22 G1-4 20 1B BB		C FF 91 C FF 91 B SL 85 B CH 87 B FF 87 F FF 93 T CH 87 3-2 K ②		2	1	0	0	3	1	0
22 Nick Markakis, L (1, 9) OBP: 0.300, SLG: 0.556		F FF 93 B FF 95 B KC 80 X SI 95 2-1 20 CS 1B		B FF 94 C FF 94 S KC 79 X FF 94 1-2 G5-6-3 ①② 1-2f	X SI 88 0-0 F7 ③			F FF 96 C FS 86 X FS 88 X SI 98 0-2 G1-4 ① 1-3		B FF 93 C FF 92 F FF 92 B CH 87 F FF 93 F FF 92 B CH 86 F SL 84 B FF 93 4-2 BB		4	0	1	0	1	0	3
24 Kurt Suzuki, R (1, 2) OBP: 0.667, SLG: 0.333 8 Chris Stewart, R (6, 2)		C SI 93 X FF 94 0-1 P4 ①		S KC 78 F KC 79 H FF 94 1-2 20 1B 7 1B HBP	X FF 92 0-0 L8 ①			B FF 96 X FF 96 1-0 G4-3 ②		C FF 90 1 SAFE B SL 85 F FF 90 B FF 91 X FF 91 2-2 G6-3 ③		1 3	1 0	0 0	0 0	0 0	0 0	1 2
20 Preston Tucker, L (1, 7) OBP: 0.375, SLG: 0.375 12 Peter Bourjos, R (8, PR) (9, 7)		S FF 93 B FF 95 S FF 95 B SI 94 B FF 95 F FF 95 1 SAFE S FF 96 3-3 K ②③ 1-2		X FF 92 0-0 7 1B 1-2 1B	C SL 80 X SL 79 0-1 P4 ②			B FS 87 C SI 98 S FS 86 F FS 88 F FS 88 F SI 98 D SL 86 X FS 88 2-2 7 2B 3-H 1B			C SL 81 X SL 83 0-1 G6-3 ①	4 1	0 0	2 0	1 0	0 0	1 0	1 0
7 Dansby Swanson, R (1, 6) OBP: 0.375, SLG: 0.500 38 Arodys Vizcaíno, R (9, 1) 51 Shane Carle, R (10, 1)			B FF 93 F FF 93 B KC 79 F FF 95 B FF 96 X FF 96 3-2 27 2B 1B	C KC 78 F KC 79 B FF 93 F FF 94 D KC 79 X FF 94 2-2 27 BB 1-3 2-H 1B	C FF 94 B CH 81 C B SL 80 B SI 95 S CH 82 3-3 K ③		F FF 97 1 SAFE 1 SAFE X SI 95 0-1 1-H 2B			C FF 88 F SL 82 F FF 90 B SL 83 C SL 82 1-3 K ②	4 0 1	1 0 0	3 0 0	1 0 0	0 0 1	1 0 0	0 0 0
27 Ryan Flaherty, L (1, 5) OBP: 0.444, SLG: 0.500			B FF 94 X FF 93 1-0 26 SH3-4 11 SF7 1-H 2B	B FF 93 F KC 79 B FF 94 B KC 79 B KC 81 4-1 1-2 BB	C SL 79 B FF 91 B SL 80 C SL 81 F FF 94 C SL 80 2-3 K ①				X FF 93 0-0 L7 ①		B FF 89 B CH 84 X FF 89 2-0 8 HBP 1B	4	1	2	1	1	1	0
26 Mike Foltynewicz, R (1, 1) 52 José Ramírez, R (6, 1) 39 Sam Freeman, R (7, 1) 18 Lane Adams, R (7, PH) OBP: 0.000, SLG: 0.000 30 Peter Moylan, R (8, 1) 33 A.J. Minter, L (8, 1) 8 Charlie Culberson, R (9, 6) OBP: 0.667, SLG: 0.500			X FF 94 0-0 SH3-4 ① 2-3	B FF 94 C FF 93 S KC 77 1-3 K ③	C SI 86 S SL 84 S SL 86 0-3 K ②				S FF 94 F SI 92 F FF 95 B FS 87 B FS 86 B FS 86 F FF 93 C FF 94 3-3 K ②		D SL 84 C FF 90 H FF 90 2-1 1-2 HBP	1 0 0 0 1 0 0 0 1	0 0 0 0 0 0 0 0 0	0 0 0 0 0 0 0 0 0	0 0 0 0 0 0 0 0 0	1 0 0 0 1 0 0 0 0	0 0 0 0 0 0 0 0 0	3 0 0 0 0 0 0 0 0
Inning Stats	R: 0 E: 0 K: 1 S: 13 H: 0 LOB: 0 BB: 0 P: 17	R: 0 E: 0 K: 1 S: 8 H: 1 LOB: 1 BB: 0 P: 13	R: 2 E: 0 K: 0 S: 7 H: 2 LOB: 0 BB: 0 P: 13	R: 1 E: 0 K: 1 S: 17 H: 2 LOB: 3 BB: 2 P: 30	R: 0 E: 0 K: 0 S: 8 H: 0 LOB: 1 BB: 1 P: 17	R: 0 E: 0 K: 1 S: 6 H: 0 LOB: 0 BB: 0 P: 9	R: 0 E: 0 K: 2 S: 11 H: 1 LOB: 1 BB: 0 P: 14	R: 1 E: 0 K: 0 S: 14 H: 2 LOB: 3 BB: 1 P: 21	R: 0 E: 0 K: 1 S: 7 H: 0 LOB: 0 BB: 0 P: 12	R: 0 E: 0 K: 1 S: 15 H: 0 LOB: 1 BB: 1 P: 25	R: 0 E: 0 K: 1 S: 9 H: 1 LOB: 2 BB: 0 P: 14	1B: 7 2B: 3 3B: 0 HR: 0 SF: 1 SAC: 1 DP: 2 HBP: 2						

PITCHER		IP	WLS	BF	H	R	ER	SO	BB	IBB	HBP	BLK	WP	HR	S	P	ERA	WHIP
43 Nick Pivetta, R ERA: 6.75	(1, 1)	4.0		18	5	3	3	3	2	0	1	0	0	0	45	73	6.75	1.750
64 Víctor Arano, R ERA:	(5, 1)	0.2		2	0	0	0	0	0	0	0	0	0	0	6	11	0.00	0.000
55 Hoby Milner, L ERA: 13.5	(5, 1)	0.1		2	0	0	0	0	1	0	0	0	0	0	2	6	0.00	3.000
61 Edubray Ramos, R ERA:	(6, 1)	0.1	H	1	0	0	0	0	0	0	0	0	0	0	1	1	0.00	0.000
46 Adam Morgan, L ERA: 10.8	(6, 1)	1.0	H	3	0	0	0	2	0	0	0	0	0	0	9	14	0.00	0.000

PITCHER		IP	WLS	BF	H	R	ER	SO	BB	IBB	HBP	BLK	WP	HR	S	P	ERA	WHIP
53 Yacksel Ríos, R ERA:	(7, 1)	0.2	H	3	1	0	0	1	0	0	0	0	0	0	7	8	0.00	1.500
57 Luis García, R ERA: 4.5	(8, 1)	1.0	B	5	2	1	1	0	1	0	0	0	0	0	14	21	9.00	3.000
50 Héctor Neris, R ERA: 16.2	(9, 1)	1.0		3	0	0	0	1	0	0	0	0	0	0	7	12	0.00	0.000
33 Drew Hutchison, R ERA:	(10, 1)	2.0	W	9	1	0	0	2	1	0	1	0	0	0	24	39	0.00	1.000

BOTTOM

Philadelphia Phillies @ Atlanta Braves

SunTrust Park, Atlanta, GA

Fri Mar 30 2018, 7:37 PM - 11:51 PM EDT

Att. 35,123 - Partly Cloudy - 60 F

livebaseballscorecards.com

AB	37
R	4
H	9
RBI	4
BB	5
SO	9
LOB	13

WP: 0	PA: 46		
PB: 0			
SB: 0			
CS: 1			

Philadelphia Phillies @ Atlanta Braves

SunTrust Park, Atlanta, GA

Sat Mar 31 2018, 7:12 PM - 10:31 PM EDT

Att. 37,777 - Partly Cloudy - 67 F

TOP

livebaseballscorecards.com

Batter	1	2	3	4	5	6	7	8	9	AB	R	H	RBI	BB	SO	LOB
16 César Hernández, S (1, 4) OBP: 0.400, SLG: 0.615	C SI 90 B FC 88 C CU 80 F SI 93 B CU 79 S CU 80 2-3 ① K	C CU 80 C SI 92 D CU 81 T CU 80 1-2 ③ K			F SI 90 X FC 88 0-1 ① G3		C FF 91 B CH 82 B CH 80 X FF 90 2-1 ② L8			4	0	0	0	0	2	2
41 Carlos Santana, S (1, 3) OBP: 0.267, SLG: 0.545 64 Víctor Arano, R (7, 1) 18 Pedro Florimón, S (8, 1)	B SI 91 B SI 92 C SI 91 C SI 92 X SI 92 2-2 17 1B 2B		C FC 88 B SI 92 B FC 89 B CU 79 B SI 91 4-1 BB		B FC 88 X SI 90 1-0 ② F9		C FF 92 S SL 86 X CH 83 0-2 ③ P3			3 0 0	1 0 0	1 0 0	0 0 0	1 0 0	0 0 0	0 0 0
37 Odúbel Herrera, L (1, 8) OBP: 0.200, SLG: 0.222	B SI 91 B CU 79 D SI 92 B SI 92 4-0 17 1B 23 FC5-4 BB		X FC 88 0-0 ① F7		B SI 91 C SI 90 B CU 78 F FC 88 S SL 85 2-3 ③ K			X CH 82 0-0 ① F9		3	1	0	0	1	1	1
17 Rhys Hoskins, R (1, 7) OBP: 0.583, SLG: 1.000 15 Andrew Knapp, S (7, 3) OBP: 0.300, SLG: 0.125	B SI 92 C CU 80 F SI 91 B SI 92 X CU 80 2-2 23 FC5-4 1-3 2-H 1B		C FC 89 B CU 81 C CU 79 B SI 91 F SL 86 X SI 91 2-2 ② F9			B SI 89 B CU 76 B SI 88 B SI 90 4-0 4 2B BB		F FF 91 S FF 91 F CH 83 B FF 91 F CH 82 X CH 83 1-2 ② L4		2 1	0 0	1 0	1 0	1 0	0 0	1 0
23 Aaron Altherr, R (1, 9) OBP: 0.231, SLG: 0.091	B SI 92 X SI 92 1-0 ② FC5-4 4 CS 1-2f 3-H		C SI 92 F CU 81 D SL 86 X CU 79 1-2 ③ F9			C SI 91 C SI 91 F FC 89 S SL 86 1-3 ① K		B FF 92 S SL 84 F FF 91 F CH 83 S CH 83 1-3 ③ K		4	0	0	1	0	2	3
4 Scott Kingery, R (1, 6) OBP: 0.444, SLG: 0.667 (6, 7)	C SI 92 0-1 ③ CS 1-2	B CU 78 B SI 90 F SI 90 C CU 79 F CU 78 X SI 91 2-2 ① L4		C SI 90 B SI 90 F CU 79 X SL 84 1-2 38 PB 2B			C CU 78 C SI 90 F SL 85 F SI 91 F CU 78 B SL 85 X CU 78 1-2 1-3 2B		B FF 95 F FF 95 X SL 87 1-1 ① G1-4-3	4	0	2	0	0	0	0
7 Maikel Franco, R (1, 5) OBP: 0.333, SLG: 0.143		X SI 90 0-0 28 SH1-4 38 1B 1B		C SI 90 D CU 79 D CU 80 X SI 90 2-1 ① G5-3		F FF 94 B FF 94 S FC 90 S FC 91 1-3 ② K		B SL 86 S SL 86 X FF 92 1-1 ② F8		4	0	1	0	0	1	3
38 Jorge Alfaro, R (1, 2) OBP: 0.400, SLG: 0.250		B SI 91 X CU 79 1-0 28 SH1-4 1-2 1B		S SI 91 F SI 91 F CU 78 B FC 90 T SI 91 1-2 ② K 2-3		F FF 94 C FF 94 C FF 95 0-3 ③ K		B FF 94 B FF 95 B FF 94 B FF 94 4-0 BB		3	0	1	0	1	2	3
28 Vince Velasquez, R (1, 1) 55 Hoby Milner, L (3, 1) 5 Nick Williams, L (4, PH) OBP: 0.167, SLG: 0.167 44 Jake Thompson, R (4, 1) 2 J.P. Crawford, L (6, 6) OBP: 0.200, SLG: 0.111 53 Yacksel Ríos, R (6, 1)		B SI 91 B SI 90 C SI 91 X SI 91 2-1 ② SH1-4 1-2 2-3		F SI 92 S FC 90 D CU 81 X FC 90 1-2 ③ G3			C FF 89 F FF 90 S CH 82 0-3 ① K		C FF 95 S SL 86 D SL 87 B SL 86 B SL 86 X SI 95 3-2 ③ G4-1	0 0 1 0 2 0	0 0 0 0 0 0	0 0 0 0 0 0	0 0 0 0 1 0	0 0 0 0 1 0	0 0 0 0 1 0	0 0 1 0 1 0

Inning Stats	1	2	3	4	5	6	7	8	9
	R: 2 E: 0 K: 1 S: 12 H: 2 LOB: 0 BB: 1 P: 23	R: 0 E: 0 K: 1 S: 11 H: 2 LOB: 2 BB: 0 P: 17	R: 0 E: 0 K: 0 S: 9 H: 0 LOB: 1 BB: 1 P: 16	R: 0 E: 0 K: 1 S: 12 H: 1 LOB: 1 BB: 0 P: 17	R: 0 E: 0 K: 1 S: 6 H: 0 LOB: 0 BB: 0 P: 9	R: 0 E: 0 K: 3 S: 15 H: 1 LOB: 2 BB: 1 P: 22	R: 0 E: 0 K: 1 S: 8 H: 0 LOB: 0 BB: 0 P: 10	R: 0 E: 0 K: 1 S: 10 H: 0 LOB: 0 BB: 0 P: 12	R: 0 E: 0 K: 0 S: 7 H: 0 LOB: 1 BB: 1 P: 16

| | | |

Philadelphia Phillies @ Atlanta Braves

SunTrust Park, Atlanta, GA

Sat Mar 31 2018, 7:12 PM - 10:31 PM EDT

Att. 37,777 - Partly Cloudy - 67 F

BOTTOM

livebaseballscorecards.com

Batter	1	2	3	4	5	6	7	8	9	AB	R	H	RBI	BB	SO	LOB
11 Ender Inciarte, L (1, 8) OBP: 0.313, SLG: 0.400	C FF 94 X FF 95 0-1 ① L8	X FF 94 0-0 5 WP 2-H 3-H 1B	X SL 87 0-0 5 E 22 1B 1-2 3-H 1B	X SL 83 0-0 ③ G3		F FF 90 B FF 92 D SL 84 X FF 92 2-1 1 FC4-6 1-3 2-H 3-H 1B	B SL 82 B SL 83 B FF 93 C FF 92 S FF 95 X SI 94 3-2 ③ G5-3			6	1	3	4	0	0	1
1 Ozzie Albies, S (1, 4) OBP: 0.125, SLG: 0.438	C FF 95 C FF 95 X SL 83 0-2 5 1B 3B	C KC 81 L KC 80 S FF 97 0-3 ② K	B KC 83 S KC 82 X FF 94 1-1 ② F7		C SL 83 X CH 85 0-1 ① G4-3	X SL 84 0-0 ① FC4-6 5 2B 1-2f 3-H		C FF 83 B FF 87 B FF 84 C FF 83 B FF 88 X FF 84 3-2 ① F8		6	2	1	1	0	1	4
5 Freddie Freeman, L (1, 3) OBP: 0.625, SLG: 0.778	X FF 96 0-0 20 1B 3-H 1B	B FF 93 B CH 88 2-0 22 BB 2-3 IBB	B SI 88 C SI 88 F SI 88 X SI 89 1-2 FC5 22 1B 1-2 2-3		X FF 90 0-0 ② P5	X FF 93 0-0 58 G3 7 1B 2-H 2B		B FF 87 X FF 85 1-0 ② F7		5	1	2	2	1	0	2
22 Nick Markakis, L (1, 9) OBP: 0.500, SLG: 0.583 71 Josh Ravin, R (9, 1)	B FF 95 S FF 95 1 SAFE F FF 96 F FF 96 C FF 95 1-3 ② K	B FF 95 1 SAFE C FF 95 B KC 81 B FF 95 B KC 81 4-1 1-2 BB	X SI 88 0-0 1-3 2-H 3-H 1B		C FF 90 B SI 91 C SL 84 B CH 86 X CH 87 2-2 20 2B 1B	C SL 84 S SI 94 F SL 86 F SL 85 F SL 86 B SI 96 D SI 95 B SI 95 F SL 85 4-2 7 1B 58 G3 BB		B FF 88 B FF 89 B CH 80 B CH 80 4-0 18 HR BB		3	1	2	2	3	1	1
										0	0	0	0	0	0	0
20 Preston Tucker, L (1, 7) OBP: 0.417, SLG: 0.500 58 Dan Winkler, R (6, 1) 48 Miguel Socolovich, R (7, 1) 18 Lane Adams, R (8, PH) OBP: 0.667, SLG: 1.667 (9, 9)	C FF 97 D FF 96 F FF 95 F FF 96 D KC 83 B FF 96 F FF 95 X FF 96 3-2 1-2 1B	C KC 82 C KC 81 D KC 83 F FF 95 T FF 95 1-2 ③ K	F SI 90 F SI 90 B ST 76 F SI 90 X SI 90 1-2 ③ G5-3		B SI 90 C SI 90 X SL 84 1-1 1-3 2B	D SL 86 X SI 94 1-0 ② G3 1-2 2-3		F FF 84 B FF 86 B FF 86 X FF 84 2-1 1-H HR		4	0	2	0	0	1	5
										1	0	0	0	0	0	2
										0	0	0	0	0	0	0
										1	1	1	2	0	0	0
7 Dansby Swanson, R (1, 6) OBP: 0.357, SLG: 0.500	S FF 96 B FF 95 B KC 78 T FF 93 S FF 96 2-3 ③ K	B KC 80 C SL 84 S SL 84 X FF 95 1-2 27 1B 8 SF8 2B	C FF 90 S SL 83 X SL 83 0-2 ① P4	C FF 91 F SL 85 B CH 87 B CH 86 X SL 84 2-2 ③ F9		B SL 85 C SL 86 X SI 94 1-1 2-3 3-H 1B		B CH 81 X CH 78 1-0 ③ L8		6	1	2	1	0	1	4
27 Ryan Flaherty, L (1, 5) OBP: 0.571, SLG: 0.769		B FF 94 X FF 94 1-0 8 1B 11 1B 2B	F KC 82 S FF 94 D KC 81 X KC 79 1-2 32 E 32 FC2 11 1B 2-3 1B	C SI 91 X FF 90 0-1 8 1B 2B		C SI 89 X CH 84 0-1 8 E 8 FC4 11 WP 1B B SI 96 X SL 84 1-0 G4-3 ③				5	4	4	0	0	0	2
8 Chris Stewart, R (1, 2) OBP: 0.250, SLG: 0.286		B FF 94 B FF 95 F FF 93 X FF 95 2-1 32 SH3-4 11 1B 2-3 1B	S SL 87 B FF 95 S SL 85 F SL 85 X FF 95 1-2 ① SF8 3-H	C FF 90 S SI 91 F CH 86 B CH 86 B SL 85 X SI 92 2-2 32 SH1-4 2-H 1B		B FF 89 F FF 89 C FF 92 B FF 90 B SL 83 X SI 91 3-2 FC4 11 WP 12 BB 11 1B 1-3 C FF 94 B SL 84 B SL 83 B FF 94 F FF 92 X FF 95 3-2 ① G5-3				4	2	2	2	0	0	1
32 Brandon McCarthy, R (1, 1) 12 Peter Bourjos, R (6, 7)		B FF 95 X FF 94 1-0 ① SH3-4 1-2	B FF 93 C FF 92 1 SAFE L FF 92 X SL 85 1-2 FC2 5 E 11 1B 22 1B 1-3	X FF 90 0-0 ② SH1-4 1-2		F FF 90 B SL 84 S FF 92 D CH 86 B CH 86 F SL 83 B FF 92 4-2 11 1B 11 WP 1 FC4-6 1-2 BB C FF 94 B SL 84 S SL 84 S SL 84 1-3 ② K				1	1	0	0	0	0	1
										1	1	0	0	1	1	0
Inning Stats	R: 1 E: 0 K: 2 S: 18 H: 3 LOB: 2 BB: 0 P: 24	R: 2 E: 0 K: 2 S: 13 H: 3 LOB: 3 BB: 2 P: 24	R: 4 E: 2 K: 0 S: 24 H: 4 LOB: 2 BB: 0 P: 31	R: 1 E: 0 K: 0 S: 11 H: 2 LOB: 1 BB: 0 P: 13	R: 0 E: 0 K: 0 S: 11 H: 2 LOB: 2 BB: 0 P: 16	R: 5 E: 2 K: 0 S: 23 H: 4 LOB: 2 BB: 2 P: 39	R: 0 E: 0 K: 1 S: 9 H: 0 LOB: 0 BB: 0 P: 16	R: 2 E: 0 K: 0 S: 7 H: 1 LOB: 0 BB: 1 P: 18		1B: 12 2B: 5 3B: 1 HR: 1 SF: 1 SAC: 2 DP: 0 HBP: 0	WP: 2 PB: 0 SB: 0 CS: 0 PA: 51				

PITCHER		IP	WLS	BF	H	R	ER	SO	BB	IBB	HBP	BLK	WP	HR	S	P	ERA	WHIP
28 Vince Velasquez, R ERA: 13.5	(1, 1)	2.2	L	20	9	7	4	4	1	1	0	0	1	0	47	69	13.50	3.750
55 Hoby Milner, L ERA: 9.0	(3, 1)	0.1		3	1	0	0	0	0	0	0	0	0	0	8	10	0.00	3.000
44 Jake Thompson, R ERA: 18.0	(4, 1)	2.0		14	6	5	4	0	1	0	0	0	1	0	32	48	18.00	3.500
53 Yacksel Ríos, R ERA: 5.4	(6, 1)	1.0		6	2	1	1	0	1	0	0	0	0	0	13	20	9.00	3.000
64 Víctor Arano, R ERA:	(7, 1)	1.0		3	0	0	0	1	0	0	0	0	0	0	9	16	0.00	0.000

PITCHER		IP	WLS	BF	H	R	ER	SO	BB	IBB	HBP	BLK	WP	HR	S	P	ERA	WHIP
18 Pedro Florimón, R ERA: 18.0	(8, 1)	1.0		5	1	2	2	0	1	0	0	0	0	1	7	18	18.00	2.000

AB	43
R	15
H	19
RBI	14
BB	5
SO	5
LOB	23

Batter	1	2	3	4	5	6	7	8	9	AB	R	H	RBI	BB	SO	LOB
7 Trea Turner, R (1, 6) OBP: 0.400, SLG: 0.438	C FF 93 F FF 93 B FF 95 X CU 78 1-2 E3 6 E 6 G6-3	B CU 78 X FF 93 1-0 ② L9		C FF 92 X CH 87 0-1 1B		B SL 83 C SL 80 F FF 91 F CU 76 B CU 76 B FS 82 F SI 90 F FS 82 S SL 82 3-3 ① K		S CU 78 X SI 89 0-1 ① L6	D SL 91 C FF 96 B FF 95 B FF 97 B FF 96 4-1 1-2 2-3 BB	5	1	1	0	1	1	1
6 Anthony Rendon, R (1, 5) OBP: 0.250, SLG: 0.368	C FF 93 F FF 94 B CU 77 F CU 79 F FF 95 1 SAFE B CU 79 X CU 77 2-2 ① G6-3 1-H	C FF 94 X CU 77 0-1 34 HR 1-3 1B		1 SAFE B FF 92 C FF 91 B CU 77 B FF 91 C FF 91 S FF 93 3-3 ③ K		S FF 90 X FF 90 0-1 ② F9		F FF 90 B FF 90 X FS 82 1-1 ② P3	S SL 90 B FF 95 F SL 88 F FF 95 B CH 86 X SL 89 2-2 ② F8	6	1	1	1	0	1	4
34 Bryce Harper, L (1, 9) OBP: 0.550, SLG: 1.167	B FF 94 B FF 92 C FF 95 B CH 89 S FF 94 F FF 94 F FF 94 D CU 79 4-2 11 BB 12 2B BB	X FF 94 0-0 1-H 3-H HR			B CU 76 B CU 76 B FF 93 C FF 92 B FF 92 4-1 12 2B 29 1B BB	B FF 90 B FS 84 B FS 83 B FF 89 4-0 BB		C FF 91 B FF 90 B FS 84 B FF 91 S FC 87 B CH 71 4-2 BB	X FF 95 0-0 ③ G3	2	3	1	3	4	0	3
11 Ryan Zimmerman, R (1, 3) OBP: 0.267, SLG: 0.083 27 Shawn Kelley, R (8, 1) 33 Matt Grace, L (9, 1)	F FF 94 B FF 93 B CU 76 D CU 78 B FF 94 4-1 12 2B 1-2 BB	C CU 78 S CH 88 X FF 94 0-2 ③ F9			F FF 93 D CH 86 F CH 87 B FF 92 F CU 77 F CH 86 F FF 92 D CU 77 C CH 86 3-3 ① K	X FF 88 0-0 ③ P4		D SL 82 C SL 80 X SI 90 1-1 ③ L8		4 0 0	0 0 0	0 0 0	1 0 0	1 0 0	1 0 0	3 0 0
12 Howie Kendrick, R (1, 7) OBP: 0.357, SLG: 0.571 (8, 3)	C FF 93 X FF 94 0-1 1-3 2-H 2B	C CU 76 S CH 86 X CU 77 0-2 ① G5-3			X SI 88 0-0 29 1B 1-3 2B	B CU 75 C FC 86 F FF 91 B CU 79 B SL 80 X FS 83 3-2 ① G5-3			C SL 88 F FF 93 B SL 88 F CH 84 S FF 96 1-3 ① K	5	0	2	1	0	1	0
3 Michael Taylor, R (1, 8) OBP: 0.286, SLG: 0.167	S CU 77 B FF 94 B FF 93 C CU 77 C CU 77 2-3 ② K	S CH 86 B CU 78 F CH 88 S FF 94 1-3 ② K			B SL 79 S SL 78 F SI 89 S SL 78 S SL 80 1-3 ② K	C FF 89 F FF 91 F CU 77 B FF 89 F FS 82 B SI 91 X CU 79 2-2 29 S 1B			C SL 89 B SL 89 B FF 95 B FF 95 F FF 96 B FF 96 4-2 1 2B 8 1B BB	4	1	1	0	1	3	4
1 Wilmer Difo, S (1, 4) OBP: 0.444, SLG: 0.429	C CU 76 B CU 77 B FF 95 B CU 76 C CU 76 S CU 78 3-3 ③ K2-3	C FF 94 B FF 94 S CH 86 F CU 78 F FF 92 B CU 77 F CH 88 B CU 78 F FF 92 3-2 ③ X FF 84 L9				0-0 29 1B IBB	C FF 88 1 SAFE B FF 88 S FS 84 1 SAFE D FS 82 S CH 68 2-3 ② K		C FF 94 X CH 87 0-1 8 1B 1-3 2B	4	1	1	0	1	2	3
29 Pedro Severino, R (1, 2) OBP: 1.000, SLG: 1.000		C FF 91 F FF 92 X FF 91 0-2 6 1B 34 HR 1B		B CU 74 B CH 86 S FF 91 B FF 91 B FF 92 4-1 57 G5-4-3 BB	C SI 90 S SL 79 X SL 78 0-2 1-2 2-3 3-H 1B		B FF 90 C CU 78 1 SAFE C FF 90 D CH 68 B FF 91 B CU 76 4-2 1-2 BB		H FF 95 1-0 7 BB 8 1B HBP	2	1	2	1	2	0	0
57 Tanner Roark, R (1, 1) 8 Brian Goodwin, L (8, 7) OBP: 0.444, SLG: 0.857		L FF 88 D CU 76 S FF 90 L CU 76 1-3 ① K		X FF 90 0-0 ① ② G5-4-3 1-2f	B SI 90 S SI 89 X SI 89 1-1 ③ G1-3		C FC 89 C SL 82 D FS 84 X FS 82 1-2 ③ G4-3		B CH 86 C FF 97 X CH 89 1-1 7 BB 1-2 2-H 3-H 1B	4 1	0 0	0 1	0 2	0 0	1 0	7 0
Inning Stats	R: 2 E: 2 K: 2 S: 21 H: 1 LOB: 2 BB: 2 P: 37	R: 3 E: 0 K: 1 S: 13 H: 3 LOB: 0 BB: 0 P: 15	R: 0 E: 0 K: 1 S: 13 H: 0 LOB: 0 BB: 0 P: 17	R: 0 E: 0 K: 1 S: 7 H: 1 LOB: 1 BB: 1 P: 14	R: 1 E: 0 K: 2 S: 17 H: 2 LOB: 3 BB: 2 P: 26	R: 0 E: 0 K: 1 S: 9 H: 0 LOB: 1 BB: 1 P: 16	R: 0 E: 0 K: 1 S: 16 H: 1 LOB: 2 BB: 1 P: 28	R: 0 E: 0 K: 0 S: 8 H: 0 LOB: 1 BB: 1 P: 14	R: 2 E: 0 K: 1 S: 16 H: 2 LOB: 3 BB: 2 P: 29	1B: 6 2B: 3 3B: 0 HR: 1 SF: 0 SAC: 0 DP: 1 HBP: 1						

PITCHER		IP	WLS	BF	H	R	ER	SO	BB	IBB	HBP	BLK	WP	HR	S	P	ERA	WHIP
15 Sean Newcomb, L ERA: 10.38	(1, 1)	4.1	L	22	5	6	5	6	4	0	0	0	0	1	61	97	10.38	2.077
30 Peter Moylan, R ERA:	(5, 1)	0.2		5	2	0	0	1	0	1	0	0	0	0	10	12	0.00	3.000
19 Aníbal Sánchez, R ERA:	(6, 1)	3.0		13	1	0	0	2	3	0	0	0	0	0	33	58	0.00	1.333
52 José Ramirez, R ERA: 16.2	(9, 1)	0.2		7	2	2	2	1	2	0	1	0	0	0	15	28	27.00	6.000
39 Sam Freeman, L ERA:	(9, 1)	0.1		1	0	0	0	0	0	0	0	0	0	0	1	1	0.00	0.000

PITCHER	IP	WLS	BF	H	R	ER	SO	BB	IBB	HBP	BLK	WP	HR	S	P	ERA	WHIP

TOP

Washington Nationals @ Atlanta Braves

SunTrust Park, Atlanta, GA

Mon Apr 02 2018, 7:36 PM - 10:30 PM EDT

Att. 25,054 - Partly Cloudy - 77 F

livebaseballscorecards.com

AB	37
R	8
H	10
RBI	8
BB	10
SO	10
LOB	25

WP: 0	PA: 48		
PB: 0			
SB: 1			
CS: 0			

Batter	1	2	3	4	5	6	7	8	9	AB	R	H	RBI	BB	SO	LOB
11 Ender Inciarte, L (1, 8) OBP: 0.300, SLG: 0.368	B SI 89 B SI 89 C SI 89 X FF 90 2-1 ① P5			F CU 74 B SI 92 B CH 83 F SI 91 X FF 92 2-2 5 S 5 1B 1B		B SI 91 S CU 74 X CH 84 1-1 ① G6-3		L SL 81 B FF 92 F FF 92 F SL 83 S SL 82 1-3 ③ K		4	1	1	0	0	1	0
1 Ozzie Albies, S (1, 4) OBP: 0.100, SLG: 0.350	C SI 92 F CU 74 B FF 90 F FF 91 F CU 76 F FF 93 B FF 92 S SI 93 2-3 ② K			F FF 92 1 SAFE F SI 91 B FF 91 S CU 76 1-3 ① K		B CH 84 X CH 84 1-0 ② L1			B SI 90 B SI 89 X SI 90 2-0 ① F9	4	0	0	0	0	2	1
5 Freddie Freeman, L (1, 3) OBP: 0.600, SLG: 0.667	B CU 76 F CH 84 X SI 93 1-1 ③ G5-3			B CH 85 B CU 75 X SI 92 2-0 22 L6-4 1-H 1B		C SI 92 B FC 90 F SL 86 F SI 91 B SL 85 B SL 86 B SI 91 4-2 BB			C SI 91 B SL 83 C SL 83 F SI 92 B SI 92 X SI 92 2-2 ② L7	3	0	1	1	1	0	0
22 Nick Markakis, L (1, 9) OBP: 0.400, SLG: 0.438		X FF 90 0-0 ① F7		F SI 92 B SI 92 X CU 76 1-1 ②③ L6-4 2-2		C SI 92 B SI 91 B CH 84 F CU 75 B SI 91 X SL 84 3-2 ③ L9			S SI 92 B SI 92 C SI 92 F SL 83 S SI 92 1-3 ③ K	4	0	0	0	0	1	2
20 Preston Tucker, L (1, 7) OBP: 0.400, SLG: 0.467		C FF 91 X CH 83 0-1 ② G4-3			F SI 91 F CU 75 X FF 91 0-2 7 E 7 WP 8 FC1-2-5 1B		C CH 82 X CH 83 0-1 ① P5			3	0	1	0	0	0	0
7 Dansby Swanson, R (1, 6) OBP: 0.294, SLG: 0.412		C SI 92 B SI 92 C SL 85 F FF 93 C SL 85 1-3 ③ K			S SL 84 F SI 91 B CH 84 X CH 83 1-2 E7 8 FC1-2-5 1-3		X SI 90 0-0 ② G5-3			3	0	0	0	0	1	1
27 Ryan Flaherty, L (1, 5) OBP: 0.529, SLG: 0.688			B CU 73 C FF 91 S CU 73 B FF 91 B SI 92 X SI 91 3-2 8 G4-6-3 1B		F CU 75 B FF 93 F FF 92 S CU 76 1-3 ① K		F SI 90 F FF 90 B SL 84 S SL 85 1-3 ③ K			3	0	1	0	0	2	2
8 Chris Stewart, R (1, 2) OBP: 0.182, SLG: 0.200			C SI 91 B SL 85 X SL 84 1-1 ①② G4-6-3 1-2f		B SI 91 C SI 92 X SL 86 1-1 ② FC1-2-5 2-3 3-H			B SL 80 C FF 90 F FF 90 C FF 92 1-3 ① K		3	0	0	0	0	1	3
15 Sean Newcomb, L (1, 1) 30 Peter Moylan, R (5, 1) 18 Lane Adams, R (5, PH) 19 Aníbal Sánchez, R (6, 1) OBP: 0.500, SLG: 1.250 12 Peter Bourjos, R (8, PH) 52 José Ramirez, R (9, 1) 39 Sam Freeman, R (9, 1)			C SI 91 F SI 91 B FF 89 B CU 74 F SI 91 C FF 91 2-3 ③ K		X SI 92 0-0 ③ G4-3			X SL 82 0-0 ② G6-3		1 0 1 0 1 0 0	0 0 0 0 0 0 0	0 0 0 0 0 0 0	0 0 0 0 0 0 0	1 0 0 0 0 0 0	0 0 2 0 0 0 0	0 0 0 0 0 0 0
Inning Stats	R: 0 E: 0 K: 1 S: 10 H: 0 LOB: 0 BB: 0 P: 15	R: 0 E: 0 K: 1 S: 7 H: 0 LOB: 0 BB: 0 P: 8	R: 0 E: 0 K: 1 S: 9 H: 1 LOB: 0 BB: 0 P: 15	R: 1 E: 0 K: 1 S: 9 H: 2 LOB: 0 BB: 0 P: 15	R: 0 E: 1 K: 1 S: 12 H: 1 LOB: 2 BB: 0 P: 15	R: 0 E: 0 K: 0 S: 9 H: 0 LOB: 1 BB: 1 P: 18	R: 0 E: 0 K: 1 S: 6 H: 0 LOB: 0 BB: 0 P: 7	R: 0 E: 0 K: 2 S: 8 H: 0 LOB: 0 BB: 0 P: 10	R: 0 E: 0 K: 1 S: 9 H: 0 LOB: 0 BB: 0 P: 14	1B: 4 2B: 1 3B: 0 HR: 0	SF: 0 SAC: 0 DP: 2 HBP: 0					

PITCHER		IP	WLS	BF	H	R	ER	SO	BB	IBB	HBP	BLK	WP	HR	S	P	ERA	WHIP
57 Tanner Roark, R ERA: 1.29	(1, 1)	7.0	W	25	4	1	1	6	1	0	0	0	1	0	62	93	1.29	0.714
27 Shawn Kelley, R ERA:	(8, 1)	1.0		3	0	0	0	2	0	0	0	0	0	0	8	10	0.00	0.000
33 Matt Grace, L ERA: 6.0	(9, 1)	1.0		3	0	0	0	1	0	0	0	0	0	0	9	14	0.00	0.000

PITCHER	IP	WLS	BF	H	R	ER	SO	BB	IBB	HBP	BLK	WP	HR	S	P	ERA	WHIP

BOTTOM

Washington Nationals @ Atlanta Braves

SunTrust Park, Atlanta, GA

Mon Apr 02 2018, 7:36 PM - 10:30 PM EDT

Att. 25,054 - Partly Cloudy - 77 F

livebaseballscorecards.com

AB	30
R	1
H	4
RBI	1
BB	1
SO	9
LOB	11

Batter	1	2	3	4	5	6	7	8	9	AB	R	H	RBI	BB	SO	LOB
2 Adam Eaton, L (1, 7) OBP: 0.556, SLG: 1.000	B FF 88 B SI 88 B FF 88 C FF 87 B SI 88 4-1 6 1B 34 G4-3 BB	C SI 88 X FF 89 0-1 ② F7		B FF 94 F FF 96 B FF 95 F FF 96 X CH 89 2-2 ① F9		C FF 95 B CH 88 S CH 87 X FF 96 1-2 E5		S FC 90 F FF 94 X FF 95 0-2 ② FC5-4 1-2f		3	1	0	0	1	0	0
27 Shawn Kelley, R (6, 1)										0	0	0	0	0	0	0
36 Sammy Solís, R (7, 1)										0	0	0	0	0	0	0
1 Wilmer Difo, S (8, PH) OBP: 0.400, SLG: 0.375										1	0	0	0	0	0	1
26 Trevor Gott, R (8, 1)										0	0	0	0	0	0	0
6 Anthony Rendon, R (1, 5) OBP: 0.240, SLG: 0.333	C FF 89 1 SAFE X SI 88 0-1 ③ 34 G4-3 11 HR 1-3 1B	F FF 89 B CU 72 C SL 80 C FF 90 1-3 ③ K		C FF 95 X FF 94 0-1 ② G6-3		D SL 88 B FF 95 X FF 95 2-0 ② F8		B FF 94 C FF 95 X FC 91 1-1 ③ F9		5	1	1	0	0	1	2
34 Bryce Harper, L (1, 9) OBP: 0.542, SLG: 1.200	D SI 88 B SI 88 B CH 83 C FF 88 X SI 88 3-1 ① G4-3 1-2 3-H	X CU 71 0-0 HR	B FF 97 F CH 89 F FF 96 B FF 96 B CH 90 F FF 96 B CH 89 4-2 BB		F CU 82 X FF 96 0-1 ③ G5-3			F FC 91 S FF 93 B FF 93 B FC 90 B FF 93 B FF 94 4-2 12 WP 11 PB 12 G6-3 BB	3	1	1	2	1	0	2
15 Matt Adams, L (9, PH) OBP: 0.429, SLG: 0.800										0	1	0	0	1	0	0
11 Ryan Zimmerman, R (1, 3) OBP: 0.300, SLG: 0.353	B SI 89 C SI 89 X SI 89 1-1 2-H HR	S FF 90 B SI 90 F SL 78 B FF 89 X FF 91 2-2 ① L9	X FF 96 0-0 ③ F9				B SI 93 F SI 95 B FF 94 B SI 94 X SI 95 3-1 7 FC5 12 1B 1B	B FF 94 S FF 93 F FC 91 S CU 81 1-3 ① K 1-2		5	1	2	2	0	1	2
12 Howie Kendrick, R (1, 4) OBP: 0.368, SLG: 0.579	B FF 89 X SI 89 1-0 ② G6-3	B CU 72 B SL 80 C FF 90 C SI 90 B CH 81 F FF 92 F FF 91 F SI 90 F FF 92 3-2 F SI 80 X SL 80 7 1B 2B	X FF 95 0-0 ① G6-3				B SI 95 X SI 95 1-0 8 L4-6 7 FC5 1-2 1B	C FF 95 T FF 94 D CU 80 F FF 94 F FF 94 B FF 94 B FF 94 F FC 90 F FF 94 3-2 X FC 80 G6-3 2-H		5	0	2	1	0	0	0
7 Trea Turner, R (1, 6) OBP: 0.400, SLG: 0.400	B SI 90 C SL 80 B SI 90 S SL 78 B SL 79 F FF 91 F FF 90 B SI 90 4-2 8 S BB	C SL 81 X SI 91 0-1 8 S 2-3 1B	B FF 94 C SL 87 C FF 96 C SL 87 1-3 ② K				S SI 95 X FS 88 0-1 ① FC5 1-2 2-3f	X FC 90 0-0 ③ F8		4	0	1	0	1	1	2
8 Brian Goodwin, L (1, 8) OBP: 0.462, SLG: 0.700	1 SAFE 1 SAFE C SI 88 B FF 89 F CH 81 B FF 89 F FF 90 S SL 79 2-3 ③ K 1-2	1 SAFE 1 SAFE 1 SAFE B SI 88 B FF 90 B CH 82 B FF 89 4-0 1-2 BB	C FF 95 B FF 94 F FF 94 X CH 88 1-2 1B			B FF 96 X FF 95 1-0 ② ③ L4-6 2-2				3	0	1	0	1	1	3
14 Miguel Montero, L (1, 2)		B FF 87 X SI 87 1-0 ① F8	X FF 94 0-0 ② L9		X FF 96 0-0 ③ L7			C FC 91 B FC 90 S FC 90 F FF 96 B FF 96 B FC 89 B FF 95 4-2 1 FC5-4 BB		3	0	0	0	1	0	4
22 A.J. Cole, R (1, 1) OBP: 0.500, SLG: 2.000		F FF 88 B SL 78 B SL 77 X FF 89 2-1 HR	X FF 94 0-0 ③ P4		C FF 94 S SL 86 S SL 86 0-3 ① K			F FF 95 T FC 90 B FC 89 X FF 95 1-2 ① P3		2	1	1	1	0	0	3
72 Enny Romero, R (4, 1)										0	0	0	0	0	0	0
3 Michael Taylor, R (6, PH) OBP: 0.250, SLG: 0.143										2	0	0	0	0	1	1
(6, 8)																
Inning Stats	R: 3 E: 0 K: 1 S: 16 H: 2 LOB: 1 BB: 2 P: 31	R: 1 E: 0 K: 1 S: 8 H: 1 LOB: 0 BB: 0 P: 12	R: 1 E: 0 K: 0 S: 16 H: 3 LOB: 3 BB: 1 P: 25	R: 0 E: 0 K: 0 S: 9 H: 0 LOB: 1 BB: 1 P: 15	R: 0 E: 0 K: 1 S: 8 H: 1 LOB: 1 BB: 0 P: 10	R: 0 E: 1 K: 1 S: 9 H: 0 LOB: 1 BB: 0 P: 12	R: 0 E: 0 K: 0 S: 6 H: 2 LOB: 1 BB: 0 P: 11	R: 0 E: 0 K: 0 S: 11 H: 0 LOB: 1 BB: 1 P: 17	R: 1 E: 0 K: 1 S: 13 H: 0 LOB: 0 BB: 1 P: 21	1B: 5 2B: 2 3B: 0 HR: 3 SF: 0 SAC: 0 DP: 1 HBP: 0						

TOP

Washington Nationals @ Atlanta Braves

SunTrust Park, Atlanta, GA

Tue Apr 03 2018, 7:48 PM - 10:58 PM EDT

Att. 26,782 - Cloudy - 78 F

livebaseballscorecards.com

AB	36
R	6
H	9
RBI	6
BB	6
SO	5
LOB	20

WP: 1 PB: 1 SB: 2 CS: 0 PA: 42

PITCHER		IP	WLS	BF	H	R	ER	SO	BB	IBB	HBP	BLK	WP	HR	S	P	ERA	WHIP
49 Julio Teheran, R ERA: 10.13	(1, 1)	2.1		16	6	5	5	2	3	0	0	0	0	3	38	66	19.29	3.857
51 Shane Carle, R ERA: 1.69	(3, 1)	3.1	W	13	1	0	0	2	1	0	0	0	0	0	26	37	0.00	0.600
39 Sam Freeman, L ERA:	(6, 1)	1.1		5	2	0	0	0	0	0	0	0	0	0	8	13	0.00	1.500
33 A.J. Minter, L ERA:	(8, 1)	1.0		4	0	0	0	0	1	0	0	0	0	0	11	17	0.00	1.000
58 Dan Winkler, R ERA:	(9, 1)	1.0		4	0	1	0	1	1	0	0	0	1	0	13	21	0.00	1.000

PITCHER		IP	WLS	BF	H	R	ER	SO	BB	IBB	HBP	BLK	WP	HR	S	P	ERA	WHIP

Batter	1	2	3	4	5	6	7	8	9	AB	R	H	RBI	BB	SO	LOB
11 Ender Inciarte, L (1, 8) OBP: 0.280, SLG: 0.304	C SI 91 F SI 92 B SI 92 S SI 92 1-3 K ①	B CU 78 B SI 92 B CH 86 B SI 93 4-0 1 1B 5 HR BB	F CU 78 F CU 79 D CU 77 B SI 92 F CU 80 F CU 77 F SI 92 X SI 93 2-2 G4-3 ②		C FF 95 F FF 92 B FF 95 X SL 85 1-2 F7 ②		S SI 96 B SI 96 B SI 96 S KC 80 B SI 97 F SI 96 F SI 95 F SI 95 F SI 96 3-3 K ②			4	1	0	0	1	2	2
1 Ozzie Albies, S (1, 4) OBP: 0.200, SLG: 0.440	X FF 92 0-0 5 22 2B BB 1B	X CH 87 0-0 5 HR 1-3 2-H 1B	S SI 92 X CU 78 0-1 F9 ③		B FF 96 C SL 90 B CU 81 F FF 96 F FF 95 B FF 95 F FF 96 F FF 96 F FF 97 3-2 F FF 88 F FF 96 X FF 96 5 1B 2B		C KC 79 S SI 95 S CH 87 0-3 K ③			5	3	3	1	0	1	2
5 Freddie Freeman, L (1, 3) OBP: 0.640, SLG: 0.867	D CU 80 B CH 86 1 SAFE C CU 77 1 SAFE B CH 86 B CH 86 4-1 22 2B 20 HR 1-2 BB	B FF 93 X SI 93 1-0 2-H 3-H HR		B FF 91 B CU 76 C CU 77 F SI 92 S SI 92 2-3 K ①	B SL 87 B SL 85 C SL 87 S FF 96 D SL 86 X SL 86 3-2 22 1B 2-H 1B			B CU 81 B SI 96 C SI 95 B SI 96 B SI 96 4-1 22 2B 18 1B BB		3	3	2	4	2	1	0
22 Nick Markakis, L (1, 9) OBP: 0.440, SLG: 0.571 58 Dan Winkler, R (9, 1)	X SI 92 0-0 20 HR 1-3 2-H 2B	C SI 92 F SL 82 X SL 82 0-2 F7 ②		X CU 78 0-0 F9 ②	F FF 96 X FF 94 0-1 1-2 1B			B SI 94 X SI 95 1-0 18 1B 1-3 2B		5 0	2 0	3 0	1 0	0 0	0 0	0 0
20 Preston Tucker, L (1, 7) OBP: 0.421, SLG: 0.684 39 Sam Freeman, R (6, 1) 33 A.J. Minter, L (8, 1) 18 Lane Adams, R (8, PH) OBP: 0.600, SLG: 1.200 (9, 9)	B CU 79 X CU 78 1-0 2-H 3-H HR	B SI 94 X SL 83 1-0 G4-3 ③		X SI 93 0-0 7 1B 2B	X SL 89 0-0 G6-3 ③			C CU 80 B CU 82 X SI 96 1-1 7 G5-3 2-H 3-H 1B		4 0 0 1	2 0 0 0	2 0 0 1	3 0 0 2	0 0 0 0	0 0 0 0	2 0 0 0
7 Dansby Swanson, R (1, 6) OBP: 0.318, SLG: 0.409	C SI 93 C SL 82 B SL 82 C SL 83 1-3 K ②	C SL 82 S FF 92 X SL 82 0-2 27 1B 8 1B 1B	B SI 92 X FF 92 1-0 27 S 2-H 1B			B FF 92 B SL 82 C FF 92 F FF 91 X FF 92 2-2 F8 ①		S FF 95 B CU 81 X SI 95 1-1 G5-3 ① 1-2		5	1	2	1	0	1	1
27 Ryan Flaherty, L (1, 5) OBP: 0.545, SLG: 0.632	C SI 93 S CU 79 F SI 94 B SI 93 F CU 77 C CU 79 1-3 K ③	X SI 91 0-0 51 SH1-4 8 1B 1-3 1B	B FF 96 1 SAFE C FF 96 B FF 95 H FF 96 3-1 1-2 HBP			B SL 81 C FF 90 B FF 91 F FF 91 C FF 91 2-3 K ②		D SI 94 B CU 81 B SI 95 B SI 94 4-0 8 G1-6-3 BB		3	0	1	0	1	2	0
8 Chris Stewart, R (1, 2) OBP: 0.250, SLG: 0.214		B SL 83 F SI 92 S SL 83 B SL 83 F FF 93 B SL 84 B SL 82 4-2 49 SH5-4 1 1B BB	D SL 83 C CU 81 X CU 81 1-1 51 SH1-4 1-2 3-H 1B	B FF 95 F FF 96 B FF 96 X FF 96 2-1 L8 ③		C FF 92 C FF 92 X FF 93 0-2 F8 ③		X SI 94 0-0 G1-6-3 ② ③ 1-2f		4	1	1	1	1	0	4
49 Julio Teheran, R (1, 1) 51 Shane Carle, R (3, 1) 12 Peter Bourjos, R (6, 7)		L SI 92 B SL 84 X SL 83 1-1 SH5-4 ① 1-2	B SI 92 L SI 91 C SI 91 X SL 82 1-2 SH1-4 ① 1-2 2-3		C FF 93 B FF 94 B FF 95 S FF 96 S FF 94 2-3 K ①		C SI 95 B KC 80 C KC 78 B SI 96 B SI 96 C CH 86 3-3 K ①			0 1 1	0 0 0	0 0 0	0 0 0	0 1 1	0 0 0	0 0 0
Inning Stats	R: 4 E: 0 K: 3 S: 15 H: 3 LOB: 0 BB: 1 P: 23	R: 4 E: 0 K: 0 S: 11 H: 2 LOB: 0 BB: 2 P: 22	R: 1 E: 0 K: 0 S: 17 H: 3 LOB: 2 BB: 0 P: 21	R: 1 E: 0 K: 1 S: 9 H: 2 LOB: 2 BB: 0 P: 17	R: 1 E: 0 K: 1 S: 21 H: 3 LOB: 2 BB: 0 P: 30	R: 0 E: 0 K: 1 S: 9 H: 0 LOB: 0 BB: 0 P: 13	R: 0 E: 0 K: 3 S: 14 H: 0 LOB: 0 BB: 0 P: 20	R: 2 E: 0 K: 0 S: 7 H: 2 LOB: 1 BB: 2 P: 18		1B: 9 2B: 4 3B: 0 HR: 2 SF: 0 SAC: 2 DP: 1 HBP: 1						

PITCHER		IP	WLS	BF	H	R	ER	SO	BB	IBB	HBP	BLK	WP	HR	S	P	ERA	WHIP
22 A.J. Cole, R ERA: 24.55	(1, 1)	3.2	L	24	10	10	10	4	3	0	0	0	0	2	49	75	24.55	3.545
72 Enny Romero, L ERA: 13.5	(4, 1)	1.1		8	3	1	1	1	0	0	1	0	0	0	24	38	6.75	2.250
27 Shawn Kelley, R ERA:	(6, 1)	1.0		3	0	0	0	1	0	0	0	0	0	0	9	13	0.00	0.000
36 Sammy Solís, L ERA: 10.8	(7, 1)	1.0		3	0	0	0	3	0	0	0	0	0	0	14	20	0.00	0.000
26 Trevor Gott, R ERA: 13.5	(8, 1)	1.0		6	2	2	2	0	2	0	0	0	0	0	7	18	18.00	4.000

PITCHER	IP	WLS	BF	H	R	ER	SO	BB	IBB	HBP	BLK	WP	HR	S	P	ERA	WHIP

BOTTOM

Washington Nationals @ Atlanta Braves

SunTrust Park, Atlanta, GA

Tue Apr 03 2018, 7:48 PM - 10:58 PM EDT

Att. 26,782 - Cloudy - 78 F

livebaseballscorecards.com

AB	36
R	13
H	15
RBI	13
BB	5
SO	9
LOB	11

WP: 0 PA: 44
PB: 0
SB: 1
CS: 0

Batter	1	2	3	4	5	6	7	8	9	AB	R	H	RBI	BB	SO	LOB
2 Adam Eaton, L (1, 7) OBP: 0.478, SLG: 0.810	B FF 96 B FF 96 X FF 95 2-0 F8	M CH 88 1 SAFE 0-1 PO 1-2	B CH 88 X CH 87 1-0 G6-3		C FF 96 B SI 97 F CH 89 B SI 96 F FF 97 S SL 87 2-3 K		B FF 94 C FF 95 B FF 94 B FC 90 X FF 94 3-1 G4-3		F SI 98 B SL 84 B SI 97 X SI 98 2-1 6 BB 1-2 1B	5	0	1	0	0	1	0
6 Anthony Rendon, R (1, 5) OBP: 0.267, SLG: 0.321	B FF 95 B FF 96 X FF 94 2-0 7 WP 34 BB 1B		C SL 83 B SL 83 X FF 96 1-1 G6-3		C CU 77 F FF 93 B CH 90 B SL 83 X SL 83 2-2 G5-3		C FC 91 B FC 90 X FC 91 1-1 P3		B SI 99 B SI 98 B SI 99 B SI 99 4-0 1-2 2-3 BB	4	0	1	0	1	0	0
34 Bryce Harper, L (1, 9) OBP: 0.517, SLG: 1.000	B FF 95 B CH 86 B CH 86 B SI 95 4-0 7 WP 1-2 BB		B FF 97 S FF 97 S CH 89 S FF 96 1-3 K			B CH 86 B CH 86 C CH 86 S FF 96 B SL 86 F CH 88 S SI 96 3-3 K		S FF 93 B FF 93 F FC 89 B FC 89 B FC 90 B FC 90 4-2 7 1B BB	S SI 100 S SL 88 D SL 86 D SL 88 X SI 98 2-2 F6	3	0	0	0	2	2	3
15 Matt Adams, L (1, 3) OBP: 0.417, SLG: 0.667	F FF 96 C FF 96 D CU 79 S CH 85 1-3 K			C FF 94 B FF 95 B FF 94 B FF 95 S CH 87 B FF 97 4-2 3 1B BB		B CU 77 C FF 95 X FF 96 1-1 3 FC6-4 2B		B FC 92 B FC 92 B FC 93 C FC 92 X FC 92 3-1 F8	C SI 99 S SL 88 S SL 88 0-3 K	4	0	1	0	1	2	6
7 Trea Turner, R (1, 6) OBP: 0.414, SLG: 0.391	F SL 85 B SL 83 B SL 84 B FF 96 C SL 86 F CH 88 C SI 97 3-3 K 1-2 2-3			B SI 94 C FF 95 B FF 94 X SL 84 2-1 F8		B SI 89 F SI 88 B SI 88 B SL 79 B SI 88 4-1 3 FC6-4 BB		B FF 88 F FF 92 C FC 90 B FF 92 X CU 80 2-2 1-2 1B		3	0	1	0	1	1	3
3 Michael Taylor, R (1, 8) OBP: 0.250, SLG: 0.167		F FF 94 C SL 82 B SL 85 F SI 97 F FF 96 S SL 84 1-3 K2-3		C SL 83 B SL 83 F SL 83 B FF 94 X SI 97 2-2 1-3 1B		B SL 78 X SI 89 1-0 FC6-4 1 S 1-2f 2-3		B FC 88 S FC 89 B FF 93 B FF 92 C FC 89 X SI 94 3-2 F8		4	0	1	0	0	1	4
1 Wilmer Difo, S (1, 4) OBP: 0.357, SLG: 0.273		S FF 96 F FF 96 B CH 89 C FF 96 1-3 K		D CH 89 X CH 88 1-0 P6		B SI 88 C SL 78 B SL 78 B SI 90 C SL 78 B SI 90 4-2 1-2 BB		C FF 91 F FF 92 T FF 93 0-2 K		3	0	0	0	1	2	4
29 Pedro Severino, R (1, 2) OBP: 0.857, SLG: 0.667 8 Brian Goodwin, L (6, PH) OBP: 0.462, SLG: 0.700 11 Ryan Zimmerman, R (6, PH) OBP: 0.286, SLG: 0.333 33 Matt Grace, L (6, 1) 26 Trevor Gott, R (8, 1) 12 Howie Kendrick, R (9, PH) OBP: 0.400, SLG: 0.579		C FF 96 H FF 95 1-1 31 WP 31 1B HBP		1 SAFE B SI 96 B SI 95 1 SAFE C SL 85 C SL 85 D SL 86 C CH 89 3-3 K		F FS 87 B FS 86 B FS 86 F SI 95 B FF 96 C FS 87 3-3 K			B SI 96 B SI 95 F SI 96 H SI 97 3-1 6 BB 2 1B HBP	1 0 1 0 0 0	1 0 0 0 0 0	0 0 0 0 0 0	0 0 0 0 0 0	0 0 1 0 0 0	1 0 3 0 0 0	2 0 0 0 0 0
31 Max Scherzer, R (1, 1) OBP: 0.250, SLG: 0.250 14 Miguel Montero, L (6, 2)		B FF 93 B FF 94 C FF 92 X FF 93 2-1 2 PO 1-H 1B	B FF 92 F CH 89 S SL 83 X SL 83 1-2 L8			X FF 94 0-0 L7			C SI 98 F SI 98 B FF 98 C SL 84 1-3 K	2 2	0 0	1 0	1 0	0 0	0 1	0 1
Inning Stats	R: 0 E: 0 K: 2 S: 9 H: 1 LOB: 2 BB: 1 P: 21	R: 1 E: 0 K: 2 S: 12 H: 1 LOB: 0 BB: 0 P: 17	R: 0 E: 0 K: 1 S: 6 H: 0 LOB: 0 BB: 0 P: 9	R: 0 E: 0 K: 1 S: 11 H: 1 LOB: 2 BB: 1 P: 23	R: 0 E: 0 K: 1 S: 10 H: 0 LOB: 0 BB: 0 P: 15	R: 0 E: 0 K: 2 S: 13 H: 1 LOB: 3 BB: 2 P: 29	R: 0 E: 0 K: 0 S: 5 H: 0 LOB: 0 BB: 0 P: 9	R: 0 E: 0 K: 1 S: 13 H: 1 LOB: 2 BB: 1 P: 25	R: 0 E: 0 K: 2 S: 12 H: 1 LOB: 3 BB: 1 P: 24	1B: 5 2B: 1 3B: 0 HR: 0 SF: 0 SAC: 0 DP: 0 HBP: 2						

PITCHER		IP	WLS	BF	H	R	ER	SO	BB	IBB	HBP	BLK	WP	HR	S	P	ERA	WHIP
26 Mike Foltynewicz, R ERA: 2.61	(1, 1)	5.1	W	22	4	1	1	8	2	0	1	0	2	0	54	95	1.69	1.125
30 Peter Moylan, R ERA:	(6, 1)	0.1		3	0	0	0	0	2	0	0	0	0	0	4	13	0.00	6.000
39 Sam Freeman, L ERA:	(6, 1)	0.1	H	1	0	0	0	1	0	0	0	0	0	0	3	6	0.00	0.000
33 A.J. Minter, L ERA:	(7, 1)	1.1		5	0	0	0	0	1	0	0	0	0	0	9	20	0.00	0.750
58 Dan Winkler, R ERA:	(8, 1)	0.2		3	1	0	0	1	0	0	0	0	0	0	9	14	0.00	1.500

PITCHER		IP	WLS	BF	H	R	ER	SO	BB	IBB	HBP	BLK	WP	HR	S	P	ERA	WHIP
38 Arodys Vizcaíno, R ERA:	(9, 1)	1.0		6	1	0	0	2	1	0	1	0	0	0	12	24	0.00	2.000

TOP

Washington Nationals @ Atlanta Braves

SunTrust Park, Atlanta, GA

Wed Apr 04 2018, 12:12 PM - 3:17 PM EDT
Att. 29,834 - Partly Cloudy - 53 F

livebaseballscorecards.com

AB	32
R	1
H	6
RBI	1
BB	6
SO	12
LOB	26

WP: 2 PA: 41
PB: 0
SB: 1
CS: 0

Batter	1	2	3	4	5	6	7	8	9	AB	R	H	RBI	BB	SO	LOB
11 Ender Inciarte, L (1, 8) OBP: 0.276, SLG: 0.269	F FF 92 F FC 87 B FF 93 X CH 84 1-2 ① F8		C CH 83 F FF 92 B FC 88 B FC 90 B FF 94 B CH 85 4-2 BB	B FF 92 F CH 83 F FC 88 X FF 93 1-2 ③ P5 2-3		C SL 83 B SI 91 S SI 90 1 SAFE D SL 80 F SI 90 S SL 82 2-3 ③ K				3	0	0	0	1	1	2
1 Ozzie Albies, S (1, 4) OBP: 0.172, SLG: 0.379	C CU 78 B FF 92 C CH 83 B FF 94 S CU 78 2-3 ② K		B FF 93 S FF 93 L FC 88 F FF 94 B FF 92 1 SAFE F CH 83 F FF 93 F FC 88 2-2 ① F7 X FF 93		F CU 78 F FF 91 B FC 87 B CH 84 B CH 84 X FC 87 3-2 ① F7		C SL 80 X SI 89 0-1 ① G5-3			4	0	0	0	0	1	1
5 Freddie Freeman, L (1, 3) OBP: 0.621, SLG: 0.895	B FC 88 B FF 94 C CU 78 B FF 94 X FF 94 3-1 22 E 20 HR 2B		B CH 84 S FC 88 B FF 92 1 SAFE X FF 94 2-1 ② P6		C CH 83 B FF 92 B CU 78 X CU 78 2-1 22 1B 2B		F SI 90 C SL 80 B SI 90 S SI 90 1-3 ② K			4	1	2	0	0	1	1
22 Nick Markakis, L (1, 9) OBP: 0.414, SLG: 0.520	B FF 94 X CU 79 1-0 E4 20 HR 2-3		1 SAFE C FF 92 1 SAFE S FC 88 B FF 93 C FC 87 1-3 ③ K		C FF 94 X FC 88 0-1 2-3 1B		B SL 81 B SL 80 B SI 90 C SI 90 C SI 90 F SI 90 C SI 91 3-3 ③ K			4	1	1	0	0	2	2
20 Preston Tucker, L (1, 7) OBP: 0.455, SLG: 0.810 30 Peter Moylan, R (6, 1) 39 Sam Freeman, R (6, 1) 33 A.J. Minter, L (7, 1) 58 Dan Winkler, R (8, 1) 18 Lane Adams, R (8, PH) OBP: 0.667, SLG: 1.200 38 Arodys Vizcaíno, R (9, 1)	S FF 95 D CH 84 S FF 94 F FC 90 X CU 79 1-2 1-H 3-H HR			C CH 82 S FF 94 B FF 94 F CH 84 B FC 88 B FC 88 B FF 93 4-2 8 1B 26 2B BB	F FC 88 B CH 84 B FF 94 C CH 82 B FF 94 S FF 93 3-3 ② K			C SI 95 B CU 82 B CU 82 B SI 94 B SI 94 4-1 27 2B BB	2 0 0 0 0 0 0 0	2 0 0 0 0 1 0 0	1 0 0 0 0 0 0 0	3 0 0 0 0 1 0 0	1 0 0 0 0 0 0 0	1 0 0 0 0 0 0 0	2 0 0 0 0 0 0 0
8 Charlie Culberson, R (1, 6) OBP: 0.429, SLG: 0.333	S FF 94 X FF 94 0-1 ③ G6-3			C SL 84 B SL 85 C FF 91 X FF 94 1-2 1-2 26 2B 1B	S SL 84 B FF 93 C FF 93 X SL 85 1-2 ③ F8			X SI 95 0-0 ① F9		4	1	1	0	0	0	3
27 Ryan Flaherty, L (1, 5) OBP: 0.500, SLG: 0.609		F FF 93 B CH 84 B CH 84 B FC 88 X FF 94 3-1 ① F8		S FF 93 F FC 86 B FF 94 F FF 93 C FC 87 1-3 ① K		C CH 86 X SL 82 0-1 ① P6		1 SAFE 1 SAFE B SI 94 X SI 95 1-0 1-H 12 PB 2B		4	1	1	1	0	1	2
61 Carlos Pérez, R (1, 2)		C FF 95 B FF 95 C FF 95 F SL 85 S SL 86 1-3 ② K		S FF 93 S SL 85 F CH 84 S FF 95 0-3 ② K		B SI 89 B CH 87 B SI 88 D CH 87 4-0 BB		B CU 81 F SI 95 B CU 80 X SI 94 2-1 ② L4		3	0	0	0	1	2	3
26 Mike Foltynewicz, R (1, 1) OBP: 0.333, SLG: 0.667 12 Peter Bourjos, R (6, 7)		S SL 83 C FF 94 C FF 94 0-3 ③ K		B FF 93 F SL 83 B FF 92 S FF 93 X SL 84 2-2 11 WP 1-H 2-H 2B		D SL 80 F SI 89 B SL 83 B SI 90 F SI 90 X SI 90 3-2 ② F9		C SI 95 F SI 96 B CU 83 S CU 82 1-3 ③ K 2-H		2 2	0 0	1 0	2 0	0 0	1 1	0 1
Inning Stats	R: 3 H: 2 E: 1 LOB: 0 K: 1 BB: 0 S: 15 P: 23	R: 0 H: 0 E: 0 LOB: 0 K: 2 BB: 0 S: 9 P: 13	R: 0 H: 0 E: 0 LOB: 1 K: 1 BB: 1 S: 14 P: 23	R: 2 H: 2 E: 0 LOB: 1 K: 2 BB: 1 S: 20 P: 29	R: 0 H: 2 E: 0 LOB: 2 K: 1 BB: 0 S: 13 P: 22	R: 0 H: 0 E: 0 LOB: 1 K: 1 BB: 1 S: 9 P: 18	R: 0 H: 0 E: 0 LOB: 0 K: 2 BB: 0 S: 9 P: 13	R: 2 H: 1 E: 0 LOB: 0 K: 1 BB: 1 S: 8 P: 16		1B: 2 SF: 0 2B: 4 SAC: 0 3B: 0 DP: 0 HR: 1 HBP: 0				WP: 1 PA: 36 PB: 2 SB: 0 CS: 0		

PITCHER		IP	WLS	BF	H	R	ER	SO	BB	IBB	HBP	BLK	WP	HR	S	P	ERA	WHIP
31 Max Scherzer, R ERA: 1.64	(1, 1)	5.0	L	24	6	5	2	7	2	0	0	0	1	1	71	110	3.60	1.600
33 Matt Grace, L ERA: 3.6	(6, 1)	2.0		7	0	0	0	3	1	0	0	0	0	0	18	31	0.00	0.500
26 Trevor Gott, R ERA: 11.57	(8, 1)	1.0		5	1	2	1	1	1	0	0	0	0	0	8	16	9.00	2.000

PITCHER	IP	WLS	BF	H	R	ER	SO	BB	IBB	HBP	BLK	WP	HR	S	P	ERA	WHIP

BOTTOM

Washington Nationals @ Atlanta Braves

SunTrust Park, Atlanta, GA

Wed Apr 04 2018, 12:12 PM - 3:17 PM EDT

Att. 29,834 - Partly Cloudy - 53 F

livebaseballscorecards.com

AB	32
R	7
H	7
RBI	6
BB	4
SO	11
LOB	17

Atlanta Braves @ Colorado Rockies

Coors Field, Denver, CO

Fri Apr 06 2018, 3:12 PM - 6:07 PM MDT

Att. 48,216 - Snow - 27 F

livebaseballscorecards.com

Batter	1	2	3	4	5	6	7	8	9	AB	R	H	RBI	BB	SO	LOB
11 Ender Inciarte, L (1, 8) OBP: 0.265, SLG: 0.258	G1-3	L7		F7	L7			1 G3-6-3 1B		5	0	1	0	0	0	1
1 Ozzie Albies, S (1, 4) OBP: 0.206, SLG: 0.500	HR	L9		P6		5 1B 2B		G3-6-3 1-2f		5	2	2	1	0	0	1
5 Freddie Freeman, L (1, 3) OBP: 0.618, SLG: 0.818	24 1B 22 BB 20 SF8 BB	G6-3		G3		22 G3-1 1B 2-H		24 FC5 22 1B BB		3	1	1	1	2	0	0
22 Nick Markakis, L (1, 9) OBP: 0.412, SLG: 0.483	24 1B 7 3B BB 1-2	G5-3		F8	G3-1 1-2			24 FC5 1-2 1B		4	1	1	0	1	0	1
24 Kurt Suzuki, R (1, 2) OBP: 0.455, SLG: 0.250	7 3B 1-2 2-3 1B	F8		F9	G5-3			FC5 1-2 2-3f		5	1	1	0	0	0	3
20 Preston Tucker, L (1, 7) OBP: 0.462, SLG: 0.783 30 Peter Moylan, R (7, 1) 52 José Ramirez, R (7, 1) 18 Lane Adams, R (9, PH) OBP: 0.571, SLG: 1.000 51 Shane Carle, R (9, 1)	SF8 3-H	27 BB 7 1B 1B		G5-3	7 2B BB	G1-3			X SL 83 G5-3	2 0 0 1 0	1 0 0 0 0	1 0 0 0 0	1 0 0 0 0	1 0 0 0 0	0 0 0 0 0	1 0 0 0 0
7 Dansby Swanson, R (1, 6) OBP: 0.370, SLG: 0.556	1-H 2-H 3B	27 BB 1-2 1B		32 2B 1-H 2B	F9				C SL 85 B CH 87 B SI 94 B SL 84 F SL 85 X FF 94 L9	5	1	3	3	0	0	0
27 Ryan Flaherty, L (1, 5) OBP: 0.516, SLG: 0.560	IBB	1-2 2-3 BB		32 S 32 2B IBB	G3-1				B SI 94 F SI 93 X CH 87 G4-3	2	1	0	0	3	0	0
32 Brandon McCarthy, R (1, 1) OBP: 0.250, SLG: 0.500 12 Peter Bourjos, R (7, PH) (7, 7)	K	K			1-H 3-H 2B		G4-3			3 1	0 0	1 0	2 0	0 0	2 0	5 0
Inning Stats	R: 4 E: 0 K: 1 S: 15 H: 3 LOB: 2 BB: 3 P: 28	R: 0 E: 0 K: 0 S: 7 H: 0 LOB: 0 BB: 0 P: 10	R: 0 E: 0 K: 1 S: 12 H: 2 LOB: 3 BB: 1 P: 24	R: 0 E: 0 K: 0 S: 6 H: 0 LOB: 0 BB: 0 P: 11	R: 3 E: 0 K: 0 S: 15 H: 2 LOB: 1 BB: 2 P: 23	R: 1 E: 0 K: 0 S: 17 H: 2 LOB: 1 BB: 0 P: 23	R: 0 E: 0 K: 0 S: 3 H: 0 LOB: 0 BB: 0 P: 5	R: 0 E: 0 K: 0 S: 9 H: 2 LOB: 2 BB: 1 P: 18	R: 0 E: 0 K: 0 S: 6 H: 0 LOB: 0 BB: 0 P: 10	1B: 6 2B: 3 3B: 1 HR: 1	SF: 1 SAC: 0 DP: 1 HBP: 0						

	AB	36
	R	8
	H	11
	RBI	8
	BB	7
	SO	2
	LOB	12

WP: 0 PB: 0 SB: 1 CS: 0 PA: 44

PITCHER		IP	WLS	BF	H	R	ER	SO	BB	IBB	HBP	BLK	WP	HR	S	P	ERA	WHIP
48 Germán Márquez, R ERA: 6.52	(1, 1)	4.2	L	27	7	7	7	2	4	2	0	0	0	1	53	93	13.50	2.357
38 Mike Dunn, L ERA: 7.71	(5, 1)	0.1		1	0	0	0	0	0	0	0	0	0	0	2	3	0.00	0.000
52 Chris Rusin, L ERA: 10.8	(6, 1)	2.0		8	2	1	1	0	0	0	0	0	0	0	20	28	4.50	1.000
45 Scott Oberg, R ERA: 2.7	(8, 1)	2.0		8	2	0	0	0	1	0	0	0	0	0	15	28	0.00	1.500

PITCHER	IP	WLS	BF	H	R	ER	SO	BB	IBB	HBP	BLK	WP	HR	S	P	ERA	WHIP

Atlanta Braves @ Colorado Rockies

Coors Field, Denver, CO

Fri Apr 06 2018, 3:12 PM - 6:07 PM MDT

Att. 48,216 - Snow - 27 F

livebaseballscorecards.com

BOTTOM

Batter	1	2	3	4	5	6	7	8	9	AB	R	H	RBI	BB	SO	LOB
19 Charlie Blackmon, L (1, 8) OBP: 0.389, SLG: 0.750	C FC 91 B SI 91 B FF 92 B SI 90 B FC 89 4-1 28 FC5-4 BB		C CU 78 X FC 88 0-1 ① F9		X SI 92 0-0 ② G3		C FF 92 B CH 84 X FF 92 1-1 ③ F7			3	0	0	0	1	0	1
9 DJ LeMahieu, R (1, 4) OBP: 0.417, SLG: 0.517	B FC 91 C FC 90 F FC 91 C SL 86 1-3 ① K		C SI 90 F SI 90 B SL 85 X SI 90 1-2 ② G5-3		B CU 79 B FC 89 B SI 90 C SI 90 X SI 91 3-1 ③ G6-3			C FF 93 B SL 86 B CH 82 C FF 94 B FF 94 X FF 95 3-2 ① L9		4	0	0	0	0	1	1
28 Nolan Arenado, R (1, 5) OBP: 0.371, SLG: 0.483	B SI 92 C FC 90 X FC 90 1-1 ② FC5-4 5 S 5 3B 1-2f		C SL 87 F CU 79 X CU 79 0-2 ③ F7			B FC 90 F SI 90 X FC 89 1-1 1B		C FF 94 B FF 95 C FF 95 F CH 86 F FF 95 F FF 95 X CH 87 1-2 1B		4	1	2	0	0	0	1
5 Carlos González, L (1, 9) OBP: 0.290, SLG: 0.467	C FC 90 F FC 90 D CU 81 B FC 90 F FC 90 D CU 79 X FC 90 3-2 1-H 3B			B SI 91 B FC 89 C CU 78 B SI 91 S FC 90 X FC 90 3-2 HR		F SI 90 B SI 90 F SI 90 B FC 90 S FC 89 2-3 ① K		B FF 94 B FF 94 C FF 94 X FF 95 2-1 ② P2		4	1	2	2	0	1	2
20 Ian Desmond, R (1, 3) OBP: 0.296, SLG: 0.556	C FC 89 X FC 89 0-1 ③ L4			X SI 91 0-0 ① G3		C SI 90 B SI 91 1 SAFE S SL 85 S SL 86 1-3 ② K		C FF 95 B FF 95 B FF 95 B FF 95 X FF 94 3-1 ③ G5-3		4	0	0	0	0	1	3
8 Gerardo Parra, L (1, 7) OBP: 0.250, SLG: 0.320		C SI 91 B CU 79 X CU 78 1-1 ① G3		X CU 78 0-0 ② F7		C FF 91 B FF 92 S CU 79 S CU 80 1-3 ③ K			C FF 94 S CH 86 B CH 86 X CH 86 1-2 ① G4-3	4	0	0	0	0	1	1
27 Trevor Story, R (1, 6) OBP: 0.242, SLG: 0.300		C SI 90 T SL 85 B CU 80 B SL 86 F SI 91 F CU 79 X SL 84 2-2 ② F8		C CU 78 X SL 85 0-1 HR			C SI 87 B SL 77 S SL 76 B SL 76 B SI 88 F SI 88 T SI 89 3-2 ① K		F FF 94 C FF 95 S SL 86 0-3 ② K	4	1	1	1	0	2	0
42 Chris Iannetta, R (1, 2) OBP: 0.480, SLG: 0.500		C CU 80 C FC 90 B FC 91 B SL 87 X SL 85 2-2 2B		C FC 89 B FC 90 B SI 92 C FF 91 F FF 93 F CU 79 X SI 92 2-2 ③ G6-3			C SL 78 S SL 78 B SL 76 F SI 89 B SL 76 B SI 88 S SL 76 3-3 ② K		B FF 94 B FF 94 X FF 94 2-0 2B	4	0	2	0	0	1	0
48 Germán Márquez, R (1, 1) OBP: 0.333, SLG: 0.333 38 Mike Dunn, L (5, 1) 24 Ryan McMahon, L (5, PH) 52 Chris Rusin, L (6, 1) 3 Mike Tauchman, L (7, PH) 45 Scott Oberg, R (8, 1) 4 Pat Valaika, R (9, PH)		X SI 91 0-0 ③ G1-3			C SI 90 S SI 91 X CU 79 0-2 ① G3		B SI 88 B SI 88 B CH 87 C SI 87 F CH 84 B SI 87 4-2 BB		S SL 85 B SL 85 F FF 95 T FF 94 1-2 ③ K	1 0 1 0 0 0 1	0 0 0 0 0 0 0	0 0 0 0 0 0 1	0 0 0 0 1 0 1	0 0 0 0 0 0 1	0 0 0 0 0 0 1	1 0 0 0 0 0 1
Inning Stats	R: 1 E: 0 K: 1 S: 12 H: 1 LOB: 1 BB: 1 P: 21	R: 0 E: 0 K: 0 S: 11 H: 1 LOB: 1 BB: 0 P: 16	R: 0 E: 0 K: 0 S: 8 H: 0 LOB: 0 BB: 0 P: 9	R: 2 E: 0 K: 0 S: 12 H: 2 LOB: 0 BB: 0 P: 17	R: 0 E: 0 K: 0 S: 6 H: 0 LOB: 0 BB: 0 P: 9	R: 0 E: 0 K: 3 S: 11 H: 1 LOB: 1 BB: 0 P: 16	R: 0 E: 0 K: 2 S: 12 H: 0 LOB: 1 BB: 1 P: 23	R: 0 E: 0 K: 0 S: 13 H: 1 LOB: 1 BB: 0 P: 22	R: 0 E: 0 K: 2 S: 10 H: 1 LOB: 1 BB: 0 P: 14	1B: 2 2B: 2 3B: 1 HR: 2	SF: 0 SAC: 0 DP: 0 HBP: 0	WP: 0 PB: 0 SB: 1 CS: 0	PA: 36			

	AB	34
	R	3
	H	7
	RBI	3
	BB	2
	SO	8
	LOB	11

PITCHER		IP	WLS	BF	H	R	ER	SO	BB	IBB	HBP	BLK	WP	HR	S	P	ERA	WHIP
32 Brandon McCarthy, R ERA: 3.97	(1, 1)	6.0	W	24	5	3	3	4	1	0	0	0	0	2	60	88	4.50	1.000
30 Peter Moylan, R ERA:	(7, 1)	0.2		3	0	0	0	2	1	0	0	0	0	0	10	20	0.00	1.500
52 José Ramirez, R ERA: 9.0	(7, 1)	1.1		5	1	0	0	0	0	0	0	0	0	0	15	25	0.00	0.750
51 Shane Carle, R ERA: 1.42	(9, 1)	1.0		4	1	0	0	2	0	0	0	0	0	0	10	14	0.00	1.000

PITCHER	IP	WLS	BF	H	R	ER	SO	BB	IBB	HBP	BLK	WP	HR	S	P	ERA	WHIP

Batter	1	2	3	4	5	6	7	8	9	10	AB	R	H	RBI	BB	SO	LOB
11 Ender Inciarte, L (1, 8) OBP: 0.256, SLG: 0.278	B FF 91 C FF 91 B FF 91 X FF 90 2-1 2B		C FF 90 B CH 85 B CH 84 D CH 86 C FF 90 X FF 88 3-2 ②③ G5-4-3 1-2f			B CU 76 B FF 88 F FF 89 D CU 77 X FF 89 3-1 ① F8		B SL 76 X FF 92 1-0 ② G4-3		C ST 82 F SI 94 B ST 83 S SI 95 1-3 ① K	5	0	1	0	0	1	2
1 Ozzie Albies, S (1, 4) OBP: 0.237, SLG: 0.486	C FF 90 S CU 78 D CU 78 D FF 87 X CH 85 2-2 ① G1-3			X FF 90 0-0 ① L9		1 SAFE C CU 77 B FF 89 1 SAFE F FF 90 X CH 84 1-2 ② SH2-3 1-2		B FF 92 X FF 91 1-0 1B		B ST 83 H ST 83 2-0 22 E 22 S HBP	3	0	1	0	0	0	1
5 Freddie Freeman, L (1, 3) OBP: 0.564, SLG: 0.741	2 SAFE B FF 90 B FF 90 S CH 84 B FF 90 F CH 84 S FC 86 3-3 ② K			C CH 85 B CH 86 B FF 90 B FF 90 X CH 84 3-1 ② G4-3		F FF 89 C CH 84 B FF 88 B FF 89 X CH 85 2-2 2-H 2B		B FF 92 B FF 92 S FF 92 S FF 90 F FF 95 X FF 94 2-2 ③ F7		1 SAFE X SI 96 0-0 ② F7	5	0	1	1	0	1	3
22 Nick Markakis, L (1, 9) OBP: 0.410, SLG: 0.455	B FF 91 C CH 84 X CH 86 1-1 ③ L7			B CU 76 C CH 85 B FF 92 X CU 77 2-1 1B		B SL 84 F SL 84 D SL 86 B FF 92 B SL 84 4-1 20 FC4-6 BB			X KC 81 0-0 ① G6-3	B SI 95 1 SAFE C SI 94 S SI 95 X SI 97 1-2 ③ L6 1-3	4	0	1	0	1	0	2
20 Preston Tucker, L (1, 7) OBP: 0.414, SLG: 0.692 39 Sam Freeman, R (6, 1) 58 Dan Winkler, R (7, 1) 24 Kurt Suzuki, R (9, PH) OBP: 0.500, SLG: 0.250 12 Peter Bourjos, R (9, PR) (9, 7)		X CH 86 0-0 ① F9		B FF 91 F FF 91 F FF 91 D FC 87 S FC 86 2-3 ③ K		X SL 85 0-0 ③ FC4-6 1-2f			B KC 83 B FF 93 B FF 94 B FF 94 4-0 7 1B 27 1B BB		3 0 0 0 0	0 0 0 0 1	0 0 0 0 0	0 0 0 0 0	1 0 0 0 0	0 0 0 0 0	3 0 0 0 0
7 Dansby Swanson, R (1, 6) OBP: 0.387, SLG: 0.533		C FF 89 B CH 85 S FC 86 X FF 89 1-2 ② G5-3			C FC 82 B FF 91 B CH 85 B FF 88 C FC 83 F FC 85 B FC 84 4-2 27 G3-6-3 BB		B FC 94 C FC 93 S SL 83 X SL 85 1-2 ① P3		1 SAFE C FF 94 1 SAFE 1 SAFE X FF 94 0-1 27 1B 1-3 1B		3	0	1	0	1	0	0
27 Ryan Flaherty, L (1, 5) OBP: 0.514, SLG: 0.552		C FF 92 B FF 92 B FC 86 B FF 92 X FF 92 3-1 ③ G3			C FF 89 F FF 91 B FF 90 X CU 76 1-2 ①② G3-6-3 1-2f		X FC 93 0-0 61 G4-6-3 1B		D FC 91 X FC 89 1-0 18 S 1-3 3-H 1B		4	0	2	1	0	0	1
61 Carlos Pérez, R (1, 2) OBP: 0.250, SLG: 0.143			X FF 90 0-0 19 FC3-6 1B		B FC 90 B FC 89 C FF 90 C FF 91 F FF 90 C FF 86 2-3 ③ K		B FC 94 D SL 83 1 SAFE S FC 94 X FC 94 2-1 ②③ G4-6-3 1-2f		B FF 94 1 SAFE D KC 84 1 SAFE X FF 94 2-0 ② F9		4	0	1	0	0	1	3
19 Aníbal Sánchez, R (1, 1) 18 Lane Adams, R (6, PH) OBP: 0.500, SLG: 0.750 (6, 7) 33 A.J. Minter, L (9, 1) 38 Arodys Vizcaíno, R (10, 1)			L FF 89 X FF 89 0-1 ① FC3-6 11 G5-4-3 1-2f			C CU 73 B CU 75 B CH 85 B FF 87 B FF 89 4-1 1 SH2-3 5 2B BB		B FF 92 C FF 92 B FF 93 X FF 92 2-1 ① F9	B FC 90 S FC 90 F FC 90 S KC 86 1-3 ③ K 1-2	1 2 0 0	0 1 0 0	0 0 0 0	0 0 0 0	0 1 0 0	0 1 0 0	1 2 0 0
Inning Stats	R: 0 E: 0 K: 1 S: 10 H: 1 LOB: 1 BB: 0 P: 18	R: 0 E: 0 K: 0 S: 6 H: 0 LOB: 0 BB: 0 P: 10	R: 0 E: 0 K: 0 S: 6 H: 1 LOB: 0 BB: 0 P: 9	R: 0 E: 0 K: 1 S: 8 H: 1 LOB: 1 BB: 0 P: 15	R: 0 E: 0 K: 1 S: 10 H: 0 LOB: 0 BB: 1 P: 17	R: 1 E: 0 K: 0 S: 11 H: 1 LOB: 2 BB: 2 P: 25	R: 0 E: 0 K: 0 S: 6 H: 1 LOB: 0 BB: 0 P: 9	R: 0 E: 0 K: 0 S: 8 H: 1 LOB: 1 BB: 0 P: 14	R: 1 E: 0 K: 1 S: 8 H: 2 LOB: 3 BB: 1 P: 16	R: 0 E: 0 K: 1 S: 7 H: 0 LOB: 1 BB: 0 P: 11	1B: 6 2B: 2 3B: 0 HR: 0 SF: 0 SAC: 1 DP: 3 HBP: 1						

PITCHER		IP	WLS	BF	H	R	ER	SO	BB	IBB	HBP	BLK	WP	HR	S	P	ERA	WHIP
35 Chad Bettis, R ERA: 2.53	(1, 1)	5.2		21	4	1	1	3	2	0	0	0	0	0	49	88	1.59	1.059
38 Mike Dunn, L ERA: 6.75	(6, 1)	0.1	H	2	0	0	0	0	1	0	0	0	0	0	2	6	0.00	3.000
29 Bryan Shaw, R ERA:	(7, 1)	1.0	H	3	1	0	0	0	0	0	0	0	0	0	6	9	0.00	1.000
51 Jake McGee, L ERA: 1.93	(8, 1)	1.0	H	4	1	0	0	0	0	0	0	0	0	0	8	14	0.00	1.000
71 Wade Davis, R ERA: 4.15	(9, 1)	1.0	B	6	2	1	1	1	1	0	0	0	0	0	8	16	9.00	3.000

PITCHER		IP	WLS	BF	H	R	ER	SO	BB	IBB	HBP	BLK	WP	HR	S	P	ERA	WHIP
0 Adam Ottavino, R ERA:	(10, 1)	1.0	W	4	0	0	0	1	0	0	1	0	0	0	7	11	0.00	0.000

TOP

Atlanta Braves @ Colorado Rockies

Coors Field, Denver, CO

Sat Apr 07 2018, 6:12 PM - 9:39 PM MDT

Att. 40,120 - Cloudy - 55 F

livebaseballscorecards.com

AB	34
R	2
H	8
RBI	2
BB	4
SO	5
LOB	18

1B: 6 SF: 0 WP: 0 PA: 40
2B: 2 SAC: 1 PB: 0
3B: 0 DP: 3 SB: 2
HR: 0 HBP: 1 CS: 0

Atlanta Braves @ Colorado Rockies

Coors Field, Denver, CO

Sat Apr 07 2018, 6:12 PM - 9:39 PM MDT

Att. 40,120 - Cloudy - 55 F

livebaseballscorecards.com

BOTTOM

Batter	1	2	3	4	5	6	7	8	9	10	AB	R	H	RBI	BB	SO	LOB
19 Charlie Blackmon, L (1, 8) OBP: 0.366, SLG: 0.667 3 Mike Tauchman, L (10, 8)	B FF 88 B FF 88 S FS 81 B FF 89 C FS 83 S FC 86 3-3 ① **K**		B FC 86 B FF 90 B FF 88 C FS 82 C FF 88 F FC 85 B CH 67 4-2 9 1B 28 1B **BB**		B CU 78 F FS 82 B FF 88 B FF 88 S SI 87 F SI 88 F CU 77 S FS 82 3-3 ① **K**		C CU 83 B CU 82 X CU 82 1-1 ① **F7**		L FF 95 X FC 90 0-1 ① **B5**		4 1 0 0 1 2 2 0 0 0 0 0 0 0	
9 DJ LeMahieu, R (1, 4) OBP: 0.415, SLG: 0.529	C SI 89 X FC 87 0-1 ② **G4-3**		1 SAFE C SL 81 B SI 89 1 SAFE 1 SAFE X FF 90 1-1 5 CS 28 1B **1B** 1-2		C FF 87 B FS 82 X SL 85 1-1 28 1B **2B**		B FF 93 C FC 90 B FF 93 C FF 92 B FF 94 X FC 90 3-2 ② **G4-3**		X FC 90 0-0 ②③ **L4-6** 2-2		5 0 2 0 0 0 2	
28 Nolan Arenado, R (1, 5) OBP: 0.400, SLG: 0.485	B SL 86 F FF 89 F FF 90 B FF 90 F CH 65 B FS 82 F FF 91 F FF 91 B FS 83 4-2 **BB**		B SL 82 B SL 84 S FS 82 X FF 90 2-1 5 CS **1B** 1-2 2-H		F SL 81 B FF 90 X CU 78 1-1 **1B** 2-3		C CU 82 B FC 89 B CU 83 B FC 90 C FC 89 S FF 93 3-3 ③ **K**			C SI 97 S FF 97 F SL 84 F SI 99 B SL 87 F SI 99 X SL 87 1-2 ① **F9**	4 0 2 1 1 1 0	
5 Carlos González, L (1, 9) OBP: 0.278, SLG: 0.457	S FS 83 B FC 87 S FS 83 C FC 87 1-3 ③ **K**		B FF 89 2 SAFE C FF 89 B FF 90 X FS 84 2-1 ②③ **F9** 1-2 2-3		C FF 89 S CU 78 F FC 87 S CU 76 0-3 ② **K**			F FC 88 S CU 79 F FF 93 C FF 94 0-3 ① **K**		C CH 91 X SI 100 0-1 27 WP 14 BB **2B**	5 1 1 0 0 3 5	
20 Ian Desmond, R (1, 3) OBP: 0.250, SLG: 0.469		S FF 87 X FC 86 0-1 ① **G1-3**		F SL 81 C SL 82 B FF 88 X SI 90 1-2 ① **G6-3**	F FF 90 F FF 90 D FS 83 F FC 86 S CH 62 1-3 ③ **K**			B FC 88 X FC 90 1-0 ② **G4-3**		S SI 99 B SI 99 S SL 86 S SL 86 1-3 ② **K**	5 0 0 0 0 2 3	
8 Gerardo Parra, L (1, 7) OBP: 0.303, SLG: 0.345		B FF 89 B FF 90 C FF 89 X FC 86 2-1 **1B**		X CU 78 0-0 ② **G5-3**		C CU 82 X CU 82 0-1 ① **L7**		B SI 93 F FC 91 B FF 92 B FC 89 F FC 89 F FC 90 X FF 92 3-2 **1B**		0-0 14 BB 27 WP **IBB**	4 0 2 0 1 0 0	
27 Trevor Story, R (1, 6) OBP: 0.263, SLG: 0.382		X FC 87 0-0 ② **P3**		B FF 90 B FS 84 F FC 86 X SL 82 2-1 **HR**		B SI 94 B FS 86 B SI 93 C SI 93 C FS 87 S FS 85 3-3 ② **K**		1 SAFE B FC 89 X FC 90 1-0 ③ **G4-3**		B SL 86 S SL 84 F SI 98 B SL 88 D SL 87 D SL 87 4-2 14 BB 1-2 2-3 **BB**	4 1 1 1 1 1 2	
14 Tony Wolters, L (1, 2) OBP: 0.333, SLG: 0.200		F FF 90 B SI 91 F FC 88 F FF 90 X FS 84 1-2 ③ **G4-3**		X FS 84 0-0 **1B**		B SI 94 B SI 95 C FF 95 B FF 95 B FF 94 4-1 **BB**			B FC 91 X FC 91 1-0 9 L4-6 42 BB **1B**	B CH 86 B SI 98 B FF 98 B SI 98 4-0 1-2 2-3 3-H **BB**	3 0 2 1 2 0 1	
35 Chad Bettis, R (1, 1) OBP: 0.250, SLG: 0.250 38 Mike Dunn, L (6, 1) 4 Pat Valaika, R (6, PH) 29 Bryan Shaw, S (7, 1) 51 Jake McGee, L (8, 1) 71 Wade Davis, R (9, 1) 42 Chris Iannetta, R (9, PH) OBP: 0.500, SLG: 0.500 0 Adam Ottavino, S (10, 1)			C FF 86 F FF 88 C FF 91 0-3 ① **K**	S FC 87 X FC 86 0-1 ③ **G1-3**		B FB 86 C FS 85 F SI 94 B FF 96 S FS 87 2-3 ③ **K**			1 SAFE B FF 95 S FC 92 1 SAFE B FC 90 B FF 95 C FF 95 F FC 90 B FF 96 4-2 1-2 **BB**		2 0 0 0 0 1 1 0 0 0 0 0 0 0 1 0 0 0 0 1 1 0 0 0 0 0 0 0 0 0 0 0 0 0 0 0 0 0 0 0 0 0 0 0 0 0 1 0 0 0 0 0 0 0 0 0	

Inning Stats	1	2	3	4	5	6	7	8	9	10
	R: 0 H: 0 E: 0 LOB: 1 K: 2 BB: 1 S: 13 P: 21	R: 0 H: 1 E: 0 LOB: 1 K: 0 BB: 0 S: 9 P: 12	R: 1 H: 2 E: 0 LOB: 1 K: 1 BB: 1 S: 13 P: 22	R: 1 H: 2 E: 0 LOB: 1 K: 0 BB: 0 S: 9 P: 12	R: 0 H: 2 E: 0 LOB: 2 K: 3 BB: 0 S: 17 P: 23	R: 0 H: 0 E: 0 LOB: 1 K: 2 BB: 1 S: 9 P: 18	R: 0 H: 0 E: 0 LOB: 0 K: 1 BB: 0 S: 8 P: 15	R: 0 H: 1 E: 0 LOB: 1 K: 1 BB: 0 S: 10 P: 15	R: 0 H: 1 E: 0 LOB: 1 K: 0 BB: 1 S: 7 P: 12	R: 1 H: 1 E: 0 LOB: 3 K: 1 BB: 3 S: 13 P: 23

	AB	R	H	RBI	BB	SO	LOB
AB	37						
R	3						
H	10						
RBI	3						
BB	7						
SO	11						
LOB	17						

1B: 7 SF: 0 WP: 1 PA: 44
2B: 3 SAC: 0 PB: 0
3B: 0 DP: 1 SB: 0
HR: 1 HBP: 0 CS: 2

PITCHER		IP	WLS	BF	H	R	ER	SO	BB	IBB	HBP	BLK	WP	HR	S	P	ERA	WHIP
19 Aníbal Sánchez, R ERA: 2.25	(1, 1)	5.0		23	7	2	2	6	2	0	0	0	0	1	61	90	3.60	1.800
39 Sam Freeman, L ERA:	(6, 1)	1.1		5	0	0	0	2	1	0	0	0	0	0	11	21	0.00	0.750
58 Dan Winkler, R ERA:	(7, 1)	1.2		6	1	0	0	2	0	0	0	0	0	0	16	27	0.00	0.600
33 A.J. Minter, L ERA:	(9, 1)	1.0		4	1	0	0	0	1	0	0	0	0	0	7	12	0.00	2.000
38 Arodys Vizcaíno, R ERA: 2.45	(10, 1)	0.2	L	6	1	1	1	1	2	1	0	0	1	0	13	23	13.50	4.500

PITCHER	IP	WLS	BF	H	R	ER	SO	BB	IBB	HBP	BLK	WP	HR	S	P	ERA	WHIP

Atlanta Braves @ Colorado Rockies

Coors Field, Denver, CO

Sun Apr 08 2018, 1:11 PM - 3:36 PM MDT

Att. 42,031 - Partly Cloudy - 59 F

livebaseballscorecards.com

TOP

Batter	1	2	3	4	5	6	7	8	9	AB	R	H	RBI	BB	SO	LOB
11 Ender Inciarte, L (1, 8) OBP: 0.279, SLG: 0.282	C FF 91 B SL 88 T SI 92 S SL 89 1-3 K ①		F SL 86 F SL 87 B SL 89 B SI 92 X SL 89 2-2 1 G4-6-3 1B		C FF 93 B SI 91 F SL 87 B FF 93 B FF 94 D SI 92 4-2 1 S 1 2B BB		X SI 92 0-0 G4-3 ②			3	1	1	0	1	1	0
1 Ozzie Albies, S (1, 4) OBP: 0.262, SLG: 0.585	X SL 83 0-0 F9 ②		B SI 92 1 SAFE B SL 85 1 SAFE X FF 92 2-0 G4-6-3 ① ② 1-2f		1 SAFE 1 SAFE D CH 88 1 SAFE T CH 88 B SL 87 B CH 88 S FF 93 F FF 93 3-2 X SL 87 1-H 2B		B SI 91 X CH 84 1-0 HR			4	1	2	2	0	0	1
5 Freddie Freeman, L (1, 3) OBP: 0.558, SLG: 0.733	X FF 93 0-0 2B		B SL 82 B SL 88 B FF 94 C FF 93 B SL 87 4-1 BB		F FF 92 F SL 88 X FF 94 0-2 G4-3 ③		X SI 91 0-0 L7 ③			3	0	1	0	1	0	1
24 Kurt Suzuki, R (1, 2) OBP: 0.375, SLG: 0.167	C CU 79 X SI 92 0-1 L4 ③		X FF 93 0-0 L8 ③			B CU 78 S CH 87 F FF 92 F SL 87 X SI 92 1-2 G6-3 ①		X FF 90 0-0 F9 ①		4	0	0	0	0	0	2
22 Nick Markakis, L (1, 9) OBP: 0.419, SLG: 0.541		T FF 90 X FF 91 0-1 12 FC3-6 7 1B 1B		B SL 85 F SL 85 B SL 86 C FF 92 F FF 93 F FF 92 B SL 88 S FF 93 3-3 K ①		B FF 92 B SL 86 C FF 92 X FF 91 2-1 HR		C SI 91 B FC 88 B SI 90 C SI 91 X SL 83 2-2 G4-3 ②		4	1	2	1	0	1	0
7 Dansby Swanson, R (1, 6) OBP: 0.400, SLG: 0.618		X CU 81 0-0 12 FC3-6 1-2 1B		C CU 80 X CH 88 0-1 G5-3 ②		F FF 94 B CH 88 B CH 88 B SL 87 F SL 86 X FF 93 3-2 HR		C FC 88 F FF 91 B CH 85 B CH 84 B FC 88 F SI 91 F FF 91 C SI 89 3-3 K ③		4	1	2	1	0	1	0
8 Charlie Culberson, R (1, 5) OBP: 0.273, SLG: 0.200		F SI 92 X FF 93 0-1 F7 ①		B CH 87 C SL 85 S FF 94 S SL 88 1-3 K ③		B CH 86 B CH 87 F FF 91 X SI 92 2-1 G4-3 ②			C SL 87 F FF 95 X FF 95 0-2 G4-3 ①	4	0	0	0	0	1	2
12 Peter Bourjos, R (1, 7)		B FF 91 B CH 88 X SI 92 2-0 FC3-6 ② 1-2f 2-3			B CU 78 X CH 86 1-0 F9 ①	B FF 90 B SI 90 B CH 88 C FF 90 X FF 90 3-1 B1-3 ③			B FF 96 S SL 87 C SI 94 B SL 86 T FF 96 2-2 K ②	4	0	0	0	0	1	2
15 Sean Newcomb, L (1, 1) 51 Shane Carle, R (7, 1) 39 Sam Freeman, R (8, 1) 20 Preston Tucker, L (9, PH) OBP: 0.400, SLG: 0.667 38 Arodys Vizcaíno, R (9, 1)		C FF 93 S SL 88 B SL 89 S SL 87 1-3 K ③			S FF 92 B SL 87 C FF 92 C SL 87 1-3 K ②		B SI 91 F SI 90 C SI 90 S SL 84 1-3 K ①		C CH 89 F FF 95 S SL 87 0-3 K ③	3 0 0 1 0	0 0 0 0 0	0 0 0 0 0	0 0 0 0 0	0 0 0 0 0	3 0 0 1 0	2 0 0 0 0
Inning Stats	R: 0 E: 0 K: 1 S: 7 H: 1 LOB: 1 BB: 0 P: 8	R: 0 E: 0 K: 1 S: 9 H: 2 LOB: 2 BB: 0 P: 12	R: 0 E: 0 K: 0 S: 6 H: 1 LOB: 1 BB: 1 P: 14	R: 0 E: 0 K: 2 S: 10 H: 0 LOB: 0 BB: 0 P: 14	R: 1 E: 0 K: 1 S: 13 H: 1 LOB: 1 BB: 1 P: 22	R: 2 E: 0 K: 0 S: 13 H: 2 LOB: 0 BB: 0 P: 24	R: 1 E: 0 K: 1 S: 6 H: 1 LOB: 0 BB: 0 P: 8	R: 0 E: 0 K: 1 S: 9 H: 0 LOB: 0 BB: 0 P: 14	R: 0 E: 0 K: 2 S: 9 H: 0 LOB: 0 BB: 0 P: 11	1B: 3 2B: 2 3B: 0 HR: 3	SF: 0 SAC: 0 DP: 1 HBP: 0			WP: 0 PB: 0 SB: 1 CS: 0	PA: 36		

	AB	34
	R	4
	H	8
	RBI	4
	BB	2
	SO	9
	LOB	10

PITCHER		IP	WLS	BF	H	R	ER	SO	BB	IBB	HBP	BLK	WP	HR	S	P	ERA	WHIP
21 Kyle Freeland, L ERA: 5.56	(1, 1)	6.0	L	26	7	3	3	5	2	0	0	0	0	2	58	94	4.50	1.500
52 Chris Rusin, L ERA: 9.0	(7, 1)	2.0		7	1	1	1	2	0	0	0	0	0	1	15	22	4.50	0.500
45 Scott Oberg, R ERA: 2.08	(9, 1)	1.0		3	0	0	0	2	0	0	0	0	0	0	9	11	0.00	0.000

PITCHER		IP	WLS	BF	H	R	ER	SO	BB	IBB	HBP	BLK	WP	HR	S	P	ERA	WHIP

BOTTOM

Atlanta Braves @ Colorado Rockies

Coors Field, Denver, CO

Sun Apr 08 2018, 1:11 PM - 3:36 PM MDT

Att. 42,031 - Partly Cloudy - 59 F

livebaseballscorecards.com

Batter	1	2	3	4	5	6	7	8	9	AB	R	H	RBI	BB	SO	LOB
9 DJ LeMahieu, R (1, 4) OBP: 0.400, SLG: 0.500	B FF 93 C FF 92 B CH 87 X CH 88 2-1 42 G1-4-3 1B	C CU 76 B CH 87 B FF 94 B CH 88 X FF 93 3-1 ② F7	B CH 86 C CH 87 B FF 94 B FF 93 C CH 87 S FF 93 3-3 ② K	B FF 95 C SI 95 D FF 95 B SI 94 X SI 93 3-1 ③ G4-3						4	0	1	0	0	1	1
42 Chris Iannetta, R (1, 2) OBP: 0.433, SLG: 0.423	X FF 92 0-0 ①② G1-4-3 1-2f	B FF 94 F FF 94 B CU 77 S CH 88 B FF 94 S CH 87 3-3 ③ K	B CU 76 C CH 88 C CH 87 S FF 94 1-3 ③ K	B SI 97 X SI 97 1-0 ① L7						4	0	0	0	0	2	1
28 Nolan Arenado, R (1, 5) OBP: 0.409, SLG: 0.486	B FF 94 C FF 94 S CH 88 F CH 88 B FF 95 X CU 79 2-2 27 1B 1B	F CU 75 X FF 93 0-1 ① P3	C FF 92 B CH 87 X CH 87 1-1 20 G6-4-3 27 1B 1B	B SI 99 X SI 98 1-0 ② P3						4	0	2	0	0	0	0
27 Trevor Story, R (1, 6) OBP: 0.286, SLG: 0.395	X CH 88 0-0 1-2 1B	B FF 92 F FF 94 B CH 87 X CH 88 2-1 ② G5-3	D FF 92 F FF 93 C FF 94 F CH 86 B FF 91 F FF 93 X CH 87 2-2 20 G6-4-3 1-2 1B	B SI 99 S SI 99 S FF 98 F SI 99 S SL 86 1-3 ③ K						4	0	2	0	0	1	0
20 Ian Desmond, R (1, 7) OBP: 0.229, SLG: 0.429	C FF 93 F FF 94 B FF 93 C FF 95 1-3 ③ K	C FF 93 F CH 86 B CH 87 F FF 89 S FF 93 1-3 ③ K					X FF 95 0-0 ①② G6-4-3 1-2f 2-3			3	0	0	0	0	2	4
8 Gerardo Parra, L (1, 9) OBP: 0.278, SLG: 0.313		S FF 93 X CU 77 0-1 ① G4-3		C CU 74 B CU 75 X CU 75 1-1 ① G6-3			B FF 95 B CH 86 X CH 88 2-0 ③ L7			3	0	0	0	0	0	1
4 Pat Valaika, R (1, 3) OBP: 0.133, SLG: 0.143		B FF 94 F CH 87 S CH 89 B CH 88 F FF 94 B FF 93 S CH 88 3-3 ② K		B FF 94 B FF 92 X CH 87 2-0 ② G1-3				X FF 95 0-0 5 P5 2B		3	0	1	0	0	1	0
3 Mike Tauchman, L (1, 8)		C FF 94 C FF 95 B CU 78 B SL 79 T FF 94 2-2 ③ K		X FF 92 0-0 ③ G4-3				B CH 86 D SI 95 C FF 94 X CH 88 2-1 ① L7		3	0	0	0	0	1	1
21 Kyle Freeland, L (1, 1) OBP: 0.333, SLG: 0.333 24 Ryan McMahon, L (6, PH) 52 Chris Rusin, L (7, 1) 5 Carlos González, L (8, PH) OBP: 0.270, SLG: 0.444 45 Scott Oberg, R (9, 1)		C FF 91 B FF 92 T FF 92 B FF 92 S FF 92 2-3 ① K				S FF 91 B FF 93 S CU 76 B CU 76 S FF 92 2-3 ① K		X CU 84 0-0 ② P5 2-3		1 1 0 1 0	0 0 0 0 0	0 0 0 0 0	0 0 0 0 0	0 0 0 0 0	1 1 0 0 0	0 0 0 1 0
Inning Stats	R: 0 E: 0 K: 1 S: 11 H: 3 LOB: 2 BB: 0 P: 16	R: 0 E: 0 K: 2 S: 9 H: 0 LOB: 0 BB: 0 P: 14	R: 0 E: 0 K: 2 S: 8 H: 0 LOB: 0 BB: 0 P: 16	R: 0 E: 0 K: 1 S: 8 H: 0 LOB: 0 BB: 0 P: 11	R: 0 E: 0 K: 0 S: 4 H: 0 LOB: 0 BB: 0 P: 7	R: 0 E: 0 K: 3 S: 9 H: 0 LOB: 0 BB: 0 P: 15	R: 0 E: 0 K: 0 S: 9 H: 2 LOB: 1 BB: 0 P: 14	R: 0 E: 0 K: 0 S: 6 H: 1 LOB: 1 BB: 0 P: 11	R: 0 E: 0 K: 1 S: 6 H: 0 LOB: 0 BB: 0 P: 9	1B: 5 2B: 1 3B: 0 HR: 0 SF: 0 SAC: 0 DP: 2 HBP: 0				WP: 0 PB: 0 SB: 0 CS: 0		PA: 31

	AB	31
	R	0
	H	6
	RBI	0
	BB	0
	SO	10
	LOB	9

PITCHER		IP	WLS	BF	H	R	ER	SO	BB	IBB	HBP	BLK	WP	HR	S	P	ERA	WHIP
15 Sean Newcomb, L ERA: 4.35	(1, 1)	6.0	W	22	5	0	0	9	0	0	0	0	0	0	56	89	0.00	0.833
51 Shane Carle, R ERA: 1.17	(7, 1)	1.1	H	4	1	0	0	0	0	0	0	0	0	0	5	9	0.00	0.750
39 Sam Freeman, L ERA:	(8, 1)	0.2		2	0	0	0	0	0	0	0	0	0	0	3	6	0.00	0.000
38 Arodys Vizcaíno, R ERA: 1.93	(9, 1)	1.0		3	0	0	0	1	0	0	0	0	0	0	6	9	0.00	0.000

PITCHER	IP	WLS	BF	H	R	ER	SO	BB	IBB	HBP	BLK	WP	HR	S	P	ERA	WHIP

Batter	1	2	3	4	5	6	7	8	9	AB	R	H	RBI	BB	SO	LOB
11 Ender Inciarte, L (1, 8) OBP: 0.255, SLG: 0.256	F FF 93 X FF 94 0-1 ① F7			C CU 78 B CU 77 B FC 88 F CH 83 B FF 94 C CH 84 3-3 ① K		B CH 83 F FF 92 S FF 93 X FC 88 1-2 ③ F8			F FF 94 B CU 78 B CH 84 F FC 88 F FF 95 S FF 95 2-3 ③ K	4	0	0	0	0	2	0
1 Ozzie Albies, S (1, 4) OBP: 0.244, SLG: 0.545	C FC 88 B FF 93 T FF 93 B FF 94 F CH 86 S FF 93 2-3 ② K			F CU 78 F FC 88 T CH 85 0-2 ② K			X FF 91 0-0 ① P5			3	0	0	0	0	2	0
5 Freddie Freeman, L (1, 3) OBP: 0.522, SLG: 0.667	F FC 88 C FF 92 B CU 80 B FF 94 C CH 86 2-3 ③ K			B FF 95 S FC 88 S FF 94 X FF 95 1-2 ③ P5			B CH 84 C FF 93 B FF 93 C FC 88 B FF 94 F CU 79 S FC 88 3-3 ② K			3	0	0	0	0	2	0
22 Nick Markakis, L (1, 9) OBP: 0.413, SLG: 0.525		X FF 90 0-0 ① L8			B FF 92 B CU 77 B FF 94 C FF 92 X FC 87 3-1 1B		C FF 93 F FC 87 B CH 77 S FF 93 1-3 ③ K			3	0	1	0	0	1	0
24 Kurt Suzuki, R (1, 2) OBP: 0.368, SLG: 0.200		B FF 90 F FF 92 B SL 84 B SL 85 X FF 92 3-1 20 G6-5-3 1B			S SL 85 X FF 92 0-1 ① P5			S FF 93 X SL 84 0-1 ① F8		3	0	1	0	0	0	1
20 Preston Tucker, L (1, 7) OBP: 0.364, SLG: 0.600		F FF 92 B FC 88 X CH 82 1-1 ②③ G6-5-3 1-2f			F CH 82 B FF 93 S FC 87 B FF 95 S FF 94 2-3 ② K			B CU 79 S FF 93 C FF 94 X FC 88 1-2 ② F7		3	0	0	0	0	1	2
7 Dansby Swanson, R (1, 6) OBP: 0.368, SLG: 0.568			X FF 92 0-0 ① G3		C SL 85 F FF 94 B CH 83 S FF 94 1-3 ③ K			B FF 95 F SL 86 C CH 82 X SL 86 1-2 ③ G5-3		3	0	0	0	0	1	1
27 Ryan Flaherty, L (1, 5) OBP: 0.474, SLG: 0.500			B FF 92 C FC 88 B FF 94 X CH 83 2-1 ② G3			F CH 81 S FF 92 X CU 78 0-2 ① G4-3			X CU 77 0-0 ① G4-3	3	0	0	0	0	0	0
49 Julio Teheran, R (1, 1) 30 Peter Moylan, R (7, 1) 64 Luke Jackson, R (8, 1) 8 Charlie Culberson, R (9, PH) OBP: 0.250, SLG: 0.182			S SL 84 F SL 84 B FF 93 X SL 85 1-2 ③ G6-3			C SL 83 F FF 92 X CH 83 0-2 ② G3			C SL 83 F FF 94 S SL 84 0-3 ② K	2 0 0 1	0 0 0 0	0 0 0 0	0 0 0 0	0 0 0 0	0 0 0 1	0 0 0 0
Inning Stats	R: 0 E: 0 K: 2 S: 9 H: 0 LOB: 0 BB: 0 P: 13	R: 0 E: 0 K: 0 S: 5 H: 1 LOB: 0 BB: 0 P: 9	R: 0 E: 0 K: 0 S: 6 H: 0 LOB: 0 BB: 0 P: 9	R: 0 E: 0 K: 2 S: 9 H: 0 LOB: 0 BB: 0 P: 13	R: 0 E: 0 K: 2 S: 10 H: 1 LOB: 1 BB: 0 P: 16	R: 0 E: 0 K: 0 S: 9 H: 0 LOB: 0 BB: 0 P: 10	R: 0 E: 0 K: 2 S: 8 H: 0 LOB: 0 BB: 0 P: 12	R: 0 E: 0 K: 0 S: 8 H: 0 LOB: 0 BB: 0 P: 10	R: 0 E: 0 K: 2 S: 8 H: 0 LOB: 0 BB: 0 P: 10	1B: 2 2B: 0 3B: 0 HR: 0	SF: 0 SAC: 0 DP: 1 HBP: 0			WP: 0 PB: 0 SB: 0 CS: 0	PA: 28	

PITCHER	IP	WLS	BF	H	R	ER	SO	BB	IBB	HBP	BLK	WP	HR	S	P	ERA	WHIP
31 Max Scherzer, R (1, 1) ERA: 0.9	9.0	W	28	2	0	0	10	0	0	0	0	0	0	72	102	0.00	0.222

PITCHER	IP	WLS	BF	H	R	ER	SO	BB	IBB	HBP	BLK	WP	HR	S	P	ERA	WHIP

TOP

Atlanta Braves @ Washington Nationals

Nationals Park, Washington, DC

Mon Apr 09 2018, 7:07 PM - 9:27 PM EDT

Att. 19,528 - Overcast - 45 F

livebaseballscorecards.com

AB	28
R	0
H	2
RBI	0
BB	0
SO	10
LOB	4

Batter	1	2	3	4	5	6	7	8	9	AB	R	H	RBI	BB	SO	LOB
7 Trea Turner, R (1, 6) OBP: 0.370, SLG: 0.297	C FF 89 F FF 88 S SL 78 0-3 K ①		C SL 79 F SI 89 F FF 92 B SL 79 B SL 79 B SI 91 B SL 81 4-2 6 FC5-4 BB	X SI 91 0-0 G1-3 ③			C SI 88 C SL 76 B SL 78 B SL 77 X SI 89 2-2 G1-3 ① 1-2			3	0	0	0	1	1	3
6 Anthony Rendon, R (1, 5) OBP: 0.370, SLG: 0.452	C FF 90 B SL 78 S SL 78 B SI 90 F FF 92 F SL 79 F FF 91 B SI 90 F SL 81 3-2 X FF 92 12 2B 2B		1 SAFE 1 SAFE C SI 89 1 SAFE X SI 90 0-1 FC5-4 ① 34 BB 1-2f		C SL 78 B CU 73 F SI 89 X SI 91 1-2 1B		B SI 89 C SL 78 B SL 78 F SI 89 X SI 89 2-2 L6 ②			4	1	2	0	0	0	2
34 Bryce Harper, L (1, 9) OBP: 0.553, SLG: 0.966	B FF 91 D CH 84 B CH 83 B FF 90 4-0 12 2B BB		D SI 91 B FF 90 B SI 90 B SI 89 4-0 1-2 BB		D SL 80 S CH 84 X FF 90 1-1 F9 ①		0-0 IBB			1	1	0	0	3	0	1
11 Ryan Zimmerman, R (1, 3) OBP: 0.176, SLG: 0.194	S SL 80 S SL 81 D SL 78 F FF 90 C FF 91 1-3 K ②		B SI 90 C SI 90 X SI 91 1-1 F9 ②		C SI 90 X SL 80 0-1 L8 ②		S SL 78 B SL 77 S SL 78 S SL 78 1-3 K ③			4	0	0	0	0	2	7
12 Howie Kendrick, R (1, 4) OBP: 0.378, SLG: 0.486 1 Wilmer Difo, S (8, 4) OBP: 0.368, SLG: 0.333	C SL 80 X SL 80 0-1 1-H 2-H 2B		C SI 90 X SI 92 0-1 F8 ③		C SL 79 S CU 70 F FF 91 1 SAFE X SL 79 0-2 G4-3 ③			B FF 94 B FF 94 C FF 93 S FC 85 B FC 88 B FF 94 4-2 3 WP BB		3 0	0 0	1 0	2 0	0 1	0 0	3 0
8 Brian Goodwin, L (1, 7) OBP: 0.391, SLG: 0.444	C FF 90 S SI 90 B FF 91 B SL 78 S CH 82 2-3 K ③			B SI 88 F CH 81 B CH 80 S FF 90 B FF 91 F CH 82 B SI 89 4-2 3 FC6-4 BB		B CH 79 S CH 81 S FF 89 B CH 82 B FF 90 S SI 90 3-3 K ①		1 SAFE C FF 93 F CU 81 C FF 94 0-3 K ①		3	0	0	0	1	3	2
3 Michael Taylor, R (1, 8) OBP: 0.222, SLG: 0.206		X FF 90 0-0 B3-1 ①		X SL 80 0-0 FC6-4 ① 29 2B 1-2f		C FF 89 C CH 82 X CU 70 0-2 29 F9 2B		1 SAFE S FC 86 F FC 88 F FF 95 B CU 82 C FF 95 1-3 K ② 1-2		4	0	1	0	0	1	2
29 Pedro Severino, R (1, 2) OBP: 0.571, SLG: 0.533		B FF 90 C FF 90 C SI 90 C SI 90 1-3 K ②		1 SAFE F SL 80 P PO 83 X SL 80 1-1 1-3 2B		2 SAFE S SL 79 B SI 89 X SI 90 1-1 F9 ②③ 2-3			0-0 IBB	3	0	1	0	1	1	1
31 Max Scherzer, R (1, 1) OBP: 0.250, SLG: 0.250		C SI 89 S SL 80 F SL 80 S SL 79 0-3 K ③		M SL 79 C SI 88 L FF 90 0-3 K ②			F SI 87 B SI 88 B SI 88 X SI 87 2-1 7 S 1B	S FF 96 B FF 95 C FF 94 B FC 88 X FC 89 2-2 L8 ③		4	0	1	0	0	2	4
Inning Stats	R: 2 E: 0 K: 3 S: 19 H: 2 LOB: 1 BB: 1 P: 29	R: 0 E: 0 K: 2 S: 8 H: 0 LOB: 0 BB: 0 P: 9	R: 0 E: 0 K: 0 S: 9 H: 0 LOB: 2 BB: 2 P: 18	R: 0 E: 0 K: 1 S: 11 H: 1 LOB: 2 BB: 1 P: 15	R: 0 E: 0 K: 0 S: 11 H: 1 LOB: 1 BB: 0 P: 13	R: 0 E: 0 K: 1 S: 8 H: 1 LOB: 0 BB: 0 P: 12	R: 0 E: 0 K: 1 S: 11 H: 1 LOB: 2 BB: 1 P: 18	R: 0 E: 0 K: 2 S: 12 H: 0 LOB: 2 BB: 2 P: 19		1B: 2 2B: 4 3B: 0 HR: 0 SF: 0 SAC: 0 DP: 0 HBP: 0		WP: 1 PB: 0 SB: 1 CS: 0 PA: 36			

PITCHER		IP	WLS	BF	H	R	ER	SO	BB	IBB	HBP	BLK	WP	HR	S	P	ERA	WHIP
49 Julio Teheran, R	(1, 1)	6.0	L	26	5	2	2	7	4	0	0	0	0	0	66	96	3.00	1.500
ERA: 7.07																		
30 Peter Moylan, R	(7, 1)	1.0		5	1	0	0	1	0	1	0	0	0	0	11	18	0.00	1.000
ERA:																		
64 Luke Jackson, R	(8, 1)	1.0		5	0	0	0	2	1	1	0	0	1	0	12	19	0.00	1.000
ERA:																		

PITCHER	IP	WLS	BF	H	R	ER	SO	BB	IBB	HBP	BLK	WP	HR	S	P	ERA	WHIP

BOTTOM

Atlanta Braves @ Washington Nationals

Nationals Park, Washington, DC

Mon Apr 09 2018, 7:07 PM - 9:27 PM EDT

Att. 19,528 - Overcast - 45 F

livebaseballscorecards.com

AB	29
R	2
H	6
RBI	2
BB	7
SO	10
LOB	25

Batter	1	2	3	4	5	6	7	8	9	AB	R	H	RBI	BB	SO	LOB
11 Ender Inciarte, L (1, 8) OBP: 0.255, SLG: 0.255	C FF 96 C SI 96 X FF 96 0-2 ① F8		B CU 83 X FF 96 1-0 ② G4-3			F CH 89 C FF 94 X CH 88 0-2 1B		X CU 80 0-0 ③ G4-3		4	0	1	0	0	0	1
1 Ozzie Albies, S (1, 4) OBP: 0.265, SLG: 0.583	B SL 91 X SI 96 1-0 5 CS 2B		B FF 96 F CH 89 B SL 91 S SI 96 C FF 96 2-3 ③ K			B SI 94 1 SAFE C CH 87 B FF 95 F SI 94 B FF 95 X SI 94 3-2 ② F8			C SI 94 B CH 84 F SI 94 B SI 94 X KC 80 2-2 7 2B 2B	4	1	2	0	0	1	1
5 Freddie Freeman, L (1, 3) OBP: 0.500, SLG: 0.611	B CH 88 B FF 96 F SI 96 B CH 90 C FF 96 F CU 85 B FF 97 4-2 ② 2-3 BB			F FF 96 F SL 89 B FF 95 S CH 88 1-3 ① K		F FF 95 C FF 95 D CU 82 C CU 83 1-3 ③ K			X SI 94 0-0 ① L8	3	0	0	0	1	2	2
22 Nick Markakis, L (1, 9) OBP: 0.400, SLG: 0.488	X SI 95 0-0 ③ L8			B CU 84 X CH 89 1-0 ② G3-1			C CU 81 B FF 95 B FF 94 X CU 82 2-1 ① G6-3		B SI 94 D KC 78 B SI 94 B SI 94 4-0 7 2B BB	3	0	0	0	1	0	1
20 Preston Tucker, L (1, 7) OBP: 0.333, SLG: 0.545 24 Kurt Suzuki, R (9, PH) OBP: 0.350, SLG: 0.188		B FF 94 X SI 95 1-0 ① L7		S FF 96 F SL 89 B CH 89 S CH 90 1-3 ③ K			X CU 82 0-0 ② G4-3		F FF 95 F FF 95 X CU 82 0-2 ② F7	3 1	0 0	0 0	0 0	0 0	1 0	0 2
7 Dansby Swanson, R (1, 6) OBP: 0.381, SLG: 0.585		C FF 95 B CU 84 B FF 95 B FF 96 X FF 96 3-1 27 WP 1B			C FF 96 C CU 82 F FF 96 B CH 88 B FF 96 S CH 88 2-3 ① K		B SL 87 C CU 82 X FF 95 1-1 ③ F8		B FF 95 F FF 95 X FF 95 1-1 1-3 2-H 2B	4	0	2	1	0	1	0
27 Ryan Flaherty, L (1, 5) OBP: 0.452, SLG: 0.457		B FF 94 1 SAFE B CU 83 C FF 95 X SI 94 2-1 ② G1-3 1-2			C CU 82 F FF 96 B CU 82 F CH 88 B FF 96 B SI 96 S FF 96 3-3 ② K			B CH 88 B SI 94 B SI 94 B FF 94 4-0 BB	D CH 85 C SI 95 B CH 84 F FF 95 C FF 95 2-3 ③ K	3	0	0	0	1	2	3
61 Carlos Pérez, R (1, 2) OBP: 0.182, SLG: 0.100		X FF 94 0-0 ③ G4-3			C FF 95 X CU 82 0-1 ③ G4-3			B FF 94 C FF 93 S FF 94 F FF 94 D CH 88 B CU 82 X FF 94 3-2 ① L9		3	0	0	0	0	0	2
26 Mike Foltynewicz, R (1, 1) OBP: 0.250, SLG: 0.500 18 Lane Adams, R (6, PH) OBP: 0.455, SLG: 0.667 51 Shane Carle, R (6, 1) 52 José Ramirez, R (7, 1) 8 Charlie Culberson, R (8, PH) OBP: 0.231, SLG: 0.167 33 A.J. Minter, L (8, 1)			C FF 95 F FF 96 C FF 96 0-3 ① K			S CU 81 X FF 95 0-1 ① G6-3		F FF 94 B FF 94 B CU 81 F FF 94 D FF 95 F FF 94 F FF 94 S CH 87 3-3 ② K		1 1 0 0 1 0	0 0 0 0 0 0	0 0 0 0 0 0	0 0 0 0 0 1	1 0 0 0 0 1	0 0 0 0 0 1	0 0 0 0 0 1

Inning Stats	1	2	3	4	5	6	7	8	9
R:	0	0	0	0	0	0	0	0	1
E:	0	0	0	0	0	0	0	0	0
K:	0	0	2	2	2	1	0	1	1
S:	8	6	7	7	10	11	5	10	12
H:	1	1	0	0	0	1	0	0	2
LOB:	1	1	0	0	0	1	0	1	2
BB:	1	0	0	0	0	0	0	1	1
P:	13	12	10	10	15	15	8	20	21

PITCHER		IP	WLS	BF	H	R	ER	SO	BB	IBB	HBP	BLK	WP	HR	S	P	ERA	WHIP
37 Stephen Strasburg, R ERA: 2.21	(1, 1)	8.0	W	28	3	0	0	8	2	0	0	0	1	0	64	103	0.00	0.625
36 Sammy Solís, L ERA: 6.75	(9, 1)	0.1		3	1	1	1	0	1	0	0	0	0	0	4	10	27.00	6.000
44 Ryan Madson, R ERA:	(9, 1)	0.2	S	3	1	0	0	1	0	0	0	0	0	0	8	11	0.00	1.500

PITCHER	IP	WLS	BF	H	R	ER	SO	BB	IBB	HBP	BLK	WP	HR	S	P	ERA	WHIP

TOP

Atlanta Braves @ Washington Nationals

Nationals Park, Washington, DC

Tue Apr 10 2018, 7:07 PM - 9:50 PM EDT

Att. 19,357 - Clear - 52 F

livebaseballscorecards.com

AB	31
R	1
H	5
RBI	1
BB	3
SO	9
LOB	13

1B:	2	SF:	0	WP:	1	PA:	34		
2B:	3	SAC:	0	PB:	0				
3B:	0	DP:	0	SB:	0				
HR:	0	HBP:	0	CS:	1				

BOTTOM

Atlanta Braves @ Washington Nationals

Nationals Park, Washington, DC

Tue Apr 10 2018, 7:07 PM - 9:50 PM EDT

Att. 19,357 - Clear - 52 F

livebaseballscorecards.com

Batter	1	2	3	4	5	6	7	8	9	AB	R	H	RBI	BB	SO	LOB
8 Brian Goodwin, L (1, 7) OBP: 0.407, SLG: 0.429	B FF 96 B SI 97 C FF 97 C FF 97 B FF 97 B SI 97 4-2 34 1B 11 3B BB	B CH 88 S CH 88 F FF 95 B SI 97 B FF 95 X CH 88 3-2 G4-3 ③		C FF 95 C SL 85 B FF 96 F FF 96 X FF 96 1-2 1-2 2-H 1B		B SL 89 B CH 87 B CH 86 C CH 87 F FF 94 C CU 81 3-3 K ②				3	1	1	1	1	1	3
7 Trea Turner, R (1, 6) OBP: 0.340, SLG: 0.268	C FF 95 F SL 82 B FF 96 B SI 97 F SL 84 F SL 83 1 SAFE S FF 98 2-3 K ①	B FF 94 X FF 94 1-0 F7 ①	X SL 84 0-0 F7 ③			B SL 87 C FF 96 B FF 95 F FF 95 F SL 87 S CU 81 2-3 K ③				4	0	0	0	0	2	5
34 Bryce Harper, L (1, 9) OBP: 0.529, SLG: 0.879	B CH 88 1 SAFE C FF 97 X FF 98 1-1 11 3B 1-2 1B	B FF 95 B CH 88 S CH 88 F FF 95 X FF 96 2-2 L7 ②	X SL 84 0-0 G3 ①				S CH 85 B FF 95 X FF 94 1-1 F7 ①			4	1	1	0	0	0	0
6 Anthony Rendon, R (1, 5) OBP: 0.360, SLG: 0.457	C SI 98 B SI 97 F SL 84 X SL 83 1-2 P3 ②	F SL 86 C SL 84 B CH 88 X SI 94 1-2 2B	B FF 94 C FF 94 B FF 94 F SL 84 B FF 94 S SL 84 3-3 K ②				C FF 95 S CH 86 F CH 86 B FF 93 F CH 87 F SL 90 B FF 94 B SL 89 X CH 85 3-2 P2 ②			4	0	1	0	0	1	2
11 Ryan Zimmerman, R (1, 3) OBP: 0.184, SLG: 0.257	B SL 84 S SL 82 B SI 98 F FF 97 D SL 84 X SL 85 3-2 1-H 2-H 3B	B FF 95 X FF 96 1-0 G4-3 ③	B FF 94 B FF 94 F SL 84 C SL 84 S SL 84 2-3 K ③				C SL 88 B SL 88 C SL 88 S CH 86 1-3 K ③			4	0	1	2	0	2	1
3 Michael Taylor, R (1, 8) OBP: 0.200, SLG: 0.184	C FF 97 F FF 95 F SL 83 X SL 83 0-2 G5-3 ③			S SL 83 C SL 83 B SL 82 X CU 80 1-2 P3 ①		X SL 88 0-0 G5-3 ①		B FC 90 B FF 94 B FF 94 C FF 94 F FC 90 F FC 91 S FF 95 3-3 K ①		4	0	0	0	0	1	1
1 Wilmer Difo, S (1, 4) OBP: 0.391, SLG: 0.421		C FF 95 B CH 88 F SI 96 B FF 96 X CH 89 2-2 F7 ①		C CU 79 B CH 89 B CH 89 X SI 95 2-1 E6 29 G6-3 8 1B		C FF 95 B SL 86 X CH 87 1-1 29 1B 37 SH 1B		B FF 94 B FF 94 F FC 90 X FC 88 2-1 29 CS 2B		4	2	2	0	0	0	0
29 Pedro Severino, R (1, 2) OBP: 0.520, SLG: 0.474		F FF 96 B SI 96 F FF 95 B CH 88 F SL 82 F FF 94 F SI 96 X CU 78 2-2 G5-3 ②		B FF 94 1 SAFE 1 SAFE X SL 84 1-0 G6-3 ② 1-2		1 SAFE 1 SAFE C SL 86 F SL 87 X FF 95 0-2 37 SH 1-3 1B		B FF 94 C FF 94 X FC 91 1-1 L7 ② ③ 2-3		4	0	1	0	0	0	2
37 Stephen Strasburg, R (1, 1) OBP: 0.286, SLG: 0.167 36 Sammy Solís, R (9, 1) 44 Ryan Madson, L (9, 1)		B FF 93 F FF 92 C FF 92 B FF 93 X SL 91 2-2 1B		C CU 75 C SL 82 D SL 81 F FF 93 B CU 79 B SL 82 F SI 94 B FF 93 4-2 8 1B BB		B SL 87 1 SAFE X FF 95 1-0 SH 1-3 3-H				1 0 0	0 0 0	1 0 0	0 0 0	1 0 0	0 0 0	0 0 0
Inning Stats	R: 2 E: 0 K: 1 S: 19 H: 2 LOB: 1 BB: 1 P: 30	R: 0 E: 0 K: 0 S: 15 H: 1 LOB: 1 BB: 0 P: 24	R: 0 E: 0 K: 0 S: 9 H: 1 LOB: 1 BB: 0 P: 14	R: 1 E: 1 K: 0 S: 15 H: 1 LOB: 2 BB: 1 P: 24	R: 0 E: 0 K: 2 S: 7 H: 0 LOB: 0 BB: 0 P: 12	R: 1 E: 1 K: 2 S: 14 H: 2 LOB: 2 BB: 0 P: 21	R: 0 E: 0 K: 1 S: 11 H: 0 LOB: 0 BB: 0 P: 16	R: 0 E: 0 K: 1 S: 8 H: 1 LOB: 0 BB: 0 P: 14		1B: 5 2B: 2 3B: 1 HR: 0 SF: 0 SAC: 1 DP: 0 HBP: 0			WP: 0 PB: 0 SB: 0 CS: 1 PA: 35	

	AB	32
	R	4
	H	8
	RBI	3
	BB	2
	SO	7
	LOB	14

PITCHER		IP	WLS	BF	H	R	ER	SO	BB	IBB	HBP	BLK	WP	HR	S	P	ERA	WHIP
26 Mike Foltynewicz, R ERA: 2.93	(1, 1)	5.0	L	23	5	3	2	3	2	0	0	0	0	0	65	104	3.60	1.400
51 Shane Carle, R ERA: 1.04	(6, 1)	1.0		6	2	1	0	2	0	0	0	0	0	0	14	21	0.00	2.000
52 José Ramirez, R ERA: 6.75	(7, 1)	1.0		3	0	0	0	1	0	0	0	0	0	0	11	16	0.00	0.000
33 A.J. Minter, L ERA:	(8, 1)	1.0		3	1	0	0	1	0	0	0	0	0	0	8	14	0.00	1.000

PITCHER	IP	WLS	BF	H	R	ER	SO	BB	IBB	HBP	BLK	WP	HR	S	P	ERA	WHIP

Batter	1	2	3	4	5	6	7	8	9	10	11	12	AB	R	H	RBI	BB	SO	LOB
11 Ender Inciarte, L (1, 8) OBP: 0.246, SLG: 0.231	C SI 92 X SI 92 0-1 F7		X CU 78 0-0 F8		F SI 91 1 SAFE 1 SAFE B SI 91 X CU 78 1-1 P4			B SI 93 X SI 94 1-0 B3		B FF 94 F FF 93 B FF 93 B FF 94 C FF 93 B FF 94 4-2 24 S 1 S 24 CS BB	B FF 92 C FF 92 F SL 83 S FF 93 1-3 K		5	0	0	0	1	1	3
1 Ozzie Albies, S (1, 4) OBP: 0.291, SLG: 0.630	X SI 93 0-0 HR		C CU 79 B SI 91 X SI 92 1-1 F7			B CU 77 C CU 77 B FF 92 B SI 91 C CU 77 F CU 77 S SI 91 3-3 K		B CH 83 F SI 93 B SI 92 X CH 84 2-1 5 G3 1B		B FF 94 1 SAFE 1 SAFE F B FF 94 1 SAFE F FF 94 B FF 94 S FF 94 3-3 K 1-2		C CU 82 B FF 94 C SI 94 B FF 95 X CU 82 2-2 22 BB 5 1B 12 1B 1B	6	2	3	1	0	2	1
5 Freddie Freeman, L (1, 3) OBP: 0.518, SLG: 0.625	C CU 79 F SI 93 X CU 79 0-2 22 G4-3 2B			B SI 92 B CH 85 X SI 92 2-0 F9		B SI 91 C CH 86 B SI 91 F CU 77 B SI 91 D CH 85 4-2 BB		X SI 92 0-0 G3 1-2		0-0 24 S IBB		X FF 94 0-0 22 BB 12 1B 1-2 1B	4	1	2	0	2	0	1
22 Nick Markakis, L (1, 9) OBP: 0.375, SLG: 0.438	B CU 78 C SI 93 B CU 78 X 2-1 G4-3 2-3			C SI 92 X CU 79 0-1 G3-1		F SI 88 B SI 89 B SL 79 F SL 80 B SI 89 X SL 80 3-2 P2		B KC 76 B SI 93 B SI 92 C SI 91 F CH 83 S SI 93 3-3 K		S FF 95 F FF 95 S FF 95 0-3 K		B FF 94 S SI 94 B CU 82 B FF 95 B SI 96 4-1 7 PB 12 1B 1-2 2-3 BB	5	0	0	0	1	2	5
24 Kurt Suzuki, R (1, 2) OBP: 0.385, SLG: 0.545	B B X 2-0 G5-3			C FF 92 B FF 92 X SL 82 1-1 HR		T SI 90 X SI 89 0-1 F8			B SI 91 F SI 92 X SI 92 1-1 8 BB 1B	B B FF 95 D FS 84 C FF 95 3-1 CS 1-2 2-H	S FF 90 X FF 91 0-1 HR	X CH 86 0-0 F4	6	2	3	2	0	0	5
20 Preston Tucker, L (1, 7) OBP: 0.333, SLG: 0.514 12 Peter Bourjos, R (7, 7) OBP: 0.200, SLG: 0.214		B SI 92 B SI 91 X SI 91 2-0 P5		B SI 92 F CH 86 F SI 91 S SI 91 1-3 K			H SI 89 1-0 8 E HBP		B SI 93 1 SAFE C SI 92 C SI 92 C SL 87 1-3 K		S FF 90 X SL 79 0-1 7 2B 2B	X SI 96 0-0 7 PB 1-2 2-H 3-H 1B	2 3	0 0	0 2	0 2	0 0	1 1	0 1
7 Dansby Swanson, R (1, 6) OBP: 0.375, SLG: 0.565		C SI 92 C SL 82 X SL 84 0-2 L9			S CU 81 C SL 82 F SL 82 F FF 92 B FF 91 B SL 83 B SL 83 B SL 82 4-2 BB		C SL 81 F SI 90 B SI 90 C SI 91 1-3 K		C SI 93 S SI 94 D CH 88 F CH 88 X SI 92 1-2 L7		B B SL 79 B FF 90 C FF 91 F SL 80 X FF 92 3-2 2-3 2B	B SI 96 S SI 95 F FF 94 S CH 85 1-3 K 1-2 2-3	5	0	1	0	1	2	4
8 Charlie Culberson, R (1, 5) OBP: 0.263, SLG: 0.125		B SL 84 C SL 82 B FF 92 F SI 92 B SL 83 S SL 83 3-3 K			C SI 91 X SL 83 0-1 F7		B SI 90 D SL 82 X SI 90 2-0 FC6 18 G4-3 1-2		B SL 87 B SI 93 S SI 94 1 SAFE F SI 93 B CH 89 B SI 93 4-2 1-2 BB		C FF 92 F SL 81 S FF 92 0-3 K	0-0 IBB	4	0	0	0	2	2	4
32 Brandon McCarthy, R (0, 0) ERC: 4.32, RA/9: 0.00 39 Sam Freeman, R (0, 0) 18 Lane Adams, R (1, 0) ERC: 0.00, RA/9: 0.00 68 Dan Winkler, R (0, 0) 33 A.J. Minter, L (0, 0) 27 Ryan Flaherty, L (0, 0) ERC: 0.00, RA/9: 0.00 38 Arodys Vizcaino, R (0, 0) 52 José Ramírez, R (0, 0) 61 Carlos Pérez, R (1, 0) ERC: 0.00, RA/9: 0.00 51 Shane Carle, R (1, 1)			B SI 90 C SI 90 C SL 81 L CU 80 1-3 K		C SI 91 1 SAFE M SL 82 B SL 82 B SI 91 L SL 82 2-3 K		F SL 82 X SI 90 0-1 G4-3 1-2f		C SI 93 B CH 88 C SI 93 F SL 87 S SL 88 1-3 K		C FF 92 C FF 92 D SL 84 F SL 84 S SL 84 1-3 K2-3	C FF 94 S SI 95 S FF 97 0-3 K	2 0 0 1 0 0 1 0 1 0 1 1	0 0 0 0 0 0 0 0 0 0 0 0	0 0 0 0 0 0 0 0 0 0 0 0	0 0 0 0 0 0 1 0 0 0 1 0	2 0 0 0 0 0 0 0 1 0 0 1	1 0 2 0 0 0 2 0 0 0 2 3
Inning Stats	R: 1 H: 2 E: 0 LOB: 1 K: 0 BB: 0 S: 9 P: 13	R: 0 H: 0 E: 0 LOB: 0 K: 1 BB: 0 S: 7 P: 12	R: 0 H: 0 E: 0 LOB: 0 K: 1 BB: 0 S: 6 P: 8	R: 1 H: 1 E: 0 LOB: 0 K: 1 BB: 0 S: 8 P: 12	R: 0 H: 0 E: 0 LOB: 1 K: 1 BB: 1 S: 11 P: 18	R: 0 H: 0 E: 0 LOB: 1 K: 1 BB: 1 S: 11 P: 21	R: 0 H: 0 E: 1 LOB: 1 K: 1 BB: 0 S: 6 P: 10	R: 0 H: 1 E: 0 LOB: 1 K: 1 BB: 0 S: 7 P: 13	R: 0 H: 1 E: 0 LOB: 2 K: 2 BB: 1 S: 15 P: 23	R: 0 H: 0 E: 0 LOB: 1 K: 2 BB: 2 S: 9 P: 19	R: 1 H: 3 E: 0 LOB: 2 K: 3 BB: 0 S: 17 P: 22	R: 2 H: 3 E: 0 LOB: 3 K: 2 BB: 2 S: 13 P: 20	1B: 5 SF: 0 2B: 3 SAC: 0 3B: 0 DP: 1 HR: 3 HBP: 1		WP: 0 PA: 55 PB: 1 SB: 3 CS: 1			

PITCHER		IP	WLS	BF	H	R	ER	SO	BB	IBB	HBP	BLK	WP	HR	S	P	ERA	WHIP
22 A.J. Cole, R ERA: 12.0	(1, 1)	5.1		21	3	2	2	5	2	0	0	0	0	0	47	76	3.38	0.938
33 Matt Grace, L ERA: 2.16	(6, 1)	1.2		6	0	0	0	1	0	0	1	0	0	0	11	18	0.00	0.000
36 Sammy Solís, L ERA: 5.4	(8, 1)	1.0		4	1	0	0	1	0	0	0	0	0	0	7	13	0.00	1.000
21 Brandon Kintzler, R ERA: 12.6	(9, 1)	1.0		5	1	0	0	2	1	0	0	0	0	0	15	23	0.00	2.000
62 Sean Doolittle, L ERA: 3.0	(10, 1)	1.0		4	0	0	0	2	1	1	0	0	0	0	9	19	0.00	1.000

PITCHER		IP	WLS	BF	H	R	ER	SO	BB	IBB	HBP	BLK	WP	HR	S	P	ERA	WHIP
27 Shawn Kelley, R ERA: 2.25	(11, 1)	1.0		6	3	1	1	3	0	0	0	0	0	1	17	22	9.00	3.000
44 Ryan Madson, R ERA: 2.7	(12, 1)	1.0	L	8	3	2	2	2	1	1	0	0	0	0	13	20	18.00	4.000

TOP

Atlanta Braves @ Washington Nationals

Nationals Park, Washington, DC

Wed Apr 11 2018, 1:06 PM - 4:49 PM EDT

Att. 21,109 - Cloudy - 51 F

livebaseballscorecards.com

AB	46
R	5
H	11
RBI	5
BB	7
SO	16
LOB	34

Batter	1	2	3	4	5	6	7	8	9	10	11	12	AB	R	H	RBI	BB	SO	LOB
8 Brian Goodwin, L (1, 7) OBP: 0.400, SLG: 0.391 49 Moisés Sierra, R (8, PH) (9, 7)	B SI 89 B SI 90 B FC 87 B SI 90 4-0 7 G5-4-3 BB		B CU 79 B CU 81 F SI 92 B FC 91 X FF 92 3-1 ② L8		B FC 89 C SI 91 X SI 92 1-1 ③ G3-1			B FC 91 F FC 92 F FF 96 B FC 92 S FC 93 2-3 ① K		B FF 96 C FF 96 B CH 89 S CH 86 C FF 96 2-3 ② K		C SL 85 F FF 95 X FF 96 0-2 ③ G6-3	2 3	0 0	0 0	0 0	1 0	0 2	1 0
7 Trea Turner, R (1, 6) OBP: 0.345, SLG: 0.283	C SI 91 X SI 91 0-1 ①② G5-4-3 1-2f	F FF 92 B SL 86 B SL 86 X SL 86 2-1 2-H 1B		B FF 94 X FF 94 1-0 34 L1-3 1B		B FF 96 S FC 92 C FC 92 C FF 96 1-3 ② K		B FF 96 X CH 88 1-0 ③ F8			5	0	2	1	0	1	1
34 Bryce Harper, L (1, 9) OBP: 0.500, SLG: 0.789	X SI 90 0-0 ③ G4-3	C SI 92 B SI 93 F FC 89 1 SAFE F CU 81 S FC 90 1-3 ③ K		B FF 94 X FF 94 1-0 ①② L1-3 1-1		C FC 92 S FC 91 B FC 92 S FC 92 1-3 ③ K		F FF 94 X CH 87 0-1 6 12 2B G5-3 1B			5	1	1	0	0	2	2
6 Anthony Rendon, R (1, 5) OBP: 0.345, SLG: 0.431		C SI 89 X SI 90 0-1 ① L7	B SI 90 C CU 79 B SL 86 S SI 91 X FC 89 2-2 15 G3-6-1 1B	C SI 94 B FS 85 B FS 85 C FS 84 F FS 85 B FS 84 S FS 84 3-3 ③ K			X SI 98 0-0 ① G1-3	F FF 95 B SL 87 1 SAFE F SL 85 F FF 96 X SL 87 1-2 ① G5-3 1-2		5	0	1	0	0	1	1
15 Matt Adams, L (1, 3) OBP: 0.400, SLG: 0.632		C SI 90 F FC 89 B CU 79 F CU 78 B FC 88 B FC 91 B FC 90 4-2 12 E BB	D CU 79 X SI 92 1-0 ①② G3-6-1 1-2f				C SI 93 B FF 94 F FC 88 B FF 92 H FC 90 3-2 29 BB 1 1B HBP		F SI 98 B CH 89 X SI 98 1-1 HR		S CH 87 F CH 88 D CU 82 D CH 88 B FF 96 S CH 88 3-3 ② K		3	1	1	1	1	1	2
12 Howie Kendrick, R (1, 4) OBP: 0.381, SLG: 0.500	B SI 90 B SI 91 C FC 89 X SI 91 2-1 FC4 3 G1-4-3 1-2		C SI 90 X SI 91 0-1 3 FC6-4 1B				B FF 94 C FC 90 F FC 91 X CU 79 1-2 ① F7	C C SL 87 B SL 86 X SI 99 1-2 ② G1-3		S SL 88 X SL 86 0-1 2-H 2B		5	0	2	1	0	0	2
3 Michael Taylor, R (1, 8) OBP: 0.200, SLG: 0.186	B FC 89 X FC 89 1-0 ②③ G1-4-3 1-2f		X SI 92 0-0 ③ FC6-4 1-2f				S FC 91 F FC 90 S FF 94 0-3 ② K	S SL 86 B SL 87 X SI 99 1-1 29 WP 29 E 1B		X SL 87 0-0 ③ L6		5	0	1	0	0	1	5
29 Pedro Severino, R (1, 2) OBP: 0.500, SLG: 0.435		B SI 89 X SI 90 1-0 22 SH3-4 7 1B 1B	C FC 88 F SL 85 S CU 79 0-3 ① K				B FC 89 B FC 90 B FF 91 B FF 91 4-0 1 1B 1-2 BB	1 SAFE B SL 87 C SI 99 S SI 98 F B SI 98 F SL 85 F SI 99 X SI 99 2-2 G4-3 1-3		F FF 95 B SL 85 X SL 85 1-1 ① P2		4	1	1	0	1	1	1
22 A.J. Cole, R (1, 1) 33 Matt Grace, L (6, 1) 1 Wilmer Difo, S (7, PH) 36 Sammy Solís, R (8, 1) 21 Brandon Kintzler, R (9, 1) 62 Sean Doolittle, L (10, 1) 11 Ryan Zimmerman, R (10, PH) 27 Shawn Kelley, R (11, 1) 44 Ryan Madson, L (12, 1) 19 Matt Reynolds, R (12, PH)			1 SAFE C SI 91 B CU 79 1 SAFE X FC 89 1-1 ① SH3-4 1-2		F SI 92 F SI 90 B CU 79 C SI 92 1-3 ② K		C FF 92 B FF 93 X FF 92 1-1 ③ 1-2 2-H 1B			B FF 94 B FF 95 X CH 87 2-0 ① G5-3		C SL 86 S FF 96 C CU 79 0-3 ② K	1 0 0 1 0 0 0 0 0 1	0 0 0 0 1 0 0 0 0 0	0 0 0 0 0 0 0 0 0 0	0 0 0 0 0 0 0 0 0 0	1 0 0 0 0 0 0 0 0 1	0 0 0 0 0 0 0 0 0 0	0 0 0 0 0 0 0 0 0 0

Inning Stats																						
	R: 0 E: 0 K: 0 S: 3	H: 0 LOB: 0 BB: 1 P: 7	R: 0 E: 1 K: 0 S: 8	H: 0 LOB: 1 BB: 1 P: 15	R: 1 E: 0 K: 1 S: 11	H: 2 LOB: 1 BB: 0 P: 19	R: 0 E: 0 K: 0 S: 7	H: 2 LOB: 1 BB: 0 P: 10	R: 0 E: 0 K: 2 S: 8	H: 0 LOB: 0 BB: 0 P: 10	R: 0 E: 0 K: 1 S: 6	H: 1 LOB: 0 BB: 0 P: 11	R: 0 E: 0 K: 1 S: 10	H: 1 LOB: 2 BB: 1 P: 19	R: 0 E: 0 K: 3 S: 9	H: 0 LOB: 0 BB: 0 P: 13	R: 1 E: 1 K: 0 S: 14	H: 2 LOB: 1 BB: 0 P: 19	R: 0 E: 0 K: 1 S: 5	H: 0 LOB: 0 BB: 0 P: 10	R: 1 E: 0 K: 1 S: 12	H: 2 LOB: 1 BB: 0 P: 16	R: 0 E: 0 K: 1 S: 8	H: 0 LOB: 0 BB: 0 P: 9	1B: 8 2B: 2 3B: 0 HR: 1	SF: 0 SAC: 1 DP: 4 HBP: 1	WP: 1 PB: 0 SB: 0 CS: 0	PA: 46

PITCHER		IP	WLS	BF	H	R	ER	SO	BB	IBB	HBP	BLK	WP	HR	S	P	ERA	WHIP
32 Brandon McCarthy, R ERA: 3.31	(1, 1)	5.0		19	4	1	1	3	2	0	0	0	0	0	37	61	1.80	1.200
39 Sam Freeman, L ERA:	(6, 1)	1.0	H	3	1	0	0	1	0	0	0	0	0	0	6	11	0.00	1.000
58 Dan Winkler, R ERA:	(7, 1)	1.0	H	5	1	0	0	1	1	0	1	0	0	0	10	19	0.00	2.000
33 A.J. Minter, L ERA:	(8, 1)	1.0	H	3	0	0	0	3	0	0	0	0	0	0	9	13	0.00	0.000
38 Arodys Vizcaíno, R ERA: 3.18	(9, 1)	1.0	B	5	2	1	1	0	0	0	0	0	1	1	14	19	9.00	2.000

PITCHER		IP	WLS	BF	H	R	ER	SO	BB	IBB	HBP	BLK	WP	HR	S	P	ERA	WHIP
52 José Ramirez, R ERA: 5.4	(10, 1)	1.0		3	0	0	0	1	0	0	0	0	0	0	5	10	0.00	0.000
51 Shane Carle, R ERA: 1.69	(11, 1)	2.0	W	8	2	1	1	2	0	0	0	0	0	0	20	25	4.50	1.000

BOTTOM

Atlanta Braves @ Washington Nationals

Nationals Park, Washington, DC

Wed Apr 11 2018, 1:06 PM - 4:49 PM EDT

Att. 21,109 - Cloudy - 51 F

livebaseballscorecards.com

AB	41
R	3
H	10
RBI	3
BB	3
SO	11
LOB	15

Batter	1	2	3	4	5	6	7	8	9	AB	R	H	RBI	BB	SO	LOB
11 Ender Inciarte, L (1, 8) OBP: 0.242, SLG: 0.214	X FF 93 0-0 ① G3	B ST 84 F FC 91 B FC 91 B FC 92 B FF 95 4-1 1-2 BB			C ST 84 B ST 83 F FF 96 B FC 92 D CU 72 S SL 84 2-3 ③ K F FF 91 B FF 90 B FF 92 F SI 88 X SI 91 2-2 G1-3		L FF 93 B SI 92 1 SAFE F SI 93 D CU 78 X SI 93 2-2 ③ G1-3			4	0	0	0	1	1	5
1 Ozzie Albies, S (1, 4) OBP: 0.300, SLG: 0.644	C FF 94 F FC 90 B CH 92 X SL 87 1-2 ② P5	C FF 94 F CU 75 F FF 96 F CH 92 B FF 96 F SL 86 X CH 91 1-2 ③ G1-3			B CH 89 B CH 87 B FF 94 C FF 94 X SI 93 3-1 5 BLK 22 WP 2B	B SL 80 F SL 80 B FF 94 X SL 82 2-1 2B		S FF 93 X FF 93 0-1 ① F9		5	1	2	0	0	0	3
5 Freddie Freeman, L (1, 3) OBP: 0.492, SLG: 0.578	B FF 96 C FF 92 S FC 92 F FF 96 X FF 96 1-2 22 BB 1B	F ST 79 F FC 92 B CH 90 S CH 89 1-3 ① K			C FF 95 B FC 92 F FF 95 B FF 95 S CH 91 2-3 ② K	X SI 95 0-0 ① F7		S FF 93 B FF 94 B CU 79 X FF 93 2-1 ② F7		5	0	1	0	0	2	2
22 Nick Markakis, L (1, 9) OBP: 0.393, SLG: 0.442	B ST 85 C ST 84 D FC 92 F FF 95 1 SAFE B ST 85 B ST 84 4-2 1-2 BB	B FF 93 C SI 92 B SI 93 X FF 93 2-1 ② P6			C ST 84 B ST 87 F FF 94 B CH 89 B ST 81 X ST 83 3-2 24 2B 20 HR 1B 3-H	C SI 95 S FC 87 F SI 94 F SL 82 D FC 87 C SI 94 1-3 ② K		S FF 93 C CU 79 B CU 81 B FF 94 F FF 92 B FF 93 X FF 93 3-2 1B		4	1	2	0	1	1	1
24 Kurt Suzuki, R (1, 2) OBP: 0.355, SLG: 0.519	B SI 94 F SI 94 X SI 94 1-1 ③ L4	C FF 93 S SI 92 B CH 89 X SI 93 1-2 ③ G6-3			1 SAFE C FF 94 B FF 95 X SI 92 1-1 20 HR 2B 1-3	X SI 94 0-0 ③ L5		S FF 92 S FF 91 D CH 90 F FF 91 T FF 91 1-2 ③ K		5	1	1	0	0	1	4
20 Preston Tucker, L (1, 7) OBP: 0.349, SLG: 0.590 12 Peter Bourjos, R (7, 7) OBP: 0.188, SLG: 0.200		S FF 92 X ST 83 0-1 7 FC3-6 1B		F FF 95 F FF 95 X CH 89 0-2 ① G4-3	B ST 83 B ST 83 F ST 83 X ST 84 2-1 2-H 3-H HR		B CU 77 X FF 92 1-0 ① G4-3		F FF 96 C SL 86 B SL 88 X FF 98 1-2 ① G1-3	4 1	1 0	2 0	3 0	0 0	0 0	0 0
7 Dansby Swanson, R (1, 6) OBP: 0.377, SLG: 0.560		C FF 94 B FF 94 1 SAFE F FF 94 X SL 84 1-2 ① FC3-6 27 1B 27 E 1-2f		X FF 94 0-0 2B	B ST 82 B ST 83 B FF 93 D FF 93 4-0 19 BB 27 1B BB		C SI 93 F CH 85 F CH 85 B CU 79 F CU 79 X FF 92 1-2 E5 27 1B		B FF 98 F FF 98 F FF 97 B FF 98 F FC 94 B FF 98 C FC 92 3-3 ② K	4	0	1	0	1	1	1
27 Ryan Flaherty, L (1, 5) OBP: 0.458, SLG: 0.463		D ST 85 1 SAFE B FF 94 X FC 89 2-0 11 BB 1-3 1B		B FF 95 C FC 89 B FC 92 B SI 93 F FC 90 C ST 84 3-3 ② K	1 SAFE X FF 92 0-0 19 BB 1-2 1B		1 SAFE X FF 92 0-0 18 CS 1-3 1B		B FC 92 X FC 92 1-0 ③ L7	5	0	3	0	0	1	1
19 Aníbal Sánchez, R (1, 1) 18 Lane Adams, R (7, PH) OBP: 0.462, SLG: 0.600 39 Sam Freeman, R (7, 1) 33 A.J. Minter, L (8, 1) 38 Arodys Vizcaíno, R (9, 1)		X FF 94 0-0 ② F9		B FF 94 C FF 93 X FF 94 1-1 ③ B2-3	B FF 92 B FF 92 F FF 92 B FF 91 B FF 92 4-1 1-2 2-3 BB		S CH 85 B SI 93 D CU 77 T CH 84 B CH 84 B CH 83 4-2 ② 1-2 BB			2 0 0 0 0	0 0 0 0 0	0 0 0 0 0	0 1 0 0 0	1 0 0 0 0	0 0 0 0 0	3 0 0 0 0
Inning Stats	R: 0 E: 0 K: 0 S: 12 H: 1 LOB: 2 BB: 1 P: 19	R: 0 E: 1 K: 0 S: 14 H: 2 LOB: 3 BB: 1 P: 22	R: 0 E: 0 K: 1 S: 8 H: 0 LOB: 0 BB: 0 P: 12	R: 0 E: 0 K: 1 S: 9 H: 1 LOB: 1 BB: 0 P: 13	R: 4 E: 0 K: 2 S: 21 H: 5 LOB: 3 BB: 2 P: 44	R: 0 E: 0 K: 1 S: 9 H: 1 LOB: 1 BB: 0 P: 12	R: 0 E: 1 K: 0 S: 12 H: 1 LOB: 2 BB: 1 P: 20	R: 0 E: 0 K: 1 S: 12 H: 1 LOB: 1 BB: 0 P: 18	R: 0 E: 0 K: 1 S: 8 H: 0 LOB: 0 BB: 0 P: 13	1B: 7 2B: 4 3B: 0 HR: 1 SF: 0 SAC: 0 DP: 0 HBP: 0						

PITCHER		IP	WLS	BF	H	R	ER	SO	BB	IBB	HBP	BLK	WP	HR	S	P	ERA	WHIP
11 Yu Darvish, R ERA: 6.0	(1, 1)	4.2	L	27	9	4	4	4	4	0	0	1	1	1	61	105	7.71	2.786
32 Brian Duensing, L ERA:	(5, 1)	0.1		1	0	0	0	0	0	0	0	0	0	0	3	5	0.00	0.000
46 Pedro Strop, R ERA:	(6, 1)	1.0		4	1	0	0	1	0	0	0	0	0	0	9	12	0.00	1.000
38 Mike Montgomery, L ERA: 5.68	(7, 1)	1.0		5	1	0	0	0	1	0	0	0	0	0	12	20	0.00	2.000
6 Carl Edwards Jr., R ERA: 1.29	(8, 1)	1.0		4	1	0	0	1	0	0	0	0	0	0	12	18	0.00	1.000

PITCHER		IP	WLS	BF	H	R	ER	SO	BB	IBB	HBP	BLK	WP	HR	S	P	ERA	WHIP
15 Brandon Morrow, R ERA:	(9, 1)	1.0		3	0	0	0	1	0	0	0	0	0	0	8	13	0.00	0.000

TOP

Atlanta Braves @ Chicago Cubs

Wrigley Field, Chicago, IL

Fri Apr 13 2018, 1:20 PM - 4:29 PM CDT

Att. 29,775 - Overcast - 42 F

livebaseballscorecards.com

AB	39
R	4
H	12
RBI	3
BB	5
SO	7
LOB	20

WP: 1 PA: 44
PB: 0
SB: 0
CS: 1

Atlanta Braves @ Chicago Cubs

Wrigley Field, Chicago, IL

Fri Apr 13 2018, 1:20 PM - 4:29 PM CDT

Att. 29,775 - Overcast - 42 F

livebaseballscorecards.com

Batter	1	2	3	4	5	6	7	8	9	AB	R	H	RBI	BB	SO	LOB
8 Ian Happ, S (1, 8) OBP: 0.295, SLG: 0.439	B FF 88 C FF 87 S FS 82 F FS 82 B SL 80 F FF 90 C FC 87 2-3 ① K		B CU 77 B SL 85 1 SAFE X FS 83 2-0 2 G3 1-2 1B		L CU 78 X CU 78 0-1 ③ F7			S FC 92 X FC 92 0-1 2B		4	0	2	0	0	1	0
2 Tommy La Stella, L (1, 5) OBP: 0.263, SLG: 0.368 15 Brandon Morrow, R (9, 1)	B FF 88 C FF 87 C FF 88 S FS 82 1-3 ② K		F FS 82 X CH 69 0-1 ② G3 1-2 2-3			B FF 86 C FF 87 B FS 82 B FS 82 X FF 90 3-1 17 FC5-4 1B		B FF 96 S FF 96 B FC 93 C FC 92 F FF 97 F FC 92 S FF 96 2-3 ③ K		4 0	0 0	1 0	0 0	0 0	2 0	3 0
17 Kris Bryant, R (1, 3) OBP: 0.469, SLG: 0.588 (9, 5)	X FC 87 0-0 1B		H FF 89 1-0 HBP			1 SAFE C FC 88 S FC 88 B FC 87 X FS 84 1-2 ① FC5-4 40 G4-6-3 1-2f			C SI 96 B SL 83 C SL 85 B SI 98 B SL 84 X SI 98 3-2 ① L9	3	0	1	0	0	0	1
40 Willson Contreras, R (1, 2) OBP: 0.377, SLG: 0.447	B FF 90 1 SAFE C FC 87 X CU 79 1-1 ③ G4-3		B FC 87 S CU 76 F CH 72 X FF 91 1-2 ③ G6-3			1 SAFE C FF 90 B FC 87 X FC 88 1-1 ②③ G4-6-3 1-2f			X SI 97 0-0 ② G5-3	4	0	0	0	0	0	5
12 Kyle Schwarber, L (1, 7) OBP: 0.326, SLG: 0.537		B FF 87 B FF 87 C FS 81 C FF 89 C FC 86 2-3 ① K	S CU 75 B FS 80 F FS 82 B FF 89 F SI 90 F CH 69 F SL 81 X SL 85 2-2 ① G4-3				C CU 83 S CU 84 F CU 83 B CU 83 F CU 82 S FF 95 1-3 ① K		L SI 97 B SI 98 X SL 86 1-1 ③ L8	4	0	0	0	0	2	0
27 Addison Russell, R (1, 6) OBP: 0.314, SLG: 0.295		C FF 88 B SL 81 X FC 87 1-1 ② G4-3	C CU 76 X FF 89 0-1 ② F9				F FF 95 B FF 95 S FS 86 B FS 87 F FS 85 F FF 96 X FS 86 2-2 ② F8			3	0	0	0	0	0	0
9 Javier Báez, R (1, 4) OBP: 0.320, SLG: 0.595		F FC 88 B CU 78 B CU 76 S FS 81 B FF 90 T FS 81 3-2 ③ K	F SL 84 B FC 87 S FS 81 B CH 69 C SL 85 2-3 ③ K				B SI 94 B SI 94 S FS 86 X FS 86 2-1 ③ G5-3			3	0	0	0	0	2	0
22 Jason Heyward, L (1, 9) OBP: 0.292, SLG: 0.310			C FF 87 B FS 81 B FS 83 B FS 83 C FF 89 F SL 85 F FS 84 F SI 90 B CH 67 4-2 2 G3 8 1B BB		C FF 89 B CU 78 B FF 89 X FS 83 2-1 ① L9			C FC 93 X FC 92 0-1 ① P6		2	0	0	0	1	0	0
11 Yu Darvish, R (1, 1) 32 Brian Duensing, L (5, 1) 61 Efren Navarro, L (5, PH) OBP: 0.333, SLG: 0.333 46 Pedro Strop, R (6, 1) 38 Mike Montgomery, L (7, 1) 6 Carl Edwards Jr., R (8, 1) 18 Ben Zobrist, S (8, PH) OBP: 0.341, SLG: 0.375 (9, 3)			1 SAFE 1 SAFE L FF 88 1 SAFE L FF 88 F FF 89 1 SAFE 1 SAFE X FF 89 0-2 ① F8		C FF 89 S FS 81 F FS 77 B FC 87 F FC 86 B CH 69 F FC 87 F SI 91 S CH 69 2-3 ② K			C FF 96 B FF 97 S FC 94 F FC 92 S FC 92 1-3 ② K		1 0 1 0 0 0 0 1	0 0 0 0 0 0 0 0	0 0 0 0 0 0 0 0	0 0 0 0 0 0 0 1	0 0 1 0 0 0 0 0	0 0 0 0 0 0 0 1	1 0 0 0 0 0 0 0
Inning Stats	R: 0 E: 0 K: 2 S: 11 H: 1 LOB: 1 BB: 0 P: 15	R: 0 E: 0 K: 2 S: 8 H: 0 LOB: 0 BB: 0 P: 14	R: 0 E: 0 K: 0 S: 15 H: 1 LOB: 3 BB: 1 P: 23	R: 0 E: 0 K: 1 S: 11 H: 0 LOB: 0 BB: 0 P: 15	R: 0 E: 0 K: 1 S: 11 H: 0 LOB: 0 BB: 0 P: 15	R: 0 E: 0 K: 0 S: 7 H: 1 LOB: 0 BB: 0 P: 12	R: 0 E: 0 K: 1 S: 12 H: 0 LOB: 0 BB: 0 P: 17	R: 0 E: 0 K: 2 S: 13 H: 1 LOB: 1 BB: 0 P: 16	R: 0 E: 0 K: 0 S: 6 H: 0 LOB: 0 BB: 0 P: 10	1B: 3 2B: 1 3B: 0 HR: 0	SF: 0 SAC: 0 DP: 1 HBP: 1	WP: 0 PB: 0 SB: 0 CS: 0	PA: 32			

PITCHER	IP	WLS	BF	H	R	ER	SO	BB	IBB	HBP	BLK	WP	HR	S	P	ERA	WHIP
19 Aníbal Sánchez, R (1, 1) ERA: 1.29	6.0	W	22	3	0	0	6	1	0	1	0	0	0	63	94	0.00	0.667
39 Sam Freeman, L (7, 1) ERA:	1.0		3	0	0	0	1	0	0	0	0	0	0	12	17	0.00	0.000
33 A.J. Minter, L (8, 1) ERA:	1.0		4	1	0	0	2	0	0	0	0	0	0	13	16	0.00	1.000
38 Arodys Vizcaíno, R (9, 1) ERA: 2.7	1.0		3	0	0	0	0	0	0	0	0	0	0	6	10	0.00	0.000

PITCHER	IP	WLS	BF	H	R	ER	SO	BB	IBB	HBP	BLK	WP	HR	S	P	ERA	WHIP

AB	30
R	0
H	4
RBI	0
BB	1
SO	9
LOB	10

Batter	1	2	3	4	5	6	7	8	9	AB	R	H	RBI	BB	SO	LOB
1 Ozzie Albies, S (1, 4) OBP: 0.333, SLG: 0.703	F FF 91 S FF 91 B FF 91 B FF 91 B SI 91 F FF 92 X SI 90 3-2 HR	B FF 90 B CH 84 X FF 90 2-0 7 2B 2-H 2B	F FF 94 D SI 93 S FF 94 X CH 88 1-2 ② G3-4 1-2 2-3 3-H	X FF 90 0-0 1-3 3-H 1B			B SL 75 B SL 76 C SI 91 F SI 90 B SL 77 B CH 83 F SI 89 X SI 91 3-2 ① G4-3		B FF 94 C FF 96 C FF 96 B FF 97 F FF 96 B SL 84 B FF 96 4-2 5 G3 BB	5	2	3	4	1	0	2
7 Dansby Swanson, R (1, 6) OBP: 0.390, SLG: 0.571	S FF 90 C CU 76 X CU 76 0-2 ① G4-3	F FF 90 B CU 74 X CU 76 1-1 24 1B 2-H 2B	S FC 89 F SI 93 D FC 89 D FC 90 F FF 94 X SI 92 2-2 5 1B 22 2B 2-3 3-H 1B	D FC 88 X FF 92 1-0 ③ G5-3			C SI 90 B SL 77 B SI 90 S SI 89 X SI 89 2-2 24 BB 5 1B 1B		B FF 96 C FF 95 F FF 96 B FC 88 F FF 97 C FF 97 2-3 ① K	6	2	3	2	0	1	3
5 Freddie Freeman, L (1, 3) OBP: 0.493, SLG: 0.560	X CU 75 0-0 ② L4	D SI 91 B CU 76 B SI 90 B FF 90 4-0 24 1B BB	B FF 92 X FF 92 1-0 24 BB 22 2B 1-3 3-H 1B		C SI 90 B CH 90 B FC 88 S SI 91 X CH 86 2-2 ① G6-3		F SI 89 C SL 75 B FF 89 F FF 89 X SI 90 1-2 24 BB 1-2 1B		F FC 89 X FF 95 0-1 ② G3 1-2	5	1	2	1	1	0	1
24 Kurt Suzuki, R (1, 2) OBP: 0.432, SLG: 0.533	C FF 91 B SI 91 B CH 86 S CH 84 B SI 92 F FF 93 B SI 92 4-2 22 1B BB	X FF 90 0-0 22 FC6-4 1-3 2-H 1B	B FC 90 F FC 88 F FF 92 D CH 86 B SI 92 F SI 92 F SI 91 B FC 88 4-2 22 2B 1-2 BB		B SI 90 C FC 88 F FC 86 B FF 90 X FF 91 2-2 22 G1-6-3 1B		B SI 92 F SI 89 C SL 77 B SL 75 B SL 76 B SI 90 4-2 22 G4-6-3 1-2 2-3 BB		X FF 94 0-0 ③ L9	3	0	2	1	3	0	1
22 Nick Markakis, L (1, 9) OBP: 0.394, SLG: 0.456	F FF 91 S FF 91 F CU 75 B FF 90 X CU 74 1-2 1-2 1B	B SI 90 X CU 76 1-0 ③ FC6-4 1-2f	F FF 92 X FC 90 0-1 ③ 1-H 2-H 3-H 2B		B FF 90 F FF 91 F SI 91 X CU 84 1-2 ② ③ G1-6-3 1-2f		S SI 88 D SL 76 X SL 76 1-1 ② ③ G4-6-3 1-2f			5	0	2	2	0	0	6
18 Lane Adams, R (1, 7) OBP: 0.444, SLG: 0.500	B FF 90 B FF 91 B FF 92 C FF 91 X FF 91 3-1 ③ L8		B FF 89 C FF 90 X CU 76 1-1 15 BB 8 BB 1 G3-4 1B	S CH 90 B FF 90 C FC 87 B FF 90 X FF 91 2-2 E4 12 E 12 WP 1 1B	B CH 88 S FC 86 F CH 89 B CH 89 B FC 88 B SI 90 4-2 12 G6-3 8 G5-3 BB			S FF 94 F SL 80 S FF 94 0-3 ① K		4	2	1	0	1	1	2
8 Charlie Culberson, R (1, 5) OBP: 0.292, SLG: 0.200		F FF 89 X CU 75 0-1 ① G5-3	C SI 89 1 SAFE C FF 91 B FF 90 D CU 74 B CH 84 B FF 90 4-2 1 G3-4 15 BB 7 1B 1-2 BB	X FF 91 0-0 ① F8			B FF 90 X SI 91 1-0 ① G5-3 1-2		B B FF 93 C FF 93 F FF 92 X FF 93 2-2 20 WP 2B	4	1	1	0	1	0	2
12 Peter Bourjos, R (1, 8) OBP: 0.190, SLG: 0.200		C FF 89 B CU 76 B FF 91 X FF 91 2-1 15 SH1-3 1 2B 1B	C FF 90 B CU 75 D CU 75 F CH 84 B SI 90 C SI 90 3-3 ① K	S FF 91 B FF 91 1 SAFE F FC 86 B FC 86 X FC 88 2-2 E6 1 1B 1-3			X SI 91 0-0 ② G6-3 2-3		S FF 93 C FF 93 B FF 93 B FF 95 F FF 94 X FF 92 2-2 ② F8	5	1	1	0	0	1	5
15 Sean Newcomb, L (1, 1) 58 Dan Winkler, R (6, 1) 20 Preston Tucker, L (8, PH) OBP: 0.341, SLG: 0.575 64 Luke Jackson, R (8, 1) 52 José Ramirez, R (8, 1) 39 Sam Freeman, R (8, 1) 30 Peter Moylan, R (8, 1)		L FF 90 X FF 90 0-1 ② SH1-3 1-2	C FF 89 B CU 74 L FF 89 B FF 90 B SI 89 B FF 89 4-2 7 1B 1 G3-4 5 1B 1-2 2-3 BB	M FF 90 B FF 90 B SI 90 L SI 92 T FF 91 2-2 ② K			C SI 92 C SI 92 B SI 91 C FF 91 1-3 ③ K		S FF 94 F B FF 94 F FF 95 F SL 79 S FF 95 1-3 ③ K 2-3	2 0 1 0 0 0 0	1 0 0 0 0 0 0	0 0 0 0 0 0 0	0 0 0 0 0 0 0	1 0 1 0 0 0 0	2 0 1 0 0 0 0	3 0 1 0 0 0 0
Inning Stats	R: 1 E: 0 K: 0 S: 17 H: 2 LOB: 2 BB: 1 P: 28	R: 3 E: 0 K: 0 S: 11 H: 4 LOB: 2 BB: 1 P: 21	R: 5 E: 0 K: 1 S: 23 H: 4 LOB: 2 BB: 3 P: 43	R: 1 E: 2 K: 1 S: 12 H: 1 LOB: 2 BB: 0 P: 19	R: 0 E: 0 K: 0 S: 9 H: 1 LOB: 0 BB: 0 P: 14	R: 0 E: 0 K: 1 S: 7 H: 0 LOB: 1 BB: 1 P: 13	R: 0 E: 0 K: 0 S: 16 H: 2 LOB: 2 BB: 1 P: 27	R: 0 E: 0 K: 2 S: 15 H: 1 LOB: 1 BB: 0 P: 20	R: 0 E: 0 K: 1 S: 10 H: 0 LOB: 1 BB: 1 P: 16	1B: 10 2B: 4 3B: 0 HR: 1 SF: 0 SAC: 1 DP: 2 HBP: 0			WP: 2 PB: 0 SB: 0 CS: 0 PA: 49			

PITCHER		IP	WLS	BF	H	R	ER	SO	BB	IBB	HBP	BLK	WP	HR	S	P	ERA	WHIP
62 Jose Quintana, L ERA: 8.16	(1, 1)	2.1		18	7	7	7	1	4	0	0	0	0	1	37	70	27.00	4.714
33 Eddie Butler, R ERA: 2.45	(3, 1)	3.2		18	5	3	2	2	2	0	0	0	1	0	42	68	4.91	1.909
41 Steve Cishek, R ERA: 1.17	(7, 1)	1.0		5	2	0	0	0	1	0	0	0	0	0	16	27	0.00	3.000
37 Justin Wilson, L ERA: 4.91	(8, 1)	1.0	W	4	1	0	0	2	0	0	0	0	1	0	15	20	0.00	1.000
15 Brandon Morrow, R ERA:	(9, 1)	1.0		4	0	0	0	1	1	0	0	0	0	0	10	16	0.00	1.000

PITCHER	IP	WLS	BF	H	R	ER	SO	BB	IBB	HBP	BLK	WP	HR	S	P	ERA	WHIP

TOP

Atlanta Braves @ Chicago Cubs

Wrigley Field, Chicago, IL

Sat Apr 14 2018, 1:24 PM - 5:06 PM CDT

Att. 36,788 - Drizzle - 38 F

livebaseballscorecards.com

AB	40
R	10
H	15
RBI	10
BB	8
SO	6
LOB	26

BOTTOM

Atlanta Braves @ Chicago Cubs

Wrigley Field, Chicago, IL

Sat Apr 14 2018, 1:24 PM - 5:06 PM CDT

Att. 36,788 - Drizzle - 38 F

Batter	1	2	3	4	5	6	7	8	9	AB	R	H	RBI	BB	SO	LOB
8 Ian Happ, S (1, 7) OBP: 0.271, SLG: 0.400 (6, 8) 41 Steve Cishek, R (7, 1) 37 Justin Wilson, L (8, 1) 2 Tommy La Stella, L (8, PH) OBP: 0.333, SLG: 0.400 15 Brandon Morrow, R (9, 1)	C FF 91 B FF 93 B FF 92 B CH 85 C FF 93 S FF 93 3-3 ① K	S FF 93 S FF 92 X FF 93 0-2 ③ F9			B CU 72 B FF 90 C FF 91 F FF 91 S FF 92 2-3 ① K	C FF 90 F FF 94 S FF 94 0-3 ② K		3-2 40 1B 17 HBP 18 BB 1B 1-2 4-0 61 WP BB 1-2 2-3 3-H		4	0	0	0	0	3	4
										0	0	0	0	0	0	0
										0	0	0	0	0	0	0
										1	1	1	1	1	0	0
										0	0	0	0	0	0	0
5 Albert Almora Jr., R (1, 8) OBP: 0.344, SLG: 0.517 61 Efren Navarro, L (6, 3) OBP: 0.167, SLG: 0.167	B FF 94 X CH 86 1-0 HR		C FF 90 B CU 74 B CU 73 B FF 90 C FF 91 B FF 91 4-2 17 F9 17 WP 40 G5-3 BB		C FF 92 C FF 92 X CU 75 0-2 ② G4-3	X FF 93 0-0 ③ L7		B CH 86 F CH 85 S CH 84 1-2 K 1-3 2-H 3-H K		2	2	1	1	1	0	0
										3	0	0	0	0	2	6
17 Kris Bryant, R (1, 5) OBP: 0.493, SLG: 0.611	C FF 94 B CH 87 F CH 88 X FF 93 1-2 2B		C FF 90 B CU 76 D CH 84 X FF 92 2-1 ① F9 1-3		C FF 92 X CH 87 0-1 1B		F FF 93 B FC 88 B FC 90 C FC 89 B CU 78 B FF 92 4-2 18 3B BB	F FF 94 C FF 95 F FF 94 H CH 83 1-2 18 BB 40 1B 9 2B 1-2 2-3 HBP		3	2	2	0	1	0	1
40 Willson Contreras, R (1, 2) OBP: 0.362, SLG: 0.423	B FF 93 F FF 93 S CH 88 F FF 93 C FF 94 1-3 ② K		B CU 76 X CH 86 1-0 G5-3 3-H		C FF 91 X CU 74 0-1 ③ G3		B FF 89 X FC 90 1-0 ① F8	C FF 95 B FF 95 S FF 95 X FF 94 1-2 18 BB 9 2B 1B 1-2 2-3 3-H		5	1	1	2	0	1	3
18 Ben Zobrist, S (1, 3) OBP: 0.408, SLG: 0.465 (6, 7) (7, 9)	B FF 93 B FF 93 C CH 87 D CH 87 B FF 90 4-1 BB		B FF 91 X FF 91 1-0 1B		B FF 89 F FF 90 F FF 90 B CU 75 B FF 89 X FF 90 3-2 27 1B 9 E 12 BB 1B	B SI 92 D FF 92 F FF 93 B FF 92 X FF 91 3-1 9 G6-3 3B 1-H	B FF 94 B FF 94 B FF 93 B FF 91 4-0 9 2B 1-2 2-3 3-H BB			3	3	3	2	2	0	0
9 Javier Báez, R (1, 4) OBP: 0.309, SLG: 0.574	B FF 93 S FF 92 X CH 87 1-1 ③ P6		S CU 76 D CU 75 F FF 92 F CU 76 S CU 76 1-3 ③ K		B FF 92 B FF 92 B FF 92 C FF 89 X FF 90 3-1 FC4 12 BB 27 1B 1-2	B FC 88 F FC 90 S FC 89 F FF 92 F CU 81 X FF 90 1-2 G6-3 3-H	C FF 94 B FF 94 B FF 92 F FF 92 B FF 95 F FF 93 X FF 93 3-2 22 BB 12 BB 2B 1-H 2-H 3-H		5	1	1	4	0	1	4
27 Addison Russell, R (1, 6) OBP: 0.339, SLG: 0.298		B FF 91 B FF 90 B FF 91 C FF 90 B CH 85 4-1 BB	C FF 90 C CU 74 X CU 75 0-2 ① L9		B CH 84 B FF 90 X FF 90 2-0 12 BB 1-2 2-3 1B	C FF 92 S FC 89 F FC 92 B FC 89 B FF 92 F FC 87 B FF 91 F FC 88 C FC 88 3-3 ③ K		0-0 12 BB 22 BB 2 BB IBB		3	1	1	0	2	1	0
22 Jason Heyward, L (1, 9) OBP: 0.302, SLG: 0.289 (7, 8)		C FF 92 F FF 92 F CU 76 C FF 93 0-3 ① K	F FF 91 B SL 79 B SL 79 X FF 92 2-1 ② L7		F FF 91 F FF 92 C FF 93 0-3 ① K			F FF 94 C FF 95 F FF 94 H SL 84 1-2 17 HBP 2 1B 40 1B HBP C CU 81 D CU 81 S FF 94 B FF 94 4-0 2 BB 12 BB 61 WP 1-2 2-3 BB		3	2	0	0	1	2	4
62 Jose Quintana, R (1, 1) 33 Eddie Butler, R (3, 1) 12 Kyle Schwarber, L (6, PH) OBP: 0.347, SLG: 0.524 (7, 7)		1 SAFE S FF 89 B FF 90 1 SAFE B FF 90 S FF 91 L FF 91 2-3 ② K			B FF 89 C FF 90 C FF 90 F FF 90 B CU 74 F FF 90 F FF 91 X FF 90 2-2 ③ G3	B FF 92 B FF 93 B FF 92 B FF 91 4-0 1-2 2-3 3-H BB		1-3 K 4-2 2 BB 61 E BB 1-2 2-3 3-H		1	0	0	0	0	1	1
										1	0	0	0	0	0	0
										1	1	0	2	2	1	1
Inning Stats	R: 1 E: 0 K: 2 S: 14 H: 2 LOB: 2 BB: 1 P: 25	R: 0 E: 0 K: 2 S: 11 H: 0 LOB: 1 BB: 1 P: 17	R: 1 E: 0 K: 1 S: 10 H: 1 LOB: 1 BB: 1 P: 19	R: 0 E: 0 K: 0 S: 11 H: 0 LOB: 0 BB: 0 P: 15	R: 0 E: 0 K: 1 S: 10 H: 1 LOB: 1 BB: 0 P: 12	R: 1 E: 1 K: 2 S: 13 H: 2 LOB: 3 BB: 1 P: 25	R: 2 E: 0 K: 1 S: 16 H: 1 LOB: 0 BB: 1 P: 28	R: 9 E: 0 K: 3 S: 26 H: 3 LOB: 1 BB: 5 P: 55		1B: 6 2B: 2 3B: 1 HR: 1 SF: 0 SAC: 0 DP: 0 HBP: 2		WP: 4 PB: 0 SB: 0 CS: 0 PA: 47		

livebaseballscorecards.com

AB	35
R	14
H	10
RBI	12
BB	10
SO	12
LOB	24

PITCHER		IP	WLS	BF	H	R	ER	SO	BB	IBB	HBP	BLK	WP	HR	S	P	ERA	WHIP
15 Sean Newcomb, L ERA: 4.02	(1, 1)	5.1		27	6	3	2	7	4	0	0	0	1	1	65	109	3.38	1.875
58 Dan Winkler, R ERA: 2.25	(6, 1)	1.2		7	1	2	2	2	1	0	0	0	0	0	20	32	10.80	1.200
64 Luke Jackson, R ERA: 13.5	(8, 1)	0.1		3	1	2	2	1	0	0	1	0	0	0	8	14	54.00	3.000
52 José Ramirez, R ERA: 13.5	(8, 1)	0.1	L	6	2	3	3	1	1	1	1	0	0	0	13	23	81.00	9.000
39 Sam Freeman, L ERA: 1.23	(8, 1)	0.0		3	0	2	2	0	3	0	0	0	0	0	2	14	∞	∞

PITCHER		IP	WLS	BF	H	R	ER	SO	BB	IBB	HBP	BLK	WP	HR	S	P	ERA	WHIP
30 Peter Moylan, R ERA:	(8, 1)	0.1		1	0	2	1	1	0	0	0	0	1	0	3	4	27.00	0.000

Batter	1	2	3	4	5	6	7	8	9	AB	R	H	RBI	BB	SO	LOB
4 Scott Kingery, R (1, 4) OBP: 0.305, SLG: 0.500	C FF 88 C FF 88 S SL 78 0-3 ① **K**		B SL 75 X SL 76 1-0 ① **F8**		C FF 87 B CU 66 S SL 77 X SL 78 1-2 ① **G5-3**		C S SL 85 B B B F B 4-2 **BB**		B F S B F X 2-2 ② **P3**	4	0	0	0	1	1	1
41 Carlos Santana, S (1, 3) OBP: 0.250, SLG: 0.304	C FF 88 B SI 87 B SI 87 S CH 82 S SL 80 2-3 ② **K**		B FF 88 B SI 88 B FF 90 C FF 88 C CH 79 B SI 90 4-2 37 1B **BB**		C SI 87 B CH 80 X CH 80 1-1 ② **F8**		T X 0-1 ③ **L8**		F X 0-1 ③ **G4-3**	4	0	0	0	1	1	2
37 Odúbel Herrera, L (1, 8) OBP: 0.397, SLG: 0.491	F SI 88 B CH 83 B CH 82 C SL 78 B FF 90 F FF 90 X SL 79 3-2 **HR**		B FF 89 X SI 89 1-0 ② **1-3** **1B**		B FF 89 B FF 88 C FF 88 B FF 89 X CH 79 3-1 ③ **F8**			B B C X 2-1 ① **L9**		4	1	2	1	0	0	0
17 Rhys Hoskins, R (1, 7) OBP: 0.508, SLG: 0.614	C FF 89 B SL 80 B SL 80 F CH 81 B SI 90 B SL 81 4-2 **BB**		B SL 79 C SI 90 B SI 89 F SI 90 D SL 77 D SL 80 4-2 **BB**			B SI 87 C SI 87 C CU 68 X FF 91 1-2 **2B**		B B C C B B 4-2 23 BB **BB**		1	0	1	0	3	0	0
23 Aaron Altherr, R (1, 9) OBP: 0.217, SLG: 0.231	X FF 90 0-0 ③ **G3**		F SL 78 C SL 80 T FF 91 0-2 ③ **K**			B SL 78 X SL 77 1-0 ① **P3**		B T D B C F B 4-2 7 FC5-4 **1-2** **BB**		3	0	0	0	1	1	4
2 J.P. Crawford, L (1, 6) OBP: 0.262, SLG: 0.410 18 Pedro Florimón, S (8, PH) OBP: 0.273, SLG: 0.300 (8, 6)		C FF 86 B SI 87 C CU 70 B FF 88 X FF 89 2-2 **1B**		S CU 69 B CH 80 B FF 88 X SI 89 2-1 38 G1-3 **1B**		C FF 89 B FF 88 X SL 77 1-1 ② **F8**		C B F S 1-3 ② **K**		3 1	0 0	2 0	0 0	0 0	0 1	1 2
7 Maikel Franco, R (1, 5) OBP: 0.271, SLG: 0.429		1 SAFE F SI 87 C SI 88 S SL 80 0-3 ① **K**		F SL 78 S SL 79 T FF 90 0-2 ① **K**		B SI 90 D SL 79 S SL 79 C FF 89 D SL 78 S SL 80 3-3 ③ **K**		X 0-0 ③ **FC5-4** **1-2f**		4	0	0	0	0	3	5
38 Jorge Alfaro, R (1, 2) OBP: 0.282, SLG: 0.286 15 Andrew Knapp, S (9, PH) OBP: 0.280, SLG: 0.182		1 SAFE C SI 88 1 SAFE 1 SAFE S SL 78 B SL 78 S SL 78 1-3 ② **K**		1 SAFE S SL 77 1 SAFE S SL 79 X FF 90 0-2 ② **G1-3** **1-2**			C X 0-1 ① **F9**		B F T S 1-3 ① **K**	3 1	0 0	0 0	0 0	0 0	1 1	2 0
27 Aaron Nola, R (1, 1) 16 César Hernández, S (7, PH) OBP: 0.415, SLG: 0.423 64 Víctor Arano, R (7, 1) 5 Nick Williams, L (9, PH) OBP: 0.333, SLG: 0.441		C FF 89 C SI 89 S SL 78 0-3 ③ **K**		C SI 90 S SL 80 S SL 78 0-3 ③ **K**			B S CH 88 B CH 87 B FF 95 X FF 94 3-1 ② **P6**		F B C B X 2-2 **1B**	2 1 0 1	0 0 0 0	0 0 0 1	0 0 0 0	0 0 0 0	2 0 0 0	2 0 0 0
Inning Stats	R: 1 H: 1 E: 0 LOB: 1 K: 2 BB: 1 S: 13 P: 22	R: 0 H: 1 E: 0 LOB: 1 K: 3 BB: 0 S: 12 P: 15	R: 0 H: 1 E: 0 LOB: 2 K: 1 BB: 2 S: 9 P: 19	R: 0 H: 1 E: 0 LOB: 1 K: 2 BB: 0 S: 11 P: 13	R: 0 H: 0 E: 0 LOB: 0 K: 0 BB: 0 S: 7 P: 12	R: 0 H: 1 E: 0 LOB: 1 K: 1 BB: 0 S: 9 P: 15	R: 0 H: 0 E: 0 LOB: 1 K: 0 BB: 1 S: 9 P: 16	R: 0 H: 0 E: 0 LOB: 2 K: 1 BB: 2 S: 11 P: 22	R: 0 H: 1 E: 0 LOB: 1 K: 1 BB: 0 S: 12 P: 17	1B: 4 SF: 0 2B: 1 SAC: 0 3B: 0 DP: 0 HR: 1 HBP: 0						WP: 0 PA: 38 PB: 0 SB: 0 CS: 0	

TOP

Philadelphia Phillies @ Atlanta Braves

SunTrust Park, Atlanta, GA

Mon Apr 16 2018, 7:37 PM - 10:17 PM EDT

Att. 17,812 - Clear - 49 F

livebaseballscorecards.com

AB	32
R	1
H	6
RBI	1
BB	6
SO	11
LOB	19

PITCHER		IP	WLS	BF	H	R	ER	SO	BB	IBB	HBP	BLK	WP	HR	S	P	ERA	WHIP
49 Julio Teheran, R ERA: 5.4	(1, 1)	6.0	W	25	5	1	1	9	3	0	0	0	0	1	61	96	1.50	1.333
51 Shane Carle, R ERA: 1.59	(7, 1)	0.2	H	3	0	0	0	0	1	0	0	0	0	0	7	14	0.00	1.500
33 A.J. Minter, L ERA:	(7, 1)	1.1	H	6	0	0	0	1	2	0	0	0	0	0	13	24	0.00	1.500
38 Arodys Vizcaíno, R ERA: 2.35	(9, 1)	1.0	S	4	1	0	0	1	0	0	0	0	0	0	12	17	0.00	1.000

PITCHER	IP	WLS	BF	H	R	ER	SO	BB	IBB	HBP	BLK	WP	HR	S	P	ERA	WHIP

Batter	1	2	3	4	5	6	7	8	9	AB	R	H	RBI	BB	SO	LOB
11 Ender Inciarte, L (1, 8) OBP: 0.242, SLG: 0.217	C FF 91 F CH 82 X KC 76 0-2 1 1B 1 S 5 G3-6-3 1B		C FF 91 B FF 92 B FF 92 X CH 84 2-1 ③ G3		X KC 77 0-0 ③ G4-3			X 0-0 ③ L6		4	1	1	0	0	0	1
1 Ozzie Albies, S (1, 4) OBP: 0.348, SLG: 0.701	F KC 77 1 SAFE 1 SAFE F FF 92 D KC 78 B CH 84 F CH 82 D KC 77 X CH 84 3-2 5 G3-6-3 1-3 1B			F KC 76 B FF 92 X CH 82 1-1 22 FC4-6 5 BB 24 SF9 1B		X FF 91 0-0 ① P5				3	1	2	0	0	0	0
5 Freddie Freeman, L (1, 3) OBP: 0.486, SLG: 0.538	1 SAFE B FF 92 F CH 84 B FF 93 B SI 90 1 SAFE X CH 88 3-1 ① ② G3-6-3 1-2f 3-H			1 SAFE B KC 77 B KC 76 B FF 92 B CH 88 4-0 22 FC4-6 1-2 BB		B FF 90 C SI 90 F KC 77 B SI 90 X KC 78 2-2 ② L8				2	0	0	0	1	0	1
22 Nick Markakis, L (1, 9) OBP: 0.377, SLG: 0.433 33 A.J. Minter, L (7, 1) 38 Arodys Vizcaíno, R (9, 1)	B KC 77 X FF 92 1-0 ③ F8			C SI 90 B FF 92 F SI 90 X FF 92 1-2 ① FC4-6 1-2f 2-3		B KC 76 B KC 76 F FF 92 F SI 91 X SI 92 2-2 ③ P5				3 0 0	0 0 0	0 0 0	0 0 0	0 0 0	0 0 0	2 0 0
24 Kurt Suzuki, R (1, 2) OBP: 0.400, SLG: 0.500		B SI 89 F SI 91 B KC 78 B CH 85 X SI 90 3-1 ① G5-3		X KC 77 0-0 ② SF9 3-H			C FF 93 B SL 84 S SL 84 X FF 94 1-2 ① G6-3			2	0	0	1	0	0	0
20 Preston Tucker, L (1, 7) OBP: 0.319, SLG: 0.535 12 Peter Bourjos, R (8, 7) OBP: 0.190, SLG: 0.200		B FF 90 C SI 90 B CH 84 B CH 83 X SI 91 3-1 ② G6-3		D KC 78 B SI 91 F CH 85 B CH 84 C KC 77 F KC 78 S FF 93 3-3 ③ K			B SI 92 C CH 86 X SI 93 1-1 ② G5-3			3 0	0 0	0 0	0 0	0 0	1 0	1 0
7 Dansby Swanson, R (1, 6) OBP: 0.371, SLG: 0.542		F FF 93 C FF 93 S KC 77 0-3 ③ K			C KC 75 F CH 82 F FF 92 X FF 91 0-2 ① F8		B C S S 1-3 ③ K			3	0	0	0	0	2	0
27 Ryan Flaherty, L (1, 5) OBP: 0.451, SLG: 0.455			F FF 91 X FF 91 0-1 ① F7		C KC 77 T KC 77 B CH 84 F FF 92 B KC 78 F FF 92 B FF 92 F FF 93 F FF 93 3-2 F CH 84 X FF 92 49 SH5-4 1B			X 0-0 ① G3		3	0	1	0	0	0	0
49 Julio Teheran, R (1, 1) 51 Shane Carle, R (7, 1) 18 Lane Adams, R (7, 9) OBP: 0.421, SLG: 0.467			X FF 91 0-0 ② G1-3		B KC 76 X FF 89 1-0 ② SH5-4 1-2			X 0-0 ② B1-3		1 0 1	0 0 0	0 0 0	0 0 0	0 0 0	0 0 0	0 0 0
Inning Stats	R: 1 H: 2 E: 0 LOB: 0 K: 0 BB: 0 S: 10 P: 17	R: 0 H: 0 E: 0 LOB: 0 K: 1 BB: 0 S: 7 P: 13	R: 0 H: 0 E: 0 LOB: 0 K: 0 BB: 0 S: 5 P: 7	R: 1 H: 1 E: 0 LOB: 1 K: 1 BB: 1 S: 10 P: 19	R: 0 H: 1 E: 0 LOB: 1 K: 0 BB: 0 S: 14 P: 18	R: 0 H: 0 E: 0 LOB: 0 K: 0 BB: 0 S: 7 P: 11	R: 0 H: 0 E: 0 LOB: 0 K: 1 BB: 0 S: 8 P: 11	R: 0 H: 0 E: 0 LOB: 0 K: 0 BB: 0 S: 3 P: 3		1B: 4 SF: 1 2B: 0 SAC: 1 3B: 0 DP: 1 HR: 0 HBP: 0						

PITCHER		IP	WLS	BF	H	R	ER	SO	BB	IBB	HBP	BLK	WP	HR	S	P	ERA	WHIP
27 Aaron Nola, R ERA: 2.22	(1, 1)	6.0	L	22	4	2	2	2	1	0	0	0	0	0	53	85	3.00	0.833
64 Víctor Arano, R ERA:	(7, 1)	2.0		6	0	0	0	1	0	0	0	0	0	0	11	14	0.00	0.000

PITCHER	IP	WLS	BF	H	R	ER	SO	BB	IBB	HBP	BLK	WP	HR	S	P	ERA	WHIP

BOTTOM

Philadelphia Phillies @ Atlanta Braves

SunTrust Park, Atlanta, GA

Mon Apr 16 2018, 7:37 PM - 10:17 PM EDT

Att. 17,812 - Clear - 49 F

livebaseballscorecards.com

AB	25
R	2
H	4
RBI	1
BB	1
SO	3
LOB	5

Batter	1	2	3	4	5	6	7	8	9	10	AB	R	H	RBI	BB	SO	LOB
16 César Hernández, S (1, 4) OBP: 0.443, SLG: 0.436	C FF 96 B FF 97 B FF 97 B SI 96 C FF 96 X SI 97 3-2 F7 ①		C SL 88 B FF 96 B CH 89 X CH 91 2-1 41 BB 37 1B 1B		C FF 97 F SI 97 D CU 80 B SL 88 D CH 86 B CU 81 4-2 41 G1-6-3 1-2 BB			C FS 85 B FS 85 S FF 95 B SI 95 F FF 95 B SI 95 B FF 94 4-2 37 FC5-4 BB		1 SAFE C FF 94 1 SAFE B CH 86 X FF 95 1-1 17 S 17 2B 1-3 1B	3	2	2	0	2	0	0
41 Carlos Santana, S (1, 3) OBP: 0.260, SLG: 0.288	B FF 98 B CH 91 B SI 98 B FF 97 4-0 17 WP BB		B SL 87 B SI 95 F FF 96 C FF 97 D CU 79 B SL 86 4-2 37 1B 1-2 BB		C FF 98 C FF 97 X SL 89 0-2 ②③ G1-6-3 1-2f			B SI 95 C SI 94 F FF 96 C FF 96 1-3 ① K		B FF 95 F CH 87 S CH 86 S CH 87 1-3 ① K	3	0	0	0	2	2	5
37 Odúbel Herrera, L (1, 8) OBP: 0.381, SLG: 0.466	F FF 96 B FF 97 C SI 98 F FF 97 S SL 88 1-3 ② K		C SL 88 X FF 99 0-1 17 G5-4-3 1-3 2-H 1B			L FF 96 F SI 96 B CH 89 B CH 89 C SL 90 2-3 ① K		1 SAFE X CU 82 0-0 ② FC5-4 1-2f		C FF 96 X CH 88 0-1 ② P5	5	0	1	1	0	2	4
17 Rhys Hoskins, R (1, 7) OBP: 0.485, SLG: 0.592	B FF 98 C SL 86 B SL 85 D SL 85 C SL 85 S FF 98 3-3 ③ K 1-2		B FF 96 C SI 97 X SL 84 1-1 ②③ G5-4-3 1-2f			C SL 87 B SL 86 C SL 86 F SL 87 S SL 88 1-3 ② K		B FC 90 B FC 91 B FC 90 C FC 90 S FF 94 S CU 80 3-3 ③ K		B FF 95 C FF 95 C CH 87 D CH 86 X FF 95 2-2 7 2B 1-H 3-H 2B	5	1	1	2	0	3	4
5 Nick Williams, L (1, 9) OBP: 0.333, SLG: 0.417 53 Yacksel Ríos, R (6, 1) 23 Aaron Altherr, R (7, 9) OBP: 0.250, SLG: 0.231		C FF 96 B FF 96 B FF 98 B FF 97 F SI 97 B FF 97 4-2 7 1B BB		S CU 78 B CH 85 X CH 87 1-1 ① G1-3		B CH 90 F FF 96 S FF 95 F SL 89 C FF 96 1-3 ③ K			B SI 96 B SI 96 B SI 97 B SI 97 4-0 15 FC3-6 BB	C FF 96 B CH 88 B CH 87 B FF 95 B FF 94 4-1 7 2B BB	2 0 0	0 0 1	0 0 0	0 0 0	1 0 2	1 0 0	0 0 0
7 Maikel Franco, R (1, 5) OBP: 0.283, SLG: 0.447		1 SAFE B SL 83 X FF 95 1-0 43 G4-6-3 1-2 1B		F FF 93 F SI 95 B FF 94 X SL 86 1-2 ② L8			S SL 77 X SI 89 0-1 ① G4-3		C SL 82 S SL 83 B SI 97 B SL 84 F SL 84 B SI 98 X SL 82 3-2 ① F8	F FF 95 B FF 95 C CH 87 B CH 87 X CH 87 2-2 1-H 2-H 2B	5	0	2	2	0	0	1
15 Andrew Knapp, S (1, 2) OBP: 0.300, SLG: 0.192		B FF 97 B CH 88 C SL 86 F SI 97 S SL 88 2-3 ① K		B CU 78 B FF 96 S FF 97 F SI 97 F SL 90 S SL 90 2-3 ③ K			X SI 90 0-0 18 BB 1B		B SI 98 F SI 98 C SI 97 F SL 86 F SI 97 D SL 86 F SL 85 F FF 98 F SI 97 3-2 ② B SI 88 F SL 88 X SL FC3-6 1-2f	0-0 IBB	4	0	1	0	1	2	3
43 Nick Pivetta, R (1, 1) DNP 0 0/3 0 0 0

Philadelphia Phillies @ Atlanta Braves

SunTrust Park, Atlanta, GA

Tue Apr 17 2018, 7:37 PM - 11:12 PM EDT

Att. 17,913 - Clear - 73 F

livebaseballscorecards.com

Batter	1	2	3	4	5	6	7	8	9	10	AB	R	H	RBI	BB	SO	LOB
11 Ender Inciarte, L (1, 8) OBP: 0.268, SLG: 0.246	F FF 94 B KC 77 F FF 94 F FF 94 X KC 80 1-2 22 FC5-6 5 HBP 20 1B 1B		C KC 77 F SI 95 F FF 94 F FF 96 B FF 95 X SL 86 1-2 5 F8 1B		S SI 92 B FF 94 S CH 86 F FF 95 F FF 96 B KC 80 F SI 95 X KC 80 2-2 1 G4-6-3 1B		B SL 81 C FF 94 X SL 80 1-1 ② FC3-6 1-2f 2-3		B FF 94 B FF 93 C FF 94 S FF 93 X FS 85 2-2 ② G4-3		5	1	3	0	0	0	2
1 Ozzie Albies, S (1, 4) OBP: 0.338, SLG: 0.662	B FF 94 1 SAFE S FF 94 S FF 94 B FF 95 1 SAFE X FF 95 2-2 ① F8		C KC 77 1 SAFE 1 SAFE B KC 78 S FF 94 1 SAFE S FF 94 1-3 ① K		F FF 93 1 SAFE B KC 78 C KC 80 F SI 95 1 SAFE 1 SAFE X FF 95 1-2 ①② G4-6-3 1-2f		X FF 95 0-0 ③ L7		B FS 85 B FS 86 S FS 88 B FS 86 B FS 86 4-1 BB		4	0	0	0	1	1	5
5 Freddie Freeman, L (1, 3) OBP: 0.467, SLG: 0.500	B FF 95 1 SAFE F FF 95 H SL 83 2-1 22 FC5-6 1-2 HBP		X FF 94 0-0 ② F8 1-2		C KC 82 B KC 81 X FF 97 1-1 ③ F8			S SL 82 C SL 82 F FF 94 B SL 83 S SL 83 1-3 ① K	B FF 94 B FS 85 C FS 85 S FS 85 B FS 86 S FS 87 3-3 ③ K		4	0	0	0	0	2	2
22 Nick Markakis, L (1, 9) OBP: 0.365, SLG: 0.406	C FF 96 C FF 95 X KC 80 0-2 ② FC5-6 20 1B 1-2f 2-3		C FF 94 F KC 80 B FF 96 F FF 96 X SL 83 1-2 ③ P5			F SI 88 F SI 89 B ST 78 F FF 90 B FF 91 X ST 77 2-2 ① F9		C FF 95 B SL 81 B SL 82 F FF 94 B SL 83 D SL 82 4-2 27 WP 7 1B BB		C FF 90 S SL 83 X SL 83 0-2 ① G3	4	0	0	0	1	0	3
20 Preston Tucker, L (1, 7) OBP: 0.320, SLG: 0.522 39 Sam Freeman, R (7, 1) 58 Dan Winkler, R (8, 1) 18 Lane Adams, R (8, PH) OBP: 0.400, SLG: 0.438 38 Arodys Vizcaíno, R (9, 1) 52 José Ramírez, R (10, 1) 8 Charlie Culberson, R (10, PH) OBP: 0.280, SLG: 0.190	B FF 96 B FF 96 F FF 95 B KC 79 S FF 96 X FF 97 3-2 7 WP 1-3 3-H 1B			B SL 78 X SI 94 1-0 ① F7		X SI 89 0-0 ② L8		C CU 76 C SI 94 B CH 80 X CH 82 1-2 ② F9	B SL 82 F FF 90 S SL 82 S SL 84 1-3 ② K2-3	3 0 0 1 0 0 0 0	0 0 0 0 0 0 0 0	1 0 0 0 0 0 0 0	1 0 0 0 0 0 0 0	0 0 0 0 0 0 0 1	0 0 0 0 0 0 0 0	0 0 0 0 1 0 0 0
7 Dansby Swanson, R (1, 6) OBP: 0.373, SLG: 0.531	C KC 78 C KC 81 F FF 96 B SL 84 F FF 95 D SL 84 F SI 96 X FF 96 2-2 ③ L9 1-2			F SI 94 B SI 94 B KC 81 C KC 80 F SL 81 F SI 94 B SL 84 X SI 96 3-2 E5 61 G4-3		C SI 93 X SL 84 0-1 ③ G5-3		S SL 84 X FF 96 0-1 27 WP 1-2 1B	C FF 91 B SL 84 X FF 91 1-1 27 DI 1B	5	0	2	0	0	0	2
27 Ryan Flaherty, L (1, 5) OBP: 0.446, SLG: 0.438		C FF 94 B KC 76 B FF 95 F FF 95 B FF 96 X SI 97 3-2 ① G4-3	D KC 78 C KC 78 B FF 93 S FF 95 B FF 96 X KC 79 3-2 61 G4-3 1B			B SI 94 C SI 93 B SL 84 F SI 94 X SI 92 2-2 ① L7	B SI 97 1-0 1-2 2-3 IBB		B FF 89 F FF 89 B CH 84 B FF 91 X FF 90 3-1 ③ G3 1-2	4	0	1	0	1	0	1
61 Carlos Pérez, R (1, 2) OBP: 0.200, SLG: 0.143 24 Kurt Suzuki, R (8, PH) OBP: 0.390, SLG: 0.485 (9, 2)		C FF 94 X KC 78 0-1 ② P6	C FF 94 B KC 77 C KC 78 B FF 94 X FF 96 2-2 ② G4-3 1-2 2-3			B SL 84 S FF 93 S FF 94 X SI 94 1-2 11 FC3-6 12 BB 1B	B SL 86 B SI 97 X SI 98 2-0 ③ G6-3			3 1	0 0	1 0	0 0	0 0	0 0	2 3
26 Mike Foltynewicz, R (1, 1) OBP: 0.167, SLG: 0.333 30 Peter Moylan, R (7, 1) 12 Peter Bourjos, R (7, 7) OBP: 0.217, SLG: 0.190		C FF 95 F KC 78 X KC 80 0-2 ③ G1-3	B FF 94 C FF 94 C FF 96 S KC 80 1-3 ③ K			B SI 92 B SI 94 B SI 92 B SI 93 4-0 11 FC3-6 1-2 BB		F FF 94 F SL 88 S FF 94 0-3 ① K		2 0 1	0 0 0	0 0 0	0 0 0	0 0 1	1 0 1	2 0 0
Inning Stats	R: 1 H: 2 E: 0 LOB: 2 K: 0 BB: 0 S: 20 P: 30	R: 0 H: 0 E: 0 LOB: 0 K: 0 BB: 0 S: 8 P: 11	R: 0 H: 1 E: 0 LOB: 1 K: 1 BB: 0 S: 13 P: 16	R: 0 H: 1 E: 1 LOB: 2 K: 1 BB: 0 S: 15 P: 25	R: 0 H: 1 E: 0 LOB: 0 K: 0 BB: 0 S: 12 P: 16	R: 0 H: 0 E: 0 LOB: 0 K: 0 BB: 0 S: 7 P: 9	R: 0 H: 1 E: 0 LOB: 2 K: 0 BB: 1 S: 9 P: 17	R: 0 H: 1 E: 0 LOB: 3 K: 1 BB: 2 S: 12 P: 21	R: 0 H: 0 E: 0 LOB: 1 K: 2 BB: 1 S: 10 P: 19	R: 0 H: 1 E: 0 LOB: 1 K: 1 BB: 0 S: 10 P: 15	1B: 8 2B: 0 3B: 0 HR: 0	SF: 0 SAC: 0 DP: 1 HBP: 1	WP: 2 PB: 0 SB: 0 CS: 0	PA: 43			

PITCHER	IP	WLS	BF	H	R	ER	SO	BB	IBB	HBP	BLK	WP	HR	S	P	ERA	WHIP
43 Nick Pivetta, R (1, 1) ERA: 2.49	5.0		21	5	1	1	2	0	0	1	0	1	0	68	98	1.80	1.000
55 Hoby Milner, L (6, 1) ERA: 2.25	0.2		2	0	0	0	0	0	0	0	0	0	0	5	7	0.00	0.000
53 Yacksel Ríos, R (6, 1) ERA: 1.8	0.2		4	1	0	0	0	1	0	0	0	0	0	8	15	0.00	3.000
46 Adam Morgan, L (7, 1) ERA: 3.52	1.1		5	0	0	0	1	1	0	0	0	0	0	12	19	0.00	0.750
57 Luis García, R (8, 1) ERA: 3.12	0.1		3	1	0	0	0	0	1	0	0	1	0	3	6	0.00	3.000

PITCHER	IP	WLS	BF	H	R	ER	SO	BB	IBB	HBP	BLK	WP	HR	S	P	ERA	WHIP
50 Héctor Neris, R (9, 1) ERA: 5.4	1.0	W	4	0	0	0	2	1	0	0	0	0	0	10	19	0.00	1.000
33 Drew Hutchison, R (10, 1) ERA: 4.76	1.0		4	1	0	0	1	0	0	0	0	0	0	10	15	0.00	1.000

AB	38
R	1
H	8
RBI	1
BB	4
SO	6
LOB	23

Philadelphia Phillies @ Atlanta Braves

SunTrust Park, Atlanta, GA

Wed Apr 18 2018, 7:38 PM - 10:44 PM EDT

Att. 22,135 - Clear - 77 F

livebaseballscorecards.com

TOP

Batter	1	2	3	4	5	6	7	8	9	AB	R	H	RBI	BB	SO	LOB
16 César Hernández, S (1, 4) OBP: 0.419, SLG: 0.407	B FF 92 C SI 92 F FC 89 B CU 80 C FC 92 2-3 ① K		C SI 93 B SI 94 C CU 81 D CU 81 1 SAFE X FC 93 2-2 ③ G1-3			L CU 79 F SI 91 B FC 92 B FC 91 F FC 90 B FC 92 S FC 90 3-3 ① K		C FF 92 F FC 90 B CH 90 X FC 91 1-2 ① G4-3		4	0	0	0	0	2	1
4 Scott Kingery, R (1, 7) OBP: 0.308, SLG: 0.466 (7, 6)	C SI 92 B CU 81 B CU 81 X SI 93 2-1 ② F8			C SI 92 X SI 92 0-1 ① L8		B FC 90 B CU 81 C FC 91 B CU 81 B SI 93 4-1 37 1B BB		C FF 94 C CU 81 B FF 92 F FF 94 B CU 81 S FC 90 2-3 ② K		3	0	0	0	1	1	0
37 Odúbel Herrera, L (1, 8) OBP: 0.373, SLG: 0.452	C SI 93 F SI 93 X CU 82 0-2 ③ G3			C FC 91 F FC 90 X CU 82 0-2 ② G5-3		B SI 93 B SI 94 F FC 91 F CU 81 X FC 92 2-2 1-3 1B		B FC 90 B FC 90 C FF 92 C FF 93 X CH 90 2-2 ③ F9		4	0	1	0	0	0	0
17 Rhys Hoskins, R (1, 3) OBP: 0.486, SLG: 0.577 (7, 7)		S SI 91 C SI 93 X CU 81 0-2 7 G1-4-3 1B		X SI 94 0-0 ③ L8		C SL 84 C SL 85 D SL 83 D CH 87 1 SAFE F SL 86 F FF 97 F CU 82 S CH 88 2-3 ② K			B FF 96 B FC 92 C FF 96 B FF 96 B FF 96 4-1 23 WP 23 2B BB	3	1	1	0	1	1	2
5 Nick Williams, L (1, 9) OBP: 0.333, SLG: 0.395 23 Aaron Altherr, R (9, PH) OBP: 0.265, SLG: 0.275		C SI 92 F FC 91 C FC 92 0-3 ① K			S FC 88 B CU 80 F CU 79 B FC 91 B FC 91 B FC 91 4-2 7 G6-4-3 BB	D FF 95 S FF 95 D FF 96 X CH 87 2-1 ③ G1-3			S FF 96 C FF 96 B FC 93 F FF 97 B FC 92 F FF 96 B FF 96 X FF 95 3-2 1-H 2B	2 1	0 0	0 1	0 1	1 0	1 0	3 0
7 Maikel Franco, R (1, 5) OBP: 0.281, SLG: 0.420		F SI 94 B SI 93 F SL 87 B SL 89 X SI 93 2-2 ② ③ G1-4-3 1-2f			B SI 92 B SI 94 C CU 80 X SI 93 2-1 ① ② G6-4-3 1-2f		F FF 94 C SL 86 F SL 84 F FF 95 B SL 86 F CH 88 B SL 87 B SL 89 B FF 95 4-2 15 E 41 G4-6-3 BB		B FF 96 X FC 93 1-0 ① G5-3	3	1	0	0	1	0	3
15 Andrew Knapp, S (1, 2) OBP: 0.324, SLG: 0.233			B SI 91 B CU 82 F FC 89 C FC 92 X SI 94 2-2 1B		C CU 80 B CU 80 X SI 92 1-1 28 WP 28 1B 1B		F FF 96 X CH 88 0-1 E4 41 G4-6-3 1-3		C FC 90 F FC 90 B FF 94 S FC 90 1-3 ② K	4	1	2	0	0	1	2
28 Vince Velasquez, R (1, 1) OBP: 0.500, SLG: 0.500 41 Carlos Santana, S (7, PH) OBP: 0.253, SLG: 0.279 (7, 3)			C SI 93 1 SAFE L SI 93 L CU 81 0-3 ① K		C SI 92 C CU 81 B CU 81 F SI 93 X CU 81 1-2 1-H 1B		S CU 82 X CH 89 0-1 ① ② G4-6-3 1-2f 3-H		B FF 94 B FF 95 S FC 91 B FF 94 S FC 91 X FC 91 3-2 ③ F8	2 2	0 0	1 0	1 0	0 0	1 0	1 2
2 J.P. Crawford, L (1, 6) OBP: 0.234, SLG: 0.364 61 Edubray Ramos, R (7, 1) 55 Hoby Milner, L (8, 1)			F FC 90 S FC 90 B FC 92 B FC 92 S CU 82 2-3 ② K		C FC 91 F FC 91 B FC 93 F CU 81 S FC 91 1-3 ③ K		C CU 81 B CU 81 T FF 96 S FF 96 1-3 ③ K			3 0 0	0 0 0	0 0 0	0 0 0	0 0 0	3 0 0	2 0 0

	AB	31
	R	3
	H	6
	RBI	2
	BB	4
	SO	10
	LOB	16

Inning Stats	1	2	3	4	5	6	7	8	9
	R: 0 E: 0 K: 1 S: 8	H: 0 LOB: 0 BB: 0 P: 12	R: 0 E: 0 K: 1 S: 9	H: 1 LOB: 0 BB: 0 P: 11	R: 0 E: 0 K: 2 S: 12	H: 1 LOB: 0 BB: 0 P: 18	R: 0 E: 0 K: 0 S: 7	H: 0 LOB: 0 BB: 0 P: 7	R: 1 E: 0 K: 1 S: 14	H: 2 LOB: 1 BB: 1 P: 23
	R: 0 E: 0 K: 2 S: 16	H: 1 LOB: 2 BB: 1 P: 29	R: 1 E: 1 K: 1 S: 12	H: 0 LOB: 0 BB: 1 P: 17	R: 0 E: 0 K: 1 S: 10	H: 0 LOB: 0 BB: 0 P: 15	R: 1 E: 0 K: 1 S: 13	H: 1 LOB: 1 BB: 1 P: 25	1B: 5 2B: 1 3B: 0 HR: 0	SF: 0 SAC: 0 DP: 3 HBP: 0

WP: 2 PA: 35
PB: 0
SB: 0
CS: 0

PITCHER		IP	WLS	BF	H	R	ER	SO	BB	IBB	HBP	BLK	WP	HR	S	P	ERA	WHIP
32 Brandon McCarthy, R ERA: 2.91	(1, 1)	5.1	W	21	5	1	1	6	2	0	0	0	1	0	58	88	1.69	1.312
51 Shane Carle, R ERA: 1.38	(6, 1)	1.2	H	6	0	1	0	2	1	0	0	0	0	0	20	29	0.00	0.600
58 Dan Winkler, R ERA: 1.93	(8, 1)	1.0	H	3	0	0	0	1	0	0	0	0	0	0	10	15	0.00	0.000
33 A.J. Minter, L ERA: 0.96	(9, 1)	1.0		5	1	1	1	1	1	0	0	0	1	0	13	25	9.00	2.000

PITCHER		IP	WLS	BF	H	R	ER	SO	BB	IBB	HBP	BLK	WP	HR	S	P	ERA	WHIP

BOTTOM

Philadelphia Phillies @ Atlanta Braves

SunTrust Park, Atlanta, GA

Wed Apr 18 2018, 7:38 PM - 10:44 PM EDT

Att. 22,135 - Clear - 77 F

livebaseballscorecards.com

Batter	1	2	3	4	5	6	7	8	9	AB	R	H	RBI	BB	SO	LOB
11 Ender Inciarte, L (1, 8) OBP: 0.280, SLG: 0.261	C FF 93 B SI 92 B CH 86 B FF 93 X FF 94 3-1 1 L3 1B			B SI 92 B KC 82 B FF 93 C FF 92 X SI 92 3-1 ① P5	F KC 80 X KC 82 0-1 1 1B 1B		X CH 89 0-0 ③ G4-3			4	0	2	0	0	0	0
1 Ozzie Albies, S (1, 4) OBP: 0.333, SLG: 0.640	C KC 81 1 SAFE F FF 92 1 SAFE F FF 94 F KC 80 F FF 95 B SI 94 1 SAFE 1-2 ①② F KC 79 X KC 81 L3 1-1			B KC 78 F KC 81 B FF 94 F FF 93 S FF 96 2-3 ② K	C KC 82 1 SAFE F FF 93 B FF 94 1 SAFE F CH 88 X FF 94 1-2 5 L4 1-3 1B			B SI 91 F SI 91 B CH 87 F FF 93 F SL 85 S CH 89 2-3 ① K		4	0	1	0	0	2	1
5 Freddie Freeman, L (1, 3) OBP: 0.468, SLG: 0.492 8 Charlie Culberson, R (8, PR) OBP: 0.280, SLG: 0.190 (9, 3)	S KC 80 C KC 80 C FF 96 0-3 ③ K			B FF 94 X FF 94 1-0 22 1B 1B	1 SAFE B KC 81 F FF 95 B CH 87 S FF 94 B CH 87 1 SAFE X CH 88 3-2 ②③ L4 1-2			F ST 78 B ST 77 B SI 89 F ST 78 H FF 90 3-2 22 1B 24 1B HBP		3 0	0 1	1 0	0 0	0 0	1 0	2 0
22 Nick Markakis, L (1, 9) OBP: 0.372, SLG: 0.412		C FF 91 F FF 92 X SL 84 0-2 ① G6-3		C FF 96 B KC 80 C FF 96 1 SAFE F SL 86 F FF 95 X KC 81 1-2 1-3 1B		B CH 86 B FF 90 C FF 92 F CH 86 F FF 94 B SL 85 X FF 93 3-2 ① P4		X SI 88 0-0 24 1B 12 BLK 1-3 1B		4	1	2	0	0	0	0
24 Kurt Suzuki, R (1, 2) OBP: 0.378, SLG: 0.459		B KC 80 S FF 94 X KC 80 1-1 ② P6		C FF 95 X SL 86 0-1 ③ F7		B FF 94 B FF 93 F FF 92 F KC 82 F FF 96 B CH 88 X FF 94 3-2 ② F7		X FF 89 0-0 12 G3-1 12 BLK 27 1B 1-3 3-H 1B		4	1	1	1	0	0	2
20 Preston Tucker, L (1, 7) OBP: 0.321, SLG: 0.500 12 Peter Bourjos, R (7, 7) OBP: 0.208, SLG: 0.182		S FF 95 S FF 95 S FF 94 0-3 ③ K			B KC 82 B FF 94 S FF 94 F FF 95 B FF 97 B FF 95 4-2 7 1B 27 HR BB	X CH 89 0-0 ③ G3		L ST 77 D ST 78 X SI 91 1-1 ② G3-1 1-3 3-H		2 1	1 0	0 0	0 0	1 0	1 0	0 1
7 Dansby Swanson, R (1, 6) OBP: 0.394, SLG: 0.582			B FF 92 S FF 94 C SL 84 S SL 86 1-3 ① K	F FF 94 X KC 81 0-1 27 HR 1-2 1B		C SL 80 B SL 84 F FF 94 B SL 84 F SL 83 F SL 83 F SL 84 X FF 93 2-2 HR		0-0 27 1B IBB		3	2	2	1	1	1	0
27 Ryan Flaherty, L (1, 5) OBP: 0.450, SLG: 0.500			B KC 79 F FF 93 F SL 84 S SL 85 1-3 ② K	X FF 94 0-0 1-H 2-H HR		C SL 84 B SI 90 B CH 88 X FF 94 2-1 ① G4-3		B ST 79 X SI 89 1-0 1-3 3-H 1B		4	1	2	4	0	1	0
32 Brandon McCarthy, R (1, 1) OBP: 0.125, SLG: 0.250 51 Shane Carle, R (6, 1) 17 Johan Camargo, S (7, PH) 58 Dan Winkler, R (8, 1) 18 Lane Adams, R (8, PH) OBP: 0.381, SLG: 0.412 33 A.J. Minter, L (9, 1)			B FF 94 C FF 93 C FF 95 B KC 81 C FF 94 2-3 ③ K	B FF 92 C FF 92 C FF 92 C FF 93 1-3 ① K		C SL 82 F CH 89 B FF 94 B SL 84 S CH 89 2-3 ② K		S FF 89 D CH 83 S FF 91 S FF 92 1-3 ③ K		2 0 0 1 0 1 0	0 0 0 0 0 0 0	0 0 0 0 0 0 0	0 0 0 0 0 0 0	2 0 1 0 1 0 1	0 0 0 0 0 1 2	0 0 0 0 0 0 0

| | | |

New York Mets @ Atlanta Braves

SunTrust Park, Atlanta, GA

Thu Apr 19 2018, 7:38 PM - 10:36 PM EDT

Att. 23,610 - Clear - 56 F

TOP

livebaseballscorecards.com

Batter	1	2	3	4	5	6	7	8	9	AB	R	H	RBI	BB	SO	LOB
30 Michael Conforto, L (1, 8) (8, 7) OBP: 0.412, SLG: 0.385	B SI 92 B FF 92 C FF 92 F FF 93 F SL 83 F SL 82 T SI 94 2-2 ① K			B SI 90 B SI 92 B FF 92 C FF 91 F FF 93 F SI 93 X FF 93 3-2 ① G6-3		B CU 77 B FF 92 F FF 91 B SI 90 F FF 93 S SL 81 3-3 ② K		B FF 92 B FF 93 B CU 79 B FF 93 4-0 13 SF8 9 BB 1-2 2-3 BB		3	0	0	0	1	2	0
52 Yoenis Cespedes, R (1, 7) OBP: 0.269, SLG: 0.389 9 Brandon Nimmo, L (8, PH) OBP: 0.517, SLG: 0.714 (8, 9)	B SI 92 X FF 92 1-0 ② F8			S SL 81 F SL 82 S SL 81 0-3 ② K		B FF 92 C SL 81 B SI 93 X SI 92 2-1 ③ L8		B FF 92 B FF 91 B FF 91 C FF 92 F FF 93 F FF 92 B FF 91 4-2 1-2 2-3 3-H BB		3 0	0 0	0 0	0 1	0 1	1 0	0 0
13 Asdrúbal Cabrera, S (1, 4) OBP: 0.377, SLG: 0.600	F SI 91 B SI 94 X SI 92 1-1 ③ G5-3			F SI 94 X CU 76 0-1 1B			C SI 92 S SL 80 B SL 81 B SI 92 F SL 81 F SL 80 S SL 82 2-3 ① K	B FF 94 D FS 86 C FF 95 F FF 95 F FS 86 B FF 94 F FS 86 F FF 96 X FF 95 3-2 ② SF8 2-3 3-H		3	0	1	1	0	1	0
19 Jay Bruce, L (1, 9) OBP: 0.288, SLG: 0.328 12 Juan Lagares, R (8, PH) OBP: 0.438, SLG: 0.429 (8, 8)		B SI 91 F SI 91 X FF 93 1-1 ① P5		B FF 92 X FF 92 1-0 ③ L3			C FF 93 S SL 82 B SL 82 X SL 81 1-2 ② P5	X FS 86 0-0 ③ G1-3		3 1	0 0	0 0	0 0	0 0	0 0	1 2
21 Todd Frazier, R (1, 5) OBP: 0.434, SLG: 0.534 46 Gerson Bautista, R (7, 1) 4 Wilmer Flores, R (9, PH) OBP: 0.306, SLG: 0.485		B FF 92 C SL 81 B SL 82 C SL 82 F FF 94 X SL 82 2-2 ② F9			C FF 92 B FF 91 B FF 92 X FF 92 2-1 HR		B SL 82 C SL 82 C SI 92 B SL 82 B SI 93 F SL 83 F SL 82 F SL 83 C SL 82 3-3 ③ K		C SI 88 B SI 89 F SL 76 X SL 77 1-2 23 1B 1B	3 0 1	1 0 0	1 0 1	1 0 0	0 0 0	1 0 0	0 0 0
23 Adrián González, L (1, 3) OBP: 0.353, SLG: 0.419		B SI 91 B FF 92 F FF 92 B FF 93 X SI 93 3-1 ③ F7			B CU 76 B SI 93 F FF 92 X FF 92 2-1 ① L9			B FF 92 B FF 93 F FF 92 B FF 92 X FF 92 3-1 HR	C SL 77 X SI 90 0-1 7 G6-3 1-2 1B	4	1	2	1	0	0	0
59 Jose Lobaton, S (1, 2) OBP: 0.294, SLG: 0.231			C CU 74 B SI 93 X SI 92 1-1 ① L8		C SL 80 C SL 80 B FF 93 F SL 81 S SL 81 1-3 ② K			B SI 94 B CH 85 F FF 93 B CH 87 B FF 91 4-1 30 BB 9 BB 1 1B BB	D SI 89 B SI 89 X SI 89 2-0 ① L7	3	1	0	0	1	1	2
33 Matt Harvey, R (1, 1) OBP: 0.333, SLG: 0.333 39 Jerry Blevins, L (7, 1) 7 José Reyes, S (7, 5)			B FF 91 X FF 91 1-0 ② P3		C FF 92 S SL 80 B SL 81 B FF 92 C SI 92 2-3 ③ K			S CU 79 X FF 92 0-1 ① P5	B SI 89 S CH 85 X SI 90 1-1 ② ③ G6-3 1-2f	2 0 2	0 0 0	0 0 0	0 0 0	0 0 0	1 0 3	0 0 3
1 Amed Rosario, R (1, 6) OBP: 0.283, SLG: 0.321			C FF 91 S SI 92 C SL 82 0-3 ③ K			B SL 79 C SL 80 B SI 92 S SL 81 F SL 82 X SL 82 2-2 ① F8		S FF 92 C CU 83 F CU 83 X CU 82 0-2 9 BB 30 BB 13 SF8 1-2 1B		3	1	1	0	0	1	0
Inning Stats	R: 0 E: 0 K: 1 S: 8 H: 0 LOB: 0 BB: 0 P: 12	R: 0 E: 0 K: 0 S: 8 H: 0 LOB: 0 BB: 0 P: 14	R: 0 E: 0 K: 1 S: 6 H: 0 LOB: 0 BB: 0 P: 8	R: 0 E: 0 K: 1 S: 10 H: 1 LOB: 1 BB: 0 P: 14	R: 1 E: 0 K: 2 S: 11 H: 1 LOB: 0 BB: 0 P: 18	R: 0 E: 0 K: 1 S: 9 H: 0 LOB: 0 BB: 0 P: 16	R: 0 E: 0 K: 2 S: 14 H: 0 LOB: 0 BB: 0 P: 20	R: 3 E: 0 K: 0 S: 19 H: 2 LOB: 2 BB: 3 P: 37	R: 0 E: 0 K: 0 S: 8 H: 2 LOB: 1 BB: 0 P: 12	1B: 4 2B: 0 3B: 0 HR: 2 SF: 1 SAC: 0 DP: 1 HBP: 0						

	AB	31
	R	4
	H	6
	RBI	4
	BB	3
	SO	8
	LOB	8

WP: 0 PB: 0 SB: 0 CS: 0 PA: 35

PITCHER		IP	WLS	BF	H	R	ER	SO	BB	IBB	HBP	BLK	WP	HR	S	P	ERA	WHIP
45 Matt Wisler, R ERA: 1.29	(1, 1)	7.0	W	23	2	1	1	8	0	0	0	0	0	1	66	102	1.29	0.286
50 Lucas Sims, R ERA: 81.0	(8, 1)	0.1		6	2	3	3	0	3	0	0	0	0	1	12	27	81.00	15.000
39 Sam Freeman, L ERA: 0.96	(8, 1)	0.2		2	0	0	0	0	0	0	0	0	0	0	7	10	0.00	0.000
30 Peter Moylan, R ERA:	(9, 1)	1.0		4	2	0	0	0	0	0	0	0	0	0	8	12	0.00	2.000

PITCHER	IP	WLS	BF	H	R	ER	SO	BB	IBB	HBP	BLK	WP	HR	S	P	ERA	WHIP

New York Mets @ Atlanta Braves

SunTrust Park, Atlanta, GA

Thu Apr 19 2018, 7:38 PM - 10:36 PM EDT

Att. 23,610 - Clear - 56 F

BOTTOM

livebaseballscorecards.com

Batter	1	2	3	4	5	6	7	8	9	AB	R	H	RBI	BB	SO	LOB
11 Ender Inciarte, L (1, 8) OBP: 0.288, SLG: 0.260	C FF 92 X CU 82 0-1 1 1B 5 SF7 1B	C FF 93 S FF 93 B SL 87 B SL 87 F FF 93 C FF 93 2-3 ③ K		C CH 85 F FF 92 F FF 94 B SL 88 F SI 91 F FF 94 C SL 89 1-3 ② K			B FF 86 X FF 87 1-0 ① L7	B FF 94 B FF 94 B FF 94 B FF 95 4-0 12 F9 1 BB 22 SF7 BB		4	2	1	0	1	2	1
1 Ozzie Albies, S (1, 4) OBP: 0.349, SLG: 0.646	C FF 92 1 SAFE X CH 86 0-1 24 HR 1-3 1B		F CH 86 S FF 94 B SL 87 X FF 92 1-2 5 L9 22 1B 2B	X CH 86 0-0 ③ G4-3			C CU 70 X FF 88 0-1 ② F8	B SL 85 B FF 94 B FF 95 B FF 94 4-0 24 2B 1-2 BB		4	3	2	0	1	0	0
5 Freddie Freeman, L (1, 3) OBP: 0.470, SLG: 0.500 12 Peter Bourjos, R (8, 7) OBP: 0.200, SLG: 0.174	1 SAFE C FF 91 X FF 89 0-1 ① SF7 3-H		B FF 89 B CH 85 X CH 86 2-0 ① L9 2-3		B CH 86 B SI 92 F SI 92 X SI 92 2-1 1B		B FF 87 F CH 83 F FF 87 X FF 87 1-2 24 BB 22 1B 20 2B 1B	C FF 96 X FF 96 0-1 ① F9 2-3		3 1	1 0	2 0	1 0	0 0	0 0	1 2
22 Nick Markakis, L (1, 9) OBP: 0.373, SLG: 0.417	1 SAFE X SI 92 0-0 ② L7		B SL 87 F SI 93 B FF 92 F SL 88 X CH 87 2-2 24 2B 20 2B 3-H 1B		F SI 92 B SI 93 X SL 88 1-1 ① L4		C FF 87 X CU 71 0-1 24 BB 20 2B 1-2 1B	B CH 86 B FF 96 C FF 95 C SL 85 X SL 84 2-2 ② SF7 3-H		4	2	2	2	0	0	2
24 Kurt Suzuki, R (1, 2) OBP: 0.420, SLG: 0.610	1 SAFE B SL 87 F SL 88 1 SAFE F SI 93 1 SAFE B FF 92 X CH 84 2-2 1-H HR		X FF 92 0-0 20 2B 1-3 2B		B SL 88 X FF 92 1-0 ② L9		F CU 71 D CU 71 B FF 87 B FF 87 B CU 69 4-1 20 2B 1-2 2-3 BB	B SL 84 X FF 96 1-0 1-H 2B		4	3	3	3	1	0	1
20 Preston Tucker, L (1, 7) OBP: 0.333, SLG: 0.538 50 Lucas Sims, R (8, 1) 39 Sam Freeman, R (8, 1) 8 Charlie Culberson, R (8, PH) OBP: 0.269, SLG: 0.182 30 Peter Moylan, R (9, 1)	F SI 92 B SL 87 S FF 91 B CH 87 X CH 86 2-2 ③ G4-3		B FF 93 D CU 82 X CH 87 2-0 2-H 3-H 2B		D CU 81 B FF 92 B SI 93 C SI 93 X SI 93 3-1 ③ G4-3		S CU 69 F CU 69 X CU 69 0-2 7 2B 1-H 2-H 3-H 2B	S FF 95 F FF 95 B FF 94 C SL 82 1-3 ③ K		4 0 0 0 1 0	1 0 0 0 0 0	2 0 0 0 0 0	5 0 0 0 0 0	0 0 0 0 1 0	0 0 0 0 1 0	1 0 0 1 1 0
7 Dansby Swanson, R (1, 6) OBP: 0.387, SLG: 0.577		C FF 92 C SI 92 F SI 92 S SL 86 0-3 ① K	B FF 92 X SL 88 1-0 ② G5-3			C SL 86 B FF 93 F FF 93 F FF 94 B CU 82 B SI 93 X FF 93 3-2 ① G5-3	B FF 96 B FF 95 F FF 95 B FF 96 F FF 95 F FF 96 F FF 96 X FF 96 3-2 2-H 2B			4	0	1	1	0	1	1
27 Ryan Flaherty, L (1, 5) OBP: 0.453, SLG: 0.481 (8, 3)		B CU 81 B CH 84 B FF 93 C FF 92 B SI 93 4-1 45 SH3 BB	2 SAFE B SI 94 F SI 93 X SL 89 1-1 ③ G5-3			S CH 85 B CU 82 X SI 93 1-1 ② G6-3	B FF 96 B FF 96 B FF 95 B FF 96 4-0 BB			2	0	0	0	2	0	1
45 Matt Wisler, R (1, 1) 17 Johan Camargo, S (7, PH) (8, 5)		L FF 93 C SI 93 X SI 93 0-2 ② SH3 1-2		C SI 92 X SL 87 0-1 ① G1-3		B FF 94 B FF 92 C FF 91 F SI 93 F FF 93 C FF 94 2-3 ③ K	D CH 85 F FF 96 B FF 96 X FF 96 2-1 ③ P6			2 1	0 0	0 0	0 0	0 0	1 0	0 2
Inning Stats	R: 3 E: 0 K: 0 S: 13 H: 3 LOB: 0 BB: 0 P: 17	R: 0 E: 0 K: 2 S: 12 H: 0 LOB: 1 BB: 1 P: 18	R: 3 E: 0 K: 0 S: 12 H: 4 LOB: 1 BB: 0 P: 21	R: 0 E: 0 K: 1 S: 9 H: 0 LOB: 0 BB: 0 P: 10	R: 0 E: 0 K: 0 S: 7 H: 1 LOB: 1 BB: 0 P: 14	R: 0 E: 0 K: 1 S: 10 H: 0 LOB: 0 BB: 0 P: 16	R: 4 E: 0 K: 0 S: 19 H: 4 LOB: 2 BB: 2 P: 34	R: 2 E: 0 K: 1 S: 9 H: 1 LOB: 1 BB: 2 P: 21								

AB	34
R	12
H	13
RBI	12
BB	5
SO	5
LOB	13

1B: 6	SF: 2	WP: 0	PA: 42
2B: 6	SAC: 1	PB: 0
3B: 0	DP: 0	SB: 0
HR: 1	HBP: 0	CS: 0

PITCHER	IP	WLS	BF	H	R	ER	SO	BB	IBB	HBP	BLK	WP	HR	S	P	ERA	WHIP
33 Matt Harvey, R (1, 1) ERA: 6.0	6.0	L	27	8	6	6	4	1	0	0	0	0	1	63	96	9.00	1.500
39 Jerry Blevins, L (7, 1) ERA: 13.5	0.2		6	3	4	4	0	1	0	0	0	0	0	12	18	54.00	6.000
46 Gerson Bautista, R (7, 1) ERA: 7.71	1.1		9	2	2	2	1	3	0	0	0	0	0	16	37	13.50	3.750

PITCHER	IP	WLS	BF	H	R	ER	SO	BB	IBB	HBP	BLK	WP	HR	S	P	ERA	WHIP

Batter	1	2	3	4	5	6	7	8	9	10	11	12	AB	R	H	RBI	BB	SO	LOB
30 Michael Conforto, L (1, 8) OBP: 0.386, SLG: 0.349	C FF 92 B FF 93 X FF 92 1-1 ① G3		S FF 95 B FF 95 B CU 77 F CH 89 B FF 94 X FF 93 3-2 ② SF7 3-H		B FF 91 C FF 92 B FF 92 F FF 91 B FF 92 F FF 92 B CH 87 4-2 BB		C FC 90 B FF 92 S FC 89 S FF 93 1-3 ③ K			C SI 98 B SL 85 B SL 86 B SI 98 F FF 98 X FF 98 3-2 ② F7		S SI 95 B SL 89 X SL 88 1-1 ② P6	4	0	0	1	1	1	2
52 Yoenis Cespedes, R (1, 7) OBP: 0.274, SLG: 0.377	B FF 94 B CH 88 B CH 89 B FF 93 4-0 13 G6-4-3 BB		C CH 88 B CH 87 B FF 94 F FF 95 B CU 78 T CH 88 3-2 ③ K		B FF 93 F FF 91 B CH 87 S CH 88 C FF 93 2-3 ③ K			C SL 85 F SL 85 B SL 88 S FF 96 1-3 ① K X FF 95 0-0 21 WP 2B		C SL 86 S FF 99 S SL 85 0-3 ③ K		X SL 89 0-0 13 2B 1B 2-H	5	1	1	1	1	4	2
13 Asdrúbal Cabrera, S (1, 4) OBP: 0.386, SLG: 0.613	B FF 92 C FF 93 D CH 88 X FF 94 2-1 ② G6-4-3 1-2f ③			C FF 89 B FF 92 B FF 92 B CH 87 X FF 93 3-1 ① G4-3		F FF 90 X FF 92 0-1 ① F					C FF 94 B SL 85 B SL 85 B SL 86 S FF 95 F SI 94 B FF 95 4-2 21 E BB	C SL 85 B SL 87 S SL 88 B SL 87 S SL 88 F FF 93 X SL 85 2-2 ③ 2B 1-H	5	0	2	1	1	0	1
21 Todd Frazier, R (1, 5) OBP: 0.420, SLG: 0.500		B FF 92 X CH 86 1-0 ① G6-3		C CU 76 B FF 93 B CH 87 B CH 88 B FF 94 4-1 4 S 4 1B BB		B FF 92 C FF 92 S CU 76 B FF 92 S FF 92 2-3 ② K		B SL 86 B SL 86 S FF 95 F FF 95 B CH 87 X FF 96 2-2 ② P6 2-3			D FF 94 C SL 87 B SL 86 X FF 95 2-1 E3 1-2		4	1	0	0	1	1	2
4 Wilmer Flores, R (1, 3) OBP: 0.317, SLG: 0.474		C FF 93 B CH 87 B CH 87 S FF 91 F CU 78 X CH 87 2-2 ② G1-3		C FF 92 B CU 76 X CU 76 1-1 ② 1-H 1B		C FF 92 B FF 91 X FF 92 1-1 ② 19 2B 1B		F FF 96 F FF 95 X FF 95 0-2 ③ F7			B FF 94 C SL 85 S SL 87 X SL 84 1-2 ① F8		5	0	2	1	0	0	3
19 Jay Bruce, L (1, 9) OBP: 0.282, SLG: 0.333		X CU 76 0-0 ③ G4-3		C FF 92 B FF 93 F FF 94 F SL 80 X FF 93 1-2 ③ F9		D CU 76 F FF 92 1 SAFE 1 SAFE B FF 91 X FF 92 2-1 ③ 1-H 2B			B FC 89 S FC 89 F FC 90 B FC 89 S FF 96 2-3 ① K		F FF 94 X SL 84 0-1 ② F7		5	0	1	0	0	1	2
3 Tomás Nido, R (1, 2) OBP: 0.273, SLG: 0.200			F FF 91 B CH 87 S CH 86 F FF 94 F FF 94 F CU 77 F FF 94 B CH 88 F FF 93 2-2 X FF 85 1 E 1B		C FF 91 X FF 91 0-1 ① G6-3		S FF 93 S FC 91 B FC 91 S FC 90 1-3 ① K		S FC 89 B FC 90 S FF 95 F FC 90 B FF 95 F FF 95 B FC 90 B FC 90 4-2 12 G6-4-3 BB		F SL 86 F SL 85 S SL 87 0-3 ③ K		4	1	1	0	1	2	2
34 Noah Syndergaard, L (1, 1) OBP: 0.100, SLG: 0.200 9 Brandon Nimmo, L (7, PH) OBP: 0.533, SLG: 0.714 67 Seth Lugo, R (7, 1) 12 Juan Lagares, R (9, PH) OBP: 0.429, SLG: 0.414 44 AJ Ramos, R (9, 1) 65 Robert Gsellman, R (10, 1) 27 Jeurys Familia, R (12, 1)			L FF 93 F FF 94 D CU 77 S SL 80 1-3 ① K		B FF 92 B CH 87 C FF 92 F FF 92 S FF 92 2-3 ② K		F SI 92 F FF 92 B FC 91 B FF 94 F FC 91 B FC 90 F FC 89 B FF 93 4-2 BB		C FF 96 X FC 91 0-1 ② ③ G6-4-3 1-2f		C FF 93 B SL 88 H FF 91 2-1 1 SH3-4 52 1B HBP	2 0 0 0 1 0 0 0	0 0 0 0 0 0 0 0	0 0 0 0 1 0 0 0	0 0 0 0 0 0 0 0	2 0 1 0 0 0 0 0	1 0 0 0 1 0 0 0
1 Amed Rosario, R (1, 6) OBP: 0.297, SLG: 0.367			F FF 92 B FF 94 B CH 87 F CH 87 F FF 93 X CH 87 2-2 E8 30 SF7 1-H 2B		B FF 92 X FF 93 1-0 ① 2B		1 SAFE D FC 91 B FC 91 F FC 91 1 SAFE F FC 90 S CU 80 2-3 ② K			C FF 96 X SL 84 0-1 ① P4		B SL 87 B SL 86 C SI 94 X SI 94 2-1 ① SH3-4 1-2	4	1	2	1	0	1	1
Inning Stats	R: 0 E: 0 K: 0 S: 4 H: 0 LOB: 0 BB: 1 P: 11	R: 0 E: 0 K: 0 S: 6 H: 0 LOB: 0 BB: 0 P: 9	R: 2 E: 1 K: 2 S: 21 H: 2 LOB: 0 BB: 0 P: 32	R: 1 E: 0 K: 0 S: 9 H: 1 LOB: 0 BB: 1 P: 18	R: 0 E: 0 K: 2 S: 12 H: 1 LOB: 2 BB: 1 P: 21	R: 0 E: 0 K: 1 S: 9 H: 2 LOB: 2 BB: 0 P: 14	R: 0 E: 0 K: 3 S: 14 H: 0 LOB: 1 BB: 1 P: 22	R: 0 E: 0 K: 1 S: 11 H: 1 LOB: 1 BB: 0 P: 14	R: 0 E: 0 K: 1 S: 9 H: 0 LOB: 0 BB: 1 P: 15	R: 0 E: 0 K: 1 S: 8 H: 0 LOB: 0 BB: 0 P: 11	R: 0 E: 1 K: 1 S: 13 H: 0 LOB: 2 BB: 1 P: 20	R: 2 E: 0 K: 0 S: 10 H: 2 LOB: 1 BB: 0 P: 17	1B: 4 2B: 5 3B: 0 HR: 0	SF: 1 SAC: 1 DP: 2 HBP: 1	WP: 1 PB: 0 SB: 1 CS: 0	PA: 48		

PITCHER	IP	WLS	BF	H	R	ER	SO	BB	IBB	HBP	BLK	WP	HR	S	P	ERA	WHIP
15 Sean Newcomb, L (1, 1) ERA: 3.74	6.0		24	6	3	2	5	3	0	0	0	0	0	61	105	3.00	1.500
58 Dan Winkler, R (7, 1) ERA: 1.74	1.0		4	0	0	0	3	1	0	0	0	0	0	14	22	0.00	1.000
51 Shane Carle, R (8, 1) ERA: 1.29	1.0		4	1	0	0	1	0	0	0	0	1	0	11	14	0.00	1.000
33 A.J. Minter, L (9, 1) ERA: 0.87	1.0		3	0	0	0	1	1	0	0	0	0	0	9	15	0.00	1.000
38 Arodys Vizcaíno, R (10, 1) ERA: 1.86	1.0		3	0	0	0	1	0	0	0	0	0	0	8	11	0.00	0.000

PITCHER	IP	WLS	BF	H	R	ER	SO	BB	IBB	HBP	BLK	WP	HR	S	P	ERA	WHIP
71 Josh Ravin, R (11, 1) ERA: 6.0	2.0	L	10	2	2	2	1	1	0	1	0	0	0	23	37	9.00	1.500

New York Mets @ Atlanta Braves

SunTrust Park, Atlanta, GA

Fri Apr 20 2018, 7:36 PM - 11:26 PM EDT

Att. 39,016 - Clear - 66 F

TOP

livebaseballscorecards.com

AB	39
R	5
H	9
RBI	5
BB	6
SO	12
LOB	17

Batter	1	2	3	4	5	6	7	8	9	10	11	12	AB	R	H	RBI	BB	SO	LOB
11 Ender Inciarte, L (1, 8) OBP: 0.282, SLG: 0.256	C FF 99 X FF 99 0-1 G4-3		F SI 96 B CU 83 S CH 91 X SL 93 1-2 22 S 1 G4-3 1B		B CH 88 X CH 89 1-0 G3		C SI 94 B FF 96 X CU 79 1-1 G4-3			F CH 85 B SL 90 X CH 86 1-1 G4-3			5	0	1	0	0	0	0
1 Ozzie Albies, S (1, 4) OBP: 0.352, SLG: 0.663	X FF 100 0-0 HR		1 SAFE 1 SAFE C SI 95 1 SAFE F SI 97 F FF 97 1 SAFE X CH 91 0-2 G4-3 1-2		B CU 82 S CH 90 F CH 89 F CH 89 B SI 97 B SL 92 F CH 90 C SI 96 3-3 K			M CU 78 B CU 78 C CH 86 F FF 95 B CU 81 B FF 96 B CH 87 4-2 22 CS BB			F CH 85 S SL 87 B SI 92 B CH 86 X SL 89 2-2 G3		4	1	1	1	1	1	1
5 Freddie Freeman, L (1, 3) OBP: 0.443, SLG: 0.463	B CU 86 B SI 100 B SI 99 X SI 99 3-0 P5		X CH 90 0-0 F7		F SL 91 S CH 90 B CH 90 F SL 91 S CH 90 1-3 K			1 SAFE B CH 85 F SI 92 1 SAFE B CH 85 F SI 93 1 SAFE F CU 79 X CU 78 2-2 L9			F SI 93 B CH 86 C CU 81 S SL 89 1-3 K		5	0	0	0	0	2	2
22 Nick Markakis, L (1, 9) OBP: 0.375, SLG: 0.421	B SI 99 X CH 92 1-0 G4-3		C CU 83 B CH 92 D CH 91 X SI 98 2-1 L7 2-3			C SI 95 F SI 96 X CH 89 0-2 24 WP 24 SF7 2B		C SI 94 B CU 80 F FF 93 P PO 88 F SI 96 B CH 88 F SI 95 F CU 79 X FF 95 3-2 L8 1-2			C CU 80 B SL 88 B SI 93 S CU 81 B CH 86 B SI 94 4-2 24 1B BB		4	1	1	0	1	0	2
24 Kurt Suzuki, R (1, 2) OBP: 0.400, SLG: 0.578		X FF 98 0-0 F7		C CU 84 B CU 85 F SI 97 S SL 92 1-3 K		B CU 85 C CH 90 B SL 93 B SI 96 F SI 96 X SL 92 3-2 SF7 2-H			C SL 80 B SI 93 X SL 81 1-1 G5-3		B SI 93 C CU 80 F SI 93 1 SAFE F SL 88 F SI 93 X CU 81 1-2 1B		4	0	1	1	0	1	0
20 Preston Tucker, L (1, 7) OBP: 0.323, SLG: 0.509		B FF 99 F CH 91 C FF 99 B CH 92 X FF 100 2-2 27 1B 7 G5-4-3 1B		C SI 97 F CH 91 B FF 98 F SI 98 B CU 85 B SI 97 F CH 90 F SL 91 X CH 91 3-2 F9		S FF 96 F SL 91 B CH 90 F SI 96 X CU 82 1-2 G5-3			F CH 85 B CH 87 F CU 77 B CH 85 C FF 93 2-3		B CU 80 S SI 94 C SI 94 T CH 87 1-2 K		5	0	1	0	0	2	2
7 Dansby Swanson, R (1, 6) OBP: 0.375, SLG: 0.553	B SI 99 D SL 96 F SI 99 1 SAFE F SI 98 F FF 98 D SL 94 F SI 99 F SI 100 3-2 1 SAFE X SI 100 G5-4-3 1-2		C CU 83 B CH 90 B SL 92 X SI 96 2-1 27 2B 1B			S SL 91 B SI 95 C CU 83 F FF 94 B CH 90 S SL 91 2-3 K			C CU 75 S SL 81 S FF 93 0-3 K			B SI 95 X SI 94 1-0 F8	5	1	1	0	0	2	1
27 Ryan Flaherty, L (1, 5) OBP: 0.464, SLG: 0.500		S CU 85 F SI 99 X CH 92 0-2 15 S 1B 2-3		B CU 83 X FF 96 1-0 1-H 2B			C CU 77 C CH 86 B SI 96 F FF 97 B CH 88 B CU 80 B SI 94 4-2 17 CS BB			B CU 79 F SI 92 F CH 85 S SL 88 1-3 K		C FF 96 B SL 85 F FF 95 X FF 96 1-2 G5-3	4	0	2	1	1	1	0
15 Sean Newcomb, L (1, 1) 58 Dan Winkler, R (7, 1) 17 Johan Camargo, S (7, PH) 51 Shane Carle, R (8, 1) 33 A.J. Minter, L (8, 1) 38 Arodys Vizcaino, R (9, 1) 8 Charlie Culberson, R (10, PH) 71 Josh Ravin, R (11, 1) 12 Peter Bourjos, R (12, PH) Left on deck: 45 to bat	S SI 98 B SI 98 C SI 98 S SI 98 1-3 K 1-2		B FF 97 B SI 96 C SI 97 F SI 97 S SI 97 2-3 K				1 SAFE C CU 77 B CU 78 S SI 94 D CH 88 B CU 79 S SI 93 3-3 K 1-2			C CU 81 S SL 88 X SI 94 0-2 G3		C FF 96 S SI 94 X SI 96 0-2 G6-3	2 1 1 0 0 1 0 0 0 1	0 0 0 0 0 0 0 0 0 0	0 0 0 0 0 0 0 0 0 0	0 0 0 0 0 0 0 0 0 0	2 0 1 0 1 0 0 0 0 0	3 0 1 0 1 0 0 0 0 0	
Inning Stats	R: 1 H: 1 E: 0 LOB: 0 K: 0 BB: 0 S: 5 P: 9	R: 0 H: 2 E: 0 LOB: 2 K: 1 BB: 0 S: 16 P: 22	R: 0 H: 1 E: 0 LOB: 1 K: 0 BB: 0 S: 10 P: 13	R: 1 H: 2 E: 0 LOB: 1 K: 2 BB: 0 S: 15 P: 24	R: 0 H: 0 E: 0 LOB: 0 K: 2 BB: 0 S: 10 P: 15	R: 1 H: 1 E: 0 LOB: 0 K: 1 BB: 0 S: 14 P: 20	R: 0 H: 0 E: 0 LOB: 0 K: 1 BB: 1 S: 8 P: 16	R: 0 H: 0 E: 0 LOB: 0 K: 0 BB: 1 S: 14 P: 22	R: 0 H: 0 E: 0 LOB: 0 K: 2 BB: 0 S: 8 P: 11	R: 0 H: 0 E: 0 LOB: 0 K: 1 BB: 0 S: 8 P: 10	R: 0 H: 1 E: 0 LOB: 2 K: 2 BB: 1 S: 16 P: 25	R: 0 H: 0 E: 0 LOB: 0 K: 0 BB: 0 S: 7 P: 9	1B: 5 2B: 3 3B: 0 HR: 1	SF: 1 SAC: 0 DP: 1 HBP: 0	WP: 1 PB: 0 SB: 2 CS: 2	PA: 45		

PITCHER		IP	WLS	BF	H	R	ER	SO	BB	IBB	HBP	BLK	WP	HR	S	P	ERA	WHIP
34 Noah Syndergaard, R ERA: 3.29	(1, 1)	6.0		25	7	3	3	6	0	0	0	0	1	1	70	103	4.50	1.167
67 Seth Lugo, R ERA: 2.45	(7, 1)	2.0		6	0	0	0	1	2	0	0	0	0	0	22	38	0.00	1.000
44 AJ Ramos, R ERA: 2.08	(9, 1)	1.0		3	0	0	0	2	0	0	0	0	0	0	8	11	0.00	0.000
65 Robert Gsellman, R ERA: 2.19	(10, 1)	2.0	W	8	1	0	0	3	1	0	0	0	0	0	24	35	0.00	1.000
27 Jeurys Familia, R ERA:	(12, 1)	1.0	S	3	0	0	0	0	0	0	0	0	0	0	7	9	0.00	0.000

PITCHER	IP	WLS	BF	H	R	ER	SO	BB	IBB	HBP	BLK	WP	HR	S	P	ERA	WHIP

New York Mets @ Atlanta Braves

SunTrust Park, Atlanta, GA

Fri Apr 20 2018, 7:36 PM - 11:26 PM EDT

Att. 39,016 - Clear - 66 F

BOTTOM

livebaseballscorecards.com

AB	41
R	3
H	8
RBI	3
BB	3
SO	12
LOB	12

Batter	1	2	3	4	5	6	7	8	9	AB	R	H	RBI	BB	SO	LOB
30 Michael Conforto, L (1, 8) OBP: 0.387, SLG: 0.340	X FF 88 0-0 ① F8		1 SAFE C FF 88 1 SAFE B FF 88 B SL 79 C FF 90 D SL 82 2 SAFE F FF 89 3-2 2 SAFE X FF 91 1-3 1B		B SL 83 B FF 91 C FF 91 B SI 90 X SI 91 3-1 ②③ G1-6-3 1-2f			C CU 84 F CU 83 B CU 83 X SI 96 1-2 FC5 13 1B 19 1B 1-2 2-3	B FF 95 T FF 93 T FF 95 B CU 77 F FF 94 B FF 94 F FF 94 B CU 77 4-2 52 E 52 S BB	4	1	1	0	1	0	4
52 Yoenis Cespedes, R (1, 7) OBP: 0.258, SLG: 0.354	B FF 88 S FF 90 S FF 90 B FF 91 S FF 90 2-3 ② K		F SL 81 F FF 92 F FF 92 S SL 80 0-3 ② K			C SL 79 F FF 90 B FF 90 S FF 91 1-3 ① K		X FF 93 0-0 ① F9	B FF 94 F FF 94 B FF 94 X FF 94 2-1 ③ G6-3 1-3	5	0	0	0	0	3	6
13 Asdrúbal Cabrera, S (1, 4) OBP: 0.391, SLG: 0.608	C FF 88 B CH 81 X FF 88 1-1 1B		C SI 90 S FF 91 F FF 92 F FF 92 F SL 81 S SL 80 0-3 ③ K			X SI 90 0-0 ② G6-3		B CH 86 X CH 86 1-0 19 E 19 1B 1-2 2-H 3-H 1B		4	0	2	2	0	1	2
19 Jay Bruce, L (1, 9) OBP: 0.280, SLG: 0.328	B FF 88 X CH 81 1-0 ③ G1-3			B CH 80 S SI 88 S FF 89 B FF 90 B SL 77 S SL 81 3-3 ① K		S SI 90 B SI 90 F FF 90 X FF 92 1-2 ③ L7		F FF 95 X FF 95 0-1 E8 1-3 2-H 1B		4	0	1	1	0	1	1
21 Todd Frazier, R (1, 5) OBP: 0.400, SLG: 0.470		C SL 77 C SL 79 B FF 91 X SL 76 1-2 ① F8		B CU 70 C FF 89 B FF 91 B SL 81 X SI 89 3-1 ② G6-3			B FF 90 B SI 89 C FF 90 B SI 90 X FF 91 3-1 ① P5	S SL 85 F FF 96 S SL 84 0-3 ② K		4	0	0	0	0	1	2
23 Adrián González, L (1, 3) OBP: 0.345, SLG: 0.391		B FF 88 B FF 88 F SI 88 B CH 82 X SI 89 3-1 ② G3		C FF 91 F FF 90 B SL 81 X FF 91 1-2 ③ L7			C FF 90 B CH 82 X FF 90 1-1 ② F8	0-0 IBB		3	0	0	0	1	0	0
59 Jose Lobaton, S (1, 2) OBP: 0.286, SLG: 0.188 27 Jeurys Familia, R (8, 1)		B SI 88 C SI 88 X SI 89 1-1 ③ L8			C CH 81 B FF 89 B CH 81 F FF 90 B SL 82 D SL 82 4-2 7 1B BB		X CH 80 0-0 ③ G3	C CH 87 B FF 96 X CH 88 1-1 ③ L7		3 0	0 0	0 0	0 0	1 0	0 0	3 0
48 Jacob deGrom, L (1, 1) OBP: 0.273, SLG: 0.200 4 Wilmer Flores, R (8, PH) OBP: 0.333, SLG: 0.474 44 AJ Ramos, R (8, 1) 39 Jerry Blevins, L (8, 1) 3 Tomás Nido, R (8, 2) OBP: 0.250, SLG: 0.182			C FF 86 X CH 80 0-1 ① L7		B SI 90 F SI 90 1 SAFE B SL 80 C FF 89 S FF 90 2-3 ① K			B FS 85 B FS 86 B FF 95 C FF 95 C FF 95 B FF 94 4-2 30 E 7 1B 13 1B BB	X FF 94 0-0 ① G6-3	2 0 0 0 1	0 1 0 0 0	0 0 0 0 0	0 1 0 0 0	1 0 0 0 0	0 0 0 0 0	1 0 0 0 0
7 José Reyes, S (1, 6) OBP: 0.160, SLG: 0.125			B FF 86 X SI 86 1-0 30 1B 30 S 1B		B FF 89 S FF 89 D CH 83 1 SAFE F SI 90 X FF 91 2-2 30 G1-6-3 1-2 1B			X FF 94 0-0 30 E 13 1B 1-2 1B	B FF 94 X SI 95 1-0 ② G6-3	4	1	3	0	0	0	0
Inning Stats	R: 0 E: 0 K: 1 S: 7 H: 1 LOB: 1 BB: 0 P: 11	R: 0 E: 0 K: 0 S: 7 H: 0 LOB: 0 BB: 0 P: 12	R: 0 E: 0 K: 2 S: 17 H: 2 LOB: 2 BB: 0 P: 21	R: 0 E: 0 K: 1 S: 8 H: 0 LOB: 0 BB: 0 P: 15	R: 0 E: 0 K: 1 S: 10 H: 1 LOB: 1 BB: 1 P: 21	R: 0 E: 0 K: 1 S: 7 H: 0 LOB: 0 BB: 0 P: 9	R: 0 E: 0 K: 0 S: 5 H: 0 LOB: 0 BB: 0 P: 9	R: 3 E: 2 K: 1 S: 15 H: 3 LOB: 3 BB: 2 P: 22	R: 0 E: 0 K: 0 S: 8 H: 0 LOB: 1 BB: 1 P: 15	1B: 7 2B: 0 3B: 0 HR: 0 SF: 0 SAC: 0 DP: 1 HBP: 0						

PITCHER		IP	WLS	BF	H	R	ER	SO	BB	IBB	HBP	BLK	WP	HR	S	P	ERA	WHIP
49 Julio Teheran, R ERA: 4.0	(1, 1)	7.0		25	4	0	0	6	1	0	0	0	0	0	61	98	0.00	0.714
39 Sam Freeman, L ERA: 2.89	(8, 1)	0.0		3	1	3	2	0	1	0	0	0	0	0	6	11	∞	∞
51 Shane Carle, R ERA: 1.2	(8, 1)	1.0		6	2	0	0	1	0	1	0	0	0	0	9	11	0.00	2.000
63 Jesse Biddle, L ERA:	(9, 1)	1.0	W	4	0	0	0	0	1	0	0	0	0	0	8	15	0.00	1.000

PITCHER	IP	WLS	BF	H	R	ER	SO	BB	IBB	HBP	BLK	WP	HR	S	P	ERA	WHIP

New York Mets @ Atlanta Braves

SunTrust Park, Atlanta, GA

Sat Apr 21 2018, 7:12 PM - 10:19 PM EDT

Att. 41,396 - Partly Cloudy - 69 F

TOP

livebaseballscorecards.com

AB	34
R	3
H	7
RBI	3
BB	4
SO	7
LOB	19

WP: 0	PA: 38		
PB: 0			
SB: 2			
CS: 0			

BOTTOM

Batter	1	2	3	4	5	6	7	8	9	AB	R	H	RBI	BB	SO	LOB
11 Ender Inciarte, L (1, 8) OBP: 0.289, SLG: 0.265	B FF 94 C FF 95 X SL 91 1-1 G3		S SL 89 C SL 91 X SL 91 0-2 G1-3			F FF 94 X FF 94 0-1 1 CS 1 S 1B		B FC 87 B CH 83 C FF 92 C FF 90 F FC 88 C SI 91 2-3 K	X FF 95 0-0 1-2 3-H 1B	5	0	2	1	0	1	1
1 Ozzie Albies, S (1, 4) OBP: 0.348, SLG: 0.640	F FF 95 F SL 92 S FF 96 0-3 K		X CH 88 0-0 F7			1 SAFE B FF 94 B SL 92 X CH 86 2-0 P5 1-3		B CU 76 B FF 92 B FF 92 B FF 90 4-0 5 2B 1-2 BB		3	1	0	0	1	1	1
5 Freddie Freeman, L (1, 3) OBP: 0.446, SLG: 0.493	C FF 97 S FF 97 F FF 97 B FF 97 B SI 96 T SL 91 2-2 K			C SL 89 S FF 94 F FF 93 B SL 89 C CH 88 1-3 K		C CH 87 B SL 90 B SL 90 F FF 96 X FF 95 2-2 2B		X FF 89 0-0 22 K2-3 1-H 2-H 2B		4	0	2	2	0	2	0
22 Nick Markakis, L (1, 9) OBP: 0.370, SLG: 0.405		B FF 95 B SL 90 B FF 95 C FF 94 F FF 95 F FF 96 B FF 96 4-2 17 BB BB		F FF 95 X FF 93 0-1 F8		B FF 94 F FF 94 X FF 95 1-1 P5		B FF 88 F FF 89 F FF 89 B FF 88 S CU 70 2-3 K2-3 2-3		3	0	0	0	1	1	2
20 Preston Tucker, L (1, 7) OBP: 0.303, SLG: 0.475		C FF 95 S FF 96 X FF 96 0-2 L5		X CU 81 0-0 F9			S FF 94 B FF 94 B SL 91 S FF 94 B SI 95 S FF 94 3-3 K	C FF 96 F SL 86 F SI 96 C SL 88 0-3 K		4	0	0	0	0	2	2
7 Dansby Swanson, R (1, 6) OBP: 0.381, SLG: 0.544		C CU 83 B SI 95 C FF 95 S SL 91 1-3 K			F SL 89 C FF 94 C SI 95 0-3 K		C CU 82 X FF 95 0-1 61 S 1B		B SI 95 B SL 83 B SI 94 B SI 95 4-0 17 3B BB	3	1	1	0	1	2	1
17 Johan Camargo, S (1, 5) OBP: 0.286, SLG: 0.500		B FF 96 D CH 89 1 SAFE B FF 94 B FF 94 4-0 61 FC6-4 1-2 BB			C CH 87 B FF 94 F FF 95 S SL 91 1-3 K		1 SAFE 1 SAFE B FF 94 S CH 87 F FF 94 B CH 90 S CH 86 2-3 K		B SI 94 1 SAFE C SI 95 1 SAFE 1 SAFE B SI 95 X SI 95 2-1 11 1B 1-H 3B	3	1	1	1	1	2	1
61 Carlos Pérez, R (1, 2) OBP: 0.222, SLG: 0.176 24 Kurt Suzuki, R (9, PH) OBP: 0.411, SLG: 0.587		B FF 94 T SL 89 F FF 93 B FF 95 X CH 88 2-2 FC6-4 1-2f			F SL 91 B SL 91 B FF 95 B CU 82 F FF 94 F SL 90 F FF 95 X SI 94 3-2 1B		1 SAFE C FF 93 C FF 93 F FF 94 S CH 85 0-3 K 1-2		X SL 85 0-0 11 1B 1B	3 1	0 0	1 1	0 0	0 0	1 0	3 0
49 Julio Teheran, R (1, 1) 39 Sam Freeman, R (8, 1) 51 Shane Carle, R (8, 1) 27 Ryan Flaherty, L (8, PH) OBP: 0.471, SLG: 0.500 63 Jesse Biddle, L (9, 1) 8 Charlie Culberson, R (9, PH) OBP: 0.250, SLG: 0.167			C FF 92 B SI 92 S SL 88 C SI 94 1-3 K		X SL 88 0-0 P4			B SI 92 C CH 82 B CU 75 B SI 93 F FF 90 F FF 92 B FF 92 4-2 1 BB 5 2B BB	D SI 94 C SI 95 B SL 85 S SI 95 S SI 96 2-3 K	2 0 0 0 0 1	0 0 0 1 0 0	0 0 0 0 0 1	0 0 0 1 0 0	0 0 0 0 0 1	1 0 0 0 0 2	1 0 0 0 0 2

Inning Stats	1	2	3	4	5	6	7	8	9
	R: 0 E: 0 K: 2 S: 9	H: 0 LOB: 0 BB: 0 P: 12	R: 0 E: 0 K: 1 S: 12	H: 0 LOB: 2 BB: 2 P: 23	R: 0 E: 0 K: 1 S: 7	H: 0 LOB: 0 BB: 0 P: 8	R: 0 E: 0 K: 1 S: 7	H: 0 LOB: 0 BB: 0 P: 8	R: 0 E: 0 K: 2 S: 12	H: 1 LOB: 1 BB: 0 P: 16	R: 0 E: 0 K: 0 S: 8	H: 2 LOB: 1 BB: 0 P: 13	R: 0 E: 0 K: 3 S: 12	H: 1 LOB: 1 BB: 0 P: 17	R: 2 E: 0 K: 3 S: 15	H: 1 LOB: 1 BB: 2 P: 27	R: 2 E: 0 K: 1 S: 7	H: 3 LOB: 2 BB: 1 P: 15

	1B	SF	WP	PA
	5	0	0	37
	2	0	0	
	2	0	2	
	1	0	1	
	0	0	0	

PITCHER		IP	WLS	BF	H	R	ER	SO	BB	IBB	HBP	BLK	WP	HR	S	P	ERA	WHIP
48 Jacob deGrom, R ERA: 2.53	(1, 1)	7.0		26	4	0	0	10	2	0	0	0	0	0	67	97	0.00	0.857
44 AJ Ramos, R ERA: 4.0	(8, 1)	0.1	H	3	0	2	2	1	2	0	0	0	0	0	7	17	54.00	6.000
39 Jerry Blevins, L ERA: 12.27	(8, 1)	0.1	H	2	1	0	0	1	0	0	0	0	0	0	4	6	0.00	3.000
27 Jeurys Familia, R ERA: 1.5	(8, 1)	0.2	L	6	3	2	2	2	1	0	0	0	0	0	11	19	27.00	6.000

PITCHER	IP	WLS	BF	H	R	ER	SO	BB	IBB	HBP	BLK	WP	HR	S	P	ERA	WHIP

New York Mets @ Atlanta Braves

SunTrust Park, Atlanta, GA

Sat Apr 21 2018, 7:12 PM - 10:19 PM EDT

Att. 41,396 - Partly Cloudy - 69 F

livebaseballscorecards.com

AB	32
R	4
H	8
RBI	4
BB	5
SO	14
LOB	14

Atlanta Braves @ Cincinnati Reds

Great American Ball Park, Cincinnati, OH

Mon Apr 23 2018, 6:41 PM - 9:52 PM EDT

Att. 9,463 - Overcast - 56 F

TOP

livebaseballscorecards.com

Batter	1	2	3	4	5	6	7	8	9	AB	R	H	RBI	BB	SO	LOB
11 Ender Inciarte, L (1, 8) OBP: 0.298, SLG: 0.276	X SI 93 0-0 ① F7		1 SAFE F SI 94 C SI 94 F SL 86 1 SAFE D SL 86 B SI 94 1 SAFE X SI 94 2-2 1-H E7 1B		C SI 93 F SI 93 F SI 93 B SI 94 X SI 94 1-2 ③ G6-3			C SI 95 F SI 94 B SL 86 X SL 86 1-2 5 1B 22 1B 1B		4	1	2	0	0	0	0
1 Ozzie Albies, S (1, 4) OBP: 0.333, SLG: 0.611	B SI 94 F CH 86 F CH 89 B SL 86 F SL 85 X SI 94 2-2 ② G5-3		B CH 86 C SI 94 S SL 86 B SI 94 B SI 94 F SI 94 F SI 94 S SI 94 3-3 ③ K			C SI 91 L CH 86 F SL 84 X SI 93 0-2 ① G1-3		F FF 94 1 SAFE X FF 94 0-1 ② P4		4	0	0	0	0	1	2
5 Freddie Freeman, L (1, 3) OBP: 0.438, SLG: 0.480	B SI 95 F SL 83 X SI 95 1-1 ③ F7			F KC 82 B SI 93 X SI 92 1-1 ① G3-1		F SI 93 X SL 83 0-1 ② G4-3		F SI 95 F SI 95 F CH 86 X SI 95 0-2 22 DI 22 1B 1-3 1B		4	1	1	0	0	0	0
22 Nick Markakis, L (1, 9) OBP: 0.385, SLG: 0.458		B SI 92 C SI 93 X KC 82 1-1 ① F7		B KC 81 C SI 93 B SI 92 C SI 92 B SL 84 X SI 93 3-2 HR		B KC 81 B SI 92 B SI 93 C SI 93 X SI 93 3-1 1B		B SL 86 B SL 86 S SI 95 B SI 95 F SI 95 X SI 95 3-2 24 FC6-4 1-H 3-H 1B		4	1	3	3	0	0	0
24 Kurt Suzuki, R (1, 2) OBP: 0.383, SLG: 0.540		B SL 88 B SI 94 X SI 94 2-0 ② F9		B SI 94 X SI 93 1-0 ② L7		B SI 92 C SI 94 D SL 85 C SI 94 X SI 93 2-2 ③ F7		X SL 84 0-0 ③ FC6-4 1-2f		4	0	0	0	0	0	2
20 Preston Tucker, L (1, 7) OBP: 0.300, SLG: 0.477		B SI 94 X CH 88 1-0 ③ G4-1		B SI 94 C SI 94 X CH 86 1-1 2B			C FF 95 C SL 85 C SI 96 0-3 ① K		B SI 92 C CH 84 C SI 93 S SI 94 1-3 ① K	4	0	1	0	0	2	0
7 Dansby Swanson, R (1, 6) OBP: 0.375, SLG: 0.524			B SL 87 C SI 93 B SL 84 B SI 93 F SI 93 F SI 94 F SI 94 D SL 85 4-2 11 1B 11 E BB	C SI 93 B SI 92 F SI 93 D SL 86 X SI 94 2-2 ③ G5-3			S CH 87 X FF 96 0-1 ② G6-3		C SI 93 B SL 84 B FF 94 B SI 93 X SI 92 3-1 ② G6-3	3	1	0	0	1	0	1
27 Ryan Flaherty, L (1, 5) OBP: 0.446, SLG: 0.468			D SI 95 1 SAFE F SI 94 C SI 95 1 SAFE 1 SAFE F SL 85 D SL 86 C SI 94 2-3 ① K		F SI 92 B CH 86 B CH 85 B SI 93 F SI 93 C SI 92 3-3 ① K		C SI 95 X SL 87 0-1 ③ L7		B FF 94 C SI 93 X CH 86 1-1 ③ G3-1	4	0	0	0	0	2	1
26 Mike Foltynewicz, R (1, 1) OBP: 0.125, SLG: 0.250 39 Sam Freeman, R (5, 1) 30 Peter Moylan, R (6, 1) 63 Jesse Biddle, L (6, 1) 8 Charlie Culberson, R (8, PH) OBP: 0.241, SLG: 0.160 48 Miguel Socolovich, R (8, 1)			M SI 94 L SI 93 M SL 84 0-3 ② K		S SI 93 C SI 93 C SI 92 0-3 ② K			X SI 94 0-0 ① G6-3		2 0 0 0 1 0	0 0 0 0 0 0	0 0 0 0 0 0	0 0 0 0 0 0	0 0 0 0 0 0	2 0 0 0 0 0	1 0 0 0 0 0
Inning Stats	R: 0 E: 0 K: 0 S: 7 H: 0 LOB: 0 BB: 0 P: 10	R: 0 E: 0 K: 0 S: 4 H: 0 LOB: 0 BB: 0 P: 8	R: 1 E: 1 K: 3 S: 20 H: 1 LOB: 1 BB: 1 P: 31	R: 1 E: 0 K: 0 S: 11 H: 2 LOB: 1 BB: 0 P: 19	R: 0 E: 0 K: 2 S: 10 H: 0 LOB: 0 BB: 0 P: 14	R: 0 E: 0 K: 0 S: 11 H: 1 LOB: 1 BB: 0 P: 16	R: 0 E: 0 K: 1 S: 7 H: 0 LOB: 0 BB: 0 P: 7	R: 2 E: 0 K: 0 S: 15 H: 3 LOB: 1 BB: 0 P: 19	R: 0 E: 0 K: 1 S: 7 H: 0 LOB: 0 BB: 0 P: 12	1B: 5 2B: 1 3B: 0 HR: 1 SF: 0 SAC: 0 DP: 0 HBP: 0						

	AB	34
	R	4
	H	7
	RBI	3
	BB	1
	SO	7
	LOB	7

WP: 0 PB: 0 SB: 0 CS: 0 PA: 35

PITCHER		IP	WLS	BF	H	R	ER	SO	BB	IBB	HBP	BLK	WP	HR	S	P	ERA	WHIP
47 Sal Romano, R ERA: 4.78	(1, 1)	6.0	W	23	4	2	1	5	1	0	0	0	0	1	63	98	1.50	0.833
53 Wandy Peralta, L ERA: 1.59	(7, 1)	1.2		8	3	2	2	1	0	0	0	0	0	0	21	25	10.80	1.800
26 Raisel Iglesias, R ERA: 0.93	(8, 1)	1.1	S	4	0	0	0	1	0	0	0	0	0	0	8	13	0.00	0.000

PITCHER		IP	WLS	BF	H	R	ER	SO	BB	IBB	HBP	BLK	WP	HR	S	P	ERA	WHIP

Atlanta Braves @ Cincinnati Reds

Great American Ball Park, Cincinnati, OH

Mon Apr 23 2018, 6:41 PM - 9:52 PM EDT

Att. 9,463 - Overcast - 56 F

livebaseballscorecards.com

BOTTOM

Batter	1	2	3	4	5	6	7	8	9	AB	R	H	RBI	BB	SO	LOB
43 Scott Schebler, L (1, 9) OBP: 0.346, SLG: 0.583	F8		G6-3		HR	FC3-2		1B		5	3	2	3	0	0	3
9 José Peraza, R (1, 6) OBP: 0.280, SLG: 0.325	1B		F9		L8	1B		BB		4	2	2	1	1	0	0
19 Joey Votto, L (1, 3) OBP: 0.352, SLG: 0.260	BB		K		1B	BB		K		3	0	1	1	2	2	2
3 Scooter Gennett, L (1, 4) OBP: 0.316, SLG: 0.326	K			BB	K	FC6-4 1B		F7		4	0	1	2	1	2	5
23 Adam Duvall, R (1, 7) OBP: 0.238, SLG: 0.370	BB			F9	BB			2B		3	1	1	2	2	0	3
16 Tucker Barnhart, L (1, 2) OBP: 0.348, SLG: 0.417	K			K	1B	G5-3		G6-3		5	0	1	0	0	2	5
4 Cliff Pennington, S (1, 5) OBP: 0.250, SLG: 0.111		F8		K	BB	G6-3				3	1	0	0	1	1	1
47 Sal Romano, L (1, 1)		G6-3			K	K				2	0	0	0	0	1	0
46 Phil Gosselin, R (6, PH) OBP: 0.231, SLG: 0.261										0	0	0	0	0	0	0
33 Jesse Winker, L (6, PH) OBP: 0.441, SLG: 0.333										1	1	1	1	0	0	0
53 Wandy Peralta, L (7, 1)										1	0	0	0	0	1	0
26 Raisel Iglesias, R (8, 1)										0	0	0	0	0	0	0
6 Billy Hamilton, S (1, 8) OBP: 0.286, SLG: 0.239		K	K		43 HR BB	K		43 S 43 1B 1B		3	2	1	0	1	2	3
Inning Stats	R: 0 E: 0 K: 2 S: 15 H: 1 LOB: 3 BB: 2 P: 30	R: 0 E: 0 K: 1 S: 11 H: 0 LOB: 0 BB: 0 P: 16	R: 0 E: 0 K: 1 S: 9 H: 0 LOB: 0 BB: 0 P: 13	R: 0 E: 0 K: 2 S: 14 H: 0 LOB: 1 BB: 1 P: 23	R: 2 E: 0 K: 2 S: 15 H: 2 LOB: 1 BB: 1 P: 27	R: 5 E: 0 K: 1 S: 20 H: 4 LOB: 2 BB: 3 P: 38	R: 0 E: 0 K: 1 S: 10 H: 0 LOB: 0 BB: 0 P: 14	R: 3 E: 0 K: 1 S: 23 H: 3 LOB: 1 BB: 1 P: 37		1B: 8 2B: 1 3B: 0 HR: 1	SF: 0 SAC: 0 DP: 0 HBP: 0		WP: 0 PB: 0 SB: 1 CS: 0	PA: 42			

	AB	R	H	RBI	BB	SO	LOB
	34	10	10	10	8	11	22

PITCHER		IP	WLS	BF	H	R	ER	SO	BB	IBB	HBP	BLK	WP	HR	S	P	ERA	WHIP
26 Mike Foltynewicz, R ERA: 2.77	(1, 1)	4.2		21	3	2	2	7	4	0	0	0	0	1	61	103	3.86	1.500
39 Sam Freeman, L ERA: 5.59	(5, 1)	0.1	L	4	1	3	3	1	2	0	0	0	0	0	10	22	81.00	9.000
30 Peter Moylan, R ERA: 3.0	(6, 1)	0.2		4	2	0	0	1	0	0	0	0	0	0	9	13	0.00	3.000
63 Jesse Biddle, L ERA:	(6, 1)	1.1		6	1	2	2	1	1	0	0	0	0	0	14	23	13.50	1.500
48 Miguel Socolovich, R ERA: 9.0	(8, 1)	1.0		7	3	3	3	1	1	0	0	0	0	0	23	37	27.00	4.000

PITCHER	IP	WLS	BF	H	R	ER	SO	BB	IBB	HBP	BLK	WP	HR	S	P	ERA	WHIP

Batter	1	2	3	4	5	6	7	8	9	10	11	12	AB	R	H	RBI	BB	SO	LOB
11 Ender Inciarte, L (1, 8) OBP: 0.300, SLG: 0.280	C FF 90 F FF 92 C FF 93 0-3 K		C CH 84 X CH 81 0-1 G1-3			C FF 94 S FF 95 C FF 96 0-3 K		B SL 82 F FF 93 F SL 81 B SL 82 F SL 80 F FF 95 C FF 95 2-3 K	F CH 88 F CH 89 X SI 90 0-2 1 FC3-6 1-2 2-H 3-H 1B		B FF 94 X FF 93 1-0 1B		6	0	2	2	0	3	0
1 Ozzie Albies, S (1, 4) OBP: 0.317, SLG: 0.579 51 Shane Carle, R (9, 1) 61 Carlos Pérez, R (11, PH) OBP: 0.211, SLG: 0.167 38 Arodys Vizcaíno, R (11, 1) 54 Max Fried, L (12, 1)	S FF 94 F FF 93 B FF 94 S SL 85 1-3 K			F CH 82 B FF 90 X CH 83 1-1 L9		T FF 95 S FF 96 B FF 98 F FF 97 S FF 96 1-3 K		B FF 94 X FF 93 1-0 F8	X FF 95 0-0 FC3-6 1-2f		B FF 91 I SAFE B SI 92 C SI 92 S SI 92 S SI 93 2-3 K		5 0 1 0 0	0 0 0 0 0	0 0 0 0 0	0 0 0 0 0	2 0 1 0 0	2 0 1 0 0
5 Freddie Freeman, L (1, 3) OBP: 0.431, SLG: 0.543	B FF 93 S FF 92 X SL 85 1-1 L8			S FF 92 B FF 92 F FF 90 X FF 93 1-2 G1-3			B FF 91 F FF 93 X FF 94 1-1 HR		C SL 80 B SL 81 F FF 96 F SL 83 F SL 82 X FF 95 1-2 HR	B SI 93 B SL 85 X SI 93 2-0 G3-1		S SI 91 B SI 91 B SL 86 S SI 91 X SI 92 2-2 G4-3	6	2	2	2	0	0	0
22 Nick Markakis, L (1, 9) OBP: 0.402, SLG: 0.471		C FF 91 B CU 78 B FF 93 B FF 94 F FF 93 F FF 94 F FF 95 F FF 94 B FF 92 4-2 BB		C SL 80 B SL 81 S CH 85 B SL 82 B FF 95 B FF 95 4-2 24 FC6-4 BB			X SL 80 0-0 24 HR 2B		B FF 93 C FF 94 X FF 92 1-1 G3-1	B SI 92 B SI 94 C SI 93 X SI 94 2-1 20 G3 24 HBP 1B		F SI 92 B SI 92 F SI 92 B SI 92 B SI 93 X SI 92 3-2 G3-1	4	1	2	0	2	0	0
24 Kurt Suzuki, R (1, 2) OBP: 0.409, SLG: 0.600		C FF 91 F SL 84 B FF 93 S SL 85 1-3 K		C SL 84 X SL 85 0-1 FC6-4 1-2f			F SL 84 S SL 86 B FF 95 F FF 94 B FF 95 X SL 86 2-2 2-H HR		B FF 93 B FF 93 C FF 92 X FF 93 2-1 20 2B 17 BB 1B	D SI 92 H SI 92 2-0 1-2 20 G3 HBP		S SL 86 X SL 86 0-1 1B	5	2	3	2	0	1	2
20 Preston Tucker, L (1, 7) OBP: 0.289, SLG: 0.465		C FF 93 S FF 92 B FF 93 B FF 93 X CH 85 2-2 G3			S FF 90 B FF 93 B FF 92 F CH 84 F FF 93 S FF 93 2-3 K		B SL 80 B FF 93 X FF 93 2-0 G1-3		B SL 80 B FF 93 F SL 84 X FF 94 2-1 17 BB 11 1B 1-3 2B	B SI 93 S SI 93 X SI 93 1-1 1-2 2-3 G3		B SI 92 F SI 92 B SI 92 F SI 92 X SI 90 2-2 P5	6	1	1	0	0	1	4
7 Dansby Swanson, R (1, 6) OBP: 0.376, SLG: 0.512		F FF 92 B SL 86 T SL 86 F FF 94 S FF 93 1-3 K			S SL 85 B SL 84 X FF 94 1-1 P4		C FF 94 B SL 82 B FF 94 B FF 95 C FF 94 X FF 94 3-2 27 G3-6-3 1B		F SL 84 B SL 85 B SI 96 B FF 96 B SI 95 4-1 17 BB 11 1B BB	B SI 93 F SI 93 S SI 93 B SI 93 B SI 93 F SI 94 C SL 87 3-3			4	1	1	0	1	2	3
27 Ryan Flaherty, L (1, 5) OBP: 0.418, SLG: 0.433			B FF 91 B FF 92 C FF 92 F FF 94 S FF 94 2-3 K		B SL 80 B CH 84 F FF 92 S FF 94 B FF 95 C FF 95 3-3		B SL 82 X FF 93 1-0 G3-6-3 1-2f		F SI 94 C SL 83 S SL 84 0-3		B SI 92 B SI 92 X SI 92 2-0 F7		5	0	0	0	0	3	4
32 Brandon McCarthy, R (1, 1) OBP: 0.111, SLG: 0.222 8 Charlie Culberson, R (6, PH) OBP: 0.233, SLG: 0.154 30 Peter Moylan, R (6, 1) 33 A.J. Minter, L (7, 1) 12 Peter Bourjos, R (8, PH) OBP: 0.185, SLG: 0.160 58 Dan Winkler, R (8, 1) 17 Johan Camargo, S (9, PH) OBP: 0.333, SLG: 0.429 (9, 4)			B FF 91 C FF 92 C FF 94 S SL 86 1-3 K			S FF 92 B SL 85 B FF 93 F FF 93 C FF 94 2-3 K		X FF 91 0-0 G6-3	B SL 84 B FF 95 F FF 95 S CH 87 D CH 88 F SI 96 B SI 95 4-2 11 1B 1-2 2-3 3-H BB		C SI 93 X SI 93 0-1 G6-3	1 1 0 0 1 0 1	0 0 0 0 0 0 0	0 0 0 0 0 0 1	0 0 0 0 0 0 1	1 1 0 0 0 0 0	0 0 0 0 0 0 0
Inning Stats	R: 0 E: 0 K: 2 S: 8 H: 0 LOB: 0 BB: 0 P: 10	R: 0 E: 0 K: 2 S: 15 H: 0 LOB: 1 BB: 1 P: 23	R: 0 E: 0 K: 2 S: 8 H: 0 LOB: 0 BB: 0 P: 11	R: 0 E: 0 K: 0 S: 9 H: 0 LOB: 1 BB: 1 P: 15	R: 0 E: 0 K: 2 S: 9 H: 0 LOB: 0 BB: 0 P: 15	R: 0 E: 0 K: 3 S: 10 H: 0 LOB: 0 BB: 0 P: 13	R: 3 E: 0 K: 0 S: 12 H: 4 LOB: 0 BB: 0 P: 21	R: 0 E: 0 K: 1 S: 7 H: 0 LOB: 0 BB: 0 P: 10	R: 4 E: 0 K: 1 S: 23 H: 4 LOB: 2 BB: 2 P: 37	R: 0 E: 0 K: 1 S: 9 H: 1 LOB: 2 BB: 0 P: 19	R: 0 E: 0 K: 1 S: 7 H: 1 LOB: 1 BB: 0 P: 12	R: 0 E: 0 K: 0 S: 11 H: 1 LOB: 1 BB: 0 P: 18						

PITCHER		IP	WLS	BF	H	R	ER	SO	BB	IBB	HBP	BLK	WP	HR	S	P	ERA	WHIP
30 Tyler Mahle, R ERA: 5.0	(1, 1)	6.0		23	3	3	3	11	2	0	0	0	0	2	66	97	4.50	0.833
50 Amir Garrett, L ERA: 2.25	(7, 1)	2.1	H	10	4	3	3	1	0	0	0	0	0	1	24	39	11.57	1.714
26 Raisel Iglesias, R ERA: 1.74	(9, 1)	0.2	B	5	1	1	1	1	2	0	0	0	0	0	11	19	13.50	4.500
53 Wandy Peralta, L ERA: 1.54	(10, 1)	0.1		2	1	0	0	0	0	0	0	0	0	0	3	7	0.00	3.000
48 Jared Hughes, R ERA: 2.13	(10, 1)	2.2	W	11	2	0	0	2	0	0	1	0	0	0	24	42	0.00	0.750

PITCHER		IP	WLS	BF	H	R	ER	SO	BB	IBB	HBP	BLK	WP	HR	S	P	ERA	WHIP

TOP

Atlanta Braves @ Cincinnati Reds

Great American Ball Park, Cincinnati, OH

Tue Apr 24 2018, 6:41 PM - 10:46 PM EDT

Att. 14,139 - Overcast - 56 F

livebaseballscorecards.com

AB	46
R	7
H	11
RBI	7
BB	4
SO	15
LOB	16

1B: 6	SF: 0	WP: 0	PA: 51
2B: 2	SAC: 0	PB: 0	
3B: 0	DP: 1	SB: 0	
HR: 3	HBP: 1	CS: 0	

Atlanta Braves @ Cincinnati Reds

Great American Ball Park, Cincinnati, OH

Tue Apr 24 2018, 6:41 PM - 10:46 PM EDT

Att. 14,139 - Overcast - 56 F

BOTTOM

livebaseballscorecards.com

Batter	1	2	3	4	5	6	7	8	9	10	11	12	AB	R	H	RBI	BB	SO	LOB
33 Jesse Winker, L (1, 9) OBP: 0.431, SLG: 0.351	F8	SF7			F7		9 1B 3 SH5-3 2B	F7			F9		3	0	1	1	0	0	0
27 Phillip Ervin, R (7, PR) OBP: 0.318, SLG: 0.237		3-H											2	1	0	0	0	0	1
(8, 9)																			
(10, 7)																			
9 José Peraza, R (1, 6) OBP: 0.295, SLG: 0.337	G3	1-2 2-3 1B			F9		16 S 3 SH5-3 16 1B 2-3 1B		3 G4-3 1B		F9		6	1	3	0	0	0	0
19 Joey Votto, L (1, 3) OBP: 0.351, SLG: 0.293	G6-3	G4-3			HR		K		F7			3 HR BB	5	2	1	1	1	1	7
3 Scooter Gennett, L (1, 4) OBP: 0.330, SLG: 0.404		2 1B 16 BB 30 E 1B	F7		SH5-3 HR		SH5-3 3-H		G4-3			1-H HR	5	3	3	4	0	0	1
23 Adam Duvall, R (1, 7) OBP: 0.235, SLG: 0.351		L9	P3		G6-3		16 S 16 1B IBB		L8				4	0	0	0	1	0	2
48 Jared Hughes, R (10, 1)													0	0	0	0	0	0	0
16 Tucker Barnhart, L (1, 2) OBP: 0.351, SLG: 0.406		30 E 2 1B 6 1B 1-2 BB	L9			K	1-H 2-H 1B			K			4	1	1	1	1	2	0
2 Alex Blandino, R (1, 5) OBP: 0.286, SLG: 0.219		6 1B 30 E 33 SF7 1-2 2-3 1B	G6-3			K	30 SH2-4 1B	BB		K			4	1	2	0	1	1	0
30 Tyler Mahle, R (1, 1) OBP: 0.125, SLG: 0.125		E3 9 1B 6 1B				SH2-4				K			2	0	0	0	0	0	2
50 Amir Garrett, R (7, 1)		1-2 2-3 3-H				1-2							1	0	0	0	0	1	1
26 Raisel Iglesias, R (9, 1)													0	0	0	0	0	0	0
53 Wandy Peralta, L (10, 1)													0	0	0	0	0	0	0
43 Scott Schebler, L (10, 9) OBP: 0.333, SLG: 0.560													1	0	0	0	0	1	0
6 Billy Hamilton, S (1, 8) OBP: 0.280, SLG: 0.236		9 1B 1-2 2-3 3-H 1B	G3-1 K			G6-3		L8			G4-3		5	0	1	1	0	1	2
Inning Stats	R: 0 E: 0 K: 0 S: 6 H: 0 LOB: 0 BB: 0 P: 9	R: 3 E: 1 K: 0 S: 16 H: 4 LOB: 3 BB: 1 P: 23	R: 0 E: 0 K: 0 S: 6 H: 0 LOB: 0 BB: 0 P: 7	R: 0 E: 0 K: 1 S: 10 H: 0 LOB: 0 BB: 0 P: 16	R: 2 E: 0 K: 0 S: 9 H: 2 LOB: 0 BB: 0 P: 12	R: 0 E: 0 K: 1 S: 12 H: 1 LOB: 1 BB: 0 P: 16	R: 2 E: 0 K: 1 S: 14 H: 3 LOB: 2 BB: 1 P: 19	R: 0 E: 0 K: 1 S: 13 H: 0 LOB: 1 BB: 1 P: 22	R: 0 E: 0 K: 0 S: 14 H: 1 LOB: 1 BB: 0 P: 20	R: 0 E: 0 K: 3 S: 9 H: 0 LOB: 0 BB: 0 P: 13	R: 0 E: 0 K: 0 S: 7 H: 0 LOB: 0 BB: 0 P: 13	R: 2 E: 0 K: 0 S: 4 H: 1 LOB: 0 BB: 1 P: 9	1B: 8 2B: 1 3B: 0 HR: 3	SF: 1 SAC: 2 DP: 0 HBP: 0	WP: 0 PB: 0 SB: 2 CS: 0	PA: 49

PITCHER	IP	WLS	BF	H	R	ER	SO	BB	IBB	HBP	BLK	WP	HR	S	P	ERA	WHIP
32 Brandon McCarthy, R (1, 1) ERA: 3.38	5.0		23	6	5	3	1	1	0	0	0	0	2	47	67	5.40	1.400
30 Peter Moylan, R (6, 1) ERA: 2.57	1.0		4	1	0	0	1	0	0	0	0	0	0	12	16	0.00	1.000
33 A.J. Minter, L (7, 1) ERA: 2.38	1.0		6	3	2	2	1	0	1	0	0	0	0	14	19	18.00	3.000
58 Dan Winkler, R (8, 1) ERA: 1.59	1.0		4	0	0	0	1	1	0	0	0	0	0	13	22	0.00	1.000
51 Shane Carle, R (9, 1) ERA: 1.06	2.0		7	1	0	0	3	0	0	0	0	0	0	23	33	0.00	0.500

PITCHER	IP	WLS	BF	H	R	ER	SO	BB	IBB	HBP	BLK	WP	HR	S	P	ERA	WHIP
38 Arodys Vizcaíno, R (11, 1) ERA: 1.69	1.0		3	0	0	0	0	0	0	0	0	0	0	7	13	0.00	0.000
54 Max Fried, L (12, 1) ERA:	0.0	L	2	1	2	2	0	1	0	0	0	0	1	4	9	∞	∞

AB	42
R	9
H	12
RBI	8
BB	4
SO	7
LOB	16

Atlanta Braves @ Cincinnati Reds

Great American Ball Park, Cincinnati, OH

Wed Apr 25 2018, 6:41 PM - 9:47 PM EDT

Att. 13,113 - Partly Cloudy - 65 F

TOP

livebaseballscorecards.com

Batter	1	2	3	4	5	6	7	8	9	AB	R	H	RBI	BB	SO	LOB
11 Ender Inciarte, L (1, 8) OBP: 0.314, SLG: 0.296	C FF 90 B SI 90 X SL 82 1-1 1 S 1 E 1B		F SI 89 X SI 90 0-1 22 F8 5 1B 17 2B 1B		X SL 79 0-0 ① G4-3		X SI 95 0-0 1 S 1B	B FF 93 X FF 92 1-0 ③ G4-3		5	2	3	0	0	0	2
1 Ozzie Albies, S (1, 4) OBP: 0.330, SLG: 0.606	B FF 90 F FF 91 S FF 91 D SL 85 F FF 92 X CH 83 2-2 E4 1-H 1B		B FF 91 S FF 91 1 SAFE 1 SAFE S FF 92 F FF 94 F FF 93 B FF 92 1 SAFE 2-2 ① X FF 83 F9		X FF 90 0-0 HR		F SI 95 1 SAFE B FF 94 1 SAFE B SI 94 X SI 94 2-1 ② F8 1-2		B SI 93 F FF 92 F FF 92 B SL 86 F SL 86 H FF 92 3-2 22 FC5-4 5 1B 17 2B HBP	4	2	2	1	0	0	2
5 Freddie Freeman, L (1, 3) OBP: 0.439, SLG: 0.541	B FF 91 S SL 81 B SL 82 F FF 91 S SI 90 2-3 ① K		S FF 91 1 SAFE X SL 83 0-1 17 2B 1-2 1B		S SL 80 X SI 91 0-1 ② L6		B SI 95 1-0 IBB		X SI 93 0-0 22 FC5-4 1-2 1B	4	0	2	0	1	1	1
22 Nick Markakis, L (1, 9) OBP: 0.402, SLG: 0.462	B SI 89 B SI 90 C SL 82 B SL 82 B SI 90 4-1 BB		B SI 90 B FF 92 X FF 91 2-0 ② F8 2-3		B FF 92 C FF 90 X SL 81 1-1 1B		B FF 94 C FF 94 B FF 95 X SI 94 2-1 ③ G5-3		C SI 91 B SI 93 B CH 84 X SI 92 2-1 ① FC5-4 17 2B 1-2f 2-3	4	0	1	0	1	0	6
17 Johan Camargo, S (1, 5) OBP: 0.357, SLG: 0.583	B SI 89 B SI 88 F SI 90 2 SAFE F SI 91 F FF 92 C FF 92 2-3 ② K		D SL 81 B FF 90 D FF 91 C FF 91 X FF 90 3-1 1-3 3-H 2B		S SI 92 F CH 84 B FF 93 X FF 92 1-2 ③ G1-3			B SI 94 B SI 93 C SI 94 F SI 95 F SL 88 F SL 86 X SI 96 2-2 ① F9	C CH 86 L CH 86 B SI 94 X SI 94 1-2 1-3 3-H 2B	5	0	2	2	0	1	3
13 Ronald Acuña Jr., R (1, 7) OBP: 0.200, SLG: 0.200	X SL 81 0-0 ③ F8		X FF 92 0-0 ③ L9			B SI 95 C CU 83 B SI 96 F CU 83 B FF 96 C SI 95 3-3 ① K		B SI 94 C SL 86 F SL 85 X SI 95 1-2 7 1B 24 1B 1B	F SI 93 S SI 93 S SI 94 0-3 ② K	5	1	1	0	0	2	6
7 Dansby Swanson, R (1, 6) OBP: 0.367, SLG: 0.495		C SI 87 X CH 82 0-1 ① L5		F FF 88 F FF 89 B SL 82 B FF 90 F FF 91 B SI 91 X SI 91 3-2 ① L7		C CU 83 F SI 95 X CU 83 0-2 ② F8		S SL 88 B SL 87 F SI 95 F SL 87 D SL 87 F SL 86 D FF 94 1 SAFE X SL 87 3-2 24 1B 1-3 1B	X SI 94 0-0 ③ G5-3	5	0	1	0	0	0	2
61 Carlos Pérez, R (1, 2) OBP: 0.182, SLG: 0.143 63 Jesse Biddle, L (6, 1) 20 Preston Tucker, L (8, PH) OBP: 0.286, SLG: 0.458 58 Dan Winkler, R (8, 1) 33 A.J. Minter, L (9, 1)		C SI 88 B SL 81 X SI 91 1-1 ② F9		X SI 88 0-0 ② F9		B CU 84 F FF 95 X CU 82 1-1 ③ L7		F FF 92 F FF 93 B FF 93 B FF 94 S SL 87 2-3 ② K		3 0 1 0 0	0 0 0 0 0	0 0 0 0 0	0 0 0 0 0	0 0 1 0 0	0 0 2 0 0	0 0 2 0 0
45 Matt Wisler, R (1, 1) 24 Kurt Suzuki, R (6, 2) OBP: 0.412, SLG: 0.596		C SI 90 F SI 89 S SL 83 0-3 ③ K		C SI 90 F SI 90 B FF 91 C SL 82 1-3 ③ K			F CU 81 F FF 95 F CU 82 F FF 95 S SI 94 0-3 ① K	B SI 94 X SI 94 1-0 1-2 3-H 1B		2 2	0 0	0 1	0 1	0 0	2 1	0 0

Inning Stats	1	2	3	4	5	6	7	8	9
	R: 1 E: 1 K: 2 S: 15	R: 0 E: 0 K: 1 S: 7	R: 1 E: 0 K: 0 S: 13	R: 0 E: 0 K: 1 S: 8	R: 1 E: 0 K: 0 S: 9	R: 0 E: 0 K: 1 S: 8	R: 0 E: 0 K: 1 S: 10	R: 1 E: 0 K: 1 S: 18	R: 1 E: 0 K: 1 S: 13
	H: 2 LOB: 2 BB: 1 P: 26	H: 0 LOB: 0 BB: 0 P: 8	H: 3 LOB: 2 BB: 0 P: 20	H: 0 LOB: 0 BB: 0 P: 12	H: 2 LOB: 1 BB: 0 P: 11	H: 0 LOB: 0 BB: 0 P: 12	H: 1 LOB: 2 BB: 1 P: 15	H: 3 LOB: 2 BB: 0 P: 28	H: 2 LOB: 2 BB: 0 P: 19

	AB	40
	R	5
	H	13
	RBI	4
	BB	2
	SO	8
	LOB	24

	1B: 10	SF: 0	WP: 0	PA: 43
	2B: 2	SAC: 0	PB: 0	
	3B: 0	DP: 0	SB: 2	
	HR: 1	HBP: 1	CS: 0	

PITCHER		IP	WLS	BF	H	R	ER	SO	BB	IBB	HBP	BLK	WP	HR	S	P	ERA	WHIP
29 Brandon Finnegan, L ERA: 8.03	(1, 1)	5.0		23	7	3	2	4	1	0	0	0	0	1	52	77	3.60	1.600
40 Austin Brice, R ERA: 3.86	(6, 1)	2.0	H	8	1	0	0	2	0	1	0	0	0	0	18	27	0.00	0.500
41 Kevin Shackelford, R ERA: 18.0	(8, 1)	1.0	L	8	4	2	2	1	0	0	1	0	0	0	22	35	18.00	4.000
63 Dylan Floro, R ERA:	(9, 1)	1.0		4	1	0	0	1	0	0	0	0	0	0	9	12	0.00	1.000

PITCHER		IP	WLS	BF	H	R	ER	SO	BB	IBB	HBP	BLK	WP	HR	S	P	ERA	WHIP

BOTTOM

Atlanta Braves @ Cincinnati Reds

Great American Ball Park, Cincinnati, OH

Wed Apr 25 2018, 6:41 PM - 9:47 PM EDT

Att. 13,113 - Partly Cloudy - 65 F

Batter	1	2	3	4	5	6	7	8	9	AB	R	H	RBI	BB	SO	LOB
33 Jesse Winker, L (1, 9) OBP: 0.442, SLG: 0.361	B SI 92 X SI 92 1-0 19 1B 9 1B 1B		C SI 92 B SI 91 X FF 91 1-1 19 BB 1B		C SL 78 B CH 87 C SL 80 F SI 93 B SL 82 B SL 82 B SI 93 4-2 19 HR BB	B FF 94 B FF 94 X FF 94 2-0 ① P6		X SI 93 0-0 ② G6-3		4	1	2	0	1	0	1
9 José Peraza, R (1, 6) OBP: 0.290, SLG: 0.330	X SI 92 0-0 19 1B 1-2 1B		X SI 90 0-0 ① L8		B SL 81 1 SAFE X SL 79 1-0 ① L7	C FF 94 D CU 77 F SL 85 D SL 86 X FF 94 2-2 ②③ G6-3 1-2f		C FC 91 B FC 91 X CU 81 1-1 ③ G6-3		5	0	1	0	0	0	3
19 Joey Votto, L (1, 3) OBP: 0.363, SLG: 0.337	C SL 82 B SL 82 C SL 81 F FF 95 X SL 83 1-2 23 G4-3 1-2 2-3 1B		B FF 94 B SI 93 B SI 92 C FF 92 1 SAFE F SI 93 F FF 93 B SL 83 4-2 1-2 BB		X SI 93 0-0 1-H HR		C FF 94 F FF 93 X SL 87 0-2 ① G6-3		X FF 96 0-0 ① F7	4	1	2	2	1	0	0
3 Scooter Gennett, L (1, 4) OBP: 0.324, SLG: 0.404	C SI 94 S SI 93 B FF 94 X SI 95 1-2 ① F8		B SI 93 C SI 93 B SI 92 F FF 94 X FF 95 2-2 ② F4		B SI 92 B CH 86 X SI 92 2-0 ② G4-3		B FF 93 B FF 94 F FF 94 X SI 94 2-1 43 1B 2B		B FF 96 B FF 96 F FF 95 S FC 92 S FF 97 2-3 ② K	5	0	1	0	0	1	5
23 Adam Duvall, R (1, 7) OBP: 0.244, SLG: 0.338	B SL 83 F FF 94 D SL 84 C SL 83 X SI 95 2-2 ②③ G4-3 1-2f		S SL 82 F SL 82 B SL 84 X SL 83 1-2 ③ P4		B FF 92 S FF 92 B SL 82 F FF 93 B SI 92 B FF 92 4-2 43 2B BB		0-0 43 1B IBB		S FC 93 B FF 96 F FF 96 B FC 92 X FC 92 2-2 ③ F8	3	1	0	0	2	0	5
43 Scott Schebler, L (1, 8) OBP: 0.355, SLG: 0.586 41 Kevin Shackelford, R (8, 1) 46 Phil Gosselin, R (9, 5) OBP: 0.231, SLG: 0.261 63 Dylan Floro, L (9, 1)		S SL 79 X CH 86 0-1 ① L8		B SI 91 X SI 90 1-0 ① G4-3	X SI 93 0-0 1-H 16 2B 2B		B SL 87 S SL 86 X FF 93 1-1 1-2 2-3 1B			4 0 0 0	1 0 0 0	2 0 0 0	1 0 0 0	0 0 0 0	0 0 0 0	0 0 0 0
16 Tucker Barnhart, L (1, 2) OBP: 0.346, SLG: 0.412		X SI 91 0-0 ② G4-3		C SI 92 F SI 91 F FF 93 X SL 82 0-2 ② P6	C SL 80 X SL 80 0-1 2-H 2B		C CU 76 F SL 86 D SL 87 B FF 93 F SI 94 C CU 75 2-3 ② K			4	0	1	1	0	1	3
2 Alex Blandino, R (1, 5) OBP: 0.316, SLG: 0.257 40 Austin Brice, R (6, 1) 6 Billy Hamilton, S (7, PH) OBP: 0.277, SLG: 0.233 (8, 8)		X SI 90 0-0 29 FC4-6 1B		B SL 80 C SI 92 B SI 91 B FF 92 X SI 91 3-1 1B	C SL 82 B SL 82 F SL 82 X SL 82 1-2 ③ F9		F SL 87 S SL 87 B SL 86 S FF 94 1-3 ③ K			3 0 1	0 0 0	2 0 0	0 0 0	0 0 1	0 0 3	1 0 3
29 Brandon Finnegan, L (1, 1) 4 Cliff Pennington, S (6, 5) OBP: 0.265, SLG: 0.138 (9, 6)		B SI 94 B SI 91 X SI 90 2-0 ③ FC4-6 1-2f		B SI 93 X SI 92 1-0 ③ L8		S FF 94 F FF 94 X SL 86 0-2 9 G6-3 1B		S FF 91 X FC 90 0-1 ① L3		2 2	0 0	0 1	0 0	0 0	0 0	2 0
Inning Stats	R: 0 E: 0 K: 0 S: 12 H: 3 LOB: 2 BB: 0 P: 17	R: 0 E: 0 K: 0 S: 5 H: 1 LOB: 1 BB: 0 P: 7	R: 0 E: 0 K: 0 S: 12 H: 1 LOB: 2 BB: 1 P: 20	R: 0 E: 0 K: 0 S: 8 H: 1 LOB: 1 BB: 0 P: 13	R: 4 E: 0 K: 0 S: 14 H: 3 LOB: 1 BB: 2 P: 26	R: 0 E: 0 K: 0 S: 7 H: 1 LOB: 0 BB: 0 P: 11	R: 0 E: 0 K: 2 S: 14 H: 2 LOB: 3 BB: 1 P: 20	R: 0 E: 0 K: 1 S: 5 H: 0 LOB: 0 BB: 0 P: 6	R: 0 E: 0 K: 1 S: 7 H: 0 LOB: 0 BB: 0 P: 11	1B: 8 2B: 3 3B: 0 HR: 1 SF: 0 SAC: 0 DP: 2 HBP: 0						WP: 0 PB: 0 SB: 0 CS: 0 PA: 41

livebaseballscorecards.com

	AB	37
	R	4
	H	12
	RBI	4
	BB	4
	SO	3
	LOB	23

PITCHER		IP	WLS	BF	H	R	ER	SO	BB	IBB	HBP	BLK	WP	HR	S	P	ERA	WHIP
45 Matt Wisler, R ERA: 3.75	(1, 1)	5.0		26	9	4	4	0	3	0	0	0	0	1	51	83	7.20	2.400
63 Jesse Biddle, L ERA:	(6, 1)	2.0		9	3	0	0	2	0	1	0	0	0	0	21	31	0.00	1.500
58 Dan Winkler, R ERA: 1.46	(8, 1)	1.0	W	3	0	0	0	0	0	0	0	0	0	0	5	6	0.00	0.000
33 A.J. Minter, L ERA: 2.19	(9, 1)	1.0	S	3	0	0	0	1	0	0	0	0	0	0	7	11	0.00	0.000

PITCHER	IP	WLS	BF	H	R	ER	SO	BB	IBB	HBP	BLK	WP	HR	S	P	ERA	WHIP

Batter	1	2	3	4	5	6	7	8	9	AB	R	H	RBI	BB	SO	LOB
11 Ender Inciarte, L (1, 8) OBP: 0.309, SLG: 0.291	B FF 92 X FF 92 1-0 ① P5	X FF 94 0-0 ③ F9			B FF 92 X SL 89 1-0 ② F9		F FF 94 B FF 95 B FF 94 F SL 81 F SL 83 B FF 94 F SL 83 X SL 84 3-2 ② F7		F CH 85 X CH 86 0-1 1 2B 1B	5	1	1	0	0	0	2
1 Ozzie Albies, S (1, 4) OBP: 0.333, SLG: 0.635	C KC 77 F FF 92 S FF 92 0-3 ② K		X FF 92 0-0 ① P6		B SL 90 X SL 89 1-0 1-H HR		X SL 82 0-0 ③ P4		C CH 84 1 SAFE P PO 87 P PO 87 C CH 84 B SI 93 X CH 86 3-2 1-H 2B	5	1	2	3	0	1	0
5 Freddie Freeman, L (1, 3) OBP: 0.455, SLG: 0.584	X FF 92 0-0 22 1B 2B		B FS 88 X SL 90 1-0 ② G3-1		X FS 87 0-0 2B			B SL 85 C SL 85 X SI 95 1-1 13 2B 2B	0-0 IBB	4	2	3	0	1	0	0
22 Nick Markakis, L (1, 9) OBP: 0.402, SLG: 0.453	X FF 91 0-0 2-H 1B		C FF 94 X SL 91 0-1 ③ P3		0-0 IBB			B SI 95 B SL 87 C SI 95 X SI 94 2-1 ① L7	B CH 84 B SI 93 F SI 92 X SI 92 2-1 ③ G1-3	4	0	1	1	1	0	3
24 Kurt Suzuki, R (1, 2) OBP: 0.389, SLG: 0.557	C SL 87 F FF 92 X FS 84 0-2 ③ G1-3			X SI 92 0-0 ① G5-3	X SI 92 0-0 ③ P2			F CH 86 X FF 96 0-1 ② P6		4	0	0	0	0	0	4
13 Ronald Acuña Jr., R (1, 7) OBP: 0.444, SLG: 0.889		B SL 86 B SI 92 S SL 88 B SL 89 X SL 89 3-1 HR		C FF 94 X FS 86 0-1 ② F8		B CU 81 F SI 93 S SI 92 B CU 82 F SI 93 X SI 94 2-2 27 L6-3 1B		X FF 96 0-0 2-H 7 1B 2B		4	2	3	2	0	0	0
7 Dansby Swanson, R (1, 6) OBP: 0.363, SLG: 0.484		C SI 95 B SI 95 F FF 94 F FS 88 F FF 95 B SL 90 X SL 88 2-2 ① G6-3		B FF 95 B FF 94 B FF 93 C FF 93 F SI 93 X FF 95 3-2 ③ L8		C SI 94 F SI 93 1 SAFE 1 SAFE B SI 92 B CU 82 C CU 81 2-3 ① K		X CH 85 0-0 2-H 27 CS 1B		4	0	1	1	0	1	1
27 Ryan Flaherty, L (1, 5) OBP: 0.410, SLG: 0.423		C KC 80 X FF 94 0-1 15 SH1-4 1B			L KC 76 X SL 88 0-1 ① G6-3	B SL 80 F FF 94 B FF 94 C FF 94 X FF 94 2-2 ② ③ L6-3 1-2		C SL 84 F SI 94 B SI 94 1 SAFE 1 SAFE 1-2 ③ CS 1-2	F CH 85 S SI 93 B CH 85 F SI 93 F SI 93 S SL 86 1-3 ① K	4	0	1	0	0	1	1
15 Sean Newcomb, L (1, 1) OBP: 0.200, SLG: 0.111 8 Charlie Culberson, R (7, PH) OBP: 0.226, SLG: 0.148 39 Sam Freeman, R (7, 1) 51 Shane Carle, R (8, 1) 20 Preston Tucker, L (9, PH) OBP: 0.282, SLG: 0.452 38 Arodys Vizcaino, R (9, 1)		X SI 90 0-0 ② SH1-4 1-2			C FF 92 X FF 94 0-1 1 HR 1B		F SL 79 S CH 84 S CH 85 0-3 ① K		B SI 93 C CH 85 X CH 86 1-1 ② P6	1 1 0 0 1 0	1 0 0 0 0 0	1 0 0 0 0 0	0 0 0 0 0 0	0 1 0 0 0 0	0 0 0 0 0 0	0 0 0 0 0 0
Inning Stats	R: 1 E: 0 K: 1 S: 9 H: 2 LOB: 1 BB: 0 P: 10	R: 1 E: 0 K: 0 S: 11 H: 2 LOB: 1 BB: 0 P: 16	R: 0 E: 0 K: 0 S: 4 H: 0 LOB: 0 BB: 0 P: 5	R: 0 E: 0 K: 0 S: 6 H: 0 LOB: 0 BB: 0 P: 9	R: 2 E: 0 K: 0 S: 8 H: 3 LOB: 2 BB: 1 P: 10	R: 0 E: 0 K: 1 S: 10 H: 1 LOB: 0 BB: 0 P: 16	R: 0 E: 0 K: 1 S: 9 H: 0 LOB: 0 BB: 0 P: 12	R: 2 E: 0 K: 0 S: 10 H: 3 LOB: 0 BB: 0 P: 14	R: 1 E: 0 K: 1 S: 16 H: 2 LOB: 2 BB: 1 P: 21	1B: 6 2B: 6 3B: 0 HR: 2 SF: 0 SAC: 1 DP: 1 HBP: 0						

PITCHER		IP	WLS	BF	H	R	ER	SO	BB	IBB	HBP	BLK	WP	HR	S	P	ERA	WHIP
34 Homer Bailey, R ERA: 4.19	(1, 1)	5.0		23	7	4	4	1	0	1	0	0	0	2	38	50	7.20	1.400
40 Austin Brice, R ERA: 3.77	(6, 1)	0.1		2	1	0	0	1	0	0	0	0	0	0	7	11	0.00	3.000
50 Amir Garrett, L ERA: 1.98	(6, 1)	1.2		4	0	0	0	1	0	0	0	0	0	0	12	17	0.00	0.000
53 Wandy Peralta, L ERA: 2.84	(8, 1)	1.0	L	5	3	2	2	0	0	0	0	0	0	0	10	14	18.00	3.000
63 Dylan Floro, R ERA: 1.13	(9, 1)	1.0		6	2	1	1	1	0	1	0	0	0	0	16	21	9.00	2.000

PITCHER	IP	WLS	BF	H	R	ER	SO	BB	IBB	HBP	BLK	WP	HR	S	P	ERA	WHIP

Atlanta Braves @ Cincinnati Reds

Great American Ball Park, Cincinnati, OH

Thu Apr 26 2018, 12:36 PM - 3:17 PM EDT

Att. 11,919 - Sunny - 63 F

TOP

livebaseballscorecards.com

AB	37
R	7
H	13
RBI	7
BB	2
SO	4
LOB	11

BOTTOM

Batter	1	2	3	4	5	6	7	8	9	AB	R	H	RBI	BB	SO	LOB
6 Billy Hamilton, S (1, 8) OBP: 0.276, SLG: 0.224 16 Tucker Barnhart, L (9, PH) OBP: 0.342, SLG: 0.406	C FF 91 B FF 92 S FF 92 S FF 91 1-3 ① **K**	C FF 94 S CH 87 B FF 94 B FF 93 S FF 93 2-3 ③ **K**	B CH 86 B CH 85 B FF 91 B FF 91 4-0 9 FC5-4 1-2 2-3 BB	B SI 95 B FF 95 B SI 95 C FF 94 X FF 95 3-1 ② **P4**	X SI 99 0-0 ③ **F7**	3 0 0 0 1 2 0 1 0 0 0 0 0 2
9 José Peraza, R (1, 6) OBP: 0.289, SLG: 0.326	C FF 93 S FF 94 T FF 93 0-2 ② **K**	B CU 73 X CH 85 1-0 23 BB 1B	F FF 94 F FF 93 X CU 78 0-2 ② **FC5-4** 19 HR 1-2f 2-3 3-H	B SI 94 S FS 86 S FS 85 B FS 84 X FF 96 2-2 ③ **L8**	4 1 1 1 0 1 2
19 Joey Votto, L (1, 3) OBP: 0.358, SLG: 0.367	F FF 92 C FF 93 F FF 94 X FF 94 0-2 ③ **G6-3**	B FF 91 F FF 93 X FF 92 1-1 ① **F7**	S FF 93 X FF 93 0-1 1-H 3-H HR	B FF 94 C FF 94 B CU 82 F FF 94 C FF 94 2-3 ① **K**	4 1 1 3 0 1 1
23 Adam Duvall, R (1, 7) OBP: 0.247, SLG: 0.329 40 Austin Brice, R (6, 1) 50 Amir Garrett, R (6, 1) 53 Wandy Peralta, L (8, 1) 12 Rosell Herrera, S (8, PH) 63 Dylan Floro, L (9, 1)	B FF 93 S FF 92 X CH 87 1-1 ① **F9**	B FF 92 B FF 92 B FF 93 B FF 92 4-0 1-2 BB	B CU 76 C FF 94 C FF 95 S FF 94 1-3 ③ **K**	C FF 93 B CH 86 F CH 86 F FF 95 B CH 86 X FF 94 2-2 ② **G4-3**	2 0 0 0 1 1 0 0 0 0 0 0 0 0 0 0 0 0 0 0 0 0 0 0 0 0 0 0 1 0 0 0 0 0 0 0 0 0 0 0 0 0
7 Eugenio Suárez, R (1, 5) OBP: 0.378, SLG: 0.548	C FF 92 B FF 93 C FF 93 S FF 93 1-3 ② **K**	T CH 86 F FF 93 B FF 92 X FF 92 1-2 ② **F9**	B FF 89 C FF 90 S CH 84 B FF 90 F CU 74 X FF 91 2-2 ① **P3**	S SL 86 B SL 87 S SL 87 F FF 94 B FF 94 S CH 86 2-3 ③ **K**	4 0 0 0 0 2 2
39 Devin Mesoraco, R (1, 2) OBP: 0.250, SLG: 0.300	X FF 93 0-0 **1B**	C CU 75 B FF 90 X FF 93 1-1 ③ **F8**	B CH 84 C CH 86 F FF 91 B FF 91 B CU 75 X CH 86 3-2 ② **G5-3**	B SI 97 B FF 96 C FF 96 F FF 98 F FF 98 S SI 98 2-3 ① **K**	4 0 1 0 0 1 2
43 Scott Schebler, L (1, 9) OBP: 0.343, SLG: 0.545	C CU 76 D CU 75 X FF 92 1-1 ③ **G4-3**	S FF 90 B CU 74 X CU 74 1-1 ① **G6-3**	B FF 91 F FF 92 F FF 91 X SL 77 1-2 **1B**	B SI 98 B SI 97 B SI 97 C SI 97 C SI 96 F SI 98 F SI 97 F SI 98 X SI 98 3-2 ② **F8**	4 0 1 0 0 0 1
2 Alex Blandino, R (1, 4) OBP: 0.317, SLG: 0.263 33 Jesse Winker, L (9, PH) OBP: 0.449, SLG: 0.387	C FF 92 B CH 86 B FF 94 F FF 93 C FF 93 2-3 ① **K**	B CH 86 B FF 92 X FF 91 2-0 6 BB 46 BB 9 FC5-4 1B	B FF 90 F FF 93 B CU 74 X FF 90 2-1 ③ **F8**	B SI 98 F SI 98 X SL 85 1-1 **2B**	3 1 1 0 0 1 1 1 0 1 0 0 0 0
34 Homer Bailey, R (1, 1) OBP: 0.100, SLG: 0.100 46 Phil Gosselin, R (5, PH) OBP: 0.250, SLG: 0.250 (6, 7) 3 Scooter Gennett, L (9, PH) OBP: 0.330, SLG: 0.404	C FF 91 F FF 92 C CU 76 0-3 ② **K**	B FF 91 B CH 86 B FF 91 B FF 91 4-0 9 FC5-4 6 BB 19 HR 1-2 BB	B FF 94 F FF 94 C FS 85 F FS 84 F FS 84 B FF 94 B FS 84 F FF 95 F FF 94 3-2 ① X FS 85 **G6-3**	B SI 98 B SI 98 F SI 98 B SI 98 B SI 98 4-1 **BB**	1 0 0 0 0 1 0 1 1 0 0 1 0 0 0 0 0 0 1 0 0
Inning Stats	R: 0 E: 0 K: 2 S: 10 H: 0 LOB: 0 BB: 0 P: 11	R: 0 E: 0 K: 1 S: 8 H: 1 LOB: 1 BB: 0 P: 11	R: 0 E: 0 K: 3 S: 9 H: 0 LOB: 0 BB: 0 P: 13	R: 0 E: 0 K: 0 S: 8 H: 1 LOB: 2 BB: 1 P: 16	R: 4 E: 0 K: 1 S: 11 H: 2 LOB: 0 BB: 2 P: 23	R: 0 E: 0 K: 0 S: 12 H: 1 LOB: 1 BB: 0 P: 20	R: 0 E: 0 K: 0 S: 12 H: 0 LOB: 0 BB: 0 P: 20	R: 0 E: 0 K: 2 S: 11 H: 0 LOB: 0 BB: 0 P: 17	R: 0 E: 0 K: 1 S: 14 H: 1 LOB: 2 BB: 1 P: 24	1B: 4 2B: 1 3B: 0 HR: 1 SF: 0 SAC: 0 DP: 0 HBP: 0						

PITCHER	IP	WLS	BF	H	R	ER	SO	BB	IBB	HBP	BLK	WP	HR	S	P	ERA	WHIP
15 Sean Newcomb, L (1, 1) ERA: 4.23	6.0		26	5	4	4	7	3	0	0	0	0	1	58	94	6.00	1.333
39 Sam Freeman, L (7, 1) ERA: 4.91	1.1	W	4	0	0	0	1	0	0	0	0	0	0	15	25	0.00	0.000
51 Shane Carle, R (8, 1) ERA: 1.02	0.2	H	2	0	0	0	1	0	0	0	0	0	0	8	12	0.00	0.000
38 Arodys Vizcaíno, R (9, 1) ERA: 1.54	1.0	S	5	1	0	0	1	1	0	0	0	0	0	14	24	0.00	2.000

PITCHER	IP	WLS	BF	H	R	ER	SO	BB	IBB	HBP	BLK	WP	HR	S	P	ERA	WHIP

Atlanta Braves @ Cincinnati Reds

Great American Ball Park, Cincinnati, OH

Thu Apr 26 2018, 12:36 PM - 3:17 PM EDT

Att. 11,919 - Sunny - 63 F

livebaseballscorecards.com

AB	33
R	4
H	6
RBI	4
BB	4
SO	10
LOB	11

1B: 4	SF: 0	WP: 0	PA: 37
2B: 1	SAC: 0	PB: 0	
3B: 0	DP: 0	SB: 0	
HR: 1	HBP: 0	CS: 0	

Atlanta Braves @ Philadelphia Phillies

Citizens Bank Park, Philadelphia, PA

Fri Apr 27 2018, 7:10 PM - 9:57 PM EDT

Att. 27,076 - Cloudy - 58 F

TOP

livebaseballscorecards.com

Batter	1	2	3	4	5	6	7	8	9	AB	R	H	RBI	BB	SO	LOB
11 Ender Inciarte, L (1, 8) OBP: 0.304, SLG: 0.280	B FF 94 F FF 94 S FF 94 F FF 95 B FF 94 B KC 76 F SI 94 B FF 94 4-2 1 2B 1 S 5 1B BB	B KC 77 X KC 76 1-0 ③ G3			X SI 90 0-0 ② B5-3		S FF 93 B FF 92 B CH 85 C FF 93 F FF 94 X KC 79 2-2 ③ G6-3		C FS 84 F FF 93 F FF 93 F FF 93 S FS 85 0-3 ③ K	4	1	0	0	1	1	3
1 Ozzie Albies, S (1, 4) OBP: 0.330, SLG: 0.630	B KC 77 B KC 77 S CH 84 X FF 94 2-1 5 1B 13 S 1-3 2B		L KC 75 S CH 82 X CH 84 0-2 ① G6-3		B FF 92 B CH 84 F CH 84 L FF 92 S CH 85 2-3 ③ K			C SI 98 B FC 93 S SI 96 S CU 84 1-3 ① K		4	1	1	0	0	2	0
5 Freddie Freeman, L (1, 3) OBP: 0.457, SLG: 0.581	F FF 94 X FF 94 0-1 13 S 13 2B 2-3 3-H 1B		C FF 92 B SI 91 X CH 85 1-1 ② G6-3			B SI 90 B CH 84 X FF 92 2-0 ① G6-3		B FF 94 X FC 93 1-0 24 E 1B		4	1	2	1	0	0	0
22 Nick Markakis, L (1, 9) OBP: 0.397, SLG: 0.455	C KC 77 1 SAFE X FF 93 0-1 ① P3		B SI 91 C SI 91 C CH 85 X KC 78 1-2 2B			B KC 77 B SI 90 X FF 92 2-0 ② F9		B SI 96 C SI 95 B FC 93 F FC 94 X FF 96 2-2 ② F7		4	0	1	0	0	0	3
24 Kurt Suzuki, R (1, 2) OBP: 0.368, SLG: 0.523	X FF 92 0-0 ② P5		C KC 78 S CH 84 S CH 84 0-3 ③ K			B SI 90 S KC 77 X FF 92 1-1 ③ P6		F SI 95 X SI 96 0-1 E6 1-2		4	0	0	0	0	1	4
13 Ronald Acuña Jr., R (1, 7) OBP: 0.462, SLG: 0.846	C KC 76 C KC 78 F FF 95 F KC 80 F FF 93 B CH 85 X KC 78 1-2 1-H 3-H 2B			F FF 93 F SI 91 F CH 85 B CH 85 B FF 93 B FF 93 S CH 85 3-3 ① K			F CH 83 B CH 85 B CH 85 X SI 92 2-1 7 G4-6-3 1B	C SI 96 X SI 95 0-1 ③ G1-3		4	0	2	1	0	1	2
7 Dansby Swanson, R (1, 6) OBP: 0.349, SLG: 0.465	X FF 94 0-0 ③ G6-3			B KC 77 B SI 91 F CH 84 F SI 92 S CH 85 2-3 ② K2-3			1 SAFE 1 SAFE C KC 77 1 SAFE 1 SAFE X SI 89 0-1 ①② G4-6-3 1-2f		F FF 94 S SL 86 S FF 93 0-3 ① K	4	0	0	0	0	2	2
27 Ryan Flaherty, L (1, 5) OBP: 0.402, SLG: 0.413		B FF 89 X CH 83 1-0 ① G3		F CH 84 B SI 91 F CH 85 X CH 84 1-2 ③ G1-3			C FF 93 B KC 78 X CH 86 1-1 17 1B		C SL 85 B FF 93 C FF 93 B FF 92 S FS 86 2-3 ② K	4	0	1	0	0	1	0
49 Julio Teheran, R (1, 1) 54 Max Fried, L (4, 1) 17 Johan Camargo, S (7, PH) OBP: 0.400, SLG: 0.615 46 Chase Whitley, R (7, 1) 30 Peter Moylan, R (8, 1) 20 Preston Tucker, L (9, PH) OBP: 0.291, SLG: 0.459		C FF 91 C KC 77 F KC 77 B KC 78 X FF 94 1-2 ② F8			C FF 91 B SI 90 X FF 91 1-1 ① G6-3		C KC 77 C KC 77 D CH 86 F FF 93 X CH 84 1-2 1-2 1B		S FS 85 S FF 93 F FF 92 B FS 87 X FS 85 1-2 1B	1 1 1 0 0 1	0 0 0 0 0 0	0 0 1 0 0 1	0 0 0 0 0 0	0 0 0 0 0 0	0 0 0 0 0 0	0 0 0 0 0 0
Inning Stats	R: 3 H: 3 E: 0 LOB: 1 K: 0 BB: 1 S: 18 P: 25	R: 0 H: 0 E: 0 LOB: 0 K: 0 BB: 0 S: 6 P: 9	R: 0 H: 1 E: 0 LOB: 1 K: 1 BB: 0 S: 11 P: 13	R: 0 H: 0 E: 0 LOB: 0 K: 2 BB: 0 S: 10 P: 16	R: 0 H: 0 E: 0 LOB: 0 K: 1 BB: 0 S: 6 P: 9	R: 0 H: 0 E: 0 LOB: 0 K: 0 BB: 0 S: 4 P: 9	R: 0 H: 3 E: 0 LOB: 2 K: 0 BB: 0 S: 14 P: 20	R: 0 H: 1 E: 1 LOB: 2 K: 1 BB: 0 S: 11 P: 15	R: 0 H: 1 E: 0 LOB: 1 K: 3 BB: 0 S: 15 P: 18	1B: 6 SF: 0 2B: 3 SAC: 0 3B: 0 DP: 1 HR: 0 HBP: 0						

PITCHER		IP	WLS	BF	H	R	ER	SO	BB	IBB	HBP	BLK	WP	HR	S	P	ERA	WHIP
27 Aaron Nola, R ERA: 2.58	(1, 1)	7.0	W	28	7	3	3	4	1	0	0	0	0	0	69	101	3.86	1.143
40 Tommy Hunter, R ERA:	(8, 1)	1.0	H	5	1	0	0	1	0	0	0	0	0	0	11	15	0.00	1.000
50 Héctor Neris, R ERA: 3.27	(9, 1)	1.0		4	1	0	0	3	0	0	0	0	0	0	15	18	0.00	1.000

PITCHER	IP	WLS	BF	H	R	ER	SO	BB	IBB	HBP	BLK	WP	HR	S	P	ERA	WHIP

AB	36
R	3
H	9
RBI	2
BB	1
SO	8
LOB	14

WP: 0 PA: 37
PB: 0
SB: 3
CS: 0

Batter	1	2	3	4	5	6	7	8	9	AB	R	H	RBI	BB	SO	LOB
16 César Hernández, S (1, 4) OBP: 0.418, SLG: 0.411	C FF 84 B FF 85 B FF 84 C FF 85 B FF 86 B FF 87 4-2 41 BB 37 HR BB		C SI 86 B CU 69 B CU 69 B FF 87 X SI 85 3-1 ① F7		C CU 72 B FF 93 C FF 93 D CU 75 X CU 75 2-2 ② L9		C CH 86 F FF 86 S CH 82 0-3 ② K			3	1	0	0	1	1	1
41 Carlos Santana, S (1, 3) OBP: 0.309, SLG: 0.307	1 SAFE B FF 85 B CH 81 1 SAFE B CH 81 B FF 86 4-0 37 HR 1-2 BB		C FF 86 B CH 80 B CH 81 S SI 86 B SL 76 T SI 87 3-2 ② K		C CU 73 X FF 94 0-1 ③ G6-3		B FF 86 B FF 87 B CH 82 C FF 86 B FF 87 4-1 BB			2	1	0	0	2	1	1
37 Odúbel Herrera, L (1, 8) OBP: 0.392, SLG: 0.528	X CH 81 0-0 1-H 2-H HR		X SI 87 0-0 ③ L7			B FF 91 F CU 74 S CU 74 X CU 75 1-2 HR	B FF 86 1 SAFE C FF 86 X CH 81 1-1 ③ P3			4	2	2	4	0	0	1
17 Rhys Hoskins, R (1, 7) OBP: 0.495, SLG: 0.603	B FF 86 C SI 85 B FF 87 X SI 86 2-1 4 F9 1B			X FF 92 0-0 ① G6-3		B FF 92 C FF 92 B FF 91 F FF 93 F CU 76 S FF 94 2-3 ① K		B SI 88 C SI 89 F SI 90 X SL 76 1-2 23 G5-4-3 1B		4	0	2	0	0	1	0
23 Aaron Altherr, R (1, 9) OBP: 0.289, SLG: 0.385	C SI 86 X SL 76 0-1 ① F8			B FF 92 S FF 93 B CH 85 B CH 84 B FF 92 4-1 BB		C CU 73 B CU 73 X FF 92 1-1 ② L9		1 SAFE B SI 88 X SI 88 1-0 ①② G5-4-3 1-2f		3	0	0	0	1	0	2
4 Scott Kingery, R (1, 5) OBP: 0.273, SLG: 0.375	C FF 87 C FF 86 D SL 76 1 SAFE X SL 77 1-2 ②③ F9 1-2			B SI 92 S CH 85 1 SAFE M CH 82 F CU 75 1 SAFE B FF 93 X CH 84 2-2 ② F8		C CU 73 F FF 93 T FF 93 0-2 ③ K		B SL 77 C SI 89 X SI 90 1-1 2 HBP 38 1B 1B		4	1	1	0	0	1	2
2 J.P. Crawford, L (1, 6) OBP: 0.250, SLG: 0.333		B FF 86 F FF 86 B FF 88 X CH 82 2-1 ① G3		C FF 92 C FF 94 C FF 94 0-3 ③ K			X FF 88 0-0 38 HR 2B	C SI 89 B CH 86 S SI 89 H SL 77 2-2 38 1B 1-2 HBP		3	1	1	0	0	1	1
38 Jorge Alfaro, R (1, 2) OBP: 0.276, SLG: 0.321		C FF 88 B SI 87 X SL 78 1-1 ② G6-3			S FF 92 B FF 92 S FF 92 F CU 77 B FF 93 B CH 84 X CH 84 3-2 27 SH5-4 1B		B SL 81 S SL 82 C FF 88 F CH 82 B FF 88 D CH 83 X CH 82 3-2 2-H HR	B SI 90 F SI 88 X SI 90 1-1 1-2 2-H 1B		4	1	3	3	0	0	0
27 Aaron Nola, R (1, 1) 5 Nick Williams, L (7, PH) OBP: 0.283, SLG: 0.313 40 Tommy Hunter, R (8, 1) 18 Pedro Florimón, S (8, PH) OBP: 0.278, SLG: 0.250 50 Héctor Neris, R (9, 1)		C SI 86 C SI 87 C SI 87 0-3 ③ K			B FF 89 1 SAFE X FF 88 1-0 ① SH5-4 1-2		X FF 86 0-0 ① P5	X SI 89 0-0 ③ L4		1 1 0 1 0	0 0 0 0 0	0 0 0 0 0	0 0 0 0 0	0 0 0 0 0	1 0 0 0 0	0 0 0 2 0
Inning Stats	R: 3 H: 2 E: 0 LOB: 0 K: 0 BB: 2 S: 10 P: 21	R: 0 H: 0 E: 0 LOB: 0 K: 1 BB: 0 S: 7 P: 10	R: 0 H: 0 E: 0 LOB: 0 K: 1 BB: 0 S: 6 P: 12	R: 0 H: 0 E: 0 LOB: 1 K: 1 BB: 1 S: 9 P: 15	R: 0 H: 1 E: 0 LOB: 1 K: 0 BB: 0 S: 10 P: 16	R: 1 H: 1 E: 0 LOB: 0 K: 2 BB: 0 S: 12 P: 16	R: 2 H: 2 E: 0 LOB: 1 K: 1 BB: 1 S: 12 P: 20	R: 1 H: 3 E: 0 LOB: 2 K: 0 BB: 0 S: 11 P: 17		1B: 5 2B: 1 3B: 0 HR: 3	SF: 0 SAC: 1 DP: 1 HBP: 1			WP: 0 PB: 0 SB: 0 CS: 0	PA: 36	

PITCHER		IP	WLS	BF	H	R	ER	SO	BB	IBB	HBP	BLK	WP	HR	S	P	ERA	WHIP
49 Julio Teheran, R ERA: 4.5	(1, 1)	3.0		12	2	3	3	2	2	0	0	0	0	1	23	43	9.00	1.333
54 Max Fried, L ERA: 9.0	(4, 1)	3.0	L	12	2	1	1	3	1	0	0	0	0	1	31	47	3.00	1.000
46 Chase Whitley, R ERA: 18.00	(7, 1)	1.0		6	2	2	2	1	1	0	0	0	0	1	12	20	18.00	3.000
30 Peter Moylan, R ERA: 3.38	(8, 1)	1.0		6	3	1	1	0	0	0	1	0	0	0	11	17	9.00	3.000

PITCHER	IP	WLS	BF	H	R	ER	SO	BB	IBB	HBP	BLK	WP	HR	S	P	ERA	WHIP

BOTTOM

Atlanta Braves @ Philadelphia Phillies

Citizens Bank Park, Philadelphia, PA

Fri Apr 27 2018, 7:10 PM - 9:57 PM EDT

Att. 27,076 - Cloudy - 58 F

livebaseballscorecards.com

AB	30
R	7
H	9
RBI	7
BB	4
SO	6
LOB	10

Batter	1	2	3	4	5	6	7	8	9	AB	R	H	RBI	BB	SO	LOB
11 Ender Inciarte, L (1, 8) OBP: 0.300, SLG: 0.277	C FF 93 X FF 94 0-1 G4-3		S FF 94 F FF 95 F FF 96 D KC 81 X FF 95 1-2 22 S 1-3 2-H 1B		C FF 93 B CH 87 X CH 88 1-1 G4-3		B SL 81 B FF 93 X FF 93 2-0 F7	X CH 88 0-0 F8		5	0	1	1	0	0	2
1 Ozzie Albies, S (1, 4) OBP: 0.333, SLG: 0.622	C FF 94 F FF 95 S KC 79 0-3 K		1 SAFE C KC 78 B KC 78 1 SAFE X FF 96 1-1 SF9 3-H		C KC 79 X CH 88 0-1 5 3B 1B		B CH 85 F FF 93 B CH 90 B FF 93 C FF 93 F SL 83 D SL 84 4-2 22 BB BB		C SL 83 C SL 82 F SI 97 B SL 83 B SL 83 B SL 83 X SI 94 3-2 P5	3	1	1	1	1	1	0
5 Freddie Freeman, L (1, 3) OBP: 0.446, SLG: 0.582	B FF 95 X FF 94 1-0 P6		1 SAFE B KC 79 X SI 96 1-0 F8		1 SAFE X SI 94 0-0 1-H 3B		1 SAFE 1 SAFE B SL 78 1 SAFE C SL 78 T SI 92 1 SAFE S SL 80 1-3 K		B SI 95 S SI 94 F SL 83 B SL 85 X SI 96 2-2 F8	5	0	1	1	0	1	2
22 Nick Markakis, L (1, 9) OBP: 0.413, SLG: 0.485		C FF 93 C FF 94 F FF 95 B CH 88 X FF 96 1-2 HR	1 SAFE B KC 79 B KC 79 B SI 93 B FF 94 4-0 13 BB 1-3 BB		C SI 95 F KC 80 B SI 95 B FF 96 F KC 82 D KC 81 F KC 81 B SI 96 4-2 BB		B SL 80 1 SAFE B SL 81 C FF 94 B FF 93 F FF 93 B SL 80 4-2 1-2 BB		B SI 96 S FF 95 S FF 94 F FF 97 F FF 96 X SI 97 1-2 F9	2	1	1	1	3	0	0
13 Ronald Acuña Jr., R (1, 7) OBP: 0.412, SLG: 0.688		X FF 95 0-0 P2	B SL 82 F SI 95 B SL 81 B SI 95 F FF 96 B KC 79 4-2 7 FC6-4 1-2 BB		F FF 95 B FF 94 B SL 83 B SI 95 F FF 95 S SL 83 3-3 K		B CH 82 C CH 82 B CH 82 F SI 93 B CU 81 X CH 81 3-2 P6			3	0	0	0	1	1	4
7 Dansby Swanson, R (1, 6) OBP: 0.345, SLG: 0.456		C FF 95 C KC 78 B SL 81 S KC 79 1-3 K	C KC 78 X KC 81 0-1 FC6-4 1-2f		X SI 96 0-0 G1-3			F SL 83 B SL 84 X SI 95 1-1 20 1B 1B		4	0	1	0	0	1	5
25 Tyler Flowers, R (1, 2) OBP: 0.250, SLG: 0.250		B FF 96 B FF 95 C SI 95 S KC 77 C FF 96 2-3 K		F FF 94 B SL 84 X SI 94 1-1 G5-3		F FF 94 B SL 81 B SL 82 S SL 80 X SL 84 2-2 27 G4-6-3 1B		1 SAFE X FF 94 0-0 F8		4	0	1	0	0	1	1
27 Ryan Flaherty, L (1, 5) OBP: 0.396, SLG: 0.405			F FF 93 B KC 79 X KC 77 1-1 26 1B 11 1B 1B	F SI 95 B CH 88 B CH 88 S FF 95 S KC 81 2-3 K		B FF 94 C FF 92 D CH 85 X FF 93 2-1 G4-6-3 1-2f		B FF 92 1 SAFE F SI 92 X CH 86 1-1 F8		4	1	1	0	0	1	2
26 Mike Foltynewicz, R (1, 1) OBP: 0.182, SLG: 0.273 51 Shane Carle, R (7, 1) 20 Preston Tucker, L (8, PH) OBP: 0.300, SLG: 0.467 33 A.J. Minter, L (8, 1) 58 Dan Winkler, R (8, 1) 38 Arodys Vizcaíno, R (9, 1)			L FF 93 X FF 92 0-1 11 1B 1 SF9 1-2 1B	C FF 95 C FF 96 F SI 96 S KC 79 0-3 K		S FF 95 S SL 83 B SL 86 B FF 94 X SL 84 2-2 G5-3		X SI 93 0-0 1-2 1B		3 0 1 0 0 0	1 0 0 0 0 0	1 0 1 0 0 0	1 0 0 0 0 0	0 0 0 0 0 0	1 0 0 0 0 0	0 0 0 0 0 0
Inning Stats	R: 0 E: 0 K: 1 S: 6 H: 0 LOB: 0 BB: 0 P: 7	R: 1 E: 0 K: 2 S: 11 H: 1 LOB: 0 BB: 0 P: 15	R: 2 E: 0 K: 0 S: 15 H: 3 LOB: 3 BB: 2 P: 27	R: 0 E: 0 K: 2 S: 9 H: 0 LOB: 0 BB: 0 P: 12	R: 1 E: 0 K: 1 S: 13 H: 2 LOB: 2 BB: 1 P: 21	R: 0 E: 0 K: 0 S: 8 H: 1 LOB: 0 BB: 0 P: 14	R: 0 E: 0 K: 1 S: 12 H: 0 LOB: 2 BB: 2 P: 26	R: 0 E: 0 K: 0 S: 7 H: 2 LOB: 2 BB: 0 P: 9	R: 0 E: 0 K: 0 S: 12 H: 0 LOB: 0 BB: 0 P: 18	1B: 7 2B: 0 3B: 1 HR: 1 SF: 1 SAC: 0 DP: 1 HBP: 0						

TOP

Atlanta Braves @ Philadelphia Phillies

Citizens Bank Park, Philadelphia, PA

Sat Apr 28 2018, 6:07 PM - 9:17 PM EDT

Att. 27,794 - Partly Cloudy - 74 F

livebaseballscorecards.com

AB	34
R	4
H	9
RBI	4
BB	5
SO	7
LOB	16

PITCHER		IP	WLS	BF	H	R	ER	SO	BB	IBB	HBP	BLK	WP	HR	S	P	ERA	WHIP
43 Nick Pivetta, R ERA: 3.27	(1, 1)	5.0	L	24	6	4	4	6	3	0	0	0	0	1	54	82	7.20	1.800
61 Edubray Ramos, R ERA: 0.77	(6, 1)	1.1		5	1	0	0	0	1	0	0	0	0	0	12	24	0.00	1.500
46 Adam Morgan, L ERA: 2.79	(7, 1)	0.2		3	0	0	0	1	1	0	0	0	0	0	8	16	0.00	1.500
64 Víctor Arano, R ERA: 0.75	(8, 1)	1.0		5	2	0	0	0	0	0	0	0	0	0	7	9	0.00	2.000
53 Yacksel Ríos, R ERA: 3.18	(9, 1)	1.0		3	0	0	0	0	0	0	0	0	0	0	12	18	0.00	0.000

PITCHER	IP	WLS	BF	H	R	ER	SO	BB	IBB	HBP	BLK	WP	HR	S	P	ERA	WHIP

BOTTOM

Batter	1	2	3	4	5	6	7	8	9	AB	R	H	RBI	BB	SO	LOB
16 César Hernández, S (1, 4) OBP: 0.421, SLG: 0.402	B FF 96 S FF 97 F SI 98 S CU 80 1-3 ① **K**		B FF 98 C SI 98 B SL 82 B SI 98 B FF 97 4-1 41 PO **BB**		F FF 97 C SI 97 X CU 80 0-2 ③ **F9**			B FF 96 B FF 96 B FF 96 C FF 95 B FF 96 4-1 41 BB **BB**		2	0	0	0	2	1	1
41 Carlos Santana, S (1, 3) OBP: 0.307, SLG: 0.297	X FF 99 0-0 ② **F7**		1 SAFE C SI 96 1 SAFE 0-1 ③ **PO** 1-2	C FF 97 S FF 98 B FF 97 B SI 98 F FF 98 X FF 97 2-2 ① **F7**		X CU 80 0-0 ① **F9**		S FC 92 B FF 96 B FF 96 B FC 91 S FC 91 1 SAFE F FF 97 F FF 96 F FC 93 4-2 B FF 97 1-2 **BB**		3	0	0	0	1	0	0
37 Odúbel Herrera, L (1, 8) OBP: 0.386, SLG: 0.516	C SI 99 C FF 100 X FF 100 0-2 **1B**			C SL 87 S CH 91 B CU 80 X FF 99 1-2 ② **L7**		C FF 97 C CH 88 B FF 98 F SL 88 F SL 82 S SL 83 1-3 ② **K**		S FC 92 F FC 91 X FC 90 0-2 ① **L7**		4	0	1	0	0	1	2
17 Rhys Hoskins, R (1, 7) OBP: 0.486, SLG: 0.580	B FF 99 B FF 97 C SI 98 F SL 86 F SL 87 X FF 99 2-2 ③ **F8**			C CU 78 B FF 97 B SI 96 S CH 90 F SI 98 B FF 98 B SI 99 4-2 **BB**		X FF 98 0-0 ③ **P3**		C FC 92 B FF 93 F FF 91 C FF 94 1-3 ② **K**		3	0	0	0	1	1	3
5 Nick Williams, L (1, 9) OBP: 0.263, SLG: 0.288		B FF 97 S SI 98 F SI 98 F FF 100 F FF 99 B CH 90 F FF 99 B SL 89 X CH 91 3-2 ① **G4-3**	B SI 97 F FF 98 1 SAFE F FF 98 S SL 88 1-3 ③ **K2-3**				B CU 80 F FF 95 X CH 88 1-1 ① **F7**	S FF 94 F FC 89 B FF 94 S FC 91 1-3 ③ **K**		4	0	0	0	0	2	3
7 Maikel Franco, R (1, 5) OBP: 0.300, SLG: 0.444		C FF 98 B SL 86 X SL 86 1-1 ② **L7**			X FF 95 0-0 **HR**		X FF 96 0-0 38 FC6-4 18 1B **1B**		C SL 83 S SL 85 S SL 83 0-3 ① **K**	4	1	2	1	0	1	0
2 J.P. Crawford, L (1, 6) OBP: 0.246, SLG: 0.328 18 Pedro Florimón, S (5, PH) OBP: 0.333, SLG: 0.278 (6, 6)		B FF 98 C FF 99 F CU 79 B SL 88 X SI 99 2-2 ③ **G4-3**			C CU 78 S SI 96 C SL 87 0-3 ① **K**		S FF 95 S CU 82 B FF 96 D CH 88 D CH 88 X FF 95 3-2 38 FC6-4 1-2 **1B**		B SL 85 B SI 98 B SI 97 C SI 97 B SI 97 4-1 **BB**	1 2	0 0	0 1	0 0	0 1	0 1	0 0
38 Jorge Alfaro, R (1, 2) OBP: 0.258, SLG: 0.298			C FF 97 B SL 86 S SL 84 S SL 86 1-3 ① **K2-3**		B SL 84 C SI 97 X SI 98 1-1 ② **G3**		B SL 88 B FF 95 T FF 96 F FF 96 B SL 87 X SL 88 3-2 ② **FC6-4** 23 FC4-6 1-2f 2-3		T SI 97 F SI 98 B SI 98 S SL 86 1-3 ② **K**	4	0	0	0	0	2	3
43 Nick Pivetta, R (1, 1) OBP: 0.250, SLG: 0.333 4 Scott Kingery, R (5, PH) OBP: 0.261, SLG: 0.383 61 Edubray Ramos, R (6, 1) 46 Adam Morgan, L (7, 1) 23 Aaron Altherr, R (7, PH) OBP: 0.286, SLG: 0.379 64 Víctor Arano, R (8, 1) 53 Yacksel Ríos, R (9, 1) 15 Andrew Knapp, S (9, PH) OBP: 0.265, SLG: 0.227			C FF 95 F FF 96 C SL 85 0-3 ② **K**		C SL 86 T SL 87 B SL 86 B CU 80 B SI 98 F SL 86 F SL 87 X SL 87 3-2 **1B**		C SL 88 B FF 95 X FF 95 1-1 ③ **FC4-6** 1-2f		C SL 86 B SL 86 F SI 97 S SL 86 1-3 ③ **K**	1 1 0 0 1 0 0 1 0	0 0 0 0 0 0 0 0 0	0 1 0 0 0 0 0 0 0	0 0 0 0 0 0 0 0 0	0 0 0 0 0 0 0 0 0	1 0 0 0 0 0 0 0 1	0 0 0 0 2 0 0 0 1
Inning Stats	R: 0 E: 0 K: 1 S: 11 H: 1 LOB: 1 BB: 0 P: 14	R: 0 E: 0 K: 0 S: 11 H: 0 LOB: 0 BB: 0 P: 17	R: 0 E: 0 K: 2 S: 8 H: 0 LOB: 0 BB: 1 P: 13	R: 0 E: 0 K: 1 S: 13 H: 0 LOB: 1 BB: 1 P: 21	R: 1 E: 0 K: 1 S: 14 H: 2 LOB: 1 BB: 0 P: 18	R: 0 E: 0 K: 1 S: 7 H: 0 LOB: 0 BB: 0 P: 8	R: 0 E: 0 K: 0 S: 11 H: 2 LOB: 2 BB: 0 P: 19	R: 0 E: 0 K: 2 S: 15 H: 0 LOB: 2 BB: 2 P: 25	R: 0 E: 0 K: 3 S: 10 H: 0 LOB: 1 BB: 1 P: 16	1B: 4 2B: 0 3B: 0 HR: 1	SF: 0 SAC: 0 DP: 0 HBP: 0		WP: 0 PB: 0 SB: 0 CS: 0	PA: 37		

PITCHER		IP	WLS	BF	H	R	ER	SO	BB	IBB	HBP	BLK	WP	HR	S	P	ERA	WHIP
26 Mike Foltynewicz, R ERA: 2.53	(1, 1)	6.0	W	22	3	1	1	6	2	0	0	0	0	1	64	91	1.50	0.833
51 Shane Carle, R ERA: 0.96	(7, 1)	1.0	H	5	2	0	0	0	0	0	0	0	0	0	11	19	0.00	2.000
33 A.J. Minter, L ERA: 2.13	(8, 1)	0.1	H	3	0	0	0	0	2	0	0	0	0	0	9	17	0.00	6.000
58 Dan Winkler, R ERA: 1.38	(8, 1)	0.2	H	2	0	0	0	2	0	0	0	0	0	0	6	8	0.00	0.000
38 Arodys Vizcaíno, R ERA: 1.42	(9, 1)	1.0	S	4	0	0	0	3	1	0	0	0	0	0	10	16	0.00	1.000

PITCHER	IP	WLS	BF	H	R	ER	SO	BB	IBB	HBP	BLK	WP	HR	S	P	ERA	WHIP

Atlanta Braves @ Philadelphia Phillies

Citizens Bank Park, Philadelphia, PA

Sat Apr 28 2018, 6:07 PM - 9:17 PM EDT

Att. 27,794 - Partly Cloudy - 74 F

livebaseballscorecards.com

AB	31
R	1
H	5
RBI	1
BB	5
SO	11
LOB	15

Atlanta Braves @ Philadelphia Phillies

Citizens Bank Park, Philadelphia, PA

Sun Apr 29 2018, 1:39 PM - 5:05 PM EDT

Att. 31,010 - Cloudy - 55 F

TOP

livebaseballscorecards.com

Batter	1	2	3	4	5	6	7	8	9	AB	R	H	RBI	BB	SO	LOB
1 Ozzie Albies, S (1, 4) OBP: 0.341, SLG: 0.647	X FF 92 0-0 HR		B CH 87 B KC 80 B CH 86 C FF 92 F KC 80 B KC 79 4-2 13 S 22 1B BB	B FF 93 1 SAFE C CH 86 B FF 92 1 SAFE C FF 91 1 SAFE 1 SAFE S CH 86 2-3 ② K		1 SAFE X SI 91 0-0 ③ G3		S CH 86 X FF 90 0-1 13 2B 2-H 3-H 2B	C FF 87 X CH 83 0-1 ③ F9	5	3	2	3	1	1	4
13 Ronald Acuña Jr., R (1, 7) OBP: 0.500, SLG: 0.789	B FF 94 X KC 80 1-0 24 PB 2B		1 SAFE 1 SAFE D FF 94 B KC 78 X FF 94 2-0 ① P6 1-2	1 SAFE B FF 92 B FF 93 C FF 92 B SL 82 B SL 85 4-1 1-2 BB			F SI 90 B FF 90 B CH 85 B FF 89 B FF 90 4-1 5 S BB	B CH 86 B FF 90 X FF 90 2-0 2-H 2B		3	0	2	1	2	0	2
5 Freddie Freeman, L (1, 3) OBP: 0.437, SLG: 0.559	B CH 87 F FF 93 X CH 87 1-1 ① F9		D CH 86 S FF 94 X FF 94 1-1 ② F7	S CH 86 B FF 94 B CH 88 B FF 92 F FF 94 F FF 94 X CH 88 3-2 ③ G6-3			1 SAFE F FF 90 C CH 84 B SL 83 1 SAFE 1 SAFE F CH 85 F FF 90 1 SAFE 4-2 B SL 83 B CH 85 F CH 85 B SL 83 1-2 BB	B CH 88 F CH 84 B CH 84 F SI 89 S CH 85 2-3 ② K		4	0	0	0	1	1	6
22 Nick Markakis, L (1, 9) OBP: 0.405, SLG: 0.472	B FF 95 C FF 93 X CH 87 1-1 ② F8		C KC 80 X FF 95 0-1 24 2B 17 HR 2-H 3-H 1B	B SI 91 B SI 90 C SI 91 B FF 90 C FF 90 X FF 91 3-2 ① G5-3			C SI 91 X FF 89 0-1 ① F9	B SI 98 C SI 96 S SI 98 D FS 88 X SI 98 2-2 ③ G6-3		5	1	1	2	0	0	4
24 Kurt Suzuki, R (1, 2) OBP: 0.370, SLG: 0.522	B FF 95 B FF 93 X FF 93 2-0 ③ P2 2-3		C KC 80 X KC 79 0-1 17 HR 1-3 2B	F FF 91 F CH 86 F SI 92 C SL 82 0-3 ② K			B FF 90 X FF 90 1-0 ② P6		C SL 84 H SI 98 1-1 63 2B HBP	4	2	1	0	0	1	3
17 Johan Camargo, S (1, 5) OBP: 0.368, SLG: 0.706 39 Sam Freeman, R (7, 1) 63 Jesse Biddle, L (8, 1) OBP: 1.000, SLG: 2.000		C CH 89 X CH 86 0-1 ① G4-3	X CH 87 0-0 2-H 3-H HR	B SI 91 B CH 86 C FF 91 S B SL 83 S FF 90 3-3 ③ K			X SI 91 0-0 ③ F8		C SI 97 S SI 98 X SI 97 0-2 1-H 2B	4 0 1	1 0 0	1 0 1	3 0 1	0 0 0	1 0 0	2 0 0
7 Dansby Swanson, R (1, 6) OBP: 0.330, SLG: 0.435		C FF 92 B KC 77 S SL 84 B FF 92 S FF 94 2-3 ② K	X FF 93 0-0 ③ P2			B SL 82 S FF 89 C SL 83 X SL 83 1-2 ① P4		F FF 88 S SI 91 S 0-3 ① K	C SL 84 B SI 97 S SL 85 D SL 86 F SL 86 X SI 96 2-2 ① L8	5	0	0	0	0	2	1
32 Brandon McCarthy, R (1, 1) OBP: 0.083, SLG: 0.167 30 Peter Moylan, R (6, 1) 27 Ryan Flaherty, L (7, 5) OBP: 0.398, SLG: 0.400		B FF 90 C FF 92 B FF 92 B FF 92 C FF 92 C FF 93 3-3 ③ K	C FF 90 F FF 92 F FF 94 C SL 83 0-3 ① K			B FF 91 C FF 90 C FF 89 C FF 90 1-3 ② K		B SI 90 B FF 89 B FF 88 C FF 90 B FF 89 4-1 11 2B 1 2B BB	S SI 97 B SL 83 B SI 97 F SI 96 B SL 83 S SI 96 3-3 ② K	3 0 1	0 0 1	0 0 1	0 0 1	0 0 1	3 0 1	0 0 1
11 Ender Inciarte, L (1, 8) OBP: 0.320, SLG: 0.319			X FF 91 0-0 22 1B 3B	C FF 94 B SI 91 F KC 82 F FF 94 B KC 82 B CH 87 F FF 94 X CH 87 3-2 13 S 1B		B SI 90 X CH 85 1-0 E3		B FF 89 C SI 89 X FF 91 1-1 1-3 1 2B 2B	B FS 86 F SI 97 B SL 84 F SI 97 F SI 97 B SI 97 B FF 96 4-2 BB	4	2	3	0	1	0	0
Inning Stats	R: 1 E: 0 K: 0 S: 7 H: 2 LOB: 1 BB: 0 P: 12	R: 0 E: 0 K: 2 S: 8 H: 0 LOB: 0 BB: 0 P: 13	R: 5 E: 0 K: 0 S: 12 H: 4 LOB: 0 BB: 1 P: 19	R: 0 E: 0 K: 2 S: 17 H: 1 LOB: 2 BB: 1 P: 29	R: 0 E: 0 K: 2 S: 10 H: 0 LOB: 0 BB: 0 P: 16	R: 0 E: 1 K: 1 S: 8 H: 0 LOB: 1 BB: 0 P: 11	R: 0 E: 0 K: 0 S: 10 H: 0 LOB: 2 BB: 2 P: 19	R: 3 E: 0 K: 2 S: 15 H: 3 LOB: 1 BB: 1 P: 26	R: 1 E: 0 K: 1 S: 16 H: 1 LOB: 2 BB: 1 P: 26	1B: 2 2B: 6 3B: 1 HR: 2 SF: 0 SAC: 0 DP: 0 HBP: 1						

	AB	39
	R	10
	H	11
	RBI	10
	BB	6
	SO	10
	LOB	23

WP: 0 PB: 1 SB: 3 CS: 0 PA: 46

PITCHER		IP	WLS	BF	H	R	ER	SO	BB	IBB	HBP	BLK	WP	HR	S	P	ERA	WHIP
28 Vince Velasquez, R ERA: 5.7	(1, 1)	4.0	L	21	7	6	6	4	2	0	0	0	0	2	44	73	13.50	2.250
44 Jake Thompson, R ERA: 7.27	(5, 1)	3.2		18	3	3	3	5	3	0	0	0	0	0	40	67	7.36	1.636
57 Luis García, R ERA: 3.0	(8, 1)	1.0		6	1	1	1	1	1	0	1	0	0	0	17	29	9.00	2.000
33 Drew Hutchison, R ERA: 3.18	(9, 1)	0.1		1	0	0	0	0	0	0	0	0	0	0	2	2	0.00	0.000

PITCHER	IP	WLS	BF	H	R	ER	SO	BB	IBB	HBP	BLK	WP	HR	S	P	ERA	WHIP

Atlanta Braves @ Philadelphia Phillies

Citizens Bank Park, Philadelphia, PA

Sun Apr 29 2018, 1:39 PM - 5:05 PM EDT

Att. 31,010 - Cloudy - 55 F

livebaseballscorecards.com

BOTTOM

Batter	1	2	3	4	5	6	7	8	9	AB	R	H	RBI	BB	SO	LOB
16 César Hernández, S (1, 4) OBP: 0.415, SLG: 0.389	C SI 90 F FC 90 C CU 79 0-3 K ①	C SI 94 F SI 94 S FC 91 0-3 K ③			F SI 91 B CU 78 F CU 79 B FC 90 X FC 90 2-2 G6-3 ①		B SI 89 B SI 89 C SI 87 F SI 89 B CH 84 B SL 77 4-2 BB			3	0	0	0	1	2	1
41 Carlos Santana, S (1, 3) OBP: 0.305, SLG: 0.287	C SI 92 B FC 90 B SI 91 B SI 91 B SI 92 4-1 23 1B 37 BB BB		B SI 91 C SI 90 F FC 90 B CU 80 B FC 91 F FC 91 F SI 93 F FC 91 F SI 93 3-2 X SI 82 P5 ①		B FC 89 S FC 90 X SI 92 1-1 G6-3 ②		C CU 82 C SI 95 B SI 96 S FS 87 1-3 K ③			3	0	0	0	1	1	1
37 Odúbel Herrera, L (1, 8) OBP: 0.390, SLG: 0.505	S FC 90 F FC 90 D CU 81 B FC 90 B CU 80 B FC 91 4-2 23 1B 1-2 BB		C SI 92 B SI 93 B FC 90 X FC 91 2-1 G3 ②		F SI 91 B SI 92 C FC 91 F CU 81 F FC 91 B FC 91 F FC 91 B FC 90 4-2 BB			B FF 93 B FF 94 B FF 94 C FF 94 X FF 94 3-1 G4-3 ①		2	0	0	0	2	0	0
17 Rhys Hoskins, R (1, 7) OBP: 0.468, SLG: 0.553	C SI 91 F SI 93 B SI 94 B SL 87 S SL 87 2-3 K ②		X SI 92 0-0 G6-3 ③		X SI 93 0-0 P4 ③			B FF 95 F SI 95 B CU 77 F FF 94 S SL 86 2-3 K ②		4	0	0	0	0	2	3
23 Aaron Altherr, R (1, 9) OBP: 0.309, SLG: 0.414	C SI 94 X SI 94 0-1 1-2 2-3 1B			B SI 91 C SI 90 X SL 85 1-1 15 G4-3 7 E 2B		C SI 91 X CU 80 0-1 7 G6-3 1B		B SI 95 C FF 96 F FF 95 S SL 86 1-3 K ③		4	1	3	0	0	1	0
15 Andrew Knapp, S (1, 2) OBP: 0.264, SLG: 0.213	C CU 81 D CU 81 F FC 91 S CU 81 1-3 K ③			B FC 89 C FC 91 X FC 91 1-1 G4-3 ① 2-3		B SI 92 F SI 92 C FC 91 F CU 80 S FC 91 1-3 K ①			B FF 92 B SI 93 B SI 94 B SI 94 4-0 BB	3	0	0	0	1	2	5
7 Maikel Franco, R (1, 5) OBP: 0.298, SLG: 0.434		B SI 92 X SI 92 1-0 4 FC6-4 1B		B CU 81 S CU 80 F B SL 87 X SL 87 2-2 E5 4 1B 3-H		F SI 86 X 0-1 G6-3 ② ③ 1-2f			B FF 93 S SI 93 F SL 86 S CU 76 1-3 K ①	4	0	1	1	0	1	2
4 Scott Kingery, R (1, 6) OBP: 0.280, SLG: 0.376		B SI 93 C FC 90 F SL 85 X SL 88 1-2 FC6-4 ① 1-2f		F SI 92 F SI 93 X CU 81 0-2 5 G1-6-3 2-3 1B			C SI 87 C SL 76 F SL 76 F SL 76 B SL 76 X SI 89 1-2 F9 ①		C FF 94 F SI 93 C SL 86 0-3 K ②	4	0	1	0	0	1	2
28 Vince Velasquez, R (1, 1) OBP: 0.333, SLG: 0.333 5 Nick Williams, L (4, PH) OBP: 0.259, SLG: 0.283 44 Jake Thompson, R (5, 1) 57 Luis García, R (8, 1) 33 Drew Hutchison, L (9, 1) OBP: 1.000, SLG: 1.000 9 Jesmuel Valentin, S (9, PH)		F SI 92 1 SAFE L SI 93 1 SAFE F SI 92 B SL 88 1 SAFE S SI 94 1-3 K ②		L FC 90 B FC 91 X SI 93 1-1 G1-6-3 ② ③ 1-2f			C SI 88 C SI 88 S SI 89 0-3 K ②		B FF 93 C FF 93 S SL 88 S CU 76 1-3 K ③	1 1 1 0 0 0 1	0 0 0 0 0 0 0	0 0 0 0 0 0 0	0 0 0 0 0 0 0	0 0 0 0 0 0 0	1 0 1 0 0 0 1	1 2 0 0 0 0 1
Inning Stats	R: 0 E: 0 K: 3 S: 14 H: 1 LOB: 3 BB: 2 P: 25	R: 0 E: 0 K: 2 S: 11 H: 1 LOB: 1 BB: 0 P: 14	R: 0 E: 0 K: 0 S: 10 H: 0 LOB: 0 BB: 0 P: 15	R: 1 E: 1 K: 0 S: 12 H: 2 LOB: 1 BB: 0 P: 17	R: 0 E: 0 K: 0 S: 11 H: 0 LOB: 1 BB: 1 P: 18	R: 0 E: 0 K: 1 S: 8 H: 1 LOB: 0 BB: 0 P: 9	R: 0 E: 0 K: 2 S: 13 H: 0 LOB: 1 BB: 1 P: 19	R: 0 E: 0 K: 2 S: 8 H: 0 LOB: 0 BB: 0 P: 14	R: 0 E: 0 K: 3 S: 9 H: 0 LOB: 1 BB: 1 P: 15	1B: 4 2B: 1 3B: 0 HR: 0 SF: 0 SAC: 0 DP: 2 HBP: 0						

	AB	31
	R	1
	H	5
	RBI	1
	BB	5
	SO	13
	LOB	18

PITCHER		IP	WLS	BF	H	R	ER	SO	BB	IBB	HBP	BLK	WP	HR	S	P	ERA	WHIP
32 Brandon McCarthy, R ERA: 3.09	(1, 1)	5.1	W	24	5	1	1	6	3	0	0	0	0	0	64	96	1.69	1.500
30 Peter Moylan, R ERA: 2.89	(6, 1)	1.1		4	0	0	0	1	1	0	0	0	0	0	12	17	0.00	0.750
39 Sam Freeman, L ERA: 4.76	(7, 1)	0.1		1	0	0	0	1	0	0	0	0	0	0	3	4	0.00	0.000
63 Jesse Biddle, L ERA:	(8, 1)	2.0		7	0	0	0	5	1	0	0	0	0	0	17	29	0.00	0.500

PITCHER	IP	WLS	BF	H	R	ER	SO	BB	IBB	HBP	BLK	WP	HR	S	P	ERA	WHIP

Atlanta Braves @ New York Mets

Citi Field, Flushing, NY

Tue May 01 2018, 7:12 PM - 9:54 PM EDT

Att. 22,527 - Clear - 75 F

TOP

livebaseballscorecards.com

Batter	1	2	3	4	5	6	7	8	9	AB	R	H	RBI	BB	SO	LOB
1 Ozzie Albies, S (1, 4) OBP: 0.336, SLG: 0.628	B SI 98 B FF 98 B SI 98 C FF 97 F SI 99 X SI 99 3-2 13 2B 5 2B 1B	1 SAFE 1 SAFE B SI 96 X CH 89 1-0 ① G1-3 1-2		B CU 83 F CH 89 X CH 90 1-1 ② F7		C CH 90 S SL 91 X SL 91 0-2 ② G3-1		F CU 80 F CU 80 S FF 95 0-3 ② K		5	1	1	0	0	1	2
13 Ronald Acuña Jr., R (1, 7) OBP: 0.481, SLG: 0.750	X SI 97 0-0 5 2B 1-3 2B	B SI 97 D SL 92 2 SAFE B SI 96 X SI 95 3-0 ②③ P6 2-3		X SL 92 0-0 5 1B 1B		C CU 82 S SL 91 S SL 92 0-3 ③ K		X CU 81 0-0 ③ FC6-4 1-2f		5	1	2	0	0	1	2
5 Freddie Freeman, L (1, 3) OBP: 0.435, SLG: 0.561	B SL 93 C SI 99 S CH 92 F CU 84 D CH 92 F SL 92 X SI 99 2-2 22 1B 2-H 3-H 2B		F CU 82 F SL 91 B SL 91 F CH 92 X FF 98 1-2 ① F7	1 SAFE B FF 96 B CH 90 F FF 96 X FF 97 2-1 1-3 1B			X FF 88 0-0 ① F7		X SI 92 0-0 ① G4-3	5	1	2	2	0	0	0
22 Nick Markakis, L (1, 9) OBP: 0.405, SLG: 0.468	B SI 99 F SI 99 F SI 99 X CH 92 1-2 27 1B 2-H 1B		B CU 84 C CU 83 B SI 96 B SI 96 X SI 97 3-1 ② 27 BB 7 HBP 1B	C SI 96 F CU 83 S CH 90 0-3 ③ K			C FF 88 B CH 81 X CH 82 1-1 ② G3		B CU 80 B FF 95 C CU 79 B SI 95 X SI 95 3-1 ② G5-3	5	0	2	1	0	1	2
24 Kurt Suzuki, R (1, 2) OBP: 0.372, SLG: 0.514	X SI 98 0-0 ① F9		B SL 91 B FF 96 X SI 96 2-0 ② F9		B CU 82 C CU 81 X SI 95 1-1 ① F7		X CH 82 0-0 7 1B 27 1B 1B		F SL 91 B SI 96 S SL 89 F CU 82 X SL 89 1-2 1B	5	0	2	0	0	0	2
7 Dansby Swanson, R (1, 6) OBP: 0.342, SLG: 0.438	F FF 97 C SL 92 S SI 98 0-3 ② K		H SI 96 1-0 27 BB 1-2 HBP		B SL 90 B CH 89 C CU 81 X SI 96 2-1 40 FC5-4 1B		F FF 93 X SI 93 0-1 27 1B 1-2 1B		S CU 81 C CU 80 C FF 97 0-3 ③ K	4	0	2	0	0	2	2
27 Ryan Flaherty, L (1, 5) OBP: 0.412, SLG: 0.410	B SI 98 C CH 90 1 SAFE X CH 90 1-1 1-2 1B		C SI 99 D CU 84 C SI 98 B SL 91 F FF 99 B SI 98 4-2 1-2 2-3 BB		F FF 96 X FF 96 0-1 ② F8		X SL 81 0-0 ③ 1-2 2-H 1B			3	0	2	0	1	0	1
40 Michael Soroka, R (1, 1) 51 Shane Carle, R (7, 1) 58 Dan Winkler, R (7, 1) 20 Preston Tucker, L (8, PH) OBP: 0.309, SLG: 0.474 33 A.J. Minter, L (8, 1) 38 Arodys Vizcaíno, R (9, 1)	X SI 98 0-0 ③ G3-1		C SI 98 C SI 97 B SI 97 X SI 98 1-2 ③ G4-3		B SI 95 X SI 94 1-0 ③ FC5-4 1-2f			X CU 79 0-0 13 FC6-4 1B		3 0 0 1 0 0	0 0 0 0 0 0	0 0 0 1 0 0	0 0 0 0 0 0	0 0 0 0 0 0	0 0 0 0 0 0	6 0 0 0 0 0
11 Ender Inciarte, L (1, 8) OBP: 0.318, SLG: 0.317		X FF 96 0-0 13 P6 1 G1-3 1B		B CU 82 X SI 95 1-0 ① G1-3		C CU 82 B CU 82 X CH 90 1-1 ① G3-1		C SI 93 S FF 94 F CH 87 X SI 96 0-2 ① L7		4	0	1	0	0	0	1
Inning Stats	R: 3 E: 0 K: 1 S: 19 H: 5 LOB: 2 BB: 0 P: 26	R: 0 E: 0 K: 0 S: 3 H: 1 LOB: 0 BB: 0 P: 7	R: 0 E: 0 K: 0 S: 13 H: 1 LOB: 3 BB: 1 P: 25	R: 0 E: 0 K: 1 S: 9 H: 2 LOB: 2 BB: 0 P: 13	R: 0 E: 0 K: 0 S: 7 H: 1 LOB: 1 BB: 0 P: 11	R: 0 E: 0 K: 1 S: 8 H: 0 LOB: 0 BB: 0 P: 9	R: 0 E: 0 K: 0 S: 7 H: 3 LOB: 2 BB: 0 P: 8	R: 0 E: 0 K: 1 S: 9 H: 1 LOB: 1 BB: 0 P: 9	R: 0 E: 0 K: 1 S: 10 H: 1 LOB: 1 BB: 0 P: 14	1B: 13 2B: 2 3B: 0 HR: 0 SF: 0 SAC: 0 DP: 0 HBP: 1						

AB	40
R	3
H	15
RBI	3
BB	1
SO	5
LOB	18

PITCHER		IP	WLS	BF	H	R	ER	SO	BB	IBB	HBP	BLK	WP	HR	S	P	ERA	WHIP
34 Noah Syndergaard, R ERA: 3.1	(1, 1)	6.0	L	29	10	3	3	3	1	0	1	0	0	0	59	91	4.50	1.833
39 Jerry Blevins, L ERA: 7.94	(7, 1)	0.2		3	1	0	0	0	0	0	0	0	0	0	4	5	0.00	1.500
44 AJ Ramos, R ERA: 3.38	(7, 1)	0.1		2	2	0	0	0	0	0	0	0	0	0	3	3	0.00	6.000
67 Seth Lugo, R ERA: 3.31	(8, 1)	2.0		8	2	0	0	2	0	0	0	0	0	0	19	23	0.00	1.000

PITCHER		IP	WLS	BF	H	R	ER	SO	BB	IBB	HBP	BLK	WP	HR	S	P	ERA	WHIP

WP: 0 PA: 42
PB: 0
SB: 0
CS: 0

Atlanta Braves @ New York Mets

Citi Field, Flushing, NY

Tue May 01 2018, 7:12 PM - 9:54 PM EDT

Att. 22,527 - Clear - 75 F

BOTTOM

Batter	1	2	3	4	5	6	7	8	9	AB	R	H	RBI	BB	SO	LOB
13 Asdrúbal Cabrera, S (1, 4) OBP: 0.388, SLG: 0.567	C FF 93 X SI 94 0-1 ① G1-3	F SI 93 F SI 93 S SI 93 0-3 ② K	D SI 94 F SI 94 F SI 94 S SI 95 1-3 ③ K					B FC 91 F FF 95 F FF 96 X FC 92 1-2 1B		4	0	1	0	0	2	1
30 Michael Conforto, L (1, 8) OBP: 0.372, SLG: 0.299	C FF 94 B SI 94 X SI 94 1-1 ② G3	B SI 93 S SI 93 S FF 95 B FF 94 F SI 94 X SL 87 2-2 ③ G3				B SL 83 X SI 92 1-0 ① L3		C FF 96 F FF 96 D FC 92 S FC 92 1-3 ① K		4	0	0	0	0	1	1
52 Yoenis Cespedes, R (1, 7) OBP: 0.308, SLG: 0.477	B FF 94 B FF 94 F SI 94 X SI 95 2-1 19 1B 1B			C SI 92 B FF 91 X SL 84 1-1 21 1B 1B		X SL 86 0-0 HR		B FF 97 X FC 92 1-0 ② F8		4	1	3	1	0	0	1
19 Jay Bruce, L (1, 9) OBP: 0.324, SLG: 0.402	C SI 95 X SI 95 0-1 21 FC6-4 1-2 1B			B FF 93 B FF 93 X SI 92 2-0 ① L9		B SI 93 C SI 92 F FF 93 F SL 87 X SL 86 1-2 ② G4-3		S FC 92 B FC 92 D FC 92 X FF 96 2-1 ③ F8		4	0	1	0	0	0	2
21 Todd Frazier, R (1, 5) OBP: 0.398, SLG: 0.447	C SI 95 B SL 88 X SL 89 1-1 ③ FC6-4 1-2f			C SL 85 1 SAFE B SI 93 F SI 93 X SL 88 1-2 23 G4-6-3 1-2 1B		F SI 94 S FF 94 B FF 94 B SI 92 F FF 94 X SI 94 2-2 ③ F9			C SI 98 C SI 98 B SI 97 F SI 98 X SI 99 1-2 4 WP 23 1B 4 G6-3 1B	4	1	2	0	0	0	2
23 Adrián González, L (1, 3) OBP: 0.321, SLG: 0.391 12 Juan Lagares, R (9, PR) OBP: 0.395, SLG: 0.368		C FF 92 B CH 82 S CH 82 F SL 86 S SL 86 1-3 ① K		B FF 94 S CH 84 D CH 84 B FF 94 F SI 95 X FF 94 3-2 ② ③ G4-6-3 1-2f			B CH 90 B CH 88 B SI 92 B FF 92 4-0 BB		B SI 98 S SI 98 S FF 98 X SI 99 1-2 4 WP 1-2 1B	3 0	0 0	1 0	0 0	1 0	1 0	2 0
1 Amed Rosario, R (1, 6) OBP: 0.270, SLG: 0.310		C SI 93 B FF 94 S FF 94 X SL 86 1-2 ② G3			C SL 84 X SI 91 0-1 ① F8		S FC 90 B FC 91 S FF 94 S FC 92 1-3 ① K		F SI 96 S SI 97 S SI 98 0-3 ① K	4	0	0	0	0	2	3
3 Tomás Nido, R (1, 2) OBP: 0.241, SLG: 0.222 4 Wilmer Flores, R (9, PH) OBP: 0.276, SLG: 0.346		B SI 92 C SI 93 C SI 94 S FF 95 1-3 ③ K			X SI 94 0-0 34 F9 2B		B FF 92 S FC 90 F FF 94 B FF 94 S FC 89 2-3 ② K		B SL 87 S SI 98 X SI 98 1-1 ② G6-3 1-2 2-H	3 1	0 0	1 0	0 1	0 0	2 0	1 1
34 Noah Syndergaard, L (1, 1) OBP: 0.067, SLG: 0.133 39 Jerry Blevins, L (7, 1) 44 AJ Ramos, R (7, 1) 9 Brandon Nimmo, L (7, PH) OBP: 0.477, SLG: 0.545 67 Seth Lugo, R (8, 1) 7 José Reyes, S (9, PH) OBP: 0.206, SLG: 0.250			C FF 92 S SI 92 B SI 92 F SL 87 S SL 84 1-3 ① K		S SI 93 X FF 94 0-1 ② F9 2-3		B SI 94 B SI 92 F FF 93 X FF 95 2-1 ③ P5		S SI 99 X SI 98 0-1 ③ F7	2 0 0 1 0 1	0 0 0 0 0 0	0 0 0 0 0 0	0 0 0 0 0 0	1 0 0 0 0 0	1 0 0 0 0 0	1 0 0 1 0 2
Inning Stats	R: 0 H: 2 E: 0 LOB: 2 K: 0 BB: 0 S: 10 P: 14	R: 0 H: 0 E: 0 LOB: 0 K: 2 BB: 0 S: 10 P: 13	R: 0 H: 0 E: 0 LOB: 0 K: 2 BB: 0 S: 11 P: 14	R: 0 H: 2 E: 0 LOB: 1 K: 0 BB: 0 S: 9 P: 16	R: 0 H: 1 E: 0 LOB: 1 K: 1 BB: 0 S: 8 P: 9	R: 1 H: 1 E: 0 LOB: 0 K: 0 BB: 0 S: 10 P: 14	R: 0 H: 0 E: 0 LOB: 1 K: 2 BB: 1 S: 8 P: 17	R: 0 H: 1 E: 0 LOB: 1 K: 1 BB: 0 S: 9 P: 14	R: 1 H: 2 E: 0 LOB: 2 K: 1 BB: 0 S: 14 P: 17	1B: 7 2B: 1 3B: 0 HR: 1	SF: 0 SAC: 0 DP: 1 HBP: 0						

livebaseballscorecards.com

	AB	35
	R	2
	H	9
	RBI	2
	BB	1
	SO	9
	LOB	18

WP: 1 PA: 36
PB: 0
SB: 0
CS: 0

PITCHER		IP	WLS	BF	H	R	ER	SO	BB	IBB	HBP	BLK	WP	HR	S	P	ERA	WHIP
40 Michael Soroka, R ERA: 1.5	(1, 1)	6.0	W	23	6	1	1	5	0	0	0	0	0	1	58	80	1.50	1.000
51 Shane Carle, R ERA: 0.96	(7, 1)	0.0		0	0	0	0	0	0	0	0	0	0	0	0	0	∞	∞
58 Dan Winkler, R ERA: 1.29	(7, 1)	1.0	H	4	0	0	0	2	1	0	0	0	0	0	8	17	0.00	1.000
33 A.J. Minter, L ERA: 1.98	(8, 1)	1.0	H	4	1	0	0	1	0	0	0	0	0	0	9	14	0.00	1.000
38 Arodys Vizcaíno, R ERA: 1.98	(9, 1)	1.0	S	5	2	1	1	1	0	0	0	0	1	0	14	17	9.00	2.000

PITCHER	IP	WLS	BF	H	R	ER	SO	BB	IBB	HBP	BLK	WP	HR	S	P	ERA	WHIP

Atlanta Braves @ New York Mets

Citi Field, Flushing, NY

Wed May 02 2018, 7:11 PM - 9:34 PM EDT

Att. 23,528 - Partly Cloudy - 86 F

TOP

livebaseballscorecards.com

Batter	1	2	3	4	5	6	7	8	9	AB	R	H	RBI	BB	SO	LOB
1 Ozzie Albies, S (1, 4) OBP: 0.324, SLG: 0.603	B SL 91 S FF 96 M CH 89 S SL 91 1-3 ① **K**		C SL 92 F CH 90 B SL 90 F FF 97 T SL 92 1-2 ③ **K**			X FF 89 0-0 ① **F7**	X CH 86 0-0 ③ **L9**		C CU 75 X FC 89 0-1 ② **F8**	5	0	0	0	0	2	1
13 Ronald Acuña Jr., R (1, 7) OBP: 0.406, SLG: 0.621	S FF 97 B SL 93 X FF 96 1-1 ② **P4**			S FF 94 B FF 95 B SL 91 C SL 91 F FF 95 S SL 91 2-3 ① **K**		C SL 82 B FF 90 B SL 82 B SL 81 S FF 91 F SL 83 F FF 91 F FF 92 X SL 82 3-2 ② **F8** 2-3		B CU 81 B SI 94 X SI 95 2-0 ① **G6-3**	S SL 81 F SL 82 B SI 95 S SL 81 1-3 ③ **K**	5	0	0	0	0	2	1
5 Freddie Freeman, L (1, 3) OBP: 0.444, SLG: 0.568	X CH 88 0-0 **1B**			B FF 96 X SL 91 1-0 ② **L3**		S CH 84 B FF 91 X FF 90 1-1 22 1B **1B** 3-H		B CH 87 B SI 94 F CU 81 X SI 94 2-1 22 2B **1B**		4	1	3	1	0	0	0
22 Nick Markakis, L (1, 9) OBP: 0.415, SLG: 0.487	F FF 96 X FF 97 0-1 ③ **L9**			C FF 94 X FF 96 0-1 25 FC6-4 **1B**		C FF 90 B FF 90 D CH 82 X FF 90 2-1 1-3 **1B**		F SI 94 X SL 91 0-1 1-H 17 HR **2B**		4	1	3	1	0	0	1
25 Tyler Flowers, R (1, 2) OBP: 0.125, SLG: 0.125		B FF 94 S FF 96 B SL 92 X SL 92 2-1 ① **L8**		C FF 94 C SL 89 X SI 94 0-2 ③ **FC6-4** 1-2f		X FF 89 0-0 ③ **F8**		F SI 94 F SL 91 B SI 95 F SI 95 X SI 95 1-2 ② **G5-3**		4	0	0	0	0	0	4
7 Dansby Swanson, R (1, 6) OBP: 0.336, SLG: 0.430 17 Johan Camargo, S (6, 6) OBP: 0.381, SLG: 0.842		C SL 92 S FF 95 B SI 98 F FF 97 S CH 90 1-3 ② **K**			C SL 78 S SL 79 S SL 80 0-3 ① **K**		C SL 81 B FF 90 B CH 83 X FF 91 2-1 ① **F8**	B CU 82 F SI 95 B SI 95 X SI 95 2-1 2-H **HR**		2	0	0	0	0	2	0
										2	1	1	2	0	0	0
27 Ryan Flaherty, L (1, 5) OBP: 0.406, SLG: 0.437		L FF 96 X CH 90 0-1 ③ **G4-1**			C FF 89 B FF 90 S FF 90 B FF 89 X FF 90 2-2 ② **L6**		X FF 91 0-0 ② **F8**	B CU 81 S CH 87 B SI 94 X CH 87 2-1 **HR**		4	1	1	1	0	0	0
15 Sean Newcomb, L (1, 1) OBP: 0.231, SLG: 0.250			C FF 95 C FF 94 B SI 94 C FF 96 1-3 ① **K**		B FF 90 C FF 89 F FF 89 F SL 81 C FF 90 1-3 ③ **K**		B FF 91 S FF 90 C FF 90 F SL 82 F FF 90 F FF 91 B SL 83 X FF 90 2-2 **11 HR 2B**	F SI 94 C SI 94 B SL 94 B SL 91 B SL 89 X SI 95 3-2 ③ **G5-3**		3	1	1	0	0	2	0
20 Preston Tucker, L (8, PH) OBP: 0.305, SLG: 0.468										1	0	0	0	0	0	0
39 Sam Freeman, R (8, 1)										0	0	0	0	0	0	0
30 Peter Moylan, R (9, 1)										0	0	0	0	0	0	0
11 Ender Inciarte, L (1, 8) OBP: 0.323, SLG: 0.355			F SL 90 F SL 91 S FF 96 0-3 ② **K**			B SL 78 F FF 90 F FF 89 X SL 83 1-2 13 F8 5 1B **2B**	X FF 90 0-0 2-H **HR**		C FC 88 B SL 79 F SL 79 B FC 89 F CH 84 C SI 92 2-3 ① **K**	4	2	2	2	0	2	0
Inning Stats	R: 0 E: 0 K: 1 S: 8 H: 1 LOB: 1 BB: 0 P: 10	R: 0 E: 0 K: 1 S: 8 H: 0 LOB: 0 BB: 0 P: 11	R: 0 E: 0 K: 3 S: 10 H: 0 LOB: 0 BB: 0 P: 12	R: 0 E: 0 K: 1 S: 10 H: 1 LOB: 1 BB: 0 P: 13	R: 0 E: 0 K: 2 S: 10 H: 0 LOB: 0 BB: 0 P: 13	R: 1 E: 0 K: 0 S: 15 H: 3 LOB: 2 BB: 0 P: 22	R: 2 E: 0 K: 0 S: 11 H: 2 LOB: 0 BB: 0 P: 15	R: 4 E: 0 K: 0 S: 16 H: 4 LOB: 0 BB: 0 P: 28	R: 0 E: 0 K: 2 S: 9 H: 0 LOB: 0 BB: 0 P: 12	1B: 5 2B: 3 3B: 0 HR: 3 SF: 0 SAC: 0 DP: 0 HBP: 0						

	AB	38
	R	7
	H	11
	RBI	7
	BB	0
	SO	10
	LOB	7

WP: 0 PA: 38
PB: 0
SB: 0
CS: 0

PITCHER		IP	WLS	BF	H	R	ER	SO	BB	IBB	HBP	BLK	WP	HR	S	P	ERA	WHIP
48 Jacob deGrom, R ERA: 1.87	(1, 1)	4.0		14	2	0	0	6	0	0	0	0	0	0	36	46	0.00	0.500
51 Paul Sewald, R ERA: 3.24	(5, 1)	3.0	L	14	5	3	3	2	0	0	0	0	0	1	36	50	9.00	1.667
65 Robert Gsellman, R ERA: 3.94	(8, 1)	1.0		7	4	4	4	0	0	0	0	0	0	2	16	28	36.00	4.000
44 AJ Ramos, R ERA: 3.09	(9, 1)	1.0		3	0	0	0	2	0	0	0	0	0	0	9	12	0.00	0.000

PITCHER	IP	WLS	BF	H	R	ER	SO	BB	IBB	HBP	BLK	WP	HR	S	P	ERA	WHIP

Batter	1	2	3	4	5	6	7	8	9	AB	R	H	RBI	BB	SO	LOB
13 Asdrúbal Cabrera, S (1, 4) OBP: 0.383, SLG: 0.551	F FF 94 C FF 95 F FF 96 S CU 79 0-3 ① K		C FF 95 B CU 79 B CU 77 B FF 94 C FF 95 B FF 94 4-2 ① 4 FC6-4 BB			X FF 94 0-0 ① G5-3			X SI 89 0-0 ① G4-3	3	0	0	0	1	1	0
4 Wilmer Flores, R (1, 3) OBP: 0.274, SLG: 0.357	B FF 96 B FF 96 C FF 95 C FF 95 F FF 95 B FF 96 X FF 94 3-2 ② P6		C FF 94 F FF 94 B CU 77 X CU 78 1-2 ② FC6-4 1-2f			C FF 94 B FF 93 S FF 93 F CU 78 B CU 77 X FF 94 2-2 ② F7			X SI 89 0-0 2B	4	0	1	0	0	0	1
52 Yoenis Cespedes, R (1, 7) OBP: 0.306, SLG: 0.477	C FF 97 X FF 95 0-1 2B		1 SAFE S FF 95 X CH 89 0-1 ③ L4			B FF 92 B FF 94 C CH 88 F FF 95 S FF 94 2-3 ③ K			C SI 91 S SL 78 B SL 79 S SL 79 1-3 ② K	4	0	1	0	0	2	2
21 Todd Frazier, R (1, 5) OBP: 0.385, SLG: 0.429	F FF 94 C FF 93 X FF 95 0-2 ③ G5-3			C CH 88 S FF 95 T FF 93 0-2 ① K			C CU 76 X CH 88 0-1 ① F8		C SI 78 B SI 91 B SI 90 X SL 79 2-1 ③ G5-3	4	0	0	0	0	1	2
19 Jay Bruce, L (1, 9) OBP: 0.314, SLG: 0.389		S FF 94 F FF 94 F FF 92 B SL 81 X FF 95 1-2 ① F8		S FF 94 F SL 80 F FF 94 B SL 79 B FF 92 X FF 94 2-2 ② F9			C SL 79 B CH 86 X CH 87 1-1 ② G4-3			3	0	0	0	0	0	0
12 Juan Lagares, R (1, 8) OBP: 0.370, SLG: 0.341		F FF 95 B FF 94 B FF 95 S CH 89 F FF 95 B CU 78 F FF 94 X CH 89 3-2 ② G4-3		B CU 78 S CH 89 B CH 89 C CH 88 F FF 95 B FF 94 C FF 95 3-3 ③ K			C CH 87 X CH 88 0-1 ③ G3			3	0	0	0	0	1	0
1 Amed Rosario, R (1, 6) OBP: 0.272, SLG: 0.310		C FF 94 F FF 95 X CH 89 0-2 59 WP 1B		C CH 87 B FF 93 S FF 94 S FF 93 1-3 ① K				B CU 83 C FF 95 S FS 87 X FF 95 1-2 ① L6		3	0	1	0	0	1	0
59 Jose Lobaton, S (1, 2) OBP: 0.270, SLG: 0.226		C FF 92 D CU 78 B FF 94 B CU 77 F FF 94 S FF 94 3-3 ③ K 1-2		X FF 94 0-0 ② G4-3				C CU 85 B SI 94 X SI 95 1-1 ② G5-3		3	0	0	0	0	1	1
48 Jacob deGrom, L (1, 1) OBP: 0.200, SLG: 0.143 51 Paul Sewald, R (5, 1) 65 Robert Gsellman, R (8, 1) 9 Brandon Nimmo, L (8, PH) OBP: 0.467, SLG: 0.529 44 AJ Ramos, R (9, 1)			C FF 92 T FF 93 B FF 95 S SL 81 1-3 ① K	C FF 93 C FF 94 S FF 92 0-3 ③ K				S SI 95 T SI 96 S SI 95 0-3 ③ K		1 1 0 1 0	0 0 0 0 0	0 0 0 0 0	0 0 0 0 0	1 1 0 1 0	0 0 0 0 0	0 0 0 0 0
Inning Stats	R: 0 E: 0 K: 1 S: 13 H: 1 LOB: 1 BB: 0 P: 16	R: 0 E: 0 K: 1 S: 15 H: 1 LOB: 1 BB: 0 P: 22	R: 0 E: 0 K: 1 S: 10 H: 0 LOB: 1 BB: 1 P: 16	R: 0 E: 0 K: 2 S: 11 H: 0 LOB: 0 BB: 0 P: 16	R: 0 E: 0 K: 2 S: 7 H: 0 LOB: 0 BB: 0 P: 8	R: 0 E: 0 K: 1 S: 8 H: 0 LOB: 0 BB: 0 P: 12	R: 0 E: 0 K: 0 S: 6 H: 0 LOB: 0 BB: 0 P: 7	R: 0 E: 0 K: 1 S: 8 H: 0 LOB: 0 BB: 0 P: 10	R: 0 E: 0 K: 1 S: 7 H: 1 LOB: 1 BB: 0 P: 10	1B: 1 2B: 2 3B: 0 HR: 0 SF: 0 SAC: 0 DP: 0 HBP: 0						

PITCHER		IP	WLS	BF	H	R	ER	SO	BB	IBB	HBP	BLK	WP	HR	S	P	ERA	WHIP
15 Sean Newcomb, L ERA: 3.38	(1, 1)	7.0	W	24	2	0	0	8	1	0	0	0	1	0	70	97	0.00	0.429
39 Sam Freeman, L ERA: 4.38	(8, 1)	1.0		3	0	0	0	1	0	0	0	0	0	0	8	10	0.00	0.000
30 Peter Moylan, R ERA: 2.61	(9, 1)	1.0		4	1	0	0	1	0	0	0	0	0	0	7	10	0.00	1.000

PITCHER	IP	WLS	BF	H	R	ER	SO	BB	IBB	HBP	BLK	WP	HR	S	P	ERA	WHIP

BOTTOM

Atlanta Braves @ New York Mets

Citi Field, Flushing, NY

Wed May 02 2018, 7:11 PM - 9:34 PM EDT

Att. 23,528 - Partly Cloudy - 86 F

livebaseballscorecards.com

AB	30
R	0
H	3
RBI	0
BB	1
SO	10
LOB	6

Atlanta Braves @ New York Mets

Citi Field, Flushing, NY

Thu May 03 2018, 1:10 PM - 3:50 PM EDT

Att. 26,882 - Sunny - 90 F

TOP

livebaseballscorecards.com

Batter	1	2	3	4	5	6	7	8	9	AB	R	H	RBI	BB	SO	LOB
1 Ozzie Albies, S (1, 4) OBP: 0.324, SLG: 0.614	X SI 85 0-0 5 FC4 1B	B KC 74 F SI 88 F SI 87 X CH 82 1-2 ③ FC5-4 1-2f		F SI 87 X CH 81 0-1 ③ G6-3		B FF 94 X SL 88 1-0 ① G3-1	B FF 94 S FF 95 X SI 94 1-1 1-H 2-H HR		B SI 98 X FF 97 1-0 ③ G4-3	6	1	2	3	0	0	4
13 Ronald Acuña Jr., R (1, 7) OBP: 0.432, SLG: 0.706	C SI 86 X CH 81 0-1 ① F8		X KC 73 0-0 22 CS 1B		X CH 80 0-0 HR	C FF 94 B SL 89 C SL 89 S FF 94 1-3 ② K	B SL 89 B SI 94 S FF 95 X SI 94 2-1 1B			5	1	3	1	0	1	1
5 Freddie Freeman, L (1, 3) OBP: 0.436, SLG: 0.548	1 SAFE 1 SAFE F FF 86 D KC 74 X SI 86 1-1 ② FC4 22 2B 1-2f		F SI 86 1 SAFE S CH 82 1 SAFE X CH 82 0-2 ① F8		B FF 86 B CH 81 B SI 86 F SI 86 C SI 87 B SI 86 4-2 22 HR BB	B FF 95 B SL 89 X SI 95 2-0 ③ F8	F CU 70 D CU 72 F FF 88 B CU 70 F FF 88 D CH 83 F FF 87 F CU 71 C CU 72 3-3 ③			4	2	0	0	1	1	3
22 Nick Markakis, L (1, 9) OBP: 0.429, SLG: 0.529	F SI 87 F SI 88 X KC 73 0-2 1-H 24 HR 2B		B FF 87 1 SAFE X SI 86 1-0 ② 1-2 1B		X SI 86 0-0 1-H HR		B CU 81 C SI 94 F CH 87 B FF 93 B SL 89 B FF 93 4-2 17 BB 8 1B BB	B FF 88 X FF 87 1-0 ① F9		4	3	3	3	1	0	0
24 Kurt Suzuki, R (1, 2) OBP: 0.374, SLG: 0.544	C KC 74 F SI 87 B SI 86 X CH 82 1-2 2-H HR		X SI 87 0-0 ③ F9		B KC 75 X SI 87 1-0 49 1B 1B		X FF 92 0-0 ① F8	C CU 70 B CU 71 S CU 72 X CU 72 1-2 ② F7		5	1	2	2	0	0	2
17 Johan Camargo, S (1, 6) OBP: 0.346, SLG: 0.696	C SI 87 S CH 83 B CH 83 B SI 87 B CH 80 S SI 88 3-3 ③ K			X SI 86 0-0 ① F7	F SI 86 B CH 82 B SI 86 S SI 86 S CH 80 2-3 ① K		B FF 93 B SI 94 B CH 86 B FF 94 4-0 8 1B 1-2 49 SF8 BB	B CH 82 X FF 88 1-0 ③ P3		4	1	0	0	1	2	1
8 Charlie Culberson, R (1, 5) OBP: 0.250, SLG: 0.188		T SI 85 B CH 81 B SI 85 C FF 87 B CH 82 X SI 87 3-2 ① G6-3		X SI 87 0-0 49 SH1-4 1B	B SI 87 S CH 81 F SI 87 C SI 86 1-3 ② K		B FF 93 S FF 93 F FF 94 B SI 95 X SL 89 2-2 11 BB 1 HR 1-3 2-H 1B		X SI 95 0-0 ① F8	5	1	2	1	0	1	1
49 Julio Teheran, R (1, 1) OBP: 0.182, SLG: 0.200 63 Jesse Biddle, L (8, 1) OBP: 1.000, SLG: 2.000 20 Preston Tucker, L (9, PH) OBP: 0.313, SLG: 0.487 54 Max Fried, L (9, 1)	B SI 86 S SI 86 F SI 87 X SI 87 1-2 1 FC5-4 1B		B SI 84 B SI 87 1 SAFE L SI 86 L SI 86 X SI 86 2-2 ② SH1-4 1-2	S SI 86 X SI 86 0-1 11 FC6 1-2 1B		X FF 94 0-0 ② SF8 3-H		B FF 95 S FF 95 F SI 96 F SI 96 F SL 87 F SI 97 B SI 98 F SL 88 F FF 96 2-2 X SI 97 11 G4-3 2B	2 0 1 0	0 0 0 0	2 0 1 0	1 0 0 0	0 0 0 0	0 0 0 0	0 0 0 0
11 Ender Inciarte, L (1, 8) OBP: 0.326, SLG: 0.346		S FF 87 F CH 82 B SI 88 F SI 88 D CH 83 X SI 88 2-2 ② F9		B KC 75 B SI 87 B SI 88 B SI 88 4-0 BB	X SI 94 0-0 ③ FC6 1-2f		S FF 92 B FF 95 B CH 86 B FF 93 B FF 94 4-1 1 HR 1-2 BB		X FF 96 0-0 ② G4-3 2-3	3	1	0	0	2	0	4

Inning Stats																				
	R: 3 E: 0 K: 1 S: 14	H: 3 LOB: 0 BB: 0 P: 19	R: 0 E: 0 K: 0 S: 13	H: 1 LOB: 1 BB: 0 P: 20	R: 0 E: 0 K: 0 S: 6	H: 2 LOB: 0 BB: 0 P: 7	R: 0 E: 0 K: 0 S: 7	H: 1 LOB: 2 BB: 1 P: 13	R: 3 E: 0 K: 2 S: 14	H: 4 LOB: 2 BB: 1 P: 22	R: 0 E: 0 K: 1 S: 5	H: 0 LOB: 0 BB: 0 P: 9	R: 5 E: 0 K: 1 S: 18	H: 3 LOB: 1 BB: 3 P: 38	R: 0 E: 0 K: 0 S: 5	H: 0 LOB: 0 BB: 0 P: 8	R: 0 E: 0 K: 0 S: 11	H: 1 LOB: 1 BB: 0 P: 14	1B: 9 2B: 2 3B: 0 HR: 4	SF: 1 SAC: 1 DP: 0 HBP: 0	WP: 0 PB: 0 SB: 0 CS: 1	PA: 46

PITCHER		IP	WLS	BF	H	R	ER	SO	BB	IBB	HBP	BLK	WP	HR	S	P	ERA	WHIP
40 Jason Vargas, L ERA: 16.2	(1, 1)	4.2	L	26	11	6	6	3	2	0	0	0	0	3	53	80	11.57	2.786
33 Matt Harvey, R ERA: 7.0	(5, 1)	2.0		12	3	5	5	1	3	0	0	0	0	1	18	39	22.50	3.000
39 Jerry Blevins, L ERA: 6.43	(7, 1)	1.1		4	0	0	0	1	0	0	0	0	0	0	11	17	0.00	0.000
27 Jeurys Familia, R ERA: 1.69	(9, 1)	1.0		4	1	0	0	0	0	0	0	0	0	0	11	14	0.00	1.000

PITCHER	IP	WLS	BF	H	R	ER	SO	BB	IBB	HBP	BLK	WP	HR	S	P	ERA	WHIP

AB	39
R	11
H	15
RBI	11
BB	5
SO	5
LOB	16

Atlanta Braves @ New York Mets

Citi Field, Flushing, NY

Thu May 03 2018, 1:10 PM - 3:50 PM EDT

Att. 26,882 - Sunny - 90 F

livebaseballscorecards.com

BOTTOM

Batter	1	2	3	4	5	6	7	8	9	AB	R	H	RBI	BB	SO	LOB
7 José Reyes, S (1, 5) OBP: 0.184, SLG: 0.222	B FF 88 X FF 87 1-0 ① P4			C FF 88 F FF 88 X FF 90 0-2 ① G4-3		B FF 90 B SI 91 S SI 90 X CH 83 2-1 ③ G4-3		C FF 95 B FF 95 X FF 95 1-1 ③ F8		4	0	0	0	0	0	0
19 Jay Bruce, L (1, 9) OBP: 0.306, SLG: 0.378 9 Brandon Nimmo, L (8, 9) OBP: 0.478, SLG: 0.529	F FF 89 B SI 88 B CH 81 F SI 88 S SL 80 2-3 ② K			B FF 89 S CH 82 B FF 89 F FF 90 S FF 91 2-3 ② K			B SI 89 S SI 88 X FF 88 1-1 ① P6		C FF 93 C SI 94 B CU 76 B FF 96 B FF 94 B FF 94 4-2 12 1B BB	3 0	0 0	0 0	0 1	0 0	2 0	0 0
52 Yoenis Cespedes, R (1, 7) OBP: 0.306, SLG: 0.469 12 Juan Lagares, R (8, 8) OBP: 0.383, SLG: 0.357	C FF 88 F SI 87 B FF 90 X SL 80 1-2 ③ G4-3			B SI 90 F SI 90 B FF 91 B SI 90 B FF 92 4-1 BB			B FF 90 S FF 90 B FF 90 F FF 91 S FF 91 2-3 ② K		B FF 93 X FF 93 1-0 1-2 1B	2 1	0 0	0 1	0 0	1 0	1 0	0 0
13 Asdrúbal Cabrera, S (1, 4) OBP: 0.382, SLG: 0.555 4 Wilmer Flores, R (8, 4) OBP: 0.270, SLG: 0.351		B FF 87 B FF 87 B SI 88 C FF 89 F SI 89 F FF 90 F SI 90 S FF 90 3-3 ① K		F SI 90 X SI 90 0-1 ③ L9			C SI 90 F SI 90 B FF 91 F SL 80 X SL 78 1-2 23 1B 2B		F FF 93 F CH 84 F CU 76 S CH 85 0-3 ① K	3 1	0 0	1 0	0 0	0 0	1 1	1 2
30 Michael Conforto, L (1, 8) OBP: 0.367, SLG: 0.286 (8, 7)		B SI 89 C SI 88 X FF 89 1-1 ② F9			C SI 88 C FF 90 F FF 90 F SL 77 S FF 89 0-3 ① K		B FF 90 B FF 90 S SI 90 S FF 90 B FF 91 B FF 91 4-2 23 1B BB		B FF 94 F FF 93 B FF 94 S CH 86 S FF 95 2-3 ② K	3	0	0	0	1	2	2
23 Adrián González, L (1, 3) OBP: 0.318, SLG: 0.384		C SI 89 B SI 89 X FF 89 1-1 ③ F9			B SI 89 B CH 82 X CH 83 2-0 ② F9		C FF 90 X FF 90 0-1 1-2 2-3 1B		C FF 93 S SI 93 S CU 77 0-3 ③ K	4	0	1	0	0	1	2
1 Amed Rosario, R (1, 6) OBP: 0.263, SLG: 0.300		S FF 89 B FF 90 X FF 89 1-1 ① L8			C SL 82 X SL 82 0-1 ③ G4-3		B SI 91 F SI 91 F SI 92 X FF 92 1-2 ③ P3			3	0	0	0	0	0	3
3 Tomás Nido, R (1, 2) OBP: 0.219, SLG: 0.200		B SL 78 S SL 83 F SL 84 F SL 78 B FF 91 S FF 91 2-3 ② K				F SL 78 S FF 89 F FF 91 F FF 90 X SL 81 0-2 ① P3		B FF 94 F FF 94 B FF 95 B FF 94 F FF 95 S FF 95 3-3 ① K		3	0	0	0	0	2	0
40 Jason Vargas, L (1, 1) 33 Matt Harvey, R (5, 1) OBP: 0.286, SLG: 0.286 39 Jerry Blevins, L (7, 1) 59 Jose Lobaton, S (8, PH) OBP: 0.263, SLG: 0.219 27 Jeurys Familia, R (9, 1)			C FF 90 X FF 89 0-1 ③ B1-3			X FF 91 0-0 ② G6-3		C FF 96 X SL 89 0-1 ② G6-3		1 1 0 1 0	0 0 0 0 0	0 0 0 0 0	0 0 0 0 0	0 0 0 0 0	0 0 0 0 0	0 0 0 0 0

Inning Stats	1	2	3	4	5	6	7	8	9
	R: 0 E: 0 K: 1 S: 7 H: 0 LOB: 0 BB: 0 P: 11	R: 0 E: 0 K: 1 S: 9 H: 0 LOB: 0 BB: 0 P: 14	R: 0 E: 0 K: 1 S: 8 H: 0 LOB: 0 BB: 0 P: 11	R: 0 E: 0 K: 1 S: 9 H: 0 LOB: 1 BB: 1 P: 15	R: 0 E: 0 K: 1 S: 8 H: 0 LOB: 0 BB: 0 P: 10	R: 0 E: 0 K: 0 S: 8 H: 0 LOB: 0 BB: 0 P: 10	R: 0 E: 0 K: 1 S: 16 H: 2 LOB: 3 BB: 1 P: 25	R: 0 E: 0 K: 1 S: 7 H: 0 LOB: 0 BB: 0 P: 11	R: 0 E: 0 K: 3 S: 13 H: 1 LOB: 2 BB: 1 P: 20

1B: 2	SF: 0
2B: 1	SAC: 0
3B: 0	DP: 0
HR: 0	HBP: 0

WP: 0	PA: 33
PB: 0	
SB: 0	
CS: 0	

AB	**30**
R	**0**
H	**3**
RBI	**0**
BB	**3**
SO	**10**
LOB	**10**

PITCHER		IP	WLS	BF	H	R	ER	SO	BB	IBB	HBP	BLK	WP	HR	S	P	ERA	WHIP
49 Julio Teheran, R ERA: 3.65	(1, 1)	7.0	W	25	2	0	0	6	2	0	0	0	0	0	65	96	0.00	0.571
63 Jesse Biddle, L ERA:	(8, 1)	1.0		3	0	0	0	1	0	0	0	0	0	0	7	11	0.00	0.000
54 Max Fried, L ERA: 6.75	(9, 1)	1.0		5	1	0	0	3	1	0	0	0	0	0	13	20	0.00	2.000

PITCHER	IP	WLS	BF	H	R	ER	SO	BB	IBB	HBP	BLK	WP	HR	S	P	ERA	WHIP

San Francisco Giants @ Atlanta Braves

SunTrust Park, Atlanta, GA

Fri May 04 2018, 7:37 PM - 10:21 PM EDT

Att. 41,807 - Partly Cloudy - 82 F

TOP

livebaseballscorecards.com

Batter	1	2	3	4	5	6	7	8	9	AB	R	H	RBI	BB	SO	LOB
19 Alen Hanson, S (1, 4) OBP: 0.300, SLG: 0.474	C FF 98 X FF 98 0-1 ① F9	B SI 98 B SI 98 B CH 91 C FF 96 F FF 99 X SL 88 3-2 22 1B 28 FC5 2B 3-H	C SI 96 B FF 97 X SI 96 1-1 ③ G4-3			B SI 90 F CH 86 B CH 86 B SI 90 X SI 90 3-1 22 BB 1B		C CU 71 S FF 93 X FF 92 0-2 ① F7		5	1	2	1	0	0	1
22 Andrew McCutchen, R (1, 9) OBP: 0.362, SLG: 0.364	B FF 98 S FF 99 C FF 99 B SI 99 B FF 100 B SI 99 4-2 28 1B BB	B SL 87 B FF 98 X SI 98 2-0 9 2B 28 FC5 1B 2-3		C FF 96 F FF 96 B SL 87 B CH 88 X FF 96 2-2 ① L9		1 SAFE B SI 90 B SI 91 C SI 91 B SL 78 4-1 ① 28 G5-4-3 BB 1-2		C FF 93 X SI 91 0-1 ② G4-3		3	1	1	0	2	0	0
28 Buster Posey, R (1, 2) OBP: 0.367, SLG: 0.427	F FF 98 C SI 98 B SL 86 1 SAFE B SL 86 1 SAFE F SL 86 F FF 97 X FF 98 2-2 1B 1-2	C SL 85 D FF 97 B SL 85 X CH 89 2-1 FC5 9 2B 10 G4-3 1-2 3-H		C FF 97 X FF 96 0-1 10 FC6-4 1B		F SI 90 S SL 78 B SI 91 X CH 85 1-2 ②③ G5-4-3 1-2f		X FF 93 0-0 ③ F9		5	1	2	1	0	0	2
9 Brandon Belt, L (1, 3) OBP: 0.415, SLG: 0.567	B FF 98 X FF 98 1-0 ② F5	F FF 96 X FF 96 0-1 10 G4-3 2B 1-3 2-H		B CH 88 B CH 87 B SI 95 X SI 96 3-0 ② L7			C SL 87 S SL 87 B SL 87 S SL 88 1-3 ① K2-3		C CU 72 B FF 92 C FF 91 B FF 95 T CU 75 2-2 ① K	5	0	1	1	0	2	3
10 Evan Longoria, R (1, 5) OBP: 0.276, SLG: 0.509	C SL 87 S SL 86 X SI 98 1-1 ③ G4-3	F SL 85 B FF 97 X SI 96 1-1 ② G4-3 2-3 3-H		C SL 84 B CH 86 B SI 97 X CH 89 2-1 ③ FC6-4 1-2f			B CU 76 C FF 94 C SL 85 F SL 87 X SL 85 1-2 35 HR 1B		F CU 73 B FF 91 B FF 92 X CH 85 2-1 HR	5	2	2	2	0	0	4
35 Brandon Crawford, L (1, 6)	B SI 96 X FF 96 2-0 16 BB 1 3B 1B X CH 89 0-0 ③ G3			B CU 78 S CH 87 X SI 96 1-1 1B			S SL 87 X SL 86 0-1 1-H HR		X FF 93 0-0 ② L7	5	2	3	2	0	0	1
16 Austin Jackson, R (1, 8) OBP: 0.295, SLG: 0.266 13 Will Smith, R (7, 1) 56 Tony Watson, L (8, 1) 48 Pablo Sandoval, S (9, PH) OBP: 0.311, SLG: 0.415 49 Sam Dyson, R (9, 1)	F FF 98 C FF 98 B FF 97 B FF 96 B FF 97 B SL 88 4-2 1 3B BB 1-2	S FF 97 B SL 86 X SL 85 1-1 ① L4		C SL 82 1 SAFE B FF 96 C SI 95 B SL 83 1 SAFE S SI 93 2-3 ① K		B FF 94 C FF 94 S FF 95 B FF 94 F SL 87 B FF 94 F FF 94 B FF 96 4-2 BB		C FF 92 X CU 74 0-1 ③ G5-3	2 0 0 1 0	1 0 0 0 0	0 0 0 0 0	0 0 0 0 0	2 0 0 0 0	1 0 0 0 0	1 0 0 0 0
1 Grégor Blanco, L (1, 7) OBP: 0.328, SLG: 0.406	C CU 79 B FF 97 B CH 89 X SL 86 2-1 19 2B 3B 1-H 2-H	C CU 80 B CH 90 C CH 89 B FF 97 S SL 82 2-3 ② K				B SI 96 X CH 88 1-0 ② F7	B FF 94 S FF 94 S SL 86 T FF 94 1-2 ② K			4	1	1	2	0	2	2
34 Chris Stratton, R (1, 1) OBP: 0.133, SLG: 0.133 7 Gorkys Hernández, R (7, PH) OBP: 0.260, SLG: 0.306 (7, 8)	S FF 96 B FF 96 F FF 96 C SL 84 1-3 ① K	X FF 93 0-0 1B		C FF 95 F SL 84 S SL 83 0-3 ③ K			B FF 93 X SI 94 1-0 ③ L5			3 1	0 0	1 0	0 0	0 0	2 0	2 1

Inning Stats																								
	R: 0	H: 1	R: 6	H: 5	R: 0	H: 1	R: 0	H: 1	R: 0	H: 1	R: 0	H: 1	R: 2	H: 2	R: 0	H: 0	R: 1	H: 1	1B: 8	SF: 0	WP: 0	PA: 43
	E: 0	LOB: 2	E: 0	LOB: 1	E: 0	LOB: 1	E: 0	LOB: 0	E: 0	LOB: 1	E: 0	LOB: 0	E: 0	LOB: 1	E: 0	LOB: 0	E: 0	LOB: 0	2B: 2	SAC: 0	PB: 0	
	K: 0	BB: 1	K: 1	BB: 1	K: 1	BB: 0	K: 0	BB: 0	K: 2	BB: 0	K: 0	BB: 1	K: 2	BB: 1	K: 0	BB: 0	K: 1	BB: 0	3B: 1	DP: 1	SB: 0	
	S: 12	P: 20	S: 19	P: 36	S: 8	P: 12	S: 8	P: 15	S: 9	P: 13	S: 6	P: 14	S: 17	P: 25	S: 6	P: 6	S: 8	P: 12	HR: 2	HBP: 0	CS: 0	

PITCHER		IP	WLS	BF	H	R	ER	SO	BB	IBB	HBP	BLK	WP	HR	S	P	ERA	WHIP
26 Mike Foltynewicz, R ERA: 3.65	(1, 1)	5.0	L	27	9	6	6	4	2	0	0	0	0	0	56	96	10.80	2.200
30 Peter Moylan, R ERA: 2.38	(6, 1)	1.0		3	1	0	0	0	1	0	0	0	0	0	6	14	0.00	2.000
63 Jesse Biddle, L ERA: 2.16	(7, 1)	1.0		6	2	2	2	2	1	0	0	0	0	1	17	25	18.00	3.000
54 Max Fried, L ERA: 6.0	(8, 1)	2.0		7	1	1	1	1	0	0	0	0	0	1	14	18	4.50	0.500

PITCHER		IP	WLS	BF	H	R	ER	SO	BB	IBB	HBP	BLK	WP	HR	S	P	ERA	WHIP

AB	39
R	9
H	13
RBI	9
BB	4
SO	7
LOB	17

BOTTOM

Batter	1	2	3	4	5	6	7	8	9	AB	R	H	RBI	BB	SO	LOB
1 Ozzie Albies, S (1, 4) OBP: 0.322, SLG: 0.607	B SL 82 B FF 91 C FF 91 X CH 83 2-1 E8 13 L8 5 HR 1B	B FF 92 B CU 78 B FF 92 C FF 91 F SI 91 S FF 92 3-3 K ③		B CU 77 X CU 78 1-0 G3-1 ③			C SL 81 X SL 82 0-1 SF8 ② 3-H			3	1	1	1	0	1	3
13 Ronald Acuña Jr., R (1, 7) OBP: 0.390, SLG: 0.632	F FF 91 B FC 91 C FF 91 X FF 92 1-2 L8 ① 2-3		C CU 78 B SL 84 F SI 91 F FF 92 F FF 92 X CU 80 1-2 G6-3 ①		X FF 90 0-0 G5-3 ①		X FF 94 0-0 P5 ③			4	0	0	0	0	0	1
5 Freddie Freeman, L (1, 3) OBP: 0.431, SLG: 0.563	F FF 92 B CU 77 B CU 78 X FF 92 2-1 HR 3-H		B CH 83 B CU 77 C CH 84 F FF 91 B FF 92 F SL 83 X FF 92 3-2 P6 ②		X FF 90 0-0 F7 ②			B SL 83 F SI 91 S SL 84 S SI 93 1-3 K ①		4	1	1	2	0	1	0
22 Nick Markakis, L (1, 9) OBP: 0.431, SLG: 0.553	C SI 91 F FF 92 X CU 79 0-2 G6-3 ②		B FF 90 C CU 77 F FF 91 X SL 84 1-2 HR		C FF 90 B CU 76 B CU 78 C FF 91 B SI 91 X FF 91 3-2 L8 ③			B SI 93 C SI 92 X SI 93 1-1 1B		4	1	2	1	0	0	0
23 José Bautista, R (1, 5) OBP: 0.250, SLG: 0.500	B CU 76 B FF 91 F FF 91 X SL 83 2-1 2B		B FF 92 B FF 91 F FF 92 S SL 83 F SL 83 B SL 81 S FC 91 3-3 K ③			B FF 90 B SL 82 S FF 91 C FF 91 C SL 83 2-3 K ①		B SI 91 S CH 86 B CH 86 X SI 93 2-1 F9 ②		4	0	1	0	0	2	1
25 Tyler Flowers, R (1, 2) OBP: 0.167, SLG: 0.167	S FF 92 B FF 93 S FF 91 F FF 93 S FF 93 1-3 K ③			X CU 76 0-0 F7 ①		S FF 92 C FF 93 B FF 92 X FF 93 1-2 17 G3-6-3 1B		C SI 93 F CH 85 F SI 93 S SI 92 0-3 K ③		4	0	1	0	0	2	2
17 Johan Camargo, S (1, 6) OBP: 0.400, SLG: 0.680		B CU 75 C FF 91 X FF 92 1-1 1B		B FF 89 B SI 90 B SI 91 C FF 90 F FF 91 B FF 91 4-2 11 BB BB		B CU 78 B FF 90 X FF 91 2-0 G3-6-3 ②③ 1-2f			B SI 92 B FF 93 B SI 93 B SI 92 4-0 20 G5-6-3 BB	2	0	1	0	2	0	1
26 Mike Foltynewicz, R (1, 1) OBP: 0.154, SLG: 0.231 30 Peter Moylan, R (6, 1) 63 Jesse Biddle, L (7, 1) OBP: 1.000, SLG: 2.000 8 Charlie Culberson, R (7, PH) OBP: 0.270, SLG: 0.212 54 Max Fried, L (8, 1) 20 Preston Tucker, L (9, PH) OBP: 0.310, SLG: 0.481		C FF 90 C SI 91 L FF 91 0-3 K ①		1 SAFE L FF 90 L FF 91 L FF 90 0-3 K ②			X FF 93 0-0 E8 11 F9 1 SF8 1B		C SI 93 B FC 90 F SL 82 X SI 92 1-2 G5-6-3 ①② 1-2f	2 0 0 1 0 1	0 0 0 1 0 0	0 0 0 1 0 0	0 0 0 1 0 0	0 0 0 0 0 0	2 0 0 0 0 0	2 0 0 0 0 1
11 Ender Inciarte, L (1, 8) OBP: 0.324, SLG: 0.338		X FF 91 0-0 L8 ②		B FF 91 C FF 91 B CU 76 F FF 91 B FF 91 B SL 84 4-2 BB			B CU 79 F FF 94 B FF 94 X FF 93 2-1 F9 ① 2-3		F SI 92 C SL 81 B SL 82 B SI 92 F CH 86 B FC 90 F SI 91 X SI 93 3-2 G4-3 ③	3	0	0	0	1	0	2
Inning Stats	R: 2 E: 1 K: 1 S: 16 H: 3 LOB: 1 BB: 0 P: 24	R: 0 E: 0 K: 2 S: 9 H: 1 LOB: 1 BB: 0 P: 13	R: 1 E: 0 K: 1 S: 16 H: 1 LOB: 0 BB: 0 P: 24	R: 0 E: 0 K: 1 S: 9 H: 0 LOB: 2 BB: 2 P: 18	R: 0 E: 0 K: 0 S: 5 H: 0 LOB: 0 BB: 0 P: 8	R: 0 E: 0 K: 1 S: 7 H: 1 LOB: 0 BB: 0 P: 12	R: 1 E: 1 K: 0 S: 6 H: 1 LOB: 0 BB: 0 P: 8	R: 0 E: 0 K: 2 S: 11 H: 1 LOB: 1 BB: 0 P: 15	R: 0 E: 0 K: 0 S: 8 H: 0 LOB: 0 BB: 1 P: 16	1B: 5 2B: 1 3B: 0 HR: 2	SF: 1 SAC: 0 DP: 2 HBP: 0	WP: 0 PB: 0 SB: 0 CS: 0	PA: 36			

PITCHER		IP	WLS	BF	H	R	ER	SO	BB	IBB	HBP	BLK	WP	HR	S	P	ERA	WHIP
34 Chris Stratton, R ERA: 3.99	(1, 1)	6.0	W	25	6	3	3	6	2	0	0	0	0	2	62	99	4.50	1.333
13 Will Smith, L ERA:	(7, 1)	1.0		4	1	1	0	0	0	0	0	0	0	0	6	8	0.00	1.000
56 Tony Watson, L ERA: 0.61	(8, 1)	1.0		4	1	0	0	2	0	0	0	0	0	0	11	15	0.00	1.000
49 Sam Dyson, R ERA: 3.21	(9, 1)	1.0		3	0	0	0	0	1	0	0	0	0	0	8	16	0.00	1.000

PITCHER	IP	WLS	BF	H	R	ER	SO	BB	IBB	HBP	BLK	WP	HR	S	P	ERA	WHIP

San Francisco Giants @ Atlanta Braves

SunTrust Park, Atlanta, GA

Fri May 04 2018, 7:37 PM - 10:21 PM EDT

Att. 41,807 - Partly Cloudy - 82 F

livebaseballscorecards.com

AB	32
R	4
H	8
RBI	4
BB	3
SO	8
LOB	13

San Francisco Giants @ Atlanta Braves

SunTrust Park, Atlanta, GA

Sat May 05 2018, 7:12 PM - 10:08 PM EDT

Att. 38,264 - Cloudy - 75 F

TOP

livebaseballscorecards.com

Batter	1	2	3	4	5	6	7	8	9	AB	R	H	RBI	BB	SO	LOB
1 Grégor Blanco, L (1, 7) OBP: 0.306, SLG: 0.377	B SI 92 B SI 92 C SI 92 S SI 93 X FC 91 2-2 ① L7	X CU 81 0-0 ③ G3		C SI 90 F SI 91 X CU 80 0-2 ① G1-3	C CU 80 D CU 79 S FF 94 F CU 80 C SI 94 1-3 ② K		C CU 79 B FF 94 B SI 91 F CU 78 B CH 86 C SI 91 3-3 ③ K		C FF 94 S FC 88 B FF 94 X FF 94 1-2 ③ F8	5	0	0	0	0	2	3
37 Kelby Tomlinson, R (9, PH) OBP: 0.327, SLG: 0.319 (9, 4)										1	0	0	0	0	0	2
22 Andrew McCutchen, R (1, 9) OBP: 0.378, SLG: 0.387	B SI 93 F SI 92 X SI 93 1-1 28 G4-6-3 1B		C SI 93 F SL 86 B CU 82 B SI 92 B SI 93 X SI 93 3-2 28 1B 9 1B	B SI 92 C SI 91 B FC 90 B SL 87 X SI 91 3-1 28 1B 2B	B SI 94 B CH 86 H CH 84 3-0 28 1B 1-2 HBP			B FF 94 S FF 93 S SL 83 X SL 83 1-2 ① F8		4	2	3	0	0	0	0
28 Buster Posey, R (1, 2) OBP: 0.377, SLG: 0.436 54 Reyes Moronta, R (9, 1) 58 Pierce Johnson, R (9, 1)	B SI 92 F SI 93 X SI 93 1-1 ② ③ G4-6-3 1-2f		B CU 81 X SI 94 1-0 9 1B 10 2B 1-3 1B	X SI 93 0-0 9 BB 35 2B 2-H 1B	B SI 94 B CU 81 F CH 85 X SI 93 2-1 1-2 2-H 1B			F SL 85 F SL 84 B SL 86 B FF 95 B CH 87 X FF 94 3-2 ② G3-1		5	2	3	2	0	0	1
										0	0	0	0	0	0	0
										0	0	0	0	0	0	0
9 Brandon Belt, L (1, 3) OBP: 0.423, SLG: 0.560		C FC 90 B FC 90 B SI 92 C FC 90 F FC 91 F CU 82 B FC 93 B FC 91 4-2 35 E 35 1B 19 2B BB	C CU 82 X CU 81 0-1 ① 1-3 3-H 1B	B FF 91 F FF 92 B FF 92 B CH 85 F FF 92 B CU 80 4-2 35 2B 1-2 BB	C SI 91 X FF 92 0-1 ③ P6			B CU 80 S CH 86 B FF 92 B FF 94 X FF 94 3-1 ③ F8		3	2	1	1	2	0	2
10 Evan Longoria, R (1, 5) OBP: 0.273, SLG: 0.504		C SI 92 F SL 88 S CU 82 0-3 ① K	B SI 93 X SI 92 1-0 35 G4-3 19 HR 3-H 2B	C FF 94 B CU 81 F CU 82 C SI 95 1-3 ② K		C CU 79 S CU 80 B CU 81 S FF 94 1-3 ① K			B FC 92 B FF 96 B FF 96 C FF 95 F FF 96 F FF 96 X FF 96 3-2 ① G5-3	5	1	1	1	0	3	3
35 Brandon Crawford, L (1, 6) OBP: 0.276, SLG: 0.370		C SI 93 B SI 94 X FC 93 1-1 E9 19 2B 1-3 1B	C SI 94 C SI 93 F CU 82 B FC 92 X FC 92 1-2 ② G4-3 2-3	C CU 79 D CH 86 X CH 87 1-1 1-H 2-H 2B		X CU 79 0-0 ② G6-3			T FF 96 F FF 96 B FF 97 X FC 93 1-2 7 1B 5 1B 1B	5	2	3	2	0	0	1
19 Alen Hanson, S (1, 4) OBP: 0.320, SLG: 0.625 (9, 7)		B SI 93 F FC 92 B CU 82 F FC 93 X FC 92 2-2 7 1B 2-H 3-H 2B	C CU 81 X FC 92 0-1 3-H HR	B SI 92 B FF 93 T CH 85 X CH 85 2-1 ③ F9		C CU 80 S CH 86 B FF 93 F FF 94 X CU 78 1-2 ③ G3-1			B FF 96 D FF 96 F FF 96 F FF 96 B FC 91 X FF 96 3-2 ② F8	5	1	2	4	0	0	2
7 Gorkys Hernández, R (1, 8) OBP: 0.309, SLG: 0.352		F SI 93 B SI 93 F SI 93 B CU 83 D CU 82 F SI 94 F SI 94 X SI 94 3-2 50 SH3-4 2-3 1B	S SI 92 C SI 93 B CU 81 X SL 86 1-2 1B	X SI 92 0-0 22 HBP 28 1B 1B		B CU 80 S CU 77 C SI 91 S CU 82 1-3 ① K			S FC 91 S FC 91 B FC 90 B FF 95 B FF 96 X FF 96 3-2 5 1B 1-2 1B	5	1	4	0	0	1	0
50 Ty Blach, R (1, 1) OBP: 0.059, SLG: 0.059 26 Cory Gearrin, R (8, 1) 5 Nick Hundley, R (9, PH) OBP: 0.380, SLG: 0.617 (9, 2)		1 SAFE X SI 93 0-0 ② SH3-4 1-2	F SI 92 C SI 92 B SI 94 F SI 92 F CU 82 S FC 92 1-3 ③ K	B FF 91 B SI 92 M FF 91 S FF 92 L FF 91 2-3 ① K		B FF 90 X FF 90 1-0 ② G5-3			X FC 91 0-0 1-3 2-H 1B	3	0	0	0	0	2	2
										0	0	0	0	0	0	0
										1	0	1	1	0	0	0
Inning Stats	R: 0 E: 0 K: 0 S: 7 H: 1 LOB: 0 BB: 0 P: 11	R: 2 E: 1 K: 1 S: 19 H: 3 LOB: 2 BB: 1 P: 29	R: 4 E: 0 K: 1 S: 21 H: 6 LOB: 1 BB: 0 P: 29	R: 3 E: 0 K: 1 S: 15 H: 3 LOB: 1 BB: 1 P: 26	R: 1 E: 0 K: 2 S: 12 H: 2 LOB: 2 BB: 0 P: 20	R: 0 E: 0 K: 1 S: 8 H: 0 LOB: 0 BB: 0 P: 10	R: 0 E: 0 K: 2 S: 7 H: 0 LOB: 0 BB: 0 P: 12	R: 0 E: 0 K: 0 S: 8 H: 0 LOB: 0 BB: 0 P: 15	R: 1 E: 0 K: 0 S: 17 H: 3 LOB: 2 BB: 0 P: 28	1B: 13 2B: 4 3B: 0 HR: 1 SF: 0 SAC: 1 DP: 1 HBP: 1						

	AB	42
	R	11
	H	18
	RBI	11
	BB	2
	SO	8
	LOB	16

WP: 0 PB: 0 SB: 0 CS: 0 PA: 46

PITCHER		IP	WLS	BF	H	R	ER	SO	BB	IBB	HBP	BLK	WP	HR	S	P	ERA	WHIP
32 Brandon McCarthy, R ERA: 4.84	(1, 1)	3.1	L	21	12	8	8	2	1	0	0	0	0	1	53	78	21.60	3.900
50 Lucas Sims, R ERA: 11.25	(4, 1)	3.2		16	3	2	2	6	1	0	1	0	0	0	36	59	4.91	1.091
51 Shane Carle, R ERA: 0.92	(8, 1)	1.0		3	0	0	0	0	0	0	0	0	0	0	8	15	0.00	0.000
33 A.J. Minter, L ERA: 2.51	(9, 1)	0.2		5	3	1	1	0	0	0	0	0	0	0	14	24	13.50	4.500
58 Dan Winkler, R ERA: 1.26	(9, 1)	0.1		1	0	0	0	0	0	0	0	0	0	0	3	4	0.00	0.000

PITCHER	IP	WLS	BF	H	R	ER	SO	BB	IBB	HBP	BLK	WP	HR	S	P	ERA	WHIP

Batter	1	2	3	4	5	6	7	8	9	AB	R	H	RBI	BB	SO	LOB
1 Ozzie Albies, S (1, 4) OBP: 0.327, SLG: 0.612	F SI 89 X SI 90 0-1 13 G6-3 5 G3 2B		C CU 74 B SI 89 B CH 79 S CH 79 X CH 80 2-2 E6 13 FC6-4		F SI 89 B CU 76 F SI 89 B CH 79 F SI 90 F CH 79 B CH 78 F SI 90 S CH 79 3-3 ① K			F CH 78 X SI 89 0-1 13 G6-4-3 1B		4	1	2	0	0	1	0
13 Ronald Acuña Jr., R (1, 7) OBP: 0.356, SLG: 0.571	F CH 80 B SI 91 X SI 90 1-1 ① G6-3 2-3		X SI 90 0-0 ① FC6-4 22 2B 1-2f		C SI 90 X CU 76 0-1 ② G5-3			X SI 90 0-0 ①② G6-4-3 1-2f		4	1	0	0	0	0	3
5 Freddie Freeman, L (1, 3) OBP: 0.419, SLG: 0.545	X SI 91 0-0 ② G3 3-H		C SI 90 B CU 77 C SI 91 F CH 79 T CH 80 1-2 ② K		C SL 80 B SI 90 S CH 80 F CH 80 F SI 91 X SI 90 1-2 ③ G5-3			B SL 80 X SI 88 1-0 E8 22 1B		4	0	0	1	0	1	1
22 Nick Markakis, L (1, 9) OBP: 0.439, SLG: 0.567 33 A.J. Minter, L (9, 1) 58 Dan Winkler, R (9, 1)	C SI 90 B SI 90 X CU 76 1-1 24 1B 1B		B CU 75 F SI 91 C SI 91 X CH 80 1-2 2-H 2B			B SI 88 C SL 77 B SI 89 X SI 89 2-1 ① G6-3		C SI 89 X SI 89 0-1 1-3 1B		4 0 0	0 0 0	3 0 0	1 0 0	0 0 0	0 0 0	0 0 0
24 Kurt Suzuki, R (1, 2) OBP: 0.368, SLG: 0.530	C SI 90 F SI 89 B SI 89 B CH 79 X SI 90 2-2 1-2 1B		D CH 79 B SI 90 S CH 80 X CH 80 2-1 ③ G5-3			B CU 74 F SI 88 F CU 75 X SI 90 1-2 ② P4		X SL 84 0-0 ③ G5-3		4	0	1	0	0	0	3
23 José Bautista, R (1, 5) OBP: 0.375, SLG: 0.429	B SI 90 X SI 91 1-0 ③ F7			C SI 89 B SI 88 B CH 79 X SI 89 2-1 50 FC1-6 1B		X CH 79 0-0 ③ F8		B FF 99 B SL 83 B FF 98 B FF 98 4-0 11 L4-6 17 BB BB		3	0	1	0	1	0	2
17 Johan Camargo, S (1, 6) OBP: 0.382, SLG: 0.607		B SI 89 B SI 89 B SI 90 C SI 90 X SI 90 3-1 ① G6-3		B SI 88 S CH 78 X SI 89 1-1 ① F9			C SI 88 X CH 79 0-1 ① F9	B SL 81 B FF 98 D FF 98 B FF 98 4-0 1-2 BB		3	0	0	0	1	0	1
32 Brandon McCarthy, R (1, 1) OBP: 0.077, SLG: 0.154 50 Lucas Sims, R (4, 1) 8 Charlie Culberson, R (7, PH) OBP: 0.263, SLG: 0.206 51 Shane Carle, R (8, 1) 20 Preston Tucker, L (9, 9) OBP: 0.306, SLG: 0.475		C SI 89 B CU 74 F SI 90 B CH 80 F SI 90 X CH 80 2-2 ② G6-3		L SI 88 X SI 89 0-1 ② FC1-6 1-2f			C CU 73 X CH 78 0-1 ② F8	F FF 95 B CU 81 B FF 94 F FF 94 B FF 95 X FF 94 3-2 ① F8		1 1 1 0 1	0 0 0 0 0	0 0 0 0 0	0 0 0 0 0	0 0 0 0 0	0 1 0 0 2	0 1 0 0 2
11 Ender Inciarte, L (1, 8) OBP: 0.315, SLG: 0.328		X SI 89 0-0 ③ L7		C CU 76 X SI 91 0-1 ③ G4-3			B SI 89 S SL 78 B SI 90 C SI 90 X SI 90 2-2 ③ G4-3	F FF 95 B FC 90 X FF 94 1-1 ②③ L4-6 2-2		4	0	0	0	0	0	3
Inning Stats	R: 1 E: 0 K: 0 S: 11 H: 3 LOB: 2 BB: 0 P: 16	R: 0 E: 0 K: 0 S: 7 H: 0 LOB: 0 BB: 0 P: 12	R: 1 E: 2 K: 1 S: 13 H: 1 LOB: 1 BB: 0 P: 19	R: 0 E: 0 K: 0 S: 8 H: 1 LOB: 1 BB: 0 P: 11	R: 0 E: 0 K: 1 S: 13 H: 0 LOB: 0 BB: 0 P: 17	R: 0 E: 0 K: 0 S: 6 H: 0 LOB: 0 BB: 0 P: 9	R: 0 E: 0 K: 0 S: 7 H: 0 LOB: 0 BB: 0 P: 9	R: 0 E: 1 K: 0 S: 7 H: 2 LOB: 2 BB: 0 P: 8	R: 0 E: 0 K: 0 S: 5 H: 0 LOB: 1 BB: 2 P: 17	1B: 5 2B: 3 3B: 0 HR: 0 SF: 0 SAC: 0 DP: 2 HBP: 0					WP: 0 PB: 0 SB: 0 CS: 0	PA: 36

PITCHER		IP	WLS	BF	H	R	ER	SO	BB	IBB	HBP	BLK	WP	HR	S	P	ERA	WHIP
50 Ty Blach, L ERA: 3.6	(1, 1)	7.2	W	31	7	2	1	2	0	0	0	0	0	0	71	100	1.17	0.913
26 Cory Gearrin, R ERA: 4.09	(8, 1)	0.1		1	0	0	0	0	0	0	0	0	0	0	1	1	0.00	0.000
54 Reyes Moronta, R ERA: 1.72	(9, 1)	0.0		2	0	0	0	0	2	0	0	0	0	0	0	8	∞	∞
58 Pierce Johnson, R ERA: 2.25	(9, 1)	1.0		2	0	0	0	0	0	0	0	0	0	0	5	9	0.00	0.000

PITCHER	IP	WLS	BF	H	R	ER	SO	BB	IBB	HBP	BLK	WP	HR	S	P	ERA	WHIP

BOTTOM

San Francisco Giants @ Atlanta Braves

SunTrust Park, Atlanta, GA

Sat May 05 2018, 7:12 PM - 10:08 PM EDT

Att. 38,264 - Cloudy - 75 F

livebaseballscorecards.com

AB	34
R	2
H	7
RBI	2
BB	2
SO	2
LOB	16

San Francisco Giants @ Atlanta Braves

SunTrust Park, Atlanta, GA

Sun May 06 2018, 1:41 PM - 4:48 PM EDT

Att. 37,896 - Sunny - 74 F

livebaseballscorecards.com

TOP

Batter	1	2	3	4	5	6	7	8	9	AB	R	H	RBI	BB	SO	LOB
1 Grégor Blanco, L (1, 7) OBP: 0.312, SLG: 0.370	C FF 92 B SI 93 B SI 93 S SI 94 B SI 94 B FF 93 4-2 5 S BB		B SL 84 C SL 84 B CH 81 L FF 92 F FF 93 X SL 86 2-2 9 L9 22 BB 5 1B 1B	D CH 82 F SI 93 B SI 93 F SI 94 X SI 94 2-2 FC3 9 1B 2-3 3-H		B SI 94 S FF 94 B SI 95 C SI 95 F SI 95 X SI 96 2-2 ① G5-3		C FF 94 F FC 91 X FF 93 0-2 ② P5		4	1	1	1	1	0	1
22 Andrew McCutchen, R (1, 9) OBP: 0.379, SLG: 0.386	C FF 94 1 SAFE B FF 90 C SL 88 B SI 94 X SI 94 2-2 ① L9		B SI 93 B SI 93 1 SAFE B FF 93 F FF 93 F FF 94 B SI 94 4-2 5 1B 48 1B 1-2 BB	B FF 93 B SL 89 X SL 89 2-0 ② SF7 3-H		C CU 82 X FF 96 0-1 9 BB 1B		B CU 80 C CU 81 F FC 91 F FF 94 S FC 94 1-3 ③ K		3	1	1	1	1	1	1
9 Brandon Belt, L (1, 3)	B SI 94 X SI 93 1-0 ② L8		B FF 93 F SI 94 D CH 83 X CH 83 2-1 ① L9 2-3	B CH 82 F SI 93 B SI 93 1 SAFE C SI 92 X FF 93 2-2 1-3 1B		B SI 95 B SI 95 B SI 94 C FF 95 1 SAFE B FF 95 4-1 5 G5-4-3 1-2 BB			C SI 95 B FF 97 B SI 96 B SI 96 F SI 97 X SI 98 3-2 ① F8	4	0	1	0	1	0	3
5 Nick Hundley, R (1, 2) OBP: 0.382, SLG: 0.588	C SL 86 B SL 87 1 SAFE B FF 94 B SL 88 B SI 94 4-1 1-2 BB		X SI 93 0-0 48 1B 1-2 3-H 1B	B SL 87 F SL 87 F FF 94 X SI 94 1-2 ③ G4-3		F CU 84 F CU 83 D FS 87 X FS 86 1-2 ②③ G5-4-3 1-2f			B SI 98 B SI 97 F SI 98 B SI 98 T SI 98 F SI 98 X SI 98 3-2 ② L7	4	0	1	1	1	0	4
48 Pablo Sandoval, S (1, 5) OBP: 0.306, SLG: 0.400 49 Sam Dyson, R (7, 1) 56 Tony Watson, L (8, 1) 37 Kelby Tomlinson, R (9, PH) OBP: 0.321, SLG: 0.313 60 Hunter Strickland, R (9, 1)	C SI 93 B SI 94 B CH 82 X SI 94 2-1 ③ G4-3		B CH 81 X FF 92 1-0 35 G1-6-3 1-3 2-H 1B		C CU 85 S FF 95 S FS 88 0-3 ① K		B FF 94 B FF 94 B FF 94 C FF 94 X FF 94 3-1 ① G6-3		C FF 98 B SL 87 F SI 97 F FF 98 B SL 85 X SI 98 2-2 ③ F9	4 0 0 1 0	0 0 0 0 0	1 0 0 0 0	1 0 0 0 0	0 0 0 0 0	1 0 0 0 0	2 0 0 0 0
35 Brandon Crawford, L (1, 6) OBP: 0.283, SLG: 0.384		B SI 92 B SI 92 F FF 90 C FF 94 X FF 93 2-2 1B	C SI 94 X SI 93 0-1 ②③ G1-6-3 1-2f		C SI 96 B SI 96 T SI 95 S SI 96 1-3 ② K		F FF 94 X FF 94 0-1 2B			4	0	2	0	0	1	2
19 Alen Hanson, S (1, 4) OBP: 0.345, SLG: 0.643		C FF 93 B SI 93 F SI 92 B SI 93 S FF 93 2-3 ① K	B SI 92 X FF 91 1-0 59 SH5-4 16 1B 1 FC3 1B	B CU 84 B FF 95 F FF 96 X FF 96 2-1 2B		B FF 94 B SI 93 F FF 94 S FF 94 F FF 95 X CU 77 2-2 ② F8			4	1	2	0	0	1	2
16 Austin Jackson, R (1, 8) OBP: 0.304, SLG: 0.268		C SI 93 F SI 93 F SL 88 S SL 89 0-3 ② K	1 SAFE X SL 87 0-0 1 FC3 59 SH5-4 22 SF7 1-2 1B	0-0 IBB		B SL 77 S SL 77 C SI 88 F SI 90 S SL 77 1-3 ③ K			3	1	1	0	1	2	2
59 Andrew Suárez, L (1, 1) 26 Cory Gearrin, R (6, 1) 10 Evan Longoria, R (7, 5) OBP: 0.270, SLG: 0.500		C FF 93 S SI 93 B SI 94 C SI 94 1-3 ③ K	L SI 91 M SI 90 X FF 93 0-2 ① SH5-4 1-2 2-3	C FF 95 S SI 96 S FF 96 0-3 ③ K				X FC 90 0-0 ① F9		2 0 1	0 0 0	0 0 0	0 0 0	0 0 0	2 0 0	3 0 0

Inning Stats	1	2	3	4	5	6	7	8	9
	R: 0 E: 0 K: 0 S: 9 H: 0 LOB: 2 BB: 2 P: 22	R: 0 E: 0 K: 3 S: 13 H: 1 LOB: 1 BB: 0 P: 18	R: 2 E: 0 K: 0 S: 12 H: 3 LOB: 1 BB: 1 P: 21	R: 2 E: 0 K: 0 S: 15 H: 3 LOB: 2 BB: 0 P: 23	R: 0 E: 0 K: 3 S: 11 H: 1 LOB: 2 BB: 1 P: 14	R: 0 E: 0 K: 0 S: 10 H: 1 LOB: 1 BB: 1 P: 17	R: 0 E: 0 K: 1 S: 12 H: 1 LOB: 1 BB: 0 P: 18	R: 0 E: 0 K: 1 S: 8 H: 0 LOB: 0 BB: 0 P: 9	R: 0 E: 0 K: 0 S: 11 H: 0 LOB: 0 BB: 0 P: 19

AB	34
R	4
H	10
RBI	4
BB	5
SO	8
LOB	20

1B: 8	SF: 1	WP: 0	PA: 41
2B: 2	SAC: 1	PB: 0	
3B: 0	DP: 2	SB: 1	
HR: 0	HBP: 0	CS: 0	

PITCHER		IP	WLS	BF	H	R	ER	SO	BB	IBB	HBP	BLK	WP	HR	S	P	ERA	WHIP
40 Michael Soroka, R ERA: 4.5	(1, 1)	4.0	L	22	7	4	4	3	3	0	0	0	0	0	49	84	9.00	2.500
39 Sam Freeman, L ERA: 3.77	(5, 1)	2.0		9	2	0	0	3	1	1	0	0	0	0	21	31	0.00	1.500
63 Jesse Biddle, L ERA: 2.0	(7, 1)	0.2		3	1	0	0	0	0	0	0	0	0	0	8	13	0.00	1.500
30 Peter Moylan, R ERA: 2.31	(7, 1)	0.1		1	0	0	0	1	0	0	0	0	0	0	4	5	0.00	0.000
58 Dan Winkler, R ERA: 1.17	(8, 1)	1.0		3	0	0	0	1	0	0	0	0	0	0	8	9	0.00	0.000

PITCHER		IP	WLS	BF	H	R	ER	SO	BB	IBB	HBP	BLK	WP	HR	S	P	ERA	WHIP
38 Arodys Vizcaíno, R ERA: 1.84	(9, 1)	1.0		3	0	0	0	0	0	0	0	0	0	0	11	19	0.00	0.000

Batter	1	2	3	4	5	6	7	8	9	AB	R	H	RBI	BB	SO	LOB
1 Ozzie Albies, S (1, 4) OBP: 0.323, SLG: 0.597	B SI 92 X FF 92 1-0 ① F7	B CH 87 F SL 90 C CU 78 B SL 90 X FF 93 2-2 ③ F8			B CH 86 B SL 92 X FF 92 2-0 13 WP 1B		B SI 94 X FF 94 1-0 ③ F8		X FF 96 0-0 ③ P5	5	0	1	0	0	0	3
13 Ronald Acuña Jr., R (1, 7) OBP: 0.367, SLG: 0.565	F SI 93 F SI 92 X CU 77 0-2 23 BB 22 E 25 1B 1B	B CH 84 S SL 88 F SL 90 B SL 89 B FF 93 X FF 92 3-2 22 G4-6-3 1B			C SL 90 D CU 77 B FF 94 F SL 91 B CU 79 T SL 90 3-2 ③ K 1-2			S CH 85 X CH 84 0-1 ① F9		4	1	2	0	0	1	1
5 Freddie Freeman, L (1, 3) OBP: 0.414, SLG: 0.535	S FF 93 C SL 88 B FF 94 T SI 93 1-2 ② K	F CU 75 F FF 94 S SI 92 0-3 ① K				B FF 92 B FF 92 F FF 92 S SL 89 X SL 89 2-2 25 FC5-4 1B		C SL 84 X SI 92 0-1 ② G4-3		4	0	1	0	0	2	2
22 Nick Markakis, L (1, 9) OBP: 0.428, SLG: 0.550	1 SAFE C SL 89 B FF 92 C CU 79 1 SAFE F FF 93 X FF 92 1-2 E4 25 1B 23 BB 1-2	1 SAFE 1 SAFE B SI 91 X FF 91 1-0 ②③ G4-6-3 1-2f				B SL 91 F FF 93 D FF 93 F SI 92 S SL 91 2-3 ① K		C SI 92 X SL 84 0-1 ③ L7		4	0	0	0	0	1	3
23 José Bautista, R (1, 5) OBP: 0.417, SLG: 0.400	B CU 79 B CU 79 C FF 92 B FF 93 C CU 79 F FF 93 F FF 93 F SL 90 F FF 94 4-2 B SI 93 25 1B BB 1-2 2-3			B FF 92 B FF 91 X FF 91 2-0 ① L8		B SL 84 S SI 92 S FF 93 B FF 93 B SL 86 X SL 85 3-2 ② P5			X FF 96 0-0 17 BB 24 2B 1B	3	1	1	0	1	0	1
25 Tyler Flowers, R (1, 2) OBP: 0.250, SLG: 0.250	X SI 94 0-0 1B 1-2 2-3 3-H			B SI 92 B SL 90 X SI 93 2-0 17 G5-4-3 1B		F SI 92 X SI 92 0-1 ③ FC5-4 1-2f			B FF 97 C FF 97 B SL 84 F FF 96 S FF 96 2-3 ① K	4	0	2	1	0	1	2
17 Johan Camargo, S (1, 6) OBP: 0.368, SLG: 0.548	X FF 93 0-0 ③ G5-3			B SI 91 X FF 92 1-0 ②③ G5-4-3 1-2f			B SI 94 C FF 94 C SI 92 X SL 83 1-2 ① G3		B FF 96 B FF 96 B FF 96 B FF 95 4-0 24 2B 11 G3 1-2 BB	3	1	0	0	1	0	4
40 Michael Soroka, R (1, 1) 39 Sam Freeman, R (6, 1) 63 Jesse Biddle, L (7, 1) 30 Peter Moylan, R (7, 1) 20 Preston Tucker, L (7, PH) 58 Dan Winkler, R (8, 1) 38 Arodys Vizcaíno, R (8, 1) 24 Kurt Suzuki, R (8, PH) 8 Charlie Culberson, R (8, PH)		C SI 91 F SL 90 B CU 78 B FF 92 F SL 88 X CH 85 2-2 11 G4-6-3 1B			B FF 91 F FF 92 F SL 90 S SL 90 1-3 ① K		B CH 86 B SI 94 X SI 94 2-0 E4		B FF 96 C SL 84 S SL 85 B SL 84 B FF 96 X SL 84 3-2 11 G3 1-3 2-H 2B	1 1 0 0 1 0 0 1 0	0 0 0 0 0 0 0 0 0	1 0 0 0 0 0 0 1 0	0 0 0 0 0 0 0 1 0	0 1 0 0 0 0 0 0 0	0 0 1 0 0 0 0 0 0	0 0 0 0 0 0 0 0 0
11 Ender Inciarte, L (1, 8) OBP: 0.307, SLG: 0.319		B FF 93 F FF 92 B SL 89 F SL 88 F CU 77 X FF 93 2-2 ①② G4-6-3 1-2f			C CU 76 B SL 90 F FF 92 B SL 89 F SI 92 B FF 94 F FF 93 C SI 93 3-3 ② K		F SI 94 F SL 80 B SI 94 X SL 81 1-2 ② P6		B FF 96 B FF 95 X FF 96 2-0 ② G3 2-3 3-H	4	0	0	1	0	1	3
Inning Stats	R: 1 E: 1 K: 1 S: 19 H: 2 LOB: 3 BB: 1 P: 26	R: 0 E: 0 K: 0 S: 11 H: 1 LOB: 0 BB: 0 P: 17	R: 0 E: 0 K: 1 S: 7 H: 1 LOB: 0 BB: 0 P: 11	R: 0 E: 0 K: 0 S: 3 H: 1 LOB: 0 BB: 0 P: 8	R: 0 E: 0 K: 3 S: 12 H: 1 LOB: 1 BB: 0 P: 21	R: 0 E: 0 K: 1 S: 11 H: 1 LOB: 1 BB: 0 P: 18	R: 0 E: 1 K: 0 S: 8 H: 0 LOB: 1 BB: 0 P: 13	R: 0 E: 0 K: 0 S: 6 H: 0 LOB: 0 BB: 0 P: 6	R: 2 E: 0 K: 1 S: 9 H: 2 LOB: 2 BB: 1 P: 20	1B: 8 2B: 1 3B: 0 HR: 0	SF: 0 SAC: 0 DP: 3 HBP: 0	WP: 1 PB: 0 SB: 0 CS: 0	PA: 37				

PITCHER		IP	WLS	BF	H	R	ER	SO	BB	IBB	HBP	BLK	WP	HR	S	P	ERA	WHIP
59 Andrew Suárez, L ERA: 3.06	(1, 1)	5.1	W	22	7	1	0	6	1	0	0	0	1	0	58	93	0.00	1.500
26 Cory Gearrin, R ERA: 3.86	(6, 1)	0.2	H	2	0	0	0	0	0	0	0	0	0	0	5	8	0.00	0.000
49 Sam Dyson, R ERA: 3.0	(7, 1)	1.0	H	4	0	0	0	0	0	0	0	0	0	0	8	13	0.00	0.000
56 Tony Watson, L ERA: 0.57	(8, 1)	1.0	H	3	0	0	0	0	0	0	0	0	0	0	6	6	0.00	0.000
60 Hunter Strickland, R ERA: 2.87	(9, 1)	1.0	S	6	2	2	2	1	1	0	0	0	0	0	9	20	18.00	3.000

PITCHER	IP	WLS	BF	H	R	ER	SO	BB	IBB	HBP	BLK	WP	HR	S	P	ERA	WHIP

BOTTOM

San Francisco Giants @ Atlanta Braves

SunTrust Park, Atlanta, GA

Sun May 06 2018, 1:41 PM - 4:48 PM EDT

Att. 37,896 - Sunny - 74 F

livebaseballscorecards.com

AB	35
R	3
H	9
RBI	3
BB	2
SO	7
LOB	19

Batter	1	2	3	4	5	6	7	8	9	AB	R	H	RBI	BB	SO	LOB
1 Ozzie Albies, S (1, 4) OBP: 0.321, SLG: 0.588	X FF 97 0-0 13 S 1B		F CU 79 B CH 87 B FF 95 X CU 83 2-1 ② L5		F FF 96 F FF 95 D CU 81 B FF 95 S CU 82 2-3 ① K2-3		D FF 98 L FF 98 F FF 98 C FS 88 1-3 ③			4	0	1	0	0	2	2
13 Ronald Acuña Jr., R (1, 7) OBP: 0.358, SLG: 0.600	B FF 96 B FF 95 F FF 96 F CH 89 1 SAFE F CU 82 S CU 83 2-3 ① K 1-2		B FF 94 F CH 86 B FF 96 S SL 88 B FF 96 X SL 89 3-2 HR		X FF 95 0-0 ② G6-3			C FF 96 B SL 88 F SL 88 B FS 89 F FF 98 F FS 88 B FF 98 X FF 98 3-2 ① L8		4	1	1	1	0	1	2
5 Freddie Freeman, L (1, 3) OBP: 0.417, SLG: 0.531	F FF 96 C SL 87 F SL 87 B FF 97 F CU 82 F CU 82 S FF 95 1-3 ② K		S FF 96 F FF 96 X FF 95 0-2 1B		X SL 88 0-0 ③ G6-3			C FF 97 B FS 89 F FF 97 B FS 87 B FS 87 B FS 87 4-2 24 BB BB		3	0	1	0	1	1	2
22 Nick Markakis, L (1, 9) OBP: 0.417, SLG: 0.533	B FF 96 F SL 88 F FF 95 X CU 82 1-2 ③ L4		C FF 95 B SL 88 X SL 87 1-1 ③ L8			C FF 94 F SL 85 B SL 86 B FF 95 B CU 82 X SL 87 3-2 ① F7		C FF 97 X FF 97 0-1 ② F7		4	0	0	0	0	0	3
24 Kurt Suzuki, R (1, 2) OBP: 0.370, SLG: 0.529		C FF 95 B CH 87 X FF 96 1-1 ① G5-3		B FF 92 B CH 86 B FF 95 C FF 94 X FF 94 3-1 ① L5		F CU 78 B FF 94 X CH 84 1-1 ② G5-3		B FF 96 B FF 97 B FF 96 B FF 96 4-0 1-2 BB		3	0	0	0	1	0	0
23 José Bautista, R (1, 10) OBP: 0.438, SLG: 0.333		C CU 80 C FF 96 B CU 82 B FF 96 B SL 88 B CH 88 4-2 BB		B FF 94 C CU 80 B CH 87 B FF 94 B FF 95 4-1 BB		S FF 94 B CU 81 B CH 85 X CH 86 2-1 ③ F9		B FF 97 D FF 96 S SL 86 C FF 97 S SL 89 2-3 ③ K		2	0	0	0	2	1	2
11 Ender Inciarte, L (1, 8) OBP: 0.299, SLG: 0.310		B FF 96 S FF 95 F SL 86 1 SAFE S FF 96 1-3 ② K		C FF 95 S FF 94 F FF 94 X SL 89 0-2 ② L7			B SL 85 F SL 86 B FF 94 S SL 88 B FF 95 F FF 94 C SL 86 3-3 ① K		F SI 94 B SI 93 X SI 92 1-1 ① G4-3	4	0	0	0	0	2	2
17 Johan Camargo, S (1, 6) OBP: 0.333, SLG: 0.486		B FF 94 F CH 88 B FF 95 C CU 81 B FF 96 X FF 95 3-2 ③ F9		F FF 94 F FF 94 X FF 95 0-2 ③ L9			C FF 98 B FF 98 B FS 89 B FF 98 F FF 97 F FF 98 S FS 90 3-3 ② K		C SI 94 X SI 93 0-1 ② G3-1	4	0	0	0	0	1	2
8 Charlie Culberson, R (1, 5) OBP: 0.262, SLG: 0.263			B FF 93 S CH 86 B FF 95 S CU 80 X FF 95 2-2 ① F9		S CU 79 B FF 93 X CH 84 1-1 3B		C SL 88 C SL 89 F FF 99 S FS 89 0-3 K		B SI 94 X SI 93 1-0 ③ G4-3	4	0	1	0	0	1	0
Inning Stats	R: 0 E: 0 K: 2 S: 14 H: 1 LOB: 1 BB: 0 P: 18	R: 0 E: 0 K: 1 S: 10 H: 0 LOB: 1 BB: 1 P: 19	R: 1 E: 0 K: 0 S: 13 H: 2 LOB: 1 BB: 0 P: 21	R: 0 E: 0 K: 0 S: 10 H: 0 LOB: 1 BB: 1 P: 17	R: 0 E: 0 K: 1 S: 7 H: 1 LOB: 1 BB: 0 P: 10	R: 0 E: 0 K: 0 S: 7 H: 0 LOB: 0 BB: 0 P: 13	R: 0 E: 0 K: 4 S: 15 H: 0 LOB: 1 BB: 0 P: 22	R: 0 E: 0 K: 1 S: 12 H: 0 LOB: 2 BB: 2 P: 25	R: 0 E: 0 K: 0 S: 5 H: 0 LOB: 0 BB: 0 P: 7	1B: 2 2B: 0 3B: 1 HR: 1 SF: 0 SAC: 0 DP: 0 HBP: 0						

TOP

Atlanta Braves @ Tampa Bay Rays

Tropicana Field, St. Petersburg, FL

Tue May 08 2018, 7:10 PM - 10:05 PM EDT

Att. 15,382 - Dome - 72 F

livebaseballscorecards.com

AB	32
R	1
H	4
RBI	1
BB	4
SO	9
LOB	15

PITCHER		IP	WLS	BF	H	R	ER	SO	BB	IBB	HBP	BLK	WP	HR	S	P	ERA	WHIP
4 Blake Snell, L ERA: 2.4	(1, 1)	6.1	L	25	4	1	1	5	2	0	0	0	0	1	65	105	1.42	0.947
55 Ryne Stanek, R ERA:	(7, 1)	1.2		8	0	0	0	4	2	0	0	0	1	0	23	40	0.00	1.200
49 Jonny Venters, L ERA:	(9, 1)	1.0		3	0	0	0	0	0	0	0	0	0	0	5	7	0.00	0.000

PITCHER		IP	WLS	BF	H	R	ER	SO	BB	IBB	HBP	BLK	WP	HR	S	P	ERA	WHIP

Atlanta Braves @ Tampa Bay Rays

Tropicana Field, St. Petersburg, FL

Tue May 08 2018, 7:10 PM - 10:05 PM EDT

Att. 15,382 - Dome - 72 F

BOTTOM

Batter	1	2	3	4	5	6	7	8	9	AB	R	H	RBI	BB	SO	LOB
27 Carlos Gómez, R (1, 9) OBP: 0.256, SLG: 0.355	K		K		P6			44 1B 1B		4	0	1	0	0	2	1
44 C.J. Cron, R (1, 3) OBP: 0.312, SLG: 0.464	L9		F8			K		1-2 1B		4	0	1	0	0	1	0
5 Matt Duffy, R (1, 5) OBP: 0.317, SLG: 0.357	BB			K BB		K		K		3	0	0	0	1	3	2
40 Wilson Ramos, R (1, 10) OBP: 0.369, SLG: 0.495 0 Mallex Smith, L (9, PR) OBP: 0.413, SLG: 0.418	G6-3			BB		F7			2 L4-3 1B	3 0	0 0	1 0	0 0	1 0	0 0	1 0
28 Daniel Robertson, R (1, 4) OBP: 0.440, SLG: 0.481 2 Denard Span, L (7, PH) OBP: 0.371, SLG: 0.400 (8, 7)		45 G6-4-3 11 1B BB		P4			11 G4-6-3 BB		L4-3 1-1	1 1	0 0	0 0	0 0	1 1	0 0	1 1
11 Adeiny Hechavarría, R (1, 6) OBP: 0.299, SLG: 0.327 13 Brad Miller, L (8, 4) OBP: 0.321, SLG: 0.397		45 G6-4-3 1-2 1B		G4-3			G4-6-3 1-2f		BB	3 0	0 0	1 0	0 0	0 1	0 0	2 0
45 Jesús Sucre, R (1, 2) OBP: 0.263, SLG: 0.278		G6-4-3 1-2f 2-3			G1-3		G6-3		P3	4	0	0	0	0	0	3
8 Rob Refsnyder, R (1, 7) OBP: 0.351, SLG: 0.276 18 Joey Wendle, L (8, 4) OBP: 0.340, SLG: 0.424 (8, 6)		G3			K			L9		2 1	0 0	0 0	0 0	1 0	1 0	1 0
10 Johnny Field, R (1, 8) OBP: 0.308, SLG: 0.514			G6-3		1B			K		3	0	1	0	0	1	0

Inning Stats	1	2	3	4	5	6	7	8	9
	R: 0 E: 0 K: 1 S: 11	R: 0 E: 0 K: 0 S: 14	R: 0 E: 0 K: 1 S: 11	R: 0 E: 0 K: 1 S: 11	R: 0 E: 0 K: 1 S: 12	R: 0 E: 0 K: 2 S: 9	R: 0 E: 0 K: 0 S: 6	R: 0 E: 0 K: 2 S: 13	R: 0 E: 0 K: 0 S: 10
	H: 0 LOB: 1 BB: 1 P: 19	H: 1 LOB: 1 BB: 1 P: 21	H: 0 LOB: 0 BB: 0 P: 16	H: 0 LOB: 1 BB: 1 P: 19	H: 1 LOB: 1 BB: 0 P: 20	H: 0 LOB: 0 BB: 0 P: 13	H: 0 LOB: 0 BB: 1 P: 10	H: 2 LOB: 2 BB: 0 P: 17	H: 1 LOB: 1 BB: 1 P: 16

1B: 5	SF: 0	WP: 0	PA: 34
2B: 1	SAC: 0	PB: 0	
3B: 0	DP: 3	SB: 0	
HR: 0	HBP: 0	CS: 0	

PITCHER		IP	WLS	BF	H	R	ER	SO	BB	IBB	HBP	BLK	WP	HR	S	P	ERA	WHIP
15 Sean Newcomb, L ERA: 2.88	(1, 1)	6.0	W	22	2	0	0	6	3	0	0	0	0	0	68	108	0.00	0.833
51 Shane Carle, R ERA: 0.87	(7, 1)	1.0	H	3	0	0	0	0	1	0	0	0	0	0	6	10	0.00	1.000
33 A.J. Minter, L ERA: 2.4	(8, 1)	0.2	H	3	1	0	0	1	0	0	0	0	0	0	7	9	0.00	1.500
58 Dan Winkler, R ERA: 1.15	(8, 1)	0.1	H	2	1	0	0	1	0	0	0	0	0	0	6	8	0.00	3.000
38 Arodys Vizcaíno, R ERA: 1.72	(9, 1)	1.0	S	4	1	0	0	0	1	0	0	0	0	0	10	16	0.00	2.000

PITCHER	IP	WLS	BF	H	R	ER	SO	BB	IBB	HBP	BLK	WP	HR	S	P	ERA	WHIP

AB	29
R	0
H	5
RBI	0
BB	5
SO	8
LOB	12

livebaseballscorecards.com

Batter	1	2	3	4	5	6	7	8	9	AB	R	H	RBI	BB	SO	LOB
1 Ozzie Albies, S (1, 4) OBP: 0.319, SLG: 0.579	B FC 88 F CH 82 F FC 89 B FF 91 F CH 82 X FC 88 2-2 G5-3 ①		X CH 81 0-0 13 HBP 22 HR 1-2 1B	X FF 90 0-0 P3 ③			S FF 93 B CH 86 F CH 87 X FF 92 1-2 G6-3 ③			4	1	1	0	0	0	1
13 Ronald Acuña Jr., R (1, 7) OBP: 0.351, SLG: 0.566	C FC 89 B FF 92 B FC 88 F CH 83 C FF 91 2-3 K ②		F FF 90 H FC 88 1-1 22 HR 1-2 2-3 HBP		C CH 80 F CH 80 B FF 90 S FF 89 1-3 K ①			F FF 93 B SL 86 B SL 84 S SL 84 S SL 85 2-3 K ①		3	1	0	0	0	3	0
5 Freddie Freeman, L (1, 3) OBP: 0.406, SLG: 0.519	B FF 91 X FF 90 1-0 L7 ③		X FF 90 0-0 SF7 ① 3-H		F FF 91 B FF 91 T FC 88 B CH 83 S CH 82 2-3 K ②			S SL 85 S SL 84 B FF 94 B SL 83 C SL 83 2-3 K ②		3	0	0	1	0	2	0
22 Nick Markakis, L (1, 9) OBP: 0.419, SLG: 0.554		B FF 88 B FF 88 X FF 90 2-0 25 G3 11 1B 1B	B FF 90 F FC 84 B FC 89 X FF 90 2-1 1-H 2-H HR		B FF 91 B FC 87 C CU 80 C FC 86 X CH 82 2-2 G5-3 ③			X SL 84 0-0 G3 ③		4	2	2	3	0	0	0
23 José Bautista, R (1, 10) OBP: 0.350, SLG: 0.250		B CH 81 C FC 88 1 SAFE X FF 90 1-1 P5 ①	C CH 82 F FC 88 F FC 88 B CH 82 S CH 81 1-3 K ②			C FF 91 X CH 85 0-1 G6-3 ①			B FF 86 B SL 77 C FF 86 F SL 78 X SL 76 2-2 F8 ①	4	0	0	0	0	1	1
25 Tyler Flowers, R (1, 2) OBP: 0.200, SLG: 0.200	B FC 87 B CH 82 S FC 87 F FF 89 X FC 88 2-2 G3 ② 1-2		F FF 90 S CH 82 S CH 82 0-3 K ③			B CU 80 S SL 86 B FF 93 F CH 86 C FF 93 2-3 K ②			C FF 86 S SL 76 X SL 77 0-2 G1-3 ②	4	0	0	0	0	2	1
11 Ender Inciarte, L (1, 8) OBP: 0.304, SLG: 0.315	B FF 91 B CU 82 C FF 90 X FC 84 2-1 17 S 2-H 1B	B FF 91 B FF 88 C FF 88 2-1 P3 ③	C FF 88 B FF 88 X CU 82 1-1 8 S 1B		C FF 93 C FF 93 F FF 94 B FF 93 X FF 93 1-2 P5 ③			B CH 80 B CH 80 C SL 78 F SL 76 X SI 85 2-2 F7 ③		4	0	2	1	0	0	0
17 Johan Camargo, S (1, 6) OBP: 0.311, SLG: 0.447	B FF 90 S CH 81 B FC 89 C FC 88 F FF 91 S FC 89 2-3 K ③ 2-3		B FF 89 F FC 88 F FC 87 1 SAFE 1 SAFE S CH 82 1-3 K ①				B FF 91 F FF 91 B CU 79 S CH 86 X FF 92 2-2 L7 ①			3	0	0	0	0	2	2
8 Charlie Culberson, R (1, 5) OBP: 0.267, SLG: 0.268			F FF 88 X FC 88 0-1 13 HBP 1 1B 5 SF7 1B	B FF 89 B CH 81 C FC 88 T FF 90 X FC 88 2-2 L7 ② 1-2			C FF 93 F CH 86 B FF 93 B FF 93 T CH 86 2-2 K ②			3	1	1	0	0	1	1
Inning Stats	R: 0 E: 0 K: 1 S: 8 H: 0 LOB: 0 BB: 0 P: 13	R: 1 E: 0 K: 1 S: 12 H: 2 LOB: 1 BB: 0 P: 21	R: 4 E: 0 K: 2 S: 14 H: 3 LOB: 0 BB: 0 P: 18	R: 0 E: 0 K: 1 S: 9 H: 1 LOB: 1 BB: 0 P: 13	R: 0 E: 0 K: 2 S: 9 H: 0 LOB: 0 BB: 0 P: 14	R: 0 E: 0 K: 1 S: 9 H: 0 LOB: 0 BB: 0 P: 12	R: 0 E: 0 K: 1 S: 9 H: 0 LOB: 0 BB: 0 P: 14	R: 0 E: 0 K: 2 S: 7 H: 0 LOB: 0 BB: 0 P: 11	R: 0 E: 0 K: 0 S: 9 H: 0 LOB: 0 BB: 0 P: 13	1B: 5 2B: 0 3B: 0 HR: 1 SF: 1 SAC: 0 DP: 0 HBP: 1						

TOP

Atlanta Braves @ Tampa Bay Rays

Tropicana Field, St. Petersburg, FL

Wed May 09 2018, 7:13 PM - 10:02 PM EDT

Att. 12,082 - Dome - 72 F

livebaseballscorecards.com

AB	32
R	5
H	6
RBI	5
BB	0
SO	11
LOB	6

WP: 0 PB: 0 SB: 2 CS: 0 PA: 34

PITCHER		IP	WLS	BF	H	R	ER	SO	BB	IBB	HBP	BLK	WP	HR	S	P	ERA	WHIP
48 Ryan Yarbrough, L ERA: 4.3	(1, 1)	5.0	L	22	6	5	5	7	0	0	1	0	0	1	52	79	9.00	1.200
35 Matt Andriese, R ERA: 3.92	(6, 1)	2.0		6	0	0	0	2	0	0	0	0	0	0	18	26	0.00	0.000
36 Andrew Kittredge, R ERA: 5.63	(8, 1)	1.0		3	0	0	0	2	0	0	0	0	0	0	7	11	0.00	0.000
54 Sergio Romo, R ERA: 6.23	(9, 1)	1.0		3	0	0	0	0	0	0	0	0	0	0	9	13	0.00	0.000

PITCHER	IP	WLS	BF	H	R	ER	SO	BB	IBB	HBP	BLK	WP	HR	S	P	ERA	WHIP

Atlanta Braves @ Tampa Bay Rays

Tropicana Field, St. Petersburg, FL

Wed May 09 2018, 7:13 PM - 10:02 PM EDT

Att. 12,082 - Dome - 72 F

BOTTOM

livebaseballscorecards.com

Batter	1	2	3	4	5	6	7	8	9	AB	R	H	RBI	BB	SO	LOB
2 Denard Span, L (1, 7) OBP: 0.364, SLG: 0.390	B FF 86 C FF 87 B FF 87 F SI 86 F FF 88 B CH 81 S SI 87 — 3-3 — K ①		C FF 88 B SI 88 X SL 78 — 1-1 — F7 ③		X CU 72 — 0-0 — G4-3 ③			X SI 90 — 0-0 — 5 BB; 44 1B; 40 1B; 1B	B SI 97 B SI 97 C FF 97 F SL 85 X FF 98 — 2-2 — G3-1 ③	5	1	1	0	0	1	2
44 C.J. Cron, R (1, 10) OBP: 0.317, SLG: 0.465	F FF 87 F SL 78 B FF 88 B FF 88 C SI 89 — 2-3 — K ②			C FF 88 X SI 87 — 0-1 — 5 2B; 1B		C SL 75 B SL 76 B SL 76 F FF 89 X SI 89 — 2-2 — L9 ①		F SI 90 F SI 89 F SL 76 F SI 89 F SL 77 B SL 78 D SL 77 X SI 90 — 2-2 — 5 BB; 40 1B; 1-2; 1B		4	1	2	0	0	1	0
5 Matt Duffy, R (1, 5) OBP: 0.333, SLG: 0.376	F FF 89 C SI 88 B FF 90 B SI 89 X SL 78 — 2-2 — F9 ③			B SI 88 S FF 88 B SI 88 F SI 88 F FF 90 X CH 82 — 2-2 — 1-3; 2B		X FF 88 — 0-0 — 1B		C SL 77 F SI 90 F SI 91 F SI 88 F SL 78 F SL 78 B SL 78 F SI 90 F SI 90 — 4-2 — F SI 90 B SL 78 B SL 77 B SL 78; 40 1B; 1-2; 2-3; BB		3	0	2	0	1	0	0
13 Brad Miller, L (1, 3) (9, 4) OBP: 0.307, SLG: 0.377		B SI 86 X CH 80 — 1-0 — E7; 27 PB		C FF 90 B FF 89 F FF 89 C FF 90 — 1-3 — K ①		B SI 88 B SI 88 C CH 82 F CH 82 B SL 79 F FF 90 S SL 80 — 3-3 — K ②		S FC 92 S FC 91 B FC 91 S FC 92 — 1-3 — K ②		4	0	0	0	0	3	6
40 Wilson Ramos, R (1, 2) OBP: 0.364, SLG: 0.485		B SL 78 F SI 87 C SI 88 T FF 88 — 1-2 — K ①		F SL 80 B FF 90 C FF 90 T FF 90 — 1-2 — K ②		X SI 90 — 0-0 — G4-3 ③		C FC 92 F FF 96 D FC 91 X FF 96 — 1-2 — 1-2; 2-H; 3-H; 1B		4	0	1	2	0	2	4
18 Joey Wendle, L (1, 4) OBP: 0.330, SLG: 0.409 8 Rob Refsnyder, R (8, PH) (9, 3) OBP: 0.342, SLG: 0.267		C SI 88 B FF 88 S FF 88 B FF 89 X SL 77 — 2-2 — P5 ②		F FF 89 X FF 90 — 0-1 — G6-3 ③			B CU 80 B SI 94 C FF 94 B FF 94 C FF 94 C FF 95 — 3-3 — K ①	D FC 91 C FC 91 D FC 91 X FF 96 — 2-1 — F8 ③		3	0	0	0	0	1	3
										1	0	0	0	0	0	2
27 Carlos Gómez, R (1, 9) OBP: 0.248, SLG: 0.344		B FF 88 B SL 77 F FF 90 T FF 90 F FF 90 F FF 90 B SL 79 X FF 91 — 3-2 — P5 ③; 2-3			B FF 88 B SL 78 C SI 88 S CU 68 B FF 89 F SI 90 X SI 90 — 3-2 — G4-3 ①		B FS 88 B SL 78 B FS 87 B FS 87 C FF 95 C FF 95 X FS 87 — 3-2 — F9 ②		S SI 96 X SL 82 — 0-1 — F7 ①	4	0	0	0	0	0	1
0 Mallex Smith, L (1, 8) OBP: 0.407, SLG: 0.421			F FF 87 F FF 87 B FF 88 B FF 89 C SL 79 — 2-3 — K ①		B CH 81 X FF 88 — 1-0 — 2B		S SI 94 B SI 95 C CU 82 S SI 96 — 1-3 — K ③		C SL 85 S SL 87 S SL 85 — 0-3 — K ②	4	0	1	0	0	3	0
28 Daniel Robertson, R (1, 6) OBP: 0.433, SLG: 0.470			F FF 89 X FF 88 — 0-1 — L9 ②		F CU 72 B SI 88 S SL 79 F FF 90 X FF 91 — 1-2 — F9 ②			B SI 90 S SI 89 B SL 77 F SI 89 B SI 89 S SI 91 — 3-3 — K ①	C SL 84 X SI 96 — 0-1 — 1B	4	0	1	0	0	1	1
Inning Stats	R: 0 E: 0 K: 2 S: 10 — H: 0 LOB: 0 BB: 0 P: 17	R: 0 E: 1 K: 1 S: 12 — H: 0 LOB: 1 BB: 0 P: 19	R: 0 E: 0 K: 1 S: 7 — H: 0 LOB: 0 BB: 0 P: 10	R: 0 E: 0 K: 2 S: 14 — H: 2 LOB: 2 BB: 0 P: 18	R: 0 E: 0 K: 0 S: 10 — H: 1 LOB: 1 BB: 0 P: 15	R: 0 E: 0 K: 1 S: 9 — H: 1 LOB: 1 BB: 0 P: 14	R: 0 E: 0 K: 2 S: 9 — H: 0 LOB: 0 BB: 0 P: 16	R: 2 E: 0 K: 2 S: 27 — H: 3 LOB: 2 BB: 1 P: 40	R: 0 E: 0 K: 1 S: 10 — H: 1 LOB: 1 BB: 0 P: 12	1B: 6 2B: 2 3B: 0 HR: 0 — SF: 0 SAC: 0 DP: 0 HBP: 0						

	AB	36
	R	2
	H	8
	RBI	2
	BB	1
	SO	12
	LOB	19

WP: 0 PB: 1 SB: 0 CS: 0 — PA: 37

PITCHER		IP	WLS	BF	H	R	ER	SO	BB	IBB	HBP	BLK	WP	HR	S	P	ERA	WHIP
49 Julio Teheran, R (1, 1) ERA: 3.14		6.0	W	23	4	0	0	7	0	0	0	0	0	0	62	93	0.00	0.667
39 Sam Freeman, L (7, 1) ERA: 3.52		1.0		3	0	0	0	2	0	0	0	0	0	0	9	16	0.00	0.000
30 Peter Moylan, R (8, 1) ERA: 3.75		0.1		4	2	2	2	1	1	0	0	0	0	0	19	28	54.00	9.000
33 A.J. Minter, L (8, 1) ERA: 2.3		0.2	H	3	1	0	0	1	0	0	0	0	0	0	8	12	0.00	1.500
38 Arodys Vizcaíno, R (9, 1) ERA: 1.62		1.0	S	4	1	0	0	1	0	0	0	0	0	0	10	12	0.00	1.000

PITCHER	IP	WLS	BF	H	R	ER	SO	BB	IBB	HBP	BLK	WP	HR	S	P	ERA	WHIP

Batter	1	2	3	4	5	6	7	8	9	AB	R	H	RBI	BB	SO	LOB
1 Ozzie Albies, S (1, 4) OBP: 0.320, SLG: 0.589	S FF 92 B SL 81 F FF 92 B FF 94 B FF 93 F FF 93 F FF 93 F CH 84 C FF 94 3-3 ① K		F SL 80 F CH 82 B SL 82 F FF 93 F FF 93 F SL 82 B CH 84 F CH 85 F FF 93 2-2 ① X CH 85 F9		F FF 92 F FF 92 F SL 81 D SL 81 X CH 84 1-2 ② L8	B FF 94 C FF 95 X SL 89 1-1 1-H 2-H 3-H HR	C FF 90 S FF 91 X FF 92 0-2 ② P6		F SI 83 B CH 74 X CH 75 1-1 2-H 13 FC6 1B	6	1	2	5	0	1	2
13 Ronald Acuña Jr., R (1, 7) OBP: 0.349, SLG: 0.534	F FF 94 B FF 93 F FF 92 C SL 81 1-3 ② K	B SL 81 S CH 85 F FF 93 F FF 93 X CH 85 1-2 ② G6-3			S CH 84 D CH 84 F CH 83 B FF 92 D SL 81 F FF 93 B SL 81 4-2 1-2 5 1B BB	X FF 94 0-0 5 HR 1B	B FF 93 X FF 91 1-0 ③ FC6-4 1-2f		F SI 83 X SI 83 0-1 ③ FC6 1-2f	5	1	1	0	1	1	2
5 Freddie Freeman, L (1, 3) OBP: 0.424, SLG: 0.558	B FF 94 F FF 94 X FF 93 1-1 22 CS 1B		F SL 82 F FF 93 X FF 93 0-2 1B		F CH 83 X SL 81 0-1 1-2 2-3 1B	X FF 94 0-0 1-H HR		X SL 83 0-0 22 FC4-6 1B		5	1	5	2	0	0	0
22 Nick Markakis, L (1, 9) OBP: 0.418, SLG: 0.549	C FF 91 B FF 92 C FF 93 1 SAFE 1-2 ③ CS	F FF 91 B SL 80 B FF 92 X FF 93 2-1 11 2B 23 G4-3 1-2 1B	C FF 92 X SL 80 0-1 ③ L8		F FF 93 X FF 93 0-1 ③ L8	B FF 94 F FF 94 F FF 95 F FF 95 F FF 95 F SL 87 B FF 95 B FF 94 X FF 95 3-2 24 BB 11 2B 1B		B FF 90 B FF 90 C FF 90 F FF 90 D CH 84 X FF 90 3-2 ① FC4-6 1-2f		5	2	2	0	0	0	5
24 Kurt Suzuki, R (1, 2) OBP: 0.362, SLG: 0.505		F FF 92 C SL 79 C SL 80 0-3 ① K	S FF 90 B CH 83 C CH 84 F FF 92 S SL 82 1-3 ① K		L SL 82 B SL 83 C FF 93 B FF 93 B SL 82 F FF 94 X FF 93 3-2 ② F8	G5-3 4-0 11 2B BB 1-2 20 BB 23 S 1 HR 1B 1-2 2B 1-3 2-H P5 1-2 G6-3		C SL 82 B FF 92 F FF 90 F CH 84 B FF 92 F FF 90 B FF 90 X FF 90 3-2 ② F8		4	0	0	0	1	2	2
11 Ender Inciarte, L (1, 8) OBP: 0.313, SLG: 0.338		B FF 91 X FF 92 1-0 23 G4-3 1-3 2B						C FF 92 S CH 85 D FF 87 X FF 92 1-2 ③ F7		5	1	3	1	0	0	1
23 José Bautista, R (1, 5) OBP: 0.292, SLG: 0.200 39 Sam Freeman, R (6, 1) 53 Luiz Gohara, L (7, 1)		B SL 81 D SL 82 F FF 92 X CH 84 2-1 ② G4-3 2-3 3-H	S CH 85 B SL 82 B FF 93 B FF 93 F CH 84 X FF 92 3-2 ③ F9						S SI 82 S SI 83 F SI 84 S SI 84 0-3 ① K	4 0 1	0 0 0	0 0 0	1 0 0	0 0 1	0 0 0	4 0 0
17 Johan Camargo, S (1, 6) OBP: 0.360, SLG: 0.463		0-0 IBB			B SL 80 F FF 92 X CH 84 1-1 26 FC5-6 1B	0-0 20 BB 1 HR IBB	B FF 91 C FF 89 B SL 80 C CH 82 X FF 90 2-2 ① L9		C SI 83 B CH 75 B CH 75 C SI 84 B CU 72 X SI 82 3-2 27 G1-3 1 1B 1B	3	2	2	0	2	0	0
26 Mike Foltynewicz, R (1, 1) OBP: 0.133, SLG: 0.200 20 Preston Tucker, L (6, PH) OBP: 0.310, SLG: 0.469 27 Ryan Flaherty, L (6, 5) OBP: 0.408, SLG: 0.438		F FF 91 S SL 80 S SL 81 0-3 ③ K			1 SAFE X FF 90 0-0 ① FC5-6 5 13 1B BB 1-2f	B FF 94 B FF 94 B FF 96 B FF 94 4-0 1-2 2-3 1 HR BB	B FF 91 F FF 90 X CH 83 1-1 13 FC6-4 1B		X SI 82 0-0 ② G1-3 1-2	2 0 2	0 1 0	0 0 1	0 0 0	1 0 0	2 0 0	3 0 1

livebaseballscorecards.com

Atlanta Braves @ Miami Marlins

Marlins Park, Miami, FL

Thu May 10 2018, 7:14 PM - 10:11 PM EDT

Att. 8,277 - Partly Cloudy - 79 F

TOP

AB	42
R	9
H	16
RBI	9
BB	5
SO	6
LOB	20

Inning Stats	1	2	3	4	5	6	7	8	9	1B: 12	SF: 0	WP: 0	PA: 48
	R: 0 E: 0 K: 2 S: 13	H: 1 LOB: 0 BB: 0 P: 19	R: 1 E: 0 K: 2 S: 11	H: 2 LOB: 2 BB: 1 P: 16	R: 0 E: 0 K: 0 S: 17	H: 1 LOB: 1 BB: 0 P: 20	R: 0 E: 0 K: 1 S: 11	H: 0 LOB: 0 BB: 0 P: 18	R: 0 E: 0 K: 0 S: 14	H: 2 LOB: 3 BB: 1 P: 20	R: 7 E: 0 K: 0 S: 24	H: 6 LOB: 2 BB: 3 P: 44	R: 0 E: 0 K: 0 S: 9	H: 1 LOB: 1 BB: 0 P: 13	R: 0 E: 0 K: 0 S: 12	H: 1 LOB: 1 BB: 0 P: 19	R: 1 E: 0 K: 1 S: 12	H: 2 LOB: 1 BB: 0 P: 16	2B: 2 3B: 0 HR: 2	SAC: 0 DP: 0 HBP: 0	PB: 0 SB: 1 CS: 1	

PITCHER		IP	WLS	BF	H	R	ER	SO	BB	IBB	HBP	BLK	WP	HR	S	P	ERA	WHIP
31 Caleb Smith, L ERA: 3.63	(1, 1)	5.1	L	24	7	2	2	5	1	1	0	0	0	0	71	101	3.38	1.500
71 Drew Steckenrider, R ERA: 4.24	(6, 1)	0.1		7	4	5	5	0	1	1	0	0	0	2	14	25	135.00	15.000
64 Nick Wittgren, R ERA: 0.87	(6, 1)	0.1		3	1	1	1	0	1	0	0	0	0	0	5	11	27.00	6.000
57 Elieser Hernández, R ERA:	(7, 1)	2.0		8	2	0	0	0	0	0	0	0	0	0	21	32	0.00	1.000
29 Brad Ziegler, R ERA: 6.46	(9, 1)	1.0		5	2	1	1	1	0	0	0	0	0	0	12	16	9.00	2.000

PITCHER	IP	WLS	BF	H	R	ER	SO	BB	IBB	HBP	BLK	WP	HR	S	P	ERA	WHIP

Atlanta Braves @ Miami Marlins

Marlins Park, Miami, FL

Thu May 10 2018, 7:14 PM - 10:11 PM EDT

Att. 8,277 - Partly Cloudy - 79 F

BOTTOM

Batter	1	2	3	4	5	6	7	8	9	AB	R	H	RBI	BB	SO	LOB
11 J.T. Realmuto, R (1, 2) OBP: 0.383, SLG: 0.500	C FF 96 F FF 97 B SL 87 X SL 84 1-2 13 E 1B		F FF 96 B FF 98 B SI 97 F SL 85 S FF 98 2-3 ② K		B FF 97 C SI 97 B SL 84 C SL 84 D SL 84 B SL 86 4-2 14 1B BB		B FF 94 1 SAFE C SL 82 S SL 81 C SL 80 1-3 ③ K		F FF 95 C SL 85 X SL 84 0-2 ③ P3	4	0	1	0	1	2	1
14 Martín Prado, R (1, 5) OBP: 0.170, SLG: 0.174	F FF 96 C FF 96 X FF 97 0-2 ① F9		C FF 98 B SL 85 B SL 84 C SI 98 X SI 98 2-2 1B		B SI 97 B SL 85 B FF 96 C FF 96 X SI 98 3-1 1-3 2-H 1B			C FF 94 C FF 94 X SL 84 0-2 ① L7		4	0	2	1	0	0	1
13 Starlin Castro, R (1, 4) OBP: 0.335, SLG: 0.360	1 SAFE F FF 99 F FF 99 F FF 99 X SL 86 0-2 ② P3 1-3		S SL 83 F FF 97 B SI 98 B SI 100 B SL 83 C SL 86 3-3 ③ K		C FF 96 X SL 85 0-1 ③ P3			X FF 95 0-0 ② L8		4	0	0	0	0	1	4
41 Justin Bour, L (1, 3) OBP: 0.356, SLG: 0.436	C SI 99 B FF 98 B FF 99 B SI 98 C FF 97 B SI 98 4-2 BB			C CU 78 B SI 90 B CH 88 B SI 97 C SI 96 X SL 86 3-2 ① P4		C SI 94 S FF 94 F CU 83 F CU 84 B SI 96 S SI 95 1-3 ① K		B FF 95 B FF 95 B SL 82 C FF 94 B FF 94 4-1 15 BB BB		2	0	0	0	2	1	0
15 Brian Anderson, R (1, 9) OBP: 0.361, SLG: 0.381	B SL 86 X FF 98 1-0 ③ F9			B FF 98 X SL 84 1-0 ② L7		B FF 95 B FF 94 S SI 92 X FF 95 2-1 ② G5-3		B FF 94 B FF 93 C FF 93 D SL 79 F FF 93 B FF 94 4-2 1-2 BB		3	0	0	0	1	0	2
32 Derek Dietrich, L (1, 7) OBP: 0.279, SLG: 0.348 57 Elieser Hernández, R (7, 1) 2 Yadiel Rivera, R (8, PH) OBP: 0.235, SLG: 0.133 29 Brad Ziegler, R (9, 1)		B FF 94 C FF 95 X CH 88 1-1 ① G4-3		C CU 80 B CU 80 B SI 97 C FF 97 F FF 98 X CU 80 2-2 ③ G6-3		S SI 95 B SI 94 X SI 95 1-1 ③ G1-3		S SL 82 B SL 82 F FF 93 F SL 81 S SL 82 1-3 ③ K		3 0 1 0	0 0 0 0	0 0 0 0	0 0 0 0	0 0 0 0	0 0 1 0	0 0 2 0
19 Miguel Rojas, R (1, 6) OBP: 0.288, SLG: 0.380		C FF 96 X SL 86 0-1 ② G6-3			C FF 96 F FF 97 B SI 97 X SL 85 1-2 ① L8		B FF 97 S SL 83 X SL 83 1-1 ① L3		C FF 94 B FF 94 X FF 94 1-1 ① L8	4	0	0	0	0	0	0
9 Lewis Brinson, R (1, 8) OBP: 0.229, SLG: 0.311		C FF 97 F CU 84 B SL 86 S FF 99 1-3 ③ K			B SL 85 F SL 84 B FF 97 B SI 97 C SI 96 F SL 85 X SI 98 3-2 E6 31 SH3-4 14 1B		B FF 97 C FF 96 X SL 81 1-1 ② F8		C SL 82 X SL 84 0-1 HR	4	2	1	1	0	1	0
31 Caleb Smith, R (1, 1) 71 Drew Steckenrider, R (6, 1) 64 Nick Wittgren, R (6, 1) 1 Cameron Maybin, R (7, 7) OBP: 0.330, SLG: 0.323			C FF 92 S FF 93 C SL 82 0-3 ① K		1 SAFE X FF 93 0-0 ② SH3-4 1-2		B SL 82 C FF 96 F FF 97 X SL 83 1-2 1B		B SI 95 X FF 94 1-0 ② F9	1 0 0 2	0 0 0 0	0 0 0 1	0 0 0 0	1 0 0 0	0 0 0 0	0 0 0 0

livebaseballscorecards.com

AB	32
R	2
H	5
RBI	2
BB	4
SO	7
LOB	10

Inning Stats	1	2	3	4	5	6	7	8	9	1B: 4	SF: 0	WP: 0	PA: 37
	R: 0 E: 1 K: 0 S: 13	H: 1 LOB: 2 BB: 1 P: 19	R: 0 E: 0 K: 1 S: 7	H: 0 LOB: 0 BB: 0 P: 9	R: 0 E: 0 K: 3 S: 12	H: 1 LOB: 1 BB: 0 P: 19	R: 0 E: 0 K: 0 S: 8	H: 0 LOB: 0 BB: 0 P: 14	R: 1 E: 1 K: 0 S: 14	H: 1 LOB: 2 BB: 1 P: 25	R: 0 E: 0 K: 1 S: 9	H: 0 LOB: 0 BB: 0 P: 13	R: 0 E: 0 K: 1 S: 10	H: 1 LOB: 1 BB: 0 P: 14	R: 0 E: 0 K: 1 S: 11	H: 0 LOB: 2 BB: 2 P: 20	R: 1 E: 0 K: 0 S: 8	H: 1 LOB: 0 BB: 0 P: 10	2B: 0 3B: 0 HR: 1	SAC: 1 DP: 0 HBP: 0	PB: 0 SB: 0 CS: 0	

PITCHER		IP	WLS	BF	H	R	ER	SO	BB	IBB	HBP	BLK	WP	HR	S	P	ERA	WHIP
26 Mike Foltynewicz, R ERA: 3.21	(1, 1)	5.0	W	21	3	1	0	4	2	0	0	0	0	0	54	86	0.00	1.000
39 Sam Freeman, L ERA: 3.31	(6, 1)	1.0		3	0	0	0	1	0	0	0	0	0	0	9	13	0.00	0.000
53 Luiz Gohara, L ERA: 3.0	(7, 1)	3.0	S	13	2	1	1	2	2	0	0	0	0	1	29	44	3.00	1.333

PITCHER	IP	WLS	BF	H	R	ER	SO	BB	IBB	HBP	BLK	WP	HR	S	P	ERA	WHIP

Atlanta Braves @ Miami Marlins

Marlins Park, Miami, FL

Fri May 11 2018, 7:11 PM - 9:52 PM EDT

Att. 9,149 - Partly Cloudy - 79 F

livebaseballscorecards.com

Batter	1	2	3	4	5	6	7	8	9	AB	R	H	RBI	BB	SO	LOB
1 Ozzie Albies, S (1, 4) OBP: 0.322, SLG: 0.599	F FF 90 X CH 85 0-1 ① P6		C FF 90 B FF 91 S CH 85 B CH 85 X FF 91 2-2 HR		C SL 81 L FF 88 B CH 82 B CH 83 B SL 83 F FF 90 B CH 83 4-2 13 E 13 S 22 2B BB		C FF 97 F FF 98 S FF 101 0-3 ① K		X SI 84 0-0 ③ L7	4	2	1	1	1	1	1
13 Ronald Acuña Jr., R (1, 7) OBP: 0.328, SLG: 0.500	C FF 91 B FF 91 S CH 84 X SL 85 1-2 ② G5-3		S SL 86 B CH 85 B CH 84 F FF 91 S CH 84 1-3 ③ K		B SL 83 B SL 84 1 SAFE 1 SAFE F FF 89 C SL 82 B CH 83 S SL 84 3-3 ① K 1-3		B FF 101 F FF 98 B SL 84 B FF 98 F FF 97 F FF 97 X FF 97 3-2 ② F8			4	0	0	0	0	2	1
5 Freddie Freeman, L (1, 3) OBP: 0.420, SLG: 0.546	C FF 92 F FF 91 B CH 84 B CH 84 F FF 90 B SL 85 B CH 85 4-2 BB			B SL 81 B CH 83 F FF 89 F FF 89 F SL 82 B SL 84 X SL 83 3-2 ① L8	B SL 82 B CH 82 F FF 90 D CH 83 F FF 90 X FF 90 3-2 ② L3		B SI 100 B SI 100 F FF 98 X FF 100 2-1 ③ G4-3			3	0	0	0	1	0	1
22 Nick Markakis, L (1, 9) OBP: 0.420, SLG: 0.554	C FF 91 B FF 89 B SL 84 1 SAFE C FF 90 F FF 91 X FF 91 2-2 ③ L8			C SL 83 F CH 83 B FF 91 X FF 90 1-2 11 E 27 BB 1B	C FF 91 F FF 91 F SL 83 B CH 83 X CH 83 1-2 3-H 2B			B FF 92 F FF 93 C FF 94 B FF 94 X FF 93 2-2 ① F7		4	1	2	1	0	0	1
24 Kurt Suzuki, R (1, 2) OBP: 0.349, SLG: 0.484		C FF 90 X FF 90 0-1 ① G6-3		X FF 90 0-0 ② F8	F FF 90 X FF 90 0-1 ③ G5-3			S FF 93 X FF 94 0-1 ② F8		4	0	0	0	0	0	2
11 Ender Inciarte, L (1, 8) OBP: 0.305, SLG: 0.329		C FF 90 S CH 84 B FF 90 B FF 90 X FF 90 2-2 ② P4		B SL 83 F FF 90 X CH 82 1-1 E3 27 BB 17 HBP 1-3		F FF 91 B FO 86 B FO 86 C FF 92 F FF 93 F FF 92 S FF 93 2-3 ① K		B FF 93 B FF 93 F FF 95 C FF 93 X FF 94 2-2 ③ F8		4	0	0	0	0	1	1
17 Johan Camargo, S (1, 6) OBP: 0.352, SLG: 0.432		C FF 89 B FF 90 F FF 88 C SL 81 1-3 ③ K		1 SAFE F FF 90 F SL 82 H SL 83 1-2 27 BB HBP 1-2		B CU 76 F FF 92 X FF 93 1-1 ② F8			B SI 84 C SI 83 B SI 84 B SI 85 F SI 84 X SI 84 3-2 ① G3	3	0	0	0	0	1	0
27 Ryan Flaherty, L (1, 5) OBP: 0.411, SLG: 0.435			B FF 89 F FF 90 B SL 82 B FF 89 F FF 90 S FF 90 3-3 ① K	B CH 82 F FF 90 B CH 83 S SL 82 D SL 84 B SL 83 4-2 1-2 2-3 3-H BB		B FF 93 F FF 92 B FF 92 F FF 92 X FF 93 2-2 1B			B SI 84 B SI 84 C SI 84 X SI 85 2-1 ② G6-3	3	0	1	1	1	1	0
32 Brandon McCarthy, R (1, 1) OBP: 0.067, SLG: 0.133 23 José Bautista, R (6, PH) OBP: 0.280, SLG: 0.190 30 Peter Moylan, R (6, 1) 63 Jesse Biddle, L (7, 1) OBP: 1.000, SLG: 2.000 20 Preston Tucker, L (9, PH) OBP: 0.318, SLG: 0.476			C FF 90 B FF 90 F FF 90 C SL 83 1-3 ② K	C SL 81 X FF 90 0-1 ③ F9		C CU 76 C FF 93 B FF 94 B FF 93 C CU 78 2-3 ③ K			X SI 84 0-0 1B	2 1 0 0 1	0 0 0 0 0	0 0 0 0 1	0 0 0 0 0	0 1 0 0 0	1 1 0 0 0	3 1 0 0 0

Inning Stats	1	2	3	4	5	6	7	8	9
	R: 0 E: 0 K: 0 S: 12	R: 0 E: 0 K: 1 S: 8	R: 1 E: 0 K: 3 S: 13	R: 1 E: 1 K: 0 S: 16	R: 1 E: 0 K: 1 S: 15	R: 0 E: 0 K: 2 S: 13	R: 0 E: 0 K: 1 S: 9	R: 0 E: 0 K: 0 S: 8	R: 0 E: 0 K: 0 S: 7
	H: 0 LOB: 1 BB: 1 P: 19	H: 0 LOB: 0 BB: 0 P: 11	H: 1 LOB: 0 BB: 0 P: 20	H: 1 LOB: 3 BB: 1 P: 26	H: 1 LOB: 1 BB: 1 P: 26	H: 1 LOB: 1 BB: 0 P: 20	H: 0 LOB: 0 BB: 0 P: 14	H: 0 LOB: 0 BB: 0 P: 12	H: 1 LOB: 1 BB: 0 P: 12

1B: 3	SF: 0
2B: 1	SAC: 0
3B: 0	DP: 0
HR: 1	HBP: 1

WP: 0	PA: 37
PB: 0	
SB: 1	
CS: 0	

AB	33
R	3
H	5
RBI	3
BB	3
SO	8
LOB	11

PITCHER		IP	WLS	BF	H	R	ER	SO	BB	IBB	HBP	BLK	WP	HR	S	P	ERA	WHIP
58 Dan Straily, R ERA: 5.54	(1, 1)	5.0	W	23	3	3	2	5	3	0	1	0	0	1	64	102	3.60	1.200
25 Junichi Tazawa, R ERA: 7.0	(6, 1)	1.0	H	4	1	0	0	2	0	0	0	0	0	0	13	20	0.00	1.000
56 Tayron Guerrero, R ERA: 3.93	(7, 1)	1.0	H	3	0	0	0	1	0	0	0	0	0	0	9	14	0.00	0.000
46 Kyle Barraclough, R ERA: 2.16	(8, 1)	1.0	H	3	0	0	0	0	0	0	0	0	0	0	8	12	0.00	0.000
29 Brad Ziegler, R ERA: 6.06	(9, 1)	1.0	S	4	1	0	0	0	0	0	0	0	0	0	7	12	0.00	1.000

PITCHER		IP	WLS	BF	H	R	ER	SO	BB	IBB	HBP	BLK	WP	HR	S	P	ERA	WHIP

Atlanta Braves @ Miami Marlins

Marlins Park, Miami, FL

Fri May 11 2018, 7:11 PM - 9:52 PM EDT

Att. 9,149 - Partly Cloudy - 79 F

BOTTOM

livebaseballscorecards.com

Batter	1	2	3	4	5	6	7	8	9	AB	R	H	RBI	BB	SO	LOB
11 J.T. Realmuto, R (1, 2) OBP: 0.395, SLG: 0.558	B SI 92 B SI 92 F SI 92 F SI 93 X CU 82 2-2 14 G4-3 13 G6-3 2B		X SI 91 0-0 HR	F SI 94 F SL 88 B SI 93 B SI 93 X SI 94 2-2 14 G5-4-3 2-3 3-H 1B		C SI 88 S SL 77 1 SAFE B SL 76 X SI 89 1-2 ① FC6-4 14 BB 1-2f		D SL 88 X SL 86 1-0 ② ③ L6-4 2-2		5	2	3	2	0	0	2
14 Martín Prado, R (1, 5) OBP: 0.176, SLG: 0.163	B SI 92 X SI 93 1-0 ① G4-3 2-3		C SI 92 B SL 87 B SL 86 X SI 92 2-1 ① G5-3	B SI 93 S FC 92 1 SAFE X SI 92 1-1 ② ③ G5-4-3 1-2f		B SI 89 1 SAFE F SI 89 B SL 76 B SL 77 B SI 89 4-1 13 G6-4-3 1-2 BB				3	0	0	0	1	0	3
13 Starlin Castro, R (1, 4) OBP: 0.333, SLG: 0.378	X SI 92 0-0 ② G6-3 3-H		C CU 81 X SL 87 0-1 ② L6		C CU 78 X SI 91 0-1 HR	B SI 89 C SI 89 X SI 89 1-1 ② ③ G6-4-3 1-2f				4	1	1	2	0	0	2
41 Justin Bour, L (1, 3) OBP: 0.360, SLG: 0.429 2 Yadiel Rivera, R (9, 6) OBP: 0.235, SLG: 0.133	B FC 91 C FC 92 B FC 92 B CU 81 F SI 94 B FC 93 4-2 BB		B CU 81 B SI 94 B CU 79 C SI 93 B SI 94 4-1 BB		F SI 92 B SI 93 F FC 91 B CU 81 X CU 80 2-2 ① G4-3		X SI 94 0-0 ① G4-3			2 0	0 0	0 0	0 0	2 0	0 0	0 0
15 Brian Anderson, R (1, 9) OBP: 0.358, SLG: 0.377	X SI 93 0-0 ③ L6		C CU 80 B SL 88 C SI 92 X SI 93 1-2 ③ G1-3		X FC 90 0-0 32 1B 32 S 19 1B 1B		C FF 93 B FF 94 B SL 88 X SL 87 2-1 ② F8			4	1	1	0	0	0	2
32 Derek Dietrich, L (1, 7) OBP: 0.291, SLG: 0.359 46 Kyle Barraclough, R (8, 1) 29 Brad Ziegler, R (9, 1)		C SI 92 C SI 92 T SI 93 0-2 ① K	B CU 78 S FC 91 X FC 91 1-1 19 1B 9 1B 1B		S FC 90 X FC 91 0-1 9 L5-4 19 1B 1-3 1B		X FF 94 0-0 1B			4 0 0	1 0 0	3 0 0	0 0 0	0 0 0	1 0 0	0 0 0
19 Miguel Rojas, R (1, 6) OBP: 0.300, SLG: 0.390 (9, 3)		F SI 92 B SI 92 C SL 86 F SI 93 X SI 93 1-2 1B	F SI 92 B SI 93 F SI 92 B SI 93 X SL 88 2-2 9 1B 11 1B 1-3 1B		L SI 91 X SI 92 0-1 1-2 3-H 1B		C SI 93 X SI 93 0-1 ③ G4-3			4	1	3	1	0	0	1
9 Lewis Brinson, R (1, 8) OBP: 0.230, SLG: 0.310		C SI 92 F FC 91 S SI 93 0-3 ② K	X SI 94 0-0 11 1B 1-3 3-H 1B		B CU 79 F CU 81 B FC 91 F FC 91 F SI 93 B FC 88 X CU 80 3-2 ② ③ L5-4 2-2			L FF 94 F FF 92 F CU 76 S CU 76 0-3 ① K		4	0	1	1	0	2	3
58 Dan Straily, R (1, 1) OBP: 0.400, SLG: 0.250 25 Junichi Tazawa, R (6, 1) 3 JB Shuck, L (6, PH) OBP: 0.281, SLG: 0.264 56 Tayron Guerrero, R (7, 1) 1 Cameron Maybin, R (8, 7) OBP: 0.336, SLG: 0.340		C SI 93 S SI 94 B SI 94 C SI 94 1-3 ③ K	C SI 93 X SI 94 0-1 ① G6-3			B SI 88 B SI 89 B SI 89 C SI 90 X SI 88 3-1 11 FC6-4 1B			X FF 94 0-0 11 L6-4 2B	2 0 1 0 1	0 0 0 0 0	0 0 1 0 0	0 0 0 0 0	1 0 0 0 0	0 0 0 0 0	3 0 0 0 0
Inning Stats	R: 1 E: 0 K: 0 S: 9 H: 1 LOB: 1 BB: 1 P: 16	R: 0 E: 0 K: 3 S: 13 H: 1 LOB: 1 BB: 0 P: 15	R: 1 E: 0 K: 0 S: 9 H: 1 LOB: 1 BB: 1 P: 16	R: 2 E: 0 K: 0 S: 13 H: 4 LOB: 1 BB: 0 P: 19	R: 2 E: 0 K: 0 S: 14 H: 4 LOB: 1 BB: 0 P: 19	R: 0 E: 0 K: 0 S: 8 H: 1 LOB: 1 BB: 1 P: 17	R: 0 E: 0 K: 0 S: 6 H: 1 LOB: 1 BB: 0 P: 8	R: 0 E: 0 K: 1 S: 6 H: 1 LOB: 0 BB: 0 P: 7		1B: 10 2B: 4 3B: 0 HR: 2 SF: 0 SAC: 0 DP: 4 HBP: 0						

	AB	34
	R	6
	H	14
	RBI	6
	BB	3
	SO	4
	LOB	16

PITCHER		IP	WLS	BF	H	R	ER	SO	BB	IBB	HBP	BLK	WP	HR	S	P	ERA	WHIP
32 Brandon McCarthy, R ERA: 5.58	(1, 1)	5.0	L	26	11	6	6	3	2	0	0	0	0	2	58	85	10.80	2.600
30 Peter Moylan, R ERA: 3.46	(6, 1)	1.0		4	1	0	0	0	1	0	0	0	0	0	8	17	0.00	2.000
63 Jesse Biddle, L ERA: 1.64	(7, 1)	2.0		7	2	0	0	1	0	0	0	0	0	0	12	15	0.00	1.000

PITCHER	IP	WLS	BF	H	R	ER	SO	BB	IBB	HBP	BLK	WP	HR	S	P	ERA	WHIP

Atlanta Braves @ Miami Marlins

Marlins Park, Miami, FL

Sat May 12 2018, 7:10 PM - 10:36 PM EDT

Att. 12,383 - Roof Closed - 75 F

TOP

livebaseballscorecards.com

Batter	1	2	3	4	5	6	7	8	9	AB	R	H	RBI	BB	SO	LOB
1 Ozzie Albies, S (1, 4) OBP: 0.313, SLG: 0.581	X FF 92 0-0 ① G5-3		C X CH 86 0-1 ① P4		C SL 86 S FF 92 S CH 87 0-3 ② K		F FF 100 B SI 98 F FF 97 X FF 99 1-2 ② P6	B FF 92 F FF 91 X FF 92 1-1 ③ P3		5	0	0	0	0	1	3
13 Ronald Acuña Jr., R (1, 7) OBP: 0.319, SLG: 0.478	B FF 92 X FF 93 1-0 ② G4-3		C CH 87 B SL 86 F SL 85 F CH 88 C FF 94 1-3 ② K		B SL 85 F CH 88 X CH 88 1-1 5 HR 1B		C SL 85 B FF 101 X FF 98 1-1 ③ F9		C FC 88 S FC 87 B FC 88 B FC 89 B CH 85 F FC 87 C FC 88 3-3 ① K	5	1	1	0	0	2	0
5 Freddie Freeman, L (1, 3) OBP: 0.431, SLG: 0.593	X FF 93 0-0 HR		B SL 87 F SL 86 C SL 86 F CH 88 X SL 88 1-2 ③ F7		B FF 92 C FF 93 1 SAFE F SL 86 B SL 84 B SL 84 X SL 85 3-2 1-H HR			B FF 96 B FF 96 C FF 96 F FF 95 B FF 96 F FF 96 B FF 97 4-2 11 BB 22 1B 25 BB BB	B SI 92 X FC 89 1-0 22 1B 1B	4	3	3	3	1	0	0
22 Nick Markakis, L (1, 9) OBP: 0.420, SLG: 0.549	B FF 92 C FF 93 F SL 85 S SL 87 1-3 ③ K			C SL 86 X FF 92 0-1 ① L7	C FF 93 B SL 86 X SL 87 1-1 ③ L8			C FF 95 B FF 95 B FF 96 X FF 96 2-1 25 BB 11 BB 17 BB 1-2 1B	B SI 90 B SI 90 B SI 91 C FF 90 X FF 91 3-1 ② 1-3 8 3B 1B	5	2	2	0	0	1	0
23 José Bautista, R (1, 5) OBP: 0.286, SLG: 0.333 51 Shane Carle, R (6, 1) 33 A.J. Minter, L (7, 1) 20 Preston Tucker, L (8, PH) OBP: 0.315, SLG: 0.470 58 Dan Winkler, R (8, 1) 8 Charlie Culberson, R (9, PH) OBP: 0.283, SLG: 0.333 38 Arodys Vizcaíno, R (9, 1)		X FF 92 0-0 ① G6-3		B FF 93 C CH 87 B SL 86 X FF 94 2-1 ② P5		C CH 86 X FF 91 0-1 HR		C FF 97 2 SAFE F FF 96 B FF 96 S FF 96 1-3 ① K	B FC 89 B SI 91 X SI 91 2-0 1-H 11 HR 3B	3	1	1	1	0	0	0
										0	0	0	0	0	0	0
										0	0	0	0	0	0	0
										1	0	0	0	0	1	2
										0	0	0	0	0	0	0
										1	1	1	1	0	0	0
										0	0	0	0	0	0	0
11 Ender Inciarte, L (1, 8) OBP: 0.320, SLG: 0.354		B FF 93 B FF 93 B FF 91 B FF 91 4-0 25 1B 25 E BB		B SL 86 X SL 86 1-0 25 S 1B		B FF 92 C FF 92 C SL 88 F FF 92 S SL 86 1-3 ① K		S FF 96 S FF 96 F FF 96 B FF 96 B FF 96 B FF 96 F FF 96 F F 4-2 F B 17 BB 25 BB 1-2 2-3 BB	S FC 90 X FC 89 0-1 3-H HR	3	2	2	2	2	1	0
25 Tyler Flowers, R (1, 2) OBP: 0.320, SLG: 0.261		1 SAFE C FF 94 1 SAFE B FF 93 X FF 93 1-1 E9 1-H 1B		1 SAFE S CH 86 D CH 87 1 SAFE B CH 86 B CH 85 B FF 91 4-1 1-2 BB		B FF 92 F FF 92 F FF 92 B SL 88 X FF 91 2-2 17 G5-4-3 1B		D C F F D D F B 4-2 17 BB 1-2 2-3 3-H BB	C SI 92 X FC 88 0-1 ③ F9	3	0	2	1	2	0	0
17 Johan Camargo, S (1, 6) OBP: 0.345, SLG: 0.404		B SL 85 X FF 93 1-0 ② G5-3		B CH 87 B FF 92 F FF 91 X FF 92 2-1 ③ F8		B CH 86 S CH 85 X CH 85 1-1 ②③ G5-4-3 1-2f		F FF 91 S CU 74 B FF 92 D CU 76 B CU 75 F FF 92 D FF 93 4-2 1-2 2-3 3-H BB		3	0	0	1	1	0	4
40 Michael Soroka, R (1, 1) OBP: 0.167, SLG: 0.167 30 Peter Moylan, R (5, 1) 27 Ryan Flaherty, L (6, 5) OBP: 0.404, SLG: 0.426		C FF 92 F FF 92 B FF 93 X FF 93 1-2 ③ L3			C FF 91 B SL 84 X FF 91 1-1 ① G6-3		F FF 97 B FF 98 B FF 97 S FF 98 X FF 98 2-2 ① L8	F FF 93 S FO 86 D FO 87 B FF 92 F FO 88 C FF 93 2-3 ② K		2	0	0	0	0	0	1
										0	0	0	0	0	0	0
										2	0	0	0	0	1	3

Inning Stats	1	2	3	4	5	6	7	8	9
	R: 1 E: 0 K: 1 S: 6	R: 1 E: 1 K: 0 S: 7	R: 0 E: 0 K: 1 S: 10	R: 0 E: 0 K: 0 S: 8	R: 2 E: 0 K: 1 S: 12	R: 1 E: 0 K: 1 S: 11	R: 0 E: 0 K: 0 S: 8	R: 2 E: 0 K: 2 S: 30	R: 3 E: 0 K: 1 S: 12
	H: 1 LOB: 0 BB: 0 P: 8	H: 1 LOB: 1 BB: 1 P: 14	H: 0 LOB: 0 BB: 0 P: 12	H: 1 LOB: 2 BB: 1 P: 17	H: 2 LOB: 0 BB: 0 P: 18	H: 2 LOB: 0 BB: 0 P: 15	H: 0 LOB: 0 BB: 0 P: 12	H: 1 LOB: 3 BB: 4 P: 52	H: 4 LOB: 0 BB: 0 P: 21

| | | | | | | | | | |

Batter	1	2	3	4	5	6	7	8	9	AB	R	H	RBI	BB	SO	LOB
11 J.T. Realmuto, R (1, 2) OBP: 0.385, SLG: 0.549	B FF 93 S FF 93 C SI 94 C SL 86 1-3 K ①		B SL 84 X FF 92 1-0 14 G4-3 2B		F SI 92 F SI 92 X FF 93 0-2 F9 ②	B SL 90 X SL 89 1-0 G5-4-3 ②③ 1-2f			C SI 96 S SI 97 F SI 98 S SL 84 0-3 K ①	5	0	1	0	0	2	1
14 Martín Prado, R (1, 5) OBP: 0.179, SLG: 0.167	B FF 93 F FF 93 C SI 93 B SI 94 F SI 94 S SL 86 2-3 K ②		F SI 93 B SI 92 C SL 85 X SI 92 1-2 G4-3 ① 2-3		C FF 92 B FF 91 S FF 92 X FF 92 1-2 41 BB 13 1B 15 E 1B		C FF 94 S SL 87 B SL 86 S CH 86 1-3 K ①		B SI 97 B SI 97 S SI 97 C SL 86 X SI 98 2-2 P3 ②	5	1	1	0	0	2	1
13 Starlin Castro, R (1, 4) OBP: 0.335, SLG: 0.378	B SI 94 B SI 93 F FF 95 X SI 94 2-1 41 1B 15 2B 1B		C SI 93 D SI 92 D SI 93 F SL 86 S SL 88 2-3 K ②		S SL 84 S SL 82 D SL 84 F SL 84 X SL 84 1-2 15 E 41 BB 32 2B 1-2 1B		X SL 88 0-0 F8 ②		F SL 85 B FF 96 S FF 98 X SL 86 1-2 F7 ③	5	2	2	0	0	1	1
41 Justin Bour, L (1, 3) OBP: 0.371, SLG: 0.430	B SI 93 C FF 93 C SI 93 X SL 87 1-2 15 2B 1-3 1B		B SI 94 B FF 94 C SL 87 B SI 94 X FF 94 3-1 G3-1 ③		D SI 92 S CH 81 B FF 91 B SI 91 B SL 85 4-1 15 E 32 2B 1-2 2-3 BB		B FC 92 B FC 92 C FC 91 B FF 97 B FC 91 4-1 BB			2	1	1	0	2	0	1
15 Brian Anderson, R (1, 9) OBP: 0.356, SLG: 0.380	B FF 94 B SI 93 X SI 94 2-0 1-3 3-H 2B			C FF 92 B SL 82 X SL 83 1-1 G6-3 ① D SL 85 X SI 94 1-0 E5 32 2B 1-2 2-3 3-H			B FC 92 S FC 91 F FF 97 B FF 97 D FF 98 X FF 98 3-2 G5-3 ③			4	1	1	1	0	0	3
32 Derek Dietrich, L (1, 7) OBP: 0.290, SLG: 0.363	F SI 94 D CH 84 F FF 94 S FF 94 1-3 K ③			C SL 82 F SI 92 S SL 84 0-3 K ②	B CH 81 X SI 92 1-0 1-H 2-H 3-H 2B			B FC 91 B FC 89 C FF 93 F FC 91 F FF 95 F FF 94 F CU 83 F CH 90 B FC 91 3-2 X FF 93 G4-3 ①		4	0	1	3	0	2	2
19 Miguel Rojas, R (1, 6) OBP: 0.305, SLG: 0.400		C FF 93 B FF 92 B SL 85 C SL 84 X SL 86 2-2 F9 ①		C SL 82 S SL 83 X FF 94 0-2 1B	C SL 76 S SL 78 D SL 77 B SL 76 F SI 90 B SL 77 C SL 78 3-3 K ③				S CU 83 F FC 92 X FF 94 0-2 9 G4-3 2B	4	0	2	0	0	1	1
9 Lewis Brinson, R (1, 8) OBP: 0.230, SLG: 0.308		B SI 92 X FF 91 1-0 F8 ②		B FF 93 F FF 93 F SL 84 X SL 85 1-2 G4-3 ③		C FF 94 B SL 88 B SL 88 S SL 88 F FF 94 X SL 89 2-2 3 FC3-6 1B			C FC 90 C CU 83 D CU 83 X FF 93 1-2 2-3 G4-3 ②	4	0	1	0	0	0	2
66 Jarlín García, L (1, 1) 3 JB Shuck, L (6, PH) OBP: 0.279, SLG: 0.259 56 Tayron Guerrero, R (7, 1) 71 Drew Steckenrider, R (8, 1) 25 Junichi Tazawa, R (8, 1) 1 Cameron Maybin, R (8, PH) OBP: 0.333, SLG: 0.337 67 Tyler Cloyd, R (9, 1)		F FF 93 S SI 93 B SI 94 S SI 94 1-3 K ③			C SI 89 S SI 90 B SI 91 S SI 91 1-3 K ①	B FF 94 1 SAFE 1 SAFE F CH 88 1 SAFE 1 SAFE 1 SAFE B CH 86 X CH 88 2-1 FC3-6 ① 11 G5-4-3 1-2f			C SI 93 X FC 90 0-1 F8 ③	2 1 0 0 0 0 1 0	0 0 0 0 0 0 0 0	0 0 0 0 0 0 0 0	0 0 0 0 0 0 0 0	0 0 0 0 0 0 0 0	2 0 0 0 0 0 0 0	0 1 0 0 0 0 1 0
Inning Stats	R: 1 E: 0 K: 3 S: 16 H: 3 LOB: 2 BB: 0 P: 25	R: 0 E: 0 K: 1 S: 7 H: 0 LOB: 0 BB: 0 P: 11	R: 0 E: 0 K: 1 S: 9 H: 1 LOB: 1 BB: 0 P: 16	R: 0 E: 0 K: 1 S: 11 H: 1 LOB: 1 BB: 0 P: 13	R: 4 E: 1 K: 2 S: 20 H: 3 LOB: 1 BB: 1 P: 32	R: 0 E: 0 K: 0 S: 7 H: 1 LOB: 0 BB: 0 P: 12	R: 0 E: 0 K: 1 S: 8 H: 0 LOB: 1 BB: 1 P: 16	R: 0 E: 0 K: 0 S: 15 H: 1 LOB: 1 BB: 0 P: 19	R: 0 E: 0 K: 1 S: 10 H: 0 LOB: 0 BB: 0 P: 13	1B: 6 2B: 4 3B: 0 HR: 0 SF: 0 SAC: 0 DP: 1 HBP: 0						

PITCHER		IP	WLS	BF	H	R	ER	SO	BB	IBB	HBP	BLK	WP	HR	S	P	ERA	WHIP
40 Michael Soroka, R ERA: 3.68	(1, 1)	4.2		24	8	5	1	7	1	0	0	0	0	0	59	90	1.93	1.929
30 Peter Moylan, R ERA: 3.38	(5, 1)	0.1		1	0	0	0	1	0	0	0	0	0	0	4	7	0.00	0.000
51 Shane Carle, R ERA: 0.81	(6, 1)	1.2		5	1	0	0	1	0	0	0	0	0	0	11	17	0.00	0.600
33 A.J. Minter, L ERA: 2.25	(7, 1)	0.1	W	2	0	0	0	0	1	0	0	0	0	0	4	11	0.00	3.000
58 Dan Winkler, R ERA: 1.08	(8, 1)	1.0	H	4	1	0	0	0	0	0	0	0	0	0	15	19	0.00	1.000

PITCHER		IP	WLS	BF	H	R	ER	SO	BB	IBB	HBP	BLK	WP	HR	S	P	ERA	WHIP
38 Arodys Vizcaíno, R ERA: 1.53	(9, 1)	1.0		3	0	0	0	1	0	0	0	0	0	0	10	13	0.00	0.000

BOTTOM

Atlanta Braves @ Miami Marlins

Marlins Park, Miami, FL

Sat May 12 2018, 7:10 PM - 10:36 PM EDT

Att. 12,383 - Roof Closed - 75 F

livebaseballscorecards.com

AB	37
R	5
H	10
RBI	4
BB	2
SO	10
LOB	14

WP: 0	PA: 39
PB: 0	
SB: 0	
CS: 0	

Batter	1	2	3	4	5	6	7	8	9	AB	R	H	RBI	BB	SO	LOB
1 Ozzie Albies, S (1, 4) OBP: 0.304, SLG: 0.564	B SI 95 B SI 95 F SI 95 B CH 89 F SI 95 X SI 96 3-2 ① G6-3		X CH 91 0-0 ② G4-3		C SI 94 X CH 91 0-1 ③ G2-3			X FF 93 0-0 ① L6	F CH 84 B CH 83 F FF 92 B FF 91 S CH 85 2-3 ③ K	5	0	0	0	0	1	2
13 Ronald Acuña Jr., R (1, 7) OBP: 0.342, SLG: 0.493	B SI 97 B SI 97 B SI 96 C SI 97 F SI 97 F SI 96 S SI 96 3-3 ② K		C SI 96 B SL 88 B SI 96 B SL 88 F SI 96 B SI 96 4-2 5 BB BB			F SL 85 C SL 86 B SL 88 B SL 88 X SL 88 2-2 5 G6-3 11 HR 2B		B FF 93 C FF 93 B SL 80 B SL 78 F FF 94 B FF 94 4-2 22 S BB		2	1	1	0	2	1	0
5 Freddie Freeman, L (1, 3) OBP: 0.433, SLG: 0.588	X FF 96 0-0 22 E 22 E 1B		B CH 89 1 SAFE B SI 94 B SL 89 B SI 94 4-0 1-2 BB			B SI 93 F SI 94 C SL 86 X SI 96 1-2 ① G6-3 2-3		X FF 94 0-0 ② L8		3	1	1	0	1	0	2
22 Nick Markakis, L (1, 9) OBP: 0.416, SLG: 0.541	B SI 96 B SI 95 C SI 96 F SI 95 B SI 96 X SI 95 3-2 E6 1-H 1B		B SL 84 C SI 94 B SI 95 2 SAFE X SI 95 2-1 ③ L7			C SL 86 B SL 88 F SI 96 B SL 87 S SL 86 2-3 ② K		B FF 94 1 SAFE 1 SAFE C FF 93 B FF 93 C SL 78 B FF 95 F CH 89 C FF 95 3-3 ③ K 1-2		4	0	1	1	0	2	4
11 Ender Inciarte, L (1, 8) OBP: 0.324, SLG: 0.377	F SI 97 B CH 89 F CH 89 F SI 96 B SI 97 F CH 91 F SL 89 B SI 96 X CH 90 3-2 ③ G4-3			X SL 86 0-0 ① F8		B SI 95 F CH 90 X CH 89 1-1 3-H HR			C FF 91 C FF 92 F FF 93 B FF 92 X CH 83 1-2 27 CS 24 1B 1B	4	1	2	2	0	0	1
24 Kurt Suzuki, R (1, 2) OBP: 0.345, SLG: 0.475		C SI 96 B SI 96 F CH 92 F CH 91 B SI 96 C SL 87 2-3 ① K		C SI 95 F SI 96 F SI 96 F SL 87 B SI 96 X SI 96 1-2 ② G4-3		B SL 87 F SI 95 F CH 91 X SI 96 1-2 ③ G6-3			X FF 90 0-0 17 1B 20 1B 1-2 1B	4	1	1	0	0	1	0
27 Ryan Flaherty, L (1, 5) OBP: 0.389, SLG: 0.408		F SI 95 B CH 90 B SL 90 F SI 95 S CH 92 2-3 ② K	F SL 87 B CH 89 X SI 94 1-1 ③ G4-3				F FF 91 X CH 86 0-1 ① L7		B SL 82 F FF 90 B CH 82 B FF 89 F FF 89 X FF 90 3-2 ①② F7 2-3	4	0	0	0	0	1	2
17 Johan Camargo, S (1, 6) OBP: 0.339, SLG: 0.392		C SL 86 B SI 96 B SI 96 X SI 95 2-1 ③ G4-3			C CH 92 B SI 95 X SL 87 1-1 ① G3		B FF 91 X FF 93 1-0 ② F9		B FF 93 B FF 91 X FF 90 2-0 20 1B 1-3 1B	4	0	1	0	0	0	0
15 Sean Newcomb, L (1, 1) OBP: 0.200, SLG: 0.214 23 José Bautista, R (7, PH) OBP: 0.276, SLG: 0.320 39 Sam Freeman, R (7, 1) 58 Dan Winkler, R (8, 1) 20 Preston Tucker, L (9, PH) OBP: 0.322, SLG: 0.476 63 Jesse Biddle, L (9, 1) OBP: 1.000, SLG: 2.000 38 Arodys Vizcaíno, R (9, 1)			B SI 95 B SI 94 S SI 94 T SI 95 F SI 96 C SI 96 2-3 ① K		C SI 95 B SL 88 X SI 96 1-1 ② G4-3		F FF 92 F FF 92 B SL 84 B FF 93 F FF 92 F FF 93 S FF 93 2-3 ③ K		B SL 80 X FF 90 1-0 1-2 3-H 1B	2 1 0 0 1 0 1	0 0 0 0 0 0 0	0 0 0 0 1 0 0	0 0 0 0 0 0 0	1 0 0 0 0 0 0	0 0 0 0 0 0 0	0 0 0 0 0 0 0
Inning Stats	R: 1 E: 1 K: 1 S: 17 H: 2 LOB: 1 BB: 0 P: 29	R: 0 E: 0 K: 2 S: 9 H: 0 LOB: 0 BB: 0 P: 15	R: 0 E: 0 K: 1 S: 9 H: 0 LOB: 2 BB: 2 P: 21	R: 0 E: 0 K: 0 S: 8 H: 0 LOB: 0 BB: 0 P: 10	R: 0 E: 0 K: 0 S: 6 H: 0 LOB: 0 BB: 0 P: 8	R: 2 E: 0 K: 1 S: 14 H: 2 LOB: 0 BB: 0 P: 21	R: 0 E: 0 K: 1 S: 8 H: 0 LOB: 0 BB: 0 P: 11	R: 0 E: 0 K: 1 S: 8 H: 0 LOB: 1 BB: 1 P: 15	R: 1 E: 0 K: 1 S: 13 H: 4 LOB: 2 BB: 0 P: 22	1B: 6 2B: 1 3B: 0 HR: 1 SF: 0 SAC: 0 DP: 0 HBP: 0						

PITCHER		IP	WLS	BF	H	R	ER	SO	BB	IBB	HBP	BLK	WP	HR	S	P	ERA	WHIP
62 José Ureña, R ERA: 4.38	(1, 1)	6.0	L	24	4	3	3	5	2	0	0	0	0	1	63	104	4.50	1.000
64 Nick Wittgren, R ERA: 0.79	(7, 1)	1.0		3	0	0	0	1	0	0	0	0	0	0	8	11	0.00	0.000
46 Kyle Barraclough, R ERA: 2.04	(8, 1)	1.0		4	0	0	0	1	1	0	0	0	0	0	8	15	0.00	1.000
57 Elieser Hernández, R ERA: 3.0	(9, 1)	1.0		6	4	1	1	1	0	0	0	0	0	0	13	22	9.00	4.000

PITCHER		IP	WLS	BF	H	R	ER	SO	BB	IBB	HBP	BLK	WP	HR	S	P	ERA	WHIP

TOP

Atlanta Braves @ Miami Marlins

Marlins Park, Miami, FL

Sun May 13 2018, 1:12 PM - 4:01 PM EDT

Att. 7,435 - Roof Closed - 75 F

livebaseballscorecards.com

AB	34
R	4
H	8
RBI	4
BB	3
SO	8
LOB	11

Atlanta Braves @ Miami Marlins

Marlins Park, Miami, FL

Sun May 13 2018, 1:12 PM - 4:01 PM EDT

Att. 7,435 - Roof Closed - 75 F

BOTTOM

Batter	1	2	3	4	5	6	7	8	9	AB	R	H	RBI	BB	SO	LOB
1 Cameron Maybin, R (1, 7) OBP: 0.322, SLG: 0.324	C FF 93 F FF 93 T CU 77 0-2 ① **K**		X FF 93 0-0 ② **F9**		X CH 86 0-0 ③ **G6-3**			F FF 92 B CU 82 S FC 90 X FF 92 1-2 ① **G4-3**		4	0	0	0	0	1	2
14 Martín Prado, R (1, 5) OBP: 0.200, SLG: 0.161	B FF 93 C FF 93 B FF 94 F FF 94 X FF 94 2-2 ② **F9**		B FF 94 1 SAFE T CH 87 1 SAFE B FF 93 B FF 94 B CH 87 4-1 11 FC5 1-2 **BB**			B FF 91 F FF 92 B CH 87 B CH 86 B FF 91 4-1 **BB**		C FF 93 S FC 90 B CU 82 S CU 82 1-3 ② **K**		2	0	0	0	2	1	0
11 J.T. Realmuto, R (1, 2) OBP: 0.368, SLG: 0.523	C FF 94 B CH 87 S CH 87 S FF 93 1-3 ③ **K**		B CH 88 B CH 88 C FF 94 T FF 94 X CU 78 2-2 ③ **FC5** 1-2 2-3f			B CH 88 S FF 93 1 SAFE F CH 87 B FF 94 S FF 93 2-3 ① **K**		S FC 91 B CU 82 C CU 81 B FF 92 S FC 90 2-3 ③ **K**		4	0	0	0	0	3	3
13 Starlin Castro, R (1, 4) OBP: 0.333, SLG: 0.375		F FF 92 C FF 92 F FF 92 B CU 78 X CH 86 1-2 ① **G6-3**		B CU 77 B CU 76 C FF 93 B FF 93 X CH 87 3-1 **E5** 15 G6-4-3		C FF 94 B FF 94 S FF 93 D CU 78 X FF 94 2-2 ② **F8**			X FF 95 0-0 3 1B 41 HR 1B	4	1	1	0	0	0	1
15 Brian Anderson, R (1, 9) OBP: 0.355, SLG: 0.386 3 JB Shuck, L (8, 9) OBP: 0.288, SLG: 0.273		B FF 94 C FF 93 B FF 94 S CH 87 X FF 94 2-2 9 G1-3 2B		C FF 92 B FF 93 B CU 78 X CH 87 2-1 ①② **G6-4-3** 1-2f		B CH 87 B FF 92 B FF 94 C FF 91 F FF 92 X CH 85 3-2 ③ **F8**			C FF 94 B FF 95 C CU 76 X FF 96 1-2 41 HR 1-2 1B	3 1	0 1	1 1	0 0	0 0	0 0	2 0
9 Lewis Brinson, R (1, 8) OBP: 0.224, SLG: 0.299		B FF 92 F CH 86 T FF 94 X CU 77 1-2 ② **G1-3** 2-3		B CU 74 X CH 86 1-0 ③ **L8**			C FF 94 X FS 86 0-1 ① **P6**		C SI 97 F SI 97 B SI 97 F SI 98 S SL 84 1-3 ① **K**	4	0	0	0	0	1	3
19 Miguel Rojas, R (1, 3) OBP: 0.312, SLG: 0.397 46 Kyle Barraclough, R (8, 1) 57 Elieser Hernández, R (9, 1) 41 Justin Bour, L (9, PH) OBP: 0.376, SLG: 0.461		B FF 94 F FF 93 S CH 88 F CH 88 F FF 93 S CH 88 1-3 ③ **K**		B FF 90 B FF 93 B FF 93 C FF 92 F CH 86 B FF 93 4-2 62 SH5-4 **BB**		H FF 94 1-0 **HBP**		B FF 98 X FF 97 1-0 1-H 2-H **HR**	1 0 0 1	0 0 0 1	0 0 0 1	0 0 0 3	1 0 0 0	1 0 0 0	1 0 0 0
2 Yadiel Rivera, R (1, 6) OBP: 0.237, SLG: 0.121			B FF 90 F CH 85 F CH 85 B FF 93 B CH 86 F FF 93 F CH 87 B FF 93 4-2 11 FC5 14 BB **BB**		B FF 95 S CH 87 1 SAFE F CH 87 B CH 87 B FF 94 F CH 87 S CH 87 3-3 ① **K**		X FF 94 0-0 ② **L7**		F SI 98 X SI 97 0-1 ② **L9**	3	0	0	0	1	1	2
62 José Ureña, R (1, 1) OBP: 0.071, SLG: 0.143 64 Nick Wittgren, R (7, 1) 32 Derek Dietrich, L (7, PH) OBP: 0.287, SLG: 0.358 (8, 3)			L FF 91 1 SAFE C FF 91 L FF 90 0-3 ① **K**		L FF 90 1 SAFE X FF 90 0-1 ② **SH5-4** 1-2		C CU 82 C CU 82 S CU 82 0-3 ③ **K**		B SL 85 B FF 96 B SI 96 C SI 97 X SI 96 3-1 ③ **G3**	1 0 2	0 0 0	0 0 0	0 0 0	0 0 0	1 0 1	1 0 1
Inning Stats	R: 0 E: 0 K: 2 S: 9 H: 0 LOB: 0 BB: 0 P: 12	R: 0 E: 0 K: 1 S: 15 H: 1 LOB: 1 BB: 0 P: 20	R: 0 E: 0 K: 1 S: 12 H: 0 LOB: 2 BB: 2 P: 22	R: 0 E: 1 K: 0 S: 5 H: 0 LOB: 0 BB: 0 P: 11	R: 0 E: 0 K: 1 S: 9 H: 0 LOB: 1 BB: 1 P: 16	R: 0 E: 0 K: 1 S: 10 H: 0 LOB: 1 BB: 1 P: 21	R: 0 E: 0 K: 1 S: 6 H: 0 LOB: 1 BB: 0 P: 7	R: 0 E: 0 K: 2 S: 9 H: 0 LOB: 0 BB: 0 P: 13	R: 3 E: 0 K: 1 S: 13 H: 3 LOB: 0 BB: 0 P: 19	1B: 2 2B: 1 3B: 0 HR: 1 SF: 0 SAC: 1 DP: 1 HBP: 1						

livebaseballscorecards.com

AB	30
R	3
H	4
RBI	3
BB	4
SO	10
LOB	16

WP: 0 PB: 0 SB: 0 CS: 0 PA: 36

MIAMI

PITCHER		IP	WLS	BF	H	R	ER	SO	BB	IBB	HBP	BLK	WP	HR	S	P	ERA	WHIP
15 Sean Newcomb, L ERA: 2.51	(1, 1)	6.0	W	23	1	0	0	6	4	0	0	0	0	0	60	102	0.00	0.833
39 Sam Freeman, L ERA: 3.12	(7, 1)	1.0	H	4	0	0	0	1	0	0	1	0	0	0	6	7	0.00	0.000
58 Dan Winkler, R ERA: 1.02	(8, 1)	1.0	H	3	0	0	0	2	0	0	0	0	0	0	9	13	0.00	0.000
63 Jesse Biddle, L ERA: 3.27	(9, 1)	0.0		2	2	2	2	0	0	0	0	0	0	0	4	5	∞	∞
38 Arodys Vizcaíno, R ERA: 1.93	(9, 1)	1.0	S	4	1	1	1	1	0	0	0	0	0	1	9	14	9.00	1.000

PITCHER	IP	WLS	BF	H	R	ER	SO	BB	IBB	HBP	BLK	WP	HR	S	P	ERA	WHIP

Atlanta Braves @ Chicago Cubs

Wrigley Field, Chicago, IL

Mon May 14 2018, 1:22 PM - 4:35 PM CDT

Att. 35,946 - Cloudy - 75 F

TOP

livebaseballscorecards.com

Batter	1	2	3	4	5	6	7	8	9	AB	R	H	RBI	BB	SO	LOB
1 Ozzie Albies, S (1, 4) OBP: 0.312, SLG: 0.588	B FF 91 X SI 90 1-0 HR	X CU 77 0-0 ① FC6-4 1-2f 2-3		X CU 76 0-0 2B	X CH 85 0-0 13 FC5 1-2 1B		C FC 86 X SL 83 0-1 ② G3-1			5	1	3	1	0	0	2
13 Ronald Acuña Jr., R (1, 7) OBP: 0.333, SLG: 0.466	F FF 91 B CU 77 B FF 91 F FF 90 B FF 92 B SI 93 4-2 22 FC6-4 5 BB BB	F CH 86 B FF 91 1 SAFE S SI 92 B FF 91 F SI 92 1 SAFE F SI 91 C SI 91 2-3 ② K		F FF 91 B CH 85 B FF 91 B FF 90 S FF 90 C SI 91 3-3 ② K	B SI 89 C SI 89 B SI 91 X SI 89 2-1 ③ FC5 1-2 2-3f		F FC 86 S SL 82 B SL 81 S FC 87 1-3 ③ K			4	0	0	0	1	3	5
5 Freddie Freeman, L (1, 3) OBP: 0.432, SLG: 0.576	B CU 78 B FF 92 F FF 92 1 SAFE B CU 78 B SI 90 4-1 22 FC6-4 1-2 BB	B CU 78 X CU 78 1-0 ③ L8		C FF 90 B CU 76 X SI 91 1-1 G4-3		B SL 79 S CU 70 B SI 89 S CU 70 B SL 80 B FF 91 4-2 23 BB 22 S BB		B SL 83 T FF 95 F FF 94 F FF 94 B FC 91 B FF 96 X FF 96 3-2 ① F8		3	0	0	0	2	0	3
22 Nick Markakis, L (1, 9) OBP: 0.415, SLG: 0.537	S CU 78 C CU 77 D CU 77 B FF 91 B FF 92 F SI 92 X SI 92 3-2 ① FC6-4 25 BB 1-2f 2-3		C FF 90 B CU 77 B FF 91 X FF 91 2-1 25 HR 1B		C SI 91 X SI 91 0-1 25 1B 23 HR 1B	F FF 90 F CU 72 B FF 91 C FF 92 1-3 ① K 1-2		B FF 95 X FF 94 1-0 ② F8		5	2	2	0	0	1	3
25 Tyler Flowers, R (1, 2) OBP: 0.433, SLG: 0.440	B FF 91 B FF 92 B CH 86 B FF 92 4-0 1-2 BB		B CU 77 B FF 92 B FF 90 X FF 89 3-0 1-H HR		B SI 91 C SI 90 B FF 92 B SI 91 C SI 91 X FF 91 3-2 1-2 23 HR 1B	B CU 72 D SI 90 D SI 92 B SI 89 4-0 23 BB BB		B FF 94 B FF 94 F FF 96 B FF 94 S FF 94 B FF 95 4-2 BB		2	2	2	2	3	0	0
11 Ender Inciarte, L (1, 8) OBP: 0.315, SLG: 0.365	C SI 92 C SI 92 B FF 93 C SI 92 1-3 ② K		C FF 90 B SI 90 F SI 90 X CU 76 1-2 ① F8		X SI 91 0-0 ① F7	X CU 72 0-0 ② L9		C FF 95 L FF 95 X FF 96 0-2 ③ F8		5	0	0	0	0	1	8
23 José Bautista, R (1, 5) OBP: 0.294, SLG: 0.414 33 A.J. Minter, L (9, 1)	C FF 91 B FF 92 F FF 91 B FF 91 S SI 92 2-3 ③ K		B CU 76 C FF 91 B CH 86 X SI 91 2-1 ② F9		X FF 91 0-0 1-H 2-H HR	B SI 91 B CU 72 B SI 91 B SI 90 4-0 1-2 2-3 BB			S FF 95 S SL 88 S SL 88 0-3 ① K	4 0	1 0	1 0	3 0	1 0	2 0	3 0
8 Charlie Culberson, R (1, 6) OBP: 0.275, SLG: 0.304		C FF 90 X CH 86 0-1 E3 1 FC6-4 49 SH	F FF 89 F CU 77 B CH 83 B CU 75 F CH 85 F SI 90 S FF 90 2-3 ③ K		X SI 90 0-0 ② F9	C SL 82 X FF 92 0-1 ③ F9			B FF 96 B SL 87 B FF 96 C FF 95 C FF 95 B FF 97 4-2 17 CS BB	4	0	0	0	1	1	3
49 Julio Teheran, R (1, 1) OBP: 0.231, SLG: 0.250 27 Ryan Flaherty, L (7, PH) OBP: 0.386, SLG: 0.404 39 Sam Freeman, R (7, 1) 51 Shane Carle, R (7, 1) 17 Johan Camargo, S (9, PH) OBP: 0.333, SLG: 0.385 (9, 5)		B FF 90 X FF 91 1-0 SH 1 FC6-4 1-2		C FF 90 C FF 90 B FF 90 C SI 90 1-3 ① K	S FF 90 B SI 90 X SI 90 1-1 13 FC5 1 1B 1B		C SI 94 S FC 88 B SL 83 B FC 87 X SL 81 2-2 ① G4-3		C SL 87 B FF 96 1 SAFE F FF 97 F SL 88 1 SAFE B FF 97 F SL 88 F SL 89 2-2 ②③ F FF 87 X CH 90 G6-3 1-2	2 1 0 0 0 1	0 0 0 0 0 0	1 0 0 0 0 0	0 0 0 0 0 0	0 0 0 0 0 0	1 0 0 0 0 0	0 0 0 0 0 1

Inning Stats																								
	R: 1	H: 1		R: 0	H: 0		R: 2	H: 2		R: 0	H: 1		R: 3	H: 5		R: 0	H: 0		R: 0	H: 0		R: 0	H: 0	
	E: 0	LOB: 3		E: 1	LOB: 2		E: 0	LOB: 0		E: 0	LOB: 1		E: 0	LOB: 2		E: 0	LOB: 3		E: 0	LOB: 0		E: 0	LOB: 1	
	K: 2	BB: 3		K: 1	BB: 0		K: 1	BB: 0		K: 2	BB: 0		K: 0	BB: 0		K: 1	BB: 3		K: 1	BB: 0		K: 0	BB: 1	
	S: 14	P: 33		S: 10	P: 14		S: 13	P: 23		S: 9	P: 14		S: 13	P: 19		S: 8	P: 21		S: 8	P: 11		S: 10	P: 18	

	R: 0	H: 0		1B: 5	SF: 0		WP: 0	PA: 45
	E: 0	LOB: 1		2B: 1	SAC: 1		PB: 0	
	K: 1	BB: 1		3B: 0	DP: 0		SB: 1	
	S: 12	P: 18		HR: 3	HBP: 0		CS: 1	

PITCHER		IP	WLS	BF	H	R	ER	SO	BB	IBB	HBP	BLK	WP	HR	S	P	ERA	WHIP
62 Jose Quintana, L ERA: 5.23	(1, 1)	4.2	L	28	9	6	6	6	3	0	0	0	0	3	57	99	11.57	2.571
41 Steve Cishek, R ERA: 1.93	(5, 1)	0.1		1	0	0	0	0	0	0	0	0	0	0	2	4	0.00	0.000
32 Brian Duensing, L ERA: 0.68	(6, 1)	1.0		6	0	0	0	1	3	0	0	0	0	0	8	21	0.00	3.000
46 Pedro Strop, R ERA: 1.59	(7, 1)	1.0		3	0	0	0	1	0	0	0	0	0	0	8	11	0.00	0.000
37 Justin Wilson, L ERA: 3.31	(8, 1)	1.0		4	0	0	0	0	1	0	0	0	0	0	10	18	0.00	1.000

PITCHER		IP	WLS	BF	H	R	ER	SO	BB	IBB	HBP	BLK	WP	HR	S	P	ERA	WHIP
54 Justin Hancock, R ERA: 3.86	(9, 1)	1.0		3	0	0	0	1	1	0	0	0	0	0	12	18	0.00	1.000

AB	36
R	6
H	9
RBI	6
BB	8
SO	9
LOB	28

BOTTOM

Batter	1	2	3	4	5	6	7	8	9	AB	R	H	RBI	BB	SO	LOB
2 Tommy La Stella, L (1, 4) OBP: 0.364, SLG: 0.353	C FF 84 X CH 86 0-1 G4-3		X CU 69 0-0 17 HR 1B		C FF 90 C FF 90 B FF 90 X SI 89 1-2 L8		F FF 96 B FF 94 S CH 89 X CH 87 1-2 G3		F FF 98 F FF 98 H FF 98 1-2 1-2 2-3 3-H HBP	4	1	1	0	0	0	2
8 Ian Happ, S (9, PH) OBP: 0.303, SLG: 0.424										0	0	0	1	0	0	0
17 Kris Bryant, R (1, 5) OBP: 0.415, SLG: 0.586	B FF 86 F CH 86 C SI 87 X FF 89 1-2 P6		C SI 88 X SL 78 0-1 1-H HR		F SI 91 X FF 91 0-1 P3			X FF 93 0-0 G1-3	S FC 93 B FC 93 F FF 97 X FC 94 1-2 L7	5	1	1	2	0	0	3
44 Anthony Rizzo, L (1, 3) OBP: 0.311, SLG: 0.379	B FF 87 B FF 86 B FF 88 C CH 86 B SI 88 4-1 BB		B SI 88 B FF 89 F CH 80 F FF 90 F SI 89 B SL 79 B FF 91 4-2 9 CS 18 G3 BB			B SI 88 B SI 88 S FF 89 B SL 76 X FF 90 3-1 P6		B FF 94 B FF 94 C FF 93 F FF 94 F CH 87 X CH 87 2-2 G4-3		2	0	0	0	2	0	0
18 Ben Zobrist, S (1, 9) OBP: 0.364, SLG: 0.393	X SI 87 0-0 G4-3		X SI 89 0-0 G3 1-2			B CH 79 B FF 89 C FF 88 F FF 90 B SL 79 X FF 90 3-2 9 L8-3 1B		S CH 88 S CH 88 X CH 87 0-2 G3-1		4	0	1	0	0	0	2
9 Javier Báez, R (1, 6) OBP: 0.310, SLG: 0.596		C FF 88 B SL 76 F SL 76 B SI 89 F FF 87 S FF 90 2-3 K	2 SAFE S FF 90 B FF 90 S SI 90 B FF 92 X SI 91 2-2 2-3 G5-3			C SI 90 1 SAFE X SI 90 0-1 1-1 L8-3			X FF 98 0-0 G5-3	4	0	0	0	0	1	2
7 Victor Caratini, S (1, 2) OBP: 0.328, SLG: 0.333		F SI 87 B FF 89 X FF 88 1-1 P4		X SI 88 0-0 G4-3			B CU 79 X FF 94 1-0 G5-3		B FC 93 B FF 98 X FF 98 2-0 5 1B 12 PB 8 HBP 1B	4	1	1	0	0	0	0
12 Kyle Schwarber, L (1, 7) OBP: 0.385, SLG: 0.509		B SI 88 C FF 88 B FF 89 F SI 88 B FF 89 B FF 90 4-2 5 HR BB		B FF 89 B CH 80 B CH 82 C FF 90 S FF 90 F FF 92 X FF 91 3-2 P6			C CU 81 F FF 96 X CU 82 0-2 5 1B 1B		B FC 94 B FC 93 C FF 97 C FF 98 B FF 99 B FF 99 4-2 8 HBP 5 1B 1-2 BB	2	1	1	0	2	0	0
5 Albert Almora Jr., R (1, 8) OBP: 0.354, SLG: 0.423		C SL 79 X CU 71 0-1 1-H HR		C SI 92 C SI 89 B FF 91 X SI 90 1-2 G1-3			F SI 95 1 SAFE S SI 96 D FS 86 X FS 86 1-2 1-2 1B		X FF 98 0-0 8 HBP 1-2 2-3 1B	4	1	3	2	0	0	0
62 Jose Quintana, R (1, 1) 41 Steve Cishek, R (6, 1) Pitcher Stats: 0.0 IP, 0 K 20 Mark Zagunis, R (5, PH) Pitcher Stats: 0.0 IP, 0 K 32 Brian Duensing, L (6, 1) 46 Pedro Strop, R (7, 1) 40 Willson Contreras, R (7, PH) Pitcher Stats: 0.0 IP, 0 H, 0 R 37 Justin Wilson, L (8, 1) 54 Justin Hancock, R (9, 1) 13 David Bote, R (9, PH) OBP: 0.300, SLG: 0.389	F FF 88 X SL 77 0-1 G1-3			C FF 89 B SI 88 C SI 89 B FF 90 X SI 90 2-2 F9		B SL 88 F SL 89 X FF 96 1-1 F6		B FC 94 S FF 97 F FF 98 F FF 99 S FC 93 1-3 K	1 0 0 0 0 0 0 0 0 0 0 0 0 0 1 0 0 0 0 0 0 0 0 0 0 0 0 0 0 0 0 0 0 0 0 1 0 0 0 0 0 2 0 0 0 0 0 0 0 0 0 0 0 0 0 0 1 0 0 0 0 1 3							
Inning Stats	R: 0 E: 0 K: 0 S: 7 H: 0 LOB: 1 BB: 1 P: 12	R: 2 E: 0 K: 1 S: 12 H: 1 LOB: 0 BB: 1 P: 19	R: 2 E: 0 K: 0 S: 10 H: 2 LOB: 0 BB: 1 P: 16	R: 0 E: 0 K: 0 S: 8 H: 0 LOB: 0 BB: 0 P: 12	R: 0 E: 0 K: 0 S: 8 H: 0 LOB: 0 BB: 0 P: 11	R: 0 E: 0 K: 0 S: 7 H: 1 LOB: 0 BB: 0 P: 13	R: 0 E: 0 K: 0 S: 12 H: 2 LOB: 2 BB: 0 P: 16	R: 0 E: 0 K: 0 S: 8 H: 0 LOB: 0 BB: 0 P: 10	R: 1 E: 0 K: 1 S: 14 H: 2 LOB: 3 BB: 1 P: 23	1B: 6 2B: 1 3B: 0 HR: 2 SF: 0 SAC: 0 DP: 1 HBP: 1						

PITCHER		IP	WLS	BF	H	R	ER	SO	BB	IBB	HBP	BLK	WP	HR	S	P	ERA	WHIP
49 Julio Teheran, R ERA: 3.49	(1, 1)	6.0	W	23	4	4	4	1	3	0	0	0	0	2	52	83	6.00	1.167
39 Sam Freeman, L ERA: 3.06	(7, 1)	0.1	H	3	2	0	0	0	0	0	0	0	0	0	7	9	0.00	6.000
51 Shane Carle, R ERA: 0.75	(7, 1)	1.2	H	5	0	0	0	0	0	0	0	0	0	0	13	17	0.00	0.000
33 A.J. Minter, L ERA: 2.65	(9, 1)	1.0	S	7	2	1	1	1	1	0	1	0	0	0	14	23	9.00	3.000

PITCHER	IP	WLS	BF	H	R	ER	SO	BB	IBB	HBP	BLK	WP	HR	S	P	ERA	WHIP

Atlanta Braves @ Chicago Cubs

Wrigley Field, Chicago, IL

Mon May 14 2018, 1:22 PM - 4:35 PM CDT

Att. 35,946 - Cloudy - 75 F

livebaseballscorecards.com

AB	33
R	5
H	8
RBI	5
BB	4
SO	2
LOB	14

1B: 6 SF: 0
2B: 1 SAC: 0
3B: 0 DP: 1
HR: 2 HBP: 1

WP: 0 PA: 38
PB: 1
SB: 0
CS: 1

Batter	1	2	3	4	5	6	7	8	9	AB	R	H	RBI	BB	SO	LOB
18 Ben Zobrist, S (1, 9) OBP: 0.365, SLG: 0.387	B FF 96 C FF 94 X FF 97 1-1 ① G4-3		C CU 80 B FF 97 B FF 97 B SL 86 B SI 98 4-1 17 BB BB		B FF 96 C FF 95 X CU 82 1-1 ① G4-3		F FF 94 F SL 80 S SL 82 0-3 ② K		B SL 86 B SL 85 S SI 98 X SI 98 2-1 3-H 1B	4	0	1	1	1	1	0
17 Kris Bryant, R (1, 5) OBP: 0.421, SLG: 0.583	X FF 95 0-0 44 CS 1B	B SL 85 B SL 84 C SI 98 B SI 99 D SL 86 4-1 1-2 BB			C SI 97 B SL 85 B SL 84 B SI 97 X SI 96 3-1 44 BB 1B		B SL 82 B SL 84 C SL 82 X FF 95 2-1 ③ F8		B SL 86 C SL 86 S SL 86 S SL 85 1-3 ③ K	4	0	2	0	1	1	1
44 Anthony Rizzo, L (1, 3) OBP: 0.309, SLG: 0.370	B FF 96 C FF 97 B FF 97 F SL 84 B FF 98 S SL 84 3-3 ②③ K 1-2		B FF 97 B FF 97 C SL 86 F SI 97 S FF 98 2-3 ③ K		F FF 96 B FF 98 B SI 96 F FF 97 F SL 88 B FF 99 F SI 98 B SI 98 4-2 1-2 BB			B SL 83 B SL 82 X FF 94 2-0 ① F8		3	0	0	0	1	2	3
40 Willson Contreras, R (1, 2) OBP: 0.351, SLG: 0.504		C FF 96 B SI 98 B SL 82 B SL 84 C FF 98 B FF 99 4-2 BB	B FF 97 X SI 96 1-0 27 WP 2B	B CU 79 B SL 83 C SI 96 F SI 96 B SL 84 F SL 85 S SI 99 3-3 ② K				B FF 94 B FC 91 F FC 91 F FC 92 S CU 82 2-3 ② K		3	1	1	0	1	2	2
9 Javier Báez, R (1, 4) OBP: 0.302, SLG: 0.580		T FF 96 F SL 85 B SL 84 B SI 98 C FF 98 2-3 ① K	S SL 84 X SL 83 0-1 ① G6-3	B FF 98 C SI 98 D SL 84 F SI 97 S SL 85 2-3 ③ K				S CU 84 S CU 83 B CU 84 B CU 82 F FC 93 B FC 92 S CU 82 3-3 ③ K		4	0	0	0	0	3	4
12 Kyle Schwarber, L (1, 7) OBP: 0.373, SLG: 0.491 8 Ian Happ, S (9, 7) OBP: 0.303, SLG: 0.424		B FF 95 F SI 96 B FF 95 C SI 98 1 SAFE B SL 86 S SL 87 3-3 ② K	F FF 98 B SI 98 B SI 97 C FF 97 B SL 87 C FF 97 3-3 ② K		C FF 94 B SL 83 C SL 80 S SL 83 1-3 ① K			X SI 99 0-0 ① F8	4 0	0 0	0 0	0 0	0 0	3 0	2 0
5 Albert Almora Jr., R (1, 8) OBP: 0.359, SLG: 0.430		F FF 98 B FF 99 X FF 98 1-1 ③ G3	F SL 83 B SL 83 B SL 84 B FF 98 C SL 85 B SI 99 4-2 27 WP BB		F FF 94 X FF 93 0-1 ② F8			C SL 86 X SL 85 0-1 27 2B 2B	3	1	1	0	1	0	1
27 Addison Russell, R (1, 6) OBP: 0.338, SLG: 0.363		C SI 97 B SL 84 B SL 83 F SL 85 C SI 99 2-3 ① K	C FF 98 F FF 98 D SL 84 B SL 85 B SI 99 S SL 85 3-3 K 1-3 2-H		S SL 82 B SL 82 B FF 95 F FF 94 B SL 83 X SL 84 3-2 ③ P3			B SI 99 F SI 98 B FF 98 F SL 86 F SI 98 B SL 86 X SI 98 3-2 2 G4-3 18 1B 2-H 2B	4	1	1	1	0	2	1
11 Yu Darvish, R (1, 1) OBP: 0.100, SLG: 0.200 38 Mike Montgomery, L (5, 1) 13 David Bote, R (7, PH) OBP: 0.286, SLG: 0.368 46 Pedro Strop, R (7, 1) 6 Carl Edwards Jr., R (8, 1) 2 Tommy La Stella, L (9, PH) OBP: 0.357, SLG: 0.346 15 Brandon Morrow, R (9, 1)		C FF 94 C SL 83 C SI 98 0-3 ② K	M FF 95 B FF 97 C FF 95 X SI 97 1-2 ③ G6-3				C SL 78 B FF 94 B FF 92 X FF 93 2-1 ① P3		B SI 98 C SL 86 X SL 87 1-1 ② G4-3 2-3	2 0 1 0 0 1 0	0 0 0 0 0 0 0	0 0 0 0 0 0 0	0 0 0 0 0 0 0	0 0 0 0 0 0 0	1 0 0 0 0 0 1	2 0 0 0 0 1 0
Inning Stats	R: 0 H: 1 E: 0 LOB: 1 K: 1 BB: 0 S: 6 P: 10	R: 0 H: 0 E: 0 LOB: 1 K: 2 BB: 1 S: 10 P: 20	R: 0 H: 0 E: 0 LOB: 2 K: 3 BB: 2 S: 11 P: 23	R: 1 H: 1 E: 1 LOB: 2 K: 2 BB: 1 S: 14 P: 26	R: 0 H: 1 E: 0 LOB: 2 K: 2 BB: 1 S: 15 P: 28	R: 0 H: 0 E: 0 LOB: 0 K: 1 BB: 0 S: 8 P: 12	R: 0 H: 0 E: 0 LOB: 0 K: 1 BB: 0 S: 7 P: 11	R: 0 H: 0 E: 0 LOB: 0 K: 2 BB: 0 S: 8 P: 15	R: 2 H: 3 E: 0 LOB: 1 K: 1 BB: 0 S: 14 P: 21	1B: 3 SF: 0 2B: 4 SAC: 0 3B: 0 DP: 1 HR: 0 HBP: 0					WP: 1 PA: 38 PB: 0 SB: 0 CS: 1	

PITCHER		IP	WLS	BF	H	R	ER	SO	BB	IBB	HBP	BLK	WP	HR	S	P	ERA	WHIP
26 Mike Foltynewicz, R ERA: 2.87	(1, 1)	5.0		23	3	1	0	10	5	0	0	0	1	0	56	107	0.00	1.600
53 Luiz Gohara, L ERA: 1.69	(6, 1)	2.1		7	0	0	0	2	0	0	0	0	0	0	16	26	0.00	0.000
58 Dan Winkler, R ERA: 0.98	(8, 1)	0.2		2	0	0	0	2	0	0	0	0	0	0	7	12	0.00	0.000
38 Arodys Vizcaíno, R ERA: 2.75	(9, 1)	1.0	L	6	3	2	2	1	0	0	0	0	0	0	14	21	18.00	3.000

PITCHER	IP	WLS	BF	H	R	ER	SO	BB	IBB	HBP	BLK	WP	HR	S	P	ERA	WHIP

TOP

Chicago Cubs @ Atlanta Braves

SunTrust Park, Atlanta, GA

Tue May 15 2018, 7:36 PM - 10:26 PM EDT

Att. 34,452 - Cloudy - 77 F

livebaseballscorecards.com

AB	33
R	3
H	6
RBI	2
BB	5
SO	15
LOB	17

BOTTOM

Chicago Cubs @ Atlanta Braves

SunTrust Park, Atlanta, GA

Tue May 15 2018, 7:36 PM - 10:26 PM EDT

Att. 34,452 - Cloudy - 77 F

livebaseballscorecards.com

Batter	1	2	3	4	5	6	7	8	9	AB	R	H	RBI	BB	SO	LOB
1 Ozzie Albies, S (1, 4) OBP: 0.316, SLG: 0.583	C FF 93 C ST 83 F ST 81 F ST 83 S CH 92 0-3 ① K		C FF 92 S ST 82 S ST 84 0-3 ② K2-3		F FF 93 T CU 78 B CH 86 X CU 79 1-2 FC4 1 BB 1-3			F FF 95 B FF 97 X FF 97 1-1 ① G3-1		3	0	1	0	1	1	0
13 Ronald Acuña Jr., R (1, 7) OBP: 0.341, SLG: 0.500	B FF 95 S FF 95 C ST 84 B ST 87 C FF 96 2-3 ② K		X CH 89 0-0 13 S 1B		C CU 78 B FC 92 B CU 77 D CH 84 B FF 94 4-1 ①② 1-3 3-H BB			X CU 83 0-0 ② P6		3	1	1	1	1	1	1
5 Freddie Freeman, L (1, 3) OBP: 0.428, SLG: 0.565	B ST 83 S ST 83 B CU 78 B ST 83 B FC 90 4-1 22 E 22 S 22 S BB		1 SAFE S FF 96 F FF 95 1 SAFE B ST 83 D SL 87 1 SAFE B ST 86 B FF 95 4-2 1-2 BB		B SI 94 1 SAFE X CU 78 1-0 ③ F8			C CU 82 B FF 97 B FF 97 X FF 95 2-1 HR		3	0	0	0	1	1	2
22 Nick Markakis, L (1, 9) OBP: 0.406, SLG: 0.524	B FF 96 B FF 94 B FF 94 C FF 94 C ST 85 3-2 ③ S 1-H		B FF 96 X ST 84 1-0 ③ P5			X SI 92 0-0 ① G4-3		F FF 96 F FF 96 F FF 96 S CU 83 0-3 ③ K2-3		5	0	0	0	0	0	1
24 Kurt Suzuki, R (1, 2) OBP: 0.333, SLG: 0.456		B ST 83 B FF 93 X FF 93 2-0 ① G4-3		F FF 92 B CU 72 B ST 79 B ST 80 X CH 86 3-1 ① G3-1		B FF 94 X SI 93 1-0 ② G3-1			F FF 98 B FF 98 F FF 99 B SL 87 X FF 98 2-2 ① F7	4	0	0	0	0	0	0
11 Ender Inciarte, L (1, 8) OBP: 0.319, SLG: 0.386		X FF 93 0-0 ② L5		B FF 92 X ST 82 1-0 ② G5-3		C SI 93 X CH 85 0-1 ③ G6-3			B FF 98 X FF 98 1-0 ② G6-3	4	1	2	1	0	0	0
23 José Bautista, R (1, 5) OBP: 0.270, SLG: 0.375 58 Dan Winkler, R (8, 1) 38 Arodys Vizcaíno, R (9, 1)		C FF 94 X ST 85 0-1 23 S 1B		B CU 72 C ST 82 X FF 92 1-1 HR			B SI 94 X SL 83 1-0 ① F9		F FF 98 B FF 99 X FF 98 1-1 ③ G4-3	3 0 0	0 0 0	0 0 0	0 0 0	0 0 0	3 0 0	1 0 0
17 Johan Camargo, S (1, 6) OBP: 0.333, SLG: 0.382		1 SAFE C FF 94 C FF 95 1 SAFE D SL 88 B FF 96 B FC 88 S FF 96 3-3 ③ K 1-2		S FF 93 S ST 82 S ST 82 0-3 ③ K			S FC 89 S SL 83 S SL 83 0-3 ② K			3	0	1	0	0	0	0
26 Mike Foltynewicz, R (1, 1) OBP: 0.125, SLG: 0.188 8 Charlie Culberson, R (5, PH) OBP: 0.269, SLG: 0.298 53 Luiz Gohara, L (6, 1) 27 Ryan Flaherty, L (8, 5) OBP: 0.383, SLG: 0.400			B FF 92 F FC 88 F FC 88 X KC 80 1-2 ① G3-1		C SI 93 B CU 78 B SI 93 X SI 94 2-1 8 E 8 FC4 1 BB 1B		B FC 87 B FS 87 F FC 89 B FF 95 S FC 88 F FC 88 X SL 84 3-2 ③ G3-1			1 1 0 1	0 0 0 0	0 0 0 0	0 0 0 0	0 0 0 0	1 0 0 0	0 1 0 0
Inning Stats	R: 0 E: 1 K: 2 S: 11 H: 0 LOB: 1 BB: 1 P: 20	R: 0 E: 0 K: 1 S: 7 H: 1 LOB: 1 BB: 0 P: 12	R: 0 E: 0 K: 1 S: 10 H: 1 LOB: 2 BB: 1 P: 16	R: 1 E: 0 K: 1 S: 8 H: 1 LOB: 0 BB: 0 P: 13	R: 0 E: 1 K: 0 S: 7 H: 1 LOB: 1 BB: 1 P: 15	R: 0 E: 0 K: 0 S: 4 H: 0 LOB: 0 BB: 0 P: 5	R: 0 E: 0 K: 1 S: 8 H: 0 LOB: 0 BB: 0 P: 12	R: 1 E: 0 K: 1 S: 9 H: 1 LOB: 0 BB: 0 P: 12	R: 0 E: 0 K: 0 S: 6 H: 0 LOB: 0 BB: 0 P: 10	1B: 3 2B: 0 3B: 0 HR: 2	SF: 0 SAC: 0 DP: 0 HBP: 0			WP: 0 PB: 0 SB: 3 CS: 0	PA: 34		

	AB	31
	R	2
	H	5
	RBI	2
	BB	3
	SO	7
	LOB	6

PITCHER		IP	WLS	BF	H	R	ER	SO	BB	IBB	HBP	BLK	WP	HR	S	P	ERA	WHIP
11 Yu Darvish, R ERA: 5.56	(1, 1)	4.0		17	3	1	1	5	2	0	0	0	0	1	36	61	2.25	1.250
38 Mike Montgomery, L ERA: 3.86	(5, 1)	2.0		7	1	0	0	0	1	0	0	0	0	0	11	20	0.00	1.000
46 Pedro Strop, R ERA: 1.5	(7, 1)	1.0		3	0	0	0	1	0	0	0	0	0	0	8	12	0.00	0.000
6 Carl Edwards Jr., R ERA: 2.41	(8, 1)	1.0	W	4	1	1	1	1	0	0	0	0	0	1	9	12	9.00	1.000
15 Brandon Morrow, R ERA: 1.2	(9, 1)	1.0	S	3	0	0	0	0	0	0	0	0	0	0	6	10	0.00	0.000

PITCHER	IP	WLS	BF	H	R	ER	SO	BB	IBB	HBP	BLK	WP	HR	S	P	ERA	WHIP

Batter	1	2	3	4	5	6	7	8	9	AB	R	H	RBI	BB	SO	LOB
5 Albert Almora Jr., R (1, 8) OBP: 0.355, SLG: 0.423	C SI 93 C FC 93 B FC 94 F FC 94 B CU 83 S CU 83 2-3 ① K		F FC 92 X CU 82 0-1 17 F7 1B		B SI 94 C SI 94 F FC 92 S SI 93 1-3 ② K		C FF 96 B SL 86 S SL 90 D CH 87 S SL 88 2-3 ③ K			4	0	1	0	0	3	2
17 Kris Bryant, R (1, 5) OBP: 0.429, SLG: 0.596	B SI 95 F SI 95 X CU 82 1-1 2B		B SI 94 D FC 93 C FC 92 X SI 94 2-1 ② F7 1-2		C SI 93 B FC 93 X FC 93 1-1 2-H 1B			B FF 94 B SL 88 S CH 88 X FF 94 2-1 40 1B 1B		4	0	3	1	0	0	1
44 Anthony Rizzo, L (1, 3) OBP: 0.301, SLG: 0.358	B FC 92 X FC 93 1-0 ② P6		C FC 92 X FC 92 0-1 ③ L4		F FC 92 F FC 92 S FC 94 0-3 ③ K			B FF 97 B FC 92 B FC 92 X FF 98 3-0 ① P5		4	0	0	0	0	1	4
40 Willson Contreras, R (1, 2) OBP: 0.361, SLG: 0.504	F SI 93 B SI 94 B CU 83 F CU 82 F SI 95 X CU 82 2-2 ③ G5-3			B SI 93 C FC 92 F SI 93 B SL 83 B SI 95 B SI 95 4-2 BB		B SI 92 B FC 92 F FC 92 B SL 82 B FC 90 4-1 12 G3-6 BB			C FF 98 F FF 98 X FF 97 0-2 1-2 1B	2	0	1	0	2	0	1
9 Javier Báez, R (1, 4) OBP: 0.301, SLG: 0.571		C FC 93 X CU 82 0-1 1B		B FC 92 S FC 94 S FC 93 S FC 93 1-3 ① K		S FC 91 S FC 93 C FC 94 0-3 ① K		S FC 93 S FC 92 B FC 92 T FC 94 1-2 ② K		4	0	1	0	0	3	4
12 Kyle Schwarber, L (1, 7) OBP: 0.362, SLG: 0.474 6 Carl Edwards Jr., R (8, 1) 54 Justin Hancock, R (8, 1)		B FC 92 B SI 94 C FC 93 S FC 93 S FC 93 2-3 ① K		S SI 95 B FC 93 F FC 93 D CU 82 C FC 94 2-3 ② K		B FC 92 X FC 93 1-0 ② ③ G3-6 1-2f		B FF 98 S FC 92 B FF 99 X FC 93 2-1 ③ G4-3		4 0 0	0 0 0	0 0 0	0 0 0	0 0 0	2 0 0	5 0 0
27 Addison Russell, R (1, 6) OBP: 0.336, SLG: 0.367		B FC 92 B FC 93 1 SAFE F FC 93 B FC 93 C CU 82 X FC 93 3-2 ② F8		S FC 93 D SL 84 C SI 95 X CU 84 1-2 ③ F9			C FF 94 B FF 94 X SL 88 1-1 2B		F SI 98 B SI 97 F FF 98 X SI 98 1-2 ① G4-3	4	0	1	0	0	0	2
8 Ian Happ, S (1, 9) OBP: 0.301, SLG: 0.417 (8, 7)		X FC 93 0-0 ③ P5			B FC 91 S FC 92 X SI 93 1-1 21 SH1-4 17 1B 1B		B FF 93 F FF 94 B FF 94 F CH 87 F CH 87 X FF 94 2-2 ① F9		S FF 97 C SI 98 B SI 98 S SL 85 1-3 ② K	4	1	1	0	0	1	2
21 Tyler Chatwood, R (1, 1) OBP: 0.200, SLG: 0.200 32 Brian Duensing, L (6, 1) 2 Tommy La Stella, L (7, PH) OBP: 0.351, SLG: 0.340 41 Steve Cishek, R (7, 1) OBP: 0.500, SLG: 0.500 18 Ben Zobrist, S (8, 9) OBP: 0.362, SLG: 0.383			F SI 94 C SI 93 S CU 82 0-3 ① K		X SI 92 0-0 ① SH1-4 1-2		X FF 94 0-0 ② P6		C FF 98 B SL 85 F SI 98 B SI 97 X SI 98 2-2 ③ L6	1 0 1 0 1	0 0 0 0 0	0 0 0 0 0	0 0 0 0 0	1 0 0 0 0	0 0 0 0 0	0 0 1 0 0
Inning Stats	R: 0 E: 0 K: 1 S: 11 H: 1 LOB: 1 BB: 0 P: 17	R: 0 E: 0 K: 1 S: 9 H: 1 LOB: 1 BB: 0 P: 14	R: 0 E: 0 K: 1 S: 9 H: 1 LOB: 1 BB: 0 P: 11	R: 0 E: 0 K: 2 S: 11 H: 0 LOB: 1 BB: 1 P: 19	R: 1 E: 0 K: 2 S: 11 H: 2 LOB: 1 BB: 0 P: 14	R: 0 E: 0 K: 1 S: 5 H: 0 LOB: 0 BB: 1 P: 10	R: 0 E: 0 K: 1 S: 10 H: 1 LOB: 1 BB: 0 P: 15	R: 0 E: 0 K: 1 S: 11 H: 2 LOB: 2 BB: 0 P: 19	R: 0 E: 0 K: 1 S: 9 H: 0 LOB: 0 BB: 0 P: 13	1B: 6 2B: 2 3B: 0 HR: 0	SF: 0 SAC: 1 DP: 1 HBP: 0					

PITCHER		IP	WLS	BF	H	R	ER	SO	BB	IBB	HBP	BLK	WP	HR	S	P	ERA	WHIP
32 Brandon McCarthy, R ERA: 5.05	(1, 1)	6.0		24	5	1	1	8	2	0	0	0	0	0	56	85	1.50	1.167
51 Shane Carle, R ERA: 0.72	(7, 1)	1.0		5	2	0	0	1	0	0	0	0	0	0	12	19	0.00	2.000
33 A.J. Minter, L ERA: 2.5	(8, 1)	1.0	W	4	1	0	0	1	0	0	0	0	0	0	9	15	0.00	1.000
38 Arodys Vizcaíno, R ERA: 2.61	(9, 1)	1.0	S	3	0	0	0	1	0	0	0	0	0	0	9	13	0.00	0.000

PITCHER	IP	WLS	BF	H	R	ER	SO	BB	IBB	HBP	BLK	WP	HR	S	P	ERA	WHIP

TOP

Chicago Cubs @ Atlanta Braves

SunTrust Park, Atlanta, GA

Wed May 16 2018, 7:37 PM - 10:30 PM EDT

Att. 28,264 - Partly Cloudy - 74 F

livebaseballscorecards.com

AB	33
R	1
H	8
RBI	1
BB	2
SO	11
LOB	22

WP: 0	PA: 36		
PB: 0			
SB: 0			
CS: 0			

BOTTOM

Chicago Cubs @ Atlanta Braves

SunTrust Park, Atlanta, GA

Wed May 16 2018, 7:37 PM - 10:30 PM EDT

Att. 28,264 - Partly Cloudy - 74 F

livebaseballscorecards.com

Batter	1	2	3	4	5	6	7	8	9	AB	R	H	RBI	BB	SO	LOB
1 Ozzie Albies, S (1, 4) OBP: 0.320, SLG: 0.598	X FF 93 0-0 13 G4-3 5 1B 2B		B CH 88 F CH 87 B CH 87 B CH 86 C SI 93 X FC 89 3-2 ③ F8			C CU 75 B SI 94 F SI 92 F FF 96 B CH 88 X CH 86 2-2 ① P6		B CU 83 B CU 82 F FF 96 X FF 95 2-1 13 1B 3B		4	2	2	0	0	0	0
13 Ronald Acuña Jr., R (1, 7) OBP: 0.348, SLG: 0.500	B FF 94 B FF 94 C FF 94 B FF 95 F FF 96 X FF 94 3-2 ① G4-3 2-3			C FC 89 B SI 93 F SI 92 C CU 77 1-3 ① K		B FC 91 B FC 90 X SI 94 2-0 5 BB 1B		B FF 95 X CU 81 1-0 5 1B 25 BB 1B 3-H		4	1	2	1	0	1	1
5 Freddie Freeman, L (1, 3) OBP: 0.435, SLG: 0.567	D F X FC 90 1-1 22 G6-4-3 1B 3-H			F SI 94 X SI 95 0-1 ② F7		B SL 82 C SL 82 B SL 82 B SL 82 1 SAFE B SI 91 4-1 22 G3-6-1 BB 1-2		F FF 96 X FF 96 0-1 25 BB 17 BB 1B 1-3		3	1	2	1	1	0	0
22 Nick Markakis, L (1, 9) OBP: 0.408, SLG: 0.518	B FF 94 S FC 86 C FF 94 X FC 91 1-2 ② ③ G6-4-3 1-2f			B SI 94 B SI 94 C SI 93 B SI 94 F SI 94 B FC 88 4-2 25 2B BB		F FF 92 F FF 93 B FF 92 B SL 84 F FF 93 F CH 85 X CU 73 2-2 ② ③ G3-6-1 1-2f		0-0 17 BB 25 BB IBB		2	0	0	0	2	0	3
25 Tyler Flowers, R (1, 2) OBP: 0.441, SLG: 0.464		B FF 92 C FF 92 B FC 88 B FC 93 X FF 93 3-1 ① F8		B FF 94 B SI 93 F FF 94 B FF 94 X SI 94 3-1 1-3 2B			B SI 90 B SI 92 C SI 91 F SI 92 C SI 92 2-3 ① K	D CU 82 D CU 81 S FF 96 F FF 95 B FF 96 F FF 96 B FF 95 4-2 17 BB 1-2 2-3 3-H BB		3	0	1	1	1	1	0
11 Ender Inciarte, L (1, 8) OBP: 0.317, SLG: 0.379		X SI 92 0-0 ② G3		B SI 93 X FC 90 1-0 ③ F7			B SI 91 B SI 92 C SI 92 B SI 92 F SI 90 B SI 90 4-2 BB	F FF 98 B SL 88 T FF 97 S FF 97 1-3 ② K		3	0	0	0	1	1	5
17 Johan Camargo, S (1, 6) OBP: 0.343, SLG: 0.368		B FF 92 C FC 90 F FC 90 B CH 87 C SI 94 2-3 ③ K			T FF 91 B FF 94 B FC 89 B FF 94 B FF 94 4-1 27 G6-4-3 BB		C SL 77 F SL 76 S FF 91 0-3 ② K	F SL 88 B FF 98 B FF 98 F FF 98 B FF 98 F FF 97 B SL 88 4-2 1-2 2-3 3-H BB		2	0	0	1	2	2	1
27 Ryan Flaherty, L (1, 5) OBP: 0.370, SLG: 0.385			B SI 92 C FC 89 B CH 87 T CH 86 B FC 90 X SI 93 3-2 ① G5-3		S CH 84 S CH 86 B FF 96 B CH 85 1 SAFE X SI 93 2-2 ① ② G6-4-3 1-2f		C SL 78 B SI 92 X SL 77 1-1 ③ F7	F FF 97 F FF 98 X FF 96 0-2 ③ G4-3		4	0	0	0	0	0	5
32 Brandon McCarthy, R (1, 1) OBP: 0.059, SLG: 0.118 51 Shane Carle, R (7, 1) 33 A.J. Minter, L (8, 1) 20 Preston Tucker, L (8, PH) OBP: 0.319, SLG: 0.471 38 Arodys Vizcaino, R (9, 1)			C FF 92 X FF 92 0-1 ② G6-3		C FF 93 X FF 93 0-1 ③ L9			X FF 95 0-0 ① L3		2 0 0 1 0	0 0 0 0 0	0 0 0 0 0	0 0 0 0 0	0 0 0 0 0	0 0 0 0 0	0 0 0 0 0
Inning Stats	R: 1 E: 0 K: 0 S: 9 H: 2 LOB: 0 BB: 0 P: 14	R: 0 E: 0 K: 1 S: 6 H: 0 LOB: 0 BB: 0 P: 11	R: 0 E: 0 K: 0 S: 8 H: 0 LOB: 0 BB: 0 P: 14	R: 0 E: 0 K: 1 S: 10 H: 1 LOB: 2 BB: 1 P: 19	R: 0 E: 0 K: 0 S: 6 H: 0 LOB: 0 BB: 1 P: 12	R: 0 E: 0 K: 0 S: 11 H: 1 LOB: 1 BB: 1 P: 21	R: 0 E: 0 K: 2 S: 10 H: 0 LOB: 1 BB: 1 P: 17	R: 3 E: 0 K: 1 S: 18 H: 3 LOB: 3 BB: 3 P: 30		1B: 4 2B: 2 3B: 1 HR: 0 SF: 0 SAC: 0 DP: 3 HBP: 0						

	AB	28
	R	4
	H	7
	RBI	4
	BB	7
	SO	5
	LOB	15

PITCHER		IP	WLS	BF	H	R	ER	SO	BB	IBB	HBP	BLK	WP	HR	S	P	ERA	WHIP
21 Tyler Chatwood, R ERA: 3.14	(1, 1)	5.1		20	4	1	1	2	2	0	0	0	0	0	44	79	1.69	1.125
32 Brian Duensing, L ERA: 0.64	(6, 1)	0.2		2	0	0	0	0	1	0	0	0	0	0	6	12	0.00	1.500
41 Steve Cishek, R ERA: 1.83	(7, 1)	1.0		4	0	0	0	2	1	0	0	0	0	0	10	17	0.00	1.000
6 Carl Edwards Jr., R ERA: 3.79	(8, 1)	0.1	L	6	3	3	3	0	1	1	0	0	0	0	9	16	81.00	12.000
54 Justin Hancock, R ERA: 3.38	(8, 1)	0.2		3	0	0	0	1	1	0	0	0	0	0	9	14	0.00	1.500

PITCHER		IP	WLS	BF	H	R	ER	SO	BB	IBB	HBP	BLK	WP	HR	S	P	ERA	WHIP

Batter	1	2	3	4	5	6	7	8	9	AB	R	H	RBI	BB	SO	LOB
14 Martín Prado, R (1, 5) OBP: 0.240, SLG: 0.188	C FF 92 C SL 81 S SL 83 0-3 ① K		C FF 93 X SI 91 0-1 ③ L7			B FF 92 C SL 81 S SL 82 X SL 83 1-2 11 3B 1B		B SI 91 B SL 78 B SI 90 B SI 89 4-0 11 G1-4-3 BB		3	1	1	0	1	1	0
11 J.T. Realmuto, R (1, 2) OBP: 0.376, SLG: 0.566	S SL 82 S SL 82 B SL 84 F SL 83 B SI 94 F SL 83 B FF 94 B SL 83 4-2 BB			B FF 92 C SI 92 C SL 82 X SL 82 1-2 ① G1-3		1 SAFE X SL 81 0-0 1-H 13 2B 3B		B SI 89 X SI 88 1-0 ②③ G1-4-3 1-2f		3	1	1	1	1	0	1
13 Starlin Castro, R (1, 4) OBP: 0.344, SLG: 0.392	B SL 83 C SL 82 C SI 91 1 SAFE F FF 93 F FF 92 F SL 84 S SL 83 1-3 ② K			B SL 82 X SL 82 1-0 ② F8		B SI 94 X SI 93 1-0 3-H 2B			B FS 89 X FF 96 1-0 15 G4-6-3 1B	4	0	2	1	0	1	1
41 Justin Bour, L (1, 3) OBP: 0.373, SLG: 0.462 29 Brad Ziegler, R (9, 1)	C FF 94 S SL 82 F SI 94 F SL 83 B SI 94 S SL 83 1-3 ③ K			X SI 94 0-0 15 FC6-4 1B		X SL 81 0-0 ② P4			B CU 83 X SI 95 1-0 ① P2	4 0	0 0	1 0	0 0	0 0	1 0	3 0
15 Brian Anderson, R (1, 9) OBP: 0.352, SLG: 0.379		C SI 90 B FF 93 B SL 82 S SL 83 B SL 83 X SL 82 3-2 19 G6-4-3 1B		B SI 92 X SI 91 1-0 ③ FC6-4 1-2f		B FF 93 B FF 92 C SL 80 F FF 94 B SL 82 X SL 81 3-2 ③ F7			F FF 96 S FF 96 F FF 96 X FS 87 0-2 ②③ G4-6-3 1-2f	4	0	1	0	0	0	3
32 Derek Dietrich, L (1, 7) OBP: 0.289, SLG: 0.359 46 Kyle Barraclough, R (8, 1) 2 Yadiel Rivera, R (9, 6) OBP: 0.275, SLG: 0.200		F SI 93 F FF 92 X FF 93 0-2 ① L6			B CU 74 C CU 76 B SL 82 C SL 80 X SI 93 2-2 ① P4		B FF 93 F SL 81 B FF 94 B FF 95 S SL 81 S SI 82 3-3 ① K			3 0 0	0 0 0	0 0 0	0 0 0	0 0 0	1 0 0	1 0 0
19 Miguel Rojas, R (1, 6) OBP: 0.304, SLG: 0.385 (9, 3)		B SL 81 F FF 92 1 SAFE X SL 82 1-1 ②③ G6-4-3 1-2f			C SL 82 S SL 82 B SL 83 B FF 93 B SL 82 F SL 83 F FF 94 B SI 94 4-2 9 CS BB		C FF 95 B CH 88 B FF 94 F SL 80 B FF 94 X SL 82 3-2 ② G5-3			2	0	0	0	1	0	1
9 Lewis Brinson, R (1, 8) OBP: 0.213, SLG: 0.281			C FF 91 S SL 82 B SL 82 X SL 84 1-2 ① L8		B FF 92 B SI 93 B FF 93 C FF 91 X FF 93 3-1 ②③ G5-3 1-2		C SL 82 X SL 82 0-1 ③ L9			3	0	0	0	0	0	1
58 Dan Straily, R (1, 1) OBP: 0.286, SLG: 0.167 1 Cameron Maybin, R (8, PH) OBP: 0.318, SLG: 0.319 (8, 7)			C SI 92 B SI 93 C SL 81 B SI 94 S SL 82 2-3 ② K			C SL 80 C SI 91 B SL 82 S FF 92 1-3 ① K		S SL 77 F SL 78 B SL 77 S SL 78 1-3 ① K		2 1	0 0	0 0	0 0	0 0	2 1	0 0
Inning Stats	R: 0 E: 0 K: 3 S: 18 H: 0 LOB: 1 BB: 1 P: 24	R: 0 E: 0 K: 0 S: 8 H: 1 LOB: 0 BB: 0 P: 12	R: 0 E: 0 K: 1 S: 8 H: 0 LOB: 0 BB: 0 P: 11	R: 0 E: 0 K: 0 S: 6 H: 1 LOB: 1 BB: 0 P: 9	R: 0 E: 0 K: 0 S: 9 H: 0 LOB: 0 BB: 1 P: 18	R: 2 E: 0 K: 1 S: 12 H: 3 LOB: 1 BB: 0 P: 18	R: 0 E: 0 K: 1 S: 8 H: 0 LOB: 0 BB: 0 P: 14	R: 0 E: 0 K: 1 S: 4 H: 0 LOB: 0 BB: 1 P: 10	R: 0 E: 0 K: 0 S: 6 H: 1 LOB: 0 BB: 0 P: 8	1B: 4 2B: 1 3B: 1 HR: 0	SF: 0 SAC: 0 DP: 3 HBP: 0			WP: 0 PB: 0 SB: 0 CS: 1		PA: 32	

TOP

Miami Marlins @ Atlanta Braves

SunTrust Park, Atlanta, GA

Fri May 18 2018, 7:37 PM - 10:13 PM EDT

Att. 27,705 - Partly Cloudy - 76 F

livebaseballscorecards.com

AB	29
R	2
H	6
RBI	2
BB	3
SO	7
LOB	11

MIAMI

PITCHER		IP	WLS	BF	H	R	ER	SO	BB	IBB	HBP	BLK	WP	HR	S	P	ERA	WHIP
45 Matt Wisler, R ERA: 3.63	(1, 1)	5.1	L	21	5	2	2	5	2	0	0	0	0	0	57	85	3.38	1.312
53 Luiz Gohara, L ERA: 1.29	(6, 1)	1.2		5	0	0	0	1	0	0	0	0	0	0	12	21	0.00	0.000
30 Peter Moylan, R ERA: 3.14	(8, 1)	1.0		3	0	0	0	1	1	0	0	0	0	0	4	10	0.00	1.000
39 Sam Freeman, L ERA: 2.89	(9, 1)	1.0		3	1	0	0	0	0	0	0	0	0	0	6	8	0.00	1.000

PITCHER	IP	WLS	BF	H	R	ER	SO	BB	IBB	HBP	BLK	WP	HR	S	P	ERA	WHIP

Batter	1	2	3	4	5	6	7	8	9	AB	R	H	RBI	BB	SO	LOB
1 Ozzie Albies, S (1, 4) OBP: 0.318, SLG: 0.588	B FF 90 B FF 90 B FF 90 C FF 92 B FF 92 4-1 22 1B BB		T SL 85 B FF 91 F CH 85 B FF 92 S FF 92 2-3 ② K		X CH 84 0-0 ② L3			F FF 94 C SL 79 B FF 93 B FF 94 F SL 81 X CH 87 2-2 ② G3		3	0	0	0	1	1	0
13 Ronald Acuña Jr., R (1, 7) OBP: 0.333, SLG: 0.476	F SL 82 1 SAFE 1 SAFE 1 SAFE X SL 83 0-1 ① F8		S FF 92 B FF 93 F FF 92 B FF 92 F CH 86 B FF 93 X FF 93 3-2 ③ F8		C FF 91 B SL 84 S SL 84 B FF 90 S SL 85 2-3 ③ K			F FF 93 B FF 93 B SL 79 F FF 94 X CH 86 2-2 ③ G6-3		4	0	0	0	0	1	1
5 Freddie Freeman, L (1, 3) OBP: 0.431, SLG: 0.556	B SL 84 X SL 82 1-0 ② L9			B CH 82 B CH 82 B FF 90 B FF 90 4-0 22 2B BB		B SL 80 F SL 84 X FF 90 1-1 ① G3			B SI 84 B SI 82 X SI 84 2-0 ① G6-3	3	0	0	0	1	0	1
22 Nick Markakis, L (1, 9) OBP: 0.415, SLG: 0.529	X FF 92 0-0 25 FC6-4 1-2 1B			1 SAFE C SL 82 F FF 90 X SL 84 0-2 1-3 2B		B FF 90 C SL 82 B CH 83 F FF 89 X FF 90 2-2 ② G4-3			C SI 84 B CH 76 B CH 76 X SI 84 2-1 25 G4-6-3 1B	4	0	3	0	0	0	0
25 Tyler Flowers, R (1, 2) OBP: 0.395, SLG: 0.406	B FF 91 B FF 91 C SL 83 F FF 91 F CH 84 X SL 83 2-2 ③ FC6-4 1-2f			B FF 91 B FF 90 B FF 90 C FF 91 X FF 90 3-1 ① P4		F FF 90 B SL 84 B SL 85 F FF 91 X FF 91 2-2 ③ F8			B SI 85 C SI 85 C SI 84 B SI 85 X SI 85 2-2 ②③ G4-6-3 1-2f	4	0	0	0	0	0	5
11 Ender Inciarte, L (1, 8) OBP: 0.318, SLG: 0.375		C FF 90 C SL 84 S FF 92 0-3 ① K		0-0 IBB			B SL 80 F FF 88 M CH 83 B FF 90 T FF 90 2-2 ① K			2	0	0	0	1	2	0
23 José Bautista, R (1, 5) OBP: 0.250, SLG: 0.343		B FF 92 B FF 93 F FF 91 C SL 85 B SL 86 F SL 85 X FF 92 3-2 ② G1-3		F SL 85 F SL 84 B FF 91 S FF 91 1-3 ② K			S SL 83 X SL 83 0-1 ② G6-3		3	0	0	0	0	1	3
17 Johan Camargo, S (1, 6) OBP: 0.342, SLG: 0.367		C FF 92 X SL 85 0-1 ③ 1B		C FF 91 B FF 92 B SL 83 X FF 92 2-1 ③ F8			S CH 83 S CH 83 B CH 83 B FF 90 B CH 83 X FF 90 3-2 ③ L9		3	0	1	0	0	0	3
45 Matt Wisler, R (1, 1) 53 Luiz Gohara, L (6, 1) 30 Peter Moylan, R (8, 1) 20 Preston Tucker, L (8, PH) OBP: 0.315, SLG: 0.465 39 Sam Freeman, R (9, 1)			C FF 91 S FF 90 C FF 92 0-3 ① K		C FF 89 T SL 84 X FF 90 0-2 ① L3			B FF 93 X FF 94 1-0 ① G4-3		2 0 0 1 0	0 0 0 0 0	0 0 0 0 0	0 0 0 0 0	1 0 0 0 0	0 0 0 0 0	0 0 0 0 0
Inning Stats	R: 0 E: 0 K: 0 S: 9 H: 1 LOB: 2 BB: 1 P: 16	R: 0 E: 0 K: 1 S: 9 H: 1 LOB: 1 BB: 0 P: 12	R: 0 E: 0 K: 2 S: 10 H: 0 LOB: 0 BB: 0 P: 15	R: 0 E: 0 K: 1 S: 10 H: 1 LOB: 3 BB: 2 P: 20	R: 0 E: 0 K: 1 S: 7 H: 0 LOB: 0 BB: 0 P: 9	R: 0 E: 0 K: 0 S: 8 H: 0 LOB: 0 BB: 0 P: 13	R: 0 E: 0 K: 1 S: 8 H: 0 LOB: 0 BB: 0 P: 13	R: 0 E: 0 K: 0 S: 8 H: 0 LOB: 0 BB: 0 P: 13	R: 0 E: 0 K: 0 S: 6 H: 1 LOB: 0 BB: 0 P: 12	1B: 3 2B: 1 3B: 0 HR: 0	SF: 0 SAC: 0 DP: 1 HBP: 0			WP: 0 PB: 0 SB: 0 CS: 0	PA: 32		

PITCHER		IP	WLS	BF	H	R	ER	SO	BB	IBB	HBP	BLK	WP	HR	S	P	ERA	WHIP
58 Dan Straily, R ERA: 3.6	(1, 1)	7.0	W	26	3	0	0	6	2	1	0	0	0	0	61	98	0.00	0.714
46 Kyle Barraclough, R ERA: 1.74	(8, 1)	1.0	H	3	0	0	0	0	0	0	0	0	0	0	8	13	0.00	0.000
29 Brad Ziegler, R ERA: 5.59	(9, 1)	1.0	S	3	1	0	0	0	0	0	0	0	0	0	6	12	0.00	1.000

PITCHER	IP	WLS	BF	H	R	ER	SO	BB	IBB	HBP	BLK	WP	HR	S	P	ERA	WHIP

BOTTOM

Miami Marlins @ Atlanta Braves

SunTrust Park, Atlanta, GA

Fri May 18 2018, 7:37 PM - 10:13 PM EDT

Att. 27,705 - Partly Cloudy - 76 F

livebaseballscorecards.com

AB	29
R	0
H	4
RBI	0
BB	3
SO	6
LOB	13

Miami Marlins @ Atlanta Braves

SunTrust Park, Atlanta, GA

Sat May 19 2018, 7:11 PM - 9:38 PM EDT

Att. 37,715 - Partly Cloudy - 86 F

TOP

livebaseballscorecards.com

Batter	1	2	3	4	5	6	7	8	9	AB	R	H	RBI	BB	SO	LOB
14 Martín Prado, R (1, 5) OBP: 0.228, SLG: 0.178	C FF 93 C FF 95 X CU 79 0-2 G5-3		B FF 92 C FF 91 C CH 84 X FF 92 1-2 L9		C FF 94 B CU 76 B CU 77 F FF 93 B CH 85 X FF 91 3-2 F7			B SI 94 X SI 94 1-0 L9		4	0	0	0	0	0	0
19 Miguel Rojas, R (1, 6) OBP: 0.303, SLG: 0.381	B FF 95 B FF 94 B FF 93 C FF 92 F FF 93 X FF 93 3-2 1B		B FF 93 F CH 86 X CH 87 1-1 G3		B CH 85 C FF 93 F FF 95 X CU 78 1-2 G1-3			B FF 94 S FC 91 B CU 83 F FF 93 B FC 92 C FC 92 3-3 K		4	0	1	0	0	1	0
13 Starlin Castro, R (1, 4) OBP: 0.337, SLG: 0.382	B FF 92 C CH 86 F CH 86 1 SAFE F FF 93 S FF 93 1-3 K		B CU 75 B FF 94 C CH 85 S CH 85 B CU 76 F CH 87 X FF 94 3-2 G5-3			B FF 93 F FF 92 S FF 93 F FF 92 X CU 76 1-2 F9		B FF 93 S FC 92 F FC 93 X CU 82 1-2 G5-3		4	0	0	0	0	1	1
15 Brian Anderson, R (1, 9) OBP: 0.355, SLG: 0.382	S FF 93 1 SAFE F FF 93 B CU 78 S CU 78 1-3 K			B FF 93 B CH 86 C CH 86 C CH 84 X FF 92 2-2 41 BB 1B		X FF 95 0-0 1B			C FF 94 B CU 76 C CU 75 B SL 88 B SI 94 X FF 94 3-2 G6-3	4	0	2	0	0	1	1
41 Justin Bour, L (1, 3) OBP: 0.383, SLG: 0.462		B FF 92 B FF 92 C FF 93 B CH 85 B CH 86 4-1 1 2B 28 G6-3 BB		B FF 95 B FF 94 B FF 94 C FF 92 F CH 86 B CH 86 4-2 1-2 BB		B FF 93 C FF 93 B FF 94 X FF 93 2-1 L8			B SL 88 X SI 95 1-0 1B	2	1	1	0	2	0	1
1 Cameron Maybin, R (1, 7) OBP: 0.316, SLG: 0.325		X FF 93 0-0 1-3 2B		D CU 76 F CH 87 X FF 93 1-1 L4		F CH 85 B CH 86 X CH 86 1-1 F8			C SL 88 B SI 95 C SI 95 B CU 77 F CU 75 B FF 94 F FF 93 X FF 94 3-2 P3	4	0	1	0	0	0	4
9 Lewis Brinson, R (1, 8) OBP: 0.208, SLG: 0.273		C FF 94 B FF 93 B FF 94 X CH 88 2-1 G6-3		F FF 92 B FF 93 F FF 93 F FF 93 X FF 93 1-2 F8			C FF 93 X SL 85 0-1 G6-3		B FF 94 B FF 94 X FF 94 2-0 G5-3	4	0	0	0	0	0	5
28 Bryan Holaday, R (1, 2) OBP: 0.220, SLG: 0.239		X FF 95 0-0 G6-3		D CH 85 B FF 94 D CH 85 C FF 91 C CH 86 F FF 92 X CH 86 3-2 L9			B SL 88 B FF 95 F FF 94 X FF 95 2-1 L9			3	0	0	1	0	0	3
62 José Ureña, R (1, 1) OBP: 0.063, SLG: 0.125 3 JB Shuck, L (7, PH) OBP: 0.277, SLG: 0.262 66 Jarlín García, L (7, 1)		C FF 91 F FF 93 C CU 76 0-3 K			B FF 88 S FF 91 F FF 91 S FF 90 1-3 K		X FF 94 0-0 G3			2 1 0	0 0 0	0 0 0	0 0 0	0 0 0	2 0 0	1 0 0
Inning Stats	R: 0 E: 0 K: 2 S: 13 H: 1 LOB: 1 BB: 0 P: 18	R: 1 E: 0 K: 1 S: 8 H: 1 LOB: 1 BB: 1 P: 14	R: 0 E: 0 K: 0 S: 9 H: 0 LOB: 0 BB: 0 P: 14	R: 0 E: 0 K: 0 S: 15 H: 1 LOB: 2 BB: 1 P: 26	R: 0 E: 0 K: 1 S: 9 H: 0 LOB: 0 BB: 0 P: 14	R: 0 E: 0 K: 0 S: 9 H: 1 LOB: 1 BB: 0 P: 13	R: 0 E: 0 K: 0 S: 5 H: 0 LOB: 0 BB: 0 P: 7	R: 0 E: 0 K: 1 S: 7 H: 0 LOB: 0 BB: 0 P: 12	R: 0 E: 0 K: 0 S: 10 H: 1 LOB: 1 BB: 0 P: 19	1B: 4 2B: 1 3B: 0 HR: 0 SF: 0 SAC: 0 DP: 0 HBP: 0						

	AB	32
	R	1
	H	5
	RBI	1
	BB	2
	SO	5
	LOB	16

MIAMI

PITCHER		IP	WLS	BF	H	R	ER	SO	BB	IBB	HBP	BLK	WP	HR	S	P	ERA	WHIP
15 Sean Newcomb, L ERA: 2.39	(1, 1)	6.0	W	24	4	1	1	4	2	0	0	0	0	0	63	99	1.50	1.000
51 Shane Carle, R ERA: 0.69	(7, 1)	1.0	H	3	0	0	0	0	0	0	0	0	0	0	5	7	0.00	0.000
58 Dan Winkler, R ERA: 0.93	(8, 1)	1.0		3	0	0	0	1	0	0	0	0	0	0	7	12	0.00	0.000
63 Jesse Biddle, L ERA: 3.0	(9, 1)	1.0		4	1	0	0	0	0	0	0	0	0	0	10	19	0.00	1.000

PITCHER	IP	WLS	BF	H	R	ER	SO	BB	IBB	HBP	BLK	WP	HR	S	P	ERA	WHIP

BOTTOM

Batter	1	2	3	4	5	6	7	8	9	AB	R	H	RBI	BB	SO	LOB
1 Ozzie Albies, S (1, 4) OBP: 0.317, SLG: 0.581	F SI 94 B SI 95 X SI 96 1-1 ① L7			L CH 89 X CH 90 0-1 ① F7	X CH 90 0-0 ③ 2-H 3-H 1B		D SL 87 B CH 87 X CH 86 2-0 ③ G5-3			4	0	1	2	0	0	1
13 Ronald Acuña Jr., R (1, 7) OBP: 0.330, SLG: 0.460	F SI 96 S SI 97 X SL 87 0-2 ② G5-3			F SI 97 C SI 97 B SL 91 C SL 90 1-3 ② K	B SL 86 F SI 95 B SI 96 F CH 91 B CH 92 X SI 96 3-2 ① L9			B CH 86 C SL 84 B SL 84 B FF 92 S FF 92 B FF 93 4-2 5 HR BB		3	1	0	0	1	1	0
5 Freddie Freeman, L (1, 3) OBP: 0.427, SLG: 0.567	S SL 87 B CH 90 B SI 96 F CH 90 T SI 96 2-2 ③ K			F SI 96 F SI 97 B SI 97 X SI 97 1-2 ③ G6-3		X CH 90 0-0 ② F8		C SL 86 S FF 92 B CH 87 B FF 92 X SL 86 2-2 1-H HR		4	1	1	2	0	1	0
22 Nick Markakis, L (1, 9) OBP: 0.412, SLG: 0.523		B SI 96 X SI 95 1-0 ① G6-3			B CH 93 C SI 94 F FF 96 B SI 96 X SL 89 2-2 24 FC6-4 1B	B CH 89 C SI 96 B SI 96 X SI 96 2-1 ③ L5		C FF 93 C SL 85 X FF 93 0-2 ① F7		4	0	1	0	0	0	0
24 Kurt Suzuki, R (1, 2) OBP: 0.339, SLG: 0.481		B SI 97 F SI 97 F SI 98 F SI 97 X SI 98 1-2 ② G5-3			B SI 96 B SI 96 F SI 96 B SI 97 X SI 96 3-1 ① FC6-4 11 E- 11 1B 17 1B 1-2f		B FF 91 X FF 92 1-0 HR	B SL 85 B FF 92 B CH 85 B FF 91 4-0 11 G4-6-3 BB		3	2	1	1	1	0	1
11 Ender Inciarte, L (1, 8) OBP: 0.327, SLG: 0.383		B SL 90 X SI 96 1-0 17 CS 1B			X CH 91 0-0 E4 17 1B 7 SH 1-3 1B		B FF 92 X FF 91 1-0 17 2B 1B	B SL 86 X SL 84 1-0 ②③ G4-6-3 1-2f		4	2	3	0	0	0	1
17 Johan Camargo, S (1, 5) OBP: 0.368, SLG: 0.403	1 SAFE B SI 95 1 SAFE 1 SAFE B SI 94 2-0 ③ CS 1-2	B SL 87 F SI 95 C SI 96 B SL 89 B SI 97 F SI 96 B SI 97 4-2 7 G6-4-3 BB			D CH 89 X CH 88 1-0 15 SH2-4 7 SH 1 1B 2-3 3-H 1B		F SL 84 1 SAFE F FF 92 1 SAFE B CH 86 B FF 92 X CH 86 2-2 8 G4-3 1-H 2B			2	1	2	2	1	0	0
7 Dansby Swanson, R (1, 6) OBP: 0.331, SLG: 0.422			C SI 97 S SL 88 B SL 87 X SI 97 1-2 ①② G6-4-3 1-2f		X SI 96 0-0 SH 15 SH2-4 1 1B 1-2 3-H		C FF 92 F SL 88 F SL 85 B CH 87 B SL 86 F CH 88 X CH 85 2-2 ① L7			2	1	0	1	0	0	2
15 Sean Newcomb, L (1, 1) OBP: 0.188, SLG: 0.200 51 Shane Carle, R (7, 1) 8 Charlie Culberson, R (7, PH) OBP: 0.264, SLG: 0.292 58 Dan Winkler, R (8, 1) 63 Jesse Biddle, L (9, 1) OBP: 1.000, SLG: 2.000			C FF 97 X SI 97 0-1 ③ G6-3		X CH 87 0-0 ② SH2-4 1-2 2-3		B FF 92 B CH 86 X CH 86 2-0 ② G4-3 2-3			1 0 1 0 0	0 0 0 0 0	0 0 0 0 0	0 0 0 0 0	0 0 0 0 0	0 0 0 0 0	0 0 1 0 0
Inning Stats	R: 0 E: 0 K: 1 S: 8 H: 0 LOB: 0 BB: 0 P: 11	R: 0 E: 0 K: 0 S: 6 H: 1 LOB: 0 BB: 0 P: 11	R: 0 E: 0 K: 0 S: 8 H: 0 LOB: 0 BB: 1 P: 13	R: 0 E: 0 K: 1 S: 8 H: 0 LOB: 0 BB: 0 P: 10	R: 4 E: 1 K: 0 S: 10 H: 4 LOB: 1 BB: 0 P: 16	R: 0 E: 0 K: 0 S: 6 H: 0 LOB: 0 BB: 0 P: 11	R: 2 E: 0 K: 0 S: 12 H: 3 LOB: 1 BB: 0 P: 22	R: 2 E: 0 K: 0 S: 9 H: 1 LOB: 0 BB: 2 P: 20		1B: 6 2B: 1 3B: 0 HR: 2 SF: 0 SAC: 2 DP: 2 HBP: 0						

PITCHER	IP	WLS	BF	H	R	ER	SO	BB	IBB	HBP	BLK	WP	HR	S	P	ERA	WHIP
62 José Ureña, R (1, 1) ERA: 4.55	6.0	L	22	5	4	4	2	1	0	0	0	0	0	46	72	6.00	1.000
66 Jarlín García, L (7, 1) ERA: 3.8	2.0		11	4	4	4	0	2	0	0	0	0	2	21	42	18.00	3.000

PITCHER	IP	WLS	BF	H	R	ER	SO	BB	IBB	HBP	BLK	WP	HR	S	P	ERA	WHIP

Miami Marlins @ Atlanta Braves

SunTrust Park, Atlanta, GA

Sat May 19 2018, 7:11 PM - 9:38 PM EDT

Att. 37,715 - Partly Cloudy - 86 F

livebaseballscorecards.com

AB	28
R	8
H	9
RBI	8
BB	3
SO	2
LOB	6

WP: 0 PA: 34
PB: 0
SB: 0
CS: 1

Miami Marlins @ Atlanta Braves

SunTrust Park, Atlanta, GA

Sun May 20 2018, 1:39 PM - 4:56 PM EDT

Att. 28,352 - Partly Cloudy - 86 F

TOP

livebaseballscorecards.com

Batter	1	2	3	4	5	6	7	8	9	AB	R	H	RBI	BB	SO	LOB
14 Martín Prado, R (1, 5) OBP: 0.224, SLG: 0.177	C FF 90 C SI 90 B FF 91 B SL 81 X SI 92 2-2 ① G4-3		C FF 90 S SL 81 B FF 90 C SI 92 1-3 ② K	F SL 82 C SI 91 B SL 84 B FF 92 X SI 92 2-2 11 G5-3 1B		B SI 90 X SI 90 1-0 ② G5-3		C SI 93 X CU 80 0-1 ① L8	C FC 92 X FC 91 0-1 ③ G6-3	6	0	1	0	0	1	1
11 J.T. Realmuto, R (1, 2) OBP: 0.377, SLG: 0.563	X FF 90 0-0 ② P4		B SI 92 C SI 91 B SI 91 X SI 92 2-1 ③ G6-3	X SI 92 0-0 ② G5-3 1-2		C SL 78 S SL 78 B SL 78 B SL 78 B SL 78 B SL 78 4-2 13 FC5 41 BB BB		B SI 94 B CU 77 F FF 91 B CU 79 X CH 84 3-1 2B		4	0	1	0	1	0	1
41 Justin Bour, L (1, 3) OBP: 0.401, SLG: 0.481 2 Yadiel Rivera, R (8, PR) OBP: 0.275, SLG: 0.200 (8, 6)	B SI 90 C FF 90 B FF 90 C FF 90 B SL 82 B FF 91 4-2 BB			C CH 81 X FF 89 0-1 13 BLK 3B 0-0 IBB		B SI 89 B CH 84 C SL 78 B CH 84 B SI 89 4-1 13 FC5 1-2 BB		0-0 IBB		1 0	1 0	1 0	0 0	4 0	0 0	0 0
13 Starlin Castro, R (1, 4) OBP: 0.333, SLG: 0.383	X SI 90 0-0 ③ P3			C SL 80 X SI 92 1-2 15 1B 19 1B 2B 3-H 0-2 ③ P4		B SL 79 X SI 90 1-0 ③ FC5 1-2 2-3f		C SI 94 T SI 94 B SI 94 F CU 78 B SI 94 T CH 86 2-2 ② K		5	1	1	0	0	1	7
15 Brian Anderson, R (1, 9) OBP: 0.356, SLG: 0.382		C FF 90 B SI 90 C SI 90 F FF 91 F SI 91 B FF 92 B FF 91 S FF 93 3-3 ① K	S SL 81 S FF 92 B FF 92 X SI 92 1-2 19 1B 32 BB 9 HR 2-3 1B	X SL 78 0-0 ① F7			X SI 92 0-0 32 FC5-4 1B	B SI 93 B SI 94 C CU 79 B CU 79 X SI 93 3-1 L8		5	1	2	0	0	1	2
32 Derek Dietrich, L (1, 7) OBP: 0.294, SLG: 0.358 71 Drew Steckenrider, R (7, 1) 46 Kyle Barraclough, R (8, 1) 1 Cameron Maybin, R (9, PH) OBP: 0.313, SLG: 0.322 29 Brad Ziegler, R (9, 1) 56 Tayron Guerrero, R (9, 1)		C SI 91 B FF 90 F CH 84 B FF 92 B FF 92 F CH 84 F FF 92 S SL 83 3-3 ② K	B CH 86 B CH 85 B FF 92 C FF 90 S FF 92 1 SAFE F FF 92 F FF 92 1 SAFE 4-2 19 1B 9 HR B FF 94 1-2 BB	C FF 90 B FF 90 C SI 90 B SL 82 X FF 92 2-2 19 HBP 1B		B SI 92 1 SAFE X CU 78 1-0 ① FC5-4 19 HR 1-2f		B FF 96 C FF 96 S FF 98 S FC 93 1-3 ① K	3 0 0 1 0 0	2 0 0 0 0 0	1 0 0 0 0 0	0 0 0 0 0 0	1 0 0 0 0 0	1 0 0 1 0 0	1 0 0 0 0 0
19 Miguel Rojas, R (1, 6) OBP: 0.322, SLG: 0.429 (8, 3)		S SL 81 B SI 92 F FF 92 H SI 91 2-2 HBP	X SI 92 0-0 9 HR 1B 1-2 2-3 3-H	C SL 81 C SL 80 F SL 78 F FF 92 F FF 92 H SL 82 1-2 9 G4-6-3 HBP 1-2		C CU 78 X SI 91 0-1 HR 3-H		X FC 93 0-0 HR		3	3	3	4	0	0	0
9 Lewis Brinson, R (1, 8) OBP: 0.213, SLG: 0.297		S FF 91 X FF 92 0-1 ③ P3	B SL 84 X FF 93 1-0 HR 1-H 2-H 3-H	S FF 91 X FF 92 0-1 ② ③ G4-6-3 1-2f			X FF 93 0-0 ② P4		C FF 97 B FF 97 B FF 96 F FF 96 X FC 93 2-2 1B	5	1	2	4	0	0	3
54 Wei-Yin Chen, R (1, 1) OBP: 0.125, SLG: 0.125 64 Nick Wittgren, R (6, 1) 3 JB Shuck, L (7, PH) OBP: 0.269, SLG: 0.254 (7, 7)			B FF 88 C FF 87 X FF 90 1-1 ① G5-3	F FF 91 S SL 81 S SL 83 0-3 ① K		C SI 88 B SL 77 F SI 88 C SI 90 1-3 ① K	B FF 92 C CU 77 B CU 78 X CH 84 2-1 ③ L6		C FF 96 S FC 92 S FC 91 0-3 ② K	3 0 2	0 0 0	0 0 0	0 0 0	0 0 0	2 0 1	0 0 1
Inning Stats	R: 0 E: 0 K: 0 S: 7 H: 0 LOB: 1 BB: 1 P: 13	R: 0 E: 0 K: 2 S: 14 H: 0 LOB: 1 BB: 0 P: 22	R: 0 E: 0 K: 1 S: 7 H: 0 LOB: 0 BB: 0 P: 11	R: 6 E: 0 K: 1 S: 24 H: 6 LOB: 2 BB: 2 P: 33	R: 0 E: 0 K: 0 S: 11 H: 1 LOB: 1 BB: 0 P: 14	R: 0 E: 0 K: 1 S: 8 H: 0 LOB: 2 BB: 2 P: 19	R: 2 E: 1 K: 0 S: 7 H: 2 LOB: 0 BB: 0 P: 10	R: 0 E: 0 K: 1 S: 10 H: 1 LOB: 2 BB: 1 P: 18	R: 1 E: 0 K: 2 S: 12 H: 2 LOB: 1 BB: 0 P: 15	1B: 6 2B: 2 3B: 1 HR: 3 SF: 0 SAC: 0 DP: 1 HBP: 2						

	AB	38
	R	9
	H	12
	RBI	8
	BB	6
	SO	8
	LOB	16

WP: 0 PB: 0 SB: 0 CS: 0 PA: 46

PITCHER		IP	WLS	BF	H	R	ER	SO	BB	IBB	HBP	BLK	WP	HR	S	P	ERA	WHIP
49 Julio Teheran, R ERA: 4.17	(1, 1)	5.0		26	7	6	6	4	2	1	2	1	0	1	63	93	10.80	1.800
30 Peter Moylan, R ERA: 2.93	(6, 1)	1.0		5	0	0	0	1	2	0	0	0	0	0	8	19	0.00	2.000
50 Lucas Sims, R ERA: 10.5	(7, 1)	2.0		10	3	2	2	1	0	1	0	0	0	1	17	28	9.00	1.500
33 A.J. Minter, L ERA: 2.84	(9, 1)	1.0	W	5	2	1	1	2	0	0	0	0	0	1	12	15	9.00	2.000

PITCHER	IP	WLS	BF	H	R	ER	SO	BB	IBB	HBP	BLK	WP	HR	S	P	ERA	WHIP

Batter	1	2	3	4	5	6	7	8	9	AB	R	H	RBI	BB	SO	LOB
1 Ozzie Albies, S (1, 4) OBP: 0.324, SLG: 0.579	F FF 90 S FF 91 T FF 91 0-2 ① K		B CU 73 F FF 91 X FF 91 1-1 ③ F9			X CH 81 0-0 5 13 1B 1B	B FF 94 B FF 94 B FF 94 C FF 93 B FF 94 4-1 13 1B 1-2 2-3 BB		F SI 84 X SI 84 0-1 5 DI 1-3 5 E 1B	4	2	2	0	1	1	0
13 Ronald Acuña Jr., R (1, 7) OBP: 0.333, SLG: 0.462 (7, 8)	F FF 91 C CH 82 B FF 91 X FF 91 1-2 ② F8			C FF 89 B CH 79 C FF 89 B FF 90 C FF 89 2-3 ① K		X CU 72 0-0 5 1B 22 1B 1-2 1B	X FF 95 0-0 1-2 2-H 3-H 1B		F SI 85 F SI 85 F CU 73 B CU 74 B CU 74 X SI 85 2-2 ② SF8 3-H	4	1	2	3	0	1	0
5 Freddie Freeman, L (1, 3) OBP: 0.431, SLG: 0.568	B SL 85 B FF 91 S SL 84 B FF 91 C SL 82 S FF 92 3-3 ③ K			B SL 85 X SL 83 1-0 1B		B SL 84 X FF 90 1-0 22 1B 1-2 2-H 1B	B CU 83 X FF 95 1-0 ② P6		S SI 84 B CH 76 F SI 84 B CU 74 B SI 84 F SI 84 X SI 85 3-2 E1 22 DI 1-H 22 1B 1B	5	1	3	1	0	1	2
22 Nick Markakis, L (1, 9) OBP: 0.412, SLG: 0.519		F FF 91 B SI 90 B SL 85 X SL 84 2-1 ① G3		C SL 84 X FF 90 0-1 ② F8		C FF 90 C FF 89 F SL 82 B FF 91 F FF 89 B FF 90 D CU 74 X FF 89 3-2 1-2 2-H 1B	B FF 95 2 SAFE C FF 95 B FF 95 X CU 83 2-1 ③ G3		B SI 83 F SI 84 F CH 76 D CH 77 X SI 84 2-2 25 S 1-H 24 1B 1B	5	1	2	2	0	0	3
25 Tyler Flowers, R (1, 2) OBP: 0.395, SLG: 0.371		C FF 91 B FF 92 B FF 92 B FF 91 B FF 90 4-1 17 FC6-4 BB		C FF 89 C CU 72 B FF 91 B FF 92 X CU 71 2-2 ③ F8		B FF 92 F FF 92 F FF 92 S FF 94 1-3 ② K		B FF 91 B FF 92 X FF 93 2-0 ① F8	B FF 97 B FF 94 B FF 97 C FF 98 B FF 98 4-1 17 WP 24 1B 1-2 7 1B BB	3	1	0	0	2	1	3
11 Ender Inciarte, L (1, 8) OBP: 0.322, SLG: 0.377 50 Lucas Sims, R (7, 1) 20 Preston Tucker, L (8, PH) OBP: 0.312, SLG: 0.460 33 A.J. Minter, L (9, 1) 24 Kurt Suzuki, R (9, PH) OBP: 0.344, SLG: 0.486		T FF 91 X FF 91 0-1 ② F7			S SL 83 L FF 90 S FF 92 0-3 ① K	X FF 93 0-0 ③ L7		C FF 93 B CH 85 X CH 86 1-1 ② G6-3	X FF 98 0-0 1-2 2-H 17 WP 7 1B 1B	3	0	0	0	0	1	3
										0	0	0	0	0	0	0
										1	0	0	0	0	0	0
										0	0	0	0	0	0	0
										1	1	1	1	0	0	0
17 Johan Camargo, S (1, 5) OBP: 0.370, SLG: 0.385		C FF 90 C CU 73 X FF 91 0-2 ③ FC6-4 1-2f			C FF 92 F CU 75 X FF 92 0-2 ② F9		C FF 94 B FF 96 B FF 94 B FF 93 S FF 94 F FF 94 B FF 94 4-2 1 BB 8 1B 13 1B BB	B FF 93 C FF 93 C SL 81 X FF 94 1-2 G4-3	B FF 98 B FF 98 B FF 100 B FF 97 4-0 7 1B 1-2 2-3 BB	3	1	0	0	2	0	1
7 Dansby Swanson, R (1, 6) OBP: 0.326, SLG: 0.413			C FF 90 C FF 90 B SI 92 F CH 81 S FF 92 1-3 ① K		C CU 71 B CH 84 F FF 91 B FF 92 B FF 91 X FF 90 3-2 ③ P3		D CU 82 S FF 95 X FF 94 1-1 ① P4		K 2-2 1-2 2-H 3-H 1B	5	0	1	2	0	2	1
49 Julio Teheran, R (1, 1) OBP: 0.214, SLG: 0.231 30 Peter Moylan, R (6, 1) 8 Charlie Culberson, R (6, PH) OBP: 0.273, SLG: 0.300 (7, 7) 27 Ryan Flaherty, L (9, PH) OBP: 0.375, SLG: 0.385			C FF 90 B FF 91 S CU 70 B FF 91 X FF 90 2-2 ② G6-3			S FF 89 S CU 70 F FF 92 X FF 90 0-2 ① P1	X FF 94 0-0 1-2 1 BB 13 1B 1B		B SI 83 B SI 84 C SI 83 F SI 85 B CU 74 B SI 83 4-2 1 1B 13 SF8 BB	1	0	0	0	0	0	0
										0	0	0	0	0	0	0
										2	1	1	0	0	0	0
										0	1	0	0	1	0	0

Miami Marlins @ Atlanta Braves

SunTrust Park, Atlanta, GA

Sun May 20 2018, 1:39 PM - 4:56 PM EDT

Att. 28,352 - Partly Cloudy - 86 F

BOTTOM

livebaseballscorecards.com

AB	37
R	10
H	12
RBI	9
BB	6
SO	7
LOB	13

Inning Stats	1	2	3	4	5	6	7	8	9	1B: 12	SF: 1	WP: 1	PA: 44
	R: 0 E: 0 K: 2 S: 9 H: 0 LOB: 0 BB: 0 P: 13	R: 0 E: 0 K: 0 S: 8 H: 0 LOB: 1 BB: 1 P: 14	R: 0 E: 0 K: 1 S: 9 H: 0 LOB: 0 BB: 0 P: 13	R: 0 E: 0 K: 1 S: 9 H: 1 LOB: 1 BB: 0 P: 14	R: 0 E: 0 K: 1 S: 9 H: 0 LOB: 0 BB: 0 P: 12	R: 2 E: 0 K: 1 S: 16 H: 4 LOB: 2 BB: 0 P: 21	R: 2 E: 0 K: 0 S: 11 H: 2 LOB: 2 BB: 2 P: 23	R: 0 E: 0 K: 0 S: 6 H: 0 LOB: 0 BB: 0 P: 10	R: 6 E: 1 K: 1 S: 25 H: 5 LOB: 2 BB: 3 P: 47	2B: 0 3B: 0 HR: 0	SAC: 0 DP: 0 HBP: 0	PB: 0 SB: 1 CS: 0	

PITCHER		IP	WLS	BF	H	R	ER	SO	BB	IBB	HBP	BLK	WP	HR	S	P	ERA	WHIP
54 Wei-Yin Chen, L ERA: 6.55	(1, 1)	5.1		22	5	2	2	5	1	0	0	0	0	0	56	82	3.38	1.125
64 Nick Wittgren, R ERA: 0.66	(6, 1)	0.2	H	2	0	0	0	1	0	0	0	0	0	0	4	5	0.00	0.000
71 Drew Steckenrider, R ERA: 5.85	(7, 1)	1.0		7	2	2	2	0	2	0	0	0	0	0	11	23	18.00	4.000
46 Kyle Barraclough, R ERA: 1.66	(8, 1)	1.0		3	0	0	0	0	0	0	0	0	0	0	6	10	0.00	0.000
29 Brad Ziegler, R ERA: 7.2	(9, 1)	0.2		6	3	4	4	1	1	0	0	0	0	0	18	30	54.00	6.000

PITCHER		IP	WLS	BF	H	R	ER	SO	BB	IBB	HBP	BLK	WP	HR	S	P	ERA	WHIP
56 Tayron Guerrero, R ERA: 4.87	(9, 1)	0.0	L	4	2	2	2	0	2	0	0	0	1	0	7	17	∞	∞

Batter	1	2	3	4	5	6	7	8	9	AB	R	H	RBI	BB	SO	LOB
1 Ozzie Albies, S (1, 4) OBP: 0.322, SLG: 0.573	S FF 94 B SI 94 F SI 95 B FF 95 X KC 81 2-2 ① G4-3		B KC 80 X KC 80 1-0 ① F7		C KC 82 B KC 83 C KC 82 T FF 96 1-2 ② K			B FF 98 C FF 98 B FF 99 F FF 99 B FF 99 X FF 98 3-2 1B		4	0	1	0	0	1	0
13 Ronald Acuña Jr., R (1, 7) OBP: 0.321, SLG: 0.442	B FF 96 C FF 96 B SL 87 F SI 96 B SL 88 C SL 84 3-3 ② K		B SI 96 S FF 95 B FF 95 X SL 84 2-1 E3 22 1B		C SI 95 F SL 85 F FF 95 B SL 84 X SI 96 1-2 ③ F9			1 SAFE C FF 98 B FF 97 1 SAFE B SL 87 S FF 98 F FF 99 X FF 98 2-2 ② L8		4	0	0	0	0	1	1
5 Freddie Freeman, L (1, 3) OBP: 0.428, SLG: 0.561	B KC 80 X KC 81 1-0 22 S 1B		1 SAFE X SI 96 0-0 ② F7			F SI 94 B SI 95 F SL 85 B SL 82 X SL 86 2-2 ① L7		S SL 87 B SL 88 S FF 98 S SL 88 1-3 ③ K		4	0	1	0	0	1	2
22 Nick Markakis, L (1, 9) OBP: 0.409, SLG: 0.514	C FF 95 S SI 96 1 SAFE B FF 96 B KC 82 F KC 84 F SI 98 C KC 82 2-3 ③ K 1-2		**1 SAFE** **1 SAFE** **B SI 96** **B KC 81** **C FF 96** **1 SAFE** 1 SAFE X FF 95 2-1 **1-2** 1B			B KC 82 B KC 82 C FF 96 X SI 96 2-1 ② F7		F FF 95 X FF 94 0-1 ① L8	4	0	1	0	0	1	1
24 Kurt Suzuki, R (1, 2) OBP: 0.341, SLG: 0.477		S FF 94 B SL 85 F FF 95 B SL 85 F SI 96 F SL 84 X FF 96 2-2 7 1B 1B	F SL 85 S SL 83 S SL 84 0-3 ③ K2-3			F FF 96 X KC 82 0-1 ③ F8		B FF 95 B FF 94 C FF 93 C FF 94 S FS 86 2-3 ② K		4	0	1	0	0	2	2
11 Ender Inciarte, L (1, 8) OBP: 0.315, SLG: 0.369		C FF 96 F FF 94 B KC 80 X FF 97 1-2 ① L5		F SI 95 X FF 94 0-1 ① L8			B SI 95 S CH 88 F SI 96 F CH 88 F FF 96 S FF 96 1-3 ① K		X FS 86 0-0 ③ B2-3	4	0	0	0	0	1	1
17 Johan Camargo, S (1, 5) OBP: 0.369, SLG: 0.373		C KC 79 B KC 82 B FF 96 F FF 96 X FF 97 2-2 ② F7	C KC 80 F KC 83 X KC 81 0-2 ② G5-3				B SI 95 B CH 87 T CH 88 B CH 87 B SI 97 4-1 7 CS BB			2	0	0	0	1	0	1
7 Dansby Swanson, R (1, 6) OBP: 0.326, SLG: 0.411		B KC 82 C KC 81 B SL 83 B SI 96 C FF 96 F SL 82 X SI 96 3-2 **1-3** 1B	B SI 97 C SL 83 C SL 83 S SI 96 1-3 ③ K				B KC 81 S SL 82 C SL 84 X SL 82 1-2 ②③ G2-3 **1-2**		3	0	1	0	0	1	1
26 Mike Foltynewicz, R (1, 1) OBP: 0.111, SLG: 0.167 51 Shane Carle, R (7, 1) 20 Preston Tucker, L (8, PH) OBP: 0.309, SLG: 0.455 63 Jesse Biddle, L (8, 1) OBP: 1.000, SLG: 2.000		C FF 96 B FF 96 X KC 78 1-1 ③ F8			C FF 94 C FF 95 S FF 96 0-3 ① K			B FF 99 X FF 97 1-0 ① P6		2 0 1 0	0 0 0 0	0 0 0 0	0 0 0 0	0 0 0 0	1 0 0 0	2 0 0 0
Inning Stats	R: 0 E: 0 K: 2 S: 12 H: 1 LOB: 1 BB: 0 P: 20	R: 0 E: 0 K: 0 S: 17 H: 2 LOB: 2 BB: 0 P: 26	R: 0 E: 1 K: 1 S: 9 H: 1 LOB: 2 BB: 0 P: 14	R: 0 E: 0 K: 1 S: 8 H: 0 LOB: 0 BB: 0 P: 9	R: 0 E: 0 K: 2 S: 10 H: 0 LOB: 0 BB: 0 P: 12	R: 0 E: 0 K: 0 S: 7 H: 0 LOB: 0 BB: 0 P: 11	R: 0 E: 0 K: 1 S: 9 H: 0 LOB: 0 BB: 1 P: 15	R: 0 E: 0 K: 1 S: 11 H: 1 LOB: 1 BB: 0 P: 18	R: 0 E: 0 K: 1 S: 6 H: 0 LOB: 0 BB: 0 P: 8	1B: 5 2B: 0 3B: 0 HR: 0	SF: 0 SAC: 0 DP: 0 HBP: 0					

PITCHER	IP	WLS	BF	H	R	ER	SO	BB	IBB	HBP	BLK	WP	HR	S	P	ERA	WHIP
43 Nick Pivetta, R (1, 1) ERA: 3.23	7.0	W	26	4	0	0	7	1	0	0	0	0	0	72	107	0.00	0.714
58 Seranthony Domínguez, R (8, 1) ERA:	1.0	H	4	1	0	0	1	0	0	0	0	0	0	11	18	0.00	1.000
50 Héctor Neris, R (9, 1) ERA: 4.5	1.0	S	3	0	0	0	1	0	0	0	0	0	0	6	8	0.00	0.000

PITCHER	IP	WLS	BF	H	R	ER	SO	BB	IBB	HBP	BLK	WP	HR	S	P	ERA	WHIP

Atlanta Braves @ Philadelphia Phillies

Citizens Bank Park, Philadelphia, PA

Mon May 21 2018, 7:08 PM - 9:39 PM EDT

Att. 21,284 - Clear - 76 F

TOP

livebaseballscorecards.com

AB	32
R	0
H	5
RBI	0
BB	1
SO	9
LOB	11

1B: 5	SF: 0
2B: 0	SAC: 0
3B: 0	DP: 0
HR: 0	HBP: 0

WP: 0	PA: 33
PB: 0	
SB: 1	
CS: 1	

BOTTOM

Atlanta Braves @ Philadelphia Phillies

Citizens Bank Park, Philadelphia, PA

Mon May 21 2018, 7:08 PM - 9:39 PM EDT

Att. 21,284 - Clear - 76 F

livebaseballscorecards.com

Batter	1	2	3	4	5	6	7	8	9	AB	R	H	RBI	BB	SO	LOB
16 César Hernández, S (1, 4) OBP: 0.391, SLG: 0.438	B FF 92 B FF 94 B FF 95 C FF 92 B SI 96 4-1 17 F8-6 BB		C SI 96 C SI 87 B SI 89 B SI 98 B SL 82 X FF 97 3-2 ① L8		B FF 97 C SI 96 F SI 96 B CU 82 X SI 98 2-2 1B		B FF 94 F FF 94 B CH 87 S CH 87 B CU 81 X FF 94 3-2 ① G4-3			3	0	1	0	1	0	0
17 Rhys Hoskins, R (1, 7) OBP: 0.381, SLG: 0.441	C SI 98 B SL 83 C SL 83 1 SAFE B FF 97 B SI 99 X SL 86 3-2 ①② F8-6 1-2		B CU 80 S SL 85 X SI 99 1-1 ② G6-3		1 SAFE X SI 97 0-0 ② F8		B FF 94 F FF 95 S SL 87 B CH 88 B SL 87 S CH 87 3-3 ② K			4	0	0	0	0	1	2
37 Odúbel Herrera, L (1, 8) OBP: 0.413, SLG: 0.543	B FF 97 B FF 97 B SI 97 C FF 97 F SI 97 F FF 97 X SI 98 3-2 1B		B FF 98 F SI 98 C FF 97 X CU 82 1-2 1B		C FF 97 C SI 97 1 SAFE B SI 98 F FF 97 D CU 82 B FF 98 F FF 98 X SI 98 3-2 ③ G1-3		C FF 94 B FF 93 S CH 88 B CH 86 X FF 94 2-2 ③ L9			4	0	2	0	0	0	1
7 Maikel Franco, R (1, 5) OBP: 0.286, SLG: 0.448	C SL 85 X SL 84 0-1 ③ P5		B FF 98 B SI 98 C SL 86 X CU 84 2-1 ③ G6-3			S SL 84 F SL 84 B SL 84 F SL 85 F SI 98 B CU 78 C SL 83 2-3 ① K		X FF 93 0-0 ① G2-3		4	0	0	0	0	1	2
41 Carlos Santana, S (1, 3) OBP: 0.313, SLG: 0.416		B FF 96 F SI 97 B CH 89 B SL 86 F FF 97 F SI 98 B SL 85 4-2 4 FC6-4 5 1B BB		B FF 96 B CH 88 F SI 89 C FF 97 X FF 97 2-2 P3		B FF 97 S SI 88 B SI 88 F SL 84 X FF 98 2-2 ② F9		B FF 94 B SI 94 C SI 94 B SL 85 B FF 95 4-1 5 PB BB		2	0	0	0	2	0	0
38 Jorge Alfaro, R (1, 2) OBP: 0.313, SLG: 0.387		C FF 97 C SI 98 B SI 99 T SI 98 1-2 ① K		B CU 84 S CU 86 S FF 98 S CU 86 1-3 ② K		C CU 84 C SL 84 B FF 98 X SI 98 1-2 2B		X SL 87 0-0 ② L9		4	0	1	0	0	2	2
5 Nick Williams, L (1, 9) OBP: 0.313, SLG: 0.372		S FF 98 X FF 97 0-1 4 FC6-4 1-2 1B		B FF 98 X SI 98 1-0 HR		B CU 77 X FF 96 1-0 ③ F7		B SL 86 B SL 87 C SI 94 B SI 94 T FF 94 C CU 75 3-3 ③ K 1-2		4	1	2	1	0	1	2
4 Scott Kingery, R (1, 6) OBP: 0.264, SLG: 0.336		C FF 97 B FF 98 X SL 86 1-1 ② FC6-4 1-2f 2-3		C SL 84 C CU 80 X SL 84 0-2 ③ G5-3			X FF 94 0-0 23 HR 1B			3	1	1	0	0	0	2
43 Nick Pivetta, R (1, 1) OBP: 0.188, SLG: 0.250 23 Aaron Altherr, R (7, PH) OBP: 0.324, SLG: 0.386 58 Seranthony Domínguez, R (8, 1) 50 Héctor Neris, R (9, 1)		C FF 97 S SI 98 S FF 98 0-3 ③ K			C FF 92 C CU 82 S SI 96 0-3 ① K		B SL 88 X SL 88 1-0 1-H HR			2 1 0 0	0 1 0 0	0 1 0 0	0 2 0 0	0 0 0 0	2 0 0 0	2 0 0 0
Inning Stats	R: 0 E: 0 K: 0 S: 10 H: 1 LOB: 1 BB: 1 P: 20	R: 0 E: 0 K: 2 S: 13 H: 1 LOB: 2 BB: 1 P: 19	R: 0 E: 0 K: 0 S: 10 H: 1 LOB: 1 BB: 0 P: 17	R: 1 E: 0 K: 1 S: 10 H: 1 LOB: 0 BB: 0 P: 14	R: 0 E: 0 K: 0 S: 12 H: 1 LOB: 1 BB: 0 P: 17	R: 0 E: 0 K: 1 S: 12 H: 1 LOB: 1 BB: 0 P: 18	R: 2 E: 0 K: 1 S: 11 H: 2 LOB: 0 BB: 0 P: 20	R: 0 E: 0 K: 1 S: 6 H: 0 LOB: 1 BB: 1 P: 13		1B: 5 2B: 2 3B: 0 HR: 2 SF: 0 SAC: 0 DP: 1 HBP: 0				WP: 0 PB: 1 SB: 0 CS: 0 PA: 34		

	AB	31
	R	3
	H	8
	RBI	3
	BB	3
	SO	7
	LOB	13

PITCHER		IP	WLS	BF	H	R	ER	SO	BB	IBB	HBP	BLK	WP	HR	S	P	ERA	WHIP
26 Mike Foltynewicz, R ERA: 2.72	(1, 1)	6.0	L	25	6	1	1	5	2	0	0	0	0	1	67	105	1.50	1.333
51 Shane Carle, R ERA: 1.33	(7, 1)	1.0		5	2	2	2	1	0	0	0	0	0	1	11	20	18.00	2.000
63 Jesse Biddle, L ERA: 2.77	(8, 1)	1.0		4	0	0	0	1	1	0	0	0	0	0	6	13	0.00	1.000

PITCHER	IP	WLS	BF	H	R	ER	SO	BB	IBB	HBP	BLK	WP	HR	S	P	ERA	WHIP

Atlanta Braves @ Philadelphia Phillies

Citizens Bank Park, Philadelphia, PA

Tue May 22 2018, 7:10 PM - 10:27 PM EDT

Att. 18,545 - Cloudy - 63 F

TOP

livebaseballscorecards.com

Batter	1	2	3	4	5	6	7	8	9	AB	R	H	RBI	BB	SO	LOB
1 Ozzie Albies, S (1, 4) OBP: 0.329, SLG: 0.586	B FF 95 S SI 93 F FF 96 B KC 81 C KC 82 2-3 ① K		X KC 81 0-0 HR		B SI 91 C FF 93 B CH 88 B SI 90 B FF 92 4-1 5 E 22 E 5 1B BB		B SI 96 F FS 86 B FS 86 B FS 84 C SI 98 X SI 97 3-2 ① G4-3		B FF 95 C FF 94 X SL 84 1-1 13 PB 13 1B 1B	4	3	2	1	1	1	0
13 Ronald Acuña Jr., R (1, 7) OBP: 0.324, SLG: 0.450	B FF 96 B SL 86 X FF 95 2-0 2B	C FF 95 B KC 81 B SL 86 F KC 83 S FF 95 2-3 ② K		B SL 84 1 SAFE X SL 84 1-0 ① F8		C SL 84 B SL 85 F SI 98 C SL 82 1-3 ② K		B SL 83 D SL 85 S SL 84 F SL 85 B SL 85 X SL 84 3-2 1-H 5 G4-5-3 1B	5	0	2	1	0	2	1
5 Freddie Freeman, L (1, 3) OBP: 0.427, SLG: 0.556	S KC 82 F KC 81 D KC 81 T FF 95 1-2 ② K	B SI 94 F SL 85 B SL 86 X KC 83 2-1 ③ G3		1 SAFE 1 SAFE F SI 90 1 SAFE S SL 85 F SL 85 X FF 95 0-2 22 E 1-3 E9 1B		X SL 80 0-0 1B		1 SAFE F SI 93 X SI 94 0-1 1-2f ② ③ G4-5-3	5	0	2	0	0	1	2
22 Nick Markakis, L (1, 9) OBP: 0.410, SLG: 0.511	B KC 81 X SI 92 1-0 ③ 2-3 1B			B SI 92 C CH 87 C FF 96 F FF 96 B KC 82 B CH 87 B KC 81 4-2 11 1B 25 1B BB	B FF 94 C SI 94 T FF 96 D KC 83 X FF 94 2-2 2-3 3-H FC3		F SL 81 X SL 80 0-1 ③ G1-3			3	0	1	0	1	0	2
25 Tyler Flowers, R (1, 2) OBP: 0.426, SLG: 0.395		C FF 95 S FF 94 B FF 94 B FF 95 F SL 84 B FF 95 B FF 94 4-2 BB		B FF 95 C KC 80 D SL 84 1 SAFE B FF 94 C FF 94 X FF 94 3-2 1-2 11 1B 1B	D SL 84 C SL 85 S SL 84 B SL 86 F FF 94 F SL 86 C FF 94 2-3 ② K			X SI 95 0-0 1B		3	0	2	0	1	1	2
11 Ender Inciarte, L (1, 8) OBP: 0.314, SLG: 0.366		B SI 92 S FF 93 F SI 92 X SI 93 1-2 ① L8		2 SAFE X SI 93 0-0 1-2 2-3 1B	C FF 93 X SI 94 0-1 ③ G4-3			F SI 96 X FC 94 0-1 ① P5		4	0	1	0	0	0	4
7 Dansby Swanson, R (1, 6) OBP: 0.316, SLG: 0.398		B SL 86 C KC 81 S SL 84 B SL 86 C FF 95 2-3 ② K		B SL 84 S CH 88 C SL 85 S SL 86 1-3 ① K		B FF 97 B FF 98 F FF 96 B SL 84 F FF 98 C SL 83 3-3 ① K		B CU 83 C CU 85 B SI 96 S SI 96 S CU 83 2-3 ② K		4	0	0	0	0	4	5
27 Ryan Flaherty, L (1, 5) 33 A.J. Minter, L (8, 1) 38 Arodys Vizcaíno, R (9, 1)		C KC 81 M KC 80 S FF 95 0-3 ③ K		B KC 83 C FF 95 S SI 94 B KC 83 S FF 95 2-3 ② K		B SL 82 S SI 98 F SI 98 F FS 87 X FF 99 1-2 ② G3		S FC 94 S SI 96 D CU 84 F FC 93 X SI 97 1-2 ③ F7		4 0 0	0 0 0	0 0 0	0 0 0	0 0 0	2 0 0	5 0 0
32 Brandon McCarthy, R (1, 1) OBP: 0.050, SLG: 0.100 39 Sam Freeman, R (6, 1) 58 Dan Winkler, R (7, 1) 17 Johan Camargo, S (8, 5) OBP: 0.365, SLG: 0.368			C FF 90 C FF 92 T KC 79 0-2 ① K	S FF 95 S FF 95 F FF 96 S FF 94 0-3 ③ K		B FF 97 S FF 98 C FF 98 B FF 98 C SI 98 2-3 ③ K			B FF 95 B SL 80 F FF 94 X FF 93 2-1 ① F8	3 0 0 1	0 0 0 0	0 0 0 0	0 0 0 0	3 0 0 0	3 0 0 0	3 0 0 0

Inning Stats	1	2	3	4	5	6	7	8	9
	R: 0 H: 2 E: 0 LOB: 2 K: 2 BB: 0 S: 8 P: 14	R: 0 H: 0 E: 0 LOB: 1 K: 2 BB: 1 S: 12 P: 19	R: 1 H: 1 E: 0 LOB: 0 K: 2 BB: 0 S: 9 P: 13	R: 0 H: 2 E: 0 LOB: 3 K: 3 BB: 1 S: 17 P: 27	R: 1 H: 1 E: 2 LOB: 2 K: 1 BB: 1 S: 16 P: 25	R: 0 H: 0 E: 0 LOB: 0 K: 2 BB: 0 S: 10 P: 16	R: 0 H: 1 E: 0 LOB: 1 K: 1 BB: 0 S: 9 P: 13	R: 0 H: 1 E: 0 LOB: 1 K: 1 BB: 0 S: 10 P: 13	R: 1 H: 2 E: 0 LOB: 0 K: 0 BB: 0 S: 9 P: 15

AB	36
R	3
H	10
RBI	2
BB	3
SO	14
LOB	24

		1B: 8	SF: 0	WP: 0	PA: 39
		2B: 1	SAC: 0	PB: 1	
		3B: 0	DP: 1	SB: 0	
		HR: 1	HBP: 0	CS: 0	

PITCHER		IP	WLS	BF	H	R	ER	SO	BB	IBB	HBP	BLK	WP	HR	S	P	ERA	WHIP
28 Vince Velasquez, R ERA: 4.18	(1, 1)	4.1	L	22	6	2	1	9	3	0	0	0	0	1	55	89	2.08	2.077
64 Víctor Arano, R ERA: 1.32	(5, 1)	0.2		2	0	0	0	1	0	0	0	0	0	0	7	9	0.00	0.000
57 Luis García, R ERA: 3.2	(6, 1)	1.2		5	0	0	0	3	0	0	0	0	0	0	16	26	0.00	0.000
46 Adam Morgan, L ERA: 2.31	(7, 1)	0.1		2	1	0	0	0	0	0	0	0	0	0	3	3	0.00	3.000
40 Tommy Hunter, R ERA: 4.22	(8, 1)	1.0		4	1	0	0	1	0	0	0	0	0	0	10	13	0.00	1.000

PITCHER		IP	WLS	BF	H	R	ER	SO	BB	IBB	HBP	BLK	WP	HR	S	P	ERA	WHIP
61 Edubray Ramos, R ERA: 0.96	(9, 1)	1.0		4	2	1	0	0	0	0	0	0	0	0	9	15	0.00	2.000

BOTTOM

Atlanta Braves @ Philadelphia Phillies

Citizens Bank Park, Philadelphia, PA

Tue May 22 2018, 7:10 PM - 10:27 PM EDT

Att. 18,545 - Cloudy - 63 F

livebaseballscorecards.com

Batter	1	2	3	4	5	6	7	8	9	AB	R	H	RBI	BB	SO	LOB
16 César Hernández, S (1, 4) OBP: 0.388, SLG: 0.434	C SI 92 B CU 81 C CU 79 B CU 80 X FC 92 2-2 G3 ①		X SI 94 0-0 G3 ③		B FC 92 B CU 79 F SI 94 B SI 95 C CU 81 X SI 95 3-2 17 WP 1-3 2-H 1B			L FF 98 S FC 93 F FF 98 B FC 92 X FC 93 1-2 L9 ①		4	0	1	1	0	0	1
17 Rhys Hoskins, R (1, 7) OBP: 0.373, SLG: 0.429	X SI 94 0-0 F9 ②			C SI 93 X FC 93 0-1 G4-3 ①	C CU 80 C CU 81 B CU 80 F FC 94 S FC 94 1-3 K ③ 1-2			B FC 94 F FC 92 S FF 97 B FC 91 S FC 93 2-3 K ②		4	0	0	0	0	2	2
37 Odúbel Herrera, L (1, 8) OBP: 0.410, SLG: 0.542	B SI 93 L SI 94 F SI 94 S CU 82 1-3 K ③			B FC 92 C SI 95 B SI 96 B SI 95 C CU 79 X SI 95 3-2 F8 ②		C CU 79 B SI 94 C CU 79 F FC 92 S CU 80 1-3 K2-3 ①		F FF 98 B FF 98 B FF 98 F FC 92 S FC 92 X FF 98 3-2 41 1B 2B		4	0	1	0	0	2	0
41 Carlos Santana, S (1, 3) OBP: 0.322, SLG: 0.421		C CU 80 B FC 91 B FC 93 F CU 79 B FC 92 X SI 93 3-2 G4-3 ①		F SI 95 B FC 92 B FC 92 B FC 92 B CU 79 4-1 BB		C CU 78 B CU 78 X CU 78 1-1 1B		C FF 97 F FF 98 B FF 98 X FC 92 1-2 2-3 1B		3	0	2	0	1	0	0
38 Jorge Alfaro, R (1, 2) OBP: 0.303, SLG: 0.373		B FC 92 X FC 92 1-0 G4-3 ②		B FC 91 X CU 80 1-0 F8 ③		X FC 91 0-0 F9 ②		X FC 93 0-0 F8 ③		4	0	0	0	0	0	4
5 Nick Williams, L (1, 9) OBP: 0.300, SLG: 0.356		C SI 93 B SI 95 C CU 81 S SI 95 1-3 K ③			F SI 92 F SI 92 F SI 93 B CU 79 X SI 94 1-2 G1-3 ①	C FF 95 S FF 96 B FF 96 C FF 96 1-3 K ③			F FF 97 B SI 98 S SI 97 F SI 97 B SL 82 S SI 98 2-3 K ①	4	0	0	0	0	3	1
7 Maikel Franco, R (1, 5) OBP: 0.291, SLG: 0.449			B FC 92 F FC 93 C FC 93 S CU 81 1-3 K ①		F CU 79 X CU 80 0-1 23 BB 16 1B 1B		C FC 90 X CU 83 0-1 4 G6-3 1B		C SI 98 B SI 98 B SL 86 X SI 98 2-1 F9 ②	4	1	2	0	0	1	0
4 Scott Kingery, R (1, 6) OBP: 0.264, SLG: 0.341			C SI 93 S FC 93 B FC 93 X CU 81 1-2 28 G1-3 2B		X FC 91 0-0 F8 ②		S FF 95 F FC 89 D CU 82 X FC 92 1-2 G6-3 ①② 1-2f		C SI 98 F SL 84 X SL 85 0-2 G6-3 ③	4	0	1	0	0	0	2
28 Vince Velasquez, R (1, 1) OBP: 0.375, SLG: 0.375 64 Víctor Arano, R (5, 1) 23 Aaron Altherr, R (5, PH) OBP: 0.328, SLG: 0.386 57 Luis García, R (6, 1) 46 Adam Morgan, L (7, 1) 18 Pedro Florimón, S (7, PH) OBP: 0.330, SLG: 0.510 40 Tommy Hunter, R (8, 1) 61 Edubray Ramos, R (9, 1)			C FC 92 B CU 81 X CU 81 1-1 G1-3 ② 2-3		C FC 91 F FC 92 B FC 94 D CU 81 B SI 95 D FC 93 4-2 16 1B 1-2 BB		B CU 83 B FF 95 B FF 92 C FF 92 S FF 92 S FC 91 3-3 K ③			1 0 0 0 0 0 1 0 0	0 0 0 0 0 0 0 0 0	0 0 0 0 1 0 0 0 0	0 0 0 0 0 0 0 0 0	0 0 0 0 0 0 0 1 0	0 0 0 0 0 0 0 0 0	1 0 0 0 0 1 0 0 0
Inning Stats	R: 0 E: 0 K: 1 S: 7 H: 0 LOB: 0 BB: 0 P: 10	R: 0 E: 0 K: 1 S: 7 H: 0 LOB: 0 BB: 0 P: 12	R: 0 E: 0 K: 1 S: 9 H: 1 LOB: 1 BB: 0 P: 12	R: 0 E: 0 K: 0 S: 7 H: 0 LOB: 1 BB: 1 P: 15	R: 1 E: 0 K: 1 S: 16 H: 2 LOB: 2 BB: 1 P: 25	R: 0 E: 0 K: 2 S: 10 H: 1 LOB: 1 BB: 0 P: 13	R: 0 E: 0 K: 1 S: 8 H: 1 LOB: 0 BB: 0 P: 12	R: 0 E: 0 K: 1 S: 14 H: 2 LOB: 2 BB: 0 P: 21	R: 0 E: 0 K: 1 S: 9 H: 0 LOB: 0 BB: 0 P: 13	1B: 5 2B: 2 3B: 0 HR: 0 SF: 0 SAC: 0 DP: 1 HBP: 0						

	AB	33
	R	1
	H	7
	RBI	1
	BB	2
	SO	9
	LOB	11

WP: 1 PA: 35
PB: 0
SB: 0
CS: 0

PITCHER		IP	WLS	BF	H	R	ER	SO	BB	IBB	HBP	BLK	WP	HR	S	P	ERA	WHIP
32 Brandon McCarthy, R ERA: 4.67	(1, 1)	5.2	W	23	4	1	1	5	2	0	0	0	1	0	53	83	1.59	1.059
39 Sam Freeman, L ERA: 2.84	(6, 1)	0.1	H	1	0	0	0	1	0	0	0	0	0	0	3	4	0.00	0.000
58 Dan Winkler, R ERA: 0.89	(7, 1)	1.0	H	3	1	0	0	1	0	0	0	0	0	0	8	12	0.00	1.000
33 A.J. Minter, L ERA: 2.7	(8, 1)	1.0	H	5	2	0	0	1	0	0	0	0	0	0	14	21	0.00	2.000
38 Arodys Vizcaíno, R ERA: 2.49	(9, 1)	1.0	S	3	0	0	0	1	0	0	0	0	0	0	9	13	0.00	0.000

PITCHER	IP	WLS	BF	H	R	ER	SO	BB	IBB	HBP	BLK	WP	HR	S	P	ERA	WHIP

Batter	1	2	3	4	5	6	7	8	9	AB	R	H	RBI	BB	SO	LOB
1 Ozzie Albies, S (1, 4) OBP: 0.323, SLG: 0.575	F SI 94 B SI 94 B SI 95 T SI 94 S SL 91 2-3 ① **K**	B CU 80 F SI 95 B SI 95 X SL 89 2-1 ③ G3-1			F SI 94 S CH 88 X CH 88 0-2 ②③ G4-3 1-2f			X FF 98 0-0 ① G4-3		4	0	0	0	0	1	3
13 Ronald Acuña Jr., R (1, 7) OBP: 0.313, SLG: 0.433	M SI 95 B SL 92 F SI 95 C SI 94 1-3 ② **K**		C SI 94 S CH 89 C SL 91 0-3 ① **K**			B SI 92 X SL 89 1-0 ① F8		B FF 97 B SL 89 S SL 89 X SI 99 2-1 ② G6-3		4	0	0	0	0	2	0
5 Freddie Freeman, L (1, 3) OBP: 0.424, SLG: 0.549	F SI 94 C SL 91 B CU 83 B SI 94 B SL 91 X SI 95 3-2 22 1B 1B		B SL 90 F SI 94 C SI 93 B CH 89 F SL 91 F SI 95 B CU 80 S SL 90 3-3 ② **K**			S SI 93 F CH 87 F SI 93 B SL 89 F CH 88 F CU 80 F SL 90 F SI 92 X CH 85 1-2 ② L3		X FF 98 0-0 ③ G4-3		4	0	1	0	0	1	0
22 Nick Markakis, L (1, 9) OBP: 0.412, SLG: 0.510	B SI 94 B SI 94 X SI 95 2-0 **1-2** 1B		B FF 94 C SI 93 B SL 90 F SI 94 S SL 89 2-3 ③ **K**			C SI 93 B CU 80 B CH 88 C SI 93 F SL 90 F SI 93 F SL 90 B SI 93 S SL 89 3-3 ③ **K**			C FS 86 S FS 86 X FF 95 0-2 17 BB 1B	4	0	2	0	0	2	0
24 Kurt Suzuki, R (1, 2) OBP: 0.331, SLG: 0.461	F SI 94 X SI 95 0-1 ③ F8			C FF 92 C SI 93 F SL 90 X SI 93 0-2 ① G6-3			C SI 92 F SI 93 X CH 87 0-2 ① G4-3		C FF 94 X FS 84 0-1 ① F7	4	0	0	0	0	0	3
11 Ender Inciarte, L (1, 8) OBP: 0.318, SLG: 0.369		B SI 92 X SI 94 1-0 17 2B 1B		B SI 93 B SL 89 X SI 93 2-0 ② L8			T SI 94 X CH 88 0-1 17 CS 1B		B FS 86 C FS 86 S FS 85 S FS 86 1-3 ② **K**	4	0	2	0	0	1	1
17 Johan Camargo, S (1, 5) OBP: 0.382, SLG: 0.386		1 SAFE 1 SAFE T SI 94 1 SAFE F CH 88 X SI 94 0-2 **1-3** 2B		C SL 90 B CU 80 C SI 93 F CH 89 X SL 90 1-2 ③ G6-3			B SI 94 1 SAFE B SI 93 C SI 93 B SI 93 F SI 92 B SL 88 4-2 ② 7 2B **1-2** BB		B FS 85 B FF 94 B FS 85 C FF 94 S FF 94 B FS 85 4-2 **1-2** BB	2	0	1	0	2	0	0
7 Dansby Swanson, R (1, 6) OBP: 0.314, SLG: 0.402		C CU 81 B SI 95 B SL 90 X SI 94 2-1 ① G5-3			F SI 92 B SL 89 X SI 93 1-1 ① L8		S SL 89 B SI 93 S SL 89 F CH 88 X SI 94 1-2 **1-3** 2B		C FS 85 B SL 88 X FS 86 1-1 ③ L7	4	0	1	0	0	0	4
53 Luiz Gohara, L (1, 1) 27 Ryan Flaherty, L (5, PH) OBP: 0.368, SLG: 0.576 39 Sam Freeman, R (5, 1) 30 Peter Moylan, R (6, 1) 20 Preston Tucker, L (7, PH) OBP: 0.305, SLG: 0.449 51 Shane Carle, R (7, 1) 63 Jesse Biddle, L (8, 1) OBP: 1.000, SLG: 2.000		S SI 93 F SI 95 S CU 81 0-3 ② **K**			B SI 94 F SI 93 X CH 87 1-1 1 G4-3 1B		B FF 98 B FF 98 C FF 98 B FF 98 C FF 99 S FF 99 3-3 ③ **K**			1 1 0 0 1 0 0	0 0 0 0 0 0 0	0 1 0 0 0 0 0	0 0 0 0 0 0 0	0 0 0 0 0 0 0	1 0 0 0 1 0 0	2 0 0 0 2 0 0
Inning Stats	R: 0 E: 0 K: 2 S: 12 H: 2 LOB: 2 BB: 0 P: 20	R: 0 E: 0 K: 1 S: 11 H: 2 LOB: 2 BB: 0 P: 16	R: 0 E: 0 K: 3 S: 11 H: 0 LOB: 0 BB: 0 P: 16	R: 0 E: 0 K: 0 S: 9 H: 0 LOB: 0 BB: 0 P: 12	R: 0 E: 0 K: 0 S: 7 H: 1 LOB: 0 BB: 0 P: 9	R: 0 E: 0 K: 1 S: 15 H: 0 LOB: 0 BB: 0 P: 20	R: 0 E: 0 K: 1 S: 14 H: 2 LOB: 2 BB: 1 P: 22	R: 0 E: 0 K: 0 S: 4 H: 0 LOB: 0 BB: 0 P: 6	R: 0 E: 0 K: 1 S: 12 H: 1 LOB: 2 BB: 1 P: 18	1B: 6 2B: 2 3B: 0 HR: 0 SF: 0 SAC: 0 DP: 1 HBP: 0						

PITCHER		IP	WLS	BF	H	R	ER	SO	BB	IBB	HBP	BLK	WP	HR	S	P	ERA	WHIP
49 Jake Arrieta, R ERA: 2.45	(1, 1)	6.2	W	26	7	0	0	7	1	0	0	0	0	0	76	109	0.00	1.200
58 Seranthony Domínguez, R ERA:	(7, 1)	1.1	H	4	0	0	0	1	0	0	0	0	0	0	7	12	0.00	0.000
50 Héctor Neris, R ERA: 4.26	(9, 1)	1.0		5	1	0	0	1	1	0	0	0	0	0	12	18	0.00	2.000

PITCHER	IP	WLS	BF	H	R	ER	SO	BB	IBB	HBP	BLK	WP	HR	S	P	ERA	WHIP

TOP

Atlanta Braves @ Philadelphia Phillies

Citizens Bank Park, Philadelphia, PA

Wed May 23 2018, 7:09 PM - 9:58 PM EDT

Att. 27,647 - Clear - 79 F

livebaseballscorecards.com

AB	33
R	0
H	8
RBI	0
BB	2
SO	9
LOB	15

WP: 0	PA: 35
PB: 0	
SB: 0	
CS: 1	

Batter	1	2	3	4	5	6	7	8	9	AB	R	H	RBI	BB	SO	LOB
16 César Hernández, S (1, 4) OBP: 0.384, SLG: 0.427	C FF 94 B FF 94 C FF 93 C FF 94 1-3 K ①		F FF 95 B CH 89 B CH 89 X FF 96 2-1 F8 ② B SL 82 C CH 90 B FF 95 F FF 94 B SL 85 B SL 85 4-2 23 BB 37 1B 41 1B BB	C SL 82 X SL 83 0-1 2-H 1B		B SI 90 F SI 90 X CH 84 1-1 F7 ③		C SI 94 B FF 93 B CU 73 S CU 75 B FF 94 F FF 93 C CU 75 3-3 K ③		5	0	1	1	0	2	1
17 Rhys Hoskins, R (1, 7) OBP: 0.376, SLG: 0.428	F FF 95 B FF 96 B FF 95 B SL 85 X FF 94 3-1 F8 ②			C FF 94 X FF 95 0-1 F9 ③			B FF 96 F FF 94 X SL 89 1-1 1B			3	1	1	0	1	0	1
37 Odúbel Herrera, L (1, 8) OBP: 0.406, SLG: 0.535	C FF 96 B FF 96 C SI 96 X SL 86 1-2 P5 ③		X SL 83 0-0 41 1B 23 BB 1-2 1B	C FF 94 S SI 95 S CU 83 0-3 K ①			S FF 94 D CH 89 1 SAFE X CH 88 1-1 L7 ①			4	0	1	0	0	1	1
23 Aaron Altherr, R (1, 9) OBP: 0.333, SLG: 0.379		C FF 94 C FF 94 C FF 93 0-3 K ①	B FF 95 S CH 87 B FF 95 B FF 94 B SL 82 4-1 41 1B 1-2 2-3 BB	C SI 95 B FS 88 B FS 85 B SI 94 C SI 94 B SI 94 4-2 41 FC4-6 BB			X FF 96 0-0 L9 ②			2	0	0	0	2	1	1
41 Carlos Santana, S (1, 3) OBP: 0.325, SLG: 0.423		X FF 95 0-0 7 BB 1B	B SL 84 D FF 96 C FF 94 F FF 94 X SL 84 2-2 1-2 2-3 3-H 1B	B FF 95 X FF 95 1-0 FC4-6 7 2B 1-2f ②			B FF 95 B CH 88 X CH 88 2-0 G4-3 ③			4	1	2	1	0	0	2
7 Maikel Franco, R (1, 5) OBP: 0.296, SLG: 0.453		S SL 83 S SL 81 D SL 83 1 SAFE B FF 92 F FF 94 D SL 84 F SL 82 F FF 95 4-2 B FF 85 1-2 BB	F FF 95 X FF 96 0-1 L4 ③	F FF 96 X FF 95 0-1 38 WP 1-H 2B				X FF 94 0-0 F9 ①		3	0	1	1	1	0	3
38 Jorge Alfaro, R (1, 2) OBP: 0.301, SLG: 0.368		S FF 94 S FF 94 S FF 95 0-3 K ②	B SL 84 S FF 94 F FF 96 F SL 82 F FF 96 S FF 96 1-3 K ①	B FS 88 F FF 95 F FF 96 F FF 95 F CU 83 B SI 96 D FS 87 F FF 96 X FF 96 3-2 G6-3 ③ 2-3				F FF 96 X SL 90 0-1 5 2B 1B		4	1	1	0	0	2	3
4 Scott Kingery, R (1, 6) OBP: 0.263, SLG: 0.333		S SL 81 S SL 83 S SL 82 0-3 K2-3 ③	B FF 96 B CH 90 B CH 90 B FF 96 4-0 49 SH5-4 16 1B BB			B SI 89 C SL 77 B SL 78 X SI 90 2-1 G1-3 ①		X FF 95 0-0 L7 ②		3	1	0	0	1	1	3
49 Jake Arrieta, R (1, 1) OBP: 0.250, SLG: 0.143 58 Seranthony Domínguez, R (1) 5 Nick Williams, L (8, PH) OBP: 0.307, SLG: 0.374 50 Héctor Neris, R (9, 1)			B FF 95 C FF 94 C FF 93 S SL 83 1-3 K ①	B FF 93 C FF 94 B FF 95 F FF 93 1 SAFE X FF 94 2-2 SH5-4 1-2 ②		B SI 90 B SI 90 X SI 90 2-0 G1-3 ②		B FF 94 S CH 88 S CH 90 X CH 89 1-2 1-H 2B		2 0 1 0	0 0 0 0	0 0 1 0	0 0 1 0	1 0 0 0	0 0 0 0	0 0 0 0
Inning Stats	R: 0 E: 0 K: 1 S: 8 H: 0 LOB: 0 BB: 0 P: 13	R: 0 E: 0 K: 3 S: 15 H: 1 LOB: 2 BB: 1 P: 19	R: 1 E: 0 K: 1 S: 14 H: 2 LOB: 3 BB: 2 P: 27	R: 1 E: 0 K: 1 S: 12 H: 1 LOB: 1 BB: 1 P: 19	R: 1 E: 0 K: 1 S: 14 H: 1 LOB: 1 BB: 1 P: 22	R: 0 E: 0 K: 0 S: 5 H: 0 LOB: 0 BB: 0 P: 10	R: 0 E: 0 K: 0 S: 6 H: 1 LOB: 1 BB: 0 P: 10	R: 1 E: 0 K: 1 S: 11 H: 2 LOB: 1 BB: 0 P: 15		1B: 6 2B: 2 3B: 0 HR: 0 SF: 0 SAC: 1 DP: 0 HBP: 0						

PITCHER		IP	WLS	BF	H	R	ER	SO	BB	IBB	HBP	BLK	WP	HR	S	P	ERA	WHIP
53 Luiz Gohara, L ERA: 2.45	(1, 1)	4.0	L	20	4	2	2	6	4	0	0	0	0	0	49	78	4.50	2.000
39 Sam Freeman, L ERA: 3.15	(5, 1)	1.0		5	1	1	1	1	1	0	0	0	1	0	14	22	9.00	2.000
30 Peter Moylan, R ERA: 2.76	(6, 1)	1.0		3	0	0	0	0	0	0	0	0	0	0	5	10	0.00	0.000
51 Shane Carle, R ERA: 1.57	(7, 1)	1.2		8	3	1	1	0	0	0	0	0	0	0	13	18	5.40	1.800
63 Jesse Biddle, L ERA: 2.7	(8, 1)	0.1		1	0	0	0	1	0	0	0	0	0	0	4	7	0.00	0.000

PITCHER	IP	WLS	BF	H	R	ER	SO	BB	IBB	HBP	BLK	WP	HR	S	P	ERA	WHIP

BOTTOM

Atlanta Braves @ Philadelphia Phillies

Citizens Bank Park, Philadelphia, PA

Wed May 23 2018, 7:09 PM - 9:58 PM EDT

Att. 27,647 - Clear - 79 F

livebaseballscorecards.com

AB	31
R	4
H	8
RBI	4
BB	5
SO	8
LOB	15

WP: 1 PA: 37
PB: 0
SB: 0
CS: 0

Atlanta Braves @ Boston Red Sox

Fenway Park, Boston, MA

Fri May 25 2018, 7:12 PM - 10:24 PM EDT

Att. 37,008 - Partly Cloudy - 85 F

TOP

livebaseballscorecards.com

Batter	1	2	3	4	5	6	7	8	9	AB	R	H	RBI	BB	SO	LOB
1 Ozzie Albies, S (1, 4) OBP: 0.325, SLG: 0.569	F FC 89 X FC 90 0-1 24 FC5 22 BB 1B	F SI 92 X SI 92 0-1 ③ F9		B FF 93 B SI 93 B CH 88 B CH 89 4-0 BB			B KC 85 X KC 84 1-0 ① F7		B KC 86 C KC 88 F FF 99 X FF 98 1-2 ② G3-1 2-3	4	0	1	0	1	0	3
13 Ronald Acuña Jr., R (1, 9) OBP: 0.308, SLG: 0.422	B FF 92 F FF 93 B SL 85 S CH 87 S SI 92 2-3 ① K		B CH 85 X CH 86 1-0 5 1B 22 2B 1B	S FC 90 F FF 92 B FF 92 X SI 92 1-2 ③ L8			F SL 91 F SL 90 B FF 99 B FF 100 F FF 99 B CH 87 S SL 87 3-3 ② K		S FF 98 S FF 98 S FF 98 0-3 ③ K	5	1	1	0	0	3	3
5 Freddie Freeman, L (1, 3) OBP: 0.425, SLG: 0.546	C FF 94 1 SAFE S FC 89 S FF 93 0-3 ② K		B FC 89 C FF 92 B FC 87 X CH 86 2-1 22 2B 1-2 1B		B FF 91 B SL 84 S FF 93 B FF 93 F FF 94 S FF 94 3-3 ① K		C KC 86 B KC 86 B KC 84 F CH 88 B SL 87 B CH 89 4-2 BB			3	1	1	0	1	2	1
22 Nick Markakis, L (1, 7) OBP: 0.414, SLG: 0.513	B FF 94 B FF 94 B FC 89 C FF 94 C FF 93 B FC 88 4-2 1-2 BB		X CH 89 0-0 1-H 2-H 2B		S FC 89 T CH 86 B FC 86 F FC 89 B CH 89 B SI 95 C FC 89 3-3 ② K		1 SAFE X FF 99 0-0 ③ G1-3			3	0	1	2	1	1	1
24 Kurt Suzuki, R (1, 10) OBP: 0.321, SLG: 0.445	C SL 83 X FC 89 0-1 ③ FC5 2-3f		F FC 88 F SI 91 F FC 89 S SI 92 0-3 ① K		F CH 89 B SI 93 F FC 90 F SI 94 B CH 90 X CH 90 2-2 ③ G6-3			B KC 82 F FF 96 F KC 84 B FF 97 F FF 97 X FF 96 2-2 ① F9		4	0	0	0	0	1	3
11 Ender Inciarte, L (1, 8)		F SL 85 B FC 86 B FF 94 X FC 90 2-1 ① G3	F FC 86 C FF 92 B FC 89 X FC 88 1-2 ② G6-3			B FF 92 B FF 91 C FF 92 F FC 88 S SI 94 2-3 ① K		M KC 84 X KC 85 0-1 ② G4-3		4	0	0	0	0	1	1
25 Tyler Flowers, R (1, 2) OBP: 0.412, SLG: 0.381		B CH 88 C SI 93 B CH 88 B CH 89 F CH 89 X SI 94 3-2 17 1B 1B	C SL 84 B SI 93 X CH 88 1-1 ③ G5-3			C SL 83 X CH 87 0-1 ② G6-3		S FF 96 B KC 85 F FF 97 B FF 97 C FF 96 2-3 ③ K		4	0	1	0	0	1	1
17 Johan Camargo, S (1, 5) OBP: 0.387, SLG: 0.384		F FF 93 B FC 89 F SI 92 X SI 93 1-2 1-2 1B		C SL 84 X FC 89 0-1 ① P4		B CH 88 B CH 88 F SL 86 B CH 88 B FF 94 4-1 BB			F FF 98 B KC 87 B FF 98 B KC 87 S FF 98 C FF 98 3-3 ① K	3	0	1	0	1	1	0
7 Dansby Swanson, R (1, 6) OBP: 0.313, SLG: 0.404		B SL 83 X FC 89 1-0 ② L8		C CH 87 B CH 87 F FC 90 B SI 93 B FC 90 S CH 89 3-3 ② K		S SL 87 F FF 94 B SL 88 B SL 87 B SL 89 S FF 95 2-3 ③ K			C FF 99 S FF 99 B KC 88 X FF 98 1-2 1 G3-1 2B	4	0	1	0	0	2	3
Inning Stats	R: 0 H: 1 E: 0 LOB: 2 K: 2 BB: 1 S: 12 P: 18	R: 0 H: 2 E: 0 LOB: 2 K: 0 BB: 0 S: 11 P: 18	R: 2 H: 3 E: 0 LOB: 1 K: 1 BB: 0 S: 13 P: 18	R: 0 H: 0 E: 0 LOB: 1 K: 1 BB: 1 S: 8 P: 16	R: 0 H: 0 E: 0 LOB: 0 K: 2 BB: 0 S: 11 P: 19	R: 0 H: 0 E: 0 LOB: 1 K: 2 BB: 1 S: 10 P: 18	R: 0 H: 0 E: 0 LOB: 1 K: 1 BB: 1 S: 8 P: 16	R: 0 H: 0 E: 0 LOB: 0 K: 1 BB: 0 S: 9 P: 13	R: 0 H: 1 E: 0 LOB: 1 K: 2 BB: 0 S: 12 P: 17	1B: 5 SF: 0 2B: 2 SAC: 0 3B: 0 DP: 0 HR: 0 HBP: 0					WP: 0 PA: 38 PB: 0 SB: 0 CS: 0	

	AB	34
	R	2
	H	7
	RBI	2
	BB	4
	SO	12
	LOB	16

PITCHER		IP	WLS	BF	H	R	ER	SO	BB	IBB	HBP	BLK	WP	HR	S	P	ERA	WHIP
57 Eduardo Rodriguez, L ERA: 4.02	(1, 1)	5.2	W	26	6	2	2	7	3	0	0	0	0	0	61	101	3.18	1.588
37 Heath Hembree, R ERA: 4.84	(6, 1)	0.1	H	1	0	0	0	1	0	0	0	0	0	0	4	6	0.00	0.000
56 Joe Kelly, R ERA: 1.9	(7, 1)	1.0	H	4	0	0	0	1	1	0	0	0	0	0	8	16	0.00	1.000
32 Matt Barnes, R ERA: 2.49	(8, 1)	1.0	H	3	0	0	0	1	0	0	0	0	0	0	9	13	0.00	0.000
46 Craig Kimbrel, R ERA: 2.01	(9, 1)	1.0		4	1	0	0	2	0	0	0	0	0	0	12	17	0.00	1.000

PITCHER	IP	WLS	BF	H	R	ER	SO	BB	IBB	HBP	BLK	WP	HR	S	P	ERA	WHIP

BOTTOM

Atlanta Braves @ Boston Red Sox

Fenway Park, Boston, MA

Fri May 25 2018, 7:12 PM - 10:24 PM EDT

Att. 37,008 - Partly Cloudy - 85 F

livebaseballscorecards.com

Batter	1	2	3	4	5	6	7	8	9	AB	R	H	RBI	BB	SO	LOB
50 Mookie Betts, R (1, 9) OBP: 0.438, SLG: 0.761	C FF 89 F SL 81 B FF 89 X SL 82 1-2 ① F8		C CU 74 B SL 84 B FF 91 S CU 75 B FF 91 S FF 92 3-3 ② K		B FF 90 C FF 91 B SL 83 B SL 83 S FF 92 B FF 92 4-2 28 S BB		F FF 93 B SL 82 X SL 83 1-1 1-H HR			3	1	1	2	1	1	0
16 Andrew Benintendi, L (1, 7) OBP: 0.360, SLG: 0.456	C FF 89 S FF 89 X FF 90 0-2 ② F8		C CU 73 B CH 86 F CH 85 B FF 92 B FF 92 S FF 92 3-3 ③ K		1 SAFE 1 SAFE 1 SAFE B SI 90 B FF 90 S FF 91 1 SAFE F FF 92 F FF 92 2-2 1 SAFE X FF 92 3-H ② SF8		B SL 80 C CU 75 B FF 93 C FF 92 F FF 94 X SL 84 2-2 ③ P5			3	0	0	1	0	1	0
28 J.D. Martinez, R (1, 10) OBP: 0.381, SLG: 0.653	C SL 81 S SL 81 F FF 91 B FF 91 B FF 90 X SL 82 2-2 ③ L9			S SL 81 S CU 73 B SL 82 B FF 90 X CU 74 2-2 HR	1 SAFE C FF 91 C SI 91 B FF 91 F FF 92 X FF 92 1-2 ③ G4-3 1-2			X SL 81 0-0 ① G5-3		4	1	1	1	0	0	1
18 Mitch Moreland, L (1, 3) OBP: 0.393, SLG: 0.636		B FF 89 X SI 90 1-0 2 FC6-4 1B		B CH 84 B CH 84 C FF 91 B SI 90 C FF 91 X FF 92 3-2 ① F9		B CU 70 C CU 71 B SI 88 F SI 88 C FF 90 2-3 ① K		B FF 93 B SI 91 C SI 93 X SI 93 2-1 HR		4	1	2	1	0	1	0
2 Xander Bogaerts, R (1, 6) OBP: 0.327, SLG: 0.533		C FF 90 B FF 90 X SL 83 1-1 ① FC6-4 12 BB 1-2f		C CU 74 B FF 92 B FF 92 B SL 82 X SL 82 3-1 HR		C FF 89 B SI 90 B SI 90 F SI 90 B SL 82 X SI 91 3-2 ② G1-3		S SL 83 S SL 83 B SL 84 B FF 94 B FF 93 X FF 95 3-2 ② G6-3		4	1	1	1	0	0	1
11 Rafael Devers, L (1, 5) OBP: 0.293, SLG: 0.423		S SI 90 S SI 89 F SI 90 S SI 90 0-3 ② K		C CH 84 B FF 91 B FF 91 B SI 90 B FF 91 4-1 12 G3 BB		B FF 90 S SL 82 B SI 88 B SI 90 X SI 91 3-1 ③ G4-3		B SI 94 B FF 93 S SL 82 X SL 82 2-1 ③ F7		3	0	0	0	1	1	1
12 Brock Holt, L (1, 4) OBP: 0.392, SLG: 0.486		1 SAFE B FF 90 B CU 72 B SI 90 B FF 90 4-0 1-2 BB		C CU 73 B CH 86 1 SAFE C FF 90 X SL 82 1-2 ② ③ G3 1-2			B SI 94 C FF 94 X FF 94 1-1 50 S 50 HR 1B			2	1	1	0	1	0	1
7 Christian Vázquez, R (1, 2) OBP: 0.233, SLG: 0.230		C SL 82 B SL 83 X SL 83 1-1 ③ L8			C FF 89 B SI 88 X FF 90 1-1 ① G4-3		X FF 94 0-0 ① L4			3	0	0	0	0	0	3
19 Jackie Bradley Jr., L (1, 8) OBP: 0.269, SLG: 0.277			C CU 72 B CH 81 B CH 84 B SL 81 S FF 90 X FF 92 3-2 ① G4-3		X FF 88 0-0 16 SF8 3B		C SL 85 S SI 94 C CU 76 0-3 ② K			3	1	1	0	0	1	1
Inning Stats	R: 0 E: 0 K: 0 S: 10 H: 0 LOB: 0 BB: 0 P: 13	R: 0 E: 0 K: 1 S: 9 H: 1 LOB: 2 BB: 1 P: 16	R: 0 E: 0 K: 2 S: 9 H: 0 LOB: 0 BB: 0 P: 18	R: 2 E: 0 K: 0 S: 12 H: 2 LOB: 0 BB: 1 P: 25	R: 1 E: 0 K: 0 S: 13 H: 1 LOB: 1 BB: 1 P: 21	R: 0 E: 0 K: 1 S: 8 H: 0 LOB: 0 BB: 0 P: 16	R: 2 E: 0 K: 1 S: 12 H: 2 LOB: 0 BB: 0 P: 16	R: 1 E: 0 K: 0 S: 8 H: 1 LOB: 0 BB: 0 P: 15		1B: 2 2B: 0 3B: 1 HR: 4 SF: 1 SAC: 0 DP: 0 HBP: 0				WP: 0 PB: 0 SB: 2 CS: 0 PA: 33		

	AB	29
	R	6
	H	7
	RBI	6
	BB	3
	SO	5
	LOB	8

PITCHER		IP	WLS	BF	H	R	ER	SO	BB	IBB	HBP	BLK	WP	HR	S	P	ERA	WHIP
49 Julio Teheran, R ERA: 4.2	(1, 1)	6.0	L	24	4	3	3	4	3	0	0	0	0	2	61	109	4.50	1.167
63 Jesse Biddle, L ERA: 3.21	(7, 1)	0.2		3	1	1	1	1	0	0	0	0	0	0	6	7	13.50	1.500
45 Matt Wisler, R ERA: 4.34	(7, 1)	1.1		6	2	2	2	0	0	0	0	0	0	2	14	24	13.50	1.500

PITCHER	IP	WLS	BF	H	R	ER	SO	BB	IBB	HBP	BLK	WP	HR	S	P	ERA	WHIP

Batter	1	2	3	4	5	6	7	8	9	AB	R	H	RBI	BB	SO	LOB
1 Ozzie Albies, S (1, 4) OBP: 0.322, SLG: 0.558	B KC 78 S FF 89 B FF 90 C KC 77 X FF 92 2-2 G6-3	F KC 78 F KC 77 X KC 78 0-2 L9		B FF 87 B SI 88 D KC 77 B SI 88 4-0 5 1B 13 1B 22 SF8 1-2 BB		B KN 74 C KN 73 F KN 75 F KN 78 F KN 78 X CU 62 1-2 L7		C KC 85 X CH 89 0-1 G1-3		4	1	0	0	1	0	0
13 Ronald Acuña Jr., R (1, 9) OBP: 0.320, SLG: 0.456	B FF 92 F FF 90 F FF 90 F KC 79 X KC 79 1-2 G5-3		B FC 86 C KC 75 B KC 77 B KC 77 F FF 88 F KC 77 X FF 91 3-2 G6-3	C SI 90 B SI 90 B SI 91 F SI 91 X SI 93 2-2 5 1B 1-2 2-3 1B		B KN 75 X KN 74 1-0 1B			C FF 96 B FF 96 S FF 97 X FF 97 1-2 HR	5	1	3	1	0	0	0
5 Freddie Freeman, L (1, 3) OBP: 0.425, SLG: 0.542	B FF 90 S FF 90 F FF 91 F FF 91 X KC 78 1-2 22 2B 1B		B FF 88 S FF 89 F FF 89 B FC 87 F FF 90 B SI 90 X FF 90 3-2 G4-3	F FF 92 D CH 85 F SL 84 X FF 92 1-2 2-3 3-H 1B		S KN 77 S KN 77 S KN 79 0-3 K2-3			X KC 86 0-0 L9	5	0	2	1	0	1	1
22 Nick Markakis, L (1, 7) OBP: 0.413, SLG: 0.523	X FF 89 0-0 1-3 2B		C KC 77 B FC 86 X KC 78 1-1 24 2B 2B	X FF 92 0-0 SF8 3-H			B KN 73 B KN 75 B KN 74 C SI 82 X KN 75 3-1 G6-3		B FF 97 B KC 86 C FF 97 X FF 98 2-1 G6-3	4	1	2	1	0	0	0
24 Kurt Suzuki, R (1, 2) OBP: 0.317, SLG: 0.444	B KC 78 B KC 77 C KC 78 F KC 78 B KC 78 F KC 78 C FF 91 3-3 K		B FF 89 X KC 78 1-0 2-H 2B	X SL 82 0-0 P6			B KN 76 X KN 75 1-0 G5-3		B KC 87 X FF 96 1-0 F9	5	0	1	1	0	1	4
11 Ender Inciarte, L (1, 8) OBP: 0.320, SLG: 0.360		B FC 86 B FF 87 C FF 88 B FF 88 C FF 88 B FF 89 4-2 7 HR BB	B FF 88 C FF 89 B FF 88 F FF 89 F KC 79 D KC 79 F SI 89 D KC 80 4-2 BB		C KN 76 C KN 76 B KN 77 X KN 76 1-2 P6		B KN 76 B KN 75 B KN 74 C SI 82 B KN 74 4-1 BB			1	1	0	0	3	0	0
25 Tyler Flowers, R (1, 10) OBP: 0.400, SLG: 0.370	C FF 88 F FF 89 1 SAFE 1 SAFE F KC 77 S FF 89 0-3 K		D KC 79 F FF 89 B SI 89 C KC 78 B FF 91 C FF 91 3-3 K		C KN 76 X KN 77 0-1 17 G6-4-3 1B		C KN 76 B KN 78 1 SAFE X KN 76 1-1 F9			4	0	1	0	0	2	4
17 Johan Camargo, S (1, 5) OBP: 0.371, SLG: 0.364	X FF 89 0-0 P2			B SI 84 C FF 87 C FC 84 B KC 77 X FC 85 2-2 G5-3	S KN 76 X KN 77 0-1 1-2f G6-4-3			C KC 82 B KC 82 F FF 97 B SL 90 X CH 87 2-2 P2		4	0	0	0	0	0	2
7 Dansby Swanson, R (1, 6) OBP: 0.318, SLG: 0.429	B FF 89 B FF 89 X FF 89 2-0 1-H HR			B SI 88 B KC 76 C KC 77 C KC 77 B FC 85 F KC 77 X KC 78 3-2 13 1B 1 BB 5 1B 1B		B KN 74 B KN 73 C KN 73 F KN 75 F KN 76 X KN 77 2-2 P4		C FF 99 C FF 98 S SL 90 0-3 K		4	2	2	2	0	1	0
Inning Stats	R: 0 H: 2 E: 0 LOB: 2 K: 1 BB: 0 S: 16 P: 23	R: 2 H: 1 E: 0 LOB: 0 K: 1 BB: 1 S: 11 P: 17	R: 1 H: 2 E: 0 LOB: 2 K: 1 BB: 1 S: 18 P: 33	R: 2 H: 3 E: 0 LOB: 2 K: 0 BB: 1 S: 15 P: 27	R: 0 H: 1 E: 0 LOB: 0 K: 0 BB: 0 S: 7 P: 8	R: 0 H: 1 E: 0 LOB: 1 K: 1 BB: 0 S: 13 P: 17	R: 0 H: 0 E: 0 LOB: 1 K: 0 BB: 1 S: 6 P: 15	R: 0 H: 0 E: 0 LOB: 0 K: 1 BB: 0 S: 8 P: 10	R: 1 H: 1 E: 0 LOB: 0 K: 0 BB: 0 S: 7 P: 11	1B: 6 SF: 1 2B: 3 SAC: 0 3B: 0 DP: 1 HR: 2 HBP: 0						

TOP

Atlanta Braves @ Boston Red Sox

Fenway Park, Boston, MA

Sat May 26 2018, 1:07 PM - 4:34 PM EDT

Att. 36,510 - Sunny - 85 F

livebaseballscorecards.com

AB	36
R	6
H	11
RBI	6
BB	4
SO	5
LOB	11

PITCHER		IP	WLS	BF	H	R	ER	SO	BB	IBB	HBP	BLK	WP	HR	S	P	ERA	WHIP
31 Drew Pomeranz, L ERA: 6.75	(1, 1)	3.1		19	6	5	5	3	3	0	0	0	0	1	52	89	13.50	2.700
76 Hector Velázquez, R ERA: 1.98	(4, 1)	0.2		4	2	0	0	0	0	0	0	0	0	0	8	11	0.00	3.000
35 Steven Wright, R ERA: 3.27	(5, 1)	3.0	W	11	2	0	0	1	1	0	0	0	0	0	26	40	0.00	1.000
56 Joe Kelly, R ERA: 1.82	(8, 1)	1.0	H	3	0	0	0	1	0	0	0	0	0	0	8	10	0.00	0.000
46 Craig Kimbrel, R ERA: 2.31	(9, 1)	1.0	S	4	1	1	1	0	0	0	0	0	0	1	7	11	9.00	1.000

PITCHER	IP	WLS	BF	H	R	ER	SO	BB	IBB	HBP	BLK	WP	HR	S	P	ERA	WHIP

Batter	1	2	3	4	5	6	7	8	9	AB	R	H	RBI	BB	SO	LOB
50 Mookie Betts, R (1, 9) OBP: 0.437, SLG: 0.750	B FF 92 F FF 93 S FF 95 F CU 77 C FF 93 1-3 K ①	B CU 76 B CU 77 C CH 88 F FF 94 X FF 96 2-2 P5 ②	F FF 94 B FF 95 X CH 86 1-1 FC6-4 1-2f ③			B SI 90 C SI 90 B SI 89 X SI 89 2-1 28 F9 16 HBP 18 2B 1B	B FC 92 B FC 92 B CU 80 C FF 94 B FC 93 4-1 16 3B 1-2 BB			4	2	1	0	1	1	4
16 Andrew Benintendi, L (1, 8) OBP: 0.370, SLG: 0.489 (9, 7)	C FF 95 B FF 93 B FF 93 X FF 95 2-1 2 BB 28 BB 1B	B FF 95 B SL 77 F FF 95 X FF 94 2-1 FC3-6 ③ 1-2f		B SI 94 B SL 85 X SI 93 2-0 HR		1 SAFE B SI 95 B SI 96 1 SAFE H SI 95 3-0 18 2B 1-2 HBP	B FF 93 C CU 82 B FC 92 F FC 93 X CH 91 2-2 1-H 2-H 3B			4	2	3	3	0	0	2
28 J.D. Martinez, R (1, 7) OBP: 0.377, SLG: 0.639 19 Jackie Bradley Jr., L (9, 8) OBP: 0.269, SLG: 0.277	B FF 95 B FF 94 D CH 87 B FF 94 4-0 2 BB 1-2 BB	C FF 92 B CH 84 S CH 86 B FF 94 S FF 94 2-3 K ①	C FF 95 B FF 95 F FF 94 F CU 75 F FF 95 X FF 95 1-2 L9 ①			B FF 96 F FF 96 S FS 87 D FS 88 X FS 87 2-2 F9 ② 2-3	B FC 93 F FC 93 B FF 94 S FC 91 X FF 94 2-2 G4-3 ③			4 0	0 0	0 0	0 0	1 0	1 0	3 0
18 Mitch Moreland, L (1, 3) OBP: 0.394, SLG: 0.652	F FF 92 F FF 94 F FF 94 F FF 95 S CU 76 0-3 K ②	C CU 75 B CU 77 B FF 94 S FF 95 B FF 95 X FF 93 3-2 2 1B 3B	C SI 93 B SL 85 B CU 73 F SI 94 X CU 75 2-2 G4-3 ②			D FF 97 C FF 97 S CU 85 X CU 84 1-2 2 WP 1-H 3-H 2B		S FF 94 B FF 94 S CH 88 B CU 81 F CH 87 F FF 95 F CU 81 B CH 87 X CH 86 3-2 G4-3 ①		5	1	2	2	0	1	2
2 Xander Bogaerts, R (1, 6) OBP: 0.336, SLG: 0.529	B FF 95 D CH 86 C CH 86 B FF 92 C FF 92 D FF 93 4-2 1-2 2-3 BB	C CU 77 B CH 87 F CH 88 X FF 93 1-2 15 PB 23 1B 3-H 1B	C SI 94 X FF 96 0-1 G6-3 ③			B CU 83 D FS 89 B FS 87 B FF 96 4-0 2-3 BB		C FF 94 B CU 82 X CU 79 1-1 G5-3 ②		3	1	1	1	2	0	0
15 Dustin Pedroia, R (1, 4)	B FF 96 X FF 95 1-0 F9 ③	D CU 77 B CH 86 B FF 93 B FF 92 4-0 23 1B 7 1B 1-2 BB			B SI 89 B SL 77 C SL 77 F SI 90 F SI 91 F SL 79 B SL 78 F SI 91 F SI 90 3-2 X SI 91 G1-6-3 ①	C FF 97 X FF 97 0-1 L9 ③		C CU 80 B CU 80 X CH 87 1-1 G6-3 ③		4	1	0	0	1	0	5
36 Eduardo Núñez, R (1, 5) OBP: 0.266, SLG: 0.367		B FF 93 B FF 94 F FF 93 F FF 94 X CH 85 2-2 7 FC5-4 23 BB 1B	B CH 86 C CH 86 B FF 92 B FF 90 F FF 93 F CH 85 S CH 86 3-3 K ②			C SI 90 C SI 90 B SI 91 S SL 77 1-3 K ②	X FC 92 0-0 E4 50 BB 16 3B			4	1	1	0	0	2	2
23 Blake Swihart, S (1, 10) OBP: 0.243, SLG: 0.182		B FF 94 C CH 86 B CH 88 1 SAFE F FF 92 B FF 94 F CH 86 B CH 85 4-2 7 FC5-4 1-2 BB	C CU 75 B FF 95 F FF 92 B FF 94 X CH 85 2-2 7 1B 1-2 2-H 1B			F SI 90 B CH 84 B CH 85 C SL 77 C SI 91 2-3 K ③	C FF 94 S FC 92 1 SAFE F FF 93 D CH 92 B FF 95 F FC 92 S FF 94 2-3 K ①			3	0	1	1	1	2	1
7 Christian Vázquez, R (1, 2) OBP: 0.234, SLG: 0.231		C FF 94 B CH 85 D CH 86 C FF 94 X CU 75 2-2 FC5-4 16 FC3-6 1-2f 2-3 ①	X FF 93 0-0 50 FC6-4 1-3 2-H 1B			C SI 90 X SL 76 0-1 F8 ①	B CU 85 B CU 85 X FC 91 2-0 F9 ②			4	0	1	1	0	0	3
Inning Stats	R: 0 E: 0 K: 2 S: 14 H: 1 LOB: 3 BB: 2 P: 26	R: 0 E: 0 K: 0 S: 14 H: 1 LOB: 2 BB: 1 P: 26	R: 3 E: 0 K: 2 S: 20 H: 4 LOB: 2 BB: 1 P: 36	R: 1 E: 0 K: 0 S: 12 H: 1 LOB: 0 BB: 0 P: 17	R: 0 E: 0 K: 2 S: 13 H: 0 LOB: 0 BB: 0 P: 19	R: 2 E: 0 K: 0 S: 12 H: 2 LOB: 2 BB: 1 P: 24	R: 2 E: 1 K: 1 S: 14 H: 1 LOB: 1 BB: 1 P: 26	R: 0 E: 0 K: 0 S: 10 H: 0 LOB: 0 BB: 0 P: 15		1B: 6 2B: 1 3B: 2 HR: 1 SF: 0 SAC: 0 DP: 0 HBP: 1						

BOTTOM

Atlanta Braves @ Boston Red Sox

Fenway Park, Boston, MA

Sat May 26 2018, 1:07 PM - 4:34 PM EDT

Att. 36,510 - Sunny - 85 F

livebaseballscorecards.com

AB	35
R	8
H	10
RBI	8
BB	6
SO	7
LOB	22

WP: 1 PA: 42
PB: 1
SB: 0
CS: 0

PITCHER		IP	WLS	BF	H	R	ER	SO	BB	IBB	HBP	BLK	WP	HR	S	P	ERA	WHIP
15 Sean Newcomb, L ERA: 2.75	(1, 1)	3.0		19	6	3	3	4	4	0	0	0	0	0	48	88	9.00	3.333
63 Jesse Biddle, L ERA: 3.6	(4, 1)	1.0		4	1	1	1	0	0	0	0	0	0	1	12	17	9.00	1.000
30 Peter Moylan, R ERA: 3.06	(5, 1)	1.1	H	5	1	1	1	2	0	0	0	0	0	0	17	25	6.75	0.750
39 Sam Freeman, L ERA: 3.48	(6, 1)	0.2	L	5	1	1	1	0	1	0	1	0	1	0	8	18	13.50	3.000
58 Dan Winkler, R ERA: 0.84	(7, 1)	1.0		6	1	2	0	1	1	0	0	0	0	0	14	26	0.00	2.000

PITCHER		IP	WLS	BF	H	R	ER	SO	BB	IBB	HBP	BLK	WP	HR	S	P	ERA	WHIP
50 Lucas Sims, R ERA: 9.0	(8, 1)	1.0		3	0	0	0	0	0	0	0	0	0	0	10	15	0.00	0.000

Atlanta Braves @ Boston Red Sox

Fenway Park, Boston, MA

Sun May 27 2018, 1:09 PM - 4:01 PM EDT

Att. 36,543 - Cloudy - 55 F

TOP

livebaseballscorecards.com

Batter	1	2	3	4	5	6	7	8	9	AB	R	H	RBI	BB	SO	LOB
1 Ozzie Albies, S (1, 4) OBP: 0.315, SLG: 0.545	S FF 95 B SL 80 C SL 78 S FF 96 1-3 ① K		B CH 85 B SL 77 F CH 87 F FF 94 F SL 82 S FF 95 2-3 ① K		C SL 78 C FF 93 X SL 80 0-2 ① G4-3 2-3		F CU 73 X FF 87 0-1 ① F7		F SL 84 F CH 86 S FF 94 0-3 ① K	5	0	0	0	0	3	1
13 Ronald Acuña Jr., R (1, 9) OBP: 0.326, SLG: 0.453 20 Preston Tucker, L (7, PR) OBP: 0.313, SLG: 0.456 (7, 7)	C FF 94 S FF 95 F FF 97 B SL 80 S FF 97 1-3 ② K		B CH 86 C CH 90 B FF 94 S FF 91 B SL 81 T FF 96 3-2 ② K		B SL 78 F FF 92 F FF 92 B FF 94 D SL 78 F FF 96 F FF 96 B SL 78 4-2 5 2B BB		C FF 89 B FF 87 C FF 89 B CU 76 X FF 88 2-2 5 G4-3 1B		F SL 84 X FF 93 0-1 22 FC3-6 24 1B 5 BB 1B	3 1	1 1	1 1	0 0	1 0	2 0	0 0
5 Freddie Freeman, L (1, 3) OBP: 0.424, SLG: 0.541	B FF 96 B SL 76 B FF 98 C FF 98 F FF 97 X FF 98 3-2 ③ L9		X FF 93 0-0 ③ G4-3		X SL 79 0-0 1-H 3-H 2B		B FF 89 F FF 86 D FF 88 X CU 73 2-1 ② G4-3 1-2		B SL 84 D CH 86 F FF 92 D CH 86 S SL 87 B CH 87 4-2 22 FC3-6 1-2 BB	4	0	1	2	1	0	1
22 Nick Markakis, L (1, 7) OBP: 0.409, SLG: 0.512 (7, 9)		C SL 76 B FF 95 B SL 78 B FF 96 C SI 93 F FF 96 F SI 92 B SL 80 4-2 24 1B 25 HR BB	F FF 92 C SI 90 B SL 80 B SL 78 X SI 93 2-2 ① G4-3	X FF 87 0-0 ② G6-3			D CU 75 C FF 89 X CU 74 1-1 ③ G6-3		C SL 86 B FF 92 C FF 92 D CH 85 X FF 92 2-2 ② FC3-6 24 1B 1-2f 2-3	4	1	0	0	1	0	5
24 Kurt Suzuki, R (1, 10) OBP: 0.326, SLG: 0.457		B SL 79 X SI 93 1-0 25 HR 1-2 1B	S SL 77 C FF 92 S SL 79 0-3 ② K	C CU 74 B FF 86 F CU 74 X CU 74 1-2 ③ G6-3				C SI 89 X CH 84 0-1 2B	X SL 84 0-0 1-2 3-H 1B	5	1	3	1	0	1	1
11 Ender Inciarte, L (1, 8) OBP: 0.317, SLG: 0.361		X FF 96 0-0 ① B5	X FF 94 0-0 2B			X SL 77 0-0 ① F7		B FF 91 X FF 91 1-0 ① F8	D SL 86 B SL 86 X SL 83 2-0 ③ F8	5	0	1	0	0	0	5
25 Tyler Flowers, R (1, 2) OBP: 0.407, SLG: 0.429		C FF 95 S FF 96 X FF 97 0-2 1-H 2-H HR	C SL 81 B SL 82 C FF 95 B SL 80 B SL 76 C SL 82 3-3 ③ K			C FF 87 F CU 74 B FF 88 B FF 87 B CU 75 B CU 75 4-2 BB		C SI 89 B SI 90 C SI 90 S CH 86 1-3 ② K		3	1	1	3	1	2	2
7 Dansby Swanson, R (1, 6) OBP: 0.322, SLG: 0.423		B CH 87 B FF 98 C CH 86 C SL 79 F SL 82 S FF 97 2-3 ② K		B SL 75 S CH 89 B SL 77 B SL 77 B SI 90 4-1 8 PB 8 E BB		S SL 78 X FF 89 0-1 ② F7		B SL 82 B SI 90 F SI 90 F CH 85 B FF 92 F CH 85 F SI 91 B SL 82 4-2 BB		2	1	0	0	2	1	1
8 Charlie Culberson, R (1, 5) OBP: 0.271, SLG: 0.296		B CH 86 S CH 86 S FF 95 S SL 81 1-3 ③ K		C CH 87 S FF 93 B FF 95 F SL 81 F SL 79 F FF 96 X FF 96 1-2 E9 1 G4-3 5 2B 1-H 1B		C SL 80 X CU 74 0-1 ③ L7		B SL 82 X SI 90 1-0 ③ G4-3		4	1	1	0	0	1	3

	AB	36
	R	7
	H	9
	RBI	6
	BB	6
	SO	10
	LOB	19

Inning Stats	1	2	3	4	5	6	7	8	9	1B: 5	SF: 0	WP: 0	PA: 42
R:	0	3	0	0	3	0	0	0	1	2B: 3	SAC: 0	PB: 1	
E:	0	0	0	0	1	0	0	0	0	3B: 0	DP: 0	SB: 0	
K:	2	2	2	2	0	0	0	1	1	HR: 1	HBP: 0	CS: 0	
S:	10	16	8	10	19	7	9	11	12				
H:	0	2	0	1	2	0	1	1	2				
LOB:	0	0	0	1	2	1	2	2	2				
BB:	0	1	0	0	2	1	0	1	1				
P:	15	24	13	15	29	11	14	18	20				

PITCHER		IP	WLS	BF	H	R	ER	SO	BB	IBB	HBP	BLK	WP	HR	S	P	ERA	WHIP
41 Chris Sale, L ERA: 2.76	(1, 1)	4.1	L	21	5	6	6	8	3	0	0	0	0	1	59	91	12.46	1.846
61 Brian Johnson, L ERA: 4.67	(5, 1)	2.2		10	1	0	0	0	1	0	0	0	0	0	20	30	0.00	0.750
76 Hector Velázquez, R ERA: 2.15	(8, 1)	2.0		11	3	1	1	2	2	0	0	0	0	0	23	38	4.50	2.500

PITCHER	IP	WLS	BF	H	R	ER	SO	BB	IBB	HBP	BLK	WP	HR	S	P	ERA	WHIP

BOTTOM

Atlanta Braves @ Boston Red Sox

Fenway Park, Boston, MA

Sun May 27 2018, 1:09 PM - 4:01 PM EDT

Att. 36,543 - Cloudy - 55 F

livebaseballscorecards.com

Batter	1	2	3	4	5	6	7	8	9	AB	R	H	RBI	BB	SO	LOB
16 Andrew Benintendi, L (1, 8) OBP: 0.373, SLG: 0.492	B FF 97 B FF 95 X FF 96 2-0 L9		F CU 81 F FF 97 B CU 83 B SI 89 B FF 98 F SI 99 B FF 97 4-2 2 G6-4-3 BB			B FF 96 C CU 81 B CU 80 F FF 97 B CU 82 X FF 98 3-2 18 3B 2B		B FC 92 X FF 98 1-0 F7		3	1	1	0	1	0	1
2 Xander Bogaerts, R (1, 6) OBP: 0.333, SLG: 0.517	B FF 98 F FF 98 C SL 87 S SL 85 1-3 K		B FF 97 X SI 96 1-0 G6-4-3 1-2f			B CU 80 C FF 97 D SL 86 B FF 97 C SI 97 X FF 98 3-2 L4		B FF 97 D FF 97 B FF 96 B FF 95 4-0 1-2 BB		3	0	0	0	1	1	2
18 Mitch Moreland, L (1, 3) OBP: 0.389, SLG: 0.655	C FF 98 B CU 80 X CU 82 1-1 L8			X FF 95 0-0 G3		C FF 97 B FF 97 S SL 82 X SI 87 1-2 2-H 3B		F FC 91 C FC 91 B FC 90 S FC 92 1-3 K		4	0	1	1	0	1	2
15 Dustin Pedroia, R (1, 4)		B FF 97 B FF 97 B FF 97 C FF 96 B SI 97 4-1 23 BB BB		B FF 96 C SL 86 B SL 87 X SI 98 2-1 L9		C FF 98 B FF 97 X FF 98 1-1 F9		C FC 91 B FF 95 F FC 91 S FC 91 1-3 K		3	0	0	0	1	1	3
11 Rafael Devers, L (1, 10) OBP: 0.292, SLG: 0.425		C FF 96 C FF 97 F FF 98 B FF 97 S SL 88 1-3 K		C FF 98 B SL 88 F SL 88 B SI 89 B SI 86 F SL 90 T FF 97 3-2 K			B FF 96 F FF 95 B FF 96 S SL 86 F FF 96 F SL 89 F SI 98 X FF 98 2-2 2B		B SI 97 S SI 97 F SI 97 F SI 97 X SL 86 1-2 G3	4	0	1	0	0	2	1
36 Eduardo Núñez, R (1, 5) OBP: 0.261, SLG: 0.359		C FF 96 B FF 96 F FF 97 B FF 99 C SI 97 2-3 K			C SL 86 X FF 95 0-1 G1-3		F FF 97 C SI 98 X FF 97 0-2 P3		B SI 98 B SI 96 C SI 98 X SI 98 2-1 P4	4	0	0	0	0	1	2
23 Blake Swihart, S (1, 7) OBP: 0.244, SLG: 0.167		B FF 98 B FF 97 B FF 98 C FF 97 T FF 96 B FF 98 4-2 1-2 BB			C FF 96 F SL 88 X SL 88 0-2 G3-1		S FF 98 S FF 97 B FF 98 S FF 98 1-3 K		C SI 98 B CH 90 S SI 98 C SI 98 1-3 K	3	0	0	0	1	2	1
3 Sandy León, S (1, 2) OBP: 0.279, SLG: 0.286		C CU 80 F FF 97 F SL 86 F FF 98 B FF 97 S FF 99 1-3 K			B FF 96 C FF 96 B FF 95 F FF 97 S FF 97 2-3 K		C CU 81 B FF 96 B FF 97 C SI 98 B FF 97 F SI 98 F SI 98 X SI 99 3-2 G4-3			3	0	0	0	0	2	3
19 Jackie Bradley Jr., L (1, 9) OBP: 0.270, SLG: 0.278			C CU 80 X FF 96 0-1 G3			X SI 96 0-0 G4-3		C FC 90 B FF 97 X FC 90 1-1 2 BB 1B		3	0	1	0	0	0	0

	AB	30
	R	1
	H	4
	RBI	1
	BB	4
	SO	10
	LOB	15

Inning Stats	1	2	3	4	5	6	7	8	9
	R: 0 E: 0 K: 1 S: 6 H: 0 LOB: 0 BB: 0 P: 10	R: 0 E: 0 K: 3 S: 15 H: 0 LOB: 2 BB: 2 P: 27	R: 0 E: 0 K: 0 S: 6 H: 0 LOB: 0 BB: 1 P: 11	R: 0 E: 0 K: 1 S: 7 H: 0 LOB: 0 BB: 0 P: 12	R: 0 E: 0 K: 1 S: 8 H: 0 LOB: 0 BB: 0 P: 10	R: 1 E: 0 K: 0 S: 12 H: 2 LOB: 1 BB: 0 P: 20	R: 0 E: 0 K: 1 S: 17 H: 1 LOB: 1 BB: 0 P: 23	R: 0 E: 0 K: 2 S: 9 H: 1 LOB: 2 BB: 1 P: 17	R: 0 E: 0 K: 1 S: 9 H: 0 LOB: 0 BB: 0 P: 13

	1B: 1	SF: 0	WP: 0	PA: 34
	2B: 2	SAC: 0	PB: 0	
	3B: 1	DP: 1	SB: 0	
	HR: 0	HBP: 0	CS: 0	

PITCHER		IP	WLS	BF	H	R	ER	SO	BB	IBB	HBP	BLK	WP	HR	S	P	ERA	WHIP
26 Mike Foltynewicz, R ERA: 2.55	(1, 1)	7.0	W	26	3	1	1	7	3	0	0	0	0	0	71	113	1.29	0.857
33 A.J. Minter, L ERA: 2.57	(8, 1)	1.0		5	1	0	0	2	1	0	0	0	0	0	9	17	0.00	2.000
38 Arodys Vizcaíno, R ERA: 2.38	(9, 1)	1.0		3	0	0	0	1	0	0	0	0	0	0	9	13	0.00	0.000

PITCHER	IP	WLS	BF	H	R	ER	SO	BB	IBB	HBP	BLK	WP	HR	S	P	ERA	WHIP

New York Mets @ Atlanta Braves

SunTrust Park, Atlanta, GA

Mon May 28 2018, 1:13 PM - 4:49 PM EDT

Att. 32,377 - Cloudy - 76 F

livebaseballscorecards.com

Batter	1	2	3	4	5	6	7	8	9	AB	R	H	RBI	BB	SO	LOB
9 Brandon Nimmo, L (1, 9) OBP: 0.416, SLG: 0.505	C FF 92 H FF 93 1-1 11 PB 13 E 29 BB HBP	C FF 92 B CU 75 B FF 93 C SI 92 C FF 95 2-3 ③ K		X FF 91 0-0 ③ F7			D SI 92 S FF 92 B FF 91 S SL 84 F FF 93 X CU 75 2-2 ① L9		1 SAFE F FF 95 S FF 96 B FF 95 S FF 96 1-3 ③ K 1-2	4	1	0	0	0	2	3
13 Asdrúbal Cabrera, S (1, 4) OBP: 0.354, SLG: 0.526	X FF 92 0-0 FC6 29 BB 11 PB 1-2	C SI 90 X CH 83 0-1 30 G4-6-3 1B	B CU 70 C FF 91 F FF 92 B FF 94 B CU 73 F FF 92 X FF 92 3-2 ① G6-3				D CU 75 B FF 92 X FF 93 2-0 ② ③ G6-4-3 1-2f			4	0	1	0	0	0	2
30 Michael Conforto, L (1, 8) OBP: 0.345, SLG: 0.390	B FF 93 C FF 92 C FF 93 S CU 75 1-3 ① K	B FF 91 X FF 91 1-0 ① ② G4-6-3 1-2f	B CU 70 B CU 71 B SI 91 B FF 91 4-0 11 1B BB					C CU 83 B SI 95 F SI 95 F FS 87 S FS 86 1-3 ① K		3	0	0	0	1	2	3
11 José Bautista, R (1, 7) OBP: 0.345, SLG: 0.391	B FF 94 C CU 74 B SI 93 F SI 93 B CH 86 B FF 94 4-2 29 BB 1-2 2-3 BB	B CH 83 S CH 83 B SI 92 S CU 72 B CU 74 B FF 94 4-2 BB	B FF 91 1 SAFE 1 SAFE B FF 91 X FF 92 2-0 ② 19 CS 1-2 1B					S FS 86 B FS 87 S FS 86 S FS 86 1-3 ② K		2	0	1	0	2	1	0
19 Jay Bruce, L (1, 3) OBP: 0.301, SLG: 0.349 23 Adrián González, L (9, 3) OBP: 0.324, SLG: 0.391	S FF 94 B FF 94 S CU 74 F CU 75 S CU 74 1-3 ② K	X FF 93 0-0 ③ L7	1 SAFE 0-0 ③ CS 1-2	C FF 91 X FF 92 0-1 ① G6-3				B FF 96 C FF 95 S SI 96 B FS 86 F SI 96 B FF 96 S FS 88 3-3 ③ K		4 0	0 0	0 0	0 0	0 0	2 0	4 0
29 Devin Mesoraco, R (1, 2) OBP: 0.327, SLG: 0.494	B FF 94 B CU 73 B FF 92 B SI 91 4-0 1-2 2-3 3-H BB	C FF 91 X CH 83 0-1 15 2B 1B		F FF 93 B CU 75 C CU 75 F FF 93 F SL 84 F FF 92 S CU 75 1-3 ② K			F FF 94 F FF 95 F SL 86 X CH 88 0-2 HR		3	2	2	2	1	1	0
15 Luis Guillorme, L (1, 5) OBP: 0.269, SLG: 0.320	C FF 93 F FF 94 X FF 94 0-2 ③ G6-3	B FF 90 C SI 90 B CU 73 X FF 91 2-1 1-H 2B		C SI 93 B SL 85 B CU 75 X FF 92 2-1 1B					B CU 81 S FF 94 C CU 79 X CH 87 1-2 ① G6-3	4	0	2	1	0	0	3
1 Amed Rosario, R (1, 6) OBP: 0.279, SLG: 0.369		B FF 90 B FF 92 C SI 91 X FF 91 2-1 ① G6-3	B CU 70 B CU 71 C FF 92 F FF 91 F FF 94 B CU 74 S CU 73 3-3 ① K		B CU 72 C FF 92 X FF 93 1-1 ③ F9				S SL 87 B FF 95 B SL 87 S CH 86 F FF 95 X FF 96 2-2 9 S 1B	4	0	1	0	0	1	2
48 Jacob deGrom, L (1, 1) OBP: 0.174, SLG: 0.095 67 Seth Lugo, R (8, 1)		B FF 90 S FF 90 C FF 94 C FF 93 1-3 ② K	M FF 90 B FF 89 T CU 73 S FF 94 1-3 ② K				B FF 92 B FF 92 B FF 91 C FF 93 S FF 92 B FF 92 4-2 13 G6-4-3 BB		C FF 96 D SL 90 C FF 97 L CU 83 1-3 ② K	2 1	0 0	0 0	0 0	1 0	2 1	1 1

Inning Stats																				
	R: 1	H: 0	R: 0	H: 0	R: 0	H: 1	R: 1	H: 2	R: 0	H: 1	R: 0	H: 1	R: 0	H: 0	R: 0	H: 0	R: 1	H: 2	1B: 5	SF: 0	WP: 0	PA: 38
	E: 1	LOB: 3	E: 0	LOB: 0	E: 0	LOB: 1	E: 0	LOB: 1	E: 0	LOB: 0	E: 0	LOB: 1	E: 0	LOB: 0	E: 0	LOB: 0	E: 0	LOB: 1	2B: 1	SAC: 0	PB: 1	
	K: 2	BB: 2	K: 2	BB: 0	K: 0	BB: 1	K: 2	BB: 0	K: 0	BB: 1	K: 1	BB: 0	K: 0	BB: 1	K: 3	BB: 0	K: 2	BB: 0	3B: 0	DP: 2	SB: 1	
	S: 14	P: 25	S: 8	P: 13	S: 6	P: 11	S: 12	P: 18	S: 5	P: 14	S: 12	P: 16	S: 7	P: 15	S: 11	P: 16	S: 17	P: 22	HR: 1	HBP: 1	CS: 1	

PITCHER		IP	WLS	BF	H	R	ER	SO	BB	IBB	HBP	BLK	WP	HR	S	P	ERA	WHIP
54 Max Fried, L ERA: 4.09	(1, 1)	5.0		22	4	2	1	6	4	0	1	0	0	0	45	81	1.80	1.600
63 Jesse Biddle, L ERA: 3.18	(6, 1)	2.0		7	1	0	0	1	1	0	0	0	0	0	19	31	0.00	1.000
39 Sam Freeman, L ERA: 3.32	(8, 1)	1.0		3	0	0	0	3	0	0	0	0	0	0	11	16	0.00	0.000
51 Shane Carle, R ERA: 1.82	(9, 1)	1.0	W	5	2	1	1	2	0	0	0	0	0	1	17	22	9.00	2.000

PITCHER	IP	WLS	BF	H	R	ER	SO	BB	IBB	HBP	BLK	WP	HR	S	P	ERA	WHIP

AB	31
R	3
H	7
RBI	3
BB	5
SO	12
LOB	19

TOP

New York Mets @ Atlanta Braves

SunTrust Park, Atlanta, GA

Mon May 28 2018, 1:13 PM - 4:49 PM EDT

Att. 32,377 - Cloudy - 76 F

BOTTOM

Batter	1	2	3	4	5	6	7	8	9	AB	R	H	RBI	BB	SO	LOB
11 Ender Inciarte, L (1, 8) OBP: 0.311, SLG: 0.354	B FF 96 C FF 96 X FF 96 1-1 ① G3		X CU 83 0-0 ③ G3		L CH 89 S CH 89 B SL 91 S FF 96 1-3 ③ K		X FF 96 0-0 ③ G4-3			4	0	0	0	0	1	2
1 Ozzie Albies, S (1, 4) OBP: 0.318, SLG: 0.545	X FF 97 0-0 5 BB 1B			S CH 89 C SL 89 B SL 89 X CH 89 1-2 ① F7		F CH 89 X CH 89 0-1 ① F8		X CU 80 0-0 5 1B 22 SF9 1B		4	1	2	0	0	0	0
5 Freddie Freeman, L (1, 3) OBP: 0.430, SLG: 0.543	S SL 93 1 SAFE 1 SAFE F SL 92 B FF 96 B CH 88 D SL 92 D SL 94 4-2 22 G4-6-3 1-2 BB			B SL 91 S CH 90 B SL 92 F CH 89 X SI 96 2-2 22 1B 1B		B CH 90 X SL 91 1-0 ② G3-1		1 SAFE F SL 89 B SL 88 F SL 87 B FF 96 X CU 80 2-2 22 SF9 1-3 1B		3	0	2	0	1	0	0
22 Nick Markakis, L (1, 9) OBP: 0.406, SLG: 0.510	X FF 97 0-0 ② ③ G4-6-3 1-2f			B FF 96 B SI 95 X FF 96 2-0 25 BB 1-3 1B		C FF 97 F SL 92 B CH 90 C SL 93 1-3 ③ K		C CU 81 F SI 95 B SI 96 X SL 91 1-2 ① SF9 1-2 3-H		3	0	1	1	0	1	2
25 Tyler Flowers, R (1, 2) OBP: 0.413, SLG: 0.481		C FF 95 B SI 94 F FF 95 F CH 88 B CU 83 S SL 92 2-3 ① K		B SL 93 B SL 92 B CH 88 F FF 96 B FF 96 4-1 1-2 BB			X SL 90 0-0 HR	C CU 80 C FF 95 S FF 95 0-3 ② K		3	1	1	1	1	2	1
20 Preston Tucker, L (1, 7) OBP: 0.310, SLG: 0.441		X CH 90 0-0 ② G2-3		S FF 96 C FF 96 B FF 95 F FF 96 F SL 91 S FF 96 1-3 ② K			C CH 90 B FF 95 B SL 95 F SL 96 B FF 97 B SL 92 4-2 17 1B BB	C FF 96 F CU 81 B FF 96 B CU 82 S FF 97 2-3 ③ K		3	0	0	0	1	2	4
17 Johan Camargo, S (1, 5) OBP: 0.376, SLG: 0.363		C FF 95 C CH 90 X FF 96 0-2 ③ G3		S FF 96 F FF 96 B FF 96 F SL 90 F FF 97 D SL 92 S CH 90 2-3 ③ K			B CH 88 B CH 88 F SI 96 1 SAFE X FF 96 2-1 1-3 1B		B CU 81 B CU 81 B SI 95 C FF 93 B SI 93 4-1 8 HR BB	3	1	1	0	1	1	3
7 Dansby Swanson, R (1, 6) OBP: 0.314, SLG: 0.411			B FF 95 S CH 89 B FF 96 F FF 95 B SL 90 X FF 94 3-2 ① F9		S SL 89 B SL 89 C CH 88 B FF 96 F SI 96 S SL 91 2-3 ① K		B FF 95 C SL 90 B FF 96 C CH 88 B FF 96 F SL 91 S SL 92 3-3 ① K		C SI 93 T SL 88 B SI 94 X CU 82 1-2 ① L9	4	0	0	0	0	2	3
54 Max Fried, L (1, 1) 27 Ryan Flaherty, L (5, PH) OBP: 0.365, SLG: 0.373 63 Jesse Biddle, L (6, 1) OBP: 1.000, SLG: 2.000 24 Kurt Suzuki, R (7, PH) OBP: 0.324, SLG: 0.454 39 Sam Freeman, R (8, 1) 51 Shane Carle, R (9, 1) 8 Charlie Culberson, R (9, PH) OBP: 0.283, SLG: 0.364			C FF 95 S FF 95 F FF 95 F FF 95 F CU 82 F FF 95 B SL 90 C FF 96 1-3 ② K		C CU 80 S CH 90 F FF 97 X CH 90 0-2 ② L7		S SL 92 B SL 92 D SL 92 1 SAFE S CH 88 F FF 96 F CH 88 F FF 95 X SL 91 2-2 ② P6		B CU 82 F SL 88 S CU 82 F FF 96 X SL 90 1-2 1-H HR	1 1 0 1 0 0 0	0 0 0 0 0 0 1	0 0 0 0 0 0 1	0 0 0 0 0 0 2	0 0 0 0 0 0 0	1 0 0 2 0 0 0	0 0 0 0 0 0 0
Inning Stats	R: 0 E: 0 K: 0 S: 6 H: 1 LOB: 1 BB: 1 P: 11	R: 0 E: 0 K: 1 S: 8 H: 0 LOB: 0 BB: 0 P: 10	R: 0 E: 0 K: 1 S: 11 H: 0 LOB: 0 BB: 0 P: 15	R: 0 E: 0 K: 2 S: 18 H: 2 LOB: 3 BB: 1 P: 30	R: 0 E: 0 K: 2 S: 11 H: 0 LOB: 0 BB: 0 P: 14	R: 0 E: 0 K: 1 S: 6 H: 0 LOB: 0 BB: 0 P: 8	R: 1 E: 0 K: 1 S: 16 H: 2 LOB: 2 BB: 1 P: 27	R: 1 E: 0 K: 2 S: 13 H: 2 LOB: 1 BB: 0 P: 18	R: 2 E: 0 K: 0 S: 8 H: 1 LOB: 0 BB: 1 P: 14	1B: 6 2B: 0 3B: 0 HR: 2 SF: 1 SAC: 0 DP: 1 HBP: 0						

livebaseballscorecards.com

AB	31
R	4
H	8
RBI	4
BB	4
SO	10
LOB	17

WP: 0 PB: 0 SB: 0 CS: 0 PA: 36

PITCHER		IP	WLS	BF	H	R	ER	SO	BB	IBB	HBP	BLK	WP	HR	S	P	ERA	WHIP
48 Jacob deGrom, R ERA: 1.52	(1, 1)	7.0		28	5	1	1	8	3	0	0	0	0	1	76	115	1.29	1.143
67 Seth Lugo, R ERA: 2.48	(8, 1)	1.1	L	8	3	3	3	2	1	0	0	0	0	1	21	32	20.25	3.000

PITCHER	IP	WLS	BF	H	R	ER	SO	BB	IBB	HBP	BLK	WP	HR	S	P	ERA	WHIP

Batter	1	2	3	4	5	6	7	8	9	AB	R	H	RBI	BB	SO	LOB
9 Brandon Nimmo, L (1, 7) OBP: 0.408, SLG: 0.519	C SI 93 B FC 92 C FC 93 B CU 82 X CU 82 2-2 ① G3		X SI 94 0-0 HR		F FC 91 C FC 91 B CU 81 F CU 81 F FC 92 F FC 93 X CU 80 1-2 ① G3	B SI 91 X SI 90 1-0 ③ F7		B CU 78 X SI 92 1-0 ① F9		5	1	1	1	0	0	2
30 Michael Conforto, L (1, 8) OBP: 0.358, SLG: 0.400	B FC 91 F CU 81 X FC 92 1-1 19 2B 23 1B 1B		B SI 93 B FC 92 F FC 92 F SI 94 X FC 94 2-2 26 1B 1B		F FC 92 C CU 80 X FC 93 0-2 ② G4-3		F FC 92 X FC 92 0-1 19 FC3-6 1B	B FF 93 B CH 86 B FF 93 B FF 93 4-0 BB		4	1	3	0	1	0	0
19 Jay Bruce, L (1, 9) OBP: 0.298, SLG: 0.351	C SI 94 B SI 94 F FC 94 B CU 82 X CU 82 2-2 23 1B 26 FC1 1-3 2B		X FC 92 0-0 ① F7		C FC 93 X FC 93 0-1 ③ F8		B FF 96 F FC 91 X FC 92 1-1 ① FC3-6 26 1B 23 1B 15 1B 1-2f	C FF 93 F SI 94 F FF 94 B CU 79 F FF 93 1 SAFE B CH 87 S CH 87 2-3 ② K		5	2	1	0	0	1	3
23 Adrián González, L (1, 3) OBP: 0.327, SLG: 0.391	B CU 80 X CU 80 1-0 26 E 26 FC1 2-3 3-H 1B		1 SAFE C 1 SAFE F F FF 94 S FC 94 0-3 ② K			F FC 92 B FC 91 F SI 92 F FC 92 F CU 80 F FC 92 F FC 92 F CU 81 F SI 94 1-2 ① X FC 92 G3	X FC 92 0-0 26 1B 15 1B 1B 1-2	B FF 95 1 SAFE B FF 94 1 SAFE B CH 86 C FF 93 X FF 92 3-1 ③ G3		5	1	2	1	0	1	2
26 Kevin Plawecki, R (1, 2) OBP: 0.455, SLG: 0.292	C SI 95 X FC 94 0-1 FC1 7 G6-4-3 1-3 3-H		B FC 93 X FC 93 1-0 1B 1-2			X SI 93 0-0 15 1B 7 1B 1 1B 1B	C FC 93 B FF 97 B CH 86 S FC 93 X FC 94 2-2 15 1B 1 1B 1B 1-2 2-3		B FF 95 C CU 78 B CU 80 B FF 94 F FF 93 F CU 78 B FF 93 4-2 BB	4	2	3	1	1	0	1
7 José Reyes, S (1, 5) OBP: 0.217, SLG: 0.219	B SI 94 X FC 93 1-0 ②③ G6-4-3 1-2f		C CU 80 F FC 93 D CU 82 F CU 82 X FC 94 1-2 ③ G1-3			X SI 93 0-0 15 1B 1 1B 1B 1-2	F FF 98 F FC 93 F FF 96 C FF 98 0-3 ② K		B FF 93 F FF 92 F FF 92 B CU 78 F FF 94 B CH 86 S CH 86 3-3 ① K	5	1	1	0	0	2	8
15 Luis Guillorme, L (1, 4) OBP: 0.290, SLG: 0.333		S SI 94 B SI 94 B FC 91 C SI 94 X CU 81 2-2 ① G3-1		C CU 78 B SI 93 F SI 93 X FC 93 1-2 ① L8		F FC 92 B FC 92 X FC 93 1-1 11 WP 1 1B 1B 1-2 2-3	S FC 94 B FC 93 X FC 93 1-1 1 1B 1B 1-2 2-H 3-H		1 SAFE X FF 92 0-0 ② F7	5	0	2	2	0	0	1
1 Amed Rosario, R (1, 6) OBP: 0.282, SLG: 0.370		C SI 94 X FC 92 0-1 ② F9		C CU 78 X CU 79 0-1 ② F9		X SI 89 0-0 11 WP 1B 1-2 2-H 3-H	B FF 95 S FF 95 C CU 80 X SI 95 1-2 1B 1-3 2-H		S CU 80 B CU 80 B CU 80 B FF 92 S FF 93 S CU 81 3-3 ③ K	5	0	2	3	0	1	1
60 P.J. Conlon, L (1, 1) OBP: 0.333, SLG: 0.333 47 Hansel Robles, R (3, 1) 11 José Bautista, R (6, PH) OBP: 0.339, SLG: 0.383 65 Robert Gsellman, R (6, 1) 13 Asdrúbal Cabrera, S (7, PH) OBP: 0.352, SLG: 0.523 35 Jacob Rhame, R (7, 1) 27 Jeurys Familia, R (8, 1)		C SI 94 X SI 95 0-1 ③ G1-3		C SI 92 C SI 93 F FC 92 B CU 79 F SI 94 S SI 94 1-3 ③ K		C SI 90 C SI 90 B SL 78 X SI 90 1-2 ② G1-3 1-2 2-3	F FF 94 B FF 95 F CU 80 X CH 87 1-2 ③ L7			1 1 1 0 1 0 0	0 0 0 0 0 0 0	0 0 0 0 0 0 0	0 0 0 0 0 0 0	0 1 0 0 0 0 0	0 0 0 0 0 0 0	0 0 2 0 2 0 0
Inning Stats	R: 2 E: 1 K: 0 S: 12 H: 3 LOB: 1 BB: 0 P: 19	R: 0 E: 0 K: 0 S: 7 H: 0 LOB: 0 BB: 0 P: 9	R: 1 E: 0 K: 1 S: 14 H: 3 LOB: 2 BB: 0 P: 18	R: 0 E: 0 K: 1 S: 10 H: 0 LOB: 0 BB: 0 P: 12	R: 0 E: 0 K: 0 S: 11 H: 0 LOB: 0 BB: 0 P: 12	R: 2 E: 0 K: 0 S: 18 H: 4 LOB: 2 BB: 0 P: 22	R: 3 E: 0 K: 1 S: 20 H: 5 LOB: 2 BB: 0 P: 26	R: 0 E: 0 K: 1 S: 8 H: 0 LOB: 1 BB: 1 P: 18	R: 0 E: 0 K: 2 S: 11 H: 0 LOB: 1 BB: 1 P: 21	1B: 13 2B: 1 3B: 0 HR: 1 SF: 0 SAC: 0 DP: 1 HBP: 0						

PITCHER		IP	WLS	BF	H	R	ER	SO	BB	IBB	HBP	BLK	WP	HR	S	P	ERA	WHIP
32 Brandon McCarthy, R ERA: 5.02	(1, 1)	5.1		25	9	5	5	2	0	0	0	0	0	1	67	85	8.44	1.688
30 Peter Moylan, R ERA: 2.95	(6, 1)	0.2	B	3	1	0	0	0	0	0	0	0	1	0	5	7	0.00	1.500
33 A.J. Minter, L ERA: 3.74	(7, 1)	0.2	L	6	4	3	3	1	0	0	0	0	0	0	14	18	40.50	6.000
50 Lucas Sims, R ERA: 6.75	(7, 1)	2.1		10	1	0	0	3	2	0	0	0	0	0	25	47	0.00	1.286

PITCHER	IP	WLS	BF	H	R	ER	SO	BB	IBB	HBP	BLK	WP	HR	S	P	ERA	WHIP

TOP

New York Mets @ Atlanta Braves

SunTrust Park, Atlanta, GA

Mon May 28 2018, 10:08 PM - 1:28 AM EDT

Att. 31,779 - Cloudy - 70 F

livebaseballscorecards.com

AB	42
R	8
H	15
RBI	8
BB	2
SO	6
LOB	22

WP: 1 PB: 0 SB: 0 CS: 0 PA: 44

New York Mets @ Atlanta Braves

SunTrust Park, Atlanta, GA

Mon May 28 2018, 10:08 PM - 1:28 AM EDT

Att. 31,779 - Cloudy - 70 F

BOTTOM

livebaseballscorecards.com

Batter	1	2	3	4	5	6	7	8	9	AB	R	H	RBI	BB	SO	LOB
11 Ender Inciarte, L (1, 8) OBP: 0.313, SLG: 0.360	C FF 87 X SI 87 0-1 ① G3		B CU 76 B SI 86 C FF 86 C SL 81 X CH 77 2-2 1 1B 5 1B 1B	F CH 89 B FF 96 F CH 90 S FF 96 1-3 ② K		B SI 95 F SI 94 X CU 82 1-1 22 1B 24 FC3-2 1-3 2B		C FF 93 F SI 93 B FF 95 F FS 92 T FF 96 1-2 ① K		5	1	2	0	0	2	0
1 Ozzie Albies, S (1, 4) OBP: 0.320, SLG: 0.541	B SI 88 S CH 78 B SI 88 X SI 87 2-1 ② G1-3		1 SAFE 1 SAFE X SL 80 0-0 5 1B 1-3 1B	X CH 89 0-0 1B		B CU 81 S SI 94 S SI 95 B SI 95 F CH 88 F SI 95 S CU 82 2-3 ① K2-3		B FF 93 X FS 91 1-0 ② G4-3		5	1	2	0	0	1	2
5 Freddie Freeman, L (1, 3) OBP: 0.433, SLG: 0.542	F FF 88 S SL 82 X SL 82 0-2 1B		B SI 88 F CH 79 S SL 83 F FF 88 B FF 88 X CH 80 2-2 22 2B 24 SF9 2-H 3-H 1B	1 SAFE B FF 94 C FF 93 C FF 94 1 SAFE T FF 95 1-2 ③ K		0-0 24 FC3-2 22 1B IBB		F FF 93 F FF 95 F SL 86 F FS 92 F SI 96 T FF 97 0-2 ③ K		4	1	2	2	1	2	1
22 Nick Markakis, L (1, 9) OBP: 0.406, SLG: 0.512	B SL 83 X SI 88 1-0 ③ F7		C SL 82 B SI 86 B FF 87 F SL 82 X FF 87 2-2 24 SF9 1-3 2B		B FF 93 C FF 93 B CH 88 C FF 92 X FF 94 2-2 ① F7	C CU 81 F SI 94 X SI 95 0-2 24 FC3-2 1-2 2-3 3-H 1B			X SI 94 0-0 ① G1-3	5	0	2	1	0	0	1
24 Kurt Suzuki, R (1, 2) OBP: 0.327, SLG: 0.485		B FF 88 F FF 88 B SI 87 B CH 78 X FF 88 3-1 HR	B SL 86 X SL 87 1-0 ① SF9 2-3 3-H		F FF 94 F SL 87 B FF 94 X FF 94 1-2 2B	B SI 95 B SI 94 X SL 89 2-0 ② FC3-2 1-2 2-3 3-Hf			B FS 93 C SI 95 F SI 95 F FF 96 F SI 96 X SL 88 1-2 ② G4-3	4	1	2	2	0	0	3
8 Charlie Culberson, R (1, 7) OBP: 0.266, SLG: 0.339 50 Lucas Sims, R (7, 1) 18 Dustin Peterson, R (9, PH)		B FF 89 X FF 88 1-0 ① G5-3	C FF 95 D SL 88 S FF 95 B FF 97 S FF 96 2-3 ② K		X FF 93 0-0 ② F8	D SI 94 S SI 94 S SI 93 X SI 94 1-2 ③ F8			C SI 95 S SL 87 F SI 96 B SL 86 B FF 97 F SI 96 B SL 87 C SI 96 3-3 ③ K	4 0 1	0 0 0	0 0 0	0 0 0	0 0 1	1 0 0	5 0 0
17 Johan Camargo, S (1, 5) OBP: 0.390, SLG: 0.378		C SI 88 B SL 82 B CH 80 B CH 79 X FF 88 3-1 32 1B 2B	C FF 95 H FF 96 1-1 HBP		B FF 95 B FF 94 B CH 87 D FF 94 4-0 7 FC5-4 BB		B FF 96 C FF 96 C FF 96 F SL 88 X FF 96 1-2 ① L9			2	0	1	0	1	0	0
7 Dansby Swanson, R (1, 6) OBP: 0.306, SLG: 0.400		C CH 79 B SL 82 F SI 88 S SL 82 1-3 ② K	B FF 95 B FF 94 C FF 95 C FF 95 X FF 96 2-2 ③ G4-3		C FF 95 B SL 85 F FF 95 F FF 95 F FF 94 X SL 86 1-2 ③ FC5-4 1-2f		S FF 96 S FF 97 T FF 97 0-2 ② K			4	0	0	0	0	2	5
32 Brandon McCarthy, R (1, 1) OBP: 0.091, SLG: 0.136 30 Peter Moylan, R (6, 1) 27 Ryan Flaherty, L (6, PH) OBP: 0.370, SLG: 0.378 33 A.J. Minter, L (7, 1) 20 Preston Tucker, L (7, 7) OBP: 0.307, SLG: 0.436		B SI 87 X FF 87 1-0 ③ 2-H 1B		C FF 92 X FF 94 0-1 ① G4-3		T SI 94 B SI 95 X SI 94 1-1 11 2B 22 1B 1B		C FF 96 B SI 98 B SL 88 B FF 96 S FF 95 F FF 96 T FF 96 3-2 ③ K		2 0 1 0 1	0 0 1 0 0	1 0 1 0 0	0 0 1 0 0	0 0 0 0 1	0 0 0 0 0	0 0 0 0 0
Inning Stats	R: 0 E: 0 K: 0 S: 8 H: 1 LOB: 1 BB: 0 P: 11	R: 1 E: 0 K: 1 S: 9 H: 3 LOB: 2 BB: 0 P: 18	R: 3 E: 0 K: 1 S: 19 H: 4 LOB: 2 BB: 0 P: 31	R: 0 E: 0 K: 2 S: 9 H: 1 LOB: 1 BB: 0 P: 11	R: 0 E: 0 K: 0 S: 12 H: 1 LOB: 2 BB: 1 P: 20	R: 1 E: 0 K: 1 S: 16 H: 3 LOB: 3 BB: 1 P: 23	R: 0 E: 0 K: 2 S: 11 H: 0 LOB: 0 BB: 0 P: 15	R: 0 E: 0 K: 2 S: 11 H: 0 LOB: 0 BB: 0 P: 13	R: 0 E: 0 K: 1 S: 11 H: 0 LOB: 0 BB: 0 P: 15	1B: 8 2B: 4 3B: 0 HR: 1 SF: 1 SAC: 0 DP: 0 HBP: 1						

AB	38
R	5
H	13
RBI	5
BB	2
SO	10
LOB	17

WP: 0 PA: 42
PB: 0
SB: 0
CS: 0

PITCHER		IP	WLS	BF	H	R	ER	SO	BB	IBB	HBP	BLK	WP	HR	S	P	ERA	WHIP
60 P.J. Conlon, L ERA: 11.12	(1, 1)	2.0		13	8	4	4	1	0	0	0	0	0	1	28	46	18.00	4.000
47 Hansel Robles, R ERA: 4.05	(3, 1)	3.0		13	2	0	0	3	1	0	1	0	0	0	29	45	0.00	1.000
65 Robert Gsellman, R ERA: 3.48	(6, 1)	1.0	W	7	3	1	1	1	0	1	0	0	0	0	16	23	9.00	3.000
35 Jacob Rhame, R ERA: 4.5	(7, 1)	1.0	H	3	0	0	0	2	0	0	0	0	0	0	11	15	0.00	0.000
27 Jeurys Familia, R ERA: 2.16	(8, 1)	2.0	S	6	0	0	0	3	0	0	0	0	0	0	22	28	0.00	0.000

PITCHER	IP	WLS	BF	H	R	ER	SO	BB	IBB	HBP	BLK	WP	HR	S	P	ERA	WHIP

New York Mets @ Atlanta Braves

SunTrust Park, Atlanta, GA

Tue May 29 2018, 8:16 PM - 11:28 PM EDT

Att. 19,443 - Cloudy - 76 F

TOP

livebaseballscorecards.com

Batter	1	2	3	4	5	6	7	8	9	AB	R	H	RBI	BB	SO	LOB
9 Brandon Nimmo, L (1, 9) (7, 7) OBP: 0.422, SLG: 0.533	C FF 90 H FF 91 1-1 11 S 11 2B HBP		B CU 77 C FS 83 X CU 78 1-1 13 HR 1B	X FS 83 0-0 G1		F SI 92 B SL 80 1 SAFE C SI 91 D SL 82 X FF 93 2-2 1-H 2B			1 SAFE S FC 89 F FF 94 H FC 90 1-2 15 FC4-6 1-2 HBP	3	2	2	1	0	0	1
13 Asdrúbal Cabrera, S (1, 4) OBP: 0.353, SLG: 0.550	B SI 90 1 SAFE X SI 90 1-0 L8		1 SAFE 1 SAFE 1 SAFE X FF 90 0-0 1-H HR		B CU 78 B SL 82 X SI 93 2-0 HR	C SL 82 D SL 83 X SL 84 1-1 G3			L FF 94 B FF 94 B FC 90 S FF 94 S FC 91 2-3 K	5	2	2	3	0	1	4
11 José Bautista, R (1, 7) OBP: 0.350, SLG: 0.400 35 Jacob Rhame, R (7, 1) 15 Luis Guillorme, L (9, PH) OBP: 0.281, SLG: 0.323 46 Gerson Bautista, R (9, 1)	B SL 84 S SL 85 C FF 92 B FF 91 X SI 92 2-2 30 E 1-H 2B		C CU 78 C FC 87 B FS 84 B FS 84 B SL 83 F FC 87 B FC 91 4-2 30 WP BB		B SI 93 C SI 93 C SL 82 S SL 83 1-3 K2-3		C SI 93 F SI 93 S SL 84 0-3 K		X FC 92 0-0 FC4-6 30 S 1-2f 2-3	3 0 1 0	0 0 0 0	1 0 0 0	1 0 0 0	1 0 0 0	2 0 0 0	0 0 2 0
30 Michael Conforto, L (1, 8) OBP: 0.360, SLG: 0.396	S CU 78 2 SAFE B FC 89 X FS 85 1-1 G1-3 2-3		B CU 76 C FC 87 B FF 90 B FS 82 B CU 77 4-1 29 G5-4-3 1-2 BB		B CU 76 B SI 92 F FF 92 X SI 93 2-1 1B	B CU 77 X FF 92 1-0 F9			C FF 94 B FF 94 S FC 92 B FF 94 S FF 96 2-3 K 1-2	4	0	1	0	1	1	3
29 Devin Mesoraco, R (1, 2) OBP: 0.314, SLG: 0.473	C FF 91 S FF 92 X FF 93 0-2 G6-3		B FF 90 B SL 83 X FC 88 2-0 G5-4-3 1-2f		S SL 81 1 SAFE B SI 91 F SI 92 S SL 81 1-3 K	X SL 82 0-0 F7				4	0	0	0	0	1	4
23 Adrián González, L (1, 3) OBP: 0.325, SLG: 0.409		F CU 78 S FF 90 X FF 91 0-2 G4-3	B FS 83 F FS 83 F SI 89 X FF 89 1-2 HR		B SI 91 C CU 76 F FF 93 B SL 83 B SI 93 X FF 93 3-2 L8			B SL 79 B FF 92 X SL 81 2-0 F7		4	1	1	1	0	0	1
7 José Reyes, S (1, 5) OBP: 0.205, SLG: 0.206		F FF 91 C FF 91 B SI 92 B FS 85 X FC 89 2-2 F7	F FS 85 B SI 90 F SI 90 S SL 83 1-3 K		B CU 76 B SI 92 X FF 93 2-0 G4-3			C CU 76 B SL 81 B FF 91 B SI 92 X FF 91 3-1 G4-3		4	0	0	0	0	1	0
32 Steven Matz, R (1, 1) OBP: 0.176, SLG: 0.188 51 Paul Sewald, R (4, 1) 28 Phillip Evans, R (6, PH) OBP: 0.111, SLG: 0.111 39 Jerry Blevins, L (6, 1) 19 Jay Bruce, L (7, 9) OBP: 0.296, SLG: 0.349		B FF 90 C FF 91 C FC 89 F FC 89 F SI 91 C FC 88 1-3 K	F FF 89 F FF 91 X FS 83 0-2 2B		C SL 82 S SL 84 S SL 84 0-3 K			B FF 93 F SI 93 X FF 92 1-1 F8		2 0 1 0 1	0 0 0 0 0	1 0 0 0 0	0 0 0 0 0	0 0 1 0 0	1 0 0 0 0	0 0 0 0 0
1 Amed Rosario, R (1, 6) OBP: 0.287, SLG: 0.373			C CU 76 X FC 88 0-1 G4-3	B FC 87 X FC 87 1-0 F8		C SL 83 X SL 83 0-1 9 2B 1B			B FC 89 C CU 82 B FF 93 X FC 89 2-1 15 FC4-6 9 HBP 1B	4	1	2	0	0	0	1

	AB	36
	R	6
	H	10
	RBI	6
	BB	2
	SO	8
	LOB	16

Inning Stats	1	2	3	4	5	6	7	8	9
	R: 1 E: 1 K: 0 S: 10 H: 1 LOB: 1 BB: 0 P: 15	R: 0 E: 0 K: 1 S: 11 H: 0 LOB: 0 BB: 0 P: 14	R: 2 E: 0 K: 0 S: 10 H: 2 LOB: 2 BB: 2 P: 21	R: 1 E: 0 K: 1 S: 11 H: 2 LOB: 1 BB: 0 P: 14	R: 1 E: 0 K: 2 S: 12 H: 2 LOB: 1 BB: 0 P: 21	R: 1 E: 0 K: 1 S: 11 H: 2 LOB: 1 BB: 0 P: 16	R: 0 E: 0 K: 1 S: 5 H: 0 LOB: 0 BB: 0 P: 6	R: 0 E: 0 K: 0 S: 5 H: 0 LOB: 0 BB: 0 P: 11	R: 0 E: 0 K: 2 S: 11 H: 1 LOB: 2 BB: 0 P: 18

	1B: 4	SF: 0	WP: 1	PA: 40
	2B: 3	SAC: 0	PB: 0	
	3B: 0	DP: 1	SB: 3	
	HR: 3	HBP: 2	CS: 0	

PITCHER		IP	WLS	BF	H	R	ER	SO	BB	IBB	HBP	BLK	WP	HR	S	P	ERA	WHIP
19 Aníbal Sánchez, R ERA: 3.0	(1, 1)	4.0		19	5	4	4	2	2	0	1	0	1	2	42	64	9.00	1.750
45 Matt Wisler, R ERA: 4.37	(5, 1)	4.0		16	4	2	2	4	0	0	0	0	0	1	33	54	4.50	1.000
58 Dan Winkler, R ERA: 0.81	(9, 1)	1.0	W	5	1	0	0	2	0	0	1	0	0	0	11	18	0.00	1.000

PITCHER	IP	WLS	BF	H	R	ER	SO	BB	IBB	HBP	BLK	WP	HR	S	P	ERA	WHIP

New York Mets @ Atlanta Braves

SunTrust Park, Atlanta, GA

Tue May 29 2018, 8:16 PM - 11:28 PM EDT

Att. 19,443 - Cloudy - 76 F

livebaseballscorecards.com

BOTTOM

Batter	1	2	3	4	5	6	7	8	9	AB	R	H	RBI	BB	SO	LOB
11 Ender Inciarte, L (1, 8) OBP: 0.319, SLG: 0.369	C SI 95 F SI 94 H SI 94 1-2 5 G4-3 HBP		B SI 93 F SI 93 C SI 94 X CU 77 1-2 ① G1-3	F FF 91 C FF 89 B FF 90 F FF 92 F FF 90 B CH 83 B FF 90 B CH 79 4-2 1 PB BB			B FF 89 B CU 73 C FF 88 X CU 72 2-1 ① L9	X FF 96 0-0 1-H 3-H 3B		3	0	1	2	1	0	0
1 Ozzie Albies, S (1, 4) OBP: 0.317, SLG: 0.534	1 SAFE 1 SAFE B CH 84 X CH 84 1-0 ① F9		F SI 95 X CH 86 0-1 5 G4-3 1B	B CH 82 B CH 80 B FF 91 C FF 91 X FF 91 3-1 ③ F8 1-2 2-3 3-H			X CU 72 0-0 ② F9	S FS 87 F FS 87 S FF 96 0-3 ② K		5	0	1	0	0	1	4
5 Freddie Freeman, L (1, 3) OBP: 0.433, SLG: 0.537	1 SAFE X SI 93 0-0 ② G4-3 1-2		B SI 95 1 SAFE X SI 94 1-0 ② G4-3 1-2		B CH 83 F SL 80 X SL 81 1-1 ① G4-3		X CU 72 0-0 22 2B 1B	0-0 IBB		4	1	1	0	1	0	2
22 Nick Markakis, L (1, 9) OBP: 0.402, SLG: 0.509	C CU 78 C SI 94 C SI 95 0-3 ③ K		F CU 78 S SI 93 B SL 87 B SL 88 B SI 93 X SI 94 3-2 ③ G5-3		B SL 79 C FF 91 S FF 90 F FF 90 X SL 81 1-2 ② G4-3		C CU 72 B FF 88 B FF 88 B CH 82 X FF 88 3-1 1-H 2B	B FF 94 S FS 85 X FF 95 1-1 ③ P6		5	0	1	1	0	1	4
25 Tyler Flowers, R (1, 2) OBP: 0.412, SLG: 0.482		C SI 95 B CU 78 B CU 78 B SI 96 C SI 95 B SI 95 4-2 8 G4-3 BB		C FF 87 B FF 87 B SL 80 X FF 90 2-1 8 1B 2B	C FF 91 B FF 89 X FF 90 1-1 ③ F7		X FF 96 0-0 ③ F7		B FF 99 B FF 98 C FF 98 S FF 98 X FF 98 2-2 ① F9	4	1	1	0	1	0	1
17 Johan Camargo, S (1, 5) OBP: 0.391, SLG: 0.414		C SI 94 B SI 94 B SI 94 C CH 84 X SI 94 2-2 ① F8		B FF 89 T CH 81 F FF 89 B SL 80 S CH 81 2-3 ① K		B FF 88 B FF 88 F FF 88 F FF 88 B FF 89 X FF 88 3-2 ① G6-3		X FF 96 0-0 7 1B 8 1B 20 FC6-4 1B	X FF 99 0-0 HR	5	2	2	1	0	1	2
8 Charlie Culberson, R (1, 7) OBP: 0.294, SLG: 0.355		S CH 84 X CH 85 0-1 ② G4-3 1-2		C SL 79 X FF 88 0-1 7 2B 1 PB 2-H 1B		C CU 72 B CH 83 F CH 82 B CU 71 F CU 72 B FF 89 B CH 83 4-2 BB		F FF 95 F FF 94 B SL 85 X FF 95 1-2 20 FC6-4 11 3B 7 1B 1B		3	2	2	1	1	0	1
7 Dansby Swanson, R (1, 6) OBP: 0.317, SLG: 0.412		D CU 78 B CU 78 2-0 IBB		F FF 90 B SL 78 F FF 90 F SL 79 X CH 81 1-2 1 PB 1-3 2B		S CU 73 1 SAFE B FF 89 C FF 88 1 SAFE D CU 72 X CU 72 2-2 ② L7		F FF 95 S SL 87 D SL 88 X SL 88 1-2 20 FC6-4 1-2 2-3 1B		3	0	2	0	1	0	1
19 Aníbal Sánchez, R (1, 1) 27 Ryan Flaherty, L (4, PH) OBP: 0.367, SLG: 0.375 45 Matt Wisler, R (5, 1) 20 Preston Tucker, L (8, PH) OBP: 0.304, SLG: 0.432 58 Dan Winkler, R (9, 1)		S SI 94 S SI 94 F SI 94 S CU 79 0-3 ③ K		B FF 90 S FF 89 B FF 90 F CH 82 F FF 91 F FF 90 B CH 82 S CH 80 3-3 ② K		X FF 87 0-0 ③ F8		F FF 96 B FF 96 S FF 96 F FF 95 B FF 96 X SI 96 2-2 ① FC6-4 1-2f 2-3 3-H 11 3B		1 1 1 1 0	0 0 0 1 0	0 0 0 0 0	0 0 0 0 0	1 1 0 0 0	2 2 1 2 0	2 2 1 2 0
Inning Stats	R: 0 E: 0 K: 1 S: 7 H: 0 LOB: 1 BB: 0 P: 9	R: 0 E: 0 K: 1 S: 11 H: 0 LOB: 2 BB: 2 P: 19	R: 0 E: 0 K: 0 S: 9 H: 1 LOB: 1 BB: 0 P: 14	R: 2 E: 0 K: 2 S: 22 H: 3 LOB: 2 BB: 1 P: 37	R: 0 E: 0 K: 0 S: 8 H: 0 LOB: 0 BB: 0 P: 11	R: 0 E: 0 K: 0 S: 10 H: 0 LOB: 1 BB: 1 P: 19	R: 1 E: 0 K: 0 S: 7 H: 2 LOB: 1 BB: 0 P: 12	R: 3 E: 0 K: 1 S: 17 H: 4 LOB: 2 BB: 1 P: 22	R: 1 E: 0 K: 0 S: 4 H: 1 LOB: 0 BB: 0 P: 6	1B: 6 2B: 3 3B: 1 HR: 1 SF: 0 SAC: 0 DP: 0 HBP: 1						WP: 0 PB: 1 SB: 0 CS: 0 PA: 42

	AB	36
	R	7
	H	11
	RBI	6
	BB	5
	SO	5
	LOB	22

PITCHER		IP	WLS	BF	H	R	ER	SO	BB	IBB	HBP	BLK	WP	HR	S	P	ERA	WHIP
32 Steven Matz, L ERA: 3.55	(1, 1)	3.0		13	1	0	0	2	1	1	1	0	0	0	27	42	0.00	0.667
51 Paul Sewald, R ERA: 3.82	(4, 1)	2.0		10	3	2	1	2	1	0	0	0	0	0	30	48	4.50	2.000
39 Jerry Blevins, L ERA: 5.56	(6, 1)	1.2		8	2	1	1	0	1	0	0	0	0	0	16	30	5.40	1.800
35 Jacob Rhame, R ERA: 6.35	(7, 1)	1.1	B	9	4	3	3	1	0	1	0	0	0	0	18	23	20.25	3.000
46 Gerson Bautista, R ERA: 10.13	(9, 1)	0.1	L	2	1	1	1	0	0	0	0	0	0	1	4	6	27.00	3.000

PITCHER	IP	WLS	BF	H	R	ER	SO	BB	IBB	HBP	BLK	WP	HR	S	P	ERA	WHIP

New York Mets @ Atlanta Braves

SunTrust Park, Atlanta, GA

Wed May 30 2018, 7:39 PM - 10:19 PM EDT

Att. 21,449 - Partly Cloudy - 81 F

TOP

livebaseballscorecards.com

Batter	1	2	3	4	5	6	7	8	9	AB	R	H	RBI	BB	SO	LOB
9 Brandon Nimmo, L (1, 8) OBP: 0.429, SLG: 0.541	B FF 89 B FF 89 C FF 89 C FF 89 B CU 74 B FF 91 4-2 19 F8 11 BB BB		B CU 71 X CH 81 1-0 ① G3		B CU 70 X SI 88 1-0 ① P5		C FF 85 D CH 82 B CH 82 B FF 87 F FF 87 X FF 88 3-2 13 CS 3-H 1B		B FF 90 F CH 82 X FF 90 1-1 13 G4-3 2-H 2B	4	0	2	2	1	0	0
13 Asdrúbal Cabrera, S (1, 4) OBP: 0.345, SLG: 0.537	X CU 73 0-0 ① F8		C FF 89 B FF 88 B FF 89 B CU 71 X SI 90 3-1 ② F8		B CH 80 B CH 82 F FF 90 X FF 90 2-1 ② G4-3		C FF 85 1 SAFE 1 SAFE 0-1 ③ CS 1-2	S CU 80 C FF 94 X FF 95 0-2 ① L3	B FF 91 S FF 90 F CH 82 X CH 82 1-2 ② G4-3 2-3	5	0	0	0	0	0	2
11 José Bautista, R (1, 7) OBP: 0.354, SLG: 0.407	1 SAFE S FF 90 D SL 81 1 SAFE B SL 82 B FF 90 1 SAFE F SI 90 B FF 92 4-2 1-2 BB		C SL 80 C SI 88 X FF 91 0-2 ③ F9		X SI 89 0-0 ③ L7			S FF 96 B SL 88 B SL 88 S SL 88 X FF 96 2-2 26 BB 23 1B 2B	S SL 84 S SL 85 B SL 85 B SL 85 F SL 85 B FF 91 S CH 83 3-3 ③ K	4	1	1	0	1	1	1
19 Jay Bruce, L (1, 9) OBP: 0.301, SLG: 0.354	X FF 91 0-0 ② F8 2-3			B SI 88 X CH 80 1-0 26 F8 23 2B 2B		B CU 72 B FF 89 C FF 89 X CH 82 2-1 ① L3		0-0 23 1B 26 BB IBB		3	1	1	0	1	0	2
26 Kevin Plawecki, R (1, 2) OBP: 0.432, SLG: 0.259	B SL 81 C FF 91 B FF 92 B SI 91 F FF 92 F SI 92 F FF 92 X FF 92 3-2 ③ G1-3			X FF 89 0-0 ① F8 2-3		C SL 78 S SL 78 B SL 77 B FF 90 B SI 90 S SL 79 3-3 ② K		S SL 87 B SL 88 B SL 86 C FF 96 B SL 87 B SL 88 4-2 23 1B 1-2 2-3 BB		3	0	0	0	1	1	3
23 Adrián González, L (1, 3) OBP: 0.329, SLG: 0.418		C FF 88 F FF 89 F CU 73 B FF 90 X FF 91 1-2 ① G4-3		B FF 90 X FF 90 1-0 3-H 2B		B FF 89 C CU 71 X CH 82 1-1 ③ G3-1		X CU 81 0-0 15 G4-6-3 1-2 2-3 3-H 1B		4	0	2	2	0	0	0
15 Luis Guillorme, L (1, 5) OBP: 0.278, SLG: 0.294		C FF 90 B SI 89 F FF 90 B CU 72 F SL 81 X FF 90 2-2 ② G4-3		B CU 74 B FF 90 B FF 90 C FF 89 B CU 74 4-1 1 FC6-4 BB			C FF 89 C CU 71 B SI 89 X SI 88 1-2 ① F8	F SI 95 C SI 96 B SI 96 F SI 96 X CU 83 1-2 ②③ G4-6-3 1-2f		3	0	0	0	1	0	3
40 Jason Vargas, L (1, 1) OBP: 0.250, SLG: 0.143 63 Tim Peterson, R (6, 1) 27 Jeurys Familia, R (8, 1) 30 Michael Conforto, L (9, PH) OBP: 0.358, SLG: 0.393 65 Robert Gsellman, R (9, 1)		B FF 89 B FF 89 B FF 89 C FF 86 F FF 88 X FF 90 3-2 1B		L FF 89 F FF 88 C SL 79 0-3 ② K			T FF 89 B SL 77 B SL 77 X FF 89 2-1 ② G6-3		B FF 90 B FF 89 B CH 81 C FF 88 X FF 89 3-1 ① F8	2 1 0 1 0	0 0 0 0 0	1 0 0 0 0	0 0 0 0 0	0 0 0 0 0	1 0 0 0 0	2 0 0 0 0
1 Amed Rosario, R (1, 6) OBP: 0.292, SLG: 0.394		C FF 91 C SL 82 C SI 90 0-3 ③ K		X SL 80 0-0 ③ FC6-4 1-2f			C SI 88 B FF 90 X SI 89 1-1 9 1B 3B		X SL 84 0-0 9 2B 2B	4	2	2	0	0	1	3

	AB	34
	R	4
	H	9
	RBI	4
	BB	5
	SO	4
	LOB	16

Inning Stats																																		
	R: 0	E: 0	K: 0	S: 11	H: 0	LOB: 2	BB: 2	P: 22	R: 0	E: 0	K: 1	S: 14	H: 1	LOB: 1	BB: 0	P: 20	R: 0	E: 0	K: 0	S: 6	H: 0	LOB: 0	BB: 0	P: 10	R: 1	E: 0	K: 1	S: 8	H: 2	LOB: 2	BB: 1	P: 14	R: 0	E: 0	K: 0	S: 4	H: 0	LOB: 0	BB: 0	P: 7
	R: 0	E: 0	K: 1	S: 7	H: 0	LOB: 0	BB: 0	P: 13	R: 1	E: 0	K: 0	S: 11	H: 2	LOB: 0	BB: 0	P: 18	R: 1	E: 0	K: 0	S: 14	H: 2	LOB: 2	BB: 2	P: 21	R: 1	E: 0	K: 1	S: 12	H: 2	LOB: 1	BB: 0	P: 20	1B: 3	2B: 5	3B: 1	HR: 0	SF: 0	SAC: 0	DP: 1	HBP: 0	WP: 0	PB: 0	SB: 0	CS: 1	PA: 40

PITCHER		IP	WLS	BF	H	R	ER	SO	BB	IBB	HBP	BLK	WP	HR	S	P	ERA	WHIP
49 Julio Teheran, R ERA: 4.03	(1, 1)	7.0	L	28	5	2	2	3	3	0	0	0	0	0	61	104	2.57	1.143
51 Shane Carle, R ERA: 2.1	(8, 1)	0.1		4	1	1	1	0	1	1	0	0	0	0	8	14	27.00	6.000
39 Sam Freeman, L ERA: 3.22	(8, 1)	0.2		2	1	0	0	0	0	0	0	0	0	0	6	7	0.00	1.500
48 Miguel Socolovich, R ERA: 9.0	(9, 1)	1.0		5	2	1	1	1	0	0	0	0	0	0	12	20	9.00	2.000

PITCHER		IP	WLS	BF	H	R	ER	SO	BB	IBB	HBP	BLK	WP	HR	S	P	ERA	WHIP

BOTTOM

New York Mets @ Atlanta Braves

SunTrust Park, Atlanta, GA

Wed May 30 2018, 7:39 PM - 10:19 PM EDT

Att. 21,449 - Partly Cloudy - 81 F

livebaseballscorecards.com

Batter	1	2	3	4	5	6	7	8	9	AB	R	H	RBI	BB	SO	LOB
11 Ender Inciarte, L (1, 8) OBP: 0.314, SLG: 0.362	F FF 88 X SI 88 0-1 G4-3		C KC 73 F SI 87 B KC 75 F CH 82 X CH 83 1-2 G3		X FF 86 0-0 G4-3			X FF 95 0-0 G3		4	0	0	0	0	0	1
1 Ozzie Albies, S (1, 4) OBP: 0.316, SLG: 0.529	B SI 88 X CH 82 1-0 G5-3		X KC 74 0-0 L7			F FF 90 F CH 82 X FF 92 0-2 L7		B FS 92 X SI 96 1-0 5 1B 1B		4	0	1	0	0	0	0
5 Freddie Freeman, L (1, 3) OBP: 0.434, SLG: 0.536	F SI 88 B SI 88 B CH 82 B SI 84 S CH 82 X SI 88 3-2 1B		F SI 88 B SI 88 B CH 82 F KC 74 F SI 87 F FF 87 F CH 82 X CH 82 2-2 F7			X CH 82 0-0 G4-3		1 SAFE B FF 97 B FF 96 S FS 92 1 SAFE X FF 97 2-1 22 G6-4-3 1-3 1B		4	0	2	0	0	0	0
22 Nick Markakis, L (1, 9) OBP: 0.395, SLG: 0.500	B SI 88 C KC 73 X SI 88 1-1 F7			C KC 72 F CH 80 S CH 81 0-3 K		C FF 92 B FF 92 X CH 82 1-1 F7		B FF 96 X SI 93 1-0 G6-4-3 1-2f		4	0	0	0	0	1	3
24 Kurt Suzuki, R (1, 2) OBP: 0.318, SLG: 0.471		S CH 81 X SI 88 0-1 G6-3		C SI 86 B FF 87 X SI 88 1-1 F9			C SL 80 B SL 81 X FF 91 1-1 F8		B SI 94 C SI 94 F SI 94 X CU 82 1-2 L5	4	0	0	0	0	0	0
17 Johan Camargo, S (1, 5) OBP: 0.386, SLG: 0.440		C SI 88 F SI 87 B CH 83 B SI 89 S KC 75 2-3 K		C CH 81 B SI 86 X CH 82 1-1 G6-3			C FF 90 B SL 83 B CH 80 B CH 80 X FF 89 3-1 HR		C SI 95 B CH 87 S SI 95 X SI 95 1-2 F7	4	1	1	1	0	1	0
8 Charlie Culberson, R (1, 7) OBP: 0.296, SLG: 0.369 20 Preston Tucker, L (9, PH) OBP: 0.301, SLG: 0.427		B SI 88 X CH 80 1-0 2B			X FF 86 0-0 F9		B FF 89 B CH 80 X FF 91 2-0 G6-3		C SI 94 B CU 82 C SI 94 B CU 83 X SI 95 2-2 G4-3	3 1	0 0	1 0	0 0	0 0	0 0	0 0
7 Dansby Swanson, R (1, 6) OBP: 0.323, SLG: 0.409		C CH 82 B SI 87 B KC 74 2-1 IBB			B SI 86 C CH 80 F SI 87 B SI 86 B CH 81 F CH 81 F CH 81 X SI 88 3-2 F8		C FF 90 B SL 81 B FF 91 F CH 81 B FF 92 B FF 90 4-2 BB			1	0	0	0	2	0	0
49 Julio Teheran, R (1, 1) OBP: 0.188, SLG: 0.200 18 Dustin Peterson, R (7, PH) 51 Shane Carle, R (8, 1) 39 Sam Freeman, R (8, 1) 48 Miguel Socolovich, R (9, 1)		F FF 88 X CH 82 0-1 F8			B KC 73 B SI 87 B FF 86 C SI 86 X SI 87 3-1 E6		F FF 90 F FF 90 B FF 91 X SL 78 1-2 F9			2 1 0 0 0	0 0 0 0 0	0 0 0 0 0	0 0 0 0 0	0 0 0 0 0	0 0 0 0 0	2 1 0 0 0

	AB	32
	R	1
	H	5
	RBI	1
	BB	2
	SO	2
	LOB	7

Inning Stats	1	2	3	4	5	6	7	8	9
	R: 0 E: 0 K: 0 S: 8 H: 1 LOB: 1 BB: 0 P: 13	R: 0 E: 0 K: 1 S: 9 H: 1 LOB: 2 BB: 1 P: 14	R: 0 E: 0 K: 0 S: 11 H: 0 LOB: 0 BB: 0 P: 14	R: 0 E: 0 K: 1 S: 7 H: 0 LOB: 0 BB: 0 P: 9	R: 0 E: 1 K: 0 S: 9 H: 0 LOB: 1 BB: 0 P: 15	R: 0 E: 0 K: 0 S: 6 H: 0 LOB: 0 BB: 0 P: 7	R: 1 E: 0 K: 0 S: 11 H: 1 LOB: 1 BB: 1 P: 22	R: 0 E: 0 K: 0 S: 5 H: 2 LOB: 1 BB: 0 P: 9	R: 0 E: 0 K: 0 S: 9 H: 0 LOB: 0 BB: 0 P: 13

	1B: 3	SF: 0	WP: 0	PA: 34
	2B: 1	SAC: 0	PB: 0	
	3B: 0	DP: 1	SB: 0	
	HR: 1	HBP: 0	CS: 0	

PITCHER	IP	WLS	BF	H	R	ER	SO	BB	IBB	HBP	BLK	WP	HR	S	P	ERA	WHIP
40 Jason Vargas, L (1, 1) ERA: 8.53	5.0	W	19	2	0	0	2	0	1	0	0	0	0	44	65	0.00	0.400
63 Tim Peterson, R (6, 1) ERA: 4.5	2.0	H	8	1	1	1	0	1	0	0	0	0	1	17	29	4.50	1.000
27 Jeurys Familia, R (8, 1) ERA: 2.08	1.0	H	4	2	0	0	0	0	0	0	0	0	0	5	9	0.00	2.000
65 Robert Gsellman, R (9, 1) ERA: 3.38	1.0	S	3	0	0	0	0	0	0	0	0	0	0	9	13	0.00	0.000

PITCHER	IP	WLS	BF	H	R	ER	SO	BB	IBB	HBP	BLK	WP	HR	S	P	ERA	WHIP

Batter	1	2	3	4	5	6	7	8	9	AB	R	H	RBI	BB	SO	LOB
7 Trea Turner, R (1, 6) OBP: 0.361, SLG: 0.416	B FF 92 B FF 92 B FF 92 B FF 93 4-0 6 S 34 BB 6 SF7 BB		B FF 93 C CH 86 B CH 85 X CH 86 2-1 34 G4-3 34 S 6 1B 1B		C FF 93 S CU 77 B CU 77 X FF 91 1-2 ② P3			B FC 91 C FF 93 B FC 90 S FF 94 B FF 94 S FC 92 3-3 ① K		3	2	1	0	1	1	0
34 Bryce Harper, L (1, 9) OBP: 0.381, SLG: 0.544	B FF 93 B CU 77 B CH 88 C FF 94 C CH 87 F FF 94 D FF 95 4-2 6 S 1-2 BB		T CH 86 1 SAFE F FF 94 B SL 79 B FF 92 X FF 93 2-2 G4-3 1-3		C FF 94 X CU 77 0-1 ③ G1-3			B FC 92 C FC 92 F FF 95 F FF 95 B CU 84 F FC 92 B FF 94 S FF 94 3-3 ② K		3	0	0	0	1	1	1
6 Anthony Rendon, R (1, 5) OBP: 0.357, SLG: 0.493	B FF 94 B FF 93 B CH 86 C FF 92 X FF 93 3-1 ① SF7 1-2 2-H		X FF 94 0-0 3-H 1B			X FF 92 0-0 2B		F FF 93 F FC 91 B FC 91 F FF 94 F CU 82 F FF 93 F CU 84 X FC 91 1-2 ③ L7		3	0	2	2	0	0	0
14 Mark Reynolds, R (1, 3) OBP: 0.396, SLG: 0.778	C CU 75 B CH 86 F FF 92 X CU 75 1-2 ② G1-3		F CH 87 B CH 87 F FF 94 B CH 86 1 SAFE X FF 93 2-2 ② P4			B CH 85 X CH 85 1-0 ① G5-3			C SI 99 C SL 86 S SI 100 0-3 ① K	4	0	0	0	0	1	3
22 Juan Soto, L (1, 7) OBP: 0.419, SLG: 0.579	S CU 76 X CH 86 0-1 ③ F8		S SL 82 D SL 80 F CH 85 X CU 76 1-2 ③ G3			B CU 76 C CU 76 C SL 79 B CU 77 X FF 91 2-2 ② F7			B SL 87 C SI 99 F CH 92 S FF 100 1-3 ② K	4	0	0	0	0	1	3
3 Michael Taylor, R (1, 8) OBP: 0.273, SLG: 0.356		B FF 92 S CH 84 B FF 92 F FF 92 X FF 91 2-2 ① G6-3		C CU 73 S FF 89 X CU 76 0-2 ① G5-3		F CH 84 S CH 86 D CU 75 B CH 85 S FF 92 2-3 ③ K			B SL 86 X FF 99 1-0 2B	4	0	1	0	0	1	1
29 Pedro Severino, R (1, 2) OBP: 0.325, SLG: 0.287 15 Matt Adams, L (9, PH) OBP: 0.351, SLG: 0.579		C CU 75 X FF 94 0-1 57 SH1-4 1B	B FF 92 B CH 84 S CH 85 X FF 93 2-1 ② P3				C CU 73 S CH 83 X FF 91 0-2 ① G6-3		F SI 99 F CH 89 C SL 86 0-3 ③ K	3 1	0 0	1 0	0 0	0 0	0 1	0 1
57 Tanner Roark, R (1, 1) OBP: 0.130, SLG: 0.091 55 Tim Collins, L (7, 1) 51 Wander Suero, R (7, 1)		X FF 92 0-0 ② SH1-4 1-2	C FF 91 B FF 93 B FF 91 X FF 91 2-1 ③ G6-3				S FF 90 B CU 73 S CU 74 X FF 88 1-2 ② G4-3			2 0 0	0 0 0	0 0 0	0 0 0	0 0 0	0 0 0	0 0 0
1 Wilmer Difo, S (1, 4) OBP: 0.333, SLG: 0.368		C CU 76 F FF 94 X FF 93 0-2 ③ L9			X FF 91 0-0 ① G6-3		C CU 75 F FF 93 T FF 92 0-2 ③ K			3	0	0	0	0	1	1
Inning Stats	R: 1 E: 0 K: 0 S: 10 H: 0 LOB: 1 BB: 2 P: 22	R: 0 E: 0 K: 0 S: 9 H: 1 LOB: 1 BB: 0 P: 11	R: 1 E: 0 K: 0 S: 12 H: 2 LOB: 1 BB: 0 P: 19	R: 0 E: 0 K: 0 S: 7 H: 0 LOB: 0 BB: 0 P: 11	R: 0 E: 0 K: 0 S: 6 H: 0 LOB: 0 BB: 0 P: 7	R: 0 E: 0 K: 1 S: 8 H: 1 LOB: 1 BB: 0 P: 13	R: 0 E: 0 K: 1 S: 9 H: 0 LOB: 0 BB: 0 P: 10	R: 0 E: 0 K: 2 S: 15 H: 0 LOB: 0 BB: 0 P: 22	R: 0 E: 0 K: 3 S: 10 H: 1 LOB: 1 BB: 0 P: 12	1B: 3 2B: 2 3B: 0 HR: 0 SF: 1 SAC: 1 DP: 0 HBP: 0						

TOP

Washington Nationals @ Atlanta Braves

SunTrust Park, Atlanta, GA

Thu May 31 2018, 7:37 PM - 10:15 PM EDT
Att. 22,380 - Partly Cloudy - 83 F

livebaseballscorecards.com

AB	30
R	2
H	5
RBI	2
BB	2
SO	7
LOB	10

WP: 0 PA: 34
PB: 0
SB: 3
CS: 0

PITCHER		IP	WLS	BF	H	R	ER	SO	BB	IBB	HBP	BLK	WP	HR	S	P	ERA	WHIP
15 Sean Newcomb, L ERA: 2.73	(1, 1)	7.0	W	27	4	2	2	2	2	0	0	0	0	0	61	93	2.57	0.857
58 Dan Winkler, R ERA: 0.77	(8, 1)	1.0	H	3	0	0	0	2	0	0	0	0	0	0	15	22	0.00	0.000
38 Arodys Vizcaíno, R ERA: 2.28	(9, 1)	1.0	S	4	1	0	0	3	0	0	0	0	0	0	10	12	0.00	1.000

PITCHER	IP	WLS	BF	H	R	ER	SO	BB	IBB	HBP	BLK	WP	HR	S	P	ERA	WHIP

BOTTOM

Batter	1	2	3	4	5	6	7	8	9	AB	R	H	RBI	BB	SO	LOB
11 Ender Inciarte, L (1, 8) OBP: 0.317, SLG: 0.364	B SI 89 B SI 90 C SI 89 X SI 91 2-1 22 CS 1B	X FF 91 0-0 ③ L7		C FC 91 B CU 75 T CU 75 X SI 92 1-2 ③ G1-3			C CH 83 B FF 92 X CU 75 1-1 1 2B 1B			4	1	2	0	0	0	2
1 Ozzie Albies, S (1, 4) OBP: 0.323, SLG: 0.535	1 SAFE L SI 90 B FF 90 X CU 74 1-1 ① F8		C CH 83 B FF 90 X FF 91 1-1 5 2B 5 E 1B		B CH 84 B FF 91 B FF 92 B FF 92 4-0 5 G3-5-3 BB		1 SAFE S FF 91 1 SAFE B CH 83 B CH 83 X SI 92 2-1 1-H 2B			3	1	2	1	1	0	1
5 Freddie Freeman, L (1, 3) OBP: 0.435, SLG: 0.538	1 SAFE B CH 82 B FF 91 B SI 91 F SI 91 X SI 91 3-1 ② F9		B CU 73 1 SAFE F CU 74 F FF 91 F FF 92 B CU 74 X CH 83 2-2 E9 25 G5-3 17 FC1-5-2 1-H 2B		X SI 91 0-0 ①② G3-5-3 1-2f		0-0 22 BB IBB			3	0	1	0	1	0	2
22 Nick Markakis, L (1, 9) OBP: 0.401, SLG: 0.505	C CU 74 1 SAFE B FF 89 B SI 91 2-1 ③ CS 1-2	B FF 90 X CH 83 1-0 20 2B 2B	C FF 92 B SI 92 B CU 73 S CU 74 B FF 91 B FF 92 4-2 17 FC1-5-2 25 G5-3 BB		B FF 90 X FF 93 1-0 ③ P6		B CU 76 B FF 93 B FF 93 B FF 94 4-0 1-2 BB			2	1	1	0	2	0	0
25 Tyler Flowers, R (1, 2) OBP: 0.417, SLG: 0.466		S SL 84 B SI 89 B SI 92 B SL 85 B SI 92 4-1 20 2B 15 FC6-4 BB	X SI 90 0-0 ① G5-3 1-2 2-3	H CU 71 1-0 17 G4-6-3 HBP			S FC 91 B CU 78 B FC 92 F FC 90 F FC 93 C FC 92 2-3 ③ K			2	1	0	0	1	1	5
17 Johan Camargo, S (1, 5) OBP: 0.373, SLG: 0.421		F SI 90 B FF 90 S CH 83 F FF 91 C SI 92 1-3 ① K	F SI 90 X FF 92 0-1 ② FC1-5-2 2-3 3-H	B CH 82 B CH 82 X SI 90 2-0 ①② G4-6-3 1-2f				B CH 90 S FC 91 C CU 78 B CU 80 B FC 92 X FC 92 3-2 ① G4-3		4	0	0	0	0	1	5
20 Preston Tucker, L (1, 7) OBP: 0.302, SLG: 0.434 12 Peter Bourjos, R (8, 7) OBP: 0.179, SLG: 0.154	X CH 83 0-0 15 FC6-4 1-3 2-H 2B	F FF 92 X FF 92 0-1 ③ P5			B FF 90 B CU 75 F FF 90 F CU 75 X FF 91 2-2 ③ G1-3			S FC 90 C FC 92 F CU 81 B FC 92 S FC 92 1-3 ② K		3 1	0 0	1 0	1 0	0 0	0 1	2 0
7 Dansby Swanson, R (1, 6) OBP: 0.322, SLG: 0.401		0-0 15 FC6-4 IBB	B FF 91 C SI 91 B SL 85 X SL 86 2-1 ① G5-3				F CU 73 B SI 90 B CH 82 B FF 92 S SI 92 S SI 93 3-3 ① K	B CU 77 B FC 90 X FC 91 2-0 ③ F7		3	0	0	0	1	1	0
15 Sean Newcomb, L (1, 1) OBP: 0.167, SLG: 0.176 27 Ryan Flaherty, L (7, PH) OBP: 0.364, SLG: 0.372 58 Dan Winkler, R (8, 1) 38 Arodys Vizcaíno, R (9, 1)	C CU 73 B SI 91 B SI 91 X SI 92 2-1 ② FC6-4 1-2f 2-3 3-H	S SI 92 C SI 92 B FF 90 S CU 76 1-3 ② K					F FF 93 B FF 93 B CU 76 X CU 74 2-1 ② G3			2 1 0 0	0 0 0 0	0 0 0 0	1 0 0 0	0 0 0 0	1 0 0 0	2 0 0 0
Inning Stats	R: 0 E: 0 K: 0 S: 7 H: 1 LOB: 0 BB: 0 P: 15	R: 2 E: 0 K: 1 S: 10 H: 2 LOB: 2 BB: 2 P: 18	R: 1 E: 1 K: 0 S: 13 H: 2 LOB: 2 BB: 1 P: 20	R: 0 E: 0 K: 1 S: 8 H: 0 LOB: 0 BB: 0 P: 12	R: 0 E: 0 K: 0 S: 2 H: 0 LOB: 0 BB: 1 P: 7	R: 0 E: 0 K: 0 S: 4 H: 0 LOB: 0 BB: 0 P: 9	R: 1 E: 0 K: 2 S: 13 H: 2 LOB: 3 BB: 2 P: 27	R: 0 E: 0 K: 1 S: 8 H: 0 LOB: 0 BB: 0 P: 14		1B: 3 2B: 4 3B: 0 HR: 0 SF: 0 SAC: 0 DP: 2 HBP: 1						

PITCHER	IP	WLS	BF	H	R	ER	SO	BB	IBB	HBP	BLK	WP	HR	S	P	ERA	WHIP
57 Tanner Roark, R (1, 1) ERA: 3.38	6.2	L	30	7	4	4	3	3	2	1	0	0	0	53	98	5.40	1.500
55 Tim Collins, L (7, 1) ERA:	0.0		1	0	0	0	0	1	0	0	0	0	0	0	4	∞	∞
51 Wander Suero, R (7, 1) ERA: 2.61	1.1		4	0	0	0	2	0	0	0	0	0	0	12	20	0.00	0.000

PITCHER	IP	WLS	BF	H	R	ER	SO	BB	IBB	HBP	BLK	WP	HR	S	P	ERA	WHIP

Washington Nationals @ Atlanta Braves

SunTrust Park, Atlanta, GA

Thu May 31 2018, 7:37 PM - 10:15 PM EDT

Att. 22,380 - Partly Cloudy - 83 F

livebaseballscorecards.com

AB	28
R	4
H	7
RBI	3
BB	6
SO	5
LOB	19

Batter	1	2	3	4	5	6	7	8	9	AB	R	H	RBI	BB	SO	LOB
7 Trea Turner, R (1, 6) OBP: 0.359, SLG: 0.413	C FF 96 F FF 97 B SL 87 X FF 97 1-2 L9		C SL 86 B SL 86 F SL 84 F SL 86 F FF 97 C SI 98 1-3 K			S SL 87 X FF 96 0-1 P6			C SI 97 S SL 87 X SL 87 0-2 34 DI 1B	4	0	1	0	0	1	0
34 Bryce Harper, L (1, 9) OBP: 0.378, SLG: 0.538	B FF 97 F FF 98 B FF 98 B FF 98 C SI 98 X FF 99 3-2 1B			C CU 79 B SL 87 F FF 96 S SL 88 1-3 K			B FF 96 X CH 87 1-0 L3		S SI 96 S SI 97 B SI 99 S SL 89 1-3 K 1-2	4	0	1	0	0	2	1
6 Anthony Rendon, R (1, 5) OBP: 0.350, SLG: 0.482	B FF 97 C SL 84 F SL 84 B FF 97 F FF 97 S SL 88 2-3 K			C SL 86 B SL 86 X FF 96 1-1 G4-3			C FF 96 S FF 96 C SL 87 0-3 K			3	0	0	0	0	2	1
15 Matt Adams, L (1, 3) OBP: 0.344, SLG: 0.566	B FF 97 X FF 97 1-0 G4-3			C CU 80 B FF 96 B FF 97 F FF 97 F SL 88 S FF 97 2-3 K			B CU 81 X FF 97 1-0 G4-3			3	0	0	0	0	1	1
22 Juan Soto, L (1, 7) OBP: 0.413, SLG: 0.550		B CU 78 C CU 78 B SL 85 F FF 96 C SL 88 2-3 K			C CU 78 B FF 94 F FF 95 F SL 86 X SL 88 1-2 G3-1			B SI 96 B CU 81 B FF 93 C FF 92 B SI 93 4-1 8 FC4-6 BB		2	0	0	0	1	1	0
8 Brian Goodwin, L (1, 8) OBP: 0.333, SLG: 0.310 55 Tim Collins, L (8, 1) 44 Ryan Madson, L (8, 1)		B FF 96 C FF 96 X CH 89 1-1 G3-1			B FF 94 C FF 96 F FF 95 B FF 97 C FF 97 2-3 K			B CU 79 B FF 95 F FF 94 X SI 95 2-1 FC4-6 29 A4 D8 1-2f		3 0 0	0 0 0	0 0 0	0 0 0	1 0 0	1 0 0	1 0 0
29 Pedro Severino, R (1, 2) OBP: 0.318, SLG: 0.279		F FF 96 F SL 85 F SL 86 S FF 96 0-3 K			X SL 86 0-0 G5-3			1 SAFE C SL 85 F SL 87 C SI 98 0-3 K 1-2		3	0	0	0	0	2	1
37 Stephen Strasburg, R (1, 1) OBP: 0.185, SLG: 0.120 36 Sammy Solís, R (7, 1) 3 Michael Taylor, R (8, 8) OBP: 0.271, SLG: 0.354			C FF 92 B SL 84 B FF 94 F FF 93 X SI 96 2-2 G5-3			X FF 94 0-0 P6			S SL 86 F SL 87 S FF 98 0-3 K	2 0 1	0 0 0	0 0 0	0 0 0	0 0 0	0 0 1	0 0 0
1 Wilmer Difo, S (1, 4) OBP: 0.328, SLG: 0.361			B CU 79 C CU 77 X FF 96 1-1 P5			B FF 95 B CH 91 X FF 94 2-0 L8			C CU 80 B FF 97 X FF 96 1-1 G1-3	3	0	0	0	0	0	0
Inning Stats	R: 0 E: 0 K: 1 S: 11 H: 1 LOB: 1 BB: 0 P: 18	R: 0 E: 0 K: 2 S: 9 H: 0 LOB: 0 BB: 0 P: 12	R: 0 E: 0 K: 1 S: 10 H: 0 LOB: 0 BB: 0 P: 14	R: 0 E: 0 K: 2 S: 9 H: 0 LOB: 0 BB: 0 P: 13	R: 0 E: 0 K: 1 S: 8 H: 0 LOB: 0 BB: 0 P: 11	R: 0 E: 0 K: 0 S: 4 H: 0 LOB: 0 BB: 0 P: 6	R: 0 E: 0 K: 1 S: 5 H: 0 LOB: 0 BB: 0 P: 7	R: 0 E: 0 K: 1 S: 6 H: 0 LOB: 0 BB: 1 P: 12	R: 0 E: 0 K: 2 S: 11 H: 1 LOB: 1 BB: 0 P: 13	1B: 2 2B: 0 3B: 0 HR: 0	SF: 0 SAC: 0 DP: 0 HBP: 0			WP: 0 PB: 0 SB: 0 CS: 0	PA: 29		

PITCHER	IP	WLS	BF	H	R	ER	SO	BB	IBB	HBP	BLK	WP	HR	S	P	ERA	WHIP
26 Mike Foltynewicz, R (1, 1) ERA: 2.22	9.0	W	29	2	0	0	11	1	0	0	0	0	0	73	106	0.00	0.333

PITCHER	IP	WLS	BF	H	R	ER	SO	BB	IBB	HBP	BLK	WP	HR	S	P	ERA	WHIP

TOP

Washington Nationals @ Atlanta Braves

SunTrust Park, Atlanta, GA

Fri Jun 01 2018, 7:47 PM - 10:10 PM EDT

Att. 33,845 - Cloudy - 69 F

livebaseballscorecards.com

AB	28
R	0
H	2
RBI	0
BB	1
SO	11
LOB	5

BOTTOM

Washington Nationals @ Atlanta Braves

SunTrust Park, Atlanta, GA

Fri Jun 01 2018, 7:47 PM - 10:10 PM EDT

Att. 33,845 - Cloudy - 69 F

livebaseballscorecards.com

Batter	1	2	3	4	5	6	7	8	9	AB	R	H	RBI	BB	SO	LOB
11 Ender Inciarte, L (1, 8) OBP: 0.316, SLG: 0.362	C FF 96 X FF 97 0-1 ① F7		B FF 98 C CU 84 S SL 90 X CH 92 1-2 ② F7			F FF 96 F FF 97 B FF 96 B CH 91 X FF 97 2-2 ① G4-3	C CU 82 X SI 94 0-1 1B			4	0	1	0	0	0	0
1 Ozzie Albies, S (1, 4) OBP: 0.318, SLG: 0.527	B FF 97 F FF 97 F FF 97 S FF 97 1-3 ② K		B CU 83 S FF 97 X FF 97 1-1 ③ G6-3			C CU 84 X CH 90 0-1 ② G6-3	1 SAFE S SI 93 S SI 93 1 SAFE 1 SAFE X SI 93 0-2 ③ P6			4	0	0	0	0	1	1
5 Freddie Freeman, L (1, 3) OBP: 0.436, SLG: 0.537	F CH 91 F FF 97 B FF 97 X CU 84 1-2 ③ G5-3			B FF 96 S FF 97 C SL 89 X FF 98 1-2 22 G3-6 1B		F FF 97 B FF 97 F SL 90 S CU 83 1-3 ③ K		X FF 92 0-0 22 G6-4-3 1B		4	0	2	0	0	1	0
22 Nick Markakis, L (1, 9) OBP: 0.398, SLG: 0.500		F FF 95 X FF 97 0-1 ① G6-3		C CU 83 X FF 96 0-1 ①② G3-6 1-2f			C CU 83 C CU 83 B CU 83 X FF 97 1-2 24 1B 17 E 1B	C FF 93 D CU 75 X FF 93 1-1 ①② G6-4-3 1-2f		4	1	1	0	0	0	2
24 Kurt Suzuki, R (1, 2) OBP: 0.329, SLG: 0.475		C FF 97 X SL 90 0-1 ② G4-3		C CH 90 B FF 97 F CH 91 X SL 90 1-2 1B			F FF 96 F FF 97 B SI 97 B CH 90 D CH 90 X CU 83 3-2 17 E 7 HR 1-3 1B	B SI 94 F SI 96 F SI 94 F FF 96 B FF 97 F CH 83 B FF 96 F FF 95 B FF 97 4-2 BB		3	1	2	0	1	0	0
17 Johan Camargo, S (1, 5) OBP: 0.369, SLG: 0.414		B CH 90 B CH 89 F FF 97 X FF 97 2-1 20 1B 1B		B CU 82 C CU 82 B FF 96 F FF 96 B CU 84 C CU 84 3-3 ③ K			S CH 90 X CU 83 0-1 E3 7 HR 1-2 3-H	X SI 94 0-0 ③ G4-3		4	1	1	1	0	1	3
20 Preston Tucker, L (1, 7) OBP: 0.303, SLG: 0.431 12 Peter Bourjos, R (8, 7) OBP: 0.179, SLG: 0.154		B FF 95 F FF 96 X FF 96 1-1 1-2 1B			B CH 89 F FF 96 S FF 98 F FF 98 S CH 91 1-3 ① K		B FF 95 C FF 96 S CH 89 F CH 89 B FF 96 B FF 96 C CU 83 3-3 ① K			3 0	0 0	1 0	0 0	0 0	2 0	2 0
7 Dansby Swanson, R (1, 6) OBP: 0.322, SLG: 0.419		S FF 96 B SL 88 C SL 89 D CH 90 S FF 97 2-3 ③ K			C CU 84 B SL 89 S FF 97 C FF 97 1-3 ② K		C CU 81 B SL 88 F FF 96 F CH 89 F FF 96 X CU 82 1-2 1-H 2-H HR			3	1	1	3	0	2	2
26 Mike Foltynewicz, R (1, 1) OBP: 0.095, SLG: 0.143			C FF 96 S FF 97 B FF 96 B FF 97 S FF 97 2-3 ① K		B FF 97 T FF 96 F CU 84 S FF 97 1-3 ③ K		F FF 97 S FF 97 C FF 97 0-3 ② K			3	0	0	0	0	3	0
Inning Stats	R: 0 E: 0 K: 1 S: 8 H: 0 LOB: 0 BB: 0 P: 10	R: 0 E: 0 K: 1 S: 11 H: 2 LOB: 2 BB: 0 P: 16	R: 0 E: 0 K: 1 S: 8 H: 0 LOB: 0 BB: 0 P: 12	R: 0 E: 0 K: 1 S: 11 H: 2 LOB: 1 BB: 0 P: 16	R: 0 E: 0 K: 3 S: 10 H: 0 LOB: 0 BB: 0 P: 13	R: 0 E: 0 K: 1 S: 8 H: 0 LOB: 0 BB: 0 P: 11	R: 4 E: 1 K: 2 S: 25 H: 4 LOB: 1 BB: 0 P: 33	R: 0 E: 0 K: 0 S: 9 H: 1 LOB: 1 BB: 1 P: 14		1B: 8 2B: 0 3B: 0 HR: 1 SF: 0 SAC: 0 DP: 2 HBP: 0						

	AB	32
	R	4
	H	9
	RBI	4
	BB	1
	SO	10
	LOB	10

WP: 0 PB: 0 SB: 0 CS: 0 PA: 33

PITCHER		IP	WLS	BF	H	R	ER	SO	BB	IBB	HBP	BLK	WP	HR	S	P	ERA	WHIP
37 Stephen Strasburg, R ERA: 3.2	(1, 1)	6.2	L	27	7	4	3	10	0	0	0	0	0	1	76	106	4.05	1.050
36 Sammy Solís, L ERA: 3.86	(7, 1)	0.1		2	1	0	0	0	0	0	0	0	0	0	5	5	0.00	3.000
55 Tim Collins, L ERA:	(8, 1)	0.2		2	1	0	0	0	0	0	0	0	0	0	3	4	0.00	1.500
44 Ryan Madson, R ERA: 3.92	(8, 1)	0.1		2	0	0	0	0	1	0	0	0	0	0	6	10	0.00	3.000

PITCHER	IP	WLS	BF	H	R	ER	SO	BB	IBB	HBP	BLK	WP	HR	S	P	ERA	WHIP

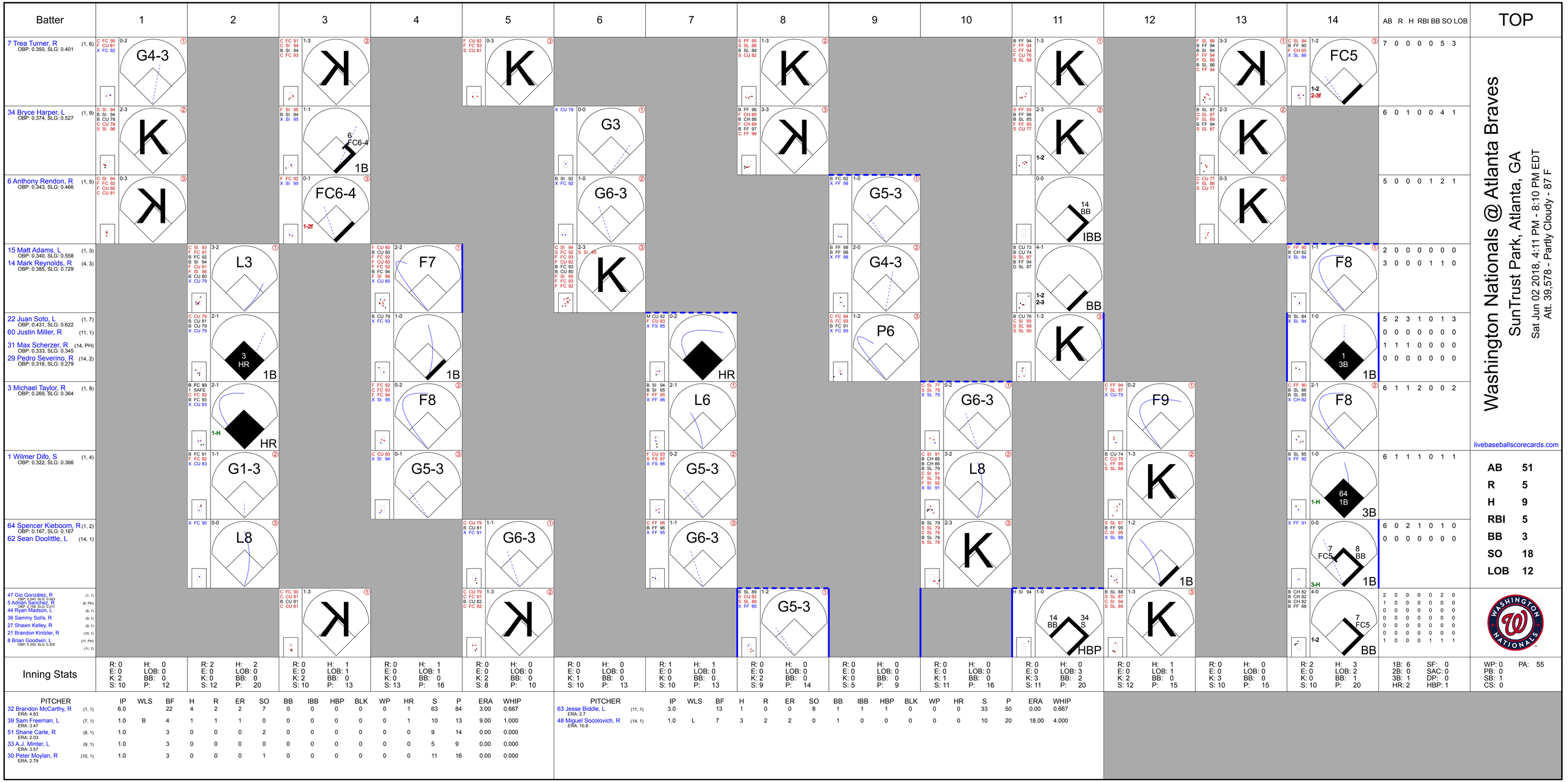
Batter
1
2
3
4
5
6
7
8
9
10
11
12
13
14
AB R H RBI BB SO LOB
TOP
7 Trea Turner, R (1, 6) OBP: 0.350, SLG: 0.401
G4-3
K
K
FC5
7 0 0 0 0 5 3
34 Bryce Harper, L (1, 9) OBP: 0.374, SLG: 0.527
K
6 FC6-4 1B
G3
K
K
K
6 0 1 0 0 4 1
6 Anthony Rendon, R (1, 5) OBP: 0.343, SLG: 0.466
K
FC6-4
G6-3
G5-3
14 BB IBB
K
5 0 0 0 1 2 1
15 Matt Adams, L (1, 3) OBP: 0.340, SLG: 0.558
14 Mark Reynolds, R (4, 3) OBP: 0.385, SLG: 0.729
L3
F7
K
G4-3
BB
F8
2 0 0 0 0 0 0
3 0 0 0 1 1 0
22 Juan Soto, L (1, 7) OBP: 0.431, SLG: 0.622
60 Justin Miller, R (11, 1)
31 Max Scherzer, R (14, PH) OBP: 0.333, SLG: 0.345
29 Pedro Severino, R (14, 2) OBP: 0.318, SLG: 0.279
3 HR 1B
1B
HR
P6
K
1 3B 1B
5 2 3 1 0 1 3
0 0 0 0 0 0 0
1 1 1 0 0 0 0
0 0 0 0 0 0 0
3 Michael Taylor, R (1, 8) OBP: 0.269, SLG: 0.364
1-H HR
F8
HR
L6
G6-3
F9
F8
6 1 1 2 0 0 2
1 Wilmer Difo, S (1, 4) OBP: 0.322, SLG: 0.366
G1-3
G5-3
L8
K
1-H 64 1B 3B
6 1 1 1 0 1 1
64 Spencer Kieboom, R (1, 2) OBP: 0.167, SLG: 0.167
62 Sean Doolittle, L (14, 1)
L8
G6-3
G6-3
G5-3
K
1B
7 FC5 8 BB 1B
3-H
6 0 2 1 0 1 0
0 0 0 0 0 0 0
47 Gio González, R (1, 1) OBP: 0.043, SLG: 0.043
5 Adrián Sánchez, R (8, PH) OBP: 0.158, SLG: 0.211
44 Ryan Madson, L (8, 1)
36 Sammy Solis, R (9, 1)
27 Shawn Kelley, R (9, 1)
21 Brandon Kintzler, R (10, 1)
8 Brian Goodwin, L (11, PH) OBP: 0.359, SLG: 0.300
(11, 7)
K
K
G5-3
14 BB 34 S HBP
K
7 FC5 BB
2 0 0 0 0 2 0
1 0 0 0 0 0 0
0 0 0 0 0 0 0
0 0 0 0 0 0 0
0 0 0 0 0 0 0
1 0 0 0 1 1 1
Inning Stats
R: 0 E: 0 K: 2 S: 10 H: 0 LOB: 0 BB: 0 P: 12
R: 2 E: 0 K: 0 S: 12 H: 2 LOB: 0 BB: 0 P: 20
R: 0 E: 0 K: 2 S: 10 H: 1 LOB: 1 BB: 0 P: 13
R: 0 E: 0 K: 0 S: 13 H: 1 LOB: 1 BB: 0 P: 16
R: 0 E: 0 K: 2 S: 8 H: 0 LOB: 0 BB: 0 P: 10
R: 0 E: 0 K: 1 S: 10 H: 0 LOB: 0 BB: 0 P: 13
R: 1 E: 0 K: 0 S: 10 H: 1 LOB: 0 BB: 0 P: 13
R: 0 E: 0 K: 2 S: 9 H: 0 LOB: 0 BB: 0 P: 14
R: 0 E: 0 K: 0 S: 5 H: 0 LOB: 0 BB: 0 P: 9
R: 0 E: 0 K: 1 S: 11 H: 0 LOB: 0 BB: 0 P: 16
R: 0 E: 0 K: 3 S: 11 H: 0 LOB: 3 BB: 2 P: 20
R: 0 E: 0 K: 2 S: 12 H: 1 LOB: 1 BB: 0 P: 15
R: 0 E: 0 K: 3 S: 10 H: 0 LOB: 0 BB: 0 P: 15
R: 2 E: 0 K: 0 S: 10 H: 3 LOB: 2 BB: 1 P: 20
1B: 6 2B: 0 3B: 1 HR: 2
SF: 0 SAC: 0 DP: 0 HBP: 1
WP: 0 PB: 0 SB: 1 CS: 0
PA: 55
PITCHER IP WLS BF H R ER SO BB IBB HBP BLK WP HR S P ERA WHIP
32 Brandon McCarthy, R (1, 1) ERA: 4.83 6.0 22 4 2 2 7 0 0 0 0 0 1 63 84 3.00 0.667
39 Sam Freeman, L (7, 1) ERA: 3.47 1.0 B 4 1 1 1 0 0 0 0 0 0 1 10 13 9.00 1.000
51 Shane Carle, R (8, 1) ERA: 2.03 1.0 3 0 0 0 2 0 0 0 0 0 0 9 14 0.00 0.000
33 A.J. Minter, L (9, 1) ERA: 3.57 1.0 3 0 0 0 0 0 0 0 0 0 0 5 9 0.00 0.000
30 Peter Moylan, R (10, 1) ERA: 2.79 1.0 3 0 0 0 1 0 0 0 0 0 0 11 16 0.00 0.000
PITCHER IP WLS BF H R ER SO BB IBB HBP BLK WP HR S P ERA WHIP
63 Jesse Biddle, L (11, 1) ERA: 2.7 3.0 13 1 0 0 8 1 1 1 0 0 0 33 50 0.00 0.667
48 Miguel Socolovich, R (14, 1) ERA: 10.8 1.0 L 7 3 2 2 0 1 0 0 0 0 0 10 20 18.00 4.000
Washington Nationals @ Atlanta Braves
SunTrust Park, Atlanta, GA
Sat Jun 02 2018, 4:11 PM - 8:10 PM EDT
Att. 39,578 - Partly Cloudy - 87 F
livebaseballscorecards.com
AB 51
R 5
H 9
RBI 5
BB 3
SO 18
LOB 12

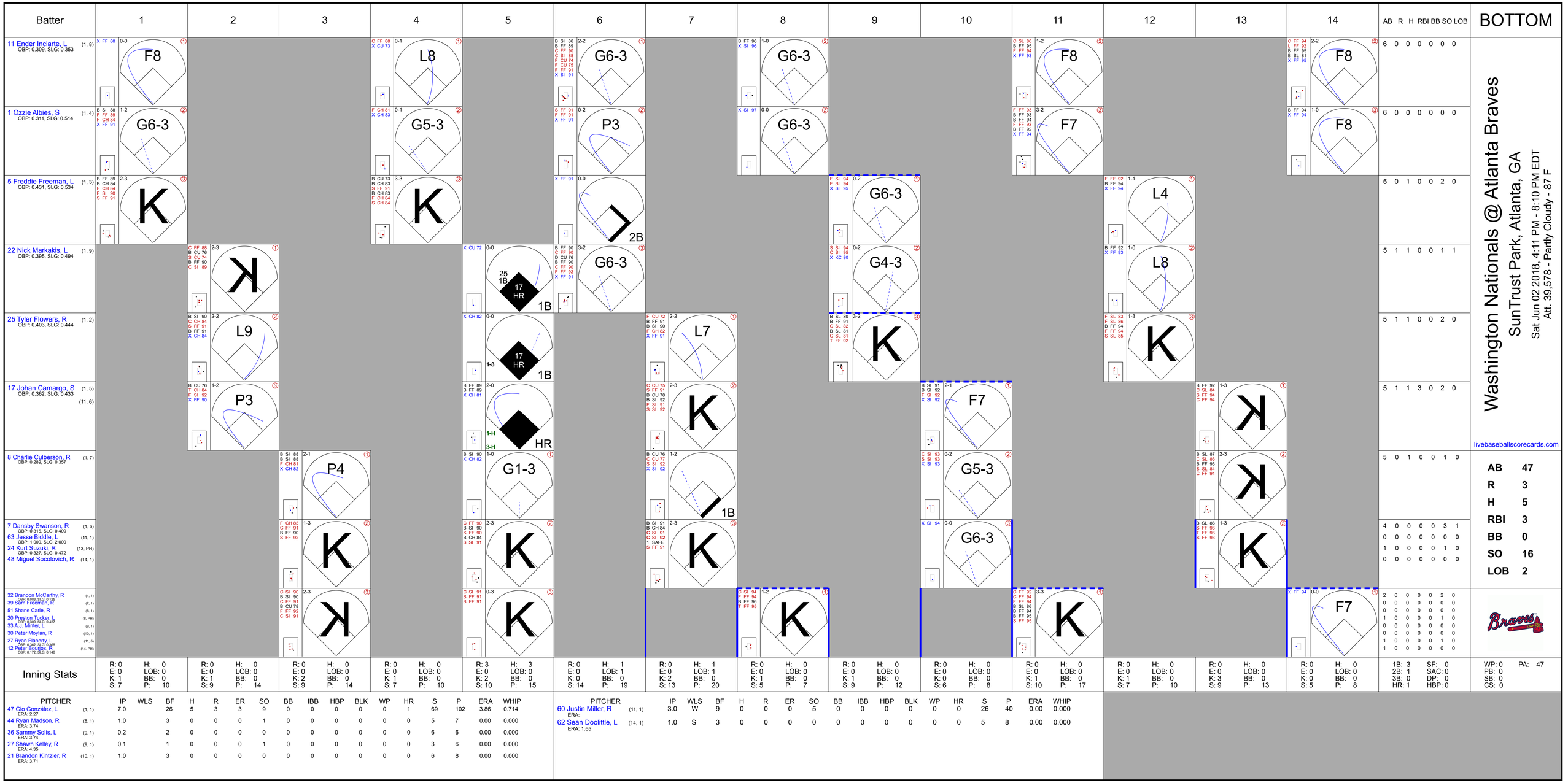
Batter
1
2
3
4
5
6
7
8
9
10
11
12
13
14
AB R H RBI BB SO LOB
BOTTOM
11 Ender Inciarte, L (1, 8) OBP: 0.309, SLG: 0.353
F8
G6-3
K
L8
G5-3
K
G6-3
P3
2B
25 1B
17 HR
1B
G6-3
G6-3
G6-3
F8
F7
L4
L8
K
F8
F8
6 0 0 0 0 0 0
1 Ozzie Albies, S (1, 4) OBP: 0.311, SLG: 0.514
G6-3
G5-3
G6-3
G6-3
G4-3
K
F8
F7
F8
6 0 0 0 0 0 0
5 Freddie Freeman, L (1, 3) OBP: 0.431, SLG: 0.534
K
K
K
2B
G6-3
K
L4
K
5 0 1 0 0 2 0
22 Nick Markakis, L (1, 9) OBP: 0.395, SLG: 0.494
K
25 1B
17 HR
1B
G6-3
G4-3
L8
5 1 1 0 0 1 1
25 Tyler Flowers, R (1, 2) OBP: 0.403, SLG: 0.444
L9
17 HR
1-3
1B
L7
K
K
5 1 1 0 0 2 0
17 Johan Camargo, S (1, 5) (11, 6) OBP: 0.362, SLG: 0.433
P3
1-H
3-H
HR
K
F7
K
5 1 1 3 0 2 0
8 Charlie Culberson, R (1, 7) OBP: 0.289, SLG: 0.357
P4
G1-3
1B
G5-3
K
5 0 1 0 0 1 0
7 Dansby Swanson, R (1, 6) OBP: 0.315, SLG: 0.409
63 Jesse Biddle, L (11, 1) OBP: 1.000, SLG: 2.000
24 Kurt Suzuki, R (13, PH) OBP: 0.327, SLG: 0.472
48 Miguel Socolovich, R (14, 1)
K
K
K
K
G6-3
K
4 0 0 0 0 3 1
0 0 0 0 0 0 0
1 0 0 0 0 1 0
0 0 0 0 0 0 0
32 Brandon McCarthy, R (1, 1) OBP: 0.083, SLG: 0.125
39 Sam Freeman, R (7, 1)
51 Shane Carle, R (8, 1)
20 Preston Tucker, L (8, PH) OBP: 0.360, SLG: 0.427
33 A.J. Minter, L (9, 1)
30 Peter Moylan, R (10, 1)
27 Ryan Flaherty, L (11, 5) OBP: 0.300, SLG: 0.324
12 Peter Bourjos, R (14, PH) OBP: 0.172, SLG: 0.148
K
K
K
F7
2 0 0 0 0 2 0
0 0 0 0 0 0 0
0 0 0 0 0 0 0
1 0 0 0 0 1 0
0 0 0 0 0 0 0
0 0 0 0 0 0 0
1 0 0 0 0 1 0
1 0 0 0 0 0 0
Washington Nationals @ Atlanta Braves
SunTrust Park, Atlanta, GA
Sat Jun 02 2018, 4:11 PM - 8:10 PM EDT
Att. 39,578 - Partly Cloudy - 87 F
livebaseballscorecards.com
AB 47
R 3
H 5
RBI 3
BB 0
SO 16
LOB 2
Inning Stats
1: R: 0 E: 0 K: 1 S: 7 | H: 0 LOB: 0 BB: 0 P: 10
2: R: 0 E: 0 K: 1 S: 9 | H: 0 LOB: 0 BB: 0 P: 14
3: R: 0 E: 0 K: 2 S: 9 | H: 0 LOB: 0 BB: 0 P: 14
4: R: 0 E: 0 K: 1 S: 7 | H: 0 LOB: 0 BB: 0 P: 10
5: R: 3 E: 0 K: 2 S: 10 | H: 3 LOB: 0 BB: 0 P: 15
6: R: 0 E: 0 K: 0 S: 14 | H: 1 LOB: 1 BB: 0 P: 19
7: R: 0 E: 0 K: 2 S: 13 | H: 1 LOB: 1 BB: 0 P: 20
8: R: 0 E: 0 K: 1 S: 5 | H: 0 LOB: 0 BB: 0 P: 7
9: R: 0 E: 0 K: 1 S: 9 | H: 0 LOB: 0 BB: 0 P: 12
10: R: 0 E: 0 K: 0 S: 6 | H: 0 LOB: 0 BB: 0 P: 8
11: R: 0 E: 0 K: 1 S: 10 | H: 0 LOB: 0 BB: 0 P: 17
12: R: 0 E: 0 K: 1 S: 7 | H: 0 LOB: 0 BB: 0 P: 10
13: R: 0 E: 0 K: 3 S: 9 | H: 0 LOB: 0 BB: 0 P: 13
14: R: 0 E: 0 K: 0 S: 5 | H: 0 LOB: 0 BB: 0 P: 8
1B: 3 2B: 1 3B: 0 HR: 1
SF: 0 SAC: 0 DP: 0 HBP: 0
WP: 0 PB: 0 SB: 0 CS: 0
PA: 47
PITCHER IP WLS BF H R ER SO BB IBB HBP BLK WP HR S P ERA WHIP
47 Gio González, L (1, 1) ERA: 2.27 7.0 26 5 3 3 9 0 0 0 0 0 1 69 102 3.86 0.714
44 Ryan Madson, R (8, 1) ERA: 3.74 1.0 3 0 0 0 1 0 0 0 0 0 0 5 7 0.00 0.000
36 Sammy Solís, L (9, 1) ERA: 3.74 0.2 2 0 0 0 0 0 0 0 0 0 0 6 6 0.00 0.000
27 Shawn Kelley, R (9, 1) ERA: 4.35 0.1 1 0 0 0 1 0 0 0 0 0 0 3 6 0.00 0.000
21 Brandon Kintzler, R (10, 1) ERA: 3.71 1.0 3 0 0 0 0 0 0 0 0 0 0 6 8 0.00 0.000
PITCHER IP WLS BF H R ER SO BB IBB HBP BLK WP HR S P ERA WHIP
60 Justin Miller, R (11, 1) ERA: 3.0 W 9 0 0 0 5 0 0 0 0 0 0 0 26 40 0.00 0.000
62 Sean Doolittle, L (14, 1) ERA: 1.65 1.0 S 3 0 0 0 0 0 0 0 0 0 0 0 5 8 0.00 0.000

Washington Nationals @ Atlanta Braves

SunTrust Park, Atlanta, GA

Sun Jun 03 2018, 1:36 PM - 4:23 PM EDT

Att. 33,132 - Partly Cloudy - 88 F

livebaseballscorecards.com

Batter	1	2	3	4	5	6	7	8	9	AB	R	H	RBI	BB	SO	LOB
7 Trea Turner, R (1, 6) OBP: 0.348, SLG: 0.411	C FF 90 X SL 83 0-1 G5-3		F SL 84 F SI 92 X FF 91 0-2 2-H HR			C FF 90 F FF 92 B SI 93 B SL 85 F FS 84 F FC 90 B FC 91 X FS 83 3-2 L8		B CU 84 C FC 90 X FC 91 1-1 G3		4	1	1	2	0	0	0
22 Juan Soto, L (1, 7) OBP: 0.418, SLG: 0.583	C FF 90 B SL 84 F SL 84 B SI 91 F FS 82 X FS 84 2-2 G1		B CU 77 X FS 83 1-0 G2-3			F SL 83 B FS 86 F FS 84 B FF 89 F CH 72 B FS 85 X SL 84 3-2 G5-3			B SL 84 B SI 97 B SI 97 C SI 97 S SI 98 F SI 98 B SI 97 4-2 6 1B BB	3	0	0	0	1	0	0
6 Anthony Rendon, R (1, 5) OBP: 0.341, SLG: 0.460	F FF 91 X SL 83 0-1 P4			F FF 91 B FF 92 X SL 82 1-1 F9		B SL 84 B SL 82 C FS 85 F FF 93 F FC 87 B CH 75 X CH 73 3-2 G6-3			C SI 98 C SL 86 B SL 85 X SI 98 1-2 1B	4	0	1	0	0	0	0
14 Mark Reynolds, R (1, 3) OBP: 0.357, SLG: 0.673		B FF 90 X FF 90 1-0 F7		B SL 85 C SL 85 B FF 93 F FC 90 B SL 85 S FS 85 3-3 K			B FC 90 C FF 90 B FF 92 F FC 89 X SI 93 2-2 G4-3		B SL 86 B SI 98 C SI 98 F FF 98 X SI 98 2-2 L8	4	0	0	0	0	1	2
8 Brian Goodwin, L (1, 9) OBP: 0.326, SLG: 0.265		C FF 90 F FS 84 B CH 72 C FF 90 1-3 K		F FF 92 F SI 92 S FS 84 0-3 K			L SL 81 B FS 85 S FS 83 B FC 91 T FS 85 2-2 K		C SI 99 B SL 86 B SI 98 C SI 99 F SI 98 C SL 87 2-3 K	4	0	0	0	0	4	2
3 Michael Taylor, R (1, 8) OBP: 0.273, SLG: 0.368		X SL 85 0-0 G3			B FC 89 F FC 88 F SL 82 B FF 92 X FF 92 2-2 64 S 2B		S FC 86 F SL 84 B FF 92 B FC 90 B FC 87 B CH 74 4-2 1 S BB		B SL 86 C SL 86 B SL 85 B FF 99 C SI 99 S SL 88 3-3 K	3	0	1	0	1	1	2
1 Wilmer Difo, S (1, 4) OBP: 0.317, SLG: 0.360			C CU 76 X FS 82 0-1 E6 68 SH2-4 7 HR		C CU 77 2 SAFE X FF 92 0-1 G1-3		B CU 79 1 SAFE C CU 79 X CH 73 1-1 L3 1-2			3	1	0	0	0	0	2
64 Spencer Kieboom, R (1, 2) OBP: 0.143, SLG: 0.143			1 SAFE B SL 82 X SL 81 1-0 L8		C SL 84 B FC 89 B FS 83 F SL 85 F FC 89 T CH 70 2-2 K 2-3			X FC 90 0-0 F8		3	0	0	0	0	1	2
58 Jeremy Hellickson, R (1, 1) OBP: 0.071, SLG: 0.143 68 Jefry Rodriguez, R (1, 1) 36 Sammy Solís, R (6, 1) 27 Shawn Kelley, R (7, 1) 34 Bryce Harper, L (8, PH) OBP: 0.372, SLG: 0.525 21 Brandon Kintzler, R (8, 1) 57 Tanner Roark, R (9, 1) OBP: 0.130, SLG: 0.091			1 SAFE X FF 90 0-0 SH2-4 1-2		X FF 92 0-0 G3-1			F FF 94 S FC 92 B FF 94 F FC 91 B FF 95 C FF 94 2-3 K		0 1 0 0 1 0 0 0	0 0 0 0 0 0 0 0	0 0 0 0 0 0 0 0	0 0 0 0 0 1 0 0	0 0 0 0 0 0 0 0	0 1 0 0 0 0 0 0	0 1 0 0 0 0 0 0
Inning Stats	R: 0 E: 0 K: 0 S: 8 H: 0 LOB: 0 BB: 0 P: 10	R: 0 E: 0 K: 1 S: 5 H: 0 LOB: 0 BB: 0 P: 7	R: 2 E: 1 K: 0 S: 8 H: 1 LOB: 0 BB: 0 P: 10	R: 0 E: 0 K: 2 S: 8 H: 0 LOB: 0 BB: 0 P: 12	R: 0 E: 0 K: 1 S: 10 H: 1 LOB: 1 BB: 0 P: 14	R: 0 E: 0 K: 0 S: 13 H: 0 LOB: 0 BB: 0 P: 22	R: 0 E: 0 K: 1 S: 10 H: 0 LOB: 1 BB: 1 P: 19	R: 0 E: 0 K: 1 S: 7 H: 0 LOB: 0 BB: 0 P: 10	R: 0 E: 0 K: 2 S: 16 H: 1 LOB: 2 BB: 1 P: 28	1B: 1 2B: 1 3B: 0 HR: 1 SF: 0 SAC: 1 DP: 0 HBP: 0				WP: 0 PB: 0 SB: 2 CS: 0		PA: 33

TOP	
AB	30
R	2
H	3
RBI	2
BB	2
SO	8
LOB	11

PITCHER		IP	WLS	BF	H	R	ER	SO	BB	IBB	HBP	BLK	WP	HR	S	P	ERA	WHIP
19 Aníbal Sánchez, R ERA: 2.16	(1, 1)	7.0		25	2	2	0	5	1	0	0	0	0	1	62	94	0.00	0.429
58 Dan Winkler, R ERA: 0.74	(8, 1)	1.0		3	0	0	0	1	0	0	0	0	0	0	7	10	0.00	0.000
38 Arodys Vizcaíno, R ERA: 2.19	(9, 1)	1.0	W	5	1	0	0	2	1	0	0	0	0	0	16	28	0.00	2.000

PITCHER	IP	WLS	BF	H	R	ER	SO	BB	IBB	HBP	BLK	WP	HR	S	P	ERA	WHIP

Batter	1	2	3	4	5	6	7	8	9	AB	R	H	RBI	BB	SO	LOB
11 Ender Inciarte, L (1, 8) OBP: 0.304, SLG: 0.347	B FF 89 X SI 89 1-0 ① G4-3		B FF 93 C FF 92 X CH 89 1-1 ① G6-3		X CU 79 0-0 ① F8		B FF 92 C FF 91 B SL 82 C SL 82 F FF 92 X SL 82 2-2 ② P1			4	0	0	0	0	0	0
1 Ozzie Albies, S (1, 4) OBP: 0.307, SLG: 0.506	B KC 77 X CH 81 1-0 E3 22 1B		S FF 96 B FF 96 B CH 90 F FF 97 X FF 96 2-2 ② F8		B CU 78 F FF 95 S FF 96 B CU 79 F FF 97 B FF 97 F FF 97 F FF 96 X SI 96 3-2 ② L8		C SL 82 X SL 82 0-1 ③ G4-3			4	1	0	0	0	0	0
5 Freddie Freeman, L (1, 3) OBP: 0.432, SLG: 0.536	X CH 90 0-0 ② P5		F SI 97 B CH 91 X SI 97 1-1 2B		C SI 97 X CH 91 0-1 ③ L8			B SL 92 B SI 92 B SL 93 B SI 92 4-0 24 CS BB		3	0	1	0	1	0	1
22 Nick Markakis, L (1, 9) OBP: 0.392, SLG: 0.489	X CH 91 0-0 ③ 2-H 1B		C FF 96 B CU 82 X SI 96 1-1 ③ G6-3			F SI 92 B SI 93 X SI 94 1-1 ① L7		X SI 92 0-0 ① F8		4	0	1	1	0	0	2
24 Kurt Suzuki, R (1, 2) OBP: 0.325, SLG: 0.462		B CU 79 C FF 93 F FF 95 F FF 95 T CU 80 1-2 ① K	C FF 95 B CU 80 C CU 81 S FF 97 1-3 ① K			F SI 93 F CH 84 B SI 93 B SI 92 B KC 80 F SI 94 F SI 94 F CH 85 X SI 93 3-2 ② P3		1 SAFE F SI 93 S SI 93 B FF 92 B SL 88 H SI 94 3-2 ② 1-2 HBP		3	0	0	0	0	2	0
17 Johan Camargo, S (1, 5) OBP: 0.366, SLG: 0.430		B CU 79 B FF 95 B FF 95 C FF 95 X SI 95 3-1 20 PB 1B	B CU 80 S FF 96 X FF 97 1-1 ② P4			B KC 79 B KC 78 S SI 94 F SI 94 B SI 93 B KC 79 4-2 BB		B SI 92 B CH 88 B SI 93 C SI 92 C SI 93 X SI 93 3-2 ③ G6-3		3	0	1	0	1	0	1
20 Preston Tucker, L (1, 7) OBP: 0.307, SLG: 0.434		B FF 93 B FF 93 B CH 86 B FF 95 4-0 1-2 BB	C FF 95 B FF 98 B SI 96 C FF 96 X FF 97 2-2 2B			B SI 95 C KC 77 C SI 94 X SI 93 1-2 ③ F7			B SI 91 X FF 90 1-0 ① G4-3	3	0	1	0	1	0	1
7 Dansby Swanson, R (1, 6) OBP: 0.324, SLG: 0.437		B FF 95 X FF 93 1-0 ② F9		0-0 IBB			B FF 91 B FF 92 X FF 91 2-0 HR		B SL 83 C SI 91 B FF 90 F SL 85 F SI 94 X CH 83 2-2 8 HR 2B	3	2	2	1	1	0	2
19 Aníbal Sánchez, R (1, 1) 27 Ryan Flaherty, L (7, PH) OBP: 0.359, SLG: 0.365 58 Dan Winkler, R (8, 1) 38 Arodys Vizcaíno, R (9, 1) 8 Charlie Culberson, R (9, PH) OBP: 0.299, SLG: 0.408		C FF 94 C CU 79 X CU 82 0-2 ③ P5	S CU 81 B FF 95 S FF 95 S FF 96 1-3 ③ K				B FF 90 S SL 79 B SL 79 X FF 91 2-1 ① G4-3		S SL 85 X FF 90 0-1 2-H HR	2 1 0 0 1	0 0 0 0 1	0 0 0 0 1	0 0 0 0 1	0 0 0 0 1	1 0 0 0 2	4 0 0 0 0
Inning Stats	R: 1 E: 1 K: 0 S: 4 H: 1 LOB: 1 BB: 0 P: 6	R: 0 E: 0 K: 1 S: 10 H: 1 LOB: 2 BB: 1 P: 19	R: 0 E: 0 K: 0 S: 9 H: 1 LOB: 1 BB: 0 P: 14	R: 0 E: 0 K: 2 S: 11 H: 1 LOB: 2 BB: 1 P: 16	R: 0 E: 0 K: 0 S: 9 H: 0 LOB: 0 BB: 0 P: 12	R: 0 E: 0 K: 0 S: 13 H: 0 LOB: 1 BB: 1 P: 22	R: 1 E: 0 K: 0 S: 9 H: 1 LOB: 0 BB: 0 P: 15	R: 0 E: 0 K: 0 S: 6 H: 0 LOB: 1 BB: 1 P: 16	R: 2 E: 0 K: 0 S: 7 H: 2 LOB: 0 BB: 0 P: 10	1B: 2 2B: 3 3B: 0 HR: 2 SF: 0 SAC: 0 DP: 0 HBP: 1						

PITCHER		IP	WLS	BF	H	R	ER	SO	BB	IBB	HBP	BLK	WP	HR	S	P	ERA	WHIP
58 Jeremy Hellickson, R ERA: 2.28	(1, 1)	0.1		2	0	1	0	0	0	0	0	0	0	0	2	4	0.00	0.000
68 Jefry Rodriguez, R ERA:	(1, 1)	4.2		19	4	0	0	3	1	1	0	0	0	0	41	63	0.00	1.071
36 Sammy Solís, L ERA: 3.57	(6, 1)	1.0	H	4	0	0	0	0	1	0	0	0	0	0	13	22	0.00	1.000
27 Shawn Kelley, R ERA: 4.76	(7, 1)	1.0	B	4	1	1	1	0	0	0	0	0	0	1	9	15	9.00	1.000
21 Brandon Kintzler, R ERA: 3.58	(8, 1)	1.0		4	0	0	0	0	1	0	1	0	0	0	6	16	0.00	1.000

PITCHER		IP	WLS	BF	H	R	ER	SO	BB	IBB	HBP	BLK	WP	HR	S	P	ERA	WHIP
57 Tanner Roark, R ERA: 3.61	(9, 1)	0.1	L	3	2	2	2	0	0	0	0	0	0	1	7	10	54.00	6.000

BOTTOM

Washington Nationals @ Atlanta Braves

SunTrust Park, Atlanta, GA

Sun Jun 03 2018, 1:36 PM - 4:23 PM EDT

Att. 33,132 - Partly Cloudy - 88 F

livebaseballscorecards.com

AB	31
R	4
H	7
RBI	4
BB	4
SO	3
LOB	11

WP: 0 PB: 1 SB: 0 CS: 1	PA: 36	1B: 2 2B: 3 3B: 0 HR: 2	SF: 0 SAC: 0 DP: 0 HBP: 1															

Atlanta Braves @ San Diego Padres

Petco Park, San Diego, CA

Mon Jun 04 2018, 7:10 PM - 10:07 PM PDT

Att. 19,419 - Cloudy - 64 F

TOP

livebaseballscorecards.com

Batter	1	2	3	4	5	6	7	8	9	AB	R	H	RBI	BB	SO	LOB
1 Ozzie Albies, S (1, 4) OBP: 0.308, SLG: 0.506	F SI 90 X SI 90 0-1 ① L8		B SL 78 F FF 90 B SL 81 F FF 90 F CH 85 B FF 92 D SL 81 4-2 BB		C SL 80 B FF 92 X SL 81 1-1 ② L3		X SI 92 0-0 17 G4-3 2B		C KC 78 T FC 88 D KC 79 F FF 89 F KC 79 B FF 90 S FC 87 2-3 ① K	4	0	1	0	1	1	2
17 Johan Camargo, S (1, 5) OBP: 0.353, SLG: 0.411	B SI 91 C SL 80 X SI 89 1-1 ② G6-3		B SI 90 S SI 91 1 SAFE S SL 81 C SI 91 1-3 ③ K		F SI 91 X CH 84 0-1 ③ G5-3		C SL 81 X SI 90 0-1 ② G4-3 2-3		C KC 78 C FC 88 F KC 80 F FC 88 F FF 91 D KC 79 C FF 89 1-3 ② K	5	0	0	0	0	2	4
5 Freddie Freeman, L (1, 3) OBP: 0.424, SLG: 0.524	F FF 90 B SI 90 B CH 85 F SI 90 X SI 90 2-2 ③ G4-3			B SI 90 X CH 84 1-0 ① G3		B SI 89 X SI 90 1-0 ① G4-3	S SI 91 B SL 82 F CH 86 S SI 92 1-3 ③ K		C FF 89 S KC 80 X FF 89 0-2 ③ F8	5	0	0	0	0	1	3
22 Nick Markakis, L (1, 9) OBP: 0.394, SLG: 0.494 51 Shane Carle, R (8, 1)		S FF 89 F SL 80 X SI 92 0-2 ① G5-3		C SL 79 B FF 89 B SL 81 F SI 89 F SI 91 B FF 92 F SI 90 X SI 91 3-2 11 G4-3 25 1B 8 2B 1B		C SL 79 B SI 90 B SL 80 X SI 89 2-1 11 1B 2B		C FF 93 C FF 94 B FF 94 B FC 85 F FF 94 X CU 80 2-2 ① F9		4 0	2 0	2 0	0 0	0 0	0 0	0 0
25 Tyler Flowers, R (1, 2) OBP: 0.420, SLG: 0.446		C SI 90 B SL 80 H FF 89 2-1 11 FC1-6 HBP		C SL 80 X SI 90 0-1 11 G4-3 8 2B 1-2 1B		B SI 91 T SI 91 B SL 81 B SL 80 D SI 90 4-1 11 1B BB		X FF 93 0-0 ② L7		2	1	1	0	1	0	0
11 Ender Inciarte, L (1, 8) OBP: 0.304, SLG: 0.347 39 Sam Freeman, R (7, 1) 20 Preston Tucker, L (8, PH) OBP: 0.304, SLG: 0.430 (8, 9)		F SI 90 S SL 80 X SI 91 0-2 ② FC1-6 8 FC6-4 1-2f		B SL 80 B SI 90 S SI 90 X SL 80 2-1 ② G4-3 1-2 2-3		C SI 91 X SL 80 0-1 1B 1-2 2-H		S FF 94 F FF 94 F FF 94 B CU 81 X FF 94 1-2 ③ P5		3 0 0 1	0 0 0 0	1 0 0 0	1 0 0 0	0 0 0 0	0 0 0 0	3 0 0 0
8 Charlie Culberson, R (1, 7) OBP: 0.309, SLG: 0.427		1 SAFE C SI 90 C SL 81 1 SAFE X SL 82 0-2 ③ FC6-4 1-2f		B SI 91 D SL 83 B SI 91 C SI 91 X SI 91 3-1 2-H 3-H 2B		F SI 90 C SL 80 S SL 82 0-3 ② K			B FF 90 S FC 88 X KC 79 1-1 7 1B 12 2B 1B	4	1	2	2	0	1	3
7 Dansby Swanson, R (1, 6) OBP: 0.323, SLG: 0.433			C SI 90 B SI 90 F SL 81 S SL 82 1-3 ① K2-3	F SL 79 F SL 82 B SI 90 B SI 90 X SL 82 2-2 ③ F7		X SI 90 0-0 ③ G1-3			X SI 89 0-0 12 2B 1-2 1B	4	0	1	0	0	1	3
49 Julio Teheran, R (1, 1) OBP: 0.167, SLG: 0.176 53 Luiz Gohara, L (5, 1) 30 Peter Moylan, R (5, 1) 12 Peter Bourjos, R (7, PH) OBP: 0.194, SLG: 0.207 (7, 8)			C SI 90 X SI 90 0-1 ② G4-3		C SI 89 B SI 89 B SI 89 F SI 89 F SL 80 F SI 89 F SL 81 X FF 91 2-2 ① G4-3		C SI 90 C SI 91 B SL 82 F CH 84 F SI 91 F FF 91 S SL 82 1-3 ① K		B FF 90 B FF 89 X FF 91 2-0 1-3 2-H 2B	2 0 0 2	0 0 0 0	0 0 0 1	0 0 0 1	0 0 0 0	0 0 0 1	0 0 0 0
Inning Stats	R: 0 E: 0 K: 0 S: 7 H: 0 LOB: 0 BB: 0 P: 10	R: 0 E: 0 K: 0 S: 10 H: 0 LOB: 1 BB: 0 P: 12	R: 0 E: 0 K: 2 S: 11 H: 0 LOB: 1 BB: 1 P: 17	R: 2 E: 0 K: 0 S: 15 H: 3 LOB: 1 BB: 0 P: 26	R: 0 E: 0 K: 0 S: 10 H: 0 LOB: 0 BB: 0 P: 13	R: 1 E: 0 K: 1 S: 10 H: 2 LOB: 2 BB: 1 P: 17	R: 0 E: 0 K: 2 S: 12 H: 1 LOB: 1 BB: 0 P: 14	R: 0 E: 0 K: 0 S: 9 H: 0 LOB: 0 BB: 0 P: 12	R: 1 E: 0 K: 2 S: 18 H: 3 LOB: 2 BB: 0 P: 24	1B: 5 2B: 4 3B: 0 HR: 0 SF: 0 SAC: 0 DP: 0 HBP: 1						

	AB	36
	R	4
	H	9
	RBI	4
	BB	2
	SO	7
	LOB	18

WP: 0 PB: 0 SB: 0 CS: 0 PA: 39

PITCHER		IP	WLS	BF	H	R	ER	SO	BB	IBB	HBP	BLK	WP	HR	S	P	ERA	WHIP
3 Clayton Richard, L ERA: 4.67	(1, 1)	7.0	W	30	6	3	3	5	2	0	1	0	0	0	75	109	3.86	1.143
55 Matt Strahm, L ERA: 2.92	(8, 1)	1.0		3	0	0	0	0	0	0	0	0	0	0	9	12	0.00	0.000
59 Phil Hughes, R ERA: 6.75	(9, 1)	1.0		6	3	1	1	2	0	0	0	0	0	0	18	24	9.00	3.000

PITCHER	IP	WLS	BF	H	R	ER	SO	BB	IBB	HBP	BLK	WP	HR	S	P	ERA	WHIP

BOTTOM

Atlanta Braves @ San Diego Padres

Petco Park, San Diego, CA

Mon Jun 04 2018, 7:10 PM - 10:07 PM PDT

Att. 19,419 - Cloudy - 64 F

livebaseballscorecards.com

Batter	1	2	3	4	5	6	7	8	9	AB	R	H	RBI	BB	SO	LOB
16 Travis Jankowski, L (1, 8) OBP: 0.377, SLG: 0.391	C FF 85 B SL 71 F CH 80 X FF 86 1-2 F8 ①	D CU 72 B CH 82 B SI 87 C FF 87 B FF 89 4-1 30 BB BB		B CU 70 B SI 87 X SI 88 2-0 G1-3 ②	C SL 81 X SL 81 0-1 30 2B 1-3 2-H 2B		B SI 96 F SI 95 C SI 95 X SI 96 1-2 30 G6-3 30 WP 1B			4	1	2	1	1	0	0
30 Eric Hosmer, L (1, 3) OBP: 0.379, SLG: 0.477	B CH 86 B CH 81 S SI 86 X CH 82 2-1 HR	B SI 88 B FF 88 C SI 87 2 SAFE B CU 73 B FF 89 4-1 1-2 2-3 BB		X FF 88 0-0 G2-3 ③	B SL 81 C FF 94 X FF 94 1-1 2 2B 2-H 3-H 2B		B SI 95 F SI 97 X SI 97 1-1 G6-3 ② 1-3			4	2	2	3	1	0	1
2 José Pirela, R (1, 4) OBP: 0.327, SLG: 0.356	X FF 87 0-0 P3 ②	B SL 78 B SI 88 X SI 88 2-0 F8 ③			B FF 88 4-0 10 2B 13 SF9 BB B FF 92 2-1 2-H 2B 1 SAFE 2-2 13 SF9 15 3B 1-3 2B G5-3		C FF 97 S FF 97 F FF 97 F FS 88 X FS 87 0-2 L8 ③			4	1	1	1	1	0	4
10 Hunter Renfroe, R (1, 7) OBP: 0.333, SLG: 0.522	B SL 78 C FF 87 B FF 88 C FF 88 B SL 76 X FF 88 3-2 E6		C SL 78 B SI 88 B SI 88 F SI 88 B FF 89 X SI 89 3-2 F9 ①					B FF 95 B SL 90 F FF 95 B CU 82 C FF 95 X FF 95 3-2 G6-3 ①		5	1	1	0	0	0	1
32 Franmil Reyes, R (1, 9) OBP: 0.288, SLG: 0.509	F FF 87 B FF 87 B FF 88 F SL 76 S SI 88 2-3 K ③		B SI 88 C SI 88 C FF 89 X FF 90 1-2 G3-1 ②		C SL 81 X FF 94 0-1 G2-3 ① C SL 77 F SI 90 X SL 76 0-2 HR			B FF 97 B FF 96 B FF 96 B FF 94 4-0 13 G4-6-3 BB		4	1	1	1	1	1	3
13 Freddy Galvis, S (1, 6) OBP: 0.295, SLG: 0.335		C CH 86 B SI 86 S FF 86 B SL 76 B FF 88 X SL 78 3-2 F8 ① C CU 71 B CU 71 F SL 78 B FF 88 X CU 73 2-2 1B			X FF 94 0-0 SF9 ② 2-3 3-H S SL 77 F SL 77 B SI 90 B SI 90 B SL 78 F SL 76 F SI 89 F SI 90 C SI 90 3-3 K ①		B FF 94 C FF 95 S CU 82 D CU 82 X FF 96 2-2 G4-6-3 ② ③ 1-2f		4	0	1	1	0	1	1
15 Cory Spangenberg, L (1, 5) OBP: 0.219, SLG: 0.386		B CU 69 C CU 69 X FF 87 1-1 HR 1 SAFE X SI 87 0-0 G1-3 ③			B SL 82 C SL 83 B SL 82 X SL 82 2-1 0 1B 3-H 3B C SI 90 B SL 77 B CH 84 X SI 90 2-2 L7 ②					4	2	2	2	0	0	1
0 Raffy Lopez, L (1, 2) OBP: 0.269, SLG: 0.324		B SI 86 C SI 86 C CU 72 B SI 87 B FF 89 X SI 88 3-2 30 BB 3 SH3-4 1B		B FF 86 X FF 87 1-0 HR	C SI 94 B SL 79 X FF 95 1-1 3 BB 16 2B 3-H 1B F SI 89 B CH 85 X CH 85 1-1 F8 ③					4	2	3	2	0	0	0
3 Clayton Richard, L (1, 1) OBP: 0.167, SLG: 0.304 23 Matt Szczur, R (7, PH) OBP: 0.269, SLG: 0.306 55 Matt Strahm, R (8, 1) 59 Phil Hughes, R (9, 1)		X FF 87 0-0 SH3-4 ② 1-2		F FF 86 F CU 71 S SI 87 0-3 K ① S FF 94 B SI 94 B FF 93 S FF 93 B FF 91 B FF 92 4-2 16 2B 30 2B 1-2 BB			C FS 86 S FS 85 S FS 86 0-3 K ①			1 1 0 0	1 0 0 0	0 0 0 0	0 0 0 0	1 0 0 0	1 1 0 0	0 0 0 0
Inning Stats	R: 1 E: 1 K: 1 S: 12 H: 1 LOB: 1 BB: 0 P: 20	R: 1 E: 0 K: 0 S: 12 H: 2 LOB: 3 BB: 2 P: 29	R: 0 E: 0 K: 0 S: 10 H: 1 LOB: 1 BB: 0 P: 16	R: 1 E: 0 K: 1 S: 6 H: 1 LOB: 0 BB: 0 P: 9	R: 7 E: 0 K: 0 S: 21 H: 6 LOB: 1 BB: 2 P: 39	R: 1 E: 0 K: 1 S: 14 H: 1 LOB: 0 BB: 0 P: 20	R: 0 E: 0 K: 1 S: 13 H: 1 LOB: 0 BB: 0 P: 15	R: 0 E: 0 K: 0 S: 6 H: 0 LOB: 0 BB: 1 P: 15		1B: 4 2B: 4 3B: 1 HR: 4 SF: 1 SAC: 1 DP: 1 HBP: 0					WP: 1 PB: 0 SB: 0 CS: 0 PA: 42	

	AB	35
	R	11
	H	13
	RBI	11
	BB	5
	SO	4
	LOB	11

PITCHER		IP	WLS	BF	H	R	ER	SO	BB	IBB	HBP	BLK	WP	HR	S	P	ERA	WHIP
49 Julio Teheran, R ERA: 4.31	(1, 1)	4.0	L	21	5	4	4	2	3	0	0	0	0	3	40	78	9.00	2.000
53 Luiz Gohara, L ERA: 6.94	(5, 1)	0.2		9	6	6	6	0	1	0	0	0	0	0	18	31	81.00	10.500
30 Peter Moylan, R ERA: 3.05	(5, 1)	1.1		5	1	1	1	1	0	0	0	0	0	1	17	24	6.75	0.750
39 Sam Freeman, L ERA: 3.33	(7, 1)	1.0		4	1	0	0	1	0	0	0	0	1	0	13	15	0.00	1.000
51 Shane Carle, R ERA: 1.97	(8, 1)	1.0		3	0	0	0	0	1	0	0	0	0	0	6	15	0.00	1.000

PITCHER	IP	WLS	BF	H	R	ER	SO	BB	IBB	HBP	BLK	WP	HR	S	P	ERA	WHIP

Atlanta Braves @ San Diego Padres

Petco Park, San Diego, CA

Tue Jun 05 2018, 7:11 PM - 10:05 PM PDT

Att. 21,049 - Cloudy - 65 F

TOP

livebaseballscorecards.com

Batter	1	2	3	4	5	6	7	8	9	AB	R	H	RBI	BB	SO	LOB
1 Ozzie Albies, S (1, 4) OBP: 0.309, SLG: 0.504	C FF 92 B CU 82 F SI 93 X FF 93 1-2 5 2B 2B		B SI 92 B CH 84 B CH 85 C FF 93 F SI 93 X FF 94 3-2 ① F7	X CH 85 0-0 ② G3 2-3	B FF 94 H CU 80 2-0 5 1B 17 E HBP		F FF 93 B CU 76 F CU 76 B FF 93 B FC 88 F FF 95 X FF 94 3-2 ① F7	F SI 89 X SI 90 0-1 ③ F9		5	1	1	0	0	0	2
17 Johan Camargo, S (1, 5) OBP: 0.352, SLG: 0.402	X SI 93 0-0 ① P4		C CU 82 B CH 87 X SI 93 1-1 ② G3	F SI 93 B SI 93 X CU 82 1-1 ③ G3	C B FF 94 S CU 77 X CU 80 1-2 E4 5 1B 1-2		F FF 94 B FF 94 B FF 95 F FC 90 X FC 90 2-2 5 BB 22 HR 1B 2-H		C CH 85 B CH 86 F CH 85 B FF 88 B CH 83 F CH 85 B CH 84 4-2 64 G1-4-3 12 1B 24 1B BB	5	2	1	1	1	0	3
5 Freddie Freeman, L (1, 3) OBP: 0.435, SLG: 0.554 12 Peter Bourjos, R (7, 9) OBP: 0.219, SLG: 0.233	S FF 93 X FF 94 0-1 22 G6-3 2-H 2B		C SI 93 B CH 86 C SI 94 F SL 88 X CU 84 1-2 HR	X CH 84 0-0 22 G3 24 2B 2B C FF 95 B FC 90 X FF 94 1-1 1-2 2-3 1B			S FC 89 B SI 94 D FC 90 B CH 89 S FC 90 F FF 96 B FF 95 4-2 22 HR 1-2 BB		B CH 83 X CH 84 1-0 64 G1-4-3 1-2 1B	4 1	3 0	4 1	2 0	1 0	0 0	0 0
22 Nick Markakis, L (1, 9) OBP: 0.394, SLG: 0.504 64 Luke Jackson, R (7, 1)	C CU 82 X CU 84 0-1 ② G6-3 2-3		X CH 85 0-0 24 1B 1B	C SI 92 B SI 92 X CU 82 2-1 ① G3 2-3 C FF 95 B FC 90 S FF 96 1-3 ③ K			B CU 78 C CU 78 B FF 94 B FF 93 X FF 94 3-1 1-H 2-H HR		B CH 84 F CH 82 X CH 83 1-1 ①② G1-4-3 1-2f 2-3	5 1	1 0	2 0	3 0	0 0	1 0	5 2
24 Kurt Suzuki, R (1, 2) OBP: 0.331, SLG: 0.470	B FF 93 B CU 83 X FF 94 2-0 ③ F8		F FF 94 X FF 92 0-1 1-2 1B		B CU 82 B CU 83 D CH 85 X FF 93 3-0 8 WP 8 2B 3-H 2B	B FF 93 C FF 93 X CU 79 1-1 ① G6-3	B CU 78 C FF 92 B FF 92 X FF 92 2-1 ② P3		X CH 86 0-0 3-H 1B	6	1	3	2	0	0	1
11 Ender Inciarte, L (1, 8) OBP: 0.305, SLG: 0.341		C SI 91 B SI 93 X FF 93 1-1 ① F8	F SI 93 X CH 85 0-1 ③ G1-3		F SI 91 F SI 91 B SL 87 B SI 91 B CH 86 B CH 84 4-2 8 WP 8 2B BB	B FF 94 X FF 94 1-0 ② F7	B CU 80 F FF 94 B FF 92 B CH 87 C FF 93 F FF 92 F FF 92 B FF 93 4-2 BB		B CH 84 X CH 84 1-0 ③ L8	4	1	0	0	2	0	3
8 Charlie Culberson, R (1, 7) OBP: 0.314, SLG: 0.438		C FF 93 F SL 90 B SL 89 B CU 84 B CH 86 F FF 95 S CU 84 3-3 ② K		C SL 89 B SI 91 B FF 94 X FF 93 2-1 7 S 7 1B 1B	C FF 93 C FF 92 F CH 84 D CU 83 F CU 83 B CH 86 X CU 83 2-2 7 HR 1-H 2-H 2B	X FF 93 0-0 ③ G5-3	C FF 93 X FF 93 0-1 ③ F9			5	2	2	2	0	1	1
7 Dansby Swanson, R (1, 6) OBP: 0.335, SLG: 0.457		B CU 83 B FF 94 B SL 88 C FF 94 C SL 87 F FF 95 F FF 95 B CU 84 4-2 BB		F SL 89 1 SAFE B SI 92 S SL 88 1 SAFE B CH 84 F SL 89 F CU 84 F FF 94 3-2 B CH 82 F CH 84 F FF 93 X SL 90 1 G3 15 SH1-4 1-H 1B	B FF 93 X SL 89 1-0 2-H HR		B FF 91 B FF 92 C FF 93 X FF 93 2-1 27 2B 1B	X FF 89 0-0 ① G6-3		4	2	3	3	1	0	0
15 Sean Newcomb, L (1, 1) OBP: 0.150, SLG: 0.158 27 Ryan Flaherty, L (7, PH) OBP: 0.361, SLG: 0.376 (7, 3)		C SI 93 D SI 94 X SI 93 1-1 ③ G6-3		B FF 91 X FF 90 1-0 ① SH1-4 1-2	B FF 95 B FF 94 C FF 94 B FF 94 X FF 93 3-1 ② G5-3		X FF 94 0-0 17 1B 1-H 2B	F SI 89 C FC 87 C FC 88 0-3 ② K		2 2	0 1	0 1	0 1	0 0	0 1	1 0

Inning Stats	1	2	3	4	5	6	7	8	9
	R: 1 E: 0 K: 0 S: 9 H: 2 LOB: 1 BB: 0 P: 12	R: 0 E: 0 K: 1 S: 12 H: 0 LOB: 1 BB: 1 P: 21	R: 1 E: 0 K: 0 S: 14 H: 3 LOB: 2 BB: 0 P: 19	R: 1 E: 0 K: 0 S: 14 H: 2 LOB: 1 BB: 0 P: 21	R: 5 E: 1 K: 1 S: 22 H: 5 LOB: 3 BB: 1 P: 42	R: 0 E: 0 K: 0 S: 4 H: 0 LOB: 0 BB: 0 P: 6	R: 5 E: 0 K: 0 S: 23 H: 4 LOB: 1 BB: 2 P: 43	R: 0 E: 0 K: 1 S: 6 H: 0 LOB: 0 BB: 0 P: 6	R: 1 E: 0 K: 0 S: 8 H: 2 LOB: 1 BB: 1 P: 15

AB	44
R	14
H	18
RBI	14
BB	5
SO	3
LOB	18

1B: 9 2B: 6 3B: 0 HR: 3	SF: 0 SAC: 1 DP: 1 HBP: 1	WP: 1 PB: 0 SB: 1 CS: 0	PA: 51
---	---	---	---

PITCHER		IP	WLS	BF	H	R	ER	SO	BB	IBB	HBP	BLK	WP	HR	S	P	ERA	WHIP
27 Jordan Lyles, R ERA: 4.7	(1, 1)	4.1	L	26	11	8	8	1	2	0	0	0	1	2	61	97	16.61	3.000
50 Bryan Mitchell, R ERA: 7.08	(5, 1)	2.2		17	5	5	5	1	2	0	1	0	0	1	37	67	16.88	2.625
59 Phil Hughes, R ERA: 6.32	(8, 1)	1.0		3	0	0	0	1	0	0	0	0	0	0	6	6	0.00	0.000
15 Cory Spangenberg, R ERA: 9.0	(9, 1)	1.0		5	2	1	1	0	1	0	0	0	0	0	8	15	9.00	3.000

PITCHER		IP	WLS	BF	H	R	ER	SO	BB	IBB	HBP	BLK	WP	HR	S	P	ERA	WHIP

Batter	1	2	3	4	5	6	7	8	9	AB	R	H	RBI	BB	SO	LOB
2 José Pirela, R (1, 4) (6, 3) (9, 4) OBP: 0.326, SLG: 0.354	C FF 92 B FF 93 X CH 85 1-1 ① G6-3		B CU 76 C FF 94 B FF 95 X CH 87 2-1 30 G6-3 1-2 1B			C FF 91 S CU 74 X FF 91 0-2 ① G4-3		C FF 92 X SL 86 0-1 ② G6-3		4	0	1	0	0	0	0
30 Eric Hosmer, L (1, 3) OBP: 0.376, SLG: 0.473 15 Cory Spangenberg, L (6, 4) (9, 1) OBP: 0.215, SLG: 0.379	B FF 94 C FF 93 T FF 93 B CU 77 B FF 95 X FF 92 3-2 ② F8		D CU 76 X FF 94 1-0 ② ③ G6-3 1-2f			S CU 75 B FF 90 B FF 92 F FF 92 B SL 78 C FF 91 3-3 ② K		C CU 81 X CU 83 0-1 ③ G6-3		2 2	0 0	0 0	0 0	0 0	0 1	2 0
10 Hunter Renfroe, R (1, 7) OBP: 0.341, SLG: 0.507	B CU 75 C FF 93 B FF 95 B CH 86 F FF 93 B CH 86 4-2 BB			B FF 92 B FF 90 B FF 92 B FF 92 4-0 BB		B CU 76 B CH 85 B FF 94 C FF 94 F FF 93 X FF 93 3-2 ③ P3			B FF 94 C FF 93 B FF 93 C SL 85 S FF 94 2-3 ① K	2	0	0	0	2	1	0
22 Christian Villanueva, R (1, 5) OBP: 0.299, SLG: 0.534	S FF 92 B FF 93 B CU 77 X FF 92 2-1 ③ P2			C FF 92 B FF 92 F CU 76 B FF 91 C FF 93 2-3 ① K			C FF 95 F FF 96 B FF 95 B SL 87 B SL 86 F FF 95 F FF 96 S FF 95 3-3 ① K		B SL 86 F FF 93 B FF 92 X FF 93 2-1 ② P3	4	0	0	0	0	2	2
32 Franmil Reyes, R (1, 9) OBP: 0.286, SLG: 0.542		C FF 92 X CH 85 0-1 ① G3-1		B CU 75 S FF 92 F FF 90 S FF 93 1-3 ② K			C SL 87 S FF 96 S FF 95 0-3 ② K		B FF 91 B FF 90 X FF 92 2-0 HR	4	1	1	1	0	2	1
13 Freddy Galvis, S (1, 6) OBP: 0.298, SLG: 0.335		B FF 92 T FF 92 C CU 77 B CU 76 B FF 92 F FF 91 X FF 93 3-2 17 G6-4-3 1B		C CU 76 F CU 77 X FF 93 0-2 ③ F9			B CU 81 B FF 94 B FF 94 B FF 93 4-0 17 BB BB		C CU 80 F CU 82 B FF 92 X SL 86 1-2 ③ G5-3	3	0	1	0	1	0	1
17 A.J. Ellis, R (1, 2) OBP: 0.405, SLG: 0.409		B FF 93 B CH 86 C CH 86 F FF 92 F FF 93 D CU 75 X CH 86 3-2 ② ③ G6-4-3 1-2f			B FF 88 C FF 89 B CU 74 F FF 92 F FF 92 X CH 83 2-2 7 G6-4-3 1B		B FF 93 B FF 91 B FF 92 B FF 92 4-0 1-2 BB			2	0	1	0	1	0	1
7 Manuel Margot, R (1, 8) OBP: 0.274, SLG: 0.313 59 Phil Hughes, R (8, 1) 0 Raffy Lopez, L (9, 3) OBP: 0.269, SLG: 0.324			C FF 90 F FF 92 F CU 76 X FF 92 0-2 ① F9		B FF 90 B CH 83 C FF 89 F FF 92 X FF 90 2-2 ① ② G6-4-3 1-2f		B SL 85 B SL 86 B FF 92 C FF 93 C FF 92 C FF 93 3-3 ③ K			3 0 0	0 0 0	0 0 0	0 0 0	1 0 0	3 0 0
27 Jordan Lyles, R (1, 1) 50 Bryan Mitchell, L (5, 1) OBP: 0.167, SLG: 0.167 23 Matt Szczur, R (8, 8) OBP: 0.265, SLG: 0.302			B FF 91 B FF 92 C FF 90 B FF 92 B FF 92 4-1 2 1B BB		T CH 86 F FF 90 S SL 78 0-3 ③ K			C FF 93 C CU 82 B CU 83 S SL 86 1-3 ① K		0 1 1	0 0 0	0 0 0	0 0 0	1 1 1	0 0 0	0 0 0
Inning Stats	R: 0 E: 0 K: 0 S: 9 H: 0 LOB: 1 BB: 1 P: 19	R: 0 E: 0 K: 0 S: 10 H: 1 LOB: 0 BB: 0 P: 16	R: 0 E: 0 K: 0 S: 8 H: 1 LOB: 1 BB: 1 P: 15	R: 0 E: 0 K: 2 S: 9 H: 0 LOB: 1 BB: 1 P: 16	R: 0 E: 0 K: 1 S: 10 H: 1 LOB: 0 BB: 0 P: 14	R: 0 E: 0 K: 1 S: 9 H: 0 LOB: 0 BB: 0 P: 15	R: 0 E: 0 K: 3 S: 11 H: 0 LOB: 2 BB: 2 P: 25	R: 0 E: 0 K: 1 S: 7 H: 0 LOB: 0 BB: 0 P: 8	R: 1 E: 0 K: 1 S: 9 H: 1 LOB: 0 BB: 0 P: 16	1B: 3 2B: 0 3B: 0 HR: 1	SF: 0 SAC: 0 DP: 3 HBP: 0			WP: 0 PB: 0 SB: 0 CS: 0	PA: 33		

PITCHER		IP	WLS	BF	H	R	ER	SO	BB	IBB	HBP	BLK	WP	HR	S	P	ERA	WHIP
15 Sean Newcomb, L ERA: 2.49	(1, 1)	6.0	W	21	3	0	0	4	3	0	0	0	0	0	55	95	0.00	1.000
64 Luke Jackson, R ERA: 6.23	(7, 1)	3.0	S	12	1	1	1	5	2	0	0	0	0	1	27	49	3.00	1.000

PITCHER	IP	WLS	BF	H	R	ER	SO	BB	IBB	HBP	BLK	WP	HR	S	P	ERA	WHIP

BOTTOM

Atlanta Braves @ San Diego Padres

Petco Park, San Diego, CA

Tue Jun 05 2018, 7:11 PM - 10:05 PM PDT

Att. 21,049 - Cloudy - 65 F

livebaseballscorecards.com

AB	28
R	1
H	4
RBI	1
BB	5
SO	9
LOB	10

Atlanta Braves @ San Diego Padres

Petco Park, San Diego, CA

Wed Jun 06 2018, 12:41 PM - 3:27 PM PDT

Att. 20,898 - Sunny - 71 F

livebaseballscorecards.com

TOP

Batter	1	2	3	4	5	6	7	8	9	AB	R	H	RBI	BB	SO	LOB
1 Ozzie Albies, S (1, 4) OBP: 0.308, SLG: 0.504	C FF 92 F CU 78 S FF 94 0-3 ① K		S SL 82 X SL 83 0-1 ② L6		B FF 87 F FF 87 B SL 80 F FF 86 S FF 89 2-3 ③ K			C ST 82 X FF 94 0-1 2B		4	0	1	0	0	2	1
7 Dansby Swanson, R (1, 6) OBP: 0.328, SLG: 0.447	F FF 93 B FF 94 F CU 79 F FF 95 X FC 87 1-2 ② L8		F FF 96 B SL 83 F SL 83 B FF 95 B FF 96 F FF 96 S SL 84 3-3 ③ K			B FF 94 F FS 86 F FS 86 B FF 95 S FF 95 2-3 ① K		B SI 95 B ST 82 F SI 95 F SI 96 F ST 84 B ST 84 C ST 84 3-3 ① K		4	0	0	0	0	3	2
5 Freddie Freeman, L (1, 3) OBP: 0.432, SLG: 0.561	X FF 94 0-0 HR			C FF 94 X SL 83 0-1 ① G4-3		X FS 87 0-0 ② G4-3		B ST 83 B ST 84 S ST 84 S FF 95 S ST 86 2-3 ② K		4	1	1	1	0	1	1
22 Nick Markakis, L (1, 9) OBP: 0.392, SLG: 0.498	B FC 86 B FC 86 X FF 94 2-0 ③ F8			S SL 84 B FF 94 X SL 84 1-1 ② G4-3		B SL 88 B FF 94 C FF 94 B FF 94 B FS 86 4-1 BB		C ST 84 S ST 85 B ST 85 S FF 96 1-3 ③ K		3	0	0	0	1	1	1
25 Tyler Flowers, R (1, 2) OBP: 0.412, SLG: 0.426		C CU 78 B FF 94 X CH 85 1-1 ① G6-3		F FF 95 S FF 95 H FF 97 1-2 8 1B HBP		B FF 94 F FS 88 1 SAFE X FS 86 1-1 ③ F8			B ST 82 X SI 94 1-0 ① G4-3	3	0	0	0	0	0	1
8 Charlie Culberson, R (1, 7) OBP: 0.311, SLG: 0.429		C CU 78 S FF 95 S FF 95 0-3 ② K		B FF 94 B FF 93 X FF 94 2-0 1-2 1B			L SL 86 C FF 94 B FF 94 B FS 87 F FF 94 F FF 94 B FS 87 F FS 86 F FF 94 3-2 ① X FF 84 P6		S ST 83 F SI 95 B ST 84 C ST 84 1-3 ② K	4	0	1	0	0	2	0
17 Johan Camargo, S (1, 5) OBP: 0.349, SLG: 0.392		C FF 93 B FF 93 S FC 86 X FF 95 1-2 ③ P3		S SL 85 S FF 95 F FF 96 B SL 84 S SL 83 1-3 ③ K			B FS 86 B FF 93 B FF 94 C FF 93 B FF 94 4-1 BB		C ST 83 C ST 84 F FF 97 X FF 96 0-2 ③ F9	3	0	0	0	1	1	2
12 Peter Bourjos, R (1, 8) OBP: 0.229, SLG: 0.242			B FF 91 B CU 76 B FF 92 C FF 91 X FF 91 3-1 26 SH1-4 1B		B SI 85 C SI 85 F SL 78 C SI 86 1-3 ① K		1 SAFE S FF 92 B FF 93 D FS 85 X FF 93 2-1 ② L6			3	0	1	0	0	1	1
26 Mike Foltynewicz, R (1, 1) OBP: 0.091, SLG: 0.136			B FF 93 L FF 90 X FF 90 1-1 ① SH1-4 1-2		C SI 86 S SI 87 S SI 88 0-3 ② K2-3		B FF 93 C FS 87 F FF 94 S FS 86 1-3 ③ K			1	0	0	0	0	1	0
63 Jesse Biddle, L (6, 1) OBP: 1.000, SLG: 2.000										0	0	0	0	0	0	0
20 Preston Tucker, L (7, PH) OBP: 0.302, SLG: 0.426										1	0	0	0	0	1	1
33 A.J. Minter, L (7, 1)										0	0	0	0	0	0	0
58 Dan Winkler, R (8, 1)										0	0	0	0	0	0	0
Inning Stats	R: 1 E: 0 K: 1 S: 9 H: 1 LOB: 0 BB: 0 P: 12	R: 0 E: 0 K: 1 S: 8 H: 0 LOB: 0 BB: 0 P: 10	R: 0 E: 0 K: 1 S: 10 H: 1 LOB: 1 BB: 0 P: 17	R: 0 E: 0 K: 1 S: 11 H: 1 LOB: 2 BB: 0 P: 16	R: 0 E: 0 K: 3 S: 9 H: 0 LOB: 0 BB: 0 P: 12	R: 0 E: 0 K: 1 S: 7 H: 0 LOB: 1 BB: 1 P: 14	R: 0 E: 0 K: 1 S: 13 H: 0 LOB: 1 BB: 1 P: 23	R: 0 E: 0 K: 3 S: 12 H: 1 LOB: 1 BB: 0 P: 18	R: 0 E: 0 K: 1 S: 8 H: 0 LOB: 0 BB: 0 P: 10	1B: 2 2B: 1 3B: 0 HR: 1 SF: 0 SAC: 1 DP: 0 HBP: 1						

	AB	30
	R	1
	H	4
	RBI	1
	BB	2
	SO	13
	LOB	10

WP: 0 PB: 0 SB: 0 CS: 0 PA: 34

PITCHER		IP	WLS	BF	H	R	ER	SO	BB	IBB	HBP	BLK	WP	HR	S	P	ERA	WHIP
55 Matt Strahm, L ERA: 3.07	(1, 1)	2.1		9	2	1	1	2	0	0	0	0	0	1	21	30	3.86	0.857
65 José Castillo, L ERA:	(3, 1)	1.2	W	7	1	0	0	2	0	0	1	0	0	0	17	25	0.00	0.600
90 Adam Cimber, R ERA: 2.84	(5, 1)	1.0		3	0	0	0	3	0	0	0	0	0	0	9	12	0.00	0.000
39 Kirby Yates, R ERA: 1.17	(6, 1)	2.0	H	8	0	0	0	2	2	0	0	0	0	0	20	37	0.00	1.000
52 Brad Hand, L ERA: 2.01	(8, 1)	2.0	S	7	1	0	0	4	0	0	0	0	0	0	20	28	0.00	0.500

PITCHER	IP	WLS	BF	H	R	ER	SO	BB	IBB	HBP	BLK	WP	HR	S	P	ERA	WHIP

BOTTOM

Atlanta Braves @ San Diego Padres

Petco Park, San Diego, CA

Wed Jun 06 2018, 12:41 PM - 3:27 PM PDT

Att. 20,898 - Sunny - 71 F

livebaseballscorecards.com

Batter	1	2	3	4	5	6	7	8	9	AB	R	H	RBI	BB	SO	LOB
16 Travis Jankowski, L (1, 7) OBP: 0.381, SLG: 0.389	C FF 97 B FF 99 S SL 90 S SL 90 1-3 ① K	C CU 81 F SL 87 B SL 90 B SL 89 X FF 99 2-2 1-2 2-3 1B			B CU 77 B CU 78 B FF 94 B FF 92 4-0 2 1B BB		C FF 96 C FF 96 S FC 93 0-3 ② K			3	0	1	0	1	2	0
30 Eric Hosmer, L (1, 3) OBP: 0.371, SLG: 0.465	S FF 99 S SL 88 S SL 89 0-3 ② K2-3	S SL 89 C SL 90 S SL 91 0-3 ③ K			C CU 79 B CH 85 F SI 94 1 SAFE B SI 96 S SL 88 2-3 ① K		F FC 92 S FF 97 F FC 91 B FF 98 B FC 93 S FF 98 2-3 ③ K			4	0	0	0	0	4	4
2 José Pirela, R (1, 4) OBP: 0.328, SLG: 0.357	B SI 98 B FF 98 F FF 98 S FF 98 X SI 100 2-2 ③ G1-3		C SL 86 F SL 85 F SL 86 B FF 96 X FF 95 1-2 ① F9		1 SAFE F SI 96 S FF 97 F SI 98 F SI 98 B SI 96 B SL 86 X SL 87 2-2 1-2 1B			B FC 90 S FF 92 C FF 92 X FC 91 1-2 15 1B 10 G6-3 13 SH1-3 1B		4	1	2	0	0	0	0
10 Hunter Renfroe, R (1, 9) OBP: 0.337, SLG: 0.493		B SL 86 S SL 85 X FF 96 1-1 15 3B 1B	C FF 97 F SL 86 X SL 88 0-2 ② G6-3		B SI 97 C SI 95 B SI 93 T FF 94 S SL 89 2-3 ② K			T FC 90 C FF 94 X CU 83 0-2 ① G6-3 1-2		4	1	1	0	0	1	3
15 Cory Spangenberg, L (1, 5) OBP: 0.225, SLG: 0.402		C FF 97 S FF 98 B FF 98 X SL 87 1-2 7 1B 1-H 3B	C CU 81 S SL 87 B FF 97 B SL 87 F SL 88 B FF 96 F SI 97 S FF 96 3-3 ③ K		C FF 98 F SL 89 B SI 97 S FF 96 1-3 ③ K			B FC 90 F FC 91 B FF 94 B SI 93 X FC 91 3-1 13 SH1-3 2-3 1B		4	1	2	1	0	2	2
13 Freddy Galvis, S (1, 6) OBP: 0.299, SLG: 0.332		B FF 97 T FF 97 B SI 97 S CU 82 B FF 96 F FF 98 X SL 89 3-2 ① G3		C CU 79 B CH 84 S CH 86 B FF 96 B CU 82 F SL 87 B FF 87 4-2 BB		X FF 94 0-0 ① L8		1 SAFE 1 SAFE F FF 93 1 SAFE B FF 89 X FC 91 1-1 ② SH1-3 1-2 3-H		2	0	0	1	1	0	1
0 Raffy Lopez, L (1, 2) OBP: 0.268, SLG: 0.310		B CU 81 B CH 86 B CU 80 B FF 96 4-0 16 1B 7 1B BB	F FF 96 1 SAFE 1 SAFE B FF 96 X FF 95 1-1 ① F7		C SI 95 S CU 77 X SL 86 0-2 ② L8			B FF 94 C FF 93 B FC 92 X FF 93 2-1 ③ F7		3	0	0	0	1	0	2
7 Manuel Margot, R (1, 8) OBP: 0.280, SLG: 0.315		T SL 87 F SL 86 X SI 96 0-2 16 1B 1-2 3-H 1B	T FF 95 X SL 87 0-1 ② L7		C SI 95 B FF 96 B SL 88 B CU 76 F FF 95 F SI 95 B CU 77 4-2 39 CS BB					2	0	1	1	1	0	1
55 Matt Strahm, R (1, 1) 65 José Castillo, L (3, 1) 23 Matt Szczur, R (4, PH) OBP: 0.261, SLG: 0.297 90 Adam Cimber, R (5, 1) 39 Kirby Yates, L (6, 1) 22 Christian Villanueva, R (7, PH) OBP: 0.297, SLG: 0.531 52 Brad Hand, L (8, 1)		D FF 94 2 SAFE M FF 93 M SL 85 M SL 86 1-3 ② K	C SL 85 X CU 80 0-1 ③ P3		B FF 94 1-0 ③ CS 1-2		S FF 96 S FC 93 C FC 93 0-3 ① K			1 0 0 0 0 1 2 0 0 0 0 0 0 0 1 0 0 0 0 0 1 0 0 0 0 0 0 0 0 0 0 0 0 0 0 1 0 0 0 0 1 0 0 0 0 0 0 0 0						
Inning Stats	R: 0 E: 0 K: 2 S: 9 H: 0 LOB: 0 BB: 0 P: 12	R: 2 E: 0 K: 2 S: 21 H: 4 LOB: 3 BB: 1 P: 33	R: 0 E: 0 K: 1 S: 12 H: 0 LOB: 0 BB: 0 P: 16	R: 0 E: 0 K: 0 S: 9 H: 0 LOB: 1 BB: 1 P: 14	R: 0 E: 0 K: 3 S: 14 H: 1 LOB: 2 BB: 1 P: 25	R: 0 E: 0 K: 0 S: 7 H: 0 LOB: 0 BB: 1 P: 12	R: 0 E: 0 K: 3 S: 10 H: 0 LOB: 0 BB: 0 P: 12	R: 1 E: 0 K: 0 S: 12 H: 2 LOB: 1 BB: 0 P: 19		1B: 6 2B: 0 3B: 1 HR: 0 SF: 0 SAC: 1 DP: 0 HBP: 0				WP: 0 PB: 0 SB: 0 CS: 1 PA: 35		

	AB	29
	R	3
	H	7
	RBI	3
	BB	4
	SO	11
	LOB	16

PITCHER		IP	WLS	BF	H	R	ER	SO	BB	IBB	HBP	BLK	WP	HR	S	P	ERA	WHIP
26 Mike Foltynewicz, R ERA: 2.31	(1, 1)	5.0	L	23	5	2	2	8	3	0	0	0	0	0	65	100	3.60	1.600
63 Jesse Biddle, L ERA: 2.57	(6, 1)	1.0		3	0	0	0	0	1	0	0	0	0	0	7	12	0.00	1.000
33 A.J. Minter, L ERA: 3.42	(7, 1)	1.0		3	0	0	0	3	0	0	0	0	0	0	10	12	0.00	0.000
58 Dan Winkler, R ERA: 1.07	(8, 1)	1.0		5	2	1	1	0	0	0	0	0	0	0	12	19	9.00	2.000

PITCHER	IP	WLS	BF	H	R	ER	SO	BB	IBB	HBP	BLK	WP	HR	S	P	ERA	WHIP

Atlanta Braves @ Los Angeles Dodgers

Dodger Stadium, Los Angeles, CA

Fri Jun 08 2018, 7:12 PM - 10:02 PM PDT

Att. 47,262 - Clear - 75 F

livebaseballscorecards.com

Batter	1	2	3	4	5	6	7	8	9	AB	R	H	RBI	BB	SO	LOB
1 Ozzie Albies, S (1, 4) OBP: 0.304, SLG: 0.496	G4-3			K		F8		G6-3		4	0	0	0	0	1	0
7 Dansby Swanson, R (1, 6) OBP: 0.327, SLG: 0.448	G4-3			L8		5 2B 2B		G5-3		4	1	1	0	0	0	0
5 Freddie Freeman, L (1, 3) OBP: 0.430, SLG: 0.560	F7			K		2-H 2B		K		4	0	1	1	0	2	0
22 Nick Markakis, L (1, 9) OBP: 0.390, SLG: 0.494		G4-3			24 2B 1B	L8			L7	4	1	1	0	0	0	1
24 Kurt Suzuki, R (1, 2) OBP: 0.335, SLG: 0.474		F9			1-H 2B		8 G4-6-3 11 1B BB		L9	3	0	1	1	1	0	0
11 Ender Inciarte, L (1, 8) OBP: 0.304, SLG: 0.340		G4-3			F7		1-2 8 G4-6-3 1B		G3	4	0	1	0	0	0	1
8 Charlie Culberson, R (1, 7) OBP: 0.301, SLG: 0.414			G5-3		P4		1-2f 2-3 G4-6-3			3	0	0	0	0	0	3
27 Ryan Flaherty, L (1, 5) OBP: 0.356, SLG: 0.370										2	0	0	0	0	1	1
39 Sam Freeman, R (5, 1)										0	0	0	0	0	0	0
30 Peter Moylan, R (6, 1)										0	0	0	0	0	0	0
12 Peter Bourjos, R (7, PH) OBP: 0.222, SLG: 0.235			G6-3		K		K			1	0	0	0	0	1	1
51 Shane Carle, R (7, 1)										0	0	0	0	0	0	0
63 Jesse Biddle, L (8, 1) OBP: 1.000, SLG: 2.000										0	0	0	0	0	0	0
32 Brandon McCarthy, R (1, 1) OBP: 0.080, SLG: 0.120			G6-3			K		HR		1	0	0	0	0	0	0
17 Johan Camargo, S (5, 5) OBP: 0.351, SLG: 0.418										2	1	1	1	0	1	0
Inning Stats	R: 0 E: 0 K: 0 S: 8 H: 0 LOB: 0 BB: 0 P: 11	R: 0 E: 0 K: 0 S: 10 H: 0 LOB: 0 BB: 0 P: 11	R: 0 E: 0 K: 0 S: 5 H: 0 LOB: 0 BB: 0 P: 8	R: 0 E: 0 K: 2 S: 10 H: 0 LOB: 0 BB: 0 P: 15	R: 1 E: 0 K: 1 S: 13 H: 2 LOB: 1 BB: 0 P: 16	R: 1 E: 0 K: 1 S: 17 H: 2 LOB: 1 BB: 0 P: 28	R: 0 E: 0 K: 1 S: 10 H: 1 LOB: 1 BB: 1 P: 15	R: 1 E: 0 K: 1 S: 10 H: 1 LOB: 0 BB: 0 P: 13	R: 0 E: 0 K: 0 S: 12 H: 0 LOB: 0 BB: 0 P: 15	1B: 2 2B: 3 3B: 0 HR: 1 SF: 0 SAC: 0 DP: 1 HBP: 0						

	AB	32
	R	3
	H	6
	RBI	3
	BB	1
	SO	6
	LOB	7

WP: 0 PB: 0 SB: 0 CS: 0 PA: 33

PITCHER		IP	WLS	BF	H	R	ER	SO	BB	IBB	HBP	BLK	WP	HR	S	P	ERA	WHIP
21 Walker Buehler, R ERA: 2.63	(1, 1)	5.1	W	18	2	1	1	4	0	0	0	0	0	0	53	71	1.69	0.375
43 Pat Venditte, S ERA: 8.31	(6, 1)	0.2		6	3	1	1	0	1	0	0	0	0	0	12	24	13.50	6.000
36 Adam Liberatore, L ERA: 3.6	(7, 1)	2.0	H	6	1	1	1	2	0	0	0	0	0	1	18	22	4.50	0.500
74 Kenley Jansen, R ERA: 2.73	(9, 1)	1.0		3	0	0	0	0	0	0	0	0	0	0	12	15	0.00	0.000

PITCHER	IP	WLS	BF	H	R	ER	SO	BB	IBB	HBP	BLK	WP	HR	S	P	ERA	WHIP

Batter	1	2	3	4	5	6	7	8	9	AB	R	H	RBI	BB	SO	LOB
31 Joc Pederson, L (1, 8) (7, 7) OBP: 0.345, SLG: 0.523	C SI 93 B SI 93 B SI 94 X FC 92 2-1 G3 ①		C CU 79 F SI 93 B FC 93 S CU 81 1-3 K ①		B SI 93 X CU 79 1-0 HR		X FF 96 0-0 P5 ②			4	1	1	1	0	1	1
13 Max Muncy, L (1, 5) OBP: 0.368, SLG: 0.566	X SI 94 0-0 P5 ②		B CU 80 S FC 92 X FC 92 1-1 G3 ②		B SI 95 F FF 96 X FF 96 1-1 HR		B FF 97 B FF 95 X FF 96 2-0 1-H 2B ③			4	1	2	2	0	0	0
27 Matt Kemp, R (1, 7) (7, 9) OBP: 0.377, SLG: 0.582	F SI 94 X FC 92 0-1 35 BB 66 1B 1B		C CU 81 B CU 81 B SI 93 S SI 93 C CU 83 2-3 K ③		B CU 82 B FS 87 B FS 87 C FF 94 S FS 87 S FS 86 3-3 K ③			C CU 77 B FF 95 S SI 94 B CU 78 B FF 94 S CU 76 3-3 K ①		4	1	1	0	0	3	0
35 Cody Bellinger, L (1, 3) OBP: 0.320, SLG: 0.473	C FC 92 B CU 81 B CU 81 B SI 93 B FC 92 4-1 66 1B BB 1-2			C CU 83 B FC 91 X FC 91 1-1 L9 ①		B CU 82 B CU 82 B FF 94 F FF 94 B SI 95 4-1 9 S 3 S BB		S SL 88 B SL 89 B FF 96 B FF 94 X SL 88 3-1 HR		2	1	1	1	2	0	0
66 Yasiel Puig, R (1, 9) OBP: 0.315, SLG: 0.442 3 Chris Taylor, R (6, PH) OBP: 0.337, SLG: 0.452 (7, 6)	C FC 92 B SI 93 X SI 93 1-1 9 PO 1B 1-3 2-H			B FC 91 C FC 90 S CU 81 B FC 93 B SI 94 X CU 81 3-2 F9 ②		B CU 80 F SI 94 B FS 86 C FS 86 F FF 95 S FS 86 2-3 K ① 1-2		C FF 95 F SI 96 B CU 78 B CU 78 X SI 94 2-2 G6-3 ②		2 2	0 0	1 0	1 0	0 0	0 1	0 1
9 Yasmani Grandal, S (1, 2) OBP: 0.344, SLG: 0.476	C CU 81 1 SAFE 1 SAFE 0-1 PO ③ 1-2	X SI 92 0-0 HR		B CU 80 X FC 92 1-0 HR		F CU 83 B FS 85 C FS 86 S FF 96 1-3 K ② 2-3		C CU 77 B SI 94 C FF 94 F CU 77 F FF 94 B SL 86 B CU 76 T CU 77 3-2 K ③		4	2	2	2	0	2	1
14 Enrique Hernández, R (1, 6) (7, 8) OBP: 0.287, SLG: 0.399		B FC 92 B FC 91 C CU 81 F FC 92 X CU 82 2-2 F7 ①		B CU 79 S CU 80 C FC 91 F CU 81 S FC 92 1-3 K ③		B SL 77 C SL 76 S SL 77 B SL 77 F SL 76 B SL 77 X SL 76 3-2 F7 ③				3	0	0	0	0	1	1
11 Logan Forsythe, R (1, 4) OBP: 0.267, SLG: 0.292		B SI 93 B FC 91 X FC 92 2-0 F8 ②			B FC 90 F FC 92 X SI 93 1-1 F9 ①		C FF 94 B SL 86 B SL 86 C SL 86 B CH 89 B SL 90 4-2 36 FC5-6 BB			2	0	0	0	1	0	0
21 Walker Buehler, R (1, 1) OBP: 0.105, SLG: 0.105 43 Pat Venditte, L (6, 1) 36 Adam Liberatore, L (7, 1) 74 Kenley Jansen, S (9, 1)		C SI 93 B FC 91 B FC 91 F SI 93 S SI 94 2-3 K ③			X SI 93 0-0 G1-3 ②		L FF 95 1 SAFE X FF 95 0-1 FC5-6 ① 1-2f 13 2B			2 0 1 0	0 0 1 0	0 0 0 0	0 0 0 0	1 0 0 0	0 0 0 0	0 0 1 0
Inning Stats	R: 1 E: 0 K: 0 S: 9 H: 2 LOB: 1 BB: 1 P: 16	R: 1 E: 0 K: 1 S: 8 H: 1 LOB: 0 BB: 0 P: 14	R: 0 E: 0 K: 2 S: 8 H: 0 LOB: 0 BB: 0 P: 12	R: 1 E: 0 K: 1 S: 10 H: 1 LOB: 0 BB: 0 P: 16	R: 2 E: 0 K: 1 S: 9 H: 2 LOB: 0 BB: 0 P: 15	R: 0 E: 0 K: 2 S: 12 H: 0 LOB: 1 BB: 1 P: 22	R: 1 E: 0 K: 0 S: 6 H: 1 LOB: 1 BB: 1 P: 12	R: 1 E: 0 K: 2 S: 13 H: 1 LOB: 0 BB: 0 P: 24		1B: 2 2B: 1 3B: 0 HR: 5 SF: 0 SAC: 0 DP: 0 HBP: 0						

PITCHER		IP	WLS	BF	H	R	ER	SO	BB	IBB	HBP	BLK	WP	HR	S	P	ERA	WHIP
32 Brandon McCarthy, R ERA: 5.03	(1, 1)	4.2	L	19	5	4	4	4	1	0	0	0	0	3	39	64	7.71	1.286
39 Sam Freeman, L ERA: 3.55	(5, 1)	1.0		5	1	1	1	3	1	0	0	0	0	1	13	24	9.00	2.000
30 Peter Moylan, R ERA: 3.0	(6, 1)	0.1		1	0	0	0	0	0	0	0	0	0	0	4	7	0.00	0.000
51 Shane Carle, R ERA: 2.18	(7, 1)	1.0		4	1	1	1	0	1	0	0	0	0	0	6	12	9.00	2.000
63 Jesse Biddle, L ERA: 2.86	(8, 1)	1.0		4	1	1	1	2	0	0	0	0	0	1	13	24	9.00	1.000

PITCHER	IP	WLS	BF	H	R	ER	SO	BB	IBB	HBP	BLK	WP	HR	S	P	ERA	WHIP

BOTTOM

Atlanta Braves @ Los Angeles Dodgers

Dodger Stadium, Los Angeles, CA

Fri Jun 08 2018, 7:12 PM - 10:02 PM PDT

Att. 47,262 - Clear - 75 F

livebaseballscorecards.com

AB	30
R	7
H	8
RBI	7
BB	3
SO	9
LOB	5

WP: 0 PA: 34
PB: 0
SB: 2
CS: 0

Atlanta Braves @ Los Angeles Dodgers

Dodger Stadium, Los Angeles, CA

Sat Jun 09 2018, 6:13 PM - 9:21 PM PDT

Att. 52,718 - Clear - 77 F

TOP

livebaseballscorecards.com

Batter	1	2	3	4	5	6	7	8	9	AB	R	H	RBI	BB	SO	LOB
1 Ozzie Albies, S (1, 4) OBP: 0.299, SLG: 0.487	G1-3		B1-3		K	P4		K		5	0	0	0	0	2	1
7 Dansby Swanson, R (1, 6) OBP: 0.328, SLG: 0.452	K		E4		FC4-6		G4-3		F7	5	3	2	0	0	1	0
5 Freddie Freeman, L (1, 3) OBP: 0.433, SLG: 0.561	G5-3				FC4-6		K		F7	5	1	3	0	0	0	0
22 Nick Markakis, L (1, 9) OBP: 0.390, SLG: 0.496			K		FC4-6		G4-3		L8	5	1	2	1	0	1	4
25 Tyler Flowers, R (1, 2) OBP: 0.416, SLG: 0.444		F9			8 1B		K			4	0	2	3	0	1	3
8 Charlie Culberson, R (1, 7) OBP: 0.320, SLG: 0.429		17 2B					G4-3			4	0	3	1	0	0	2
11 Ender Inciarte, L (1, 8) OBP: 0.300, SLG: 0.335		F8		G6-3	G3			K		4	0	0	0	0	1	4
17 Johan Camargo, S (1, 5) OBP: 0.349, SLG: 0.421				K		G4-3		P3		4	0	1	0	0	1	0
19 Aníbal Sánchez, R (1, 1) 30 Peter Moylan, R (6, 1) 33 A.J. Minter, L (6, 1) 12 Peter Bourjos, R (8, PH) OBP: 0.243, SLG: 0.314 58 Dan Winkler, R (8, 1) 38 Arodys Vizcaíno, R (9, 1)				K		K		3B		3 0 0 1 0 0	0 0 0 0 0 0	0 0 0 1 0 0	0 0 0 0 0 0	0 0 0 0 0 0	3 0 0 0 0 0	2 0 0 0 0 0

Inning Stats	1	2	3	4	5	6	7	8	9	1B	SF	WP	PA
	R: 0 E: 0 K: 1 S: 10	R: 1 E: 0 K: 1 S: 20	R: 2 E: 1 K: 1 S: 15	R: 0 E: 0 K: 2 S: 7	R: 1 E: 0 K: 1 S: 12	R: 0 E: 0 K: 1 S: 8	R: 1 E: 0 K: 1 S: 9	R: 0 E: 0 K: 2 S: 12	R: 0 E: 0 K: 0 S: 8	9 4 1 0	0 0 0 0	0 0 2 0	40
	H: 0 LOB: 0 BB: 0 P: 13	H: 3 LOB: 2 BB: 0 P: 32	H: 3 LOB: 2 BB: 0 P: 23	H: 0 LOB: 0 BB: 0 P: 8	H: 4 LOB: 3 BB: 0 P: 18	H: 0 LOB: 0 BB: 0 P: 9	H: 3 LOB: 1 BB: 0 P: 10	H: 1 LOB: 1 BB: 0 P: 20	H: 0 LOB: 0 BB: 0 P: 11	SAC: 0 DP: 1 HBP: 0			

PITCHER		IP	WLS	BF	H	R	ER	SO	BB	IBB	HBP	BLK	WP	HR	S	P	ERA	WHIP
57 Alex Wood, L ERA: 4.43	(1, 1)	4.2	L	23	9	4	2	6	0	0	0	0	0	0	62	92	3.86	1.929
63 Yimi García, R ERA: 4.38	(5, 1)	0.1		2	1	0	0	0	0	0	0	0	0	0	2	2	0.00	3.000
52 Pedro Báez, R ERA: 3.23	(6, 1)	1.0		3	0	0	0	1	0	0	0	0	0	0	8	9	0.00	0.000
75 Scott Alexander, L ERA: 4.56	(7, 1)	1.0		5	3	1	1	1	0	0	0	0	0	0	9	10	9.00	3.000
58 Edward Paredes, L ERA:	(8, 1)	0.2		3	1	0	0	1	0	0	0	0	0	0	8	13	0.00	1.500

PITCHER		IP	WLS	BF	H	R	ER	SO	BB	IBB	HBP	BLK	WP	HR	S	P	ERA	WHIP
41 Daniel Hudson, R ERA: 4.76	(8, 1)	0.1		1	0	0	0	1	0	0	0	0	0	0	4	7	0.00	0.000
56 Daniel Corcino, R ERA:	(9, 1)	1.0		3	0	0	0	0	0	0	0	0	0	0	8	11	0.00	0.000

AB	40
R	5
H	14
RBI	5
BB	0
SO	10
LOB	16

BOTTOM

Atlanta Braves @ Los Angeles Dodgers

Dodger Stadium, Los Angeles, CA

Sat Jun 09 2018, 6:13 PM - 9:21 PM PDT

Att. 52,718 - Clear - 77 F

livebaseballscorecards.com

Batter	1	2	3	4	5	6	7	8	9	AB	R	H	RBI	BB	SO	LOB
3 Chris Taylor, R (1, 6) OBP: 0.336, SLG: 0.449	B FF 89 S FF 91 C FF 90 B FF 92 B SL 84 F SI 91 C FF 92 3-3 ① K		B FF 91 F FC 88 B FF 91 B FC 87 X SL 84 3-1 ③ P3			B FF 90 F FC 87 X SL 82 1-1 ① F9		X FF 94 0-0 13 BB 1B		4	0	1	0	0	1	0
13 Max Muncy, L (1, 5) OBP: 0.385, SLG: 0.593	C CU 79 B CU 80 B FS 86 X FS 85 2-1 HR			B FC 88 C FC 88 B FC 89 B SL 84 C CU 78 B SI 92 4-2 27 G6-4-3 BB		B FF 91 B FC 86 C SL 80 B CU 77 B FC 86 4-1 BB		B FC 90 B FF 92 F FC 91 C FF 94 F FC 91 B FF 93 B FC 90 4-2 1-2 BB		1	1	1	1	3	0	0
27 Matt Kemp, R (1, 7) OBP: 0.370, SLG: 0.570	C FF 90 X SL 85 0-1 ② G4-3			X FC 87 0-0 ①② G6-4-3 1-2f		C SL 76 B SI 88 F SL 76 F SL 78 S SL 78 1-3 ② K		X FC 92 0-0 ② F8		4	0	0	0	0	1	4
35 Cody Bellinger, L (1, 3) OBP: 0.315, SLG: 0.465 56 Daniel Corcino, R (9, 1)	B FC 88 C CU 79 X FF 89 1-1 ③ G4-3			B SI 91 C SI 91 B FC 89 B FC 87 S FS 84 F CH 68 S SI 92 3-3 ③ K		C FF 97 B FC 91 C FC 92 B FC 92 B FF 97 S FF 98 3-3 ③ K		B FF 91 B FC 90 C FC 91 C FC 90 F FF 93 F FC 92 S FF 94 2-3 ③ K		4 0	0 0	0 0	0 0	0 0	3 0	3 0
66 Yasiel Puig, R (1, 9) OBP: 0.324, SLG: 0.456		C SL 82 C SI 91 B SL 84 B FF 90 X FS 85 2-2 ① F7			C FC 86 C FC 87 X FF 90 0-2 31 2B 11 G4-3 1B		B FC 92 B FF 96 C FF 97 X FC 94 2-1 14 G5-3 11 WP 2B		X SI 100 0-0 9 G4-6-3 1B	4	2	3	0	0	0	0
9 Yasmani Grandal, S (1, 2) OBP: 0.338, SLG: 0.466		B SL 84 C CU 78 C FF 92 F SL 84 C FC 88 1-3 ② K			1 SAFE 1 SAFE F FF 87 1 SAFE B FS 84 F SI 91 B FC 89 S CH 66 2-3 ① K		S FC 93 C FF 98 F FF 97 F FC 91 X FC 92 0-2 ① G6-3		B SI 98 X SI 98 1-0 ①② G4-6-3 1-2f	4	0	0	0	0	2	3
31 Joc Pederson, L (1, 8) OBP: 0.347, SLG: 0.529 14 Enrique Hernández, R (7, PH) OBP: 0.283, SLG: 0.393 (8, 8)		B FF 92 B FS 84 B FF 91 X FF 90 3-0 ③ L9			1 SAFE D SI 91 1 SAFE B FF 90 X FS 82 2-0 11 G4-3 1-3 2B		B FF 96 X FC 92 1-0 ② G5-3 2-3		B SL 86 C SI 97 C SI 98 B SL 87 X SI 99 2-2 ③ G4-3	2 2	0 0	1 0	0 0	0 0	0 0	0 1
11 Logan Forsythe, R (1, 4) OBP: 0.261, SLG: 0.284 (9, 3)			B FF 89 X FF 91 1-0 ① F9		C CU 80 B FF 91 X FC 88 1-1 ② G4-3 2-3 3-H		C FF 97 S FC 93 B FC 91 B FF 97 S FF 97 2-3 ③ K 3-H			3	0	0	1	0	1	1
57 Alex Wood, R (1, 1) 63 Yimi García, R (6, 1) 33 Breyvic Valera, S (5, PH) PA: 2 AB: 2 H: 1 2B: 1 BB: 0 SO: 0 AVG: 0.500 52 Pedro Báez, R (6, 1) 75 Scott Alexander, L (7, 1) 58 Edward Paredes, L (8, 1) 41 Daniel Hudson, R (8, 1) 15 Austin Barnes, R (8, PH) OBP: 0.371, SLG: 0.290 (8, 4)			C FF 90 S FF 91 S FF 92 0-3 ② K		B CU 79 C SI 90 B CH 67 B SI 91 X FS 85 3-1 ③ G4-3			C CU 83 B FC 89 B FC 89 F FC 89 B FF 94 F FC 90 F FC 91 S FC 90 3-3 ① K		1 0 1 0 0 0 0 1	0 0 0 0 0 0 0 0	0 0 0 0 0 0 0 0	0 0 0 0 0 0 0 0	0 0 0 0 0 0 0 0	1 0 1 0 0 0 0 1	0 0 0 0 0 0 0 0

Inning Stats	1	2	3	4	5	6	7	8	9
	R: 1 E: 0 K: 1 S: 10	R: 0 E: 0 K: 1 S: 8	R: 0 E: 0 K: 1 S: 6	R: 0 E: 0 K: 1 S: 7	R: 1 E: 0 K: 1 S: 11	R: 0 E: 0 K: 2 S: 10	R: 1 E: 0 K: 1 S: 11	R: 0 E: 0 K: 2 S: 15	R: 0 E: 0 K: 0 S: 5
	H: 1 LOB: 0 BB: 0 P: 16	H: 0 LOB: 0 BB: 0 P: 14	H: 0 LOB: 0 BB: 0 P: 10	H: 0 LOB: 0 BB: 1 P: 14	H: 2 LOB: 1 BB: 0 P: 19	H: 0 LOB: 1 BB: 1 P: 19	H: 1 LOB: 0 BB: 0 P: 16	H: 1 LOB: 2 BB: 1 P: 24	H: 1 LOB: 0 BB: 0 P: 8

1B: 3	SF: 0
2B: 2	SAC: 0
3B: 0	DP: 2
HR: 1	HBP: 0

WP: 1	PA: 34
PB: 0	
SB: 0	
CS: 0	

AB	31
R	3
H	6
RBI	2
BB	3
SO	10
LOB	13

PITCHER	IP	WLS	BF	H	R	ER	SO	BB	IBB	HBP	BLK	WP	HR	S	P	ERA	WHIP
19 Aníbal Sánchez, R (1, 1) ERA: 2.37	5.1	W	20	3	2	2	5	2	0	0	0	0	1	45	81	3.38	0.938
30 Peter Moylan, R (6, 1) ERA: 2.95	0.1	H	1	0	0	0	1	0	0	0	0	0	0	4	5	0.00	0.000
33 A.J. Minter, L (6, 1) ERA: 3.6	1.1	H	5	1	1	1	2	0	0	0	0	1	0	14	22	6.75	0.750
58 Dan Winkler, R (8, 1) ERA: 1.03	1.0	H	5	1	0	0	2	1	0	0	0	0	0	15	24	0.00	2.000
38 Arodys Vizcaíno, R (9, 1) ERA: 2.1	1.0	S	3	1	0	0	0	0	0	0	0	0	0	5	8	0.00	1.000

PITCHER	IP	WLS	BF	H	R	ER	SO	BB	IBB	HBP	BLK	WP	HR	S	P	ERA	WHIP

Atlanta Braves @ Los Angeles Dodgers

Dodger Stadium, Los Angeles, CA

Sun Jun 10 2018, 1:12 PM - 3:48 PM PDT

Att. 47,711 - Sunny - 81 F

TOP

livebaseballscorecards.com

Batter	1	2	3	4	5	6	7	8	9	AB	R	H	RBI	BB	SO	LOB
1 Ozzie Albies, S (1, 4) OBP: 0.301, SLG: 0.498	F FF 91 B CH 84 F FF 92 B KC 81 S KC 82 2-3 ① K			C FF 89 F KC 80 B FF 91 B KC 81 F SL 88 B FF 90 F SL 88 X FF 93 3-2 HR	F KC 80 B FF 91 C CH 82 F KC 81 B CH 84 B KC 82 X CH 86 3-2 ③ G4-3			X CU 77 0-0 1B		4	1	2	1	0	1	0
7 Dansby Swanson, R (1, 6) OBP: 0.322, SLG: 0.443	B FF 92 B SL 88 X SL 88 2-0 ② F7			B SL 86 X KC 79 1-0 ① F9		C KC 77 X SL 84 0-1 ① G1-3		B FF 92 C CU 78 S CH 86 S CH 85 1-3 ② K		4	0	0	0	0	1	1
5 Freddie Freeman, L (1, 3) OBP: 0.430, SLG: 0.568	X FF 93 0-0 ③ F8			B FF 91 F CH 85 B KC 81 F FF 92 F CH 85 F FF 92 X SL 88 2-2 HR		C SL 86 B CH 85 X CH 84 1-1 ② G4-1		B FF 93 B CH 86 X FF 92 2-0 ③ G3		4	1	1	1	0	0	1
22 Nick Markakis, L (1, 9) OBP: 0.388, SLG: 0.492		X FF 91 0-0 ① L7		C FF 92 B KC 82 B KC 80 F SL 86 X KC 82 2-2 8 1B		C SL 85 B KC 81 F SL 87 F KC 80 X FF 92 1-2 ③ G3			X FF 90 0-0 ① G4-3	4	0	1	0	0	0	0
25 Tyler Flowers, R (1, 2) OBP: 0.409, SLG: 0.434		C FF 90 B FF 90 X KC 80 1-1 ② G6-3		B SL 84 F SL 84 B KC 80 X SL 85 2-1 ② P6			F FF 89 F SL 89 B FF 91 F KC 80 B SL 84 F KC 82 F FF 92 C SL 87 2-3 ① K		B FF 92 B CH 83 X FF 92 2-0 8 FC6-4 1B	4	0	1	0	0	1	1
8 Charlie Culberson, R (1, 7) OBP: 0.317, SLG: 0.421		C FF 92 S KC 81 S KC 82 0-3 ③ K2-3		X SL 85 0-0 1-2 1B			F FF 92 B KC 79 C KC 80 B KC 81 B SL 85 F SL 87 C FF 93 3-3 ② K		X FF 92 0-0 1-2f ② FC6-4 11 DI	4	0	1	0	0	2	1
11 Ender Inciarte, L (1, 8) OBP: 0.299, SLG: 0.333		F FF 91 F FF 89 X CH 82 0-2 ① G2-3		F FF 90 B FF 90 F FF 90 F FF 92 B CH 83 X FF 93 2-2 ③ F7			C FF 92 B FF 91 X FF 91 1-1 1B		B FF 91 F FF 91 D CH 84 B FF 92 F FF 90 X SL 81 3-2 ③ L6 1-2	4	0	1	0	0	0	3
17 Johan Camargo, S (1, 5) OBP: 0.342, SLG: 0.411 53 Luiz Gohara, L (7, 1)		B FF 92 X SL 87 1-0 ② P5			C KC 78 B FF 90 X KC 80 1-1 ① G3		C CU 77 B FF 91 S CH 85 X CH 86 1-2 ③ G3			3 0	0 0	0 0	0 0	0 0	0 0	1 0
15 Sean Newcomb, L (1, 1) OBP: 0.136, SLG: 0.143 30 Peter Moylan, R (6, 1) 39 Sam Freeman, R (6, 1) 27 Ryan Flaherty, L (7, 5) OBP: 0.353, SLG: 0.367		C FF 92 F FF 92 S KC 82 0-3 ③ K			C FF 92 F FF 91 B KC 80 S KC 80 1-3 ② K			B CU 77 F FF 91 B CH 84 S FF 92 X CH 85 2-2 ① G4-3		2 0 0 1	0 0 0 0	0 0 0 0	0 0 0 0	2 0 0 0	0 0 0 0	0 0 0 0
Inning Stats	R: 0 H: 0 E: 0 LOB: 0 K: 1 BB: 0 S: 5 P: 9	R: 0 H: 0 E: 0 LOB: 0 K: 1 BB: 0 S: 6 P: 7	R: 0 H: 0 E: 0 LOB: 0 K: 1 BB: 0 S: 7 P: 8	R: 2 H: 4 E: 0 LOB: 2 K: 0 BB: 0 S: 21 P: 33	R: 0 H: 0 E: 0 LOB: 0 K: 1 BB: 0 S: 9 P: 14	R: 0 H: 0 E: 0 LOB: 0 K: 0 BB: 0 S: 8 P: 10	R: 0 H: 1 E: 0 LOB: 1 K: 2 BB: 0 S: 15 P: 22	R: 0 H: 1 E: 0 LOB: 1 K: 1 BB: 0 S: 8 P: 13	R: 0 H: 1 E: 0 LOB: 1 K: 0 BB: 0 S: 6 P: 11	1B: 5 2B: 0 3B: 0 HR: 2	SF: 0 SAC: 0 DP: 0 HBP: 0						

	AB	34
	R	2
	H	7
	RBI	2
	BB	0
	SO	7
	LOB	8

PITCHER		IP	WLS	BF	H	R	ER	SO	BB	IBB	HBP	BLK	WP	HR	S	P	ERA	WHIP
68 Ross Stripling, R ERA: 1.65	(1, 1)	6.2	W	24	4	2	2	6	0	0	0	0	0	2	66	96	2.70	0.600
62 Erik Goeddel, R ERA: 0.47	(7, 1)	1.1		6	2	0	0	1	0	0	0	0	0	0	13	20	0.00	1.500
36 Adam Liberatore, L ERA: 3.27	(9, 1)	1.0		4	1	0	0	0	0	0	0	0	0	0	6	11	0.00	1.000

PITCHER		IP	WLS	BF	H	R	ER	SO	BB	IBB	HBP	BLK	WP	HR	S	P	ERA	WHIP

Batter	1	2	3	4	5	6	7	8	9	AB	R	H	RBI	BB	SO	LOB
3 Chris Taylor, R (1, 6) OBP: 0.340, SLG: 0.448	B FF 93 B FF 92 B FF 92 C FF 92 B CH 86 4-1 27 CS BB		B CU 76 F CH 86 F FF 93 X CU 76 1-2 27 1B 13 BB 14 1B 2-3 1B		B CU 73 X FF 91 1-0 ① F7	S SL 76 B SL 76 B SL 76 B SL 77 B SL 76 4-1 27 FC6-5 13 BB 1-2 BB		B SL 80 X FF 93 1-0 ③ F8		3	1	1	0	2	0	0
13 Max Muncy, L (1, 5) OBP: 0.395, SLG: 0.616	B FF 92 C FF 93 C FF 94 B FF 95 F CU 77 C FF 95 2-3 ① K		B FF 93 B FF 93 D CH 87 S FF 93 C FF 94 D CU 77 4-2 14 1B 27 1B 1-2 BB		X FF 90 0-0 HR	C SI 96 B SI 97 D SI 97 B SI 97 B SI 96 4-1 27 FC6-5 1-2 2-3 3-H BB				2	1	1	2	2	1	1
27 Matt Kemp, R (1, 7) OBP: 0.368, SLG: 0.564	B FF 95 D CH 88 F CH 86 F FF 93 1 SAFE B CU 78 T CH 87 3-2 ②③ K 1-2		F CH 87 X CH 87 0-1 14 1B 1-2 2-3 3-H 1B		B CU 76 B FF 94 C FF 93 C CU 77 S CU 77 2-3 ② K	X SI 96 0-0 ③ FC6-5 1-2 2-3f				4	0	1	1	0	2	4
14 Enrique Hernández, R (1, 8) OBP: 0.288, SLG: 0.417		X CH 85 0-0 ① P2	X FF 94 0-0 1-2 2-3 3-H 1B		B FF 92 F FF 92 X FF 93 1-1 ③ G6-3		F FF 94 X CH 87 0-1 HR			4	1	2	2	0	0	0
66 Yasiel Puig, R (1, 9) OBP: 0.317, SLG: 0.445		C FF 93 C FF 92 B FF 92 B FF 92 F FF 92 F CU 78 B FF 94 X FF 93 3-2 ② G5-3	B CH 88 B FF 94 S FF 93 B FF 95 F FF 94 F FF 95 F FF 94 S FF 93 3-3 ② K			F CU 74 B CH 83 C FF 92 X FF 92 1-2 ① F9	C FF 95 X FF 93 0-1 ① L9			4	0	0	0	0	1	3
35 Cody Bellinger, L (1, 3) OBP: 0.314, SLG: 0.466		B FF 95 C FF 94 S FF 95 B SL 79 B FF 94 F FF 95 S FF 95 3-3 ③ K	C FF 95 F FF 95 D SL 81 D CU 76 S CH 87 2-3 ③ K			C CU 75 X SL 77 0-1 11 2B 2B	C FF 94 C FF 94 F SL 84 C SL 84 0-3 ② K			4	1	1	0	0	3	3
11 Logan Forsythe, R (1, 4) OBP: 0.268, SLG: 0.327			X FF 90 0-0 HR C FF 90 X CU 74 0-1 ① L6			B SI 88 X SI 88 1-0 68 1B 13 BB 2-H 2B	S SL 83 B CH 90 C FF 94 C SL 84 1-3 ③ K			4	2	2	2	0	1	0
15 Austin Barnes, R (1, 2) OBP: 0.367, SLG: 0.289			C FF 94 C CU 76 B CU 77 X FF 94 1-2 3 1B 68 SH1-4 27 1B 1B B CU 76 C CH 84 F FF 92 B FF 93 X CH 85 2-2 ② G5-3			C SL 76 B SL 76 X SI 89 1-1 ② F8		F FF 93 F FF 92 B FF 92 X SL 81 1-2 ① F8		4	1	1	0	0	0	1
68 Ross Stripling, R (1, 1) OBP: 0.133, SLG: 0.133 62 Erik Goeddel, R (7, 1) 33 Breyvic Valera, S (8, PH) OBP: 0.300, SLG: 0.192 36 Adam Liberatore, L (9, 1)			L FF 89 X FF 92 0-1 ① SH1-4 1-2 C FF 88 B FF 90 S FF 90 X CH 82 1-2 ③ G6-3			S SI 89 B SI 89 X SI 89 1-1 13 BB 3 S 2-3 1B		X FF 93 0-0 ② F8	2 0 1 0	0 0 0 0	1 0 0 0	0 0 0 0	0 0 0 0	0 0 0 0	0 0 0 0
Inning Stats	R: 0 E: 0 K: 2 S: 8 H: 0 LOB: 0 BB: 1 P: 17	R: 0 E: 0 K: 1 S: 10 H: 0 LOB: 0 BB: 0 P: 16	R: 3 E: 0 K: 2 S: 22 H: 5 LOB: 3 BB: 1 P: 33	R: 0 E: 0 K: 0 S: 8 H: 0 LOB: 0 BB: 0 P: 11	R: 1 E: 0 K: 1 S: 7 H: 1 LOB: 0 BB: 0 P: 11	R: 2 E: 0 K: 0 S: 13 H: 3 LOB: 3 BB: 2 P: 25	R: 1 E: 0 K: 2 S: 11 H: 1 LOB: 0 BB: 0 P: 12	R: 0 E: 0 K: 0 S: 5 H: 0 LOB: 0 BB: 0 P: 7		1B: 5 2B: 2 3B: 0 HR: 3 SF: 0 SAC: 1 DP: 0 HBP: 0				WP: 0 PB: 0 SB: 1 CS: 1 PA: 37		

PITCHER		IP	WLS	BF	H	R	ER	SO	BB	IBB	HBP	BLK	WP	HR	S	P	ERA	WHIP
15 Sean Newcomb, L ERA: 2.92	(1, 1)	5.1	L	24	7	5	5	6	2	0	0	0	0	2	60	94	8.44	1.688
30 Peter Moylan, R ERA: 3.32	(6, 1)	0.1		4	2	0	0	0	1	0	0	0	0	0	6	13	0.00	9.000
39 Sam Freeman, L ERA: 3.51	(6, 1)	0.1		2	0	1	1	0	1	0	0	0	0	0	2	6	27.00	3.000
53 Luiz Gohara, L ERA: 6.59	(7, 1)	2.0		7	1	1	1	2	0	0	0	0	0	1	16	19	4.50	0.500

PITCHER	IP	WLS	BF	H	R	ER	SO	BB	IBB	HBP	BLK	WP	HR	S	P	ERA	WHIP

BOTTOM

Atlanta Braves @ Los Angeles Dodgers

Dodger Stadium, Los Angeles, CA

Sun Jun 10 2018, 1:12 PM - 3:48 PM PDT

Att. 47,711 - Sunny - 81 F

livebaseballscorecards.com

AB	32
R	7
H	10
RBI	7
BB	4
SO	8
LOB	12

New York Mets @ Atlanta Braves

SunTrust Park, Atlanta, GA

Tue Jun 12 2018, 7:38 PM - 10:22 PM EDT

Att. 29,892 - Partly Cloudy - 81 F

TOP

livebaseballscorecards.com

Batter	1	2	3	4	5	6	7	8	9	AB	R	H	RBI	BB	SO	LOB
30 Michael Conforto, L (1, 8) OBP: 0.333, SLG: 0.353	B CH 91 B SI 95 F FF 93 H CH 87 3-1 HBP		C FF 97 F FF 97 B CU 80 B FF 98 T SL 89 2-2 ③ K			C SL 86 B FF 94 B FF 94 B CU 75 C SI 94 X FF 93 3-2 ① G3		S FF 95 C CU 83 B FS 87 C FF 96 1-3 ① K		3	0	0	0	0	2	0
21 Todd Frazier, R (1, 5) OBP: 0.341, SLG: 0.423	C SL 86 B FF 96 B SL 86 C SL 87 F SI 98 F FF 97 S SI 94 2-3 ① K			C FF 96 B FF 98 C FF 98 B SI 100 B FF 98 S SL 88 3-3 ① K		B FF 95 B CU 77 B FF 94 B FF 94 4-0 13 E 9 BB 19 2B BB		S FS 86 X SI 96 0-1 ② G4-3		3	1	0	0	1	2	1
9 Brandon Nimmo, L (1, 7) OBP: 0.410, SLG: 0.544	1 SAFE C CU 80 B FF 95 F FF 97 B SI 98 X FF 98 2-2 ② L8			C CU 80 C CH 89 B FF 99 B FF 99 C SI 99 2-3 ② K		D SL 88 C FF 92 B FF 95 B CU 76 B FF 95 4-1 13 E 19 2B 1-2 BB		B SI 95 T CU 83 F SI 96 F SI 97 B FF 97 X CU 82 3-2 ③ G3-1		3	1	0	0	1	1	1
13 Asdrúbal Cabrera, S (1, 4) OBP: 0.318, SLG: 0.490	B SI 97 F CU 81 B CH 86 F SI 97 S SL 91 2-3 ③ K			X SL 89 0-0 ③ G3		X SI 94 0-0 FC6 19 2B 29 G5-3 1-2 2-3			C FF 95 B SL 87 B SL 88 X FF 94 2-1 ① F9	4	0	0	0	0	1	3
19 Jay Bruce, L (1, 9) OBP: 0.298, SLG: 0.332		X SI 94 0-0 ① G3			C CH 85 X FF 96 0-1 ① F8	B FF 95 B FF 94 X FF 94 2-0 1-3 2-H 3-H 2B			C SL 86 F FF 95 F SL 87 B CU 83 F FF 96 S CU 84 1-3 ② K	4	0	1	2	0	1	0
29 Devin Mesoraco, R (1, 2) OBP: 0.296, SLG: 0.411		B FF 94 X FF 96 1-0 ② F7			F FF 96 B SL 88 B SL 87 X SL 87 2-1 22 1B 1B	B CU 81 B SL 87 C CU 80 C FF 94 D CU 81 X FF 95 3-2 ②③ G5-3 3-Hf			C SL 87 X FF 95 0-1 ③ F8	4	0	1	0	0	0	2
22 Dominic Smith, L (1, 3) OBP: 0.250, SLG: 0.250		C FF 97 F SI 96 S SL 82 0-3 ③ K			F SI 96 B FF 97 B FF 97 B CU 80 C CU 80 X SL 88 3-2 1-2 1B		B FF 97 C FF 97 F FC 92 B FF 98 F FF 98 S FF 98 2-3 ① K			3	0	1	0	0	2	0
1 Amed Rosario, R (1, 6) OBP: 0.271, SLG: 0.348			C SL 85 B FF 95 F FF 93 F SL 88 B SI 97 X SL 88 2-2 ① F9		C SL 88 B SI 96 F SI 96 B FF 97 F SL 87 X SI 96 2-2 ② F4		C FC 93 X FC 91 0-1 ② G5-3			3	0	0	0	0	0	2
45 Zack Wheeler, L (1, 1) OBP: 0.261, SLG: 0.261 51 Paul Sewald, R (6, 1) 35 Jacob Rhame, R (8, 1)			X SI 96 0-0 ② G4-3		B SI 96 S SL 86 S SL 88 X SL 88 1-2 ③ P3		F FF 98 B FF 97 C FF 98 S FC 93 1-3 ③ K			2 1 0	0 0 0	0 0 0	0 0 0	0 0 0	0 1 0	2 0 0
Inning Stats	R: 0 E: 0 K: 2 S: 12 H: 0 LOB: 1 BB: 0 P: 21	R: 0 E: 0 K: 1 S: 5 H: 0 LOB: 0 BB: 0 P: 6	R: 0 E: 0 K: 1 S: 8 H: 0 LOB: 0 BB: 0 P: 12	R: 0 E: 0 K: 2 S: 7 H: 0 LOB: 0 BB: 0 P: 12	R: 0 E: 0 K: 0 S: 14 H: 2 LOB: 2 BB: 0 P: 22	R: 2 E: 1 K: 0 S: 9 H: 1 LOB: 1 BB: 2 P: 25	R: 0 E: 0 K: 2 S: 9 H: 0 LOB: 0 BB: 0 P: 12	R: 0 E: 0 K: 1 S: 9 H: 0 LOB: 0 BB: 0 P: 13	R: 0 E: 0 K: 1 S: 9 H: 0 LOB: 0 BB: 0 P: 12	1B: 2 2B: 2 3B: 0 HR: 0 SF: 0 SAC: 0 DP: 1 HBP: 1						

	AB	30
	R	2
	H	3
	RBI	2
	BB	2
	SO	10
	LOB	11

WP: 0 PB: 0 SB: 0 CS: 0 PA: 33

PITCHER		IP	WLS	BF	H	R	ER	SO	BB	IBB	HBP	BLK	WP	HR	S	P	ERA	WHIP
26 Mike Foltynewicz, R ERA: 2.16	(1, 1)	5.0		18	2	0	0	6	0	0	1	0	0	0	46	73	0.00	0.400
63 Jesse Biddle, L ERA: 3.22	(6, 1)	0.1	B	5	1	2	1	0	2	0	0	0	0	0	6	19	27.00	9.000
51 Shane Carle, R ERA: 2.14	(6, 1)	0.2	W	1	0	0	0	0	0	0	0	0	0	0	3	6	0.00	0.000
33 A.J. Minter, L ERA: 3.46	(7, 1)	1.0		3	0	0	0	2	0	0	0	0	0	0	9	12	0.00	0.000
39 Sam Freeman, L ERA: 3.38	(8, 1)	1.0		3	0	0	0	1	0	0	0	0	0	0	9	13	0.00	0.000

PITCHER		IP	WLS	BF	H	R	ER	SO	BB	IBB	HBP	BLK	WP	HR	S	P	ERA	WHIP
64 Luke Jackson, R ERA: 5.06	(9, 1)	1.0		3	0	0	0	1	0	0	0	0	0	0	9	12	0.00	0.000

Batter	1	2	3	4	5	6	7	8	9	AB	R	H	RBI	BB	SO	LOB
1 Ozzie Albies, S (1, 4) OBP: 0.300, SLG: 0.503	C FF 97 X FF 98 0-1 ① L8		B SI 96 X FS 92 1-0 ② L7		S FF 96 B FC 91 B FS 91 X FF 95 2-1 ② P5	B FF 90 F FF 91 X FF 90 1-1 1-H 2-H 3-H HR		B FS 88 X FF 96 1-0 ③ F7		5	1	1	4	0	0	0
7 Dansby Swanson, R (1, 6) OBP: 0.321, SLG: 0.444	B FF 98 C FF 98 B FC 92 F FC 92 X SI 98 2-2 2B		B FF 96 B FC 91 F FF 98 B CH 90 X SI 98 3-1 ③ L8		C FC 89 X FF 95 0-1 ③ F9	F FF 91 C SL 83 F SL 82 F FF 90 S SL 82 0-3 ③ K				4	0	1	0	0	1	0
5 Freddie Freeman, L (1, 3) OBP: 0.434, SLG: 0.579	S FC 93 B FC 93 S FF 98 B FC 94 D CU 82 S FF 99 3-3 ② K			F FC 90 B FC 92 B FC 92 B FF 97 B CH 90 4-1 25 1B 22 1B 17 FC1-2-5 BB		X FC 89 0-0 HR	B SL 80 B CH 84 F FF 91 B FF 90 B FF 91 4-1 22 2B BB			2	2	1	1	2	1	1
22 Nick Markakis, L (1, 9) OBP: 0.393, SLG: 0.500	B FF 98 B CU 80 X FC 94 2-0 ③ G3			B SI 96 C SI 97 X FF 97 1-1 17 FC1-2-5 25 1B 1-2 1B		C FF 95 F FC 90 B FF 95 X FF 95 1-2 25 FC6-4 1B	B FF 92 C FF 90 C CH 83 1 SAFE F FF 91 B FF 91 X FF 90	2-2 17 F8 1-H 2B		4	0	3	1	0	0	1
25 Tyler Flowers, R (1, 2) OBP: 0.402, SLG: 0.425		B FF 97 B FF 97 X FF 98 2-0 ① F8		X FC 90 0-0 17 FC1-2-5 11 1B 1-2 2-3 1B		S CU 78 B SI 95 B FF 94 X SI 96 2-1 ① FC6-4 17 1B 1-2f	F FF 92 C FF 90 B SL 82 X FF 89	1-2 ① F7		4	1	1	0	0	0	2
17 Johan Camargo, S (1, 5) OBP: 0.346, SLG: 0.409		B FF 97 S SI 97 F FC 94 B FF 98 B FS 91 B FF 98 4-2 11 G1-3 BB		S FF 97 S FF 96 X FF 97 0-2 ① ② FC1-2-5 11 1B 1-2 2-3 3-H		B CH 89 B FS 88 1 SAFE C CU 78 F FF 96 X FF 95 2-2 ② 11 1B 1-3 1B	B CH 83 C FF 90 S FF 90 X SL 82	1-2 ② F8 2-3		3	1	1	0	1	0	4
11 Ender Inciarte, L (1, 8) OBP: 0.302, SLG: 0.336		X FF 97 0-0 ② G1-3 1-2		B FC 91 C CH 90 F FF 96 F FF 94 F FC 90 B FF 96 X FC 90 2-2 1-2 2-H 1B		C FF 95 F FF 94 X FF 95 0-2 20 S 8 S 1 HR 2-H 1B	X FF 91 0-0 ③ L8			4	1	2	2	0	0	2
8 Charlie Culberson, R (1, 7) OBP: 0.314, SLG: 0.408		B FC 92 X FF 97 1-0 ③ L9		B FC 90 S FC 91 X FC 89 1-1 ③ L5		1 SAFE 1 SAFE C FF 95 B SI 96 1 SAFE B SI 95 S FC 91 B FF 96 B FC 89 4-2 20 BB 1 HR 1-2 BB		F FF 97 C SL 88 S SL 86 0-3 ① K		3	1	0	0	1	1	3
26 Mike Foltynewicz, R (1, 1) OBP: 0.083, SLG: 0.125 63 Jesse Biddle, L (6, 1) OBP: 1.000, SLG: 2.000 51 Shane Carle, R (6, 1) 20 Preston Tucker, L (6, PH) OBP: 0.308, SLG: 0.426 33 A.J. Minter, L (7, 1) 39 Sam Freeman, R (8, 1) 27 Ryan Flaherty, L (8, PH) OBP: 0.350, SLG: 0.364 64 Luke Jackson, R (9, 1)			C FF 96 C SI 96 S CU 80 0-3 ① K		B FF 94 F FF 95 S FF 95 B CU 80 F FF 96 X FC 89 2-2 ① G6-3	F FF 96 B FF 96 B FF 96 B FF 96 B CH 88 4-1 1 HR 1-2 2-3 BB		F FF 97 B FF 97 X FF 96 1-1 ② F7		2 0 0 0 0 1 0 0 0 0 0 0 0 0 0 0 0 0 0 0 0 0 1 0 0 1 0 0 0 0 0 0 0 0 0 0 0 0 0 0 0 0 1 0 0 0 0 0 0 0 0 0 0 0 0 0						
Inning Stats	R: 0 E: 0 K: 1 S: 9 H: 1 LOB: 1 BB: 0 P: 16	R: 0 E: 0 K: 0 S: 5 H: 0 LOB: 1 BB: 1 P: 12	R: 0 E: 0 K: 1 S: 6 H: 0 LOB: 0 BB: 0 P: 10	R: 1 E: 0 K: 0 S: 14 H: 3 LOB: 1 BB: 2 P: 22	R: 0 E: 0 K: 0 S: 8 H: 0 LOB: 0 BB: 0 P: 12	R: 6 E: 0 K: 1 S: 22 H: 5 LOB: 0 BB: 2 P: 36	R: 1 E: 0 K: 0 S: 12 H: 1 LOB: 1 BB: 1 P: 20	R: 0 E: 0 K: 1 S: 6 H: 0 LOB: 0 BB: 0 P: 8		1B: 6 2B: 2 3B: 0 HR: 2 SF: 0 SAC: 0 DP: 1 HBP: 0						

BOTTOM

New York Mets @ Atlanta Braves

SunTrust Park, Atlanta, GA

Tue Jun 12 2018, 7:38 PM - 10:22 PM EDT

Att. 29,892 - Partly Cloudy - 81 F

livebaseballscorecards.com

AB	32
R	8
H	10
RBI	8
BB	5
SO	4
LOB	13

WP: 0 PB: 0 SB: 2 CS: 0 PA: 37

PITCHER		IP	WLS	BF	H	R	ER	SO	BB	IBB	HBP	BLK	WP	HR	S	P	ERA	WHIP
45 Zack Wheeler, R ERA: 4.98	(1, 1)	5.2	L	27	8	6	6	2	4	0	0	0	0	1	57	100	9.53	2.118
51 Paul Sewald, R ERA: 4.91	(6, 1)	1.1		7	2	2	2	1	1	0	0	0	0	1	19	28	13.50	2.250
35 Jacob Rhame, R ERA: 5.84	(8, 1)	1.0		3	0	0	0	1	0	0	0	0	0	0	6	8	0.00	0.000

PITCHER	IP	WLS	BF	H	R	ER	SO	BB	IBB	HBP	BLK	WP	HR	S	P	ERA	WHIP

Batter	1	2	3	4	5	6	7	8	9	AB	R	H	RBI	BB	SO	LOB
30 Michael Conforto, L (1, 8) OBP: 0.336, SLG: 0.353	C FF 92 B SI 92 F SI 93 X FF 94 1-2 ① G3			B SI 91 S CH 82 B CH 82 X FF 92 2-1 ① L4			B SL 82 B CH 81 C CH 83 B FF 93 X SI 92 3-1 21 WP 1B		B SI 98 B SI 98 T FF 98 B SI 98 B SI 99 4-1 9 2B BB	3	0	1	0	1	0	0
21 Todd Frazier, R (1, 5) OBP: 0.333, SLG: 0.411	B FF 93 S SI 93 B SL 87 C SL 86 X FF 94 2-2 ② F8			C SL 84 F SL 84 B SL 84 S SI 93 1-3 ② K			F SI 91 1 SAFE C SI 90 B SL 84 B SL 83 S SI 92 2-3 ① K 1-2		C SL 87 B SL 87 C SI 98 D SL 88 C SL 88 2-3 ② K	4	0	0	0	0	3	2
9 Brandon Nimmo, L (1, 7) OBP: 0.406, SLG: 0.543	B SI 92 F SI 94 B CH 84 F CH 84 X FF 95 2-2 ③ L4			C FF 93 F FF 92 B SL 84 B CH 81 C FF 93 2-3 ③ K			B FF 96 C FF 96 F FF 98 T FF 97 1-2 ② K		F SL 86 S SL 86 X SL 87 0-2 1-3 2B	4	0	1	0	0	2	1
19 Jay Bruce, L (1, 9) OBP: 0.297, SLG: 0.327		B SI 91 B CH 82 B CH 83 C FF 92 B SI 93 4-1 26 G4-6-3 BB			X FF 90 0-0 ① F9		B FC 93 B FF 98 F FF 98 S FF 98 B FF 98 X FC 92 3-2 ③ P5		X SI 98 0-0 ③ P6	3	0	0	0	1	0	3
26 Kevin Plawecki, R (1, 2) OBP: 0.365, SLG: 0.280		B SI 92 F FF 92 X SL 87 1-1 ① ② G4-6-3 1-2f			B SI 90 B SI 91 X SI 91 2-0 ② G6-3			B FF 93 F FC 89 F FC 90 X FF 93 1-2 ① P6		3	0	0	0	0	0	1
22 Dominic Smith, L (1, 3) OBP: 0.286, SLG: 0.167		B SL 87 F SI 93 S CH 83 B CH 84 F SL 87 C FF 94 2-3 ③ K			C SI 91 X CH 82 0-1 ③ F8			B CU 85 B CU 84 C FF 93 B FF 92 F FC 90 B FC 91 4-2 BB		2	0	0	0	1	1	0
1 Amed Rosario, R (1, 6) OBP: 0.267, SLG: 0.343			F SI 92 B SI 91 B SI 91 C SL 86 B SL 85 X SL 86 3-2 ① G5-3			X SI 92 0-0 ① L4		C FC 90 X FC 91 0-1 ② F9		3	0	0	0	0	0	1
15 Luis Guillorme, L (1, 4) OBP: 0.214, SLG: 0.222 11 José Bautista, R (8, PH) OBP: 0.333, SLG: 0.366 (8, 4)			B FF 92 B SI 92 X SI 93 2-0 ② G4-3			C FF 92 F FF 92 X FF 92 0-2 ② G5-3		C CU 82 B FC 91 B FC 91 S FC 90 S FC 92 2-3 ③ K		2 1	0 0	0 0	0 0	0 1	0 1	0 1
48 Jacob deGrom, L (1, 1) OBP: 0.138, SLG: 0.074 39 Jerry Blevins, L (8, 1) 13 Asdrúbal Cabrera, S (9, PH) OBP: 0.317, SLG: 0.488			B FF 92 X SI 93 1-0 ③ F7			F SI 93 X SI 93 0-1 ③ G1-3			C SI 98 F SL 86 X SI 98 0-2 ① F9	2 0 1	0 0 0	0 0 0	0 0 0	0 0 0	0 0 0	0 0 0
Inning Stats	R: 0 H: 0 E: 0 LOB: 0 K: 0 BB: 0 S: 9 P: 14	R: 0 H: 0 E: 0 LOB: 0 K: 1 BB: 1 S: 7 P: 14	R: 0 H: 0 E: 0 LOB: 0 K: 0 BB: 0 S: 5 P: 11	R: 0 H: 0 E: 0 LOB: 0 K: 2 BB: 0 S: 8 P: 13	R: 0 H: 0 E: 0 LOB: 0 K: 0 BB: 0 S: 4 P: 6	R: 0 H: 0 E: 0 LOB: 0 K: 0 BB: 0 S: 6 P: 6	R: 0 H: 1 E: 0 LOB: 1 K: 2 BB: 0 S: 11 P: 20	R: 0 H: 0 E: 0 LOB: 1 K: 1 BB: 1 S: 10 P: 17	R: 0 H: 1 E: 0 LOB: 2 K: 1 BB: 1 S: 11 P: 17	1B: 1 SF: 0 2B: 1 SAC: 0 3B: 0 DP: 1 HR: 0 HBP: 0						

PITCHER		IP	WLS	BF	H	R	ER	SO	BB	IBB	HBP	BLK	WP	HR	S	P	ERA	WHIP
40 Michael Soroka, R ERA: 2.57	(1, 1)	6.1	W	20	1	0	0	4	1	0	0	0	1	0	44	74	0.00	0.316
33 A.J. Minter, L ERA: 3.38	(7, 1)	0.2	H	2	0	0	0	1	0	0	0	0	0	0	6	10	0.00	0.000
58 Dan Winkler, R ERA: 0.99	(8, 1)	1.0	H	4	0	0	0	1	1	0	0	0	0	0	10	17	0.00	1.000
38 Arodys Vizcaíno, R ERA: 2.03	(9, 1)	1.0	S	5	1	0	0	1	1	0	0	0	0	0	11	17	0.00	2.000

PITCHER	IP	WLS	BF	H	R	ER	SO	BB	IBB	HBP	BLK	WP	HR	S	P	ERA	WHIP

TOP

New York Mets @ Atlanta Braves

SunTrust Park, Atlanta, GA

Wed Jun 13 2018, 12:11 PM - 2:22 PM EDT

Att. 32,015 - Partly Cloudy - 80 F

livebaseballscorecards.com

AB	28
R	0
H	2
RBI	0
BB	3
SO	7
LOB	9

WP: 1 PA: 31
PB: 0
SB: 0
CS: 0

BOTTOM

New York Mets @ Atlanta Braves

SunTrust Park, Atlanta, GA

Wed Jun 13 2018, 12:11 PM - 2:22 PM EDT

Att. 32,015 - Partly Cloudy - 80 F

livebaseballscorecards.com

Batter	1	2	3	4	5	6	7	8	9	AB	R	H	RBI	BB	SO	LOB
1 Ozzie Albies, S (1, 4) OBP: 0.299, SLG: 0.500	F FF 96 B FF 95 F FF 97 B SL 92 X FF 98 2-2 ① G4-3			X FF 96 0-0 ① P3	S CU 84 X SL 91 0-1 1-3 1B			B FF 88 X CH 82 1-0 ① F7		4	0	1	0	0	0	0
7 Dansby Swanson, R (1, 6) OBP: 0.319, SLG: 0.445	C FF 95 S FF 96 X FF 97 0-2 ② F9			C FF 96 X SI 95 0-1 5 1B 2B	X CU 84 0-0 ③ G1-3			L CH 82 B CU 73 F FF 88 S FF 88 1-3 ② K		4	1	1	0	0	1	2
5 Freddie Freeman, L (1, 3) OBP: 0.435, SLG: 0.590	X FF 97 0-0 ③ G4-3			B FF 96 F SL 91 S FF 96 F FF 96 X SL 91 1-2 24 E 24 1B 2-H 1B		S CH 89 F CH 90 S CH 88 0-3 ① K		C FF 88 B CH 83 X CU 72 1-1 HR		4	1	2	2	0	1	0
22 Nick Markakis, L (1, 9) OBP: 0.388, SLG: 0.493		X FF 96 0-0 ① G3-1		F SL 92 B FF 96 X SI 96 1-1 ② L7		B CH 87 C CH 87 X CH 88 1-1 ② G3		C FF 88 C FF 87 B CU 73 B CU 72 F FF 88 B FF 87 F CH 82 X FF 87 3-2 ③ L7		4	0	0	0	0	0	1
24 Kurt Suzuki, R (1, 2) OBP: 0.335, SLG: 0.471		C FF 96 B FF 97 F FF 97 F FF 98 F FF 97 S SL 92 1-3 ② K		X SL 91 0-0 E8 1-3 1B		B CH 88 S CU 83 F CH 89 S SL 92 1-3 ③ K				3	0	1	0	0	2	0
8 Charlie Culberson, R (1, 7) OBP: 0.306, SLG: 0.396 12 Peter Bourjos, R (8, 7) OBP: 0.243, SLG: 0.314		S FF 96 X FF 97 0-1 ③ F7		F FF 95 S SI 94 S SL 90 0-3 ③ K			C SL 88 B CH 89 F CH 87 X FF 95 1-2 ① G4-3			3 0	0 0	0 0	0 0	0 0	1 0	2 0
11 Ender Inciarte, L (1, 8) OBP: 0.302, SLG: 0.340			B FF 97 C FF 95 F SL 91 X FF 97 1-2 ① F8		B FF 95 X CU 83 1-0 ① G3-1		B SL 91 B SL 91 B FF 95 C FF 95 X FF 94 3-1 17 CS 2B			3	0	1	0	0	0	0
17 Johan Camargo, S (1, 5) OBP: 0.352, SLG: 0.422			B FF 97 F FF 98 B FF 97 F CH 89 F FF 96 B SL 91 C SL 91 3-3 ② K		F FF 95 C SL 91 F SI 96 X FF 97 0-2 1 1B 1B		F SI 96 B FF 95 B CH 90 X SL 92 2-1 ② 2-3 2B			3	0	2	0	0	1	0
40 Michael Soroka, R (1, 1) OBP: 0.125, SLG: 0.125 33 A.J. Minter, L (7, 1) 20 Preston Tucker, L (7, PH) OBP: 0.305, SLG: 0.422 58 Dan Winkler, R (8, 1) 38 Arodys Vizcaíno, R (9, 1)			C FF 96 X FF 97 0-1 ③ G4-3		B CH 86 L FF 95 L SL 90 L CH 86 1-3 ② K		B FF 96 F FF 95 F FF 95 S CH 89 1-3 ③ K			2 0 1 0 0	0 0 0 0 0	0 0 0 0 0	0 0 0 0 0	0 0 0 0 0	1 0 1 0 0	1 0 1 0 0
Inning Stats	R: 0 E: 0 K: 0 S: 7 H: 0 LOB: 0 BB: 0 P: 9	R: 0 E: 0 K: 1 S: 8 H: 0 LOB: 0 BB: 0 P: 9	R: 0 E: 0 K: 1 S: 9 H: 0 LOB: 0 BB: 0 P: 13	R: 1 E: 1 K: 1 S: 13 H: 3 LOB: 2 BB: 0 P: 15	R: 0 E: 0 K: 1 S: 11 H: 2 LOB: 2 BB: 0 P: 13	R: 0 E: 0 K: 2 S: 8 H: 0 LOB: 0 BB: 0 P: 10	R: 0 E: 0 K: 1 S: 10 H: 2 LOB: 1 BB: 0 P: 17	R: 1 E: 0 K: 1 S: 11 H: 1 LOB: 0 BB: 0 P: 17		1B: 4 2B: 3 3B: 0 HR: 1	SF: 0 SAC: 0 DP: 0 HBP: 0			WP: 0 PB: 0 SB: 0 CS: 1	PA: 31	

	AB	31
	R	2
	H	8
	RBI	2
	BB	0
	SO	8
	LOB	7

PITCHER		IP	WLS	BF	H	R	ER	SO	BB	IBB	HBP	BLK	WP	HR	S	P	ERA	WHIP
48 Jacob deGrom, R ERA: 1.55	(1, 1)	7.0	L	27	7	1	1	7	0	0	0	0	0	0	66	86	1.29	1.000
39 Jerry Blevins, L ERA: 5.28	(8, 1)	1.0		4	1	1	1	1	0	0	0	0	0	1	11	17	9.00	1.000

PITCHER	IP	WLS	BF	H	R	ER	SO	BB	IBB	HBP	BLK	WP	HR	S	P	ERA	WHIP

Batter	1	2	3	4	5	6	7	8	9	AB	R	H	RBI	BB	SO	LOB
2 José Pirela, R (1, 4) OBP: 0.326, SLG: 0.352	F FF 90 X SI 90 0-1 ① F7		1 SAFE C FF 89 X FF 92 0-1 ③ G4-3			C SI 90 X SI 90 0-1 1B		C FF 93 X SI 94 0-1 15 1B 30 2B 1B		4	1	2	0	0	0	1
15 Cory Spangenberg, L (1, 5) OBP: 0.246, SLG: 0.411	B FF 91 F FF 92 B FF 90 T FS 84 X FF 92 2-2 ② F7			C CU 77 B FS 85 S FS 85 X CH 72 1-2 ① G4-3		F FC 88 B FC 88 X FF 88 1-1 ② P6		B FF 94 F FF 93 F SI 94 X FC 91 1-2 30 2B 1-2 1B		4	1	1	0	0	0	2
30 Eric Hosmer, L (1, 3) OBP: 0.368, SLG: 0.480	F FF 92 X FC 89 0-1 ③ L6			B FF 91 S FS 84 S FS 84 S FS 83 1-3 ② K		F FF 88 D FS 86 X FF 91 1-1 ③ P5		C FF 94 X FF 94 0-1 1-H 2-H 2B		4	0	1	2	0	1	2
10 Hunter Renfroe, R (1, 7) OBP: 0.311, SLG: 0.447 90 Adam Cimber, R (8, 1)		C FF 91 C FF 92 X SL 84 0-2 ① G5-3		S SL 83 F FF 92 B CH 65 B FF 90 C CH 71 2-3 ③ K			X SI 91 0-0 ① P6	B FF 95 F FC 90 X FC 92 1-1 ③ L4		4 0	0 0	0 0	0 0	0 0	1 0	1 0
32 Franmil Reyes, R (1, 9) OBP: 0.262, SLG: 0.475		B FF 92 F FS 83 B SI 91 C SI 90 S FC 88 2-3 ② K			C FF 90 X FF 90 0-1 ① F9		X SI 91 0-0 2B		B SL 85 S SL 86 F SI 98 X SI 99 1-2 7 G5-4-3 1B	4	0	2	0	0	1	0
13 Freddy Galvis, S (1, 6) OBP: 0.290, SLG: 0.335		C SI 91 B FC 88 B FS 83 F FC 88 B SI 92 X FS 85 3-2 ③ G3			C CU 78 F CU 76 S SI 91 0-3 ② K		F FC 88 B FF 89 S FC 89 F CH 68 F FC 89 F SI 90 S CU 79 1-3 ② K2-3		B SI 98 B SI 98 F FF 97 X SI 98 2-1 ① F8	4	0	0	0	0	2	2
7 Manuel Margot, R (1, 8) OBP: 0.289, SLG: 0.342			B FF 91 B FF 91 F FC 86 X FS 83 2-1 ① F7		C CU 78 X FC 88 0-1 ③ F8		C SI 90 B FC 88 X CH 71 1-1 ③ G1		C SI 98 F SL 86 D SL 87 X SL 86 1-2 ② ③ G5-4-3 1-2f	4	0	0	0	0	0	2
17 A.J. Ellis, R (1, 2) OBP: 0.414, SLG: 0.432			C FF 92 B FF 92 F CU 77 X SI 93 1-2 1B			C CU 77 B SL 81 B FS 84 X SI 88 2-1 38 SH1-4 2B		C CU 83 C FC 90 B CU 83 F FC 92 B FF 94 F FC 91 X CU 83 2-2 ① L8		3	0	2	0	0	0	0
38 Tyson Ross, R (1, 1) OBP: 0.154, SLG: 0.120 41 Robbie Erlin, R (7, 1) OBP: 0.250, SLG: 0.250 16 Travis Jankowski, L (8, PH) OBP: 0.344, SLG: 0.355 (8, 7)			T FC 87 C FS 85 F FC 90 C CU 78 0-3 ② K			L FC 87 L CU 77 B FS 83 X FC 86 1-2 ① SH1-4 2-3		C FC 82 X FC 89 0-1 ② L8		1 0 1	0 0 0	0 0 0	0 0 0	0 0 0	1 0 0	1 0 0
Inning Stats	R: 0 E: 0 K: 0 S: 7 H: 0 LOB: 0 BB: 0 P: 9	R: 0 E: 0 K: 1 S: 9 H: 0 LOB: 0 BB: 0 P: 14	R: 0 E: 0 K: 1 S: 11 H: 1 LOB: 1 BB: 0 P: 14	R: 0 E: 0 K: 2 S: 9 H: 0 LOB: 0 BB: 0 P: 13	R: 0 E: 0 K: 1 S: 7 H: 0 LOB: 0 BB: 0 P: 7	R: 0 E: 0 K: 0 S: 11 H: 2 LOB: 2 BB: 0 P: 16	R: 0 E: 0 K: 1 S: 10 H: 1 LOB: 1 BB: 0 P: 12	R: 2 E: 0 K: 0 S: 16 H: 3 LOB: 1 BB: 0 P: 20	R: 0 E: 0 K: 0 S: 8 H: 1 LOB: 0 BB: 0 P: 12	1B: 5 2B: 3 3B: 0 HR: 0 SF: 0 SAC: 1 DP: 1 HBP: 0						

TOP

San Diego Padres @ Atlanta Braves

SunTrust Park, Atlanta, GA

Thu Jun 14 2018, 7:36 PM - 10:01 PM EDT

Att. 25,250 - Partly Cloudy - 86 F

livebaseballscorecards.com

AB	33
R	2
H	8
RBI	2
BB	0
SO	6
LOB	11

		WP: 0	PA: 34
		PB: 0	
		SB: 0	
		CS: 0	

PITCHER		IP	WLS	BF	H	R	ER	SO	BB	IBB	HBP	BLK	WP	HR	S	P	ERA	WHIP
19 Aníbal Sánchez, R ERA: 1.93	(1, 1)	7.0	W	25	4	0	0	6	0	0	0	0	0	0	64	85	0.00	0.571
58 Dan Winkler, R ERA: 1.59	(8, 1)	1.0	H	6	3	2	2	0	0	0	0	0	0	0	16	20	18.00	3.000
38 Arodys Vizcaíno, R ERA: 1.95	(9, 1)	1.0	S	3	1	0	0	0	0	0	0	0	0	0	8	12	0.00	1.000

PITCHER		IP	WLS	BF	H	R	ER	SO	BB	IBB	HBP	BLK	WP	HR	S	P	ERA	WHIP

San Diego Padres @ Atlanta Braves

SunTrust Park, Atlanta, GA

Thu Jun 14 2018, 7:36 PM - 10:01 PM EDT

Att. 25,250 - Partly Cloudy - 86 F

livebaseballscorecards.com

BOTTOM

Batter	1	2	3	4	5	6	7	8	9	AB	R	H	RBI	BB	SO	LOB
1 Ozzie Albies, S (1, 4) OBP: 0.302, SLG: 0.502	X FF 91 0-0 ① G3		D SL 83 C SL 84 F SL 84 X FF 91 1-2 2-H 2B		B FF 90 F SL 83 B CH 86 B FF 91 F SL 83 F SL 85 B SL 85 4-2 7 CS BB			C SL 78 B FF 86 B SI 86 F SL 78 S FF 87 2-3 ① K		3	0	1	1	1	1	0
7 Dansby Swanson, R (1, 6) OBP: 0.314, SLG: 0.436	B FF 92 B SL 85 C SI 90 C SL 85 F FF 93 F SL 87 B FF 93 F FC 89 X SL 86 3-2 ② L5		S FF 89 B FC 89 X SL 84 1-1 ③ F7		1 SAFE B FF 88 B FF 90 2-0 ③ CS 1-2	B SL 81 B SL 87 X FF 89 2-0 ① L8		B SI 86 X SL 79 1-0 ② P6		4	0	0	0	0	0	1
5 Freddie Freeman, L (1, 3) OBP: 0.433, SLG: 0.588	B SL 84 C FF 90 S FF 94 B SL 87 F SL 88 F FF 94 T CH 87 2-2 ③ K			C SL 86 B FF 91 F SL 85 B FF 91 X SL 84 2-2 ① G3		B CH 86 S SL 82 X FF 92 1-1 ② L7		F FF 86 B SL 79 X SI 86 1-1 25 E 2B		4	1	1	0	0	1	0
22 Nick Markakis, L (1, 9) OBP: 0.386, SLG: 0.487		C FF 89 X SL 84 0-1 ① G3		C SL 83 C FF 92 F FC 89 F SL 86 X FF 90 0-2 ② G3-1		C SL 83 F FF 91 C SL 88 0-3 ③ K		0-0 25 E IBB		3	0	0	0	1	1	0
25 Tyler Flowers, R (1, 2) OBP: 0.406, SLG: 0.415		C FC 88 C FF 92 B FC 89 X SL 86 1-2 ② G1-3		B SL 84 S SL 85 C FC 91 F FC 90 F SL 84 H FF 92 2-2 HBP			B FF 88 H FC 88 2-0 11 WP 11 G3-4 17 1B HBP	C SI 86 X SI 86 0-1 E1 1-3 2-H		2	1	0	0	0	0	1
17 Johan Camargo, S (1, 5) OBP: 0.349, SLG: 0.417		C SL 83 C FF 92 B FC 88 B FF 93 X SL 85 2-2 ③ G4-3		X SL 82 0-0 ③ P5			S SI 90 B CU 74 X CH 82 1-1 11 WP 1-2 1B	C FF 86 X FF 87 0-1 ③ G6-3		4	0	1	0	0	0	3
11 Ender Inciarte, L (1, 8) OBP: 0.306, SLG: 0.354			C SI 89 B FF 91 X SI 91 1-1 19 SH2-3 1 2B 1B		B SI 89 X FC 87 1-0 HR		B FF 90 B CU 77 C FF 90 F SI 90 X FF 92 2-2 ① G3-4 1-2 2-H			3	2	2	2	0	0	1
20 Preston Tucker, L (1, 7) OBP: 0.300, SLG: 0.414 8 Charlie Culberson, R (7, PH) OBP: 0.303, SLG: 0.392 58 Dan Winkler, R (8, 1) 38 Arodys Vizcaíno, R (9, 1)			1 SAFE C SL 86 S SL 82 S SL 82 0-3 ① K		B SL 80 F SL 81 S SL 84 B SL 83 B SL 82 F SL 84 S SL 84 3-3 ① K		X CU 76 0-0 ② G6-3			2 1 0 0	0 0 0 0	0 0 0 0	0 0 0 0	2 0 0 0	1 1 0 0	
19 Aníbal Sánchez, R (1, 1) 12 Peter Bourjos, R (7, PH) OBP: 0.237, SLG: 0.306 (8, 7)			1 SAFE M FF 88 F FF 90 X SL 83 0-2 ② SH2-3 1-2		C SL 87 F SL 84 X SL 84 0-2 ② G4-3		F CU 74 C FF 90 S SI 91 0-3 ③ K			1 1	0 0	0 0	0 0	0 1	0 1	0 1
Inning Stats	R: 0 E: 0 K: 1 S: 12 H: 0 LOB: 0 BB: 0 P: 17	R: 0 E: 0 K: 0 S: 8 H: 0 LOB: 0 BB: 0 P: 11	R: 1 E: 0 K: 1 S: 13 H: 2 LOB: 1 BB: 0 P: 16	R: 0 E: 0 K: 0 S: 13 H: 0 LOB: 1 BB: 0 P: 17	R: 1 E: 0 K: 1 S: 11 H: 1 LOB: 0 BB: 1 P: 21	R: 0 E: 0 K: 1 S: 6 H: 0 LOB: 0 BB: 0 P: 9	R: 1 E: 0 K: 1 S: 9 H: 1 LOB: 1 BB: 0 P: 14	R: 1 E: 1 K: 1 S: 10 H: 1 LOB: 2 BB: 1 P: 14		1B: 2 2B: 2 3B: 0 HR: 1 SF: 0 SAC: 1 DP: 0 HBP: 2				WP: 1 PB: 0 SB: 0 CS: 1 PA: 34		

	AB	28
	R	4
	H	5
	RBI	3
	BB	2
	SO	6
	LOB	9

PITCHER		IP	WLS	BF	H	R	ER	SO	BB	IBB	HBP	BLK	WP	HR	S	P	ERA	WHIP
38 Tyson Ross, R ERA: 3.51	(1, 1)	6.0	L	23	3	3	3	4	1	0	2	0	0	1	63	93	4.50	0.667
41 Robbie Erlin, L ERA: 4.05	(7, 1)	1.0		4	1	0	0	1	0	0	0	0	1	0	9	12	0.00	1.000
90 Adam Cimber, R ERA: 2.52	(8, 1)	1.0		6	1	1	0	1	0	1	0	0	0	0	10	14	0.00	1.000

PITCHER	IP	WLS	BF	H	R	ER	SO	BB	IBB	HBP	BLK	WP	HR	S	P	ERA	WHIP

San Diego Padres @ Atlanta Braves

SunTrust Park, Atlanta, GA

Fri Jun 15 2018, 7:36 PM - 10:26 PM EDT

Att. 41,497 - Partly Cloudy - 85 F

TOP

livebaseballscorecards.com

Batter	1	2	3	4	5	6	7	8	9	AB	R	H	RBI	BB	SO	LOB
16 Travis Jankowski, L (1, 7) OBP: 0.346, SLG: 0.359	X SI 91 0-0 2 HR 2B	C CU 82 B FC 92 B FC 93 T CU 81 B SL 87 X FC 93 3-2 ②③ G4-6-3 1-2f		D CU 81 1-0 ③ 2-5 2-3	C FC 90 B SL 84 X SL 83 1-1 ① G4-3		C CU 82 B SI 95 B SI 95 B CU 82 B FF 96 4-1 2 G1-2-3 30 1B 10 1B 1-2 BB	B FF 95 C FF 95 X FF 95 1-1 ③ G4-3		4	2	1	0	1	0	3
30 Eric Hosmer, L (1, 3) OBP: 0.365, SLG: 0.475	B FC 90 C SI 94 F FC 91 S SL 84 1-3 ① K		C CU 79 B SI 93 X SI 94 1-1 ① G1-6-3		F SI 93 X SL 84 0-1 ② P4		B SI 95 X SI 95 1-0 2 G1-2-3 10 1B 1-2 2-3 1B		X FF 94 0-0 ① F8	5	1	1	0	0	1	1
2 José Pirela, R (1, 4) OBP: 0.328, SLG: 0.362	X FC 91 0-0 2-H HR		B CU 77 B CU 83 F SL 83 X SI 92 2-1 ② P3		B SL 84 C FC 91 F FC 91 X CU 84 1-2 ③ G6-3		C FF 96 F FS 88 X FF 96 0-2 ①② G1-2-3 1-2 2-3 3-Hf		B FF 96 F SI 94 B SL 83 S FF 94 B SL 84 F SL 83 F FF 95 B SL 82 4-2 10 1B 65 G6-3 BB	4	2	1	2	1	0	3
10 Hunter Renfroe, R (1, 9) OBP: 0.324, SLG: 0.449	B CU 82 B SI 93 F FC 92 C CU 79 S SL 83 2-3 ② K		B FC 92 B FC 92 B CU 82 C SI 93 B FC 92 4-1 BB			X FC 90 0-0 ① F7	S FS 85 B FS 85 S FS 86 X FS 85 1-2 22 BB 13 HR 2-H 3-H 1B		X SI 94 0-0 65 G6-3 13 1B 1-3 1B	4	2	2	2	1	1	0
22 Christian Villanueva, R (1, 5) OBP: 0.299, SLG: 0.500 34 Craig Stammen, R (7, 1) 65 José Castillo, L (8, 1)	B CU 77 S CU 79 X SI 93 1-1 ③ G5-3		B FC 92 S SL 84 X SI 93 1-1 ③ F7			B FC 90 S FC 91 B FC 92 B SL 84 F FC 92 X FC 92 3-2 ② G6-3	B SL 76 B FS 77 C SI 90 B SI 90 B SI 90 4-1 13 HR 1-2 BB		B SI 94 C FF 93 S FF 92 X FF 93 1-2 ② G6-3 1-2 3-H	3 0 1	1 0 0	0 0 0	0 0 1	1 0 0	0 0 0	1 0 1
13 Freddy Galvis, S (1, 6) OBP: 0.303, SLG: 0.363		B FC 90 S FC 91 S CU 79 X FC 93 1-2 0 1B 7 1B 1B		X CU 78 0-0 3 FC2-5 7 1B 1B		B SL 83 C CU 79 X FC 90 1-1 2B	B SL 77 X SI 91 1-0 1-H 2-H HR		S SL 82 X SL 82 0-1 ③ 2-H 1B	5	1	5	4	0	0	0
7 Manuel Margot, R (1, 8) OBP: 0.298, SLG: 0.347		X CU 79 0-0 0 1B 1-2 1B		B FC 90 1 SAFE B FC 92 B SL 83 C SI 92 X FC 90 3-1 16 2-5 3 FC2-5 1-2 1B		B FF 95 B FF 95 B SL 90 C FF 96 F FF 95 B SL 91 4-2 BB	B SI 90 B SI 90 X SI 90 2-0 ③ G4-3			3	0	2	0	1	0	1
0 Raffy Lopez, L (1, 2) OBP: 0.265, SLG: 0.281		C CU 80 B SI 93 X FC 92 1-1 16 G4-6-3 1-2 2-3 1B		B SI 93 C CU 79 F SI 93 S FC 92 1-3 ① K		B CU 82 C FF 95 C CH 89 S SL 88 1-3 ③ K		S SI 92 F SL 80 X SL 82 0-2 ① F8		4	0	1	0	0	2	4
3 Clayton Richard, L (1, 1) OBP: 0.143, SLG: 0.259 32 Franmil Reyes, R (7, PH) OBP: 0.271, SLG: 0.481 15 Cory Spangenberg, L (7, PR) OBP: 0.244, SLG: 0.408 (7, 5)		S SI 94 B SI 94 C FC 92 S FC 92 1-3 ① K		L SI 93 L SI 94 X SI 94 0-2 ② FC2-5 1-2 2-3f			B CU 83 X SI 96 1-0 30 1B 16 BB 2 G1-2-3 1B	S SL 82 X SL 82 0-1 ② L8		2 1 1	0 0 0	0 1 0	0 0 0	0 0 0	1 0 0	5 0 0
Inning Stats	R: 2 E: 0 K: 2 S: 10 H: 2 LOB: 0 BB: 0 P: 14	R: 0 E: 0 K: 1 S: 12 H: 3 LOB: 2 BB: 0 P: 18	R: 0 E: 0 K: 0 S: 7 H: 0 LOB: 1 BB: 1 P: 15	R: 0 E: 0 K: 1 S: 9 H: 2 LOB: 2 BB: 0 P: 14	R: 0 E: 0 K: 0 S: 7 H: 0 LOB: 0 BB: 0 P: 9	R: 0 E: 0 K: 1 S: 11 H: 1 LOB: 2 BB: 1 P: 20	R: 5 E: 0 K: 0 S: 12 H: 4 LOB: 1 BB: 2 P: 26	R: 0 E: 0 K: 0 S: 7 H: 0 LOB: 0 BB: 0 P: 8	R: 2 E: 0 K: 0 S: 11 H: 2 LOB: 1 BB: 1 P: 16	1B: 10 2B: 2 3B: 0 HR: 2 SF: 0 SAC: 0 DP: 2 HBP: 0						

	AB	37
	R	9
	H	14
	RBI	9
	BB	5
	SO	5
	LOB	19

PITCHER		IP	WLS	BF	H	R	ER	SO	BB	IBB	HBP	BLK	WP	HR	S	P	ERA	WHIP
32 Brandon McCarthy, R ERA: 4.89	(1, 1)	5.2		25	8	2	2	4	1	0	0	0	0	1	51	80	3.18	1.588
51 Shane Carle, R ERA: 2.12	(6, 1)	0.1	H	2	0	0	0	1	1	0	0	0	0	0	5	10	0.00	3.000
39 Sam Freeman, L ERA: 4.28	(7, 1)	0.2	L	5	3	3	3	0	1	0	0	0	0	0	9	16	40.50	6.000
30 Peter Moylan, R ERA: 4.09	(7, 1)	0.1		3	1	2	2	0	1	0	0	0	0	1	3	10	54.00	6.000
53 Luiz Gohara, L ERA: 6.89	(8, 1)	2.0		8	2	2	2	0	1	0	0	0	0	0	18	24	9.00	1.500

PITCHER		IP	WLS	BF	H	R	ER	SO	BB	IBB	HBP	BLK	WP	HR	S	P	ERA	WHIP

WP: 0 PB: 0 SB: 0 CS: 0 PA: 42

San Diego Padres @ Atlanta Braves

SunTrust Park, Atlanta, GA

Fri Jun 15 2018, 7:36 PM - 10:26 PM EDT

Att. 41,497 - Partly Cloudy - 85 F

livebaseballscorecards.com

BOTTOM

Batter	1	2	3	4	5	6	7	8	9	AB	R	H	RBI	BB	SO	LOB
1 Ozzie Albies, S (1, 4) OBP: 0.297, SLG: 0.493	B SI 90 B SI 89 C SL 80 X FF 90 2-1 ① P3	F SL 80 B FF 91 X SL 81 1-1 ③ FC6-4 1-2f		S SL 82 S FF 91 B FF 92 F SL 84 S SL 82 1-3 ③ K			C SI 92 C KC 82 S SI 93 0-3 ① K		T FF 97 X SL 85 0-1 ③ G6-3	5	0	0	0	0	2	2
7 Dansby Swanson, R (1, 6) OBP: 0.313, SLG: 0.442	B SI 90 B SI 90 F SL 79 B SL 80 X SI 89 3-1 ② F8		X SI 90 0-0 22 FC3-2 3B		B FF 90 B SL 80 F SI 89 F SI 89 X SL 83 2-2 ① L7		S FC 87 B SI 93 S SI 93 S SI 92 1-3 ② K			4	0	1	0	0	1	0
5 Freddie Freeman, L (1, 3) OBP: 0.434, SLG: 0.597	S FF 89 S FF 90 B SL 82 S SL 81 1-3 ③ K		B CH 84 F SI 90 B SI 91 3 SAFE D CH 85 F SI 90 B SL 81 4-2 22 FC3-2 24 FC3-2 BB		B FF 90 B SL 80 X SI 90 2-0 HR		F SI 93 X SI 89 0-1 ③ G4-3			3	1	1	1	1	1	0
22 Nick Markakis, L (1, 9) OBP: 0.388, SLG: 0.485		X SI 90 0-0 ① G4-3	X SL 81 0-0 ① FC3-2 24 FC3-2 1-3 3-H		B SI 90 B SL 81 C SI 89 F SL 81 X SI 91 2-2 1B			B SL 83 B SL 82 B FF 95 B FF 94 4-0 BB		3	0	1	0	1	0	2
24 Kurt Suzuki, R (1, 2) OBP: 0.333, SLG: 0.466		C FF 88 B SL 80 S FF 89 X SI 90 1-2 11 E 8 1B 17 1B 1B	F SL 80 B FF 89 X SI 90 1-1 ② FC3-2 8 BB 2-3 3-H		X FF 89 0-0 ② P2			C FF 93 F FF 94 D SL 84 S SL 81 1-3 ① K		4	1	1	0	0	1	4
8 Charlie Culberson, R (1, 7) OBP: 0.310, SLG: 0.390		B SI 90 B SL 80 F SI 89 X SI 90 2-1 11 E 17 1B 1-2 1B	S SL 79 D SL 81 B SI 90 B SL 82 B CH 86 4-1 1-2 BB		C SI 91 D SL 82 F SI 90 F SL 83 S SL 84 1-3 ③ K			C FF 93 X SL 82 0-1 ② P4		3	1	1	0	1	1	2
11 Ender Inciarte, L (1, 8) OBP: 0.302, SLG: 0.349		B SL 80 X SI 90 1-0 FC4 17 1B 1-2 2-3	C SL 81 B SL 82 C SI 90 S SL 83 1-3 ③ K			B SI 89 C SI 88 F SL 79 F SL 81 X SL 81 1-2 ① G4-3		C SL 83 S SL 84 T FF 97 0-2 ③ K		4	0	0	0	0	2	6
17 Johan Camargo, S (1, 5) OBP: 0.347, SLG: 0.413		X SI 91 0-0 1 FC6-4 1-3 2-H 3-H 1B		B SL 81 C SL 80 X SI 89 1-1 ① G5-3		B SL 81 B SI 89 F SI 88 F SI 89 X SL 83 2-2 ② F8			C FF 94 S FF 96 F SL 84 X SL 83 0-2 ① F9	4	0	1	2	0	0	0
32 Brandon McCarthy, R (1, 1) OBP: 0.074, SLG: 0.111 51 Shane Carle, R (6, 1) 12 Peter Bourjos, R (6, PH) OBP: 0.231, SLG: 0.297 39 Sam Freeman, R (7, 1) 30 Peter Moylan, R (7, 1) 53 Luiz Gohara, L (8, 1) 25 Tyler Flowers, R (9, PH) OBP: 0.402, SLG: 0.410		1 SAFE B SI 90 L SI 89 1 SAFE M SI 90 L SI 91 1-3 ② K		B SI 89 F SI 89 B SI 89 B SI 90 C SI 90 C SI 89 3-3 ② K		X SI 90 0-0 ③ G5-3			C SL 84 F FF 96 B FF 97 F SL 85 B SL 85 S FF 96 2-3 ② K	2 0 1 0 0 0 0 1	0 0 0 0 0 0 0 0	0 0 0 0 0 0 0 0	0 0 0 0 0 0 0 0	0 0 0 0 0 0 0 1	2 0 0 0 0 0 0 0	2 0 0 0 0 0 0 0
Inning Stats	R: 0 E: 0 K: 1 S: 7 H: 0 LOB: 0 BB: 0 P: 13	R: 2 E: 1 K: 1 S: 13 H: 3 LOB: 2 BB: 0 P: 19	R: 0 E: 0 K: 1 S: 10 H: 1 LOB: 3 BB: 2 P: 20	R: 0 E: 0 K: 2 S: 9 H: 0 LOB: 0 BB: 0 P: 14	R: 1 E: 0 K: 1 S: 12 H: 2 LOB: 1 BB: 0 P: 19	R: 0 E: 0 K: 0 S: 8 H: 0 LOB: 0 BB: 0 P: 11	R: 0 E: 0 K: 2 S: 8 H: 0 LOB: 0 BB: 0 P: 9	R: 0 E: 0 K: 2 S: 8 H: 0 LOB: 1 BB: 1 P: 13	R: 0 E: 0 K: 1 S: 10 H: 0 LOB: 0 BB: 0 P: 12	1B: 4 2B: 0 3B: 1 HR: 1 SF: 0 SAC: 0 DP: 0 HBP: 0						

	AB	34
	R	3
	H	6
	RBI	3
	BB	3
	SO	11
	LOB	18

PITCHER		IP	WLS	BF	H	R	ER	SO	BB	IBB	HBP	BLK	WP	HR	S	P	ERA	WHIP
3 Clayton Richard, L ERA: 4.31	(1, 1)	6.0	W	27	6	3	2	6	2	0	0	0	0	1	59	96	3.00	1.333
34 Craig Stammen, R ERA: 2.23	(7, 1)	1.0		3	0	0	0	2	0	0	0	0	0	0	8	9	0.00	0.000
65 José Castillo, L ERA:	(8, 1)	2.0		7	0	0	0	3	1	0	0	0	0	0	18	25	0.00	0.500

PITCHER	IP	WLS	BF	H	R	ER	SO	BB	IBB	HBP	BLK	WP	HR	S	P	ERA	WHIP

San Diego Padres @ Atlanta Braves

SunTrust Park, Atlanta, GA

Sat Jun 16 2018, 5:15 PM - 7:56 PM EDT

Att. 41,916 - Partly Cloudy - 89 F

TOP

livebaseballscorecards.com

Batter	1	2	3	4	5	6	7	8	9	AB	R	H	RBI	BB	SO	LOB
2 José Pirela, R (1, 4) OBP: 0.327, SLG: 0.364	F FF 93 B CU 78 F FF 93 B FF 94 F FF 94 F FF 93 F CH 85 X CH 86 2-2 30 G6-3 2B		C CH 84 X FF 93 0-1 ① G4-3			B CU 74 B CH 84 B CH 87 C FF 92 S FF 92 X FF 93 3-2 ① G4-3		X FF 96 0-0 ③ F8		4	0	1	0	0	0	0
30 Eric Hosmer, L (1, 3) OBP: 0.360, SLG: 0.468	B FF 94 F FF 93 B FF 94 C FF 93 X FF 94 2-2 ① G6-3 2-3		B CU 75 X FF 94 1-0 ② G6-3			S FF 95 B CH 85 S SL 82 B SL 80 S SL 81 2-3 ② K			C FF 98 S CH 90 S SL 87 0-3 ① K	4	0	0	0	0	2	1
10 Hunter Renfroe, R (1, 7) OBP: 0.330, SLG: 0.455	B FF 95 C FF 94 B FF 94 B FF 94 D CH 88 4-1 BB		C CH 84 B CH 85 X FF 94 1-1 ③ F9			C FF 95 S CU 77 F FF 96 S FF 93 0-3 ③ K			S SL 87 C SL 87 B SL 87 B SI 98 B SL 86 F SI 98 F SI 98 X SL 87 3-2 2B	3	0	1	0	1	1	0
22 Christian Villanueva, R (1, 5) OBP: 0.295, SLG: 0.492 15 Cory Spangenberg, L (9, PH) OBP: 0.250, SLG: 0.408	S FF 94 S FF 94 S FF 93 0-3 ② K			B FF 94 S FF 94 B FF 93 F FF 92 F FF 92 B CU 74 F FF 93 F FF 93 S FF 93 3-3 ① K			F CU 84 S FF 93 F FF 93 S CU 82 0-3 ① K		S SI 99 F SI 99 H FF 99 1-2 HBP	3 0	0 0	0 0	0 0	0 0	3 0	2 0
32 Franmil Reyes, R (1, 9) OBP: 0.258, SLG: 0.459	B FF 94 C FF 94 C FF 94 S FF 94 1-3 ③ K			B FF 95 B FF 93 S CH 85 B CH 85 F FF 94 C FF 94 3-3 ② K			B FC 90 F FC 89 B FC 90 F FC 90 F FF 93 F FF 95 F FC 90 B FF 93 F FC 89 3-3 S CU 86 K			B SI 98 S SI 98 S SI 98 F SI 99 D SL 86 S SI 98 2-3 ② K	4	0	0	0	0	4	4
13 Freddy Galvis, S (1, 6) OBP: 0.302, SLG: 0.362		X FF 92 0-0 ① L8		C FF 95 X CH 87 0-1 ③ G6-3			B CU 83 C FF 94 X CU 83 1-1 1B		C SI 98 S CH 89 F FF 98 D SL 88 F SI 99 X CH 90 1-2 ③ G6-3	4	0	1	0	0	0	2
7 Manuel Margot, R (1, 8) OBP: 0.294, SLG: 0.342		C FF 91 X CH 86 0-1 ② F9			C FF 93 C FF 92 F CU 77 B FF 93 B CU 76 X FF 93 2-2 ① F8		X FC 91 0-0 ③ L8			3	0	0	0	0	0	1
17 A.J. Ellis, R (1, 2) OBP: 0.411, SLG: 0.429		C FF 91 X FF 90 0-1 1B			C CU 75 S CH 85 X CU 77 0-2 ② G5-3			C FC 91 C FF 97 B FC 91 S FC 92 1-3 ① K		3	0	1	0	0	1	0
27 Jordan Lyles, R (1, 1) 16 Travis Jankowski, L (8, PH) OBP: 0.344, SLG: 0.357 39 Kirby Yates, L (8, 1)		B FF 92 C FF 92 X FF 92 1-1 ③ G6-3			C FF 93 C CU 77 S CU 78 0-3 ③ K			B FC 91 F FF 97 S FF 98 S FF 98 1-3 ② K		2 1 0	0 0 0	0 0 0	0 0 0	0 0 0	1 1 0	1 0 0
Inning Stats	R: 0 E: 0 K: 2 S: 16 H: 1 LOB: 2 BB: 1 P: 25	R: 0 E: 0 K: 0 S: 7 H: 1 LOB: 1 BB: 0 P: 8	R: 0 E: 0 K: 0 S: 5 H: 0 LOB: 0 BB: 0 P: 7	R: 0 E: 0 K: 2 S: 11 H: 0 LOB: 0 BB: 0 P: 17	R: 0 E: 0 K: 1 S: 10 H: 0 LOB: 0 BB: 0 P: 12	R: 0 E: 0 K: 2 S: 10 H: 0 LOB: 0 BB: 0 P: 15	R: 0 E: 0 K: 2 S: 14 H: 1 LOB: 1 BB: 0 P: 18	R: 0 E: 0 K: 2 S: 7 H: 0 LOB: 0 BB: 0 P: 9	R: 0 E: 0 K: 2 S: 19 H: 1 LOB: 2 BB: 0 P: 26	1B: 2 2B: 2 3B: 0 HR: 0 SF: 0 SAC: 0 DP: 0 HBP: 1						

AB	31
R	0
H	4
RBI	0
BB	1
SO	13
LOB	11

WP: 0 PB: 0 SB: 0 CS: 0 PA: 33

PITCHER		IP	WLS	BF	H	R	ER	SO	BB	IBB	HBP	BLK	WP	HR	S	P	ERA	WHIP
15 Sean Newcomb, L ERA: 2.7	(1, 1)	6.0	W	21	2	0	0	7	1	0	0	0	0	0	59	84	0.00	0.500
58 Dan Winkler, R ERA: 1.53	(7, 1)	1.0	H	4	1	0	0	2	0	0	0	0	0	0	14	18	0.00	1.000
33 A.J. Minter, L ERA: 3.25	(8, 1)	1.0	H	3	0	0	0	2	0	0	0	0	0	0	7	9	0.00	0.000
38 Arodys Vizcaíno, R ERA: 1.88	(9, 1)	1.0	S	5	1	0	0	2	0	0	1	0	0	0	19	26	0.00	1.000

PITCHER	IP	WLS	BF	H	R	ER	SO	BB	IBB	HBP	BLK	WP	HR	S	P	ERA	WHIP

Batter	1	2	3	4	5	6	7	8	9	AB	R	H	RBI	BB	SO	LOB
1 Ozzie Albies, S (1, 4) OBP: 0.293, SLG: 0.487	C FF 92 S SI 91 B SI 92 B SL 88 X FF 93 2-2 ① P6		L SI 93 F SI 93 B FF 94 X CU 84 1-2 ② G3			X CH 89 0-0 ① F8		C FF 94 X FS 87 0-1 ② L8		4	0	0	0	0	0	0
7 Dansby Swanson, R (1, 6) OBP: 0.311, SLG: 0.439	B FF 93 C CU 81 F SI 92 X CU 84 1-2 1B		B CU 83 C FF 94 B SI 94 F FF 94 B FF 96 F FF 95 X CU 83 3-2 ③ G5-3			B FF 90 C CU 81 X CH 84 1-1 ② G6-3		S SL 87 F SL 86 F FF 95 B FF 95 B FS 88 F FS 86 B FF 95 C FF 95 3-3 ③ K		4	0	1	0	0	1	0
5 Freddie Freeman, L (1, 3) OBP: 0.433, SLG: 0.594	X SI 92 0-0 ② F7			F CH 84 B FF 93 X SI 93 1-1 ① G4-3		C SI 92 B CH 85 B SI 93 B CU 82 S SI 93 F FF 93 F CU 84 X CH 83 3-2 1B				3	0	1	0	0	0	1
22 Nick Markakis, L (1, 9) OBP: 0.384, SLG: 0.480	B SI 92 1 SAFE B CU 82 D CH 86 C FF 93 X SI 92 3-1 ③ F8			B CU 82 B CU 81 B SI 93 C FF 92 C SI 92 S CU 84 3-3 ② K		B SI 93 X CU 82 1-0 ③ P4				3	0	0	0	0	1	2
25 Tyler Flowers, R (1, 2) OBP: 0.390, SLG: 0.395		B FF 92 F FF 93 B CH 85 X CH 85 2-1 ① F7		F CU 82 S CU 84 S CU 85 0-3 ③ K			F CU 80 F FF 92 X CU 85 0-2 ① G3-1			3	0	0	0	0	1	0
8 Charlie Culberson, R (1, 7) OBP: 0.319, SLG: 0.426 33 A.J. Minter, L (8, 1) 38 Arodys Vizcaíno, R (9, 1)		B FF 92 C FF 93 F CU 82 X CU 83 1-2 11 FC4-6 1B			B FF 92 X FF 93 1-0 HR		X CU 83 0-0 ② G6-3			3 0 0	1 0 0	2 0 0	1 0 0	0 0 0	0 0 0	0 0 0
11 Ender Inciarte, L (1, 8) OBP: 0.302, SLG: 0.349		F SI 92 B FF 92 1 SAFE X CH 85 1-1 ② FC4-6 1-2f			X CU 80 0-0 ① L8		C CU 82 F CH 86 B FF 94 X CU 84 1-2 1B			3	0	1	0	0	0	1
17 Johan Camargo, S (1, 5) OBP: 0.341, SLG: 0.404		1 SAFE 1 SAFE C CU 81 F SI 92 1 SAFE 1 SAFE 1 SAFE B FF 92 F CU 82 1-2 X SI 92 ③ G1-3			C SI 92 F CU 83 F CU 83 S SI 93 0-3 ② K		1 SAFE B SI 92 S CH 86 F SI 93 S CU 84 1-3 ③ K			3	0	0	0	0	2	2
15 Sean Newcomb, L (1, 1) OBP: 0.125, SLG: 0.130 58 Dan Winkler, R (7, 1) 12 Peter Bourjos, R (8, 7) OBP: 0.225, SLG: 0.289			C FF 91 C CU 80 S CU 84 0-3 ① K		C SI 92 B SI 93 B SI 93 C SI 92 C SI 93 2-3 ③ K			F SL 86 X FF 94 0-1 ① P3		2 0 1	0 0 0	0 0 0	0 0 0	0 0 0	2 0 0	0 0 0
Inning Stats	R: 0 E: 0 K: 0 S: 9 H: 1 LOB: 1 BB: 0 P: 15	R: 0 E: 0 K: 0 S: 11 H: 1 LOB: 1 BB: 0 P: 16	R: 0 E: 0 K: 1 S: 10 H: 0 LOB: 0 BB: 0 P: 14	R: 0 E: 0 K: 2 S: 8 H: 0 LOB: 0 BB: 0 P: 12	R: 1 E: 0 K: 2 S: 9 H: 1 LOB: 0 BB: 0 P: 12	R: 0 E: 0 K: 0 S: 9 H: 1 LOB: 1 BB: 0 P: 14	R: 0 E: 0 K: 1 S: 10 H: 1 LOB: 1 BB: 0 P: 12	R: 0 E: 0 K: 1 S: 9 H: 0 LOB: 0 BB: 0 P: 12		1B: 4 2B: 0 3B: 0 HR: 1 SF: 0 SAC: 0 DP: 0 HBP: 0						

PITCHER	IP	WLS	BF	H	R	ER	SO	BB	IBB	HBP	BLK	WP	HR	S	P	ERA	WHIP
27 Jordan Lyles, R (1, 1) ERA: 4.46	7.0	L	26	5	1	1	6	0	0	0	0	0	1	66	95	1.29	0.714
39 Kirby Yates, R (8, 1) ERA: 0.96	1.0		3	0	0	0	1	0	0	0	0	0	0	9	12	0.00	0.000

PITCHER	IP	WLS	BF	H	R	ER	SO	BB	IBB	HBP	BLK	WP	HR	S	P	ERA	WHIP

BOTTOM

San Diego Padres @ Atlanta Braves

SunTrust Park, Atlanta, GA

Sat Jun 16 2018, 5:15 PM - 7:56 PM EDT

Att. 41,916 - Partly Cloudy - 89 F

livebaseballscorecards.com

AB	29
R	1
H	5
RBI	1
BB	0
SO	7
LOB	6

PA: 29

WP: 0
PB: 0
SB: 0
CS: 0

Batter	1	2	3	4	5	6	7	8	9	AB	R	H	RBI	BB	SO	LOB
16 Travis Jankowski, L (1, 7) (5, 8) OBP: 0.348, SLG: 0.352	B FF 92 C FF 92 B CH 85 B FF 92 C FF 92 F FF 93 B FF 92 4-2 30 G4-3 30 S BB		C FF 91 F CH 85 X SL 82 0-2 ② G1-3			C CU 73 B FF 92 B CU 71 B FF 92 B CH 80 4-1 30 CS BB		C FF 97 C FF 98 B FC 90 F FC 91 F FF 98 F FF 98 B FC 91 B FF 98 C FF 99 3-3 ① K		2	0	0	0	2	1	1
30 Eric Hosmer, L (1, 3) OBP: 0.362, SLG: 0.466	1 SAFE 1 SAFE B FF 91 B SI 90 S CH 86 F FF 92 D SL 83 X CH 85 3-2 ① G4-3 1-3		B CU 73 S CH 84 B FF 91 X FF 91 2-1 ③ G3			1 SAFE F SI 90 1 SAFE 1 SAFE 1 SAFE B SI 90 F CH 84 B SL 83 B FF 91 4-2 ② F SL 81 D SL 82 1-2 BB		S FC 92 B FC 91 B FF 99 S FF 100 F FF 99 X FC 92 2-2 1-3 1B		3	0	1	0	1	0	1
2 José Pirela, R (1, 4) (8, 7) OBP: 0.326, SLG: 0.361	H FF 92 1-0 15 S HBP			C FF 90 S FF 91 B FF 92 S FF 92 1-3 ① K		B SL 82 C SL 82 B SL 82 F FF 93 S FF 93 2-3 ③ K		B FC 93 B FF 99 B FC 91 C FF 98 X FF 98 3-1 ② SF9 3-H		2	0	0	1	0	2	1
10 Hunter Renfroe, R (1, 9) OBP: 0.319, SLG: 0.438 (5, 7) 52 Brad Hand, L (8, 1)	C SL 82 B SL 82 S FF 92 1 SAFE S FF 92 1-3 ② K			C SL 80 F FF 92 S FF 93 0-3 ② K			C FF 95 B FF 94 F FF 95 F SL 87 S SL 87 1-3 ① K	1 SAFE B FF 98 C FF 97 S FF 98 1 SAFE B FF 98 F FC 92 C FF 98 2-3 ③ K		4 0	0 0	0 0	0 0	0 0	4 0	3 0
15 Cory Spangenberg, L (1, 5) OBP: 0.257, SLG: 0.410 (8, 4)	B CU 74 B CU 76 B SI 91 C FF 92 S CH 84 C CH 84 3-3 ③ K 1-2			B CU 71 B CH 84 X CH 83 2-0 ③ G4-3			X CU 80 0-0 13 1B 1B		F SI 96 B SI 96 F SI 97 X SI 98 1-2 13 1B 1B	4	0	2	0	0	1	2
13 Freddy Galvis, S (1, 6) OBP: 0.305, SLG: 0.364		C FF 90 C FF 90 F FF 92 B FF 90 B CU 74 S CU 75 2-3 ① K			C FF 89 F CH 84 S SL 82 0-3 ① K		1 SAFE F FF 95 B FF 96 B CH 87 F CH 90 F CU 82 F FF 97 X FF 96 2-2 1-2 1B		B SI 98 B SI 96 F SI 97 F FF 98 F SI 98 X SI 98 2-2 32 DI 1-3 1B	4	0	2	0	0	2	0
7 Manuel Margot, R (1, 8) OBP: 0.291, SLG: 0.338 34 Craig Stammen, R (5, 1) 23 Matt Szczur, R (7, PH) OBP: 0.274, SLG: 0.288 90 Adam Cimber, R (7, 1) 22 Christian Villanueva, R (8, 5) OBP: 0.294, SLG: 0.490		B FF 90 F FF 92 S SL 81 B FF 91 F FF 92 F SI 91 B SL 84 S SL 83 3-3 ② K			B FF 92 F FF 92 F FF 92 F FF 92 X SI 92 1-2 ② F9		C CU 81 S SL 88 B SL 84 S CU 80 1-3 ② K		F SI 98 S SL 85 S SL 85 0-3 ① K	2 0 1 0 1	0 0 0 0 0	0 0 0 0 0	0 0 0 0 0	1 0 1 0 0	0 0 2 0 2	0 0 0 0 2
0 Raffy Lopez, L (1, 2) OBP: 0.255, SLG: 0.269		C CU 71 B CH 83 B FF 92 B CH 82 C SI 90 S SL 82 3-3 ③ K			X FF 93 0-0 ③ F8		S FF 96 D CH 89 C CU 81 F CU 80 B FF 97 X CU 81 2-2 ③ G4-3		S SI 98 B SI 99 C SL 85 S SL 87 1-3 ② K	4	0	0	0	0	2	4
55 Matt Strahm, R (1, 1) 65 José Castillo, L (3, 1) 32 Franmil Reyes, R (5, 9) OBP: 0.261, SLG: 0.455			B FF 89 C FF 88 C FF 90 S SL 79 1-3 ① K			C FF 91 B FF 92 F FF 92 S FF 92 1-3 ① K		C FC 91 X FF 96 0-1 30 1B 2 SF9 1B	B SL 85 C SL 85 X SI 98 1-1 ③ F9 1-2	1 0 3	0 0 1	0 0 1	0 0 0	0 0 1	1 0 2	0 0 2
Inning Stats	R: 0 E: 0 K: 2 S: 12 H: 0 LOB: 2 BB: 1 P: 24	R: 0 E: 0 K: 3 S: 12 H: 0 LOB: 0 BB: 0 P: 20	R: 0 E: 0 K: 1 S: 8 H: 0 LOB: 0 BB: 0 P: 11	R: 0 E: 0 K: 2 S: 7 H: 0 LOB: 0 BB: 0 P: 10	R: 0 E: 0 K: 1 S: 8 H: 0 LOB: 0 BB: 0 P: 9	R: 0 E: 0 K: 2 S: 10 H: 0 LOB: 2 BB: 2 P: 21	R: 0 E: 0 K: 2 S: 17 H: 2 LOB: 2 BB: 0 P: 23	R: 1 E: 0 K: 2 S: 18 H: 2 LOB: 1 BB: 0 P: 28	R: 0 E: 0 K: 2 S: 15 H: 2 LOB: 2 BB: 0 P: 20	1B: 6 2B: 0 3B: 0 HR: 0 SF: 1 SAC: 0 DP: 0 HBP: 1						

PITCHER		IP	WLS	BF	H	R	ER	SO	BB	IBB	HBP	BLK	WP	HR	S	P	ERA	WHIP
49 Julio Teheran, R ERA: 3.97	(1, 1)	6.0	W	21	0	0	0	11	3	0	1	0	0	0	57	95	0.00	0.500
51 Shane Carle, R ERA: 2.06	(7, 1)	1.0	H	5	2	0	0	2	0	0	0	0	0	0	17	23	0.00	2.000
33 A.J. Minter, L ERA: 3.45	(8, 1)	1.0	H	5	2	1	1	2	0	0	0	0	0	0	18	28	9.00	2.000
38 Arodys Vizcaíno, R ERA: 1.82	(9, 1)	1.0	S	5	2	0	0	2	0	0	0	0	0	0	15	20	0.00	2.000

PITCHER	IP	WLS	BF	H	R	ER	SO	BB	IBB	HBP	BLK	WP	HR	S	P	ERA	WHIP

TOP

San Diego Padres @ Atlanta Braves

SunTrust Park, Atlanta, GA

Sun Jun 17 2018, 1:39 PM - 4:47 PM EDT

Att. 40,251 - Partly Cloudy - 87 F

livebaseballscorecards.com

AB	31
R	1
H	6
RBI	1
BB	3
SO	17
LOB	18

WP: 0 PA: 36
PB: 0
SB: 2
CS: 1

BOTTOM

San Diego Padres @ Atlanta Braves

SunTrust Park, Atlanta, GA

Sun Jun 17 2018, 1:39 PM - 4:47 PM EDT

Att. 40,251 - Partly Cloudy - 87 F

livebaseballscorecards.com

Batter	1	2	3	4	5	6	7	8	9	AB	R	H	RBI	BB	SO	LOB
7 Dansby Swanson, R (1, 6) OBP: 0.306, SLG: 0.431	B FF 93 F FF 92 F CU 79 B FF 95 S FC 86 2-3 ① K	S FC 86 F FF 93 S FF 95 0-3 ② K	B SI 93 C SI 93 B FC 90 S SI 93 F SI 93 S FC 90 2-3 ① K	S SL 80 X SI 88 0-1 ③ L8			4	0	0	0	0	3	1
8 Charlie Culberson, R (1, 7) OBP: 0.308, SLG: 0.411	C FF 93 S FF 94 B FF 95 S FF 96 1-3 ② K	X FF 92 0-0 E1	S FC 90 B SI 93 C SI 93 X SI 93 1-2 ② G5-3		B SL 78 S SI 87 B SL 78 T SI 86 S SI 88 2-3 ① K		4	0	0	0	0	2	0
5 Freddie Freeman, L (1, 3) OBP: 0.427, SLG: 0.585	S FC 89 F CH 88 S FF 97 0-3 K 22 1B	X SL 81 0-0 ③ F9	F SI 94 B SI 94 F SI 94 F SI 94 S FC 91 1-3 ③ K		C ST 82 C ST 83 S ST 83 0-3 ② K		4	0	0	0	0	3	1
22 Nick Markakis, L (1, 9) OBP: 0.389, SLG: 0.488	B FC 87 F FF 92 S FC 87 F FF 95 F FF 96 B FC 91 F FF 95 F FF 95 F FC 90 2-2 X FF 85 1-2 1B			C FF 93 F FF 94 F FF 95 B SL 83 C SL 82 1-3 ① K		C SI 92 X SI 93 0-1 25 G6-3 1B		C ST 84 B FF 95 B ST 84 S FF 96 F FF 95 F FF 96 X ST 84 2-2 25 HR 2B		4	1	3	0	0	1	0
24 Kurt Suzuki, R (1, 2) OBP: 0.331, SLG: 0.463 25 Tyler Flowers, R (3, 2) OBP: 0.398, SLG: 0.438	S FC 86 X FF 92 0-1 ③ F7			B FF 94 B FF 93 X FF 92 2-0 11 BB 17 2B 1B	C SI 92 F SI 91 1 SAFE X SI 92 0-2 ① ② G6-3 1-2f			D ST 84 F ST 83 B SI 96 X ST 83 2-1 2-H HR		1 3	0 2	0 2	0 2	0 0	0 0	2 1
11 Ender Inciarte, L (1, 8) OBP: 0.301, SLG: 0.345		B FF 92 F FF 92 F CU 80 F FF 95 B FC 90 X FF 94 2-2 ① P6		B FF 95 D SL 81 B SL 80 C FF 92 B SL 82 4-1 17 2B 1-2 BB	B KC 82 B SI 94 F SI 92 F SI 93 B FC 90 S FC 87 3-3 ③ K			C FF 95 F ST 84 B ST 84 F FF 96 X ST 84 1-2 ③ G6-3		3	1	0	0	1	1	0
17 Johan Camargo, S (1, 4) OBP: 0.341, SLG: 0.409 (8, 5)		B FF 93 B FC 88 X FF 92 2-0 ② F7	X FF 93 0-0 27 G3 1-H 2-H 2B			B FF 86 F FF 85 C SL 78 X FF 87 1-2 ① F7			3	0	1	2	0	0	0
27 Ryan Flaherty, L (1, 5) OBP: 0.343, SLG: 0.355 33 A.J. Minter, L (8, 1) 38 Arodys Vizcaíno, R (9, 1)	F FF 95 B FC 90 B FF 94 C FF 92 S FF 96 2-3 ③ K		C SL 83 S SL 82 B FF 96 D SL 83 X SL 82 2-2 ② G3 2-3			S FF 88 C SL 80 X FF 88 0-2 ② G4-3			3 0 0	0 0 0	0 0 0	0 0 0	1 0 0	1 0 0	1 0 0
49 Julio Teheran, R (1, 1) OBP: 0.150, SLG: 0.158 51 Shane Carle, R (7, 1) 1 Ozzie Albies, S (7, PH) OBP: 0.295, SLG: 0.492 (8, 4)			C FF 91 B FF 91 C FF 89 X FF 93 1-2 ① F9	B SL 81 B FF 93 C FF 93 X FF 92 2-1 ③ G6-3			B SI 88 B SL 80 X SI 87 2-0 2B		2 0 1	0 0 0	0 0 1	0 0 0	0 0 0	0 0 0	1 0 0
Inning Stats	R: 0 E: 0 K: 3 S: 19 H: 1 LOB: 2 BB: 0 P: 24	R: 0 E: 0 K: 1 S: 8 H: 0 LOB: 0 BB: 0 P: 14	R: 0 E: 1 K: 1 S: 8 H: 0 LOB: 1 BB: 0 P: 9	R: 2 E: 0 K: 1 S: 12 H: 2 LOB: 1 BB: 1 P: 23	R: 0 E: 0 K: 2 S: 11 H: 0 LOB: 0 BB: 0 P: 15	R: 0 E: 0 K: 1 S: 8 H: 1 LOB: 0 BB: 0 P: 11	R: 0 E: 0 K: 0 S: 9 H: 1 LOB: 1 BB: 0 P: 12	R: 2 E: 0 K: 2 S: 17 H: 2 LOB: 0 BB: 0 P: 24		1B: 3 2B: 3 3B: 0 HR: 1	SF: 0 SAC: 0 DP: 1 HBP: 0			WP: 1 PB: 0 SB: 0 CS: 0	PA: 33	

	AB	32
	R	4
	H	7
	RBI	4
	BB	1
	SO	11
	LOB	7

PITCHER		IP	WLS	BF	H	R	ER	SO	BB	IBB	HBP	BLK	WP	HR	S	P	ERA	WHIP
55 Matt Strahm, L ERA: 2.21	(1, 1)	2.2		11	1	0	0	5	0	0	0	0	1	0	34	46	0.00	0.375
65 José Castillo, L ERA: 2.45	(3, 1)	1.1	L	7	2	2	2	1	1	0	0	0	0	0	13	24	13.50	2.250
34 Craig Stammen, R ERA: 2.1	(5, 1)	2.0		6	1	0	0	3	0	0	0	0	0	0	19	26	0.00	0.500
90 Adam Cimber, R ERA: 2.43	(7, 1)	1.1		5	1	0	0	1	0	0	0	0	0	0	12	17	0.00	0.750
52 Brad Hand, L ERA: 2.25	(8, 1)	0.2		4	2	2	2	1	0	0	0	0	0	1	14	19	27.00	3.000

PITCHER	IP	WLS	BF	H	R	ER	SO	BB	IBB	HBP	BLK	WP	HR	S	P	ERA	WHIP

Batter	1	2	3	4	5	6	7	8	9	AB	R	H	RBI	BB	SO	LOB
1 Ozzie Albies, S (1, 4) OBP: 0.293, SLG: 0.489	B FF 90 C FF 91 S SI 91 B SI 92 X SI 92 2-2 **G6-3** ①	X SI 90 0-0 **E4**		X FF 92 0-0 **F7** ① F SI 94 X CU 76 0-1 **F8** ③				S SL 83 X FF 90 0-1 7 G4-3, **2-H** 2B S SI 92 C SI 93 S CU 77 0-3 **K** ②		6	0	1	1	0	1	4
7 Dansby Swanson, R (1, 6) OBP: 0.303, SLG: 0.428	C FF 92 B SL 83 F FF 91 B CH 84 B CH 84 X FF 92 3-2 **P4** ② B SL 80 X SI 89 1-0 **L8** ③			X FF 93 0-0 **F7** ②		C FC 88 C SI 94 B FC 89 F SI 94 F CU 79 F FF 93 X FF 94 1-2 **G1-3** ①		B FF 91 X SL 82 1-0 **G4-3**, **2-3** ① X CH 79 0-0 **2B**, **2-H**		6	0	1	1	0	0	4
5 Freddie Freeman, L (1, 3) OBP: 0.422, SLG: 0.583	C SI 91 X SI 92 0-1 **G4-3** ③		B SI 89 X SI 88 1-0 **G5-3** ①	B FF 92 X CH 79 1-0 **FC4-6**, **1-2f** ③		X SI 94 0-0 **3B**		F SL 82 S SL 82 S SL 82 0-3 **K** ② C SI 92 F FC 84 B FC 84 F SI 93 S SI 92 1-3 **K** ③		6	0	1	0	0	2	4
22 Nick Markakis, L (1, 9) OBP: 0.389, SLG: 0.482		B SL 80 B SI 90 C SI 91 C SI 91 X SL 81 2-2 **G6-3** ① C SL 78 F SL 80 B SL 81 F SI 89 F SI 90 C SI 90 1-3 **K** ②			C CH 79 B SL 82 B CH 80 B FF 92 F FF 91 B FF 93 4-2 8 F9, 24 1B, 11 2B **BB**	S CU 78 D CU 80 S CH 86 F FF 94 D CU 80 X SI 95 2-2 **G5-3** ②		0-0 25 BB **IBB**		3	1	0	0	2	1	1
25 Tyler Flowers, R (1, 2) OBP: 0.398, SLG: 0.424		B FF 92 C FF 92 B FF 92 C FF 91 C SI 92 2-3 **K** ② B CH 81 B CH 82 F FF 90 B SL 81 F SI 90 B SI 90 4-2 **BB**			B SL 83 X FF 93 1-0 **L8** ①	B FC 89 B FF 94 S FC 89 F SI 94 X FC 91 2-2 **G6-3** ③		C FF 91 B FF 90 B SL 83 B SL 82 S SL 84 F SL 83 B FF 91 4-2 **BB**, **1-2**		3	0	0	0	2	1	2
24 Kurt Suzuki, R (1, 10) OBP: 0.333, SLG: 0.467		B SI 92 X FF 92 1-0 11 BB, 17 HR, 2B D SI 88 X SI 89 1-0 **L8** ③			B FF 94 F FF 93 B CH 82 C FF 92 D CH 82 X FF 93 3-2 11 2B, **1-2** 1B		B FF 91 B FF 90 X SL 82 2-0 **P2** ①	S SL 84 X FF 91 0-1 **F9** ③		5	2	2	0	0	0	4
8 Charlie Culberson, R (1, 7) OBP: 0.320, SLG: 0.448		B FF 90 B SI 90 B CH 82 C FF 90 F FF 90 D CH 84 4-2 11 BB, 17 HR, BB	B SI 88 F FF 88 B FF 88 X FF 88 2-1 **HR**	B FF 94 B FF 93 X FF 94 2-0 **F9** ② **2-3**			C SL 82 X SL 83 0-1 **G5-3** ②		X SI 90 0-0 11 2B, **2B**	4	3	2	1	1	0	2
11 Ender Inciarte, L (1, 8) OBP: 0.309, SLG: 0.358		B SL 81 B SI 90 B FF 89 B FF 90 4-0 17 HR, **1-2** **2-3** BB	X SL 78 0-0 17 1B, **1B**	S CH 79 B CH 81 F FF 94 D CH 82 B CH 82 X FF 94 3-2 17 1B, **1-H** **3-H** 2B			F SL 83 F FF 92 B SL 84 S SL 83 1-3 **K** ③		B SI 91 X SI 92 1-0 7 2B, **2-H** **2B**	4	3	3	3	1	1	0
17 Johan Camargo, S (1, 5) OBP: 0.354, SLG: 0.448		B FF 91 B FF 92 X FF 91 2-0 **1-H** **2-H** **3-H** HR	1 SAFE F SI 87 X SI 88 0-1 5 FC4-6, **1-2** **1B**	B FF 93 S CH 82 F CH 82 B FF 94 D CH 82 X CH 82 3-2 **2-H** 1B				B FF 91 C SL 83 X SL 83 1-1 1 2B, 2B	B CH 80 F CH 80 B FC 86 F FC 86 F SI 93 S CU 75 2-3 **K** ①	5	2	4	5	0	1	1
Inning Stats	R: 0 E: 0 K: 0 S: 8 H: 0 LOB: 0 BB: 0 P: 13	R: 4 E: 1 K: 1 S: 12 H: 2 LOB: 1 BB: 2 P: 28	R: 0 E: 0 K: 1 S: 9 H: 0 LOB: 1 BB: 1 P: 16	R: 1 E: 0 K: 0 S: 8 H: 3 LOB: 2 BB: 0 P: 11	R: 3 E: 0 K: 0 S: 15 H: 3 LOB: 1 BB: 1 P: 31	R: 0 E: 0 K: 0 S: 14 H: 1 LOB: 1 BB: 0 P: 19	R: 0 E: 0 K: 1 S: 6 H: 0 LOB: 0 BB: 0 P: 9	R: 1 E: 0 K: 1 S: 13 H: 2 LOB: 3 BB: 2 P: 19	R: 2 E: 0 K: 3 S: 14 H: 3 LOB: 1 BB: 0 P: 18	1B: 4 2B: 7 3B: 1 HR: 2 SF: 0 SAC: 0 DP: 0 HBP: 0				WP: 0 PB: 0 SB: 0 CS: 0	PA: 48	

PITCHER		IP	WLS	BF	H	R	ER	SO	BB	IBB	HBP	BLK	WP	HR	S	P	ERA	WHIP
57 Jaime García, L ERA: 6.16	(1, 1)	3.0	L	18	5	5	5	2	3	0	0	0	0	2	34	64	15.00	2.667
24 Danny Barnes, R ERA: 4.4	(4, 1)	1.2		9	3	3	3	0	1	0	0	0	0	0	16	33	16.20	2.400
31 Joe Biagini, R ERA: 7.89	(5, 1)	1.1		5	1	0	0	0	0	0	0	0	0	0	16	21	0.00	0.750
49 Preston Guilmet, R ERA: 10.8	(7, 1)	2.0		10	2	1	1	2	1	1	0	0	0	0	19	28	4.50	1.500
62 Aaron Loup, L ERA: 4.5	(9, 1)	1.0		6	3	2	2	3	0	0	0	0	0	0	14	18	18.00	3.000

PITCHER	IP	WLS	BF	H	R	ER	SO	BB	IBB	HBP	BLK	WP	HR	S	P	ERA	WHIP

Atlanta Braves @ Toronto Blue Jays

Rogers Centre, Toronto, ON

Tue Jun 19 2018, 7:09 PM - 10:10 PM EDT

Att. 32,466 - Partly Cloudy - 68 F

TOP

livebaseballscorecards.com

AB	42
R	11
H	14
RBI	11
BB	6
SO	7
LOB	22

Batter	1	2	3	4	5	6	7	8	9	AB	R	H	RBI	BB	SO	LOB
18 Curtis Granderson, L (1, 10) OBP: 0.362, SLG: 0.432 8 Kendrys Morales, S (9, PH) OBP: 0.282, SLG: 0.360	C FF 90 B SI 92 B CH 82 F FF 92 X SI 94 2-2 11 PB 2B		C FF 90 B SL 83 B CH 81 F FF 92 B SL 85 S FF 92 3-3 ① K		C SL 88 X SL 88 0-1 ① G4-3	C CU 81 F SI 96 T SI 96 0-2 ③ K			C CU 78 S CU 79 X SI 96 0-2 ③ G4-3	4 1	0 0	1 0	0 0	0 0	2 0	0 0
14 Justin Smoak, S (1, 3) OBP: 0.358, SLG: 0.416	X FF 93 0-0 ① L7		C SL 83 B SI 90 B SI 91 S CH 82 F FF 92 B SL 84 F CH 82 X FF 92 3-2 2B		C CH 79 X SI 88 0-1 37 2B 26 2B 1B		B FF 96 B FF 95 X FF 95 2-0 ① F8			4	1	2	0	0	0	1
37 Teoscar Hernández, R (1, 7) OBP: 0.318, SLG: 0.549	C FF 93 C SL 85 S SL 85 0-3 ② K		X SL 84 0-0 ② G6-3		F SI 92 S SI 91 X FF 92 0-2 26 2B 1-3 2B		B CU 82 S FS 86 S FF 97 B FS 87 B FS 86 X FF 97 3-2 ② G6-3			4	1	1	0	0	1	2
26 Yangervis Solarte, S (1, 5) OBP: 0.314, SLG: 0.482	B SL 85 F CH 81 B SL 85 B FF 93 D CH 82 4-1 11 PB BB		B SL 85 X SI 91 1-0 ③ F8		X FF 92 0-0 11 G6-3 2-H 3-H 2B		B FS 86 S FS 86 S FS 86 F FF 97 S FS 88 1-3 ③ K			3	0	1	2	1	1	1
11 Kevin Pillar, R (1, 8) OBP: 0.289, SLG: 0.426	C FF 93 B CH 82 B SL 88 F CH 82 X SL 88 2-2 ③ F7 1-2 2-3			F SL 81 B SL 80 S CH 80 X SL 83 1-2 15 G4-3 21 1B 2B	C SI 92 X SI 88 0-1 ② G6-3 2-3			C CU 79 B FS 86 B FS 85 F FF 95 C FF 96 2-3 ① K		4	1	1	0	0	1	3
15 Randal Grichuk, R (1, 9) OBP: 0.282, SLG: 0.435		B FF 90 X FF 90 1-0 21 WP 21 G6-3 2B		B SI 90 B FF 91 X FF 91 2-0 ① G4-3 2-3	B SI 89 D CH 80 B SI 90 C FF 89 B SL 84 4-1 BB			B CU 81 S FF 96 S FF 96 F FF 96 S FS 88 1-3 ② K2-3		3	1	1	0	1	1	1
1 Aledmys Díaz, R (1, 6) OBP: 0.266, SLG: 0.380		C FF 92 X SL 84 0-1 ① L7		B SI 92 X SI 91 1-0 ② G2-3	B SI 88 X SI 89 1-0 ③ G5-3			S FS 85 S FS 86 B FS 86 B FF 96 B FS 86 X FF 96 3-2 ③ F9		4	0	0	0	0	0	4
21 Luke Maile, R (1, 2) OBP: 0.339, SLG: 0.398		C FF 92 F SI 92 B SI 91 B SL 84 X CH 82 2-2 ② G6-3 2-H		B SI 91 B FF 92 S SI 92 B FF 93 X FF 93 3-1 3-H 1B	B SI 89 C SL 76 F SL 77 X SI 89 1-2 ① G3				F FF 94 B CU 77 C CU 76 B FF 94 S SL 88 2-3 ① K	4	0	1	2	0	1	0
29 Devon Travis, R (1, 4) OBP: 0.281, SLG: 0.381		C FF 91 X FF 91 0-1 ③ F9		X SL 86 0-0 ③ G4-3	B SL 76 F SI 89 X SL 77 1-1 ② G1-3				C CU 77 X FF 95 0-1 ② G1-3	4	0	0	0	0	0	1
Inning Stats	R: 0 E: 0 K: 1 S: 11 H: 1 LOB: 2 BB: 1 P: 19	R: 1 E: 0 K: 0 S: 8 H: 1 LOB: 0 BB: 0 P: 11	R: 0 E: 0 K: 1 S: 10 H: 1 LOB: 1 BB: 0 P: 17	R: 1 E: 0 K: 0 S: 8 H: 2 LOB: 1 BB: 0 P: 15	R: 2 E: 0 K: 0 S: 12 H: 3 LOB: 2 BB: 1 P: 17	R: 0 E: 0 K: 1 S: 8 H: 0 LOB: 0 BB: 0 P: 10	R: 0 E: 0 K: 1 S: 8 H: 0 LOB: 0 BB: 0 P: 14	R: 0 E: 0 K: 2 S: 10 H: 0 LOB: 0 BB: 0 P: 16	R: 0 E: 0 K: 1 S: 8 H: 0 LOB: 0 BB: 0 P: 10	1B: 2 2B: 6 3B: 0 HR: 0 SF: 0 SAC: 0 DP: 0 HBP: 0						

PITCHER	IP	WLS	BF	H	R	ER	SO	BB	IBB	HBP	BLK	WP	HR	S	P	ERA	WHIP
40 Michael Soroka, R (1, 1) ERA: 3.51	4.2		24	8	4	4	2	2	0	0	0	1	0	48	77	7.71	2.143
30 Peter Moylan, R (5, 1) ERA: 3.91	1.0		3	0	0	0	0	0	0	0	0	0	0	6	9	0.00	0.000
39 Sam Freeman, L (6, 1) ERA: 3.94	2.1	W	7	0	0	0	4	0	0	0	0	0	0	21	33	0.00	0.000
63 Jesse Biddle, L (9, 1) ERA: 3.09	1.0		3	0	0	0	1	0	0	0	0	0	0	8	10	0.00	0.000

PITCHER	IP	WLS	BF	H	R	ER	SO	BB	IBB	HBP	BLK	WP	HR	S	P	ERA	WHIP

BOTTOM

Atlanta Braves @ Toronto Blue Jays

Rogers Centre, Toronto, ON

Tue Jun 19 2018, 7:09 PM - 10:10 PM EDT

Att. 32,466 - Partly Cloudy - 68 F

livebaseballscorecards.com

AB	35
R	4
H	8
RBI	4
BB	2
SO	7
LOB	13

WP: 1	PB: 1	SB: 0	CS: 0
PA: 37			

Batter	1	2	3	4	5	6	7	8	9	AB	R	H	RBI	BB	SO	LOB
1 Ozzie Albies, S (1, 4) OBP: 0.293, SLG: 0.489	F FF 90 S FF 92 F FF 93 B CH 86 S FF 92 1-3 ① **K**		X CU 74 0-0 7 E 2B			F FF 92 B FF 91 X SI 90 1-1 ① **G5-3**		F FF 93 X CH 87 0-1 ③ **G6-3**		4	0	1	0	0	1	0
7 Dansby Swanson, R (1, 6) OBP: 0.298, SLG: 0.420	C FF 92 S CH 87 B FF 92 X FF 92 1-2 ② **G6-3**		X CH 85 0-0 ② **F8** **2-3**			B SI 91 F FF 93 B FF 93 S CH 87 C SI 92 2-3 ② **K**			F FF 93 B CH 87 F FF 93 F FF 94 X CH 88 1-2 ① **G5-3**	4	0	0	0	0	1	1
5 Freddie Freeman, L (1, 3) OBP: 0.420, SLG: 0.579	X FF 92 0-0 ③ **G5-3**		B SL 87 S SL 85 S FF 92 S FF 92 1-3 ③ **K**			S FF 92 B SL 86 F FF 92 F FF 93 F SL 86 S SL 85 1-3 ③ **K**			F FF 93 X SI 92 0-1 22 1B / 24 1B / 1B	4	1	1	0	0	2	1
22 Nick Markakis, L (1, 10) OBP: 0.387, SLG: 0.479		B FF 88 X FF 90 1-0 ① **G4-3**		B FF 91 B FF 90 F FF 91 X SI 90 2-1 ① **G6-3**			B FF 91 C SI 89 F SL 85 F FF 92 X SI 91 1-2 ① **G4-3**		C FF 94 X SL 85 0-1 24 1B / 11 1B **1-2** 1B	4	1	1	0	0	0	0
24 Kurt Suzuki, R (1, 2) OBP: 0.337, SLG: 0.485 27 Ryan Flaherty, L (9, PR) OBP: 0.343, SLG: 0.355		X FF 91 0-0 **HR**		X CH 86 0-0 ② **G5-3**			C SL 85 B CH 86 B FF 92 B FF 92 F FF 94 X FF 94 3-2 ② **F7**		B SI 94 F SI 96 X SI 95 1-1 11 1B **1-3** 1B **2-H**	4 0	1 0	2 0	2 0	0 0	0 0	0 0
8 Charlie Culberson, R (1, 7) OBP: 0.318, SLG: 0.442		X FF 91 0-0 ② **L9**		B SI 90 F CH 85 F FF 92 F FF 92 B CH 86 S FF 93 2-3 ③ **K**			F FF 94 F FF 94 B FF 93 B SL 83 X CH 87 2-2 1B		S FC 89 S FC 91 D FC 91 B FC 88 S FC 87 2-3 ② **K**	4	0	1	0	0	2	2
11 Ender Inciarte, L (1, 8) OBP: 0.309, SLG: 0.357		C FF 91 S SL 86 B SL 87 B SL 86 X FF 92 2-2 ③ **G6-3**			B FF 90 X FF 90 1-0 ① **F7**		B FF 93 C FF 94 F SL 84 D SL 87 S SL 87 2-3 ③ **K**		B FF 96 1 SAFE C FF 95 C FF 95 B FF 95 F FC 89 F FF 95 X FC 88 2-2 **1-2** 1B **3-H**	4	0	1	1	0	1	1
17 Johan Camargo, S (1, 5) OBP: 0.346, SLG: 0.437			B SI 89 X CH 85 1-0 ① **P3**		B FF 91 C FF 92 F FF 92 F FF 93 X FF 92 1-2 ② **G5-3**			B FF 92 F SI 90 X FF 92 1-1 ① **P3**	X FF 94 0-0 ③ **F8**	4	0	0	0	0	0	2
12 Peter Bourjos, R (1, 9) OBP: 0.233, SLG: 0.366			F FF 90 B CH 85 B CH 84 B FF 90 F FF 91 X FF 92 3-2 **HR**		C SL 85 S FF 93 B SI 92 F CH 86 F FF 93 C SL 85 1-3 ③ **K**			B CH 86 C FF 92 B SL 84 F FF 92 B SL 85 F SI 90 C FF 91 3-3 ② **K**		3	1	1	1	0	2	0
Inning Stats	R: 0 E: 0 K: 1 S: 8 H: 0 LOB: 0 BB: 0 P: 10	R: 1 E: 0 K: 0 S: 6 H: 1 LOB: 0 BB: 0 P: 9	R: 1 E: 1 K: 1 S: 9 H: 2 LOB: 0 BB: 0 P: 14	R: 0 E: 0 K: 1 S: 7 H: 0 LOB: 0 BB: 0 P: 11	R: 0 E: 0 K: 1 S: 10 H: 0 LOB: 0 BB: 0 P: 13	R: 0 E: 0 K: 2 S: 10 H: 0 LOB: 0 BB: 0 P: 14	R: 0 E: 0 K: 1 S: 13 H: 1 LOB: 1 BB: 0 P: 21	R: 0 E: 0 K: 1 S: 8 H: 0 LOB: 0 BB: 0 P: 12	R: 2 E: 0 K: 1 S: 19 H: 4 LOB: 2 BB: 0 P: 25	1B: 5 2B: 1 3B: 0 HR: 2 SF: 0 SAC: 0 DP: 0 HBP: 0						

PITCHER		IP	WLS	BF	H	R	ER	SO	BB	IBB	HBP	BLK	WP	HR	S	P	ERA	WHIP
33 J.A. Happ, L ERA: 3.56	(1, 1)	8.1	W	31	6	4	4	8	0	0	0	0	0	2	79	113	4.32	0.720
52 Ryan Tepera, R ERA: 2.7	(9, 1)	0.2	S	4	2	0	0	1	0	0	0	0	0	0	11	16	0.00	3.000

PITCHER	IP	WLS	BF	H	R	ER	SO	BB	IBB	HBP	BLK	WP	HR	S	P	ERA	WHIP

TOP

Atlanta Braves @ Toronto Blue Jays

Rogers Centre, Toronto, ON

Wed Jun 20 2018, 12:38 PM - 3:07 PM EDT

Att. 45,563 - Sunny - 68 F

livebaseballscorecards.com

AB	35
R	4
H	8
RBI	4
BB	0
SO	9
LOB	7

WP: 0	PB: 0	SB: 0	CS: 0
PA: 35			

Atlanta Braves @ Toronto Blue Jays

Rogers Centre, Toronto, ON

Wed Jun 20 2018, 12:38 PM - 3:07 PM EDT

Att. 45,563 - Sunny - 68 F

BOTTOM

livebaseballscorecards.com

Batter	1	2	3	4	5	6	7	8	9	AB	R	H	RBI	BB	SO	LOB
37 Teoscar Hernández, R (1, 7) OBP: 0.313, SLG: 0.539	C SI 90 X SL 84 0-1 ① F9		B FF 88 B CU 78 C FS 84 S FF 88 S FC 89 2-3 ① K		F FF 89 C FF 90 B SL 83 C SI 89 1-3 ① K		B SL 88 C SL 88 C FF 96 S FF 96 1-3 ① K			4	0	0	0	0	3	1
14 Justin Smoak, S (1, 3) OBP: 0.360, SLG: 0.415	C FF 90 B FF 90 S FS 84 X FS 84 1-2 8 HR 1B		B CU 80 B CU 78 B FS 85 B FF 90 4-0 26 G5-6-3 BB		C FF 90 F FF 86 B CU 78 S CH 71 1-3 ② K		C CU 82 B FF 97 F FC 97 B SL 88 X CH 89 2-2 ② G4-3 2-3			3	1	1	0	1	1	1
26 Yangervis Solarte, S (1, 5) OBP: 0.317, SLG: 0.480	F CU 79 F FF 91 B FS 83 B FF 89 C SI 91 2-3 ② K		F FS 84 B CH 70 F FC 88 X FC 89 1-2 ② ③ G5-6-3 1-2f		C CU 74 F CH 63 B FS 84 B FF 88 F SL 84 F FC 89 B SI 90 B FS 83 4-2 8 1B BB		B FF 95 D FF 96 F FC 91 C FF 97 X FF 97 2-2 3-H 1B			3	0	1	1	1	1	2
8 Kendrys Morales, S (1, 10) OBP: 0.291, SLG: 0.381	B FF 91 B FS 85 X FC 88 2-0 1-H HR			C SI 90 F FC 86 B FF 92 B FF 89 B FF 90 B FF 87 4-2 55 BB 15 2B BB	B FF 89 B FF 90 C FS 84 X CH 66 2-1 11 FC6-4 1-2 1B		X FF 97 0-0 ③ L8			3	2	2	2	1	0	1
11 Kevin Pillar, R (1, 8) OBP: 0.285, SLG: 0.420	C FF 91 B SL 84 B SL 84 S FS 85 F FF 92 X FS 84 2-2 ③ F8			B SL 84 D FF 88 X FC 88 2-0 ① P3	X SI 90 0-0 ③ FC6-4 1-2f			X FF 95 0-0 ① F8		4	0	0	0	0	0	3
55 Russell Martin, R (1, 2) OBP: 0.316, SLG: 0.300		F FF 87 B SL 83 B FF 91 C FS 85 F FC 89 B FC 89 S FS 85 3-3 ① K		B SL 83 C SL 84 S FS 84 B SI 92 D FS 84 B SI 92 4-2 15 2B 1 SF8 1-2 BB		B FF 96 X FF 96 1-0 ① G6-3		B FF 96 B SL 85 B FF 95 F FF 94 F FF 94 B SL 88 4-2 29 FC5 1 1B BB		2	1	0	0	2	1	0
15 Randal Grichuk, R (1, 9) OBP: 0.281, SLG: 0.437		C FF 92 S SL 85 S FS 85 0-3 ② K		C FF 88 D CU 78 B FF 91 F FS 84 X FC 89 2-2 1-3 2-H 2B	F FF 96 C CH 88 B SL 86 B SL 89 X FF 96 2-2 ② P3			X FF 95 0-0 ② F7		4	0	1	1	0	1	1
1 Aledmys Díaz, R (1, 6) OBP: 0.271, SLG: 0.386		B FC 87 X FC 88 1-0 1B		B FF 90 B FC 88 X SL 85 2-0 ② SF8 3-H	F SL 89 X SL 89 0-1 ③ L9			B SL 87 C SL 87 1 SAFE B SL 87 X FF 93 2-1 29 FC5 1-2 1B		3	0	2	1	0	0	0
29 Devon Travis, R (1, 4) OBP: 0.281, SLG: 0.385		F FF 90 1 SAFE 1 SAFE C FC 87 D CU 76 D FS 85 B FF 92 F FS 84 C SI 93 3-3 ③ K		X FF 89 0-0 ③ F8			C FF 94 F FF 95 F SL 87 B SL 87 X FF 97 1-2 14 G4-3 26 1B 2B	B FF 94 F SL 86 X SL 87 2-1 ③ FC5 1-2 2-3f		4	1	1	0	0	1	4
Inning Stats	R: 2 E: 0 K: 1 S: 13 H: 2 LOB: 0 BB: 0 P: 20	R: 0 E: 0 K: 3 S: 12 H: 1 LOB: 1 BB: 0 P: 19	R: 0 E: 0 K: 1 S: 6 H: 0 LOB: 0 BB: 1 P: 13	R: 2 E: 0 K: 0 S: 10 H: 1 LOB: 1 BB: 2 P: 24	R: 0 E: 0 K: 2 S: 13 H: 1 LOB: 2 BB: 1 P: 21	R: 0 E: 0 K: 0 S: 6 H: 0 LOB: 0 BB: 0 P: 9	R: 1 E: 0 K: 1 S: 14 H: 2 LOB: 1 BB: 0 P: 20	R: 0 E: 0 K: 0 S: 8 H: 1 LOB: 2 BB: 1 P: 16		1B: 5 2B: 2 3B: 0 HR: 1	SF: 1 SAC: 0 DP: 1 HBP: 0			WP: 0 PB: 0 SB: 0 CS: 0	PA: 36	

PITCHER		IP	WLS	BF	H	R	ER	SO	BB	IBB	HBP	BLK	WP	HR	S	P	ERA	WHIP
19 Aníbal Sánchez, R ERA: 2.55	(1, 1)	5.0	L	23	5	4	4	7	4	0	0	0	0	1	54	97	7.20	1.800
51 Shane Carle, R ERA: 2.21	(6, 1)	1.2		6	1	1	1	1	0	0	0	0	0	0	16	23	5.40	0.600
33 A.J. Minter, L ERA: 3.41	(7, 1)	0.1		2	1	0	0	0	0	0	0	0	0	0	4	6	0.00	3.000
64 Luke Jackson, R ERA: 4.26	(8, 1)	1.0		5	1	0	0	0	1	0	0	0	0	0	8	16	0.00	2.000

PITCHER	IP	WLS	BF	H	R	ER	SO	BB	IBB	HBP	BLK	WP	HR	S	P	ERA	WHIP

AB	30
R	5
H	8
RBI	5
BB	5
SO	8
LOB	13

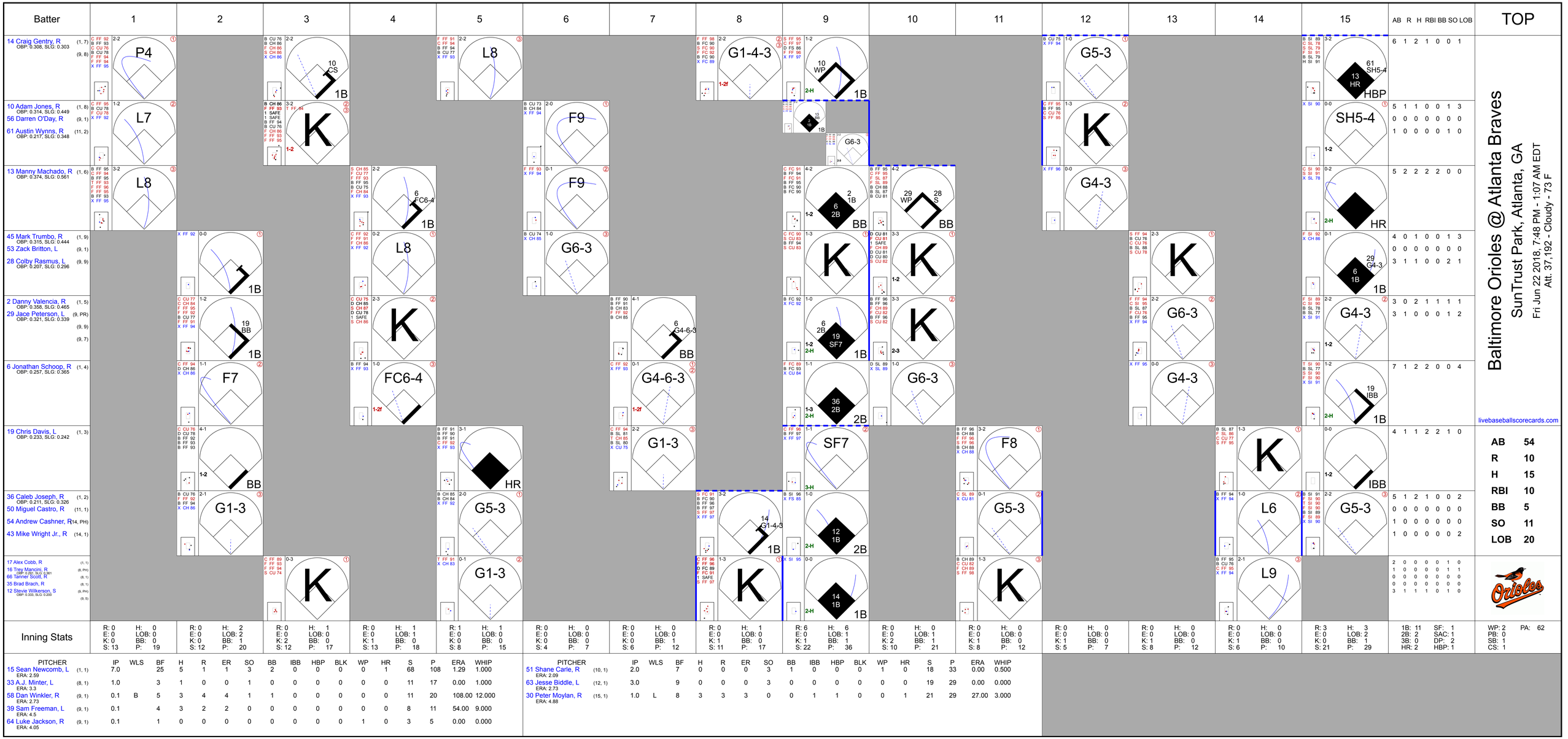
Batter
1
2
3
4
5
6
7
8
9
10
11
12
13
14
15
AB R H RBI BB SO LOB
TOP
14 Craig Gentry, R (1, 7) (9, 8)
OBP: 0.308, SLG: 0.303
P4
L7
L8
10 CS 1B
K
F9
F9
G6-3
6 FC6-4 1B
L8
G6-3
6 G4-6-3 BB
G4-6-3
G1-3
FC6-4
HR
G5-3
G1-4-3
10 WP 1B
G6-3
G5-3
K
G4-3
L8
F7
G1-3
BB
G1-3
10 Adam Jones, R (1, 8)
OBP: 0.314, SLG: 0.449
56 Darren O'Day, R (9, 1)
61 Austin Wynns, R (11, 2)
OBP: 0.217, SLG: 0.348
13 Manny Machado, R (1, 6)
OBP: 0.374, SLG: 0.561
45 Mark Trumbo, R (1, 9)
OBP: 0.315, SLG: 0.444
53 Zack Britton, L (9, 1)
28 Colby Rasmus, L (9, 9)
OBP: 0.207, SLG: 0.296
2 Danny Valencia, R (1, 5)
OBP: 0.358, SLG: 0.465
29 Jace Peterson, L (9, PR) (9, 9) (9, 7)
OBP: 0.321, SLG: 0.339
6 Jonathan Schoop, R (1, 4)
OBP: 0.257, SLG: 0.365
19 Chris Davis, L (1, 3)
OBP: 0.233, SLG: 0.242
36 Caleb Joseph, R (1, 2)
OBP: 0.211, SLG: 0.326
50 Miguel Castro, R (11, 1)
54 Andrew Cashner, R (14, PH)
43 Mike Wright Jr., R (14, 1)
17 Alex Cobb, R (1, 1)
16 Trey Mancini, R (8, PH)
OBP: 0.292, SLG: 0.361
66 Tanner Scott, R (8, 1)
35 Brad Brach, R (8, 1)
12 Stevie Wilkerson, S (9, PH) (9, 5)
OBP: 0.333, SLG: 0.200
SF7
SF7
F8
K
L6
L9
HBP
SH5-4
HR
29 G4-3 1B
G4-3
IBB
G5-3
AB 54
R 10
H 15
RBI 10
BB 5
SO 11
LOB 20
Baltimore Orioles @ Atlanta Braves
SunTrust Park, Atlanta, GA
Fri Jun 22 2018, 7:48 PM - 1:07 AM EDT
Att. 37,192 - Cloudy - 73 F
livebaseballscorecards.com
Inning Stats
PITCHER
IP WLS BF H R ER SO BB IBB HBP BLK WP HR S P ERA WHIP
15 Sean Newcomb, L (1, 1) ERA: 2.59
7.0 25 5 1 1 3 2 0 0 0 0 1 68 108 1.29 1.000
33 A.J. Minter, L (8, 1) ERA: 3.3
1.0 3 1 0 0 1 0 0 0 0 0 0 11 17 0.00 1.000
58 Dan Winkler, R (9, 1) ERA: 2.73
0.1 B 5 3 4 4 1 1 0 0 0 0 0 11 20 108.00 12.000
39 Sam Freeman, L (9, 1) ERA: 4.5
0.1 4 3 2 2 0 0 0 0 0 0 0 0 8 11 54.00 9.000
64 Luke Jackson, R (9, 1) ERA: 4.05
0.1 1 0 0 0 0 0 0 0 0 1 0 3 5 0.00 0.000
51 Shane Carle, R (10, 1) ERA: 2.09
2.0 7 0 0 0 0 1 0 0 0 0 0 18 33 0.00 0.500
63 Jesse Biddle, L (12, 1) ERA: 2.73
3.0 9 0 0 0 3 0 0 0 0 0 0 19 29 0.00 0.000
30 Peter Moylan, R (15, 1) ERA: 4.88
1.0 L 8 3 3 3 0 0 1 1 0 0 1 21 29 27.00 3.000
1B: 11 SF: 1
2B: 2 SAC: 1
3B: 0 DP: 2
HR: 2 HBP: 1
WP: 2 PA: 62
PB: 0
SB: 1
CS: 1

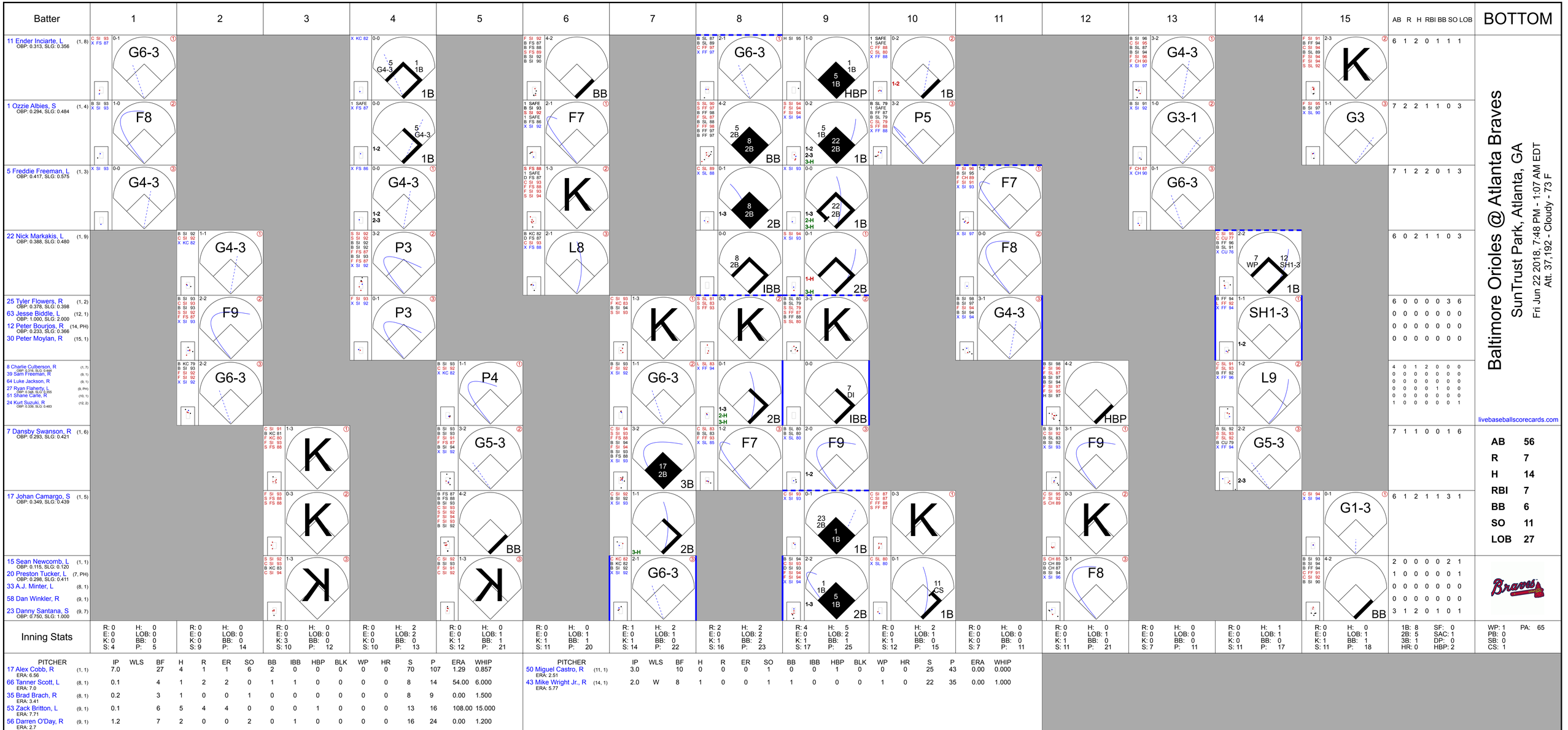
Batter
1
2
3
4
5
6
7
8
9
10
11
12
13
14
15
AB R H RBI BB SO LOB
BOTTOM
11 Ender Inciarte, L (1, 8) OBP: 0.313, SLG: 0.356
1 Ozzie Albies, S (1, 4) OBP: 0.294, SLG: 0.484
5 Freddie Freeman, L (1, 3) OBP: 0.417, SLG: 0.575
22 Nick Markakis, L (1, 9) OBP: 0.388, SLG: 0.480
25 Tyler Flowers, R (1, 2) OBP: 0.378, SLG: 0.398
63 Jesse Biddle, L (12, 1) OBP: 1.000, SLG: 2.000
12 Peter Bourjos, R (14, PH) OBP: 0.233, SLG: 0.366
30 Peter Moylan, R (15, 1)
8 Charlie Culberson, R (1, 7) OBP: 0.316, SLG: 0.444
39 Sam Freeman, R (9, 1)
64 Luke Jackson, R (9, 1)
27 Ryan Flaherty, L (9, PH) OBP: 0.368, SLG: 0.556
51 Shane Carle, R (10, 1)
24 Kurt Suzuki, R (12, 2) OBP: 0.339, SLG: 0.483
7 Dansby Swanson, R (1, 6) OBP: 0.293, SLG: 0.421
17 Johan Camargo, S (1, 5) OBP: 0.349, SLG: 0.439
15 Sean Newcomb, L (1, 1) OBP: 0.115, SLG: 0.120
20 Preston Tucker, L (7, PH) OBP: 0.298, SLG: 0.411
33 A.J. Minter, L (8, 1)
58 Dan Winkler, R (9, 1)
23 Danny Santana, S (9, 7) OBP: 0.750, SLG: 1.000
Baltimore Orioles @ Atlanta Braves
SunTrust Park, Atlanta, GA
Fri Jun 22 2018, 7:48 PM - 1:07 AM EDT
Att. 37,192 - Cloudy - 73 F
livebaseballscorecards.com
AB 56
R 7
H 14
RBI 7
BB 6
SO 11
LOB 27
Inning Stats
PITCHER IP WLS BF H R ER SO BB IBB HBP BLK WP HR S P ERA WHIP
17 Alex Cobb, R (1, 1) ERA: 6.56 7.0 27 4 1 1 6 2 0 0 0 0 0 70 107 1.29 0.857
66 Tanner Scott, L (8, 1) ERA: 7.0 0.1 4 1 2 2 0 1 1 0 0 0 0 8 14 54.00 6.000
35 Brad Brach, R (8, 1) ERA: 3.41 0.2 3 1 0 0 1 0 0 0 0 0 0 8 9 0.00 1.500
53 Zack Britton, L (9, 1) ERA: 7.71 0.1 6 5 4 4 0 0 0 1 0 0 0 13 16 108.00 15.000
56 Darren O'Day, R (9, 1) ERA: 2.7 1.2 7 2 0 0 2 0 1 0 0 0 0 16 24 0.00 1.200
PITCHER IP WLS BF H R ER SO BB IBB HBP BLK WP HR S P ERA WHIP
50 Miguel Castro, R (11, 1) ERA: 2.51 3.0 10 0 0 0 1 0 0 0 1 0 0 25 43 0.00 0.000
43 Mike Wright Jr., R (14, 1) ERA: 5.77 2.0 W 8 1 0 0 1 1 0 0 0 1 0 22 35 0.00 1.000
1B: 8 SF: 0
2B: 5 SAC: 1
3B: 1 DP: 0
HR: 0 HBP: 2
WP: 1 PA: 65
PB: 0
SB: 0
CS: 1

Batter	1	2	3	4	5	6	7	8	9	AB	R	H	RBI	BB	SO	LOB
28 Colby Rasmus, L (1, 7) (7, 9) OBP: 0.235, SLG: 0.290	B FF 91 B FF 91 F FF 92 B FF 91 B FF 91 4-1 10 2B 45 HR BB	B CU 72 S CU 71 X CH 82 1-1 ③ G6-3			F FF 90 C SL 80 B FF 91 X SL 80 1-2 10 1B 19 2B 1-2 1B		S CU 82 C SL 87 B SL 87 F CU 83 S FF 93 1-3 ① K		S SL 78 F SI 90 X SI 91 0-2 ③ G4-3	4	2	1	0	1	1	0
10 Adam Jones, R (1, 8) OBP: 0.316, SLG: 0.453	1 SAFE C SL 81 F FF 93 X SL 81 0-2 45 HR 1-3 2B		B FF 90 X SI 90 1-0 ① G5-3		F SI 91 B SI 92 X SI 92 1-1 19 2B 1-2 2-3 1B		B CU 82 F SL 86 S FF 95 B SL 88 B SL 88 S SL 86 3-3 ② K			4	2	2	0	0	1	0
13 Manny Machado, R (1, 6) OBP: 0.375, SLG: 0.566	D SL 81 B SL 81 F FF 91 B SI 92 B SL 82 4-1 45 HR BB		B SL 81 X SI 90 1-0 ② G6-3		F SI 92 B SL 82 B SL 81 B SI 92 X SI 93 3-1 ① L7		B CU 82 F FF 95 C FF 95 B SL 88 F SL 86 X SL 88 2-2 3B			3	1	1	0	1	0	3
45 Mark Trumbo, R (1, 9) OBP: 0.320, SLG: 0.462 57 Donnie Hart, L (7, 1) 60 Mychal Givens, R (7, 1) 53 Zack Britton, L (9, 1)	C FF 93 S SL 83 D SL 80 F FF 93 X FF 93 1-2 1-H 2-H 3-H HR		B FF 91 B SL 82 B SL 81 C FF 92 B SI 91 4-1 BB		C SL 81 D SL 78 B SI 92 S SI 92 D SL 83 F SI 93 C SI 93 3-3 ② K		X FF 95 0-0 ③ F9			3 0 0 0	1 0 0 0	1 0 0 0	4 0 0 0	1 0 0 0	1 0 0 0	4 0 0 0
19 Chris Davis, L (1, 3) OBP: 0.233, SLG: 0.247	B FF 92 X CH 85 1-0 ① G2-3		F SI 91 F CH 85 B FF 90 B FF 91 D SL 82 S FF 92 3-3 ③ K		B SI 92 B SI 92 B CH 84 X FF 92 3-0 1-H 2-H 3-H 2B			C CU 83 B CU 84 F CU 83 B FF 96 C FF 96 2-3 ① K		4	0	1	3	0	2	1
2 Danny Valencia, R (1, 5) OBP: 0.350, SLG: 0.453	X FF 92 0-0 ② F8			C FF 92 B SL 81 S SL 82 S FF 91 1-3 ① K	X FF 94 0-0 ③ L8			B FF 96 X FF 96 1-0 ② G6-3		4	0	0	0	0	1	1
6 Jonathan Schoop, R (1, 4) OBP: 0.253, SLG: 0.358	C FF 92 F FF 91 B SL 80 B SI 90 F CU 75 F SL 81 F FF 92 X FF 92 2-2 ③ L4			B FF 92 F SI 90 C SI 91 S SL 81 1-3 ② K	B FF 92 B FF 92 B SL 84 X FF 93 2-0 ① P3			B FF 95 B FS 86 F FF 96 B FF 95 S FS 86 X FF 96 3-2 ③ G6-3		4	0	0	0	0	1	0
36 Caleb Joseph, R (1, 2) OBP: 0.202, SLG: 0.313		B FF 89 X SL 79 1-0 ① F7		C SL 80 B SL 80 F SI 90 S FF 91 1-3 ③ K	B FF 94 B FF 94 C FF 91 B SL 86 F FF 92 S SL 87 3-3 ② K2-3				C SI 89 F SI 90 F SI 90 B SL 77 S SL 78 1-3 ① K	4	0	0	0	0	3	0
37 Dylan Bundy, S (1, 1) OBP: 0.200, SLG: 0.200 14 Craig Gentry, R (7, 7) OBP: 0.306, SLG: 0.301		B FF 90 C FF 90 F FF 90 S SL 80 1-3 ② K			B FF 90 X FF 89 1-0 10 1B 28 1B 19 2B 1B	F FF 93 S SL 88 B SL 88 X FF 95 1-2 ③ L7			S SL 78 C SI 90 B SI 90 F SI 90 F SL 78 S SI 90 1-3 ② K	3 1	1 0	1 0	0 0	0 0	1 1	0 0
Inning Stats	R: 4 H: 2 E: 0 LOB: 0 K: 0 BB: 0 S: 17 P: 29	R: 0 H: 0 E: 0 LOB: 0 K: 1 BB: 0 S: 6 P: 9	R: 0 H: 0 E: 0 LOB: 1 K: 1 BB: 1 S: 6 P: 15	R: 0 H: 0 E: 0 LOB: 0 K: 3 BB: 0 S: 9 P: 12	R: 3 H: 4 E: 0 LOB: 1 K: 1 BB: 0 S: 14 P: 26	R: 0 H: 0 E: 0 LOB: 0 K: 1 BB: 0 S: 7 P: 13	R: 0 H: 1 E: 0 LOB: 1 K: 2 BB: 0 S: 12 P: 18	R: 0 H: 0 E: 0 LOB: 0 K: 1 BB: 0 S: 7 P: 13	R: 0 H: 0 E: 0 LOB: 0 K: 2 BB: 0 S: 12 P: 14	1B: 3 SF: 0 2B: 2 SAC: 0 3B: 1 DP: 0 HR: 1 HBP: 0					WP: 0 PA: 37 PB: 0 SB: 0 CS: 0	

TOP

Baltimore Orioles @ Atlanta Braves

SunTrust Park, Atlanta, GA

Sat Jun 23 2018, 4:12 PM - 7:39 PM EDT

Att. 40,333 - Cloudy - 84 F

livebaseballscorecards.com

AB	34
R	7
H	7
RBI	7
BB	3
SO	12
LOB	9

PITCHER		IP	WLS	BF	H	R	ER	SO	BB	IBB	HBP	BLK	WP	HR	S	P	ERA	WHIP
49 Julio Teheran, R ERA: 4.52	(1, 1)	4.2	L	23	6	7	7	6	3	0	0	0	0	1	51	90	13.50	1.929
64 Luke Jackson, R ERA: 3.0	(5, 1)	2.1		8	1	0	0	3	0	0	0	0	0	0	20	32	0.00	0.429
39 Sam Freeman, L ERA: 4.35	(8, 1)	1.0		3	0	0	0	1	0	0	0	0	0	0	7	13	0.00	0.000
30 Peter Moylan, R ERA: 4.68	(9, 1)	1.0		3	0	0	0	2	0	0	0	0	0	0	12	14	0.00	0.000

PITCHER	IP	WLS	BF	H	R	ER	SO	BB	IBB	HBP	BLK	WP	HR	S	P	ERA	WHIP

BOTTOM

Baltimore Orioles @ Atlanta Braves

SunTrust Park, Atlanta, GA

Sat Jun 23 2018, 4:12 PM - 7:39 PM EDT

Att. 40,333 - Cloudy - 84 F

livebaseballscorecards.com

Batter	1	2	3	4	5	6	7	8	9	AB	R	H	RBI	BB	SO	LOB
11 Ender Inciarte, L (1, 8) OBP: 0.315, SLG: 0.357	B FF 90 C FF 90 C FF 90 B FF 92 X FF 91 2-2 1 1B 22 1B 1B		C FF 92 B SL 84 B CH 83 X FF 91 2-1 ② F9		X CH 84 0-0 ② F7		T SL 76 F SI 88 X SL 76 0-2 5 BB 1 1B 22 2B 1B	B FF 93 C FF 94 F FF 95 2 SAFE X FF 94 1-2 ② L7 1-2		5	2	2	0	0	0	3
1 Ozzie Albies, S (1, 4) OBP: 0.302, SLG: 0.489	C FF 90 1 SAFE X SI 92 0-1 22 1B 1-2 1B		C CU 74 B FF 92 X CH 84 1-1 ③ L3		F CH 83 B CH 83 S SI 93 X CH 85 1-2 1-2 2-H 1B		F SI 88 S SL 76 B SL 77 F SI 88 X SL 76 1-2 5 BB 22 2B 1-2 1B	B FF 96 B CH 85 X CH 87 2-0 5 E 2-3 1B		5	1	4	1	0	0	0
5 Freddie Freeman, L (1, 3) OBP: 0.417, SLG: 0.569	C CU 74 F FF 91 B FF 92 S SL 80 1-3 ① K			X CH 83 0-0 ① F8	F CH 84 F FF 93 F FF 92 B FF 94 F FF 93 T FF 94 1-2 ③ K		B SI 88 B SL 75 C SL 75 B SL 77 B SL 77 4-1 22 2B 1-2 2-3 BB	B FF 94 B SI 95 1 SAFE B CH 86 B FF 96 4-0 1-2 3-H BB		3	0	0	0	2	2	4
22 Nick Markakis, L (1, 9) OBP: 0.391, SLG: 0.483	F FF 92 B CU 73 C SL 80 X FF 93 1-2 24 G5-4-3 1-3 2-H 1B			C FF 90 B SI 91 S CH 84 S CH 84 1-3 ② K		B SL 81 B FF 92 B FF 92 B FF 90 4-0 64 SH3 24 1B BB	B SI 89 X SL 76 1-0 1-3 2-H 3-H 2B	C FF 95 B CH 87 F FF 95 C FF 97 1-3 ③ K		4	0	2	3	1	2	2
24 Kurt Suzuki, R (1, 2) OBP: 0.340, SLG: 0.486	B SL 79 X FF 92 1-0 ② ③ G5-4-3 1-2f			X FF 92 0-0 2B		C FF 92 B SI 93 X SI 91 1-1 64 SH3 1-2 1B	X SL 85 0-0 ② G1-3		C SI 93 B SI 93 B SI 95 F SI 94 F SI 95 S SL 81 2-3 ① K	5	0	2	0	0	1	4
23 Danny Santana, S (1, 7) OBP: 0.500, SLG: 0.600 64 Luke Jackson, R (5, 1) 17 Johan Camargo, S (7, PH) OBP: 0.356, SLG: 0.439 (8, 5)		L CU 73 B CU 73 F FF 91 F SL 80 F FF 93 B FF 93 F SL 81 F SL 80 S CH 84 2-3 ① K		S CH 83 F CH 83 D CH 85 S FF 92 1-3 ③ K		X FF 91 0-0 ① SH3 1-2 2-3	B CH 86 S FF 96 B FF 95 B FF 95 B CH 86 4-1 BB		B SI 96 B SI 94 S SI 94 S SI 95 F SI 94 B SI 94 F SI 93 B SI 94 4-2 12 FC5-4 BB	2 0 0	0 0 0	0 0 0	0 0 0	2 0 2	0 0 0	1 0 0
27 Ryan Flaherty, L (1, 5) OBP: 0.345, SLG: 0.352 39 Sam Freeman, R (8, 1) 30 Peter Moylan, R (9, 1) 12 Peter Bourjos, R (9, PH) OBP: 0.227, SLG: 0.357		C FF 93 B CU 74 B SL 78 B FF 92 L FF 90 X FF 91 3-2 ② G5-3			B FF 90 B FF 91 F FF 90 F CH 84 X FF 92 2-2 7 BB 1 1B 1B	B SL 81 F SL 81 S FF 93 C SL 81 1-3 ② K	F CH 85 B FF 96 X FF 94 1-1 ③ G4-3		B SI 94 X FF 94 1-0 ② FC5-4 1-2f	4 0 0 1	1 0 0 0	1 0 0 0	0 0 0 0	0 0 0 0	1 0 0 0	5 0 0 1
7 Dansby Swanson, R (1, 6) OBP: 0.291, SLG: 0.414		B FF 93 F FF 92 C SL 81 X SL 81 1-2 ③ G5-3			B SL 82 B SL 79 B FF 92 C FF 91 B FF 91 4-1 1 1B 1-2 BB	C SL 81 F SL 81 X FF 95 0-2 ③ F9		C FF 93 F SL 87 S FF 97 0-3 ① K	X SI 95 0-0 ③ G4-3	4	0	0	0	1	1	3
49 Julio Teheran, R (1, 1) OBP: 0.143, SLG: 0.150 8 Charlie Culberson, R (5, 7) OBP: 0.316, SLG: 0.441			C FF 92 B FF 90 X FF 91 1-1 ① G5-3		S FF 91 B SL 80 F CH 83 S FF 92 1-3 ① K		F CU 74 F FF 91 S SL 80 0-3 ① K	F SL 85 F FF 95 X SL 86 0-2 1 1B 11 S 5 E 1B		1 3	0 1	0 1	0 0	0 0	0 2	0 2
Inning Stats	R: 1 E: 0 K: 1 S: 12 H: 3 LOB: 1 BB: 0 P: 17	R: 0 E: 0 K: 1 S: 13 H: 0 LOB: 0 BB: 0 P: 19	R: 0 E: 0 K: 0 S: 6 H: 0 LOB: 0 BB: 0 P: 10	R: 0 E: 0 K: 2 S: 8 H: 1 LOB: 1 BB: 0 P: 10	R: 1 E: 0 K: 2 S: 16 H: 2 LOB: 2 BB: 1 P: 25	R: 0 E: 0 K: 1 S: 9 H: 1 LOB: 2 BB: 1 P: 15	R: 2 E: 0 K: 1 S: 16 H: 3 LOB: 3 BB: 2 P: 27	R: 1 E: 1 K: 2 S: 13 H: 2 LOB: 2 BB: 1 P: 21	R: 0 E: 0 K: 1 S: 10 H: 0 LOB: 1 BB: 1 P: 17	1B: 10 2B: 2 3B: 0 HR: 0 SF: 0 SAC: 1 DP: 1 HBP: 0						WP: 0 PB: 0 SB: 1 CS: 0 PA: 44	

PITCHER		IP	WLS	BF	H	R	ER	SO	BB	IBB	HBP	BLK	WP	HR	S	P	ERA	WHIP
37 Dylan Bundy, R ERA: 3.75	(1, 1)	6.1	W	27	7	2	2	8	2	0	0	0	0	0	67	99	2.84	1.421
57 Donnie Hart, L ERA: 4.05	(7, 1)	0.0		4	3	2	2	0	1	0	0	0	0	0	9	15	∞	∞
60 Mychal Givens, R ERA: 4.02	(7, 1)	1.2	H	9	2	1	0	2	2	0	0	0	0	0	17	30	0.00	2.400
53 Zack Britton, L ERA: 6.35	(9, 1)	1.0	S	4	0	0	0	1	1	0	0	0	0	0	10	17	0.00	1.000

PITCHER	IP	WLS	BF	H	R	ER	SO	BB	IBB	HBP	BLK	WP	HR	S	P	ERA	WHIP

AB	37
R	5
H	12
RBI	4
BB	6
SO	11
LOB	25

Batter	1	2	3	4	5	6	7	8	9	AB	R	H	RBI	BB	SO	LOB
28 Colby Rasmus, L (1, 9) OBP: 0.237, SLG: 0.286	B SI 92 C CU 79 L CU 78 X SL 83 1-2 ① P6		B FC 92 F SI 93 B FC 93 F CU 80 S SL 84 2-3 ③ K		B SI 93 B FC 92 X SI 93 2-0 1B			B CU 83 B CU 83 F FF 94 X FF 92 2-1 ② G3		4	0	1	0	0	1	0
10 Adam Jones, R (1, 8) OBP: 0.319, SLG: 0.455	C FC 90 B FC 92 L SL 84 S SI 94 1-3 ② K			C SI 91 F SL 83 B CU 80 F SL 84 B FC 92 F CU 81 B SI 94 F CU 82 X SL 83 3-2 2B	B SL 85 S SI 92 1 SAFE F SI 93 B SI 95 F SL 86 S SL 86 2-3 ③ K			H FF 93 1-0 13 FC5-4 HBP		3	0	1	0	0	2	1
13 Manny Machado, R (1, 6) OBP: 0.371, SLG: 0.558	X FC 91 0-0 ③ F8			C SI 95 X FC 93 0-1 ① L9		F CU 78 S CU 78 X SL 83 0-2 ① F8		B FF 95 S FF 94 F FC 92 F FF 96 B CU 84 F CU 83 X FF 94 2-2 ③ FC5-4 1-2f		4	0	0	0	0	0	2
2 Danny Valencia, R (1, 5) OBP: 0.348, SLG: 0.448		B SI 92 X FF 92 1-0 ① G5-3		B CU 80 B CU 82 F FC 93 F SI 93 C SI 93 2-3 ② K		F FF 93 X CU 78 0-1 19 G6-3 1B			F FF 97 B FC 91 S FC 92 F FF 98 X FC 89 1-2 ① P3	4	0	1	0	0	1	1
19 Chris Davis, L (1, 3) OBP: 0.230, SLG: 0.242		C CU 79 C FC 92 B CU 81 S FC 93 1-3 ② K		C CU 80 B SL 86 B FC 93 S CU 81 X FC 94 2-2 ③ F7		1 SAFE C FF 93 B CH 86 F CH 86 X FF 94 1-2 ②③ G6-3 1-2f			B FF 97 T FC 90 X FC 91 1-1 ② G5-3	4	0	0	0	0	1	2
6 Jonathan Schoop, R (1, 4) OBP: 0.249, SLG: 0.352		C CU 78 B SL 83 X CU 78 1-1 ③ G1-3			F SI 92 X FC 91 0-1 ① P6		X SI 94 0-0 ① G4-3		B FC 91 F FF 97 F FF 97 F FC 93 X CH 88 1-2 ③ P6	4	0	0	0	0	0	0
16 Trey Mancini, R (1, 7) OBP: 0.298, SLG: 0.376			B SL 81 B CU 78 F FC 91 B SI 92 F FC 92 X CU 79 3-2 HR		F SI 92 X FC 92 0-1 61 FC6-4 1B		B CU 76 B SL 88 F SI 94 F FF 94 B SL 87 B FF 94 4-2 61 G6-3 BB			2	1	2	1	1	0	0
61 Austin Wynns, R (1, 2) OBP: 0.192, SLG: 0.308			C FC 91 B FC 92 S SL 84 X SL 84 1-2 ① F7		F SL 84 B SL 86 X SL 85 1-1 ② FC6-4 45 HR 1-2f		X FF 94 0-0 ②③ G6-3 1-2f			3	1	0	0	0	0	2
41 David Hess, R (1, 1) 45 Mark Trumbo, R (5, PH) OBP: 0.324, SLG: 0.484 43 Mike Wright Jr., R (5, 1) 29 Jace Peterson, L (8, PH) OBP: 0.319, SLG: 0.336 35 Brad Brach, R (8, 1)			X SI 93 0-0 ② L4		C SL 83 B CU 81 X CU 83 1-1 1-H HR			B CU 82 C FF 92 F CU 82 X FF 93 1-2 ① G6-3		1 1 0 1 0	0 1 0 0 0	0 1 0 0 0	0 2 0 0 0	0 0 0 0 0	0 0 0 0 0	0 0 0 0 0
Inning Stats	R: 0 E: 0 K: 1 S: 7 H: 0 LOB: 0 BB: 0 P: 9	R: 0 E: 0 K: 1 S: 6 H: 0 LOB: 0 BB: 0 P: 9	R: 1 E: 0 K: 1 S: 10 H: 1 LOB: 0 BB: 0 P: 16	R: 0 E: 0 K: 1 S: 14 H: 1 LOB: 1 BB: 0 P: 21	R: 2 E: 0 K: 1 S: 13 H: 3 LOB: 1 BB: 0 P: 19	R: 0 E: 0 K: 0 S: 8 H: 1 LOB: 0 BB: 0 P: 9	R: 0 E: 0 K: 0 S: 4 H: 0 LOB: 0 BB: 0 P: 8	R: 0 E: 0 K: 0 S: 10 H: 0 LOB: 1 BB: 0 P: 16	R: 0 E: 0 K: 0 S: 10 H: 0 LOB: 0 BB: 0 P: 13	1B: 3 2B: 1 3B: 0 HR: 2	SF: 0 SAC: 0 DP: 2 HBP: 1			WP: 0 PB: 0 SB: 0 CS: 0	PA: 33		

PITCHER		IP	WLS	BF	H	R	ER	SO	BB	IBB	HBP	BLK	WP	HR	S	P	ERA	WHIP
32 Brandon McCarthy, R ERA: 4.92	(1, 1)	5.0	W	20	5	3	3	5	0	0	0	0	0	2	50	74	5.40	1.000
51 Shane Carle, R ERA: 2.04	(6, 1)	1.0	H	3	1	0	0	0	0	0	0	0	0	0	8	9	0.00	1.000
63 Jesse Biddle, L ERA: 2.63	(7, 1)	1.0	H	3	0	0	0	0	1	0	0	0	0	0	4	8	0.00	1.000
58 Dan Winkler, R ERA: 2.64	(8, 1)	1.0	H	4	0	0	0	0	0	0	1	0	0	0	10	16	0.00	0.000
33 A.J. Minter, L ERA: 3.19	(9, 1)	1.0		3	0	0	0	0	0	0	0	0	0	0	10	13	0.00	0.000

PITCHER	IP	WLS	BF	H	R	ER	SO	BB	IBB	HBP	BLK	WP	HR	S	P	ERA	WHIP

TOP

Baltimore Orioles @ Atlanta Braves

SunTrust Park, Atlanta, GA

Sun Jun 24 2018, 1:37 PM - 4:30 PM EDT

Att. 33,794 - Cloudy - 88 F

livebaseballscorecards.com

AB	31
R	3
H	6
RBI	3
BB	1
SO	5
LOB	8

Baltimore Orioles @ Atlanta Braves

SunTrust Park, Atlanta, GA

Sun Jun 24 2018, 1:37 PM - 4:30 PM EDT

Att. 33,794 - Cloudy - 88 F

BOTTOM

livebaseballscorecards.com

Batter	1	2	3	4	5	6	7	8	9	AB	R	H	RBI	BB	SO	LOB
11 Ender Inciarte, L (1, 8) OBP: 0.313, SLG: 0.352	C FF 92 B FF 92 B FF 93 B FF 92 F FF 92 B FF 92 4-2 1 1B 5 1B BB	B CH 83 D CH 83 F FF 91 B FF 90 X FF 91 3-1 ③ F7		B FF 90 X FF 91 1-0 ② G1-3		X SI 92 0-0 ②③ G4-6-3 1-2f		B FF 96 B CH 87 C SI 93 F CH 85 F FF 95 F FF 95 X SL 85 2-2 ③ G3-1		4	1	0	0	1	0	2
1 Ozzie Albies, S (1, 4) OBP: 0.307, SLG: 0.492	T FF 90 F FF 91 F CH 81 X SI 91 0-2 5 1B 1-3 1B		B FF 91 F FF 89 F FF 90 X CH 84 1-2 5 S 22 2B 1B	X FF 90 0-0 1B			S CH 78 X CH 80 0-1 ① G3			4	2	3	0	0	0	0
5 Freddie Freeman, L (1, 3) OBP: 0.415, SLG: 0.565	B SL 80 D CH 83 X FF 92 2-0 22 G3-1 22 WP 2-H 3-H 1B		B FF 91 F CH 82 1 SAFE F FF 91 S CH 80 1-3 ① K 1-2	1 SAFE F FF 90 F FF 89 F CH 81 B FF 90 X FF 90 1-2 ③ G6-3			B SL 90 B SL 89 T SI 94 F FF 93 S CH 79 2-3 ② K			4	0	1	2	0	2	2
22 Nick Markakis, L (1, 9) OBP: 0.392, SLG: 0.490	C SL 79 B FF 91 F FF 92 B SL 82 F CH 82 B FF 89 X FF 92 3-2 ① G3-1 1-3		B CU 68 C CU 68 C FF 91 B FF 91 F CU 72 F FF 92 F FF 92 D SL 82 X CU 70 3-2 23 F7 8 2B 2-H 2B		C SI 93 B SI 94 B SL 90 F SL 88 C SL 90 2-3 ① K		X SI 92 0-0 2B			4	1	2	1	0	1	1
25 Tyler Flowers, R (1, 2) OBP: 0.382, SLG: 0.390	B SL 80 C FF 93 S FF 93 S FF 94 1-3 ② K		F FF 91 B SL 79 S SL 78 B FF 92 B SL 80 F FF 92 B CU 69 4-2 23 F7 8 2B BB		B FF 94 C FF 94 S SL 90 F SL 92 H CU 79 2-2 HBP		B SL 91 S SL 88 C SI 93 X FF 96 1-2 ③ G3			2	1	0	0	1	1	2
23 Danny Santana, S (1, 7) OBP: 0.300, SLG: 0.333	C CH 83 X CH 83 0-1 ③ G3		F CH 81 B FF 90 X FF 91 1-1 ② F7 1-2 2-3	B SI 94 X SI 93 1-0 ② L9				F SI 92 X CH 85 0-1 ① F7		4	0	0	0	0	0	4
8 Charlie Culberson, R (1, 5) 33 A.J. Minter, L (9, 1)		S FF 92 C FF 93 F FF 94 F SL 82 S SL 81 0-3 ① K2-3	S SL 78 X SL 79 0-1 2-H 3-H 2B	B FF 93 B SL 89 T FF 93 B SI 91 S SL 92 C FF 96 3-3 ③ K				B FF 93 B CH 85 F FF 94 F FF 94 S CH 87 2-3 ② K		4 0	0 0	1 0	2 0	0 0	3 0	1 0
17 Johan Camargo, S (1, 6) OBP: 0.359, SLG: 0.440 (9, 5)		C FF 92 C FF 92 X CH 86 0-2 ② G6-3	D CH 83 S CH 82 B FF 90 C CH 81 F FF 92 F CH 82 F CH 81 X CH 81 2-2 ③ G1-3			B SL 86 X SI 92 1-0 11 G4-6-3 1B		B CH 85 S FF 94 X CH 86 1-1 7 HR 1B		4	1	2	0	0	0	1
32 Brandon McCarthy, R (1, 1) OBP: 0.103, SLG: 0.172 51 Shane Carle, R (6, 1) 27 Ryan Flaherty, L (6, PH) OBP: 0.342, SLG: 0.349 63 Jesse Biddle, L (7, 1) OBP: 1.000, SLG: 2.000 58 Dan Winkler, R (8, 1) 7 Dansby Swanson, R (8, PH) OBP: 0.294, SLG: 0.429 (9, 6)		C FF 92 B FF 93 X FF 93 1-1 2B	C FF 89 B SL 80 F FF 90 B FF 91 F FF 90 C FF 90 2-3 ① K		C SI 90 S SL 89 F SL 87 B SI 92 X CH 81 1-2 ① P6		S FF 93 S FF 94 B FF 93 B FF 94 X CH 87 2-2 1-H HR		2 0 1 0 0 1	0 0 0 0 0 1	1 0 0 0 0 2	0 0 0 0 0 1	0 0 0 0 0 0	1 0 0 0 0 0	0 0 1 0 0 0
Inning Stats	R: 2 E: 0 K: 1 S: 16 H: 2 LOB: 1 BB: 1 P: 26	R: 0 E: 0 K: 1 S: 12 H: 1 LOB: 1 BB: 0 P: 16	R: 3 E: 0 K: 1 S: 25 H: 3 LOB: 1 BB: 1 P: 37	R: 0 E: 0 K: 1 S: 10 H: 1 LOB: 1 BB: 0 P: 14	R: 0 E: 0 K: 2 S: 10 H: 0 LOB: 1 BB: 0 P: 18	R: 0 E: 0 K: 0 S: 6 H: 1 LOB: 0 BB: 0 P: 8	R: 0 E: 0 K: 1 S: 9 H: 1 LOB: 1 BB: 0 P: 12	R: 2 E: 0 K: 1 S: 15 H: 2 LOB: 0 BB: 0 P: 22		1B: 6 2B: 4 3B: 0 HR: 1 SF: 0 SAC: 0 DP: 1 HBP: 1						

PITCHER		IP	WLS	BF	H	R	ER	SO	BB	IBB	HBP	BLK	WP	HR	S	P	ERA	WHIP
41 David Hess, R ERA: 5.44	(1, 1)	4.0	L	21	7	5	5	4	2	0	0	0	1	0	63	93	11.25	2.250
43 Mike Wright Jr., R ERA: 5.36	(5, 1)	3.0		11	2	0	0	3	0	0	1	0	0	0	25	38	0.00	0.667
35 Brad Brach, R ERA: 3.9	(8, 1)	1.0		5	2	2	2	1	0	0	0	0	0	1	15	22	18.00	2.000

PITCHER		IP	WLS	BF	H	R	ER	SO	BB	IBB	HBP	BLK	WP	HR	S	P	ERA	WHIP

AB	34
R	7
H	11
RBI	7
BB	2
SO	8
LOB	14

WP: 1	PA: 37		
PB: 0			
SB: 1			
CS: 0			

Cincinnati Reds @ Atlanta Braves

SunTrust Park, Atlanta, GA

Mon Jun 25 2018, 8:57 PM - 12:40 AM EDT

Att. 27,851 - Partly Cloudy - 71 F

livebaseballscorecards.com

Batter	1	2	3	4	5	6	7	8	9	10	11	AB	R	H	RBI	BB	SO	LOB
43 Scott Schebler, L (1, 9) OBP: 0.356, SLG: 0.488	F FF 98 B FF 99 B FF 99 S SI 98 S SL 90 — 2-3 — K ①		S CU 76 1 SAFE 1 SAFE F FF 94 F SL 87 1 SAFE X CU 76 — 0-2 — G4-3 ① — 1-2		X CH 88 — 0-0 — HR		S FF 96 X CU 84 — 0-1 — 16 SH5-3 — 19 G1-4-3 — 2B		S FF 96 B FF 96 S FF 97 X FF 97 — 1-2 — G6-3 ③		F CU 83 S FF 95 B SL 88 F SL 88 B FF 93 F FF 93 B SL 86 F SL 86 D FF 93 — 4-2 — BB	5	2	2	1	1	1	1
16 Tucker Barnhart, L (1, 2) OBP: 0.345, SLG: 0.384	B FF 99 B FF 98 F SI 98 X SI 98 — 2-1 — L5 ②		B CU 77 B CU 79 X FF 94 — 2-0 — F9 ② — 2-3		C CU 80 B FF 97 F FF 96 X SL 88 — 1-2 — G3-4-1 ③		2 SAFE X FF 94 — 0-0 — SH5-3 ① — 2-3			F FF 94 B CU 77 B FF 94 C CU 76 X FF 94 — 2-2 — 3 SH5-3 — 19 BB — 1B	B FF 94 X CU 83 — 1-0 — G4-3 ③	5	0	1	0	0	0	2
19 Joey Votto, L (1, 3) OBP: 0.438, SLG: 0.467	C CU 82 C SL 82 F FF 98 B FF 99 B SL 90 B SL 90 F FF 99 F SL 89 F SI 99 — 4-2 — B SI 89 — BB		F FF 97 F FF 98 D CU 80 B FF 97 B FF 98 B SL 88 — 4-2 — BB			X FF 92 — 0-0 — 7 1B — 3 1B — 33 BB — 1B	B SI 95 B SI 96 B SI 97 F SI 97 B SI 97 X SI 96 — 3-2 — G1-4-3 ② — 3-H			B FF 94 D SL 87 B FF 94 C FF 93 C FF 94 B CU 76 — 4-2 — 3 SH5-3 — 1-2 — BB		2	1	1	1	3	0	0
3 Scooter Gennett, L (1, 4) OBP: 0.367, SLG: 0.528	C FF 97 B FF 95 S SI 96 F SL 89 X FF 97 — 1-2 — G6-3 ③		F FF 96 S FF 97 B FF 97 F FF 96 S SL 87 — 1-3 — K ③			B FF 92 C FF 93 B CH 87 D CH 86 X SI 94 — 3-1 — 33 BB — 7 1B — 23 G4-3 — 1-2 — 1B	B FF 97 C FF 96 F SI 96 X CU 85 — 1-2 — P4 ③			B FF 94 X FF 94 — 1-0 — SH5-3 ① — 1-2 2-3		4	1	1	0	0	1	3
7 Eugenio Suárez, R (1, 5) OBP: 0.395, SLG: 0.586		C FF 96 F FF 97 B SL 87 B FF 97 B SI 98 B SL 88 — 4-2 — 9 G3-1 — 33 G2-3 — BB		C CU 78 B SL 85 S SL 87 B FF 96 S FF 96 — 2-3 — K ①		B FF 94 B CU 80 B CU 79 C FF 93 X FF 93 — 3-1 — 23 G4-3 — 33 BB — 1-2 2-3 — 1B		B FF 94 F FF 94 C FS 86 B FF 96 B FF 95 X FS 86 — 3-2 — F8 ①			0-0 — 9 FC6-4 — IBB	3	0	1	0	2	1	0
33 Jesse Winker, L (1, 7) OBP: 0.373, SLG: 0.374		B FF 95 C CH 87 X CH 88 — 1-1 — G2-3 ① — 1-2		C CU 81 X CH 88 — 0-1 — G4-3 ②		B CU 79 D CH 86 B FF 93 B FF 92 — 4-0 — 23 G4-3 — 1-2 2-3 3-H — BB		B CU 81 X SI 95 — 1-0 — G1-3 ②			B FF 94 S FF 93 F FF 95 X SL 87 — 1-2 — F4 ②	4	0	0	1	1	0	4
9 José Peraza, R (1, 6) OBP: 0.309, SLG: 0.329		B SL 85 C SL 85 B FF 96 X FF 96 — 2-1 — G3-1 ② — 2-3		B SL 81 B SL 88 F FF 96 S FF 96 C SL 86 — 2-3 — K ③		X FF 92 — 0-0 — F4 ①		B SI 90 X SI 90 — 1-0 — G4-3 ③		C FF 93 X FF 95 — 0-1 — FC6-4 ③ — 1-2f		5	0	0	0	0	1	7
30 Tyler Mahle, R (1, 1) (WP: 0 for 0-0, 1-0) 23 Adam Duvall, LF (8, PH) 21 Michael Lorenzen, R (8, 1) (WP: 1 for 1-1, 1-2) 51 Kyle Crockett, L (8, 1) 37 David Hernandez, R (7, 1) 2 Alex Blandino, R (8, PH) (WP: 0 for 0-0, 1-0) 48 Jared Hughes, R (8, 1) 4 Brandon Dixon, RF (11, PH) 63 Dylan Floro, L (11, 1)		F FF 94 B FF 96 B SI 94 C FF 94 X FF 94 — 2-2 — G4-3 ③			C FF 93 B SL 83 X FF 92 — 1-1 — G4-3 ①	C CU 81 F FF 93 B CH 86 X SI 92 — 1-2 — G4-3 ② — 1-2 2-3 3-H			B FF 97 X FF 95 — 1-0 — F9 ①	C FF 95 S SL 87 S SL 88 — 0-3 — K ①	2 0 0 0 0 0 1 1 0 0 1 0 0 2 0 0 0 0 0 0 0 0 0 0 0 0 0 0 0 0 0 0 0 0 0 1 0 0 0 0 0 0 0 0 0 0 0 0 0 1 0 0 0 0 1 0 0 0 0 0 0 0 0						
6 Billy Hamilton, S (1, 8) OBP: 0.299, SLG: 0.303			B CU 80 B FF 94 B FF 94 C FF 93 B FF 93 — 4-1 — 16 F9 — 43 G4-3 — BB		B FF 96 B FF 95 F FF 95 F FF 95 F SL 90 X SL 82 — 2-2 — G4-3 ②	B FF 92 B CH 86 F FF 92 F FF 93 X CU 81 — 2-2 — G3 ③			C FC 93 B FC 90 C FF 97 X FF 97 — 1-2 — P2 ②	B CU 82 B CU 82 C FF 94 F FF 94 B SL 87 X FF 94 — 3-2 — P6 ②	4	0	0	0	1	0	2
Inning Stats	R: 0 E: 0 K: 1 S: 15 H: 0 LOB: 1 BB: 1 P: 24	R: 0 E: 0 K: 0 S: 9 H: 0 LOB: 1 BB: 1 P: 18	R: 0 E: 0 K: 1 S: 12 H: 0 LOB: 2 BB: 2 P: 23	R: 0 E: 0 K: 2 S: 8 H: 0 LOB: 0 BB: 0 P: 12	R: 1 E: 0 K: 0 S: 10 H: 1 LOB: 0 BB: 0 P: 14	R: 2 E: 0 K: 0 S: 12 H: 3 LOB: 2 BB: 1 P: 25	R: 1 E: 0 K: 0 S: 9 H: 1 LOB: 0 BB: 0 P: 13	R: 0 E: 0 K: 0 S: 5 H: 0 LOB: 0 BB: 0 P: 10	R: 0 E: 0 K: 0 S: 7 H: 0 LOB: 0 BB: 0 P: 10	R: 0 E: 0 K: 0 S: 11 H: 1 LOB: 3 BB: 2 P: 19	R: 0 E: 0 K: 1 S: 12 H: 0 LOB: 1 BB: 1 P: 20	1B: 4 2B: 1 3B: 0 HR: 1	SF: 0 SAC: 2 DP: 0 HBP: 0		WP: 0 PB: 0 SB: 0 CS: 0	PA: 47		

PITCHER	IP	WLS	BF	H	R	ER	SO	BB	IBB	HBP	BLK	WP	HR	S	P	ERA	WHIP
26 Mike Foltynewicz, R (1, 1) ERA: 2.14	5.0		20	1	1	1	4	4	0	0	0	0	1	54	91	1.80	1.000
50 Lucas Sims, R (6, 1) ERA: 7.84	1.0	B	7	3	2	2	0	1	0	0	0	0	0	12	25	18.00	4.000
39 Sam Freeman, L (7, 1) ERA: 4.41	1.2		6	1	1	1	0	0	0	0	0	0	0	13	21	5.40	0.600
30 Peter Moylan, R (8, 1) ERA: 4.62	0.1		1	0	0	0	0	0	0	0	0	0	0	1	2	0.00	0.000
33 A.J. Minter, L (9, 1) ERA: 3.09	1.0		3	0	0	0	0	0	0	0	0	0	0	7	10	0.00	0.000

PITCHER	IP	WLS	BF	H	R	ER	SO	BB	IBB	HBP	BLK	WP	HR	S	P	ERA	WHIP
63 Jesse Biddle, L (10, 1) ERA: 2.54	1.0		6	1	0	0	0	1	1	0	0	0	0	11	19	0.00	2.000
64 Luke Jackson, R (11, 1) ERA: 2.7	1.0	W	4	0	0	0	1	1	0	0	0	0	0	12	20	0.00	1.000

TOP

AB	37
R	4
H	6
RBI	4
BB	8
SO	5
LOB	22

Batter	1	2	3	4	5	6	7	8	9	10	11	AB	R	H	RBI	BB	SO	LOB
11 Ender Inciarte, L (1, 8) OBP: 0.313, SLG: 0.350	B FF 89 B FF 91 B FF 91 B FF 91 4-0 1 2B BB	B FF 94 B FF 94 C FF 92 C FF 92 F FF 94 F FF 95 S FF 96 2-3 ③ K			F CH 82 B CH 84 F FF 92 B FF 94 X FF 95 2-2 1 2B 22 G4-6-3 1B	C SL 77 S FF 88 F FF 89 B FF 90 X SL 78 1-2 ③ G4-3		B CU 80 X SI 92 1-0 ③ F8		B SI 91 1 SAFE 1 SAFE X SI 91 1-0 ③ G4-3		5	2	1	0	1	1	4
1 Ozzie Albies, S (1, 4) OBP: 0.310, SLG: 0.507	F FF 91 B FF 92 F CH 83 1 SAFE B FF 93 B FF 94 X FF 93 3-2 24 SF8 1-H 2B		X CH 81 0-0 ① P6		B FF 91 S FF 93 X CH 84 1-1 22 G4-6-3 1-3 2B		S FF 87 F CH 82 S FF 90 0-3 ① K		S SI 91 B SI 91 X SI 92 1-1 ① G1-3		X CH 85 0-0 HR	6	2	3	2	0	1	0
5 Freddie Freeman, L (1, 3) OBP: 0.412, SLG: 0.557	S FF 93 F SL 83 S FF 94 0-3 ① K		C SL 80 B FF 93 B CH 84 X CH 82 2-1 ② P4		B FF 93 B FF 94 C FF 95 B FF 95 B FF 94 4-1 22 G4-6-3 BB		X SL 78 0-0 E3 23 2B		X SI 91 0-0 ② G4-3			4	1	0	0	1	1	1
22 Nick Markakis, L (1, 9) OBP: 0.395, SLG: 0.490	B FF 93 F FF 94 B FF 94 D CH 84 3-1 IBB		C FF 90 X SL 81 0-1 24 1B 1B		B FF 95 B FF 95 B FF 96 C FF 96 X FF 96 3-1 ①② G4-6-3 1-2f 2-3 3-H		C FF 88 C FF 89 B FF 90 X FF 90 1-2 ② P5		B SI 92 B SI 92 C SI 92 X SI 92 2-1 24 BB 1B			4	0	2	0	1	0	3
24 Kurt Suzuki, R (1, 2) OBP: 0.347, SLG: 0.486	C FF 92 X FF 92 0-1 ② SF8 3-H		B SL 84 X FF 92 1-0 1-3 1B		X FF 95 0-0 ③ F9		B CU 80 B FC 85 B SI 93 B SI 93 4-0 23 2B BB		C SI 91 F SI 91 D SI 92 F SI 92 D SI 92 F SI 92 D SL 86 F SI 93 B SI 92 4-2 1-2 BB			2	0	1	1	2	0	1
23 Danny Santana, S (1, 7) OBP: 0.333, SLG: 0.385 63 Jesse Biddle, L (10, 1) OBP: 1.000, SLG: 2.000 64 Luke Jackson, R (11, 1)	B FF 92 F FF 92 B FF 92 F FF 93 S SL 82 2-3 ③ K		B CH 82 S FF 93 F FF 95 F SL 84 T FF 96 1-2 ③ K			B SI 94 B SI 94 C FF 96 B FC 89 B SI 96 4-1 7 SH5-4 17 1B 27 FC1-5-2 BB	B CU 80 X SI 93 1-0 1-3 2-H 2B		B SI 93 X SI 92 1-0 ③ G5-3			4 0 0	0 0 0	1 0 0	1 0 0	2 0 0	5 0 0
17 Johan Camargo, S (1, 5) OBP: 0.355, SLG: 0.434		B FF 90 S CH 82 X CH 83 1-1 ① L7		B FF 90 F FF 92 B CH 82 F FF 92 B FF 94 X FF 95 3-2 ① G5-3		B SI 94 C FC 89 B SI 96 X SI 95 2-1 27 7 FC1-5-2 SH5-4 1-2 1B	B FF 94 F FF 93 X CU 80 1-1 ③ L9			X SI 90 0-0 ① G3-1		5	0	1	0	0	0	2
7 Dansby Swanson, R (1, 6) OBP: 0.293, SLG: 0.423		B SL 82 F FF 92 F FF 93 B SL 83 B FF 96 B SL 82 4-2 BB		C SL 82 C SL 86 B FF 95 B FF 96 F FF 96 F FF 95 X SL 86 2-2 ② G5-3		L SI 96 D SI 96 X SI 95 1-1 ① SH5-4 1-2 2-3		X SI 92 0-0 ① G5-3		C SI 91 B SI 91 T SI 91 X SI 91 1-2 ② L8		3	0	0	0	1	0	0
26 Mike Foltynewicz, R (1, 1) OBP: 0.077, SLG: 0.115 50 Lucas Sims, R (6, 1) 27 Ryan Flaherty, L (6, PH) OBP: 0.340, SLG: 0.346 39 Sam Freeman, R (7, 1) 30 Peter Moylan, R (8, 1) 8 Charlie Culberson, R (8, PH) OBP: 0.312, SLG: 0.439 33 A.J. Minter, L (9, 1) 12 Peter Bourjos, R (10, 7) OBP: 0.244, SLG: 0.372		1 SAFE X FF 91 0-0 ② B5		C FF 93 B FF 95 C FF 94 1-3 ③ K		F SI 96 S FF 87 F SL 86 X SI 97 0-2 ② FC1-5-2 2-3 3-H		F FF 91 S CU 81 X CU 81 0-2 ② F9			C SI 91 B SI 91 X SI 92 1-1 1B	2 0 1 0 0 1 0 0 1	0 0 0 0 0 0 0 0 0	0 0 0 0 0 0 0 0 0	0 0 0 0 0 0 0 0 0	1 0 0 0 0 0 0 0 0	1 0 2 0 0 0 0 0 0
Inning Stats	R: 2 E: 0 K: 2 S: 12 H: 1 LOB: 1 BB: 2 P: 24	R: 0 E: 0 K: 1 S: 10 H: 0 LOB: 1 BB: 1 P: 17	R: 0 E: 0 K: 1 S: 10 H: 2 LOB: 2 BB: 0 P: 14	R: 0 E: 0 K: 1 S: 11 H: 0 LOB: 0 BB: 0 P: 17	R: 1 E: 0 K: 0 S: 9 H: 2 LOB: 1 BB: 1 P: 19	R: 0 E: 0 K: 0 S: 13 H: 1 LOB: 2 BB: 1 P: 21	R: 1 E: 1 K: 1 S: 10 H: 1 LOB: 2 BB: 1 P: 17	R: 0 E: 0 K: 0 S: 5 H: 0 LOB: 0 BB: 0 P: 6	R: 0 E: 0 K: 0 S: 11 H: 1 LOB: 2 BB: 1 P: 19	R: 0 E: 0 K: 0 S: 7 H: 1 LOB: 1 BB: 0 P: 10	R: 1 E: 0 K: 0 S: 1 H: 1 LOB: 0 BB: 0 P: 1	1B: 6 2B: 3 3B: 0 HR: 1	SF: 1 SAC: 1 DP: 1 HBP: 0		WP: 0 PB: 0 SB: 0 CS: 0		PA: 47	

PITCHER		IP	WLS	BF	H	R	ER	SO	BB	IBB	HBP	BLK	WP	HR	S	P	ERA	WHIP
30 Tyler Mahle, R ERA: 3.98	(1, 1)	5.0		23	5	3	3	5	3	1	0	0	0	0	52	91	5.40	1.600
21 Michael Lorenzen, R ERA: 1.37	(6, 1)	0.2		4	1	0	0	0	1	0	0	0	0	0	9	16	0.00	3.000
51 Kyle Crockett, L ERA:	(6, 1)	1.0		4	0	1	0	1	0	0	0	0	0	0	11	13	0.00	0.000
37 David Hernandez, R ERA: 1.69	(7, 1)	1.1	B	6	1	0	0	0	1	0	0	0	0	0	8	15	0.00	1.500
48 Jared Hughes, R ERA: 1.3	(9, 1)	2.0		9	2	0	0	0	1	0	0	0	0	0	18	29	0.00	1.500

PITCHER		IP	WLS	BF	H	R	ER	SO	BB	IBB	HBP	BLK	WP	HR	S	P	ERA	WHIP
63 Dylan Floro, R ERA: 3.0	(11, 1)	0.0	L	1	1	1	1	0	0	0	0	0	0	1	1	1	∞	∞

BOTTOM

Cincinnati Reds @ Atlanta Braves
SunTrust Park, Atlanta, GA
Mon Jun 25 2018, 8:57 PM - 12:40 AM EDT
Att. 27,851 - Partly Cloudy - 71 F

livebaseballscorecards.com

AB	38
R	5
H	10
RBI	4
BB	7
SO	6
LOB	19

Batter	1	2	3	4	5	6	7	8	9	AB	R	H	RBI	BB	SO	LOB
43 Scott Schebler, L (1, 8) OBP: 0.354, SLG: 0.488	S FF 90 X CU 77 0-1 ① L7		F FF 92 1 SAFE 1 SAFE 1 SAFE S FC 90 S CU 76 0-3 ② K 1-2		B FF 89 X FF 91 1-0 16 L9 3-H 2B		X FF 92 0-0 ② P2		B FF 94 X SL 87 1-0 ② G6-3	4	0	1	1	0	1	1
50 Amir Garrett, R (7, 1)										0	0	0	0	0	0	0
21 Michael Lorenzen, R (8, 1) OBP: 0.500, SLG: 1.250										0	0	0	0	0	0	0
4 Brandon Dixon, R (8, 9) OBP: 0.276, SLG: 0.370										1	0	0	0	0	0	0
16 Tucker Barnhart, L (1, 2) OBP: 0.346, SLG: 0.381	B FF 91 F FF 92 B FF 92 S FS 86 F FS 85 B SI 92 T FC 88 3-2 ② K		C CU 78 F FC 89 X CH 69 0-2 ③ F9		S FS 82 X FS 83 0-1 ② L9 2-3		C FF 94 B SI 94 B SL 82 F CU 79 X FF 94 2-2 1B		F FF 94 B CH 86 B CH 86 B CU 81 B CH 87 4-1 19 BB 3 1B BB	4	1	1	0	1	1	2
19 Joey Votto, L (1, 3) OBP: 0.435, SLG: 0.460	C FF 91 B CU 78 F SI 93 X SI 93 1-2 ③ G3			B FF 91 B CU 76 C FS 84 C FC 88 B SI 91 T CU 77 3-2 ① K	F FF 89 B SL 84 D SL 84 X FF 93 2-1 ③ F9		X SI 95 0-0 ③ L7		F FF 96 B FF 96 B CH 87 B FF 95 C CU 80 B CH 89 4-2 3 1B 1-2 BB	4	0	0	0	1	1	2
3 Scooter Gennett, L (1, 4) OBP: 0.374, SLG: 0.533		C FF 91 F FF 92 F FC 90 B CU 79 B FC 91 S FS 86 2-3 ① K		B FF 92 B CU 76 C FF 91 B FC 88 B FS 84 4-1 7 F9 7 S 33 1B BB		C CU 77 B SL 83 B SI 93 X SI 92 2-1 7 G6-3 23 1B 2B		B FF 94 B CH 87 B FF 94 F FF 94 B FF 94 4-1 7 G1-3 33 1B BB	S FF 95 C FF 95 F FF 95 F CH 86 F FF 96 F FF 96 X SL 86 0-2 7 IBB 1-3 2-H 1B	3	3	2	1	2	1	0
7 Eugenio Suárez, R (1, 5) OBP: 0.391, SLG: 0.576		C FF 91 B FF 92 B FF 92 X FS 84 2-1 ② G5-3		C FF 91 1 SAFE 1 SAFE B SI 93 X FC 89 1-1 ② F9 1-3		X SI 94 0-0 ① G6-3 2-3		S FF 96 1 SAFE X SL 87 0-1 ① G1-3 1-2	0-0 1-2 IBB	4	0	0	0	1	0	3
33 Jesse Winker, L (1, 9) OBP: 0.378, SLG: 0.381		C CU 79 X FF 92 0-1 1B		C CU 76 X FS 85 0-1 3-H 1B		D SL 85 C SL 83 F SL 85 F SL 84 D SL 84 F SL 84 S FF 96 2-3 ② K		C CU 82 X CH 88 0-1 2-H 1B	C FF 96 X FF 96 0-1 ③ L3	4	0	3	2	0	1	1
26 Raisel Iglesias, R (8, 1)										1	0	0	0	0	0	3
23 Adam Duvall, R (1, 7) OBP: 0.283, SLG: 0.407		C FC 88 1 SAFE 1 SAFE B FC 89 1 SAFE B FF 91 B FC 89 S FS 85 S FC 89 3-3 ③ K		F FF 91 X FC 89 0-1 ③ F9		B FF 94 S SL 85 X SL 85 1-1 3-H 1B		C FF 96 S FF 97 C FF 96 0-3 ② K		4	0	1	1	0	2	3
9 José Peraza, R (1, 6) OBP: 0.312, SLG: 0.338			C FF 90 B FF 90 X FF 91 1-1 43 S 1B		C FC 87 B FS 82 B FS 84 X SI 89 2-1 43 2B 3B	D SL 83 X FF 92 1-0 ③ F8		B FF 97 C SL 88 B SL 86 C CU 82 B SL 87 S CH 88 3-3 ③ K		4	1	2	0	0	1	2
32 Matt Harvey, R (1, 1) OBP: 0.115, SLG: 0.080			1 SAFE B FF 90 1 SAFE L FC 88 X FC 88 1-1 ① F8		S SI 90 D FS 84 X FC 89 1-1 ① P3		C SL 81 S SL 81 S SL 82 0-3 ① K		C CU 80 X FF 95 0-1 ① L4	3	0	0	0	0	1	2
6 Billy Hamilton, S (7, 8) OBP: 0.297, SLG: 0.301										1	0	0	0	0	0	0

Inning Stats	1	2	3	4	5	6	7	8	9
	R: 0 E: 0 K: 1 S: 9 H: 0 LOB: 0 BB: 0 P: 13	R: 0 E: 0 K: 2 S: 11 H: 1 LOB: 1 BB: 0 P: 18	R: 0 E: 0 K: 1 S: 10 H: 1 LOB: 1 BB: 0 P: 12	R: 1 E: 0 K: 1 S: 10 H: 1 LOB: 1 BB: 1 P: 18	R: 1 E: 0 K: 0 S: 9 H: 2 LOB: 1 BB: 0 P: 15	R: 1 E: 0 K: 1 S: 11 H: 2 LOB: 1 BB: 0 P: 17	R: 0 E: 0 K: 1 S: 8 H: 1 LOB: 1 BB: 0 P: 10	R: 1 E: 0 K: 2 S: 11 H: 1 LOB: 1 BB: 1 P: 18	R: 1 E: 0 K: 0 S: 15 H: 1 LOB: 3 BB: 3 P: 24

1B: 7 SF: 0
2B: 2 SAC: 0
3B: 1 DP: 0
HR: 0 HBP: 0

WP: 0 PA: 42
PB: 0
SB: 2
CS: 0

PITCHER		IP	WLS	BF	H	R	ER	SO	BB	IBB	HBP	BLK	WP	HR	S	P	ERA	WHIP
19 Aníbal Sánchez, R ERA: 2.68	(1, 1)	4.2	L	20	5	2	2	5	1	0	0	0	0	0	47	72	3.86	1.286
45 Matt Wisler, R ERA: 4.32	(5, 1)	2.1		10	3	1	1	2	0	0	0	0	0	0	21	31	3.86	1.286
51 Shane Carle, R ERA: 2.38	(8, 1)	2.0		12	2	2	2	2	3	1	0	0	0	0	26	42	9.00	2.500

PITCHER	IP	WLS	BF	H	R	ER	SO	BB	IBB	HBP	BLK	WP	HR	S	P	ERA	WHIP

TOP

Cincinnati Reds @ Atlanta Braves

SunTrust Park, Atlanta, GA

Tue Jun 26 2018, 7:37 PM - 10:56 PM EDT
Att. 28,356 - Partly Cloudy - 87 F

livebaseballscorecards.com

AB	37
R	5
H	10
RBI	5
BB	5
SO	9
LOB	19

Cincinnati Reds @ Atlanta Braves

SunTrust Park, Atlanta, GA

Tue Jun 26 2018, 7:37 PM - 10:56 PM EDT

Att. 28,356 - Partly Cloudy - 87 F

BOTTOM

livebaseballscorecards.com

Batter	1	2	3	4	5	6	7	8	9	AB	R	H	RBI	BB	SO	LOB
11 Ender Inciarte, L (1, 8) OBP: 0.315, SLG: 0.348	F FF 94 X CH 87 0-1 ① G4-3		C CH 88 B CU 81 B SL 88 F FF 95 F SL 88 X SI 94 2-2 ③ F8		F FF 95 X SI 94 0-1 ③ L8			X FF 93 0-0 1 2B 5 G3 1B	F FF 97 B CH 89 F CH 88 F SL 84 B FF 98 F SL 86 B CH 87 B FF 97 4-2 BB	4	1	1	0	1	0	0
1 Ozzie Albies, S (1, 4) OBP: 0.314, SLG: 0.510	C SI 94 F SL 89 F FF 95 X SI 95 0-2 ② L7			F CU 85 F CH 88 H CU 86 1-2 5 1B 22 FC1-5 HBP		F CH 88 F SI 94 B SI 94 X SI 94 1-2 22 L4-3 1B		B SI 94 X SI 94 1-0 5 G3 22 G6-3 1-3 2B	S CH 86 S CH 87 S CH 87 0-3 ③ K	4	1	2	0	0	1	1
5 Freddie Freeman, L (1, 3) OBP: 0.410, SLG: 0.553	B FF 96 F FF 96 F CU 84 F SI 94 T SL 91 1-2 ③ K			X SI 94 0-0 22 FC1-5 25 2B 1-3 1B		F SI 94 T SL 89 1 SAFE F SI 94 B SI 94 1 SAFE D CH 90 F SL 89 B SI 94 3-2 ① P5		S SI 96 B SL 86 D SI 96 X SI 95 2-1 ① G3 2-3 3-H		4	1	1	1	0	1	2
22 Nick Markakis, L (1, 9) OBP: 0.391, SLG: 0.484		X SI 92 0-0 ① G4-3		C SI 92 X SL 89 0-1 ① FC1-5 25 2B 1-2 3-H		B SI 95 X SI 92 1-0 ② ③ L4-3 1-1		C FC 91 B SI 94 B FC 91 F FC 91 X SI 96 2-2 ② G6-3 3-H		4	0	0	1	0	0	3
25 Tyler Flowers, R (1, 2) 12 Peter Bourjos, R (8, PR) OBP: 0.244, SLG: 0.372 24 Kurt Suzuki, R (9, 2) OBP: 0.347, SLG: 0.486		B SI 95 S SL 88 F SL 88 X SI 94 1-2 ② L9		X FF 93 0-0 1-3 2-H 2B			X SI 95 0-0 ① G1-3	B FC 91 B SI 96 S FC 90 X FC 91 2-1 8 BB 1B		4 0 0	0 0 0	2 0 0	1 0 0	0 0 0	0 0 0	0 0 0
8 Charlie Culberson, R (1, 7) OBP: 0.324, SLG: 0.440		B SI 95 B SI 94 B FF 95 B FF 94 4-0 17 S BB		B SL 88 X SI 95 1-0 ② G1-3			B SI 95 B SI 94 S SL 88 X SL 89 2-1 7 L9 17 1B 1B	C SL 86 F SI 96 B SL 87 B SL 88 B SL 88 B SL 87 4-2 1-2 BB		2	0	1	0	2	0	2
17 Johan Camargo, S (1, 5) OBP: 0.353, SLG: 0.429		C SI 93 F CH 88 B SI 94 F CH 88 1 SAFE B SI 94 S SL 90 2-3 ③ K 1-2		X CH 89 0-0 ③ F7			B FF 94 C FF 94 S SL 90 F CH 88 X FF 92 1-2 1-2 1B	B CH 87 S CH 87 S CH 87 X SL 85 1-2 ③ F9		4	0	1	0	0	1	5
7 Dansby Swanson, R (1, 6) OBP: 0.297, SLG: 0.424			S SL 88 F SL 88 X FF 95 0-2 19 B2-6-4 1B		B SL 88 C SI 94 B SL 91 X SL 88 2-1 ① F9		S SL 90 B SL 91 C FF 94 2 SAFE F SL 91 X SI 95 1-2 ② L9 2-3		C SL 84 X SI 96 0-1 27 33-6-1-4 1B	4	0	2	0	0	0	2
19 Aníbal Sánchez, R (1, 1) 45 Matt Wisler, R (5, 1) 23 Danny Santana, S (7, PH) OBP: 0.313, SLG: 0.357 51 Shane Carle, R (8, 1) 27 Ryan Flaherty, L (9, PH) OBP: 0.338, SLG: 0.344			X FF 91 0-0 ① ② B2-6-4 1-2f		C SI 94 X SI 96 0-1 ② G4-3		C FF 96 D SL 84 F FF 96 F FF 96 S SL 85 1-3 ③ K		B CH 86 X SI 95 1-0 ① ② G3-6-1-4 1-2f	1 1 1 0 1	0 0 0 0 0	0 0 0 0 1	0 0 0 0 0	0 0 1 0 0	0 0 2 0 1	1 0 2 0 1
Inning Stats	R: 0 E: 0 K: 1 S: 10 H: 0 LOB: 0 BB: 0 P: 11	R: 0 E: 0 K: 1 S: 8 H: 0 LOB: 1 BB: 1 P: 15	R: 0 E: 0 K: 0 S: 8 H: 1 LOB: 0 BB: 0 P: 10	R: 1 E: 0 K: 0 S: 8 H: 2 LOB: 2 BB: 0 P: 10	R: 0 E: 0 K: 0 S: 6 H: 0 LOB: 0 BB: 0 P: 8	R: 0 E: 0 K: 0 S: 10 H: 1 LOB: 0 BB: 0 P: 15	R: 0 E: 0 K: 1 S: 15 H: 2 LOB: 2 BB: 0 P: 20	R: 2 E: 0 K: 0 S: 14 H: 3 LOB: 2 BB: 1 P: 26	R: 0 E: 0 K: 1 S: 10 H: 1 LOB: 1 BB: 1 P: 15	1B: 8 2B: 3 3B: 0 HR: 0	SF: 0 SAC: 0 DP: 3 HBP: 1			WP: 0 PB: 0 SB: 1 CS: 0	PA: 38		

	AB	34
	R	3
	H	10
	RBI	3
	BB	3
	SO	4
	LOB	19

PITCHER		IP	WLS	BF	H	R	ER	SO	BB	IBB	HBP	BLK	WP	HR	S	P	ERA	WHIP
32 Matt Harvey, R ERA: 5.28	(1, 1)	6.2	W	26	6	1	1	2	1	0	1	0	0	0	61	84	1.35	1.050
50 Amir Garrett, L ERA: 2.59	(7, 1)	0.1	H	2	1	1	1	1	0	0	0	0	0	0	5	6	27.00	3.000
21 Michael Lorenzen, R ERA: 1.77	(8, 1)	0.2	H	4	2	1	1	0	0	0	0	0	0	0	8	15	13.50	3.000
26 Raisel Iglesias, R ERA: 2.14	(8, 1)	1.1	S	6	1	0	0	1	2	0	0	0	0	0	15	25	0.00	2.250

PITCHER	IP	WLS	BF	H	R	ER	SO	BB	IBB	HBP	BLK	WP	HR	S	P	ERA	WHIP

Batter	1	2	3	4	5	6	7	8	9	AB	R	H	RBI	BB	SO	LOB
43 Scott Schebler, L (1, 9) OBP: 0.355, SLG: 0.484	B FF 93 X FF 92 1-0 1B	S FF 95 S FF 96 D CU 78 D SL 81 C FF 93 2-3 ③ K			X FF 90 0-0 ① L1		B FF 96 B FF 95 B FF 96 C FF 95 B FF 96 4-1 7 1B 3 E BB	X FC 90 0-0 ② F8		4	1	1	0	1	1	2
9 José Peraza, R (1, 6) OBP: 0.313, SLG: 0.355	B FF 93 X CH 85 1-0 ① F7		B CU 73 S FF 92 B CH 85 X CH 85 2-1 HR		B FF 91 F FF 92 F CH 86 X FF 92 1-2 4 1B 3B		C SI 95 S FS 87 B FS 86 F FF 98 S FS 87 1-3 ① K	C FC 91 B CU 85 C CU 84 B FC 94 X FC 92 2-2 ③ L9		5	2	2	1	0	1	2
19 Joey Votto, L (1, 3) OBP: 0.434, SLG: 0.459 4 Brandon Dixon, R (1, 3) OBP: 0.290, SLG: 0.379 62 Jackson Stephens, R (5, 1) 2 Alex Blandino, R (7, PH) OBP: 0.310, SLG: 0.272 37 David Hernandez, R (7, 1) 48 Jared Hughes, R (8, 1) 21 Michael Lorenzen, R (9, PH) OBP: 0.600, SLG: 1.250 26 Raisel Iglesias, R (9, 1)	C FF 93 F FF 94 C FF 92 0-3 ② K		F FF 96 C CU 77 X CH 87 0-2 ① L3		B CU 75 C FF 92 B FF 90 X FF 92 2-1 3-H 1B		C SI 94 B FS 86 B FS 87 F SI 95 C FS 86 2-3 ② K		B FC 90 B FF 97 F FC 90 B FF 98 C FF 96 F FF 98 B FF 98 4-2 7 G6-4-3 BB	1 2 0 1 0 0 0 0 0	0 0 0 0 0 0 0 0 0	0 1 0 0 0 0 0 0 0	0 1 0 0 0 0 1 0 0	0 0 0 0 0 0 0 1 0	1 0 0 1 0 0 0 0 0	1 0 0 1 0 0 0 0 0
7 Eugenio Suárez, R (1, 5) OBP: 0.388, SLG: 0.568	B FF 93 B FF 93 T FF 93 F FF 93 X CH 84 2-2 ③ F8		B FF 94 X FF 94 1-0 ② F9		B CH 85 F CH 85 F FF 91 B FF 92 X FF 90 2-2 ② L7		B SI 95 B SI 95 T FS 87 F FF 96 X FS 87 2-2 3 E 23 1B 1-2 1B		X FF 96 0-0 ① ② G6-4-3 1-2f	5	1	1	0	0	0	3
3 Scooter Gennett, L (1, 4) OBP: 0.375, SLG: 0.534		X FF 92 0-0 ① P5	B FF 95 C FF 94 B SL 80 S SL 82 F FF 92 X FF 94 2-2 2B		1 SAFE S SL 79 1 SAFE X SL 79 0-1 ③ L8		S FF 97 X FF 97 0-1 E4 23 1B 1-3 2-H 1B		C FC 91 S FC 90 X FC 90 0-2 ③ L6	5	1	2	1	0	0	1
23 Adam Duvall, R (1, 7) OBP: 0.286, SLG: 0.406 (5, 3)		B FF 92 S CH 84 B CH 85 F FF 92 F FF 93 B CH 85 F FF 93 D FF 94 4-2 38 1B 6 1B BB	D CU 77 S CH 86 F CH 86 F FF 94 B FF 94 D CH 85 F CH 86 X FF 92 3-2 ③ L8		B FF 90 C FF 91 T FF 91 B CH 85 B CH 84 F FF 92 X CH 84 3-2 ① G5-3		B FF 93 S FC 90 B FC 91 B FC 92 X FC 92 3-1 38 1B 2-H 3-H 1B			3	1	1	2	1	0	1
38 Curt Casali, R (1, 2) OBP: 0.448, SLG: 0.630		F CU 76 X FF 93 0-1 6 1B 1-3 1B		B FF 92 S FF 91 F CH 84 B FF 92 F FF 92 B CU 74 S CH 85 3-3 ① K		B FF 91 C CH 83 S CH 84 S CH 83 1-3 ② K	F FF 95 F FC 92 X CU 85 0-2 1-3 1B			4	0	2	0	0	2	0
58 Luis Castillo, R (1, 1) OBP: 0.212, SLG: 0.194 51 Kyle Crockett, L (5, 1) 33 Jesse Winker, L (5, 7) OBP: 0.379, SLG: 0.379		M FF 92 M FF 93 F FF 94 D CU 76 S CU 74 1-3 ② K		F FF 91 B CU 73 S FF 92 B FF 92 X FF 91 2-2 ② F9		B FF 91 C SL 78 B SL 79 B SL 80 C FF 92 B CH 84 4-2 BB	X FF 96 0-0 ③ L7			2 0 1	0 0 0	0 0 0	0 0 0	0 0 1	1 0 0	2 0 2
6 Billy Hamilton, S (1, 8) OBP: 0.297, SLG: 0.300		X CU 77 0-0 1-2 3-H 1B		F FF 92 F FF 91 B CH 83 S CH 85 1-3 ③ K		S CH 83 B CH 84 B FF 92 S FF 91 X FF 93 2-2 ③ L6		B FF 93 F FF 92 X FF 94 1-1 ① G1-3		4	0	1	1	0	1	1
Inning Stats	R: 0 E: 0 K: 1 S: 8 H: 1 LOB: 1 BB: 0 P: 12	R: 1 E: 0 K: 2 S: 15 H: 2 LOB: 2 BB: 1 P: 22	R: 1 E: 0 K: 0 S: 15 H: 2 LOB: 1 BB: 0 P: 23	R: 0 E: 0 K: 2 S: 10 H: 0 LOB: 0 BB: 0 P: 16	R: 1 E: 0 K: 0 S: 11 H: 2 LOB: 1 BB: 0 P: 16	R: 0 E: 0 K: 1 S: 12 H: 0 LOB: 1 BB: 1 P: 22	R: 3 E: 1 K: 2 S: 19 H: 4 LOB: 2 BB: 1 P: 31	R: 0 E: 0 K: 0 S: 6 H: 0 LOB: 0 BB: 0 P: 9	R: 0 E: 0 K: 0 S: 7 H: 0 LOB: 0 BB: 1 P: 11	1B: 8 2B: 1 3B: 1 HR: 1 SF: 0 SAC: 0 DP: 1 HBP: 0						

PITCHER		IP	WLS	BF	H	R	ER	SO	BB	IBB	HBP	BLK	WP	HR	S	P	ERA	WHIP
15 Sean Newcomb, L ERA: 2.71	(1, 1)	6.0		27	7	3	3	6	2	0	0	0	0	1	71	111	4.50	1.500
39 Sam Freeman, L ERA: 5.13	(7, 1)	0.2	L	5	2	3	3	2	1	0	0	0	0	0	13	22	40.50	4.500
58 Dan Winkler, R ERA: 2.53	(7, 1)	1.1	B	6	2	0	0	0	0	0	0	0	0	0	12	18	0.00	1.500
33 A.J. Minter, L ERA: 3.0	(9, 1)	1.0		3	0	0	0	0	1	0	0	0	0	0	7	11	0.00	1.000

PITCHER	IP	WLS	BF	H	R	ER	SO	BB	IBB	HBP	BLK	WP	HR	S	P	ERA	WHIP

TOP

Cincinnati Reds @ Atlanta Braves

SunTrust Park, Atlanta, GA

Wed Jun 27 2018, 12:11 PM - 3:12 PM EDT

Att. 30,207 - Sunny - 84 F

livebaseballscorecards.com

AB	37
R	6
H	11
RBI	6
BB	4
SO	8
LOB	16

BOTTOM

Batter	1	2	3	4	5	6	7	8	9	AB	R	H	RBI	BB	SO	LOB
11 Ender Inciarte, L (1, 8) OBP: 0.314, SLG: 0.347	B SI 94 X FF 95 1-0 ① L8			B CH 87 F FF 96 C SL 84 X CH 87 1-2 ① G4-3	X SI 93 0-0 5 S, 23 HBP, 8 E, 1B	X CU 77 0-0 ③ L6			B CH 88 F FF 97 B SL 84 X CH 88 2-1 ③ G1-3	4	1	1	0	0	0	0
27 Ryan Flaherty, L (8, 5) OBP: 0.336, SLG: 0.341										1	0	0	0	0	0	0
23 Danny Santana, S (1, 7) OBP: 0.300, SLG: 0.294	C SI 95 F FF 95 S CH 86 0-3 ② K			F FF 96 F FF 96 X CH 87 0-2 ② G4-3	D SI 93 F FF 94 B CH 85 1 SAFE 1 SAFE F FF 93 H SL 83 3-2 8 E, 5 S, 1-2 HBP		C SI 90 S SI 92 S CU 80 0-3 ① K			3	0	0	0	0	2	0
(8, 8)																
5 Freddie Freeman, L (1, 3) OBP: 0.408, SLG: 0.548	F SI 95 S SL 85 S SL 84 0-3 ③ K			F SI 96 F CH 86 F SL 85 F SL 84 B FF 95 B CH 86 F SL 83 F FF 96 F FF 97 4-2 22 1B, 24 1B, BB	F FF 87 S FF 90 S FF 89 0-3 ① K 1-2 2-3		F CH 86 B SI 92 F SI 92 B SI 92 S FC 84 2-3 ② K			3	1	0	0	1	3	2
22 Nick Markakis, L (1, 9) OBP: 0.392, SLG: 0.482		B SI 94 X SI 95 1-0 ① L7		X SI 95 0-0 24 1B, 8 1B, 1-2 1B	0-0 8 E, IBB		C FC 84 B CH 87 C CH 87 F SI 92 F FC 84 S CU 80 1-3 ③ K			3	1	1	0	1	1	0
24 Kurt Suzuki, R (1, 2) OBP: 0.350, SLG: 0.486		B FF 96 S FF 96 X FF 96 1-1 ② L9		X FF 96 0-0 8 1B, 17 1B, 1-2 2-H 1B	B SL 86 S SI 95 X SI 95 1-1 ② P3			C FC 85 B SI 93 B FC 85 S FC 85 F FF 93 F FC 84 F CU 79 X SI 93 2-2 8 G6-4-3, 1B		4	1	2	1	0	0	3
8 Charlie Culberson, R (1, 5) OBP: 0.322, SLG: 0.435		B SI 97 X SL 84 1-0 ③ P5		B SL 84 D CH 87 S FF 96 X SI 97 2-1 17 1B, 7 1B, 1-2 2-H 1B	B CU 74 B SL 87 X SI 95 2-0 E5 1-2 2-3 3-H			C SI 90 X SI 91 0-1 ① ② G6-4-3 1-2f		4	1	1	1	0	0	3
(8, 7)																
17 Johan Camargo, S (1, 4) OBP: 0.351, SLG: 0.425		B SL 83 B SI 94 C SI 95 B CH 85 S CH 85 S CH 86 3-3 ① K		B SI 95 B CH 86 T CH 87 X SI 95 2-1 15 FC5, 7 1B, 1-2 2-H 1B	C SI 96 F FF 95 S CU 78 0-3 ③ K			C SI 91 B CH 87 X SI 91 1-1 ③ G1		4	0	1	1	0	2	3
7 Dansby Swanson, R (1, 6) OBP: 0.296, SLG: 0.422		B SI 95 C SI 94 F CH 86 B SL 84 F FF 97 F CH 87 F CH 86 X SL 85 2-2 ② L9		S SI 95 X CH 87 0-1 1-2 2-H 1B		C FF 95 T SI 95 X CU 77 0-2 ① G1-3			C SL 85 X SI 96 0-1 ① G4-3	4	0	1	1	0	0	0
15 Sean Newcomb, L (1, 1) OBP: 0.107, SLG: 0.111		F SI 95 S CH 86 F CH 86 C FF 95 0-3 ③ K		B SI 96 F FF 96 F SI 95 F CH 86 B FF 95 F FF 96 X CH 86 2-2 ③ FC5 2-3f		F SI 95 S SL 85 B SL 86 B CU 76 C SI 96 2-3 ② K			B SL 87 C SI 96 B SL 88 B FF 96 C SI 96 X SL 86 3-2 ② P4	2	0	0	0	0	1	2
12 Peter Bourjos, R (6, PH) OBP: 0.239, SLG: 0.364										1	0	0	0	0	1	0
39 Sam Freeman, R (7, 1)										0	0	0	0	0	0	0
58 Dan Winkler, R (7, 1)										0	0	0	0	0	0	0
33 A.J. Minter, L (9, 1)										0	0	0	0	0	0	0
25 Tyler Flowers, R (9, PH) OBP: 0.383, SLG: 0.400										1	0	0	0	0	0	0
Inning Stats	R: 0 E: 0 K: 2 S: 7 H: 0 LOB: 0 BB: 0 P: 8	R: 0 E: 0 K: 0 S: 4 H: 0 LOB: 0 BB: 0 P: 7	R: 0 E: 0 K: 2 S: 13 H: 0 LOB: 0 BB: 0 P: 18	R: 4 E: 0 K: 0 S: 26 H: 5 LOB: 2 BB: 1 P: 37	R: 1 E: 1 K: 2 S: 12 H: 1 LOB: 3 BB: 1 P: 18	R: 0 E: 0 K: 1 S: 7 H: 0 LOB: 0 BB: 0 P: 9	R: 0 E: 0 K: 3 S: 11 H: 0 LOB: 0 BB: 0 P: 14	R: 0 E: 0 K: 0 S: 10 H: 1 LOB: 0 BB: 0 P: 13	R: 0 E: 0 K: 0 S: 7 H: 0 LOB: 0 BB: 0 P: 12							

PITCHER		IP	WLS	BF	H	R	ER	SO	BB	IBB	HBP	BLK	WP	HR	S	P	ERA	WHIP
58 Luis Castillo, R ERA: 5.85	(1, 1)	4.0		20	6	5	4	4	1	0	1	0	0	0	53	76	9.00	1.750
51 Kyle Crockett, L ERA:	(5, 1)	0.1		2	0	0	0	1	0	1	0	0	0	0	3	3	0.00	0.000
62 Jackson Stephens, R ERA: 4.08	(5, 1)	1.2	W	6	0	0	0	2	0	0	0	0	0	0	13	18	0.00	0.000
37 David Hernandez, R ERA: 1.63	(7, 1)	1.0	H	4	1	0	0	3	0	0	0	0	0	0	17	22	0.00	1.000
48 Jared Hughes, R ERA: 1.27	(8, 1)	1.0	H	2	0	0	0	0	0	0	0	0	0	0	4	5	0.00	0.000

PITCHER		IP	WLS	BF	H	R	ER	SO	BB	IBB	HBP	BLK	WP	HR	S	P	ERA	WHIP
26 Raisel Iglesias, R ERA: 2.08	(9, 1)	1.0	S	3	0	0	0	0	0	0	0	0	0	0	7	12	0.00	0.000

Cincinnati Reds @ Atlanta Braves

SunTrust Park, Atlanta, GA

Wed Jun 27 2018, 12:11 PM - 3:12 PM EDT

Att. 30,207 - Sunny - 84 F

livebaseballscorecards.com

AB	34
R	5
H	7
RBI	4
BB	2
SO	10
LOB	13

1B: 7 SF: 0
2B: 0 SAC: 0
3B: 0 DP: 1
HR: 0 HBP: 1

WP: 0 PA: 37
PB: 0
SB: 2
CS: 0

Atlanta Braves @ St. Louis Cardinals

Busch Stadium, St. Louis, MO

Fri Jun 29 2018, 7:17 PM - 10:30 PM CDT

Att. 46,226 - Clear - 92 F

livebaseballscorecards.com

Batter	1	2	3	4	5	6	7	8	9	AB	R	H	RBI	BB	SO	LOB
11 Ender Inciarte, L (1, 8) OBP: 0.312, SLG: 0.343	C SI 93 B FF 94 C CU 80 X FF 95 1-2 L8 ①		X SL 88 0-0 P6 ②			C CU 79 X FF 94 0-1 G4-3 ① 1-2 2-3 3-H	H KC 76 1-0 HBP	S SL 88 C FF 94 F SL 88 F FF 94 F SL 88 F SL 89 S CU 80 0-3 K ③		4	0	0	1	0	1	2
1 Ozzie Albies, S (1, 4) OBP: 0.313, SLG: 0.506	B CU 78 B CH 88 X SL 91 2-0 P6 ②		B CU 77 X CH 87 1-0 F7 ③			F FF 95 B CU 80 X CU 80 1-1 G1-3 ②	F SL 85 S FF 98 F FF 98 S SL 86 0-3 K ②		C KC 81 X KC 80 0-1 E1 5 G4-3 22 SF8 1B	5	1	1	0	0	1	4
5 Freddie Freeman, L (1, 3) OBP: 0.408, SLG: 0.544	F CU 79 B SL 91 B SL 89 T CH 90 F FF 95 B CU 79 F SL 90 B SI 94 4-2 BB			F SL 89 F FF 94 F SI 94 F CU 79 X FF 95 0-2 G5-3 ①		B CH 89 F SL 90 F SL 90 X CU 79 1-2 22 E 1B	X FF 98 0-0 G4-3 ③		B FC 87 X FF 88 1-0 G4-3 ① 2-3	4	0	1	0	1	0	4
22 Nick Markakis, L (1, 9) OBP: 0.389, SLG: 0.478	C SL 89 B FF 94 C SI 93 1 SAFE X FF 95 1-2 L4 ③			B SI 94 C CH 89 X SL 91 1-1 F8 ②		1 SAFE 1 SAFE B CU 78 C CH 88 1 SAFE C CU 78 F FF 95 X SI 94 1-2 E6 1-3		B SI 101 C SI 100 C SL 83 B SI 100 B SI 101 B SI 99 4-2 24 HBP 17 2B BB	B KC 81 X FC 85 1-0 SF8 ② 3-H	3	1	0	1	1	0	2
25 Tyler Flowers, R (1, 2) OBP: 0.382, SLG: 0.398 24 Kurt Suzuki, R (6, 2) OBP: 0.356, SLG: 0.486		B FF 93 F SI 92 F SL 89 F FF 95 B CU 78 X SL 90 2-2 13 G6-4-3 1B		B SI 95 C SI 95 C SI 94 B SL 89 C CU 80 2-3 K ③		F SL 91 B SL 89 B SI 96 F SI 96 B CU 80 X SL 89 3-2 F7 ③		C SL 85 B SI 99 F SI 99 H SL 83 2-2 17 2B 1-2 HBP	B FC 86 B KC 82 B KC 81 B FF 90 4-0 13 BB BB	3 0	0 1	1 0	0 0	1 1	2 0	2 0
13 Ronald Acuña Jr., R (1, 7) OBP: 0.321, SLG: 0.438		F SI 93 X SL 88 0-1 G6-4-3 ①② 1-2f			C CU 77 X SI 94 0-1 G5-3 ①		C SL 89 F CU 78 B SL 88 X SI 96 1-2 G6-3 ①	F SI 100 F SL 87 F SI 100 D SL 86 F SI 101 S SI 100 1-3 K ①	B KC 80 C KC 80 B CH 82 S KC 81 B SI 89 D KC 82 4-2 1-2 BB	4	0	0	0	1	1	3
17 Johan Camargo, S (1, 5) OBP: 0.356, SLG: 0.435		C CU 79 B SL 89 X FF 94 1-1 G6-3 ③			C SL 88 B SI 92 C CU 78 X FF 95 1-2 7 FC1-4 1B		C SL 90 X CU 80 0-1 23 1B 7 1B 11 HBP 1B	C SI 100 F SI 99 X SL 83 0-2 7 E 1-H 2-H 2B	S FC 85 F FC 87 B FF 90 X KC 80 1-2 F7 ③	5	2	3	2	0	0	2
7 Dansby Swanson, R (1, 6) OBP: 0.303, SLG: 0.427			C CU 77 X SI 94 0-1 49 SH1-4 1B		B SL 87 1 SAFE F FF 93 F SL 87 F FF 95 B SI 95 X CU 79 2-2 FC1-4 49 FC6 1-2f		B SL 87 X SL 86 1-0 11 HBP 23 1B 1-2 1B	F FF 93 S SL 86 B SL 87 F CU 78 X FF 93 1-2 E9 2-H 1B		4	0	3	1	0	0	1
49 Julio Teheran, R (1, 1) OBP: 0.136, SLG: 0.143 23 Danny Santana, S (7, PH) OBP: 0.333, SLG: 0.333 30 Peter Moylan, R (7, 1) 63 Jesse Biddle, L (7, 1) OBP: 1.000, SLG: 2.000 27 Ryan Flaherty, L (8, PH) OBP: 0.333, SLG: 0.338 33 A.J. Minter, L (8, 1) 64 Luke Jackson, R (9, 1) 58 Dan Winkler, R (9, 1)			X CH 88 0-0 SH1-4 ① 1-2		B CU 78 X SL 88 1-0 FC6 ③ 1-2f	B CU 77 F CU 78 X SI 94 1-1 11 HBP 1-2 2-3 1B	S SL 86 C FF 93 F FF 94 S SL 88 0-3 K ②		1 0 0 0 0 0 1 1 0 1 0 0 0 0 0 0 0 0 0 0 0 0 0 0 0 0 0 0 1 0 0 0 0 1 1 0 0 0 0 0 0 0 0 0 0 0 0 0 0 0 0 0 0 0 0 0							
Inning Stats	R: 0 E: 0 K: 0 S: 11 H: 0 LOB: 1 BB: 1 P: 19	R: 0 E: 0 K: 0 S: 8 H: 1 LOB: 0 BB: 0 P: 11	R: 0 E: 0 K: 0 S: 5 H: 1 LOB: 1 BB: 0 P: 6	R: 0 E: 0 K: 1 S: 10 H: 0 LOB: 0 BB: 0 P: 13	R: 0 E: 0 K: 0 S: 10 H: 1 LOB: 1 BB: 0 P: 14	R: 0 E: 1 K: 0 S: 14 H: 1 LOB: 2 BB: 0 P: 20	R: 1 E: 0 K: 1 S: 13 H: 3 LOB: 3 BB: 0 P: 17	R: 3 E: 1 K: 3 S: 27 H: 2 LOB: 1 BB: 1 P: 35	R: 1 E: 1 K: 0 S: 9 H: 1 LOB: 2 BB: 2 P: 20	1B: 9 2B: 1 3B: 0 HR: 0 SF: 1 SAC: 1 DP: 1 HBP: 2						

TOP	
AB	35
R	5
H	10
RBI	5
BB	4
SO	5
LOB	22

WP: 0 PB: 0 SB: 0 CS: 0 PA: 43

PITCHER		IP	WLS	BF	H	R	ER	SO	BB	IBB	HBP	BLK	WP	HR	S	P	ERA	WHIP
39 Miles Mikolas, R ERA: 2.61	(1, 1)	6.1	L	27	7	1	1	1	1	0	0	0	0	0	66	94	1.42	1.263
68 Austin Gomber, L ERA: 4.26	(7, 1)	0.0		1	0	0	0	0	0	0	1	0	0	0	0	1	∞	∞
59 Mike Mayers, R ERA: 2.81	(7, 1)	0.2		2	0	0	0	1	0	0	0	0	0	0	5	5	0.00	0.000
49 Jordan Hicks, R ERA: 2.66	(8, 1)	0.1		4	1	3	3	1	1	0	1	0	0	0	12	19	81.00	6.000
56 Greg Holland, R ERA: 7.0	(8, 1)	0.2		3	1	0	0	2	0	0	0	0	0	0	15	16	0.00	1.500

PITCHER		IP	WLS	BF	H	R	ER	SO	BB	IBB	HBP	BLK	WP	HR	S	P	ERA	WHIP
27 Brett Cecil, L ERA: 4.24	(9, 1)	1.0		6	1	1	0	0	2	0	0	0	0	0	9	20	0.00	3.000

BOTTOM

Atlanta Braves @ St. Louis Cardinals

Busch Stadium, St. Louis, MO

Fri Jun 29 2018, 7:17 PM - 10:30 PM CDT

Att. 46,226 - Clear - 92 F

livebaseballscorecards.com

Batter	1	2	3	4	5	6	7	8	9	AB	R	H	RBI	BB	SO	LOB
13 Matt Carpenter, L (1, 5) OBP: 0.366, SLG: 0.511	B FF 89 B FF 89 C FF 88 C CH 83 B FF 92 B SL 81 4-2 23 G1-3 35 BB BB		C CU 72 X CH 84 0-1 ① L8			C FF 86 X FF 88 0-1 35 G4-3 1B		C FF 95 B FF 96 F FF 95 S FC 90 1-3 ② K		3	0	1	0	1	1	0
35 Greg Garcia, L (1, 6) OBP: 0.333, SLG: 0.364 34 Yairo Muñoz, R (8, PH) OBP: 0.326, SLG: 0.377 (9, 6)	F FF 90 B FF 90 D CU 73 F CH 83 F SL 80 D CH 85 B SL 81 4-2 23 G1-3 1-2 BB		B CU 69 X FF 89 1-0 ② F8			B CU 72 F CH 82 F CH 83 B FF 89 B SI 89 1 SAFE X SI 90 3-2 ① G4-3 1-2		C FF 95 B FF 95 S FC 92 X FC 89 1-2 ③ F9		2 1	0 0	0 0	0 0	1 0	0 0	1 0
38 José Martínez, R (1, 3) OBP: 0.370, SLG: 0.493	C SL 80 B SL 81 F FF 91 D SL 82 X FF 91 2-2 ① L7		X SL 79 0-0 ③ L8			C SI 89 B SI 89 C SI 90 X FF 91 1-2 ② F7			C FF 94 X SL 88 0-1 ① G5-6-3	4	0	0	0	0	0	3
23 Marcell Ozuna, R (1, 7) OBP: 0.333, SLG: 0.424	C SL 80 B SL 82 D CH 86 X CH 85 2-1 ② G1-3 1-2 2-3			B FF 90 C SI 89 C SI 89 X FF 91 1-2 ① G6-3		B SL 80 B SI 91 S FF 92 X SL 82 2-1 ③ P3			C CU 84 S SL 88 B SL 88 F SL 88 X FF 96 1-2 4 1B 16 FC4-6 1B	4	1	1	0	0	0	3
4 Yadier Molina, R (1, 2) OBP: 0.306, SLG: 0.476	C SI 90 X FF 91 0-1 ③ F9			C SI 89 B SI 90 X SI 90 1-1 ② G6-3			C SI 91 X SI 91 0-1 ① F9		X FF 95 0-0 16 FC4-6 28 BB 1-3 1B	4	0	1	0	0	0	2
28 Tommy Pham, R (1, 8) OBP: 0.328, SLG: 0.410		C FF 89 B SL 80 B SL 80 B FF 91 X FF 91 3-1 ① L9		C FF 91 B SL 80 B CU 71 X FF 90 2-1 ③ F9			B SL 79 B SL 79 C SI 90 S SI 91 B SL 80 B SL 80 4-2 BB		B FF 95 C FF 95 F SL 88 F SL 88 F FF 95 F SL 88 D SL 89 F SL 88 D SL 89 4-2 B SL 87 16 FC4-6 1-2 BB	2	0	0	0	2	0	0
16 Kolten Wong, L (1, 4) OBP: 0.295, SLG: 0.324		B FF 90 B FF 89 C FF 89 S CH 83 F FF 91 B SI 90 X CH 83 3-2 ② G3-1	C CH 82 C FF 88 B SL 80 B FF 90 F CU 74 F FF 90 C SI 90 2-3 ① K			C FF 96 S FF 95 B SL 87 X SL 89 1-2 ② F7		X SI 94 0-0 ② FC4-6 48 DI 1-2f 2-3 3-H	4	0	0	1	0	1	3
48 Harrison Bader, R (1, 9) OBP: 0.328, SLG: 0.386		S SL 81 B FF 90 B CU 73 X SL 81 2-1 2B	C FF 90 C SI 90 S FF 92 0-3 ② K			B CU 77 X FF 96 1-0 ③ F9			C FF 95 B FC 93 D FC 90 S FF 93 S FF 93 2-3 ③ K 1-2	4	0	1	0	0	2	3
39 Miles Mikolas, R (1, 1) OBP: 0.081, SLG: 0.129 68 Austin Gomber, L (7, 1) 59 Mike Mayers, R (7, 1) 49 Jordan Hicks, R (8, 1) 56 Greg Holland, R (8, 1) 3 Jedd Gyorko, R (8, PH) OBP: 0.295, SLG: 0.383 27 Brett Cecil, R (9, 1)		S SL 81 S FF 92 S FF 91 0-3 ③ K	C FF 90 C FF 90 S SL 81 0-3 ③ K					B FF 95 B FC 89 B FF 96 C FF 96 X FF 96 3-1 ① G5-3		2 0 0 0 0 0 1 0	0 0 0 0 0 0 0 0	0 0 0 0 0 0 0 0	0 0 0 0 0 0 0 0	2 0 0 0 0 0 0 0	1 0 0 0 0 0 0 0
Inning Stats	R: 0 E: 0 K: 0 S: 12 H: 0 LOB: 2 BB: 2 P: 24	R: 0 E: 0 K: 1 S: 11 H: 1 LOB: 1 BB: 0 P: 19	R: 0 E: 0 K: 0 S: 4 H: 0 LOB: 0 BB: 0 P: 5	R: 0 E: 0 K: 0 S: 7 H: 0 LOB: 0 BB: 0 P: 11	R: 0 E: 0 K: 3 S: 11 H: 0 LOB: 0 BB: 0 P: 13	R: 0 E: 0 K: 0 S: 10 H: 1 LOB: 1 BB: 0 P: 16	R: 0 E: 0 K: 0 S: 8 H: 0 LOB: 1 BB: 1 P: 14	R: 0 E: 0 K: 1 S: 8 H: 0 LOB: 0 BB: 0 P: 13	R: 1 E: 0 K: 1 S: 17 H: 2 LOB: 2 BB: 1 P: 24	1B: 3 2B: 1 3B: 0 HR: 0		SF: 0 SAC: 0 DP: 0 HBP: 0		WP: 0 PB: 0 SB: 0 CS: 0		PA: 35

AB	31
R	1
H	4
RBI	1
BB	4
SO	6
LOB	16

PITCHER		IP	WLS	BF	H	R	ER	SO	BB	IBB	HBP	BLK	WP	HR	S	P	ERA	WHIP
49 Julio Teheran, R ERA: 4.21	(1, 1)	6.0	W	22	2	0	0	4	2	0	0	0	0	0	55	88	0.00	0.667
30 Peter Moylan, R ERA: 4.56	(7, 1)	0.1	H	2	0	0	0	0	1	0	0	0	0	0	4	8	0.00	3.000
63 Jesse Biddle, L ERA: 2.48	(7, 1)	0.2	H	2	0	0	0	0	0	0	0	0	0	0	4	6	0.00	0.000
33 A.J. Minter, L ERA: 2.91	(8, 1)	1.0		3	0	0	0	1	0	0	0	0	0	0	8	13	0.00	0.000
64 Luke Jackson, R ERA: 3.48	(9, 1)	0.1		4	2	1	1	0	1	0	0	0	0	0	13	18	27.00	9.000

PITCHER		IP	WLS	BF	H	R	ER	SO	BB	IBB	HBP	BLK	WP	HR	S	P	ERA	WHIP
58 Dan Winkler, R ERA: 2.48	(9, 1)	0.2	S	2	0	0	0	1	0	0	0	0	0	0	4	6	0.00	0.000

Atlanta Braves @ St. Louis Cardinals

Busch Stadium, St. Louis, MO

Sat Jun 30 2018, 6:15 PM - 9:26 PM CDT

Att. 46,667 - Partly Cloudy - 91 F

TOP

livebaseballscorecards.com

Batter	1	2	3	4	5	6	7	8	9	AB	R	H	RBI	BB	SO	LOB
11 Ender Inciarte, L (1, 8) OBP: 0.314, SLG: 0.347	G4-3		G3-1		22 HR 1B	1 1B 2B	F8			5	2	2	0	0	0	1
1 Ozzie Albies, S (1, 4) OBP: 0.316, SLG: 0.510	K		5 1B 1B		22 HR 2B	5 G3 22 SF8 1B		L1-3		5	2	3	2	0	1	0
5 Freddie Freeman, L (1, 3) OBP: 0.408, SLG: 0.540 27 Ryan Flaherty, L (8, 3) OBP: 0.333, SLG: 0.338	F7		1B		22 HR IBB	G3		G4-3		4 0	1 0	1 0	0 0	1 0	0 0	1 0
22 Nick Markakis, L (1, 9) OBP: 0.391, SLG: 0.492 23 Danny Santana, S (7, 9) OBP: 0.318, SLG: 0.316		24 L9 13 HR 2B	K		HR	SF8		K		3 1	2 0	2 0	5 0	0 0	1 1	2 0
24 Kurt Suzuki, R (1, 2) OBP: 0.352, SLG: 0.484		L9	G5-3		G2-3	2B			G6-3	5	0	1	0	0	0	1
13 Ronald Acuña Jr., R (1, 7) OBP: 0.331, SLG: 0.476		HR	K		7 1B 2B	P3			E8 17 SF8 1B	5	3	3	2	0	1	1
17 Johan Camargo, S (1, 5) OBP: 0.357, SLG: 0.434		L5	P5		7 1B BB	54 FC3-6 1B			SF8	3	0	1	1	1	0	0
7 Dansby Swanson, R (1, 6) OBP: 0.301, SLG: 0.422		F8	K		1B	P3			K	5	0	1	1	0	2	1
54 Max Fried, L (1, 1) OBP: 0.167, SLG: 0.167 45 Matt Wisler, R (7, 1) 39 Sam Freeman, R (9, 1)			K		11 1B 2B 1B G4-3		FC3-6 1-2f			4 0 0	1 0 0	1 0 0	0 0 0	0 0 0	1 0 0	3 0 0

	AB	40
	R	11
	H	15
	RBI	11
	BB	2
	SO	7
	LOB	10

Inning Stats	1	2	3	4	5	6	7	8	9
	R: 0 E: 0 K: 1 S: 7	H: 0 LOB: 0 BB: 0 P: 10	R: 2 E: 0 K: 0 S: 10	H: 2 LOB: 0 BB: 0 P: 15	R: 0 E: 0 K: 2 S: 13	H: 2 LOB: 2 BB: 0 P: 19	R: 0 E: 0 K: 1 S: 10	H: 0 LOB: 0 BB: 0 P: 12	R: 6 E: 0 K: 1 S: 26	H: 6 LOB: 2 BB: 2 P: 39	R: 2 E: 0 K: 0 S: 16	H: 3 LOB: 1 BB: 0 P: 25	R: 0 E: 0 K: 0 S: 10	H: 1 LOB: 1 BB: 0 P: 14	R: 0 E: 0 K: 1 S: 9	H: 0 LOB: 0 BB: 0 P: 13	R: 1 E: 1 K: 1 S: 7	H: 1 LOB: 0 BB: 0 P: 7

	1B: 8	SF: 2	WP: 0	PA: 44
	2B: 5	SAC: 0	PB: 0	
	3B: 0	DP: 0	SB: 0	
	HR: 2	HBP: 0	CS: 0	

PITCHER		IP	WLS	BF	H	R	ER	SO	BB	IBB	HBP	BLK	WP	HR	S	P	ERA	WHIP
7 Luke Weaver, R ERA: 5.16	(1, 1)	4.2	L	26	10	8	8	5	1	1	0	0	0	2	63	91	15.43	2.357
60 John Brebbia, R ERA: 3.34	(5, 1)	1.1		7	3	2	2	0	0	0	0	0	0	0	19	29	13.50	2.250
27 Brett Cecil, L ERA: 4.0	(7, 1)	1.0		4	1	0	0	0	0	0	0	0	0	0	10	14	0.00	1.000
68 Austin Gomber, L ERA: 3.95	(8, 1)	1.0		3	0	0	0	1	0	0	0	0	0	0	9	13	0.00	0.000
26 Bud Norris, R ERA: 3.12	(9, 1)	1.0		4	1	1	0	1	0	0	0	0	0	0	7	7	0.00	1.000

PITCHER	IP	WLS	BF	H	R	ER	SO	BB	IBB	HBP	BLK	WP	HR	S	P	ERA	WHIP

BOTTOM

Batter	1	2	3	4	5	6	7	8	9	AB	R	H	RBI	BB	SO	LOB
13 Matt Carpenter, L (1, 5) OBP: 0.363, SLG: 0.507	C FF 93 C FF 95 B CU 76 B CU 76 B FF 93 X FF 94 3-2 ① L4		B FF 92 C FF 92 F FF 93 S CU 75 1-3 ① K			B FF 90 B FF 90 B FF 91 C FF 90 C FF 91 X FF 93 3-2 38 G6-4-3 28 BB 1B		B SL 79 C CU 77 X FF 93 1-1 ② G4-3	C SI 95 X SI 95 0-1 ③ G3	2	0	0	0	0	1	1
35 Greg Garcia, L (6, PH) OBP: 0.333, SLG: 0.363										3	0	1	0	0	0	1
(7, 5)																
28 Tommy Pham, R (1, 8) OBP: 0.327, SLG: 0.406	C FF 94 B CU 72 C CU 74 C FF 94 1-3 ② K		B CU 72 C CH 83 X FF 93 1-1 ②③ G6-4-3 1-2f			T FF 92 B CU 72 S CH 83 D CU 76 F CU 74 D FF 93 B FF 93 4-2 38 G6-4-3 1-2 BB		B SL 83 B SL 82 C SI 93 F FF 94 B FF 94 C SI 93 3-3 ③ K		3	0	0	0	1	2	1
38 José Martínez, R (1, 3) OBP: 0.368, SLG: 0.500	B FF 94 C FF 93 C FF 94 S CU 77 1-3 ③ K			B CU 72 X CH 86 1-0 ① G4-3		B FF 93 X FF 90 1-0 ①② G6-4-3 1-2f 2-3			F FF 93 X SL 82 0-1 HR	4	1	1	1	0	1	2
(7, 9)																
23 Marcell Ozuna, R (1, 7) OBP: 0.330, SLG: 0.419		B FF 94 X FF 93 1-0 ① G6-3		B FF 93 B CH 85 B CH 84 F FF 92 F FF 93 S CU 76 3-3 ② K		C CU 74 S CU 76 S CU 76 0-3 ③ K			C CU 76 X SI 93 0-1 46 E 3 SF8 1B	3	0	0	0	0	2	1
27 Brett Cecil, R (7, 1)										0	0	0	0	0	0	0
68 Austin Gomber, L (8, 1)										0	0	0	0	0	0	0
26 Bud Norris, R (9, 1)										0	0	0	0	0	0	0
25 Dexter Fowler, S (9, PH) OBP: 0.276, SLG: 0.278										1	1	1	0	0	0	0
4 Yadier Molina, R (1, 2) OBP: 0.313, SLG: 0.479		B FF 93 X FF 92 1-0 48 1B 1B		S FF 94 B CU 77 B FF 92 B FF 92 B CH 85 4-1 3 FC4 BB			C FF 90 B CU 73 F CH 83 F FF 92 F CU 74 F CU 72 B CU 76 B CU 73 F FF 93 3-3 ① K S FF 93		F SL 82 B SL 82 B SL 82 X FF 92 2-1 E7 48 2B 1B 1-3	1	0	1	0	1	0	0
46 Francisco Peña, R (6, 2) OBP: 0.239, SLG: 0.299										2	1	1	0	0	1	0
3 Jedd Gyorko, R (1, 4) OBP: 0.289, SLG: 0.376		C CU 72 F FF 94 B CU 76 S CU 74 1-3 ② K		X FF 92 0-0 ③ FC4 1-2f			S FF 90 C CU 73 S CU 76 0-3 ② K		B SL 84 D SL 83 X FF 93 2-0 ① SF8 3-H	3	0	0	1	0	2	2
(7, 3)																
48 Harrison Bader, R (1, 9) OBP: 0.337, SLG: 0.398		B CU 72 C CU 74 F FF 94 B FF 92 F CU 75 B CU 74 F FF 95 X FF 95 3-2 1-3 1B	B FF 89 F FF 92 F CU 71 T FF 92 1-2 ① K				B FF 91 B CH 83 B FF 90 C FF 89 B FF 88 4-1 BB		X SI 93 0-0 34 WP 34 2B 2B 2-H	3	1	2	1	1	1	0
(7, 7)																
34 Yairo Muñoz, R (1, 6) OBP: 0.324, SLG: 0.381		C CU 74 S FF 93 S CU 74 0-3 ③ K	X FF 92 0-0 ② G4-3				C SI 93 B SL 82 S SL 84 C SL 84 1-3 ③ K		C SL 83 S SL 85 X SL 84 0-2 2-H 2B	4	0	1	1	0	2	3
7 Luke Weaver, R (1, 1) OBP: 0.222, SLG: 0.192			C SI 90 X FF 92 0-1 28 G6-4-3 1B		B FF 90 C FF 90 F FF 90 C CU 73 1-3 ③ K			B FF 94 F FF 94 X FF 93 1-1 ① P5	B SI 95 C SI 94 F SI 96 F CU 84 B CU 83 B SI 95 X SI 95 3-2 ② L3	1	0	1	0	0	0	0
60 John Brebbia, L (5, 1)										1	0	0	0	0	1	0
16 Kolten Wong, L (7, 4) OBP: 0.292, SLG: 0.321										2	0	0	0	0	0	1
Inning Stats	R: 0 E: 0 K: 2 S: 9 H: 0 LOB: 0 BB: 0 P: 14	R: 0 E: 0 K: 2 S: 13 H: 2 LOB: 2 BB: 0 P: 19	R: 0 E: 0 K: 1 S: 7 H: 1 LOB: 0 BB: 0 P: 9	R: 0 E: 0 K: 1 S: 6 H: 0 LOB: 1 BB: 1 P: 14	R: 0 E: 0 K: 2 S: 7 H: 0 LOB: 0 BB: 0 P: 9	R: 0 E: 0 K: 1 S: 10 H: 1 LOB: 1 BB: 1 P: 18	R: 0 E: 0 K: 3 S: 14 H: 0 LOB: 1 BB: 1 P: 22	R: 0 E: 0 K: 1 S: 7 H: 0 LOB: 0 BB: 0 P: 12	R: 4 E: 1 K: 0 S: 17 H: 5 LOB: 1 BB: 0 P: 24	1B: 6 2B: 2 3B: 0 HR: 1	SF: 1 SAC: 0 DP: 2 HBP: 0						

PITCHER		IP	WLS	BF	H	R	ER	SO	BB	IBB	HBP	BLK	WP	HR	S	P	ERA	WHIP
54 Max Fried, L ERA: 2.55	(1, 1)	6.2	W	25	4	0	0	11	3	0	0	0	0	0	63	101	0.00	1.050
45 Matt Wisler, R ERA: 5.4	(7, 1)	1.2		10	5	4	4	2	0	0	0	0	1	1	21	31	21.60	3.000
39 Sam Freeman, L ERA: 5.03	(9, 1)	0.2		2	0	0	0	0	0	0	0	0	0	0	6	9	0.00	0.000

PITCHER	IP	WLS	BF	H	R	ER	SO	BB	IBB	HBP	BLK	WP	HR	S	P	ERA	WHIP

Atlanta Braves @ St. Louis Cardinals

Busch Stadium, St. Louis, MO

Sat Jun 30 2018, 6:15 PM - 9:26 PM CDT

Att. 46,667 - Partly Cloudy - 91 F

livebaseballscorecards.com

AB	33
R	4
H	9
RBI	4
BB	3
SO	13
LOB	12

1B: 6	SF: 1	WP: 1	PA: 37
2B: 2	SAC: 0	PB: 0	
3B: 0	DP: 2	SB: 0	
HR: 1	HBP: 0	CS: 0	

Atlanta Braves @ St. Louis Cardinals

Busch Stadium, St. Louis, MO

Sun Jul 01 2018, 1:16 PM - 4:26 PM CDT

Att. 46,448 - Sunny - 91 F

TOP

livebaseballscorecards.com

Batter	1	2	3	4	5	6	7	8	9	AB	R	H	RBI	BB	SO	LOB
11 Ender Inciarte, L (1, 8) OBP: 0.309, SLG: 0.341	B SI 91 B CH 81 C SI 92 X CH 80 2-1 F7 ①		C CU 74 B SI 93 B CH 81 X CH 80 2-1 L8 ①		B SI 92 1 SAFE X CH 80 1-0 F7 ③	B FF 96 1 SAFE 1 SAFE C FF 94 B FF 96 F SL 86 F FF 96 F FF 96 X SL 86 2-2 G1-3 ③ 1-2			C SI 101 X SI 100 0-1 G5-3 ③	5	0	0	0	0	0	2
1 Ozzie Albies, S (1, 4) OBP: 0.316, SLG: 0.507	B SI 91 C SI 92 F SL 82 X FF 93 1-2 P6 ②		X SI 91 0-0 G4-3 ②			X SI 90 0-0 5 HR 1B	B FF 93 B SL 88 S FF 94 B FF 93 X FF 93 3-1 F8 ①			4	1	1	0	0	0	0
5 Freddie Freeman, L (1, 3) OBP: 0.407, SLG: 0.546	F CU 76 X CH 82 0-1 G5-3 ③		B SI 91 S SL 81 F SL 81 F FF 93 F CH 80 F FF 94 B CU 76 X SI 94 2-2 L7 ③			1 SAFE F SI 93 1 SAFE F FF 94 B SI 94 F FF 94 B SI 94 F CH 81 1 SAFE 2-2 F SI 93 X CH 83 1-H HR	C CU 80 F FF 94 S SL 88 0-3 K ②			4	1	1	2	0	1	0
22 Nick Markakis, L (1, 9) OBP: 0.389, SLG: 0.488		B SI 91 B CU 76 C SI 91 B CH 82 X CH 82 3-1 G4-3 ①		C CU 74 B CU 76 B SI 93 X CU 76 2-1 G3 ①		C SI 94 B CU 77 B CU 76 B CH 81 F SI 91 B CU 76 4-2 25 G5-3 8 1B BB	C FF 94 B CU 80 F FF 94 X SL 88 1-2 P5 ③			3	1	0	0	1	0	0
25 Tyler Flowers, R (1, 2) OBP: 0.378, SLG: 0.402		B SI 91 B SL 83 X SI 92 2-0 8 WP 8 2B 2B	X CU 75 0-0 G5-3 ②			S CU 74 B SI 92 D SI 92 S CU 75 D CU 75 X CH 80 3-2 G5-3 ① 1-2		C SI 101 B SI 100 X SL 85 1-1 G6-3 ①		4	1	1	0	0	0	1
13 Ronald Acuña Jr., R (1, 7) OBP: 0.329, SLG: 0.469		X SI 92 0-0 F7 ②	M SL 81 B CH 81 X FF 93 1-1 P5 ③			B FF 96 C FF 97 B FF 95 S SL 88 X FF 97 2-2 8 1B 7 FC3 1B		C SI 102 S SL 88 F SI 102 F SI 102 B SI 103 F SL 88 C SI 102 1-3 K ②		4	1	1	0	0	1	1
8 Charlie Culberson, R (1, 5) OBP: 0.333, SLG: 0.447		C CU 76 B CH 81 X SI 92 1-1 2-H 2B			B CU 75 B CU 76 B SI 92 B FF 90 4-0 BB	B FF 97 X SL 88 1-0 27 WP 7 FC3 27 SF8 1-3 2-H 1B		C SL 89 S SI 101 X SI 102 0-2 G5-3 ③		3	1	2	2	1	0	0
7 Dansby Swanson, R (1, 6) OBP: 0.300, SLG: 0.418		0-0 IBB			1 SAFE 1 SAFE C SI 91 B CU 75 X SI 92 1-1 F9 ①	B FF 96 X FF 96 1-0 FC3 11 WP 1-2 3-H			C SI 101 B SI 100 F SI 101 X SL 86 1-2 G5-3 ①	3	0	0	1	1	0	2
26 Mike Foltynewicz, R (1, 1) OBP: 0.071, SLG: 0.107 27 Ryan Flaherty, L (6, PH) OBP: 0.331, SLG: 0.338 51 Shane Carle, R (6, 1) 63 Jesse Biddle, L (7, 1) OBP: 1.000, SLG: 2.000 30 Peter Moylan, R (7, 1) 58 Dan Winkler, R (8, 1) 23 Danny Santana, S (9, PH) OBP: 0.304, SLG: 0.300 33 A.J. Minter, L (9, 1)		F SI 93 F SI 93 S SL 81 0-3 K ③			C SI 92 S SI 93 L SI 94 0-3 K ②	B SL 87 B FF 96 X FF 96 2-0 SF8 ② 2-H			X SI 102 0-0 G3-1 ②	2 0 0 0 0 0 0 1 0	0 0 0 0 0 0 0 0 0	0 0 0 0 0 0 0 0 0	0 1 0 0 0 0 0 0 0	0 0 0 0 0 0 0 0 0	2 0 0 0 0 0 0 0 0	3 0 0 0 0 0 0 0 0
Inning Stats	R: 0 E: 0 K: 0 S: 7 H: 0 LOB: 0 BB: 0 P: 10	R: 1 E: 0 K: 1 S: 9 H: 2 LOB: 2 BB: 1 P: 15	R: 0 E: 0 K: 0 S: 9 H: 0 LOB: 0 BB: 0 P: 13	R: 0 E: 0 K: 0 S: 5 H: 0 LOB: 0 BB: 0 P: 8	R: 0 E: 0 K: 1 S: 6 H: 0 LOB: 1 BB: 1 P: 12	R: 5 E: 0 K: 0 S: 23 H: 4 LOB: 1 BB: 1 P: 40	R: 0 E: 0 K: 1 S: 8 H: 0 LOB: 0 BB: 0 P: 12	R: 0 E: 0 K: 1 S: 12 H: 0 LOB: 0 BB: 0 P: 14	R: 0 E: 0 K: 0 S: 6 H: 0 LOB: 0 BB: 0 P: 7	1B: 3 2B: 2 3B: 0 HR: 1	SF: 1 SAC: 0 DP: 0 HBP: 0					

PITCHER		IP	WLS	BF	H	R	ER	SO	BB	IBB	HBP	BLK	WP	HR	S	P	ERA	WHIP
53 John Gant, R ERA: 3.92	(1, 1)	5.1	L	23	4	4	4	2	2	1	0	0	1	1	48	79	6.75	1.125
59 Mike Mayers, R ERA: 3.42	(6, 1)	0.2		5	2	2	2	0	0	0	0	0	2	0	11	19	27.00	3.000
56 Greg Holland, R ERA: 6.63	(7, 1)	1.0		3	0	0	0	1	0	0	0	0	0	0	8	12	0.00	0.000
49 Jordan Hicks, R ERA: 2.53	(8, 1)	2.0		6	0	0	0	1	0	0	0	0	0	0	18	21	0.00	0.000

PITCHER	IP	WLS	BF	H	R	ER	SO	BB	IBB	HBP	BLK	WP	HR	S	P	ERA	WHIP

AB	33
R	6
H	6
RBI	6
BB	3
SO	4
LOB	9

WP: 3 PA: 37
PB: 0
SB: 0
CS: 0

BOTTOM

Atlanta Braves @ St. Louis Cardinals

Busch Stadium, St. Louis, MO

Sun Jul 01 2018, 1:16 PM - 4:26 PM CDT

Att. 46,448 - Sunny - 91 F

livebaseballscorecards.com

Batter	1	2	3	4	5	6	7	8	9	AB	R	H	RBI	BB	SO	LOB
13 Matt Carpenter, L (1, 5) OBP: 0.364, SLG: 0.502	B FF 92 B FF 97 B FF 98 B FF 96 4-0 38 G6-4-3 BB		F CU 81 F CH 89 S FF 100 0-3 ③ K			B FF 94 X FF 95 1-0 ① G4-3	D FF 95 B FF 95 B FF 95 C FF 96 F FF 96 B FF 95 4-2 1-2 28 HR BB		B FF 98 S FF 98 B FF 98 S FF 98 B FF 98 F FC 93 F FF 98 X FF 99 3-2 ③ F9	3	1	0	0	2	1	1
28 Tommy Pham, R (1, 8) OBP: 0.329, SLG: 0.418	C FF 96 C SL 87 D SL 85 D SL 87 B SI 97 C SL 88 3-3 ① K			S CU 78 B FF 96 X FF 96 1-1 F7		C FF 95 B FF 96 X FF 96 1-1 23 FC5-4 1B	B SI 90 C SL 78 S SI 91 B SI 91 X SL 79 2-2 1-H 2-H HR			4	1	2	3	0	1	1
38 José Martínez, R (1, 3) OBP: 0.367, SLG: 0.496	B FF 97 B FF 96 C SL 88 D SL 89 X SI 96 3-1 ②③ G6-4-3 1-2f			B FF 98 F FF 98 B SL 88 S SL 88 F FF 99 B CU 79 S SL 87 3-3 ② K		B SL 91 B SL 88 X FF 96 2-0 ② L8	C SI 91 C SI 92 X SI 92 0-2 23 FC6-4 1B			4	0	1	0	0	1	2
23 Marcell Ozuna, R (1, 7) OBP: 0.329, SLG: 0.417		C SL 86 F FF 97 B FF 97 F SL 88 S SL 87 1-3 ① K		C SL 98 F FF 97 B SI 98 F SL 88 B FF 97 X SI 97 2-2 3 BB 1B		S SL 89 F FF 97 X CU 82 0-2 ③ FC5-4 1-2f	C SI 91 T SI 90 B SI 90 F SI 90 X SI 91 1-2 ③ FC6-4 1-2f			4	0	1	0	0	1	2
3 Jedd Gyorko, R (1, 6) OBP: 0.293, SLG: 0.375		C SL 85 S SL 86 B SL 87 B SI 96 S FF 97 2-3 ② K		B FF 97 B FF 94 F SL 85 1 SAFE B FF 94 S SL 86 B SL 87 4-2 1-2 BB			S SL 88 C FF 95 B CU 82 F SL 87 B SL 89 B CH 88 F FF 96 X FF 95 3-2 ① 16 2B 46 1B 1B	B FC 90 X FC 91 1-0 ① F7		3	1	1	0	1	1	0
48 Harrison Bader, R (1, 9) OBP: 0.330, SLG: 0.388		B SI 98 C CU 81 C SL 87 F FF 97 B SI 97 S SL 87 2-3 ③ K		S FF 98 B FF 97 F FF 97 B FF 98 B SI 98 S SL 88 3-3 ③ K			B CU 81 B SL 88 S SL 89 C FF 96 B FF 97 S SL 90 3-3 ① K	B FC 92 B FC 91 B FC 89 C FF 94 C FF 93 X FF 94 3-2 ② L9		4	0	0	0	0	3	3
16 Kolten Wong, L (1, 4) OBP: 0.296, SLG: 0.326			B FF 94 B CU 79 B SI 95 B FF 93 4-0 46 S BB		C CU 76 B CH 84 B FF 95 B FF 95 X SI 93 3-1 ① F8		X FF 96 0-0 46 1B 1-3 2B	B SI 92 B FC 91 C FC 91 F FC 91 X FF 94 2-2 ③ F8		3	1	1	0	1	0	0
46 Francisco Peña, R (1, 2) OBP: 0.240, SLG: 0.297			B FF 94 1 SAFE B CU 82 F FF 96 B FF 95 C SI 95 S SL 86 3-3 ① K 1-2		B SL 88 S SL 87 X SL 89 1-1 ② G6-3	D SL 91 X FF 96 1-0 34 FC6-4 2-H 3-H 1B			S FC 90 F FC 92 S FF 98 0-3 ① K	4	0	1	2	0	2	1
53 John Gant, R (1, 1) 59 Mike Mayers, R (6, 1) 56 Greg Holland, R (7, 1) 35 Greg Garcia, L (7, PH) OBP: 0.333, SLG: 0.363 34 Yairo Muñoz, R (7, PH) OBP: 0.321, SLG: 0.378 49 Jordan Hicks, R (8, 1) 4 Yadier Molina, R (9, PH) OBP: 0.311, SLG: 0.476			S FF 96 S FF 96 B FF 96 S FF 96 1-3 ② K		B SL 87 X FF 93 1-0 ③ L7	X FF 96 0-0 ② FC6-4 13 BB 28 HR 1-2f			C FF 98 C CH 85 B FC 91 X FF 98 1-2 ② F9	2 0 0 0 1 0 1	0 0 0 0 1 0 0	0 0 0 0 1 0 0	0 0 0 0 1 0 0	0 0 0 0 0 0 0	1 0 0 0 1 0 0	1 0 0 0 0 0 0
Inning Stats	R: 0 E: 0 K: 1 S: 5 H: 0 LOB: 0 BB: 1 P: 15	R: 0 E: 0 K: 3 S: 11 H: 0 LOB: 0 BB: 0 P: 16	R: 0 E: 0 K: 3 S: 9 H: 0 LOB: 1 BB: 1 P: 17	R: 0 E: 0 K: 2 S: 15 H: 1 LOB: 2 BB: 1 P: 28	R: 0 E: 0 K: 0 S: 5 H: 0 LOB: 0 BB: 0 P: 10	R: 0 E: 0 K: 0 S: 7 H: 1 LOB: 1 BB: 0 P: 11	R: 5 E: 0 K: 1 S: 23 H: 5 LOB: 1 BB: 1 P: 37	R: 0 E: 0 K: 0 S: 7 H: 0 LOB: 0 BB: 0 P: 13	R: 0 E: 0 K: 1 S: 11 H: 0 LOB: 0 BB: 0 P: 15	1B: 5 2B: 1 3B: 0 HR: 1 SF: 0 SAC: 0 DP: 1 HBP: 0						

	AB	33
	R	5
	H	7
	RBI	5
	BB	4
	SO	11
	LOB	12

WP: 0 PA: 37
PB: 0
SB: 1
CS: 0

PITCHER		IP	WLS	BF	H	R	ER	SO	BB	IBB	HBP	BLK	WP	HR	S	P	ERA	WHIP
26 Mike Foltynewicz, R ERA: 2.02	(1, 1)	5.0	W	18	1	0	0	9	3	0	0	0	0	0	45	86	0.00	0.800
51 Shane Carle, R ERA: 2.93	(6, 1)	1.1		8	4	3	3	1	0	0	0	0	0	0	17	28	20.25	3.000
63 Jesse Biddle, L ERA: 2.76	(7, 1)	0.1		2	0	0	0	0	1	0	0	0	0	0	3	7	0.00	3.000
30 Peter Moylan, R ERA: 4.85	(7, 1)	0.1	H	3	2	2	2	0	0	0	0	0	0	1	10	13	54.00	6.000
58 Dan Winkler, R ERA: 2.41	(8, 1)	1.0	H	3	0	0	0	0	0	0	0	0	0	0	7	13	0.00	0.000

PITCHER		IP	WLS	BF	H	R	ER	SO	BB	IBB	HBP	BLK	WP	HR	S	P	ERA	WHIP
33 A.J. Minter, L ERA: 2.83	(9, 1)	1.0	S	3	0	0	0	1	0	0	0	0	0	0	11	15	0.00	0.000

Atlanta Braves @ New York Yankees

Yankee Stadium, Bronx, NY

Mon Jul 02 2018, 7:12 PM - 11:02 PM EDT

Att. 43,792 - Clear - 87 F

livebaseballscorecards.com

Batter	1	2	3	4	5	6	7	8	9	10	11	AB	R	H	RBI	BB	SO	LOB
11 Ender Inciarte, L (1, 8) OBP: 0.308, SLG: 0.339	B FF 97 C FF 97 B CH 88 F FF 97 F FF 97 B CU 83 X FF 98 3-2 G4-3 ①		B CH 88 S CH 88 X FF 95 1-1 P6 ②		B FF 91 F CH 85 F CH 85 X FF 93 1-2 1 G3 1B		C FF 96 B SL 88 B FF 97 F FF 97 F FF 97 F FF 98 B FF 97 F FF 98 X FF 96 3-2 F7 ③			C FF 98 S KC 86 F SV 87 C SV 88 0-3 K ②		5	0	1	0	0	1	1
1 Ozzie Albies, S (1, 4) OBP: 0.314, SLG: 0.501	B CU 83 X FF 97 1-0 G4-3 ②		B CH 88 B FF 96 S CH 88 S CH 89 F FF 96 F CH 89 B CU 84 F FF 96 S CH 88 3-3 K ③		B CH 85 1 SAFE S FF 92 F FF 92 X CH 84 1-2 G3 ② 1-2			F FF 96 S FF 96 X FF 97 0-2 P5 ①		S KC 85 F KC 86 B FF 98 B SV 86 B SV 85 B KC 84 4-2 2-3 BB		4	0	0	0	1	1	1
5 Freddie Freeman, L (1, 3) OBP: 0.401, SLG: 0.537	S CU 84 B FF 97 C FF 97 B CU 83 B CU 84 F FF 98 F CU 84 X FF 97 3-2 G6-3 ③			B CU 83 C FF 95 T FF 95 B CU 85 X FF 95 2-2 G3 ① B SL 82 F FF 92 X FF 93 1-1 F8 ③				B FF 97 S FF 96 F FF 97 F FF 98 F FF 97 B FF 98 S FF 96 2-3 K ②	B KC 86 X FF 99 1-0 G4-3 ③		5	0	0	0	0	1	3
22 Nick Markakis, L (1, 10) OBP: 0.389, SLG: 0.489		B FF 96 F FF 97 B FF 96 S CU 84 F CU 83 X FF 97 2-2 1B		B FF 95 C FF 95 F CU 84 B CH 88 F FF 95 B FF 96 X FF 96 3-2 24 2B 2B		C FF 92 X CH 85 0-1 L8 ①		B FF 98 C FF 98 C FF 97 B FF 97 B FF 97 X FF 97 3-2 G4-3 ③			C FC 92 B KC 85 C FC 93 X KC 86 1-2 E4 24 FC5-4	5	1	2	0	0	0	0
24 Kurt Suzuki, R (1, 2) 23 Danny Santana, S (11, PR) OBP: 0.304, SLG: 0.300 25 Tyler Flowers, R (11, 2) OBP: 0.378, SLG: 0.402		B CU 84 X FF 96 1-0 F8 ①		S CU 84 B FF 95 F CU 85 F FF 95 F CU 83 B FF 96 D CU 86 F CU 84 F CU 84 3-2 F FF 85 X CU 83 13 2B 2-H 2B		X FF 93 0-0 1B			B SL 87 C FF 99 F FF 101 F SI 103 S SL 90 1-3 K ①		1 SAFE C FC 92 B SL 89 D SL 88 X FC 92 2-1 FC5-4 ① 13 HR 1-2f	5 0 0	1 1 0	2 0 0	1 0 0	0 0 0	1 0 0	2 0 0
13 Ronald Acuña Jr., R (1, 7) OBP: 0.331, SLG: 0.496		C FF 96 1 SAFE F FF 96 F CU 85 S CU 84 0-3 K ②		C CU 85 B CU 84 X FF 94 1-1 2-H 2B		C FC 87 C FC 85 F FF 93 S FF 92 1-3 K ②			C FF 103 C FF 104 B CH 94 B SI 104 S SL 93 2-3 K ②		B SL 90 F FC 93 1 SAFE C FC 91 F KC 85 F FC 94 X KC 85 1-2 1-H HR	5	1	2	3	0	3	2
8 Charlie Culberson, R (1, 9) OBP: 0.323, SLG: 0.432		L FF 96 D CU 84 S CU 85 D CU 82 F FF 96 B CU 84 F FF 96 X FF 96 3-2 G6-3 ③		F FF 96 B CU 85 C CU 83 2 SAFE T CU 84 1-2 K ②		T FC 86 S FC 84 D FC 83 B FF 92 X FC 84 2-2 F8 ③			F FF 104 B FF 102 C SL 89 B CH 92 F FF 103 B FF 103 C SL 91 3-3 K ③		S KC 84 B FC 91 F SL 87 F SL 86 S KC 82 1-3 K ②	5	0	0	0	0	3	4
17 Johan Camargo, S (1, 5) OBP: 0.358, SLG: 0.448			C FF 95 S CH 88 F FF 95 X CU 83 0-2 HR	B CH 87 S CH 87 B FF 94 S CH 88 X CH 88 2-2 G6-3 ③			C FF 95 B FF 96 S FF 96 X FF 96 1-2 L9 ①			C FF 96 B KC 84 F KC 84 B SV 85 X FF 98 2-2 1 WP 7 SH3-4 1B	C FC 92 C FC 93 X KC 84 0-2 G3-1 ③	5	1	2	1	0	0	2
7 Dansby Swanson, R (1, 6) OBP: 0.297, SLG: 0.413			C FF 96 F CU 84 B CU 85 X FF 96 1-2 G6-3 ①		X SL 83 0-0 F8 ①		X FF 97 0-0 L9 ②			C FF 98 B FF 98 X FF 96 1-1 SH3-4 ① 1-2		3	0	0	0	0	0	0
Inning Stats	R: 0 H: 0 E: 0 LOB: 0 K: 0 BB: 0 S: 10 P: 17	R: 0 H: 1 E: 0 LOB: 1 K: 1 BB: 0 S: 14 P: 20	R: 1 H: 1 E: 0 LOB: 0 K: 1 BB: 0 S: 15 P: 20	R: 2 H: 3 E: 0 LOB: 1 K: 1 BB: 0 S: 23 P: 35	R: 0 H: 1 E: 0 LOB: 1 K: 0 BB: 0 S: 9 P: 12	R: 0 H: 1 E: 0 LOB: 1 K: 1 BB: 0 S: 9 P: 12	R: 0 H: 0 E: 0 LOB: 0 K: 0 BB: 0 S: 10 P: 14	R: 0 H: 0 E: 0 LOB: 0 K: 1 BB: 0 S: 11 P: 16	R: 0 H: 0 E: 0 LOB: 0 K: 3 BB: 0 S: 12 P: 18	R: 0 H: 1 E: 0 LOB: 2 K: 1 BB: 1 S: 12 P: 20	R: 2 H: 1 E: 1 LOB: 1 K: 1 BB: 0 S: 17 P: 22	1B: 4 SF: 0 2B: 3 SAC: 1 3B: 0 DP: 0 HR: 2 HBP: 0						

PITCHER		IP	WLS	BF	H	R	ER	SO	BB	IBB	HBP	BLK	WP	HR	S	P	ERA	WHIP
38 Jonathan Loáisiga, R ERA: 3.0	(1, 1)	4.0		17	5	3	3	3	0	0	0	0	0	1	62	92	6.75	1.250
56 Jonathan Holder, R ERA: 1.89	(5, 1)	2.0		8	2	0	0	1	0	0	0	0	0	0	18	24	0.00	1.000
57 Chad Green, R ERA: 2.01	(7, 1)	2.0		6	0	0	0	1	0	0	0	0	0	0	21	30	0.00	0.000
54 Aroldis Chapman, L ERA: 1.47	(9, 1)	1.0		3	0	0	0	3	0	0	0	0	0	0	12	18	0.00	0.000
68 Dellin Betances, R ERA: 2.7	(10, 1)	1.0		5	1	0	0	1	1	0	0	0	1	0	12	20	0.00	2.000

PITCHER		IP	WLS	BF	H	R	ER	SO	BB	IBB	HBP	BLK	WP	HR	S	P	ERA	WHIP
30 David Robertson, R ERA: 3.52	(11, 1)	1.0	L	5	1	2	1	1	0	0	0	0	0	1	17	22	9.00	1.000

AB	42
R	5
H	9
RBI	5
BB	1
SO	10
LOB	15

WP: 1	PA: 44		
PB: 0			
SB: 0			
CS: 0			

Batter	1	2	3	4	5	6	7	8	9	10	11	AB	R	H	RBI	BB	SO	LOB
11 Brett Gardner, L (1, 7) OBP: 0.346, SLG: 0.365	B FF 89 C FF 90 B FS 85 S FS 85 B FC 86 F FS 84 X FC 88 3-2 G3-1 ①		X CU 78 0-0 F7 ①		C FF 91 B FF 92 B FS 84 C FF 90 B FF 90 B CH 74 4-2 99 BB BB		B SI 95 C SI 95 D SI 94 B SI 96 B FF 95 4-1 18 G6-3 1-2 BB		C FF 95 B FF 95 X SL 88 1-1 G4-6-3 ①② 1-2f		B FC 91 C FC 91 S FC 91 T FC 90 1-2 K ②	4	0	0	0	2	1	2
99 Aaron Judge, R (1, 9) OBP: 0.398, SLG: 0.570	C FF 90 C SL 84 X FC 86 0-2 HR		C FF 92 S FS 80 B FS 82 B SI 92 S FS 85 2-3 K ② 2-3		C FC 89 B FF 92 B SI 92 B FC 90 B FF 90 4-1 1-2 2-3 BB		B FF 96 X FF 96 1-0 L9 ①		C CU 79 B CU 78 S SL 89 F FF 96 B CU 79 B FF 96 S CU 80 3-3 K2-3 ③		B FC 91 B FF 97 B FC 91 B FF 98 4-0 18 DI BB	4	1	1	1	2	2	3
18 Didi Gregorius, L (1, 6) OBP: 0.321, SLG: 0.468	S CU 78 B FS 85 B SI 92 F FS 85 X CH 73 2-2 P5 ②		B CH 72 X CU 80 1-0 G4-3 ③ 3-H		D CU 79 X FF 92 1-0 SF8 ② 3-H		B SI 96 B SI 95 X FF 96 2-0 G6-3 ②③ 1-2f			C SL 88 X SL 87 0-1 31 2B 1B	F FC 92 C FC 92 F FC 92 B FC 91 S FC 92 1-3 K ③ 1-2	5	0	1	1	0	1	3
27 Giancarlo Stanton, R (1, 10) OBP: 0.338, SLG: 0.502	B FF 91 F FF 91 S SI 90 S SI 92 1-3 K ③			X FF 89 0-0 41 G4-3 1B	B SL 84 X FC 89 1-0 P3 ③			C FF 93 F FF 95 S FC 91 0-3 K ①		D FF 94 F FF 94 F FF 93 D CU 79 S CU 79 2-3 K ①		5	0	1	0	0	3	3
31 Aaron Hicks, S (1, 8) OBP: 0.347, SLG: 0.509		C FF 90 F FS 85 X CH 76 0-2 G4-3 ①		B FF 90 1 SAFE B FF 89 B FS 85 C FS 83 X FC 88 3-1 F8 ①		S CU 81 C FS 82 X CH 70 0-2 F8 ①		X FF 93 0-0 41 F9 2B		B CU 78 B CU 77 F FF 94 F FF 94 X FF 95 2-2 1-3 2B		5	0	2	0	0	0	1
41 Miguel Andujar, R (1, 5) OBP: 0.309, SLG: 0.509		C FC 89 F SL 82 B FS 80 B FS 87 B FC 89 X FS 84 3-2 33 G4-3 1B		1 SAFE B SI 90 1 SAFE B SI 90 C FC 88 F FF 90 1 SAFE X CH 77 2-2 G4-3 ② 1-2		C CU 80 X SL 84 0-1 G6-3 ②		B FC 92 F FC 92 X FC 93 1-1 F9 ② 2-3		0-0 IBB		4	0	1	0	1	0	2
33 Greg Bird, L (1, 3) OBP: 0.308, SLG: 0.426		1 SAFE 1 SAFE C FF 89 1 SAFE B FF 91 D FF 90 X FS 83 2-1 G4-3 ② 1-2		B CU 79 C FF 92 C FF 92 S FF 92 1-3 K ③		B FS 86 B FS 85 C FF 91 X FF 91 2-1 1B				C FF 95 F SL 88 S SI 95 0-3 K ②		4	0	1	0	1	2	5
66 Kyle Higashioka, R (1, 2) OBP: 0.182, SLG: 0.400 14 Neil Walker, S (8, PH) OBP: 0.262, SLG: 0.261 28 Austin Romine, R (9, 2) OBP: 0.336, SLG: 0.469		F FF 90 B FF 92 2 SAFE C FC 87 D CU 77 X FC 89 2-2 F8 ③			X FC 88 0-0 G5-3 ①	B FF 92 1 SAFE F FF 91 C FF 92 B FF 92 T SI 92 2-2 K ③		B FF 94 B FF 95 S FC 92 F FC 93 B FF 95 S FC 91 3-3 K ③		C CU 78 T FF 95 D CU 79 S FF 95 1-3 K ③		3 1 1	0 0 0	0 0 0	0 0 0	0 0 0	1 1 1	2 2 3
25 Gleyber Torres, R (1, 4) OBP: 0.353, SLG: 0.560			S SL 82 B SL 82 X FC 89 1-1 99 WP 18 WP 2B		B FF 91 C FF 91 B SL 82 F FS 82 X SI 93 2-2 E7 99 BB 18 SF8 1B		B FF 96 F FF 95 B FS 87 B FS 86 B SI 95 4-1 11 BB BB		C CU 77 X FF 95 0-1 11 G4-6-3 1B		C FC 92 F FC 91 B FF 97 X FF 97 1-2 P4 ①	4	2	3	0	1	0	0
Inning Stats	R: 1 E: 0 K: 1 S: 13 H: 1 LOB: 0 BB: 0 P: 19	R: 0 E: 0 K: 0 S: 11 H: 1 LOB: 1 BB: 0 P: 18	R: 1 E: 0 K: 1 S: 7 H: 1 LOB: 0 BB: 0 P: 11	R: 0 E: 0 K: 1 S: 9 H: 1 LOB: 1 BB: 0 P: 15	R: 1 E: 1 K: 0 S: 9 H: 1 LOB: 2 BB: 2 P: 21	R: 0 E: 0 K: 1 S: 10 H: 1 LOB: 1 BB: 0 P: 14	R: 0 E: 0 K: 0 S: 4 H: 0 LOB: 1 BB: 2 P: 15	R: 0 E: 0 K: 2 S: 9 H: 1 LOB: 2 BB: 1 P: 13	R: 0 E: 0 K: 1 S: 8 H: 1 LOB: 0 BB: 0 P: 12	R: 0 E: 0 K: 3 S: 14 H: 2 LOB: 3 BB: 1 P: 19	R: 0 E: 0 K: 2 S: 10 H: 0 LOB: 1 BB: 1 P: 17	1B: 6 2B: 3 3B: 0 HR: 1	SF: 1 SAC: 0 DP: 2 HBP: 0	WP: 2 PB: 0 SB: 0 CS: 0	PA: 48			

PITCHER	IP	WLS	BF	H	R	ER	SO	BB	IBB	HBP	BLK	WP	HR	S	P	ERA	WHIP
19 Aníbal Sánchez, R (1, 1) ERA: 2.89	6.0		26	6	3	3	4	2	0	0	0	2	1	59	98	4.50	1.333
39 Sam Freeman, L (7, 1) ERA: 4.89	1.0		4	0	0	0	0	2	0	0	0	0	0	4	15	0.00	2.000
58 Dan Winkler, R (8, 1) ERA: 2.34	1.0		5	1	0	0	2	0	1	0	0	0	0	9	13	0.00	1.000
63 Jesse Biddle, L (9, 1) ERA: 2.59	2.0	W	9	3	0	0	4	0	1	0	0	0	0	22	31	0.00	1.500
33 A.J. Minter, L (11, 1) ERA: 2.75	1.0	S	4	0	0	0	2	1	0	0	0	0	0	10	17	0.00	1.000

PITCHER	IP	WLS	BF	H	R	ER	SO	BB	IBB	HBP	BLK	WP	HR	S	P	ERA	WHIP

BOTTOM

Atlanta Braves @ New York Yankees

Yankee Stadium, Bronx, NY

Mon Jul 02 2018, 7:12 PM - 11:02 PM EDT

Att. 43,792 - Clear - 87 F

livebaseballscorecards.com

AB	40
R	3
H	10
RBI	2
BB	7
SO	12
LOB	26

Atlanta Braves @ New York Yankees

Yankee Stadium, Bronx, NY

Tue Jul 03 2018, 7:11 PM - 10:56 PM EDT

Att. 45,448 - Cloudy - 84 F

TOP

livebaseballscorecards.com

Batter	1	2	3	4	5	6	7	8	9	AB	R	H	RBI	BB	SO	LOB
11 Ender Inciarte, L (1, 8) OBP: 0.312, SLG: 0.350	C SI 94 S FF 94 B FF 95 X CH 89 1-2 5 S 1B		T SI 95 B CU 82 F FF 95 B CU 84 B SI 96 B CU 82 4-2 BB		C FF 93 F SI 94 X CU 81 0-2 1-H HR	C FF 94 X FF 95 0-1 ③ L6		F FF 92 F FF 93 F FS 85 F FF 92 D SL 88 B FF 92 T FS 86 2-2 ② K		4	1	2	2	1	1	2
1 Ozzie Albies, S (1, 4) OBP: 0.315, SLG: 0.508	F SI 95 1 SAFE B CH 88 F CU 81 1 SAFE F FF 86 B CU 81 S CU 82 2-3 ① K		X CH 88 0-0 ② P4		X CU 80 0-0 HR		F FF 91 X CH 85 0-1 5 FC6 1B	X FS 86 0-0 ③ G5-3		5	1	2	1	0	1	4
5 Freddie Freeman, L (1, 3) OBP: 0.398, SLG: 0.532	1 SAFE B CU 80 C CU 80 B FF 96 X CU 81 2-1 ② F7 1-2		X CH 88 0-0 ③ F9		F SI 94 F FF 95 X FF 95 0-2 13 1B 22 1B 1B		X SL 84 0-0 ① FC6 22 HR 1-2f		F FF 100 S FF 101 F FF 102 F SL 90 B SL 89 S FF 103 1-3 ① K	5	1	1	0	0	1	3
22 Nick Markakis, L (1, 9) OBP: 0.392, SLG: 0.498	C SI 95 B CU 79 S CU 81 X CU 83 1-2 F8			B SI 92 B CU 81 C FF 93 B SI 93 C CU 82 D SI 95 4-2 BB	C SI 94 C CU 81 X CU 82 0-2 13 1B 1-2 1B		B FF 91 C FF 92 C SL 84 F FF 91 F FF 93 B SL 86 1 SAFE 1 SAFE B SL 86 3-2 F SL 85 X SL 86 1-H HR		C SL 89 B FF 102 B FF 102 C SL 88 F FF 102 B FF 103 S SL 89 3-3 ② K	4	1	2	2	1	1	1
24 Kurt Suzuki, R (1, 10) OBP: 0.350, SLG: 0.480		B FF 93 B FF 94 X FF 94 2-0 17 BLK 1B		C FF 94 B SI 95 X SI 95 1-1 ① F7	C SL 86 D SL 85 C SL 85 C SL 84 1-3 ② K		B SL 86 X SL 84 1-0 ② F9		X CH 91 0-0 ③ F9	5	0	1	0	0	1	3
13 Ronald Acuña Jr., R (1, 7) OBP: 0.329, SLG: 0.489		C FF 95 S CU 83 S CU 82 0-3 ① K		X SI 94 0-0 ② F7	B FF 95 C FF 94 D SL 88 C SL 85 B SL 87 X SL 86 3-2 1-2 2-3 1B		B FF 91 F FF 91 B SL 86 B SL 85 X FF 92 3-1 ③ F8			4	0	1	0	0	1	2
25 Tyler Flowers, R (1, 2) OBP: 0.367, SLG: 0.388		B FF 93 C CU 80 B SI 95 C CU 80 C SI 95 2-3 ② K		B FF 92 C FF 94 T CH 89 C FF 95 1-3 ③ K	B SL 86 B FF 95 S SL 86 B FF 95 S SL 86 F SL 86 F SL 85 S SL 86 3-3 ③ K			C FF 92 B SL 86 B SL 85 F SL 85 S FF 92 2-3 ① K		4	0	0	0	0	4	5
17 Johan Camargo, S (1, 5) OBP: 0.361, SLG: 0.447	B CH 88 F SI 94 S CH 89 F FF 96 F SI 96 B CU 82 F CH 90 C CU 82 2-3 ③ K 1-2			B SI 92 B CH 86 C FF 92 B CH 87 B FF 93 4-1 11 HR BB	B CU 79 B FF 93 C FF 93 F CU 81 B FF 94 S CU 81 3-3 ① K			C FF 92 B FF 93 B CH 86 X CH 85 2-1 7 1B 1B		3	1	1	0	1	2	1
7 Dansby Swanson, R (1, 6) OBP: 0.296, SLG: 0.410			B CU 82 X FF 92 1-0 ① G2-3		B FF 93 C CH 86 B CH 86 1 SAFE F FF 93 B CU 81 C CU 81 3-3 ① K	F FF 95 T FF 96 S SL 85 0-3 ② K2-3		1 SAFE C SL 87 F SL 86 1 SAFE F FF 92 1 SAFE F SL 85 B SL 85 X FF 93 1-2 1-2 1B		4	0	1	0	0	2	1
Inning Stats	R: 0 E: 0 K: 1 S: 12 H: 1 LOB: 1 BB: 0 P: 18	R: 0 E: 0 K: 3 S: 13 H: 1 LOB: 1 BB: 0 P: 19	R: 0 E: 0 K: 0 S: 5 H: 0 LOB: 1 BB: 1 P: 10	R: 0 E: 0 K: 1 S: 8 H: 0 LOB: 1 BB: 1 P: 14	R: 3 E: 0 K: 3 S: 25 H: 5 LOB: 3 BB: 1 P: 39	R: 0 E: 0 K: 2 S: 8 H: 0 LOB: 0 BB: 0 P: 11	R: 2 E: 0 K: 0 S: 12 H: 2 LOB: 0 BB: 0 P: 19	R: 0 E: 0 K: 2 S: 16 H: 2 LOB: 2 BB: 0 P: 23	R: 0 E: 0 K: 2 S: 10 H: 0 LOB: 0 BB: 0 P: 14	1B: 8 2B: 0 3B: 0 HR: 3 SF: 0 SAC: 0 DP: 0 HBP: 0						

	AB	38
	R	5
	H	11
	RBI	5
	BB	3
	SO	14
	LOB	22

WP: 0 PB: 0 SB: 1 CS: 0 PA: 41

PITCHER	IP	WLS	BF	H	R	ER	SO	BB	IBB	HBP	BLK	WP	HR	S	P	ERA	WHIP
65 Domingo Germán, R (1, 1) ERA: 5.37	4.1		22	6	3	3	6	3	0	0	1	0	2	52	82	6.23	2.077
67 A.J. Cole, R (5, 1) ERA: 5.76	1.2	W	6	1	0	0	4	0	0	0	0	0	0	19	29	0.00	0.600
43 Adam Warren, R (7, 1) ERA: 2.11	1.1	H	8	4	2	2	1	0	0	0	0	0	1	22	34	13.50	3.000
45 Chasen Shreve, L (8, 1) ERA: 4.85	0.2	H	2	0	0	0	1	0	0	0	0	0	0	6	8	0.00	0.000
54 Aroldis Chapman, L (9, 1) ERA: 1.43	1.0	S	3	0	0	0	2	0	0	0	0	0	0	10	14	0.00	0.000

PITCHER	IP	WLS	BF	H	R	ER	SO	BB	IBB	HBP	BLK	WP	HR	S	P	ERA	WHIP

Batter	1	2	3	4	5	6	7	8	9	AB	R	H	RBI	BB	SO	LOB
11 Brett Gardner, L (1, 7) OBP: 0.347, SLG: 0.367	C FF 92 B FF 94 F FF 93 F SL 81 X CU 78 1-2 ① L1-3	B FF 94 B FF 94 C FF 94 C SL 84 B SL 81 X FF 93 3-2 ③ G3		X FF 94 0-0 99 1B 18 WP 2B		C CU 79 X SL 84 0-1 ① G6-3		C FF 93 B CH 86 B FF 94 B FF 92 B FF 94 4-1 99 FC6-4 BB		4	1	1	0	1	0	1
99 Aaron Judge, R (1, 10) OBP: 0.401, SLG: 0.570	B FF 95 X FF 93 1-0 ② F9		B CU 75 F FF 94 B CU 77 B CH 87 B FF 94 4-1 18 S 31 BB 29 BB BB	F SL 87 B SL 88 X SL 87 1-1 18 WP 18 S 2-3 1B		X CU 82 0-0 27 WP 1B		C FF 93 S FF 94 B SI 94 1 SAFE B FF 94 X SI 94 2-2 ② FC6-4 1-2f 27 HR		4	2	2	0	1	0	1
27 Giancarlo Stanton, R (1, 9) OBP: 0.339, SLG: 0.509	C FF 96 B FF 93 B FF 93 B CU 78 S CU 78 F FF 94 X FF 94 3-2 31 HR 1B		B FF 93 1 SAFE X CH 86 1-0 ① L7	S FF 95 1 SAFE D SL 88 B SL 88 F FF 94 S SL 89 2-3 ① K		F FF 94 C FF 93 B SL 86 D SL 86 F CU 83 F SL 88 B FF 94 T FF 95 3-2 ② K 1-2		B SL 86 X FF 95 1-0 1-H HR		5	2	2	2	0	2	4
31 Aaron Hicks, S (1, 8) OBP: 0.351, SLG: 0.519	B CU 76 B FF 93 X FF 95 2-0 1-H HR		B FF 88 B CH 87 S FF 88 C FF 94 F CU 78 F FF 93 1 SAFE D FF 93 B FF 93 4-2 29 BB 41 BB 66 BB 1-2 BB	D SL 85 F SL 88 F FF 94 S SL 89 1-3 ② K		C SL 87 D CH 87 B CH 87 B SL 86 B SL 85 4-1 BB		B FF 94 B FF 94 F FF 94 B FF 94 C SL 83 X FF 94 3-2 ③ F8		3	2	1	2	2	1	2
18 Didi Gregorius, L (1, 6) OBP: 0.318, SLG: 0.462	X SL 83 0-0 ③ G3		S FF 93 F CU 76 F FF 95 B SL 82 F FF 94 1 SAFE S SL 82 1-3 ② K 2-3	F CU 84 D FF 95 F SL 87 B SL 88 F SL 87 X FF 94 2-2 ③ F8 1-3 3-H		F FF 94 X FF 94 0-1 ③ P6				4	0	0	0	0	1	5
41 Miguel Andujar, R (1, 5) OBP: 0.312, SLG: 0.511		B FF 91 F FF 93 B FF 93 T FF 93 F FF 93 S FF 94 2-3 ① K	B FF 93 B FF 93 D CH 88 B CH 85 4-0 66 BB 29 BB 1-2 BB	F SL 84 B FF 94 B FF 94 B SL 86 X FF 93 3-1 29 G4-3 2B			B FF 92 B FF 93 F FF 93 T FF 93 X FF 94 2-2 ① F7			3	0	1	0	1	1	0
29 Brandon Drury, R (1, 3) OBP: 0.314, SLG: 0.333 25 Gleyber Torres, R (8, 4) OBP: 0.353, SLG: 0.560		C CU 76 X CH 85 0-1 ② G3	F CU 76 B CH 88 B FF 94 B CH 86 B FF 94 4-1 66 BB 1-2 2-3 3-H BB	C FF 94 C FF 93 F SL 87 B FF 93 F FF 94 X CU 84 1-2 ① G4-3 2-3			C FF 92 X SL 85 0-1 ② G1-3			3 0	0 0	0 0	1 0	1 0	0 0	1 0
66 Kyle Higashioka, R (1, 2) OBP: 0.267, SLG: 0.615		B FF 94 X FF 93 1-0 HR	B SL 87 D FF 96 B FF 94 C FF 94 B FF 94 4-1 1-2 2-3 3-H BB	B FF 94 D CU 81 C SL 86 C FF 93 F SL 86 D SL 88 S CU 82 3-3 ② K			C SL 85 C FF 92 B FF 94 C FF 94 1-3 ③ K			3	1	1	2	1	2	1
14 Neil Walker, S (1, 4) OBP: 0.262, SLG: 0.256 (8, 3)		B CU 78 C CU 78 B FF 93 F FF 94 B CU 80 B FF 94 4-2 BB	F FF 94 B FF 96 D SL 88 X FF 95 2-1 ③ L3	F FF 94 F FF 93 F CU 82 F CU 83 T FF 94 0-2 ③ K				C FF 91 X FF 93 0-1 ① G6-3		3	0	0	0	1	1	4
Inning Stats	R: 2 E: 0 K: 0 S: 11 H: 2 LOB: 0 BB: 0 P: 18	R: 1 E: 0 K: 1 S: 12 H: 1 LOB: 1 BB: 1 P: 22	R: 2 E: 0 K: 1 S: 15 H: 0 LOB: 3 BB: 5 P: 39	R: 1 E: 0 LOB: 2 K: 2 S: 13 H: 2 LOB: 1 BB: 0 P: 19	R: 0 E: 0 K: 2 S: 16 H: 1 LOB: 1 BB: 0 P: 23	R: 0 E: 0 K: 1 S: 11 H: 1 LOB: 2 BB: 1 P: 18	R: 0 E: 0 K: 1 S: 8 H: 0 LOB: 0 BB: 0 P: 11	R: 2 E: 0 K: 0 S: 10 H: 1 LOB: 0 BB: 1 P: 20		1B: 3 2B: 2 3B: 0 HR: 3	SF: 0 SAC: 0 DP: 0 HBP: 0			WP: 2 PB: 0 SB: 2 CS: 0	PA: 40	

PITCHER		IP	WLS	BF	H	R	ER	SO	BB	IBB	HBP	BLK	WP	HR	S	P	ERA	WHIP
15 Sean Newcomb, L ERA: 3.1	(1, 1)	2.2	L	16	3	5	5	2	5	0	0	0	0	2	35	70	16.88	3.000
64 Luke Jackson, R ERA: 3.38	(3, 1)	3.0		14	4	1	1	5	1	0	0	0	2	0	40	62	3.00	1.667
61 Evan Phillips, R ERA: 7.71	(6, 1)	2.1		10	1	2	2	1	2	0	0	0	0	1	21	38	7.71	1.286

PITCHER	IP	WLS	BF	H	R	ER	SO	BB	IBB	HBP	BLK	WP	HR	S	P	ERA	WHIP

BOTTOM

Atlanta Braves @ New York Yankees

Yankee Stadium, Bronx, NY

Tue Jul 03 2018, 7:11 PM - 10:56 PM EDT

Att. 45,448 - Cloudy - 84 F

livebaseballscorecards.com

AB	32
R	8
H	8
RBI	7
BB	8
SO	8
LOB	19

Batter	1	2	3	4	5	6	7	8	9	AB	R	H	RBI	BB	SO	LOB
11 Ender Inciarte, L (1, 8) OBP: 0.316, SLG: 0.352	C FC 88 X SI 89 0-1 5 FC3-6 1B	X SL 79 0-0 ③ L8			C SI 90 C SL 80 F FC 92 B SL 81 F SL 80 F SI 81 F SI 92 B FC 91 B FC 94 4-2 B SL 81 1 1B 23 G4-3 BB		C FF 96 F FF 96 B FF 96 F FF 96 F SL 87 B FF 95 F FF 96 X FF 96 2-2 24 S 1 1B 1B		C FF 92 B CH 85 X CH 85 1-1 ① G1-3	4	1	2	0	1	0	1
1 Ozzie Albies, S (1, 4) OBP: 0.319, SLG: 0.510	B FC 86 X FC 87 1-0 ① F8		B FC 88 X CH 83 1-0 ① F8		S FC 90 X FC 89 0-1 23 G4-3 1-3 1B		F FF 96 B FF 95 1 SAFE F FF 96 F FF 95 D SL 88 X FF 97 2-2 24 S 1-2 1B		F FF 92 B FF 93 B FC 85 X CH 86 2-1 22 DI 1B	5	0	3	0	0	0	1
5 Freddie Freeman, L (1, 3) OBP: 0.399, SLG: 0.530 23 Danny Santana, S (4, 7) OBP: 0.269, SLG: 0.261	B SL 79 D SL 78 X SI 89 2-0 ② FC3-6 24 BB 22 HBP 1-2f		C SI 90 B SL 81 F FF 92 H SI 91 2-2 22 G4-6-3 HBP		F FC 90 B FC 90 F SL 79 X FC 91 1-2 ② G4-3 1-2 3-H		C FF 96 X FF 96 0-1 ① F7		X FF 92 0-0 ② F9	1 3	0 0	0 0	0 1	0 0	0 0	1 4
22 Nick Markakis, L (1, 9) OBP: 0.389, SLG: 0.493	C SI 90 C SI 90 H SI 90 1-2 24 BB 1-2 HBP		C SL 79 B SL 80 C FC 92 X SL 81 1-2 ② ③ G4-6-3 1-2f		X SL 80 0-0 ③ L8		C FF 96 F FF 96 B FF 96 F FF 97 X FF 96 1-2 ② F7		C FF 93 B CH 85 C FF 92 B FF 93 X FF 94 2-2 ③ G6-3 1-2	4	0	0	0	0	0	5
24 Kurt Suzuki, R (1, 2) OBP: 0.348, SLG: 0.473	B SL 81 B FC 86 C SL 79 B FC 88 D SL 80 4-1 1-2 2-3 BB			C SI 90 F FC 87 B FC 90 F SI 92 S CH 84 1-3 ① K		C SL 78 B SL 80 F FC 88 S SL 81 1-3 ① K	B FF 97 B FF 96 X FF 96 2-0 ③ L9 1-2 2-3			3	0	0	0	1	2	2
13 Ronald Acuña Jr., R (1, 10) OBP: 0.321, SLG: 0.476	S FC 89 B FC 88 F SL 79 S FC 88 1-3 ③ K			C SL 79 B SL 80 X FC 89 1-1 ② F7		C SL 80 B FC 90 S FC 90 B SL 80 F FC 91 F CH 84 S FC 90 2-3 ② K		S FF 96 S KC 84 B FF 98 B SV 85 S SV 87 2-3 ① K		4	0	0	0	0	3	3
17 Johan Camargo, S (1, 5) OBP: 0.363, SLG: 0.460		C FC 88 X FC 88 0-1 ① G5-3		B SI 91 B CH 83 F FC 89 B FC 89 S SL 80 B SL 80 4-2 BB		X FC 91 0-0 HR		C KC 84 S FF 99 F SV 87 F SV 89 B SV 88 F FF 98 S FF 99 1-3 ② K		3	1	1	1	1	1	0
8 Charlie Culberson, R (1, 7) OBP: 0.327, SLG: 0.447 (4, 3)		C FC 87 X FC 88 0-1 ② G5-3		C FC 90 X FC 91 0-1 ③ G3		S FC 89 B SL 81 X FC 90 1-1 2B		C FF 98 S KC 84 B FF 99 F FF 98 B SV 86 X KC 84 2-2 2B		4	0	2	0	0	0	1
7 Dansby Swanson, R (1, 6) OBP: 0.296, SLG: 0.408		C FC 89 F FC 88 F FC 90 B SL 80 B SL 80 F FC 90 B FC 89 X FC 89 3-2 1B			B FC 88 C FC 88 F FC 90 C SL 80 1-3 ① K	B SL 80 C SL 79 C FC 90 F FC 90 D SL 82 F SI 93 D CH 85 F FC 91 X SL 80 3-2 ③ G4-3		S KC 84 X FF 99 0-1 ③ G1-3		4	0	1	0	0	1	2
Inning Stats	R: 0 E: 0 K: 1 S: 10 H: 1 LOB: 3 BB: 1 P: 19	R: 0 E: 0 K: 0 S: 10 H: 1 LOB: 1 BB: 0 P: 13	R: 0 E: 0 K: 0 S: 6 H: 0 LOB: 0 BB: 0 P: 10	R: 0 E: 0 K: 1 S: 10 H: 0 LOB: 1 BB: 1 P: 16	R: 1 E: 0 K: 1 S: 15 H: 1 LOB: 1 BB: 1 P: 21	R: 1 E: 0 K: 2 S: 17 H: 2 LOB: 0 BB: 0 P: 24	R: 0 E: 0 K: 0 S: 17 H: 2 LOB: 2 BB: 0 P: 24	R: 0 E: 0 K: 2 S: 15 H: 1 LOB: 1 BB: 0 P: 20	R: 0 E: 0 K: 0 S: 8 H: 1 LOB: 1 BB: 0 P: 13	1B: 6 2B: 2 3B: 0 HR: 1 SF: 0 SAC: 0 DP: 1 HBP: 2						

PITCHER		IP	WLS	BF	H	R	ER	SO	BB	IBB	HBP	BLK	WP	HR	S	P	ERA	WHIP
52 CC Sabathia, L ERA: 3.02	(1, 1)	6.0	W	27	5	2	2	5	3	0	2	0	0	1	68	103	3.00	1.333
57 Chad Green, R ERA: 1.96	(7, 1)	1.0	H	5	2	0	0	0	0	0	0	0	0	0	17	24	0.00	2.000
68 Dellin Betances, R ERA: 2.63	(8, 1)	1.0		4	1	0	0	2	0	0	0	0	0	0	15	20	0.00	1.000
56 Jonathan Holder, R ERA: 1.83	(9, 1)	1.0		4	1	0	0	0	0	0	0	0	0	0	8	13	0.00	1.000

PITCHER	IP	WLS	BF	H	R	ER	SO	BB	IBB	HBP	BLK	WP	HR	S	P	ERA	WHIP

TOP

Atlanta Braves @ New York Yankees

Yankee Stadium, Bronx, NY

Wed Jul 04 2018, 1:10 PM - 4:16 PM EDT

Att. 46,658 - Cloudy - 89 F

livebaseballscorecards.com

AB	35
R	2
H	9
RBI	2
BB	3
SO	7
LOB	20

WP: 0	PA: 40		
PB: 0			
SB: 2			
CS: 0			

Batter	1	2	3	4	5	6	7	8	9	AB	R	H	RBI	BB	SO	LOB
11 Brett Gardner, L (1, 7) OBP: 0.346, SLG: 0.363	B FF 89 C FF 90 C FF 90 C FF 91 1-3 ① K		B CU 73 X SI 85 1-0 ① F9 B SL 83 C FF 93 C FF 93 S FF 94 1-3 ② K	C CU 74 B FF 90 B FF 90 B SI 90 B SI 90 4-1 1-2 BB B SL 80 S SL 81 B SI 91 B SI 90 S FF 93 S FF 93 3-3 ③ K			B FF 93 B FF 93 C FF 92 X FF 93 2-1 ① G4-3 B SL 84 C SL 83 B FF 96 X FF 94 2-1 HR			3	0	0	0	1	1	1
99 Aaron Judge, R (1, 9) OBP: 0.399, SLG: 0.575	S FF 91 C FF 92 C FF 92 0-3 ② K									4	1	1	1	0	3	3
31 Aaron Hicks, S (1, 8) OBP: 0.354, SLG: 0.515	C FF 91 S CH 84 S SL 82 0-3 ③ K		B CU 73 B SI 91 D CH 86 C FF 92 B FF 93 4-1 1-2 27 HR BB	B FF 86 B FF 87 B CH 82 B FF 87 4-0 18 G3 27 S BB			C SL 83 C SL 84 X SL 85 0-2 ② F7			2	1	0	0	2	1	0
27 Giancarlo Stanton, R (1, 10) OBP: 0.338, SLG: 0.515		C SL 79 F FF 92 B FF 92 X FF 93 1-2 ① G3-1 S FF 94 F FF 94 X FF 94 0-2 1-H 2-H HR		B FF 90 1 SAFE 1 SAFE S SL 79 S SL 80 S SL 78 1-3 ① K		B FF 96 S SL 85 B SL 85 S SL 85 S SL 85 2-3 ③ K			4	1	1	3	0	2	1
18 Didi Gregorius, L (1, 6) OBP: 0.320, SLG: 0.466		C CU 74 F SI 91 X FF 93 0-2 33 1B 2B B SI 90 S CU 74 B SI 86 F CH 84 F SL 82 B SL 82 X CH 85 3-2 ③ L9		2 SAFE B CU 73 D CH 84 2 SAFE F SI 88 F FF 90 D SL 78 X SI 90 3-2 2-3 ② G3			C SI 96 B CH 88 B SI 97 X SI 97 2-1 29 G6-3 1B		4	1	2	0	0	0	1
25 Gleyber Torres, R (1, 4) OBP: 0.350, SLG: 0.555 29 Brandon Drury, R (5, 5) OBP: 0.297, SLG: 0.313		B SL 82 B SL 83 B SL 83 C FF 92 C SI 91 S SL 84 3-3 ② K		C SL 81 F SL 81 B FF 91 F SI 89 S SI 91 1-3 ① K B SI 91 S FF 91 F FF 91 S SL 81 1-3 ③ K			F FF 98 B SL 86 1 SAFE S SL 86 B SL 87 X SI 98 2-2 ① ② G6-3 1-2f			2	0	0	0	0	2	1
										2	0	0	0	0	1	2
33 Greg Bird, L (1, 3) OBP: 0.306, SLG: 0.419		B FF 92 B FF 92 F CH 85 F FF 92 B FF 93 F FF 93 X CH 85 3-2 2-H 1B		B CU 73 C CU 72 X FF 90 1-1 ② F8	C FF 96 S SL 87 B SL 84 S SL 84 X FF 95 1-2 ① L7			F SI 98 S SI 99 F SI 98 B SL 98 B SL 87 B SI 97 F SI 98 X SI 97 3-2 ③ L3-1		4	0	1	1	0	0	0
66 Kyle Higashioka, R (1, 2) OBP: 0.278, SLG: 0.750		B SI 92 B FF 93 S FF 93 B FF 93 F FF 92 S SI 92 3-3 ③ K		B SL 82 B SL 82 X FF 92 2-0 HR	B FF 95 B FF 94 S SL 84 B FF 95 F FF 94 C SL 82 3-3 ② K					3	1	1	1	0	2	1
14 Neil Walker, S (1, 5) OBP: 0.268, SLG: 0.259 (5, 4)			B FF 91 B FF 91 X FF 92 2-0 31 BB 27 HR 1B S SI 90 B FF 91 F SL 80 F FF 92 B SL 81 B SL 81 B SI 91 4-2 11 BB BB		F FF 96 B SL 83 S SL 85 S SL 85 1-3 ③ K				2	1	1	0	1	1	0
Inning Stats	R: 0 E: 0 K: 3 S: 9 H: 0 LOB: 0 BB: 0 P: 10	R: 1 E: 0 K: 2 S: 16 H: 2 LOB: 1 BB: 0 P: 26	R: 3 E: 0 K: 1 S: 13 H: 2 LOB: 0 BB: 1 P: 24	R: 1 E: 0 K: 2 S: 14 H: 1 LOB: 2 BB: 2 P: 29	R: 0 E: 0 K: 2 S: 9 H: 0 LOB: 1 BB: 1 P: 18	R: 0 E: 0 K: 1 S: 10 H: 0 LOB: 0 BB: 0 P: 15	R: 1 E: 0 K: 1 S: 10 H: 1 LOB: 0 BB: 0 P: 16	R: 0 E: 0 K: 0 S: 10 H: 1 LOB: 0 BB: 0 P: 17		1B: 3 2B: 1 3B: 0 HR: 3 SF: 0 SAC: 0 DP: 1 HBP: 0						

PITCHER		IP	WLS	BF	H	R	ER	SO	BB	IBB	HBP	BLK	WP	HR	S	P	ERA	WHIP
49 Julio Teheran, R ERA: 4.47	(1, 1)	5.0	L	24	5	5	5	10	4	0	0	0	0	2	61	107	9.00	1.800
53 Luiz Gohara, L ERA: 6.62	(6, 1)	2.0		7	1	1	1	3	0	0	0	0	0	1	20	31	4.50	0.500
38 Arodys Vizcaíno, R ERA: 1.76	(8, 1)	1.0		3	1	0	0	0	0	0	0	0	0	0	10	17	0.00	1.000

PITCHER	IP	WLS	BF	H	R	ER	SO	BB	IBB	HBP	BLK	WP	HR	S	P	ERA	WHIP

BOTTOM

Atlanta Braves @ New York Yankees

Yankee Stadium, Bronx, NY

Wed Jul 04 2018, 1:10 PM - 4:16 PM EDT

Att. 46,658 - Cloudy - 89 F

livebaseballscorecards.com

AB	30
R	6
H	7
RBI	6
BB	4
SO	13
LOB	10

WP: 0 PB: 0 SB: 1 CS: 0 PA: 34

Atlanta Braves @ Milwaukee Brewers

Miller Park, Milwaukee, WI

Thu Jul 05 2018, 7:12 PM - 9:56 PM CDT

Att. 27,557 - Clear - 87 F

livebaseballscorecards.com

Batter	1	2	3	4	5	6	7	8	9	AB	R	H	RBI	BB	SO	LOB
11 Ender Inciarte, L (1, 8) OBP: 0.317, SLG: 0.352	B FF 90 C SI 90 C FS 85 H SL 82 2-2 1 3B HBP		C SI 89 B SL 78 C FS 80 B SL 78 C SL 80 2-3 ② K			F SL 77 S SL 79 X FF 92 0-2 22 G5-3 5 BB 1B		S SL 81 B SL 83 B SI 92 L SL 83 C SI 93 2-3 ② K		3	1	1	0	0	2	0
1 Ozzie Albies, S (1, 4) OBP: 0.321, SLG: 0.518	1 SAFE B SI 91 C SL 80 X FF 91 1-1 1-H 5 G1-3 3B		B SI 91 X SI 91 1-0 2B			B SL 78 S SL 79 X SL 79 1-1 ① L8		X SL 83 0-0 ③ L8		4	1	2	1	0	0	1
5 Freddie Freeman, L (1, 3) OBP: 0.397, SLG: 0.526	C SL 81 F FF 91 F SI 92 X SL 81 0-2 ① G1-3 3-H		S SL 80 X FF 91 0-1 ③ L9			1 SAFE B FS 83 S FS 86 B SI 88 D SL 81 B SL 81 4-1 1-2 BB			F SL 81 X SL 80 0-1 ① G5-3	3	0	0	1	1	0	1
22 Nick Markakis, L (1, 9) OBP: 0.385, SLG: 0.487	B FF 91 X SI 91 1-0 ② F7			C SI 89 B SI 90 C SL 80 C SL 77 1-3 ① K		B SI 90 B SI 89 C SL 79 X SI 92 2-1 ②③ G5-3 2-3f			S SI 90 B SI 91 B SL 82 F SI 91 C SI 92 2-3 ② K	4	0	0	0	0	2	2
25 Tyler Flowers, R (1, 2) OBP: 0.357, SLG: 0.375	B SI 92 B SI 90 C SI 91 B SI 91 X SI 92 3-1 ③ L6			S FF 92 F FF 92 X SI 90 0-2 ② G3			S SI 88 C SL 79 S SL 80 0-3 ① K		B SL 83 X SI 92 1-0 ③ G6-3	4	0	0	0	0	1	0
17 Johan Camargo, S (1, 5) OBP: 0.359, SLG: 0.453		B SI 89 C SI 90 X FS 84 1-1 ① G5-3		C SI 90 C SL 78 B SL 79 B SL 81 S SL 80 2-3 ③ K			C SL 79 B SL 81 X SL 78 1-1 ② G6-3			3	0	0	0	0	1	0
13 Ronald Acuña Jr., R (1, 7) OBP: 0.321, SLG: 0.469		S SI 92 B SL 81 B SL 81 C SL 79 X SI 91 2-2 ② F8			F SL 81 B SL 79 F SL 80 B SL 81 F SL 81 X SL 82 2-2 ① G5-3		C SI 89 H SI 91 1-1 HBP			2	0	0	0	0	0	0
7 Dansby Swanson, R (1, 6) OBP: 0.293, SLG: 0.404		C SI 91 B SI 89 F SI 90 X SL 81 1-2 ③ P3			X SL 80 0-0 ② P4		C SL 79 S SL 78 S SL 79 0-3 ③ K			3	0	0	0	0	1	1
54 Max Fried, L (1, 1) OBP: 0.143, SLG: 0.143 51 Shane Carle, R (4, 1) 39 Sam Freeman, R (7, 1) 8 Charlie Culberson, R (8, PH) OBP: 0.325, SLG: 0.444 58 Dan Winkler, R (8, 1)			B FF 88 C FF 89 F SI 90 B SL 78 C SL 79 2-3 ① K		S SI 90 B SI 91 S SI 90 S SI 91 1-3 ③ K			F SL 83 B SL 83 F SI 93 B SL 83 X SI 92 2-2 ① G4-3		1 1 0 1 0	0 0 0 0 0	0 0 0 0 0	0 0 0 0 0	1 1 0 0 0	0 0 0 0 0	0 0 0 0 0

	AB	29
	R	2
	H	3
	RBI	2
	BB	1
	SO	9
	LOB	5

Inning Stats	1	2	3	4	5	6	7	8	9	1B: 1	SF: 0	WP: 0	PA: 32
	R: 2 E: 0 K: 0 S: 11	R: 0 E: 0 K: 0 S: 8	R: 0 E: 0 K: 2 S: 9	R: 0 E: 0 K: 2 S: 9	R: 0 E: 0 K: 1 S: 8	R: 0 E: 0 K: 0 S: 8	R: 0 E: 0 K: 2 S: 9	R: 0 E: 0 K: 1 S: 7	R: 0 E: 0 K: 1 S: 6	2B: 1 3B: 1 HR: 0	SAC: 0 DP: 1 HBP: 2	PB: 0 SB: 0 CS: 0	
	H: 1 LOB: 0 BB: 0 P: 18	H: 0 LOB: 0 BB: 0 P: 12	H: 1 LOB: 1 BB: 0 P: 14	H: 0 LOB: 0 BB: 0 P: 12	H: 0 LOB: 0 BB: 0 P: 11	H: 1 LOB: 1 BB: 1 P: 15	H: 0 LOB: 1 BB: 0 P: 11	H: 0 LOB: 0 BB: 0 P: 11	H: 0 LOB: 0 BB: 0 P: 9				

PITCHER		IP	WLS	BF	H	R	ER	SO	BB	IBB	HBP	BLK	WP	HR	S	P	ERA	WHIP
45 Jhoulys Chacín, R ERA: 3.63	(1, 1)	7.0	W	26	3	2	2	7	1	0	2	0	0	0	62	93	2.57	0.571
38 Dan Jennings, L ERA: 3.38	(8, 1)	2.0	S	6	0	0	0	2	0	0	0	0	0	0	13	20	0.00	0.000

PITCHER	IP	WLS	BF	H	R	ER	SO	BB	IBB	HBP	BLK	WP	HR	S	P	ERA	WHIP

BOTTOM

Atlanta Braves @ Milwaukee Brewers

Miller Park, Milwaukee, WI

Thu Jul 05 2018, 7:12 PM - 9:56 PM CDT

Att. 27,557 - Clear - 87 F

livebaseballscorecards.com

Batter	1	2	3	4	5	6	7	8	9	AB	R	H	RBI	BB	SO	LOB
5 Jonathan Villar, S (1, 4) OBP: 0.304, SLG: 0.379	B FF 92 S FF 93 X CU 73 1-1 24 S 24 SF9 2B	C FF 93 X CH 81 0-1 G4-3 1-2f			F FF 96 S FF 96 X CH 89 0-2 F8			B FF 92 X FF 93 1-0 22 E 22 2B 1B		4	2	2	0	0	0	1
22 Christian Yelich, L (1, 9) OBP: 0.364, SLG: 0.470	D FF 94 F FF 92 B FF 94 S CU 74 D CU 75 T FF 94 3-2 K		C FF 91 B CU 73 B CU 74 B FF 92 C FF 92 B FF 92 4-2 8 FC1-4 BB		F FF 97 F FF 96 X CU 79 0-2 F9			B FC 92 1 SAFE 1 SAFE 1 SAFE B FC 92 X SI 93 2-0 1-H 14 HR 2B		3	1	1	1	1	1	1
24 Jesús Aguilar, R (1, 3) OBP: 0.360, SLG: 0.598	C FF 95 D CU 75 X FF 96 1-1 SF9 2-H		C CU 72 B FF 90 S CU 73 F CU 74 1 SAFE X FF 93 1-2 F8			S SL 88 F FF 94 B CU 80 B FF 96 F SL 87 S CH 88 2-3 K		C FF 95 B FC 91 B FC 92 F CU 84 F FF 94 S FC 91 2-3 K		3	0	0	1	0	2	2
8 Ryan Braun, R (1, 7) OBP: 0.285, SLG: 0.432	S CU 73 X FF 94 0-1 G5-3		C FF 93 X FF 93 0-1 FC1-4 23 CS 14 1B 1-2f			F SL 88 B FF 96 X FF 95 1-1 G4-3		S CU 84 F FC 92 B FF 92 F FF 92 B FC 91 F FF 94 F FC 92 F CU 83 B FF 94 3-2 T FC 91 K		4	0	0	0	0	1	2
14 Hernán Pérez, R (1, 5) OBP: 0.273, SLG: 0.392		C FF 93 X FF 94 0-1 13 1B 3B	B CU 72 1 SAFE D CH 82 C CH 82 1 SAFE X CH 84 2-1 1-2 1B			C CU 81 S SL 88 F FF 96 F SL 87 X FF 96 0-2 L8		C CU 82 X FC 90 0-1 2-H HR		4	2	3	2	0	0	0
23 Keon Broxton, R (1, 8) OBP: 0.303, SLG: 0.429	B FF 93 B FF 93 F FF 94 S CU 75 F CU 76 B FF 96 B FF 95 4-2 15 S 13 1B 15 G5-3 BB	S CU 73 B CU 73 2 SAFE 1-1 CS 2-3	C FF 92 B SL 87 B SL 89 C FF 94 B FF 94 F FF 93 S FF 95 3-3 K				B SI 96 S FS 85 B SI 95 S FS 84 C FS 83 2-3 K	S FF 94 B FF 93 X FC 90 1-1 G6-3		3	1	0	0	1	2	0
13 Tyler Saladino, R (1, 6) OBP: 0.360, SLG: 0.574	B FF 93 C CH 81 1 SAFE B FF 94 S CH 83 F FF 93 X FF 93 2-2 15 G5-3 15 S 45 WP 1-2 3-H 1B		C CU 80 C SL 88 F FF 94 B CU 81 F SL 87 B FF 96 F FF 96 B SL 88 X SL 88 3-2 G5-3				B CU 84 B SI 95 C SI 95 C FS 84 B FS 84 B SI 96 4-2 BB			2	1	1	1	0	0
15 Erik Kratz, R (1, 2) OBP: 0.291, SLG: 0.431	B CU 74 B CU 73 C FF 94 T CU 73 X CU 75 2-2 G5-3 1-3 2-H		X SL 87 0-0 F8				F SI 95 1 SAFE F SI 94 F FS 86 1 SAFE S FF 97 0-3 K			3	0	0	1	0	1	2
45 Jhoulys Chacín, R (1, 1) OBP: 0.281, SLG: 0.207 2 Nate Orf, R (7, PH) OBP: 0.273, SLG: 0.444 38 Dan Jennings, L (8, 1) OBP: 0.667, SLG: 1.000	F FF 93 B CU 72 D CU 72 B FF 94 B SI 94 4-1 5 G4-3 3-H BB				B SL 88 F FF 95 X FF 95 1-1 L9		F SI 94 F FF 97 B FF 97 S FS 86 1-3 K			1 1 0	0 0 0	0 0 0	0 0 0	1 0 0	0 1 0	0 1 0

Inning Stats	1	2	3	4	5	6	7	8	9
	R: 1 E: 0 K: 1 S: 9	R: 3 E: 0 K: 0 S: 15	R: 0 E: 0 K: 0 S: 11	R: 0 E: 0 K: 1 S: 11	R: 0 E: 0 K: 0 S: 8	R: 0 E: 0 K: 1 S: 11	R: 0 E: 0 K: 3 S: 12	R: 3 E: 1 K: 2 S: 17	
	H: 1 LOB: 0 BB: 0 P: 14	H: 2 LOB: 0 BB: 2 P: 27	H: 1 LOB: 1 BB: 1 P: 19	H: 0 LOB: 0 BB: 0 P: 17	H: 0 LOB: 0 BB: 0 P: 9	H: 0 LOB: 0 BB: 0 P: 14	H: 0 LOB: 1 BB: 1 P: 19	H: 3 LOB: 0 BB: 0 P: 26	

1B: 3	SF: 1
2B: 2	SAC: 0
3B: 1	DP: 1
HR: 1	HBP: 0

WP: 1	PA: 34
PB: 0	
SB: 3	
CS: 1	

AB	28
R	7
H	7
RBI	6
BB	4
SO	8
LOB	9

PITCHER		IP	WLS	BF	H	R	ER	SO	BB	IBB	HBP	BLK	WP	HR	S	P	ERA	WHIP
54 Max Fried, L ERA: 3.92	(1, 1)	3.0	L	14	4	4	4	1	3	0	0	0	1	0	35	60	12.00	2.333
51 Shane Carle, R ERA: 2.74	(4, 1)	3.0		9	0	0	0	2	0	0	0	0	0	0	30	40	0.00	0.000
39 Sam Freeman, L ERA: 4.75	(7, 1)	1.0		4	0	0	0	3	1	0	0	0	0	0	12	19	0.00	1.000
58 Dan Winkler, R ERA: 3.03	(8, 1)	1.0		6	3	3	3	2	0	0	0	0	0	1	17	26	27.00	3.000

PITCHER		IP	WLS	BF	H	R	ER	SO	BB	IBB	HBP	BLK	WP	HR	S	P	ERA	WHIP

Atlanta Braves @ Milwaukee Brewers

Miller Park, Milwaukee, WI

Fri Jul 06 2018, 7:12 PM - 9:58 PM CDT

Att. 31,452 - Clear - 76 F

livebaseballscorecards.com

Batter	1	2	3	4	5	6	7	8	9	AB	R	H	RBI	BB	SO	LOB
11 Ender Inciarte, L (1, 8) OBP: 0.319, SLG: 0.350	C FF 88 C FF 91 B FF 91 B FF 92 B CU 77 B FF 91 4-2 1 2B 1 E BB		F CU 75 S FF 90 C FF 91 0-3 ② K			B CU 74 B CU 74 C FF 89 B FF 88 B FF 89 4-1 22 CS BB	F SI 92 B SI 90 B SL 82 F SI 90 B SI 91 X SI 91 3-2 ② G1-3			2	1	0	0	2	1	3
1 Ozzie Albies, S (1, 4) OBP: 0.320, SLG: 0.517	C FF 91 1 SAFE S FF 91 1 SAFE B FF 92 F FF 91 B FF 93 F FF 89 B CU 75 3-2 ① F FF 89 X FF 91 E4 1-H 2B		X FF 90 0-0 ③ F8			C FF 89 B FF 90 X CU 75 1-1 ① L7	S SL 83 X SL 83 0-1 ③ G5-3			4	0	1	0	0	0	4
5 Freddie Freeman, L (1, 3) OBP: 0.396, SLG: 0.525	C FF 89 F FF 90 B FF 91 B CU 77 X CU 76 2-2 2B			B FF 87 F FF 88 B CH 87 S FF 90 X FF 91 2-2 ① G3		C FF 90 S FF 92 S FF 90 0-3 ② K		F KC 80 S SI 97 S FS 91 0-3 ① K2-3		4	0	1	0	0	2	1
22 Nick Markakis, L (1, 9) OBP: 0.389, SLG: 0.490	C FF 90 S FF 90 X FF 91 0-2 ② L8			B FF 88 S FF 90 B CU 76 X FF 91 2-1 24 G5-4-3 1B		B FF 90 B FF 91 2-0 ③ CS 1-2	X FF 95 0-0 17 1B 24 BB 13 1B 1B	C SI 98 B KC 82 X KC 83 1-1 24 BB 1B		4	1	3	0	0	0	1
24 Kurt Suzuki, R (1, 2) OBP: 0.351, SLG: 0.468	C FF 91 B FF 91 F FF 92 F FF 91 D CU 78 B FF 91 X FF 92 3-2 ③ L9			B CU 75 X CU 76 1-0 ② ③ G5-4-3 1-2f			B FF 96 D FC 92 B FF 95 C FF 95 B FF 94 4-1 13 1B 17 1B 7 E 1-2 BB	B KC 82 B SI 96 F SI 96 F SI 97 B FS 91 B FS 91 4-2 17 G6-3 1-2 BB		2	1	0	0	2	0	2
17 Johan Camargo, S (1, 5) OBP: 0.357, SLG: 0.449		C FF 89 X FF 90 0-1 ① F7			B FF 90 B FF 90 F FF 89 B CU 75 F FF 90 X FF 90 3-2 ① G6-3		X FF 95 0-0 13 1B 7 E 1-2 2-3 1B	B SI 96 S FS 90 S FS 90 B FF 98 X FF 96 2-2 ② ③ G6-3 1-2f		4	1	1	0	0	0	2
13 Ronald Acuña Jr., R (1, 7) OBP: 0.321, SLG: 0.466 8 Charlie Culberson, R (7, PR) OBP: 0.323, SLG: 0.441 (7, 7)		C FF 91 B FF 91 S FF 91 B FF 90 B FF 91 C FF 92 3-3 ② K			C CU 77 S FF 91 B FF 93 S FF 93 1-3 ② K		C FC 92 F FF 93 B FF 94 X FC 92 1-2 7 E 1-2 2-3 3-H 1B		B FF 98 T FF 98 B FF 98 X FF 98 2-1 ① P4	3 1	0 0	1 0	1 0	0 0	2 0	0 0
7 Dansby Swanson, R (1, 6) OBP: 0.299, SLG: 0.406		C FF 90 B FF 91 B FF 92 C CU 77 F FF 92 B FF 92 F FF 90 X FF 90 3-2 ③ G5-3			C FF 90 B CU 76 B FF 92 B CU 77 F FF 92 B FF 93 4-2 BB		X FC 89 0-0 E8 1-3 2-H 3-H 1B		F FF 97 B KC 81 B KC 81 C FF 98 F FF 98 X FF 98 2-2 27 CS 1B	3	0	2	2	1	0	0
26 Mike Foltynewicz, R (1, 1) OBP: 0.067, SLG: 0.100 23 Danny Santana, S (7, PH) OBP: 0.259, SLG: 0.250 63 Jesse Biddle, L (7, 1) OBP: 1.000, SLG: 2.000 27 Ryan Flaherty, L (9, PH) OBP: 0.329, SLG: 0.336			C FF 88 B FF 90 S FF 89 B FF 90 C FF 89 2-3 ① K		B FF 89 S FF 90 S FF 90 1 SAFE S FF 90 1-3 ③ K		S SL 80 B FF 91 S SL 82 F FF 91 B SI 91 B FF 92 F SL 83 S SL 83 3-3 ① K		B FF 96 1 SAFE C FF 97 C FF 96 S FF 97 1-3 ② ③ K 1-2	2 1 0 1	0 0 0 0	0 0 0 0	0 0 0 0	0 0 0 0	2 1 0 1	1 3 0 1

Inning Stats	1	2	3	4	5	6	7	8	9
	R: 1 E: 1 K: 0 S: 18 H: 2 LOB: 1 BB: 1 P: 30	R: 0 E: 0 K: 1 S: 10 H: 0 LOB: 0 BB: 0 P: 16	R: 0 E: 0 K: 2 S: 7 H: 0 LOB: 0 BB: 0 P: 9	R: 0 E: 0 K: 0 S: 6 H: 1 LOB: 0 BB: 0 P: 11	R: 0 E: 0 K: 2 S: 11 H: 0 LOB: 1 BB: 1 P: 20	R: 0 E: 0 K: 1 S: 6 H: 0 LOB: 0 BB: 1 P: 13	R: 3 E: 1 K: 1 S: 17 H: 4 LOB: 3 BB: 1 P: 28	R: 0 E: 0 K: 1 S: 10 H: 1 LOB: 1 BB: 1 P: 17	R: 0 E: 0 K: 1 S: 9 H: 1 LOB: 0 BB: 0 P: 14

	AB	31
	R	4
	H	9
	RBI	3
	BB	5
	SO	9
	LOB	18

	1B: 7	SF: 0	WP: 0	PA: 37
	2B: 2	SAC: 0	PB: 0	
	3B: 0	DP: 2	SB: 0	
	HR: 0	HBP: 0	CS: 2	

PITCHER		IP	WLS	BF	H	R	ER	SO	BB	IBB	HBP	BLK	WP	HR	S	P	ERA	WHIP
51 Freddy Peralta, R ERA: 2.14	(1, 1)	6.0	W	21	3	1	1	6	3	0	0	0	0	0	58	99	1.50	1.000
50 Jacob Barnes, R ERA: 3.27	(7, 1)	0.0		5	4	3	3	0	1	0	0	0	0	0	7	12	∞	∞
38 Dan Jennings, L ERA: 3.3	(7, 1)	1.0	H	3	0	0	0	1	0	0	0	0	0	0	10	16	0.00	0.000
32 Jeremy Jeffress, R ERA: 1.05	(8, 1)	1.0	H	4	1	0	0	1	1	0	0	0	0	0	10	17	0.00	2.000
46 Corey Knebel, R ERA: 3.18	(9, 1)	1.0	S	3	1	0	0	1	0	0	0	0	0	0	9	14	0.00	1.000

PITCHER	IP	WLS	BF	H	R	ER	SO	BB	IBB	HBP	BLK	WP	HR	S	P	ERA	WHIP

Batter	1	2	3	4	5	6	7	8	9	AB	R	H	RBI	BB	SO	LOB
7 Eric Thames, L (1, 9) OBP: 0.344, SLG: 0.551	C FF 97 B FF 98 B FF 98 F FF 99 S SL 91 2-3 K ①		S CU 82 B CU 85 F CU 91 X FF 99 1-2 22 HBP 24 HR 1B		B FF 96 B FF 96 F CU 81 F CH 89 F CH 89 F SL 89 X SL 90 2-2 G3 ①		B FF 95 C SL 88 C SL 88 S SL 89 1-3 K ③			4	1	1	0	0	2	0
32 Jeremy Jeffress, R (8, 1)										0	0	0	0	0	0	0
46 Corey Knebel, R (9, 1)										0	0	0	0	0	0	0
22 Christian Yelich, L (1, 8) OBP: 0.362, SLG: 0.465	C FF 97 B FF 98 S CU 84 X FF 100 1-2 G4-3 ②		C FF 98 F FF 98 H SL 90 1-2 24 HR 1-2 HBP		C FF 97 F CH 89 B CH 89 F FF 97 B SL 83 S CH 90 2-3 K ②			X SL 87 0-0 G6-3 ①		3	1	0	0	0	1	0
(8, 9)																
24 Jesús Aguilar, R (1, 3) OBP: 0.365, SLG: 0.618	C FF 100 S SL 90 B SL 90 B SL 91 F FF 100 S SL 92 2-3 K ③		C SL 90 B SL 89 X FF 98 1-1 1-H 2-H HR		B FF 98 C FF 97 B SL 91 F SL 89 F CH 89 F SL 88 F FF 97 X SL 87 2-2 2B			B FF 94 B SI 93 C CU 77 B FF 93 C FF 94 F CU 77 X CU 77 3-2 21 FC6 1B		4	1	3	3	0	1	0
21 Travis Shaw, L (1, 5) OBP: 0.338, SLG: 0.466		C CU 80 B CU 83 B FF 99 B FF 98 X SI 97 3-1 F9 ①	C FF 94 B CH 88 C CH 88 X CU 84 1-2 F7 ②		B FF 96 F FF 97 B CH 88 F CH 86 X FF 97 2-2 L8 ③			D CU 77 X FF 93 1-0 FC6 1-2f ②		4	0	0	0	0	0	2
8 Ryan Braun, R (1, 7) OBP: 0.285, SLG: 0.429		C FF 99 X SL 90 0-1 L8 ②	F SL 88 X FF 96 0-1 1B			B FF 96 B FF 96 F SI 94 X SL 90 2-1 G5-3 ①		B FF 92 B FF 92 C FF 93 C FF 93 S CU 77 2-3 K ③		4	0	1	0	0	1	1
10 Brad Miller, L (1, 4) OBP: 0.333, SLG: 0.454		S FF 98 B FF 97 X FF 97 1-1 F8 ③	1 SAFE C FF 94 F FF 93 C CU 80 0-3 K ③			F CU 81 F FF 97 F FF 98 B CH 89 S SL 90 1-3 K ②				3	0	0	0	0	2	1
5 Jonathan Villar, S (9, 4) OBP: 0.304, SLG: 0.379										0	0	0	0	0	0	0
9 Manny Piña, R (1, 2) OBP: 0.294, SLG: 0.376			C FF 98 C FF 99 B SL 91 X FF 98 1-2 13 HR 1B	C FF 96 S SL 88 B SL 88 X SL 89 1-2 F9 ①		C SL 89 S SL 88 B FF 97 B FF 98 B FF 98 C SL 89 3-3 K ③				3	1	1	0	0	1	0
13 Tyler Saladino, R (1, 6) OBP: 0.358, SLG: 0.620			C FF 98 C FF 99 X SL 89 0-2 1-H HR	S FF 97 X FF 97 0-1 L7 ②			B FF 95 C FF 95 B FF 95 S CU 79 B FF 96 X FF 94 3-2 G5-3 ①			3	1	1	2	0	0	0
51 Freddy Peralta, R (1, 1)			B FF 93 C FF 94 F FF 95 C FF 96 1-3 K ①	C FF 95 S SL 87 X FF 96 0-2 G3 ③			B CU 80 S CU 78 C FF 94 B FF 94 B CU 77 S CU 77 3-3 K ②			2	0	0	0	0	1	0
50 Jacob Barnes, R (7, 1)										0	0	0	0	0	0	0
38 Dan Jennings, L (7, 1) OBP: 0.667, SLG: 1.000										0	0	0	0	0	0	0
23 Keon Broxton, R (7, PH) OBP: 0.294, SLG: 0.414										1	0	0	0	0	1	0
(8, 8)																
Inning Stats	R: 0 E: 0 K: 2 S: 10 H: 0 LOB: 0 BB: 0 P: 15	R: 0 E: 0 K: 0 S: 6 H: 0 LOB: 0 BB: 0 P: 10	R: 5 E: 0 K: 2 S: 24 H: 5 LOB: 1 BB: 0 P: 30	R: 0 E: 0 K: 0 S: 8 H: 0 LOB: 0 BB: 0 P: 9	R: 0 E: 0 K: 1 S: 18 H: 1 LOB: 1 BB: 0 P: 26	R: 0 E: 0 K: 2 S: 9 H: 0 LOB: 0 BB: 0 P: 15	R: 0 E: 0 K: 2 S: 9 H: 0 LOB: 0 BB: 0 P: 16	R: 0 E: 0 K: 1 S: 9 H: 1 LOB: 1 BB: 0 P: 15		1B: 4 2B: 1 3B: 0 HR: 2 SF: 0 SAC: 0 DP: 0 HBP: 1						

PITCHER		IP	WLS	BF	H	R	ER	SO	BB	IBB	HBP	BLK	WP	HR	S	P	ERA	WHIP
26 Mike Foltynewicz, R ERA: 2.37	(1, 1)	6.0	L	25	6	5	5	7	0	0	1	0	0	2	75	105	7.50	1.000
63 Jesse Biddle, L ERA: 2.43	(7, 1)	2.0		7	1	0	0	3	0	0	0	0	0	0	18	31	0.00	0.500

PITCHER	IP	WLS	BF	H	R	ER	SO	BB	IBB	HBP	BLK	WP	HR	S	P	ERA	WHIP

BOTTOM

Atlanta Braves @ Milwaukee Brewers

Miller Park, Milwaukee, WI

Fri Jul 06 2018, 7:12 PM - 9:58 PM CDT

Att. 31,452 - Clear - 76 F

livebaseballscorecards.com

AB	31
R	5
H	7
RBI	5
BB	0
SO	10
LOB	4

WP: 0 PA: 32
PB: 0
SB: 0
CS: 0

Atlanta Braves @ Milwaukee Brewers

Miller Park, Milwaukee, WI

Sat Jul 07 2018, 3:11 PM - 6:16 PM CDT

Att. 38,813 - Sunny - 78 F

TOP

livebaseballscorecards.com

Batter	1	2	3	4	5	6	7	8	9	AB	R	H	RBI	BB	SO	LOB
11 Ender Inciarte, L (1, 8) OBP: 0.315, SLG: 0.345	B FF 90 F FF 90 X FF 90 1-1 F8 ①	C FF 89 B FF 89 B CH 83 F FF 89 X FF 89 2-2 P6 ②		X CU 74 0-0 G3 ③			B FF 94 F FF 93 B FF 94 C CU 78 B FF 94 S FF 92 3-3 K ③	S CH 88 B CH 88 B FF 95 X KC 82 2-1 G4-3 ③		5	0	0	0	0	1	3
1 Ozzie Albies, S (1, 4) OBP: 0.321, SLG: 0.516	B FF 90 F CU 75 F FF 91 F FF 92 B CU 76 X CH 84 2-2 5 1B 17 1B 1B	X CH 83 0-0 G1-3 ③			C FF 87 B FF 88 B CH 83 F SL 85 B CH 82 F FF 90 X CU 75 3-2 F9 ①			B CU 77 S CU 80 X SL 81 1-1 5 3B 1B	B SI 94 C KC 81 B KC 82 X CH 89 2-1 G4-3 ①	5	2	2	0	0	0	0
5 Freddie Freeman, L (1, 3) OBP: 0.401, SLG: 0.537	F FF 90 1 SAFE B FF 89 1 SAFE S CU 73 B FF 89 B CH 82 F CU 73 F FF 90 3-2 1 SAFE 1 SAFE X CH 83 1-3 17 1B 22 BB 1B	B CH 82 X CU 73 1-0 2B	B CH 84 F FF 89 S FF 89 B FF 89 F CU 75 X CH 83 2-2 F8 ②			1 SAFE S FF 94 1 SAFE 1 SAFE F FF 92 1 SAFE X FF 90 0-2 1-H 22 3B 3B	B KC 81 B CH 88 B FF 94 B FF 93 4-0 22 G1-6-3 BB	4	2	3	1	1	0	0
22 Nick Markakis, L (1, 9) OBP: 0.392, SLG: 0.494	B FF 89 B FF 88 D CU 75 B FF 90 4-0 8 BB 17 1B 1-2 BB	D CU 73 B FF 87 C FF 87 B SL 81 C FF 89 B FF 88 4-2 BB			B FF 90 C SL 82 X FF 89 1-1 L6 ③			D SL 84 C SL 83 B FF 93 B FF 94 F SL 81 F FF 93 F FF 94 X SL 82 3-2 27 1B 3B 3-H	C SI 93 X KC 80 0-1 1-2f G1-6-3 ②③	3	1	1	1	2	0	1
17 Johan Camargo, S (1, 5) OBP: 0.355, SLG: 0.445	C CU 75 B CU 72 S FF 89 X FF 89 1-2 8 BB 1B 1-2 2-H 3-H	X CU 73 0-0 L8 ①				C FF 95 B FF 94 B FF 96 C FF 95 S SL 86 2-3 K ①		S KC 82 D KC 84 F CH 90 X KC 82 1-2 G1-3 ①		4	0	1	2	0	1	3
8 Charlie Culberson, R (1, 7) OBP: 0.321, SLG: 0.432	B CU 73 B FF 90 B FF 90 B FF 89 4-0 1-2 2-3 BB	C SL 81 S FF 87 B FF 88 C FF 86 1-3 K ②				B FF 96 C SL 84 S SL 84 S FF 96 1-3 K ②		C KC 81 M KC 82 B KC 81 X SI 94 1-2 G6-3 ②		3	0	0	0	1	2	3
25 Tyler Flowers, R (1, 2) OBP: 0.354, SLG: 0.366	C SL 84 B SL 83 S FF 89 F SL 81 S SL 83 1-3 K ②	C FF 88 X SL 81 0-1 L9 ③				S FF 97 B FF 96 B SL 86 B FF 96 S FF 97 X SL 85 3-2 L6 ③		C KC 81 D KC 82 F SI 95 D KC 82 B FF 95 B KC 79 4-2 27 1B 7 BB BB		3	0	0	0	1	1	5
7 Dansby Swanson, R (1, 6) OBP: 0.298, SLG: 0.402	F SL 83 F SL 83 F FF 89 X SL 82 0-2 F9 ③			B CU 71 C FF 88 S SL 81 F SL 84 B FF 88 S SL 82 2-3 K ①			F FF 92 X FF 94 0-1 G4-3 ①	C SI 95 D KC 80 D KC 81 S KC 81 B FF 96 F KC 81 F KC 83 B FF 94 4-2 27 1B 1-2 BB		3	0	0	0	1	1	3
19 Aníbal Sánchez, R (1, 1)		C FF 88 C FF 88 S FF 89 0-3 K ①		B FF 88 B FF 87 C FF 88 S FF 88 F FF 88 S FF 88 2-3 K ②			B FF 92 C FF 91 F FF 92 B FF 94 F FF 91 S FF 93 2-3 K ②	B KC 82 C KC 81 X SI 95 1-1 1-2 2-3 3-H 1B		3	0	0	0	0	3	0
58 Dan Winkler, R (7, 1)										0	0	0	0	0	0	0
27 Ryan Flaherty, L (8, PH) OBP: 0.333, SLG: 0.341										1	0	1	1	0	0	0
38 Arodys Vizcaíno, R (8, 1)										0	0	0	0	0	0	0
33 A.J. Minter, L (9, 1)										0	0	0	0	0	0	0

Inning Stats																							
	R: 2	H: 3	R: 0	H: 0	R: 0	H: 1	R: 0	H: 0	R: 0	H: 0	R: 0	H: 0	R: 0	H: 0	R: 3	H: 4	R: 0	H: 0	1B: 5	SF: 0	WP: 0	PA: 40
	E: 0	LOB: 3	E: 0	LOB: 0	E: 0	LOB: 2	E: 0	LOB: 0	E: 0	LOB: 0	E: 0	LOB: 0	E: 0	LOB: 0	E: 0	LOB: 3	E: 0	LOB: 0	2B: 1	SAC: 0	PB: 0	
	K: 1	BB: 2	K: 1	BB: 0	K: 1	BB: 1	K: 2	BB: 0	K: 2	BB: 0	K: 2	BB: 0	K: 0	BB: 2	K: 0	BB: 1	3B: 2	SB: 0				
	S: 22	P: 38	S: 7	P: 9	S: 9	P: 15	S: 9	P: 13	S: 10	P: 16	S: 9	P: 15	S: 9	P: 14	S: 26	P: 43	S: 4	P: 10	HR: 0	HBP: 0	CS: 0	

PITCHER		IP	WLS	BF	H	R	ER	SO	BB	IBB	HBP	BLK	WP	HR	S	P	ERA	WHIP
56 Aaron Wilkerson, R ERA: 7.88	(1, 1)	5.0	L	22	4	2	2	5	3	0	0	0	0	0	57	91	3.60	1.400
54 Taylor Williams, R ERA: 2.76	(6, 1)	1.0		3	0	0	0	2	0	0	0	0	0	0	9	15	0.00	0.000
48 Mike Zagurski, L ERA: 63.0	(7, 1)	1.0		6	3	3	3	2	0	0	0	0	0	0	19	28	27.00	3.000
28 Jorge López, R ERA: 3.14	(8, 1)	2.0		9	1	0	0	0	3	0	0	0	0	0	20	39	0.00	2.000

PITCHER		IP	WLS	BF	H	R	ER	SO	BB	IBB	HBP	BLK	WP	HR	S	P	ERA	WHIP

AB	34
R	5
H	8
RBI	5
BB	6
SO	9
LOB	18

Atlanta Braves @ Milwaukee Brewers

Miller Park, Milwaukee, WI

Sat Jul 07 2018, 3:11 PM - 6:16 PM CDT

Att. 38,813 - Sunny - 78 F

BOTTOM

Batter	1	2	3	4	5	6	7	8	9	AB	R	H	RBI	BB	SO	LOB
7 Eric Thames, L (1, 9) OBP: 0.342, SLG: 0.543	C FF 89 F CU 79 X FS 83 0-2 21 FC9-6 22 G1-3 1B	B SI 90 C CU 78 F FC 89 B SI 93 C FC 90 2-3 ② K				X FF 91 0-0 ② F8		S SI 97 B CH 90 B SL 83 F SL 84 B SI 98 F SI 98 X SI 98 3-2 ② F8		4	0	1	0	0	1	1
22 Christian Yelich, L (1, 8) OBP: 0.358, SLG: 0.458	1 SAFE 1 SAFE F FF 91 1 SAFE 1 SAFE 1 SAFE X FF 90 0-1 ① G1-3 1-2	C CU 79 F FC 90 F FS 86 C FC 91 0-3 ③ K				B FS 84 X FS 82 1-0 ③ G5-3		B SL 83 B SL 85 B FF 98 C SI 97 F SI 98 F CH 88 X SI 99 3-2 ③ G5-3 1-2		4	0	0	0	0	1	2
24 Jesús Aguilar, R (1, 3) OBP: 0.364, SLG: 0.610	C FC 88 B FF 92 F SL 85 H FF 91 2-2 21 FC9-6 HBP			B FF 92 C FF 88 B FF 93 F FS 84 S CH 71 2-3 ① K			S FC 88 B FF 91 X FS 84 1-1 ① F8		C FC 91 B FC 91 S FC 92 F FC 93 F FF 98 F FC 92 F CH 87 F FC 93 T FF 98 1-2 ① K	3	0	0	0	0	2	0
21 Travis Shaw, L (1, 5) OBP: 0.337, SLG: 0.463	C FF 90 X FF 93 0-1 ② FC9-6 1-2f 2-3			X CU 80 0-0 ② L7			X FF 92 0-0 ② G3-1		C FF 97 B FC 91 X FF 97 1-1 8 DI 1B	4	0	1	0	0	0	2
14 Hernán Pérez, R (1, 7) OBP: 0.273, SLG: 0.385	F FC 90 B FF 92 F FC 85 B FC 90 F FF 90 C FF 90 2-3 ③ K			C CU 79 F FC 90 B CH 74 B SL 85 X SI 93 2-2 ③ G6-3			C FF 92 F FS 83 B FF 90 B CH 70 B FF 93 F FS 84 B FC 89 4-2 10 S 10 1B BB		C FF 97 C FF 97 B FF 96 B FF 96 F FC 92 F FC 92 S FF 96 2-3 ② K	3	1	0	0	1	2	3
10 Brad Miller, L (1, 4) OBP: 0.333, SLG: 0.452		X CU 78 0-0 ① G3			B SI 91 C FC 88 F CU 79 B FF 90 S FC 88 2-3 ① K		C SI 92 X CU 79 0-1 1-H 1B		B FF 97 S FC 92 B FC 91 F FF 97 C FC 91 2-3 ③ K 1-2	3	0	1	1	0	1	0
13 Tyler Saladino, R (1, 6) OBP: 0.339, SLG: 0.585		B FF 91 B FF 91 S FC 87 C FS 85 C FF 93 2-3 ② K			X SI 91 0-0 ② G5-3		B FC 91 1 SAFE X FC 90 1-0 ③ G1-3			3	0	0	0	0	1	1
15 Erik Kratz, R (1, 2) OBP: 0.276, SLG: 0.407		F FC 89 B FC 89 F FC 89 B SI 93 F SI 93 S FC 89 2-3 ③ K			B FC 89 C FF 92 B CH 72 C FC 89 X CH 69 2-2 ③ F8			C SI 97 B SL 84 B SI 98 F SI 98 F SI 98 X SI 98 2-2 ① G6-3		3	0	0	0	0	1	0
56 Aaron Wilkerson, R (1, 1) 54 Taylor Williams, S (6, 1) OBP: 0.500, SLG: 0.500 23 Keon Broxton, R (6, PH) OBP: 0.286, SLG: 0.400 48 Mike Zagurski, L (7, 1) 5 Jonathan Villar, S (8, 4) OBP: 0.306, SLG: 0.382 28 Jorge López, R (8, 1) OBP: 1.000, SLG: 2.000 8 Ryan Braun, R (9, PH) OBP: 0.283, SLG: 0.427			C FF 89 C FC 89 B FF 89 S FF 91 1-3 ① K			F FC 88 X SL 82 0-1 ① L7		B SI 99 X SI 97 1-0 22 WP 1B		1 0 1 0 1 0 1	0 0 0 0 0 0 0	0 0 0 0 1 0 0	0 0 0 0 0 0 0	0 0 0 0 0 0 0	1 0 0 0 0 0 1	0 0 0 0 0 0 1
Inning Stats	R: 0 E: 0 K: 1 S: 13 H: 1 LOB: 2 BB: 0 P: 17	R: 0 E: 0 K: 2 S: 8 H: 0 LOB: 0 BB: 0 P: 12	R: 0 E: 0 K: 3 S: 10 H: 0 LOB: 0 BB: 0 P: 13	R: 0 E: 0 K: 1 S: 7 H: 0 LOB: 0 BB: 0 P: 11	R: 0 E: 0 K: 1 S: 7 H: 0 LOB: 0 BB: 0 P: 11	R: 0 E: 0 K: 0 S: 4 H: 0 LOB: 0 BB: 0 P: 5	R: 1 E: 0 K: 0 S: 9 H: 1 LOB: 1 BB: 1 P: 15	R: 0 E: 0 K: 0 S: 13 H: 1 LOB: 1 BB: 0 P: 22	R: 0 E: 0 K: 3 S: 18 H: 1 LOB: 1 BB: 0 P: 24	1B: 4 2B: 0 3B: 0 HR: 0 SF: 0 SAC: 0 DP: 0 HBP: 1						

livebaseballscorecards.com

AB	31
R	1
H	4
RBI	1
BB	1
SO	11
LOB	10

PITCHER		IP	WLS	BF	H	R	ER	SO	BB	IBB	HBP	BLK	WP	HR	S	P	ERA	WHIP
19 Aníbal Sánchez, R ERA: 2.72	(1, 1)	6.2	W	24	2	1	1	8	1	0	1	0	0	0	57	82	1.35	0.450
58 Dan Winkler, R ERA: 3.0	(7, 1)	0.1	H	1	0	0	0	0	0	0	0	0	0	0	1	2	0.00	0.000
38 Arodys Vizcaíno, R ERA: 1.71	(8, 1)	1.0		4	1	0	0	0	0	0	0	0	1	0	13	22	0.00	1.000
33 A.J. Minter, L ERA: 2.68	(9, 1)	1.0		4	1	0	0	3	0	0	0	0	0	0	18	24	0.00	1.000

PITCHER	IP	WLS	BF	H	R	ER	SO	BB	IBB	HBP	BLK	WP	HR	S	P	ERA	WHIP

Atlanta Braves @ Milwaukee Brewers

Miller Park, Milwaukee, WI

Sun Jul 08 2018, 1:12 PM - 4:35 PM CDT

Att. 43,262 - Sunny - 84 F

TOP

livebaseballscorecards.com

Batter	1	2	3	4	5	6	7	8	9	AB	R	H	RBI	BB	SO	LOB
11 Ender Inciarte, L (1, 8) OBP: 0.318, SLG: 0.344 53 Luiz Gohara, L (5, 1) 13 Ronald Acuña Jr., R (7, PH) OBP: 0.325, SLG: 0.476 39 Sam Freeman, R (7, 1) 61 Evan Phillips, R (7, 1) 25 Tyler Flowers, R (9, PH) OBP: 0.358, SLG: 0.371	S FF 92 C FF 93 B FS 87 B SI 93 B FS 85 B SI 93 4-2 1 G3-6-3 BB		B FF 92 B FF 92 B FF 91 C FF 91 S SI 92 B SI 93 4-2 1 F8-6 BB		C SI 94 F SI 94 B SI 94 F FF 93 B SI 92 X SL 84 2-2 E6 1 1B 3-H		B SI 91 X SL 91 1-0 1 G1-3 1B		C FC 90 X FC 91 0-1 1 G3-1 5 2B 1-H 1B	1 0 1 0 0 1	0 0 0 0 0 1	0 0 1 0 0 1	0 0 0 0 0 1	2 0 0 0 0 0	0 0 0 0 0 0	0 0 0 0 0 0
1 Ozzie Albies, S (1, 4) OBP: 0.320, SLG: 0.512	B FF 92 1 SAFE B FS 85 F SI 93 X SI 93 2-1 G3-6-3 1-2f		X SI 93 0-0 F8-6 1-2		X SL 84 0-0 5 G3-6-3 1-3 1B		F SL 81 S SL 81 F SL 82 D SL 82 D SL 82 X SI 92 2-2 G1-3 1-2		C FC 91 C FF 95 F FC 93 B FF 95 B FF 95 F FC 92 X FC 90 2-2 G3-1 1-2	5	0	1	0	0	0	4
5 Freddie Freeman, L (1, 3) OBP: 0.406, SLG: 0.542	C FF 92 B SI 93 B FS 86 F SI 92 X SI 93 2-2 22 E 22 1B 1B		F SI 94 X FS 85 0-1 1B		F SI 94 S FF 93 X SI 93 0-2 G3-6-3 1-2f		D SL 84 S SI 92 B SL 82 B SI 92 D SL 82 4-1 BB		C FC 89 B FC 89 B FF 94 X FF 94 2-1 2-H 2B	4	0	3	1	1	0	2
22 Nick Markakis, L (1, 9) OBP: 0.389, SLG: 0.490	B FF 93 B SI 93 C SI 94 X SI 94 2-1 E8 1-3 1B		B FF 94 C SL 83 1 SAFE B SI 93 X FF 93 2-1 F7			C FF 90 B SL 82 B FF 91 X SL 82 2-1 G6-3	F SI 91 B SI 91 F SI 91 F SI 93 S SL 84 1-3 K		B FC 89 B FC 89 B FC 88 C FC 88 C FC 89 S FC 89 3-3 K	5	0	1	0	0	2	4
24 Kurt Suzuki, R (1, 2) OBP: 0.345, SLG: 0.459	F FF 93 B SI 94 X SI 92 1-1 L8			C FF 91 X SL 82 0-1 G6-3		X SL 81 0-0 F8		C SL 85 S FF 96 S FF 97 0-3 K		4	0	0	0	0	1	2
17 Johan Camargo, S (1, 5) OBP: 0.353, SLG: 0.439		C FF 91 F SI 92 T SI 93 0-2 K		F SL 81 S FS 86 B FS 87 S FS 86 1-3 K		F FF 91 F SI 91 B SL 82 B SI 92 B FS 86 F FF 91 B SL 83 4-2 8 E 8 1B BB		S FF 96 F FF 96 B FF 97 F FF 96 B SL 86 F FF 96 F FF 97 X SL 86 2-2 G3-1		3	0	0	0	1	2	0
8 Charlie Culberson, R (1, 7) OBP: 0.326, SLG: 0.440		B FF 92 B SI 92 X FF 92 2-0 2B		B FF 93 B FF 92 F FF 94 X SI 93 2-1 G5-3		B SL 83 F FF 91 X SI 92 1-1 E5 1-3 1B		C FF 96 C FF 96 X FF 96 0-2 G3		4	0	2	0	0	0	0
7 Dansby Swanson, R (1, 6) OBP: 0.297, SLG: 0.404		B SL 84 F SI 92 F SI 93 C SI 94 1-3 K			S FF 91 B SL 83 B SI 92 X FF 92 2-1 27 G4-3 11 E 2B	X SL 83 0-0 F9			S FF 94 B FF 96 C FC 91 S FC 92 1-3 K	4	1	1	0	0	2	3
15 Sean Newcomb, L (1, 1) OBP: 0.103, SLG: 0.107 64 Luke Jackson, R (4, 1) 27 Ryan Flaherty, L (5, PH) OBP: 0.331, SLG: 0.338 23 Danny Santana, S (5, 8) OBP: 0.276, SLG: 0.240		S FF 92 C FF 93 D SL 86 S SI 93 1-3 K			B FF 92 F FF 92 F FF 93 F FS 87 F SI 92 D FS 88 D FS 86 X SI 94 3-2 G4-3 2-3		C SI 90 F SL 79 B SL 83 F FF 91 B SL 83 B SI 91 S SL 82 3-3 K		B FF 96 B FF 95 C FC 89 B FC 90 B FF 96 4-1 25 DI 25 1B BB	1 0 1 1	0 0 0 1	0 0 0 0	0 0 0 1	1 0 0 1	1 0 1 0	1 0 1 0

Inning Stats										
	R: 0 E: 1 K: 0 S: 11	H: 2 LOB: 2 BB: 1 P: 22	R: 0 E: 0 K: 3 S: 10	H: 1 LOB: 1 BB: 0 P: 14	R: 0 E: 0 K: 0 S: 7	H: 1 LOB: 1 BB: 1 P: 13	R: 0 E: 0 K: 1 S: 7	H: 0 LOB: 0 BB: 0 P: 10	R: 1 E: 1 K: 0 S: 15	H: 2 LOB: 1 BB: 0 P: 22
	R: 0 E: 1 K: 0 S: 9	H: 1 LOB: 2 BB: 1 P: 16	R: 0 E: 0 K: 2 S: 14	H: 1 LOB: 2 BB: 1 P: 25	R: 0 E: 0 K: 1 S: 12	H: 0 LOB: 0 BB: 0 P: 14	R: 2 E: 0 K: 2 S: 16	H: 2 LOB: 1 BB: 1 P: 28	1B: 7 2B: 4 3B: 0 HR: 0	SF: 0 SAC: 0 DP: 3 HBP: 0

	AB	35
	R	3
	H	10
	RBI	2
	BB	5
	SO	9
	LOB	17

WP: 0 PB: 0 SB: 0 CS: 0 PA: 40

PITCHER	IP	WLS	BF	H	R	ER	SO	BB	IBB	HBP	BLK	WP	HR	S	P	ERA	WHIP
41 Junior Guerra, R (1, 1) ERA: 2.79	6.0	W	26	7	1	1	4	3	0	0	0	0	0	59	97	1.50	1.667
38 Dan Jennings, L (7, 1) ERA: 3.22	1.0		5	1	0	0	2	1	0	0	0	0	0	14	25	0.00	2.000
54 Taylor Williams, R (8, 1) ERA: 2.67	1.0		3	0	0	0	1	0	0	0	0	0	0	12	14	0.00	0.000
50 Jacob Barnes, R (9, 1) ERA: 3.71	1.0		6	2	2	2	2	1	0	0	0	0	0	16	28	18.00	3.000

PITCHER	IP	WLS	BF	H	R	ER	SO	BB	IBB	HBP	BLK	WP	HR	S	P	ERA	WHIP

BOTTOM

Atlanta Braves @ Milwaukee Brewers

Miller Park, Milwaukee, WI

Sun Jul 08 2018, 1:12 PM - 4:35 PM CDT

Att. 43,262 - Sunny - 84 F

livebaseballscorecards.com

Batter	1	2	3	4	5	6	7	8	9	AB	R	H	RBI	BB	SO	LOB
5 Jonathan Villar, S (1, 4) OBP: 0.312, SLG: 0.388	B FF 93 C FF 92 B FF 93 X CH 85 2-1 ① F8		B FF 93 S FF 93 B FF 93 B FF 93 X CH 87 3-1 22 S, 22 1B 1B	B CU 75 B FF 92 B FF 91 4-0 22 FC4-6 BB		C SL 80 B FF 93 B FF 92 C FF 93 S SL 83 2-3 ③ K		X FF 94 0-0 6 FC6, 24 HR 2B		4	2	2	0	1	1	0
22 Christian Yelich, L (1, 7) OBP: 0.362, SLG: 0.459	B FF 92 X FF 92 1-0 1B		**B FF 94** **F FF 94** **B SL 82** **1 SAFE** **1 SAFE** 1 SAFE 1 SAFE C SL 82 X CH 86 2-2 24 PB, 6 1B, 21 SF7 **1-H** 1B	F FF 91 S SL 81 X SL 80 0-2 ② FC4-6, 6 S **1-2f**			C FF 95 C CU 85 F FF 96 B CU 84 B CU 84 F CU 82 S FF 97 2-3 ① K	B FF 93 C CH 87 F FF 94 B FF 96 B CH 87 B CH 87 4-2 6 FC6 BB		4	1	2	1	1	1	1
6 Lorenzo Cain, R (1, 8) OBP: 0.394, SLG: 0.435 23 Keon Broxton, R (9, 8) OBP: 0.286, SLG: 0.400	B FF 92 C FF 93 X CH 87 1-1 ② F7		C CU 76 F FF 94 X FF 93 0-2 21 SF7, 24 PB, 14 HR **1-2** 1B	C FF 94 D SL 87 S SL 88 B SL 88 B SL 87 B FF 94 4-2 24 FC6-4 **1-2** BB			S SI 97 B FS 86 X FS 86 1-1 ② G6-3	B SL 89 B SL 87 C FF 94 C FF 95 X SL 89 2-2 ① FC6, 24 HR **1-2f** **2-3**		4 0	2 0	1 0	0 0	1 0	0 0	3 0
24 Jesús Aguilar, R (1, 3) OBP: 0.368, SLG: 0.633 50 Jacob Barnes, R (9, 1) OBP: 0.286, SLG: 0.400	C FF 94 S FF 92 F CU 78 F FF 93 B FF 92 1 SAFE B FF 94 B CU 78 X CH 88 3-2 ③ G5-3		B FF 94 B FF 94 S CH 88 B FF 91 B FF 96 4-1 21 SF7, 14 HR **1-2** **2-3** BB	C FF 96 C FF 95 X SL 88 0-2 ③ FC6-4 **1-2f**			C CU 83 F FF 97 B FF 96 B FS 85 X FS 84 2-2 HR	S FF 95 F SL 88 B FF 95 X FF 96 1-2 **1-H** **3-H** HR		4 0	3 0	2 0	4 0	1 0	0 0	3 0
21 Travis Shaw, L (1, 5) OBP: 0.338, SLG: 0.462		B FF 93 B FF 93 X FF 92 2-0 ① P6	F FF 94 X SL 80 0-1 ① SF7 **1-2** **2-3** **3-H**		C FF 94 B SL 85 C SL 81 X SL 82 1-2 ① G3		C CU 78 B CU 82 X FF 95 1-1 13 BB, 14 BB 1B	B CH 87 B FF 95 F FF 95 B FF 94 B CH 87 4-1 14 G5-3 BB		3	0	1	1	1	0	0
14 Hernán Pérez, R (1, 9) OBP: 0.281, SLG: 0.401		C FF 95 B FF 91 B FF 92 B CH 87 B CH 86 4-1 15 WP, 13 BB BB	B CH 86 X CH 87 1-0 **2-H** **3-H** HR		B FF 94 B SL 80 C FF 92 B FF 93 X FF 94 3-1 ② F8		B SI 96 F SI 95 B FF 96 B FF 93 B SI 94 4-1 **1-2** 13 BB BB	C FF 94 S SL 89 X CH 89 0-2 ② G5-3 **1-2**		3	1	1	3	2	0	1
13 Tyler Saladino, R (1, 6) OBP: 0.344, SLG: 0.554		B FF 92 C CH 87 1 SAFE B CH 88 B FF 93 B FF 92 4-1 **1-2** 15 WP BB	B FF 96 B CU 78 F FF 95 F FF 92 X FF 92 3-2 ② P3		B SL 84 C FF 92 F FF 92 F SL 82 B FF 94 X FF 94 2-2 ③ G5-3		C SI 95 B FS 87 B FS 87 B FF 95 B SI 95 4-1 **1-2** **2-3** BB	C SL 87 S FF 94 F FF 95 X SL 88 0-2 ③ L7		3	0	0	0	2	0	1
15 Erik Kratz, R (1, 2) OBP: 0.258, SLG: 0.379		B CU 78 F FF 94 S FF 93 S FF 93 1-3 ② K **1-2** **2-3**	C CU 76 C CU 77 X CU 77 0-2 ③ G5-3			F FF 92 X SL 81 0-1 ① G6-3	X FF 94 0-0 ③ F7			4	0	0	0	0	1	5
41 Junior Guerra, R (1, 1) 2 Nate Orf, R (6, PH) OBP: 0.250, SLG: 0.400 38 Dan Jennings, L (7, 1) OBP: 0.667, SLG: 1.000 54 Taylor Williams, S (8, 1) OBP: 0.500, SLG: 0.500 7 Eric Thames, L (8, PH) OBP: 0.346, SLG: 0.567 (9, 3)		C FF 94 B FF 94 S FF 93 S FF 94 1-3 ③ K		B FF 90 C FF 91 F FF 90 F CU 75 B FF 90 S FF 91 2-3 ① K		S FF 94 B FF 94 F FF 93 B SL 82 F FF 93 C SL 82 2-3 ② K		C FF 94 B FF 95 B CH 87 S CH 86 X SL 88 2-2 HR		2 1 0 0 1	0 0 0 0 1	0 0 0 0 1	0 0 0 0 1	2 1 0 0 0	0 0 0 0 0	2 0 0 0 0
Inning Stats	R: 0 E: 0 K: 0 S: 10 H: 1 LOB: 1 BB: 0 P: 17	R: 0 E: 0 K: 2 S: 9 H: 0 LOB: 2 BB: 2 P: 21	R: 5 E: 0 K: 0 S: 18 H: 4 LOB: 0 BB: 1 P: 31	R: 0 E: 0 K: 1 S: 12 H: 0 LOB: 2 BB: 2 P: 22	R: 0 E: 0 K: 0 S: 9 H: 0 LOB: 0 BB: 0 P: 15	R: 0 E: 0 K: 2 S: 9 H: 0 LOB: 0 BB: 0 P: 13	R: 1 E: 0 K: 1 S: 15 H: 2 LOB: 3 BB: 2 P: 29	R: 4 E: 0 K: 0 S: 20 H: 3 LOB: 1 BB: 2 P: 33		1B: 5 2B: 1 3B: 0 HR: 4 SF: 1 SAC: 0 DP: 0 HBP: 0						

	AB	33
	R	10
	H	10
	RBI	10
	BB	9
	SO	6
	LOB	16

PITCHER		IP	WLS	BF	H	R	ER	SO	BB	IBB	HBP	BLK	WP	HR	S	P	ERA	WHIP
15 Sean Newcomb, L ERA: 3.44	(1, 1)	3.2	L	20	5	5	5	3	4	0	0	0	1	1	44	82	12.27	2.455
64 Luke Jackson, R ERA: 3.29	(4, 1)	0.1		2	0	0	0	0	1	0	0	0	0	0	5	9	0.00	3.000
53 Luiz Gohara, L ERA: 5.95	(5, 1)	2.0		6	0	0	0	2	0	0	0	0	0	0	18	28	0.00	0.000
39 Sam Freeman, L ERA: 4.91	(7, 1)	0.2		6	2	1	1	1	2	0	0	0	0	1	14	28	13.50	6.000
61 Evan Phillips, R ERA: 14.73	(7, 1)	1.1		9	3	4	4	0	2	0	0	0	0	2	21	34	27.00	3.750

PITCHER	IP	WLS	BF	H	R	ER	SO	BB	IBB	HBP	BLK	WP	HR	S	P	ERA	WHIP

WP: 1 PA: 43
PB: 1
SB: 2
CS: 0

Toronto Blue Jays @ Atlanta Braves

SunTrust Park, Atlanta, GA

Tue Jul 10 2018, 7:38 PM - 10:36 PM EDT

Att. 31,747 - Partly Cloudy - 90 F

TOP

livebaseballscorecards.com

Batter	1	2	3	4	5	6	7	8	9	AB	R	H	RBI	BB	SO	LOB
18 Curtis Granderson, L (1, 7) OBP: 0.353, SLG: 0.446 37 Teoscar Hernández, R (7, PH) OBP: 0.305, SLG: 0.502 (7, 7)	C FF 91 F CH 84 X FF 91 0-2 ① F8	B CU 76 C FF 91 F SI 92 D SL 83 S FF 92 2-3 ③ K			B FF 90 C CH 82 B CH 82 F FF 91 B SL 81 B FF 90 4-2 14 BB BB		C CU 77 S CU 76 F CU 75 B FF 94 F SL 88 X FF 96 1-2 ③ G5-3	B SL 87 X SL 86 1-0 ②③ G6-4-3 1-2f		2 2	0 0	0 0	0 0	1 0	1 0	2 2
26 Yangervis Solarte, S (1, 5) OBP: 0.309, SLG: 0.442 13 Lourdes Gurriel Jr., R (8, PR) OBP: 0.242, SLG: 0.376 (8, 6)	S FF 91 T FF 92 B SL 82 F SL 82 B FF 90 B FF 92 X SI 91 3-2 15 BB 1B	C FF 91 X SL 78 0-1 ① G1-3			1 SAFE B SI 90 1 SAFE 1 SAFE F SI 90 S FF 92 1 SAFE X FF 92 1-2 ② F7			B FF 97 B FF 97 C FF 96 X FF 98 2-1 E6 15 1B 14 E 55 1B	B FF 94 B SL 87 X SL 87 2-0 ① L8	4 1	0 1	1 1	0 0	0 0	0 0	1 0
14 Justin Smoak, S (1, 3) OBP: 0.362, SLG: 0.458	D CU 74 S SI 91 D CH 86 S CH 85 S FF 93 2-3 ② K	B FF 90 C FF 91 X FF 90 1-1 HR			1 SAFE B CU 74 B CH 82 B CH 82 B FF 90 4-0 1-2 BB			S FC 93 B FC 91 C FF 98 B FC 92 1 SAFE F FF 98 F FC 93 B FF 98 X FF 97 3-2 ① P3 1-2	B FF 94 C CH 87 B CH 86 F FF 94 F CU 79 B CH 87 S CH 88 3-3 ② K	4	1	1	1	1	2	2
15 Randal Grichuk, R (1, 9) OBP: 0.274, SLG: 0.442	B FF 92 B FF 93 B SI 91 C FF 92 B SL 81 4-1 1-2 BB	C SL 81 S SL 81 F FF 92 F FF 92 B SL 82 B SL 83 B FF 93 X FF 93 3-2 ② G1-3			S SL 81 B SL 80 B FF 92 S FF 92 X SL 81 2-2 ③ F9			B FC 93 B FC 91 S FF 96 B FF 97 C FC 92 X FF 98 3-2 11 S 55 1B 11 1B 2-3 1B	B SL 86 B FF 95 F FF 95 X SL 88 2-1 ③ G2-3	4	1	1	0	1	0	2
55 Russell Martin, R (1, 2) OBP: 0.325, SLG: 0.286	B SI 91 S SI 91 C SL 82 F SL 82 B FF 91 B SI 92 T FF 92 3-2 ③ K	S SL 82 B FF 92 X FF 92 1-1 ③ L5				X FF 89 0-0 ① F9		C FC 92 X FC 93 0-1 11 1B 1 2B 1-2 3-H 1B		4	1	1	1	0	1	2
11 Kevin Pillar, R (1, 8) OBP: 0.276, SLG: 0.402		F FF 90 X SL 81 0-1 ① G1-3		B SL 80 S SL 80 S SL 81 B SL 81 X SI 91 2-2 ① L8		X FF 89 0-0 ② P5		C FF 97 F FC 92 B FF 97 B FF 97 X FC 92 2-2 1 2B 1-3 2-H 1B		4	1	1	1	0	0	0
1 Aledmys Díaz, R (1, 6) OBP: 0.275, SLG: 0.401 (8, 5)		B FF 90 S SL 80 S SL 79 X SL 78 1-2 E5 29 FC4-6		C CU 73 T FF 91 B SL 80 B FF 91 X SI 92 2-2 ② G4-3		C FF 89 B SL 79 B SL 80 C SI 91 F FF 92 X SI 91 2-2 ③ G6-3		1 SAFE 1 SAFE F SL 85 1 SAFE 1 SAFE X SL 84 0-1 29 2B 1-H 3-H 2B		4	1	1	2	0	0	0
29 Devon Travis, R (1, 4) OBP: 0.282, SLG: 0.371		X FF 92 0-0 ② FC4-6 6 1B 1-2f		C FF 91 B SL 80 C SL 80 C SI 92 1-3 ③ K			C SL 78 F SI 90 B FF 90 X SI 91 1-2 ① G3	S FF 94 F FF 95 F CH 86 X CH 86 0-2 2-H 2B		4	0	1	1	0	1	1
6 Marcus Stroman, R (1, 1) OBP: 0.333, SLG: 0.333 8 Kendrys Morales, S (8, PH) OBP: 0.308, SLG: 0.428 62 Aaron Loup, L (8, 1) 22 Seunghwan Oh, R (8, 1) 36 Tyler Clippard, R (9, 1)		X FF 92 0-0 1-2 1B			F SI 90 S SL 79 S SL 78 0-3 ① K		S SL 79 S SL 79 X SL 80 0-2 ② G6-3	0-0 37 G6-4-3 IBB		3 0 0 0 0	0 0 0 0 0	1 0 0 0 0	0 0 0 0 0	0 1 0 0 0	1 0 0 0 0	0 0 0 0 0
Inning Stats	R: 0 E: 0 K: 2 S: 15 H: 1 LOB: 2 BB: 1 P: 27	R: 0 E: 1 K: 1 S: 10 H: 1 LOB: 2 BB: 0 P: 13	R: 1 E: 0 K: 0 S: 11 H: 1 LOB: 0 BB: 0 P: 16	R: 0 E: 0 K: 1 S: 9 H: 0 LOB: 0 BB: 0 P: 14	R: 0 E: 0 K: 1 S: 11 H: 0 LOB: 2 BB: 2 P: 22	R: 0 E: 0 K: 0 S: 6 H: 0 LOB: 0 BB: 0 P: 8	R: 0 E: 0 K: 0 S: 11 H: 0 LOB: 0 BB: 0 P: 13	R: 5 E: 2 K: 0 S: 22 H: 5 LOB: 2 BB: 1 P: 33	R: 0 E: 0 K: 1 S: 7 H: 0 LOB: 0 BB: 0 P: 14	1B: 5 2B: 2 3B: 0 HR: 1 SF: 0 SAC: 0 DP: 1 HBP: 0						

	AB	36
	R	6
	H	8
	RBI	6
	BB	4
	SO	6
	LOB	12

WP: 0 PA: 40
PB: 0
SB: 1
CS: 0

PITCHER		IP	WLS	BF	H	R	ER	SO	BB	IBB	HBP	BLK	WP	HR	S	P	ERA	WHIP
49 Julio Teheran, R ERA: 4.26	(1, 1)	6.2		27	3	1	1	5	3	0	0	0	0	1	68	107	1.35	0.900
63 Jesse Biddle, L ERA: 2.41	(7, 1)	0.1		1	0	0	0	0	0	0	0	0	0	0	5	6	0.00	0.000
33 A.J. Minter, L ERA: 3.38	(8, 1)	0.1	L	5	3	4	3	0	0	0	0	0	0	0	15	25	81.00	9.000
51 Shane Carle, R ERA: 2.83	(8, 1)	1.2		7	2	1	1	1	0	1	0	0	0	0	14	22	5.40	1.200

PITCHER		IP	WLS	BF	H	R	ER	SO	BB	IBB	HBP	BLK	WP	HR	S	P	ERA	WHIP

Batter	1	2	3	4	5	6	7	8	9	AB	R	H	RBI	BB	SO	LOB
11 Ender Inciarte, L (1, 8) OBP: 0.315, SLG: 0.340	X SI 93 0-0 ① G1-3		C FC 90 X SI 92 0-1 ③ G4-3		C SI 93 S FC 90 2 SAFE C FC 90 0-3 ③ K		D SV 84 X FC 89 1-0 ③ G3			4	0	0	0	0	1	3
1 Ozzie Albies, S (1, 4) OBP: 0.324, SLG: 0.514	C SI 94 B FF 94 F FC 92 X SV 84 1-2 ② G1			S FC 91 B FC 90 X CH 85 1-1 5 FC4-6 1B		F FC 92 X FC 90 0-1 22 G1-3 24 1B 5 S 1B		C SI 91 B SI 91 B SI 91 S FC 84 B SI 92 X FC 86 3-2 22 2B 24 G6-3 1B		4	2	3	0	0	0	0
5 Freddie Freeman, L (1, 3) OBP: 0.404, SLG: 0.538	T SI 93 B FC 92 B SV 85 B SV 83 B SI 93 4-1 BB			F SI 92 1 SAFE D FC 92 B FC 92 S FC 91 X FC 92 2-2 ① FC4-6 24 G5-3 22 1B 1-2f		B FC 91 B FC 91 F SV 83 B SI 92 F SI 93 F FC 91 S SI 93 3-3 ① K 1-2		C SI 92 S SI 93 F SI 94 S FC 86 0-3 ① K		3	0	0	0	1	2	3
22 Nick Markakis, L (1, 9) OBP: 0.391, SLG: 0.493	C SV 83 F FC 89 B SI 92 C SI 92 1-3 ③ K			X FC 92 0-0 1-2 1B		C SI 93 X FF 94 0-1 ② G1-3 2-3		X SI 92 0-0 1-3 2B		4	0	2	0	0	1	2
24 Kurt Suzuki, R (1, 2) OBP: 0.343, SLG: 0.455		B SV 83 B SI 93 C SI 92 X SV 82 2-1 ① G5-3		X SI 93 0-0 ②③ G5-3 2-3f		X SI 92 0-0 1B 3-H		B FF 93 X FC 83 1-0 ② G6-3 3-H		4	0	1	2	0	0	3
17 Johan Camargo, S (1, 5) OBP: 0.348, SLG: 0.431		X SI 93 0-0 ② G3			C SI 92 B FC 90 F FC 91 B SV 84 X SI 93 2-2 ① G3-1	C SV 85 F FC 90 B FF 92 C SI 91 1-3 ③ K		B FF 91 C FF 91 S FF 90 S FC 83 1-3 ③ K		4	0	0	0	0	2	2
13 Ronald Acuña Jr., R (1, 7) OBP: 0.317, SLG: 0.458		B SI 93 B SV 85 C SV 81 B FF 92 X SV 82 3-1 ③ F7			C SI 92 B FF 93 B SI 92 B SI 92 S SI 91 X SI 92 3-2 ② G1-3		S SV 84 B FF 92 C SI 92 B FC 91 S SI 92 2-3 ① K		C CH 79 B FS 85 C FF 92 B FS 81 F CH 78 S FF 91 2-3 ① K	4	0	0	0	0	2	0
7 Dansby Swanson, R (1, 6) OBP: 0.300, SLG: 0.403			C SI 92 X SI 92 0-1 ① G1-3		C SI 91 B SI 92 S SI 92 B SV 83 B SV 84 B SI 92 4-2 49 1B BB		B SV 83 F SV 83 F SI 91 X SV 89 1-2 27 G4-3 1B		S FF 90 B FS 80 B CH 80 X FF 92 2-1 ② P3	3	0	1	0	1	0	0
49 Julio Teheran, R (1, 1) OBP: 0.167, SLG: 0.174 63 Jesse Biddle, L (7, 1) OBP: 1.000, SLG: 2.000 27 Ryan Flaherty, L (7, PH) OBP: 0.329, SLG: 0.336 33 A.J. Minter, L (8, 1) 51 Shane Carle, R (8, 1) 8 Charlie Culberson, R (9, PH) OBP: 0.324, SLG: 0.438			C SI 91 B SV 82 C SI 92 X SV 84 1-2 ② G4-3		L SI 90 X SI 92 0-1 1-2 1B		D SI 92 1 SAFE X FC 89 1-0 ② G4-3 1-2		B CH 80 S CH 79 F FF 92 F FF 92 F FS 81 S FS 82 1-3 ③ K	2 0 1 0 0 0 1	0 0 0 0 0 0 0	1 0 0 0 0 0 0	0 0 0 0 0 0 0	0 0 0 0 0 0 0	0 0 1 0 0 0 1	0 0 0 0 0 0 0
Inning Stats	R: 0 E: 0 K: 1 S: 8 H: 0 LOB: 1 BB: 1 P: 14	R: 0 E: 0 K: 0 S: 5 H: 0 LOB: 0 BB: 0 P: 10	R: 0 E: 0 K: 0 S: 7 H: 0 LOB: 0 BB: 0 P: 8	R: 0 E: 0 K: 0 S: 7 H: 2 LOB: 1 BB: 0 P: 10	R: 0 E: 0 K: 1 S: 13 H: 1 LOB: 2 BB: 1 P: 22	R: 1 E: 0 K: 2 S: 12 H: 2 LOB: 1 BB: 0 P: 16	R: 0 E: 0 K: 1 S: 8 H: 1 LOB: 1 BB: 0 P: 13	R: 1 E: 0 K: 2 S: 12 H: 2 LOB: 1 BB: 0 P: 17	R: 0 E: 0 K: 2 S: 11 H: 0 LOB: 0 BB: 0 P: 16	1B: 7 2B: 1 3B: 0 HR: 0 SF: 0 SAC: 0 DP: 1 HBP: 0						

PITCHER		IP	WLS	BF	H	R	ER	SO	BB	IBB	HBP	BLK	WP	HR	S	P	ERA	WHIP
6 Marcus Stroman, R ERA: 5.9	(1, 1)	7.0	W	28	6	1	1	5	2	0	0	0	0	0	60	93	1.29	1.143
62 Aaron Loup, L ERA: 4.11	(8, 1)	0.1		3	2	1	1	1	0	0	0	0	0	0	8	11	27.00	6.000
22 Seunghwan Oh, R ERA: 2.95	(8, 1)	0.2		2	0	0	0	1	0	0	0	0	0	0	4	6	0.00	0.000
36 Tyler Clippard, R ERA: 3.09	(9, 1)	1.0		3	0	0	0	2	0	0	0	0	0	0	11	16	0.00	0.000

PITCHER	IP	WLS	BF	H	R	ER	SO	BB	IBB	HBP	BLK	WP	HR	S	P	ERA	WHIP

BOTTOM

Toronto Blue Jays @ Atlanta Braves

SunTrust Park, Atlanta, GA

Tue Jul 10 2018, 7:38 PM - 10:36 PM EDT

Att. 31,747 - Partly Cloudy - 90 F

livebaseballscorecards.com

AB	34
R	2
H	8
RBI	2
BB	2
SO	9
LOB	14

WP: 0 PB: 0 SB: 1 CS: 0 PA: 36

Toronto Blue Jays @ Atlanta Braves

SunTrust Park, Atlanta, GA

Wed Jul 11 2018, 7:36 PM - 10:34 PM EDT

Att. 27,839 - Cloudy - 88 F

TOP

livebaseballscorecards.com

Batter	1	2	3	4	5	6	7	8	9	AB	R	H	RBI	BB	SO	LOB
18 Curtis Granderson, L (1, 9) OBP: 0.349, SLG: 0.440	X FF 96 0-0 G3		B FF 98 F CH 88 F FF 98 X FF 98 1-2 P6			C CU 81 F CH 88 S SL 89 0-3 K	B CU 83 C SI 96 F SI 96 B FS 87 F FF 96 X FF 97 2-2 G4-3			3	0	0	0	0	1	0
11 Kevin Pillar, R (7, PH) OBP: 0.275, SLG: 0.401 (7, 8)										1	0	0	0	0	0	0
26 Yangervis Solarte, S (1, 5) OBP: 0.306, SLG: 0.438	B FF 97 B FF 98 B FF 98 C FF 98 X SI 98 3-1 G3		B CU 82 X CH 89 1-0 G4-3			B CU 81 X FF 97 1-0 G6-3		C FF 94 B FC 91 X CU 85 1-1 G1-3		3	0	0	0	0	0	0
71 Luis Santos, R (6, 1)										0	0	0	0	0	0	0
77 John Axford, R (7, 1)										0	0	0	0	0	0	0
8 Kendrys Morales, S (8, PH) OBP: 0.306, SLG: 0.426 (8, 3)										1	0	0	0	0	0	0
14 Justin Smoak, S (1, 3) OBP: 0.364, SLG: 0.467	F FF 99 C FF 99 X FF 99 0-2 P3			B CU 79 C CU 81 B FF 97 S SI 98 B CH 89 B SL 87 4-2 15 G5-4-3 BB			B FF 96 X FF 97 1-0 HR	C FC 92 B CU 81 S CU 82 1-3 K		3	1	1	1	1	1	0
62 Aaron Loup, L (8, 1)										0	0	0	0	0	0	0
31 Joe Biagini, R (8, 1)										0	0	0	0	0	0	0
37 Teoscar Hernández, R (1, 7) OBP: 0.305, SLG: 0.498		C FF 96 C SL 88 S SL 88 0-3 K		B SI 98 S FF 97 F SI 98 B SL 87 X SL 88 2-2 P4			S SL 89 C SL 89 C SI 96 0-3 K	F CU 83 B FF 94 S FC 91 B FC 92 X CU 83 2-2 1B		4	0	1	0	0	2	1
15 Randal Grichuk, R (1, 8) OBP: 0.268, SLG: 0.432		C SL 87 X FF 98 0-1 F9		S SL 88 B SL 87 B SI 97 B SL 87 C SI 95 X SI 97 3-2 G5-4-3 1-2f			S SL 89 B SI 97 F FF 97 B SL 90 B SL 88 S SL 90 3-3 K	X FC 91 0-0 L8		4	0	0	0	0	1	2
(7, 9)																
13 Lourdes Gurriel Jr., R (1, 4) OBP: 0.253, SLG: 0.381		X FF 97 0-0 1 BB 1B			C SL 87 X SL 85 0-1 P4		X SI 98 0-0 21 1B 29 HR 1B		C SI 94 S FF 95 F SI 96 B SL 82 B SI 97 X SI 98 2-2 G5-3	4	1	2	0	0	0	0
(6, 6)																
1 Aledmys Díaz, R (1, 6) OBP: 0.283, SLG: 0.405		B SL 87 S SL 88 B SL 88 B SL 87 B SL 86 4-1 1-2 BB			C SI 97 S SL 87 X SL 89 0-2 G1-3		B SL 88 S SI 96 X SI 97 1-1 21 1B 29 HR 1-2 1B		X SI 97 0-0 29 DI 1B	3	1	2	0	1	0	0
(6, 5)																
21 Luke Maile, R (1, 2) OBP: 0.322, SLG: 0.371		C FF 97 B FF 98 C SI 98 S FF 99 1-3 K			S SL 88 B SI 97 X SL 88 1-1 G5-3		S SL 89 S SL 89 D SL 88 F SL 90 F SI 98 F SL 88 F SI 98 F SI 98 X SI 98 1-2 2-3 29 HR 1B		C SI 96 C SL 83 C SL 85 0-3 K	4	1	1	0	0	2	3
43 Sam Gaviglio, R (1, 1) OBP: 0.333, SLG: 0.667			B FF 94 C FF 94 C FF 95 B FF 96 S SI 97 2-3 K			B FF 96 C SI 96 C FF 95 B SL 87 B SL 89 X SI 96 3-2 G4-3	F SL 89 B SL 88 X SL 88 1-1 1-H 2-H 3-H HR		C SL 84 X SI 97 0-1 1-2 G5-3	0	0	0	0	0	0	0
39 Jake Petricka, R (2, 1)										1	0	0	0	0	1	0
58 Tim Mayza, L (4, 1)										0	0	0	0	0	0	0
29 Devon Travis, R (6, PH) OBP: 0.283, SLG: 0.388 (6, 4)										3	1	1	4	0	0	1

	AB	34
	R	5
	H	8
	RBI	5
	BB	2
	SO	8
	LOB	7

Inning Stats	1	2	3	4	5	6	7	8	9
	R: 0 E: 0 K: 0 S: 6	H: 0 LOB: 0 BB: 0 P: 9	R: 0 E: 0 K: 2 S: 10	H: 1 LOB: 2 BB: 1 P: 15	R: 0 E: 0 K: 1 S: 7	H: 0 LOB: 0 BB: 0 P: 11	R: 0 E: 0 K: 0 S: 8	H: 0 LOB: 0 BB: 1 P: 17	R: 0 E: 0 K: 0 S: 7	H: 0 LOB: 0 BB: 0 P: 8
	R: 0 E: 0 K: 1 S: 7	H: 0 LOB: 0 BB: 0 P: 11	R: 5 E: 0 K: 2 S: 24	H: 5 LOB: 0 BB: 0 P: 33	R: 0 E: 0 K: 1 S: 9	H: 1 LOB: 1 BB: 0 P: 13	R: 0 E: 0 K: 1 S: 10	H: 1 LOB: 1 BB: 0 P: 12		

	1B: 6	SF: 0	WP: 0	PA: 36
	2B: 0	SAC: 0	PB: 0	
	3B: 0	DP: 1	SB: 0	
	HR: 2	HBP: 0	CS: 0	

PITCHER		IP	WLS	BF	H	R	ER	SO	BB	IBB	HBP	BLK	WP	HR	S	P	ERA	WHIP
26 Mike Foltynewicz, R ERA: 2.66	(1, 1)	6.2	W	27	6	5	5	6	2	0	0	0	0	2	65	98	6.75	1.200
39 Sam Freeman, L ERA: 4.86	(7, 1)	0.1	H	1	0	0	0	0	0	0	0	0	0	0	4	6	0.00	0.000
58 Dan Winkler, R ERA: 2.92	(8, 1)	1.0	H	4	1	0	0	1	0	0	0	0	0	0	9	13	0.00	1.000
38 Arodys Vizcaíno, R ERA: 1.65	(9, 1)	1.0		4	1	0	0	1	0	0	0	0	0	0	10	12	0.00	1.000

PITCHER		IP	WLS	BF	H	R	ER	SO	BB	IBB	HBP	BLK	WP	HR	S	P	ERA	WHIP

BOTTOM

Toronto Blue Jays @ Atlanta Braves

SunTrust Park, Atlanta, GA

Wed Jul 11 2018, 7:36 PM - 10:34 PM EDT

Att. 27,839 - Cloudy - 88 F

Batter	1	2	3	4	5	6	7	8	9	AB	R	H	RBI	BB	SO	LOB
11 Ender Inciarte, L (1, 8) OBP: 0.317, SLG: 0.344	C SI 88 F SI 88 H SI 88 1-2 5 E HBP	X SI 88 0-0 1 SF7 5 1B 1-3 3-H 2B	F SI 95 X CH 90 0-1 ③ G4-3		S FF 94 C FF 94 F SI 94 X FF 95 0-2 ③ G1-3			X CU 75 0-0 1 HR 2B		2	1	1	1	0	0	0
23 Danny Santana, S (5, 8) OBP: 0.290, SLG: 0.296										2	1	1	0	0	0	3
1 Ozzie Albies, S (1, 4) OBP: 0.325, SLG: 0.529	X CH 82 0-0 ① F9	X CH 82 0-0 ② SF7 2-3 3-H		B FF 94 C SL 86 F SL 85 S FF 94 1-3 ① K		C CU 80 X CH 84 0-1 HR		S SI 92 X FC 85 0-1 2-H HR		4	2	2	4	0	1	1
5 Freddie Freeman, L (1, 3) OBP: 0.404, SLG: 0.536	B SI 89 X CH 82 1-0 FC4 25 FC6-4 1-2	C SL 83 B SL 81 B CH 83 C SL 82 X SI 88 2-2 22 2B 3-H 1B		F FF 95 F SL 88 S FF 96 0-3 ② K		B FF 93 S CH 86 B CH 87 B CH 87 F FF 94 F CU 85 X FF 95 3-2 1B		C SI 93 F SI 92 F SI 93 S FC 85 0-3 ① K		5	1	2	1	0	2	1
22 Nick Markakis, L (1, 9) OBP: 0.388, SLG: 0.492	B CU 77 X SI 89 1-0 ② F7	C CH 83 F SL 82 X SI 90 0-2 25 1B 1-H 2B		B SL 86 S SL 87 C SL 88 X SL 85 1-2 ③ G3		B CH 86 D CU 83 B FF 93 C FF 94 F FF 94 C CU 82 3-3 ①		B SI 93 C SI 93 B FC 85 F SI 93 X SI 94 2-2 ② G5-3		5	1	1	1	0	1	3
25 Tyler Flowers, R (1, 2) OBP: 0.366, SLG: 0.370	F SL 82 C SI 88 F SL 83 X SL 84 0-2 ③ FC6-4 1-2f	F SL 82 B SI 89 B SI 90 F SL 81 D SI 86 F SL 81 X SI 88 3-2 17 BB 3-H 1B			C FF 93 B FF 94 B SL 85 C SL 84 F FF 95 F SL 86 B SL 85 F FF 95 B FF 94 4-2 13 2B BB	X CU 81 0-0 ② F7		B SI 93 B SI 92 S SI 93 B SI 93 B SI 93 4-1 17 1B BB		3	0	1	1	2	0	3
17 Johan Camargo, S (1, 5) OBP: 0.353, SLG: 0.432		B CU 76 1-1 S SI 88 X SI 89 7 1B 26 SH 1B F SI 94 B SI 94 B FF 94 B SI 95 1-2 BB			C SL 85 S FF 94 B FF 95 F SL 86 S FF 95 1-3 ① K	S CH 88 B FF 94 S CH 87 B CH 87 S CU 83 2-3 ③ K		S SI 92 B CH 79 S CH 81 X CH 80 1-2 1B		4	1	2	0	1	2	2
13 Ronald Acuña Jr., R (1, 7) OBP: 0.314, SLG: 0.456	F SI 89 X SL 82 0-1 ① F9 C SL 85 B SL 88 F SI 95 B SI 97 C SL 85 C SL 85 2-3 ③ K				S FF 95 B SI 94 S SL 86 F FF 95 B SI 95 F SL 85 F SL 84 F FF 96 X SL 86 2-2 1-3 2B	C SI 94 F SI 95 B FF 96 S SL 92 1-3 ① K		S FC 89 S FC 89 X FF 94 0-2 ③ P3		5	0	1	0	0	2	5
7 Dansby Swanson, R (1, 6) OBP: 0.303, SLG: 0.402	C SI 89 F SI 87 B SI 90 D SL 84 B SI 89 F SL 82 F SI 89 F SL 84 1 SAFE 3-2 F SI 88 X SI 89 26 E 26 SH 11 2B 1-3 1B	C SI 94 B SL 86 S SL 85 X SI 96 1-2 ① P3			0-0 IBB		S SI 95 X SL 91 0-1 ② G6-3			3	1	1	0	1	0	0
26 Mike Foltynewicz, R (1, 1) OBP: 0.063, SLG: 0.094 39 Sam Freeman, R (7, 1) 27 Ryan Flaherty, L (7, PH) OBP: 0.327, SLG: 0.333 58 Dan Winkler, R (8, 1) 38 Arodys Vizcaíno, R (9, 1)	D CH 85 B SI 86 F SI 85 X SI 86 2-1 SH 11 2B 1 SF7 1-3 3-H	B SI 96 S SI 95 F SI 96 S SL 86 1-3 ② K		S FF 94 S FF 94 S FF 94 0-3 ② K		C CU 79 F FF 96 B FF 94 F FF 95 B CU 80 B SI 96 X SI 96 3-2 ③ L9				2 0 0 1 0 0	1 0 0 0 0 0	0 0 0 0 0 0	1 0 0 0 0 0	0 0 0 0 0 0	2 0 0 0 0 0	3 0 0 0 0 0
Inning Stats	R: 0 E: 1 K: 0 S: 9 H: 0 LOB: 2 BB: 0 P: 12	R: 6 E: 1 K: 1 S: 29 H: 6 LOB: 2 BB: 1 P: 46	R: 0 E: 0 K: 1 S: 8 H: 0 LOB: 0 BB: 0 P: 10	R: 0 E: 0 K: 2 S: 9 H: 0 LOB: 0 BB: 0 P: 11	R: 0 E: 0 K: 2 S: 23 H: 1 LOB: 3 BB: 2 P: 30	R: 1 E: 0 K: 2 S: 13 H: 2 LOB: 1 BB: 0 P: 21	R: 0 E: 0 K: 1 S: 9 H: 0 LOB: 0 BB: 0 P: 13	R: 2 E: 0 K: 1 S: 17 H: 3 LOB: 2 BB: 1 P: 24		1B: 6 2B: 4 3B: 0 HR: 2 SF: 1 SAC: 1 DP: 0 HBP: 1						

	AB	36
	R	9
	H	12
	RBI	9
	BB	4
	SO	10
	LOB	21

livebaseballscorecards.com

PITCHER		IP	WLS	BF	H	R	ER	SO	BB	IBB	HBP	BLK	WP	HR	S	P	ERA	WHIP
43 Sam Gaviglio, R ERA: 4.7	(1, 1)	1.2	L	14	6	6	6	0	0	0	1	0	0	0	34	48	32.40	3.600
39 Jake Petricka, R ERA: 4.02	(2, 1)	1.1		5	0	0	0	2	1	0	0	0	0	0	12	20	0.00	0.750
58 Tim Mayza, L ERA: 3.21	(4, 1)	2.0		9	1	0	0	4	1	1	0	0	0	0	32	41	0.00	1.000
71 Luis Santos, R ERA: 10.5	(6, 1)	1.0		5	2	1	1	2	0	0	0	0	0	1	13	21	9.00	2.000
77 John Axford, R ERA: 4.04	(7, 1)	1.0		3	0	0	0	1	0	0	0	0	0	0	9	13	0.00	0.000

PITCHER		IP	WLS	BF	H	R	ER	SO	BB	IBB	HBP	BLK	WP	HR	S	P	ERA	WHIP
62 Aaron Loup, L ERA: 4.6	(8, 1)	0.2		6	3	2	2	1	1	0	0	0	0	1	14	21	27.00	6.000
31 Joe Biagini, R ERA: 6.13	(8, 1)	0.1		1	0	0	0	0	0	0	0	0	0	0	3	3	0.00	0.000

Arizona Diamondbacks @ Atlanta Braves

SunTrust Park, Atlanta, GA

Fri Jul 13 2018, 7:37 PM - 10:41 PM EDT

Att. 42,130 - Cloudy - 82 F

livebaseballscorecards.com

Batter	1	2	3	4	5	6	7	8	9	AB	R	H	RBI	BB	SO	LOB
9 Jon Jay, L (1, 8) (8, 9) OBP: 0.347, SLG: 0.349	C FF 90 B FF 91 B FS 84 X FS 86 2-1 G3 ①		B CU 78 B FF 91 F FS 85 X FC 89 2-1 L4 ③			B FC 89 F CH 73 F FS 84 X SI 92 1-2 44 1B 6 FC3-2 3-H 1B	B FF 94 S FC 90 F FC 90 B FF 94 X CU 81 2-2 G6-3 ③			4	0	1	1	0	0	3
44 Paul Goldschmidt, R (1, 3) OBP: 0.389, SLG: 0.542	B FF 91 C FF 91 X FC 88 1-1 F7 ②			F FF 92 B SL 85 B CH 73 F FS 84 B FF 92 S FC 89 3-3 K ①		1 SAFE B FF 89 D SI 92 1 SAFE C CH 76 F FF 92 B SI 91 X CH 74 3-2 6 FC3-2 1-3 1B		B FC 89 C FC 89 X CU 83 1-1 G5-3 ①		4	0	1	0	0	1	0
6 David Peralta, L (1, 7) OBP: 0.347, SLG: 0.503	C FF 91 C FF 93 B FS 84 B FF 91 S CH 73 2-3 K ③			C CU 80 S FS 84 S CH 71 0-3 K ②		B CU 78 F FF 89 X FC 88 1-1 FC3-2 1-2 3-H		F SI 94 B SL 88 X SL 86 1-1 F8 ②		4	0	0	0	0	2	2
28 Steven Souza Jr., R (1, 9) OBP: 0.266, SLG: 0.319 25 Archie Bradley, R (8, 1) 31 Brad Boxberger, R (9, 1)	B FF 91 C FF 91 X FF 93 1-1 22 K 2B			X FF 93 0-0 P3 ③		S FC 88 B FC 88 S CH 72 S FF 91 1-3 K ③		F FF 95 S CU 78 B CU 78 X FF 95 1-2 1B		4 0 0	0 0 0	2 0 0	0 0 0	0 0 0	1 0 0	2 0 0
22 Jake Lamb, L (1, 5) OBP: 0.315, SLG: 0.362	C FF 91 F FS 83 2 SAFE B CH 72 B FC 91 B FF 90 S FS 84 3-3 K ① ② 2-3				C CU 80 B FS 85 X 1-1 G4-3 ①		C FF 95 F FF 96 F CU 85 B CU 85 C CU 81 1-3 K ①	B FF 93 C FF 94 D SL 87 S CU 78 C FF 95 2-3 K ③		4	0	0	0	0	3	2
3 Daniel Descalso, L (1, 4) OBP: 0.361, SLG: 0.478 66 Yoshihisa Hirano, R (7, 1) 11 AJ Pollock, R (8, 8) OBP: 0.347, SLG: 0.581	B FF 91 B FF 91 C FS 84 X FC 89 2-1 F7 ③				C FF 92 S FS 85 B FF 92 B FC 85 B FC 90 X FS 83 3-2 F7 ②		F FF 95 B FF 96 B CU 82 C FF 95 F CU 81 B FF 95 4-2 13 WP 13 E BB		B FF 95 X FF 94 1-0 P6 ①	2 0 1	1 0 0	0 0 0	0 0 0	1 0 0	0 0 0	0 0 0
13 Nick Ahmed, R (1, 6) OBP: 0.289, SLG: 0.436		X SL 84 0-0 5 FC6-5-6 2B			C FF 92 B FC 87 B SI 93 S FS 84 S CH 71 2-3 K ③		B FF 92 X SI 93 1-0 E8 1-H 1B		S SL 86 S SL 87 B SL 87 S SL 86 1-3 K ②	4	0	2	1	0	2	0
5 Alex Avila, L (1, 2) OBP: 0.276, SLG: 0.272		C CU 78 C FS 86 B FS 84 X FC 90 1-2 FC6-5-6 52 FC1-6 2-3 ①				C CU 80 B FF 91 B FS 85 B CH 76 F FS 84 X SI 91 3-2 52 SH1-4 9 1B 2B	B FC 91 B FF 92 B FF 92 B FC 90 4-0 BB		B CU 79 F FF 93 B CU 83 S SL 86 F SL 87 B FF 94 C SL 85 3-3 K ③	3	1	1	0	1	1	1
52 Zack Godley, R (1, 1) OBP: 0.147, SLG: 0.094 4 Ketel Marte, S (7, PH) (7, 4) OBP: 0.305, SLG: 0.416		B FF 89 1 SAFE 1 SAFE L FF 89 1 SAFE L FF 91 X FC 88 1-2 FC1-6 1-2f ②				X FF 90 0-0 SH1-4 2-3 ①	C FF 93 B FF 93 B FC 91 B FF 94 C FC 91 F FC 92 C FF 92 3-3 K ②			1 1	0 0	0 0	0 0	0 0	0 1	1 2
Inning Stats	R: 0 E: 0 K: 1 S: 7 H: 0 LOB: 0 BB: 0 P: 12	R: 0 E: 0 K: 1 S: 7 H: 1 LOB: 0 BB: 0 P: 13	R: 0 E: 0 K: 0 S: 9 H: 1 LOB: 1 BB: 0 P: 13	R: 0 E: 0 K: 2 S: 7 H: 0 LOB: 0 BB: 0 P: 10	R: 0 E: 0 K: 1 S: 8 H: 0 LOB: 0 BB: 0 P: 14	R: 1 E: 0 K: 1 S: 15 H: 3 LOB: 2 BB: 0 P: 24	R: 1 E: 1 K: 2 S: 15 H: 1 LOB: 2 BB: 2 P: 30	R: 0 E: 0 K: 1 S: 10 H: 1 LOB: 1 BB: 0 P: 15	R: 0 E: 0 K: 2 S: 8 H: 0 LOB: 0 BB: 0 P: 13	1B: 4 2B: 3 3B: 0 HR: 0 SF: 0 SAC: 1 DP: 0 HBP: 0						

TOP	
AB	32
R	2
H	7
RBI	2
BB	2
SO	11
LOB	13

WP: 1 PA: 35
PB: 0
SB: 0
CS: 0

PITCHER		IP	WLS	BF	H	R	ER	SO	BB	IBB	HBP	BLK	WP	HR	S	P	ERA	WHIP
19 Aníbal Sánchez, R ERA: 2.6	(1, 1)	6.0		22	5	1	1	6	0	0	0	0	0	0	53	86	1.50	0.833
39 Sam Freeman, L ERA: 5.06	(7, 1)	0.1	L	2	0	1	1	1	1	0	0	0	0	0	7	12	27.00	3.000
58 Dan Winkler, R ERA: 2.84	(7, 1)	1.0		5	1	0	0	1	1	0	0	0	1	0	10	21	0.00	2.000
63 Jesse Biddle, L ERA: 2.36	(8, 1)	0.2		3	1	0	0	1	0	0	0	0	0	0	8	12	0.00	1.500
64 Luke Jackson, R ERA: 3.07	(9, 1)	1.0		3	0	0	0	2	0	0	0	0	0	0	8	13	0.00	0.000

PITCHER	IP	WLS	BF	H	R	ER	SO	BB	IBB	HBP	BLK	WP	HR	S	P	ERA	WHIP

BOTTOM

Arizona Diamondbacks @ Atlanta Braves

SunTrust Park, Atlanta, GA

Fri Jul 13 2018, 7:37 PM - 10:41 PM EDT

Att. 42,130 - Cloudy - 82 F

livebaseballscorecards.com

Batter	1	2	3	4	5	6	7	8	9	AB	R	H	RBI	BB	SO	LOB
11 Ender Inciarte, L (1, 8) OBP: 0.314, SLG: 0.340	B KC 82 B SI 91 C SI 90 B SI 90 X FC 90 3-1 ① G3	C CH 81 F SI 91 X SI 92 0-2 ③ G3			D KC 82 B SI 89 X SI 89 2-0 ② G4-3 2-3		X FS 82 0-0 ③ G4-3			4	0	0	0	0	0	3
1 Ozzie Albies, S (1, 4) OBP: 0.322, SLG: 0.524	B SI 90 B KC 82 X KC 82 2-0 ② P5		F KC 81 F CH 82 B KC 82 F KC 82 S SI 91 1-3 ① K		B KC 81 B SI 89 S KC 82 F KC 81 F CH 81 F FC 90 S KC 82 2-3 ③ K2-3			S FF 95 B SI 94 X KC 80 1-1 ① L7		4	0	0	0	0	2	1
5 Freddie Freeman, L (1, 3) OBP: 0.405, SLG: 0.535	B CH 82 C SI 90 F SI 92 F FC 91 X KC 81 1-2 22 1B 24 1B 1B		C CH 82 B SI 92 B FC 90 F FC 88 S CH 82 2-3 ② K			S KC 80 F CH 80 F SI 90 B KC 82 B SI 90 X FC 88 2-2 ① G5-3		C FF 94 C SI 96 B SI 96 B SI 96 B FF 95 F FF 96 F FF 95 F SI 95 X FF 96 3-2 1B		4	1	2	0	0	1	0
22 Nick Markakis, L (1, 9) OBP: 0.389, SLG: 0.492	X FC 90 0-0 24 1B 1-3 1B		C SI 90 F KC 82 X KC 82 0-2 ③ F7			B SI 90 F KC 80 X FC 89 1-1 24 WP 1B		B KC 80 C FF 94 1 SAFE B FF 95 C FF 95 C FF 96 2-3 ② K		4	0	2	0	0	1	1
24 Kurt Suzuki, R (1, 2) OBP: 0.342, SLG: 0.451	B KC 82 S KC 83 X FC 90 1-1 1-2 3-H 1B			X SI 90 0-0 ① F7		F SI 90 S KC 80 D KC 81 F SI 89 B SI 88 S KC 80 2-3 ② K2-3 1-2		B KC 78 F FF 96 X FF 96 1-1 ③ P4		4	0	1	1	0	1	2
17 Johan Camargo, S (1, 5) OBP: 0.349, SLG: 0.427 58 Dan Winkler, R (7, 1) 63 Jesse Biddle, L (8, 1) OBP: 1.000, SLG: 2.000 64 Luke Jackson, R (9, 1) 20 Preston Tucker, L (9, PH) OBP: 0.295, SLG: 0.407	S KC 82 F KC 82 F KC 83 S KC 81 0-3 ③ K			C SI 89 S CH 81 F KC 81 S CH 80 0-3 ② K		D CH 80 C SI 90 F SI 89 X KC 80 1-2 ③ F8			B FF 90 F FF 90 F FF 92 S CH 80 1-3 ① K	3 0 0 0 1	0 0 0 0 0	0 0 0 0 0	0 0 0 0 0	0 0 0 0 0	2 0 0 0 1	3 0 0 0 0
13 Ronald Acuña Jr., R (1, 7) OBP: 0.318, SLG: 0.460		B SI 90 C KC 81 B SI 90 F FC 89 X KC 82 2-2 7 G1-3 2B		B SI 90 X FC 87 1-0 ③ F8			C FS 83 B FF 92 B FF 92 F FF 92 B FF 90 B FS 80 4-2 BB		C FF 91 B CH 80 C FF 92 B FF 94 F FF 93 B CH 80 S FF 92 3-3 ② K	3	0	1	0	1	1	0
7 Dansby Swanson, R (1, 6) OBP: 0.302, SLG: 0.398		F FC 90 X KC 83 0-1 ① G1-3 2-3			S FC 88 B KC 81 S KC 82 B KC 82 B KC 82 B FC 90 4-2 11 G4-3 19 SH5-3 BB		B FF 90 C FF 91 F FS 80 X FF 88 1-2 ① F7		C FF 93 F FF 92 S FF 92 0-3 ③ K	3	0	0	0	1	1	2
19 Aníbal Sánchez, R (1, 1) 39 Sam Freeman, R (7, 1) 8 Charlie Culberson, R (7, 5) OBP: 0.322, SLG: 0.435		S SI 90 M KC 83 S KC 82 0-3 ② K2-3			C SI 88 S FC 88 B FC 89 B SI 90 B FC 90 X KC 81 3-2 ① SH5-3 1-2		D FS 82 S SL 81 B FF 88 B FF 89 F FF 89 1 SAFE F FF 89 S SL 80 3-3 ② K			1 0 1	0 0 0	0 0 0	0 0 0	0 0 0	1 0 1	1 0 1
Inning Stats	R: 1 E: 0 K: 1 S: 14 H: 3 LOB: 2 BB: 0 P: 21	R: 0 E: 0 K: 1 S: 11 H: 1 LOB: 1 BB: 0 P: 13	R: 0 E: 0 K: 2 S: 10 H: 0 LOB: 0 BB: 0 P: 13	R: 0 E: 0 K: 1 S: 6 H: 0 LOB: 0 BB: 0 P: 7	R: 0 E: 0 K: 1 S: 11 H: 0 LOB: 1 BB: 1 P: 22	R: 0 E: 0 K: 1 S: 13 H: 1 LOB: 1 BB: 0 P: 19	R: 0 E: 0 K: 1 S: 10 H: 0 LOB: 1 BB: 1 P: 18	R: 0 E: 0 K: 1 S: 13 H: 1 LOB: 1 BB: 0 P: 20	R: 0 E: 0 K: 3 S: 10 H: 0 LOB: 0 BB: 0 P: 14	1B: 5 2B: 1 3B: 0 HR: 0 SF: 0 SAC: 1 DP: 0 HBP: 0						WP: 1 PB: 0 SB: 0 CS: 0 PA: 35	

	AB	32
	R	1
	H	6
	RBI	1
	BB	2
	SO	12
	LOB	14

PITCHER		IP	WLS	BF	H	R	ER	SO	BB	IBB	HBP	BLK	WP	HR	S	P	ERA	WHIP
52 Zack Godley, R ERA: 4.61	(1, 1)	6.0	W	24	5	1	1	7	1	0	0	0	1	0	65	95	1.50	1.000
66 Yoshihisa Hirano, R ERA: 2.2	(7, 1)	1.0	H	4	0	0	0	1	1	0	0	0	0	0	10	18	0.00	1.000
25 Archie Bradley, R ERA: 1.99	(8, 1)	1.0	H	4	1	0	0	1	0	0	0	0	0	0	13	20	0.00	1.000
31 Brad Boxberger, R ERA: 3.15	(9, 1)	1.0	S	3	0	0	0	3	0	0	0	0	0	0	10	14	0.00	0.000

PITCHER	IP	WLS	BF	H	R	ER	SO	BB	IBB	HBP	BLK	WP	HR	S	P	ERA	WHIP

Arizona Diamondbacks @ Atlanta Braves

SunTrust Park, Atlanta, GA

Sat Jul 14 2018, 4:12 PM - 7:04 PM EDT

Att. 40,862 - Partly Cloudy - 85 F

livebaseballscorecards.com

Batter	1	2	3	4	5	6	7	8	9	AB	R	H	RBI	BB	SO	LOB
6 David Peralta, L (1, 7) OBP: 0.348, SLG: 0.500	B FF 92 B FF 92 B FF 92 C FF 93 B FF 93 4-1 11 BB 13 G3-1 28 1B BB	C FF 95 C SL 79 F FF 94 X SL 80 0-2 ③ F8			B FF 91 C FF 91 C FF 93 F FF 94 X CU 76 1-2 ① G4-3		C CU 79 S CU 79 X FF 95 0-2 1B		C FC 92 B FF 96 B FF 96 S FC 91 S FC 91 2-3 ③ K	4	1	1	0	1	1	1
13 Nick Ahmed, R (1, 6) OBP: 0.286, SLG: 0.430	B FF 93 C FF 93 B FF 94 X CH 87 2-1 ① G3-1 1-2	B CH 84 B FF 93 F FF 91 X FF 92 2-1 ① F9			B CU 76 F FF 92 B CH 86 B FF 94 S FF 93 F FF 94 C FF 93 3-3 ② K		S SL 86 X FF 95 0-1 ③ L8			4	0	0	0	0	1	2
44 Paul Goldschmidt, R (1, 3) OBP: 0.387, SLG: 0.537	D FF 95 C FF 94 B CU 78 B CU 78 F CH 87 B CU 78 4-2 28 1B 11 BB BB	C FF 94 X CH 85 0-1 ② G4-3			B CU 76 B CH 87 C FF 94 C FF 94 F CU 76 B SL 80 X FF 92 3-2 ③ G6-3			B SL 86 B SL 84 C SL 85 X FF 94 2-1 ① P3		3	0	0	0	1	0	0
11 AJ Pollock, R (1, 8) OBP: 0.350, SLG: 0.582	C CH 87 B FF 96 F FF 94 D CU 78 B FF 94 B FF 94 4-2 28 1B 1-2 2-3 BB	B CH 85 C FF 94 X FF 95 1-1 ③ P3			B CU 74 X FF 94 1-0 ① G6-3			C FF 93 F FF 94 F FF 95 F SL 87 B SL 87 X FF 95 1-2 28 G3 2B		3	0	1	0	1	0	0
28 Steven Souza Jr., R (1, 9) OBP: 0.265, SLG: 0.316	C FF 96 C FF 95 B FF 96 F B CH 89 B FF 95 X CH 87 3-2 1-2 2-3 3-H 1B	C FF 93 X FF 93 0-1 ① L8			B FF 93 S FF 93 F FF 93 X FF 92 1-2 ② G6-3			X SL 87 0-0 ② G3 2-3		4	0	1	1	0	0	1
4 Ketel Marte, S (1, 4) OBP: 0.304, SLG: 0.424	C CU 79 B CH 87 B FF 94 X FF 94 2-1 ② F3			B FF 92 C FF 93 X CU 75 1-1 ② G5-3		C CU 74 B SL 78 B CH 85 F FF 93 X FF 92 2-2 HR		D CU 83 B FF 95 F FF 94 C FF 94 B CU 84 C CU 84 3-3 ③ K		4	1	1	1	0	1	4
16 Chris Owings, R (1, 5) OBP: 0.259, SLG: 0.284	C CU 79 F FF 93 F FF 94 C CU 79 0-3 ③ K			B CH 84 B CH 85 X FF 91 2-0 2 2B 1B	B FF 95 F FF 95 B CU 79 S SL 87 X SL 86 2-2 ③ G6-3				L FC 92 S FC 92 F FC 91 B FF 96 X FC 91 1-2 ① G1-3	4	1	1	0	0	1	3
2 Jeff Mathis, R (1, 2) OBP: 0.290, SLG: 0.262		C FF 92 F FF 92 X FF 93 0-2 ① G6-3		B FF 90 X FF 92 1-0 1-H 2B			B FF 93 B FF 94 B FF 95 C FF 94 F FF 95 F FF 95 X FF 95 3-2 ① G6-3		S FC 92 S FC 92 B FC 91 B FC 92 F FC 92 X FF 97 2-2 1B	4	0	2	1	0	0	0
21 Zack Greinke, R (1, 1) OBP: 0.325, SLG: 0.351 40 Andrew Chafin, R (8, 1) 25 Archie Bradley, R (8, 1) 36 John Ryan Murphy, R (9, PH) OBP: 0.282, SLG: 0.449 31 Brad Boxberger, R (9, 1)		C FF 92 C CU 77 F FF 94 B FF 92 F FF 94 F SL 79 F FF 93 X CH 85 1-2 ② G2		F CU 73 X CH 84 0-1 ③ F8			C SL 88 F CU 79 B SL 86 S SL 87 1-3 ② K		C FF 97 B FF 96 X FF 96 1-1 ② F8	3 0 0 1 0	0 0 0 0 0	0 0 0 0 0	0 0 0 0 0	0 0 0 0 0	1 0 0 0 0	1 0 0 1 0

Inning Stats																								
	R: 1	H: 1		R: 0	H: 0		R: 0	H: 0		R: 1	H: 2		R: 0	H: 0		R: 1	H: 1		R: 0	H: 1		R: 0	H: 1	
	E: 0	LOB: 3		E: 0	LOB: 0		E: 0	LOB: 0		E: 0	LOB: 1		E: 0	LOB: 0		E: 0	LOB: 0		E: 0	LOB: 1		E: 0	LOB: 1	
	K: 1	BB: 3		K: 0	BB: 0		K: 0	BB: 0		K: 0	BB: 0		K: 1	BB: 0		S: 10	BB: 0		K: 1	BB: 0		K: 1	BB: 0	
	S: 17	P: 36		S: 14	P: 15		S: 6	P: 9		S: 8	P: 12		S: 12	P: 19		P: 16			S: 12	P: 16		S: 11	P: 17	

	1B: 4	SF: 0	WP: 0	PA: 37
	2B: 2	SAC: 0	PB: 0	
	3B: 0	DP: 0	SB: 0	
	HR: 1	HBP: 0	CS: 0	

TOP	
AB	34
R	3
H	7
RBI	3
BB	3
SO	5
LOB	13

PITCHER		IP	WLS	BF	H	R	ER	SO	BB	IBB	HBP	BLK	WP	HR	S	P	ERA	WHIP
15 Sean Newcomb, L ERA: 3.51	(1, 1)	5.2	L	24	4	3	3	2	3	0	0	0	0	1	64	102	4.76	1.235
51 Shane Carle, R ERA: 2.76	(6, 1)	1.1		5	1	0	0	1	0	0	0	0	0	0	15	21	0.00	0.750
64 Luke Jackson, R ERA: 2.87	(8, 1)	1.0		4	1	0	0	1	0	0	0	0	0	0	11	17	0.00	1.000
33 A.J. Minter, L ERA: 3.29	(9, 1)	1.0		4	1	0	0	1	0	0	0	0	0	0	13	19	0.00	1.000

PITCHER	IP	WLS	BF	H	R	ER	SO	BB	IBB	HBP	BLK	WP	HR	S	P	ERA	WHIP

Batter	1	2	3	4	5	6	7	8	9	AB	R	H	RBI	BB	SO	LOB
11 Ender Inciarte, L (1, 8) OBP: 0.312, SLG: 0.337 8 Charlie Culberson, R (8, PH) OBP: 0.326, SLG: 0.435 (9, 7)	C FF 88 C CH 84 B FF 90 C FF 90 1-3 K ①		B FF 91 X CH 87 1-0 L7 ②			B FF 89 C FF 90 B CH 87 C CH 87 S FF 91 2-3 K ②		C SL 83 B SI 93 B SI 95 1 SAFE F SI 94 D SL 84 B SL 83 4-2 1-2 BB		3 0	0 0	0 0	0 0	0 1	2 0	1 0
1 Ozzie Albies, S (1, 4) OBP: 0.319, SLG: 0.519	C FF 90 F FF 89 B FF 92 S CH 87 1-3 K ②		B CH 87 X CH 88 1-0 G3 ③			F FF 91 B FF 91 X FF 91 1-1 F7 ③		F FF 95 F F SI 98 S KC 80 0-3 K ③		4	0	0	0	0	2	3
5 Freddie Freeman, L (1, 3) OBP: 0.404, SLG: 0.532	C FF 90 B FF 90 B FF 90 B CH 87 X CH 87 3-1 1B			B CH 87 C FF 89 B CH 86 F FF 90 X FF 91 2-2 G4-3 ①			B FF 88 F CH 85 X FF 89 1-1 F8 ①		F FF 90 C FF 93 F FF 91 B CH 80 S CH 79 1-3 K ①	4	0	1	0	0	1	0
22 Nick Markakis, L (1, 9) OBP: 0.388, SLG: 0.489	B FF 90 C FF 90 S CH 87 X FF 90 1-2 G1-3 ③			C CU 74 B CH 87 F FF 91 F FF 91 B FF 91 F SL 85 S CU 69 2-3 K ②			C FF 88 C FF 91 B CH 87 X EP 66 1-2 G1-3 ②		B FF 91 C FF 91 B CH 81 X FF 91 2-1 1B	4	0	1	0	0	1	1
25 Tyler Flowers, R (1, 2) OBP: 0.363, SLG: 0.374		C FF 89 B FF 90 S FF 90 S FF 92 1-3 K ①		B FF 90 S SL 84 S SL 83 X FF 91 1-2 L9 ③			C SI 90 X SI 90 0-1 2B		C FF 91 C CH 81 T FF 92 0-2 K ②	4	0	1	0	0	2	1
13 Ronald Acuña Jr., R (1, 7) OBP: 0.311, SLG: 0.448 (9, 8)		S SL 83 X SI 90 0-1 G5-3 ②			S FF 90 B SL 83 B SI 91 B SI 91 X SI 90 3-1 F8 ①		B SL 84 S SL 84 F FF 90 D SL 84 S CU 68 2-3 K ③		C FF 92 C FF 93 F FF 92 D CH 81 T FF 92 1-2 K ③	4	0	0	0	0	2	2
27 Ryan Flaherty, L (1, 5) OBP: 0.323, SLG: 0.329 51 Shane Carle, R (6, 1) 64 Luke Jackson, R (8, 1) 23 Danny Santana, S (8, PH) OBP: 0.281, SLG: 0.286 33 A.J. Minter, L (9, 1)		X FF 91 0-0 G3 ③			B CU 72 C CH 87 B FF 90 B CH 87 T FF 90 X FF 91 3-2 G4-3 ②			S CU 71 B CU 68 F CH 87 S CH 87 1-3 K ①		2 0 0 1 0	0 0 0 0 0	0 0 0 0 0	0 0 0 0 0	0 0 0 1 0	0 0 0 0 0	0 0 0 0 0
7 Dansby Swanson, R (1, 6) OBP: 0.305, SLG: 0.401		B FF 89 C FF 89 B SL 84 S SL 83 F SL 84 X FF 90 2-2 15 SH5-4 1B		B FF 91 B CU 76 B FF 90 C FF 89 X SL 83 3-1 G5-3 ③				C FF 90 B SL 82 X SL 84 1-1 8 BB 1B		3	0	2	0	0	0	0
15 Sean Newcomb, L (1, 1) OBP: 0.103, SLG: 0.107 17 Johan Camargo, S (6, 5) OBP: 0.346, SLG: 0.423			D CU 67 C CH 84 X SL 81 1-1 SH5-4 ① 1-2			X CH 86 0-0 G6-3 ①		C FF 89 B CH 87 B FF 90 X FF 90 2-1 F8 ②		0 2	0 0	0 0	0 0	0 0	0 0	0 1
Inning Stats	R: 0 E: 0 K: 2 S: 11 H: 1 LOB: 1 BB: 0 P: 17	R: 0 E: 0 K: 1 S: 6 H: 0 LOB: 0 BB: 0 P: 7	R: 0 E: 0 K: 0 S: 8 H: 1 LOB: 1 BB: 0 P: 13	R: 0 E: 0 K: 1 S: 11 H: 0 LOB: 0 BB: 0 P: 16	R: 0 E: 0 K: 0 S: 7 H: 0 LOB: 0 BB: 0 P: 16	R: 0 E: 0 K: 1 S: 6 H: 0 LOB: 0 BB: 0 P: 9	R: 0 E: 0 K: 1 S: 10 H: 1 LOB: 1 BB: 0 P: 14	R: 0 E: 0 K: 2 S: 13 H: 1 LOB: 2 BB: 1 P: 21	R: 0 E: 0 K: 3 S: 13 H: 1 LOB: 1 BB: 0 P: 17	1B: 4 2B: 1 3B: 0 HR: 0 SF: 0 SAC: 1 DP: 0 HBP: 0						WP: 0 PB: 0 SB: 0 CS: 0 PA: 33	

PITCHER		IP	WLS	BF	H	R	ER	SO	BB	IBB	HBP	BLK	WP	HR	S	P	ERA	WHIP
21 Zack Greinke, R ERA: 3.18	(1, 1)	7.2	W	27	4	0	0	7	0	0	0	0	0	0	66	103	0.00	0.522
40 Andrew Chafin, L ERA: 1.59	(8, 1)	0.0		1	0	0	0	0	1	0	0	0	0	0	2	6	∞	∞
25 Archie Bradley, R ERA: 1.97	(8, 1)	0.1	H	1	0	0	0	1	0	0	0	0	0	0	4	4	0.00	0.000
31 Brad Boxberger, R ERA: 3.06	(9, 1)	1.0	S	4	1	0	0	3	0	0	0	0	0	0	13	17	0.00	1.000

PITCHER	IP	WLS	BF	H	R	ER	SO	BB	IBB	HBP	BLK	WP	HR	S	P	ERA	WHIP

BOTTOM

Arizona Diamondbacks @ Atlanta Braves

SunTrust Park, Atlanta, GA

Sat Jul 14 2018, 4:12 PM - 7:04 PM EDT

Att. 40,862 - Partly Cloudy - 85 F

livebaseballscorecards.com

AB	31
R	0
H	5
RBI	0
BB	1
SO	11
LOB	9

Batter	1	2	3	4	5	6	7	8	9	AB	R	H	RBI	BB	SO	LOB
9 Jon Jay, L (1, 9) OBP: 0.346, SLG: 0.356	C FF 90 B FF 91 S CH 83 X SL 81 1-2 ① G4-3		X CU 72 0-0 ③ G1-3			B FF 90 X SI 89 1-0 ① L9		C B SI 92 F FC 91 B FF 94 B FF 94 F FC 92 F FC 89 X CU 84 3-2 HR		4	1	1	1	0	0	1
44 Paul Goldschmidt, R (1, 3) OBP: 0.386, SLG: 0.534	C B SL 82 C SL 82 F FF 93 S SL 81 1-3 ② K			C FF 85 X SL 77 0-1 1B		B FF 90 F FF 91 B SI 92 S SL 81 S FF 93 2-3 ② K		X FF 95 0-0 ② F9		4	0	1	0	0	2	0
6 David Peralta, L (1, 7) OBP: 0.344, SLG: 0.494	F FF 92 B FF 91 B SI 90 S CH 82 S SL 82 2-3 ③ K			F CU 70 B SI 89 F SI 89 F FF 88 X SL 80 1-2 ① F8		C FF 92 B SI 86 X CH 82 1-1 ③ G4-3		B SI 94 C FF 94 X FC 92 1-1 ③ G4-3		4	0	0	0	0	1	1
11 AJ Pollock, R (1, 8) OBP: 0.348, SLG: 0.575		C B FF 91 B SL 81 F SI 91 T FF 93 2-2 ① K		D SL 80 X SI 90 1-0 ② F8			C FF 90 X SL 80 0-1 22 2B 1B		B FF 96 B FF 96 X FF 96 2-0 ① G5-3	4	0	1	0	0	1	1
22 Jake Lamb, L (1, 5) OBP: 0.314, SLG: 0.365		B CU 71 C CU 72 F FF 92 S SL 81 1-3 ② K		C SI 90 X FF 91 0-1 ③ G6-3			1 SAFE X SI 90 0-0 ① 3 FC4-6 1-2 2B		B S FC 91 X FF 96 1-1 ② F8	4	0	1	0	0	1	1
4 Ketel Marte, S (1, 6) OBP: 0.303, SLG: 0.420		C FF 92 B CH 78 F CH 85 X FF 92 1-2 ③ F8			C FF 86 X CU 72 0-1 ① P6		B CU 74 B CU 73 B FF 92 B FF 92 4-0 3 FC4-6 BB		F FF 96 F FC 92 B CH 87 B CH 87 B FC 93 X FF 98 3-2 ③ L8	3	0	0	0	1	0	0
3 Daniel Descalso, L (1, 4) OBP: 0.365, SLG: 0.482			C FF 89 X FF 90 0-1 46 B2-5-4 2B		C CU 71 B CH 79 S SL 80 B FF 90 B FF 92 B SL 80 4-2 BB		X FF 94 0-0 ② FC4-6 1-2f 2-3			2	0	1	0	1	0	2
5 Alex Avila, L (1, 2) 28 Steven Souza Jr., R (7, PH) OBP: 0.262, SLG: 0.312 48 Randall Delgado, R (7, 1) 29 Jorge De La Rosa, L (8, 1) 61 Silvino Bracho, R (8, 1)			B CU 73 C CU 72 B CH 84 B CH 83 B SI 90 4-1 46 B2-5-4 BB		C SI 90 B FF 91 B SL 81 F SI 91 S SL 81 2-3 ② K		B FF 94 C FF 94 B FF 94 C CU 76 S SL 88 2-3 ③ K			1 1 0 0 0	0 0 0 0 0	0 0 0 0 0	0 0 0 0 0	1 0 0 0 0	1 1 0 0 0	1 2 0 0 0
46 Patrick Corbin, L (1, 1) OBP: 0.243, SLG: 0.229 36 John Ryan Murphy, R (7, 2) OBP: 0.281, SLG: 0.447			X FF 89 0-0 ① ② B2-5-4 1-2 2-3f		B SI 90 X FF 90 1-0 ③ G4-3			X FF 92 0-0 ① G6-3		2 1	0 0	0 0	0 0	0 0	0 0	3 0

| Inning Stats | | |

BOTTOM

Arizona Diamondbacks @ Atlanta Braves

SunTrust Park, Atlanta, GA

Sun Jul 15 2018, 1:39 PM - 4:20 PM EDT

Att. 27,323 - Partly Cloudy - 83 F

livebaseballscorecards.com

Batter	1	2	3	4	5	6	7	8	9	AB	R	H	RBI	BB	SO	LOB
1 Ozzie Albies, S (1, 4) OBP: 0.318, SLG: 0.516	X SI 90 0-0 ① F7		D CU 72 S SL 82 X SL 82 1-1 E5 5 2B 1B 3-H		B SL 81 T SL 81 F SL 82 B SI 90 F SL 83 S SL 82 2-3 ① K		F CU 79 B SI 91 S SI 90 B CH 87 X CH 86 2-2 ② F7			4	1	1	1	0	1	0
13 Ronald Acuña Jr., R (1, 8) OBP: 0.304, SLG: 0.438	C SI 90 X FF 91 0-1 ② G6-3		B FF 91 D SI 88 X SI 90 2-0 ② G5-3		X SI 90 0-0 ② F7		F CH 86 C SI 89 B SI 89 B FF 92 X FF 92 2-2 ③ F7			4	0	0	0	0	0	1
5 Freddie Freeman, L (1, 3) OBP: 0.405, SLG: 0.533	X FF 90 0-0 ③ F7		B SL 82 X SL 82 1-0 22 1B 2B 3-H		B SL 82 S SL 82 B FF 90 B FF 90 B FF 90 4-1 BB			S FF 92 S FF 92 S FF 92 0-3 ① K		3	1	1	1	1	1	0
22 Nick Markakis, L (1, 9) OBP: 0.389, SLG: 0.488		X FF 89 0-0 ① G4-3	B FF 90 B SL 81 D SL 82 C FF 90 F FF 90 X SI 91 3-2 2-H 1B		1 SAFE D FF 90 C SL 81 1 SAFE F FF 90 D SL 83 X SL 82 2-2 ③ G1-3			B FC 85 B FF 92 C FF 92 F FC 86 B B FS 84 4-2 BB		3	0	1	1	1	0	1
24 Kurt Suzuki, R (1, 2) OBP: 0.336, SLG: 0.443		C SI 90 B SI 91 F SI 91 B SL 83 X FF 91 2-2 ② F7	C CH 81 F SL 82 F SL 82 D SL 82 B SI 90 1 SAFE F SL 81 X SI 90 2-2 ③ G5-3			C CH 80 B FF 89 S SL 82 X SI 91 1-2 ① G6-3		C FF 92 X FF 93 0-1 ② L8		4	0	0	0	0	0	2
8 Charlie Culberson, R (1, 7) OBP: 0.318, SLG: 0.424		B SI 91 X SL 82 1-0 ③ G6-3		C SI 88 S SL 82 F SL 82 F FF 89 B SL 82 B F FF 91 B SL 83 X SI 90 3-2 ① G4-3		C SL 81 B FF 89 S SL 81 F FF 90 B SL 82 S FF 90 2-3 ② K		B SL 84 F CH 83 F FF 94 X CH 85 1-2 ③ P5		4	0	0	0	0	1	1
17 Johan Camargo, S (1, 5) OBP: 0.346, SLG: 0.422			F SI 90 B SL 81 C SL 82 B SL 82 X FF 92 2-2 7 2B 1B	B SL 80 S SI 89 B SI 90 X SI 90 2-1 ② F7		B FF 89 C SI 90 B SL 82 X SI 90 2-1 ③ G1-3				3	1	1	0	0	0	0
7 Dansby Swanson, R (1, 6) OBP: 0.309, SLG: 0.407			B SL 81 B SI 91 F SI 91 X FF 90 2-1 49 SH3-4 1 E 1-H 2B	X SI 90 0-0 1B			C CU 79 B SI 93 F SI 92 B CH 87 F CH 86 B SI 93 X FF 93 3-2 ① F9			3	1	2	1	0	0	0
49 Julio Teheran, R (1, 1) OBP: 0.160, SLG: 0.167 63 Jesse Biddle, L (7, 1) OBP: 1.000, SLG: 2.000 20 Preston Tucker, L (7, PH) OBP: 0.301, SLG: 0.439 58 Dan Winkler, R (8, 1) 33 A.J. Minter, L (9, 1)			X FF 88 0-0 ① SH3-4 2-3	B FF 90 S SI 90 C FF 90 S SL 82 1-3 ③ K			C CU 80 S CH 86 B FF 91 B CH 86 B CH 87 X FF 92 3-2 HR			1 0 1 0 0	0 0 1 0 0	0 0 1 0 0	0 0 1 0 0	0 0 0 0 0	1 0 0 0 0	1 0 0 0 0
Inning Stats	R: 0 E: 0 K: 0 S: 4 H: 0 LOB: 0 BB: 0 P: 4	R: 0 E: 0 K: 0 S: 5 H: 0 LOB: 0 BB: 0 P: 8	R: 4 E: 1 K: 0 S: 18 H: 5 LOB: 1 BB: 0 P: 31	R: 0 E: 0 K: 1 S: 12 H: 1 LOB: 1 BB: 0 P: 18	R: 0 E: 0 K: 1 S: 9 H: 0 LOB: 1 BB: 1 P: 17	R: 0 E: 0 K: 0 S: 9 H: 0 LOB: 0 BB: 0 P: 14	R: 1 E: 0 K: 0 S: 13 H: 1 LOB: 0 BB: 0 P: 23	R: 0 E: 0 K: 1 S: 10 H: 0 LOB: 1 BB: 1 P: 15		1B: 4 2B: 2 3B: 0 HR: 1 SF: 0 SAC: 1 DP: 0 HBP: 0				WP: 0 PB: 0 SB: 0 CS: 0 PA: 33		

	AB	30
	R	5
	H	7
	RBI	5
	BB	2
	SO	4
	LOB	6

PITCHER		IP	WLS	BF	H	R	ER	SO	BB	IBB	HBP	BLK	WP	HR	S	P	ERA	WHIP
46 Patrick Corbin, L ERA: 3.24	(1, 1)	6.0	L	25	6	4	4	3	1	0	0	0	0	0	57	92	6.00	1.167
48 Randall Delgado, R ERA: 6.0	(7, 1)	1.0		4	1	1	1	0	0	0	0	0	0	1	13	23	9.00	1.000
29 Jorge De La Rosa, L ERA: 4.78	(8, 1)	0.1		2	0	0	0	1	1	0	0	0	0	0	5	9	0.00	3.000
61 Silvino Bracho, R ERA: 2.2	(8, 1)	0.2		2	0	0	0	0	0	0	0	0	0	0	5	6	0.00	0.000

PITCHER	IP	WLS	BF	H	R	ER	SO	BB	IBB	HBP	BLK	WP	HR	S	P	ERA	WHIP

Atlanta Braves @ Washington Nationals

Nationals Park, Washington, DC

Fri Jul 20 2018, 7:08 PM - 10:03 PM EDT

Att. 41,008 - Partly Cloudy - 82 F

livebaseballscorecards.com

Batter	1	2	3	4	5	6	7	8	9	AB	R	H	RBI	BB	SO	LOB
13 Ronald Acuña Jr., R (1, 7) OBP: 0.317, SLG: 0.468	T FF 95 F FF 96 B B CH 90 F FF 97 X FF 96 2-2 1 S 1 2B 1B		F CH 89 B FF 96 B FF 97 B CU 83 B SL 89 4-1 8 S BB		X FF 95 0-0 8 1B 5 2B 2B	B SL 86 X SL 87 1-0 ② G4-3		B SL 81 F SL 81 X SL 81 1-1 HR		4	3	3	1	1	0	0
1 Ozzie Albies, S (1, 4) OBP: 0.319, SLG: 0.520 8 Charlie Culberson, R (3, PH) OBP: 0.322, SLG: 0.444 (3, 4)	B CU 81 B CU 81 S CU 80 X FF 96 2-1 5 S 5 G5-3 1-H 2B		1 SAFE C FF 94 B FF 94 C FF 95 S CH 88 1-3 ② K 1-2		X CU 79 0-0 5 2B 2-3 1B	B FF 95 F SL 86 X SL 86 1-1 HR		B FF 91 B SL 82 C FF 91 F FF 92 F FF 92 B SL 83 X SL 82 3-2 ② G6-3		1 4	1 2	1 2	1 1	0 0	0 1	0 1
5 Freddie Freeman, L (1, 3) OBP: 0.405, SLG: 0.534	B FF 95 C CU 81 X FF 97 1-1 ① G5-3 2-H		S CH 88 S CH 88 B FF 95 S FF 96 1-3 ③ K		B FF 94 F FF 94 S CU 80 D CH 88 F CH 88 X FF 95 2-2 22 SF8 1-H 3-H 2B	X CH 91 0-0 ③ G3-1		B SL 83 X SL 80 1-0 1B		5	1	2	3	0	1	1
22 Nick Markakis, L (1, 9) OBP: 0.387, SLG: 0.485	B FF 97 B CU 82 C FF 96 F FF 96 X SL 90 2-2 ② G3-1			B CU 81 B CH 89 C FF 95 B CU 81 X FF 96 3-1 ① G4-3	B FF 96 C FF 95 C FF 96 F FF 95 B FF 94 F FF 95 B CH 88 X FF 95 3-2 ① SF8 3-H		B CH 86 F SI 90 X SI 90 1-1 24 G4-3 24 WP 11 FC5-2 1B	B FF 91 X FF 91 1-0 ③ L7		4	0	1	1	0	0	1
24 Kurt Suzuki, R (1, 2) OBP: 0.333, SLG: 0.442	C SL 88 B FF 95 C FF 96 B FF 97 F CH 90 B SL 89 X CU 82 3-2 ③ F8			B CU 82 S FF 96 F SL 88 F SI 95 B CH 90 B CH 90 X FF 96 3-2 17 2B 2B	F FF 95 F SI 95 S CH 89 0-3 ② K		B SI 90 X CH 86 1-0 ① G4-3 1-3		B SI 92 X SI 93 1-0 ① L6	5	1	1	0	0	1	1
17 Johan Camargo, S (1, 5) OBP: 0.351, SLG: 0.427		C FF 94 C CU 79 X SL 87 0-2 ① G3		C CU 81 F FF 94 B FF 95 X FF 94 1-2 11 G4-3 2-H 2B	B CH 87 C CU 79 X SL 86 1-1 11 BB 1B		D SI 90 B SI 91 B SI 90 F SI 91 B SL 82 4-1 7 FC5 11 FC5-2 BB		F SI 93 B SI 93 X SI 92 1-1 ② F7	4	0	2	1	1	0	0
11 Ender Inciarte, L (1, 8) OBP: 0.311, SLG: 0.333		B FF 95 S CU 82 B CU 82 X FF 96 2-1 ② F8		C FF 94 X CU 80 0-1 ② G4-3 2-3	1 SAFE 1 SAFE B FF 94 B FF 93 B SL 85 B FF 95 4-0 1-2 BB		1 SAFE X SI 91 0-0 ② FC5-2 1-2 3-H		B CH 88 X SI 93 1-0 ③ G6-3	4	0	0	0	1	0	3
7 Dansby Swanson, R (1, 6) OBP: 0.308, SLG: 0.403		C SL 86 B SL 87 C FF 96 B CH 91 S CH 89 2-3 ③ K		B FF 95 1-0 19 S IBB	C SL 85 X SL 84 0-1 ③ F7		B SI 90 F CH 86 X CH 86 1-1 ③ FC5 2-3f			3	0	0	0	1	1	4
19 Aníbal Sánchez, R (1, 1) 63 Jesse Biddle, L (7, 1) OBP: 0.500, SLG: 1.000 33 A.J. Minter, L (9, 1)			C FF 94 C FF 94 S CU 81 0-3 ① K	F CU 80 S FF 93 F FF 95 C FF 95 0-3 ③ K 1-2		B FF 94 C FF 94 B FF 95 C FF 95 X SL 86 2-2 ① G6-3		C FF 90 X FF 91 0-1 ① G3-1		3 1 0	0 0 0	0 0 0	0 0 0	0 0 0	2 0 0	2 0 0
Inning Stats	R: 2 E: 0 K: 0 S: 15 H: 2 LOB: 0 BB: 0 P: 25	R: 0 E: 0 K: 1 S: 8 H: 0 LOB: 0 BB: 0 P: 12	R: 0 E: 0 K: 3 S: 10 H: 0 LOB: 1 BB: 1 P: 16	R: 1 E: 0 K: 1 S: 15 H: 2 LOB: 2 BB: 1 P: 23	R: 3 E: 0 K: 1 S: 18 H: 4 LOB: 2 BB: 1 P: 28	R: 1 E: 0 K: 0 S: 7 H: 1 LOB: 0 BB: 0 P: 11	R: 0 E: 0 K: 0 S: 7 H: 1 LOB: 2 BB: 1 P: 14	R: 1 E: 0 K: 0 S: 10 H: 2 LOB: 1 BB: 0 P: 16	R: 0 E: 0 K: 0 S: 4 H: 0 LOB: 0 BB: 0 P: 7	1B: 5 2B: 5 3B: 0 HR: 2 SF: 1 SAC: 0 DP: 0 HBP: 0						

	TOP
AB	38
R	8
H	12
RBI	8
BB	4
SO	6
LOB	13

WP: 1 PA: 43
PB: 0
SB: 4
CS: 0

PITCHER		IP	WLS	BF	H	R	ER	SO	BB	IBB	HBP	BLK	WP	HR	S	P	ERA	WHIP
37 Stephen Strasburg, R ERA: 3.9	(1, 1)	4.2	L	24	8	6	6	6	1	1	0	0	0	0	64	98	11.57	1.929
60 Justin Miller, R ERA: 3.72	(5, 1)	1.1		6	1	1	1	0	1	0	0	0	0	1	9	17	6.75	1.500
33 Matt Grace, L ERA: 2.72	(7, 1)	1.0		5	1	0	0	0	1	0	0	0	1	0	7	14	0.00	2.000
27 Shawn Kelley, R ERA: 2.76	(8, 1)	1.0		5	2	1	1	0	0	0	0	0	0	1	10	16	9.00	2.000
21 Brandon Kintzler, R ERA: 3.72	(9, 1)	1.0		3	0	0	0	0	0	0	0	0	0	0	4	7	0.00	0.000

PITCHER	IP	WLS	BF	H	R	ER	SO	BB	IBB	HBP	BLK	WP	HR	S	P	ERA	WHIP

BOTTOM

Atlanta Braves @ Washington Nationals

Nationals Park, Washington, DC

Fri Jul 20 2018, 7:08 PM - 10:03 PM EDT

Att. 41,008 - Partly Cloudy - 82 F

livebaseballscorecards.com

Batter	1	2	3	4	5	6	7	8	9	AB	R	H	RBI	BB	SO	LOB
2 Adam Eaton, L (1, 9) OBP: 0.393, SLG: 0.406	B FF 89 B FF 89 C FF 88 S FS 84 F FS 83 B FF 89 F FS 85 B SI 92 4-2 34 1B 7 SH1-3 6 S BB	B CU 77 B SI 92 B SI 91 F FF 91 B FF 90 4-1 34 FC4-6 1-2 BB		C CU 79 F SI 91 B FC 89 S FF 92 1-3 ③ K			C SI 94 F FF 96 X SL 88 0-2 ① G5-3		X FF 98 0-0 ② L7	3	1	0	0	2	1	0
7 Trea Turner, R (1, 6) OBP: 0.343, SLG: 0.408	1 SAFE 1 SAFE B FC 87 1 SAFE T FC 87 1 SAFE X FS 85 1-1 ① SH1-3 1-2	F FC 88 B FF 93 C FF 92 C FC 90 1-3 ② K			X FF 90 0-0 HR		F CU 78 X SI 97 0-1 ② G6-3		B FC 94 B FF 97 X FF 97 2-0 ③ P3	4	1	1	1	0	1	3
34 Bryce Harper, L (1, 8) OBP: 0.364, SLG: 0.465	C FF 91 X FS 85 0-1 6 S 2-3 1B	X FF 92 0-0 ③ FC4-6 1-2f			C FF 90 B FF 91 S CH 71 B FC 89 C FC 89 2-3 ① K		S SL 89 B SL 89 F FF 95 S CU 78 1-3 ③ K			4	0	1	0	0	2	3
6 Anthony Rendon, R (1, 5) OBP: 0.350, SLG: 0.522	S FC 88 B FC 88 B FS 84 1 SAFE S FF 92 B FF 92 F FF 92 F FS 85 F SI 93 3-3 ② S CH 70 K 1-2 3-H	F FF 89 C FF 90 B SL 83 F FF 92 B FS 84 X FF 91 2-2 ① P6			T FC 88 B FC 90 S SI 92 F FF 92 F CH 69 C SI 91 1-3 ② K			X FF 94 0-0 22 HR 1B		4	1	1	0	0	2	1
22 Juan Soto, L (1, 7) OBP: 0.413, SLG: 0.531	C CU 77 B FS 81 D FS 84 C FF 92 B CH 70 B SI 92 4-2 BB	B FF 91 C FF 90 B FS 85 B FS 86 F FF 91 X FC 88 3-2 ② L7			C FF 92 X CH 72 0-1 ③ G1-3			C FF 94 S SL 88 D SL 87 F CU 78 D SL 87 X FF 95 2-2 1-H HR		3	1	1	2	1	0	0
15 Matt Adams, L (1, 3) OBP: 0.359, SLG: 0.574	B FF 91 S FF 92 X FF 89 1-1 ③ F9	C CU 79 B CH 70 B FS 85 C FF 91 X FC 89 2-2 HR				F CU 78 B CH 69 F FF 90 S CH 69 1-3 ① K2-3		B SL 89 F FF 94 X FF 95 1-1 ① P4		4	1	1	1	0	1	2
20 Daniel Murphy, L (1, 4) OBP: 0.307, SLG: 0.330		B FF 89 C FF 90 B FF 90 F FF 90 F SI 91 B FC 89 C FC 88 3-3 ① K	C FF 90 F FS 85 B FC 89 X CH 75 1-2 ③ P5			B FF 90 F FS 83 C FF 91 B FC 89 X FC 89 2-2 1B		C FF 94 F FF 94 X CU 76 0-2 ② F7		4	0	1	0	0	1	0
32 Matt Wieters, S (1, 2) OBP: 0.303, SLG: 0.333		X FF 90 0-0 37 1B 2B		X 0-0 ① F7		C CU 80 1 SAFE B FF 90 1 SAFE C FF 91 F FF 91 D CH 73 B FF 91 S FS 85 3-3 ② K		B CU 76 C CU 76 B SI 94 X FF 94 2-1 ③ G4-3		4	0	1	0	0	1	1
37 Stephen Strasburg, R (1, 1) OBP: 0.207, SLG: 0.148 60 Justin Miller, R (5, 1) 11 Ryan Zimmerman, R (6, PH) OBP: 0.278, SLG: 0.405 33 Matt Grace, L (7, 1) 27 Shawn Kelley, R (8, 1) 21 Brandon Kintzler, R (9, 1) 3 Michael Taylor, R (9, PH) OBP: 0.302, SLG: 0.371		C FF 90 C FF 91 X FF 93 0-2 2 BB 2-3 1B		T FC 86 X SL 82 0-1 ② G1-3		S FC 89 X FC 88 0-1 ③ G4-3			S FF 97 C FF 97 B FF 96 F FC 92 F FF 98 C FF 98 1-3 ① K	2 0 1 0 0 0 1	0 0 0 0 0 0 0	1 0 0 0 0 0 0	0 0 0 0 0 0 0	0 0 0 0 0 0 0	0 0 0 0 0 0 1	0 0 1 0 0 0 0
Inning Stats	R: 1 H: 1 E: 0 LOB: 2 K: 1 BB: 2 S: 18 P: 31	R: 0 H: 2 E: 0 LOB: 3 K: 2 BB: 1 S: 13 P: 21	R: 1 H: 1 E: 0 LOB: 0 K: 0 BB: 0 S: 13 P: 21	R: 0 H: 0 E: 0 LOB: 0 K: 1 BB: 0 S: 6 P: 7	R: 1 H: 1 E: 0 LOB: 0 K: 2 BB: 0 S: 11 P: 14	R: 0 H: 1 E: 0 LOB: 1 K: 2 BB: 0 S: 12 P: 18	R: 0 H: 0 E: 0 LOB: 0 K: 1 BB: 0 S: 8 P: 9	R: 2 H: 2 E: 0 LOB: 0 K: 0 BB: 0 S: 12 P: 17	R: 0 H: 0 E: 0 LOB: 0 K: 1 BB: 0 S: 7 P: 10	1B: 4 SF: 0 2B: 1 SAC: 1 3B: 0 DP: 0 HR: 3 HBP: 0						

	AB	34
	R	5
	H	8
	RBI	4
	BB	3
	SO	10
	LOB	11

| | | | | | |

Atlanta Braves @ Washington Nationals

Nationals Park, Washington, DC

Sun Jul 22 2018, 3:31 PM - 8:34 PM EDT

Att. 39,063 - Partly Cloudy - 75 F

livebaseballscorecards.com

Batter	1	2	3	4	5	6	7	8	9	AB	R	H	RBI	BB	SO	LOB
13 Ronald Acuña Jr., R (1, 7) OBP: 0.325, SLG: 0.478	B SL 85 S FF 93 B FF 93 B FF 94 C SL 85 S FF 94 3-3 ① **K**		C SL 87 B SL 87 F FF 96 X CH 83 1-2 ① 1B		C FF 93 S FF 92 S SL 84 0-3 ① **K**		B FF 95 B SI 94 B FF 96 C FF 95 X FC 94 3-1 1-3 1B		B SL 80 F FF 98 X SL 79 1-1 8 1B 2B	5	0	3	0	0	2	0
8 Charlie Culberson, R (1, 4) OBP: 0.330, SLG: 0.448	C FF 93 X FF 95 0-1 1B		F CU 76 B FF 94 C FF 95 F CH 86 F FF 97 S FF 96 1-3 ② **K**		F SL 84 X SL 84 0-1 22 CS 1B		1 SAFE X FF 95 0-0 ③ **L9**		C CH 88 B FF 97 B CH 87 X FF 98 2-1 2-3 1B	5	0	3	0	0	1	2
5 Freddie Freeman, L (1, 3) OBP: 0.402, SLG: 0.530	S CU 76 S SL 87 1 SAFE F FF 94 B FF 94 B CH 84 B CH 86 F CU 78 3-2 X FF 85 ② **F8**		B FC 89 F FC 89 B FF 96 F CU 77 B CH 83 X FF 97 3-2 ③ **P5**		B FF 93 B CH 83 S CH 83 X FF 94 2-1 ② **L9**			B SI 94 C SI 95 B KC 77 X SI 95 2-1 20 F9 25 1B 1B X FF 97 0-0 ③ **F7**		5	0	1	0	0	0	4
22 Nick Markakis, L (1, 9) OBP: 0.386, SLG: 0.483	B CU 77 C FF 93 F FF 95 B FF 96 F SL 87 F FF 95 B FF 94 F FC 88 X FF 96 3-2 ③ **P4**			C FF 92 X CU 77 0-1 ① **G4-3**	C SL 87 C FF 93 0-2 ③ **CS** 1-2	C FF 91 B CU 77 B FF 94 F SL 87 X FF 94 2-2 25 G6-4-3 1B		1 SAFE B SI 95 C SI 93 1 SAFE F SI 94 S SI 94 1-3 ① **K**		4	0	1	0	0	1	2
25 Tyler Flowers, R (1, 2) OBP: 0.366, SLG: 0.373		C FF 92 B SL 83 B FF 93 X SL 86 2-1 ① **G5-3**		B FF 94 S FF 94 B CH 84 B FF 94 D SL 85 4-1 11 1B 7 1B BB		X SL 83 0-0 ①② **G6-4-3** 1-2f		X CH 85 0-0 1-2 1B		3	1	1	0	1	0	1
17 Johan Camargo, S (1, 5) OBP: 0.350, SLG: 0.426 64 Luke Jackson, R (7, 1) 57 Michael Reed, R (8, PH) 20 Preston Tucker, L (8, PH) OBP: 0.298, SLG: 0.435 58 Dan Winkler, R (8, 1)		B CU 77 C CU 78 X FF 94 1-1 11 2B 7 G6-3 1B		C FF 95 B CU 78 F FC 89 B FF 96 B CH 84 S CU 78 3-3 ② **K**		B CU 76 F FF 94 F SL 86 S FF 94 1-3 ③ **K**		F FF 97 B FF 97 B SL 88 B CH 88 C CH 88 F FF 97 X CH 88 3-2 ② **F9** 2-3		3 0 0 1 0	1 0 0 0 0	1 0 0 0 0	0 0 0 0 0	0 0 0 0 0	2 0 0 0 0	1 0 0 2 0
11 Ender Inciarte, L (1, 8) OBP: 0.315, SLG: 0.340		X FF 93 0-0 1-3 2B		B CH 84 F CH 83 X CH 84 1-1 7 1B 1-3 1B			C SI 90 B SL 79 F SI 90 X SI 91 1-2 27 FC5-4 1B	S SI 98 S FF 99 S FF 99 0-3 ③ **K**		4	0	3	0	0	1	2
7 Dansby Swanson, R (1, 6) OBP: 0.307, SLG: 0.401		S FF 94 S SL 86 D SL 86 F SL 84 B CH 82 X CH 85 2-2 ② **G6-3** 3-H		S SL 85 B SL 87 B FF 95 B SL 86 C SL 87 X FF 95 3-2 26 S 1-3 1B 3-H			F SI 90 1 SAFE B SI 91 X SI 91 1-1 ① **F8**		B SL 78 B FF 98 F FF 98 B FF 98 X FF 97 3-1 ① **G6-3**	4	0	1	2	0	0	2
26 Mike Foltynewicz, R (1, 1) OBP: 0.059, SLG: 0.088 39 Sam Freeman, R (6, 1) 27 Ryan Flaherty, L (6, 5) OBP: 0.319, SLG: 0.324 51 Shane Carle, R (6, 1)		S SL 85 C FF 94 S FF 95 0-3 ③ **K**		C FF 95 S FF 95 F FF 95 F SL 84 S FF 95 0-3 ③ **K** 1-2			1 SAFE C SI 91 B SL 82 C SL 82 X SI 91 1-2 ② **FC5-4** 13 13 1B S 1-2f		S CH 88 F FF 97 X SI 96 0-2 ② **G4-3**	2 0 2 0	0 0 0 0	0 0 0 0	0 0 0 0	0 0 0 0	2 0 0 0	3 0 1 0
Inning Stats	R: 0 E: 0 K: 1 S: 17 H: 1 LOB: 1 BB: 0 P: 26	R: 1 E: 0 K: 1 S: 12 H: 2 LOB: 1 BB: 0 P: 17	R: 0 E: 0 K: 1 S: 11 H: 1 LOB: 0 BB: 0 P: 16	R: 1 E: 0 K: 2 S: 16 H: 2 LOB: 2 BB: 1 P: 27	R: 0 E: 0 K: 1 S: 9 H: 1 LOB: 0 BB: 0 P: 11	R: 0 E: 0 K: 1 S: 7 H: 1 LOB: 0 BB: 0 P: 10	R: 0 E: 0 K: 0 S: 11 H: 2 LOB: 2 BB: 0 P: 17	R: 0 E: 0 K: 2 S: 13 H: 2 LOB: 2 BB: 0 P: 19	R: 0 E: 0 K: 0 S: 10 H: 2 LOB: 2 BB: 0 P: 16	1B: 12 2B: 2 3B: 0 HR: 0	SF: 0 SAC: 0 DP: 1 HBP: 0				WP: 0 PB: 0 SB: 2 CS: 1	PA: 40	

TOP	
AB	38
R	2
H	14
RBI	2
BB	1
SO	9
LOB	20

PITCHER		IP	WLS	BF	H	R	ER	SO	BB	IBB	HBP	BLK	WP	HR	S	P	ERA	WHIP
31 Max Scherzer, R ERA: 2.43	(1, 1)	6.0	W	24	8	2	2	7	1	0	0	0	0	0	72	107	3.00	1.500
33 Matt Grace, L ERA: 2.68	(7, 1)	0.2	H	3	1	0	0	0	0	0	0	0	0	0	8	11	0.00	1.500
44 Ryan Madson, R ERA: 4.93	(7, 1)	0.1	H	2	1	0	0	0	0	0	0	0	0	0	3	6	0.00	3.000
36 Sammy Solís, L ERA: 4.45	(8, 1)	0.1	H	3	2	0	0	1	0	0	0	0	0	0	6	9	0.00	6.000
40 Kelvin Herrera, R ERA: 1.89	(8, 1)	1.2	S	7	2	0	0	1	0	0	0	0	0	0	17	26	0.00	1.200

PITCHER	IP	WLS	BF	H	R	ER	SO	BB	IBB	HBP	BLK	WP	HR	S	P	ERA	WHIP

Batter	1	2	3	4	5	6	7	8	9	AB	R	H	RBI	BB	SO	LOB
2 Adam Eaton, L (1, 9) OBP: 0.403, SLG: 0.416	B FF 98 C FF 98 F FF 98 B SL 93 F SL 91 B SL 89 X SI 98 3-2 6 3B 34 BB 1B	C CH 92 X SI 93 0-1 1-2 1B		F FF 98 X SL 89 0-1 ③ P6		B CU 80 S CH 84 T SL 90 X CU 80 1-2 7 1B 34 1B 1B	B FF 96 X FF 94 1-0 ③ FC5 1-2 2-3f			4	2	3	0	0	0	1
33 Matt Grace, L (7, 1)										0	0	0	0	0	0	0
44 Ryan Madson, L (7, 1)										0	0	0	0	0	0	0
14 Mark Reynolds, R (7, PH) OBP: 0.356, SLG: 0.568										1	0	0	0	0	2	0
36 Sammy Solis, R (8, 1)										0	0	0	0	0	0	0
40 Kelvin Herrera, R (8, 1)										0	0	0	0	0	0	0
7 Trea Turner, R (1, 6) OBP: 0.341, SLG: 0.405	X FF 98 0-0 ① P3	B FF 97 X CU 80 1-0 ③ F7			C CU 78 S SL 85 B SL 86 B SL 88 S CH 88 2-3 ① K	B FF 96 C SI 95 F FF 96 B SI 97 X SL 86 2-2 34 1B 1-2 1B		X FC 90 0-0 ① G6-3		5	0	1	0	0	1	3
34 Bryce Harper, L (1, 8) OBP: 0.366, SLG: 0.475	B FF 98 C SI 98 F SL 90 D CU 78 F FF 97 B SI 97 D SL 91 4-2 6 3B 1-2 BB		B FF 96 F SI 95 S SI 95 B SI 97 C CH 88 2-3 ① K		C CU 81 B SL 89 S SL 89 B SL 90 F CH 87 S FF 98 1-3 ② K	B SI 95 C SI 95 B SI 95 F FF 96 F FF 97 X CU 84 2-2 6 S 1-3 2-H 1B		B FF 93 X FF 93 1-0 HR		4	2	2	2	1	2	0
6 Anthony Rendon, R (1, 5) OBP: 0.351, SLG: 0.527	C CU 82 X SI 98 0-1 22 G3-4 1-H 2-H 3B		F FF 96 S FF 98 B SL 88 F SL 87 X FF 98 1-2 ② G6-3		B SL 88 C SL 87 F CU 80 B SI 97 B SL 88 F SL 89 X FF 97 3-2 22 E 1B	1 SAFE 1 SAFE 1 SAFE C CU 79 1 SAFE B SL 86 F SL 85 D SL 86 D CU 81 3-2 X CH 66 G5-3 1-2		F FC 91 X CU 82 0-1 ② F8		5	1	2	2	0	0	2
22 Juan Soto, L (1, 7) OBP: 0.422, SLG: 0.546	B CU 81 X SI 98 1-0 ② G3-4 3-H		F SI 97 B SI 97 B SI 97 B SL 86 B SI 93 4-1 BB		C CU 78 F FF 95 X SI 98 0-2 E8 1-3 1B		C CU 81 B SL 87 B SL 88 B FF 95 X CU 80 3-1 15 1B 2B	B FC 92 B FC 90 C FC 91 B CU 83 X FC 91 3-1 2B		4	1	3	1	1	0	0
15 Matt Adams, L (1, 3) OBP: 0.360, SLG: 0.568	B CU 81 S CH 89 S SL 86 S SL 87 1-3 ③ K		C SI 92 X CU 77 0-1 ③ G6-3		B FF 97 D FF 96 C FF 96 F SI 97 B FF 98 B SL 89 4-2 BB		C FF 95 B FF 96 B FF 93 X CU 84 2-1 14 FC5 20 1B 2-H 1B	C FC 91 F FC 92 F FF 94 S CU 81 0-3 ③ K		4	0	1	1	1	2	2
20 Daniel Murphy, L (1, 4) OBP: 0.314, SLG: 0.337		B FF 94 B FF 95 F FF 96 C FF 97 X SL 88 2-2 ① F7		X FF 95 0-0 1B	F FF 97 F SI 99 X SL 90 0-2 ③ G3		B FF 95 X FF 94 1-0 14 FC5 1-2 1B			4	0	2	0	0	0	3
1 Wilmer Difo, S (9, 4) OBP: 0.302, SLG: 0.338										0	0	0	0	0	0	0
32 Matt Wieters, S (1, 2) OBP: 0.291, SLG: 0.319		C SI 98 C SI 95 B SI 96 F FF 97 F SL 88 X SL 88 1-2 ② F9		X CU 78 0-0 ① F7		B FF 95 B FF 94 X FF 95 2-0 ① P5	F SL 87 S SL 88 B SL 87 S FF 93 1-3 ① K			4	0	0	0	0	1	3
31 Max Scherzer, R (1, 1) OBP: 0.298, SLG: 0.289		C SL 86 C SL 86 X SL 84 0-2 2 1B 1B		L SL 86 B FF 96 1 SAFE L SL 87 F SI 98 L SL 87 1-3 ② K		B SL 89 B SL 89 X SL 88 1-1 ② P4	C SL 83 F SL 87 S SL 88 0-3 ② K			2	0	1	0	0	1	1
3 Michael Taylor, R (6, PH) OBP: 0.300, SLG: 0.369 (7, 8)										2	0	0	0	0	1	2
Inning Stats	R: 3 E: 0 K: 1 S: 14 H: 2 LOB: 0 BB: 1 P: 23	R: 0 E: 0 K: 0 S: 14 H: 2 LOB: 2 BB: 0 P: 18	R: 0 E: 0 K: 1 S: 10 H: 0 LOB: 1 BB: 1 P: 17	R: 0 E: 0 K: 1 S: 8 H: 1 LOB: 1 BB: 0 P: 9	R: 0 E: 1 K: 2 S: 20 H: 2 LOB: 3 BB: 1 P: 30	R: 1 E: 0 K: 0 S: 16 H: 3 LOB: 2 BB: 0 P: 27	R: 1 E: 0 K: 2 S: 12 H: 3 LOB: 2 BB: 0 P: 20	R: 1 E: 0 K: 1 S: 10 H: 2 LOB: 1 BB: 0 P: 14		1B: 11 2B: 2 3B: 1 HR: 1 SF: 0 SAC: 0 DP: 0 HBP: 0						

PITCHER		IP	WLS	BF	H	R	ER	SO	BB	IBB	HBP	BLK	WP	HR	S	P	ERA	WHIP
26 Mike Foltynewicz, R ERA: 2.85	(1, 1)	5.2	L	29	9	4	4	5	3	0	0	0	0	0	75	112	6.35	2.118
39 Sam Freeman, L ERA: 5.06	(6, 1)	0.0		1	1	0	0	0	0	0	0	0	0	0	4	6	∞	∞
51 Shane Carle, R ERA: 2.74	(6, 1)	0.1		1	0	0	0	0	0	0	0	0	0	0	3	6	0.00	0.000
64 Luke Jackson, R ERA: 3.24	(7, 1)	1.0		6	3	1	1	2	0	0	0	0	0	0	12	20	9.00	3.000
58 Dan Winkler, R ERA: 3.15	(8, 1)	1.0		5	2	1	1	1	0	0	0	0	0	1	10	14	9.00	2.000

PITCHER	IP	WLS	BF	H	R	ER	SO	BB	IBB	HBP	BLK	WP	HR	S	P	ERA	WHIP

BOTTOM

Atlanta Braves @ Washington Nationals

Nationals Park, Washington, DC

Sun Jul 22 2018, 3:31 PM - 8:34 PM EDT

Att. 39,063 - Partly Cloudy - 75 F

livebaseballscorecards.com

AB	39
R	6
H	15
RBI	6
BB	3
SO	8
LOB	19

WP: 0 PA: 42
PB: 0
SB: 1
CS: 0

Batter	1	2	3	4	5	6	7	8	9	AB	R	H	RBI	BB	SO	LOB
13 Ronald Acuña Jr., R (1, 7) OBP: 0.335, SLG: 0.484	C SI 95 F SI 96 X SL 84 0-2 ① L8		B SL 86 C SL 85 B SI 96 B CH 89 F SI 95 S SI 97 3-3 ① K	B SI 97 C SL 87 S SL 87 B SI 97 B SI 97 B SL 89 4-2 8 1B BB		X SI 92 0-0 8 2B 2-H 1B		B FF 92 F SL 88 C FF 92 F CU 80 X CU 81 1-2 8 1B 2B	B SL 87 B SL 85 B SI 91 C FF 90 B FF 90 4-1 8 G5-3 1-2 2-3 3-H BB	4	2	2	2	2	1	0
8 Charlie Culberson, R (1, 4) OBP: 0.340, SLG: 0.467	C SI 95 B SI 97 X SI 97 1-1 5 HR 2B		C SI 97 F CH 91 X SI 97 0-2 ② G5-3	F FF 96 1 SAFE B SI 95 B CH 89 1 SAFE X SI 96 2-1 1-2 1B		D CH 83 X SI 92 1-0 2-H 2B		S FF 91 F FF 91 B FF 93 B SI 91 B CU 81 X SI 92 3-2 2-H 1B	X SI 89 0-0 ② G5-3 1-2 2-3 3-H	6	1	4	3	0	0	2
5 Freddie Freeman, L (1, 3) OBP: 0.402, SLG: 0.538 27 Ryan Flaherty, L (9, PH) OBP: 0.317, SLG: 0.322 (9, 3)	F SL 83 B CH 88 B SI 94 B SL 86 F CH 88 X SL 86 3-2 2-H HR		X CH 92 0-0 24 HBP 17 1B 2B	F CH 88 B SI 97 F SI 96 B CH 92 S SI 96 2-3 ③ K		X CU 77 0-0 ③ G6-3		X FF 90 0-0 ① L7	B SI 90 B FF 90 C FF 90 F FF 90 S CU 78 2-3 ③ K	5 1	2 0	2 0	2 0	0 0	1 1	4 2
22 Nick Markakis, L (1, 9) OBP: 0.386, SLG: 0.483	C SI 96 C SI 96 B SL 89 B SI 95 F SI 96 B CH 89 C SI 96 3-3 ② K		0-0 24 HBP 17 1B IBB		C SI 92 F CU 78 B SI 93 X CU 78 1-2 ① G6-3		C SI 90 B CH 84 B CU 77 X SI 91 2-1 24 F9 11 2B 2B	C FF 91 F FF 93 F CU 79 B FF 92 B SI 92 B SI 90 X SI 90 3-2 ② L6		4	2	1	0	1	1	1
24 Kurt Suzuki, R (1, 2) OBP: 0.335, SLG: 0.436	B SL 86 X SI 97 1-0 ③ F7		B SI 97 B SL 90 F SI 96 H CH 89 3-1 17 1B 1-2 2-3 HBP		B SI 92 B SI 93 B SI 93 C SI 92 F SI 92 B CH 82 4-2 17 G6-4-3 BB		X CU 76 0-0 ① F9 2-3	F FF 91 F FF 92 B FF 91 X SL 88 1-2 ③ F8		3	0	0	0	1	0	2
17 Johan Camargo, S (1, 5) OBP: 0.355, SLG: 0.427		B SI 93 F SI 94 S CH 86 F SI 96 B SI 96 F CH 89 F SL 87 X SI 96 2-2 ① G6-3	X SI 95 0-0 1-2 2-H 3-H 1B		B CU 77 B SI 91 F SI 92 B SI 92 X SI 92 3-1 ② ③ G6-4-3 1-2f		B CU 77 B SI 92 H CH 83 3-0 11 2B HBP		C FF 89 X CU 77 0-1 7 FC6-4 11 13 1B BB 1B	4	2	2	2	0	0	1
11 Ender Inciarte, L (1, 8) OBP: 0.318, SLG: 0.347		B SI 95 C CH 90 C SI 96 B SI 97 F SI 97 X CH 90 2-2 ② F9	B CH 88 F SI 95 X SI 96 1-1 ③ L8			X CU 77 0-0 15 SH2-3 13 1B 1B	X SI 90 0-0 ② 1-H 3-H 2B		B SI 89 C SI 90 X SI 88 1-1 7 FC6-4 1-2 1B	5	1	3	2	0	0	2
7 Dansby Swanson, R (1, 6) OBP: 0.309, SLG: 0.410		X SL 84 0-0 HR		B SI 96 C SI 96 X SL 87 1-1 ① G5-3		B SI 91 C CU 77 X SI 92 1-1 ① F8	C CU 78 B CU 77 B CU 78 F SI 92 X CU 77 2-2 1B		X SL 87 0-0 ① FC6-4 13 BB 20 HBP 8 G5-3 1-2f 2-3	5	2	2	1	0	0	3
15 Sean Newcomb, L (1, 1) OBP: 0.097, SLG: 0.100 57 Michael Reed, R (7, PH) 51 Shane Carle, R (7, 1) 30 Peter Moylan, R (8, 1) 20 Preston Tucker, L (9, PH) OBP: 0.304, SLG: 0.435 61 Evan Phillips, R (9, 1)	F SI 97 B SI 97 B SI 97 F SI 96 F SI 97 B CH 92 C SI 96 3-3 ③ K		C SI 97 S SL 89 B SL 89 X SI 97 1-2 ② G5-3		X SI 91 0-0 ② SH2-3 1-2	F SI 90 C CU 76 B SI 92 S SI 92 1-3 ③ K		B FF 90 C SI 90 H SL 88 2-1 8 G5-3 13 BB 1-2 HBP	2 1 0 0 0 0	0 0 0 0 0 0	0 0 0 0 0 0	0 0 0 0 0 0	1 0 0 0 0 0	0 1 0 0 0 0	0 1 0 0 0 0
Inning Stats	R: 2 E: 0 K: 1 S: 13 H: 2 LOB: 0 BB: 0 P: 21	R: 1 E: 0 K: 1 S: 15 H: 1 LOB: 0 BB: 0 P: 22	R: 2 E: 0 K: 1 S: 11 H: 2 LOB: 2 BB: 1 P: 18	R: 0 E: 0 K: 1 S: 12 H: 1 LOB: 2 BB: 1 P: 22	R: 0 E: 0 K: 0 S: 7 H: 0 LOB: 0 BB: 1 P: 15	R: 2 E: 0 K: 0 S: 7 H: 3 LOB: 1 BB: 0 P: 9	R: 2 E: 0 K: 1 S: 10 H: 3 LOB: 1 BB: 0 P: 18	R: 1 E: 0 K: 0 S: 15 H: 2 LOB: 1 BB: 0 P: 23	R: 2 E: 0 K: 1 S: 11 H: 2 LOB: 2 BB: 1 P: 20	1B: 8 2B: 6 3B: 0 HR: 2	SF: 0 SAC: 1 DP: 1 HBP: 3					WP: 0 PB: 0 SB: 0 CS: 0	PA: 48	

PITCHER		IP	WLS	BF	H	R	ER	SO	BB	IBB	HBP	BLK	WP	HR	S	P	ERA	WHIP
62 José Ureña, R ERA: 4.63	(1, 1)	4.0	L	21	6	5	5	4	1	1	1	0	0	2	51	83	11.25	1.750
51 Ben Meyer, R ERA: 6.28	(5, 1)	3.0		15	6	4	4	1	1	0	1	0	0	0	24	42	12.00	2.333
53 Brett Graves, R ERA: 8.68	(8, 1)	2.0		12	4	3	3	1	1	0	1	0	0	0	26	43	13.50	2.500

PITCHER	IP	WLS	BF	H	R	ER	SO	BB	IBB	HBP	BLK	WP	HR	S	P	ERA	WHIP

Atlanta Braves @ Miami Marlins

Marlins Park, Miami, FL

Mon Jul 23 2018, 7:12 PM - 9:59 PM EDT

Att. 8,259 - Roof Closed - 76 F

TOP

livebaseballscorecards.com

AB	40
R	12
H	16
RBI	12
BB	4
SO	6
LOB	18

Atlanta Braves @ Miami Marlins

Marlins Park, Miami, FL

Mon Jul 23 2018, 7:12 PM - 9:59 PM EDT

Att. 8,259 - Roof Closed - 76 F

livebaseballscorecards.com

BOTTOM

Batter	1	2	3	4	5	6	7	8	9	AB	R	H	RBI	BB	SO	LOB
13 Starlin Castro, R (1, 4) OBP: 0.334, SLG: 0.400	C FF 92 B FF 93 B FF 93 B FF 93 B FF 93 4-1 15 G1-6-3 BB		B CU 77 X CH 86 1-0 ② G4-3		T FF 91 B FF 92 B FF 91 F FF 92 B CU 76 S CH 86 3-3 ① K		X FF 95 0-0 ③ F9			3	0	0	0	1	1	1
15 Brian Anderson, R (1, 9) OBP: 0.359, SLG: 0.415	B FF 93 X CH 87 1-0 ①② G1-6-3 1-2f		B FF 94 B FF 92 B CH 86 B FF 92 4-0 BB		C FF 94 F FF 93 B CH 85 F FF 92 F FF 93 X CU 76 1-2 ② G5-3			B SI 89 F SI 89 B SI 89 X SI 90 2-1 ① G1-3		3	0	0	0	1	0	1
11 J.T. Realmuto, R (1, 2) OBP: 0.356, SLG: 0.521 28 Bryan Holaday, R (8, 2) OBP: 0.241, SLG: 0.219	C FF 94 B CU 78 B CU 78 B FF 93 S CH 87 X CH 86 3-2 ③ G6-3		B CU 76 B FF 93 C FF 92 X FF 92 2-1 ③ P4		B CU 78 C CU 77 B FF 92 B FF 92 X FF 92 3-1 ③ F8			B SI 88 B SI 89 F SI 90 F SI 90 X SI 90 2-2 ② L8		3 1	0 0	0 0	0 0	0 0	0 0	1 0
41 Justin Bour, L (1, 3) OBP: 0.355, SLG: 0.414		C FF 93 B FF 94 X SL 80 1-1 HR		C FF 92 S FF 94 X SL 81 0-2 ① G6-3		C FF 92 C SL 81 B FF 93 B FF 93 S FF 92 2-3 ① K		C SI 90 S CH 84 X SL 78 0-2 ③ F8		4	1	1	1	0	1	0
14 Martín Prado, R (1, 5) OBP: 0.284, SLG: 0.302		C FF 95 B CU 78 B CH 87 B CH 86 F FF 93 X FF 94 3-2 ① G5-3		C FF 94 B CH 88 X CH 86 1-1 19 1B 1 1B 1B		C FF 93 B FF 92 C CU 77 X FF 91 1-2 ② F8			C FF 95 B FF 95 B SI 95 S SL 89 X FF 94 2-2 ① F9	4	0	1	0	0	0	0
1 Cameron Maybin, R (1, 8) OBP: 0.335, SLG: 0.340		B CU 77 B FF 94 B CH 86 B FF 92 4-0 19 WP BB		B CU 77 B CH 87 C FF 92 B FF 93 X CH 87 3-1 19 1B 1-2 1B		B CH 84 B FF 92 C FF 92 S CH 87 X FF 93 2-2 ③ L7			F FF 95 X FF 95 0-1 1B	3	0	2	0	1	0	0
19 Miguel Rojas, R (1, 6) OBP: 0.314, SLG: 0.353 53 Brett Graves, R (8, 1)		B FF 91 B FF 92 C FF 94 B CH 88 B FF 92 4-1 2 G5-4-3 1-2 BB		B FF 92 C FF 92 F FF 93 X CH 87 1-2 1-2 2-3 1B			B FF 94 F FF 94 C CU 81 F FF 94 X SL 87 1-2 ① G6-3		C FF 94 B FF 95 F SI 95 S SL 88 1-3 ② K	2 1	0 0	1 0	0 0	1 1	0 1	0 1
2 Yadiel Rivera, R (1, 7) OBP: 0.310, SLG: 0.243 51 Ben Meyer, L (5, 1) 10 JT Riddle, L (7, PH) OBP: 0.282, SLG: 0.417 (8, 6)	C FF 91 S FF 93 B FF 93 D CU 79 X CH 87 2-2 ②③ G5-4-3 1-2f			C CU 77 F FF 93 S FF 94 0-3 ② K			B CU 80 B FF 93 B FF 94 B FF 93 4-0 BB		F FF 94 T CH 88 X SL 89 0-2 ③ G4-3	2 0 1	0 0 0	0 0 0	0 0 0	0 0 1	1 0 0	5 0 1
62 José Ureña, R (1, 1) OBP: 0.033, SLG: 0.067 32 Derek Dietrich, L (4, PH) OBP: 0.354, SLG: 0.463 (5, 7)			C FF 90 B CU 75 F FF 90 B FF 92 S FF 90 2-3 ① K	S FF 94 C FF 95 C FF 95 0-3 ③ K			C FF 93 F CH 86 B FF 93 S CU 81 1-3 ② K			1 2	0 0	0 0	0 0	0 0	1 2	0 4
Inning Stats	R: 0 E: 0 K: 0 S: 5 H: 0 LOB: 0 BB: 1 P: 13	R: 1 E: 0 K: 0 S: 9 H: 1 LOB: 1 BB: 2 P: 23	R: 0 E: 0 K: 1 S: 6 H: 0 LOB: 1 BB: 1 P: 15	R: 0 E: 0 K: 2 S: 16 H: 3 LOB: 3 BB: 0 P: 21	R: 0 E: 0 K: 1 S: 10 H: 0 LOB: 0 BB: 0 P: 17	R: 0 E: 0 K: 1 S: 9 H: 0 LOB: 0 BB: 0 P: 14	R: 0 E: 0 K: 1 S: 8 H: 0 LOB: 1 BB: 1 P: 14	R: 0 E: 0 K: 0 S: 8 H: 0 LOB: 0 BB: 0 P: 12	R: 0 E: 0 K: 1 S: 11 H: 1 LOB: 1 BB: 0 P: 14	1B: 4 2B: 0 3B: 0 HR: 1	SF: 0 SAC: 0 DP: 2 HBP: 0		WP: 1 PB: 0 SB: 0 CS: 0	PA: 35			

	AB	30
	R	1
	H	5
	RBI	1
	BB	5
	SO	7
	LOB	14

PITCHER		IP	WLS	BF	H	R	ER	SO	BB	IBB	HBP	BLK	WP	HR	S	P	ERA	WHIP
15 Sean Newcomb, L ERA: 3.41	(1, 1)	6.0	W	24	4	1	1	5	4	0	0	0	1	1	55	103	1.50	1.333
51 Shane Carle, R ERA: 2.68	(7, 1)	1.0		4	0	0	0	1	1	0	0	0	0	0	8	14	0.00	1.000
30 Peter Moylan, R ERA: 4.67	(8, 1)	1.0		3	0	0	0	0	0	0	0	0	0	0	8	12	0.00	0.000
61 Evan Phillips, R ERA: 11.57	(9, 1)	1.0		4	1	0	0	1	0	0	0	0	0	0	11	14	0.00	1.000

PITCHER	IP	WLS	BF	H	R	ER	SO	BB	IBB	HBP	BLK	WP	HR	S	P	ERA	WHIP

Batter	1	2	3	4	5	6	7	8	9	AB	R	H	RBI	BB	SO	LOB
13 Ronald Acuña Jr., R (1, 7) OBP: 0.333, SLG: 0.476	S FF 93 B FF 91 X SL 87 1-1 ① G6-3		C SL 84 B SL 84 D SL 86 C FF 91 F FF 92 B SL 86 X FF 90 3-2 ①② L6-3 1-1		B SL 84 B SL 84 B CH 83 C FF 90 B FF 89 4-1 8 2B BB		C SI 83 B CU 73 B SI 84 B SI 85 F SI 85 F SI 85 X SI 85 3-2 ③ G5-3			3	1	0	0	1	0	1
8 Charlie Culberson, R (1, 4) OBP: 0.338, SLG: 0.467	C FF 93 X SL 87 0-1 ② G6-3		B CU 73 B CH 84 C FF 91 S CH 84 F CH 83 S FF 92 2-3 ③ K		C CH 83 B CH 83 X SL 85 1-1 1-H 2-H 2B			B FF 94 S FF 95 F FF 96 S CH 84 1-3 ① K		4	0	1	2	0	2	0
5 Freddie Freeman, L (1, 3) OBP: 0.403, SLG: 0.538	B SL 88 S FF 93 X FF 91 1-1 1B			C SL 86 B SL 84 B CH 83 S FF 91 X CH 83 2-2 ① L9	X SL 84 0-0 ③ L6			X FF 95 0-0 25 G5-3 22 WP 1B		4	0	2	0	0	0	1
22 Nick Markakis, L (1, 9) OBP: 0.384, SLG: 0.479	C FF 91 B FF 91 F SL 85 S SL 86 1-3 ③ K			B FF 91 C SL 85 X CH 84 1-1 ② G6-3		C FF 91 F FF 90 B FF 92 X SL 85 1-2 ① G4-3		B SL 90 S FF 95 B FF 94 B FF 94 B FF 94 4-1 1-2 BB		3	0	0	0	1	1	1
25 Tyler Flowers, R (1, 2) OBP: 0.364, SLG: 0.365		B FF 90 B FF 91 B FF 92 C FF 93 F FF 92 C FF 93 3-3 ① K		B CU 72 B CH 82 S FF 91 B FF 90 B FF 91 4-1 17 FC5-4 BB		F FF 91 S SL 87 B CH 84 B CH 84 B FF 91 F FF 92 S CU 75 3-3 ② K		B CH 84 S CH 84 C FF 94 B CH 86 X CH 86 2-2 ②③ G5-3 2-3f		3	0	0	0	1	2	2
17 Johan Camargo, S (1, 5) OBP: 0.357, SLG: 0.441		S FF 92 F SL 88 B SL 85 X FF 92 1-2 HR		X CH 83 0-0 ③ FC5-4 1-2f		C CU 74 B CH 85 F FF 90 X SL 86 1-2 1B			C FF 92 X FF 92 0-1 ① F7	4	1	2	1	0	0	1
11 Ender Inciarte, L (1, 8) OBP: 0.318, SLG: 0.346		L FF 91 B CU 73 X CH 83 1-1 ② P5			S FF 90 S FF 91 F FF 92 X SL 85 0-2 49 SH1-4 8 2B 1B	L SL 85 B FF 91 F CH 83 B FF 93 B FF 91 X FF 91 3-2 ③ G6-3			C FF 91 S CU 85 B FF 94 X FF 93 1-2 ② F7	4	1	1	0	0	0	1
7 Dansby Swanson, R (1, 6) OBP: 0.305, SLG: 0.405		C FF 91 B FF 92 B CH 82 S CH 83 B SL 88 F FF 92 X CH 84 3-2 ③ G5-3			X CH 83 0-0 ① F8		C SI 84 X CU 72 0-1 ① G3-1		S FF 92 X CU 85 0-1 ③ P3	4	0	0	0	0	0	1
49 Julio Teheran, R (1, 1) OBP: 0.192, SLG: 0.167			B FF 90 B FF 91 B FF 91 C FF 90 C FF 90 B FF 90 4-2 13 L6-3 BB		X FF 90 0-0 ② SH1-4 1-2		X SI 84 0-0 ② G1-3			0	0	0	0	1	0	0
39 Sam Freeman, R (5, 1)										0	0	0	0	0	0	0
20 Preston Tucker, L (7, PH) OBP: 0.302, SLG: 0.431										1	0	0	0	0	0	0
58 Dan Winkler, R (7, 1)										0	0	0	0	0	0	0
63 Jesse Biddle, L (8, 1) OBP: 0.500, SLG: 1.000										0	0	0	0	0	0	0
Inning Stats	R: 0 E: 0 K: 1 S: 9 H: 1 LOB: 1 BB: 0 P: 12	R: 1 E: 0 K: 1 S: 12 H: 1 LOB: 0 BB: 0 P: 20	R: 0 E: 0 K: 1 S: 10 H: 0 LOB: 0 BB: 1 P: 19	R: 0 E: 0 K: 0 S: 7 H: 0 LOB: 1 BB: 1 P: 14	R: 2 E: 0 K: 0 S: 10 H: 2 LOB: 1 BB: 1 P: 15	R: 0 E: 0 K: 1 S: 13 H: 1 LOB: 1 BB: 0 P: 21	R: 0 E: 0 K: 0 S: 7 H: 0 LOB: 0 BB: 0 P: 10	R: 0 E: 0 K: 1 S: 8 H: 1 LOB: 1 BB: 1 P: 15	R: 0 E: 0 K: 0 S: 7 H: 0 LOB: 0 BB: 0 P: 8	1B: 4 2B: 2 3B: 0 HR: 1 SF: 0 SAC: 1 DP: 2 HBP: 0						

PITCHER		IP	WLS	BF	H	R	ER	SO	BB	IBB	HBP	BLK	WP	HR	S	P	ERA	WHIP
54 Wei-Yin Chen, L ERA: 5.65	(1, 1)	6.0	W	25	5	3	3	4	3	0	0	0	0	1	61	101	4.50	1.333
29 Brad Ziegler, R ERA: 4.11	(7, 1)	1.0		3	0	0	0	0	0	0	0	0	0	0	7	10	0.00	0.000
61 Adam Conley, L ERA: 2.63	(8, 1)	1.0		4	1	0	0	1	1	0	0	0	1	0	8	15	0.00	2.000
71 Drew Steckenrider, R ERA: 3.4	(9, 1)	1.0		3	0	0	0	0	0	0	0	0	0	0	7	8	0.00	0.000

PITCHER	IP	WLS	BF	H	R	ER	SO	BB	IBB	HBP	BLK	WP	HR	S	P	ERA	WHIP

TOP

Atlanta Braves @ Miami Marlins

Marlins Park, Miami, FL

Tue Jul 24 2018, 12:11 PM - 2:48 PM EDT

Att. 21,673 - Roof Closed - 78 F

livebaseballscorecards.com

AB	30
R	3
H	6
RBI	3
BB	4
SO	5
LOB	8

WP: 1	PA: 35
PB: 0	
SB: 0	
CS: 0	

Batter	1	2	3	4	5	6	7	8	9	AB	R	H	RBI	BB	SO	LOB
32 Derek Dietrich, L (1, 7) OBP: 0.352, SLG: 0.461 29 Brad Ziegler, R (7, 1) 19 Miguel Rojas, R (8, 3) OBP: 0.313, SLG: 0.352	F FF 89 B SI 88 F CU 73 F SL 81 F FF 91 F CH 84 S FF 91 1-3 K ①		C CU 71 B FF 90 X CU 71 1-1 15 1B 15 E 1B		X SI 89 0-0 G3 ① 2-3	B CU 85 B FF 95 B FF 94 C FF 94 F FF 95 X FF 96 3-2 E4 15 E		B FF 93 C SL 86 B SL 86 X FF 93 2-1 G4-3 ③		4 0 1	1 0 0	1 0 0	0 0 0	0 0 0	1 0 0	1 0 1
15 Brian Anderson, R (1, 9) OBP: 0.365, SLG: 0.419	F FF 90 X FF 91 0-1 11 HR 1B		S FF 91 1 SAFE 1 SAFE B FF 92 X SI 92 1-1 E8 11 SF7 1-H 1B		B SI 91 H SI 91 2-0 11 FC6 41 1B HBP	B SI 94 X SI 94 1-0 E5 1-3 1B				3	3	3	0	0	0	0
11 J.T. Realmuto, R (1, 2) OBP: 0.355, SLG: 0.529	1 SAFE B SI 91 C SL 81 X SL 82 1-1 1-H HR		B FF 91 B SI 91 X CH 85 2-0 SF7 ① 3-H		1 SAFE B SI 92 B SI 92 B SI 92 X SI 94 3-0 FC6 41 1B 13 HR 1-2 3-H	C FF 96 B FF 96 C FF 96 X FF 95 1-2 F8 ③				3	2	1	4	0	0	3
41 Justin Bour, L (1, 3) OBP: 0.359, SLG: 0.415 61 Adam Conley, L (8, 1) 71 Drew Steckenrider, R (9, 1)	B FF 91 B FF 90 C SI 91 F SI 91 F SL 82 B FF 91 B CU 73 4-2 BB		B FF 91 B FF 91 B CH 83 B FF 92 4-0 13 G6-4-3 BB		2 SAFE X SI 91 0-0 13 HR 1-2 2-H 1B		C FC 88 B FC 89 S FC 88 B CU 81 C FC 90 2-3 K ①			2 0 0	1 0 0	1 0 0	1 0 0	2 0 0	1 0 0	0 0 0
13 Starlin Castro, R (1, 4) OBP: 0.333, SLG: 0.406	X FF 91 0-0 F8 ② BB		B SL 80 D SL 82 X SI 92 2-0 G6-4-3 ② ③ 1-2f		F SL 82 C SL 82 X FF 91 0-2 1-H 2-H HR		X FF 92 0-0 F8 ② 1B			4	1	1	3	0	0	2
14 Martín Prado, R (1, 5) OBP: 0.283, SLG: 0.301	C SI 90 B FF 91 S FF 92 X FF 92 1-2 G4-3 ③		B SL 81 C SL 79 B CH 82 S SI 92 X SI 92 2-2 G2-3 ① 1B		C SI 93 B SI 94 C FS 85 X FF 95 1-2 10 G4-6-3 1B		C FF 92 C FC 90 B CU 83 B CU 83 B FF 92 X FC 88 3-2 P3 ③			4	0	1	0	0	0	1
10 JT Riddle, L (1, 6) OBP: 0.275, SLG: 0.406		C FF 90 B CU 73 X CH 80 1-1 L8 ① 2B	B FF 91 X SI 91 1-0 G1-3 ② 1B		X FF 95 0-0 G4-6-3 ② ③ 1-2f			C FF 93 F SL 87 B CU 74 F SL 87 X CU 76 1-2 L5 ① 1B		4	0	0	0	0	0	1
34 Magneuris Sierra, L (1, 8)		C CU 72 S SI 91 S SI 91 0-3 K ② 2B	F SI 90 X CU 76 0-1 G4-3 ③ 1B			C CU 87 F SI 95 B CU 86 S FS 87 1-3 K2-3 ① 2B		X SL 87 0-0 G3 ② 1B		4	0	0	0	0	2	0
54 Wei-Yin Chen, R (1, 1) OBP: 0.167, SLG: 0.208 1 Cameron Maybin, R (6, PH) (7, 7) OBP: 0.336, SLG: 0.342		C FF 91 C FF 92 C SL 79 0-3 K ③ 2B			X FF 89 0-0 32 G3 11 FC6 2B	C CU 86 B FS 86 B FS 84 B SI 94 F FF 95 C FF 95 3-3 K ②		C FC 76 F SL 87 B CU 76 B FF 93 F SL 86 F FF 94 B CU 75 F SL 87 X FF 94 3-2 1B		2 2	1 0	1 1	0 0	0 0	1 1	0 0
Inning Stats	R: 2 E: 0 K: 1 S: 17 H: 2 LOB: 1 BB: 1 P: 24	R: 0 E: 0 K: 2 S: 8 H: 0 LOB: 0 BB: 0 P: 9	R: 2 E: 1 K: 0 S: 6 H: 2 LOB: 0 BB: 1 P: 16	R: 0 E: 0 K: 0 S: 6 H: 0 LOB: 0 BB: 0 P: 9	R: 5 E: 0 K: 0 S: 11 H: 4 LOB: 0 BB: 0 P: 17	R: 0 E: 2 K: 2 S: 13 H: 1 LOB: 2 BB: 0 P: 22	R: 0 E: 0 K: 1 S: 7 H: 0 LOB: 0 BB: 0 P: 12	R: 0 E: 0 K: 0 S: 13 H: 1 LOB: 1 BB: 0 P: 19		1B: 7 2B: 1 3B: 0 HR: 2	SF: 1 SAC: 0 DP: 2 HBP: 1		WP: 0 PB: 0 SB: 0 CS: 0	PA: 37	

BOTTOM

Atlanta Braves @ Miami Marlins

Marlins Park, Miami, FL

Tue Jul 24 2018, 12:11 PM - 2:48 PM EDT
Att. 21,673 - Roof Closed - 78 F

livebaseballscorecards.com

AB	33
R	9
H	10
RBI	8
BB	2
SO	6
LOB	9

PITCHER		IP	WLS	BF	H	R	ER	SO	BB	IBB	HBP	BLK	WP	HR	S	P	ERA	WHIP
49 Julio Teheran, R ERA: 4.42	(1, 1)	4.1	L	23	7	9	7	3	2	0	1	0	0	2	44	70	14.54	2.077
39 Sam Freeman, L ERA: 4.85	(5, 1)	1.2		7	2	0	0	2	0	0	0	0	0	0	17	27	0.00	1.200
58 Dan Winkler, R ERA: 3.07	(7, 1)	1.0		3	0	0	0	1	0	0	0	0	0	0	7	12	0.00	0.000
63 Jesse Biddle, L ERA: 2.61	(8, 1)	1.0		4	1	0	0	0	0	0	0	0	0	0	13	19	0.00	1.000

PITCHER	IP	WLS	BF	H	R	ER	SO	BB	IBB	HBP	BLK	WP	HR	S	P	ERA	WHIP

Batter	1	2	3	4	5	6	7	8	9	AB	R	H	RBI	BB	SO	LOB
31 Joc Pederson, L (1, 7) OBP: 0.347, SLG: 0.539	S FF 91 B FS 83 F FF 92 B SI 92 S FS 84 2-3 K	F CU 78 D CH 77 B FS 86 B FF 92 X FF 91 3-1 L8	B FF 92 X FF 90 1-0 P6		B FF 96 B CU 85 X FF 95 2-0 9 1B 1-3 2B	C CU 84 X SL 88 0-1 FC4 1-2 2-H 3-H		5	1	1	1	0	1	3
8 Manny Machado, R (1, 5) OBP: 0.385, SLG: 0.566	X FF 91 0-0 P4	B SI 90 B SI 90 F FS 83 S FC 88 F CH 69 C FC 90 2-3 K	X FC 88 0-0 HR	0-0 9 1B IBB	S FF 94 D SL 89 X FF 94 1-1 F9			4	1	1	1	1	1	2
13 Max Muncy, L (1, 4) (7, 3) OBP: 0.398, SLG: 0.592	C FF 91 B FC 88 S FS 84 F SI 91 B FS 82 X FC 90 2-2 L4	B CU 78 B SI 90 C CU 76 X CH 72 2-1 G3	B CU 77 C SI 90 X 1-1 G4-3	S CU 86 S CU 86 S CU 84 0-3 K	B FF 95 B CH 89 C CH 89 S FF 94 F CH 89 S FF 94 2-3 K			5	0	0	0	0	2	5
9 Yasmani Grandal, S (1, 2) OBP: 0.361, SLG: 0.491	B FF 89 C FS 84 B FF 90 S FS 85 B SI 91 B CH 75 4-2 27 G6-4-3 BB	C CU 76 B FF 91 S FF 90 X FF 91 1-2 F9	X FS 84 0-0 27 FC1-4 1B	B FF 96 F FF 96 B FF 96 B FF 96 C FF 95 X FF 95 3-2 1-3 2-H 3-H 1B			C FF 93 F FF 93 B CH 88 X SL 87 1-2 G3	4	0	2	2	1	0	0
27 Matt Kemp, R (1, 9) OBP: 0.358, SLG: 0.531 14 Enrique Hernández, R (7, 4) OBP: 0.302, SLG: 0.452	S FF 90 B FF 90 S FS 83 X FC 90 1-2 G6-4-3 1-2f	C SI 91 B CH 75 B FS 83 F FC 88 B SI 92 B CH 72 4-2 35 E 35 1B 3 G4-3 BB	S FC 89 B FF 89 C FS 84 X FF 92 1-2 FC1-4 1-2f	B SI 88 F SI 89 B SI 90 X SI 88 2-1 F9			X SL 88 0-0 3 FC6-4 1B	3 1	1 0	0 1	0 0	1 0	0 0	4 0
35 Cody Bellinger, L (1, 3) (7, 8) OBP: 0.325, SLG: 0.468	B CU 79 S FS 84 B FS 83 F FF 92 B SI 91 S FS 83 3-3 K	F FF 91 C FC 88 D FS 83 X FS 85 1-2 E6 3 G4-3 61 1B 1-3 1B	C FF 90 B FF 90 B FF 90 S FS 84 X SI 91 2-2 F9		F CU 83 B SL 87 B FF 96 B SL 86 C FF 95 F FF 95 D SL 88 4-2 26 HBP 3 1B 31 FC4 BB	B FF 93 B CH 87 X CH 88 2-0 F8		4	2	1	0	1	1	2
3 Chris Taylor, R (1, 6) OBP: 0.330, SLG: 0.458	S FC 88 B FF 90 X FF 92 1-1 44 FC3-6 1B	F CU 78 F FS 85 X CH 69 0-2 G4-3 2-3 3-H	B CU 79 B FC 87 S FS 83 B FF 89 F FC 87 F FS 82 C FF 89 3-3 K	C FF 94 X SL 88 0-1 31 FC4 31 E 26 HBP 1-2 1B	X FF 94 0-0 FC6-4 1-2f			5	1	2	1	0	1	2
61 Alex Verdugo, L (1, 8) (7, 9) OBP: 0.353, SLG: 0.391	1 SAFE C FF 91 X FS 80 0-1 F9	X FF 91 0-0 44 SH1-4 3-H 1B	C CU 80 C FF 90 X CH 67 0-2 E4 44 1B 1B	C FF 95 S CU 84 X FF 95 0-2 L8				4	1	2	1	0	0	3
44 Rich Hill, L (1, 1) OBP: 0.095, SLG: 0.095 26 Chase Utley, L (8, PH) OBP: 0.315, SLG: 0.333 41 Daniel Hudson, R (8, 1) 52 Pedro Báez, R (9, 1)	X FF 90 0-0 FC3-6 1-2f	1 SAFE S FF 90 L FF 90 X FF 90 0-2 SH1-4 1-2	X FF 90 0-0 31 2B 9 1B 2-H 1B	B FF 96 C FF 95 B FF 94 D FF 95 F FF 95 H FF 94 4-2 31 E 1-2 2-3 HBP				2 0 0 0	1 0 0 0	1 0 0 0	1 0 0 0	0 0 0 0	0 0 0 0	1 0 0 0
Inning Stats	R: 0 E: 0 K: 1 S: 8 H: 0 LOB: 0 BB: 0 P: 12	R: 0 E: 0 K: 1 S: 8 H: 0 LOB: 0 BB: 1 P: 16	R: 0 E: 0 K: 0 S: 7 H: 1 LOB: 1 BB: 0 P: 11	R: 0 E: 0 K: 1 S: 9 H: 0 LOB: 0 BB: 0 P: 14	R: 2 E: 1 K: 0 S: 13 H: 2 LOB: 1 BB: 1 P: 19	R: 1 E: 0 K: 0 S: 10 H: 2 LOB: 1 BB: 0 P: 14	R: 3 E: 1 K: 2 S: 17 H: 4 LOB: 2 BB: 1 P: 27	R: 2 E: 1 K: 1 S: 18 H: 1 LOB: 2 BB: 1 P: 29	R: 0 E: 0 K: 0 S: 6 H: 1 LOB: 1 BB: 0 P: 9	1B: 9 2B: 1 3B: 0 HR: 1 SF: 0 SAC: 1 DP: 1 HBP: 1						

PITCHER		IP	WLS	BF	H	R	ER	SO	BB	IBB	HBP	BLK	WP	HR	S	P	ERA	WHIP
19 Aníbal Sánchez, R ERA: 3.0	(1, 1)	6.1	L	27	7	5	4	4	2	0	0	0	0	1	63	97	5.68	1.421
39 Sam Freeman, L ERA: 5.03	(7, 1)	0.1		4	2	1	1	1	0	1	0	0	0	0	7	12	27.00	6.000
30 Peter Moylan, R ERA: 4.61	(7, 1)	0.1		1	0	0	0	0	0	0	0	0	0	0	2	4	0.00	0.000
64 Luke Jackson, R ERA: 4.24	(8, 1)	0.1		5	1	2	2	0	1	0	1	0	0	0	12	20	54.00	6.000
61 Evan Phillips, R ERA: 8.53	(8, 1)	1.2		6	1	0	0	1	0	0	0	0	0	0	12	18	0.00	0.600

PITCHER	IP	WLS	BF	H	R	ER	SO	BB	IBB	HBP	BLK	WP	HR	S	P	ERA	WHIP

TOP

Los Angeles Dodgers @ Atlanta Braves

SunTrust Park, Atlanta, GA

Thu Jul 26 2018, 7:37 PM - 10:30 PM EDT

Att. 40,706 - Partly Cloudy - 85 F

livebaseballscorecards.com

AB	37
R	8
H	11
RBI	7
BB	4
SO	6
LOB	22

WP: 0 PB: 0 SB: 0 CS: 0 PA: 43

Los Angeles Dodgers @ Atlanta Braves

SunTrust Park, Atlanta, GA

Thu Jul 26 2018, 7:37 PM - 10:30 PM EDT

Att. 40,706 - Partly Cloudy - 85 F

livebaseballscorecards.com

BOTTOM

Batter	1	2	3	4	5	6	7	8	9	AB	R	H	RBI	BB	SO	LOB
13 Ronald Acuña Jr., R (1, 7) (8, 8) OBP: 0.332, SLG: 0.487	F FF 90 B CU 76 F FF 91 X CU 77 1-2 ① G5-3		M CU 76 B EP 67 B CU 76 C FF 91 B CU 76 S CU 75 3-3 ③ K			F CU 74 B FF 90 F CU 74 C FF 91 1-3 ① K		B FF 97 C SL 87 F SL 87 F SL 87 B FF 95 X SL 85 2-2 1-H HR		4	1	1	2	0	2	0
1 Ozzie Albies, S (1, 4) OBP: 0.317, SLG: 0.515	B FF 92 F FF 93 C CU 76 F FF 91 S FF 92 1-3 ② K			F FF 90 F FF 90 B CU 77 B CU 74 S CU 75 2-3 ① K		S FF 91 C CU 76 X FF 90 0-2 ② G6-3		C FF 95 B CH 88 S FF 95 S FF 96 1-3 ① K		4	0	0	0	0	3	0
5 Freddie Freeman, L (1, 3) OBP: 0.404, SLG: 0.538	F FF 91 X SI 89 0-1 ③ G4-3			F ST 72 X CU 74 0-1 24 FC5-4 1B		B FF 90 F SI 87 B ST 72 X CU 74 2-1 E5 22 BB		B FF 96 X FF 95 1-0 1B		4	0	2	0	0	0	0
22 Nick Markakis, L (1, 9) OBP: 0.383, SLG: 0.476		B FF 90 C SI 89 X ST 73 1-1 ① F9		C SI 87 X ST 71 0-1 ② F9		B SI 87 B CU 76 B CU 75 B FF 90 4-0 1-2 BB		B FF 96 C SL 86 D SL 86 X FF 96 2-1 ② L6		3	0	0	0	1	0	2
24 Kurt Suzuki, R (1, 2) OBP: 0.333, SLG: 0.433		F FF 91 B CU 76 C CU 75 B CU 75 X CU 78 2-2 8 FC5-4 1B		1 SAFE S FF 92 C FF 92 X SI 90 0-2 ③ FC5-4 1-2f		C FF 91 F CU 75 X FF 91 0-2 ③ F8		X SL 87 0-0 ③ P6		4	0	1	0	0	0	4
8 Charlie Culberson, R (1, 6) OBP: 0.332, SLG: 0.457		B FF 92 C FF 91 X CU 76 1-1 ② FC5-4 1-2f			B CU 75 B CU 74 C FF 91 F FF 90 X CU 76 2-2 ① G6-3		C CU 75 S CU 76 S FF 92 0-3 ① K		C SI 96 C SI 96 S SI 97 0-3 ① K	4	0	0	0	0	2	1
17 Johan Camargo, S (1, 5) OBP: 0.355, SLG: 0.438		C CU 76 1 SAFE B FF 91 F CU 76 S FF 92 1-3 ③ K			B FF 90 S FF 91 F FF 90 X CU 75 1-2 1B		C CU 76 S FF 91 X FF 91 0-2 ② G4-3		F SI 97 C CH 89 F CH 88 X CH 88 0-2 ② P5	4	0	1	0	0	1	1
11 Ender Inciarte, L (1, 8) OBP: 0.315, SLG: 0.343 61 Evan Phillips, R (8, 1) 20 Preston Tucker, L (9, PH) OBP: 0.307, SLG: 0.444			C FF 90 F CU 74 F SI 87 X ST 70 0-2 ① F9		F FF 90 F ST 73 F ST 71 B CU 75 X CU 75 1-2 ② P4		C FF 89 F CU 75 X ST 71 0-2 ③ L9		B FF 96 B SI 96 B SI 97 C SI 97 X SI 97 3-1 2B	3 0 1	0 0 0	0 0 1	0 0 0	0 0 0	0 0 0	1 0 0
19 Aníbal Sánchez, R (1, 1) 39 Sam Freeman, R (7, 1) 30 Peter Moylan, R (7, 1) 64 Luke Jackson, R (8, 1) 57 Michael Reed, R (8, 7) OBP: 0.333, SLG: 0.333			C FF 91 S FF 91 S CU 76 0-3 ② K		S FF 91 S FF 92 S FF 92 0-3 ③ K			C SL 87 S SL 87 B SL 86 F FF 96 X FF 97 1-2 13 HR 1B	S SL 88 B SI 97 B SI 97 S SL 89 X SL 90 2-2 ③ L8	2 0 0 0 2	0 0 0 0 1	0 0 0 0 1	0 0 0 0 0	2 0 0 0 1	1 0 0 0 0	0 0 0 0 1
Inning Stats	R: 0 E: 0 K: 1 S: 9 H: 0 LOB: 0 BB: 0 P: 11	R: 0 E: 0 K: 1 S: 10 H: 1 LOB: 1 BB: 0 P: 15	R: 0 E: 0 K: 2 S: 10 H: 0 LOB: 0 BB: 0 P: 13	R: 0 E: 0 K: 1 S: 10 H: 1 LOB: 1 BB: 0 P: 12	R: 0 E: 0 K: 1 S: 13 H: 1 LOB: 1 BB: 0 P: 17	R: 0 E: 1 K: 1 S: 11 H: 0 LOB: 2 BB: 1 P: 18	R: 0 E: 0 K: 1 S: 9 H: 0 LOB: 0 BB: 0 P: 9	R: 2 E: 0 K: 1 S: 15 H: 3 LOB: 1 BB: 0 P: 22	R: 0 E: 0 K: 1 S: 12 H: 1 LOB: 1 BB: 0 P: 17	1B: 5 2B: 1 3B: 0 HR: 1	SF: 0 SAC: 0 DP: 0 HBP: 0	WP: 0 PB: 0 SB: 0 CS: 0	PA: 36			

	AB	35
	R	2
	H	7
	RBI	2
	BB	1
	SO	10
	LOB	11

PITCHER		IP	WLS	BF	H	R	ER	SO	BB	IBB	HBP	BLK	WP	HR	S	P	ERA	WHIP
44 Rich Hill, L ERA: 3.82	(1, 1)	7.0	W	26	3	0	0	8	1	0	0	0	0	0	72	95	0.00	0.571
41 Daniel Hudson, R ERA: 4.42	(8, 1)	1.0		6	3	2	2	1	0	0	0	0	0	1	15	22	18.00	3.000
52 Pedro Báez, R ERA: 3.31	(9, 1)	1.0		4	1	0	0	1	0	0	0	0	0	0	12	17	0.00	1.000

PITCHER	IP	WLS	BF	H	R	ER	SO	BB	IBB	HBP	BLK	WP	HR	S	P	ERA	WHIP

Los Angeles Dodgers @ Atlanta Braves

SunTrust Park, Atlanta, GA

Fri Jul 27 2018, 7:36 PM - 10:26 PM EDT

Att. 41,647 - Partly Cloudy - 85 F

TOP

livebaseballscorecards.com

Batter	1	2	3	4	5	6	7	8	9	AB	R	H	RBI	BB	SO	LOB
31 Joc Pederson, L (1, 7) OBP: 0.341, SLG: 0.529	C FF 97 B FF 97 C CU 82 S SL 88 1-3 K		S FF 96 B CH 86 B CH 87 B CU 81 F SI 95 S SL 87 3-3 K	S CU 77 B SL 85 F SI 93 B CH 84 S SL 85 2-3 K		B SI 93 X SI 93 1-0 FC6 1-2f		D SL 88 X FF 94 1-0 L7		5	0	0	0	0	3	5
8 Manny Machado, R (1, 5) OBP: 0.385, SLG: 0.564	B FF 98 F FF 97 X FF 97 1-1 1B		F CU 78 B SL 87 C SL 86 B SI 97 S SI 96 2-3 K		X FF 94 0-0 27 BB 1B		C FF 93 B FF 94 F CH 86 B CU 81 F FF 94 B SL 87 S CH 87 3-3 K		S FC 93 F FF 97 F FC 93 S FF 98 0-3 K	5	0	2	0	0	3	1
13 Max Muncy, L (1, 4) (7, 3) OBP: 0.395, SLG: 0.583	B CU 81 C CU 79 B FF 96 F SI 96 D SL 88 S SL 87 3-3 K		D CU 80 B FF 94 X CH 86 2-0 G3		C FF 95 X CH 85 0-1 L8		B CU 80 B CH 86 B FF 94 C FF 94 B FF 94 4-1 9 G4-3 BB		B FF 97 S FC 93 S FC 93 B FF 98 F FC 93 S FF 99 2-3 K	4	0	0	0	1	2	3
9 Yasmani Grandal, S (1, 2) OBP: 0.358, SLG: 0.497	B CU 79 B FF 95 B SI 96 C FF 96 F SI 97 X SI 96 3-2 F8			C CU 80 X FF 94 0-1 HR	C SL 79 1 SAFE B SL 84 X SL 85 1-1 F9		B FF 94 C CH 87 S CU 81 B CU 79 X CH 86 2-2 G4-3 1-2		B FC 94 F FC 93 B FF 98 B FF 97 S FC 93 C FC 94 3-3 K	5	1	1	1	0	1	3
27 Matt Kemp, R (1, 9) OBP: 0.360, SLG: 0.528 14 Enrique Hernández, R (7, 4) OBP: 0.302, SLG: 0.452		B FF 95 S FF 96 C SL 88 S SL 88 1-3 K	B SL 87 S SL 86 B SL 88 S SL 89 B SL 88 B FF 95 4-2 3 2B 22 1B BB		B FF 95 1 SAFE S SL 85 B SL 85 1 SAFE B FF 94 B SI 94 4-1 1-2 BB		C SL 86 F CH 87 B SL 87 F FF 95 F CH 86 F FF 95 X CU 81 1-2 G6-3			2	1	0	0	2	1	1
35 Cody Bellinger, L (1, 3) (7, 8) OBP: 0.325, SLG: 0.465		C CU 80 X FF 97 0-1 G6-3	B SI 96 F FF 95 F SL 87 D SL 89 S CH 84 2-3 K		B SI 95 B FF 94 X FF 95 2-0 G3-1			X FF 94 0-0 61 G6-4-3 3 BB 1B		4	0	1	0	0	1	3
3 Chris Taylor, R (1, 6) OBP: 0.332, SLG: 0.459		B CU 80 F FF 95 C FF 97 B SL 88 F SL 88 F SL 88 S FF 97 2-3 K	B FF 97 B SI 96 S SL 86 X SI 96 2-1 22 1B 1-3 2B			C SI 93 S SI 93 F SI 93 F SI 93 X SL 85 0-2 F8		B FF 94 B CU 76 D CU 75 C FF 93 B FF 93 4-1 61 G6-4-3 1-2 BB		3	1	1	0	1	1	0
61 Alex Verdugo, L (1, 8) (7, 9) OBP: 0.345, SLG: 0.440			C FF 95 F CH 86 B FF 96 B FF 96 F X FF 96 2-2 HR	C FF 97 F SL 89 F SL 88 X FF 96 0-2 F7		B SI 94 F SI 93 B SI 94 F SI 94 X SI 94 2-2 G3		X FF 94 0-0 G6-4-3 1-2f 2-3		4	1	1	1	0	0	4
22 Clayton Kershaw, L (1, 1) OBP: 0.313, SLG: 0.185 74 Kenley Jansen, S (8, 1)			B FF 96 F FF 95 B CU 80 B FF 96 B SI 95 4-1 BB	B FF 97 T FF 97 B FF 96 X FF 96 2-1 2-H 3-H 1B		B FF 94 C FF 94 B SL 84 B SI 92 B FF 93 4-1 31 FC6 BB		B FF 96 B FF 95 B FF 95 B FF 94 4-0 BB		1	0	1	2	3	0	0
										0	0	0	0	0	0	0
Inning Stats	R: 0 E: 0 K: 2 S: 11 H: 1 LOB: 1 BB: 0 P: 19	R: 0 E: 0 K: 2 S: 10 H: 0 LOB: 0 BB: 0 P: 13	R: 1 E: 0 K: 2 S: 12 H: 1 LOB: 1 BB: 1 P: 25	R: 3 E: 0 K: 2 S: 18 H: 3 LOB: 1 BB: 1 P: 30	R: 0 E: 0 K: 0 S: 7 H: 1 LOB: 2 BB: 1 P: 14	R: 0 E: 0 K: 0 S: 10 H: 0 LOB: 1 BB: 1 P: 17	R: 0 E: 0 K: 1 S: 14 H: 0 LOB: 1 BB: 1 P: 24	R: 0 E: 0 K: 0 S: 4 H: 1 LOB: 2 BB: 2 P: 13	R: 0 E: 0 K: 3 S: 11 H: 0 LOB: 0 BB: 0 P: 16	1B: 4 2B: 1 3B: 0 HR: 2 SF: 0 SAC: 0 DP: 1 HBP: 0						

	AB	33
	R	4
	H	7
	RBI	4
	BB	7
	SO	12
	LOB	20

WP: 0 PA: 40
PB: 0
SB: 0
CS: 0

PITCHER		IP	WLS	BF	H	R	ER	SO	BB	IBB	HBP	BLK	WP	HR	S	P	ERA	WHIP
26 Mike Foltynewicz, R ERA: 3.04	(1, 1)	5.0	L	24	6	4	4	8	3	0	0	0	0	2	58	101	7.20	1.800
48 Jonny Venters, L ERA: 3.6	(6, 1)	1.0		4	0	0	0	0	1	0	0	0	0	0	10	17	0.00	1.000
51 Shane Carle, R ERA: 2.63	(7, 1)	1.0		4	0	0	0	1	1	0	0	0	0	0	14	24	0.00	1.000
63 Jesse Biddle, L ERA: 2.54	(8, 1)	1.0		5	1	0	0	0	2	0	0	0	0	0	4	13	0.00	3.000
33 A.J. Minter, L ERA: 3.05	(9, 1)	1.0		3	0	0	0	3	0	0	0	0	0	0	11	16	0.00	0.000

PITCHER	IP	WLS	BF	H	R	ER	SO	BB	IBB	HBP	BLK	WP	HR	S	P	ERA	WHIP

Batter	1	2	3	4	5	6	7	8	9	AB	R	H	RBI	BB	SO	LOB
13 Ronald Acuña Jr., R (1, 7) OBP: 0.325, SLG: 0.477	C FF 90 S CU 72 B FF 91 F SL 89 F FF 92 B CU 73 F FF 92 S SL 88 2-3 K ①		B FF 92 X SL 89 1-0 G4-3 ②			B SL 89 F SL 89 X CU 73 1-1 G6-3 ①		F SL 90 1 SAFE B CU 72 B FF 92 F SL 89 C FF 91 2-3 K ②		4	0	0	0	0	2	1
1 Ozzie Albies, S (1, 4) OBP: 0.316, SLG: 0.512	F FF 92 F SL 89 X FF 92 0-2 F9 ②		S FF 91 B SL 89 X CU 73 1-1 G6-3 ③			F SI 92 B CU 72 F CU 72 S FF 92 1-3 K ②		F FF 92 F FF 91 F SL 90 X CU 73 0-2 1-2 1B		4	0	1	0	0	1	0
5 Freddie Freeman, L (1, 3) OBP: 0.400, SLG: 0.532	S CU 74 X SL 90 0-1 G5-3 ③			F FF 91 B CU 73 X SL 89 1-1 G4-3 ①		B CU 72 B SI 92 F SL 89 F SL 90 X FF 93 2-2 F9 ③		X FC 93 0-0 F8 ③		4	0	0	0	0	0	2
22 Nick Markakis, L (1, 9) OBP: 0.384, SLG: 0.478		F FF 90 X FF 90 0-1 24 1B 17 FC1-5 2B		B SL 89 B SL 88 X SL 89 2-0 G3 ②			C CU 72 F FF 90 B FF 91 X SL 89 1-2 11 L6-4 24 HBP 1B		C FC 93 F FC 92 B FC 93 F SL 83 S FC 94 1-3 K ①	4	0	2	0	0	1	0
24 Kurt Suzuki, R (1, 2) OBP: 0.336, SLG: 0.432		F SL 88 X SL 89 0-1 17 FC1-5 11 G6-3 2-3 1B		F FF 92 F FF 92 S SL 90 0-3 K ③			B SL 90 F SL 89 H FF 92 2-1 1-2 HBP		B SI 94 C FC 93 F FC 94 F SI 95 B SL 83 F FC 94 X FC 93 2-2 F7 ②	3	1	1	0	0	1	0
17 Johan Camargo, S (1, 5) OBP: 0.351, SLG: 0.431		B SL 89 X SL 90 1-0 FC1-5 11 G6-3 1-3 3-H			C FF 91 B SL 89 C CU 72 C SL 89 1-3 K ①		F SL 89 S CU 73 B FF 92 S FF 92 1-3 K ①		C FC 93 C FC 92 S SL 82 0-3 K ③	4	0	0	0	0	3	4
11 Ender Inciarte, L (1, 8) OBP: 0.315, SLG: 0.343		B FF 93 B FF 93 X SL 91 2-0 G6-3 ② 2-3 3-H			X FF 92 0-0 1B		B SL 88 B FF 92 C SL 88 X SL 89 2-1 L6-4 ②③ 2-2			3	0	1	1	0	0	3
7 Dansby Swanson, R (1, 6) OBP: 0.305, SLG: 0.404		S SL 91 B FF 92 S SL 90 B SL 90 F FF 92 C CU 73 2-3 K ③			C SL 91 1 SAFE X FF 92 0-1 P4 ②			B FF 91 C SL 88 F SL 89 B CU 73 F SL 89 B CU 74 X FF 92 3-2 1 1B 1B		3	0	1	0	0	1	2
26 Mike Foltynewicz, R (1, 1) OBP: 0.057, SLG: 0.086 57 Michael Reed, R (5, PH) OBP: 0.250, SLG: 0.250 48 Jonny Venters, L (6, 1) 51 Shane Carle, R (7, 1) 63 Jesse Biddle, L (8, 1) OBP: 0.500, SLG: 1.000 8 Charlie Culberson, R (8, PH) OBP: 0.330, SLG: 0.455 33 A.J. Minter, L (9, 1)			C FF 90 S FF 90 X CU 70 0-2 G6-3 ①		1 SAFE B FF 92 X SL 89 1-0 L7 ③			F SL 89 B SL 89 S SL 90 S CU 73 1-3 K ①		1 1 0 0 0 0 1 0	0 0 0 0 0 0 0 0	0 0 0 0 0 0 0 0	0 0 0 0 0 0 1 0	0 0 0 0 0 0 0 0	0 1 0 0 0 0 1 0	0 1 0 0 0 0 1 0
Inning Stats	R: 0 E: 0 K: 1 S: 11 H: 0 LOB: 0 BB: 0 P: 13	R: 1 E: 0 K: 1 S: 10 H: 2 LOB: 1 BB: 0 P: 15	R: 0 E: 0 K: 0 S: 6 H: 0 LOB: 0 BB: 0 P: 8	R: 0 E: 0 K: 1 S: 6 H: 0 LOB: 0 BB: 0 P: 9	R: 0 E: 0 K: 1 S: 7 H: 1 LOB: 1 BB: 0 P: 9	R: 0 E: 0 K: 1 S: 8 H: 0 LOB: 0 BB: 0 P: 12	R: 0 E: 0 K: 1 S: 9 H: 1 LOB: 1 BB: 0 P: 15	R: 0 E: 0 K: 2 S: 15 H: 2 LOB: 2 BB: 0 P: 21	R: 0 E: 0 K: 2 S: 12 H: 0 LOB: 0 BB: 0 P: 15	1B: 5 2B: 2 3B: 0 HR: 0	SF: 0 SAC: 0 DP: 1 HBP: 1		WP: 0 PB: 0 SB: 0 CS: 0	PA: 33		

PITCHER		IP	WLS	BF	H	R	ER	SO	BB	IBB	HBP	BLK	WP	HR	S	P	ERA	WHIP
22 Clayton Kershaw, L ERA: 2.52	(1, 1)	7.2	W	29	6	1	1	8	0	0	1	0	0	0	71	101	1.17	0.783
74 Kenley Jansen, R ERA: 2.28	(8, 1)	1.1	S	4	0	0	0	2	0	0	0	0	0	0	13	16	0.00	0.000

PITCHER	IP	WLS	BF	H	R	ER	SO	BB	IBB	HBP	BLK	WP	HR	S	P	ERA	WHIP

BOTTOM

Los Angeles Dodgers @ Atlanta Braves

SunTrust Park, Atlanta, GA

Fri Jul 27 2018, 7:36 PM - 10:26 PM EDT

Att. 41,647 - Partly Cloudy - 85 F

livebaseballscorecards.com

AB	32
R	1
H	6
RBI	1
BB	0
SO	10
LOB	14

Los Angeles Dodgers @ Atlanta Braves

SunTrust Park, Atlanta, GA

Sat Jul 28 2018, 7:12 PM - 10:32 PM EDT

Att. 41,758 - Partly Cloudy - 82 F

TOP

livebaseballscorecards.com

Batter	1	2	3	4	5	6	7	8	9	AB	R	H	RBI	BB	SO	LOB
3 Chris Taylor, R (1, 6) OBP: 0.335, SLG: 0.460	F FF 93 B FF 93 B CH 85 S CH 82 B FF 94 T FF 95 3-2 K ①		B CH 83 S CH 85 F FF 93 B CU 78 B CH 86 X FF 95 3-2 14 FC5 8 WP 1B		B FF 90 B FF 91 S FF 93 C FF 93 D CU 76 F CH 83 F FF 94 S FF 94 3-3 K ②		B SL 78 B SI 90 B SI 89 B SI 89 4-0 8 1B 27 L1-5 BB		C CU 80 B FF 95 S FS 86 X FF 96 1-2 8 1B 1-2 2-H 1B	4	0	2	1	1	2	1
8 Manny Machado, R (1, 5) OBP: 0.390, SLG: 0.564	B FF 93 B FF 95 B SI 92 F FF 94 C FF 94 S FF 95 3-3 K ②		C FF 96 B FF 93 B FF 92 1 SAFE B CU 73 B CU 73 4-1 14 FC5 1-2 BB		B FF 93 B FF 93 B FF 92 B CH 81 4-0 BB		1 SAFE B SI 90 C SI 90 X SI 88 1-1 27 WP 1-3 1B		X SI 94 0-0 13 HBP 1-3 2-H 1B	3	0	2	1	2	1	0
27 Matt Kemp, R (1, 7) OBP: 0.356, SLG: 0.521 64 Caleb Ferguson, R (7, 1) OBP: 0.200, SLG: 0.200 13 Max Muncy, L (9, PH) OBP: 0.397, SLG: 0.583 62 Erik Goeddel, R (9, 1)	C CU 71 B CH 82 S CH 88 B FF 96 X FF 96 2-2 F8 ③		D CU 72 X CH 83 1-0 F9 ②		S CH 84 X CH 85 0-1 L8 ③		C SI 90 F SI 90 B SI 90 X SI 89 1-2 L1-5 ②③ 1-2 3-3		H SI 93 1-0 1-2 HBP	4 0 0 0	0 0 0 0	0 0 0 0	0 0 0 0	0 0 0 0	0 0 0 0	6 0 0 0
14 Enrique Hernández, R (1, 8) OBP: 0.300, SLG: 0.448		B FF 92 B CH 80 X CH 86 2-0 11 L8 35 HBP 66 SF9 1B	B FF 94 C CU 72 X CH 84 1-1 FC5 1-2 2-3f			C X SL 86 0-1 G6-3 ①		C FC 89 B CU 84 B CU 83 S FC 90 F FC 91 S CU 82 2-3 K ①	B SI 93 C SI 93 C SI 93 C SI 94 1-3 K ②	5	1	1	0	0	2	5
35 Cody Bellinger, L (1, 3) OBP: 0.326, SLG: 0.462		C FF 94 F FF 94 B FF 95 F CU 75 H CH 80 2-2 66 SF9 11 E 1-2 HBP		B CU 74 S FF 93 F FF 94 B FF 96 S CU 75 2-3 K ①		C CU 82 B FF 95 B FF 96 S CU 83 B SL 89 B FF 95 4-2 66 HR BB		C FF 95 B FC 90 F FC 90 F FF 95 B FC 90 B CU 82 X FF 94 3-2 L7 ②	F SI 93 D SI 93 S SI 92 B SI 92 S SL 84 2-3 K ③	3	1	0	0	1	2	3
11 Logan Forsythe, R (1, 4) OBP: 0.271, SLG: 0.295		B FF 94 X FF 93 1-0 L8 ① 1-2 2-3		C FF 92 C FF 92 C CU 76 0-3 K ②		1 SAFE B SL 87 C SL 87 C CU 82 1 SAFE S FF 96 1-3 K ②		C CU 81 C FC 91 S FC 89 0-3 K ③		4	0	0	0	0	3	3
66 Yasiel Puig, R (1, 9) OBP: 0.327, SLG: 0.475		X FF 93 0-0 SF9 ② 2-3 3-H		C FF 92 B CU 74 F CU 74 B FF 94 X FC 95 2-2 G1-3 ③		1 SAFE B CU 82 B FF 95 F FF 94 F CU 84 X SL 87 2-2 1-H HR			C FF 95 B FF 95 F FF 96 B FF 96 F FF 95 F FS 85 B FF 96 D FF 95 4-2 15 BB 3 1B BB	2	2	1	3	1	0	0
15 Austin Barnes, R (1, 2) OBP: 0.333, SLG: 0.252		C FF 94 F CU 74 B CU 76 B CH 87 C FF 97 2-3 K ③			B CU 71 S CH 82 B FF 92 B FF 91 B FF 92 4-1 57 SH3-4 BB	C CU 83 C FF 96 B SL 89 F SL 88 B FF 95 F CU 83 S SL 88 2-3 K ③			B SI 94 C SI 95 1 SAFE 1 SAFE D FS 85 B SI 93 C SI 93 F SI 93 1 SAFE 4-2 1 SAFE B FF 94 3 1B 8 1B 1-2 BB	2	1	0	0	2	2	1
57 Alex Wood, R (1, 1) OBP: 0.056, SLG: 0.056 47 JT Chargois, S (6, 1) 26 Chase Utley, L (7, PH) OBP: 0.313, SLG: 0.331 31 Joc Pederson, L (7, 7) OBP: 0.340, SLG: 0.527			B FF 90 B FF 91 C FF 90 S FF 90 C FF 95 2-3 K ①		1 SAFE X FF 87 0-0 SH3-4 ① 1-2		B SI 90 F SI 89 B SI 90 B CH 85 C SI 90 X SL 78 3-2 G6-3 ①		D CU 82 C FF 94 X FF 94 1-1 L7 ①	1 0 1 1	0 0 0 0	0 0 0 0	0 0 0 0	1 0 0 0	0 0 0 0	0 0 0 2
Inning Stats	R: 0 E: 0 K: 2 S: 9 H: 0 LOB: 0 BB: 0 P: 17	R: 1 E: 1 K: 1 S: 9 H: 1 LOB: 1 BB: 0 P: 16	R: 0 E: 0 K: 1 S: 10 H: 1 LOB: 2 BB: 1 P: 21	R: 0 E: 0 K: 2 S: 9 H: 0 LOB: 0 BB: 0 P: 13	R: 0 E: 0 K: 1 S: 9 H: 0 LOB: 2 BB: 2 P: 20	R: 2 E: 0 K: 2 S: 16 H: 1 LOB: 0 BB: 1 P: 25	R: 0 E: 0 K: 0 S: 8 H: 1 LOB: 1 BB: 1 P: 17	R: 0 E: 0 K: 2 S: 11 H: 0 LOB: 0 BB: 0 P: 16	R: 2 E: 0 K: 2 S: 19 H: 2 LOB: 3 BB: 2 P: 33	1B: 5 2B: 1 3B: 0 HR: 1 SF: 1 SAC: 1 DP: 1 HBP: 2						

AB	30
R	5
H	6
RBI	5
BB	7
SO	13
LOB	21

WP: 2 PB: 0 SB: 0 CS: 0 PA: 41

PITCHER		IP	WLS	BF	H	R	ER	SO	BB	IBB	HBP	BLK	WP	HR	S	P	ERA	WHIP
54 Max Fried, L ERA: 3.51	(1, 1)	5.0	L	21	2	1	1	7	3	0	1	0	1	0	46	87	1.80	1.000
64 Luke Jackson, R ERA: 5.0	(6, 1)	1.0		5	1	2	2	2	1	0	0	0	0	1	16	25	18.00	2.000
30 Peter Moylan, R ERA: 4.45	(7, 1)	1.0		4	1	0	0	0	1	0	0	0	1	0	8	17	0.00	2.000
58 Dan Winkler, R ERA: 3.0	(8, 1)	1.0		3	0	0	0	2	0	0	0	0	0	0	11	16	0.00	0.000
39 Sam Freeman, L ERA: 5.45	(9, 1)	0.1		4	1	2	2	0	2	0	0	0	0	0	12	22	54.00	9.000

PITCHER		IP	WLS	BF	H	R	ER	SO	BB	IBB	HBP	BLK	WP	HR	S	P	ERA	WHIP
48 Jonny Venters, L ERA: 3.45	(9, 1)	0.2		4	1	0	0	2	0	0	1	0	0	0	7	11	0.00	1.500

BOTTOM

Batter	1	2	3	4	5	6	7	8	9	AB	R	H	RBI	BB	SO	LOB
13 Ronald Acuña Jr., R (1, 7) OBP: 0.324, SLG: 0.469	C SI 90 B SI 90 S CH 85 B CH 86 C SI 91 2-3 ① **K**		B SI 89 B SI 89 F CH 83 F SI 90 H KC 83 3-2 8 G5-4-3 HBP			C CH 83 F SI 88 B CH 83 X KC 81 1-2 ① G5-3	1 SAFE B FF 92 C CU 74 B FF 94 X CU 74 2-1 ③ G5-3			3	0	0	0	0	1	1
8 Charlie Culberson, R (1, 4) OBP: 0.329, SLG: 0.456 (8, 6)	C SI 90 S KC 84 B SI 90 B CH 86 B CH 85 X KC 84 3-2 2B		B SI 90 X CH 83 1-0 ① ② G5-4-3 1-2f			C SI 89 X CH 85 0-1 ② G5-3		X FF 92 0-0 E3 22 G4-3		4	0	1	0	0	0	1
5 Freddie Freeman, L (1, 3) OBP: 0.397, SLG: 0.527	T SI 91 F SI 90 2 SAFE B CH 84 F CH 85 2 SAFE T SI 90 1-2 ② **K**		C SI 90 F SI 90 B KC 83 F KC 83 F SI 90 B CH 85 B KC 83 X SI 91 3-2 ③ F7			B CH 84 C KC 82 B SI 89 S CH 84 B KC 83 X KC 81 3-2 E6 22 WP		F FF 91 C FF 93 X CU 74 0-2 ① L6		4	0	0	0	0	1	2
22 Nick Markakis, L (1, 9) OBP: 0.383, SLG: 0.475	F SI 90 B SI 90 B CH 85 X CH 84 2-1 ③ F8			C KC 82 B KC 82 S CH 84 B SI 90 S KC 83 2-3 ① **K**		C CH 84 B KC 82 F SI 89 D CH 84 B KC 83 B CH 84 4-2 1-2 BB		B FF 94 C FF 92 C FF 93 X CU 76 1-2 ② ③ G4-3 1-2f		3	0	0	0	1	1	2
25 Tyler Flowers, R (1, 2) OBP: 0.367, SLG: 0.360		C SI 89 B SI 90 B CH 83 B CH 84 S SI 90 B SI 91 4-2 11 G4-3 17 G4-3 BB		F SL 88 B CH 85 F SI 90 B SI 90 B CH 84 4-2 17 G6-4-3 BB		F SL 88 D SI 97 S SL 87 C SL 89 1-3 ③ **K**			C FF 92 C CU 76 S CH 86 0-3 ① **K**	2	0	0	0	2	2	2
17 Johan Camargo, S (1, 5) OBP: 0.349, SLG: 0.440		B SI 90 F CH 85 X CH 83 1-1 ① G4-3 1-2		B KC 82 S CH 83 C SI 90 F KC 82 X CH 84 1-2 ② ③ G6-4-3 1-2f			B CU 75 F FF 94 F FF 94 F FF 95 B CH 85 B FF 95 F FF 94 F FF 94 F FF 95 3-2 X FF 84 HR		C CU 77 X CH 85 0-1 ② P5	4	1	1	1	0	0	2
11 Ender Inciarte, L (1, 8) OBP: 0.313, SLG: 0.339		X SI 90 0-0 ② G4-3 2-3			C SI 90 F SI 89 B CH 84 B SI 90 X CH 84 2-2 ① G4-3		B FF 93 F FF 94 F FF 94 X FF 93 1-2 ① F7		X FF 93 0-0 ③ F8	4	0	0	0	0	0	1
7 Dansby Swanson, R (1, 6) OBP: 0.305, SLG: 0.402 58 Dan Winkler, R (8, 1) 39 Sam Freeman, R (9, 1) 48 Jonny Venters, L (9, 1)			0-0 IBB		C KC 82 F CH 84 F KC 82 S SI 89 0-3 ② **K**		L FF 94 C CU 75 F FF 95 S CU 76 0-3 ② **K**			2 0 0 0	0 0 0 0	0 0 0 0	0 0 0 0	1 0 0 0	2 0 0 0	0 0 0 0
54 Max Fried, L (1, 1) OBP: 0.125, SLG: 0.125 57 Michael Reed, R (5, PH) OBP: 0.200, SLG: 0.200 64 Luke Jackson, R (6, 1) 30 Peter Moylan, R (7, 1) 1 Ozzie Albies, S (7, PH) OBP: 0.317, SLG: 0.513 (8, 4)		C SI 90 S KC 83 X KC 83 0-2 ③ G3		F SI 89 B CH 84 S CH 83 S KC 81 1-3 ③ **K**			C FF 93 X FF 94 0-1 1B		1 1 0 0 1	0 0 0 0 0	0 0 0 0 1	0 0 0 0 0	0 1 0 0 0	0 0 0 0 0	2 0 0 0 0
Inning Stats	R: 0 H: 1 E: 0 LOB: 1 K: 2 BB: 0 S: 12 P: 20	R: 0 H: 0 E: 0 LOB: 2 K: 0 BB: 2 S: 8 P: 13	R: 0 H: 0 E: 0 LOB: 0 K: 0 BB: 0 S: 8 P: 15	R: 0 H: 0 E: 0 LOB: 0 K: 1 BB: 1 S: 10 P: 17	R: 0 H: 0 E: 0 LOB: 0 K: 2 BB: 0 S: 10 P: 13	R: 0 H: 0 E: 1 LOB: 2 K: 1 BB: 1 S: 13 P: 22	R: 1 H: 2 E: 0 LOB: 1 K: 1 BB: 0 S: 18 P: 24	R: 0 H: 0 E: 1 LOB: 0 K: 0 BB: 0 S: 7 P: 8	R: 0 H: 0 E: 0 LOB: 0 K: 1 BB: 0 S: 6 P: 6	1B: 1 SF: 0 2B: 1 SAC: 0 3B: 0 DP: 3 HR: 1 HBP: 1						

PITCHER		IP	WLS	BF	H	R	ER	SO	BB	IBB	HBP	BLK	WP	HR	S	P	ERA	WHIP
57 Alex Wood, L ERA: 3.68	(1, 1)	5.2	W	22	1	0	0	5	3	1	1	0	1	0	58	96	0.00	0.706
47 JT Chargois, R ERA: 3.8	(6, 1)	0.1	H	1	0	0	0	1	0	0	0	0	0	0	3	4	0.00	0.000
64 Caleb Ferguson, L ERA: 3.52	(7, 1)	2.0	H	8	2	1	1	1	0	0	0	0	0	1	25	32	4.50	1.000
62 Erik Goeddel, R ERA: 2.51	(9, 1)	1.0		3	0	0	0	1	0	0	0	0	0	0	6	6	0.00	0.000

PITCHER	IP	WLS	BF	H	R	ER	SO	BB	IBB	HBP	BLK	WP	HR	S	P	ERA	WHIP

Los Angeles Dodgers @ Atlanta Braves

SunTrust Park, Atlanta, GA

Sat Jul 28 2018, 7:12 PM - 10:32 PM EDT

Att. 41,758 - Partly Cloudy - 82 F

livebaseballscorecards.com

AB	29
R	1
H	3
RBI	1
BB	4
SO	8
LOB	13

Batter	1	2	3	4	5	6	7	8	9	AB	R	H	RBI	BB	SO	LOB
3 Chris Taylor, R (1, 6) OBP: 0.334, SLG: 0.458	B FF 92 S FF 92 B CH 87 X FF 94 2-1 ① F9			B CH 85 C FF 92 B FF 91 B CH 86 X FF 93 3-1 ① F9		C FF 92 B CH 87 F CH 87 S CU 77 1-3 ③ K			B FF 95 C FF 94 F FF 95 B FF 93 F CH 84 X FF 94 2-2 8 DI 8 1B 1B	4	1	1	0	0	1	1
8 Manny Machado, R (1, 5) OBP: 0.389, SLG: 0.561	B FF 96 B CH 87 F FF 94 C FF 94 B FF 95 T FF 95 3-2 ② K			S FF 94 X FF 94 0-1 ② F8			B CH 86 B FF 92 S FF 94 X CH 87 2-1 ① G5-3		B FF 93 B FC 91 X FC 90 2-0 27 DI 1-H 1B	4	0	1	1	0	1	0
27 Matt Kemp, R (1, 7) OBP: 0.352, SLG: 0.515	F FF 95 B CH 88 F CH 88 B FF 95 F CH 88 X CH 88 2-2 ③ G5-3			B CH 86 X CH 86 1-0 ③ L8			F FF 94 F FF 93 B CU 78 B CH 86 X FF 93 2-2 ② F9		B FC 93 X FC 90 1-0 ③ G5-3 1-2	4	0	0	0	0	0	1
14 Enrique Hernández, R (1, 8) OBP: 0.297, SLG: 0.443 62 Erik Goeddel, R (7, 1)		B FF 94 C FF 93 F FF 94 B CH 87 B FF 94 X FF 95 3-2 ① P6			C FF 92 B CH 86 X CH 87 1-1 ① L8		B CH 87 B FF 94 X FF 94 2-0 ③ L8			3 0	0 0	0 0	0 0	0 0	0 0	0 0
13 Max Muncy, L (1, 3) OBP: 0.394, SLG: 0.579 41 Daniel Hudson, R (5, 1) 31 Joc Pederson, L (7, 8) OBP: 0.339, SLG: 0.525		B FF 95 F FF 94 T FF 95 B FF 95 T FF 94 2-2 ② K			B FF 94 F FF 94 F FF 95 B CU 77 F FF 96 B FF 95 S FF 95 3-3 ② K			B FF 92 C FF 92 S FF 93 F FF 94 B FF 92 X FF 93 2-2 ① G6-3		2 0 1	0 0 0	0 0 0	0 0 0	0 0 0	2 0 0	0 0 0
9 Yasmani Grandal, S (1, 2) OBP: 0.355, SLG: 0.491		B FF 94 B CH 87 C FF 93 S FF 94 B FF 95 F CH 88 F FF 95 F FF 94 F FF 94 3-2 X FF 94 ③ G5-3			B FF 94 B FF 93 C FF 94 C FF 94 B FF 94 X FF 94 3-2 ③ L6			C FF 93 F FF 92 F FF 93 X CU 78 0-2 ② G1-3		3	0	0	0	0	0	0
66 Yasiel Puig, R (1, 9) OBP: 0.327, SLG: 0.471			B FF 92 B FF 93 C FF 93 F FF 93 S FF 94 2-3 ① K			B FF 93 F FF 93 B FF 92 B CH 86 B FF 93 4-1 BB		C FF 94 B FF 93 S FF 93 B CU 80 F FF 94 B FF 94 S FF 93 3-3 ③ K		2	0	0	0	1	2	0
11 Logan Forsythe, R (1, 4) OBP: 0.267, SLG: 0.290			B FF 93 B FF 94 C FF 93 X FF 93 2-1 ② G5-3			B FF 92 X FF 91 1-0 ① F9			B FF 92 X FF 93 1-0 ① F7	3	0	0	0	0	0	1
68 Ross Stripling, R (1, 1) OBP: 0.074, SLG: 0.074 35 Cody Bellinger, L (5, 3) OBP: 0.324, SLG: 0.459			C FF 92 C FF 94 S CU 78 0-3 ③ K			F FF 92 F FF 93 C SL 82 0-3 ② K			B FF 92 C FF 94 F FF 94 B FF 94 F SL 80 F FF 93 F FF 95 B SL 81 X FF 93 3-2 ② F9	1 2	0 0	0 0	0 0	0 0	1 1	0 1
Inning Stats	R: 0 E: 0 K: 1 S: 9 H: 0 LOB: 0 BB: 0 P: 16	R: 0 E: 0 K: 1 S: 13 H: 0 LOB: 0 BB: 0 P: 21	R: 0 E: 0 K: 2 S: 8 H: 0 LOB: 0 BB: 0 P: 12	R: 0 E: 0 K: 0 S: 5 H: 0 LOB: 0 BB: 0 P: 9	R: 0 E: 0 K: 1 S: 9 H: 0 LOB: 0 BB: 0 P: 16	R: 0 E: 0 K: 2 S: 8 H: 0 LOB: 1 BB: 1 P: 14	R: 0 E: 0 K: 0 S: 6 H: 0 LOB: 0 BB: 0 P: 12	R: 0 E: 0 K: 1 S: 12 H: 0 LOB: 0 BB: 0 P: 17	R: 1 E: 0 K: 0 S: 13 H: 2 LOB: 1 BB: 0 P: 22	1B: 2 2B: 0 3B: 0 HR: 0	SF: 0 SAC: 0 DP: 0 HBP: 0			WP: 0 PB: 0 SB: 0 CS: 0	PA: 30		

PITCHER		IP	WLS	BF	H	R	ER	SO	BB	IBB	HBP	BLK	WP	HR	S	P	ERA	WHIP
15 Sean Newcomb, L ERA: 3.23	(1, 1)	8.2	W	28	1	1	1	8	1	0	0	0	0	0	81	134	1.04	0.231
58 Dan Winkler, R ERA: 2.98	(9, 1)	0.1		2	1	0	0	0	0	0	0	0	0	0	2	5	0.00	3.000

PITCHER	IP	WLS	BF	H	R	ER	SO	BB	IBB	HBP	BLK	WP	HR	S	P	ERA	WHIP

TOP

Los Angeles Dodgers @ Atlanta Braves

SunTrust Park, Atlanta, GA

Sun Jul 29 2018, 1:38 PM - 4:25 PM EDT

Att. 40,303 - Sunny - 84 F

livebaseballscorecards.com

AB	29
R	1
H	2
RBI	1
BB	1
SO	8
LOB	4

Batter	1	2	3	4	5	6	7	8	9	AB	R	H	RBI	BB	SO	LOB
13 Ronald Acuña Jr., R (1, 7) OBP: 0.323, SLG: 0.462	X FF 91 0-0 L7 ①	C FF 90 1 SAFE B SL 86 F FF 91 B SL 86 B FF 92 S FF 94 3-3 K ③		C KC 79 B FF 91 B FF 91 F SL 88 B FF 93 F FF 93 D SL 87 4-2 1 S BB			B FF 91 X CH 84 1-0 G1-3 ②			3	0	0	0	1	1	1
1 Ozzie Albies, S (1, 4) OBP: 0.317, SLG: 0.511	C FF 91 S CH 86 F FF 92 B FF 93 F CH 85 B KC 81 F CH 85 F FF 93 S KC 81 2-3 K ②		F KC 79 B CH 84 S CH 83 F FF 92 F KC 80 F CH 85 X CH 83 1-2 22 HR 1B	B KC 79 F KC 79 T FF 92 X CH 84 1-2 G3 ③ 1-2			C CU 77 F CH 84 B FF 92 F CH 85 X CH 84 1-2 P4 ③			4	1	1	0	0	1	2
5 Freddie Freeman, L (1, 3) OBP: 0.398, SLG: 0.525	C FF 93 X FF 92 0-1 22 2B 1B		F SL 85 S CH 84 F FF 92 1 SAFE B CH 84 T CH 83 1-2 K ①		S SL 88 S FF 96 S FF 96 0-3 K ①			C FF 93 F CH 85 B CH 86 B FF 93 F FF 94 B CH 85 B CU 77 4-2 22 1B BB		3	1	1	0	1	2	1
22 Nick Markakis, L (1, 9) OBP: 0.386, SLG: 0.488	C FF 91 B SL 86 1 SAFE C SL 87 B SL 88 F FF 91 F SL 88 X FF 90 2-2 24 2B 1-H 2B		B SL 87 C KC 79 1 SAFE B SL 87 F SL 88 F SL 87 B CH 86 X SL 88 3-2 1-H HR		B FF 96 C FF 96 X FF 96 1-1 F7 ②			B FF 92 X FF 92 1-0 1-2 1B		4	2	3	3	0	0	0
24 Kurt Suzuki, R (1, 2) OBP: 0.335, SLG: 0.433	S SL 87 X KC 81 0-1 2-H 2B		S SL 86 B SL 87 X FF 91 1-1 P4 ②		C FF 95 B FF 95 F FF 95 X SL 87 1-2 G5-3 ③			S CU 78 S CH 85 F FF 94 F CU 77 X CH 85 0-2 F8 ①		4	0	1	1	0	0	2
17 Johan Camargo, S (1, 5) OBP: 0.344, SLG: 0.433	X SL 87 0-0 G3-1 ③		B KC 78 B KC 78 F FF 92 X CH 85 2-1 G5-3 ③			B SL 87 B SL 87 F FF 95 F FF 96 S SL 89 2-3 K ①		S CU 77 F CH 85 F CH 86 S FF 93 0-3 K ②		4	0	0	0	0	2	3
11 Ender Inciarte, L (1, 8) OBP: 0.314, SLG: 0.343		C FC 90 B CH 84 S CH 84 B FF 93 F FF 93 B SL 88 F FF 93 F FF 93 F SL 89 3-2 X FF 93 1B		X FF 90 0-0 15 PB 2B		C FF 96 B FF 95 F FF 96 B FF 95 X FF 96 2-2 G3 ②		B CH 84 B CU 76 B FF 93 2 SAFE C FF 92 C FF 93 F FF 93 F CH 85 X FF 93 3-2 G5-3 ③		4	0	2	0	0	0	2
7 Dansby Swanson, R (1, 6) OBP: 0.303, SLG: 0.398		S KC 79 1 SAFE F SL 86 B SL 86 1 SAFE S SL 85 1-3 K ①		X KC 77 0-0 G5-3 ①		B FF 95 S SL 86 B SL 83 B FF 95 X SL 86 3-1 F8 ③				3	0	0	0	0	1	2
15 Sean Newcomb, L (1, 1) OBP: 0.088, SLG: 0.091 58 Dan Winkler, R (9, 1)		B FF 90 X FF 90 1-0 B2 ②		C FF 91 B FF 91 F FF 93 F KC 80 S FF 92 1-3 K ② 2-3			F FF 90 F FF 92 C FF 93 0-3 K ①			3 0	0 0	0 0	0 0	0 0	2 0	2 0
Inning Stats	R: 2 E: 0 K: 1 S: 18 H: 3 LOB: 1 BB: 0 P: 22	R: 0 E: 0 K: 2 S: 14 H: 1 LOB: 1 BB: 0 P: 22	R: 2 E: 0 K: 1 S: 18 H: 2 LOB: 0 BB: 0 P: 26	R: 0 E: 0 K: 1 S: 12 H: 1 LOB: 2 BB: 1 P: 18	R: 0 E: 0 K: 1 S: 8 H: 0 LOB: 0 BB: 0 P: 10	R: 0 E: 0 K: 1 S: 8 H: 0 LOB: 0 BB: 0 P: 15	R: 0 E: 0 K: 1 S: 8 H: 0 LOB: 0 BB: 0 P: 10	R: 0 E: 0 K: 1 S: 18 H: 1 LOB: 2 BB: 1 P: 26		1B: 4 2B: 3 3B: 0 HR: 1 SF: 0 SAC: 0 DP: 0 HBP: 0					WP: 0 PB: 1 SB: 1 CS: 0 PA: 34	

PITCHER		IP	WLS	BF	H	R	ER	SO	BB	IBB	HBP	BLK	WP	HR	S	P	ERA	WHIP
68 Ross Stripling, R ERA: 2.68	(1, 1)	4.0	L	20	7	4	4	5	1	0	0	0	0	1	62	88	9.00	2.000
41 Daniel Hudson, R ERA: 4.2	(5, 1)	2.0		6	0	0	0	2	0	0	0	0	0	0	16	25	0.00	0.000
62 Erik Goeddel, R ERA: 2.36	(7, 1)	2.0		8	1	0	0	2	1	0	0	0	0	0	26	36	0.00	1.000

PITCHER	IP	WLS	BF	H	R	ER	SO	BB	IBB	HBP	BLK	WP	HR	S	P	ERA	WHIP

BOTTOM

Los Angeles Dodgers @ Atlanta Braves

SunTrust Park, Atlanta, GA

Sun Jul 29 2018, 1:38 PM - 4:25 PM EDT

Att. 40,303 - Sunny - 84 F

livebaseballscorecards.com

AB	32
R	4
H	8
RBI	4
BB	2
SO	9
LOB	15

Miami Marlins @ Atlanta Braves

SunTrust Park, Atlanta, GA

Mon Jul 30 2018, 7:38 PM - 10:26 PM EDT

Att. 21,230 - Partly Cloudy - 82 F

TOP

Batter	1	2	3	4	5	6	7	8	9	AB	R	H	RBI	BB	SO	LOB
32 Derek Dietrich, L (1, 7) OBP: 0.347, SLG: 0.447	B FF 88 B FF 89 B FF 89 C FF 90 F SI 88 B FF 90 4-2 15 HR BB		F FF 90 X FF 90 0-1 ① P5		B CH 81 B SL 80 B CH 80 C FF 89 C FF 90 B FF 91 4-2 11 2B BB		F FF 95 X FF 95 0-1 ① F8 2-3		F FC 93 B FC 93 X FC 93 1-1 11 DI 1B	3	2	1	0	2	0	1
15 Brian Anderson, R (1, 9) OBP: 0.365, SLG: 0.419	B FF 89 B FF 91 1 SAFE C FF 90 X FF 90 2-1 1-H HR		C SL 80 B FF 90 B CU 74 C FF 91 X SL 83 2-2 ② G6-3		B FF 90 D CU 76 X FF 92 2-0 ② F9		S CU 77 X FF 96 0-1 ② FC1-5-2-6 3-H		F FF 97 B FF 97 F FF 97 S FC 94 1-3 ② K	5	1	1	2	0	1	3
11 J.T. Realmuto, R (1, 2) OBP: 0.359, SLG: 0.529	F FF 90 B CH 84 C CH 84 F FF 91 F SL 82 B CH 85 F SI 91 X FF 92 2-2 ① P4		C FF 92 C FF 92 F FF 91 B FF 92 S FF 92 1-3 ③ K		C SI 91 B FF 92 B FF 91 1 SAFE C SI 90 X FF 92 2-2 1-H 2B		C CU 78 F FF 96 X CU 77 0-2 ③ G4-3		B FC 93 X FF 97 1-0 ③ G5-3 1-2	5	0	1	1	0	1	2
41 Justin Bour, L (1, 3) OBP: 0.350, SLG: 0.399	B FF 91 B CU 72 F FF 91 S FF 90 X SL 80 2-2 ② G3			S CU 72 B CH 83 B FF 90 C SL 80 F FF 91 B SL 81 D CU 73 4-2 14 1B BB		0-0 IBB		C SL 84 F CH 86 X SL 84 0-2 ① G3		2	0	0	0	2	0	0
13 Starlin Castro, R (1, 4) OBP: 0.337, SLG: 0.407	C FF 91 S SI 88 F SL 81 X SL 80 1-2 14 S 1B			X FF 92 0-0 ① L8	D SL 84 B SL 82 C SI 92 C FF 92 B SL 82 C FF 93 3-3 ③ K			B FF 95 B FF 95 X FF 95 2-0 19 FC3-6 14 E 1B		4	0	2	0	0	1	3
14 Martín Prado, R (1, 5) OBP: 0.292, SLG: 0.321	F FF 91 F FF 91 B SL 81 X SL 82 1-2 ③ G5-3 1-2			B CU 74 S SL 82 B SL 82 F FF 90 F SI 91 X FF 91 2-2 1-2 1B		C CU 78 B SL 86 X SL 86 1-1 19 G5-4-3 1B		B FF 94 B FF 95 C SL 85 B SL 87 S SL 85 X FF 95 3-2 FC5 19 FC3-6 1-2		4	0	2	0	0	0	2
19 Miguel Rojas, R (1, 6) OBP: 0.310, SLG: 0.350		C FF 90 C FF 89 F FF 89 X CU 72 0-2 ① F9	S SL 82 F CH 81 X FF 90 0-2 ② F8			C FF 94 X FF 94 0-1 ①② G5-4-3 1-2f		C SL 84 F FF 96 F FF 94 X FF 96 0-2 ② FC3-6 1-2f 2-3		4	0	0	0	0	0	5
34 Magneuris Sierra, L (1, 8) 57 Elieser Hernández, R (6, 1) 10 JT Riddle, L (8, PH) OBP: 0.254, SLG: 0.374 40 Javy Guerra, R (8, 1)		L CU 72 B SI 89 X SL 80 1-1 ② F8	C CU 75 B SL 80 F SI 90 S SL 80 1-3 ③ K			B CU 81 X CU 81 1-0 ③ B2		B SL 85 B FF 94 X FF 95 2-0 ③ G4-3		3 0 1 0	0 0 0 0	0 0 0 0	0 0 0 0	1 0 0 0	2 0 2 0	2 0 0 0
54 Wei-Yin Chen, R (1, 1) OBP: 0.154, SLG: 0.192 Cameron Maybin, R (6, 8) OBP: 0.338, SLG: 0.343		C SL 79 S SL 80 C FF 90 0-3 ③ K			B SL 78 F FF 90 S FF 90 X FF 90 1-2 ① G4-3		B FF 92 B FF 95 C FF 94 X FF 94 2-1 32 F8 15 FC1-5-2-6 2B		C FC 93 B FF 97 S FC 92 B FC 93 C FF 97 2-3 ① K	2 2	0 0	0 1	0 0	0 0	1 1	0 0

livebaseballscorecards.com

AB	35
R	3
H	8
RBI	3
BB	4
SO	6
LOB	20

MIAMI

Inning Stats	1	2	3	4	5	6	7	8	9
	R: 2 E: 0 K: 0 S: 19	H: 2 LOB: 1 BB: 1 P: 31	R: 0 E: 0 K: 1 S: 9	H: 0 LOB: 0 BB: 0 P: 10	R: 0 E: 0 K: 1 S: 9	H: 0 LOB: 0 BB: 0 P: 12	R: 0 E: 0 K: 1 S: 14	H: 1 LOB: 2 BB: 1 P: 21	R: 1 E: 0 K: 1 S: 12	H: 1 LOB: 2 BB: 2 P: 24	R: 0 E: 0 K: 0 S: 5	H: 1 LOB: 0 BB: 0 P: 7	R: 0 E: 0 K: 0 S: 9	H: 1 LOB: 1 BB: 0 P: 11	R: 0 E: 1 K: 0 S: 12	H: 1 LOB: 2 BB: 0 P: 19	R: 0 E: 0 K: 2 S: 9	H: 1 LOB: 1 BB: 0 P: 14

| | | |

Batter	1	2	3	4	5	6	7	8	9	AB	R	H	RBI	BB	SO	LOB
13 Ronald Acuña Jr., R (1, 7) OBP: 0.321, SLG: 0.473	C FF 91 S FF 92 B FF 92 X FF 92 1-2 F9 ①	X SL 86 0-0 F9 ③			F SL 85 B SI 91 X FF 90 1-1 HR		C FF 92 X FF 92 0-1 L9 ②			4	1	1	1	0	0	2
1 Ozzie Albies, S (1, 4) OBP: 0.314, SLG: 0.506	C FF 93 B CH 85 T FF 92 F FF 93 B CH 86 B SI 92 X SL 86 3-2 P2 ②		X CH 84 0-0 G6-3 ①		B CH 84 B CH 84 S FF 92 X FF 92 2-1 L5 ①		X FF 93 0-0 F9 ③			4	0	0	0	0	0	0
5 Freddie Freeman, L (1, 3) OBP: 0.397, SLG: 0.530	B SI 92 C FF 93 C SL 87 F FF 93 B FF 93 F SL 88 X CH 84 2-2 G4-3 ③		B FF 93 B FF 93 F CH 84 B SL 87 F FF 92 F SI 91 X SI 92 3-2 HR		C FF 93 B CU 80 B FF 93 B FF 93 S SL 86 S CH 85 3-3 K ②			B CU 80 B SL 90 X FF 93 2-0 F7 ①		4	1	1	1	0	1	0
22 Nick Markakis, L (1, 9) OBP: 0.383, SLG: 0.483		C FF 92 X SI 92 0-1 G4-3 ①	C SL 83 B FF 92 B CH 84 X SI 90 2-1 P3 ②		C SL 75 F SL 85 B FF 93 X FF 92 2-1 F7 ③			B CU 80 F FF 92 B SL 87 X SL 89 2-1 G3-1 ②		4	0	0	0	0	0	0
25 Tyler Flowers, R (1, 2) OBP: 0.376, SLG: 0.362		C FF 92 B FF 92 B CU 76 B FF 92 B FF 92 4-1 17 2B 11 SF7 BB	B FF 91 B CH 83 F FF 92 B SL 86 F FF 92 B FF 93 4-2 17 2B BB		B SL 79 B FF 89 S FF 89 B FF 90 F FF 90 X FF 90 3-2 11 G4-3 1B			F FF 94 C CU 82 B SL 94 C FF 94 1-3 K ③		2	2	1	0	2	1	0
17 Johan Camargo, S (1, 5) OBP: 0.348, SLG: 0.443		X FF 91 0-0 11 SF7 49 1B 1-3 2B	C SL 85 B FF 90 X SL 87 1-1 1-H 2B ③		F FF 89 S SL 80 B FF 91 F SL 79 X CH 81 1-2 P5 ①					3	1	2	1	0	0	1
11 Ender Inciarte, L (1, 8) OBP: 0.312, SLG: 0.342		X FF 91 0-0 SF7 ② 2-3 3-H	C FF 90 S CU 74 X FF 92 0-2 G6-3 ①		X FF 90 0-0 G4-3 ② 1-2					2	0	0	1	0	0	1
7 Dansby Swanson, R (1, 6) OBP: 0.303, SLG: 0.396		0-0 49 1B IBB	C SL 82 S FF 90 F FF 91 B SL 86 X SL 87 1-2 F9 ②		B SL 81 B SL 81 B FF 91 C FF 91 C FF 91 S FF 92 3-3 K ③					2	0	0	0	1	1	1
49 Julio Teheran, R (1, 1) OBP: 0.214, SLG: 0.192 51 Shane Carle, R (6, 1) 63 Jesse Biddle, L (7, 1) OBP: 0.500, SLG: 1.000 27 Ryan Flaherty, L (7, PH) OBP: 0.315, SLG: 0.319 46 Brad Brach, R (8, 1) 33 A.J. Minter, L (9, 1)		F SL 85 F SL 85 F FF 92 B CU 73 F FF 92 F SL 84 B FF 91 X SL 84 2-2 1-3 3-H 1B	C FF 90 X CU 74 0-1 G5-3 ③				X FF 90 0-0 G3-1 ①			2 0 0 1 0 0	0 0 0 0 0 0	1 0 0 0 0 0	1 0 0 0 0 0	0 0 0 0 0 0	0 0 0 0 0 0	0 0 0 0 0 0
Inning Stats	R: 0 E: 0 K: 0 S: 12 H: 0 LOB: 0 BB: 0 P: 18	R: 2 E: 0 K: 0 S: 12 H: 2 LOB: 2 BB: 2 P: 18	R: 2 E: 0 K: 0 S: 11 H: 2 LOB: 1 BB: 1 P: 21	R: 0 E: 0 K: 0 S: 9 H: 0 LOB: 0 BB: 0 P: 10	R: 1 E: 0 K: 1 S: 9 H: 1 LOB: 0 BB: 0 P: 17	R: 0 E: 0 K: 1 S: 11 H: 1 LOB: 1 BB: 0 P: 18	R: 0 E: 0 K: 0 S: 4 H: 0 LOB: 0 BB: 0 P: 4	R: 0 E: 0 K: 1 S: 6 H: 0 LOB: 0 BB: 0 P: 11		1B: 2 2B: 2 3B: 0 HR: 2 SF: 1 SAC: 0 DP: 0 HBP: 0				WP: 0 PB: 0 SB: 0 CS: 0 PA: 32	

PITCHER		IP	WLS	BF	H	R	ER	SO	BB	IBB	HBP	BLK	WP	HR	S	P	ERA	WHIP
54 Wei-Yin Chen, L ERA: 5.86	(1, 1)	5.0	L	22	5	5	5	1	2	1	0	0	0	2	53	84	9.00	1.400
57 Elieser Hernández, R ERA: 5.66	(6, 1)	2.0		7	1	0	0	1	0	0	0	0	0	0	15	22	0.00	0.500
40 Javy Guerra, R ERA: 7.45	(8, 1)	1.0		3	0	0	0	1	0	0	0	0	0	0	6	11	0.00	0.000

PITCHER	IP	WLS	BF	H	R	ER	SO	BB	IBB	HBP	BLK	WP	HR	S	P	ERA	WHIP

BOTTOM

Miami Marlins @ Atlanta Braves

SunTrust Park, Atlanta, GA

Mon Jul 30 2018, 7:38 PM - 10:26 PM EDT

Att. 21,230 - Partly Cloudy - 82 F

livebaseballscorecards.com

AB	28
R	5
H	6
RBI	5
BB	3
SO	3
LOB	5

Batter	1	2	3	4	5	6	7	8	9	AB	R	H	RBI	BB	SO	LOB
13 Starlin Castro, R (1, 4) OBP: 0.336, SLG: 0.405	C FF 90 C FF 90 B CH 79 X FF 90 1-2 15 1B 1B		X FF 89 0-0 ② G4-3 2-3	B CU 73 X CH 81 1-0 ③ F8		X FF 94 0-0 ② G4-3 1-2			C FF 92 B FC 90 X FC 88 1-1 15 2B 1B	4	0	1	0	0	0	3
56 Tayron Guerrero, R (6, 1)										0	0	0	0	0	0	0
79 Isaac Galloway, R (7, 7) OBP: 1.000, SLG: 1.000										1	1	1	0	0	0	0
15 Brian Anderson, R (1, 9) OBP: 0.367, SLG: 0.422	X FF 90 0-0 14 G5-4-3 1-2 1B		B CH 81 B FF 90 B FF 89 B FF 89 4-0 11 BB BB		B FF 88 B CH 78 F FF 87 X FF 88 2-1 ① F9	B SL 86 F SL 86 S SL 86 F SL 87 F SL 86 X SL 87 1-2 ③ G5-3			X FC 90 0-0 1-H 2B	4	0	2	0	1	0	1
11 J.T. Realmuto, R (1, 2) OBP: 0.359, SLG: 0.535	B CU 73 F CU 72 X FF 89 1-1 ① P5		F FF 89 B CH 80 B CH 80 B CH 80 F FF 90 B FF 90 4-2 1-2 BB		B FF 90 B CH 80 F CH 80 B FF 88 X FF 88 3-1 HR		C FF 95 B SL 86 B SL 86 B SL 85 X FF 94 3-1 ① G5-3		S FC 90 F FC 90 X FC 90 0-2 ② G5-3	4	1	1	1	1	0	3
14 Martín Prado, R (1, 5) OBP: 0.283, SLG: 0.311	B CU 72 C FF 89 B CH 80 X FF 90 2-1 ②③ G5-4-3 1-2f		C FF 89 B FF 89 C FF 90 X CH 80 1-2 ③ G3-1		C FF 89 X FF 89 0-1 ② L9		F FF 95 S SL 86 S SL 88 0-3 ② K		F FC 92 F CU 81 D CU 83 F FC 93 S FC 90 1-3 ③ K	5	0	0	0	0	2	6
32 Derek Dietrich, L (1, 7) OBP: 0.346, SLG: 0.443		B FF 89 X FF 89 1-0 ① G5-3		C FF 89 B CU 73 H CU 73 2-1 19 E 10 1B HBP	C FF 89 X FF 89 0-1 ③ F7		B CU 82 B FF 94 F FF 92 C CU 82 S SL 88 2-3 ③ K2-3			3	1	0	0	0	1	0
53 Brett Graves, R (7, 1)										0	0	0	0	0	0	0
19 Miguel Rojas, R (1, 3) OBP: 0.310, SLG: 0.349		B FF 90 B CH 79 B FF 88 C CH 84 X FF 89 3-1 ② G4-3		C FF 87 B CH 80 F FF 88 F FF 89 X CH 81 1-2 FC4 10 1B 34 2B 1-2		B FF 89 C FF 88 B CH 80 S CH 80 X CH 79 2-2 10 1B 34 1B 1B		B FF 95 B FF 95 F FF 95 B SL 86 X FF 94 3-1 ① G5-3		4	2	1	0	0	0	1
10 JT Riddle, L (1, 6) OBP: 0.259, SLG: 0.376		C FF 91 S FF 90 B CU 76 B FF 90 B FF 90 X FF 89 3-2 ③ F7		X FF 89 0-0 ① 1-3 2-H 1B	B CU 73 F FF 88 X CH 79 1-1 34 1B 41 SF9 1-2 1B			C CU 82 B SL 87 S SL 86 B SL 86 F SL 86 F FF 95 C FF 95 2-3 ② K		4	1	2	1	0	1	0
34 Magneuris Sierra, L (1, 8) OBP: 0.261, SLG: 0.304			B FF 89 X FF 89 1-0 13 G4-3 58 SH2-4 1B	X FF 89 0-0 3-H 2B	X CU 73 0-0 13 G4-3 1-3 2-H 1B			F CU 82 S SL 87 S SL 87 0-3 ③ K2-3		4	0	3	2	0	1	0
58 Dan Straily, R (1, 1) OBP: 0.321, SLG: 0.217			M FF 89 1 SAFE X FF 89 0-1 ① SH2-4 1-2	F FF 89 F FF 89 S FF 88 0-3 ② K	X CU 79 0-0 ① SF9 3-H				B FF 92 C FF 92 F FC 89 B FF 94 X CU 81 2-2 ① P6	1	0	0	0	0	1	1
40 Javy Guerra, R (4, 1)										0	0	0	0	0	0	0
2 Yadiel Rivera, R (6, PH) OBP: 0.310, SLG: 0.248										0	0	0	0	0	0	0
41 Justin Bour, L (6, PH) OBP: 0.348, SLG: 0.398										1	0	0	1	0	0	0
(6, 3)																
Inning Stats	R: 0 E: 0 K: 0 S: 8 H: 2 LOB: 1 BB: 0 P: 12	R: 0 E: 0 K: 0 S: 6 H: 0 LOB: 0 BB: 0 P: 13	R: 0 E: 0 K: 0 S: 9 H: 1 LOB: 3 BB: 2 P: 19	R: 2 E: 1 K: 1 S: 11 H: 2 LOB: 1 BB: 0 P: 15	R: 1 E: 0 K: 0 S: 8 H: 1 LOB: 0 BB: 0 P: 13	R: 2 E: 0 K: 0 S: 13 H: 3 LOB: 1 BB: 0 P: 17	R: 0 E: 0 K: 2 S: 8 H: 0 LOB: 0 BB: 0 P: 13	R: 0 E: 0 K: 2 S: 10 H: 0 LOB: 0 BB: 0 P: 15	R: 1 E: 0 K: 1 S: 13 H: 2 LOB: 1 BB: 0 P: 17	1B: 8 2B: 2 3B: 0 HR: 1 SF: 1 SAC: 1 DP: 1 HBP: 1						

PITCHER		IP	WLS	BF	H	R	ER	SO	BB	IBB	HBP	BLK	WP	HR	S	P	ERA	WHIP
36 Kolby Allard, L ERA: 7.2	(1, 1)	5.0	W	26	9	5	4	1	2	0	1	0	0	1	48	81	7.20	2.200
64 Luke Jackson, R ERA: 4.29	(6, 1)	3.0		9	0	0	0	4	0	0	0	0	0	0	25	36	0.00	0.000
58 Dan Winkler, R ERA: 3.12	(9, 1)	1.0		5	2	1	1	1	0	0	0	0	0	0	13	17	9.00	2.000

PITCHER	IP	WLS	BF	H	R	ER	SO	BB	IBB	HBP	BLK	WP	HR	S	P	ERA	WHIP

TOP

Miami Marlins @ Atlanta Braves

SunTrust Park, Atlanta, GA

Tue Jul 31 2018, 9:03 PM - 11:55 PM EDT

Att. 18,627 - Rain - 70 F

livebaseballscorecards.com

AB	35
R	6
H	11
RBI	5
BB	2
SO	6
LOB	15

MIAMI

WP: 0 PB: 0 SB: 0 CS: 0 PA: 40

Miami Marlins @ Atlanta Braves

SunTrust Park, Atlanta, GA

Tue Jul 31 2018, 9:03 PM - 11:55 PM EDT

Att. 18,627 - Rain - 70 F

BOTTOM

Batter	1	2	3	4	5	6	7	8	9	AB	R	H	RBI	BB	SO	LOB
13 Ronald Acuña Jr., R (1, 7) OBP: 0.328, SLG: 0.490	F FF 90 C CH 83 B SL 85 B SL 86 X FF 92 2-2 HR	C SI 91 F CH 83 C FF 92 0-3 ③ K		F SL 84 B SI 90 B CH 83 D SL 85 F SL 82 C FF 91 3-3 ① K	C SL 87 F SL 85 B FF 94 X FF 94 1-2 1 1B 2-H 1B		X CU 79 0-0 1 G4-6-3 1-2 1B			5	1	3	2	0	2	4
1 Ozzie Albies, S (1, 4) OBP: 0.315, SLG: 0.505	B SI 92 B SI 91 S SL 84 C SL 85 X FF 92 2-2 ① G3		S SL 84 B CH 82 C CH 82 S FF 90 1-3 ① K	B CH 84 X CH 83 1-0 22 BB 24 2B 1-2 3-H 1B	B FF 94 S FF 93 F CU 79 X CU 80 1-2 1-3 1B		B FF 91 X FF 91 1-0 ①② G4-6-3 1-2f 2-3			5	1	2	1	0	1	2
5 Freddie Freeman, L (1, 3) OBP: 0.399, SLG: 0.531	X SL 85 0-0 22 1B 1B		B SL 84 X CH 84 1-0 22 HR 1B	S CH 83 2 SAFE X FF 91 0-1 ② F8	X FF 94 0-0 ③ G3		S SL 88 S FF 92 X SL 90 0-2 3-H 1B			5	1	3	1	0	0	4
22 Nick Markakis, L (1, 9) OBP: 0.385, SLG: 0.490	C FF 90 B FF 89 1 SAFE F SL 83 B SI 91 X CH 83 2-2 24 G1-4-3 1-3 1B		1 SAFE B SI 90 B CH 82 1 SAFE B SL 83 C SI 90 F SI 91 1 SAFE X FF 90 3-2 1-H HR	D SL 85 B SL 82 B SL 81 C FF 90 B FF 89 4-1 24 2B 1-2 2-3 BB		B FF 99 F FF 100 F FF 101 X SL 85 1-2 ① G4-3	C FF 91 D CU 81 B SL 91 X SL 91 2-1 ③ G4-3			4	2	2	2	1	0	1
24 Kurt Suzuki, R (1, 2) OBP: 0.332, SLG: 0.432	C SL 84 X SL 85 0-1 ②③ G1-4-3 1-2f		X SL 85 0-0 ② P3	X FF 90 0-0 1-H 2-H 3-H 2B		B FF 102 F FF 102 F SL 86 B FF 102 B FF 99 F FF 99 X FF 98 3-2 ② P4		B SL 86 B FF 92 B FF 89 C FF 90 X FF 91 3-1 ① L8		5	0	1	3	0	0	2
17 Johan Camargo, S (1, 5) OBP: 0.349, SLG: 0.451		B SL 81 B FF 88 S SI 91 F CH 82 S CH 85 2-3 ① K	C SI 91 X CH 84 0-1 ③ F7	X SL 90 0-0 ③ G4-3		X CH 94 0-0 HR		B FF 92 B SL 90 F SI 90 B FF 91 F SI 92 B SL 90 4-2 11 1B BB		4	1	1	1	1	1	1
11 Ender Inciarte, L (1, 8) OBP: 0.318, SLG: 0.350		X SI 90 0-0 7 FC5-4 1B		B SL 82 C SL 82 S CH 82 B SI 89 F FF 89 B CH 83 X CH 82 3-2 7 2B 2B	C FF 89 C FF 92 S CU 78 0-3 ① K	F FF 101 S FF 101 X FF 101 0-2 1B		X FF 91 0-0 7 G1-4-3 1-2 1B		5	1	4	0	0	1	0
7 Dansby Swanson, R (1, 6) OBP: 0.304, SLG: 0.399		1 SAFE F SL 84 B SI 89 F SI 90 X SL 83 1-2 ② FC5-4 36 1B 1-2f		F SL 83 F SI 90 B FF 90 B SL 84 D SL 84 F FF 90 X SI 90 3-2 36 SH 1 1B 2-H 2B	T FF 93 B SL 86 C FF 92 F FF 94 X FF 94 1-2 36 SH1-3 13 1B 1B	B SL 88 B FF 101 T FF 100 S FF 99 X FF 99 2-2 ③ P3		C SL 88 B CU 79 S SL 90 F SI 91 X SL 88 1-2 ②③ G1-4-3 1-2f		5	2	2	1	0	0	4
36 Kolby Allard, L (1, 1) OBP: 1.000, SLG: 1.000 64 Luke Jackson, R (6, 1) 58 Dan Winkler, R (9, 1)		B FF 90 1 SAFE B SI 89 X FF 91 2-0 1-3 1B		L FF 90 X FF 90 0-1 SH 22 BB 1 1B 24 2B 2-3	C FF 92 X FF 92 0-1 ② SH1-3 1-2		B FF 89 B FF 90 B FF 90 B SL 87 4-0 1 G4-6-3 13 1B 5 1B BB			1 0 0	1 1 0	1 0 0	0 0 0	0 1 0	0 0 0	0 0 0
Inning Stats	R: 1 E: 0 K: 0 S: 12 H: 3 LOB: 1 BB: 0 P: 18	R: 0 E: 0 K: 2 S: 11 H: 2 LOB: 2 BB: 0 P: 16	R: 2 E: 0 K: 1 S: 10 H: 2 LOB: 0 BB: 0 P: 15	R: 5 E: 1 K: 1 S: 19 H: 4 LOB: 1 BB: 1 P: 33	R: 1 E: 0 K: 1 S: 16 H: 3 LOB: 2 BB: 0 P: 19	R: 1 E: 0 K: 0 S: 14 H: 2 LOB: 0 BB: 0 P: 20	R: 1 E: 0 K: 0 S: 7 H: 2 LOB: 1 BB: 1 P: 14	R: 0 E: 0 K: 0 S: 9 H: 1 LOB: 1 BB: 1 P: 17		1B: 13 2B: 3 3B: 0 HR: 3 SF: 0 SAC: 2 DP: 3 HBP: 0				WP: 0 PB: 0 SB: 0 CS: 0 PA: 44		

livebaseballscorecards.com

AB	39
R	11
H	19
RBI	11
BB	3
SO	5
LOB	18

PITCHER		IP	WLS	BF	H	R	ER	SO	BB	IBB	HBP	BLK	WP	HR	S	P	ERA	WHIP
58 Dan Straily, R ERA: 4.41	(1, 1)	3.2	L	23	11	8	5	4	1	0	0	0	0	2	51	81	12.27	3.273
40 Javy Guerra, R ERA: 7.36	(4, 1)	1.1		7	3	1	1	1	0	0	0	0	0	0	17	20	6.75	2.250
56 Tayron Guerrero, R ERA: 4.39	(6, 1)	1.0		5	2	1	1	0	0	0	0	0	0	1	14	20	9.00	2.000
53 Brett Graves, R ERA: 7.3	(7, 1)	2.0		9	3	1	1	0	2	0	0	0	0	0	16	31	4.50	2.500

PITCHER	IP	WLS	BF	H	R	ER	SO	BB	IBB	HBP	BLK	WP	HR	S	P	ERA	WHIP

Batter	1	2	3	4	5	6	7	8	9	AB	R	H	RBI	BB	SO	LOB
13 Ronald Acuña Jr., R (1, 8) (8, 7) OBP: 0.335, SLG: 0.502	C FF 85 B CH 80 X FF 86 1-1 1 1B 3B		B CH 78 C SI 84 B KC 70 X CH 79 2-1 1 F8 1 S 5 1B 1B	B SI 85 F KC 75 B SI 85 B CH 79 S SI 84 B SI 85 4-2 1 2B BB			B SL 82 C SL 84 B FF 89 X FF 92 2-1 ① L4			3	2	2	0	1	0	0
1 Ozzie Albies, S (1, 4) OBP: 0.317, SLG: 0.507	B KC 75 F KC 73 F FF 87 X KC 72 1-2 22 S 3-H 1B		B SI 85 1 SAFE 1 SAFE X CH 78 1-0 ① F8 1-3	1 SAFE 1 SAFE X CH 79 0-0 1-3 2B			B FF 89 F CU 72 X CU 73 1-1 ② L8			4	0	2	1	0	0	1
5 Freddie Freeman, L (1, 3) OBP: 0.397, SLG: 0.528	B KC 72 1 SAFE F SI 86 B SI 86 C CH 80 1 SAFE X SI 87 2-2 ① L6		F SI 86 B CH 79 X KC 72 1-1 23 S 17 2B 3-H 1B	C KC 73 B SI 86 S SI 86 S CH 80 1-3 ③ K			F FF 89 B FF 88 X CU 74 1-1 ③ L7			4	1	1	1	0	1	3
22 Nick Markakis, L (1, 9) OBP: 0.384, SLG: 0.487	B SI 86 1 SAFE B KC 73 C SI 86 B FF 88 B SI 87 4-1 1-2 BB		C KC 72 X SI 86 0-1 ② F9	B KC 72 C KC 71 C SI 84 B CH 79 B FF 85 F SI 85 X CH 79 3-2 ① G3-1			C CU 73 F FF 88 B CU 74 F FF 89 C FF 89 1-3 ① K			3	0	0	0	1	1	1
23 Adam Duvall, R (1, 7) OBP: 0.286, SLG: 0.395 46 Brad Brach, R (8, 1) 33 A.J. Minter, L (9, 1)	C SI 87 X CH 80 0-1 ② F7		B SI 86 B SI 85 B CH 78 B SI 85 4-0 17 2B 1-2 BB		X CH 83 0-0 ② F8			F FF 98 S FF 98 B FF 96 B FC 91 X FF 96 2-2 ② P5		3 0 0	1 0 0	0 0 0	0 0 0	1 0 0	0 0 0	2 0 0
17 Johan Camargo, S (1, 5) OBP: 0.347, SLG: 0.452	B SI 86 S CH 81 B CH 79 C SI 87 F KC 73 S CH 80 2-3 ③ K		B KC 74 X SI 86 1-0 1-H 2-H 2B		B FF 85 C CH 78 B KC 72 S CH 78 S CH 78 2-3 ③ K			C FF 97 F FF 96 B SL 83 S SL 84 1-3 ③ K		4	0	1	2	0	3	2
25 Tyler Flowers, R (1, 2) OBP: 0.367, SLG: 0.352		B FF 85 B FF 87 S SI 86 C CH 80 B FF 88 F SI 85 C SI 87 3-3 ① K	F CH 78 S CH 80 B SI 86 X CH 77 1-2 ③ G5-3			F SL 80 X FF 90 0-1 ① G5-3		S SI 95 X SI 95 0-1 ① G5-3	4	0	0	0	0	1	1
7 Dansby Swanson, R (1, 6) OBP: 0.301, SLG: 0.394		S SI 86 S SI 85 S CH 80 0-3 ② K		C KC 71 X SI 84 0-1 ① F9		C FF 90 S SL 83 B SL 82 F FF 90 X SL 83 1-2 ② G1-3		F SI 96 F SL 90 B SI 96 B CU 83 F SI 95 B SL 90 F SI 95 C SI 95 3-3 ② K	4	0	0	0	0	2	0
26 Mike Foltynewicz, R (1, 1) OBP: 0.053, SLG: 0.079 63 Jesse Biddle, L (7, 1) OBP: 0.500, SLG: 1.000 11 Ender Inciarte, L (8, 8) OBP: 0.317, SLG: 0.349		B SI 86 S KC 74 B KC 72 S SI 86 F KC 73 S SI 87 2-3 ③ K		B SI 85 B FF 84 T FF 84 F FF 86 S FF 86 2-3 ② K		F FF 91 S SL 82 B SL 82 X SL 83 1-2 ③ G5-3		C SI 95 C SI 96 S CU 83 0-3 ③ K	3 0 1	0 0 0	0 0 0	0 0 0	0 0 0	2 0 1	0 0 0
Inning Stats	R: 1 H: 2 E: 0 LOB: 2 K: 1 BB: 1 S: 15 P: 25	R: 0 H: 0 E: 0 LOB: 0 K: 3 BB: 0 S: 11 P: 16	R: 3 H: 3 E: 0 LOB: 1 K: 0 BB: 1 S: 11 P: 21	R: 0 H: 1 E: 0 LOB: 2 K: 2 BB: 1 S: 11 P: 18	R: 0 H: 0 E: 0 LOB: 0 K: 1 BB: 0 S: 8 P: 13	R: 0 H: 0 E: 0 LOB: 0 K: 0 BB: 0 S: 9 P: 11	R: 0 H: 0 E: 0 LOB: 0 K: 0 BB: 0 S: 6 P: 10	R: 0 H: 0 E: 0 LOB: 0 K: 2 BB: 0 S: 10 P: 14	R: 0 H: 0 E: 0 LOB: 0 K: 2 BB: 0 S: 10 P: 13	1B: 3 2B: 2 3B: 1 HR: 0	SF: 0 SAC: 0 DP: 0 HBP: 0			WP: 0 PB: 0 SB: 3 CS: 0	PA: 36	

PITCHER		IP	WLS	BF	H	R	ER	SO	BB	IBB	HBP	BLK	WP	HR	S	P	ERA	WHIP
40 Jason Vargas, L ERA: 8.23	(1, 1)	5.0	L	24	6	4	4	7	3	0	0	0	0	0	56	93	7.20	1.800
51 Paul Sewald, R ERA: 4.98	(6, 1)	1.1		4	0	0	0	0	0	0	0	0	0	0	11	15	0.00	0.000
39 Jerry Blevins, L ERA: 4.33	(7, 1)	1.0		3	0	0	0	1	0	0	0	0	0	0	8	11	0.00	0.000
61 Bobby Wahl, R ERA:	(8, 1)	0.2		2	0	0	0	1	0	0	0	0	0	0	6	9	0.00	0.000
65 Robert Gsellman, R ERA: 4.2	(9, 1)	1.0		3	0	0	0	2	0	0	0	0	0	0	10	13	0.00	0.000

PITCHER	IP	WLS	BF	H	R	ER	SO	BB	IBB	HBP	BLK	WP	HR	S	P	ERA	WHIP

Atlanta Braves @ New York Mets

Citi Field, Flushing, NY

Thu Aug 02 2018, 7:11 PM - 10:00 PM EDT

Att. 24,525 - Cloudy - 86 F

TOP

livebaseballscorecards.com

AB	33
R	4
H	6
RBI	4
BB	3
SO	11
LOB	10

Atlanta Braves @ New York Mets

Citi Field, Flushing, NY

Thu Aug 02 2018, 7:11 PM - 10:00 PM EDT

Att. 24,525 - Cloudy - 86 F

BOTTOM

livebaseballscorecards.com

Batter	1	2	3	4	5	6	7	8	9	AB	R	H	RBI	BB	SO	LOB
9 Brandon Nimmo, L (1, 8) (9, 9) OBP: 0.375, SLG: 0.467	HR		P6		G4-6-3			F8		4	1	1	1	0	0	2
11 José Bautista, R (1, 9) OBP: 0.348, SLG: 0.387 65 Robert Gsellman, R (9, 1)	F8		K			K		K		4	0	0	0	0	3	1
										0	0	0	0	0	0	0
30 Michael Conforto, L (1, 7) OBP: 0.350, SLG: 0.399	G4-3			K		BB		K		3	0	0	0	1	2	1
4 Wilmer Flores, R (1, 3) OBP: 0.325, SLG: 0.457	E6			1B		1B			BB	3	0	2	0	1	0	0
21 Todd Frazier, R (1, 5) OBP: 0.295, SLG: 0.378	F9			K		P4			K	4	0	0	0	0	2	4
68 Jeff McNeil, L (1, 4) OBP: 0.370, SLG: 0.333		G1-3		F7			G5-3		F8	4	0	0	0	0	0	2
26 Kevin Plawecki, R (1, 2) OBP: 0.345, SLG: 0.372		K			G5-3		F8		K	4	0	0	0	0	2	1
7 José Reyes, S (1, 6) OBP: 0.263, SLG: 0.294		G3				2B	K			3	1	1	0	0	1	0
40 Jason Vargas, L (1, 1) OBP: 0.143, SLG: 0.077 15 Luis Guillorme, L (5, PH) OBP: 0.282, SLG: 0.234 51 Paul Sewald, R (6, 1) 39 Jerry Blevins, L (7, 1) 61 Bobby Wahl, R (8, 1) 16 Austin Jackson, R (8, PH) OBP: 0.318, SLG: 0.321 (9, 8)			G5-3		1B			1B		1	0	0	0	0	0	0
										1	0	1	1	0	0	0
										0	0	0	0	0	0	0
										0	0	0	0	0	0	0
										0	0	0	0	0	0	0
										1	0	1	0	0	0	0

	AB	32
	R	2
	H	6
	RBI	2
	BB	2
	SO	10
	LOB	11

Inning Stats	1	2	3	4	5	6	7	8	9	1B: 4	SF: 0	WP: 0	PA: 34
	R: 1 E: 1 K: 0 S: 10 H: 1 LOB: 1 BB: 0 P: 15	R: 0 E: 0 K: 1 S: 9 H: 0 LOB: 0 BB: 0 P: 13	R: 0 E: 0 K: 1 S: 8 H: 0 LOB: 0 BB: 0 P: 13	R: 0 E: 0 K: 2 S: 10 H: 1 LOB: 1 BB: 0 P: 18	R: 1 E: 0 K: 0 S: 11 H: 2 LOB: 0 BB: 0 P: 16	R: 0 E: 0 K: 1 S: 8 H: 1 LOB: 1 BB: 1 P: 14	R: 0 E: 0 K: 1 S: 9 H: 0 LOB: 0 BB: 0 P: 13	R: 0 E: 0 K: 2 S: 17 H: 1 LOB: 1 BB: 0 P: 26	R: 0 E: 0 K: 2 S: 13 H: 0 LOB: 1 BB: 1 P: 21	2B: 1 3B: 0 HR: 1	SAC: 0 DP: 1 HBP: 0	PB: 0 SB: 1 CS: 0	

PITCHER		IP	WLS	BF	H	R	ER	SO	BB	IBB	HBP	BLK	WP	HR	S	P	ERA	WHIP
26 Mike Foltynewicz, R ERA: 3.04	(1, 1)	6.0	W	23	5	2	2	5	1	0	0	0	0	1	56	89	3.00	1.000
63 Jesse Biddle, L ERA: 2.41	(7, 1)	1.0	H	3	0	0	0	1	0	0	0	0	0	0	9	13	0.00	0.000
46 Brad Brach, R ERA: 4.61	(8, 1)	1.0	H	4	1	0	0	2	0	0	0	0	0	0	17	26	0.00	1.000
33 A.J. Minter, L ERA: 2.91	(9, 1)	1.0	S	4	0	0	0	2	1	0	0	0	0	0	13	21	0.00	1.000

PITCHER	IP	WLS	BF	H	R	ER	SO	BB	IBB	HBP	BLK	WP	HR	S	P	ERA	WHIP

Atlanta Braves @ New York Mets

Citi Field, Flushing, NY

Fri Aug 03 2018, 7:11 PM - 9:35 PM EDT

Att. 25,101 - Partly Cloudy - 80 F

livebaseballscorecards.com

TOP

Batter	1	2	3	4	5	6	7	8	9	AB	R	H	RBI	BB	SO	LOB
13 Ronald Acuña Jr., R (1, 7) OBP: 0.338, SLG: 0.507	C FF 96 B FF 96 B FF 96 S FF 96 C SI 96 2-3 ① K		X SL 91 0-0 G4-3-5 1 1B		B FF 96 X CH 90 1-0 1 2B 2B			F SI 95 B FF 96 X CH 90 1-1 ① F8		4	1	2	0	0	1	0
1 Ozzie Albies, S (1, 4) OBP: 0.316, SLG: 0.507	F CH 91 X CH 89 0-1 ② B5-3		1 SAFE B CH 88 F SI 96 1 SAFE C SL 91 X CH 90 1-2 ②③ G4-3-5 1-3f		X CU 82 0-0 2-H 2B			B CH 88 X CH 91 1-0 ② F9		4	0	1	1	0	0	1
5 Freddie Freeman, L (1, 3) OBP: 0.398, SLG: 0.527	B CH 89 B SL 93 S SL 93 C FF 97 X FF 98 2-2 1B			B CH 88 F CH 88 F CH 89 B CH 90 B CH 90 B SL 92 4-2 24 FC5 22 1B BB	F SL 92 B SL 92 S CH 90 S CH 89 1-3 ③ K			F FF 96 F CH 91 B FF 97 X CH 90 1-2 ③ G5-3		3	0	1	0	1	1	1
22 Nick Markakis, L (1, 9) OBP: 0.383, SLG: 0.484	F CU 84 B FF 97 X SI 96 1-1 ③ F7			X SL 91 0-0 24 FC5 1-2 1B		C CU 81 B CH 86 B CH 87 C CH 89 X FF 96 2-2 ① F7			F FF 94 F FF 95 F FF 95 B FF 95 B SL 86 X FF 96 2-2 ① F9	4	0	1	0	0	0	1
24 Kurt Suzuki, R (1, 2) OBP: 0.327, SLG: 0.425		C FF 95 F CH 90 B SI 95 X SL 91 1-2 ① L7		B CH 88 X CH 89 1-0 ① FC5 1-2 2-3f		B FF 96 X CH 90 1-0 ② G6-3			F FF 95 X SL 85 0-1 ② G5-3	4	0	0	0	0	0	2
11 Ender Inciarte, L (1, 8) OBP: 0.314, SLG: 0.346		B CU 83 F FF 95 F SL 91 X FF 96 1-2 ② F7		S CH 88 F CH 88 C CH 90 0-3 ② K		S CH 89 B FF 96 B CH 91 X CU 83 2-1 ③ F8			L SL 83 C FF 94 B FF 95 F FF 96 F SL 86 F FF 95 B SL 86 F SL 86 X FF 96 2-2 ③ L4	4	0	0	0	0	1	2
17 Johan Camargo, S (1, 5) OBP: 0.347, SLG: 0.462		C FF 97 X FF 97 0-1 HR		C CU 83 C CH 90 X SL 93 0-2 ③ G4-3			B FF 94 S CU 82 X CH 89 1-1 ① G5-3			3	1	1	1	0	0	2
8 Charlie Culberson, R (1, 6) 7 Dansby Swanson, R (8, 6) OBP: 0.301, SLG: 0.394		C CU 84 F FF 96 S FF 96 0-3 ③ K			S FF 95 S CH 89 F CH 90 B SL 91 T CH 90 1-2 ① K		B SL 90 F FF 96 B FF 96 F FF 95 S SI 95 2-3 ② K			3 0	0 0	0 0	0 0	0 0	3 0	0 0
19 Aníbal Sánchez, R (1, 1) 27 Ryan Flaherty, L (7, PH) OBP: 0.313, SLG: 0.317 58 Dan Winkler, R (7, 1) 63 Jesse Biddle, L (8, 1) OBP: 0.500, SLG: 1.000 33 A.J. Minter, L (9, 1)			C FF 94 S FF 95 F FF 96 S FF 96 0-3 ① K		B FF 96 C FF 96 F FF 96 S FF 96 1-3 ② K		B FF 96 C CU 82 S FF 96 S FF 97 1-3 ③ K			2 1 0 0 0	0 0 0 0 0	0 0 0 0 0	0 0 0 0 0	2 1 0 0 0	0 0 0 0 0	0 0 0 0 0

Inning Stats	1	2	3	4	5	6	7	8	9
	R: 0 E: 0 K: 1 S: 10	H: 1 LOB: 1 BB: 0 P: 15	R: 1 E: 0 K: 1 S: 11	H: 1 LOB: 0 BB: 0 P: 13	R: 0 E: 0 K: 1 S: 8	H: 1 LOB: 0 BB: 0 P: 9	R: 0 E: 0 K: 1 S: 10	H: 1 LOB: 2 BB: 1 P: 15	R: 1 E: 0 K: 3 S: 12	H: 2 LOB: 1 BB: 0 P: 16	R: 0 E: 0 K: 0 S: 6	H: 0 LOB: 0 BB: 0 P: 11	R: 0 E: 0 K: 2 S: 8	H: 0 LOB: 0 BB: 0 P: 12	R: 0 E: 0 K: 0 S: 6	H: 0 LOB: 0 BB: 0 P: 9	R: 0 E: 0 K: 0 S: 13	H: 0 LOB: 0 BB: 0 P: 17

	AB	32
	R	2
	H	6
	RBI	2
	BB	1
	SO	9
	LOB	9

1B: 3	SF: 0	WP: 0	PA: 33
2B: 3	SAC: 0	PB: 0	
3B: 0	DP: 1	SB: 0	
HR: 1	HBP: 0	CS: 0	

PITCHER	IP	WLS	BF	H	R	ER	SO	BB	IBB	HBP	BLK	WP	HR	S	P	ERA	WHIP
48 Jacob deGrom, R (1, 1) ERA: 1.85	8.0	L	30	6	2	2	9	1	0	0	0	0	1	71	100	2.25	0.875
38 Anthony Swarzak, R (9, 1) ERA: 6.0	1.0		3	0	0	0	0	0	0	0	0	0	0	13	17	0.00	0.000

PITCHER	IP	WLS	BF	H	R	ER	SO	BB	IBB	HBP	BLK	WP	HR	S	P	ERA	WHIP

Atlanta Braves @ New York Mets

Citi Field, Flushing, NY

Fri Aug 03 2018, 7:11 PM - 9:35 PM EDT

Att. 25,101 - Partly Cloudy - 80 F

BOTTOM

livebaseballscorecards.com

Batter	1	2	3	4	5	6	7	8	9	AB	R	H	RBI	BB	SO	LOB
9 Brandon Nimmo, L (1, 9) OBP: 0.373, SLG: 0.469	C FF 89 B FS 82 B SI 90 X FS 84 2-1 L9 ①		F CU 77 B FS 81 B FF 91 B FF 91 F FS 84 B SI 90 4-2 BB			B FF 90 C FF 89 B FF 90 C FF 90 S FC 89 2-3 K ①		F FF 95 B FF 94 C SL 88 F SL 87 B FF 95 B FF 95 C SL 88 3-3 K ③		3	0	0	0	1	2	0
11 José Bautista, R (1, 3) OBP: 0.346, SLG: 0.382	F FF 90 B FF 92 F FF 91 B FC 88 C FC 89 2-3 K ②		B FC 87 S FC 88 F FF 92 B FF 91 B CH 66 S FS 83 3-3 K ②			B CU 79 C CU 76 F CH 67 B FF 91 B FC 89 F FS 85 B SI 91 4-2 BB			F FC 92 X FC 92 0-1 P6 ①	3	0	0	0	1	2	2
30 Michael Conforto, L (1, 7) OBP: 0.347, SLG: 0.395	C FF 92 B FS 84 F FF 91 X FC 89 1-2 L8 ③		C CU 77 S CH 70 D FS 83 B FF 92 T FF 92 2-2 K ③			C CU 76 1 SAFE 1 SAFE B FC 89 F FF 90 F FS 85 D CH 68 C FC 88 2-3 K ②			B FC 91 S FF 96 B FF 96 X FC 93 2-1 L8 ②	4	0	0	0	0	2	3
21 Todd Frazier, R (1, 5) OBP: 0.291, SLG: 0.372		B FF 89 F FF 90 C FC 88 X FF 92 1-2 F8 ①		C FF 89 B FS 82 B FS 84 F FC 88 S FS 82 2-3 K ①		B FC 87 F FC 88 F FF 90 D CH 72 S CH 68 2-3 K ③			C FC 93 B FF 96 B FF 97 X FF 97 2-1 E5	4	0	0	0	0	2	1
16 Austin Jackson, R (1, 8) OBP: 0.317, SLG: 0.315		T FF 92 F FC 87 F CU 77 B SI 92 C FC 88 1-3 K ②		B CU 79 X FC 86 1-0 G6-3 ②			B FC 88 B FC 89 S FC 88 S FC 90 B FC 90 F FC 90 F FC 91 B FC 90 4-2 1 G1-4-3 BB		S FC 93 X FC 93 0-1 G3 ③	3	0	0	0	1	1	1
7 José Reyes, S (1, 4) OBP: 0.258, SLG: 0.288		B CU 75 C FF 92 C FF 91 F FF 91 B FC 88 B FS 84 X SI 92 3-2 G4-3 ③		B FF 90 B FF 90 X FS 83 2-0 G4-3 ③			C FF 93 1 SAFE P PO 89 F FC 90 1 SAFE X FC 89 1-2 F9 ①			3	0	0	0	0	0	1
1 Amed Rosario, R (1, 6) OBP: 0.280, SLG: 0.360			B FC 88 X FC 88 1-0 48 1B 2B		B FF 91 B FF 90 B FS 82 C FC 87 F FC 89 C FS 83 3-3 K ①		X FC 92 0-0 G1-4-3 ② ③ 1-2f			3	1	1	0	0	1	1
29 Devin Mesoraco, R (1, 2) OBP: 0.300, SLG: 0.382			S FC 88 B FC 87 B CH 71 F FF 92 B FC 87 F FC 88 F FF 92 X FC 88 3-2 G5-3 ①		C FC 89 X FC 89 0-1 P3 ②			X FF 94 0-0 L9 ①		3	0	0	0	0	0	1
48 Jacob deGrom, L (1, 1) 4 Wilmer Flores, R (8, PH) 38 Anthony Swarzak, R (9, 1) OBP: 0.163, SLG: 0.149 OBP: 0.324, SLG: 0.455			C FF 89 X FF 90 0-1 2-H 1B		X FF 90 0-0 G3-1 ③			B CU 76 C FF 95 B FF 95 B SL 88 X FF 95 3-1 F9 ②		2 1 0	0 0 0	1 0 0	1 0 0	0 0 0	0 0 0	0 0 0
Inning Stats	R: 0 E: 0 K: 1 S: 8 H: 0 LOB: 0 BB: 0 P: 13	R: 0 E: 0 K: 1 S: 11 H: 0 LOB: 0 BB: 0 P: 16	R: 1 E: 0 K: 2 S: 16 H: 2 LOB: 2 BB: 1 P: 29	R: 0 E: 0 K: 1 S: 5 H: 0 LOB: 0 BB: 0 P: 10	R: 0 E: 0 K: 1 S: 6 H: 0 LOB: 0 BB: 0 P: 9	R: 0 E: 0 K: 3 S: 13 H: 0 LOB: 1 BB: 1 P: 23	R: 0 E: 0 K: 0 S: 9 H: 0 LOB: 0 BB: 1 P: 13	R: 0 E: 0 K: 1 S: 7 H: 0 LOB: 0 BB: 0 P: 13	R: 0 E: 1 K: 0 S: 8 H: 0 LOB: 1 BB: 0 P: 12	1B: 1 2B: 1 3B: 0 HR: 0 SF: 0 SAC: 0 DP: 1 HBP: 0						

	AB	R	H	RBI	BB	SO	LOB
	29	1	2	1	3	10	10

WP: 0 PB: 0 SB: 0 CS: 0 PA: 32

PITCHER		IP	WLS	BF	H	R	ER	SO	BB	IBB	HBP	BLK	WP	HR	S	P	ERA	WHIP
19 Aníbal Sánchez, R ERA: 2.89	(1, 1)	6.0	W	22	2	1	1	9	2	0	0	0	0	0	59	100	1.50	0.667
58 Dan Winkler, R ERA: 3.05	(7, 1)	1.0	H	3	0	0	0	0	1	0	0	0	0	0	9	13	0.00	1.000
63 Jesse Biddle, L ERA: 2.36	(8, 1)	1.0	H	3	0	0	0	1	0	0	0	0	0	0	7	13	0.00	0.000
33 A.J. Minter, L ERA: 2.84	(9, 1)	1.0	S	4	0	0	0	0	0	0	0	0	0	0	8	12	0.00	0.000

PITCHER	IP	WLS	BF	H	R	ER	SO	BB	IBB	HBP	BLK	WP	HR	S	P	ERA	WHIP

Batter	1	2	3	4	5	6	7	8	9	AB	R	H	RBI	BB	SO	LOB
13 Ronald Acuña Jr., R (1, 7) OBP: 0.332, SLG: 0.498	S FF 98 S SI 97 S FF 98 0-3 ① K		B FC 91 F SI 97 C FC 91 X FF 99 1-2 ③ F8			C FF 96 F SI 95 F SI 96 B CU 79 B FC 90 C FS 91 2-3 ② K		S FC 91 C FC 91 F SL 84 B FF 96 S SL 83 1-3 ② K		4	0	0	0	0	3	2
1 Ozzie Albies, S (1, 4) OBP: 0.313, SLG: 0.502	F FF 99 S CU 79 F SI 98 B FF 98 B FC 93 F SI 98 T FS 91 2-2 ② K			C CU 79 X CH 88 0-1 ① G4-3		B FC 90 F FF 96 X FC 90 1-1 ③ G3		X CU 81 0-0 ③ G4-3		4	0	0	0	0	1	2
5 Freddie Freeman, L (1, 3) OBP: 0.399, SLG: 0.529	F FC 94 B FC 92 B FF 98 F FS 92 S FF 99 2-3 ③ K			B CH 88 X FC 90 1-0 1B			B CU 78 B SI 94 S SI 95 F FF 96 F FS 90 X FF 95 2-2 2B		C SI 95 S CU 83 B CU 84 F SI 95 X CU 82 1-2 ① G4-3	4	0	2	0	0	1	0
22 Nick Markakis, L (1, 9) OBP: 0.382, SLG: 0.481		C FF 96 B FC 92 B SI 98 F FF 98 B CU 81 F FF 98 B SI 98 4-2 BB		1 SAFE B FF 96 B FC 89 C CH 89 F SI 96 1 SAFE F FC 91 F FF 98 F FC 89 2-3 ② K			C FF 96 S FC 89 B SI 96 B CU 78 X CU 78 2-2 ① L8		C SI 96 X CH 88 0-1 ② G4-3	3	0	0	0	1	1	2
17 Johan Camargo, S (1, 5) OBP: 0.343, SLG: 0.455		C FC 91 F FF 97 F FS 91 X CU 81 0-2 ① L4		F SI 96 X SI 96 0-1 ③ F7			C CU 78 B SI 94 F CH 90 F FF 96 T CU 78 1-2 ② K		F SI 96 F CU 82 X CU 84 0-2 ③ G4-3	4	0	0	0	0	1	3
11 Ender Inciarte, L (1, 8) OBP: 0.312, SLG: 0.343		S FC 90 F FF 97 S CU 80 0-3 ② K			B FF 95 B CH 86 C SI 96 F SI 97 T CU 82 2-2 ① K		X SI 95 0-0 ③ L9			3	0	0	0	0	2	2
25 Tyler Flowers, R (1, 2) OBP: 0.367, SLG: 0.351		C FF 96 D FC 90 X SI 98 1-1 ③ F9			B FF 97 S FC 91 F SI 97 F SI 97 F FS 90 X FC 92 1-2 7 G6-4-3 1B			X FF 96 0-0 ① F7		3	0	1	0	0	0	1
7 Dansby Swanson, R (1, 6) OBP: 0.301, SLG: 0.393			B SI 95 X SI 96 1-0 ① G5-3		B SI 96 B CU 79 X SI 97 2-0 ②③ G6-4-3 1-2f			B FF 96 B FF 96 F FF 96 B FF 94 F FF 96 X FF 97 3-2 23 1B 1B		3	0	1	0	0	0	1
45 Kevin Gausman, L (1, 1)			C SI 96 S FF 96 B CU 80 C FF 98 1-3 ② K			B FF 95 C SI 95 S SI 94 B FF 96 F SI 96 B CU 79 X SI 96 3-2 ① G4-3		X FF 97 0-0 1-2 1B		2	0	0	0	0	1	0
51 Shane Carle, R (6, 1)										0	0	0	0	0	0	0
48 Jonny Venters, L (7, 1)										0	0	0	0	0	0	0
23 Adam Duvall, R (8, PH) OBP: 0.288, SLG: 0.397										1	0	1	0	0	0	0
54 Max Fried, L (8, 1) OBP: 0.125, SLG: 0.125										0	0	0	0	0	0	0
Inning Stats	R: 0 E: 0 K: 3 S: 11 H: 0 LOB: 0 BB: 0 P: 15	R: 0 E: 0 K: 1 S: 12 H: 0 LOB: 1 BB: 1 P: 17	R: 0 E: 0 K: 1 S: 7 H: 0 LOB: 0 BB: 0 P: 10	R: 0 E: 0 K: 1 S: 12 H: 1 LOB: 1 BB: 0 P: 15	R: 0 E: 0 K: 1 S: 9 H: 1 LOB: 0 BB: 0 P: 14	R: 0 E: 0 K: 1 S: 10 H: 0 LOB: 0 BB: 0 P: 16	R: 0 E: 0 K: 1 S: 12 H: 1 LOB: 1 BB: 0 P: 17	R: 0 E: 0 K: 1 S: 10 H: 2 LOB: 2 BB: 0 P: 14	R: 0 E: 0 K: 0 S: 9 H: 0 LOB: 0 BB: 0 P: 10	1B: 4 2B: 1 3B: 0 HR: 0 SF: 0 SAC: 0 DP: 1 HBP: 0						

TOP

Atlanta Braves @ New York Mets

Citi Field, Flushing, NY

Sat Aug 04 2018, 7:10 PM - 9:51 PM EDT

Att. 36,946 - Clear - 87 F

livebaseballscorecards.com

AB	31
R	0
H	5
RBI	0
BB	1
SO	10
LOB	13

PITCHER		IP	WLS	BF	H	R	ER	SO	BB	IBB	HBP	BLK	WP	HR	S	P	ERA	WHIP
45 Zack Wheeler, R ERA: 3.89	(1, 1)	7.0	W	24	3	0	0	9	1	0	0	0	0	0	73	104	0.00	0.571
61 Bobby Wahl, R ERA:	(8, 1)	0.2	H	4	2	0	0	1	0	0	0	0	0	0	9	13	0.00	3.000
65 Robert Gsellman, R ERA: 4.11	(8, 1)	1.1	S	4	0	0	0	0	0	0	0	0	0	0	10	11	0.00	0.000

PITCHER	IP	WLS	BF	H	R	ER	SO	BB	IBB	HBP	BLK	WP	HR	S	P	ERA	WHIP

Atlanta Braves @ New York Mets

Citi Field, Flushing, NY

Sat Aug 04 2018, 7:10 PM - 9:51 PM EDT

Att. 36,946 - Clear - 87 F

BOTTOM

livebaseballscorecards.com

Batter	1	2	3	4	5	6	7	8	9	AB	R	H	RBI	BB	SO	LOB
9 Brandon Nimmo, L (1, 9) OBP: 0.372, SLG: 0.464	C FF 92 F FF 93 B FS 84 X CH 82 1-2 ① P6		B SL 80 S CH 82 B CH 84 F FF 94 B FF 96 X FF 96 3-2 ② G6-3		B FF 93 B FF 93 C FF 94 B CH 82 B CH 82 4-1 BB		C SI 94 S SI 94 C SI 94 0-3 ① K			3	0	0	0	1	1	0
4 Wilmer Flores, R (1, 3) OBP: 0.323, SLG: 0.450	B FF 94 C FF 94 B SL 84 B FF 95 X FF 93 3-1 ② G5-3		B FF 93 B SL 83 B FS 81 B FF 94 4-0 30 1B BB		1 SAFE B FF 94 1 SAFE X FF 93 1-0 ③ L4		B SI 94 X SI 95 1-0 ② G4-3			3	0	0	0	1	0	1
30 Michael Conforto, L (1, 7) OBP: 0.348, SLG: 0.396	B FF 93 F FF 94 F FF 94 X FF 97 1-2 ③ G6-3		B FS 80 T CH 83 C FF 94 B FF 96 X FF 95 2-2 1-2 1B			X FF 93 0-0 68 1B 21 1B 16 1B 1B	B SL 85 F SI 94 B SI 93 C SL 84 B SL 85 S SL 84 3-3 ③ K			4	1	2	0	0	1	0
21 Todd Frazier, R (1, 5) OBP: 0.294, SLG: 0.371		C SL 82 F FF 94 B FS 84 B FF 96 B SL 85 H FS 83 4-2 68 2B 1 G5-3 HBP	C FF 94 C SL 81 B FS 82 S FS 83 1-3 ③ K			F FF 92 D FS 82 X SL 80 1-1 16 1B 68 1B 26 SF7 1-2 1B		X FF 96 0-0 ① G4-3		3	2	1	0	0	1	2
68 Jeff McNeil, L (1, 4) OBP: 0.452, SLG: 0.480		X FF 93 0-0 1-3 2B		B SL 79 F FS 81 S FS 82 X FS 83 1-2 16 G5-4-3 1B		F CH 81 B FF 94 B FF 94 F FS 82 F FF 95 X SL 82 2-2 16 1B 1-2 2-3 1B		X FF 96 0-0 16 1B 1B		4	0	4	0	0	0	0
16 Austin Jackson, R (1, 8) OBP: 0.321, SLG: 0.320		F FF 93 S FF 94 F FF 95 D FS 83 C FF 96 1-3 ① K		F SL 82 D CH 80 L CH 81 X FF 94 1-2 ①② G5-4-3 1-2f		S SL 88 F CH 87 F CU 78 X SL 85 0-2 1-2 2-3 3-H 1B		1 SAFE X FF 94 0-0 1-3 1B		4	0	2	1	0	1	3
1 Amed Rosario, R (1, 6) OBP: 0.277, SLG: 0.356		D SL 83 F FF 94 F FF 94 F SL 83 X FF 96 1-2 ② G5-3 3-H		B SL 82 B SL 82 C FF 95 X FF 95 2-1 ③ G5-3		S CU 81 D SL 88 F FF 96 S FF 95 1-3 ① K		S CU 74 F CU 76 S FF 95 0-3 ② K		4	0	0	1	0	2	6
26 Kevin Plawecki, R (1, 2) OBP: 0.336, SLG: 0.363		X FF 95 0-0 ③ F8			B SL 79 B FS 81 X FF 93 2-0 ① F7	S CU 82 B SL 87 F FF 96 F CU 81 B CH 88 B FF 97 F FF 96 X SL 87 3-2 ② SF7 3-H		B FF 96 1 SAFE B CU 74 S CH 83 F CU 75 B CU 78 F FF 96 C CH 86 3-3 ③ K		3	0	0	1	0	1	3
45 Zack Wheeler, L (1, 1) OBP: 0.205, SLG: 0.263 61 Bobby Wahl, R (8, 1) 65 Robert Gsellman, R (8, 1)			C FF 93 X FF 94 0-1 ① F7		C SL 79 X FS 83 0-1 ② F9	X CU 82 0-0 ③ G3-1				3 0 0	0 0 0	0 0 0	0 0 0	0 0 0	0 0 0	2 0 0
Inning Stats	R: 0 E: 0 K: 0 S: 8 H: 0 LOB: 0 BB: 0 P: 13	R: 1 E: 0 K: 1 S: 12 H: 1 LOB: 1 BB: 0 P: 18	R: 0 E: 0 K: 1 S: 11 H: 1 LOB: 2 BB: 1 P: 21	R: 0 E: 0 K: 0 S: 8 H: 1 LOB: 0 BB: 0 P: 12	R: 0 E: 0 K: 0 S: 5 H: 0 LOB: 1 BB: 1 P: 12	R: 2 E: 0 K: 1 S: 20 H: 4 LOB: 2 BB: 0 P: 27	R: 0 E: 0 K: 2 S: 7 H: 0 LOB: 0 BB: 0 P: 11	R: 0 E: 0 K: 2 S: 10 H: 2 LOB: 2 BB: 0 P: 13		1B: 8 2B: 1 3B: 0 HR: 0 SF: 1 SAC: 0 DP: 1 HBP: 1			WP: 0 PB: 0 SB: 0 CS: 0 PA: 35	

PITCHER		IP	WLS	BF	H	R	ER	SO	BB	IBB	HBP	BLK	WP	HR	S	P	ERA	WHIP
45 Kevin Gausman, R ERA: 4.47	(1, 1)	5.0	L	23	6	3	3	2	2	0	1	0	0	0	51	86	5.40	1.600
51 Shane Carle, R ERA: 2.53	(6, 1)	1.0		4	1	0	0	1	0	0	0	0	0	0	13	17	0.00	1.000
48 Jonny Venters, L ERA: 3.24	(7, 1)	1.0		3	0	0	0	2	0	0	0	0	0	0	7	11	0.00	0.000
54 Max Fried, L ERA: 3.38	(8, 1)	1.0		5	2	0	0	2	0	0	0	0	0	0	10	13	0.00	2.000

PITCHER	IP	WLS	BF	H	R	ER	SO	BB	IBB	HBP	BLK	WP	HR	S	P	ERA	WHIP

AB	31
R	3
H	9
RBI	3
BB	2
SO	7
LOB	17

Batter	1	2	3	4	5	6	7	8	9	10	AB	R	H	RBI	BB	SO	LOB
13 Ronald Acuña Jr., R (1, 7) OBP: 0.329, SLG: 0.491	F FF 90 B SI 89 X SI 90 1-1 P3 ①		B SI 89 X SI 90 1-0 G6-3 ①		L SI 89 C CU 80 B FF 90 B SI 89 C SI 89 2-3 K ③		S SL 82 B FF 90 B SL 81 F FF 92 X FF 91 2-2 F9 ②		F CU 82 C CU 82 B FF 95 B FF 95 X CU 82 2-2 2-H 1B		5	0	1	1	0	1	1
1 Ozzie Albies, S (1, 4) OBP: 0.310, SLG: 0.497	B FF 90 B SI 90 S CH 83 F SI 91 X CH 84 2-2 F7 ②		B SI 91 F CH 84 F FF 91 X CU 80 1-2 F7 ②			B CH 81 F SI 90 B CH 84 F CH 83 X SI 92 2-2 G6-3 ① B CU 74 X CH 84 1-0 G5-3 ③			1 SAFE 1 SAFE X SI 96 0-0 G4-3 ③		5	0	0	0	0	0	2
5 Freddie Freeman, L (1, 3) OBP: 0.397, SLG: 0.525	S CH 82 F CH 85 X CH 84 0-2 22 1B 1B		S CH 85 B CH 86 X CH 84 1-1 L7 ③			X FF 91 0-0 G5-3 ②		B FF 88 S CH 82 B FF 88 S FF 88 F FF 89 S CH 83 2-3 K ①		B FF 94 S SL 82 F FF 98 B SL 84 F CH 90 S FF 97 2-3 K ①	5	0	1	0	0	2	0
22 Nick Markakis, L (1, 9) OBP: 0.386, SLG: 0.492	1 SAFE B SI 90 X SI 91 1-0 1-3 1B			B SI 89 C FF 89 F FF 90 X FF 91 1-2 P5 ①		C SI 89 B FF 89 F CH 84 F FF 90 X CU 81 1-2 1B		B CU 73 C CU 73 B FF 89 C FF 88 X CU 74 2-2 1B		B FF 97 B CH 90 X FF 96 2-0 HR	5	1	4	1	0	0	0
24 Kurt Suzuki, R (1, 2) OBP: 0.322, SLG: 0.417	B FF 91 S FF 91 X SI 89 1-1 G5-3 ③			C FF 92 F CH 85 T FF 92 0-2 K ②		C FF 91 X FF 90 0-1 F8 ③		B FF 93 C CU 77 F CU 78 1 SAFE F CU 80 X CU 79 1-2 F8 ②		S FF 97 B SL 82 S FF 96 F FF 97 F FF 98 B FF 98 B FF 96 F FF 96 F FF 95 3-2 F FF 87 F FF 98 X SL 85 F7 ②	5	0	0	0	0	1	4
17 Johan Camargo, S (1, 5) OBP: 0.341, SLG: 0.451		S SI 89 F CH 83 B SI 90 X CU 82 1-2 F8 ①		C SI 92 X CH 85 0-1 G4-3 ③			F CH 81 B CH 81 B CH 81 X CH 81 2-1 11 HR 1B	B CU 78 B CU 78 1 SAFE C CH 87 C FF 95 S FF 95 2-3 K ③		B SL 84 B SL 84 B FF 95 C FF 96 X FF 95 3-1 F9 ③	5	1	1	0	0	1	1
11 Ender Inciarte, L (1, 8) OBP: 0.316, SLG: 0.354		X CH 83 0-0 1B			B CH 83 C FF 91 L FF 90 F FF 91 B FF 90 B CH 84 F FF 91 F FF 91 F FF 91 3-2 X FF 82 L8 ①		F SI 89 1 SAFE B SI 88 X FF 89 1-1 1-H HR		B CU 77 X SI 92 1-0 7 SH3-4 13 1B 1B		4	2	3	2	0	0	0
7 Dansby Swanson, R (1, 6) OBP: 0.302, SLG: 0.393		1 SAFE C FF 91 1 SAFE B CH 86 1 SAFE C SI 91 S FF 91 1-3 K ②			S CU 81 F SI 88 X CU 81 0-2 G5-3 ②		X CU 79 0-0 27 SH1-3 1B		1 SAFE 1 SAFE X SI 90 0-0 SH3-4 ① 1-2		3	0	1	0	0	1	1
49 Julio Teheran, R (1, 1) OBP: 0.233, SLG: 0.321 48 Jonny Venters, L (6, 1) 27 Ryan Flaherty, L (7, PH) OBP: 0.313, SLG: 0.317 46 Brad Brach, R (7, 1) 58 Dan Winkler, R (8, 1) 23 Adam Duvall, R (9, PH) OBP: 0.287, SLG: 0.396 33 A.J. Minter, L (9, 1) 63 Jesse Biddle, L (10, 1) OBP: 0.500, SLG: 1.000		C FF 92 F FF 93 S FF 92 0-3 K ③		C FF 90 X FF 90 0-1 HR		1 SAFE L FF 89 1 SAFE B FF 90 X FF 90 1-1 SH1-3 ① 1-2		C CU 78 F SI 92 B FF 94 B CU 82 S CU 80 2-3 K ②		2 1 1 1 0 1 1 0 0 0 0 0 0 0 0 0 0 0 0 0 0 0 0 0 0 0 0 0 0 0 0 0 0 0 0 1 0 0 0 0 1 1 0 0 0 0 0 0 0 0 0 0 0 0 0 0						
Inning Stats	R: 0 H: 2 E: 0 LOB: 2 K: 0 BB: 0 S: 11 P: 16	R: 0 H: 1 E: 0 LOB: 1 K: 2 BB: 0 S: 10 P: 12	R: 0 H: 0 E: 0 LOB: 0 K: 0 BB: 0 S: 6 P: 9	R: 0 H: 0 E: 0 LOB: 0 K: 1 BB: 0 S: 8 P: 9	R: 1 H: 1 E: 0 LOB: 0 K: 1 BB: 0 S: 15 P: 20	R: 0 H: 1 E: 0 LOB: 1 K: 0 BB: 0 S: 10 P: 13	R: 2 H: 3 E: 0 LOB: 1 K: 0 BB: 0 S: 11 P: 18	R: 0 H: 1 E: 0 LOB: 1 K: 2 BB: 0 S: 14 P: 21	R: 1 H: 2 E: 0 LOB: 1 K: 1 BB: 0 S: 9 P: 14	R: 1 H: 1 E: 0 LOB: 0 K: 1 BB: 0 S: 16 P: 26	1B: 9 SF: 0 2B: 0 SAC: 2 3B: 0 DP: 0 HR: 3 HBP: 0						

PITCHER		IP	WLS	BF	H	R	ER	SO	BB	IBB	HBP	BLK	WP	HR	S	P	ERA	WHIP
55 Corey Oswalt, R ERA: 5.13	(1, 1)	6.0		26	8	3	3	4	0	0	0	0	0	2	65	87	4.50	1.333
51 Paul Sewald, R ERA: 4.91	(7, 1)	0.2		2	0	0	0	0	0	0	0	0	0	0	5	8	0.00	0.000
39 Jerry Blevins, L ERA: 4.23	(7, 1)	0.2		3	1	0	0	1	0	0	0	0	0	0	8	13	0.00	1.500
67 Seth Lugo, R ERA: 2.87	(8, 1)	1.2		7	2	1	1	2	0	0	0	0	0	0	16	24	5.40	1.200
49 Tyler Bashlor, R ERA: 5.68	(10, 1)	1.0	L	4	1	1	1	1	0	0	0	0	0	1	16	26	9.00	1.000

PITCHER		IP	WLS	BF	H	R	ER	SO	BB	IBB	HBP	BLK	WP	HR	S	P	ERA	WHIP

TOP

Atlanta Braves @ New York Mets

Citi Field, Flushing, NY

Sun Aug 05 2018, 1:10 PM - 4:29 PM EDT

Att. 27,134 - Sunny - 91 F

livebaseballscorecards.com

AB	40
R	5
H	12
RBI	5
BB	0
SO	8
LOB	11

WP: 0	PA: 42	1B: 9	SF: 0			
PB: 0		2B: 0	SAC: 2			
SB: 0		3B: 0	DP: 0			
CS: 0		HR: 3	HBP: 0			

Atlanta Braves @ New York Mets

Citi Field, Flushing, NY

Sun Aug 05 2018, 1:10 PM - 4:29 PM EDT

Att. 27,134 - Sunny - 91 F

livebaseballscorecards.com

Batter	1	2	3	4	5	6	7	8	9	10	AB	R	H	RBI	BB	SO	LOB
1 Amed Rosario, R (1, 6) OBP: 0.279, SLG: 0.353	B FF 88 B FF 88 B FF 88 B FF 88 4-0 68 G4-3 4 1B 68 S BB		B FF 90 B FF 91 F FF 91 F FF 92 B SI 91 F FF 92 B FF 91 4-2 68 2B BB		S FF 92 F FF 91 F SL 81 X SL 81 0-2 ② F8		C FF 94 1 SAFE 1 SAFE X FF 95 0-1 ② L9		B FC 90 B FF 97 X FF 96 2-0 ② L8		3	2	0	0	2	0	2
68 Jeff McNeil, L (1, 4) OBP: 0.429, SLG: 0.483 67 Seth Lugo, R (8, 1) OBP: 0.167, SLG: 0.091 26 Kevin Plawecki, R (9, PH) OBP: 0.333, SLG: 0.360 49 Tyler Bashlor, R (10, 1)	C FF 89 F CH 84 D SL 80 X CH 83 1-2 ① G4-3 1-3		1 SAFE 1 SAFE 1 SAFE X CU 72 0-0 1-H 2B		B CH 85 X CH 83 1-0 ③ F8		C FF 94 F FF 94 S CH 87 0-3 ③ K		F FC 92 B FC 93 S FF 97 C FC 93 1-3 ③ K 1-2		4 0 1 0	0 0 0 0	1 0 0 0	1 0 0 0	0 0 1 0	1 0 0 0	2 0 1 0
4 Wilmer Flores, R (1, 3) OBP: 0.328, SLG: 0.457	C SL 79 B SL 81 B FF 91 X FF 91 2-1 3-H 1B		B FF 92 C SL 78 S SL 81 F SL 80 X SL 81 1-2 ② G6-3			S SL 79 B SL 79 X SL 78 1-1 30 1B 11 FC5-4-2 1B		B FC 88 S FC 89 C FF 92 S CU 82 1-3 ① K		B FF 94 C FF 94 X FF 95 1-1 30 G4-3 2B	5	0	3	1	0	1	1
30 Michael Conforto, L (1, 7) OBP: 0.349, SLG: 0.396	X SI 89 0-0 ② F8		B FF 91 B CH 85 C CH 84 F FF 91 C FF 91 2-3 ③ K			C FF 91 B CH 85 X CH 84 1-1 11 FC5-4-2 1-3 1B		B FF 93 X FF 93 1-0 1B		C FF 94 B CU 77 F CU 77 F SI 96 X SL 88 1-2 ① G4-3 2-3	5	0	2	0	0	1	3
11 José Bautista, R (1, 9) OBP: 0.340, SLG: 0.373	C FF 91 B FF 90 C FF 90 F SL 80 C SL 79 1-3 ③ K			T FF 90 S SL 80 B SL 77 B SL 80 S SL 81 2-3 ① K		X SL 81 0-0 ①② FC5-4-2 16 BB 1-2 3-H		B FC 92 F FC 91 T FC 92 B FC 90 S FC 92 2-3 ② K		C CU 78 B FF 96 D CU 79 C CU 78 X SL 89 2-2 ② G5-3	5	0	0	0	0	3	5
16 Austin Jackson, R (1, 8) OBP: 0.326, SLG: 0.339 39 Jerry Blevins, L (7, 1) 21 Todd Frazier, R (8, 5) OBP: 0.292, SLG: 0.368		B FF 88 S SL 78 C SL 79 B FF 88 C SI 89 2-3 ① K	C FF 91 B SL 79 X CH 82 1-1 HR			C FF 92 B FF 91 1 SAFE B FF 93 B FF 92 S FF 93 B FF 93 4-2 1-2 BB		S FC 91 B FC 91 B FC 91 B CU 82 C FC 91 S FC 91 3-3 ③ K		C CU 77 B CU 78 X SI 96 1-1 ③ G6-3	2 0 2	1 0 0	1 0 0	1 0 0	1 0 1	1 0 2	0 0 2
7 José Reyes, S (1, 5) OBP: 0.258, SLG: 0.283 (8, 4)	B CU 71 B FF 88 B SI 87 C FF 88 B SI 86 4-1 29 CS 29 BLK BB		X SI 90 0-0 ② F7			D SI 94 B SI 92 X SI 93 2-0 ③ G5-3			C FC 92 X FF 96 0-1 ① G6-3		3	0	0	0	1	0	2
29 Devin Mesoraco, R (1, 2) OBP: 0.299, SLG: 0.394	1 SAFE C SL 80 2 SAFE 2 SAFE D SL 81 S SL 81 B FF 90 X SL 79 2-2 ②③ P3 1-3			S SL 80 F SL 78 B SL 80 X FF 91 1-2 ③ G6-3			C FF 93 B FF 94 S SL 85 F SL 85 B FF 94 S CH 87 2-3 ① K		X FF 98 0-0 HR	4	1	1	1	0	1	1
55 Corey Oswalt, R (1, 1) 51 Paul Sewald, R (7, 1) 9 Brandon Nimmo, L (7, 8) OBP: 0.375, SLG: 0.466			C FF 88 B SL 77 F FF 89 B SL 79 C FF 91 2-3 ① K		B FF 89 B SI 88 F FF 90 F FF 90 C FF 92 2-3 ① K		B SI 93 S CH 85 B CH 86 S CH 85 F FF 95 B FF 96 B CH 86 4-2 BB		B FC 91 F FC 92 C FC 92 B FF 97 X FC 92 2-2 26 S 1B	2 0 1	0 0 0	0 0 1	0 0 0	0 0 1	2 0 0	0 0 0
Inning Stats	R: 1 H: 1 E: 0 LOB: 1 K: 1 BB: 1 S: 10 P: 18	R: 0 H: 0 E: 0 LOB: 0 K: 1 BB: 1 S: 7 P: 15	R: 1 H: 1 E: 0 LOB: 1 K: 2 BB: 1 S: 14 P: 23	R: 1 H: 1 E: 0 LOB: 0 K: 1 BB: 0 S: 9 P: 13	R: 0 H: 0 E: 0 LOB: 0 K: 1 BB: 0 S: 8 P: 11	R: 0 H: 2 E: 0 LOB: 2 K: 0 BB: 1 S: 8 P: 16	R: 0 H: 0 E: 0 LOB: 1 K: 2 BB: 1 S: 12 P: 18	R: 0 H: 1 E: 0 LOB: 1 K: 3 BB: 0 S: 10 P: 17	R: 1 H: 2 E: 0 LOB: 1 K: 1 BB: 0 S: 10 P: 15	R: 0 H: 1 E: 0 LOB: 1 K: 0 BB: 0 S: 11 P: 16	1B: 5 2B: 3 3B: 0 HR: 2	SF: 0 SAC: 0 DP: 1 HBP: 0	WP: 0 PB: 0 SB: 2 CS: 1	PA: 42			

PITCHER		IP	WLS	BF	H	R	ER	SO	BB	IBB	HBP	BLK	WP	HR	S	P	ERA	WHIP
49 Julio Teheran, R ERA: 4.48	(1, 1)	5.2		24	5	3	3	6	4	0	0	1	0	1	55	93	4.76	1.588
48 Jonny Venters, L ERA: 3.18	(6, 1)	0.1		1	0	0	0	0	0	0	0	0	0	0	1	3	0.00	0.000
46 Brad Brach, R ERA: 4.5	(7, 1)	1.0		4	0	0	0	2	1	0	0	0	0	0	12	18	0.00	1.000
58 Dan Winkler, R ERA: 2.98	(8, 1)	1.0		4	1	0	0	3	0	0	0	0	0	0	10	17	0.00	1.000
33 A.J. Minter, L ERA: 2.98	(9, 1)	1.0	W	5	2	1	1	1	0	0	0	0	0	1	10	15	9.00	2.000

PITCHER		IP	WLS	BF	H	R	ER	SO	BB	IBB	HBP	BLK	WP	HR	S	P	ERA	WHIP
63 Jesse Biddle, L ERA: 2.3	(10, 1)	1.0	S	4	1	0	0	0	0	0	0	0	0	0	11	16	0.00	1.000

AB	37
R	4
H	9
RBI	4
BB	5
SO	12
LOB	19

Atlanta Braves @ Washington Nationals

Nationals Park, Washington, DC

Tue Aug 07 2018, 1:06 PM - 4:14 PM EDT

Att. 26,965 - Partly Cloudy - 91 F

livebaseballscorecards.com

Batter	1	2	3	4	5	6	7	8	9	AB	R	H	RBI	BB	SO	LOB
11 Ender Inciarte, L (1, 8) OBP: 0.313, SLG: 0.351	C SI 94 X FF 95 0-1 ① G6-3		C CU 82 B FF 96 X SI 94 1-1 ③ F8		B FF 96 X CH 91 1-0 ③ G4-3		B FF 92 F FF 93 C SL 86 F CU 78 T FF 93 1-2 ③ K			4	0	0	0	0	1	2
64 Luke Jackson, R (7, 1)										0	0	0	0	0	0	0
1 Ozzie Albies, S (1, 4) OBP: 0.312, SLG: 0.499	B SI 95 B FF 95 X FF 96 2-0 ② G4-3			S CU 79 S SI 96 B FF 94 B CU 83 X SI 95 2-2 ① F7		F SI 90 B CH 86 B SI 91 X SL 84 2-1 5 G4-3 22 1B 2B		X SI 93 0-0 5 G4-6-3 1B		4	1	2	0	0	0	0
5 Freddie Freeman, L (1, 3) OBP: 0.396, SLG: 0.522	B FF 95 F FF 96 F FF 97 F CU 83 X FF 97 1-2 ③ G3			X SI 96 0-0 22 1B 17 1B 1B		B SI 92 F SL 84 X SL 84 1-1 ① G4-3 2-3		X SI 93 0-0 ① ② G4-6-3 1-2f		4	1	1	0	0	0	2
22 Nick Markakis, L (1, 9) OBP: 0.387, SLG: 0.492		B FF 92 F FF 94 S FF 95 S CU 82 1-3 ① K		B FF 94 B SI 94 1 SAFE C SI 94 1 SAFE X SI 93 2-1 17 1B 1-2 1B		D SI 92 B SI 93 C SI 93 X SL 84 2-1 3-H 1B		B SI 94 F SI 93 X SI 92 1-1 ③ L7		4	0	2	1	0	1	0
23 Adam Duvall, R (1, 7) OBP: 0.285, SLG: 0.392									F FC 92 F FC 92 X CU 80 0-2 HR	3	0	0	0	0	1	3
51 Shane Carle, R (6, 1)										0	0	0	0	0	0	0
8 Charlie Culberson, R (7, 7) OBP: 0.327, SLG: 0.467		B FF 95 F CH 89 B CU 82 S FF 97 B FF 96 F FF 97 X FF 96 3-2 ② F7		F FF 94 C CU 81 S CU 84 0-3 ② K		B SL 85 F FF 94 X SL 86 1-1 ② F7				1	1	1	1	0	0	0
17 Johan Camargo, S (1, 5) OBP: 0.339, SLG: 0.448		B CU 81 C CU 81 B FF 97 X SI 96 2-1 ③ G3		C SI 95 X SI 97 0-1 1-2 2-H 1B		C FF 93 B FF 94 C FF 94 F FF 95 F FF 94 X SL 87 1-2 ③ L9			X FC 90 0-0 ① F8	4	0	1	1	0	0	1
25 Tyler Flowers, R (1, 2) OBP: 0.364, SLG: 0.344			B FF 91 C FF 94 X SI 95 1-1 ① G6-3	X SI 94 0-0 ③ L9			C FF 92 B SL 86 C SL 85 B FF 93 B SL 84 B FF 91 4-2 BB		B FC 92 F FC 91 F FC 93 C FC 94 1-3 ② K	3	0	0	0	1	1	2
7 Dansby Swanson, R (1, 6) OBP: 0.298, SLG: 0.388			C CU 81 C CU 80 S CU 82 0-3 ② K		X FF 93 0-0 ① F8		C FF 93 B SL 86 B SL 85 D SL 85 S FF 92 C FF 92 3-3 ① K		F FC 92 B FC 93 S FC 91 F FC 94 B CU 79 F FC 92 F FC 91 F FC 91 F FC 90 2-2 F CU 79 X FC 92 E5	4	0	0	0	0	2	1
54 Max Fried, L (1, 1) OBP: 0.125, SLG: 0.125			B FF 95 C FF 95 F FF 95 F FF 95 B CU 82 B FF 97 B FF 95 4-2 BB		B SI 94 T SI 93 S CH 89 X SI 96 1-2 ② G6-3		S FF 93 B FF 93 B SL 84 F FF 93 S SL 85 2-3 ② K		C FC 91 F FC 92 C FC 92 0-3 ③ K	0	0	0	0	0	0	0
45 Kevin Gausman, L (3, PH)										0	0	0	0	1	0	0
36 Kolby Allard, L (3, 1) OBP: 1.000, SLG: 1.000										0	0	0	0	0	0	0
27 Ryan Flaherty, L (5, PH) OBP: 0.311, SLG: 0.315										1	0	0	0	0	0	0
48 Jonny Venters, L (5, 1)										0	0	0	0	0	0	0
13 Ronald Acuña Jr., R (6, 7) OBP: 0.327, SLG: 0.487										2	0	0	0	0	2	2
(7, 8)																

TOP

AB	34
R	3
H	7
RBI	3
BB	2
SO	8
LOB	13

Inning Stats																																
	R: 0	H: 0		R: 0	H: 0		R: 0	H: 0		R: 1	H: 3		R: 0	H: 0		R: 1	H: 2		R: 0	H: 0		R: 0	H: 1		R: 1	H: 1		1B: 5	SF: 0		WP: 0	PA: 36	
	E: 0	LOB: 0		E: 0	LOB: 0		E: 0	LOB: 1		E: 0	LOB: 2		E: 0	LOB: 0		E: 0	LOB: 1		E: 0	LOB: 0		E: 0	LOB: 0		E: 1	LOB: 1		2B: 1	SAC: 0		PB: 0		
	K: 0	BB: 0		K: 1	BB: 0		K: 1	BB: 1		K: 1	BB: 0		K: 0	BB: 0		K: 0	BB: 1		K: 3	BB: 1		K: 0	BB: 0		K: 2	BB: 0		3B: 0	DP: 1		SB: 0		
	S: 7	P: 10		S: 9	P: 15		S: 10	P: 16		S: 12	P: 16		S: 5	P: 7		S: 13	P: 20		S: 12	P: 22		S: 4	P: 5		S: 19	P: 22		HR: 1	HBP: 0		CS: 0		

PITCHER		IP	WLS	BF	H	R	ER	SO	BB	IBB	HBP	BLK	WP	HR	S	P	ERA	WHIP
68 Jefry Rodriguez, R	(1, 1)	5.0	W	19	3	1	1	3	1	0	0	0	0	0	43	64	1.80	0.800
ERA: 5.84																		
33 Matt Grace, L	(6, 1)	0.1	H	3	2	1	1	0	0	0	0	0	0	0	6	11	27.00	6.000
ERA: 2.81																		
60 Justin Miller, R	(6, 1)	0.2	H	2	0	0	0	0	0	0	0	0	0	0	7	9	0.00	0.000
ERA: 3.48																		
56 Greg Holland, R	(7, 1)	1.0		4	0	0	0	3	1	0	0	0	0	0	12	22	0.00	1.000
ERA: 7.62																		
36 Sammy Solís, L	(8, 1)	1.0		3	1	0	0	0	0	0	0	0	0	0	4	5	0.00	1.000
ERA: 4.64																		

PITCHER		IP	WLS	BF	H	R	ER	SO	BB	IBB	HBP	BLK	WP	HR	S	P	ERA	WHIP
51 Wander Suero, R	(9, 1)	1.0		5	1	1	1	2	0	0	0	0	0	1	19	22	9.00	1.000
ERA: 3.2																		

Batter	1	2	3	4	5	6	7	8	9	AB	R	H	RBI	BB	SO	LOB
7 Trea Turner, R (1, 6) OBP: 0.342, SLG: 0.417	B FF 93 C FF 92 F FF 94 B FF 93 F CU 75 F FF 92 F CH 88 X CH 85 2-2 ① L8		B FF 90 B FF 89 F CH 78 F FF 90 B FF 90 X FF 90 3-2 1B	C CH 80 B FF 91 T FF 90 B FF 91 B CH 80 F FF 90 X FF 91 3-2 22 1B 2-3 3-H 1B		B CU 80 L FF 95 B SL 87 S SL 86 X FF 94 2-2 ① FC6-4 6 SF9 22 S 34 1B 1-2f 2-3	X CU 82 0-0 2B			5	1	3	1	0	0	2
22 Juan Soto, L (1, 7) OBP: 0.431, SLG: 0.556	B CU 73 F FF 94 C CU 74 B FF 97 B CU 77 B FF 94 4-2 6 1B BB		X FF 90 0-0 ② F3	X FF 90 0-0 1-2 3-H 1B		1 SAFE B FF 95 C FF 94 D CU 80 B CH 88 3-1 34 1B 1-2 11 2B IBB	C CU 84 B FF 94 D CU 84 B SL 88 C CU 82 B SL 87 4-2 BB			2	1	1	1	3	0	1
6 Anthony Rendon, R (1, 5) OBP: 0.345, SLG: 0.513	C FF 93 X CH 82 0-1 1-2 1B		1 SAFE 1 SAFE 1 SAFE F FF 89 1 SAFE F FF 89 B FF 89 F CU 74 X CH 78 1-2 ③ L6	C CU 74 X CH 80 0-1 ③ F9		C CU 80 X SL 85 0-1 ② SF9 2-3 3-H	F CU 84 C SL 88 F SL 88 B FF 96 D CU 84 S SL 86 2-3 ③ K			4	0	1	1	0	1	5
34 Bryce Harper, L (1, 9) OBP: 0.380, SLG: 0.501	C FF 94 B FF 94 F FF 94 D CU 76 S FF 94 2-3 ② K			C FF 90 B FF 90 X FF 90 1-1 HR	B SI 95 C SI 94 S SL 86 X SI 95 1-2 ① G3	X FF 95 0-0 1-2 3-H 11 2B 1B		B SL 86 C CU 82 S SL 86 B CU 84 F FF 95 S SL 87 2-3 ① K		5	2	2	2	0	2	2
11 Ryan Zimmerman, R (1, 3) OBP: 0.304, SLG: 0.463	C CU 72 B CH 89 S FF 93 B CU 76 S FF 94 2-3 ③ K			B CU 72 F CU 71 T FF 90 B CH 80 B FF 90 X FF 89 3-2 HR	X SI 95 0-0 20 G4-3 2B	B CU 80 B FF 96 B FF 95 C FF 94 X CH 87 3-1 1-H 2-H 2B		B FF 94 C FF 92 X FF 93 1-1 ② F8		5	1	3	3	0	1	2
20 Daniel Murphy, L (1, 4) OBP: 0.340, SLG: 0.424 60 Justin Miller, R (6, 1) 15 Matt Adams, L (6, PH) OBP: 0.333, SLG: 0.550 56 Greg Holland, R (7, 1) 36 Sammy Solís, R (8, 1) 2 Adam Eaton, L (8, PH) OBP: 0.395, SLG: 0.397 51 Wander Suero, R (9, 1)		C CU 69 B CU 71 B FF 90 F FF 90 F CU 74 B FF 91 F FF 93 F FF 92 X CH 86 3-2 ① G3		X CU 73 0-0 ① F7	B SI 95 X SI 95 1-0 ② G4-3 2-3			B CU 80 B SL 86 B FF 92 C FF 92 C CU 80 S SL 86 3-3 ③ K		3 0 0 0 0 0 1 0	0 0 0 0 0 0 0 0	0 0 0 0 0 0 0 0	0 0 0 0 1 0 0 1	0 0 0 0 0 0 0 0	1 0 0 0 0 0 0 0
3 Michael Taylor, R (1, 8) OBP: 0.303, SLG: 0.370		B CH 82 B FF 91 X FF 92 2-0 ② F9		X CU 74 0-0 ② F8	D SI 94 B SI 94 B SI 94 X SI 95 3-0 ③ G6-3	X CU 80 0-0 ③ G6-3				4	0	0	0	0	0	3
64 Spencer Kieboom, R (1, 2) OBP: 0.298, SLG: 0.247		C FF 89 B FF 89 B SI 91 X FF 92 2-1 ③ L1-3		B CH 81 B FF 90 B CH 79 B FF 88 4-0 68 2B 7 1B BB		B SL 86 B FF 94 B FF 94 C FF 93 B FF 94 4-1 7 FC6-4 1 BB 6 SF9 BB	C SL 86 B SL 87 C SL 87 X FF 94 1-2 ① G6-3			2	2	0	0	2	0	0
68 Jefry Rodriguez, R (1, 1) OBP: 0.125, SLG: 0.250 33 Matt Grace, L (6, 1) 1 Wilmer Difo, S (6, 4) OBP: 0.304, SLG: 0.350			C FF 89 F FF 90 S CH 79 0-3 ① K	C FF 90 B CH 78 X CU 71 1-1 7 1B 22 1B 1-3 2B		D CU 80 B CH 86 B FF 94 C FF 93 F FF 94 D CU 80 4-2 7 FC6-4 1-2 BB	B CU 82 C CU 83 B FF 94 X CU 81 2-1 ② L6			2 0 1	1 0 0	1 0 0	0 0 0	0 0 1	1 0 0	0 0 0
Inning Stats	R: 0 E: 0 K: 2 S: 16 H: 1 LOB: 2 BB: 1 P: 26	R: 0 E: 0 K: 0 S: 9 H: 0 LOB: 0 BB: 0 P: 16	R: 0 E: 0 K: 1 S: 11 H: 1 LOB: 1 BB: 0 P: 15	R: 4 E: 0 K: 0 S: 16 H: 5 LOB: 2 BB: 1 P: 28	R: 0 E: 0 K: 0 S: 6 H: 1 LOB: 1 BB: 0 P: 11	R: 4 E: 0 K: 0 S: 13 H: 2 LOB: 2 BB: 4 P: 29	R: 0 E: 0 K: 1 S: 12 H: 1 LOB: 2 BB: 1 P: 21	R: 0 E: 0 K: 2 S: 9 H: 0 LOB: 0 BB: 0 P: 15		1B: 5 2B: 4 3B: 0 HR: 2	SF: 1 SAC: 0 DP: 0 HBP: 0		WP: 0 PB: 0 SB: 1 CS: 0	PA: 42	

PITCHER		IP	WLS	BF	H	R	ER	SO	BB	IBB	HBP	BLK	WP	HR	S	P	ERA	WHIP
54 Max Fried, L ERA: 3.14	(1, 1)	2.0		8	1	0	0	2	1	0	0	0	0	0	25	42	0.00	1.000
36 Kolby Allard, L ERA: 10.29	(3, 1)	2.0	L	13	6	4	4	1	1	0	0	0	0	2	27	43	18.00	3.500
48 Jonny Venters, L ERA: 3.0	(5, 1)	1.0		4	1	0	0	0	0	0	0	0	0	0	6	11	0.00	1.000
51 Shane Carle, R ERA: 3.15	(6, 1)	1.0		9	2	4	4	0	2	2	0	0	0	0	13	29	36.00	4.000
64 Luke Jackson, R ERA: 3.91	(7, 1)	2.0		8	1	0	0	3	1	0	0	0	0	0	21	36	0.00	1.000

PITCHER	IP	WLS	BF	H	R	ER	SO	BB	IBB	HBP	BLK	WP	HR	S	P	ERA	WHIP

BOTTOM

Atlanta Braves @ Washington Nationals

Nationals Park, Washington, DC

Tue Aug 07 2018, 1:06 PM - 4:14 PM EDT

Att. 26,965 - Partly Cloudy - 91 F

livebaseballscorecards.com

AB	34
R	8
H	11
RBI	8
BB	7
SO	6
LOB	16

Atlanta Braves @ Washington Nationals

Nationals Park, Washington, DC

Tue Aug 07 2018, 7:06 PM - 10:00 PM EDT

Att. 28,970 - Cloudy - 81 F

livebaseballscorecards.com

Batter	1	2	3	4	5	6	7	8	9	AB	R	H	RBI	BB	SO	LOB
13 Ronald Acuña Jr., R (1, 7) OBP: 0.321, SLG: 0.478	S SL 86 B FF 94 C FF 95 X CU 80 1-2 ① G5-3		B FF 95 C SL 85 X SL 87 1-1 ② L8		F SL 86 T FF 96 X FF 96 0-2 ③ P3			B FF 96 C FC 93 C SI 94 F CH 84 C CH 83 1-3 ② K		4	0	0	0	0	1	0
8 Charlie Culberson, R (1, 4) OBP: 0.326, SLG: 0.478 (7, 6)	B FF 94 F FF 94 X FF 95 1-1 ② L9		C SL 85 C FF 95 F FF 96 B FF 96 X CU 80 1-2 ③ F7			B FF 94 X SL 86 1-0 HR		C FF 96 C FC 95 F FC 95 B FF 98 S CH 84 1-3 ③ K		4	1	1	1	0	1	0
5 Freddie Freeman, L (1, 3) OBP: 0.397, SLG: 0.521	B FF 96 B FF 95 F CU 78 C FF 96 B CH 86 F FF 97 T CH 86 3-2 ③ K			B CU 78 B CH 86 C FC 89 B CH 85 B FC 90 4-1 22 1B BB		S FF 95 F FF 95 S CH 84 0-3 ① K			X SI 95 0-0 22 1B 11 3B 1B	3	1	1	0	1	2	0
22 Nick Markakis, L (1, 9) OBP: 0.388, SLG: 0.492		C FF 94 F FF 93 X FC 89 0-2 ① F8		B FF 95 C FF 95 B FF 96 S CU 80 B FF 96 F FF 95 F FF 96 X FF 95 3-2 1-3 1B		C CH 82 B FF 94 C FF 94 X FF 96 1-2 ② L5			C FF 95 1 SAFE X FF 97 0-1 1-2 11 3B 1B	4	1	2	0	0	0	0
24 Kurt Suzuki, R (1, 2) OBP: 0.317, SLG: 0.410		C SL 86 B SL 87 X FF 95 1-1 ② P6		F FF 95 F FF 95 F CH 84 F FF 96 F CH 85 S SL 87 0-3 ① K		S FF 95 B FF 96 B CU 79 F FF 96 F CH 84 F SL 88 F SL 86 X FF 96 2-2 ③ F8			X CH 88 0-0 ① L5	4	0	0	0	0	1	4
11 Ender Inciarte, L (1, 8) OBP: 0.315, SLG: 0.357		X CU 78 0-0 17 1B 1B		B CH 85 B CH 85 S FF 96 B FC 90 F CH 85 F FF 97 F FF 97 X FF 96 3-2 ② P4			C CH 83 B CU 77 B FF 95 C FF 95 F FC 89 F FC 89 F FF 95 X FF 96 2-2 ① G3-1		B CH 89 X CH 88 1-0 1-H 2-H 3B	4	0	2	2	0	0	2
17 Johan Camargo, S (1, 5) OBP: 0.341, SLG: 0.447		1 SAFE S CH 85 1 SAFE X FF 94 0-1 1-3 1B		B FF 97 B CH 86 B FF 98 S FC 91 F FF 96 X CU 80 3-2 ③ G4-3			C CH 83 F CH 84 B FC 90 X CH 82 1-2 ② G6-3		0-0 IBB	3	0	1	0	1	0	2
7 Dansby Swanson, R (1, 6) 58 Dan Winkler, R (7, 1) 63 Jesse Biddle, L (7, 1) OBP: 0.500, SLG: 1.000 23 Adam Duvall, R (9, PH) OBP: 0.284, SLG: 0.391 33 A.J. Minter, L (9, 1)		C FF 95 S SL 88 X SL 86 0-2 ③ G6-3			C SL 85 C FF 94 S CH 83 0-3 ① K		S SL 86 S SL 86 S FF 97 0-3 ③ K		S FF 95 F FF 94 F FF 95 S FF 94 0-3 ② K	3 0 0 1 0	0 0 0 0 0	0 0 0 0 0	0 0 0 0 0	0 0 0 1 0	2 0 0 2 0	2 0 0 2 0
15 Sean Newcomb, L (1, 1) OBP: 0.083, SLG: 0.086 1 Ozzie Albies, S (7, 4) OBP: 0.310, SLG: 0.497			C FF 94 F FF 94 B CU 78 C FF 96 1-3 ① K		C FF 94 B CU 75 F FF 95 X CH 84 1-2 ② G4-3			S CH 85 X CH 85 0-1 ① F8	B CH 89 F FF 94 F FF 95 S FF 95 1-3 ③ K	2 2	0 0	0 0	0 0	1 1	0 2	0 2

Inning Stats																																			
	R: 0	E: 0	K: 1	S: 9	H: 0	LOB: 0	BB: 0	P: 14	R: 0	E: 0	K: 0	S: 11	H: 2	LOB: 2	BB: 0	P: 12	R: 0	E: 0	K: 1	S: 9	H: 0	LOB: 0	BB: 0	P: 12	R: 0	E: 0	K: 1	S: 20	H: 1	LOB: 2	BB: 1	P: 33	R: 0	E: 0	K: 1	S: 9	H: 0	LOB: 0	BB: 0	P: 10
	R: 1	E: 0	K: 1	S: 13	H: 1	LOB: 0	BB: 0	P: 17	R: 0	E: 0	K: 1	S: 12	H: 0	LOB: 0	BB: 0	P: 15	R: 0	E: 0	K: 2	S: 10	H: 0	LOB: 0	BB: 0	P: 12	R: 2	E: 0	K: 2	S: 12	H: 3	LOB: 2	BB: 1	P: 14	1B: 5	2B: 0	3B: 1	HR: 1	SF: 0	SAC: 0	DP: 0	HBP: 0	WP: 0	PB: 0	SB: 0	CS: 0	PA: 36

PITCHER		IP	WLS	BF	H	R	ER	SO	BB	IBB	HBP	BLK	WP	HR	S	P	ERA	WHIP
31 Max Scherzer, R ERA: 2.28	(1, 1)	7.0		26	4	1	1	6	1	0	0	0	0	1	83	113	1.29	0.714
44 Ryan Madson, R ERA: 4.32	(8, 1)	1.0		3	0	0	0	2	0	0	0	0	0	0	10	12	0.00	0.000
40 Kelvin Herrera, R ERA: 2.53	(9, 1)	0.1	L	4	3	2	2	0	0	0	0	0	0	0	5	6	54.00	9.000
60 Justin Miller, R ERA: 3.41	(9, 1)	0.2		3	0	0	0	2	0	1	0	0	0	0	7	8	0.00	0.000

PITCHER	IP	WLS	BF	H	R	ER	SO	BB	IBB	HBP	BLK	WP	HR	S	P	ERA	WHIP

TOP	
AB	34
R	3
H	7
RBI	3
BB	2
SO	10
LOB	14

BOTTOM

Atlanta Braves @ Washington Nationals

Nationals Park, Washington, DC

Tue Aug 07 2018, 7:06 PM - 10:00 PM EDT

Att. 28,970 - Cloudy - 81 F

livebaseballscorecards.com

Batter	1	2	3	4	5	6	7	8	9	AB	R	H	RBI	BB	SO	LOB
7 Trea Turner, R (1, 6) OBP: 0.341, SLG: 0.414	C FF 92 F FF 93 B FF 94 B CU 78 B CH 86 X FF 93 3-2 ① F8		F FF 92 F FF 92 X CH 85 0-2 ② FC6-4 1-2f		B CU 74 B CH 84 B CH 84 B FF 90 4-0 BB		D CU 77 C CU 77 C FF 96 F SL 88 B SL 89 D SL 88 C CU 77 3-3 ③			3	0	0	0	1	1	2
22 Juan Soto, L (1, 7) OBP: 0.429, SLG: 0.563	C FF 94 C FF 95 X FF 94 0-2 HR		B SL 80 1 SAFE C SL 79 C SL 81 1 SAFE F SL 79 B SL 82 1 SAFE 1 SAFE 2-3 ③ S SL 80 K		C FF 93 B SL 79 B SL 79 C FF 93 D SL 80 C SL 78 3-3 ③			C SL 89 C SL 88 B SL 89 C CU 79 1-3 ① K		4	1	1	1	0	3	3
6 Anthony Rendon, R (1, 5) OBP: 0.341, SLG: 0.507	B FF 94 F FF 93 F FF 93 B CU 77 F CH 86 F FF 92 S CH 86 2-3 ② K			C FF 89 F CH 82 F CH 84 X FF 92 0-2 ① F8		F FF 91 B CH 83 B CH 83 B FF 90 S CH 83 T FF 91 3-2 ① K		B CU 77 B FF 94 F FF 94 F CU 78 X SL 89 2-2 ② P3		4	0	0	0	0	2	0
34 Bryce Harper, L (1, 9) OBP: 0.377, SLG: 0.496	F FF 93 B SL 81 B SL 81 F FF 94 F FF 94 X CH 86 2-2 ③ G3			B SL 79 B FF 93 C FF 93 F FF 92 S FF 94 2-3 ② K		S FF 93 B SL 78 C FF 92 F FF 93 F FF 92 X SL 78 1-2 ② F7		F FF 96 F FF 95 B CU 80 B CU 79 F SL 89 F FF 96 S SL 89 2-3 ③ K		4	0	0	0	0	2	0
11 Ryan Zimmerman, R (1, 3) OBP: 0.321, SLG: 0.480		C FF 92 B CU 76 B CH 85 B FF 93 B FF 92 4-1 20 G4-6-3 BB		B FF 92 C FF 91 X CH 84 1-1 1B		B CU 74 T FF 91 B FF 92 X CH 84 2-1 1B			C FF 95 C FF 96 X FC 92 0-2 32 L5-4 2B	3	0	3	0	1	0	0
20 Daniel Murphy, L (1, 4) OBP: 0.331, SLG: 0.413		C FF 92 X FF 91 0-1 ① ② G4-6-3 1-2f		C CH 90 B FF 91 B SL 78 B SL 78 F FF 90 S FF 90 3-3 ③ K		B FF 90 F FF 89 X FF 91 1-1 ③ F7			B FF 96 D FC 92 X FF 96 2-0 ① P6	4	0	0	0	0	1	4
3 Michael Taylor, R (1, 8) OBP: 0.306, SLG: 0.373		S FF 93 B FF 94 B FF 92 S CH 86 X CH 85 2-2 ③ G6-3			C FF 90 X CH 83 0-1 2B		X FC 89 0-0 ① F9		H FC 92 1-0 HBP	3	0	1	0	0	0	0
32 Matt Wieters, S (1, 2) OBP: 0.292, SLG: 0.317			C CU 75 B FF 90 X FF 92 1-1 ① F7		C FF 90 X CH 82 0-1 ① G6-3		B FF 93 F FF 91 B FC 89 F FF 93 X FC 90 2-2 1B		B FF 95 S FF 96 B FF 96 X FC 92 2-1 ② ③ L5-4 2-2	4	0	1	0	0	0	3
31 Max Scherzer, R (1, 1) OBP: 0.340, SLG: 0.320 15 Matt Adams, L (7, PH) OBP: 0.351, SLG: 0.547 44 Ryan Madson, L (8, 1) 40 Kelvin Herrera, R (9, 1) 60 Justin Miller, R (9, 1)			F FF 92 B CU 77 S FF 93 X CU 78 1-2 7 FC6-4 1B		X FF 91 0-0 ② P3		C FF 95 C SL 87 S SL 88 0-3 ② K			2 1 0 0 0	0 0 0 0 0	1 0 0 0 0	0 0 0 0 0	0 1 0 0 0	0 1 0 0 0	1 1 0 0 0
Inning Stats	R: 1 E: 0 K: 1 S: 15 H: 1 LOB: 0 BB: 0 P: 22	R: 0 E: 0 K: 0 S: 6 H: 0 LOB: 0 BB: 1 P: 12	R: 0 E: 0 K: 1 S: 12 H: 1 LOB: 1 BB: 0 P: 16	R: 0 E: 0 K: 2 S: 12 H: 1 LOB: 1 BB: 0 P: 18	R: 0 E: 0 K: 1 S: 8 H: 1 LOB: 2 BB: 1 P: 15	R: 0 E: 0 K: 1 S: 12 H: 1 LOB: 1 BB: 0 P: 19	R: 0 E: 0 K: 2 S: 11 H: 1 LOB: 1 BB: 0 P: 16	R: 0 E: 0 K: 2 S: 11 H: 0 LOB: 0 BB: 0 P: 16	R: 0 E: 0 K: 0 S: 6 H: 1 LOB: 1 BB: 0 P: 11	1B: 4 2B: 3 3B: 0 HR: 1 SF: 0 SAC: 0 DP: 2 HBP: 1						

	AB	R	H	RBI	BB	SO	LOB
	32	1	7	1	2	10	14

PITCHER		IP	WLS	BF	H	R	ER	SO	BB	IBB	HBP	BLK	WP	HR	S	P	ERA	WHIP
15 Sean Newcomb, L ERA: 3.15	(1, 1)	6.0		24	5	1	1	6	2	0	0	0	0	1	65	102	1.50	1.167
58 Dan Winkler, R ERA: 2.96	(7, 1)	0.1		2	1	0	0	0	0	0	0	0	0	0	4	6	0.00	3.000
63 Jesse Biddle, L ERA: 2.22	(7, 1)	1.2	W	5	0	0	0	4	0	0	0	0	0	0	18	26	0.00	0.000
33 A.J. Minter, L ERA: 2.91	(9, 1)	1.0	S	4	1	0	0	0	0	0	1	0	0	0	6	11	0.00	1.000

PITCHER	IP	WLS	BF	H	R	ER	SO	BB	IBB	HBP	BLK	WP	HR	S	P	ERA	WHIP

Batter	1	2	3	4	5	6	7	8	9	AB	R	H	RBI	BB	SO	LOB
13 Ronald Acuña Jr., R (1, 8) (7, 7) OBP: 0.323, SLG: 0.489	C FF 87 S CH 79 B FF 87 B FF 88 B CH 80 F CH 80 C FF 89 3-3 ① K		X CH 79 0-0 5 G4-3 1 S 1B	C FF 85 B FF 87 B SL 78 2 SAFE X FF 87 2-1 2-H HR		X FF 85 0-0 ③ P3			S KC 77 B SI 92 B SI 93 S CH 84 B SI 94 S SI 94 3-3 ① K	5	1	2	2	0	2	1
1 Ozzie Albies, S (1, 4) OBP: 0.309, SLG: 0.493	X CH 80 0-0 ② G5-3		1 SAFE L FF 87 X FF 88 0-1 ① P4 1-2	B CU 73 F CH 79 S FF 87 X SL 77 1-2 ③ F9			F SI 91 X SI 89 0-1 5 PB 5 1B 1B		F SI 92 B SI 93 X CH 84 1-1 ② F9	5	1	1	0	0	0	1
5 Freddie Freeman, L (1, 3) OBP: 0.395, SLG: 0.517	C FF 88 X FF 88 0-1 ③ F7		F FF 87 X FF 88 0-1 ② G4-3 2-3		F FF 85 B SL 78 B SL 76 X CH 77 2-1 ① P3		1 SAFE B SI 92 X SI 92 1-0 1-H 1B		B KC 77 B KC 78 X SI 93 2-0 ③ F8	5	0	1	1	0	0	1
22 Nick Markakis, L (1, 9) OBP: 0.387, SLG: 0.492		B FF 87 F FF 87 C SL 78 B FF 87 F FF 88 X FF 88 2-2 ① L8	X SL 79 0-0 ③ F7		C SL 78 B FF 87 X FF 87 1-1 2B		S SL 84 X SI 91 0-1 ① L8			4	0	1	0	0	0	2
23 Adam Duvall, R (1, 7) OBP: 0.284, SLG: 0.390 58 Dan Winkler, R (7, 1) 46 Brad Brach, R (9, 1)		C CU 74 X FF 88 0-1 ② P3		X FF 86 0-0 25 HR 1B	X CH 79 0-0 ② F8		X SI 91 0-0 ② F9			4 0 0	1 0 0	1 0 0	0 0 0	0 0 0	0 0 0	2 0 0
17 Johan Camargo, S (1, 6) OBP: 0.340, SLG: 0.444 (9, 5)		B FF 88 C FF 88 B SL 80 F FF 88 X FF 89 2-2 25 1B 8 HR 1B		B CH 79 F FF 88 F FF 88 F SL 77 T FF 87 1-2 ① K	B FF 86 F FF 85 B SL 80 F FF 86 X FF 87 2-2 ③ F8		B SL 83 D SL 84 X SI 92 2-0 ③ P3			4	1	1	0	0	1	3
25 Tyler Flowers, R (1, 2) OBP: 0.372, SLG: 0.374		B FF 88 C FF 88 X CH 80 1-1 1-2 8 HR 1B		D CH 81 X FF 87 1-0 1-H HR	C CU 72 B CH 78 S CH 79 B CH 78 B FF 86 X CH 78 3-2 26 SH1-4 1B			B SL 84 C SL 84 B FF 92 X FF 92 2-1 ① G6-3		4	2	3	2	0	0	0
8 Charlie Culberson, R (1, 5) OBP: 0.329, SLG: 0.493 7 Dansby Swanson, R (9, 6) OBP: 0.296, SLG: 0.385		C FF 88 T FF 89 F FF 89 X FF 88 0-2 1-H 2-H HR		B CH 79 S CH 79 X FF 87 1-1 26 SH2-4 13 HR 1B	S CU 74 S CH 78 S CH 78 0-3 ① K			B FF 92 F FF 92 F FF 92 F FF 92 S SL 82 1-3 ② K		4 0	2 0	2 0	3 0	0 0	2 0	1 0
26 Mike Foltynewicz, R (1, 1) OBP: 0.051, SLG: 0.077 64 Luke Jackson, R (6, 1) 11 Ender Inciarte, L (7, 8) OBP: 0.314, SLG: 0.356		B FF 87 S FF 88 S CH 79 S FF 88 1-3 ③ K		L FF 86 1 SAFE X FF 86 0-1 ② SH2-4 1-2		X FF 85 0-0 ② SH1-4 1-2		X CU 76 0-0 ③ G3-1		1 0 1	0 0 0	0 0 0	0 0 0	0 0 0	1 0 0	0 0 0
Inning Stats	R: 0 E: 0 K: 1 S: 7 H: 0 LOB: 0 BB: 0 P: 10	R: 3 E: 0 K: 1 S: 18 H: 3 LOB: 0 BB: 0 P: 24	R: 0 E: 0 K: 0 S: 6 H: 1 LOB: 1 BB: 0 P: 6	R: 4 E: 0 K: 1 S: 15 H: 4 LOB: 0 BB: 0 P: 21	R: 0 E: 0 K: 0 S: 8 H: 1 LOB: 1 BB: 0 P: 13	R: 0 E: 0 K: 1 S: 8 H: 1 LOB: 1 BB: 0 P: 11	R: 1 E: 0 K: 0 S: 7 H: 2 LOB: 1 BB: 0 P: 10	R: 0 E: 0 K: 1 S: 7 H: 0 LOB: 0 BB: 0 P: 10	R: 0 E: 0 K: 1 S: 6 H: 0 LOB: 0 BB: 0 P: 12	1B: 8 2B: 1 3B: 0 HR: 3 SF: 0 SAC: 2 DP: 0 HBP: 0						

PITCHER		IP	WLS	BF	H	R	ER	SO	BB	IBB	HBP	BLK	WP	HR	S	P	ERA	WHIP
46 Tommy Milone, L ERA: 5.5	(1, 1)	6.0	L	28	10	7	7	4	0	0	0	0	0	3	62	85	10.50	1.667
33 Matt Grace, L ERA: 2.74	(7, 1)	1.0		5	2	1	0	0	0	0	0	0	0	0	7	10	0.00	2.000
56 Greg Holland, R ERA: 7.33	(8, 1)	1.0		3	0	0	0	1	0	0	0	0	0	0	7	10	0.00	0.000
36 Sammy Solís, L ERA: 4.5	(9, 1)	1.0		3	0	0	0	1	0	0	0	0	0	0	6	12	0.00	0.000

PITCHER	IP	WLS	BF	H	R	ER	SO	BB	IBB	HBP	BLK	WP	HR	S	P	ERA	WHIP

TOP

Atlanta Braves @ Washington Nationals

Nationals Park, Washington, DC

Wed Aug 08 2018, 7:10 PM - 10:13 PM EDT

Att. 30,203 - Clear - 88 F

livebaseballscorecards.com

AB	37
R	8
H	12
RBI	8
BB	0
SO	6
LOB	11

WP: 0	PA: 39																	
PB: 1																		
SB: 1																		
CS: 0																		

Batter	1	2	3	4	5	6	7	8	9	AB	R	H	RBI	BB	SO	LOB
2 Adam Eaton, L (1, 9) (7, 7) OBP: 0.390, SLG: 0.397	F FF 96 B SL 90 F SL 89 X CU 81 1-2 7 E 6 1B 2B	B CU 80 C FF 96 F FF 96 F SL 90 S FF 97 1-3 K ③			B SI 96 B FF 96 B FF 96 C FF 94 C SI 92 C SI 96 3-3 K ②	B CU 84 F FF 95 B SL 84 D SL 86 F FF 96 F SL 85 3-3 K ③		F CU 82 X CU 81 0-1 L9 ③		5	1	1	0	0	3	5
7 Trea Turner, R (1, 6) OBP: 0.340, SLG: 0.412	L FF 97 X SL 88 0-1 E6 22 G1-3 6 1B 2-3		B FF 96 C FF 96 X FF 96 1-1 F9 ①		X SL 86 0-0 E5 2-H		B B FC 89 C FC 89 S FC 92 F FC 90 B FC 90 F FC 90 X FC 91 3-2 P2 ①		B FF 94 B FF 95 S FF 95 B FF 96 F FF 96 X FF 96 3-2 34 L6-4 6 1B 1B	5	0	1	0	0	0	1
6 Anthony Rendon, R (1, 5) OBP: 0.344, SLG: 0.508	1 SAFE 1 SAFE F CU 80 X SI 97 0-1 22 G1-3 1-2 3-H 1B		C SL 88 X SL 88 0-1 F9 ②		D CU 79 B FF 95 X SI 96 2-0 G5-3 ③		C FF 94 X FC 90 0-1 34 HBP 1B		F FF 95 F FF 96 X SL 87 0-2 3 DI 1-2 1B	5	0	3	1	0	0	1
34 Bryce Harper, L (1, 8) (7, 9) OBP: 0.378, SLG: 0.501	C FF 97 F SI 98 B FF 96 B FF 97 F CH 87 F FF 97 B SL 90 F FF 98 S SL 88 3-3 K ①		S FF 97 F SI 97 B CH 89 B CH 89 C FF 97 2-3 K ③			C SL 88 B CH 89 B CH 88 S FF 96 B FF 98 X SI 97 3-2 HR	H FC 89 1-0 HBP		B FF 96 S CH 87 B FF 96 B CH 86 X CH 87 3-1 L6-4 ①② 2-2	4	1	1	1	0	2	4
22 Juan Soto, L (1, 7) OBP: 0.426, SLG: 0.558 3 Michael Taylor, R (6, PH) (7, 8) OBP: 0.306, SLG: 0.373	B CU 80 C FF 97 B FF 97 C SL 83 B SL 90 X SL 90 3-2 G1-3 ② 1-2 2-3			C FF 96 B CU 82 C CU 83 B SL 89 B CH 89 C SL 89 3-3 K ① X CU 80 0-0 F8 ②		B SL 88 X FF 96 1-0 11 BB 20 1B 1B	C FC 92 S FC 91 B FC 90 S CU 81 1-3 K ②		C FF 96 S SL 86 B SL 86 S FF 96 1-3 K ③ 1-2	2 3	0 0	0 1	0 0	0 0	1 2	2 3
15 Matt Adams, L (1, 3) OBP: 0.350, SLG: 0.540	B CU 82 F SI 97 B FF 98 F FF 98 F SL 91 D CU 82 B SI 98 4-2 BB					F SI 95 X SI 95 0-1 F9 ① T FC 90 B FC 91 C FC 91 F FC 91 S CU 83 1-3 K ③				3	0	0	0	1	1	3
20 Daniel Murphy, L (1, 4) OBP: 0.329, SLG: 0.408	B CU 79 F FF 98 B FF 97 S SL 88 X SL 90 2-2 F8 ③			F FF 97 C SI 98 F SL 90 X SI 98 0-2 G4-3 ③		X SI 96 0-0 11 BB 1-2 1B		B FF 91 C FC 89 F FC 89 X CU 80 1-2 G6-3 ①		4	0	1	0	0	0	3
32 Matt Wieters, S (1, 2) OBP: 0.297, SLG: 0.331		B FF 94 B FF 96 C FF 97 C FF 97 X FF 96 2-2 F9 ①			C FF 96 S CU 82 F SL 88 F SL 88 X SI 97 0-2 46 SH3-4 7 E 1B	F CU 82 F SL 89 B SL 91 S CU 82 1-3 K ②		X FC 89 0-0 2B		4	1	2	0	0	1	2
46 Tommy Milone, L (1, 1) 11 Ryan Zimmerman, R (6, PH) OBP: 0.325, SLG: 0.480 33 Matt Grace, L (7, 1) 56 Greg Holland, R (8, 1) 14 Mark Reynolds, R (8, PH) OBP: 0.359, SLG: 0.537 36 Sammy Solis, R (9, 1)		B SI 96 F FF 95 C FF 96 F FF 96 F SL 88 F FF 97 S CU 80 1-3 K ②			X FF 95 0-0 SH3-4 ① 1-2	B SL 88 B SL 88 C SL 89 B FF 98 B SI 98 4-1 1-2 2-3 BB		B CU 83 B FC 87 B FC 90 X FC 90 3-0 L6 ②		1 0 0 0 1 0	0 0 0 0 0 0	0 0 0 0 0 0	0 0 0 0 0 0	1 0 0 0 0 0	0 0 0 0 1 0	0 0 0 0 0 0
Inning Stats	R: 1 E: 1 K: 1 S: 22 H: 2 LOB: 3 BB: 1 P: 35	R: 0 E: 0 K: 2 S: 13 H: 0 LOB: 0 BB: 0 P: 17	R: 0 E: 0 K: 1 S: 7 H: 0 LOB: 0 BB: 0 P: 10	R: 0 E: 0 K: 1 S: 8 H: 0 LOB: 0 BB: 0 P: 11	R: 1 E: 1 K: 1 S: 11 H: 1 LOB: 1 BB: 0 P: 16	R: 1 E: 0 K: 2 S: 14 H: 3 LOB: 3 BB: 1 P: 26	R: 0 E: 0 K: 2 S: 14 H: 1 LOB: 2 BB: 0 P: 20	R: 0 E: 0 K: 0 S: 7 H: 1 LOB: 1 BB: 0 P: 11	R: 0 E: 0 K: 1 S: 11 H: 2 LOB: 1 BB: 0 P: 18	1B: 7 2B: 3 3B: 0 HR: 1		SF: 0 SAC: 1 DP: 1 HBP: 1		WP: 0 PB: 0 SB: 0 CS: 0		PA: 41

PITCHER		IP	WLS	BF	H	R	ER	SO	BB	IBB	HBP	BLK	WP	HR	S	P	ERA	WHIP
26 Mike Foltynewicz, R ERA: 2.98	(1, 1)	5.2	W	27	6	3	1	7	2	0	0	0	0	1	72	109	1.59	1.412
64 Luke Jackson, R ERA: 3.86	(6, 1)	0.1	H	1	0	0	0	1	0	0	0	0	0	0	3	6	0.00	0.000
58 Dan Winkler, R ERA: 2.83	(7, 1)	2.0		9	2	0	0	2	0	0	1	0	0	0	21	31	0.00	1.000
46 Brad Brach, R ERA: 4.4	(9, 1)	1.0		4	2	0	0	1	0	0	0	0	0	0	11	18	0.00	2.000

PITCHER	IP	WLS	BF	H	R	ER	SO	BB	IBB	HBP	BLK	WP	HR	S	P	ERA	WHIP

BOTTOM

Atlanta Braves @ Washington Nationals

Nationals Park, Washington, DC

Wed Aug 08 2018, 7:10 PM - 10:13 PM EDT

Att. 30,203 - Clear - 88 F

livebaseballscorecards.com

AB	37
R	3
H	10
RBI	2
BB	2
SO	11
LOB	25

Atlanta Braves @ Washington Nationals

Nationals Park, Washington, DC

Thu Aug 09 2018, 1:06 PM - 3:36 PM EDT

Att. 28,347 - Partly Cloudy - 84 F

livebaseballscorecards.com

Batter	1	2	3	4	5	6	7	8	9	AB	R	H	RBI	BB	SO	LOB
13 Ronald Acuña Jr., R (1, 7) OBP: 0.322, SLG: 0.498	X CH 86 0-0 ① G3		B FF 88 F FF 90 B CH 83 X CH 82 2-1 ① L6		B CU 77 B CU 75 F SI 90 B FF 91 S SI 91 F SI 91 C SI 90 3-3 ③ K			F SI 94 X FF 94 0-1 HR		4	1	1	1	0	1	0
1 Ozzie Albies, S (1, 4) OBP: 0.309, SLG: 0.491	B SI 87 F SI 88 B CU 75 F SI 88 B CU 76 X CH 81 3-2 5 L8-3 1B		X FF 90 0-0 ② F7			F CH 81 B CU 76 X CH 82 1-1 ① G6-3		X SI 94 0-0 ② F7		4	0	1	0	0	0	0
5 Freddie Freeman, L (1, 3) OBP: 0.398, SLG: 0.524	F FF 89 1 SAFE X SI 88 0-1 ②③ L8-3 1-1		F FF 91 X CU 77 0-1 22 1B 2B			C FF 91 B CU 77 X CU 76 1-1 22 FC5-6 1B		X FF 95 0-0 2B		4	0	3	0	0	0	1
22 Nick Markakis, L (1, 9) OBP: 0.388, SLG: 0.499		B CU 74 B FF 90 X SI 88 2-0 HR	B CU 76 B FF 90 C FF 90 C FF 90 X FF 90 2-2 ③ 2-H 1B			C FF 90 C FF 91 X SI 91 0-2 ② FC5-6 1-2f		B SI 94 B FF 96 X FF 94 2-0 ③ F8		4	1	2	1	0	0	2
24 Kurt Suzuki, R (1, 2) OBP: 0.316, SLG: 0.408		B SI 89 X SI 89 1-0 ① F9		C CH 82 B CU 76 B CU 76 X SI 90 2-1 ① G5-3		X SI 90 0-0 ③ F8			B FF 96 F SI 95 B FF 95 X SI 96 2-1 11 FC3-6 8 1B 7 SF9 1B	4	1	1	0	0	0	1
8 Charlie Culberson, R (1, 5) OBP: 0.332, SLG: 0.493		C SI 89 F FF 90 B CU 77 B CH 83 B CH 83 F FF 90 F FF 90 X CH 83 3-2 7 BB 1B		S CH 84 S FF 91 F FF 92 B CU 78 B CU 78 B CU 76 X CH 84 3-2 ② G5-3			C CH 82 B CU 76 F FF 89 X SI 90 1-2 ① G3		B CU 81 B FF 93 X SI 96 2-0 11 FC3-6 1-2 1B	4	0	2	0	0	0	0
11 Ender Inciarte, L (1, 8) OBP: 0.311, SLG: 0.353		C FF 89 X FF 89 0-1 ② L4	B CU 76 S CU 74 B FF 91 X FF 91 2-1 ③ G6-3				M FF 89 B CU 76 X CU 75 1-1 ② L4		B FF 96 D SI 96 X FF 96 2-0 ① FC3-6 17 DI 1-2f 2-3	4	0	0	0	0	0	3
7 Dansby Swanson, R (1, 6) OBP: 0.296, SLG: 0.383		B SI 88 D SI 89 S CH 83 B SI 89 B SI 88 4-1 1-2 BB			B CU 74 F CH 83 S SI 90 B SI 91 X CH 84 2-2 ① F9		F SI 91 X SI 90 0-1 ③ G4-3		X FF 96 0-0 ② SF9 3-H	2	0	0	1	1	0	0
19 Aníbal Sánchez, R (1, 1) 67 Wes Parsons, R (3, 1) 27 Ryan Flaherty, L (8, PH) OBP: 0.309, SLG: 0.313 68 Adam McCreery, L (8, 1) 17 Johan Camargo, S (9, PH) OBP: 0.339, SLG: 0.443		F SI 89 S CU 74 S CU 76 0-3 ③ K			C SI 90 S SI 90 B SI 90 S CU 76 1-3 ② K			S FF 95 B CH 91 X CH 90 1-1 ① G3	B CH 85 C CH 83 B FF 95 F FF 96 S CU 83 2-3 ③ 1-2 K	1 1 1 0 1	0 0 0 0 0	0 0 0 0 0	0 0 0 0 0	1 1 0 0 1	2 0 0 0 1

Inning Stats										
	R: 0 E: 0 K: 0 S: 6	H: 1 LOB: 0 BB: 0 P: 9	R: 1 E: 0 K: 1 S: 13	H: 2 LOB: 2 BB: 1 P: 23	R: 0 E: 0 K: 0 S: 8	H: 2 LOB: 2 BB: 0 P: 12	R: 0 E: 0 K: 0 S: 8	H: 0 LOB: 0 BB: 0 P: 15	R: 0 E: 0 K: 2 S: 10	H: 0 LOB: 0 BB: 0 P: 16
	R: 0 E: 0 K: 0 S: 8	H: 1 LOB: 1 BB: 0 P: 10	R: 0 E: 0 K: 0 S: 7	H: 0 LOB: 0 BB: 0 P: 9	R: 1 E: 0 K: 0 S: 7	H: 2 LOB: 1 BB: 0 P: 10	R: 1 E: 0 K: 1 S: 8	H: 2 LOB: 1 BB: 0 P: 16	1B: 6 2B: 3 3B: 0 HR: 2	SF: 1 SAC: 0 DP: 1 HBP: 0	WP: 0 PB: 0 SB: 0 CS: 0	PA: 36

PITCHER	IP	WLS	BF	H	R	ER	SO	BB	IBB	HBP	BLK	WP	HR	S	P	ERA	WHIP
47 Gio González, L (1, 1) ERA: 3.89	7.0	W	26	6	1	1	3	1	0	0	0	0	1	60	94	1.29	1.000
60 Justin Miller, R (8, 1) ERA: 3.57	1.0	H	5	2	1	1	0	0	0	0	0	0	1	7	10	9.00	2.000
44 Ryan Madson, R (9, 1) ERA: 4.43	1.0		5	2	1	1	1	0	0	0	0	0	0	8	16	9.00	2.000

PITCHER	IP	WLS	BF	H	R	ER	SO	BB	IBB	HBP	BLK	WP	HR	S	P	ERA	WHIP

TOP	
AB	34
R	3
H	10
RBI	3
BB	1
SO	4
LOB	10

BOTTOM

Atlanta Braves @ Washington Nationals

Nationals Park, Washington, DC

Thu Aug 09 2018, 1:06 PM - 3:36 PM EDT

Att. 28,347 - Partly Cloudy - 84 F

livebaseballscorecards.com

Batter	1	2	3	4	5	6	7	8	9	AB	R	H	RBI	BB	SO	LOB
2 Adam Eaton, L (1, 9) OBP: 0.386, SLG: 0.391	C FF 90 B FF 91 B FS 85 F FF 91 S FF 89 2-3 ① **K**		X SI 90 0-0 ① 22 BB, 7 BB, 6 SF7 1-2 **1B**		B SL 87 C CH 83 X SL 86 1-1 ① **L6**		C SI 90 B CH 84 F CH 85 B SI 90 B SL 86 X CH 85 3-2 ① **L9**	C FC 91 C CU 81 S CU 81 0-3 ③ **K**		5	1	1	0	0	2	2
7 Trea Turner, R (1, 6) OBP: 0.343, SLG: 0.413	C SI 92 B FC 86 F FF 90 B FS 83 F FS 83 B SI 93 X FC 88 3-2 22 FC6-4 **1B**		B SL 85 B SL 84 D FF 92 B SI 89 4-0 22 BB 1-2 2-3 **BB**		C FF 91 X SI 92 0-1 ② **F9**		C SI 92 S SI 92 B SL 88 B SL 88 X SI 93 2-2 22 CS **1B**			3	0	2	0	1	0	0
22 Juan Soto, L (1, 7) OBP: 0.423, SLG: 0.551	1 SAFE B FF 90 1 SAFE X FS 81 1-0 ② **FC6-4** 1-2f		B CH 84 B CH 83 B SI 91 C SI 90 F SI 90 B CH 84 4-2 1-2 2-3 3-H **BB**		B CH 83 B CH 84 C CH 84 B SI 91 C SL 88 X SL 88 3-2 ③ **G4-3**		1 SAFE 1 SAFE B SI 90 B CH 84 C SI 90 B SI 89 C SI 91 X SI 92 3-2 ②③ **G4-3** 1-2			3	0	0	1	1	0	2
6 Anthony Rendon, R (1, 5) OBP: 0.346, SLG: 0.510	C FF 89 B FC 88 B FF 93 B FF 91 X FF 90 3-1 ③ **F8**		X SI 90 0-0 ② **SF7** 3-H			B SI 91 X SI 91 1-0 20 2B **1B**		C FC 91 B CU 80 B CU 80 B FC 91 C FC 91 X FC 93 3-2 20 1B, 11 1B **1B**		3	2	2	1	0	0	1
20 Daniel Murphy, L (1, 4) OBP: 0.333, SLG: 0.417 1 Wilmer Difo, S (8, PR) OBP: 0.304, SLG: 0.350 (9, 4)		X CU 76 0-0 ① **G5-3**	F SI 91 B FF 92 B SI 91 X SI 91 2-1 ③ **L7**			X SI 90 0-0 11 L8 1-H **2B**		B CU 80 B CU 81 X FC 93 2-0 11 1B, 14 1B 1-3 **1B**		4 0	0 1	2 0	1 0	0 0	0 0	2 0
11 Ryan Zimmerman, R (1, 3) OBP: 0.324, SLG: 0.474		C FF 90 F FF 89 X FS 84 0-2 ② **G6-3**		B SI 90 C SI 91 F SL 85 S FF 90 1-3 ① **K**		B SL 86 C SI 91 C SI 91 X SL 87 1-2 ① **L8** 2-3		B CU 80 S FC 92 B CU 82 B CU 79 F FC 92 X FF 93 3-2 14 1B 1-2 3-H **1B**		4	0	1	1	0	1	1
3 Michael Taylor, R (1, 8) OBP: 0.305, SLG: 0.381		F FC 87 B FC 88 X FF 90 1-1 ③ **G1-3**		B SL 83 X SL 85 1-0 **HR**		B SI 91 B SI 91 B SI 91 X SI 91 3-0 ② **G4-3**		B CU 80 S FC 93 F CU 81 F CU 81 C FF 93 1-3 ① **K**		4	1	1	1	0	1	3
32 Matt Wieters, S (1, 2) OBP: 0.296, SLG: 0.323			B SI 89 X SI 91 1-0 ① **L9** B SI 90 B CH 85 B CH 84 F SI 90 X SI 89 3-1 ② **P6**			0-0 **IBB**		F CU 81 D CU 81 S FC 93 X CU 80 1-2 ② **F7**		3	0	0	0	1	0	2
47 Gio González, R (1, 1) OBP: 0.077, SLG: 0.103 60 Justin Miller, R (8, 1) 14 Mark Reynolds, R (8, PH) OBP: 0.363, SLG: 0.541 44 Ryan Madson, L (9, 1)			B FF 92 F FF 91 S FF 92 X FF 93 1-2 7 BB, 2 1B, 22 BB **1B** C FF 92 B SL 88 S SL 87 B SL 88 F SI 91 S FF 92 2-3 ③ **K**			D SI 91 F SI 91 S SL 87 S SL 88 1-3 ③ **K**		C CU 80 B CU 81 X FC 92 1-1 1-2 2-H **1B**		3 0 1 0	1 0 0 0	1 0 1 0	0 0 1 0	2 0 0 0	0 0 0 0	2 0 0 0
Inning Stats	R: 0 H: 1 E: 0 LOB: 1 K: 1 BB: 0 S: 10 P: 19	R: 0 H: 0 E: 0 LOB: 0 K: 0 BB: 0 S: 6 P: 7	R: 2 H: 2 E: 0 LOB: 2 K: 0 BB: 2 S: 10 P: 22	R: 1 H: 1 E: 0 LOB: 0 K: 2 BB: 0 S: 10 P: 17	R: 0 H: 0 E: 0 LOB: 0 K: 0 BB: 0 S: 7 P: 11	R: 1 H: 2 E: 0 LOB: 2 K: 1 BB: 1 S: 9 P: 15	R: 0 H: 1 E: 0 LOB: 0 K: 0 BB: 0 S: 9 P: 17	R: 2 H: 4 E: 0 LOB: 2 K: 2 BB: 0 S: 19 P: 30		1B: 9 SF: 1 2B: 1 SAC: 0 3B: 0 DP: 0 HR: 1 HBP: 0						

	AB	33
	R	6
	H	11
	RBI	6
	BB	3
	SO	6
	LOB	15

WP: 0 PA: 37
PB: 0
SB: 0
CS: 1

PITCHER	IP	WLS	BF	H	R	ER	SO	BB	IBB	HBP	BLK	WP	HR	S	P	ERA	WHIP
19 Aníbal Sánchez, R (1, 1) ERA: 2.83	2.0		7	1	0	0	1	0	0	0	0	0	0	16	26	0.00	0.500
67 Wes Parsons, R (3, 1) ERA: 7.2	5.0	L	23	6	4	4	3	2	1	0	0	0	1	45	82	7.20	1.600
68 Adam McCreery, L (8, 1) ERA: 18.0	1.0		7	4	2	2	2	0	0	0	0	0	0	19	30	18.00	4.000

PITCHER	IP	WLS	BF	H	R	ER	SO	BB	IBB	HBP	BLK	WP	HR	S	P	ERA	WHIP

Batter	1	2	3	4	5	6	7	8	9	AB	R	H	RBI	BB	SO	LOB
22 Christian Yelich, L (1, 7) OBP: 0.379, SLG: 0.531	X FF 94 0-0 ① F7		C SL 80 F FF 94 F FF 95 B FS 82 B FS 83 S FS 84 2-3 ① K			F FF 93 F SL 82 X FS 82 0-2 ① G3		B FF 92 C FF 91 F FF 94 C FF 95 1-3 ① K		4	0	0	0	0	2	1
6 Lorenzo Cain, R (1, 8) OBP: 0.387, SLG: 0.415 14 Hernán Pérez, R (7, 8) OBP: 0.297, SLG: 0.421	C FF 95 B SL 85 B SL 85 X FF 95 2-1 ② L8		C FF 94 X FF 94 0-1 ② G6-3			F SL 82 C FS 82 X FF 96 0-2 ② G1-3		C FF 94 X SL 81 0-1 ② F7		3 1	0 0	0 0	0 0	0 0	0 0	0 1
18 Mike Moustakas, L (1, 5) OBP: 0.310, SLG: 0.470	B FF 94 F FF 94 X FS 85 1-1 2B		T CH 83 X FS 84 0-1 ③ P5			B FF 94 B FS 82 B FS 83 C FF 92 X FF 92 3-1 24 1B 2B		D FF 94 F FF 92 C FF 92 X FS 82 1-2 ③ G4-3		4	1	2	0	0	0	1
24 Jesús Aguilar, R (1, 3) OBP: 0.355, SLG: 0.574	C FF 94 C FF 96 S FS 85 0-3 ③ K2-3			B FF 92 X FF 93 1-0 ① F8		C FF 96 B FS 83 D SL 83 S FS 84 F FS 83 X FF 97 2-2 2-H 1B			B FF 97 F FF 95 F FF 98 S FF 99 1-3 ① K	4	0	1	1	0	2	1
21 Travis Shaw, L (1, 4) OBP: 0.346, SLG: 0.483 37 Adrian Houser, R (6, 1) 15 Erik Kratz, R (9, PH) OBP: 0.265, SLG: 0.340		C FF 92 F FF 94 C FF 96 0-3 ① K		S FS 80 C FS 82 S FS 83 0-3 ② K		F FF 94 B FF 96 X FF 94 1-1 ③ G3			B FF 97 B FF 97 C FF 96 X FF 98 2-1 ② G6-3	3 0 1	0 0 0	0 0 0	0 0 0	0 0 0	2 0 0	1 0 0
5 Jonathan Schoop, R (1, 6) OBP: 0.263, SLG: 0.423 (6, 4)		F FF 94 X FF 94 0-1 9 1B 1B		C FF 95 B FF 96 S FS 83 S FS 83 1-3 ③ K			S FS 82 F FS 80 T FS 80 0-2 ① K		B SL 84 C FF 98 F FF 97 X FF 98 1-2 ③ G6-3	4	0	1	0	0	2	0
7 Eric Thames, L (1, 9) OBP: 0.312, SLG: 0.527		C FF 94 B FF 96 X FF 95 1-1 ② F8			C FF 92 S FS 82 S FS 83 0-3 ① K		B CH 82 X FF 93 1-0 ② L8			3	0	0	0	0	1	1
9 Manny Piña, R (1, 2) OBP: 0.294, SLG: 0.370		C SL 83 C FF 94 X FF 98 0-2 1-2 1B			X FF 94 0-0 ② F9		B FS 80 C CH 80 C SL 83 X FS 83 1-2 ③ G6-3			3	0	1	0	0	0	0
51 Freddy Peralta, R (1, 1) 25 Jordan Lyles, R (4, 1) 3 Orlando Arcia, R (6, 6) OBP: 0.250, SLG: 0.279		B FF 95 X FF 94 1-0 ③ G4-3			B FF 94 B FF 94 C FF 93 X FF 92 2-1 ③ G5-3			C FF 92 B FF 93 B SL 80 X FF 92 2-1 1B		1 1 1	0 0 0	0 0 1	0 0 0	0 0 0	0 0 0	2 0 0
Inning Stats	R: 0 E: 0 K: 1 S: 8 H: 1 LOB: 1 BB: 0 P: 11	R: 0 E: 0 K: 1 S: 11 H: 2 LOB: 2 BB: 0 P: 13	R: 0 E: 0 K: 1 S: 8 H: 0 LOB: 0 BB: 0 P: 10	R: 0 E: 0 K: 2 S: 7 H: 0 LOB: 0 BB: 0 P: 9	R: 0 E: 0 K: 1 S: 6 H: 0 LOB: 0 BB: 0 P: 8	R: 1 E: 0 K: 0 S: 14 H: 2 LOB: 1 BB: 0 P: 20	R: 0 E: 0 K: 1 S: 7 H: 0 LOB: 0 BB: 0 P: 9	R: 0 E: 0 K: 1 S: 10 H: 1 LOB: 1 BB: 0 P: 14	R: 0 E: 0 K: 1 S: 8 H: 0 LOB: 0 BB: 0 P: 12	1B: 4 2B: 2 3B: 0 HR: 0	SF: 0 SAC: 0 DP: 0 HBP: 0					

PITCHER	IP	WLS	BF	H	R	ER	SO	BB	IBB	HBP	BLK	WP	HR	S	P	ERA	WHIP
45 Kevin Gausman, R (1, 1) ERA: 4.27	8.0	W	30	6	1	1	8	0	0	0	0	0	0	71	94	1.12	0.750
61 Chad Sobotka, R (9, 1) ERA:	1.0		3	0	0	0	1	0	0	0	0	0	0	8	12	0.00	0.000

PITCHER	IP	WLS	BF	H	R	ER	SO	BB	IBB	HBP	BLK	WP	HR	S	P	ERA	WHIP

TOP

Milwaukee Brewers @ Atlanta Braves

SunTrust Park, Atlanta, GA

Fri Aug 10 2018, 7:37 PM - 10:36 PM EDT
Att. 36,519 - Partly Cloudy - 84 F

livebaseballscorecards.com

AB	33
R	1
H	6
RBI	1
BB	0
SO	9
LOB	8

Batter	1	2	3	4	5	6	7	8	9	AB	R	H	RBI	BB	SO	LOB
13 Ronald Acuña Jr., R (1, 7) OBP: 0.327, SLG: 0.504	B FF 89 C FF 90 F FF 90 C FF 93 1-3 K ①	C CU 75 B CU 76 X FF 91 1-1 F7 ②		B FF 88 B FF 90 X FF 90 2-0 1 BB 5 1B 1B		S FF 93 X CU 84 0-1 5 BB 22 2B 1B	B FF 94 F CU 80 B FF 94 S FF 94 B FF 94 F FF 94 X FF 95 3-2 5 BB 2B			5	2	3	0	0	1	1
1 Ozzie Albies, S (1, 4) OBP: 0.312, SLG: 0.489	B FF 90 B CU 75 B FF 90 C FF 90 F FF 90 F FF 90 B FF 90 4-2 22 S 22 2B BB	B CU 75 F FF 89 F CH 86 S FF 91 1-3 K ③		B CU 75 C FF 88 F CH 84 B FF 89 B CH 83 1 SAFE B FF 86 4-2 5 1B 22 SF8 1-2 BB		S CU 83 B CU 82 B CH 85 S SI 92 D CU 85 1 SAFE T CU 83 3-2 K ①	B FF 93 B CU 80 B FF 94 C FF 95 B CH 84 4-1 5 BB BB			2	2	0	0	3	2	2
5 Freddie Freeman, L (1, 3) OBP: 0.400, SLG: 0.523	1 SAFE 1 SAFE B FF 89 1 SAFE B FF 89 F FF 89 F FF 90 1 SAFE F FF 92 2-2 1 SAFE X FF 92 L7 ②		F CU 74 S FF 90 X FF 91 0-2 L7 ①	F CU 74 X FF 90 0-1 1-3 2-H 1B		B FF 93 B SI 93 B SI 93 C FF 92 B SI 92 4-1 22 2B 17 1B 1-2 BB	S CH 84 B CH 86 B FF 94 F CH 86 B FF 94 B CH 83 4-2 1-2 2-3 BB			3	1	1	1	2	0	1
22 Nick Markakis, L (1, 9) OBP: 0.390, SLG: 0.505 23 Adam Duvall, R (8, 9) OBP: 0.284, SLG: 0.390	1 SAFE C FF 90 B FF 90 B CU 75 X FF 90 2-1 17 2B 1-H 2B		B FF 88 B CU 75 B FF 89 F FF 88 B FF 88 4-1 17 2B 11 2B BB	X SI 94 0-0 SF8 ① 3-H		C FF 93 F CU 85 B FF 94 X FF 95 1-2 17 1B 11 FC3-6 1-3 2-H 2B	C CU 80 B CU 80 X FF 95 1-1 F7 ③			3 0	3 0	2 0	3 0	1 0	0 0	3 0
17 Johan Camargo, S (1, 5) OBP: 0.346, SLG: 0.455	B CU 75 B FF 91 X FF 90 2-0 11 1B 2-H 2B		X FF 88 0-0 1-3 11 2B 2B	X FF 93 0-0 P4 ②		X CU 84 0-0 11 FC3-6 2-3 3-H 1B		C CH 84 B CH 83 F FF 93 B CU 80 F FF 92 B FF 92 X FF 93 3-2 25 1B 1B		5	2	4	2	0	0	1
11 Ender Inciarte, L (1, 8) OBP: 0.312, SLG: 0.356	C FF 90 B CU 75 B CU 76 X FF 91 2-1 25 FC6-4 2-H 1B		B CU 74 B FF 90 F FF 90 F FF 91 X FF 92 2-2 2-H 3-H 2B	B SI 93 F SI 92 D CH 85 B CH 85 F SI 92 S CU 85 3-3 K ③		D SI 94 X FF 95 1-0 FC3-6 ② 1-2f 3-H		B FF 92 D CH 85 X FF 93 2-0 P2 ①		5	0	2	4	0	1	3
25 Tyler Flowers, R (1, 2) OBP: 0.368, SLG: 0.369	C FF 89 C FF 92 X FF 92 0-2 FC6-4 ③ 1-2f		B FF 91 F FF 91 C CU 75 S CU 76 1-3 K ②		F FF 94 X SL 89 0-1 L9 ①	X FF 94 0-0 F8 ③		B FF 93 C CU 80 S CU 80 X CU 80 1-2 1-2 1B		5	0	1	0	0	1	3
7 Dansby Swanson, R (1, 6) OBP: 0.294, SLG: 0.379		C FF 88 F FF 90 F FF 93 X CU 77 0-2 G5-3 ①	0-0 IBB		F FF 94 B SL 90 S CU 84 B CU 86 F FF 96 F CU 86 F CU 84 F FF 95 F CU 85 2-3 S CU 85 K ②		B FF 94 X FF 95 1-0 P3 ①	C FF 93 B CU 81 F CU 80 F FF 93 B FF 93 X CU 79 2-2 F9 ②		4	0	0	0	1	1	2
45 Kevin Gausman, L (1, 1) 27 Ryan Flaherty, L (8, PH) OBP: 0.307, SLG: 0.311 61 Chad Sobotka, R (9, 1)		B FF 89 B FF 89 C FF 90 S FF 90 F FF 89 B FF 90 F FF 89 B FF 90 4-2 BB	C FF 88 X FF 88 0-1 G6-3 ③		C FF 94 S SI 94 B SI 94 B SI 94 X SI 94 2-2 G5-3 ③		S FF 95 F FF 96 B FF 96 F FF 94 F FF 94 F FF 95 B FF 94 F FF 94 B CU 82 3-2 X FF 94 G4-3 ②	S FF 94 B FF 94 F FF 94 C FF 93 1-3 K ③		3 1 0	0 0 0	0 0 0	0 0 0	1 1 0	0 2 0	2 2 0
Inning Stats	R: 3 E: 0 K: 1 S: 18 H: 3 LOB: 1 BB: 1 P: 31	R: 0 E: 0 K: 1 S: 13 H: 0 LOB: 1 BB: 1 P: 19	R: 2 E: 0 K: 1 S: 13 H: 2 LOB: 2 BB: 2 P: 20	R: 2 E: 0 K: 1 S: 10 H: 2 LOB: 1 BB: 1 P: 19	R: 0 E: 0 K: 1 S: 13 H: 0 LOB: 0 BB: 0 P: 17	R: 3 E: 0 K: 1 S: 12 H: 3 LOB: 1 BB: 1 P: 21	R: 0 E: 0 K: 0 S: 17 H: 1 LOB: 3 BB: 2 P: 33	R: 0 E: 0 K: 1 S: 15 H: 2 LOB: 2 BB: 0 P: 24		1B: 7 2B: 6 3B: 0 HR: 0 SF: 1 SAC: 0 DP: 0 HBP: 0						

PITCHER	IP	WLS	BF	H	R	ER	SO	BB	IBB	HBP	BLK	WP	HR	S	P	ERA	WHIP
51 Freddy Peralta, R (1, 1) ERA: 4.47	3.0	L	21	7	7	7	3	4	1	0	0	0	0	49	81	21.00	3.667
25 Jordan Lyles, R (4, 1) ERA: 4.52	2.1		11	3	3	3	3	1	0	0	0	0	0	28	43	11.57	1.714
37 Adrian Houser, R (6, 1) ERA: 3.29	2.2		13	3	0	0	1	2	0	0	0	0	0	34	60	0.00	1.875

PITCHER	IP	WLS	BF	H	R	ER	SO	BB	IBB	HBP	BLK	WP	HR	S	P	ERA	WHIP

BOTTOM

Milwaukee Brewers @ Atlanta Braves

SunTrust Park, Atlanta, GA

Fri Aug 10 2018, 7:37 PM - 10:36 PM EDT

Att. 36,519 - Partly Cloudy - 84 F

livebaseballscorecards.com

AB	36
R	10
H	13
RBI	10
BB	8
SO	7
LOB	20

Milwaukee Brewers @ Atlanta Braves

SunTrust Park, Atlanta, GA

Sat Aug 11 2018, 7:13 PM - 9:54 PM EDT

Att. 40,297 - Partly Cloudy - 84 F

livebaseballscorecards.com

Batter	1	2	3	4	5	6	7	8	9	AB	R	H	RBI	BB	SO	LOB
22 Christian Yelich, L (1, 9) OBP: 0.377, SLG: 0.526	C FF 90 B FF 90 C CH 81 B SL 82 B FF 91 B SL 81 4-2 6 FC4-6 BB		B SI 90 B SI 90 C FF 91 B CH 84 S SI 91 X SI 92 3-2 ① L8		C CU 73 B CH 83 S CH 82 B FF 90 S SL 82 2-3 ① K			B FF 93 C SL 86 X SL 87 1-1 E1 6 1B 18 2B	F FF 94 C FF 96 S SL 87 0-3 ① K	4	1	0	0	1	2	1
6 Lorenzo Cain, R (1, 8) OBP: 0.387, SLG: 0.415	1 SAFE X FF 91 0-0 ① FC4-6 18 S 8 1B 1-2f		C SI 90 B SI 89 B SI 91 X SL 82 2-1 ② P3		B FF 92 B SI 91 S SL 83 X SI 90 2-1 ② G5-3			C CU 76 X FF 94 0-1 1-2 18 2B 1B	F FF 95 B SL 87 B SL 86 X SL 86 2-1 18 CS 1B	5	2	2	0	0	0	2
18 Mike Moustakas, L (1, 5) OBP: 0.311, SLG: 0.471	1 SAFE D CU 74 X CH 84 2-0 ② P2 1-2		F CH 82 B CH 84 B SI 90 B SI 90 B FF 91 4-1 8 HBP 1-2 BB		F SI 90 B CH 83 X SL 82 2-1 ③ F9			C FF 93 X SL 86 0-1 8 1B 21 FC6-2-5 1-H 2-H 2B	1 SAFE C CU 82 F SL 87 S SL 87 0-3 ②③ K 1-2	4	0	1	2	1	1	2
8 Ryan Braun, R (1, 7) OBP: 0.300, SLG: 0.442	X FF 91 0-0 2-H 1B		B SL 83 C SL 82 C SI 91 H FF 92 2-2 1-2 2-3 HBP			B SL 81 C SI 90 C SI 90 F SL 82 X SI 91 1-2 ① G3-1		X FF 93 0-0 24 BB 21 FC6-2-5 15 1B 2-3 1B		3	1	2	1	0	0	0
21 Travis Shaw, L (1, 4) OBP: 0.343, SLG: 0.478	C CU 74 X CH 84 0-1 ③ F7		B FF 91 X CH 84 1-0 ③ L3			C SI 91 B CH 84 B CH 83 X SI 90 2-1 ② L9		X FF 94 0-0 ① FC6-2-5 15 1B 24 BB 1-2 3-H		4	0	0	0	0	0	6
7 Eric Thames, L (1, 3) OBP: 0.308, SLG: 0.519 24 Jesús Aguilar, R (8, PH) (8, 3)		B FF 89 F CH 82 S CH 82 B FF 90 F CH 80 S SL 80 2-3 ① K		C FF 91 C FF 90 B FF 90 S CH 81 1-3 ① K		S SI 90 F SI 90 B SI 90 S SL 80 1-3 ③ K		B FF 93 B FC 90 B FC 90 B FC 90 4-0 15 1B 1-2 2-3 BB		3 0	0 0	0 0	0 0	0 1	3 0	0 0
15 Erik Kratz, R (1, 2) OBP: 0.274, SLG: 0.339		C FF 91 B SL 81 F SL 81 B FF 90 F FF 92 B SL 83 S SL 82 3-3 ② K		H SL 81 1-0 3 FC6-4 HBP			B FF 94 X FF 94 1-0 ① G4-3	S FF 92 X FC 90 0-1 1-2 2-3 3-H 1B		3	0	1	1	0	1	0
3 Orlando Arcia, R (1, 6) OBP: 0.246, SLG: 0.275		C SL 81 B SL 82 B SI 91 X SL 83 2-1 ③ P6		X SL 81 0-0 ② FC6-4 1-2f			C FF 93 X FF 95 0-1 ② G3	B FC 90 F FC 91 B CU 82 S FC 92 F FC 91 S CU 86 2-3 ② K		4	0	0	0	0	1	4
20 Wade Miley, L (1, 1) OBP: 0.231, SLG: 0.231 5 Jonathan Schoop, R (7, PH) OBP: 0.262, SLG: 0.422 39 Corbin Burnes, R (7, 1) 14 Hernán Pérez, R (8, PH) OBP: 0.296, SLG: 0.420 71 Josh Hader, L (8, 1) OBP: 0.500, SLG: 0.500			C FF 90 X CU 72 0-1 8 HBP 18 BB 1B	S SI 89 1 SAFE C SI 89 F SL 81 D SL 81 S SI 90 1-3 ③ K			B FF 94 B CH 87 C FF 94 F CH 86 X FF 94 2-2 ③ G4-3	C FC 92 F FC 92 S CU 85 0-3 ③ K		2 1 0 1 0	0 0 0 0 0	1 0 0 0 0	0 0 0 0 0	1 0 0 1 0	1 0 0 3 0

TOP

AB	34
R	4
H	7
RBI	4
BB	3
SO	10
LOB	19

Inning Stats	1	2	3	4	5	6	7	8	9
	R: 1 E: 0 K: 0 S: 7	R: 0 E: 0 K: 2 S: 10	R: 0 E: 0 K: 0 S: 11	R: 0 E: 0 K: 2 S: 8	R: 0 E: 0 K: 1 S: 7	R: 0 E: 0 K: 1 S: 9	R: 0 E: 0 K: 0 S: 6	R: 3 E: 1 K: 2 S: 17	R: 0 E: 0 K: 2 S: 8
	H: 1 LOB: 1 BB: 1 P: 13	H: 0 LOB: 0 BB: 0 P: 17	H: 1 LOB: 3 BB: 1 P: 23	H: 0 LOB: 1 BB: 0 P: 11	H: 0 LOB: 0 BB: 0 P: 13	H: 0 LOB: 0 BB: 0 P: 13	H: 0 LOB: 0 BB: 0 P: 9	H: 4 LOB: 3 BB: 1 P: 24	H: 1 LOB: 0 BB: 0 P: 10

1B: 6	SF: 0	WP: 0	PA: 39
2B: 1	SAC: 0	PB: 0	
3B: 0	DP: 0	SB: 1	
HR: 0	HBP: 2	CS: 1	

PITCHER		IP	WLS	BF	H	R	ER	SO	BB	IBB	HBP	BLK	WP	HR	S	P	ERA	WHIP
49 Julio Teheran, R ERA: 4.33	(1, 1)	6.0		24	2	1	1	6	2	0	2	0	0	0	52	90	1.50	0.667
46 Brad Brach, R ERA: 4.3	(7, 1)	1.0	H	3	0	0	0	0	0	0	0	0	0	0	6	9	0.00	0.000
63 Jesse Biddle, L ERA: 2.6	(8, 1)	0.1	L	5	3	3	2	0	0	0	0	0	0	0	8	9	54.00	9.000
58 Dan Winkler, R ERA: 2.79	(8, 1)	0.2		4	1	0	0	2	1	0	0	0	0	0	9	15	0.00	3.000
64 Luke Jackson, R ERA: 3.7	(9, 1)	1.0		3	1	0	0	2	0	0	0	0	0	0	8	10	0.00	1.000

PITCHER		IP	WLS	BF	H	R	ER	SO	BB	IBB	HBP	BLK	WP	HR	S	P	ERA	WHIP

Milwaukee Brewers @ Atlanta Braves

SunTrust Park, Atlanta, GA

Sat Aug 11 2018, 7:13 PM - 9:54 PM EDT

Att. 40,297 - Partly Cloudy - 84 F

livebaseballscorecards.com

Batter	1	2	3	4	5	6	7	8	9	AB	R	H	RBI	BB	SO	LOB
13 Ronald Acuña Jr., R (1, 8) (8, 7) OBP: 0.326, SLG: 0.512	B SI 90 F SI 92 B FC 88 B FC 89 X FC 89 3-1 HR		X CH 83 0-0 ② G5-3		B CH 82 S FC 87 B FC 88 S CH 82 B FC 88 X CH 83 3-2 ③ G5-3			S SI 95 S SI 95 F SI 97 S SI 96 0-3 ① K		4	1	1	1	0	1	1
1 Ozzie Albies, S (1, 4) OBP: 0.313, SLG: 0.489	B FC 87 B CH 83 F FC 88 X CH 83 2-1 17 G5-3 5 WP 1B		B CH 83 B FC 89 X FC 88 2-0 ③ G4-3			X CH 82 0-0 1B		C SL 83 B SI 96 B SL 82 F SI 95 C SI 96 2-3 ② K		4	0	2	0	0	1	0
5 Freddie Freeman, L (1, 3) OBP: 0.400, SLG: 0.524	1 SAFE B SI 89 C FF 90 B SL 78 B SI 90 S CU 79 B FC 88 4-2 1-2 BB			X CU 75 0-0 22 1B 2B		1 SAFE C CH 81 1 SAFE B FC 86 B FC 86 X FF 91 2-1 ① F8		F SI 95 F SL 85 X SL 85 0-2 ③ G3		3	1	1	0	1	0	1
22 Nick Markakis, L (1, 9) OBP: 0.389, SLG: 0.502	D CU 77 X CU 77 1-0 ① F8			B CU 77 D CU 73 C CU 75 F SL 80 X SL 80 2-2 23 G6-4-3 2-H 1B		B SL 84 C CU 76 C CH 83 X FC 87 1-2 ② P5			F SI 94 F SL 84 F CH 81 F SI 94 B SL 81 X SL 83 1-2 ① L6	4	0	1	1	0	0	3
17 Johan Camargo, S (1, 5) OBP: 0.342, SLG: 0.449	B CU 76 X FC 87 1-0 ②③ G5-3 2-3f			B FC 88 B FC 87 S FC 87 S CH 83 F FC 87 X FC 87 2-2 ① L7		D CH 82 B FC 86 T CH 84 1 SAFE X CU 75 2-1 ③ G6-3			C SL 82 S SI 94 F SI 95 F SI 96 B SL 80 S SI 94 1-3 ② K	4	0	0	0	0	1	4
23 Adam Duvall, R (1, 7) OBP: 0.282, SLG: 0.386 63 Jesse Biddle, L (8, 1) OBP: 0.500, SLG: 1.000 58 Dan Winkler, R (8, 1) 64 Luke Jackson, R (9, 1) 8 Charlie Culberson, R (9, PH) OBP: 0.330, SLG: 0.490		C FC 86 X FC 86 0-1 ① F7		X CU 76 0-0 ②③ G6-4-3 1-2f			C SL 87 B FF 95 X FF 95 1-1 ① G6-3		B SL 82 B SI 94 F SI 91 F SI 94 X SI 94 2-2 ③ G5-3	3 0 0 0 1	0 0 0 0 0	0 0 0 0 0	0 0 0 0 0	0 0 0 0 0	0 0 0 0 0	1 0 0 0 0
24 Kurt Suzuki, R (1, 2) OBP: 0.316, SLG: 0.407		X SI 89 0-0 ② F9			C SI 89 B CH 82 X CH 82 1-1 7 FC5-4 1B		X FF 95 0-0 ② G6-3			3	0	1	0	0	0	0
7 Dansby Swanson, R (1, 6) OBP: 0.295, SLG: 0.378		B SI 90 B FC 87 F CH 83 S CH 82 X FC 90 2-2 ③ G4-3			C FC 86 X FC 88 0-1 ① FC5-4 49 SH5-4 1-2f		B FF 94 S SL 88 S SL 88 B FF 97 F SL 86 X FF 95 2-2 11 E 1B			3	0	1	0	0	0	1
49 Julio Teheran, R (1, 1) OBP: 0.226, SLG: 0.310 46 Brad Brach, R (7, 1) 11 Ender Inciarte, L (7, PH) OBP: 0.312, SLG: 0.355 (8, 8)			B SI 87 B FC 89 C FF 89 S FF 91 F FC 88 B SI 92 F FC 90 X FC 89 3-2 ① G1-3		X FC 86 0-0 ② SH5-4 1-2		C FF 96 1 SAFE 1 SAFE B SL 86 1 SAFE X FF 95 1-1 ③ L7 1-2			1 0 1	0 0 0	0 0 0	0 0 0	0 0 0	0 0 0	0 0 1
Inning Stats	R: 1 E: 0 K: 0 S: 8 H: 2 LOB: 1 BB: 1 P: 19	R: 0 E: 0 K: 0 S: 6 H: 0 LOB: 0 BB: 0 P: 8	R: 0 E: 0 K: 0 S: 7 H: 0 LOB: 0 BB: 0 P: 12	R: 1 E: 0 K: 0 S: 9 H: 2 LOB: 0 BB: 0 P: 13	R: 0 E: 0 K: 0 S: 8 H: 1 LOB: 1 BB: 0 P: 12	R: 0 E: 0 K: 0 S: 8 H: 1 LOB: 1 BB: 0 P: 13	R: 0 E: 1 K: 0 S: 9 H: 1 LOB: 1 BB: 0 P: 13	R: 0 E: 0 K: 2 S: 10 H: 0 LOB: 0 BB: 0 P: 12	R: 0 E: 0 K: 1 S: 13 H: 0 LOB: 0 BB: 0 P: 17	1B: 5 2B: 1 3B: 0 HR: 1 SF: 0 SAC: 1 DP: 2 HBP: 0						

	AB	31
	R	2
	H	7
	RBI	2
	BB	1
	SO	3
	LOB	12

PITCHER		IP	WLS	BF	H	R	ER	SO	BB	IBB	HBP	BLK	WP	HR	S	P	ERA	WHIP
20 Wade Miley, L ERA: 2.23	(1, 1)	6.0		23	6	2	2	0	1	0	0	0	1	1	46	77	3.00	1.167
39 Corbin Burnes, R ERA: 2.77	(7, 1)	1.0	W	4	1	0	0	0	0	0	0	0	0	0	9	13	0.00	1.000
71 Josh Hader, L ERA: 1.54	(8, 1)	2.0	S	6	0	0	0	3	0	0	0	0	0	0	23	29	0.00	0.000

PITCHER	IP	WLS	BF	H	R	ER	SO	BB	IBB	HBP	BLK	WP	HR	S	P	ERA	WHIP

Milwaukee Brewers @ Atlanta Braves

SunTrust Park, Atlanta, GA

Sun Aug 12 2018, 1:38 PM - 4:55 PM EDT

Att. 25,360 - Cloudy - 86 F

livebaseballscorecards.com

Batter	1	2	3	4	5	6	7	8	9	AB	R	H	RBI	BB	SO	LOB
6 Lorenzo Cain, R (1, 8) OBP: 0.391, SLG: 0.419	F FF 91 F CU 76 B CH 84 F CH 85 F FF 93 S FF 94 1-3 **K** ①	D CU 77 F CH 84 B FF 92 X FF 92 2-1 22 F8 1-2 1B		C FF 90 X CU 75 0-1 22 1B 24 HR 1B	F SL 85 B SL 87 B FF 96 B FF 94 X SL 86 3-1 22 CS 1B		X SI 95 0-0 22 E 1-2 1B		C FF 98 C FF 98 X CH 85 0-2 F9 ②	6	1	4	0	0	1	1
22 Christian Yelich, L (1, 9) OBP: 0.376, SLG: 0.522	X FF 91 0-0 **G3** ②	B FF 92 B FF 91 X FF 92 2-0 **F8** ② 1-2 2-3		X FF 91 0-0 24 HR 1-3 1B	1 SAFE F CU 81 1 SAFE 1 SAFE B FF 94 B FF 94 1 SAFE C FF 95 B SL 87 4-2 F SL 86 B FF 95 ② 1-2 24 2B BB		L SL 86 D SL 85 2 SAFE F SI 94 B SI 94 S SI 93 2-3 **K** ① 1-2 2-3		C FF 98 S FF 98 B FC 91 B FC 93 S FF 99 2-3 **K** ③ 1-2	5	2	1	0	1	2	5
24 Jesús Aguilar, R (1, 3) OBP: 0.362, SLG: 0.588	C FF 92 B CU 76 F CH 84 B CU 77 F CH 84 X FF 93 2-2 8 1B 1B	C CU 77 B FF 93 F CU 78 B FF 91 B CU 76 F FF 93 X CH 86 3-2 **G4-3** ③		B CH 84 B FF 92 C FF 92 B CU 75 F FF 91 X CU 75 3-2 1-H 3-H HR	C SL 87 D FF 95 1 SAFE F FF 94 B FF 94 X CU 84 2-2 1-H 2B		0-0 8 G6-4-3 IBB			4	1	3	4	1	0	2
8 Ryan Braun, R (1, 7) OBP: 0.302, SLG: 0.445	B FF 92 D FF 92 X FF 91 2-0 1-2 1B		B FF 90 F FF 91 F FF 92 B FF 93 B CU 77 X CH 84 3-2 **G6-3** ①	X CH 84 0-0 14 1B 2B	X SL 88 0-0 **G6-3** ③		C SI 94 B SI 94 S SI 94 X SI 94 1-2 **G6-4-3** ② ③ 1-2f			5	0	2	0	0	0	4
14 Hernán Pérez, R (1, 6) OBP: 0.302, SLG: 0.427	B FF 92 C FF 91 X FF 92 1-1 **L5** ③		B CU 75 B FF 92 C FF 92 F FF 92 X FF 93 2-2 5 1B 1B	D FF 92 X FF 92 1-0 18 PB 2-3 1B		C SL 85 X SL 86 0-1 18 BLK 18 1B 2B		C SL 85 X SL 85 0-1 **E5** 18 CS		5	1	3	0	0	0	2
18 Mike Moustakas, L (1, 5) OBP: 0.312, SLG: 0.469		B CH 88 B FF 92 F CH 83 B CH 84 F CH 84 B FF 91 4-2 5 FC4-6 BB	C FF 92 X FF 92 0-1 **P5** ②	B FF 92 D CH 85 F FF 92 X FF 92 2-1 **L7** ② 1-2		X SL 83 0-0 5 G6-4-3 2-H 1B		B CH 84 D SL 82 F CH 86 1 SAFE B FF 96 F FF 95 F FF 96 S CH 85 3-3 **K** ① ② 1-2		4	0	1	1	1	1	4
5 Jonathan Schoop, R (1, 4) OBP: 0.264, SLG: 0.420		C CH 84 F FF 91 X FF 92 0-2 **FC4-6** ① 9 2B 57 1B 1-2f	B FF 92 1 SAFE X FF 90 1-0 1-2 1B	F FF 92 B FF 92 S FF 92 B CH 83 B FF 93 D FF 93 4-2 BB		X FF 95 0-0 **G6-4-3** ① ② 1-2f		S SL 86 F FF 95 B CH 88 X FF 96 1-2 **G4-3** ③		4	1	1	0	1	0	2
9 Manny Piña, R (1, 2) OBP: 0.294, SLG: 0.372 39 Corbin Burnes, R (6, 1) 38 Dan Jennings, L (7, 1) OBP: 0.667, SLG: 1.000 50 Jacob Barnes, R (8, 1) 21 Travis Shaw, L (9, PH) OBP: 0.342, SLG: 0.477		X CH 84 0-0 57 1B 1-3 2B	D CU 77 C FF 91 S FF 92 B FF 93 X FF 92 2-2 **G6-3** ③	B CU 75 C FF 92 B FF 91 X FF 91 2-1 **P3** ③		B SL 86 C SL 84 F FF 94 F SL 87 S SL 86 1-3 **K** ③		S FC 93 F FC 93 B FC 91 B FF 98 S FC 92 2-3 **K** ①	4 1 1 0 0 1 5 0 0 0 0 0 0 0 0 0 0 0 0 0 0 0 0 0 0 0 0 0 1 0 0 0 0 1 0						
57 Chase Anderson, R (1, 1) OBP: 0.111, SLG: 0.111 45 Jhoulys Chacín, R (5, PH) OBP: 0.256, SLG: 0.225 46 Corey Knebel, R (5, 1) 15 Erik Kratz, R (6, 2) OBP: 0.286, SLG: 0.351		S FF 91 S FF 92 X FF 92 0-2 22 F8 6 1B 2-H 3-H 1B		C CH 88 B CU 73 C CU 73 S CH 82 1-3 **K** ①	B SL 84 S FF 93 F SL 85 B FF 95 T SL 87 2-2 **K** ①		C SI 94 X SI 94 0-1 22 E 6 1B 1B		X FC 93 0-0 22 WP 1B	2 0 1 2 0 1 0 1 0 0 0 0 1 0 0 0 0 0 0 0 0 2 0 2 0 0 0 0						

Inning Stats																								
	R: 0	H: 2	R: 2	H: 3	R: 0	H: 2	R: 3	H: 5	R: 1	H: 2	R: 1	H: 2	R: 0	H: 2	R: 0	H: 0	R: 0	H: 1	1B: 14	SF: 0	WP: 1	PA: 47
	E: 0	LOB: 2	E: 0	LOB: 2	E: 0	LOB: 2	E: 0	LOB: 3	E: 0	LOB: 1	E: 0	LOB: 0	E: 1	LOB: 2	E: 1	LOB: 0	E: 0	LOB: 1	2B: 5	SAC: 0	PB: 1	
	K: 1	BB: 0	K: 0	BB: 1	K: 0	BB: 0	K: 1	BB: 1	K: 1	BB: 1	K: 1	BB: 0	K: 1	BB: 1	K: 1	BB: 0	E: 0	BB: 0	3B: 0	SB: 0	
	S: 13	P: 19	S: 16	P: 27	S: 12	P: 20	S: 17	P: 30	S: 12	P: 23	S: 8	P: 9	S: 9	P: 12	S: 9	P: 13	K: 2 S: 10	P: 14	HR: 1	HBP: 0	CS: 2	

PITCHER		IP	WLS	BF	H	R	ER	SO	BB	IBB	HBP	BLK	WP	HR	S	P	ERA	WHIP
15 Sean Newcomb, L ERA: 3.4	(1, 1)	4.0		26	12	5	5	2	2	0	0	0	0	1	58	96	11.25	3.500
64 Luke Jackson, R ERA: 4.1	(5, 1)	2.0		9	4	2	2	2	1	0	0	1	0	0	20	32	9.00	2.500
48 Jonny Venters, L ERA: 2.84	(7, 1)	1.0	W	5	2	0	0	1	0	1	0	0	0	0	9	12	0.00	2.000
46 Brad Brach, R ERA: 4.2	(8, 1)	1.0	H	3	0	0	0	1	0	0	0	0	0	0	9	13	0.00	0.000
33 A.J. Minter, L ERA: 2.85	(9, 1)	1.0	S	4	1	0	0	2	0	0	0	0	1	0	10	14	0.00	1.000

PITCHER	IP	WLS	BF	H	R	ER	SO	BB	IBB	HBP	BLK	WP	HR	S	P	ERA	WHIP

TOP	
AB	43
R	7
H	19
RBI	7
BB	4
SO	8
LOB	25

Batter	1	2	3	4	5	6	7	8	9	AB	R	H	RBI	BB	SO	LOB
13 Ronald Acuña Jr., R (1, 7) OBP: 0.328, SLG: 0.522	B FF 90 C FF 91 S CH 81 B FF 92 B CH 82 F FF 92 F FF 93 F FF 94 B SI 93 4-2 1 CS BB	B FC 87 B SI 91 S CH 81 X SI 91 2-1 2-H HR			F FF 95 X KC 80 0-1 ① G6-3	B SL 86 C FF 93 F FF 94 B SL 84 X SL 84 2-2 ③ F9				3	1	1	2	1	0	0
1 Ozzie Albies, S (1, 4) OBP: 0.313, SLG: 0.494	1 SAFE B SI 91 S CH 81 F FF 92 F CH 81 S FC 89 1-3 ① ② K 1-2	B CU 72 B FF 91 X CH 81 2-0 ③ F8			C FF 96 B FF 97 C KC 80 S KC 81 1-3 ② K		B SL 81 X SL 82 1-0 HR			4	1	1	1	0	2	1
5 Freddie Freeman, L (1, 3) OBP: 0.401, SLG: 0.528	F SI 91 S FC 89 B FC 84 F FF 92 B FF 92 B FC 88 F FF 94 X CH 82 3-2 22 3B 2B		X FF 88 0-0 ① L9		C FF 96 F FF 96 F FF 97 B FF 96 X FF 97 1-2 22 2B		X SI 91 0-0 ① L7			4	2	2	0	0	0	0
22 Nick Markakis, L (1, 9) OBP: 0.390, SLG: 0.509	B SI 93 X FF 92 1-0 17 1B 2-H 3B		C CH 78 C CH 78 B FF 89 B FF 91 S CH 79 2-3 ② K		X FF 95 0-0 2-H 2B		B SL 82 F SI 91 X SL 82 1-1 ② G5-3			4	1	2	2	0	1	0
17 Johan Camargo, S (1, 5) OBP: 0.341, SLG: 0.447	S CH 81 B CH 81 B FC 89 F FF 93 B CU 75 F CH 83 X SI 94 3-2 3-H 1B		S SI 89 X CU 73 0-1 ③ G1-3		C KC 80 S KC 82 F FF 96 F FF 96 D KC 82 X FF 96 1-2 ③ G4-3		B SI 93 C SL 82 X SL 82 1-1 ③ L7			4	0	1	1	0	0	1
11 Ender Inciarte, L (1, 8) OBP: 0.309, SLG: 0.352	C FF 92 B FF 92 F FF 92 F CH 82 B CU 74 B FF 92 X SI 92 3-2 ③ G3		F CU 73 X CU 73 0-1 ① L9		B SL 86 B FF 94 C FF 95 C SL 87 X FF 95 2-2 ① G4-3			B SL 81 C SL 82 B SI 91 F SI 92 X SI 93 2-2 ① G6-3		4	0	0	0	0	0	1
25 Tyler Flowers, R (1, 2) OBP: 0.371, SLG: 0.368		C FF 88 B FF 90 F CU 74 X 1-2 15 SH3-4 13 HR 1B		B FF 89 B FF 89 F FF 90 C FF 90 S FF 92 2-3 ② K	H FF 94 1-0 7 HR HBP			X FC 90 0-0 ② P6		3	2	1	0	0	1	0
7 Dansby Swanson, R (1, 6) OBP: 0.297, SLG: 0.386		F FF 91 C FC 85 X FF 93 0-2 ① L9		F FF 90 B CH 79 C FF 91 F CU 75 B CU 75 B CU 76 F FF 92 B FF 93 4-2 BB	B SL 86 S SL 85 S SL 84 X FF 95 1-2 1-H HR			C FF 96 X FC 91 0-1 E1		3	1	1	2	1	0	1
15 Sean Newcomb, L (1, 1) OBP: 0.083, SLG: 0.086 27 Ryan Flaherty, L (4, PH) OBP: 0.305, SLG: 0.309 64 Luke Jackson, R (5, 1) 23 Adam Duvall, R (6, PH) OBP: 0.281, SLG: 0.385 48 Jonny Venters, L (7, 1) 46 Brad Brach, R (8, 1) 8 Charlie Culberson, R (8, PH) OBP: 0.329, SLG: 0.488 33 A.J. Minter, L (9, 1)		X SI 89 0-0 ② SH3-4 1-2		1 SAFE F FF 91 S CH 81 F FF 91 1 SAFE B FC 88 1 SAFE B CH 80 S CH 82 2-3 ③ K	C SL 84 S SL 86 B SL 85 S SL 85 1-3 ② K			X FC 89 0-0 ③ G6-3		0 0 0 0 0 0 0 1 0 0 0 0 1 1 0 0 0 0 0 0 0 1 0 0 0 0 1 0 0 0 0 0 0 0 0 0 0 0 0 0 0 0 1 0 0 0 0 0 1 0 0 0 0 0 0 0						
Inning Stats	R: 2 E: 0 K: 1 S: 23 H: 3 LOB: 1 BB: 1 P: 38	R: 2 E: 0 K: 0 S: 10 H: 2 LOB: 0 BB: 0 P: 15	R: 0 E: 0 K: 1 S: 6 H: 0 LOB: 0 BB: 0 P: 8	R: 0 E: 0 K: 2 S: 13 H: 0 LOB: 1 BB: 1 P: 21	R: 1 E: 0 K: 1 S: 15 H: 2 LOB: 1 BB: 0 P: 18	R: 2 E: 0 K: 1 S: 12 H: 1 LOB: 0 BB: 0 P: 19	R: 1 E: 0 K: 0 S: 6 H: 1 LOB: 0 BB: 0 P: 9	R: 0 E: 1 K: 0 S: 7 H: 0 LOB: 1 BB: 0 P: 9		1B: 2 2B: 4 3B: 1 HR: 3 SF: 0 SAC: 1 DP: 1 HBP: 1						

PITCHER	IP	WLS	BF	H	R	ER	SO	BB	IBB	HBP	BLK	WP	HR	S	P	ERA	WHIP
57 Chase Anderson, R (1, 1) ERA: 3.97	4.0		18	5	4	4	4	2	0	0	0	0	1	52	82	9.00	1.750
46 Corey Knebel, R (5, 1) ERA: 4.91	1.0		5	2	1	1	1	0	0	0	0	0	0	15	18	9.00	2.000
39 Corbin Burnes, R (6, 1) ERA: 3.86	1.0	B	5	1	2	2	1	0	0	1	0	0	1	12	19	18.00	1.000
38 Dan Jennings, L (7, 1) ERA: 3.23	1.1	L	5	1	1	1	0	0	0	0	0	0	1	9	14	6.75	0.750
50 Jacob Barnes, R (8, 1) ERA: 3.61	0.2		3	0	0	0	0	0	0	0	0	0	0	4	4	0.00	0.000

PITCHER	IP	WLS	BF	H	R	ER	SO	BB	IBB	HBP	BLK	WP	HR	S	P	ERA	WHIP

BOTTOM

Milwaukee Brewers @ Atlanta Braves

SunTrust Park, Atlanta, GA

Sun Aug 12 2018, 1:38 PM - 4:55 PM EDT

Att. 25,360 - Cloudy - 86 F

livebaseballscorecards.com

AB	32
R	8
H	9
RBI	8
BB	2
SO	6
LOB	6

WP: 0 PB: 0 SB: 0 CS: 1 PA: 36

Miami Marlins @ Atlanta Braves

SunTrust Park, Atlanta, GA

Mon Aug 13 2018, 1:37 PM - 4:15 PM EDT

Att. 16,049 - Sunny - 86 F

TOP

livebaseballscorecards.com

Batter	1	2	3	4	5	6	7	8	9	AB	R	H	RBI	BB	SO	LOB
52 Rafael Ortega, L (1, 7) (7, 9) OBP: 0.278, SLG: 0.235	B SI 92 B SI 92 C SI 94 X SI 96 2-1 G5-3		C FS 84 C FS 85 B CU 78 B FF 94 B FS 87 X FS 86 3-2 G1-3		B SI 93 X FS 85 1-0 G1-3			B FF 97 C FF 95 S FF 97 F SL 87 B FF 97 B SL 86 X FF 97 3-2 L8		4	0	0	0	0	0	0
14 Martín Prado, R (1, 5) OBP: 0.288, SLG: 0.301 19 Miguel Rojas, R (3, PH) (3, 5) OBP: 0.304, SLG: 0.353	C FF 94 X CU 76 0-1 F9		F FF 93 F FF 95 F CU 78 F FS 87 S FS 86 0-3 K			C FF 92 F FF 92 X FS 86 0-2 G5-3		B FF 97 X FF 95 1-0 P3		1 3	0 0	0 0	0 0	0 0	0 1	0 0
11 J.T. Realmuto, R (1, 2) (7, 3) OBP: 0.345, SLG: 0.499	C FF 95 F FF 96 B CU 78 B CU 78 B CU 77 X FF 96 3-2 P4		H FS 84 1-0 HBP			B FF 91 C FF 93 S CU 75 B CU 76 B FS 84 D CU 76 4-2 32 G3-6-1 BB			B FF 95 B FF 96 B FF 94 B FF 96 4-0 15 BB 10 BB BB	1	0	0	0	2	0	0
32 Derek Dietrich, L (1, 3) (7, 7) OBP: 0.339, SLG: 0.438		B SI 92 B FS 83 B SI 93 B SI 94 4-0 10 1B 79 2B BB	C CU 75 B FS 85 B FF 94 S FS 86 X FS 86 2-2 P3			D FS 82 D SI 92 D SI 92 C FF 92 X SI 91 3-1 G3-6-1 1-2f			C FF 97 B FF 96 C SL 84 D SL 86 X FF 97 2-2 L8	3	1	0	0	1	0	3
10 JT Riddle, L (1, 6) OBP: 0.255, SLG: 0.362		C SI 93 F CU 75 F CU 76 B FF 94 X CU 76 1-2 79 2B 1-2 1B		C SI 92 X FS 86 0-1 G4-3			F FF 95 B SL 86 B CU 77 F FF 95 B CU 78 F FF 95 B FF 95 4-2 34 FC5-4 79 1B BB		B FF 97 F FF 97 B SL 82 S FF 96 F FF 97 B SL 85 F FF 97 B FF 96 4-2 15 BB 1-2 BB	2	0	1	0	2	0	0
79 Isaac Galloway, R (1, 9) (7, 8) OBP: 0.333, SLG: 0.417		X FF 94 0-0 1-3 2-H 2B		B CU 74 F SI 92 C SI 95 S CU 78 1-3 K			F CU 77 X FF 94 0-1 34 FC5-4 1-2 1B		C FF 97 C SL 84 D SL 86 S SL 84 1-3 K	4	0	2	1	0	2	2
34 Magneuris Sierra, L (1, 8) OBP: 0.167, SLG: 0.200 66 Jarlín García, L (7, 1) 15 Brian Anderson, R (9, PH) OBP: 0.362, SLG: 0.410		F FS 87 C CU 78 F CU 76 F FF 95 B CU 77 X FS 88 1-2 L7		S FS 86 X FS 87 0-1 G3			F FF 95 X FF 95 0-1 FC5-4 2 G4-3 1-2f 2-3		S FF 96 B FF 97 S FF 95 D SL 85 B FF 97 B FF 96 4-2 1-2 2-3 BB	3 0 0	0 0 0	0 0 0	0 0 0	0 0 1	0 0 0	4 0 0
2 Yadiel Rivera, R (1, 4) OBP: 0.292, SLG: 0.231		C CU 76 C CU 76 S CU 78 0-3 K			C FF 91 B CU 73 X 1-1 L9		B CU 78 S CU 77 B FF 95 F SI 95 B CU 77 F FF 95 X FF 95 3-2 G4-3 1-2f		F FF 96 F FF 96 S SL 85 0-3 K	4	0	0	0	0	2	7
49 Pablo López, L (1, 1) OBP: 0.214, SLG: 0.154 40 Javy Guerra, R (6, 1) 28 Bryan Holaday, R (7, 2) OBP: 0.244, SLG: 0.233		F SI 95 C CU 76 B CU 78 B FF 95 B CU 77 C FF 96 3-3 K			B SI 92 X FF 91 1-0 L7			B FF 96 C FF 96 S FF 97 F SL 88 S SL 88 1-3 K		2 0 1	0 0 0	0 0 0	0 0 0	1 0 1	0 0 0	2 0 0
Inning Stats	R: 0 E: 0 K: 0 S: 7 H: 0 LOB: 0 BB: 0 P: 12	R: 1 E: 0 K: 2 S: 16 H: 2 LOB: 2 BB: 1 P: 25	R: 0 E: 0 K: 1 S: 11 H: 0 LOB: 1 BB: 0 P: 17	R: 0 E: 0 K: 1 S: 7 H: 0 LOB: 0 BB: 0 P: 8	R: 0 E: 0 K: 0 S: 4 H: 0 LOB: 0 BB: 0 P: 7	R: 0 E: 0 K: 0 S: 7 H: 0 LOB: 0 BB: 1 P: 14	R: 0 E: 0 K: 0 S: 11 H: 1 LOB: 1 BB: 1 P: 18	R: 0 E: 0 K: 1 S: 9 H: 0 LOB: 0 BB: 0 P: 14	R: 0 E: 0 K: 2 S: 15 H: 0 LOB: 3 BB: 3 P: 30	1B: 2 2B: 1 3B: 0 HR: 0 SF: 0 SAC: 0 DP: 2 HBP: 1						

	AB	28
	R	1
	H	3
	RBI	1
	BB	6
	SO	7
	LOB	18

WP: 0 PB: 0 SB: 0 CS: 0 PA: 35

PITCHER		IP	WLS	BF	H	R	ER	SO	BB	IBB	HBP	BLK	WP	HR	S	P	ERA	WHIP
62 Touki Toussaint, R ERA: 1.5	(1, 1)	6.0	W	22	2	1	1	4	2	0	1	0	0	0	52	83	1.50	0.667
63 Jesse Biddle, L ERA: 2.54	(7, 1)	1.0		4	1	0	0	0	1	0	0	0	0	0	11	18	0.00	2.000
61 Chad Sobotka, R ERA:	(8, 1)	2.0		9	0	0	0	3	3	0	0	0	0	0	24	44	0.00	1.500

PITCHER	IP	WLS	BF	H	R	ER	SO	BB	IBB	HBP	BLK	WP	HR	S	P	ERA	WHIP

Miami Marlins @ Atlanta Braves

SunTrust Park, Atlanta, GA

Mon Aug 13 2018, 1:37 PM - 4:15 PM EDT

Att. 16,049 - Sunny - 86 F

BOTTOM

Batter	1	2	3	4	5	6	7	8	9	AB	R	H	RBI	BB	SO	LOB
13 Ronald Acuña Jr., R (1, 7) OBP: 0.337, SLG: 0.539	B FF 93 F FF 93 B SI 92 B CH 86 X FF 93 3-1 HR		B SI 93 S CH 85 B CH 85 B SI 92 B CH 86 4-1 BB		B CU 78 C FF 92 X SI 90 1-1 E6 1 1 G6-3 1 S 5 SF7	B SL 88 X FF 93 1-0 1 E 1-3 2-H 3-H 2B		F SL 86 C CH 84 B SL 86 D SL 87 B CH 87 B CH 87 4-2 1 1B 1-2 2-3 BB		3	3	2	3	2	0	0
1 Ozzie Albies, S (1, 4) OBP: 0.313, SLG: 0.493	F SI 93 F FF 94 B FF 92 X CH 86 1-2 F7 ①		F CH 84 X FF 91 0-1 P4 ②		B CU 78 B SI 91 2 SAFE X CH 84 2-0 G6-3 ① 1-3	C CU 81 B FF 93 S FF 95 X CU 80 1-2 E8 5 F7-4 2-H 3-H 1B		F CH 88 X FF 93 0-1 5 G4-6-3 1-2 2-3 3-H 1B		5	0	2	2	0	0	2
5 Freddie Freeman, L (1, 3) OBP: 0.397, SLG: 0.523	B FF 94 B FF 93 C SI 93 S CH 86 F FF 94 B SI 92 S FF 92 3-3 K ②		1 SAFE B FF 91 F CH 84 F SI 92 1 SAFE F FF 90 B FF 91 S CH 83 2-3 K ③		F FF 90 B FF 91 3 SAFE F FF 90 F CH 85 X FF 90 1-2 SF7 ② 3-H	S CH 85 B FF 95 B FF 94 B CH 84 S CH 84 F CH 84 F FF 93 X CH 84 3-2 F7-4 ②③ 2-2		F FF 92 F FF 93 X FF 93 0-2 G4-6-3 ②③ 1-2f		4	0	0	1	0	2	5
22 Nick Markakis, L (1, 9) OBP: 0.389, SLG: 0.509	C SI 93 B FF 92 B CU 79 F SI 92 X CH 85 2-2 G5-3 ③			B SI 92 S CU 78 X CU 78 1-1 17 2B 2B	B CH 85 B CH 85 X SI 90 2-0 G3 ③		S FF 92 B SL 83 S SL 84 S FF 92 1-3 K ①			4	1	1	0	0	1	0
17 Johan Camargo, S (1, 5) OBP: 0.343, SLG: 0.454		C SI 92 B CH 85 S CH 85 B FF 92 X CH 86 2-2 G4-3 ①		D CU 78 S CH 84 B FF 90 F CH 83 X FF 92 2-2 2-H 2B		C CU 76 B CH 82 S CH 82 X CH 83 1-2 11 G3 8 2B 2B	C FF 92 F FF 93 S SL 84 0-3 K ②			4	1	2	1	0	1	0
11 Ender Inciarte, L (1, 8) OBP: 0.308, SLG: 0.351		B FF 94 X SI 92 1-0 1B		L FF 92 S CH 84 S CU 79 0-3 K ①		B CU 79 B SI 89 X SI 89 2-0 G3 ① 2-3	B FF 92 X SL 83 1-0 G4-3 ③			4	0	1	0	0	1	2
24 Kurt Suzuki, R (1, 2) OBP: 0.319, SLG: 0.406		B SI 91 X SI 92 1-0 L9 ②		B SI 90 S CH 84 X FF 90 1-1 G5-3 ②		B CH 84 H CH 83 2-0 8 2B 13 2B HBP		F FF 90 B CH 86 X CH 85 1-1 13 BB 61 1B 1 1B 1B		3	2	1	0	0	0	2
8 Charlie Culberson, R (1, 6) OBP: 0.332, SLG: 0.491		B FF 94 1 SAFE S SI 92 F CH 86 B FF 90 X SI 91 2-2 P3 ③		0-0 IBB		F SI 89 F SI 91 X SI 91 0-2 13 2B 1-3 3-H 2B		F FF 91 X FF 92 0-1 L8 ①		3	1	1	1	1	0	2
62 Touki Toussaint, R (1, 1) 23 Adam Duvall, R (6, PH) OBP: 0.283, SLG: 0.385 63 Jesse Biddle, L (7, 1) OBP: 0.500, SLG: 1.000 61 Chad Sobotka, R (8, 1) OBP: 1.000, SLG: 1.000			B FF 92 C FF 92 B CU 76 F FF 91 C CU 78 2-3 K ①	S CU 79 S CU 79 S CU 79 0-3 K ③		B SL 90 F FF 95 D SL 88 S FF 94 B CU 79 D FF 89 4-2 13 2B 1 1B BB		C FF 92 X FF 92 0-1 1 1B 13 BB 1-2 1B		2 0 0 1	0 1 0 0	0 0 0 0	0 1 0 0	2 0 0 0	2 0 0 0	2 0 0 0
Inning Stats	R: 1 E: 0 K: 1 S: 12 H: 1 LOB: 0 BB: 0 P: 21	R: 0 E: 0 K: 0 S: 8 H: 1 LOB: 1 BB: 0 P: 14	R: 0 E: 0 K: 2 S: 10 H: 0 LOB: 1 BB: 1 P: 18	R: 1 E: 0 K: 2 S: 13 H: 2 LOB: 2 BB: 1 P: 17	R: 1 E: 1 K: 0 S: 8 H: 0 LOB: 0 BB: 0 P: 14	R: 5 E: 1 K: 0 S: 18 H: 4 LOB: 0 BB: 1 P: 32	R: 0 E: 0 K: 2 S: 7 H: 0 LOB: 0 BB: 0 P: 9	R: 1 E: 0 K: 0 S: 13 H: 3 LOB: 2 BB: 1 P: 18		1B: 5 2B: 6 3B: 0 HR: 1	SF: 1 SAC: 0 DP: 2 HBP: 1					

livebaseballscorecards.com

AB	33
R	9
H	11
RBI	8
BB	4
SO	7
LOB	15

		WP: 0	PA: 39
		PB: 0	
		SB: 1	
		CS: 0	

PITCHER		IP	WLS	BF	H	R	ER	SO	BB	IBB	HBP	BLK	WP	HR	S	P	ERA	WHIP
49 Pablo López, R ERA: 4.79	(1, 1)	5.1	L	26	6	6	5	5	1	1	1	0	0	1	58	96	8.44	1.312
40 Javy Guerra, R ERA: 6.23	(6, 1)	0.2		4	2	2	1	0	1	0	0	0	0	0	11	20	13.50	4.500
66 Jarlín García, L ERA: 4.37	(7, 1)	2.0		9	3	1	1	2	1	0	0	0	0	0	20	27	4.50	2.000

PITCHER	IP	WLS	BF	H	R	ER	SO	BB	IBB	HBP	BLK	WP	HR	S	P	ERA	WHIP

Batter	1	2	3	4	5	6	7	8	9	AB	R	H	RBI	BB	SO	LOB
52 Rafael Ortega, L (1, 7) OBP: 0.227, SLG: 0.190	C FF 98 B FF 98 C CU 82 B FF 99 F FF 98 B FF 98 S SL 90 3-3 ① K		C CU 82 B CU 80 X FF 96 1-1 ② B1-3			B CU 79 C CH 85 F FF 96 X FF 96 1-2 ① P5		C FF 94 C FF 95 X FF 97 0-2 ①② G4-6-3 1-2f		4	0	0	0	0	1	1
11 J.T. Realmuto, R (1, 3) OBP: 0.350, SLG: 0.503	B FF 98 X SI 98 1-0 2B		C CU 78 X SL 90 0-1 1B			B FF 96 C CU 80 B CH 87 S CH 87 B FF 97 B SL 87 4-2 13 2B BB		F FF 97 B FF 96 B CH 86 F SI 95 F FF 95 X SL 90 2-2 ③ F8		3	1	2	0	1	0	0
13 Starlin Castro, R (1, 4) OBP: 0.329, SLG: 0.396	B FF 97 C SL 87 S SL 85 B FF 97 B SI 97 B SL 89 4-2 15 G5-4-3 BB		F SL 86 B CH 88 S SL 88 B FF 97 T SI 98 2-2 ③ K			F FF 96 X CU 78 0-1 1-H 2B			F FC 88 B FC 88 F CU 80 B CU 84 B FC 89 X FC 90 3-2 ① G5-3	3	0	1	1	1	1	1
15 Brian Anderson, R (1, 9) OBP: 0.359, SLG: 0.407	B FF 96 X SL 87 1-0 ②③ G5-4-3 1-2f			B FF 96 C FF 96 B FF 95 X SL 88 2-1 ① F9		C FF 95 F SL 85 B SI 96 F SI 97 D CU 77 X CU 78 2-2 ② F8			C FC 90 C FF 92 B CU 83 S CU 82 1-3 ② K	4	0	0	0	0	1	3
10 JT Riddle, L (1, 6) OBP: 0.255, SLG: 0.356		B FF 94 B CU 78 C SI 95 X SI 96 2-1 ① G1-3		C CU 81 S CH 89 X CU 83 0-2 ② P6		B CU 79 C FF 96 X CU 79 1-1 ③ G4-3			B CU 83 B CU 82 C FC 88 B FF 93 F FC 88 F FC 89 B FF 92 4-2 BB	3	0	0	0	1	0	1
19 Miguel Rojas, R (1, 5) OBP: 0.306, SLG: 0.355		B CU 77 S SL 86 X FF 94 1-1 28 1B 1B		C FF 97 F FF 98 B SI 98 B SL 90 S CU 81 2-3 ③ K			C FF 94 F CU 82 B FF 96 S SI 97 1-3 ① K		S CU 82 B FC 89 S CU 81 S CU 84 1-3 ③ K	1	0	1	0	0	0	0
2 Yadiel Rivera, R (2, 5) OBP: 0.288, SLG: 0.227										2	0	0	0	0	2	0
32 Derek Dietrich, L (9, PH) OBP: 0.339, SLG: 0.437										1	0	0	0	0	1	1
79 Isaac Galloway, R (1, 8) OBP: 0.267, SLG: 0.333		C SL 86 S SL 84 D SL 87 1 SAFE S SL 87 1-3 ② K			X CU 78 0-0 ① P5		B FF 96 X CU 79 1-0 ② F7			3	0	0	0	0	1	1
28 Bryan Holaday, R (1, 2) OBP: 0.246, SLG: 0.236		D SL 84 C FF 96 S FF 97 X SL 86 1-2 ③ 1-3 1B			B FF 96 C CU 81 X CU 79 1-1 ② P4		B CU 80 C CH 86 S CH 88 F SI 98 B FF 98 C SL 88 2-3 ③ K			3	0	1	0	0	1	0
77 Merandy Gonzalez, R (1, 1) OBP: 0.250, SLG: 0.250			B FF 92 C FF 94 X FF 95 1-1 ① G4-3		B FF 95 C FF 95 C CU 78 S SL 85 1-3 ③ K			B FF 94 B FF 94 F SI 93 B SL 86 F SI 94 B SI 95 4-2 52 G4-6-3 BB		2	0	0	0	0	1	0
55 Drew Rucinski, R (5, 1)										0	0	0	0	0	0	0
56 Tayron Guerrero, R (7, 1)										0	0	0	0	0	0	0
48 Christopher Bostick, R (8, PH)										0	0	0	0	1	0	0
53 Brett Graves, R (8, 1)										0	0	0	0	0	0	0
Inning Stats	R: 0 E: 0 K: 1 S: 8 H: 1 LOB: 1 BB: 1 P: 17	R: 0 E: 0 K: 1 S: 10 H: 2 LOB: 2 BB: 0 P: 15	R: 0 E: 0 K: 1 S: 9 H: 1 LOB: 1 BB: 0 P: 13	R: 0 E: 0 K: 1 S: 8 H: 0 LOB: 0 BB: 0 P: 12	R: 0 E: 0 K: 1 S: 6 H: 0 LOB: 0 BB: 0 P: 8	R: 1 E: 0 K: 0 S: 13 H: 1 LOB: 1 BB: 1 P: 21	R: 0 E: 0 K: 2 S: 8 H: 0 LOB: 0 BB: 0 P: 12	R: 0 E: 0 K: 0 S: 9 H: 0 LOB: 0 BB: 1 P: 15	R: 0 E: 0 K: 2 S: 12 H: 0 LOB: 1 BB: 1 P: 21	1B: 3 2B: 2 3B: 0 HR: 0 SF: 0 SAC: 0 DP: 2 HBP: 0						

PITCHER		IP	WLS	BF	H	R	ER	SO	BB	IBB	HBP	BLK	WP	HR	S	P	ERA	WHIP
26 Mike Foltynewicz, R ERA: 2.86	(1, 1)	8.0	W	29	5	1	1	7	3	0	0	0	0	0	71	113	1.12	1.000
58 Dan Winkler, R ERA: 2.74	(9, 1)	1.0		4	0	0	0	2	1	0	0	0	0	0	12	21	0.00	1.000

PITCHER		IP	WLS	BF	H	R	ER	SO	BB	IBB	HBP	BLK	WP	HR	S	P	ERA	WHIP

TOP

Miami Marlins @ Atlanta Braves

SunTrust Park, Atlanta, GA

Mon Aug 13 2018, 7:38 PM - 10:34 PM EDT

Att. 18,186 - Clear - 84 F

livebaseballscorecards.com

AB	29
R	1
H	5
RBI	1
BB	4
SO	9
LOB	8

MIAMI

PA: 33

WP: 0
PB: 0
SB: 0
CS: 0

Miami Marlins @ Atlanta Braves

SunTrust Park, Atlanta, GA

Mon Aug 13 2018, 7:38 PM - 10:34 PM EDT

Att. 18,186 - Clear - 84 F

BOTTOM

Batter	1	2	3	4	5	6	7	8	9	AB	R	H	RBI	BB	SO	LOB
13 Ronald Acuña Jr., R (1, 7) OBP: 0.342, SLG: 0.552	X FF 93 0-0 HR		B CU 79 B CU 76 S FC 93 B CU 76 F FC 94 X FC 93 3-2 ① G6-3		B CH 82 X CH 81 1-0 1 1B 5 1B 1B	B FC 91 C FC 92 X SI 94 1-1 1-2 3-H 1B		C SL 91 F CU 83 B FF 95 B FF 95 D CU 82 C SL 91 3-3 ③ K		5	2	3	2	0	1	1
1 Ozzie Albies, S (1, 4) OBP: 0.315, SLG: 0.493	B FF 93 X FF 94 1-0 22 1B 17 1B 5 G3 1B		B CU 78 B CH 83 C FF 93 B FF 94 S FF 92 X FF 94 3-2 ② G4-3		1 SAFE 1 SAFE B FC 90 B CH 82 B CH 82 C FF 90 X FF 90 3-1 5 1B 1-3 1B	B FF 93 F SI 93 X CH 86 1-1 ③ L3				4	1	2	0	0	0	2
5 Freddie Freeman, L (1, 3) OBP: 0.398, SLG: 0.530	B FF 95 S CH 85 B FF 94 B CU 76 X FF 94 3-1 ① G3 1-2		B CU 75 X CU 76 1-0 ③ P6		D CH 82 B CH 82 B CU 75 1 SAFE X FC 90 3-0 1-2 3-H 1B		C FF 99 B FF 100 X SL 86 1-1 HR			4	1	2	2	0	0	1
22 Nick Markakis, L (1, 9) OBP: 0.388, SLG: 0.507	C FF 93 B CU 76 C CU 76 F FF 95 2 SAFE F FF 94 B CU 77 B CU 82 F FF 94 3-2 X CU 77 17 1B 2-3 1B			C CU 74 B CH 83 B CH 84 F FC 91 F CU 77 C CU 76 2-3 ① K	B SI 92 F FF 92 F SI 94 B CH 86 X CH 86 2-2 ③ G1-3		F FF 100 B FF 102 S FF 100 F FF 102 B CH 95 X FF 103 2-2 ① G4-3			4	0	1	0	0	1	2
17 Johan Camargo, S (1, 5) OBP: 0.345, SLG: 0.457	C CU 78 S CH 84 X FF 93 0-2 11 G4-6-3 1-2 3-H 1B			B CU 73 X CU 75 1-0 ② P5		F SI 93 B CU 80 F FC 91 F CH 86 B CH 85 B FF 93 X FC 91 3-2 26 1B 2B	C FF 102 B SL 90 S FF 103 X FF 103 1-2 ② F9			4	1	2	1	0	0	0
11 Ender Inciarte, L (1, 8) OBP: 0.308, SLG: 0.350	F CH 83 S CH 84 D CH 86 F FF 95 B CH 85 F CH 86 F CU 79 X CH 86 2-2 ② ③ G4-6-3 1-2f			C FF 90 F CU 77 B CH 86 B CH 85 F CU 77 F FC 93 X CU 77 2-2 1B	B SI 94 B FF 93 F FC 92 X FF 94 2-1 ① F7	B SI 102 F FF 103 F FF 104 X FF 104 1-2 ③ F8				4	0	1	0	0	0	3
25 Tyler Flowers, R (1, 2) OBP: 0.368, SLG: 0.365		C CU 78 B CU 80 B FF 94 B CU 77 X FF 95 3-1 ① G6-3		B FF 91 F CU 74 1 SAFE F FC 91 F CH 84 X CU 78 1-2 ③ F7		C FF 94 D FF 93 S SI 94 F CH 86 X FF 93 1-2 ② L5		B FF 94 B FF 93 C FF 93 X SL 92 2-1 1B		4	0	1	0	0	0	2
7 Dansby Swanson, R (1, 6) OBP: 0.296, SLG: 0.383		B FF 94 C CU 80 B CU 79 B FC 93 T FF 93 S FF 94 3-3 ② K			C FC 90 X CU 76 0-1 ① L5	26 1B 13 1B 0-0 IBB		S SL 90 B FF 94 B SL 91 C FF 94 F SI 94 B FF 94 F FF 94 S SL 90 3-3 ① K		3	1	0	0	1	2	1
26 Mike Foltynewicz, R (1, 1) OBP: 0.071, SLG: 0.095 27 Ryan Flaherty, L (8, PH) OBP: 0.304, SLG: 0.307 58 Dan Winkler, R (9, 1)		B FF 92 T FC 92 B FF 93 S FC 92 B FF 94 F FC 92 S FC 93 3-3 ③ K			C FF 90 B FF 92 C FF 90 X CU 77 1-2 ② F9	X SI 94 0-0 13 1B 1-3 2-H 1B		C FF 93 B SL 91 F CU 81 B FF 95 X CU 82 2-2 ② L8		3 1 0	0 0 0	1 0 0	1 0 0	0 0 0	1 0 0	0 1 0
Inning Stats	R: 2 E: 0 K: 0 S: 19 H: 4 LOB: 1 BB: 0 P: 28	R: 0 E: 0 K: 2 S: 9 H: 0 LOB: 0 BB: 0 P: 18	R: 0 E: 0 K: 0 S: 7 H: 0 LOB: 0 BB: 0 P: 14	R: 0 E: 0 K: 1 S: 14 H: 1 LOB: 1 BB: 0 P: 20	R: 1 E: 0 K: 0 S: 12 H: 3 LOB: 2 BB: 0 P: 22	R: 2 E: 0 K: 0 S: 15 H: 3 LOB: 2 BB: 1 P: 23	R: 1 E: 0 K: 0 S: 12 H: 1 LOB: 0 BB: 0 P: 17	R: 0 E: 0 K: 2 S: 13 H: 1 LOB: 1 BB: 0 P: 23		1B: 10 2B: 1 3B: 0 HR: 2 SF: 0 SAC: 0 DP: 1 HBP: 0		WP: 0 PB: 0 SB: 0 CS: 0 PA: 37				

livebaseballscorecards.com

AB	36
R	6
H	13
RBI	6
BB	1
SO	5
LOB	13

PITCHER		IP	WLS	BF	H	R	ER	SO	BB	IBB	HBP	BLK	WP	HR	S	P	ERA	WHIP
77 Merandy Gonzalez, R ERA: 5.73	(1, 1)	4.2	L	21	8	3	3	3	0	0	0	0	0	1	58	97	5.79	1.714
55 Drew Rucinski, R ERA: 3.54	(5, 1)	1.1		8	3	2	2	0	0	1	0	0	0	0	18	28	13.50	2.250
56 Tayron Guerrero, R ERA: 4.11	(7, 1)	1.0		4	1	1	1	0	0	0	0	0	0	1	12	17	9.00	1.000
53 Brett Graves, R ERA: 7.53	(8, 1)	1.0		4	1	0	0	2	0	0	0	0	0	0	13	23	0.00	1.000

PITCHER	IP	WLS	BF	H	R	ER	SO	BB	IBB	HBP	BLK	WP	HR	S	P	ERA	WHIP

Miami Marlins @ Atlanta Braves

SunTrust Park, Atlanta, GA

Tue Aug 14 2018, 7:36 PM - 10:27 PM EDT

Att. 19,409 - Partly Cloudy - 85 F

TOP

livebaseballscorecards.com

Batter	1	2	3	4	5	6	7	8	9	AB	R	H	RBI	BB	SO	LOB
52 Rafael Ortega, L (1, 7) OBP: 0.333, SLG: 0.320	B FF 90 X FF 90 1-0 15 S 1B		B CU 78 B CU 77 B FS 84 B FF 87 4-0 11 HR BB	X FF 91 0-0 11 1B 1-3 2-H 2B		B FF 95 X FF 95 1-0 11 HBP 2-3 1B		C SI 94 B SI 93 C SI 93 D SL 86 S SL 86 2-3 ② K		4	2	3	1	1	1	1
11 J.T. Realmuto, R (1, 2) OBP: 0.353, SLG: 0.511	B FF 90 1 SAFE C FC 88 S FS 85 D FS 86 F FC 89 1 SAFE S CH 71 2-3 ① K		B FC 90 X FS 84 1-0 1-H HR	C FC 90 F FC 89 X CH 73 0-2 15 G6-3 2-H 3-H 1B		B CU 77 C FF 95 H CU 78 2-1 32 G4-6-3 1-2 HBP		C SI 94 B SI 93 B SI 93 B SI 95 X SI 93 3-1 ③ L5		4	1	2	4	0	1	2
15 Brian Anderson, R (1, 9) OBP: 0.357, SLG: 0.405	1 SAFE F FC 86 1 SAFE B FC 88 S FF 90 B FF 90 S FC 90 2-3 ② K 1-2		X FF 90 0-0 ① G6-3	F FC 89 S FF 91 B SL 83 F FF 91 B FS 86 X FC 89 2-2 ② G6-3 1-2		S FF 95 F FF 95 B CU 79 C CU 78 1-3 ① K			C FF 96 B FF 96 S FC 93 X FF 97 1-2 13 FC5-4 1B	5	0	1	0	0	2	5
32 Derek Dietrich, L (1, 3) OBP: 0.335, SLG: 0.431	C CU 79 F FF 91 B CH 74 B FS 85 C FC 90 2-3 ③ K		B FF 91 X CU 78 1-0 ② G4-3	F FC 88 X FS 84 0-1 ③ G4-3		B CU 77 B FF 95 F SI 95 X SI 95 2-1 ②③ G4-6-3 1-2f			D FC 93 C FC 93 F FC 93 S FC 94 1-3 ① K	5	0	0	0	0	2	6
13 Starlin Castro, R (1, 4) OBP: 0.330, SLG: 0.395		B FF 90 X FC 87 1-0 34 1B 10 G4-3 1B	C FC 87 B SL 84 B FS 85 B FC 88 B SI 92 4-1 10 S BB		C FF 90 C FC 89 F FF 90 B SL 82 B FC 89 T FS 84 2-2 ① K		C CU 77 C CU 77 B FF 94 B CU 77 S CU 77 2-3 ① K		F FF 97 F FC 93 B FF 97 D FC 92 F FF 97 D FF 98 X FF 97 3-2 ② FC5-4 10 DI 1-2f	4	0	1	0	1	2	1
10 JT Riddle, L (1, 6) OBP: 0.249, SLG: 0.348		C FF 91 X FS 85 0-1 ① G4-3 1-2	B CU 80 S FS 84 B CH 72 F FS 84 C SI 91 2-3 ③ K 1-2		B CU 78 X CU 78 1-0 ② F8		F FF 94 B FF 94 F FF 94 F CU 77 B SL 88 S CU 75 2-3 ② K		B FF 98 D FF 94 C FC 92 X FC 93 2-1 ③ F8 1-2	5	0	0	0	0	2	3
2 Yadiel Rivera, R (1, 5) OBP: 0.287, SLG: 0.228		C FF 90 B CU 79 X FS 86 1-1 ② G5-3		B FF 90 B FC 89 F FF 90 X FF 91 2-1 34 FC6-4 1B	B CU 76 X CU 78 1-0 ③ G5-3		B CU 78 C CU 76 F CU 77 S CU 77 1-3 ③ K			4	0	1	0	0	1	1
34 Magneuris Sierra, L (1, 8) OBP: 0.188, SLG: 0.219		X CU 80 0-0 36 S 2-3 1B		C CU 80 X FS 85 0-1 ① FC6-4 36 SH 52 2B 1-2f		C FF 94 X CU 77 0-1 48 2B 1B		C SI 95 S SL 87 S SL 86 0-3 ① K		4	2	2	0	0	1	1
36 Trevor Richards, R (1, 1) OBP: 0.125, SLG: 0.087 40 Javy Guerra, R (5, 1) 48 Christopher Bostick, R (6, PH) OBP: 0.500, SLG: 0.667 61 Adam Conley, L (6, 1) 79 Isaac Galloway, R (8, PH) OBP: 0.313, SLG: 0.333 71 Drew Steckenrider, R (8, 1)		S FF 92 1 SAFE C FF 93 B FF 94 F FF 91 F FS 88 S FC 90 1-3 ③ K 1-2		1 SAFE 1 SAFE 1 SAFE B FF 90 L FF 89 X FF 89 1-1 SH 52 2B 11 1B 1-2		C CU 76 X SL 87 0-1 52 1B 1-H 2B		B SI 94 B SI 94 B SI 94 B SI 94 4-0 BB		1 0 1 0 0 0	1 0 0 0 0 0	0 0 1 0 0 0	0 0 1 0 1 0	0 0 0 0 0 0	1 0 0 0 0 0	2 0 0 0 0 0
Inning Stats	R: 0 E: 0 K: 3 S: 11 H: 1 LOB: 1 BB: 0 P: 18	R: 0 E: 0 K: 1 S: 11 H: 2 LOB: 2 BB: 0 P: 14	R: 2 E: 0 K: 1 S: 7 H: 1 LOB: 1 BB: 2 P: 19	R: 3 E: 1 K: 0 S: 16 H: 3 LOB: 1 BB: 0 P: 21	R: 0 E: 0 K: 1 S: 6 H: 0 LOB: 0 BB: 0 P: 10	R: 1 E: 0 K: 1 S: 11 H: 3 LOB: 2 BB: 0 P: 17	R: 0 E: 0 K: 3 S: 10 H: 0 LOB: 0 BB: 0 P: 15	R: 0 E: 0 K: 2 S: 8 H: 0 LOB: 1 BB: 1 P: 17	R: 0 E: 0 K: 1 S: 12 H: 1 LOB: 1 BB: 0 P: 19	1B: 8 2B: 2 3B: 0 HR: 1	SF: 0 SAC: 1 DP: 1 HBP: 1					

	AB	37
	R	6
	H	11
	RBI	6
	BB	3
	SO	13
	LOB	22

WP: 0 PB: 0 SB: 3 CS: 0 PA: 42

PITCHER		IP	WLS	BF	H	R	ER	SO	BB	IBB	HBP	BLK	WP	HR	S	P	ERA	WHIP
19 Aníbal Sánchez, R ERA: 3.07	(1, 1)	5.0		25	7	5	4	6	2	0	0	0	0	1	51	82	7.20	1.800
63 Jesse Biddle, L ERA: 2.63	(6, 1)	2.0	W	9	3	1	1	4	0	0	1	0	0	0	21	32	4.50	1.500
48 Jonny Venters, L ERA: 2.7	(8, 1)	1.0		4	0	0	0	2	1	0	0	0	0	0	8	17	0.00	1.000
33 A.J. Minter, L ERA: 2.79	(9, 1)	1.0		4	1	0	0	1	0	0	0	0	0	0	12	19	0.00	1.000

PITCHER	IP	WLS	BF	H	R	ER	SO	BB	IBB	HBP	BLK	WP	HR	S	P	ERA	WHIP

Miami Marlins @ Atlanta Braves

SunTrust Park, Atlanta, GA

Tue Aug 14 2018, 7:36 PM - 10:27 PM EDT

Att. 19,409 - Partly Cloudy - 85 F

BOTTOM

Batter	1	2	3	4	5	6	7	8	9	AB	R	H	RBI	BB	SO	LOB
13 Ronald Acuña Jr., R (1, 7) OBP: 0.346, SLG: 0.576	X FF 90 0-0 HR	X SL 80 0-0 ③ G6-3		B CH 82 C FF 91 B FF 91 B CH 82 F CH 82 X FF 90 3-2 8 E 8 1B 1B		B FF 95 S FF 96 X CH 86 1-1 ① F8	X CH 86 0-0 1-H 3-H HR			5	2	3	4	0	0	0
8 Charlie Culberson, R (1, 4) OBP: 0.333, SLG: 0.502 48 Jonny Venters, L (8, 1) 33 A.J. Minter, L (9, 1)	X FF 91 0-0 HR		B SL 81 B FF 89 X FF 90 2-0 ① F8	1 SAFE X FF 91 0-0 E8 1-3 1B		B SL 86 F FF 96 B CH 87 B CH 86 F FF 97 S CH 87 3-3 ② K	F FF 97 B FF 97 B FF 97 X FF 97 2-1 ③ L9			5 0 0	1 0 0	2 0 0	1 0 0	0 0 0	1 0 0	0 0 0
5 Freddie Freeman, L (1, 3) OBP: 0.400, SLG: 0.536	B CH 82 C CH 82 B CH 82 S FF 91 X FF 92 2-2 22 1B 1B		S CH 81 B FF 90 B FF 90 F CH 82 F CH 82 B FF 91 B CH 83 4-2 17 WP 17 1B BB	F FF 90 S CH 81 S CH 81 0-3 ③ K		B SL 90 X FF 96 1-0 HR		C FF 95 B FF 95 F FF 95 X FF 96 1-2 ① F9		4	2	2	1	1	1	2
22 Nick Markakis, L (1, 9) OBP: 0.386, SLG: 0.503	D FF 92 1 SAFE B FF 91 C FF 91 B CH 83 C FF 91 X CH 83 3-2 1-3 1B		C SL 79 X FF 91 0-1 ② F9		C SL 78 B CH 80 F CH 81 F FF 89 X CH 83 1-2 ① G1-3	B FF 96 X FF 96 1-0 ③ F7		C FF 95 B SL 89 X FF 95 1-1 ② F7		5	0	1	0	0	0	1
17 Johan Camargo, S (1, 5) OBP: 0.345, SLG: 0.457	S CH 82 S CH 83 S CH 83 B FF 91 F FF 91 F CH 82 X FF 91 1-2 ① F7		1 SAFE B CH 82 S CH 82 B FF 90 B CH 81 S CH 82 X FF 90 3-2 1-H 11 3B 1B		B CH 81 B FF 90 S CH 81 X FF 90 2-1 11 BB 24 1B 1B		B FF 93 F CH 86 F FF 94 X SL 88 1-2 ① G3-1	B FF 95 S CH 90 X CH 90 1-1 ③ G3-1		5	2	2	1	0	0	2
11 Ender Inciarte, L (1, 8) OBP: 0.312, SLG: 0.359	X CH 83 0-0 ② L4		X FF 89 0-0 1-H 3B		B FF 89 D CH 81 B FF 90 B FF 89 4-0 24 1B 1-2 BB		X FF 94 0-0 7 1B 2B			3	1	2	1	1	0	2
24 Kurt Suzuki, R (1, 2) OBP: 0.318, SLG: 0.404	F CH 84 B FF 91 B FF 91 X CH 82 2-1 ③ G5-3		C CH 82 B CH 82 B FF 90 B CH 83 X FF 90 3-1 ③ L7		F SL 80 B FF 89 B CH 82 X FF 89 2-1 1-2 2-H 1B		S CH 86 X CH 86 0-1 ② P6			4	0	1	1	0	0	4
7 Dansby Swanson, R (1, 6) OBP: 0.296, SLG: 0.381		C SL 79 B CH 81 F FF 90 B FF 90 F CH 83 B CH 83 S FF 91 3-3 ① K		C CH 82 X CH 81 0-1 ① F7	B FF 93 S SL 92 X SL 87 1-1 ② F9		S CH 84 X FF 95 0-1 1 1B 13 HR 2-H 1B			4	1	1	1	0	1	2
19 Aníbal Sánchez, R (1, 1) 23 Adam Duvall, R (5, PH) OBP: 0.282, SLG: 0.384 63 Jesse Biddle, L (6, 1) OBP: 0.500, SLG: 1.000 1 Ozzie Albies, S (7, PH) OBP: 0.316, SLG: 0.494 (8, 4)		B SL 81 C FF 89 X SL 80 1-1 ② G6-3		C FF 90 B SL 80 B FF 90 S FF 90 F CH 82 C FF 91 2-3 ② K	F SL 89 X SL 88 0-1 ③ F9		F CH 86 F CH 86 B CH 87 X CH 85 1-2 13 HR 2-3 1B			2 1 0 1	0 0 0 1	0 0 0 1	0 0 0 1	1 0 0 0	0 0 0 0	0 2 0 0
Inning Stats	R: 2 E: 0 K: 0 S: 17 H: 4 LOB: 2 BB: 0 P: 25	R: 0 E: 0 K: 1 S: 7 H: 0 LOB: 0 BB: 0 P: 11	R: 2 E: 0 K: 0 S: 12 H: 2 LOB: 1 BB: 1 P: 24	R: 0 E: 1 K: 2 S: 13 H: 2 LOB: 2 BB: 0 P: 18	R: 1 E: 0 K: 0 S: 12 H: 2 LOB: 2 BB: 1 P: 22	R: 1 E: 0 K: 1 S: 7 H: 1 LOB: 0 BB: 0 P: 13	R: 4 E: 0 K: 0 S: 14 H: 4 LOB: 0 BB: 0 P: 18	R: 0 E: 0 K: 0 S: 7 H: 0 LOB: 0 BB: 0 P: 10		1B: 9 2B: 1 3B: 1 HR: 4 SF: 0 SAC: 0 DP: 0 HBP: 0				WP: 1 PB: 0 SB: 0 CS: 0 PA: 41		

livebaseballscorecards.com

AB	39
R	10
H	15
RBI	10
BB	2
SO	4
LOB	15

PITCHER	IP	WLS	BF	H	R	ER	SO	BB	IBB	HBP	BLK	WP	HR	S	P	ERA	WHIP
36 Trevor Richards, R (1, 1) ERA: 4.28	4.1		25	10	5	5	3	2	0	0	0	1	2	57	95	10.38	2.769
40 Javy Guerra, R (5, 1) ERA: 6.0	0.2		2	0	0	0	0	0	0	0	0	0	0	4	5	0.00	0.000
61 Adam Conley, L (6, 1) ERA: 4.33	2.0	L	11	5	5	5	1	0	0	0	0	0	2	21	31	22.50	2.500
71 Drew Steckenrider, R (8, 1) ERA: 3.29	1.0		3	0	0	0	0	0	0	0	0	0	0	7	10	0.00	0.000

PITCHER	IP	WLS	BF	H	R	ER	SO	BB	IBB	HBP	BLK	WP	HR	S	P	ERA	WHIP

Miami Marlins @ Atlanta Braves

SunTrust Park, Atlanta, GA

Wed Aug 15 2018, 7:38 PM - 10:26 PM EDT

Att. 19,045 - Partly Cloudy - 86 F

livebaseballscorecards.com

Batter	1	2	3	4	5	6	7	8	9	AB	R	H	RBI	BB	SO	LOB
52 Rafael Ortega, L (1, 9) OBP: 0.355, SLG: 0.321	B FF 92 B FF 91 C FF 92 B CH 83 B FF 92 4-1 11 S 15 1B BB		B FF 91 C FF 90 B FF 93 S FF 92 F FF 94 B FS 82 X FS 82 3-2 ① P5		B FS 80 X FS 82 1-0 1B			B SL 84 C CH 86 C FF 95 B CH 84 B X CH 85 3-2 ② G3		3	1	1	0	1	0	0
11 J.T. Realmuto, R (1, 2) OBP: 0.349, SLG: 0.506	C FF 92 D FS 82 B FS 81 X FF 93 2-1 ① L4 1-2		B FS 80 X FF 95 1-0 ② G3		C FF 94 F FF 95 F FF 97 B SL 83 S FS 82 1-3 ③ K			B SL 85 C CH 86 X SL 85 1-1 ③ L8		4	0	0	0	0	1	2
15 Brian Anderson, R (1, 5) OBP: 0.357, SLG: 0.403	B FF 93 C FF 94 F SL 83 F FF 96 X FF 95 1-2 13 G6-4-3 2-H 1B		C SL 81 F SL 82 F FF 96 X FF 95 0-2 ③ G6-3			B FF 92 B FF 92 C FF 92 B FF 94 C FF 93 X FF 94 3-2 ① G6-3			C FF 96 C CH 85 S FC 93 0-3 ① K	4	0	1	1	0	1	0
13 Starlin Castro, R (1, 4) OBP: 0.329, SLG: 0.400	C FF 94 1 SAFE F FF 94 B FS 83 X SL 84 1-2 ②③ G6-4-3 1-2f			B CH 80 X FF 92 1-0 HR		C FF 93 F SL 82 B FS 81 B FS 83 X FS 82 2-2 ② G5-3			C FC 92 B FF 97 B FC 93 F FF 96 X FF 96 2-2 ② P3	4	1	1	1	0	0	1
32 Derek Dietrich, L (1, 3) OBP: 0.334, SLG: 0.430		T FF 91 B FF 92 C FF 93 F FS 82 X FS 82 1-2 10 BB 1B		B SL 80 F FS 82 S FS 82 B FS 83 F FF 95 X FS 83 2-2 ① G4-3		B FS 82 C FF 94 S FF 94 F FF 95 S FF 97 1-3 ③ K			C FF 96 F FF 96 S FC 92 0-3 ③ K	4	0	1	0	0	2	0
44 Austin Dean, R (1, 7)		C FF 92 F FF 94 B FF 95 X FS 83 1-2 ① F8		C SL 82 B FS 82 B FS 83 C FF 95 X FF 96 2-2 ② G5-3			B SI 94 X SI 94 1-0 ① F9			3	0	0	0	0	0	1
10 JT Riddle, L (1, 6) OBP: 0.250, SLG: 0.344		1 SAFE D SL 80 B FF 91 1 SAFE B FF 92 C FF 91 B FS 82 4-1 1-2 BB		X FF 94 0-0 ③ L8			B SI 96 B SI 95 F SI 94 B SL 87 F SI 95 X SI 94 3-2 ② G4-3			2	0	0	0	1	0	0
34 Magneuris Sierra, L (1, 8) OBP: 0.179, SLG: 0.209 53 Brett Graves, R (7, 1)		B SL 79 C FF 94 F FF 93 B FF 95 F FF 95 B FF 96 X FF 96 3-2 ② L7			C FF 90 B FF 92 X FS 80 1-1 ① F9		S SI 95 B SI 94 C SL 86 B SI 95 B SL 86 C SI 95 3-3 ③ K			3 0	0 0	0 0	0 0	0 0	1 0	2 0
62 José Ureña, R (1, 1) OBP: 0.059, SLG: 0.088 57 Elieser Hernandez, R (1, 1) 66 Jarlin García, L (4, 1) 19 Miguel Rojas, R (5, PH) OBP: 0.305, SLG: 0.354 40 Javy Guerra, R (5, 1) 55 Drew Rucinski, R (6, 1) 79 Isaac Galloway, R (7, 8) OBP: 0.294, SLG: 0.313		C FF 95 F FF 94 D FS 81 X FF 95 1-2 ③ G4-3			F SL 81 X FS 82 0-1 ② L7			S FF 93 B SL 85 X SL 83 1-1 ① P3		0 1 0 1 0 0 1	0 0 0 0 0 0 0	0 0 0 0 0 0 0	0 0 0 0 0 0 0	0 0 0 0 0 0 0	0 2 0 0 0 0 0	0 0 0 0 0 0 0
Inning Stats	R: 1 E: 0 K: 0 S: 10 H: 1 LOB: 0 BB: 1 P: 18	R: 0 E: 0 K: 0 S: 15 H: 1 LOB: 2 BB: 1 P: 25	R: 0 E: 0 K: 0 S: 9 H: 0 LOB: 0 BB: 0 P: 13	R: 1 E: 0 K: 0 S: 9 H: 1 LOB: 0 BB: 0 P: 14	R: 0 E: 0 K: 1 S: 9 H: 1 LOB: 1 BB: 0 P: 12	R: 0 E: 0 K: 1 S: 10 H: 0 LOB: 0 BB: 0 P: 16	R: 0 E: 0 K: 1 S: 7 H: 0 LOB: 0 BB: 0 P: 14	R: 0 E: 0 K: 0 S: 7 H: 0 LOB: 0 BB: 0 P: 12	R: 0 E: 0 K: 2 S: 9 H: 0 LOB: 0 BB: 0 P: 11	1B: 3 2B: 0 3B: 0 HR: 1	SF: 0 SAC: 0 DP: 1 HBP: 0			WP: 0 PB: 0 SB: 1 CS: 0	PA: 32		

PITCHER		IP	WLS	BF	H	R	ER	SO	BB	IBB	HBP	BLK	WP	HR	S	P	ERA	WHIP
45 Kevin Gausman, R ERA: 4.22	(1, 1)	6.0	W	23	4	2	2	2	2	0	0	0	0	1	62	98	3.00	1.000
48 Jonny Venters, L ERA: 2.57	(7, 1)	1.0	H	3	0	0	0	1	0	0	0	0	0	0	7	14	0.00	0.000
46 Brad Brach, R ERA: 4.11	(8, 1)	1.0	H	3	0	0	0	0	0	0	0	0	0	0	7	12	0.00	0.000
33 A.J. Minter, L ERA: 2.74	(9, 1)	1.0	S	3	0	0	0	2	0	0	0	0	0	0	9	11	0.00	0.000

PITCHER	IP	WLS	BF	H	R	ER	SO	BB	IBB	HBP	BLK	WP	HR	S	P	ERA	WHIP

AB	30
R	2
H	4
RBI	2
BB	2
SO	5
LOB	8

MIAMI

BOTTOM

Miami Marlins @ Atlanta Braves

SunTrust Park, Atlanta, GA

Wed Aug 15 2018, 7:38 PM - 10:26 PM EDT

Att. 19,045 - Partly Cloudy - 86 F

livebaseballscorecards.com

Batter	1	2	3	4	5	6	7	8	9	AB	R	H	RBI	BB	SO	LOB
13 Ronald Acuña Jr., R (1, 7) OBP: 0.348, SLG: 0.576 23 Adam Duvall, R (2, 7) OBP: 0.280, SLG: 0.381	H SI 98 1-0 5 1B HBP		B SL 79 B SL 81 B FF 91 C FF 90 F FF 91 X FF 90 3-2 ① F9		F FF 93 S CH 85 S FF 94 0-3 ① K		B FF 93 X FF 92 1-0 ① F8			0 3	0 0	0 0	0 0	0 0	0 1	0 1
1 Ozzie Albies, S (1, 4) OBP: 0.314, SLG: 0.490	F FF 90 X FF 90 0-1 ① P4		C CH 84 B CH 83 X FF 91 1-1 ② P6		B CH 85 X FF 93 1-0 ② F9		X FF 93 0-0 ② G4-3			4	0	0	0	0	0	2
5 Freddie Freeman, L (1, 3) OBP: 0.403, SLG: 0.537	1 SAFE 1 SAFE B FF 92 X CH 82 1-0 1-2 1B		S FF 92 X FF 92 0-1 ③ F8		H SL 92 1-0 HBP		B FF 93 F FF 93 B SL 91 B FF 94 X SI 92 3-1 1B			3	0	2	0	0	0	1
22 Nick Markakis, L (1, 9) OBP: 0.383, SLG: 0.499	B FF 91 B FF 92 F FF 92 F FF 91 B FF 92 X FF 92 3-2 ② F7			C FF 93 B SL 86 C SL 86 X SL 85 1-2 ① F8	B FF 94 B CH 85 C FF 95 B SL 89 X FF 93 3-1 ③ P5		C FF 93 1 SAFE X SL 91 0-1 ③ G3			4	0	0	0	0	0	4
8 Charlie Culberson, R (1, 5) OBP: 0.340, SLG: 0.516	C SL 79 F FF 93 C FF 92 0-3 ③ K			X FF 93 0-0 11 S 11 G3 2B		C CU 80 S FC 88 X FF 92 0-2 11 E 2B		B SL 89 B FF 92 F SI 92 X SL 88 2-1 1B		4	2	3	0	0	1	2
11 Ender Inciarte, L (1, 8) OBP: 0.311, SLG: 0.358		B FF 90 F FF 90 B CH 82 X FF 90 2-1 ① G4-3		B FF 93 B FF 90 B FF 93 C FF 93 X FF 93 3-1 ② G3 2-H		F FC 90 X FF 92 0-1 E8 25 S 7 SF8 2-H 1B		X SI 91 0-0 ① L5		4	1	1	2	0	0	1
25 Tyler Flowers, R (1, 2) OBP: 0.366, SLG: 0.359		C FF 92 F SL 81 B SL 83 X FF 92 1-2 ② F9		B SL 83 B FF 92 B FF 93 B FF 92 4-0 7 HR BB		F FC 89 B FC 89 F SI 92 S SL 85 1-3 ① K 2-3		B SL 90 S SL 91 S SI 93 S CU 81 1-3 ② K		3	1	0	0	1	2	2
7 Dansby Swanson, R (1, 6) OBP: 0.295, SLG: 0.389		F FF 92 S SL 80 B SL 81 C SL 80 1-3 ③ K		D CH 87 X FF 94 1-0 1-H HR		X SI 92 0-0 ② SF8 3-H		B SL 91 B SL 91 F FF 94 X SL 90 2-1 ③ F8		3	1	1	3	0	1	1
45 Kevin Gausman, L (1, 1) OBP: 0.273, SLG: 0.111 27 Ryan Flaherty, L (6, PH) OBP: 0.302, SLG: 0.305 48 Jonny Venters, L (7, 1) 46 Brad Brach, R (8, 1) 33 A.J. Minter, L (9, 1)			B FF 91 C FF 90 X FF 90 1-1 1B	C FF 92 X SL 84 0-1 ③ G4-3		S CU 80 C FF 92 B SL 84 B FC 90 X SL 85 2-2 ③ G1-3				2 1 0 0 0	0 0 0 0 0	1 0 0 0 0	0 0 0 0 0	0 0 0 0 0	0 0 0 0 0	0 0 0 0 0

	AB	31
	R	5
	H	8
	RBI	5
	BB	1
	SO	5
	LOB	14

Inning Stats	1	2	3	4	5	6	7	8	9
	R: 0 E: 0 K: 1 S: 9 H: 1 LOB: 2 BB: 0 P: 14	R: 0 E: 0 K: 1 S: 8 H: 0 LOB: 0 BB: 0 P: 12	R: 0 E: 0 K: 0 S: 9 H: 1 LOB: 1 BB: 0 P: 14	R: 3 E: 0 K: 0 S: 9 H: 2 LOB: 0 BB: 1 P: 18	R: 0 E: 0 K: 1 S: 6 H: 0 LOB: 1 BB: 0 P: 11	R: 2 E: 1 K: 1 S: 12 H: 2 LOB: 0 BB: 0 P: 15	R: 0 E: 0 K: 0 S: 6 H: 1 LOB: 1 BB: 0 P: 10	R: 0 E: 0 K: 1 S: 8 H: 1 LOB: 1 BB: 0 P: 13	

1B: 5	SF: 1	WP: 0	PA: 35
2B: 2	SAC: 0	PB: 0	
3B: 0	DP: 0	SB: 2	
HR: 1	HBP: 2	CS: 0	

PITCHER		IP	WLS	BF	H	R	ER	SO	BB	IBB	HBP	BLK	WP	HR	S	P	ERA	WHIP
62 José Ureña, R ERA: 4.74	(1, 1)	0.0		1	0	0	0	0	0	0	1	0	0	0	0	1	∞	∞
57 Elieser Hernández, R ERA: 5.08	(1, 1)	3.0		11	2	0	0	2	0	0	0	0	0	0	26	39	0.00	0.667
66 Jarlín García, L ERA: 4.76	(4, 1)	1.0	L	6	2	3	3	0	1	0	0	0	0	1	9	18	27.00	3.000
40 Javy Guerra, R ERA: 5.68	(5, 1)	1.0		4	0	0	0	1	0	0	1	0	0	0	6	11	0.00	0.000
55 Drew Rucinski, R ERA: 3.8	(6, 1)	1.0		5	2	2	1	1	0	0	0	0	0	0	12	15	9.00	2.000

PITCHER		IP	WLS	BF	H	R	ER	SO	BB	IBB	HBP	BLK	WP	HR	S	P	ERA	WHIP
53 Brett Graves, R ERA: 6.61	(7, 1)	2.0		8	2	0	0	1	0	0	0	0	0	0	14	23	0.00	1.000

Batter	1	2	3	4	5	6	7	8	9	AB	R	H	RBI	BB	SO	LOB
26 David Dahl, L (1, 8) OBP: 0.318, SLG: 0.484	B FF 89 X FF 90 1-0 ① F8		B CU 73 F CH 83 X FF 90 1-1 HR		S CU 74 B CH 86 F CH 84 B SL 81 S SL 81 2-3 ③ K			B CU 83 F CU 83 B SL 86 F SL 85 F SL 87 F FC 95 X CU 82 2-2 ② G1-3	B CH 87 C FF 96 X CH 86 1-1 9 S 1B 2-H 3-H	5	1	2	3	0	1	1
9 DJ LeMahieu, R (1, 4) OBP: 0.319, SLG: 0.414	B X FF 90 1-0 ② G6-3		B FF 90 C SI 91 C SI 91 S SL 82 1-3 ② K			B FF 89 X SI 91 1-0 ① G6-3		X FF 95 0-0 28 WP 5 BB 1B	1 SAFE B FF 94 F FF 95 B SL 85 X FF 96 2-1 ③ F8 1-2	5	0	1	0	0	1	1
5 Carlos González, L (1, 9) OBP: 0.342, SLG: 0.490	S FF 89 B SI 90 S FF 91 S FF 90 1-3 ③ K		X CU 74 0-0 ③ L4			C SI 89 X SI 90 0-1 ② G4-3		B CU 82 1 SAFE B CU 82 B SL 86 B FF 95 4-0 28 WP 1-2 BB		3	0	0	0	1	1	0
28 Nolan Arenado, R (1, 5) OBP: 0.394, SLG: 0.587		B FF 88 B SL 80 B SL 81 C FF 90 X SI 89 3-1 8 L9 27 BB 20 SF8 1B		S SL 81 B SL 81 C SI 91 B SI 92 S FF 92 2-3 ① K		B SI 91 B SI 90 F SI 92 B SL 83 X SI 91 3-1 1B		B SL 89 S SL 88 S SL 87 S SL 88 1-3 ③ K 1-2 2-3		4	1	2	0	0	2	2
27 Trevor Story, R (1, 6) OBP: 0.346, SLG: 0.547		B FF 90 B SI 89 B SI 90 C FF 91 B SI 90 4-1 1-2 BB		B SL 82 X SI 91 1-0 ② G5-3		B SI 91 B SL 82 F SI 92 B SI 91 F SI 90 F FF 93 S FF 92 3-3 ③ K			B FF 95 F FF 94 X SL 86 1-1 E6 8 BB 24 1B	3	1	0	0	1	1	1
8 Gerardo Parra, L (1, 7) OBP: 0.338, SLG: 0.379		B CU 73 D CH 85 S SI 90 X CH 84 2-1 ① L9 2-3		X CH 82 0-0 ③ G4-3			F CU 72 F CH 83 X SL 79 0-2 ① G4-3		B SL 83 B CH 85 S CH 86 B FF 95 F FF 96 B CH 86 4-2 24 1B 26 1B 1-2 BB	3	1	0	0	1	0	2
20 Ian Desmond, R (1, 3) OBP: 0.301, SLG: 0.429		1 SAFE S SL 81 1 SAFE 1 SAFE X SL 82 0-1 ② SF8 3-H			X SI 89 0-0 ① L9		C SI 90 F SL 83 C FF 91 0-3 ② K		F SL 85 B FF 96 F CH 87 F CH 86 F FF 95 F FF 96 S CH 87 1-3 ① K	3	0	0	1	0	2	2
14 Tony Wolters, L (1, 2) 24 Ryan McMahon, L (9, PH) OBP: 0.323, SLG: 0.397 71 Wade Davis, R (9, 1)		1 SAFE B CU 74 F SI 90 X CH 85 1-1 ③ P4			B FF 89 B SI 89 F SI 88 S SI 89 B SL 81 B SI 91 4-2 55 SH2-4 BB		C CU 74 B FF 91 C CH 82 B SL 82 B SL 82 X SI 92 3-2 ③ G3-1		X CH 85 0-0 42 S 26 1B 1-3 2-H 1B	2 1 0	0 1 0	0 1 0	0 1 0	1 0 0	0 0 0	1 0 0
55 Jon Gray, R (1, 1) OBP: 0.116, SLG: 0.098 19 Charlie Blackmon, L (8, PH) OBP: 0.342, SLG: 0.470 18 Seunghwan Oh, R (8, 1) 42 Chris Iannetta, R (9, PH) OBP: 0.321, SLG: 0.371 (9, 2)			B FF 89 C FF 88 S SL 78 S SL 81 1-3 ① K		C FF 89 C FF 88 X SL 80 0-2 ② SH2-4 1-2			F FF 95 X SL 86 0-1 ① G4-3	B SL 85 S SL 84 B FF 94 B CH 88 S FF 94 T FF 95 3-2 ② K 1-2	1 1 0 1	0 0 0 0	0 0 0 0	0 0 0 0	0 0 0 0	1 0 0 1	0 0 0 2

| Inning Stats | | |

Batter	1	2	3	4	5	6	7	8	9	AB	R	H	RBI	BB	SO	LOB
13 Ronald Acuña Jr., R (1, 7) OBP: 0.347, SLG: 0.571	B SL 85 X SL 86 1-0 1 S 1B		F CU 78 F FF 94 F SL 87 F CU 79 F FF 94 X SL 88 0-2 ② G6-3		C FF 95 S FF 95 B FF 96 S CU 79 1-3 ② K			C FF 92 B CU 77 B FF 92 F FF 92 B FC 86 X FC 82 3-2 ② L9		4	0	1	0	0	1	1
1 Ozzie Albies, S (1, 4) OBP: 0.311, SLG: 0.486	1 SAFE B FF 93 S SL 85 1 SAFE B SL 85 B FF 94 S SL 85 X FF 95 3-2 ① P5 1-2		F FF 94 F SL 87 B CU 78 B SL 90 F SL 87 S SL 88 2-3 ③ K		F FF 96 B SL 87 F FF 95 S CU 77 1-3 ③ K			C CU 71 B CH 89 B CU 78 F FF 91 B CH 85 F FF 92 X FF 92 3-2 ③ G6-3		4	0	0	0	0	2	2
5 Freddie Freeman, L (1, 3) OBP: 0.403, SLG: 0.535	H CU 78 1-0 22 G6-4-3 HBP			X FF 94 0-0 ① F8		F FF 94 B CU 78 F CU 78 S CU 77 1-3 ① K			B FF 93 F FF 93 B FC 90 B FC 91 F FF 93 X FF 95 3-2 22 S 1B	3	0	1	0	0	1	0
22 Nick Markakis, L (1, 9) OBP: 0.382, SLG: 0.496	X FF 95 0-0 ②③ G6-4-3 1-2f			C SL 86 B FF 95 X SL 89 1-1 ② F8		B CU 78 C FF 94 B SL 86 B FF 94 B FF 94 4-1 17 G6-4-3 BB			B FF 94 B FF 94 C FF 95 S FC 91 D KC 85 S FC 91 3-3 ① K 1-2	3	0	0	0	1	1	3
17 Johan Camargo, S (1, 5) OBP: 0.342, SLG: 0.451		C FF 93 B CH 85 X FF 94 1-1 ① G6-3		B FF 94 C FF 94 S CU 78 B FF 94 S SL 89 2-3 ③ K		B FF 95 X FF 94 1-0 ②③ G6-4-3 1-2f			C KC 84 C KC 85 S KC 84 0-3 ② K2-3	4	0	0	0	0	2	2
11 Ender Inciarte, L (1, 8) OBP: 0.309, SLG: 0.354		C FF 94 F SL 87 B FF 94 X CU 80 1-2 ② G4-3			C FF 93 B CH 86 B SL 87 S FF 94 S SL 88 2-3 ① K		X SL 84 0-0 ① F9		C FF 94 S FC 91 X FC 90 0-2 ③ L4	4	0	0	0	0	1	1
24 Kurt Suzuki, R (1, 2) OBP: 0.321, SLG: 0.421		X FF 95 0-0 HR			B CU 78 B FF 93 X SL 86 2-0 7 2B		C FF 94 B FF 94 B SL 86 F SL 86 S SL 87 2-3 ② K			3	2	2	1	0	1	0
7 Dansby Swanson, R (1, 6) OBP: 0.296, SLG: 0.391		C FF 96 B FF 95 S SL 88 B CU 76 B SL 87 S FF 95 3-3 ③ K			F SL 87 F FF 95 F SL 86 X SL 88 0-2 49 1B 2-H 2B		B FF 94 C FF 94 F CU 78 B SL 86 F SL 88 S SL 87 2-3 ③ K			3	1	1	1	0	2	0
49 Julio Teheran, R (1, 1) OBP: 0.242, SLG: 0.323 64 Luke Jackson, R (8, 1) 8 Charlie Culberson, R (8, PH) OBP: 0.339, SLG: 0.513 46 Brad Brach, R (9, 1) 61 Chad Sobotka, R (9, 1) OBP: 1.000, SLG: 1.000			C FF 93 C CU 79 F FF 93 X SL 84 0-2 ① P3		B SL 85 X SL 84 1-0 2-H 1B			S FC 86 F FF 92 F CH 86 X CU 77 0-2 ① G5-3		2 0 1 0 0	0 0 0 0 0	1 0 0 0 0	1 0 0 0 0	0 0 0 0 0	0 0 0 0 0	0 0 0 0 0
Inning Stats	R: 0 E: 0 K: 0 S: 5 H: 1 LOB: 1 BB: 0 P: 10	R: 1 E: 0 K: 1 S: 9 H: 1 LOB: 0 BB: 0 P: 14	R: 0 E: 0 K: 1 S: 14 H: 0 LOB: 0 BB: 0 P: 16	R: 0 E: 0 K: 1 S: 6 H: 0 LOB: 0 BB: 0 P: 9	R: 2 E: 0 K: 3 S: 15 H: 3 LOB: 1 BB: 0 P: 22	R: 0 E: 0 K: 1 S: 5 H: 0 LOB: 0 BB: 1 P: 11	R: 0 E: 0 K: 2 S: 8 H: 0 LOB: 0 BB: 0 P: 12	R: 0 E: 0 K: 0 S: 11 H: 0 LOB: 0 BB: 0 P: 17	R: 0 E: 0 K: 2 S: 12 H: 1 LOB: 1 BB: 0 P: 18	1B: 3 2B: 2 3B: 0 HR: 1 SF: 0 SAC: 0 DP: 2 HBP: 1						

PITCHER		IP	WLS	BF	H	R	ER	SO	BB	IBB	HBP	BLK	WP	HR	S	P	ERA	WHIP
55 Jon Gray, R ERA: 4.76	(1, 1)	7.0		26	5	3	3	9	1	0	1	0	0	1	62	94	3.86	0.857
18 Seunghwan Oh, R ERA: 2.54	(8, 1)	1.0	W	3	0	0	0	0	0	0	0	0	0	0	11	17	0.00	0.000
71 Wade Davis, R ERA: 5.19	(9, 1)	1.0	S	4	1	0	0	2	0	0	0	0	0	0	12	18	0.00	1.000

PITCHER	IP	WLS	BF	H	R	ER	SO	BB	IBB	HBP	BLK	WP	HR	S	P	ERA	WHIP

BOTTOM

Colorado Rockies @ Atlanta Braves

SunTrust Park, Atlanta, GA

Thu Aug 16 2018, 7:37 PM - 10:30 PM EDT

Att. 23,428 - Partly Cloudy - 86 F

livebaseballscorecards.com

AB	31
R	3
H	6
RBI	3
BB	1
SO	11
LOB	9

Batter	1	2	3	4	5	6	7	8	9	AB	R	H	RBI	BB	SO	LOB
19 Charlie Blackmon, L (1, 8) OBP: 0.344, SLG: 0.476	C FF 92 F FF 93 X CU 79 0-2 ① G4-3		B FF 93 B FF 93 B FF 94 C FF 92 C FF 92 S FF 94 3-3 ① K	S CU 77 F FF 93 F CU 77 B SL 79 F FF 94 F SL 79 S CH 84 1-3 ② K		F FF 94 B FF 94 D SL 81 X CH 85 2-1 9 WP 1-H 2-H 3B		B FF 91 X FF 90 1-0 9 BLK 9 1B 1B	B FA 93 X FA 94 1-0 9 1B 2B	6	3	3	2	0	2	1
9 DJ LeMahieu, R (1, 4) OBP: 0.322, SLG: 0.418	C FF 93 B FF 93 X FF 95 1-1 ② L3		C CU 79 C CH 87 F CU 79 X FF 95 0-2 28 1B 20 3B 2B	F FF 93 X FF 92 0-1 ③ F7		B FF 96 S FF 94 F SL 85 S FF 96 1-3 ② K 3-H		S CH 79 D CH 80 B FF 90 C FF 89 B CH 80 X FF 90 3-2 27 1B 20 1B 1-H 1B	X SL 84 0-0 2-H 1B	6	2	3	2	0	1	1
28 Nolan Arenado, R (1, 5) OBP: 0.391, SLG: 0.582	F FF 92 F FF 93 B CU 81 X CU 78 1-2 ③ G1-3		C FF 94 B FF 95 X CH 87 1-1 27 BB 20 3B 2-3 1B		X FF 91 0-0 ① F8	C FF 96 B SL 85 T FF 97 B SL 86 X FF 96 2-2 ③ L9		B FF 90 S FF 90 S CH 81 B FF 90 C FF 91 2-3 ② K	B FA 92 B FA 90 S FA 90 X FA 92 2-1 ③ G4-3	6	1	1	0	0	1	2
27 Trevor Story, R (1, 6) OBP: 0.350, SLG: 0.549		F FF 93 C FF 93 X FF 93 0-2 20 L1-3 5 1B 1B	C CH 87 B FF 94 B CU 79 D CU 79 B FF 94 4-1 20 3B 1-2 BB		C CH 84 B CU 78 S SL 78 F FF 91 F SL 77 T CH 83 1-2 ② K		X FF 93 0-0 5 S 1B	F CH 81 B FF 91 C CU 72 B CH 81 F FF 90 F FF 90 D CU 74 X CH 81 3-2 5 BB 20 1B 2-3 1B		4	2	3	0	1	1	0
5 Carlos González, L (1, 9) OBP: 0.346, SLG: 0.489		B FF 93 X FF 93 1-0 20 L1-3 1-2 1B	C FF 94 B FF 95 F FF 95 B FF 96 B FF 95 X FF 95 3-2 ② P5		B SL 79 S SL 81 X CH 84 1-1 ③ L4		B FF 97 B FF 94 B FF 96 B FF 96 4-0 1-2 BB	C FF 90 D CU 74 B FF 89 B CH 81 B FF 88 4-1 20 1B 1-2 BB		3	0	1	0	2	0	3
20 Ian Desmond, R (1, 3) OBP: 0.304, SLG: 0.435		D CU 79 B FF 93 F FF 93 X FF 93 2-1 ① L1-3 1-2 2-3	S CH 86 X CH 87 0-1 1-H 2-H 3-H 3B			B FF 91 B FF 91 F FF 93 B FF 92 C CH 85 F FF 92 X FF 91 3-2 26 S 42 1B 1B	C FF 97 S SL 85 F SL 87 C FF 98 0-3 ① K	B CH 80 F FF 89 X FF 89 1-1 1-3 2-H 3-H 1B		5	1	3	5	0	1	4
26 David Dahl, L (1, 7) OBP: 0.307, SLG: 0.465		S FF 93 F FF 94 F FF 93 B SL 83 B CU 78 X FF 93 2-2 ② P3	C SL 79 F FF 96 B SL 81 F FF 95 B CH 85 X FF 93 2-2 ③ L3			C SL 79 S SL 81 1 SAFE B CH 83 C SL 80 2-3 ① K 1-2	C SL 87 F SL 88 F FF 97 S FF 97 0-3 ② K	F CU 74 F CH 80 B FF 90 B FF 89 F CU 73 X CU 73 2-2 ③ F9		5	0	0	0	0	2	8
42 Chris Iannetta, R (1, 2) OBP: 0.326, SLG: 0.371		0-0 IBB	B FF 91 C FF 92 B CH 85 B FF 92 B FF 93 4-1 BB			2 SAFE B FF 92 X FF 93 1-0 21 1B 19 3B 2-H 1B	C SL 87 T FF 97 B SL 86 C FF 96 1-3 ③ K		S FA 91 X FA 94 0-1 ① G1-3	3	1	1	1	2	1	2
21 Kyle Freeland, L (1, 1) OBP: 0.115, SLG: 0.100 29 Bryan Shaw, S (7, 1) 7 Garrett Hampson, R (8, PH) OBP: 0.385, SLG: 0.409 51 Jake McGee, L (8, 1) 24 Ryan McMahon, L (9, PH) OBP: 0.321, SLG: 0.394 52 Chris Rusin, L (9, 1) OBP: 0.333, SLG: 0.333		S FF 94 S FF 95 S FF 95 0-3 ③ K	B FF 93 C FF 93 X FF 93 1-1 ① B3			B FF 93 X FF 91 1-0 19 3B 1-2 1B		B FF 88 X FF 89 1-0 ① P3	X FA 93 0-0 ② G6-3	3 0 1 0 1 0	1 0 0 0 0 0	1 0 0 0 0 0	0 0 0 0 0 0	0 0 0 0 0 0	1 0 0 0 0 0	4 0 0 0 0 0
Inning Stats	R: 0 E: 0 K: 0 S: 8 H: 0 LOB: 0 BB: 0 P: 10	R: 0 E: 0 K: 1 S: 13 H: 2 LOB: 3 BB: 1 P: 18	R: 3 E: 0 K: 1 S: 19 H: 3 LOB: 1 BB: 1 P: 32	R: 0 E: 0 K: 1 S: 11 H: 0 LOB: 1 BB: 1 P: 17	R: 0 E: 0 K: 1 S: 8 H: 0 LOB: 0 BB: 0 P: 10	R: 4 E: 0 K: 2 S: 17 H: 4 LOB: 0 BB: 0 P: 29	R: 0 E: 0 K: 3 S: 12 H: 1 LOB: 2 BB: 1 P: 17	R: 3 E: 0 K: 1 S: 20 H: 4 LOB: 2 BB: 1 P: 37	R: 1 E: 0 K: 0 S: 7 H: 2 LOB: 1 BB: 0 P: 10	1B: 12 2B: 2 3B: 2 HR: 0	SF: 0 SAC: 0 DP: 0 HBP: 0		WP: 1 PB: 0 SB: 2 CS: 0	PA: 48			

PITCHER		IP	WLS	BF	H	R	ER	SO	BB	IBB	HBP	BLK	WP	HR	S	P	ERA	WHIP
15 Sean Newcomb, L ERA: 3.73	(1, 1)	5.1	L	28	9	7	7	5	2	1	0	0	0	0	70	107	11.81	2.062
61 Chad Sobotka, R ERA:	(6, 1)	1.2		7	1	0	0	4	1	0	0	0	1	0	18	26	0.00	1.200
36 Kolby Allard, L ERA: 12.38	(8, 1)	1.0		8	4	3	3	1	1	0	0	1	0	0	20	37	27.00	5.000
8 Charlie Culberson, R ERA: 9.0	(9, 1)	1.0		5	2	1	1	0	0	0	0	0	0	0	7	10	9.00	2.000

PITCHER	IP	WLS	BF	H	R	ER	SO	BB	IBB	HBP	BLK	WP	HR	S	P	ERA	WHIP

TOP

Colorado Rockies @ Atlanta Braves

SunTrust Park, Atlanta, GA

Fri Aug 17 2018, 7:37 PM - 11:13 PM EDT

Att. 28,964 - Partly Cloudy - 81 F

livebaseballscorecards.com

AB	43
R	11
H	16
RBI	10
BB	5
SO	10
LOB	25

Batter	1	2	3	4	5	6	7	8	9	AB	R	H	RBI	BB	SO	LOB
13 Ronald Acuña Jr., R (1, 8) OBP: 0.351, SLG: 0.568	F SL 85 B FF 92 X SL 84 1-1 5 FC3-6 1 22 SF7 1B 1B		C FF 92 B SL 86 B CH 85 B SL 85 X FF 92 3-1 ① F8		B CU 80 B CH 88 F SL 86 B FF 93 C CH 86 F SL 87 B FF 95 4-2 BB		B FC 94 S FC 93 S FC 94 D FC 94 S FC 94 2-3 ② K		B FF 89 F SI 91 B FC 87 S CH 83 F FC 87 B SI 90 B CH 84 4-2 5 FC3-5 1 22 1B 1-2 BB	3	2	1	0	2	1	1
1 Ozzie Albies, S (1, 4) OBP: 0.314, SLG: 0.487	1 SAFE X FF 92 0-0 5 FC3-6 1-2 1B		X FF 94 0-0 5 G6-5-3 1B		F FF 93 1 SAFE 1 SAFE B CH 85 B SL 87 S FF 93 T SL 87 2-2 ③ K		C FC 94 F FC 93 B FC 93 F FC 94 B FC 92 F FC 91 X FC 94 2-2 ③ G6-3		X SI 89 0-0 5 FC3-5 1-2 2-3 1B	5	0	3	0	0	1	2
5 Freddie Freeman, L (1, 3) OBP: 0.401, SLG: 0.531	S SL 87 X FF 92 0-1 ① FC3-6 22 SF7 1-2f 2-3		X FF 92 0-0 ②③ G6-5-3 1-2f			C FF 91 B CH 84 S SL 86 B SL 87 C FF 93 2-3 ① K		B FF 93 B B B FF 92 4-0 25 WP 22 DI BB	X SI 90 0-0 ② FC3-5 17 22 1B 1B 1-2f 2-3 3-H	4	1	0	1	1	1	5
22 Nick Markakis, L (1, 9) OBP: 0.380, SLG: 0.494	B SL 88 F FF 93 B FF 94 X SL 87 2-1 ② SF7 1-2 3-H			C FF 91 S CU 80 S SL 88 0-3 ① K		B CU 80 C SL 87 F FF 93 F SL 87 F SL 88 X CU 81 1-2 ② F7		B FF 95 B FF 93 C FF 93 F FF 93 X SL 79 2-2 ① F9 1-2	X FC 86 0-0 17 1B 1-2 3-H 1B	4	0	1	2	0	1	1
17 Johan Camargo, S (1, 5) OBP: 0.345, SLG: 0.450	B FF 93 F FF 92 D SL 87 F CH 86 D SL 88 T SL 86 3-2 ③ K			C FF 92 B CH 86 B SL 86 B FF 93 B SL 85 4-1 BB		B CH 85 B CU 80 C SL 85 B FF 92 S SL 84 F SL 86 D SI 90 4-2 BB		X FF 93 0-0 ② L7	C SI 88 T CH 82 X CH 82 0-2 1-3 2-H 1B	3	0	1	1	2	1	2
25 Tyler Flowers, R (1, 2) OBP: 0.367, SLG: 0.353		B FF 92 B FF 92 C FF 92 F SL 86 B FF 93 B SL 87 4-2 BB	B FF 93 C FF 93 C FF 94 F FF 93 B SL 86 F FF 94 B SL 86 T FF 93 3-2 ② K	B FF 93 C FF 93 C FF 94 F FF 93 B SL 86 F FF 94 B SL 86 T FF 93 3-2 ② K	B CH 85 F FF 92 B FF 91 B FF 92 C SL 86 T SL 87 3-2 ③ K			S FF 95 B FF 97 F FF 95 F FF 96 B FF 96 B SL 80 F FF 96 B FF 96 4-2 2-3 BB	S FF 90 F CH 82 F SI 89 S FC 88 0-3 ③ K	3	0	0	0	2	3	4
23 Adam Duvall, R (1, 7) OBP: 0.280, SLG: 0.379		C SI 91 F CH 86 B FF 93 F SI 91 D SL 87 S SI 90 2-3 ① K	X SI 91 0-0 ③ F9				B FC 92 T FC 91 F FC 92 X CU 79 1-2 7 2B 1B	F FF 95 S FF 95 S FF 96 0-3 ③ K		4	1	1	0	0	2	4
7 Dansby Swanson, R (1, 6) OBP: 0.298, SLG: 0.395		B CH 87 F SL 85 X CH 86 1-1 ② F9			X SI 89 0-0 ① F9		X FC 90 0-0 27 1 G4-3 1B 1-H 2B		C SI 90 C CH 83 B SI 89 B CH 82 F FC 87 F SI 89 F CH 83 X SI 89 2-2 1 13 1B BB 5 FC3-5 1B	4	1	2	1	0	0	1
15 Sean Newcomb, L (1, 1) OBP: 0.079, SLG: 0.081 61 Chad Sobotka, R (6, 1) OBP: 1.000, SLG: 1.000 27 Ryan Flaherty, L (7, PH) OBP: 0.300, SLG: 0.303 36 Kolby Allard, L (8, 1) OBP: 1.000, SLG: 1.000 8 Charlie Culberson, R (9, 1) OBP: 0.338, SLG: 0.511		S SL 86 S SL 86 C SL 88 0-3 ③ K			C FF 92 S SL 87 S SL 87 0-3 ② K		D FC 92 S FC 92 B FC 91 B FC 92 S FC 93 X FC 93 3-2 ① G4-3 2-3		F SI 90 F SI 89 X CH 83 0-2 ① L7	2 0 1 0 1	0 0 0 0 0	0 0 0 0 0	0 0 0 0 0	0 0 0 0 0	2 0 0 0 0	1 0 1 0 1
Inning Stats	R: 1 E: 0 K: 1 S: 10 H: 2 LOB: 1 BB: 0 P: 16	R: 0 E: 0 K: 2 S: 11 H: 0 LOB: 1 BB: 1 P: 18	R: 0 E: 0 K: 0 S: 4 H: 1 LOB: 0 BB: 0 P: 7	R: 0 E: 0 K: 2 S: 10 H: 0 LOB: 1 BB: 1 P: 17	R: 0 E: 0 K: 2 S: 10 H: 0 LOB: 1 BB: 1 P: 16	R: 0 E: 0 K: 2 S: 14 H: 0 LOB: 1 BB: 1 P: 24	R: 1 E: 0 K: 1 S: 15 H: 2 LOB: 1 BB: 0 P: 23	R: 0 E: 0 K: 1 S: 11 H: 0 LOB: 2 BB: 2 P: 21	R: 3 E: 0 K: 1 S: 22 H: 4 LOB: 2 BB: 1 P: 28	1B: 8 2B: 1 3B: 0 HR: 0 SF: 1 SAC: 0 DP: 1 HBP: 0						

PITCHER		IP	WLS	BF	H	R	ER	SO	BB	IBB	HBP	BLK	WP	HR	S	P	ERA	WHIP
21 Kyle Freeland, L ERA: 2.96	(1, 1)	6.0	W	24	3	1	1	9	4	0	0	0	0	0	59	98	1.50	1.167
29 Bryan Shaw, R ERA: 6.36	(7, 1)	1.0		5	2	1	1	1	0	0	0	0	0	0	15	23	9.00	2.000
51 Jake McGee, L ERA: 6.37	(8, 1)	1.0		5	0	0	0	1	2	0	0	0	1	0	11	21	0.00	2.000
52 Chris Rusin, L ERA: 7.02	(9, 1)	1.0		8	4	3	3	1	1	0	0	0	0	0	22	28	27.00	5.000

PITCHER	IP	WLS	BF	H	R	ER	SO	BB	IBB	HBP	BLK	WP	HR	S	P	ERA	WHIP

BOTTOM

Colorado Rockies @ Atlanta Braves

SunTrust Park, Atlanta, GA

Fri Aug 17 2018, 7:37 PM - 11:13 PM EDT

Att. 28,964 - Partly Cloudy - 81 F

livebaseballscorecards.com

AB	34
R	5
H	9
RBI	5
BB	7
SO	12
LOB	23

WP: 1	PA: 42																	
PB: 0																		
SB: 0																		
CS: 0																		

Batter	1	2	3	4	5	6	7	8	9	10	AB	R	H	RBI	BB	SO	LOB
19 Charlie Blackmon, L (1, 8) OBP: 0.342, SLG: 0.474	C FF 97 B FF 98 B CH 90 F FF 97 S SL 89 2-3 K ①		F FF 96 F FF 96 F SL 90 F FF 98 X FF 97 0-2 L8 ② 1-2		B SI 96 B FF 96 S CH 87 B FF 95 F FF 95 X FF 96 3-2 P5 ③			B SI 93 S SI 93 C SI 93 F SL 86 B SL 86 F SI 93 X SI 93 2-2 1B		F FF 94 B SL 86 X SL 85 1-1 G3 ①	5	0	1	0	0	1	1
9 DJ LeMahieu, R (1, 4) OBP: 0.320, SLG: 0.423	B FF 98 C FF 97 X SL 90 1-1 L6 ②		B CU 51 B SL 89 B SL 90 C FF 96 F SI 97 X SI 98 3-2 G2 ③ 2-3			C FF 96 F FF 96 B SL 88 F SL 88 B SL 87 S SL 88 2-3 K ①		B FC 90 C FC 90 B CU 84 F FC 89 F FC 89 B FC 91 X FC 89 3-2 F9 ③		C CU 80 X SL 86 0-1 HR	5	1	1	1	0	1	2
5 Carlos González, L (1, 9) OBP: 0.344, SLG: 0.487	C CU 80 B FF 97 F FF 98 B SL 89 B SI 98 S SL 90 3-3 K ③			B FF 95 C CU 80 F FF 94 B FF 96 C FF 96 2-3 K ①		S FF 97 S FF 96 B FF 97 S FF 95 1-3 K ②			B FF 97 F FF 96 B FF 97 B FC 92 F FF 97 X FF 97 3-2 G5-3 ①	B CU 80 X CU 82 1-0 28 1B 2B	5	1	1	0	0	3	0
28 Nolan Arenado, R (1, 5) OBP: 0.391, SLG: 0.580		C FF 97 F SL 88 B SL 89 B FF 96 X SL 89 2-2 1B		C SL 88 X FF 96 0-1 F9 ②		X SL 89 0-0 L8 ③			B FF 96 F FC 93 X FC 93 1-1 G4-3 ②	X SL 86 0-0 26 WP 2-H 1B	5	0	2	1	0	0	0
27 Trevor Story, R (1, 6) OBP: 0.351, SLG: 0.549		F FF 96 X FF 96 0-1 F9 ①		B FF 97 F FF 96 C SL 88 F SL 89 X SI 97 1-2 26 2B 1B			C SL 86 X SL 87 0-1 G5-3 ①		B FF 97 X FC 94 1-0 26 1B 20 2B 2B	B FF 94 F FF 93 X SL 86 1-1 P2 ②	5	1	2	0	0	0	2
26 David Dahl, L (1, 7) OBP: 0.317, SLG: 0.473		B CU 81 C CU 80 S SI 97 B SL 89 D CU 80 F SL 87 F SI 96 C FF 98 3-3 K ②		1 SAFE B FF 94 F CH 83 F FF 96 F SL 88 X CU 78 1-2 1-3 2B			C CU 80 B CU 80 B SI 95 F FF 95 F SL 89 F FF 96 S SI 97 2-3 K ②		S FF 96 X FF 96 0-1 20 2B 2-3 1B	B FF 94 1-0 1-2 IBB	4	1	2	0	1	2	1
20 Ian Desmond, R (1, 3) OBP: 0.303, SLG: 0.435		X CU 80 0-0 L7 ③		C SL 89 B FF 97 C SI 97 D SL 89 F SL 89 B SL 87 S SL 88 3-3 K ③			B SL 88 F SL 87 B SI 96 X SI 96 2-1 G1-3 ③		B FF 97 F FF 96 B FC 93 S FC 94 D FC 93 X FF 95 3-2 8 1B 1-H 3-H 2B	X FF 94 0-0 G6-3 ③	5	1	1	2	0	1	5
14 Tony Wolters, L (1, 2) OBP: 0.282, SLG: 0.261 7 Garrett Hampson, R (8, PH) OBP: 0.407, SLG: 0.409 29 Bryan Shaw, S (8, 1) 8 Gerardo Parra, L (9, PH) OBP: 0.340, SLG: 0.381 0 Adam Ottavino, S (9, 1) 71 Wade Davis, R (10, 1)			C FF 95 B FF 96 B FF 96 X SI 95 2-1 9 WP 19 BLK 1B		C CU 79 C CU 76 B FF 95 F SL 88 C FF 96 1-3 K ①			B SI 95 B SI 93 C SI 93 B SI 93 B SI 93 4-1 42 G6-4-3 BB	B FC 91 X FC 91 1-0 42 S 2-H 1B		2	0	1	0	0	1	0
											0	0	0	0	1	0	0
											0	0	0	0	0	0	0
											1	0	1	1	0	0	0
											0	0	0	0	0	0	0
											0	0	0	0	0	0	0
49 Antonio Senzatela, R (1, 1) OBP: 0.083, SLG: 0.167 51 Jake McGee, L (6, 1) 45 Scott Oberg, R (7, 1) 42 Chris Iannetta, R (8, PH) OBP: 0.324, SLG: 0.368 (8, 2)			B FF 94 L FF 93 B FF 94 1 SAFE L FF 94 B FF 95 X FF 95 3-2 L8 ①		B FF 94 C FF 94 X SL 86 1-1 G5-3 ②			1 SAFE B SI 93 C SI 93 F SI 93 1 SAFE B SL 85 B SL 84 F SI 93 X SL 84 3-2 G6-4-3 ①② 1-2f	D FF 94 1 SAFE F FF 93 B SL 84 X SL 83 2-1 G5-3 ③ 1-2	2	0	0	0	0	0	1
											0	0	0	0	0	0	0
											0	0	0	0	0	0	0
											2	0	0	0	0	0	2
Inning Stats	R: 0 E: 0 K: 2 S: 8 H: 0 LOB: 0 BB: 0 P: 14	R: 0 E: 0 K: 1 S: 11 H: 1 LOB: 1 BB: 0 P: 16	R: 0 E: 0 K: 0 S: 13 H: 1 LOB: 1 BB: 0 P: 21	R: 0 E: 0 K: 2 S: 17 H: 2 LOB: 2 BB: 0 P: 24	R: 0 E: 0 K: 1 S: 9 H: 0 LOB: 0 BB: 0 P: 14	R: 0 E: 0 K: 2 S: 8 H: 0 LOB: 0 BB: 0 P: 11	R: 0 E: 0 K: 1 S: 9 H: 0 LOB: 0 BB: 0 P: 13	R: 0 E: 0 K: 0 S: 13 H: 1 LOB: 1 BB: 1 P: 25	R: 3 E: 0 K: 0 S: 14 H: 4 LOB: 1 BB: 0 P: 25	R: 2 E: 0 K: 0 S: 9 H: 3 LOB: 2 BB: 1 P: 13	1B: 7 2B: 4 3B: 0 HR: 1 SF: 0 SAC: 0 DP: 1 HBP: 0	WP: 2 PB: 0 SB: 1 CS: 0 PA: 43						

PITCHER		IP	WLS	BF	H	R	ER	SO	BB	IBB	HBP	BLK	WP	HR	S	P	ERA	WHIP
26 Mike Foltynewicz, R ERA: 2.72	(1, 1)	7.0		25	4	0	0	9	0	0	0	1	1	0	75	113	0.00	0.571
48 Jonny Venters, L ERA: 2.49	(8, 1)	0.2	H	3	1	0	0	0	1	0	0	0	0	0	10	19	0.00	3.000
58 Dan Winkler, R ERA: 2.72	(8, 1)	0.1	H	1	0	0	0	0	0	0	0	0	0	0	3	6	0.00	0.000
33 A.J. Minter, L ERA: 3.24	(9, 1)	0.2	B	6	4	3	3	0	0	0	0	0	0	0	12	21	40.50	6.000
64 Luke Jackson, R ERA: 4.4	(9, 1)	1.1	L	8	3	2	2	0	0	1	0	0	1	1	11	17	13.50	2.250

PITCHER	IP	WLS	BF	H	R	ER	SO	BB	IBB	HBP	BLK	WP	HR	S	P	ERA	WHIP

TOP

Colorado Rockies @ Atlanta Braves

SunTrust Park, Atlanta, GA

Sat Aug 18 2018, 7:12 PM - 10:42 PM EDT

Att. 42,143 - Cloudy - 76 F

livebaseballscorecards.com

AB	41
R	5
H	12
RBI	5
BB	2
SO	9
LOB	14

Batter	1	2	3	4	5	6	7	8	9	10	AB	R	H	RBI	BB	SO	LOB
13 Ronald Acuña Jr., R (1, 7) OBP: 0.359, SLG: 0.575	B FF 94 X FF 93 1-0 5 L4-6 1 1B 1B		S FF 93 B FF 94 F SL 82 F FF 94 F SL 82 D CH 87 B CU 81 F FF 95 B FF 94 4-2 1 G4-3 22 1B 1-2 BB		X FF 92 0-0 2B			C FC 92 X FC 91 0-1 1 S 5 1B 1B		S FF 94 B FC 89 C FF 94 B KC 84 X KC 83 2-2 ② G5-3	4	2	3	0	1	0	0
1 Ozzie Albies, S (1, 4) OBP: 0.313, SLG: 0.484	1 SAFE F FF 94 B CH 88 1 SAFE 1 SAFE X FF 94 1-1 1-2 1B		T SL 83 F FF 93 B FF 92 X SL 83 1-2 ② G4-3 1-2 2-3		X FF 92 0-0 ② P6			1 SAFE B FC 91 1 SAFE 1 SAFE C FC 91 S FC 91 S FC 92 1-3 ① K 1-2		F FF 94 B FF 93 B FF 95 F FF 95 X FC 90 2-2 ③ F9	5	0	1	0	0	1	4
5 Freddie Freeman, L (1, 3) OBP: 0.402, SLG: 0.530	B SL 82 D CH 88 X FF 92 2-0 ① ② L4-6 2-3		D SL 82 F FF 93 B CH 87 B FF 92 F CH 88 B CH 88 4-2 22 1B BB		F FF 92 F CU 78 B FF 93 S FF 94 1-3 ③ K			B FC 91 X FC 92 1-0 22 CS 2-H 1B			3	0	1	1	1	1	3
22 Nick Markakis, L (1, 9) OBP: 0.379, SLG: 0.492	B FF 92 B SL 82 C FF 94 X CH 87 2-1 ③ G4-3		D SL 82 B SL 81 X FF 94 2-0 1-2 2-H 3-H 1B			B FF 94 B FF 93 B FF 92 C FF 93 X FF 92 3-1 ① P6		B FC 91 B FC 92 C FC 91 1 SAFE F FC 92 1 SAFE 1 SAFE F FC 91 B FC 92 3-3 ② ③ C FC 91 K 1-2			4	0	1	2	0	1	2
17 Johan Camargo, S (1, 5) OBP: 0.344, SLG: 0.446		F CH 87 B CH 87 B SL 83 X FF 92 2-1 ① F7	B FF 93 B CH 85 F FF 94 X FF 94 2-1 ③ F9			C FF 94 C FF 95 B FF 96 X FF 95 1-2 ② G4-3			B ST 79 B ST 78 B ST 79 B SI 92 4-0 24 F7 11 SH3-4 BB		3	0	0	0	1	0	2
11 Ender Inciarte, L (1, 8) OBP: 0.309, SLG: 0.354	B FF 93 F FF 92 B FF 93 X FF 94 2-1 ② G4-3		T CU 76 X FF 91 0-1 ① G4-3			C FF 94 B FF 95 X FF 94 1-1 24 CS 1B			X SI 93 0-0 ① SH3-4 1-2		3	0	1	0	0	0	0
24 Kurt Suzuki, R (1, 2) OBP: 0.320, SLG: 0.419	C FF 93 F FF 94 B FF 95 B FF 94 F FF 94 F SL 83 F SL 82 X FF 94 2-2 ③ L6		C FF 90 X FF 91 0-1 ② G6-3			1 SAFE 1 SAFE 0-0 ③ CS 1-2	X SL 86 0-0 7 G6-4-3 1B		C SI 93 X ST 81 0-1 ② F7 2-3		4	0	1	0	0	0	1
7 Dansby Swanson, R (1, 6) OBP: 0.297, SLG: 0.394	B FF 92 X FF 92 1-0 26 FC3-6 1B		B FF 91 C FF 92 S SL 81 B FF 93 B CU 74 F FF 91 F FF 92 X FF 93 3-2 ③ P4				T FF 95 C FF 95 F SL 86 F SL 87 X FF 96 0-2 ① ② G6-4-3 1-2f		B FC 86 B SI 93 C ST 81 S SI 94 B SI 94 S ST 82 3-3 ③ K		4	0	1	0	0	1	2
26 Mike Foltynewicz, R (1, 1) OBP: 0.068, SLG: 0.091 27 Ryan Flaherty, L (7, PH) OBP: 0.226, SLG: 0.301 48 Jonny Venters, L (8, 1) 58 Dan Winkler, R (8, 1) 33 A.J. Minter, L (9, 1) 64 Luke Jackson, R (9, 1) 8 Charlie Culberson, R (10, PH) OBP: 0.336, SLG: 0.509			M CH 89 C FF 90 1 SAFE X FF 90 0-2 ① FC3-6 1 G4-3 13 BB 22 1B 1-2f		B FF 90 C FF 90 B FF 91 B FF 91 X FF 91 3-1 ① G2-3		X FF 96 0-0 ③ G4-3			B FF 94 F FF 94 F FF 95 B FF 95 F FF 95 X FC 89 2-2 ① G5-3	2 1 0 0 0 0 0 1	1 0 0 0 0 0 0 0	0 0 0 0 0 0 0 0	0 0 0 0 0 0 0 0	0 0 0 0 0 0 0 0	0 0 0 0 0 0 0 0	1 0 0 0 0 0 0 0
Inning Stats	R: 0 E: 0 K: 0 S: 6 H: 2 LOB: 1 BB: 0 P: 12	R: 0 E: 0 K: 0 S: 10 H: 0 LOB: 0 BB: 0 P: 16	R: 2 E: 0 K: 0 S: 17 H: 2 LOB: 2 BB: 2 P: 31	R: 0 E: 0 K: 0 S: 9 H: 0 LOB: 0 BB: 0 P: 12	R: 0 E: 0 K: 1 S: 7 H: 1 LOB: 1 BB: 0 P: 11	R: 0 E: 0 K: 0 S: 7 H: 1 LOB: 0 BB: 0 P: 12	R: 0 E: 0 K: 0 S: 7 H: 1 LOB: 0 BB: 0 P: 7	R: 1 E: 0 K: 2 S: 10 H: 2 LOB: 1 BB: 0 P: 15	R: 0 E: 0 K: 1 S: 6 H: 0 LOB: 1 BB: 1 P: 13	R: 0 E: 0 K: 0 S: 10 H: 0 LOB: 0 BB: 0 P: 16	1B: 8 2B: 3 3B: 0 HR: 0	SF: 0 SAC: 1 DP: 3 HBP: 0		WP: 0 PB: 0 SB: 1 CS: 2		PA: 39		

PITCHER		IP	WLS	BF	H	R	ER	SO	BB	IBB	HBP	BLK	WP	HR	S	P	ERA	WHIP
49 Antonio Senzatela, R ERA: 4.47	(1, 1)	5.0		21	5	2	2	1	2	0	0	0	0	0	49	82	3.60	1.400
51 Jake McGee, L ERA: 6.21	(6, 1)	1.0		3	1	0	0	0	0	0	0	0	0	0	7	12	0.00	1.000
45 Scott Oberg, R ERA: 3.03	(7, 1)	1.0		3	1	0	0	0	0	0	0	0	0	0	7	7	0.00	1.000
29 Bryan Shaw, R ERA: 6.42	(8, 1)	1.0		4	2	1	1	2	0	0	0	0	0	0	10	15	9.00	2.000
0 Adam Ottavino, R ERA: 1.67	(9, 1)	1.0	W	4	0	0	0	1	1	0	0	0	0	0	6	13	0.00	1.000

PITCHER		IP	WLS	BF	H	R	ER	SO	BB	IBB	HBP	BLK	WP	HR	S	P	ERA	WHIP
71 Wade Davis, R ERA: 5.08	(10, 1)	1.0	S	3	0	0	0	0	0	0	0	0	0	0	10	16	0.00	0.000

BOTTOM

Colorado Rockies @ Atlanta Braves

SunTrust Park, Atlanta, GA

Sat Aug 18 2018, 7:12 PM - 10:42 PM EDT

Att. 42,143 - Cloudy - 76 F

livebaseballscorecards.com

AB	34
R	3
H	9
RBI	3
BB	3
SO	4
LOB	15

Batter	1	2	3	4	5	6	7	8	9	AB	R	H	RBI	BB	SO	LOB
19 Charlie Blackmon, L (1, 8) OBP: 0.342, SLG: 0.471	C FF 90 X FS 85 0-1 G1-3		X FF 90 0-0 L1-3		C FF 92 B FC 89 B FS 83 F FS 84 F CH 72 B FC 89 B FC 88 4-2 26 1B BB		C FF 94 F SL 89 B CU 78 S SL 88 1-3 K			3	0	0	0	1	1	0
9 DJ LeMahieu, R (1, 4) OBP: 0.319, SLG: 0.429	B FF 91 C FF 91 F FC 88 B SL 82 C FC 88 2-3 K		C FC 87 X CU 80 0-1 HR		1 SAFE 1 SAFE C FC 89 1 SAFE D FF 92 X FF 91 1-1 F9			B FC 89 B FF 91 F FC 88 B CU 81 C FC 90 X FC 91 3-2 G1-3		4	1	1	1	0	1	1
26 David Dahl, L (1, 9) OBP: 0.329, SLG: 0.485	B FF 91 B CU 77 B FS 84 B FF 91 4-0 28 S BB		X FC 89 0-0 28 1B 2B		C FC 88 X CH 67 0-1 1-3 1B			B CU 84 F FC 88 B FF 94 B FC 89 C FC 90 S FC 88 3-3 K		3	1	2	0	1	1	0
28 Nolan Arenado, R (1, 5) OBP: 0.390, SLG: 0.577	C FC 86 F FF 92 F FS 86 F SL 83 1 SAFE 1 SAFE B FF 92 S CH 69 1-3 K 1-2		B CU 78 F FF 90 B FF 92 D FS 86 X FC 88 3-1 2-H 1B		S FS 86 X SI 91 0-1 G5-3			B FF 93 C FC 90 X CU 81 1-1 G6-3		4	0	1	1	0	1	3
27 Trevor Story, R (1, 6) OBP: 0.350, SLG: 0.553		C FF 90 X SL 83 0-1 HR	1 SAFE 1 SAFE B FF 89 F FF 90 X FC 89 1-1 F8			C FS 85 B SI 89 C FC 88 F FF 90 B FF 92 S CH 72 2-3 K			F SL 84 F CH 85 S FF 96 0-3 K	4	1	1	1	0	2	1
8 Gerardo Parra, L (1, 7) OBP: 0.339, SLG: 0.379		S FF 90 F FC 88 B CU 78 B FS 83 X SI 91 2-2 G3-1	B CU 77 F FS 84 C FF 91 S CH 74 1-3 K			B FC 88 C FC 86 F CU 78 B FC 86 X FS 84 2-2 G6-3			B SL 84 C CH 84 X SL 85 1-1 24 1B	4	0	1	0	0	1	0
24 Ryan McMahon, L (1, 3) OBP: 0.319, SLG: 0.390		C FC 88 B FC 86 S FF 91 F SL 86 F FC 88 C FS 84 1-3 K	S CU 80 B FC 89 X FF 92 1-1 G4-3			F FC 89 B FS 85 F FF 91 C FC 89 1-3 K			B FF 95 1 SAFE B CH 85 D CH 86 C FF 94 X FF 94 3-1 5 BLK 5 1B 1-3 1B	4	1	1	0	0	2	0
14 Tony Wolters, L (1, 2) OBP: 0.277, SLG: 0.255 5 Carlos González, L (9, PH) OBP: 0.345, SLG: 0.489 42 Chris Iannetta, R (9, 2) OBP: 0.324, SLG: 0.368		C FF 91 B CU 77 B CU 77 X FS 83 2-1 G1-3	C CU 79 B CU 77 F FF 91 F SI 92 C CH 69 1-3 K			C FS 84 B FF 90 F FF 91 F FC 85 C FF 91 1-3 K			S FF 95 D CH 86 S CH 85 B FF 94 F FF 95 X CH 86 2-2 1-H 1B	3 1 0	0 0 0	0 1 0	0 1 0	0 0 0	2 0 0	0 0 0
48 Germán Márquez, R (1, 1) OBP: 0.333, SLG: 0.400 0 Adam Ottavino, S (8, 1) 20 Ian Desmond, R (9, PH) OBP: 0.302, SLG: 0.434 71 Wade Davis, R (9, 1)			C FF 90 S FF 90 X FC 88 0-2 L4		B FC 88 X FF 89 1-0 P3		F FF 91 X FS 84 0-1 G5-3		S FF 96 S FF 95 B FF 96 B FF 95 S SL 86 2-3 K	3 0 1	0 0 0	0 0 0	0 0 0	0 0 0	0 0 1	0 0 1

Inning Stats	1	2	3	4	5	6	7	8	9
	R: 0 E: 0 K: 2 S: 10 H: 0 LOB: 1 BB: 1 P: 17	R: 1 E: 0 K: 1 S: 12 H: 1 LOB: 0 BB: 0 P: 17	R: 2 E: 0 K: 0 S: 11 H: 3 LOB: 1 BB: 0 P: 15	R: 0 E: 0 K: 2 S: 9 H: 0 LOB: 0 BB: 0 P: 12	R: 0 E: 0 K: 0 S: 10 H: 1 LOB: 2 BB: 1 P: 16	R: 0 E: 0 K: 2 S: 10 H: 0 LOB: 0 BB: 0 P: 15	R: 0 E: 0 K: 2 S: 10 H: 0 LOB: 0 BB: 0 P: 12	R: 0 E: 0 K: 1 S: 8 H: 0 LOB: 0 BB: 0 P: 15	R: 1 E: 0 K: 2 S: 14 H: 3 LOB: 1 BB: 0 P: 22

1B: 5	SF: 0	WP: 0	PA: 36
2B: 1	SAC: 0	PB: 0	
3B: 0	DP: 0	SB: 1	
HR: 2	HBP: 0	CS: 0	

PITCHER		IP	WLS	BF	H	R	ER	SO	BB	IBB	HBP	BLK	WP	HR	S	P	ERA	WHIP
19 Aníbal Sánchez, R ERA: 3.13	(1, 1)	6.2	L	27	5	3	3	8	2	0	0	0	0	2	69	100	4.05	1.050
63 Jesse Biddle, L ERA: 2.61	(7, 1)	0.1		1	0	0	0	1	0	0	0	0	0	0	3	4	0.00	0.000
58 Dan Winkler, R ERA: 2.66	(8, 1)	1.0		3	0	0	0	1	0	0	0	0	0	0	8	15	0.00	0.000
46 Brad Brach, R ERA: 4.15	(9, 1)	1.0		5	3	1	1	2	0	0	0	1	0	0	14	22	9.00	3.000

PITCHER	IP	WLS	BF	H	R	ER	SO	BB	IBB	HBP	BLK	WP	HR	S	P	ERA	WHIP

TOP

Colorado Rockies @ Atlanta Braves

SunTrust Park, Atlanta, GA

Sun Aug 19 2018, 1:36 PM - 4:17 PM EDT

Att. 33,942 - Cloudy - 77 F

livebaseballscorecards.com

AB	34
R	4
H	8
RBI	4
BB	2
SO	12
LOB	6

Batter	1	2	3	4	5	6	7	8	9	AB	R	H	RBI	BB	SO	LOB
13 Ronald Acuña Jr., R (1, 7) OBP: 0.354, SLG: 0.566	C FF 94 X FF 95 0-1 ① F8		C SL 86 X FF 94 0-1 ① F9		C FF 95 B FF 97 S FF 96 B KC 85 S KC 85 2-3 ③ K		X SL 87 0-0 ③ FC4-6 1-2f			4	0	0	0	0	1	1
1 Ozzie Albies, S (1, 4) OBP: 0.311, SLG: 0.480	X FF 94 0-0 ② G3-1		B KC 80 C CH 85 F CH 84 S FF 97 1-3 ② K			X SL 84 0-0 ① P5		C SI 92 B ST 79 F SI 93 S ST 81 1-3 ① K		4	0	0	0	0	2	0
5 Freddie Freeman, L (1, 3) OBP: 0.403, SLG: 0.532	C FF 95 S KC 81 B FF 96 F SL 85 B KC 82 X SL 84 2-2 17 1B 2B		F FF 97 F FF 97 X FF 98 0-2 ③ G4-3			B FF 95 C FF 94 B SI 93 F KC 83 X FF 97 2-2 22 G4-3 22 WP 17 1B 1B		S SI 92 C SI 93 B SI 93 F SI 94 B SI 93 X ST 81 2-2 ② L9		4	2	2	0	0	0	0
22 Nick Markakis, L (1, 9) OBP: 0.380, SLG: 0.491	C CH 85 B KC 79 B FF 92 F FF 93 F KC 83 D KC 82 F FF 94 D SL 85 4-2 17 1B BB			C B CH 84 X CH 83 1-1 1B		B KC 80 B FF 94 B CH 84 C FF 94 C SL 82 X FF 95 3-2 ② G4-3 1-3		C ST 82 F SI 93 X SI 93 0-2 ③ F7		3	0	1	0	1	0	1
17 Johan Camargo, S (1, 5) OBP: 0.346, SLG: 0.446	X FF 93 0-0 1-3 2-H 1B			C KC 81 F SL 84 B KC 82 S KC 80 1-3 ① K		F KC 80 C KC 82 X KC 84 0-2 3-H 1B			B FC 89 S FC 90 F FC 89 B FC 89 B FF 94 F FF 93 S FC 90 3-3 ① K	4	0	2	2	0	2	1
11 Ender Inciarte, L (1, 8) OBP: 0.308, SLG: 0.353	B FF 94 C FF 94 B FF 95 C SL 84 X SL 84 2-2 ③ L8			X FF 94 0-0 ② L6		B FF 95 F SL 81 B FF 93 F KC 79 B KC 82 C FF 94 3-3 ③ K			B FF 92 B FF 94 C FF 92 B FC 90 X FF 92 3-1 25 DI 1B	4	0	1	0	0	1	4
8 Charlie Culberson, R (1, 6) OBP: 0.335, SLG: 0.502		L FF 93 C FF 96 B FF 96 B KC 83 S KC 81 2-3 ① K		S SL 86 X SL 85 0-1 ③ G5-3			C SL 84 B SL 86 B SL 85 H SL 84 3-1 13 FC4-6 HBP		B KC 82 1 SAFE 1 SAFE F FF 93 F FF 94 S FC 88 1-3 ② K	3	0	0	0	0	2	2
25 Tyler Flowers, R (1, 2) OBP: 0.360, SLG: 0.345		B FF 94 F FF 94 F SL 86 B KC 79 X SL 85 2-2 ② P5			B FF 94 X SL 82 1-0 ① L5		F SI 91 X KC 82 0-1 ① F8		B SI 92 S KC 83 D FC 88 C KC 84 S KC 84 2-3 ③ K2-3 1-2	4	0	0	0	0	1	2
19 Aníbal Sánchez, R (1, 1) 63 Jesse Biddle, L (7, 1) OBP: 0.500, SLG: 1.000 23 Adam Duvall, R (7, PH) OBP: 0.279, SLG: 0.378 58 Dan Winkler, R (8, 1) 46 Brad Brach, R (9, 1)		C FF 94 X FF 94 0-1 ③ G4-3			C FF 94 X SL 85 0-1 ② L8		C SL 84 X SL 85 0-1 ② P6			2 0 1 0 0	0 0 0 0 0	0 0 0 0 0	0 0 0 0 0	0 0 0 0 0	0 0 1 0 0	0 0 1 0 0
Inning Stats	R: 1 H: 2 E: 0 LOB: 2 K: 0 BB: 1 S: 15 P: 23	R: 0 H: 0 E: 0 LOB: 0 K: 1 BB: 0 S: 8 P: 12	R: 0 H: 0 E: 0 LOB: 0 K: 1 BB: 0 S: 8 P: 9	R: 0 H: 1 E: 0 LOB: 1 K: 1 BB: 0 S: 8 P: 10	R: 0 H: 0 E: 0 LOB: 0 K: 1 BB: 0 S: 6 P: 9	R: 1 H: 2 E: 0 LOB: 1 K: 1 BB: 0 S: 13 P: 21	R: 0 H: 0 E: 0 LOB: 1 K: 0 BB: 0 S: 6 P: 9	R: 0 H: 0 E: 0 LOB: 0 K: 1 BB: 0 S: 10 P: 13	R: 0 H: 1 E: 0 LOB: 1 K: 3 BB: 0 S: 12 P: 21	1B: 5 SF: 0 2B: 1 SAC: 0 3B: 0 DP: 0 HR: 0 HBP: 1					WP: 1 PA: 35 PB: 0 SB: 0 CS: 0	

PITCHER	IP	WLS	BF	H	R	ER	SO	BB	IBB	HBP	BLK	WP	HR	S	P	ERA	WHIP
48 Germán Márquez, R (1, 1) ERA: 4.42	7.0	W	28	5	2	2	5	1	0	1	0	1	0	64	93	2.57	0.857
0 Adam Ottavino, R (8, 1) ERA: 1.64	1.0	H	3	0	0	0	1	0	0	0	0	0	0	10	13	0.00	0.000
71 Wade Davis, R (9, 1) ERA: 4.99	1.0	S	4	1	0	0	3	0	0	0	0	0	0	12	21	0.00	1.000

PITCHER	IP	WLS	BF	H	R	ER	SO	BB	IBB	HBP	BLK	WP	HR	S	P	ERA	WHIP

BOTTOM

Colorado Rockies @ Atlanta Braves

SunTrust Park, Atlanta, GA

Sun Aug 19 2018, 1:36 PM - 4:17 PM EDT
Att. 33,942 - Cloudy - 77 F

livebaseballscorecards.com

AB	33
R	2
H	6
RBI	2
BB	1
SO	9
LOB	12

Atlanta Braves @ Pittsburgh Pirates

PNC Park, Pittsburgh, PA

Mon Aug 20 2018, 7:08 PM - 10:18 PM EDT

Att. 16,445 - Partly Cloudy - 78 F

TOP

livebaseballscorecards.com

Batter	1	2	3	4	5	6	7	8	9	AB	R	H	RBI	BB	SO	LOB
13 Ronald Acuña Jr., R (1, 7) OBP: 0.351, SLG: 0.563	X SL 86 0-0 ① G5-3	C SL 88 F SI 95 B SL 89 B SL 89 F FF 96 D CH 90 C SL 88 3-3 ③ K			B SI 90 S FC 87 B FF 93 X SL 80 2-1 17 CS 2B		B SL 87 X SI 94 1-0 ①② G5-4-3 1-2f 2-3		B FF 98 F CU 84 F FF 97 B CU 85 X CU 83 2-2 ③ P4	5	0	1	0	0	1	3
11 Ender Inciarte, L (1, 8) OBP: 0.308, SLG: 0.355	B SI 93 C SI 93 S SI 95 S FF 96 1-3 ② K		C SI 93 B CH 88 B SL 87 F SI 96 B SL 90 X SI 96 3-2 2B		M SI 93 F FF 94 B SI 94 B FC 89 F SI 94 F SI 94 B CH 86 C FC 88 3-3 ① K		S SL 87 S SL 88 X SL 88 0-2 ③ P6			4	0	1	0	0	2	2
5 Freddie Freeman, L (1, 3) OBP: 0.404, SLG: 0.532	S SL 87 B SL 88 B SI 95 S SI 95 F FF 97 B SL 88 F SL 86 X SI 96 3-2 22 1B 2B		C SI 95 B FF 95 F FF 96 X SI 95 1-2 ① P6		C FC 89 F SI 93 H SI 92 1-2 HBP			S SL 80 F FF 95 B FF 95 X SL 80 1-2 ① G6-3		3	1	1	0	0	0	1
22 Nick Markakis, L (1, 9) OBP: 0.379, SLG: 0.489	F SL 88 B SI 95 F SI 96 F FF 96 F SL 90 X SL 87 1-2 17 1B 2-H 1B		C CH 89 C CH 90 B FF 96 F SL 89 B FF 96 S FF 94 2-3 ② K		X FC 86 0-0 ② L7			B FF 96 C SL 81 X FF 95 1-1 ② L4		4	0	1	1	0	1	3
17 Johan Camargo, S (1, 5) OBP: 0.352, SLG: 0.451	F SI 95 X CH 88 0-1 1-2 1B		S SL 88 B FF 94 F SL 89 B FF 96 B FF 96 F SL 89 B SL 90 4-2 BB		F FC 88 B FF 95 1-1 ③ CS 2-3	B SI 91 C CH 86 C FF 93 B SL 81 F CH 87 X FF 93 2-2 1 G1-4-3 1B		C SL 80 F FF 96 X SL 78 0-2 1 HBP 1B		3	0	3	0	1	0	0
1 Ozzie Albies, S (1, 4) OBP: 0.310, SLG: 0.477	B SL 88 C SL 87 F SI 96 X SL 88 1-2 ③ G4-3		X CH 89 0-0 ③ G4-3			B SI 92 B CH 85 C FF 93 F SL 93 F SL 82 D FC 88 X FF 94 3-2 ①② G1-4-3 1-2f		F FF 96 C FF 96 B FF 94 D SL 81 F FF 97 B FF 96 H SL 82 4-2 HBP 1-2		3	0	0	0	0	0	5
24 Kurt Suzuki, R (1, 2) OBP: 0.319, SLG: 0.420		X FF 94 0-0 2B		S SL 86 B SL 88 C FF 96 X FF 95 1-2 ① G6-3		B CH 86 B SI 93 B FC 88 C FF 92 X SI 92 3-1 ③ G5-3		B SL 82 X SI 96 1-0 ③ G1-3		4	0	1	0	0	0	2
7 Dansby Swanson, R (1, 6) OBP: 0.299, SLG: 0.393		X SL 88 0-0 ① P5		C SL 86 X SI 96 0-1 ② P5			B CH 84 B SI 90 B FF 91 B FF 92 4-0 13 G5-4-3 23 1B BB		X FF 96 0-0 8 CS 1B	3	0	1	0	1	0	1
72 Bryse Wilson, R (1, 1) 39 Sam Freeman, R (6, 1) 23 Adam Duvall, R (7, PH) OBP: 0.281, SLG: 0.380 46 Brad Brach, R (7, 1) 63 Jesse Biddle, L (7, 1) OBP: 0.500, SLG: 1.000 48 Jonny Venters, L (8, 1) 8 Charlie Culberson, R (9, PH) OBP: 0.333, SLG: 0.500 58 Dan Winkler, R (9, 1)		B FF 94 F FF 94 B SI 96 S SL 88 D SL 89 X FF 94 3-2 ② P2		C FF 96 B SL 88 C FF 95 B FF 96 B SL 89 X SI 93 3-2 ③ G9-3			F FC 85 1 SAFE F SI 92 X SL 81 0-2 13 G5-4-3 1B 1-2		F FF 96 B CU 83 1 SAFE S FF 96 F CU 84 F CU 84 S FF 97 1-3 ①② K 1-2	2 0 0 1 0 0 0 0 1 0	0 0 0 0 0 0 0 0 0 0	0 0 1 0 0 0 0 0 1 0	0 0 0 0 0 0 0 0 1 0	0 0 0 0 0 0 0 0 1 0	1 0 0 0 0 0 0 0 1 0	1 0 0 0 0 0 0 0 1 0

	AB	R	H	RBI	BB	SO	LOB
	33	1	10	1	2	5	19

Inning Stats	1	2	3	4	5	6	7	8	9	1B: 6	SF: 0	WP: 0	PA: 38
R:	1	0	0	0	0	0	0	0	0	2B: 4	SAC: 0	PB: 0	
E:	0	0	0	0	0	0	0	0	0	3B: 0	DP: 2	SB: 0	
K:	1	1	1	0	0	0	0	0	1	HR: 0	HBP: 2	CS: 2	
S:	19	9	14	8	11	9	7	12	9				
H:	3	1	2	0	1	1	1	1	1				
LOB:	2	1	2	0	1	0	1	2	0				
BB:	0	0	1	0	0	0	1	0	0				
P:	25	15	24	12	18	17	12	19	12				

PITCHER	IP	WLS	BF	H	R	ER	SO	BB	IBB	HBP	BLK	WP	HR	S	P	ERA	WHIP
24 Chris Archer, R (1, 1) ERA: 4.41	4.0	L	18	5	1	1	3	1	0	0	0	0	0	50	76	2.25	1.500
43 Steven Brault, L (5, 1) ERA: 4.79	2.0		9	3	0	0	1	1	0	1	0	0	0	23	42	0.00	2.000
37 Edgar Santana, R (7, 1) ERA: 2.72	1.0		2	0	0	0	0	0	0	0	0	0	0	4	5	0.00	0.000
30 Kyle Crick, R (8, 1) ERA: 2.22	1.0		5	1	0	0	0	0	0	1	0	0	0	12	19	0.00	1.000
35 Keone Kela, R (9, 1) ERA: 2.96	1.0		3	1	0	0	1	0	0	0	0	0	0	9	12	0.00	1.000

PITCHER	IP	WLS	BF	H	R	ER	SO	BB	IBB	HBP	BLK	WP	HR	S	P	ERA	WHIP

Atlanta Braves @ Pittsburgh Pirates

PNC Park, Pittsburgh, PA

Mon Aug 20 2018, 7:08 PM - 10:18 PM EDT

Att. 16,445 - Partly Cloudy - 78 F

livebaseballscorecards.com

BOTTOM

Batter	1	2	3	4	5	6	7	8	9	AB	R	H	RBI	BB	SO	LOB
12 Corey Dickerson, L (1, 7) OBP: 0.339, SLG: 0.483	B FF 94 B FF 94 F FF 94 S FF 94 S FF 95 2-3 ① **K**		X FF 95 0-0 ③ P6		C FF 94 S CH 87 B CH 87 B FF 96 F FF 94 F FF 96 X SL 84 2-2 ②③ G4-6-3 1-2f		B SL 88 C FF 96 B FF 96 X SL 87 2-1 ③ 1B 2-3			4	0	1	0	0	1	2
26 Adam Frazier, L (1, 8) OBP: 0.345, SLG: 0.438	C FF 95 F FF 96 B FF 95 B FF 96 F FF 96 F FF 97 F FF 96 S CH 86 2-3 ② **K**			B FF 94 B CH 87 C FF 95 F FF 95 X CH 86 2-2 ① G3		X FF 95 0-0 ① P4		B SI 94 B SI 93 X SI 94 2-0 ① G3		4	0	0	0	0	1	0
25 Gregory Polanco, L (1, 9) OBP: 0.332, SLG: 0.479	S FF 95 B FF 96 S CH 88 B FF 97 F FF 95 X CH 86 2-2 ③ G4-3			B CH 86 B FF 94 B FF 94 B FF 93 4-0 55 S BB		B FF 96 X FF 96 1-0 2B		C SI 94 B SL 86 X SI 93 1-1 ② G4-3		3	0	1	0	1	0	0
55 Josh Bell, S (1, 3) OBP: 0.347, SLG: 0.404		F FF 93 B FF 95 X FF 95 1-1 29 G6-4-3 1B		C SL 80 B FF 96 S CH 86 B CH 86 B FF 96 4-2 1-2 BB		X FF 96 0-0 ② P3		C SI 93 B SI 93 B SI 93 F SI 93 B SL 86 F SI 93 X SI 92 3-2 ③ L7		3	0	1	0	1	0	1
29 Francisco Cervelli, R (1, 2) OBP: 0.391, SLG: 0.457 59 Joe Musgrove, R (9, PR) OBP: 0.238, SLG: 0.286		C FF 94 B SL 83 B SL 82 X FF 95 2-1 ①② G6-4-3 1-2f		C SL 83 F FF 96 B SL 84 S SL 85 1-3 ② **K**		S FS 86 D FS 86 S FS 86 F SI 97 B FS 86 D FS 86 B FS 85 4-2 BB			B FF 93 C FC 89 B FC 90 X FC 90 2-1 6 G1-3 1B	3 0	0 0	1 0	0 0	1 0	1 0	3 0
19 Colin Moran, L (1, 5) OBP: 0.335, SLG: 0.387 23 David Freese, R (6, PH) OBP: 0.345, SLG: 0.461 (7, 5)		B FF 96 C FF 96 X CH 87 1-1 27 FC4-6 1B		B FF 96 X FF 96 1-0 ③ G1-3		C CU 85 F FF 97 B FF 97 X FS 86 1-2 ③ G6-3			C FC 91 F FC 90 B FC 90 B FC 90 S FC 90 2-3 ① **K**	2 2	0 0	1 0	0 0	0 0	0 1	2 3
27 Kevin Newman, R (1, 4) 6 Starling Marte, R (9, PH) OBP: 0.319, SLG: 0.462		B FF 96 B SL 84 X FF 96 2-0 ③ FC4-6 1-2f			C FF 93 B SL 82 F SL 82 F FF 94 S SL 83 1-3 ① **K**		X FF 94 0-0 ① G4-3		S FC 91 C FC 90 F FC 90 B FC 88 X FC 88 1-2 ② G1-3 1-2	3 1	0 0	0 0	0 0	0 0	1 0	1 1
15 Adeiny Hechavarría, R (1, 6) OBP: 0.299, SLG: 0.351			X SL 80 0-0 ① F7		C FF 93 B FF 93 S FF 95 B FF 96 F FF 95 X SL 82 2-2 2B		C FF 94 B SL 86 F FF 94 B FF 94 X FF 95 2-2 47 WP 1B		C FF 91 B FC 90 B FC 89 F FC 89 B FF 92 S FC 91 3-3 ③ **K**	4	0	2	0	0	1	2
24 Chris Archer, R (1, 1) 43 Steven Brault, L (5, 1) OBP: 0.235, SLG: 0.250 37 Edgar Santana, R (7, 1) 47 Jordan Luplow, R (7, PH) OBP: 0.255, SLG: 0.348 30 Kyle Crick, L (8, 1) 35 Keone Kela, R (9, 1)			B FF 93 B FF 94 C FF 94 S FF 94 F FF 95 F FF 95 S FF 95 2-3 ② **K**		B FF 94 B FF 94 F FF 95 F FF 95 F FF 96 B CH 87 B FF 95 4-2 12 G4-6-3 BB		C SL 84 1 SAFE B SL 85 1 SAFE C FF 94 B FF 95 F CH 87 T FF 95 2-2 ② **K** 1-2			1 0 0 1 0 0	0 0 0 0 0 0	0 0 0 0 0 0	0 1 0 0 0 0	0 0 0 0 0 0	1 0 0 1 0 0	0 0 0 1 0 0
Inning Stats	R: 0 E: 0 K: 2 S: 13 H: 0 LOB: 0 BB: 0 P: 19	R: 0 E: 0 K: 0 S: 7 H: 2 LOB: 1 BB: 0 P: 13	R: 0 E: 0 K: 1 S: 7 H: 0 LOB: 0 BB: 0 P: 9	R: 0 E: 0 K: 1 S: 9 H: 0 LOB: 2 BB: 2 P: 21	R: 0 E: 0 K: 1 S: 16 H: 1 LOB: 1 BB: 1 P: 25	R: 0 E: 0 K: 0 S: 9 H: 1 LOB: 2 BB: 1 P: 15	R: 0 E: 0 K: 1 S: 10 H: 2 LOB: 2 BB: 0 P: 16	R: 0 E: 0 K: 0 S: 7 H: 0 LOB: 0 BB: 0 P: 13	R: 0 E: 0 K: 2 S: 12 H: 1 LOB: 2 BB: 0 P: 20	1B: 5 2B: 2 3B: 0 HR: 0 SF: 0 SAC: 0 DP: 2 HBP: 0						WP: 1 PB: 0 SB: 1 CS: 0 PA: 35

PITCHER		IP	WLS	BF	H	R	ER	SO	BB	IBB	HBP	BLK	WP	HR	S	P	ERA	WHIP
72 Bryse Wilson, R ERA:	(1, 1)	5.0	W	19	3	0	0	5	3	0	0	0	0	0	52	87	0.00	1.200
39 Sam Freeman, L ERA: 5.31	(6, 1)	1.0	H	5	1	0	0	0	1	0	0	0	0	0	9	15	0.00	2.000
46 Brad Brach, R ERA: 4.1	(7, 1)	0.2	H	3	1	0	0	1	0	0	0	0	1	0	8	12	0.00	1.500
63 Jesse Biddle, L ERA: 2.59	(7, 1)	0.1	H	1	1	0	0	0	0	0	0	0	0	0	2	4	0.00	3.000
48 Jonny Venters, L ERA: 2.38	(8, 1)	1.0	H	3	0	0	0	0	0	0	0	0	0	0	7	13	0.00	0.000

PITCHER		IP	WLS	BF	H	R	ER	SO	BB	IBB	HBP	BLK	WP	HR	S	P	ERA	WHIP
58 Dan Winkler, R ERA: 2.61	(9, 1)	1.0	S	4	1	0	0	2	0	0	0	0	0	0	12	20	0.00	1.000

AB	31
R	0
H	7
RBI	0
BB	4
SO	8
LOB	16

Atlanta Braves @ Pittsburgh Pirates

PNC Park, Pittsburgh, PA

Tue Aug 21 2018, 7:48 PM - 10:23 PM EDT

Att. 13,280 - Overcast - 75 F

TOP

livebaseballscorecards.com

Batter	1	2	3	4	5	6	7	8	9	AB	R	H	RBI	BB	SO	LOB
13 Ronald Acuña Jr., R (1, 7) OBP: 0.352, SLG: 0.557	B SI 91 S SI 92 C CU 79 S CU 81 1-3 ① K2-3			B CU 81 C SI 93 B SI 92 B CU 81 X FF 94 3-1 ① F9	S SI 93 F CH 87 X CU 82 0-2 ③ G6-3		F CH 90 B FF 94 B CH 88 B SL 83 F FF 92 B FF 93 4-2 BB		B SI 92 B SI 93 B FF 92 B FF 93 4-0 5 WP BB 1-2 2-3	3	0	0	0	2	1	0
11 Ender Inciarte, L (1, 8) OBP: 0.307, SLG: 0.353	B SI 93 X FF 93 1-0 ② B2-3			B CH 87 F SI 93 B CU 80 S CH 87 X CH 87 2-2 22 G3 5 1B 1B		F SI 93 M FF 93 B FF 92 B CU 81 F CU 82 C FF 94 2-3 ① K	F FF 95 F FF 95 B FF 94 F FF 94 B CH 86 X FF 94 2-2 ③ G3		C CU 82 X SI 95 0-1 ② F7	5	0	1	0	0	1	4
5 Freddie Freeman, L (1, 3) OBP: 0.404, SLG: 0.530	X FF 92 0-0 ③ L7			X FF 93 0-0 22 G3 1B 1-2		S CU 83 B CH 87 X CU 82 1-1 ② L9		B SI 96 C CU 83 B FC 92 B SI 97 B SI 96 4-1 BB	S SI 95 B CU 83 F SI 95 B FF 95 B CU 82 F SI 94 F FC 90 X SI 94 3-2 ③ G4-3 1-2 2-3 3-H	4	0	1	0	1	0	2
22 Nick Markakis, L (1, 9) OBP: 0.376, SLG: 0.485		C FF 93 C FF 92 B CU 82 B FF 92 B FF 94 X CU 80 3-2 ① F8		D SI 93 B CU 81 X SI 94 2-0 ② G3 1-2 2-3		C CH 87 B CU 82 B CH 87 B FF 93 X SI 93 3-1 ③ G4-3		C CU 83 X FF 96 0-1 ① L8		4	0	0	0	0	0	3
17 Johan Camargo, S (1, 5) OBP: 0.349, SLG: 0.446		X SI 93 0-0 ② G3		B CU 82 X SI 94 1-0 ③ G6-3			C FF 93 B CH 89 S FF 94 X FF 94 1-2 ① L6	C FF 96 F CU 84 B CU 83 B SI 95 S CH 87 2-3 ② K		4	0	0	0	0	1	3
1 Ozzie Albies, S (1, 4) OBP: 0.310, SLG: 0.475		C FF 93 X CH 87 0-1 ③ L7			X CH 87 0-0 ① G3		B SL 83 C FF 95 S CH 89 X CH 87 1-2 24 2B 1B	B CU 83 S CH 86 X CU 84 1-1 ③ G1-3		4	1	1	0	0	0	1
24 Kurt Suzuki, R (1, 2) OBP: 0.325, SLG: 0.426 25 Tyler Flowers, R (9, PR) OBP: 0.360, SLG: 0.345 (9, 2)			B SI 91 X FF 92 1-0 ① F9		B FF 93 X SI 91 1-0 7 HR 1B		B FF 94 1 SAFE B FF 94 B FF 94 C FF 93 X FF 95 3-1 1-H 7 HR 2B		C SI 95 B FC 90 H SI 93 2-1 13 BB 57 1B 5 WP HBP	3 0	2 1	2 0	1 0	0 0	0 0	0 0
7 Dansby Swanson, R (1, 6) OBP: 0.301, SLG: 0.410			B SI 91 C SI 93 S CU 79 S CU 80 1-3 ② K2-3		X SI 91 0-0 1-H HR		X SL 83 0-0 2-H HR		B FF 94 C CU 81 F SI 94 C FF 95 1-3 ① K	4	2	2	4	0	2	1
45 Kevin Gausman, L (1, 1) OBP: 0.214, SLG: 0.083 57 Michael Reed, R (9, PH) OBP: 0.333, SLG: 0.333 61 Chad Sobotka, R (9, 1) OBP: 1.000, SLG: 1.000			C FF 93 S SI 92 F SI 92 B FF 92 F SI 92 B CU 80 X SI 93 2-2 ③ G5-3		B SI 92 C FF 92 S SI 92 F SI 93 B SI 92 F FF 92 F SI 93 B CU 80 F SI 93 3-3 ② K		C FF 95 B FF 93 F FF 92 X FF 93 1-2 ② G5-3		C SI 94 B CU 82 C CU 82 B FF 94 F CU 82 X SI 94 2-2 5 WP 13 BB 1-2 1B	3 1 0	0 0 0	0 1 0	0 0 0	0 0 0	1 0 0	0 0 0
Inning Stats	R: 0 E: 0 K: 1 S: 5 H: 0 LOB: 0 BB: 0 P: 7	R: 0 E: 0 K: 0 S: 6 H: 0 LOB: 0 BB: 0 P: 9	R: 0 E: 0 K: 1 S: 9 H: 0 LOB: 0 BB: 0 P: 13	R: 0 E: 0 K: 0 S: 8 H: 2 LOB: 2 BB: 0 P: 16	R: 2 E: 0 K: 1 S: 15 H: 2 LOB: 0 BB: 0 P: 19	R: 0 E: 0 K: 1 S: 8 H: 0 LOB: 0 BB: 0 P: 14	R: 3 E: 0 K: 0 S: 18 H: 3 LOB: 1 BB: 1 P: 30	R: 0 E: 0 K: 1 S: 8 H: 0 LOB: 1 BB: 1 P: 15	R: 1 E: 0 K: 1 S: 15 H: 1 LOB: 3 BB: 1 P: 27	1B: 5 2B: 1 3B: 0 HR: 2 SF: 0 SAC: 0 DP: 0 HBP: 1						

	AB	35
	R	6
	H	8
	RBI	5
	BB	3
	SO	6
	LOB	14

WP: 1 PB: 0 SB: 0 CS: 0 PA: 39

PITCHER		IP	WLS	BF	H	R	ER	SO	BB	IBB	HBP	BLK	WP	HR	S	P	ERA	WHIP
46 Iván Nova, R ERA: 4.2	(1, 1)	6.0	L	22	4	2	2	4	0	0	0	0	0	1	51	78	3.00	0.667
45 Michael Feliz, R ERA: 6.05	(7, 1)	1.0		7	3	3	3	0	1	0	0	0	0	1	18	30	27.00	4.000
68 Clay Holmes, R ERA: 6.88	(8, 1)	2.0		10	1	1	1	2	2	0	1	0	1	0	23	42	4.50	1.500

PITCHER	IP	WLS	BF	H	R	ER	SO	BB	IBB	HBP	BLK	WP	HR	S	P	ERA	WHIP

Atlanta Braves @ Pittsburgh Pirates

PNC Park, Pittsburgh, PA

Tue Aug 21 2018, 7:48 PM - 10:23 PM EDT

Att. 13,280 - Overcast - 75 F

BOTTOM

livebaseballscorecards.com

Batter	1	2	3	4	5	6	7	8	9	AB	R	H	RBI	BB	SO	LOB
12 Corey Dickerson, L (1, 7) OBP: 0.338, SLG: 0.480	F FF 90 C FF 92 B CH 83 S FS 82 1-3 ① K		B FS 80 B FF 92 F FF 93 F FF 94 X FF 95 2-2 ③ F8			F FF 92 F FF 94 B FS 81 X FS 80 1-2 26 FC1-4 1B		F FF 92 B FF 92 T FF 92 B FS 84 X FF 95 2-2 ② G4-3		4	0	1	0	0	1	0
26 Adam Frazier, L (1, 8) OBP: 0.339, SLG: 0.429 (8, 4)	C FF 91 S FF 92 S FF 94 0-3 ② K			X FS 80 0-0 ① G4-3		B CH 81 C FF 92 F FF 92 F FF 94 X FF 96 1-2 ② FC1-4 25 BB 1-2f 2-3		X FF 92 0-0 ③ G6-3		4	0	0	0	0	1	2
25 Gregory Polanco, L (1, 9) OBP: 0.333, SLG: 0.485	X FF 93 0-0 ③ F8			C FF 90 B FF 91 F FS 81 F FS 82 X FS 82 1-2 ② F9		B FS 80 F FF 94 S FF 94 B FF 94 1 SAFE B FS 82 F F FS 82 B FF 96 4-2 55 FC6 BB 1-2			C FF 96 X FF 96 0-1 HR	3	1	1	1	1	0	0
55 Josh Bell, S (1, 3) OBP: 0.346, SLG: 0.403		B SL 76 C FF 92 S FF 94 B FS 83 B FS 82 F FF 94 X FF 95 3-2 19 FC4-6 29 BB 1B		B FF 92 C CH 81 X FF 93 1-1 ③ G4-3		X FF 94 0-0 ③ FC6 1-2f			C FF 97 C FF 97 C SL 89 0-3 ① K	4	0	1	0	0	1	3
29 Francisco Cervelli, R (1, 2) OBP: 0.393, SLG: 0.460		B FF 93 B FF 93 B CH 81 B FF 93 4-0 19 FC4-6 1-2 BB			X FF 91 0-0 ① F9		C FF 90 B SL 81 C SL 80 B FS 82 B FF 94 X FF 94 3-2 19 L8 2B		B FF 97 C FF 96 B SL 87 F FF 96 B FF 97 F FF 96 C SL 87 3-3 ② K	3	0	1	0	1	1	0
19 Colin Moran, L (1, 5) OBP: 0.332, SLG: 0.383		B FF 92 B FS 80 C CH 82 F FF 92 X FF 94 2-2 ① FC4-6 15 G6-4-3 1-2f 2-3			C FF 90 B FF 92 S FS 81 S FS 83 1-3 ② K		B FS 80 X FS 81 1-0 ① L8 2-3		B SL 87 X SL 87 1-0 ③ G4-3	4	0	0	0	0	1	3
15 Adeiny Hechavarría, R (1, 6) OBP: 0.296, SLG: 0.347		C SL 80 X FF 94 0-1 ② ③ G6-4-3 1-2f			C FF 92 X SL 83 0-1 ③ F7		S FF 93 X FF 94 0-1 ② L4			3	0	0	0	0	0	3
27 Kevin Newman, R (1, 4) 68 Clay Holmes, R (8, 1)			C FF 92 T SL 81 S FS 82 0-3 ① K			C SL 79 B FF 91 X FF 92 1-1 ① G4-3	B FF 94 F FF 93 F SL 82 X FF 97 1-2 ③ G4-3			3 0	0 0	0 0	0 0	0 0	1 0	1 0
46 Iván Nova, R (1, 1) OBP: 0.022, SLG: 0.022 5 Josh Harrison, R (6, PH) OBP: 0.300, SLG: 0.367 45 Michael Feliz, R (7, 1) 6 Starling Marte, R (8, 8) OBP: 0.318, SLG: 0.461			C FF 90 C FF 92 S SL 80 0-3 ② K			B SL 81 F FF 93 T FF 94 F FS 82 X FF 95 1-2 26 FC1-4 12 1B 1B		C FF 90 S SL 80 F SL 83 X FF 94 0-2 ① G6-3		1 1 0 1	0 0 0 0	0 1 0 0	0 0 0 0	1 0 0 0	0 0 0 0	0 0 0 0
Inning Stats	R: 0 E: 0 K: 2 S: 7 H: 0 LOB: 0 BB: 0 P: 8	R: 0 E: 0 K: 0 S: 9 H: 1 LOB: 1 BB: 1 P: 18	R: 0 E: 0 K: 2 S: 9 H: 0 LOB: 0 BB: 0 P: 11	R: 0 E: 0 K: 0 S: 7 H: 0 LOB: 0 BB: 0 P: 9	R: 0 E: 0 K: 1 S: 6 H: 0 LOB: 0 BB: 0 P: 7	R: 0 E: 0 K: 0 S: 18 H: 2 LOB: 3 BB: 1 P: 26	R: 0 E: 0 K: 0 S: 9 H: 1 LOB: 1 BB: 0 P: 14	R: 0 E: 0 K: 0 S: 8 H: 0 LOB: 0 BB: 0 P: 10	R: 1 E: 0 K: 2 S: 10 H: 1 LOB: 0 BB: 0 P: 14	1B: 3 2B: 1 3B: 0 HR: 1	SF: 0 SAC: 0 DP: 1 HBP: 0					

	AB	31
	R	1
	H	5
	RBI	1
	BB	2
	SO	7
	LOB	12

PITCHER		IP	WLS	BF	H	R	ER	SO	BB	IBB	HBP	BLK	WP	HR	S	P	ERA	WHIP
45 Kevin Gausman, R ERA: 3.99	(1, 1)	8.0	W	29	4	0	0	5	2	0	0	0	0	0	73	103	0.00	0.750
61 Chad Sobotka, R ERA: 1.5	(9, 1)	1.0		4	1	1	1	2	0	0	0	0	0	1	10	14	9.00	1.000

PITCHER	IP	WLS	BF	H	R	ER	SO	BB	IBB	HBP	BLK	WP	HR	S	P	ERA	WHIP

Atlanta Braves @ Pittsburgh Pirates

PNC Park, Pittsburgh, PA

Wed Aug 22 2018, 7:08 PM - 9:42 PM EDT

Att. 14,249 - Partly Cloudy - 66 F

livebaseballscorecards.com

Batter	1	2	3	4	5	6	7	8	9	AB	R	H	RBI	BB	SO	LOB
13 Ronald Acuña Jr., R (1, 7) OBP: 0.354, SLG: 0.566	F FF 89 F SI 87 B FF 92 F SL 80 X CH 83 1-2 HR		X SL 80 0-0 ② G5-3		C FF 90 B SL 82 B FF 90 S FF 90 S FF 92 2-3 ③ K			S FF 97 B FF 97 B FF 97 B SI 97 B FF 97 4-1 5 SF7 11 FC3-2 1-2 BB		3	1	1	1	1	1	0
11 Ender Inciarte, L (1, 8) OBP: 0.306, SLG: 0.352	C FF 91 F FF 90 B FF 90 F FF 91 X SL 80 1-2 ① L4		C FF 90 X CH 82 0-1 1B			S FF 89 C FF 90 F FF 91 X SL 82 0-2 ① L3		X SL 88 0-0 ① FC3-2 5 SF7 1-2 2-3 3-Hf		4	0	1	0	0	0	3
5 Freddie Freeman, L (1, 3) OBP: 0.401, SLG: 0.527	B SI 89 X CH 83 1-0 ② F9		B FF 90 1 SAFE S FF 91 F FF 91 1 SAFE F FF 92 B FF 91 F FF 92 S SL 81 2-3 ③ K			B CH 82 S CH 82 X CH 81 1-1 ② G4-3		X SI 95 0-0 ② SF7 1-2 2-3 3-H		3	0	0	1	0	1	1
22 Nick Markakis, L (1, 9) OBP: 0.375, SLG: 0.482	C FF 91 C SI 88 X FF 91 0-2 ③ L7			X CH 83 0-0 ① L8		C FF 90 B CH 83 B CH 82 C FF 91 S FF 92 2-3 ③ K		0-0 IBB		3	0	0	0	1	1	0
17 Johan Camargo, S (1, 5) OBP: 0.348, SLG: 0.442		C FF 89 C CH 83 B FF 90 F FF 90 S FF 89 1-3 ① K		C FF 90 B SL 81 B FF 91 B CH 83 B FF 90 4-1 BB			B CU 80 S FF 94 F FF 95 S CU 84 1-3 ① K	C SL 87 S SL 88 S CH 89 0-3 ③ K		3	0	0	0	1	3	3
1 Ozzie Albies, S (1, 4) OBP: 0.308, SLG: 0.472		X CH 83 0-0 ② G4-3		B FF 90 B SI 86 C FF 90 F FF 90 F SL 80 X CH 82 2-2 ② L7			B CH 90 F CU 82 B FF 96 F CU 83 S CU 86 2-3 ② K2-3		X FF 99 0-0 ① F9	4	0	0	0	0	1	1
25 Tyler Flowers, R (1, 2) OBP: 0.358, SLG: 0.339		B FF 91 B SL 82 F FF 90 F SI 87 F FF 90 B SL 81 B SL 80 4-2 BB		B SL 78 X FF 90 1-0 ③ F7			C FF 97 X FF 97 0-1 ③ L7		C FF 99 B CU 82 X FF 100 1-1 ② F8	3	0	0	0	1	0	1
7 Dansby Swanson, R (1, 6) OBP: 0.300, SLG: 0.408		B FF 91 S FF 90 F FF 92 F FF 91 X SL 80 1-2 ③ G5-3			C SL 79 S FF 88 B SL 80 F FF 91 F FF 91 X FF 90 1-2 ① G6-3			B SL 80 C SI 96 C SI 96 F FF 95 B SL 82 X SL 81 2-2 23 S 23 WP 11 FC3-2 1B	C FF 99 S CH 91 S CH 91 0-3 ③ K	4	0	1	0	0	1	1
49 Julio Teheran, R (1, 1) OBP: 0.229, SLG: 0.303 23 Adam Duvall, R (8, PH) OBP: 0.283, SLG: 0.380 46 Brad Brach, R (8, 1) 48 Jonny Venters, L (9, 1)			C FF 88 X SL 79 0-1 ① F8		B SI 88 X FF 89 1-0 ② L8			C FF 97 B SI 97 B SI 97 B FF 97 D SL 82 4-1 11 FC3-2 13 BB 5 SF7 1-3 BB		2 0 0 0	0 1 0 0	0 0 0 0	0 0 0 0	0 1 0 0	0 0 0 0	0 0 0 0

Inning Stats																															
	R: 1 E: 0 K: 0 S: 12	H: 1 LOB: 0 BB: 0 P: 15		R: 0 E: 0 K: 1 S: 12	H: 0 LOB: 1 BB: 1 P: 18		R: 0 E: 0 K: 1 S: 10	H: 1 LOB: 1 BB: 0 P: 12		R: 0 E: 0 K: 0 S: 7	H: 0 LOB: 1 BB: 1 P: 14		R: 0 E: 0 K: 1 S: 9	H: 0 LOB: 0 BB: 0 P: 13		R: 0 E: 0 K: 1 S: 9	H: 0 LOB: 0 BB: 0 P: 12		R: 0 E: 0 K: 2 S: 8	H: 0 LOB: 0 BB: 0 P: 11		R: 1 E: 0 K: 1 S: 11	H: 1 LOB: 3 BB: 3 P: 21		R: 0 E: 0 K: 1 S: 6	H: 0 LOB: 0 BB: 0 P: 7		1B: 2 2B: 0 3B: 0 HR: 1	SF: 1 SAC: 0 DP: 0 HBP: 0		WP: 1 PB: 0 SB: 1 CS: 0	PA: 35

PITCHER		IP	WLS	BF	H	R	ER	SO	BB	IBB	HBP	BLK	WP	HR	S	P	ERA	WHIP
34 Trevor Williams, R ERA: 3.44	(1, 1)	6.0		22	2	1	1	4	2	0	0	0	0	1	59	84	1.50	0.667
35 Keone Kela, R ERA: 2.89	(7, 1)	1.0		3	0	0	0	2	0	0	0	0	0	0	8	11	0.00	0.000
30 Kyle Crick, R ERA: 2.4	(8, 1)	0.0	L	3	1	1	1	0	2	0	0	0	1	0	6	16	∞	∞
37 Edgar Santana, R ERA: 2.67	(8, 1)	1.0		4	0	0	0	1	0	1	0	0	0	0	5	5	0.00	0.000
73 Felipe Vázquez, L ERA: 2.72	(9, 1)	1.0		3	0	0	0	1	0	0	0	0	0	0	6	7	0.00	0.000

PITCHER	IP	WLS	BF	H	R	ER	SO	BB	IBB	HBP	BLK	WP	HR	S	P	ERA	WHIP

AB	29
R	2
H	3
RBI	2
BB	5
SO	8
LOB	10

Batter	1	2	3	4	5	6	7	8	9	AB	R	H	RBI	BB	SO	LOB
12 Corey Dickerson, L (1, 7) OBP: 0.335, SLG: 0.476	X FF 85 0-0 ① L3			C FF 86 B SL 77 T SL 78 F CH 82 B FF 87 F FF 88 F FF 89 X SL 80 2-2 ① G5-3		X SL 78 0-0 ③ F8			C SI 94 X SI 94 0-1 ① G6-3	4	0	0	0	0	0	0
6 Starling Marte, R (1, 8) OBP: 0.315, SLG: 0.457	B FF 86 F FF 87 B FF 87 X FF 88 2-1 ② F8			C SL 78 B CH 82 S CH 82 B FF 89 T FF 89 2-2 ② K			X SL 77 0-0 ① L6		S SI 94 B SI 94 B SI 95 S SI 95 F SI 95 S SL 86 2-3 ② K	4	0	0	0	0	2	0
25 Gregory Polanco, L (1, 9) OBP: 0.333, SLG: 0.485	B FF 87 C FF 87 B CU 72 B CH 81 X CH 81 3-1 ③ G1-3			B FF 88 X FF 88 1-0 ③ P5			B CU 71 B CH 82 X CH 83 2-0 ② P5		C SL 85 F SI 93 B SL 85 B SI 94 X SL 85 2-2 2B	4	0	1	0	0	0	0
29 Francisco Cervelli, R (1, 2) OBP: 0.391, SLG: 0.456		C FF 86 T CU 70 C SL 77 0-3 ① K		C FF 87 S FF 88 F FF 88 B FF 90 C SI 88 1-3 ① K			X FF 88 0-0 1B		C SL 86 X SI 94 0-1 ③ G1-3	4	0	1	0	0	2	1
26 Adam Frazier, L (1, 4) OBP: 0.339, SLG: 0.425		B CU 70 F FF 87 B CH 81 B CH 82 C FF 87 X FF 88 3-2 ② F8		B SL 76 B CU 70 C FF 88 S FF 88 F FF 90 B FF 89 B SL 79 4-2 55 G6-3 19 1B BB			B CH 83 D FF 89 X SI 87 2-0 ③ G3			2	1	0	0	1	0	1
55 Josh Bell, S (1, 3) OBP: 0.346, SLG: 0.400		X FF 87 0-0 ③ L8		1 SAFE B FF 87 1 SAFE 1 SAFE B CH 83 F CH 83 F FF 88 1 SAFE B SL 80 3-2 ② 1 SAFE F FF 89 X FF 89 G6-3 1-2				B SL 82 C SL 84 B FF 94 B FF 94 B CH 85 4-1 15 G3 19 G3 BB		2	0	0	0	1	0	1
19 Colin Moran, L (1, 5) OBP: 0.332, SLG: 0.382			C CU 69 B CH 80 X CH 81 1-1 ① L7		B CU 73 F SL 79 B FF 89 B SL 80 X SL 80 3-1 ③ 2-H 1B			F FF 94 B FF 95 F FF 95 F CH 87 B FF 95 F SL 86 F FF 97 D CH 87 X SL 85 3-2 ① G3 1-2		3	0	1	1	0	0	1
15 Adeiny Hechavarría, R (1, 6) OBP: 0.293, SLG: 0.343			B SL 76 F FF 87 S FF 88 S FF 87 1-3 ② K			C SL 78 S FF 86 B FF 87 X FF 87 1-2 ① F7		C FF 95 X FF 95 0-1 ② G3 2-3		3	0	0	0	0	1	1
34 Trevor Williams, R (1, 1) OBP: 0.086, SLG: 0.059 5 Josh Harrison, R (6, PH) OBP: 0.259, SLG: 0.366 35 Keone Kela, R (7, 1) 30 Kyle Crick, L (8, 1) 37 Edgar Santana, R (8, 1) 23 David Freese, R (8, PH) OBP: 0.344, SLG: 0.459 73 Felipe Vázquez, L (9, 1)			C FF 87 X SL 77 0-1 ③ G5-3			S SL 78 B FF 88 C FF 88 S SI 88 1-3 ② K		F SL 85 B FF 96 S SL 87 S FF 95 1-3 ③ K		1 1 0 0 0 1 0	0 0 0 0 0 0 0	0 0 0 0 0 1 0	0 0 0 0 0 1 0	0 1 0 0 0 0 0	0 0 0 0 0 0 0	0 0 0 0 0 1 0
Inning Stats	R: 0 E: 0 K: 0 S: 5 H: 0 LOB: 0 BB: 0 P: 10	R: 0 E: 0 K: 1 S: 7 H: 0 LOB: 0 BB: 0 P: 10	R: 0 E: 0 K: 1 S: 7 H: 0 LOB: 0 BB: 0 P: 9	R: 0 E: 0 K: 1 S: 10 H: 0 LOB: 0 BB: 0 P: 15	R: 1 E: 0 K: 1 S: 13 H: 1 LOB: 1 BB: 1 P: 24	R: 0 E: 0 K: 1 S: 7 H: 0 LOB: 0 BB: 0 P: 9	R: 0 E: 0 K: 0 S: 4 H: 1 LOB: 1 BB: 0 P: 8	R: 0 E: 0 K: 1 S: 12 H: 0 LOB: 1 BB: 1 P: 20	R: 0 E: 0 K: 1 S: 11 H: 1 LOB: 1 BB: 0 P: 15	1B: 2 2B: 1 3B: 0 HR: 0 SF: 0 SAC: 0 DP: 0 HBP: 0						

PITCHER		IP	WLS	BF	H	R	ER	SO	BB	IBB	HBP	BLK	WP	HR	S	P	ERA	WHIP
49 Julio Teheran, R ERA: 4.09	(1, 1)	7.0	W	23	2	1	1	5	1	0	0	0	0	0	53	85	1.29	0.429
46 Brad Brach, R ERA: 4.01	(8, 1)	1.0	H	4	0	0	0	1	1	0	0	0	0	0	12	20	0.00	1.000
48 Jonny Venters, L ERA: 2.28	(9, 1)	1.0	S	4	1	0	0	1	0	0	0	0	0	0	11	15	0.00	1.000

PITCHER	IP	WLS	BF	H	R	ER	SO	BB	IBB	HBP	BLK	WP	HR	S	P	ERA	WHIP

BOTTOM

Atlanta Braves @ Pittsburgh Pirates

PNC Park, Pittsburgh, PA

Wed Aug 22 2018, 7:08 PM - 9:42 PM EDT

Att. 14,249 - Partly Cloudy - 66 F

livebaseballscorecards.com

AB	29
R	1
H	3
RBI	1
BB	2
SO	7
LOB	6

Atlanta Braves @ Miami Marlins

Marlins Park, Miami, FL

Thu Aug 23 2018, 7:12 PM - 10:10 PM EDT

Att. 6,587 - Roof Closed - 77 F

livebaseballscorecards.com

Batter	1	2	3	4	5	6	7	8	9	AB	R	H	RBI	BB	SO	LOB
13 Ronald Acuña Jr., R (1, 7) OBP: 0.355, SLG: 0.571	B SL 81 C FF 91 C SL 82 B SL 83 F FF 91 F SL 80 B CH 81 X FF 92 3-2 ① F8		B FF 91 F FF 90 C SL 82 B FF 91 X SL 81 2-2 HR		B FF 92 B FF 92 C FF 92 X FF 92 2-1 ① L9	C SL 88 F SL 88 F CU 80 H FF 94 1-2 11 FC6 HBP		X FF 92 0-0 ③ G6-3		4	1	1	1	0	0	1
11 Ender Inciarte, L (1, 8) OBP: 0.309, SLG: 0.360	C FF 92 B SL 80 X FF 91 1-1 ② G3-1		B SL 82 B FF 92 B FF 91 C FF 90 F FF 91 X FF 91 3-2 5 G6-3 1B		B FF 93 F FF 92 B CH 85 B FF 91 X FF 91 3-1 HR	F FF 92 X SL 90 0-1 ③ FC6 1-2f			B FF 90 B SI 91 B FF 92 B FF 91 4-0 17 1B BB	4	1	2	1	1	0	1
5 Freddie Freeman, L (1, 3) OBP: 0.401, SLG: 0.524	B CH 84 C FF 92 F FF 91 B FF 92 F FF 91 B CH 85 B CH 85 4-2 BB		F CH 82 X FF 91 0-1 ① ② G6-3 1-2f		F SL 84 B FF 92 B CH 86 B CH 87 B FF 93 4-1 22 1B 17 2B BB		X FF 91 0-0 ① F8		F SL 88 B SI 92 S FF 91 F FF 92 F CU 80 B SL 90 X FF 93 2-2 ① F8	3	1	0	0	2	0	2
22 Nick Markakis, L (1, 9) OBP: 0.376, SLG: 0.483	B FF 91 C FF 91 1 SAFE X FF 91 1-1 ③ F7		C FF 92 B SL 83 B CH 85 F CH 82 F FF 91 F FF 91 B SL 81 X FF 89 3-2 ③ P3		B FF 92 B FF 90 B FF 91 C FF 91 X FF 90 3-1 17 2B 1-2 1B		B FF 90 C FF 92 X CU 80 1-1 17 1B 2B		B SL 90 C FF 92 B FF 91 X SL 89 2-1 ② F9	5	0	2	0	0	0	2
17 Johan Camargo, S (1, 5) OBP: 0.351, SLG: 0.447		C SL 81 S CH 83 B CH 86 F FF 92 S FF 91 1-3 ① K		C SL 84 B FF 91 B SL 87 S CH 86 S CH 86 2-3 ① K	F X FF 92 0-1 1-3 2-H 2B		X CU 79 0-0 1 G6-3 2-3 1B		X SL 88 0-0 1-3 1B	5	0	3	1	0	2	0
1 Ozzie Albies, S (1, 4) OBP: 0.308, SLG: 0.470		B SL 83 F FF 91 S CH 84 B FF 91 B FF 91 B FF 92 4-2 8 HR BB		B FF 93 F CH 86 X FF 92 1-1 25 1B	F FC 89 S FC 89 B SI 93 F CH 85 B FC 89 S SI 93 2-3 ② K		B FF 92 B SI 91 C SL 89 B FF 92 X SI 91 3-1 ② ③ G6-3 1-2f		S FF 92 X SL 90 0-1 ③ F9	4	1	1	0	1	1	6
8 Charlie Culberson, R (1, 6) OBP: 0.336, SLG: 0.513		X FF 90 0-0 1-H HR		C CH 84 S CH 84 1 SAFE B CH 87 S CH 85 1-3 ② K	B FC 90 X FC 90 1-0 ③ F9			C SL 88 S FF 92 X FF 95 0-2 23 G1-3 1B		4	1	2	2	0	1	3
25 Tyler Flowers, R (1, 2) OBP: 0.356, SLG: 0.337		F FF 91 F SL 82 F FF 92 F SL 81 X SL 81 0-2 ② G2-3		B FF 93 D CH 87 X FF 90 2-0 15 FC6-4 1-2 1B		X SL 88 0-0 ① G4-3		S SI 91 B SL 90 X SL 89 1-1 ① L8		4	0	1	0	0	0	1
15 Sean Newcomb, L (1, 1) OBP: 0.073, SLG: 0.075 64 Luke Jackson, R (7, 1) 23 Adam Duvall, R (8, PH) OBP: 0.282, SLG: 0.379 63 Jesse Biddle, L (8, 1) OBP: 0.500, SLG: 1.000		C FF 90 C FF 91 B SL 80 F FF 90 T FF 90 1-2 ③ K		B FF 92 F FF 92 S SL 86 B SL 84 X FF 92 2-2 ③ FC6-4		C FF 91 S FF 92 S FF 94 0-3 ② K		X SL 89 0-0 ② G1-3 1-2		3 0 1 0	0 0 0 0	0 0 0 0	0 0 0 0	2 0 0 0	2 0 1 0

Inning Stats	1	2	3	4	5	6	7	8	9
	R: 0 E: 0 K: 0 S: 12	R: 2 E: 0 K: 2 S: 16	R: 1 E: 0 K: 0 S: 13	R: 0 E: 0 K: 2 S: 12	R: 2 E: 0 K: 1 S: 14	R: 0 E: 0 K: 1 S: 9	R: 0 E: 0 K: 0 S: 6	R: 0 E: 0 K: 0 S: 7	R: 0 E: 0 K: 0 S: 10
	H: 0 LOB: 1 BB: 1 P: 21	H: 1 LOB: 0 BB: 1 P: 22	H: 2 LOB: 0 BB: 0 P: 21	H: 2 LOB: 2 BB: 0 P: 20	H: 3 LOB: 2 BB: 1 P: 29	H: 0 LOB: 1 BB: 0 P: 10	H: 2 LOB: 1 BB: 0 P: 10	H: 1 LOB: 1 BB: 0 P: 8	H: 1 LOB: 2 BB: 1 P: 18

	AB	37
	R	5
	H	12
	RBI	5
	BB	4
	SO	6
	LOB	19

	1B: 7	SF: 0	WP: 0	PA: 42
	2B: 2	SAC: 0	PB: 0	
	3B: 0	DP: 2	SB: 0	
	HR: 3	HBP: 1	CS: 0	

PITCHER		IP	WLS	BF	H	R	ER	SO	BB	IBB	HBP	BLK	WP	HR	S	P	ERA	WHIP
57 Elieser Hernández, R ERA: 5.28	(1, 1)	3.0	L	13	3	3	3	2	2	0	0	0	0	2	41	64	9.00	1.667
66 Jarlín García, L ERA: 5.16	(4, 1)	1.1		9	4	2	2	2	1	0	0	0	0	1	19	39	13.50	3.750
55 Drew Rucinski, R ERA: 3.33	(5, 1)	0.2		3	1	0	0	1	0	0	0	0	0	0	7	10	0.00	1.500
40 Javy Guerra, R ERA: 5.09	(6, 1)	1.0		4	0	0	0	1	0	0	1	0	0	0	9	10	0.00	0.000
53 Brett Graves, R ERA: 5.31	(7, 1)	3.0		13	4	0	0	0	1	0	0	0	0	0	23	36	0.00	1.667

PITCHER	IP	WLS	BF	H	R	ER	SO	BB	IBB	HBP	BLK	WP	HR	S	P	ERA	WHIP

Atlanta Braves @ Miami Marlins

Marlins Park, Miami, FL

Thu Aug 23 2018, 7:12 PM - 10:10 PM EDT

Att. 6,587 - Roof Closed - 77 F

BOTTOM

Batter	1	2	3	4	5	6	7	8	9	AB	R	H	RBI	BB	SO	LOB
52 Rafael Ortega, L (1, 9) OBP: 0.383, SLG: 0.340	C FF 93 C FF 94 B SL 81 B CU 79 B FF 92 B FF 93 4-2 BB		B CU 77 S FF 94 S SL 82 B FF 95 C FF 94 2-3 ③ K			F FF 95 X FF 96 0-1 13 BB 15 HBP 1B		B SL 85 X SI 93 1-0 ① G1-3		3	0	1	0	1	1	0
11 J.T. Realmuto, R (1, 2) OBP: 0.343, SLG: 0.490	C FF 93 B FF 92 C FF 93 X CH 88 1-2 ① P6			C CU 78 B FF 93 B FF 92 F FF 94 F FF 93 C SL 80 2-3 ① K		B FF 95 B FF 94 C FF 94 S CH 88 S FF 94 2-3 ② K		C CU 76 B SL 84 B CU 77 B FF 94 F FF 94 X FF 94 3-2 ② G4-3		4	0	0	0	0	2	2
15 Brian Anderson, R (1, 5) OBP: 0.358, SLG: 0.396	C FF 94 B FF 94 B FF 93 C FF 93 F FF 92 1 SAFE B CU 77 F FF 93 1 SAFE 3-2 ② X FF 83 P2			C CU 78 F CU 77 B FF 92 F FF 93 B CH 87 B SL 81 X CH 87 3-2 ② G2-3		B CU 78 H FF 94 2-0 13 BB 1-2 HBP		H CU 78 1-0 HBP		2	0	0	0	0	0	1
13 Starlin Castro, R (1, 4) OBP: 0.338, SLG: 0.403	F FF 93 D CU 78 B CU 76 F CH 86 X FF 94 2-2 ③ F7			S CH 87 B FF 94 F SL 80 B CU 79 X CH 86 2-2 ③ G2		B FF 94 B CH 87 B FF 94 C FF 94 B FF 94 4-1 1-2 2-3 BB		S CU 77 F CU 77 B SL 85 S SL 86 1-3 ③ K		3	0	0	0	1	1	2
44 Austin Dean, R (1, 7) OBP: 0.333, SLG: 0.571 53 Brett Graves, R (7, 1) 28 Bryan Holaday, R (9, PH) OBP: 0.255, SLG: 0.248		B FF 93 B FF 93 C CH 87 B FF 93 B FF 93 4-1 19 G6-4-3 BB			C FF 91 B FF 90 B FF 91 F FF 92 B FF 91 F CH 85 X FF 92 3-2 2B	B CH 87 F FF 95 C FF 94 F FF 94 X FF 94 1-2 ③ G4-3			B CU 77 C FF 94 S SL 88 F SL 87 F FF 94 F SL 88 S CU 78 1-3 ① K	2 0 1	0 0 0	1 0 0	0 0 0	1 0 0	0 0 1	3 0 0
19 Miguel Rojas, R (1, 3) OBP: 0.304, SLG: 0.359		C X FF 93 0-1 ①② G6-4-3 1-2f			B CH 85 B CH 84 C FF 92 F FF 92 S FF 93 2-3 ① K		S SL 87 B SL 86 C SL 86 B FF 96 B FF 95 S SL 88 3-3 ① K		C FF 95 B SL 87 X FF 94 1-1 10 1B 1B	4	0	1	0	0	2	2
10 JT Riddle, L (1, 6) OBP: 0.270, SLG: 0.403		B FF 94 F FF 94 B FF 93 F CH 87 B SL 80 F CH 87 S FF 93 3-3 ③ K			B SL 82 S FF 91 X CU 76 1-1 ② L9		B CU 84 X FF 94 1-0 ② P5		C FF 94 X SL 85 0-1 1-2 1B	4	0	1	0	0	1	1
79 Isaac Galloway, R (1, 8) OBP: 0.394, SLG: 0.483			C CU 76 X CH 85 0-1 ① L9		B FF 92 B FF 92 S FF 92 S FF 90 C FF 93 2-3 ③ K		B SL 87 B SL 85 X FF 94 2-0 1B		C FF 94 C FF 94 S CU 77 0-3 ② K	4	0	1	0	0	2	3
57 Elieser Hernández, R (1, 1) 58 Dan Straily, R (3, PH) OBP: 0.324, SLG: 0.214 66 Jarlin García, L (4, 1) 55 Drew Rucinski, R (5, 1) 40 Javy Guerra, R (6, 1) 2 Yadiel Rivera, R (6, PH) OBP: 0.282, SLG: 0.233 (7, 7)			C FF 91 B CU 76 F FF 92 B FF 93 S FF 92 2-3 ② K			B CU 77 B FF 92 C FF 91 F FF 92 S FF 94 2-3 ① K	B FF 95 X FF 95 1-0 ③ G5-3		C CU 78 C FF 94 C CU 78 0-3 ③ K	0 1 0 0 0 3	0 0 0 0 0 0	0 0 0 0 0 2	0 0 0 0 0 2	0 1 0 0 0 2	0 0 0 0 0 3	0 0 0 0 0 3
Inning Stats	R: 0 E: 0 K: 0 S: 13 H: 0 LOB: 1 BB: 1 P: 23	R: 0 E: 0 K: 1 S: 7 H: 0 LOB: 0 BB: 1 P: 14	R: 0 E: 0 K: 2 S: 8 H: 0 LOB: 0 BB: 0 P: 12	R: 0 E: 0 K: 1 S: 11 H: 0 LOB: 0 BB: 0 P: 18	R: 0 E: 0 K: 2 S: 12 H: 1 LOB: 1 BB: 0 P: 20	R: 0 E: 0 K: 2 S: 13 H: 1 LOB: 3 BB: 1 P: 24	R: 0 E: 0 K: 1 S: 6 H: 1 LOB: 1 BB: 0 P: 13	R: 0 E: 0 K: 1 S: 7 H: 0 LOB: 1 BB: 0 P: 13	R: 0 E: 0 K: 3 S: 16 H: 2 LOB: 2 BB: 0 P: 18	1B: 4 2B: 1 3B: 0 HR: 0	SF: 0 SAC: 0 DP: 1 HBP: 2			WP: 0 PB: 0 SB: 0 CS: 0		PA: 36	

livebaseballscorecards.com

AB	31
R	0
H	5
RBI	0
BB	3
SO	13
LOB	17

PITCHER		IP	WLS	BF	H	R	ER	SO	BB	IBB	HBP	BLK	WP	HR	S	P	ERA	WHIP
15 Sean Newcomb, L ERA: 3.57	(1, 1)	6.0	W	23	2	0	0	8	3	0	1	0	0	0	64	111	0.00	0.833
64 Luke Jackson, R ERA: 4.25	(7, 1)	1.0		4	1	0	0	1	0	0	0	0	0	0	6	13	0.00	1.000
63 Jesse Biddle, L ERA: 2.49	(8, 1)	2.0		9	2	0	0	4	0	0	1	0	0	0	23	31	0.00	1.000

PITCHER	IP	WLS	BF	H	R	ER	SO	BB	IBB	HBP	BLK	WP	HR	S	P	ERA	WHIP

Atlanta Braves @ Miami Marlins

Marlins Park, Miami, FL

Fri Aug 24 2018, 7:10 PM - 9:58 PM EDT

Att. 7,792 - Roof Closed - 77 F

TOP

livebaseballscorecards.com

Batter	1	2	3	4	5	6	7	8	9	AB	R	H	RBI	BB	SO	LOB
13 Ronald Acuña Jr., R (1, 7) OBP: 0.353, SLG: 0.570	C SL 83 X FF 91 0-1 ① F7		B CH 84 B FF 91 B SL 85 X FF 90 3-0 2B			X FF 89 0-0 ① B1-3		C FF 96 C FF 96 C FF 96 0-3 ③ K		4	0	1	0	0	1	0
11 Ender Inciarte, L (1, 8) OBP: 0.307, SLG: 0.357 23 Adam Duvall, R (9, PH) OBP: 0.281, SLG: 0.378	C FF 92 F FF 92 B FF 92 B SL 86 X SL 85 2-2 ② P6		C FF 91 B CH 84 S SL 86 B SL 84 F FF 90 B CH 83 F SL 85 X FF 91 3-2 ③ P5			F FF 89 B FF 88 F SL 82 X FF 90 1-2 ② F9			S FF 96 S CH 87 B CH 88 F CH 87 X FF 96 1-2 ① F9	3 1	0 0	0 0	0 0	0 0	0 0	1 0
5 Freddie Freeman, L (1, 3) OBP: 0.400, SLG: 0.521	C SL 85 S CH 84 S FF 91 0-3 ③ K			B CU 75 B FF 90 F FF 90 X CH 84 2-1 1B		B CH 83 B SL 84 C SL 85 B SI 90 X CH 83 3-1 ③ L8			F FF 96 B FF 96 X FF 94 1-1 ② F8	4	0	1	0	0	1	0
22 Nick Markakis, L (1, 9) OBP: 0.375, SLG: 0.480		F FF 88 F SI 91 B SL 86 F FF 91 B SL 83 F SL 85 F FF 92 B CH 84 X FF 91 3-2 ① G3		B SI 90 1 SAFE C FF 90 C SL 84 1 SAFE F FF 90 B SL 84 F SL 83 B FF 90 3-2 F SL 84 F FF 90 1 SAFE X FF 90 ① F7			B FF 98 B FF 98 B FF 97 C FF 98 C FF 99 B FF 99 4-2 BB		F FF 96 X FF 95 0-1 ③ G6-3	3	0	0	0	1	0	1
17 Johan Camargo, S (1, 5) OBP: 0.351, SLG: 0.449		X SL 83 0-0 2B		C FF 90 1 SAFE 1 SAFE D CH 84 X FF 89 1-1 ② F9			S FF 100 S FF 100 F FF 101 F FF 100 B SL 88 X FF 101 1-2 ① P5			3	0	1	0	0	0	2
1 Ozzie Albies, S (1, 4) OBP: 0.309, SLG: 0.468		2 SAFE B FF 91 B SI 91 C SL 85 B FF 91 S SL 85 B SL 84 4-2 25 G6-4-3 BB		1 SAFE X CH 84 0-0 ③ G4-3			B FF 99 S FF 100 S FF 100 B FF 100 F FF 100 X FF 100 2-2 ② F8			2	0	0	0	1	0	2
25 Tyler Flowers, R (1, 2) OBP: 0.351, SLG: 0.332		C SL 83 S SL 84 X SL 84 0-2 ② ③ G6-4-3 1-2f			S FF 90 C SL 83 B SL 85 X SL 85 1-2 ① G6-3		C FF 101 F FF 102 X FF 101 0-2 ③ F7			3	0	0	0	0	0	3
7 Dansby Swanson, R (1, 6) OBP: 0.298, SLG: 0.405			S FF 90 F FF 91 B SL 84 F SL 83 B FF 91 F FF 92 F FF 91 F CH 84 B SL 85 3-2 T SL 84 ① K		C SL 84 B SL 84 S FF 91 F FF 92 B SL 83 X FF 91 2-2 ② P4			S SL 88 X FF 95 0-1 ① P6		3	0	0	0	0	1	0
26 Mike Foltynewicz, R (1, 1) OBP: 0.065, SLG: 0.087 39 Sam Freeman, R (7, 1) 58 Dan Winkler, R (7, 1) 8 Charlie Culberson, R (8, PH) OBP: 0.335, SLG: 0.511 46 Brad Brach, R (8, 1)			B FF 89 B FF 89 F FF 90 F FF 88 T SL 84 2-2 ② K		F FF 89 F SL 82 F FF 90 S SL 84 0-3 ③ K			S SL 88 S SL 88 B SL 88 F FF 95 C FF 96 1-3 ② K		2 0 0 1 0	0 0 0 0 0	0 0 0 0 0	0 0 0 0 0	2 0 0 1 0	0 0 0 0 0
Inning Stats	R: 0 E: 0 K: 1 S: 8 H: 0 LOB: 0 BB: 0 P: 10	R: 0 E: 0 K: 0 S: 12 H: 1 LOB: 1 BB: 1 P: 19	R: 0 E: 0 K: 2 S: 16 H: 1 LOB: 1 BB: 0 P: 27	R: 0 E: 0 K: 0 S: 12 H: 1 LOB: 1 BB: 0 P: 18	R: 0 E: 0 K: 1 S: 11 H: 0 LOB: 0 BB: 0 P: 14	R: 0 E: 0 K: 0 S: 6 H: 0 LOB: 0 BB: 0 P: 10	R: 0 E: 0 K: 0 S: 14 H: 0 LOB: 1 BB: 1 P: 21	R: 0 E: 0 K: 2 S: 9 H: 0 LOB: 0 BB: 0 P: 10	R: 0 E: 0 K: 0 S: 8 H: 0 LOB: 0 BB: 0 P: 10	1B: 1 2B: 2 3B: 0 HR: 0	SF: 0 SAC: 0 DP: 1 HBP: 0			WP: 0 PB: 0 SB: 0 CS: 0	PA: 31	

	AB	29
	R	0
	H	3
	RBI	0
	BB	2
	SO	6
	LOB	9

PITCHER		IP	WLS	BF	H	R	ER	SO	BB	IBB	HBP	BLK	WP	HR	S	P	ERA	WHIP
58 Dan Straily, R ERA: 4.35	(1, 1)	6.0	W	21	3	0	0	4	1	0	0	0	0	0	65	98	0.00	0.667
56 Tayron Guerrero, R ERA: 4.29	(7, 1)	1.0	H	4	0	0	0	0	1	0	0	0	0	0	14	21	0.00	1.000
71 Drew Steckenrider, R ERA: 3.27	(8, 1)	1.0	H	3	0	0	0	2	0	0	0	0	0	0	9	10	0.00	0.000
61 Adam Conley, L ERA: 4.08	(9, 1)	1.0	S	3	0	0	0	0	0	0	0	0	0	0	8	10	0.00	0.000

PITCHER		IP	WLS	BF	H	R	ER	SO	BB	IBB	HBP	BLK	WP	HR	S	P	ERA	WHIP

BOTTOM

Atlanta Braves @ Miami Marlins

Marlins Park, Miami, FL

Fri Aug 24 2018, 7:10 PM - 9:58 PM EDT

Att. 7,792 - Roof Closed - 77 F

livebaseballscorecards.com

Batter	1	2	3	4	5	6	7	8	9	AB	R	H	RBI	BB	SO	LOB
52 Rafael Ortega, L (1, 9) OBP: 0.359, SLG: 0.316	C FF 96 B SI 98 X CU 82 1-1 ① L8			B FF 95 B SI 96 C FF 95 B FF 96 F SI 96 F FF 97 C SI 97 3-3 ① K	T SL 88 B SI 98 B SL 88 S CH 85 B SL 90 S SI 97 3-3 ③ K			L FF 94 X FF 94 0-1 ① F9		4	0	0	0	0	2	2
11 J.T. Realmuto, R (1, 2) OBP: 0.343, SLG: 0.486	C FF 98 C SL 88 B SL 89 B FF 97 B SI 97 S SL 90 3-3 ② K			B FF 97 F SI 98 X FF 96 1-1 ② F9		F CU 76 B CH 86 B SI 96 X FF 94 2-1 ① F8		C FF 94 B SL 85 C CH 85 B FF 94 B SL 86 F FF 95 B FF 94 4-2 32 WP 15 S BB		3	0	0	0	1	1	0
15 Brian Anderson, R (1, 5) OBP: 0.359, SLG: 0.398	C CU 81 S FF 98 F SI 98 B SL 89 B SL 89 F SL 90 F SL 87 X FF 98 2-2 ③ F8			B FF 97 B SL 88 C SL 86 X SL 88 2-1 32 1B 2B		B CU 80 B SL 86 F SI 96 B SL 87 X SL 86 3-1 E5 44 WP		B FF 95 B FF 94 B CH 87 C FF 95 B SL 87 4-1 32 WP 1-2 BB		3	1	1	0	1	0	0
32 Derek Dietrich, L (1, 3) OBP: 0.333, SLG: 0.432 61 Adam Conley, L (9, 1)		X FF 96 0-0 ① F8		B CU 78 C CU 77 B SI 97 S SL 87 B FF 98 X SI 98 3-2 2-H 1B		B FF 95 B CH 86 F FF 96 F SL 88 F SL 88 S SI 97 2-3 ② K		B FF 94 S CH 86 1-1 1-2 2-3 IBB		3 0	0 0	1 0	1 0	1 0	1 0	1 0
44 Austin Dean, R (1, 7) OBP: 0.294, SLG: 0.500		C FF 96 F FF 97 B FF 97 B SL 87 S SL 89 2-3 ② K		X SL 87 0-0 ③ P4		C SI 96 B FF 96 C SL 87 C SL 86 1-3 ③ K 1-2		S SL 85 F FF 95 S FF 95 0-3 ② K		4	0	0	0	0	3	5
10 JT Riddle, L (1, 6) OBP: 0.270, SLG: 0.397		C FF 97 F FF 98 X FF 98 0-2 ③ F7			B FF 96 S SL 87 B FF 97 B SI 96 B SL 88 4-1 34 FC4-6 BB		B FF 94 B CU 85 B FF 95 C FF 95 C SI 96 S SI 95 3-3 ① K	B SL 86 X FF 95 1-0 ③ F7		3	0	0	0	1	1	3
19 Miguel Rojas, R (1, 4) OBP: 0.305, SLG: 0.359 (9, 3)			B SL 86 S SL 87 B FF 97 X SL 87 2-1 ① P3	C SL 85 C SI 96 F SI 97 B CU 76 D SL 87 S CU 81 2-3 ① K			F SI 97 B FS 88 X FS 86 1-1 79 FC6-4 1B			3	0	1	0	0	1	1
34 Magneuris Sierra, L (1, 8) OBP: 0.169, SLG: 0.193 79 Isaac Galloway, R (7, PH) OBP: 0.382, SLG: 0.467 (8, 8)			C FF 97 B FF 97 M FF 98 X SL 90 1-2 ② P3	C CU 78 B FF 96 X SL 88 1-1 ② FC4-6 58 BB 1-2f			1 SAFE C FC 88 B CU 80 S CU 83 B CU 82 X FC 90 2-2 ② FC6-4 1-2f			2 1	0 0	0 0	0 0	0 0	0 0	1 1
58 Dan Straily, R (1, 1) OBP: 0.333, SLG: 0.207 56 Tayron Guerrero, R (7, 1) 13 Starlin Castro, R (7, PH) OBP: 0.337, SLG: 0.402 71 Drew Steckenrider, R (8, 1) 2 Yadiel Rivera, R (9, 4) OBP: 0.282, SLG: 0.233			C FF 96 B FF 97 B FF 94 C FF 95 F FF 95 C FF 96 2-3 ③ K	B SL 86 S FF 94 F FF 94 B SL 88 1 SAFE F FF 96 F FF 95 D SL 88 B SL 86 4-2 1-2 BB			B FC 90 F FC 89 C FC 88 F FC 90 S FC 91 1-3 ③ K			1 0 1 0 0	0 0 0 0 0	0 0 0 0 0	0 0 0 0 0	1 0 0 0 0	1 0 1 0 0	0 0 1 0 0
Inning Stats	R: 0 E: 0 K: 1 S: 11 H: 0 LOB: 0 BB: 0 P: 17	R: 0 E: 0 K: 1 S: 7 H: 0 LOB: 0 BB: 0 P: 9	R: 0 E: 0 K: 1 S: 9 H: 0 LOB: 0 BB: 0 P: 14	R: 1 E: 0 K: 1 S: 12 H: 2 LOB: 1 BB: 0 P: 21	R: 0 E: 0 K: 2 S: 14 H: 0 LOB: 2 BB: 2 P: 28	R: 0 E: 1 K: 2 S: 11 H: 0 LOB: 1 BB: 0 P: 19	R: 0 E: 0 K: 2 S: 12 H: 1 LOB: 1 BB: 0 P: 19	R: 0 E: 0 K: 1 S: 11 H: 0 LOB: 3 BB: 3 P: 21		1B: 2 2B: 1 3B: 0 HR: 0	SF: 0 SAC: 0 DP: 0 HBP: 0		WP: 2 PB: 0 SB: 1 CS: 0	PA: 33		

	AB	28
	R	1
	H	3
	RBI	1
	BB	5
	SO	11
	LOB	15

PITCHER		IP	WLS	BF	H	R	ER	SO	BB	IBB	HBP	BLK	WP	HR	S	P	ERA	WHIP
26 Mike Foltynewicz, R ERA: 2.67	(1, 1)	6.0	L	23	2	1	1	8	2	0	0	0	1	0	64	108	1.50	0.667
39 Sam Freeman, L ERA: 5.27	(7, 1)	0.1		2	1	0	0	1	0	0	0	0	0	0	5	9	0.00	3.000
58 Dan Winkler, R ERA: 2.58	(7, 1)	0.2		2	0	0	0	1	0	0	0	0	0	0	7	10	0.00	0.000
46 Brad Brach, R ERA: 3.93	(8, 1)	1.0		6	0	0	0	1	2	1	0	0	1	0	11	21	0.00	2.000

PITCHER	IP	WLS	BF	H	R	ER	SO	BB	IBB	HBP	BLK	WP	HR	S	P	ERA	WHIP

Atlanta Braves @ Miami Marlins

Marlins Park, Miami, FL

Sat Aug 25 2018, 7:13 PM - 10:04 PM EDT

Att. 7,823 - Roof Closed - 75 F

livebaseballscorecards.com

TOP

Batter	1	2	3	4	5	6	7	8	9	AB	R	H	RBI	BB	SO	LOB
13 Ronald Acuña Jr., R (1, 8) (8, 7) OBP: 0.357, SLG: 0.573	S FF 94 B FF 94 B FF 92 B FF 93 F FF 93 F FF 94 F SL 88 X FF 92 / 3-2 1B		C SL 87 B FF 93 B FF 94 X CH 84 / 2-1 2B		C FF 92 F SI 92 B FF 92 B SL 85 F SL 87 B SI 91 F FF 93 F FF 93 B FF 94 / 4-2 5 BB BB		S FC 90 S FC 89 X FC 89 / 0-2 ① F9		F SL 90 S FF 95 S FF 95 / 0-3 ② K	4	0	2	0	1	1	0
17 Johan Camargo, S (1, 5) OBP: 0.347, SLG: 0.443	B SI 91 B CH 83 B FF 91 C FF 91 S FF 91 X FF 91 / 3-2 ① F7		B CU 72 S FF 91 B SL 82 F FF 91 F FF 92 B FF 91 S SL 85 / 3-3 ② K		C SL 85 1 SAFE X SI 89 / 0-1 ② F8		B SI 92 B SI 93 S FC 90 F FF 94 F CH 85 B CH 86 F FC 89 F SI 94 S FF 94 / 3-3 ② K		C FF 94 B CH 89 B FF 94 S FF 94 X FF 94 / 2-2 ③ F7	5	0	0	0	0	2	3
5 Freddie Freeman, L (1, 3) OBP: 0.400, SLG: 0.520	B SL 86 X SL 85 / 1-0 ② F7		C SL 86 S FF 92 F SL 86 S SL 86 / 0-3 ③ K		F SL 86 1 SAFE F SL 86 1 SAFE B FF 91 F FF 92 B FF 93 B SL 85 B FF 93 / 4-2 1-2 BB		X FF 94 / 0-0 ③ 1B			3	0	1	0	1	1	2
22 Nick Markakis, L (1, 9) OBP: 0.374, SLG: 0.478	1 SAFE X FF 92 / 0-0 ③ L8			C FF 92 X SL 85 / 0-1 1 1B 1B	B FF 91 C SL 85 D SI 89 C FF 90 S FF 90 / 2-3 ③ K			F FF 94 X FF 94 / 0-1 ① G6-3		4	0	1	0	0	1	3
24 Kurt Suzuki, R (1, 2) OBP: 0.327, SLG: 0.427		F FF 92 F FF 91 S FF 92 / 0-3 ① K		B FF 91 1 SAFE X SL 84 / 1-0 ① F9		F FF 91 B FF 90 X FF 90 / 1-1 23 FC6-4 1B		C FF 93 B FF 93 B FF 93 X FF 94 / 2-1 1B		4	0	2	0	0	1	1
1 Ozzie Albies, S (1, 4) OBP: 0.308, SLG: 0.467		S FF 92 B FF 92 C SL 86 S FF 92 / 1-3 ② K		F CH 84 F FF 91 F FF 91 F FF 91 X CU 74 / 0-2 1-2 1B		1 SAFE C SL 84 1 SAFE C SL 86 F FF 90 S FF 91 / 0-3 ① K		C SL 79 B CH 86 X FF 94 / 1-1 ② P5		4	0	1	0	0	2	2
23 Adam Duvall, R (1, 7) OBP: 0.279, SLG: 0.375		X FF 92 / 0-0 E6		X CH 84 / 0-0 ② L8		C SL 85 B FF 91 X CH 82 / 1-1 ② FC6-4 7 1B 1-2f		C FF 94 C CH 87 S CH 87 / 0-3 ③ K		3	0	0	0	0	0	3
11 Ender Inciarte, L (8, PH) (8, 8) OBP: 0.307, SLG: 0.357										1	0	0	0	0	1	1
7 Dansby Swanson, R (1, 6) OBP: 0.300, SLG: 0.414		C CU 74 B CH 84 B CH 83 X FF 92 / 2-1 ③ F7		C SL 86 B CH 84 C SL 85 D SL 85 S FF 91 / 2-3 ③ K		C SL 83 B SL 84 C FF 90 X SL 86 / 1-2 1-2 1B			C FF 94 B SL 89 F SL 89 F FF 95 B FF 94 F SL 88 X FF 95 / 2-2 HR	4	1	2	1	0	1	3
19 Aníbal Sánchez, R (1, 1)			C FF 91 B FF 91 B SL 84 S FF 90 C CU 73 / 2-3 ① K		C FF 91 C CU 72 B FF 91 F CU 71 S FF 92 / 1-3 ① K	C CU 72 F SL 85 S FF 91 / 0-3 ③ K			X SL 88 / 0-0 ① P4	3	0	0	0	0	3	2
61 Chad Sobotka, R (6, 1) OBP: 1.000, SLG: 1.000										0	0	0	0	0	0	0
64 Luke Jackson, R (8, 1)										0	0	0	0	0	0	0
8 Charlie Culberson, R (9, PH) OBP: 0.333, SLG: 0.508										1	0	0	0	0	0	0

	AB	36
	R	1
	H	9
	RBI	1
	BB	2
	SO	13
	LOB	20

Inning Stats	1	2	3	4	5	6	7	8	9	1B: 7	SF: 0	WP: 0	PA: 38
	R: 0 E: 0 K: 0 S: 10	R: 0 E: 1 K: 2 S: 9	R: 0 E: 0 K: 3 S: 13	R: 0 E: 0 K: 1 S: 12	R: 0 E: 0 K: 2 S: 17	R: 0 E: 0 K: 2 S: 14	R: 0 E: 0 K: 1 S: 10	R: 0 E: 0 K: 1 S: 9	R: 1 E: 0 K: 1 S: 12	2B: 1	SAC: 0	PB: 0	
	H: 1 LOB: 1 BB: 0 P: 17	H: 0 LOB: 1 BB: 0 P: 12	H: 1 LOB: 1 BB: 0 P: 20	H: 2 LOB: 2 BB: 0 P: 15	H: 0 LOB: 2 BB: 2 P: 28	H: 2 LOB: 2 BB: 0 P: 17	H: 1 LOB: 1 BB: 0 P: 13	H: 1 LOB: 1 BB: 0 P: 12	H: 1 LOB: 0 BB: 0 P: 16	3B: 0	DP: 0	SB: 0	
										HR: 1	HBP: 0	CS: 0	

PITCHER		IP	WLS	BF	H	R	ER	SO	BB	IBB	HBP	BLK	WP	HR	S	P	ERA	WHIP
54 Wei-Yin Chen, L ERA: 4.91	(1, 1)	6.0	W	27	6	0	0	10	2	0	0	0	0	0	75	109	0.00	1.333
55 Drew Rucinski, R ERA: 3.24	(7, 1)	0.2	H	2	0	0	0	1	0	0	0	0	0	0	9	12	0.00	0.000
61 Adam Conley, L ERA: 4.05	(7, 1)	0.1	H	1	1	0	0	0	0	0	0	0	0	0	1	1	0.00	3.000
46 Kyle Barraclough, R ERA: 3.67	(8, 1)	1.0	H	4	1	0	0	1	0	0	0	0	0	0	9	12	0.00	1.000
71 Drew Steckenrider, R ERA: 3.38	(9, 1)	1.0	S	4	1	1	1	1	0	0	0	0	0	1	12	16	9.00	1.000

PITCHER	IP	WLS	BF	H	R	ER	SO	BB	IBB	HBP	BLK	WP	HR	S	P	ERA	WHIP

BOTTOM

Batter	1	2	3	4	5	6	7	8	9	AB	R	H	RBI	BB	SO	LOB
52 Rafael Ortega, L (1, 9) OBP: 0.353, SLG: 0.344 46 Kyle Barraclough, R (8, 1) 71 Drew Steckenrider, R (9, 1)	B FF 89 C FF 90 B FF 91 C FS 85 B FC 87 X SI 92 3-2 ① **L8**		C CU 78 C FC 87 B FF 91 B FC 89 F SI 91 X CH 74 2-2 ② **F8**			B CU 76 X CU 77 1-0 11 SF8 3B	B FF 97 X FF 96 1-0 ② **G3-1**			4 0 0	1 0 0	1 0 0	0 0 0	0 0 0	0 0 0	0 0 0
11 J.T. Realmuto, R (1, 2) OBP: 0.344, SLG: 0.486	F FF 91 B FC 89 B SI 91 X FC 89 2-1 13 1B 1B		B FF 90 B FS 85 B SI 91 C FF 90 B FC 88 4-1 32 S BB			X FC 88 0-0 ① **SF8** 3-H	B SL 82 C SL 83 F FF 95 B SL 85 F SL 83 B FF 96 S SL 84 3-3 ③ **K**			2	0	1	1	1	1	0
32 Derek Dietrich, L (1, 3) OBP: 0.333, SLG: 0.430 2 Yadiel Rivera, R (9, 5) OBP: 0.282, SLG: 0.233	**1 SAFE** **B CU 78** **1 SAFE** **D FS 83** 1 SAFE D FS 84 C FF 90 1 SAFE C FS 84 3-2 X FC 88 ② **P5**		S FC 87 B FF 92 2 SAFE D FS 84 X FS 86 2-1 ③ **G1-3** **1-2**			B CU 79 B FF 90 C FF 90 B CH 76 S FS 85 X FC 88 3-2 10 BB 1B		B FF 95 S FF 95 F CU 84 B SL 87 F SL 87 X FF 95 2-2 ① **F8**		4 0	0 0	1 0	0 0	0 0	0 0	2 0
13 Starlin Castro, R (1, 4) OBP: 0.336, SLG: 0.401	C FC 88 C FC 88 D FS 86 X FC 89 1-2 **1-3** 1B			X FF 90 0-0 ① **G6-3**		1 SAFE B FF 90 1 SAFE X FC 88 1-0 ② **F8**		S FF 95 S SL 87 F SL 87 S SL 87 0-3 ② **K**		4	0	1	0	0	1	1
10 JT Riddle, L (1, 6) OBP: 0.270, SLG: 0.392	C CU 78 1 SAFE F FC 89 X CH 75 0-2 ③ **G3**			C SI 90 F FS 84 B FC 88 F FS 85 B FF 89 F SI 92 X FC 89 2-2 ② **G4-3**		B CU 78 B FC 86 1 SAFE B FS 81 1 SAFE C FF 87 D FF 87 4-1 **1-2** BB		C CU 83 B SL 86 X SL 86 1-1 ③ **L7**		3	0	0	0	1	0	2
44 Austin Dean, R (1, 7) OBP: 0.270, SLG: 0.457		S FF 90 B FF 90 S FF 91 F FF 92 X FC 89 1-2 ① **P3**		C FF 92 F FC 88 X CH 71 0-2 ③ **G6-3**		C FF 96 F FF 97 F SL 86 B FF 97 B FF 97 S SL 86 2-3 ③ **K**				3	0	0	0	0	1	2
19 Miguel Rojas, R (1, 5) OBP: 0.305, SLG: 0.359 (9, 3)		C CU 78 B CU 78 B FC 88 B FS 86 X FC 88 3-1 ② **L7**			B CU 77 C FS 83 C FC 87 F FF 90 B FS 85 B FS 84 X FS 85 3-2 ① **G5-3**		B FF 94 X FF 95 1-0 34 SH2-4 15 HR 1B			3	1	1	0	0	0	0
34 Magneuris Sierra, L (1, 8) OBP: 0.165, SLG: 0.188		S FC 88 B FC 86 B FS 85 F FS 86 B FF 91 T FS 84 3-2 ③ **K**			B CU 78 B CU 79 C FC 88 F CU 79 B FC 87 S FS 82 3-3 ② **K**		1 SAFE X FF 96 0-0 ① **SH2-4** **1-2**			2	0	0	0	0	2	0
54 Wei-Yin Chen, R (1, 1) OBP: 0.121, SLG: 0.152 55 Drew Rucinski, R (7, 1) 61 Adam Conley, L (7, 1) 15 Brian Anderson, R (7, PH) OBP: 0.360, SLG: 0.405 79 Isaac Galloway, R (8, 9) OBP: 0.382, SLG: 0.467			S FF 89 C FC 88 X FC 88 0-2 ① **G6-3**		X FC 87 0-0 ③ **G1-3**		D SL 84 B FF 96 D FF 97 C FF 95 F FF 97 X FF 96 3-2 **2-H** HR			2 0 0 1 0	0 0 0 1 0	0 0 0 1 0	0 0 0 2 0	0 0 0 0 0	0 0 0 0 0	0 0 0 0 0
Inning Stats	R: 0 E: 0 K: 0 S: 14 H: 2 LOB: 2 BB: 0 P: 23	R: 0 E: 0 K: 1 S: 9 H: 0 LOB: 0 BB: 0 P: 16	R: 0 E: 0 K: 0 S: 10 H: 0 LOB: 1 BB: 1 P: 18	R: 0 E: 0 K: 0 S: 9 H: 0 LOB: 0 BB: 0 P: 11	R: 0 E: 0 K: 1 S: 8 H: 0 LOB: 0 BB: 0 P: 14	R: 1 E: 0 K: 1 S: 11 H: 2 LOB: 2 BB: 1 P: 22	R: 2 E: 0 K: 1 S: 10 H: 2 LOB: 0 BB: 0 P: 18	R: 0 E: 0 K: 1 S: 10 H: 0 LOB: 0 BB: 0 P: 13		1B: 4 2B: 0 3B: 1 HR: 1	SF: 1 SAC: 1 DP: 0 HBP: 0			WP: 0 PB: 0 SB: 1 CS: 0	PA: 32	

Atlanta Braves @ Miami Marlins

Marlins Park, Miami, FL

Sat Aug 25 2018, 7:13 PM - 10:04 PM EDT

Att. 7,823 - Roof Closed - 75 F

livebaseballscorecards.com

AB	28
R	3
H	6
RBI	3
BB	2
SO	5
LOB	7

MIAMI

PITCHER		IP	WLS	BF	H	R	ER	SO	BB	IBB	HBP	BLK	WP	HR	S	P	ERA	WHIP
19 Aníbal Sánchez, R ERA: 3.05	(1, 1)	5.2	L	23	4	1	1	2	2	0	0	0	0	0	57	98	1.59	1.059
61 Chad Sobotka, R ERA: 3.68	(6, 1)	1.1		6	2	2	2	2	0	0	0	0	0	1	14	24	13.50	1.500
64 Luke Jackson, R ERA: 4.11	(8, 1)	1.0		3	0	0	0	1	0	0	0	0	0	0	10	13	0.00	0.000

PITCHER	IP	WLS	BF	H	R	ER	SO	BB	IBB	HBP	BLK	WP	HR	S	P	ERA	WHIP

Atlanta Braves @ Miami Marlins

Marlins Park, Miami, FL

Sun Aug 26 2018, 1:12 PM - 4:27 PM EDT

Att. 12,770 - Roof Closed - 75 F

TOP

livebaseballscorecards.com

Batter	1	2	3	4	5	6	7	8	9	AB	R	H	RBI	BB	SO	LOB
13 Ronald Acuña Jr., R (1, 7) OBP: 0.358, SLG: 0.570	B CU 77 B CH 84 C FF 94 F FF 93 B FF 93 X FF 93 3-2 11 2B 1B	C CH 85 F SI 92 D CU 78 X CU 77 1-2 ③ G1-3			X CU 78 0-0 11 BB 1B	C SL 87 B FF 93 F FF 92 X CU 78 1-2 ③ F9		B CH 84 X FC 90 1-0 FC3 11 SF7 11 S 1-3 2-H 3-H		5	0	2	0	0	0	5
11 Ender Inciarte, L (1, 8) OBP: 0.310, SLG: 0.361	1 SAFE B SI 92 F FF 93 B SI 92 B CH 85 X SI 92 3-1 1-3 2B		X SI 91 0-0 5 G1-6-3 1B		B CH 84 F CH 84 B SI 92 B SI 92 1 SAFE B SI 91 4-1 1-2 BB		C FF 92 X SL 89 0-1 ① G3	B SI 93 C FF 94 1 SAFE F SI 93 B SL 84 B FF 94 F FC 91 X SI 93 3-2 ② SF7 1-3 3-H		3	0	2	1	1	0	0
5 Freddie Freeman, L (1, 3) OBP: 0.397, SLG: 0.515	S FF 92 B FF 92 F CH 85 B FF 93 X FF 93 2-2 ① G1-3		X SI 91 0-0 ①② G1-6-3 1-2f		C SI 92 X CH 84 0-1 ③ F8		B FF 94 B CH 84 X CH 86 2-0 ② G6-3	B SI 93 B FF 92 B FC 89 C FC 88 F SI 92 S FF 93 3-3 ③ K		5	0	0	0	0	1	6
22 Nick Markakis, L (1, 9) OBP: 0.376, SLG: 0.477	0-0 IBB		C SI 92 B CU 79 X CH 85 1-1 ③ F7			B SI 91 C CU 77 B CH 83 B CH 83 C FF 92 B CH 84 4-2 17 G3 25 1B BB	C FF 93 B CU 79 B CH 85 B SL 86 X FF 93 3-1 1B		B FF 90 C FF 91 B FF 91 F SL 89 F CU 80 X FF 92 2-2 ① F7	3	1	1	0	2	0	0
17 Johan Camargo, S (1, 5) OBP: 0.345, SLG: 0.442	C CU 79 X CH 85 0-1 ② F7			B CU 77 S CH 84 C CH 85 X CH 85 1-2 ① F7		X SI 92 0-0 ① G3 1-2	C FF 94 S CU 79 B CH 84 B FF 94 F FF 94 F CU 77 F CH 85 T SL 86 2-2 ③ K		X SL 89 0-0 2B	5	0	1	0	0	1	5
8 Charlie Culberson, R (1, 4) OBP: 0.332, SLG: 0.504 46 Brad Brach, R (8, 1) 23 Adam Duvall, R (9, PH) OBP: 0.278, SLG: 0.374 33 A.J. Minter, L (9, 1)	B CU 81 S CU 80 C FF 94 D CU 80 B FF 96 X FF 94 3-2 ③ G6-3			C SI 93 B CU 79 F SI 93 S CU 77 1-3 ② K		C CU 77 S CU 76 D CU 78 B CH 83 F FF 92 X CU 78 2-2 ② G1-3		X FC 88 0-0 7 SH5-4 25 HBP 13 FC3 1B	F SL 90 B FF 94 D CU 81 F SL 88 T FF 93 2-2 ② K	4 0 1 0	1 0 0 0	1 0 0 0	0 0 0 0	1 0 0 0	1 0 1 0	4 0 1 0
25 Tyler Flowers, R (1, 2) OBP: 0.357, SLG: 0.335		C FF 91 B FF 94 T SI 90 F CU 79 B CU 80 F FF 94 X SI 91 2-2 1B		F CU 78 B FF 93 C SI 92 B CU 78 B CU 78 F FF 91 F FF 91 T SI 90 3-2 ③ K		C CU 78 S FF 93 B CU 77 B CU 78 X FF 92 2-2 14 BB 2-H 1B		F FC 89 1 SAFE B SI 92 T FC 89 F SI 92 B CH 85 1 SAFE F SI 93 H CH 85 3-2 13 FC3 7 SH5-4 13 E 1-2 HBP	B SL 89 X SL 89 1-0 ③ F8	4	1	2	1	0	1	1
7 Dansby Swanson, R (1, 6) OBP: 0.300, SLG: 0.411		C SI 92 F SI 90 X CU 78 0-2 ① P4			B CU 75 C CU 76 B SI 92 F SI 91 F SI 91 T CH 84 2-2 ① K	0-0 14 BB IBB		L FC 89 X FF 92 0-1 ① SH5-4 1-2 2-3		2	0	0	0	1	1	1
45 Kevin Gausman, L (1, 1) OBP: 0.188, SLG: 0.071 14 Rio Ruiz, L (6, PH) 63 Jesse Biddle, L (6, 1) OBP: 0.500, SLG: 1.000 58 Dan Winkler, R (7, 1) 1 Ozzie Albies, S (8, PH) OBP: 0.309, SLG: 0.467 (8, 4)		C SI 90 C CU 78 B FF 89 M SI 91 1-3 ② K			S SI 89 X SI 91 0-1 ② G2-3	B CU 76 B CH 83 B SI 93 B SI 92 4-0 1-2 2-3 BB		S FC 90 B FC 90 S SL 84 D CH 87 B SI 94 B SI 93 4-2 13 E 11 SF7 BB		2 0 0 0 0	0 0 0 0 1	0 0 0 0 0	0 1 0 0 0	1 0 0 0 1	1 0 0 0 0	1 0 0 0 0
Inning Stats	R: 0 E: 0 K: 0 S: 13 H: 2 LOB: 3 BB: 1 P: 24	R: 0 E: 0 K: 1 S: 14 H: 1 LOB: 1 BB: 0 P: 18	R: 0 E: 0 K: 0 S: 4 H: 1 LOB: 0 BB: 0 P: 5	R: 0 E: 0 K: 2 S: 11 H: 0 LOB: 0 BB: 0 P: 16	R: 0 E: 0 K: 1 S: 10 H: 1 LOB: 2 BB: 1 P: 16	R: 1 E: 0 K: 0 S: 13 H: 1 LOB: 3 BB: 3 P: 26	R: 0 E: 0 K: 1 S: 11 H: 1 LOB: 1 BB: 0 P: 18	R: 3 E: 1 K: 1 S: 17 H: 1 LOB: 1 BB: 1 P: 31	R: 0 E: 0 K: 1 S: 9 H: 1 LOB: 1 BB: 0 P: 14	1B: 7 2B: 2 3B: 0 HR: 0 SF: 1 SAC: 1 DP: 1 HBP: 1						

AB	34
R	4
H	9
RBI	2
BB	6
SO	7
LOB	24

WP: 0 PA: 43
PB: 0
SB: 1
CS: 0

PITCHER		IP	WLS	BF	H	R	ER	SO	BB	IBB	HBP	BLK	WP	HR	S	P	ERA	WHIP
49 Pablo López, R ERA: 4.14	(1, 1)	5.2	L	27	6	1	1	4	3	2	0	0	0	0	62	101	1.59	1.588
40 Javy Guerra, R ERA: 4.81	(6, 1)	1.1		5	1	0	0	1	0	0	0	0	0	0	14	22	0.00	0.750
55 Drew Rucinski, R ERA: 3.12	(8, 1)	1.0		7	1	3	0	1	1	0	1	0	0	0	17	31	0.00	2.000
53 Brett Graves, R ERA: 5.06	(9, 1)	1.0		4	1	0	0	1	0	0	0	0	0	0	9	14	0.00	1.000

PITCHER	IP	WLS	BF	H	R	ER	SO	BB	IBB	HBP	BLK	WP	HR	S	P	ERA	WHIP

Batter	1	2	3	4	5	6	7	8	9	AB	R	H	RBI	BB	SO	LOB
52 Rafael Ortega, L (1, 9) OBP: 0.333, SLG: 0.323	C FF 89 C FF 90 B FF 93 X FF 93 1-2 ① G1-3		B FF 93 F FF 92 X FF 93 1-1 ③ L8			L FF 94 X SL 88 0-1 ① L7			B FF 96 C FF 96 X FC 93 1-1 ① G4-3	4	0	0	0	0	0	2
15 Brian Anderson, R (1, 5) OBP: 0.357, SLG: 0.402	C SL 80 B FF 92 F FF 92 X FF 93 1-2 ② F9			B FF 91 C FF 92 B FF 93 C FF 92 S FS 82 2-3 ① K		C FF 95 S CU 79 F CU 77 B FF 94 F FF 95 C CU 77 1-3 ② K			B FF 97 C FF 97 S FC 94 C FC 93 1-3 ② K	4	0	0	0	0	3	1
32 Derek Dietrich, L (1, 3) OBP: 0.332, SLG: 0.429	C FF 91 B FF 92 B FS 80 B FS 81 S FS 79 F FF 95 X FF 95 3-2 ③ L8			B FS 81 B FS 81 S CH 81 F FF 94 F FF 96 F FS 84 X FF 93 2-2 ② L9		B SL 87 F FF 95 C FF 96 F CU 78 X CU 78 1-2 ③ G3			C FF 96 S FF 96 B FF 96 X FC 92 1-2 13 DI 1B	4	0	1	0	0	0	1
13 Starlin Castro, R (1, 4) OBP: 0.334, SLG: 0.398		C FF 91 S SL 80 T FF 94 0-2 ① K		C FF 93 F FF 93 B FS 83 B FS 82 B FS 83 X CH 83 3-2 ③ G5-3			F FC 90 B FC 89 X CU 81 1-1 ① F7		F FC 92 B FF 97 S FC 92 B FC 93 F FC 92 B FF 96 S FC 92 3-3 ③ K 1-2	4	0	0	0	0	2	1
10 JT Riddle, L (1, 6) OBP: 0.267, SLG: 0.388		B SL 79 S FS 79 F FS 82 X FF 94 1-2 ② G6-3			C CH 80 B FS 81 C FF 91 X FS 82 1-2 ① G4-3		B FF 92 B SI 92 S FC 90 X FF 92 2-1 ② F7			3	0	0	0	0	0	0
44 Austin Dean, R (1, 7) OBP: 0.250, SLG: 0.421		C SL 80 B FF 94 F FF 94 X SL 83 1-2 ③ F8			B FF 92 S FF 92 S CH 83 B FF 94 F FF 96 S FS 84 2-3 ② K		C CU 80 C FC 90 X FC 89 0-2 ③ G3			3	0	0	0	0	1	0
28 Bryan Holaday, R (1, 2) OBP: 0.257, SLG: 0.244			C FF 90 B CH 79 S FS 79 F CH 80 F FF 94 S FF 95 1-3 ① K		S FS 81 B FF 93 S FF 93 B SL 83 B FS 82 B CH 83 4-2 BB			C FF 92 F FF 93 B SL 86 B CH 86 C FF 94 2-3 ① K		2	0	0	0	1	2	0
34 Magneuris Sierra, L (1, 8) OBP: 0.161, SLG: 0.184 40 Javy Guerra, R (6, 1) 55 Drew Rucinski, R (8, 1) 19 Miguel Rojas, R (8, PH) OBP: 0.304, SLG: 0.358 53 Brett Graves, R (9, 1)			C FF 93 C FF 94 B FS 84 F FF 95 C FF 95 1-3 ② K		C FF 93 F FF 93 B FF 96 X FF 96 1-2 ③ G6-3			B SL 84 B SL 85 C FF 94 F FF 94 X FF 94 2-2 ② G4-3		2 0 0 1 0	0 0 0 0 0	0 0 0 0 0	0 0 0 0 0	1 0 0 0 0	1 0 0 0 0
49 Pablo López, L (1, 1) OBP: 0.235, SLG: 0.188 79 Isaac Galloway, R (6, 8) OBP: 0.389, SLG: 0.452			B FF 93 X FF 93 1-0 1B			B FF 95 B FF 95 F FF 95 B FF 95 S FF 93 F FF 94 B FF 94 4-2 BB		B FF 94 C FF 94 B FF 95 X SL 85 2-1 ③ L6		1 1	0 0	1 0	0 0	0 1	0 0	0 0
Inning Stats	R: 0 E: 0 K: 0 S: 10 H: 0 LOB: 0 BB: 0 P: 15	R: 0 E: 0 K: 1 S: 9 H: 0 LOB: 0 BB: 0 P: 11	R: 0 E: 0 K: 2 S: 12 H: 1 LOB: 1 BB: 0 P: 16	R: 0 E: 0 K: 1 S: 11 H: 0 LOB: 0 BB: 0 P: 18	R: 0 E: 0 K: 1 S: 12 H: 0 LOB: 1 BB: 1 P: 20	R: 0 E: 0 K: 1 S: 14 H: 0 LOB: 1 BB: 1 P: 20	R: 0 E: 0 K: 0 S: 7 H: 0 LOB: 0 BB: 0 P: 10	R: 0 E: 0 K: 1 S: 8 H: 0 LOB: 0 BB: 0 P: 14	R: 0 E: 0 K: 2 S: 12 H: 1 LOB: 1 BB: 0 P: 18	1B: 2 2B: 0 3B: 0 HR: 0 SF: 0 SAC: 0 DP: 0 HBP: 0						

PITCHER	IP	WLS	BF	H	R	ER	SO	BB	IBB	HBP	BLK	WP	HR	S	P	ERA	WHIP
45 Kevin Gausman, R (1, 1) ERA: 3.87	5.0	W	17	1	0	0	5	1	0	0	0	0	0	54	80	0.00	0.400
63 Jesse Biddle, L (6, 1) ERA: 2.44	1.0	H	4	0	0	0	1	1	0	0	0	0	0	14	20	0.00	1.000
58 Dan Winkler, R (7, 1) ERA: 2.53	1.0	H	3	0	0	0	0	0	0	0	0	0	0	7	10	0.00	0.000
46 Brad Brach, R (8, 1) ERA: 3.86	1.0		3	0	0	0	1	0	0	0	0	0	0	8	14	0.00	0.000
33 A.J. Minter, L (9, 1) ERA: 3.18	1.0		4	1	0	0	2	0	0	0	0	0	0	12	18	0.00	1.000

PITCHER	IP	WLS	BF	H	R	ER	SO	BB	IBB	HBP	BLK	WP	HR	S	P	ERA	WHIP

BOTTOM

Atlanta Braves @ Miami Marlins

Marlins Park, Miami, FL

Sun Aug 26 2018, 1:12 PM - 4:27 PM EDT

Att. 12,770 - Roof Closed - 75 F

livebaseballscorecards.com

AB	29
R	0
H	2
RBI	0
BB	2
SO	9
LOB	6

WP: 0 PA: 31
PB: 0
SB: 0
CS: 0

Tampa Bay Rays @ Atlanta Braves

SunTrust Park, Atlanta, GA

Tue Aug 28 2018, 7:38 PM - 10:48 PM EDT

Att. 21,216 - Partly Cloudy - 87 F

livebaseballscorecards.com

Batter	1	2	3	4	5	6	7	8	9	AB	R	H	RBI	BB	SO	LOB
18 Joey Wendle, L (1, 4) OBP: 0.343, SLG: 0.423	G4-3		5 1B 9 SF8 1B		G1-3		9 S 1B		P6	5	1	2	0	0	0	0
5 Matt Duffy, R (1, 5) OBP: 0.357, SLG: 0.375	G6-3		1-3 29 F8 29 S 1B		L4		L8		39 1B 29 DI 1B	5	0	2	0	0	0	1
9 Jake Bauers, L (1, 3) OBP: 0.321, SLG: 0.396	K		3-H SF8		K		1-2 G4-3		L9	4	0	0	1	0	2	2
29 Tommy Pham, R (1, 7) OBP: 0.338, SLG: 0.399		1 SH1-3 43 SF8 39 1B 1B	1-3 F8			1 FC6-4 1B		1 1B 39 SH5-4	1-2 39 1B BB	4	2	3	0	1	0	1
39 Kevin Kiermaier, L (1, 8) OBP: 0.267, SLG: 0.327		1-2 43 SF8 1 SH1-3 1B	HBP			P3		SH5-4	1-2 2-3 1B	3	0	2	0	0	0	1
1 Willy Adames, R (1, 6) OBP: 0.315, SLG: 0.400		SH1-3	K			1-2f FC6-4 35 HR		2-H 43 1B 1B	G6-3	4	1	1	1	0	1	6
35 Brandon Lowe, L (1, 9) OBP: 0.362, SLG: 0.298		BB	F8			1-H HR		L4		3	1	1	2	1	0	1
43 Michael Pérez, L (1, 2) OBP: 0.304, SLG: 0.392		2-3 3-H SF8	K			K		1-3 1B		3	0	1	1	0	2	0
55 Ryne Stanek, R (1, 1)		F9	K				L8	F7		0	0	0	0	0	0	0
44 C.J. Cron, R (2, PH) OBP: 0.319, SLG: 0.474										1	0	0	0	0	0	2
72 Yonny Chirinos, R (2, 1)										1	0	0	0	0	1	0
26 Ji Man Choi, L (7, PH) OBP: 0.343, SLG: 0.476										1	0	0	0	0	0	0
56 Adam Kolarek, L (7, 1)										0	0	0	0	0	0	0
27 Carlos Gómez, R (8, PH) OBP: 0.308, SLG: 0.349										1	0	0	0	0	0	2
52 Chaz Roe, R (8, 1)										0	0	0	0	0	0	0
36 Andrew Kittredge, R (8, 1)										0	0	0	0	0	0	0
Inning Stats	R: 0 E: 0 K: 1 S: 7 H: 0 LOB: 0 BB: 0 P: 13	R: 1 E: 0 K: 0 S: 10 H: 2 LOB: 2 BB: 1 P: 19	R: 1 E: 0 K: 1 S: 12 H: 2 LOB: 2 BB: 0 P: 22	R: 0 E: 0 K: 2 S: 10 H: 0 LOB: 0 BB: 0 P: 15	R: 0 E: 0 K: 1 S: 11 H: 0 LOB: 0 BB: 0 P: 19	R: 2 E: 0 K: 1 S: 11 H: 2 LOB: 0 BB: 0 P: 18	R: 0 E: 0 K: 0 S: 6 H: 1 LOB: 1 BB: 0 P: 10	R: 1 E: 0 K: 0 S: 9 H: 3 LOB: 2 BB: 0 P: 14	R: 0 E: 0 K: 0 S: 15 H: 2 LOB: 3 BB: 1 P: 21	1B: 11 2B: 0 3B: 0 HR: 1 SF: 2 SAC: 2 DP: 0 HBP: 1						

	AB	35
	R	5
	H	12
	RBI	5
	BB	2
	SO	6
	LOB	16

WP: 0 PB: 0 SB: 2 CS: 0 PA: 42

PITCHER		IP	WLS	BF	H	R	ER	SO	BB	IBB	HBP	BLK	WP	HR	S	P	ERA	WHIP
49 Julio Teheran, R (1, 1) ERA: 4.18		5.2		25	6	4	4	5	1	0	1	0	0	1	58	101	6.35	1.235
63 Jesse Biddle, L (6, 1) ERA: 2.42		0.1	H	1	0	0	0	1	0	0	0	0	0	0	3	5	0.00	0.000
58 Dan Winkler, R (7, 1) ERA: 2.5		0.2	H	3	1	0	0	0	0	0	0	0	0	0	3	6	0.00	1.500
48 Jonny Venters, L (7, 1) ERA: 2.55		1.0	B	6	3	1	1	0	0	0	0	0	0	0	11	17	9.00	3.000
46 Brad Brach, R (8, 1) ERA: 3.83		0.1	W	1	0	0	0	0	0	0	0	0	0	0	1	1	0.00	0.000

PITCHER		IP	WLS	BF	H	R	ER	SO	BB	IBB	HBP	BLK	WP	HR	S	P	ERA	WHIP
33 A.J. Minter, L (9, 1) ERA: 3.12		1.0		6	2	0	0	0	1	0	0	0	0	0	15	21	0.00	3.000

Tampa Bay Rays @ Atlanta Braves

SunTrust Park, Atlanta, GA

Tue Aug 28 2018, 7:38 PM - 10:48 PM EDT

Att. 21,216 - Partly Cloudy - 87 F

livebaseballscorecards.com

BOTTOM

Batter	1	2	3	4	5	6	7	8	9	AB	R	H	RBI	BB	SO	LOB
13 Ronald Acuña Jr., R (1, 7) OBP: 0.355, SLG: 0.565	B FF 98 X FF 98 1-0 ① F7		D SL 88 D SL 87 B SI 95 C SI 94 F SI 95 F SI 96 F SI 97 B FF 96 4-2 11 1B BB		C SL 88 X SI 95 0-1 ① SF8 3-H	D SI 96 C SI 94 F SL 88 F SL 90 S FF 96 1-3 ③ K		B FF 92 C SL 84 F FF 94 X SL 83 1-2 ② G5-3		3	0	0	1	1	1	3
11 Ender Inciarte, L (1, 8) OBP: 0.316, SLG: 0.372	B FF 98 S SL 89 B FF 98 B FF 98 X FF 98 3-1 5' CS 1B		X SI 94 0-0 1-2 2-H 1B		D SL 88 F SI 94 S SL 88 D FS 85 D SL 88 D FS 89 4-2 22 2B 1-2 BB		X SI 90 0-0 22 G5-3 1B	F SL 84 X FF 94 0-1 HR		4	2	4	2	1	0	0
5 Freddie Freeman, L (1, 3) OBP: 0.393, SLG: 0.510	F FF 98 C SL 90 F SL 89 S FF 98 0-3 ② ③ K 1-2		D SL 88 F SL 88 S SL 88 S SL 89 1-3 ③ K2-3		F SI 95 B SL 89 B SI 95 B SL 88 X SI 95 3-1 ② F7		F SI 90 X SL 79 0-1 ① L7	F FF 94 S CH 84 B SL 86 S SL 84 1-3 ③ K		5	0	0	0	0	3	7
22 Nick Markakis, L (1, 9) OBP: 0.375, SLG: 0.477		X SI 89 0-0 ① G1-3		B SI 93 X SI 93 1-0 ① G6-3	X SI 94 0-0 1-H 2-H 2B		B SI 91 C SI 91 X SI 90 1-1 ② G5-3 1-2			4	0	1	2	0	0	1
17 Johan Camargo, S (1, 5) OBP: 0.344, SLG: 0.440		C B B FS 85 F SI 94 X SI 96 2-2 24 G5-4-3 1B		F SI 94 B SL 88 F SL 90 F SL 87 S FS 85 1-3 ② K	X SL 87 0-0 ③ F7		C SI 90 B X SI 91 1-1 ③ G6-3			4	0	1	0	0	1	2
24 Kurt Suzuki, R (1, 2) OBP: 0.326, SLG: 0.423 23 Adam Duvall, R (8, PR) OBP: 0.278, SLG: 0.374 33 A.J. Minter, L (9, 1)		D SI 94 B SI 94 S SI 92 S SI 94 X SI 96 2-2 ② ③ G5-4-3 1-2f		X SI 94 0-0 ③ G4-3		S SL 85 X SL 90 0-1 ① G6-3		B SI 92 F ST 81 B ST 83 B SI 93 B SI 93 4-1 1 2B 7 G4-3 BB		3 0 0	0 1 0	0 0 0	0 0 0	1 0 0	0 0 0	1 0 0
1 Ozzie Albies, S (1, 4) OBP: 0.314, SLG: 0.471			B SI 94 F SI 95 B SL 85 B SI 94 S SI 93 X SI 95 3-2 49 SH5-3 11 1B 1B		B SI 94 X SL 86 1-0 49 SH 7 1B 49 E 1B	S FF 95 B FS 85 B SI 93 S FF 95 B FF 96 B SI 94 4-2 7 1B BB		B SI 93 S ST 81 X ST 81 1-1 25 HR 1-3 2B		3	3	3	0	1	0	0
7 Dansby Swanson, R (1, 6) OBP: 0.302, SLG: 0.412			F SI 93 X SL 87 0-1 ① F9		F SI 93 B SI 95 1 SAFE B SI 95 X SI 95 2-1 49 E 13 SF8 1-2 1B	1 SAFE F SL 87 1 SAFE B SI 94 X SL 89 1-1 1-2 1B		B ST 83 B ST 82 X ST 82 2-0 ① G4-3 3-H		4	1	2	0	0	0	2
49 Julio Teheran, R (1, 1) OBP: 0.229, SLG: 0.303 63 Jesse Biddle, L (6, 1) OBP: 0.500, SLG: 1.000 14 Rio Ruiz, L (6, PH) 58 Dan Winkler, R (7, 1) 48 Jonny Venters, L (7, 1) 46 Brad Brach, R (8, 1) 25 Tyler Flowers, R (8, PH) OBP: 0.359, SLG: 0.354 (9, 2)			X SI 94 0-0 ② SH5-3 1-2		X SI 93 0-0 SH 11 BB 22 2B 1-3 2-H	F SI 93 X FS 85 0-1 ② F8		D ST 81 C SI 92 X ST 81 1-1 2-H HR		0 0 1 0 0 0 0 1	1 0 0 0 0 0 0 1	0 0 0 0 0 0 0 1	0 0 0 0 0 0 0 2	0 0 0 0 0 0 0 0	0 0 2 0 0 0 0 0	0 0 0 0 0 0 0 0
Inning Stats	R: 0 E: 0 K: 1 S: 7 H: 1 LOB: 0 BB: 0 P: 11	R: 0 E: 0 K: 0 S: 7 H: 1 LOB: 0 BB: 0 P: 11	R: 1 E: 0 K: 1 S: 14 H: 2 LOB: 2 BB: 1 P: 22	R: 0 E: 0 K: 1 S: 6 H: 0 LOB: 0 BB: 0 P: 8	R: 4 E: 1 K: 0 S: 12 H: 3 LOB: 1 BB: 1 P: 22	R: 0 E: 0 K: 1 S: 12 H: 1 LOB: 2 BB: 1 P: 18	R: 0 E: 0 K: 0 S: 7 H: 1 LOB: 1 BB: 0 P: 9	R: 4 E: 0 K: 1 S: 14 H: 3 LOB: 1 BB: 1 P: 24		1B: 8 2B: 2 3B: 0 HR: 2 SF: 1 SAC: 2 DP: 1 HBP: 0				WP: 0 PB: 0 SB: 0 CS: 1 PA: 39		

	AB	32
	R	9
	H	12
	RBI	7
	BB	4
	SO	5
	LOB	18

PITCHER		IP	WLS	BF	H	R	ER	SO	BB	IBB	HBP	BLK	WP	HR	S	P	ERA	WHIP
55 Ryne Stanek, R ERA: 2.48	(1, 1)	1.0		3	1	0	0	1	0	0	0	0	0	0	7	11	0.00	1.000
72 Yonny Chirinos, R ERA: 4.04	(2, 1)	5.0		25	7	5	2	3	3	0	0	0	0	0	51	81	3.60	2.000
56 Adam Kolarek, L ERA: 4.15	(7, 1)	1.0		4	1	0	0	0	0	0	0	0	0	0	7	9	0.00	1.000
52 Chaz Roe, R ERA: 3.79	(8, 1)	0.1	L	4	2	4	4	0	1	0	0	0	0	1	6	14	108.00	9.000
36 Andrew Kittredge, R ERA: 7.57	(8, 1)	0.2		3	1	0	0	1	0	0	0	0	0	1	8	10	0.00	1.500

PITCHER	IP	WLS	BF	H	R	ER	SO	BB	IBB	HBP	BLK	WP	HR	S	P	ERA	WHIP

Batter	1	2	3	4	5	6	7	8	9	AB	R	H	RBI	BB	SO	LOB
1 Willy Adames, R (1, 6) OBP: 0.317, SLG: 0.400	B FF 93 X FF 93 1-0 G5-3 ①	B CU 77 B FF 93 C FF 93 F FF 92 X FF 94 2-2 29 1B 1B		B CU 75 S CH 84 F FF 94 B SL 78 B CH 84 X CH 85 3-2 29 HR 1B	B SL 86 B SL 86 X SL 86 2-0 F8 ③			S CU 84 S SI 95 B FS 86 B FF 95 C CU 85 2-3 K ②		5	1	2	0	0	1	1
29 Tommy Pham, R (1, 7) OBP: 0.339, SLG: 0.407	B FF 94 C FF 94 C FF 94 B FF 96 B FF 94 F FF 94 X FF 95 3-2 L8 ②	F FF 94 1 SAFE B FF 94 B CH 87 X FF 93 2-1 1-2 1B		B CH 85 F FF 93 C FF 94 X CH 86 1-2 1-H HR		B FF 93 X SL 85 1-0 G1-3 ①		C CU 83 B FF 96 B FS 86 C FS 85 S FF 96 2-3 K ③		5	1	2	2	0	1	0
5 Matt Duffy, R (1, 5) OBP: 0.356, SLG: 0.372	B CU 77 B FF 93 B FF 94 C FF 92 B FF 93 4-1 44 2B 18 1B BB	B FF 92 B FF 93 B FF 92 C FF 92 C FF 93 F FF 93 X FF 93 3-2 L9 ③		C CU 77 C SL 84 S SL 82 0-3 K2-3 ②		X SL 85 0-0 G6-3 ②			B CU 78 X FF 94 1-0 G6-3 ①	4	1	0	0	1	1	2
44 C.J. Cron, R (1, 3) OBP: 0.324, SLG: 0.487	X FF 91 0-0 1-3 18 1B 2B		B FF 92 B CU 75 S CH 86 F FF 92 X FF 92 2-2 HR	F CH 87 F SL 79 S CU 78 0-3 K ③		S FF 93 S FF 94 B SL 86 X SL 86 1-2 1B			B CU 79 F SL 88 B CU 77 B FF 95 X SL 89 3-1 1B ②	5	2	4	1	0	1	0
18 Joey Wendle, L (1, 4) OBP: 0.346, SLG: 0.424	C SL 83 B FF 94 X SL 83 0-2 27 1B 2-H 3-H 1B		B FF 94 B FF 94 B FF 94 C FF 94 C CH 88 B FF 93 4-2 39 S BB		C CU 82 B FF 95 X SL 85 1-1 39 FC1 27 1B 39 E 1B	C CU 81 F FF 93 F CU 83 F FF 93 D SL 87 F SL 85 X FF 92 1-2 F7 ③			C FF 95 F FF 95 X CU 79 0-2 G1-3 ③	4	2	2	2	1	0	1
27 Carlos Gómez, R (1, 9) OBP: 0.310, SLG: 0.350	S CU 79 B CH 87 X CU 79 1-1 39 S 2-H 1B		F CH 86 L CH 88 1 SAFE X FF 93 0-2 F9 ①		1 SAFE 1 SAFE X SL 86 0-0 39 E 45 SH1-3 1-2 1B		S FS 87 C FS 88 B FS 86 F FF 95 F CU 88 X FS 88 1-2 G5-3 ①			4	1	2	1	0	0	1
39 Kevin Kiermaier, L (1, 8) OBP: 0.264, SLG: 0.322	1 SAFE B FF 93 F FF 94 C FF 96 F CU 79 S FF 93 1-3 K ③ 1-2		1 SAFE S CU 79 B CU 78 S SL 82 S CU 78 1-3 K ② 1-3		X CU 83 0-0 FC1 68 G1-3 45 SH1-3 1-3 2-H		C CU 86 B FS 86 F CU 85 F FS 85 S FF 97 1-3 K ②			4	0	0	0	0	3	3
45 Jesús Sucre, R (1, 2) OBP: 0.243, SLG: 0.232		C FF 93 C FF 92 F FF 95 B CU 77 F CH 86 F FF 93 S CU 78 1-3 K ①	S CH 88 B FF 93 X CU 77 1-1 G6-3 ③		X FF 95 0-0 SH1-3 ① 1-2 3-H		B SI 95 F SI 96 F FF 96 S FF 96 1-3 K ③			3	0	0	1	0	2	1
63 Diego Castillo, R (1, 1) 68 Jalen Beeks, L (3, 1) 52 Chaz Roe, R (6, 1) 56 Adam Kolarek, L (7, 1) 9 Jake Bauers, L (8, PH) OBP: 0.320, SLG: 0.394 36 Andrew Kittredge, R (8, 1) 46 José Alvarado, L (8, 1)		C FF 91 B CU 76 B FF 91 C FF 92 C FF 94 2-3 K ②		C CH 88 F SL 89 C SL 78 0-3 K ①	S CU 83 B SL 87 X FF 94 1-1 G1-3 ② 2-3			C CU 85 S FS 85 F FS 84 F FF 96 S FS 86 0-3 K ①		1 2 0 0 1 0 0 0	0 0 0 0 0 0 0 0	0 0 0 0 0 0 0 0	0 0 0 0 0 0 0 0	1 1 0 0 1 0 0 0	0 1 0 0 0 0 0 0	0 1 0 0 0 0 0 0
Inning Stats	R: 3 E: 0 K: 1 S: 16 H: 3 LOB: 1 BB: 1 P: 26	R: 0 E: 0 K: 2 S: 18 H: 2 LOB: 2 BB: 0 P: 28	R: 1 E: 0 K: 1 S: 13 H: 1 LOB: 1 BB: 1 P: 21	R: 2 E: 0 K: 3 S: 15 H: 2 LOB: 0 BB: 0 P: 19	R: 2 E: 1 K: 0 S: 8 H: 2 LOB: 1 BB: 0 P: 12	R: 0 E: 0 K: 0 S: 11 H: 1 LOB: 1 BB: 0 P: 14	R: 0 E: 0 K: 2 S: 12 H: 0 LOB: 0 BB: 0 P: 15	R: 0 E: 0 K: 3 S: 11 H: 0 LOB: 0 BB: 0 P: 15	R: 0 E: 0 K: 0 S: 6 H: 1 LOB: 0 BB: 0 P: 10	1B: 9 2B: 1 3B: 0 HR: 2 SF: 0 SAC: 1 DP: 0 HBP: 0				WP: 0 PB: 0 SB: 3 CS: 0	PA: 41	

TOP

Tampa Bay Rays @ Atlanta Braves

SunTrust Park, Atlanta, GA

Wed Aug 29 2018, 8:17 PM - 12:28 AM EDT

Att. 20,876 - Partly Cloudy - 80 F

livebaseballscorecards.com

AB	38
R	8
H	12
RBI	7
BB	2
SO	12
LOB	10

PITCHER		IP	WLS	BF	H	R	ER	SO	BB	IBB	HBP	BLK	WP	HR	S	P	ERA	WHIP
15 Sean Newcomb, L ERA: 3.85	(1, 1)	4.0	L	22	8	6	6	7	2	0	0	0	0	2	62	94	13.50	2.500
64 Luke Jackson, R ERA: 3.86	(5, 1)	2.0		10	3	2	0	0	0	0	0	0	0	0	19	26	0.00	1.500
39 Sam Freeman, L ERA: 5.02	(7, 1)	2.0		6	0	0	0	5	0	0	0	0	0	0	23	30	0.00	0.000
63 Jesse Biddle, L ERA: 2.38	(9, 1)	1.0		3	1	0	0	0	0	0	0	0	0	0	6	10	0.00	1.000

PITCHER	IP	WLS	BF	H	R	ER	SO	BB	IBB	HBP	BLK	WP	HR	S	P	ERA	WHIP

Tampa Bay Rays @ Atlanta Braves

SunTrust Park, Atlanta, GA

Wed Aug 29 2018, 8:17 PM - 12:28 AM EDT

Att. 20,876 - Partly Cloudy - 80 F

livebaseballscorecards.com

BOTTOM

Batter	1	2	3	4	5	6	7	8	9	AB	R	H	RBI	BB	SO	LOB
13 Ronald Acuña Jr., R (1, 7) OBP: 0.353, SLG: 0.559	B SI 100 C SL 89 B FF 99 F FF 99 X SL 91 2-2 ① G3-1		B FF 91 X CH 87 1-0 ① F8	C FF 91 X CH 86 0-1 ② FC1-4 1-2f 2-3			F SI 89 B SI 87 B CH 82 X CH 82 2-1 ① G5-3	B FF 93 X SL 86 1-0 1B 1-2 3-H		5	0	1	1	0	0	2
11 Ender Inciarte, L (1, 8) OBP: 0.317, SLG: 0.371	X SI 100 0-0 ② F7		C FC 89 B FF 92 X FC 88 1-1 22 L8 5 BB 1B	X FC 86 0-0 ③ F8			B SI 89 B SI 90 B SI 90 C SI 90 F SI 90 B SI 90 4-2 5 FC1-6 BB	B SI 96 X SI 96 1-0 ③ G3		4	0	1	0	1	0	4
5 Freddie Freeman, L (1, 3) OBP: 0.394, SLG: 0.508	B SI 101 F SI 100 S SL 91 F SL 91 X SI 100 1-2 22 1B 17 HR 1B		B FC 87 B FC 88 B FC 87 B FF 92 4-0 17 BB 1-2 BB		F FF 91 F CU 76 X CU 76 0-2 ① F7		X SI 90 0-0 ② FC1-6 1-2f		C SI 96 B FC 90 B FC 88 B SI 96 X SI 96 3-1 ① G6-3	4	1	1	0	1	0	1
22 Nick Markakis, L (1, 9) OBP: 0.373, SLG: 0.475	X SI 99 0-0 17 HR 1-2 1B		X FC 88 0-0 ② L8 2-3		B FC 85 C FC 85 C FF 92 B CU 76 B CU 77 T FC 84 3-2 ② K		C SI 91 B SL 79 X SI 91 1-1 ③ L8		F SI 97 S FC 90 F FC 91 X FC 90 0-2 ② P4	5	1	1	0	0	1	3
17 Johan Camargo, S (1, 5) OBP: 0.349, SLG: 0.452	S SL 89 F SI 99 B SL 90 F SL 90 X SI 100 1-2 1-H 2-H HR		D CU 77 S CH 87 B FF 92 D CU 78 B CH 87 4-1 1-2 BB		B FF 89 F CH 86 B FC 86 X CH 86 2-1 1 1B 1B			C FF 93 F SL 84 X CH 82 0-2 25 8 1B 1B	C SI 97 F SI 96 X CU 85 0-2 ③ G4-3	4	2	3	3	1	0	0
1 Ozzie Albies, S (1, 4) OBP: 0.314, SLG: 0.470	S SI 100 S SL 92 X SL 92 0-2 ③ F7		X CH 87 0-0 ③ G1-3		S FF 90 B CH 86 B FF 90 F CH 84 B FC 85 X CH 85 3-2 ③ 1-3 1B			C FF 92 F SL 85 S SL 86 0-3 ① K		4	0	1	0	0	1	4
25 Tyler Flowers, R (1, 2) OBP: 0.362, SLG: 0.354		C SL 86 B SL 89 B FF 98 C SL 88 B SL 88 C SL 89 3-3 ① K	B FF 91 B FF 90 B FF 91 C FF 90 B FF 90 4-1 13 FC1-4 7 1B BB		B FF 91 F FF 91 B ST 83 B SI 92 X SI 92 3-1 ① L8		B FF 93 F FF 93 F FF 92 B SL 86 B FF 93 X SL 85 3-2 8 1B 13 1B 1-2 1B		3	1	1	0	1	1	0
7 Dansby Swanson, R (1, 6) OBP: 0.302, SLG: 0.411		C SL 88 B FF 99 S SL 89 B SL 89 B SL 89 F SL 90 X SL 89 3-2 ② G5-3	X CH 86 0-0 13 FC1-4 1-2 1B		C ST 83 S ST 82 B SI 93 X ST 82 1-2 ② G6-3		B FF 94 F SL 85 S SL 86 F SL 86 C FF 93 1-3 ② K		4	0	1	0	0	1	2
15 Sean Newcomb, L (1, 1) OBP: 0.071, SLG: 0.073 23 Adam Duvall, R (4, PH) OBP: 0.278, SLG: 0.373 64 Luke Jackson, R (5, 1) 14 Rio Ruiz, L (6, PH) 39 Sam Freeman, R (7, 1) 8 Charlie Culberson, R (8, PH) OBP: 0.335, SLG: 0.508 63 Jesse Biddle, L (9, 1) OBP: 0.500, SLG: 1.000		C SI 98 F SI 99 C SL 89 0-3 ③ K	F FF 92 F CH 85 B CU 77 F CH 86 S CU 77 1-3 ① K		F SI 92 S SI 92 B ST 81 B ST 80 S ST 82 2-3 ③ K		B FF 92 B SL 85 C SL 83 X FF 93 2-1 13 1B 1-3 2-H 1B		1 1 0 1 0 1 0	1 1 0 0 0 0 1	0 0 0 0 0 1 0	0 0 0 0 0 0 0	0 1 0 0 0 1 0	1 2 0 0 0 0 0	0 0 0 0 0 0 0
Inning Stats	R: 3 H: 3 E: 0 LOB: 0 K: 0 BB: 0 S: 16 P: 20	R: 0 H: 0 E: 0 LOB: 0 K: 2 BB: 0 S: 10 P: 16	R: 0 H: 1 E: 0 LOB: 3 K: 0 BB: 2 S: 6 P: 16	R: 0 H: 1 E: 0 LOB: 2 K: 1 BB: 1 S: 9 P: 14	R: 0 H: 2 E: 0 LOB: 2 K: 1 BB: 0 S: 11 P: 19	R: 0 H: 0 E: 0 LOB: 0 K: 1 BB: 1 S: 8 P: 14	R: 0 H: 0 E: 0 LOB: 1 K: 0 BB: 1 S: 7 P: 14	R: 2 H: 4 E: 0 LOB: 2 K: 2 BB: 0 S: 17 P: 25	R: 0 H: 0 E: 0 LOB: 0 K: 0 BB: 0 S: 9 P: 12	1B: 10 2B: 0 3B: 0 HR: 1	SF: 0 SAC: 0 DP: 0 HBP: 0					

	AB	37
	R	5
	H	11
	RBI	5
	BB	4
	SO	7
	LOB	18

WP: 0 PB: 0 SB: 0 CS: 0 PA: 41

PITCHER		IP	WLS	BF	H	R	ER	SO	BB	IBB	HBP	BLK	WP	HR	S	P	ERA	WHIP
63 Diego Castillo, R ERA: 3.73	(1, 1)	2.0		9	3	3	3	2	0	0	0	0	0	1	26	36	13.50	1.500
68 Jalen Beeks, L ERA: 6.08	(3, 1)	3.0	W	15	4	0	0	2	3	0	0	0	0	0	26	49	0.00	2.333
52 Chaz Roe, R ERA: 3.7	(6, 1)	1.0		3	0	0	0	1	0	0	0	0	0	0	8	14	0.00	0.000
56 Adam Kolarek, L ERA: 3.97	(7, 1)	1.0		4	0	0	0	0	1	0	0	0	0	0	7	14	0.00	1.000
36 Andrew Kittredge, R ERA: 8.04	(8, 1)	0.2		6	4	2	2	2	0	0	0	0	0	0	16	23	27.00	6.000

PITCHER		IP	WLS	BF	H	R	ER	SO	BB	IBB	HBP	BLK	WP	HR	S	P	ERA	WHIP
46 José Alvarado, L ERA: 2.24	(8, 1)	1.1	S	4	0	0	0	0	0	0	0	0	0	0	10	14	0.00	0.000

Batter	1	2	3	4	5	6	7	8	9	AB	R	H	RBI	BB	SO	LOB
3 Daniel Murphy, L (1, 4) OBP: 0.342, SLG: 0.456 46 Pedro Strop, R (9, 1)	B FF 96 F FF 96 B FF 97 F SI 98 B SL 90 S SL 90 3-3 ① K	F FF 96 C SI 97 B SI 97 F SL 91 F SI 98 B FF 97 X SL 88 2-2 ③ F7		X SI 96 0-0 ② G4-3		B CU 80 X CH 84 1-0 ③ G4-3			B SI 94 X SI 93 1-0 ③ G4-3	5 0	0 0	0 0	0 0	0 0	1 0	2 0
9 Javier Báez, R (1, 6) OBP: 0.327, SLG: 0.568	B FF 98 S SL 87 B SL 88 S SL 88 B FF 98 X SL 91 3-2 ② P3		F SL 86 S FF 95 X SI 96 0-2 ① G3	B SL 89 B SL 88 F SL 88 F FF 96 C SL 89 2-3 ③ K			F FC 90 F FC 91 S CU 83 0-3 ① K			4	0	0	0	0	2	0
44 Anthony Rizzo, L (1, 3) OBP: 0.375, SLG: 0.478	B CU 83 C CU 81 B SI 98 T FF 98 X SL 91 2-2 ③ G3		B FF 96 B SI 96 B CH 86 B FF 97 4-0 18 1B 40 2B BB		X CU 81 0-0 ① L8		B FC 90 B FC 90 B FC 88 F FF 94 F FC 91 F FC 92 X FC 91 3-2 ② F7			3	1	0	0	1	0	0
18 Ben Zobrist, S (1, 9) OBP: 0.392, SLG: 0.464 (9, 4)		B FF 96 C SI 96 X CU 83 1-1 40 BLK 40 G4-3 2B	B SI 95 B CH 85 X FF 95 2-0 40 2B 1-3 1B		B FF 96 C FF 96 B FF 96 F SL 88 B CU 82 C SL 88 3-3 ② K		F FF 95 X FC 89 0-1 ③ L8			4	1	2	0	0	1	0
22 Jason Heyward, L (1, 8) OBP: 0.342, SLG: 0.399 5 Albert Almora Jr., R (5, 8) OBP: 0.337, SLG: 0.401		B CU 81 C CU 81 F FF 97 F SL 89 H SL 90 2-2 40 G4-3 40 BLK 12 E HBP	D CU 81 S SI 95 F CH 84 F SL 89 B SI 97 X FF 96 2-2 ② P6		C CU 81 F FF 95 X FF 97 0-2 ③ L8			F FC 89 X CU 81 0-1 ① G6-3		2 1	1 0	0 0	0 0	0 0	0 0	2 0
40 Willson Contreras, R (1, 2) OBP: 0.356, SLG: 0.416		B SL 88 B SL 87 C SI 97 F FF 96 X SL 90 2-2 ① G4-3 1-3 2-H	X SL 89 0-0 1-3 3-H 2B			X FF 95 0-0 ① G6-3		C FC 88 S FC 90 F FC 90 X CU 82 0-2 ② G6-3		4	0	1	2	0	0	1
12 Kyle Schwarber, L (1, 7) OBP: 0.355, SLG: 0.461		X CU 83 0-0 FC4 38 1B 3-H	0-0 IBB			X FF 96 0-0 2 HR 1B		B SL 85 B SI 92 C SI 92 S SI 93 F SI 93 X SI 93 2-2 ③ G6-3		3	1	1	0	1	0	0
38 Mike Montgomery, L (1, 1) OBP: 0.148, SLG: 0.115 20 Brandon Kintzler, R (5, 1) 2 Tommy La Stella, L (6, PH) OBP: 0.339, SLG: 0.329 43 Jesse Chavez, R (6, 1) 37 Justin Wilson, L (7, 1) 6 Carl Edwards Jr., R (8, 1) 8 Ian Happ, S (9, PH) OBP: 0.355, SLG: 0.409 (9, 9)		C FF 96 L FF 97 X CU 82 0-2 1-3 1B	S FF 95 F FF 97 S SL 88 0-3 ③ K			B CU 80 C CU 78 X FF 95 1-1 1-H HR			B SI 93 S SI 94 X SI 93 1-1 ① F9	2 0 1 0 0 0 0 1	0 0 1 0 0 0 0 0	1 0 1 0 0 0 0 0	0 0 2 0 0 0 0 0	0 0 0 0 0 0 0 0	1 0 0 0 0 0 0 0	3 0 0 0 0 0 0 0
13 David Bote, R (1, 5) OBP: 0.336, SLG: 0.460		C SL 87 F SL 88 B FF 98 F SL 88 F SI 97 B FF 98 C SL 87 2-3 ② K		C FF 94 S FF 96 X SL 88 0-2 ① G5-3		C SL 86 C SL 86 B SL 87 X SL 86 1-2 ② F7			S SL 85 F SI 94 B SL 86 S SL 86 1-3 ② K	4	0	0	0	0	2	2

TOP

Chicago Cubs @ Atlanta Braves
SunTrust Park, Atlanta, GA
Thu Aug 30 2018, 7:37 PM - 10:18 PM EDT
Att. 37,603 - Partly Cloudy - 83 F

livebaseballscorecards.com

	AB	R	H	RBI	BB	SO	LOB
	34	5	6	4	2	7	10

Inning Stats	1	2	3	4	5	6	7	8	9
	R: 0 E: 0 K: 1 S: 9	R: 2 E: 1 K: 1 S: 22	R: 1 E: 0 K: 1 S: 12	R: 0 E: 0 K: 1 S: 7	R: 0 E: 0 K: 1 S: 7	R: 2 E: 0 K: 0 S: 8	R: 0 E: 0 K: 1 S: 9	R: 0 E: 0 K: 0 S: 10	R: 0 E: 0 K: 1 S: 6
	H: 0 LOB: 0 BB: 0 P: 17	H: 2 LOB: 2 BB: 0 P: 31	H: 2 LOB: 3 BB: 2 P: 20	H: 0 LOB: 0 BB: 0 P: 9	H: 0 LOB: 0 BB: 0 P: 10	H: 2 LOB: 0 BB: 0 P: 11	H: 0 LOB: 0 BB: 0 P: 12	H: 0 LOB: 0 BB: 0 P: 12	H: 0 LOB: 0 BB: 0 P: 9

1B: 3 SF: 0 WP: 0 PA: 37
2B: 2 SAC: 0 PB: 0
3B: 0 DP: 0 SB: 0
HR: 1 HBP: 1 CS: 0

PITCHER		IP	WLS	BF	H	R	ER	SO	BB	IBB	HBP	BLK	WP	HR	S	P	ERA	WHIP
26 Mike Foltynewicz, R ERA: 2.8	(1, 1)	6.0	L	28	6	5	4	5	1	1	1	1	0	1	65	98	6.00	1.167
58 Dan Winkler, R ERA: 2.43	(7, 1)	1.2		5	0	0	0	1	0	0	0	0	0	0	15	18	0.00	0.000
48 Jonny Venters, L ERA: 2.42	(8, 1)	1.1		4	0	0	0	1	0	0	0	0	0	0	10	15	0.00	0.000

PITCHER	IP	WLS	BF	H	R	ER	SO	BB	IBB	HBP	BLK	WP	HR	S	P	ERA	WHIP

BOTTOM

Batter	1	2	3	4	5	6	7	8	9	AB	R	H	RBI	BB	SO	LOB
13 Ronald Acuña Jr., R (1, 8) OBP: 0.357, SLG: 0.559	B CU 78 X CU 78 1-0 17 CS 1B		B SI 92 X SI 92 1-0 17 HBP 5 1B		F SI 91 X CU 78 0-1 17 1B 5 3B 1B		S SI 94 B FC 91 C SI 94 B FC 92 S FC 93 2-3 ① K		C FC 90 F FC 90 F SL 83 B FF 95 B FC 90 F FF 96 B SL 85 F FC 90 X FC 88 3-2 ③ P6	5	2	3	0	0	1	0
17 Johan Camargo, S (1, 5) OBP: 0.353, SLG: 0.453	B SI 92 F CH 83 1 SAFE F SI 92 X CU 78 1-2 ①② F8 1-2		H CU 79 1-0 5 1B 1-2 HBP		C CH 81 S CU 78 X SI 91 0-2 5 3B 1-3 1B		C SI 96 X SI 95 0-1 1B			3	1	2	0	0	0	1
5 Freddie Freeman, L (1, 3) OBP: 0.394, SLG: 0.512	S FF 92 B SI 90 F SI 89 S FC 87 1-3 ③ K		F CH 83 B CH 83 X SI 89 1-1 22 FC4-6 1-2 2-H 1B		X SI 91 0-0 24 SF7 1-H 3-H 3B		C FC 93 S FF 95 X FF 96 0-2 ② F7			4	1	2	3	0	1	1
22 Nick Markakis, L (1, 9) OBP: 0.371, SLG: 0.471		C SI 92 C SI 93 B FF 93 S SI 89 1-3 ① K	D CU 77 D SI 89 X FC 88 2-0 ③ FC4-6 1-2f		D FC 88 X FC 88 1-0 ① G4-3		C FC 94 D FC 94 F FF 95 F FF 95 B FF 95 B FF 96 F FF 96 S FF 96 3-3 ③ K			4	0	0	0	0	2	4
24 Kurt Suzuki, R (1, 2) OBP: 0.325, SLG: 0.425		C CH 84 S CH 86 B FF 93 B CU 79 F CH 85 F SI 93 B CH 84 S CH 85 3-3 ② K	X SI 91 0-0 2B		B SI 92 X SI 92 1-0 ② SF7 3-H			S CU 81 F FF 96 F FF 95 X FF 96 0-2 ① G4-3		3	0	1	1	0	1	0
1 Ozzie Albies, S (1, 4) OBP: 0.313, SLG: 0.468		X CU 77 0-0 1B	B CH 83 S CH 84 S SI 91 B FF 92 S FC 88 2-3 ① K		B CH 87 C SI 93 B SI 93 X SI 93 2-1 ③ F9			X FF 96 0-0 ② F8		4	0	1	0	0	1	1
23 Adam Duvall, R (1, 7) OBP: 0.275, SLG: 0.369		B FF 92 B FF 91 C CH 83 1 SAFE S CH 83 F SI 92 X CH 85 2-2 ③ L7	B CU 78 S CH 83 S CH 84 B SI 91 S FC 87 2-3 ② K		B FC 92 C FC 94 X FF 95 1-1 ① L8		F FF 96 C FF 94 X FF 96 0-2 ③ F8		4	0	0	0	0	1	2
7 Dansby Swanson, R (1, 6) OBP: 0.301, SLG: 0.408			C SI 93 X FF 93 0-1 ① G6-3	0-0 IBB		C FC 93 F FC 94 B FC 93 S FC 92 1-3 ② K			S SL 84 F SL 84 X SL 84 0-2 ① L6	3	0	0	0	1	1	0
26 Mike Foltynewicz, R (1, 1) OBP: 0.063, SLG: 0.083 20 Lucas Duda, L (6, PH) OBP: 0.309, SLG: 0.412 58 Dan Winkler, R (7, 1) 48 Jonny Venters, L (8, 1) 11 Ender Inciarte, L (9, PH) OBP: 0.316, SLG: 0.370			B FF 92 F SI 92 S SI 92 X SI 92 1-2 ② F9	F SI 91 S CH 84 C CU 78 0-3 ③ K		B FF 94 X FC 93 1-0 ③ F8			F FS 90 B FS 90 F SL 84 X FF 96 1-2 ② P6	2 1 0 0 1	0 0 0 0 0	0 0 0 0 0	0 0 0 0 0	0 0 0 0 0	1 0 0 0 0	2 0 0 0 0
Inning Stats	R: 0 E: 0 K: 1 S: 7 H: 1 LOB: 0 BB: 0 P: 10	R: 0 E: 0 K: 2 S: 13 H: 1 LOB: 1 BB: 0 P: 19	R: 1 E: 0 K: 0 S: 9 H: 2 LOB: 2 BB: 0 P: 15	R: 0 E: 0 K: 3 S: 10 H: 1 LOB: 2 BB: 1 P: 14	R: 3 E: 0 K: 0 S: 10 H: 3 LOB: 0 BB: 0 P: 14	R: 0 E: 0 K: 1 S: 6 H: 0 LOB: 0 BB: 0 P: 9	R: 0 E: 0 K: 2 S: 13 H: 1 LOB: 1 BB: 0 P: 18	R: 0 E: 0 K: 0 S: 8 H: 0 LOB: 0 BB: 0 P: 8	R: 0 E: 0 K: 0 S: 12 H: 0 LOB: 0 BB: 0 P: 16	1B: 7 2B: 1 3B: 1 HR: 0 SF: 1 SAC: 0 DP: 0 HBP: 1						

PITCHER		IP	WLS	BF	H	R	ER	SO	BB	IBB	HBP	BLK	WP	HR	S	P	ERA	WHIP
38 Mike Montgomery, L ERA: 3.82	(1, 1)	4.1		22	8	4	4	6	0	1	1	0	0	0	46	66	8.31	1.846
20 Brandon Kintzler, R ERA: 4.47	(5, 1)	0.2	W	2	0	0	0	0	0	0	0	0	0	0	3	6	0.00	0.000
43 Jesse Chavez, R ERA: 2.82	(6, 1)	1.1	H	5	1	0	0	2	0	0	0	0	0	0	11	16	0.00	0.750
37 Justin Wilson, L ERA: 3.02	(7, 1)	0.2	H	2	0	0	0	1	0	0	0	0	0	0	8	11	0.00	0.000
6 Carl Edwards Jr., R ERA: 2.2	(8, 1)	1.0	H	3	0	0	0	0	0	0	0	0	0	0	8	8	0.00	0.000

PITCHER		IP	WLS	BF	H	R	ER	SO	BB	IBB	HBP	BLK	WP	HR	S	P	ERA	WHIP
46 Pedro Strop, R ERA: 2.45	(9, 1)	1.0	S	3	0	0	0	0	0	0	0	0	0	0	12	16	0.00	0.000

Chicago Cubs @ Atlanta Braves

SunTrust Park, Atlanta, GA

Thu Aug 30 2018, 7:37 PM - 10:18 PM EDT

Att. 37,603 - Partly Cloudy - 83 F

livebaseballscorecards.com

AB	34
R	4
H	9
RBI	4
BB	1
SO	9
LOB	11

WP: 0	PB: 0	SB: 0	CS: 1
PA: 37			

Pittsburgh Pirates @ Atlanta Braves

SunTrust Park, Atlanta, GA

Fri Aug 31 2018, 7:36 PM - 10:30 PM EDT

Att. 36,650 - Clear - 84 F

TOP

livebaseballscorecards.com

Batter	1	2	3	4	5	6	7	8	9	AB	R	H	RBI	BB	SO	LOB
6 Starling Marte, R (1, 8) OBP: 0.325, SLG: 0.457	S FF 89 B FC 88 S FC 88 B FC 87 X SI 92 2-2 55 CS 1B		B FC 87 B CU 76 S FC 87 F FS 84 F FC 88 X CH 72 2-2 ① G5-3			F CU 76 T FC 86 X CU 80 0-2 55 E 1B 1B		X FF 95 0-0 FC4 S 25 1B 1-2		4	1	2	0	0	0	1
55 Josh Bell, S (1, 3) OBP: 0.350, SLG: 0.400	C FF 89 1 SAFE F FS 83 B FC 89 B FF 91 F SI 92 B CH 72 B FC 87 4-2 ① 1-2 BB		B CU 77 B FS 84 F FC 87 T FF 90 C FC 89 2-3 ② K			1 SAFE F CU 77 1 SAFE 1 SAFE 1 SAFE C FC 87 P PO 88 1 SAFE X FS 82 1-2 FC3 1B 1-2		C SL 85 B CH 86 F FF 95 X CH 87 1-2 ① L8 2-3		3	0	0	0	1	1	3
25 Gregory Polanco, L (1, 9) OBP: 0.336, SLG: 0.485	1 SAFE C CU 78 S FS 83 D CH 74 1 SAFE S FS 79 1-3 ② K		C SI 90 B SI 90 F FF 91 B FS 82 B FC 89 S FS 84 3-3 ③ K			S CU 76 S FS 83 X FS 80 0-2 ① F9		D CH 86 1 SAFE C CH 86 F FF 95 X FF 95 1-2 S 1-2 3-H 1B		4	0	1	1	0	2	3
David Freese, R (1, 5) OBP: 0.336, SLG: 0.444	1 SAFE C FF 88 T FF 92 F FC 88 X FF 91 0-2 ③ F8			B FF 90 C SI 89 B FC 87 X FS 84 2-1 ① F8		B SI 91 C SI 90 X SI 90 1-1 12 L4-3 1-2 2-H 1B		B FF 95 B CH 88 B CH 87 C FF 95 F SL 86 X FF 95 3-2 ② G3 1-2 2-3		4	0	1	1	0	0	3
12 Corey Dickerson, L (1, 7) OBP: 0.325, SLG: 0.461		B CU 77 B FF 90 X FS 84 2-0 32 1B 2B		F FF 90 T FF 90 X CH 72 0-2 ② P5		C FF 95 S SI 96 X FS 85 0-2 ②③ L4-3 1-1		F FF 96 B FF 96 B CU 77 S CU 78 F CU 78 S FF 97 2-3 ③ K		4	1	1	0	0	1	4
32 Elias Díaz, R (1, 2) OBP: 0.337, SLG: 0.453 29 Francisco Cervelli, R (7, 2) OBP: 0.389, SLG: 0.444		C FC 88 X FC 88 0-1 2-H 1B		B SL 87 C SI 90 F FF 90 F SL 81 B FC 89 B FC 89 X FS 84 3-2 ③ G5-3			B FF 93 B CU 83 S SL 87 X SL 85 2-1 ① G6-3		B CU 75 C FF 95 X SI 95 1-1 ① G5-3	3 1	0 0	1 0	1 0	0 0	0 0	0 0
5 Josh Harrison, R (1, 4) OBP: 0.299, SLG: 0.361		S FF 91 B FC 88 B FC 89 F FS 84 C FC 88 2-3 ① K			B FC 87 X SI 89 1-0 ① L9		B SL 85 X SL 86 1-0 27 FC6-4 1B		C SI 96 S CU 77 F CU 77 B FF 95 S SL 88 1-3 ② K	4	0	1	0	0	2	1
27 Kevin Newman, R (1, 6) OBP: 0.222, SLG: 0.167		C FF 91 B FF 92 F FC 88 F FS 84 B CH 71 C FC 88 2-3 ② K			C FF 89 B FC 88 X FC 87 1-1 ② L8		1 SAFE F FF 94 F FF 96 X SL 87 0-2 ② FC6-4 50 CS 1-2f		X FF 96 0-0 ③ G6-3	4	0	0	0	0	1	2
50 Jameson Taillon, R (1, 1) OBP: 0.083, SLG: 0.085 26 Adam Frazier, L (8, PH) OBP: 0.355, SLG: 0.455 35 Keone Kela, R (8, 1) 73 Felipe Vázquez, L (9, 1)		S FC 89 B FC 88 F FC 89 S FS 83 1-3 ③ K			C FF 90 C FF 91 X FF 90 0-2 ③ G4-3		B FF 93 1 SAFE F FF 93 B SL 85 1 SAFE C SL 86 2-2 ③ CS 1-2	B FF 94 B FF 95 S FF 95 B CH 87 T FF 95 B FF 96 4-2 55 L8 6 E 25 1B BB		2 0 0 0	0 1 0 0	0 0 0 0	0 1 0 0	1 0 0 0	1 0 0 0

Inning Stats	1	2	3	4	5	6	7	8	9
	R: 0 E: 0 K: 1 S: 13 H: 1 LOB: 1 BB: 1 P: 20	R: 1 E: 0 K: 3 S: 13 H: 2 LOB: 1 BB: 0 P: 20	R: 0 E: 0 K: 2 S: 10 H: 0 LOB: 0 BB: 0 P: 17	R: 0 E: 0 K: 0 S: 9 H: 0 LOB: 0 BB: 0 P: 14	R: 0 E: 0 K: 0 S: 6 H: 0 LOB: 0 BB: 0 P: 8	R: 1 E: 1 K: 0 S: 15 H: 2 LOB: 1 BB: 0 P: 16	R: 0 E: 0 K: 0 S: 8 H: 1 LOB: 0 BB: 0 P: 13	R: 1 E: 1 K: 1 S: 16 H: 1 LOB: 2 BB: 1 P: 27	R: 0 E: 0 K: 1 S: 7 H: 0 LOB: 0 BB: 0 P: 9

| | | |

Pittsburgh Pirates @ Atlanta Braves

SunTrust Park, Atlanta, GA

Fri Aug 31 2018, 7:36 PM - 10:30 PM EDT

Att. 36,650 - Clear - 84 F

BOTTOM

Batter	1	2	3	4	5	6	7	8	9	AB	R	H	RBI	BB	SO	LOB
13 Ronald Acuña Jr., R (1, 7) OBP: 0.356, SLG: 0.565	B FF 96 F SI 95 S SL 90 X SL 87 1-2 ① F7		C SL 90 F FF 96 B CU 83 B FF 96 F CU 84 F SL 91 S SL 89 2-3 ③ K			B SI 94 B SL 90 X FF 94 2-0 HR		B CU 83 S FF 98 S FF 98 X FF 98 1-2 ① F8		4	1	1	1	0	1	0
11 Ender Inciarte, L (1, 8) OBP: 0.318, SLG: 0.373	B SI 96 C SI 96 C SL 91 X FF 96 1-2 5 CS 1B			F CU 82 B SL 90 S SL 90 F FF 96 X CU 83 1-2 2B		C SI 96 T SI 96 B SL 91 X SL 91 1-2 ① F9		C FF 98 B CU 85 L CU 84 C FF 98 1-3 ② K		4	0	2	0	0	1	0
5 Freddie Freeman, L (1, 3) OBP: 0.392, SLG: 0.508	S FF 96 1 SAFE B FF 96 F SL 89 D CU 83 1 SAFE F FF 96 B SL 87 S SL 91 3-3 ② ③ K 1-2			X FF 96 0-0 ① F8		B CH 88 B SI 95 S SI 96 B FF 96 F SI 96 F FF 93 F SL 92 F SI 96 F SL 91 3-3 S FF 96 ② K		C FF 98 B FF 98 S CU 85 S CU 85 1-3 ③ K		4	0	0	0	0	3	2
22 Nick Markakis, L (1, 9) OBP: 0.368, SLG: 0.468		B FF 95 C CU 82 X FF 95 1-1 ① P6		X SL 89 0-0 ② F8		C SI 95 F CU 83 F FF 95 F SL 86 X FF 96 0-2 ③ F8			C FF 100 F SL 91 X SL 90 0-2 ① F7	4	0	0	0	0	0	1
17 Johan Camargo, S (1, 5) OBP: 0.357, SLG: 0.463		C CU 82 F SL 90 H FF 95 1-2 HBP		C FF 96 F CU 82 F CU 81 S FF 96 0-3 ③ K			B CU 81 X SL 90 1-0 HR		B CU 84 B FF 100 F FF 100 S CH 89 X CH 90 2-2 1 FC5 24 1B 1B	3	1	2	1	0	1	1
24 Kurt Suzuki, R (1, 2) OBP: 0.327, SLG: 0.426 23 Adam Duvall, R (9, PR) OBP: 0.275, SLG: 0.369		X SI 96 0-0 ② P6			B SL 91 B SL 91 X FF 95 2-0 ① F8		S FF 94 F FF 96 B CU 83 B SL 88 X SI 95 2-2 7 FC6-4 1B		C CH 89 B FF 101 C FF 101 X FF 101 1-2 1 FC5 1B 1-2	4 0	0 0	2 0	0 0	0 0	0 0	1 0
1 Ozzie Albies, S (1, 4) OBP: 0.311, SLG: 0.465		C SL 88 B SI 96 F SL 88 S CU 82 1-3 ③ K			S SI 95 F SI 96 X FF 96 0-2 ② F9		F SI 96 B SI 95 F FF 94 S CU 83 1-3 ① K		B CH 88 X CH 90 1-0 ② FC5 1-2 2-3f	4	0	0	0	0	2	4
7 Dansby Swanson, R (1, 6) OBP: 0.301, SLG: 0.405			F FF 95 X SL 90 0-1 ① L8		F SI 95 S SI 96 B SI 97 B SL 89 F SI 96 B FF 96 D CU 83 4-2 BB		1 SAFE B SL 88 F SL 89 F SI 96 X CU 83 1-2 ② FC6-4 1-2f		B FF 99 F FF 99 S FF 98 S FF 98 1-3 ③ K	3	0	0	0	1	1	3
19 Aníbal Sánchez, R (1, 1) 39 Sam Freeman, R (6, 1) 64 Luke Jackson, R (7, 1) 20 Lucas Duda, L (7, PH) OBP: 0.308, SLG: 0.410 46 Brad Brach, R (8, 1) 63 Jesse Biddle, L (8, 1) OBP: 0.500, SLG: 1.000			C FF 96 F SI 95 C CU 82 0-3 ② K		S FF 95 X SI 95 0-1 ③ G1-3		C CU 81 X FF 95 0-1 ③ P5			2 0 0 1 0 0	0 0 0 0 0 0	0 0 0 0 0 0	0 0 0 0 0 0	0 0 0 0 0 0	1 0 0 0 0 0	1 0 0 1 0 0
Inning Stats	R: 0 E: 0 K: 1 S: 10 H: 1 LOB: 1 BB: 0 P: 15	R: 0 E: 0 K: 1 S: 8 H: 0 LOB: 1 BB: 0 P: 11	R: 0 E: 0 K: 2 S: 10 H: 0 LOB: 0 BB: 0 P: 12	R: 0 E: 0 K: 1 S: 10 H: 1 LOB: 1 BB: 0 P: 11	R: 0 E: 0 K: 0 S: 9 H: 0 LOB: 1 BB: 1 P: 15	R: 1 E: 0 K: 1 S: 16 H: 1 LOB: 0 BB: 0 P: 22	R: 1 E: 0 K: 1 S: 12 H: 2 LOB: 1 BB: 0 P: 17	R: 0 E: 0 K: 2 S: 9 H: 0 LOB: 0 BB: 0 P: 12	R: 0 E: 0 K: 1 S: 13 H: 2 LOB: 2 BB: 0 P: 18	1B: 4 2B: 2 3B: 0 HR: 2	SF: 0 SAC: 0 DP: 1 HBP: 1		WP: 0 PB: 0 SB: 0 CS: 1	PA: 35			

PITCHER		IP	WLS	BF	H	R	ER	SO	BB	IBB	HBP	BLK	WP	HR	S	P	ERA	WHIP
50 Jameson Taillon, R ERA: 3.45	(1, 1)	7.0	W	27	5	2	2	7	1	0	1	0	0	2	75	103	2.57	0.857
35 Keone Kela, R ERA: 2.66	(8, 1)	1.0	H	3	0	0	0	2	0	0	0	0	0	0	9	12	0.00	0.000
73 Felipe Vázquez, L ERA: 2.53	(9, 1)	1.0	S	5	2	0	0	1	0	0	0	0	0	0	13	18	0.00	2.000

PITCHER	IP	WLS	BF	H	R	ER	SO	BB	IBB	HBP	BLK	WP	HR	S	P	ERA	WHIP

livebaseballscorecards.com

AB	33
R	2
H	7
RBI	2
BB	1
SO	10
LOB	14

Batter	1	2	3	4	5	6	7	8	9	AB	R	H	RBI	BB	SO	LOB
6 Starling Marte, R (1, 8) OBP: 0.327, SLG: 0.459	C FF 94 S SL 85 X FF 97 0-2 ① G4-3		B SL 83 S CH 82 S FS 83 B FS 84 X FF 96 2-2 1B		B FS 82 X FF 95 1-0 2-H 3-H 2B			C SL 87 S SL 85 B SL 82 X CU 80 1-2 ① G5-3		4	0	2	2	0	0	0
26 Adam Frazier, L (1, 4) OBP: 0.354, SLG: 0.451	F FF 95 F FF 96 B FS 85 B FS 85 F FF 97 B FF 96 F FF 95 X FS 83 3-2 29 S 1B		B FS 82 1 SAFE F FF 95 B FF 94 1 SAFE B FS 83 X FF 95 3-1 ③ F7		B SL 81 C CH 83 F FS 83 D FS 84 C FF 97 2-3 ③ K			B SL 84 C SI 93 X SI 93 1-1 ② L8		4	0	1	0	0	1	2
25 Gregory Polanco, L (1, 9) OBP: 0.335, SLG: 0.490	C FF 93 S FF 96 S FF 96 0-3 ② K			X FF 92 0-0 ① F7		B FS 81 B FS 82 F FF 93 X FF 95 2-1 HR		B SI 95 C SI 94 F SI 93 X SI 93 1-2 ③ G4-3		4	1	1	1	0	1	1
29 Francisco Cervelli, R (1, 2) OBP: 0.387, SLG: 0.440	D SL 85 F FF 95 B FF 95 C FF 95 X CH 84 2-2 ③ F7 1-2			H FS 80 1-0 12 CS HBP	X SL 82 0-0 ① G5-3				S FC 93 B CH 86 F FF 97 C FC 94 1-3 ① K	3	0	0	0	0	1	1
12 Corey Dickerson, L (1, 7) OBP: 0.323, SLG: 0.457		B FS 80 S FF 93 S FS 82 B FS 84 B FF 96 F FF 96 F FF 96 S FS 83 3-3 ① K		F FF 93 B FF 94 F FS 83 B FF 96 F SL 82 S FS 84 2-3 ② ③ K 1-2	X FS 81 0-0 ② F9				B FC 91 F FC 91 F FF 98 F FF 96 B FC 92 X FC 92 2-2 ② G5-3	4	0	0	0	0	2	1
55 Josh Bell, S (1, 3) OBP: 0.347, SLG: 0.396		B SL 83 B FF 96 B CH 85 S FF 95 S FF 94 F FF 97 X FF 97 3-2 ② L8			B SL 77 C CH 82 C FF 94 X FF 95 1-2 ① G5-3	B FF 95 X FF 94 1-0 ③ F8			B FC 92 X FF 98 1-0 ③ G5-3	4	0	0	0	0	0	0
19 Colin Moran, L (1, 5) OBP: 0.334, SLG: 0.387		B SL 82 S CH 83 X FS 83 1-1 ③ G1-3			C FF 94 B FF 94 B FF 94 C FF 94 X FF 96 2-2 27 E 27 FC4 6 2B 1B		X SI 94 0-0 ① G5-3			3	1	1	0	0	0	0
27 Kevin Newman, R (1, 6) OBP: 0.200, SLG: 0.148			F FF 91 X SL 82 0-1 ① F8		C FF 93 X FF 96 0-1 FC4 6 2B 1-3		B SI 94 C SI 94 F CU 86 S FS 86 1-3 ② K			3	1	0	0	0	1	1
24 Chris Archer, R (1, 1) 5 Josh Harrison, R (7, PH) OBP: 0.298, SLG: 0.360 48 Richard Rodríguez, R (7, 1) 35 Keone Kela, R (8, 1) 30 Kyle Crick, L (8, 1)			C FF 92 B FF 92 F FF 93 X FS 81 1-2 ② F9		C FF 94 B FF 94 F FF 95 F FF 95 B FS 82 B FF 96 X FF 96 3-2 ② G4-3		S SL 86 F CU 80 B FF 95 F FF 96 X CU 80 1-2 ③ G5-3			2 1 0 0 0	0 0 0 0 0	0 0 0 0 0	0 0 0 0 0	0 0 0 0 0	0 0 0 0 0	2 0 0 0 0
Inning Stats	R: 0 E: 0 K: 1 S: 14 H: 1 LOB: 1 BB: 0 P: 19	R: 0 E: 0 K: 1 S: 11 H: 0 LOB: 0 BB: 0 P: 18	R: 0 E: 0 K: 0 S: 10 H: 1 LOB: 1 BB: 0 P: 16	R: 0 E: 0 K: 1 S: 5 H: 0 LOB: 0 BB: 0 P: 8	R: 2 E: 1 K: 1 S: 16 H: 2 LOB: 1 BB: 0 P: 25	R: 1 E: 0 K: 0 S: 5 H: 1 LOB: 0 BB: 0 P: 8	R: 0 E: 0 K: 1 S: 8 H: 0 LOB: 0 BB: 0 P: 10	R: 0 E: 0 K: 0 S: 8 H: 0 LOB: 0 BB: 0 P: 11	R: 0 E: 0 K: 1 S: 8 H: 0 LOB: 0 BB: 0 P: 12	1B: 3 2B: 1 3B: 0 HR: 1 SF: 0 SAC: 0 DP: 0 HBP: 1						

PITCHER		IP	WLS	BF	H	R	ER	SO	BB	IBB	HBP	BLK	WP	HR	S	P	ERA	WHIP
45 Kevin Gausman, R ERA: 3.78	(1, 1)	6.0		24	5	3	1	4	0	0	1	0	0	1	61	94	1.50	0.833
39 Sam Freeman, L ERA: 4.87	(7, 1)	0.2		2	0	0	0	1	0	0	0	0	0	0	4	5	0.00	0.000
51 Shane Carle, R ERA: 3.11	(7, 1)	0.2		2	0	0	0	0	0	0	0	0	0	0	7	9	0.00	0.000
48 Jonny Venters, L ERA: 2.36	(8, 1)	0.2	W	2	0	0	0	0	0	0	0	0	0	0	5	7	0.00	0.000
33 A.J. Minter, L ERA: 3.06	(9, 1)	1.0	S	3	0	0	0	1	0	0	0	0	0	0	8	12	0.00	0.000

PITCHER	IP	WLS	BF	H	R	ER	SO	BB	IBB	HBP	BLK	WP	HR	S	P	ERA	WHIP

Pittsburgh Pirates @ Atlanta Braves

SunTrust Park, Atlanta, GA

Sat Sep 01 2018, 7:12 PM - 10:05 PM EDT

Att. 33,705 - Partly Cloudy - 87 F

TOP

livebaseballscorecards.com

AB	32
R	3
H	5
RBI	3
BB	0
SO	6
LOB	8

WP: 0 PB: 0 SB: 1 CS: 1 PA: 33

BOTTOM

Pittsburgh Pirates @ Atlanta Braves

SunTrust Park, Atlanta, GA

Sat Sep 01 2018, 7:12 PM - 10:05 PM EDT

Att. 33,705 - Partly Cloudy - 87 F

livebaseballscorecards.com

Batter	1	2	3	4	5	6	7	8	9	AB	R	H	RBI	BB	SO	LOB
13 Ronald Acuña Jr., R (1, 7) OBP: 0.357, SLG: 0.563	B FF 92 C SL 86 B FF 94 F SI 94 X SL 89 2-2 G4-3 ①			C SL 86 B SL 87 S SL 87 B SI 95 B SI 95 D SL 88 4-2 BB		X SI 95 0-0 2-H 1B		B FF 96 X CU 83 1-0 F9 ① 2-3		3	0	1	1	1	0	1
11 Ender Inciarte, L (1, 8) OBP: 0.315, SLG: 0.370	X SI 94 0-0 F7 ②			C SI 94 B FF 95 1 SAFE C SL 89 X FF 95 1-2 P5 ①		B SI 94 F SL 88 D SL 88 B SL 86 F SI 93 X SL 87 3-2 F8 ②		C FF 96 F FF 96 S CU 85 0-3 K 5 S 5 2B 3-H		4	1	0	0	0	1	3
5 Freddie Freeman, L (1, 3) OBP: 0.391, SLG: 0.508	F SI 94 B FF 94 F SL 87 B SI 94 F FF 95 B CU 80 F SL 88 S FF 95 3-3 K ③			S SL 87 X SI 95 0-1 F7 ②		X SI 95 0-0 G5-3 ③		B FF 96 C FF 96 B FF 97 X FF 97 2-1 22 1B 17 SF9 1-H 2B		4	1	1	1	0	1	2
22 Nick Markakis, L (1, 9) OBP: 0.368, SLG: 0.466		C FF 94 C CU 81 B SI 94 B SI 95 X SL 87 2-2 G6-3 ①		1 SAFE X FF 94 0-0 G4-3 ③			C FF 92 F FF 93 C FF 94 0-3 K ①	B SI 97 F FF 98 X FF 97 1-1 2-3 1B		4	0	1	0	0	1	1
17 Johan Camargo, S (1, 5) OBP: 0.353, SLG: 0.459		B CU 80 F SL 87 B SI 94 T SL 86 B SI 95 C SI 95 3-3 K ②			B FF 92 C CH 86 X SL 87 1-1 G4-1 ①		F FF 94 S FF 94 F FF 94 S SL 81 0-3 K ②	F SI 97 T FF 98 X FF 97 0-2 SF9 ② 3-H		3	0	0	1	0	2	0
8 Charlie Culberson, R (1, 4) OBP: 0.330, SLG: 0.498 33 A.J. Minter, L (9, 1)		C SL 87 X SI 96 0-1 G4-3 ③			B SL 85 S SL 86 F SL 87 X SL 88 1-2 G6-3 ②		C SL 81 B SL 82 X FF 94 1-1 E9	F FF 97 S SL 80 S SL 82 0-3 K ③		4 0	0 0	0 0	0 0	0 0	1 0	2 0
25 Tyler Flowers, R (1, 2) OBP: 0.357, SLG: 0.348			B FF 94 F SL 86 B SI 95 X SI 95 2-1 G5-3 ①		C SL 87 B SI 96 X SI 95 1-1 L8 ③		C FF 94 D SL 82 B FF 95 F SL 82 F FF 95 S SL 83 2-3 K2-3 ③			3	0	0	0	0	1	1
7 Dansby Swanson, R (1, 6) OBP: 0.303, SLG: 0.416			C CU 82 F SI 96 F CU 82 B SI 96 F SI 97 B SL 88 F FF 96 F CH 90 B SL 89 3-3 F FF 85 C SI 95 K ②			B FF 93 C FF 94 B SI 93 C SL 86 X SI 95 2-2 13 1B 2B		B FF 97 X FF 96 1-0 HR		3	2	2	1	0	1	0
45 Kevin Gausman, L (1, 1) OBP: 0.176, SLG: 0.067 57 Michael Reed, R (6, PH) OBP: 0.286, SLG: 0.286 39 Sam Freeman, R (7, 1) 51 Shane Carle, R (7, 1) 48 Jonny Venters, L (8, 1) 20 Lucas Duda, L (8, PH) OBP: 0.310, SLG: 0.415 18 Lane Adams, R (8, PR) OBP: 0.381, SLG: 0.412 1 Ozzie Albies, S (9, 4) OBP: 0.311, SLG: 0.465			C SI 94 S FF 94 S SL 88 0-3 K ③			S SL 88 B SL 89 C SI 94 B FF 94 S SL 88 2-3 K ①		B CU 83 C FF 96 X FF 97 1-1 13 F9 11 WP 2B		1 1 0 0 0 1 0	0 0 0 0 0 0 0	0 0 0 0 0 1 0	0 1 0 0 0 0 0	1 1 0 0 0 0 0	0 1 0 0 0 0 0	0 1 0 0 0 0 0
Inning Stats	R: 0 E: 0 K: 1 S: 9 H: 0 LOB: 0 BB: 0 P: 14	R: 0 E: 0 K: 1 S: 8 H: 0 LOB: 0 BB: 0 P: 13	R: 0 E: 0 K: 2 S: 13 H: 0 LOB: 0 BB: 0 P: 18	R: 0 E: 0 K: 0 S: 8 H: 0 LOB: 1 BB: 1 P: 13	R: 0 E: 0 K: 0 S: 7 H: 0 LOB: 0 BB: 0 P: 10	R: 1 E: 0 K: 1 S: 11 H: 2 LOB: 1 BB: 0 P: 18	R: 0 E: 1 K: 3 S: 13 H: 0 LOB: 1 BB: 0 P: 16	R: 4 E: 0 K: 2 S: 17 H: 4 LOB: 2 BB: 0 P: 23		1B: 2 2B: 3 3B: 0 HR: 1 SF: 1 SAC: 0 DP: 0 HBP: 0			WP: 1 PB: 0 SB: 1 CS: 0 PA: 33		

	AB	31
	R	5
	H	6
	RBI	4
	BB	1
	SO	10
	LOB	11

PITCHER		IP	WLS	BF	H	R	ER	SO	BB	IBB	HBP	BLK	WP	HR	S	P	ERA	WHIP
24 Chris Archer, R ERA: 4.56	(1, 1)	6.0		21	2	1	1	5	1	0	0	0	0	0	56	86	1.50	0.500
48 Richard Rodríguez, R ERA: 2.79	(7, 1)	1.0	H	4	0	0	0	3	0	0	0	0	0	0	13	16	0.00	0.000
35 Keone Kela, R ERA: 3.35	(8, 1)	0.1	L	5	3	4	4	1	0	0	0	0	1	1	9	14	108.00	9.000
30 Kyle Crick, R ERA: 2.45	(8, 1)	0.2		3	1	0	0	1	0	0	0	0	0	0	8	9	0.00	1.500

PITCHER		IP	WLS	BF	H	R	ER	SO	BB	IBB	HBP	BLK	WP	HR	S	P	ERA	WHIP

Pittsburgh Pirates @ Atlanta Braves

SunTrust Park, Atlanta, GA

Sun Sep 02 2018, 5:08 PM - 7:53 PM EDT

Att. 37,475 - Partly Cloudy - 88 F

livebaseballscorecards.com

Batter	1	2	3	4	5	6	7	8	9	AB	R	H	RBI	BB	SO	LOB
6 Starling Marte, R (1, 8) OBP: 0.324, SLG: 0.455	X FF 86 0-0 ① L8		C SL 79 S SL 80 X SI 88 0-2 ① G4-3		S SL 79 F FF 90 X SL 79 0-2 ③ G4-3			X CU 83 0-0 ② F9		4	0	0	0	0	0	1
26 Adam Frazier, L (1, 7) OBP: 0.348, SLG: 0.444	C FF 85 B CH 82 X CH 82 1-1 ② G6-3		F CU 72 F FF 88 B SL 81 C SI 88 1-3 ② K			B SI 87 B FF 87 B FF 88 C FF 87 F FF 88 X SI 88 3-2 ① F8		B SI 93 C SI 93 S SI 93 X SI 94 1-2 E6 1-2		4	0	0	0	0	1	1
25 Gregory Polanco, L (1, 9) OBP: 0.337, SLG: 0.489	B FF 86 B FF 87 C FF 87 S CU 72 B SL 81 B CH 83 4-2 55 S 19 1B BB		B CH 83 B FF 89 C FF 88 X FF 90 2-1 1B			C FF 89 B FF 89 B CU 75 C CH 84 B FF 89 C SI 90 3-3 ② K		B SI 94 S SI 93 D SI 94 D SI 94 X SI 94 3-1 ③ L7		3	1	1	0	1	1	2
55 Josh Bell, S (1, 3) OBP: 0.347, SLG: 0.394 43 Steven Brault, L (6, 1) OBP: 0.200, SLG: 0.211 66 Dovydas Neverauskas, R (8, 1) 15 Pablo Reyes, R (9, PH)	1 SAFE S CU 72 C CH 82 F FF 87 B SL 79 B FF 88 B SL 80 B SL 81 4-2 19 1B 1-2 BB		B FF 88 B SI 88 1 SAFE B CH 82 C SI 88 X FF 89 3-1 ③ G1-3			B FF 89 B CU 73 C CH 82 X FF 89 2-1 ③ G3-1			C FF 94 X FF 95 0-1 ① F7	2 0 0 1	0 0 0 0	0 0 0 0	0 0 0 0	1 0 0 0	0 0 0 0	1 0 0 0
19 Colin Moran, L (1, 5) OBP: 0.338, SLG: 0.391	B CH 83 X CH 84 1-0 1-2 2-H 1B			B FF 87 X SL 78 1-0 27 G4-6-3 1B			F FF 88 B FF 88 X FF 89 1-1 10 G4-6-3 1B		B FF 95 X FF 95 1-0 ② L8	4	0	3	1	0	0	0
10 Jordy Mercer, R (1, 6) OBP: 0.324, SLG: 0.391	B FF 89 X SL 79 1-0 ③ G1-3			1 SAFE C FF 89 X FF 89 0-1 ① F9			C SL 80 1 SAFE B SL 81 1 SAFE 1 SAFE F SL 80 X SI 89 1-2 ①② G4-6-3 1-2f		C SL 85 X SL 86 0-1 ③ L7	4	0	0	0	0	0	4
27 Kevin Newman, R (1, 4) OBP: 0.182, SLG: 0.133		X FF 86 0-0 ① L8		C SL 79 B SL 80 X SI 90 1-1 ②③ G4-6-3 1-2f			B SL 79 F FF 89 B FF 89 C SI 89 S SL 81 2-3 ③ K			3	0	0	0	0	1	1
58 Jacob Stallings, R (1, 2) OBP: 0.235, SLG: 0.188		C FF 86 S FF 89 B FF 87 X SL 79 1-2 ② F8			B FF 88 C FF 88 C SI 87 S FF 90 1-3 ① K			F FC 89 T FC 88 B FC 91 F FC 89 X CU 81 1-2 26 E 1B		3	0	1	0	0	1	0
49 Nick Kingham, R (1, 1) OBP: 0.167, SLG: 0.136 36 José Osuna, R (6, 3) OBP: 0.200, SLG: 0.328		C FF 88 X SL 78 0-1 ③ G5-3			C FF 88 C CU 72 F FF 90 B SL 77 F SI 88 S CU 73 1-3 ② K2-3			C FC 91 X FC 91 0-1 ① F9		2 1	0 0	0 0	0 0	0 0	1 0	0 1

Inning Stats	1	2	3	4	5	6	7	8	9
	R: 1 H: 1 E: 0 LOB: 2 K: 0 BB: 2 S: 10 P: 21	R: 0 H: 0 E: 0 LOB: 0 K: 0 BB: 0 S: 6 P: 7	R: 0 H: 1 E: 0 LOB: 1 K: 1 BB: 0 S: 10 P: 16	R: 0 H: 1 E: 0 LOB: 0 K: 0 BB: 0 S: 5 P: 7	R: 0 H: 0 E: 0 LOB: 0 K: 2 BB: 0 S: 11 P: 13	R: 0 H: 0 E: 0 LOB: 0 K: 1 BB: 0 S: 8 P: 16	R: 0 H: 1 E: 0 LOB: 0 K: 1 BB: 0 S: 8 P: 12	R: 0 H: 1 E: 1 LOB: 2 K: 0 BB: 0 S: 12 P: 17	R: 0 H: 0 E: 0 LOB: 0 K: 0 BB: 0 S: 5 P: 6

1B: 5	SF: 0	WP: 0
2B: 0	SAC: 0	PB: 0
3B: 0	DP: 2	SB: 1
HR: 0	HBP: 0	CS: 0

PA: 33

AB	31
R	1
H	5
RBI	1
BB	2
SO	5
LOB	11

PITCHER		IP	WLS	BF	H	R	ER	SO	BB	IBB	HBP	BLK	WP	HR	S	P	ERA	WHIP
49 Julio Teheran, R ERA: 4.05	(1, 1)	7.0		25	4	1	1	5	2	0	0	0	0	0	58	92	1.29	0.857
58 Dan Winkler, R ERA: 2.4	(8, 1)	0.2		3	1	0	0	0	0	0	0	0	0	0	7	8	0.00	1.500
48 Jonny Venters, L ERA: 2.33	(8, 1)	0.1	W	2	0	0	0	0	0	0	0	0	0	0	5	9	0.00	0.000
46 Brad Brach, R ERA: 3.71	(9, 1)	1.0		3	0	0	0	0	0	0	0	0	0	0	5	6	0.00	0.000

PITCHER	IP	WLS	BF	H	R	ER	SO	BB	IBB	HBP	BLK	WP	HR	S	P	ERA	WHIP

Pittsburgh Pirates @ Atlanta Braves

SunTrust Park, Atlanta, GA

Sun Sep 02 2018, 5:08 PM - 7:53 PM EDT

Att. 37,475 - Partly Cloudy - 88 F

livebaseballscorecards.com

BOTTOM

Batter	1	2	3	4	5	6	7	8	9	AB	R	H	RBI	BB	SO	LOB
13 Ronald Acuña Jr., R (1, 7) OBP: 0.361, SLG: 0.577	B SI 93 X FF 92 1-0 HR		S SI 92 S FC 89 X KC 81 0-2 2B		B FC 90 S FC 89 F FC 90 B FF 92 F FC 89 B CH 84 X FC 90 3-2 ③ G6-3			C CH 85 B FC 87 F CH 86 B FF 93 B FF 94 X FC 86 3-2 11 SH5-3 5 E 1B		4	2	3	1	0	0	1
11 Ender Inciarte, L (1, 8) OBP: 0.315, SLG: 0.370	C SI 92 B CH 84 S CH 86 X FF 93 1-2 1B		B CH 84 B SI 91 F SI 91 D CH 84 X SI 91 3-1 ② L9			S SL 81 X FC 87 0-1 ① G3		L FF 93 X FF 93 0-1 ① SH5-3 1-2		3	0	1	0	0	0	1
5 Freddie Freeman, L (1, 3) OBP: 0.388, SLG: 0.504	1 SAFE X KC 79 0-0 ① F8		B CH 84 B CH 84 F FC 89 F FF 92 X FF 92 2-2 ③ L7			B SI 93 B SL 80 B SI 93 S FF 94 F FF 94 X FF 94 3-2 ② F7		S FF 93 X FC 86 0-1 E4 17 1B 22 BB 1 1B 2-H		4	1	0	0	0	0	2
22 Nick Markakis, L (1, 9) OBP: 0.367, SLG: 0.463	1 SAFE C SI 90 D SL 81 1 SAFE C CH 83 D CH 83 X FF 91 2-2 ② L8			B FF 92 F FF 92 B FC 87 X SI 92 2-1 ① G4-3		B FC 87 C FF 94 X SI 94 1-1 ③ G5-3		1 SAFE B FC 86 B SI 94 B FF 94 B FF 93 4-0 1 1B 17 1B 7 WP 1-2 BB		3	1	0	0	1	0	1
17 Johan Camargo, S (1, 5) OBP: 0.353, SLG: 0.457	B FF 92 S CH 83 X CH 84 1-1 ③ F9			B FF 92 X CH 86 1-0 ② F7			C FF 92 B SI 94 F FF 93 B CH 86 B FF 94 F FF 95 S FF 94 3-3 ① K	S CH 84 S CH 87 B CH 86 F FF 95 D FC 85 F CH 88 F FF 95 F FF 94 X CH 88 2-2 7 WP 1 1B 7 1B 1-2 2-3 1B		4	1	1	0	0	1	1
1 Ozzie Albies, S (1, 4) OBP: 0.313, SLG: 0.465		B KC 78 F SI 92 X SI 92 1-1 ① L8		F KC 81 B FF 93 S FF 92 F FF 93 S CH 86 1-3 ③ K			C CH 86 X CH 86 0-1 7 F 1B	F CH 86 S FF 94 X FF 95 0-2 7 S 7 1B 1-2 2-3 3-H 1B		4	0	2	1	0	1	0
25 Tyler Flowers, R (1, 2) OBP: 0.353, SLG: 0.343 20 Lucas Duda, L (8, PH) OBP: 0.309, SLG: 0.414 24 Kurt Suzuki, R (9, 2) OBP: 0.327, SLG: 0.426		B SI 93 C FF 93 T FF 93 S FC 86 1-3 ② K			B SL 85 X SI 91 1-0 ① G5-3		D SI 94 1 SAFE B FF 94 B FF 94 F FF 94 X FF 94 3-1 ② L6	S CU 84 S CU 86 S CU 87 0-3 ② K		3 1 0	0 0 0	0 0 0	0 0 0	1 1 0	1 3 0	1 0 0
7 Dansby Swanson, R (1, 6) OBP: 0.305, SLG: 0.417		F SI 93 B FC 89 B SI 92 S CH 85 F FF 95 S KC 81 2-3 ③ K			B KC 80 B SI 91 B SI 92 C FF 91 X FF 91 3-1 49 SH5-4 1B		C CH 86 X FF 95 0-1 E6 1-3	B FF 99 S CU 85 B CU 86 X FF 99 2-1 ③ 1-H 2-H 3-H 1B		4	0	2	1	0	1	1
49 Julio Teheran, R (1, 1) OBP: 0.222, SLG: 0.294 23 Adam Duvall, R (7, PH) OBP: 0.274, SLG: 0.368 58 Dan Winkler, R (8, 1) 48 Jonny Venters, L (8, 1) 46 Brad Brach, R (9, 1)			B FF 91 C FF 91 S SL 84 S SL 83 1-3 ① K		L FF 90 L FC 89 X FC 88 0-2 ② SH5-4 1-2		S FF 94 B FF 94 S FF 95 C FF 95 1-3 ③ K			1 1 0 0 0	0 0 0 0 0	0 0 0 0 0	0 0 0 0 0	1 1 0 0 0	0 2 0 0 0	0 0 0 0 0
Inning Stats	R: 1 E: 0 K: 0 S: 10 H: 2 LOB: 1 BB: 0 P: 15	R: 0 E: 0 K: 2 S: 9 H: 0 LOB: 0 BB: 0 P: 13	R: 0 E: 0 K: 1 S: 11 H: 1 LOB: 1 BB: 0 P: 17	R: 0 E: 0 K: 1 S: 7 H: 0 LOB: 0 BB: 0 P: 11	R: 0 E: 0 K: 0 S: 10 H: 1 LOB: 1 BB: 0 P: 17	R: 0 E: 0 K: 0 S: 7 H: 0 LOB: 0 BB: 0 P: 11	R: 0 E: 1 K: 2 S: 13 H: 1 LOB: 2 BB: 0 P: 20	R: 4 E: 1 K: 1 S: 22 H: 4 LOB: 2 BB: 1 P: 33		1B: 7 2B: 1 3B: 0 HR: 1	SF: 0 SAC: 2 DP: 0 HBP: 0		WP: 1 PB: 0 SB: 1 CS: 0	PA: 35		

	AB	32
	R	5
	H	9
	RBI	3
	BB	1
	SO	7
	LOB	13

PITCHER		IP	WLS	BF	H	R	ER	SO	BB	IBB	HBP	BLK	WP	HR	S	P	ERA	WHIP
49 Nick Kingham, R ERA: 4.7	(1, 1)	5.0		19	4	1	1	4	0	0	0	0	0	1	47	73	1.80	0.800
43 Steven Brault, L ERA: 4.33	(6, 1)	2.1	L	14	4	4	1	2	1	0	0	0	0	0	37	57	3.86	2.143
66 Dovydas Neverauskas, R ERA: 10.06	(8, 1)	0.2		2	1	0	0	1	0	0	0	0	1	0	5	7	0.00	1.500

PITCHER	IP	WLS	BF	H	R	ER	SO	BB	IBB	HBP	BLK	WP	HR	S	P	ERA	WHIP

Batter	1	2	3	4	5	6	7	8	9	AB	R	H	RBI	BB	SO	LOB
50 Mookie Betts, R (1, 8) (9, 9) OBP: 0.426, SLG: 0.631	B FF 92 C FF 93 C CU 76 S CU 78 1-3 K		C CU 76 X SI 96 0-1 G4-3		C SI 94 X SI 94 0-1 16 1B 3-H 1B		B FF 95 B CU 79 C SL 87 F CH 86 X FF 94 2-2 G6-3		B FF 94 B FF 95 C SL 82 X FF 95 2-1 L9	5	0	1	1	0	1	1
16 Andrew Benintendi, L (1, 7) OBP: 0.372, SLG: 0.483	B SI 93 B SI 94 B SI 93 B SI 93 4-0 28 G6-4-3 BB			X CU 73 0-0 G4-3	1 SAFE 1 SAFE F FF 93 X CU 83 0-1 1-3 1B			B CU 77 B CU 77 C FF 95 C FF 95 X SL 89 2-2 G6-3	S FF 94 B FF 95 B FF 95 F FF 94 X CH 88 2-2 1-3 2 2B 2B	4	1	2	0	1	0	0
28 J.D. Martinez, R (1, 9) OBP: 0.407, SLG: 0.644 46 Craig Kimbrel, R (9, 1)	B FF 94 D CU 77 X SI 95 2-0 G6-4-3 1-2f			C SI 93 B CU 75 B SI 94 F FF 94 F FF 95 F CU 77 S FS 86 2-3 K	B FF 95 X FS 85 1-0 F9			B CU 78 X FF 96 1-0 36 E 18 BB 5 1B 1B	0-0 2 2B 36 SF8 IBB	4 0	2 0	1 0	0 0	1 0	1 0	3 0
2 Xander Bogaerts, R (1, 6) OBP: 0.350, SLG: 0.510		C FF 92 X CU 75 0-1 G1-3		C SI 94 C SI 95 S CU 78 0-3 K		B FF 93 X FF 93 1-0 F9		C FF 96 S CU 78 S CU 78 0-3 K	C SL 82 S SL 82 F FF 97 X SL 85 0-2 1-3 2-H 3-H 2B	5	0	1	2	0	2	1
18 Mitch Moreland, L (1, 3) OBP: 0.326, SLG: 0.455		B SI 92 S FS 83 B FS 85 B FS 83 B SI 93 4-1 36 FC6-4 BB			C CU 73 S FS 81 S FS 83 0-3 K	X FF 94 0-0 1B		B CU 78 D FF 96 F FF 96 B CU 79 B FF 96 4-1 36 E 5 1B 1-2 BB	0-0 IBB	2	1	1	0	3	1	0
36 Eduardo Núñez, R (1, 5) OBP: 0.285, SLG: 0.389		F SI 92 X SI 94 0-1 FC6-4 1-2f			F SI 92 X CU 76 0-1 5 2B 2B	C SL 85 D SL 86 S SL 87 S SL 87 1-3 K		C CU 78 X FF 97 0-1 FC3 5 1B 1-2 2-3	S FF 95 X FF 96 0-1 SF8 3-H	4	1	1	1	0	1	4
5 Ian Kinsler, R (1, 4) OBP: 0.311, SLG: 0.407		C CU 74 F SI 94 S FF 96 0-3 K			X SI 94 0-0 7 2B 2-H 2B	C FF 96 X SL 86 0-1 G5-3		D CU 78 F FF 96 X FF 96 1-1 1-2 2-H 3-H 1B	C SL 82 B FF 95 B FF 95 X FF 94 2-1 L9	5	1	2	3	0	1	4
7 Christian Vázquez, R (1, 2) OBP: 0.248, SLG: 0.298			B SI 92 C SI 92 X CU 76 1-1 L8		C CU 75 D CU 77 C CU 75 B FF 94 X CU 76 2-2 23 G4-3 50 1B 2-H 2B		C FF 93 B SL 85 X SL 87 1-1 G4-3	C CU 77 B CU 76 B FF 96 B CU 76 F FF 96 X CU 78 3-2 F8		4	1	1	1	0	0	2
17 Nathan Eovaldi, R 44 Brandon Workman, R 23 Blake Swihart, S 35 Steven Wright, R 56 Joe Kelly, R 59 Sam Travis, R 70 Ryan Brasier, R 37 Heath Hembree, R 32 Matt Barnes, R 12 Brock Holt, L 19 Jackie Bradley Jr., L			B FF 91 C FF 92 C FF 92 B CU 75 B FF 93 C FF 92 3-3 K		C CU 74 F FS 82 B FS 84 B FF 94 B CU 76 X FS 79 3-2 G4-3 2-3		X FF 94 0-0 G5-3		C FF 95 S FF 95 F FF 95 B FF 96 B CH 88 B CH 86 B FF 95 4-2 16 2B 2 2B BB	1 0 0 0 0 1 0 0 0 0 0 0 0 0 1 0 0 0 0 0 1 0 0 0 0 0 0 0 0 0 0 0 0 0 0 1 0 0 0 0 0 0 0 0 0 0 0 0 0 0 0 0 0 0 0 0 0 0 0 0 0 0 0 0 1 0 0 1 0 0 0 0 0 0 0 0 0						

Inning Stats									
	R: 0 E: 0 K: 1 S: 4	H: 0 LOB: 0 BB: 1 P: 11	R: 0 E: 0 K: 1 S: 8	H: 0 LOB: 1 BB: 1 P: 12	R: 0 E: 0 K: 1 S: 7	H: 0 LOB: 0 BB: 0 P: 11	R: 0 E: 0 K: 2 S: 9	H: 0 LOB: 0 BB: 0 P: 11	R: 3 E: 0 K: 1 S: 17	H: 5 LOB: 2 BB: 0 P: 23	R: 0 E: 0 K: 1 S: 7	H: 1 LOB: 1 BB: 0 P: 9	R: 0 E: 0 K: 0 S: 6	H: 0 LOB: 0 BB: 0 P: 9	R: 2 E: 1 K: 1 S: 15	H: 2 LOB: 2 BB: 1 P: 26	R: 3 E: 0 K: 0 S: 16	H: 2 LOB: 2 BB: 3 P: 26	1B: 5 2B: 5 3B: 0 HR: 0	SF: 1 SAC: 0 DP: 1 HBP: 0	WP: 0 PB: 0 SB: 0 CS: 0	PA: 43

PITCHER		IP	WLS	BF	H	R	ER	SO	BB	IBB	HBP	BLK	WP	HR	S	P	ERA	WHIP
62 Touki Toussaint, R ERA: 3.38	(1, 1)	4.2	L	19	4	3	3	6	2	0	0	0	0	0	42	64	5.79	1.286
39 Sam Freeman, L ERA: 4.8	(5, 1)	0.2		4	2	0	0	0	0	0	0	0	0	0	5	7	0.00	3.000
64 Luke Jackson, R ERA: 3.67	(6, 1)	0.2		2	0	0	0	1	0	0	0	0	0	0	5	6	0.00	0.000
51 Shane Carle, R ERA: 3.05	(7, 1)	1.0		3	0	0	0	0	0	0	0	0	0	0	6	9	0.00	0.000
63 Jesse Biddle, L ERA: 2.28	(8, 1)	1.0		7	2	2	0	1	1	0	0	0	0	0	15	26	0.00	3.000

PITCHER		IP	WLS	BF	H	R	ER	SO	BB	IBB	HBP	BLK	WP	HR	S	P	ERA	WHIP
72 Bryse Wilson, R ERA: 4.5	(9, 1)	1.0		8	2	3	3	0	1	2	0	0	0	0	16	26	27.00	3.000

TOP

Boston Red Sox @ Atlanta Braves

SunTrust Park, Atlanta, GA

Mon Sep 03 2018, 1:08 PM - 4:49 PM EDT

Att. 40,394 - Sunny - 83 F

livebaseballscorecards.com

AB	36
R	8
H	10
RBI	8
BB	6
SO	8
LOB	16

Batter	1	2	3	4	5	6	7	8	9	AB	R	H	RBI	BB	SO	LOB
13 Ronald Acuña Jr., R (1, 7) OBP: 0.357, SLG: 0.568	S FF 98 B FF 99 C FC 92 B FF 100 F FS 92 C FF 101 2-3 K ①		B FC 94 S FC 91 B FF 97 S FC 92 S FF 97 2-3 K ①	B FF 89 B FC 86 X FC 85 2-0 P4 ③		C SL 89 X SL 89 0-1 G5-3 ③		F KC 86 B FF 97 C FF 97 B FF 96 D KC 87 S KC 85 3-3 K ②		5	0	0	0	0	3	4
11 Ender Inciarte, L (1, 8) OBP: 0.318, SLG: 0.370	C FC 96 S FS 92 B FF 100 B FC 94 F FS 90 B FF 100 B FC 95 4-2 17 BB 5 BB BB		B FC 92 B CU 78 B FS 90 C FF 99 F FF 99 F FF 98 X FC 93 3-2 G4-3 ②		C FF 85 F KN 78 B KN 79 F KN 79 H KN 79 2-2 5 FC4-5 HBP		S SL 87 B SL 86 B SI 98 C SI 97 F FF 97 X FF 97 2-2 17 1B 22 1B 24 SF9 1B	B FF 96 D KC 86 B KC 84 C FF 97 X FF 97 3-1 F9 ③		3	1	1	0	1	0	1
5 Freddie Freeman, L (1, 3) OBP: 0.388, SLG: 0.502	S FC 93 1 SAFE B FF 98 S FF 98 F FF 98 F FC 94 B FF 98 B FC 93 F FS 91 4-2 F FC 84 1 SAFE B FS 87 17 BB 1-2 BB		F FC 94 X FF 98 0-1 1B		B KN 76 F KN 78 B KN 77 F KN 77 F KN 72 X KN 78 2-2 FC4-5 ① 22 FC6-4 1-2f		B SI 97 1 SAFE X SI 97 1-0 L7 ①		B FF 99 X FF 99 1-0 G4-3 ①	4	0	1	0	1	0	2
22 Nick Markakis, L (1, 9) OBP: 0.367, SLG: 0.462	B FC 94 S FC 92 C FF 95 S FF 96 1-3 K ②		C FC 91 B FS 87 B FF 96 F FC 92 X FF 95 2-2 G4-3 ③		C KN 78 X KN 78 0-1 FC6-4 ② 17 1B 1-2f		1 SAFE 1 SAFE S FF 96 S CH 88 F FF 98 D SL 86 F FF 97 B FF 96 X SL 83 2-2 24 SF9 17 1B 1-2 1B		B KC 88 B KC 88 B FF 99 C FF 98 C FF 98 F FF 99 B FF 98 4-2 24 DI BB	4	0	1	0	1	1	4
17 Johan Camargo, S (1, 5) OBP: 0.358, SLG: 0.459	B FC 92 F FS 88 S FF 96 B FF 96 F FC 93 B FS 90 F FF 99 F FC 94 B FS 86 4-2 24 FC6-4 1-2 2-3 BB			B FC 91 B FS 88 F FC 93 B FS 85 F FC 92 F FF 98 B FF 98 4-2 1 F9 24 1B 62 FC3-2 BB	C KN 79 F KN 79 F FF 88 B KN 78 X KN 78 1-2 1-3 1B		C FF 96 B FF 96 D SL 86 X SL 85 2-1 1-2 2-3 1B		B FF 98 F FF 98 B FF 99 F FF 98 F FF 99 C KC 88 2-3 K ②	3	0	2	0	2	1	1
24 Kurt Suzuki, R (1, 2) OBP: 0.325, SLG: 0.424	C FC 92 B FF 97 X FC 92 1-1 FC6-4 ③ 1-2f			B FC 92 X FF 97 1-0 62 FC3-2 7 BB 1-2 1B	C KN 78 B KN 79 F KN 73 F KN 79 X KN 71 1-2 G4-3 ③		B SL 85 F SL 84 F FF 97 X FF 97 1-2 SF9 ② 2-3 3-H		C KC 86 X FF 99 0-1 F9 ③ 1-2	4	0	1	1	0	0	6
1 Ozzie Albies, S (1, 4) OBP: 0.312, SLG: 0.469		S SL 88 B FF 95 B FS 88 X FS 88 2-1 L3 ①		S FF 94 B FF 95 S FC 91 B FF 95 F FF 97 X FC 92 2-2 F9 ① 2-3		B KC 82 X FF 97 1-0 HR	S CU 82 B FF 94 F SL 89 S FF 94 1-3 K ③			4	1	1	1	0	1	4
7 Dansby Swanson, R (1, 6) OBP: 0.307, SLG: 0.416		B FF 96 X FF 98 1-0 G6-3 ②		D FC 85 S FC 86 F FF 90 1 SAFE D KC 80 F KC 79 B FF 91 D KC 80 4-2 62 FC3-2 1-2 BB		B FF 99 C FF 98 C SL 89 B SL 86 B FF 100 F FF 99 F FF 99 X FF 99 3-2 G4-3 ①		C FF 95 F FF 96 F FF 96 B KC 86 X FF 98 1-2 20 G2-3 20 S 1B		3	0	1	0	1	0	0
62 Touki Toussaint, R (1, 1) 39 Sam Freeman, R (5, 1) 64 Luke Jackson, R (6, 1) 8 Preston Tucker, L (6, PH) OBP: 0.300, SLG: 0.426 51 Shane Carle, R (7, 1) 63 Jesse Biddle, L (8, 1) OBP: 0.500, SLG: 1.000 20 Lucas Duda, L (8, PH) OBP: 0.309, SLG: 0.413 72 Bryse Wilson, R (9, 1)		C FF 97 F FF 97 B FC 94 F FF 97 F FC 93 F FS 88 S FF 99 1-3 K ③		D FC 86 X FF 90 1-0 FC3-2 ② 1-2 2-3 3-Hf		C KC 85 X KC 85 0-1 G3-1 ②		C KC 85 B FF 96 S FF 97 X KC 86 1-2 G2-3 ① 1-3		2 0 0 1 0 0 0 1	0 0 0 0 0 0 0 0	0 0 0 0 0 0 0 0	0 0 0 0 0 0 0 0	1 0 0 0 0 0 0 0	3 0 0 0 0 0 0 1	
Inning Stats	R: 0 E: 0 K: 2 S: 23 H: 0 LOB: 3 BB: 3 P: 39	R: 0 E: 0 K: 1 S: 9 H: 0 LOB: 0 BB: 0 P: 13	R: 0 E: 0 K: 1 S: 12 H: 1 LOB: 1 BB: 0 P: 19	R: 0 E: 0 K: 0 S: 13 H: 1 LOB: 3 BB: 2 P: 27	R: 0 E: 0 K: 0 S: 17 H: 1 LOB: 2 BB: 0 P: 23	R: 1 E: 0 K: 0 S: 10 H: 1 LOB: 0 BB: 0 P: 14	R: 1 E: 0 K: 1 S: 18 H: 3 LOB: 2 BB: 0 P: 27	R: 0 E: 0 K: 1 S: 12 H: 1 LOB: 1 BB: 0 P: 20	R: 0 E: 0 K: 1 S: 10 H: 0 LOB: 1 BB: 1 P: 17							

BOTTOM

Boston Red Sox @ Atlanta Braves

SunTrust Park, Atlanta, GA

Mon Sep 03 2018, 1:08 PM - 4:49 PM EDT

Att. 40,394 - Sunny - 83 F

livebaseballscorecards.com

AB	34
R	2
H	8
RBI	2
BB	6
SO	7
LOB	26

1B: 7 SF: 1
2B: 0 SAC: 0
3B: 0 DP: 0
HR: 1 HBP: 1

WP: 0 PA: 42
PB: 0
SB: 1
CS: 0

PITCHER		IP	WLS	BF	H	R	ER	SO	BB	IBB	HBP	BLK	WP	HR	S	P	ERA	WHIP
17 Nathan Eovaldi, R ERA: 4.2	(1, 1)	3.1		16	2	0	0	4	4	0	0	0	0	0	52	86	0.00	1.800
44 Brandon Workman, R ERA: 2.41	(4, 1)	0.2	W	3	0	0	0	0	1	0	0	0	0	0	5	12	0.00	1.500
35 Steven Wright, R ERA: 3.29	(5, 1)	1.0		5	1	0	0	0	0	0	1	0	0	0	17	23	0.00	1.000
56 Joe Kelly, R ERA: 3.81	(6, 1)	1.0	H	4	1	1	1	0	0	0	0	0	0	1	10	14	9.00	1.000
70 Ryan Brasier, R ERA: 1.5	(7, 1)	0.2	H	5	3	1	1	0	0	0	0	0	0	0	15	23	13.50	4.500

PITCHER		IP	WLS	BF	H	R	ER	SO	BB	IBB	HBP	BLK	WP	HR	S	P	ERA	WHIP
37 Heath Hembree, R ERA: 4.0	(7, 1)	0.1	H	1	0	0	0	1	0	0	0	0	0	0	3	4	0.00	0.000
32 Matt Barnes, R ERA: 3.39	(8, 1)	1.0	H	4	1	0	0	1	0	0	0	0	0	0	12	20	0.00	1.000
46 Craig Kimbrel, R ERA: 2.5	(9, 1)	1.0		4	0	0	0	1	1	0	0	0	0	0	10	17	0.00	1.000

Boston Red Sox @ Atlanta Braves

SunTrust Park, Atlanta, GA

Tue Sep 04 2018, 7:35 PM - 10:38 PM EDT

Att. 35,333 - Partly Cloudy - 83 F

TOP

livebaseballscorecards.com

Batter	1	2	3	4	5	6	7	8	9	AB	R	H	RBI	BB	SO	LOB
50 Mookie Betts, R (1, 9) OBP: 0.426, SLG: 0.627	B FF 94 X FF 96 1-0 ① F9		B FF 95 C CH 88 B CH 88 B CH 87 B FF 95 4-1 5 S BB		C CU 80 B CH 88 B FF 94 B FF 95 S CH 89 B FF 95 4-2 2 BB 28 1B 25 1B 1-2 BB	B FF 94 B SL 87 B FF 95 C FF 95 C SL 86 X SL 87 3-2 ① G5-3 1-2		C KC 79 B SL 85 B SL 84 X FF 94 2-1 ① F9		3	1	0	0	2	0	1
5 Ian Kinsler, R (1, 4) OBP: 0.312, SLG: 0.406	B FF 96 X FF 95 1-0 ② F8		D CU 80 B CH 88 C FF 94 B FF 94 X FF 94 3-1 ③ G6-3 1-2		B CU 81 B CH 88 F FF 94 X FF 94 2-1 ① F9	X SL 87 0-0 2 BB 25 1B 2-3 1B		B KC 79 B FF 94 B FF 94 C FF 93 B FF 95 4-1 2 S BB		4	1	1	0	1	0	3
28 J.D. Martinez, R (1, 7) OBP: 0.407, SLG: 0.641	B FF 95 F CH 89 F FF 95 S FF 95 1-3 ③ K			C CU 78 B FF 93 B FF 94 B FF 93 D CH 87 4-1 2 2B BB	X CH 88 0-0 25 1B 2 BB 36 G5-3 1-2 2-3 1B	B FF 95 C SL 86 B SL 88 1 SAFE X SL 88 2-1 ② P3		C FF 94 B KC 79 D KC 81 X FF 94 2-1 ② F9		4	1	1	0	1	1	3
2 Xander Bogaerts, R (1, 6) OBP: 0.353, SLG: 0.511		B FF 93 B CH 86 C CH 87 S FF 94 X CH 88 2-2 ① L5		B FF 95 B FF 94 X FF 94 2-0 1-3 2B	D CU 80 C CU 81 B CU 79 B FF 95 B CH 88 4-1 36 G5-3 25 1B 1-2 2-3 3-H BB	B SL 88 B SL 88 C SL 87 D FF 94 B SL 87 4-1 25 1B 1-2 BB		S FF 94 B KC 81 X KC 81 1-1 ③ F7 1-2		3	0	1	1	2	0	1
25 Steve Pearce, R (1, 3) OBP: 0.385, SLG: 0.531		B FF 94 B CU 79 S CH 87 S CH 86 X CH 87 2-2 1B		B CU 80 B CH 88 B CH 88 B FF 94 4-0 BB	B FF 94 F FF 94 B CH 86 X FF 94 2-1 36 G5-3 1-2 2-3 3-H 1B	B FF 96 X FF 96 1-0 1-2 2-H 3-H 1B			C FF 95 B CH 87 F FF 95 B FF 94 T FF 95 2-2 ① K	4	0	3	3	1	1	0
36 Eduardo Núñez, R (1, 5) OBP: 0.282, SLG: 0.385		B CU 78 B FF 95 D CH 88 X FF 95 3-0 ② L6		F FF 96 D CU 80 X CU 79 1-1 ① P6	C SL 88 X SL 88 0-1 ② G5-3 1-2 2-3 3-H	C SL 88 F SL 88 S SL 88 0-3 ③ K			B SL 86 X FF 95 1-0 ② P6	5	0	0	1	0	1	8
19 Jackie Bradley Jr., L (1, 8) OBP: 0.308, SLG: 0.402		X FF 95 0-0 ③ F9		C SL 83 B FF 96 F SL 83 C SL 84 1-3 ② K	0-0 IBB	B FF 95 S FF 94 B KC 80 C FF 93 S KC 81 2-3 ① K			F CH 87 B CH 86 F FF 95 B FF 96 X FF 96 2-2 2B	4	0	1	0	1	2	4
3 Sandy León, S (1, 2) OBP: 0.251, SLG: 0.302			C FF 93 B CU 78 C CU 77 X FF 96 1-2 ① G4-3	B CU 79 X FF 96 1-0 ③ L8	B FF 94 S CH 87 B CU 82 B FF 96 F FF 94 S CH 88 3-3 ③ K	C FF 95 B CH 84 F CH 83 B FF 95 B CH 82 S FF 95 3-3 ② K			S FF 96 S FF 96 D CH 87 X FF 97 1-2 ③ G1-4-3	5	0	0	0	0	2	7
22 Rick Porcello, R (1, 1) OBP: 0.429, SLG: 0.714 11 Rafael Devers, L (6, PH) OBP: 0.300, SLG: 0.422 35 Steven Wright, R (6, 1) 12 Brock Holt, L (7, PH) OBP: 0.348, SLG: 0.362 56 Joe Kelly, R (7, 1) 70 Ryan Brasier, R (8, 1) 37 Heath Hembree, R (9, 1)			C FF 95 S FF 95 X FF 94 0-2 ② G6-3		X FF 93 0-0 28 1B 50 BB 2 BB 1B	B CU 83 B CU 83 B FF 95 B FF 95 4-0 5 1B 50 G5-3 25 1B BB	C FF 94 B SL 86 B CH 83 X FF 95 2-1 ③ G3			2 0 0 1 0 0 0	1 1 0 0 0 0 0	1 0 0 0 0 0 0	0 0 0 0 0 0 0	0 1 0 0 0 0 0	0 0 0 0 0 0 0	0 0 0 0 0 0 0
Inning Stats	R: 0 E: 0 K: 1 S: 5 H: 0 LOB: 0 BB: 0 P: 8	R: 0 E: 0 K: 0 S: 8 H: 1 LOB: 1 BB: 0 P: 15	R: 0 E: 0 K: 0 S: 9 H: 0 LOB: 1 BB: 1 P: 17	R: 0 E: 0 K: 1 S: 8 H: 1 LOB: 3 BB: 2 P: 21	R: 3 E: 0 K: 1 S: 14 H: 3 LOB: 3 BB: 3 P: 29	R: 2 E: 0 K: 1 S: 11 H: 2 LOB: 2 BB: 2 P: 25	R: 0 E: 0 K: 2 S: 8 H: 0 LOB: 0 BB: 0 P: 15	R: 0 E: 0 K: 0 S: 7 H: 0 LOB: 1 BB: 1 P: 16	R: 0 E: 0 K: 1 S: 10 H: 1 LOB: 1 BB: 0 P: 16	1B: 6 2B: 2 3B: 0 HR: 0 SF: 0 SAC: 0 DP: 0 HBP: 0						

	AB	35
	R	5
	H	8
	RBI	5
	BB	9
	SO	7
	LOB	27

WP: 0 PA: 44
PB: 0
SB: 2
CS: 0

PITCHER		IP	WLS	BF	H	R	ER	SO	BB	IBB	HBP	BLK	WP	HR	S	P	ERA	WHIP
15 Sean Newcomb, L ERA: 3.92	(1, 1)	4.1	L	22	4	3	3	2	5	0	0	0	0	0	37	78	6.23	2.077
51 Shane Carle, R ERA: 3.02	(5, 1)	0.2		4	1	0	0	1	0	1	0	0	0	0	7	12	0.00	1.500
64 Luke Jackson, R ERA: 4.08	(6, 1)	1.0		7	2	2	2	1	2	0	0	0	0	0	11	25	18.00	4.000
73 Kyle Wright, R ERA:	(7, 1)	2.0		7	0	0	0	2	1	0	0	0	0	0	15	31	0.00	0.500
46 Brad Brach, R ERA: 3.64	(9, 1)	1.0		4	1	0	0	1	0	0	0	0	0	0	10	16	0.00	1.000

PITCHER	IP	WLS	BF	H	R	ER	SO	BB	IBB	HBP	BLK	WP	HR	S	P	ERA	WHIP

Boston Red Sox @ Atlanta Braves

SunTrust Park, Atlanta, GA

Tue Sep 04 2018, 7:35 PM - 10:38 PM EDT

Att. 35,333 - Partly Cloudy - 83 F

BOTTOM

Batter	1	2	3	4	5	6	7	8	9	AB	R	H	RBI	BB	SO	LOB
13 Ronald Acuña Jr., R (1, 7) OBP: 0.355, SLG: 0.563	C FF 92 B FF 93 B SL 85 X SL 85 2-1 G5-3 ①		S SL 84 F SL 84 B FF 92 S FF 92 1-3 K ①		C SI 91 F FF 91 B SL 83 F SL 84 X FF 90 1-2 L9 ①		B FF 98 S FF 98 F SL 88 F FF 99 B KC 86 F FF 100 F CH 89 B CH 89 B FF 99 4-2 BB			3	0	0	0	1	1	1
11 Ender Inciarte, L (1, 8) OBP: 0.316, SLG: 0.367	B SI 89 B FF 92 X FF 91 2-0 F8 ②		B CU 74 B CH 80 C SL 86 F CH 82 X SI 89 2-2 F8 ②		S CU 76 F FF 91 F FF 91 B SI 90 F CU 75 X FF 91 1-2 F8 ②		S CH 90 F FF 99 S KC 85 0-3 K ②			4	0	0	0	0	1	2
5 Freddie Freeman, L (1, 3) OBP: 0.387, SLG: 0.500	C FF 93 S FF 92 F SI 91 F SI 93 F SI 91 F SL 87 X FF 93 0-2 P5 ③		C CU 77 F SL 87 B FF 91 F FF 92 F FF 92 X SL 83 1-2 22 BB 1B		B FF 91 S CU 75 X FF 91 1-1 L8 ③		B CH 90 X KC 85 1-0 G6-3 ③			4	0	1	0	0	0	2
22 Nick Markakis, L (1, 9) OBP: 0.368, SLG: 0.461		B FF 91 B FF 91 C SI 88 X FF 92 2-1 L8 ①	B FF 90 B SL 85 B CH 82 C SI 88 B FF 90 4-1 1-2 BB			C KN 77 B KN 71 F KN 77 B KN 78 F KN 78 X KN 77 2-2 F7 ①		F FF 96 B FF 93 X FF 97 1-1 17 G1-6-3 1B		3	0	1	0	1	0	0
17 Johan Camargo, S (1, 5) OBP: 0.354, SLG: 0.454		B FF 92 B CH 81 C CH 81 S SL 85 F SI 90 X CH 81 2-2 F9 ②	C CU 74 F CU 75 B FF 92 F FF 92 S FF 91 1-3 K ③			B KN 77 B SI 86 X KN 75 2-0 G5-3 ②		S SL 83 S SL 84 X FF 97 0-2 G1-6-3 1-2f ①②		4	0	0	0	0	1	3
24 Kurt Suzuki, R (1, 2) OBP: 0.328, SLG: 0.439 73 Kyle Wright, R (7, 1) 20 Lucas Duda, L (8, PH) OBP: 0.308, SLG: 0.411 46 Brad Brach, R (9, 1)		S SL 85 B SL 84 B SL 86 F CH 81 F FF 93 X SI 91 2-2 HR		B CU 75 C CU 75 F FF 90 X SL 83 1-2 G4-3 ①		C KN 76 X KN 78 0-1 2B		C CH 88 F SL 86 S FF 97 0-3 K ③		3 0 1	1 0 0	2 0 0	1 0 0	0 0 0	0 0 1	0 0 0
1 Ozzie Albies, S (1, 4) OBP: 0.312, SLG: 0.466		B CH 82 B CH 81 F CH 81 F FF 91 X SL 86 2-2 E4 7 HBP		F CU 77 B FF 90 B CH 81 F CH 80 S FF 90 2-3 K ②		B KN 77 C KN 77 B KN 77 B KN 76 B KN 77 4-1 BB			F FF 93 F CU 81 B FF 95 B CU 83 C SL 90 2-3 K ①	3	0	0	0	1	2	0
7 Dansby Swanson, R (1, 6) OBP: 0.308, SLG: 0.416 8 Charlie Culberson, R (2, PR) OBP: 0.326, SLG: 0.492 (3, 6)		B SI 89 C SL 85 1 SAFE F SL 86 B SI 90 H SL 86 3-2 1-2 HBP		C SI 89 S SL 84 S SL 83 0-3 K ③		C KN 76 F KN 72 F CU 68 F KN 79 S KN 78 0-3 K ③			X SL 92 0-0 G5-3 ②	0 3	0 0	0 0	0 0	0 0	0 2	0 2
15 Sean Newcomb, L (1, 1) OBP: 0.070, SLG: 0.071 51 Shane Carle, R (5, 1) 8 Preston Tucker, L (5, PH) OBP: 0.304, SLG: 0.426 64 Luke Jackson, R (6, 1) 12 René Rivera, R (7, 2) OBP: 0.281, SLG: 0.429		B FF 90 S FF 89 C FF 90 F FF 91 B FF 92 S FF 92 2-3 K ③		C FF 88 B CU 74 H CU 76 2-1 HBP			C FF 97 S FF 98 S FF 98 0-3 K ①		S FF 93 B FF 95 F SL 90 S FF 96 1-3 K ③	1 0 0 0 2	0 0 0 0 0	0 0 0 0 0	0 0 0 0 0	0 0 0 0 0	1 0 0 0 2	2 0 0 0 0
Inning Stats	R: 0 E: 0 K: 0 S: 10 H: 0 LOB: 0 BB: 0 P: 14	R: 1 E: 1 K: 1 S: 19 H: 1 LOB: 2 BB: 0 P: 32	R: 0 E: 0 K: 2 S: 16 H: 1 LOB: 2 BB: 1 P: 25	R: 0 E: 0 K: 2 S: 9 H: 0 LOB: 0 BB: 0 P: 12	R: 0 E: 0 K: 0 S: 12 H: 0 LOB: 1 BB: 0 P: 17	R: 0 E: 0 K: 1 S: 13 H: 1 LOB: 2 BB: 1 P: 21	R: 0 E: 0 K: 2 S: 12 H: 0 LOB: 1 BB: 1 P: 17	R: 0 E: 0 K: 1 S: 8 H: 1 LOB: 0 BB: 0 P: 9	R: 0 E: 0 K: 2 S: 7 H: 0 LOB: 0 BB: 0 P: 10	1B: 2 2B: 1 3B: 0 HR: 1 SF: 0 SAC: 0 DP: 1 HBP: 2						

livebaseballscorecards.com

AB	31
R	1
H	4
RBI	1
BB	3
SO	11
LOB	12

WP: 0 PB: 0 SB: 0 CS: 0 PA: 36

PITCHER		IP	WLS	BF	H	R	ER	SO	BB	IBB	HBP	BLK	WP	HR	S	P	ERA	WHIP
22 Rick Porcello, R ERA: 4.2	(1, 1)	5.0	W	21	2	1	1	5	1	0	2	0	0	0	66	100	1.80	0.600
35 Steven Wright, R ERA: 3.21	(6, 1)	1.0		5	1	0	0	1	1	0	0	0	0	0	13	21	0.00	2.000
56 Joe Kelly, R ERA: 3.75	(7, 1)	1.0		4	0	0	0	2	1	0	0	0	0	0	12	17	0.00	1.000
70 Ryan Brasier, R ERA: 1.44	(8, 1)	1.0		3	1	0	0	1	0	0	0	0	0	0	8	9	0.00	1.000
37 Heath Hembree, R ERA: 3.93	(9, 1)	1.0		3	0	0	0	2	0	0	0	0	0	0	7	10	0.00	0.000

PITCHER	IP	WLS	BF	H	R	ER	SO	BB	IBB	HBP	BLK	WP	HR	S	P	ERA	WHIP

Batter	1	2	3	4	5	6	7	8	9	AB	R	H	RBI	BB	SO	LOB
19 Jackie Bradley Jr., L OBP: 0.307, SLG: 0.400 50 Mookie Betts, R OBP: 0.425, SLG: 0.626	(1, 8) (8, PH) (8, 8)	F SI 96 B SI 97 X SL 89 1-1 F7	B SL 85 B CH 86 C SL 85 S SL 84 B SL 87 F SL 86 F CH 88 X SI 96 3-2 G6-3		F FF 97 X SI 96 0-1 G4-3			C FC 90 X FC 89 0-1 23 2B 16 1B 1-2 2-3 1B B FC 94 B FC 92 C FF 94 C FF 96 A FF 98 A FC 92 2-3 K		4 1	1 0	1 0	0 0	0 0	0 1	0 3
23 Blake Swihart, S OBP: 0.275, SLG: 0.301	(1, 9)	X FF 98 0-0 F8	B SL 87 B SL 86 C FF 96 S FF 96 F SL 85 S FF 97 2-3 K			C FF 92 B FF 94 F FF 95 B FF 95 S SL 86 2-3 K		C FC 91 B FC 90 B FF 94 X FC 90 2-1 16 1B 25 SF7 1-3 2-H 3-H 2B	B FF 97 F FC 93 B FF 98 S FF 97 F FF 98 X FC 93 2-2 P4	5	1	1	2	0	2	0
16 Andrew Benintendi, L OBP: 0.373, SLG: 0.484	(1, 7)	C FF 97 B SI 97 T CU 82 F FF 98 X SL 88 1-2 F8	F CU 81 X CH 87 0-1 E9 1B			C FF 95 F FF 96 B SI 96 B FF 96 C SL 87 2-3 K		S SL 85 S SI 93 X SI 94 0-2 0 E 5 1B 2-3 3-H 1B	C FC 92 F FC 91 F FC 90 X FF 98 0-2 0 HR 1B	5	2	3	1	0	1	0
18 Mitch Moreland, L OBP: 0.324, SLG: 0.452 25 Steve Pearce, R OBP: 0.382, SLG: 0.528	(1, 3) (8, PH) (8, 3)	C FF 94 B CH 86 B FF 96 F CU 81 S FF 97 2-3 K	X CU 81 0-0 F8			B SI 96 B CU 80 B SI 95 C FF 94 F SI 94 X FF 98 3-2 G3		B SI 94 1 SAFE B SI 94 C SI 94 X SI 94 2-1 SF7 3-H	B FF 96 C FF 98 1 SAFE 1 SAFE B CH 85 F FC 92 C FC 91 2-3 K	3 1	0 0	0 0	0 1	0 0	1 1	1 1
0 Brandon Phillips, R OBP: 0.600, SLG: 1.333	(1, 4) (8, 5)	B SL 88 B SL 87 F FF 96 F FF 97 B SI 98 B SL 88 4-2 11 1B 12 G3 BB	B SL 82 X FF 94 1-0 G6-3				B FF 94 F FF 94 B CU 77 B FF 95 F FF 95 B FF 95 4-2 11 G4-6-3 BB	C SL 85 S SL 86 1 SAFE F SL 86 B SI 94 X SL 86 1-2 E5 5 1B 1-3	1 SAFE X FF 95 0-0 1-H HR	3	3	1	2	2	0	1
11 Rafael Devers, L OBP: 0.300, SLG: 0.421 5 Ian Kinsler, R OBP: 0.313, SLG: 0.406	(1, 5) (8, PH) (8, 4)	X FF 96 0-0 12 G3 1-3 1B	X SI 96 0-0 G4-3				C FF 95 B CU 76 D SL 88 X FF 95 2-1 G4-6-3 1-2f	B FF 94 X FF 94 1-0 7 1B 2-H 3-H 1B	C FC 92 C CH 87 B FC 92 F FC 91 B FC 90 F CH 87 F FF 96 S FF 95 2-3 K	3 2	0 0	1 1	0 2	0 0	0 1	1 0
12 Brock Holt, L OBP: 0.345, SLG: 0.358 66 Bobby Poyner, L 36 Eduardo Núñez, R OBP: 0.282, SLG: 0.384 44 Brandon Workman, R 46 Craig Kimbrel, R	(1, 6) (7, 1) (8, PH) (8, 1) (9, 1)	C SL 88 D CU 79 F CH 84 1 SAFE B SL 88 B SI 98 X SL 89 3-2 G3 1-2 3-H	C FF 95 B SI 96 C SL 88 F CU 82 B SL 89 B SL 87 C FF 96 3-3 K				X FF 95 0-0 G4-3	1 SAFE B FF 94 F SL 85 B FF 95 F FF 95 D CH 86 1 SAFE X FF 95 3-2 F8		3 0 0 1 0 0	0 0 0 0 0 0	0 0 0 0 0 0	1 0 0 0 0 0	0 0 0 0 0 0	1 0 1 0 0 0	1 0 1 0 0 0
7 Christian Vázquez, R OBP: 0.257, SLG: 0.303	(1, 2)	0-0 IBB			B CU 80 C FF 95 B FF 96 S SL 86 X SL 87 2-2 G6-3			X CU 82 0-1 19 1B 30 1B 23 2B 1B X SL 86 0-0 2 BB 1-3 1B		3	1	2	0	1	0	0
76 Hector Velázquez, R 59 Sam Travis, R OBP: 0.238, SLG: 0.211 31 Drew Pomeranz, R 67 William Cuevas, S 30 Tzu-Wei Lin, L OBP: 0.275, SLG: 0.239 2 Xander Bogaerts, R OBP: 0.354, SLG: 0.511	(1, 1) (5, PH) (5, 1) (5, 1) (7, 6) (8, PH) (8, 6)	B FF 94 B FF 94 C FF 94 F FF 95 X FF 95 2-2 G4-3	B SL 85 C FF 96 B FF 96 C SL 86 X SL 87 2-2 F8					X FC 89 0-1 23 2B 19 1B 1-2 1B B FF 98 B FC 93 C FC 91 B FF 98 4-1 1-2 BB		1 1 0 0 1 0	0 0 0 0 1 0	0 0 0 0 1 0	0 0 0 0 0 0	0 0 0 0 0 0	0 0 0 0 0 0	2 0 0 0 0 0
Inning Stats		R: 0 E: 0 K: 0 S: 7 H: 0 LOB: 0 BB: 0 P: 9	R: 1 E: 0 K: 1 S: 12 H: 1 LOB: 2 BB: 2 P: 23	R: 0 E: 1 K: 1 S: 12 H: 1 LOB: 1 BB: 0 P: 17	R: 0 E: 0 K: 1 S: 6 H: 0 LOB: 0 BB: 0 P: 10	R: 0 E: 0 K: 0 S: 8 H: 0 LOB: 0 BB: 0 P: 12	R: 0 E: 0 K: 2 S: 9 H: 0 LOB: 0 BB: 0 P: 16	R: 0 E: 0 K: 0 S: 5 H: 0 LOB: 0 BB: 1 P: 11	R: 6 E: 1 K: 1 S: 28 H: 7 LOB: 3 BB: 1 P: 43	R: 2 E: 0 K: 2 S: 18 H: 2 LOB: 0 BB: 0 P: 24	1B: 9 2B: 1 3B: 0 HR: 1 SF: 1 SAC: 0 DP: 1 HBP: 0						WP: 0 PB: 0 SB: 0 CS: 0 PA: 42	

PITCHER		IP	WLS	BF	H	R	ER	SO	BB	IBB	HBP	BLK	WP	HR	S	P	ERA	WHIP
26 Mike Foltynewicz, R ERA: 2.75	(1, 1)	6.0		22	2	1	1	5	1	1	0	0	0	0	54	87	1.50	0.500
63 Jesse Biddle, L ERA: 2.24	(7, 1)	1.0		3	0	0	0	0	1	0	0	0	0	0	5	11	0.00	1.000
58 Dan Winkler, R ERA: 3.04	(8, 1)	0.0		4	4	4	4	0	0	0	0	0	0	0	8	10	∞	∞
48 Jonny Venters, L ERA: 2.63	(8, 1)	0.1	H	3	1	0	0	0	0	0	0	0	0	0	9	12	0.00	3.000
46 Brad Brach, R ERA: 3.62	(8, 1)	0.1	B	3	2	2	1	0	0	0	0	0	0	0	5	9	27.00	6.000

PITCHER		IP	WLS	BF	H	R	ER	SO	BB	IBB	HBP	BLK	WP	HR	S	P	ERA	WHIP
33 A.J. Minter, L ERA: 3.31	(8, 1)	1.1	L	7	2	2	2	3	1	0	0	0	0	1	24	36	13.50	2.250

TOP

Boston Red Sox @ Atlanta Braves

SunTrust Park, Atlanta, GA

Wed Sep 05 2018, 12:12 PM - 3:55 PM EDT

Att. 28,386 - Cloudy - 81 F

livebaseballscorecards.com

AB	37
R	9
H	11
RBI	9
BB	4
SO	8
LOB	11

BOTTOM

Boston Red Sox @ Atlanta Braves

SunTrust Park, Atlanta, GA

Wed Sep 05 2018, 12:12 PM - 3:55 PM EDT

Att. 28,386 - Cloudy - 81 F

livebaseballscorecards.com

Batter	1	2	3	4	5	6	7	8	9	AB	R	H	RBI	BB	SO	LOB
13 Ronald Acuña Jr., R (1, 7) OBP: 0.359, SLG: 0.570	B SL 83 X SI 89 1-0 HR		B SL 84 B CH 84 C CH 84 B CH 84 B CH 85 4-1 22 G6-3 BB		F SI 92 L FF 91 B FF 91 B KC 82 D KC 81 F FF 90 F KC 81 F FF 92 2-2 11 1B 22 1B BB B CU 81 C SL 85 B CH 85 S SI 89 2-3 K			C FC 87 B FF 92 S FC 87 B FF 92 F FC 87 S KC 80 2-3 K		3	2	1	1	2	2	2
11 Ender Inciarte, L (1, 8) OBP: 0.316, SLG: 0.371	X SI 88 0-0 22 1B 3B		1 SAFE X SI 91 0-0 F8		1 SAFE L FF 91 B FF 90 X FF 92 1-1 22 1B 24 FC6-4 1-3 1B	B CH 83 C CH 84 X SL 85 1-1 F7		B KC 80 X KC 80 1-0 L8		5	2	2	0	0	0	1
22 Nick Markakis, L (1, 9) OBP: 0.369, SLG: 0.461 58 Dan Winkler, R (8, 1) 48 Jonny Venters, L (8, 1) 46 Brad Brach, R (8, 1) 5 Freddie Freeman, L (8, 3) OBP: 0.388, SLG: 0.507	C FF 90 B FF 91 F FF 91 X FF 91 1-2 20 G1-6-3 17 1B 3-H 1B		1 SAFE B SI 90 C SI 90 1 SAFE B FF 90 1 SAFE C SL 86 X CH 86 2-2 G6-3 1-2		C KC 80 F KC 80 B FF 90 X FF 91 1-2 24 FC6-4 17 BB 1 3B 2-3 3-H 1B	B CH 82 C SL 84 F FF 91 B CH 84 X CH 82 2-2 L7		C FF 92 X FF 92 0-1 HR		4 0 0 0 1	1 0 0 0 1	2 0 0 0 1	2 0 0 0 1	0 0 0 0 0	0 0 0 0 0	1 0 0 0 0
17 Johan Camargo, S (1, 5) OBP: 0.357, SLG: 0.453 (8, 6) (9, 5)	X CH 85 0-0 20 G1-6-3 1-2 1B		X CH 87 0-0 G6-3		B FF 91 F KC 80 D KC 80 B KC 81 B KC 81 4-1 24 FC6-4 1-2 BB	C CU 78 S SL 84 B FF 91 H FF 91 2-2 27 BB HBP		C KC 81 B KC 81 B FC 87 X KC 80 2-1 G4-3		3	0	1	0	1	0	1
20 Lucas Duda, L (1, 3) OBP: 0.309, SLG: 0.410 24 Kurt Suzuki, R (5, PH) OBP: 0.327, SLG: 0.438 27 Ryan Flaherty, L (5, PR) OBP: 0.302, SLG: 0.301 (6, 3) (8, 5) 7 Dansby Swanson, R (9, 6) OBP: 0.308, SLG: 0.415	X CH 85 0-0 G1-6-3 1-2f 2-3			C SL 84 S CH 85 B CH 86 B SI 91 B FF 92 B CH 85 4-2 25 2B BB	F KC 80 B KC 81 B FF 90 X KC 81 2-1 FC6-4 1 3B 1-2f 2-3 3-H	B SL 84 B CH 80 D SI 90 C SI 90 B SI 90 4-1 1-2 BB		S KC 88 S KC 88 S KC 88 0-3 K	1 1 0 1	0 0 1 0	0 0 0 0	0 1 0 1	1 0 1 0	0 0 0 1	2 2 0 0
1 Ozzie Albies, S (1, 4) OBP: 0.311, SLG: 0.468	S CH 86 B FF 91 X CH 87 1-1 G3-1			C SL 86 X SL 86 0-1 P4	B FF 92 B SI 90 X KC 81 2-0 25 1B 1-H 3-H 3B	F CH 81 B SL 82 S SL 82 B FF 90 F CH 83 S SL 84 2-3 K		B KC 89 C KC 88 X FF 99 1-1 F8		5	1	1	2	0	1	4
25 Tyler Flowers, R (1, 2) OBP: 0.358, SLG: 0.351 62 Touki Toussaint, R (9, PR)			C SL 82 F SL 85 B SI 92 B SL 86 S CH 84 2-3 K	F SL 85 C SL 86 F SI 92 X SL 84 0-2 1-H 2B	C CU 80 C CU 80 B FF 91 X SL 85 1-2 8 BB 3-H 1B		C CH 80 B FF 89 X CH 81 1-1 L8	B FF 100 C FF 99 B FF 100 B KC 89 C KC 88 B KC 89 4-2 BB		4 0	0 0	2 0	1 0	1 0	1 0	0 0
8 Charlie Culberson, R (1, 6) OBP: 0.328, SLG: 0.488 (8, 9) 18 Lane Adams, R (9, 9) OBP: 0.364, SLG: 0.389			C SL 82 S SL 86 B SL 86 B SI 92 F CH 83 B SL 84 F SL 84 X SI 91 3-2 L9	0-0 IBB	B SL 83 B FF 90 B SL 86 T FF 91 F SI 90 B SL 84 4-2 1-2 BB	C CU 74 F FF 90 S FF 91 0-3 K		B KC 89 S FF 99 B KC 88 F FF 99 B FF 99 S FF 98 3-3 K		2 1	0 0	0 0	0 0	2 0	1 1	0 1
26 Mike Foltynewicz, R (1, 1) OBP: 0.059, SLG: 0.078 63 Jesse Biddle, L (7, 1) OBP: 0.500, SLG: 1.000 23 Adam Duvall, R (7, PH) OBP: 0.274, SLG: 0.367 (8, 9) 33 A.J. Minter, L (8, 1)			C SL 82 F SI 89 S SL 86 0-3 K	F SI 89 B SI 90 B SI 90 F SI 90 X SI 91 2-2 G1-3	C FF 89 M FF 91 S FF 90 0-3 K	C FF 90 F CH 82 S FF 90 0-3 K				3 0 1 0	0 0 0 0	0 0 0 0	0 0 0 0	2 0 1 0	0 0 0 0	4 0 0 0

Inning Stats	1	2	3	4	5	6	7	8	9
	R: 2 E: 0 K: 0 S: 9 H: 4 LOB: 1 BB: 0 P: 12		R: 0 E: 0 K: 0 S: 6 H: 0 LOB: 1 BB: 1 P: 12	R: 0 E: 0 K: 2 S: 11 H: 0 LOB: 0 BB: 0 P: 16	R: 0 E: 0 K: 0 S: 11 H: 1 LOB: 2 BB: 2 P: 17	R: 5 E: 0 K: 2 S: 25 H: 4 LOB: 2 BB: 3 P: 46	R: 0 E: 0 K: 1 S: 12 H: 0 LOB: 2 BB: 1 P: 23	R: 0 E: 0 K: 2 S: 8 H: 0 LOB: 0 BB: 0 P: 9	R: 1 E: 0 K: 1 S: 9 H: 1 LOB: 0 BB: 0 P: 14	R: 0 E: 0 K: 2 S: 10 H: 0 LOB: 1 BB: 1 P: 18

AB	35
R	8
H	10
RBI	8
BB	8
SO	10
LOB	18

1B: 5 SF: 0
2B: 1 SAC: 0
3B: 2 DP: 1
HR: 2 HBP: 1

WP: 0 PA: 44
PB: 0
SB: 0
CS: 0

PITCHER		IP	WLS	BF	H	R	ER	SO	BB	IBB	HBP	BLK	WP	HR	S	P	ERA	WHIP
76 Hector Velázquez, R ERA: 3.3	(1, 1)	4.0		18	5	2	2	2	2	1	0	0	0	1	37	57	4.50	1.750
31 Drew Pomeranz, L ERA: 6.18	(5, 1)	0.1		6	3	5	5	0	2	0	0	0	0	0	14	28	135.00	15.000
67 William Cuevas, R ERA: 3.68	(5, 1)	1.2		9	1	0	0	3	2	0	1	0	0	0	23	41	0.00	1.800
66 Bobby Poyner, L ERA: 2.03	(7, 1)	1.0		3	0	0	0	2	0	0	0	0	0	0	8	9	0.00	0.000
44 Brandon Workman, R ERA: 2.6	(8, 1)	1.0	W	4	1	1	1	1	0	0	0	0	0	1	9	14	9.00	1.000

PITCHER		IP	WLS	BF	H	R	ER	SO	BB	IBB	HBP	BLK	WP	HR	S	P	ERA	WHIP
46 Craig Kimbrel, R ERA: 2.45	(9, 1)	1.0	S	4	0	0	0	2	1	0	0	0	0	0	10	18	0.00	1.000

Batter	1	2	3	4	5	6	7	8	9	10	AB	R	H	RBI	BB	SO	LOB
13 Ronald Acuña Jr., R (1, 7) OBP: 0.356, SLG: 0.562	G6-3		K		F8	FC6-4 1-2f			G4-3	11 WP BB 1-2	5	0	0	0	1	1	3
11 Ender Inciarte, L (1, 8) OBP: 0.317, SLG: 0.370	5 E 5 WP 1B		G3-1		BB		B2-3		G3	F8 1-2 2-3 3-H	5	1	1	0	1	0	2
5 Freddie Freeman, L (1, 3) OBP: 0.387, SLG: 0.506	E7 22 1B 1-H		G4-3		K		G4-3		22 1B 2B		5	2	1	0	0	1	1
22 Nick Markakis, L (1, 9) OBP: 0.372, SLG: 0.466	24 WP 1B 2-H			17 FC4-6 1B		L6	2B			K 1B 2-H	5	0	4	2	0	0	0
17 Johan Camargo, S (1, 5) OBP: 0.358, SLG: 0.459	K			FC4-6 24 HR 1-2f		HR	24 FC6-4 BB				4	2	1	1	1	2	3
24 Kurt Suzuki, R (1, 2) OBP: 0.329, SLG: 0.447 64 Luke Jackson, R (8, 1) 63 Jesse Biddle, L (9, 1) OBP: 0.500, SLG: 1.000 20 Lucas Duda, L (10, PH) OBP: 0.308, SLG: 0.409 46 Brad Brach, R (10, 1)	L7 1-2			HR 1-H		7 BB 8 FC3-2 1 1B HBP	FC6-4 1-2f			K	3 0 0 1 0	1 0 0 0 0	1 0 0 0 0	2 0 0 0 0	0 0 0 1 0	0 0 0 0 0	3 0 0 0 0
1 Ozzie Albies, S (1, 4) OBP: 0.310, SLG: 0.465		F8		F7		8 FC3-2 7 BB 1-2 1B		G4-3		F7	5	0	1	0	0	0	0
7 Dansby Swanson, R (1, 6) OBP: 0.309, SLG: 0.414		G5-3		P6		8 FC3-2 1-2 2-3 BB		L8		25 1B 25 S 11 WP 1B	4	1	1	0	1	0	0
19 Aníbal Sánchez, R (1, 1) 8 Preston Tucker, L (6, PH) OBP: 0.304, SLG: 0.426 8 Charlie Culberson, R (6, PH) OBP: 0.327, SLG: 0.486 51 Shane Carle, R (6, 1) 39 Sam Freeman, R (7, 1) 25 Tyler Flowers, R (7, 2) OBP: 0.269, SLG: 0.353 58 Dan Winkler, R (7, 1) 48 Jonny Venters, L (8, 1)		K			G1-3	FC3-2 13 FC6-4 1-2 2-3 3-Hf		K		11 WP 13 BB 1-3 1B	2 0 1 0 0 2 0 0	0 0 0 0 0 0 0 0	0 0 0 0 0 1 0 0	0 0 0 0 0 0 1 0	0 0 0 0 0 0 0 0	1 0 0 0 0 1 0 0	0 0 3 0 0 0 0 0
Inning Stats	R: 2 E: 1 K: 1 S: 14 H: 2 LOB: 1 BB: 0 P: 20	R: 0 E: 0 K: 1 S: 6 H: 0 LOB: 0 BB: 0 P: 6	R: 0 E: 0 K: 1 S: 9 H: 0 LOB: 0 BB: 0 P: 11	R: 2 E: 0 K: 0 S: 11 H: 2 LOB: 0 BB: 0 P: 17	R: 0 E: 0 K: 1 S: 13 H: 0 LOB: 1 BB: 1 P: 21	R: 1 E: 0 K: 0 S: 12 H: 2 LOB: 3 BB: 1 P: 22	R: 0 E: 0 K: 0 S: 10 H: 1 LOB: 2 BB: 1 P: 16	R: 0 E: 0 K: 1 S: 6 H: 0 LOB: 0 BB: 0 P: 11	R: 1 E: 0 K: 1 S: 15 H: 2 LOB: 1 BB: 0 P: 25	R: 1 E: 0 K: 1 S: 19 H: 2 LOB: 2 BB: 1 P: 29	1B: 7 2B: 2 3B: 0 HR: 2	SF: 0 SAC: 0 DP: 0 HBP: 1	WP: 3 PB: 0 SB: 1 CS: 0	PA: 47			

PITCHER		IP	WLS	BF	H	R	ER	SO	BB	IBB	HBP	BLK	WP	HR	S	P	ERA	WHIP
21 Zack Greinke, R ERA: 3.08	(1, 1)	5.1		26	6	5	4	4	2	0	1	0	2	2	60	90	6.75	1.500
41 Jake Diekman, L ERA: 3.64	(6, 1)	0.1		1	0	0	0	0	0	0	0	0	0	0	3	5	0.00	0.000
29 Brad Ziegler, R ERA: 4.1	(6, 1)	0.1		1	0	0	0	0	0	0	0	0	0	0	2	2	0.00	0.000
30 T.J. McFarland, L ERA: 2.02	(7, 1)	0.2		3	1	0	0	0	0	0	0	0	0	0	5	5	0.00	1.500
61 Silvino Bracho, R ERA: 1.89	(7, 1)	0.1		2	0	0	0	0	1	0	0	0	0	0	5	11	0.00	3.000

PITCHER		IP	WLS	BF	H	R	ER	SO	BB	IBB	HBP	BLK	WP	HR	S	P	ERA	WHIP
35 Matt Andriese, R ERA: 4.03	(8, 1)	1.0		3	0	0	0	1	0	0	0	0	0	0	6	11	0.00	0.000
40 Andrew Chafin, L ERA: 2.15	(9, 1)	1.0		5	2	1	1	1	0	0	0	0	0	0	15	25	9.00	2.000
31 Brad Boxberger, R ERA: 3.94	(10, 1)	0.2	L	5	2	1	1	1	1	0	0	0	0	0	15	22	13.50	4.500
66 Yoshihisa Hirano, R ERA: 1.97	(10, 1)	0.1		1	0	0	0	0	0	0	0	0	1	0	4	7	0.00	0.000

TOP

Atlanta Braves @ Arizona Diamondbacks

Chase Field, Phoenix, AZ

Thu Sep 06 2018, 6:41 PM - 10:51 PM MST

Att. 21,903 - Roof Closed - 79 F

livebaseballscorecards.com

AB	42
R	7
H	11
RBI	5
BB	4
SO	7
LOB	15

Batter	1	2	3	4	5	6	7	8	9	10	AB	R	H	RBI	BB	SO	LOB
11 AJ Pollock, R (1, 8) OBP: 0.316, SLG: 0.479	C FF 90 X FF 91 0-1 1B		B FF 92 X FC 90 1-0 ③ G1		B SI 91 C FS 84 B FC 87 C FC 87 F CH 72 X SI 92 2-2 ② F9		B FF 92 S FC 90 B FC 90 S CU 83 F T FC 90 2-2 ① K		C CU 77 B CU 78 F FF 95 D CU 79 F CU 78 F FF 96 F SL 88 X FF 95 2-2 ① SF9 2-H		4	0	1	1	0	1	2
14 Eduardo Escobar, S (1, 5) OBP: 0.338, SLG: 0.499	1 SAFE C FF 91 1 SAFE 1 SAFE T FF 90 1 SAFE B FF 91 S FF 92 1-3 ① K			C FS 84 S FS 84 S FS 83 0-3 ① K	B SI 91 C SI 91 T FC 89 B FF 91 F CH 70 B FS 85 S FF 90 3-3 ③ K		S FC 89 X FC 90 0-1 ②③ G6-3 1-2f		C CU 77 X SL 88 0-1 ② G6-3		5	0	0	0	0	3	3
44 Paul Goldschmidt, R (1, 3) OBP: 0.398, SLG: 0.553	1 SAFE F FF 91 X FC 89 0-1 ② F9			S FF 92 B FF 90 S FS 84 F FF 92 B SI 93 B FS 85 F FS 86 X FC 89 3-2 28 BB 6 1B 13 2B 1B		B CU 79 C FF 94 B FF 94 X SL 85 2-1 ① F9		B CU 80 B FC 88 C FC 88 X CU 81 2-1 6 WP 4 1B 2B	C FF 95 F SL 88 B CU 80 B CU 79 F FF 95 X CU 78 2-2 HR		5	3	3	1	0	0	1
6 David Peralta, L (1, 7) OBP: 0.353, SLG: 0.522	B FF 92 1 SAFE S FS 85 1 SAFE S FS 84 S CH 75 1-3 ③ K			1 SAFE B FF 89 C FF 89 1 SAFE D CH 76 F FS 85 D FS 77 X SI 92 3-2 28 BB 13 2B 1-2 1B		B FF 93 B FF 94 F CH 86 X FF 94 2-1 4 F9 28 BB 1B		B SI 93 C SI 93 B SI 93 S SI 93 F SI 94 D SL 87 S SL 87 3-3 ① K 2-3	F FF 94 F FF 94 X SL 87 0-2 1B		5	1	3	0	0	2	2
28 Steven Souza Jr., R (1, 9) OBP: 0.322, SLG: 0.389 19 Sócrates Brito, L (9, 9) OBP: 0.150, SLG: 0.105		B CU 77 C FF 91 F FF 92 S FF 92 1-3 ① K		B FF 92 B FC 89 F FC 89 S FC 89 B FS 85 B FS 86 4-2 13 2B 1-2 2-3 BB		B FF 94 F FF 94 F CU 80 B FF 94 1 SAFE B FF 95 F FF 95 B SL 87 4-2 1-2 BB		F SI 92 C SI 94 B SI 93 C SI 93 1-3 ② K	F FF 93 X FF 94 0-1 ③ G4-3		2 1	1 0	0 0	0 0	2 0	2 0	1 1
4 Ketel Marte, S (1, 4) OBP: 0.323, SLG: 0.410		C FF 92 B FS 86 S FS 86 B FS 84 S FF 92 2-3 ② K		S FS 87 X FS 85 0-1 ② P2		X CU 79 0-0 ② F9 2-3		B SI 92 D SI 92 D SI 93 C SI 93 X SI 93 3-1 13 1B 3-H 1B	B FF 94 F CH 87 X CH 87 1-1 ① F8		5	0	1	1	0	1	5
13 Nick Ahmed, R (1, 6) OBP: 0.296, SLG: 0.434		S FC 90 B FC 89 S FS 85 X FC 91 1-2 ③ F8		X FF 92 0-0 1-H 2-H 3-H 2B		S SL 87 X SL 84 0-1 ③ G1-3		X SL 87 0-0 1-3 1B	B FF 96 B FF 95 B FF 95 C FF 94 S SL 86 B FF 95 4-2 BB		4	0	2	3	1	0	2
2 Jeff Mathis, R (1, 2) OBP: 0.289, SLG: 0.281 9 Jon Jay, L (7, PH) OBP: 0.340, SLG: 0.358 35 Matt Andriese, R (8, 1) 3 Daniel Descalso, L (8, PH) OBP: 0.367, SLG: 0.454 40 Andrew Chafin, R (9, 1) 5 Alex Avila, L (10, 2) OBP: 0.293, SLG: 0.301			F FF 91 F FF 92 B FS 86 X FC 90 1-2 ① F9 C FC 89 C FS 86 S FF 92 0-3 ③ K				B FF 94 B FF 95 C FF 94 B CU 83 C FF 94 X FF 94 3-2 16 1B 16 WP 1B B FF 93 B FF 96 1 SAFE D CU 83 C FF 95 C SL 87 F SL 88 S SL 89 3-3 K2-3	1 SAFE B SL 85 1 SAFE C FF 95 C FF 96 S CH 87 1-3 ② K		2 1 0 1 0 1	0 0 0 0 0 0	0 1 0 0 0 0	0 0 0 0 1 0	0 0 0 1 0 1	1 0 0 2 0 1
21 Zack Greinke, R (1, 1) (def. at 6, hit 2-run HR) 41 Jake Diekman, R (6, 1) 29 Brad Ziegler, R (6, 1) 30 T.J. McFarland, L (7, 1) 61 Silvino Bracho, R (7, 1) 16 Chris Owings, R (7, PH) (def. at 6, hit 2-run HR) 36 John Ryan Murphy, R (8, 2) 53 Christian Walker, R (8, PH) (def. at 6, hit 2-run HR) 31 Brad Boxberger, R (10, 1) 66 Yoshihisa Hirano, R (10, 1) 15 Ildemaro Vargas, S (10, PH)			B FF 92 B FC 88 C SI 91 X FC 89 2-1 ② L4		S FF 88 B FC 88 F FS 84 S FC 89 1-3 ① K		C FF 95 F FF 95 B FS 85 F SI 96 X FS 86 1-2 14 G6-3 1-3 1B	B CU 78 B FF 95 X FF 96 2-0 11 WP 11 SF9 2B	X FF 95 0-0 ③ F7	2 0 0 0 0 0 1 1 0 1	0 0 0 0 0 0 1 0 0 0	0 0 0 0 0 0 1 0 0 0	0 0 0 0 0 0 1 0 0 0	0 0 0 0 0 0 0 0 0 0	1 0 0 0 0 0 0 0 0 1	0 0 0 0 0 0 0 0 0 0
Inning Stats	R: 0 E: 0 K: 2 S: 10 H: 1 LOB: 1 BB: 0 P: 12	R: 0 E: 0 K: 2 S: 9 H: 0 LOB: 0 BB: 0 P: 13	R: 0 E: 0 K: 0 S: 6 H: 0 LOB: 0 BB: 0 P: 10	R: 3 E: 0 K: 2 S: 19 H: 3 LOB: 1 BB: 1 P: 29	R: 0 E: 0 K: 2 S: 11 H: 0 LOB: 0 BB: 0 P: 17	R: 0 E: 0 K: 0 S: 10 H: 1 LOB: 2 BB: 1 P: 18	R: 0 E: 0 K: 1 S: 13 H: 2 LOB: 1 BB: 0 P: 19	R: 1 E: 0 K: 3 S: 16 H: 3 LOB: 2 BB: 0 P: 28	R: 2 E: 0 K: 0 S: 18 H: 3 LOB: 1 BB: 0 P: 24	R: 0 E: 0 K: 1 S: 8 H: 0 LOB: 1 BB: 1 P: 14	1B: 9 2B: 3 3B: 0 HR: 1	SF: 1 SAC: 0 DP: 1 HBP: 0	WP: 3 PB: 0 SB: 0 CS: 0	PA: 45			

PITCHER		IP	WLS	BF	H	R	ER	SO	BB	IBB	HBP	BLK	WP	HR	S	P	ERA	WHIP
19 Aníbal Sánchez, R ERA: 3.09	(1, 1)	5.0		20	4	3	3	8	1	0	0	0	0	0	55	81	5.40	1.000
51 Shane Carle, R ERA: 2.97	(6, 1)	1.0	H	5	1	0	0	0	1	0	0	0	0	0	10	18	0.00	2.000
39 Sam Freeman, L ERA: 4.8	(7, 1)	0.0		2	2	0	0	0	0	0	0	0	1	0	7	11	∞	∞
58 Dan Winkler, R ERA: 3.14	(7, 1)	1.0	H	3	1	1	1	1	0	0	0	0	0	0	8	12	9.00	1.000
48 Jonny Venters, L ERA: 2.57	(8, 1)	0.2	H	3	1	0	0	2	0	0	0	0	1	0	9	16	0.00	1.500

PITCHER		IP	WLS	BF	H	R	ER	SO	BB	IBB	HBP	BLK	WP	HR	S	P	ERA	WHIP
64 Luke Jackson, R ERA: 4.04	(8, 1)	0.1	H	2	1	0	0	1	0	0	0	0	0	0	5	8	0.00	3.000
63 Jesse Biddle, L ERA: 2.51	(9, 1)	1.0	W	6	3	2	2	0	0	0	0	0	1	1	18	24	18.00	3.000
46 Brad Brach, R ERA: 3.56	(10, 1)	1.0	S	4	0	0	0	1	1	0	0	0	0	0	8	14	0.00	1.000

BOTTOM

Atlanta Braves @ Arizona Diamondbacks

Chase Field, Phoenix, AZ

Thu Sep 06 2018, 6:41 PM - 10:51 PM MST

Att. 21,903 - Roof Closed - 79 F

livebaseballscorecards.com

AB	41
R	6
H	13
RBI	6
BB	3
SO	13
LOB	22

Batter	1	2	3	4	5	6	7	8	9	AB	R	H	RBI	BB	SO	LOB
13 Ronald Acuña Jr., R (1, 7) (4, 8) OBP: 0.356, SLG: 0.563	F SI 92 B FF 92 F SL 83 B SL 83 B SI 93 X SI 93 3-2 2B		C SI 91 B SI 92 B SL 84 X SI 92 2-1 ② L9		C SI 91 X SL 82 0-1 ③ F9			X SI 94 0-0 17 S 17 2B 1B	B FF 88 B FF 91 C FF 92 S FF 92 B FF 92 X FF 92 3-2 ② G6-3	5	1	2	0	0	0	0
17 Johan Camargo, S (1, 5) OBP: 0.360, SLG: 0.473	D SL 82 B SI 92 B SI 92 C SI 90 F FF 92 S SL 82 3-3 ① K		B SI 91 B SI 92 X SI 90 2-0 HR			C SL 80 B SI 91 F SL 82 X SI 92 1-2 2B		1 SAFE B KC 83 1 SAFE 1 SAFE C FF 94 B KC 82 S SI 95 X FF 96 2-2 25 1B 1 E 1-H 2B	C FF 90 B CH 80 S FF 91 B CH 80 F FF 92 F FF 91 X FF 92 2-2 ③ F7	5	2	3	2	0	1	1
5 Freddie Freeman, L (1, 3) OBP: 0.384, SLG: 0.502	B FF 93 B FF 92 S FF 92 B FF 93 S SL 82 S FF 93 3-3 ② K		S SL 80 F FF 92 B SL 84 B SI 93 B SL 85 S SL 84 3-3 ③ K			S FF 92 2 SAFE B SL 83 S SL 83 F FF 93 B SL 84 S SL 83 2-3 ① K		B SI 96 F KC 84 B FF 97 S FF 96 X FF 96 2-2 ① G1-3		4	0	0	0	0	3	3
22 Nick Markakis, L (1, 9) OBP: 0.375, SLG: 0.467	C SL 83 D SL 83 B SL 84 B FF 93 B FF 93 4-1 BB			C FF 89 X SL 82 0-1 1B		C SL 82 S FF 92 X SL 84 0-2 ② F7		B KC 82 B KC 83 B FF 95 C FF 96 X FF 96 3-1 1 E 25 1B 1B		3	0	2	0	1	0	1
25 Tyler Flowers, R (1, 2) OBP: 0.357, SLG: 0.351 18 Lane Adams, R (8, PR) OBP: 0.364, SLG: 0.389 24 Kurt Suzuki, R (8, 2) OBP: 0.329, SLG: 0.447	B SI 93 S SL 82 F SL 83 D SL 84 X SL 83 2-2 ③ G5-3			X SI 90 0-0 ① L9		C SL 82 B SL 83 C SL 82 D SL 84 S SL 83 2-3 ③ K2-3		B SI 96 C FF 96 B SI 96 C FF 96 B FF 96 X FF 96 3-2 1 E 1-2 2-3 1B		4 0 0	0 0 0	1 0 0	0 0 0	0 0 0	1 0 0	4 0 0
1 Ozzie Albies, S (1, 4) OBP: 0.309, SLG: 0.464		C CU 70 B SL 80 B SL 80 B SI 91 X SI 90 3-1 ① G4-3		C SI 90 D SL 82 F SI 91 F FF 92 X SL 83 1-2 ② L7			F FF 92 B FS 83 C FS 84 B FF 90 X FS 84 2-2 1B	B SI 85 F SI 84 X SI 85 1-1 1-2 2-3 3-H E6		4	0	1	1	0	0	3
11 Ender Inciarte, L (1, 8) OBP: 0.315, SLG: 0.368 23 Adam Duvall, R (4, 7) OBP: 0.272, SLG: 0.365		C FF 91 S SL 84 B FF 92 C FF 93 1-3 ② K		1 SAFE C SL 82 B SL 83 D SL 84 S FF 92 S SL 84 2-3 ③ K			D FS 84 F FF 92 X FF 93 1-1 ① F8	S SI 85 B SI 85 S SI 86 F CU 74 F SI 85 F SI 86 C CU 73 1-3 ② K		2 2	0 0	0 0	0 0	2 1	1 4	1 4
7 Dansby Swanson, R (1, 6) OBP: 0.306, SLG: 0.410		C FF 91 C SL 83 F SL 85 X SL 83 0-2 ③ P3			X SL 77 0-0 ① L7		C FF 91 F FF 92 S FS 84 0-3 ② K	C CU 72 B CU 74 S SI 85 X CU 75 1-2 ③ F8		4	0	0	0	0	1	4
45 Kevin Gausman, L (1, 1) OBP: 0.158, SLG: 0.059 39 Sam Freeman, R (5, 1) 20 Lucas Duda, L (7, PH) OBP: 0.307, SLG: 0.408 73 Kyle Wright, R (7, 1) 64 Luke Jackson, R (8, 1) 8 Charlie Culberson, R (9, PH) OBP: 0.326, SLG: 0.484			C FF 89 F FF 90 S SL 82 0-3 ① K		B FF 88 F FF 88 C SL 79 S SL 83 1-3 ② K		C FS 84 S FS 84 S FF 88 0-3 ③ K		C SI 94 C SI 94 S SL 84 0-3 ① K	2 0 1 0 0 1	0 0 0 0 0 0	0 0 0 0 0 0	0 0 0 0 0 0	2 0 1 0 0 1	0 0 1 0 0 0	0 1 0 0 0 0

Inning Stats	1	2	3	4	5	6	7	8	9
	R: 0 E: 0 K: 2 S: 13	H: 1 LOB: 2 BB: 1 P: 28	R: 0 E: 0 K: 1 S: 9	H: 0 LOB: 0 BB: 0 P: 13	R: 1 E: 0 K: 2 S: 9	H: 1 LOB: 0 BB: 0 P: 16	R: 0 E: 0 K: 1 S: 10	H: 1 LOB: 1 BB: 0 P: 13	R: 0 E: 0 K: 1 S: 6	H: 0 LOB: 0 BB: 0 P: 7	R: 0 E: 0 K: 2 S: 13	H: 1 LOB: 1 BB: 0 P: 18	R: 0 E: 0 K: 2 S: 11	H: 1 LOB: 1 BB: 0 P: 14	R: 2 E: 1 K: 1 S: 23	H: 4 LOB: 3 BB: 0 P: 36	R: 0 E: 0 K: 1 S: 11	H: 0 LOB: 0 BB: 0 P: 16

1B: 5	SF: 0	WP: 0	PA: 38
2B: 3	SAC: 0	PB: 0	
3B: 0	DP: 0	SB: 1	
HR: 1	HBP: 0	CS: 0	

PITCHER		IP	WLS	BF	H	R	ER	SO	BB	IBB	HBP	BLK	WP	HR	S	P	ERA	WHIP
46 Patrick Corbin, L ERA: 3.01	(1, 1)	6.0	W	23	4	1	1	9	1	0	0	0	0	1	60	95	1.50	0.833
66 Yoshihisa Hirano, R ERA: 1.94	(7, 1)	1.0	H	4	1	0	0	2	0	0	0	0	0	0	11	14	0.00	1.000
25 Archie Bradley, R ERA: 3.78	(8, 1)	0.1	H	5	4	2	2	0	0	0	0	0	0	0	12	22	54.00	12.000
29 Brad Ziegler, R ERA: 4.06	(8, 1)	0.2	H	3	0	0	0	1	0	0	0	0	0	0	11	14	0.00	0.000
40 Andrew Chafin, L ERA: 2.14	(9, 1)	0.1	H	1	0	0	0	1	0	0	0	0	0	0	3	3	0.00	0.000

PITCHER		IP	WLS	BF	H	R	ER	SO	BB	IBB	HBP	BLK	WP	HR	S	P	ERA	WHIP
31 Brad Boxberger, R ERA: 3.88	(9, 1)	0.2	S	2	0	0	0	0	0	0	0	0	0	0	8	13	0.00	0.000

TOP

Atlanta Braves @ Arizona Diamondbacks

Chase Field, Phoenix, AZ

Fri Sep 07 2018, 6:42 PM - 10:28 PM MST

Att. 31,308 - Roof Closed - 79 F

livebaseballscorecards.com

AB	37
R	3
H	9
RBI	3
BB	1
SO	13
LOB	22

Batter	1	2	3	4	5	6	7	8	9	AB	R	H	RBI	BB	SO	LOB
9 Jon Jay, L (1, 9) OBP: 0.339, SLG: 0.355	C FF 90 B FF 91 S FS 81 X FS 82 1-2 ① G6-3		B FS 80 C FF 91 C FF 91 B FF 94 F FF 93 F FS 82 F FF 96 B FS 83 S FS 83 3-3 ① K	B FF 92 S FS 81 X FF 93 1-1 ②③ L6-3 1-1		B FF 94 D FF 92 B FF 94 B FF 94 4-0 BB 1-2		C FF 96 X SL 86 0-1 ① FC4-2 14 SF8 1-2 2-3 3-Hf		4	0	0	0	1	1	4
14 Eduardo Escobar, S (1, 5) OBP: 0.337, SLG: 0.497	C FF 91 B FF 93 C FF 94 B FS 83 X FS 83 2-2 ② L7		B FS 82 B CH 83 F FF 94 F FS 84 X FF 96 2-2 44 1B 6 1B 1B		B FS 79 C FF 92 S FF 93 X FF 95 1-2 ① L9	S FS 84 F SI 94 X CU 84 0-2 ③ G6-3		B FF 96 X FF 96 1-0 ② SF8 1-2 2-3 3-H		4	1	1	1	0	0	2
44 Paul Goldschmidt, R (1, 3) OBP: 0.403, SLG: 0.561	B SL 82 X FF 94 1-0 HR		B FF 94 B SL 82 C FS 82 X FF 95 2-1 6 1B 3 1B 1-2 1B		S SL 80 B FS 82 B FS 82 B SL 84 B FF 94 4-1 6 F7 BB		B SL 84 B FF 94 B SL 85 C FF 93 F FF 94 D KC 81 4-2 11 G5-3 BB		0-0 IBB	2	2	2	1	3	0	0
6 David Peralta, L (1, 7) OBP: 0.352, SLG: 0.519	S FF 92 F FF 93 B FF 96 B FS 83 F FF 94 X FF 95 2-2 ③ G6-3		S FS 80 X FF 93 0-1 3 1B 1-3 2-H 1B		B FF 92 1 SAFE C FF 92 S FS 81 B FS 82 X FF 96 2-2 ② F7 1-2		C FF 94 B CH 85 F FF 95 S SL 84 1-3 ① K	S FF 95 D SL 87 X SL 86 1-1 ③ G3		5	1	1	1	0	1	5
11 AJ Pollock, R (1, 8) OBP: 0.318, SLG: 0.477		B FF 91 C FF 92 X FF 92 1-1 ① F8	B FS 81 F FS 82 F FS 80 B FF 96 D SL 83 B FS 82 4-2 3 1B BB		B FS 81 B SL 81 B FS 81 B FS 80 4-0 BB		B SL 82 B FF 95 F FF 94 1 SAFE B FF 94 X SL 84 3-1 ② G5-3 1-2			2	0	0	0	2	0	1
3 Daniel Descalso, L (1, 4) OBP: 0.365, SLG: 0.451 25 Archie Bradley, R (8, 1) 29 Brad Ziegler, R (8, 1) 40 Andrew Chafin, R (9, 1) 31 Brad Boxberger, R (9, 1)		C FF 92 S FF 92 F FF 94 B FS 83 B FS 81 B CH 83 S FF 95 3-3 ② K	B FF 92 C FF 92 B FF 94 F FF 94 F FS 82 X FS 83 2-2 ② 1-3 2-H 3-H 1B		B SI 94 B FF 95 B SI 95 C FF 94 S SI 95 C SI 95 3-3 ③ K		S SL 84 B FF 94 C FF 93 B SL 85 F FF 93 B FF 94 F FF 94 X SL 84 3-2 ③ F7			4 0 0 0 0	0 0 0 0 0	1 0 0 0 0	2 0 0 0 0	0 0 0 0 0	2 0 0 0 0	3 0 0 0 0
13 Nick Ahmed, R (1, 6) OBP: 0.297, SLG: 0.437		X FF 94 0-0 2B	C FF 95 B FF 95 F FF 95 D FS 83 S FS 81 2-3 ③ K			S CU 81 B FS 84 S FS 84 B FS 84 X FF 94 2-2 ① G4-3		B KC 77 S FF 93 S KC 79 X KC 81 1-2 4 BB 5 BB 9 FC4-2 1B		4	0	2	0	0	1	1
5 Alex Avila, L (1, 2) OBP: 0.302, SLG: 0.303 47 Patrick Kivlehan, R (8, PR) 2 Jeff Mathis, R (9, 2) OBP: 0.289, SLG: 0.281		0-0 IBB	S FF 88 B FS 78 B FS 80 S CH 81 F FS 81 F FF 94 F FF 95 B FS 81 S FS 83 3-3 ① K			C CU 82 X SI 94 0-1 16 FC6-4 1B		F FF 93 B FF 93 B KC 78 1 SAFE C KC 77 B SL 83 B KC 79 4-2 9 FC4-2 4 BB 14 SF8 1-2 BB		2 0 0	0 1 0	1 0 0	0 0 0	2 0 0	1 0 0	0 0 0
46 Patrick Corbin, L (1, 1) OBP: 0.232, SLG: 0.222 16 Chris Owings, R (6, PH) OBP: 0.267, SLG: 0.287 66 Yoshihisa Hirano, R (7, 1) 4 Ketel Marte, S (8, 4) OBP: 0.324, SLG: 0.410		S FF 93 S FS 81 B FF 93 X FS 81 1-2 ③ G1-3		C FF 91 B FF 93 B FS 81 S FF 92 X FF 93 2-2 9 L6-3 1B		X SI 94 0-0 ② FC6-4 9 S 1-2f		B KC 78 B FF 92 C FF 91 L FF 91 D KC 81 B FF 93 4-2 14 SF8 9 FC4-2 1-2 2-3 BB		2 1 0 0	0 0 0 0	1 0 0 0	0 0 0 1	0 0 0 0	0 0 0 0	2 1 0 0
Inning Stats	R: 1 H: 1 E: 0 LOB: 0 K: 0 BB: 0 S: 11 P: 17	R: 0 H: 1 E: 0 LOB: 2 K: 1 BB: 1 S: 10 P: 15	R: 3 H: 4 E: 0 LOB: 1 K: 2 BB: 1 S: 22 P: 37	R: 0 H: 1 E: 0 LOB: 0 K: 1 BB: 0 S: 11 P: 17	R: 0 H: 0 E: 0 LOB: 2 K: 1 BB: 1 S: 10 P: 24	R: 0 H: 1 E: 0 LOB: 2 K: 0 BB: 1 S: 9 P: 15	R: 0 H: 0 E: 0 LOB: 1 K: 1 BB: 1 S: 13 P: 24	R: 1 H: 1 E: 0 LOB: 3 K: 0 BB: 3 S: 12 P: 23		1B: 7 2B: 2 3B: 0 HR: 1	SF: 1 SAC: 0 DP: 1 HBP: 0					

PITCHER		IP	WLS	BF	H	R	ER	SO	BB	IBB	HBP	BLK	WP	HR	S	P	ERA	WHIP
45 Kevin Gausman, R ERA: 3.89	(1, 1)	4.2	L	23	7	4	4	4	3	1	0	0	0	1	61	104	7.71	2.143
39 Sam Freeman, L ERA: 4.66	(5, 1)	1.1		6	1	0	0	1	1	0	0	0	0	0	12	21	0.00	1.500
73 Kyle Wright, R ERA: 3.0	(7, 1)	1.0		7	1	1	1	1	3	0	0	0	0	0	20	40	9.00	4.000
64 Luke Jackson, R ERA: 3.93	(8, 1)	1.0		4	0	0	0	0	0	1	0	0	0	0	5	7	0.00	0.000

PITCHER	IP	WLS	BF	H	R	ER	SO	BB	IBB	HBP	BLK	WP	HR	S	P	ERA	WHIP

BOTTOM

Atlanta Braves @ Arizona Diamondbacks

Chase Field, Phoenix, AZ

Fri Sep 07 2018, 6:42 PM - 10:28 PM MST

Att. 31,308 - Roof Closed - 79 F

livebaseballscorecards.com

AB	30
R	5
H	9
RBI	5
BB	9
SO	6
LOB	19

WP: 0	PA: 40		
PB: 0			
SB: 1			
CS: 0			

Batter	1	2	3	4	5	6	7	8	9	10	AB	R	H	RBI	BB	SO	LOB
13 Ronald Acuña Jr., R (1, 7) OBP: 0.362, SLG: 0.566	C FC 85 X FC 86 0-1 17 E 2B		C FF 90 B SI 89 F FF 90 B FF 90 B FC 86 S FC 87 3-3 ① K			C FF 89 C FF 89 B FC 86 X FC 86 1-2 5 1B 1B	0-0 17 FC5 IBB		B FS 85 B FS 86 T FF 94 F FS 86 X FS 86 0-0 17 S IBB		3	1	2	0	2	1	0
17 Johan Camargo, S (1, 5) OBP: 0.359, SLG: 0.469	B CU 75 S CH 77 X FC 87 1-1 E7 5 G4-3 22 SF7 2-H 1B		B CH 78 S CH 78 X CU 78 1-1 ② L7			C FC 84 1 SAFE X FC 86 0-1 ① F9	D SL 81 X SI 91 1-0 ③ FC5 1-2 2-3f		B FS 85 B FS 86 T FF 94 F FS 86 X FS 86 2-2 ③ G4-3 1-2		5	1	1	0	0	0	5
5 Freddie Freeman, L (1, 3) OBP: 0.386, SLG: 0.502	X FF 90 0-0 ① G4-3 2-3		B SI 91 T CH 77 S FC 87 B CH 79 S CH 79 2-3 ③ K			1 SAFE C SI 89 1 SAFE 1 SAFE B SI 89 S CH 77 X SI 89 1-2 22 BB 1-3 1B		S SL 84 B SL 83 B SL 84 B FF 96 F FF 96 F FF 97 F SL 85 X SL 85 3-2 22 G5-4-3 1B		B SL 82 F FF 92 S SL 83 F SL 82 B SL 82 B SL 84 D SL 84 4-2 22 S 22 E BB	4	1	2	0	1	1	1
22 Nick Markakis, L (1, 9) OBP: 0.377, SLG: 0.467	C CU 76 X FF 91 0-1 ② SF7 3-H			B FC 84 C CH 78 B SI 91 C SI 90 F FC 87 B FC 86 B CH 77 4-2 11 G1-6-3 BB		B FC 85 F CH 78 B FC 85 B CH 76 B CU 75 4-1 1-2 BB		C FF 95 B FF 95 X FF 95 1-1 ①② G5-4-3 1-2f		B FF 94 C FF 94 1 SAFE S SL 84 1 SAFE F FF 93 X SL 83 1-2 E3 24 F9 11 3B 1-H 1B	2	1	1	1	2	0	1
24 Kurt Suzuki, R (1, 2) OBP: 0.328, SLG: 0.452	X FF 92 0-0 ③ G6-3			S FC 84 B FC 84 B FF 91 S FC 86 S FC 85 2-3 ① K		S FC 84 S FC 85 B FC 85 X FC 85 1-2 ② F4		B SL 84 X FF 95 1-0 HR		B SI 93 B SI 93 X SI 93 2-0 ① F9 2-3	5	1	1	1	0	1	5
11 Ender Inciarte, L (1, 8) OBP: 0.316, SLG: 0.372		B SI 89 B FF 90 C SI 89 F FF 89 F SI 90 B FF 91 F SI 90 S FC 86 3-3 ① K		D CH 78 X SI 89 1-0 ②③ G1-6-3 1-2f		D CH 78 F SI 89 S CH 76 F CU 75 C FF 89 1-3 ③ K		X FF 95 0-0 1 CS 1B		S SL 83 X SL 82 0-1 1 FC4-2 3-H 3B	5	0	2	1	0	2	4
1 Ozzie Albies, S (1, 4) OBP: 0.307, SLG: 0.460		S CH 78 F FC 86 X CH 79 0-2 E4 7 E 7 FC1-2			X CU 73 0-0 ① F7		B FC 86 F CU 74 X CH 77 1-1 ① F8	F FF 95 T FF 94 B FF 94 B FF 96 2-2 ③ CS 1-2	S FS 84 B FS 84 C FS 84 B FF 90 X FS 85 2-2 ① G1-3	B CH 84 F CH 84 F FF 92 D CH 86 F FF 93 F CH 86 X CH 86 2-2 ② FC4-2 3-H	5	0	0	0	0	0	1
7 Dansby Swanson, R (1, 6) OBP: 0.307, SLG: 0.415		1 SAFE 1 SAFE 1 SAFE F CU 75 B FF 90 S FC 87 B CU 77 X FC 87 2-2 ② FC1-2 1-H			C FF 90 X SI 90 0-1 ② G5-3		C CU 73 B CU 75 X FC 84 1-1 17 FC5 8 S 1B		B FF 93 X FF 92 1-0 3B	D CU 81 1 SAFE X CU 81 1-0 ③ G5-3	5	0	2	0	0	0	2
49 Julio Teheran, R (1, 1) OBP: 0.371, SLG: 0.571 8 Preston Tucker, L (1, PH) OBP: 0.429, SLG: 0.500 8 Charlie Culberson, R (1, PH) OBP: 0.000, SLG: 0.000 46 Brad Brach, R (7, 1) 48 Jonny Venters, L (8, 1) 58 Dan Winkler, R (8, 1) 51 Shane Carle, R (8, 1) 20 Lucas Duda, L (9, PH) OBP: 0.286, SLG: 0.464 63 Jesse Biddle, L (9, 1) OBP: 0.000, SLG: 0.000 61 Chad Sobotka, R (9, 1) OBP: 0.000, SLG: 0.000 33 A.J. Minter, L (10, 1)		C FF 90 F FC 86 B CU 79 F FC 86 F FF 91 F CH 77 X CU 76 1-2 ③ G5-3			C FC 87 C CU 76 B CU 76 F FC 86 B SI 90 S FC 86 2-3 ③ K		S SI 90 1 SAFE 1 SAFE S SI 90 B SI 91 T SI 92 1-2 ② K 1-2		B FS 87 S FS 85 B FF 94 S FS 86 F FS 86 S FS 86 2-3 ② K		2 0 0 0 0 1 1 0 0 0 0 0 0 0 1 0 0 0 0 1 1 0 0 0 0 0 0 0 0 0 0 0 0 0 0 0 0 0 0 0 0 0 1 0 0 0 0 1 1 0 0 0 0 0 0 0 0 0 0 0 0 0 0						
Inning Stats	R: 2 E: 1 K: 0 S: 8 H: 2 LOB: 0 BB: 0 P: 9	R: 0 E: 2 K: 1 S: 17 H: 0 LOB: 1 BB: 0 P: 23	R: 0 E: 0 K: 2 S: 8 H: 0 LOB: 0 BB: 0 P: 14	R: 0 E: 0 K: 1 S: 7 H: 0 LOB: 0 BB: 1 P: 14	R: 0 E: 0 K: 1 S: 7 H: 0 LOB: 0 BB: 0 P: 9	R: 0 E: 0 K: 1 S: 16 H: 2 LOB: 3 BB: 1 P: 24	R: 0 E: 0 K: 1 S: 8 H: 1 LOB: 2 BB: 1 P: 12	R: 1 E: 0 K: 0 S: 11 H: 3 LOB: 0 BB: 0 P: 18	R: 0 E: 0 K: 1 S: 11 H: 1 LOB: 2 BB: 1 P: 18	R: 2 E: 1 K: 0 S: 16 H: 2 LOB: 1 BB: 1 P: 26	1B: 7 2B: 1 3B: 2 HR: 1 SF: 1 SAC: 0 DP: 2 HBP: 0	WP: 0 PB: 0 SB: 3 CS: 1 PA: 45					

PITCHER		IP	WLS	BF	H	R	ER	SO	BB	IBB	HBP	BLK	WP	HR	S	P	ERA	WHIP
32 Clay Buchholz, R ERA: 2.01	(1, 1)	6.1		26	5	2	1	6	2	0	0	0	0	0	67	99	1.42	1.105
30 T.J. McFarland, L ERA: 2.0	(7, 1)	0.2		3	0	0	0	1	0	1	0	0	0	0	4	6	0.00	0.000
41 Jake Diekman, L ERA: 3.75	(8, 1)	1.0		4	3	1	1	0	0	0	0	0	0	1	11	18	9.00	3.000
66 Yoshihisa Hirano, R ERA: 1.91	(9, 1)	1.0		5	1	0	0	1	0	1	0	0	0	0	11	18	0.00	1.000
40 Andrew Chafin, L ERA: 2.51	(10, 1)	0.1	L	4	2	2	2	0	1	0	0	0	0	0	10	17	54.00	9.000

PITCHER		IP	WLS	BF	H	R	ER	SO	BB	IBB	HBP	BLK	WP	HR	S	P	ERA	WHIP
35 Matt Andriese, R ERA: 4.0	(10, 1)	0.2		2	0	0	0	0	0	0	0	0	0	0	6	9	0.00	0.000

TOP

Atlanta Braves @ Arizona Diamondbacks

Chase Field, Phoenix, AZ

Sat Sep 08 2018, 5:10 PM - 9:17 PM MST

Att. 40,482 - Roof Closed - 79 F

livebaseballscorecards.com

AB	38
R	5
H	11
RBI	3
BB	5
SO	8
LOB	22

Batter	1	2	3	4	5	6	7	8	9	10	AB	R	H	RBI	BB	SO	LOB
11 AJ Pollack, R (1, 8) OBP: 0.321, SLG: 0.474	F FF 87 B SL 81 S SL 80 B SL 80 B FF 90 B FF 90 4-2 44 WP 6 BB 44 E BB	C SL 80 B SL 82 F FF 90 X SL 82 1-2 ③ G1-3			C FF 89 C FF 88 S SL 79 0-3 ② K		S SL 86 S CH 86 F CH 86 B FF 93 B FF 94 F CH 86 F SL 88 F FF 94 X CH 87 2-2 ③ F7		B CU 77 C CU 77 B FF 96 B FF 96 B FF 97 4-1 14 E 14 FC5 6 FC6-2 BB	X FF 96 0-0 ③ 2-H 3-H 1B	4	1	1	1	2	1	1
14 Eduardo Escobar, S (1, 5) OBP: 0.336, SLG: 0.493	F FF 89 1 SAFE B FF 88 S CH 83 1 SAFE T CH 83 1-2 ① K		C CU 72 X CH 83 0-1 ① F9		B FF 90 X CH 83 1-0 ③ L3			B SI 93 B SI 94 B SI 93 C SI 94 B SI 94 4-1 6 FC4-6 BB	C CU 77 B FF 95 B CU 76 C CU 77 F CU 77 X FF 96 2-2 FC5 44 IBB 1-3		4	0	0	0	1	1	2
6 David Peralta, L (1, 7) OBP: 0.354, SLG: 0.518	1 SAFE B FF 89 C CH 82 B CH 82 F FF 89 B FF 89 D SL 81 4-2 44 E 44 WP 1-2 BB		C CH 82 B CH 83 X SI 88 1-1 1B			B FF 87 C FF 88 F FF 87 B SL 79 B SI 88 B SI 88 4-2 44 S BB		C SI 94 B SI 93 B SI 93 S SI 94 B SI 94 X SI 94 3-2 ① FC4-6 3 2B 1-2f	S FF 96 X FF 96 0-1 ② FC6-2 44 IBB 3-H		3	1	1	0	2	0	3
44 Paul Goldschmidt, R (1, 3) OBP: 0.401, SLG: 0.557	S SL 81 S SL 82 B SL 80 X FF 92 1-2 ② P3 1-3 2-H		B CU 75 B SL 81 S SL 80 F FF 91 1 SAFE F SI 90 C SI 90 2-3 ② K			C SI 89 B FF 90 D SL 82 X SL 82 2-1 ① L9 1-2		B FC 89 X FC 92 1-0 ② F8	B SL 84 D SL 85 B SL 84 3-0 1-2 2-3 IBB		4	0	0	0	1	1	4
3 Daniel Descalso, L (1, 4) OBP: 0.363, SLG: 0.450	C FF 90 B SI 85 X CH 85 1-1 ③ L8		B CU 72 C CU 73 F FF 90 X SL 81 1-2 ③ F9			B FF 90 X CH 83 1-0 ② F7		B FF 93 B FF 92 T FC 90 B FC 92 X FC 90 3-1 4 HBP 1-H 2B	B FF 96 X FF 95 1-0 ③ L8		5	0	1	1	0	0	6
28 Steven Souza Jr., R (1, 9) OBP: 0.332, SLG: 0.388		C SL 79 B SL 81 S SL 81 B FF 89 B FF 92 B SI 89 4-2 32 2B BB		C FF 88 B SL 79 B FF 89 S SI 89 C SI 90 2-3 ① K		C FF 92 B FF 91 F FF 91 H FF 92 2-2 HBP		S FC 90 B FC 90 B FC 89 B FC 89 C FC 90 B FC 90 4-2 4 HBP BB		B FF 96 B FF 96 F FF 95 F FF 97 B FF 98 B FF 96 4-2 16 WP 13 1B 11 1B BB	1	2	0	0	3	1	0
4 Ketel Marte, S (1, 6) OBP: 0.323, SLG: 0.407		C FF 90 B SI 90 1 SAFE X CH 82 1-1 ① L8		X CH 81 0-0 ② F8		C CU 76 D CH 84 B CH 83 F CH 84 F FF 92 B SL 83 S SL 83 3-3 ③ K2-3		B FF 93 B FF 93 C FC 90 H FC 89 3-1 1-2 2-3 HBP		B FF 97 F FC 91 X CH 86 1-1 ① F7	4	0	0	0	0	1	4
2 Jeff Mathis, R (1, 2) OBP: 0.284, SLG: 0.276 15 Ildemaro Vargas, S (8, PH) OBP: 0.249, SLG: 0.383 36 John Ryan Murphy, R (9, 2) OBP: 0.299, SLG: 0.438 13 Nick Ahmed, R (10, PH) OBP: 0.299, SLG: 0.438		C FF 90 1 SAFE B FF 90 C SI 86 S SL 81 1-3 ② K		B SL 80 B SI 89 F FF 90 C SI 88 X FF 91 2-2 ③ F8			T FF 93 B FF 93 F FF 94 B FF 94 X FF 95 2-2 ① L8	B FF 94 B FF 93 B FF 93 C FF 93 C FF 94 X FF 94 3-2 ③ L4		X FC 92 0-0 16 WP 11 1B 1-2 1B	3 1 0 1	0 0 0 0	0 0 0 1	0 0 0 0	1 0 0 0	1 3 0 0	1 0 0 0
32 Clay Buchholz, L OBP: 0.294, SLG: 0.294 (1, 1) 30 T.J. McFarland, L (7, 1) 9 Jon Jay, L OBP: 0.000, SLG: 0.000 (7, PH) 41 Jake Diekman, R (8, 1) 66 Yoshihisa Hirano, R (8, 1) 53 Christian Walker, R OBP: 0.250, SLG: 0.400 (8, PH) 40 Andrew Chafin, R (10, 1) 35 Matt Andriese, R (10, 1) 16 Chris Owings, R OBP: 0.266, SLG: 0.289 (10, PH)		X FF 88 0-0 1-H 2B		B CU 71 C SI 87 X SI 88 1-1 ① G6-3			C FF 94 B CH 86 S CH 86 F FF 94 F FF 94 F CH 87 F FF 95 X CH 87 1-2 ② G4-3		X FF 95 0-0 ① P3	S FC 91 S FC 89 X FC 90 0-2 ② G5-3 1-2 2-3	2 0 1 0 0 0 0 0 1	0 0 0 0 0 0 0 0 0	1 0 0 0 0 0 0 0 0	1 0 0 0 0 0 0 0 0	0 0 0 0 0 0 0 0 0	0 0 0 0 0 0 0 0 0	0 0 0 0 0 0 0 0 2
Inning Stats	R: 1 E: 1 K: 1 S: 12 H: 0 LOB: 1 BB: 2 P: 23	R: 1 E: 0 K: 1 S: 11 H: 1 LOB: 1 BB: 1 P: 18	R: 0 E: 0 K: 1 S: 11 H: 1 LOB: 1 BB: 0 P: 15	R: 0 E: 0 K: 1 S: 7 H: 0 LOB: 0 BB: 0 P: 11	R: 0 E: 0 K: 1 S: 6 H: 0 LOB: 0 BB: 0 P: 8	R: 0 E: 0 K: 1 S: 11 H: 0 LOB: 2 BB: 1 P: 23	R: 0 E: 0 K: 0 S: 17 H: 0 LOB: 0 BB: 0 P: 22	R: 1 E: 0 K: 0 S: 13 H: 1 LOB: 3 BB: 2 P: 34	R: 0 E: 1 K: 0 S: 9 H: 0 LOB: 3 BB: 2 P: 19	R: 1 E: 0 K: 0 S: 9 H: 2 LOB: 2 BB: 1 P: 14	1B: 3 2B: 2 3B: 0 HR: 0 SF: 0 SAC: 0 DP: 0 HBP: 2						

PITCHER		IP	WLS	BF	H	R	ER	SO	BB	IBB	HBP	BLK	WP	HR	S	P	ERA	WHIP
49 Julio Teheran, R ERA: 3.95	(1, 1)	6.0		25	2	2	1	6	4	0	1	0	1	0	58	98	1.50	1.000
46 Brad Brach, R ERA: 3.49	(7, 1)	1.0		3	0	0	0	0	0	0	0	0	0	0	17	22	0.00	0.000
48 Jonny Venters, L ERA: 2.86	(8, 1)	0.1	H	2	0	1	1	0	1	0	0	0	0	0	4	11	27.00	3.000
58 Dan Winkler, R ERA: 3.12	(8, 1)	0.1	B	4	1	0	0	0	1	0	1	0	0	0	6	17	0.00	6.000
51 Shane Carle, R ERA: 2.95	(8, 1)	0.1		1	0	0	0	0	0	0	0	0	0	0	3	6	0.00	0.000

PITCHER		IP	WLS	BF	H	R	ER	SO	BB	IBB	HBP	BLK	WP	HR	S	P	ERA	WHIP
63 Jesse Biddle, L ERA: 2.48	(9, 1)	0.2		4	0	0	0	0	1	0	0	0	0	0	8	14	0.00	1.500
61 Chad Sobotka, R ERA: 3.52	(9, 1)	0.1	W	2	0	0	0	0	0	1	0	0	0	0	1	5	0.00	0.000
33 A.J. Minter, L ERA: 3.42	(10, 1)	1.0	S	5	2	1	1	0	1	0	0	0	1	0	9	14	9.00	3.000

BOTTOM

Atlanta Braves @ Arizona Diamondbacks

Chase Field, Phoenix, AZ

Sat Sep 08 2018, 5:10 PM - 9:17 PM MST

Att. 40,482 - Roof Closed - 79 F

livebaseballscorecards.com

AB	35
R	4
H	5
RBI	3
BB	9
SO	6
LOB	26

WP: 2 PA: 46
PB: 0
SB: 1
CS: 0

Atlanta Braves @ Arizona Diamondbacks

Chase Field, Phoenix, AZ

Sun Sep 09 2018, 1:11 PM - 4:55 PM MST

Att. 28,339 - Roof Closed - 76 F

TOP

livebaseballscorecards.com

Batter	1	2	3	4	5	6	7	8	9	AB	R	H	RBI	BB	SO	LOB
13 Ronald Acuña Jr., R (1, 7) OBP: 0.367, SLG: 0.581	B FF 94 S FF 95 B FF 94 C FF 95 S SL 86 2-3 ① K			B FF 91 C KC 82 B FF 93 B FF 94 S FF 94 B FF 95 4-2 17 CS 17 S BB		X FF 93 0-0 1-H HR		B FF 96 B SL 85 B FF 97 C FF 97 C SI 96 B SI 96 4-2 17 G5-3 5 1B BB	B FF 95 C SL 81 B FF 95 X FF 95 2-1 17 HR 3B	3	3	2	2	2	1	0
17 Johan Camargo, S (1, 5) OBP: 0.359, SLG: 0.475	C FF 94 B KC 86 C KC 84 S SL 86 1-3 ② K			1 SAFE F KC 84 C KC 84 D SL 85 F FF 92 D SL 85 F KC 84 B FF 93 D KC 85 4-2 ① 5 G4-6-3 1-3 BB		B KC 82 B KC 82 C FF 92 X KC 82 2-1 ② P6		C FF 95 F SL 86 F SL 86 X FF 96 0-2 ② G5-3 1-2	F SL 84 X SL 83 0-1 3-H HR	4	1	1	2	1	1	1
5 Freddie Freeman, L (1, 3) OBP: 0.388, SLG: 0.502	S KC 84 C FF 95 X SL 84 0-2 ③ G3			B FF 94 S SL 86 D SL 87 B FF 94 F FF 94 1 SAFE X FF 94 3-2 ②③ G4-6-3 1-2f		B SL 84 B KC 82 C FF 95 B FF 94 B KC 83 4-1 BB		B FF 95 B SL 84 X FF 95 2-0 2-H 1B	C CH 80 F FF 93 B SL 78 B FF 92 X SL 75 2-2 22 FC5-4 1B	4	0	2	1	1	0	1
22 Nick Markakis, L (1, 9) OBP: 0.374, SLG: 0.463		X FF 94 0-0 ① L7			C FF 92 B FF 91 X SL 84 1-1 ① F7	1 SAFE D KC 82 D KC 81 C FF 94 1 SAFE X KC 81 2-1 ③ G4-3		1 SAFE C SL 83 X SI 94 0-1 ③ G1-3	B FF 93 B CH 78 C FF 90 C FF 92 F SL 79 F FF 94 B FF 94 X FF 92 3-2 ② FC5-4 18 FC6-4 1-2f	5	0	0	0	0	0	3
25 Tyler Flowers, R (1, 2) OBP: 0.355, SLG: 0.349 18 Lane Adams, R (9, PR) OBP: 0.348, SLG: 0.368 46 Brad Brach, R (9, 1)		C FF 93 C KC 84 B SL 86 B FF 94 S KC 83 2-3 ② K			B FF 92 C KC 83 C KC 83 F FF 94 B SL 83 F KC 84 F SL 83 B FF 94 S KC 84 3-3 ② K		T SI 84 B SI 84 B SI 84 F SI 85 S CU 74 2-3 ① K		1 1B 11 HR 1B 1-2 FC6-4 1-2f	4 1 0	0 1 0	1 0 0	0 0 0	0 0 0	3 0 0	0 1 0
1 Ozzie Albies, S (1, 4) OBP: 0.310, SLG: 0.462		B FF 94 X KC 84 1-0 ③ G5-3			B FF 93 B FF 93 C KC 82 C KC 83 B KC 84 D KC 84 4-2 BB		C SI 85 F CH 77 X CH 77 0-2 2B		1 SAFE B CH 82 X CH 80 1-0 11 HR 1-2 1B	3	1	2	0	1	0	0
11 Ender Inciarte, L (1, 8) OBP: 0.316, SLG: 0.377			B FF 94 C FF 94 B FF 96 F FF 95 B FF 96 X KC 85 3-2 ① G4-3		S KC 84 F FF 94 C FF 95 0-3 ③ K		B SI 85 B SI 84 F SI 85 X SI 85 2-1 ② FC1		B FF 92 B FF 91 L FF 91 C FF 91 B FF 92 X FF 91 3-2 1-H 2-H HR	4	1	1	3	0	1	2
7 Dansby Swanson, R (1, 6) OBP: 0.304, SLG: 0.411			C KC 83 C FF 95 B SL 85 B KC 84 B FF 95 F SL 86 X FF 95 3-2 ② F9			B KC 78 C KC 80 C FF 91 B FF 94 B SL 83 F KC 84 S KC 82 3-3 ① K	S CU 74 C CU 74 X CU 75 0-2 ③ G6-3		X FF 90 0-0 ① F8	4	0	0	0	0	1	2
62 Touki Toussaint, R (1, 1) OBP: 0.167, SLG: 0.167 64 Luke Jackson, R (6, 1) 61 Chad Sobotka, R (6, 1) OBP: 1.000, SLG: 1.000 8 Preston Tucker, L (8, PH) OBP: 0.304, SLG: 0.426 8 Charlie Culberson, R (8, PH) OBP: 0.324, SLG: 0.480 39 Sam Freeman, R (8, 1) 20 Lucas Duda, L (9, PH) OBP: 0.308, SLG: 0.417 24 Kurt Suzuki, R (9, 2) OBP: 0.328, SLG: 0.452			C FF 94 X FF 95 0-1 ③ G4-3			X FF 94 0-0 13 HR 1B		S FF 96 X FF 96 0-1 ① G5-3	B FF 95 X FF 94 1-0 HR	2 0 0 0 1 0 0 1 0	1 0 0 0 0 0 0 1 0	1 0 0 0 0 0 0 1 0	0 0 0 0 0 0 0 0 0	0 0 0 0 0 0 0 0 0	0 0 0 0 0 0 0 0 0	0 0 0 0 0 0 0 0 0
Inning Stats	R: 0 E: 0 K: 2 S: 9 H: 0 LOB: 0 BB: 0 P: 12	R: 0 E: 0 K: 1 S: 5 H: 0 LOB: 0 BB: 0 P: 8	R: 0 E: 0 K: 0 S: 9 H: 0 LOB: 0 BB: 0 P: 15	R: 0 E: 0 K: 0 S: 9 H: 0 LOB: 0 BB: 2 P: 20	R: 0 E: 0 K: 2 S: 13 H: 0 LOB: 1 BB: 1 P: 21	R: 2 E: 0 K: 1 S: 11 H: 2 LOB: 1 BB: 1 P: 22	R: 0 E: 0 K: 1 S: 11 H: 1 LOB: 1 BB: 0 P: 15	R: 1 E: 0 K: 0 S: 11 H: 1 LOB: 1 BB: 1 P: 17	R: 6 E: 0 K: 0 S: 23 H: 7 LOB: 1 BB: 0 P: 37	1B: 5 2B: 1 3B: 1 HR: 4 SF: 0 SAC: 0 DP: 1 HBP: 0						

	AB	36
	R	9
	H	11
	RBI	9
	BB	5
	SO	7
	LOB	10

WP: 0 PB: 0 SB: 1 CS: 1 PA: 41

PITCHER		IP	WLS	BF	H	R	ER	SO	BB	IBB	HBP	BLK	WP	HR	S	P	ERA	WHIP
38 Robbie Ray, L ERA: 4.18	(1, 1)	6.0		22	2	2	2	6	4	0	0	0	0	1	56	98	3.00	1.000
29 Brad Ziegler, R ERA: 3.99	(7, 1)	1.0	H	4	1	0	0	1	0	0	0	0	0	0	11	15	0.00	1.000
41 Jake Diekman, L ERA: 3.86	(8, 1)	1.0	H	5	1	1	1	0	1	0	0	0	0	0	11	17	9.00	2.000
31 Brad Boxberger, R ERA: 4.41	(9, 1)	0.1	L	4	3	4	4	0	0	0	0	0	0	1	7	12	108.00	9.000
50 Yoan López, R ERA:	(9, 1)	0.0		3	3	2	2	0	0	0	0	0	0	2	5	8	∞	∞

PITCHER		IP	WLS	BF	H	R	ER	SO	BB	IBB	HBP	BLK	WP	HR	S	P	ERA	WHIP
54 Jimmie Sherfy, R ERA: 1.59	(9, 1)	0.2		3	1	0	0	0	0	0	0	0	0	0	11	17	0.00	1.500

Batter	1	2	3	4	5	6	7	8	9	AB	R	H	RBI	BB	SO	LOB
9 Jon Jay, L (1, 7) OBP: 0.341, SLG: 0.355	B SI 92 B SI 90 B SI 93 C SI 91 B SI 91 4-1 BB		B CU 76 C SI 94 X SI 95 1-1 44 BB 1B		C SI 92 F SI 93 B CU 77 B CU 77 X SI 94 2-2 ② G3	S CU 84 B FF 94 B FF 95 S SL 87 D SL 87 F SL 87 F SL 86 X CU 84 3-2 1-3 2-H 1B		1 SAFE C FF 96 1 SAFE S FF 96 D CU 87 C FF 98 1-3 ②③ 1-3		4	0	2	1	1	1	1
14 Eduardo Escobar, S (1, 5) OBP: 0.333, SLG: 0.488	B SI 90 C SI 94 B FS 82 X FS 80 2-1 ① L9		C SI 92 B SI 92 X FF 94 1-1 ② P6		B CU 74 F FF 94 B CU 76 B SI 93 C SI 93 S FF 96 3-3 ③ K	1 SAFE X FF 96 0-0 ③ P6			C FF 93 B FF 94 B FF 94 F FF 94 X CH 86 2-2 ① G6-3	5	0	0	0	0	1	4
44 Paul Goldschmidt, R (1, 3) OBP: 0.403, SLG: 0.559	C SI 93 B CU 76 F SI 94 S FS 81 1-3 ② K		S SI 93 B FS 82 B FS 84 B SI 95 B CU 76 4-1 1-2 BB			B CU 76 B CU 74 F SI 92 X SI 93 2-1 ① G6-3 C SL 85 F FF 95 B FF 96 B SL 88 B FF 97 B SL 87 4-2 11 L9 11 WP BB			C FF 94 C FF 94 B FF 94 X CH 86 1-2 11 SF9 3B	3	1	1	0	2	1	1
11 AJ Pollock, R (1, 8) OBP: 0.320, SLG: 0.471	D CU 74 1 SAFE S FS 82 B SI 93 S CU 75 D FS 84 X FS 83 3-2 ③ G6-3		C FS 84 X SI 94 0-1 ③ F9			B SI 94 B SI 94 C SI 92 X SI 93 2-1 28 G4-3 3 PB 13 1B 1B B SL 85 C SL 86 S FF 97 X FF 98 1-2 ① L9 1-3			B FF 95 X SL 86 1-0 ② SF9 3-H	4	1	1	1	0	0	4
3 Daniel Descalso, L (1, 4) OBP: 0.365, SLG: 0.448 41 Jake Diekman, R (8, 1) 31 Brad Boxberger, R (9, 1) 50 Yoan López, R (9, 1) 54 Jimmie Sherfy, R (9, 1) 15 Ildemaro Vargas, S (9, PH)		B CU 74 B SI 93 X SI 92 2-0 ① G4-3		C SI 91 X FS 81 0-1 ① G4-3		C SI 93 F SI 93 B CU 75 B FF 94 B CU 74 4-2 28 G4-3 13 1B 1-2 BB 0-0 IBB			B FF 95 F FF 95 T CH 86 S CH 86 1-3 ③ K	2 0 0 0 0 1	1 0 0 0 0 0	0 0 0 0 0 0	0 0 0 0 0 0	2 0 0 0 0 1	0 0 0 0 0 0	0 0 0 0 0 0
28 Steven Souza Jr., R (1, 9) OBP: 0.326, SLG: 0.380		B CU 74 C SI 93 C SI 94 C CU 77 1-3 ② K		C SI 94 B FF 94 X SI 95 1-1 ② L4		D CU 75 C CU 75 C FS 83 F CU 75 B FF 95 X SI 94 2-2 ② G4-3 1-2 2-3 C FF 97 F FF 97 1 SAFE B FF 97 B FF 96 S FF 96 2-3 ② K				4	0	0	0	0	2	4
13 Nick Ahmed, R (1, 6) OBP: 0.302, SLG: 0.439		B CU 75 S FS 85 B SI 95 C CU 75 F CU 78 B FF 96 B FF 96 4-2 5 WP BB		S FS 84 B SI 93 B SI 94 B FS 84 B FS 83 4-1 BB		F SL 87 S SL 87 D SL 89 X FF 94 1-2 5 BB 6 1B 2-H 3-H 1B C SL 86 X SL 85 0-1 ③ F8				2	1	1	2	2	0	2
5 Alex Avila, L (1, 2) OBP: 0.302, SLG: 0.299 53 Christian Walker, R (8, PH) OBP: 0.286, SLG: 0.469 2 Jeff Mathis, R (9, 2) OBP: 0.284, SLG: 0.276		D CU 75 B SI 94 C FS 82 B FS 82 C CU 75 X CU 76 3-2 ③ G3 1-2		B CU 74 X FF 93 1-0 ③ G6-3		S CU 84 B CU 84 B SL 87 1 SAFE B FF 94 C CU 82 B CU 84 4-2 6 1B 9 1B 1-2 BB			B CU 84 S SI 95 S FS 87 S FF 96 1-3 ① K	2 1 0	1 0 0	0 0 0	0 0 0	1 0 0	0 1 0	2 0 0
38 Robbie Ray, L (1, 1) OBP: 0.083, SLG: 0.114 6 David Peralta, L (6, PH) OBP: 0.355, SLG: 0.519 29 Brad Ziegler, R (7, 1) 4 Ketel Marte, S (8, 4) OBP: 0.324, SLG: 0.407			B SI 92 C SI 92 F SI 93 F CU 78 S SI 96 1-3 ① K		C SI 90 F FS 82 F FS 85 B FF 96 S FF 93 1-3 ① K	B CU 83 X CU 85 1-0 9 1B 1-2 2-H 1B		C CU 83 S FF 96 B FS 86 B FS 84 F FF 96 B FF 95 4-2 9 CS 9 S BB		2 1 0 0	0 0 0 0	0 1 0 0	0 1 0 1	2 0 0 0	0 0 0 0	0 0 0 0
Inning Stats	R: 0 E: 0 K: 1 S: 9 H: 0 LOB: 1 BB: 1 P: 19	R: 0 E: 0 K: 1 S: 10 H: 0 LOB: 1 BB: 1 P: 20	R: 0 E: 0 K: 1 S: 11 H: 1 LOB: 2 BB: 1 P: 18	R: 0 E: 0 K: 0 S: 6 H: 0 LOB: 1 BB: 1 P: 12	R: 0 E: 0 K: 2 S: 10 H: 0 LOB: 0 BB: 0 P: 16	R: 4 E: 0 K: 0 S: 22 H: 4 LOB: 2 BB: 2 P: 41	R: 0 E: 0 K: 1 S: 10 H: 0 LOB: 2 BB: 2 P: 17	R: 0 E: 0 K: 2 S: 9 H: 0 LOB: 1 BB: 1 P: 15	R: 1 E: 0 K: 1 S: 10 H: 1 LOB: 0 BB: 0 P: 15	1B: 5 2B: 1 3B: 1 HR: 0	SF: 1 SAC: 0 DP: 1 HBP: 0		WP: 2 PB: 1 SB: 1 CS: 1	PA: 41			

PITCHER		IP	WLS	BF	H	R	ER	SO	BB	IBB	HBP	BLK	WP	HR	S	P	ERA	WHIP
62 Touki Toussaint, R ERA: 3.31	(1, 1)	5.2		24	2	2	2	5	5	0	0	0	1	0	56	105	3.18	1.235
64 Luke Jackson, R ERA: 4.42	(6, 1)	0.0	B	4	3	2	2	0	1	0	0	0	0	0	11	20	∞	∞
61 Chad Sobotka, R ERA: 3.0	(6, 1)	1.1		6	0	0	0	1	1	1	0	0	1	0	11	18	0.00	0.750
39 Sam Freeman, L ERA: 4.56	(8, 1)	1.0	W	3	0	0	0	2	1	0	0	0	0	0	9	15	0.00	1.000
46 Brad Brach, R ERA: 3.59	(9, 1)	1.0		4	1	1	1	1	0	0	0	0	0	0	10	15	9.00	1.000

PITCHER	IP	WLS	BF	H	R	ER	SO	BB	IBB	HBP	BLK	WP	HR	S	P	ERA	WHIP

BOTTOM

Atlanta Braves @ Arizona Diamondbacks

Chase Field, Phoenix, AZ

Sun Sep 09 2018, 1:11 PM - 4:55 PM MST

Att. 28,339 - Roof Closed - 76 F

livebaseballscorecards.com

AB	31
R	5
H	6
RBI	5
BB	9
SO	9
LOB	18

Batter	1	2	3	4	5	6	7	8	9	AB	R	H	RBI	BB	SO	LOB
13 Ronald Acuña Jr., R (1, 7) OBP: 0.365, SLG: 0.575	X FC 88 0-0 ① G5-3		B FF 92 F SI 87 B FC 86 X FC 85 2-1 ② G5-3		C FF 91 B FC 86 B CU 75 F FF 89 B SI 91 B SI 89 4-2 BB		B SI 93 F SI 94 B SI 94 X SI 96 2-1 ②③ G1-4-3 1-2f		X SL 80 0-0 ③ FC6-4 1-2f	4	0	0	0	1	0	3
17 Johan Camargo, S (1, 5) OBP: 0.356, SLG: 0.470	B FF 92 C FF 92 B FF 92 F FF 91 X CH 83 2-2 ② P5		B CU 76 B FF 91 C FF 89 C FF 90 B FF 91 F FF 89 X CH 82 3-2 ③ P5		1 SAFE B FF 90 X FF 89 1-0 ③ P4			C SI 93 X SI 94 0-1 ① G6-3		4	0	0	0	0	0	1
5 Freddie Freeman, L (1, 3) OBP: 0.388, SLG: 0.504	B FF 92 S SI 91 B CH 86 X CH 85 2-1 2B			F SI 89 B CU 75 B FC 87 X FF 90 2-1 22 G3-1 22 WP 24 1B 1B		T FC 84 C FF 89 F FF 91 F FF 90 S CU 76 0-3 ① K		T SL 85 F SI 94 B CH 88 S SL 84 1-3 ② K		4	1	2	0	0	2	0
22 Nick Markakis, L (1, 9) OBP: 0.371, SLG: 0.460	S CH 84 F FF 92 B FF 93 S FF 92 1-3 ③ K			B SI 89 C FF 88 F FF 91 B FC 87 B FF 92 X CH 83 3-2 ① G3-1 1-3		C FC 85 C CU 75 X CU 75 0-2 ② L7		X CH 87 0-0 ③ G3		4	0	0	0	0	1	2
24 Kurt Suzuki, R (1, 2) OBP: 0.335, SLG: 0.461 18 Lane Adams, R (9, PR) OBP: 0.348, SLG: 0.368 25 Tyler Flowers, R (9, 2) OBP: 0.355, SLG: 0.349		B FC 87 B SI 88 F SI 90 S CH 85 F CH 86 F FC 87 B FC 88 F SI 91 F CH 85 4-2 B SI 92 BB		F CH 82 B SI 90 X SI 90 1-1 3-H 1B		C FF 90 C CU 73 B FF 93 B FC 84 B CU 73 F FC 85 X FF 90 3-2 1B			B FF 96 B CH 89 S SI 95 S SI 95 B SL 83 F SI 94 X SI 93 3-2 11 G4-3 1 3B 2B	3 0 0	0 1 0	3 0 0	1 0 0	1 0 0	0 0 0	0 0 0
11 Ender Inciarte, L (1, 8) OBP: 0.314, SLG: 0.374		F FF 91 B FF 92 F CH 83 X FF 92 1-2 ① F7		F CU 74 C FF 92 B FF 92 X CU 76 1-2 ② F8		X CH 83 0-0 ③ G3			X FF 95 0-0 ① G4-3 2-3	4	0	0	0	0	0	4
1 Ozzie Albies, S (1, 4) OBP: 0.311, SLG: 0.468		B CH 85 F CH 83 F FF 90 D CU 78 B FF 91 X CH 84 3-2 ② F7		B FF 90 B CH 81 X CH 83 2-0 ③ G6-3			F FC 86 X FF 90 0-1 E8 7 SF9 2B		X FF 95 0-0 7 SH1-4 3-H 3B	4	2	2	1	0	0	2
7 Dansby Swanson, R (1, 6) OBP: 0.302, SLG: 0.409		B CU 75 B FF 90 F FF 90 B FC 85 F FF 90 X SI 90 3-2 ③ P6			X CH 80 0-0 ① P4		X SI 89 0-0 ① SF9 3-H		C FF 96 B CH 89 X FF 95 1-1 ② SH1-4 3-H	2	0	0	2	0	0	1
15 Sean Newcomb, L (1, 1) OBP: 0.067, SLG: 0.068 14 Rio Ruiz, L (7, PH) 51 Shane Carle, R (7, 1) 48 Jonny Venters, L (8, 1) 20 Lucas Duda, L (9, PH) OBP: 0.310, SLG: 0.417 33 A.J. Minter, L (9, 1)			C FF 90 C CU 74 C FF 89 0-3 ① K		B FF 88 B FF 89 X FF 89 2-0 ② F7		S FC 84 S CH 82 F CH 82 B FF 91 H CU 76 2-2 13 G1-4-3 HBP		B CH 87 B CH 86 S FF 94 B FF 95 F FF 93 B SL 80 4-2 13 FC6-4 BB	2 0 0 0 0 0	0 0 0 0 0 0	0 0 0 0 0 0	0 0 0 0 1 0	1 0 0 0 0 0	0 0 0 0 0 0	0 0 0 0 0 0

TOP

Atlanta Braves @ San Francisco Giants

AT&T Park, San Francisco, CA

Mon Sep 10 2018, 7:15 PM - 9:48 PM PDT

Att. 35,996 - Clear - 69 F

livebaseballscorecards.com

AB	31
R	4
H	7
RBI	4
BB	3
SO	4
LOB	13

Inning Stats	1	2	3	4	5	6	7	8	9
	R: 0 E: 0 K: 1 S: 9	H: 1 LOB: 1 BB: 0 P: 14	R: 0 E: 0 K: 0 S: 15	H: 0 LOB: 1 BB: 1 P: 26	R: 0 E: 0 K: 1 S: 9	H: 0 LOB: 0 BB: 0 P: 14	R: 1 E: 0 K: 0 S: 11	H: 2 LOB: 1 BB: 0 P: 20	R: 0 E: 0 K: 0 S: 5	H: 0 LOB: 1 BB: 1 P: 12	R: 0 E: 0 K: 1 S: 13	H: 1 LOB: 1 BB: 0 P: 16	R: 1 E: 1 K: 0 S: 8	H: 1 LOB: 0 BB: 0 P: 12	R: 0 E: 0 K: 1 S: 6	H: 0 LOB: 0 BB: 0 P: 7	R: 2 E: 0 K: 0 S: 11	H: 2 LOB: 2 BB: 1 P: 19

| | | |

Batter	1	2	3	4	5	6	7	8	9	AB	R	H	RBI	BB	SO	LOB
53 Austin Slater, R (1, 9) OBP: 0.359, SLG: 0.343	C FF 94 F FF 95 B FF 96 S FF 95 1-3 K ①		B CU 79 S CH 89 B FF 96 F FF 94 X FF 96 2-2 10 FC6-4 2-H 1B ①			B CH 86 F CH 87 F FF 93 X CH 87 1-2 G6-3 ①			C FF 96 B CH 87 F FC 92 F FC 93 F FF 97 S FC 91 1-3 K ①	4	0	1	1	0	2	0
9 Brandon Belt, L (1, 3) OBP: 0.346, SLG: 0.421	B FF 96 T FF 95 B SL 82 F FF 96 F FF 96 B SL 84 F FF 95 X FF 96 3-2 10 FC6-4 1B ②		X FF 96 0-0 F7 ②			B SL 82 C SL 81 B FF 93 F FF 94 F FF 94 B CU 78 S CH 86 3-3 K ②			B FC 91 F FC 92 S FC 91 B FC 91 C CH 87 2-3 K ②	4	0	1	0	0	2	1
10 Evan Longoria, R (1, 5) OBP: 0.279, SLG: 0.420	C CU 78 B FF 95 B FF 96 X CH 89 2-1 FC6-4 1-2f ②		B CU 79 X CH 88 1-0 FC6-4 1-2f ③			B CU 79 B FF 93 X FF 95 2-0 G6-3 ③			B CH 86 C FF 96 X CH 86 1-1 F9 ③	4	0	0	0	0	0	2
5 Nick Hundley, R (1, 2) OBP: 0.290, SLG: 0.399	B FF 95 F FF 95 X FF 95 1-1 P3 ③			C CU 76 S CH 86 B FF 93 S FF 94 1-3 K ①			F SL 87 X CU 81 0-1 G6-3 ①			3	0	0	0	0	1	1
35 Brandon Crawford, L (1, 6) OBP: 0.325, SLG: 0.398		C FF 94 B SL 80 B SL 80 B FF 94 C FF 95 F FF 94 S FF 95 3-3 K ①		S FF 95 B FF 94 C FF 95 F SL 82 F SL 80 F CH 86 F FF 94 B SL 83 F SL 82 2-2 X FF 95 L7 ②			C FF 95 C FF 95 B CH 88 X SL 86 1-2 P6 ②			3	0	0	0	0	1	0
8 Hunter Pence, R (1, 7) OBP: 0.251, SLG: 0.295		S CU 80 B CU 78 X CH 87 1-1 G5-3 ②		S CH 87 B CH 86 F FF 95 B CU 79 S CH 87 2-3 K ③			X SL 87 0-0 G6-3 ③			3	0	0	0	0	1	0
37 Kelby Tomlinson, R (1, 4) OBP: 0.275, SLG: 0.275 12 Joe Panik, L (8, PH) OBP: 0.299, SLG: 0.337 2 Chase d'Arnaud, R (8, PH) OBP: 0.270, SLG: 0.398 (9, 4)		C FF 97 F CU 79 B CU 80 F FF 95 S FF 95 1-3 K ③		C CU 76 B FF 94 F FF 94 B CU 78 X FF 94 2-2 F9 ①			B SI 92 F SI 93 X SI 92 1-1 G6-3 ①			2 0 1	0 0 0	0 0 0	0 0 0	0 0 0	1 0 0	0 0 0
7 Gorkys Hernández, R (1, 8) OBP: 0.291, SLG: 0.408			X FF 94 0-0 53 S 57 SH3-4 53 1B 1B	B FF 94 B CH 88 F CH 88 S FF 96 B FF 95 S FF 95 3-3 K ②			X SI 93 0-0 G6-3 ②			3	1	1	0	0	1	0
57 Dereck Rodríguez, R (1, 1) OBP: 0.074, SLG: 0.111 49 Sam Dyson, R (7, 1) 56 Tony Watson, L (8, 1) 16 Aramis Garcia, R (8, PH) OBP: 0.417, SLG: 0.917 60 Hunter Strickland, R (9, 1)			X FF 94 0-0 SH3-4 1-2 ①	F FF 93 B CU 78 F FF 94 B CU 78 C CH 85 2-3 K ③			B SI 94 F SI 94 F SI 94 S SL 85 1-3 K ③			1 0 0 1 0	0 0 0 0 0	0 0 0 0 0	0 0 0 0 0	0 0 0 0 0	1 0 0 1 0	0 0 0 0 0
Inning Stats	R: 0 E: 0 K: 1 S: 12 H: 1 LOB: 1 BB: 0 P: 19	R: 0 E: 0 K: 2 S: 10 H: 0 LOB: 0 BB: 0 P: 15	R: 1 E: 0 K: 0 S: 7 H: 2 LOB: 1 BB: 0 P: 10	R: 0 E: 0 K: 2 S: 14 H: 0 LOB: 0 BB: 0 P: 19	R: 0 E: 0 K: 2 S: 9 H: 0 LOB: 0 BB: 0 P: 16	R: 0 E: 0 K: 1 S: 8 H: 0 LOB: 0 BB: 0 P: 14	R: 0 E: 0 K: 0 S: 6 H: 0 LOB: 0 BB: 0 P: 7	R: 0 E: 0 K: 1 S: 6 H: 0 LOB: 0 BB: 0 P: 8	R: 0 E: 0 K: 2 S: 10 H: 0 LOB: 0 BB: 0 P: 14	1B: 3 2B: 0 3B: 0 HR: 0		SF: 0 SAC: 1 DP: 0 HBP: 0		WP: 0 PB: 0 SB: 1 CS: 0		PA: 30

PITCHER		IP	WLS	BF	H	R	ER	SO	BB	IBB	HBP	BLK	WP	HR	S	P	ERA	WHIP
15 Sean Newcomb, L ERA: 3.82	(1, 1)	6.0	W	21	3	1	1	8	0	0	0	0	0	0	60	93	1.50	0.500
51 Shane Carle, R ERA: 2.9	(7, 1)	1.0	H	3	0	0	0	0	0	0	0	0	0	0	6	7	0.00	0.000
48 Jonny Venters, L ERA: 2.76	(8, 1)	1.0	H	3	0	0	0	1	0	0	0	0	0	0	6	8	0.00	0.000
33 A.J. Minter, L ERA: 3.36	(9, 1)	1.0	S	3	0	0	0	2	0	0	0	0	0	0	10	14	0.00	0.000

PITCHER	IP	WLS	BF	H	R	ER	SO	BB	IBB	HBP	BLK	WP	HR	S	P	ERA	WHIP

BOTTOM

Atlanta Braves @ San Francisco Giants

AT&T Park, San Francisco, CA

Mon Sep 10 2018, 7:15 PM - 9:48 PM PDT

Att. 35,996 - Clear - 69 F

livebaseballscorecards.com

AB	29
R	1
H	3
RBI	1
BB	0
SO	11
LOB	4

Batter	1	2	3	4	5	6	7	8	9	AB	R	H	RBI	BB	SO	LOB
13 Ronald Acuña Jr., R (1, 7) OBP: 0.368, SLG: 0.578	B SI 93 B CH 87 X SI 92 2-0 G6-3		C SL 88 S FF 93 B FF 93 B SL 87 B CH 87 F SL 88 B FF 92 4-2 17 E BB		X FF 91 0-0 8 HR 3B		B CU 80 B CU 81 B FC 90 B FF 92 4-0 8 1B BB	C SL 85 D SL 84 S FF 99 B FF 100 S FF 99 2-3 K		3	1	1	0	2	1	1
17 Johan Camargo, S (1, 5) OBP: 0.354, SLG: 0.468 8 Charlie Culberson, R (3, PR) OBP: 0.327, SLG: 0.494 (3, 5)	B SI 93 X SI 93 1-0 G3-1		F FF 92 1 SAFE 1 SAFE F FF 91 X SL 88 0-2 E3 1-2		S SL 88 F SL 88 D SL 88 B FF 93 B SL 88 X SL 88 3-2 3-H HR		1 SAFE 1 SAFE C FF 94 B CU 81 F FF 94 B CU 82 X CU 82 2-2 5 L3 1-3 1B		S SI 91 X SI 91 0-1 F8	2 3	0 1	0 2	0 2	0 0	0 0	1 0
5 Freddie Freeman, L (1, 3) OBP: 0.387, SLG: 0.500	B FF 93 C SL 85 X SL 86 1-1 G6-3		X SL 88 0-0 G3-1		B FF 92 C SL 88 B CH 87 B FF 91 B FF 91 4-1 22 G1-6-3 BB		F SI 90 D SL 80 X SI 90 1-1 L3 1-1		X SL 82 0-0 G4-3	4	0	0	0	1	0	4
22 Nick Markakis, L (1, 9) OBP: 0.373, SLG: 0.460		C FF 92 B FF 91 B SL 86 C SL 87 F FF 92 F FF 92 B FF 92 X SL 88 3-2 25 G6-4-3 1B		B SL 87 X SL 86 1-0 1 2B 11 SF7 1B	C SL 87 C FF 91 B FF 90 1 SAFE B FF 91 1 SAFE X CU 77 2-2 G1-6-3 1-2f		D SL 81 D CU 79 C SI 91 F CH 81 B SI 92 B SI 92 4-2 25 FC6-4 BB		C SL 84 B SI 92 B SL 84 S SL 82 S SL 86 2-3 K	4	1	2	0	1	1	1
25 Tyler Flowers, R (1, 2) OBP: 0.350, SLG: 0.342		X FF 92 0-0 G6-4-3 1-2f		B FF 92 C FF 92 C FF 92 S FF 92 1-3 K	B FF 92 B FF 92 F SI 91 B CH 85 X SI 90 3-1 G1-3		B SI 91 B CH 80 X SI 91 2-0 FC6-4 1-2f			4	0	0	0	0	1	4
1 Ozzie Albies, S (1, 4) OBP: 0.311, SLG: 0.468		C FF 92 B SL 88 X SL 88 1-1 E4		X SL 89 0-0 1-3 2B		X CH 85 0-0 F8		C CU 78 X CH 80 0-1 G4-3		4	0	1	0	0	0	0
11 Ender Inciarte, L (1, 8) OBP: 0.315, SLG: 0.376		1 SAFE B FF 91 B FF 92 X FF 92 2-0 G6-3		C SL 86 F FF 92 X FF 92 0-2 SF7 3-H		B FF 91 X CU 76 1-0 7 FC6-4 1B		C SI 91 F SL 81 X SL 80 0-2 7 2B 1B		3	1	2	1	0	0	1
7 Dansby Swanson, R (1, 6) OBP: 0.304, SLG: 0.411			C SI 91 X FF 91 0-1 P4	0-0 IBB		B FF 90 S CH 85 F FF 91 X SL 86 1-2 FC6-4 1-2f		B CH 80 C SI 91 X CH 79 1-1 26 SH1-4 1-H 2B		3	0	1	1	1	0	1
26 Mike Foltynewicz, R (1, 1) OBP: 0.056, SLG: 0.074			C FF 92 L FF 92 B CU 75 C FF 92 1-3 K	B CU 74 X SI 91 1-0 G1-3		B FF 90 B FF 91 C SI 89 L FF 91 B FF 92 C FF 91 3-3 K		T SI 90 X SI 90 0-1 SH1-4 2-3		3	0	0	0	0	2	3
Inning Stats	R: 0 E: 0 K: 0 S: 4 H: 0 LOB: 0 BB: 0 P: 8	R: 0 E: 1 K: 0 S: 9 H: 1 LOB: 1 BB: 0 P: 15	R: 0 E: 1 K: 1 S: 12 H: 0 LOB: 2 BB: 1 P: 17	R: 1 E: 0 K: 1 S: 9 H: 2 LOB: 2 BB: 1 P: 12	R: 2 E: 0 K: 0 S: 10 H: 2 LOB: 0 BB: 1 P: 22	R: 0 E: 0 K: 1 S: 8 H: 1 LOB: 1 BB: 0 P: 13	R: 0 E: 0 K: 0 S: 8 H: 1 LOB: 2 BB: 2 P: 21	R: 1 E: 0 K: 1 S: 12 H: 2 LOB: 1 BB: 0 P: 15	R: 0 E: 0 K: 1 S: 6 H: 0 LOB: 0 BB: 0 P: 8	1B: 5 2B: 3 3B: 1 HR: 1 SF: 1 SAC: 1 DP: 3 HBP: 0						

PITCHER		IP	WLS	BF	H	R	ER	SO	BB	IBB	HBP	BLK	WP	HR	S	P	ERA	WHIP
59 Andrew Suárez, L ERA: 4.33	(1, 1)	6.0	L	27	6	3	3	3	2	1	0	0	0	1	52	87	4.50	1.333
58 Pierce Johnson, R ERA: 5.58	(7, 1)	0.0		2	1	0	0	0	1	0	0	0	0	0	3	9	∞	∞
50 Ty Blach, L ERA: 4.27	(7, 1)	1.2		7	2	1	1	0	1	0	0	0	0	0	14	22	5.40	1.800
62 Ray Black, R ERA: 4.74	(8, 1)	0.1		1	0	0	0	1	0	0	0	0	0	0	3	5	0.00	0.000
32 Steven Okert, L ERA:	(9, 1)	1.0		3	0	0	0	1	0	0	0	0	0	0	6	8	0.00	0.000

PITCHER	IP	WLS	BF	H	R	ER	SO	BB	IBB	HBP	BLK	WP	HR	S	P	ERA	WHIP

TOP

Atlanta Braves @ San Francisco Giants

AT&T Park, San Francisco, CA

Tue Sep 11 2018, 7:15 PM - 9:46 PM PDT

Att. 35,285 - Clear - 62 F

livebaseballscorecards.com

AB	33
R	4
H	9
RBI	4
BB	5
SO	5
LOB	16

Atlanta Braves @ San Francisco Giants

AT&T Park, San Francisco, CA

Tue Sep 11 2018, 7:15 PM - 9:46 PM PDT

Att. 35,285 - Clear - 62 F

livebaseballscorecards.com

Batter	1	2	3	4	5	6	7	8	9	AB	R	H	RBI	BB	SO	LOB
1 Grégor Blanco, L (1, 9) OBP: 0.278, SLG: 0.355	C FF 96 B FF 98 X FF 98 1-1 ① L7		X FF 96 0-0 ③ F7			C CU 80 X CH 86 0-1 ②③ G4-6-3 1-2f			B FF 96 C CH 87 C CU 82 S SL 90 1-3 ① K	4	0	0	0	0	1	1
19 Alen Hanson, S (1, 4) OBP: 0.286, SLG: 0.449	B FF 98 S SL 84 T CH 89 B SL 89 F SL 90 X SI 98 2-2 ② G3-1			C CU 80 B CH 88 B CU 79 X SI 96 2-1 ① G4-3			F SI 95 B SI 96 B FF 96 B FF 95 F SI 96 B SL 87 4-2 53 L3-6 35 1B BB		C CH 87 B CH 89 F SL 88 B FF 98 F CU 83 X SI 97 2-2 ② G3	3	0	0	0	1	0	0
10 Evan Longoria, R (1, 5) OBP: 0.281, SLG: 0.423	B FF 97 B FF 96 X FF 96 2-0 2B			C SI 96 B FF 97 F SI 96 B FF 96 X SL 87 2-2 ② G3			B SL 84 F SL 84 X SL 86 1-1 ① F7		B CU 81 X SI 97 1-0 35 DI 35 1B 1B	4	1	2	0	0	0	1
35 Brandon Crawford, L (1, 6) OBP: 0.326, SLG: 0.399	F FF 98 X FF 99 0-1 ③ G4-3			X CH 88 0-0 ③ G3			X SI 96 0-0 1-2 1B		C FF 96 X CH 87 0-1 1-H 53 DI 1B	4	0	2	1	0	0	1
53 Austin Slater, R (1, 3) OBP: 0.352, SLG: 0.335		C CU 79 X FF 94 0-1 ① F8			B FF 95 C SL 86 X CU 80 1-1 ① G1-3		C CU 79 X CU 78 0-1 ②③ L3-6 2-2		B CU 80 C SL 87 S SI 96 X CU 81 1-2 ③ G6-3 1-2	4	0	0	0	0	0	3
26 Chris Shaw, L (1, 7) OBP: 0.130, SLG: 0.200		C FF 96 C CU 80 B CH 88 B CH 88 B SL 87 S SL 87 3-3 ② K			B CU 81 X SI 96 1-0 ② G6-3			X FF 96 0-0 ① F8		3	0	0	0	0	1	0
7 Gorkys Hernández, R (1, 8) OBP: 0.292, SLG: 0.407		C CU 81 C SL 86 S SL 88 0-3 ③ K			S SL 87 S CU 78 B SL 87 S SI 98 1-3 ③ K			C FF 97 B CU 80 C SL 86 B SL 88 F SL 87 B CH 88 F SL 88 X SI 97 3-2 1B		3	0	1	0	0	2	0
16 Aramis Garcia, R (1, 2) OBP: 0.400, SLG: 0.800			C SL 85 X SL 86 0-1 ① G5-3			C CU 79 F FF 97 F SL 88 B SI 97 B SI 97 X SL 88 2-2 1 G4-6-3 1B		F SL 87 B FF 97 D SL 88 S SL 87 C CU 80 2-3 ② K		3	0	1	0	0	1	1
59 Andrew Suárez, L (1, 1) OBP: 0.111, SLG: 0.070 12 Joe Panik, L (6, PH) OBP: 0.288, SLG: 0.336 58 Pierce Johnson, R (7, 1) 50 Ty Blach, R (7, 1) OBP: 0.097, SLG: 0.034 62 Ray Black, R (8, 1) 9 Brandon Belt, L (8, PH) OBP: 0.345, SLG: 0.420 32 Steven Okert, L (9, 1)			X FF 95 0-0 ② L7			F SI 96 C SI 98 F CU 79 B SL 88 C FF 97 1-3 ① K		C FF 97 C CH 87 C SI 97 0-3 ③ K		1 1 0 0 0 1 0	0 0 0 0 0 0 0	0 0 0 0 0 1 0	0 0 0 0 0 1 0	0 1 0 0 0 1 0	0 0 0 0 0 0 0	0 1 0 0 0 1 0
Inning Stats	R: 0 E: 0 K: 0 S: 9 H: 1 LOB: 1 BB: 0 P: 14	R: 0 E: 0 K: 2 S: 8 H: 0 LOB: 0 BB: 0 P: 11	R: 0 E: 0 K: 0 S: 4 H: 0 LOB: 0 BB: 0 P: 4	R: 0 E: 0 K: 0 S: 6 H: 0 LOB: 0 BB: 0 P: 10	R: 0 E: 0 K: 1 S: 6 H: 0 LOB: 0 BB: 0 P: 9	R: 0 E: 0 K: 1 S: 10 H: 1 LOB: 0 BB: 0 P: 13	R: 0 E: 0 K: 0 S: 7 H: 1 LOB: 1 BB: 1 P: 12	R: 0 E: 0 K: 2 S: 12 H: 1 LOB: 1 BB: 0 P: 17	R: 1 E: 0 K: 1 S: 13 H: 2 LOB: 1 BB: 0 P: 18	1B: 5 2B: 2 3B: 0 HR: 0 SF: 0 SAC: 0 DP: 2 HBP: 0						

	AB	R	H	RBI	BB	SO	LOB
	31	1	6	1	1	7	9

PITCHER	IP	WLS	BF	H	R	ER	SO	BB	IBB	HBP	BLK	WP	HR	S	P	ERA	WHIP
26 Mike Foltynewicz, R (1, 1) ERA: 2.66	9.0	W	32	6	1	1	7	1	0	0	0	0	0	75	108	1.00	0.778

PITCHER	IP	WLS	BF	H	R	ER	SO	BB	IBB	HBP	BLK	WP	HR	S	P	ERA	WHIP

WP: 0 PA: 32
PB: 0
SB: 0
CS: 0

Atlanta Braves @ San Francisco Giants

AT&T Park, San Francisco, CA

Wed Sep 12 2018, 12:45 PM - 3:44 PM PDT

Att. 38,156 - Partly Cloudy - 67 F

livebaseballscorecards.com

Batter	1	2	3	4	5	6	7	8	9	AB	R	H	RBI	BB	SO	LOB
13 Ronald Acuña Jr., R (1, 7) OBP: 0.368, SLG: 0.575	B SI 91 B KC 78 X SI 90 2-0 1 F8 1B			B KC 77 F KC 78 B KC 78 B SI 90 B CH 81 4-1 22 G1-3 5 1B BB		B SI 89 X SL 79 1-0 ① G5-3	B SI 94 S SI 94 S SI 94 S SI 94 1-3 ② K		C SL 81 F FF 93 1 SAFE S SL 83 0-3 ③ K	4	0	1	0	1	2	4
1 Ozzie Albies, S (1, 4) OBP: 0.310, SLG: 0.468	1 SAFE B SL 79 S KC 79 F SI 92 B SL 81 X SL 80 2-2 ① ② F8 1-2			F CH 83 C SI 90 C SI 90 0-3 ① K		C CH 82 X SL 79 0-1 5 1B 2B	F CH 87 B CH 86 F CH 87 X SI 93 1-2 ③ FC6-4 1-2f			4	1	1	0	0	1	5
5 Freddie Freeman, L (1, 3) OBP: 0.388, SLG: 0.500	C SI 92 B SL 80 F SI 91 F SI 93 B SL 81 F SI 91 T SI 92 2-2 ③ K			1 SAFE B SI 90 B SI 92 X SI 91 2-0 22 G1-3 1-2 1B		F SL 80 F SI 90 B SI 92 B SI 92 F SI 91 B SL 80 X SL 80 3-2 22 G4-3 2-H 1B		F FC 93 F FC 92 X KC 83 1-2 ① G5-3		4	0	2	1	0	1	0
22 Nick Markakis, L (1, 9) OBP: 0.371, SLG: 0.457		C SI 91 B SI 91 B SI 91 X SL 80 2-1 ① G4-3		C SI 91 B SI 91 S SI 91 B SI 92 X SI 91 2-2 ② G1-3 1-2 2-3		C SI 91 B SI 90 1 SAFE X KC 78 1-1 ② G4-3 1-2		C KC 83 C FC 92 F KC 84 B FC 91 X FC 92 1-2 ② G6-3		4	0	0	0	0	0	3
24 Kurt Suzuki, R (1, 2) OBP: 0.331, SLG: 0.455		C CH 82 F SI 91 B SI 92 B SL 81 X KC 79 2-2 ② F8		F KC 78 F SI 91 B SI 91 F SI 92 B SL 80 S SI 90 2-3 ③ K		B SI 90 X KC 78 1-0 ③ F8		B KC 81 C KC 83 X KC 83 1-1 ③ G4-3		4	0	0	0	0	1	3
8 Charlie Culberson, R (1, 5) OBP: 0.330, SLG: 0.492		C SI 92 X SI 91 0-1 ③ L9			C KC 78 C SI 91 F KC 78 X SI 91 0-2 ① G6-3		B FF 96 B SL 83 B FF 96 C FF 97 B SL 82 4-1 11 2B BB		C FF 92 X CU 75 0-1 7 G5-3 11 SH5-4 25 1B	3	1	1	0	1	0	0
11 Ender Inciarte, L (1, 8) OBP: 0.317, SLG: 0.379			C KC 79 F SL 80 C SI 92 0-3 ① K		B SI 91 C KC 80 C SI 90 X SI 93 1-2 1B		C SL 80 B FF 98 F FF 96 X FF 98 1-2 1-3 2B		C FF 94 X FF 93 0-1 ① SH5-4 1-2	3	0	2	0	0	1	0
7 Dansby Swanson, R (1, 6) OBP: 0.304, SLG: 0.408			C SI 92 C SI 92 B SI 92 B SL 81 X SI 92 2-2 ② G6-3		B SI 91 1 SAFE F KC 76 1 SAFE F SI 91 B SI 91 S SL 80 2-3 ② K		B SL 84 B FF 97 C SL 82 B SL 83 B SL 84 4-1 1 FC6-4 BB		B FF 93 B CU 79 C SL 79 F FF 93 X SL 81 2-2 ② G5-3 2-3	3	0	0	0	1	1	2
19 Aníbal Sánchez, R (1, 1) 8 Preston Tucker, L (7, PH) OBP: 0.304, SLG: 0.426 23 Adam Duvall, R (7, PH) OBP: 0.272, SLG: 0.364 63 Jesse Biddle, L (7, 1) OBP: 0.500, SLG: 1.000 58 Dan Winkler, R (8, 1) 25 Tyler Flowers, R (9, PH) OBP: 0.352, SLG: 0.345 18 Lane Adams, R (9, PR) OBP: 0.348, SLG: 0.368 48 Jonny Venters, L (9, 1)			B SI 92 B SI 91 C SI 92 B SI 91 C SI 91 S SI 90 3-3 ③ K		1 SAFE S SI 91 F SI 91 L SI 91 0-3 ③ K		B CH 86 S CH 86 X CH 86 1-1 ① P3		B FF 94 B SL 80 C SL 80 X FF 94 2-1 3-H 1B	2 0 1 0 0 1 0 1 0	0 0 0 0 0 0 0 0 0	0 0 0 0 0 0 0 1 0	0 0 0 0 0 0 0 1 0	0 0 0 0 0 0 0 0 0	2 0 0 0 0 0 0 0 0	1 0 3 0 0 0 0 0 0

	AB	33
	R	2
	H	8
	RBI	2
	BB	3
	SO	9
	LOB	21

Inning Stats																		
	R: 0 E: 0 K: 1 S: 9	H: 1 LOB: 0 BB: 0 P: 15	R: 0 E: 0 K: 0 S: 7	H: 0 LOB: 0 BB: 0 P: 11	R: 0 E: 0 K: 2 S: 9	H: 0 LOB: 0 BB: 0 P: 14	R: 0 E: 0 K: 2 S: 12	H: 1 LOB: 2 BB: 1 P: 22	R: 0 E: 0 K: 2 S: 13	H: 1 LOB: 1 BB: 0 P: 16	R: 1 E: 0 K: 0 S: 10	H: 2 LOB: 1 BB: 0 P: 16	R: 0 E: 0 K: 1 S: 13	H: 1 LOB: 3 BB: 2 P: 25	R: 0 E: 0 K: 0 S: 9	H: 0 LOB: 0 BB: 0 P: 12	R: 1 E: 0 K: 1 S: 12	H: 2 LOB: 1 BB: 0 P: 16

	1B: 6	SF: 0	WP: 0	PA: 37
	2B: 2	SAC: 1	PB: 0	
	3B: 0	DP: 0	SB: 0	
	HR: 0	HBP: 0	CS: 0	

PITCHER		IP	WLS	BF	H	R	ER	SO	BB	IBB	HBP	BLK	WP	HR	S	P	ERA	WHIP
45 Derek Holland, L ERA: 3.46	(1, 1)	6.0		23	5	1	1	7	1	0	0	0	0	0	60	94	1.50	1.000
54 Reyes Moronta, R ERA: 2.66	(7, 1)	0.0		3	1	0	0	0	2	0	0	0	0	0	5	14	∞	∞
56 Tony Watson, L ERA: 2.79	(7, 1)	1.0		3	0	0	0	1	0	0	0	0	0	0	8	11	0.00	0.000
41 Mark Melancon, R ERA: 2.76	(8, 1)	1.0		3	0	0	0	0	0	0	0	0	0	0	9	12	0.00	0.000
13 Will Smith, L ERA: 1.88	(9, 1)	1.0	L	5	2	1	1	1	0	0	0	0	0	0	12	16	9.00	2.000

PITCHER		IP	WLS	BF	H	R	ER	SO	BB	IBB	HBP	BLK	WP	HR	S	P	ERA	WHIP

Batter	1	2	3	4	5	6	7	8	9	AB	R	H	RBI	BB	SO	LOB
12 Joe Panik, L (1, 4) OBP: 0.302, SLG: 0.340	C FF 90 B FF 90 S FS 86 X FS 85 1-2 9 BB 19 G4-3 1B		B CU 77 B CU 78 C FF 90 X SI 89 2-1 19 10 1B G6-3 1B	B FS 85 X FS 86 1-0 ② ③ G4-6-3 1-2f			B FF 94 B FF 95 C FF 95 X FF 95 2-1 19 SH 1B		B SI 93 B SI 92 B SI 92 C SI 92 F FF 92 X SI 92 3-2 ① G1-4-3	5	1	3	0	0	0	3
19 Alen Hanson, S (1, 7) OBP: 0.283, SLG: 0.444 53 Austin Slater, R (9, PH) OBP: 0.350, SLG: 0.333	1 SAFE B FF 90 S FS 85 1 SAFE L FF 92 X FS 84 1-2 ① G4-3 1-2		C CU 79 X FS 86 0-1 ① G6-3 1-2		B FF 89 S FS 84 S FS 85 S FS 83 1-3 ① K		B CU 76 B CU 78 L FF 96 X SI 95 2-1 ① SH 1-3		B SI 93 F SI 93 F SI 92 B SL 83 C SL 84 2-3 ② K	3 1	0 0	0 0	0 0	0 0	1 1	2 0
10 Evan Longoria, R (1, 5) OBP: 0.286, SLG: 0.427	F FC 88 D FF 89 F FS 86 F FF 91 F CH 74 B SI 94 B FF 90 D FS 86 4-2 9 BB BB		S FF 92 B SI 92 X FC 89 1-1 2-H 1B		B CU 78 X CU 78 1-0 2B		0-0 IBB		S SI 92 X SI 92 0-1 ③ G6-3	3	0	2	1	2	0	0
9 Brandon Belt, L (1, 3) OBP: 0.344, SLG: 0.417	S FS 85 B FS 85 B FC 89 F FS 78 B FC 89 B FF 90 4-2 35 G4-6-3 1-2 2-3 BB		F FF 90 X FF 89 0-1 ② F8		X FF 91 0-0 ② P5		C CU 77 B SL 89 C SL 89 T CU 77 1-2 ② K			3	0	0	0	1	1	4
35 Brandon Crawford, L (1, 6) OBP: 0.324, SLG: 0.396	C FF 91 B FF 93 F FS 87 X FC 89 1-2 ② ③ G4-6-3 1-2f		1 SAFE B FF 90 F FS 85 X CH 73 1-1 ③ P5		X FS 84 0-0 ③ G4-3		X SL 77 0-0 ③ G4-3			4	0	0	0	0	0	7
5 Nick Hundley, R (1, 2) OBP: 0.297, SLG: 0.403		X FF 88 0-0 ① P2		C FF 89 X FC 86 0-1 45 BB 1 BB 1B		X CU 78 0-0 8 WP 1 G3-1 1B		B FC 89 B FC 89 B FC 89 B FC 90 4-0 BB		3	0	2	0	1	0	0
1 Grégor Blanco, L (1, 9) OBP: 0.277, SLG: 0.347		B FF 90 C FF 89 X FS 85 1-1 ② G6-3		C CU 79 1 SAFE D FS 82 1 SAFE B FS 84 F FC 87 B FF 89 B FF 89 4-2 45 BB 1-2 BB		C FF 89 F FS 83 X FC 89 0-2 ① G3-1 1-2		F FF 92 C FC 90 B FC 91 F FC 88 F FC 90 B CH 90 X FC 90 2-2 ① F8		3	0	0	0	1	0	2
7 Gorkys Hernández, R (1, 8) OBP: 0.291, SLG: 0.404		C FF 91 B FF 89 B FF 90 B FS 85 F SI 91 B SI 93 4-2 BB		S CU 80 F FS 86 B SI 91 F FF 91 F FC 88 F CU 80 F FF 91 S CH 70 1-3 ① K		S FC 88 F FC 87 F FF 92 S CH 71 0-3 ② K		B FC 89 X FC 90 1-0 ② L8		3	0	0	0	1	2	4
45 Derek Holland, S (1, 1) OBP: 0.078, SLG: 0.080 8 Hunter Pence, R (6, PH) OBP: 0.250, SLG: 0.293 54 Reyes Moronta, R (7, 1) 56 Tony Watson, L (7, 1) 41 Mark Melancon, R (8, 1) 26 Chris Shaw, L (8, PH) OBP: 0.125, SLG: 0.190 13 Will Smith, R (9, 1)		C FF 91 S FS 86 S FS 84 0-3 ③ K		C FF 89 L FF 89 B FF 91 B FF 92 B FS 83 B FF 91 4-2 12 G4-6-3 1-2 2-3 BB		C FC 88 F CU 79 D CH 69 D FS 87 B CH 70 X FF 91 3-2 ③ P3 2-3		B FF 92 C FF 93 F FF 92 S FF 93 1-3 ③ K		1 1 0 0 0 0 1 0	0 0 0 0 0 0 0 0	0 0 0 0 0 0 0 0	0 0 0 0 0 0 0 0	1 0 0 0 0 0 1 0	1 0 0 0 0 0 1 0	1 1 0 0 0 0 1 0
Inning Stats	R: 0 E: 0 K: 0 S: 15 H: 1 LOB: 2 BB: 2 P: 26	R: 0 E: 0 K: 1 S: 8 H: 0 LOB: 1 BB: 1 P: 13	R: 1 E: 0 K: 0 S: 10 H: 2 LOB: 1 BB: 0 P: 14	R: 0 E: 0 K: 1 S: 14 H: 1 LOB: 2 BB: 2 P: 24	R: 0 E: 0 K: 1 S: 6 H: 1 LOB: 1 BB: 0 P: 8	R: 0 E: 0 K: 1 S: 11 H: 1 LOB: 1 BB: 0 P: 14	R: 0 E: 1 K: 1 S: 8 H: 1 LOB: 2 BB: 1 P: 13	R: 0 E: 0 K: 1 S: 9 H: 0 LOB: 1 BB: 1 P: 17	R: 0 E: 0 K: 1 S: 8 H: 0 LOB: 0 BB: 0 P: 13	1B: 6 2B: 1 3B: 0 HR: 0 SF: 0 SAC: 1 DP: 2 HBP: 0						

PITCHER		IP	WLS	BF	H	R	ER	SO	BB	IBB	HBP	BLK	WP	HR	S	P	ERA	WHIP
19 Aníbal Sánchez, R ERA: 3.01	(1, 1)	6.0		27	6	1	1	4	5	0	0	0	1	0	64	99	1.50	1.833
63 Jesse Biddle, L ERA: 2.44	(7, 1)	1.0		5	1	0	0	1	0	1	0	0	0	0	8	13	0.00	1.000
58 Dan Winkler, R ERA: 3.07	(8, 1)	1.0	W	4	0	0	0	1	1	0	0	0	0	0	9	17	0.00	1.000
48 Jonny Venters, L ERA: 2.67	(9, 1)	1.0	S	3	0	0	0	1	0	0	0	0	0	0	8	13	0.00	0.000

PITCHER	IP	WLS	BF	H	R	ER	SO	BB	IBB	HBP	BLK	WP	HR	S	P	ERA	WHIP

BOTTOM

Atlanta Braves @ San Francisco Giants

AT&T Park, San Francisco, CA

Wed Sep 12 2018, 12:45 PM - 3:44 PM PDT

Att. 38,156 - Partly Cloudy - 67 F

livebaseballscorecards.com

AB	31
R	1
H	7
RBI	1
BB	7
SO	7
LOB	25

Washington Nationals @ Atlanta Braves

SunTrust Park, Atlanta, GA

Fri Sep 14 2018, 7:38 PM - 11:29 PM EDT

Att. 39,268 - Clear - 87 F

TOP

livebaseballscorecards.com

Batter	1	2	3	4	5	6	7	8	9	AB	R	H	RBI	BB	SO	LOB
2 Adam Eaton, L (1, 9) OBP: 0.376, SLG: 0.403	C FF 91 B FF 90 F FF 92 B FS 84 F FS 83 X FF 94 2-2 ① L6		C FF 90 C FS 81 B FS 81 B FF 94 X FS 83 2-2 ① G6-3		B FS 79 X CH 78 1-0 ① G4-3		B FC 90 B FF 93 B FF 92 B FF 92 4-0 7 2B 34 G6-3 BB	B SL 85 C FF 95 B FF 95 B FF 95 S CH 87 B FF 95 4-2 BB		3	1	0	0	2	0	0
7 Trea Turner, R (1, 6) OBP: 0.338, SLG: 0.407	C FF 93 S SL 83 B SL 84 X FS 83 1-2 ② G5-3		B SL 82 B SL 81 C FS 81 X FF 93 2-1 34 G6-3 34 S 1B		F FF 92 X FF 93 0-1 ② L9		B FC 91 C FC 89 C CU 82 B FF 92 F CU 82 X FC 90 2-2 34 G6-3 1-3 2B	C FF 94 B SL 84 X SL 85 1-1 ③ F9		5	0	2	0	0	0	3
34 Bryce Harper, L (1, 8) OBP: 0.386, SLG: 0.500	B FF 92 C FF 92 B FF 93 X FF 93 2-1 1B		1 SAFE B FF 91 X FS 83 1-0 ② G6-3 1-3		C FF 93 B FS 82 S FS 83 S FS 84 1-3 ③ K		S SL 87 B FF 97 B CU 77 C CU 77 F SL 91 F FF 96 X SL 89 2-2 ② G6-3 2-3 3-H		X FC 92 0-0 ① G4-3	5	0	1	1	0	1	2
6 Anthony Rendon, R (1, 5) OBP: 0.360, SLG: 0.501	C FF 93 S SL 83 1 SAFE X FF 94 0-2 ③ F9		F FF 93 X FS 81 0-1 ③ F7			B FF 93 X FF 94 1-0 22 G4-6-3 1B	B CU 77 B FF 96 B FF 96 B FF 96 4-0 BB		C FF 97 F FC 91 X CH 87 0-2 ② G3	4	0	1	0	1	0	2
22 Juan Soto, L (1, 7) OBP: 0.417, SLG: 0.534		M SL 78 C FS 80 B FS 83 B FF 94 B SL 83 B FS 82 4-2 11 2B 32 G4-3 BB	X FF 92 0-0 HR		C FS 82 B FS 81 B FS 82 C FS 82 X FS 83 2-2 ①② G4-6-3 1-2f	D SL 90 C SL 90 C SL 89 F CU 78 F SL 88 S CU 78 1-3 ③ K		B FC 92 X FC 92 1-0 ③ L4	4	2	1	1	1	1	3
11 Ryan Zimmerman, R (1, 3) OBP: 0.343, SLG: 0.506		C FF 92 X SL 82 0-1 32 G4-3 1-3 1 SF7 2B	C FF 92 B FF 93 X FS 82 1-1 E1 32 F8 1 2B 1B		B SL 83 B FF 95 F FS 83 B FF 96 S FS 82 F FS 84 F FF 97 F FS 84 B FS 84 4-2 32 BB BB		C SL 85 S SL 87 X SL 86 0-2 ① G3		3	2	2	0	1	0	0
32 Matt Wieters, S (1, 2) OBP: 0.312, SLG: 0.349		D FS 82 X FF 92 1-0 ① G4-3 2-3 3-H	X FF 93 0-0 ① F8 2-3		B SI 92 S SL 84 B SI 93 B SI 93 B SI 93 4-1 1-2 BB		C SL 86 F CH 86 B FF 94 B FF 95 H SL 85 3-2 14 2B HBP		2	0	0	1	1	0	2
1 Wilmer Difo, S (1, 4) OBP: 0.300, SLG: 0.371		B FS 81 B FS 82 S CH 83 F FF 93 X FF 95 2-2 ② SF7 3-H	B FS 82 X FF 92 1-0 31 L8-5 3-H 2B		B SL 84 B SI 92 B SI 92 C SI 92 F SI 92 X SI 92 3-2 ③ G5-3		C SL 85 B CH 87 B CH 87 F SL 85 S FF 96 2-3 ② K		3	0	1	2	0	1	3
31 Max Scherzer, R (1, 1) 0 ER / 0.00 / 0-0, 0 SV, 0 HLD 53 Austen Williams, R (6, 1) 55 Tim Collins, L (6, 1) 45 Andrew Stevenson, L (7, PH) 0 ER / 0.00 / 0-0, 0 SV, 0 HLD 50 Austin Voth, R (7, 1) 14 Mark Reynolds, R (8, PH) 0 ER / 2.57 / 0-0, 0 SV, 1 HLD 3 Michael Taylor, R (8, PR) 0 ER / 0.00 / 0-0, 0 SV, 0 HLD 52 Jimmy Cordero, R (8, 1) 36 Sammy Solis, R (8, 1) 61 Kyle McGowin, R (8, 1)		B FF 93 X FF 94 1-0 ③ G6-3	X FF 93 0-0 ②③ L8-5 2-3			B FF 92 S CU 82 C FF 94 X CU 82 1-2 ① G6-3	S SL 85 B FF 95 C SL 86 B CH 87 F FF 96 X SL 86 2-2 1-3 2B		2 0 0 0 0 0 1 0 0 0 0 0 0 0 0 0 0 0 0 0 0 1 0 0 0 0 0 0 0 0 0 0 0 0 0 1 0 1 0 0 0 0 0 0 0 0 0 0 0 0 0 0 0 0 0 0 0 0 0 0 0 0 0 0 0 0 0 0 0 0						
Inning Stats	R: 0 H: 1 E: 0 LOB: 1 K: 0 BB: 0 S: 12 P: 17	R: 2 H: 1 E: 0 LOB: 0 K: 0 BB: 1 S: 9 P: 17	R: 0 H: 1 E: 0 LOB: 1 K: 0 BB: 0 S: 8 P: 13	R: 2 H: 3 E: 1 LOB: 0 K: 0 BB: 0 S: 6 P: 8	R: 0 H: 0 E: 0 LOB: 0 K: 1 BB: 0 S: 6 P: 8	R: 0 H: 1 E: 0 LOB: 2 K: 0 BB: 2 S: 13 P: 27	R: 1 H: 1 E: 0 LOB: 2 K: 1 BB: 2 S: 17 P: 31	R: 0 H: 1 E: 0 LOB: 3 K: 1 BB: 1 S: 16 P: 28	R: 0 H: 0 E: 0 LOB: 0 K: 0 BB: 0 S: 5 P: 6	1B: 4 SF: 1 2B: 5 SAC: 0 3B: 0 DP: 2 HR: 1 HBP: 1						

AB	33
R	5
H	9
RBI	5
BB	6
SO	3
LOB	16

WP: 0 PA: 41
PB: 0
SB: 1
CS: 0

PITCHER		IP	WLS	BF	H	R	ER	SO	BB	IBB	HBP	BLK	WP	HR	S	P	ERA	WHIP
45 Kevin Gausman, R ERA: 3.92	(1, 1)	5.2	W	24	7	4	3	1	2	0	0	0	0	1	50	79	4.76	1.588
48 Jonny Venters, L ERA: 2.64	(6, 1)	0.1	H	2	0	0	0	0	1	0	0	0	0	0	4	11	0.00	3.000
58 Dan Winkler, R ERA: 3.2	(7, 1)	0.1	H	3	1	1	1	0	1	0	0	0	0	0	7	14	27.00	6.000
63 Jesse Biddle, L ERA: 2.41	(7, 1)	0.2	H	3	0	0	0	1	1	0	0	0	0	0	10	17	0.00	1.500
46 Brad Brach, R ERA: 3.53	(8, 1)	1.0	H	6	1	0	0	1	1	0	1	0	0	0	16	28	0.00	2.000

PITCHER		IP	WLS	BF	H	R	ER	SO	BB	IBB	HBP	BLK	WP	HR	S	P	ERA	WHIP
33 A.J. Minter, L ERA: 3.3	(9, 1)	1.0		3	0	0	0	0	0	0	0	0	0	0	5	6	0.00	0.000

Batter	1	2	3	4	5	6	7	8	9	AB	R	H	RBI	BB	SO	LOB
13 Ronald Acuña Jr., R (1, 7) OBP: 0.374, SLG: 0.586	B FF 94 B SL 85 X SL 86 2-0 2B	F SL 86 B FF 94 B FF 95 S FF 94 B SL 82 X SL 83 3-2 1-3 2-H 3-H 1B		B SL 86 B CH 82 B FF 94 C FF 94 F SL 86 X FF 95 3-2 5 SF8 3B		B FF 94 C FF 94 C SL 82 S FF 94 1-3 K ②		B FF 98 B FF 98 S FF 99 S FC 88 F SL 87 B CH 91 X FC 88 3-2 5 HBP 22 1B 1 1B 1B		5	2	4	2	0	1	0
1 Ozzie Albies, S (1, 4) OBP: 0.313, SLG: 0.470	X FF 93 0-0 P6 ①	C CH 83 1 SAFE T FF 94 S SL 87 0-3 K ③		B CH 83 B CH 81 F SL 87 B FF 94 B SL 87 4-1 5 SF8 22 1B BB		C FF 94 S SL 82 B SL 82 B SL 79 X SL 79 2-2 22 BB 8 1B 2B		1 SAFE 1 SAFE 1 SAFE 1 SAFE B SI 98 F SI 98 1 SAFE F SI 98 1 SAFE 1-2 X SI 99 5 HBP 22 1B 1-2 1B		4	3	2	0	1	1	3
5 Freddie Freeman, L (1, 3) OBP: 0.388, SLG: 0.498	B FF 95 F CH 84 B FF 94 F CH 85 F FC 90 B FF 96 F FC 90 F FF 96 X FF 96 3-2 L7 ②		F CU 75 B CH 83 X CH 85 1-1 F7 ①	B FF 94 1 SAFE 1 SAFE F FF 94 B FF 93 1 SAFE X CH 82 2-1 SF8 1-2 3-H ②		0-0 8 1B 22 BB IBB		H SI 92 1-0 11 1B 22 1B 7 WP 1-2 2-3 HBP		2	1	0	1	1	0	1
22 Nick Markakis, L (1, 9) OBP: 0.374, SLG: 0.458	C FF 94 B FF 95 F FF 96 S FF 95 1-3 K ③		C CU 76 B FF 94 S SL 87 B CH 79 B FC 88 B CU 78 4-2 11 2B 25 1B BB	B FF 91 C FF 94 S FF 93 B CU 76 B SL 88 X SL 87 3-2 2-H 1B		F FF 92 B SL 89 D FF 93 B SL 90 B FF 93 4-1 8 1B 1-2 2-3 BB		C KC 78 B SI 94 B SI 94 C CH 85 F SI 94 F SI 93 F KC 79 X CH 87 2-2 7 WP 11 1B 1-2 2-H 3-H 1B		3	1	2	3	2	1	1
8 Charlie Culberson, R (1, 5) OBP: 0.331, SLG: 0.489		C FF 93 H FF 93 1-1 11 2B 13 1B HBP	B FF 94 S CH 84 F FF 94 S SL 86 1-3 K ②	B FF 92 S SL 84 S FF 94 X CH 82 1-2 L6 ③		B FF 92 X CH 85 1-0 1-2 2-3 3-H 1B		C CH 84 F SI 94 S SI 93 0-3 K ①		4	1	1	1	0	2	4
11 Ender Inciarte, L (1, 8) OBP: 0.319, SLG: 0.385		F SL 88 B FF 92 1 SAFE X FF 94 1-1 13 1B 1-3 2B	B CH 82 X CU 75 1-0 25 1B 1-3 2B		X SL 80 0-0 G4-3 ①	C SL 89 B SL 89 B FF 92 X SL 90 2-1 F9 ③		D KC 79 B KC 79 C SI 93 F SI 94 F SI 94 X SI 93 2-2 7 WP 1-2 2-3 1B		5	2	3	0	0	0	3
25 Tyler Flowers, R (1, 2) OBP: 0.350, SLG: 0.342		B FF 94 B SL 87 C FF 94 F FF 96 S FF 95 2-3 K ①	X SL 86 0-0 2-H 3-H 1B	B F SL 80 F SL 80 F FF 95 X SL 82 1-2 F8 ②			X CU 77 0-0 F7 ①	F SI 93 S SL 81 B SL 80 B SL 80 S SL 80 2-3 K ②		5	0	1	2	0	2	5
7 Dansby Swanson, R (1, 6) OBP: 0.301, SLG: 0.404		F FF 95 F SL 85 F SL 84 S SL 86 0-3 K ②	S SL 84 F FF 94 F FF 94 B CU 78 B CH 84 F CH 84 F SL 84 X SL 85 2-2 P6 ③		B FF 94 C FF 92 F FF 94 B FF 95 X SL 80 2-2 F7 ③		B SL 87 C FF 92 B FF 92 X FF 92 2-1 L9 ②	B SI 92 F FF 92 B FF 91 C SL 79 S SL 80 2-3 K 1-2 2-3 3-H ③		5	0	0	0	0	2	5
45 Kevin Gausman, L (1, 1) OBP: 0.190, SLG: 0.056 48 Jonny Venters, L (6, 1) 8 Preston Tucker, L (6, PH) OBP: 0.302, SLG: 0.423 58 Dan Winkler, R (7, 1) 63 Jesse Biddle, L (7, 1) OBP: 0.500, SLG: 1.000 14 Rio Ruiz, L (7, PH) 46 Brad Brach, R (8, 1) 33 A.J. Minter, L (9, 1)		B FF 93 C FF 94 F FF 95 B CU 76 B FF 94 F FF 94 F FF 95 B FF 94 4-2 13 1B BB		B FF 92 B FF 91 F FF 93 C FF 92 C CH 83 2-3 K ①		X FF 93 0-0 G3 ①	C CU 78 B FF 91 X FF 91 1-1 G5-3 ③			1 0 0 1 0 0 1 0 0	0 0 0 0 0 0 0 0 0	0 0 0 0 0 0 0 0 0	0 0 0 0 0 0 0 0 0	1 0 0 0 0 0 0 0 0	1 0 0 0 0 0 0 0 0	0 0 0 0 0 0 0 0 0
Inning Stats	R: 0 E: 0 K: 1 S: 11 H: 1 LOB: 1 BB: 0 P: 17	R: 2 E: 0 K: 3 S: 20 H: 2 LOB: 2 BB: 1 P: 31	R: 2 E: 0 K: 1 S: 15 H: 2 LOB: 1 BB: 1 P: 24	R: 2 E: 0 K: 1 S: 15 H: 2 LOB: 1 BB: 1 P: 30	R: 0 E: 0 K: 0 S: 8 H: 0 LOB: 0 BB: 0 P: 11	R: 1 E: 0 K: 1 S: 11 H: 2 LOB: 3 BB: 2 P: 21	R: 0 E: 0 K: 0 S: 5 H: 0 LOB: 0 BB: 0 P: 8	R: 3 E: 0 K: 3 S: 26 H: 4 LOB: 2 BB: 0 P: 39		1B: 8 2B: 4 3B: 1 HR: 0 SF: 1 SAC: 0 DP: 0 HBP: 2					

PITCHER		IP	WLS	BF	H	R	ER	SO	BB	IBB	HBP	BLK	WP	HR	S	P	ERA	WHIP
31 Max Scherzer, R ERA: 2.53	(1, 1)	4.0	L	23	7	6	6	6	3	0	1	0	0	0	61	102	13.50	2.500
53 Austen Williams, R ERA: 5.68	(5, 1)	1.2		7	1	1	1	1	0	1	0	0	0	0	15	21	5.40	0.600
55 Tim Collins, L ERA: 3.26	(6, 1)	0.1		3	1	0	0	0	1	0	0	0	0	0	4	11	0.00	6.000
50 Austin Voth, R ERA: 11.81	(7, 1)	1.0		3	0	0	0	0	0	0	0	0	0	0	5	8	0.00	0.000
52 Jimmy Cordero, R ERA: 6.39	(8, 1)	0.0		2	2	2	2	0	0	0	0	0	0	0	7	11	∞	∞

PITCHER		IP	WLS	BF	H	R	ER	SO	BB	IBB	HBP	BLK	WP	HR	S	P	ERA	WHIP
36 Sammy Solís, L ERA: 6.16	(8, 1)	0.1		4	2	0	0	1	0	0	1	0	0	0	13	18	0.00	6.000
61 Kyle McGowin, R ERA: 6.75	(8, 1)	0.2		2	0	1	1	2	0	0	0	0	1	0	6	10	13.50	0.000

BOTTOM

Washington Nationals @ Atlanta Braves

SunTrust Park, Atlanta, GA

Fri Sep 14 2018, 7:38 PM - 11:29 PM EDT

Att. 39,268 - Clear - 87 F

livebaseballscorecards.com

AB	36
R	10
H	13
RBI	9
BB	5
SO	10
LOB	22

WP: 1 PA: 44
PB: 0
SB: 0
CS: 0

Batter	1	2	3	4	5	6	7	8	9	AB	R	H	RBI	BB	SO	LOB
2 Adam Eaton, L (1, 9) OBP: 0.378, SLG: 0.404 29 Pedro Severino, R (9, 2) OBP: 0.254, SLG: 0.247	C FF 90 B FF 90 F CH 83 S SL 82 1-3 K ①		C CU 72 F FF 89 X FF 90 0-2 G4-3 ①	B CU 76 B SI 91 B SI 92 B FF 91 4-0 1-2 2-3 3-H BB		B SI 94 T FS 84 X FS 85 1-1 34 BB 6 2B 2-H 2B	C CU 83 X SL 86 0-1 FC6-4 ② 7 S 1-2f		B SI 98 B SL 86 B SI 97 B SI 97 4-0 BB	4 0	1 0	1 0	2 0	2 0	1 0	1 0
7 Trea Turner, R (1, 6) OBP: 0.338, SLG: 0.405	B FF 90 B FF 90 C FF 90 S SL 82 X SI 91 2-2 34 CS 1B		C SL 80 B SL 79 X SI 89 1-1 G1-3 ②	C SL 82 F FF 93 F FF 92 D SL 83 F SL 83 S SL 82 1-3 K ③		B FF 94 C FF 93 B FS 84 C FS 84 D CU 78 B SI 94 4-2 34 BB 6 2B BB	B FF 96 B FF 96 C FF 94 B SL 86 C SL 86 S SL 87 3-3 K ③ 1-2		C SL 85 B SL 87 X SI 97 1-1 F8 ③	5	1	1	0	1	2	5
34 Bryce Harper, L (1, 8) OBP: 0.388, SLG: 0.498 (9, 9)	1 SAFE 1 SAFE S SI 89 1 SAFE B SI 89 B SI 89 B SI 89 B SI 89 4-1 6 1B 22 1B 1-2 BB ②		B SI 91 B CU 74 B CH 82 B SI 90 4-0 BB		B CU 83 C FF 95 F FF 95 B FF 96 F CU 83 T FS 84 2-2 K ①	B SI 93 B SI 94 F FS 85 B FS 84 B SI 92 4-1 6 2B 1-2 2-3 BB		B FF 94 C FF 94 F FS 85 C SU 76 1-3 K ①	2	1	0	0	3	2	0
6 Anthony Rendon, R (1, 5) OBP: 0.362, SLG: 0.503	F FF 90 F FF 90 D SL 84 F SL 82 B FF 90 X SI 90 2-2 22 1B 1-2 1B		C SL 82 F SI 90 S SL 81 0-3 K ③		B FF 96 B FS 85 B FS 85 C FF 94 F SI 95 F FS 86 X FF 95 3-2 L8 ②	B CU 75 X SI 94 1-0 1-3 2-H 3-H 2B		C FF 95 C FF 96 B FF 98 B CH 87 B CU 74 B FF 96 4-2 22 FC4-6 BB	4	0	2	2	1	1	1
22 Juan Soto, L (1, 7) OBP: 0.421, SLG: 0.534	C CU 74 C CU 76 D SL 82 X SL 81 1-2 14 S 1-3 2-H 1B			B CU 71 B CH 80 C CH 82 F FF 91 F SL 81 B CU 73 B FF 92 4-2 64 S 1 S 2 BB BB	B CU 82 B CU 82 B CU 82 F FF 95 B FF 96 4-1 BB	0-0 IBB		1 SAFE C CU 74 F FF 95 F CU 77 X CU 77 0-2 FC4-6 ② 14 2B 1-2f	2	2	1	1	3	0	1
14 Mark Reynolds, R (1, 3) OBP: 0.338, SLG: 0.511	C SL 83 C FF 91 X FF 92 0-2 P2 ③ 1-2			1 SAFE 1 SAFE S SL 81 S SL 81 S CU 75 0-3 K ①	C SL 86 1 SAFE B FF 96 F FF 98 F SL 87 1 SAFE X SL 87 1-2 F8 ③	X SI 94 0-0 L8 ③		C FF 97 X FF 96 0-1 1-H 2B	5	0	1	1	0	1	7
1 Wilmer Difo, S (1, 4) OBP: 0.301, SLG: 0.368 33 Matt Grace, L (8, 1) OBP: 0.500, SLG: 0.500		F FF 88 S CH 82 B SL 81 B FF 90 F CU 75 B CH 79 S SL 82 3-3 K ①		1 SAFE B CU 73 B SI 89 T CH 82 B CH 84 B CU 76 4-1 2 BB 64 S 1-2 BB		X SI 93 0-0 G4-3 ①	B FF 95 C FF 94 B CU 84 B CU 82 B FF 94 4-1 64 G4-3 64 S 68 1B BB	C CU 74 C FF 94 F CU 76 B FF 96 F FF 96 B CH 84 X CU 74 3-2 L6 ③		3 0	1 0	0 0	0 0	2 0	1 0	1 0
64 Spencer Kieboom, R (1, 2) OBP: 0.298, SLG: 0.312 16 Victor Robles, R (9, PH) OBP: 0.263, SLG: 0.133 (9, 8)		S SI 90 S SL 82 B SL 79 X SL 81 1-2 G5-3 ②		S SL 83 S SL 82 D SL 81 B FF 90 B FF 92 B SL 84 4-2 2 BB 1-2 2-3 BB		C FF 93 B CU 76 C CU 75 B FS 85 B FF 95 B SI 95 4-2 68 SH2-4 2 2B BB	1 SAFE C FF 94 B SL 86 1 SAFE C SL 86 X SL 88 1-2 G4-3 ① 1-3		B SI 97 B SI 98 S SI 98 B SI 98 C SI 98 C FF 98 3-3 K ①	2 1	1 0	0 0	0 0	2 0	0 1	1 0
58 Jeremy Hellickson, R (1, 1) OBP: 0.063, SLG: 0.094 45 Andrew Stevenson, L (4, PH) OBP: 0.303, SLG: 0.328 68 Jefry Rodriguez, R (4, 1) OBP: 0.188, SLG: 0.250 5 Adrián Sanchez, R (8, 4) OBP: 0.243, SLG: 0.333		C FF 89 S SL 80 S SL 79 0-3 K ③		F FF 91 S SL 83 D SL 81 B SL 82 S SL 82 2-3 K ②		X FF 90 0-0 SH2-4 ② 1-2	X FF 96 0-0 2 FC6-4 3-H 1B		S SL 86 B SI 98 F SI 98 X SI 99 1-2 G1-3 ②	1 1 1 1	0 0 0 0	0 0 1 0	0 0 1 0	0 0 0 0	1 1 0 0	0 3 0 0

Inning Stats	1	2	3	4	5	6	7	8	9
	R: 1 E: 0 K: 1 S: 17	R: 0 E: 0 K: 2 S: 10	R: 0 E: 0 K: 1 S: 8	R: 1 E: 0 K: 3 S: 17	R: 0 E: 0 K: 1 S: 13	R: 3 E: 0 K: 0 S: 11	R: 1 E: 0 K: 1 S: 10	R: 1 E: 0 K: 1 S: 17	R: 0 E: 0 K: 1 S: 8
	H: 3 LOB: 2 BB: 1 P: 27	H: 0 LOB: 0 BB: 0 P: 14	H: 0 LOB: 1 BB: 1 P: 13	H: 0 LOB: 3 BB: 4 P: 36	H: 0 LOB: 1 BB: 1 P: 23	H: 2 LOB: 3 BB: 4 P: 25	H: 1 LOB: 1 BB: 1 P: 18	H: 1 LOB: 1 BB: 1 P: 25	H: 0 LOB: 1 BB: 1 P: 17

1B: 4 2B: 3 3B: 0 HR: 0 | SF: 0 SAC: 1 DP: 0 HBP: 0 | WP: 0 PB: 0 SB: 6 CS: 1 | PA: 47

PITCHER		IP	WLS	BF	H	R	ER	SO	BB	IBB	HBP	BLK	WP	HR	S	P	ERA	WHIP
49 Julio Teheran, R ERA: 3.97	(1, 1)	4.0	L	20	3	2	2	7	6	0	0	0	0	0	52	90	4.50	2.250
39 Sam Freeman, L ERA: 4.5	(5, 1)	0.2		3	0	0	0	1	1	0	0	0	0	0	9	18	0.00	1.500
61 Chad Sobotka, R ERA: 2.89	(5, 1)	0.1		1	0	0	0	0	0	0	0	0	0	0	4	5	0.00	0.000
62 Touki Toussaint, R ERA: 4.67	(6, 1)	1.0		9	2	3	3	0	3	1	0	0	0	0	11	25	27.00	5.000
64 Luke Jackson, R ERA: 4.54	(7, 1)	1.0		5	1	1	1	1	1	0	0	0	0	0	10	18	9.00	2.000
54 Max Fried, L ERA: 3.34	(8, 1)	1.0		5	1	1	1	1	1	0	0	0	0	0	17	25	9.00	2.000
38 Arodys Vizcaíno, R ERA: 1.6	(9, 1)	1.0		4	0	0	0	1	1	0	0	0	0	0	8	17	0.00	1.000

TOP

Washington Nationals @ Atlanta Braves

SunTrust Park, Atlanta, GA

Sat Sep 15 2018, 1:09 PM - 4:49 PM EDT

Att. 36,050 - Sunny - 90 F

livebaseballscorecards.com

AB	32
R	7
H	7
RBI	7
BB	14
SO	11
LOB	20

BOTTOM

Washington Nationals @ Atlanta Braves

SunTrust Park, Atlanta, GA

Sat Sep 15 2018, 1:09 PM - 4:49 PM EDT

Att. 36,050 - Sunny - 90 F

livebaseballscorecards.com

Batter	1	2	3	4	5	6	7	8	9	AB	R	H	RBI	BB	SO	LOB
13 Ronald Acuña Jr., R (1, 7) OBP: 0.372, SLG: 0.582	C SI 91 C CH 82 B CH 80 B CH 82 X SI 91 2-2 5 E 5 SF8 1B		C CH 82 X KC 76 0-1 ① G5-3		B CU 80 F CU 82 B FF 96 B FF 97 X CU 83 3-1 ③ FC6-4 1-2f			X FF 94 0-0 ② F9		4	1	1	0	0	0	2
1 Ozzie Albies, S (1, 4) OBP: 0.312, SLG: 0.468	1 SAFE B SI 91 X CH 82 1-0 ① L9		B KC 74 B KC 72 F CH 78 F SI 89 B CH 78 X CH 80 3-2 ② G4-3			B FF 94 C CU 79 B CU 80 F FF 94 B FF 95 X FF 95 3-2 ① L7		B CU 82 B FF 93 B FF 94 D FF 95 4-0 1-2 BB		3	0	0	0	1	0	1
5 Freddie Freeman, L (1, 3) OBP: 0.385, SLG: 0.496	B SI 92 1 SAFE B SI 91 F SI 91 1 SAFE B SI 90 T CH 81 F CH 82 F SI 90 3-2 ② X SI 81 SF8 1-H		B SI 89 B CH 80 C CH 81 F CH 80 F SI 90 F SI 90 F CH 79 X FC 86 2-2 ③ G6-3			X SI 96 0-0 ② F8		F SL 82 X SI 91 0-1 ③ L9		3	0	0	1	0	0	2
22 Nick Markakis, L (1, 9) OBP: 0.372, SLG: 0.455	X KC 76 0-0 ③ L7			X FF 93 0-0 ① F7		B FF 94 C SI 95 B CU 81 F FF 94 B CU 80 X CU 81 3-2 ③ F7			C SL 82 B SI 90 B SI 91 X SL 84 2-1 ① F8	4	0	0	0	0	0	0
24 Kurt Suzuki, R (1, 2) OBP: 0.331, SLG: 0.454 12 René Rivera, R (8, 2) OBP: 0.278, SLG: 0.424		B SI 91 F SI 90 F SI 91 F CH 81 B FF 91 X SI 91 2-2 7 BB 1B		C FF 93 C FF 95 F CU 80 X CU 80 0-2 ② F9			B FF 91 C FF 92 F SI 93 B CU 81 C SI 94 2-3 ① K		X SI 89 0-0 ② P5	3 1	0 0	1 0	0 0	0 0	1 0	0 0
11 Ender Inciarte, L (1, 8) OBP: 0.317, SLG: 0.382		B SI 90 C KC 74 S CH 81 F SI 91 X SI 92 1-2 ① P6		B SI 94 C CH 89 B SI 94 B CH 90 X CH 89 3-1 ③ F8			F CH 87 F FF 94 F FF 95 B SI 96 F FF 96 X CH 90 1-2 ② G1-3		C SI 89 B SL 83 X SI 90 1-1 ③ L8	4	0	0	0	0	0	1
8 Charlie Culberson, R (1, 5) OBP: 0.328, SLG: 0.483		S CH 82 F FF 92 F CH 80 B CH 81 C SI 91 1-3 ② K			C CU 79 F CU 79 B FF 95 X FF 96 1-2 ① G4-3		B FF 94 F CH 88 B SI 97 X CU 80 2-1 ③ G3			3	0	0	0	0	1	1
7 Dansby Swanson, R (1, 6) OBP: 0.303, SLG: 0.403		F KC 74 B CH 81 B FF 91 F KC 76 B CH 81 B CH 81 4-2 1-2 BB			F FF 95 B FF 97 B CU 81 C CU 81 B FF 97 F FF 98 X FF 98 3-2 ② G3			F CU 77 B CU 79 B CU 78 B FF 94 B FF 92 4-1 1 WP BB		1	0	0	0	2	0	0
49 Julio Teheran, R (1, 1) OBP: 0.269, SLG: 0.276 39 Sam Freeman, R (6, 1) 61 Chad Sobotka, R (6, 1) OBP: 1.000, SLG: 1.000 8 Preston Tucker, L (5, PH) 62 Touki Toussaint, R (6, 1) OBP: 0.000, SLG: 0.000 64 Luke Jackson, R (7, 1) 54 Max Fried, L (8, 1) OBP: 1.000, SLG: 4.000 20 Lucas Duda, L (8, PH) OBP: 0.250, SLG: 0.714 38 Arodys Vizcaino, R (8, 1)		B SI 91 B SI 91 C FF 91 B SI 91 C SI 91 X FF 90 3-2 ③ L8			B FF 96 B FF 94 F FF 97 B CH 91 F FF 96 B FF 97 4-2 13 FC6-4 BB			B SI 93 C CH 87 B SI 93 B CH 89 X FF 94 3-1 ① P3		1 0 0 0 0 0 0 0 1 0	0 0 0 0 0 0 0 0 0 0	0 0 0 0 0 0 0 0 0 0	0 0 0 0 1 0 0 0 0 0	0 0 0 0 0 0 0 0 0 0	0 0 0 0 0 0 0 0 1 0	2 0 0 0 0 0 0 0 0 0

	AB	28
	R	1
	H	2
	RBI	1
	BB	4
	SO	2
	LOB	10

Inning Stats	1	2	3	4	5	6	7	8	9
	R: 1 E: 1 K: 0 S: 10	H: 1 LOB: 0 BB: 0 P: 16	R: 0 E: 0 K: 1 S: 17	H: 1 LOB: 2 BB: 1 P: 28	R: 0 E: 0 K: 0 S: 11	H: 0 LOB: 0 BB: 0 P: 16	R: 0 E: 0 K: 0 S: 7	H: 0 LOB: 0 BB: 0 P: 10	R: 0 E: 0 K: 0 S: 11	H: 0 LOB: 1 BB: 1 P: 22	R: 0 E: 0 K: 0 S: 7	H: 0 LOB: 0 BB: 0 P: 13	R: 0 E: 0 K: 1 S: 10	H: 0 LOB: 0 BB: 0 P: 15	R: 0 E: 0 K: 0 S: 6	H: 0 LOB: 2 BB: 2 P: 17	R: 0 E: 0 K: 0 S: 5	H: 0 LOB: 0 BB: 0 P: 8

	1B: 2	SF: 1	WP: 1	PA: 33
	2B: 0	SAC: 0	PB: 0	
	3B: 0	DP: 0	SB: 0	
	HR: 0	HBP: 0	CS: 0	

PITCHER		IP	WLS	BF	H	R	ER	SO	BB	IBB	HBP	BLK	WP	HR	S	P	ERA	WHIP
58 Jeremy Hellickson, R ERA: 3.45	(1, 1)	3.0		12	2	1	0	1	1	0	0	0	0	0	38	60	0.00	1.000
68 Jefry Rodriguez, R ERA: 5.33	(4, 1)	4.2	W	17	0	0	0	1	3	0	0	0	1	0	39	75	0.00	0.643
33 Matt Grace, L ERA: 2.65	(8, 1)	1.1		4	0	0	0	0	0	0	0	0	0	0	7	10	0.00	0.000

PITCHER	IP	WLS	BF	H	R	ER	SO	BB	IBB	HBP	BLK	WP	HR	S	P	ERA	WHIP

Washington Nationals @ Atlanta Braves

SunTrust Park, Atlanta, GA

Sun Sep 16 2018, 1:39 PM - 4:53 PM EDT

Att. 33,403 - Partly Cloudy - 77 F

livebaseballscorecards.com

Batter	1	2	3	4	5	6	7	8	9	AB	R	H	RBI	BB	SO	LOB
16 Victor Robles, R (1, 8) OBP: 0.250, SLG: 0.150	F8	L8		34 BB; 7 FC6-5; 1B		G5-3			L6	5	0	1	0	0	0	0
7 Trea Turner, R (1, 6) OBP: 0.337, SLG: 0.403	34 HR; 1B	G6-3		FC6-5; 34 BB		K			G6-3	5	1	1	0	0	1	2
34 Bryce Harper, L (1, 9) OBP: 0.391, SLG: 0.505	HR		6 HR; BB	BB			G4-3		6; 22 1B; 1B	3	3	2	2	2	0	0
6 Anthony Rendon, R (1, 5) OBP: 0.366, SLG: 0.511	22 1B; 11 FC3-6; BB		HR	P4			G1-6-3; 1B		22 1B	4	2	3	2	1	0	3
22 Juan Soto, L (1, 7) OBP: 0.421, SLG: 0.532	11 FC3-6; 1B		K	F7			G1-6-3		3-1	5	0	2	1	0	1	4
11 Ryan Zimmerman, R (1, 3) OBP: 0.340, SLG: 0.500	FC3-6; 32 1B		1B	G6-3				F9	F9	5	0	1	1	0	0	3
32 Matt Wieters, S (1, 2) OBP: 0.315, SLG: 0.349	1B		P4	L6				5 FC6-4; BB		3	0	1	0	1	0	1
5 Adrián Sanchez, R (1, 4) OBP: 0.220, SLG: 0.300	F8		K	G6-3				FC6-4		4	0	0	0	0	1	4
57 Tanner Roark, R (1, 1) OBP: 0.217, SLG: 0.259		K		7 FC6-5; 16 1B; BB		G5-3		F8		2	0	0	0	1	1	0
55 Tim Collins, L (6, 1)										0	0	0	0	0	0	0
51 Wander Suero, R (6, 1)										0	0	0	0	0	0	0
45 Andrew Stevenson, L (8, PH) OBP: 0.299, SLG: 0.324										1	0	0	0	0	0	1
33 Matt Grace, L (8, 1) OBP: 0.500, SLG: 0.500										0	0	0	0	0	0	0
56 Greg Holland, R (8, 1)										0	0	0	0	0	0	0
62 Sean Doolittle, L (9, 1)										0	0	0	0	0	0	0

Inning Stats																															
	R: 3	H: 4	E: 0	LOB: 2	K: 0	BB: 1	S: 19	P: 31	R: 0	H: 0	E: 0	LOB: 0	K: 1	BB: 0	S: 7	P: 11	R: 2	H: 2	E: 0	LOB: 1	K: 2	BB: 1	S: 19	P: 31	R: 0	H: 1	E: 0	LOB: 3	K: 0	BB: 2	S: 14	P: 30
	R: 0	H: 0	E: 0	LOB: 0	K: 0	BB: 0	S: 6	P: 10	R: 0	H: 0	E: 0	LOB: 0	K: 1	BB: 0	S: 8	P: 11	R: 0	H: 1	E: 0	LOB: 0	K: 0	BB: 0	S: 7	P: 8	R: 0	H: 0	E: 0	LOB: 1	K: 0	BB: 1	S: 8	P: 15
	R: 1	H: 3	E: 0	LOB: 2	K: 0	BB: 0	S: 12	P: 20	1B: 9	SF: 0	2B: 0	SAC: 0	3B: 0	DP: 1	HR: 2	HBP: 0	WP: 0	PA: 42	PB: 0	SB: 0	CS: 0											

PITCHER		IP	WLS	BF	H	R	ER	SO	BB	IBB	HBP	BLK	WP	HR	S	P	ERA	WHIP
15 Sean Newcomb, L ERA: 4.04	(1, 1)	3.0	L	17	6	5	5	3	2	0	0	0	0	2	45	73	15.00	2.667
73 Kyle Wright, R ERA: 1.8	(4, 1)	2.0		9	1	0	0	0	2	0	0	0	0	0	20	40	0.00	1.500
51 Shane Carle, R ERA: 2.8	(6, 1)	2.0		6	1	0	0	1	0	0	0	0	0	0	15	19	0.00	0.500
61 Chad Sobotka, R ERA: 2.61	(8, 1)	1.0		4	0	0	0	0	1	0	0	0	0	0	8	15	0.00	1.000
46 Brad Brach, R ERA: 3.62	(9, 1)	1.0		6	3	1	1	0	0	0	0	0	0	0	12	20	9.00	3.000

PITCHER	IP	WLS	BF	H	R	ER	SO	BB	IBB	HBP	BLK	WP	HR	S	P	ERA	WHIP

TOP

AB	37
R	6
H	11
RBI	6
BB	5
SO	4
LOB	18

BOTTOM

Washington Nationals @ Atlanta Braves

SunTrust Park, Atlanta, GA

Sun Sep 16 2018, 1:39 PM - 4:53 PM EDT

Att. 33,403 - Partly Cloudy - 77 F

livebaseballscorecards.com

Batter	1	2	3	4	5	6	7	8	9	AB	R	H	RBI	BB	SO	LOB
13 Ronald Acuña Jr., R (1, 7) OBP: 0.368, SLG: 0.574	B FF 92 F FF 92 B SI 93 C FF 93 B SI 93 X FF 94 3-2 ① P3		B CH 85 B SL 87 F SL 85 B FF 94 X FF 94 3-1 ① F8		B CH 83 C FF 92 B SL 86 X SI 93 2-1 ② F8		S FC 94 B FC 93 2 SAFE T FC 94 B FC 93 X FC 93 2-2 ② P4		F FF 93 F FF 94 S FF 94 0-3 ③ K	5	0	0	0	0	1	3
1 Ozzie Albies, S (1, 4) OBP: 0.310, SLG: 0.465	C FF 92 X CU 76 0-1 ② P5		B SI 93 X CU 75 1-0 ② L9		B CH 85 B FF 94 F CU 76 B FF 93 X SI 93 3-1 ③ F8		X CU 82 0-0 ③ F9			4	0	0	0	0	0	3
5 Freddie Freeman, L (1, 3) OBP: 0.384, SLG: 0.494	X SI 93 0-0 1B		B SI 93 2 SAFE C SI 94 B FF 92 F SI 93 F CU 77 F CU 78 S FF 93 2-3 ③ K			B FF 92 B SL 84 F CH 83 X CU 76 2-1 ① G4-3 B CH 85 C SI 92 C CU 77 X SL 86 1-2 8 1B 2B		X SI 91 0-0 ① L7		4	0	1	0	0	1	2
22 Nick Markakis, L (1, 9) OBP: 0.373, SLG: 0.457	D SI 92 B SI 92 C SI 92 B CH 85 X FF 93 3-1 ③ F7			C CU 74 B FF 92 F FF 93 B CH 84 X FF 93 2-2 ① L8				C SI 90 B SL 84 B SI 91 C SL 84 F SI 91 F SI 91 X SI 91 2-2 8 HR 1B		4	1	2	0	0	0	1
8 Charlie Culberson, R (1, 5)		F FF 92 S SI 93 S SL 87 0-3 ① K		B SL 86 C FF 93 B CH 83 F CH 84 X FF 95 2-2 ② L9		X SI 93 0-0 2-3 1B		B FF 92 B FF 92 X FF 91 2-0 1-H HR		4	1	2	2	0	1	0
11 Ender Inciarte, L (1, 8) OBP: 0.316, SLG: 0.380		B FF 93 X CH 84 1-0 ② G6-3		C FF 93 B SI 93 B CU 76 B CH 85 B SI 93 4-1 25 HR BB		1 SAFE 1 SAFE F FF 91 S SL 89 T FF 94 0-2 ② K		B CU 78 C CU 78 X SL 85 1-1 ② L3		3	1	0	0	1	1	2
25 Tyler Flowers, R (1, 2) OBP: 0.351, SLG: 0.357 20 Lucas Duda, L (6, PH) OBP: 0.308, SLG: 0.415 24 Kurt Suzuki, R (7, 2) OBP: 0.331, SLG: 0.452		C SL 87 B FF 94 F SI 92 S CU 76 1-3 ③ K		F SI 92 F SI 92 B FC 92 B FF 94 B CU 76 X SI 94 3-2 1-H HR		B FC 92 C CH 88 S CH 89 D CH 91 B FC 95 S CH 90 3-3 ③ K		C SL 85 S SL 86 F SL 84 S SL 85 0-3 ③ K		2 1 1	1 0 0	2 0 0	0 0 0	1 1 1	0 2 0	0 2 0
7 Dansby Swanson, R (1, 6) OBP: 0.304, SLG: 0.403			B SL 86 C SL 85 X SI 92 1-1 14 BB 1B	F CU 76 F CH 84 B SL 87 B SL 88 F CH 84 X CH 85 2-2 ③ P3			B FC 92 B FC 93 S FC 94 X FC 94 2-1 27 G3 1B		X FF 92 0-0 ① G6-3	4	0	2	0	0	0	0
15 Sean Newcomb, L (1, 1) OBP: 0.667, SLG: 0.556 14 Rio Ruiz, L (3, PH) 73 Kyle Wright, R (4, 1) 8 Preston Tucker, L (3, PH) 51 Shane Carle, R (4, 1) 27 Ryan Flaherty, L (7, PH) OBP: 0.000, SLG: 0.000 61 Chad Sobotka, R (8, 1) OBP: 0.000, SLG: 0.000 46 Brad Brach, R (8, 1) 23 Adam Duvall, R (8, PH) OBP: 0.571, SLG: 0.500			B CU 75 B SI 91 F SI 91 B SI 91 C CH 84 F SI 93 1 SAFE 1 SAFE B SI 93 4-2 1-2 BB		F FF 92 B FF 92 X CH 85 1-1 ① G5-3		X FF 91 0-0 ① G3 1-2		C FF 93 F FF 93 F FF 93 B FF 94 B FF 94 X FF 93 3-2 ② G5-3	0 0 0 1 0 1 0 0 1	0 0 0 0 0 0 0 0 0	0 0 0 0 0 0 0 0 0	0 1 0 0 0 0 0 0 0	0 0 0 0 0 0 0 0 0	0 0 0 0 0 1 0 0 0	0 0 0 0 0 0 0 0 0
Inning Stats	R: 0 E: 0 K: 0 S: 8 H: 1 LOB: 1 BB: 0 P: 14	R: 0 E: 0 K: 2 S: 7 H: 0 LOB: 0 BB: 0 P: 9	R: 0 E: 0 K: 1 S: 13 H: 1 LOB: 2 BB: 1 P: 24	R: 2 E: 0 K: 0 S: 14 H: 1 LOB: 0 BB: 1 P: 27	R: 0 E: 0 K: 0 S: 6 H: 0 LOB: 0 BB: 0 P: 12	R: 0 E: 0 K: 2 S: 12 H: 2 LOB: 2 BB: 0 P: 18	R: 0 E: 0 K: 0 S: 7 H: 1 LOB: 1 BB: 0 P: 11	R: 2 E: 0 K: 1 S: 13 H: 2 LOB: 0 BB: 0 P: 18	R: 0 E: 0 K: 1 S: 8 H: 0 LOB: 0 BB: 0 P: 11	1B: 5 2B: 1 3B: 0 HR: 2	SF: 0 SAC: 0 DP: 0 HBP: 0					PA: 37

WP: 0
PB: 0
SB: 0
CS: 0

PITCHER		IP	WLS	BF	H	R	ER	SO	BB	IBB	HBP	BLK	WP	HR	S	P	ERA	WHIP
57 Tanner Roark, R ERA: 4.34	(1, 1)	5.1	W	23	5	2	2	3	2	0	0	0	0	1	54	95	3.38	1.312
55 Tim Collins, L ERA: 3.2	(6, 1)	0.1	H	1	0	0	0	1	0	0	0	0	0	0	3	3	0.00	0.000
51 Wander Suero, R ERA: 3.14	(6, 1)	1.1	H	5	1	0	0	1	0	0	0	0	0	0	10	17	0.00	0.750
33 Matt Grace, L ERA: 2.8	(8, 1)	0.1	H	2	1	1	1	0	0	0	0	0	0	0	6	8	27.00	3.000
56 Greg Holland, R ERA: 5.1	(8, 1)	0.2	H	3	1	1	1	1	0	0	0	0	0	1	7	10	13.50	1.500

PITCHER		IP	WLS	BF	H	R	ER	SO	BB	IBB	HBP	BLK	WP	HR	S	P	ERA	WHIP
62 Sean Doolittle, L ERA: 1.74	(9, 1)	1.0	S	3	0	0	0	1	0	0	0	0	0	0	8	11	0.00	0.000

St. Louis Cardinals @ Atlanta Braves

SunTrust Park, Atlanta, GA

Mon Sep 17 2018, 7:37 PM - 11:14 PM EDT

Att. 24,304 - Partly Cloudy - 84 F

TOP

livebaseballscorecards.com

Batter	1	2	3	4	5	6	7	8	9	AB	R	H	RBI	BB	SO	LOB
13 Matt Carpenter, L (1, 3) OBP: 0.381, SLG: 0.541	F FF 96 B FF 97 B SL 88 B SI 96 C FF 97 B FF 97 4-2 12 G3-1 38 G4-1 4 HBP BB	B FF 93 X FF 95 1-0 ① F7		X CU 78 0-0 ③ F7		F FF 94 B CU 83 X SL 88 1-1 ③ G4-3		C CU 78 D SL 90 C SL 88 B SL 91 B CU 77 F CU 76 B FF 95 4-2 1-2 48 HR BB		3	2	0	0	2	0	0
38 José Martínez, R (1, 9) OBP: 0.360, SLG: 0.449 48 Harrison Bader, R (7, 8) OBP: 0.335, SLG: 0.425	C FF 96 X SI 96 0-1 ① G4-1 1-2	B CU 78 B FF 95 B SL 86 X FF 95 3-0 ② G6-3			S CU 78 B FF 94 X FF 94 1-1 12 HR 2B		C CU 83 B SL 88 F SL 86 B SL 87 F SL 86 F FF 95 B SL 88 F SL 88 F FF 96 3-2 ① X FF 95 G1-3	B CU 76 B FF 95 B FF 95 F FF 95 X FF 95 3-1 1-H 2-H HR		4 1	1 1	1 1	0 3	0 0	0 0	1 0
12 Paul DeJong, R (1, 6) OBP: 0.311, SLG: 0.430	B CU 80 C SL 87 D SL 85 X SI 97 2-1 ② G3-1 2-3	B FF 94 X FF 95 1-0 ③ F7			B CU 79 B SI 95 C SL 85 X FF 95 2-1 2-H HR		C SL 89 S SL 88 X SL 88 0-2 3 FC5-4 2B	C FF 96 B CU 77 F FF 95 S SI 95 1-3 ③ K		5	1	2	2	0	1	1
23 Marcell Ozuna, R (1, 7) OBP: 0.325, SLG: 0.439	B SL 88 B SL 87 C SL 88 F SI 98 B SL 88 B SI 98 4-2 4 HBP 3 BB 16 2B BB	F FF 93 B FF 94 C SL 87 F SI 95 F SI 95 S SL 87 1-3 ① K2-3			X FF 92 0-0 3 G6-3 4 FC3-2-5 2B		B FF 95 B FF 95 F SL 87 D FF 96 C SL 87 F SL 86 B SL 87 4-2 3 FC5-4 BB		C SI 94 B SI 96 S SL 83 B SI 97 S SL 84 2-3 ① K	3	1	1	0	2	2	0
3 Jedd Gyorko, R (1, 5) OBP: 0.352, SLG: 0.435	B FF 97 B SI 96 B SL 88 F FF 95 C SI 96 F SI 97 F FF 97 F SL 88 D CU 80 4-2 4 HBP 16 2B 1-2 BB	C FF 95 X SI 96 0-1 ② G5-3			B SL 79 C SI 95 C SI 95 F SL 87 X SI 94 1-2 ① G6-3 2-3		X SL 83 0-0 ② FC5-4 1-2f 2-3		B SL 84 C SI 97 X SI 97 1-1 4 HR 2B	4	2	1	0	1	0	3
4 Yadier Molina, R (1, 2) OBP: 0.323, SLG: 0.445	F SL 85 H SL 86 1-1 16 2B 1-2 2-3 3-H HBP	B CU 80 S SL 83 X FF 93 1-1 ③ F8			B FF 95 S SI 95 F SI 94 B SI 95 F SL 87 X SI 96 2-2 ② FC3-2-5 3-H		C SL 87 S FF 95 B FF 94 X FF 95 1-2 ③ L8		X SI 97 0-0 2-H HR	4	1	1	3	0	0	3
16 Kolten Wong, L (1, 4) OBP: 0.325, SLG: 0.389	B FF 97 F FF 95 C SI 96 B FF 96 X CU 82 2-2 1-3 2-H 3-H 2B			C CU 79 B SI 93 B SI 94 X FF 95 2-1 HR	B FF 95 B FF 95 B FF 95 C FF 94 X FF 95 3-1 ③ F8			C FF 95 B CU 78 X SL 88 1-1 ① G4-3	B SI 96 X SI 97 1-0 34 PB 1B	5	1	3	3	0	0	1
34 Yairo Muñoz, R (1, 8) OBP: 0.343, SLG: 0.421 (7, 9)	0-0 IBB			X FF 94 0-0 ① G4-3		C SL 86 B SL 86 C SL 86 X FF 95 1-2 ① G5-3		C CU 78 B CU 77 B SL 87 F FF 96 S CU 78 2-3 ② K	B SL 84 F SL 84 S SL 84 F SI 97 B SI 97 S SL 85 2-3 ② K2-3 1-2	4	0	0	0	1	2	1
39 Miles Mikolas, R (1, 1) OBP: 0.164, SLG: 0.259 35 Greg Garcia, L (6, PH) OBP: 0.304, SLG: 0.302 30 Tyler Webb, L (6, 1) 43 Dakota Hudson, R (6, 1) 41 Tyler O'Neill, R (8, PH) OBP: 0.295, SLG: 0.483 18 Carlos Martinez, R (8, 1) OBP: 0.235, SLG: 0.394 15 Matt Adams, L (9, PH) OBP: 0.312, SLG: 0.482 60 John Brebbia, L (9, 1)	S SL 85 F SL 95 S FF 94 0-3 ③ K			C FF 93 F FF 92 F FF 93 F SL 87 F SL 87 X SL 85 0-2 ② P6		X CU 83 0-0 ② G5-3		B FF 96 B FF 96 S FF 95 B FF 96 C FF 96 B FF 97 4-2 13 WP 48 HR BB	C SL 85 F SI 96 S SL 85 0-3 ③ K	2 1 0 0 0 1 0 1	0 0 0 0 1 0 0 0	0 0 0 0 0 0 0 0	0 0 0 0 1 0 0 1	0 0 0 0 0 0 0 0	1 0 0 0 0 0 0 1	3 0 0 0 0 0 0 1
Inning Stats	R: 3 E: 0 K: 1 S: 20 H: 1 LOB: 3 BB: 4 P: 37	R: 0 E: 0 K: 0 S: 3 H: 0 LOB: 0 BB: 0 P: 8	R: 0 E: 0 K: 1 S: 9 H: 0 LOB: 0 BB: 0 P: 11	R: 1 E: 0 K: 0 S: 10 H: 1 LOB: 0 BB: 0 P: 12	R: 2 E: 0 K: 0 S: 15 H: 3 LOB: 1 BB: 0 P: 24	R: 0 E: 0 K: 0 S: 6 H: 0 LOB: 0 BB: 0 P: 8	R: 0 E: 0 K: 0 S: 17 H: 1 LOB: 2 BB: 1 P: 25	R: 3 E: 0 K: 2 S: 15 H: 1 LOB: 0 BB: 2 P: 30	R: 2 E: 0 K: 3 S: 14 H: 3 LOB: 1 BB: 0 P: 20	1B: 1 2B: 5 3B: 0 HR: 4 SF: 0 SAC: 0 DP: 0 HBP: 1						WP: 1 PB: 1 SB: 0 CS: 0 PA: 45	

	AB	37
	R	11
	H	10
	RBI	11
	BB	7
	SO	7
	LOB	14

PITCHER		IP	WLS	BF	H	R	ER	SO	BB	IBB	HBP	BLK	WP	HR	S	P	ERA	WHIP
26 Mike Foltynewicz, R ERA: 2.9	(1, 1)	4.2	L	24	5	6	6	2	3	1	1	0	0	2	55	87	11.57	1.714
39 Sam Freeman, L ERA: 4.47	(5, 1)	0.1		1	0	0	0	0	0	0	0	0	0	0	2	5	0.00	0.000
64 Luke Jackson, R ERA: 4.31	(6, 1)	2.0		8	1	0	0	0	1	0	0	0	0	0	23	33	0.00	1.000
63 Jesse Biddle, L ERA: 2.82	(8, 1)	1.0		6	1	3	3	2	2	0	0	0	1	1	15	30	27.00	3.000
38 Arodys Vizcaíno, R ERA: 2.08	(9, 1)	1.0		6	3	2	2	3	0	0	0	0	0	1	14	20	18.00	3.000

PITCHER	IP	WLS	BF	H	R	ER	SO	BB	IBB	HBP	BLK	WP	HR	S	P	ERA	WHIP

Batter	1	2	3	4	5	6	7	8	9	AB	R	H	RBI	BB	SO	LOB
13 Ronald Acuña Jr., R (1, 7) OBP: 0.371, SLG: 0.575	C FF 94 B SI 93 F SI 93 B FF 97 B SL 89 X SI 95 3-2 1B		S CU 79 B SL 88 F SI 95 F SL 91 B SI 95 B SI 95 F SL 90 S SL 88 3-3 ① K		X SI 93 0-0 1B		B SL 92 X SI 96 1-0 ② P5	X SL 87 0-0 1-2 2-H 1 BB 1B		5	0	3	1	0	1	0
1 Ozzie Albies, S (1, 4) OBP: 0.312, SLG: 0.464	B SI 92 C SI 92 1 SAFE 1 SAFE B CH 85 S SI 94 X CU 79 2-2 ① F7		B CU 77 B CH 89 B SL 89 C SI 94 F SI 94 F SL 88 F SL 89 F SI 96 B CH 87 4-2 5 HR BB		X SL 89 0-0 ② F7		B CU 87 S SL 93 X SI 97 1-1 5 1B 22 2B 1B	D CH 89 B CH 89 2 SAFE F FC 93 B FC 92 C FC 94 B FC 94 4-2 1-2 2-3 BB		3	2	1	0	2	0	2
5 Freddie Freeman, L (1, 3) OBP: 0.385, SLG: 0.498	D SI 93 C SL 88 1 SAFE B FF 94 S FF 93 T CU 80 2-2 ② K		F SL 88 B CU 78 B SI 94 C CU 78 F FF 94 1 SAFE X FF 94 2-2 1-H HR		S SL 88 X SL 88 0-1 ③ L8		F SL 90 D SL 93 F SI 96 B SL 94 X SI 98 2-2 22 2B 1-2 1B	S CH 89 B SL 86 F FC 95 B FF 98 B FF 97 S SL 86 3-3 ③ K		5	1	2	2	0	2	5
22 Nick Markakis, L (1, 9) OBP: 0.373, SLG: 0.457	C SI 94 X FF 93 0-1 ③ G3		C CU 78 B SL 90 X CH 90 1-1 ② G1			C CU 80 F FF 92 X CU 81 0-2 ① L7	B SL 93 B SI 97 B SL 93 C SL 91 F SI 97 X CU 88 3-2 1-3 2-H 2B		B FF 96 C FF 95 F FF 96 B FF 98 B SL 86 F FF 96 B FF 97 4-2 BB	4	0	1	1	1	0	1
17 Johan Camargo, S (1, 5) OBP: 0.353, SLG: 0.465		C SI 94 X SL 90 0-1 ① L6	C CU 79 B CH 88 B FF 94 S FF 94 F CU 79 F SI 95 F SL 90 B CU 78 F CU 79 3-2 T SI 96 ③ K			C FF 92 B CH 79 S FF 91 X FF 91 1-2 11 E 25 SF8 11 1B 1B	C SI 97 F SL 92 B FF 98 S FF 98 1-3 ③ K		C SL 85 B FF 96 S FF 95 F SL 85 S FF 97 1-3 ① K	5	1	1	0	0	3	3
11 Ender Inciarte, L (1, 8) OBP: 0.319, SLG: 0.381		C SI 95 F SI 96 B SI 95 B CU 80 X FF 96 2-2 7 F9 25 HBP 1B		S CU 79 F SI 94 F CH 90 X SL 89 0-2 ① G4-3		C CU 80 F FF 92 F FF 91 X FF 92 0-2 E8 25 E 1-3 1B		C SI 94 B CH 87 B FC 92 B SI 93 B SI 93 4-1 7 G1-3 13 1B BB	C SL 85 C SL 85 B FF 97 C FF 96 1-3 ② K	4	2	2	0	1	1	1
25 Tyler Flowers, R (1, 2) OBP: 0.348, SLG: 0.352	H SI 92 1-0 1-2 HBP			B FF 94 S FF 95 B CU 78 F SL 88 B SL 88 X FF 95 3-2 ② G4-3		B SI 97 S SL 91 S SL 90 B SI 98 F SI 98 X SL 91 2-2 ② SF8 2-H 3-H		C SI 93 X SI 94 0-1 ① P3	F SL 86 S FF 97 B FF 96 S FF 97 1-3 ③ K	3	0	0	1	0	1	2
7 Dansby Swanson, R (1, 6) OBP: 0.302, SLG: 0.400		S SL 87 S SI 93 F CU 78 F FF 95 D CU 78 B SL 87 F SL 87 F SI 94 X FF 95 2-2 ② F9 2-3		B FF 94 B FF 94 S SL 90 F FF 95 C CU 78 2-3 ③ K		X SL 93 0-0 ③ G4-3		C SI 94 B SL 83 F SL 84 D CH 88 B CH 88 X SI 95 3-2 ② G1-3 1-2		4	0	0	0	0	1	3
26 Mike Foltynewicz, R (1, 1) OBP: 0.055, SLG: 0.073 39 Sam Freeman, R (5, 1) 14 Rio Ruiz, L (5, PH) 64 Luke Jackson, R (6, 1) 8 Preston Tucker, L (7, PH) OBP: 0.303, SLG: 0.418 63 Jesse Biddle, L (8, 1) OBP: 0.500, SLG: 1.000 20 Lucas Duda, L (8, PH) OBP: 0.310, SLG: 0.415 38 Arodys Vizcaino, R (9, 1)		F SL 88 S SL 86 F FF 94 S SL 87 0-3 ③ K			C CU 77 S SL 89 S CU 78 0-3 ① K2-3		B CU 85 X SI 96 1-0 ① F7	B SL 85 B CH 87 S CH 89 S SI 95 B SL 85 B SL 86 4-2 1 BB 13 1B BB		1 0 1 0 1 0 0 0	0 0 0 0 0 0 0 0	0 0 0 0 0 0 0 0	0 0 0 0 0 0 1 0	1 0 0 0 0 0 0 0	2 0 0 0 0 0 0 0	0 0 0 0 0 0 0 0
Inning Stats	R: 0 E: 0 K: 1 S: 11 H: 1 LOB: 1 BB: 0 P: 18	R: 0 E: 0 K: 1 S: 16 H: 1 LOB: 2 BB: 0 P: 21	R: 2 E: 0 K: 2 S: 23 H: 1 LOB: 0 BB: 1 P: 36	R: 0 E: 0 K: 1 S: 10 H: 0 LOB: 0 BB: 0 P: 15	R: 0 E: 0 K: 1 S: 7 H: 1 LOB: 1 BB: 0 P: 7	R: 2 E: 2 K: 0 S: 15 H: 2 LOB: 0 BB: 0 P: 18	R: 1 E: 0 K: 1 S: 13 H: 3 LOB: 2 BB: 0 P: 22	R: 1 E: 0 K: 1 S: 14 H: 1 LOB: 3 BB: 3 P: 32	R: 0 E: 0 K: 3 S: 13 H: 0 LOB: 1 BB: 1 P: 20	1B: 8 2B: 1 3B: 0 HR: 1	SF: 1 SAC: 0 DP: 0 HBP: 1	WP: 0 PB: 0 SB: 0 CS: 0	PA: 43			

PITCHER		IP	WLS	BF	H	R	ER	SO	BB	IBB	HBP	BLK	WP	HR	S	P	ERA	WHIP
39 Miles Mikolas, R ERA: 3.01	(1, 1)	5.0	W	21	4	2	2	6	1	0	1	0	0	1	67	97	3.60	1.000
30 Tyler Webb, L ERA: 5.0	(6, 1)	0.1		3	2	2	0	0	0	0	0	0	0	0	10	11	0.00	6.000
43 Dakota Hudson, R ERA: 3.27	(6, 1)	1.2	H	8	3	1	1	1	0	0	0	0	0	0	18	29	5.40	1.800
18 Carlos Martinez, R ERA: 3.28	(8, 1)	1.0		7	1	1	1	1	3	0	0	0	0	0	14	32	9.00	4.000
60 John Brebbia, R ERA: 3.57	(9, 1)	1.0		4	0	0	0	3	1	0	0	0	0	0	13	20	0.00	1.000

PITCHER	IP	WLS	BF	H	R	ER	SO	BB	IBB	HBP	BLK	WP	HR	S	P	ERA	WHIP

BOTTOM

St. Louis Cardinals @ Atlanta Braves

SunTrust Park, Atlanta, GA

Mon Sep 17 2018, 7:37 PM - 11:14 PM EDT

Att. 24,304 - Partly Cloudy - 84 F

livebaseballscorecards.com

AB	36
R	6
H	10
RBI	5
BB	5
SO	11
LOB	19

St. Louis Cardinals @ Atlanta Braves

SunTrust Park, Atlanta, GA

Tue Sep 18 2018, 7:38 PM - 10:55 PM EDT

Att. 23,083 - Clear - 85 F

livebaseballscorecards.com

Batter	1	2	3	4	5	6	7	8	9	AB	R	H	RBI	BB	SO	LOB
13 Matt Carpenter, L (1, 3) OBP: 0.380, SLG: 0.537	S FF 91 C FF 91 B FF 91 S FS 86 1-3 ① K			C FF 91 B FS 86 B FS 84 C FS 84 F FF 91 C FF 90 2-3 ① K	C CU 77 B FS 82 S FF 90 F CH 73 B SI 92 B SI 92 S FS 85 3-3 ③ K			B SI 93 B SI 92 B SI 93 B SI 92 4-0 38 2B 12 1B BB	S FF 95 D CH 87 F FF 95 X FF 95 1-2 ① L4	4	1	0	0	1	3	3
38 José Martínez, R (1, 9) OBP: 0.361, SLG: 0.452 41 Tyler O'Neill, R (8, PR) OBP: 0.300, SLG: 0.496 (8, 9)	F FF 92 F FF 93 B FF 92 F FS 85 C FC 90 1-3 ② K			B FC 89 B SI 91 F FC 89 X FS 84 2-1 12 HR 1B		B CU 77 C FC 89 B FC 89 X SI 90 2-1 ① G6-3		1 SAFE B SI 93 B SI 92 C SI 93 F SI 93 F SI 93 D SL 85 X SI 93 3-2 12 1B 4 1B 2B 1-3	S FF 94 S FF 94 B FF 95 B FF 95 B SL 87 X FF 95 3-2 23 1B 2B 1-H	4 1	1 2	2 1	0 1	0 0	1 0	0 0
12 Paul DeJong, R (1, 6) OBP: 0.312, SLG: 0.437	B FF 93 F FC 89 B SI 92 F SI 92 X FS 87 2-2 ③ G6-3			X FF 92 0-0 1-H HR		B FS 86 C FC 89 F FC 89 B CH 70 F SI 92 B FC 89 F FS 84 S CH 68 3-3 ② K		B FC 90 X FC 89 1-0 23 BB 4 1B 1B 2-3 3-H	C FF 95 D SL 85 F FF 95 T FF 95 1-2 ② K	5	2	2	3	0	2	1
23 Marcell Ozuna, R (1, 7) OBP: 0.325, SLG: 0.438		X FF 91 0-0 ① F7		B FC 88 F FC 88 B SI 90 X FS 84 2-1 ② P3		C CU 77 B FC 89 S FS 87 S CH 68 1-3 ③ K		F FC 90 S FC 90 B FC 91 B FC 89 B FC 90 B CU 81 4-2 4 1B 4 E BB 1-2	X FF 96 0-0 2-H 1B	4	1	1	1	1	1	0
3 Jedd Gyorko, R (1, 5) OBP: 0.350, SLG: 0.431 49 Jordan Hicks, R (7, 1) 15 Matt Adams, L (8, PH) OBP: 0.312, SLG: 0.482 21 Patrick Wisdom, R (8, PH) OBP: 0.326, SLG: 0.625 55 Dominic Leone, R (8, 1) 28 Adolis García, R (9, PH) OBP: 0.125, SLG: 0.188 59 Mike Mayers, R (9, 1)		C FF 92 F FC 90 S FS 84 0-3 ② K		C CU 78 X FS 87 0-1 ③ F9			B FF 91 S SL 82 T FF 92 B CH 86 S CH 85 2-3 ① K	D FS 86 S FS 86 F FF 95 S FS 87 1-3 ② K	B SL 83 X SL 84 1-0 ③ F7	3 0 0 1 0 1 0	0 0 0 0 0 0 0	0 0 0 0 0 0 0	0 0 0 0 0 0 0	0 0 0 0 0 0 0	2 0 0 1 0 1 0	0 0 0 3 0 1 0
4 Yadier Molina, R (1, 2) OBP: 0.323, SLG: 0.444 46 Francisco Peña, R (9, 2) OBP: 0.241, SLG: 0.266		B FF 91 B FC 89 B FC 89 F FF 90 C FC 89 X FS 86 3-2 ③ L8			B CU 78 B FC 87 X FC 87 2-0 ① F8		C SL 82 B SL 83 B FF 93 C CH 85 F FF 93 S FF 94 2-3 ② K	S FS 87 S FS 86 F FS 86 F FF 96 D FS 86 F FF 96 B FF 96 X FS 86 2-2 1-H 2-H 3-H E7 1B		4 0	0 0	1 0	2 0	0 0	1 0	0 0
16 Kolten Wong, L (1, 4) OBP: 0.332, SLG: 0.393			B CU 77 B CU 78 B FS 84 C FS 89 C FS 84 H CH 70 4-2 68 CS HBP	C CU 77 X FS 84 0-1 48 1B 68 FC1-2 1B			F CH 84 B SI 91 B FF 93 S CH 84 X FF 94 2-2 1B	D CU 85 B CU 84 B FF 95 B FF 96 4-0 BB		2	0	2	0	1	0	0
48 Harrison Bader, R (1, 8) OBP: 0.334, SLG: 0.423			1 SAFE 1 SAFE S FC 87 1 SAFE B FC 86 1 SAFE F FS 83 F FC 89 S CU 79 1-3 ① K	B CU 78 C FC 88 1 SAFE B FF 91 X FC 87 2-1 68 FC1-2 1B 1-3			1 SAFE X SL 84 0-0 ③ B1-3	S SI 96 B FS 88 S FS 87 F FF 96 S FS 88 1-3 ③ K		4	0	1	0	0	2	4
68 Austin Gomber, L (1, 1) OBP: 0.222, SLG: 0.278 60 John Brebbia, L (6, 1) 34 Yairo Muñoz, R (7, 5) OBP: 0.344, SLG: 0.421			1 SAFE L FF 89 1 SAFE C FF 90 S FS 86 0-3 ② ③ K 1-2	1 SAFE L CU 77 1 SAFE X SI 89 0-1 ② FC1-2 1-2 3-H				C SL 82 F SL 83 F FF 92 B CH 86 X CH 85 1-2 ① G5-3	S FF 94 F FF 95 F FF 96 F SL 85 X FF 95 0-2 41 2B 1B	2 0 2	0 0 1	0 0 1	0 0 0	0 0 0	1 0 0	3 0 0

	AB	R	H	RBI	BB	SO	LOB
AB	37						
R	8						
H	11						
RBI	7						
BB	3						
SO	14						
LOB	15						

Inning Stats	1	2	3	4	5	6	7	8	9
	R: 0 E: 0 K: 2 S: 10	R: 0 E: 0 K: 1 S: 7	R: 0 E: 0 K: 2 S: 9	R: 2 E: 0 K: 1 S: 11	R: 0 E: 0 K: 1 S: 11	R: 0 E: 0 K: 2 S: 10	R: 0 E: 0 K: 2 S: 11	R: 4 E: 1 K: 2 S: 24	R: 2 E: 0 K: 1 S: 16
	H: 0 LOB: 0 BB: 0 P: 14	H: 0 LOB: 0 BB: 0 P: 10	H: 0 LOB: 0 BB: 0 P: 14	H: 2 LOB: 0 BB: 0 P: 17	H: 2 LOB: 2 BB: 0 P: 18	H: 0 LOB: 0 BB: 0 P: 16	H: 1 LOB: 1 BB: 0 P: 17	H: 3 LOB: 2 BB: 3 P: 45	H: 3 LOB: 1 BB: 0 P: 22

	1B: 8	SF: 0	WP: 0	PA: 41
	2B: 2	SAC: 0	PB: 0	
	3B: 0	DP: 0	SB: 0	
	HR: 1	HBP: 1	CS: 1	

PITCHER		IP	WLS	BF	H	R	ER	SO	BB	IBB	HBP	BLK	WP	HR	S	P	ERA	WHIP
19 Aníbal Sánchez, R ERA: 3.01	(1, 1)	6.0	L	22	4	2	2	9	0	0	1	0	0	1	58	89	3.00	0.667
46 Brad Brach, R ERA: 3.54	(7, 1)	1.1		5	1	0	0	2	0	0	0	0	0	0	15	22	0.00	0.750
48 Jonny Venters, L ERA: 3.23	(8, 1)	0.0		2	1	0	0	0	1	0	0	0	0	0	4	11	∞	∞
58 Dan Winkler, R ERA: 3.36	(8, 1)	0.0		2	1	1	1	0	1	0	0	0	0	0	3	8	∞	∞
39 Sam Freeman, L ERA: 4.41	(8, 1)	0.2		4	1	3	2	2	1	0	0	0	0	0	13	21	27.00	3.000

PITCHER		IP	WLS	BF	H	R	ER	SO	BB	IBB	HBP	BLK	WP	HR	S	P	ERA	WHIP
72 Bryse Wilson, R ERA: 6.43	(9, 1)	1.0		6	3	2	2	1	0	0	0	0	0	0	16	22	18.00	3.000

BOTTOM

St. Louis Cardinals @ Atlanta Braves

SunTrust Park, Atlanta, GA

Tue Sep 18 2018, 7:38 PM - 10:55 PM EDT

Att. 23,083 - Clear - 85 F

livebaseballscorecards.com

Batter	1	2	3	4	5	6	7	8	9	AB	R	H	RBI	BB	SO	LOB
13 Ronald Acuña Jr., R (1, 7) OBP: 0.369, SLG: 0.578	B FF 91 C CH 83 B KC 78 B SL 90 X SL 91 3-1 G5-3 ①		F KC 76 B FF 92 B FF 92 B SL 90 X FF 92 3-1 HR	C SL 89 S SL 86 D SL 89 1 SAFE 1 SAFE B KC 79 S SL 89 2-3 K ②		S FF 94 C SL 85 B SL 85 B SL 84 C SL 83 2-3 K ③		F FF 96 C FF 97 C FF 97 0-3 K ②	5	1	1	1	0	3	1
1 Ozzie Albies, S (1, 4) OBP: 0.312, SLG: 0.461	T FF 93 X KC 78 0-1 G5-3 ②		F SL 90 B KC 77 S FF 92 B FF 94 S CH 84 2-3 K ①	B KC 76 F SL 89 B KC 76 S FF 93 S FF 94 2-3 K ③			C SI 101 S SL 88 S SI 100 0-3 K ①		B FF 96 F FF 96 B FF 96 F SL 89 B FF 98 F FF 97 B FF 95 4-2 5 2B BB	4	0	0	0	1	3	1
5 Freddie Freeman, L (1, 3) OBP: 0.386, SLG: 0.501	X FF 92 0-0 1B		S SL 89 B KC 78 X FF 93 1-1 G3 ②		B FF 91 C FF 92 B SL 89 B SL 89 C SL 89 F FF 93 F SL 90 X FF 94 3-2 22 FC4-6 1B		F SI 99 B SI 101 F SI 100 X SL 88 1-2 G3 ②		B FF 95 X SL 88 1-0 1-3 2B	5	0	3	0	0	0	0
22 Nick Markakis, L (1, 9) OBP: 0.371, SLG: 0.457	C SL 90 C KC 78 D SL 90 1 SAFE F FF 94 S SL 90 1-3 K ③		C FF 92 C FF 92 B KC 78 B SL 91 X KC 79 2-2 24 BB 2B		C KC 78 X SL 88 0-1 FC4-6 24 1B 1-2f ①		B SI 101 B SI 100 F SI 100 B SI 101 F SI 100 X SL 91 3-2 F8 ③		B FF 96 B FF 96 C FF 95 X SL 88 2-1 F8 ③	5	0	1	0	0	1	4
17 Johan Camargo, S (1, 5) OBP: 0.352, SLG: 0.461		C FF 91 X SL 90 0-1 E5 11 G3 24 S	D SL 89 B CH 83 B SL 89 B FF 92 4-0 24 BB BB		B FF 92 B CH 83 C CH 83 F SL 91 1 SAFE F KC 79 1 SAFE X SL 89 2-2 F8 ②			B SI 96 C SI 95 C FC 90 F FF 95 B FC 92 S FC 91 2-3 K ①		3	0	0	0	1	1	1
24 Kurt Suzuki, R (1, 2) OBP: 0.332, SLG: 0.451		B FF 92 F FF 92 B CH 84 F KC 77 F KC 79 B FF 94 S SL 90 3-3 K ① 1-2	B SL 90 B KC 75 B KC 75 B SL 86 4-0 1-2 2-3 BB		B KC 77 X KC 76 1-0 1-3 1B			F FF 95 F SL 85 X FC 91 0-2 G6-3 ②		3	0	1	0	1	1	1
11 Ender Inciarte, L (1, 8) OBP: 0.318, SLG: 0.379		C FF 94 D KC 78 X SL 91 1-1 G3 ② 2-3	F FF 93 B FF 93 B SL 90 X FF 94 2-1 L8 ③		F SL 89 B FF 93 S KC 78 F FF 94 B SL 90 X FF 94 2-2 L7 ③			B SI 96 B SL 85 B FF 94 C FF 95 B FF 95 4-1 BB		3	0	0	0	1	0	6
8 Charlie Culberson, R (1, 6) OBP: 0.332, SLG: 0.493		0-0 IBB		L CH 81 B FF 91 B SL 89 B FF 93 X FF 92 3-1 1B		B SL 84 C SL 80 C SL 82 T FF 95 1-2 K ①		B FC 90 F FC 91 S FC 91 F FF 96 F FF 96 S FC 90 1-3 K ③		3	0	1	0	1	2	1
19 Aníbal Sánchez, R (1, 1) 8 Preston Tucker, L (6, PH) OBP: 0.301, SLG: 0.415 46 Brad Brach, R (7, 1) 48 Jonny Venters, L (8, 1) 58 Dan Winkler, R (8, 1) 39 Sam Freeman, R (8, 1) 72 Bryse Wilson, R (9, 1) 20 Lucas Duda, L (9, PH) OBP: 0.309, SLG: 0.414		C FF 93 D SL 90 X FF 93 1-1 G4-3 ③		1 SAFE X FF 92 0-0 B5 ①		F SL 84 X FF 95 0-1 L8 ②			C FF 96 S SL 90 S SL 86 0-3 K ①	2 1 0 0 0 0 0 1	0 0 0 0 0 0 0 0	0 0 0 0 0 0 0 0	0 0 0 0 0 0 0 0	0 0 0 0 0 0 0 0	0 0 0 0 0 0 0 1	3 0 0 0 0 0 0 0
Inning Stats	R: 0 H: 1 E: 0 LOB: 1 K: 1 BB: 0 S: 9 P: 13	R: 0 H: 0 E: 1 LOB: 2 K: 1 BB: 1 S: 10 P: 15	R: 1 H: 2 E: 0 LOB: 3 K: 1 BB: 2 S: 12 P: 30	R: 0 H: 1 E: 0 LOB: 1 K: 2 BB: 0 S: 9 P: 16	R: 0 H: 2 E: 0 LOB: 2 K: 0 BB: 0 S: 16 P: 24	R: 0 H: 0 E: 0 LOB: 0 K: 2 BB: 0 S: 8 P: 11	R: 0 H: 0 E: 0 LOB: 0 K: 1 BB: 0 S: 9 P: 13	R: 0 H: 0 E: 0 LOB: 1 K: 2 BB: 1 S: 13 P: 20	R: 0 H: 1 E: 0 LOB: 2 K: 2 BB: 1 S: 12 P: 19	1B: 4 SF: 0 2B: 2 SAC: 0 3B: 0 DP: 0 HR: 1 HBP: 0						WP: 0 PA: 40 PB: 0 SB: 1 CS: 0

	AB	35
	R	1
	H	7
	RBI	1
	BB	5
	SO	12
	LOB	18

PITCHER		IP	WLS	BF	H	R	ER	SO	BB	IBB	HBP	BLK	WP	HR	S	P	ERA	WHIP
68 Austin Gomber, L ERA: 3.63	(1, 1)	5.0	W	25	6	1	1	5	2	1	0	0	0	1	56	98	1.80	1.600
60 John Brebbia, R ERA: 3.5	(6, 1)	1.0	H	3	0	0	0	2	0	0	0	0	0	0	8	11	0.00	0.000
49 Jordan Hicks, R ERA: 3.04	(7, 1)	1.0	H	3	0	0	0	1	0	0	0	0	0	0	9	13	0.00	0.000
55 Dominic Leone, R ERA: 4.76	(8, 1)	1.0		4	0	0	0	2	1	0	0	0	0	0	13	20	0.00	1.000
59 Mike Mayers, R ERA: 4.41	(9, 1)	1.0		5	1	0	0	2	1	0	0	0	0	0	12	19	0.00	2.000

PITCHER	IP	WLS	BF	H	R	ER	SO	BB	IBB	HBP	BLK	WP	HR	S	P	ERA	WHIP

Batter	1	2	3	4	5	6	7	8	9	AB	R	H	RBI	BB	SO	LOB
16 Kolten Wong, L (1, 4) OBP: 0.331, SLG: 0.388	B SI 93 X SI 94 1-0 ① F7		1 SAFE X FS 84 0-0 ②③ G3-6-1 1-2f		B SI 93 C SI 93 B SI 94 B SI 93 C FS 86 S FS 87 3-3 ③ K		C SL 88 B SL 89 B CU 77 B FF 95 X FF 95 3-1 ③ L9		D FC 91 B FC 89 B FF 95 C FF 94 T FF 94 B FC 90 4-2 1-2 2-3 BB	4	0	0	0	1	1	1
38 José Martínez, R (1, 9) OBP: 0.363, SLG: 0.452	B FF 94 C FF 93 B FF 94 B CU 75 F SI 93 B FS 87 4-2 12 G5-4-3 BB			C FF 93 X FF 94 0-1 ① L9		C FF 92 X SI 90 0-1 4 1B 3 BB 1B		X FF 93 0-0 12 2B 3 SF9 1B	S CH 85 S CH 86 F CH 86 S FC 91 0-3 ② K	4	2	2	0	1	1	3
12 Paul DeJong, R (1, 6) OBP: 0.311, SLG: 0.436	B CU 73 D SI 92 S FS 87 C FS 84 X CU 76 2-2 ②③ G5-4-3 1-2f			C FF 93 F FF 95 S FF 96 0-3 ② K		C CU 72 B CU 73 S FS 83 X CU 75 1-2 ① P3		C FF 94 S FF 94 F SL 86 B FF 94 X CU 81 1-2 1-3 2B	S FC 90 B CH 85 C FC 91 X FF 97 1-2 ③ P3	5	0	1	0	0	1	5
23 Marcell Ozuna, R (1, 7) OBP: 0.325, SLG: 0.437		X SI 92 0-0 ① L5		B FF 94 C FF 94 X FF 94 1-1 4 S 3 1B 1B		C FF 92 C FS 84 F CU 77 S CU 77 0-3 ② K		X SL 86 0-0 ① P4		4	0	1	0	0	1	3
3 Jedd Gyorko, R (1, 5) OBP: 0.351, SLG: 0.431		B FF 93 F SI 93 B CU 74 F FS 86 F FF 95 B FS 86 F SI 95 C FF 96 3-3 ② K		C CU 75 S FS 86 B CU 76 F FF 95 F CU 76 B FS 85 X FS 87 2-2 4 S 1-2 1B		B FF 92 C FF 92 B FF 94 B CU 75 B SI 92 4-1 15 WP 4 1B 1-2 BB		F CU 79 C SL 87 D SL 84 B FF 94 D CH 88 F FF 95 X FF 96 3-2 ② SF9 3-H		2	0	1	1	1	1	0
4 Yadier Molina, R (1, 2) OBP: 0.324, SLG: 0.443		B CU 73 B CU 73 B SI 93 B FF 92 4-0 BB		F SI 93 B SI 93 C CU 76 F FF 96 S FF 96 1-3 ③ K 1-2 2-3		X CU 75 0-0 15 WP 1-2 2-H 1B		X SL 87 0-0 ③ G6-3		3	0	1	1	1	1	3
15 Matt Adams, L (1, 3) OBP: 0.309, SLG: 0.477 21 Patrick Wisdom, R (9, PH) OBP: 0.340, SLG: 0.537		S CU 74 B FS 87 F FS 86 C CU 76 1-3 ③ K		S F FF 94 C CU 78 0-3 ① K		C SI 92 B SL 85 X SI 93 1-1 ③ G6-3 1-2 2-3			X FF 95 0-0 16 BB 13 WP 1B	3 1	0 0	0 1	0 0	0 0	2 0	3 0
48 Harrison Bader, R (1, 8) OBP: 0.336, SLG: 0.431			H CU 73 1-0 16 G3-6-1 HBP		B FF 92 B CU 76 B SI 92 C FF 93 C FF 94 X FF 95 3-2 HR		F FF 95 B CU 76 C CU 76 X FF 95 1-2 F8		B FC 91 B FF 95 X FF 94 2-0 ① F7	3	1	1	1	0	0	1
32 Jack Flaherty, R (1, 1) OBP: 0.179, SLG: 0.140 40 Chasen Shreve, L (5, 1) 59 Mike Mayers, R (6, 1) 41 Tyler O'Neill, R (7, PH) OBP: 0.288, SLG: 0.492 30 Tyler Webb, L (7, 1) 27 Brett Cecil, R (8, 1) 13 Matt Carpenter, L (9, PH) OBP: 0.381, SLG: 0.537			1 SAFE L FF 90 L FF 90 B FF 92 1 SAFE B CU 74 C FF 92 2-3 ① K		C FF 91 S CU 76 B FF 94 X FF 94 1-2 ② G3		C FF 96 B CU 76 S FF 96 B FF 94 S FF 96 2-3 ② K		B FC 91 B FC 90 B FF 94 B FF 93 4-0 16 BB 1-2 BB	2 0 0 0 1 0 0 0	0 0 0 0 0 0 0 0	0 0 0 0 0 0 0 0	0 0 0 0 0 0 0 0	0 0 0 0 1 0 0 0	1 0 0 0 0 0 0 0	1 0 0 0 0 0 0 0
Inning Stats	R: 0 E: 0 K: 0 S: 6 H: 0 LOB: 0 BB: 1 P: 13	R: 0 E: 0 K: 2 S: 10 H: 0 LOB: 1 BB: 1 P: 18	R: 0 E: 0 K: 1 S: 4 H: 0 LOB: 0 BB: 0 P: 7	R: 0 E: 0 K: 2 S: 16 H: 2 LOB: 2 BB: 0 P: 20	R: 1 E: 0 K: 2 S: 12 H: 1 LOB: 0 BB: 0 P: 19	R: 1 E: 0 K: 1 S: 13 H: 2 LOB: 2 BB: 1 P: 19	R: 0 E: 0 K: 1 S: 8 H: 0 LOB: 0 BB: 0 P: 14	R: 1 E: 0 K: 0 S: 11 H: 2 LOB: 1 BB: 0 P: 15	R: 0 E: 0 K: 1 S: 11 H: 1 LOB: 3 BB: 2 P: 22	1B: 6 2B: 1 3B: 0 HR: 1 SF: 1 SAC: 0 DP: 2 HBP: 1						

PITCHER		IP	WLS	BF	H	R	ER	SO	BB	IBB	HBP	BLK	WP	HR	S	P	ERA	WHIP
62 Touki Toussaint, R ERA: 4.3	(1, 1)	5.2	W	24	5	2	2	8	3	0	1	0	0	1	0	59	93	3.18	1.412
48 Jonny Venters, L ERA: 3.19	(6, 1)	0.1	H	1	0	0	0	0	0	0	0	0	1	0	2	3	0.00	0.000
63 Jesse Biddle, L ERA: 2.77	(7, 1)	1.0	H	3	0	0	0	1	0	0	0	0	0	0	8	14	0.00	0.000
51 Shane Carle, R ERA: 2.9	(8, 1)	1.0		5	2	1	1	0	0	0	0	0	0	0	11	15	9.00	2.000
33 A.J. Minter, L ERA: 3.24	(9, 1)	1.0		6	1	0	0	1	2	0	0	0	1	0	11	22	0.00	3.000

PITCHER	IP	WLS	BF	H	R	ER	SO	BB	IBB	HBP	BLK	WP	HR	S	P	ERA	WHIP

TOP

St. Louis Cardinals @ Atlanta Braves

SunTrust Park, Atlanta, GA

Wed Sep 19 2018, 12:11 PM - 3:20 PM EDT

Att. 25,195 - Sunny - 86 F

livebaseballscorecards.com

AB	32
R	3
H	8
RBI	3
BB	5
SO	10
LOB	20

WP: 2	PA: 39		
PB: 0			
SB: 2			
CS: 0			

Batter	1	2	3	4	5	6	7	8	9	AB	R	H	RBI	BB	SO	LOB
13 Ronald Acuña Jr., R (1, 7) OBP: 0.368, SLG: 0.573	S SL 82 S FF 94 C FF 95 0-3 ① K		X FF 95 0-0 ③ G6-3		D SI 92 C SI 91 D SI 92 F SI 92 B SI 92 D SL 86 4-2 11 WP, 5 1B BB		F CH 77 B CU 79 B FF 90 F FF 90 B FF 90 X CH 79 3-2 ① F8			3	1	0	0	1	1	0
11 Ender Inciarte, L (1, 8) OBP: 0.321, SLG: 0.382	C FF 93 S KC 76 F FF 96 S KC 77 0-3 ② K			C SI 89 B FF 93 S FF 92 B FF 95 B KC 79 F SL 85 X FF 93 3-2 5 HR 1B	B SI 93 B KC 79 B SL 81 C FF 91 B SL 83 4-1 5 1B, 22 S BB 1-2 3-H		C FF 90 F CU 79 B CU 81 B FF 90 F FF 90 X FF 91 2-2 22 E 2B			3	3	2	0	1	1	0
5 Freddie Freeman, L (1, 3) OBP: 0.390, SLG: 0.509	B SL 84 B SI 92 F SL 84 F FF 94 B KC 80 X FF 96 3-2 22 FC4-6 1B			1 SAFE X FF 92 0-0 1-H HR	B FF 92 B FF 93 C FF 93 X KC 77 2-1 22 S 1B 1-3 2-H		0-0 22 FC5-4 IBB			3	1	3	3	1	0	0
22 Nick Markakis, L (1, 9) OBP: 0.369, SLG: 0.454	X FF 93 0-0 ③ FC4-6 1-2f			C KC 75 B CH 86 C SL 82 X KC 79 1-2 ① G4-3	B FF 90 F FF 90 F FF 91 1 SAFE B FS 82 B FF 91 S FF 92 3-3 ③ K 1-2 3-H		X CU 81 0-0 ② FC5-4 1-2f 2-H			4	0	0	0	0	1	3
17 Johan Camargo, S (1, 5) OBP: 0.349, SLG: 0.457		S FF 92 S KC 77 B FF 94 F FF 93 F SL 83 S KC 78 1-3 ① K		S KC 77 F SL 84 F FF 93 F KC 78 S KC 78 0-3 ② K2-3		F FF 90 B FS 82 F FS 82 B FS 82 B FS 83 S FS 83 3-3 ① K	1 SAFE C FF 90 S FF 90 B CH 79 X CH 80 1-2 ③ L9			4	0	0	0	0	3	1
1 Ozzie Albies, S (1, 4) OBP: 0.311, SLG: 0.459		C FF 94 B SI 92 X FF 93 1-1 ② P5		C SL 84 X FF 92 0-1 ③ F8		B FF 92 C FF 91 B FS 84 F FF 92 B FF 92 B FF 92 4-2 7 BB BB		B CH 83 B FC 87 X KC 79 2-0 ① G1-3		3	0	0	0	1	0	0
25 Tyler Flowers, R (1, 2) OBP: 0.350, SLG: 0.372		C FF 94 B FF 94 B SL 84 F SL 83 B FF 94 F FF 94 S SL 83 3-3 ③ K			X SI 88 0-0 62 G6-3, 11 WP 2B	1 SAFE B FF 95 X FF 96 1-0 ② F9		X FF 90 0-0 HR		4	2	2	1	0	1	1
7 Dansby Swanson, R (1, 6) OBP: 0.302, SLG: 0.397			C FF 93 C FF 88 B SL 84 S SI 91 1-3 ① K		C FF 92 X SI 88 0-1 ① G5-3	B FF 94 1 SAFE B FF 96 B FF 96 B FF 95 4-0 1-2 BB		B KC 80 S KC 79 B KC 81 S KC 80 F SI 88 S KC 80 2-3 ② K		3	0	0	0	1	2	1
62 Touki Toussaint, R (1, 1) OBP: 0.125, SLG: 0.125 48 Jonny Venters, L (6, 1) 20 Lucas Duda, L (6, PH) OBP: 0.309, SLG: 0.412 63 Jesse Biddle, L (7, 1) OBP: 0.500, SLG: 1.000 51 Shane Carle, R (8, 1) 23 Adam Duvall, R (8, PH) OBP: 0.270, SLG: 0.362 33 A.J. Minter, L (9, 1)			B FF 95 S SL 81 B FF 94 S FF 94 B SL 83 X FF 93 3-2 ② F9		S SL 81 X SL 84 0-1 ② G6-3 2-3	C SL 88 C FF 97 D SL 88 X SL 89 1-2 ③ L9		C KC 81 B KC 81 B KC 81 F KC 82 F FF 90 S KC 81 2-3 ③ K		2 0 1 0 0 1 0	0 0 0 0 0 0 0	0 0 0 0 0 1 0	0 0 0 0 0 0 0	0 0 0 0 0 1 0	0 0 2 0 0 0 0	1 0 0 0 0 0 0
Inning Stats	R: 0 E: 0 K: 2 S: 11 H: 1 LOB: 1 BB: 0 P: 14	R: 0 E: 0 K: 2 S: 11 H: 0 LOB: 0 BB: 0 P: 16	R: 0 E: 0 K: 1 S: 7 H: 0 LOB: 0 BB: 0 P: 11	R: 2 E: 0 K: 1 S: 15 H: 2 LOB: 0 BB: 0 P: 19	R: 3 E: 0 K: 1 S: 13 H: 2 LOB: 1 BB: 2 P: 26	R: 0 E: 0 K: 1 S: 10 H: 0 LOB: 2 BB: 2 P: 23	R: 1 E: 1 K: 0 S: 11 H: 1 LOB: 1 BB: 1 P: 17	R: 1 E: 0 K: 2 S: 10 H: 1 LOB: 0 BB: 0 P: 16		1B: 3 2B: 2 3B: 0 HR: 2 SF: 0 SAC: 0 DP: 0 HBP: 0				WP: 1 PB: 0 SB: 2 CS: 0 PA: 36		

PITCHER		IP	WLS	BF	H	R	ER	SO	BB	IBB	HBP	BLK	WP	HR	S	P	ERA	WHIP
32 Jack Flaherty, R ERA: 3.08	(1, 1)	4.2	L	21	5	5	5	6	2	0	0	0	1	1	54	80	9.64	1.500
40 Chasen Shreve, L ERA: 3.88	(5, 1)	0.2		3	0	0	0	2	1	0	0	0	0	0	9	19	0.00	1.500
59 Mike Mayers, R ERA: 4.35	(6, 1)	0.2		3	0	0	0	0	1	0	0	0	0	0	4	10	0.00	1.500
30 Tyler Webb, L ERA: 4.74	(7, 1)	1.0		5	1	1	0	0	0	1	0	0	0	0	11	17	0.00	1.000
27 Brett Cecil, L ERA: 6.25	(8, 1)	1.0		4	1	1	1	2	0	0	0	0	0	1	10	16	9.00	1.000

PITCHER	IP	WLS	BF	H	R	ER	SO	BB	IBB	HBP	BLK	WP	HR	S	P	ERA	WHIP

BOTTOM

St. Louis Cardinals @ Atlanta Braves

SunTrust Park, Atlanta, GA

Wed Sep 19 2018, 12:11 PM - 3:20 PM EDT

Att. 25,195 - Sunny - 86 F

livebaseballscorecards.com

AB	31
R	7
H	7
RBI	4
BB	5
SO	10
LOB	9

Philadelphia Phillies @ Atlanta Braves

SunTrust Park, Atlanta, GA

Thu Sep 20 2018, 7:39 PM - 11:02 PM EDT

Att. 27,474 - Partly Cloudy - 84 F

TOP

livebaseballscorecards.com

Batter	1	2	3	4	5	6	7	8	9	AB	R	H	RBI	BB	SO	LOB
16 César Hernández, S (1, 4) OBP: 0.358, SLG: 0.360	B FF 93 F FF 94 B FS 83 S FF 94 X FF 95 2-2 ① F7		B SL 77 C FF 91 B FF 94 S FS 82 B FF 95 B FF 94 4-2 13 1B, 37 1B, BB	B FS 81 B FS 82 B FF 92 C FF 92 C FF 93 F FS 83 S FS 83 3-3 ③ K			L CU 78 X CU 78 0-1 17 CS, 1B			3	1	1	0	1	1	0
17 Rhys Hoskins, R (1, 3) OBP: 0.357, SLG: 0.500	B SL 84 B FF 95 B SL 82 C FF 95 B FF 97 4-1 13 1B, 41 G3, BB		C FF 93 1 SAFE 1 SAFE F FS 82 B FS 82 F SL 82 1 SAFE S FS 83 1-3 ① K		C SL 82 X FF 94 0-1 ① P3		C FF 96 0-1 ③ CS 1-2	B SL 81 X SI 97 1-0 ① G5-3		3	1	0	0	1	1	1
13 Asdrúbal Cabrera, S (1, 6) OBP: 0.316, SLG: 0.461	C FF 94 X FF 94 0-1 41 G3, 1-3 1B		C FF 92 X FF 94 0-1 37 1B, 38 1B, 1-2 1B		B FF 93 B FS 83 F FS 82 X FF 93 2-1 ② G3-1			B SI 97 B SL 83 X SI 98 2-0 ② G3		4	1	2	0	0	0	0
41 Carlos Santana, S (1, 5) OBP: 0.356, SLG: 0.421	B FF 91 S FS 82 B FS 82 B FS 81 F FF 94 X FF 95 3-2 ② G3, 2-3, 3-H		B FF 93 B FS 82 S FS 82 B FF 94 X FF 91 3-1 ② F7		B FS 81 X FF 94 1-0 ③ F7			C SL 85 C SL 84 F SI 98 X SL 84 0-2 ③ P2		4	0	0	1	0	0	3
37 Odúbel Herrera, L (1, 9) OBP: 0.313, SLG: 0.427	B FS 82 B FF 96 C FF 94 B FF 95 F FF 96 X FF 97 3-2 ③ F7		X FF 94 0-0 38 1B, 1-2, 2-H, 1B			B FS 79 F FS 79 B FF 94 X FF 93 2-1 ① G1-3			C FF 98 C SL 87 B SL 87 S SL 88 1-3 ① K	4	0	1	1	0	1	1
38 Jorge Alfaro, R (1, 2) OBP: 0.323, SLG: 0.401 15 Andrew Knapp, S (9, PH) OBP: 0.314, SLG: 0.345		F FF 93 F FF 93 F FF 96 S FS 83 0-3 ① K	B FF 96 F FF 95 X FF 96 1-1 1-3, 2-H, 1B			S FS 82 S FF 95 S FF 95 0-3 ② K			B FF 98 C FF 98 F FF 98 S SL 87 1-3 ② K	3 1	0 0	1 0	1 0	0 0	2 1	0 0
23 Aaron Altherr, R (1, 7) OBP: 0.297, SLG: 0.340		C FF 95 F FF 96 F FF 96 S FS 83 0-3 ② K	B FS 83 S FS 82 F FF 95 S FS 83 1-3 ③ K			S FF 94 X FF 94 0-1 ③ F8			C FF 98 S SL 84 C SL 87 0-3 ③ K	4	0	0	0	0	3	2
21 Vince Velasquez, R (1, 1) OBP: 0.000, SLG: 0.000 2 J.P. Crawford, L (4, PH) OBP: 0.313, SLG: 0.344 61 Edubray Ramos, R (4, 1) 46 Adam Morgan, L (5, 1) 64 Victor Arano, R (6, 1) 40 Wilson Ramos, R (7, PH) OBP: 0.300, SLG: 0.500 96 Tommy Hunter, R (7, 1) 70 Luis Avilán, L (7, 1) 57 Luis García, R (8, 1) 54 Austin Davis, L (8, 1)		C FF 95 B SL 82 B FF 95 F FF 94 B FS 82 F FF 96 F FF 94 X FF 95 3-2 1B		C FF 92 B FF 92 X FF 92 1-1 ① F8		C FF 92 B FF 92 B FF 92 C FF 92 S FS 83 2-3 ① K			1 0 1 0 0 0 0 1 0 0 0 0 0 0 0 0 0 0 0 0 0 0 0 0 0 0 0 0 0 0 0 0 0 0 0 1 0 0 0 0 1 0 0 0 0 0 0 0 0 0 0 0 0 0 0 0 0 0 0 0 0 0 0 0 0 0 0 0 0 0						
24 Roman Quinn, S (1, 8) OBP: 0.336, SLG: 0.475		C FF 94 X FS 82 0-1 ③ P6		B FS 80 S FS 81 B FF 94 C FF 93 X FS 81 2-2 ② F8			C FF 95 B CU 76 F FF 95 F CU 77 F SL 90 X FF 96 1-2 ② G3			3	0	0	0	0	0	1

	AB	R	H	RBI	BB	SO	LOB
	32	3	6	3	2	10	8

Inning Stats	1	2	3	4	5	6	7	8	9	1B	SF	WP	PA
R	1	0	2	0	0	0	0	0	0	6	0	0	35
H	1	1	3	0	0	0	1	0	0	2B: 0	SAC: 0	PB: 0	
E	0	0	0	0	0	0	0	0	0	3B: 0	DP: 0	SB: 0	
LOB	1	1	2	0	0	0	1	0	0	HR: 0	HBP: 0	CS: 1	
BB	1	0	1	0	0	0	0	0	0				
K	0	2	2	1	0	1	1	0	3				
P	24	18	26	15	8	9	14	9	11				
S	12	15	16	9	5	7	11	6	9				

PITCHER		IP	WLS	BF	H	R	ER	SO	BB	IBB	HBP	BLK	WP	HR	S	P	ERA	WHIP
45 Kevin Gausman, R ERA: 3.93	(1, 1)	6.1		26	5	3	3	7	2	0	0	0	0	0	67	105	4.26	1.105
63 Jesse Biddle, L ERA: 2.74	(7, 1)	0.2	W	2	1	0	0	0	0	0	0	0	0	0	8	9	0.00	1.500
38 Arodys Vizcaíno, R ERA: 2.02	(8, 1)	1.0	H	3	0	0	0	0	0	0	0	0	0	0	6	9	0.00	0.000
61 Chad Sobotka, R ERA: 2.38	(9, 1)	1.0		3	0	0	0	3	0	0	0	0	0	0	9	11	0.00	0.000

PITCHER	IP	WLS	BF	H	R	ER	SO	BB	IBB	HBP	BLK	WP	HR	S	P	ERA	WHIP

BOTTOM

Philadelphia Phillies @ Atlanta Braves

SunTrust Park, Atlanta, GA

Thu Sep 20 2018, 7:39 PM - 11:02 PM EDT

Att. 27,474 - Partly Cloudy - 84 F

Batter	1	2	3	4	5	6	7	8	9	AB	R	H	RBI	BB	SO	LOB
13 Ronald Acuña Jr., R (1, 7) OBP: 0.364, SLG: 0.568	C FF 95 C FF 94 F FF 97 B FF 96 B FF 96 S SL 85 2-3 K ①	C SL 85 B SL 83 F FF 95 F FF 96 D KC 81 C FF 96 2-3 K ③			F SL 84 B SL 84 B SL 82 X SL 81 2-1 F7 ①		B SI 97 B SI 97 F SI 97 C SI 97 D CU 88 S SI 98 3-3 K ①	S FF 93 F FF 95 B FF 94 B FF 94 B FF 94 X CH 84 3-2 SF8 ② 3-H		4	0	0	1	0	3	3
11 Ender Inciarte, L (1, 8) OBP: 0.325, SLG: 0.384	B FF 96 C FF 96 X FF 95 1-1 5 1B / 22 1B 1B		C KC 81 B CH 89 X CH 89 1-1 G4-1 ①		B SL 80 B SL 79 C FF 94 B SL 80 F FF 94 B SL 81 4-2 5 CS BB		B FC 96 B FC 95 B SI 98 B SI 97 4-0 22 S BB 2-3	C SL 85 D CH 83 1 SAFE X CH 84 1-1 5 WP 1B 1-H		3	1	2	1	2	0	0
5 Freddie Freeman, L (1, 3) OBP: 0.390, SLG: 0.509	C FF 93 1 SAFE B SL 85 1 SAFE B KC 84 S KC 84 B FF 95 X FF 95 3-2 22 1B / 17 G3-6-3-4 1B 1-3		C FF 95 B CH 88 F SI 90 X FF 97 1-2 17 WP / 17 SF8 2B		1 SAFE B SL 80 F FF 94 B SL 82 C SL 82 F SL 80 S SL 82 3-3 K ② ③ 1-2		1 SAFE C CU 73 F CH 83 S CH 84 0-3 K ② 1-2	F SL 84 D CH 84 S CH 83 B FF 93 B CH 84 F SL 85 F CH 83 S SL 86 3-3 K ③ 1-2		5	2	2	0	0	3	5
22 Nick Markakis, L (1, 9) OBP: 0.370, SLG: 0.453	F FF 95 B FF 95 X KC 84 1-1 17 G3-6-3-4 1-3 1B 3-H		B KC 84 B FF 95 B SI 94 C FF 95 F FF 94 B KC 85 4-2 17 SF8 / 17 WP BB			C SL 80 C SL 81 B SL 81 B SI 95 X SL 81 2-2 G4-3 ①	1 SAFE C CU 71 F CH 83 1 SAFE F CH 83 D CH 84 X CH 84 1-2 F9 ③ 1-2			3	0	1	1	1	0	3
17 Johan Camargo, S (1, 5) OBP: 0.350, SLG: 0.457	X KC 85 0-0 G3-6-3-4 ② ③ 1-2f 3-H		S KC 84 X SL 84 0-1 SF8 ② 1-3 2-H			B SL 84 C SL 84 B SL 83 F FF 93 F SL 86 B SI 94 D SL 84 4-2 BB		X SI 98 0-0 1 WP / 24 1B / 7 BB 1B		2	1	1	1	1	0	1
24 Kurt Suzuki, R (1, 2) OBP: 0.334, SLG: 0.450		C FF 94 B SL 87 S SL 84 F FF 96 H KC 82 2-2 7 1B HBP	C FF 96 D FF 98 X KC 84 1-1 G6-3 ③			X SL 84 0-0 F7 ②		X SI 98 0-0 7 BB / 1 WP / 8 SF9 1-2 1B		3	1	1	0	0	0	2
1 Ozzie Albies, S (1, 4) OBP: 0.311, SLG: 0.456		C FF 96 B KC 79 X KC 83 1-1 F9 ①		X SL 80 0-0 G3 ①		B SI 94 C SL 84 B SL 86 X SI 93 2-1 F7 ③		D SL 84 L SL 82 L SI 98 F FS 86 B FS 88 D SL 85 D SL 85 4-2 8 SF9 / 7 BB / 13 SF8 1-2 2-3 BB		3	1	0	0	1	0	2
7 Dansby Swanson, R (1, 6) OBP: 0.305, SLG: 0.401		S SL 86 X SL 87 0-1 1-2 1B		C FF 94 B SL 81 X SL 80 1-1 F7 ②			B FC 93 C SI 97 B FC 94 F FC 94 X CU 87 2-2 20 2B 2B	S SL 84 D SL 87 B SI 99 B SI 98 B SI 99 4-1 11 S / 11 1B BB 1-2 2-3 3-H		3	2	2	1	1	0	0
45 Kevin Gausman, L (1, 1) OBP: 0.174, SLG: 0.050 63 Jesse Biddle, L (7, 1) OBP: 0.600, SLG: 1.000 20 Lucas Duda, L (7, PH) OBP: 0.310, SLG: 0.417 18 Lane Adams, R (7, PR) OBP: 0.348, SLG: 0.368 38 Arodys Vizcaíno, R (8, 1) 8 Preston Tucker, L (8, PH) OBP: 0.301, SLG: 0.415 8 Charlie Culberson, R (8, PH) OBP: 0.331, SLG: 0.493 61 Chad Sobotka, R (9, 1) OBP: 1.000, SLG: 1.000	B FF 92 L FF 90 L FF 94 L FF 95 1-3 K ②		B FF 93 B FF 92 C FF 92 X FF 91 2-1 G5-3 ③				B FC 94 F SI 97 F SI 97 D CU 87 X FC 94 2-2 11 S 2-H 2B	F CH 82 S FF 93 F FF 94 D CH 84 X CH 84 1-2 SF9 ① 2-3 3-H		2 0 1 0 0 0 0 0 0	0 0 0 0 0 0 0 0 0	0 0 1 0 0 0 0 1 0	0 0 1 0 0 0 0 0 0	1 0 0 0 0 0 0 0 0	0 0 0 0 0 0 0 0 0	2 0 0 0 0 0 0 0 0

livebaseballscorecards.com

	AB	29
	R	8
	H	10
	RBI	7
	BB	6
	SO	7
	LOB	18

Inning Stats	1	2	3	4	5	6	7	8	9
	R: 2 E: 0 K: 1 S: 12	H: 3 LOB: 0 BB: 0 P: 19	R: 0 E: 0 K: 2 S: 14	H: 1 LOB: 2 BB: 0 P: 20	R: 1 E: 0 K: 0 S: 11	H: 1 LOB: 1 BB: 1 P: 18	R: 0 E: 0 K: 0 S: 5	H: 0 LOB: 0 BB: 0 P: 8	R: 0 E: 0 K: 1 S: 8	H: 0 LOB: 1 BB: 1 P: 17
	R: 0 E: 0 K: 0 S: 9	H: 0 LOB: 1 BB: 1 P: 17	R: 1 E: 0 K: 2 S: 16	H: 2 LOB: 2 BB: 1 P: 28	R: 4 E: 0 K: 1 S: 20	H: 3 LOB: 1 BB: 2 P: 36				

	1B: 7	SF: 3	WP: 3	PA: 39
	2B: 4	SAC: 0	PB: 0	
	3B: 0	DP: 2	SB: 3	
	HR: 0	HBP: 1	CS: 1	

PITCHER		IP	WLS	BF	H	R	ER	SO	BB	IBB	HBP	BLK	WP	HR	S	P	ERA	WHIP
21 Vince Velasquez, R ERA: 4.59	(1, 1)	3.0		15	5	3	3	3	1	0	1	0	1	0	37	57	9.00	2.000
61 Edubray Ramos, R ERA: 1.98	(4, 1)	1.1		4	0	0	0	0	0	0	0	0	0	0	7	12	0.00	0.000
46 Adam Morgan, L ERA: 3.88	(5, 1)	1.0		3	0	0	0	1	1	0	0	0	0	0	9	18	0.00	1.000
64 Víctor Arano, R ERA: 2.35	(6, 1)	0.2		3	0	0	0	0	1	0	0	0	0	0	6	12	0.00	1.500
96 Tommy Hunter, R ERA: 3.67	(7, 1)	0.1	L	4	2	1	1	1	1	0	0	0	0	0	9	20	27.00	9.000

PITCHER		IP	WLS	BF	H	R	ER	SO	BB	IBB	HBP	BLK	WP	HR	S	P	ERA	WHIP
70 Luis Avilán, L ERA: 3.6	(7, 1)	0.2		2	0	0	0	1	0	0	0	0	0	0	7	8	0.00	0.000
57 Luis García, R ERA: 5.77	(8, 1)	0.0		4	2	4	4	0	2	0	0	0	1	0	6	14	∞	∞
54 Austin Davis, L ERA: 3.58	(8, 1)	1.0		4	1	0	0	1	0	0	0	0	1	0	14	22	0.00	1.000

Philadelphia Phillies @ Atlanta Braves

SunTrust Park, Atlanta, GA

Fri Sep 21 2018, 7:38 PM - 11:00 PM EDT

Att. 34,370 - Partly Cloudy - 83 F

TOP

livebaseballscorecards.com

Batter	1	2	3	4	5	6	7	8	9	AB	R	H	RBI	BB	SO	LOB
16 César Hernández, S (1, 4) OBP: 0.358, SLG: 0.364	B FF 92 F FF 91 F FF 91 B FF 91 F FF 92 B SL 83 X FF 92 3-2 HR		1 SAFE 1 SAFE C FF 90 B CH 83 S CH 83 B SL 82 B SI 91 F SL 81 X CH 82 3-2 ② ③ P6 1-3			X SL 78 0-0 ② G4-3 C SI 93 F SI 92 X SI 92 0-2 ③ G4-3				4	1	1	1	0	0	5
17 Rhys Hoskins, R (1, 7) OBP: 0.354, SLG: 0.496	C FF 92 B FF 92 X SI 92 1-1 ① F8			C SL 80 C SL 80 S SL 78 0-3 ① K		X FF 92 0-0 ③ F9		B SL 86 B SL 87 B FF 97 C FF 97 F FF 96 F FF 98 F FF 97 X FF 98 3-2 ① F8		4	0	0	0	0	1	1
13 Asdrúbal Cabrera, S (1, 6) OBP: 0.314, SLG: 0.458 (7, 5)	B CU 75 X SI 90 1-0 ② F8			X CH 82 0-0 ② F9			B FF 88 S FF 89 X SI 89 1-1 ① G4-3	S SL 87 B SL 88 C SL 86 S SL 89 1-3 ② K		4	0	0	0	0	1	0
33 Justin Bour, L (1, 3) OBP: 0.346, SLG: 0.412 4 Scott Kingery, R (7, PR) OBP: 0.265, SLG: 0.332 (7, 6)	C FF 91 X FF 90 0-1 ③ F7			C FF 90 B SI 88 B FF 90 C FF 90 X FF 91 2-2 ③ L8			B CU 75 B FF 90 B CU 73 B FF 90 4-0 41 1B 40 2B BB	B SL 85 F FF 97 X FF 98 1-1 ③ L9		2 1	0 1	0 0	0 0	1 0	0 0	0 0
41 Carlos Santana, S (1, 5) OBP: 0.356, SLG: 0.420 (7, 3)		B FF 90 B SI 90 X SI 91 2-0 ① L9			C FF 88 B FF 88 S CU 72 X FF 91 1-2 ① G3		B CH 84 1 SAFE C CH 83 X FF 90 1-1 40 2B 1-2 1B		C FC 91 F FC 90 X FC 90 0-2 ① G6-3	4	1	1	0	0	0	0
40 Wilson Ramos, R (1, 2) OBP: 0.366, SLG: 0.503 23 Aaron Altherr, R (7, PR) OBP: 0.297, SLG: 0.340 38 Jorge Alfaro, R (7, 2) OBP: 0.324, SLG: 0.409		B SI 90 C FF 92 S FF 92 C FF 92 1-3 ② K			F SL 81 X SL 80 0-1 ② G5-3		F SL 83 S SL 83 F FF 92 X SL 80 0-2 19 1B 1-H 2-H 2B		B FF 97 S FF 97 B FF 96 C FC 91 F FC 91 X FF 97 2-2 7 1B 3B	3 0 1	0 1 1	1 0 1	2 0 0	0 0 0	1 0 0	0 0 0
37 Odúbel Herrera, L (1, 9) OBP: 0.313, SLG: 0.426 93 Pat Neshek, S (7, 1) 70 Luis Avilán, L (7, 1) 61 Edubray Ramos, R (7, 1) 50 Héctor Neris, R (8, 1) 7 Maikel Franco, R (9, PH) OBP: 0.313, SLG: 0.469 18 Pedro Florimón, S (9, PR) OBP: 0.286, SLG: 0.431		B FF 91 C FF 91 B FF 92 B SI 92 C FF 92 F FF 92 F FF 92 S CU 74 3-3 ③ K			S CH 81 S CU 75 F FF 91 F CH 83 B FF 91 S CU 73 1-3 ③ K		0-0 24 G6-3 19 1B IBB		B FF 96 B FF 96 F FC 89 S CH 86 F CH 88 F FC 91 F FC 91 X CH 87 2-2 3-H 1B	2 0 0 0 0 1 0	0 0 0 0 0 0 0	0 0 0 0 0 1 0	1 0 0 0 0 1 0	2 0 0 0 0 0 0	0 0 0 0 0 0 0	0 0 0 0 0 0 0
43 Nick Pivetta, R (1, 1) OBP: 0.150, SLG: 0.132 2 J.P. Crawford, L (6, PH) OBP: 0.321, SLG: 0.404 58 Seranthony Domínguez, R (6, 1) 19 José Bautista, R (7, PH) OBP: 0.339, SLG: 0.370 (7, 9)			C FF 90 B SL 80 X SI 90 1-1 ① G4-3			B CU 73 B CH 82 C FF 90 X FF 89 2-1 3B	S SL 82 B SL 80 X SL 82 1-1 24 G6-3 1-2 2-H 1B		S FC 91 X FC 90 0-1 ② F9	1 1 0 2	0 0 0 0	0 1 0 1	0 0 0 1	0 0 0 0	0 0 0 0	0 0 0 1
24 Roman Quinn, S (1, 8) OBP: 0.333, SLG: 0.462			B FF 90 B SI 90 B FF 92 B FF 89 4-0 16 CS 16 BLK BB			F FF 90 B SI 87 B FF 91 S SI 86 S FF 92 2-3 ① K	X SI 93 0-0 ② G6-3 1-2 2-3		B FC 90 B FF 96 F FC 90 F CH 86 F FC 91 B CH 86 C FC 88 3-3 ③ K	3	0	0	0	1	2	4
Inning Stats	R: 1 E: 0 K: 0 S: 9 H: 1 LOB: 0 BB: 0 P: 14	R: 0 E: 0 K: 2 S: 10 H: 0 LOB: 0 BB: 0 P: 16	R: 0 E: 0 K: 0 S: 6 H: 0 LOB: 0 BB: 1 P: 14	R: 0 E: 0 K: 1 S: 7 H: 0 LOB: 0 BB: 0 P: 9	R: 0 E: 0 K: 1 S: 10 H: 0 LOB: 0 BB: 0 P: 12	R: 0 E: 0 K: 1 S: 7 H: 1 LOB: 1 BB: 0 P: 11	R: 3 E: 0 K: 0 S: 14 H: 3 LOB: 3 BB: 2 P: 21	R: 0 E: 0 K: 1 S: 10 H: 0 LOB: 0 BB: 0 P: 15	R: 1 E: 0 K: 1 S: 19 H: 2 LOB: 1 BB: 0 P: 26	1B: 3 2B: 1 3B: 2 HR: 1 SF: 0 SAC: 0 DP: 0 HBP: 0						WP: 0 PB: 0 SB: 0 CS: 1 PA: 36	

	AB	33
	R	5
	H	7
	RBI	5
	BB	3
	SO	7
	LOB	11

PITCHER		IP	WLS	BF	H	R	ER	SO	BB	IBB	HBP	BLK	WP	HR	S	P	ERA	WHIP
49 Julio Teheran, R ERA: 4.03	(1, 1)	6.1		26	5	4	4	5	2	1	0	1	0	1	59	93	5.68	1.105
48 Jonny Venters, L ERA: 3.13	(7, 1)	0.2	W	2	0	0	0	0	0	0	0	0	0	0	4	4	0.00	0.000
61 Chad Sobotka, R ERA: 2.19	(8, 1)	1.0	H	3	0	0	0	1	0	0	0	0	0	0	10	15	0.00	0.000
33 A.J. Minter, L ERA: 3.34	(9, 1)	1.0	S	5	2	1	1	1	0	0	0	0	0	0	19	26	9.00	2.000

PITCHER	IP	WLS	BF	H	R	ER	SO	BB	IBB	HBP	BLK	WP	HR	S	P	ERA	WHIP

Batter	1	2	3	4	5	6	7	8	9	AB	R	H	RBI	BB	SO	LOB
13 Ronald Acuña Jr., R (1, 7) OBP: 0.364, SLG: 0.564	B FF 94 B FF 95 F FF 95 F FF 96 B KC 79 B FF 96 4-2 11 E BB		B SL 88 B SL 87 S FF 95 X FF 95 2-1 5 WP 5 1B 1B		B FF 95 B SL 88 X SL 89 2-0 ② G1-3		C SL 80 B SI 90 F SL 81 B SI 90 X SL 81 2-2 ① FC5-2 11 2B 17 1B 1-2 3-H	T FF 97 B FS 88 C FF 97 C FS 87 1-3 ③ K		4	2	1	0	1	1	3
11 Ender Inciarte, L (1, 8) OBP: 0.324, SLG: 0.384	L FF 94 D SL 90 1 SAFE S FF 95 F FF 96 1 SAFE C KC 81 1-3 ① K 1-2		1 SAFE 1 SAFE B FF 94 B FF 94 S FF 95 1 SAFE F KC 80 X FF 95 2-2 ② F9		C KC 80 F CH 85 B FF 97 F FF 96 X KC 81 1-2 ③ G5-3		B CU 73 F CU 75 B CH 81 X CH 84 2-1 17 1B 1-3 2-H 2B			4	1	1	1	0	1	2
5 Freddie Freeman, L (1, 3) OBP: 0.391, SLG: 0.508	D CH 88 S FF 95 X FF 96 1-1 ② F7		B CH 86 B FF 94 S FF 95 F FF 95 F FF 94 X KC 81 2-2 22 1B 1-H 1B			F SI 99 F SI 98 F FF 98 F SL 91 B FF 97 F SL 90 X CH 92 1-2 ① L5		0-0 17 1B IBB		3	0	1	1	1	0	1
22 Nick Markakis, L (1, 9) OBP: 0.369, SLG: 0.452	C KC 80 X CH 87 0-1 ③ G3		B FF 95 B CH 85 X CH 85 2-0 1-3 1B			F SI 99 B CH 92 S SL 91 C FF 98 1-3 ② K	C CU 76 X CH 85 0-1 ② F4			4	0	1	0	0	1	4
17 Johan Camargo, S (1, 5) OBP: 0.352, SLG: 0.458		B FF 94 F SL 88 X FF 95 1-1 1B	D SL 90 C CH 85 X CH 86 1-1 ③ F8			S CH 92 S SL 91 X SL 90 0-2 ③ L7	B CH 84 S CH 84 S CH 83 B CH 84 D CH 84 F CH 85 X CH 84 3-2 1-2 2-H 3-H 1B			4	0	2	2	0	0	2
25 Tyler Flowers, R (1, 2) OBP: 0.349, SLG: 0.370		T FF 95 B SL 88 X SI 94 1-1 ① F8	C KC 81 F SL 86 S SL 87 0-3 ① K				1 HR 1B P3			4	1	1	0	0	1	3
1 Ozzie Albies, S (1, 4) OBP: 0.310, SLG: 0.460	S FF 95 B KC 80 F FF 95 B KC 79 F KC 80 F FF 96 S FF 94 2-3 ② K		B FF 94 B KC 80 B FF 96 C SI 93 F FF 95 X KC 78 3-2 ② L9				X SI 89 0-0 1-H HR	X FS 88 0-0 ① G4-3		4	1	1	2	0	1	1
7 Dansby Swanson, R (1, 6) OBP: 0.305, SLG: 0.399	S SL 88 B FF 95 S SL 89 D SL 89 X SL 90 2-2 ③ G1-3		B SL 86 S FF 95 B SL 89 S FF 95 B FF 94 F SL 88 S FF 95 3-3 ③ K				C SL 81 B SL 82 B SI 88 B SL 81 B SL 80 4-1 20 1B 13 FC5-2 BB	B FF 92 C FF 97 B FF 98 B FF 97 F FF 97 F FF 98 C FF 96 3-3 ② K		3	0	0	0	1	2	1
49 Julio Teheran, R (1, 1) OBP: 0.195, SLG: 0.256 48 Jonny Venters, L (7, 1) 20 Lucas Duda, L (7, PH) OBP: 0.312, SLG: 0.419 18 Lane Adams, R (7, PR) OBP: 0.348, SLG: 0.368 61 Chad Sobotka, R (8, 1) OBP: 1.000, SLG: 1.000 8 Preston Tucker, L (8, PH) OBP: 0.305, SLG: 0.415 33 A.J. Minter, L (9, 1)			C FF 92 F FF 94 X KC 78 0-2 ① G3-1		F FF 92 F FF 94 B SL 89 B SL 82 X FF 95 2-2 ① F8		C SI 90 B SL 82 C SL 82 B SI 91 F SL 82 X SI 90 2-2 13 FC5-2 11 2B 1-3 1B	B FF 97 C FF 96 B FS 86 B FS 87 B FS 86 4-1 BB		2 0 0 1 0 0 0 0	0 0 0 0 1 0 0 0	0 0 0 0 0 0 0 0	0 0 0 0 0 0 0 0	0 0 0 0 0 0 0 0	0 0 0 0 0 0 0 0	0 0 0 0 0 0 0 0
Inning Stats	R: 0 E: 1 K: 1 S: 10 H: 0 LOB: 1 BB: 1 P: 16	R: 0 E: 0 K: 1 S: 12 H: 1 LOB: 1 BB: 0 P: 18	R: 1 E: 0 K: 0 S: 15 H: 3 LOB: 2 BB: 0 P: 24	R: 0 E: 0 K: 2 S: 10 H: 0 LOB: 0 BB: 0 P: 16	R: 0 E: 0 K: 0 S: 8 H: 0 LOB: 0 BB: 0 P: 13	R: 0 E: 0 K: 1 S: 12 H: 0 LOB: 0 BB: 0 P: 14	R: 5 E: 0 K: 0 S: 23 H: 5 LOB: 2 BB: 2 P: 40	R: 0 E: 0 K: 2 S: 10 H: 0 LOB: 1 BB: 1 P: 18		1B: 7 2B: 1 3B: 0 HR: 1	SF: 0 SAC: 0 DP: 0 HBP: 0			WP: 1 PB: 0 SB: 0 CS: 0	PA: 37	

PITCHER		IP	WLS	BF	H	R	ER	SO	BB	IBB	HBP	BLK	WP	HR	S	P	ERA	WHIP
43 Nick Pivetta, R ERA: 4.58	(1, 1)	5.0		20	4	1	1	4	1	0	0	0	1	0	55	87	1.80	1.000
58 Seranthony Domínguez, R ERA: 3.11	(6, 1)	1.0		3	0	0	0	1	0	0	0	0	0	0	12	14	0.00	0.000
93 Pat Neshek, R ERA: 2.66	(7, 1)	0.1	L	5	3	4	4	0	1	0	0	0	0	1	12	21	108.00	12.000
70 Luis Avilán, L ERA: 3.77	(7, 1)	0.1	B	4	2	1	1	0	0	1	0	0	0	0	8	13	27.00	6.000
61 Edubray Ramos, R ERA: 1.96	(7, 1)	0.1		1	0	0	0	0	0	0	0	0	0	0	3	6	0.00	0.000

PITCHER		IP	WLS	BF	H	R	ER	SO	BB	IBB	HBP	BLK	WP	HR	S	P	ERA	WHIP
50 Héctor Neris, R ERA: 5.4	(8, 1)	1.0		4	0	0	0	2	1	0	0	0	0	0	10	18	0.00	1.000

BOTTOM

Philadelphia Phillies @ Atlanta Braves

SunTrust Park, Atlanta, GA

Fri Sep 21 2018, 7:38 PM - 11:00 PM EDT

Att. 34,370 - Partly Cloudy - 83 F

livebaseballscorecards.com

AB	33
R	6
H	9
RBI	6
BB	4
SO	7
LOB	17

Batter	1	2	3	4	5	6	7	8	9	AB	R	H	RBI	BB	SO	LOB
16 César Hernández, S (1, 4) OBP: 0.359, SLG: 0.364	S FF 96 C FF 97 S SL 90 0-3 ① **K**		B FF 98 B FF 98 C SI 97 B SI 98 B FF 97 4-1 **BB**			C CU 80 X CH 87 0-1 ② **L9**		C FF 96 B FF 96 B FF 96 X FF 96 2-1 17 1B **1B** 1-2 2-H 3-H		3	0	1	2	1	1	0
17 Rhys Hoskins, R (1, 7) OBP: 0.354, SLG: 0.494	B FF 98 X FF 98 1-0 ② **P4**		C SL 88 B SL 89 B SL 88 S SI 97 S SL 88 2-3 ③ **K**			B CU 80 C FF 97 B SI 98 C SL 89 X FF 98 2-2 ③ **F9**		C SL 83 F CH 86 B CH 87 X FF 96 1-2 41 FC6 **1B** 1-2 2-H		4	0	1	1	0	1	1
37 Odúbel Herrera, L (1, 9) OBP: 0.313, SLG: 0.425 23 Aaron Altherr, R (8, PH) OBP: 0.296, SLG: 0.339 46 Adam Morgan, L (8, 1) 58 Seranthony Domínguez, R (8, 1)	X FF 96 0-0 ③ **F8**			C FF 95 B FF 96 X FF 97 1-1 ① **G3-1**			C CU 80 X FF 97 0-1 41 FC4-5 **1B**	B SI 92 D SI 93 F SI 93 X SI 93 2-1 ② **L7**		3 1 0 0	0 0 0 0	1 0 0 0	0 0 0 0	0 0 0 0	0 0 0 0	0 2 0 0
41 Carlos Santana, S (1, 3) OBP: 0.355, SLG: 0.418		C FF 94 B FF 95 B CU 81 B SI 95 S SI 96 B FF 97 4-2 **BB**		C CU 81 S CH 87 B SL 88 X SL 87 1-2 ② **P5**			C FF 96 C FF 97 B FF 97 X CH 86 1-2 ① **FC4-5** 40 G4-6-3 1-2f	B SI 93 X SI 93 1-0 ③ **FC6** 1-2f		3	0	0	0	1	0	3
40 Wilson Ramos, R (1, 2) OBP: 0.362, SLG: 0.497		X SL 87 0-0 ① **F8**		B FF 97 X FF 97 1-0 ③ **P3**			C FF 97 X FF 97 0-1 ②③ **G4-6-3** 1-2f		X SI 98 0-0 ① **G4-3**	4	0	0	0	0	0	2
24 Roman Quinn, S (1, 8) OBP: 0.322, SLG: 0.444		X FF 96 0-0 ② **L7**			B FF 96 X FF 97 1-0 ① **F8**			C CU 80 C CH 88 B FF 97 S SL 90 1-3 ① **K**	B SI 98 C SI 97 S SI 99 S SI 99 1-3 ② **K**	4	0	0	0	0	2	1
7 Maikel Franco, R (1, 5) OBP: 0.312, SLG: 0.467		X SL 88 0-0 ③ **P6**			C FF 98 X SL 88 0-1 ② **L5**			X FF 97 0-0 19 BB 13 BB 16 1B **1B**	C SI 99 B SL 86 B SI 98 X SI 98 2-1 ③ **F7**	4	1	1	0	0	0	1
4 Scott Kingery, R (1, 6) OBP: 0.264, SLG: 0.330 13 Asdrúbal Cabrera, S (8, PH) OBP: 0.315, SLG: 0.458 18 Pedro Florimón, S (8, PR) OBP: 0.286, SLG: 0.431 (8, 6)			C FF 96 C SL 87 B SL 88 S SL 87 1-3 ① **K**		C SL 87 B FF 98 X SL 87 1-1 ③ **P4**			C CU 80 B SL 88 F SL 89 B FF 97 B SI 97 F SL 88 F SL 90 F SL 87 B SI 97 4-2 19 BB 16 1B **BB** 1-2		2 0 0	0 0 1	0 0 0	0 0 0	1 1 0	0 0 0	0 0 0
49 Jake Arrieta, R (1, 1) 2 J.P. Crawford, L (3, PH) 51 Enyel De Los Santos, R (3, 1) 47 Aaron Loup, L (6, 1) 33 Justin Bour, L (6, PH) 57 Luis García, R (6, 1) 53 Yacksel Ríos, R (7, 1) 19 José Bautista, R (8, PH) (8, 9)			B SI 97 C FF 96 B CU 81 F FF 96 F FF 99 S SL 90 2-3 ② **K**			C FF 96 S CH 88 B SL 88 X CH 88 1-2 ① **P4**		B FF 94 B FF 94 S FF 95 B FF 95 S FF 95 F FF 95 F FF 96 B FF 96 4-2 16 1B 17 1B **BB** 1-2 2-3		0 1 0 0 1 0 0 0	0 0 0 0 0 0 0 1	0 0 0 0 0 0 0 0	0 0 0 0 0 0 0 0	0 1 0 0 0 0 0 1	0 0 0 0 0 0 0 0	0 0 0 0 0 0 0 0
Inning Stats	R: 0 E: 0 K: 1 S: 5 H: 0 LOB: 0 BB: 0 P: 6	R: 0 E: 0 K: 0 S: 5 H: 0 LOB: 1 BB: 1 P: 9	R: 0 E: 0 K: 3 S: 11 H: 0 LOB: 1 BB: 1 P: 20	R: 0 E: 0 K: 0 S: 6 H: 0 LOB: 0 BB: 0 P: 9	R: 0 E: 0 K: 0 S: 5 H: 0 LOB: 0 BB: 0 P: 7	R: 0 E: 0 K: 0 S: 8 H: 0 LOB: 0 BB: 0 P: 11	R: 0 E: 0 K: 0 S: 7 H: 1 LOB: 0 BB: 0 P: 8	R: 3 E: 0 K: 1 S: 21 H: 3 LOB: 2 BB: 2 P: 36	R: 0 E: 0 K: 1 S: 6 H: 0 LOB: 0 BB: 0 P: 9	1B: 4 2B: 0 3B: 0 HR: 0	SF: 0 SAC: 0 DP: 1 HBP: 0					WP: 0 PB: 0 SB: 0 CS: 0	PA: 34

TOP

Philadelphia Phillies @ Atlanta Braves

SunTrust Park, Atlanta, GA

Sat Sep 22 2018, 1:07 PM - 3:44 PM EDT

Att. 35,616 - Sunny - 85 F

livebaseballscorecards.com

AB	30
R	3
H	4
RBI	3
BB	4
SO	6
LOB	10

PITCHER		IP	WLS	BF	H	R	ER	SO	BB	IBB	HBP	BLK	WP	HR	S	P	ERA	WHIP
26 Mike Foltynewicz, R ERA: 2.88	(1, 1)	7.1	W	26	2	2	2	5	3	0	0	0	0	0	56	84	2.46	0.682
63 Jesse Biddle, L ERA: 2.89	(8, 1)	0.0		2	1	0	0	0	1	0	0	0	0	0	6	12	∞	∞
46 Brad Brach, R ERA: 3.54	(8, 1)	0.0		1	1	1	1	0	0	0	0	0	0	0	3	4	∞	∞
48 Jonny Venters, L ERA: 3.06	(8, 1)	0.2	H	2	0	0	0	0	0	0	0	0	0	0	3	6	0.00	0.000
38 Arodys Vizcaíno, R ERA: 1.96	(9, 1)	1.0	S	3	0	0	0	1	0	0	0	0	0	0	6	9	0.00	0.000

PITCHER	IP	WLS	BF	H	R	ER	SO	BB	IBB	HBP	BLK	WP	HR	S	P	ERA	WHIP

BOTTOM

Philadelphia Phillies @ Atlanta Braves

SunTrust Park, Atlanta, GA

Sat Sep 22 2018, 1:07 PM - 3:44 PM EDT

Att. 35,616 - Sunny - 85 F

livebaseballscorecards.com

Batter	1	2	3	4	5	6	7	8	9	AB	R	H	RBI	BB	SO	LOB
13 Ronald Acuña Jr., R (1, 7) OBP: 0.365, SLG: 0.563	B SI 93 B SI 94 B SI 94 B SI 93 4-0 22 BB 11 S 17 1B BB	B SI 94 C SI 95 F CU 83 B SI 94 X SL 90 2-2 11 1B 5 E 1B		S FF 97 B FF 97 S CH 90 B FF 97 S SL 84 2-3 ②③ K 2-3			C CU 88 S CU 88 B SI 99 X CU 87 1-2 ③ G5-3			3	2	1	0	1	1	1
11 Ender Inciarte, L (1, 8) OBP: 0.327, SLG: 0.386	B SI 94 B SL 92 B SI 94 B SI 95 4-0 22 BB 17 1B 1-2 BB	1 SAFE C SI 93 1 SAFE X SL 89 0-1 5 S 5 E 1-3 1B			F SI 90 S CU 75 F FC 84 X SI 92 0-2 ① G1-3			C FF 91 X FF 93 0-1 5 5 G3-1 24 1B 1B		3	3	2	0	1	0	0
5 Freddie Freeman, L (1, 3) OBP: 0.390, SLG: 0.507	C SI 95 S SI 95 S SL 93 0-3 ① K	F SI 95 D CH 91 F SI 94 B SI 93 X SL 91 2-2 E8 1-H 3-H 1B			T SI 91 F SI 92 F SI 92 F FC 85 B SI 92 X SI 91 1-2 ② L8			1 SAFE X SI 99 0-0 ① G3-1 1-3		4	0	1	2	0	1	3
22 Nick Markakis, L (1, 9) OBP: 0.369, SLG: 0.449	D CU 82 B SI 95 B CH 89 B SI 94 4-0 17 1B 1-2 2-3 BB	C SI 94 F SL 90 X SL 91 0-2 ③ G6-3			C CU 77 C SI 91 F FC 84 X SI 91 0-2 ③ G4-3			C CH 92 X FF 99 0-1 ② G4-3		3	0	0	0	1	0	2
17 Johan Camargo, S (1, 5) OBP: 0.353, SLG: 0.457	C SL 91 F SL 91 X CH 90 0-2 1-2 2-H 3-H 1B		C CH 82 C FF 94 F CH 84 F FF 96 F FF 96 B FF 97 B CH 78 F FF 97 F CH 88 3-2 ① B FF 88 X CH 86 G4-3			B SL 80 X SI 97 1-0 ① L8		0-0 1 BB 24 1B IBB		3	0	1	2	1	0	0
24 Kurt Suzuki, R (1, 2) OBP: 0.333, SLG: 0.448	B SL 92 F SI 95 X SI 95 1-1 ② F3 3-H		S CH 85 B FF 97 B CH 83 B CH 82 F FF 95 F FF 96 S CU 81 3-3 ② K			F FF 98 S FF 98 B SL 84 B SL 85 F FF 98 S FF 98 2-3 ② K		X SL 91 0-0 1 BB 1-2 3-H 1B		4	0	1	1	0	2	2
1 Ozzie Albies, S (1, 4) OBP: 0.310, SLG: 0.458	B CU 84 S SI 91 F SI 94 X CU 82 1-2 ③ L7		F CH 87 S FF 94 B FF 96 B CH 85 X CH 88 2-2 ③ L4			S SL 85 X FS 87 0-1 ③ G4-3		L CH 93 B SL 90 B FF 99 B CH 92 B FF 98 4-1 1-2 2-3 BB		3	0	0	0	1	0	2
7 Dansby Swanson, R (1, 6) OBP: 0.304, SLG: 0.396		B SL 90 B SI 94 C SI 94 F SI 94 X SL 92 2-2 ① P3		S FF 95 B FF 96 C CH 82 F SL 83 B CH 89 B CH 85 B FF 96 4-2 13 CS 26 SH1-4 BB			S CU 86 X SI 97 0-1 ① P3	X SL 91 0-0 ③ F7		3	0	0	0	1	0	3
26 Mike Foltynewicz, R (1, 1) OBP: 0.053, SLG: 0.070 63 Jesse Biddle, L (8, 1) OBP: 0.500, SLG: 1.000 46 Brad Brach, R (8, 1) 48 Jonny Venters, L (8, 1) 38 Arodys Vizcaíno, R (9, 1)		B SI 94 B SI 94 C SI 94 B SI 93 F SI 94 S SI 93 3-3 ② K		B FF 95 X FF 95 1-0 ① SH1-4 1-2			B SI 98 B SI 96 C FF 96 C SI 97 C CU 87 2-3 ② K			2 0 0 0 0	0 0 0 0 0	0 0 0 0 0	0 0 0 0 0	2 0 0 0 0	0 0 0 0 0	0 0 0 0 0

Inning Stats	1	2	3	4	5	6	7	8	9
R	2	2	0	0	0	0	0	1	
E	0	1	0	0	0	0	0	1	
K	1	1	1	1	0	0	1	0	
S	11	17	15	7	13	7	8	8	
H	1	3	0	0	0	0	0	2	
LOB	2	1	0	0	0	0	0	3	
BB	3	0	0	1	0	0	0	2	
P	25	26	23	14	14	10	11	12	

	1B	SF	WP	PA
	6	0	0	35
	2B: 0	SAC: 1	PB: 0	
	3B: 0	DP: 0	SB: 2	
	HR: 0	HBP: 0	CS: 1	

	AB	28
	R	5
	H	6
	RBI	5
	BB	6
	SO	6
	LOB	13

PITCHER	IP	WLS	BF	H	R	ER	SO	BB	IBB	HBP	BLK	WP	HR	S	P	ERA	WHIP
49 Jake Arrieta, R (1, 1) ERA: 3.94	2.0	L	13	4	4	4	2	3	0	0	0	0	0	28	51	18.00	3.500
51 Enyel De Los Santos, R (3, 1) ERA: 4.0	2.0		6	0	0	0	2	1	0	0	0	0	0	22	37	0.00	0.500
47 Aaron Loup, L (5, 1) ERA: 4.66	1.0		3	0	0	0	0	0	0	0	0	0	0	13	14	0.00	0.000
57 Luis García, R (6, 1) ERA: 5.64	1.0		3	0	0	0	1	0	0	0	0	0	0	7	10	0.00	0.000
53 Yacksel Ríos, R (7, 1) ERA: 5.45	1.0		3	0	0	0	1	0	0	0	0	0	0	8	11	0.00	0.000

PITCHER	IP	WLS	BF	H	R	ER	SO	BB	IBB	HBP	BLK	WP	HR	S	P	ERA	WHIP
46 Adam Morgan, L (8, 1) ERA: 4.08	0.0		1	1	1	1	0	0	0	0	0	0	0	2	2	∞	∞
58 Seranthony Domínguez, R (8, 1) ERA: 3.05	1.0		6	1	0	0	0	1	1	0	0	0	0	6	10	0.00	2.000

Philadelphia Phillies @ Atlanta Braves

SunTrust Park, Atlanta, GA

Sun Sep 23 2018, 1:37 PM - 4:20 PM EDT

Att. 34,214 - Partly Cloudy - 84 F

livebaseballscorecards.com

Batter	1	2	3	4	5	6	7	8	9	AB	R	H	RBI	BB	SO	LOB
16 César Hernández, S (1, 4) OBP: 0.358, SLG: 0.363	B FF 89 X FF 89 1-0 F7 ①		C FS 84 B FC 89 C FF 91 X FC 88 1-2 1B		B FF 89 D FS 85 F FS 85 F FF 91 B FF 90 X CH 74 3-2 G1-3 ③			B SI 93 B SI 95 C FF 94 X SI 95 2-1 B1-3 ①		4	0	1	0	0	0	1
17 Rhys Hoskins, R (1, 7) OBP: 0.351, SLG: 0.491	C FF 90 C FC 86 B FC 89 X FF 92 1-2 G3-1 ②		1 SAFE X FC 88 0-0 F7 ③			B FF 95 B FF 95 F FF 94 F FF 94 X CU 75 2-2 G6-3 ①		B FS 87 X FF 96 1-0 F8 ②		4	0	0	0	0	0	1
37 Odúbel Herrera, L (1, 8) OBP: 0.313, SLG: 0.425 19 José Bautista, R (8, PH) OBP: 0.339, SLG: 0.369 (8, 9)	B FF 91 F FF 91 S FS 84 X FC 89 1-2 G1-3 ③			C FF 89 C CU 78 S CH 69 0-3 K ①		B CU 72 X FF 94 1-0 41 G1-3 1B		C CU 84 C FF 96 B FF 97 B FF 96 C FF 97 2-3 K ③		3 1	0 0	1 0	0 0	0 0	1 1	0 0
41 Carlos Santana, S (1, 3) OBP: 0.353, SLG: 0.414		C CU 78 X FS 83 0-1 F7 ①		C FF 91 F FF 90 F FC 89 X CH 69 0-2 G5-3 ②		C CU 73 S CU 77 D CU 76 1 SAFE B FF 97 X CU 76 2-2 G1-3 ②③ 1-2			F FF 94 B FF 93 C FF 93 X CU 78 1-2 L9 ①	4	0	0	0	0	0	1
7 Maikel Franco, R (1, 5) OBP: 0.314, SLG: 0.467 24 Roman Quinn, S (9, PR) OBP: 0.322, SLG: 0.444		X FC 88 0-0 G3-1 ②		C FF 91 C FC 88 X SI 93 0-2 1B			X FF 94 0-0 G4-3 ①		C FF 94 B SL 86 B SL 85 B CH 86 B FF 92 4-1 4 HBP 13 S BB	3 0	0 0	1 0	0 0	1 0	0 0	0 0
23 Aaron Altherr, R (1, 9) OBP: 0.297, SLG: 0.336 (8, 8) 33 Justin Bour, L (9, PH) OBP: 0.345, SLG: 0.410		C FF 90 B FF 91 X FC 88 1-1 G3 ③		B FC 87 X FF 90 1-0 P6 ③			B FF 95 C FF 95 C CH 87 B CH 87 F FF 97 F FF 97 B CU 77 B FF 95 4-2 4 1B BB		S FF 94 1 SAFE 1 SAFE F FF 94 1 SAFE 1 SAFE F FF 94 B FF 94 1 SAFE 2-2 P PO 86 X FF 94 F8 ②	2 1	0 0	0 0	0 0	1 0	0 0	1 1
38 Jorge Alfaro, R (1, 2) OBP: 0.324, SLG: 0.408 64 Víctor Arano, R (7, 1) 96 Tommy Hunter, R (8, 1) 13 Asdrúbal Cabrera, S (9, PH) OBP: 0.316, SLG: 0.458 18 Pedro Florimón, S (9, PR) OBP: 0.286, SLG: 0.431			X FC 86 0-0 P4 ①		X FC 87 0-0 4 G5-3 1B		D CU 74 B CH 84 S CH 84 F FF 94 S CU 76 2-3 K ②		B FF 94 B FF 94 C CU 80 B FF 95 B CH 87 4-1 4 HBP 1-2 BB	3 0 0 0 0	0 0 0 0 0	1 0 0 0 0	0 0 0 0 1	0 0 0 0 0	1 0 0 1 0	1 0 0 0 0
4 Scott Kingery, R (1, 6) OBP: 0.269, SLG: 0.340			B FF 89 C FF 89 B FC 87 B FS 83 F FF 90 X FC 89 3-2 HR		C FF 89 1 SAFE S SI 90 X FS 83 0-2 G5-3 ① 1-2		C CU 74 B CH 87 X CH 85 1-1 1-2 1B		B FF 95 C SL 86 B FF 94 H CU 79 3-1 1-2 2-3 HBP	3	1	2	1	0	0	1
27 Aaron Nola, R (1, 1) OBP: 0.066, SLG: 0.067 40 Wilson Ramos, R (7, PH) OBP: 0.360, SLG: 0.495 (7, 2)			B FF 89 X FF 89 1-0 G6-3 ②		B FF 90 F FF 90 C FC 89 B FF 92 X FC 88 2-2 G5-3 ②		S CU 74 B CU 76 F FF 94 B FF 96 F CU 76 T CH 86 2-2 K ③		B SL 86 S SL 86 B SL 87 X FF 95 2-1 G4-3 ③	2 2	0 0	0 0	0 0	0 0	0 1	1 5
Inning Stats	R: 0 E: 0 K: 0 S: 7 H: 0 LOB: 0 BB: 0 P: 10	R: 0 E: 0 K: 0 S: 5 H: 0 LOB: 0 BB: 0 P: 6	R: 1 E: 0 K: 0 S: 9 H: 2 LOB: 1 BB: 0 P: 14	R: 0 E: 0 K: 1 S: 11 H: 1 LOB: 1 BB: 0 P: 12	R: 0 E: 0 K: 0 S: 10 H: 1 LOB: 1 BB: 0 P: 15	R: 0 E: 0 K: 0 S: 7 H: 1 LOB: 0 BB: 0 P: 12	R: 0 E: 0 K: 2 S: 14 H: 1 LOB: 2 BB: 1 P: 23	R: 0 E: 0 K: 1 S: 6 H: 0 LOB: 0 BB: 0 P: 11	R: 0 E: 0 K: 0 S: 13 H: 0 LOB: 3 BB: 2 P: 28	1B: 5 2B: 0 3B: 0 HR: 1 SF: 0 SAC: 0 DP: 0 HBP: 1	WP: 0 PB: 0 SB: 1 CS: 0 PA: 36					

PITCHER		IP	WLS	BF	H	R	ER	SO	BB	IBB	HBP	BLK	WP	HR	S	P	ERA	WHIP
19 Aníbal Sánchez, R ERA: 2.96	(1, 1)	5.0	W	19	4	1	1	1	0	0	0	0	0	1	42	57	1.80	0.800
54 Max Fried, L ERA: 3.13	(6, 1)	2.0	H	8	2	0	0	2	1	0	0	0	0	0	21	35	0.00	1.500
39 Sam Freeman, L ERA: 4.32	(8, 1)	1.0	H	3	0	0	0	1	0	0	0	0	0	0	6	11	0.00	0.000
51 Shane Carle, R ERA: 2.86	(9, 1)	1.0	S	6	0	0	0	0	2	0	1	0	0	0	13	28	0.00	2.000

PITCHER	IP	WLS	BF	H	R	ER	SO	BB	IBB	HBP	BLK	WP	HR	S	P	ERA	WHIP

AB	32
R	1
H	6
RBI	1
BB	3
SO	4
LOB	13

Batter	1	2	3	4	5	6	7	8	9	AB	R	H	RBI	BB	SO	LOB
8 Charlie Culberson, R (1, 6) OBP: 0.327, SLG: 0.486	F FF 94 B FF 96 C FF 94 S KC 79 1-3 ① K		B KC 78 C KC 79 F CH 85 X FF 94 1-2 ① ② G1-4-3 1-2f			L FF 91 S KC 77 B KC 77 B FF 92 F KC 78 F FF 91 X FF 91 2-2 ① L7		C SI 95 B FC 93 T FC 94 S CU 83 1-3 ② K		4	0	0	0	0	2	1
22 Nick Markakis, L (1, 9) OBP: 0.368, SLG: 0.449 8 Preston Tucker, L (2, 9) OBP: 0.300, SLG: 0.407	B FF 94 F FF 94 B CH 87 F CH 88 B FF 95 X KC 79 3-2 ② G3		C KC 78 B CH 86 S CH 87 X SI 92 1-2 ③ G3			B FF 92 C SI 92 S CH 87 F KC 78 B SI 91 F CH 85 F FF 94 X SI 93 2-2 E5		S SI 96 S SI 96 F FF 97 X FF 98 0-2 ③ F7		1 3	0 0	0 0	0 0	0 0	0 0	0 0
5 Freddie Freeman, L (1, 3) OBP: 0.389, SLG: 0.506 20 Lucas Duda, L (2, 3) OBP: 0.313, SLG: 0.418	X KC 79 0-0 ③ G3			C KC 76 S SI 92 B CH 86 X CH 86 1-2 ① L9		B KC 78 B SI 92 B CH 86 C CH 85 B KC 78 4-1 BB				1 1	0 0	0 0	0 0	0 1	0 0	0 0
25 Tyler Flowers, R (1, 2) OBP: 0.345, SLG: 0.365		C KC 77 F FF 92 C FF 95 0-3 ① K		X CH 86 0-0 ② L8		S KC 77 B KC 79 C FF 94 F KC 78 F FF 92 S KC 79 1-3 ② K				3	0	0	0	0	2	2
23 Adam Duvall, R (1, 7) OBP: 0.271, SLG: 0.364		C FF 94 B SI 92 F CH 86 B FF 93 X FF 95 2-2 14 G3 18 2B 2B		B KC 78 C KC 78 F FF 92 S KC 78 1-3 ③ K		S KC 79 C KC 79 F KC 79 S KC 79 0-3 ③ K				3	1	1	0	0	2	2
14 Rio Ruiz, L (1, 5)		C KC 78 S KC 79 F KC 79 X KC 79 0-2 ② G3 2-3			X SI 91 0-0 ① G4-3		B SI 93 F SI 93 C SL 84 B SL 86 S SI 94 2-3 ① K			3	0	0	0	0	1	1
18 Lane Adams, R (1, 8) OBP: 0.385, SLG: 0.591		S KC 79 C FF 93 X KC 80 0-2 3-H 2B			L KC 77 X CH 84 0-1 HR		S SL 86 S FF 95 B SL 87 F SL 88 C FF 96 1-3 ② K			3	1	2	2	0	1	0
27 Ryan Flaherty, L (1, 4) OBP: 0.295, SLG: 0.293		B FF 95 X KC 79 1-0 ③ G4-3			B FF 92 C SI 93 B CH 86 T FF 93 S KC 78 2-3 ② K		B SI 94 C SL 85 S SL 84 B SI 96 B SI 96 X SL 85 3-2 ③ F8			3	0	0	0	0	1	1
19 Aníbal Sánchez, R (1, 1) OBP: 0.050, SLG: 0.026 1 Ozzie Albies, S (5, PH) OBP: 0.310, SLG: 0.457 54 Max Fried, L (6, 1) OBP: 0.125, SLG: 0.125 39 Sam Freeman, R (8, 1) 13 Ronald Acuña Jr., R (8, PH) OBP: 0.364, SLG: 0.561 51 Shane Carle, R (9, 1)			C FF 90 B FF 92 X FF 91 1-1 8 G1-4-3 1B		B KC 77 C KC 76 B FF 92 X KC 77 2-1 ③ G4-3			X FC 93 0-0 ① L7		1 1 0 0 1 0	0 0 0 0 0 0	1 0 0 0 0 0	0 0 0 0 0 0	0 0 0 0 0 0	0 0 0 0 0 0	0 0 0 0 0 0
Inning Stats	R: 0 E: 0 K: 1 S: 7 H: 0 LOB: 0 BB: 0 P: 11	R: 1 E: 0 K: 1 S: 14 H: 2 LOB: 1 BB: 0 P: 17	R: 0 E: 0 K: 0 S: 8 H: 1 LOB: 0 BB: 0 P: 11	R: 0 E: 0 K: 1 S: 7 H: 0 LOB: 0 BB: 0 P: 9	R: 1 E: 0 K: 1 S: 8 H: 1 LOB: 0 BB: 0 P: 12	R: 0 E: 1 K: 2 S: 21 H: 0 LOB: 2 BB: 1 P: 30	R: 0 E: 0 K: 2 S: 10 H: 0 LOB: 0 BB: 0 P: 16	R: 0 E: 0 K: 1 S: 8 H: 0 LOB: 0 BB: 0 P: 9		1B: 1 2B: 2 3B: 0 HR: 1 SF: 0 SAC: 0 DP: 1 HBP: 0					WP: 0 PB: 0 SB: 0 CS: 0	PA: 29

PITCHER		IP	WLS	BF	H	R	ER	SO	BB	IBB	HBP	BLK	WP	HR	S	P	ERA	WHIP
27 Aaron Nola, R ERA: 2.45	(1, 1)	6.0	L	23	4	2	2	6	1	0	0	0	0	1	65	90	3.00	0.833
64 Víctor Arano, R ERA: 2.31	(7, 1)	1.0		3	0	0	0	2	0	0	0	0	0	0	10	16	0.00	0.000
96 Tommy Hunter, R ERA: 3.61	(8, 1)	1.0		3	0	0	0	1	0	0	0	0	0	0	8	9	0.00	0.000

PITCHER	IP	WLS	BF	H	R	ER	SO	BB	IBB	HBP	BLK	WP	HR	S	P	ERA	WHIP

BOTTOM

Philadelphia Phillies @ Atlanta Braves

SunTrust Park, Atlanta, GA

Sun Sep 23 2018, 1:37 PM - 4:20 PM EDT

Att. 34,214 - Partly Cloudy - 84 F

livebaseballscorecards.com

AB	28
R	2
H	4
RBI	2
BB	1
SO	9
LOB	7

Atlanta Braves @ New York Mets

Citi Field, Flushing, NY

Tue Sep 25 2018, 7:43 PM - 11:06 PM EDT

Att. 21,943 - Rain - 72 F

livebaseballscorecards.com

Batter	1	2	3	4	5	6	7	8	9	AB	R	H	RBI	BB	SO	LOB
13 Ronald Acuña Jr., R (1, 7) OBP: 0.365, SLG: 0.558	F SI 96 C FF 97 B FF 96 S SL 92 1-3 ① K		C CU 83 F CU 83 B SI 95 B SL 91 S SL 91 2-3 ① K			S SL 91 B SL 93 T FF 96 F FF 97 F SL 92 F CH 90 X SL 93 1-2 ① G6-3	D CU 80 B CU 82 X SI 97 2-0 1-H 2-H 3-H 1B	B FF 98 B FF 96 C FF 96 F FF 95 F FF 98 B SL 86 H FF 97 4-2 1-2 HBP		4	0	1	2	0	2	0
11 Ender Inciarte, L (1, 8) OBP: 0.326, SLG: 0.384	C FF 96 C FF 97 F FF 98 F CH 91 B FF 98 B SL 92 X FF 97 2-2 ② P6		B CH 90 C FF 96 F CH 91 X SL 91 1-2 ② F9			S CH 91 X FF 96 0-1 1B	F FF 96 1 SAFE F FF 96 B SI 96 1 SAFE 1 SAFE B FF 96 S CH 87 2-3 ② K	B FF 95 C FF 95 B FF 96 X FF 96 2-1 ③ F7		5	0	1	0	0	1	3
5 Freddie Freeman, L (1, 3) OBP: 0.388, SLG: 0.505	X FF 97 0-0 2B		F CH 91 S CH 90 F FF 97 B CH 90 S FF 96 1-3 ③ K			1 SAFE 1 SAFE F CH 91 F FF 97 X SL 93 0-2 ② F7	F SI 96 B FF 97 F FF 97 1 SAFE B FF 96 S CH 89 2-3 ③ K		S FS 86 F SL 89 X FF 97 0-2 ① L9	5	0	1	0	0	2	2
22 Nick Markakis, L (1, 9) OBP: 0.370, SLG: 0.449	B SI 96 B FF 97 C SI 97 B CU 85 F FF 98 F SI 99 F CH 92 D SL 93 4-2 BB			C SI 95 X CU 83 0-1 24 G5-4-3 1B		B SI 97 1 SAFE C FF 96 1 SAFE B SI 97 X FF 96 2-1 ③ P5		C CU 72 X CU 72 0-1 ① F8	B FF 95 C FS 86 B FS 86 X FF 96 2-1 1B	4	0	2	0	1	0	1
17 Johan Camargo, S (1, 5) OBP: 0.351, SLG: 0.456	B SI 98 F FF 98 S FF 98 X FF 98 1-2 ③ P6			F SI 96 B FF 97 F CH 90 B SL 91 D CH 91 X SI 96 3-2 ① F8			C SI 94 X CH 86 0-1 24 1B 2B	B CU 71 X CU 72 1-0 24 2B E5	C FF 95 X FF 95 0-1 ② F7	5	2	1	0	0	0	4
24 Kurt Suzuki, R (1, 2) OBP: 0.337, SLG: 0.451		B CU 82 B FF 95 B FF 95 C FF 95 B FF 95 4-1 1 FC5-4 BB		X SI 96 0-0 ② ③ G5-4-3 1-2f			B SI 94 X SI 96 1-0 14 E 8 BB 13 WP 2-H 1B	B CH 83 B FF 89 C FF 88 C FF 88 B FF 89 F FF 89 X FF 89 3-2 1-H 1 HR 2B	C FF 96 S SL 89 S SL 88 0-3 ③ K	4	2	2	2	1	1	2
1 Ozzie Albies, S (1, 4) OBP: 0.309, SLG: 0.460		F SI 96 B CH 89 X FF 96 1-1 ① FC5-4 1-2f			X CU 82 0-0 ① P5		B CU 80 F SI 95 F SI 95 F SL 90 B CU 82 C SI 95 2-3 ① K	C CH 82 B CU 71 B FF 89 X CU 72 2-1 2-H HR		4	1	1	2	0	1	2
7 Dansby Swanson, R (1, 6) OBP: 0.304, SLG: 0.395 8 Charlie Culberson, R (2, 6) OBP: 0.330, SLG: 0.486		1 SAFE B CH 92 1 SAFE F SI 94 1 SAFE F SI 94 F FF 95 X CH 90 1-2 ② L8		C SI 96 B SL 92 X FF 96 1-1 ② P3			F SI 96 F SI 94 F SL 90 D SL 92 B SI 94 B SI 95 B SI 94 4-2 13 WP 14 E 13 1B 1-2 BB	C FF 96 B SL 81 C SL 82 B FF 98 B SL 84 F FF 97 X FF 96 3-2 13 HBP 1B		1	0	0	0	0	0	1
										2	1	1	0	1	0	0
62 Touki Toussaint, R (1, 1) OBP: 0.100, SLG: 0.100 58 Dan Winkler, R (6, 1) 14 Rio Ruiz, L (7, PH) 33 A.J. Minter, L (7, 1) 8 Preston Tucker, L (8, PH) OBP: 0.286, SLG: 0.405 61 Chad Sobotka, R (8, 1) OBP: 1.000, SLG: 1.000 38 Arodys Vizcaino, R (9, 1)		B FF 96 B FF 94 C FF 94 F FF 95 S SL 92 2-3 ③ K		S FF 96 S CU 84 B FF 96 T CU 83 1-2 ③ K			B SI 95 B SI 93 S SI 94 F SL 91 B SI 94 F SI 95 X SI 95 3-2 E8 13 WP 13 1B 1-2 2-3	X FF 97 0-0 ② F9		2	0	0	0	0	2	1
										0	0	0	0	0	0	0
										1	1	0	0	0	0	2
										0	0	0	0	0	0	0
										1	0	0	0	0	0	1
										0	0	0	0	0	0	0
										0	0	0	0	0	0	0

TOP	
AB	38
R	7
H	10
RBI	6
BB	3
SO	9
LOB	19

Inning Stats	1	2	3	4	5	6	7	8	9
	R: 0 E: 0 K: 1 S: 16	H: 1 LOB: 2 BB: 1 P: 24	R: 0 E: 0 K: 1 S: 10	H: 0 LOB: 1 BB: 1 P: 18	R: 0 E: 0 K: 2 S: 10	H: 0 LOB: 0 BB: 0 P: 14	R: 0 E: 0 K: 0 S: 6	H: 1 LOB: 0 BB: 0 P: 9	R: 0 E: 0 K: 1 S: 6	H: 0 LOB: 0 BB: 0 P: 8
	R: 0 E: 0 K: 0 S: 13	H: 1 LOB: 1 BB: 0 P: 16	R: 4 E: 1 K: 3 S: 21	H: 3 LOB: 1 BB: 1 P: 37	R: 3 E: 1 K: 0 S: 19	H: 3 LOB: 2 BB: 0 P: 34	R: 0 E: 0 K: 1 S: 10	H: 1 LOB: 1 BB: 0 P: 12	1B: 6 2B: 3 3B: 0 HR: 1	SF: 0 SAC: 0 DP: 1 HBP: 1	WP: 1 PB: 0 SB: 0 CS: 0	PA: 42

PITCHER		IP	WLS	BF	H	R	ER	SO	BB	IBB	HBP	BLK	WP	HR	S	P	ERA	WHIP
34 Noah Syndergaard, R ERA: 3.22	(1, 1)	6.0		22	3	0	0	5	2	0	0	0	0	0	61	89	0.00	0.833
65 Robert Gsellman, R ERA: 4.33	(7, 1)	0.1	L	5	2	4	3	1	1	0	0	0	0	0	14	24	81.00	9.000
62 Drew Smith, R ERA: 3.76	(7, 1)	0.2	B	3	1	0	0	2	0	0	0	0	1	0	7	13	0.00	1.500
39 Jerry Blevins, L ERA: 4.97	(8, 1)	0.1		4	2	3	2	0	0	0	0	0	0	1	9	15	54.00	6.000
49 Tyler Bashlor, R ERA: 4.35	(8, 1)	0.2		4	1	0	0	0	0	0	1	0	0	0	10	19	0.00	1.500

PITCHER		IP	WLS	BF	H	R	ER	SO	BB	IBB	HBP	BLK	WP	HR	S	P	ERA	WHIP
35 Jacob Rhame, R ERA: 6.3	(9, 1)	1.0		4	1	0	0	1	0	0	0	0	0	0	10	12	0.00	1.000

BOTTOM

Batter	1	2	3	4	5	6	7	8	9	AB	R	H	RBI	BB	SO	LOB
1 Amed Rosario, R (1, 6) OBP: 0.298, SLG: 0.388	B FF 92 B FF 91 B SI 91 B FF 93 4-0 30 G3 BB		C FF 90 X CU 75 0-1 ① F8		B FF 90 F FF 92 X FF 93 1-1 ① G6-3	C FC 90 S FC 88 F FC 89 F CU 82 X CU 82 0-2 ③ FC5-2 3-H		F SL 86 B FF 98 X FF 97 1-1 ③ G4-3		4	0	0	0	1	0	3
68 Jeff McNeil, L (1, 4) OBP: 0.390, SLG: 0.488	B SI 93 B SI 93 C SI 92 X FS 86 2-1 ① F9		B CU 72 F SI 92 X SI 94 1-1 30 2B 1B		B SI 92 X FF 93 1-0 ② F8		X FF 95 0-0 ① B1-3		C CH 91 B SL 80 X SI 94 1-1 ① P4	5	1	1	0	0	0	1
30 Michael Conforto, L (1, 7) OBP: 0.350, SLG: 0.448	C SI 93 C FS 85 F FS 87 B FF 94 B FS 84 1 SAFE X FS 85 2-2 ② G3 1-2		B SI 91 F FS 84 X FS 84 1-1 19 1B 1-H 2B		B CU 76 B CU 74 B FF 93 B SI 93 4-0 BB		B FF 96 B FF 96 X FC 91 2-0 21 BB 1B		C SI 94 B SL 82 C SL 82 C SI 96 1-3 ② K	4	1	2	1	1	1	1
19 Jay Bruce, L (1, 3) OBP: 0.311, SLG: 0.380	C CU 74 B FS 85 S SI 92 B CU 76 B FF 93 F FS 85 F FF 94 B FF 92 4-2 BB		X SI 94 0-0 21 CS 2-H 1B		B SI 92 B SI 93 S FS 85 B FF 93 S SI 93 S CU 77 3-3 ③ K		B FC 90 B FF 96 B FF 94 C FF 94 1 SAFE C FC 92 S FC 90 3-3 ② K		X SI 95 0-0 ③ P5	4	0	1	1	1	2	2
21 Todd Frazier, R (1, 5) OBP: 0.300, SLG: 0.394	B FF 92 B FF 92 D FS 85 C SI 92 S SI 92 S SI 93 3-3 ③ K		B FF 93 C CU 74 D FS 86 B FS 85 F SI 93 C FS 86 3-3 ②③ K 1-2			C FF 93 X FC 89 0-1 ① F9	C FF 96 B CH 86 C CH 87 B FC 90 D FF 96 B FC 90 4-2 9 FC6 1-2 BB			3	0	0	0	1	2	3
9 Brandon Nimmo, L (1, 9) OBP: 0.399, SLG: 0.482		B SI 91 B SI 92 C FS 84 C CU 75 B FS 85 B SI 92 4-2 BB		B SI 92 B CU 74 B FS 85 C SI 92 B FS 85 4-1 BB		B SI 92 B SI 92 B FC 87 D FF 93 4-0 16 1B 3 SF8 BB	C FF 96 C FC 91 D FC 90 B FF 94 X FF 96 2-2 ③ FC6 1-2f			1	1	0	0	3	0	2
16 Austin Jackson, R (1, 8) OBP: 0.301, SLG: 0.328		B CU 74 C FF 92 B FF 92 S FS 84 F FS 85 C CU 75 2-3 ① K		X FF 90 0-0 ① L8		B FC 90 B FC 89 C FC 90 1 SAFE C CU 82 B FC 88 X FC 90 3-2 22 2B 1 FC5-2 1-3 1B		C FF 96 B SL 86 S SL 87 S SL 87 1-3 ① K		4	0	1	0	0	2	2
3 Tomás Nido, R (1, 2) OBP: 0.195, SLG: 0.244		D SI 92 B SI 92 C FS 84 S FS 82 C CU 74 2-3 ② K		B FS 84 C FF 93 1 SAFE X FF 93 1-1 ② F9		F FC 89 F CU 83 F FC 89 1 SAFE X FC 90 0-2 ② SF8 3-H		S FF 98 F FF 98 X SL 88 0-2 ② G5-3		3	0	0	1	0	1	2
34 Noah Syndergaard, L (1, 1) OBP: 0.130, SLG: 0.159 22 Dominic Smith, L (6, PH) OBP: 0.254, SLG: 0.414 65 Robert Gsellman, R (7, 1) 62 Drew Smith, R (7, 1) 39 Jerry Blevins, L (8, 1) OBP: 0.500, SLG: 0.500 49 Tyler Bashlor, R (8, 1) 26 Kevin Plawecki, R (8, PH) OBP: 0.323, SLG: 0.368 35 Jacob Rhame, R (9, 1)		S SI 93 B FS 84 S SI 92 B SI 93 C CU 75 2-3 ③ K		S SI 92 X SI 93 0-1 ③ L9		B FC 88 B FF 93 S FC 88 X FC 90 2-1 1-3 2B		C FF 97 C SL 86 S SL 88 0-3 K		2 1 0 0 0 0 1 0	0 0 0 0 0 0 0 0	0 1 0 0 0 0 0 0	0 0 0 0 0 0 0 0	1 0 0 0 0 0 1 0	2 0 0 0 0 0 0 0	2 0 0 0 0 0 0 0
Inning Stats	R: 0 E: 0 K: 1 S: 13 H: 0 LOB: 2 BB: 2 P: 28	R: 0 E: 0 K: 3 S: 12 H: 0 LOB: 1 BB: 1 P: 22	R: 2 E: 0 K: 1 S: 10 H: 3 LOB: 1 BB: 0 P: 15	R: 0 E: 0 K: 0 S: 6 H: 0 LOB: 1 BB: 1 P: 11	R: 0 E: 0 K: 1 S: 6 H: 0 LOB: 1 BB: 1 P: 15	R: 1 E: 0 K: 0 S: 16 H: 2 LOB: 2 BB: 1 P: 25	R: 0 E: 0 K: 1 S: 10 H: 1 LOB: 2 BB: 1 P: 21	R: 0 E: 0 K: 2 S: 11 H: 0 LOB: 1 BB: 0 P: 13	R: 0 E: 0 K: 1 S: 6 H: 0 LOB: 0 BB: 0 P: 8	1B: 4 2B: 3 3B: 0 HR: 0	SF: 1 SAC: 0 DP: 1 HBP: 0	WP: 1 PB: 0 SB: 0 CS: 1	PA: 40			

PITCHER		IP	WLS	BF	H	R	ER	SO	BB	IBB	HBP	BLK	WP	HR	S	P	ERA	WHIP
62 Touki Toussaint, R ERA: 4.18	(1, 1)	5.0		22	3	2	2	6	5	0	0	0	0	0	47	91	3.60	1.600
58 Dan Winkler, R ERA: 3.45	(6, 1)	1.0	W	6	2	1	1	0	1	0	0	0	0	0	16	25	9.00	3.000
33 A.J. Minter, L ERA: 3.28	(7, 1)	1.0	H	5	1	0	0	1	1	0	0	0	0	0	10	21	0.00	2.000
61 Chad Sobotka, R ERA: 2.03	(8, 1)	1.0		4	0	0	0	2	0	0	0	0	1	0	11	13	0.00	0.000
38 Arodys Vizcaíno, R ERA: 1.91	(9, 1)	1.0		3	0	0	0	1	0	0	0	0	0	0	6	8	0.00	0.000

PITCHER	IP	WLS	BF	H	R	ER	SO	BB	IBB	HBP	BLK	WP	HR	S	P	ERA	WHIP

Atlanta Braves @ New York Mets

Citi Field, Flushing, NY

Tue Sep 25 2018, 7:43 PM - 11:06 PM EDT

Att. 21,943 - Rain - 72 F

livebaseballscorecards.com

AB	32
R	3
H	6
RBI	3
BB	7
SO	10
LOB	18

Batter	1	2	3	4	5	6	7	8	9	AB	R	H	RBI	BB	SO	LOB
13 Ronald Acuña Jr., R (1, 7) OBP: 0.364, SLG: 0.555	B FF 96 F FF 97 X FF 97 1-1 11 S 1B		C FF 98 B SL 93 X SL 93 1-1 ③ G5-3			F SL 93 S SL 93 F FF 98 B SL 94 F SI 97 B SL 93 S SL 92 2-3 K 11 4-3			S CU 81 X SL 88 0-1 ③ L9	4	0	1	0	0	1	0
11 Ender Inciarte, L (1, 8) OBP: 0.325, SLG: 0.382	C CU 82 B FF 97 S FF 98 D SL 93 X SL 91 2-2 ① G1-3 1-2			B CH 90 F CH 90 B CH 90 X CU 84 2-1 ① F9		0-0 ③ 4-3 1-2	B CH 90 F FF 96 C SL 93 X FF 98 1-2 ① L4			3	0	0	0	0	0	1
5 Freddie Freeman, L (1, 3) OBP: 0.386, SLG: 0.502	S CH 91 X CH 91 0-1 ② F7			B CH 91 S SL 93 X CH 90 1-1 ② G3-1			C CH 90 B CH 91 F CH 91 F FF 98 X SL 92 1-2 ② G3-1			3	0	0	0	0	0	1
22 Nick Markakis, L (1, 9) OBP: 0.368, SLG: 0.447	2 SAFE C CU 84 F FF 97 B FF 98 B SL 93 B SL 93 X SL 93 3-2 ③ G4-3			S FF 96 X CH 91 0-1 ③ G4-3			B CH 90 C CU 83 C SL 93 C SL 93 1-3 ③ K			3	0	0	0	0	1	1
17 Johan Camargo, S (1, 5) OBP: 0.351, SLG: 0.455		C FF 97 B CH 90 F CH 90 B FF 98 X CU 84 2-2 1 G4-6-3 1B			C FF 96 F FF 97 F FF 98 S SL 93 0-3 ① K			B CH 90 F FF 98 C SL 92 B SL 93 X SL 93 2-2 ① G1-3		3	0	1	0	0	1	0
25 Tyler Flowers, R (1, 2) OBP: 0.341, SLG: 0.361		B SL 92 S FF 97 S SI 97 S SI 97 1-3 ① K			B FF 98 S FF 98 S FF 98 B FF 98 F FF 98 F FF 97 B SI 98 S SL 93 3-3 ② K			S FF 98 S FF 97 B SL 93 C SI 96 1-3 ② K		3	0	0	0	0	3	1
1 Ozzie Albies, S (1, 4) OBP: 0.308, SLG: 0.458		B FF 97 X CH 92 1-0 ②③ G4-6-3 1-2f			B FF 97 F CH 91 X CH 92 1-1 ③ G4-3			B FF 99 S CU 84 B FF 98 S CU 86 B FF 99 C SL 92 3-3 ③ K		3	0	0	0	0	1	1
8 Charlie Culberson, R (1, 6) OBP: 0.327, SLG: 0.481			F FF 96 F FF 98 B SL 93 S SL 92 1-3 ① K			C SL 91 B CH 89 S SL 90 B SL 91 X SL 91 2-2 ① G6-3			F SI 93 C FF 95 B SL 88 X FF 96 1-2 ① G4-3	3	0	0	0	0	1	0
15 Sean Newcomb, L (1, 1) OBP: 0.065, SLG: 0.087 14 Rio Ruiz, L (6, PH) 64 Luke Jackson, R (6, 1) 48 Jonny Venters, L (7, 1) 73 Kyle Wright, R (8, 1) 8 Preston Tucker, L (9, PH) OBP: 0.297, SLG: 0.402			C FF 97 B FF 98 F FF 96 F FF 98 B SL 93 S SL 93 2-3 ② K			C CU 84 B CH 90 B CH 90 F FF 97 B SL 93 S FF 97 3-3 ② K			B FF 95 C CU 80 F FF 96 B CU 79 S CH 88 2-3 ② K	1 1 0 0 0 1	0 0 0 0 0 0	0 0 0 0 0 0	0 0 0 0 0 0	0 0 0 0 0 0	1 1 0 0 0 1	0 0 0 0 0 0

TOP

Atlanta Braves @ New York Mets

Citi Field, Flushing, NY

Wed Sep 26 2018, 7:11 PM - 9:32 PM EDT

Att. 23,205 - Partly Cloudy - 77 F

livebaseballscorecards.com

AB	28
R	0
H	2
RBI	0
BB	0
SO	11
LOB	5

Inning Stats	1	2	3	4	5	6	7	8	9	1B	SF	WP	PA
R	0	0	0	0	0	0	0	0	0	2	0	1	28
E	0	0	0	0	0	0	0	0	0	2B 0	SAC 0	PB 0	
K	0	1	2	0	0	2	1	2	1	3B 0	DP 1	SB 1	
S	10	7	9	6	11	11	10	9	8	HR 0	HBP 0	CS 0	
H	1	1	0	0	0	0	0	0	0				
LOB	1	0	0	0	0	1	0	0	0				
BB	0	0	0	0	0	0	0	0	0				
P	16	11	13	9	15	18	13	15	11				

PITCHER		IP	WLS	BF	H	R	ER	SO	BB	IBB	HBP	BLK	WP	HR	S	P	ERA	WHIP
48 Jacob deGrom, R ERA: 1.7	(1, 1)	8.0	W	26	2	0	0	10	0	0	0	0	1	0	73	110	0.00	0.250
67 Seth Lugo, R ERA: 2.66	(9, 1)	1.0	S	3	0	0	0	1	0	0	0	0	0	0	8	11	0.00	0.000

Atlanta Braves @ New York Mets

Citi Field, Flushing, NY

Wed Sep 26 2018, 7:11 PM - 9:32 PM EDT

Att. 23,205 - Partly Cloudy - 77 F

livebaseballscorecards.com

BOTTOM

Batter	1	2	3	4	5	6	7	8	9	AB	R	H	RBI	BB	SO	LOB
1 Amed Rosario, R (1, 6) OBP: 0.298, SLG: 0.387	S FF 94 F FF 95 X CU 79 0-2 ① G1-3		C CH 89 F CU 78 S FF 96 0-3 ③ K		F CH 88 F CH 88 D CU 79 S CU 78 1-3 ② K		B SI 93 X SI 93 1-0 1B			4	0	1	0	0	2	3
68 Jeff McNeil, L (1, 4) OBP: 0.388, SLG: 0.488	B FF 96 B FF 95 C FF 95 F FF 95 S FF 96 2-3 ② K			C FF 94 B SL 82 S CH 88 X FF 96 1-2 2B	B SL 81 B FF 94 X FF 94 2-0 ③ F7		1 SAFE 1 SAFE F SI 93 B FF 93 F SI 93 D SL 85 X SL 85 2-2 ③ F7			4	0	1	0	0	1	3
16 Austin Jackson, R (1, 8) OBP: 0.298, SLG: 0.324	C FF 96 S FF 97 B FF 95 B FF 97 B FF 96 S FF 96 3-3 ③ K			F FF 96 F FF 96 F FF 95 S CU 78 0-3 ① K		L FF 96 F CU 83 B SL 88 F SL 88 B FF 96 B SL 87 S SL 88 3-3 ① K		B FF 95 X FF 94 1-0 ① L1		4	0	0	0	0	3	1
30 Michael Conforto, L (1, 7) OBP: 0.353, SLG: 0.456		F FF 95 F FF 95 B FF 93 B FF 96 X CH 89 2-2 ① P6		B CU 77 F FF 94 B FF 96 F CH 88 B SL 88 B FF 93 4-2 BB		C CU 83 B SL 88 X SL 88 1-1 22 1B 2B		C FF 95 B SI 94 X KC 80 1-1 HR		3	2	2	1	1	0	0
21 Todd Frazier, R (1, 5) OBP: 0.298, SLG: 0.390		B CU 79 C CH 89 C FF 96 X CH 89 1-2 ② P5		C CU 78 D FF 95 S FF 95 X FF 96 1-2 ② F9		B FF 95 B SL 88 S FF 96 X FF 96 2-1 ② L9		C FF 94 B FF 95 F FF 95 S SL 86 1-3 ② K		4	0	0	0	0	1	3
22 Dominic Smith, L (1, 3) OBP: 0.261, SLG: 0.439		C FF 96 B CU 79 B SL 83 X FF 95 2-1 ③ F7		C FF 95 B FF 96 C FF 96 S SL 85 1-3 ③ K		F FF 95 C FF 96 X SL 87 0-2 2-H 1B		F FF 96 X FF 95 0-1 HR		4	1	2	2	0	1	2
29 Devin Mesoraco, R (1, 2) OBP: 0.301, SLG: 0.384			S FF 94 S FF 96 B FF 96 F FF 96 B CU 78 F CH 89 S FF 96 2-3 ① K		X CH 86 0-0 ① G5-3	C SL 88 F FF 96 S SL 88 0-3 ③ K		B SL 85 S SL 84 B SL 85 F FF 94 B SL 85 S FF 95 3-3 ③ K		4	0	0	0	0	3	1
48 Jacob deGrom, L (1, 1) OBP: 0.211, SLG: 0.179 67 Seth Lugo, R (9, 1) OBP: 0.167, SLG: 0.091			C FF 94 S SL 82 B FF 94 C FF 94 1-3 ② K		B FF 92 C FF 94 S FF 93 B FF 94 B FF 91 B FF 94 4-2 9 BB BB		F FF 91 B SI 93 S SI 92 C FF 93 1-3 ① K			2 0	0 0	0 0	0 0	1 0	2 0	0 0
9 Brandon Nimmo, L (1, 9) OBP: 0.401, SLG: 0.481			B FF 95 C FF 96 B FF 96 B FF 96 B FF 95 4-1 BB		B FF 93 B FF 93 C FF 94 B FF 94 C FF 94 B FF 93 4-2 1-2 BB		C SI 94 B SI 93 X SI 93 1-1 ② G4-3			1	0	0	0	2	0	0
Inning Stats	R: 0 E: 0 K: 2 S: 9 H: 0 LOB: 0 BB: 0 P: 14	R: 0 E: 0 K: 0 S: 8 H: 0 LOB: 0 BB: 0 P: 13	R: 0 E: 0 K: 3 S: 12 H: 0 LOB: 1 BB: 1 P: 19	R: 0 E: 0 K: 2 S: 15 H: 1 LOB: 2 BB: 1 P: 22	R: 0 E: 0 K: 1 S: 9 H: 0 LOB: 2 BB: 2 P: 20	R: 1 E: 0 K: 2 S: 14 H: 2 LOB: 1 BB: 0 P: 20	R: 0 E: 0 K: 1 S: 9 H: 1 LOB: 1 BB: 0 P: 14	R: 2 E: 0 K: 2 S: 11 H: 2 LOB: 0 BB: 0 P: 17		1B: 2 2B: 2 3B: 0 HR: 2 SF: 0 SAC: 0 DP: 0 HBP: 0				WP: 0 PB: 0 SB: 0 CS: 0 PA: 34		

	AB	30
	R	3
	H	6
	RBI	3
	BB	4
	SO	13
	LOB	13

PITCHER

PITCHER		IP	WLS	BF	H	R	ER	SO	BB	IBB	HBP	BLK	WP	HR	S	P	ERA	WHIP
15 Sean Newcomb, L ERA: 3.91	(1, 1)	5.0		20	1	0	0	8	4	0	0	0	0	0	53	88	0.00	1.000
64 Luke Jackson, R ERA: 4.43	(6, 1)	1.0	L	5	2	1	1	2	0	0	0	0	0	0	14	20	9.00	2.000
48 Jonny Venters, L ERA: 2.97	(7, 1)	1.0		4	1	0	0	1	0	0	0	0	0	0	9	14	0.00	1.000
73 Kyle Wright, R ERA: 4.5	(8, 1)	1.0		5	2	2	2	2	0	0	0	0	0	2	11	17	18.00	2.000

PITCHER	IP	WLS	BF	H	R	ER	SO	BB	IBB	HBP	BLK	WP	HR	S	P	ERA	WHIP

Batter	1	2	3	4	5	6	7	8	9	AB	R	H	RBI	BB	SO	LOB
13 Ronald Acuña Jr., R (1, 8) OBP: 0.365, SLG: 0.555	X FF 85 0-0 ① F8		B CH 82 X CH 80 1-0 ③ L1-3			X KC 74 0-0 1 1B 1B		D CU 82 X FF 97 1-0 1-2 2-H 1B		4	0	2	1	0	0	1
1 Ozzie Albies, S (1, 4) OBP: 0.307, SLG: 0.457	C SI 85 X CH 80 0-1 ② G6-3			X CH 80 0-0 ① F8		1 SAFE 1 SAFE C SI 85 1 SAFE B SI 85 X CH 80 1-1 1-2 1B		X CU 82 0-0 ② F8 2-3		4	0	1	0	0	0	2
22 Nick Markakis, L (1, 9) OBP: 0.366, SLG: 0.444	C FF 86 C KC 73 C SI 85 0-3 ③ K			C SI 85 B SI 85 B SI 85 X KC 74 2-1 ② G3		C KC 74 S SI 86 D CH 82 B SI 87 X SI 87 2-2 ③ G6-3		S SI 97 F SI 97 X CU 82 0-2 ③ G3		4	0	0	0	0	1	4
24 Kurt Suzuki, R (1, 2) OBP: 0.336, SLG: 0.449		C SI 84 X CH 80 0-1 ① F9		C SI 84 S KC 73 B KC 73 X FF 86 1-2 ③ L4			X KC 73 0-0 ① G6-3		B SI 95 C SI 96 B FF 95 X SI 95 2-1 23 HBP 1B	4	0	1	0	0	0	0
17 Johan Camargo, S (1, 5) OBP: 0.348, SLG: 0.451		C SI 86 B SI 86 F KC 74 F KC 74 S CH 80 1-3 ② K			B KC 74 X SI 85 1-0 ① P4		C SI 84 B CH 80 S SI 84 F SI 86 F KC 73 F CH 81 S CH 81 1-3 ② K		C SI 96 F SI 96 B CU 83 B CU 81 F SI 96 X SI 96 2-2 ① F8	4	0	0	0	0	2	1
8 Charlie Culberson, R (1, 6) OBP: 0.323, SLG: 0.474		C FF 86 S CH 81 B KC 74 F FF 88 C SI 86 1-3 ③ K			X SI 85 0-0 ② B1-3		B KC 73 S KC 74 B SI 85 S CH 79 S CH 79 2-3 ③ K		C SI 97 X SL 93 0-1 ② L8	4	0	0	0	0	2	1
23 Adam Duvall, R (1, 7) OBP: 0.273, SLG: 0.364			B SI 85 X SI 84 1-0 ① F7		C SI 84 B CH 80 X SI 86 1-1 ③ P3			C FF 93 B SL 84 X SL 85 1-1 27 BB 13 1B 1B	F SI 96 F SI 96 H SI 96 1-2 1-2 HBP	3	1	1	0	0	0	0
27 Ryan Flaherty, L (1, 3) OBP: 0.302, SLG: 0.296 5 Freddie Freeman, L (9, PH) OBP: 0.386, SLG: 0.502			C SI 86 X KC 74 0-1 49 SH1-4 1B			C SI 86 B SI 84 B CH 80 X SI 85 2-1 ① L7		B FF 93 F FF 93 B SL 86 S SL 85 D SL 86 B FF 94 4-2 1 F8 13 1B 1-2 BB	B CU 81 C CU 82 S SI 96 B CU 83 F SI 96 S CU 83 2-3 ③ K	2 1	0 0	1 0	0 0	1 0	0 1	0 2
49 Julio Teheran, R (1, 1) OBP: 0.190, SLG: 0.250 63 Jesse Biddle, L (7, 1) OBP: 0.500, SLG: 1.000 46 Brad Brach, R (7, 1) 14 Rio Ruiz, L (8, PH) 25 Tyler Flowers, R (8, PH) OBP: 0.340, SLG: 0.359 54 Max Fried, L (8, 1) OBP: 0.125, SLG: 0.125			B SI 86 L SI 84 1 SAFE C SI 85 B KC 73 B SI 87 X FF 86 3-2 ② SH1-4 1-2			B SI 85 C SI 85 C KC 73 B KC 74 F SI 86 S CH 80 2-3 ② K		B SL 79 B FF 90 C SL 78 F SL 78 C SL 80 2-3 ① K		1 0 0 0 1 0	0 0 0 0 0 0	0 0 0 0 0 0	0 0 0 0 0 0	0 0 0 0 1 0	1 0 0 0 2 0	0 0 0 0 1 0

TOP

Atlanta Braves @ New York Mets

Citi Field, Flushing, NY

Thu Sep 27 2018, 7:10 PM - 9:51 PM EDT

Att. 24,824 - Cloudy - 69 F

livebaseballscorecards.com

AB	32
R	1
H	6
RBI	1
BB	1
SO	8
LOB	13

Inning Stats	1	2	3	4	5	6	7	8	9
	R: 0 E: 0 K: 1 S: 6	H: 0 LOB: 0 BB: 0 P: 6	R: 0 E: 0 K: 2 S: 10	H: 0 LOB: 0 BB: 0 P: 12	R: 0 E: 0 K: 0 S: 7	H: 1 LOB: 1 BB: 0 P: 12	R: 0 E: 0 K: 0 S: 6	H: 0 LOB: 0 BB: 0 P: 9	R: 0 E: 0 K: 0 S: 4	H: 0 LOB: 0 BB: 0 P: 6
	R: 0 E: 0 K: 1 S: 12	H: 2 LOB: 2 BB: 0 P: 19	R: 0 E: 0 K: 2 S: 10	H: 0 LOB: 0 BB: 0 P: 13	R: 1 E: 0 K: 1 S: 12	H: 2 LOB: 2 BB: 1 P: 20	R: 0 E: 0 K: 1 S: 14	H: 1 LOB: 2 BB: 0 P: 21	1B: 6 2B: 0 3B: 0 HR: 0	SF: 0 SAC: 1 DP: 0 HBP: 1

WP: 0 PA: 35
PB: 0
SB: 0
CS: 0

PITCHER	IP	WLS	BF	H	R	ER	SO	BB	IBB	HBP	BLK	WP	HR	S	P	ERA	WHIP
40 Jason Vargas, L (1, 1) ERA: 5.77	7.0	W	24	3	0	0	6	0	0	0	0	0	0	55	77	0.00	0.429
38 Anthony Swarzak, R (8, 1) ERA: 6.39	0.0		2	1	1	1	0	1	0	0	0	0	0	4	9	∞	∞
73 Daniel Zamora, L (8, 1) ERA: 3.38	0.1	H	1	0	0	0	1	0	0	0	0	0	0	3	5	0.00	0.000
62 Drew Smith, R (8, 1) ERA: 3.67	0.2	H	3	1	0	0	0	0	0	0	0	0	0	5	6	0.00	1.500
65 Robert Gsellman, R (9, 1) ERA: 4.28	1.0	S	5	1	0	0	1	0	0	1	0	0	0	14	21	0.00	1.000

PITCHER	IP	WLS	BF	H	R	ER	SO	BB	IBB	HBP	BLK	WP	HR	S	P	ERA	WHIP

BOTTOM

Atlanta Braves @ New York Mets

Citi Field, Flushing, NY

Thu Sep 27 2018, 7:10 PM - 9:51 PM EDT

Att. 24,824 - Cloudy - 69 F

livebaseballscorecards.com

Batter	1	2	3	4	5	6	7	8	9	AB	R	H	RBI	BB	SO	LOB
9 Brandon Nimmo, L (1, 8) OBP: 0.402, SLG: 0.482	C FF 88 S FF 89 F FF 91 F FF 90 B CU 75 X CU 75 1-2 2B		B FF 91 C FF 91 C CH 85 S FF 91 1-3 ② K			C CU 71 B CH 83 B CH 83 B FF 90 C FF 90 F FF 90 B FF 90 4-2 1 G1-5-3 BB	C SI 92 F CH 86 F FF 94 B CH 86 F CH 85 B FF 95 S CH 86 2-3 ③ K			3	0	1	0	1	2	0
1 Amed Rosario, R (1, 6) OBP: 0.296, SLG: 0.384	B FF 91 B FF 90 F FF 91 S SL 82 S SL 82 2-3 ① K		C SL 80 S SL 81 S SL 78 0-3 ③ K			1 SAFE X FF 90 0-0 ① G1-5-3 1-2		F CU 72 S FF 95 F FF 95 S CU 76 0-3 ① K		4	0	0	0	0	3	2
68 Jeff McNeil, L (1, 4) OBP: 0.381, SLG: 0.479	C FF 91 F FF 90 X FF 91 0-2 ② F7			F CU 74 F FF 90 B SL 82 X FF 90 1-2 ① L7		F FF 90 B FF 90 X FF 89 1-1 ② P6		S FF 96 S CU 76 S CU 77 0-3 ② K		4	0	0	0	0	1	2
30 Michael Conforto, L (1, 7) OBP: 0.354, SLG: 0.455	C CU 76 B FF 91 T FF 91 F FF 92 F SL 81 B FF 91 B FF 92 F SL 83 X FF 93 3-2 ③ F7			C FF 91 F CH 84 F FF 91 B FF 88 B SI 89 F FF 91 B SL 79 B SI 90 4-2 21 S BB		F FF 90 B FF 90 B FF 91 X FF 83 2-1 ③ P6		C CU 74 S CU 77 B CU 78 B CU 78 B FF 95 B FF 96 4-2 19 1B BB		2	0	0	0	2	0	2
19 Jay Bruce, L (1, 9) OBP: 0.313, SLG: 0.382		B FF 91 X CH 84 1-0 ① F8		B FF 89 C FF 91 1 SAFE 1 SAFE F CH 83 S SL 80 1-3 ② K			X SI 94 0-0 21 BB 29 HR 1B	B CU 74 X FF 94 1-0 1-2 1B		4	1	2	0	0	1	1
21 Todd Frazier, R (1, 5) OBP: 0.297, SLG: 0.387		X FF 90 0-0 ② F7		B SL 80 C SL 81 B SL 80 X FF 91 2-1 ③ F8 1-2			C CU 76 B CU 78 B FF 94 F SL 88 B SI 94 B CU 77 4-2 29 HR 1-2 BB	F CU 74 S FF 95 B CU 78 S CU 78 1-3 ③ K		3	1	0	0	1	1	3
22 Dominic Smith, L (1, 3) OBP: 0.255, SLG: 0.430		B FF 90 C FF 90 F FF 91 F SL 82 B FF 91 B SL 82 X SL 82 3-2 ③ P4			F CU 72 X CH 84 0-1 ① L8		C FF 94 C CU 78 F SL 87 F FF 95 S CU 76 0-3 ① K			3	0	0	0	0	1	2
26 Kevin Plawecki, R (1, 2) OBP: 0.323, SLG: 0.381			B FF 89 X FF 90 1-0 HR		B SL 79 F SL 79 F FF 90 S FF 91 1-3 ② K		C SL 83 B CH 85 C FF 94 X FF 94 1-2 ② L8			3	1	1	1	0	1	2
40 Jason Vargas, L (1, 1) OBP: 0.179, SLG: 0.148 29 Devin Mesoraco, R (7, PH) OBP: 0.304, SLG: 0.369 38 Anthony Swarzak, R (8, 1) 73 Daniel Zamora, L (8, 1) 62 Drew Smith, R (8, 1) 65 Robert Gsellman, R (9, 1)			C FF 89 X FF 90 0-1 ① G5-3		B FF 90 B FF 91 F FF 86 B FF 89 C CH 80 X FF 90 3-2 ③ G6-3		B SL 84 C FF 94 B FF 94 B CH 87 X FF 95 3-1 1-H 2-H HR			2 1 0 0 0 0	0 1 0 0 0 0	0 1 0 0 0 0	0 1 0 0 0 0	0 0 0 0 0 0	0 0 0 0 0 0	0 0 0 0 0 0
Inning Stats	R: 0 E: 0 K: 1 S: 17 H: 1 LOB: 1 BB: 0 P: 23	R: 0 E: 0 K: 0 S: 6 H: 0 LOB: 0 BB: 0 P: 10	R: 1 E: 0 K: 2 S: 9 H: 1 LOB: 0 BB: 0 P: 11	R: 0 E: 0 K: 1 S: 12 H: 0 LOB: 1 BB: 1 P: 20	R: 0 E: 0 K: 1 S: 8 H: 0 LOB: 0 BB: 0 P: 12	R: 0 E: 0 K: 0 S: 8 H: 0 LOB: 1 BB: 1 P: 15	R: 3 E: 0 K: 2 S: 18 H: 2 LOB: 0 BB: 1 P: 28	R: 0 E: 0 K: 3 S: 13 H: 1 LOB: 2 BB: 1 P: 19		1B: 2 2B: 1 3B: 0 HR: 2 SF: 0 SAC: 0 DP: 0 HBP: 0						

AB	29
R	4
H	5
RBI	4
BB	4
SO	10
LOB	14

PITCHER		IP	WLS	BF	H	R	ER	SO	BB	IBB	HBP	BLK	WP	HR	S	P	ERA	WHIP
49 Julio Teheran, R ERA: 3.94	(1, 1)	6.0	L	22	2	1	1	5	2	0	0	0	0	1	60	91	1.50	0.667
63 Jesse Biddle, L ERA: 3.16	(7, 1)	0.1		3	1	2	2	1	1	0	0	0	0	0	8	12	54.00	6.000
46 Brad Brach, R ERA: 3.65	(7, 1)	0.2		3	1	1	1	1	0	0	0	0	0	1	10	16	13.50	1.500
54 Max Fried, L ERA: 3.03	(8, 1)	1.0		5	1	0	0	3	1	0	0	0	0	0	13	19	0.00	2.000

PITCHER	IP	WLS	BF	H	R	ER	SO	BB	IBB	HBP	BLK	WP	HR	S	P	ERA	WHIP

Atlanta Braves @ Philadelphia Phillies

Citizens Bank Park, Philadelphia, PA

Fri Sep 28 2018, 7:08 PM - 10:49 PM EDT

Att. 24,306 - Cloudy - 66 F

TOP

livebaseballscorecards.com

Batter	1	2	3	4	5	6	7	8	9	AB	R	H	RBI	BB	SO	LOB
13 Ronald Acuña Jr., R (1, 7) OBP: 0.367, SLG: 0.554	C FF 91 F FF 91 S CU 77 0-3 ① K		C CU 76 B FF 90 S CU 76 B CU 76 B FF 91 S CU 77 3-3 ① K	B SL 83 S SL 83 S SL 83 D SL 82 B FF 93 X SL 83 3-2 E8 2-H 1B		C SI 93 X SI 94 0-1 ③ G6-3		B SL 84 X SI 96 1-0 11 1B 1-2 5 2B 1B	S FF 95 B FF 95 X CH 87 1-1 11 BB 1-2 5 1B 3-H 1B	6	1	3	2	0	2	1
11 Ender Inciarte, L (1, 8) OBP: 0.326, SLG: 0.382	X FF 92 0-0 ② F7		C CU 76 C FF 91 B FF 91 S CU 77 1-3 ② K	D FC 85 C SI 92 F CU 77 X SI 92 1-2 ③ G6-3			B SL 80 X FF 93 1-0 5 CS 1B	F SL 85 B SL 87 D FS 88 1 SAFE F SI 97 X SL 86 2-2 5 2B 1-2 2-H 1B	B CU 82 D CU 83 B FF 93 B FF 94 4-0 5 1B 1-2 2-3 BB	5	1	2	1	1	1	1
5 Freddie Freeman, L (1, 3) OBP: 0.389, SLG: 0.509	X FF 92 0-0 2B		B FF 91 S CU 76 C FF 91 B FF 92 B CU 77 S CU 77 3-3 ③ K		C FF 92 B CH 82 B SI 92 B FF 92 X CH 84 3-1 2B		1 SAFE B SI 93 C SL 80 B SL 80 B CH 84 B CH 82 4-1 ① 22 FC6-4 1-2 BB	X SI 96 0-0 1-H 2-H 2B	F CU 85 F SI 96 B CU 84 D CU 84 X SI 95 2-2 ③ 1-2 2-H 3-H 1B	5	0	4	3	1	1	0
22 Nick Markakis, L (1, 9) OBP: 0.363, SLG: 0.440	C FF 91 X FF 91 0-1 ③ F7			C FF 91 B FF 90 B CU 76 B CU 76 F FF 91 C CU 77 3-3 ① K	C SI 92 B CU 72 B FF 93 F CH 86 S FF 94 2-3 ① K		X SL 79 0-0 ② FC6-4 17 1B 1 E 1-2f	C CU 81 B SL 81 B CU 82 B FF 94 F FF 93 F CU 82 X SL 85 3-2 ② L8		5	1	0	0	0	2	4
17 Johan Camargo, S (1, 5) OBP: 0.351, SLG: 0.460		S FF 91 S CU 76 X CU 78 0-2 1 2B 1B		C CU 78 B FF 91 C FF 91 B CU 77 X CU 77 2-2 HR	C SI 93 S CH 83 B FF 94 F CU 74 B FF 93 B CH 84 F CH 85 S FF 93 3-3 ② K		D CU 77 B FF 93 X FF 94 2-0 1 E 1-2 1B	F FF 95 S FF 95 X FF 95 0-2 ③ F8		5	1	3	1	0	1	2
1 Ozzie Albies, S (1, 4) OBP: 0.308, SLG: 0.458		B FF 91 B FF 92 X FF 91 2-0 1-3 2B		S FF 92 B FF 91 X FF 92 1-1 8 WP 25 S 8 1B 1B	B CU 74 B SI 94 C FF 92 F FF 93 B FF 93 S CH 85 3-3 ③ K		B CH 85 F SI 93 F SI 94 X SL 81 1-2 E6 1-3 2-H		F SL 83 B CH 82 B CH 83 F FF 94 F FF 94 X CH 85 2-2 ① L7	5	1	2	0	0	1	2
25 Tyler Flowers, R (1, 2) OBP: 0.341, SLG: 0.361		C CU 76 C CU 78 D CU 74 B CU 78 C FF 92 2-3 ① K		B FF 93 B SL 81 B FF 94 B FF 94 4-0 8 WP 8 1B 1-2 BB		S FF 92 X SL 83 0-1 ① F8	B CH 84 S CH 83 X SI 94 1-1 ③ G5-3		X FF 94 0-0 8 1B 13 1B 2B	4	2	1	0	1	1	4
8 Charlie Culberson, R (1, 6) OBP: 0.324, SLG: 0.473		F CU 77 B FF 92 D CU 78 F FF 92 S CU 77 2-3 ② K		S SL 82 B FF 94 F FF 93 B SL 83 X SL 82 2-2 26 SH2-4 13 E 1-H 2-H 1B		B SL 87 C FF 93 B CU 76 X FF 93 2-1 ② P6		C SL 85 S SL 87 B SL 88 B SL 87 C FF 97 2-3 ① K	F CH 84 F FF 96 F FF 96 X CH 85 0-2 11 BB 13 1B 5 1B 2-3 1B	5	2	2	2	0	2	2
26 Mike Foltynewicz, R (1, 1) 14 Rio Ruiz, L (6, PH) 63 Jesse Biddle, L (6, 1) 46 Brad Brach, R (7, 1) 8 Preston Tucker, L (8, PH) 61 Chad Sobotka, R (8, 1) 18 Lane Adams, R (9, PH) 38 Arodys Vizcaíno, R (9, 1) 39 Sam Freeman, R (9, 1)		S FF 92 C FF 92 S CU 77 0-3 ③ K		X FF 94 0-0 ② SH2-4 1-2		C CU 75 B CU 74 B FF 93 B SI 93 X FF 92 3-1 1B		X SI 98 0-0 11 WP 13 1B 11 1B 1B	B FF 95 S CH 86 B CH 85 S FF 95 B FF 94 C CU 81 3-3 ② K	1 0 0 0 0 1 2 1 0 1 0 0 0 0 0 0 0 0 0 0 0 0 0 0 0 0 0 0 1 1 1 0 0 0 0 0 0 0 0 0 0 0 1 0 0 0 0 1 2 0 0 0 0 0 0 0 0 0 0 0 0 0 0						

Inning Stats									
	R: 0 E: 0 K: 1 S: 7	H: 1 LOB: 1 BB: 0 P: 7	R: 0 E: 0 K: 3 S: 13	H: 2 LOB: 2 BB: 0 P: 19	R: 0 E: 0 K: 3 S: 9	H: 0 LOB: 0 BB: 0 P: 16	R: 4 E: 1 K: 1 S: 18	H: 4 LOB: 1 BB: 1 P: 34	R: 0 E: 0 K: 3 S: 13	H: 1 LOB: 1 BB: 0 P: 24
	R: 0 E: 0 K: 0 S: 8	H: 1 LOB: 1 BB: 0 P: 13	R: 1 E: 1 K: 0 S: 9	H: 2 LOB: 2 BB: 1 P: 18	R: 3 E: 0 K: 1 S: 16	H: 4 LOB: 1 BB: 0 P: 24	R: 2 E: 0 K: 1 S: 17	H: 4 LOB: 2 BB: 1 P: 29	1B: 13 2B: 5 3B: 0 HR: 1	SF: 0 SAC: 1 DP: 0 HBP: 0

	AB	44
	R	10
	H	19
	RBI	9
	BB	3
	SO	13
	LOB	20

WP: 2 PB: 0 SB: 1 CS: 1 PA: 48

PITCHER		IP	WLS	BF	H	R	ER	SO	BB	IBB	HBP	BLK	WP	HR	S	P	ERA	WHIP
48 Jerad Eickhoff, R ERA: 6.75	(1, 1)	3.1	L	15	5	2	2	8	0	0	0	0	0	1	37	56	5.40	1.500
61 Edubray Ramos, R ERA: 2.36	(4, 1)	0.1		4	2	2	2	0	1	0	0	0	1	0	7	16	54.00	9.000
47 Aaron Loup, L ERA: 4.58	(4, 1)	0.1		1	0	0	0	0	0	0	0	0	0	0	3	4	0.00	0.000
63 Drew Anderson, R ERA: 4.97	(5, 1)	2.0		8	2	0	0	3	0	0	0	0	0	0	21	37	0.00	1.000
46 Adam Morgan, L ERA: 3.88	(7, 1)	1.0		6	2	1	0	0	1	0	0	0	0	0	9	18	0.00	3.000

PITCHER		IP	WLS	BF	H	R	ER	SO	BB	IBB	HBP	BLK	WP	HR	S	P	ERA	WHIP
57 Luis García, R ERA: 6.07	(8, 1)	0.1		5	4	3	3	1	0	0	0	0	1	0	9	14	81.00	12.000
54 Austin Davis, L ERA: 4.15	(8, 1)	1.1		8	3	2	2	1	1	0	0	0	0	0	21	34	13.50	3.000
53 Yacksel Ríos, R ERA: 6.75	(9, 1)	0.1		1	1	0	0	0	0	0	0	0	0	0	3	5	0.00	3.000

BOTTOM

Atlanta Braves @ Philadelphia Phillies

Citizens Bank Park, Philadelphia, PA

Fri Sep 28 2018, 7:08 PM - 10:49 PM EDT

Att. 24,306 - Cloudy - 66 F

livebaseballscorecards.com

Batter	1	2	3	4	5	6	7	8	9	AB	R	H	RBI	BB	SO	LOB
16 César Hernández, S (1, 4) OBP: 0.358, SLG: 0.358	F FF 95 F FF 97 C SI 98 0-3 ① K			C CU 80 B CH 86 F CH 87 H SL 87 2-2 37 2B HBP		F FF 95 F FF 96 B FF 96 B CU 78 B SL 88 B FF 95 4-2 19 PB 33 G3 BB		D SL 86 B FF 97 B FF 98 C FF 96 F FF 97 F FF 98 B SL 84 4-2 BB		1	1	0	0	2	1	0
33 Justin Bour, L (1, 3) OBP: 0.342, SLG: 0.405	B FF 98 B FF 98 C SI 97 F CH 90 B SL 89 S SL 88 3-3 ② K			F FF 96 F SI 96 X SI 96 0-2 ① F7		C FF 95 X FF 95 0-1 ② G3 1-2		F FF 97 B FF 97 X FF 96 1-1 ③ G4-3		4	0	0	0	0	1	4
37 Odúbel Herrera, L (1, 9) OBP: 0.314, SLG: 0.425 63 Drew Anderson, R (5, 1) 19 José Bautista, R (6, PH) OBP: 0.344, SLG: 0.377 46 Adam Morgan, L (7, 1) 57 Luis García, R (8, 1) 54 Austin Davis, L (8, 1) 53 Yacksel Ríos, R (9, 1) 2 J.P. Crawford, L (9, PH) OBP: 0.319, SLG: 0.393	S FF 98 S CU 83 S CU 83 0-3 ③ K			B FF 96 C CH 86 B CH 85 S CU 81 X CH 87 2-2 1-H 2B		B CU 77 B SL 87 S FF 96 F FF 96 B CU 77 F SL 89 X FF 96 3-2 ③ G5-3 2-3			B FF 93 S SI 96 B FF 96 F FF 96 X SI 96 2-2 ① P5	2 0 1 0 0 0 0 0 1	0 0 0 0 0 0 0 0 0	1 0 0 0 0 0 0 0 0	1 0 0 0 0 0 0 0 0	0 0 0 0 0 0 0 0 0	1 0 1 0 0 0 0 0 0	0 0 0 0 0 0 0 0 0
17 Rhys Hoskins, R (1, 7) OBP: 0.352, SLG: 0.495		C CU 82 S SL 86 F SL 86 F FF 98 B SI 98 X SL 88 1-2 ① F7		C SL 85 X SL 86 0-1 ② G6-3			B SL 83 B SL 84 B SI 92 X FF 94 3-0 ① G5-3		B SL 83 X SI 97 1-0 HR	4	1	1	1	0	0	1
41 Carlos Santana, S (1, 5) OBP: 0.350, SLG: 0.414		C CU 84 C CU 83 B SL 84 F SL 88 F FF 98 S SL 88 1-3 ② K		B FF 97 X SI 96 1-0 ③ G3			C SL 85 S CH 86 B CH 86 B FF 94 C SL 85 2-3 ② K		B SI 97 S SL 86 B SL 86 B SI 97 B SI 96 4-1 25 BB 15 1B BB	3	0	0	0	1	2	1
4 Scott Kingery, R (1, 6) OBP: 0.267, SLG: 0.342		S FF 98 B SI 98 B FF 97 C SI 97 B SI 98 S FF 97 3-3 ③ K			B SL 85 B SL 85 F FF 94 B CH 86 S FF 94 X FF 94 3-2 ① G5-3		C SI 94 B FF 93 F CH 87 F SL 84 B FF 94 X CH 87 2-2 ③ G5-3		S SI 96 X SI 97 0-1 ② F9	4	0	0	0	0	1	1
15 Andrew Knapp, S (1, 2) OBP: 0.298, SLG: 0.324			X FF 95 0-0 ① G1		B FF 96 S FF 96 F FF 96 F FF 97 S CU 82 1-3 ② K			C SL 86 F FF 98 F FF 98 S SL 87 0-3 ① K	C SL 85 X SL 84 0-1 25 BB 1-2 1B	4	0	1	0	0	2	0
48 Jerad Eickhoff, R (1, 1) 61 Edubray Ramos, R (4, 1) 47 Aaron Loup, L (4, 1) 25 Dylan Cozens, L (5, 9) OBP: 0.275, SLG: 0.314			F FF 94 S SL 85 F SI 96 B SL 87 B SL 86 S SL 85 2-3 ② K		C CU 82 S FF 97 F CU 81 B SL 88 B CH 89 B SL 88 S FF 96 3-3 ③ K			F FF 97 X FF 98 0-1 2B	S SL 83 F SL 84 B SI 97 F SI 97 B SI 96 B SI 96 B SL 86 4-2 1-2 2-3 BB	1 0 0 2	0 0 0 0	0 0 0 1	0 0 0 0	1 0 0 1	0 0 0 0
24 Roman Quinn, S (1, 8) OBP: 0.319, SLG: 0.424			C FF 97 B FF 98 F CU 83 B FF 98 S SI 98 2-3 ③ K			L FF 95 B SL 88 C FF 95 S CU 78 1-3 ① K		B FF 97 S FF 98 B FF 98 C FF 97 F FF 98 S SL 86 2-3 ② K	S SI 94 S FS 87 F FS 87 B FF 96 F CU 86 B SI 96 S FS 86 2-3 ③ K	4	0	0	0	0	4	4

Inning Stats	1	2	3	4	5	6	7	8	9
	R: 0 E: 0 K: 3 S: 9 H: 0 LOB: 0 BB: 0 P: 12	R: 0 E: 0 K: 2 S: 13 H: 0 LOB: 0 BB: 0 P: 18	R: 0 E: 0 K: 2 S: 8 H: 0 LOB: 0 BB: 0 P: 12	R: 1 E: 0 K: 0 S: 11 H: 1 LOB: 1 BB: 0 P: 16	R: 0 E: 0 K: 2 S: 11 H: 0 LOB: 0 BB: 0 P: 18	R: 0 E: 0 K: 1 S: 11 H: 0 LOB: 1 BB: 0 P: 19	R: 0 E: 0 K: 1 S: 8 H: 0 LOB: 0 BB: 0 P: 15	R: 0 E: 0 K: 2 S: 15 H: 1 LOB: 2 BB: 1 P: 22	R: 1 E: 0 K: 1 S: 17 H: 2 LOB: 3 BB: 2 P: 30

1B: 1	SF: 0	WP: 0
2B: 2	SAC: 0	PB: 1
3B: 0	DP: 0	SB: 0
HR: 1	HBP: 1	CS: 0

PA: 36

	AB	31
	R	2
	H	4
	RBI	2
	BB	4
	SO	14
	LOB	12

PITCHER		IP	WLS	BF	H	R	ER	SO	BB	IBB	HBP	BLK	WP	HR	S	P	ERA	WHIP
26 Mike Foltynewicz, R ERA: 2.85	(1, 1)	5.0	W	17	1	1	1	9	0	0	1	0	0	0	52	76	1.80	0.200
63 Jesse Biddle, L ERA: 3.11	(6, 1)	1.0	H	4	0	0	0	1	1	0	0	0	0	0	11	19	0.00	1.000
46 Brad Brach, R ERA: 3.59	(7, 1)	1.0		3	0	0	0	1	0	0	0	0	0	0	8	15	0.00	0.000
61 Chad Sobotka, R ERA: 1.88	(8, 1)	1.0		5	1	0	0	2	1	0	0	0	0	0	15	22	0.00	2.000
38 Arodys Vizcaíno, R ERA: 2.11	(9, 1)	0.2		6	2	1	1	0	2	0	0	0	0	1	12	23	13.50	6.000

PITCHER		IP	WLS	BF	H	R	ER	SO	BB	IBB	HBP	BLK	WP	HR	S	P	ERA	WHIP
39 Sam Freeman, L ERA: 4.29	(9, 1)	0.1		1	0	0	0	1	0	0	0	0	0	0	5	7	0.00	0.000

Batter	1	2	3	4	5	6	7	8	9	AB	R	H	RBI	BB	SO	LOB
13 Ronald Acuña Jr., R (1, 7) OBP: 0.366, SLG: 0.551	S FF 94 X FF 95 0-1 5 G6-5-3 1B		S KC 77 C KC 79 B FF 94 X KC 79 1-2 ① G5-3		B CH 84 F KC 79 B FF 92 C FF 94 S KC 79 2-3 ③ K2-3			B FS 87 S FS 85 B FF 97 X FF 96 2-1 ② P2		4	0	1	0	0	1	0
11 Ender Inciarte, L (1, 8) OBP: 0.324, SLG: 0.380	1 SAFE 1 SAFE B FF 93 1 SAFE 1 SAFE 1 SAFE X FF 95 1-0 ① L8		B FF 93 C CH 88 F FF 94 F FF 93 X KC 78 1-2 ② G6-3			B SI 89 X CH 84 1-0 ① G4-3		C FF 96 X FF 96 0-1 ③ L8		4	0	0	0	0	0	1
5 Freddie Freeman, L (1, 3) OBP: 0.387, SLG: 0.506	X KC 80 0-0 ② ③ G6-5-3 1-2f		B FF 93 B FF 94 B KC 78 C SI 92 F FF 94 F FF 94 S KC 81 3-3 ③ K2-3			F KC 78 F FF 92 B SI 92 B SI 91 S CH 85 2-3 ② K			B FF 99 C FF 98 B FF 97 X FF 98 2-1 ① G4-3	4	0	0	0	0	2	1
22 Nick Markakis, L (1, 9) OBP: 0.367, SLG: 0.441		B FF 94 B FF 94 B CH 89 C SI 93 C KC 78 B SI 94 4-2 24 L9 17 BB BB		X KC 76 0-0 1B		B KC 80 B CH 84 B FF 93 B FF 93 4-0 BB			B FF 98 F FF 98 B FF 97 B FF 98 F FF 98 B FF 99 4-2 24 E BB	1	0	1	0	3	0	0
17 Johan Camargo, S (1, 5) OBP: 0.350, SLG: 0.457		C KC 78 F FF 94 B FF 94 B FF 94 B SI 93 1 SAFE B KC 77 4-2 1 WP 1-2 BB		B FF 92 F FF 92 B CH 86 1 SAFE C KC 78 S FF 93 2-3 ① K		S CH 84 F FF 93 X KC 79 0-2 ③ G3			C FF 95 F CH 91 S SL 93 0-3 ② K	3	0	0	0	1	2	3
24 Kurt Suzuki, R (1, 2) OBP: 0.332, SLG: 0.444		B KC 78 X FF 93 1-0 ① L9 2-3		C KC 79 F CH 86 C KC 78 0-3 ② K			F KC 76 B KC 77 F FF 89 B FF 92 X CH 83 2-2 ① G5-3		C FF 98 F SL 90 X FF 95 0-2 E5 1-3	4	0	0	0	0	1	4
1 Ozzie Albies, S (1, 4) OBP: 0.306, SLG: 0.455		S KC 79 B KC 78 S KC 80 C SI 93 1-3 ② K 1-2		C SI 92 F FF 94 S FF 94 0-3 ③ K			X KC 78 0-0 ② G4-3		X FF 96 0-0 ③ G4-3	4	0	0	0	0	2	5
8 Charlie Culberson, R (1, 6) OBP: 0.327, SLG: 0.471		0-0 IBB	B FF 93 S KC 76 B KC 79 F FF 92 H CH 84 3-2 19 G5-6-4 HBP			B KC 77 X SI 90 1-0 ③ G6-3			1	0	0	0	1	0	0
19 Aníbal Sánchez, R (1, 1) OBP: 0.048, SLG: 0.024 48 Jonny Venters, L (7, 1) 58 Dan Winkler, R (7, 1) 14 Rio Ruiz, L (8, PH) OBP: 0.286, SLG: 0.091 62 Touki Toussaint, R (8, 1) OBP: 0.100, SLG: 0.100		C FF 94 L KC 79 S KC 80 0-3 ③ K			M KC 77 1 SAFE X KC 78 0-1 ① ② G5-6-4 1-2f			C FF 96 C FS 86 C FS 86 0-3 ① K		2 0 0 1 0	0 0 0 0 0	0 0 0 0 0	0 0 0 0 0	1 0 0 1 0	4 0 0 0 0
Inning Stats	R: 0 E: 0 K: 0 S: 4 H: 1 LOB: 0 BB: 0 P: 5	R: 0 E: 0 K: 2 S: 11 H: 0 LOB: 3 BB: 3 P: 21	R: 0 E: 0 K: 1 S: 11 H: 0 LOB: 0 BB: 0 P: 16	R: 0 E: 0 K: 3 S: 10 H: 1 LOB: 1 BB: 0 P: 12	R: 0 E: 0 K: 1 S: 7 H: 0 LOB: 0 BB: 0 P: 12	R: 0 E: 0 K: 1 S: 7 H: 0 LOB: 1 BB: 1 P: 14	R: 0 E: 0 K: 0 S: 5 H: 0 LOB: 0 BB: 0 P: 8	R: 0 E: 0 K: 1 S: 7 H: 0 LOB: 0 BB: 0 P: 9	R: 0 E: 1 K: 1 S: 11 H: 0 LOB: 2 BB: 1 P: 17	1B: 2 2B: 0 3B: 0 HR: 0 SF: 0 SAC: 0 DP: 2 HBP: 1						

PITCHER	IP	WLS	BF	H	R	ER	SO	BB	IBB	HBP	BLK	WP	HR	S	P	ERA	WHIP
27 Aaron Nola, R (1, 1) ERA: 2.37	7.0	W	26	2	0	0	8	3	1	1	0	1	0	55	88	0.00	0.714
50 Héctor Neris, R (8, 1) ERA: 5.21	1.0	H	3	0	0	0	1	0	0	0	0	0	0	7	9	0.00	0.000
58 Seranthony Domínguez, R (9, 1) ERA: 3.0	1.0	S	5	0	0	0	1	1	0	0	0	0	0	11	17	0.00	1.000

PITCHER	IP	WLS	BF	H	R	ER	SO	BB	IBB	HBP	BLK	WP	HR	S	P	ERA	WHIP

TOP

Atlanta Braves @ Philadelphia Phillies

Citizens Bank Park, Philadelphia, PA

Sat Sep 29 2018, 7:09 PM - 9:52 PM EDT

Att. 30,886 - Clear - 71 F

livebaseballscorecards.com

AB	28
R	0
H	2
RBI	0
BB	5
SO	10
LOB	18

1B: 2	SF: 0	WP: 1	PA: 34		
2B: 0	SAC: 0	PB: 0			
3B: 0	DP: 2	SB: 0			
HR: 0	HBP: 1	CS: 0			

BOTTOM

Atlanta Braves @ Philadelphia Phillies

Citizens Bank Park, Philadelphia, PA

Sat Sep 29 2018, 7:09 PM - 9:52 PM EDT

Att. 30,886 - Clear - 71 F

livebaseballscorecards.com

Batter	1	2	3	4	5	6	7	8	9	AB	R	H	RBI	BB	SO	LOB
16 César Hernández, S (1, 4) OBP: 0.357, SLG: 0.358	B FF 90 F FF 90 S FS 85 X FS 85 1-2 F7 ①		C CU 79 B FS 85 B FS 84 X FS 86 2-1 G3 ②		B CU 80 C FF 91 X FF 91 1-1 F9 ③		X SI 93 0-0 37 FC6-4, 41 BB 1B 1-2 2-H 3-H			4	0	1	2	0	0	0
41 Carlos Santana, S (1, 5) OBP: 0.353, SLG: 0.415	C CU 79 X FS 84 0-1 G5-3 ②		C FF 92 B FF 91 S CH 73 F FC 86 B CH 69 B FF 90 F FS 85 B SI 92 4-2 BB			F FF 90 X FF 91 0-1 37 G4-3 1B	D SI 93 D SI 93 B SI 92 C SI 92 F SI 92 B SI 92 4-2 37 FC6-4 BB 1-2 2-3			2	0	1	0	2	0	0
37 Odúbel Herrera, L (1, 9) OBP: 0.311, SLG: 0.422 (8, 7)	C FF 91 B FF 92 C FF 93 B CH 74 B FC 89 X FC 90 3-2 G4-3 ③		F CU 79 X FF 91 0-1 G6-3 ③			F FF 90 B FF 90 B CH 74 B FF 91 S FS 85 F SI 92 F FF 89 X CH 71 3-2 G4-3 ① 1-2	X SL 84 0-0 FC6-4, 17 BB ② 1-2f 2-3 3-H			4	0	0	1	0	0	4
17 Rhys Hoskins, R (1, 3) OBP: 0.353, SLG: 0.495		B FC 88 F FF 90 X FF 92 1-1 G4-3 ①		C FF 91 B SL 84 X FS 84 1-1 24 SH5-3 2B		B CU 80 C SL 84 C FC 89 S CH 70 1-3 K ②	B FC 91 F CU 80 B CU 81 F FC 91 F FC 91 D CU 82 F CU 82 B FC 91 4-2 BB 1-2			3	0	1	0	1	1	1
24 Roman Quinn, S (1, 8) OBP: 0.319, SLG: 0.422		X CU 79 0-0 4 CS, 25 S 1B		B FF 92 X FF 92 1-0 SH5-3 ① 2-3		S CU 79 D CH 75 F FS 82 B FC 89 B FC 89 F FS 84 S CH 70 3-3 K ③	T FF 93 X FF 94 0-1 F7 ③			3	0	1	0	0	1	4
25 Dylan Cozens, L (1, 7) OBP: 0.286, SLG: 0.306 19 José Bautista, R (7, PH) OBP: 0.344, SLG: 0.376 (8, 9)		1 SAFE 1 SAFE C CU 79 1 SAFE B FF 91 1 SAFE F FF 90 B FS 83 D CH 73 4-2 B FF 90, 4 CS BB 1-2		F FF 91 B FF 92 S FS 87 S FC 90 1-3 K ②			B SI 93 B SI 93 B SI 92 B SI 93 4-0 15 SH1-4, 4 1B, 16 1B BB	F FF 93 C CU 76 B CU 77 B CU 77 S FS 88 2-3 K ①		1 1	0 1	0 0	0 1	1 1	1 0
4 Scott Kingery, R (1, 6) OBP: 0.269, SLG: 0.342		2 SAFE C FF 91 F SL 84 D FS 87 F CH 70 D FC 86 D FS 88 F FS 87 B FC 89 4-2 BB 1-2 2-3		C FC 89 S FF 92 F FC 86 S FF 92 0-3 K ③			X SI 92 0-0 15 SH1-4, 16 1B 1B 1-2	B FF 94 B CU 76 C SI 94 C CU 76 S CU 77 2-3 K ②		3	1	1	0	1	2	1
38 Jorge Alfaro, R (1, 2) OBP: 0.324, SLG: 0.407 15 Andrew Knapp, S (3, 2) OBP: 0.295, SLG: 0.321		S FF 91 F FF 91 S SL 83 0-3 K ③			C CU 80 S FS 86 S FS 85 0-3 K ①		X SI 93 0-0 SH1-4 ① 1-2 2-3	C SI 95 B CU 76 B CU 76 C FS 89 S CU 78 2-3 K ③		1 2	0 0	0 0	0 0	0 0	1 2	2 0
27 Aaron Nola, R (1, 1) OBP: 0.063, SLG: 0.065 40 Wilson Ramos, R (7, PH) OBP: 0.359, SLG: 0.488 5 Nick Williams, L (7, PR) OBP: 0.324, SLG: 0.425 50 Héctor Neris, R (8, 1) 58 Seranthony Domínguez, R (8, 1)			C FF 89 X FC 88 0-1 F9 ①		C CU 80 C SL 85 F SL 84 B SI 92 B SI 92 S FF 92 2-3 K ②		0-0 41 BB, 16 1B, 37 FC6-4 IBB			2 0 0 0 0	0 0 1 0 0	0 0 0 0 0	0 0 0 0 0	0 1 0 0 0	1 0 0 0 0	0 0 0 0 0

Inning Stats	1	2	3	4	5	6	7	8	9
	R: 0 E: 0 K: 0 S: 8 H: 0 LOB: 0 BB: 0 P: 12	R: 0 E: 0 K: 1 S: 12 H: 1 LOB: 2 BB: 2 P: 21	R: 0 E: 0 K: 0 S: 10 H: 0 LOB: 1 BB: 1 P: 16	R: 0 E: 0 K: 2 S: 10 H: 1 LOB: 1 BB: 0 P: 13	R: 0 E: 0 K: 2 S: 9 H: 0 LOB: 0 BB: 0 P: 12	R: 0 E: 0 K: 2 S: 14 H: 1 LOB: 1 BB: 0 P: 21	R: 3 E: 0 K: 0 S: 12 H: 2 LOB: 3 BB: 4 P: 24	R: 0 E: 0 K: 3 S: 9 H: 0 LOB: 0 BB: 0 P: 15	

1B: 4	SF: 0
2B: 1	SAC: 2
3B: 0	DP: 0
HR: 0	HBP: 0

WP: 0	PA: 35
PB: 0	
SB: 1	
CS: 2	

AB	26
R	3
H	5
RBI	3
BB	7
SO	10
LOB	13

PITCHER		IP	WLS	BF	H	R	ER	SO	BB	IBB	HBP	BLK	WP	HR	S	P	ERA	WHIP
19 Aníbal Sánchez, R ERA: 2.83	(1, 1)	6.0		23	3	0	0	7	3	0	0	0	0	0	63	95	0.00	1.000
48 Jonny Venters, L ERA: 3.71	(7, 1)	0.2	L	7	2	3	3	0	2	1	0	0	0	0	6	14	40.50	6.000
58 Dan Winkler, R ERA: 3.43	(7, 1)	0.1		2	0	0	0	0	1	0	0	0	0	0	6	10	0.00	3.000
62 Touki Toussaint, R ERA: 4.03	(8, 1)	1.0		3	0	0	0	3	0	0	0	0	0	0	9	15	0.00	0.000

PITCHER	IP	WLS	BF	H	R	ER	SO	BB	IBB	HBP	BLK	WP	HR	S	P	ERA	WHIP

Atlanta Braves @ Philadelphia Phillies

Citizens Bank Park, Philadelphia, PA

Sun Sep 30 2018, 3:10 PM - 6:07 PM EDT

Att. 34,202 - Sunny - 74 F

TOP

livebaseballscorecards.com

Batter	1	2	3	4	5	6	7	8	9	AB	R	H	RBI	BB	SO	LOB
13 Ronald Acuña Jr., R (1, 7) OBP: 0.366, SLG: 0.552 8 Preston Tucker, L (6, 9) OBP: 0.299, SLG: 0.404	B SI 92 B FF 92 S SI 90 B FF 93 C SI 92 X SI 92 3-2 ① G5-3		X CH 82 0-0 17 G4-3 1-H 2B		C FC 93 B SI 96 C FC 92 B FC 92 F FC 92 F FF 96 B FC 93 S FC 94 3-3 ② K		B SL 85 B CH 86 X SI 94 2-0 ③ F7			3 0 1 1 0 1 1 1 0 0 0 0 0 0						
17 Johan Camargo, S (1, 5) OBP: 0.349, SLG: 0.457	B SI 93 C CH 84 S FF 92 F SI 93 S FF 92 1-3 ② K		B FF 94 X FF 93 1-0 ② G4-3 2-3		F FC 93 B FC 92 F SI 96 B FC 91 F FC 93 B SI 97 F FC 94 T SI 96 3-2 ③ K			B FS 87 S FS 86 B FF 96 X FS 87 2-1 2B		4 0 1 0 0 2 2						
5 Freddie Freeman, L (1, 3) OBP: 0.388, SLG: 0.505 27 Ryan Flaherty, L (5, 3) OBP: 0.298, SLG: 0.292	B SL 82 B SI 92 B SI 91 B SL 84 4-1 BB		S FF 94 B CH 82 S FF 94 F FF 94 F SL 82 S FF 94 1-3 ③ K			C CU 75 C SI 90 C SI 92 0-3 ① K		B FF 97 F FF 96 F FF 97 D FS 89 C FS 87 2-3 ① K		1 0 0 0 1 1 1 2 0 0 0 0 2 1						
22 Nick Markakis, L (1, 9) OBP: 0.366, SLG: 0.440 18 Lane Adams, R (5, 9) OBP: 0.345, SLG: 0.520 (6, 8)	B FF 93 B SI 91 C FF 93 F FF 93 C FF 93 2-3 ③ K			B FF 92 C FF 93 F SL 80 B SL 80 C FF 94 2-3 ① K		C FF 93 F FF 94 B SL 82 X SI 94 1-2 ② G5-3		F FF 95 D FS 89 C FF 96 S FF 96 1-3 ② K		2 0 0 0 0 2 1 2 0 0 0 0 1 1						
25 Tyler Flowers, R (1, 2) OBP: 0.341, SLG: 0.359 15 Sean Newcomb, L (6, 1) OBP: 0.065, SLG: 0.067 48 Jonny Venters, L (6, 1) 54 Max Fried, L (7, 1) OBP: 0.125, SLG: 0.125 14 Rio Ruiz, L (8, PH) OBP: 0.267, SLG: 0.083 33 A.J. Minter, L (8, 1)		C SI 91 B FF 93 X CH 83 1-1 ① F7		X SI 93 0-0 ② G5-3		B SL 83 F FF 94 C SL 82 B FF 94 F FF 93 B SL 82 F FF 92 B FF 93 4-2 23 1B BB		C FS 88 X FF 95 0-1 ③ F7		2 0 0 0 1 0 0 0 0 0 0 0 0 0 0 0 0 0 0 0 0 0 0 0 0 0 0 0 1 0 0 0 0 0 1 0 0 0 0 0 0 0						
11 Ender Inciarte, L (1, 8) OBP: 0.325, SLG: 0.380 23 Adam Duvall, R (6, PH) OBP: 0.274, SLG: 0.365 (6, 7)		F FF 94 F FF 94 B FF 94 C SL 84 1-3 ② K		B SL 81 X FF 93 1-0 1B		C SL 81 X FF 93 0-1 1-2 1B			S SL 90 S SL 90 S SL 91 0-3 ① K	2 0 1 0 0 1 0 2 0 1 0 0 1 0						
1 Ozzie Albies, S (1, 4) OBP: 0.305, SLG: 0.452		X SI 93 0-0 ③ G4-3		1 SAFE 1 SAFE C FC 93 F SI 95 S SI 97 0-3 ③ K		S CH 89 C FF 94 D SI 92 B SL 82 B SL 82 F SL 82 F SL 82 S SL 82 3-3 ③ K			X CH 91 0-0 ② F8	4 0 0 0 0 2 3						
8 Charlie Culberson, R (1, 6) OBP: 0.326, SLG: 0.466		B SI 92 C FF 92 F CH 82 B FF 94 B SI 92 B FF 92 4-2 13 2B BB		C SI 94 B CU 85 B SI 96 C FC 92 X FF 96 2-2 ① P4		B SL 84 F FF 94 F SL 85 B SL 86 X SL 86 2-2 ① P4		C SL 91 F SL 91 F FF 99 B SL 90 B SL 92 S SL 91 2-3 ③ K		3 1 0 0 1 1 0						
45 Kevin Gausman, L (1, 1) OBP: 0.200, SLG: 0.048 12 René Rivera, R (6, 2) OBP: 0.275, SLG: 0.419		L SL 80 M FF 92 M SL 81 0-3 ① K		C SI 96 B SI 96 B SI 96 S SI 96 F FF 96 B FF 96 B SI 95 4-2 BB		B SL 86 S SL 86 F FF 95 B SL 86 F FF 96 S SL 87 2-3 ② K				1 0 0 0 1 1 1 1 0 0 0 0 1 0						
Inning Stats	R: 0 E: 0 K: 2 S: 11 H: 0 LOB: 1 BB: 1 P: 21	R: 0 E: 0 K: 1 S: 6 H: 0 LOB: 0 BB: 0 P: 8	R: 1 E: 0 K: 2 S: 12 H: 1 LOB: 1 BB: 1 P: 18	R: 0 E: 0 K: 2 S: 8 H: 1 LOB: 1 BB: 0 P: 11	R: 0 E: 0 K: 2 S: 16 H: 0 LOB: 1 BB: 1 P: 28	R: 0 E: 0 K: 2 S: 17 H: 1 LOB: 2 BB: 1 P: 25	R: 0 E: 0 K: 1 S: 8 H: 0 LOB: 0 BB: 0 P: 14	R: 0 E: 0 K: 2 S: 10 H: 1 LOB: 1 BB: 0 P: 15	R: 0 E: 0 K: 2 S: 8 H: 0 LOB: 0 BB: 0 P: 10	1B: 2 2B: 2 3B: 0 HR: 0 SF: 0 SAC: 0 DP: 0 HBP: 0						

PITCHER		IP	WLS	BF	H	R	ER	SO	BB	IBB	HBP	BLK	WP	HR	S	P	ERA	WHIP
55 Ranger Suárez, L ERA: 5.4	(1, 1)	3.0		12	1	1	1	5	2	0	0	0	0	0	29	47	3.00	1.000
46 Adam Morgan, L ERA: 3.83	(4, 1)	0.2		3	1	0	0	1	0	0	0	0	0	0	5	8	0.00	1.500
96 Tommy Hunter, R ERA: 3.8	(4, 1)	1.1	W	5	0	0	0	3	1	0	0	0	0	0	19	31	0.00	0.750
47 Aaron Loup, L ERA: 4.54	(6, 1)	0.1	H	1	0	0	0	1	0	0	0	0	0	0	3	3	0.00	0.000
61 Edubray Ramos, R ERA: 2.32	(6, 1)	0.2	H	4	1	0	0	1	1	0	0	0	0	0	14	22	0.00	3.000

PITCHER		IP	WLS	BF	H	R	ER	SO	BB	IBB	HBP	BLK	WP	HR	S	P	ERA	WHIP
64 Víctor Arano, R ERA: 2.73	(7, 1)	1.0	H	3	0	0	0	1	0	0	0	0	0	0	8	14	0.00	0.000
50 Héctor Neris, R ERA: 5.1	(8, 1)	1.0	H	4	1	0	0	2	0	0	0	0	0	0	10	15	0.00	1.000
58 Seranthony Domínguez, R ERA: 2.95	(9, 1)	1.0	S	3	0	0	0	2	0	0	0	0	0	0	8	10	0.00	0.000

AB	31
R	1
H	4
RBI	1
BB	4
SO	16
LOB	12

PA: 35

BOTTOM

Atlanta Braves @ Philadelphia Phillies

Citizens Bank Park, Philadelphia, PA

Sun Sep 30 2018, 3:10 PM - 6:07 PM EDT

Att. 34,202 - Sunny - 74 F

livebaseballscorecards.com

Batter	1	2	3	4	5	6	7	8	9	AB	R	H	RBI	BB	SO	LOB
16 César Hernández, S (1, 4) OBP: 0.356, SLG: 0.362	X FF 87 HR	B FF 93 C CH 81 S FS 82 C FF 95 1-3 ③ K			X SL 76 0-0 ① G4-3		C FF 96 C CU 76 S CU 77 0-3 ① K			4	1	1	1	0	2	1
19 José Bautista, R (1, 9) OBP: 0.348, SLG: 0.378	X FF 91 0-0 24 G3 24 S 41 SF9 1B		F FF 90 B SL 80 C SL 80 B FS 80 B FS 81 D FS 81 4-2 24 S BB		C SL 79 S FS 79 B CH 80 F FF 93 F FF 95 F FF 97 B FS 82 X CH 82 2-2 E7 24 F9 17 2B 1B		B CH 86 B FF 96 F FF 96 C CU 74 X CU 78 2-2 ② G1-3			3	2	2	0	1	0	0
24 Roman Quinn, S (1, 8) OBP: 0.317, SLG: 0.412	B FS 78 C FF 90 F FF 92 B FF 93 D FS 80 X FF 93 3-2 ① G3 1-3		B FF 92 B CH 81 B FF 92 C FF 88 B FF 92 4-1 1-2 BB		B FS 80 F FF 90 B FF 92 B FF 91 X FF 92 3-1 ② F9 2-3		B FF 97 C CH 89 B CH 89 F FF 96 B CU 78 S FF 97 3-3 ③ K			3	0	0	0	1	1	2
17 Rhys Hoskins, R (1, 3) OBP: 0.354, SLG: 0.496	B CH 80 F FF 92 B CH 80 D FS 80 F FS 81 F FF 95 F FF 94 D FS 83 4-2 BB		F FF 93 B FS 81 F FF 94 F SL 83 X FF 95 1-2 ① F3		D SL 82 F FF 92 F FF 94 X FF 96 1-2 3-H 2B			B FC 92 X FF 96 1-0 ① F8		3	0	1	1	1	0	2
41 Carlos Santana, S (1, 5) OBP: 0.352, SLG: 0.414	1 SAFE F FF 91 D CH 80 F FS 80 X FS 81 1-2 ② SF9 3-H		X SL 78 0-0 ② P5		B CH 82 X FF 92 1-0 ③ F7			C FF 96 B FC 92 X FC 92 1-1 4 FC6-4 40 E 1B		3	0	1	1	0	0	3
37 Odúbel Herrera, L (7, 7) OBP: 0.315, SLG: 0.430 96 Tommy Hunter, R (8, 1) 47 Aaron Loup, L (8, 1) 61 Edubray Ramos, R (8, 1) 33 Justin Bour, L (8, PH) OBP: 0.315, SLG: 0.444 64 Víctor Arano, R (7, 1) 50 Héctor Neris, R (8, 1) 40 Wilson Ramos, R (8, PH) OBP: 0.308, SLG: 0.430 5 Nick Williams, L (8, PR) OBP: 0.304, SLG: 0.430 58 Seranthony Domínguez, R (8, 1)	C FF 93 C FF 94 1 SAFE B FF 93 S FF 93 1-3 ③ K		F FS 80 X FS 79 0-1 ③ L5			C FF 96 S FF 96 B CU 80 S CU 78 1-3 ① K		X CH 87 0-0 E5 4 FC6-4 1-2		2 0 0 0 1 0 0 0 0 1 0 0	0 0 0 0 0 0 0 0 0 0 0 0	0 0 0 0 0 0 0 0 0 0 0 0	0 0 0 0 0 0 1 0 0 0 0 0	1 0 0 0 0 0 0 0 0 0 0 0	3 0 0 0 0 0 0 0 0 1 0 0
4 Scott Kingery, R (1, 6) OBP: 0.267, SLG: 0.338		S SL 77 C FS 78 S SL 82 0-3 ① K		S CH 77 S FS 77 S FF 93 0-3 ① K		B CH 88 S FF 96 F FF 95 X CU 80 1-2 ② L9		F CH 85 X FC 92 0-1 ② FC6-4 1-2f 2-3		4	0	0	0	0	2	2
15 Andrew Knapp, S (1, 2) OBP: 0.294, SLG: 0.316		C FF 91 F FF 92 B FF 93 S FS 81 1-3 ② K		X SL 77 0-0 ② F9		B FF 96 S FF 95 B FF 96 F FF 94 B CU 80 F FF 95 D CH 88 4-2 25 WP BB		S FC 92 S FC 90 B FF 97 B FF 96 S FC 92 2-3 ③ K		3	0	0	0	1	2	2
55 Ranger Suárez, L (1, 1) OBP: 0.167, SLG: 0.500 46 Adam Morgan, L (4, 1) 25 Dylan Cozens, L (4, 7) OBP: 0.273, SLG: 0.289		S FF 90 C FF 92 B FS 81 X FS 81 1-2 3B		C FF 92 S FF 93 B FS 83 C FF 95 1-3 ③ K		C SL 85 S FF 92 B SI 92 D SL 86 C SL 84 2-3 ③ K 1-2				1 0 2	0 0 0	1 0 0	0 0 0	0 0 2	0 0 1	0 0 1
Inning Stats	R: 2 E: 0 K: 1 S: 15 H: 2 LOB: 1 BB: 1 P: 24	R: 0 E: 0 K: 3 S: 12 H: 1 LOB: 1 BB: 0 P: 15	R: 0 E: 0 K: 0 S: 10 H: 0 LOB: 2 BB: 2 P: 19	R: 0 E: 0 K: 2 S: 7 H: 0 LOB: 0 BB: 0 P: 8	R: 1 E: 1 K: 0 S: 13 H: 2 LOB: 1 BB: 0 P: 20	R: 0 E: 0 K: 2 S: 12 H: 0 LOB: 1 BB: 1 P: 20	R: 0 E: 0 K: 2 S: 9 H: 0 LOB: 0 BB: 0 P: 14	R: 0 E: 1 K: 1 S: 9 H: 1 LOB: 2 BB: 0 P: 13		1B: 3 2B: 1 3B: 1 HR: 1 SF: 1 SAC: 0 DP: 0 HBP: 0				WP: 1 PB: 0 SB: 2 CS: 0 PA: 35		

	AB	30
	R	3
	H	6
	RBI	3
	BB	4
	SO	11
	LOB	17

PITCHER		IP	WLS	BF	H	R	ER	SO	BB	IBB	HBP	BLK	WP	HR	S	P	ERA	WHIP
45 Kevin Gausman, R ERA: 3.92	(1, 1)	5.0	L	23	5	3	2	6	3	0	0	0	0	1	57	86	3.60	1.600
15 Sean Newcomb, L ERA: 3.9	(6, 1)	0.2		3	0	0	0	1	1	0	0	0	0	0	9	15	0.00	1.500
48 Jonny Venters, L ERA: 3.67	(6, 1)	0.1		1	0	0	0	1	0	0	0	0	1	0	3	5	0.00	0.000
54 Max Fried, L ERA: 2.94	(7, 1)	1.0		3	0	0	0	2	0	0	0	0	0	0	9	14	0.00	0.000
33 A.J. Minter, L ERA: 3.23	(8, 1)	1.0		5	1	0	0	1	0	0	0	0	0	0	9	13	0.00	1.000

PITCHER	IP	WLS	BF	H	R	ER	SO	BB	IBB	HBP	BLK	WP	HR	S	P	ERA	WHIP

Batter	1	2	3	4	5	6	7	8	9	AB	R	H	RBI	BB	SO	LOB
13 Ronald Acuña Jr., R (1, 7)	C CU 75 B FC 89 F FF 92 F FF 93 B FF 92 X FF 93 2-2 ① P4		C CH 79 B FF 92 B FC 88 S CH 80 B FF 93 F CH 82 S FC 88 3-3 ③ K			B CU 71 B CU 73 C FC 87 F FF 91 B FF 92 X FC 89 3-2 E6 17 CS		C CU 77 C CU 77 B FF 95 B CU 77 F FF 95 T CU 77 2-2 ③ K		4	0	0	0	0	2	0
17 Johan Camargo, S (1, 5)	B FF 92 B CH 85 C CH 83 F FF 91 B FF 93 X CH 84 3-2 ② L7			C FC 88 C FC 89 B CU 76 B FC 88 X FF 93 2-2 ① G4-3		C CH 83 B FC 88 B CH 83 F FC 88 T FC 90 2-2 ①② K 1-2			C SI 91 B KC 82 X SI 91 1-1 ① F9	4	0	0	0	0	1	1
5 Freddie Freeman, L (1, 3) OBP: 0.250, SLG: 0.250	B FF 93 X FC 89 1-0 ② 1B			F FF 92 B FF 92 F CH 82 F FF 93 F CH 84 X FF 93 1-2 ② G6-3		B FF 92 X CH 82 1-0 ③ F7			F SI 92 F SI 91 B CH 86 S KC 82 1-3 ② K	4	0	1	0	0	1	0
22 Nick Markakis, L (1, 9) OBP: 0.250, SLG: 0.250	C FF 91 B FF 92 X CH 83 1-1 ③ G4-3			C FF 92 F FC 89 F FF 93 S FF 92 0-3 ③ K			C CU 72 X FC 88 0-1 ① G4-3		C KC 82 X CH 84 0-1 ① 25 1B 1B	4	0	1	0	0	1	1
25 Tyler Flowers, R (1, 2) OBP: 0.250, SLG: 0.250		C CU 71 C FC 88 B FF 91 S CU 75 1-3 ① K			C FC 84 F FC 88 B FF 92 C FC 89 1-3 ① K		F FC 86 B FC 87 S CH 82 B CU 75 S CH 83 2-3 ② K		C SI 92 B KC 84 X SI 91 1-1 ① 1-2 1B	4	0	1	0	0	3	0
1 Ozzie Albies, S (1, 4) OBP: 0.250, SLG: 0.250		B CU 74 X CH 83 1-0 ② G6-3			F CH 82 X FC 88 0-1 ② G6-3		B CU 73 F FF 92 F FC 87 X FF 92 1-2 1B		B SI 94 X CH 87 1-0 ③ G4-3	4	0	1	0	0	0	2
11 Ender Inciarte, L (1, 8) OBP: 0.333, SLG: 0.333		B FF 93 C CU 74 B FF 93 B CH 83 F FF 94 X FF 94 3-2 ③ L7			C CU 73 C FF 92 X FF 92 0-2 8 1B 1B		F FF 91 C CU 73 F CU 76 1 SAFE F CH 82 B FF 91 B FF 92 S FF 91 2-3 ③ K			3	0	1	0	0	1	1
8 Charlie Culberson, R (1, 6) OBP: 0.333, SLG: 0.333			B FF 89 C CU 72 F CH 81 B FC 89 X CU 74 2-2 ① G6-3		B CH 82 T FF 90 S CU 74 X CH 81 1-2 1-2 1B			B CU 76 F FF 94 C FF 95 B FF 95 B CU 78 F FF 96 F FF 96 X FF 95 3-2 ① G6-3		3	0	1	0	0	0	0
26 Mike Foltynewicz, R (1, 1) 15 Sean Newcomb, L (3, 1) 24 Kurt Suzuki, R (5, PH) 54 Max Fried, L (5, 1) 46 Brad Brach, R (6, 1) 48 Jonny Venters, L (7, 1) 18 Lane Adams, R (8, PH) 61 Chad Sobotka, R (8, 1)			C FF 92 F FF 90 S FF 93 0-3 ② K		X FC 87 0-0 ③ F9			F FF 95 S CU 78 B FF 95 B CU 77 B FF 95 S FF 95 3-3 ② K		1 0 1 0 0 0 0 1	0 0 0 0 0 0 0 0	0 0 0 0 0 0 0 1	0 0 0 0 0 0 0 0	0 0 0 0 0 0 0 0	1 0 2 0 0 0 0 1	0 0 0 0 0 0 0 0
Inning Stats	R: 0 E: 0 K: 0 S: 10 H: 1 LOB: 1 BB: 0 P: 17	R: 0 E: 0 K: 1 S: 7 H: 0 LOB: 0 BB: 0 P: 12	R: 0 E: 0 K: 2 S: 10 H: 0 LOB: 0 BB: 0 P: 15	R: 0 E: 0 K: 1 S: 12 H: 0 LOB: 0 BB: 0 P: 15	R: 0 E: 0 K: 1 S: 12 H: 2 LOB: 2 BB: 0 P: 14	R: 0 E: 1 K: 1 S: 7 H: 0 LOB: 0 BB: 0 P: 13	R: 0 E: 0 K: 2 S: 13 H: 1 LOB: 1 BB: 0 P: 18	R: 0 E: 0 K: 2 S: 12 H: 0 LOB: 0 BB: 0 P: 20	R: 0 E: 0 K: 1 S: 10 H: 2 LOB: 2 BB: 0 P: 14	1B: 6 2B: 1 3B: 0 HR: 0	SF: 0 SAC: 0 DP: 1 HBP: 0	WP: 0 PB: 0 SB: 0 CS: 1	PA: 33			

PITCHER		IP	WLS	BF	H	R	ER	SO	BB	IBB	HBP	BLK	WP	HR	S	P	ERA	WHIP
99 Hyun Jin Ryu, L ERA:	(1, 1)	7.0	W	25	4	0	0	8	0	0	0	0	0	0	71	104	0.00	0.571
64 Caleb Ferguson, L ERA:	(8, 1)	1.0		3	0	0	0	2	0	0	0	0	0	0	12	20	0.00	0.000
57 Alex Wood, L ERA:	(9, 1)	0.2		4	2	0	0	1	0	0	0	0	0	0	9	12	0.00	3.000
51 Dylan Floro, R ERA:	(9, 1)	0.1		1	0	0	0	0	0	0	0	0	0	0	1	2	0.00	0.000

PITCHER	IP	WLS	BF	H	R	ER	SO	BB	IBB	HBP	BLK	WP	HR	S	P	ERA	WHIP

TOP

Atlanta Braves @ Los Angeles Dodgers

Dodger Stadium, Los Angeles, CA

Thu Oct 04 2018, 5:40 PM - 8:51 PM PDT

Att. 50,947 - Partly Cloudy - 72 F

livebaseballscorecards.com

AB	33
R	0
H	6
RBI	0
BB	0
SO	11
LOB	7

Batter	1	2	3	4	5	6	7	8	9	AB	R	H	RBI	BB	SO	LOB
31 Joc Pederson, L (1, 7) OBP: 0.400, SLG: 1.000	F SI 96 F SI 98 X FF 98 0-2 HR	C CU 82 C CU 82 F CU 82 H SL 88 1-2 10 BB 13 HR HBP		D CU 80 B CU 79 C FF 96 F FF 96 F CU 80 X FF 95 2-2 ② P3			B SI 92 C CH 85 B SL 86 B CH 85 C CH 84 S FF 95 3-3 ① K	D SL 85 D FF 98 F FF 97 F FF 97 X SL 86 2-2 ③ G3-1		4	2	1	1	0	1	2
10 Justin Turner, R (1, 5) OBP: 0.750, SLG: 1.000	X FF 97 0-0 35 BB 2B	B CU 81 B SI 96 F SL 85 B SL 87 C SL 85 B SI 97 4-2 1-2 13 HR BB		B CU 79 F FF 96 X CU 80 1-1 ③ G1-3			B FF 95 B FF 94 B FF 94 B FF 94 4-0 8 S 13 BB BB			2	1	1	0	2	0	1
13 Max Muncy, L (1, 3) OBP: 1.000, SLG: 4.000	C CU 81 B SL 82 B CU 80 F SI 97 D CU 83 B FF 98 4-2 35 BB BB	B SL 83 X FF 97 1-0 1-H 2-H HR			C CU 72 B CU 77 B CU 75 B FF 95 B FF 96 4-1 8 G6-4-3 BB		D SL 85 B CH 86 D CH 86 B CH 85 4-0 8 S 1-2 BB			1	1	1	3	3	0	0
8 Manny Machado, R (1, 6)	B SI 98 F FF 97 C SI 98 C SL 88 1-3 ① K	C FF 95 B FF 96 F FF 96 C SL 86 1-3 ③ K			C FF 96 B FF 97 B FF 97 X FF 96 2-1 ①② G6-4-3 1-2f		S FF 93 B FF 94 S CH 87 F FF 95 F FF 95 B CH 87 F CH 88 B SL 86 2 SAFE 3-3 ② F SL 83 S CH 86 K 1-2 2-3			4	0	0	0	0	3	5
9 Yasmani Grandal, S (1, 2)	F CU 81 S SL 87 S SL 88 0-3 ② K		B FF 96 C FF 96 F FF 96 S CU 81 1-3 ① K		B CU 76 F FF 96 C CU 76 B CU 79 C CU 78 2-3 ③ K		B SI 92 C SI 93 B SI 92 X SI 92 2-1 ③ F9			4	0	0	0	0	3	4
35 Cody Bellinger, L (1, 8)	D SL 84 B SI 97 C FF 98 B SI 98 B SI 98 4-1 1-2 2-3 BB		X FF 97 0-0 ② P2			S FF 96 B FF 96 S FF 94 X FF 96 1-2 ① F8		C FF 98 S FF 98 B FF 99 X FF 99 1-2 ① G3		3	0	0	0	1	0	0
66 Yasiel Puig, R (1, 9)	B SI 97 F SI 97 B SI 98 F SI 95 D SL 89 S SI 97 3-3 ③ K		C FF 96 B FF 96 F FF 96 S FF 97 1-3 ③ K			X FF 94 0-0 ② F7		B SL 86 B FF 97 B FF 96 F FF 97 B FF 96 4-1 14 E 25 SF9 BB		3	1	0	0	1	2	3
14 Enrique Hernández, R (1, 4) OBP: 0.500, SLG: 1.333		B SL 85 S SL 86 B FF 96 S FF 96 C SI 98 2-3 ① K		B FF 96 X CH 88 1-0 ① F7		C FF 95 B SL 87 X CH 87 1-1 HR	1 SAFE 1 SAFE B FF 98 B FF 97 D FF 97 B FF 97 4-0 25 SF9 25 S 1-3 BB			3	1	1	1	1	1	0
99 Hyun Jin Ryu, R (1, 1) OBP: 0.333, SLG: 0.333 64 Caleb Ferguson, R (8, 1) 25 David Freese, R (8, PH) 57 Alex Wood, R (9, 1) 51 Dylan Floro, L (9, 1)		X FF 95 0-0 ② F8		B FF 95 B FF 94 C FF 94 C FF 94 X FF 94 2-2 1B		C SL 83 B SL 84 X SL 83 1-1 ③ G1-3	C SL 84 B SL 81 X FF 98 1-1 ② SF9 1-3 3-H			3 0 0 0 0	0 0 0 0 0	1 0 0 0 0	0 0 1 0 0	0 0 0 0 0	0 0 0 0 0	0 0 0 0 0
Inning Stats	R: 1 E: 0 K: 3 S: 16 H: 2 LOB: 3 BB: 2 P: 28	R: 3 E: 0 K: 2 S: 13 H: 1 LOB: 0 BB: 1 P: 22	R: 0 E: 0 K: 2 S: 7 H: 0 LOB: 0 BB: 0 P: 9	R: 0 E: 0 K: 0 S: 10 H: 1 LOB: 1 BB: 0 P: 16	R: 0 E: 0 K: 1 S: 6 H: 0 LOB: 0 BB: 1 P: 14	R: 1 E: 0 K: 0 S: 8 H: 1 LOB: 0 BB: 0 P: 11	R: 0 E: 0 K: 2 S: 12 H: 0 LOB: 2 BB: 2 P: 28	R: 1 E: 1 K: 0 S: 9 H: 0 LOB: 1 BB: 2 P: 21		1B: 1 2B: 1 3B: 0 HR: 3 SF: 1 SAC: 0 DP: 1 HBP: 1					

PITCHER		IP	WLS	BF	H	R	ER	SO	BB	IBB	HBP	BLK	WP	HR	S	P	ERA	WHIP
26 Mike Foltynewicz, R ERA: 18.0	(1, 1)	2.0	L	13	3	4	4	5	3	0	1	0	0	2	29	50	18.00	3.000
15 Sean Newcomb, L ERA:	(3, 1)	2.0		7	1	0	0	2	0	0	0	0	0	0	17	25	0.00	0.500
54 Max Fried, L ERA:	(5, 1)	1.1		4	0	0	0	1	1	0	0	0	0	0	9	18	0.00	0.750
46 Brad Brach, R ERA: 6.75	(6, 1)	1.1		7	1	1	1	2	2	0	0	0	0	1	15	31	6.75	2.250
48 Jonny Venters, L ERA:	(7, 1)	0.1		1	0	0	0	0	0	0	0	0	0	0	2	4	0.00	0.000

PITCHER		IP	WLS	BF	H	R	ER	SO	BB	IBB	HBP	BLK	WP	HR	S	P	ERA	WHIP
61 Chad Sobotka, R ERA:	(8, 1)	1.0		5	0	1	0	0	2	0	0	0	0	0	9	21	0.00	2.000

BOTTOM

Atlanta Braves @ Los Angeles Dodgers

Dodger Stadium, Los Angeles, CA

Thu Oct 04 2018, 5:40 PM - 8:51 PM PDT

Att. 50,947 - Partly Cloudy - 72 F

livebaseballscorecards.com

AB	27
R	6
H	5
RBI	6
BB	8
SO	10
LOB	15

Batter	1	2	3	4	5	6	7	8	9	AB	R	H	RBI	BB	SO	LOB
13 Ronald Acuña Jr., R (1, 7) OBP: 0.250, SLG: 0.375	X FF 92 0-0 17 G1-3 2B		C FF 89 X CU 73 0-1 ③ F7			S FF 91 X SL 88 0-1 ① FC5-4 17 G6-4-3 1-2f			B FC 93 X FC 92 1-0 5 DI 1B	4	0	2	0	0	0	1
17 Johan Camargo, S (1, 5)	F FF 92 X FF 90 0-1 ① G1-3 2-3			S SL 89 S SL 87 B SL 89 X SL 88 1-2 ① L1-3		X SL 88 0-0 ②③ G6-4-3 1-2f			F FC 92 F FC 92 X FC 93 0-2 ② P3	4	0	0	0	0	0	3
5 Freddie Freeman, L (1, 3) OBP: 0.125, SLG: 0.125	F FF 93 B FF 91 B FF 91 D FF 91 X SL 90 3-1 ② G4-3			B SL 88 F SL 90 X FF 91 1-1 ② G5-3			L CU 72 B FF 89 C FF 89 X FF 90 1-2 ① L9		B SI 96 F FC 93 B SI 96 S FC 94 B FC 94 S FC 93 3-3 ③ K 1-3	4	0	0	0	0	1	2
22 Nick Markakis, L (1, 9) OBP: 0.143, SLG: 0.143	B FF 92 S FF 91 F FF 92 F FF 91 F FF 92 C CU 73 1-3 ③ K			C SL 88 F SL 88 X SL 87 0-2 ③ F7			B CU 73 B FF 90 F FF 91 X SL 88 2-1 ② G4-3			3	0	0	0	0	1	1
24 Kurt Suzuki, R (1, 2)		B SL 87 S SL 88 X FF 91 1-1 ① G5-3			C SL 87 X SL 88 0-1 ① G5-3		C CU 72 B FF 90 S CU 72 F SL 89 X FF 91 1-2 ③ L8			3	0	0	0	0	0	0
1 Ozzie Albies, S (1, 4) OBP: 0.143, SLG: 0.143		B FF 91 X FF 90 1-0 ② P4			F FF 90 C CU 73 F FF 90 B SL 87 B SL 88 X FF 91 2-2 ② G1-3			C CU 73 B FF 89 X SL 86 1-1 ① L6		3	0	0	0	0	0	0
11 Ender Inciarte, L (1, 8) OBP: 0.333, SLG: 0.333		X FF 92 0-0 ③ F8			M SL 90 F CU 72 B FF 91 X SL 89 1-2 8 FC6-4 1B			C SL 87 F CU 74 C FF 91 0-3 ② K		3	0	1	0	0	1	0
8 Charlie Culberson, R (1, 6) OBP: 0.167, SLG: 0.167			C SL 88 S CU 73 B FF 91 F SL 88 X FF 89 1-2 ① G5-3		D SL 89 F FF 91 1 SAFE 1 SAFE F SL 90 X SL 89 1-2 ③ FC6-4 1-2f			T CU 72 S CU 73 B CU 73 B FF 91 B SL 87 S SL 87 3-3 ③ K		3	0	0	0	0	1	1
19 Aníbal Sánchez, R (1, 1) 54 Max Fried, L (5, 1) 18 Lane Adams, R (6, PH) 62 Touki Toussaint, R (6, 1) 38 Arodys Vizcaíno, R (8, 1) 25 Tyler Flowers, R (9, PH) OBP: 0.250, SLG: 0.250 20 Lucas Duda, L (9, PH)			C FF 91 X FF 90 0-1 ② G4-3			C SL 88 H SL 88 1-1 13 FC5-4 HBP			C FC 92 B SI 94 X FC 92 1-1 ① G3	1 0 0 0 0 0 1	0 0 0 0 0 0 0	0 0 0 0 0 0 0	0 0 0 0 0 0 0	0 0 0 0 0 0 0	0 0 0 0 0 0 0	0 0 0 0 0 0 0
Inning Stats	R: 0 H: 1 E: 0 LOB: 1 K: 1 BB: 0 S: 10 P: 14	R: 0 H: 0 E: 0 LOB: 0 K: 0 BB: 0 S: 4 P: 6	R: 0 H: 0 E: 0 LOB: 0 K: 0 BB: 0 S: 8 P: 9	R: 0 H: 0 E: 0 LOB: 0 K: 0 BB: 0 S: 8 P: 10	R: 0 H: 1 E: 0 LOB: 1 K: 0 BB: 0 S: 12 P: 16	R: 0 H: 0 E: 0 LOB: 0 K: 0 BB: 0 S: 4 P: 5	R: 0 H: 0 E: 0 LOB: 0 K: 0 BB: 0 S: 9 P: 13	R: 0 H: 0 E: 0 LOB: 0 K: 2 BB: 0 S: 8 P: 12	R: 0 H: 1 E: 0 LOB: 1 K: 1 BB: 0 S: 9 P: 14	1B: 2 SF: 0 2B: 1 SAC: 0 3B: 0 DP: 1 HR: 0 HBP: 1					WP: 0 PA: 30 PB: 0 SB: 0 CS: 0	

TOP

Atlanta Braves @ Los Angeles Dodgers

Dodger Stadium, Los Angeles, CA

Fri Oct 05 2018, 6:38 PM - 9:13 PM PDT

Att. 54,452 - Partly Cloudy - 71 F

livebaseballscorecards.com

AB	29
R	0
H	3
RBI	0
BB	0
SO	4
LOB	8

PITCHER		IP	WLS	BF	H	R	ER	SO	BB	IBB	HBP	BLK	WP	HR	S	P	ERA	WHIP
22 Clayton Kershaw, L ERA:	(1, 1)	8.0	W	26	2	0	0	3	0	0	1	0	0	0	63	85	0.00	0.250
74 Kenley Jansen, R ERA:	(9, 1)	1.0	S	4	1	0	0	1	0	0	0	0	0	0	9	14	0.00	1.000

PITCHER	IP	WLS	BF	H	R	ER	SO	BB	IBB	HBP	BLK	WP	HR	S	P	ERA	WHIP

Batter	1	2	3	4	5	6	7	8	9	AB	R	H	RBI	BB	SO	LOB
31 Joc Pederson, L (1, 7) OBP: 0.333, SLG: 0.750	B FF 90 S FS 84 S FS 84 B FS 84 X FS 83 2-2 10 G3 8 HR 2B		C CU 77 B CU 79 B FS 85 X FC 89 2-1 ① G6-3		C FF 91 B FF 90 F CU 78 X CH 71 1-2 ② G4-3		S CU 77 C CU 77 X CU 78 0-2 ③ L4			4	1	1	0	0	0	1
10 Justin Turner, R (1, 5) OBP: 0.500, SLG: 0.500	F FC 88 B FC 88 C FC 88 D FS 85 X FC 88 2-2 ① G3 2-3		C FF 91 B SL 84 F SL 84 X FC 89 1-2 ② L9		B CU 80 C CU 78 X SI 90 1-1 1B			X SI 96 0-0 ① F9		4	0	1	0	0	0	1
13 Max Muncy, L (1, 3) OBP: 0.500, SLG: 0.800 3 Chris Taylor, R (9, 8)	F FC 88 F FC 89 F CH 72 B FC 88 B FF 91 S SI 92 2-3 ② K		C CU 78 B CU 78 X FF 91 1-1 ③ F7		X FF 95 0-0 ③ G6-3			C SI 96 S CH 88 S SL 85 0-3 ② K		4 0	0 0	0 0	0 0	0 0	2 0	2 0
8 Manny Machado, R (1, 6) OBP: 0.125, SLG: 0.500	B FF 91 B SI 91 D FS 84 X FC 88 3-0 3-H HR			X FF 90 0-0 ① G6-3		B FF 94 F FF 94 F FF 94 S CU 77 1-3 ① K		C SL 84 S SL 85 S SL 86 0-3 ③ K		4	1	1	2	0	2	0
66 Yasiel Puig, R (1, 9) OBP: 0.429, SLG: 0.200	B FF 90 B SI 89 X SI 90 2-0 ③ P5			F FF 91 X SI 90 0-1 14 S 1B		F FF 95 B FF 96 B CU 78 B FF 96 B SI 95 4-1 35 CS BB				2	0	1	0	1	0	0
35 Cody Bellinger, L (1, 8) (9, 3)		C FF 90 B FF 89 B FS 84 S FF 89 F FS 84 B CH 70 D FS 85 4-2 9 S BB		1 SAFE 1 SAFE 1 SAFE F FF 89 F FF 89 X FF 89 0-2 ② F7		D CU 77 1 SAFE S FS 85 B FS 86 1 SAFE B CU 76 S FS 89 S CU 78 3-3 ②③ K 1-2				2	0	0	0	1	1	2
14 Enrique Hernández, R (1, 4) OBP: 0.286, SLG: 0.667		1 SAFE F FC 88 1 SAFE X SI 91 0-1 ① L4		B SI 89 X FC 88 1-0 ③ L7 1-2			C CU 73 B CU 75 B FF 95 X FF 93 2-1 ① P6			3	0	0	0	0	0	2
9 Yasmani Grandal, S (1, 2) OBP: 0.143, SLG: 0.571		C FF 91 B FF 89 F FF 89 X FF 92 1-2 ② P5 1-2			C CU 78 S FS 81 X SI 90 0-2 HR		B CU 74 C CU 75 B CU 77 T SI 94 B CU 78 X CU 78 3-2 ② G4-3			3	1	1	1	0	0	1
22 Clayton Kershaw, L (1, 1) 74 Kenley Jansen, S (9, 1)		B FC 89 B FF 90 C FF 91 F FS 84 D FS 83 F FC 88 F FC 89 C SI 91 3-3 ③ K			C FF 90 B CU 78 F FF 90 F CH 71 B FC 88 F SI 90 T FC 90 2-2 ① K		B FF 95 B FF 92 C SI 94 B SI 93 D FF 94 4-1 BB			2 0	0 0	0 0	0 0	1 0	2 0	1 0
Inning Stats	R: 2 E: 0 K: 1 S: 12 H: 2 LOB: 0 BB: 0 P: 23	R: 0 E: 0 K: 1 S: 13 H: 0 LOB: 1 BB: 1 P: 21	R: 0 E: 0 K: 0 S: 7 H: 0 LOB: 0 BB: 0 P: 11	R: 0 E: 0 K: 0 S: 7 H: 1 LOB: 1 BB: 0 P: 8	R: 1 E: 0 K: 1 S: 14 H: 2 LOB: 1 BB: 0 P: 18	R: 0 E: 0 K: 2 S: 7 H: 0 LOB: 0 BB: 1 P: 15	R: 0 E: 0 K: 0 S: 9 H: 0 LOB: 1 BB: 1 P: 18	R: 0 E: 0 K: 2 S: 7 H: 0 LOB: 0 BB: 0 P: 7		1B: 2 2B: 1 3B: 0 HR: 2 SF: 0 SAC: 0 DP: 0 HBP: 0						

PITCHER	IP	WLS	BF	H	R	ER	SO	BB	IBB	HBP	BLK	WP	HR	S	P	ERA	WHIP
19 Aníbal Sánchez, R (1, 1) ERA: 5.79	4.2	L	20	5	3	3	3	1	0	0	0	0	2	52	80	5.79	1.286
54 Max Fried, L (5, 1) ERA:	0.1		1	0	0	0	0	0	0	0	0	0	0	1	1	0.00	0.000
62 Touki Toussaint, R (6, 1) ERA:	2.0		7	0	0	0	2	2	0	0	0	0	0	16	33	0.00	1.000
38 Arodys Vizcaíno, R (8, 1) ERA:	1.0		3	0	0	0	2	0	0	0	0	0	0	7	7	0.00	0.000

PITCHER	IP	WLS	BF	H	R	ER	SO	BB	IBB	HBP	BLK	WP	HR	S	P	ERA	WHIP

BOTTOM

Atlanta Braves @ Los Angeles Dodgers

Dodger Stadium, Los Angeles, CA

Fri Oct 05 2018, 6:38 PM - 9:13 PM PDT

Att. 54,452 - Partly Cloudy - 71 F

livebaseballscorecards.com

AB	28
R	3
H	5
RBI	3
BB	3
SO	7
LOB	10

Los Angeles Dodgers @ Atlanta Braves

SunTrust Park, Atlanta, GA

Sun Oct 07 2018, 8:09 PM - 11:44 PM EDT

Att. 42,385 - Partly Cloudy - 77 F

TOP

livebaseballscorecards.com

Batter	1	2	3	4	5	6	7	8	9	AB	R	H	RBI	BB	SO	LOB
3 Chris Taylor, R (1, 7) OBP: 0.500, SLG: 1.333 31 Joc Pederson, L (9, PH) OBP: 0.400, SLG: 0.778	B FF 97 F FF 97 C FF 98 B CU 83 X FF 96 2-2 L8		D CU 79 B FS 86 B FF 94 C FF 95 B FF 94 4-1 10 1B 10 E BB		S SL 84 B FS 86 D FS 84 F FF 96 X FS 85 2-2 1-H HR	B CU 76 B SI 95 S SI 95 X SI 95 2-1 G5-3			B SL 86 C SI 98 S SI 98 F SI 98 B SL 87 F SI 98 B SI 97 F SI 98 F SI 98 3-2 X SI 97 8 WP 10 BB 1B	3 1	2 0	1 1	2 0	1 0	0 0	3 0
10 Justin Turner, R (1, 5) OBP: 0.538, SLG: 0.500	B FF 98 B FF 97 B FF 97 C FF 97 X FF 96 3-1 25 G6-4-3 1B		D SL 86 C FF 97 B FF 99 B FF 98 X FF 98 3-1 E7 1-H 2-H 1B		C FF 96 C FF 97 B FS 89 X FF 98 1-2 G5-3		C FF 98 B SL 86 B SL 84 X FF 97 2-1 F8		B SI 97 C SI 98 S SL 86 B SL 86 F SI 97 B SI 97 B SI 97 4-2 8 WP 1-2 BB	4	0	2	1	1	0	0
25 David Freese, R (1, 3) 13 Max Muncy, L (3, PH) OBP: 0.500, SLG: 1.000 (3, 3)	C FF 97 X FF 96 0-1 G6-4-3 1-2f		D CH 86 B FF 96 B FF 96 B FF 97 4-0 BB		B CU 74 C CU 76 S CU 77 F CU 80 B FF 98 X CU 78 2-2 HR		B SL 86 F FF 97 B FF 98 B SL 85 X FF 98 3-1 G4-3		B SI 98 B SI 97 B SI 96 C SI 97 F SI 97 T SI 98 3-2 K	1 3	0 1	0 1	0 1	0 1	0 1	1 2
8 Manny Machado, R (1, 6) OBP: 0.154, SLG: 0.333		B FF 96 D CH 90 B FF 96 B FF 97 4-0 27 G5-4-3 BB	B FF 97 S FS 84 B FF 97 B FF 98 F FS 86 S FS 86 3-3 K		B FF 97 B CH 86 B CH 86 C FF 95 X CU 75 3-1 F7		B SL 82 B SL 86 X SL 84 2-0 P5		S SI 97 S SI 98 B SI 97 S SL 88 1-3 1-2 2-3 K	4	0	0	0	1	2	4
27 Matt Kemp, R (1, 9) OBP: 0.333, SLG: 0.667 57 Alex Wood, R (6, 1) 50 Ryan Madson, L (6, 1) 52 Pedro Báez, R (7, 1) 6 Brian Dozier, R (8, PH) OBP: 0.500, SLG: 0.500 (8, 4)		F FF 96 D CH 90 X CH 90 1-1 G5-4-3 1-2f	B FF 96 S FS 84 S FS 86 B FS 86 F FS 84 X FF 98 2-2 G6-3			C FF 95 B FF 96 B CU 78 S FS 88 F CU 77 X FF 95 2-2 35 G4-3 14 FC6-2 2B		B FC 92 X FF 97 1-0 9 WP 1B	C SI 97 B SI 97 S SI 96 S SL 86 1-3 K	3 0 0 0 2	0 0 0 0 0	1 0 0 0 1	0 0 0 0 0	0 0 0 0 1	0 0 0 0 2	1 0 0 0 2
35 Cody Bellinger, L (1, 8)		B FF 97 B FF 96 X FF 97 2-0 G4-3	B SL 83 C FF 95 S FS 84 S FS 86 1-3 K			B CU 74 D FS 88 X SI 95 2-0 G4-3 2-3		C FF 98 S FF 98 F FF 98 F FC 93 1 SAFE S FC 91 0-3 K		4	0	0	0	0	2	2
14 Enrique Hernández, R (1, 4) OBP: 0.273, SLG: 0.444 75 Scott Alexander, L (8, 1)			B FF 97 B FF 96 C FF 97 F FF 96 F FF 96 F FF 96 F FF 97 B CU 79 F FF 96 4-2 B FF 97 21 SH1-4 10 1B BB S FS 84 B FS 86 F FS 85 B FF 98 F FF 96 B FS 86 S FS 87 3-3 K			C CU 78 F SI 97 F SI 90 F CU 79 X SI 96 0-2 FC6-2 66 BB 9 BB 3-H		C FF 97 1 SAFE 1 SAFE B FF 97 F FC 92 B FF 98 X FF 99 2-2 F8		3 0	1 0	0 0	0 0	1 0	1 0	2 0
9 Yasmani Grandal, S (1, 2) OBP: 0.364, SLG: 0.500			B FF 96 B FF 96 C FF 96 X FF 96 2-1 L8		B FF 92 B FS 84 B FS 84 B FF 95 4-0 3 HR BB	D CU 77 C CU 77 B SI 96 B FS 88 B FS 89 4-1 66 BB 1-2 BB		B FF 97 D FF 98 B FC 93 B FF 97 4-0 1-2 BB		1	1	0	0	3	0	1
21 Walker Buehler, R (1, 1) 66 Yasiel Puig, R (6, PH) OBP: 0.444, SLG: 0.167 (6, 9)			B FF 96 1 SAFE X FF 94 1-0 SH1-4 1-2		M FF 93 B FF 92 L FF 93 C FF 95 1-3 K	C SI 96 B SI 95 B FF 96 B SI 90 T SI 95 D CU 79 4-2 1-2 2-3 BB		C FF 97 X FF 97 0-1 G6-3		1 1	0 0	0 0	0 0	0 1	1 0	1 2
Inning Stats	R: 0 E: 0 K: 0 S: 7 H: 1 LOB: 0 BB: 0 P: 12	R: 0 E: 0 K: 0 S: 3 H: 0 LOB: 0 BB: 1 P: 10	R: 2 E: 1 K: 1 S: 15 H: 1 LOB: 2 BB: 3 P: 36	R: 0 E: 0 K: 2 S: 11 H: 0 LOB: 0 BB: 0 P: 17	R: 3 E: 0 K: 1 S: 15 H: 2 LOB: 0 BB: 1 P: 28	R: 0 E: 0 K: 0 S: 15 H: 1 LOB: 3 BB: 2 P: 29	R: 0 E: 0 K: 0 S: 5 H: 0 LOB: 0 BB: 0 P: 12	R: 0 E: 0 K: 1 S: 11 H: 1 LOB: 2 BB: 1 P: 18	R: 0 E: 0 K: 3 S: 19 H: 1 LOB: 2 BB: 1 P: 31	1B: 4 2B: 1 3B: 0 HR: 2 SF: 0 SAC: 1 DP: 2 HBP: 0						WP: 2 PB: 0 SB: 0 CS: 0 PA: 41	

	AB	31
	R	5
	H	7
	RBI	4
	BB	9
	SO	8
	LOB	21

PITCHER		IP	WLS	BF	H	R	ER	SO	BB	IBB	HBP	BLK	WP	HR	S	P	ERA	WHIP
15 Sean Newcomb, L ERA: 1.93	(1, 1)	2.2		10	1	2	1	0	3	0	0	0	0	0	20	43	3.38	1.500
45 Kevin Gausman, R ERA: 9.0	(3, 1)	2.0		10	2	2	2	4	2	0	0	0	0	1	25	49	9.00	2.000
54 Max Fried, L ERA: 4.5	(5, 1)	0.1	B	2	1	1	1	0	0	0	0	0	0	1	6	11	27.00	3.000
62 Touki Toussaint, R ERA:	(6, 1)	1.0	W	6	1	0	0	0	2	0	0	0	0	0	15	29	0.00	3.000
61 Chad Sobotka, R ERA:	(7, 1)	1.0	H	3	0	0	0	0	0	0	0	0	0	0	5	12	0.00	0.000

PITCHER		IP	WLS	BF	H	R	ER	SO	BB	IBB	HBP	BLK	WP	HR	S	P	ERA	WHIP
33 A.J. Minter, L ERA:	(8, 1)	1.0	H	5	1	0	0	1	1	0	0	0	1	0	11	18	0.00	2.000
38 Arodys Vizcaíno, R ERA:	(9, 1)	1.0	S	5	1	0	0	3	1	0	0	0	1	0	19	31	0.00	2.000

Batter	1	2	3	4	5	6	7	8	9	AB	R	H	RBI	BB	SO	LOB
13 Ronald Acuña Jr., R (1, 7) OBP: 0.333, SLG: 0.636	C FF 96 F SL 83 S FF 98 0-3 ① K	B FF 98 B SL 89 B FF 96 C FF 98 X FF 98 3-1 1-H 2-H 3-H HR			S SL 83 B FC 94 F SL 84 S FF 97 1-3 ② K		S SL 89 B FF 98 B FF 97 B SL 90 S FF 98 B FF 97 4-2 BB			3	1	1	4	1	2	0
11 Ender Inciarte, L (1, 8) OBP: 0.200, SLG: 0.200	X SI 95 0-0 ② F8	S KC 82 C FC 94 B FF 99 B FF 98 X SI 98 2-2 ③ G4-3			C SI 98 B KC 80 B CH 91 B CH 90 C FC 95 C KC 81 3-3 ③ K		F SI 98 1 SAFE B CH 87 D CH 88 1 SAFE 1 SAFE F SI 97 T CH 88 2-2 ③ K			4	0	0	0	0	2	1
5 Freddie Freeman, L (1, 3) OBP: 0.167, SLG: 0.417	X KC 82 0-0 ③ G5-3		B KC 77 B FC 94 B FF 96 F FF 97 F FC 92 X FF 97 3-2 ① G1-3			X KC 83 0-0 HR		B SI 92 B SI 93 X SI 94 2-0 ① G5-3		4	1	1	1	0	0	0
22 Nick Markakis, L (1, 9) OBP: 0.182, SLG: 0.100		B SI 94 B SL 86 B FC 95 B SI 96 4-0 1 E 1 1B 15 BB BB	B FF 97 F FC 94 X SL 85 1-1 ② F7			C SI 91 B SI 91 S SI 91 B SI 91 X SI 91 2-2 ① G6-3		B SI 93 X SI 94 1-0 ② L5		3	1	0	0	1	0	0
17 Johan Camargo, S (1, 5)		C KC 81 S FC 96 F FC 94 B KC 81 S FF 98 1-3 ① K	C FC 94 C FF 97 T KC 81 0-2 ③ K			B FC 95 S CH 86 F SI 98 S CH 86 1-3 ② K		X SI 93 0-0 ③ L5		4	0	0	0	0	3	1
24 Kurt Suzuki, R (1, 2) OBP: 0.143, SLG: 0.143		S FC 94 F SL 84 B FC 96 B SI 97 T FF 99 2-2 ② K		C SI 97 S FC 92 F FF 97 B SL 84 F FC 92 F KC 82 F SL 85 X FF 96 1-2 ① L8		X SI 99 0-0 1B				3	0	1	0	0	1	1
1 Ozzie Albies, S (1, 4) OBP: 0.200, SLG: 0.200		D KC 82 B KC 80 X SI 97 2-0 E8 15 BB 13 HR 1-3 1B		F KC 81 X CH 90 0-1 ② F8		S CH 85 X FF 86 0-1 ③ F8				3	1	1	0	0	0	1
8 Charlie Culberson, R (1, 6) OBP: 0.222, SLG: 0.125		0-0 15 BB 13 HR IBB		B FC 92 B FC 93 C FC 93 C SL 86 S FF 96 2-3 ③ K			B SL 89 S FF 97 S FF 96 B CH 89 S FF 97 2-3 ① K			2	1	0	0	1	2	0
15 Sean Newcomb, L (1, 1) 45 Kevin Gausman, L (3, 1) 54 Max Fried, L (6, 1) 27 Ryan Flaherty, L (5, PH) 62 Touki Toussaint, R (8, 1) 61 Chad Sobotka, R (7, 1) 20 Lucas Duda, L (7, PH) 33 A.J. Minter, L (8, 1) 38 Arodys Vizcaíno, R (8, 1)		B SI 98 B SI 97 B SI 96 B FF 96 4-0 13 HR 1-2 2-3 3-H BB			B KC 80 B KC 80 C SI 96 X FC 94 2-1 ① G4-3		C CH 88 F FF 97 B CH 88 B CH 88 S CH 88 2-3 ② K			0 1 0 1 1 0 0 0 0 0 0 0 0 0 0 0 0 0 0 0 0 1 0 0 0 0 0 0 0 0 0 0 0 0 0 0 0 0 0 0 0 0 1 0 0 0 0 1 0 0 0 0 0 0 0 0 0 0 0 0 0 0 0						
Inning Stats	R: 0 E: 0 K: 1 S: 5 H: 0 LOB: 0 BB: 0 P: 5	R: 5 E: 1 K: 2 S: 13 H: 2 LOB: 0 BB: 3 P: 31	R: 0 E: 0 K: 1 S: 8 H: 0 LOB: 0 BB: 0 P: 12	R: 0 E: 0 K: 1 S: 12 H: 0 LOB: 0 BB: 0 P: 15	R: 0 E: 0 K: 2 S: 8 H: 0 LOB: 0 BB: 0 P: 14	R: 1 E: 0 K: 1 S: 10 H: 2 LOB: 1 BB: 0 P: 13	R: 0 E: 0 K: 3 S: 11 H: 0 LOB: 1 BB: 1 P: 21	R: 0 E: 0 K: 0 S: 3 H: 0 LOB: 0 BB: 0 P: 6		1B: 2 2B: 0 3B: 0 HR: 2 SF: 0 SAC: 0 DP: 0 HBP: 0				WP: 0 PB: 0 SB: 0 CS: 0 PA: 32		

PITCHER		IP	WLS	BF	H	R	ER	SO	BB	IBB	HBP	BLK	WP	HR	S	P	ERA	WHIP
21 Walker Buehler, R ERA: 9.0	(1, 1)	5.0		20	2	5	5	7	2	1	0	0	0	1	46	77	9.00	0.800
57 Alex Wood, L ERA: 9.0	(6, 1)	0.1	L	2	1	1	1	0	0	0	0	0	0	1	4	6	27.00	3.000
50 Ryan Madson, R ERA:	(6, 1)	0.2		3	1	0	0	1	0	0	0	0	0	0	6	7	0.00	1.500
52 Pedro Báez, R ERA:	(7, 1)	1.0		4	0	0	0	3	1	0	0	0	0	0	11	21	0.00	1.000
75 Scott Alexander, L ERA:	(8, 1)	1.0		3	0	0	0	0	0	0	0	0	0	0	3	6	0.00	0.000

PITCHER	IP	WLS	BF	H	R	ER	SO	BB	IBB	HBP	BLK	WP	HR	S	P	ERA	WHIP

BOTTOM

Los Angeles Dodgers @ Atlanta Braves

SunTrust Park, Atlanta, GA

Sun Oct 07 2018, 8:09 PM - 11:44 PM EDT

Att. 42,385 - Partly Cloudy - 77 F

livebaseballscorecards.com

AB	28
R	6
H	4
RBI	6
BB	4
SO	11
LOB	4

Los Angeles Dodgers @ Atlanta Braves

SunTrust Park, Atlanta, GA

Mon Oct 08 2018, 4:34 PM - 8:15 PM EDT

Att. 39,586 - Cloudy - 82 F

TOP

livebaseballscorecards.com

Batter	1	2	3	4	5	6	7	8	9	AB	R	H	RBI	BB	SO	LOB
31 Joc Pederson, L (1, 7) OBP: 0.333, SLG: 0.571	B FF 96 B FF 96 C FF 96 B CH 88 S SI 96 S SL 87 3-3 **K** ①	S SL 83 F FF 96 S SL 88 0-3 **K** ③			B SI 94 C SI 94 F SI 93 B SI 94 S SL 86 2-3 **K** ①	B FF 96 C FF 95 X FF 97 1-1 **L5** ③		X CU 74 0-0 **1B** ②		5	0	1	0	0	3	3
10 Justin Turner, R (1, 5) OBP: 0.500, SLG: 0.429	X FF 96 0-0 **L8** ②		B SL 86 C SL 84 F FF 96 B FF 94 F SI 97 B SI 97 X SL 86 3-2 **F8** ①		B SI 94 C SI 94 B SI 94 C SI 95 B SI 95 B SI 95 4-2 13 FC6-5 **BB**		B SL 83 X FF 96 1-0 13 BB 8 HR **1B**	C SL 82 F FF 92 F SI 91 X SI 92 0-2 **G4-3** ③		4	1	1	0	1	0	0
13 Max Muncy, L (1, 3) OBP: 0.471, SLG: 0.727 74 Kenley Jansen, S (9, 1)	B CU 82 B SL 86 B CH 87 B FF 97 4-0 8 2B **BB**		C CH 89 S CU 82 B CU 83 S SL 87 1-3 **K** ②		C SI 94 D SI 94 S SI 94 X SI 93 1-2 **FC6-5** 1-2f ②		B FF 97 B FF 97 1 SAFE D FF 96 B FF 97 4-0 8 HR **BB** 1-2		C FC 90 B FC 91 S FC 92 S FC 91 1-3 **K** ①	3 0	2 0	0 0	0 0	2 0	2 0	1 0
8 Manny Machado, R (1, 6) OBP: 0.222, SLG: 0.588	X SL 88 0-0 1-H **2B**		B SI 97 X FF 96 1-0 **L8** ③		B SI 94 B SI 94 X SI 94 2-0 **G4-3** ③		C FF 94 C FF 97 B FF 97 F FF 97 F FF 97 X FF 95 1-2 1-H 2-H **HR**		S FF 97 B CH 86 F CH 88 F FC 91 B FF 97 B FC 91 F FF 97 F FC 92 F CH 87 3-2 **F8** ②	5	1	2	4	0	0	1
9 Yasmani Grandal, S (1, 2) OBP: 0.250, SLG: 0.308	B CU 80 S FF 96 F SL 87 S SL 87 1-3 **K** ③			X SL 84 0-0 **P5** ①		B SI 93 B SI 93 C SI 92 B SI 94 X SI 94 3-1 **F8** ①	B SL 85 B SL 83 C FF 98 X FF 97 2-1 **G4-3** ①		F FF 96 B CH 87 C CH 88 B FC 91 S CH 86 2-3 **K** ③	5	0	0	0	0	2	1
14 Enrique Hernández, R (1, 4) OBP: 0.333, SLG: 0.417		B SL 85 F FF 95 B FF 96 X SI 96 2-1 **F9** ①		B SL 85 B SL 86 X SI 95 2-0 **G6-3** ②		B SI 94 C SI 95 F SI 93 B SI 94 X SI 93 2-2 35 FC4-6 **1B**	S SL 82 B SL 83 B FF 95 B SL 80 B FF 96 4-1 66 S **BB**			3	0	1	0	1	0	0
35 Cody Bellinger, L (1, 8) (9, 3)		B CU 81 B SI 96 B SI 96 C FF 96 B CH 86 4-1 44 SH1-4 66 1B **BB**		C SI 96 B FF 96 B FF 96 F FF 96 B SI 96 B FF 96 4-2 66 S **BB**		X SI 92 0-0 FC4-6 66 1B 25 1B 1-2f ②	F FF 89 1 SAFE S SL 81 S SL 79 0-3 **K** ②			2	1	0	0	2	1	2
66 Yasiel Puig, R (1, 9) OBP: 0.538, SLG: 0.333		B FF 96 F SI 95 X SI 95 1-1 44 SH1-4 1-2 **1B**		B SI 96 1-0 1-2 **IBB**		1 SAFE X SI 93 0-0 25 S 25 1B 1-3 **1B**	F FF 90 C FF 90 S SL 80 0-3 **K2-3** ③ 1-2			3	1	2	0	1	1	1
44 Rich Hill, L (1, 1) 50 Ryan Madson, L (5, 1) 25 David Freese, R (6, PH) OBP: 0.333, SLG: 0.500 52 Pedro Báez, R (6, 1) 64 Caleb Ferguson, R (7, 1) 27 Matt Kemp, R (8, PH) OBP: 0.250, SLG: 0.500 18 Kenta Maeda, R (8, 1) 3 Chris Taylor, R (9, 8) OBP: 0.500, SLG: 1.333		X FF 94 0-0 **SH1-4** ② 1-2 2-3		S FF 95 C FF 96 F FF 96 F FF 97 F FF 97 F SL 88 F SL 88 S SI 97 0-3 **K** ③		1 SAFE B FF 95 F FF 95 B FF 95 S SL 86 B FF 96 X FF 96 3-2 1-H 3-H **1B**		F SL 81 B SL 79 B FF 91 F FF 92 F FF 92 B SL 80 X FF 92 3-2 **G5-3** ①		1 0 1 0 0 1 0 0 0	0 0 0 0 0 0 0 0 0	0 0 1 0 0 0 0 0 0	0 0 2 0 0 0 0 0 0	0 0 0 0 0 0 0 0 0	1 0 0 0 0 0 0 0 0	2 0 0 0 0 0 0 0 0
Inning Stats	R: 1 E: 0 K: 2 S: 8 H: 1 LOB: 1 BB: 1 P: 16	R: 0 E: 0 K: 1 S: 9 H: 1 LOB: 2 BB: 1 P: 16	R: 0 E: 0 K: 1 S: 8 H: 0 LOB: 0 BB: 0 P: 13	R: 0 E: 0 K: 1 S: 12 H: 0 LOB: 2 BB: 2 P: 19	R: 0 E: 0 K: 1 S: 9 H: 0 LOB: 1 BB: 1 P: 18	R: 2 E: 0 K: 0 S: 12 H: 3 LOB: 1 BB: 0 P: 21	R: 3 E: 0 K: 2 S: 15 H: 2 LOB: 1 BB: 2 P: 27	R: 0 E: 0 K: 0 S: 9 H: 1 LOB: 0 BB: 0 P: 12	R: 0 E: 0 K: 2 S: 13 H: 0 LOB: 0 BB: 0 P: 19	1B: 6 2B: 1 3B: 0 HR: 1	SF: 0 SAC: 1 DP: 0 HBP: 0					

	AB	33
	R	6
	H	8
	RBI	6
	BB	7
	SO	10
	LOB	11

	WP: 0	PA: 41
	PB: 0	
	SB: 3	
	CS: 0	

PITCHER		IP	WLS	BF	H	R	ER	SO	BB	IBB	HBP	BLK	WP	HR	S	P	ERA	WHIP
26 Mike Foltynewicz, R ERA: 7.5	(1, 1)	4.0		18	2	1	1	5	3	1	0	0	0	0	37	64	2.25	1.250
48 Jonny Venters, L ERA: 9.0	(5, 1)	1.2	L	8	2	2	2	1	1	0	0	0	0	0	16	30	10.80	1.800
46 Brad Brach, R ERA: 6.75	(6, 1)	0.0	B	1	1	0	0	0	0	0	0	0	0	0	3	6	∞	∞
54 Max Fried, L ERA: 3.86	(6, 1)	0.1		1	0	0	0	0	0	0	0	0	0	0	2	3	0.00	0.000
61 Chad Sobotka, R ERA: 11.57	(7, 1)	0.1		5	2	3	3	0	2	0	0	0	0	1	9	21	81.00	12.000

PITCHER		IP	WLS	BF	H	R	ER	SO	BB	IBB	HBP	BLK	WP	HR	S	P	ERA	WHIP
49 Julio Teheran, R ERA:	(7, 1)	1.2		5	1	0	0	2	0	0	0	0	0	0	15	18	0.00	0.600
33 A.J. Minter, L ERA:	(9, 1)	1.0		3	0	0	0	2	0	0	0	0	0	0	13	19	0.00	0.000

Batter	1	2	3	4	5	6	7	8	9	AB	R	H	RBI	BB	SO	LOB
13 Ronald Acuña Jr., R (1, 7) OBP: 0.235, SLG: 0.438	B FF 90 F FF 91 S FF 91 X FF 91 1-2 ① L4		S FF 92 F FF 93 C CU 77 0-3 ② K	X CU 76 0-0 ③ G5-3		S FF 98 B FF 98 F SL 90 X FF 97 1-2 ③ F7			C FC 92 X SI 93 0-1 ① G5-3	5	0	0	0	0	1	1
1 Ozzie Albies, S (1, 4) OBP: 0.200, SLG: 0.200	B CU 77 B FF 91 X FF 92 2-0 ② F8		F FF 92 F FF 92 B FF 90 X CU 77 1-2 5 BB 1B		X FF 89 0-0 ① P4		B FF 96 C CH 87 F CH 88 B FF 97 F CH 87 X CH 88 2-2 ① G4-3		B FC 94 F FC 92 S FC 92 S SI 96 1-3 ② K	5	0	1	0	0	1	0
5 Freddie Freeman, L (1, 3) OBP: 0.294, SLG: 0.438	X FF 91 0-0 22 BB 1B		B FF 90 B FF 91 B FF 90 1 SAFE F FF 91 B ST 74 4-1 1-2 BB		C CU 76 S ST 73 F FF 92 F SI 87 X CU 75 0-2 17 E 22 BB 1B		B FF 96 F FF 95 X FF 96 1-1 ② G5-3		B FC 92 F FC 93 B FC 93 B SI 94 S FC 93 S FC 92 3-3 ③ K	4	0	2	0	1	1	0
22 Nick Markakis, L (1, 9) OBP: 0.267, SLG: 0.083	1 SAFE B B SI 88 B FF 90 C FF 91 B ST 75 4-1 1-2 BB		X ST 73 0-0 ③ P5		B SI 87 B FF 90 B FF 89 B FF 90 4-0 17 E 1-2 BB		B FF 96 C FF 95 F FF 95 B FF 97 X FF 96 2-2 ③ L8			2	0	0	0	2	0	2
17 Johan Camargo, S (1, 5)	X FF 92 0-0 ③ P3			B FF 92 S FF 91 C CU 76 F FF 91 F CU 76 F CU 76 B FF 90 B CU 76 B CU 75 4-2 11 SH5-4 25 BB 24 1B BB	S FF 90 F FF 90 B FF 90 X CU 76 1-2 FC6 1-2 2-3			B FF 93 C FF 92 F CH 84 B CH 86 S CH 86 2-3 ① K		3	1	0	0	1	1	4
25 Tyler Flowers, R (1, 2) OBP: 0.250, SLG: 0.143		B FF 90 S FF 90 B CU 76 B FF 91 X FF 90 3-1 ① P3		B FF 91 B CU 76 S FF 91 S FF 91 1 SAFE B CU 75 B CU 76 4-2 11 SH5-4 24 1B 1-2 BB	D CU 82 C SI 92 B CH 84 X SI 97 2-1 ② P2			F SL 83 B CH 87 S SL 84 F FF 94 X CH 87 1-2 ② G5-3		3	1	0	0	1	0	3
11 Ender Inciarte, L (1, 8) OBP: 0.231, SLG: 0.231		C FF 91 S CU 76 B CU 76 X CU 75 1-2 ② G3		C FF 91 B CU 75 X FF 90 1-1 ① SH5-4 1-2 2-3	S CH 86 S CH 86 D CH 86 B F SI 97 X CH 85 2-2 ③ P6			B FF 93 B CU 85 X FF 92 2-0 8 1B 1B		3	0	1	0	0	0	3
8 Charlie Culberson, R (1, 6) OBP: 0.231, SLG: 0.167		B FF 92 C FF 92 F CU 76 S FF 93 1-3 ③ K		S FF 91 X CU 77 0-1 ② G5-3		C SL 88 S FF 98 X FF 97 0-2 ① P4		D SL 85 S SL 84 C SL 84 X FF 93 1-2 1-3 1B		4	0	1	0	0	1	2
26 Mike Foltynewicz, R (1, 1) 24 Kurt Suzuki, R (4, PH) 48 Jonny Venters, L (5, 1) 46 Brad Brach, R (6, 1) 54 Max Fried, L (6, 1) 27 Ryan Flaherty, L (6, PH) 61 Chad Sobotka, R (7, 1) 49 Julio Teheran, R (7, 1) 20 Lucas Duda, L (8, PH) 33 A.J. Minter, L (8, 1)			B FF 90 C FF 89 C FF 89 C CU 76 1-3 ① K	B CU 76 F FF 92 X CU 77 1-1 2-H 3-H 1B		B CH 87 B FF 98 X SI 98 2-0 ② P5		B CH 84 B CH 85 B FF 93 C FF 92 F FF 93 X FF 93 3-2 ③ F8		1 0 0 0 0 1 0 1 0 1 2 0 0 0 0 0 0 0 0 0 0 0 0 0 0 0 0 0 0 0 0 0 0 0 0 1 0 0 0 0 0 0 0 0 0 0 0 0 0 0 0 0 0 0 0 0 1 0 0 0 0 0 2 0 0 0 0 0 0 0						
Inning Stats	R: 0 H: 1 E: 0 LOB: 2 K: 0 BB: 1 S: 7 P: 14	R: 0 H: 0 E: 0 LOB: 0 K: 1 BB: 0 S: 8 P: 13	R: 0 H: 1 E: 0 LOB: 2 K: 2 BB: 1 S: 11 P: 17	R: 2 H: 1 E: 0 LOB: 1 K: 0 BB: 2 S: 14 P: 24	R: 0 H: 1 E: 1 LOB: 3 K: 0 BB: 1 S: 15 P: 24	R: 0 H: 0 E: 0 LOB: 0 K: 0 BB: 0 S: 7 P: 10	R: 0 H: 0 E: 0 LOB: 0 K: 0 BB: 0 S: 9 P: 14	R: 0 H: 2 E: 0 LOB: 2 K: 1 BB: 0 S: 14 P: 23	R: 0 H: 0 E: 0 LOB: 0 K: 2 BB: 0 S: 8 P: 12	1B: 6 2B: 0 3B: 0 HR: 0	SF: 0 SAC: 1 DP: 0 HBP: 0			WP: 0 PB: 0 SB: 0 CS: 0	PA: 39		

PITCHER		IP	WLS	BF	H	R	ER	SO	BB	IBB	HBP	BLK	WP	HR	S	P	ERA	WHIP
44 Rich Hill, L	(1, 1)	4.1		23	4	2	2	3	5	0	0	0	0	0	49	82	4.15	2.077
ERA: 4.15																		
50 Ryan Madson, R	(5, 1)	0.2	W	2	0	0	0	0	0	0	0	0	0	0	6	10	0.00	0.000
ERA:																		
52 Pedro Báez, R	(6, 1)	1.1	H	4	0	0	0	0	0	0	0	0	0	0	11	16	0.00	0.000
ERA:																		
64 Caleb Ferguson, L	(7, 1)	0.2		2	0	0	0	0	0	0	0	0	0	0	5	8	0.00	0.000
ERA:																		
18 Kenta Maeda, R	(8, 1)	1.0		5	2	0	0	1	0	0	0	0	0	0	14	23	0.00	2.000
ERA:																		

PITCHER		IP	WLS	BF	H	R	ER	SO	BB	IBB	HBP	BLK	WP	HR	S	P	ERA	WHIP
74 Kenley Jansen, R	(9, 1)	1.0		3	0	0	0	2	0	0	0	0	0	0	8	12	0.00	0.000
ERA:																		

BOTTOM

Los Angeles Dodgers @ Atlanta Braves

SunTrust Park, Atlanta, GA

Mon Oct 08 2018, 4:34 PM - 8:15 PM EDT

Att. 39,586 - Cloudy - 82 F

livebaseballscorecards.com

AB	33
R	2
H	6
RBI	2
BB	5
SO	6
LOB	17