

Arizona Diamondbacks - 1998

Batter	1	2	3	4	5	6	7	8	9	AB	R	H	RBI	BB	SO	LOB	TOP
3 Mike Lansing, R OBP: 0.400, SLG: 0.400 Curt Leskanic, R Jerry Dipoto, R	1-0 G4-3 G6-3 1B	0-0 G5-3			3-2 G6-3		1-0 2B 1B	2-1 FC5-4 FC6-4 1		5	1	2	0	0	0	3	
Ellis Burks, R OBP: 0.250, SLG: 0.500 1 Curtis Goodwin, L	1-2 G6-3		0-1 P8		1-1 G3		1-2 1B 2B	2-2 FC6-4 BB 1B		4	0	1	1	0	0	1	
Larry Walker, L OBP: 0.400, SLG: 0.250	1-0 G4-3 2-3		0-3 K			2-2 F8	1-1 1B HR 1B	4-2 1B BB		4	1	1	1	1	1	1	
Dante Bichette, R OBP: 0.800, SLG: 0.800	2-1 G6-3		1-0 1B			0-0 HR 1B	0-2 HR 1B	1-0 1B		5	2	4	1	0	0	1	
Vinny Castilla, R OBP: 0.600, SLG: 1.800		0-0 17 2B 1B	2-1 G3			0-0 HR 1B	0-0 HR 1B	2-3 K		5	3	3	5	0	1	3	
17 Todd Helton, L OBP: 0.600, SLG: 1.000		3-2 FC4-6 1-H 2B		2-0 L7		2-2 2B			1-3 K	4	0	2	1	1	1	0	
Neifi Perez, S		4-2 FC4-6 BB		2-1 G3		2-2 P5	2-2 F7		3-2 P8	4	0	0	0	1	0	3	
Kirt Manwaring, R		1-1 FC4-6 1-2f 2-3		2-1 G4-3		0-0 L7	1-1 L4		2-2 G4-3	5	0	0	0	0	0	5	
Darryl Kile, R John Vander Wal, L Jason Bates, S		2-2 P2			3-2 F8		1-0 F9	4-1 FC5-4 BB		3	0	0	0	0	0	2	
Inning Stats	R: 0 E: 0 K: 0 S: 7 H: 1 LOB: 1 P: 12	R: 1 E: 0 K: 0 S: 16 H: 2 LOB: 2 BB: 1 P: 26	R: 0 E: 0 K: 1 S: 9 H: 1 LOB: 1 P: 12	R: 0 E: 0 K: 0 S: 5 H: 0 LOB: 0 BB: 0 P: 11	R: 0 E: 0 K: 0 S: 9 H: 0 LOB: 0 BB: 0 P: 16	R: 2 E: 0 K: 0 S: 13 H: 3 LOB: 1 BB: 0 P: 19	R: 5 E: 0 K: 0 S: 18 H: 5 LOB: 2 BB: 1 P: 29	R: 1 E: 0 K: 1 S: 9 H: 1 LOB: 2 BB: 2 P: 27	R: 0 E: 0 K: 1 S: 9 H: 0 LOB: 0 BB: 0 P: 15	1B: 8 2B: 3 3B: 0 HR: 2 SF: 0 SAC: 0 DP: 0 HBP: 0	WP: 0 PB: 0 SB: 0 CS: 0	PA: 44					
PITCHER	IP WLS BF H R ER SO BB IBB HBP BLK WP HR S P ERA WHIP	IP WLS BF H R ER SO BB IBB HBP BLK WP HR S P ERA WHIP	IP WLS BF H R ER SO BB IBB HBP BLK WP HR S P ERA WHIP	IP WLS BF H R ER SO BB IBB HBP BLK WP HR S P ERA WHIP	IP WLS BF H R ER SO BB IBB HBP BLK WP HR S P ERA WHIP	IP WLS BF H R ER SO BB IBB HBP BLK WP HR S P ERA WHIP	IP WLS BF H R ER SO BB IBB HBP BLK WP HR S P ERA WHIP	IP WLS BF H R ER SO BB IBB HBP BLK WP HR S P ERA WHIP	IP WLS BF H R ER SO BB IBB HBP BLK WP HR S P ERA WHIP								
Andy Benes, R ERA: 7.11	(1, 1) 6.1 L 29 9 5 5 1 1 0 0 0 0 1 65 105 7.11 1.579	(7, 1) 0.2 6 3 3 3 0 1 0 0 0 0 0 1 12 20 40.50 6.000	(8, 1) 1.0 6 1 1 1 1 2 0 0 0 0 0 0 12 27 9.00 3.000	(9, 1) 1.0 3 0 0 0 0 1 0 0 0 0 0 0 9 15 0.00 0.000													

Colorado Rockies @ Arizona Diamondbacks
Bank One Ballpark, Phoenix, AZ
Tue Mar 31 1998, 10:05 PM EST
Att. 47,484 - Unknown - 57 F

AB	40
R	9
H	13
RBI	9
BB	4
SO	3
LOB	20



Batter	1	2	3	4	5	6	7	8	9
Devon White, S OBP: 0.250, SLG: 0.250 Russ Springer, R	1-3 K		1-2 G4-3			0-0 B5-3		2-1 1B	
Jay Bell, R	1-0 G6-3			4-1 1B FC5-2 BB		1-3 K		3-3 K	
Travis Lee, L OBP: 0.750, SLG: 1.500	0-0 1B			3-2 1-3 FC5-2 1B		0-0 HR		1-3 K	
Matt Williams, R	3-3 K			1-0 FC5-2 G6-3 1-2 3-H 0-2		2-0 F8		1-1 G5-3	
Brent Brede, L OBP: 0.250, SLG: 0.250		3-2 G3-6-3 1B		0-2 G6-3 1-2f		2-2 F8		2-3 K	
Karim Garcia, L OBP: 0.250, SLG: 1.000		2-3 K			2-1 G4-3		0-0 P2	0-0 HR	
Jorge Fabregas, L		2-0 G3-6-3 1-2f			4-1 FC5-4 BB		4-0 BB	1-2 F7	
Edwin Diaz, R			2-0 P6		3-1 P2		1-2 F7		
Andy Benes, R Clint Sodowsky, L Scott Brow, R Chris Jones, R			1-2 P3		1-0 FC5-4 1-2f			1-3 K	


Inning Stats	R: 0 E: 0 K: 2 S: 9	H: 1 LOB: 1 BB: 0 P: 14	R: 0 E: 0 K: 1 S: 7	H: 1 LOB: 0 BB: 0 P: 14	R: 0 E: 0 K: 0 S: 7	H: 0 LOB: 0 BB: 0 P: 11	R: 0 E: 0 K: 0 S: 10	H: 1 LOB: 1 BB: 1 P: 18	R: 0 E: 0 K: 0 S: 6	H: 0 LOB: 1 BB: 1 P: 16	R: 1 E: 0 K: 1 S: 6	H: 1 LOB: 0 BB: 0 P: 9	R: 0 E: 0 K: 0 S: 12	H: 0 LOB: 1 BB: 1 P: 19	R: 0 E: 0 K: 3 S: 13	H: 1 LOB: 1 BB: 0 P: 20	R: 1 E: 0 K: 1 S: 10	H: 1 LOB: 0 BB: 0 P: 14
--------------	------------------------------	----------------------------------	------------------------------	----------------------------------	------------------------------	----------------------------------	-------------------------------	----------------------------------	------------------------------	----------------------------------	------------------------------	---------------------------------	-------------------------------	----------------------------------	-------------------------------	----------------------------------	-------------------------------	----------------------------------

PITCHER	IP	WLS	BF	H	R	ER	SO	BB	IBB	HBP	BLK	WP	HR	S	P	ERA	WHIP
Darryl Kile, R ERA: 1.29	(1, 1)	7.0	26	4	1	1	4	3	0	0	0	0	1	57	101	1.29	1.000
Curt Leskanic, R ERA:	(8, 1)	1.0	4	1	0	0	3	0	0	0	0	0	0	13	20	0.00	1.000
Jerry Dipoto, R ERA: 9.0	(9, 1)	1.0	4	1	1	1	1	0	0	0	0	0	1	10	14	9.00	1.000

BOTTOM

AB	R	H	RBI	BB	SO	LOB
4	0	1	0	0	1	0
0	0	0	0	0	0	0
3	0	0	0	1	2	1
4	1	3	1	0	1	1
4	0	0	0	0	1	3
4	0	1	0	0	1	2
4	1	1	1	0	1	1
2	0	0	0	2	0	1
3	0	0	0	0	0	2
2	0	0	0	0	0	1
0	0	0	0	0	0	0
0	0	0	0	0	0	0
1	0	0	0	0	1	0

AB 31
R 2
H 6
RBI 2
BB 3
SO 8
LOB 12



WP	PA	ERA	WHIP
0	34		
0			
0			
0			

Colorado Rockies @ Arizona Diamondbacks
Bank One Ballpark, Phoenix, AZ
Tue Mar 31 1998, 10:05 PM EST
Att: 47,484 - Unknown - 57 F

livebaseballscorecards.com

Batter	1	2	3	4	5	6	7	8	9	AB R H RBI BB SO LOB	TOP											
3 Mike Lansing, R OBP: 0.300, SLG: 0.300 Jason Bates, S (8, 4)	0-1 G4-3		1-0 FC1-6		1-0 G6-4-3 1B		1-1 L1	3-2 P3		5 0 1 0 0 0 2 0 0 0 0 0 0 0												
Ellis Burks, R OBP: 0.375, SLG: 0.500 1 Curtis Goodwin, L OBP: 0.500, SLG: 0.500 (7, 8)	2-2 1B 1B		3-2 2B 1B		0-0 G6-4-3		3-1 G5-3		2-1 2B 1B	4 1 2 0 0 0 1 1 0 1 0 0 0 0												
Larry Walker, L OBP: 0.600, SLG: 0.714 (1, 9)	0-0 L6		0-1 1B 2B		4-0 FC5-4 BB		4-1 WP 2B BB		1-0 2B 2B	3 3 2 1 2 0 1												
Dante Bichette, R OBP: 0.800, SLG: 1.000 (1, 7)	2-1 1B		0-1 1B		0-0 FC5-4		1-0 HR 2B		0-1 2B	5 1 4 3 0 0 1												
Vinny Castilla, R OBP: 0.600, SLG: 1.556 (1, 5)	0-0 P9		1-1 F7			3-2 17 CS 1B	1-2 HR		4-0 IBB	4 1 2 2 1 0 3												
17 Todd Helton, L OBP: 0.400, SLG: 0.667 (1, 3)		3-1 G4-3		3-1 2B		1-1 F7 1-2	1-0 P7		0-3 K	5 0 1 0 0 1 3												
Jeff Reed, L OBP: 0.400, SLG: 0.250 (1, 2)		1-0 G4-6-3 1B		3-1 P9		4-2 E BB		1-3 K	1-2 G3	4 0 1 0 1 1 3												
Neifi Perez, S OBP: 0.222, SLG: 0.250 (1, 6)		2-2 G4-6-3 1-2f		2-1 F8		1-0 E4 FC5-4 1-2		0-1 2B		4 0 1 0 0 0 3												
John Thomson, R OBP: 0.250, SLG: 0.250 Chuck McElroy, L (9, 1)			0-0 3 FC1-6 1B		1-2 G6-3		0-0 FC5-4 1-2f		2-3 K	4 0 1 0 0 1 4 0 0 0 0 0 0 0												
Inning Stats	R: 0 E: 0 K: 0 S: 13	H: 2 LOB: 2 BB: 0 P: 17	R: 0 E: 0 K: 0 S: 7	H: 1 LOB: 0 BB: 0 P: 13	R: 2 E: 0 K: 0 S: 11	H: 4 LOB: 1 BB: 0 P: 16	R: 0 E: 0 K: 0 S: 9	H: 1 LOB: 1 BB: 0 P: 18	R: 0 E: 1 K: 0 S: 9	H: 1 LOB: 2 BB: 1 P: 18	R: 3 E: 0 K: 0 S: 10	H: 2 LOB: 0 BB: 1 P: 21	R: 0 E: 0 K: 2 S: 12	H: 1 LOB: 1 BB: 0 P: 18	R: 1 E: 0 K: 1 S: 11	H: 3 LOB: 2 BB: 1 P: 19	1B: 9 2B: 6 3B: 0 HR: 1	SF: 0 SAC: 0 DP: 2 HBP: 0	WP: 1 PB: 0 SB: 0 CS: 2	PA: 43		
PITCHER	IP WLS BF H R ER SO BB IBB HBP BLK WP HR S P ERA WHIP	IP WLS BF H R ER SO BB IBB HBP BLK WP HR S P ERA WHIP	IP WLS BF H R ER SO BB IBB HBP BLK WP HR S P ERA WHIP	IP WLS BF H R ER SO BB IBB HBP BLK WP HR S P ERA WHIP	IP WLS BF H R ER SO BB IBB HBP BLK WP HR S P ERA WHIP	IP WLS BF H R ER SO BB IBB HBP BLK WP HR S P ERA WHIP	IP WLS BF H R ER SO BB IBB HBP BLK WP HR S P ERA WHIP	IP WLS BF H R ER SO BB IBB HBP BLK WP HR S P ERA WHIP	IP WLS BF H R ER SO BB IBB HBP BLK WP HR S P ERA WHIP	IP WLS BF H R ER SO BB IBB HBP BLK WP HR S P ERA WHIP	IP WLS BF H R ER SO BB IBB HBP BLK WP HR S P ERA WHIP	IP WLS BF H R ER SO BB IBB HBP BLK WP HR S P ERA WHIP	IP WLS BF H R ER SO BB IBB HBP BLK WP HR S P ERA WHIP	IP WLS BF H R ER SO BB IBB HBP BLK WP HR S P ERA WHIP	IP WLS BF H R ER SO BB IBB HBP BLK WP HR S P ERA WHIP	IP WLS BF H R ER SO BB IBB HBP BLK WP HR S P ERA WHIP	IP WLS BF H R ER SO BB IBB HBP BLK WP HR S P ERA WHIP	IP WLS BF H R ER SO BB IBB HBP BLK WP HR S P ERA WHIP	IP WLS BF H R ER SO BB IBB HBP BLK WP HR S P ERA WHIP	IP WLS BF H R ER SO BB IBB HBP BLK WP HR S P ERA WHIP	IP WLS BF H R ER SO BB IBB HBP BLK WP HR S P ERA WHIP	IP WLS BF H R ER SO BB IBB HBP BLK WP HR S P ERA WHIP
Willie Blair, R ERA: 6.43 Gregg Olson, R ERA: Omar Daal, L ERA: 9.0	(1, 1) 7.0 L 33 12 5 5 0 3 0 0 0 1 1 62 111 6.43 2.143	(8, 1) 1.0 4 1 0 0 2 0 0 0 0 0 0 0 12 18 0.00 1.000	(9, 1) 1.0 6 3 1 1 1 0 1 0 0 0 0 0 11 19 9.00 3.000																			

Colorado Rockies @ Arizona Diamondbacks
Bank One Ballpark, Phoenix, AZ
Wed Apr 01 1998, 10:05 PM EST
Att: 43,758 - Dome - 72 F

AB	39
R	6
H	16
RBI	6
BB	4
SO	3
LOB	21



Batter	1	2	3	4	5	6	7	8	9	AB	R	H	RBI	BB	SO	LOB
Devon White, S OBP: 0.250, SLG: 0.143 (1, 8)	0-2 G6-3		3-2 G4-6-3			1-2 G4-3		4-1 BB		3	0	0	0	1	0	1
Jay Bell, R (1, 6)	3-3 K		2-2 G5-3			0-1 F8		0-0 G5-3		4	0	0	0	0	1	1
Travis Lee, L OBP: 0.500, SLG: 0.875 (1, 3)	2-0 S 1B			2-1 F7		3-2 G4-3			2-3 K	4	0	1	0	0	1	0
Matt Williams, R (1, 5)	1-1 F7			1-2 G6-3			1-1 L5		4-1 BB	3	0	0	0	1	0	1
Brent Brede, L OBP: 0.250, SLG: 0.143 (1, 7)		1-1 G6-3		2-3 K			4-0 BB		1-0 F7	3	0	0	0	1	1	1
Karim Garcia, L OBP: 0.125, SLG: 0.500 (1, 9)		0-0 G4-3			2-2 G4-3		0-1 P5		1-1 G4-3	4	0	0	0	0	0	2
Jorge Fabregas, L OBP: 0.429, SLG: 0.200 (1, 2)		0-1 E5				0-0 1B		2-1 L4		3	0	1	0	0	0	1
Edwin Diaz, R (1, 4)		1-3 K				0-0 F8			2-3 K	3	0	0	0	0	2	2
Willie Blair, R OBP: 0.500, SLG: 0.500 (1, 1)			0-1 G4-6-3			0-2 P2		1-0 G6-3		2	0	1	0	0	0	1
Gregg Olson, R (8, 1)										0	0	0	0	0	0	0
Chris Jones, R (8, PH)										1	0	0	0	0	0	0
Omar Daal, L (9, 1)										0	0	0	0	0	0	0

Inning Stats	R: 0	H: 1	R: 0	H: 0	R: 0	H: 1	R: 0	H: 0	R: 0	H: 0	R: 0	H: 0	R: 0	H: 0	R: 0	H: 0	R: 0	H: 0	R: 0	H: 0	1B: 3	SF: 0	WP: 0	PA: 33
	E: 0	LOB: 1	E: 1	LOB: 1	E: 0	LOB: 0	E: 0	LOB: 0	E: 0	LOB: 1	E: 0	LOB: 1	E: 0	LOB: 1	E: 0	LOB: 1	E: 0	LOB: 1	E: 0	LOB: 1	2B: 0	SAC: 0	PB: 0	
	K: 1	BB: 0	K: 1	BB: 0	K: 1	BB: 0	K: 0	BB: 0	K: 0	BB: 1	K: 0	BB: 1	K: 1	BB: 1	K: 1	BB: 1	K: 1	BB: 1	K: 1	BB: 1	3B: 0	DP: 1	SB: 1	
	S: 11	P: 16	S: 8	P: 10	S: 9	P: 14	S: 8	P: 13	S: 8	P: 10	S: 9	P: 13	S: 6	P: 13	S: 6	P: 13	S: 7	P: 15	S: 7	P: 15	HR: 0	HBP: 0	CS: 0	

PITCHER	IP	WLS	BF	H	R	ER	SO	BB	IBB	HBP	BLK	WP	HR	S	P	ERA	WHIP
John Thomson, R (1, 1)	8.0	W	29	3	0	0	4	2	0	0	0	0	0	65	102	0.00	0.625
Chuck McElroy, L (9, 1)	1.0		4	0	0	0	1	1	0	0	0	0	0	7	15	0.00	1.000

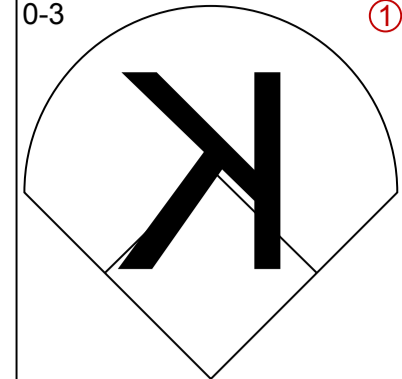
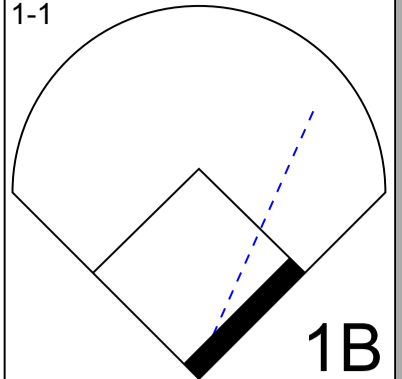
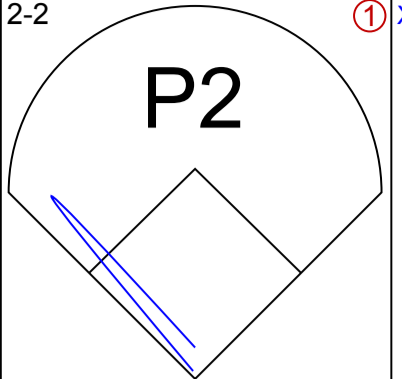
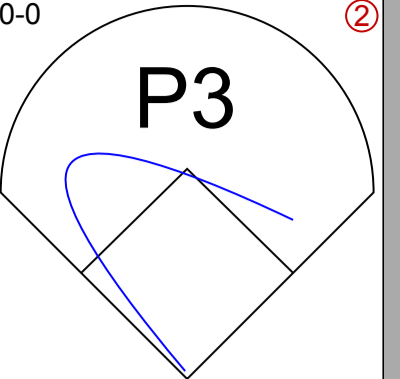
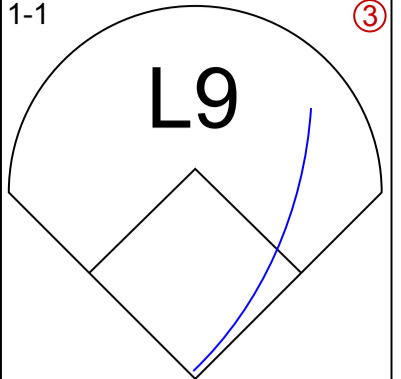
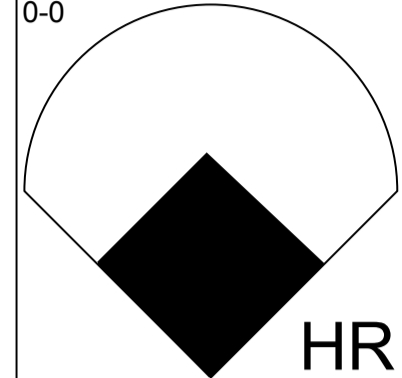
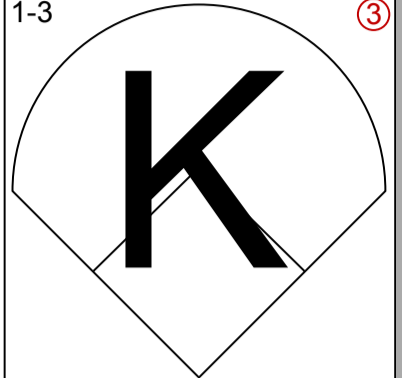
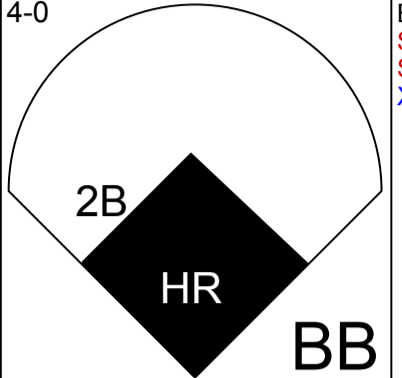
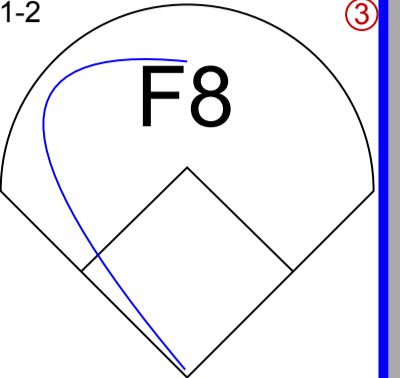
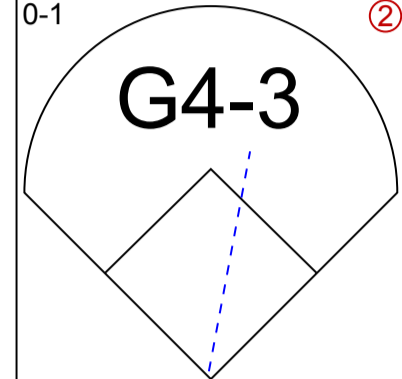
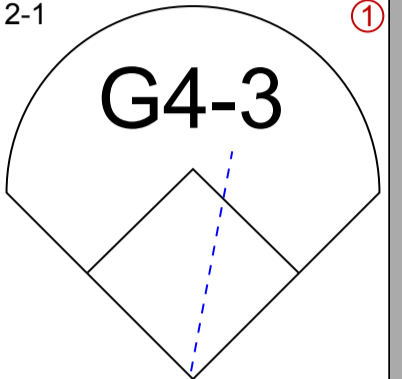
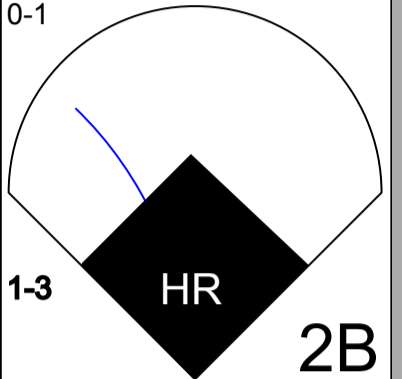
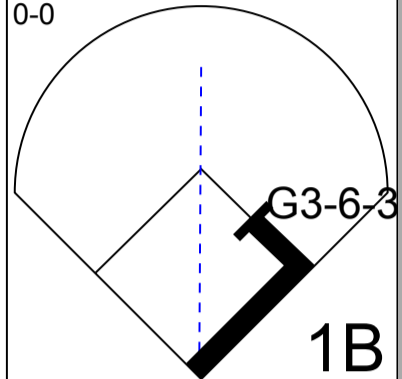
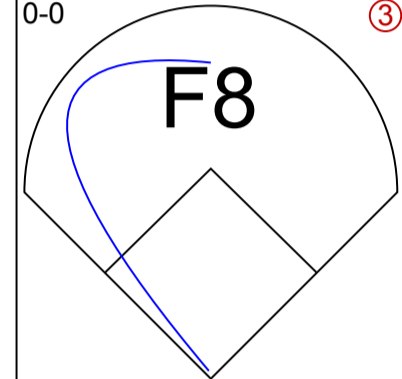
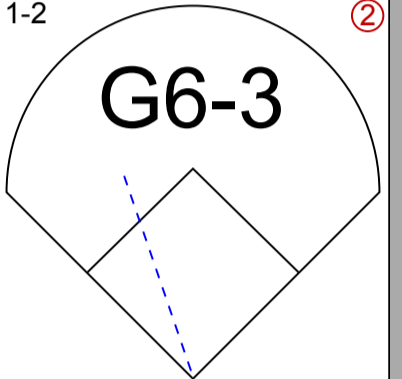
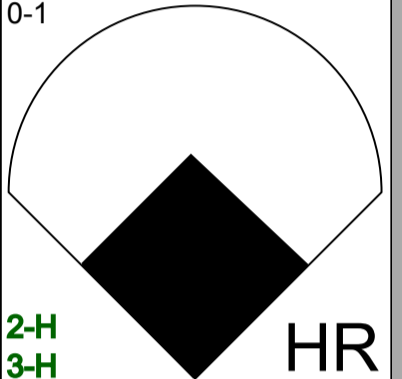
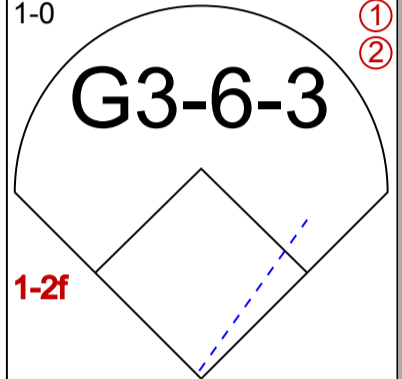
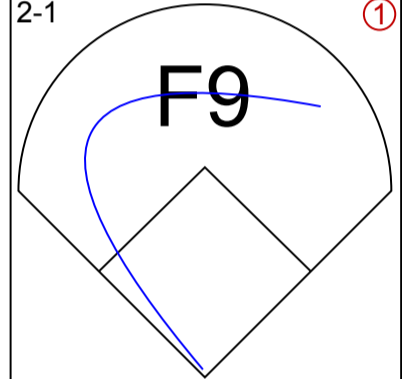
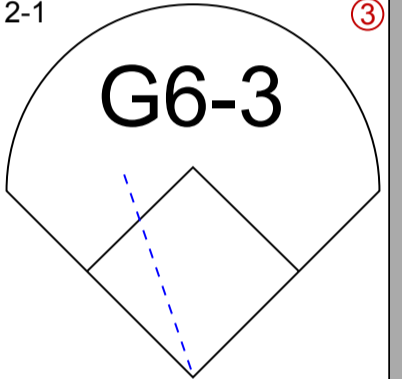
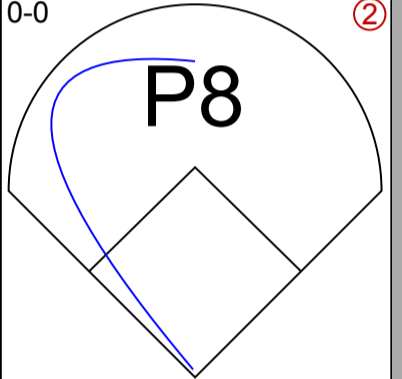
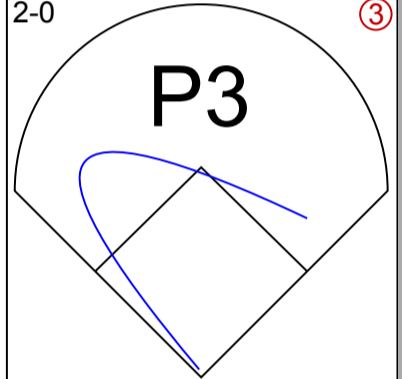
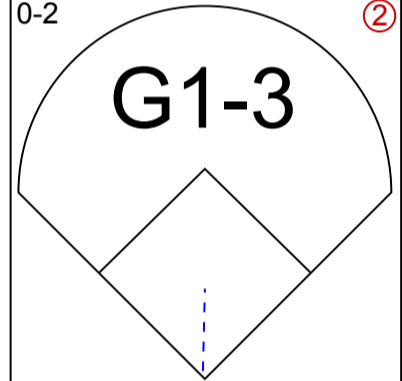
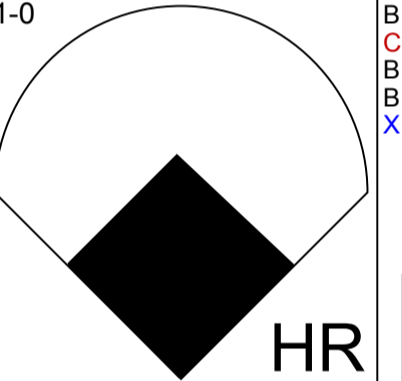
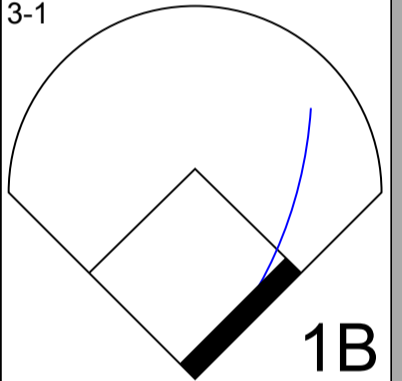
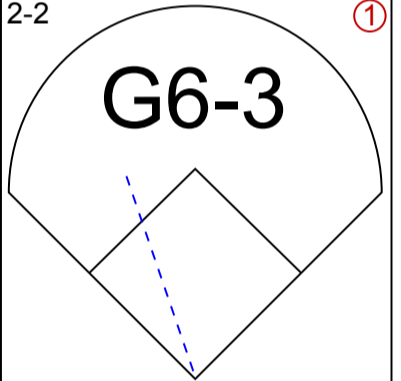
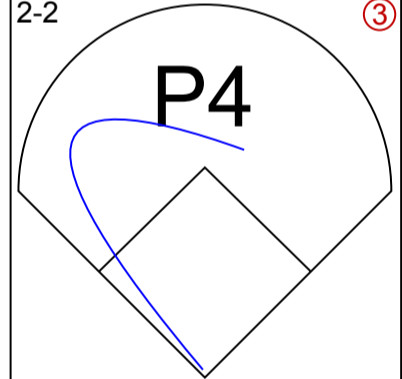
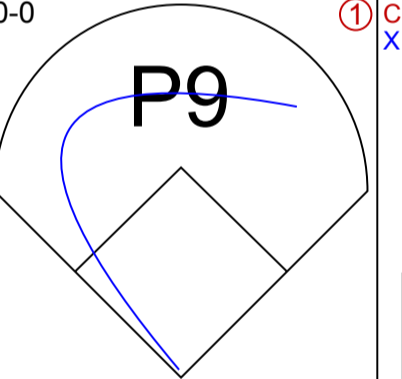
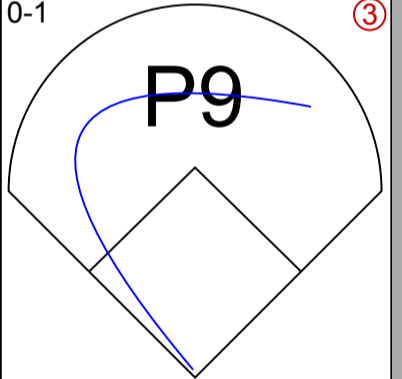
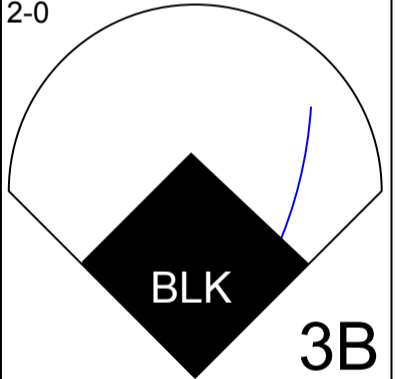
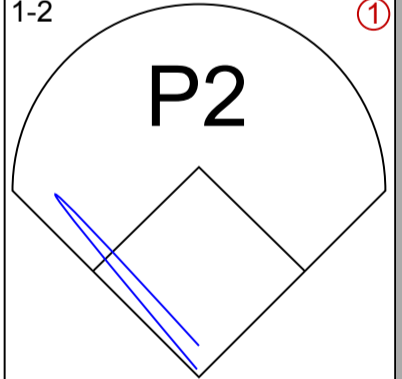
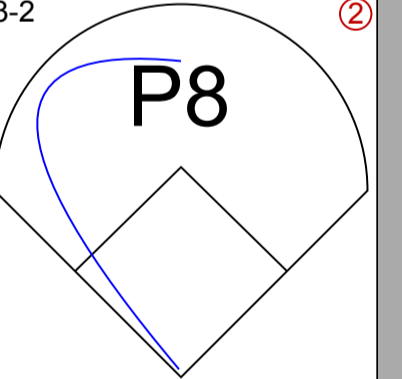
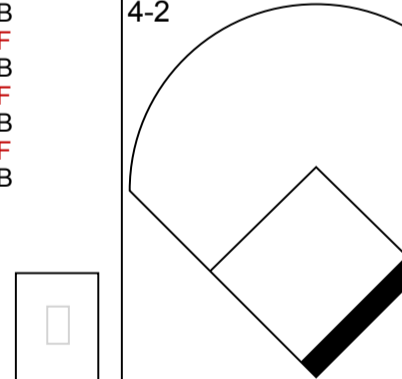
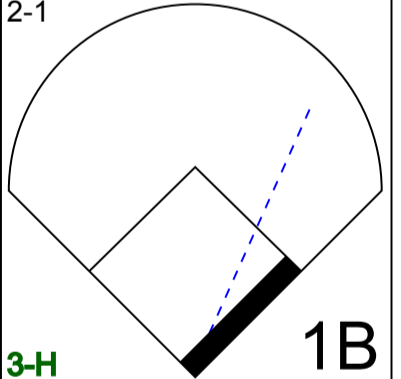
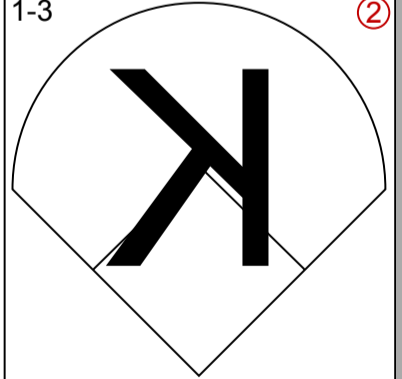
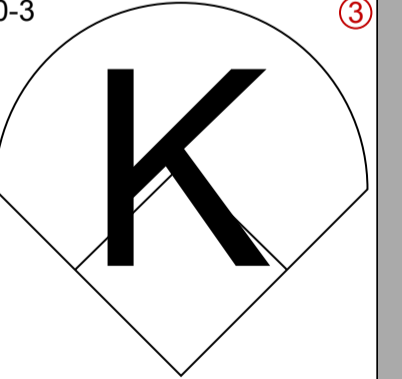
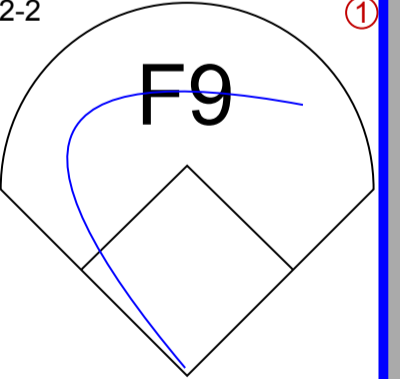
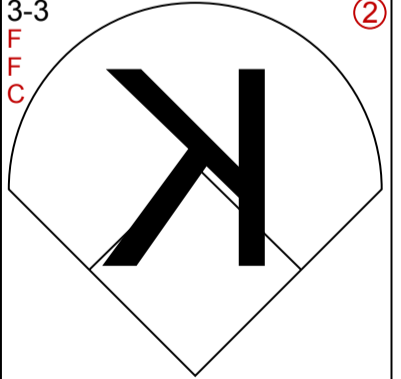
BOTTOM

Colorado Rockies @ Arizona Diamondbacks
Bank One Ballpark, Phoenix, AZ
Wed Apr 01 1998, 10:05 PM EST
Att. 43,758 - Dome - 72 F

livebaseballscorecards.com

AB	30
R	0
H	3
RBI	0
BB	3
SO	5
LOB	10



Batter	1	2	3	4	5	6	7	8	9	AB R H RBI BB SO LOB	TOP
3 Mike Lansing, R OBP: 0.267, SLG: 0.267 (1, 4)	0-3 		1-1 			2-2 	0-0 		1-1 	5 0 1 0 0 1 2	
Ellis Burks, R OBP: 0.417, SLG: 0.727 (1, 8) Mike DeJean, R (7, 1) Jerry Dipoto, R (9, 1)	0-0 		1-3 			4-0 	1-2 			3 2 1 1 1 1 2 0 0 0 0 0 0 0 0 0 0 0 0 0 0	
Larry Walker, L OBP: 0.571, SLG: 0.727 (1, 9)	0-1 			2-1 		0-1 		0-0 		4 1 2 0 0 0 0	
Dante Bichette, R OBP: 0.643, SLG: 1.000 (1, 7)	0-0 			1-2 		0-1 		1-0 		4 1 1 3 0 0 1	
Vinny Castilla, R OBP: 0.429, SLG: 1.077 (1, 5)		2-1 		2-1 		0-0 		2-0 		4 0 0 0 0 0 0	
Greg Colbrunn, R OBP: 0.500, SLG: 1.250 (1, 3)		0-2 			1-0 	3-1 		2-2 		4 1 2 1 0 0 0	
Neifi Perez, S OBP: 0.231, SLG: 0.417 (1, 6)		2-2 			0-0 	0-1 		2-0 		4 1 1 0 0 0 1	
Kirt Manwaring, R OBP: 0.222, SLG: 0.125 (1, 2)			1-2 		3-2 		4-2 		2-1 	3 0 1 0 1 0 0	
Pedro Astacio, R (1, 1) Chuck McElroy, L (6, 1) Dave Veres, R (6, 1) John Vander Wal, L (7, PH) 1 Curtis Goodwin, L OBP: 0.333, SLG: 0.333 (7, 8)			1-3 		0-3 		2-2 		3-3 	2 0 0 0 0 2 0 0 0 0 0 0 0 0 0 0 0 0 0 0 0 1 0 0 0 0 0 1 1 0 0 0 0 1 1	
Inning Stats	R: 1 H: 1 E: 0 LOB: 0 K: 1 BB: 0 S: 7 P: 7	R: 0 H: 0 E: 0 LOB: 0 K: 0 BB: 0 S: 8 P: 12	R: 0 H: 1 E: 0 LOB: 1 K: 2 BB: 0 S: 12 P: 16	R: 0 H: 0 E: 0 LOB: 0 K: 0 BB: 0 S: 8 P: 13	R: 1 H: 1 E: 0 LOB: 0 K: 1 BB: 0 S: 8 P: 12	R: 3 H: 3 E: 0 LOB: 1 K: 0 BB: 1 S: 12 P: 21	R: 0 H: 0 E: 0 LOB: 1 K: 0 BB: 1 S: 13 P: 20	R: 0 H: 1 E: 0 LOB: 0 K: 0 BB: 0 S: 3 P: 6	R: 1 H: 2 E: 0 LOB: 1 K: 1 BB: 0 S: 17 P: 27	1B: 4 SF: 0 2B: 1 SAC: 0 3B: 1 DP: 1 HR: 3 HBP: 0	WP: 0 PA: 37 PB: 0 SB: 0 CS: 0
PITCHER Brian Anderson, L ERA: 7.5 (1, 1) Barry Manuel, R ERA: (7, 1) Felix Rodriguez, R ERA: 9.0 (9, 1)	IP WLS BF H R ER SO BB IBB HBP BLK WP HR S P ERA WHIP	6.0 L 25 6 5 5 4 1 0 0 0 0 3 55 81 7.50 1.167	2.0 7 1 0 0 0 1 0 0 0 0 0 0 16 26 0.00 1.000	1.0 5 2 1 1 1 0 0 0 0 1 0 0 17 27 9.00 2.000	PITCHER IP WLS BF H R ER SO BB IBB HBP BLK WP HR S P ERA WHIP						

Colorado Rockies @ Arizona Diamondbacks
Bank One Ballpark, Phoenix, AZ
Thu Apr 02 1998, 10:05 PM EST
Att. 42,876 - Unknown - 62 F

AB	35
R	6
H	9
RBI	5
BB	2
SO	5
LOB	8



Batter	1	2	3	4	5	6	7	8	9	AB	R	H	RBI	BB	SO	LOB
Devon White, S OBP: 0.308, SLG: 0.250 (1, 8)	1-2 G4-3		1-1 1B		1-3 K	0-2 1B		1-3 K		5	1	2	0	0	2	1
Jay Bell, R OBP: 0.308, SLG: 0.400 (1, 6)	0-3 K		3-1 1B HBP		3-2 HR	4-1 1B BB			2-2 F8	3	1	1	1	1	1	0
Travis Lee, L OBP: 0.385, SLG: 0.692 (1, 3)	3-3 K		3-3 K		3-2 L9	2-3 K			0-0 WP 2B	5	0	1	0	0	3	6
Matt Williams, R OBP: 0.231, SLG: 0.417 (1, 5)		2-1 G4-3	0-1 1B		2-1 HR			0-1 G6-3	3-3 K	5	1	2	3	0	1	1
Jorge Fabregas, L OBP: 0.333, SLG: 0.111 (1, 2)		1-0 L9	2-3 K		3-2 FC6-4 HBP			3-1 L8	1-1 G3-1	4	0	0	0	0	1	3
Yamil Benitez, R OBP: 0.250, SLG: 0.250 (1, 7)		0-0 1B		2-2 P9	0-1 FC6-4			2-1 G4-3		4	0	1	0	0	0	1
Karim Garcia, L OBP: 0.083, SLG: 0.333 (1, 9)		0-0 G4-3		2-3 K		0-0 G4-3		0-0 P7		4	0	0	0	0	1	1
Tony Batista, R OBP: 0.750, SLG: 0.750 (1, 4)			1-2 1B SH1-4 1B	0-0 1B	2-1 BB 1B 1B			1-1 G5-3		4	1	3	0	0	0	0
Brian Anderson, R (1, 1)			0-0 SH1-4	0-2 F8		0-0 F7		2-2 2B		1	0	0	0	0	0	1
Brent Brede, L OBP: 0.222, SLG: 0.125 (6, PH)										1	0	0	0	0	0	1
Barry Manuel, R (7, 1)										0	0	0	0	0	0	0
Chris Jones, R OBP: 0.333, SLG: 0.667 (8, PH)										1	0	1	0	0	0	0
Felix Rodriguez, R (9, 1)										0	0	0	0	0	0	0

Inning Stats	R: 0	H: 0	E: 0	K: 2	S: 9	H: 0	LOB: 0	BB: 0	P: 13	R: 0	H: 1	E: 0	K: 0	S: 5	R: 0	H: 3	E: 0	K: 2	S: 18	R: 0	H: 1	E: 0	K: 1	S: 13	R: 2	H: 2	E: 0	K: 1	S: 15	R: 0	H: 2	E: 0	K: 1	S: 12	R: 0	H: 0	E: 0	K: 0	S: 6	R: 0	H: 1	E: 0	K: 1	S: 10	R: 0	H: 1	E: 0	K: 1	S: 11	1B: 7	2B: 2	3B: 0	HR: 2	SF: 0	SAC: 1	DP: 0	HBP: 2	WP: 1	PA: 41
--------------	------	------	------	------	------	------	--------	-------	-------	------	------	------	------	------	------	------	------	------	-------	------	------	------	------	-------	------	------	------	------	-------	------	------	------	------	-------	------	------	------	------	------	------	------	------	------	-------	------	------	------	------	-------	-------	-------	-------	-------	-------	--------	-------	--------	-------	--------

PITCHER	IP	WLS	BF	H	R	ER	SO	BB	IBB	HBP	BLK	WP	HR	S	P	ERA	WHIP
Pedro Astacio, R ERA: 6.75 (1, 1)	5.1		26	8	4	4	6	0	0	0	0	0	0	4	4	6.75	1.500
Chuck McElroy, L ERA: (6, 1)	0.1		2	1	0	0	0	0	0	0	0	0	0	4	4	0.00	3.000
Dave Veres, R ERA: (6, 1)	0.1		2	0	0	0	1	1	0	0	0	0	0	5	11	0.00	3.000
Mike DeJean, R ERA: (7, 1)	2.0		7	1	0	0	1	0	0	0	0	0	0	16	25	0.00	0.500
Jerry Dipoto, R ERA: 4.5 (9, 1)	1.0	S	4	1	0	0	1	0	0	0	0	1	0	11	17	0.00	1.000

BOTTOM

Colorado Rockies @ Arizona Diamondbacks
Bank One Ballpark, Phoenix, AZ
Thu Apr 02 1998, 10:05 PM EST
Att: 42,876 - Unknown - 62 F

livebaseballscorecards.com

AB	37
R	4
H	11
RBI	4
BB	1
SO	9
LOB	15



Batter	1	2	3	4	5	6	7	8	9	AB R H RBI BB SO LOB	TOP		
Darryl Hamilton, L (1, 8) OBP: 0.318, SLG: 0.350	2-1 G3			2-1 CS 1B	0-0 2-H 3-H 2B	3-1 F7		0-3 K		5 0 2 2 0 1 3			
Bill Mueller, S (1, 5) OBP: 0.524, SLG: 0.529	2-2 P6			3-2 FC4-6 1B	0-3 K		4-2 2B 1B BB		1-0 L7	4 1 1 0 1 1 1			
Barry Bonds, L (1, 7) OBP: 0.273, SLG: 0.381	2-0 P8			0-2 FC4-6 FC5-4 1B		1-1 G4-3	2-2 1B 1B 2B		3-3 K	5 1 1 0 0 1 1			
Jeff Kent, R (1, 4) OBP: 0.571, SLG: 0.947		0-1 G6-3		0-0 FC5-4 1-2f		0-0 2B E 1B	2-2 1B G4-6-3 1B		2-1 P3	5 2 2 1 0 0 1			
J.T. Snow, L (1, 3) OBP: 0.353, SLG: 0.429		2-2 G4-3			0-0 F7	0-0 E8 3B 2B	1-2 G4-6-3 1B			4 1 2 1 0 0 0			
Stan Javier, S (1, 9) OBP: 0.450, SLG: 0.611		2-0 F9			4-2 1B 1B BB	1-2 FC5 3B	0-1 G4-6-3			3 1 1 1 1 0 1			
Brian Johnson, R (1, 2) OBP: 0.375, SLG: 0.231			0-0 G6-3		0-0 SH1-4 2B 1B	0-0 FC5 1B	1-2 G4-3			4 1 1 0 0 0 1			
Rich Aurilia, R (1, 6) OBP: 0.300, SLG: 0.222		2-1 P8		1-1 SH1-4 2B 1B	2-1 HBP 1B			0-0 F8		4 1 2 1 0 0 0			
Mark Gardner, R (1, 1) John Johnstone, R (7, 1) Robb Nen, R (9, 1)			1-3 K		0-0 SH1-4 1-2 2-3	2-0 HBP		0-1 L1		1 0 0 0 0 1 0 1 0 0 0 0 0 0 0 0 0 0 0 0 0			
Inning Stats	R: 0 E: 0 K: 0 S: 7 H: 0 LOB: 0 BB: 0 P: 13	R: 0 E: 0 K: 0 S: 6 H: 0 LOB: 0 BB: 0 P: 10	R: 0 E: 0 K: 1 S: 6 H: 0 LOB: 0 BB: 0 P: 9	R: 0 E: 0 K: 0 S: 9 H: 2 LOB: 1 BB: 0 P: 14	R: 3 E: 0 K: 1 S: 12 H: 3 LOB: 1 BB: 1 P: 17	R: 2 E: 1 K: 0 S: 12 H: 4 LOB: 3 BB: 0 P: 21	R: 3 E: 0 K: 0 S: 20 H: 3 LOB: 0 BB: 1 P: 30	R: 0 E: 0 K: 1 S: 6 H: 0 LOB: 0 BB: 0 P: 6	R: 0 E: 0 K: 1 S: 6 H: 0 LOB: 0 BB: 0 P: 12	1B: 8 2B: 3 3B: 1 HR: 0 SF: 0 SAC: 1 DP: 1 HBP: 1	WP: 0 PB: 0 SB: 0 CS: 1 PA: 40		
PITCHER	IP WLS BF H R ER SO BB IBB HBP BLK WP HR S P ERA WHIP											PITCHER	IP WLS BF H R ER SO BB IBB HBP BLK WP HR S P ERA WHIP
Jeff Suppan, R (1, 1) ERA: 8.44	5.1 L 24 8 5 5 2 1 0 0 0 0 0 0 47 72 8.44 1.688												
Clint Sodowsky, R (6, 1) ERA: 40.5	0.2 8 4 3 3 0 1 0 1 0 0 0 0 20 36 40.50 7.500												
Scott Brow, R (7, 1) ERA: 2.25	3.0 8 0 0 0 0 2 0 0 0 0 0 0 0 17 24 0.00 0.000												

San Francisco Giants @ Arizona Diamondbacks
Bank One Ballpark, Phoenix, AZ

Fri Apr 03 1998, 10:05 PM EST
Att. 45,590 - Unknown - 64 F

livebaseballscorecards.com

AB	36
R	8
H	12
RBI	6
BB	2
SO	4
LOB	8



Batter	1	2	3	4	5	6	7	8	9	AB	R	H	RBI	BB	SO	LOB
Devon White, S (1, 8) OBP: 0.286, SLG: 0.231 Karim Garcia, L (2, 8) OBP: 0.063, SLG: 0.250	1-3 K		2-2 F7		0-1 B1-3		1-2 G5-3		3-1 G3	1	0	0	0	0	1	0
Jay Bell, R (1, 6) OBP: 0.294, SLG: 0.357	2-0 P3			1-1 2B BB 1B	3-1 G1-3			2-3 K		4	1	1	0	0	1	0
Travis Lee, L (1, 3) OBP: 0.353, SLG: 0.563	2-3 K			2-3 K		4-1 2B G4-3 BB		1-0 G3-1		3	1	0	0	1	2	1
Matt Williams, R (1, 5) OBP: 0.294, SLG: 0.563		0-0 G6-3		2-1 BB 1-3 2B		0-0 G4-3 1-3 2B		0-0 G5-3		4	0	2	0	0	0	0
Brent Brede, L (1, 9) OBP: 0.308, SLG: 0.364		1-1 G6-3		4-0 BB IBB		3-2 G4-3		0-2 1B 3B		3	1	1	1	1	0	1
Yamil Benitez, R (1, 7) OBP: 0.286, SLG: 0.167		3-1 G6-3		4-1 1-2 2-3 3-H BB		3-1 P6		4-2 1B BB		2	0	0	1	1	0	1
Kelly Stinnett, R (1, 2)			0-0 G6-3	2-3 K		0-3 K		1-3 K		4	0	0	0	0	3	6
Tony Batista, R (1, 4) OBP: 0.375, SLG: 0.375			1-3 K	1-3 K		2-3 K		0-1 P4		4	0	0	0	0	3	5
Jeff Suppan, R (1, 1) OBP: 0.500, SLG: 0.500 Clint Sodowsky, L (6, 1) Scott Brow, R (7, 1) Andy Fox, L (7, 7) Chris Jones, R (9, PH) OBP: 0.500, SLG: 0.667			1-0 1B		1-3 K		0-3 K		3-2 1B	2	0	1	0	0	1	0

Inning Stats	R: 0	H: 0	E: 0	K: 2	S: 7	R: 0	H: 0	E: 0	K: 0	S: 5	R: 0	H: 1	E: 0	K: 1	S: 8	R: 1	H: 2	E: 0	K: 3	S: 16	R: 0	H: 0	E: 0	K: 1	S: 7	R: 1	H: 1	E: 0	K: 2	S: 10	R: 0	H: 0	E: 0	K: 2	S: 10	R: 0	H: 0	E: 0	K: 1	S: 6	R: 1	H: 2	E: 0	K: 1	S: 18	1B: 3	2B: 2	3B: 1	SF: 0	SAC: 0	DP: 0	HBP: 0	WP: 0	PA: 37
--------------	------	------	------	------	------	------	------	------	------	------	------	------	------	------	------	------	------	------	------	-------	------	------	------	------	------	------	------	------	------	-------	------	------	------	------	-------	------	------	------	------	------	------	------	------	------	-------	-------	-------	-------	-------	--------	-------	--------	-------	--------

PITCHER	IP	WLS	BF	H	R	ER	SO	BB	IBB	HBP	BLK	WP	HR	S	P	ERA	WHIP
Mark Gardner, R (1, 1) ERA: 3.0	6.0		25	4	2	2	8	2	1	0	0	0	0	53	96	3.00	1.000
John Johnstone, R (7, 1) ERA:	2.0		6	0	0	0	3	0	0	0	0	0	0	16	22	0.00	0.000
Robb Nen, R (9, 1) ERA: 3.0	1.0		6	2	1	1	1	1	0	0	0	0	0	18	29	9.00	3.000

BOTTOM

San Francisco Giants @ Arizona Diamondbacks
Bank One Ballpark, Phoenix, AZ
 Fri Apr 03 1998, 10:05 PM EST
 Att: 45,590 - Unknown - 64 F

AB	33
R	3
H	6
RBI	3
BB	4
SO	12
LOB	17



WP	HR	S	P	ERA	WHIP
0	0	0	0	0	0
0	0	0	0	0	0
0	0	0	0	0	0
0	0	0	0	0	0

Batter	1	2	3	4	5	6	7	8	9	AB R H RBI BB SO LOB	TOP																	
Alex Diaz, S (1, 8) OBP: 0.333, SLG: 0.333 Robb Nen, R (9, 1)	2-1 F9		0-0 1B			1-0 P6	1-1 G3		1-3 K	5 0 1 0 0 1 1 0 0 0 0 0 0 0	<p>San Francisco Giants @ Arizona Diamondbacks</p> <p>Bank One Ballpark, Phoenix, AZ</p> <p>Sat Apr 04 1998, 5:33 AM EST</p> <p>Att. 47,047 - Cloudy - 64 F</p> <p>livebaseballscorecards.com</p>																	
Rich Aurilia, R (1, 6) OBP: 0.400, SLG: 0.385	1-2 P7		2-0 G5-3			0-0 G4-3 1B	3-1 1B BB G1-4-3 1B		4-2 BB	4 2 2 1 1 0 2																		
Barry Bonds, L (1, 7) OBP: 0.296, SLG: 0.333	0-0 F9					3-2 G4-3	4-1 G1-4-3 1B 1-2 BB		2-1 F8	3 0 0 0 2 0 2																		
Jeff Kent, R (1, 4) OBP: 0.538, SLG: 0.833		0-3 K				2-3 K	1-1 BB 1B		0-3 K	5 0 2 1 0 3 2																		
Charlie Hayes, R (1, 5) OBP: 0.444, SLG: 0.714 Julian Tavarez, L (7, 1) Darryl Hamilton, L (9, 8) OBP: 0.318, SLG: 0.350		1-3 K				1-2 K	4-0 1-2 BB		0-2 G1-4-3	3 0 0 1 1 2 3 0 0 0 0 0 0 0 0 0 0 0 0 0 0																		
Stan Javier, S (1, 9) OBP: 0.375, SLG: 0.500		1-0 G5-3				2-1 P8	1-2 F8		1-2 G4-3	4 0 0 0 0 0 5																		
J.T. Snow, L (1, 3) OBP: 0.333, SLG: 0.389			0-0 P6			2-1 G5-3			0-1 HR 1B	4 1 1 0 0 0 0																		
Brian Johnson, R (1, 2) OBP: 0.350, SLG: 0.412			0-0 L9			0-0 P2			0-2 HR	4 1 1 2 0 1 0																		
Danny Darwin, R (1, 1) Rey Sanchez, R (7, PH) OBP: 0.364, SLG: 0.444 Bill Mueller, S (7, 5) OBP: 0.500, SLG: 0.500			1-2 1B HBP			0-3 K			4-1 G3 1B BB	2-3 K		1 0 0 0 0 1 0 0 1 0 0 1 0 0 1 0 0 0 0 0 0																
Inning Stats	R: 0 E: 0 K: 0 S: 7	H: 0 LOB: 0 BB: 0 P: 10	R: 0 E: 0 K: 2 S: 7	H: 0 LOB: 0 BB: 0 P: 9	R: 0 E: 0 K: 0 S: 6	H: 1 LOB: 2 BB: 0 P: 9	R: 0 E: 0 K: 2 S: 10	H: 0 LOB: 1 BB: 1 P: 19	R: 0 E: 0 K: 1 S: 6	H: 0 LOB: 0 BB: 0 P: 8		R: 1 E: 0 K: 0 S: 10	H: 2 LOB: 2 BB: 1 P: 20	R: 4 E: 0 K: 0 S: 20	H: 4 LOB: 2 BB: 2 P: 34	R: 0 E: 0 K: 1 S: 9	H: 0 LOB: 0 BB: 0 P: 13	R: 0 E: 0 K: 2 S: 11	H: 0 LOB: 1 BB: 1 P: 18	1B: 5 2B: 1 3B: 0 HR: 1	SF: 0 SAC: 0 DP: 0 HBP: 1	WP: 0 PB: 0 SB: 1 CS: 0	PA: 40					
PITCHER	IP WLS BF H R ER SO BB IBB HBP BLK WP HR S P ERA WHIP												IP WLS BF H R ER SO BB IBB HBP BLK WP HR S P ERA WHIP															
Joel Adamson, L (1, 1) ERA: 4.5	6.0		26	5	3	3	5	2	0	1	0	0	1	51	80	4.50	1.167											
Gregg Olson, R (7, 1) ERA: 9.0	1.0	L	7	2	2	2	0	2	0	0	0	0	0	15	29	18.00	4.000											
Russ Springer, R (8, 1) ERA:	2.0		7	0	0	0	3	1	0	0	0	0	0	20	31	0.00	0.500											



Batter	1	2	3	4	5	6	7	8	9	AB	R	H	RBI	BB	SO	LOB
Devon White, S (1, 8) OBP: 0.333, SLG: 0.250	0-0 G1-3		4-1 HR BB		1-2 G3		1-2 1B 1B			3	1	1	0	1	0	0
Jay Bell, R (1, 6) OBP: 0.429, SLG: 0.647	4-1 FC5-4 BB		0-0 1-H 2-H HR		3-2 1B		1-1 1-2 FC6-4 1B			3	1	3	3	1	0	0
Travis Lee, L (1, 3) OBP: 0.286, SLG: 0.450	2-3 K		3-2 G3		0-0 L8		2-2 FC6-4 1-2f			4	0	0	0	0	1	4
Matt Williams, R (1, 5) OBP: 0.286, SLG: 0.550	2-2 FC5-4 1-2f		1-1 2B		1-3 K			3-3 K		4	0	1	0	0	2	2
Brent Brede, L (1, 7) OBP: 0.235, SLG: 0.267		0-1 G3-1	0-0 G4-3			1-0 G3		2-3 K		4	0	0	0	0	1	1
Jorge Fabregas, L (1, 2) OBP: 0.313, SLG: 0.154		2-1 F7		0-0 1B 1B		1-0 G4-3		0-0 G4-3		4	0	1	0	0	0	0
Karim Garcia, L (1, 9) OBP: 0.050, SLG: 0.200		0-1 F8		1-1 F7		2-0 G6-3			1-3 K	4	0	0	0	0	1	1
Andy Fox, L (1, 4) OBP: 0.667, SLG: 0.600			4-1 SH3-4 HR BB		0-0 G4-3 1-2 1B		1-2 G6-4-3 1B		3-3 K	3	1	2	0	1	1	0
Joel Adamson, L (1, 1)			0-0 SH3-4		0-0 G4-3		0-1 G6-4-3		0-3 K2-3	1	0	0	0	0	0	2
Gregg Olson, R (7, 1)										0	0	0	0	0	0	0
Chris Jones, R (7, PH) OBP: 0.400, SLG: 0.500										1	0	0	0	0	0	1
Russ Springer, R (8, 1)										0	0	0	0	0	0	0
Yamil Benitez, R (9, PH) OBP: 0.250, SLG: 0.143			1-2		1-2f					1	0	0	0	0	1	0

Inning Stats	R: 0	H: 0	E: 0	K: 1	S: 8	H: 0	LOB: 1	BB: 1	P: 16	R: 0	H: 0	E: 0	K: 0	S: 6	R: 3	H: 2	E: 0	K: 0	S: 10	R: 0	H: 2	E: 0	K: 0	S: 5	R: 0	H: 1	E: 0	K: 1	S: 10	R: 0	H: 0	E: 0	K: 0	S: 3	R: 0	H: 3	E: 0	K: 0	S: 15	R: 0	H: 0	E: 0	K: 2	S: 8	R: 0	H: 0	E: 0	K: 3	S: 9	1B: 6	SF: 0	2B: 1	SAC: 1	3B: 0	DP: 2	HR: 1	HBP: 0	WP: 0	PA: 36
--------------	------	------	------	------	------	------	--------	-------	-------	------	------	------	------	------	------	------	------	------	-------	------	------	------	------	------	------	------	------	------	-------	------	------	------	------	------	------	------	------	------	-------	------	------	------	------	------	------	------	------	------	------	-------	-------	-------	--------	-------	-------	-------	--------	-------	--------

PITCHER	IP	WLS	BF	H	R	ER	SO	BB	IBB	HBP	BLK	WP	HR	S	P	ERA	WHIP
Danny Darwin, R (1, 1) ERA: 4.5	6.0		25	5	3	3	2	3	0	0	0	0	1	42	74	4.50	1.333
Julian Tavarez, R (7, 1) ERA:	2.0		8	3	0	0	2	0	0	0	0	0	0	23	32	0.00	1.500
Robb Nen, R (9, 1) ERA: 2.25	1.0	S	3	0	0	0	3	0	0	0	0	0	0	9	13	0.00	0.000

BOTTOM

San Francisco Giants @ Arizona Diamondbacks
Bank One Ballpark, Phoenix, AZ

livebaseballscores.com

AB	32
R	3
H	8
RBI	3
BB	3
SO	7
LOB	11



Sat Apr 04 1998, 5:33 AM EST
Att: 47,047 - Cloudy - 64 F

Batter	1	2	3	4	5	6	7	8	9	AB R H RBI BB SO LOB	TOP											
Darryl Hamilton, L (1, 8) OBP: 0.269, SLG: 0.292	1-2 F8		0-3 K			1-1 F8	2-1 G6-3			4 0 0 0 0 1 2	<p>San Francisco Giants @ Arizona Diamondbacks</p> <p>Bank One Ballpark, Phoenix, AZ</p> <p>Sun Apr 05 1998, 10:05 PM EDT</p> <p>Att. 47,593 - Cloudy - 71 F</p>											
Bill Mueller, S (1, 5) OBP: 0.500, SLG: 0.773	2-2 HR		1-0 P7			2-1 HR		3-1 L5		4 2 2 2 0 0 1												
Barry Bonds, L (1, 7) OBP: 0.290, SLG: 0.357	1-0 G3			3-1 G6-3 2B		1-2 P2		2-1 G5-3		4 0 1 0 0 0 0												
Jeff Kent, R (1, 4) OBP: 0.533, SLG: 0.778	0-3 K			1-1 G6-3		4-2 BB		2-2 1B		3 0 1 0 1 1 1												
J.T. Snow, L (1, 3) OBP: 0.320, SLG: 0.333		0-0 G1-3		3-0 L1-6-3-4-5		4-2 BB		2-0 F7		3 0 0 0 1 0 2												
Stan Javier, S (1, 9) OBP: 0.321, SLG: 0.423		1-1 F8		3-1 3-H		1-1 P7		1-3 K		4 0 0 0 0 1 2												
Brent Mayne, L (1, 2) OBP: 0.500, SLG: 0.750		0-2 G4-3			0-1 FC5 2B		1-1 G3-1		2-3 K			4 0 1 0 0 1 0										
Rey Sanchez, R (1, 6) OBP: 0.400, SLG: 0.462			1-2 SH1 1B		1-2 G5-3		1-2 SH3 1B		3-2 F8			4 0 2 0 0 0 1										
Shawn Estes, R (1, 1) OBP: 0.500, SLG: 1.000			0-0 SH1		0-1 FC5		0-0 SH3			1 0 0 0 0 0 1												
Steve Reed, R (8, 1) OBP: 0.500, SLG: 0.500			1-2		2-3		1-2			0 0 0 0 0 0 0												
Inning Stats	R: 1 E: 0 K: 1 S: 10	H: 1 LOB: 0 BB: 0 P: 14	R: 0 E: 0 K: 0 S: 6	H: 0 LOB: 0 BB: 0 P: 7	R: 0 E: 0 K: 1 S: 8	H: 1 LOB: 1 BB: 0 P: 10	R: 0 E: 0 K: 0 S: 5	H: 1 LOB: 0 BB: 0 P: 12	R: 0 E: 0 K: 0 S: 9	H: 1 LOB: 1 BB: 0 P: 13	R: 1 E: 0 K: 0 S: 16	H: 1 LOB: 2 BB: 2 P: 29	R: 0 E: 0 K: 0 S: 8	H: 1 LOB: 1 BB: 0 P: 12	R: 0 E: 0 K: 0 S: 8	H: 1 LOB: 1 BB: 0 P: 17	R: 0 E: 0 K: 2 S: 10	H: 0 LOB: 0 BB: 0 P: 16	1B: 3 2B: 3 3B: 0 HR: 2	SF: 0 SAC: 2 DP: 1 HBP: 0	WP: 0 PB: 0 SB: 1 CS: 0	PA: 35
PITCHER	IP WLS BF H R ER SO BB IBB HBP BLK WP HR S P ERA WHIP																					
Andy Benes, R (1, 1) ERA: 4.73	7.0 W 28 6 2 2 2 2 2 0 0 0 0 2 62 97 2.57 1.143																					
Omar Daal, L (8, 1) ERA: 5.4	0.2 2 0 0 0 0 0 0 0 0 0 0 0 4 9 0.00 0.000																					
Scott Brow, R (8, 1) ERA: 2.08	0.1 2 1 0 0 0 0 0 0 0 0 0 0 4 8 0.00 3.000																					
Felix Rodriguez, R (9, 1) ERA: 4.5	1.0 S 3 0 0 0 2 0 0 0 0 0 0 0 10 16 0.00 0.000																					

livebaseballscorecards.com

AB	31
R	2
H	7
RBI	2
BB	2
SO	4
LOB	10



Batter	1	2	3	4	5	6	7	8	9
Devon White, S OBP: 0.318, SLG: 0.250 (1, 8)	2-2 BB 1B	1-3 K		1-1 F9			1-1 F9		
Jay Bell, R OBP: 0.440, SLG: 0.600 (1, 6)	4-2 1B 1-2 BB		2-3 K		0-1 G4-6-3 1B		1-1 L6		
Travis Lee, L OBP: 0.280, SLG: 0.417 (1, 3)	1-0 BB 1B 1-2 2-H G6-4-3 1B		1-1 G4-3		2-0 G4-6-3 1-2f		1-1 P7		
Matt Williams, R OBP: 0.360, SLG: 0.583 (1, 5)	1-2 G6-4-3 BB 1-2 2-H 1B		1-1 FC6-4 1B		0-0 FC6-4 1B		0-0 P6		
Yamil Benitez, R OBP: 0.273, SLG: 0.111 Brent Brede, L OBP: 0.222, SLG: 0.250 (8, PH) (9, 7)	4-2 G6-4-3 1-2 2-3 BB		2-0 FC6-4		0-0 FC6-4		2-2 G4-3		
Chris Jones, R OBP: 0.375, SLG: 0.429 (1, 9)	0-1 G6-4-3 1-2f 2-3 3-H		1-0 P4		0-0 G6-4-3 1B				
Kelly Stinnett, R OBP: 0.143, SLG: 0.143 (1, 2)	1-3 K		3-1 SH1-4 WP 1B		0-0 G6-4-3 1-2f				
Tony Batista, R OBP: 0.364, SLG: 0.300 Omar Daal, L Scott Brow, R Felix Rodriguez, R (1, 4) (8, 1) (8, 1) (9, 1)		0-0 G6-3	4-2 SH1-4 1-2 BB		3-2 G6-3				
Andy Benes, R Edwin Diaz, R (1, 1) (7, PH) (8, 4)		2-2 G6-3	0-0 SH1-4 1-2 2-3				1-0 G3		

AB	R	H	RBI	BB	SO	LOB
4	1	1	0	0	1	2
3	1	1	0	1	1	0
4	1	1	1	0	0	1
4	0	3	1	0	0	0
2	0	0	0	1	0	2
1	0	0	0	0	0	0
3	0	1	0	0	0	2
3	0	1	0	0	1	2
2	0	0	0	1	0	0
0	0	0	0	0	0	0
0	0	0	0	0	0	0
1	0	0	0	0	0	0
1	0	0	0	0	0	0

AB	R	H	RBI	BB	SO	LOB
28	3	8	2	3	3	9


Inning	1	2	3	4	5	6	7	8	9
R	3	0	0	0	0	0	0	0	0
H	3	0	1	1	2	1	0	0	0
E	0	0	0	0	0	0	0	0	0
K	1	1	1	0	0	0	0	0	0
S	17	8	9	9	5	5	5	9	12
LOB	1	0	1	2	1	0	0	0	0
BB	2	0	0	1	0	0	0	0	12
P	30	11	15	18	7	8	8		

PITCHER	IP	WLS	BF	H	R	ER	SO	BB	IBB	HBP	BLK	WP	HR	S	P	ERA	WHIP
Shawn Estes, L ERA: 4.09	7.1	L	30	8	3	3	3	3	3	0	0	1	0	60	100	3.68	1.500
Steve Reed, R ERA:	0.2		2	0	0	0	0	0	0	0	0	0	0	7	9	0.00	0.000

San Francisco Giants @ Arizona Diamondbacks
Bank One Ballpark, Phoenix, AZ

Sun Apr 05 1998, 10:05 PM EDT
Att. 47,593 - Cloudy - 71 F

livebaseballscorecards.com



Batter	1	2	3	4	5	6	7	8	9	AB R H RBI BB SO LOB	TOP														
Devon White, S OBP: 0.308, SLG: 0.250 (1, 8)	1-3 K		0-0 K	2-3 K			2-3 K			0 0 0 0 0 0 0	<p>Arizona Diamondbacks @ Los Angeles Dodgers Dodger Stadium, Los Angeles, CA</p> <p>Tue Apr 07 1998, 3:33 AM PDT Att. 52,424 - Cloudy - 68 F</p> <p>livebaseballscorecards.com</p>														
Jay Bell, R OBP: 0.414, SLG: 0.542 (1, 6)	0-1 FC4 1B		2-3 K			0-1 F7	1-0 G6-4-3			4 0 1 0 0 1 2															
Travis Lee, L OBP: 0.276, SLG: 0.393 (1, 3)	1-2 P2		0-1 FC6-4 1B			0-0 P4		2-1 G4-3		4 0 1 0 0 0 1															
Matt Williams, R OBP: 0.345, SLG: 0.536 (1, 5)	2-2 FC4 1-2f		1-2 FC6-4 BB			1-1 1B		0-1 G1-3		4 0 1 0 0 0 3															
Jorge Fabregas, L OBP: 0.350, SLG: 0.188 (1, 2)		1-0 E8 SF8 1B	4-2 BB			0-0 P5		1-3 K		3 1 1 0 1 1 1															
Brent Brede, L OBP: 0.182, SLG: 0.200 (1, 7)		0-2 K	0-0 F8			1-3 K		3-3 K		4 0 0 0 0 3 4															
Karim Garcia, L OBP: 0.083, SLG: 0.217 (1, 9)		0-0 SF8		0-0 FC5-4 1B		3-1 F9		2-2 F9		3 0 1 1 0 0 0															
Andy Stankiewicz, R OBP: 0.250, SLG: 0.250 (1, 4)		0-0 1B		2-2 FC5-4 SH1-3 1-2f		1-2 G3-1		1-1 G6-3		4 0 1 0 0 0 1															
Willie Blair, R OBP: 0.333, SLG: 0.333 (1, 1) Barry Manuel, R (4, 1) Clint Sodowsky, L (6, 1) Chris Jones, R (7, PH) Gregg Olson, R (7, 1) Russ Springer, R (8, 1)		0-0 P3		0-0 SH1-3		1-1 G6-4-3 1B				1 0 0 0 0 0 0 1 0 0 0 0 0 0 0 0 0 0 0 0 0 0 0 0 1 0 0 1 0															
Inning Stats	R: 0 E: 0 K: 1 S: 11	H: 1 LOB: 1 BB: 0 P: 15	R: 1 E: 1 K: 1 S: 7	H: 2 LOB: 1 BB: 0 P: 8	R: 0 E: 0 K: 1 S: 13	H: 2 LOB: 3 BB: 1 P: 20	R: 0 E: 0 K: 1 S: 11	H: 1 LOB: 1 BB: 0 P: 15	R: 0 E: 0 K: 0 S: 6	H: 0 LOB: 0 BB: 0 P: 7	R: 0 E: 0 K: 1 S: 8	H: 0 LOB: 0 BB: 0 P: 13	R: 0 E: 0 K: 1 S: 6	H: 1 LOB: 0 BB: 0 P: 10	R: 0 E: 0 K: 1 S: 7	H: 0 LOB: 0 BB: 0 P: 10	R: 0 E: 0 K: 1 S: 8	H: 0 LOB: 0 BB: 0 P: 14	1B: 8 2B: 0 3B: 0 HR: 0	SF: 1 SAC: 1 DP: 1 HBP: 0	WP: 0 PB: 0 SB: 0 CS: 0	PA: 35			
PITCHER	IP WLS BF H R ER SO BB IBB HBP BLK WP HR S P ERA WHIP	IP WLS BF H R ER SO BB IBB HBP BLK WP HR S P ERA WHIP	IP WLS BF H R ER SO BB IBB HBP BLK WP HR S P ERA WHIP	IP WLS BF H R ER SO BB IBB HBP BLK WP HR S P ERA WHIP	IP WLS BF H R ER SO BB IBB HBP BLK WP HR S P ERA WHIP	IP WLS BF H R ER SO BB IBB HBP BLK WP HR S P ERA WHIP	IP WLS BF H R ER SO BB IBB HBP BLK WP HR S P ERA WHIP	IP WLS BF H R ER SO BB IBB HBP BLK WP HR S P ERA WHIP	IP WLS BF H R ER SO BB IBB HBP BLK WP HR S P ERA WHIP	IP WLS BF H R ER SO BB IBB HBP BLK WP HR S P ERA WHIP	IP WLS BF H R ER SO BB IBB HBP BLK WP HR S P ERA WHIP	IP WLS BF H R ER SO BB IBB HBP BLK WP HR S P ERA WHIP	IP WLS BF H R ER SO BB IBB HBP BLK WP HR S P ERA WHIP	IP WLS BF H R ER SO BB IBB HBP BLK WP HR S P ERA WHIP	IP WLS BF H R ER SO BB IBB HBP BLK WP HR S P ERA WHIP	IP WLS BF H R ER SO BB IBB HBP BLK WP HR S P ERA WHIP	IP WLS BF H R ER SO BB IBB HBP BLK WP HR S P ERA WHIP	IP WLS BF H R ER SO BB IBB HBP BLK WP HR S P ERA WHIP	IP WLS BF H R ER SO BB IBB HBP BLK WP HR S P ERA WHIP	IP WLS BF H R ER SO BB IBB HBP BLK WP HR S P ERA WHIP	IP WLS BF H R ER SO BB IBB HBP BLK WP HR S P ERA WHIP	IP WLS BF H R ER SO BB IBB HBP BLK WP HR S P ERA WHIP	IP WLS BF H R ER SO BB IBB HBP BLK WP HR S P ERA WHIP	IP WLS BF H R ER SO BB IBB HBP BLK WP HR S P ERA WHIP	IP WLS BF H R ER SO BB IBB HBP BLK WP HR S P ERA WHIP



Batter	1	2	3	4	5	6	7	8	9	AB R H RBI BB SO LOB	TOP
Devon White, S (1, 8) OBP: 0.333, SLG: 0.296	3-0 HBP		2-3 K		0-0 2B			0-0 G4-3		0 1 0 0 0 0 0	Arizona Diamondbacks @ Los Angeles Dodgers Dodger Stadium, Los Angeles, CA Wed Apr 08 1998, 7:05 PM PDT Att. 37,016 - Overcast - 61 F
Jay Bell, R (1, 6) OBP: 0.424, SLG: 0.536	0-1 E7 1B		1-1 1B		3-3 K			0-1 G6-3		4 0 2 0 0 1 1	
Travis Lee, L (1, 3) OBP: 0.242, SLG: 0.344	3-2 F9		0-0 G3		1-0 F7			2-3 K		4 0 0 0 0 1 3	
Matt Williams, R (1, 5) OBP: 0.303, SLG: 0.469	0-2 K				0-3 K			0-0 F8		4 0 0 0 0 2 1	
Jorge Fabregas, L (1, 2) OBP: 0.375, SLG: 0.368	0-3 K				0-0 HR			2-1 G4-3		3 1 1 1 1 1 1	
Brent Brede, L (1, 7) OBP: 0.192, SLG: 0.333					0-0 HR			0-2 G4-3		4 1 1 1 0 0 1	
Karim Garcia, L (1, 9) OBP: 0.074, SLG: 0.192					1-3 K			0-1 G3-1		3 0 0 0 0 1 0	
Andy Stankiewicz, R (1, 4) OBP: 0.143, SLG: 0.143					1-3 K			3-2 G3		3 0 0 0 0 2 0	
Brian Anderson, R (1, 1) Felix Rodriguez, R (9, 1)					3-2 F8			1-1 G6-3		3 0 0 0 0 1 0 0 0 0 0 0 0 0	
Inning Stats	R: 1 H: 1 E: 1 LOB: 1 K: 2 BB: 0 S: 11 P: 17	R: 0 H: 0 E: 0 LOB: 0 K: 1 BB: 0 S: 7 P: 9	R: 0 H: 1 E: 0 LOB: 1 K: 1 BB: 0 S: 9 P: 15	R: 2 H: 2 E: 0 LOB: 0 K: 3 BB: 0 S: 12 P: 13	R: 0 H: 1 E: 0 LOB: 1 K: 1 BB: 0 S: 7 P: 12	R: 0 H: 0 E: 0 LOB: 0 K: 0 BB: 0 S: 6 P: 8	R: 0 H: 0 E: 0 LOB: 0 K: 1 BB: 0 S: 8 P: 12	R: 0 H: 0 E: 0 LOB: 0 K: 1 BB: 0 S: 6 P: 8	R: 0 H: 0 E: 0 LOB: 0 K: 0 BB: 1 S: 4 P: 10	1B: 2 SF: 0 2B: 1 SAC: 0 3B: 0 DP: 1 HR: 2 HBP: 1	WP: 0 PA: 33 PB: 0 SB: 1 CS: 0
PITCHER	IP WLS BF H R ER SO BB IBB HBP BLK WP HR S P ERA WHIP										
Hideo Nomo, R (1, 1) ERA: 5.0	5.0 L 21 5 3 3 8 0 0 1 0 0 0 2 46 66 5.40 1.000										
Mark Guthrie, L (6, 1) ERA:	1.1 4 0 0 0 0 0 0 0 0 0 0 0 8 10 0.00 0.000										
37 Darren Dreifort, R (7, 1) ERA:	1.2 5 0 0 0 2 0 0 0 0 0 0 0 12 18 0.00 0.000										
Frank Lankford, R (9, 1) ERA: 10.13	1.0 3 0 0 0 0 1 0 0 0 0 0 0 4 10 0.00 1.000										

livebaseballscorecards.com

AB	28
R	3
H	4
RBI	2
BB	1
SO	9
LOB	7



Batter	1	2	3	4	5	6	7	8	9	AB R H RBI BB SO LOB
Eric Young Sr., R (1, 4) OBP: 0.290, SLG: 0.379	2-1 F8 ①		2-1 G6-4-3 1B			0-2 P4 ①		0-0 L4-3 ②③		4 0 1 0 0 0 1
Mike Devereaux, R (1, 8) OBP: 0.625, SLG: 0.667 Thomas Howard, S (9, PH) OBP: 0.200, SLG: 0.571	1-2 FC5-4 1B		0-0 G6-4-3 ②③			0-0 F8 ②		3-2 F8 ①		3 0 1 0 0 0 1 1 0 0 0 0 0 0
Mike Piazza, R (1, 2) OBP: 0.200, SLG: 0.207	0-3 K ②				0-0 G6-3 ①	2-1 F9 ③		1-1 F9 ②		4 0 0 0 0 1 1
Todd Zeile, R (1, 5) OBP: 0.300, SLG: 0.370	1-2 FC5-4 ③				3-3 K ②		0-0 1B	1-1 1B		4 0 2 0 0 1 1
Raul Mondesi, R (1, 9) OBP: 0.250, SLG: 0.393		2-2 G4-6-3 1B		1-1 G6-3 ③		0-1 F9 ①		3-3 K ③		4 0 1 0 0 1 2
Paul Konerko, R (1, 3) OBP: 0.296, SLG: 0.208		0-1 G4-6-3 ①②			1-0 G5-3 ①	0-1 P3 ②				3 0 0 0 0 0 2
Todd Hollandsworth, L (1, 7) OBP: 0.350, SLG: 0.667		1-0 2B			0-1 G3-1 ②	2-2 G4-3 ③				3 0 1 0 0 0 1
Jose Vizcaino, S (1, 6) OBP: 0.222, SLG: 0.167		2-2 G5-3 ③			2-1 1B			1-2 F8 ①		3 0 1 0 0 0 1
Hideo Nomo, R (1, 1) Trenidad Hubbard, R (5, PH) Mark Guthrie, R (6, 1) 37 Darren Dreifort, R (7, 1) Wilton Guerrero, S (8, PH) Frank Lankford, R (9, 1)			1-3 K ①		0-3 K ③			1-0 L4-3 1B		1 0 0 0 0 0 1 0 1 0 0 0 0 0 1 1 0 0 0 0 0 0 0 0 0 0 0 0 0 0 0 0 1 0 1 0 0 0 0 0 0 0 0 0 0 0 0 0

Inning Stats	R: 0	H: 1	E: 0	K: 1	S: 12	H: 2	LOB: 1	E: 0	K: 0	S: 9	R: 0	H: 1	E: 0	K: 1	S: 6	R: 0	H: 0	E: 0	K: 1	S: 7	R: 0	H: 1	E: 0	K: 1	S: 9	R: 0	H: 0	E: 0	K: 0	S: 6	R: 0	H: 1	E: 0	K: 0	S: 8	R: 0	H: 1	E: 0	K: 0	S: 6	R: 0	H: 1	E: 0	K: 1	S: 12	1B: 7	SF: 0	2B: 2	SAC: 0	3B: 0	DP: 3	HR: 0	HBP: 0	WP: 0	PA: 32
--------------	------	------	------	------	-------	------	--------	------	------	------	------	------	------	------	------	------	------	------	------	------	------	------	------	------	------	------	------	------	------	------	------	------	------	------	------	------	------	------	------	------	------	------	------	------	-------	-------	-------	-------	--------	-------	-------	-------	--------	-------	--------

PITCHER	IP	WLS	BF	H	R	ER	SO	BB	IBB	HBP	BLK	WP	HR	S	P	ERA	WHIP
Brian Anderson, L (1, 1) ERA: 3.21	8.0	W	28	7	0	0	4	0	0	0	0	0	0	63	88	0.00	0.875
Felix Rodriguez, R (9, 1) ERA: 3.0	1.0	S	4	1	0	0	1	0	0	0	0	0	0	12	20	0.00	1.000

BOTTOM

Arizona Diamondbacks @ Los Angeles Dodgers
 Dodger Stadium, Los Angeles, CA

Wed Apr 08 1998, 7:05 PM PDT
 Att. 37,016 - Overcast - 61 F

livebaseballscores.com

AB	32
R	0
H	8
RBI	0
BB	0
SO	5
LOB	11



Batter	1	2	3	4	5	6	7	8	9	AB R H RBI BB SO LOB	TOP						
Devon White, S OBP: 0.282, SLG: 0.250 (1, 8)	0-1 G4-3	0-1 F9			1-2 G6-3			3-2 F8		4 0 0 0 0 0 0	Arizona Diamondbacks @ San Diego Padres Qualcomm Stadium, San Diego, CA Fri Apr 10 1998, 10:05 PM EDT Att. 27,243 - Unknown - 63 F livebaseballscorecards.com						
Jay Bell, R OBP: 0.381, SLG: 0.459 (1, 6)	2-0 1B E 1B	2-3 K			0-2 F8			1-3 K		4 1 1 0 0 2 0							
Travis Lee, L OBP: 0.293, SLG: 0.359 (1, 3)	1-0 E SF7 1B				0-0 G3-1			1-3 K		4 1 1 0 0 2 0							
Matt Williams, R OBP: 0.293, SLG: 0.410 (1, 5)	1-2 E5 2B				0-1 F9			2-3 K		4 1 0 0 0 1 1							
Jorge Fabregas, L OBP: 0.344, SLG: 0.346 (1, 2)	0-0 SF7				2-2 F7			0-1 1B		3 0 1 1 0 0 0							
Yamil Benitez, R OBP: 0.283, SLG: 0.235 Felix Rodriguez, R (9, 1)	0-0 1-H 2B				0-0 G4-3			2-3 K		4 0 1 1 0 1 1 0 0 0 0 0 0 0							
Brent Brede, L OBP: 0.167, SLG: 0.286 (1, 9) (9, 7)	0-0 G5-3				2-3 K			0-0 E5 G4-3		3 0 0 0 0 1 1							
Andy Stankiewicz, R OBP: 0.143, SLG: 0.214 (1, 4)					0-3 K			0-0 G4-3 1-2f		3 0 0 0 0 1 1							
Andy Benes, R OBP: 0.167, SLG: 0.667 Chris Jones, R (9, 9) OBP: 0.400, SLG: 0.444					2-3 K			0-0 F8		3 1 1 1 0 1 0 0 0 0 0 0 0 0							
Inning Stats	R: 3 H: 3 E: 1 LOB: 1 K: 0 BB: 0 S: 10 P: 14	R: 1 H: 1 E: 0 LOB: 0 K: 1 BB: 0 S: 8 P: 11	R: 0 H: 0 E: 0 LOB: 0 K: 0 BB: 0 S: 7 P: 9	R: 0 H: 0 E: 0 LOB: 0 K: 2 BB: 0 S: 7 P: 9	R: 0 H: 0 E: 0 LOB: 0 K: 1 BB: 0 S: 10 P: 13	R: 0 H: 0 E: 0 LOB: 0 K: 1 BB: 0 S: 9 P: 18	R: 0 H: 0 E: 1 LOB: 0 K: 0 BB: 0 S: 5 P: 8	R: 0 H: 0 E: 0 LOB: 0 K: 3 BB: 0 S: 15 P: 20	1B: 3 SF: 1 2B: 1 SAC: 0 3B: 0 DP: 1 HR: 1 HBP: 0	WP: 0 PA: 33 PB: 0 SB: 0 CS: 0							
PITCHER	IP WLS BF H R ER SO BB IBB HBP BLK WP HR S P ERA WHIP																
Kevin Brown, R (1, 1) ERA: 2.21	7.0	26	4	4	1	5	0	0	0	0	0	0	1	56	82	1.29	0.571
Dan Miceli, R (8, 1) ERA: 1.93	2.0	7	1	0	0	4	0	0	0	0	0	0	0	23	32	0.00	0.500



Batter	1	2	3	4	5	6	7	8	9
Quilvio Veras, S (1, 4) <small>OBP: 0.388, SLG: 0.211</small> Don Wengert, R (8, 1) Sterling Hitchcock, L (9, 1)	0-3 K		0-0 1B		4-0 2B		0-0 G3-1		
James Mouton, R (1, 8) <small>OBP: 0.286, SLG: 0.462</small>	0-0 G5-3		0-0 1B		0-0 E		0-0 1B		
Tony Gwynn, L (1, 9) <small>OBP: 0.396, SLG: 0.512</small> Andy Sheets, R (5, PR) (6, 5)	0-0 F7		0-0 1B		0-0 E8		0-0 F9		
Ken Caminiti, S (1, 5) <small>OBP: 0.304, SLG: 0.698</small> Carlos Reyes, S (6, 1) Ed Giovanola, L (7, PH) (8, 4)		0-3 K	0-0 HR		0-0 F8		0-3 K		
Greg Vaughn, R (1, 7) <small>OBP: 0.421, SLG: 0.433</small>		0-0 P5	0-0 G5-3		0-3 K			4-0 BB	
Archi Cianfrocco, R (1, 3) <small>OBP: 0.273, SLG: 0.300</small>		0-0 F8		0-0 2B	0-3 K		0-0 G5-4-3		
Carlos Hernandez, R (1, 2) <small>OBP: 0.333, SLG: 0.387</small>			1-0 1B SH1-3 HBP		0-0 G5-3		0-0 P4		0-0 G6-3
Chris Gomez, R (1, 6) <small>OBP: 0.357, SLG: 0.432</small>			0-3 K		0-0 F8		0-0 G4-3		
Pete Smith, R (1, 1) Mark Sweeney, L (6, 9) <small>OBP: 0.250, SLG: 0.100</small>			0-0 SH1-3		0-3 K		0-0 G4-3		

AB	R	H	RBI	BB	SO	LOB
3	2	1	1	1	1	0
0	0	0	0	0	0	0
0	0	0	0	0	0	0
4	2	3	1	0	0	0
3	1	2	2	0	0	0
1	0	0	0	0	0	1
3	1	1	3	0	1	1
0	0	0	0	0	0	0
1	0	0	0	0	1	1
3	0	0	0	1	1	1
4	0	1	0	0	1	2
3	1	0	0	0	0	1
3	0	1	0	0	1	2
1	0	0	0	0	1	1
1	0	0	0	0	0	1

Arizona Diamondbacks @ San Diego Padres
Qualcomm Stadium, San Diego, CA
Sat Apr 11 1998, 10:05 PM EDT
Att: 37,753 - Cloudy - 63 F

AB	30
R	7
H	9
RBI	7
BB	2
SO	7
LOB	11



Inning	R	H	E	K	S	H	LOB	BB	P
1	0	0	0	1	5	0	0	0	5
2	0	0	0	1	5	0	0	0	5
3	5	4	0	1	9	0	0	0	10
4	0	1	0	1	6	0	0	0	6
5	2	2	0	2	9	0	0	0	13
6	0	1	0	2	3	0	0	0	3
7	0	1	0	1	6	0	0	0	6
8	0	0	0	2	6	0	0	0	6
9	0	0	0	1	6	0	0	0	6

PITCHER	IP	WLS	BF	H	R	ER	SO	BB	IBB	HBP	BLK	WP	HR	S	P	ERA	WHIP
Joel Adamson, L (1, 1) <small>ERA: 8.0</small>	3.0	L	15	5	5	5	3	0	0	0	0	0	1	20	21	15.00	1.667
Barry Manuel, R (4, 1) <small>ERA: 6.23</small>	1.0		3	0	0	0	1	0	0	0	0	0	0	5	5	0.00	0.000
Gregg Olson, R (5, 1) <small>ERA: 7.2</small>	2.0		9	3	2	2	2	1	0	0	0	0	0	12	16	9.00	2.000
Russ Springer, R (7, 1) <small>ERA:</small>	1.0		4	1	0	0	1	0	0	0	0	0	0	6	6	0.00	1.000
Omar Daal, L (8, 1) <small>ERA: 3.38</small>	1.0		3	0	0	0	0	1	0	0	0	0	0	2	6	0.00	1.000

Batter	1	2	3	4	5	6	7	8	9	AB R H RBI BB SO LOB	TOP									
Devon White, S (1, 8) OBP: 0.261, SLG: 0.214	0-3 K		0-0 F7			0-0 F8		0-0 F8		4 0 0 0 0 1 1	Arizona Diamondbacks @ San Diego Padres Qualcomm Stadium, San Diego, CA Sun Apr 12 1998, 6:33 AM EDT Att. 26,217 - Cloudy - 62 F									
Jay Bell, R (1, 6) OBP: 0.347, SLG: 0.432	0-0 F7		0-3 K			0-0 E6 G3		0-0 F9		4 0 0 0 0 1 1										
Travis Lee, L (1, 3) OBP: 0.286, SLG: 0.404	0-0 HR				0-0 E3 1B	0-0 G3		0-3 K		4 1 1 1 0 1 2										
Matt Williams, R (1, 5) OBP: 0.292, SLG: 0.435	0-0 2B				0-3 K	0-0 G6-3			0-3 K	4 0 1 0 0 2 2										
Yamil Benitez, R (1, 7) OBP: 0.292, SLG: 0.409	0-3 K				0-0 G6-4-3 1B		0-0 HR		0-3 K	4 1 2 1 0 2 1										
Karim Garcia, L (1, 9) OBP: 0.105, SLG: 0.189		0-3 K			0-0 G6-4-3 1-2f		0-3 K		0-0 F9	4 0 0 0 0 2 2										
Kelly Stinnett, R (1, 2) OBP: 0.091, SLG: 0.091						0-0 F9				3 0 0 0 0 0 0										
Tony Batista, R (1, 4) OBP: 0.267, SLG: 0.214						0-0 G4-3				3 0 0 0 0 0 0										
Willie Blair, R (1, 1) OBP: 0.200, SLG: 0.200						0-0 G5-3			4-0 BB	2 0 0 0 0 0 0										
Andy Fox, L (8, PH) OBP: 0.556, SLG: 0.429										0 0 0 0 1 0 0										
Omar Daal, L (8, 1)										0 0 0 0 0 0 0										
Inning Stats	R: 1 E: 0 K: 2 S: 9	H: 2 LOB: 1 BB: 0 P: 9	R: 0 E: 0 K: 1 S: 5	H: 0 LOB: 0 BB: 0 P: 5	R: 0 E: 0 K: 1 S: 5	H: 1 LOB: 1 BB: 0 P: 6	R: 0 E: 0 K: 0 S: 3	H: 0 LOB: 0 BB: 0 P: 3	R: 0 E: 1 K: 0 S: 4	H: 0 LOB: 1 BB: 0 P: 4	R: 1 E: 0 K: 1 S: 6	H: 1 LOB: 0 BB: 0 P: 6	R: 0 E: 0 K: 1 S: 5	H: 0 LOB: 1 BB: 1 P: 9	R: 0 E: 0 K: 2 S: 7	H: 0 LOB: 0 BB: 0 P: 7	1B: 1 2B: 1 3B: 0 HR: 2	SF: 0 SAC: 0 DP: 1 HBP: 0	WP: 0 PB: 0 SB: 0 CS: 0	PA: 33
PITCHER	IP WLS BF H R ER SO BB IBB HBP BLK WP HR S P ERA WHIP																			
Joey Hamilton, R (1, 1) ERA: 4.43	8.0 W 30 4 2 2 7 1 0 0 0 0 2 43 47 2.25 0.625																			
Trevor Hoffman, R (9, 1) ERA: 3.6	1.0 S 3 0 0 0 2 0 0 0 0 0 0 7 7 0.00 0.000																			

AB	32
R	2
H	4
RBI	2
BB	1
SO	9
LOB	9



Batter	1	2	3	4	5	6	7	8	9	AB R H RBI BB SO LOB	TOP
Devon White, S OBP: 0.240, SLG: 0.196 (1, 8)	0-3 K		0-0 G3		0-3 K		0-3 K			4 0 0 0 0 3 2	Arizona Diamondbacks @ San Diego Padres Qualcomm Stadium, San Diego, CA Mon Apr 13 1998, 6:33 AM EDT Att. 36,278 - Cloudy - 69 F
Andy Fox, L OBP: 0.462, SLG: 0.364 (1, 9)	0-0 G4-3 1B		0-0 F8			0-0 G3		0-0 G4-3		4 0 1 0 0 0 0	
Jay Bell, R OBP: 0.321, SLG: 0.396 (1, 6)	0-0 G4-3 1-3			0-0 G6-3		0-3 K		0-3 K		4 0 0 0 0 2 1	
Travis Lee, L OBP: 0.302, SLG: 0.388 (1, 3)	4-0 BB			0-0 G4-3		4-0 1B BB		0-0 F7		2 0 0 0 2 0 0	
Matt Williams, R OBP: 0.308, SLG: 0.440 (1, 5)	0-0 G5-3			0-0 1B		0-0 FC5-4 1B			0-0 G1-3	4 0 2 0 0 0 2	
Yamil Benitez, R OBP: 0.250, SLG: 0.346 (1, 7)		0-0 G6-3		0-0 G1-3		0-0 FC5-4 1-2f			0-0 G6-3	4 0 0 0 0 0 3	
Jorge Fabregas, L OBP: 0.275, SLG: 0.265 (1, 2)		0-3 K			0-0 G4-3		0-0 E4 SH3-4		0-0 G6-3	4 0 0 0 0 1 0	
Andy Stankiewicz, R OBP: 0.250, SLG: 0.350 (1, 4)		0-0 G5-3			0-0 G6-3		0-0 F9			3 0 0 0 0 0 1	
Brian Anderson, R OBP: 0.167, SLG: 0.167 (1, 1)			0-3 K		0-0 1B		0-0 SH3-4 1-2			2 0 1 0 0 1 0	
Inning Stats	R: 0 E: 0 K: 1 S: 6 H: 1 LOB: 2 BB: 1 P: 10	R: 0 E: 0 K: 1 S: 5 H: 0 LOB: 0 BB: 0 P: 5	R: 0 E: 0 K: 1 S: 5 H: 0 LOB: 0 BB: 0 P: 5	R: 0 E: 0 K: 0 S: 4 H: 1 LOB: 1 BB: 0 P: 4	R: 0 E: 0 K: 1 S: 6 H: 1 LOB: 1 BB: 0 P: 6	R: 0 E: 0 K: 1 S: 6 H: 1 LOB: 2 BB: 1 P: 10	R: 0 E: 1 K: 1 S: 6 H: 0 LOB: 1 BB: 0 P: 6	R: 0 E: 0 K: 1 S: 5 H: 0 LOB: 0 BB: 0 P: 5	R: 0 E: 0 K: 0 S: 3 H: 0 LOB: 0 BB: 0 P: 3	1B: 4 2B: 0 3B: 0 HR: 0 SF: 0 SAC: 1 DP: 0 HBP: 0	WP: 0 PB: 0 SB: 1 CS: 0 PA: 34
PITCHER Andy Ashby, R ERA: 2.49 (1, 1)	IP 9.0 WLS W BF 34 H 4 R 0 ER 0 SO 7 BB 2 IBB 0 HBP 0 BLK 0 WP 0 HR 0 S 46 P 54 ERA 0.00 WHIP 0.667										

AB	31
R	0
H	4
RBI	0
BB	2
SO	7
LOB	9



Batter	1	2	3	4	5	6	7	8	9	AB	R	H	RBI	BB	SO	LOB
Andy Sheets, R OBP: 0.417, SLG: 0.700 (1, 4) (8, 5)	0-0 FC4-6 1B		0-3 K			0-0 F8				3	0	1	0	0	1	0
Steve Finley, L OBP: 0.273, SLG: 0.431 (1, 8)	0-0 FC4-6 BLK 1-2f			0-0 G4-3		0-0 G4-3				3	0	0	0	0	0	1
Tony Gwynn, L OBP: 0.392, SLG: 0.500 (1, 9)	0-0 F7 1-2			0-0 1B		0-0 F8				3	0	1	0	0	0	1
Ken Caminiti, S OBP: 0.302, SLG: 0.694 Ed Giovanola, L (1, 5) (8, 4)	0-0 F9			0-0 F7		0-3 K				3	0	0	0	0	1	2
Greg Vaughn, R OBP: 0.386, SLG: 0.371 James Mouton, R OBP: 0.267, SLG: 0.429 (1, 7) (8, 7)		0-0 F7		0-0 F8		0-0 F7				3	0	0	0	0	0	1
Archi Cianfrocco, R OBP: 0.286, SLG: 0.538 (1, 3)		0-0 G5-3			0-0 HR		0-0 F9			3	1	1	1	0	0	0
Carlos Hernandez, R OBP: 0.306, SLG: 0.353 (1, 2)		0-0 L5			0-3 K		0-0 P3			3	0	0	0	0	1	0
Chris Gomez, R OBP: 0.333, SLG: 0.400 (1, 6)			0-0 P3		0-0 G5-3		0-0 F8			3	0	0	0	0	0	0
Andy Ashby, R OBP: 0.143, SLG: 0.143 (1, 1)			0-3 K		0-3 K		0-0 F9			3	0	0	0	0	2	0

Inning Stats	R: 0	H: 1	E: 0	LOB: 1	K: 0	BB: 0	S: 4	P: 4	R: 0	H: 0	E: 0	LOB: 0	K: 0	BB: 0	S: 3	P: 3	R: 0	H: 0	E: 0	LOB: 0	K: 2	BB: 0	S: 7	P: 7	R: 0	H: 1	E: 0	LOB: 1	K: 0	BB: 0	S: 4	P: 4	R: 1	H: 1	E: 0	LOB: 0	K: 2	BB: 0	S: 8	P: 8	R: 0	H: 0	E: 0	LOB: 0	K: 0	BB: 0	S: 3	P: 3	R: 0	H: 0	E: 0	LOB: 0	K: 1	BB: 0	S: 5	P: 5	R: 0	H: 0	E: 0	LOB: 0	K: 0	BB: 0	S: 3	P: 3	R: 0	H: 0	E: 0	LOB: 0	K: 0	BB: 0	S: 3	P: 3
PITCHER Brian Anderson, L ERA: 2.45 (1, 1)	IP	WLS	BF	H	R	ER	SO	BB	IBB	HBP	BLK	WP	HR	S	P	ERA	WHIP	IP	WLS	BF	H	R	ER	SO	BB	IBB	HBP	BLK	WP	HR	S	P	ERA	WHIP	IP	WLS	BF	H	R	ER	SO	BB	IBB	HBP	BLK	WP	HR	S	P	ERA	WHIP																					

BOTTOM

Arizona Diamondbacks @ San Diego Padres
Qualcomm Stadium, San Diego, CA

Mon Apr 13 1998, 6:33 AM EDT
Att: 36,278 - Cloudy - 69 F

livebaseballscorecards.com

AB	27
R	1
H	3
RBI	1
BB	0
SO	5
LOB	5



WP: 0	PA: 27
PB: 0	
SB: 0	
CS: 0	

Batter	1	2	3	4	5	6	7	8	9	AB R H RBI BB SO LOB	TOP																
Devon White, S (1, 8) OBP: 0.241, SLG: 0.200	1-1 B5-3			1-0 HR	0-2 G5-3			0-3 K		4 1 1 0 0 1 0																	
Chris Jones, R (1, 9) OBP: 0.333, SLG: 0.308	2-2 G6-3			4-1 HR	2-1 F9			2-3 K		3 1 0 0 1 1 0																	
Jay Bell, R (1, 6) OBP: 0.316, SLG: 0.373	3-2 G1-3			4-1 HR	1-2 BB			1-2 P9		3 1 0 0 1 0 0																	
Matt Williams, R (1, 5) OBP: 0.304, SLG: 0.481		2-2 P4		2-2 HR	1-H 2-H 3-H			0-3 K		4 1 1 4 0 1 0																	
Travis Lee, L (1, 3) OBP: 0.298, SLG: 0.396		2-1 F8		1-2 2B				3-2 G6-3		4 0 1 0 0 0 0																	
Yamil Benitez, R (1, 7) OBP: 0.219, SLG: 0.300		2-3 K		0-2 G6-3			2-2 P8		1-0 P4	4 0 0 0 0 1 1																	
Kelly Stinnett, R (1, 2) OBP: 0.143, SLG: 0.357			2-2 G6-3	0-0 F9	2-3		3-1 HR			3 1 1 1 0 0 1																	
Andy Stankiewicz, R (1, 4) OBP: 0.217, SLG: 0.304			0-0 F7	3-3 K			2-1 L9			3 0 0 0 0 1 1																	
Jeff Suppan, R (1, 1) OBP: 0.200, SLG: 0.200			0-1 L9			0-0 F9		3-1 L9		2 0 0 0 0 0 0																	
Brent Brice, L (7, PH) OBP: 0.147, SLG: 0.250										1 0 0 0 0 0 0																	
Clint Sodowsky, L (7, 1)										0 0 0 0 0 0 0																	
Omar Daal, L (7, 1)										0 0 0 0 0 0 0																	
Scott Brow, R (7, 1)										0 0 0 0 0 0 0																	
Barry Manuel, R (7, 1)										0 0 0 0 0 0 0																	
Felix Rodriguez, R (8, 1)										0 0 0 0 0 0 0																	
Inning Stats	R: 0 E: 0 K: 0 S: 10	H: 0 LOB: 0 BB: 0 P: 16	R: 0 E: 0 K: 1 S: 9	H: 0 LOB: 0 BB: 0 P: 15	R: 0 E: 0 K: 0 S: 6	H: 0 LOB: 0 BB: 0 P: 8	R: 4 E: 0 K: 1 S: 19	H: 3 LOB: 1 BB: 2 P: 34	R: 0 E: 0 K: 0 S: 7	H: 0 LOB: 0 BB: 0 P: 9	R: 0 E: 0 K: 0 S: 8	H: 0 LOB: 0 BB: 0 P: 13	R: 1 E: 0 K: 0 S: 9	H: 1 LOB: 0 BB: 0 P: 19	R: 0 E: 0 K: 2 S: 11	H: 0 LOB: 0 BB: 0 P: 14	R: 0 E: 0 K: 1 S: 11	H: 0 LOB: 0 BB: 0 P: 15	1B: 1 2B: 1 3B: 0 HR: 2	SF: 0 SAC: 0 DP: 0 HBP: 0	WP: 0 PB: 0 SB: 1 CS: 0	PA: 33					
PITCHER	IP WLS BF H R ER SO BB IBB HBP BLK WP HR S P ERA WHIP																										
Kent Mercker, L (1, 1) ERA: 6.35	6.0		23	3	4	4	2	2	0	0	0	0	1	59	95	6.00	0.833										
Mike Busby, R (7, 1) ERA: 5.4	1.0	W	4	1	1	1	0	0	0	0	0	0	1	9	19	9.00	1.000										
Kent Bottenfield, R (8, 1) ERA: 3.38	1.0		3	0	0	0	2	0	0	0	0	0	0	11	14	0.00	0.000										
John Frascatore, R (9, 1) ERA: 9.95	1.0		3	0	0	0	1	0	0	0	0	0	0	11	15	0.00	0.000										

Arizona Diamondbacks @ St. Louis Cardinals
 Busch Stadium, St. Louis, MO
 Tue Apr 14 1998, 7:05 PM CDT
 Att. 31,477 - Sunny - 75 F

livebaseballscorecards.com

AB	31
R	5
H	4
RBI	5
BB	2
SO	5
LOB	3



Batter	1	2	3	4	5	6	7	8	9	AB R H RBI BB SO LOB	BOTTOM			
Royce Clayton, R (1, 6) Kent Bottenfield, R (8, 1) John Frascatore, R (9, 1)	4-2 F8 1B BB BB		1-1 G6-3		0-0 G6-3		SH5-3 P3			3 1 0 0 1 0 2 0 0 0 0 0 0 0 0 0 0 0 0 0 0	Arizona Diamondbacks @ St. Louis Cardinals Busch Stadium, St. Louis, MO Tue Apr 14 1998, 7:05 PM CDT Att. 31,477 - Sunny - 75 F			
Delino DeShields, L (1, 4) OBP: 0.388, SLG: 0.349	1 SAFE 0-3 K		1-2 HR 1B		2-1 L9		G3	4-2 HR BB		4 2 1 0 1 1 2				
Mark McGwire, R (1, 3) OBP: 0.547, SLG: 0.915	4-1 1B BB		1-2 HR		1-1 HR		4-0 1B 2B IBB	2-0 HR		3 4 3 5 2 0 0				
Ray Lankford, L (1, 8) David Howard, S (8, 6) OBP: 0.500, SLG: 0.556 OBP: 0.346, SLG: 0.292	2-2 F8 2-3		1-3 K		3-2 F7		2-1 2B 1B	1-1 G4-3		4 1 1 1 0 1 2 1 0 0 0 0 0 0				
Brian Jordan, R (1, 9) OBP: 0.362, SLG: 0.548	1-2 1B 3-H		0-0 HR		2-1 F7		1-2 BB 1B 2B	4-0 HR BB		4 3 3 4 1 0 0				
Ron Gant, R (1, 7) Mike Busby, R (7, 1) John Mabry, L (7, PH) OBP: 0.313, SLG: 0.444 OBP: 0.385, SLG: 0.591	1-3 P9 2-2		0-0 G5-3		1-3 K		4-0 1B BB IBB	1-1 HR		3 0 0 0 0 1 2 0 0 0 0 0 0 0 1 2 1 2 1 0 0				
Gary Gaetti, R (1, 5) OBP: 0.386, SLG: 0.500		0-0 G6-3		4-2 G3-6-1 BB		0-0 1B	4-2 1B BB	3-1 F9		3 1 1 0 2 0 0				
Tom Lampkin, L (1, 2) OBP: 0.373, SLG: 0.489		1-0 G1-3		1-1 G3-6-1 1-2f		1-0 G3	3-2 1B 1B	1-2 G6-3		5 0 1 2 0 0 2				
Kent Mercker, L (1, 1) Willie McGee, S (7, 7) OBP: 0.125, SLG: 0.125 OBP: 0.394, SLG: 0.516		1-3 K		0-3 K			SH5-3 1B 2B			2 0 0 0 0 2 0 2 1 2 1 0 0 0				
Inning Stats	R: 1 H: 1 E: 0 K: 1 S: 18	R: 0 H: 0 E: 0 K: 1 S: 5	R: 3 H: 3 E: 0 K: 1 S: 13	R: 0 H: 0 E: 0 K: 1 S: 7	R: 1 H: 1 E: 0 K: 1 S: 10	R: 0 H: 1 E: 0 K: 1 S: 7	R: 6 H: 5 E: 0 K: 0 S: 23	R: 4 H: 2 E: 0 K: 1 S: 15		1B: 6 SF: 0 2B: 2 SAC: 1 3B: 0 DP: 1 HR: 5 HBP: 0	WP: 0 PA: 44 PB: 0 SB: 0 CS: 0			
PITCHER	IP WLS BF H R ER SO BB IBB HBP BLK WP HR S P ERA WHIP	IP WLS BF H R ER SO BB IBB HBP BLK WP HR S P ERA WHIP							IP WLS BF H R ER SO BB IBB HBP BLK WP HR S P ERA WHIP					IP WLS BF H R ER SO BB IBB HBP BLK WP HR S P ERA WHIP
Jeff Suppan, R (1, 1) ERA: 9.39	6.0 L 4 1 2 0 0 0 0 0 0 0 0 7 15 27.00 1.500								Felix Rodriguez, R (8, 1) ERA: 10.38					
Clint Sodowsky, R (7, 1) ERA: 16.2	0.2													
Omar Daal, L (7, 1) ERA: 4.91	0.0													
Scott Brow, R (7, 1) ERA: 5.68	0.0													
Barry Manuel, R (7, 1) ERA: 12.6	0.2													

AB	35
R	15
H	13
RBI	15
BB	8
SO	5
LOB	10



WP:	0	PA:	44
PB:	0		
SB:	0		
CS:	0		

Batter	1	2	3	4	5	6	7	8	9	AB R H RBI BB SO LOB	TOP											
Devon White, S OBP: 0.271, SLG: 0.255 (1, 8)	1-2 G4-3 ①		2-0 G4-3 1B 2B		0-0 2-3 1B		0-3 K ②		0-1 K 1B 1B	5 1 3 0 0 1 0												
Andy Fox, L OBP: 0.389, SLG: 0.267 (1, 4) (8, 9)	1-0 G4-3 ②		1-2 G4-3 2-3		1-0 HBP		1-3 K ③		1-3 K ①	4 0 0 0 0 2 2												
Jay Bell, R OBP: 0.323, SLG: 0.375 (1, 6)	0-2 G1-3 ③		1-0 3-H 1B		2-3 K		1-1 F8		1-2 1B 1B	5 0 2 1 0 1 3												
Travis Lee, L OBP: 0.306, SLG: 0.397 (1, 3)		1-0 F7 ①	1-1 G4-3 ③		2-2 F8-2 ② ③ 3-H		1-1 HBP BB 1B		2-2 1B 1B	5 1 2 0 0 0 4												
Matt Williams, R OBP: 0.328, SLG: 0.526 (1, 5)		1-1 G5-3 ②		0-3 K ①		2-1 HR		4-0 HBP BB 1B	4-0 IBB	3 2 1 1 2 1 0												
Brent Brede, L OBP: 0.162, SLG: 0.235 (1, 7)		4-1 1B BB		0-0 G4-3 ②		1-1 L3 ①		2-2 1B HBP	1-0 P3 ③	2 0 0 0 1 0 0 1 0 0 0 0 0 3												
Yamil Benitez, R OBP: 0.235, SLG: 0.290 (8, PH) (8, 7)																						
Jorge Fabregas, L OBP: 0.302, SLG: 0.278 (1, 2)		1-1 1B		4-2 BB		0-0 L8 ②		1-1 FC6-4 1B		2 0 1 0 1 0 0 1 0 1 2 0 0 0												
Kelly Stinnett, R OBP: 0.200, SLG: 0.400 (8, PH) (8, 2)		1-2 1B		1-2 BB		2-3 K ③		1-3 K ②		3 0 0 0 0 1 3 1 0 0 0 0 1 2 0 0 0 0 0 0 0												
Karim Garcia, L OBP: 0.098, SLG: 0.175 (1, 9)		1-2 G4-3 ③		1-2 G4-3 ③		2-3 K ③																
Chris Jones, R OBP: 0.313, SLG: 0.286 (8, PH)																						
Russ Springer, R (8, 1)																						
Joel Adamson, L OBP: 0.250, SLG: 0.500 (1, 1)			2-0 F8 ①		2-0 F8-2 1B 2B		1-1 L6 ①		1-1 FC6-4 ③	2 0 1 0 0 0 0 1 0 0 0 0 0 0 0 0 0 0 0 0 0 1 0 0 0 0 0 2												
Andy Stankiewicz, R OBP: 0.208, SLG: 0.292 (7, PH)																						
Gregg Olson, R (7, 1)																						
Tony Batista, R OBP: 0.250, SLG: 0.200 (8, PH) (8, 4)																						
Inning Stats	R: 0 E: 0 K: 0 S: 7	H: 0 LOB: 0 BB: 0 P: 9	R: 0 E: 0 K: 0 S: 9	H: 1 LOB: 2 BB: 1 P: 17	R: 1 E: 0 K: 0 S: 8	H: 2 LOB: 1 BB: 0 P: 15	R: 0 E: 0 K: 1 S: 9	H: 0 LOB: 1 BB: 1 P: 14	R: 0 E: 0 K: 1 S: 8	H: 2 LOB: 2 BB: 0 P: 15	R: 1 E: 0 K: 1 S: 8	H: 1 LOB: 0 BB: 0 P: 13	R: 0 E: 0 K: 2 S: 9	H: 0 LOB: 0 BB: 0 P: 11	R: 2 E: 0 K: 1 S: 13	H: 2 LOB: 2 BB: 1 P: 24	R: 0 E: 0 K: 1 S: 12	H: 3 LOB: 3 BB: 1 P: 21	1B: 8 2B: 3 3B: 0 HR: 1	SF: 0 SAC: 0 DP: 1 HBP: 2	WP: 0 PB: 0 SB: 0 CS: 0	PA: 42
PITCHER	IP WLS BF H R ER SO BB IBB HBP BLK WP HR S P ERA WHIP																					
Todd Stottlemyre, R ERA: 2.25 (1, 1)	7.0 W 29 6 2 2 5 2 0 1 0 0 0 1 58 94 2.57 1.143																					
Kent Bottenfield, R ERA: 5.4 (8, 1)	0.1 3 1 2 2 0 1 0 0 0 0 0 0 4 10 54.00 6.000																					
Lance Painter, L ERA: 9.0 (8, 1)	0.0 2 1 0 0 0 0 0 0 1 0 0 0 4 7 ∞ ∞																					
Mark Petkovsek, R ERA: 4.32 (8, 1)	0.2 2 0 0 0 1 0 0 0 0 0 0 0 5 7 0.00 0.000																					
Jeff Brantley, R ERA: (9, 1)	1.0 S 6 3 0 0 1 0 1 0 0 0 0 0 12 21 0.00 3.000																					

Arizona Diamondbacks @ St. Louis Cardinals
 Busch Stadium, St. Louis, MO
 Thu Apr 16 1998, 3:33 AM CDT
 Cloudy - 55 F

livebaseballscorecards.com

AB	36
R	4
H	11
RBI	4
BB	4
SO	7
LOB	19



Batter	1	2	3	4	5	6	7	8	9	AB	R	H	RBI	BB	SO	LOB
--------	---	---	---	---	---	---	---	---	---	----	---	---	-----	----	----	-----

Royce Clayton, R <small>OBP: 0.383, SLG: 0.346</small> (1, 6)	4-2 BB	0-0 2-3			3-1 BB		2-1 BB			3	1	0	0	1	0	1
Ron Gant, R <small>OBP: 0.333, SLG: 0.433</small> Kent Bottenfield, R <small>OBP: 0.667, SLG: 1.000</small> Lance Painter, L <small>OBP: 0.667, SLG: 1.000</small> Mark Petkovsek, R <small>OBP: 0.667, SLG: 1.000</small> Jeff Brantley, R <small>OBP: 0.667, SLG: 1.000</small>	4-0 BB	0-0 2-3			1-1 BB		0-0 BB			3	0	1	0	1	0	1
Mark McGwire, R <small>OBP: 0.515, SLG: 0.843</small> (1, 3)	1-0 BB		1-3 BB		1-0 BB		2-3 BB			4	0	0	0	0	2	3
Brian Jordan, R <small>OBP: 0.353, SLG: 0.522</small> (1, 8)	0-0 BB		1-2 BB		0-1 BB		1-2 BB			4	1	1	0	0	0	3
Gary Gaetti, R <small>OBP: 0.417, SLG: 0.487</small> (1, 5)	4-1 BB		4-2 BB		4-2 BB		1-0 BB			1	2	0	0	3	0	0
Brian Hunter, R <small>OBP: 0.250, SLG: 0.273</small> Ray Lankford, L <small>OBP: 0.491, SLG: 0.543</small>	1-2 BB		0-2 BB		1-3 BB		3-2 BB			3	0	1	3	0	1	2
Tom Lampkin, L <small>OBP: 0.370, SLG: 0.468</small> (1, 2)	0-0 BB			2-1 BB		1-0 BB		0-2 BB		2	0	0	0	0	0	2
David Howard, S <small>OBP: 0.345, SLG: 0.407</small> (1, 4)		1-0 BB		1-0 BB		0-2 BB				3	1	1	2	0	0	1
Todd Stottlemyre, L <small>OBP: 0.273, SLG: 0.273</small> Willie McGee, S <small>OBP: 0.394, SLG: 0.516</small>	1-0 BB		0-1 BB		1-3 BB					3	0	1	0	0	1	1

Inning Stats	R: 3	H: 1	E: 0	K: 0	S: 10	LOB: 1	BB: 3	P: 24	R: 0	H: 1	E: 1	K: 0	S: 4	LOB: 1	BB: 0	P: 6	R: 0	H: 1	E: 0	K: 1	S: 11	LOB: 0	BB: 1	P: 17	R: 0	H: 0	E: 0	K: 0	S: 4	R: 0	H: 1	E: 0	K: 0	S: 7	LOB: 1	BB: 0	P: 12	R: 2	H: 1	E: 0	K: 2	S: 13	LOB: 0	BB: 1	P: 20	R: 0	H: 0	E: 0	K: 1	S: 6	LOB: 0	BB: 0	P: 10	R: 0	H: 0	E: 0	K: 0	S: 8	LOB: 0	BB: 0	P: 13
--------------	------	------	------	------	-------	--------	-------	-------	------	------	------	------	------	--------	-------	------	------	------	------	------	-------	--------	-------	-------	------	------	------	------	------	------	------	------	------	------	--------	-------	-------	------	------	------	------	-------	--------	-------	-------	------	------	------	------	------	--------	-------	-------	------	------	------	------	------	--------	-------	-------

PITCHER	IP	WLS	BF	H	R	ER	SO	BB	IBB	HBP	BLK	WP	HR	S	P	ERA	WHIP
Joel Adamson, L <small>ERA: 7.8</small>	(1, 1)	6.0	L	27	5	5	3	5	0	1	0	0	1	49	86	7.50	1.667
Gregg Olson, R <small>ERA: 6.0</small>	(7, 1)	1.0		3	0	0	1	0	0	0	0	0	0	6	10	0.00	0.000
Russ Springer, R <small>ERA: 6.0</small>	(8, 1)	1.0		3	0	0	0	0	0	0	0	0	0	8	13	0.00	0.000

BOTTOM

Arizona Diamondbacks @ St. Louis Cardinals
 Busch Stadium, St. Louis, MO
 Thu Apr 16 1998, 3:33 AM CDT
 Cloudy - 55 F

livebaseballscorecards.com

AB	27
R	5
H	5
RBI	5
BB	5
SO	4
LOB	14

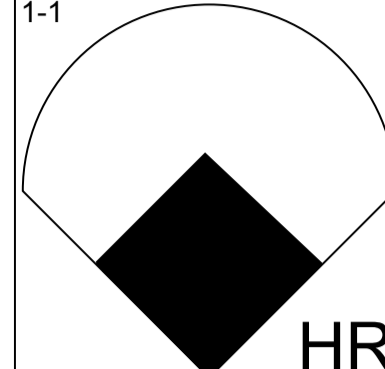


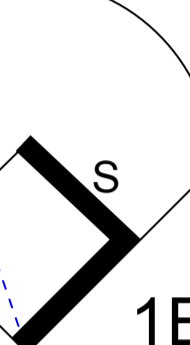
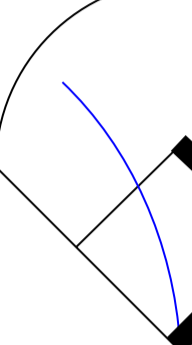
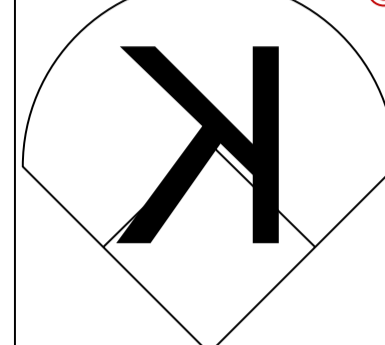
1B: 3	SF: 0	WP: 0	PA: 33
2B: 1	SAC: 0	PB: 0	
3B: 0	DP: 1	SB: 0	
HR: 1	HBP: 1	CS: 1	

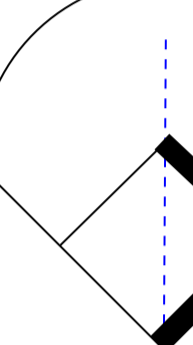
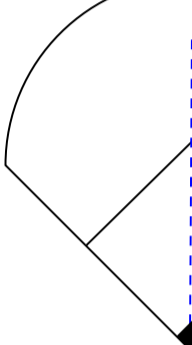
PITCHER	IP	WLS	BF	H	R	ER	SO	BB	IBB	HBP	BLK	WP	HR	S	P	ERA	WHIP
---------	----	-----	----	---	---	----	----	----	-----	-----	-----	----	----	---	---	-----	------

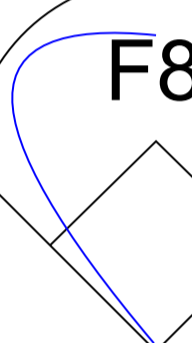
Batter	1	2	3	4	5	6	7	8	9	AB R H RBI BB SO LOB	TOP											
Devon White, S (1, 8) OBP: 0.313, SLG: 0.367	1-0 F9			0-0 E 1B		1-0 1B 2B	0-2 1B		1-2 HR	5 2 4 3 0 0 0	Arizona Diamondbacks @ St. Louis Cardinals Busch Stadium, St. Louis, MO Thu Apr 16 1998, 3:38 AM CDT Att. 32,039 - Cloudy - 56 F livebaseballscorecards.com											
Chris Jones, R (1, 9) OBP: 0.286, SLG: 0.263	0-3 K		1-2 E6 G6-4-3	1-2 HR 1B	0-3 K	0-3 K		0-1 G5-3	5 1 1 1 0 2 2													
Jay Bell, R (1, 6) OBP: 0.318, SLG: 0.417	0-0 F9		0-3 K	3-0 HR 1-H	0-3 K				4 1 1 2 0 2 3													
Matt Williams, R (1, 5) OBP: 0.323, SLG: 0.557		0-0 G5-3	0-0 G6-4-3 1-2f	2-1 HR		0-0 G6-3			4 1 1 1 0 0 2													
Travis Lee, L (1, 3) OBP: 0.288, SLG: 0.371		1-3 K		0-0 P6	0-0 G4-3		3-3 K		4 0 0 0 0 2 0													
Yamil Benitez, R (1, 7) OBP: 0.283, SLG: 0.429		1-1 L7		2-2 HR	0-1 2B		1-2 F8		4 1 2 1 0 0 0 0 0 0 0 0 0 0													
Brent Brede, L (8, 7) OBP: 0.162, SLG: 0.235																						
Kelly Stinnett, R (1, 2) OBP: 0.158, SLG: 0.316			3-2 L8	1-1 F7	2-2 F7		1-2 G5-3		4 0 0 0 0 0 1													
Andy Stankiewicz, R (1, 4) OBP: 0.214, SLG: 0.259			3-1 P4	1-3 K	0-3 K		4-2 SH1-4 HR BB		3 1 0 0 1 2 1													
Andy Benes, R (1, 1) OBP: 0.222, SLG: 0.667			2-3 K		0-0 2B 2B	0-0 G6-3		0-0 SH1-4	3 1 1 0 0 1 0													
Inning Stats	R: 0 E: 0 K: 1 S: 6	H: 0 LOB: 0 BB: 0 P: 7	R: 0 E: 0 K: 1 S: 6	H: 0 LOB: 0 BB: 0 P: 8	R: 0 E: 0 K: 1 S: 13	H: 0 LOB: 0 BB: 0 P: 21	R: 0 E: 1 K: 1 S: 8	H: 1 LOB: 1 BB: 0 P: 9	R: 1 E: 0 K: 1 S: 9	H: 1 LOB: 0 BB: 0 P: 13	R: 5 E: 0 K: 1 S: 20	H: 6 LOB: 1 BB: 0 P: 29	R: 0 E: 0 K: 2 S: 11	H: 1 LOB: 1 BB: 0 P: 11	R: 0 E: 0 K: 1 S: 7	H: 0 LOB: 0 BB: 0 P: 11	R: 2 E: 0 K: 0 S: 12	H: 1 LOB: 0 BB: 1 P: 18	1B: 3 2B: 3 3B: 0 HR: 4	SF: 0 SAC: 1 DP: 1 HBP: 0	WP: 0 PB: 0 SB: 0 CS: 0	PA: 38
PITCHER	IP WLS BF H R ER SO BB IBB HBP BLK WP HR S P ERA WHIP												PITCHER	IP WLS BF H R ER SO BB IBB HBP BLK WP HR S P ERA WHIP								
Donovan Osborne, L (1, 1) ERA: 9.0	5.0 L 21 6 5 5 5 0 0 0 0 0 0 2 48 69 9.00 1.200																					
John Frascatore, R (6, 1) ERA: 8.64	2.0 9 3 1 1 3 0 0 0 0 0 0 1 25 29 4.50 1.500																					
Juan Acevedo, R (8, 1) ERA: 9.0	2.0 8 1 2 2 1 1 0 0 0 0 0 1 19 29 9.00 1.000																					

Batter	1	2	3	4	5	6	7	8	9	AB R H RBI BB SO LOB
--------	---	---	---	---	---	---	---	---	---	----------------------

Royce Clayton, R (1, 6) <small>OBP: 0.359, SLG: 0.321</small> Juan Acevedo, R (8, 1) <small>OBP: 1.000, SLG: 1.000</small> Tom Lampkin, L (9, PH) <small>OBP: 0.382, SLG: 0.542</small>	0-1 G4-3 ①		0-1 G6-3 ①		2-2 G5-3 ②		0-0 F8 ②		1-1  HR	4 0 0 0 0 0 1 0 0 0 0 0 0 0 1 1 1 1 0 0 0
---	----------------------	--	----------------------	--	----------------------	--	--------------------	--	--	---

Delino DeShields, L (1, 4) <small>OBP: 0.389, SLG: 0.375</small>	0-1 P4		0-1 F7 ②		0-1  1B		1-2  2B		2-3  ③	5 0 2 1 0 1 0
--	------------------	--	--------------------	--	--	--	--	--	--	---------------

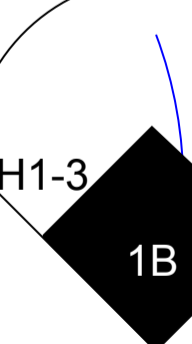
Willie McGee, S (1, 9) <small>OBP: 0.432, SLG: 0.529</small>	1-2  1B		1-1  1B		4-1 BB		0-1 G6-3 ③			3 0 2 0 1 0 1
--	--	--	--	--	------------------	--	----------------------	--	--	---------------

Ray Lankford, L (1, 8) <small>OBP: 0.492, SLG: 0.531</small>	4-1 BB		0-0 CS ③		3-2  1B		2-1 G3 ①			3 0 1 0 1 0 2
--	------------------	--	--------------------	--	--	--	--------------------	--	--	---------------

Ron Gant, R (1, 7) <small>OBP: 0.308, SLG: 0.394</small> Gary Gaetti, R (7, 5) <small>OBP: 0.408, SLG: 0.475</small>	1-0 G5 ③			0-1 FC6-4 ①		1-1 G2-3 ①		0-0 G6-3 ②		3 0 0 0 0 0 3 1 0 0 0 0 0 0
---	--------------------	--	--	-----------------------	--	----------------------	--	----------------------	--	--------------------------------

John Mabry, L (1, 5) <small>OBP: 0.367, SLG: 0.520</small> (7, 7)		1-1 L1 ①		0-3  ②		1-0 F7 ②		4-2 BB		3 0 0 0 1 1 1
--	--	--------------------	--	--	--	--------------------	--	------------------	--	---------------

Brian Hunter, R (1, 3) <small>OBP: 0.313, SLG: 0.231</small>		4-0  BB		1-2 P2 ③		4-2 BB		1-3 K ③		2 0 0 0 2 1 2
--	--	--	--	--------------------	--	------------------	--	-------------------	--	---------------

Eli Marrero, R (1, 2) <small>OBP: 0.375, SLG: 1.000</small>		1-1 G5-3 ②			3-2  1B		0-0 P2 ③		2-1 G5-3 ①	4 1 1 0 0 0 2
---	--	----------------------	--	--	--	--	--------------------	--	----------------------	---------------

Donovan Osborne, S (1, 1) John Frascatore, R (6, 1) David Howard, S (7, PH) <small>OBP: 0.323, SLG: 0.379</small> (8, 6)		2-0 G6-3 ③			0-0 SH1-3 ①		0-0 P4 ①		2-1 P6 ②	1 0 0 0 0 0 1 0 0 0 0 0 0 0 2 0 0 0 0 0 0
---	--	----------------------	--	--	-----------------------	--	--------------------	--	--------------------	---

Inning Stats	R: 0 H: 1 E: 0 K: 10 S: 10	R: 0 H: 0 E: 0 K: 5 S: 5	R: 0 H: 1 E: 0 K: 6 S: 6	R: 0 H: 1 E: 0 K: 1 S: 9	R: 1 H: 2 E: 0 K: 16 S: 16	R: 0 H: 0 E: 0 K: 6 S: 6	R: 0 H: 1 E: 0 K: 8 S: 8	R: 0 H: 0 E: 0 K: 8 S: 8	R: 1 H: 1 E: 0 K: 11 S: 11	1B: 5 2B: 1 3B: 0 HR: 1 SF: 0 SAC: 1 DP: 0 HBP: 0	WP: 1 PB: 0 SB: 1 CS: 1 PA: 39
--------------	----------------------------	--------------------------	--------------------------	--------------------------	----------------------------	--------------------------	--------------------------	--------------------------	----------------------------	---	--------------------------------

PITCHER Andy Benes, R (1, 1) <small>ERA: 3.26</small>	IP 9.0 WLS W BF 38 H 7 R 2 ER 2 SO 3 BB 5 IBB 0 HBP 0 BLK 1 WP 1 HR 1 S 78 P 126 ERA 2.00 WHIP 1.333	PITCHER IP WLS BF H R ER SO BB IBB HBP BLK WP HR S P ERA WHIP
---	--	---

BOTTOM

Arizona Diamondbacks @ St. Louis Cardinals
Busch Stadium, St. Louis, MO
Thu Apr 16 1998, 3:38 AM CDT
Att: 32,039 - Cloudy - 56 F

AB	32
R	2
H	7
RBI	2
BB	5
SO	3
LOB	13



Batter	1	2	3	4	5	6	7	8	9	AB R H RBI BB SO LOB	TOP																
Cliff Floyd, L (1, 7) OBP: 0.389, SLG: 0.542	1-0 P5		1-3 K			4-2 BB	0-3 K			3 0 0 0 1 2 1																	
Edgar Renteria, R (1, 6) OBP: 0.284, SLG: 0.237	1-2 G6-3			0-0 G6-3		0-1 F9		2-3 K		4 0 0 0 0 1 1																	
Mark Kotsay, L (1, 8) OBP: 0.262, SLG: 0.328	1-0 F8			1-2 F9		1-0 G1-3		0-1 F8		4 0 0 0 0 0 1																	
Gary Sheffield, R (1, 9) OBP: 0.410, SLG: 0.458		0-0 G3		2-1 P8		2-1 WP 2B BB		1-1 P8		4 1 1 0 0 0 0																	
Bobby Bonilla, S (1, 5) OBP: 0.222, SLG: 0.250		1-0 G4-3			3-3 K		0-0 F8	4-1 F9 BB		3 1 0 0 1 1 1																	
Derrek Lee, R (1, 3) OBP: 0.429, SLG: 0.848		1-0 HR			2-3 K		4-0 WP 2B BB	4-1 FC4-6 BB		2 2 1 1 2 1 0																	
Charles Johnson, R (1, 2) OBP: 0.288, SLG: 0.468		3-1 P4			2-2 1B		2-1 WP E 2B	0-1 F9		4 1 2 2 0 0 2																	
Craig Counsell, L (1, 4) OBP: 0.471, SLG: 0.481			1-2 G3		1-1 G4-3		4-2 E BB	1-2 FC4-6		3 0 0 1 1 0 2																	
Rafael Medina, R (1, 1)			1-1 G1-3			2-3 K	2-2 P4	0-0 P6		1 0 0 0 0 0 0																	
Jesus Sanchez, L (5, 1)										0 0 0 0 0 0 0																	
Ryan Jackson, L (6, PH) OBP: 0.090, SLG: 0.289										1 0 0 0 0 0 1																	
Kirt Ojala, L (6, 1)										0 0 0 0 0 0 0																	
Jim Eisenreich, L (7, PH) OBP: 0.250, SLG: 0.421										1 0 0 0 0 0 2																	
Oscar Hernandez, R (7, 1)										0 0 0 0 0 0 0																	
Vic Darenbourg, L (7, 1)										0 0 0 0 0 0 0																	
Gregg Zaun, S (9, PH) OBP: 0.381, SLG: 0.500										1 0 0 0 0 0 1																	
Inning Stats	R: 0 E: 0 K: 0 S: 7	H: 0 LOB: 0 BB: 0 P: 10	R: 1 E: 0 K: 0 S: 5	H: 1 LOB: 0 BB: 0 P: 10	R: 0 E: 0 K: 1 S: 8	H: 0 LOB: 0 BB: 0 P: 11	R: 0 E: 0 K: 0 S: 6	H: 0 LOB: 0 BB: 0 P: 9	R: 0 E: 0 K: 2 S: 11	H: 1 LOB: 1 BB: 0 P: 19	R: 0 E: 0 K: 1 S: 9	H: 0 LOB: 1 BB: 1 P: 16	R: 3 E: 1 K: 1 S: 16	H: 2 LOB: 1 BB: 2 P: 30	R: 0 E: 0 K: 1 S: 9	H: 0 LOB: 0 BB: 0 P: 12	R: 1 E: 0 K: 0 S: 8	H: 0 LOB: 1 BB: 2 P: 17	1B: 2 2B: 1 3B: 0 HR: 1	SF: 0 SAC: 0 DP: 0 HBP: 0	WP: 2 PB: 0 SB: 0 CS: 0	PA: 36					
PITCHER	IP WLS BF H R ER SO BB IBB HBP BLK WP HR S P ERA WHIP																										
Willie Blair, R (1, 1) ERA: 6.75	6.1		25	4	4	3	4	2	0	0	0	1	1	51	88	4.26	0.947										
Russ Springer, R (7, 1) ERA:	1.2	W	6	0	0	0	2	1	0	0	0	1	0	20	29	0.00	0.600										
Felix Rodriguez, R (9, 1) ERA: 10.13	1.0	S	5	0	1	1	0	2	0	0	0	0	0	8	17	9.00	2.000										


Florida Marlins @ Arizona Diamondbacks
Bank One Ballpark, Phoenix, AZ

AB	31
R	5
H	4
RBI	4
BB	5
SO	6
LOB	11



Fri Apr 17 1998, 10:05 PM EDT
Att. 47,401 - Unknown - 73 F

WP: 2	PA: 36
-------	--------

Batter	1	2	3	4	5	6	7	8	9	AB	R	H	RBI	BB	SO	LOB	BOTTOM															
Devon White, S OBP: 0.348, SLG: 0.422 (1, 8)	2-2 E S 1B		1-1 L8		4-2 S 3B BB	1-0 S 3B		3-2 BB S 1B		4	2	3	0	1	0	0	Florida Marlins @ Arizona Diamondbacks Bank One Ballpark, Phoenix, AZ Fri Apr 17 1998, 10:05 PM EDT Att: 47,401 - Unknown - 73 F livebaseballscorecards.com <table border="1"> <tr><td>AB</td><td>35</td></tr> <tr><td>R</td><td>7</td></tr> <tr><td>H</td><td>12</td></tr> <tr><td>RBI</td><td>7</td></tr> <tr><td>BB</td><td>8</td></tr> <tr><td>SO</td><td>8</td></tr> <tr><td>LOB</td><td>20</td></tr> </table> 		AB	35	R	7	H	12	RBI	7	BB	8	SO	8	LOB	20
AB	35																															
R	7																															
H	12																															
RBI	7																															
BB	8																															
SO	8																															
LOB	20																															
Brent Brede, L OBP: 0.167, SLG: 0.282 (1, 7) (8, 9)	1-3 K		3-2 F8		3-0 H 3B	1-1 G4-3		3-3 K		5	1	1	1	0	2	3																
Jay Bell, R OBP: 0.324, SLG: 0.438 (1, 6)	3-3 K		1-1 G5-3		0-0 E 3B		1-1 P2	4-0 1B E IBB		4	2	1	1	1	1	1																
Travis Lee, L OBP: 0.310, SLG: 0.385 (1, 3)	4-2 BB			3-2 G6-3			0-0 FC5-4 2B	4-0 1B E BB		3	1	1	0	2	1	1																
Matt Williams, R OBP: 0.343, SLG: 0.554 (1, 5)	2-3 K			2-2 G6-3		3-2 E7 1B	4-0 FC5-4 IBB	1-1 E 1B		4	0	2	2	1	1	2																
Karim Garcia, L OBP: 0.136, SLG: 0.214 Yamil Benitez, R OBP: 0.275, SLG: 0.432 (1, 9) (7, PH) (8, 7)		4-2 G3-6-1 BB		3-2 1B 2B		3-3 K	0-2 FC5-4 BB	0-1 E8 1B		2	1	1	0	1	1	1																
Jorge Fabregas, L OBP: 0.313, SLG: 0.275 (1, 2)		0-1 G3-6-1		2-0 1B 1B		1-0 F8	4-2 1-2f 2-3 BB	1-2 G6-3		4	0	1	1	1	0	4																
Andy Stankiewicz, R OBP: 0.250, SLG: 0.267 (1, 4)		4-1 BB		2-0 1B		1-0 G3	1-2 L9			3	0	1	0	1	0	3																
Willie Blair, R OBP: 0.125, SLG: 0.125 Russ Springer, R (1, 1) (7, 1) Chris Jones, R OBP: 0.273, SLG: 0.250 Felix Rodriguez, R (8, PH) (9, 1)		0-0 F8		3-3 K		0-3 K		2-2 F8		3	0	0	0	0	2	3																
Inning Stats	R: 0 E: 1 K: 3 S: 17	H: 1 LOB: 2 BB: 1 P: 29	R: 0 E: 0 K: 0 S: 7	H: 0 LOB: 1 BB: 2 P: 15	R: 0 E: 0 K: 0 S: 7	H: 0 LOB: 0 BB: 0 P: 12	R: 1 E: 0 K: 1 S: 18	H: 3 LOB: 2 BB: 0 P: 33	R: 3 E: 1 K: 2 S: 18	H: 3 LOB: 1 BB: 1 P: 32	R: 0 E: 0 K: 1 S: 7	H: 1 LOB: 1 BB: 0 P: 10	R: 0 E: 0 K: 0 S: 13	H: 1 LOB: 3 BB: 2 P: 22	R: 3 E: 1 K: 1 S: 20	H: 3 LOB: 2 BB: 2 P: 37	1B: 7 2B: 2 3B: 3 HR: 0	SF: 0 SAC: 0 DP: 1 HBP: 0	WP: 0 PB: 0 SB: 3 CS: 0	PA: 43 ERA WHIP												
PITCHER	IP WLS BF H R ER SO	IP WLS BF H R ER SO	IP WLS BF H R ER SO	IP WLS BF H R ER SO	IP WLS BF H R ER SO	IP WLS BF H R ER SO	IP WLS BF H R ER SO	IP WLS BF H R ER SO	IP WLS BF H R ER SO	IP WLS BF H R ER SO	IP WLS BF H R ER SO	IP WLS BF H R ER SO	IP WLS BF H R ER SO	IP WLS BF H R ER SO	IP WLS BF H R ER SO	IP WLS BF H R ER SO	WP HR S P ERA WHIP	WP HR S P ERA WHIP														
Rafael Medina, R ERA: 9.15 (1, 1)	4.0																															
Jesus Sanchez, L ERA: 3.86 (5, 1)	1.0																															
Kirt Ojala, L ERA: 4.15 (6, 1)	1.0																															
Oscar Henriquez, R ERA: 8.64 (7, 1)	0.1																															
Vic Darenbourg, L ERA: 5.79 (7, 1)	1.2	L	12	3	3	3	1	2	2	0	0	0	0	0	0	0																

Batter	1	2	3	4	5	6	7	8	9	AB R H RBI BB SO LOB	TOP	
Cliff Floyd, L OBP: 0.395, SLG: 0.548 (1, 7)	0-2 SH1 2B		0-0 E9 1B HR	1-2 G4-3			4-2 BB			3 2 1 0 1 0 0		
Edgar Renteria, R OBP: 0.286, SLG: 0.242 (1, 6)	0-0 SH1		2-2 HR 1B		1-1 F8		1-2 K			3 1 1 0 0 1 1		
Mark Kotsay, L OBP: 0.261, SLG: 0.369 (1, 8)	0-0 P5		2-1 HR		0-0 F8			2-1 G3		4 1 1 3 0 0 1		
Gary Sheffield, R OBP: 0.400, SLG: 0.462 (1, 9)	1-0 1B 2B		2-2 G6-3		1-3 K			3-3 K		4 1 1 1 0 2 0		
Bobby Bonilla, S OBP: 0.273, SLG: 0.263 (1, 5)	1-0 1B		4-2 G4-3 BB		0-3 K			1-3 K		3 0 1 1 1 2 0		
Derrek Lee, R OBP: 0.391, SLG: 0.757 (1, 3)	3-3 K		2-2 G4-3		3-1 G5-3			2-2 G1-3		4 0 0 0 0 1 2		
Charles Johnson, R OBP: 0.268, SLG: 0.431 (1, 2)			2-2 G6-3		0-3 K			0-0 G1-3		4 0 0 0 0 1 1		
Craig Counsell, L OBP: 0.444, SLG: 0.448 (1, 4)			1-2 F9		1-1 P7		4-1 G4-3		3-2 G4-3	4 0 0 0 0 0 0		
Andy Larkin, R (7, 1) Antonio Alfonseca, R (7, 1) Felix Heredia, L (7, 1)			0-0 G6-3		2-3 K		1-3 K			3 0 0 0 0 2 0 0 0 0 0 0 0 0 0 0 0 0 0 0 0		
Inning Stats	R: 2 H: 3 E: 0 LOB: 1 K: 1 BB: 0 S: 11 P: 16	R: 0 H: 0 E: 0 LOB: 0 K: 0 BB: 0 S: 6 P: 8	R: 3 H: 2 E: 1 LOB: 1 K: 0 BB: 1 S: 19 P: 33	R: 0 H: 0 E: 0 LOB: 0 K: 1 BB: 0 S: 8 P: 12	R: 0 H: 0 E: 0 LOB: 0 K: 1 BB: 0 S: 6 P: 8	R: 0 H: 0 E: 0 LOB: 0 K: 2 BB: 0 S: 8 P: 11	R: 0 H: 0 E: 0 LOB: 1 K: 2 BB: 1 S: 12 P: 21	R: 0 H: 0 E: 0 LOB: 0 K: 2 BB: 0 S: 9 P: 15	R: 0 H: 0 E: 0 LOB: 0 K: 0 BB: 0 S: 11 P: 16	1B: 2 SF: 0 2B: 2 SAC: 1 3B: 0 DP: 0 HR: 1 HBP: 0	WP: 0 PA: 35 PB: 0 SB: 0 CS: 0	
PITCHER	Brian Anderson, L ERA: 3.33 (1, 1)	Barry Manuel, R ERA: 9.0 (6, 1)	Clint Sodowsky, R ERA: 13.5 (8, 1)	Felix Rodriguez, R ERA: 8.53 (9, 1)	PITCHER							IP WLS BF H R ER SO BB IBB HBP BLK WP HR S P ERA WHIP
	5.0 22 5 5 4 3 1 0 0 0 0 1 50 77 7.20 1.200	2.0 7 0 0 0 4 1 0 0 0 0 0 20 32 0.00 0.500	1.0 3 0 0 0 2 0 0 0 0 0 0 9 15 0.00 0.000	1.0 3 0 0 0 0 0 0 0 0 0 0 11 16 0.00 0.000								

Florida Marlins @ Arizona Diamondbacks
Bank One Ballpark, Phoenix, AZ
Sat Apr 18 1998, 6:33 AM EDT
Att. 46,910 - Sunny - 75 F

AB	32
R	5
H	5
RBI	5
BB	2
SO	9
LOB	5



WP:	0	PA:	35
PB:	0		
SB:	0		
CS:	0		

PITCHER	IP	WLS	BF	H	R	ER	SO	BB	IBB	HBP	BLK	WP	HR	S	P	ERA	WHIP
Brian Anderson, L	5.0		22	5	5	4	3	1	0	0	0	0	1	50	77	7.20	1.200
Barry Manuel, R	2.0	W	7	0	0	0	4	1	0	0	0	0	0	20	32	0.00	0.500
Clint Sodowsky, R	1.0		3	0	0	0	2	0	0	0	0	0	0	9	15	0.00	0.000
Felix Rodriguez, R	1.0	S	3	0	0	0	0	0	0	0	0	0	0	11	16	0.00	0.000

Batter	1	2	3	4	5	6	7	8	9
Devon White, S OBP: 0.351, SLG: 0.420 (1, 8)	1-2 G3		0-0 P5			2-0 BB 1B 1B	0-2 F8	1-2 E7 1B	
Andy Fox, L OBP: 0.435, SLG: 0.350 (1, 4) (8, 7)	1-1 F8 1B			1-0 F9		0-1 1B 1B	1-0 HR 1B	2-0 P5	
Jay Bell, R OBP: 0.333, SLG: 0.478 (1, 6)	2-0 F8 1-2			3-2 G5-3		4-0 G6-4-3 1B 1-2 2-3 BB	0-0 HR		
Travis Lee, L OBP: 0.333, SLG: 0.397 (1, 3)	1-3 K			1-2 1B		0-0 G6-4-3 1B 1-2 2-H 3-H	4-1 1B BB		
Matt Williams, R OBP: 0.338, SLG: 0.536 (1, 5)		2-1 P3		2-2 F9		2-2 G6-4-3 1-2 2-3	2-0 1B		
Brent Brede, L OBP: 0.152, SLG: 0.256 Clint Sodowsky, L (8, 1) Felix Rodriguez, R (9, 1)		0-3 K			2-2 P6	0-0 G4-3	3-1 L4		
Kelly Stinnett, R OBP: 0.217, SLG: 0.318 (1, 2)		0-1 G1			4-2 BB		0-0 HR 1B	0-1 G4-3	
Karim Garcia, L OBP: 0.167, SLG: 0.348 (1, 9)			1-3 K		0-0 F9		1-1 HR	0-0 SF8 3B	
Brian Anderson, R OBP: 0.143, SLG: 0.143 Tony Batista, R OBP: 0.235, SLG: 0.188 Barry Manuel, R (6, 1) Chris Jones, R OBP: 0.261, SLG: 0.238 Andy Stankiewicz, R OBP: 0.242, SLG: 0.267 (8, 4)			0-0 G3		1-3 K		1-0 G5-3	2-0 SF8	

Inning Stats	R: 0 E: 0 K: 1 S: 10	H: 1 LOB: 1 BB: 0 P: 15	R: 0 E: 0 K: 1 S: 7	H: 0 LOB: 0 BB: 0 P: 9	R: 0 E: 0 K: 1 S: 5	H: 0 LOB: 0 BB: 0 P: 6	R: 0 E: 0 K: 0 S: 10	H: 1 LOB: 1 BB: 0 P: 17	R: 0 E: 0 K: 1 S: 9	H: 0 LOB: 1 BB: 1 P: 16	R: 2 E: 0 K: 0 S: 8	H: 3 LOB: 1 BB: 1 P: 16	R: 4 E: 0 K: 0 S: 13	H: 5 LOB: 2 BB: 1 P: 25	R: 1 E: 1 K: 0 S: 9	H: 2 LOB: 1 BB: 0 P: 14
--------------	-------------------------------	----------------------------------	------------------------------	---------------------------------	------------------------------	---------------------------------	-------------------------------	----------------------------------	------------------------------	----------------------------------	------------------------------	----------------------------------	-------------------------------	----------------------------------	------------------------------	----------------------------------

PITCHER	IP	WLS	BF	H	R	ER	SO	BB	IBB	HBP	BLK	WP	HR	S	P	ERA	WHIP
Andy Larkin, R ERA: 3.75 (1, 1)	6.0		26	7	4	4	4	2	0	0	0	0	1	52	83	6.00	1.500
Antonio Alfonseca, R ERA: 6.1 (7, 1)	0.2	L	6	3	2	2	0	1	0	0	0	0	1	8	16	27.00	6.000
Felix Heredia, L ERA: 6.59 (7, 1)	1.1		6	2	1	1	0	0	0	0	0	0	0	11	19	6.75	1.500

AB R H RBI BB SO LOB

5	1	2	0	0	0	0
5	2	3	0	0	0	1
3	1	1	2	1	0	1
3	0	2	2	1	1	1
4	0	1	0	0	0	3
4	0	0	0	0	1	3
0	0	0	0	0	0	0
0	0	0	0	0	0	0
3	1	1	0	1	0	0
4	2	2	2	0	1	1
1	0	0	0	0	0	0
1	0	0	0	0	1	1
0	0	0	0	0	0	0
1	0	0	0	0	0	0
0	0	0	1	0	0	0

AB	34
R	7
H	12
RBI	7
BB	3
SO	4
LOB	11



WP	PA
0	38
0	
0	
0	


Florida Marlins @ Arizona Diamondbacks
Bank One Ballpark, Phoenix, AZ
Sat Apr 18 1998, 6:33 AM EDT
Att. 46,910 - Sunny - 75 F

livebaseballscorecards.com

Batter	1	2	3	4	5	6	7	8	9	AB R H RBI BB SO LOB	TOP
Cliff Floyd, L OBP: 0.400, SLG: 0.585 (1, 7) C X	0-1 HR		1-0 P7		2-1 G4-3		4-0 CS BB			3 1 1 1 1 0 1	
Edgar Renteria, R OBP: 0.270, SLG: 0.227 (1, 6) F B B B S	3-3 K			1-2 G5-3		1-2 G6-3	0-2 CS	2-3 K		4 0 0 0 0 2 0	
Craig Counsell, L OBP: 0.447, SLG: 0.433 (1, 4) B C C B X	2-2 F9			3-2 L9		4-1 1B BB		4-0 1B BB		2 1 0 0 2 0 0	
Gary Sheffield, R OBP: 0.391, SLG: 0.446 (1, 9) X	0-0 F7			0-0 L6		0-2 P6		1-1 CS 1B		4 0 1 0 0 0 1	
Mark Kotsay, L OBP: 0.260, SLG: 0.362 (1, 8) F B X		2-1 G1-3			0-0 G5-3	0-1 1B 1B		0-0 G4-3		4 0 1 0 0 0 2	
Derrek Lee, R OBP: 0.420, SLG: 0.775 Rob Stanifer, R (9, 1)		2-3 K		1-0 HR 2B	2-2 1B			4-0 G6-4-3 BB		3 1 2 1 1 1 0 0 0 0 0 0 0 0	
Gregg Zaun, S OBP: 0.360, SLG: 0.591 (1, 2) B X C B		1-1 G6-3		2-0 HR	1-1 G6-3			0-3 K		4 1 1 2 0 1 3	
Kevin Millar, R OBP: 0.667, SLG: 0.500 Bobby Bonilla, S OBP: 0.269, SLG: 0.261 (3, PH) (3, 5) F B X			1-2 G4-3		0-0 CS 1B		2-0 G3-1	0-0 G6-4-3		0 0 0 0 0 0 0 4 0 1 0 0 0 1	
Brian Meadows, R OBP: 0.143, SLG: 0.143 Ryan Jackson, L OBP: 0.293, SLG: 0.282 Vic Darenbourg, L Jay Powell, R Felix Heredia, L Jim Eisenreich, L OBP: 0.250, SLG: 0.421 (1, 1) (7, PH) (7, 1) (9, 1) (9, 1) (9, 3)		2-2 G5-3		1-0 1B		1-0 G6-3				2 0 1 0 0 0 0 1 0	
Inning Stats	R: 1 E: 0 K: 1 S: 9 H: 1 LOB: 0 BB: 0 P: 14	R: 0 E: 0 K: 1 S: 7 H: 0 LOB: 0 BB: 0 P: 12	R: 0 E: 0 K: 0 S: 7 H: 0 LOB: 0 BB: 0 P: 11	R: 0 E: 0 K: 0 S: 8 H: 0 LOB: 0 BB: 0 P: 12	R: 2 E: 0 K: 0 S: 7 H: 4 LOB: 1 BB: 0 P: 13	R: 1 E: 0 K: 0 S: 15 H: 2 LOB: 2 BB: 1 P: 23	R: 0 E: 0 K: 0 S: 4 H: 0 LOB: 0 BB: 1 P: 11	R: 0 E: 0 K: 1 S: 6 H: 1 LOB: 1 BB: 1 P: 13	R: 0 E: 0 K: 1 S: 5 H: 0 LOB: 0 BB: 1 P: 9	1B: 5 2B: 1 3B: 0 HR: 2 SF: 0 SAC: 0 DP: 1 HBP: 0	WP: 0 PB: 0 SB: 0 CS: 3 PA: 36
PITCHER	IP WLS BF H R ER SO BB IBB HBP BLK WP HR S P ERA WHIP	IP WLS BF H R ER SO BB IBB HBP BLK WP HR S P ERA WHIP	IP WLS BF H R ER SO BB IBB HBP BLK WP HR S P ERA WHIP	IP WLS BF H R ER SO BB IBB HBP BLK WP HR S P ERA WHIP	IP WLS BF H R ER SO BB IBB HBP BLK WP HR S P ERA WHIP	IP WLS BF H R ER SO BB IBB HBP BLK WP HR S P ERA WHIP	IP WLS BF H R ER SO BB IBB HBP BLK WP HR S P ERA WHIP	IP WLS BF H R ER SO BB IBB HBP BLK WP HR S P ERA WHIP	IP WLS BF H R ER SO BB IBB HBP BLK WP HR S P ERA WHIP	IP WLS BF H R ER SO BB IBB HBP BLK WP HR S P ERA WHIP	IP WLS BF H R ER SO BB IBB HBP BLK WP HR S P ERA WHIP
Jeff Suppan, R ERA: 8.57 (1, 1)	5.2 L 24 7 4 4 2 1 0 0 0 0 2 51 82 6.35 1.412										
Scott Brow, R ERA: 4.7 (6, 1)	1.1 4 0 0 0 0 1 0 0 0 0 0 6 14 0.00 0.750										
Omar Daal, L ERA: 3.18 (8, 1)	2.0 7 1 0 0 2 2 0 0 0 0 0 11 22 0.00 1.500										

Florida Marlins @ Arizona Diamondbacks
Bank One Ballpark, Phoenix, AZ

AB	31
R	4
H	8
RBI	4
BB	4
SO	4
LOB	8



Sun Apr 19 1998, 10:05 PM EDT
Att. 47,339 - Cloudy - 85 F

livebaseballscorecards.com

BOTTOM

Florida Marlins @ Arizona Diamondbacks
Bank One Ballpark, Phoenix, AZ
Sun Apr 19 1998, 10:05 PM EDT
Att. 47,339 - Cloudy - 85 F

livebaseballscorecards.com

AB	36
R	3
H	10
RBI	3
BB	1
SO	5
LOB	15



WP:	1	PA:	37
PB:	0		
SB:	0		
CS:	0		

AB R H RBI BB SO LOB

5	0	1	0	0	1	2
4	1	2	1	0	1	0
4	0	0	0	0	1	2
4	1	1	0	0	1	2
4	1	1	0	0	0	2
3	0	1	0	0	0	0
1	0	0	0	0	0	2
4	0	2	1	0	0	1
3	0	1	0	0	0	2
0	0	0	0	1	0	0
0	0	0	0	0	0	0
2	0	0	0	0	0	1
0	0	0	0	0	0	0
1	0	0	0	0	1	1
0	0	0	0	0	0	0
1	0	1	1	0	0	0

1B:	7	SF:	0
2B:	2	SAC:	0
3B:	0	DP:	0
HR:	1	HBP:	0

WP	HR	S	P	ERA	WHIP
0	0	0	0	0.00	0.500
0	0	0	0	∞	∞
1	0	2	4	0.00	0.000
0	0	6	13	0.00	6.000

Batter	1	2	3	4	5	6	7	8	9
Devon White, S OBP: 0.342, SLG: 0.405 (1, 8)	0-0 F9		1-2 G3			0-1 F8 1B		1-2 G6-3	2-3 K
Andy Fox, L OBP: 0.444, SLG: 0.500 (1, 7)	3-2 HR		2-3 K			0-0 1B		0-0 B1-3	
Jay Bell, R OBP: 0.316, SLG: 0.451 (1, 6)	3-2 G5-3			3-2 G1-3		3-1 F8		0-3 K	
Travis Lee, L OBP: 0.329, SLG: 0.389 (1, 3)	0-0 G3-1			1-1 P6		1-3 K		0-0 WP 1B	G4-3 1B
Matt Williams, R OBP: 0.333, SLG: 0.521 (1, 5)		1-0 P3		1-1 G5-3		1-2 L8		0-1 G4-3 WP	1B 1B
Karim Garcia, L OBP: 0.176, SLG: 0.367 (1, 9)		1-1 2B			0-0 L4		1-1 P6	0-0 P3	
Yamil Benitez, R OBP: 0.268, SLG: 0.421 (9, PH)								1-2 2-3	
Jorge Fabregas, L OBP: 0.327, SLG: 0.318 (1, 2)		1-2 FC5-4 1B			0-0 G6-3		1-1 2B	2-0 G4-3	
Andy Stankiewicz, R OBP: 0.250, SLG: 0.273 (1, 4)		1-0 FC5-4			2-2 FC6-4 1B		3-2 P3	4-2 1B BB	
Kelly Stinnett, R OBP: 0.250, SLG: 0.318 (9, PH)									
Tony Batista, R OBP: 0.235, SLG: 0.188 (9, PR)									
Jeff Suppan, R OBP: 0.143, SLG: 0.143 (1, 1)			0-2 G6-3			0-0 FC6-4		2-3 K	
Scott Brow, R (6, 1)									
Chris Jones, R OBP: 0.250, SLG: 0.227 (7, PH)									
Omar Daal, L (8, 1)									
Brent Brede, L OBP: 0.170, SLG: 0.273 (9, PH)									

Inning Stats	R: 1	H: 1	E: 0	K: 0	S: 8	H: 1	LOB: 0	BB: 0	P: 14	R: 0	H: 2	E: 0	K: 0	S: 7	H: 0	LOB: 0	BB: 0	P: 11	R: 0	H: 0	E: 0	K: 1	S: 10	H: 0	LOB: 0	BB: 0	P: 13	R: 0	H: 0	E: 0	K: 0	S: 7	R: 0	H: 1	E: 0	K: 0	S: 6	R: 0	H: 2	E: 0	K: 1	S: 11	R: 0	H: 1	E: 0	K: 1	S: 11	R: 0	H: 0	E: 0	K: 1	S: 7	R: 2	H: 3	E: 0	K: 1	S: 11	H: 3	LOB: 2	BB: 1	P: 20	1B: 7	2B: 2	3B: 0	HR: 1	SF: 0	SAC: 0	DP: 0	HBP: 0	WP: 1	PA: 37
--------------	------	------	------	------	------	------	--------	-------	-------	------	------	------	------	------	------	--------	-------	-------	------	------	------	------	-------	------	--------	-------	-------	------	------	------	------	------	------	------	------	------	------	------	------	------	------	-------	------	------	------	------	-------	------	------	------	------	------	------	------	------	------	-------	------	--------	-------	-------	-------	-------	-------	-------	-------	--------	-------	--------	-------	--------

PITCHER	IP	WLS	BF	H	R	ER	SO	BB	IBB	HBP	BLK	WP	HR	S	P	ERA	WHIP
Brian Meadows, R ERA: 3.42 (1, 1)	6.0		23	6	1	1	2	0	0	0	0	0	0	49	74	1.50	1.000
Vic Darenbourg, L ERA: 4.76 (7, 1)	2.0		7	1	0	0	2	0	0	0	0	0	0	18	26	0.00	0.500
Jay Powell, R ERA: 7.11 (9, 1)	0.0		2	2	2	2	0	0	0	0	0	0	0	3	3	∞	∞
Felix Heredia, L ERA: 6.28 (9, 1)	0.2		2	0	0	0	0	0	0	0	0	1	0	2	4	0.00	0.000
Rob Stanifer, R ERA: (9, 1)	0.1	S	3	1	0	0	1	1	0	0	0	0	0	6	13	0.00	6.000

Batter	1	2	3	4	5	6	7	8	9	AB R H RBI BB SO LOB	TOP														
John Cangelosi, S (1, 8) OBP: 0.368, SLG: 0.200	2-2 G5-3		4-1 F7 1B BB	1-3 K		1-1 F7		0-0 FC6-4 1-2f		4 1 0 0 1 1 3															
Edgar Renteria, R (1, 6) OBP: 0.278, SLG: 0.254	2-2 G5-3		1-1 1-2 1B 1B		0-1 1B 2B	0-0 G6-3			1-3 K	5 1 2 0 0 1 0															
Cliff Floyd, L (1, 7) OBP: 0.400, SLG: 0.565	2-1 BB 1B		1-1 F7 2-3		4-0 F9 1B BB	1-3 K			1-0 G3	4 2 1 0 1 1 2															
Gary Sheffield, R (1, 9) OBP: 0.411, SLG: 0.448 John Roskos, R (8, 3)	4-0 1B 1-2 BB		0-0 G5-4-3 1-2 1B		2-1 P6		4-1 G3-6 BB		1-3 K	2 0 1 1 2 0 2 1 0 0 0 0 1 0															
Bobby Bonilla, S (1, 5) OBP: 0.300, SLG: 0.296	3-0 1-3 2-H 1B		1-0 G5-4-3 1-2f		2-1 BB 1B 1B		2-2 G3-6 1-2f			4 0 2 2 0 0 3															
Derrek Lee, R (1, 3) OBP: 0.407, SLG: 0.727 Jay Powell, R (7, 1)	0-0 F9			2-1 CS 1B	1-2 F9		2-3 K			4 0 1 0 0 1 4 0 0 0 0 0 0 0															
Charles Johnson, R (1, 2) OBP: 0.283, SLG: 0.455		1-0 P9		3-2 FC5-4 1-2 2B	3-2 BB 1B			3-3 K		4 0 2 1 0 1 0															
Dave Berg, R (1, 4) OBP: 0.500, SLG: 0.381 Craig Counsell, L (5, PH) OBP: 0.449, SLG: 0.426		2-2 F9		4-1 FC5-4 BB	4-2 1-2 2-3 BB			0-0 G3-1		1 0 0 0 1 0 0 1 0 0 0 1 0 0															
Livan Hernandez, R (1, 1) OBP: 0.231, SLG: 0.231 Kirt Ojala, L (4, 1) OBP: 0.236, SLG: 0.400 Jim Eisenreich, L (5, PH) OBP: 0.236, SLG: 0.400 Oscar Henriquez, R (5, 1) Ryan Jackson, L (7, 3) OBP: 0.310, SLG: 0.300		0-0 G6-3		2-2 FC5-4 1-2f 2-3	1-3 K			2-2 FC6-4 1B		2 0 0 0 0 0 2 0 0 0 0 0 0 0 1 0 0 0 0 1 3 0 0 0 0 0 0 0 1 0 1 0 0 0 0															
Inning Stats	R: 1 E: 0 K: 0 S: 11	H: 2 LOB: 2 BB: 1 P: 24	R: 0 E: 0 K: 0 S: 5	H: 0 LOB: 0 BB: 0 P: 8	R: 1 E: 0 K: 1 S: 7	H: 2 LOB: 1 BB: 1 P: 14	R: 0 E: 0 K: 1 S: 12	H: 2 LOB: 2 BB: 1 P: 24	R: 2 E: 0 K: 1 S: 21	H: 3 LOB: 3 BB: 2 P: 38	R: 0 E: 0 K: 1 S: 6	H: 0 LOB: 0 BB: 0 P: 8	R: 0 E: 0 K: 1 S: 7	H: 0 LOB: 0 BB: 1 P: 15	R: 0 E: 0 K: 1 S: 9	H: 1 LOB: 1 BB: 0 P: 14	R: 0 E: 0 K: 2 S: 10	H: 0 LOB: 0 BB: 0 P: 13	1B: 8 2B: 2 3B: 0 HR: 0	SF: 0 SAC: 0 DP: 2 HBP: 0	WP: 0 PB: 0 SB: 0 CS: 1	PA: 40			
PITCHER	IP	WLS	BF	H	R	ER	SO	BB	IBB	HBP	BLK	WP	HR	S	P	ERA	WHIP								
Joel Adamson, L (1, 1) ERA: 7.36	3.0		15	5	2	2	0	2	0	0	0	0	0	25	50	6.00	2.333								
Clint Sodowsky, R (4, 1) ERA: 12.15	1.0	W	4	1	0	0	1	1	0	0	0	0	0	10	20	0.00	2.000								
Barry Manuel, R (5, 1) ERA: 10.57	0.2		7	3	2	2	0	2	0	0	0	0	0	16	32	27.00	7.500								
Gregg Olson, R (5, 1) ERA: 4.15	2.2		8	0	0	0	4	1	0	0	0	0	0	22	36	0.00	0.375								
Omar Daal, L (8, 1) ERA: 2.84	0.2		3	1	0	0	0	0	0	0	0	0	0	5	7	0.00	1.500								
PITCHER	IP	WLS	BF	H	R	ER	SO	BB	IBB	HBP	BLK	WP	HR	S	P	ERA	WHIP								
Russ Springer, R (9, 1) ERA:	1.0		3	0	0	0	2	0	0	0	0	0	0	10	13	0.00	0.000								

Florida Marlins @ Arizona Diamondbacks
Bank One Ballpark, Phoenix, AZ

Mon Apr 20 1998, 10:05 PM EDT
Att. 45,256 - Unknown - 89 F

AB	34
R	4
H	10
RBI	4
BB	6
SO	7
LOB	19



WP: 0	PA: 40
PB: 0	
SB: 0	
CS: 1	

1B: 8	SF: 0
2B: 2	SAC: 0
3B: 0	DP: 2
HR: 0	HBP: 0

livebaseballscorecards.com

Batter	1	2	3	4	5	6	7	8	9
Devon White, S OBP: 0.353, SLG: 0.423 Russ Springer, R	(1, 8) C B B F F B C		X	0-0 SF9	0-0 1B	1-3 K		2-2 HR	3-2 1B E HBP
Andy Fox, L OBP: 0.433, SLG: 0.462 Gregg Olson, R OBP: 0.500, SLG: 2.000 Omar Daal, L Yamil Benitez, R OBP: 0.286, SLG: 0.436	(1, 4) C F F B B B B (5, 1) (8, 1) (8, PH) (9, 7)	3-3 K	4-1 BB	3-1 G3-1		2-3 K	3-2 HR	1-0 1B	
Jay Bell, R OBP: 0.329, SLG: 0.474	(1, 6) B C C F F B S	3-3 K	1-3 K	3-1 CS 1B		4-1 BB 1B	3-2 1B 3B	0-0 L4	
Travis Lee, L OBP: 0.341, SLG: 0.382	(1, 3)		1-3 K	3-3 K	1-2 CS 1B	4-2 1B 1B SF7 BB	4-1 1B BB	0-0 BB 1B 1B	0-2 G4-3
Matt Williams, R OBP: 0.349, SLG: 0.513	(1, 5)	3-2 F8		4-2 BB 1B BB	2-1 1B 1B 1B	0-1 F9	4-1 1B BB		
Brent Brede, L OBP: 0.231, SLG: 0.313	(1, 7) (9, 9)	1-1 P6		0-2 BB 1B 1B	0-1 1B 1B	2-2 1B	4-0 1B BB		
Jorge Fabregas, L OBP: 0.333, SLG: 0.319	(1, 2)		4-0 1B BB	1-2 F7	0-0 SF7	1-1 G4-3	2-2 1B		
Karim Garcia, L OBP: 0.196, SLG: 0.358	(1, 9) (9, 8)		1-0 1B SF9 1B	4-0 1B BB	0-0 L4		G4-3		
Joel Adamson, L OBP: 0.400, SLG: 0.600 Clint Sodowsky, L Chris Jones, R OBP: 0.280, SLG: 0.261 Barry Manuel, R Andy Stankiewicz, R OBP: 0.256, SLG: 0.278	(1, 1) (4, 1) (4, PH) (5, 1) (5, 4)		2-2 BB 1B	1-0 1B BB	1-1 1B 1B	1-1 1B	0-0 P7	1-3 K	

AB	R	H	RBI	BB	SO	LOB	
4	3	2	3	0	2	3	
0	0	0	0	0	0	0	
2	0	0	0	1	1	1	
2	1	1	2	0	1	0	
0	0	0	0	0	0	0	
1	0	1	0	0	0	0	
5	2	2	1	1	2	3	
4	2	1	1	2	2	3	
3	2	1	0	2	0	2	
4	1	3	1	1	0	0	
3	1	1	3	1	0	4	
4	2	1	0	1	1	4	
1	0	1	1	0	0	0	
0	0	0	0	0	0	0	
1	1	1	2	0	0	0	
0	0	0	0	0	0	0	
3	0	1	0	0	1	0	
1B: 13	SF: 2	WP: 0	PA: 50	2B: 1	SAC: 0	PB: 0	
3B: 1	DP: 0	SB: 0		HR: 1	HBP: 1	CS: 1	

Florida Marlins @ Arizona Diamondbacks
Bank One Ballpark, Phoenix, AZ
 Mon Apr 20 1998, 10:05 PM EDT
 Att: 45,256 - Unknown - 89 F

AB	37
R	15
H	16
RBI	14
BB	9
SO	10
LOB	20



Inning Stats	R: 0	H: 0	E: 0	K: 3	S: 14	LOB: 0	BB: 0	P: 22
	R: 0	H: 0	E: 0	K: 1	S: 8 <td>LOB: 0</td> <td>BB: 0</td> <td>P: 13 </td>	LOB: 0	BB: 0	P: 13
	R: 2	H: 2	E: 0	K: 2	S: 12 <td>LOB: 2</td> <td>BB: 2</td> <td>P: 27 </td>	LOB: 2	BB: 2	P: 27
	R: 5	H: 4	E: 0	K: 0	S: 17 <td>LOB: 0</td> <td>BB: 2</td> <td>P: 34 </td>	LOB: 0	BB: 2	P: 34
	R: 1	H: 3	E: 0	K: 1	S: 14 <td>LOB: 3</td> <td>BB: 1</td> <td>P: 22 </td>	LOB: 3	BB: 1	P: 22
	R: 1	H: 1	E: 0	K: 1	S: 12 <td>LOB: 2</td> <td>BB: 2</td> <td>P: 25 </td>	LOB: 2	BB: 2	P: 25
	R: 5	H: 5	E: 0	K: 1	S: 22 <td>LOB: 2</td> <td>BB: 2</td> <td>P: 42 </td>	LOB: 2	BB: 2	P: 42
	R: 1	H: 1	E: 1	K: 1	S: 11 <td>LOB: 1</td> <td>BB: 0</td> <td>P: 16 </td>	LOB: 1	BB: 0	P: 16

PITCHER	IP	WLS	BF	H	R	ER	SO	BB	IBB	HBP	BLK	WP	HR	S	P	ERA	WHIP
Livan Hernandez, R ERA: 7.71	(1, 1)	3.1	L	19	5	7	7	6	4	0	0	0	0	45	83	18.90	2.700
Kirt Ojala, L ERA: 3.86	(4, 1)	0.2		2	1	0	0	0	0	0	0	0	0	6	13	0.00	1.500
Oscar Henriquez, R ERA: 11.45	(5, 1)	2.2		19	8	6	2	3	0	0	0	0	1	40	70	20.25	4.125
Jay Powell, R ERA: 7.04	(7, 1)	1.1		9	2	2	1	2	2	0	1	0	0	19	35	6.75	3.000

Arizona Diamondbacks @ Atlanta Braves
Turner Field, Atlanta, GA

Wed Apr 22 1998, 7:05 PM EDT
Att. 30,952 - Overcast - 60 F

AB	31
R	2
H	7
RBI	2
BB	2
SO	10
LOB	11



TOP

AB	R	H	RBI	BB	SO	LOB
4	0	1	0	0	0	1
4	1	2	0	0	0	0
2	0	0	1	1	0	0
4	1	2	1	0	0	3
3	0	0	0	0	1	1
1	0	0	0	1	1	0
2	0	0	0	0	2	1
4	0	1	0	0	1	2
4	0	0	0	0	3	3
3	0	1	0	0	2	0
0	0	0	0	0	0	0

Batter	1	2	3	4	5	6	7	8	9
Devon White, S (1, 8) OBP: 0.348, SLG: 0.415	0-0 G4-3		1-0 BB 1B		3-2 G4-6-3			0-2 G6-3	
Andy Fox, L (1, 4) OBP: 0.441, SLG: 0.533	2-2 G5-3		1-2 BB 1B			0-0 SF9 3B		0-0 G4-3	
Jay Bell, R (1, 6) OBP: 0.326, SLG: 0.462	0-2 F8		4-1 BB 1B			0-0 SF9		3-2 G5-3	
Travis Lee, L (1, 3) OBP: 0.348, SLG: 0.425		2-2 BB 1B	2-1 G6-4-3			1-2 L8			0-1 HR
Matt Williams, R (1, 5) OBP: 0.345, SLG: 0.494		1-1 L9		3-3 K		1-2 HBP			0-0 F8
Brent Bredle, L (1, 7) Yamil Benitez, R (6, PH) OBP: 0.273, SLG: 0.415		4-1 BB		1-3 K		0-3 K			0-3 K
Jorge Fabregas, L (1, 2) OBP: 0.328, SLG: 0.314		0-0 F8		2-1 L8			2-3 K		1-1 WP 1B
Karim Garcia, L (1, 9) OBP: 0.183, SLG: 0.333		1-3 K			1-0 G4-3		3-3 K		0-3 K
Andy Benes, R (1, 1) Scott Brow, R (8, 1)			3-3 K		1-2 G4-6-3 1B		0-3 K		

Inning Stats	R: 0	H: 0	E: 0	K: 0	S: 7	P: 9	R: 0	H: 1	E: 0	K: 1	S: 10	P: 18	R: 0	H: 2	E: 0	K: 1	S: 11	P: 22	R: 0	H: 0	E: 0	K: 2	S: 9	P: 15	R: 1	H: 1	E: 0	K: 1	S: 10	P: 12	R: 0	H: 0	E: 0	K: 3	S: 9	P: 14	R: 0	H: 0	E: 0	K: 0	S: 9	P: 12	R: 1	H: 2	E: 0	K: 2	S: 11	P: 12	1B: 5	2B: 0	3B: 1	HR: 1	SF: 1	SAC: 0	DP: 2	HBP: 1	WP: 1	PB: 0	SB: 0	CS: 0	PA: 35
--------------	------	------	------	------	------	------	------	------	------	------	-------	-------	------	------	------	------	-------	-------	------	------	------	------	------	-------	------	------	------	------	-------	-------	------	------	------	------	------	-------	------	------	------	------	------	-------	------	------	------	------	-------	-------	-------	-------	-------	-------	-------	--------	-------	--------	-------	-------	-------	-------	--------

PITCHER	IP	WLS	BF	H	R	ER	SO	BB	IBB	HBP	BLK	WP	HR	S	P	ERA	WHIP
29 John Smoltz, R (1, 1) ERA: 0.84	5.2	W	23	5	1	1	4	2	0	1	0	0	0	51	85	1.59	1.235
Alan Embree, L (6, 1) ERA:	0.1		1	0	0	0	1	0	0	0	0	0	0	3	3	0.00	0.000
Mike Cather, R (7, 1) ERA: 3.0	2.0		6	0	0	0	3	0	0	0	0	0	0	18	26	0.00	0.000
Mark Wohlers, R (9, 1) ERA: 2.57	1.0		5	2	1	1	2	0	0	0	0	1	1	11	12	9.00	2.000

WP	PA
1	35

BOTTOM

Arizona Diamondbacks @ Atlanta Braves

Turner Field, Atlanta, GA

Wed Apr 22 1998, 7:05 PM EDT

Att. 30,952 - Overcast - 60 F

livebaseballscorecards.com

AB	31
R	5
H	9
RBI	5
BB	5
SO	6
LOB	17



WP:	1	PA:	38
PB:	0		
SB:	1		
CS:	1		

AB R H RBI BB SO LOB

3 1 2 1 1 0 0

5 0 2 1 0 2 3

3 0 0 0 1 0 2

4 0 0 0 0 2 3

3 0 1 0 1 0 0

3 2 2 1 1 0 2

4 2 2 2 0 0 2

3 0 0 0 0 1 1

1B:	4	SF:	0
2B:	4	SAC:	1
3B:	0	DP:	1
HR:	2	HBP:	1

1	0	0	0	1	1	0
0	0	0	0	0	0	0
1	0	0	0	0	0	3
0	0	0	0	0	0	0
1	0	0	0	0	0	1
0	0	0	0	0	0	0

Batter	1	2	3	4	5	6	7	8	9											
Walt Weiss, S OBP: 0.532, SLG: 0.634 (1, 6)	4-1 CS BB		0-1 L6		0-0 SH1-3		1-1 2B 1B	0-0 2B												
Keith Lockhart, L OBP: 0.442, SLG: 0.641 (1, 4)	3-3 K 1-2		0-1 2B		0-1 G5-3		3-2 SAFE 1-H 2B	2-3 K												
10 Chipper Jones, S OBP: 0.483, SLG: 0.829 (1, 5)	1-0 G4-3		4-1 BB		0-0 F8		1-0 G1-3													
Andres Galarraga, R OBP: 0.407, SLG: 0.606 (1, 3)		1-3 K	0-1 G2-3		1-2 P3		3-3 K													
Ryan Klesko, L OBP: 0.247, SLG: 0.403 (1, 7)		1-1 F8		0-0 F9		1-1 WP S 1B	4-0 IBB													
Javy Lopez, R OBP: 0.365, SLG: 0.589 (1, 2)		0-1 HR 1B		0-1 HR		4-0 HBP BB	1-0 L7													
Michael Tucker, L OBP: 0.370, SLG: 0.478 (1, 9)		1-1 HR		1-0 F7		2-2 P2		0-0 G6-3 2B 1B												
Andruw Jones, R OBP: 0.250, SLG: 0.394 (1, 8)		3-3 K		0-0 F8		2-1 HBP		1-2 P6												
29 John Smoltz, R Alan Embree, L Curtis Pride, L Mike Calver, R Tony Graffanino, R Mark Wohlers, R			1-3 K		4-2 SH1-3 BB		1-2 G3	3-2 G6-3												
Inning Stats	R: 0 E: 0 K: 1 S: 5	H: 0 LOB: 0 BB: 1 P: 13	R: 2 E: 0 K: 2 S: 12	H: 2 LOB: 0 BB: 0 P: 18	R: 0 E: 0 K: 1 S: 10	H: 1 LOB: 2 BB: 1 P: 15	R: 1 E: 0 K: 0 S: 5	H: 1 LOB: 0 BB: 0 P: 6	R: 0 E: 0 K: 0 S: 8	H: 0 LOB: 1 BB: 1 P: 12	R: 0 E: 0 K: 0 S: 13	H: 1 LOB: 3 BB: 1 P: 24	R: 1 E: 0 K: 1 S: 13	H: 2 LOB: 2 BB: 1 P: 26	R: 1 E: 0 K: 1 S: 11	H: 2 LOB: 1 BB: 0 P: 17	1B: 4 2B: 4 3B: 0 HR: 2	SF: 0 SAC: 1 DP: 1 HBP: 1	WP: 1 PB: 0 SB: 1 CS: 1	PA: 38
PITCHER	IP WLS BF H R ER SO BB IBB HBP BLK WP HR S P ERA WHIP	IP WLS BF H R ER SO BB IBB HBP BLK WP HR S P ERA WHIP	IP WLS BF H R ER SO BB IBB HBP BLK WP HR S P ERA WHIP	IP WLS BF H R ER SO BB IBB HBP BLK WP HR S P ERA WHIP	IP WLS BF H R ER SO BB IBB HBP BLK WP HR S P ERA WHIP	IP WLS BF H R ER SO BB IBB HBP BLK WP HR S P ERA WHIP	IP WLS BF H R ER SO BB IBB HBP BLK WP HR S P ERA WHIP	IP WLS BF H R ER SO BB IBB HBP BLK WP HR S P ERA WHIP	IP WLS BF H R ER SO BB IBB HBP BLK WP HR S P ERA WHIP											
Andy Benes, R ERA: 3.62 (1, 1)	7.0 L	33 4	7 4	4 4	5 4	4 4	5 4	4 4	5 4											
Scott Brow, R ERA: 5.19 (8, 1)	1.0	5	2	1	1	1	1	1	1											

Batter	1	2	3	4	5	6	7	8	9	AB R H RBI BB SO LOB	TOP	
Devon White, S (1, 8) OBP: 0.355, SLG: 0.412	4-2 CS S BB		0-1 1B		1-2 P4		1-1 F7			3 0 1 0 1 0 1		
Chris Jones, R (1, 9) OBP: 0.250, SLG: 0.231 Andy Fox, L (8, PH) OBP: 0.429, SLG: 0.516	1-1 P4		1-1 F8			0-0 F9		1-3 K		3 0 0 0 0 0 2 1 0 0 0 0 1 0		
Jay Bell, R (1, 6) OBP: 0.312, SLG: 0.439	2-3 K		1-3 K			2-0 F8		1-1 F8		4 0 0 0 0 2 2		
Matt Williams, R (1, 5) OBP: 0.363, SLG: 0.512	4-2 BB			1-0 G5-4-3 1B		0-0 1B 2B		0-1 G4-3		3 1 2 0 1 0 0		
Travis Lee, L (1, 3) OBP: 0.344, SLG: 0.417	3-2 CS 2-3	0-2 G4-3		3-2 L8		1-0 1B 1B 2-H		1-3 K		4 0 1 1 0 1 1		
Yamil Benitez, R (1, 7) OBP: 0.277, SLG: 0.409 Brent Brede, L (9, PH) OBP: 0.236, SLG: 0.300		2-3 K		2-0 G5-4-3 1-2f		3-2 1B 1B		2-3 K		3 0 1 0 0 1 1 1 0 0 0 0 1 0		
Kelly Stinnett, R (1, 2) OBP: 0.286, SLG: 0.292		4-2 BB			0-0 G5-3		1-0 G4-3		4-1 1B BB	2 0 0 0 2 0 2		
Andy Stankiewicz, R (1, 4) OBP: 0.238, SLG: 0.256 Jorge Fabregas, L (9, PH) OBP: 0.339, SLG: 0.327 Brian Anderson, R (9, PR) OBP: 0.143, SLG: 0.143		1-0 G3			2-1 G6-3		1-3 K		2-0 1-2 1B	3 0 0 0 0 1 1 1 0 1 0 0 0 0 0 0 0 0 0 0 0		
Willie Blair, R (1, 1) OBP: 0.200, SLG: 0.200 Tony Batista, R (7, PH) OBP: 0.222, SLG: 0.176 Clint Sodowsky, L (7, 1) Felix Rodriguez, R (8, 1) Karim Garcia, L (9, PH) OBP: 0.180, SLG: 0.328			2-3 K		1-1 1B		2-1 F7		1-3 K	2 0 1 0 0 1 0 1 0 1 0 0 0 0 1 2		
Inning Stats	R: 0 H: 0 E: 0 LOB: 1 K: 1 BB: 2 S: 11 P: 25	R: 0 H: 0 E: 0 LOB: 1 K: 1 BB: 1 S: 10 P: 17	R: 0 H: 1 E: 0 LOB: 1 K: 2 BB: 0 S: 10 P: 14	R: 0 H: 1 E: 0 LOB: 0 K: 0 BB: 0 S: 5 P: 11	R: 0 H: 1 E: 0 LOB: 1 K: 0 BB: 0 S: 9 P: 13	R: 1 H: 3 E: 0 LOB: 2 K: 0 BB: 0 S: 9 P: 16	R: 0 H: 0 E: 0 LOB: 0 K: 1 BB: 0 S: 7 P: 11	R: 0 H: 0 E: 0 LOB: 0 K: 1 BB: 0 S: 7 P: 9	R: 0 H: 1 E: 0 LOB: 2 K: 3 BB: 1 S: 11 P: 21	1B: 6 SF: 0 2B: 1 SAC: 0 3B: 0 DP: 1 HR: 0 HBP: 0	WP: 0 PA: 37 PB: 0 SB: 1 CS: 1	
PITCHER	IP WLS BF H R ER SO BB IBB HBP BLK WP HR S P ERA WHIP											
Tom Glavine, L (1, 1) ERA: 1.0	7.0 W 28 6 1 1 5 3 0 0 0 0 0 0 61 107 1.29 1.286											
Kerry Ligtenberg, R (8, 1) ERA: 3.72	1.0 3 0 0 0 1 0 0 0 0 0 0 0 7 9 0.00 0.000											
Mark Wohlers, R (9, 1) ERA: 2.25	1.0 S 5 1 0 0 3 1 0 0 0 0 0 0 11 21 0.00 2.000											

Arizona Diamondbacks @ Atlanta Braves
 Turner Field, Atlanta, GA
 Thu Apr 23 1998, 7:05 PM EDT
 Att. 33,013 - Cloudy - 60 F

AB	32
R	1
H	7
RBI	1
BB	4
SO	9
LOB	12



Batter	1	2	3	4	5	6	7	8	9
Walt Weiss, S (1, 6) OBP: 0.549, SLG: 0.659	4-2 BB		1-0 2B		3-2 1B			0-1 G4-3	
Keith Lockhart, L (1, 4) OBP: 0.426, SLG: 0.628	0-2 F8		2-1 2B		3-1 G4-3			3-3 K	
10 Chipper Jones, S (1, 5) OBP: 0.462, SLG: 0.788	1-3 K		1-0 G3-1			0-0 F7		0-1 G4-3	
Andres Galarraga, R (1, 3) OBP: 0.404, SLG: 0.635	1-2 G5-3			3-2 F6		0-1 HR			
Ryan Klesko, L (1, 7) OBP: 0.250, SLG: 0.392 Gerald Williams, R (9, 7) OBP: 0.267, SLG: 0.269		0-2 G6-3		4-0 1B SF7 BB		0-0 F9			
Javy Lopez, R (1, 2) OBP: 0.364, SLG: 0.576		0-0 G1-3		1-1 CS 1B		1-3 K			
Michael Tucker, L (1, 9) OBP: 0.351, SLG: 0.458		1-1 G6-3		0-1 SF7			2-3 K		
Andruw Jones, R (1, 8) OBP: 0.240, SLG: 0.377			0-0 G5-3	0-2 CS	0-0 F8		2-3 K		
Tom Glavine, L (1, 1) OBP: 0.125, SLG: 0.250 Curtis Pride, L (7, PH) OBP: 0.212, SLG: 0.281 Kerry Ligtenberg, R (8, 1) Mark Wohlers, R (9, 1)			3-2 F7		1-1 G4-3		0-0 G1-3		

Inning Stats	R: 0 E: 0 K: 1 S: 12	H: 0 LOB: 1 BB: 1 P: 18	R: 0 E: 0 K: 0 S: 6	H: 0 LOB: 0 BB: 0 P: 7	R: 1 E: 0 K: 0 S: 9	H: 2 LOB: 1 BB: 0 P: 16	R: 1 E: 0 K: 0 S: 10	H: 1 LOB: 0 BB: 1 P: 18	R: 0 E: 0 K: 0 S: 8	H: 1 LOB: 1 BB: 0 P: 15	R: 1 E: 0 K: 1 S: 7	H: 1 LOB: 0 BB: 0 P: 8	R: 0 E: 0 K: 2 S: 7	H: 0 LOB: 0 BB: 0 P: 11	R: 0 E: 0 K: 1 S: 7	H: 0 LOB: 0 BB: 0 P: 10
--------------	-------------------------------	----------------------------------	------------------------------	---------------------------------	------------------------------	----------------------------------	-------------------------------	----------------------------------	------------------------------	----------------------------------	------------------------------	---------------------------------	------------------------------	----------------------------------	------------------------------	----------------------------------

PITCHER	IP	WLS	BF	H	R	ER	SO	BB	IBB	HBP	BLK	WP	HR	S	P	ERA	WHIP
Willie Blair, R (1, 1) ERA: 6.3	6.0	L	24	5	3	3	2	2	0	0	0	0	1	52	82	4.50	1.167
Clint Sodowsky, R (7, 1) ERA: 10.57	1.0		3	0	0	0	2	0	0	0	0	0	0	7	11	0.00	0.000
Felix Rodriguez, R (8, 1) ERA: 7.36	1.0		3	0	0	0	1	0	0	0	0	0	0	7	10	0.00	0.000

BOTTOM

Arizona Diamondbacks @ Atlanta Braves
Turner Field, Atlanta, GA

Thu Apr 23 1998, 7:05 PM EDT
Att: 33,013 - Cloudy - 60 F

AB	R	H	RBI	BB	SO	LOB
3	1	2	0	1	0	0
4	0	1	1	0	1	2
4	0	0	0	0	1	2
3	1	1	1	0	0	1
2	1	0	0	1	0	0
0	0	0	0	0	0	0
3	0	1	0	0	1	0
2	0	0	1	0	1	0
3	0	0	0	0	1	0
2	0	0	0	0	0	0
1	0	0	0	0	0	0
0	0	0	0	0	0	0
0	0	0	0	0	0	0

livebaseballscorecards.com

AB	27
R	3
H	5
RBI	3
BB	2
SO	5
LOB	5

Braves

WP: 0	PA: 31
PB: 0	
SB: 1	
CS: 1	

Batter	1	2	3	4	5	6	7	8	9	AB R H RBI BB SO LOB
--------	---	---	---	---	---	---	---	---	---	----------------------

Devon White, S (1, 8) <small>OBP: 0.367, SLG: 0.422</small>	2-2 		1-2 G4-3		1-2 		2-2 		0-3 K	5 0 3 0 0 1 2
Chris Jones, R (1, 9) <small>OBP: 0.242, SLG: 0.226</small>	0-2 F9		1-3 K		0-0 		3-3 K		2-3 K	5 0 1 0 0 3 4
Jay Bell, R (1, 6) <small>OBP: 0.320, SLG: 0.442</small>	0-1 			1-2 	1-2 F8				2-3 K	4 1 2 0 0 1 2
Matt Williams, R (1, 5) <small>OBP: 0.358, SLG: 0.500</small>	2-2 			1-0 	1-0 G6-4-3				1-1 L8	4 1 1 0 0 0 4
Travis Lee, L (1, 3) <small>OBP: 0.361, SLG: 0.466</small>	0-0 			2-0 F8		2-2 			1-0 	4 1 3 1 0 0 2
Yamil Benitez, R (1, 7) <small>OBP: 0.255, SLG: 0.375</small> Russ Springer, R (8, 1)		0-0 P5		0-0 G5-3		2-2 G3			1-2 F9	4 0 0 1 0 0 2 0 0 0 0 0 0 0
Jorge Fabregas, L (1, 2) <small>OBP: 0.333, SLG: 0.321</small>		2-0 F9		2-2 		3-2 L7			2-2 F8	4 1 1 1 0 0 0
Tony Batista, R (1, 4) <small>OBP: 0.273, SLG: 0.381</small>		2-3 K		0-2 		0-0 P2			0-2 	4 1 2 2 0 1 0
Brian Anderson, R (1, 1) <small>OBP: 0.111, SLG: 0.111</small> Barry Manuel, R (5, 1) Karim Garcia, L (7, PH) <small>OBP: 0.177, SLG: 0.322</small> Gregg Olson, R (7, 1) <small>OBP: 0.500, SLG: 2.000</small> Brent Brede, L (8, 7) <small>OBP: 0.250, SLG: 0.300</small>			1-0 G4-3	0-0 L5			1-0 G4-3		4-1 	2 0 0 0 0 0 0 0 0 0 0 0 0 0 1 0 0 0 0 0 0 0 0 0 0 0 0 0 0 0 0 0 1 0 0

Inning Stats	R: 0	H: 3	E: 0	LOB: 2	K: 0	BB: 0	S: 12	P: 16	R: 0	H: 0	E: 0	LOB: 0	K: 1	BB: 0	S: 6	P: 10	R: 0	H: 0	E: 0	LOB: 0	K: 1	BB: 0	S: 7	P: 10	R: 4	H: 4	E: 0	LOB: 0	K: 0	BB: 0	S: 13	P: 19	R: 0	H: 2	E: 0	LOB: 1	K: 0	BB: 0	S: 8	P: 11	R: 1	H: 1	E: 0	LOB: 0	K: 0	BB: 0	S: 11	P: 18	R: 0	H: 1	E: 0	LOB: 0	K: 1	BB: 0	S: 7	P: 13	R: 0	H: 1	E: 0	LOB: 1	K: 1	BB: 0	S: 10	P: 14	R: 0	H: 1	E: 0	LOB: 2	K: 2	BB: 1	S: 15	P: 23	1B: 11	SF: 0	2B: 0	SAC: 0	3B: 0	DP: 1	HR: 2	HBP: 0
--------------	------	------	------	--------	------	-------	-------	-------	------	------	------	--------	------	-------	------	-------	------	------	------	--------	------	-------	------	-------	------	------	------	--------	------	-------	-------	-------	------	------	------	--------	------	-------	------	-------	------	------	------	--------	------	-------	-------	-------	------	------	------	--------	------	-------	------	-------	------	------	------	--------	------	-------	-------	-------	------	------	------	--------	------	-------	-------	-------	--------	-------	-------	--------	-------	-------	-------	--------

PITCHER	IP	WLS	BF	H	R	ER	SO	BB	IBB	HBP	BLK	WP	HR	S	P	ERA	WHIP
Denny Neagle, L (1, 1) <small>ERA: 4.11</small>	6.0		26	10	5	5	2	0	0	0	0	0	2	57	84	7.50	1.667
Dennis Martinez, R (7, 1) <small>ERA: 8.82</small>	2.0		7	2	0	0	2	0	0	0	0	0	0	17	27	0.00	1.000
Kerry Ligtenberg, R (9, 1) <small>ERA: 3.38</small>	1.0	W	5	1	0	0	2	1	0	0	0	0	0	15	23	0.00	2.000

TOP

Arizona Diamondbacks @ Atlanta Braves
Turner Field, Atlanta, GA

Fri Apr 24 1998, 7:05 PM EDT
Att. 41,514 - Unknown - 67 F

AB	37
R	5
H	13
RBI	5
BB	1
SO	6
LOB	16



PITCHER	IP	WLS	BF	H	R	ER	SO	BB	IBB	HBP	BLK	WP	HR	S	P	ERA	WHIP
---------	----	-----	----	---	---	----	----	----	-----	-----	-----	----	----	---	---	-----	------

Batter	1	2	3	4	5	6	7	8	9	AB	R	H	RBI	BB	SO	LOB
Walt Weiss, S OBP: 0.536, SLG: 0.633 (1, 6)	1-1 G1-3	2-2 L7		1-2 1B		3-2 1B		1-2 G4-3		5	0	2	0	0	0	1
Tony Graffanino, R OBP: 0.268, SLG: 0.288 Kerry Ligtenberg, R (9, 1)	3-2 10 1B 2B	2-0 F7		0-1 F9		0-1 F9		3-2 G4-3		5	1	1	0	0	0	2
10 Chipper Jones, S OBP: 0.480, SLG: 0.800 (1, 5)	0-0 F9 HR 2B 1B		1-1 BB 1B G6-4-3 1B		0-0 F9 2B	3-2 G6-3		0-0 BB 2B 1B		5	3	4	1	0	0	1
Andres Galarraga, R OBP: 0.415, SLG: 0.667 (1, 3)	3-1 F9		0-0 G6-4-3 BB 1B		1-2 F9		3-2 HR	4-1 2B BB		4	1	2	1	1	0	2
Javy Lopez, R OBP: 0.380, SLG: 0.635 (1, 2)	0-1 HR		4-2 G6-4-3 BB		1-3 K		3-0 F9	2-0 2B		4	1	2	3	1	1	1
Gerald Williams, R OBP: 0.281, SLG: 0.286 Ryan Klesko, L OBP: 0.256, SLG: 0.387 (5, PH)	2-1 1B		1-0 G6-4-3		4-0 BB IBB		1-1 G6-3			2	0	1	0	0	0	2
Damon Hollins, R OBP: 0.500, SLG: 0.500 Michael Tucker, L OBP: 0.373, SLG: 0.458 (6, 7)	3-2 1B		0-0 L6		4-1 BB		4-0 S BB			1	0	0	0	1	0	0
Andrew Jones, R OBP: 0.228, SLG: 0.356 (1, 8)	0-0 FC5-4		2-0 F8		1-3 K		1-2 F4			4	0	0	0	0	1	6
Denny Neagle, L OBP: 0.133, SLG: 0.133 Curtis Pride, L OBP: 0.206, SLG: 0.273 Dennis Martinez, R OBP: 0.417, SLG: 0.614 (8, PH)		0-0 L7 1B		1-2 L8		0-1 G3-1		0-0 P6		2	0	1	0	0	0	0

Inning Stats	R: 3	H: 5	E: 0	K: 0	S: 19	R: 0	H: 1	E: 0	K: 0	S: 5	R: 1	H: 2	E: 0	K: 0	S: 9	R: 0	H: 1	E: 0	K: 2	S: 11	R: 0	H: 1	E: 0	K: 0	S: 11	R: 1	H: 1	E: 0	K: 0	S: 10	R: 0	H: 1	E: 0	K: 0	S: 8	R: 1	H: 2	E: 0	K: 0	S: 3	1B: 9	2B: 3	3B: 0	HR: 2	SF: 0	SAC: 0	DP: 1	HBP: 0	WP: 0	PA: 41
--------------	------	------	------	------	-------	------	------	------	------	------	------	------	------	------	------	------	------	------	------	-------	------	------	------	------	-------	------	------	------	------	-------	------	------	------	------	------	------	------	------	------	------	-------	-------	-------	-------	-------	--------	-------	--------	-------	--------

PITCHER	IP	WLS	BF	H	R	ER	SO	BB	IBB	HBP	BLK	WP	HR	S	P	ERA	WHIP
Brian Anderson, L ERA: 4.06 (1, 1)	4.0		21	10	4	4	0	1	1	0	0	0	0	44	70	9.00	2.750
Barry Manuel, R ERA: 8.38 (5, 1)	2.0		9	1	0	0	2	1	1	0	0	0	0	21	38	0.00	1.000
Gregg Olson, R ERA: 4.66 (7, 1)	1.0		5	1	1	1	0	1	0	0	0	0	1	10	22	9.00	2.000
Russ Springer, R ERA: 0.93 (8, 1)	1.0	L	6	2	1	1	0	1	0	0	0	0	0	11	21	9.00	3.000

BOTTOM

Arizona Diamondbacks @ Atlanta Braves
Turner Field, Atlanta, GA
Fri Apr 24 1998, 7:05 PM EDT
Att: 41,514 - Unknown - 67 F

livebaseballscorecards.com

AB	36
R	6
H	14
RBI	5
BB	5
SO	2
LOB	16



Batter	1	2	3	4	5	6	7	8	9	10	11	AB R H RBI BB SO LOB	TOP												
Devon White, S OBP: 0.353, SLG: 0.404 (1, 8)	G5-3		G6-3		K			F8		SH1-4		4 0 0 0 0 1 1	Arizona Diamondbacks @ Florida Marlins Pro Player Stadium, Miami, FL Sat Apr 25 1998, 7:05 PM EDT Att: 28,710 - Unknown - 82 F												
Andy Fox, L OBP: 0.375, SLG: 0.444 (1, 4) (10, 7)	K		K			L5		K		G4-3		5 0 0 0 0 3 1													
Jay Bell, R OBP: 0.304, SLG: 0.418 (1, 6)	F8				P2		F7		F9		L4	5 0 0 0 0 0 1													
Travis Lee, L OBP: 0.353, SLG: 0.452 (1, 3)			K		G4-3		F8		G4-1		HR	5 1 1 0 0 1 0													
Matt Williams, R OBP: 0.380, SLG: 0.582 (1, 5)					F7			G5-3	WP		HR	5 2 4 3 0 0 0													
Jorge Fabregas, L OBP: 0.338, SLG: 0.344 (1, 2)								G6-3				5 1 2 0 0 0 2													
Brent Brede, L OBP: 0.295, SLG: 0.340 (1, 7) (9, 9)							F7					3 0 2 0 2 0 1													
Karim Garcia, L OBP: 0.169, SLG: 0.306 (9, PH) Yamil Serrano, R OBP: 0.250, SLG: 0.367 (9, 7) Omar Daal, L (10, 1) Scott Brow, R (10, 1) Chris Jones, R OBP: 0.265, SLG: 0.226 (11, PH) Felix Rodriguez, R (11, 1)								G6-3				3 0 0 0 0 0 5 1 0 0 0 0 0 2													
Jeff Suppan, R OBP: 0.222, SLG: 0.222 (1, 1) Tony Batista, R OBP: 0.261, SLG: 0.364 (7, PH) Clint Sodowsky, L (7, 1) Andy Stankiewicz, R OBP: 0.250, SLG: 0.250 (10, PH) (10, 4)												0 0 0 0 0 0 0 0 0 0 0 0 0 0 0 0 0 0 1 0 0 0 0 0 0 0 0 0													
Inning Stats	R: 0 H: 0 E: 0 K: 1 S: 10	H: 0 LOB: 0 BB: 0 P: 15	R: 1 H: 3 E: 0 K: 1 S: 12	H: 3 LOB: 1 BB: 0 P: 17	R: 0 H: 0 E: 0 K: 1 S: 6	H: 0 LOB: 0 BB: 0 P: 8	R: 0 H: 0 E: 0 K: 0 S: 5	H: 0 LOB: 0 BB: 0 P: 7	R: 1 H: 2 E: 0 K: 1 S: 10	H: 2 LOB: 1 BB: 0 P: 18	R: 0 H: 0 E: 0 K: 1 S: 7	H: 0 LOB: 0 BB: 0 P: 9		R: 0 H: 1 E: 0 K: 1 S: 12	H: 1 LOB: 2 BB: 1 P: 25	R: 0 H: 0 E: 0 K: 1 S: 7	H: 0 LOB: 0 BB: 0 P: 12	R: 0 H: 1 E: 0 K: 0 S: 9	H: 1 LOB: 2 BB: 1 P: 18	R: 0 H: 0 E: 0 K: 0 S: 10	H: 0 LOB: 1 BB: 1 P: 17	R: 2 H: 3 E: 0 K: 0 S: 12	H: 3 LOB: 1 BB: 1 P: 19	1B: 6 SF: 0 2B: 2 SAC: 1 3B: 0 DP: 2 HR: 2 HBP: 0	WP: 1 PA: 45 PB: 0 SB: 0 CS: 0
PITCHER	IP WLS BF H R ER SO BB IBB HBP BLK WP HR S P ERA WHIP														PITCHER	IP WLS BF H R ER SO BB IBB HBP BLK WP HR S P ERA WHIP									
Livan Hernandez, R ERA: 6.5 (1, 1)	8.0		30	6	2	2	6	1	0	0	0	0	0	1	0	69	111	2.25	0.875						
Felix Heredia, L ERA: 5.74 (9, 1)	0.2		4	1	0	0	0	1	0	0	0	1	0	8	17	0.00	3.000								
Jay Powell, R ERA: 4.91 (9, 1)	1.1		5	0	0	0	0	1	0	0	0	0	0	11	18	0.00	0.750								
Vic Darensbourg, L ERA: 5.93 (11, 1)	0.1	L	4	3	2	2	0	0	0	0	0	0	1	9	12	54.00	9.000								
Rob Stanifer, R ERA: 6.75 (11, 1)	0.2		2	0	0	0	0	1	0	0	0	0	0	3	7	0.00	1.500								

livebaseballscorecards.com

AB	40
R	4
H	10
RBI	4
BB	4
SO	6
LOB	17



Batter	1	2	3	4	5	6	7	8	9	10	11	AB R H RBI BB SO LOB
Cliff Floyd, L OBP: 0.388, SLG: 0.519 (1, 7)												4 0 0 0 1 1 2
Edgar Renteria, R OBP: 0.302, SLG: 0.287 (1, 6)												5 1 3 0 0 1 1
Craig Counsell, L OBP: 0.432, SLG: 0.427 (1, 4)												2 0 1 2 2 0 0
Gary Sheffield, R OBP: 0.411, SLG: 0.479 Vic Darenbourg, L Rob Stanifer, R (11, 1)												5 0 0 0 0 1 5 0 0 0 0 0 0 0 0 0 0 0 0 0 0
Mark Kotsay, L OBP: 0.311, SLG: 0.402 (1, 8)												2 1 1 0 3 0 0
Derrek Lee, R OBP: 0.364, SLG: 0.618 Jay Powell, R Jim Eisenreich, L OBP: 0.259, SLG: 0.385 (11, 9)												3 0 0 0 1 1 3 0 0 0 0 0 0 0 1 0 1 0 0 0 0
Gregg Zaun, S OBP: 0.333, SLG: 0.500 (1, 2)												4 0 0 0 0 1 4
Dave Berg, R OBP: 0.469, SLG: 0.360 Bobby Bonilla, S OBP: 0.279, SLG: 0.243 (11, PH)												4 0 1 0 0 1 1 1 0 0 1 0 0 1
Livan Hernandez, R OBP: 0.250, SLG: 0.250 Felix Heredia, L Ryan Jackson, L OBP: 0.327, SLG: 0.304 (9, 3)												3 1 1 0 0 1 1 0 0 0 0 0 0 0 2 0 0 0 0 1 1

Inning Stats	R: 1	H: 2	R: 0	H: 0	R: 0	H: 0	R: 0	H: 1	R: 1	H: 2	R: 0	H: 1	R: 0	H: 0	R: 0	H: 0	R: 0	H: 0	R: 1	H: 1	R: 1	H: 1	1B: 7	SF: 1	
E: 0	LOB: 3	E: 0	LOB: 0	E: 0	LOB: 0	E: 0	LOB: 1	E: 0	LOB: 0	E: 0	LOB: 0	E: 0	LOB: 0	E: 0	LOB: 0	E: 0	LOB: 0	E: 0	LOB: 1	E: 0	LOB: 1	E: 0	LOB: 1	2B: 2 <td>SAC: 1</td>	SAC: 1
K: 2	BB: 2	K: 0	BB: 0	K: 0	BB: 0	K: 1	BB: 0	K: 0	BB: 0	K: 1	BB: 0	K: 0	BB: 0	K: 0	BB: 0	K: 0	BB: 0	K: 0	BB: 2	K: 1	BB: 1	K: 1	BB: 1	3B: 0	DP: 3
S: 17	P: 33	S: 4	P: 6	S: 3	P: 3	S: 13	P: 18	S: 9	P: 16	S: 9	P: 11	S: 6	P: 8	S: 8	P: 16	S: 8	P: 13	S: 6	P: 18	S: 11	P: 21	S: 11	P: 21	HR: 0	HBP: 0

PITCHER	IP	WLS	BF	H	R	ER	SO	BB	IBB	HBP	BLK	WP	HR	S	P	ERA	WHIP
Jeff Suppan, R ERA: 7.33 (1, 1)	6.0		25	5	2	2	5	2	0	0	0	1	0	55	87	3.00	1.167
Clint Sodowsky, R ERA: 7.59 (7, 1)	3.0		11	2	0	0	1	1	1	0	0	0	0	22	37	0.00	1.000
Omar Daal, L ERA: 2.57 (10, 1)	0.2		3	0	0	0	1	2	0	0	0	0	0	5	16	0.00	3.000
Scott Brow, R ERA: 5.0 (10, 1)	0.1	W	1	0	0	0	0	0	0	0	0	0	0	1	2	0.00	0.000
Felix Rodriguez, R ERA: 7.56 (11, 1)	1.0	S	5	1	1	1	1	1	0	0	0	0	0	11	21	9.00	2.000

Arizona Diamondbacks @ Florida Marlins
Pro Player Stadium, Miami, FL
 Sat Apr 25 1998, 7:05 PM EDT
 Att: 28,710 - Unknown - 82 F

AB	36
R	3
H	8
RBI	3
BB	7
SO	8
LOB	19



WP: 1 PA: 45
 PB: 0
 SB: 1
 CS: 1

PITCHER	IP	WLS	BF	H	R	ER	SO	BB	IBB	HBP	BLK	WP	HR	S	P	ERA	WHIP
Jeff Suppan, R ERA: 7.33 (1, 1)	6.0		25	5	2	2	5	2	0	0	0	1	0	55	87	3.00	1.167

Arizona Diamondbacks @ Florida Marlins
Pro Player Stadium, Miami, FL

Sun Apr 26 1998, 3:33 AM EDT
 Att. 24,782 - Sunny - 84 F

livebaseballscorecards.com



Batter	1	2	3	4	5	6	7	8	9	AB R H RBI BB SO LOB	TOP		
Devon White, S OBP: 0.364, SLG: 0.402 (1, 8)	1-3 		4-0 	1-2 		3-2 		4-0 		3 1 1 0 2 1 0			
Brent Brede, L OBP: 0.303, SLG: 0.345 (1, 9) (5, 7)	2-2 		2-2 	2-1 			3-1 	0-0 		5 1 2 0 0 0 5			
Jay Bell, R OBP: 0.318, SLG: 0.438 (1, 6)	2-2 		0-0 		3-2 		3-2 	2-1 		5 2 3 2 0 0 1			
Travis Lee, L OBP: 0.364, SLG: 0.448 (1, 3)		1-1 	1-1 		4-1 		4-2 	1-3 		3 0 1 1 2 1 3			
Matt Williams, R OBP: 0.371, SLG: 0.558 (1, 5)		4-1 	2-0 		0-0 		2-2 	0-1 		4 0 0 1 1 0 8			
Jorge Fabregas, L OBP: 0.342, SLG: 0.328 (1, 2)		4-1 	4-0 		1-0 		0-1 		0-1 	3 0 0 0 2 0 3			
Yamil Benitez, R OBP: 0.236, SLG: 0.346 (1, 7) Scott Brow, R (5, 1) Barry Manuel, R (7, 1) Tony Batista, R OBP: 0.292, SLG: 0.364 (8, PH) Russ Springer, R (8, 1) Andy Fox, L OBP: 0.366, SLG: 0.432 (9, PH)		2-1 	3-3 		3-3 			4-2 	0-3 	3 0 0 0 0 2 5 0 0 0 0 0 0 0 0 0 0 0 0 0 0 0 1 0 0 1 0 0 0 0 0 0 0 0 0 1 0 0 0 0 1 0	AB 33 R 6 H 8 RBI 4 BB 11 SO 6 LOB 28		
Andy Stankiewicz, R OBP: 0.265, SLG: 0.233 (1, 4)		4-1 		2-3 		0-0 		4-2 	1-0 	3 1 0 0 2 1 0			
Joel Adamson, L OBP: 0.429, SLG: 0.571 (1, 1) Karim Garcia, L OBP: 0.179, SLG: 0.302 (5, 9)		1-1 		1-1 		0-0 		4-0 		2 0 1 0 0 0 3 1 0 0 0 1 0 0			
Inning Stats	R: 0 H: 0 E: 0 LOB: 0 K: 1 BB: 0 S: 11 P: 16	R: 0 H: 0 E: 0 LOB: 3 K: 0 BB: 3 S: 9 P: 25	R: 3 H: 3 E: 0 LOB: 2 K: 1 BB: 2 S: 12 P: 28	R: 0 H: 2 E: 0 LOB: 1 K: 1 BB: 0 S: 10 P: 16	R: 1 H: 1 E: 1 LOB: 1 K: 1 BB: 1 S: 9 P: 20	R: 0 H: 0 E: 0 LOB: 0 K: 0 BB: 0 S: 5 P: 8	R: 0 H: 1 E: 0 LOB: 2 K: 0 BB: 1 S: 14 P: 26	R: 2 H: 1 E: 0 LOB: 3 K: 1 BB: 4 S: 12 P: 31	R: 0 H: 0 E: 0 LOB: 0 K: 1 BB: 0 S: 7 P: 8	1B: 7 SF: 0 2B: 2 SAC: 0 3B: 0 DP: 2 HR: 0 HBP: 0	WP: 1 PA: 44 PB: 0 SB: 0 CS: 1		
PITCHER	IP WLS BF H R ER SO BB IBB HBP BLK WP HR S P ERA WHIP											PITCHER	IP WLS BF H R ER SO BB IBB HBP BLK WP HR S P ERA WHIP
Eric Ludwick, R ERA: 3.6 (1, 1)	5.0 W 25 6 4 3 4 5 1 0 0 0 0 51 105 5.40 2.200												
Kirt Ojala, L ERA: 3.38 (6, 1)	1.1 6 1 0 0 0 1 0 0 0 0 0 0 13 26 0.00 1.500												
Antonio Alfonseca, R ERA: 4.85 (7, 1)	0.2 2 0 0 0 0 0 0 0 0 0 0 0 6 8 0.00 0.000												
Felix Heredia, L ERA: 6.89 (8, 1)	0.0 3 0 2 2 0 3 0 0 0 0 0 0 4 16 ∞ ∞												
Jay Powell, R ERA: 4.15 (8, 1)	2.0 8 1 0 0 2 1 0 0 0 0 1 0 15 23 0.00 1.000												

Batter	1	2	3	4	5	6	7	8	9
John Cangelosi, S (1, 8) OBP: 0.348, SLG: 0.167 Mark Kotsay, L (7, 8) OBP: 0.319, SLG: 0.422	1-1 G6-3		1-0 F9		4-2 BB G4-3 BB	0-0 F7		1-1 1B 2B	
Edgar Renteria, R (1, 6) OBP: 0.307, SLG: 0.293	2-3 K			0-0 G6-3	1-2 G4-3	1-1 HR 1B		1-2 1B	
Cliff Floyd, L (1, 7) OBP: 0.398, SLG: 0.560	4-2 FC5-4 BB			0-0 HR 1B	2-1 SF9	2-2 HR		2-3 K	
Gary Sheffield, R (1, 9) OBP: 0.411, SLG: 0.506 Ryan Jackson, L (9, 9) OBP: 0.327, SLG: 0.304	0-0 FC5-4			1-1 HR	4-0 BB IBB	3-1 G3		0-1 L6	
Bobby Bonilla, S (1, 5) OBP: 0.277, SLG: 0.225		1-0 G6-3		1-0 F8	4-1 BB BB		0-0 G4-3		
Derrek Lee, R (1, 3) OBP: 0.357, SLG: 0.586		2-3 K		3-2 G5-3	4-2 BB		2-0 E5 HR		
Charles Johnson, R (1, 2) OBP: 0.307, SLG: 0.507		2-3 K			HR		2-1 HR		
Craig Counsell, L (1, 4) OBP: 0.434, SLG: 0.430			1-2 G4-3		1-1 1B G4-3 1B	2-2 1B SH1-3 HR 1B		3-3 K	
Eric Ludwick, R (1, 1) John Roskos, R (5, PH) Kirt Ojala, L (6, 1) Antonio Alfonseca, R (7, 1) Jim Eisenreich, L (7, PH) Felix Heredia, L (8, 1) Jay Powell, R (8, 1)			1-0 G5-3		0-0 G4-3 BB SF9 1B	3-1 SH1-3		2-2 G4-3	

Inning Stats	R: 0 E: 0 K: 1 S: 8	H: 0 LOB: 1 BB: 1 P: 15	R: 0 E: 0 K: 2 S: 7	H: 0 LOB: 0 BB: 0 P: 12	R: 0 E: 0 K: 0 S: 5	H: 0 LOB: 0 BB: 0 P: 8	R: 2 E: 0 K: 0 S: 9	H: 2 LOB: 0 BB: 0 P: 14	R: 4 E: 0 K: 0 S: 19	H: 3 LOB: 3 BB: 4 P: 40	R: 3 E: 0 K: 0 S: 15	H: 3 LOB: 0 BB: 0 P: 26	R: 2 E: 1 K: 1 S: 11	H: 1 LOB: 0 BB: 0 P: 20	R: 1 E: 0 K: 1 S: 12	H: 2 LOB: 0 BB: 0 P: 16
--------------	------------------------------	----------------------------------	------------------------------	----------------------------------	------------------------------	---------------------------------	------------------------------	----------------------------------	-------------------------------	----------------------------------	-------------------------------	----------------------------------	-------------------------------	----------------------------------	-------------------------------	----------------------------------

PITCHER	IP	WLS	BF	H	R	ER	SO	BB	IBB	HBP	BLK	WP	HR	S	P	ERA	WHIP
Joel Adamson, L (1, 1) ERA: 8.22	4.2	L	21	5	6	6	3	2	0	0	0	0	2	42	71	11.57	1.500
Scott Brow, R (5, 1) ERA: 6.97	1.1		10	3	3	3	0	2	1	0	0	0	1	21	44	20.25	3.750
Barry Manuel, R (7, 1) ERA: 8.44	1.0		5	1	2	1	1	0	0	0	0	0	1	11	20	9.00	1.000
Russ Springer, R (8, 1) ERA: 1.69	1.0		4	2	1	1	1	0	0	0	0	0	0	12	16	9.00	2.000

BOTTOM

AB	R	H	RBI	BB	SO	LOB
3	1	0	0	1	0	1
1	1	1	0	0	0	0
5	1	2	2	0	1	2
3	2	2	4	1	1	0
4	1	1	2	1	0	1
0	0	0	0	0	0	0
3	0	0	0	1	0	0
3	1	0	1	1	1	0
4	2	2	3	0	1	3
4	2	2	0	0	1	0
1	0	0	0	0	0	0
1	1	1	0	0	0	0
0	0	0	0	0	0	0
0	0	0	0	0	0	0
1	0	0	0	0	0	0
0	0	0	0	0	0	0
0	0	0	0	0	0	0

Arizona Diamondbacks @ Florida Marlins
Pro Player Stadium, Miami, FL
 Sun Apr 26 1998, 3:33 AM EDT
 Att: 24,782 - Sunny - 84 F

AB	33
R	12
H	11
RBI	12
BB	5
SO	5
LOB	7



WP: 0	PA: 40
PB: 0	
SB: 1	
CS: 0	

livebaseballscorecards.com

Batter	1	2	3	4	5	6	7	8	9	AB R H RBI BB SO LOB	TOP																									
Walt Weiss, S OBP: 0.493, SLG: 0.581 (1, 6)	2-2 10 1B BB 1B	3-2 10 S 1B		0-1 2B 10 SF9 1B		2-3 K 2			0-1 G4-3 1-3	5 2 3 0 0 1 2																										
Keith Lockhart, L OBP: 0.426, SLG: 0.643 (1, 4)	2-1 F8 SAFE	0-0 P7 2		1-1 1-3 2-H 2B		1-0 L8 3			2-2 1B 1B 3-H	5 0 2 2 0 0 3																										
10 Chipper Jones, S OBP: 0.455, SLG: 0.753 (1, 5)	0-0 BB HBP SF8 1B		1-3 K 1-2	1-2 SF9 3-H			0-0 G3-1 1		2-3 K 2	4 1 1 1 0 2 2																										
Andres Galarraga, R OBP: 0.415, SLG: 0.629 (1, 3)	3-2 SF8 BB HBP 1-2		2-1 E6 CS	0-0 F9 3			2-0 P8 2		3-2 1B 1B 1-2	4 0 1 0 0 0 1																										
Ryan Klesko, L OBP: 0.260, SLG: 0.375 Mark Wohlers, R (9, 1)	4-2 BB BB 1-2 2-3 3-H		1-0 P9 1		3-2 P5 1		2-0 G3 3		0-1 F7 3	4 0 0 1 1 0 3 0 0 0 0 0 0 0																										
Javy Lopez, R OBP: 0.383, SLG: 0.647 (1, 2)	1-2 SF8 2-3 3-H		2-1 1-2 HR		0-3 K 2			3-1 P4 1		3 1 1 2 0 1 0																										
Michael Tucker, L OBP: 0.366, SLG: 0.441 (1, 9)	4-0 1-2 BB		0-3 K 3		2-2 G4-3 3			0-0 G3-1 2		3 0 0 0 1 1 0																										
Andruw Jones, R OBP: 0.231, SLG: 0.376 (1, 8)	1-3 K 3			1-0 G6-3 1		0-0 29 SH3 1B		3-2 G6-3 3		4 0 1 0 0 1 3																										
29 John Smoltz, R Kerry Ligtenberg, R Alan Embree, L Mike Cather, R Tony Graffanino, R Gerald Williams, R OBP: 0.265, SLG: 0.287 (8, 1) (8, 1) (8, 1) (9, PH) (9, 7)		2-3 K 1		4-2 1B 2B BB		0-0 SH3 1-2			0-2 E6 G4-3 1B	1 1 0 0 1 1 0 1 1 0 0 0 0 0 0 0 0 0 0 0 0																										
Inning Stats	R: 2 E: 0 K: 1 S: 19	H: 2 LOB: 3 BB: 2 P: 36	R: 0 E: 0 K: 2 S: 11	H: 1 LOB: 1 BB: 0 P: 17	R: 1 E: 1 K: 1 S: 8	H: 1 LOB: 0 BB: 0 P: 13	R: 2 E: 0 K: 0 S: 11	H: 2 LOB: 1 BB: 1 P: 18	R: 0 E: 0 K: 1 S: 11	H: 0 LOB: 0 BB: 0 P: 16	R: 0 E: 0 K: 1 S: 6	H: 1 LOB: 1 BB: 0 P: 9	R: 0 E: 0 K: 0 S: 3	H: 0 LOB: 0 BB: 0 P: 7	R: 0 E: 0 K: 0 S: 7	H: 0 LOB: 0 BB: 0 P: 13	R: 1 E: 1 K: 1 S: 18	H: 2 LOB: 2 BB: 0 P: 25	1B: 7 2B: 1 3B: 0 HR: 1	SF: 2 SAC: 1 DP: 0 HBP: 1	WP: 0 PB: 0 SB: 1 CS: 1	PA: 41														
PITCHER	IP WLS BF H R ER SO BB IBB HBP BLK WP HR S P ERA WHIP																																			
Andy Benes, R ERA: 4.06 (1, 1)	7.0	32	7	5	5	6	3	0	1	0	0	1	69	116	6.43	1.429																				
Gregg Olson, R ERA: 4.22 (8, 1)	1.0	3	0	0	0	0	0	0	0	0	0	0	7	13	0.00	0.000																				
Omar Daal, L ERA: 2.35 (9, 1)	0.2	L	4	1	1	0	0	0	0	0	0	0	11	15	0.00	1.500																				
Felix Rodriguez, R ERA: 7.27 (9, 1)	0.1	2	1	0	0	0	0	0	0	0	0	0	7	10	0.00	3.000																				

Atlanta Braves @ Arizona Diamondbacks
Bank One Ballpark, Phoenix, AZ

AB	34
R	6
H	9
RBI	6
BB	3
SO	7
LOB	14



Mon Apr 27 1998, 10:05 PM EDT
Att. 47,410 - Cloudy - 81 F

Batter	1	2	3	4	5	6	7	8	9	AB R H RBI BB SO LOB
Devon White, S OBP: 0.366, SLG: 0.441 (1, 8)	1-0 G6-3		0-1 2B	1-1 FC6-4			1-1 HR		0-2 G3	5 2 2 1 0 0 2
Andy Fox, L OBP: 0.370, SLG: 0.452 (1, 4) (9, 9)	0-0 G4-3		0-0 2B			0-2 1B	3-3 K		1-0 E6 WP	5 0 2 1 0 1 0
Jay Bell, R OBP: 0.321, SLG: 0.460 (1, 6)	0-1 HR		1-2 2B			0-1 1B		4-0 1B	2-2 G5-3	4 2 1 1 1 0 3
Travis Lee, L OBP: 0.366, SLG: 0.434 (1, 3)	4-2 BB		4-0 BB			1-1 1B		2-3 K	1-3 K	3 0 0 0 2 2 3
Matt Williams, R OBP: 0.367, SLG: 0.545 (1, 5)	2-3 K		0-2 1B			0-1 P6		0-0 1B		4 1 1 0 0 1 3
Jorge Fabregas, L OBP: 0.350, SLG: 0.328 (1, 2)		0-2 K		2-0 1B		0-0 G4-3		4-1 1B		3 0 1 0 1 1 0
Andy Stankiewicz, R OBP: 0.265, SLG: 0.233 (8, PR) (9, 4)								1-2 BB		0 0 0 0 0 0 0
Brent Brede, L OBP: 0.319, SLG: 0.361 (1, 9)		1-2 1B		0-0 1B		1-0 G4-3		3-3 K		3 0 2 0 0 0 0
Kelly Stinnett, R OBP: 0.276, SLG: 0.280 (8, PH) (9, 2)			1-2 1B							1 0 0 0 0 1 3
David Dellucci, L OBP: 0.500, SLG: 0.500 (1, 7)		1-3 K		0-3 K			2-2 1B	0-0 1B		4 0 2 2 0 2 3
Andy Benes, R OBP: 0.214, SLG: 0.500 (1, 1)		1-3 K		2-2 FC2-5			0-2 G6-4-3	2-2 P2		2 0 0 0 0 1 3
Tony Batista, R OBP: 0.280, SLG: 0.348 (7, PH)										1 0 0 0 0 0 1
Gregg Olson, R OBP: 0.500, SLG: 2.000 (8, PH)										0 0 0 0 0 0 0
Yamil Benitez, R OBP: 0.252, SLG: 0.340 (8, PH)										1 0 0 0 0 0 2
Omar Daal, L (9, 1)										0 0 0 0 0 0 0
Felix Rodriguez, R (9, 1)										0 0 0 0 0 0 0

Inning Stats	R: 1	H: 1	E: 0	LOB: 1	K: 10	S: 10	R: 0	H: 1	E: 0	LOB: 1	K: 3	S: 12	R: 1	H: 2	E: 0	LOB: 1	K: 0	S: 11	R: 0	H: 2	E: 0	LOB: 2	K: 1	S: 10	R: 0	H: 1	E: 0	LOB: 0	K: 0	S: 7	R: 0	H: 0	E: 0	LOB: 0	K: 0	S: 4	R: 1	H: 2	E: 0	LOB: 0	K: 1	S: 12	R: 2	H: 2	E: 0	LOB: 2	K: 2	S: 12	R: 0	H: 0	E: 1	LOB: 1	K: 1	S: 12	1B: 7	SF: 0	2B: 2	SAC: 0	3B: 0	DP: 3	HR: 2	HBP: 0	WP: 1	PA: 40
--------------	------	------	------	--------	-------	-------	------	------	------	--------	------	-------	------	------	------	--------	------	-------	------	------	------	--------	------	-------	------	------	------	--------	------	------	------	------	------	--------	------	------	------	------	------	--------	------	-------	------	------	------	--------	------	-------	------	------	------	--------	------	-------	-------	-------	-------	--------	-------	-------	-------	--------	-------	--------

PITCHER	IP	WLS	BF	H	R	ER	SO	BB	IBB	HBP	BLK	WP	HR	S	P	ERA	WHIP
29 John Smoltz, R ERA: 2.04 (1, 1)	7.0		29	9	3	3	6	2	0	0	0	0	2	66	94	3.86	1.571
Kerry Ligtenberg, R ERA: 4.5 (8, 1)	0.1		4	1	2	2	1	2	0	0	0	0	0	5	15	54.00	9.000
Alan Embree, L ERA: (8, 1)	0.1		2	1	0	0	1	0	0	0	0	0	0	4	7	0.00	3.000
Mike Cather, R ERA: 4.26 (8, 1)	0.1	W	1	0	0	0	0	0	0	0	0	0	0	3	5	0.00	0.000
Mark Wohlers, R ERA: 2.0 (9, 1)	1.0	S	4	0	0	0	1	0	0	0	0	1	0	12	16	0.00	0.000

BOTTOM

Atlanta Braves @ Arizona Diamondbacks
Bank One Ballpark, Phoenix, AZ

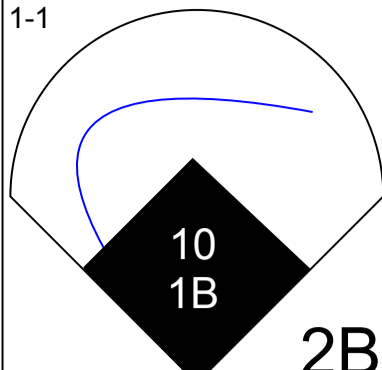
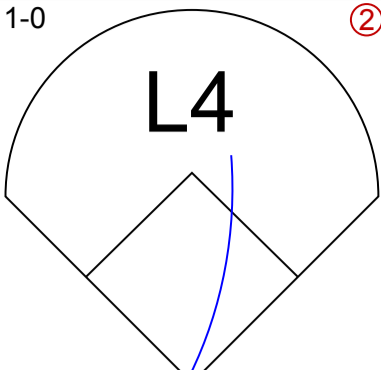
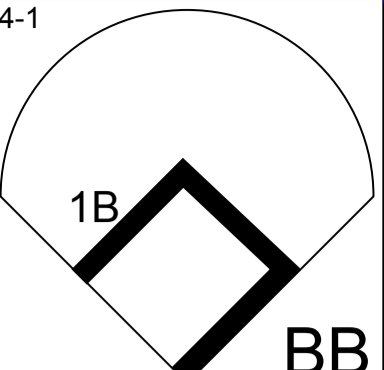

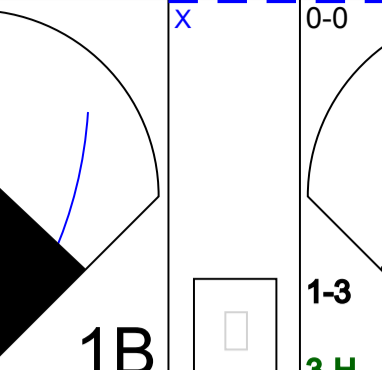

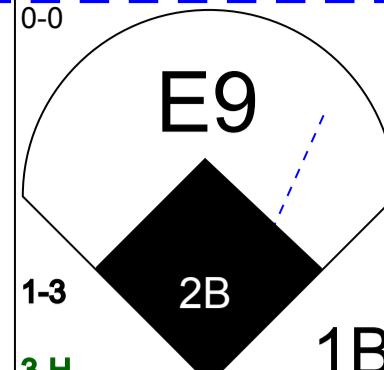
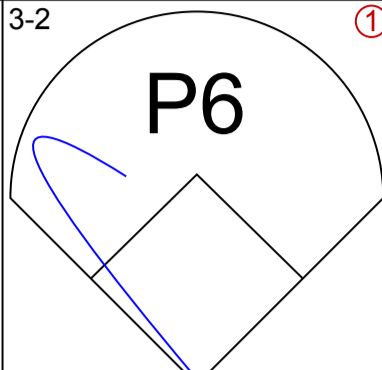
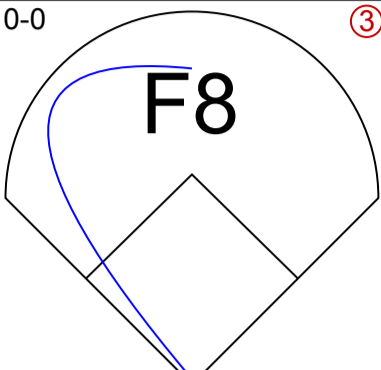
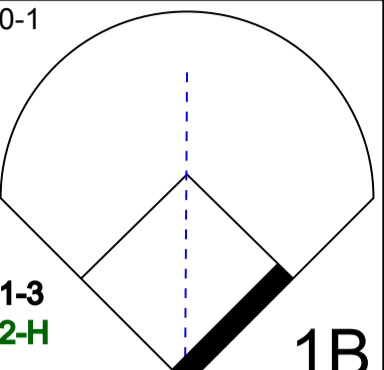
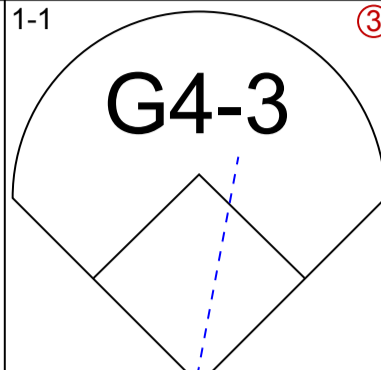
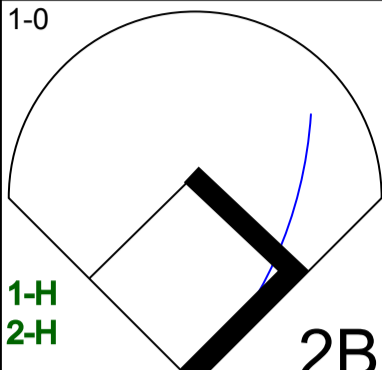
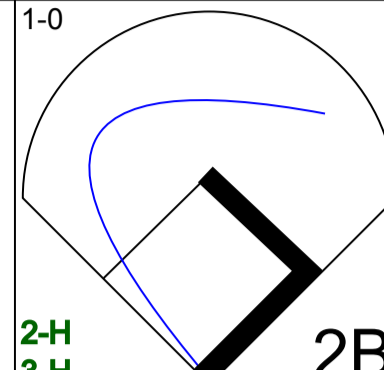
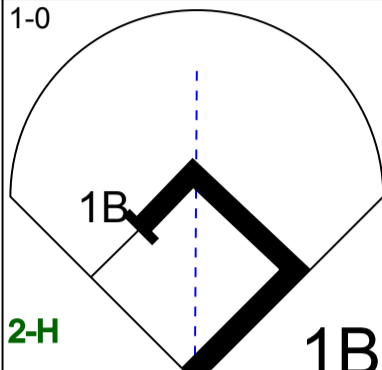
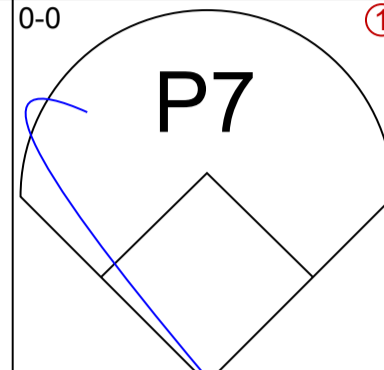
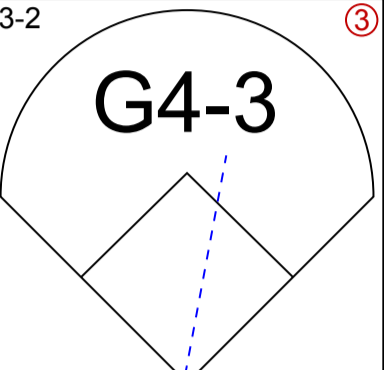
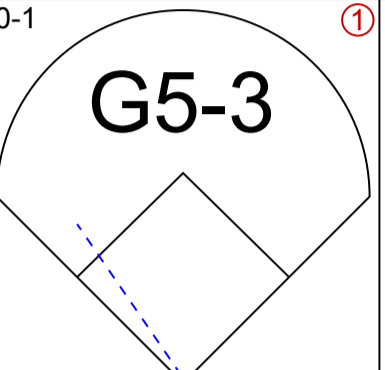
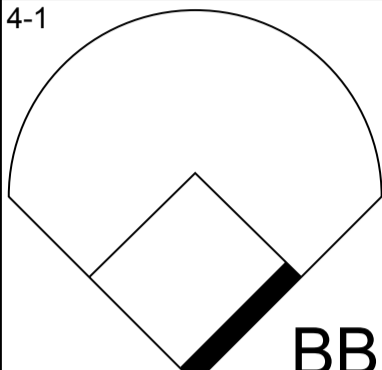
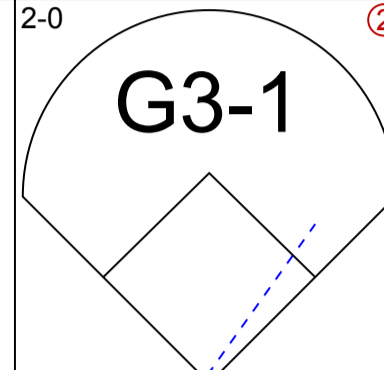
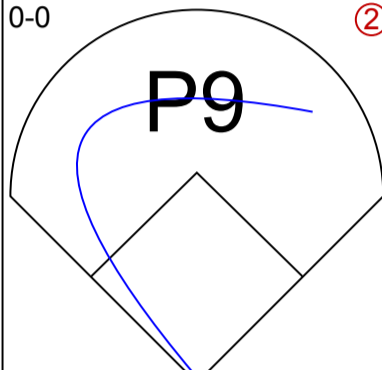
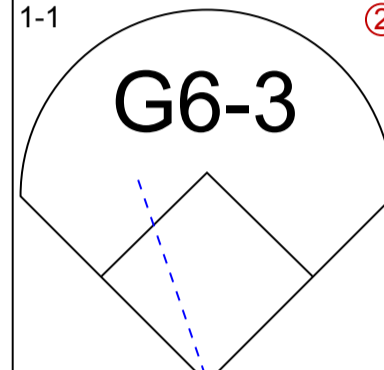
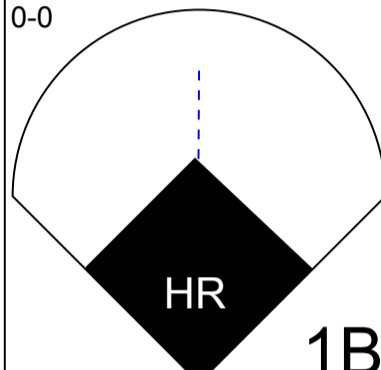
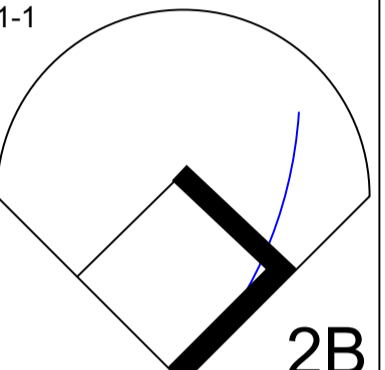
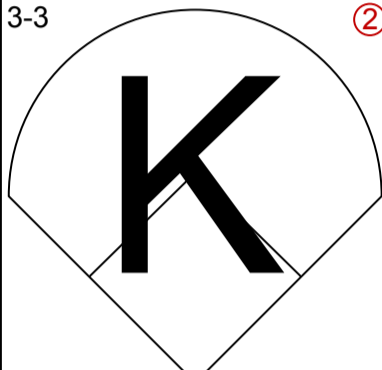
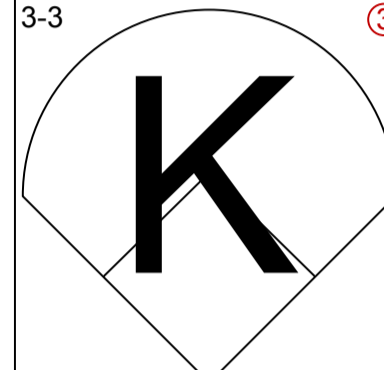
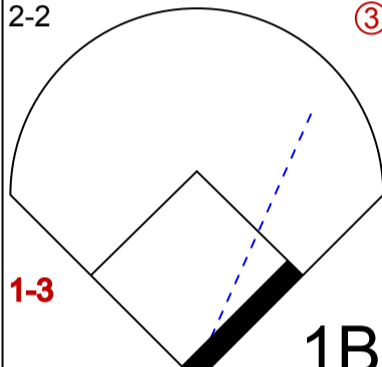
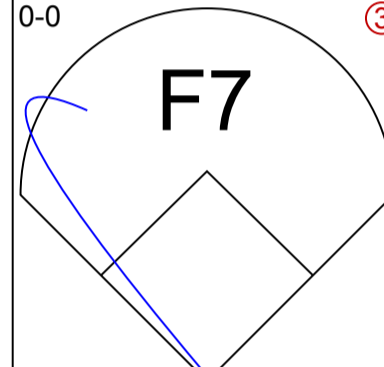
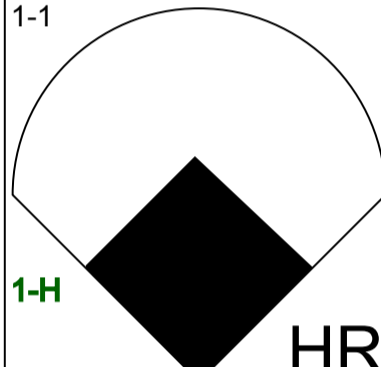
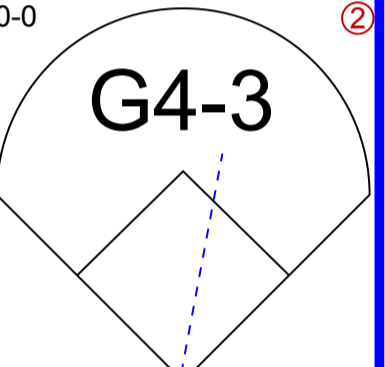
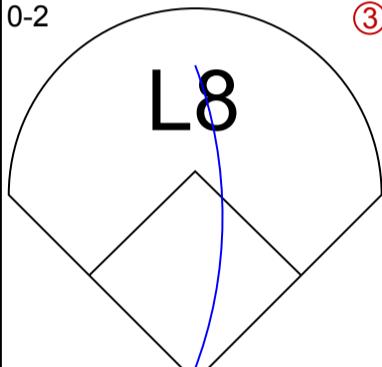
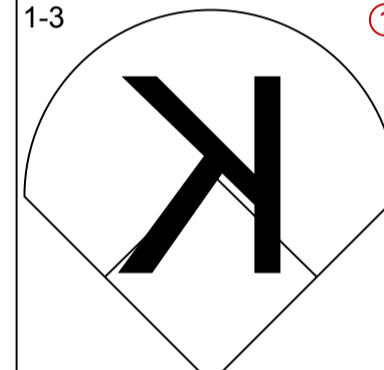
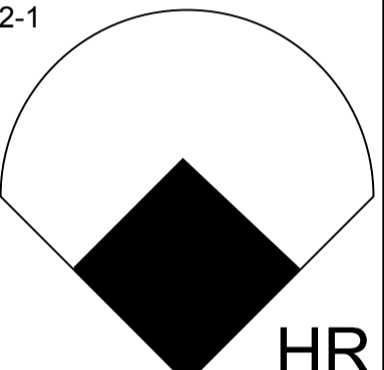
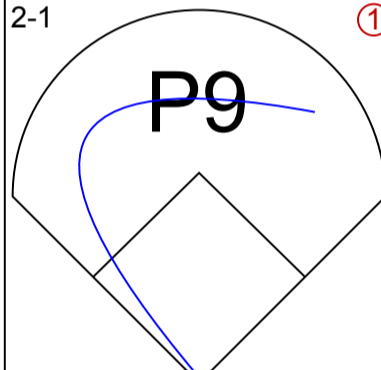
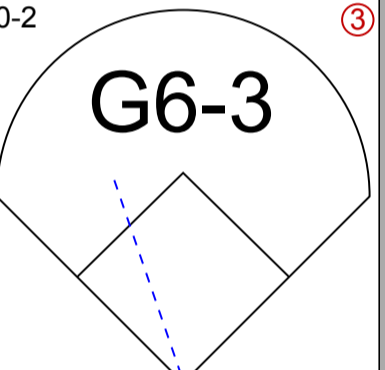
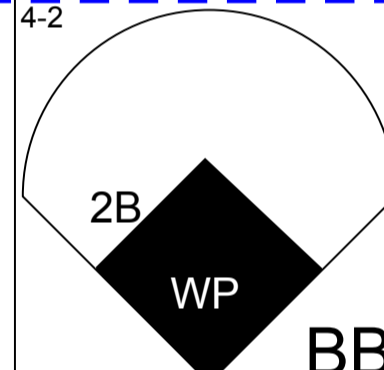
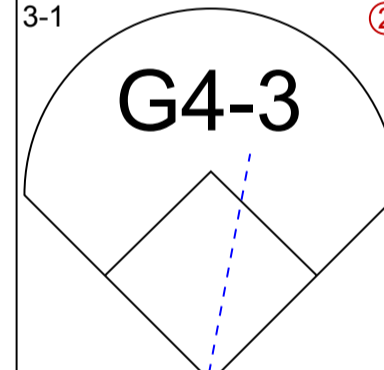
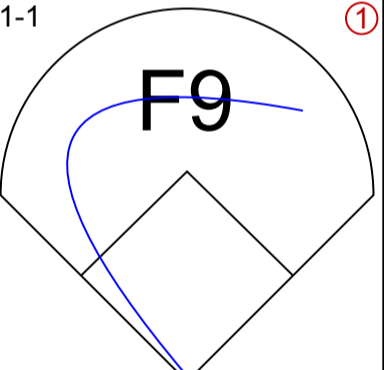
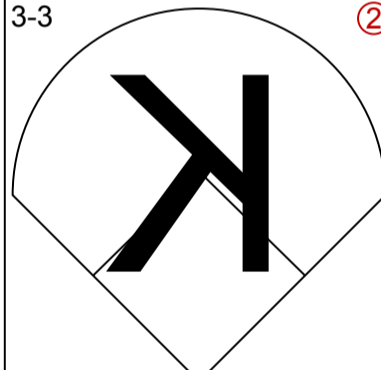
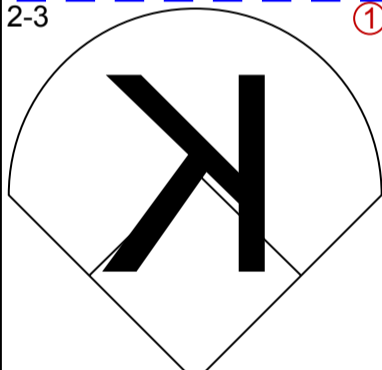
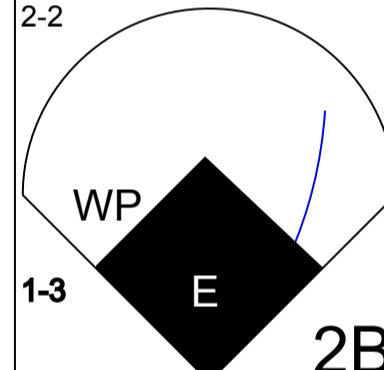
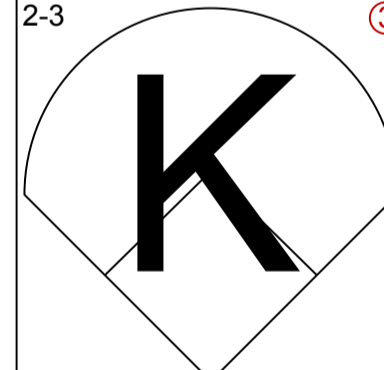
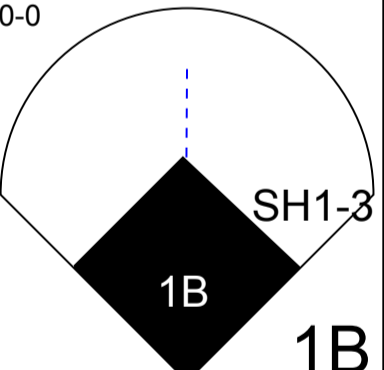
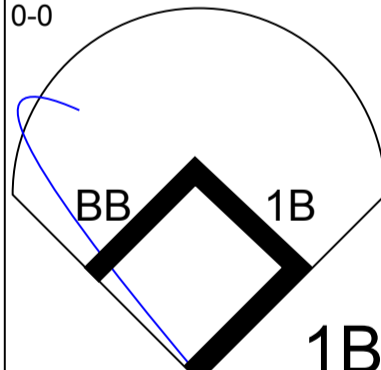
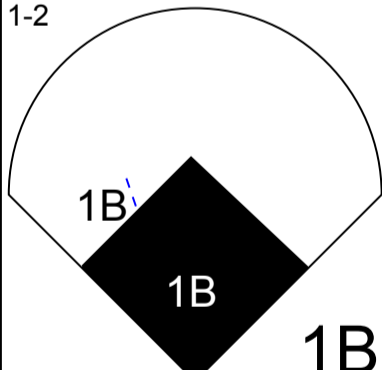
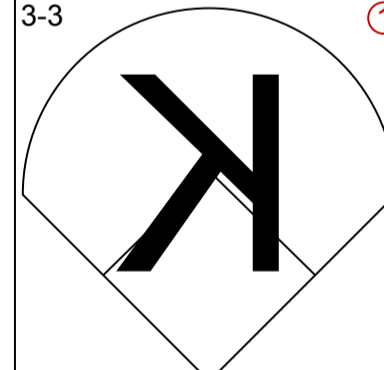
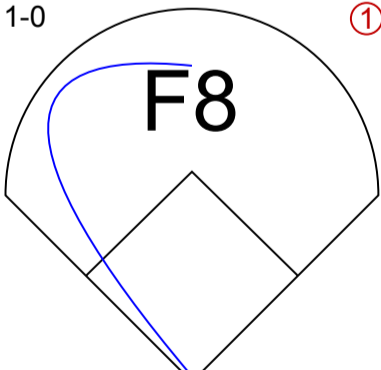
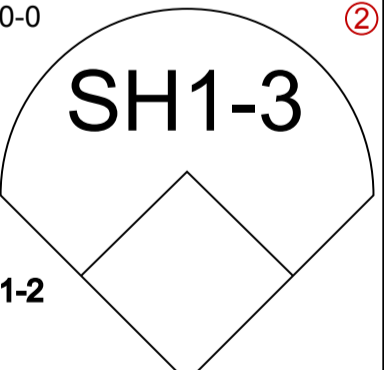
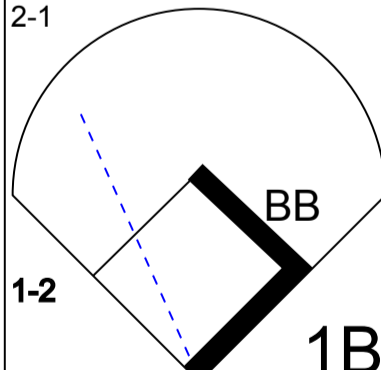
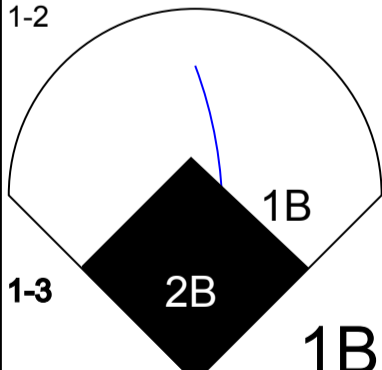
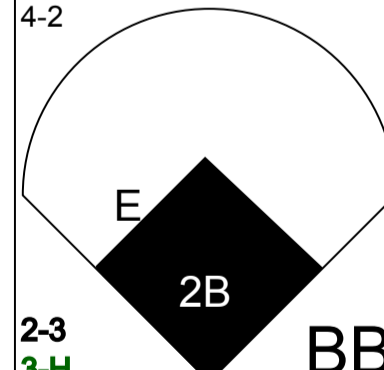
Mon Apr 27 1998, 10:05 PM EDT
Att: 47,410 - Cloudy - 81 F

livebaseballscorecards.com

AB	36
R	5
H	11
RBI	5
BB	4
SO	9
LOB	23



Batter	1	2	3	4	5	6	7	8	9	AB	R	H	RBI	BB	SO	LOB	TOP
--------	---	---	---	---	---	---	---	---	---	----	---	---	-----	----	----	-----	-----

<p>Walt Weiss, S (1, 6) OBP: 0.520, SLG: 0.606</p> <p>Ray Holbert, R (9, 6) OBP: 0.250, SLG: 0.154</p> 										4	3	3	2	2	0	0	<table border="1"> <tr> <td>AB</td> <td>43</td> </tr> <tr> <td>R</td> <td>12</td> </tr> <tr> <td>H</td> <td>18</td> </tr> <tr> <td>RBI</td> <td>11</td> </tr> <tr> <td>BB</td> <td>5</td> </tr> <tr> <td>SO</td> <td>7</td> </tr> <tr> <td>LOB</td> <td>17</td> </tr> </table>	AB	43	R	12	H	18	RBI	11	BB	5	SO	7	LOB	17
AB	43																														
R	12																														
H	18																														
RBI	11																														
BB	5																														
SO	7																														
LOB	17																														
<p>Keith Lockhart, L (1, 4) OBP: 0.424, SLG: 0.639</p> <p>Dennis Martinez, R (8, 1) OBP: 0.500, SLG: 0.667</p> 										5	0	2	3	0	0	4															
<p>10 Chipper Jones, S (1, 5) OBP: 0.449, SLG: 0.725</p> 										5	0	1	1	1	0	3															
<p>Andres Galarraga, R (1, 3) OBP: 0.411, SLG: 0.621</p> 										6	1	2	0	0	2	4															
<p>Ryan Klesko, L (1, 7) OBP: 0.270, SLG: 0.413</p> <p>Gerald Williams, R (7, 7) OBP: 0.257, SLG: 0.258</p> 										4	1	2	2	0	0	1															
<p>Javy Lopez, R (1, 2) OBP: 0.394, SLG: 0.667</p> 										4	2	1	1	1	1	1															
<p>Michael Tucker, L (1, 9) OBP: 0.355, SLG: 0.438</p> <p>Damon Hollins, R (9, 9) OBP: 0.500, SLG: 0.500</p> 										5	1	1	0	0	2	0															
<p>Andruw Jones, R (1, 8) OBP: 0.250, SLG: 0.389</p> 										5	2	3	0	0	2	2															
<p>Tom Glavine, L (1, 1) OBP: 0.200, SLG: 0.300</p> <p>Curtis Pride, L (8, PH) OBP: 0.222, SLG: 0.286</p> <p>Tony Graffanino, R (8, 4) OBP: 0.271, SLG: 0.278</p> 										2	0	1	0	0	0	0															

Inning Stats	R:	H:	E:	K:	S:	R:	H:	E:	K:	S:	R:	H:	E:	K:	S:	R:	H:	E:	K:	S:	R:	H:	E:	K:	S:	R:	H:	E:	K:	S:	R:	H:	E:	K:	S:	RBI	SF:	SAC:	DP:	HBP:	WP:	PA:					
	10	17				8	14				12	22				8	9				20	32			20	32				19	38											11	0	1	0	1	49

PITCHER	IP	WLS	BF	H	R	ER	SO	BB	IBB	HBP	BLK	WP	HR	S	P	ERA	WHIP
Willie Blair, R (1, 1) ERA: 6.56	5.2	L	27	10	5	5	3	1	0	0	0	0	2	48	82	7.94	1.941
Clint Sodowsky, R (6, 1) ERA: 6.75	1.1		6	1	0	0	0	1	0	0	0	0	0	10	16	0.00	1.500
Russ Springer, R (8, 1) ERA: 3.86	1.0		8	4	3	3	2	1	0	0	0	0	0	20	32	27.00	5.000
Ricky Pickett, L (9, 1) ERA: 81.0	0.1		4	1	3	3	1	2	0	0	0	1	0	13	26	81.00	9.000
Scott Brow, R (9, 1) ERA: 7.36	0.2		4	2	1	1	1	0	0	0	0	0	0	6	12	13.50	3.000

Atlanta Braves @ Arizona Diamondbacks
Bank One Ballpark, Phoenix, AZ
Tue Apr 28 1998, 10:05 PM EDT
Att. 47,593 - Unknown - 83 F

livebaseballscorecards.com



Batter	1	2	3	4	5	6	7	8	9	AB	R	H	RBI	BB	SO	LOB
Devon White, S OBP: 0.362, SLG: 0.429 (1, 8)	2-2 G4-3			1-2 G4-3		4-2 BB		2-2 P6		3	0	0	0	1	0	1
Jay Bell, R OBP: 0.319, SLG: 0.452 (1, 6)	1-3 K			3-3 K		1-0 F7		3-1 1B		4	0	1	1	0	2	1
Travis Lee, L OBP: 0.362, SLG: 0.456 (1, 3)	0-2 P5			1-0 G4-3			1-0 HR	3-1 G1-3		4	1	1	1	0	0	1
Matt Williams, R OBP: 0.363, SLG: 0.534 (1, 5)			2-3 K		2-1 F8 1B		1-2 G2-3		2-2 G1-3	4	0	1	0	0	1	0
Yamil Benitez, R OBP: 0.220, SLG: 0.321 (1, 7)			1-2 G4-3		2-1 F8		3-2 G1-6-3		0-3 K	3	0	0	0	0	0	1
Russ Springer, R (8, 1)					1-2					0	0	0	0	0	0	0
Ricky Pickett, L (9, 1)										0	0	0	0	0	0	0
Scott Brow, R (9, 1)										0	0	0	0	0	0	0
Andy Fox, L (9, PH) OBP: 0.362, SLG: 0.442										1	0	0	0	0	1	0
Kelly Stinnett, R OBP: 0.303, SLG: 0.310 (1, 2)			0-1 G6-3		1-3 K		0-0	2-0 1B		4	0	2	0	0	1	1
Hensley Meulens, R (1, 9)				2-2 L4		2-3 K		3-1 G4-3		2	0	0	0	0	1	1
Clint Sodowsky, L (6, 1)									2-1 G3-1	0	0	0	0	0	0	0
David Dellucci, L (7, PH) OBP: 0.333, SLG: 0.333 (8, 7)										2	0	0	0	0	0	2
Andy Stankiewicz, R OBP: 0.269, SLG: 0.261 (1, 4)				1-3 K		0-0 F8		1-2 G3-1 1B 2B		3	1	1	0	0	1	0
Willie Blair, R OBP: 0.182, SLG: 0.182 (1, 1)																
Brent Brede, L OBP: 0.310, SLG: 0.349 (6, 9)				2-3 K		3-3 K		0-0 G3-1		1	0	0	0	0	1	0
										2	0	0	0	0	1	1

Inning Stats	R: 0	H: 0	E: 0	K: 1	S: 10	R: 0	H: 0	E: 0	K: 1	S: 8	R: 0	H: 0	E: 0	K: 2	S: 10	R: 0	H: 1	E: 0	K: 2	S: 12	R: 0	H: 0	E: 0	K: 1	S: 8	R: 1	H: 2	E: 0	K: 0	S: 10	R: 1	H: 2	E: 0	K: 0	S: 11	R: 0	H: 1	E: 0	K: 1	S: 9	1B: 4	SF: 0	2B: 1	SAC: 0	3B: 0	DP: 0	HR: 1	HBP: 0	WP: 0	PA: 34
PITCHER	IP	WLS	BF	H	R	ER	SO	BB	IBB	HBP	BLK	WP	HR	S	P	ERA	WHIP																			ERA	WHIP													
Tom Glavine, L (1, 1) ERA: 1.06	7.0	W	25	3	1	1	8	1	0	0	0	0	1	65	104	1.29	0.571																																	
Dennis Martinez, R (8, 1) ERA: 7.91	2.0		9	3	1	1	1	0	0	0	0	0	0	20	35	4.50	1.500																																	

Atlanta Braves @ Arizona Diamondbacks
Bank One Ballpark, Phoenix, AZ
 Tue Apr 28 1998, 10:05 PM EDT
 Att: 47,593 - Unknown - 83 F

AB	33
R	2
H	6
RBI	2
BB	1
SO	9
LOB	9



Batter	1	2	3	4	5	6	7	8	9	AB R H RBI BB SO LOB	TOP											
Devon White, S (1, 8) OBP: 0.364, SLG: 0.454	2-0 HR		4-1 G4-6-3 BB		1-3 K		0-3 K		1-1 SF7	3 1 1 2 1 2 2												
Andy Fox, L (1, 4) OBP: 0.346, SLG: 0.417	0-1 G4-3		0-0 G4-6-3 1-2f		2-3 K			2-1 G5-4-3 1B	0-3 K	5 0 1 0 0 2 2												
Jay Bell, R (1, 6) OBP: 0.308, SLG: 0.435	1-2 G2-3		3-3 K		3-2 E6 G6-4-3			0-1 G5-4-3 1-2f		4 0 0 0 0 1 1												
Travis Lee, L (1, 3) OBP: 0.367, SLG: 0.453	3-2 1B			0-1 G5-3		1-3 K		4-0 BLK BB		3 0 1 0 0 1 1 1												
Matt Williams, R (1, 5) OBP: 0.368, SLG: 0.524	2-3 K			4-2 CS BB		2-2 G6-4-3 1-2f		4-0 BB 1-2 BB		2 0 0 0 2 1 2												
Jorge Fabregas, L (1, 2) OBP: 0.333, SLG: 0.310		1-1 G4-3		3-2 K 1-2			1-0 F7	2-1 G1-3		4 0 0 0 0 1 3												
Brent Brede, L (1, 9) OBP: 0.320, SLG: 0.364		0-3 K			0-0 HR 2B		2-2 F8		4-2 2B SF7 BB	3 2 1 0 1 1 0	AB 30 R 4 H 7 RBI 4 BB 7 SO 11 LOB 14											
David Dellucci, L (1, 7) OBP: 0.600, SLG: 1.000		4-1 BB			3-2 HR 2-H		2-0 BB 1B		1-1 BB 2B	3 1 3 2 1 0 0												
Brian Anderson, R (1, 1) OBP: 0.091, SLG: 0.091		0-0 G4-3			0-3 K		4-0 BB		0-3 K	2 0 0 0 0 1 1												
Tony Batista, R (7, PH) OBP: 0.308, SLG: 0.348										0 0 0 0 1 0 0												
Gregg Olson, R (7, 1) OBP: 0.500, SLG: 2.000										0 0 0 0 0 0 0												
Yamil Benitez, R (9, PH) OBP: 0.217, SLG: 0.316										1 0 0 0 0 1 2												
Inning Stats	R: 1 E: 0 K: 1 S: 14	H: 2 LOB: 1 BB: 0 P: 22	R: 0 E: 0 K: 1 S: 7	H: 0 LOB: 1 BB: 1 P: 12	R: 0 E: 0 K: 1 S: 5	H: 0 LOB: 0 BB: 1 P: 12	R: 0 E: 0 K: 1 S: 12	H: 0 LOB: 1 BB: 1 P: 19	R: 2 E: 0 K: 3 S: 13	H: 2 LOB: 0 BB: 0 P: 19	R: 0 E: 1 K: 1 S: 11	H: 0 LOB: 0 BB: 0 P: 17	R: 0 E: 0 K: 1 S: 9	H: 1 LOB: 2 BB: 1 P: 18	R: 0 E: 0 K: 0 S: 6	H: 1 LOB: 2 BB: 2 P: 18	R: 1 E: 0 K: 2 S: 12	H: 1 LOB: 1 BB: 1 P: 18	1B: 3 2B: 3 3B: 0 HR: 2	SF: 1 SAC: 0 DP: 4 HBP: 0	WP: 0 PB: 0 SB: 0 CS: 1	PA: 38
PITCHER	IP WLS BF H R ER SO BB IBB HBP BLK WP HR S P ERA WHIP																					
Javier Vazquez, R (1, 1) ERA: 7.06	6.2 W 26 5 3 3 8 3 0 0 0 0 2 68 112 4.05 1.200																					
Anthony Telford, R (7, 1) ERA: 2.81	0.1 3 1 0 0 1 1 0 0 0 0 0 5 11 0.00 6.000																					
Ugueth Urbina, R (8, 1) ERA: 1.26	2.0 S 9 1 1 1 2 3 0 0 0 1 0 0 16 32 4.50 2.000																					

Arizona Diamondbacks @ Montreal Expos
 Olympic Stadium, Montreal, QB
 Fri May 01 1998, 7:05 PM EDT
 Att. 6,952 - Dome - 72 F

livebaseballscorecards.com



Batter	1	2	3	4	5	6	7	8	9	10	11	12	AB R H RBI BB SO LOB	TOP														
Devon White, S OBP: 0.357, SLG: 0.442	(1, 8) F8		(3-2) G6-3		(2-1) 2B 1B		(0-0) L9		(1-0) P6			(1-1) SH1-4	5 1 1 0 0 0 1															
Jay Bell, R OBP: 0.310, SLG: 0.434	(1, 6) K			(1-0) F8	(1-0) 2B		(4-0) IBB			(2-2) G3		(3-2) G6-3	5 0 1 2 1 1 1															
Travis Lee, L OBP: 0.357, SLG: 0.464	(1, 3) E4			(2-3) K	(0-1) G4-3		(0-0) L9			(1-1) HR		(3-2) L8	6 1 1 1 0 1 4															
Matt Williams, R OBP: 0.377, SLG: 0.536	(1, 5) P2			(0-2) 1B		(0-1) G5-3 1B		(0-0) G4-3 2B		(1-0) P4			5 0 3 0 0 0 1															
Yamil Benitez, R OBP: 0.219, SLG: 0.311		(2-2) F9		(0-1) F9		(0-2) 1B		(0-0) G4-3		(0-3) K			4 0 1 0 0 0 2															
David Dellucci, L OBP: 0.545, SLG: 0.900							(1-2) 1B						1 0 0 0 0 1 0															
Hensley Meulens, R OBP: 0.167, SLG: 0.667		(0-2) F9				(0-0) HR		(2-2) G6-3					4 1 1 1 0 0 3															
Clint Sodowsky, L (8, 1)													0 0 0 0 0 0 0															
Felix Rodriguez, R (10, 1)													0 0 0 0 0 0 0															
Andy Fox, L OBP: 0.340, SLG: 0.406													1 0 0 0 0 0 0															
Russ Springer, R (11, 1)													0 0 0 0 0 0 0															
Kelly Stinnett, R OBP: 0.289, SLG: 0.294		(0-3) K			(0-1) FC6-4 1B		(2-0) G5-3		(0-3) K				5 0 1 0 0 2 3															
Andy Stankiewicz, R OBP: 0.263, SLG: 0.255			(0-0) G5-3		(0-2) FC6-4 1B 2B SH1-3			(2-2) L9 SH1-4 1B		(1-2) G5-3			5 1 1 0 0 0 1															
Andy Benes, R OBP: 0.200, SLG: 0.467	(1, 1) K												1 0 0 0 0 1 0															
Brent Brede, L OBP: 0.325, SLG: 0.358	(8, 9) K				(2-2) SH1-3		(0-2) SH1-4		(0-3) K				1 0 0 0 1 1 0															
												(4-0) G6-3 SH1-4 BB																
Inning Stats	R: 0 E: 1 K: 1 S: 11	H: 0 LOB: 1 BB: 0 P: 18	R: 0 E: 0 K: 1 S: 10	H: 0 LOB: 0 BB: 0 P: 12	R: 0 E: 0 K: 1 S: 7	H: 1 LOB: 1 BB: 0 P: 11	R: 0 E: 0 K: 1 S: 9	H: 1 LOB: 1 BB: 0 P: 12	R: 3 E: 0 K: 0 S: 14	H: 4 LOB: 1 BB: 0 P: 19	R: 0 E: 0 K: 0 S: 8	H: 2 LOB: 1 BB: 0 P: 10	R: 0 E: 0 K: 0 S: 8	H: 1 LOB: 2 BB: 1 P: 14	R: 0 E: 0 K: 1 S: 8	H: 1 LOB: 0 BB: 0 P: 10	R: 1 E: 0 K: 1 S: 9	H: 1 LOB: 0 BB: 0 P: 13	R: 0 E: 0 K: 0 S: 4	H: 0 LOB: 0 BB: 0 P: 6	R: 0 E: 0 K: 0 S: 11	H: 0 LOB: 1 BB: 1 P: 22	R: 0 E: 0 K: 0 S: 11	H: 0 LOB: 1 BB: 1 P: 22	1B: 6 2B: 2 3B: 0 HR: 2	SF: 0 SAC: 3 DP: 1 HBP: 0	WP: 0 PB: 0 SB: 0 CS: 0	PA: 48
PITCHER	IP WLS BF H R ER SO BB IBB HBP BLK WP HR S P ERA WHIP															IP WLS BF H R ER SO BB IBB HBP BLK WP HR S P ERA WHIP												
Carlos Perez, L ERA: 3.67	(1, 1) 7.0 0 30 8 3 3 4 0 0 0 0 0 0 1 96 3.86 1.143															Shayne Bennett, R ERA: 4.6	(12, 1) 1.0 0 4 0 0 0 0 1 0 0 0 0 0 22 0.00 1.000											
Mike Maddux, R ERA: 10.8	(8, 1) 1.1 5 1 0 0 1 0 0 0 0 0 0 0 11 14 0.00 0.750																											
Steve Kline, L ERA: 4.35	(9, 1) 1.0 4 1 1 1 1 0 0 0 0 0 0 1 10 14 9.00 1.000																											
Anthony Telford, R ERA: 2.7	(10, 1) 0.2 2 0 0 0 1 0 0 0 0 0 0 0 4 5 0.00 0.000																											
Marc Valdes, R ERA: 9.15	(11, 1) 1.0 3 0 0 0 0 0 0 0 0 0 0 0 4 6 0.00 0.000																											

Arizona Diamondbacks @ Montreal Expos
Olympic Stadium, Montreal, QB
Sat May 02 1998, 7:05 PM EDT
Att: 8,026 - Dome - 72 F

AB	43
R	4
H	10
RBI	4
BB	2
SO	7
LOB	16



Batter	1	2	3	4	5	6	7	8	9	10	11	12	AB	R	H	RBI	BB	SO	LOB	
F.P. Santangelo, S OBP: 0.366, SLG: 0.449 (1, 4) F S H (9, 7)	2-2 CS HBP		0-0 1B		2-0 HR		3-1 G3-1		0-0 F7		2-2 G4-3 1B		5	1	3	1	0	0	2	
Mark Grudzielanek, R OBP: 0.265, SLG: 0.345 (1, 6) F C B B X	2-2 F8 1-2		0-0 L4		1-3 K		1-0 S 1B		2-2 FC6-4 1-2f		0-1 G4-3 1-2		6	0	1	0	0	1	6	
Brad Palmer, L Steve Kline, S Anthony Telford, R Scott Ljungstrom, L Da Rond Stovall, S Marc Valdes, R Trey Moore, L Shayne Bennett, R	0-1 F7		0-0 P7		0-2 P8		3-2 F9 1-2			0-1 G6-3 WP 1B		0-3 K		4	0	0	0	0	0	3
Rondell White, R OBP: 0.316, SLG: 0.425 (1, 8) C B S X		1-3 K		2-3 K		2-1 2B SF8 1B		2-2 P3		2-3 K 1-2		2-2 S 1B 1B		6	2	2	0	0	3	1
Derrick May, L OBP: 0.368, SLG: 0.474 Mike Mordecai, R OBP: 0.111, SLG: 0.077 (1, 7) (9, 4) B B X		2-0 FC4-6 1B		1-3 K		1-0 SF8 FC6-2 2B		0-0 G5-3		1-1 G6-3		1-1 B2		4	0	2	0	0	1	0
Vladimir Guerrero, R OBP: 0.356, SLG: 0.522 (1, 9) B F F X		1-2 FC4-6 1-2f		1-0 HR		0-2 SF8 2-3 3-H		0-1 G6-3		4-1 BB BB		1-2 1B S 1B		4	1	2	2	1	0	1
Shane Andrews, R OBP: 0.279, SLG: 0.519 (1, 5) B SAFE X		3-2 G6-3		4-1 BB		0-0 FC6-2 3-H			1-3 K		4-0 BB 1-2 BB		2-3 K 1-2 2-3	4	0	0	0	2	2	4
Chris Widger, R OBP: 0.286, SLG: 0.299 (1, 2) C B B X			4-1 1B SH5-4 BB		1-2 G4-3		3-2 G1-3		0-0 BB 1B		1-1 P9		4-1 1B BB	4	0	1	0	2	0	4
Carlos Perez, L OBP: 0.143, SLG: 0.143 Jose Vidro, S OBP: 0.295, SLG: 0.219 Ryan McGuire, L OBP: 0.367, SLG: 0.407 (1, 1) (7, PH) (8, 3)			0-0 SH5-4		1-2 F8		1-0 F8		4-2 FC6-4 BB		2-3 K		1-0 1-2 2-3 3-H	1	0	0	0	0	0	0


Inning Stats	R: 0	H: 0	E: 0	K: 0	S: 7	R: 0	H: 1	E: 0	K: 1	S: 13	R: 0	H: 1	E: 0	K: 0	S: 5	R: 1	H: 1	E: 0	K: 2	S: 11	R: 1	H: 1	E: 0	K: 1	S: 13	R: 0	H: 0	E: 0	K: 0	S: 12	R: 0	H: 1	E: 0	K: 1	S: 10	R: 0	H: 0	E: 0	K: 0	S: 6	R: 0	H: 1	E: 0	K: 1	S: 10	R: 1	H: 1	E: 0	K: 1	S: 10	R: 0	H: 1	E: 0	K: 2	S: 15	R: 0	H: 1	E: 0	K: 1	S: 13	R: 1	H: 3	E: 0	K: 1	S: 13	1B: 10	2B: 1	3B: 0	HR: 2	SF: 1	SAC: 1	DP: 0	HBP: 1	WP: 2	PA: 54
--------------	------	------	------	------	------	------	------	------	------	-------	------	------	------	------	------	------	------	------	------	-------	------	------	------	------	-------	------	------	------	------	-------	------	------	------	------	-------	------	------	------	------	------	------	------	------	------	-------	------	------	------	------	-------	------	------	------	------	-------	------	------	------	------	-------	------	------	------	------	-------	--------	-------	-------	-------	-------	--------	-------	--------	-------	--------

PITCHER	IP	WLS	BF	H	R	ER	SO	BB	IBB	HBP	BLK	WP	HR	S	P	ERA	WHIP
Andy Benes, R ERA: 4.03 (1, 1)	7.0		30	7	3	3	4	2	0	1	0	0	2	71	113	3.86	1.286
Clint Sodowsky, R ERA: 5.79 (8, 1)	2.0		8	1	0	0	1	1	0	0	0	0	0	16	25	0.00	1.000
Felix Rodriguez, R ERA: 7.45 (10, 1)	1.0		6	1	1	1	1	2	0	0	0	2	0	10	22	9.00	3.000
Russ Springer, R ERA: 4.05 (11, 1)	1.2	L	10	4	1	1	3	1	0	0	0	0	0	28	43	5.40	3.000

Arizona Diamondbacks @ Montreal Expos
Olympic Stadium, Montreal, QB
 Sat May 02 1998, 7:05 PM EDT
 Att. 8,026 - Dome - 72 F

livebaseballscorecards.com

AB 45
 R 5
 H 13
 RBI 4
 BB 6
 SO 9
 LOB 24



Batter	1	2	3	4	5	6	7	8	9	AB R H RBI BB SO LOB	TOP									
Devon White, S OBP: 0.346, SLG: 0.427 (1, 8) X	0-0 F8 ①		1-0 G4-3 ②			2-2 G4-3 ①			0-0 F8 ①	4 0 0 0 0 0 0	Arizona Diamondbacks @ Montreal Expos Olympic Stadium, Montreal, QB Sun May 03 1998, 3:33 AM EDT Att. 10,467 - Dome - 72 F livebaseballscorecards.com									
Andy Fox, L OBP: 0.316, SLG: 0.377 (1, 4) B C O S X	3-2 F9 ②		1-0 P7 ③			0-2 L1 ②			2-2 P6 ②	4 0 0 0 0 0 0										
Jay Bell, R OBP: 0.308, SLG: 0.427 (1, 6) C X	0-1 F8 ③				0-2 G6-4-3 1B	0-2 K ③			3-3 K ③	4 0 1 0 0 2 0										
Travis Lee, L OBP: 0.357, SLG: 0.456 (1, 3) B B B B		4-1 FC4-6 BB			1-3 K ①				2-2 G3 ①	2 0 0 0 1 1 1										
Matt Williams, R OBP: 0.368, SLG: 0.522 (1, 5) 1 SAFE B B C O S X		2-2 K ①			0-0 G6-4-3 1-2f ② ③				0-3 K ②	3 0 0 0 0 2 2										
Jorge Fabregas, L OBP: 0.322, SLG: 0.297 (1, 2) B 1 SAFE SAFE B B C O S X		2-1 FC4-6 2B 1-2f ②			2-3 K ①				2-2 G1-3 ③	3 1 0 0 0 1 1										
Brent Brede, L OBP: 0.325, SLG: 0.371 (1, 9) B C B B C O S X		3-2 K 1-H 2B			1-1 G3 ②				0-1 G4-3 ①	3 0 1 1 0 0 0										
David Dellucci, L OBP: 0.500, SLG: 0.750 (1, 7) C B X		1-1 L7 ③			4-1 FC6-4 BB				0-0 G6-3 ②	2 0 0 0 1 0 1										
Willie Blair, R OBP: 0.154, SLG: 0.154 (1, 1) X			0-0 F9 ①			1-0 FC6-4 1-2f ③			0-2 F7 ③	2 0 0 0 0 0 1										
Tony Batista, R OBP: 0.296, SLG: 0.333 (8, PH)										1 0 0 0 0 0 0										
Barry Manuel, R (8, 1)										0 0 0 0 0 0 0										
Inning Stats	R: 0 H: 0 E: 0 K: 0 S: 7	H: 0 LOB: 0 BB: 0 P: 10	R: 1 H: 1 E: 0 K: 1 S: 13	H: 1 LOB: 1 BB: 1 P: 25	R: 0 H: 0 E: 0 K: 0 S: 3	H: 0 LOB: 0 BB: 0 P: 5	R: 0 H: 1 E: 0 K: 1 S: 10	H: 1 LOB: 0 BB: 0 P: 11	R: 0 H: 0 E: 0 K: 1 S: 7	H: 0 LOB: 1 BB: 1 P: 15	R: 0 H: 0 E: 0 K: 1 S: 11	H: 0 LOB: 0 BB: 0 P: 13	R: 0 H: 0 E: 0 K: 1 S: 12	H: 0 LOB: 0 BB: 0 P: 16	R: 0 H: 0 E: 0 K: 0 S: 6	H: 0 LOB: 0 BB: 0 P: 6	R: 0 H: 0 E: 0 K: 1 S: 8	H: 0 LOB: 0 BB: 0 P: 13	1B: 1 SF: 0 2B: 1 SAC: 0 3B: 0 DP: 1 HR: 0 HBP: 0	WP: 0 PA: 30 PB: 0 SB: 0 CS: 0
PITCHER Dustin Hermanson, R ERA: 2.79 (1, 1)	IP 9.0 WLS W BF 30 H 2 R 1 ER 1 SO 6 BB 2 IBB 0 HBP 0 BLK 0 WP 0 HR 0 S 77 P 114 ERA 1.00 WHIP 0.444											PITCHER IP WLS BF H R ER SO BB IBB HBP BLK WP HR S P ERA WHIP								



Batter	1	2	3	4	5	6	7	8	9	AB	R	H	RBI	BB	SO	LOB
F.P. Santangelo, S OBP: 0.362, SLG: 0.441 (1, 4) BB X	3-1 F7 ①		1-0 L8 ①		0-2 F7 ③		1-0 G6-4-3 1B			4	0	1	0	0	0	0
Mark Grudzielanek, R OBP: 0.264, SLG: 0.342 (1, 6) S S F F X	1-2 1B 1B		0-2 G6-3 ②			1-0 G3 ①	0-0 G6-4-3 ① ②			4	1	1	0	0	0	1
Derrick May, L OBP: 0.391, SLG: 0.455 Mike Mordecai, R OBP: 0.111, SLG: 0.077 (1, 7) (8, 4) C 1 SAFE B 1 SAFE F F F F 1 SAFE	3-2 1 SAFE 1-3 1B 1B		1-0 G4-3 ③			4-2 FC6-4 BB	2-1 G6-3 ③			3	0	1	0	1	0	0
Rondell White, R OBP: 0.322, SLG: 0.422 (1, 8) B 1 SAFE S F F X	2-2 G1-3 1-3 1B			4-2 WP BB		3-1 FC6-4 ② 1-2f HR		0-0 G6-3 ①		3	1	1	1	1	0	1
Vladimir Guerrero, R OBP: 0.362, SLG: 0.547 (1, 9) F X	0-1 G1-3 ② 1-2		1-3 K ① 1-2		1-3 K ① 1-2	2-0 HR ①-H		4-0 2B BB		3	1	1	2	1	1	3
Brad Fullmer, L OBP: 0.349, SLG: 0.392 Ryan McGuire, L OBP: 0.355, SLG: 0.393 (1, 3) (7, 3) C F X	0-2 G1-3 ③		0-1 G1-3 ②		0-1 G1-3 ②	0-1 1B 2B		1-3 K ②		3	1	1	0	0	0	3
Shane Andrews, R OBP: 0.289, SLG: 0.524 (1, 5) C S D S		1-3 K ①		0-0 G6-3 ③		4-0 1B BB		3-1 1-3 2B		3	0	1	0	1	1	1
Chris Widger, R OBP: 0.295, SLG: 0.300 (1, 2) F S S C		1-3 K ②			0-2 G5-3 ①	2-2 1-3 2-H 1B		4-0 IBB		3	0	1	1	1	1	0
Dustin Hermanson, R (1, 1) B C T B S		2-3 K ③			0-3 K ②	1-0 P4 ③		1-3 K ③		4	0	0	0	0	3	5

Inning Stats	R: 1	H: 3	E: 0	LOB: 2	K: 0	S: 20	R: 0	H: 0	E: 0	LOB: 0	K: 3	S: 9	R: 0	H: 0	E: 0	LOB: 1	K: 1	S: 8	R: 0	H: 0	E: 0	LOB: 0	K: 1	S: 9	R: 3	H: 3	E: 0	LOB: 2	K: 0	S: 13	R: 0	H: 1	E: 0	LOB: 0	K: 0	S: 4	R: 0	H: 1	E: 0	LOB: 3	K: 2	S: 9	1B: 5	SF: 0	2B: 2	SAC: 0	3B: 0	DP: 1	HR: 1	HBP: 0
--------------	------	------	------	--------	------	-------	------	------	------	--------	------	------	------	------	------	--------	------	------	------	------	------	--------	------	------	------	------	------	--------	------	-------	------	------	------	--------	------	------	------	------	------	--------	------	------	-------	-------	-------	--------	-------	-------	-------	--------

PITCHER	IP	WLS	BF	H	R	ER	SO	BB	IBB	HBP	BLK	WP	HR	S	P	ERA	WHIP
Willie Blair, R ERA: 6.33 (1, 1)	7.0	L	30	7	4	4	5	3	0	0	0	1	1	69	109	5.14	1.429
Barry Manuel, R ERA: 7.71 (8, 1)	1.0		6	1	0	0	2	1	1	0	0	0	0	9	22	0.00	2.000

BOTTOM

Arizona Diamondbacks @ Montreal Expos
Olympic Stadium, Montreal, QB
Sun May 03 1998, 3:33 AM EDT
Att. 10,467 - Dome - 72 F

livebaseballscorecards.com

AB	31
R	4
H	8
RBI	4
BB	5
SO	7
LOB	15



WP	HR	S	P	ERA	WHIP
1	1	22	2	0.00	2.000

Batter	1	2	3	4	5	6	7	8	9	10	11	AB R H RBI BB SO LOB	TOP														
Devon White, S OBP: 0.338, SLG: 0.410 (1, 8)	F8		HBP		L7		K		L7		G4-3	5 0 0 0 0 1 2	Arizona Diamondbacks @ New York Mets Shea Stadium, Flushing, NY Mon May 04 1998, 7:05 PM EDT Att: 18,980 - Cloudy - 58 F														
Jay Bell, R OBP: 0.324, SLG: 0.420 (1, 6)	K		BB			G6-3 1B 2B			G4-3		K	2 1 0 0 4 2 0															
Travis Lee, L OBP: 0.356, SLG: 0.458 (1, 3)	K		K			2B G6-3 1B		G6-3	G4-3		2B	6 1 2 0 0 2 6															
Matt Williams, R OBP: 0.366, SLG: 0.504 (1, 5)		G5-3			G6-3			F8			2B	4 1 0 0 2 0 2															
Yamil Benitez, R OBP: 0.224, SLG: 0.328 David Dellucci, L OBP: 0.529, SLG: 0.786 (8, PH) (8, 7)		G6-3			F8			G3 2B	G3-1		2B	3 0 1 1 0 0 0 2 1 1 2 1 0 2															
Hensley Meulens, R OBP: 0.111, SLG: 0.444 Brent Brede, L OBP: 0.313, SLG: 0.356 (1, 9) (7, 9)		K			K			F9			K	3 0 0 0 0 2 2 3 0 0 0 0 1 2															
Kelly Stinnett, R OBP: 0.302, SLG: 0.359 (1, 2)			K			F7		P4			2B	5 0 2 1 0 1 2															
Andy Stankiewicz, R OBP: 0.290, SLG: 0.273 (1, 4)			FC3-6 1B			E6 SH1-4		WP 1B			F7	4 0 2 0 1 0 1															
Jeff Suppan, R OBP: 0.182, SLG: 0.182 Clint Sodowsky, L Felix Rodriguez, R Tony Batista, R OBP: 0.321, SLG: 0.360 Gregg Olson, R OBP: 0.500, SLG: 2.000 (1, 1) (7, 1) (9, 1) (10, PH) (10, 1)			FC3-6 HBP			SH1-4		K			1B	2 0 0 0 0 1 2 1 0 0 0 0 1 2 0 0 0 0 0 0 0 1 0 1 0 0 0 0 0 0 0 0 0 0 0															
Inning Stats	R: 0 E: 0 K: 2 S: 7	H: 0 LOB: 0 BB: 0 P: 14	R: 0 E: 0 K: 1 S: 6	H: 0 LOB: 0 BB: 0 P: 11	R: 0 E: 0 K: 2 S: 8	H: 1 LOB: 3 BB: 1 P: 19	R: 0 E: 0 K: 1 S: 5	H: 0 LOB: 0 BB: 0 P: 9	R: 0 E: 1 K: 0 S: 12	H: 0 LOB: 1 BB: 0 P: 20	R: 1 E: 0 K: 0 S: 16	H: 2 LOB: 2 BB: 1 P: 31		R: 0 E: 0 K: 2 S: 13	H: 1 LOB: 2 BB: 1 P: 25	R: 1 E: 0 K: 1 S: 18	H: 1 LOB: 2 BB: 2 P: 29	R: 0 E: 0 K: 0 S: 8	H: 0 LOB: 2 BB: 2 P: 21	R: 0 E: 0 K: 0 S: 8	H: 2 LOB: 2 BB: 0 P: 16	R: 2 E: 0 K: 2 S: 14	H: 2 LOB: 1 BB: 1 P: 27	1B: 4 2B: 5 3B: 0 HR: 0	SF: 0 SAC: 1 DP: 0 HBP: 1	WP: 1 PB: 0 SB: 0 CS: 0	PA: 51
PITCHER	IP WLS BF H R ER SO BB IBB HBP BLK WP HR S P ERA WHIP													PITCHER	IP WLS BF H R ER SO BB IBB HBP BLK WP HR S P ERA WHIP												
Al Leiter, L ERA: 1.21	(1, 1) 6.0 25 3 1 1 6 2 0 1 0 0 0 0 0 54 104 1.50 0.833												Brian Bohanon, L ERA: 1.4	(9, 1) 2.1 11 4 2 2 2 0 1 0 0 0 0 0 10 20 0.00 3.000													
Greg McMichael, R ERA: 4.5	(7, 1) 0.2 4 1 0 0 2 1 0 0 0 1 0 10 20 0.00 3.000																										
Dennis Cook, L ERA: 3.48	(7, 1) 0.1 1 0 0 0 0 0 0 0 0 0 0 3 5 0.00 0.000																										
Mel Rojas, R ERA: 1.29	(8, 1) 1.0 6 1 1 1 1 2 0 0 0 0 0 18 29 9.00 3.000																										
John Hudek, R ERA: 3.75	(9, 1) 0.2 4 0 0 0 0 1 1 0 0 0 0 5 17 0.00 1.500																										

AB	41
R	4
H	9
RBI	4
BB	8
SO	11
LOB	23



livebaseballscores.com

Batter	1	2	3	4	5	6	7	8	9	10	11	AB R H RBI BB SO LOB	BOTTOM									
Rich Becker L OBP: 0.312, SLG: 0.409 (1, 8)	3-2 F7 (1)		2-2 P5 (3)			3-3 K (2)		0-0 F7 (2)		3-1 L7 (2)		5 0 0 0 0 1 1	Arizona Diamondbacks @ New York Mets Shea Stadium, Flushing, NY Mon May 04 1998, 7:05 PM EDT Att: 18,980 - Cloudy - 58 F									
Matt Franco L OBP: 0.400, SLG: 0.357 (1, 7)	3-2 (X)			1-0 P6 (1)		1-0 F9 (3)		0-0 F7 (3)		2-3 K (3)		4 0 1 1 0 0 0 1										
John Hudek S (9, 1)												0 0 0 0 0 0 0 0										
Brian Bohanon L OBP: 0.600, SLG: 0.600 (9, 1)	3B											1 0 0 0 0 0 1 0										
John Olerud L OBP: 0.482, SLG: 0.477 (1, 3)	1-3 K (2)			2-2 P6 (2)			0-0 G4-3 (1)		2-2 G6-3 1B 2B		2-1 G5-3 (1)	4 0 1 1 0 0 1 1										
Shawn Gilbert R (9, PR) (10, 5)												1 1 0 0 0 0 0 0										
Craig Paquette R OBP: 0.250, SLG: 0.333 (1, 5)	2-3 K (3)			1-1 G6-3 (3)			0-0 2B 1B		0-0 G6-3 (1)		1-3 K (2)	5 1 1 0 0 2 2										
(10, 3)																						
Carlos Baerga S OBP: 0.237, SLG: 0.279 (1, 4)		1-0 G3 (1)			1-2 F8 (1)		2-0 F8 2B		0-0 1B 1B		1-2 G3 (3)	5 0 2 2 0 0 0 0										
Butch Huskey R OBP: 0.271, SLG: 0.313 (1, 9)		1-1 G5-3 (2)			1-0 1B		1-1 F8 2B		1 SAFE 2-1 F9			4 0 1 1 0 0 0 3										
Tim Spehr R OBP: 0.267, SLG: 0.157 (1, 2)		3-2 K (3)		1 SAFE 2-2 1 SAFE 1B	2-2 F8 (2)		1-1 G5-3 (3)		1 SAFE 1-2 1B			4 0 1 1 0 0 1 2										
Rey Ordonez R OBP: 0.243, SLG: 0.252 (1, 6)			0-2 G3 (1)		2-1 G5-3 (3)		2-3 K (1)		0-1 G6-3 (3)			4 0 0 0 0 1 3										
Al Leiter L OBP: 0.154, SLG: 0.231 (1, 1)			2-3 K (2)			0-0 P5 (1)		4-2 BB		1-3 K (1)		1 0 0 0 0 0 1 0										
Brian Michael S OBP: 0.309, SLG: 0.293 (6, PH)												1 0 0 0 0 0 0 0										
Greg Michael R (7, 1)												0 0 0 0 0 0 0 0										
Dennis Cook L (7, 1)												0 0 0 0 0 0 0 0										
Mel Rojas R (8, 1)												0 0 0 0 0 0 0 0										
Luis Lopez S OBP: 0.386, SLG: 0.431 (8, PH) (9, 7)												1 0 0 0 0 1 1 0										
Inning Stats	R: 0 H: 1 E: 0 K: 2 S: 17	H: 1 LOB: 1 BB: 0 P: 26	R: 0 H: 0 E: 0 K: 1 S: 8	H: 0 LOB: 0 BB: 0 P: 13	R: 0 H: 0 E: 0 K: 1 S: 10	H: 0 LOB: 0 BB: 0 P: 14	R: 0 H: 1 E: 0 K: 0 S: 13	H: 1 LOB: 1 BB: 0 P: 19	R: 0 H: 0 E: 0 K: 1 S: 5	H: 0 LOB: 0 BB: 0 P: 9	R: 1 H: 2 E: 0 K: 0 S: 7	H: 2 LOB: 1 BB: 0 P: 11	R: 0 H: 0 E: 0 K: 1 S: 8	H: 0 LOB: 1 BB: 1 P: 14	R: 1 H: 3 E: 0 K: 0 S: 12	H: 3 LOB: 2 BB: 0 P: 17	R: 0 H: 0 E: 0 K: 2 S: 9	H: 0 LOB: 0 BB: 0 P: 15	R: 0 H: 0 E: 0 K: 1 S: 9	H: 0 LOB: 0 BB: 0 P: 13	1B: 4 SF: 0 2B: 2 SAC: 0 3B: 1 DP: 0 HR: 0 HBP: 0	WP: 0 PA: 41 PB: 0 SB: 0 CS: 0
PITCHER	IP WLS BF H R ER SO BB IBB HBP BLK WP HR S P ERA WHIP																					
Jeff Suppan R ERA: 6.21 (1, 1)	6.1 23 4 1 1 5 0 0 0 0 0 0 63 97 1.42 0.632																					
Clint Sodowsky R ERA: 5.17 (7, 1)	1.2 6 0 0 0 1 1 0 0 0 0 0 12 20 0.00 0.600																					
Felix Rodriguez R ERA: 7.59 (9, 1)	1.0 6 3 1 1 0 0 0 0 0 0 0 12 17 9.00 3.000																					
Gregg Olson R ERA: 3.07 (10, 1)	2.0 W 6 0 0 0 3 0 0 0 0 0 0 18 28 0.00 0.000																					

Arizona Diamondbacks @ New York Mets
Shea Stadium, Flushing, NY
Mon May 04 1998, 7:05 PM EDT
Att: 18,980 - Cloudy - 58 F

livebaseballscorecards.com

AB 40
R 2
H 7
RBI 2
BB 1
SO 9
LOB 13



Batter	1	2	3	4	5	6	7	8	9	AB R H RBI BB SO LOB	TOP											
Devon White, S (1, 8) OBP: 0.343, SLG: 0.413	1-1 E6 CS		2-1 P2			2-2 FC4-6 1B		1-2 1B		4 0 2 0 0 0 0	Arizona Diamondbacks @ New York Mets Shea Stadium, Flushing, NY Tue May 05 1998, 7:05 PM EDT Att. 13,205 - Overcast - 58 F											
David Dellucci, L (1, 7) OBP: 0.476, SLG: 0.667	1-0 F9		0-0 P5			2-2 FC4-6 1-2f		0-0 1B		4 0 1 0 0 0 2												
Jay Bell, R (1, 6) OBP: 0.314, SLG: 0.407	3-3 K 1-2				1-3 K	0-0 G5-4-3 1-2f		2-0 P5		4 0 0 0 0 2 4												
Travis Lee, L (1, 3) OBP: 0.353, SLG: 0.476		1-0 G4-3			1-3 K	0-0 G6-3		2-0 HR		4 1 1 1 0 1 0												
Matt Williams, R (1, 5) OBP: 0.356, SLG: 0.488		1-3 K			2-2 F7	0-0 E6		1-3 K		4 0 0 0 0 2 0												
Brent Brade, L (1, 9) OBP: 0.310, SLG: 0.364		3-2 2B			1-1 G3-1	2-1 F9		3-1 G3		4 0 1 0 0 0 1												
Jorge Fabregas, L (1, 2) OBP: 0.330, SLG: 0.299		4-0 BB			2-1 1B	0-0 G4-3		2-1 F7		3 0 1 0 1 0 1												
Andy Stankiewicz, R (1, 4) OBP: 0.277, SLG: 0.259		2-2 F8			1-3 K	1-1 P4				3 0 0 0 0 1 3												
Omar Daal, L (1, 1) Hensley Meulens, R (5, PH) Scott Brow, R (5, 1) Andy Fox, L (8, PH) Ricky Pickett, L (8, 1) Russ Springer, R (8, 1)			3-3 K		0-3 K	2-1 F9				1 0 0 0 0 0 1 0 1 0 0 0 0 0 1 1 0 0 0 0 0 0 0 0 1 0												
Inning Stats	R: 0 E: 1 K: 1 S: 6	H: 0 LOB: 1 BB: 0 P: 11	R: 0 E: 0 K: 1 S: 13	H: 1 LOB: 2 BB: 1 P: 24	R: 0 E: 0 K: 1 S: 6	H: 0 LOB: 0 BB: 0 P: 11	R: 0 E: 0 K: 2 S: 10	H: 0 LOB: 0 BB: 0 P: 14	R: 0 E: 0 K: 2 S: 11	H: 1 LOB: 1 BB: 0 P: 15	R: 0 E: 0 K: 0 S: 10	H: 1 LOB: 0 BB: 0 P: 14	R: 0 E: 1 K: 0 S: 5	H: 0 LOB: 1 BB: 0 P: 7	R: 0 E: 0 K: 0 S: 10	H: 2 LOB: 2 BB: 0 P: 16	R: 1 E: 0 K: 1 S: 10	H: 1 LOB: 0 BB: 0 P: 18	1B: 4 2B: 2 3B: 0 HR: 1	SF: 0 SAC: 0 DP: 2 HBP: 0	WP: 0 PB: 0 SB: 0 CS: 1	PA: 34
PITCHER Dave Micki, R (1, 1) ERA: 5.66	IP 9.0 WLS W BF 34 H 6 R 1 ER 1 SO 8 BB 1 IBB 0 HBP 0 BLK 0 WP 0 HR 1 S 81 P 130 ERA 1.00 WHIP 0.778											PITCHER	IP WLS BF H R ER SO BB IBB HBP BLK WP HR S P ERA WHIP									

livebaseballscorecards.com

AB	33
R	1
H	6
RBI	1
BB	1
SO	8
LOB	12



Batter	1	2	3	4	5	6	7	8	9
Brian McRae, S OBP: 0.361, SLG: 0.291 (1, 8)	2-3 K	1-0 CS	0-0 B1-3	4-1 BB		3-2 G4-3		2-2 1B 1B	
Jim Tatum, R OBP: 0.259, SLG: 0.625 Rich Becker, L OBP: 0.316, SLG: 0.403 (1, 7) (7, 7)	3-2 E5 1B SF7		0-0 F7	1-0 F9			4-2 1B HR BB	1-3 K	
John Olerud, L OBP: 0.487, SLG: 0.478 (1, 3)	3-2 1B 1B		1-0 G3		2-1 G4-3 G4-3 1B		2-1 P5	4-2 G5-3 1B BB	
Butch Huskey, R OBP: 0.286, SLG: 0.330 (1, 9)	1-2 SF7			2-2 1B 1B	0-1 G4-3		0-0 HR 1B	0-0 1B	
Craig Paquette, R OBP: 0.294, SLG: 0.412 (1, 5)	0-0 1B			0-1 1B 2B	0-1 G4-3		2-3 K	1-1 G5-3	
Todd Pratt, R OBP: 0.250, SLG: 1.000 (1, 2)	3-2 G3			1-3 K	1-0 F9		0-0 HR		
Carlos Baerga, S OBP: 0.258, SLG: 0.303 (1, 4)			0-1 FC2-6 1B	4-0 BB 1B IBB		1-0 SH1 2B	0-0 P6		
Rey Ordonez, R OBP: 0.255, SLG: 0.257 (1, 6)			1-0 FC2-6 CS	2-0 BB 1B		1-0 SH1		4-0 1B BB	
Dave Mlicki, R OBP: 0.333, SLG: 0.273 (1, 1)			0-2 L7	0-3 K		1-0 F8		1-1 BB 1B 1B	

Inning Stats	R: 1	H: 2	E: 1	K: 1	S: 18	R: 0	H: 1	E: 0	K: 0	S: 6	R: 0	H: 0	E: 0	K: 0	S: 3	R: 2	H: 3	E: 0	K: 2	S: 15	R: 0	H: 1	E: 0	K: 0	S: 7	R: 0	H: 1	E: 0	K: 0	S: 6	R: 3	H: 2	E: 0	K: 1	S: 10	R: 3	H: 3	E: 0	K: 1	S: 15
	LOB: 2	BB: 0	P: 30	LOB: 0	BB: 0	P: 8	LOB: 0	BB: 0	P: 4	LOB: 3	BB: 2	P: 29	LOB: 1	BB: 0	P: 10	LOB: 1	BB: 0	P: 12	LOB: 0	BB: 1	P: 18	LOB: 1	BB: 2	P: 28	LOB: 0	BB: 1	P: 18	LOB: 1	BB: 2	P: 28	LOB: 0	BB: 1	P: 18	LOB: 1	SAC: 1	DP: 1	HBP: 0			

PITCHER	IP	WLS	BF	H	R	ER	SO	BB	IBB	HBP	BLK	WP	HR	S	P	ERA	WHIP
Omar Daal, L ERA: 3.09 (1, 1)	4.0	L	20	6	3	2	3	1	1	0	0	0	0	42	71	4.50	1.750
Scott Brow, R ERA: 7.71 (5, 1)	3.0		14	4	3	3	1	1	0	0	0	0	1	23	40	9.00	1.667
Ricky Pickett, L ERA: 81.0 (8, 1)	0.1		5	2	3	3	1	2	0	0	0	0	0	12	24	81.00	12.000
Russ Springer, R ERA: 3.86 (8, 1)	0.2		2	1	0	0	0	0	0	0	0	0	0	3	4	0.00	1.500


BOTTOM

AB R H RBI BB SO LOB

4	1	1	1	1	1	1
3	1	0	0	0	0	3
1	1	0	0	1	1	2
4	0	2	0	1	0	1
4	2	3	3	0	0	1
5	1	2	0	0	1	5
4	1	1	3	0	1	5
3	0	2	0	1	0	0
2	1	1	2	1	0	1
4	1	1	0	0	1	4

livebaseballscorecards.com

AB 34
R 9
H 13
RBI 9
BB 5
SO 5
LOB 23



WP: 0 PA: 42
PB: 0
SB: 0
CS: 1

Arizona Diamondbacks @ New York Mets
Shea Stadium, Flushing, NY
Tue May 05 1998, 7:05 PM EDT
Att. 13,205 - Overcast - 58 F

Batter	1	2	3	4	5	6	7	8	9	AB R H RBI BB SO LOB	TOP		
Devon White, S (1, 8) OBP: 0.338, SLG: 0.405	0-0 P6			2-0 SH1-4 1B 2B 1B		0-1 G5-3		0-0 L9	1-0 F7	5 1 1 0 0 0 3			
David Dellucci, L (1, 7) OBP: 0.520, SLG: 0.714 Barry Manuel, R (8, 1)	1-1 L8			0-0 SH1-4 1-2 2B 1B		3-2 G4-3 2B		4-1 1B BB		3 1 2 0 1 0 0 0 0 0 0 0 0 0			
Jay Bell, R (1, 6) OBP: 0.315, SLG: 0.405	1-1 F9			2-1 SH1-4 1-2 2-3		3-1 G4-3 2-3		0-1 G4-6-3 1-2 1B		3 0 1 0 0 0 1			
Travis Lee, L (1, 3) OBP: 0.350, SLG: 0.477		2-3 K		0-0 2-H 3-H 2B		2-2 G3		0-2 G4-6-3 1-2f		4 0 1 2 0 1 3			
Jorge Fabregas, L (1, 2) OBP: 0.337, SLG: 0.309		0-2 G1-3		1-0 L7		2-2 E 1B		2-2 G5-3 E 1B		4 0 2 0 0 0 1			
Andy Fox, L (1, 5) OBP: 0.295, SLG: 0.351 Tony Batista, R (9, PH) OBP: 0.310, SLG: 0.346		2-2 G4-3		1-0 F7		0-3 K		1-0 F8		3 0 0 0 0 1 2 1 0 0 0 0 0 1			
Brent Brede, L (1, 9) OBP: 0.300, SLG: 0.350 Damian Miller, R (9, PH)			2-2 G4-3		3-2 F7		3-3 SAFE K		0-0 E4 G5-3 1-2	3 0 0 0 0 1 1 1 0 0 0 0 0 1			
Andy Stankiewicz, R (1, 4) OBP: 0.275, SLG: 0.258			1-3 K		1-2 G3-1		0-2 E8 1-3 1B		0-0 G5-3 1-2 2-3	4 0 1 0 0 1 2			
Brian Anderson, R (1, 1) OBP: 0.071, SLG: 0.071 Clint Sodowsky, L (7, 1) Yamil Benitez, R (8, 7) OBP: 0.235, SLG: 0.328			3-1 G6-3		0-3 K		2-2 G3-1		4-2 BB	3 0 0 0 0 1 2 0 0 0 0 0 0 0 0 0 0 0 1 0 0			
Inning Stats	R: 0 H: 0 E: 0 LOB: 0 K: 0 BB: 0 S: 5 P: 7	R: 0 H: 0 E: 0 LOB: 0 K: 1 BB: 0 S: 9 P: 13	R: 0 H: 0 E: 0 LOB: 0 K: 1 BB: 0 S: 10 P: 16	R: 2 H: 3 E: 0 LOB: 1 K: 0 BB: 0 S: 7 P: 13	R: 0 H: 0 E: 0 LOB: 0 K: 1 BB: 0 S: 9 P: 13	R: 0 H: 1 E: 0 LOB: 1 K: 0 BB: 0 S: 10 P: 18	R: 0 H: 2 E: 1 LOB: 2 K: 2 BB: 0 S: 17 P: 24	R: 0 H: 1 E: 0 LOB: 1 K: 0 BB: 1 S: 7 P: 11	R: 0 H: 1 E: 1 LOB: 3 K: 0 BB: 1 S: 10 P: 18	1B: 6 SF: 0 2B: 2 SAC: 1 3B: 0 DP: 1 HR: 0 HBP: 0	WP: 0 PA: 37 PB: 0 SB: 0 CS: 0		
PITCHER	IP WLS BF H R ER SO BB IBB HBP BLK WP HR S P ERA WHIP												
Bobby Jones, R (1, 1) ERA: 3.82	3.1		12 2 2 2 2 0 0 0 0 0 0 0 0 28 44 5.40 0.600										
Brian Bohanon, L (4, 1) ERA: 1.23	2.2		10 2 0 0 1 0 0 0 0 0 0 0 0 22 36 0.00 0.750										
Dennis Cook, L (7, 1) ERA: 3.18	1.0		5 2 0 0 2 0 0 0 0 0 0 0 0 17 24 0.00 2.000										
Mel Rojas, R (8, 1) ERA: 1.2	1.0	W	4 1 0 0 0 1 0 0 0 0 0 0 0 7 11 0.00 2.000										
John Franco, L (9, 1) ERA: 4.5	1.0		6 1 0 0 0 1 0 0 0 0 0 0 0 10 18 0.00 2.000										

Arizona Diamondbacks @ New York Mets
Shea Stadium, Flushing, NY
Wed May 06 1998, 7:05 PM EDT
Att. 17,681 - Overcast - 64 F

AB	34
R	2
H	8
RBI	2
BB	2
SO	5
LOB	17



Batter	1	2	3	4	5	6	7	8	9	AB	R	H	RBI	BB	SO	LOB	BOTTOM				
Brian McRae, S OBP: 0.357, SLG: 0.322 (1, 8) C S B B F F S	3-3 K ①			2-2 HR ①		1-2 P2 ③		1-2 FC4-6 1B ②		4	2	1	2	0	1	1	Arizona Diamondbacks @ New York Mets Shea Stadium, Flushing, NY Wed May 06 1998, 7:05 PM EDT Att. 17,681 - Overcast - 64 F				
Jim Tatum, R OBP: 0.258, SLG: 0.571 (1, 7) Rich Becker, L OBP: 0.316, SLG: 0.403 (8, PR) (9, 7) B X	1-0 F8 ②			3-3 K ①			1-3 K ①	1-1 1B 2B 1B ②-H		4	0	1	1	0	2	0					
John Olerud, L OBP: 0.488, SLG: 0.479 (1, 3) C B X	1-1 G4-3 ③			1-0 F7 ②			0-1 1B 1B	1-1 2B 3B 1B ①-3		4	1	2	0	0	0	0					
Butch Huskey, R OBP: 0.302, SLG: 0.350 (1, 9) B B B B				0-0 L7 ③			0-0 1B 1B ①-2	0-2 3B 2B ①-3		3	1	2	1	1	0	0					
Craig Paquette, R OBP: 0.263, SLG: 0.368 (1, 5) Luis Lopez, S OBP: 0.390, SLG: 0.423 (6, 5) X			0-0 G6-4-3 ① ② 1-2f		3-1 G6-3 ①		1-0 L8 ②	4-0 3B IBB		2	0	0	0	0	0	1					
Todd Pratt, R OBP: 0.250, SLG: 0.875 (1, 2) C C C C			1-3 K ③		1-2 P5 ②		1-3 K ③	3-2 2B 3B ①-H ②-H ③-H		4	1	1	3	0	2	2					
Carlos Baerga, S OBP: 0.267, SLG: 0.315 (1, 4) C S F T B B F F S			2-3 K ①		1-0 G5-3 ③			4-1 FC4-6 BB ①		3	1	1	1	1	1	0					
Rey Ordenez, R OBP: 0.257, SLG: 0.259 (1, 6) C B X			1-1 F7 ②			0-1 CS 1B ①		0-0 SH3 ①		3	0	1	0	0	0	2					
Bobby Jones, R (1, 1) Brian Bohanon, L OBP: 0.600, SLG: 0.600 (4, 1) Shawn Gilbert, R (6, PH) Dennis Cook, L (7, 1) Mel Rojas, R (8, 1) Matt Franco, L OBP: 0.417, SLG: 0.357 (8, PH) John Franco, L (9, 1) X			0-0 P9 ③			2-3 K ② ③ ① SAFE SAFE SAFE		4-2 FC4-6 BB ①		1	0	0	0	0	0	0					
Inning Stats	R: 0 E: 0 K: 1 S: 8	H: 0 LOB: 0 BB: 0 P: 13	R: 0 E: 0 K: 1 S: 5	H: 0 LOB: 0 BB: 1 P: 10	R: 0 E: 0 K: 1 S: 8	H: 0 LOB: 0 BB: 0 P: 11	R: 1 E: 0 K: 1 S: 9	H: 1 LOB: 0 BB: 0 P: 15	R: 0 E: 0 K: 0 S: 6	H: 0 LOB: 0 BB: 0 P: 11	R: 0 E: 0 K: 1 S: 12	H: 1 LOB: 0 BB: 0 P: 15	R: 0 E: 0 K: 2 S: 12	H: 2 LOB: 2 BB: 0 P: 15	R: 7 E: 1 K: 0 S: 21	H: 5 LOB: 2 BB: 3 P: 39		1B: 5 2B: 2 3B: 1 HR: 1	SF: 0 SAC: 1 DP: 1 HBP: 0	WP: 1 PB: 0 SB: 0 CS: 1	PA: 35
PITCHER	IP WLS BF H R ER SO	IP WLS BF H R ER SO	IP WLS BF H R ER SO	IP WLS BF H R ER SO	IP WLS BF H R ER SO	IP WLS BF H R ER SO	IP WLS BF H R ER SO	IP WLS BF H R ER SO	IP WLS BF H R ER SO	IP WLS BF H R ER SO	IP WLS BF H R ER SO	IP WLS BF H R ER SO	IP WLS BF H R ER SO	IP WLS BF H R ER SO	IP WLS BF H R ER SO	IP WLS BF H R ER SO	BB IBB HBP BLK WP HR S P ERA WHIP	BB IBB HBP BLK WP HR S P ERA WHIP	BB IBB HBP BLK WP HR S P ERA WHIP		
Brian Anderson, L ERA: 4.15 (1, 1)	6.1																				
Clint Sodowsky, R ERA: 6.88 (7, 1)	1.1	L	8	2	4	4	1	2	0	0	0	0	1	0	16	29	27.00	3.000			
Barry Manuel, R ERA: 9.75 (8, 1)	0.1		5	3	3	3	0	0	1	0	0	0	0	0	9	16	81.00	9.000			

livebaseballscores.com

AB 30
R 8
H 9
RBI 8
BB 4
SO 7
LOB 9



Batter	1	2	3	4	5	6	7	8	9	AB R H RBI BB SO LOB	TOP
Devon White, S OBP: 0.336, SLG: 0.396 (1, 8)	4-2 G6-3 E BB		2-3 K			1-3 K	3-2 G4-3			3 0 0 0 1 2 1	
David Dellucci, L OBP: 0.483, SLG: 0.640 (1, 7)	1-2 E6 G6-3			2-1 FC6-4 1B		0-0 E1 BB BB		0-1 G4-3		4 0 1 0 0 0 1	
Travis Lee, L OBP: 0.347, SLG: 0.466 (1, 3)	0-0 G6-3 1-2f 2-3			0-3 K		4-1 BB 1-2 BB		3-3 K		3 0 0 0 1 2 3	
Matt Williams, R OBP: 0.360, SLG: 0.480 (1, 5)	1-0 P4			1-3 K		4-1 BB 1-2 2-3 BB		4-2 BB		2 0 0 0 2 1 2	
Jorge Fabregas, L OBP: 0.323, SLG: 0.294 (1, 2)			1-3 K		2-2 FC6-4 1-2f		0-3 K		0-1 P5	4 0 0 0 0 2 5	
Tony Batista, R OBP: 0.303, SLG: 0.367 (1, 6)			1-3 K		1-2 G5-3		2-1 1B 2B		3-2 P2	4 1 1 0 0 1 0	
Brent Brede, L OBP: 0.287, SLG: 0.333 (1, 9)			2-2 G4-3		0-3 K		3-3 K		0-0 F7	4 0 0 0 0 2 1	
Andy Stankiewicz, R OBP: 0.274, SLG: 0.258 (1, 4)			2-3 K		3-3 K		1-0 WP SH3 2-H 1B		2-3 K	4 0 1 1 0 3 0	
Andy Benes, R OBP: 0.176, SLG: 0.412 Felix Rodriguez, R (8, 1)			3-3 K			0-0 G6-3		0-0 SH3		2 0 0 0 0 1 0 0 0 0 0 0 0 0	
Inning Stats	R: 0 H: 0 E: 1 LOB: 1 K: 0 BB: 1 S: 10 P: 16	R: 0 H: 0 E: 0 LOB: 0 K: 2 BB: 0 S: 10 P: 14	R: 0 H: 0 E: 0 LOB: 0 K: 3 BB: 0 S: 9 P: 16	R: 0 H: 1 E: 0 LOB: 1 K: 2 BB: 0 S: 14 P: 19	R: 0 H: 0 E: 0 LOB: 0 K: 2 BB: 0 S: 11 P: 15	R: 0 H: 0 E: 1 LOB: 3 K: 2 BB: 2 S: 10 P: 19	R: 1 H: 2 E: 0 LOB: 1 K: 1 BB: 0 S: 13 P: 22	R: 0 H: 0 E: 0 LOB: 1 K: 1 BB: 1 S: 11 P: 18	R: 0 H: 0 E: 0 LOB: 0 K: 1 BB: 0 S: 8 P: 13	1B: 2 SF: 0 2B: 1 SAC: 1 3B: 0 DP: 1 HR: 0 HBP: 0	WP: 1 PA: 35 PB: 0 SB: 0 CS: 0
PITCHER Curt Schilling, R ERA: 1.74 Mark Leiter, R ERA: 1.71	IP WLS BF H R ER SO BB IBB HBP BLK WP HR S P ERA WHIP										
	(1, 1) 7.0 W 28 3 1 1 12 3 0 0 0 1 0 77 121 1.29 0.857										
	(8, 1) 2.0 S 7 0 0 0 2 1 0 0 0 0 0 0 19 31 0.00 0.500										

Arizona Diamondbacks @ Philadelphia Phillies
Veterans Stadium, Philadelphia, PA
Thu May 07 1998, 7:05 PM EDT
Att. 13,838 - Overcast - 72 F

livebaseballscorecards.com

AB 30
R 1
H 3
RBI 1
BB 4
SO 14
LOB 13



Batter	1	2	3	4	5	6	7	8	9
Doug Glanville, R OBP: 0.347, SLG: 0.449 (1, 8)	0-2 P3		0-1 G6-3 3B			1-0 F9		0-0 2B 1B	
Gregg Jefferies, S OBP: 0.362, SLG: 0.381 Ruben Amaro Jr. S OBP: 0.296, SLG: 0.261 (8, PR) (9, 7)	0-0 L5-4 1B		3-2 G6-3			3-2 G3-1		1-2 1B 2B	
Scott Rolen, R OBP: 0.364, SLG: 0.447 (1, 5)	4-2 1-2 BB		1-3 K			1-1 2B		3-2 1B 1B	
Rico Brogna, L OBP: 0.291, SLG: 0.454 (1, 3)	1-0 L5-4			3-3 K		0-0 G4-3		0-0 1-2 1B	
Mike Lieberthal, R OBP: 0.264, SLG: 0.314 (1, 2)		1-1 F9		2-0 G5-3			0-2 F7	3-1 F7	
Bobby Abreu, L OBP: 0.425, SLG: 0.510 (1, 9)		2-2 HR		2-2 L8			4-2 CS BB		
Mark Lewis, R OBP: 0.282, SLG: 0.276 (1, 4)		1-0 F8			3-2 G3		1-1 F9		
Desi Relaford, S OBP: 0.305, SLG: 0.409 (1, 6)		2-2 G4-3			0-0 G4-3		2-2 CS	1-2 K	
Curt Schilling, R OBP: 0.111, SLG: 0.059 Mark Leiter, R (8, 1)			2-3 K		2-3 K			1-3 K	

AB	R	H	RBI	BB	SO	LOB
4	2	2	0	0	0	0
4	0	2	1	0	0	0
0	1	0	0	0	0	0
3	0	2	2	1	1	0
4	0	1	0	0	1	3
4	0	0	0	0	0	2
2	1	1	1	1	0	0
3	0	0	0	0	0	1
3	0	0	0	0	1	0
2	0	0	0	0	2	0
1	0	0	0	0	1	0

WP	PA
0	33

Arizona Diamondbacks @ Philadelphia Phillies
Veterans Stadium, Philadelphia, PA
Thu May 07 1998, 7:05 PM EDT
Att. 13,838 - Overcast - 72 F

livebaseballscorecards.com

AB	30
R	4
H	8
RBI	4
BB	2
SO	6
LOB	6



Inning Stats		R: 0	H: 1	R: 1	H: 1	R: 1	H: 1	R: 0	H: 0	R: 0	H: 0	R: 0	H: 1	R: 0	H: 0	R: 2	H: 4	
PITCHER		IP	WLS	BF	H	R	ER	SO	BB	IBB	HBP	BLK	WP	HR	S	P	ERA	WHIP
Andy Benes, R ERA: 4.12 (1, 1)	7.2	L	31	8	4	4	4	6	2	0	0	0	0	1	82	129	4.70	1.304
Felix Rodriguez, R ERA: 7.36 (8, 1)	0.1		1	0	0	0	0	0	0	0	0	0	0	0	2	5	0.00	0.000

Batter	1	2	3	4	5	6	7	8	9	AB R H RBI BB SO LOB	TOP															
Devon White, S (1, 8) OBP: 0.340, SLG: 0.413	1-1 E HR 2B		2-0 FC4-6 2B		2-2 G5-3			1-1 G4-3		4 1 2 0 0 0 0																
David Dellucci, L (1, 7) OBP: 0.424, SLG: 0.552	2-3 SAFE K		3-3 K		0-1 G6-3			1-0 G4-3		4 0 0 0 0 2 2																
Jay Bell, R (1, 6) OBP: 0.327, SLG: 0.402	4-1 SAFE HR BB		4-2 FC4-6 BB					1-0 G6-3		1 1 0 0 3 0 0																
Travis Lee, L (1, 3) OBP: 0.351, SLG: 0.496	2-2 SAFE 1-H 3-H HR		2-2 FC4-6					1-2 F8 1B 2B		4 2 2 3 0 1 3																
Matt Williams, R (1, 5) OBP: 0.350, SLG: 0.465	3-0 G5-3		0-1 F9					1-2 F8 2-3		4 0 0 0 0 1 4																
Jorge Fabregas, L (1, 2) OBP: 0.320, SLG: 0.292 Damian Miller, R (9, PR)	1-3 K				0-0 G4-3			1-0 1B 1B		4 0 1 1 0 1 1 0 0 0 0 0 0 0																
Brent Brede, L (1, 9) OBP: 0.286, SLG: 0.330					0-1 L9			3-1 1B 1B		4 0 1 0 0 2 0																
Andy Stankiewicz, R (1, 4) OBP: 0.260, SLG: 0.243					1-2 L9			3-1 F8		4 0 0 0 0 0 2																
Willie Blair, R (1, 1) OBP: 0.133, SLG: 0.133 Andy Fox, L (7, PH) OBP: 0.290, SLG: 0.345 Gregg Olson, R (7, 1) OBP: 0.500, SLG: 2.000 Scott Brow, R (7, 1) Tony Batista, R (9, PH) OBP: 0.294, SLG: 0.355					2-3 K			3-3 K		2 0 0 0 0 2 0 1 0 0 0 0 1 0 0 0 0 0 0 0 0 0 0 0 0 0 0 0 1 0 0 0 0 1 2																
Inning Stats	R: 3 E: 1 K: 2 S: 13	H: 2 LOB: 0 BB: 1 P: 26	R: 0 E: 0 K: 2 S: 8	H: 0 LOB: 0 BB: 0 P: 12	R: 0 E: 0 K: 1 S: 13	H: 1 LOB: 2 BB: 1 P: 24	R: 0 E: 0 K: 0 S: 6	H: 0 LOB: 0 BB: 0 P: 7	R: 0 E: 0 K: 1 S: 9	H: 0 LOB: 0 BB: 0 P: 13	R: 0 E: 0 K: 2 S: 9	H: 0 LOB: 1 BB: 1 P: 18	R: 0 E: 0 K: 2 S: 7	H: 0 LOB: 0 BB: 0 P: 12	R: 0 E: 0 K: 0 S: 4	H: 0 LOB: 0 BB: 0 P: 7	R: 1 E: 0 K: 1 S: 16	H: 3 LOB: 2 BB: 0 P: 28	1B: 2 2B: 3 3B: 0 HR: 1	SF: 0 SAC: 0 DP: 0 HBP: 0	WP: 0 PB: 0 SB: 0 CS: 0	PA: 36				
PITCHER	IP WLS BF H R ER SO BB IBB HBP BLK WP HR S P ERA WHIP	IP WLS BF H R ER SO BB IBB HBP BLK WP HR S P ERA WHIP	IP WLS BF H R ER SO BB IBB HBP BLK WP HR S P ERA WHIP	IP WLS BF H R ER SO BB IBB HBP BLK WP HR S P ERA WHIP	IP WLS BF H R ER SO BB IBB HBP BLK WP HR S P ERA WHIP	IP WLS BF H R ER SO BB IBB HBP BLK WP HR S P ERA WHIP	IP WLS BF H R ER SO BB IBB HBP BLK WP HR S P ERA WHIP	IP WLS BF H R ER SO BB IBB HBP BLK WP HR S P ERA WHIP	IP WLS BF H R ER SO BB IBB HBP BLK WP HR S P ERA WHIP	IP WLS BF H R ER SO BB IBB HBP BLK WP HR S P ERA WHIP	IP WLS BF H R ER SO BB IBB HBP BLK WP HR S P ERA WHIP	IP WLS BF H R ER SO BB IBB HBP BLK WP HR S P ERA WHIP	IP WLS BF H R ER SO BB IBB HBP BLK WP HR S P ERA WHIP	IP WLS BF H R ER SO BB IBB HBP BLK WP HR S P ERA WHIP	IP WLS BF H R ER SO BB IBB HBP BLK WP HR S P ERA WHIP	IP WLS BF H R ER SO BB IBB HBP BLK WP HR S P ERA WHIP	IP WLS BF H R ER SO BB IBB HBP BLK WP HR S P ERA WHIP	IP WLS BF H R ER SO BB IBB HBP BLK WP HR S P ERA WHIP	IP WLS BF H R ER SO BB IBB HBP BLK WP HR S P ERA WHIP	IP WLS BF H R ER SO BB IBB HBP BLK WP HR S P ERA WHIP	IP WLS BF H R ER SO BB IBB HBP BLK WP HR S P ERA WHIP	IP WLS BF H R ER SO BB IBB HBP BLK WP HR S P ERA WHIP	IP WLS BF H R ER SO BB IBB HBP BLK WP HR S P ERA WHIP	IP WLS BF H R ER SO BB IBB HBP BLK WP HR S P ERA WHIP	IP WLS BF H R ER SO BB IBB HBP BLK WP HR S P ERA WHIP	IP WLS BF H R ER SO BB IBB HBP BLK WP HR S P ERA WHIP

Arizona Diamondbacks @ Philadelphia Phillies
Veterans Stadium, Philadelphia, PA
Fri May 08 1998, 7:05 PM EDT
Att. 13,259 - Overcast - 58 F

AB 33
R 4
H 6
RBI 4
BB 3
SO 11
LOB 14



Batter	1	2	3	4	5	6	7	8	9
Doug Glanville, R OBP: 0.349, SLG: 0.443 (1, 8)	0-3 K2-3		2-1 P5		0-2 S 1B		3-1 F7	4-2 BB	
Gregg Jefferies, S OBP: 0.366, SLG: 0.379 Ruben Amaro Jr, S OBP: 0.286, SLG: 0.250 (7, PR) (8, 7)	1-2 G5-3 HR 1B		1-0 L3		1-0 P5		4-2 E2 BB 1B BB 2-H	1-3 K	
Scott Rolen, R OBP: 0.367, SLG: 0.444 (1, 5)	3-2 G5-3		0-0 G5-3		4-2 G6-3 BB		1-1 BB BB 1B		
Rico Brogna, L OBP: 0.305, SLG: 0.479 (1, 3)	1-2 HR			4-2 CS BB	0-0 G6-3		4-2 BB BB BB		
Mike Lieberthal, R OBP: 0.263, SLG: 0.305 (1, 2)	3-0 L8			1-3 K		0-0 G5-3	4-2 BB BB		
Bobby Abreu, L OBP: 0.435, SLG: 0.514 (1, 9)		2-2 F8		1-2 BB S 1B		1-0 CS 1B	4-2 BB BB 1-2 2-3 3-H		
Mark Lewis, R OBP: 0.281, SLG: 0.269 (1, 4)		1-3 K		4-2 BB BB		0-3 K	1-1 F7		
Desi Relaford, S OBP: 0.323, SLG: 0.451 (1, 6)		2-0 HR		4-2 BB BB		3-2 CS	3-2 S SH5-4 E 1B	0-1 G5-3	
Tyler Green, R OBP: 0.357, SLG: 0.462 23 Kevin Jordan, R OBP: 0.275, SLG: 0.368 Mark Leiter, R (8, PH) (9, 1)		1-3 K		2-3 K		0-0 SH5-4	0-0 F8		

AB	R	H	RBI	BB	SO	LOB
4	0	1	0	1	1	1
3	1	1	0	1	0	1
1	1	0	0	0	1	1
3	1	1	0	1	0	1
2	1	1	2	2	0	2
3	0	0	1	1	1	1
3	0	2	1	1	0	0
3	0	0	0	1	2	4
3	2	2	1	1	0	0
2	0	0	0	0	2	3
1	0	0	0	0	0	0
0	0	0	0	0	0	0

WP	HR	S	P	ERA	WHIP
0	0	1	39	0.00	1.667
0	0	1	44	40.50	9.000
0	0	10	16	0.00	0.750

Inning Stats	R	H	E	K	S	R	H	E	K	S	R	H	E	K	S	R	H	E	K	S	R	H	E	K	S	R	H	E	K	S				
	2	2	0	17	25	1	1	0	11	17	0	0	0	4	39	0	1	0	8	12	3	2	0	1	13	3	0	0	47	0	0	0	8	13

WP	HR	S	P	ERA	WHIP
0	0	1	39	0.00	1.667
0	0	1	44	40.50	9.000
0	0	10	16	0.00	0.750

Arizona Diamondbacks @ Philadelphia Phillies
Veterans Stadium, Philadelphia, PA
 Fri May 08 1998, 7:05 PM EDT
 Att. 13,259 - Overcast - 58 F

livebaseballscorecards.com

AB	28
R	6
H	8
RBI	5
BB	9
SO	7
LOB	14



Batter	1	2	3	4	5	6	7	8	9	AB R H RBI BB SO LOB	TOP												
Devon White, S (1, 8) OBP: 0.342, SLG: 0.441	2-2 G6-3	2-0 BB 1-3 2-H 2B		2-0 HR		0-1 L9		2-2 F8		5 1 2 2 0 0 1													
David Dellucci, L (1, 7) OBP: 0.395, SLG: 0.500	1-2 E 1B	2-3 K		2-3 K		3-1 SAFE L8		1-1 P5		5 0 1 0 0 2 3													
Jay Bell, R (1, 6) OBP: 0.322, SLG: 0.389	2-2 E5 1-2	4-2 BB BB		3-2 F8		1-1 SAFE G3			2-3 K	4 0 0 0 1 1 2													
Travis Lee, L (1, 3) OBP: 0.353, SLG: 0.489	3-1 L7	4-1 BB 1-2 2-3 3-H BB		0-1 G3-1		0-0 BB 1B		0-1 F8		4 0 1 1 1 0 2													
Matt Williams, R (1, 5) OBP: 0.338, SLG: 0.447	1-3 K	1-0 G5-3			0-1 F7		0-0 F8		3-3 K	5 0 0 0 0 2 6													
Jorge Fabregas, L (1, 2) OBP: 0.318, SLG: 0.301		1-0 2B	2-1 L7		1-3 K		2-3 K			4 1 1 0 0 2 1													
Brent Brede, L (1, 9) OBP: 0.314, SLG: 0.356		2-1 2B 2-H 2B	2-2 1B		4-2 BB		4-0 BB 1-2 BB			2 1 2 1 2 0 0													
Andy Stankiewicz, R (1, 4) OBP: 0.247, SLG: 0.230		0-0 L9	2-1 L5		1-3 K		2-3 K			4 0 0 0 0 2 5													
Jeff Suppan, R (1, 1) OBP: 0.250, SLG: 0.182		2-2 2B BB HBP	1-2 G6-3			4-2 BB		2-3 K		0 1 0 0 0 0 0													
Barry Manuel, R (2, 1) OBP: 0.230, SLG: 0.323										0 0 0 0 0 0 0													
Yamil Benitez, R (3, PH) OBP: 0.230, SLG: 0.323										1 0 0 0 0 0 1													
Omar Daal, L (3, 1) OBP: 0.314, SLG: 0.355										0 0 0 0 0 0 0													
Tony Batista, R (6, PH) OBP: 0.314, SLG: 0.355										0 0 0 0 1 0 0													
Russ Springer, R (6, 1) OBP: 0.091, SLG: 0.364										0 0 0 0 0 0 0													
Hensley Meulens, R (8, PH) OBP: 0.091, SLG: 0.364										1 0 0 0 0 1 0													
Felix Rodriguez, R (8, 1) OBP: 0.091, SLG: 0.364										0 0 0 0 0 0 0													
Inning Stats	R: 0 E: 1 K: 1 S: 15	H: 1 LOB: 2 BB: 0 P: 24	R: 3 E: 0 K: 1 S: 19	H: 3 LOB: 3 BB: 2 P: 37	R: 0 E: 0 K: 0 S: 11	H: 1 LOB: 1 BB: 0 P: 18	R: 1 E: 0 K: 1 S: 10	H: 1 LOB: 0 BB: 0 P: 17	R: 0 E: 0 K: 2 S: 12	H: 0 LOB: 1 BB: 1 P: 18	R: 0 E: 0 K: 0 S: 8	H: 0 LOB: 1 BB: 1 P: 16	R: 0 E: 0 K: 2 S: 8	H: 1 LOB: 2 BB: 1 P: 16	R: 0 E: 0 K: 1 S: 8	H: 0 LOB: 0 BB: 0 P: 13	R: 0 E: 0 K: 2 S: 10	H: 0 LOB: 0 BB: 0 P: 15	1B: 3 2B: 3 3B: 0 HR: 1	SF: 0 SAC: 0 DP: 0 HBP: 1	WP: 0 PB: 0 SB: 0 CS: 0	PA: 41	
PITCHER	IP WLS BF H R ER SO BB IBB HBP BLK WP HR S P ERA WHIP																						
Mike Grace, R (1, 1) ERA: 6.75	3.0		19	6	4	4	2	2	0	1	0	0	1	46	82	12.00	2.667					ERA	WHIP
Darrin Winston, L (4, 1) ERA: 3.45	2.2	W	10	0	0	0	3	2	0	0	0	0	0	27	45	0.00	0.750						
Wayne Gomes, R (6, 1) ERA: 4.15	0.1		1	0	0	0	0	0	0	0	0	0	0	2	3	0.00	0.000						
Yorkis Perez, L (7, 1) ERA: 3.6	2.0		8	1	0	0	3	1	0	0	0	0	0	16	29	0.00	1.000						
Mark Leiter, R (9, 1) ERA: 1.96	1.0	S	3	0	0	0	2	0	0	0	0	0	0	10	15	0.00	0.000						

Arizona Diamondbacks @ Philadelphia Phillies
Veterans Stadium, Philadelphia, PA
Sun May 10 1998, 3:33 AM EDT
Att. 18,520 - Overcast - 59 F

livebaseballscorecards.com

AB 35
R 4
H 7
RBI 4
BB 5
SO 10
LOB 21



Batter	1	2	3	4	5	6	7	8	9
Doug Glanville, R (1, 8) OBP: 0.344, SLG: 0.434									
Gregg Jefferies, S (1, 7) OBP: 0.368, SLG: 0.376 Ruben Amaro Jr. S (3, 7) OBP: 0.267, SLG: 0.231									
Scott Rolen, R (1, 5) OBP: 0.384, SLG: 0.504									
Rico Brogna, L (1, 3) OBP: 0.311, SLG: 0.488									
Mike Lieberthal, R (1, 2) OBP: 0.271, SLG: 0.315									
Bobby Abreu, L (1, 9) OBP: 0.438, SLG: 0.518									
Mark Lewis, R (1, 4) OBP: 0.280, SLG: 0.261									
Desi Relaford, S (1, 6) OBP: 0.311, SLG: 0.432									
Mike Grace, R (1, 1) Darrin Winston, R (4, 1) Wayne Gomes, R (6, 1) Kevin Sefcik, R (6, PH) Yorkis Perez, L (7, 1) Rex Hudler, R (8, PH) Mark Leiter, R (9, 1)									

AB	R	H	RBI	BB	SO	LOB
5	1	1	0	0	0	3
1	1	0	0	1	0	0
2	0	0	0	0	0	0
3	3	3	2	1	0	0
4	1	2	2	0	2	1
3	1	1	1	1	1	1
3	0	1	1	1	1	2
3	0	0	0	1	1	3
4	0	0	0	0	2	2
1	0	0	0	1	0	2
0	0	0	0	0	0	0
0	0	0	0	0	0	0
1	0	0	0	0	1	0
0	0	0	0	0	0	0
1	0	0	0	0	1	0
0	0	0	0	0	0	0

BOTTOM	
Arizona Diamondbacks @ Philadelphia Phillies	
Veterans Stadium, Philadelphia, PA	
Sun May 10 1998, 3:33 AM EDT	
Att. 18,520 - Overcast - 59 F	
AB	31
R	7
H	8
RBI	6
BB	6
SO	9
LOB	14
1B:	3
2B:	3
3B:	0
HR:	2
SF:	0
SAC:	0
DP:	1
HBP:	0
WP:	0
PA:	37
PB:	0
SB:	0
CS:	0



Inning Stats		R: 5	H: 5	E: 1	K: 1	S: 25	LOB: 2	BB: 2	P: 48	R: 1	H: 2	E: 0	K: 0	S: 8	LOB: 2	BB: 1	P: 16	R: 0	H: 0	E: 0	K: 0	S: 8	LOB: 0	BB: 1	P: 15	R: 0	H: 0	E: 0	K: 1	S: 6	LOB: 1	BB: 1	P: 12	R: 0	H: 0	E: 0	K: 1	S: 10	LOB: 0	BB: 0	P: 18	R: 0	H: 0	E: 0	K: 1	S: 10	LOB: 0	BB: 0	P: 16	R: 1	H: 1	E: 0	K: 3	S: 14	LOB: 1	BB: 1	P: 24	R: 0	H: 0	E: 0	K: 2	S: 9	LOB: 0	BB: 0	P: 13
PITCHER		IP	WLS	BF	H	R	ER	SO	BB	IBB	HBP	BLK	WP	HR	S	P	ERA	WHIP																																															
Jeff Suppan, R (1, 1) ERA: 7.27		1.1	L	13	7	6	5	1	2	0	0	0	0	0	29	54	33.75	6.750																																															
Barry Manuel, R (2, 1) ERA: 9.24		0.2		3	0	0	0	0	1	0	0	0	0	4	10	0.00	1.500																																																
Omar Daal, L (3, 1) ERA: 2.45		3.0		10	0	0	0	2	2	0	0	0	0	24	45	0.00	0.667																																																
Russ Springer, R (6, 1) ERA: 3.94		2.0		8	1	1	1	4	1	0	0	0	0	1	24	40	4.50	1.000																																															
Felix Rodriguez, R (8, 1) ERA: 6.75		1.0		3	0	0	0	2	0	0	0	0	0	9	13	0.00	0.000																																																

PITCHER	IP	WLS	BF	H	R	ER	SO	BB	IBB	HBP	BLK	WP	HR	S	P	ERA	WHIP
Jeff Suppan, R	1.1	L	13	7	6	5	1	2	0	0	0	0	0	29	54	33.75	6.750
Barry Manuel, R	0.2		3	0	0	0	0	1	0	0	0	0	4	10	0.00	1.500	
Omar Daal, L	3.0		10	0	0	0	2	2	0	0	0	0	24	45	0.00	0.667	
Russ Springer, R	2.0		8	1	1	1	4	1	0	0	0	0	1	24	40	4.50	1.000
Felix Rodriguez, R	1.0		3	0	0	0	2	0	0	0	0	0	9	13	0.00	0.000	

Batter	1	2	3	4	5	6	7	8	9	AB R H RBI BB SO LOB	TOP	
Manny Alexander, R OBP: 0.300, SLG: 0.367 (1, 4) (9, 6)	1-1 F8		3-2 P6			0-3 K	1-1 L9		3-1 FC6 G1-3	5 0 0 0 0 1 2		
Matt Mieske, R OBP: 0.323, SLG: 0.296 Rod Beck, R (1, 7) (9, 1)	0-0 F7		3-0 P4			1-1 BB 2B	0-0 1B		2-1 G1-3 1-2 2-3	5 0 2 0 0 0 2 0 0 0 0 0 0 0		
Mark Grace, L OBP: 0.412, SLG: 0.406 (1, 3)	1-0 HR		1-3 K			0-0 G1-3	2-2 P7		0-0 G6-3	5 1 1 1 0 1 4		
Sammy Sosa, R OBP: 0.409, SLG: 0.524 (1, 9)	2-1 P9					4-0 BB IBB		1-2 2B 1B		3 0 1 0 1 0 0		
José Hernández, R OBP: 0.274, SLG: 0.466 (1, 6) (9, 7)			3-1 2B 3B			2-3 K		1 SAFE 0-1 G6-3 1-2 2B		3 1 2 0 1 1 0		
Kevin Orle, R OBP: 0.239, SLG: 0.288 (1, 5)			0-0 34 1B 2B			1-1 P3		1-0 G6-3		4 1 1 1 0 0 4		
Brant Brown, L OBP: 0.422, SLG: 0.544 (1, 8)			0-0 L3			1-2 K		0-1 34 1B 2B		3 1 1 0 1 1 1		
Scott Servais, R OBP: 0.267, SLG: 0.313 (1, 2)			3-2 F8			1-1 G6-3		2-1 P2		4 0 0 0 0 0 4		
34 Kerry Wood, R OBP: 0.231, SLG: 0.231 Terry Adams, R (8, 1) Mickey Morandini, L OBP: 0.378, SLG: 0.385 (9, PH) (9, 4)			2-1 1B			0-0 G4-3		0-0 1B 2-H		3 0 2 2 0 0 0 0 0 0 0 0 0 0 0 0 0 0 1 0 0		
Inning Stats	R: 1 E: 0 K: 0 S: 6 H: 1 LOB: 0 BB: 0 P: 10	R: 2 E: 0 K: 0 S: 9 H: 3 LOB: 1 BB: 0 P: 17	R: 0 E: 0 K: 1 S: 8 H: 0 LOB: 0 BB: 0 P: 15	R: 0 E: 0 K: 1 S: 10 H: 0 LOB: 0 BB: 0 P: 14	R: 0 E: 0 K: 1 S: 6 H: 0 LOB: 0 BB: 0 P: 8	R: 0 E: 0 K: 1 S: 11 H: 1 LOB: 3 BB: 2 P: 21	R: 1 E: 0 K: 0 S: 12 H: 3 LOB: 2 BB: 0 P: 17	R: 0 E: 0 K: 0 S: 8 H: 2 LOB: 2 BB: 1 P: 15	R: 0 E: 1 K: 0 S: 6 H: 0 LOB: 1 BB: 1 P: 15	1B: 4 2B: 4 3B: 1 HR: 1 SF: 0 SAC: 0 DP: 0 HBP: 0	WP: 0 PB: 0 SB: 0 CS: 0 PA: 39	
PITCHER Brian Anderson, L ERA: 4.29 Clint Sodowsky, R ERA: 6.16 (1, 1) (8, 1)	IP 7.0 WLS L BF 30 H 8 R 4 ER 4 SO 4 BB 1 IBB 1 HBP 0 BLK 0 WP 0 HR 1 S 62 P 102 ERA 5.14 WHIP 1.286	IP 2.0 WLS L BF 9 H 2 R 0 ER 0 SO 0 BB 1 IBB 1 HBP 0 BLK 0 WP 0 HR 0 S 14 P 30 ERA 0.00 WHIP 1.500	PITCHER IP WLS BF H R ER SO BB IBB HBP BLK WP HR S P ERA WHIP									

Chicago Cubs @ Arizona Diamondbacks
Bank One Ballpark, Phoenix, AZ
Mon May 11 1998, 10:05 PM EDT
Att. 47,129 - Cloudy - 84 F

livebaseballscorecards.com

AB	35
R	4
H	10
RBI	4
BB	4
SO	4
LOB	17



Batter	1	2	3	4	5	6	7	8	9	AB	R	H	RBI	BB	SO	LOB
Devon White, S (1, 8) OBP: 0.333, SLG: 0.429	2-3 K		0-2 K			0-1 G4-3		0-0 F8		4	0	0	0	0	2	0
David Dellucci, L (1, 7) OBP: 0.381, SLG: 0.500	0-0 2B		1-1 L7			1-3 K		0-3 K		4	0	1	0	0	2	0
Jay Bell, R (1, 6) OBP: 0.321, SLG: 0.381	2-1 L9		2-3 K			1-3 K		4-2 BB		3	0	0	0	1	2	1
Travis Lee, L (1, 3) OBP: 0.344, SLG: 0.476	0-2 G4-3			2-3 K			1-3 K	1-3 K		4	0	0	0	0	3	2
Jorge Fabregas, L (1, 2) OBP: 0.321, SLG: 0.305		0-2 1B		0-0 G6-3			1-1 HR		3-2 L5	2	0	1	0	0	0	0
Kelly Stinnett, R (5, 2) OBP: 0.311, SLG: 0.439										2	1	1	1	0	0	0
Brent Brede, L (1, 9) OBP: 0.321, SLG: 0.355		0-0 F7		2-3 K			4-2 1B		0-1 2B	3	1	1	0	1	1	1
Andy Fox, L (1, 5) OBP: 0.303, SLG: 0.371		2-2 1B			1-2 K		0-1 L4		1-1 SF9	4	0	2	0	0	1	1
Tony Batista, R (1, 4) OBP: 0.308, SLG: 0.353		1-2 L5			2-3 K		1-2 1B		1-1 SF9	3	0	1	1	0	1	2
Brian Anderson, R (1, 1) OBP: 0.063, SLG: 0.063		1-3 K			1-3 K		2-3 K		0-3 K	2	0	0	0	0	2	2
Yamil Benitez, R (7, PH) OBP: 0.229, SLG: 0.318										1	0	0	0	0	1	2
Clint Sodowsky, L (8, 1)										0	0	0	0	0	0	0
Damian Miller, R (9, PH)										1	0	0	0	0	1	1

Inning Stats	R: 0	H: 1	E: 0	K: 1	S: 10	R: 0	H: 2	E: 0	K: 1	S: 14	R: 0	H: 0	E: 0	K: 2	S: 8	R: 0	H: 0	E: 0	K: 3	S: 10	R: 0	H: 0	E: 0	K: 2	S: 8	R: 1	H: 2	E: 0	K: 2	S: 20	R: 0	H: 0	E: 0	K: 2	S: 10	R: 1	H: 2	E: 0	K: 1	S: 12	1B: 4	2B: 2	3B: 0	HR: 1	SF: 1	SAC: 0	DP: 0	HBP: 0	WP: 0	PB: 0	SB: 0	CS: 0	PA: 36
--------------	------	------	------	------	-------	------	------	------	------	-------	------	------	------	------	------	------	------	------	------	-------	------	------	------	------	------	------	------	------	------	-------	------	------	------	------	-------	------	------	------	------	-------	-------	-------	-------	-------	-------	--------	-------	--------	-------	-------	-------	-------	--------

PITCHER	IP	WLS	BF	H	R	ER	SO	BB	IBB	HBP	BLK	WP	HR	S	P	ERA	WHIP
34 Kerry Wood, R (1, 1) ERA: 3.41	7.0	W	27	5	1	1	13	1	0	0	0	0	1	77	107	1.29	0.857
Terry Adams, R (8, 1) ERA: 1.93	1.0		4	0	0	0	2	1	0	0	0	0	0	10	15	0.00	1.000
Rod Beck, R (9, 1) ERA: 3.5	1.0	S	5	2	1	1	1	0	0	0	0	0	0	12	17	9.00	2.000


BOTTOM

Chicago Cubs @ Arizona Diamondbacks
Bank One Ballpark, Phoenix, AZ

Mon May 11 1998, 10:05 PM EDT
Att: 47,129 - Cloudy - 84 F

livebaseballscorecards.com

AB	33
R	2
H	7
RBI	2
BB	2
SO	16
LOB	12



Batter	1	2	3	4	5	6	7	8	9	AB R H RBI BB SO LOB	TOP														
Brant Brown, L OBP: 0.430, SLG: 0.553 (1, 8)	3-3 K		0-0 G3-1		2-1 2B		2-0 E8 1B		4-1 BB BB BB	4 2 2 3 1 1 0															
Mickey Morandini, L OBP: 0.378, SLG: 0.381 (1, 4)	1-1 L8		1-2 G4-3		2-1 F7		1-0 2-H 1B		4-2 BB BB BB	4 0 1 1 1 0 1															
Sammy Sosa, R OBP: 0.402, SLG: 0.510 (1, 9)	3-2 G5-3			2-2 G4-3		1-3 K	SAFE P3		4-2 BB BB BB	4 0 0 0 1 1 1															
Mark Grace, L OBP: 0.418, SLG: 0.430 (1, 3)		2-1 3B 1B		1-1 G4-3		0-0 HR		0-1 G6-3	4-2 BB BB BB	4 2 2 2 1 0 0															
Henry Rodriguez, L OBP: 0.355, SLG: 0.508 (1, 7)		SAFE 3B		2-1 F7		2-0 G3		3-3 K	4-2 BB BB BB	4 0 1 1 0 1 0															
José Hernández, R OBP: 0.270, SLG: 0.458 (8, 7)		SAFE 3B							2-3 K	1 0 0 0 0 1 3															
Kevin Orjé, R OBP: 0.239, SLG: 0.281 (1, 5)		1-0 P7								3 0 0 0 0 0 1															
Terry Adams, R (8, 1)										0 0 0 0 0 0 0															
Rod Beck, R (9, 1)										0 0 0 0 0 0 0															
Sandy Martínez, L OBP: 0.381, SLG: 0.529 (1, 2)		2-1 P6								4 0 0 0 0 2 2															
Manny Alexander, R OBP: 0.296, SLG: 0.358 (1, 6)		1-3 K								4 0 0 0 0 2 1															
Terry Mulholland, R (1, 1)			2-3 K							4 2 1 0 0 2 1															
Marc Pisciotta, R OBP: 0.333, SLG: 0.333 (7, 1)										1 1 0 0 1 1 0															
Bob Patterson, R (8, 1)										0 0 0 0 0 0 0															
Matt Mieske, R OBP: 0.313, SLG: 0.286 (8, 7)										0 0 0 0 0 0 0															
Inning Stats	R: 0 E: 0 K: 1 S: 8	H: 0 LOB: 0 BB: 0 P: 15	R: 1 E: 0 K: 1 S: 11	H: 2 LOB: 1 BB: 0 P: 19	R: 0 E: 0 K: 1 S: 7	H: 0 LOB: 0 BB: 0 P: 10	R: 0 E: 0 K: 0 S: 8	H: 0 LOB: 0 BB: 0 P: 12	R: 2 E: 0 K: 1 S: 14	H: 2 LOB: 1 BB: 1 P: 26	R: 1 E: 0 K: 1 S: 6	H: 1 LOB: 0 BB: 0 P: 9	R: 2 E: 2 K: 1 S: 12	H: 2 LOB: 1 BB: 0 P: 22	R: 0 E: 0 K: 1 S: 11	H: 0 LOB: 1 BB: 0 P: 18	R: 1 E: 0 K: 2 S: 29	H: 0 LOB: 3 BB: 4 P: 50	1B: 4 2B: 1 3B: 1 HR: 1	SF: 0 SAC: 1 DP: 0 HBP: 1	WP: 0 PB: 0 SB: 0 CS: 0	PA: 41			
PITCHER	IP	WLS	BF	H	R	ER	SO	BB	IBB	HBP	BLK	WP	HR	S	P	ERA	WHIP								
Andy Benes, R ERA: 4.25 (1, 1)	6.2		29	7	6	4	6	1	0	0	0	0	1	64	109	5.40	1.200								
Gregg Olson, R ERA: 4.32 (7, 1)	1.1		5	0	0	0	1	0	0	1	0	0	0	13	22	0.00	0.000								
Felix Rodriguez, R ERA: 7.11 (9, 1)	0.2	L	6	0	1	1	1	4	0	0	0	0	0	24	43	13.50	6.000								
Scott Brow, R ERA: 6.89 (9, 1)	0.1		1	0	0	0	1	0	0	0	0	0	0	5	7	0.00	0.000								

Chicago Cubs @ Arizona Diamondbacks
Bank One Ballpark, Phoenix, AZ
Tue May 12 1998, 10:05 PM EDT
Att. 45,240 - Cloudy - 79 F

AB	34
R	7
H	7
RBI	7
BB	5
SO	9
LOB	9



WP: 0	PA: 41
PB: 0	
SB: 0	
CS: 0	

Batter	1	2	3	4	5	6	7	8	9	AB R H RBI BB SO LOB
Devon White, S OBP: 0.335, SLG: 0.428 (1, 8)	1-1 G5-3	2-1 1B			0-2 1B		1-2 G3		1-3 K	5 0 2 1 0 1 0
Tony Batista, R OBP: 0.326, SLG: 0.351 (1, 5)	4-0 BB	2-1 P2			1-0 L6			1-2 HR 1B		3 1 1 0 1 0 2
Jay Bell, R OBP: 0.325, SLG: 0.380 (1, 6)	2-0 F8				3-1 1B			4-2 HR BB		3 1 1 0 1 0 1
Travis Lee, L OBP: 0.335, SLG: 0.463 (1, 3)	1-0 G1-3				2-2 L4			0-3 K		4 0 0 0 0 1 5
Kelly Stinnett, R OBP: 0.327, SLG: 0.511 (1, 2)		0-0 G4-3 2B 1B			1-2 P6			0-0 HR 1H 2-H		4 2 2 3 0 1 0
Yamil Benitez, R OBP: 0.233, SLG: 0.333 (1, 7)		1-0 E5 G4-3 2B			1-2 F8 FC6-3 2B		0-3 K	1-1 G4-3		3 1 1 0 0 1 1
David Dellucci, L OBP: 0.372, SLG: 0.487 (8, PH) (9, 7)		1-2 2B								1 0 0 0 0 0 0
Hensley Meulens, R OBP: 0.071, SLG: 0.286 (1, 9)		3-1 G4-3			1-1 F8		1-1 G4-3	1-3 K		3 0 0 0 0 0 3
Gregg Olson, R OBP: 0.500, SLG: 2.000 (7, 1)					2-3					0 0 0 0 0 0 0
Andy Fox, L OBP: 0.299, SLG: 0.365 (8, PH)		1-2 2-3								1 0 0 0 0 1 0
Felix Rodriguez, R (9, 1)					2-2 FC6-3 E					0 0 0 0 0 0 0
Scott Brow, R (9, 1)		1-1 1B 2B			3-H		3-2 G6-3		0-3 K	4 1 1 2 0 1 1
Andy Stankiewicz, R OBP: 0.247, SLG: 0.244 (1, 4)		2-H 3-H			2-2 G5-3		1-0 G6-3		1-0 G1-3	2 0 0 0 0 1 2
Andy Benes, R OBP: 0.158, SLG: 0.368 (1, 1)					1-2					2 0 0 0 0 0 0
Brent Brede, L OBP: 0.315, SLG: 0.347 (7, 9)										2 0 0 0 0 0 0

Inning Stats	R: 0	H: 0	E: 0	K: 0	S: 4	R: 3	H: 3	E: 1	K: 1	S: 13	R: 0	H: 0	E: 0	K: 0	S: 7	R: 0	H: 1	E: 1	K: 0	S: 11	R: 0	H: 2	E: 0	K: 0	S: 10	R: 0	H: 0	E: 0	K: 2	S: 9	R: 0	H: 0	E: 0	K: 0	S: 7	R: 3	H: 2	E: 0	K: 2	S: 14	R: 0	H: 0	E: 0	K: 2	S: 7	R: 0	H: 0	E: 0	K: 2	S: 7	1B: 5	2B: 3	3B: 0	HR: 1	SF: 0	SAC: 0	DP: 1	HBP: 0	WP: 0	PB: 0	SB: 0	CS: 0	PA: 37
--------------	------	------	------	------	------	------	------	------	------	-------	------	------	------	------	------	------	------	------	------	-------	------	------	------	------	-------	------	------	------	------	------	------	------	------	------	------	------	------	------	------	-------	------	------	------	------	------	------	------	------	------	------	-------	-------	-------	-------	-------	--------	-------	--------	-------	-------	-------	-------	--------

PITCHER	IP	WLS	BF	H	R	ER	SO	BB	IBB	HBP	BLK	WP	HR	S	P	ERA	WHIP
Terry Mulholland, L ERA: 3.04 (1, 1)	6.2		27	6	3	1	3	1	0	0	0	0	0	58	98	1.35	1.050
Marc Pisciotta, R ERA: 2.91 (7, 1)	0.1		3	1	2	2	0	1	0	0	0	0	0	8	14	54.00	6.000
Bob Patterson, L ERA: 3.52 (8, 1)	0.1		1	0	0	0	1	0	0	0	0	0	0	3	3	0.00	0.000
Terry Adams, R ERA: 2.25 (8, 1)	0.2	W	3	1	1	1	1	0	0	0	0	0	1	6	8	13.50	1.500
Rod Beck, R ERA: 3.32 (9, 1)	1.0	S	3	0	0	0	2	0	0	0	0	0	0	7	9	0.00	0.000

BOTTOM

Chicago Cubs @ Arizona Diamondbacks
Bank One Ballpark, Phoenix, AZ
Tue May 12 1998, 10:05 PM EDT
Att. 45,240 - Cloudy - 79 F

livebaseballscorecards.com

AB	35
R	6
H	8
RBI	6
BB	2
SO	7
LOB	15



Batter	1	2	3	4	5	6	7	8	9	AB R H RBI BB SO LOB	TOP											
Fernando Vina, L (1, 4) OBP: 0.409, SLG: 0.494	0-0 L9		1-0 F7		2-0 1B 3B	4-0 IBB		3-2 1B 1B		4 2 2 0 1 0 0	Milwaukee Brewers @ Arizona Diamondbacks Bank One Ballpark, Phoenix, AZ Wed May 13 1998, 10:05 PM EDT Att. 40,230 - Cloudy - 63 F											
Jeff Cirillo, R (1, 5) OBP: 0.414, SLG: 0.403	2-0 G5-3		2-2 F7		0-1 1B SF8 1B	3-1 P7		1-2 1B 1B		5 1 2 2 0 0 2												
Mark Loretta, R (1, 6) OBP: 0.347, SLG: 0.402	0-3 K		0-1 G6-3		2-2 1B 1B		1-1 E5	0-0 1B		5 0 2 1 0 1 0												
Jeremy Burnitz, L (1, 9) OBP: 0.355, SLG: 0.500		3-2 1B 2B		0-1 G1-3	2-1 SF8		2-2 G3	3-2 P7		4 1 1 1 0 0 3												
Marquis Grissom, R (1, 8) Darrin Jackson, R (8, 8) OBP: 0.313, SLG: 0.443 OBP: 0.200, SLG: 0.207		1-0 BB 1B		1-0 E6 1B 2B	1-2 1B G4-6-3 1B		0-2 P2	4-0 HR BB		4 1 2 1 0 0 1 0 1 0 0 1 0 0												
Dave Nilsson, L (1, 3) Bob Hamelin, L (7, 3) OBP: 0.500, SLG: 0.333 OBP: 0.212, SLG: 0.213		4-2 SAFE 1-2 BB		0-1 2B 1B	1-0 G4-6-3 1-2f		3-1 P6	3-2 HR		3 0 1 0 1 0 3 1 1 1 2 0 0 0												
Geoff Jenkins, L (1, 7) OBP: 0.354, SLG: 0.614		2-3 K		2-2 1-3 3-H 2B		0-1 BB 1B		3-2 FC5-8 1B	1-1 F9	5 0 3 1 0 1 2												
Bobby Hughes, R (1, 2) OBP: 0.286, SLG: 0.462		2-2 L8		0-0 L6	4-2 SH1-3 BB		0-0 FC5-6 1B	1-0 P8		4 1 0 0 1 0 5												
Jeff Juden, R (1, 1) Eric Owens, R (8, PH) Mike Myers, L (8, 1) Bob Wickman, R (8, 1) OBP: 0.235, SLG: 0.294 OBP: 0.235, SLG: 0.438		1-1 G4-3		0-0 L1	0-0 SH1-3 2		2-3 K	0-0 G4-3		2 0 0 0 0 0 4 1 0 0 0 0 1 1 0 0 0 0 0 0 0 1 0 0 0 0 0 0												
Inning Stats	R: 0 E: 0 K: 1 S: 5	H: 0 LOB: 0 BB: 0 P: 7	R: 1 E: 0 K: 1 S: 14	H: 2 LOB: 2 BB: 1 P: 27	R: 0 E: 0 K: 0 S: 6	H: 0 LOB: 0 BB: 0 P: 9	R: 1 E: 1 K: 0 S: 10	H: 2 LOB: 2 BB: 0 P: 13	R: 2 E: 0 K: 0 S: 15	H: 4 LOB: 1 BB: 0 P: 23	R: 0 E: 0 K: 0 S: 7	H: 1 LOB: 2 BB: 2 P: 18	R: 0 E: 1 K: 0 S: 11	H: 0 LOB: 1 BB: 0 P: 17	R: 2 E: 0 K: 1 S: 18	H: 4 LOB: 2 BB: 0 P: 30	R: 2 E: 0 K: 0 S: 7	H: 1 LOB: 0 BB: 1 P: 16	1B: 10 2B: 2 3B: 1 HR: 1	SF: 1 SAC: 1 DP: 1 HBP: 0	WP: 0 PB: 0 SB: 0 CS: 0	PA: 45
PITCHER	IP WLS BF H R ER SO BB IBB HBP BLK WP HR S P ERA WHIP																					
Willie Blair, R (1, 1) ERA: 5.82	7.0 L 33 9 4 3 2 2 1 0 0 0 0 0 68 114 3.86 1.571																					
Clint Sodowsky, R (8, 1) ERA: 6.75	1.0 7 4 2 2 1 0 0 0 0 0 0 0 18 30 18.00 4.000																					
Bryan Corey, R (9, 1) ERA: 18.0	1.0 5 1 2 2 0 1 0 0 0 0 0 1 7 16 18.00 2.000																					

livebaseballscorecards.com

AB	39
R	8
H	14
RBI	8
BB	4
SO	3
LOB	21



Batter	1	2	3	4	5	6	7	8	9	AB	R	H	RBI	BB	SO	LOB
Devon White, S OBP: 0.331, SLG: 0.439 (1, 8)	0-2 P9		2-2 P3		2-2 G3-1		0-2 HR		2-2 G4-3	5	1	1	1	0	0	1
Andy Fox, L OBP: 0.310, SLG: 0.354 (1, 5) (9, 9)	4-2 CS BB			4-1 WP SF8 BB		0-3 K	1-2 G4-3			2	1	0	0	2	1	0
Jay Bell, R OBP: 0.329, SLG: 0.379 (1, 6)	2-2 G6-3			0-0 WP 2B 1B		4-2 1B BB		1-1 F9		3	1	1	0	1	0	1
Travis Lee, L OBP: 0.333, SLG: 0.460 (1, 3)		2-2 P7		1-1 SF8		1-3 K		1-2 BB 1B		3	0	1	1	0	1	1
David Dellucci, L OBP: 0.404, SLG: 0.524 (1, 7)		1-3 K		1-0 F7-5 2B		0-2 HBP 1B		4-0 BB BB		3	0	2	1	1	1	0
Kelly Stinnett, R OBP: 0.340, SLG: 0.500 (1, 2)		2-3 K		1-2 1B		1-1 SAFE HBP		3-3 K		3	0	1	0	0	2	2
Brent Brede, L OBP: 0.306, SLG: 0.337 (1, 9) Matt Williams, R OBP: 0.336, SLG: 0.444 (8, PH) (9, 5)			0-2 P2	2-0 F7-5 1B		1-2 F8		2-1 G4-3		3	0	0	0	0	0	5
Andy Stankiewicz, R OBP: 0.247, SLG: 0.244 (1, 4)			0-0 SH1 1B		2-1 G6-3		2-3 K		1-3 K	4	0	1	0	0	2	0
Willie Blair, R OBP: 0.125, SLG: 0.125 (1, 1) Tony Batista, R OBP: 0.318, SLG: 0.342 (7, PH) Clint Sodowsky, L (8, 1) Bryan Corey, R (9, 1) Yamil Benitez, R OBP: 0.230, SLG: 0.329 (9, PH)			3-1 SH1		1-0 P9		0-3 K		1-1 F4	1	0	0	0	0	0	0

Inning Stats	R: 0	H: 0	E: 0	K: 0	S: 12	R: 0	H: 0	E: 0	K: 2	S: 9	R: 0	H: 1	E: 0	K: 0	S: 10	R: 2	H: 3	E: 0	K: 0	S: 9	R: 0	H: 0	E: 0	K: 2	S: 6	R: 0	H: 1	E: 0	K: 2	S: 15	R: 1	H: 1	E: 0	K: 2	S: 13	R: 0	H: 1	E: 0	K: 1	S: 13	R: 0	H: 0	E: 0	K: 1	S: 8	1B: 5	SF: 1	2B: 2	SAC: 1	3B: 0	DP: 1	HR: 1	HBP: 1	WP: 1	PA: 37
--------------	------	------	------	------	-------	------	------	------	------	------	------	------	------	------	-------	------	------	------	------	------	------	------	------	------	------	------	------	------	------	-------	------	------	------	------	-------	------	------	------	------	-------	------	------	------	------	------	-------	-------	-------	--------	-------	-------	-------	--------	-------	--------

PITCHER	IP	WLS	BF	H	R	ER	SO	BB	IBB	HBP	BLK	WP	HR	S	P	ERA	WHIP
Jeff Juden, R ERA: 3.78 (1, 1)	7.0	W	29	6	3	3	6	3	0	1	0	1	1	74	114	3.86	1.286
Mike Myers, L ERA: 0.68 (8, 1)	0.2		4	1	0	0	1	1	0	0	0	0	0	11	20	0.00	3.000
Bob Wickman, R ERA: 2.16 (8, 1)	1.1	S	4	0	0	0	1	0	0	0	0	0	0	10	16	0.00	0.000

BOTTOM

Milwaukee Brewers @ Arizona Diamondbacks
Bank One Ballpark, Phoenix, AZ
 Wed May 13 1998, 10:05 PM EDT
 Att. 40,230 - Cloudy - 63 F

AB	30
R	3
H	7
RBI	3
BB	4
SO	8
LOB	12



PITCHER	IP	WLS	BF	H	R	ER	SO	BB	IBB	HBP	BLK	WP	HR	S	P	ERA	WHIP
---------	----	-----	----	---	---	----	----	----	-----	-----	-----	----	----	---	---	-----	------

Batter 1 2 3 4 5 6 7 8 9 AB R H RBI BB SO LOB TOP

Main table containing batter names, statistics (OBP, SLG), and play diagrams for each batter across 9 innings. Includes play types like G4-3, K, F9, G3, K, G6-3, 1B, BB, P5, P8, F7, B2, P9, G6-3, P4, and 1B.

Inning Stats table with columns for R, H, E, K, S, P, LOB, BB, IBB, HBP, BLK, WP, HR, S, P, ERA, WHIP, 1B, 2B, 3B, HR, SF, SAC, DP, HBP, WP, PA.

Pitcher stats table with columns for PITCHER, IP, WLS, BF, H, R, ER, SO, BB, IBB, HBP, BLK, WP, HR, S, P, ERA, WHIP.

Milwaukee Brewers @ Arizona Diamondbacks
Bank One Ballpark, Phoenix, AZ
Thu May 14 1998, 10:05 PM EDT
Att. 40,204 - Cloudy - 74 F

Summary statistics table: AB 31, R 1, H 4, RBI 1, BB 4, SO 10, LOB 11.




Batter	1	2	3	4	5	6	7	8	9
Devon White, S OBP: 0.324, SLG: 0.429 (1, 8)	1-1 G3		1-3 K			2-3 K	0-0 P7		
Andy Fox, L OBP: 0.307, SLG: 0.391 (1, 4) (7, 9)	1-1 HR		2-2 G4-3			1-0 F9	2-1 F7		
Jay Bell, R OBP: 0.333, SLG: 0.378 (1, 6)	2-2 P4			1-2 G5-4-3 1B		4-1 BB 2B		2-2 G5-3	
Travis Lee, L OBP: 0.339, SLG: 0.461 (1, 3) Andy Stankiewicz, R OBP: 0.244, SLG: 0.241 (7, 4)	1-2 S 1B			1 SAFE 2-3 K		4-2 SAFE SAFE SAFE 1-2 2B BB		2-1 F9	
Matt Williams, R OBP: 0.333, SLG: 0.445 (1, 5)	3-2 F7			1-0 G5-4-3		0-0 1B E 2B		2-2 L9	
David Dellucci, L OBP: 0.400, SLG: 0.500 (1, 7)		0-3 K2-3			1-0 G3-1	4-0 E IBB			
Kelly Stinnett, R OBP: 0.339, SLG: 0.490 (1, 2)		2-3 K			2-3 K	0-0 E6 1B			
Brent Brede, L OBP: 0.307, SLG: 0.337 (1, 9) (7, 3)		2-1 G4-3			0-0 1B	3-3 K			
Omar Daal, L (1, 1) Hensley Meulens, R OBP: 0.067, SLG: 0.267 (5, PH) Russ Springer, R (6, 1) Gregg Olson, R OBP: 0.500, SLG: 2.000 (9, 1)			0-3 K		3-3 K		0-3 K		

AB	R	H	RBI	BB	SO	LOB
4	0	0	0	0	2	0
4	1	1	1	0	0	0
3	1	1	0	1	0	0
2	1	1	0	1	1	1
1	0	0	0	0	0	0
4	1	1	2	0	0	2
2	0	0	0	1	1	0
3	0	1	0	0	2	0
3	0	1	0	0	1	2
1	0	0	0	0	1	0
1	0	0	0	0	1	1
1	0	0	0	0	1	0
0	0	0	0	0	0	0

Milwaukee Brewers @ Arizona Diamondbacks
Bank One Ballpark, Phoenix, AZ
 Thu May 14 1998, 10:05 PM EDT
 Att. 40,204 - Cloudy - 74 F

AB	29
R	4
H	6
RBI	3
BB	3
SO	10
LOB	6



Inning Stats		R: 1	H: 2	E: 0	K: 0	S: 16	R: 0	H: 0	E: 0	K: 2	S: 9	R: 0	H: 0	E: 0	K: 2	S: 9	R: 0	H: 1	E: 0	K: 1	S: 7	R: 0	H: 1	E: 0	K: 2	S: 10	R: 3	H: 2	E: 1	K: 2	S: 18	R: 0	H: 0	E: 0	K: 1	S: 6	R: 0	H: 0	E: 0	K: 0	S: 9
21 Cal Eldred, R ERA: 3.78 (1, 1)	IP: 5.2	WLS: L	BF: 25	H: 6	R: 4	ER: 3	SO: 8	BB: 2	IBB: 1	HBP: 0	BLK: 0	WP: 0	HR: 1	S: 66	P: 105	ERA: 4.76	WHIP: 1.412																								
Mike Myers, L ERA: 0.66 (6, 1)	0.1	1	0	0	0	1	0	0	0	0	0	0	0	3	6	0.00	0.000																								
48 Brad Woodall, L ERA: (7, 1)	2.0	6	0	0	0	1	0	0	0	0	0	0	0	15	23	0.00	0.000																								

WP	HR	S	P	ERA	WHIP
0	0	0	32		
0	0	0	1		
0	0	0	1		
0	0	0	0		

Batter	1	2	3	4	5	6	7	8	9	AB R H RBI BB SO LOB	TOP
Tony Womack, L (1, 4) OBP: 0.293, SLG: 0.271	2-2 G4-3			0-1 G3		1-2 K			3-2 P7	4 0 0 0 0 1 1	Pittsburgh Pirates @ Arizona Diamondbacks Bank One Ballpark, Phoenix, AZ Fri May 15 1998, 10:05 PM EDT Att. 43,584 - Unknown - 81 F
Al Martin, L (1, 7) OBP: 0.295, SLG: 0.407	0-1 P5			1-0 G1-3			1-2 F8	0-1 G3-1	4 0 0 0 0 0 0		
18 Jason Kendall, R (1, 2) OBP: 0.404, SLG: 0.493	3-2 F8			0-0 G6-3			1-2 G5-3	0-2 F9	4 0 0 0 0 0 0		
Kevin Young, R (1, 3) OBP: 0.316, SLG: 0.497 Kevin Polcovich, R (7, 5) OBP: 0.208, SLG: 0.224		0-3 K		0-0 P8			1-2 G2		3 0 0 0 0 1 0 0 0 0 0 0 0 0		
Jermaine Allensworth, R (1, 8) OBP: 0.381, SLG: 0.492		2-0 P9		1-1 FC3-6 1B			1-2 E6 1B FC3-6		3 1 1 0 0 0 0		
Turner Ward, S (1, 9) OBP: 0.329, SLG: 0.338		0-1 B1-3		1-2 FC3-6 CS 1-2f			0-0 FC3-6 1B		3 0 1 0 0 0 1		
Doug Strange, S (1, 5) OBP: 0.256, SLG: 0.225			4-2 G6-3 BB	0-0 CS 1-2	0-2 P2		2-0 FC3-6		2 0 0 1 1 0 1		
Lou Collier, R (1, 6) OBP: 0.308, SLG: 0.446			2-1 G6-3 1-2f	0-0 P8	0-0 L8		0-1 G5-3		3 0 0 0 0 0 2		
67 Francisco Cordova, R (1, 1) OBP: 0.091, SLG: 0.091 Javier Martinez, R (7, 1) Jeff Tabaka, R (7, 1) Chance Sanford, L (8, PH) OBP: 0.130, SLG: 0.261 Chris Peters, L (8, 1)			0-0 G4-3	0-0 G3	0-0 1B		1-0 G3		2 0 1 0 0 0 0 0 0 0 0 0 0 0 0 0 0 0 0 0 0 1 0 0 0 0 0 1 0 0 0 0 0 0 0		
Inning Stats	R: 0 H: 0 E: 0 LOB: 0 K: 0 BB: 0 S: 9 P: 14	R: 0 H: 0 E: 0 LOB: 0 K: 1 BB: 0 S: 6 P: 8	R: 0 H: 0 E: 0 LOB: 0 K: 0 BB: 1 S: 6 P: 12	R: 0 H: 0 E: 0 LOB: 0 K: 0 BB: 0 S: 4 P: 5	R: 0 H: 1 E: 0 LOB: 0 K: 0 BB: 0 S: 6 P: 8	R: 0 H: 1 E: 0 LOB: 1 K: 1 BB: 0 S: 8 P: 9	R: 0 H: 0 E: 0 LOB: 0 K: 0 BB: 0 S: 10 P: 13	R: 1 H: 1 E: 2 LOB: 1 K: 0 BB: 0 S: 8 P: 12	R: 0 H: 0 E: 0 LOB: 0 K: 0 BB: 0 S: 9 P: 12	1B: 3 SF: 0 2B: 0 SAC: 0 3B: 0 DP: 1 HR: 0 HBP: 0	
PITCHER Jeff Suppan, R (1, 1) ERA: 5.77	IP WLS BF H R ER SO BB IBB HBP BLK WP HR S P ERA WHIP	9.0 W 30 3 1 0 2 1 0 0 0 0 0 0 66 93 0.00 0.444									

AB	29
R	1
H	3
RBI	1
BB	1
SO	2
LOB	6



Batter	1	2	3	4	5	6	7	8	9
Andy Fox, L <small>OBP: 0.325, SLG: 0.405</small> (1, 9)	1-2 	0-0 		3-1 		2-1 		0-1 	
Jay Bell, R <small>OBP: 0.329, SLG: 0.381</small> (1, 6)	0-0 	3-2 		0-0 	3-2 		1-0 	1-0 	
Devon White, S <small>OBP: 0.337, SLG: 0.452</small> (1, 8)	2-0 	0-0 			1-2 		3-1 	0-2 	
Matt Williams, R <small>OBP: 0.335, SLG: 0.465</small> (1, 5)	1-0 		1-0 		1-2 		2-1 	1-1 	
David Dellucci, L <small>OBP: 0.400, SLG: 0.490</small> (1, 7)	3-2 		1-0 		0-0 		1-1 	2-1 	
Kelly Stinnett, R <small>OBP: 0.350, SLG: 0.481</small> (1, 2)	3-2 		1-2 			3-1 		4-0 	
Brent Brede, L <small>OBP: 0.314, SLG: 0.337</small> (1, 3)	4-0 		0-0 			0-0 		0-0 	
Andy Stankiewicz, R <small>OBP: 0.245, SLG: 0.233</small> (1, 4)	0-3 			0-1 		1-1 		4-0 	
Jeff Suppan, R <small>OBP: 0.250, SLG: 0.200</small> (1, 1)		0-3 		1-2 		2-2 		2-2 	

AB	R	H	RBI	BB	SO	LOB
5	1	3	0	0	0	2
4	1	1	1	0	0	1
5	2	4	1	0	0	1
5	2	2	2	0	0	2
5	0	2	1	0	0	2
3	0	1	0	1	0	1
3	0	1	1	1	0	3
3	0	0	0	0	1	3
4	0	1	0	0	1	3


AB	R	H	RBI	BB	SO	LOB
37	6	15	6	2	2	18

Inning Stats														Pitcher																									
R	H	E	K	S	R	H	E	K	S	R	H	E	K	S	R	H	E	K	S	R	H	E	K	S	R	H	E	K	S	R	H	E	K	S					
3	4	1	1	15	0	1	0	1	9	0	1	0	0	7	0	1	0	0	11	0	1	0	0	17	0	2	0	0	18	2	3	0	0	29	1	2	1	0	14
WLS	LOB	BB	P	LOB	BB	P	LOB	BB	P	LOB	BB	P	LOB	BB	P	LOB	BB	P	LOB	BB	P	LOB	BB	P	LOB	BB	P	LOB	BB	P	LOB	BB	P	LOB	BB	P			
L	2	1	29	1	1	11	0	0	9	0	0	11	0	0	17	0	0	29	0	0	14	0	0	14	0	0	14	0	0	14	0	0	14	0	0	14			

Pittsburgh Pirates @ Arizona Diamondbacks
 Bank One Ballpark, Phoenix, AZ

Fri May 15 1998, 10:05 PM EDT
 Att: 43,584 - Unknown - 81 F

livebaseballscorecards.com



Batter	1	2	3	4	5	6	7	8	9	AB R H RBI BB SO LOB	TOP											
Tony Womack, L (1, 4) OBP: 0.296, SLG: 0.274	1-2 G4-3	2-1 HR 1B		2-2 G4-3		0-0 G4-3			0-2 FC3-6 1B	5 1 2 1 0 0 1												
Manny Martinez, R (1, 7) OBP: 0.500, SLG: 0.818	1-2	0-0		1-2		2-1 G4-3		2-1 G4-3	1-2 L4	5 1 3 3 0 0 1												
Rich Loiselle, R (9, 1)	1B	HR		1B					1 SAFE 1 SAFE 1 SAFE 1 SAFE	0 0 0 0 0 0 0												
18 Jason Kendall, R (1, 2) OBP: 0.404, SLG: 0.510	2-2 L8	2-1 HR		2-2 G6-3		0-1		0-1	0-2 FC3-6 1-2f	5 1 2 1 0 0 3												
Kevin Young, R (1, 3) OBP: 0.318, SLG: 0.491	2-2 P4	4-1 HBP BB		1-2		0-0 F8		0-0	2-3 K	4 0 1 0 1 1 2												
Jermaine Allensworth, R (1, 8) OBP: 0.385, SLG: 0.489						2-1 P9		1-0 L4-3		3 0 1 0 0 0 2												
Marc Wilkins, R (7, 1)								1-2 L4-3		0 0 0 0 0 0 0												
Ricardo Rincon, L (8, 1)										0 0 0 0 0 0 0												
Turner Ward, S (9, 8)										0 0 0 0 0 0 0												
Jose Guillen, R (1, 9) OBP: 0.394, SLG: 0.545						1-0 P4		0-0	SH1-3 1B	4 1 2 0 0 1 2												
Kevin Polcovich, R (1, 5) OBP: 0.200, SLG: 0.214								1 SAFE 0-2 SH1-3		3 1 0 0 0 0 2												
Lou Collier, R (1, 6) OBP: 0.306, SLG: 0.433								1-2 SH1-4 BB		3 0 0 0 1 0 3												
Jason Schmidt, R (1, 1) OBP: 0.118, SLG: 0.063								1-1 SH1-4		2 1 0 1 0 1 2												
Jason Christiansen, R (6, 1)										0 0 0 0 0 0 0												
Al Martin, L (7, 7) OBP: 0.293, SLG: 0.404										1 0 0 0 0 0 1												
Inning Stats	R: 0 E: 0 K: 0 S: 13	H: 1 LOB: 1 BB: 0 P: 19	R: 6 E: 1 K: 1 S: 21	H: 5 LOB: 2 BB: 1 P: 34	R: 0 E: 0 K: 1 S: 6	H: 0 LOB: 0 BB: 0 P: 9	R: 0 E: 0 K: 0 S: 11	H: 1 LOB: 0 BB: 0 P: 16	R: 0 E: 0 K: 0 S: 4	H: 0 LOB: 0 BB: 0 P: 7	R: 0 E: 0 K: 0 S: 5	H: 0 LOB: 1 BB: 1 P: 11	R: 0 E: 0 K: 0 S: 6	H: 2 LOB: 1 BB: 0 P: 9	R: 0 E: 0 K: 0 S: 10	H: 1 LOB: 1 BB: 0 P: 14	R: 0 E: 0 K: 1 S: 13	H: 1 LOB: 1 BB: 0 P: 16	1B: 9 2B: 1 3B: 0 HR: 2	SF: 0 SAC: 2 DP: 1 HBP: 1	WP: 0 PB: 0 SB: 0 CS: 1	PA: 40
PITCHER	IP WLS BF H R ER SO BB IBB HBP BLK WP HR S P ERA WHIP																					
Brian Anderson, L (1, 1) ERA: 3.9	5.0 L 24 7 6 0 2 1 0 1 0 0 0 2 55 85 0.00 1.600																					
Bryan Corey, R (6, 1) ERA: 6.0	2.0 8 2 0 0 0 1 0 0 0 0 0 0 11 20 0.00 1.500																					
Felix Rodriguez, R (8, 1) ERA: 6.14	2.0 8 2 0 0 0 1 0 0 0 0 0 0 23 30 0.00 1.000																					

Pittsburgh Pirates @ Arizona Diamondbacks
Bank One Ballpark, Phoenix, AZ
Sat May 16 1998, 10:05 PM EDT
Att. 48,167 - Cloudy - 90 F

AB	35
R	6
H	11
RBI	6
BB	2
SO	3
LOB	19



Batter	1	2	3	4	5	6	7	8	9	AB R H RBI BB SO LOB
Andy Fox, L OBP: 0.341, SLG: 0.410 (1, 9)	1-0 G6-4-3 1B		0-3 K			4-2 FC5-4 1B BB	0-0 1-3 2-H 1B		1-3 K	4 0 2 1 1 2 1
Jay Bell, R OBP: 0.320, SLG: 0.368 (1, 6)	3-1 G6-4-3 1-2f			0-0 P7		1-0 P3	2-3 K		0-3 K	5 0 0 0 0 2 5
Devon White, S OBP: 0.346, SLG: 0.476 (1, 8)	3-1 HR			3-2 E 1B		3-2 FC5-4 1B		2-1 P5		4 2 3 1 0 0 0
Matt Williams, R OBP: 0.327, SLG: 0.452 (1, 5)	1-3 K			2-1 G5-4-3 1-2		1-0 FC5-4		0-0 P8		4 0 0 0 0 1 3
David Dellucci, L OBP: 0.407, SLG: 0.491 (1, 7)			2-3 K		0-0 E9 2-H 1B	2-2 G3		1-0 1B 1B		4 0 2 1 0 1 2
Kelly Stinnett, R OBP: 0.359, SLG: 0.474 (1, 2)			1-1 G3		3-2 G3		4-2 1B BB	0-0 1-3 1B		3 1 1 0 1 0 1
Brent Brede, L OBP: 0.314, SLG: 0.336 (8, PH)			1-0 G5-3			2-3 K	0-0 1B 1B	2-3 K		3 0 1 0 0 1 0 1 0 0 0 0 1 2
Damian Miller, R (9, 3)										
Andy Stankiewicz, R OBP: 0.255, SLG: 0.244 (1, 4)			1-3 K		3-2 G6-4-3 1B		3-1 P8		2-2 D1 1B	4 0 2 0 0 1 2
Brian Anderson, R OBP: 0.050, SLG: 0.059 (5, PH)			0-0 L8		2-2 G6-4-3 1-2f		1-2 K		1-3 K	1 0 0 0 0 0 0 1 0 0 0 0 0 1 0 0 0 0 0 0 0 1 0 0 0 0 1 2 0 0 0 0 0 0 0 1 0 0 0 0 1 1
Yamil Benitez, R OBP: 0.227, SLG: 0.324 (6, 1)										
Bryan Corey, R (7, PH)										
Tony Batista, R OBP: 0.311, SLG: 0.333 (8, 1)										
Felix Rodriguez, R (9, PH)										
Jorge Fabregas, L OBP: 0.316, SLG: 0.302 (9, PH)										

Inning Stats	R: 1	H: 2	E: 0	K: 1	S: 9	LOB: 0	BB: 0	P: 17	R: 0	H: 0	E: 0	K: 1	S: 6	LOB: 0	BB: 0	P: 10	R: 0	H: 0	E: 0	K: 2	S: 7	LOB: 0	BB: 0	P: 8	R: 1	H: 2	E: 2	K: 0	S: 11	LOB: 1	BB: 0	P: 19	R: 0	H: 1	E: 0	K: 1	S: 12	LOB: 0	BB: 0	P: 19	R: 0	H: 1	E: 0	K: 0	S: 11	LOB: 2	BB: 1	P: 22	R: 1	H: 2	E: 0	K: 2	S: 13	LOB: 2	BB: 1	P: 23	R: 0	H: 2	E: 0	K: 1	S: 11	LOB: 2	BB: 0	P: 16	R: 0	H: 1	E: 0	K: 3	S: 17	LOB: 1	BB: 0	P: 21	1B: 10	SF: 0	2B: 0	SAC: 0	3B: 0	DP: 2	HR: 1	HBP: 0
--------------	------	------	------	------	------	--------	-------	-------	------	------	------	------	------	--------	-------	-------	------	------	------	------	------	--------	-------	------	------	------	------	------	-------	--------	-------	-------	------	------	------	------	-------	--------	-------	-------	------	------	------	------	-------	--------	-------	-------	------	------	------	------	-------	--------	-------	-------	------	------	------	------	-------	--------	-------	-------	------	------	------	------	-------	--------	-------	-------	--------	-------	-------	--------	-------	-------	-------	--------

PITCHER	IP	WLS	BF	H	R	ER	SO	BB	IBB	HBP	BLK	WP	HR	S	P	ERA	WHIP
Jason Schmidt, R ERA: 4.12 (1, 1)	5.2	W	22	6	2	1	5	1	0	0	0	0	0	53	90	1.59	1.235
Jason Christiansen, L ERA: 0.96 (6, 1)	1.0		6	2	1	1	1	1	0	0	0	0	0	13	23	9.00	3.000
Marc Wilkins, R ERA: 0.77 (7, 1)	1.0		5	2	0	0	1	0	0	0	0	0	0	8	13	0.00	2.000
Ricardo Rincon, L ERA: 0.53 (8, 1)	1.0		4	1	0	0	3	0	0	0	0	0	0	20	26	0.00	1.000
Rich Loiselle, R ERA: 3.32 (9, 1)	0.1	S	1	0	0	0	1	0	0	0	0	0	0	3	3	0.00	0.000


BOTTOM

Pittsburgh Pirates @ Arizona Diamondbacks
Bank One Ballpark, Phoenix, AZ

Sat May 16 1998, 10:05 PM EDT
Att: 48,167 - Cloudy - 90 F

livebaseballscorecards.com

AB	36
R	3
H	11
RBI	3
BB	2
SO	11
LOB	20



WP: 0	PA: 38
PB: 0	
SB: 0	
CS: 0	

Batter	1	2	3	4	5	6	7	8	9	AB R H RBI BB SO LOB	TOP											
Tony Womack, L (1, 4) OBP: 0.294, SLG: 0.272	0-0 P7	2-0 FC6-4 1B		1-3 K		1-2 FC6-4 1-2f			1-3 K	5 0 1 0 0 2 2												
Al Martin, L (1, 7) OBP: 0.290, SLG: 0.397	2-1 S 1B	1-0 FC6-4 18 FC5-4		0-2 G6-3			2-1 P8		0-0 G3	5 0 1 0 0 0 3												
18 Jason Kendall, R (1, 2) OBP: 0.394, SLG: 0.497	3-1 P9	3-1 FC5-4			3-2 G6-3		3-1 L9			4 0 0 0 0 0 3												
Kevin Young, R (1, 3) OBP: 0.328, SLG: 0.494	4-1 1-2 BB		0-0 P2		2-2 FC3-6 1B		1-0 FC6-4 1B			3 0 2 0 1 0 0												
Jermaine Allensworth, R (1, 8) OBP: 0.374, SLG: 0.474	2-1 F7		0-1 P7		0-0 FC3-6 1-2f		1-1 FC6-4 1-2f			4 0 0 0 0 0 4												
Jose Guillen, R (1, 9) OBP: 0.397, SLG: 0.544		0-0 2B 1B	1-1		1-1 G6-3		0-2 G6-3			4 1 2 0 0 0 1												
Doug Strange, S (1, 5) OBP: 0.269, SLG: 0.250		0-0 1B	1-0 L3			3-2 FC6-4 1B		0-0 G4-3		4 1 2 0 0 0 1												
Lou Collier, R (1, 6) OBP: 0.304, SLG: 0.421		0-2 K		4-2 SH1 BB		2-1 FC6-4 FC6-4 1-2f		1-0 L9		3 0 0 0 1 1 3												
Esteban Loaiza, R (1, 1) OBP: 0.176, SLG: 0.125 Chris Peters, L (5, 1) Chance Sanford, L (6, PH) Javier Martinez, R (6, 1) Jeff Tabaka, R (8, 1) Keith Osik, R (9, PH) OBP: 0.266, SLG: 0.118		0-1 FC6-4 1B 2-H 3-H	0-0 SH1		0-0 SH1	1-3 K		0-3 K		1 0 1 2 0 0 0 0 0 0 0 0 0 0 1 0 0 0 0 0 1 1 0 0 0 0 0 0 0 0 0 0 0 0 0 0 0 0 1 0 0 0 0 0 1 0												
Inning Stats	R: 0 E: 0 K: 0 S: 9	H: 1 LOB: 2 BB: 1 P: 19	R: 2 E: 0 K: 1 S: 11	H: 4 LOB: 2 BB: 0 P: 17	R: 0 E: 0 K: 0 S: 6	H: 1 LOB: 1 BB: 0 P: 8	R: 0 E: 0 K: 1 S: 9	H: 0 LOB: 1 BB: 1 P: 14	R: 0 E: 0 K: 0 S: 11	H: 1 LOB: 1 BB: 0 P: 17	R: 0 E: 0 K: 1 S: 13	H: 1 LOB: 1 BB: 0 P: 20	R: 0 E: 0 K: 0 S: 7	H: 1 LOB: 1 BB: 0 P: 14	R: 0 E: 0 K: 0 S: 5	H: 0 LOB: 0 BB: 0 P: 6	R: 0 E: 0 K: 2 S: 7	H: 0 LOB: 0 BB: 0 P: 8	1B: 8 2B: 1 3B: 0 HR: 0	SF: 0 SAC: 1 DP: 0 HBP: 0	WP: 0 PB: 0 SB: 1 CS: 0	PA: 38
PITCHER	IP WLS BF H R ER SO BB IBB HBP BLK WP HR S P ERA WHIP																					
Andy Benes, R (1, 1) ERA: 4.09	7.0 W 32 9 2 2 3 2 0 0 0 0 0 0 66 109 2.57 1.571																					
Amaury Telemaco, R (8, 1) ERA: 3.77	1.0 3 0 0 0 0 0 0 0 0 0 0 0 5 6 0.00 0.000																					
Clint Sodowsky, R (9, 1) ERA: 6.43	1.0 3 0 0 0 0 2 0 0 0 0 0 0 7 8 0.00 0.000																					

Pittsburgh Pirates @ Arizona Diamondbacks
Bank One Ballpark, Phoenix, AZ
 Sun May 17 1998, 10:05 PM EDT
 Att. 44,014 - Cloudy - 93 F

AB	35
R	2
H	9
RBI	2
BB	2
SO	5
LOB	18



WP: 0	PA: 38
PB: 0	
SB: 1	
CS: 0	

Batter	1	2	3	4	5	6	7	8	9	AB R H RBI BB SO LOB	BOTTOM
Andy Fox, L (1, 4) <small>OBP: 0.344, SLG: 0.402</small> (7, 9)	1-3 		0-0 FC4-6 	2-2 		2-3 	3-2 			4 1 1 1 0 2 1	<p>Pittsburgh Pirates @ Arizona Diamondbacks Bank One Ballpark, Phoenix, AZ Sun May 17 1998, 10:05 PM EDT Att: 44,014 - Cloudy - 93 F</p>
Jay Bell, R (1, 6) <small>OBP: 0.333, SLG: 0.377</small>	4-2 		3-2 	4-2 		4-2 	2-2 			2 2 1 1 3 0 2	
Devon White, S (1, 8) <small>OBP: 0.342, SLG: 0.474</small>	2-3 		3-3 	0-1 		1-2 		0-1 		5 1 1 0 0 2 4	
Travis Lee, L (1, 3) <small>OBP: 0.343, SLG: 0.462</small> Andy Stankiewicz, R (6, PR) <small>OBP: 0.253, SLG: 0.242</small> (7, 4)	3-2 		0-0 		0-3 	2-2 		2-0 		4 1 2 2 0 1 1 1 0 0 0 0 0 0	
Matt Williams, R (1, 5) <small>OBP: 0.335, SLG: 0.470</small>		2-0 	1-2 		0-0 	2-2 		1-1 		5 1 3 2 0 0 1	
David Dellucci, L (1, 7) <small>OBP: 0.375, SLG: 0.456</small>		0-1 	1-1 		0-0 	1-0 		0-1 		4 0 0 1 0 0 4	
Kelly Stinnett, R (1, 2) <small>OBP: 0.368, SLG: 0.525</small>		2-1 		2-1 	3-2 		2-3 			4 1 2 1 0 1 0	
Brent Brede, L (1, 9) <small>OBP: 0.312, SLG: 0.333</small> (7, 3)		0-0 		1-1 	3-2 		0-1 			4 1 1 0 0 0 1	
Andy Benes, R (1, 1) <small>OBP: 0.227, SLG: 0.350</small> Amaury Telemaco, R (8, 1) <small>OBP: 0.167, SLG: 0.167</small> Clint Sodowsky, L (9, 1)			4-2 	2-2 	1-1 		4-1 			1 0 0 0 2 0 0 0 0 0 0 0 0 0 0 0 0 0 0 0 0	

AB	34
R	8
H	11
RBI	8
BB	5
SO	6
LOB	14
WP: 0 PB: 1 SB: 1 CS: 0	PA: 42

Inning Stats	R	H	E	K	S	R	H	E	K	S	R	H	E	K	S	R	H	E	K	S	R	H	E	K	S	R	H	E	K	S
	R: 0 E: 0 K: 2 S: 13	H: 0 LOB: 1 BB: 1 P: 23	R: 0 E: 0 K: 0 S: 6	H: 1 LOB: 1 BB: 0 P: 10	R: 2 E: 0 K: 1 S: 17	H: 3 LOB: 2 BB: 1 P: 29	R: 1 E: 0 K: 0 S: 14	H: 2 LOB: 2 BB: 1 P: 25	R: 3 E: 0 K: 1 S: 18	H: 2 LOB: 0 BB: 0 P: 25	R: 2 E: 0 K: 1 S: 16	H: 2 LOB: 1 BB: 1 P: 28	R: 0 E: 0 K: 1 S: 13	H: 1 LOB: 1 BB: 0 P: 10	R: 0 E: 0 K: 0 S: 7	H: 1 LOB: 1 BB: 0 P: 10	R: 1B: 7 2B: 2 3B: 1 HR: 1	SF: 1 SAC: 1 DP: 0 HBP: 1	ERA WHIP	ERA WHIP										

PITCHER	IP	WLS	BF	H	R	ER	SO	BB	IBB	HBP	BLK	WP	HR	S	P	ERA	WHIP
Esteban Loaiza, R (1, 1) <small>ERA: 5.4</small>	4.1	L	25	8	6	5	4	3	0	0	0	0	1	61	101	10.38	2.538
Chris Peters, L (5, 1) <small>ERA: 1.54</small>	0.2		2	0	0	0	0	0	0	0	0	0	0	7	11	0.00	0.000
Javier Martinez, R (6, 1) <small>ERA: 6.59</small>	2.0		11	2	2	2	2	2	0	1	0	0	0	29	52	9.00	2.000
Jeff Tabaka, L (8, 1) <small>ERA: 2.12</small>	1.0		4	1	0	0	0	0	0	0	0	0	0	7	10	0.00	1.000

Batter	1	2	3	4	5	6	7	8	9	AB R H RBI BB SO LOB	TOP											
Tony Womack, L (1, 4) OBP: 0.298, SLG: 0.273	1-2 G4-3		0-0 S 2-3 1B		2-2 G6-3		4-1 S BB			3 0 1 0 1 0 1												
Al Martin, L (1, 7) OBP: 0.283, SLG: 0.387	0-0 F8		1-1 G1-3		0-0 G3		3-2 SAFE L3			4 0 0 0 0 0 3												
18 Jason Kendall, R (1, 2) OBP: 0.402, SLG: 0.503	0-1 FC5-4 1B		2-0 P8		2-1 2B 1B		0-2 FC6-4 1B			4 1 3 0 0 0 1												
Kevin Young, R (1, 3) OBP: 0.321, SLG: 0.482	0-0 FC5-4 1-2f			1-1 P9		0-2 F8		2-3 K		4 0 0 0 0 1 3												
Turner Ward, S (1, 8) OBP: 0.337, SLG: 0.361		1-2 P7		1-1 1B		1-0 1-H 2B		0-3 K		4 0 2 1 0 1 1												
Jose Guillen, R (1, 9) OBP: 0.387, SLG: 0.529		1-1 G6-3		0-0 F9		1-0 G6-3		0-0 FC6-4 1-2f		4 0 0 0 0 0 3												
Doug Strange, S (1, 5) OBP: 0.258, SLG: 0.239		1-0 G4-3		1-1 G3		0-0 P7				4 0 0 0 0 0 2												
Lou Collier, R (1, 6) OBP: 0.311, SLG: 0.418			4-1 1B SH1-3 E BB		2-2 L6		0-1 G4-6-3 1B		2-1 P6	3 1 1 0 1 0 0												
Jon Lieber, L (1, 1) OBP: 0.353, SLG: 0.313			0-1 SH1-3		0-0 G6-3 1B		2-2 G4-6-3 1-2f		2-3 K	1 0 1 0 0 0 0												
Chance Sanford, L (7, PH) OBP: 0.120, SLG: 0.240										1 0 0 0 0 0 1												
Jeff Tabaka, R (7, 1)										0 0 0 0 0 0 0												
Marc Wilkins, R (8, 1)										0 0 0 0 0 0 0												
Keith Osik, R (9, PH) OBP: 0.273, SLG: 0.111										1 0 0 0 0 1 0												
Inning Stats	R: 0 E: 0 K: 0 S: 7	H: 1 LOB: 1 BB: 0 P: 8	R: 0 E: 0 K: 0 S: 8	H: 0 LOB: 0 BB: 0 P: 11	R: 1 E: 0 K: 0 S: 7	H: 1 LOB: 1 BB: 1 P: 14	R: 0 E: 0 K: 0 S: 7	H: 1 LOB: 1 BB: 0 P: 10	R: 0 E: 0 K: 0 S: 9	H: 1 LOB: 1 BB: 0 P: 13	R: 1 E: 0 K: 0 S: 8	H: 2 LOB: 1 BB: 0 P: 12	R: 0 E: 0 K: 0 S: 9	H: 1 LOB: 1 BB: 1 P: 18	R: 0 E: 0 K: 2 S: 11	H: 1 LOB: 1 BB: 0 P: 13	R: 0 E: 0 K: 1 S: 7	H: 0 LOB: 0 BB: 0 P: 11	1B: 7 2B: 1 3B: 0 HR: 0	SF: 0 SAC: 1 DP: 1 HBP: 0	WP: 0 PB: 0 SB: 3 CS: 0	PA: 36
PITCHER	IP WLS BF H R ER SO BB IBB HBP BLK WP HR S P ERA WHIP																					
Willie Blair, R (1, 1) ERA: 5.31	7.0 W 29 7 2 1 0 2 2 0 0 0 0 0 0 55 86 1.29 1.286																					
Russ Springer, R (8, 1) ERA: 3.15	1.0 4 1 0 0 2 0 0 0 0 0 0 0 11 13 0.00 1.000																					
Gregg Olson, R (9, 1) ERA: 3.86	1.0 3 0 0 0 1 0 0 0 0 0 0 0 7 11 0.00 0.000																					

Pittsburgh Pirates @ Arizona Diamondbacks
 Bank One Ballpark, Phoenix, AZ
 Mon May 18 1998, 6:33 AM EDT
 Att. 41,465 - Cloudy - 97 F

AB	33
R	2
H	8
RBI	1
BB	2
SO	3
LOB	15



WP: 0	PA: 36
-------	--------

Batter	1	2	3	4	5	6	7	8	9
Andy Fox, L <small>OBP: 0.326, SLG: 0.379</small> (1, 4) <small>(8, 9)</small>	2-3 <small>BB</small>	2-0 <small>G6-4-3</small>		2-2 <small>BB</small>		3-2 <small>BB</small>		2-3 <small>BB</small>	
Jay Bell, R <small>OBP: 0.340, SLG: 0.390</small> (1, 6)	1-0 <small>1B</small>	3-1 <small>1-2f</small>		2-2 <small>1B</small>		0-0 <small>BB</small>		1-1 <small>1B</small>	
Devon White, S <small>OBP: 0.359, SLG: 0.503</small> (1, 8)	2-2 <small>1-H</small>	1-0 <small>1B</small>		0-0 <small>1-2</small>		2-1 <small>1B</small>		4-0 <small>L5-4</small>	
Travis Lee, L <small>OBP: 0.348, SLG: 0.463</small> Andy Stankiewicz, R <small>OBP: 0.260, SLG: 0.250</small> (7, PR) (8, 4)	0-0 <small>2B</small>	0-1 <small>BB</small>		0-0 <small>BB</small>		3-2 <small>G6-4-3</small>		0-1 <small>1B</small>	
Matt Williams, R <small>OBP: 0.343, SLG: 0.497</small> (1, 5)	1-0 <small>3B</small>		0-1 <small>BB</small>		1-1 <small>BB</small>	4-0 <small>G6-4-3</small>		0-0 <small>L5-4</small>	
David Dellucci, L <small>OBP: 0.388, SLG: 0.475</small> (1, 7)	0-1 <small>FC5-2</small>		0-1 <small>BB</small>		0-2 <small>BB</small>	1-2 <small>1-2f</small>			
Kelly Stinnett, R <small>OBP: 0.389, SLG: 0.531</small> (1, 2)	4-2 <small>FC5-2</small>		0-1 <small>BB</small>		0-1 <small>1B</small>	3-2 <small>3-H</small>			
Brent Brede, L <small>OBP: 0.302, SLG: 0.322</small> (1, 9) <small>(8, 3)</small>	1-1 <small>FC5-2</small>		1-1 <small>BB</small>		1-0 <small>BB</small>	0-1 <small>BB</small>			
Willie Blair, R <small>OBP: 0.105, SLG: 0.105</small> Russ Springer, R <small>OBP: 0.237, SLG: 0.324</small> Yamil Benitez, R <small>OBP: 0.500, SLG: 2.000</small> (8, PH) (9, 1)	0-2 <small>BB</small>			0-2 <small>BB</small>		0-0 <small>BB</small>		4-0 <small>2B</small>	

AB	R	H	RBI	BB	SO	LOB
5	0	0	0	0	2	1
5	2	3	0	0	0	1
4	2	4	2	1	0	0
4	1	2	1	0	0	3
1	1	1	2	0	0	0
4	2	2	1	1	0	2
4	0	1	2	0	0	2
3	0	2	1	1	0	0
4	0	0	0	0	0	5
3	0	0	0	0	0	2
0	0	0	0	0	0	0
0	1	0	0	1	0	0
0	0	0	0	0	0	0

AB	R	H	RBI	BB	SO	LOB
37	9	15	9	4	2	16

Inning	1	2	3	4	5	6	7	8	9
R	4	0	1	0	0	0	2	2	0
E	0	1	0	0	0	0	0	0	0
K	1	0	0	0	0	0	0	1	0
S	19	6	8	12	8	6	15	8	8
H	5	1	1	2	1	0	3	2	2
LOB	2	1	0	2	1	0	2	1	1
BB	1	0	0	0	0	0	1	2	0
P	30	12	9	16	10	9	28	19	19

WP	HR	S	P	ERA	WHIP
0	0	0	41	7.50	1.833

Pittsburgh Pirates @ Arizona Diamondbacks
 Bank One Ballpark, Phoenix, AZ
 Mon May 18 1998, 6:33 AM EDT
 Att: 41,465 - Cloudy - 97 F



Batter	1	2	3	4	5	6	7	8	9	AB R H RBI BB SO LOB	TOP											
Andy Fox, L (1, 4) <small>OBP: 0.343, SLG: 0.382</small> Andy Stankiewicz, R (9, PH) <small>OBP: 0.257, SLG: 0.247</small>	4-2 CS BB		0-0 FC1-5 1B		2-2 P4		4-0 1B BB		1-1 F9	2 0 1 1 2 0 2 1 0 0 0 0 0 0												
Jay Bell, R (1, 6) <small>OBP: 0.337, SLG: 0.390</small>	3-2 G3 2B		0-1 FC1-5 G4-3 1B		0-2 E6 BB HR		2-1 F9		1-0 L9	5 1 1 0 0 0 5												
Devon White, S (1, 8) <small>OBP: 0.355, SLG: 0.495</small>	0-1 G3 2B		0-2 G4-3 1B		0-3 K		1-1 G4-6-3 1B		3-3 K	5 0 1 0 0 2 6												
Travis Lee, L (1, 3) <small>OBP: 0.344, SLG: 0.454</small>	1-0 P4			0-0 G3	4-1 HR BB		0-1 G4-6-3			3 1 0 1 1 0 3												
Matt Williams, R (1, 5) <small>OBP: 0.341, SLG: 0.509</small>		0-1 G6-3		0-0 G6-3	2-0 HR		1-3 K			4 1 1 4 0 1 0												
David Dellucci, L (1, 7) <small>OBP: 0.361, SLG: 0.462</small>		3-3 K		0-0 G3-1	2-0 G4-3		3-2 1B 1B			4 0 1 0 0 1 0												
Kelly Stinnett, R (1, 2) <small>OBP: 0.395, SLG: 0.544</small>		3-2 P5			2-0 E 2B	1-3 K	2-0 1B 1B			4 1 2 0 0 1 0												
Brent Brede, L (1, 9) <small>OBP: 0.308, SLG: 0.345</small>			1-1 1B 3B		1-1 E BB 1B	2-2 P6	2-2 P5			4 2 2 0 0 0 2												
Omar Daal, L (1, 1) Clint Sodowsky, L (6, 1) Jorge Fabregas, L (8, PH) <small>OBP: 0.315, SLG: 0.299</small> Russ Springer, R (8, 1) Felix Rodriguez, R (9, 1) Gregg Olson, R (9, 1) <small>OBP: 0.500, SLG: 2.000</small>			4-2 FC1-5 1B BB		4-2 BB E HR BB	1-3 K	1-2 L7			1 1 0 0 0 2 1 0 0 0 0 0 0 0 0 0 1 0 0 0 0 0 0 2 0												
Inning Stats	R: 0 E: 0 K: 0 S: 9	H: 1 LOB: 1 BB: 1 P: 17	R: 0 E: 0 K: 1 S: 8	H: 0 LOB: 0 BB: 0 P: 14	R: 1 E: 0 K: 0 S: 10	H: 2 LOB: 1 BB: 1 P: 15	R: 0 E: 0 K: 0 S: 3	H: 0 LOB: 0 BB: 0 P: 3	R: 6 E: 2 K: 1 S: 18	H: 3 LOB: 0 BB: 2 P: 35	R: 0 E: 0 K: 2 S: 12	H: 0 LOB: 0 BB: 0 P: 16	R: 0 E: 0 K: 0 S: 6	H: 1 LOB: 1 BB: 1 P: 13	R: 0 E: 0 K: 1 S: 16	H: 2 LOB: 2 BB: 0 P: 25	R: 0 E: 0 K: 1 S: 7	H: 0 LOB: 0 BB: 0 P: 12	1B: 5 2B: 2 3B: 1 HR: 1	SF: 0 SAC: 0 DP: 2 HBP: 0	WP: 0 PB: 0 SB: 0 CS: 1	PA: 39
PITCHER	IP WLS BF H R ER SO BB IBB HBP BLK WP HR S P ERA WHIP																					
Andy Larkin, R (1, 1) <small>ERA: 6.7</small> Kirt Ojala, L (6, 1) <small>ERA: 4.87</small> Matt Mantei, R (8, 1) <small>ERA:</small> Felix Heredia, L (9, 1) <small>ERA: 6.48</small>	5.0 L 24 6 7 1 2 4 0 0 0 0 0 1 48 84 1.80 2.000																					

Arizona Diamondbacks @ Florida Marlins
Pro Player Stadium, Miami, FL
 Wed May 20 1998, 7:05 PM EDT
 Att. 17,560 - Overcast - 81 F

livebaseballscorecards.com

AB	34
R	7
H	9
RBI	6
BB	5
SO	6
LOB	20



Batter	1	2	3	4	5	6	7	8	9	AB	R	H	RBI	BB	SO	LOB
John Cangelosi, S (1, 8) OBP: 0.296, SLG: 0.298 Matt Mantei, R (8, 1) Felix Heredia, L (9, 1) Gregg Zaun, S (9, PH) OBP: 0.311, SLG: 0.400	1-1 CS 1B		2-1 F8			2-1 F9	1-0 G5-3		3-1 G4-3	4	0	1	0	0	0	0
Edgar Renteria, R (1, 6) OBP: 0.347, SLG: 0.356	4-1 CS 1B BB 1-2		1-0 G6-3			0-1 G6-3		3-2 P3		3	0	0	0	1	0	0
Mark Kotsay, L (1, 9) OBP: 0.364, SLG: 0.421	0-1 1-2 1B		2-0 G3			0-0 1B HBP 1B		3-3 K		4	1	2	0	0	1	0
Mike Piazza, R (1, 2) OBP: 0.324, SLG: 0.491	0-1 G6-3 2-3			0-1 P4		0-0 HBP BB 1B 1-3		2-1 P4		4	0	1	0	0	0	2
Todd Zeile, R (1, 5) OBP: 0.301, SLG: 0.426		1-2 2B		2-2 F9		4-2 HBP BB 1-2		4-2 BB 1B BB		2	1	1	0	2	0	0
Derrek Lee, R (1, 3) OBP: 0.354, SLG: 0.477		2-3 K		0-2 G4-3		1-0 HBP		1-2 L8		3	0	0	1	0	1	2
Cliff Floyd, L (1, 7) OBP: 0.369, SLG: 0.497		2-1 1B 2B 2-H		0-3 K		2-2 P5		2-2 BB 1B		4	1	2	1	0	1	3
Craig Counsell, L (1, 4) OBP: 0.419, SLG: 0.406		1-2 K 1B 2-H		3-1 L6		2-2 F9		4-2 BB BB BB BB 1-2 2-3 BB		3	0	1	1	1	0	0
Andy Larkin, R (1, 1) OBP: 0.118, SLG: 0.118 John Wehner, R (5, PH) Kirt Ojala, L (6, 1) Todd Dunwoody, L (7, PH) OBP: 0.167, SLG: 0.167	1 SAFE BB BB 1-2	1-3 K 1-2		1-2 L8		1-1 L9		0-3 K		1	0	0	0	0	1	1

Inning Stats	R: 0	H: 2	E: 0	K: 0	S: 7	LOB: 1	BB: 1	P: 12	R: 2	H: 3	E: 0	K: 2	S: 16	LOB: 0	BB: 0	P: 23	R: 0	H: 0	E: 0	K: 0	S: 4	LOB: 0	BB: 0	P: 9	R: 0	H: 0	E: 0	K: 0	S: 8	LOB: 0	BB: 0	P: 12	R: 1	H: 2	E: 0	K: 0	S: 12	LOB: 3	BB: 1	P: 21	R: 0	H: 0	E: 0	K: 0	S: 7	LOB: 0	BB: 0	P: 11	R: 0	H: 0	E: 0	K: 1	S: 11	LOB: 0	BB: 2	P: 19	R: 0	H: 1	E: 0	K: 1	S: 20	LOB: 3	BB: 2	P: 34	1B: 6	SF: 0	2B: 2	SAC: 0	3B: 0	DP: 0	HR: 0	HBP: 1	WP: 0	PA: 37
--------------	------	------	------	------	------	--------	-------	-------	------	------	------	------	-------	--------	-------	-------	------	------	------	------	------	--------	-------	------	------	------	------	------	------	--------	-------	-------	------	------	------	------	-------	--------	-------	-------	------	------	------	------	------	--------	-------	-------	------	------	------	------	-------	--------	-------	-------	------	------	------	------	-------	--------	-------	-------	-------	-------	-------	--------	-------	-------	-------	--------	-------	--------

PITCHER	IP	WLS	BF	H	R	ER	SO	BB	IBB	HBP	BLK	WP	HR	S	P	ERA	WHIP
Omar Daal, L (1, 1) ERA: 2.84	5.2	W	23	7	3	3	3	2	0	0	0	0	0	52	81	4.76	1.588
Clint Sodowsky, R (6, 1) ERA: 6.04	1.1		5	0	0	0	0	0	0	1	0	0	0	10	17	0.00	0.000
Russ Springer, R (8, 1) ERA: 3.0	1.0		3	0	0	0	1	0	0	0	0	0	0	11	19	0.00	0.000
Felix Rodriguez, R (9, 1) ERA: 6.0	0.1		3	1	0	0	0	1	0	0	0	0	0	11	18	0.00	6.000
Gregg Olson, R (9, 1) ERA: 3.72	0.2	S	3	0	0	0	1	1	0	0	0	0	0	9	16	0.00	1.500

BOTTOM

Arizona Diamondbacks @ Florida Marlins
Pro Player Stadium, Miami, FL
Wed May 20 1998, 7:05 PM EDT
Att. 17,560 - Overcast - 81 F

AB	32
R	3
H	8
RBI	3
BB	4
SO	5
LOB	14



PITCHER	IP	WLS	BF	H	R	ER	SO	BB	IBB	HBP	BLK	WP	HR	S	P	ERA	WHIP
Omar Daal, L (1, 1) ERA: 2.84	5.2	W	23	7	3	3	3	2	0	0	0	0	0	52	81	4.76	1.588
Clint Sodowsky, R (6, 1) ERA: 6.04	1.1		5	0	0	0	0	0	0	1	0	0	0	10	17	0.00	0.000
Russ Springer, R (8, 1) ERA: 3.0	1.0		3	0	0	0	1	0	0	0	0	0	0	11	19	0.00	0.000
Felix Rodriguez, R (9, 1) ERA: 6.0	0.1		3	1	0	0	0	1	0	0	0	0	0	11	18	0.00	6.000
Gregg Olson, R (9, 1) ERA: 3.72	0.2	S	3	0	0	0	1	1	0	0	0	0	0	9	16	0.00	1.500

Batter	1	2	3	4	5	6	7	8	9	AB R H RBI BB SO LOB	TOP	
Andy Fox, L (1, 4) <small>OBP: 0.346, SLG: 0.376</small> Gregg Olson, R (9, 1) <small>OBP: 0.500, SLG: 2.000</small>	1-1 	0-1 			1-0 		2-3 		4-2 	4 0 1 0 1 1 1 0 0 0 0 0 0 0		
Jay Bell, R (1, 6) <small>OBP: 0.335, SLG: 0.383</small>	4-2 		1-3 		0-0 		2-2 		3-2 	3 1 0 0 1 1 2		
Devon White, S (1, 8) <small>OBP: 0.351, SLG: 0.492</small>	1-0 		0-3 		2-0 		2-1 		3-3 	5 1 1 2 0 2 3		
Travis Lee, L (1, 3) <small>OBP: 0.351, SLG: 0.473</small>	0-2 		2-1 		4-2 		1-1 		0-3 	4 1 2 1 1 1 1		
Matt Williams, R (1, 5) <small>OBP: 0.333, SLG: 0.497</small>	0-1 		1-1 		0-2 		3-3 			4 0 0 0 0 1 4		
David Dellucci, L (1, 7) <small>OBP: 0.368, SLG: 0.493</small>		0-0 		0-0 		0-1 		3-3 		4 2 2 0 0 1 0		
Kelly Stinnett, R (1, 2) <small>OBP: 0.388, SLG: 0.535</small>		1-2 		0-0 		2-1 		2-1 		3 0 1 1 0 0 1		
Brent Brede, L (1, 9) <small>OBP: 0.299, SLG: 0.333</small>		1-2 		2-1 		0-3 		0-0 		4 0 0 1 0 1 1		
Jeff Suppan, R (1, 1) <small>OBP: 0.294, SLG: 0.250</small> Tony Batista, R (5, PH) <small>OBP: 0.328, SLG: 0.333</small> Amaury Telemaco, R (5, 1) <small>OBP: 0.143, SLG: 0.143</small> Yamil Benitez, R (8, PH) <small>OBP: 0.234, SLG: 0.319</small> Russ Springer, R (8, 1) <small>OBP: 0.257, SLG: 0.247</small> Andy Stankiewicz, R (8, 4)		0-0 		4-1 		3-3 		2-2 		1 0 1 0 0 0 0 0 1 0 0 1 0 0 1 0 0 0 0 1 0 1 0 0 0 0 0 1 0 0 0 0 0 0 0 0 0 0 0 0 0 0		
Inning Stats	R: 0 H: 1 E: 0 LOB: 2 K: 0 BB: 1 S: 11 P: 17	R: 1 H: 2 E: 0 LOB: 1 K: 0 BB: 0 S: 10 P: 12	R: 1 H: 1 E: 0 LOB: 0 K: 2 BB: 0 S: 11 P: 15	R: 0 H: 0 E: 0 LOB: 0 K: 0 BB: 0 S: 4 P: 6	R: 1 H: 1 E: 0 LOB: 2 K: 0 BB: 2 S: 9 P: 20	R: 1 H: 1 E: 0 LOB: 0 K: 2 BB: 0 S: 11 P: 16	R: 2 H: 1 E: 0 LOB: 0 K: 2 BB: 0 S: 14 P: 24	R: 0 H: 1 E: 0 LOB: 1 K: 1 BB: 0 S: 10 P: 17	R: 0 H: 0 E: 0 LOB: 1 K: 2 BB: 1 S: 11 P: 21	1B: 5 SF: 1 2B: 1 SAC: 1 3B: 1 DP: 0 HR: 1 HBP: 0	WP: 2 PA: 40 PB: 0 SB: 3 CS: 0	
PITCHER Brian Meadows, R (1, 1) <small>ERA: 3.96</small> Vic Darenbourg, L (6, 1) <small>ERA: 5.96</small> Oscar Henriquez, R (9, 1) <small>ERA: 9.69</small>	IP WLS BF H R ER SO BB IBB HBP BLK WP HR S P ERA WHIP											PITCHER IP WLS BF H R ER SO BB IBB HBP BLK WP HR S P ERA WHIP

Arizona Diamondbacks @ Florida Marlins
 Pro Player Stadium, Miami, FL
 Thu May 21 1998, 3:33 AM EDT
 Att. 15,116 - Cloudy - 88 F

livebaseballscorecards.com

AB	34
R	6
H	8
RBI	5
BB	4
SO	9
LOB	14

Batter	1	2	3	4	5	6	7	8	9	AB R H RBI BB SO LOB
Todd Dunwoody, L (1, 8) OBP: 0.235, SLG: 0.235	2-2 G4-3	2-0 1B		1-2 FC5-4			1-0 G3-1		1-2 F8	5 0 2 0 0 0 0
Edgar Renteria, R (1, 6) OBP: 0.355, SLG: 0.361	2-2 1B	1-1 1B		0-0 FC5-4			4-0 WP			3 1 2 2 1 0 1
Mark Kotsay, L (1, 9) OBP: 0.361, SLG: 0.414	1 SAFE F7	2-2 F7				3-2 F7	0-0 F7			3 0 0 0 1 0 2
Mike Piazza, R (1, 2) OBP: 0.322, SLG: 0.485	2-2 1B	2-2 G5-3				0-0 F9	3-2 G3-1			4 0 1 1 0 0 4
Cliff Floyd, L (1, 7) OBP: 0.362, SLG: 0.485	0-0 F8			2-2 L3		2-1 L3		0-0 P5		4 0 0 0 0 0 1
Todd Zeile, R (1, 5) OBP: 0.299, SLG: 0.422		3-2 1B		1-1 F9		1-2 P3		1-2 G6-3		4 1 1 0 0 0 0
Ryan Jackson, L (1, 3) OBP: 0.306, SLG: 0.373		0-0 L4		2-2 G1-3		0-0 HR		2-3 K		4 1 1 1 0 1 1
Craig Counsell, L (1, 4) OBP: 0.410, SLG: 0.395		2-2 F7		2-2 1-3		0-0 F8		3-2 G6-3		4 0 0 0 0 0 1
Brian Meadows, R (1, 1) Vic Darenbourg, L (6, 1) Oscar Henriquez, R (9, 1) Gregg Zaun, S (9, PH)		4-2 1B		1-1 L6		1-3 K		1-0 G6-3		1 1 0 0 1 0 0 1 0 0 0 0 1 0 0 0 0 0 0 0 0 1 0 0 0 0 0 0

Inning Stats	R: 1	H: 2	E: 0	K: 0	S: 22	H: 2	LOB: 1	BB: 0	P: 30	R: 2	H: 3	E: 0	K: 0	S: 22	R: 0	H: 0	E: 0	K: 0	S: 8	R: 0	H: 1	E: 0	K: 0	S: 12	R: 0	H: 0	E: 0	K: 0	S: 6	R: 1	H: 1	E: 0	K: 1	S: 8	R: 0	H: 0	E: 0	K: 0	S: 5	R: 0	H: 0	E: 0	K: 1	S: 8	R: 0	H: 0	E: 0	K: 0	S: 10	1B: 6	2B: 0	3B: 0	HR: 1	SF: 0	SAC: 0	DP: 0	HBP: 0	WP: 1	PA: 37
--------------	------	------	------	------	-------	------	--------	-------	-------	------	------	------	------	-------	------	------	------	------	------	------	------	------	------	-------	------	------	------	------	------	------	------	------	------	------	------	------	------	------	------	------	------	------	------	------	------	------	------	------	-------	-------	-------	-------	-------	-------	--------	-------	--------	-------	--------

PITCHER	IP	WLS	BF	H	R	ER	SO	BB	IBB	HBP	BLK	WP	HR	S	P	ERA	WHIP
Jeff Suppan, R (1, 1) ERA: 5.85	4.0		20	6	3	3	0	2	0	0	0	0	0	64	99	6.75	2.000
Amaury Telemaco, R (5, 1) ERA: 3.69	3.0	W	11	1	1	1	1	1	0	0	0	1	1	19	34	3.00	0.667
Russ Springer, R (8, 1) ERA: 2.86	1.0		3	0	0	0	1	0	0	0	0	0	0	8	11	0.00	0.000
Gregg Olson, R (9, 1) ERA: 3.54	1.0	S	3	0	0	0	0	0	0	0	0	0	0	10	15	0.00	0.000

BOTTOM

Arizona Diamondbacks @ Florida Marlins
Pro Player Stadium, Miami, FL
 Thu May 21 1998, 3:33 AM EDT
 Att. 15,116 - Cloudy - 88 F

livebaseballscorecards.com

AB	34
R	4
H	7
RBI	4
BB	3
SO	2
LOB	10



Batter	1	2	3	4	5	6	7	8	9	AB R H RBI BB SO LOB	TOP	
Todd Hollandsworth, L OBP: 0.301, SLG: 0.410 (1, 7) C X	0-1 SH5-3 1B	1-1 1B 2B 1B		1-1 P5		2-0 P7			1-1 G4-3	5 2 2 0 0 0 1	<p>Los Angeles Dodgers @ Arizona Diamondbacks</p> <p>Bank One Ballpark, Phoenix, AZ</p> <p>Fri May 22 1998, 10:05 PM EDT</p> <p>Att. 48,299 - Unknown - 86 F</p>	
Jose Vizcaino, S OBP: 0.329, SLG: 0.336 (1, 6) X	0-0 SH5-3 1-2	2-1 2B 1B		1-0 G3			0-0 HR	1-1 G5-3	4 2 2 1 0 0 0			
Gary Sheffield, R OBP: 0.418, SLG: 0.500 (1, 9) B B X	2-0 P6	0-0 2B			1-1 G1-3		0-0 G4-3	1-1 P9	5 0 1 3 0 0 1			
Bobby Bonilla, S OBP: 0.338, SLG: 0.442 (1, 5) B S X	2-1 1B	0-0 G3-1			2-1 G1-3 1B		3-1 G3		4 0 2 1 0 0 1			
Raul Mondesi, R OBP: 0.316, SLG: 0.500 (1, 8) B B B	4-0 BB		0-0 F8 2B		0-0 G1-3 1-2		1-3 K		3 0 1 0 1 1 1			
Eric Karros, R OBP: 0.347, SLG: 0.337 (1, 3) B X	1-0 L9		1-0 G6-3		2-1 G6-3		0-0 F8		4 0 0 0 0 0 4			
Charles Johnson, R OBP: 0.292, SLG: 0.388 (1, 2) C S B C C		2-3 K	3-2 F8		1-1 F7		0-2 G5-3		4 0 0 0 0 1 1			
Juan Castro, R OBP: 0.242, SLG: 0.300 (1, 4) C X		0-1 G5-3	1-0 G3-1		2-1 1B		4-2 BB		3 0 1 0 1 0 1			
37 Darren Dreifort, R OBP: 0.263, SLG: 0.222 (1, 1) B B C X		2-1 1B 2B 1B		0-2 G5-3		0-0 B1		3-2 G5-3	4 1 1 0 0 0 2			
Inning Stats	R: 1 H: 2 E: 0 LOB: 2 K: 0 BB: 1 S: 7 P: 16	R: 3 H: 4 E: 0 LOB: 1 K: 1 BB: 0 S: 13 P: 20	R: 0 H: 1 E: 0 LOB: 1 K: 0 BB: 0 S: 7 P: 12	R: 0 H: 0 E: 0 LOB: 0 K: 0 BB: 0 S: 6 P: 8	R: 0 H: 1 E: 0 LOB: 1 K: 0 BB: 0 S: 7 P: 12	R: 0 H: 1 E: 0 LOB: 1 K: 0 BB: 0 S: 6 P: 11	R: 1 H: 1 E: 0 LOB: 0 K: 1 BB: 0 S: 7 P: 11	R: 0 H: 0 E: 0 LOB: 1 K: 0 BB: 1 S: 9 P: 16	R: 0 H: 0 E: 0 LOB: 0 K: 0 BB: 0 S: 6 P: 9	1B: 7 SF: 0 2B: 2 SAC: 1 3B: 0 DP: 0 HR: 1 HBP: 0	WP: 0 PA: 39 PB: 0 SB: 0 CS: 0	
PITCHER Andy Benes, R (1, 1) ERA: 4.29 Scott Brow, R (8, 1) ERA: 6.48 Felix Rodriguez, R (9, 1) ERA: 5.63	IP WLS BF H R ER SO BB IBB HBP BLK WP HR S P ERA WHIP											PITCHER IP WLS BF H R ER SO BB IBB HBP BLK WP HR S P ERA WHIP
	7.0 L 32 10 5 5 2 1 0 0 0 0 0 1 53 90 6.43 1.571											
	1.0 4 0 0 0 0 1 0 0 0 0 0 0 9 16 0.00 1.000											
	1.0 3 0 0 0 0 0 0 0 0 0 0 0 6 9 0.00 0.000											

livebaseballscorecards.com

AB	36
R	5
H	10
RBI	5
BB	2
SO	2
LOB	12



Batter	1	2	3	4	5	6	7	8	9	AB R H RBI BB SO LOB
Andy Fox, L OBP: 0.352, SLG: 0.392 (1, 4) C S	0-3 K		3-2 G6-4-3 1B			3-1 G4-3		0-0 2B		4 0 2 0 0 1 0
Jay Bell, R OBP: 0.328, SLG: 0.374 (1, 6) F B X	1-2 G4-3		2-0 G6-4-3 1-2f			2-3 K		2-3 K		4 0 0 0 0 2 2
Devon White, S OBP: 0.349, SLG: 0.487 (1, 8) B X	1-0 1B			X 0-0 P7		2-0 G4-3			C F S 0-3 K	4 0 1 0 0 1 0
Travis Lee, L OBP: 0.359, SLG: 0.485 (1, 3) B 1 SAFE F F X	3-2 1-3 1B			B X 1-0 1B			2-1 2B		X 0-0 P7	4 0 3 0 0 0 0
Matt Williams, R OBP: 0.326, SLG: 0.485 (1, 5) B X	1-0 F9			X 0-0 P4			1-1 L8		X 0-0 P3	4 0 0 0 0 0 4
David Dellucci, L OBP: 0.354, SLG: 0.472 (1, 7) X		X 0-0 G3-1		B C C B X 3-2 L7			0-0 F7			3 0 0 0 0 0 2
Kelly Stinnett, R OBP: 0.373, SLG: 0.514 (1, 2) C S B S		1-3 K			X 2-2 G5-3		1-1 G3			3 0 0 0 0 1 1
Brent Brede, L OBP: 0.293, SLG: 0.325 (1, 9) B B X		2-0 G3-1			X 0-0 P7			C B X 1-1 L8		3 0 0 0 0 0 0
Andy Benes, R OBP: 0.208, SLG: 0.318 (1, 1) Scott Brow, R (8, 1) Tony Batista, R (8, PH) Felix Rodriguez, R (9, 1)			X 0-0 P2		C S 0-3 K			C C X 0-2 G6-3		2 0 0 0 0 1 0 0 0 0 0 0 0 0 1 0 0 0 0 0 0 0 0 0 0 0 0 0

Inning Stats	R: 0	H: 2	E: 0	K: 1	S: 12	LOB: 2	BB: 0	P: 18	R: 0	H: 0	E: 0	K: 1	S: 5	LOB: 0	BB: 0	P: 8	R: 0	H: 1	E: 0	K: 0	S: 5	LOB: 0	BB: 0	P: 10	R: 0	H: 1	E: 0	K: 1	S: 6	LOB: 1	BB: 0	P: 10	R: 0	H: 0	E: 0	K: 1	S: 8	LOB: 0	BB: 0	P: 10	R: 0	H: 0	E: 0	K: 1	S: 6	LOB: 0	BB: 0	P: 13	R: 0	H: 1	E: 0	K: 0	S: 7	LOB: 1	BB: 0	P: 11	R: 0	H: 1	E: 0	K: 1	S: 9	LOB: 1	BB: 0	P: 12	R: 0	H: 0	E: 0	K: 1	S: 5	LOB: 0	BB: 0	P: 5	1B: 4	2B: 2	3B: 0	HR: 0	SF: 0	SAC: 0	DP: 1	HBP: 0	WP: 0	PB: 0	SB: 0	CS: 0	PA: 32	ERA	WHIP
PITCHER 37 Darren Dreifort, R (1, 1) ERA: 3.65	IP	WLS	BF	H	R	ER	SO	BB	IBB	HBP	BLK	WP	HR	S	P	ERA	WHIP																			IP	WLS	BF	H	R	ER	SO	BB	IBB	HBP	BLK	WP	HR	S	P	ERA	WHIP																																			

BOTTOM

Los Angeles Dodgers @ Arizona Diamondbacks
Bank One Ballpark, Phoenix, AZ
Fri May 22 1998, 10:05 PM EDT
Att: 48,299 - Unknown - 86 F

livebaseballscorecards.com

AB	32
R	0
H	6
RBI	0
BB	0
SO	6
LOB	9



Batter	1	2	3	4	5	6	7	8	9	AB R H RBI BB SO LOB	TOP											
Todd Hollandsworth, L (1, 7) OBP: 0.311, SLG: 0.424	0-1 CS 1B		0-0 2-H 3-H 2B		0-3 K		1-1 P7		0-0 HBP FC3-6 1B	5 1 3 2 0 1 0	<p>Los Angeles Dodgers @ Arizona Diamondbacks</p> <p>Bank One Ballpark, Phoenix, AZ</p> <p>Sat May 23 1998, 10:05 PM EDT</p> <p>Att. 48,369 - Unknown - 88 F</p>											
Jose Vizcaino, S (1, 6) OBP: 0.338, SLG: 0.353	3-2 F9 1-2		0-0 P3		3-2 1B		2-1 2B	0-0 FC3-6 HBP 1B	5 0 3 1 0 0 2													
Gary Sheffield, R (1, 9) OBP: 0.412, SLG: 0.488	1-2 L6		1-1 G1-3		1-0 G5-3		0-1 G4-3	2-2 FC3-6 HBP	4 0 0 0 0 0 3													
Bobby Bonilla, S (1, 5) OBP: 0.340, SLG: 0.456		0-1 G6-3		2-1 P7		1-1 HR 1B		2-2 FC3-6 FC5-4	5 2 2 1 0 0 2													
Raul Mondesi, R (1, 8) OBP: 0.323, SLG: 0.519		0-0 G3		0-0 1B		0-0 HR		0-0 FC5-4	5 1 3 3 0 0 2													
Eric Karros, R (1, 3) OBP: 0.343, SLG: 0.333		1-3 K		0-1 1B		1-0 P3		1-1 G6-4-3	4 0 1 0 0 1 1													
Charles Johnson, R (1, 2) OBP: 0.285, SLG: 0.377			1-2 E5 1B 2B		0-0 P4		1-3 K	1-1 P8	4 1 0 0 0 1 2													
Juan Castro, R (1, 4) OBP: 0.270, SLG: 0.324			2-2 SH1-3 2B 1B		2-2 G5-3		0-0 G4-3	1-1 1B 1B	4 2 2 0 0 0 2													
Ramon Martinez, R (1, 1) OBP: 0.192, SLG: 0.231			0-0 SH1-3		1-2 P9		1-0 P4	1-3 K	3 0 0 0 0 1 1													
Inning Stats	R: 0 E: 0 K: 0 S: 8	H: 1 LOB: 0 BB: 0 P: 12	R: 0 E: 0 K: 1 S: 6	H: 0 LOB: 0 BB: 0 P: 7	R: 2 E: 1 K: 0 S: 11	H: 2 LOB: 1 BB: 0 P: 15	R: 0 E: 0 K: 0 S: 9	H: 2 LOB: 2 BB: 0 P: 13	R: 0 E: 0 K: 1 S: 10	H: 1 LOB: 1 BB: 0 P: 15	R: 2 E: 0 K: 1 S: 8	H: 2 LOB: 0 BB: 0 P: 11	R: 0 E: 0 K: 0 S: 7	H: 1 LOB: 1 BB: 0 P: 11	R: 1 E: 0 K: 0 S: 9	H: 2 LOB: 0 BB: 0 P: 13	R: 2 E: 0 K: 1 S: 14	H: 3 LOB: 2 BB: 0 P: 20	1B: 10 2B: 2 3B: 1 HR: 1	SF: 0 SAC: 1 DP: 1 HBP: 1	WP: 0 PB: 0 SB: 0 CS: 1	PA: 41
PITCHER	IP WLS BF H R ER SO BB IBB HBP BLK WP HR S P ERA WHIP											PITCHER	IP WLS BF H R ER SO BB IBB HBP BLK WP HR S P ERA WHIP									
Brian Anderson, L (1, 1) ERA: 3.92	6.2 L 29 9 4 3 3 0 0 0 0 0 1 57 82 4.05 1.350																					
Scott Brow, R (7, 1) ERA: 6.5	1.1 5 2 1 1 0 0 0 0 0 0 0 0 11 15 6.75 1.500																					
Bryan Corey, R (9, 1) ERA: 9.0	1.0 7 3 2 2 1 0 0 0 1 0 0 0 14 20 18.00 3.000																					

livebaseballscorecards.com

AB	39
R	7
H	14
RBI	7
BB	0
SO	4
LOB	15



Batter	1	2	3	4	5	6	7	8	9	AB R H RBI BB SO LOB
Andy Fox, L OBP: 0.348, SLG: 0.386 (1, 4) C B B B X	3-1 G6-4 1B		1-0 G6-3			0-3 K			1-1 G3-1	4 0 1 0 0 1 0
Jay Bell, R OBP: 0.322, SLG: 0.366 (1, 6) C B 1 SAFE X	1-1 L8			2-2 F7			3-2 G6-3		2-2 G5-3	4 0 0 0 0 0 1
Devon White, S OBP: 0.344, SLG: 0.480 (1, 8) C F F X X	1-2 G6-4 1-2f			1-1 L8			0-0 6-3			3 0 0 0 0 0 1
Travis Lee, L OBP: 0.354, SLG: 0.477 (1, 3) B B 1 SAFE F F 1 SAFE X	2-2 F7			2-1 P6			0-1 P1			3 0 0 0 0 0 1
Matt Williams, R OBP: 0.321, SLG: 0.476 (1, 5) S X		0-1 G4-3			0-1 G6-3			0-1 G1-3		3 0 0 0 0 0 0
David Dellucci, L OBP: 0.341, SLG: 0.453 (1, 7) B B C C C X		2-2 P7			0-0 P5			0-1 P7		3 0 0 0 0 0 0
Kelly Stinnett, R OBP: 0.360, SLG: 0.494 (1, 2) B C C C S		1-3 K			3-3 K			3-3 K		3 0 0 0 0 3 0
Brent Brede, L OBP: 0.294, SLG: 0.349 (1, 9) C B F S			1-3 K			0-0 G4-3			1-0 HR	3 1 1 1 0 1 0
Brian Anderson, R OBP: 0.053, SLG: 0.053 (1, 1) Scott Brow, R (7, 1) Bryan Corey, R (9, 1) Damian Miller, R (9, PH)			0-0 G1-3			0-0 F8			2-3 K	2 0 1 0 0 0 0 1 0

Inning Stats	R: 0 E: 0 K: 0 S: 11	H: 1 LOB: 1 BB: 0 P: 18	R: 0 E: 0 K: 1 S: 8	H: 0 LOB: 0 BB: 0 P: 11	R: 0 E: 0 K: 1 S: 5	H: 0 LOB: 0 BB: 0 P: 7	R: 0 E: 0 K: 0 S: 7	H: 0 LOB: 0 BB: 0 P: 12	R: 0 E: 0 K: 1 S: 6	H: 0 LOB: 0 BB: 0 P: 9	R: 0 E: 0 K: 1 S: 5	H: 0 LOB: 0 BB: 0 P: 5	R: 0 E: 0 K: 0 S: 8	H: 0 LOB: 0 BB: 0 P: 11	R: 0 E: 0 K: 1 S: 9	H: 0 LOB: 0 BB: 0 P: 12	R: 1 E: 0 K: 1 S: 9	H: 1 LOB: 0 BB: 0 P: 15	1B: 1 2B: 0 3B: 0 HR: 1	SF: 0 SAC: 0 DP: 0 HBP: 0
PITCHER Ramon Martinez, R (1, 1) ERA: 2.92	IP 9.0 WLS W BF 29 H 2 R 1 ER 1 SO 6 BB 0 IBB 0 HBP 0 BLK 0 WP 0 HR 1 S 68 P 100 ERA 1.00 WHIP 0.222																		WP: 0 PB: 0 SB: 0 CS: 0	PA: 29 ERA WHIP

BOTTOM

Los Angeles Dodgers @ Arizona Diamondbacks
Bank One Ballpark, Phoenix, AZ
Sat May 23 1998, 10:05 PM EDT
Att: 48,369 - Unknown - 88 F

livebaseballscorecards.com

AB	29
R	1
H	2
RBI	1
BB	0
SO	6
LOB	3



Batter	1	2	3	4	5	6	7	8	9	AB R H RBI BB SO LOB	TOP		
Todd Hollandsworth, L (1, 7) OBP: 0.307, SLG: 0.417	0-0 F8		0-1 P9		2-2 G3-1			1-0 1B WP SF8 1B	1-2 G3-1	5 1 1 0 0 0 1			
Jose Vizcaino, S (1, 6) OBP: 0.335, SLG: 0.350	1-1 G3		2-3 K		1-1 L7			1-0 FC5 1B		4 0 1 0 0 1 0			
Gary Sheffield, R (1, 9) OBP: 0.414, SLG: 0.509	2-2 1B HR 1B		1-1 HR		1-0 P8			1-0 SF8		3 2 2 2 0 0 0			
Bobby Bonilla, S (1, 5) OBP: 0.352, SLG: 0.465	1-0 SAFE		2-1		1-0 G1-3			1-2 3-H FC5 1B		4 1 3 0 0 0 0			
Roger Cedeno, S (8, PR) OBP: 0.417, SLG: 0.350	1-3 HR 1B							1-2 FC5 1B		0 0 0 0 0 0 0			
Scott Radinsky, L (8, 1)								1-2 FC5 1B		0 0 0 0 0 0 0			
Raul Mondesi, R (1, 8) OBP: 0.322, SLG: 0.529	1-0 HR		0-1 L8		1-2 L6			1-0 FC5 FC6-4		4 1 1 3 0 0 3			
Eric Karros, R (1, 3) OBP: 0.330, SLG: 0.319	2-2 L7		3-2 G3-1		1-3 K			1-1 FC6-4		4 0 0 0 0 1 2			
Charles Johnson, R (1, 2) OBP: 0.286, SLG: 0.371		3-3 K	0-0 E4 FC4		4-2 L1-6 G6-3 BB			0-1 S 1B		2 0 0 0 1 1 0	AB 35		
Thomas Howard, S (9, PH) OBP: 0.232, SLG: 0.377										1 0 1 0 0 0 0	R 5		
Juan Castro, R (1, 4) OBP: 0.250, SLG: 0.297		0-0 L8	1-2 P4		1-2 G6-3			0-2 L7		3 0 0 0 0 0 2	H 9		
Matt Luke, L (9, PH) OBP: 0.316, SLG: 0.500										1 0 0 0 0 0 1	RBI 5		
Chan Ho Park, R (1, 1) OBP: 0.273, SLG: 0.455		1-2 G6-3	0-1 FC4		1-1 L1-6			1-0 F8		1 0 0 0 0 0 0	BB 1		
Dennys Reyes, R (3, 1)										1 0 0 0 0 0 1	SO 3		
Jim Eisenreich, L (7, PH) OBP: 0.276, SLG: 0.292										0 0 0 0 0 0 0	LOB 12		
Mark Guthrie, R (7, 1)										1 0 0 0 0 0 1			
Paul Konerko, R (8, 5) OBP: 0.271, SLG: 0.194										1 0 0 0 0 0 1			
Inning Stats	R: 3 H: 3 E: 0 LOB: 0 K: 0 BB: 0 S: 12 P: 19	R: 0 H: 0 E: 0 LOB: 0 K: 1 BB: 0 S: 9 P: 13	R: 1 H: 2 E: 0 LOB: 1 K: 1 BB: 0 S: 11 P: 16	R: 0 H: 0 E: 1 LOB: 1 K: 0 BB: 0 S: 9 P: 13	R: 0 H: 0 E: 0 LOB: 0 K: 0 BB: 0 S: 6 P: 10	R: 0 H: 0 E: 0 LOB: 0 K: 1 BB: 0 S: 7 P: 10	R: 0 H: 0 E: 0 LOB: 0 K: 0 BB: 1 S: 11 P: 17	R: 1 H: 3 E: 0 LOB: 2 K: 0 BB: 0 S: 9 P: 15	R: 0 H: 1 E: 0 LOB: 1 K: 0 BB: 0 S: 9 P: 11	1B: 7 SF: 1 2B: 1 SAC: 0 3B: 0 DP: 1 HR: 2 HBP: 0	WP: 1 PA: 37 PB: 0 SB: 1 CS: 0		
PITCHER	IP WLS BF H R ER SO BB IBB HBP BLK WP HR S P ERA WHIP											PITCHER	IP WLS BF H R ER SO BB IBB HBP BLK WP HR S P ERA WHIP
Willie Blair, R (1, 1) ERA: 5.3	7.0 W 27 5 4 4 3 1 0 0 0 0 0 2 65 98 5.14 0.857												
Clint Sodovsky, R (8, 1) ERA: 6.17	1.0 6 3 1 1 0 0 0 0 0 0 1 0 9 15 9.00 3.000												
Gregg Olson, R (9, 1) ERA: 3.38	1.0 S 4 1 0 0 0 0 0 0 0 0 0 0 9 11 0.00 1.000												

Los Angeles Dodgers @ Arizona Diamondbacks
Bank One Ballpark, Phoenix, AZ
Sun May 24 1998, 6:33 AM EDT
Att. 48,682 - Dome - 72 F

AB 35
R 5
H 9
RBI 5
BB 1
SO 3
LOB 12



WP: 1 PA: 37
PB: 0
SB: 1
CS: 0

Batter	1	2	3	4	5	6	7	8	9	AB	R	H	RBI	BB	SO	LOB
Andy Fox, L (1, 4) OBP: 0.350, SLG: 0.387 Clint Sodowsky, L (8, 1) Gregg Olson, R (9, 1) OBP: 0.500, SLG: 2.000	2-1 	2-0 		1-0 		3-2 	0-0 			5	2	2	1	0	0	1
Jay Bell, R (1, 6) OBP: 0.325, SLG: 0.365	2-0 	4-2 		1-2 		0-0 	2-2 			3	0	1	0	1	0	1
Devon White, S (1, 8) OBP: 0.341, SLG: 0.472	3-1 	3-2 		4-1 		2-0 		1-1 		3	0	0	2	1	0	3
Travis Lee, L (1, 3) OBP: 0.350, SLG: 0.475	1-3 		3-2 	1-1 		3-3 		2-3 		5	0	1	1	0	3	2
Matt Williams, R (1, 5) OBP: 0.323, SLG: 0.471	2-2 		2-2 	1-2 		4-0 		0-0 		4	1	1	0	1	0	2
David Dellucci, L (1, 7) OBP: 0.349, SLG: 0.487		3-2 	2-0 		4-2 	3-3 				3	1	1	2	1	1	2
Brent Brede, L (1, 9) OBP: 0.299, SLG: 0.348		4-1 	2-1 		1-3 		2-0 			3	1	1	0	1	1	1
Damian Miller, R (1, 2) OBP: 0.375, SLG: 0.286		1-0 	2-2 		2-3 		4-1 			3	2	2	0	1	1	1
Willie Blair, R (1, 1) OBP: 0.087, SLG: 0.087 Andy Stankiewicz, R (8, 4) OBP: 0.257, SLG: 0.247		0-0 	1-3 		2-3 		2-3 			4	0	0	0	0	3	3

Inning Stats	R: 1	H: 2	E: 1	K: 1	S: 11	R: 2	H: 1	E: 1	K: 0	S: 17	R: 2	H: 4	E: 0	K: 1	S: 19	R: 0	H: 0	E: 0	K: 3	S: 13	R: 1	H: 0	E: 2	K: 1	S: 13	R: 1	H: 1	E: 0	K: 1	S: 9	R: 0	H: 0	E: 0	K: 1	S: 6	

PITCHER	IP	WLS	BF	H	R	ER	SO	BB	IBB	HBP	BLK	WP	HR	S	P	ERA	WHIP
Chan Ho Park, R (1, 1) ERA: 5.43	2.1	L	15	5	5	5	1	2	0	0	0	0	0	37	71	7.71	3.000
Dennys Reyes, L (3, 1) ERA: 1.69	3.2		18	3	2	1	6	2	1	0	0	0	0	47	84	2.46	1.364
Mark Guthrie, L (7, 1) ERA: 1.5	1.0		5	1	1	1	1	1	0	0	0	0	0	9	19	9.00	2.000
Scott Radinsky, L (8, 1) ERA: 1.53	1.0		3	0	0	0	1	0	0	0	0	0	0	6	9	0.00	0.000

BOTTOM

AB 33
 R 7
 H 9
 RBI 6
 BB 6
 SO 9
 LOB 16

WP: 0 PA: 41
 PB: 0
 SB: 2
 CS: 0

Los Angeles Dodgers @ Arizona Diamondbacks
Bank One Ballpark, Phoenix, AZ
 Sun May 24 1998, 6:33 AM EDT
 Att. 48,682 - Dome - 72 F

livebaseballscorecards.com

Batter	1	2	3	4	5	6	7	8	9	AB R H RBI BB SO LOB	TOP
Quilvio Veras, S (1, 4) <small>OBP: 0.369, SLG: 0.302</small>	1-0 		1-2 			2-2 		1-3 		4 0 0 0 0 1 0	
Steve Finley, L (1, 8) <small>OBP: 0.259, SLG: 0.354</small>	2-3 		1-0 			1-0 		1-1 		4 0 1 0 0 1 0	
Tony Gwynn, L (1, 9) <small>OBP: 0.402, SLG: 0.526</small>	0-0 		2-1 			4-0 		1-3 		3 0 0 0 1 1 0	
Ken Caminiti, S (1, 5) <small>OBP: 0.349, SLG: 0.491</small>		4-2 		2-1 		3-0 		0-3 		3 1 1 0 1 1 2	
Greg Vaughn, R (1, 7) <small>OBP: 0.366, SLG: 0.628</small>		1-1 		1-2 		1-3 				3 1 1 2 0 1 1	
Carlos Hernandez, R (1, 2) <small>OBP: 0.331, SLG: 0.387</small>		0-0 		0-2 		1-1 				3 0 1 0 0 0 1	
Eddie Williams, R (1, 3) <small>OBP: 0.207, SLG: 0.154</small>		0-2 		2-2 		1-3 				3 0 0 0 0 1 1	
Andy Sheets, R (1, 6) <small>OBP: 0.292, SLG: 0.395</small> Mark Sweeney, L (8, PH) <small>OBP: 0.283, SLG: 0.283</small> Chris Gomez, R (8, 6) <small>OBP: 0.307, SLG: 0.306</small>		0-0 		1-3 		0-2 				2 0 0 0 0 1 1 1 0 0 0 0 0 0 0 0 0 0 0 0 0	
Andy Ashby, R (1, 1) <small>OBP: 0.074, SLG: 0.074</small>		0-2 		1-3 		0-3 				3 0 0 0 0 2 1	
Inning Stats	R: 0 H: 0 E: 0 LOB: 0 K: 1 BB: 0 S: 5 P: 8	R: 2 H: 2 E: 0 LOB: 1 K: 0 BB: 1 S: 13 P: 18	R: 0 H: 0 E: 0 LOB: 0 K: 0 BB: 0 S: 6 P: 10	R: 0 H: 1 E: 0 LOB: 0 K: 0 BB: 0 S: 10 P: 13	R: 0 H: 0 E: 0 LOB: 0 K: 2 BB: 0 S: 10 P: 14	R: 0 H: 1 E: 0 LOB: 1 K: 2 BB: 1 S: 5 P: 15	R: 0 H: 0 E: 0 LOB: 0 K: 2 BB: 0 S: 8 P: 11	R: 0 H: 0 E: 0 LOB: 0 K: 2 BB: 0 S: 9 P: 10	R: 0 H: 0 E: 0 LOB: 0 K: 2 BB: 0 S: 8 P: 10	1B: 2 SF: 0 2B: 0 SAC: 0 3B: 1 DP: 2 HR: 1 HBP: 0	WP: 0 PA: 31 PB: 0 SB: 0 CS: 0
PITCHER Omar Daal, L (1, 1) <small>ERA: 2.78</small> Russ Springer, R (8, 1) <small>ERA: 2.74</small> Gregg Olson, R (9, 1) <small>ERA: 3.22</small>	IP WLS BF H R ER SO BB IBB HBP BLK WP HR S P ERA WHIP 7.0 0 25 4 2 2 5 2 0 0 0 0 1 57 89 2.57 0.857 1.0 W 3 0 0 0 2 0 0 0 0 0 0 0 9 10 0.00 0.000 1.0 S 3 0 0 0 2 0 0 0 0 0 0 0 8 10 0.00 0.000	PITCHER IP WLS BF H R ER SO BB IBB HBP BLK WP HR S P ERA WHIP 1.0 W 3 0 0 0 2 0 0 0 0 0 0 0 9 10 0.00 0.000 1.0 S 3 0 0 0 2 0 0 0 0 0 0 0 8 10 0.00 0.000									

San Diego Padres @ Arizona Diamondbacks
 Bank One Ballpark, Phoenix, AZ
 Mon May 25 1998, 10:05 PM EDT
 Att: 45,367 - Dome - 72 F

AB	29
R	2
H	4
RBI	2
BB	2
SO	9
LOB	7



WP: 0 PA: 31
 PB: 0
 SB: 0
 CS: 0

Batter	1	2	3	4	5	6	7	8	9	AB	R	H	RBI	BB	SO	LOB
Andy Fox, L OBP: 0.339, SLG: 0.373 (1, 5)	3-1 P4	2-3 K			2-1 P5			1-2 G3		4	0	0	0	0	1	1
David Dellucci, L OBP: 0.344, SLG: 0.476 (1, 7)	1-0 G3-1		1-3 K		0-3 K2-3			1-0 WP 1B		4	1	1	0	0	2	0
Devon White, S OBP: 0.344, SLG: 0.475 (1, 8)	0-1 2B		4-2 S BB			1-2 G4-3		3-2 G3		3	1	1	0	1	0	1
Travis Lee, L OBP: 0.353, SLG: 0.478 (1, 3)	0-0 2B 2-H		3-2 L3			1-3 K		4-0 WP IBB		3	0	1	1	1	1	1
Jorge Fabregas, L OBP: 0.304, SLG: 0.287 Gregg Olson, R OBP: 0.500, SLG: 2.000 (1, 2) (9, 1)	1-2 G6-3		3-2 G4-3			0-1 G6-3		1-2 G4-3		4	0	0	0	0	0	3
Jay Bell, R OBP: 0.330, SLG: 0.392 (1, 6)		2-2 HR			0-1 G5-3		0-0 L9 FC 2B			3	1	2	1	0	0	0
Brent Brede, L OBP: 0.293, SLG: 0.341 (1, 9)		0-0 L3			2-0 P7		0-1 L9			3	0	0	0	0	0	1
Andy Stankiewicz, R OBP: 0.250, SLG: 0.240 (1, 4)		1-0 L6			0-2 G6-3		0-0 G5-3			3	0	0	0	0	0	1
Omar Daal, L OBP: 0.429, SLG: 0.200 Tony Batista, R OBP: 0.313, SLG: 0.317 Russ Springer, R (8, 1) Kelly Stinnett, R OBP: 0.360, SLG: 0.494 (9, 2)		0-1 1B				0-3 K		1-3 FC		2	0	1	0	0	1	0

Inning Stats	R: 1	H: 2	E: 0	LOB: 1	K: 0	BB: 0	S: 10	R: 1	H: 2	E: 0	LOB: 1	K: 1	BB: 0	S: 11	R: 0	H: 0	E: 0	LOB: 1	K: 1	BB: 1	S: 14	R: 0	H: 0	E: 0	LOB: 0	K: 0	BB: 0	S: 6	R: 0	H: 0	E: 0	LOB: 0	K: 2	BB: 0	S: 8	R: 0	H: 0	E: 0	LOB: 0	K: 1	BB: 0	S: 9	R: 0	H: 1	E: 1	LOB: 1	K: 0	BB: 1	S: 15	R: 1	H: 1	E: 1	LOB: 1	K: 0	BB: 1	S: 25
--------------	------	------	------	--------	------	-------	-------	------	------	------	--------	------	-------	-------	------	------	------	--------	------	-------	-------	------	------	------	--------	------	-------	------	------	------	------	--------	------	-------	------	------	------	------	--------	------	-------	------	------	------	------	--------	------	-------	-------	------	------	------	--------	------	-------	-------


PITCHER	IP	WLS	BF	H	R	ER	SO	BB	IBB	HBP	BLK	WP	HR	S	P	ERA	WHIP
Andy Ashby, R ERA: 2.49 (1, 1)	8.0	L	32	6	3	2	6	1	1	0	0	1	1	80	118	2.25	0.875

BOTTOM

San Diego Padres @ Arizona Diamondbacks
Bank One Ballpark, Phoenix, AZ

Mon May 25 1998, 10:05 PM EDT
Att. 45,367 - Dome - 72 F

AB	30
R	3
H	6
RBI	2
BB	2
SO	5
LOB	9



1B: 2	SF: 0	WP: 1	PA: 32
2B: 3	SAC: 0	PB: 0	
3B: 0	DP: 0	SB: 1	
HR: 1	HBP: 0	CS: 0	

Batter	1	2	3	4	5	6	7	8	9	AB R H RBI BB SO LOB	TOP	
Quilvio Veras, S (1, 4) OBP: 0.380, SLG: 0.313 Chris Gomez, R (7, 6) OBP: 0.311, SLG: 0.317	3-2 	2-2 	4-0 		0-0 		1-1 		0-0 	4 2 3 1 1 0 0 1 0 1 0 0 0 0		
Steve Finley, L (1, 8) OBP: 0.261, SLG: 0.352	0-1 	2-3 	1-2 		4-1 		0-0 		1-1 	4 2 1 1 1 1 2		
Ken Caminiti, S (1, 5) OBP: 0.354, SLG: 0.514 Ed Giovanola, L (5, PR) OBP: 0.319, SLG: 0.338	3-0 						0-0 			3 1 2 4 0 1 2 1 1 0 0 0 0 0		
Greg Vaughn, R (1, 7) OBP: 0.362, SLG: 0.616	1-2 		0-0 	0-0 		1-0 		2-3 		5 0 1 1 0 1 2		
Greg Myers, L (1, 2) OBP: 0.305, SLG: 0.391	2-1 		2-1 	1-1 		1-1 		0-0 		5 1 2 1 0 0 2		
Mark Sweeney, L (1, 3) OBP: 0.308, SLG: 0.328	0-0 		0-0 	2-0 				3-2 		5 1 3 1 0 0 0		
Ruben Rivera, R (1, 9) OBP: 0.455, SLG: 0.722	2-2 		0-0 		1-0 	1-1 		0-0 		5 2 2 3 0 0 3		
Andy Sheets, R (1, 6) OBP: 0.287, SLG: 0.376		0-0 	4-0 		2-1 	0-0 		1-0 		4 1 0 0 1 0 1		
Kevin Brown, R (1, 1) OBP: 0.276, SLG: 0.286 Eddie Williams, R (9, PH) OBP: 0.200, SLG: 0.148 Carlos Reyes, S (9, 1)		1-3 	4-0 		1-1 	0-3 		0-0 		3 1 1 0 1 2 1 1 0 0 0 0 0 0 0 0 0 0 0 0 0		
Inning Stats	R: 2 H: 4 E: 0 LOB: 2 K: 0 BB: 0 S: 16 P: 27	R: 0 H: 1 E: 0 LOB: 1 K: 2 BB: 0 S: 10 P: 15	R: 5 H: 4 E: 0 LOB: 2 K: 1 BB: 3 S: 13 P: 28	R: 0 H: 0 E: 0 LOB: 0 K: 0 BB: 0 S: 4 P: 7	R: 4 H: 4 E: 0 LOB: 2 K: 0 BB: 1 S: 11 P: 21	R: 0 H: 1 E: 0 LOB: 1 K: 1 BB: 0 S: 8 P: 9	R: 0 H: 0 E: 0 LOB: 0 K: 0 BB: 0 S: 4 P: 6	R: 0 H: 0 E: 0 LOB: 0 K: 1 BB: 0 S: 8 P: 13	R: 1 H: 2 E: 0 LOB: 1 K: 0 BB: 0 S: 6 P: 8	1B: 10 SF: 2 2B: 4 SAC: 0 3B: 1 DP: 0 HR: 1 HBP: 0	WP: 0 PA: 47 PB: 0 SB: 3 CS: 0	
PITCHER	IP WLS BF H R ER SO BB IBB HBP BLK WP HR S P ERA WHIP Jeff Suppan, R (1, 1) ERA: 6.84 Scott Brow, R (3, 1) ERA: 7.52 Amaury Telemaco, R (5, 1) ERA: 3.44 Felix Rodriguez, R (8, 1) ERA: 5.29 Efrain Valdez, L (9, 1) ERA: 9.0											PITCHER IP WLS BF H R ER SO BB IBB HBP BLK WP HR S P ERA WHIP

San Diego Padres @ Arizona Diamondbacks
 Bank One Ballpark, Phoenix, AZ
 Tue May 26 1998, 10:05 PM EDT
 Att. 41,204 - Unknown - 85 F

AB	41
R	12
H	16
RBI	12
BB	4
SO	5
LOB	13



WP: 0	PA: 47
PB: 0	
SB: 3	
CS: 0	

Batter	1	2	3	4	5	6	7	8	9	AB	R	H	RBI	BB	SO	LOB
Andy Fox, L OBP: 0.344, SLG: 0.377 (1, 5) C X	0-2 G6-4-3 1B		2-2 1B		X 0-0 P6			0-1 L9		4	0	2	0	0	0	0
Brent Brede, L OBP: 0.299, SLG: 0.353 (1, 9) (8, 3) X	0-0 G6-4-3 1-2f		0-1 1-2 1B			X 0-0 G4-3		F 3-1 B 1B X FC4-6 2B		4	1	2	0	0	0	1
Devon White, S OBP: 0.344, SLG: 0.473 Yamil Benitez, R OBP: 0.244, SLG: 0.329 (1, 8) (7, 7) B B C X	3-1 1B		1-1 G4-3			X 0-0 G6-3		C 1-2 S 1B X FC4-6 1B		3	0	1	0	0	0	2
Travis Lee, L OBP: 0.348, SLG: 0.470 Felix Rodriguez, R (8, 1) Jorge Fabregas, L OBP: 0.302, SLG: 0.284 Efrain Valdez, L (9, 1) C X	0-1 G3				S 0-3 K		C 0-3 F K S	B 1-0 X FC4-6 2B		3	0	0	0	0	2	1
David Dellucci, L OBP: 0.340, SLG: 0.459 (1, 7) (7, 8) B X		1-0 G4-3		X 0-0 G4-3			4-2 1B 1B BB	B 3-3 X K S		3	0	0	0	1	1	1
Jay Bell, R OBP: 0.332, SLG: 0.393 Amaury Telemaco, R OBP: 0.143, SLG: 0.143 Damian Miller, R OBP: 0.500, SLG: 0.444 (1, 6) (5, 1) (7, PH) (8, 9) B B C X		1-3 K		B 1-0 X 1B		B 1-0 X 1-2 1B		B 1-0 X G6-4-3 1B		2	0	1	0	0	1	0
Kelly Stinnett, R OBP: 0.344, SLG: 0.469 (1, 2) B B X		2-0 G4-3		F 0-1 X G6-3			B 1-0 X P7	B 1-3 S K S		4	0	0	0	0	1	4
Andy Stankiewicz, R OBP: 0.250, SLG: 0.240 (1, 4) B B X			2-0 G4-3		C 1-3 X K S		1-2 E 0 K 0 S 10 LOB: 2 BB: 1 P: 18	X 0-0 G6-4-3 1-2f		4	0	1	0	0	1	1
Jeff Suppan, R OBP: 0.294, SLG: 0.250 Scott Brow, R Tony Batista, R OBP: 0.300, SLG: 0.302 (1, 1) (3, 1) (5, 6) C B F S X			1-3 K		B 1-0 X G4-3					0	0	0	0	0	0	0

Inning Stats	R: 0	H: 2	E: 0	K: 0	S: 8	LOB: 1	BB: 0	P: 11	R: 0	H: 0	E: 0	K: 1	S: 6	LOB: 0	BB: 0	P: 10	R: 0	H: 2	E: 0	K: 1	S: 12	LOB: 2	BB: 0	P: 18	R: 0	H: 1	E: 0	K: 1	S: 7	LOB: 1	BB: 0	P: 8	R: 0	H: 0	E: 0	K: 1	S: 6	LOB: 0	BB: 0	P: 8	R: 0	H: 0	E: 0	K: 1	S: 5	LOB: 0	BB: 0	P: 5	R: 0	H: 2	E: 0	K: 0	S: 10	LOB: 2	BB: 1	P: 18	R: 1	H: 2	E: 0	K: 1	S: 11	LOB: 1	BB: 0	P: 19	R: 0	H: 1	E: 0	K: 1	S: 6	LOB: 0	BB: 0	P: 8	1B: 9	SF: 0	2B: 1	SAC: 0	3B: 0	DP: 3	HR: 0	HBP: 0	WP: 0	PA: 35
PITCHER	IP	WLS	BF	H	R	ER	SO	BB	IBB	HBP	BLK	WP	HR	S	P	ERA	WHIP																																																																	
Kevin Brown, R ERA: 2.39 (1, 1)	8.0	W	32	9	1	1	6	1	0	0	0	0	0	65	97	1.12	1.250																																																																	
Carlos Reyes, R ERA: 1.88 (9, 1)	1.0		3	1	0	0	1	0	0	0	0	0	0	6	8	0.00	1.000																																																																	

BOTTOM

San Diego Padres @ Arizona Diamondbacks
Bank One Ballpark, Phoenix, AZ
Tue May 26 1998, 10:05 PM EDT
Att: 41,204 - Unknown - 85 F

livebaseballscorecards.com

AB	34
R	1
H	10
RBI	1
BB	1
SO	7
LOB	14



San Diego Padres @ Arizona Diamondbacks
 Bank One Ballpark, Phoenix, AZ
 Wed May 27 1998, 10:05 PM EDT
 Att. 42,844 - Unknown - 87 F

AB	39
R	6
H	12
RBI	6
BB	4
SO	6
LOB	24



WP	1	PA	44
PB	0		
SB	0		
CS	0		

AB R H RBI BB SO LOB

4	2	2	0	1	1	2
5	3	3	3	0	1	3
3	0	2	3	0	0	1
1	0	0	0	0	0	2
4	0	0	0	0	1	2
1	0	0	0	0	0	0
4	0	2	0	1	0	1
4	0	0	0	1	1	3
3	0	0	0	1	0	3
0	0	0	0	0	0	0
1	0	0	0	0	0	2
5	0	2	0	0	0	4
1	0	0	0	0	0	0
1	1	0	0	0	1	0
1	0	0	0	0	1	1
1	0	1	0	0	0	0

Batter	1	2	3	4	5	6	7	8	9
Quilvio Veras, S (1, 4) OBP: 0.386, SLG: 0.323	3-3 K		3-2 G3 1B		2-2 3B 2B		4-0 BLK 2B BB	0-0 B1	
Steve Finley, L (1, 8) OBP: 0.268, SLG: 0.372	1-1 2B 1B		1-1 G3		1-0 SF8 3B		2-2 E 2B	2-3 K	
Tony Gwynn, L (1, 9) OBP: 0.404, SLG: 0.534 Ruben Rivera, R (7, PR) OBP: 0.435, SLG: 0.684	0-0 1-H 2B		2-2 G3		2-0 SF8		0-1 E9 FC6-5 2-H 1B	2-2 L1	
Ken Caminiti, S (1, 5) OBP: 0.343, SLG: 0.496 Ed Giovanola, L (7, PR) OBP: 0.315, SLG: 0.333	0-1 F8			0-1 G3-1	2-3 K		1-2 FC6-5 G3 BB 2-3	0-2 G1-3	
Greg Vaughn, R (1, 7) OBP: 0.367, SLG: 0.619	0-1 G5-3			0-1 2B	0-0 L5		4-2 G3 1-2 BB	3-2 BB 1B	
Mark Sweeney, L (1, 3) OBP: 0.300, SLG: 0.306		0-1 B2-3		2-3 K		0-0 4-3	3-2 G3	4-1 1-2 BB	
Greg Myers, L (1, 2) OBP: 0.303, SLG: 0.378 Brian Boehringer, S (7, 1) Trevor Hoffman, R (8, 1)		1-0 P7		4-1 BB		0-0 G4-3	0-0 G6-3	1-0 P4	
Chris Gomez, R (1, 6) OBP: 0.314, SLG: 0.327		2-2 P7		2-1 F9		2-1 2B		1-0 G1-3	
Sterling Hitchcock, L (1, 1) OBP: 0.364, SLG: 0.364 Eddie Williams, R (5, PH) OBP: 0.194, SLG: 0.143 Donne Wall, R (5, 1) OBP: 0.400, SLG: 0.400 Carlos Hernandez, R (7, 2) OBP: 0.336, SLG: 0.392			0-1 G6-3		1-3 K 2B 3B	2-3 K		2-0 1B 1B	

Inning Stats	R: 1	H: 2	E: 0	LOB: 1	K: 1	BB: 0	S: 10	P: 14	R: 0	H: 0	E: 0	LOB: 0	K: 0	BB: 0	S: 8	P: 11	R: 0	H: 1	E: 0	LOB: 1	K: 0	BB: 0	S: 13	P: 19	R: 0	H: 1	E: 0	LOB: 2	K: 1	BB: 1	S: 10	P: 18	R: 3	H: 2	E: 0	LOB: 0	K: 2	BB: 0	S: 12	P: 20	R: 0	H: 1	E: 0	LOB: 1	K: 1	BB: 0	S: 7	P: 11	R: 2	H: 2	E: 1	LOB: 3	K: 0	BB: 2	S: 16	P: 30	R: 0	H: 2	E: 0	LOB: 2	K: 1	BB: 0	S: 9	P: 15	R: 0	H: 1	E: 0	LOB: 2	K: 0	BB: 1	S: 9	P: 18	1B: 6	SF: 1	2B: 5	SAC: 0	3B: 1	DP: 0	HR: 0	HBP: 0	WP: 1	PA: 44
--------------	------	------	------	--------	------	-------	-------	-------	------	------	------	--------	------	-------	------	-------	------	------	------	--------	------	-------	-------	-------	------	------	------	--------	------	-------	-------	-------	------	------	------	--------	------	-------	-------	-------	------	------	------	--------	------	-------	------	-------	------	------	------	--------	------	-------	-------	-------	------	------	------	--------	------	-------	------	-------	------	------	------	--------	------	-------	------	-------	-------	-------	-------	--------	-------	-------	-------	--------	-------	--------

PITCHER	IP	WLS	BF	H	R	ER	SO	BB	IBB	HBP	BLK	WP	HR	S	P	ERA	WHIP
Andy Benes, R (1, 1) ERA: 4.41	6.0	L	27	7	4	4	5	1	0	0	0	1	0	60	93	6.00	1.333
Clint Sodowsky, R (7, 1) ERA: 6.66	1.0		7	2	2	2	0	2	0	0	1	0	0	16	30	18.00	4.000
Efrain Valdez, L (8, 1) ERA: 5.4	0.2		4	2	0	0	1	0	0	0	0	0	0	6	10	0.00	3.000
Felix Rodriguez, R (8, 1) ERA: 4.91	1.1		6	1	0	0	0	1	0	0	0	0	0	12	23	0.00	1.500

PITCHER	IP	WLS	BF	H	R	ER	SO	BB	IBB	HBP	BLK	WP	HR	S	P	ERA	WHIP
---------	----	-----	----	---	---	----	----	----	-----	-----	-----	----	----	---	---	-----	------

Batter	1	2	3	4	5	6	7	8	9	AB	R	H	RBI	BB	SO	LOB
David Dellucci, L (1, 7) OBP: 0.333, SLG: 0.438	2-1 L8	2-2 P6		3-2 P6		0-2 G1-3		4-2 1B BB		4	0	0	0	1	0	4
Devon White, S (1, 8) OBP: 0.341, SLG: 0.464	2-2 F6	0-0 P3		0-0 E5		4-2 G4-6-3 BB		2-2 K		4	0	0	0	1	1	3
Travis Lee, L (1, 3) OBP: 0.349, SLG: 0.479	1-1 2B 3B		1-1 G4-3	2-3 K		2-0 G4-6-3		2-1 1B		5	1	2	0	0	1	3
Matt Williams, R (1, 5) OBP: 0.325, SLG: 0.483	4-2 2B BB		1-1 P7		0-0 G5-3		1-0 HR	0-0 P9		4	1	1	1	1	0	2
Jay Bell, R (1, 6) OBP: 0.333, SLG: 0.399	1-0 1-H 3-H 2B		1-1 1B 1B		1-3 K		1-3 K		3-3 K	5	0	2	1	0	3	0
Damian Miller, R (1, 2) OBP: 0.533, SLG: 0.571		1-1 2B 2B	1 SAFE 0-0 1B	1-2 1B	2-2 BB 1B		2-2 P4	0-0 G5-3		5	1	3	0	0	0	0
Yamil Benitez, R (1, 9) OBP: 0.256, SLG: 0.329		0-2 G3	1-1 L9		4-2 BB		1-2 1B	2-2 1B	3 0 1 0 1 0 3	1	0	1	0	0	0	0
Brent Brede, L (9, PH) OBP: 0.303, SLG: 0.357					1-2 BB				1 0 1 0 0 0 0							
Tony Batista, R (1, 4) OBP: 0.321, SLG: 0.348		1-0 1B 2B		1-0 SH1-4 1B	3-2 G5-3		2-0 G4-3	1-3 K	3 1 2 1 0 0 2	0	0	0	0	0	0	0
Clint Sodofsky, L (7, PH) OBP: 0.289, SLG: 0.282									1 0 0 0 0 0 1							
Efrain Valdez, L (8, 1) OBP: 0.299, SLG: 0.282									0 0 0 0 0 0 0							
Felix Rodriguez, R (8, 1) OBP: 0.341, SLG: 0.463									0 0 0 0 0 0 0							
Kelly Stinnett, R (9, PH) OBP: 0.341, SLG: 0.463									1 0 0 0 0 1 1							
Andy Benes, R (1, 1) OBP: 0.240, SLG: 0.348		0-2 1B		1-0 SH1-4		1-0 G1-3 1B		2-3 K	1 0 1 0 0 0 0							
Andy Fox, L (6, PH) OBP: 0.346, SLG: 0.379									2 0 1 0 0 1 0							

Inning Stats	R: 1	H: 2	E: 0	K: 0	S: 11	H: 2	LOB: 2	BB: 1	P: 21	R: 1	H: 3	E: 0	K: 0	S: 13	H: 2	LOB: 2	BB: 0	P: 17	R: 0	H: 2	E: 0	K: 0	S: 9	R: 1	H: 1	E: 1	K: 1	S: 10	R: 0	H: 1	E: 0	K: 1	S: 18	R: 0	H: 1	E: 0	K: 0	S: 7	R: 1	H: 2	E: 0	K: 1	S: 13	R: 0	H: 1	E: 0	K: 2	S: 13	R: 0	H: 1	E: 0	K: 2	S: 11	1B: 9	2B: 3	3B: 1	HR: 1	SF: 0	SAC: 1	DP: 1	HBP: 0	WP: 0	PB: 0	SB: 0	CS: 0	PA: 44
--------------	------	------	------	------	-------	------	--------	-------	-------	------	------	------	------	-------	------	--------	-------	-------	------	------	------	------	------	------	------	------	------	-------	------	------	------	------	-------	------	------	------	------	------	------	------	------	------	-------	------	------	------	------	-------	------	------	------	------	-------	-------	-------	-------	-------	-------	--------	-------	--------	-------	-------	-------	-------	--------

PITCHER	IP	WLS	BF	H	R	ER	SO	BB	IBB	HBP	BLK	WP	HR	S	P	ERA	WHIP
Sterling Hitchcock, L (1, 1) ERA: 4.05	4.0		21	8	3	2	1	1	0	0	0	0	0	43	68	4.50	2.250
Donne Wall, R (5, 1) ERA: 2.31	2.0	W	9	2	0	0	1	2	0	0	0	0	0	25	42	0.00	2.000
Brian Boehringer, R (7, 1) ERA: 4.31	1.2		9	3	1	1	3	1	0	0	0	0	1	25	42	5.40	2.400
Trevor Hoffman, R (8, 1) ERA: 1.13	1.1	S	5	1	0	0	2	0	0	0	0	0	0	12	18	0.00	0.750

BOTTOM

San Diego Padres @ Arizona Diamondbacks
Bank One Ballpark, Phoenix, AZ
Wed May 27 1998, 10:05 PM EDT
Att: 42,844 - Unknown - 87 F

AB	39
R	4
H	14
RBI	3
BB	4
SO	7
LOB	19



PITCHER	IP	WLS	BF	H	R	ER	SO	BB	IBB	HBP	BLK	WP	HR	S	P	ERA	WHIP
Sterling Hitchcock, L (1, 1) ERA: 4.05	4.0		21	8	3	2	1	1	0	0	0	0	0	43	68	4.50	2.250
Donne Wall, R (5, 1) ERA: 2.31	2.0	W	9	2	0	0	1	2	0	0	0	0	0	25	42	0.00	2.000
Brian Boehringer, R (7, 1) ERA: 4.31	1.2		9	3	1	1	3	1	0	0	0	0	1	25	42	5.40	2.400
Trevor Hoffman, R (8, 1) ERA: 1.13	1.1	S	5	1	0	0	2	0	0	0	0	0	0	12	18	0.00	0.750

Batter	1	2	3	4	5	6	7	8	9	AB	R	H	RBI	BB	SO	LOB	TOP
Andy Fox, L (1, 4) <small>OBP: 0.356, SLG: 0.408</small> Gregg Olson, R (8, 1) <small>OBP: 0.500, SLG: 2.000</small>	4-0 FC6-4 1B BB	1-0 G4-6-3 1B		2-0 P5			1-1 HR	1-3 K		4	2	2	1	1	1	1	
Devon White, S (1, 8) <small>OBP: 0.342, SLG: 0.477</small>	2-2 FC6-4 1B	1 SAFE 0-1 P5			1-2 G4-3		2-1 HR	2-0 G6-3		5	1	2	1	0	0	2	
Travis Lee, L (1, 3) <small>OBP: 0.341, SLG: 0.467</small>	2-0 FC6-4 1B 2B 1-2f 3-H	2-2 G4-6-3			0-2 F9		2-3 K		1-0 F8	5	1	0	1	0	1	2	
Matt Williams, R (1, 5) <small>OBP: 0.332, SLG: 0.492</small>	3-0 WP 1B 1-2				2-1 1B		2-0 G6-3 1B 2B		2-3 K	5	2	3	0	0	2	0	
David Dellucci, L (1, 7) <small>OBP: 0.346, SLG: 0.484</small>	0-0 WP G5-3 2B 1-3 2-H			4-2 BB			2-3 K		2-1 G6-3	4	2	2	2	1	1	2	
Jay Bell, R (1, 6) <small>OBP: 0.339, SLG: 0.406</small>	4-1 G5-3 BB 2-3 3-H			0-3 K			2-3 K		1-0 1B	4	0	2	1	1	2	1	
Jorge Fabregas, L (1, 2) <small>OBP: 0.289, SLG: 0.271</small> Amaury Telemaco, R (7, 1) <small>OBP: 0.143, SLG: 0.143</small> Andy Stankiewicz, R (8, 4) <small>OBP: 0.257, SLG: 0.240</small>	1-1 G5-3 1B 1-2 3-H			0-0 G1-3			2-3 K		2-3 K	4	0	0	1	0	2	3	
Brent Brede, L (1, 9) <small>OBP: 0.306, SLG: 0.354</small>	4-0 IBB			2-2 K			0-0 1B		0-1 G4-3	4	0	1	0	1	1	2	
Brian Anderson, R (1, 1) <small>OBP: 0.045, SLG: 0.045</small> Kelly Stinnett, R (7, 2) <small>OBP: 0.348, SLG: 0.463</small>	0-0 F8			0-1 F7			1-2 G4-3		4-2 BB	3	0	0	0	0	0	3	
Inning Stats	R: 4 E: 0 K: 0 S: 10 H: 3 LOB: 2 BB: 3 P: 30	R: 0 E: 0 K: 0 S: 6 H: 1 LOB: 0 BB: 0 P: 9	R: 0 E: 0 K: 2 S: 11 H: 0 LOB: 1 BB: 1 P: 15	R: 0 E: 0 K: 1 S: 7 H: 0 LOB: 0 BB: 0 P: 11	R: 0 E: 0 K: 1 S: 13 H: 1 LOB: 1 BB: 0 P: 18	R: 0 E: 0 K: 2 S: 12 H: 1 LOB: 1 BB: 0 P: 17	R: 3 E: 0 K: 2 S: 16 H: 4 LOB: 1 BB: 0 P: 28	R: 0 E: 0 K: 1 S: 8 H: 0 LOB: 1 BB: 1 P: 15	R: 1 E: 0 K: 1 S: 12 H: 2 LOB: 2 BB: 1 P: 21	1B: 6 2B: 3 3B: 0 HR: 3 SF: 0 SAC: 0 DP: 1 HBP: 0	WP: 1 PB: 0 SB: 0 CS: 0	PA: 44					
PITCHER Danny Darwin, R (1, 1) <small>ERA: 4.78</small> Russ Ortiz, R (7, 1) <small>ERA:</small> John Johnstone, R (9, 1) <small>ERA: 2.1</small>	IP WLS BF H R ER SO BB IBB HBP BLK WP HR S P ERA WHIP					PITCHER IP WLS BF H R ER SO BB IBB HBP BLK WP HR S P ERA WHIP											

Arizona Diamondbacks @ San Francisco Giants
3Com Park at Candlestick Point, San Francisco, CA
Thu May 28 1998, 10:05 PM EDT
Att. 12,066 - Cloudy - 57 F

AB	38
R	8
H	12
RBI	7
BB	6
SO	10
LOB	16




Batter	1	2	3	4	5	6	7	8	9	AB R H RBI BB SO LOB	BOTTOM
Darryl Hamilton, L OBP: 0.377, SLG: 0.311 (1, 8)	4-2 FC5-4 BB		4-2 BB		0-1 P8		2-2 F7-3-7		0-3 K	3 0 0 0 2 1 1	Arizona Diamondbacks @ San Francisco Giants 3Com Park at Candlestick Point, San Francisco, CA Thu May 28 1998, 10:05 PM EDT Att. 12,066 - Cloudy - 57 F
Bill Mueller, S OBP: 0.424, SLG: 0.492 (1, 5)	4-2 FC5-4 BB		0-1 F7		0-0 G5-3			1-1 G4-3	4-0 2B G4-3 BB	3 1 0 0 2 0 1	
Jeff Kent, R OBP: 0.338, SLG: 0.470 (1, 4)	0-2 FC5-4 CS			1-2 F8		0-1 F9		2-1 1B G3 1B	2-1 G4-3 1B 2B	5 2 2 0 0 0 2	
Charlie Hayes, R OBP: 0.374, SLG: 0.427 (1, 3)	SAFE 3-2 F8			2-1 G6-3 2B		1-0 F7		0-0 G3 1B	4-2 1B G4-3 BB	4 1 2 0 1 0 2	
Stan Javier, S OBP: 0.310, SLG: 0.303 (1, 9)		2-2 K		2-2 G6-3		2-2 FC6-4 1B		3-1 G3	2-2 G4-3	5 0 1 2 0 1 4	
Rich Aurilia, R OBP: 0.378, SLG: 0.489 Russ Ortiz, R (7, 1) Marvin Benard, L OBP: 0.354, SLG: 0.357 John Johnstone, R (9, 1) J.T. Snow, L OBP: 0.269, SLG: 0.261 (9, PH)		1-2 F7		1-3 K		0-0 FC6-4		2-2 WP BB	4-1 1B BB	3 0 0 0 0 1 2 0 0 0 0 0 0 0 1 0 1 1 0 0 0 0 0 0 0 0 0 0 0 0 0 0 1 0 0	
Chris Jones, R OBP: 0.278, SLG: 0.270 Barry Bonds, L OBP: 0.444, SLG: 0.605 (8, PH) (9, 7)		1-0 F9			0-1 HR		1-0 HR	4-2 WP BB	4-0 1B IBB	3 2 2 1 0 0 0 0 0 0 1 2 0 0	
Brian Johnson, R OBP: 0.280, SLG: 0.340 Brent Mayne, L OBP: 0.368, SLG: 0.372 (8, PH) (9, 2)			1-2 G6-3		2-2 HR		0-0 G4-3	4-1 1B BB	3-2 L9	3 1 1 2 0 0 0 1 0 0 0 1 0 3	
Danny Darwin, R OBP: 0.095, SLG: 0.050 Rey Sanchez, R OBP: 0.407, SLG: 0.381 (7, 6)			0-1 B1-3		3-2 G5-3		4-0 F7-3-7 BB	0-3 K		2 0 0 0 0 0 0 1 0 0 0 1 1 3	

Inning Stats	R: 0	H: 0	E: 0	K: 0	S: 11	LOB: 1	BB: 2	P: 22	R: 0	H: 0	E: 0	K: 1	S: 8	LOB: 0	BB: 0	P: 12	R: 0	H: 1	E: 0	K: 1	S: 12	LOB: 1	BB: 0	P: 18	R: 2	H: 2	E: 0	K: 0	S: 11	LOB: 0	BB: 0	P: 16	R: 0	H: 1	E: 0	K: 0	S: 7	LOB: 1	BB: 0	P: 10	R: 1	H: 1	E: 0	K: 0	S: 5	LOB: 0	BB: 1	P: 12	R: 2	H: 3	E: 0	K: 1	S: 16	LOB: 3	BB: 2	P: 32	R: 2	H: 1	E: 0	K: 1	S: 16	LOB: 3	BB: 4	P: 39	1B: 5	2B: 3	3B: 0	HR: 2	SF: 0	SAC: 0	DP: 1	HBP: 0	WP: 1	PB: 0	SB: 0	CS: 1	PA: 44
--------------	------	------	------	------	-------	--------	-------	-------	------	------	------	------	------	--------	-------	-------	------	------	------	------	-------	--------	-------	-------	------	------	------	------	-------	--------	-------	-------	------	------	------	------	------	--------	-------	-------	------	------	------	------	------	--------	-------	-------	------	------	------	------	-------	--------	-------	-------	------	------	------	------	-------	--------	-------	-------	-------	-------	-------	-------	-------	--------	-------	--------	-------	-------	-------	-------	--------

PITCHER	IP	WLS	BF	H	R	ER	SO	BB	IBB	HBP	BLK	WP	HR	S	P	ERA	WHIP
Brian Anderson, L ERA: 3.95 (1, 1)	6.1	W	26	5	3	3	2	3	0	0	0	0	2	64	99	4.26	1.263
Amaury Telemaco, R ERA: 3.82 (7, 1)	1.1		7	3	2	2	0	1	0	0	0	0	0	13	27	13.50	3.000
Gregg Olson, R ERA: 3.8 (8, 1)	1.1	S	11	1	2	2	2	5	1	0	0	1	0	22	53	13.50	4.500



Batter	1	2	3	4	5	6	7	8	9	AB R H RBI BB SO LOB	TOP
David Dellucci, L (1, 7) OBP: 0.352, SLG: 0.490	2-1 2B		3-2 F5			4-1 1B BB		2-3 K		3 0 1 0 1 1 0	<p>Arizona Diamondbacks @ San Francisco Giants 3Com Park at Candlestick Point, San Francisco, CA</p> <p>livebaseballscorecards.com</p> <p>AB 31 R 1 H 4 RBI 1 BB 1 SO 10 LOB 11</p> 
Devon White, S (1, 8) OBP: 0.340, SLG: 0.472	1-3 K			0-0 G6-3		3-2 1B 2-3		1-1 G6-3		4 0 1 0 0 1 1	
Matt Williams, R (1, 5) OBP: 0.325, SLG: 0.481	0-0 G5-3			1-3 K		1-2 K			0-0 P3	4 0 0 0 0 2 4	
Travis Lee, L (1, 3) OBP: 0.335, SLG: 0.457	2-3 K			2-3 K		2-2 G3			1-3 K	4 0 0 0 0 3 4	
Jay Bell, R (1, 6) OBP: 0.338, SLG: 0.418					1-0 L7				1-3 K	4 1 1 1 0 1 0	
Kelly Stinnett, R (1, 2) OBP: 0.337, SLG: 0.447					1-3 K				2-2 E4 G6-4-3	3 0 0 0 0 1 0	
Yamil Benitez, R (1, 9) OBP: 0.247, SLG: 0.316					1-0 L9				0-1 G6-4-3 1-2f	3 0 0 0 0 0 1	
Tony Batista, R (1, 4) OBP: 0.321, SLG: 0.367					0-0 L6				1-1 F7 1B 2B	3 0 1 0 0 0 0	
Willie Blair, R (1, 1) OBP: 0.080, SLG: 0.080 Damian Miller, R (8, PH) OBP: 0.500, SLG: 0.533 Russ Springer, R (8, 1)					1-0 G4-3				3-3 K	2 0 0 0 0 0 1 1 0 0 0 0 1 0 0 0 0 0 0 0 0	
Inning Stats	R: 0 H: 1 E: 0 LOB: 1 K: 2 BB: 0 S: 9 P: 14	R: 0 H: 0 E: 0 LOB: 0 K: 0 BB: 0 S: 11 P: 16	R: 0 H: 0 E: 0 LOB: 0 K: 0 BB: 0 S: 5 P: 9	R: 0 H: 0 E: 0 LOB: 0 K: 2 BB: 0 S: 7 P: 10	R: 0 H: 0 E: 0 LOB: 0 K: 1 BB: 0 S: 5 P: 8	R: 0 H: 2 E: 0 LOB: 3 K: 1 BB: 1 S: 14 P: 26	R: 1 H: 1 E: 1 LOB: 0 K: 0 BB: 0 S: 10 P: 15	R: 0 H: 0 E: 0 LOB: 0 K: 2 BB: 0 S: 11 P: 17	R: 0 H: 0 E: 0 LOB: 0 K: 2 BB: 0 S: 7 P: 9	1B: 1 SF: 0 2B: 2 SAC: 0 3B: 0 DP: 1 HR: 1 HBP: 0	WP: 0 PA: 32 PB: 0 SB: 0 CS: 0
PITCHER	IP WLS BF H R ER SO BB IBB HBP BLK WP HR S P ERA WHIP										
Shawn Estes, L (1, 1) ERA: 4.42 Robb Nen, R (9, 1) ERA: 1.32	8.0 W 29 4 1 1 8 1 0 0 0 0 1 72 115 1.12 0.625										
	1.0 S 3 0 0 0 2 0 0 0 0 0 0 7 9 0.00 0.000										

Fri May 29 1998, 10:05 PM EDT
Att. 16,859 - Cloudy - 59 F

Batter	1	2	3	4	5	6	7	8	9	AB	R	H	RBI	BB	SO	LOB
Darryl Hamilton, L OBP: 0.374, SLG: 0.315 (1, 8)	0-1 G6-3 ①		2-0 F8 ②		2-2 2B ③			1-2 G4-3 ②		4	0	1	0	0	0	0
Bill Mueller, S OBP: 0.421, SLG: 0.487 (1, 5)	3-2 HR 1B		1-3 K ③		0-1 P6 ③			3-2 K ③		4	1	1	0	0	2	1
Barry Bonds, L OBP: 0.447, SLG: 0.622 (1, 7)	0-0 HR 1-H			0-1 G5-4-3 1B			1-1 P7 ①			3	1	2	2	0	0	0
Jeff Kent, R OBP: 0.333, SLG: 0.464 (1, 4)	1-2 F9 ②		1-0 G5-4-3 ①② 1-2f		3-3 K ②			0-0 G6-3 ③		3	0	0	0	0	1	1
Charlie Hayes, R OBP: 0.373, SLG: 0.419 (1, 3)	2-1 G4-3 ③		4-2 BB		0-0 G6-3 ③					2	0	0	0	1	0	0
Brent Mayne, L OBP: 0.358, SLG: 0.361 (1, 2)		2-2 G6-3 ①		3-1 L8 ③			3-2 G4-3 ①			3	0	0	0	0	0	1
Stan Javier, S OBP: 0.310, SLG: 0.315 (1, 9)		1-2 F8 ②		1-1 1B 3B			2-3 K ②			3	1	1	0	0	1	0
Rich Aurilia, R OBP: 0.377, SLG: 0.485 (1, 6)		1-3 K ③		2-0 SH2-3-5 1B			3-2 F7 ③			3	0	1	1	0	1	0
Shawn Estes, R OBP: 0.292, SLG: 0.304 (1, 1)			1-3 K ①		0-0 SH2-3-5 1-3f			2-2 G4-3 ①		1	0	0	0	0	1	0
Marvin Benard, L OBP: 0.348, SLG: 0.351 (8, PH)										1	0	0	0	0	0	0
Robb Nen, R (9, 1)										0	0	0	0	0	0	0
Inning Stats	R: 2 E: 0 K: 0 S: 11	H: 2 LOB: 0 BB: 0 P: 17	R: 0 E: 0 K: 1 S: 9	H: 0 LOB: 0 BB: 0 P: 13	R: 0 E: 0 K: 2 S: 7	H: 0 LOB: 0 BB: 0 P: 11	R: 0 E: 0 K: 0 S: 8	H: 1 LOB: 1 BB: 1 P: 16	R: 1 E: 0 K: 0 S: 9	H: 3 LOB: 1 BB: 0 P: 14	R: 0 E: 0 K: 1 S: 6	H: 0 LOB: 0 BB: 0 P: 10	R: 0 E: 0 K: 1 S: 13	H: 0 LOB: 0 BB: 0 P: 21	R: 0 E: 0 K: 1 S: 9	H: 0 LOB: 0 BB: 0 P: 15
PITCHER	IP WLS L	WLS L	H R	R ER	SO 3	BB 1	IBB 0	HBP 0	BLK 0	WP 0	HR 1	S 63	P 102	ERA 3.86	WHIP 1.000	
Willie Blair, R ERA: 5.17 (1, 1)	7.0		6	3	3	1	0	0	0	0	1	63	102	3.86	1.000	
Russ Springer, R ERA: 2.63 (8, 1)	1.0		0	0	0	0	0	0	0	0	0	9	15	0.00	0.000	

BOTTOM

Arizona Diamondbacks @ San Francisco Giants
3Com Park at Candlestick Point, San Francisco, CA


livebaseballscorecards.com

AB 27
R 3
H 6
RBI 3
BB 1
SO 6
LOB 3



WP: 0 PA: 29
PB: 0
SB: 0
CS: 0

Fri May 29 1998, 10:05 PM EDT
Att. 16,859 - Cloudy - 59 F

Batter	1	2	3	4	5	6	7	8	9	AB R H RBI BB SO LOB	TOP	
Andy Fox, L OBP: 0.353, SLG: 0.398 (1, 9)	4-1 FC6-5 G1-3 BB		1-2 G1-3	1-2 G6-3			1-1 G4-3			3 0 0 0 1 0 3		
Tony Batista, R OBP: 0.317, SLG: 0.377 (1, 4) (8, 6)	1-2 G1-3		1-3 K		1-0 G4-3 2B		3-3 K			4 0 1 0 0 2 1		
Travis Lee, L OBP: 0.329, SLG: 0.448 (1, 3)	1-0 FC6-5 FC6-4 2-3		1-1 F9		1-1 G4-3 2-3		0-0 G4-3			4 0 0 0 0 0 2		
Matt Williams, R OBP: 0.319, SLG: 0.471 (1, 5)	0-0 FC6-4 1-2f			1-2 G1-3	1-2 G6-3			0-0 G5-3		4 0 0 0 0 0 2		
David Dellucci, L OBP: 0.348, SLG: 0.475 (1, 8)		4-0 G3 BB		0-3 K 1B	0-3 K			1-3 K		3 1 0 0 1 3 1		
Jay Bell, R OBP: 0.332, SLG: 0.410 Felix Rodriguez, R (8, 1)		2-3 K		2-1 E6 1B		1-3 K		2-3 K		4 0 0 0 0 3 2 0 0 0 0 0 0 0		
Jorge Fabregas, L OBP: 0.298, SLG: 0.275 Kelly Stinnett, R OBP: 0.333, SLG: 0.442 (1, 2) (7, 2)		1-1 G3		1-0 BB 1B		4-0 G3 BB			1-2 G5-3	2 0 1 1 1 0 1 1 0 0 0 0 0 0	AB 31 R 1 H 2 RBI 1 BB 5 SO 11 LOB 19	
Brent Brede, L OBP: 0.311, SLG: 0.349 (1, 7)		4-2 BB		4-0 BB 1-2 BB		1-0 G3 1-2			2-3 K	2 0 0 0 2 1 1		
Omar Daal, L OBP: 0.300, SLG: 0.125 Clint Sodowsky, L OBP: 0.255, SLG: 0.238 (1, 1) (6, 1) (8, 4)		1-0 G3		1-3 K		0-0 G4-3			0-3 K	3 0 0 0 0 1 6 0 0 0 0 0 0 0 1 0 0 0 0 1 0		
Inning Stats	R: 0 E: 0 K: 0 S: 6 H: 0 LOB: 1 BB: 1 P: 12	R: 0 E: 0 K: 1 S: 9 H: 0 LOB: 2 BB: 2 P: 21	R: 0 E: 0 K: 1 S: 8 H: 0 LOB: 0 BB: 0 P: 11	R: 1 E: 1 K: 2 S: 16 H: 1 LOB: 3 BB: 1 P: 25	R: 0 E: 0 K: 1 S: 10 H: 1 LOB: 1 BB: 0 P: 13	R: 0 E: 0 K: 1 S: 6 H: 0 LOB: 1 BB: 1 P: 12	R: 0 E: 0 K: 1 S: 6 H: 0 LOB: 0 BB: 0 P: 10	R: 0 E: 0 K: 2 S: 8 H: 0 LOB: 0 BB: 0 P: 11	R: 0 E: 0 K: 2 S: 10 H: 0 LOB: 0 BB: 0 P: 13	1B: 1 2B: 1 3B: 0 HR: 0 SF: 0 SAC: 0 DP: 0 HBP: 0	WP: 0 PB: 1 SB: 0 CS: 0 PA: 36	
PITCHER	IP WLS BF H R ER SO BB IBB HBP BLK WP HR S P ERA WHIP											
Orel Hershiser, R ERA: 2.91 (1, 1)	6.0 W 27 2 1 0 6 5 0 0 0 0 0 0 55 94 0.00 1.167											
Rich Rodriguez, L ERA: 4.41 (7, 1)	1.0 3 0 0 0 1 0 0 0 0 0 0 0 6 10 0.00 0.000											
Steve Reed, R ERA: 1.44 (8, 1)	1.0 3 0 0 0 2 0 0 0 0 0 0 0 8 11 0.00 0.000											
Robb Nen, R ERA: 1.29 (9, 1)	1.0 S 3 0 0 0 2 0 0 0 0 0 0 0 10 13 0.00 0.000											

Arizona Diamondbacks @ San Francisco Giants
 3Com Park at Candlestick Point, San Francisco, CA
 Sat May 30 1998, 6:33 AM EDT
 Att. 28,185 - Sunny - 65 F

livebaseballscorecards.com

Batter	1	2	3	4	5	6	7	8	9	AB	R	H	RBI	BB	SO	LOB
--------	---	---	---	---	---	---	---	---	---	----	---	---	-----	----	----	-----

Darryl Hamilton, L (1, 8) OBP: 0.378, SLG: 0.315 Stan Javier, S (3, PH) OBP: 0.315, SLG: 0.317 (4, 8)	4-2 		3-2 			1 SAFE 	3-2 			0	0	0	0	1	0	0
Bill Mueller, S (1, 5) OBP: 0.414, SLG: 0.480	3-1 			1-1 		0-1 	3-3 			3	0	0	1	0	1	3
Barry Bonds, L (1, 7) OBP: 0.444, SLG: 0.614	2-3 			0-3 		1-0 		1-1 		4	0	1	1	0	2	0
Jeff Kent, R (1, 4) OBP: 0.336, SLG: 0.462		1-0 		4-2 		0-1 		1-2 		3	1	1	0	1	0	1
Charlie Hayes, R (1, 3) OBP: 0.377, SLG: 0.426 Robb Nen, R (9, 1)		1-2 		3-2 		1-1 		4-2 		3	0	1	0	1	0	2
Chris Jones, R (1, 9) OBP: 0.303, SLG: 0.299		2-2 			1-1 		2-2 	3-3 		4	1	3	0	0	1	2
Brian Johnson, R (1, 2) OBP: 0.287, SLG: 0.345		1-1 			0-0 		1-1 	1-2 		4	0	2	2	0	0	2
Rey Sanchez, R (1, 6) OBP: 0.393, SLG: 0.366			2-0 		2-3 		1-2 	2-3 		4	0	0	0	0	2	3
Orel Hershiser, R (1, 1) OBP: 0.231, SLG: 0.200 Rich Rodriguez, L (7, 1) OBP: 0.500, SLG: 0.500 Steve Reed, R (8, 1) OBP: 0.500, SLG: 0.500 J.T. Snow, L (9, 3) OBP: 0.269, SLG: 0.261			1-1 			1-2 				2	1	1	0	0	0	0

Inning Stats	R: 0	H: 0	E: 0	K: 1	S: 8	R: 0	H: 2	E: 0	K: 0	S: 10	R: 0	H: 0	E: 0	K: 0	S: 8	R: 0	H: 0	E: 0	K: 1	S: 12	R: 0	H: 1	E: 0	K: 1	S: 6	R: 2	H: 3	E: 0	K: 0	S: 11	R: 1	H: 2	E: 0	K: 1	S: 17	R: 1	H: 2	E: 0	K: 2	S: 16
	0	0	0	1	17	0	2	0	0	15	0	0	0	0	14	0	0	0	1	20	0	1	0	0	9	1	2	0	14	1	2	0	28	1	2	0	28			

PITCHER	IP	WLS	BF	H	R	ER	SO	BB	IBB	HBP	BLK	WP	HR	S	P	ERA	WHIP
Omar Daal, L (1, 1) ERA: 2.87	5.1	L	21	6	2	2	3	2	0	0	0	0	0	51	84	3.38	1.500
Clint Sodowsky, R (6, 1) ERA: 6.84	2.0		10	3	2	2	1	0	0	1	0	0	0	26	40	9.00	1.500
Felix Rodriguez, R (8, 1) ERA: 4.74	0.2		4	1	0	0	2	1	0	0	0	0	0	11	21	0.00	3.000

BOTTOM


Arizona Diamondbacks @ San Francisco Giants
 3Com Park at Candlestick Point, San Francisco, CA

Sat May 30 1998, 6:33 AM EDT
 Att. 28,185 - Sunny - 65 F

AB	29
R	4
H	10
RBI	4
BB	3
SO	6
LOB	13

livebaseballscorecards.com

WP	PA	ERA	WHIP
0	35	0	0

Batter	1	2	3	4	5	6	7	8	9	AB R H RBI BB SO LOB	TOP														
Devon White, S (1, 8) OBP: 0.342, SLG: 0.475	2-3 K2-3		1-1 L9		2-2 FC1-5 1B		3-2 F7		3-2 2B	5 0 2 2 0 1 1	<p>Arizona Diamondbacks @ San Francisco Giants 3Com Park at Candlestick Point, San Francisco, CA</p> <p>Sun May 31 1998, 6:33 AM EDT Att. 35,800 - Cloudy - 63 F</p> <p>livebaseballscorecards.com</p> <table border="1"> <tr><td>AB</td><td>35</td></tr> <tr><td>R</td><td>4</td></tr> <tr><td>H</td><td>10</td></tr> <tr><td>RBI</td><td>4</td></tr> <tr><td>BB</td><td>2</td></tr> <tr><td>SO</td><td>5</td></tr> <tr><td>LOB</td><td>15</td></tr> </table> 	AB	35	R	4	H	10	RBI	4	BB	2	SO	5	LOB	15
AB	35																								
R	4																								
H	10																								
RBI	4																								
BB	2																								
SO	5																								
LOB	15																								
Tony Batista, R (1, 4) OBP: 0.317, SLG: 0.375 Andy Fox, L (8, PH) OBP: 0.348, SLG: 0.392	1-0 F7		1-1 1B		2-1 FC1-5 G6-3		1-0 F7	1-0 F7	2-2 G3-1	3 0 1 0 0 0 2 2 0 0 0 0 0 1															
Matt Williams, R (1, 5) OBP: 0.313, SLG: 0.462	2-0 F9		1-2 L8		0-0 G6-3		3-2 G5-3	3-2 G5-3		4 0 0 0 0 0 3															
Travis Lee, L (1, 3) OBP: 0.323, SLG: 0.440		2-1 G4-3	0-3 K		2-3 K		0-1 G4-3	0-1 G4-3		4 0 0 0 0 2 1															
Jay Bell, R (1, 6) OBP: 0.335, SLG: 0.406		4-2 2B BB		2-1 G6-3		1-1 P8		4-1 G6-4-3 1B BB		2 2 0 0 2 0 0															
Damian Miller, R (1, 2) OBP: 0.500, SLG: 0.579		3-2 SAFE 1-H 2B		2-0 G6-3		1-0 G6-3		0-0 G6-4-3 1B		4 0 2 1 0 0 0															
Yamil Benitez, R (1, 7) OBP: 0.258, SLG: 0.317		2-2 HBP		3-2 S 1B		1-2 G5-3		0-0 G6-4-3		3 0 1 0 0 0 2															
Brent Brede, L (1, 9) OBP: 0.310, SLG: 0.347		0-1 P5		1-3 K		2-3 K		2-0 1B 2B 1B		4 1 1 1 0 2 3															
Jeff Suppan, R (1, 1) OBP: 0.316, SLG: 0.278 Scott Brow, R (6, 1) Andy Stankiewicz, R (7, PH) OBP: 0.261, SLG: 0.245 Amaury Telemaco, R (7, 1) OBP: 0.143, SLG: 0.143 David Dellucci, L (9, PH) OBP: 0.354, SLG: 0.480		2-2 F4-3		0-0 FC1-5 1B		0-1 1B		3-2 F X 1B		2 0 1 0 0 0 2 0 0 0 0 0 0 0 1 0 1 0 0 0 0 0 0 0 0 0 0 0 1 1 1 0 0 0 0															
Inning Stats	R: 0 E: 0 K: 1 S: 5	H: 0 LOB: 0 BB: 0 P: 10	R: 1 E: 0 K: 0 S: 16	H: 1 LOB: 2 BB: 1 P: 29	R: 0 E: 0 K: 1 S: 10	H: 1 LOB: 1 BB: 0 P: 13	R: 0 E: 0 K: 1 S: 9	H: 1 LOB: 1 BB: 0 P: 17	R: 0 E: 0 K: 0 S: 7	H: 2 LOB: 1 BB: 0 P: 11	R: 0 E: 0 K: 1 S: 7	H: 0 LOB: 0 BB: 0 P: 11	R: 0 E: 0 K: 1 S: 13	H: 1 LOB: 1 BB: 0 P: 19	R: 0 E: 0 K: 0 S: 6	H: 0 LOB: 0 BB: 0 P: 10	R: 3 E: 0 K: 0 S: 20	H: 4 LOB: 1 BB: 1 P: 34	1B: 8 2B: 2 3B: 0 HR: 0	SF: 0 SAC: 0 DP: 2 HBP: 1	WP: 0 PB: 0 SB: 1 CS: 0	PA: 38			
PITCHER	IP WLS BF H R ER SO BB IBB HBP BLK WP HR S P ERA WHIP																								
Kirk Rueter, L (1, 1) ERA: 3.75 Julian Tavarez, R (8, 1) ERA: 3.08	7.0 W 28 6 1 1 5 1 0 1 0 0 0 0 67 110 1.29 1.000																								

Batter	1	2	3	4	5	6	7	8	9	AB	R	H	RBI	BB	SO	LOB
Darryl Hamilton, L (1, 8) OBP: 0.373, SLG: 0.312	3-2 K		1-0 G1-3		1-1 1B	0-1 P5		1-2 E1		5	0	1	0	0	1	1
Bill Mueller, S (1, 5) OBP: 0.414, SLG: 0.473	4-2 BB		4-1 BB		1-2 F8		0-0 G3	2-1 G4-3		3	0	0	0	2	0	2
Barry Bonds, L (1, 7) OBP: 0.441, SLG: 0.607	0-0 F8		2-0 G1-3		2-1 L8		2-1 1B			4	0	1	0	0	0	3
Jeff Kent, R (1, 4) OBP: 0.335, SLG: 0.458	3-2 F9			1-1 G3-1		2-0 1B 2B 1B	1-0 P4			4	1	1	0	0	0	2
Stan Javier, S (1, 9)		1-3 K		2-2 F7		0-0 2B 1B 1B	1-0 F8			4	1	1	0	0	1	1
J.T. Snow, L (1, 3) OBP: 0.274, SLG: 0.274		3-2 F7		1-0 E9		2-2 1B 2B		1-0 SH1-4 1B 1B		4	2	2	1	0	0	0
Rich Aurilia, R (1, 6) OBP: 0.381, SLG: 0.486		3-2 F9		0-3 K		1-1 1B		1-2 SH1-4 1B		4	1	2	2	0	1	1
Brian Johnson, R (1, 2) OBP: 0.294, SLG: 0.404			0-2 HR		1-1 HR	0-0 P7		2-2 L8		4	2	2	2	0	0	3
Kirk Rueter, L (1, 1) OBP: 0.200, SLG: 0.200			3-2 L7		1-1 F9	1-3 K		1-1 SH1-4		3	0	0	0	0	1	1
Julian Tavarez, L (8, 1)								1-2 2-3		0	0	0	0	0	0	0

Inning Stats	R: 0	H: 0	E: 0	K: 1	S: 14	LOB: 1	BB: 1	P: 24	R: 0	H: 0	E: 0	K: 1	S: 12	LOB: 0	BB: 0	P: 19	R: 1	H: 1	E: 0	K: 0	S: 13	LOB: 1	BB: 1	P: 23	R: 0	H: 0	E: 1	K: 1	S: 9	LOB: 1	BB: 0	P: 13	R: 1	H: 2	E: 0	K: 0	S: 11	LOB: 1	BB: 0	P: 17	R: 3	H: 4	E: 0	K: 1	S: 15	LOB: 1	BB: 0	P: 21	R: 0	H: 1	E: 0	K: 0	S: 5	LOB: 1	BB: 0	P: 9	R: 2	H: 2	E: 1	K: 0	S: 16	LOB: 1	BB: 0	P: 24	1B: 7	SF: 0	2B: 1	SAC: 1	3B: 0	DP: 0	HR: 2	HBP: 0	WP: 0	PA: 38
--------------	------	------	------	------	-------	--------	-------	-------	------	------	------	------	-------	--------	-------	-------	------	------	------	------	-------	--------	-------	-------	------	------	------	------	------	--------	-------	-------	------	------	------	------	-------	--------	-------	-------	------	------	------	------	-------	--------	-------	-------	------	------	------	------	------	--------	-------	------	------	------	------	------	-------	--------	-------	-------	-------	-------	-------	--------	-------	-------	-------	--------	-------	--------

PITCHER	IP	WLS	BF	H	R	ER	SO	BB	IBB	HBP	BLK	WP	HR	S	P	ERA	WHIP
Jeff Suppan, R (1, 1) ERA: 7.04	5.0	L	24	6	5	5	3	2	0	0	0	0	2	66	107	9.00	1.600
Scott Brow, R (6, 1) ERA: 7.17	1.0		4	1	0	0	1	0	0	0	0	0	0	8	10	0.00	1.000
Amaury Telemaco, R (7, 1) ERA: 3.62	2.0		10	3	2	0	0	0	0	0	0	0	0	21	33	0.00	1.500

BOTTOM

Arizona Diamondbacks @ San Francisco Giants
 3Com Park at Candlestick Point, San Francisco, CA

livebaseballscorecards.com

AB 35
R 7
H 10
RBI 5
BB 2
SO 4
LOB 14



Sun May 31 1998, 6:33 AM EDT
 Att: 35,800 - Cloudy - 63 F

Batter	1	2	3	4	5	6	7	8	9	AB R H RBI BB SO LOB	TOP											
Andy Fox, L (1, 4) <small>OBP: 0.350, SLG: 0.400</small> Andy Stankiewicz, R (8, 4) <small>OBP: 0.261, SLG: 0.245</small>	1-1 G3-1		0-2 1B	0-1 2B		2-2 L8		0-2 L8		5 2 2 0 0 0 3 0 0 0 0 0 0 0												
Devon White, S (1, 8) <small>OBP: 0.339, SLG: 0.476</small>	1-0 G3-1		1-1 SF7	1-1 2B		1-1 P8		0-0 F9		4 0 1 2 0 0 3												
Travis Lee, L (1, 3) <small>OBP: 0.329, SLG: 0.443</small>	0-0 WP		4-1 1B	1-0 P2			4-2 1B	0-3 K		3 1 1 0 2 1 2												
Matt Williams, R (1, 5) <small>OBP: 0.315, SLG: 0.460</small>	2-2 G1-3		0-0 E7		0-1 G5-3		0-2 F7	3-2 G6-3		5 1 2 1 0 0 2												
David Dellucci, L (1, 7) <small>OBP: 0.356, SLG: 0.471</small>		1-0 G3-1	4-2 BB		2-0 G4-3		2-2 1B	0-1 E4		4 0 1 0 1 0 1												
Jay Bell, R (1, 6) <small>OBP: 0.336, SLG: 0.400</small>		4-1 CS	4-2 BB		3-1 L7		2-2 F7	0-0 G6-3		3 0 0 0 2 0 4												
Karim Garcia, L (1, 9) <small>OBP: 0.167, SLG: 0.284</small>		1-3 K	0-0 G4-3			0-0 G3	2-1 F8	0-1 SF9		4 0 0 1 0 1 6												
Kelly Stinnett, R (1, 2) <small>OBP: 0.337, SLG: 0.467</small>			3-2 F9	0-3 K		4-2 1B		0-0 HR		4 1 1 1 1 1 1												
Andy Benes, R (1, 1) <small>OBP: 0.310, SLG: 0.360</small> Gregg Olson, R (9, 1) <small>OBP: 0.500, SLG: 2.000</small>			4-2 2B	0-0 G6-3		0-2 1B		1-1 HBP		2 1 1 0 1 0 0 0 0 0 0 0 0 0												
Inning Stats	R: 0 E: 0 K: 0 S: 7	H: 1 LOB: 1 BB: 0 P: 11	R: 0 E: 0 K: 1 S: 5	H: 0 LOB: 0 BB: 1 P: 11	R: 3 E: 1 K: 0 S: 21	H: 2 LOB: 3 BB: 4 P: 41	R: 1 E: 0 K: 1 S: 9	H: 2 LOB: 1 BB: 0 P: 11	R: 0 E: 0 K: 0 S: 5	H: 0 LOB: 0 BB: 0 P: 10	R: 0 E: 0 K: 0 S: 12	H: 1 LOB: 2 BB: 1 P: 19	R: 0 E: 0 K: 0 S: 14	H: 1 LOB: 2 BB: 1 P: 24	R: 1 E: 0 K: 1 S: 9	H: 1 LOB: 1 BB: 0 P: 10	R: 1 E: 1 K: 0 S: 14	H: 1 LOB: 1 BB: 0 P: 20	1B: 5 2B: 3 3B: 0 HR: 1	SF: 2 SAC: 0 DP: 0 HBP: 1	WP: 1 PB: 0 SB: 0 CS: 1	PA: 44
PITCHER	IP WLS BF H R ER SO BB IBB HBP BLK WP HR S P ERA WHIP																					
Darryl Kile, R (1, 1) <small>ERA: 4.6</small> Mike Munoz, L (8, 1) <small>ERA: 10.22</small> Mike DeJean, R (9, 1) <small>ERA: 2.43</small>	7.0 L 36 8 5 5 2 7 0 1 0 0 0 1 75 130 6.43 2.143																					

Arizona Diamondbacks @ Colorado Rockies
 Coors Field, Denver, CO
 Mon Jun 01 1998, 7:05 PM MDT
 Att. 48,020 - Unknown - 87 F

AB	34
R	6
H	9
RBI	5
BB	7
SO	3
LOB	22



Batter	1	2	3	4	5	6	7	8	9	AB	R	H	RBI	BB	SO	LOB
Neifi Perez, S OBP: 0.325, SLG: 0.396 (1, 6)	1-0 B5-3		1-0 P6		2-2 G5-3			2-1 P5		4	0	0	0	0	0	0
1 Curtis Goodwin, L OBP: 0.388, SLG: 0.400 (1, 8)	0-1 B1		1-0 1B			0-0 P5			1-1 2B HR 1B	4	1	2	0	0	0	0
Dante Bichette, R OBP: 0.358, SLG: 0.500 (1, 7)	3-1 HR		0-2 G6-3			1-2 G5-3			0-0 B2	4	1	1	1	0	0	2
Larry Walker, L OBP: 0.409, SLG: 0.568 (1, 9)	2-2 P5			1-2 P6		1-1 G4-3			0-1 HR 2B	4	1	1	0	0	0	0
Vinny Castilla, R OBP: 0.336, SLG: 0.590 (1, 5)		2-0 CS 1B		0-2 G4-3			3-3 K		1-0 HR	4	1	2	3	0	1	0
17 Todd Helton, L OBP: 0.364, SLG: 0.486 (1, 3)		0-0 L7		4-2 BB			0-0 P3		2-H 3-H 1-2 FC6-4 1B	3	0	1	0	1	0	1
Jeff Reed, L OBP: 0.374, SLG: 0.456 (1, 2)		4-1 BB		1-0 G4-3			3-3 K		2-3 K	3	0	0	0	1	2	2
Jason Bates, S OBP: 0.293, SLG: 0.222 (1, 4)		1-0 L7			2-2 F8			1-2 G4-3	0-1 FC6-4	4	0	0	0	0	0	2
Darryl Kile, R OBP: 0.267, SLG: 0.310 (1, 1)			3-3 K		2-2 P8			2-2 L7		2	0	0	0	0	1	0
Mike Munoz, L (8, 1)										0	0	0	0	0	0	0
John Vander Wal, L (8, PH)										1	0	0	0	0	0	0
Mike DeJean, R (9, 1)										0	0	0	0	0	0	0

Inning Stats	R: 1	H: 1	E: 0	K: 0	S: 9	LOB: 0	BB: 0	P: 15	R: 0	H: 1	E: 0	K: 0	S: 4	LOB: 1	BB: 1	P: 11	R: 0	H: 1	E: 0	K: 1	S: 10	LOB: 1	BB: 0	P: 15	R: 0	H: 0	E: 0	K: 0	S: 9	LOB: 0	BB: 0	P: 15	R: 0	H: 0	E: 0	K: 0	S: 6	LOB: 0	BB: 0	P: 8	R: 0	H: 0	E: 0	K: 2	S: 7	LOB: 0	BB: 0	P: 13	R: 0	H: 0	E: 0	K: 0	S: 8	LOB: 0	BB: 0	P: 13	R: 3	H: 4	E: 0	K: 1	S: 16	LOB: 1	BB: 0	P: 21	1B: 4	SF: 0	2B: 1	SAC: 0	3B: 0	DP: 0	HR: 2	HBP: 0	WP: 0	PA: 35
--------------	------	------	------	------	------	--------	-------	-------	------	------	------	------	------	--------	-------	-------	------	------	------	------	-------	--------	-------	-------	------	------	------	------	------	--------	-------	-------	------	------	------	------	------	--------	-------	------	------	------	------	------	------	--------	-------	-------	------	------	------	------	------	--------	-------	-------	------	------	------	------	-------	--------	-------	-------	-------	-------	-------	--------	-------	-------	-------	--------	-------	--------

PITCHER	IP	WLS	BF	H	R	ER	SO	BB	IBB	HBP	BLK	WP	HR	S	P	ERA	WHIP
Andy Benes, R (1, 1) ERA: 4.4	8.1	W	32	6	4	4	3	2	0	0	0	0	2	68	113	4.32	0.960
Gregg Olson, R (9, 1) ERA: 3.7	0.2	S	3	1	0	0	1	0	0	0	0	0	0	10	13	0.00	1.500


BOTTOM

Arizona Diamondbacks @ Colorado Rockies

Coors Field, Denver, CO

Mon Jun 01 1998, 7:05 PM MDT
Att: 48,020 - Unknown - 87 F

AB	33
R	4
H	7
RBI	4
BB	2
SO	4
LOB	7



Batter	1	2	3	4	5	6	7	8	9	AB R H RBI BB SO LOB	TOP
Andy Fox, L (1, 4) <small>OBP: 0.342, SLG: 0.390</small> Andy Stankiewicz, R (9, 4) <small>OBP: 0.261, SLG: 0.245</small>	1-2 G5-3		1-0 P6	1-0 E9 1B		0-0 P9		2-1 L4	1-0 G1-3	6 1 1 0 0 0 1 0 0 0 0 0 0 0	Arizona Diamondbacks @ Colorado Rockies Coors Field, Denver, CO Tue Jun 02 1998, 7:05 PM MDT Att. 47,905 - Cloudy - 82 F
Devon White, S (1, 8) <small>OBP: 0.344, SLG: 0.474</small>	4-1 CS BB		1-0 BB 2B 1B	0-0 G5-3		2-2 P9		2-2 1B HBP		3 2 1 0 1 0 2	
Travis Lee, L (1, 3) <small>OBP: 0.335, SLG: 0.441</small>	0-1 F8		4-1 2B BB	0-0 FC6-4 1B		4-0 FC5-4 BB		0-1 F8		3 1 1 2 2 0 2	
Matt Williams, R (1, 5) <small>OBP: 0.317, SLG: 0.473</small>		3-0 HR	3-3 K	0-2 FC6-4 1B		0-0 FC5-4		0-1 1B 1B		5 1 2 1 0 1 4	
David Dellucci, L (1, 7) <small>OBP: 0.382, SLG: 0.519</small>		4-1 FC4-6 1B SF8 BB	1-2 1-H 2-H 2B		0-2 G4-3 2B		2-0 2B	1-1 1-2 2-H 1B		4 2 4 3 1 0 0	
Jay Bell, R (1, 6) <small>OBP: 0.337, SLG: 0.397</small>	0-1 FC4-6 1B		0-0 F7		0-1 G4-3		3-2 HBP	1-3 K		4 0 1 0 0 1 4	
Karim Garcia, L (1, 9) <small>OBP: 0.182, SLG: 0.347</small>		0-0 FC4-6 1-2f 2-3		1-2 HR	3-2 G6-3 3-H 2B		1-3 K		0-1 G3-1	5 1 2 2 0 1 4	
Kelly Stinnett, R (1, 2) <small>OBP: 0.340, SLG: 0.489</small>	1-1 SF8		1-1 FC1-6 2B	1-1 G6-3		1-3 K		1-1 2B		4 0 2 1 0 1 3	
Brian Anderson, R (1, 1) <small>OBP: 0.040, SLG: 0.040</small> Brent Brede, L (7, PH) <small>OBP: 0.308, SLG: 0.344</small> Russ Springer, R (7, 1) <small>OBP: 0.256, SLG: 0.313</small> Yamil Benitez, R (9, PH) <small>OBP: 0.256, SLG: 0.313</small> Felix Rodriguez, R (9, 1)	2-2 G1-3		0-0 FC1-6 1B 2-2	0-1 G1-3		2-2 F7		0-2 F7		3 1 0 0 0 0 3 1 0 0 0 0 0 2 0 0 0 0 0 0 0 1 0 0 0 0 0 1 0 0 0 0 0 0 0	
Inning Stats	R: 0 H: 0 E: 0 LOB: 0 K: 0 BB: 1 S: 7 P: 12	R: 2 H: 2 E: 0 LOB: 1 K: 0 BB: 1 S: 11 P: 21	R: 2 H: 2 E: 0 LOB: 1 K: 1 BB: 1 S: 11 P: 20	R: 3 H: 4 E: 1 LOB: 1 K: 0 BB: 0 S: 12 P: 15	R: 1 H: 2 E: 0 LOB: 1 K: 0 BB: 0 S: 21 P: 24	R: 0 H: 0 E: 0 LOB: 1 K: 0 BB: 1 S: 6 P: 12	R: 0 H: 1 E: 0 LOB: 2 K: 2 BB: 0 S: 13 P: 22	R: 1 H: 2 E: 0 LOB: 2 K: 1 BB: 0 S: 17 P: 23	R: 0 H: 1 E: 0 LOB: 1 K: 0 BB: 0 S: 8 P: 10	1B: 6 SF: 1 2B: 6 SAC: 0 3B: 0 DP: 0 HR: 2 HBP: 2	WP: 0 PA: 46 PB: 0 SB: 0 CS: 1
PITCHER Jamey Wright, R (1, 1) <small>ERA: 6.43</small> Mike Munoz, L (5, 1) <small>ERA: 10.13</small> Dave Veres, R (6, 1) <small>ERA: 4.25</small> David Wainhouse, R (8, 1) <small>ERA: 4.5</small>	IP WLS BF H R ER SO BB IBB HBP BLK WP HR S P ERA WHIP 4.0 L 22 8 7 7 1 3 0 0 0 0 0 2 41 68 15.75 2.750 1.0 5 2 1 1 0 0 0 0 0 0 0 0 21 24 9.00 2.000 2.0 9 1 0 0 0 2 1 0 1 0 0 0 19 34 0.00 1.000 2.0 10 3 1 1 1 1 0 0 1 0 0 0 25 33 4.50 1.500	PITCHER IP WLS BF H R ER SO BB IBB HBP BLK WP HR S P ERA WHIP									

AB	39
R	9
H	14
RBI	9
BB	4
SO	4
LOB	26



Batter	1	2	3	4	5	6	7	8	9	AB	R	H	RBI	BB	SO	LOB
Neifi Perez, S OBP: 0.328, SLG: 0.409 (1, 6)	1-2 HR	0-1 P8					2-3 K			3	1	1	1	1	1	2
Ellis Burks, R OBP: 0.324, SLG: 0.513 (1, 8)	2-2 1B		1-1 G1-3				2-2 L9		2-3 K	4	0	1	0	0	1	1
Dante Bichette, R OBP: 0.356, SLG: 0.494 (1, 7)	3-1 L6		1-2 G6-3				1-2 F8		4-2 BB	3	0	0	0	1	0	2
Larry Walker, L OBP: 0.406, SLG: 0.567 (1, 9)	2-2 P6		1-0 HR				0-2 G1-3		1-2 L8	4	1	1	0	0	0	3
Vinny Castilla, R OBP: 0.335, SLG: 0.597 (1, 5)	0-0 G3		0-0 HR				1-0 L5		1-3 K	4	1	1	2	0	1	2
17 Todd Helton, L OBP: 0.366, SLG: 0.489 (1, 3)		2-0 G4-3 2B	2-2 G1-3				3-2 G4-3		4-2 WP BB	3	0	1	0	1	0	0
3 Mike Lansing, R OBP: 0.293, SLG: 0.323 (1, 4)		1-2 G4-3			2-2 G6-3		1-2 G4-3		2-3 K	4	0	0	0	0	1	2
Kirt Manwaring, R OBP: 0.366, SLG: 0.343 Jeff Reed, L OBP: 0.370, SLG: 0.451 (9, PH)		1-2 FC5			1-2 G6-3		3-2 F9		2-2 F7	3	0	0	0	0	0	1
Jamey Wright, R OBP: 0.091, SLG: 0.091 Jason Bates, S OBP: 0.286, SLG: 0.216 Mike Munoz, L OBP: 0.500, SLG: 0.500 1 Curtis Goodwin, L OBP: 0.262, SLG: 0.263 David Wainhouse, L OBP: 0.350, SLG: 0.394 (9, PH)		1-3 K			3-1 F9		3-3 K		2-3 K	1	0	0	0	0	1	2

Inning Stats	R: 1	H: 2	E: 0	K: 0	S: 12	H: 2	LOB: 1	BB: 0	P: 20	R: 0	H: 1	E: 1	K: 1	S: 13	H: 1	LOB: 2	BB: 0	P: 18	R: 2	H: 2	E: 0	K: 0	S: 10	H: 0	LOB: 0	BB: 0	P: 15	R: 0	H: 0	E: 0	K: 0	S: 11	H: 0	LOB: 0	BB: 0	P: 17	R: 0	H: 0	E: 0	K: 0	S: 10	H: 0	LOB: 1	BB: 1	P: 17	R: 0	H: 0	E: 0	K: 2	S: 10	H: 0	LOB: 0	BB: 0	P: 18	R: 0	H: 0	E: 0	K: 2	S: 12	H: 0	LOB: 1	BB: 1	P: 20	R: 0	H: 0	E: 0	K: 2	S: 17	H: 0	LOB: 1	BB: 1	P: 27	1B: 1	SF: 0	2B: 2	SAC: 0	3B: 0	DP: 0	HR: 2	HBP: 0
--------------	------	------	------	------	-------	------	--------	-------	-------	------	------	------	------	-------	------	--------	-------	-------	------	------	------	------	-------	------	--------	-------	-------	------	------	------	------	-------	------	--------	-------	-------	------	------	------	------	-------	------	--------	-------	-------	------	------	------	------	-------	------	--------	-------	-------	------	------	------	------	-------	------	--------	-------	-------	------	------	------	------	-------	------	--------	-------	-------	-------	-------	-------	--------	-------	-------	-------	--------

PITCHER	IP	WLS	BF	H	R	ER	SO	BB	IBB	HBP	BLK	WP	HR	S	P	ERA	WHIP
Brian Anderson, L ERA: 4.0 (1, 1)	6.0	W	25	5	3	3	1	1	0	0	0	0	2	64	100	4.50	1.000
Russ Springer, R ERA: 2.42 (7, 1)	2.0		7	0	0	0	4	1	0	0	0	0	0	22	38	0.00	0.500
Felix Rodriguez, R ERA: 4.5 (9, 1)	1.0		4	0	0	0	2	1	0	0	0	1	0	17	27	0.00	1.000

BOTTOM

Arizona Diamondbacks @ Colorado Rockies
Coors Field, Denver, CO

Tue Jun 02 1998, 7:05 PM MDT
Att. 47,905 - Cloudy - 82 F

livebaseballscorecards.com

AB	33
R	3
H	5
RBI	3
BB	3
SO	7
LOB	17

WP: 1 PA: 36
PB: 0 SB: 1 CS: 0



Batter	1	2	3	4	5	6	7	8	9	AB R H RBI BB SO LOB	TOP	
Andy Fox, L (1, 4) <small>OBP: 0.340, SLG: 0.386</small> Gregg Olson, R (9, 1) <small>OBP: 0.500, SLG: 2.000</small>	1-1 CS 1B 1B		1-1 F7			2-3 K		0-0 L8		4 0 1 0 0 1 0 0 0 0 0 0 0 0		
Devon White, S (1, 8) <small>OBP: 0.346, SLG: 0.472</small>	0-0 CS 1-2 1B		0-2 P5			2-2 G6-3		4-0 FC6 BB		3 0 1 0 1 0 0		
Travis Lee, L (1, 3) <small>OBP: 0.333, SLG: 0.452</small>	3-3 K 1-2 2-3		1-1 F7			0-0 HR		0-0 FC6 1-2f		4 1 1 1 0 1 3		
Matt Williams, R (1, 5) <small>OBP: 0.316, SLG: 0.469</small>	1-3 K			0-0 L7		1-1 1B		2-3 K		4 0 1 0 0 2 1		
David Dellucci, L (1, 7) <small>OBP: 0.378, SLG: 0.518</small>		1-0 F9		2-2 F7		0-3 K		0-1 1B FC9-2 2B		4 0 1 0 0 1 1		
Jay Bell, R (1, 6) <small>OBP: 0.340, SLG: 0.399</small>		1-2 1B FC6-4 1B		3-3 K			3-2 F8		0-1 2-3 1B		4 1 2 0 0 1 0	
Karim Garcia, L (1, 9) <small>OBP: 0.185, SLG: 0.342</small>		3-0 FC6-4 1B 1-3		1-3 K		2-0 G3-1		0-1 FC9-2 3-H		4 0 1 0 0 1 2		
Kelly Stinnett, R (1, 2) <small>OBP: 0.330, SLG: 0.474</small>		0-0 FC6-4 1-2f 3-H		1-2 F9		1-1 F8				3 0 0 1 0 0 1		
Willie Blair, R (1, 1) <small>OBP: 0.071, SLG: 0.071</small> Andy Stankiewicz, R (9, 4) <small>OBP: 0.261, SLG: 0.245</small>		0-3 K		0-3 K			0-3 K			3 0 0 0 0 3 1 0 0 0 0 0 0 0		
Inning Stats	R: 0 H: 2 E: 0 LOB: 1 K: 2 BB: 0 S: 9 P: 14	R: 1 H: 2 E: 0 LOB: 1 K: 1 BB: 0 S: 9 P: 14	R: 0 H: 0 E: 0 LOB: 0 K: 0 BB: 0 S: 7 P: 9	R: 0 H: 0 E: 0 LOB: 0 K: 1 BB: 0 S: 8 P: 13	R: 0 H: 0 E: 0 LOB: 0 K: 2 BB: 0 S: 10 P: 12	R: 1 H: 2 E: 0 LOB: 1 K: 2 BB: 0 S: 13 P: 18	R: 0 H: 0 E: 0 LOB: 0 K: 0 BB: 0 S: 6 P: 12	R: 0 H: 0 E: 0 LOB: 1 K: 1 BB: 1 S: 5 P: 9	R: 0 H: 2 E: 0 LOB: 1 K: 1 BB: 0 S: 9 P: 11	1B: 6 SF: 0 2B: 3 SAC: 0 3B: 0 DP: 2 HR: 1 HBP: 0	WP: 0 PA: 34 PB: 0 SB: 0 CS: 2	
PITCHER Pedro Astacio, R (1, 1) <small>ERA: 7.26</small> Chuck McElroy, L (8, 1) <small>ERA: 1.52</small>	IP WLS BF H R ER SO BB IBB HBP BLK WP HR S P ERA WHIP 7.2 0 29 6 2 2 9 1 0 0 0 0 1 66 100 2.35 0.913					IP WLS BF H R ER SO BB IBB HBP BLK WP HR S P ERA WHIP 1.1 1 5 2 0 0 1 0 0 0 0 0 0 10 12 0.00 1.500						

Arizona Diamondbacks @ Colorado Rockies
 Coors Field, Denver, CO
 Wed Jun 03 1998, 7:05 PM MDT
 Att. 46,279 - Cloudy - 49 F

AB	33
R	2
H	8
RBI	2
BB	1
SO	10
LOB	9



Batter	1	2	3	4	5	6	7	8	9	AB	R	H	RBI	BB	SO	LOB
Neifi Perez, S OBP: 0.322, SLG: 0.402 (1, 6)	1-2 B2-3		3-1 P5		2-1 F8			1-3 K		4	0	0	0	0	1	1
1 Curtis Goodwin, L OBP: 0.403, SLG: 0.406 (1, 8)	0-0 F7		0-0 1B			4-0 17 G4-6-3 BB		2-1 1B		3	0	2	0	1	0	0
17 Todd Helton, L OBP: 0.359, SLG: 0.478 (1, 3)	3-2 F9		1-0 F7			0-0 G4-6-3 1-2f		1-3 K		4	0	0	0	0	1	3
Larry Walker, L OBP: 0.408, SLG: 0.570 (1, 9)		1-2 BB 1B		0-0 G6-3		0-0 G6-3		1-0 HR 2B		4	2	2	0	0	0	0
Vinny Castilla, R OBP: 0.337, SLG: 0.607 (1, 5)		4-1 G1-4-3 1B 1-2 CS BB		0-0 G5-3			0-0 G5-3	1-1 HR		3	1	1	2	1	0	0
Ellis Burks, R OBP: 0.324, SLG: 0.510 (1, 7)		1-0 G1-4-3 1-2 2-H 1B		1-0 F7			0-1 G6-3			3	0	1	1	0	0	0
Jeff Reed, L OBP: 0.378, SLG: 0.457 (1, 2)		0-1 G1-4-3 1-2f 2-3 1B		1-2 SH5-4 1B			0-0 1B			3	0	2	0	0	0	2
Jason Bates, S OBP: 0.289, SLG: 0.205 (1, 4)		4-0 IBB		1-2 P7			3-1 L7			2	0	0	0	1	0	2
Chuck McElroy, L (8, 1)										0	0	0	0	0	0	0
Pedro Astacio, R OBP: 0.250, SLG: 0.182 (1, 1)		1-1 CS 3-H		0-0 L7			0-0 SH5-4			1	0	0	0	0	0	0
3 Mike Lansing, R OBP: 0.292, SLG: 0.321 (8, 4)								1-0 G5-3		1	0	0	0	0	0	0

Inning Stats	R: 0	H: 0	E: 0	K: 0	S: 9	P: 13	R: 1	H: 2	E: 0	K: 0	S: 10	R: 0	H: 1	E: 0	K: 0	S: 5	R: 0	H: 0	E: 0	K: 0	S: 3	R: 0	H: 1	E: 0	K: 0	S: 9	R: 0	H: 0	E: 0	K: 0	S: 2	R: 0	H: 1	E: 0	K: 0	S: 6	R: 0	H: 1	E: 0	K: 2	S: 9	R: 2	H: 2	E: 0	K: 0	S: 3	1B: 6	SF: 0	2B: 1	SAC: 1	3B: 0	DP: 2	HR: 1	HBP: 0	WP: 0	PA: 33
--------------	------	------	------	------	------	-------	------	------	------	------	-------	------	------	------	------	------	------	------	------	------	------	------	------	------	------	------	------	------	------	------	------	------	------	------	------	------	------	------	------	------	------	------	------	------	------	------	-------	-------	-------	--------	-------	-------	-------	--------	-------	--------

PITCHER	IP	WLS	BF	H	R	ER	SO	BB	IBB	HBP	BLK	WP	HR	S	P	ERA	WHIP
Willie Blair, R ERA: 4.78 (1, 1)	8.0		30	6	1	1	2	2	1	0	0	0	0	53	89	1.12	1.000
Gregg Olson, R ERA: 4.44 (9, 1)	0.0	L	2	2	2	2	0	0	0	0	0	0	1	3	5	∞	∞

BOTTOM

Arizona Diamondbacks @ Colorado Rockies
Coors Field, Denver, CO
 Wed Jun 03 1998, 7:05 PM MDT
 Att: 46,279 - Cloudy - 49 F

livebaseballscorecards.com

AB	28
R	3
H	8
RBI	3
BB	3
SO	2
LOB	8



Batter	1	2	3	4	5	6	7	8	9	AB R H RBI BB SO LOB	TOP											
Andy Fox, L (1, 4) OBP: 0.344, SLG: 0.403	2-2 G3-1			1-1 G4-3		1-0 3B			1-1 1B	4 0 2 1 0 0 0	Arizona Diamondbacks @ Colorado Rockies Coors Field, Denver, CO Thu Jun 04 1998, 7:05 PM MDT Att. 46,295 - Cloudy - 46 F											
Devon White, S (1, 8) OBP: 0.341, SLG: 0.464	1-1 G4-3			2-2 G1-6-3		2-0 F7			2-2 L4	4 0 0 0 0 0 2												
Travis Lee, L (1, 3) OBP: 0.328, SLG: 0.443	1-2 K			1-2 P7		3-3 K			1-3 K	4 0 0 0 0 3 2												
Matt Williams, R (1, 5) OBP: 0.310, SLG: 0.460									0-3 K	4 0 0 0 0 3 1												
David Dellucci, L (1, 7) OBP: 0.369, SLG: 0.504									1-0 G4-3	3 0 0 0 0 1 0												
Jay Bell, R (1, 6) OBP: 0.340, SLG: 0.412									2-3 K	3 1 1 1 0 2 0												
Karim Garcia, L (1, 9) OBP: 0.190, SLG: 0.342									0-0 G5-3	3 0 1 0 0 1 0												
Kelly Stinnett, R (1, 2) OBP: 0.330, SLG: 0.465									2-0 G6-3	2 1 0 0 1 1 0												
Omar Daal, L (1, 1) OBP: 0.273, SLG: 0.111									1-2 G3-1	1 0 0 0 0 0 0												
Amaury Telemaco, R (7, 1) OBP: 0.143, SLG: 0.143										0 0 0 0 0 0 0												
Mike Robertson, L (8, PH)										1 0 0 0 0 0 0												
Clint Sodowsky, L (8, 1)										0 0 0 0 0 0 0												
Inning Stats	R: 0 E: 0 K: 1 S: 9	H: 0 LOB: 0 BB: 0 P: 13	R: 0 E: 0 K: 2 S: 10	H: 0 LOB: 0 BB: 0 P: 16	R: 0 E: 0 K: 2 S: 10	H: 0 LOB: 0 BB: 0 P: 12	R: 0 E: 0 K: 0 S: 8	H: 0 LOB: 0 BB: 0 P: 12	R: 1 E: 0 K: 1 S: 14	H: 2 LOB: 0 BB: 0 P: 18	R: 1 E: 0 K: 1 S: 8	H: 1 LOB: 1 BB: 1 P: 19	R: 0 E: 0 K: 2 S: 7	H: 0 LOB: 0 BB: 0 P: 10	R: 0 E: 0 K: 0 S: 5	H: 0 LOB: 0 BB: 0 P: 8	R: 0 E: 0 K: 2 S: 13	H: 1 LOB: 1 BB: 0 P: 17	1B: 2 2B: 0 3B: 1 HR: 1	SF: 0 SAC: 1 DP: 0 HBP: 0	WP: 0 PB: 0 SB: 0 CS: 1	PA: 32
PITCHER John Thomson, R (1, 1) ERA: 5.17	IP: 9.0 WLS: W BF: 31 H: 4 R: 2 ER: 2 SO: 11 BB: 1 IBB: 0 HBP: 0 BLK: 0 WP: 0 HR: 1 S: 84 P: 125 ERA: 2.00 WHIP: 0.556											PITCHER	IP: WLS: BF: H: R: ER: SO: BB: IBB: HBP: BLK: WP: HR: S: P: ERA: WHIP:									

livebaseballscorecards.com

AB	29
R	2
H	4
RBI	2
BB	1
SO	11
LOB	5




Batter	1	2	3	4	5	6	7	8	9	10	11	AB R H RBI BB SO LOB	TOP																							
Devon White, S OBP: 0.335, SLG: 0.455 (1, 8)	F9		P3			K			4-3	K		5 0 0 0 0 2 1	Arizona Diamondbacks @ Oakland Athletics Network Associates Coliseum, Oakland, CA Fri Jun 05 1998, 10:05 PM EDT Att. 9,082 - Cloudy - 65 F																							
David Dellucci, L OBP: 0.370, SLG: 0.504 (9, 7)	K		2B			G4-6-3 BB			G4-3		P6	4 0 1 0 1 1 0																								
Matt Williams, R OBP: 0.312, SLG: 0.459 (1, 5)	1B		G6-3			G4-6-3 1-2f			1B	1B	F8	5 1 2 0 0 0 2																								
Travis Lee, L OBP: 0.333, SLG: 0.444 (1, 3)	BB					F9			1B	1B	1B	4 0 2 0 1 1 0																								
Jay Bell, R OBP: 0.337, SLG: 0.407 (1, 6)	FC6-4					K			1B	1B	F8	5 0 1 1 0 2 3																								
Damian Miller, R OBP: 0.417, SLG: 0.478 (1, 2)						G6-3			G6-3		G5-3	4 0 0 0 0 0 2																								
Yamil Benitez, R OBP: 0.247, SLG: 0.302 Karim Garcia, L OBP: 0.188, SLG: 0.338 (9, 9)						K2-3			K		P6	3 0 0 0 0 2 0 1 0 0 0 0 0 0																								
Kelly Stinnett, R OBP: 0.336, SLG: 0.461 (1, 10)						G5-3 BB			G6-3		1B	3 0 1 0 1 0 0																								
Tony Batista, R OBP: 0.303, SLG: 0.356 Andy Fox, L OBP: 0.342, SLG: 0.400 (10, PH) (10, 4)						G5-3 1-2			K		K	3 0 0 0 0 1 1 1 0 0 0 0 1 1																								
Inning Stats	R: 0 E: 0 K: 1 S: 6	H: 1 LOB: 2 BB: 1 P: 10	R: 0 E: 0 K: 0 S: 3	H: 0 LOB: 0 BB: 0 P: 3	R: 0 E: 0 K: 0 S: 4	H: 1 LOB: 1 BB: 0 P: 4	R: 0 E: 0 K: 1 S: 5	H: 0 LOB: 0 BB: 0 P: 5	R: 0 E: 0 K: 1 S: 4	H: 0 LOB: 0 BB: 1 P: 8	R: 0 E: 0 K: 2 S: 7	H: 0 LOB: 0 BB: 0 P: 7		R: 0 E: 0 K: 2 S: 7	H: 0 LOB: 0 BB: 0 P: 7	R: 1 E: 0 K: 0 S: 6	H: 3 LOB: 2 BB: 0 P: 6	R: 0 E: 0 K: 2 S: 8	H: 1 LOB: 1 BB: 0 P: 8	R: 0 E: 0 K: 0 S: 4	H: 1 LOB: 1 BB: 0 P: 4	1B: 6 2B: 1 3B: 0 HR: 0	SF: 0 SAC: 0 DP: 1 HBP: 0	WP: 0 PB: 0 SB: 1 CS: 0	PA: 41											
PITCHER	IP WLS BF H R ER SO BB IBB HBP BLK WP HR S P ERA WHIP																																			
Kenny Rogers, L ERA: 3.43 (1, 1)	8.0	27	2	0	0	8	3	0	0	0	0	0	0	40	52	0.00	0.625																			
Mike Fetters, R ERA: 4.43 (9, 1)	1.0	6	3	1	1	0	0	0	0	0	0	0	0	6	6	9.00	3.000																			
Billy Taylor, R ERA: 3.03 (10, 1)	1.0	4	1	0	0	2	0	0	0	0	0	0	0	8	8	0.00	1.000																			
Mike Mohler, L ERA: 3.86 (11, 1)	1.0	W 4	1	0	0	0	0	0	0	0	0	0	0	4	4	0.00	1.000																			

livebaseballscorecards.com

AB	38
R	1
H	7
RBI	1
BB	3
SO	10
LOB	10



Batter	1	2	3	4	5	6	7	8	9	AB R H RBI BB SO LOB	TOP									
Andy Fox, L (1, 4) <small>OBP: 0.335, SLG: 0.392</small> Jay Bell, R (8, PH) <small>OBP: 0.335, SLG: 0.404</small> (8, 6)	0-3 K		0-0 P3			0-3 K		0-0 P3	0-3 K	3 0 0 0 0 2 1 2 0 0 0 0 1 2										
Mike Robertson, L (1, 10) Damian Miller, R (8, PH) <small>OBP: 0.400, SLG: 0.458</small>	0-0 L6		0-3 K			0-0 F8		0-0 P3		3 0 0 0 0 1 1 1 0 0 0 0 0 0										
Travis Lee, L (1, 3) <small>OBP: 0.328, SLG: 0.437</small>	0-3 K		0-0 F9			0-0 L9		0-3 K		4 0 0 0 0 2 1										
Matt Williams, R (1, 5) <small>OBP: 0.315, SLG: 0.464</small>		0-0 G3 1B 2B		0-0 G5-3		0-0 G1-3 2B 1B		0-0 P4		4 2 2 0 0 0 0										
David Dellucci, L (1, 8) <small>OBP: 0.367, SLG: 0.496</small>		0-0 G3 2-3		0-0 P6		0-0 F8		0-0 HBP 1B 1B		4 1 1 0 0 0 2										
Brent Brede, L (1, 7) <small>OBP: 0.312, SLG: 0.344</small>		0-0 3-H 1B		0-0 G6-3		0-0 G1-3 1-2		1-0 1B 1B HBP		3 1 1 1 0 0 1										
Kelly Stinnett, R (1, 2) <small>OBP: 0.342, SLG: 0.472</small>		0-0 F8			0-0 P3		0-0 2-H 1B 2B		0-0 1-2 2-H 1B 1B	4 1 2 2 0 0 1	AB 36 R 5 H 9 RBI 5 BB 0 SO 8 LOB 13									
Karim Garcia, L (1, 9) <small>OBP: 0.191, SLG: 0.333</small>		0-3 K			0-3 K		0-0 2-H 1B		0-0 P6	4 0 1 1 0 2 3										
Tony Batista, R (1, 6) <small>OBP: 0.314, SLG: 0.365</small> (8, 4)			0-0 1B			0-0 F9		0-0 2-H 1B		4 0 2 1 0 0 1										
Inning Stats	R: 0 E: 0 K: 2 S: 7	H: 0 LOB: 0 BB: 0 P: 7	R: 1 E: 0 K: 1 S: 7	H: 2 LOB: 1 BB: 0 P: 7	R: 0 E: 0 K: 1 S: 6	H: 1 LOB: 1 BB: 0 P: 6	R: 0 E: 0 K: 0 S: 3	H: 0 LOB: 0 BB: 0 P: 3	R: 0 E: 0 K: 1 S: 5	H: 0 LOB: 0 BB: 0 P: 5	R: 2 E: 0 K: 0 S: 6	H: 3 LOB: 1 BB: 0 P: 6	R: 0 E: 0 K: 1 S: 5	H: 0 LOB: 0 BB: 0 P: 5	R: 2 E: 0 K: 1 S: 8	H: 3 LOB: 2 BB: 0 P: 9	1B: 7 2B: 2 3B: 0 HR: 0	SF: 0 SAC: 0 DP: 0 HBP: 1	WP: 0 PB: 0 SB: 0 CS: 0	PA: 37
PITCHER	IP WLS BF H R ER SO BB IBB HBP BLK WP HR S P ERA WHIP																			
Mike Oquist, R (1, 1) <small>ERA: 4.88</small>	7.0 W 27 6 3 3 6 0 0 0 0 0 0 0 39 39 3.86 0.857																			
Buddy Groom, L (8, 1) <small>ERA: 6.17</small>	1.2 9 3 2 2 1 0 0 1 0 0 0 0 10 11 10.80 1.800																			
Jay Witasick, R (9, 1) <small>ERA:</small>	0.1 1 0 0 0 1 0 0 0 0 0 0 0 3 3 0.00 0.000																			

Arizona Diamondbacks @ Oakland Athletics
 Network Associates Coliseum, Oakland, CA

Sat Jun 06 1998, 6:33 AM EDT
 Att. 18,458 - Cloudy - 62 F

AB	36
R	5
H	9
RBI	5
BB	0
SO	8
LOB	13



Batter	1	2	3	4	5	6	7	8	9	AB	R	H	RBI	BB	SO	LOB
Miguel Tejada, R OBP: 0.281, SLG: 0.333 (1, 6)	G6-3			G6-3	1B 1-2 2-H	K	G1-3			5	1	1	1	0	1	3
Scott Spezio, S OBP: 0.353, SLG: 0.445 (1, 4) Rafael Bourimigal, R OBP: 0.240, SLG: 0.315 (9, 4)	F9			G3	1B 1-3 2-H	K		G3-1		5	1	1	1	0	1	1
Ben Grieve, L OBP: 0.399, SLG: 0.500 (1, 9)	K			1B	1B 1-2 3-H			K		5	2	3	1	0	2	0
Kevin Mitchell, R OBP: 0.340, SLG: 0.310 (1, 7) Kurt Abbott, R OBP: 0.328, SLG: 0.400 (7, PR) (8, 7)			G6-3	BB	WP 1B 1-3 2-H		FC5-4 1-H			4	0	3	2	0	0	0
Matt Stairs, L OBP: 0.401, SLG: 0.589 (1, 10)			G4-3		WP 1B 1-2		FC5-4 BB	F8		1	2	1	1	0	0	0
Mike Blowers, R OBP: 0.331, SLG: 0.436 (1, 5)			G5-3		BB		FC5-4			3	0	1	1	2	0	0
Jason Giambi, L OBP: 0.357, SLG: 0.393 (1, 3)				K		K	FC5-4			4	1	0	0	0	2	7
A.J. Hinch, R OBP: 0.300, SLG: 0.333 (1, 2)						K				4	2	2	2	0	0	2
Ryan Christenson, R OBP: 0.323, SLG: 0.337 (1, 8)										4	0	1	0	0	3	1
										2	1	1	1	1	0	0

Inning Stats	R: 0	H: 0	E: 0	K: 1	S: 5	LOB: 0	BB: 0	P: 5	R: 0	H: 0	E: 0	K: 0	S: 3	LOB: 0	BB: 0	P: 3	R: 0	H: 2	E: 0	K: 1	S: 7	LOB: 3	BB: 1	P: 11	R: 5	H: 6	E: 0	K: 2	S: 13	LOB: 2	BB: 1	P: 17	R: 0	H: 1	E: 0	K: 3	S: 10	LOB: 1	BB: 0	P: 10	R: 4	H: 4	E: 0	K: 0	S: 7	LOB: 2	BB: 1	P: 11	R: 1	H: 1	E: 0	K: 1	S: 6	LOB: 0	BB: 0	P: 6
--------------	------	------	------	------	------	--------	-------	------	------	------	------	------	------	--------	-------	------	------	------	------	------	------	--------	-------	-------	------	------	------	------	-------	--------	-------	-------	------	------	------	------	-------	--------	-------	-------	------	------	------	------	------	--------	-------	-------	------	------	------	------	------	--------	-------	------


PITCHER	IP	WLS	BF	H	R	ER	SO	BB	IBB	HBP	BLK	WP	HR	S	P	ERA	WHIP
Andy Benes, R ERA: 4.67 (1, 1)	4.1	L	23	8	5	5	4	2	0	0	0	0	0	29	37	10.38	2.308
Clint Sodowsky, R ERA: 6.21 (5, 1)	1.2		6	1	0	0	4	0	0	0	0	1	0	14	14	0.00	0.600
Felix Rodriguez, R ERA: 6.0 (7, 1)	1.0		8	4	4	4	0	1	0	0	0	0	0	7	11	36.00	5.000
Willie Banks, R ERA: 9.98 (8, 1)	1.0		4	1	1	1	1	0	0	0	0	0	1	6	6	9.00	1.000

BOTTOM

Arizona Diamondbacks @ Oakland Athletics
 Network Associates Coliseum, Oakland, CA

Sat Jun 06 1998, 6:33 AM EDT
 Att: 18,458 - Cloudy - 62 F

AB	37
R	10
H	14
RBI	10
BB	3
SO	9
LOB	14



1B	2B	3B	HR	SF	SAC	DP	HBP	WP	HR	S	P	ERA	WHIP
10	3	0	1	1	0	0	0	1	0	0	0	6.00	2.308

Batter	1	2	3	4	5	6	7	8	9	AB R H RBI BB SO LOB	TOP														
Andy Fox, L (1, 4) <small>OBP: 0.331, SLG: 0.386</small> Andy Stankiewicz, R (9, PH) <small>OBP: 0.259, SLG: 0.243</small>	0-0 G4-3	0-0 F8		0-3 K		0-0 F8	0-0 CS	0-0 2B 1B	0-3 K	5 1 1 0 0 1 4 1 0 0 0 0 1 0															
Devon White, S (1, 8) <small>OBP: 0.342, SLG: 0.476</small>	0-0 G3-1		0-3 K	0-0 HR		0-0 1B WP		0-0 2B 2B	0-0 1B	6 3 4 4 0 1 0															
Travis Lee, L (1, 3) <small>OBP: 0.332, SLG: 0.436</small>	0-0 G4-3		4-0 BB	0-0 F6		0-0 1B WP		0-0 F7	0-0 1B FC5-4	5 0 2 0 1 0 1															
Matt Williams, R (1, 5) <small>OBP: 0.320, SLG: 0.465</small>		4-0 HR BB	0-3 K		0-3 K	4-0 BB		0-0 2B 2B	0-0 FC5-4	4 2 1 1 2 2 3															
David Dellucci, L (1, 7) <small>OBP: 0.375, SLG: 0.531</small>		0-0 HR	0-0 F7		0-0 1B WP	0-3 K		0-0 2B		5 2 3 3 0 1 3															
Jay Bell, R (1, 6) <small>OBP: 0.332, SLG: 0.399</small>		0-0 1B FC5-4		0-3 K	0-0 1B E5 WP	0-0 F7		0-3 K		5 1 1 0 0 2 4															
Yamil Benitez, R (1, 10) <small>OBP: 0.265, SLG: 0.344</small>		0-0 1B FC5-4 G5-3 BB		0-0 HR	0-0 1B			0-0 G5-3	1-0 HBP	4 1 2 3 0 0 1															
Karim Garcia, L (1, 9) <small>OBP: 0.213, SLG: 0.326</small>		4-0 BB G5-3		4-0 1B HR	0-0 L7			4-0 BB CS	0-3 K	2 1 0 0 3 1 3															
Kelly Stinnett, R (1, 2) <small>OBP: 0.336, SLG: 0.459</small>		0-0 BB G5-3		0-0 1B HR	0-3 K			0-0 F4	0-0 G6-3	5 1 1 0 0 1 4															
Inning Stats	R: 0 E: 0 K: 0 S: 3	H: 0 LOB: 0 BB: 0 P: 3	R: 2 E: 0 K: 0 S: 5	H: 2 LOB: 2 BB: 2 P: 13	R: 0 E: 0 K: 2 S: 7	H: 0 LOB: 1 BB: 1 P: 11	R: 4 E: 0 K: 2 S: 10	H: 3 LOB: 0 BB: 1 P: 14	R: 2 E: 1 K: 2 S: 10	H: 2 LOB: 1 BB: 0 P: 10	R: 1 E: 0 K: 1 S: 7	H: 2 LOB: 2 BB: 1 P: 11	R: 0 E: 0 K: 0 S: 2	H: 0 LOB: 0 BB: 1 P: 6	R: 3 E: 0 K: 2 S: 11	H: 4 LOB: 2 BB: 0 P: 12	R: 0 E: 0 K: 1 S: 7	H: 2 LOB: 2 BB: 0 P: 7	1B: 9 2B: 3 3B: 0 HR: 3	SF: 0 SAC: 0 DP: 0 HBP: 1	WP: 3 PB: 0 SB: 0 CS: 1	PA: 50			
PITCHER	IP WLS BF H R ER SO BB IBB HBP BLK WP HR S P ERA WHIP	IP WLS BF H R ER SO BB IBB HBP BLK WP HR S P ERA WHIP	IP WLS BF H R ER SO BB IBB HBP BLK WP HR S P ERA WHIP	IP WLS BF H R ER SO BB IBB HBP BLK WP HR S P ERA WHIP	IP WLS BF H R ER SO BB IBB HBP BLK WP HR S P ERA WHIP	IP WLS BF H R ER SO BB IBB HBP BLK WP HR S P ERA WHIP	IP WLS BF H R ER SO BB IBB HBP BLK WP HR S P ERA WHIP	IP WLS BF H R ER SO BB IBB HBP BLK WP HR S P ERA WHIP	IP WLS BF H R ER SO BB IBB HBP BLK WP HR S P ERA WHIP	IP WLS BF H R ER SO BB IBB HBP BLK WP HR S P ERA WHIP	IP WLS BF H R ER SO BB IBB HBP BLK WP HR S P ERA WHIP	IP WLS BF H R ER SO BB IBB HBP BLK WP HR S P ERA WHIP	IP WLS BF H R ER SO BB IBB HBP BLK WP HR S P ERA WHIP	IP WLS BF H R ER SO BB IBB HBP BLK WP HR S P ERA WHIP	IP WLS BF H R ER SO BB IBB HBP BLK WP HR S P ERA WHIP	IP WLS BF H R ER SO BB IBB HBP BLK WP HR S P ERA WHIP	IP WLS BF H R ER SO BB IBB HBP BLK WP HR S P ERA WHIP	IP WLS BF H R ER SO BB IBB HBP BLK WP HR S P ERA WHIP	IP WLS BF H R ER SO BB IBB HBP BLK WP HR S P ERA WHIP	IP WLS BF H R ER SO BB IBB HBP BLK WP HR S P ERA WHIP	IP WLS BF H R ER SO BB IBB HBP BLK WP HR S P ERA WHIP	IP WLS BF H R ER SO BB IBB HBP BLK WP HR S P ERA WHIP	IP WLS BF H R ER SO BB IBB HBP BLK WP HR S P ERA WHIP	IP WLS BF H R ER SO BB IBB HBP BLK WP HR S P ERA WHIP	IP WLS BF H R ER SO BB IBB HBP BLK WP HR S P ERA WHIP
Tom Candiotti, R (1, 1) <small>ERA: 5.2</small>	Jay Witasick, R (2, 1) <small>ERA: 14.73</small>	Aaron Small, R (5, 1) <small>ERA: 6.83</small>	T.J. Mathews, R (6, 1) <small>ERA: 5.84</small>	Mike Fetters, R (8, 1) <small>ERA: 4.29</small>	Mike Mohler, L (9, 1) <small>ERA: 3.68</small>																				

Arizona Diamondbacks @ Oakland Athletics
Network Associates Coliseum, Oakland, CA
Sun Jun 07 1998, 6:33 AM EDT
Att. 17,420 - Cloudy - 62 F

AB	42
R	12
H	15
RBI	11
BB	6
SO	10
LOB	23



Batter	1	2	3	4	5	6	7	8	9	AB R H RBI BB SO LOB
Rickey Henderson, R OBP: 0.365, SLG: 0.375 (1, 7) (8, 8)	0-3 K			0-0 F4	0-0 1B 2B		0-0 F8		0-0 L9	5 1 1 1 0 1 1
Scott Spiezio, S OBP: 0.350, SLG: 0.439 (1, 4)	0-3 K			0-0 F9	0-0 1B		0-3 K		0-0 G4-3	5 0 1 2 0 2 1
Kevin Mitchell, R OBP: 0.333, SLG: 0.304 (1, 10)	0-0 P2			0-0 FC6-4 1B	0-3 K			0-0 G5-3		4 0 1 0 0 1 1
Mike Blowers, R OBP: 0.329, SLG: 0.431 (1, 5)		0-3 K		0-0 FC6-4 1-2f		0-0 BB 1B		0-3 K		4 0 1 0 0 2 1
Kurt Abbott, R OBP: 0.326, SLG: 0.390 (1, 9) (8, 7)		0-0 F8			0-0 G6-3	4-0 BB		0-0 E5 BB		3 0 0 0 1 0 0
Jason Giambi, L OBP: 0.359, SLG: 0.407 (1, 3)		0-0 F7			0-0 HR	0-0 F8		4-0 BB		3 1 1 1 1 0 2
Miguel Tejada, R OBP: 0.278, SLG: 0.324 (1, 6)			0-0 G5-3		0-0 BLK 2B 1B	0-0 F8		0-0 G1		4 1 1 0 0 0 4
A.J. Hinch, R OBP: 0.296, SLG: 0.329 Matt Stairs, L OBP: 0.399, SLG: 0.585 Mike Macfarlane, R OBP: 0.362, SLG: 0.500 (1, 2) (6, PH) (7, 2)		0-3 K		0-0 F7	0-0 G3-1			0-0 G5-3		2 0 0 0 0 1 1 1 0 0 0 0 0 2 1 0 0 0 0 0 0
Ryan Christenson, R OBP: 0.327, SLG: 0.333 Ben Grieve, L OBP: 0.400, SLG: 0.498 (1, 8) (7, PH) (8, 9)		0-3 K		4-0 2B 1B BB		0-0 G6-3		1-0 HBP		1 1 0 0 1 1 0 1 0 0 0 0 0 0

Inning Stats	R: 0 E: 0 K: 2 S: 7	H: 0 LOB: 0 BB: 0 P: 7	R: 0 E: 0 K: 1 S: 5	H: 0 LOB: 0 BB: 0 P: 5	R: 0 E: 0 K: 2 S: 7	H: 0 LOB: 0 BB: 0 P: 7	R: 0 E: 0 K: 0 S: 4	H: 1 LOB: 1 BB: 0 P: 4	R: 4 E: 0 K: 1 S: 9	H: 4 LOB: 1 BB: 1 P: 13	R: 0 E: 0 K: 0 S: 4	H: 1 LOB: 2 BB: 1 P: 8	R: 0 E: 0 K: 1 S: 5	H: 0 LOB: 0 BB: 0 P: 5	R: 0 E: 1 K: 1 S: 6	H: 0 LOB: 2 BB: 1 P: 10	R: 0 E: 0 K: 0 S: 3	H: 0 LOB: 1 BB: 0 P: 4	1B: 4 2B: 1 3B: 0 HR: 1	SF: 0 SAC: 0 DP: 0 HBP: 1
PITCHER	IP	WLS	BF	H	R	ER	SO	BB	IBB	HBP	BLK	WP	HR	S	P	ERA	WHIP	WP: 0	PA: 38	
Brian Anderson, L ERA: 4.2 (1, 1)	5.0	W	22	6	4	4	6	1	0	0	1	0	1	33	37	7.20	1.400	PB: 0		
Amaury Telemaco, R ERA: 3.27 (6, 1)	3.0		12	0	0	0	2	2	0	0	0	0	0	14	22	0.00	0.667	SB: 0		
Russ Springer, R ERA: 2.25 (9, 1)	1.0		4	0	0	0	0	0	0	1	0	0	0	3	4	0.00	0.000	CS: 0		

BOTTOM

Arizona Diamondbacks @ Oakland Athletics
Network Associates Coliseum, Oakland, CA

Sun Jun 07 1998, 6:33 AM EDT
Att. 17,420 - Cloudy - 62 F

livebaseballscores.com

AB	34
R	4
H	6
RBI	4
BB	3
SO	8
LOB	13



Batter	1	2	3	4	5	6	7	8	9	AB	R	H	RBI	BB	SO	LOB	TOP					
Darin Erstad, L (1, 7) OBP: 0.383, SLG: 0.569	1-0 FC1-6 1B		2-0 E HR 2B		1-2 G6-4-3 16 1B 1B	1-1 G4-6-3 1B		0-1 1B 1B	4-0 IBB	5	3	5	1	1	0	0						
Dave Hollins, S (1, 5) OBP: 0.313, SLG: 0.362 Craig Shipley, R (8, 5) OBP: 0.302, SLG: 0.300	0-0 FC1-6 1B 1-2f		4-0 E HR BB		3-1 G6-4-3 1B	0-0 G4-6-3 1B		0-1 16 FC6-4 1B 1B 1-2 2-3	1-0 P4	4	1	2	0	1	0	2						
Jim Edmonds, L (1, 8) OBP: 0.372, SLG: 0.558 Greg Cadaret, L (8, 1) Troy Percival, R (9, 1)	0-0 F7		1-0 E3 HR		0-0 G6-4-3	3-2 HBP		1-1 P5		3	1	0	0	0	0	5						
Cecil Fielder, R (1, 3) OBP: 0.357, SLG: 0.468	3-1 1B		0-0 1-H 2-H 3-H HR		4-2 16 1B BB	1-1 F9		1-0 16 FC6-4 1B 1-2 2-H 3-H		4	1	3	6	1	0	1						
16 Garret Anderson, L (1, 9) OBP: 0.310, SLG: 0.429	1-2 G4-3		3-1 G3		1-0 1B			0-0 FC6-4 FC6-4 1-2f 2-3		5	0	1	1	0	0	4						
Matt Walbeck, S (1, 2) OBP: 0.331, SLG: 0.400			3-1 P7		3-2 F8			3-0 FC6-4 1-2f		4	0	1	0	0	0	4						
Norberto Martin, R (1, 4) OBP: 0.263, SLG: 0.292			0-3 K		0-2 G5-4-3 1B			0-0 SH1-4 1B		4	1	3	0	1	1	0						
Gary Disarcina, R (1, 6) OBP: 0.335, SLG: 0.418			1-1 F8		1-1 G5-4-3			0-0 SH1-4		3	1	0	0	1	0	3						
Chuck Finley, L (1, 1) Orlando Palmeiro, L (8, PH) OBP: 0.400, SLG: 0.800 Pep Harris, R (6, 1) Mike Holtz, L (6, 1) Rich DeLucia, R (6, 1) Damon Mashore, R (6, 8) Tim Salmon, R (8, PH) OBP: 0.344, SLG: 0.402 OBP: 0.403, SLG: 0.557			1-3 K		0-0 P7			0-2 E1 1B G4-6-3 1B 1-3 2-H		2	0	0	0	0	1	0						
										2	0	0	0	0	1	0						
										1	1	1	0	0	0	0						
										0	0	0	0	0	0	0						
										0	0	0	0	0	0	0						
										1	1	0	0	1	0	1						
										1	0	0	0	0	0	3						
Inning Stats	R: 0 E: 0 K: 0 S: 8	H: 2 LOB: 2 BB: 0 P: 13	R: 0 E: 0 K: 1 S: 7	H: 0 LOB: 0 BB: 0 P: 11	R: 4 E: 1 K: 1 S: 11	H: 2 LOB: 0 BB: 1 P: 24	R: 0 E: 0 K: 0 S: 6	H: 1 LOB: 0 BB: 0 P: 7	R: 1 E: 0 K: 0 S: 12	H: 3 LOB: 2 BB: 1 P: 24	R: 3 E: 1 K: 0 S: 11	H: 2 LOB: 1 BB: 2 P: 24	R: 0 E: 0 K: 0 S: 6	H: 2 LOB: 1 BB: 0 P: 7	R: 2 E: 0 K: 0 S: 11	H: 3 LOB: 2 BB: 1 P: 20	R: 0 E: 0 K: 0 S: 6	H: 1 LOB: 2 BB: 1 P: 11	1B: 14 2B: 1 3B: 0 HR: 1	SF: 0 SAC: 1 DP: 4 HBP: 2	WP: 0 PB: 0 SB: 0 CS: 1	PA: 48
PITCHER	IP	WLS	BF	H	R	ER	SO	BB	IBB	HBP	BLK	WP	HR	S	P	ERA	WHIP					
Willie Blair, R (1, 1) ERA: 5.02	5.0		25	8	6	5	2	3	0	1	0	0	1	45	84	9.00	2.200					
Clint Sodowsky, R (6, 1) ERA: 6.1	2.0	L	10	4	2	1	0	1	0	1	0	0	0	16	26	4.50	2.500					
Willie Banks, R (8, 1) ERA: 9.87	2.0		12	4	2	2	0	1	1	0	0	0	0	17	31	9.00	2.500					

Anaheim Angels @ Arizona Diamondbacks
Bank One Ballpark, Phoenix, AZ
Tue Jun 09 1998, 10:05 PM EDT
Att. 43,074 - Unknown - 90 F

AB	38
R	10
H	16
RBI	8
BB	6
SO	2
LOB	25



Batter	1	2	3	4	5	6	7	8	9	AB	R	H	RBI	BB	SO	LOB
Devon White, S OBP: 0.339, SLG: 0.470 (1, 8)	2-2 FC5-4 1B	2-3 K		0-2 G5-3		2-3 K1-2		1-0 P9		5	0	1	0	0	2	2
David Dellucci, L OBP: 0.376, SLG: 0.523 (1, 9) (6, 7)	1-3 K		2-3 K	0-0 G6-4-3 1B		4-0 1B BB 1-2 BB		2-2 G4-3 2-H		4	0	1	1	1	2	1
Matt Williams, R OBP: 0.321, SLG: 0.459 (1, 5)	0-0 FC5-4 1-2f BB		4-0 BB BB HR BB	3-1 G6-4-3 1-2f		4-2 1B BB 1-2 2-3 BB		2-2 P9		3	1	0	0	2	0	2
Travis Lee, L OBP: 0.337, SLG: 0.435 (1, 3)	4-1 1-2 BB		4-1 1-2 HR BB		0-0 F8	1-0 1-2 2-3 3-H 1B			3-3 K	3	1	1	1	2	1	0
Jay Bell, R OBP: 0.330, SLG: 0.392 (1, 6)	2-3 K		4-1 1-2 2-3 HR BB		1-0 E5	1-1 F9			0-3 K	4	1	0	0	1	2	5
Yamil Benitez, R OBP: 0.277, SLG: 0.398 Willie Banks, R (8, 1) Andy Fox, L OBP: 0.329, SLG: 0.383 (9, PH)		2-2 HR 2B	3-2 1-H 2-H 3-H HR		0-0 L5		3-2 F8		2-2 G3	3	2	2	4	0	0	1
Kelly Stinnett, R OBP: 0.326, SLG: 0.443 (1, 2)	1-3 K	1-3 K	2-3 K		3-2 P9		0-0 G6-3			4	0	0	0	0	2	2
Tony Batista, R OBP: 0.338, SLG: 0.424 (1, 4)		3-0 2-H HR	4-2 BB			2-2 BB BB 1B 1B		3-2 F8		3	2	2	2	1	0	0
Willie Blair, R OBP: 0.067, SLG: 0.067 Karim Garcia, L OBP: 0.219, SLG: 0.341 Clint Sodowsky, L (6, 1) Mike Robertson, L (7, PH)		3-3 K	1-3 K			1-3 K		1-2 WP G4-3 2B		2	0	0	0	0	2	1

Inning Stats	R: 0	H: 1	E: 0	LOB: 2	K: 2	P: 20	R: 2	H: 2	E: 0	LOB: 0	K: 3	P: 28	R: 4	H: 1	E: 0	LOB: 1	K: 3	P: 42	R: 0	H: 1	E: 0	LOB: 0	K: 0	P: 9	R: 0	H: 0	E: 1	LOB: 1	K: 0	P: 11	R: 1	H: 2	E: 0	LOB: 3	K: 2	P: 31	R: 0	H: 0	E: 0	LOB: 0	K: 0	P: 17	R: 1	H: 1	E: 0	LOB: 0	K: 2	P: 16	R: 0	H: 0	E: 0	LOB: 0	K: 2	P: 18	R: 0	H: 0	E: 0	LOB: 0	K: 2	P: 18	1B: 4	SF: 0	2B: 2	SAC: 0	3B: 0	DP: 1	HR: 2	HBP: 0	WP: 1	PA: 42
--------------	------	------	------	--------	------	-------	------	------	------	--------	------	-------	------	------	------	--------	------	-------	------	------	------	--------	------	------	------	------	------	--------	------	-------	------	------	------	--------	------	-------	------	------	------	--------	------	-------	------	------	------	--------	------	-------	------	------	------	--------	------	-------	------	------	------	--------	------	-------	-------	-------	-------	--------	-------	-------	-------	--------	-------	--------

PITCHER	IP	WLS	BF	H	R	ER	SO	BB	IBB	HBP	BLK	WP	HR	S	P	ERA	WHIP
Chuck Finley, L ERA: 2.65 (1, 1)	5.0		25	5	6	6	8	5	0	0	0	0	2	59	110	10.80	2.000
Pep Harris, R ERA: 6.97 (6, 1)	0.2		5	1	1	1	2	2	0	0	0	0	0	13	26	13.50	4.500
Mike Holtz, L ERA: 6.61 (6, 1)	0.0		1	1	0	0	0	0	0	0	0	0	0	1	2	∞	∞
Rich DeLucia, R ERA: 5.76 (6, 1)	1.1		4	0	0	0	0	0	0	0	0	0	0	13	20	0.00	0.000
Greg Cadaret, L ERA: 3.07 (8, 1)	1.0		4	1	1	1	0	0	0	0	0	1	0	10	16	9.00	1.000


PITCHER	IP	WLS	BF	H	R	ER	SO	BB	IBB	HBP	BLK	WP	HR	S	P	ERA	WHIP
Troy Percival, R ERA: 3.46 (9, 1)	1.0		3	0	0	0	2	0	0	0	0	0	0	13	18	0.00	0.000

BOTTOM


Anaheim Angels @ Arizona Diamondbacks
Bank One Ballpark, Phoenix, AZ

Tue Jun 09 1998, 10:05 PM EDT
Att: 43,074 - Unknown - 90 F

AB	35
R	8
H	8
RBI	8
BB	7
SO	12
LOB	15



WP	HR	S	P	ERA	WHIP
1	0	13	18	0.00	0.000

Batter	1	2	3	4	5	6	7	8	9	AB R H RBI BB SO LOB	TOP											
Darin Erstad, L (1, 7) OBP: 0.381, SLG: 0.575	1-0 G3			1-1 HR		0-0 F9			1-2 G4-3	4 1 1 1 0 0 0	Anaheim Angels @ Arizona Diamondbacks Bank One Ballpark, Phoenix, AZ Wed Jun 10 1998, 10:05 PM EDT Att. 40,819 - Unknown - 89 F AB 31 R 2 H 5 RBI 2 BB 0 SO 7 LOB 5 											
Craig Shipley, R (1, 4) OBP: 0.277, SLG: 0.273	1-2 G5-3			1-2 F9			3-1 E5 16 1B		2-3 K	4 1 0 0 0 1 0												
Dave Hollins, S (1, 5) OBP: 0.313, SLG: 0.361 Orlando Palmeiro, L (9, PH) OBP: 0.500, SLG: 1.000	2-3 K			2-2 G5-3			1-2 G6-4-3 1B		3-2 2B	3 0 1 0 0 1 0 1 0 1 0 0 0 0												
Cecil Fielder, R (1, 3) OBP: 0.351, SLG: 0.460		1-3 K		2-3 K			3-2 G6-4-3 1-2f 2-3		0-2 G4-3	4 0 0 0 0 2 3												
16 Garret Anderson, L (1, 9) OBP: 0.310, SLG: 0.428		2-1 G6-3			1-1 G3		0-1 1B			3 0 1 1 0 0 0												
Matt Walbeck, S (1, 2) OBP: 0.331, SLG: 0.399		0-2 G3			1-0 G4-6-3 1B		3-H F9			3 0 1 0 0 0 1												
Damon Mashore, R (1, 8) OBP: 0.333, SLG: 0.388			2-3 K		0-0 G4-6-3 1-2f			1-1 G5-3		3 0 0 0 0 1 1												
Gary Disarcina, R (1, 6) OBP: 0.330, SLG: 0.412			3-2 G6-3			1-0 G6-3		2-1 F9		3 0 0 0 0 0 0												
Ken Hill, R (1, 1) Pep Harris, R (4, 1) Omar Olivares, R (6, PH) Mike Holtz, L (6, 1) Tim Salmon, R (8, PH) Shigetoshi Hasegawa, R (8, 1)			1-0 F8			1-3 K		2-3 K		1 0 0 0 0 0 0 0 0 0 0 0 0 0 1 0 0 0 0 1 0 0 0 0 0 0 0 0 1 0 0 0 0 1 0 0 0 0 0 0 0 0												
Inning Stats	R: 0 E: 0 K: 1 S: 7	H: 0 LOB: 0 BB: 0 P: 11	R: 0 E: 0 K: 1 S: 8	H: 0 LOB: 0 BB: 0 P: 11	R: 0 E: 0 K: 1 S: 7	H: 0 LOB: 0 BB: 0 P: 13	R: 1 E: 0 K: 1 S: 11	H: 1 LOB: 0 BB: 0 P: 17	R: 0 E: 0 K: 0 S: 4	H: 1 LOB: 0 BB: 0 P: 6	R: 0 E: 0 K: 1 S: 5	H: 0 LOB: 0 BB: 0 P: 7	R: 1 E: 1 K: 0 S: 17	H: 2 LOB: 1 BB: 0 P: 26	R: 0 E: 0 K: 1 S: 7	H: 0 LOB: 0 BB: 0 P: 12	R: 0 E: 0 K: 1 S: 13	H: 1 LOB: 1 BB: 0 P: 19	1B: 3 2B: 1 3B: 0 HR: 1	SF: 0 SAC: 0 DP: 2 HBP: 0	WP: 0 PB: 0 SB: 0 CS: 0	PA: 31
PITCHER	IP WLS BF H R ER SO BB IBB HBP BLK WP HR S P ERA WHIP												PITCHER	IP WLS BF H R ER SO BB IBB HBP BLK WP HR S P ERA WHIP								
Omar Daal, L (1, 1) ERA: 3.14	8.0 W 27 4 2 1 6 0 0 0 0 0 1 66 103 1.12 0.500																					
Gregg Olson, R (9, 1) ERA: 4.44	1.0 4 1 0 0 1 0 0 0 0 0 0 13 19 0.00 1.000																					

Batter	1	2	3	4	5	6	7	8	9	AB	R	H	RBI	BB	SO	LOB	BOTTOM
Andy Fox, L <small>OBP: 0.331, SLG: 0.384</small> Andy Stankiewicz, R <small>OBP: 0.259, SLG: 0.243</small>	1-2 P6	3-2 CS 1B		1-1 L9		0-0 CS-6-4 1B		3-2 L7		5	0	2	1	0	0	1	Anaheim Angels @ Arizona Diamondbacks Bank One Ballpark, Phoenix, AZ Wed Jun 10 1998, 10:05 PM EDT Att: 40,819 - Unknown - 89 F
Devon White, S <small>OBP: 0.340, SLG: 0.467</small>	0-0 1B	3-1 G4-3			1-2 G4-3	0-0 FC5-6-4		4-2 1B BB		4	0	1	1	1	0	2	
Travis Lee, L <small>OBP: 0.338, SLG: 0.446</small> Gregg Olson, R <small>OBP: 0.500, SLG: 2.000</small>	1-0 F7		0-0 F8		1-0 HR	0-0 FC6-4		1-0 1B		5	1	2	2	0	0	2	
Matt Williams, R <small>OBP: 0.319, SLG: 0.466</small>	1-3 K		0-1 G5-3		2-2 HR		2-3 K	1-3 1B		5	1	1	1	0	3	3	
David Dellucci, L <small>OBP: 0.386, SLG: 0.526</small>		1-2 WP 3B 1B	4-0 S HR BB		0-0 G4-3		2-0 1B			3	2	2	0	1	0	0	
Jay Bell, R <small>OBP: 0.336, SLG: 0.419</small>	1 SAFE	3-2 1B 3B	3-2 1B HR		3-2 1B		2-3 K			4	2	3	3	0	1	1	
Karim Garcia, L <small>OBP: 0.220, SLG: 0.337</small>		1-0 1B G4-3 1B	0-2 P1		1-2 G4-3		2-3 K			4	1	1	1	0	1	2	
Kelly Stinnett, R <small>OBP: 0.331, SLG: 0.454</small>	1 SAFE	2-1 E G4-3 1B		0-0 P9		0-1 1B FC5-6-4 2B		0-0 F9		4	2	2	0	0	0	0	
Omar Daal, L <small>OBP: 0.214, SLG: 0.083</small> Brent Brede, L <small>OBP: 0.316, SLG: 0.355</small>		1-2 G4-3	1-2 G6-3		0-2 K		0-0 1B			3	0	0	1	0	1	2	
Inning Stats	R: 0 H: 1 E: 0 LOB: 1 K: 1 BB: 0 S: 10 P: 13	R: 4 H: 5 E: 1 LOB: 0 K: 0 BB: 0 S: 19 P: 33	R: 2 H: 1 E: 0 LOB: 0 K: 0 BB: 1 S: 12 P: 19	R: 0 H: 0 E: 0 LOB: 0 K: 0 BB: 0 S: 6 P: 8	R: 2 H: 3 E: 0 LOB: 1 K: 0 BB: 0 S: 17 P: 25	R: 1 H: 2 E: 0 LOB: 1 K: 1 BB: 0 S: 8 P: 8	R: 0 H: 1 E: 0 LOB: 1 K: 3 BB: 0 S: 16 P: 24	R: 1 H: 2 E: 0 LOB: 2 K: 1 BB: 1 S: 11 P: 20	1B: 9 SF: 0 2B: 2 SAC: 0 3B: 1 DP: 0 HR: 3 HBP: 0	WP: 1 PA: 40 PB: 0 SB: 1 CS: 1							
PITCHER Ken Hill, R <small>ERA: 5.15</small> Pep Harris, R <small>ERA: 7.3</small> Mike Holtz, L <small>ERA: 6.38</small> Shigetoshi Hasegawa, R <small>ERA: 3.86</small>	IP WLS BF H R ER SO BB IBB HBP BLK WP HR S P ERA WHIP 3.0 L 16 7 6 6 1 1 0 0 0 0 1 1 41 65 18.00 2.667	IP WLS BF H R ER SO BB IBB HBP BLK WP HR S P ERA WHIP 4.1 9 3 2 2 0 0 0 0 0 0 2 23 33 9.00 1.500	IP WLS BF H R ER SO BB IBB HBP BLK WP HR S P ERA WHIP 6.1 9 3 1 1 4 0 0 0 0 0 0 24 32 4.50 1.500	IP WLS BF H R ER SO BB IBB HBP BLK WP HR S P ERA WHIP 8.1 6 2 1 1 1 1 0 0 0 0 0 11 20 9.00 3.000	PITCHER IP WLS BF H R ER SO BB IBB HBP BLK WP HR S P ERA WHIP												

livebaseballscorecards.com



Batter	1	2	3	4	5	6	7	8	9	AB R H RBI BB SO LOB	TOP											
Darin Erstad, L (1, 7) OBP: 0.388, SLG: 0.598	1-1 HR 1B	1-0 3B		2-1 1-H HR		1-1 FC4-6 1B			0-0 L3	5 2 4 2 0 0 0	Anaheim Angels @ Arizona Diamondbacks Bank One Ballpark, Phoenix, AZ Thu Jun 11 1998, 10:05 PM EDT Att. 41,954 - Cloudy - 91 F											
Dave Hollins, S (1, 5) OBP: 0.319, SLG: 0.391 Craig Shipley, R (9, 5) OBP: 0.277, SLG: 0.273	2-0 HR 1-H	4-1 G3-6-3 BB		2-2 G5-3		1-1 FC4-6 1-2f			3-1 HR	4 2 2 3 1 0 1 0 0 0 0 0 0 0												
Jim Edmonds, L (1, 8) OBP: 0.369, SLG: 0.550	1-1 HR BB 1B	2-2 G3-6-3 1-2f			3-3 K	0-2 F7			0-0 G3	5 1 1 0 0 1 3												
Cecil Fielder, R (1, 3) OBP: 0.352, SLG: 0.454	4-0 HR 1-2 BB		2-2 F9		4-1 16 HR BB				1-0 F9	3 2 0 0 2 0 0												
16 Garret Anderson, L (1, 9) OBP: 0.313, SLG: 0.442	1-1 P2		0-1 CS 1B		2-2 HR 1-H				1-1 P6	4 1 2 2 0 0 2												
Matt Walbeck, S (1, 2) OBP: 0.329, SLG: 0.415	1-0 HR 1-H 2-H		2-3 K 1-2		1-3 K				1-0 L3	4 1 1 3 0 2 1												
Norberto Martin, R (1, 4) OBP: 0.262, SLG: 0.291	0-0 L9			3-2 G1-3		0-1 1B			1-2 G3	4 0 1 0 0 0 0												
Gary Disarcina, R (1, 6) OBP: 0.324, SLG: 0.404	0-2 G6-3			0-0 G5-3		2-3 K			0-0 G5-3	4 0 0 0 0 1 1												
Jason Dickson, L (1, 1) Greg Cadaret, L (7, 1) Damon Mashore, R (8, PH) Shigetoshi Hasegawa, R (8, 1) Troy Percival, R (8, 1)		0-2 G6-3		4-2 HR BB		0-3 K			1-3 K	2 1 0 0 1 1 0 0 0 0 0 0 0 0 1 0 0 0 0 1 0 0 0 0 0 0 0 0 0 0 0 0 0 0 0												
Inning Stats	R: 5 E: 0 K: 0 S: 13	H: 4 LOB: 0 BB: 1 P: 23	R: 0 E: 0 K: 0 S: 8	H: 1 LOB: 1 BB: 1 P: 15	R: 0 E: 0 K: 1 S: 8	H: 1 LOB: 0 BB: 0 P: 12	R: 2 E: 0 K: 0 S: 12	H: 1 LOB: 0 BB: 1 P: 23	R: 2 E: 0 K: 3 S: 16	H: 2 LOB: 1 BB: 1 P: 28	R: 0 E: 0 K: 1 S: 10	H: 1 LOB: 1 BB: 0 P: 12	R: 0 E: 0 K: 0 S: 4	H: 0 LOB: 0 BB: 0 P: 8	R: 0 E: 0 K: 1 S: 7	H: 0 LOB: 0 BB: 0 P: 9	R: 1 E: 0 K: 0 S: 5	H: 1 LOB: 0 BB: 0 P: 9	1B: 5 2B: 0 3B: 1 HR: 5	SF: 0 SAC: 0 DP: 1 HBP: 0	WP: 0 PB: 0 SB: 0 CS: 1	PA: 40
PITCHER	IP WLS BF H R ER SO BB IBB HBP BLK WP HR S P ERA WHIP																					
Bob Wolcott, R (1, 1) ERA: 5.4	3.2 L 19 7 7 7 1 3 0 0 0 0 0 3 38 68 17.18 2.727																					
Felix Rodriguez, R (4, 1) ERA: 6.45	1.1 7 2 2 2 3 1 0 0 0 0 0 1 19 33 13.50 2.250																					
Amaury Telemaco, R (6, 1) ERA: 3.12	2.0 7 1 0 0 1 0 0 0 0 0 0 0 14 20 0.00 0.500																					
Clint Sodowsky, R (8, 1) ERA: 5.91	1.0 3 0 0 0 1 0 0 0 0 0 0 0 7 9 0.00 0.000																					
Russ Springer, R (9, 1) ERA: 2.48	1.0 4 1 1 1 0 0 0 0 0 0 0 1 5 9 9.00 1.000																					

livebaseballscorecards.com

AB	36
R	10
H	11
RBI	10
BB	4
SO	6
LOB	8



Batter	1	2	3	4	5	6	7	8	9	AB R H RBI BB SO LOB
Andy Fox, L OBP: 0.333, SLG: 0.380 (1, 4)	0-2 G4-3 1B		0-1 1B		0-1 P2		1-0 2B HBP		1-3 K	4 1 1 0 0 1 1
Devon White, S OBP: 0.341, SLG: 0.469 (1, 8)	0-2 G1-3		2-0 F7			1-2 G1-3 1B HR	2-2 2B 1-H		1-0 F8	5 1 2 1 0 0 1
Travis Lee, L OBP: 0.336, SLG: 0.441 (1, 3)	0-1 1B			2-2 G4-3		0-1 F8	0-0 F7		2-1 G4-3	5 0 1 0 0 0 2
Matt Williams, R OBP: 0.322, SLG: 0.464 (1, 5)	1-3 K			1-3 K		1-0 G1-3 1B HR		4-1 WP 1B BB		3 1 1 0 1 2 1
David Dellucci, L OBP: 0.382, SLG: 0.518 (1, 7)		1-2 F7		0-0 1B		0-1 G1-3		1-0 P8		4 0 1 0 0 0 3
Jay Bell, R OBP: 0.338, SLG: 0.433 (1, 6)		1-0 G5-3			2-0 F9	0-0 HR		0-1 BB 1B		4 1 2 3 0 0 0
Karim Garcia, L OBP: 0.221, SLG: 0.365 (1, 9)		0-3 K			0-0 HR	0-0 L8		2-1 P8		4 1 1 1 0 1 2
Damian Miller, R OBP: 0.379, SLG: 0.407 (1, 2)			2-2 G3-1		1-2 G6-3		0-0 G6-3	4-2 BB		3 0 0 0 1 0 0
Bob Wolcott, R (1, 1) Felix Rodriguez, R (4, 1) Mike Robertson, L (5, PH) Amaury Telemaco, R (6, 1) Brent Brede, L (7, PH) Clint Sodowsky, L (8, 1) Yamil Benitez, R (8, PH) Russ Springer, R (9, 1)			2-2 P8		0-1 E9 1B		2-2 G4-3	0-3 K		1 0 0 0 0 0 0 0 0 0 0 0 0 0 1 0 1 0 0 0 0 0 0 0 0 0 0 0 1 0 0 0 0 0 0 0 0 0 0 0 0 0 1 0 0 0 0 1 3 0 0 0 0 0 0 0

Inning Stats	R: 0 E: 0 K: 1 S: 11	H: 1 LOB: 1 BB: 0 P: 12	R: 0 E: 0 K: 1 S: 8	H: 0 LOB: 0 BB: 0 P: 10	R: 0 E: 0 K: 0 S: 12	H: 1 LOB: 1 BB: 0 P: 18	R: 0 E: 0 K: 1 S: 8	H: 1 LOB: 1 BB: 0 P: 11	R: 1 E: 1 K: 0 S: 9	H: 2 LOB: 1 BB: 0 P: 12	R: 3 E: 0 K: 0 S: 10	H: 3 LOB: 0 BB: 0 P: 12	R: 1 E: 0 K: 0 S: 10	H: 1 LOB: 1 BB: 0 P: 15	R: 0 E: 0 K: 1 S: 13	H: 1 LOB: 3 BB: 2 P: 24	R: 0 E: 0 K: 1 S: 6	H: 0 LOB: 0 BB: 0 P: 10	1B: 7 2B: 1 3B: 0 HR: 2	SF: 0 SAC: 0 DP: 0 HBP: 1
--------------	-------------------------------	----------------------------------	------------------------------	----------------------------------	-------------------------------	----------------------------------	------------------------------	----------------------------------	------------------------------	----------------------------------	-------------------------------	----------------------------------	-------------------------------	----------------------------------	-------------------------------	----------------------------------	------------------------------	----------------------------------	----------------------------------	------------------------------------

BOTTOM

Anaheim Angels @ Arizona Diamondbacks
Bank One Ballpark, Phoenix, AZ


Thu Jun 11 1998, 10:05 PM EDT
Att: 41,954 - Cloudy - 91 F

livebaseballscorecards.com

AB	36
R	5
H	10
RBI	5
BB	2
SO	5
LOB	13



PITCHER	IP	WLS	BF	H	R	ER	SO	BB	IBB	HBP	BLK	WP	HR	S	P	ERA	WHIP
Jason Dickson, R (1, 1) ERA: 5.79	6.2	W	29	9	5	5	3	0	0	0	0	0	2	67	89	6.75	1.350
Greg Cadaret, L (7, 1) ERA: 3.0	0.1		1	0	0	0	0	0	0	0	0	0	1	1	0.00	0.000	
Shigetoshi Hasegawa, R (8, 1) ERA: 3.79	0.2		5	1	0	0	0	2	0	0	0	1	0	10	21	0.00	4.500
Troy Percival, R (8, 1) ERA: 3.29	1.1	S	4	0	0	0	2	0	0	0	0	0	0	9	13	0.00	0.000

Batter	1	2	3	4	5	6	7	8	9	AB R H RBI BB SO LOB	TOP											
Delino DeShields, L (1, 4) OBP: 0.405, SLG: 0.473	1-2 F8		2-1 HR 1B	4-1 WP BB		1-3 K		1-0 SF7		3 1 1 1 1 1 0												
Ray Lankford, L (1, 8) OBP: 0.390, SLG: 0.446	1-3 K		4-2 HR BB	2-3 K		0-3 K		3-H 1-3 K		4 1 0 0 1 4 3												
Mark McGwire, R (1, 3) OBP: 0.487, SLG: 0.832	0-3 K		1-0 HR	2-1 P6			0-1 F8		1-0 P3	5 1 1 4 0 1 2												
Brian Jordan, R (1, 9) OBP: 0.391, SLG: 0.580		1-0 L5	2-2 G6-3	1-2 G5-3			1-1 G1-3 1B		3-3 K	5 0 1 0 0 1 2												
Willie McGee, S (1, 7) OBP: 0.342, SLG: 0.369		0-3 K	3-2 2B HR 1B		4-0 G6-4-3 BB		1-1 G1-3		1-0 1B	4 1 2 0 1 1 1												
John Mabry, L (1, 5) OBP: 0.341, SLG: 0.413		1-3 K	0-1 HR 2B		1-1 G6-4-3		2-3 K		1-3 K	5 1 1 0 0 3 3												
Royce Clayton, R (1, 6) OBP: 0.319, SLG: 0.328			4-2 2B BB		1-0 2B			4-2 1B PB SF7 BB		2 3 2 3 2 0 0	AB 34 R 9 H 10 RBI 9 BB 6 SO 11 LOB 13											
Tom Lampkin, L (1, 2) OBP: 0.327, SLG: 0.392			1-2 2B HR		0-2 G3-1			2-1 SH1-3 1B		4 0 2 1 0 0 1												
Todd Stottlemire, L (1, 1) OBP: 0.209, SLG: 0.150			1-1 FC1-5 1B HR	4-2 WP BB BB		0-0 G3		0-0 SH1-3		2 1 0 0 1 0 1												
Lance Painter, L (9, 1) OBP: 1.000, SLG: 1.000			2-3					1-2		0 0 0 0 0 0 0												
Jeff Brantley, R (9, 1) OBP: 1.000, SLG: 1.000										0 0 0 0 0 0 0												
Inning Stats	R: 0 E: 0 K: 2 S: 10	H: 0 LOB: 0 BB: 0 P: 12	R: 0 E: 0 K: 2 S: 8	H: 0 LOB: 0 BB: 0 P: 10	R: 8 E: 0 K: 0 S: 27	H: 6 LOB: 0 BB: 2 P: 51	R: 0 E: 0 K: 1 S: 12	H: 0 LOB: 2 BB: 2 P: 25	R: 0 E: 0 K: 0 S: 6	H: 1 LOB: 1 BB: 1 P: 12	R: 0 E: 0 K: 2 S: 8	H: 0 LOB: 0 BB: 0 P: 9	R: 0 E: 0 K: 1 S: 12	H: 1 LOB: 1 BB: 0 P: 16	R: 1 E: 0 K: 1 S: 9	H: 1 LOB: 1 BB: 1 P: 17	R: 0 E: 0 K: 2 S: 8	H: 1 LOB: 1 BB: 0 P: 14	1B: 5 2B: 3 3B: 0 HR: 2	SF: 1 SAC: 1 DP: 1 HBP: 0	WP: 1 PB: 1 SB: 1 CS: 0	PA: 42
PITCHER	IP WLS BF H R ER SO BB IBB HBP BLK WP HR S P ERA WHIP																					
Andy Benes, R (1, 1) ERA: 5.24	3.0 L 17 6 8 8 4 2 0 0 0 0 2 45 73 24.00 2.667																					
Willie Banks, R (4, 1) ERA: 8.41	3.0 12 1 0 0 3 3 0 0 0 1 0 26 46 0.00 1.333																					
Felix Rodriguez, R (7, 1) ERA: 6.29	2.0 9 2 1 1 2 1 0 0 0 0 0 21 33 4.50 1.500																					
Gregg Olson, R (9, 1) ERA: 4.28	1.0 4 1 0 0 2 0 0 0 0 0 0 8 14 0.00 1.000																					

St. Louis Cardinals @ Arizona Diamondbacks
Bank One Ballpark, Phoenix, AZ
Fri Jun 12 1998, 10:05 PM EDT
Att. 48,169 - Cloudy - 94 F

livebaseballscorecards.com

Batter	1	2	3	4	5	6	7	8	9	AB	R	H	RBI	BB	SO	LOB
Andy Fox, L <small>(1, 4) OBP: 0.331, SLG: 0.395 (7, 9)</small>	1-0 HR		0-0 P7			1-2 G3-1		1-0 P8		4	1	1	1	0	0	1
Devon White, S <small>(1, 8) OBP: 0.341, SLG: 0.468 (7, 1)</small>	3-0 G1-3		3-1 F7			1-0 1B		2-3 K		3	0	1	0	0	0	1
Brent Brede, L <small>(8, PH) OBP: 0.313, SLG: 0.350 (9, 1)</small>										0	0	0	0	0	0	0
Gregg Olson, R <small>(9, 1) OBP: 0.500, SLG: 2.000</small>										1	0	0	0	0	1	0
Travis Lee, L <small>(1, 3) OBP: 0.335, SLG: 0.436</small>	2-0 F8				2-2 G3		4-2 1B BB	0-2 G6-3		3	1	0	0	1	0	0
Matt Williams, R <small>(1, 5) OBP: 0.325, SLG: 0.465</small>	1-3 K				2-3 K		3-0 1B FC6-4		0-0 WP 1B	4	1	2	0	0	2	0
David Dellucci, L <small>(1, 7)</small>					3-2 G3-1		2-2 1B FC6-4		0-0 P9	4	0	2	1	0	0	1
Jay Bell, R <small>(1, 6) OBP: 0.333, SLG: 0.426</small>					0-0 F8		0-0 FC6-4		3-3 K	4	0	0	1	0	1	3
Karim Garcia, L <small>(1, 9) OBP: 0.222, SLG: 0.354 (7, 8)</small>					1-0 L8		2-1 FC6 1B		4-1 BB	3	1	0	0	1	1	1
Kelly Stinnett, R <small>(1, 2) OBP: 0.328, SLG: 0.447</small>			1-3 K		1-0 F8		0-1 1B		3-3 K	4	0	1	1	0	2	2
Andy Benes, R <small>(1, 1) OBP: 0.310, SLG: 0.360 (3, PH) (4, 1) (6, PH) (7, 4)</small>			2-2 1B			3-3 K		0-1 L9		0	0	0	0	0	0	0
Mike Robertson, L <small>(3, PH) OBP: 0.286, SLG: 0.286 (4, 1) (6, PH) (7, 4)</small>										1	0	1	0	0	0	0
Willie Banks, R <small>(4, 1)</small>										0	0	0	0	0	0	0
Andy Stankiewicz, R <small>(6, PH) OBP: 0.254, SLG: 0.238 (7, 4)</small>										2	0	0	0	0	1	1

Inning Stats	R: 1	H: 1	E: 0	LOB: 0	K: 1	BB: 0	S: 6	R: 0	H: 1	E: 0	LOB: 0	K: 1	BB: 0	S: 10	R: 0	H: 1	E: 0	LOB: 0	K: 1	BB: 0	S: 9	R: 0	H: 0	E: 0	LOB: 0	K: 1	BB: 0	S: 11	R: 0	H: 0	E: 0	LOB: 0	K: 0	BB: 0	S: 3	R: 3	H: 3	E: 1	LOB: 1	K: 0	BB: 1	S: 15	R: 0	H: 0	E: 0	LOB: 0	K: 1	BB: 0	S: 7	R: 0	H: 1	E: 0	LOB: 2	K: 2	BB: 1	S: 15	1B: 7	SF: 0	2B: 1	SAC: 0	3B: 0	DP: 1	HR: 1	HBP: 0
--------------	------	------	------	--------	------	-------	------	------	------	------	--------	------	-------	-------	------	------	------	--------	------	-------	------	------	------	------	--------	------	-------	-------	------	------	------	--------	------	-------	------	------	------	------	--------	------	-------	-------	------	------	------	--------	------	-------	------	------	------	------	--------	------	-------	-------	-------	-------	-------	--------	-------	-------	-------	--------

PITCHER	IP	WLS	BF	H	R	ER	SO	BB	IBB	HBP	BLK	WP	HR	S	P	ERA	WHIP
Todd Stottliemyre, R <small>(1, 1) ERA: 3.12</small>	8.0	W	31	8	4	3	6	1	0	0	0	0	1	69	117	3.38	1.125
Lance Painter, L <small>(9, 1) ERA: 4.03</small>	0.2		3	0	0	0	1	1	0	0	0	1	0	11	18	0.00	1.500
Jeff Brantley, R <small>(9, 1) ERA: 2.84</small>	0.1		1	0	0	0	1	0	0	0	0	0	0	3	6	0.00	0.000

BOTTOM

St. Louis Cardinals @ Arizona Diamondbacks
Bank One Ballpark, Phoenix, AZ

Fri Jun 12 1998, 10:05 PM EDT
 Att: 48,169 - Cloudy - 94 F

AB	33
R	4
H	8
RBI	4
BB	2
SO	8
LOB	10

Batter	1	2	3	4	5	6	7	8	9	AB R H RBI BB SO LOB	TOP															
Delino DeShields, L (1, 4) OBP: 0.402, SLG: 0.467	1-1 G4-3		2-1 1B		1-0 G4-3		1-2 G4-3		2-1 G5-3	5 0 1 1 0 0 2																
Ray Lankford, L (1, 8) OBP: 0.387, SLG: 0.442	2-1 P8		2-3 1B		0-0 WP 1B		1-0 G6-3		1-2 L4	2 0 0 0 0 1 2																
Willie McGee, S (4, 9) OBP: 0.342, SLG: 0.368					3-H					3 0 1 1 0 0 1																
Mark McGwire, R (1, 3) OBP: 0.491, SLG: 0.828	2-0 1B		1-2 F8		4-0 1B			4-2 HR BB		2 1 1 0 2 0 2																
Brian Jordan, R (1, 9) OBP: 0.393, SLG: 0.593	1-1 P2			0-0 1B	1-0 F7			1-2 HR		4 1 2 2 0 0 3																
Gary Gaetti, R (1, 5) OBP: 0.354, SLG: 0.425		2-2 P6		0-0 G6-4-3		1-0 FC7-5 2B		2-1 G6-3		4 0 1 0 0 0 1																
Brian Hunter, R (1, 7) OBP: 0.243, SLG: 0.379		0-0 P3		1-3 1B		1-2 FC7-5		1-2 L5		4 0 0 0 0 1 1																
Lance Painter, L (8, 1) OBP: 1.000, SLG: 1.000						2-3				0 0 0 0 0 0 0																
Jeff Brantley, R (8, 1)										0 0 0 0 0 0 0																
Royce Clayton, R (1, 6) OBP: 0.326, SLG: 0.333		1-0 CS 2B			4-2 SH1-4 BB G4-3 BB		0-0 F8		4-2 S BB	2 1 1 0 2 0 0																
Tom Pagnozzi, R (1, 2) OBP: 0.303, SLG: 0.300		0-2 CS	0-0 P4		4-1 G4-3 SH1-4 1B BB		1-0 G1-3		1-0 P7	3 1 0 0 1 0 1																
Kent Mercker, L (1, 1) OBP: 0.290, SLG: 0.192			0-2 1B		0-1 SH1-4		0-0 G4-3 2B		2-3 K	1 0 1 0 0 0 0																
Rick Croushore, R (3, 1) OBP: 0.299, SLG: 0.434					1-2 2-3					0 0 0 0 0 0 0																
Ron Gant, R (7, PH) OBP: 0.250, SLG: 0.250										1 0 1 0 0 0 0																
Curtis King, R (7, 1) OBP: 0.250, SLG: 0.250										0 0 0 0 0 0 0																
John Frascatore, R (8, 7) OBP: 0.339, SLG: 0.410										0 0 0 0 0 0 0																
John Mabry, L (8, 7)										1 0 0 0 0 1 0																
Inning Stats	R: 0 E: 0 K: 0 S: 7	H: 1 LOB: 1 BB: 0 P: 13	R: 0 E: 0 K: 0 S: 7	H: 1 LOB: 0 BB: 0 P: 10	R: 0 E: 0 K: 1 S: 12	H: 2 LOB: 2 BB: 0 P: 17	R: 0 E: 0 K: 1 S: 5	H: 1 LOB: 0 BB: 0 P: 6	R: 2 E: 0 K: 0 S: 9	H: 1 LOB: 2 BB: 3 P: 23	R: 0 E: 0 K: 0 S: 6	H: 1 LOB: 0 BB: 0 P: 8	R: 0 E: 0 K: 0 S: 6	H: 1 LOB: 1 BB: 0 P: 9	R: 2 E: 0 K: 0 S: 17	H: 1 LOB: 1 BB: 2 P: 30	R: 0 E: 0 K: 1 S: 8	H: 0 LOB: 0 BB: 0 P: 13	1B: 5 2B: 4 3B: 0 HR: 1	SF: 0 SAC: 1 DP: 2 HBP: 0	WP: 1 PB: 0 SB: 1 CS: 1	PA: 39				
PITCHER	IP WLS BF H R ER SO BB IBB HBP BLK WP HR S P ERA WHIP																									
Brian Anderson, L (1, 1) ERA: 4.07	7.0		29	8	2	2	2	2	2	2	1	0	52	86	2.57	1.429										
Russ Springer, R (8, 1) ERA: 3.0	1.0	W	6	1	2	2	0	2	0	0	0	1	17	30	18.00	3.000										
Gregg Olson, R (9, 1) ERA: 4.13	1.0	S	3	0	0	0	1	0	0	0	0	0	8	13	0.00	0.000										

St. Louis Cardinals @ Arizona Diamondbacks
Bank One Ballpark, Phoenix, AZ

AB	32
R	4
H	9
RBI	4
BB	5
SO	3
LOB	13



Sat Jun 13 1998, 6:33 AM EDT
Att: 48,172 - Dome - 72 F

livebaseballscorecards.com

Batter	1	2	3	4	5	6	7	8	9
Andy Fox, L (1, 9) <small>OBP: 0.324, SLG: 0.386</small> Karim Garcia, L (8, 8) <small>OBP: 0.229, SLG: 0.360</small>	1-2 F8		1-0 L8		0-1 L8		0-0 F7	2-2 1B	
Jay Bell, R (1, 6) <small>OBP: 0.341, SLG: 0.431</small>	0-1 2B		4-0 1B BB		3-2 G6-3		4-0 HR BB	4-1 HR BB	
Travis Lee, L (1, 3) <small>OBP: 0.339, SLG: 0.463</small>	0-1 G4-3		1 SAFE 0-0 1B		0-1 F8		2-2 1-H HR	0-1 1-H 3-H HR	
Matt Williams, R (1, 5) <small>OBP: 0.330, SLG: 0.484</small>	1-1 G5-3		0-0 P6			0-0 G1-6-3 E 2B	1-0 1B BB 1B	0-0 HR	
David Dellucci, L (1, 8) <small>OBP: 0.380, SLG: 0.503</small> (8, 7)		2-0 L6		1-1 G3		1-2 G1-6-3 2-3	4-1 1B BB	0-3 K	
Yamil Benitez, R (1, 7) <small>OBP: 0.283, SLG: 0.408</small> Russ Springer, R (8, 1) Gregg Olson, R (9, 1) <small>OBP: 0.500, SLG: 2.000</small>		3-2 L5		1-2 2B		0-1 E5 3-H	2-2 1-2 2-3 1B		
Damian Miller, R (1, 2) <small>OBP: 0.394, SLG: 0.400</small>		1-2 1B		2-0 HBP		0-1 P6	1-1 F8		
Tony Batista, R (1, 4) <small>OBP: 0.321, SLG: 0.400</small>		1-2 P4		1-0 P2		2-2 F9		3-1 P7	
Brian Anderson, R (1, 1) <small>OBP: 0.037, SLG: 0.037</small> Brent Brede, L (7, PH) <small>OBP: 0.315, SLG: 0.348</small> (8, 9)			2-3 K		0-0 F8		2-1 L9	1-0 1B HR HBP	

Inning Stats	R: 0 E: 0 K: 0 S: 14	H: 1 LOB: 1 BB: 0 P: 16	R: 0 E: 0 K: 0 S: 11	H: 1 LOB: 1 BB: 0 P: 18	R: 0 E: 0 K: 1 S: 9	H: 1 LOB: 2 BB: 1 P: 16	R: 0 E: 0 K: 0 S: 7	H: 1 LOB: 2 BB: 0 P: 12	R: 0 E: 0 K: 0 S: 8	H: 0 LOB: 0 BB: 0 P: 11	R: 1 E: 1 K: 0 S: 12	H: 1 LOB: 1 BB: 0 P: 15	R: 2 E: 0 K: 0 S: 14	H: 3 LOB: 3 BB: 2 P: 30	R: 4 E: 0 K: 1 S: 12	H: 3 LOB: 0 BB: 1 P: 22
--------------	-------------------------------	----------------------------------	-------------------------------	----------------------------------	------------------------------	----------------------------------	------------------------------	----------------------------------	------------------------------	----------------------------------	-------------------------------	----------------------------------	-------------------------------	----------------------------------	-------------------------------	----------------------------------

PITCHER	IP	WLS	BF	H	R	ER	SO	BB	IBB	HBP	BLK	WP	HR	S	P	ERA	WHIP
Kent Mercker, L (1, 1) <small>ERA: 5.63</small>	2.2		12	3	0	0	1	1	0	0	0	0	0	33	49	0.00	1.500
Rick Croushore, R (3, 1) <small>ERA: 2.13</small>	3.1		14	2	1	1	0	0	0	1	0	0	0	28	39	2.70	0.600
Curtis King, R (7, 1) <small>ERA: 4.13</small>	0.2		6	2	2	2	0	2	0	0	0	0	1	8	21	27.00	6.000
John Frascatore, R (7, 1) <small>ERA: 4.53</small>	0.2		3	1	0	0	0	0	0	0	0	0	0	8	14	0.00	1.500
Lance Painter, L (8, 1) <small>ERA: 4.37</small>	0.1		2	1	0	0	0	0	0	1	0	0	0	3	6	0.00	3.000

AB	R	H	RBI	BB	SO	LOB
4	0	0	0	0	0	0
1	0	1	0	0	0	0
2	2	1	0	3	0	0
5	2	3	5	0	0	1
5	2	3	1	0	0	3
4	0	0	0	1	1	1
4	0	2	1	0	0	0
0	0	0	0	0	0	0
0	0	0	0	0	0	0
3	0	1	0	0	0	4
4	0	0	0	0	0	4
2	0	0	0	0	1	2
1	1	0	0	0	0	0

WP	PA
0	41

AB	35
R	7
H	11
RBI	7
BB	4
SO	2
LOB	15



St. Louis Cardinals @ Arizona Diamondbacks
Bank One Ballpark, Phoenix, AZ
 Sat Jun 13 1998, 6:33 AM EDT
 Att. 48,172 - Dome - 72 F

livebaseballscorecards.com

Batter	1	2	3	4	5	6	7	8	9	AB R H RBI BB SO LOB	TOP	
Willie McGee, S OBP: 0.344, SLG: 0.369 (1, 9)	3-2 G5-3 ①		1-0 G6-3 ②		2-0 G1-3 ③		0-0 1B 1B		1-2 1B 1B	5 0 2 1 0 0 1		
Delino DeShields, L OBP: 0.401, SLG: 0.474 (1, 4)	0-0 3B		3-2 P8 ③			2-3 SAFE 1B	0-0 1B 1B		1-0 L7 ③	5 0 2 0 0 1 1		
Mark McGwire, R OBP: 0.488, SLG: 0.816 (1, 3)	3-3 K ②			2-3 K ①		4-2 2B BB	2-3 K ③			3 0 0 0 1 3 3		
Brian Jordan, R OBP: 0.391, SLG: 0.586 (1, 8)	0-0 G6-3 ③			0-0 G5-3 ②		1-3 SAFE 1B		1-2 1B 1B		4 0 1 0 0 1 2		
Gary Gaetti, R OBP: 0.356, SLG: 0.432 (1, 5)		2-1 G5-3 ①		1-0 P4 ③		2-1 2B ③		1-1 SAFE SAFE L9-3 1B		4 0 2 0 0 0 0		
Ron Gant, R OBP: 0.290, SLG: 0.429 Kent Bottenfield, R (6, 1)		4-2 S BB FC6-5-6			2-1 G5-3 ①	2-2 G5-3 ③		0-1 B1 ①		2 0 0 0 1 0 2 1 0 0 0 0 0 2		
Royce Clayton, R OBP: 0.328, SLG: 0.336 (1, 6)		2-0 SAFE FC6-5-6 ②			1-0 F8 S 1B 1B		2-2 F7 SH1 1B 1B	1-2 L9-3 ② ③		4 2 2 0 0 0 3		
Tom Paganzzi, R OBP: 0.294, SLG: 0.290 (1, 2)		0-0 F9 ③			1-0 F8 ②		0-0 SAFE SAFE SH1 ①		0-1 G5-3 ①	3 0 0 0 0 0 2		
Mark Petkovsek, R OBP: 0.353, SLG: 0.375 John Mabry, L OBP: 0.335, SLG: 0.405 (6, 7)			1-2 G6-3 ①		1-0 3-H 1B		2-2 F7 ②		2-3 K ②	2 0 1 1 0 0 0 2 0 0 0 0 1 1		
Inning Stats	R: 0 E: 0 K: 1 S: 8 H: 1 LOB: 1 BB: 0 P: 14	R: 0 E: 0 K: 0 S: 6 H: 0 LOB: 1 BB: 1 P: 14	R: 0 E: 0 K: 0 S: 7 H: 0 LOB: 0 BB: 0 P: 12	R: 0 E: 0 K: 1 S: 5 H: 0 LOB: 0 BB: 0 P: 8	R: 1 E: 0 K: 0 S: 6 H: 2 LOB: 1 BB: 0 P: 13	R: 0 E: 0 K: 2 S: 14 H: 1 LOB: 2 BB: 1 P: 25	R: 1 E: 0 K: 1 S: 12 H: 3 LOB: 2 BB: 0 P: 18	R: 0 E: 0 K: 0 S: 11 H: 2 LOB: 1 BB: 0 P: 14	R: 0 E: 0 K: 1 S: 10 H: 1 LOB: 1 BB: 0 P: 14	1B: 8 2B: 2 3B: 1 HR: 0 SF: 0 SAC: 1 DP: 1 HBP: 0	WP: 0 PB: 0 SB: 2 CS: 0 PA: 38	
PITCHER	IP WLS BF H R ER SO BB IBB HBP BLK WP HR S P ERA WHIP											
Willie Blair, R ERA: 4.84 (1, 1)	7.0 L 31 8 2 2 5 2 0 0 0 0 0 0 62 109 2.57 1.429											
Amaury Telemaco, R ERA: 3.05 (8, 1)	1.0 3 1 0 0 0 0 0 0 0 0 0 0 7 9 0.00 1.000											
Clint Sodowsky, R ERA: 5.73 (9, 1)	1.0 4 1 0 0 1 0 0 0 0 0 0 0 10 14 0.00 1.000											

St. Louis Cardinals @ Arizona Diamondbacks
Bank One Ballpark, Phoenix, AZ
Sun Jun 14 1998, 6:33 AM EDT
Att. 48,166 - Dome - 72 F

livebaseballscorecards.com

AB 35
R 2
H 10
RBI 2
BB 2
SO 6
LOB 17



Batter	1	2	3	4	5	6	7	8	9	AB R H RBI BB SO LOB
Andy Fox, L (1, 4) OBP: 0.323, SLG: 0.379	4-1 BB G5-4-3		1-3 K			0-0 P4			1-0 F7	3 0 0 0 1 1 0
Jay Bell, R (1, 6) OBP: 0.337, SLG: 0.424	0-1 G5-4-3			1-2 G5-3		1-0 P3			0-1 G1-3	4 0 0 0 0 0 1
Travis Lee, L (1, 3) OBP: 0.341, SLG: 0.463	3-2 G4-3			1-0 G5-4-3 1B			3-1 G5-4-3 1B		0-0 G6-3	4 0 2 0 0 0 0
Matt Williams, R (1, 5) OBP: 0.326, SLG: 0.478			0-3 K	2-2 G5-4-3 1-2f			1-1 G5-4-3 1-2f			3 0 0 0 0 1 2
David Dellucci, L (1, 7) OBP: 0.373, SLG: 0.493			1-3 K		1-1 G3		2-1 G1-3			3 0 0 0 0 1 0
Brent Brede, L (1, 9) OBP: 0.315, SLG: 0.354			1-1 G4-3 2B		2-3 K			1-0 G4-3		3 0 1 0 0 1 0
Kelly Stinnett, R (1, 2) OBP: 0.329, SLG: 0.440			0-1 G5-3		4-2 BB			1-3 K		2 0 0 0 1 1 1
Karim Garcia, L (1, 8) OBP: 0.232, SLG: 0.359					2-2 G3			0-1 G4-3 1B		3 0 1 0 0 0 1
Willie Blair, R (1, 1) OBP: 0.063, SLG: 0.063			1-3 K			3-3 K		3-1 F9		2 0 0 0 0 2 0
Amaury Telemaco, R (8, 1) OBP: 0.143, SLG: 0.143										0 0 0 0 0 0 0
Mike Robertson, L (8, PH) OBP: 0.250, SLG: 0.250										1 0 0 0 0 0 1
Clint Sodowsky, L (9, 1)										0 0 0 0 0 0 0

Inning Stats	R: 0 E: 0 K: 7 S: 7	H: 0 LOB: 0 BB: 1 P: 14	R: 0 E: 0 K: 2 S: 10	H: 1 LOB: 1 BB: 0 P: 12	R: 0 E: 0 K: 2 S: 8	H: 0 LOB: 0 BB: 0 P: 11	R: 0 E: 0 K: 0 S: 7	H: 1 LOB: 0 BB: 0 P: 11	R: 0 E: 0 K: 1 S: 10	H: 0 LOB: 1 BB: 1 P: 19	R: 0 E: 0 K: 1 S: 6	H: 0 LOB: 0 BB: 0 P: 10	R: 0 E: 0 K: 0 S: 6	H: 1 LOB: 0 BB: 0 P: 12	R: 0 E: 0 K: 1 S: 8	H: 1 LOB: 1 BB: 0 P: 13	R: 0 E: 0 K: 0 S: 4	H: 0 LOB: 0 BB: 0 P: 5	1B: 3 2B: 1 3B: 0 HR: 0	SF: 0 SAC: 0 DP: 3 HBP: 0
PITCHER	IP WLS BF H R ER SO BB IBB HBP BLK WP HR S P ERA WHIP																			
Mark Petkovsek, R (1, 1) ERA: 5.11	5.0 W 17 2 0 0 5 2 0 0 0 0 0 0 42 67 0.00 0.800																			
Kent Bottenfield, R (6, 1) ERA: 5.1	4.0 S 13 2 0 0 2 0 0 0 0 0 0 0 24 40 0.00 0.500																			

BOTTOM

St. Louis Cardinals @ Arizona Diamondbacks
Bank One Ballpark, Phoenix, AZ
 Sun Jun 14 1998, 6:33 AM EDT
 Att. 48,166 - Dome - 72 F

AB	28
R	0
H	4
RBI	0
BB	2
SO	7
LOB	6



Batter	1	2	3	4	5	6	7	8	9	AB R H RBI BB SO LOB	TOP
Andy Fox, L (1, 4) OBP: 0.320, SLG: 0.374 (4, 5)	2-3 		1-0 F8 		1-1 G6-3 		2-2 G5-3 		2-1 FC5-4 1B 	5 0 1 0 0 1 0	
Devon White, S (1, 8) OBP: 0.336, SLG: 0.459 (4, 5)	1-0 F7 		1-3 K 		1-0 L7 		1-3 K 		0-2 FC5-4 1-2f E 	5 1 0 0 0 2 1	
Travis Lee, L (1, 3) OBP: 0.346, SLG: 0.470 (4, 5)	2-0 		0-0 		0-1 G3 			1-2 FC3-8 1B 	0-3 	5 1 3 0 0 1 1	
Matt Williams, R (1, 5) OBP: 0.327, SLG: 0.482 Tony Batista, R (4, 4) OBP: 0.321, SLG: 0.389	0-0 		3-3 K 			4-1 		0-1 FC3-6 1-2f E 	1-1 E7 1-H 	2 0 1 1 0 1 1 2 2 0 0 1 0 1	
David Dellucci, L (1, 7) OBP: 0.379, SLG: 0.523 (4, 5)	0-0 P2 			0-2 FC6-5 		2-2 		1-0 E1 1-H 	1-2 G3 	5 1 3 2 0 0 2	
Jay Bell, R (1, 6) OBP: 0.339, SLG: 0.423 (4, 5)				1-1 FC6-5 FC5-4 1B 		0-3 K 		1-2 		3 0 1 0 1 1 2	
Karim Garcia, L (1, 9) OBP: 0.241, SLG: 0.358 (4, 5)			0-0 F8 		0-0 		4-2 		1-0 FC4-6 FC5-4 1-2f 	3 0 1 0 1 0 2	
Kelly Stinnett, R (1, 2) OBP: 0.326, SLG: 0.430 (4, 5)			2-3 		0-1 L7 		1-0 G6-4-3 1-2f 		4-0 	3 0 0 0 1 1 5	
Omar Daal, L (1, 1) OBP: 0.167, SLG: 0.063 (4, 5)			0-2 G3 		0-1 FC5 2-3f 		1-2 G1-3 		0-0 FC5 2-3f 	4 0 0 0 0 0 5	
Inning Stats	R: 1 H: 2 E: 0 LOB: 1 K: 1 BB: 0 S: 7 P: 12	R: 0 H: 0 E: 0 LOB: 1 K: 1 BB: 1 S: 7 P: 13	R: 0 H: 1 E: 0 LOB: 1 K: 2 BB: 0 S: 9 P: 14	R: 0 H: 2 E: 0 LOB: 2 K: 0 BB: 0 S: 10 P: 11	R: 0 H: 0 E: 0 LOB: 0 K: 0 BB: 0 S: 5 P: 7	R: 1 H: 1 E: 0 LOB: 1 K: 1 BB: 2 S: 14 P: 25	R: 0 H: 0 E: 0 LOB: 0 K: 1 BB: 0 S: 12 P: 16	R: 2 H: 3 E: 1 LOB: 2 K: 0 BB: 1 S: 11 P: 19	R: 1 H: 1 E: 1 LOB: 1 K: 1 BB: 0 S: 13 P: 17	1B: 5 SF: 0 2B: 4 SAC: 0 3B: 1 DP: 1 HR: 0 HBP: 0	WP: 0 PA: 41 PB: 0 SB: 1 CS: 0
PITCHER Pete Harnisch, R (1, 1) ERA: 2.78 Danny Graves, R (8, 1) ERA: 3.29 Gabe White, L (9, 1) ERA: 5.88	IP WLS BF H R ER SO BB IBB HBP BLK WP HR S P ERA WHIP 7.0 L 29 6 2 2 6 3 0 0 0 0 0 0 64 98 2.57 1.286 1.0 7 3 2 2 0 0 1 0 0 0 0 0 11 19 18.00 3.000 1.0 5 1 1 0 1 0 0 0 0 0 0 0 13 17 0.00 1.000	PITCHER IP WLS BF H R ER SO BB IBB HBP BLK WP HR S P ERA WHIP									

Arizona Diamondbacks @ Cincinnati Reds
 Cinergy Field, Cincinnati, OH
 Tue Jun 16 1998, 7:05 PM EDT
 Att. 15,975 - Cloudy - 67 F

AB	37
R	5
H	10
RBI	3
BB	4
SO	7
LOB	20



WP: 0	PA: 41
PB: 0	
SB: 1	
CS: 0	

Batter	1	2	3	4	5	6	7	8	9	AB	R	H	RBI	BB	SO	LOB
Reggie Sanders, R OBP: 0.336, SLG: 0.427 Eduardo Perez, R OBP: 0.288, SLG: 0.279	2-1 F9		4-2 BB		0-3 K			2-2 L8 2B		1	0	0	0	0	0	0
Willie Greene, L OBP: 0.395, SLG: 0.431	1-2 S 1B		2-1 F8			0-1 1B 1B		1-3 K		4	0	2	0	0	1	2
Barry Larkin, R OBP: 0.358, SLG: 0.418	3-3 K 1-2			2-3 K		1-0 F9		2-2 L8		4	0	0	0	0	2	3
Dmitri Young, S OBP: 0.348, SLG: 0.480	1-3 K2-3			2-1 G6-3		0-0 FC5-4 1B		1-0 L7		4	0	1	0	0	1	2
Bret Boone, R OBP: 0.345, SLG: 0.498		1-2 G5-3		2-2 G5-3		0-0 F8			2-2 1B 2B	4	1	1	0	0	0	2
Chris Stynes, R OBP: 0.331, SLG: 0.369		1-2 G5-3			1-0 G6-3	0-1 FC5-4			0-1 G5-3 1B	4	0	1	1	0	0	2
Pat Watkins, R OBP: 0.319, SLG: 0.406		0-0 CS 1B			1-1 1B 1B				1-0 G5-3	4	0	2	0	0	1	1
Brook Fordyce, R OBP: 0.254, SLG: 0.344		1 SAFE 0-0 CS	2-3 K		1-3 K				1-3 K	4	0	0	0	0	3	2
Pete Harnisch, S OBP: 0.135, SLG: 0.111 Melvin Nieves, S OBP: 0.383, SLG: 0.382 Danny Graves, R			0-0 G4-3		0-0 G4-3				0-2 G4-3	2	0	1	0	0	0	0
Gabe White, L OBP: 0.333, SLG: 0.333 Lenny Harris, L OBP: 0.336, SLG: 0.358					1-2 1B					1	0	0	0	0	0	0
										0	0	0	0	0	0	0
										0	0	0	0	0	0	0
										1	0	0	0	0	0	1

BOTTOM	
<p>Arizona Diamondbacks @ Cincinnati Reds</p> <p>Cinergy Field, Cincinnati, OH</p> <p>Tue Jun 16 1998, 7:05 PM EDT</p> <p>Att: 15,975 - Cloudy - 67 F</p>	
<p>AB 35</p> <p>R 1</p> <p>H 9</p> <p>RBI 1</p> <p>BB 1</p> <p>SO 9</p> <p>LOB 17</p>	
<p>WP: 0 PA: 37</p> <p>PB: 0</p> <p>SB: 1</p> <p>CS: 1</p>	

Inning Stats	R: 0	H: 1	E: 0	K: 2	S: 11	LOB: 1	BB: 0	P: 18	R: 0	H: 1	E: 0	K: 0	S: 9	LOB: 0	BB: 0	P: 11	R: 0	H: 0	E: 0	K: 1	S: 8	LOB: 1	BB: 1	P: 16	R: 0	H: 0	E: 0	K: 1	S: 9	LOB: 0	BB: 0	P: 15	R: 0	H: 2	E: 0	K: 2	S: 10	LOB: 2	BB: 0	P: 13	R: 0	H: 2	E: 0	K: 0	S: 7	LOB: 2	BB: 0	P: 8	R: 0	H: 0	E: 0	K: 1	S: 6	LOB: 0	BB: 0	P: 8	R: 0	H: 1	E: 0	K: 1	S: 10	LOB: 1	BB: 0	P: 16	R: 1	H: 2	E: 0	K: 1	S: 13	LOB: 1	BB: 0	P: 17	1B: 7	SF: 0	2B: 2	SAC: 0	3B: 0	DP: 0	HR: 0	HBP: 0	WP: 0	PA: 37	ERA	WHIP
<p>PITCHER</p> <p>Omar Daal, L ERA: 2.82</p>	9.0	W	36	H	9	R	1	ER	1	SO	9	BB	1	IBB	0	HBP	0	BLK	0	WP	0	HR	0	S	83	P	122	ERA	1.00	WHIP	1.111																																																					
<p>PITCHER</p>																				9.0	W	36	H	9	R	1	ER	1	SO	9	BB	1	IBB	0	HBP	0	BLK	0	WP	0	HR	0	S	83	P	122	ERA	1.00	WHIP	1.111																																		

Batter	1	2	3	4	5	6	7	8	9	AB R H RBI BB SO LOB	TOP		
Devon White, S OBP: 0.341, SLG: 0.474 (1, 8)	1-1 G4-3		0-1 E8 2-H 1B		1-1 HR			0-0 G4-3 SF9 1B		4 2 3 2 0 0 0	Arizona Diamondbacks @ Cincinnati Reds Cinergy Field, Cincinnati, OH Wed Jun 17 1998, 7:05 PM EDT Att. 20,029 - Cloudy - 84 F		
David Dellucci, L OBP: 0.376, SLG: 0.516 (1, 9) (9, 7)	2-3 K		2-3 K		0-0 F9			0-0 1 SAFE 1 SAFE X G4-3 1B		4 0 1 0 0 2 1			
Matt Williams, R OBP: 0.323, SLG: 0.475 (1, 5)	0-0 G6-3		1-0 L1				0-0 F9	0-1 G4-3		4 0 0 0 0 0 3			
Travis Lee, L OBP: 0.344, SLG: 0.464 (1, 3)		0-2 G4-3		0-1 G3-1			2-2 F7	4-0 IBB		3 0 0 0 1 0 0			
Jay Bell, R OBP: 0.338, SLG: 0.434 (1, 6)		3-3 K		2-1 HR			2-0 G5-3	2-1 SF9		3 1 1 2 0 1 0			
Yamil Benitez, R OBP: 0.300, SLG: 0.416 (1, 7) Karim Garcia, L OBP: 0.241, SLG: 0.358 (9, 9)		4-1 BB		1-2 G4-6-3 1B			0-0 1B	1-0 G3-1		3 0 2 0 1 0 2 0 0 0 0 0 0 0			
Damian Miller, R OBP: 0.351, SLG: 0.353 (1, 2)		2-3 K		2-2 G4-6-3 1-2f			1 SAFE 3-2 F9		1-1 G5-3	4 0 0 0 0 1 3			
Tony Batista, R OBP: 0.318, SLG: 0.382 (1, 4)			3-2 SH1-4 E 1B		2-3 K		2-2 P3		2-2 G5-3	4 1 1 0 0 1 1			
Andy Benes, R OBP: 0.290, SLG: 0.333 (1, 1) Brent Brede, L OBP: 0.313, SLG: 0.352 (9, PH) Gregg Olson, R OBP: 0.500, SLG: 2.000 (9, 1)			2-2 SH1-4		1-3 K		1-3 K		1-2 L7	2 0 0 0 0 2 1 1 0 0 0 0 0 0 0 0 0 0 0 0 0			
Inning Stats	R: 0 E: 0 K: 1 S: 7 H: 0 LOB: 0 BB: 0 P: 10	R: 0 E: 0 K: 2 S: 17 H: 0 LOB: 1 BB: 1 P: 26	R: 1 E: 1 K: 1 S: 15 H: 2 LOB: 1 BB: 0 P: 23	R: 1 E: 0 K: 0 S: 11 H: 2 LOB: 0 BB: 0 P: 16	R: 1 E: 0 K: 2 S: 12 H: 1 LOB: 0 BB: 0 P: 16	R: 0 E: 0 K: 0 S: 6 H: 0 LOB: 0 BB: 0 P: 10	R: 0 E: 0 K: 1 S: 10 H: 1 LOB: 1 BB: 0 P: 16	R: 1 E: 0 K: 0 S: 7 H: 2 LOB: 2 BB: 1 P: 14	R: 0 E: 0 K: 0 S: 10 H: 0 LOB: 0 BB: 0 P: 14	1B: 6 2B: 0 3B: 0 HR: 2 SF: 1 SAC: 1 DP: 1 HBP: 0	WP: 0 PB: 0 SB: 0 CS: 0 PA: 36		
PITCHER	IP WLS BF H R ER SO BB IBB HBP BLK WP HR S P ERA WHIP											PITCHER	IP WLS BF H R ER SO BB IBB HBP BLK WP HR S P ERA WHIP
Mike Remlinger, L ERA: 4.41 (1, 1)	7.0 L 27 6 3 3 7 1 0 0 0 0 0 2 78 117 3.86 1.000												
Danny Graves, R ERA: 3.49 (8, 1)	1.0 6 2 1 1 0 0 0 1 0 0 0 0 7 14 9.00 2.000												
Scott Sullivan, R ERA: 5.44 (9, 1)	1.0 3 0 0 0 0 0 0 0 0 0 0 0 10 14 0.00 0.000												

livebaseballscorecards.com



Batter	1	2	3	4	5	6	7	8	9	AB	R	H	RBI	BB	SO	LOB
Pat Watkins, R OBP: 0.315, SLG: 0.403 (1, 8)	G5-3		G4-6-3 1B		SF9			G1-3		3	0	1	1	0	0	0
Willie Greene, L OBP: 0.389, SLG: 0.424 (1, 5)	K		G4-6-3 1-2f		G3-1			K		4	0	0	0	0	2	1
Barry Larkin, R OBP: 0.360, SLG: 0.419 (1, 6)	K			BB 1B				G5-3		4	0	2	0	0	1	0
Eddie Taubensee, L OBP: 0.383, SLG: 0.472 (1, 2)			G3 S 1B		F8			G4-6-3 1B		4	0	2	0	0	1	2
Pokey Reese, R OBP: 0.212, SLG: 0.191 (9, PR)										0	0	0	0	0	0	0
Bret Boone, R OBP: 0.344, SLG: 0.494 (1, 4)			F9 1-2		F8			G4-6-3 1B		4	0	1	0	0	0	3
Dmitri Young, S OBP: 0.347, SLG: 0.475 (1, 3)			G3 2-3		G3 BB			G4-6-3 1-2f 2-3		3	0	0	0	1	0	4
Melvin Nieves, S OBP: 0.388, SLG: 0.371 (1, 9)			G3 BB		G3			G4-6-3 BB		2	0	0	0	2	0	2
Chris Stynes, R OBP: 0.331, SLG: 0.369 (9, PR)										0	0	0	0	0	0	0
Tony Tarasco, L OBP: 0.200, SLG: 0.400 (1, 7)			G3		G3			G6-3		4	1	1	0	0	0	4
Mike Remlinger, L OBP: 0.115, SLG: 0.154 (1, 1)					SH1-4 SF9 2B					1	0	0	0	0	0	0
Eduardo Perez, R OBP: 0.286, SLG: 0.277 (7, PH)			G4-3		SH1-4					1	0	0	0	0	0	0
Danny Graves, R (8, 1)										0	0	0	0	0	0	0
Scott Sullivan, R OBP: 0.200, SLG: 0.200 (9, 1)										0	0	0	0	0	0	0

Inning Stats	R: 0	H: 0	E: 0	K: 2	S: 10	LOB: 0	BB: 0	P: 17	R: 0	H: 1	E: 0	K: 0	S: 10	LOB: 2	BB: 1	P: 22	R: 0	H: 1	E: 0	K: 0	S: 9	LOB: 0	BB: 0	P: 12	R: 0	H: 1	E: 0	K: 0	S: 6	LOB: 2	BB: 1	P: 11	R: 1	H: 1	E: 0	K: 0	S: 8	LOB: 0	BB: 0	P: 12	R: 0	H: 1	E: 0	K: 1	S: 11	LOB: 1	BB: 0	P: 18	R: 0	H: 0	E: 0	K: 0	S: 6	LOB: 0	BB: 0	P: 9	R: 0	H: 0	E: 0	K: 1	S: 7	LOB: 0	BB: 0	P: 9	R: 0	H: 2	E: 0	K: 0	S: 10	LOB: 2	BB: 1	P: 16	1B: 6	SF: 1	2B: 1	SAC: 1	3B: 0	DP: 2	HR: 0	HBP: 0	WP: 0	PA: 35
PITCHER	IP	WLS	BF	H	R	ER	SO	BB	IBB	HBP	BLK	WP	HR	S	P	ERA	WHIP																																																																	
Andy Benes, R ERA: 4.94 (1, 1)	8.0	W	30	5	1	1	4	2	0	0	0	0	0	67	110	1.12	0.875																																																																	
Gregg Olson, R ERA: 3.99 (9, 1)	1.0	S	5	2	0	0	0	1	0	0	0	0	0	10	16	0.00	3.000																																																																	

BOTTOM

Arizona Diamondbacks @ Cincinnati Reds
Cinergy Field, Cincinnati, OH
Wed Jun 17 1998, 7:05 PM EDT
Att. 20,029 - Cloudy - 84 F

livebaseballscorecards.com

AB	30
R	1
H	7
RBI	1
BB	3
SO	4
LOB	16



Batter	1	2	3	4	5	6	7	8	9	AB R H RBI BB SO LOB	TOP		
Andy Fox, L (1, 4) <small>OBP: 0.327, SLG: 0.374</small> Andy Stankiewicz, R (9, 4) <small>OBP: 0.254, SLG: 0.238</small>	3-2 		2-2 		2-3 		1-1 		1-1 	3 0 1 0 0 1 1 0 0 0 0 0 0 0	Arizona Diamondbacks @ Cincinnati Reds Cinergy Field, Cincinnati, OH Thu Jun 18 1998, 3:33 AM EDT Att. 21,944 - Cloudy - 81 F		
Devon White, S (1, 8) <small>OBP: 0.347, SLG: 0.482</small>	0-3 		0-0 		1-2 		0-0 	0-0 	4 0 3 2 0 1 0				
Travis Lee, L (1, 3) <small>OBP: 0.339, SLG: 0.456</small>	1-2 		0-3 		1-0 		0-0 	0-2 	5 0 0 0 0 1 6				
Matt Williams, R (1, 5) <small>OBP: 0.320, SLG: 0.469</small>		2-2 	0-0 		2-0 		3-2 	1-1 	5 0 1 0 0 0 4				
David Dellucci, L (1, 7) <small>OBP: 0.368, SLG: 0.503</small>		0-0 	0-1 		0-1 		2-2 		4 0 0 0 0 0 3				
Jay Bell, R (1, 6) <small>OBP: 0.337, SLG: 0.431</small>		2-1 		0-3 		1-2 	0-1 		4 1 1 0 0 1 1				
Karim Garcia, L (1, 9) <small>OBP: 0.242, SLG: 0.364</small>		1-3 		0-3 		0-0 	0-1 		4 0 1 1 0 2 1				
Kelly Stinnett, R (1, 2) <small>OBP: 0.331, SLG: 0.435</small>			1-1 	1-0 		0-1 	4-0 		3 1 1 0 1 0 0				
Brian Anderson, R (1, 1) <small>OBP: 0.069, SLG: 0.069</small> Yamil Benitez, R (8, PH) <small>OBP: 0.297, SLG: 0.412</small> Russ Springer, R (8, 1) Gregg Olson, R (8, 1) <small>OBP: 0.500, SLG: 2.000</small>			0-0 		0-0 		1-0 	0-0 	2 2 1 0 0 0 0 1 0 0 0 0 0 2 0 0 0 0 0 0 0 0 0 0 0 0 0 0				
Inning Stats	R: 0 H: 0 E: 0 LOB: 0 K: 1 BB: 0 S: 10 P: 14	R: 0 H: 1 E: 0 LOB: 1 K: 1 BB: 0 S: 10 P: 15	R: 2 H: 2 E: 0 LOB: 2 K: 1 BB: 0 S: 13 P: 16	R: 0 H: 0 E: 0 LOB: 0 K: 2 BB: 0 S: 7 P: 8	R: 1 H: 2 E: 1 LOB: 1 K: 1 BB: 0 S: 9 P: 15	R: 0 H: 0 E: 0 LOB: 0 K: 0 BB: 0 S: 6 P: 7	R: 0 H: 2 E: 0 LOB: 2 K: 0 BB: 0 S: 7 P: 9	R: 1 H: 2 E: 0 LOB: 2 K: 0 BB: 1 S: 13 P: 22	R: 0 H: 0 E: 0 LOB: 1 K: 0 BB: 0 S: 8 P: 10	1B: 6 SF: 0 2B: 3 SAC: 2 3B: 0 DP: 0 HR: 0 HBP: 2		WP: 0 PA: 40 PB: 0 SB: 0 CS: 0	
PITCHER	IP WLS BF H R ER SO BB IBB HBP BLK WP HR S P ERA WHIP											PITCHER	IP WLS BF H R ER SO BB IBB HBP BLK WP HR S P ERA WHIP
Scott Kligenbeck, R (1, 1) <small>ERA: 4.34</small> Rick Krivda, L (7, 1) <small>ERA: 3.33</small> Jeff Shaw, R (9, 1) <small>ERA: 2.03</small>	6.0 L 25 5 3 2 6 0 0 1 0 0 0 0 55 75 3.00 0.833												

AB	35
R	4
H	9
RBI	3
BB	1
SO	6
LOB	18



Batter	1	2	3	4	5	6	7	8	9	AB	R	H	RBI	BB	SO	LOB
Reggie Sanders, R OBP: 0.330, SLG: 0.418 (1, 9)	1-1 G6-3 ①		2-3 K ③			0-1 F8 ②		2-3 K ②		4	0	0	0	0	2	2
Chris Stynes, R OBP: 0.333, SLG: 0.371 (1, 5)	1-2 G4-3 ②			0-1 G5-3 ①		1-2 1B ③		1-1 1B 1B ③		4	0	2	1	0	0	0
Dmitri Young, S OBP: 0.352, SLG: 0.485 Jeff Shaw, R (9, 1)	4-2 BB			1-0 G3-1 2B ③		0-2 P3 ③		1-2 2B ③		3	0	2	1	1	0	1
Eddie Taubensee, L OBP: 0.377, SLG: 0.463 (1, 2)	3-2 K ③			2-2 G3-1 2B ②			1-0 G3 ①	0-3 K ③		0	0	0	0	0	2	4
Bret Boone, R OBP: 0.339, SLG: 0.487 (1, 4)		1-1 L8 ①		1-0 G1-3 ③			1-1 F8 ②		1-1 F7 ①	4	0	0	0	0	0	1
Eduardo Perez, R OBP: 0.279, SLG: 0.270 Tony Tarasco, L OBP: 0.167, SLG: 0.333 (9, PH)		2-2 P5 ②			1-3 K ①		0-3 K ③		1-0 L8 ②	3	0	0	0	0	2	0
Pat Watkins, R OBP: 0.303, SLG: 0.386 Willie Greene, L OBP: 0.388, SLG: 0.422 (9, PH)		0-0 G6-3 ③			1-1 G6-3 ②			0-3 K ①	2-3 K ③	3	0	0	0	0	1	0
Pokey Reese, R OBP: 0.204, SLG: 0.184 Barry Larkin, R OBP: 0.362, SLG: 0.419 (8, PH)			2-1 P4 ①		1-0 F9 ③			4-2 1B 1B BB		2	0	0	0	0	0	0
Scott Kligenbeck, R Melvin Nieves, S Rick Krivda, R Lenny Harris, L (8, PH)			1-3 K ②			0-0 G6-3 ①		0-0 1B 2B 1B		0	1	0	0	1	0	0
										1	0	0	0	0	1	0
										1	0	0	0	0	0	0
										0	0	0	0	0	0	0
										1	1	1	0	0	0	0

Inning Stats	R: 0	H: 0	E: 0	K: 1	S: 13	R: 0	H: 0	E: 0	K: 0	S: 6	R: 0	H: 0	E: 0	K: 2	S: 10	R: 0	H: 1	E: 0	K: 0	S: 7	R: 0	H: 0	E: 0	K: 1	S: 6	R: 0	H: 1	E: 0	K: 0	S: 9	R: 0	H: 0	E: 0	K: 1	S: 7	R: 2	H: 3	E: 0	K: 3	S: 19	R: 0	H: 0	E: 0	K: 1	S: 6	1B: 3	2B: 2	3B: 0	HR: 0	SF: 0	SAC: 0	DP: 0	HBP: 0	WP: 0	PB: 0	SB: 0	CS: 0	PA: 34
--------------	------	------	------	------	-------	------	------	------	------	------	------	------	------	------	-------	------	------	------	------	------	------	------	------	------	------	------	------	------	------	------	------	------	------	------	------	------	------	------	------	-------	------	------	------	------	------	-------	-------	-------	-------	-------	--------	-------	--------	-------	-------	-------	-------	--------

PITCHER	IP	WLS	BF	H	R	ER	SO	BB	IBB	HBP	BLK	WP	HR	S	P	ERA	WHIP
Brian Anderson, L ERA: 3.76 (1, 1)	7.0	W	24	2	0	0	5	1	0	0	0	0	0	58	85	0.00	0.429
Russ Springer, R ERA: 3.52 (8, 1)	0.2		6	3	2	2	2	1	0	0	0	0	0	16	24	27.00	6.000
Gregg Olson, R ERA: 3.82 (8, 1)	1.1	S	4	0	0	0	2	0	0	0	0	0	0	9	13	0.00	0.000

BOTTOM

Arizona Diamondbacks @ Cincinnati Reds
Cinergy Field, Cincinnati, OH

Thu Jun 18 1998, 3:33 AM EDT
Att. 21,944 - Cloudy - 81 F

livebaseballscorecards.com

AB	32
R	2
H	5
RBI	2
BB	2
SO	9
LOB	8



Batter	1	2	3	4	5	6	7	8	9	AB R H RBI BB SO LOB	TOP		
Andy Fox, L (1, 4) OBP: 0.335, SLG: 0.378	1-1 1B G4-3 HBP		2-2 1B		1-3 K			2-2 1B		3 0 2 0 0 1 1			
Devon White, S (1, 8) OBP: 0.342, SLG: 0.475 Felix Rodriguez, R (8, 1)	0-2 G4-3		0-2 F8			0-0 L4		3-3 K		4 0 0 0 0 1 3 0 0 0 0 0 0 0			
Travis Lee, L (1, 3) OBP: 0.338, SLG: 0.453	0-0 1B		0-1 F7			1-1 F8		2-2 F7		4 0 1 0 0 0 2			
Matt Williams, R (1, 5) OBP: 0.323, SLG: 0.473	1-3 K			0-0 F7		1-1 1B			0-0 L6-4 2B	4 0 2 0 0 1 2			
David Dellucci, L (1, 7) OBP: 0.360, SLG: 0.491	0-0 F7			1-0 G5-3		0-0 L8			1-3 K	4 0 0 0 0 1 4			
Jay Bell, R (1, 6) OBP: 0.332, SLG: 0.424		2-3 K		2-1 F9			0-1 P3		0-1 L6-4	4 0 0 0 0 1 1			
Karim Garcia, L (1, 9) OBP: 0.236, SLG: 0.354		0-0 P6			0-2 G4-3		0-0 G4-3			3 0 0 0 0 0 0			
Kelly Stinnett, R (1, 2) OBP: 0.331, SLG: 0.433		0-0 F8			2-0 SH1-4 1B		2-3 K			3 0 1 0 0 1 0			
Willie Blair, R (1, 1) OBP: 0.061, SLG: 0.061 Bobby Chouinard, R (6, 1) Clint Sodowsky, L (7, 1) Brent Brede, L (8, PH) OBP: 0.311, SLG: 0.350			0-0 G4-3		2-1 SH1-4			1-1 G1-3		1 0 1 0 0 0 0 0 0			
Inning Stats	R: 0 H: 1 E: 0 LOB: 2 K: 1 BB: 0 S: 9 P: 11	R: 0 H: 0 E: 0 LOB: 0 K: 1 BB: 0 S: 6 P: 8	R: 0 H: 1 E: 0 LOB: 1 K: 0 BB: 0 S: 11 P: 13	R: 0 H: 0 E: 0 LOB: 0 K: 0 BB: 0 S: 4 P: 7	R: 0 H: 1 E: 0 LOB: 1 K: 1 BB: 0 S: 9 P: 14	R: 0 H: 1 E: 0 LOB: 1 K: 0 BB: 0 S: 6 P: 8	R: 0 H: 0 E: 0 LOB: 0 K: 1 BB: 0 S: 8 P: 10	R: 0 H: 1 E: 0 LOB: 1 K: 1 BB: 0 S: 12 P: 20	R: 0 H: 1 E: 0 LOB: 0 K: 1 BB: 0 S: 6 P: 7	1B: 5 SF: 0 2B: 2 SAC: 1 3B: 0 DP: 1 HR: 0 HBP: 1	WP: 0 PA: 33 PB: 0 SB: 0 CS: 0		
PITCHER	IP WLS BF H R ER SO BB IBB HBP BLK WP HR S P ERA WHIP											PITCHER	IP WLS BF H R ER SO BB IBB HBP BLK WP HR S P ERA WHIP
Mark Petkovsek, R (1, 1) ERA: 4.55	7.0 W 26 4 0 0 4 0 0 1 0 0 0 0 53 71 0.00 0.571												
Curtis King, R (8, 1) ERA: 4.01	0.2 3 1 0 0 1 0 0 0 0 0 0 0 9 15 0.00 1.500												
Lance Painter, L (8, 1) ERA: 4.13	1.1 4 1 0 0 1 0 0 0 0 0 0 0 9 12 0.00 0.750												

Arizona Diamondbacks @ St. Louis Cardinals
 Busch Stadium, St. Louis, MO
 Fri Jun 19 1998, 7:05 PM CDT
 Att. 44,949 - Unknown - 93 F

livebaseballscorecards.com

AB 31
 R 0
 H 6
 RBI 0
 BB 0
 SO 6
 LOB 13



Batter	1	2	3	4	5	6	7	8	9	AB R H RBI BB SO LOB	TOP		
Andy Fox, L (1, 4) OBP: 0.330, SLG: 0.372 Tony Batista, R (7, PH) OBP: 0.310, SLG: 0.372 (7, 4)	1-1 F9		1-1 G1-3		2-2 G4-3		1-3 K		1-2 G1-3	3 0 0 0 0 0 0 2 0 0 0 0 1 3			
Devon White, S (1, 8) OBP: 0.338, SLG: 0.469	2-0 F9		2-2 P4		0-2 F7		0-2 FC6-4			4 0 0 0 0 0 3			
Travis Lee, L (1, 3) OBP: 0.343, SLG: 0.455	4-1 BB			2-2 G6-4-3 1B 2B 1B		0-0 G6-3		3-2 G3 1B		3 1 2 0 1 0 0			
Matt Williams, R (1, 5) OBP: 0.322, SLG: 0.470	0-0 L8			0-0 G6-4-3 1B		1-3 K		1-3 K		4 0 1 0 0 2 2			
David Dellucci, L (1, 7) OBP: 0.353, SLG: 0.480		1-0 F8		0-2 G6-4-3 1B		0-0 G4-3		1-2 G3		4 0 0 0 0 0 3			
Jay Bell, R (1, 6) OBP: 0.338, SLG: 0.431		1-1 E7 FC6-2 2B		4-0 2B BB		1-2 BB BB 1B		0-3 K		3 0 2 0 1 1 1			
Karim Garcia, L (1, 9) OBP: 0.236, SLG: 0.359		0-2 FC6-2		1-0 2B		1-3 K			2-3 K	4 0 1 1 0 2 2			
Kelly Stinnett, R (1, 2) OBP: 0.335, SLG: 0.453		3-2 L8		1-0 P5		4-1 BB BB		0-0 HR		3 1 1 1 1 0 3			
Amaury Telemaco, R (1, 1) OBP: 0.125, SLG: 0.125 Brent Bréde, L (5, PH) OBP: 0.310, SLG: 0.348 Willie Banks, R (5, 1) Clint Sodowsky, L (6, 1) Yamil Benitez, R (7, PH) OBP: 0.304, SLG: 0.412 Felix Rodriguez, R (7, 1) Mike Robertson, L (9, PH) OBP: 0.222, SLG: 0.222			0-1 F8		1-2 F7		4-2 FC6-4 BB		1-3 K	1 0 0 0 0 0 0 1 0 1 0 0 0 0 0 0 0 0 0 1 0 0 0 0 1 0			
Inning Stats	R: 0 H: 0 E: 0 LOB: 1 K: 0 BB: 1 S: 5 P: 12	R: 0 H: 1 E: 1 LOB: 1 K: 0 BB: 0 S: 11 P: 16	R: 0 H: 0 E: 0 LOB: 0 K: 0 BB: 0 S: 7 P: 10	R: 1 H: 3 E: 0 LOB: 2 K: 0 BB: 1 S: 10 P: 18	R: 0 H: 0 E: 0 LOB: 0 K: 0 BB: 0 S: 11 P: 14	R: 0 H: 0 E: 0 LOB: 0 K: 1 BB: 0 S: 5 P: 6	R: 0 H: 1 E: 0 LOB: 3 K: 2 BB: 2 S: 15 P: 26	R: 0 H: 1 E: 0 LOB: 1 K: 2 BB: 0 S: 13 P: 18	R: 1 H: 1 E: 0 LOB: 0 K: 2 BB: 0 S: 12 P: 16	1B: 4 SF: 0 2B: 2 SAC: 0 3B: 0 DP: 1 HR: 1 HBP: 0	WP: 0 PA: 37 PB: 0 SB: 0 CS: 0		
PITCHER	IP WLS BF H R ER SO BB IBB HBP BLK WP HR S P ERA WHIP											PITCHER	IP WLS BF H R ER SO BB IBB HBP BLK WP HR S P ERA WHIP
Manny Aybar, R (1, 1) ERA: 7.42 John Frascatore, R (7, 1) ERA: 4.4 Lance Painter, L (7, 1) ERA: 4.01 Rick Croushore, R (8, 1) ERA: 2.41	6.0 W 23 4 1 1 1 1 2 0 0 0 0 0 0 49 76 1.50 1.000												

Arizona Diamondbacks @ St. Louis Cardinals
 Busch Stadium, St. Louis, MO
 Sat Jun 20 1998, 7:05 PM CDT
 Att. 47,632 - Cloudy - 79 F

livebaseballscorecards.com

AB	33
R	2
H	7
RBI	2
BB	4
SO	7
LOB	17



Batter	1	2	3	4	5	6	7	8	9	AB R H RBI BB SO LOB	TOP																
Andy Fox, L (1, 4) OBP: 0.327, SLG: 0.373	1-3 K		1-0 G4-3		1-0 G4-3	2-2 2B			2-1 L6	5 0 1 2 0 1 1																	
Devon White, S (1, 8) OBP: 0.332, SLG: 0.460	0-1 F8		2-1 P6		1-3 K	3-2 G6-3			1-0 G3	5 0 0 0 0 1 3																	
Travis Lee, L (1, 3) OBP: 0.347, SLG: 0.472	3-3 K			2-2 G6-3 2B		3-2 HR			1-0 P4	5 1 3 1 0 1 0																	
Matt Williams, R (1, 5) OBP: 0.324, SLG: 0.469		2-0 G5-3		1-1 G6-3		2-2 G5-3 1B			4-2 BB	3 1 1 0 1 0 1																	
David Dellucci, L (1, 7) OBP: 0.356, SLG: 0.477		1-0 E 1B		4-2 G6-3 BB		2-0 G5-3			0-1 F7	3 0 1 0 1 0 3																	
Jay Bell, R (1, 6) OBP: 0.340, SLG: 0.428		2-1 SAFE FC6-4 HBP		3-2 G6-3		4-1 BB 1B 2B BB			2-2 F7-4	2 1 0 0 1 0 4																	
Karim Garcia, L (1, 9) OBP: 0.237, SLG: 0.355		1-1 F8		1-0 L8		0-1 BB 2B 1B			2-1 G1-3	4 1 1 1 0 0 4																	
Damian Miller, R (1, 2) OBP: 0.341, SLG: 0.342		1-1 FC6-4			1-0 G4-3 SH1-4 1B	0-1 L5			2-2 G5-3	4 0 1 0 0 0 4																	
Omar Daal, L (1, 1) OBP: 0.200, SLG: 0.059			3-2 G4-3		1-0 SH1-4	4-2 2B BB			1-1 F7	1 0 0 0 1 0 0																	
Brian Anderson, R (6, PR) OBP: 0.069, SLG: 0.069										0 0 0 0 0 0 0																	
Russ Springer, R (6, 1)										0 0 0 0 0 0 0																	
Brent Brede, L (8, PH) OBP: 0.308, SLG: 0.345										1 0 0 0 0 0 0																	
Clint Sodowsky, L (8, 1)										0 0 0 0 0 0 0																	
Inning Stats	R: 0 E: 0 K: 2 S: 11	H: 0 LOB: 0 BB: 0 P: 15	R: 0 E: 1 K: 0 S: 7	H: 1 LOB: 2 BB: 0 P: 14	R: 0 E: 0 K: 0 S: 7	H: 0 LOB: 0 BB: 0 P: 13	R: 0 E: 0 K: 0 S: 15	H: 1 LOB: 2 BB: 1 P: 26	R: 0 E: 0 K: 1 S: 7	H: 1 LOB: 1 BB: 0 P: 11	R: 4 E: 0 K: 0 S: 23	H: 4 LOB: 2 BB: 2 P: 43	R: 0 E: 0 K: 0 S: 9	H: 1 LOB: 1 BB: 1 P: 15	R: 0 E: 0 K: 0 S: 7	H: 0 LOB: 0 BB: 0 P: 12	R: 0 E: 0 K: 0 S: 4	H: 0 LOB: 0 BB: 0 P: 8	1B: 5 2B: 3 3B: 0 HR: 1	SF: 0 SAC: 1 DP: 1 HBP: 1	WP: 0 PB: 0 SB: 0 CS: 0	PA: 39					
PITCHER	IP WLS BF H R ER SO BB IBB HBP BLK WP HR S P ERA WHIP																										
Juan Acevedo, R (1, 1) ERA: 4.18	5.0		20	3	0	0	3	1	0	1	0	0	0	47	79	0.00	0.800										
Curtis King, R (6, 1) ERA: 5.33	0.2		7	3	4	4	0	2	0	0	0	0	1	17	32	54.00	7.500										
Brady Raggio, R (6, 1) ERA: 21.0	2.1	W	9	2	0	0	0	1	0	0	0	0	0	22	38	0.00	1.286										
Jeff Brantley, R (9, 1) ERA: 5.48	1.0	S	3	0	0	0	0	0	0	0	0	0	0	4	8	0.00	0.000										

Arizona Diamondbacks @ St. Louis Cardinals
 Busch Stadium, St. Louis, MO
 Sun Jun 21 1998, 3:33 AM CDT
 Att. 45,517 - Sunny - 91 F

livebaseballscorecards.com

AB	33
R	4
H	8
RBI	4
BB	4
SO	3
LOB	20



Batter	1	2	3	4	5	6	7	8	9	AB R H RBI BB SO LOB	TOP											
Andy Fox, L (1, 4) <small>OBP: 0.326, SLG: 0.371</small> Andy Stankiewicz, R (9, PH) <small>OBP: 0.252, SLG: 0.236</small>	1-2 G6-3		0-0 G3		1-3 K			2-1 2B	1-0 G5-3	4 1 1 0 0 1 1 1 0 0 0 0 0 0												
Devon White, S (1, 8) <small>OBP: 0.330, SLG: 0.459</small>	2-2 G6-3		1-0 G3			0-1 F8		0-0 1B	1-3 K	5 1 1 1 0 1 1												
Travis Lee, L (1, 3) <small>OBP: 0.345, SLG: 0.467</small>	1-0 G4-3			0-0 1B		1-1 G6-3		2-0 P4	0-0 G6-3	5 0 1 0 0 0 1												
Matt Williams, R (1, 5) <small>OBP: 0.327, SLG: 0.469</small>		2-0 G6-3		3-2 F7		1-2 3B		0-0 2B		4 2 2 0 0 0 1												
David Dellucci, L (1, 7) <small>OBP: 0.364, SLG: 0.500</small>			1-3 K	2-1 1B		1-2 3B		1-0 1B		4 1 3 2 0 1 0												
Jay Bell, R (1, 6) <small>OBP: 0.339, SLG: 0.423</small>			1-1 L6	0-0 P4		3-2 L5		4-0 1B		3 0 0 0 1 0 3												
Karim Garcia, L (1, 9) <small>OBP: 0.244, SLG: 0.376</small>			0-0 2B	0-0 G4-3			1-3 K	1-0 1B		4 1 2 2 0 1 2												
Yamil Benitez, R (1, 10) <small>OBP: 0.296, SLG: 0.400</small> Mike Robertson, L (8, PH) <small>OBP: 0.200, SLG: 0.200</small>			1-2 F9		0-0 P4		0-2 F9	2-0 P2		3 0 0 0 0 0 1 1 0 0 0 0 0 2												
Kelly Stinnett, R (1, 2) <small>OBP: 0.333, SLG: 0.454</small>			3-2 G3		0-0 P6		3-3 K	1-3 K		4 0 1 1 0 2 2												
Inning Stats	R: 0 E: 0 K: 0 S: 7	H: 0 LOB: 0 BB: 0 P: 11	R: 0 E: 0 K: 1 S: 6	H: 0 LOB: 0 BB: 0 P: 10	R: 1 E: 0 K: 0 S: 10	H: 2 LOB: 1 BB: 0 P: 15	R: 0 E: 0 K: 0 S: 9	H: 2 LOB: 2 BB: 0 P: 14	R: 0 E: 0 K: 1 S: 5	H: 0 LOB: 0 BB: 0 P: 6	R: 1 E: 0 K: 0 S: 14	H: 2 LOB: 1 BB: 0 P: 20	R: 0 E: 0 K: 2 S: 10	H: 0 LOB: 0 BB: 0 P: 14	R: 4 E: 0 K: 1 S: 13	H: 5 LOB: 2 BB: 1 P: 26	R: 0 E: 0 K: 1 S: 7	H: 0 LOB: 0 BB: 0 P: 9	1B: 6 2B: 3 3B: 2 HR: 0	SF: 0 SAC: 0 DP: 0 HBP: 0	WP: 0 PB: 0 SB: 0 CS: 0	PA: 39
PITCHER	IP WLS BF H R ER SO BB IBB HBP BLK WP HR S P ERA WHIP																					
John Burkett, R (1, 1) <small>ERA: 5.87</small> Eric Gunderson, L (8, 1) <small>ERA: 1.95</small> Tim Crabtree, R (8, 1) <small>ERA: 3.93</small> Scott Bailes, L (9, 1) <small>ERA: 5.06</small>	7.1 L 31 9 5 5 4 0 0 0 0 0 0 0 0 66 99 6.14 1.227																					

Arizona Diamondbacks @ Texas Rangers
 The Ballpark at Arlington, Arlington, TX
 Mon Jun 22 1998, 8:05 PM EDT
 Att. 37,840 - Unknown - 95 F

AB	38
R	6
H	11
RBI	6
BB	1
SO	6
LOB	14



Batter	1	2	3	4	5	6	7	8	9	AB R H RBI BB SO LOB
Tom Goodwin, L OBP: 0.388, SLG: 0.319 (1, 8)	1-3 K		2-2 F8			1-1 FC6-4 29 S		0-3 K		4 0 0 0 0 2 3
Mark McLemore, S OBP: 0.427, SLG: 0.386 (1, 4)	4-2 29 G3-1 BB		0-0 G1-3			2-2 F8		2-1 G4-3		3 0 0 0 1 0 3
29 Rusty Greer, L OBP: 0.372, SLG: 0.411 (1, 7)	2-1 G3-1				2-2 G5-3	3-1 P2			0-1 G6-4-3 1B	4 0 1 0 0 0 2
Juan Gonzalez, R OBP: 0.341, SLG: 0.599 (1, 9)	2-0 G6-3				2-3 K		1-2 F9		0-0 G6-4-3 1-2f	4 0 0 0 0 1 2
Will Clark, L OBP: 0.389, SLG: 0.469 (1, 3)					2-2 P5		0-0 G6-3		4-1 BB	3 0 1 0 1 0 0
Ivan Rodriguez, R OBP: 0.404, SLG: 0.586 (1, 2)			1-2 G6-4-3 1-2f			1-3 K		1-0 1B	1-0 G1-3	4 0 1 0 0 1 2
Lee Stevens, L OBP: 0.303, SLG: 0.478 (1, 10)			2-3 K			3-2 G1-3		1-0 G3		3 0 0 0 0 1 1
Luis Alicea, S OBP: 0.377, SLG: 0.424 (1, 5)			1-2 2B			3-2 P7		2-1 G3		3 0 1 0 0 0 0
Kevin Elster, R OBP: 0.341, SLG: 0.406 (1, 6)			2-1 1B			2-2 FC6-4 1B		3-2 2B		3 0 3 0 0 0 0

Inning Stats	R: 0 E: 0 K: 1 S: 8	H: 0 LOB: 1 BB: 1 P: 17	R: 0 E: 0 K: 1 S: 9	H: 1 LOB: 0 BB: 0 P: 13	R: 0 E: 0 K: 0 S: 11	H: 2 LOB: 1 BB: 0 P: 16	R: 0 E: 0 K: 1 S: 10	H: 0 LOB: 0 BB: 0 P: 16	R: 0 E: 0 K: 1 S: 11	H: 0 LOB: 0 BB: 0 P: 18	R: 0 E: 0 K: 0 S: 13	H: 1 LOB: 1 BB: 0 P: 21	R: 0 E: 0 K: 0 S: 6	H: 1 LOB: 1 BB: 0 P: 9	R: 0 E: 0 K: 1 S: 11	H: 1 LOB: 1 BB: 0 P: 18	R: 0 E: 0 K: 0 S: 5	H: 1 LOB: 1 BB: 1 P: 10	1B: 5 2B: 2 3B: 0 HR: 0	SF: 0 SAC: 0 DP: 2 HBP: 0	WP: 0 PB: 0 SB: 1 CS: 0	PA: 33
--------------	------------------------------	----------------------------------	------------------------------	----------------------------------	-------------------------------	----------------------------------	-------------------------------	----------------------------------	-------------------------------	----------------------------------	-------------------------------	----------------------------------	------------------------------	---------------------------------	-------------------------------	----------------------------------	------------------------------	----------------------------------	----------------------------------	------------------------------------	----------------------------------	--------

PITCHER	IP	WLS	BF	H	R	ER	SO	BB	IBB	HBP	BLK	WP	HR	S	P	ERA	WHIP
Andy Benes, R ERA: 4.6 (1, 1)	8.0	W	29	6	0	0	5	1	0	0	0	0	0	79	128	0.00	0.875
Efrain Valdez, L ERA: 3.38 (9, 1)	1.0		4	1	0	0	0	1	0	0	0	0	0	5	10	0.00	2.000

BOTTOM

Arizona Diamondbacks @ Texas Rangers
The Ballpark at Arlington, Arlington, TX
Mon Jun 22 1998, 8:05 PM EDT
Att: 37,840 - Unknown - 95 F

AB	31
R	0
H	7
RBI	0
BB	2
SO	5
LOB	13



WP	HR	S	P	ERA	WHIP
0	0	0	0	0.00	0.875
0	0	0	0	0.00	2.000

Batter	1	2	3	4	5	6	7	8	9	AB R H RBI BB SO LOB	TOP	
Andy Fox, L (1, 4) OBP: 0.327, SLG: 0.368 (7, 5)	1-3 		0-0 P6 		4-2 1B 	2-1 L7 			2-2 1-2 	4 0 1 0 1 1 3		
Devon White, S (1, 8) OBP: 0.329, SLG: 0.460 Yamil Benitez, R (7, 7) OBP: 0.293, SLG: 0.396	1-1 F8 		3-1 		0-0 F7 		3-3 K 	1-2 P3 	4 0 1 1 0 1 1 1 0 0 0 0 0 2			
Travis Lee, L (1, 3) OBP: 0.343, SLG: 0.463	2-3 K 		3-2 G3-1 		1-1 		1-1 G4-3 	1-1 P5 	5 0 1 0 0 1 3			
Matt Williams, R (1, 5) OBP: 0.326, SLG: 0.466 Andy Stankiewicz, R (7, 4) OBP: 0.250, SLG: 0.234		0-0 1B 		1-1 G5-3 		0-0 FC6-4 		2-1 G5-3 	0-0 P8 	4 1 1 0 0 0 2 1 0 0 0 0 0 2		
David Dellucci, L (1, 7) OBP: 0.366, SLG: 0.516 (7, 8)		3-2 SAFE 		3-1 F7 		0-3 		1-0 HR 		4 1 2 1 0 1 0		
Jay Bell, R (1, 6) OBP: 0.342, SLG: 0.425 Tony Batista, R (6, 6) OBP: 0.307, SLG: 0.367		3-2 		3-2 E6 		0-1 		2-1 F9 		3 2 2 0 0 0 1 1 0 0 0 0 0 0		
Karim Garcia, L (1, 9) OBP: 0.252, SLG: 0.380		0-1 G4-3 		0-0 		2-2 WP 		0-0 G4-3 		4 0 2 1 0 0 0		
Kelly Stinnett, R (1, 2) OBP: 0.325, SLG: 0.441			1-3 		2-3 		2-3 		0-0 G5-3 	4 0 0 0 0 3 3		
Brent Brede, L (1, 10) OBP: 0.314, SLG: 0.351 Damian Miller, R (9, PH) OBP: 0.357, SLG: 0.359			0-2 		1-3 K 		0-0 		0-0 	3 1 2 0 0 1 0 1 0 1 0 0 0 0		
Inning Stats	R: 0 H: 0 E: 0 LOB: 0 K: 2 BB: 0 S: 9 P: 13	R: 1 H: 2 E: 0 LOB: 0 K: 0 BB: 0 S: 9 P: 15	R: 1 H: 2 E: 0 LOB: 1 K: 1 BB: 0 S: 13 P: 20	R: 1 H: 2 E: 1 LOB: 1 K: 1 BB: 0 S: 11 P: 20	R: 0 H: 1 E: 0 LOB: 2 K: 1 BB: 1 S: 10 P: 16	R: 1 H: 3 E: 0 LOB: 2 K: 2 BB: 0 S: 15 P: 21	R: 0 H: 0 E: 0 LOB: 0 K: 1 BB: 0 S: 8 P: 14	R: 1 H: 1 E: 0 LOB: 0 K: 0 BB: 0 S: 5 P: 8	R: 0 H: 2 E: 0 LOB: 2 K: 0 BB: 0 S: 10 P: 14	1B: 11 SF: 0 2B: 1 SAC: 0 3B: 0 DP: 1 HR: 1 HBP: 0	WP: 1 PA: 40 PB: 0 SB: 0 CS: 0	
PITCHER Aaron Sele, R (1, 1) ERA: 3.95 Eric Gunderson, L (8, 1) ERA: 2.1	IP WLS BF H R ER SO BB IBB HBP BLK WP HR S P ERA WHIP 7.0 W 31 10 4 3 8 1 0 0 0 1 0 75 119 3.86 1.571											PITCHER IP WLS BF H R ER SO BB IBB HBP BLK WP HR S P ERA WHIP 2.0 9 3 1 1 0 0 0 0 0 0 1 15 22 4.50 1.500

Arizona Diamondbacks @ Texas Rangers
 The Ballpark at Arlington, Arlington, TX
 Tue Jun 23 1998, 8:05 PM EDT
 Att. 31,904 - Unknown - 95 F

AB	39
R	5
H	13
RBI	3
BB	1
SO	8
LOB	17



Batter	1	2	3	4	5	6	7	8	9	AB	R	H	RBI	BB	SO	LOB
Mark McLemore, S OBP: 0.426, SLG: 0.386 (1, 4)	2-3 K	0-0 1B			1-0 1B		3-2 F8			5	2	2	0	0	1	2
Roberto Kelly, R OBP: 0.333, SLG: 0.644 (1, 8) (8, 7)	1-2 1B	0-0 G1-3			2-1 1B		2-1 HR			5	4	4	3	0	0	1
29 Rusty Greer, L OBP: 0.376, SLG: 0.424 Tom Goodwin, L OBP: 0.388, SLG: 0.319 (1, 7) (8, 8)	1-0 1B		0-1 G1-3		1-1 1B		0-3 K			5	3	3	3	0	1	0
Juan Gonzalez, R OBP: 0.340, SLG: 0.597 Domingo Cedenro, S OBP: 0.358, SLG: 0.450 (1, 10) (8, PH)	1-1 G1-3		0-0 P8		1-2 2B		1-2 G4-3			4	1	1	2	0	0	2
Will Clark, L OBP: 0.390, SLG: 0.473 Lee Stevens, L OBP: 0.301, SLG: 0.476 (1, 3) (8, 3)	3-2 1B		3-2 F7		1-1 1B	2-3 K		0-3 K		4	1	2	3	0	1	0
Ivan Rodriguez, R OBP: 0.411, SLG: 0.590 (1, 2)		1-0 HR		2-2 G6-3	0-0 HBP	0-0 FC5-4		0-0 1B		5	2	4	1	0	0	0
Mike Simms, R OBP: 0.427, SLG: 0.712 (1, 9)		2-1 HR		2-1 G5-3	3-2 FC3-6	1-2 FC5-4		2-2 1B		4	2	2	2	0	0	1
Kevin Elster, R OBP: 0.333, SLG: 0.396 (1, 6)		3-2 G4-3		1-2 G6-3	0-2 L8	0-0 F9		3-3 K		5	0	0	0	0	1	5
Fernando Tatis, R OBP: 0.293, SLG: 0.326 (1, 5)		2-3 K			0-0 1B		0-0 F9			4	1	1	0	0	1	1

Inning Stats	R: 2	H: 3	E: 0	LOB: 1	K: 1	P: 21	R: 2	H: 3	E: 0	LOB: 1	K: 1	P: 20	R: 0	H: 0	E: 0	LOB: 0	K: 0	P: 9	R: 0	H: 0	E: 0	LOB: 0	K: 0	P: 14	R: 11	H: 9	E: 1	LOB: 0	K: 0	P: 45	R: 0	H: 1	E: 0	LOB: 1	K: 1	P: 11	R: 1	H: 1	E: 0	LOB: 0	K: 1	P: 14	R: 0	H: 2	E: 0	LOB: 2	K: 2	P: 19
	S: 13	BB: 0	S: 12	BB: 0	S: 6	BB: 0	S: 9	BB: 0	S: 28	S: 8	S: 9	S: 13	S: 14	S: 14	S: 19	S: 19	S: 19	S: 19	S: 19	S: 19	S: 19	S: 19	S: 19	S: 19	S: 19	S: 19	S: 19	S: 19	S: 19	S: 19	S: 19	S: 19	S: 19	S: 19	S: 19	S: 19	S: 19	S: 19	S: 19	S: 19	S: 19	S: 19	S: 19	S: 19	S: 19	S: 19	S: 19	S: 19

PITCHER	IP	WLS	BF	H	R	ER	SO	BB	IBB	HBP	BLK	WP	HR	S	P	ERA	WHIP
Brian Anderson, L ERA: 4.35	(1, 1)	4.0	21	10	8	8	2	0	0	0	0	0	1	46	76	18.00	2.500
Willie Banks, R ERA: 9.13	(5, 1)	0.2	8	4	4	2	0	0	0	1	0	1	0	16	25	27.00	6.000
Bobby Chouinard, R ERA: 3.38	(5, 1)	1.1	6	2	3	1	1	0	0	0	0	0	1	14	19	6.75	1.500
Efrain Valdez, L ERA: 4.91	(7, 1)	1.0	4	1	1	1	1	0	0	0	0	0	1	9	14	9.00	1.000
Gregg Olson, R ERA: 3.69	(8, 1)	1.0	5	2	0	0	2	0	0	0	0	0	0	13	19	0.00	2.000

BOTTOM

Arizona Diamondbacks @ Texas Rangers
The Ballpark at Arlington, Arlington, TX

Tue Jun 23 1998, 8:05 PM EDT
Att: 31,904 - Unknown - 95 F

AB	43
R	16
H	19
RBI	14
BB	0
SO	6
LOB	12

livebaseballscores.com



1B:	14	SF:	0	WP:	1	PA:	44
2B:	2	SAC:	0	PB:	0	SB:	0
3B:	0	DP:	0	CS:	0		
HR:	3	HBP:	1				

Batter	1	2	3	4	5	6	7	8	9	AB R H RBI BB SO LOB	TOP
Tom Goodwin, L (1, 8) OBP: 0.386, SLG: 0.318	1-0 P6		0-0 P7		3-2 CS S 1B			2-1 P8		4 0 1 0 0 0 0	
Mark McLemore, S (1, 4) OBP: 0.431, SLG: 0.408	0-1 29 BB 1B		3-2 HR		3-2 G6-3 1-3			2-2 3B 1B		4 3 3 1 0 0 1	
29 Rusty Greer, L (1, 7) OBP: 0.377, SLG: 0.421	4-1 1B BB 1-2		0-2 G1-3		4-0 G6-3 BB			2-1 L7		2 0 0 0 2 0 1	
Juan Gonzalez, R (1, 9) OBP: 0.342, SLG: 0.603	0-1 G4-3 1-3 2-H 1B		0-0 P7		2-3 K			1-1 1-H 3B		4 0 2 2 0 1 1	
Will Clark, L (1, 3) OBP: 0.392, SLG: 0.469	0-0 G4-3 1-2f		4-2 G6-4-3 1B BB		2-1 G6-3 1-2f			4-1 BB BB 1B		2 0 0 0 2 0 3	
Ivan Rodriguez, R (1, 2) OBP: 0.409, SLG: 0.585		0-1 P9	0-0 G6-4-3 1-2 1B		0-0 L9			1-2 L4		4 0 1 0 0 0 2	
Kevin Elster, R (1, 6) OBP: 0.332, SLG: 0.398		1-2 P9 2B	1-1 G6-4-3 1-2f 2-3		1-0 G6-3			0-1 F9		4 0 1 0 0 0 2	
Fernando Tatis, R (1, 5) OBP: 0.293, SLG: 0.325		0-1 P9 2-3	0-0 G4-3		0-1 G6-3 1B			1-1 G6-3		4 0 1 0 0 0 2	
Rick Helling, R (1, 1) OBP: 0.200, SLG: 0.200		2-2 G6-3		1-3 K				3-1 F8		3 0 0 0 0 2 2	
Danny Patterson, R (8, 1)										0 0 0 0 0 0 0	
Luis Alicea, S (9, PH) OBP: 0.375, SLG: 0.421										1 0 0 0 0 0 0	
John Wetteland, R (9, 1)										0 0 0 0 0 0 0	
Inning Stats	R: 1 H: 2 E: 0 LOB: 1 K: 0 BB: 1 S: 7 P: 12	R: 0 H: 1 E: 0 LOB: 1 K: 0 BB: 0 S: 10 P: 13	R: 1 H: 1 E: 0 LOB: 0 K: 0 BB: 0 S: 8 P: 11	R: 0 H: 1 E: 0 LOB: 1 K: 0 BB: 1 S: 8 P: 13	R: 0 H: 1 E: 0 LOB: 0 K: 1 BB: 0 S: 10 P: 17	R: 0 H: 0 E: 0 LOB: 0 K: 1 BB: 1 S: 5 P: 13	R: 0 H: 1 E: 0 LOB: 1 K: 1 BB: 0 S: 7 P: 8	R: 1 H: 2 E: 0 LOB: 2 K: 0 BB: 1 S: 13 P: 25	R: 0 H: 0 E: 0 LOB: 0 K: 0 BB: 0 S: 6 P: 10	1B: 6 SF: 0 2B: 1 SAC: 0 3B: 1 DP: 3 HR: 1 HBP: 0	WP: 0 PA: 36 PB: 0 SB: 1 CS: 1
PITCHER	IP WLS BF H R ER SO BB IBB HBP BLK WP HR S P ERA WHIP										
Willie Blair, R (1, 1) ERA: 4.94	7.2 L 32 9 3 3 3 4 0 0 0 0 0 1 65 108 3.52 1.696										
Clint Sodowsky, R (8, 1) ERA: 5.4	1.1 4 0 0 0 0 0 0 0 0 0 0 0 9 14 0.00 0.000										

Texas Rangers @ Arizona Diamondbacks
Bank One Ballpark, Phoenix, AZ
Wed Jun 24 1998, 10:05 PM EDT
Att. 44,296 - Unknown - 99 F

livebaseballscorecards.com

AB	32
R	3
H	9
RBI	3
BB	4
SO	3
LOB	14



Batter	1	2	3	4	5	6	7	8	9	AB	R	H	RBI	BB	SO	LOB
Andy Fox, L OBP: 0.326, SLG: 0.371 (1, 4)	G4-3		G5-3				P6			4	1	1	0	0	0	0
Devon White, S OBP: 0.325, SLG: 0.454 (1, 8)	P7		G1-3				K		P7	4	0	0	0	0	1	0
Travis Lee, L OBP: 0.350, SLG: 0.464 (1, 3)	1B BB		1B				FC5-4 BB		G5-4-3 BB	1	0	1	0	3	0	0
Matt Williams, R OBP: 0.325, SLG: 0.463 (1, 5)	1-2 1B		P9				FC5-4		G5-4-3	4	0	1	0	0	0	3
David Dellucci, L OBP: 0.359, SLG: 0.505 (1, 7)	L8						K		K	4	0	0	0	0	2	2
Jay Bell, R OBP: 0.340, SLG: 0.421 (1, 6)			P7				P6		FC6-4 BB	3	0	0	0	1	1	0
Tony Batista, R OBP: 0.307, SLG: 0.367 (9, PR)										0	0	0	0	0	0	0
Karim Garcia, L OBP: 0.252, SLG: 0.376 (1, 9)			1B				K		FC1 FC6-4	4	0	1	0	0	1	1
Kelly Stinnett, R OBP: 0.319, SLG: 0.432 (1, 2)			P4				K2-3		P5	3	0	0	0	0	2	1
Mike Robertson, L OBP: 0.182, SLG: 0.182 (9, PH)										1	0	0	0	0	0	2
Willie Blair, R OBP: 0.083, SLG: 0.083 (1, 1)			K				1-2 2B WP		FC6-4	3	1	1	0	0	2	1
Clint Sodowsky, L OBP: 0.182, SLG: 0.182 (8, 1)										0	0	0	0	0	0	0
Brent Brede, L OBP: 0.312, SLG: 0.349 (9, PH)										1	0	0	0	0	0	2

Inning Stats	R: 0	H: 1	E: 0	LOB: 2	K: 0	BB: 1	S: 13	R: 0	H: 1	E: 0	LOB: 1	K: 1	BB: 0	S: 8	R: 0	H: 1	E: 0	LOB: 1	K: 0	BB: 0	S: 9	R: 0	H: 0	E: 0	LOB: 0	K: 2	BB: 0	S: 8	R: 2	H: 2	E: 1	LOB: 1	K: 2	BB: 1	S: 14	R: 0	H: 0	E: 0	LOB: 0	K: 1	BB: 0	S: 6	R: 0	H: 0	E: 0	LOB: 0	K: 2	BB: 0	S: 11	R: 0	H: 0	E: 0	LOB: 0	K: 2	BB: 1	S: 10	R: 0	H: 0	E: 1	LOB: 2	K: 1	BB: 1	S: 12	1B: 4	SF: 0	2B: 1	SAC: 0	3B: 0	DP: 1	HR: 0	HBP: 0
--------------	------	------	------	--------	------	-------	-------	------	------	------	--------	------	-------	------	------	------	------	--------	------	-------	------	------	------	------	--------	------	-------	------	------	------	------	--------	------	-------	-------	------	------	------	--------	------	-------	------	------	------	------	--------	------	-------	-------	------	------	------	--------	------	-------	-------	------	------	------	--------	------	-------	-------	-------	-------	-------	--------	-------	-------	-------	--------


PITCHER	IP	WLS	BF	H	R	ER	SO	BB	IBB	HBP	BLK	WP	HR	S	P	ERA	WHIP
Rick Helling, R ERA: 4.17 (1, 1)	7.1	W	30	5	2	1	8	3	0	0	0	1	0	77	115	1.23	1.091
Danny Patterson, R ERA: 3.96 (8, 1)	0.2		1	0	0	0	0	0	0	0	0	0	0	2	2	0.00	0.000
John Wetteland, R ERA: 1.52 (9, 1)	1.0	S	5	0	0	0	1	1	0	0	0	0	0	12	16	0.00	1.000

BOTTOM

Texas Rangers @ Arizona Diamondbacks
Bank One Ballpark, Phoenix, AZ

Wed Jun 24 1998, 10:05 PM EDT
Att: 44,296 - Unknown - 99 F

AB	32
R	2
H	5
RBI	0
BB	4
SO	9
LOB	12



Batter	1	2	3	4	5	6	7	8	9	AB R H RBI BB SO LOB	TOP											
Tom Goodwin, L (1, 8) OBP: 0.380, SLG: 0.313	0-3 		1-0 FC1-5 E 29 1B 1-2 2-3f	2-2 P7		2-2 P7		2-2 G4-3		5 1 0 0 0 1 4												
Mark McLemore, S (1, 4) OBP: 0.431, SLG: 0.405	2-2 		1-1 E3 29 1B 1-3 2-H	2-0 G1-4-3			1-0 G3-1		4-2 	4 2 1 0 1 0 3												
29 Rusty Greer, L (1, 7) OBP: 0.380, SLG: 0.428	1-3 		1-1 1-2 3-H 1B		1-1 2B		2-2 F8		1-0 	5 1 3 1 0 1 1												
Juan Gonzalez, R (1, 9) OBP: 0.343, SLG: 0.599	1-0 F8		0-0 F8		0-0 1B		2-0 1B		1-0 FC6-4 WP 2B 1-2f	5 3 2 1 0 0 5												
Will Clark, L (1, 3) OBP: 0.395, SLG: 0.483		2-0 G4-3	2-1 1-3 2-H		1-2 2-H		1-2 2B		1-3 K 1-2	5 1 3 3 0 1 2												
Ivan Rodriguez, R (1, 2) OBP: 0.409, SLG: 0.585		0-3 K	1-2 FC4-6 1-2f		1-2 G5-3		0-1 2B		0-1 2B	5 0 2 3 0 1 3												
Kevin Elster, R (1, 6) OBP: 0.333, SLG: 0.392		1-3 K		4-1 BB	0-1 FC7-2 3-H		0-3 K		4-2 	3 0 0 0 2 2 2												
Fernando Tatis, R (1, 5) OBP: 0.295, SLG: 0.326			1-1 FC1-5 SH 1B	1-1 1-3		0-0 F9		1-1 G3-1	0-3 	5 0 2 0 0 1 2												
Todd Van Poppel, R (1, 1) Xavier Hernandez, L (9, 1)			0-0 SH FC1-5 E	2-2 SH1-4		3-1 P1-3		1-2 P3-1		2 1 0 0 0 0 0 0 0 0 0 0 0 0												
Inning Stats	R: 0 E: 0 K: 2 S: 11	H: 1 LOB: 1 BB: 0 P: 15	R: 0 E: 0 K: 2 S: 7	H: 0 LOB: 0 BB: 0 P: 10	R: 3 E: 2 K: 0 S: 15	H: 3 LOB: 2 BB: 0 P: 22	R: 0 E: 0 K: 0 S: 10	H: 1 LOB: 2 BB: 1 P: 21	R: 2 E: 0 K: 0 S: 12	H: 3 LOB: 0 BB: 0 P: 15	R: 0 E: 0 K: 0 S: 7	H: 0 LOB: 0 BB: 0 P: 12	R: 2 E: 0 K: 1 S: 13	H: 3 LOB: 1 BB: 0 P: 19	R: 0 E: 0 K: 0 S: 8	H: 0 LOB: 0 BB: 0 P: 12	R: 2 E: 0 K: 2 S: 14	H: 2 LOB: 2 BB: 2 P: 25	1B: 9 2B: 4 3B: 1 HR: 0	SF: 0 SAC: 2 DP: 1 HBP: 0	WP: 1 PB: 0 SB: 0 CS: 0	PA: 44
PITCHER	IP WLS BF H R ER SO BB IBB HBP BLK WP HR S P ERA WHIP																				PITCHER	IP WLS BF H R ER SO BB IBB HBP BLK WP HR S P ERA WHIP
Amaury Telemaco, R (1, 1) ERA: 2.87	5.0 L 25 8 5 2 4 1 0 0 0 0 0 55 83 3.60 1.800																					
Bobby Chouinard, R (6, 1) ERA: 4.5	2.2 11 3 2 2 1 0 0 0 0 0 0 0 25 38 6.75 1.125																					
Alan Embree, L (8, 1) ERA: 5.03	1.0 5 1 2 2 1 1 0 0 0 1 0 10 19 18.00 2.000																					
Willie Banks, R (9, 1) ERA: 9.0	0.1 3 1 0 0 1 1 0 0 0 0 0 7 11 0.00 6.000																					

Texas Rangers @ Arizona Diamondbacks
Bank One Ballpark, Phoenix, AZ
Thu Jun 25 1998, 10:05 PM EDT
Att. 44,269 - Unknown - 101 F

livebaseballscorecards.com

AB	39
R	9
H	13
RBI	8
BB	3
SO	7
LOB	22



Batter	1	2	3	4	5	6	7	8	9	AB	R	H	RBI	BB	SO	LOB
Andy Fox, L OBP: 0.320, SLG: 0.364 (1, 4) B C F X	1-2 P1-3 ①		1-2 G4-3 ②		0-2 P8 ③			0-0 P7 ②		4	0	0	0	0	0	0
Devon White, S OBP: 0.327, SLG: 0.453 (1, 8) F X	0-1 FC5 1B 1B		4-0 HR BB			0-0 F8 ①		2-1 P7 ③		3	1	1	0	1	0	0
Travis Lee, L OBP: 0.352, SLG: 0.475 (1, 3) X	0-0 1B 1-2 1B		3-2 HR			0-0 G4-3 ②			3-2 G3 ①	4	1	2	2	0	0	0
Matt Williams, R OBP: 0.324, SLG: 0.463 (1, 5) S C F S	0-3 K ②		0-0 P3 ③			1-2 G5-3 ③			0-0 1B 2B	4	1	1	0	0	1	2
David Dellucci, L OBP: 0.362, SLG: 0.503 (1, 7) (8, 9) C B F X	1-2 FC5 ③			2-2 F8 ①			4-0 G5-4-3 BB		2-0 1B 2B	3	0	1	1	1	0	2
Jay Bell, R OBP: 0.336, SLG: 0.415 (1, 6) B F F X		1-2 F9 ①		0-0 P6 ②			0-1 G5-4-3 ① ② 1-2f		3-1 P8 ②	4	0	0	0	0	0	2
Karim Garcia, L OBP: 0.247, SLG: 0.368 (1, 9) Alan Embree, L (8, 1) Willie Banks, R (9, 1) Tony Batista, R OBP: 0.303, SLG: 0.363 (9, PH)		0-0 G3 ②		2-2 F7 ③			1-0 F8 ③		1-0 F9 ③	3	0	0	0	0	0	0
Damian Miller, R OBP: 0.356, SLG: 0.429 (1, 2) F X		0-1 P7 ③			1-1 G6-3 ①			0-0 HR		3	1	1	1	0	0	0
Amaury Telemaco, R OBP: 0.111, SLG: 0.111 (1, 1) Mike Robertson, L OBP: 0.167, SLG: 0.167 (5, PH) Bobby Chouinard, R (6, 1) Yamil Benitez, R OBP: 0.291, SLG: 0.393 (8, 7)			1-2 P8 ①		3-2 F9 ②			1-2 G5-3 ①		1	0	0	0	0	0	0

BOTTOM

Texas Rangers @ Arizona Diamondbacks
Bank One Ballpark, Phoenix, AZ
Thu Jun 25 1998, 10:05 PM EDT
Att. 44,269 - Unknown - 101 F

livebaseballscorecards.com

AB	32
R	4
H	6
RBI	4
BB	2
SO	1
LOB	7



Inning Stats	R: 0	H: 2	E: 0	K: 1	S: 12	LOB: 2	BB: 0	P: 14	R: 0	H: 0	E: 0	K: 0	S: 6	LOB: 0	BB: 0	P: 7	R: 2	H: 1	E: 0	K: 0	S: 12	LOB: 0	BB: 1	P: 21	R: 0	H: 0	E: 0	K: 0	S: 7	LOB: 0	BB: 0	P: 11	R: 0	H: 0	E: 0	K: 0	S: 9	LOB: 0	BB: 0	P: 13	R: 0	H: 0	E: 0	K: 0	S: 5	LOB: 0	BB: 0	P: 6	R: 0	H: 0	E: 0	K: 0	S: 3	LOB: 0	BB: 1	P: 8	R: 1	H: 1	E: 0	K: 0	S: 7	LOB: 0	BB: 0	P: 10	R: 1	H: 2	E: 0	K: 0	S: 9	LOB: 1	BB: 0	P: 18	1B: 3	SF: 0	2B: 1	SAC: 0	3B: 0	DP: 1	HR: 2	HBP: 0	WP: 0	PA: 34	PB: 0	SB: 0	CS: 0
PITCHER	IP	WLS	BF	H	R	ER	SO	BB	IBB	HBP	BLK	WP	HR	S	P	ERA	WHIP																																																																				
Todd Van Poppel, R ERA: 7.84 (1, 1)	8.1	W	32	6	4	4	1	2	0	0	0	0	2	67	101	4.32	0.960																																																																				
Xavier Hernandez, R ERA: 4.35 (9, 1)	0.2		2	0	0	0	0	0	0	0	0	0	0	3	7	0.00	0.000																																																																				

Batter	1	2	3	4	5	6	7	8	9	AB R H RBI BB SO LOB	TOP	
Joey Cora, S (1, 4) <small>OBP: 0.351, SLG: 0.352</small> Bob Wells, R (6, 1) 39 Greg McCarthy, L (7, 1) Heathcliff Slocumb, R (8, 1) Glenallen Hill, R (9, PH) <small>OBP: 0.333, SLG: 0.536</small>	0-2 		1 SAFE 1 SAFE 2-1 	1-0 		1 SAFE 0-0 			2-2 	4 0 0 0 0 0 4 0 1 1 1 0 0 0 0	Seattle Mariners @ Arizona Diamondbacks Bank One Ballpark, Phoenix, AZ Fri Jun 26 1998, 10:05 PM EDT Att: 49,328 - Unknown - 102 F livebaseballscorecards.com	
Alex Rodriguez, R (1, 6) <small>OBP: 0.388, SLG: 0.602</small>	1-0 		0-1 		1-3 	3-2 	0-1 		1-2 	5 1 1 1 0 1 0		
Ken Griffey Jr., L (1, 8) <small>OBP: 0.372, SLG: 0.649</small> Rich Amaral, R (6, 8) <small>OBP: 0.293, SLG: 0.322</small> Jeff Huson, L (9, PH) <small>OBP: 0.241, SLG: 0.245</small>	3-2 		2-2 		2-3 		2-1 		2-2 	3 1 1 2 0 1 0 1 0 0 0 0 0 0 1 0 0 0 0 0 1		
David Segui, S (1, 7) <small>OBP: 0.390, SLG: 0.543</small>		1-2 	2-1 		1-2 		2-0 			4 0 0 0 0 0 0		
Edgar Martinez, R (1, 3) <small>OBP: 0.404, SLG: 0.520</small>		2-3 		1-0 		1-1 		1-3 		4 1 1 0 0 2 0		
Jay Buhner, R (1, 9) <small>OBP: 0.325, SLG: 0.448</small>		1-0 		2-1 		0-2 		0-3 		4 1 1 0 0 1 1		
Russ Davis, R (1, 5) <small>OBP: 0.309, SLG: 0.437</small>		2-0 		0-0 		1-1 		0-1 		4 1 2 1 0 0 1		
Dan Wilson, R (1, 2) <small>OBP: 0.303, SLG: 0.369</small>			0-1 	0-1 		1-2 		0-1 		4 2 3 3 0 0 0		
26 Bill Swift, R (1, 1) Rico Rossy, R (6, PH) <small>OBP: 0.500, SLG: 0.833</small> Paul Spoljaric, R (6, 1) Rob Ducey, L (6, 8) <small>OBP: 0.321, SLG: 0.381</small>			1 SAFE 0-3 	0-1 		2-2 		2-0 		2 0 0 0 0 1 3 1 0 1 0 0 0 0 0 0 0 0 0 0 0 1 0 0 0 0 0 0		
Inning Stats	R: 0 H: 0 E: 0 LOB: 0 K: 0 BB: 0 S: 9 P: 13	R: 0 H: 1 E: 0 LOB: 1 K: 1 BB: 0 S: 9 P: 15	R: 3 H: 2 E: 1 LOB: 0 K: 1 BB: 0 S: 16 P: 22	R: 1 H: 3 E: 0 LOB: 2 K: 0 BB: 0 S: 9 P: 13	R: 0 H: 0 E: 0 LOB: 0 K: 2 BB: 0 S: 13 P: 17	R: 3 H: 3 E: 1 LOB: 0 K: 0 BB: 0 S: 20 P: 28	R: 0 H: 0 E: 0 LOB: 0 K: 0 BB: 0 S: 5 P: 9	R: 0 H: 0 E: 0 LOB: 0 K: 2 BB: 0 S: 8 P: 9	R: 1 H: 2 E: 0 LOB: 1 K: 0 BB: 0 S: 12 P: 19	1B: 5 SF: 0 2B: 3 SAC: 0 3B: 1 DP: 0 HR: 2 HBP: 0		WP: 1 PA: 40 PB: 0 SB: 0 CS: 1
PITCHER	IP WLS BF H R ER SO BB IBB HBP BLK WP HR S P ERA WHIP											IP WLS BF H R ER SO BB IBB HBP BLK WP HR S P ERA WHIP
Jeff Suppan, R (1, 1) <small>ERA: 6.86</small>	5.1 26 8 7 3 4 0 0 0 0 0 1 2 68 95 5.06 1.500											
Clint Sodowsky, R (6, 1) <small>ERA: 5.3</small>	0.2 W 2 1 0 0 0 0 0 0 0 0 0 0 8 13 0.00 1.500											
Alan Embree, L (7, 1) <small>ERA: 4.57</small>	2.0 6 0 0 0 2 0 0 0 0 0 0 0 13 18 0.00 0.000											
Gregg Olson, R (9, 1) <small>ERA: 3.86</small>	1.0 5 2 1 1 0 0 0 0 0 0 0 0 12 19 9.00 2.000											



Batter	1	2	3	4	5	6	7	8	9	AB	R	H	RBI	BB	SO	LOB	BOTTOM			
Andy Fox, L <small>OBP: 0.335, SLG: 0.387</small> <small>(1, 4)</small> 										3	3	3	1	2	0	0	Seattle Mariners @ Arizona Diamondbacks Bank One Ballpark, Phoenix, AZ <small>Fri Jun 26 1998, 10:05 PM EDT</small> <small>Att. 49,328 - Unknown - 102 F</small>			
Devon White, S <small>OBP: 0.331, SLG: 0.473</small> <small>(1, 8)</small> 										4	4	2	5	1	0	3				
Travis Lee, L <small>OBP: 0.356, SLG: 0.500</small> <small>(1, 3)</small> 										5	2	3	4	0	0	3				
Matt Williams, R <small>OBP: 0.322, SLG: 0.459</small> <small>(1, 5)</small> 										5	0	1	2	0	0	1				
David Dellucci, L <small>OBP: 0.358, SLG: 0.495</small> <small>(1, 7)</small> 										5	1	1	0	0	1	1				
Jay Bell, R <small>OBP: 0.332, SLG: 0.409</small> <small>(1, 6)</small> Tony Batista, R <small>OBP: 0.303, SLG: 0.363</small> <small>(8, 6)</small> 										4	0	0	0	0	2	1				
Karim Garcia, L <small>OBP: 0.253, SLG: 0.367</small> <small>(1, 9)</small> 										0	0	0	0	0	0	0				
Damian Miller, R <small>OBP: 0.367, SLG: 0.457</small> <small>(1, 2)</small> 										4	2	2	1	0	0	2				
Jeff Suppan, R <small>OBP: 0.288, SLG: 0.250</small> <small>(1, 1)</small> Clint Sodowsky, L <small>OBP: 0.154, SLG: 0.154</small> <small>(6, PH)</small> Mike Robertson, L <small>OBP: 0.154, SLG: 0.154</small> <small>(7, 1)</small> Alan Embree, L <small>OBP: 0.316, SLG: 0.353</small> <small>(8, PH)</small> Brent Brede, L <small>OBP: 0.500, SLG: 2.000</small> <small>(9, 1)</small> 										2	0	0	0	0	1	1				
Inning Stats R: 1 H: 2 E: 0 LOB: 0 K: 0 BB: 0 S: 8 R: 0 H: 0 E: 0 LOB: 0 K: 1 BB: 0 S: 6 R: 3 H: 2 E: 0 LOB: 0 K: 1 BB: 1 S: 14 R: 0 H: 0 E: 1 LOB: 1 K: 1 BB: 0 S: 6 R: 2 H: 2 E: 0 LOB: 0 K: 0 BB: 0 S: 7 R: 5 H: 5 E: 0 LOB: 1 K: 0 BB: 1 S: 25 R: 0 H: 0 E: 0 LOB: 1 K: 1 BB: 1 S: 10 R: 2 H: 3 E: 0 LOB: 1 K: 0 BB: 1 S: 13			R: 3 H: 2 E: 0 LOB: 0 K: 1 BB: 1 S: 14 R: 0 H: 0 E: 1 LOB: 1 K: 1 BB: 0 S: 6 R: 2 H: 2 E: 0 LOB: 0 K: 0 BB: 0 S: 7 R: 5 H: 5 E: 0 LOB: 1 K: 0 BB: 1 S: 25 R: 0 H: 0 E: 0 LOB: 1 K: 1 BB: 1 S: 10 R: 2 H: 3 E: 0 LOB: 1 K: 0 BB: 1 S: 13							1B: 7 SF: 0 2B: 2 SAC: 0 3B: 0 DP: 2 HR: 5 HBP: 0								WP: 0 PA: 41 PB: 0 SB: 0 CS: 0		
PITCHER 26 Bill Swift, R <small>ERA: 4.91</small> Paul Spoljaric, L <small>ERA: 6.23</small> Bob Wells, R <small>ERA: 5.52</small> 39 Greg McCarthy, L <small>ERA: 1.69</small> Heathcliff Slocumb, R <small>ERA: 7.91</small>	IP	WLS	BF	H	R	ER	SO	BB	IBB	HBP	BLK	WP	HR	S	P	ERA	WHIP			
	5.0	L	22	6	6	6	3	1	0	0	0	0	0	41	62		10.80	1.400		
	0.1		3	2	2	2	0	0	0	0	0	0	0	7	12		54.00	6.000		
	0.2		6	3	3	3	0	1	0	0	0	0	1	18	28		40.50	6.000		
	1.0		4	0	0	0	1	1	0	0	0	0	0	10	17		0.00	1.000		
	1.0		6	3	2	2	0	1	0	0	0	0	0	13	18		18.00	4.000		

Seattle Mariners @ Arizona Diamondbacks
Bank One Ballpark, Phoenix, AZ
Fri Jun 26 1998, 10:05 PM EDT
Att. 49,328 - Unknown - 102 F

AB	37
R	13
H	14
RBI	13
BB	4
SO	4
LOB	15



Batter	1	2	3	4	5	6	7	8	9	AB R H RBI BB SO LOB	TOP									
Joey Cora, S (1, 4) OBP: 0.351, SLG: 0.353	1-0 G4-3		1-0 P7			1-2 E8 1B	3-2 CS 1B		1-2 G3	5 1 2 1 0 0 1	Seattle Mariners @ Arizona Diamondbacks Bank One Ballpark, Phoenix, AZ Sat Jun 27 1998, 10:05 PM EDT Att: 48,488 - Unknown - 105 F									
Alex Rodriguez, R (1, 6) OBP: 0.389, SLG: 0.608	1-3 K2-3		2-1 P9			1-2 E5 1B	1-3 K		1-1 HR	5 1 2 3 0 2 2										
Ken Griffey Jr., L (1, 8) OBP: 0.367, SLG: 0.638	1-1 F8			2-2 L4		1-3 K	3-3 K		3-3 K	5 0 0 0 0 3 3										
David Segui, S (1, 3) OBP: 0.386, SLG: 0.535		0-1 P2		3-2 G5-3		1-0 F7		0-3 K		4 0 0 0 0 1 1										
Jay Buhner, R (1, 9) OBP: 0.321, SLG: 0.429		0-0 F8		2-3 K		4-0 BB		0-0 F8		3 0 0 0 1 1 0										
Rico Rossy, R (8, 5) OBP: 0.500, SLG: 0.833										0 0 0 0 0 0 0										
Russ Davis, R (1, 5) OBP: 0.311, SLG: 0.447		2-0 HR			0-1 G5-3	2-3 K		4-1 BB		3 1 1 1 1 1 2										
Rich Amaral, R (8, PR) OBP: 0.293, SLG: 0.322										0 0 0 0 0 0 0										
Dan Wilson, R (1, 2) OBP: 0.306, SLG: 0.376		1-0 FC6 1B		1-2 P9			2-2 2B	0-3 K		4 1 2 0 0 1 1										
Rob Ducey, L (1, 7) OBP: 0.325, SLG: 0.404		2-1 FC6		2-2 3B			1-0 FC1 1B		0-0 P8	4 1 2 1 0 0 1										
Jeff Fassero, L (1, 1) Mike Timlin, R (7, 1) Glenallen Hill, R (9, PH) Heathcliff Slocumb, R (9, 1)			0-3 K		2-3 K		0-2 FC1 1B		0-0 G3 WP HR 1B	3 0 0 0 0 2 2 0 0 0 0 0 0 0 1 1 1 0 0 0 0 0 0 0 0 0 0 0										
Inning Stats	R: 0 E: 0 K: 1 S: 6	H: 0 LOB: 0 BB: 0 P: 9	R: 1 E: 0 K: 0 S: 7	H: 2 LOB: 1 BB: 0 P: 12	R: 0 E: 0 K: 1 S: 6	H: 0 LOB: 0 BB: 0 P: 9	R: 0 E: 0 K: 1 S: 11	H: 1 LOB: 1 BB: 0 P: 16	R: 1 E: 2 K: 2 S: 14	H: 2 LOB: 2 BB: 1 P: 24	R: 2 E: 0 K: 2 S: 17	H: 3 LOB: 2 BB: 0 P: 27	R: 0 E: 0 K: 2 S: 8	H: 0 LOB: 1 BB: 1 P: 12	R: 2 E: 0 K: 1 S: 14	H: 2 LOB: 0 BB: 0 P: 19	1B: 5 2B: 3 3B: 1 HR: 2	SF: 0 SAC: 0 DP: 1 HBP: 0	WP: 1 PB: 0 SB: 1 CS: 1	PA: 39
PITCHER	IP WLS BF H R ER SO BB IBB HBP BLK WP HR S P ERA WHIP																			
Andy Benes, R (1, 1) ERA: 4.56	7.0 L 30 8 4 3 8 1 0 0 0 0 1 73 116 3.86 1.286																			
Bobby Chouinard, R (8, 1) ERA: 5.4	2.0 9 2 2 2 3 1 0 0 0 1 1 22 31 9.00 1.500																			

AB	37
R	6
H	10
RBI	6
BB	2
SO	11
LOB	13



Batter	1	2	3	4	5	6	7	8	9	AB	R	H	RBI	BB	SO	LOB
Devon White, S (1, 8) OBP: 0.329, SLG: 0.468	0-0 1B		2-3 K		1-2 G5-3		2-3 K		0-1 G5-3	5	0	1	0	0	2	2
David Dellucci, L (1, 9) OBP: 0.359, SLG: 0.492	1-3 K		1-1 G2-3			2-3 K		0-0 1B FC2-5	1-1 G5-4-3 1B	5	0	2	1	0	2	1
Matt Williams, R (1, 5) OBP: 0.323, SLG: 0.458	0-0 P7			0-0 F9 G1-3 1B		0-3 K		0-1 1B FC2-5	2-1 G5-4-3 1B	5	2	2	0	0	1	2
Travis Lee, L (1, 3) OBP: 0.355, SLG: 0.497	2-3 K			2-2 G1-3		2-1 2B 1B		2-1 FC2-5 1B		4	0	1	0	0	1	4
Jay Bell, R (1, 6) OBP: 0.331, SLG: 0.410		1-3 K		0-0 F9		1-1 2B		3-2 L5		4	0	1	0	0	1	3
Yamil Benitez, R (1, 7) OBP: 0.306, SLG: 0.432		3-2 HR		1-1 1B		0-0 P3		0-0 BB 1B		4	1	3	3	0	0	2
Damian Miller, R (1, 2) OBP: 0.358, SLG: 0.429		0-3 K		1 SAFE 1 SAFE F9			2-3 K	4-0 BB FC4-6		3	0	0	0	1	2	1
Tony Batista, R (1, 4) OBP: 0.301, SLG: 0.357		0-0 G5-3			1-0 P2		2-2 1B	0-1 FC4-6		4	0	1	0	0	0	3
Andy Benes, R (1, 1) OBP: 0.273, SLG: 0.310			2-3 K		2-2 P3		2-0 L7		4-2 G5-3 1B BB	2	0	0	0	0	1	0
Brent Brede, L (7, PH) OBP: 0.314, SLG: 0.351										1	0	0	0	0	0	1
Bobby Chouinard, R (8, 1)										0	0	0	0	0	0	0
Andy Fox, L (9, PH) OBP: 0.338, SLG: 0.387										0	1	0	0	1	0	0

Inning Stats	R: 0	H: 1	E: 0	K: 2	S: 10	R: 1	H: 1	E: 0	K: 2	S: 12	R: 0	H: 0	E: 0	K: 2	S: 9	R: 1	H: 2	E: 0	K: 0	S: 9	R: 0	H: 0	E: 0	K: 0	S: 8	R: 0	H: 2	E: 0	K: 2	S: 12	R: 0	H: 1	E: 0	K: 2	S: 12	R: 1	H: 3	E: 0	K: 0	S: 12	R: 1	H: 1	E: 0	K: 0	S: 9	1B: 9	2B: 1	3B: 0	HR: 1	SF: 0	SAC: 0	DP: 1	HBP: 0	WP: 0	PB: 0	SB: 0	CS: 0	PA: 39
--------------	------	------	------	------	-------	------	------	------	------	-------	------	------	------	------	------	------	------	------	------	------	------	------	------	------	------	------	------	------	------	-------	------	------	------	------	-------	------	------	------	------	-------	------	------	------	------	------	-------	-------	-------	-------	-------	--------	-------	--------	-------	-------	-------	-------	--------

PITCHER	IP	WLS	BF	H	R	ER	SO	BB	IBB	HBP	BLK	WP	HR	S	P	ERA	WHIP
Jeff Fassero, L (1, 1) ERA: 4.25	6.2	W	27	7	2	2	9	0	0	0	0	0	1	69	99	2.70	1.050
Mike Timlin, R (7, 1) ERA: 3.76	1.1		8	3	1	1	1	1	0	0	0	0	0	15	26	6.75	3.000
Heathcliff Slocumb, R (9, 1) ERA: 7.94	1.0	S	4	1	1	1	0	1	0	0	0	0	0	9	16	9.00	2.000

BOTTOM

Seattle Mariners @ Arizona Diamondbacks
Bank One Ballpark, Phoenix, AZ
Sat Jun 27 1998, 10:05 PM EDT
Att. 48,488 - Unknown - 105 F

livebaseballscorecards.com

AB	37
R	4
H	11
RBI	4
BB	2
SO	10
LOB	19



Batter	1	2	3	4	5	6	7	8	9	AB R H RBI BB SO LOB	TOP	
Joey Cora, S (1, 4) <small>OBP: 0.348, SLG: 0.349</small>	1-1 		1-2 			1-1 		0-0 		3 0 0 0 0 0 0	Seattle Mariners @ Arizona Diamondbacks Bank One Ballpark, Phoenix, AZ Sun Jun 28 1998, 6:33 AM EDT Att: 47,968 - Dome - 72 F livebaseballscorecards.com	
Alex Rodriguez, R (1, 6) <small>OBP: 0.387, SLG: 0.603</small>	1-1 			4-1 		0-0 		0-0 		3 0 0 1 1 0 1		
Ken Griffey Jr., L (1, 8) <small>OBP: 0.369, SLG: 0.646</small>	0-1 			1-2 		1-1 		0-2 		4 1 2 1 0 0 2		
Edgar Martinez, R (1, 3) <small>OBP: 0.402, SLG: 0.516</small> Jeff Huson, L (9, PR) <small>OBP: 0.241, SLG: 0.245</small>	2-2 			2-2 		0-3 		0-0 		4 0 1 0 0 1 2 0 0 0 0 0 0 0		
Jay Buhner, R (1, 9) <small>OBP: 0.318, SLG: 0.419</small>		2-1 			1-0 		1-2 		1-0 			4 0 1 0 0 0 1
Glenallen Hill, R (1, 7) <small>OBP: 0.339, SLG: 0.536</small>		3-1 			2-1 		0-0 		4-2 			3 0 1 0 1 0 0
Russ Davis, R (1, 5) <small>OBP: 0.307, SLG: 0.441</small>		1-2 			3-1 		2-2 		0-0 			4 0 0 0 0 0 3
Dan Wilson, R (1, 2) <small>OBP: 0.306, SLG: 0.375</small> Rich Amaral, R (8, PR) <small>OBP: 0.293, SLG: 0.322</small> John Marzano, R (8, 2) <small>OBP: 0.289, SLG: 0.300</small>			1-0 		0-1 			1-1 		3 0 1 0 0 0 2 0 1 0 0 0 0 0 0 0 0 0 0 0 0		
Jamie Moyer, L (1, 1) David Segui, S (8, PH) <small>OBP: 0.384, SLG: 0.533</small> 31 Bobby Ayala, R (8, 1)			0-1 		2-2 			1-1 		2 0 0 0 0 0 2 1 0 0 0 0 0 1 0 0 0 0 0 0 0		
Inning Stats	R: 0 H: 1 E: 0 LOB: 1 K: 0 BB: 0 S: 11 P: 15	R: 0 H: 0 E: 0 LOB: 0 K: 0 BB: 0 S: 7 P: 13	R: 0 H: 0 E: 0 LOB: 0 K: 0 BB: 0 S: 6 P: 8	R: 0 H: 0 E: 0 LOB: 0 K: 0 BB: 1 S: 7 P: 14	R: 0 H: 2 E: 0 LOB: 2 K: 0 BB: 0 S: 10 P: 18	R: 1 H: 1 E: 0 LOB: 0 K: 1 BB: 0 S: 8 P: 10	R: 0 H: 0 E: 0 LOB: 0 K: 0 BB: 0 S: 7 P: 10	R: 1 H: 1 E: 1 LOB: 1 K: 0 BB: 0 S: 9 P: 11	R: 0 H: 1 E: 0 LOB: 1 K: 0 BB: 1 S: 10 P: 15	1B: 5 SF: 0 2B: 0 SAC: 1 3B: 0 DP: 0 HR: 1 HBP: 0		WP: 0 PA: 34 PB: 0 SB: 0 CS: 2
PITCHER Brian Anderson, L (1, 1) <small>ERA: 4.14</small> Alan Embree, L (8, 1) <small>ERA: 4.18</small>	IP WLS BF H R ER SO BB IBB HBP BLK WP HR S P ERA WHIP											PITCHER IP WLS BF H R ER SO BB IBB HBP BLK WP HR S P ERA WHIP

Seattle Mariners @ Arizona Diamondbacks
 Bank One Ballpark, Phoenix, AZ
 Sun Jun 28 1998, 6:33 AM EDT
 Att: 47,968 - Dome - 72 F

AB	31
R	2
H	6
RBI	2
BB	2
SO	1
LOB	14



Batter	1	2	3	4	5	6	7	8	9	AB	R	H	RBI	BB	SO	LOB
Andy Fox, L OBP: 0.336, SLG: 0.384 (1, 4)	0-0 1B 1B	0-0 F8			0-1 F8		2-3 K			4	1	1	0	0	1	2
Jay Bell, R OBP: 0.330, SLG: 0.408 (1, 6)	3-1 G5-3 1-2 1B 1B		2-3 K		0-3 K		0-0 P9			4	0	1	0	0	2	1
Travis Lee, L OBP: 0.353, SLG: 0.494 (1, 3)	0-1 F7		0-0 1B		0-2 F8			0-0 G3		4	0	1	0	0	0	3
Matt Williams, R OBP: 0.325, SLG: 0.458 (1, 5)	1-2 G5-3 1-2 2-H 1B		1-1 F9		0-0 FC4-6 1B			1-2 K		4	0	2	1	0	1	1
David Dellucci, L OBP: 0.353, SLG: 0.483 (1, 8)	0-0 G5-3 1-2 2-3		0-1 P7		1-2 FC4-6 G4-3 3B			0-0 F7		4	1	0	0	0	0	4
Yamil Benitez, R OBP: 0.304, SLG: 0.452 (1, 7)	0-0 F8			3-2 G6-3		2-1 G4-3			0-0 HR	4	1	1	1	0	0	3
Karim Garcia, L OBP: 0.255, SLG: 0.380 (1, 9)		0-0 L9		1-1 P4		3-2 3B				3	0	1	1	0	0	0
Kelly Stinnett, R OBP: 0.314, SLG: 0.424 (1, 2)		2-2 G5-3		2-2 G1-3		0-0 L7				3	0	0	0	0	0	1
Brian Anderson, R OBP: 0.125, SLG: 0.097 Alan Embree, L (8, 1)		4-1 BB			0-1 1B		0-3 K			2	0	1	0	1	1	0
										0	0	0	0	0	0	0

Inning Stats	R: 1	H: 3	E: 0	LOB: 2	K: 0	S: 10	P: 14	R: 0	H: 0	E: 0	LOB: 1	K: 0	BB: 1	S: 6	P: 12	R: 0	H: 1	E: 0	LOB: 1	K: 1	BB: 0	S: 8	P: 11	R: 0	H: 0	E: 0	LOB: 0	K: 0	BB: 0	S: 8	P: 14	R: 0	H: 1	E: 0	LOB: 1	K: 1	BB: 0	S: 10	P: 10	R: 1	H: 2	E: 0	LOB: 1	K: 0	BB: 0	S: 10	P: 16	R: 0	H: 0	E: 0	LOB: 0	K: 2	BB: 0	S: 10	P: 12	R: 0	H: 0	E: 0	LOB: 0	K: 1	BB: 0	S: 6	P: 7	R: 1	H: 1	E: 0	LOB: 0	K: 0	BB: 0	S: 1	P: 1	1B: 6	SF: 0	2B: 0	SAC: 0	3B: 1	DP: 0	HR: 1	HBP: 0	WP: 0	PA: 33
PITCHER	IP	WLS	BF	H	R	ER	SO	BB	IBB	HBP	BLK	WP	HR	S	P	ERA	WHIP																																																																
Jamie Moyer, L ERA: 3.53 31 Bobby Ayala, R ERA: 7.52	(1, 1)	7.0		29	7	2	4	1	0	0	0	0	0	62	89	2.57	1.143																																																																
	(8, 1)	1.0	L	4	1	1	1	0	0	0	0	0	1	7	8	9.00	1.000																																																																


BOTTOM

Seattle Mariners @ Arizona Diamondbacks
Bank One Ballpark, Phoenix, AZ

Sun Jun 28 1998, 6:33 AM EDT
Att. 47,968 - Dome - 72 F

livebaseballscorecards.com

AB	32
R	3
H	8
RBI	3
BB	1
SO	5
LOB	15



Batter	1	2	3	4	5	6	7	8	9	AB R H RBI BB SO LOB	TOP	
Andy Fox, L (1, 4) <small>OBP: 0.335, SLG: 0.395</small> Tony Batista, R (8, PH) <small>OBP: 0.298, SLG: 0.353</small> (8, 4)	1-1 	3-3 			3-2 		0-0 	2-1 		4 1 1 1 0 1 0 1 0 0 0 0 0 3		
Devon White, S (1, 8) <small>OBP: 0.333, SLG: 0.469</small>	2-0 		4-2 		1-0 		0-0 	2-0 		4 2 2 0 1 0 0		
Travis Lee, L (1, 3) <small>OBP: 0.354, SLG: 0.492</small>	0-1 		0-0 		2-0 		2-1 	2-3 		5 1 2 0 0 1 1		
Matt Williams, R (1, 5) <small>OBP: 0.326, SLG: 0.472</small>	0-1 		2-1 		1-2 		3-3 	2-0 		4 1 2 4 0 1 1		
David Dellucci, L (1, 9) <small>OBP: 0.351, SLG: 0.476</small>	1-3 		0-2 		1-3 		4-2 			3 0 0 0 1 3 2		
Jay Bell, R (1, 6) <small>OBP: 0.332, SLG: 0.413</small>	1-1 		1-0 		1-2 		2-3 			4 0 2 0 0 1 2		
Jorge Fabregas, L (1, 2) <small>OBP: 0.289, SLG: 0.265</small>	2-3 			0-0 		1-1 		1-1 		4 0 0 0 0 1 4		
Yamil Benitez, R (1, 7) <small>OBP: 0.302, SLG: 0.441</small>		1-3 		2-3 		0-0 		4-0 		3 0 0 0 1 2 2		
Willie Blair, R (1, 1) <small>OBP: 0.077, SLG: 0.077</small> Alan Embree, L (7, 1) Gregg Olson, R (8, 1) <small>OBP: 0.500, SLG: 2.000</small>		0-3 		1-3 		0-3 		4-2 		3 0 0 0 0 3 0 0 0 0 0 1 0 0 0 0 0 0 0 0 0		
Inning Stats	R: 3 H: 4 E: 0 LOB: 1 K: 2 BB: 0 S: 15 P: 22	R: 0 H: 0 E: 0 LOB: 0 K: 3 BB: 0 S: 10 P: 14	R: 1 H: 1 E: 0 LOB: 1 K: 1 BB: 1 S: 10 P: 17	R: 0 H: 0 E: 0 LOB: 0 K: 2 BB: 0 S: 7 P: 10	R: 0 H: 0 E: 0 LOB: 0 K: 0 BB: 0 S: 6 P: 12	R: 0 H: 2 E: 0 LOB: 2 K: 1 BB: 0 S: 13 P: 17	R: 1 H: 2 E: 0 LOB: 1 K: 2 BB: 0 S: 10 P: 15	R: 0 H: 0 E: 0 LOB: 3 K: 1 BB: 3 S: 12 P: 29	R: 0 H: 0 E: 0 LOB: 0 K: 1 BB: 0 S: 5 P: 11	1B: 5 SF: 1 2B: 2 SAC: 0 3B: 0 DP: 0 HR: 2 HBP: 0	WP: 0 PA: 40 PB: 1 SB: 2 CS: 0	
PITCHER	IP WLS BF H R ER SO BB IBB HBP BLK WP HR S P ERA WHIP											
Mark Clark, R (1, 1) <small>ERA: 4.89</small> Bob Patterson, L (7, 1) <small>ERA: 5.4</small> Dave Stevens, R (7, 1) <small>ERA:</small> Marc Pisciotta, R (8, 1) <small>ERA: 3.7</small> Terry Mulholland, L (8, 1) <small>ERA: 3.35</small>	6.1 L 28 8 5 5 10 1 0 0 0 0 2 65 96 7.11 1.421											

Arizona Diamondbacks @ Chicago Cubs
 Wrigley Field, Chicago, IL
 Tue Jun 30 1998, 7:05 PM CDT
 Att. 39,307 - Cloudy - 74 F

AB	35
R	5
H	9
RBI	5
BB	4
SO	13
LOB	15



Batter	1	2	3	4	5	6	7	8	9	AB	R	H	RBI	BB	SO	LOB
José Hernández, R OBP: 0.333, SLG: 0.547 (1, 8) BB C B B X	3-1 CS 1B		2-2 P4		0-2 L8		2-2 L8			4	0	1	0	0	0	2
Mickey Morandini, L OBP: 0.403, SLG: 0.436 (1, 4) B B X	2-0 S 1B		4-0 BB			2-1 L7		1-2 K		3	0	1	0	1	1	0
Sammy Sosa, R OBP: 0.386, SLG: 0.676 (1, 9) B F B S SAFE	2-3 K		0-1 F9			1-3 K		3-2 HR		4	1	1	1	0	2	3
Mark Grace, L OBP: 0.416, SLG: 0.497 (1, 3) C B B C F X	3-2 F9			3-2 F7		3-2 HR		2-3 K		4	1	1	1	0	1	1
Henry Rodriguez, L OBP: 0.326, SLG: 0.508 Terrell Lowery, R OBP: 0.353, SLG: 0.286 (8, PR) (9, 8) L T B B B T F X		3-2 G3		2-1 HR		0-1 F7		1-2 2B		4	1	2	1	0	0	0
Kevin Orie, R OBP: 0.242, SLG: 0.272 (1, 5) C B B S X		1-3 K		4-2 G4-6-3 BB			0-0 F7		0-1 L7	3	0	0	0	1	1	1
Tyler Houston, L OBP: 0.269, SLG: 0.382 (1, 2) X		0-0 G4-3		1-0 G4-6-3			1-0 G5-3			4	0	0	0	0	1	1
Manny Alexander, R OBP: 0.291, SLG: 0.367 (1, 6) B C L X			1-2 SH3-4 1B		1-1 L7		1-2 2B 1B		2-1 P3	4	1	2	0	0	0	0
Mark Clark, R OBP: 0.097, SLG: 0.034 Bob Patterson, R Dave Stevens, R Pedro Valdes, L OBP: 0.235, SLG: 0.250 Matt Mieske, R OBP: 0.333, SLG: 0.420 Marc Pisciotto, R OBP: 0.333, SLG: 0.333 Terry Mulholland, R OBP: 0.286, SLG: 0.167 Jeff Blausery, R OBP: 0.344, SLG: 0.298 (1, 1) (7, 1) (7, 1) (7, PH) (8, 1) (8, 1) (9, PH)			0-0 SH3-4		2-3 K		2-2 2B		1-1 G5-3	1	0	0	0	0	1	0

Inning Stats	R: 0	H: 2	E: 0	K: 1	S: 10	LOB: 1	BB: 0	P: 20	R: 0	H: 0	E: 0	K: 1	S: 8	LOB: 0	BB: 0	P: 12	R: 0	H: 1	E: 0	K: 0	S: 9	LOB: 2	BB: 1	P: 16	R: 1	H: 1	E: 0	K: 0	S: 8	LOB: 0	BB: 1	P: 18	R: 0	H: 0	E: 0	K: 1	S: 10	LOB: 0	BB: 0	P: 13	R: 1	H: 1	E: 0	K: 1	S: 10	LOB: 0	BB: 0	P: 16	R: 1	H: 2	E: 0	K: 0	S: 12	LOB: 1	BB: 0	P: 18	R: 1	H: 2	E: 0	K: 2	S: 14	LOB: 1	BB: 0	P: 21	R: 0	H: 0	E: 0	K: 1	S: 7	LOB: 0	BB: 0	P: 13	1B: 4	SF: 0	2B: 2	SAC: 1	3B: 0	DP: 1	HR: 3	HBP: 0	WP: 0	PA: 36
--------------	------	------	------	------	-------	--------	-------	-------	------	------	------	------	------	--------	-------	-------	------	------	------	------	------	--------	-------	-------	------	------	------	------	------	--------	-------	-------	------	------	------	------	-------	--------	-------	-------	------	------	------	------	-------	--------	-------	-------	------	------	------	------	-------	--------	-------	-------	------	------	------	------	-------	--------	-------	-------	------	------	------	------	------	--------	-------	-------	-------	-------	-------	--------	-------	-------	-------	--------	-------	--------

PITCHER	IP	WLS	BF	H	R	ER	SO	BB	IBB	HBP	BLK	WP	HR	S	P	ERA	WHIP
Willie Blair, R ERA: 4.89 (1, 1)	6.2	W	26	6	3	3	4	2	0	0	0	0	2	60	102	4.05	1.200
Alan Embree, L ERA: 4.38 (7, 1)	1.0		6	3	1	1	2	0	0	0	0	0	1	19	30	9.00	3.000
Gregg Olson, R ERA: 3.71 (8, 1)	1.1	S	4	0	0	0	1	0	0	0	0	0	0	9	15	0.00	0.000

BOTTOM

Arizona Diamondbacks @ Chicago Cubs
Wrigley Field, Chicago, IL
Tue Jun 30 1998, 7:05 PM CDT
Att: 39,307 - Cloudy - 74 F

livebaseballscorecards.com


AB	33
R	4
H	9
RBI	4
BB	2
SO	7
LOB	8



Batter	1	2	3	4	5	6	7	8	9	AB R H RBI BB SO LOB	TOP	
Andy Fox, L (1, 4) <small>OBP: 0.336, SLG: 0.393</small>	1-0 		1-0 		1-0 			4-1 	0-3 	4 0 1 0 1 1 3		
Tony Batista, R (1, 6) <small>OBP: 0.286, SLG: 0.337</small> Devon White, S (9, PH) <small>OBP: 0.335, SLG: 0.470</small>	1-3 		0-0 			0-1 		0-3 	1-2 	4 0 0 1 0 2 3 1 0 1 1 0 0 0		
Travis Lee, L (1, 3) <small>OBP: 0.352, SLG: 0.486</small>	4-2 		1-3 			2-3 		3-3 	1-1 	4 0 0 0 1 3 7		
Matt Williams, R (1, 5) <small>OBP: 0.322, SLG: 0.466</small>	2-3 		1-2 			0-0 		2-3 		4 0 0 0 0 2 5		
David Dellucci, L (1, 8) <small>OBP: 0.358, SLG: 0.488</small>		4-0 		0-0 			0-0 		1-1 	3 1 2 0 1 0 0		
Yamil Benitez, R (1, 7) <small>OBP: 0.301, SLG: 0.430</small>		1-3 		0-1 			1-3 		4-0 	3 1 0 0 1 2 3		
Karim Garcia, L (1, 9) <small>OBP: 0.250, SLG: 0.375</small> Clint Sodowsky, L (7, 1) Aaron Small, R (8, 1) Jorge Fabregas, L (9, PH) <small>OBP: 0.287, SLG: 0.263</small> Brian Anderson, R (9, PR) <small>OBP: 0.125, SLG: 0.097</small>		2-1 		1-2 			0-1 		1-2 	2 0 0 1 0 1 1 0 0 0 0 0 0 0 0 0 0 0 0 0 0 1 0 0 0 0 0 1 0 1 0 0 0 0 0	AB 31 R 4 H 4 RBI 4 BB 6 SO 14 LOB 26	
Kelly Stinnett, R (1, 2) <small>OBP: 0.318, SLG: 0.418</small>			2-2 	2-2 	0-3 		1-3 		4-2 	2 0 0 0 1 2 0		
Amaury Telemaco, R (1, 1) <small>OBP: 0.091, SLG: 0.091</small> Brent Brede, L (7, 9) <small>OBP: 0.316, SLG: 0.349</small>			1-2 		0-3 			4-2 	0-1 	2 1 0 0 0 1 1 1 0 0 1 1 0 2		
Inning Stats	R: 0 H: 0 E: 0 LOB: 1 K: 2 BB: 1 S: 9 P: 17	R: 0 H: 0 E: 0 LOB: 0 K: 1 BB: 1 S: 5 P: 12	R: 1 H: 1 E: 1 LOB: 2 K: 1 BB: 0 S: 14 P: 20	R: 0 H: 1 E: 0 LOB: 0 K: 1 BB: 0 S: 8 P: 11	R: 0 H: 0 E: 0 LOB: 0 K: 2 BB: 0 S: 7 P: 8	R: 0 H: 0 E: 0 LOB: 0 K: 1 BB: 0 S: 8 P: 10	R: 1 H: 1 E: 0 LOB: 0 K: 2 BB: 0 S: 9 P: 11	R: 0 H: 0 E: 0 LOB: 2 K: 3 BB: 2 S: 15 P: 28	R: 2 H: 1 E: 2 LOB: 3 K: 1 BB: 2 S: 20 P: 32	1B: 3 SF: 1 2B: 1 SAC: 0 3B: 1 DP: 1 HR: 0 HBP: 1	WP: 0 PA: 40 PB: 0 SB: 1 CS: 2	
PITCHER 34 Kerry Wood, R (1, 1) <small>ERA: 3.38</small> Terry Adams, R (9, 1) <small>ERA: 3.04</small> Rod Beck, R (9, 1) <small>ERA: 3.86</small>	IP WLS BF H R ER SO BB IBB HBP BLK WP HR S P ERA WHIP											PITCHER IP WLS BF H R ER SO BB IBB HBP BLK WP HR S P ERA WHIP
	8.0 W 31 3 2 2 13 4 0 1 0 0 0 0 75 117 2.25 0.875 0.1 3 0 2 0 0 1 0 0 0 0 0 0 5 11 0.00 3.000 0.2 S 5 1 0 0 1 1 0 0 0 0 0 0 0 15 21 0.00 3.000											

Arizona Diamondbacks @ Chicago Cubs
 Wrigley Field, Chicago, IL
 Wed Jul 01 1998, 3:33 AM CDT
 Att. 31,002 - Sunny - 86 F

livebaseballscorecards.com



Batter	1	2	3	4	5	6	7	8	9
José Hernández, R OBP: 0.335, SLG: 0.544 (1, 8) (8, 7)	1-0 G6-3		1-2 F8		3-2 1B 1B		2-2 F8	2-2 1B	
Mickey Morandini, L OBP: 0.409, SLG: 0.440 (1, 4) (8, 7)	1-1 1B		2-2 2B HBP		1-0 1B 1B		0-0 2B 1B	1-2 P6	
Sammy Sosa, R OBP: 0.387, SLG: 0.680 (1, 9) (8, 7)	1-0 F7		0-1 2B		0-1 F7		2-1 1B 2B		
Mark Grace, L OBP: 0.420, SLG: 0.498 (1, 3) (8, 7)	0-1 G4-3		4-1 BB		3-2 E7 1B		2-1 FC6-4 1B		
Henry Rodriguez, L OBP: 0.329, SLG: 0.510 Terrell Lowery, R OBP: 0.353, SLG: 0.286 (1, 7) (8, 8)		0-1 SF8 2B	1-3 K		4-0 G4-6-3 IBB		2-3 K		
Manny Alexander, R OBP: 0.283, SLG: 0.357 (1, 5) (8, 7)		1-1 G6-3		1-2 F7	3-1 G4-6-3		1-0 FC6-4		
Tyler Houston, L OBP: 0.280, SLG: 0.385 (1, 2) (8, 7)		0-1 SF8		2-1 FC6-4 1B		2-2 P8	4-0 1B BB		
Jeff Blauser, R OBP: 0.339, SLG: 0.293 (1, 6) (8, 7)		1-2 L7		0-2 FC6-4		0-1 G5-3	1-2 L8		
34 Kerry Wood, R OBP: 0.194, SLG: 0.290 Pedro Valdes, L OBP: 0.222, SLG: 0.235 Terry Adams, R Rod Beck, R (1, 1) (8, PH) (9, 1) (9, 1)			3-2 G6-3	0-1 F9		2-3 K	1-2 F7		

Inning Stats	R: 0	H: 1	E: 0	K: 0	S: 6	R: 1	H: 1	E: 0	K: 0	S: 9	R: 1	H: 1	E: 0	K: 1	S: 18	R: 0	H: 1	E: 0	K: 0	S: 11	R: 2	H: 3	E: 1	K: 0	S: 14	R: 0	H: 0	E: 0	K: 1	S: 10	R: 2	H: 3	E: 0	K: 1	S: 12	R: 0	H: 1	E: 0	K: 0	S: 13	
	LOB: 1	BB: 1	P: 9	LOB: 0	BB: 0	P: 11	LOB: 2	BB: 1	P: 29	LOB: 1	BB: 0	P: 14	LOB: 1	BB: 1	P: 28	LOB: 0	BB: 0	P: 14	LOB: 1	BB: 0	LOB: 1	BB: 0	P: 21	LOB: 2	BB: 1	P: 22															


PITCHER	IP	WLS	BF	H	R	ER	SO	BB	IBB	HBP	BLK	WP	HR	S	P	ERA	WHIP
Amaury Telemaco, R ERA: 3.03 (1, 1)	6.0	L	27	7	4	3	2	1	1	1	0	0	0	68	105	4.50	1.333
Clint Sodowsky, R ERA: 5.63 (7, 1)	1.0		6	3	2	2	1	0	0	0	0	0	0	12	21	18.00	3.000
Aaron Small, R ERA: 7.05 (8, 1)	1.0		5	1	0	0	0	1	0	0	0	0	0	13	22	0.00	2.000

BOTTOM

AB R H RBI BB SO LOB

5	1	2	0	0	0	0
4	3	3	0	0	0	2
4	1	2	2	0	0	3
3	0	2	2	1	0	1
3	1	1	0	1	2	3
0	0	0	0	0	0	0
4	0	0	0	0	0	4
2	0	1	1	1	0	0
4	0	0	0	0	0	2
3	0	0	0	0	1	1
1	0	0	0	0	0	1
0	0	0	0	0	0	0
0	0	0	0	0	0	0

AB 33
R 6
H 11
RBI 5
BB 3
SO 3
LOB 17



WP: 0 PA: 38
PB: 0
SB: 0
CS: 0

Arizona Diamondbacks @ Chicago Cubs
Wrigley Field, Chicago, IL
Wed Jul 01 1998, 3:33 AM CDT
Att: 31,002 - Sunny - 86 F

livebaseballscorecards.com

Batter	1	2	3	4	5	6	7	8	9	AB R H RBI BB SO LOB	TOP	
Andy Fox, L (1, 4) OBP: 0.335, SLG: 0.395	0-1 G4-3		1-3 K		3-3 K			2-2 2B		4 0 1 0 0 2 2		
Jay Bell, R (1, 6) OBP: 0.331, SLG: 0.409	4-2 CS BB		3-3 K		0-1 G3-1			2-3 K		3 0 0 0 1 2 3		
Travis Lee, L (1, 3) OBP: 0.351, SLG: 0.481	1-3 K			4-2 1B BB		0-0 G3-1		2-1 G4-3		3 1 0 0 1 1 2		
Matt Williams, R (1, 5) OBP: 0.322, SLG: 0.463	1-2 CS 1-2	0-0 G3		0-1 1B 1-2 1B		1-1 G6-3		1-0 G5-3		4 0 1 0 0 0 0		
Devon White, S (1, 8) OBP: 0.337, SLG: 0.480		2-2 1B		1-1 P4		0-2 F7		1-0 HR		4 1 2 1 0 0 2		
Jorge Fabregas, L (1, 2) OBP: 0.278, SLG: 0.254		3-3 K 1-2		0-0 P5		1-0 G4-3		0-1 F7		4 0 0 0 0 1 3		
Yamil Benitez, R (1, 7) OBP: 0.307, SLG: 0.432		0-3 K		1-0 1B 1-3 2-H		1-0 CS 1B		2-3 K		4 0 2 1 0 2 1		
Karim Garcia, L (1, 9) Bobby Chouinard, R (7, 1) OBP: 0.252, SLG: 0.374			0-2 1B		0-3 K		1-2 G4-3 1-2			3 0 1 0 0 1 1 0 0 0 0 0 0 0		
Jeff Suppan, R (1, 1) Efrain Valdez, L (6, 1) Brent Brede, L (7, 9) OBP: 0.304, SLG: 0.273			2-3 K		1-0 S 1B		0-1 G3-1			2 0 1 0 0 1 1 0 0 0 0 0 0 0 1 0 0 0 0 0 0		
Inning Stats	R: 0 E: 0 K: 1 S: 9 H: 0 LOB: 0 BB: 1 P: 15	R: 0 E: 0 K: 2 S: 10 H: 1 LOB: 1 BB: 0 P: 15	R: 0 E: 0 K: 3 S: 13 H: 1 LOB: 1 BB: 0 P: 18	R: 1 E: 0 K: 0 S: 8 H: 2 LOB: 2 BB: 1 P: 14	R: 0 E: 0 K: 2 S: 11 H: 1 LOB: 1 BB: 0 P: 15	R: 0 E: 0 K: 0 S: 6 H: 0 LOB: 0 BB: 0 P: 7	R: 0 E: 0 K: 0 S: 6 H: 1 LOB: 0 BB: 0 P: 9	R: 0 E: 0 K: 1 S: 10 H: 1 LOB: 1 BB: 0 P: 16	R: 1 E: 0 K: 1 S: 7 H: 1 LOB: 0 BB: 0 P: 11	1B: 6 2B: 1 3B: 0 HR: 1 SF: 0 SAC: 0 DP: 0 HBP: 0	WP: 0 PB: 0 SB: 2 CS: 2 PA: 35	
PITCHER	IP WLS BF H R ER SO BB IBB HBP BLK WP HR S P ERA WHIP											
Steve Trachsel, R (1, 1) ERA: 4.22	7.2 W 29 7 1 1 9 2 0 0 0 0 0 0 71 105 1.17 1.174											
Terry Mulholland, L (8, 1) ERA: 3.33	0.1 1 0 0 0 0 0 0 0 0 0 0 0 2 4 0.00 0.000											
Rod Beck, R (9, 1) ERA: 3.98	1.0 S 4 1 1 1 1 0 0 0 0 0 0 1 7 11 9.00 1.000											

Arizona Diamondbacks @ Chicago Cubs
Wrigley Field, Chicago, IL
Thu Jul 02 1998, 3:33 AM CDT
Att. 29,268 - Sunny - 80 F

livebaseballscorecards.com

AB	32
R	2
H	8
RBI	2
BB	2
SO	10
LOB	15



Batter	1	2	3	4	5	6	7	8	9
José Hernández, R OBP: 0.338, SLG: 0.543 (1, 8) (9, 7)	0-3 K		2-1 G5-3		3-2 BB 1B	2-2 2-H 3-H 1B			
Mickey Morandini, L OBP: 0.410, SLG: 0.437 (1, 4)	4-0 G5-3 BB		3-1 E9		4-0 1B BB	1-0 F7			
Sammy Sosa, R OBP: 0.386, SLG: 0.674 (1, 9)	3-2 G5-3 1-2		4-1 BB		0-0 P3		2-1 G1-3		
Mark Grace, L OBP: 0.418, SLG: 0.495 (1, 3)	3-2 F9		0-0 G4-3		1-1 1B		3-2 P6		
Henry Rodriguez, L OBP: 0.331, SLG: 0.510 Rod Beck, R (9, 1)		0-1 F8 1B		2-2 P6	1-3 K		3-2 1B		
Jeff Blauser, R OBP: 0.341, SLG: 0.293 Manny Alexander, R OBP: 0.290, SLG: 0.366 (1, 6) (4, 6)		4-2 G5-4-3 BB		4-2 SH1-3 BB		1-2 SH1-4 1B 2B	1-0 P4		
Kevin Orie, R OBP: 0.238, SLG: 0.267 (1, 5)		1-0 F8		0-0 SH1-3		1-3 K	1-3 K		
Scott Servais, R OBP: 0.267, SLG: 0.283 (1, 2)		1-1 G5-4-3		0-0 G5-3		2-1 SH1-4 1B HBP	2-0 F8		
Steve Trachsel, R OBP: 0.375, SLG: 0.379 Terry Mulholland, R OBP: 0.286, SLG: 0.167 Terrell Lowery, R OBP: 0.333, SLG: 0.267 (1, 1) (8, 1) (8, PH) (9, 8)			1-2 G5-3		2-1 L7	1-1 SH1-4	1-3 K		

AB	R	H	RBI	BB	SO	LOB
4	1	2	2	0	1	0
2	0	0	0	2	0	1
3	0	0	0	1	0	3
4	0	1	1	0	0	3
4	0	2	0	0	1	2
0	0	0	0	1	0	0
2	1	1	0	1	0	1
3	0	0	0	0	2	3
3	1	0	0	0	0	3
2	0	0	0	0	0	0
0	0	0	0	0	0	0
1	0	0	0	0	1	0

WP	PA
0	36

Inning Stats	R	H	E	K	S	R	H	E	K	S	R	H	E	K	S	R	H	E	K	S	R	H	E	K	S	
	0	0	0	13	23	0	1	0	0	7	0	0	0	10	20	1	2	0	0	9	15	0	0	0	12	23

AB	28
R	3
H	6
RBI	3
BB	5
SO	5
LOB	16



PITCHER	IP	WLS	BF	H	R	ER	SO	BB	IBB	HBP	BLK	WP	HR	S	P	ERA	WHIP
Jeff Suppan, R ERA: 6.68 (1, 1)	5.2	L	28	5	3	3	3	5	0	1	0	0	0	65	115	4.76	1.765
Efrain Valdez, L ERA: 4.5 (6, 1)	0.1		1	0	0	0	0	0	0	0	0	0	0	1	2	0.00	0.000
Bobby Chouinard, R ERA: 4.5 (7, 1)	2.0		7	1	0	0	2	0	0	0	0	0	0	18	31	0.00	0.500

BOTTOM

Arizona Diamondbacks @ Chicago Cubs
Wrigley Field, Chicago, IL
Thu Jul 02 1998, 3:33 AM CDT
Att. 29,268 - Sunny - 80 F

livebaseballscorecards.com

Batter	1	2	3	4	5	6	7	8	9	AB R H RBI BB SO LOB	TOP
Andy Fox, L (1, 4) OBP: 0.340, SLG: 0.399 (7, 5)	3-2 		0-0 		0-1 		3-3 		0-1 	5 1 3 0 0 1 0	Arizona Diamondbacks @ Houston Astros Astrodome, Houston, TX Fri Jul 03 1998, 8:05 PM EDT Att. 34,382 - Dome - 72 F
Devon White, S (1, 8) OBP: 0.338, SLG: 0.482	0-3 		2-2 		0-0 		1-0 	1-2 	5 0 2 0 0 1 2		
Travis Lee, L (1, 3) OBP: 0.351, SLG: 0.480	0-0 		0-3 		0-1 		0-2 	1-2 	5 0 2 0 0 1 4		
Matt Williams, R (1, 5) OBP: 0.327, SLG: 0.472 Tony Batista, R (7, PR) OBP: 0.293, SLG: 0.378 (7, 4)	3-2 			3-1 	1-1 		4-1 	1-0 	3 1 2 0 1 0 1 1 1 1 2 0 0 0		
David Dellucci, L (1, 7) OBP: 0.354, SLG: 0.481		0-1 		2-3 	0-0 		1-0 	0-1 	5 0 1 0 0 1 5		
Jay Bell, R (1, 6) OBP: 0.333, SLG: 0.420		1-2 		1-1 		3-1 		0-1 	4 2 2 1 0 0 1		
Jorge Fabregas, L (1, 2) OBP: 0.277, SLG: 0.254		1-3 		1-2 		0-1 		1-2 	4 0 1 2 0 1 1		
Karim Garcia, L (1, 9) OBP: 0.252, SLG: 0.371		1-0 		0-0 		1-3 		0-0 	4 0 1 0 0 1 2		
Andy Benes, R (1, 1) OBP: 0.257, SLG: 0.290 Brent Brede, L (6, PH) OBP: 0.313, SLG: 0.345 Willie Banks, R (6, 1) Yamil Benitez, R (8, PH) OBP: 0.304, SLG: 0.429 Clint Sodowsky, L (8, 1)			0-3 	0-2 		1-3 		1-3 	2 0 0 0 0 1 1 1 0 0 0 0 1 1 0 0 0 0 0 0 0 1 0 0 0 0 1 0 0 0 0 0 0 0 0		
Inning Stats	R: 0 H: 1 E: 0 LOB: 1 K: 1 BB: 0 S: 12 P: 18	R: 0 H: 1 E: 0 LOB: 1 K: 1 BB: 0 S: 9 P: 12	R: 0 H: 1 E: 0 LOB: 1 K: 2 BB: 0 S: 11 P: 13	R: 2 H: 3 E: 0 LOB: 1 K: 1 BB: 0 S: 14 P: 21	R: 0 H: 3 E: 0 LOB: 2 K: 0 BB: 0 S: 8 P: 9	R: 0 H: 1 E: 0 LOB: 1 K: 2 BB: 0 S: 11 P: 16	R: 0 H: 1 E: 0 LOB: 2 K: 1 BB: 1 S: 9 P: 18	R: 1 H: 1 E: 0 LOB: 0 K: 1 BB: 0 S: 9 P: 11	R: 2 H: 3 E: 0 LOB: 0 K: 0 BB: 0 S: 14 P: 17	1B: 9 SF: 0 2B: 4 SAC: 0 3B: 1 DP: 2 HR: 1 HBP: 0	
PITCHER Shane Reynolds, R (1, 1) ERA: 3.36 Doug Henry, R (8, 1) ERA: 3.0 Billy Wagner, L (9, 1) ERA: 2.41	IP WLS BF H R ER SO BB IBB HBP BLK WP HR S P ERA WHIP 7.0 W 32 11 2 2 8 1 0 0 0 0 0 0 74 107 2.57 1.714 1.0 4 1 1 1 1 0 0 0 0 0 0 0 9 11 9.00 1.000 1.0 S 5 3 2 2 0 0 0 0 0 0 0 0 1 14 17 18.00 3.000	PITCHER IP WLS BF H R ER SO BB IBB HBP BLK WP HR S P ERA WHIP									

livebaseballscorecards.com

AB	40
R	5
H	15
RBI	5
BB	1
SO	9
LOB	18



BOTTOM

Arizona Diamondbacks @ Houston Astros
Astrodome, Houston, TX

Fri Jul 03 1998, 8:05 PM EDT
Att. 34,382 - Dome - 72 F

livebaseballscorecards.com

AB	35
R	6
H	9
RBI	4
BB	5
SO	9
LOB	21



WP:	3	PA:	40
PB:	0	SB:	1
CS:	0		

AB	R	H	RBI	BB	SO	LOB
5	1	1	0	0	3	1
4	3	3	1	1	0	1
3	1	1	2	2	0	3
5	1	1	1	0	2	4
4	0	1	0	0	0	3
3	0	1	0	1	0	1
3	0	0	0	1	0	4
4	0	0	0	0	1	3
0	0	0	0	0	0	0
0	0	0	0	0	0	0
3	0	0	0	0	3	1
1	0	1	0	0	0	0
1B:	6	SF:	0			
2B:	2	SAC:	0			
3B:	0	DP:	0			
HR:	1	HBP:	0			

Batter	1	2	3	4	5	6	7	8	9
Craig Biggio, R OBP: 0.396, SLG: 0.514 (1, 4)	1-3 K		2-0 1B 2B	1-3 K		0-3 K 1B		2-2 F9	
Bill Spiers, L OBP: 0.401, SLG: 0.426 (1, 5)	4-2 S HR BB		1-1 G4-3 WP 5 2B 1B		0-2 G6-3 BB WP 1B	1-1 FC5-4 1B		1-1 G6-3	
Derek Bell, R OBP: 0.373, SLG: 0.520 (1, 9)	1-1 HR		1-1 G4-3		1-2 WP G6-3 BB	2-1 FC5-4		4-0 BB	
5 Jeff Bagwell, R OBP: 0.413, SLG: 0.566 (1, 3)	2-3 K		1-2 E 2B		2-3 K			0-0 G6-3	2-0 L5
Moises Alou, R OBP: 0.389, SLG: 0.587 (1, 7)	1-2 G1-3		0-0 L1		0-2 G6-3			3-1 FC4-6 1B	
Carl Everett, S OBP: 0.404, SLG: 0.524 (1, 8)		0-2 G6-3 1B	0-1 E4 FC5-4		4-0 WP IBB			0-0 FC4-6	
Tony Eusebio, R OBP: 0.337, SLG: 0.311 (1, 2)		1-2 G6-3	2-1 FC5-4		2-0 F8			4-1 BB	
Ricky Gutierrez, R OBP: 0.383, SLG: 0.353 (1, 6)		1-3 K		1-1 G5-3		0-0 G4-3		1-1 G4-3	
Doug Henry, R (8, 1)									
Billy Wagner, L (9, 1)									
Shane Reynolds, R OBP: 0.130, SLG: 0.174 (1, 1)		0-3 K		2-3 K		0-3 K		1-2 G6-3 1B	
Tim Bogar, R OBP: 0.235, SLG: 0.234 (8, 6)									

Inning Stats	R: 2	H: 1	E: 0	K: 2	S: 13	R: 0	H: 1	E: 0	K: 2	S: 12	R: 3	H: 3	E: 1	K: 0	S: 13	R: 0	H: 0	E: 0	K: 2	S: 9	R: 1	H: 1	E: 0	K: 1	S: 11	R: 0	H: 1	E: 0	K: 2	S: 11	R: 0	H: 1	E: 0	K: 0	S: 7	R: 0	H: 1	E: 0	K: 0	S: 11
--------------	------	------	------	------	-------	------	------	------	------	-------	------	------	------	------	-------	------	------	------	------	------	------	------	------	------	-------	------	------	------	------	-------	------	------	------	------	------	------	------	------	------	-------

PITCHER	IP	WLS	BF	H	R	ER	SO	BB	IBB	HBP	BLK	WP	HR	S	P	ERA	WHIP
Andy Benes, R ERA: 4.73 (1, 1)	5.0	L	25	6	6	5	7	2	1	0	0	2	1	58	94	9.00	1.600
Willie Banks, R ERA: 8.28 (6, 1)	2.0		10	2	0	0	2	1	0	0	0	1	0	18	29	0.00	1.500
Clint Sodowsky, R ERA: 5.49 (8, 1)	1.0		5	1	0	0	0	1	0	0	0	0	0	11	21	0.00	2.000

Batter	1	2	3	4	5	6	7	8	9	AB R H RBI BB SO LOB	TOP											
Andy Fox, L (1, 5) OBP: 0.341, SLG: 0.401	2-3 K		2-1 1B 2B	0-0 G3-1		1-3 K		0-3 K		4 2 1 1 1 1 1												
Devon White, S (1, 8) OBP: 0.339, SLG: 0.484	0-1 G4-3		1-1 G5-3	2-2 BB 1B		3-2 G5-3			4-1 2B BB	5 0 2 2 0 0 1												
Jay Bell, R (1, 6) OBP: 0.337, SLG: 0.421	1-0 WP 1B		1-0 1B 2-H	4-0 1B BB		1-1 F9			1-0 FC4-6 1-H 2B	4 0 2 1 1 0 1												
Travis Lee, L (1, 3) OBP: 0.349, SLG: 0.476	3-1 G3		0-0 G5-4-3 1B	2-0 F8			1-2 F7		1-2 E5 FC4-6	5 0 1 0 0 0 5												
Kelly Stinnett, R (1, 2) OBP: 0.320, SLG: 0.443		1-2 1B G5-4-3 2B	0-1 G5-4-3		3-2 HR		2-0 F7		2-2 FC4-6 1-2f 2-3 G1-6-3	5 2 2 1 0 0 4												
David Dellucci, L (1, 9) OBP: 0.361, SLG: 0.484		0-0 G5-4-3 1B		0-0 FC1 BB E 1B	0-1 G3-1		1-0 L6		0-1 G1-6-3	3 1 2 0 0 0 0												
Yamil Benitez, R (1, 7) OBP: 0.303, SLG: 0.438		0-0 G5-4-3		0-0 F7	0-1 CS 3B					4 0 1 0 0 1 3												
Danny Klassen, R (1, 4) OBP: 0.303, SLG: 0.438		4-2 BB		4-0 E G3-1 BB	4-2 CS BB			3-1 HBP		1 1 0 0 3 1 1												
Brian Anderson, R (1, 1) OBP: 0.114, SLG: 0.088		1-0 G1-3		1-1 FC1	1-0 CS			1-3 K		3 1 0 0 0 1 2												
Matt Williams, R (8, PH) OBP: 0.326, SLG: 0.470				G3-1 1B						1 0 0 0 0 1 1												
Bobby Chouinard, R (8, 1) OBP: 0.326, SLG: 0.470										0 0 0 0 0 0 0												
Gregg Olson, R (9, 1) OBP: 0.500, SLG: 2.000				1-3 2-H 1B	1-2 3-H					0 0 0 0 0 0 0												
Inning Stats	R: 0 E: 0 K: 1 S: 12	H: 1 LOB: 1 BB: 0 P: 18	R: 1 E: 0 K: 0 S: 10	H: 2 LOB: 1 BB: 1 P: 16	R: 1 E: 0 K: 0 S: 8	H: 3 LOB: 1 BB: 0 P: 12	R: 3 E: 1 K: 0 S: 9	H: 2 LOB: 2 BB: 2 P: 22	R: 1 E: 0 K: 0 S: 9	H: 2 LOB: 0 BB: 1 P: 17	R: 0 E: 0 K: 1 S: 9	H: 0 LOB: 0 BB: 0 P: 14	R: 0 E: 0 K: 0 S: 5	H: 0 LOB: 0 BB: 0 P: 9	R: 0 E: 0 K: 3 S: 10	H: 0 LOB: 1 BB: 0 P: 14	R: 1 E: 1 K: 0 S: 11	H: 1 LOB: 1 BB: 1 P: 19	1B: 6 2B: 4 3B: 1 HR: 1	SF: 0 SAC: 0 DP: 4 HBP: 1	WP: 1 PB: 0 SB: 0 CS: 2	PA: 42
PITCHER	IP WLS BF H R ER SO BB IBB HBP BLK WP HR S P ERA WHIP																					
Mike Hampton, L (1, 1) ERA: 2.93	4.1 L 25 10 6 3 1 3 0 0 0 0 1 1 46 78 6.23 3.000																					
Bob Scanlan, R (5, 1) ERA: 3.08	0.2 1 0 0 0 0 1 0 0 0 0 0 0 2 7 0.00 1.500																					
Trevor Miller, L (6, 1) ERA: 2.97	2.0 6 0 0 0 1 0 0 0 0 0 0 0 14 23 0.00 0.000																					
C.J. Nitkowski, L (8, 1) ERA: 3.12	2.0 9 1 1 1 3 1 0 1 0 0 0 0 21 33 4.50 1.000																					

Arizona Diamondbacks @ Houston Astros
 Astrodome, Houston, TX
 Sat Jul 04 1998, 8:05 PM EDT
 Att: 31,477 - Dome - 72 F

AB	35
R	7
H	11
RBI	5
BB	5
SO	5
LOB	19



WP: 1 PA: 42
 PB: 0
 SB: 0
 CS: 2

PITCHER	IP	WLS	BF	H	R	ER	SO	BB	IBB	HBP	BLK	WP	HR	S	P	ERA	WHIP
Mike Hampton, L	4.1	L	25	10	6	3	1	3	0	0	0	1	1	46	78	6.23	3.000
Bob Scanlan, R	0.2		1	0	0	0	0	1	0	0	0	0	0	2	7	0.00	1.500
Trevor Miller, L	2.0		6	0	0	0	1	0	0	0	0	0	0	14	23	0.00	0.000
C.J. Nitkowski, L	2.0		9	1	1	1	3	1	0	1	0	0	0	21	33	4.50	1.000

Batter	1	2	3	4	5	6	7	8	9	AB R H RBI BB SO LOB	TOP						
Andy Fox, L (1, 5) <small>OBP: 0.342, SLG: 0.401</small>	0-2 	2-1 G6-3 			3-2 FC6-4 		0-0 	1-0 F8 		5 2 2 0 0 0 4							
Jay Bell, R (1, 6) <small>OBP: 0.341, SLG: 0.420</small>	4-2 		4-1 		2-0 F8 		1-3 K 		1-2 	3 0 1 0 2 1 2							
David Dellucci, L (1, 7) <small>OBP: 0.358, SLG: 0.475</small>	1-3 K 		0-1 G4-6-3 		4-0 		0-1 G1-3 		1-3 K 	4 0 0 0 1 2 5							
Travis Lee, L (1, 3) <small>OBP: 0.355, SLG: 0.479</small>	0-1 		0-0 		4-2 		0-1 		2-3 	4 0 3 1 1 1 1							
Devon White, S (1, 8) <small>OBP: 0.337, SLG: 0.478</small>	0-1 G3-1 		3-2 P5 		4-1 		0-0 F9 		0-0 FC6-4 	4 0 0 1 1 0 6							
Karim Garcia, L (1, 9) <small>OBP: 0.246, SLG: 0.361</small>	0-1 G3 			2-3 K 	0-3 K 			0-1 G4-3 		4 0 0 0 2 5							
Jorge Fabregas, L (1, 2) <small>OBP: 0.284, SLG: 0.264</small>		3-2 		0-1 G4-3 		1-2 G6-3 		4-2 		3 0 1 0 1 0 0							
Danny Klassen, R (1, 4) Alan Embree, L (8, 1)		0-2 P6 		0-3 K 		1-3 		4-0 		3 0 0 0 1 2 1							
Willie Blair, R (1, 1) <small>OBP: 0.095, SLG: 0.095</small> Aaron Small, R (7, 1) Brent Brede, L (8, PH) <small>OBP: 0.311, SLG: 0.343</small> Tony Batista, R (8, 4) <small>OBP: 0.293, SLG: 0.378</small>		2-3 K 			1-0 		1-3 K2-3 		2-3 K 	3 0 1 0 0 2 1							
Inning Stats	R: 1 E: 0 K: 1 S: 15 H: 2 LOB: 2 BB: 1 P: 20	R: 0 E: 0 K: 1 S: 11 H: 1 LOB: 1 BB: 0 P: 18	R: 0 E: 0 K: 0 S: 9 H: 1 LOB: 1 BB: 1 P: 16	R: 0 E: 0 K: 2 S: 8 H: 0 LOB: 0 BB: 0 P: 10	R: 1 E: 0 K: 1 S: 13 H: 1 LOB: 3 BB: 3 P: 31	R: 0 E: 0 K: 2 S: 13 H: 0 LOB: 0 BB: 0 P: 16	R: 0 E: 0 K: 1 S: 9 H: 2 LOB: 2 BB: 0 P: 10	R: 0 E: 0 K: 1 S: 8 H: 0 LOB: 2 BB: 2 P: 19	R: 0 E: 0 K: 2 S: 10 H: 1 LOB: 1 BB: 0 P: 14	1B: 7 2B: 1 3B: 0 HR: 0 SF: 0 SAC: 0 DP: 1 HBP: 0	WP: 0 PB: 0 SB: 0 CS: 0 PA: 41						
PITCHER	IP	WLS	BF	H	R	ER	SO	BB	IBB	HBP	BLK	WP	HR	S	P	ERA	WHIP
Sean Bergman, R (1, 1) <small>ERA: 3.01</small>	5.0	W	24	5	2	2	5	5	0	0	0	0	0	56	95	3.60	2.000
Mike Magnante, L (6, 1) <small>ERA: 6.03</small>	1.2		7	2	0	0	3	0	0	0	0	0	0	21	25	0.00	1.200
Doug Henry, R (7, 1) <small>ERA: 2.9</small>	1.1		6	0	0	0	1	2	0	0	0	0	0	9	20	0.00	1.500
Billy Wagner, L (9, 1) <small>ERA: 2.34</small>	1.0	S	4	1	0	0	2	0	0	0	0	0	0	10	14	0.00	1.000

Arizona Diamondbacks @ Houston Astros
 Astrodome, Houston, TX
 Sun Jul 05 1998, 4:33 AM EDT
 Att. 23,607 - Dome - 72 F

livebaseballscorecards.com

AB	34
R	2
H	8
RBI	2
BB	7
SO	11
LOB	27



Batter	1	2	3	4	5	6	7	8	9
Craig Biggio, R OBP: 0.396, SLG: 0.516 (1, 4)	2-2 F8		3-2 HR	1-3 K		0-1 F7	0-0 F8		
Bill Spiers, L OBP: 0.399, SLG: 0.418 (1, 5)	2-1 F7		4-1 5 BB 35 1B BB	4-1 1-2 BB		3-2 F6		1-3 K	
35 Dave Clark, L OBP: 0.253, SLG: 0.188 Doug Henry, R (7, 1) Tim Bogar, R OBP: 0.243, SLG: 0.234 Billy Wagner, L (9, 1)	0-0 G3-1		1 SAFE 3-1 5 BB 1-2 1B	2-2 P5		2-1 G1-6-3		3-2 HBP	
5 Jeff Bagwell, R OBP: 0.411, SLG: 0.556 (1, 3)		1-1 G5-3	4-0 1-2 2-3 BB	1-3 K		2-0 F8	0-2 F7		
Moises Alou, R OBP: 0.385, SLG: 0.590 (1, 7)		1-2 P4	0-0 G6-3		0-1 F9	1-2 HR	0-3 K		
Carl Everett, S OBP: 0.407, SLG: 0.527 (1, 8)		3-1 E4		2-1 1B 2B	0-0 S 1B	3-2 G5-3 1B			
Ricky Gutierrez, R OBP: 0.378, SLG: 0.348 (1, 6)		1 SAFE 2-1 F9		1-2 2B 1B	1-0 F9	2-1 G5-3			
Brad Ausmus, R OBP: 0.360, SLG: 0.356 (1, 2)			1-0 F7	3-1 SH 1-H 3-H 2B	4-1 BB	3-2 1B 1B			
Sean Bergman, R OBP: 0.059, SLG: 0.059 Sean Berry, R OBP: 0.363, SLG: 0.439 Mike Magnante, L OBP: 1.000, SLG: 1.000 Derek Bell, R OBP: 0.375, SLG: 0.519 (7, 9)			0-0 G1-3	1-0 SH BB	0-0 G3	0-1 1B			

Inning Stats	R: 0 E: 0 K: 0 S: 7	H: 0 LOB: 0 BB: 0 P: 11	R: 0 E: 1 K: 0 S: 9	H: 0 LOB: 1 BB: 0 P: 16	R: 1 E: 0 K: 0 S: 11	H: 2 LOB: 3 BB: 2 P: 25	R: 2 E: 0 K: 2 S: 19	H: 3 LOB: 3 BB: 1 P: 34	R: 0 E: 0 K: 0 S: 6	H: 1 LOB: 2 BB: 1 P: 11	R: 0 E: 0 K: 0 S: 7	H: 0 LOB: 0 BB: 0 P: 12	R: 2 E: 0 K: 0 S: 18	H: 4 LOB: 2 BB: 0 P: 29	R: 0 E: 0 K: 2 S: 14	H: 0 LOB: 1 BB: 0 P: 18
--------------	------------------------------	----------------------------------	------------------------------	----------------------------------	-------------------------------	----------------------------------	-------------------------------	----------------------------------	------------------------------	----------------------------------	------------------------------	----------------------------------	-------------------------------	----------------------------------	-------------------------------	----------------------------------

PITCHER	IP	WLS	BF	H	R	ER	SO	BB	IBB	HBP	BLK	WP	HR	S	P	ERA	WHIP
Willie Blair, R ERA: 5.0 (1, 1)	6.1	L	33	8	5	5	2	4	0	0	0	0	2	69	125	7.11	1.895
Aaron Small, R ERA: 6.93 (7, 1)	0.2		4	2	0	0	0	0	0	0	0	0	0	8	13	0.00	3.000
Alan Embree, L ERA: 4.21 (8, 1)	1.0		4	0	0	0	2	0	0	1	0	0	0	14	18	0.00	0.000

Arizona Diamondbacks @ Houston Astros
Astrodome, Houston, TX
Sun Jul 05 1998, 4:33 AM EDT
Att. 23,607 - Dome - 72 F

AB	R	H	RBI	BB	SO	LOB
5	1	1	1	0	1	4
3	0	0	0	2	1	0
4	0	1	0	0	0	3
0	0	0	0	0	0	0
0	0	0	0	0	0	0
0	0	0	0	0	0	0
4	0	0	0	1	1	4
5	1	1	1	0	1	4
4	2	3	0	0	0	0
4	1	1	0	0	0	3
3	0	2	3	1	0	0
1	0	0	0	0	0	0
1	0	0	0	0	0	2
0	0	0	0	0	0	0
1	0	1	0	0	0	0

AB	35
R	5
H	10
RBI	5
BB	4
SO	4
LOB	20



WP: 0	PA: 41
PB: 0	SB: 1
CS: 0	

Batter	1	2	3	4	5	6	7	8	9	AB R H RBI BB SO LOB	TOP										
Reggie Sanders, R (1, 8) OBP: 0.339, SLG: 0.444	3-2 HR		1-1 1B		4-2 BB		0-0 1B	0-0 5-3		4 2 3 2 1 0 1											
Dmitri Young, S (1, 7) 61 Mike Frank, L (9, 9) OBP: 0.357, SLG: 0.492 OBP: 0.271, SLG: 0.278	2-2 P9		3-3 K		1-1 G6-4-3		2-2 F8		2-2 L3	5 0 0 0 0 1 4 0 0 0 0 0 0 0											
Barry Larkin, R (1, 6) OBP: 0.380, SLG: 0.448	1-2 P4		4-1 BB			3-2 1B	4-1 1B		2-2 G6-3	3 1 1 0 2 0 0											
Eddie Taubensee, L (1, 2) OBP: 0.369, SLG: 0.440	1-3 K		2-2 L7			0-0 P6	1-0 1B		3-2 BB	5 0 2 1 0 1 3											
Willie Greene, L (1, 9) Danny Graves, R (9, 1) OBP: 0.381, SLG: 0.434		1-0 P9		2-2 L8		3-1 G3	2-1 G6-3		4-0 BB	4 0 0 0 1 0 3 0 0 0 0 0 0 0											
Bret Boone, R (1, 4) OBP: 0.332, SLG: 0.462		1-0 1B		0-0 G5-3		0-1 1B		1-0 G6-3	3-1 FC5-4	5 0 2 1 0 0 2											
Sean Casey, L (1, 3) OBP: 0.297, SLG: 0.250		4-1 BB		1-2 G3-1		0-1 F8		2-1 HR		3 1 1 1 1 0 1											
Pokey Reese, R (1, 5) OBP: 0.320, SLG: 0.319		2-2 L8		2-1 F8			2-0 1B	3-1 1B		4 1 2 0 0 0 1											
Brett Tomko, R (1, 1) Paul Konerko, R (8, PH) Gabe White, L (8, 1) Chris Stynes, R (9, 7) OBP: 0.146, SLG: 0.128 OBP: 0.270, SLG: 0.303 OBP: 0.333, SLG: 0.333 OBP: 0.318, SLG: 0.349			0-3 K		1-1 1B		1-2 SH5-4	1-1 FC4-6		2 0 1 0 0 1 0 1 0 0 0 0 0 1 0 0 0 0 0 0 0 0 0 0 0 0 0 0											
Inning Stats	R: 1 E: 0 K: 1 S: 13	H: 1 LOB: 0 BB: 0 P: 20	R: 0 E: 0 K: 0 S: 8	H: 1 LOB: 1 BB: 1 P: 15	R: 0 E: 0 K: 2 S: 12	H: 1 LOB: 2 BB: 1 P: 22	R: 0 E: 0 K: 0 S: 9	H: 0 LOB: 0 BB: 0 P: 12	R: 0 E: 0 K: 0 S: 8	H: 1 LOB: 1 BB: 1 P: 16	R: 1 E: 0 K: 0 S: 10	H: 2 LOB: 1 BB: 0 P: 16	R: 2 E: 0 K: 0 S: 12	H: 3 LOB: 2 BB: 1 P: 24	R: 1 E: 0 K: 0 S: 8	H: 2 LOB: 1 BB: 1 P: 15	R: 0 E: 0 K: 0 S: 12	H: 1 LOB: 2 BB: 1 P: 26	1B: 9 2B: 0 3B: 1 HR: 2	SF: 0 SAC: 1 DP: 1 HBP: 0	WP: 0 PA: 42 PB: 0 SB: 1 CS: 1
PITCHER	IP WLS BF H R ER SO BB IBB HBP BLK WP HR S P ERA WHIP																				
Andy Benes, R (1, 1) ERA: 4.76	6.2 L 30 8 4 4 3 4 0 0 0 0 0 1 69 119 5.40 1.800																				
Efrain Valdez, L (7, 1) ERA: 4.15	0.1 2 1 0 0 0 0 0 0 0 0 0 0 3 6 0.00 3.000																				
Clint Sodowsky, R (8, 1) ERA: 5.44	2.0 10 3 1 1 0 1 0 0 0 0 0 1 20 41 4.50 2.000																				

Cincinnati Reds @ Arizona Diamondbacks
Bank One Ballpark, Phoenix, AZ
Fri Jul 10 1998, 10:05 PM EDT
Att: 45,278 - Dome - 72 F

AB	36
R	5
H	12
RBI	5
BB	5
SO	3
LOB	16



BOTTOM

Cincinnati Reds @ Arizona Diamondbacks

Bank One Ballpark, Phoenix, AZ

Fri Jul 10 1998, 10:05 PM EDT

Att. 45,278 - Dome - 72 F

livebaseballscorecards.com

AB	37
R	4
H	11
RBI	4
BB	2
SO	6
LOB	18



WP:	0	PA:	40
PB:	0		
SB:	1		
CS:	0		

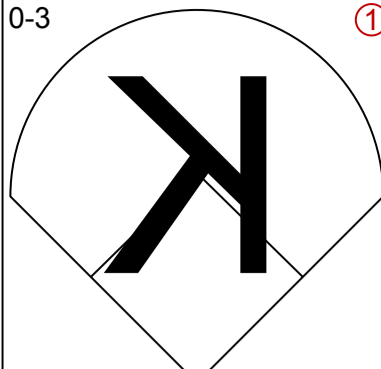
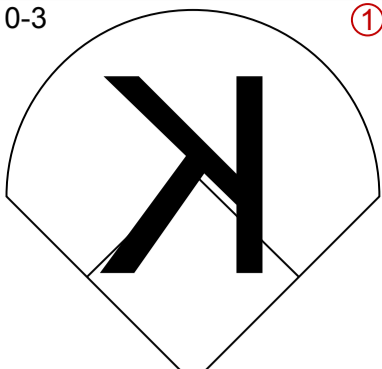
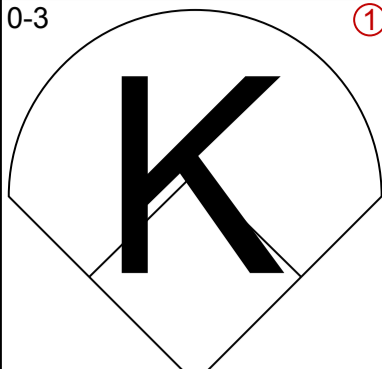
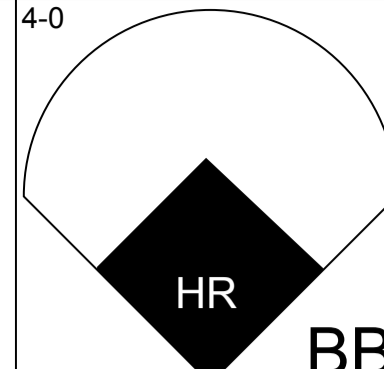

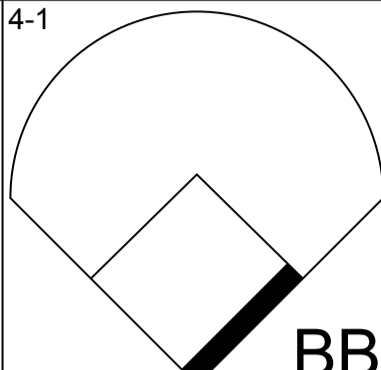
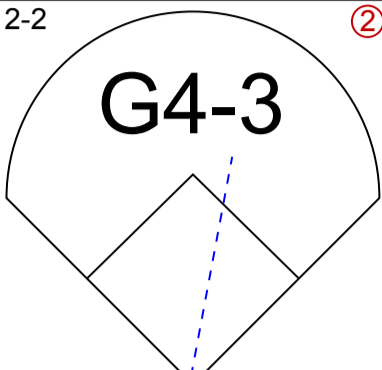
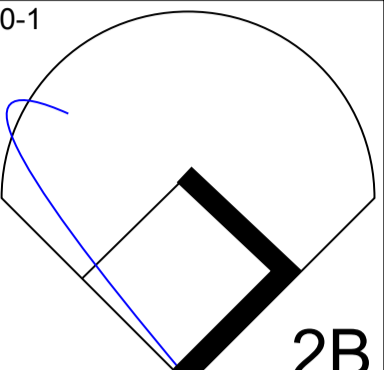
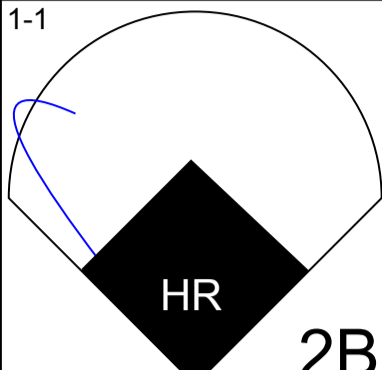
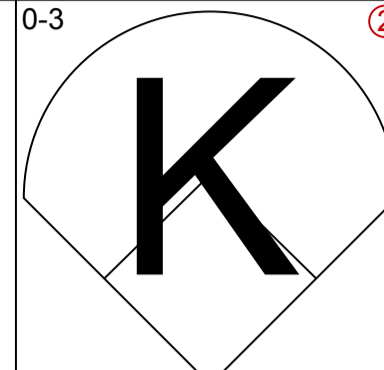
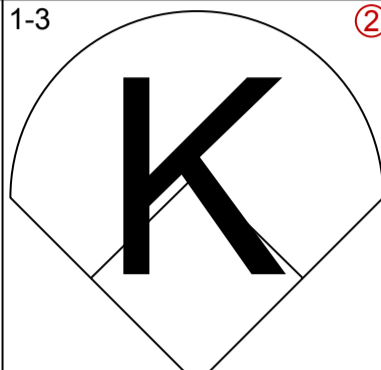
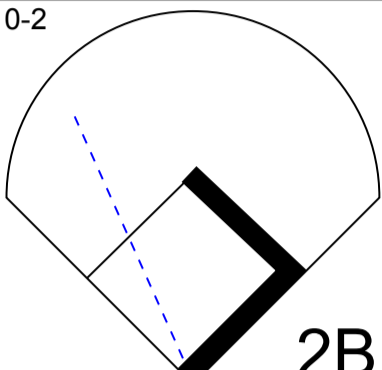
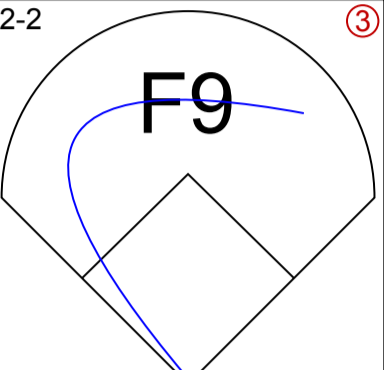
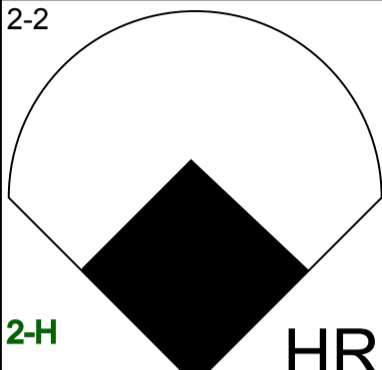
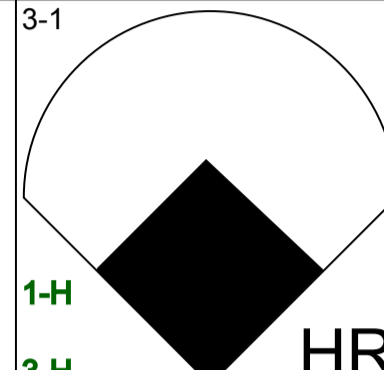
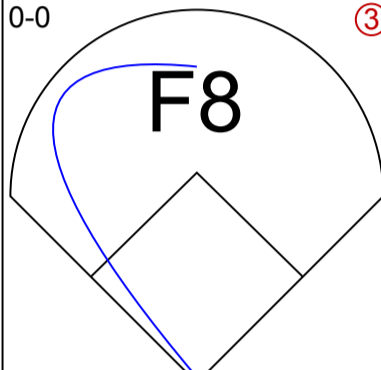
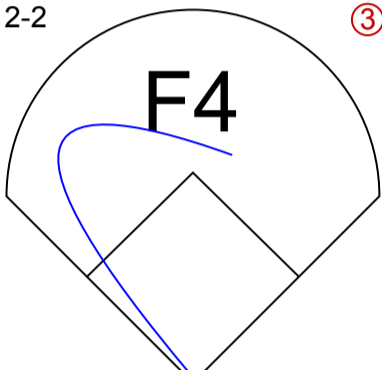
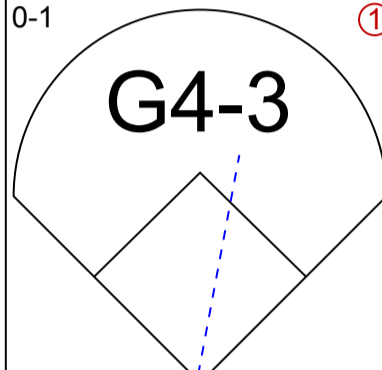
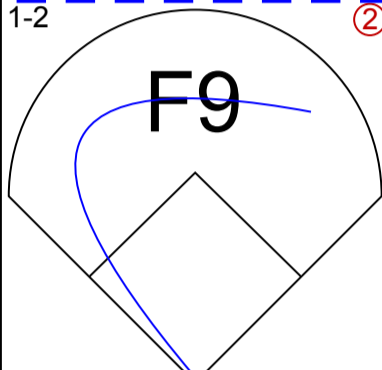
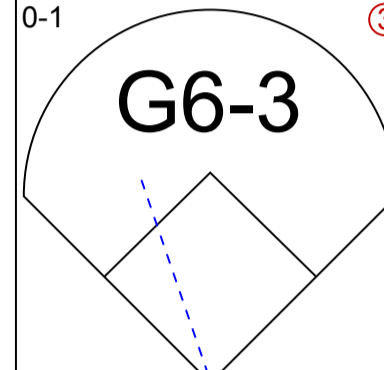
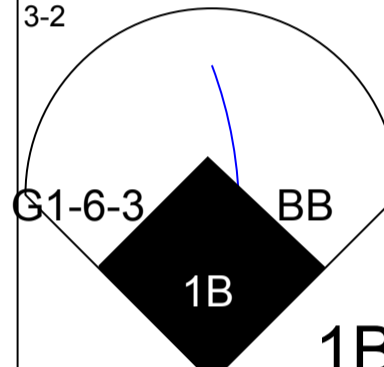
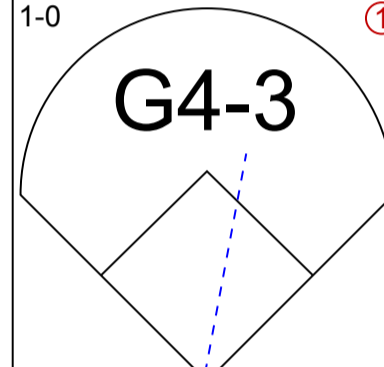
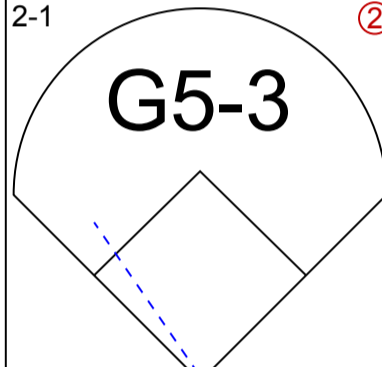
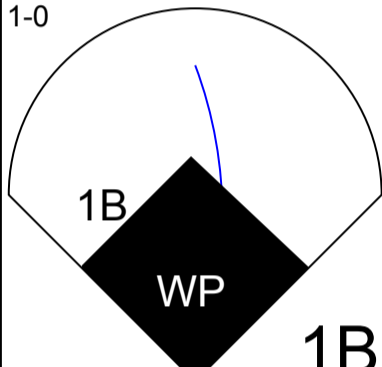
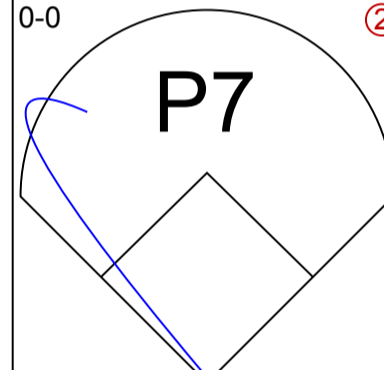
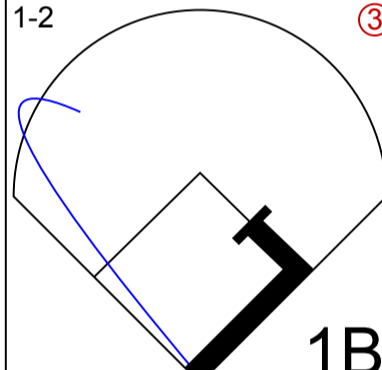
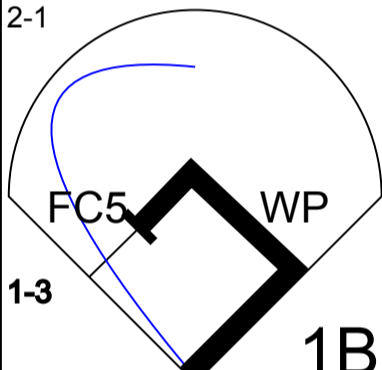
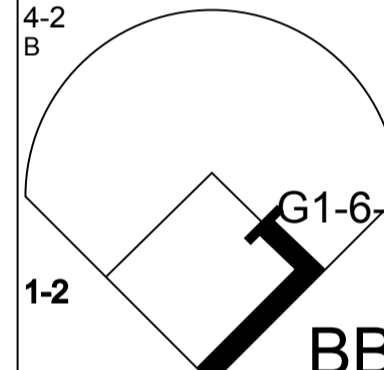
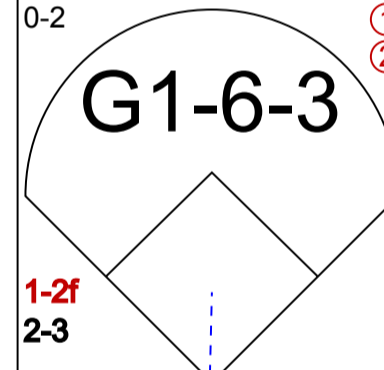
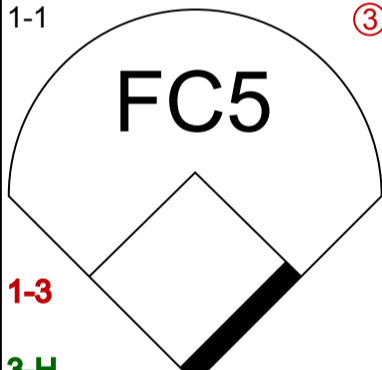
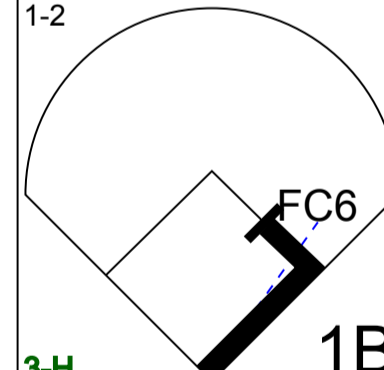
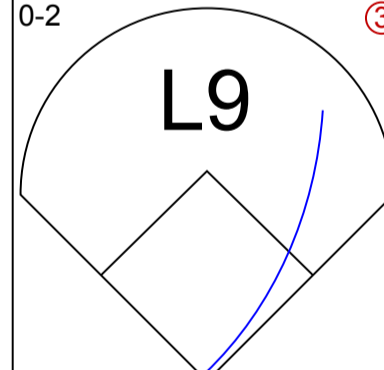
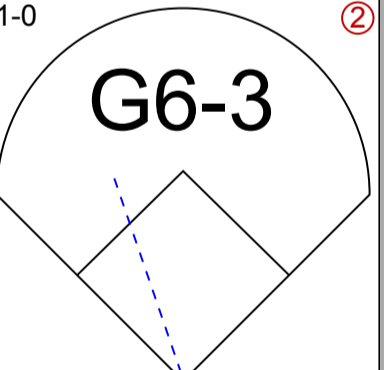
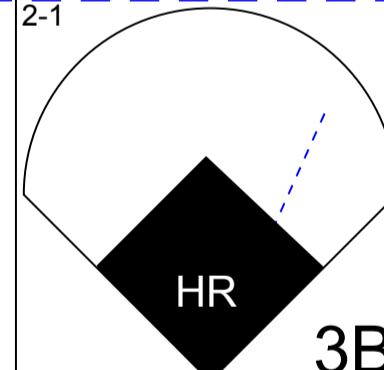
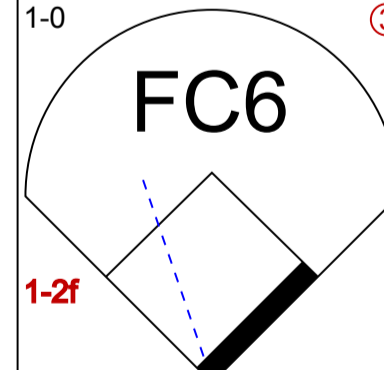
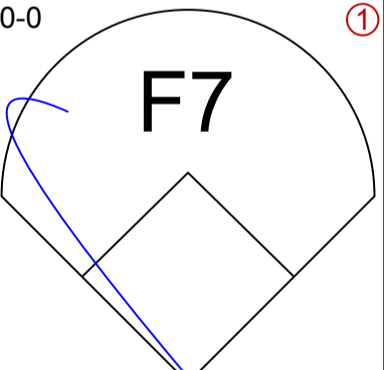
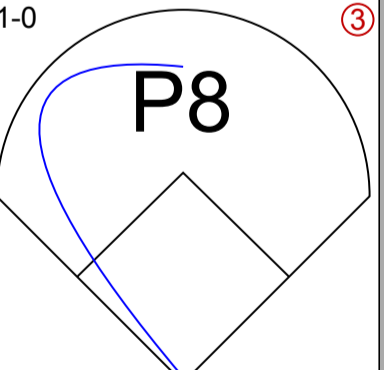
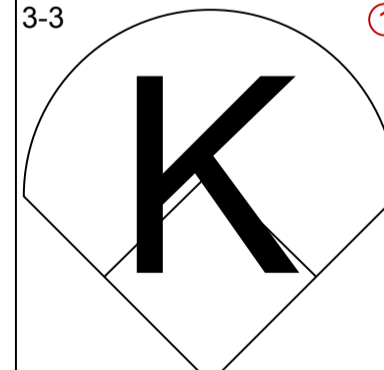
AB R H RBI BB SO LOB

4	0	0	0	0	1	2
5	0	1	0	0	0	5
4	1	1	2	1	0	1
4	0	0	0	1	1	1
4	0	1	0	0	0	2
4	0	2	0	0	2	1
4	1	1	0	0	0	2
4	1	3	2	0	1	1
2	0	0	0	0	1	3
0	0	0	0	0	0	0
1	0	1	0	0	0	0
0	0	0	0	0	0	0
1	1	1	0	0	0	0

Batter	1	2	3	4	5	6	7	8	9
Andy Fox, L OBP: 0.339, SLG: 0.394 (1, 9)	0-1 G4-3 1B	3-2 HBP			0-0 F7		1-3 K		2-1 G3-1 1B
Devon White, S OBP: 0.335, SLG: 0.474 (1, 8)	0-1 FC1-6 1B	0-1 P5			0-0 G4-3		2-2 G4-6-3 1-2f		2-1 P7
Travis Lee, L OBP: 0.356, SLG: 0.485 (1, 3)	2-2 FC1-6 1-2f				4-2 BB			0-2 G4-3	0-0 HR
Matt Williams, R OBP: 0.324, SLG: 0.464 (1, 5)	4-2 BB				1-2 G5-3			0-0 G6-3	0-0 G5-3
David Dellucci, L OBP: 0.356, SLG: 0.471 (1, 7)	1-2 G3				3-2 L9			0-0 1B	
Jay Bell, R OBP: 0.342, SLG: 0.424 (1, 6)		1-1 HBP 1B			1-3 K			0-3 K	
Kelly Stinnett, R OBP: 0.319, SLG: 0.438 (1, 2)		0-0 F9			0-0 P4				0-0 HR 1B
Danny Klassen, R OBP: 0.583, SLG: 0.750 (1, 4)		3-2 HBP 1B			1-1 1B				0-0 HR 1-H
Andy Benes, R OBP: 0.243, SLG: 0.273 Efrain Valdez, L (7, 1)		1-3 K			1-0 P5				1-2 HR 1B
Brent Brede, L OBP: 0.315, SLG: 0.347 Clint Sodowsky, L (8, 1)									
Karim Garcia, L OBP: 0.250, SLG: 0.365 (9, PH)									

Inning Stats	R: 0	H: 1	E: 0	K: 0	S: 14	LOB: 2	BB: 1	P: 21	R: 0	H: 2	E: 0	K: 1	S: 13	LOB: 3	BB: 0	P: 21	R: 0	H: 0	E: 0	K: 1	S: 13	LOB: 0	BB: 0	P: 18	R: 0	H: 1	E: 0	K: 1	S: 7	LOB: 1	BB: 0	P: 10	R: 0	H: 0	E: 0	K: 0	S: 9	LOB: 1	BB: 1	P: 14	R: 0	H: 1	E: 0	K: 1	S: 7	LOB: 1	BB: 0	P: 13	R: 0	H: 1	E: 0	K: 1	S: 8	LOB: 0	BB: 0	P: 12	R: 0	H: 1	E: 0	K: 1	S: 9	LOB: 1	BB: 0	P: 9	R: 4	H: 4	E: 0	K: 0	S: 12	LOB: 0	BB: 0	P: 17	1B: 8	SF: 0	2B: 1	SAC: 0	3B: 0	DP: 1	HR: 2	HBP: 1	WP: 0	PA: 40
--------------	------	------	------	------	-------	--------	-------	-------	------	------	------	------	-------	--------	-------	-------	------	------	------	------	-------	--------	-------	-------	------	------	------	------	------	--------	-------	-------	------	------	------	------	------	--------	-------	-------	------	------	------	------	------	--------	-------	-------	------	------	------	------	------	--------	-------	-------	------	------	------	------	------	--------	-------	------	------	------	------	------	-------	--------	-------	-------	-------	-------	-------	--------	-------	-------	-------	--------	-------	--------

PITCHER	IP	WLS	BF	H	R	ER	SO	BB	IBB	HBP	BLK	WP	HR	S	P	ERA	WHIP
Brett Tomko, R ERA: 4.46 (1, 1)	7.0		29	6	0	0	5	2	0	1	0	0	0	71	109	0.00	1.143
Gabe White, L ERA: 5.11 (8, 1)	1.0		4	1	0	0	1	0	0	0	0	0	0	9	9	0.00	1.000
Danny Graves, R ERA: 3.7 (9, 1)	1.0		7	4	4	4	0	0	0	0	0	0	2	12	17	36.00	4.000

Batter	1	2	3	4	5	6	7	8	9	AB R H RBI BB SO LOB	TOP														
Reggie Sanders, R (1, 8) OBP: 0.337, SLG: 0.437	0-3 		0-3 					0-3 	4-0  BB	4 1 0 0 1 4 0	<p>Cincinnati Reds @ Arizona Diamondbacks</p> <p>Bank One Ballpark, Phoenix, AZ</p> <p>Sat Jul 11 1998, 10:05 PM EDT</p> <p>Att. 47,323 - Dome - 72 F</p> <p>livebaseballscorecards.com</p> <table border="1"> <tr><td>AB</td><td>37</td></tr> <tr><td>R</td><td>8</td></tr> <tr><td>H</td><td>12</td></tr> <tr><td>RBI</td><td>7</td></tr> <tr><td>BB</td><td>3</td></tr> <tr><td>SO</td><td>8</td></tr> <tr><td>LOB</td><td>11</td></tr> </table> 	AB	37	R	8	H	12	RBI	7	BB	3	SO	8	LOB	11
AB	37																								
R	8																								
H	12																								
RBI	7																								
BB	3																								
SO	8																								
LOB	11																								
Sean Casey, L (1, 3) OBP: 0.311, SLG: 0.283	4-1 		2-2 G4-3 			0-1  2B		1-1  2B	0-3 	4 1 2 0 1 1 2															
Barry Larkin, R (1, 6) OBP: 0.383, SLG: 0.474	1-3 		0-2  2B			2-2  F9		2-2  2-H HR	3-1  1-H 3-H HR	5 2 3 5 0 1 2															
Eddie Taubensee, L (1, 2) OBP: 0.363, SLG: 0.432	0-0  F8		2-2  F4			0-1  G4-3		1-2  F9	0-1  G6-3	5 0 0 0 0 0 2															
Willie Greene, L (1, 9) OBP: 0.362, SLG: 0.435		3-2  BB 1B 1B 1B 1B		1-0  G4-3		2-1  G5-3		1-0  1B WP 1B		4 2 2 0 0 0 0 0 0 0 0 0 0 0															
61 Mike Frank, L (8, 9) OBP: 0.271, SLG: 0.278				0-0  P7		1-2  1B		2-1  FC5 WP 1B		3 0 2 0 1 0 0															
Bret Boone, R (1, 4) OBP: 0.336, SLG: 0.464				1-2  BB BB BB BB BB		0-2  G1-6-3		1-1  FC5 1-3 3-H		4 1 1 1 0 1 3 0 0 0 0 0 0 0															
Paul Konerko, R (1, 7) OBP: 0.270, SLG: 0.322			1-2  FC6 1B		0-2  L9		1-0  G6-3		2-1  HR 3B	4 1 2 1 0 0 0															
Chris Stynes, R (8, 7) OBP: 0.318, SLG: 0.349			1-0  FC6		0-0  F7		1-0  P8		3-3 	4 0 0 0 0 1 2															
Pokey Reese, R (1, 5) OBP: 0.327, SLG: 0.347																									
Mike Remlinger, L (1, 1) OBP: 0.088, SLG: 0.118																									
Inning Stats	R: 0 E: 0 K: 2 S: 8	H: 0 LOB: 1 BB: 1 P: 13	R: 1 E: 0 K: 0 S: 13	H: 2 LOB: 1 BB: 1 P: 22	R: 0 E: 0 K: 1 S: 12	H: 1 LOB: 1 BB: 0 P: 16	R: 1 E: 0 K: 0 S: 8	H: 1 LOB: 0 BB: 0 P: 9	R: 0 E: 0 K: 1 S: 10	H: 1 LOB: 1 BB: 0 P: 15	R: 0 E: 0 K: 0 S: 8	H: 1 LOB: 1 BB: 0 P: 11	R: 0 E: 0 K: 1 S: 5	H: 0 LOB: 0 BB: 0 P: 8	R: 3 E: 0 K: 2 S: 16	H: 4 LOB: 1 BB: 0 P: 24	R: 3 E: 0 K: 2 S: 13	H: 2 LOB: 0 BB: 1 P: 24	1B: 5 2B: 3 3B: 1 HR: 3	SF: 0 SAC: 0 DP: 1 HBP: 0	WP: 1 PB: 0 SB: 0 CS: 0	PA: 40			
PITCHER	IP WLS BF H R ER SO BB IBB HBP BLK WP HR S P ERA WHIP																								
Willie Blair, R (1, 1) ERA: 5.0	7.1 L 30 8 4 4 6 2 0 0 0 0 0 2 72 105 4.91 1.364																								
Alan Embree, L (8, 1) ERA: 4.44	0.2 4 2 1 1 0 0 0 0 0 0 1 0 8 13 13.50 3.000																								
Gregg Olson, R (9, 1) ERA: 4.5	1.0 6 2 3 3 2 1 0 0 0 0 0 1 13 24 27.00 3.000																								

Batter	1	2	3	4	5	6	7	8	9	AB	R	H	RBI	BB	SO	LOB
Devon White, S OBP: 0.334, SLG: 0.470 (1, 8)	1-3 K		1-0 P7			4-0 1B BB		3-3 K		3	0	0	0	1	2	2
Danny Klassen, R OBP: 0.438, SLG: 0.500 (1, 4)	1-1 G6-3		0-0 G6-3			0-2 P7		2-2 P3		4	0	0	0	0	0	3
Gregg Olson, R OBP: 0.500, SLG: 2.000 (9, 1)										0	0	0	0	0	0	0
Matt Williams, R OBP: 0.323, SLG: 0.462 (1, 5)	0-3 K				2-3 K	2-2 G4-6-3 1B			1-3 K	4	0	1	0	0	3	0
Travis Lee, L OBP: 0.355, SLG: 0.481 (1, 3)		0-0 L8		4-1 BB		0-0 G4-6-3			1-1 G4-3	3	0	0	0	1	0	2
Jay Bell, R OBP: 0.344, SLG: 0.423 (1, 6)		4-0 BB		3-2 F8		1-0 P9			3-1 BB 1B	3	0	1	0	1	0	1
Yamil Benitez, R OBP: 0.308, SLG: 0.432 (1, 7)		0-0 F8		0-0 F7		1-0 G6-4-3 HBP			4-1 BB	2	0	0	0	1	0	2
David Dellucci, L OBP: 0.350, SLG: 0.463 (1, 9)		0-0 G4-3			2-1 G3	0-0 G6-4-3			2-1 G3	4	0	0	0	0	0	4
Damian Miller, R OBP: 0.375, SLG: 0.451 (1, 2)			0-1 2B		0-1 G5-3			4-1 BB		2	0	1	0	1	0	0
Willie Blair, R OBP: 0.091, SLG: 0.091 (1, 1)			2-3 K		2-3 K			1-2 P4		2	0	0	0	0	2	1
Alan Embree, L (8, 1)										0	0	0	0	0	0	0
Tony Batista, R (8, PH)										1	0	0	0	0	0	1


Inning Stats	R: 0	H: 0	E: 0	K: 2	S: 8	R: 0	H: 0	E: 0	K: 0	S: 3	R: 0	H: 1	E: 0	K: 1	S: 7	R: 0	H: 0	E: 0	K: 1	S: 10	R: 0	H: 0	E: 0	K: 1	S: 7	R: 0	H: 1	E: 0	K: 0	S: 2	R: 0	H: 0	E: 0	K: 1	S: 16	R: 0	H: 1	E: 0	K: 1	S: 10	R: 0	H: 0	E: 0	K: 0	S: 8	R: 0	H: 0	E: 0	K: 1	S: 7	R: 0	H: 0	E: 0	K: 1	S: 7	R: 0	H: 0	E: 0	K: 0	S: 4	R: 0	H: 0	E: 0	K: 1	S: 16	R: 0	H: 1	E: 0	K: 1	S: 10	R: 0	H: 1	E: 0	K: 1	S: 10	R: 0	H: 1	E: 0	K: 1	S: 10	R: 0	H: 1	E: 0	K: 1	S: 10	R: 0	H: 1	E: 0	K: 1	S: 10
PITCHER Mike Remlinger, L ERA: 4.12 (1, 1)	IP	WLS	BF	H	R	ER	SO	BB	IBB	HBP	BLK	WP	HR	S	P	ERA	WHIP																																																																									
	9.0	W	34	3	0	0	7	5	0	1	0	0	0	70	121	0.00	0.889																																																																									

BOTTOM

Cincinnati Reds @ Arizona Diamondbacks
Bank One Ballpark, Phoenix, AZ

Sat Jul 11 1998, 10:05 PM EDT
Att. 47,323 - Dome - 72 F

AB	28
R	0
H	3
RBI	0
BB	5
SO	7
LOB	16



WP: 0	PA: 34
PB: 0	SB: 0
CS: 0	

Batter	1	2	3	4	5	6	7	8	9	AB R H RBI BB SO LOB	TOP																								
Reggie Sanders, R OBP: 0.338, SLG: 0.440 (1, 8)	2-2 SH3 2B	1-0 FC6-4 1B			0-0 G5-3			2-2 G6-3	1-1 G5-3	5 1 2 0 0 0 2	<p>Cincinnati Reds @ Arizona Diamondbacks Bank One Ballpark, Phoenix, AZ</p> <p>Sun Jul 12 1998, 10:05 PM EDT Att: 42,329 - Dome - 72 F</p> <p>livebaseballscorecards.com</p>																								
Chris Stynes, R OBP: 0.316, SLG: 0.346 Melvin Nieves, S OBP: 0.396, SLG: 0.341 (8, PH) (8, 9)	0-0 SH3	3-2 FC6-4 1-2f			0-0 G5-3			0-1 P4		2 0 0 0 0 0 2 1 0 0 0 0 0 0																									
Barry Larkin, R OBP: 0.387, SLG: 0.493 (1, 6)	1-1 2B				0-2 FC2-5 2B			0-1 HR		4 1 3 2 0 1 0																									
Bret Boone, R OBP: 0.332, SLG: 0.458 (1, 4)	1-3 K				0-0 FC2-5 G6-4-3 2-3			0-0 G5-3		4 0 0 0 0 1 2																									
Dmitri Young, S OBP: 0.355, SLG: 0.489 61 Mike Frank, L OBP: 0.271, SLG: 0.278 (9, PR) (9, 7)	2-2 F9				0-0 G6-4-3 1-2f				1-1 HR 1B	4 0 1 0 0 0 1 2 0 1 0 0 0 0 0																									
Paul Konerko, R OBP: 0.281, SLG: 0.353 (1, 3)		1-1 L7			0-0 G4-6-3 1B			1-1 G1-6-3 1B	1-0 HR 1-H	4 1 3 2 0 0 0																									
Pokey Reese, R OBP: 0.333, SLG: 0.354 Willie Greene, L OBP: 0.382, SLG: 0.434 (1, 5) (2, 5)		1-2 2B 1B			2-0 G4-6-3 1-2f			0-0 G1-6-3 1-2f	2-2 26 SH3-4 1B	1 1 1 0 0 0 0 3 0 1 0 0 0 2																									
Brook Fordyce, R OBP: 0.309, SLG: 0.370 Eddie Taubensee, L OBP: 0.361, SLG: 0.430 (1, 2) (8, 2)		0-0 1B 2B 1-H			1-2 L7			2-2 1B	3-3 K SAFE	3 0 2 1 0 0 0 1 0 0 0 0 1 1																									
Pete Harnisch, S OBP: 0.136, SLG: 0.116 Rick Krivda, R 26 John Hudek, S (1, 1) (7, 1) (8, 1)		1-0 G1-3			0-0 F9			0-0 F9	0-1 SH3-4 1-2	3 0 0 0 0 0 2 0 0 0 0 0 0 0 0 0 0 0 0 0 0																									
Inning Stats	R: 1 E: 0 K: 1 S: 14	H: 2 LOB: 1 BB: 0 P: 20	R: 1 E: 0 K: 0 S: 12	H: 3 LOB: 2 BB: 0 P: 19	R: 0 E: 0 K: 2 S: 8	H: 0 LOB: 0 BB: 0 P: 13	R: 0 E: 0 K: 0 S: 5	H: 1 LOB: 0 BB: 0 P: 8	R: 0 E: 0 K: 0 S: 3	H: 0 LOB: 0 BB: 0 P: 3		R: 0 E: 0 K: 0 S: 5	H: 1 LOB: 0 BB: 0 P: 5	R: 0 E: 0 K: 0 S: 8	H: 2 LOB: 1 BB: 0 P: 11	R: 1 E: 0 K: 0 S: 9	H: 1 LOB: 0 BB: 0 P: 11	R: 2 E: 0 K: 1 S: 13	H: 3 LOB: 2 BB: 0 P: 21	1B: 7 2B: 4 3B: 0 HR: 2	SF: 0 SAC: 2 DP: 3 HBP: 0	WP: 0 PB: 0 SB: 0 CS: 0	PA: 37												
PITCHER	IP WLS BF H R ER SO BB IBB HBP BLK WP HR S P ERA WHIP																																		
Brian Anderson, L ERA: 4.07 Alan Embree, L ERA: 4.67 Bobby Chouinard, R ERA: 4.73	(1, 1) (9, 1) (9, 1)	8.0 0.2 0.1	L 4 1	32 2 0	11 2 0	4 1 0	4 1 0	3 1 0	0 0 0	0 0 0	0 0 0	0 1 0	66 9 2	93 15 3	4.50 13.50 0.00	1.375 3.000 0.000																			

AB	35
R	5
H	13
RBI	5
BB	0
SO	4
LOB	13



Batter	1	2	3	4	5	6	7	8	9	AB	R	H	RBI	BB	SO	LOB
Andy Fox, L (1, 7) Yamil Benitez, R (7, PH) OBP: 0.336, SLG: 0.390 OBP: 0.306, SLG: 0.429 (8, 7)	1-0 G6-3		1-0 G3		3-2 F8		0-0 FC9-2			3	0	0	0	0	0	0
Danny Klassen, R (1, 4) OBP: 0.450, SLG: 0.563	1-3 K			0-0 G1-6-3		0-1 G6-3 2B		1-2 G4-6-3 1B		4	0	2	0	0	1	0
Travis Lee, L (1, 3) OBP: 0.356, SLG: 0.480	4-2 FC4-6 BB			2-2 1B 2B 1B		2-3 K		0-3 K		3	1	1	0	1	2	2
Matt Williams, R (1, 5) OBP: 0.319, SLG: 0.456	2-1 FC4-6			0-0 P7		3-2 G6-3		1-1 G4-6-3		4	0	0	0	0	0	4
David Dellucci, L (1, 8) OBP: 0.349, SLG: 0.459			1-3 K		1-0 2B 1B		1-3 K		1-2 G6-3	4	1	1	0	0	2	1
Tony Batista, R (1, 6) OBP: 0.308, SLG: 0.432			0-0 G4-3		1-1 2B		1-2 HR		2-2 1B	4	1	3	3	0	0	0
Jorge Fabregas, L (1, 2) OBP: 0.276, SLG: 0.256			2-0 P5		1-3 K		1-2 G3-1		2-3 K	4	0	0	0	0	2	2
Karim Garcia, L (1, 9) OBP: 0.250, SLG: 0.363			1-2 G4-3		1-3 K		0-0 1B FC9-2 1B		2-1 F7	4	0	1	0	0	1	1
Brian Anderson, R (1, 1) Alan Embree, L (9, 1) Bobby Chouinard, R (9, 1)			2-2 G1-3		0-3 K		1-0 1B			3	0	1	0	0	1	0
							1-3 1B			0	0	0	0	0	0	0
										0	0	0	0	0	0	0

Inning Stats	R: 0	H: 0	E: 0	K: 1	S: 11	R: 0	H: 0	E: 0	K: 1	S: 5	R: 0	H: 0	E: 0	K: 0	S: 7	R: 2	H: 3	E: 0	K: 1	S: 11	R: 0	H: 0	E: 0	K: 2	S: 9	R: 0	H: 1	E: 0	K: 2	S: 14	R: 1	H: 3	E: 0	K: 0	S: 11	R: 0	H: 1	E: 0	K: 1	S: 10	R: 0	H: 1	E: 0	K: 1	S: 12	1B: 6	2B: 3	3B: 0	HR: 1	SF: 0	SAC: 0	DP: 2	HBP: 0	WP: 0	PB: 0	SB: 0	CS: 0	PA: 35
--------------	------	------	------	------	-------	------	------	------	------	------	------	------	------	------	------	------	------	------	------	-------	------	------	------	------	------	------	------	------	------	-------	------	------	------	------	-------	------	------	------	------	-------	------	------	------	------	-------	-------	-------	-------	-------	-------	--------	-------	--------	-------	-------	-------	-------	--------

PITCHER	IP	WLS	BF	H	R	ER	SO	BB	IBB	HBP	BLK	WP	HR	S	P	ERA	WHIP
Pete Harnisch, R (1, 1) ERA: 3.09	6.1		27	7	3	3	7	1	0	0	0	0	1	67	100	4.26	1.263
Rick Krivda, L (7, 1) ERA: 3.9	1.0		3	1	0	0	1	0	0	0	0	0	0	9	10	0.00	1.000
26 John Hudek, R (8, 1) ERA: 3.34	1.2	W	5	1	0	0	1	0	0	0	0	0	0	14	22	0.00	0.600

BOTTOM

Cincinnati Reds @ Arizona Diamondbacks
Bank One Ballpark, Phoenix, AZ

Sun Jul 12 1998, 10:05 PM EDT
Att: 42,329 - Dome - 72 F

livebaseballscorecards.com

AB	34
R	3
H	9
RBI	3
BB	1
SO	9
LOB	12

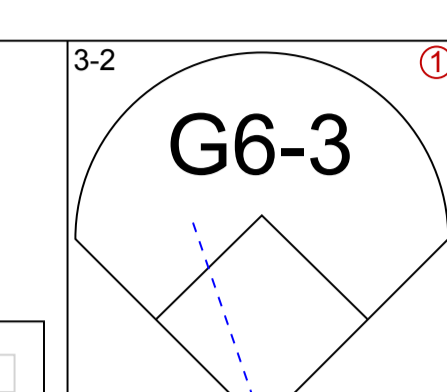
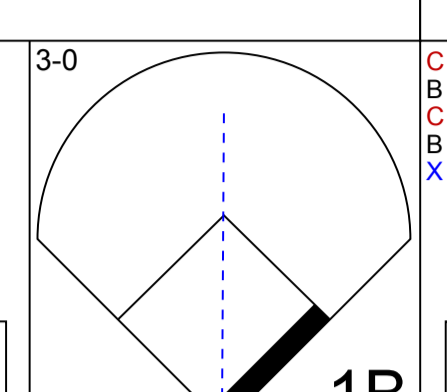
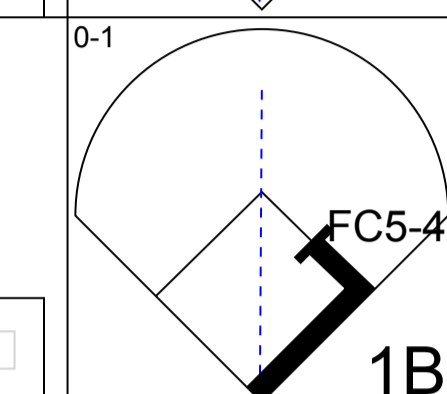
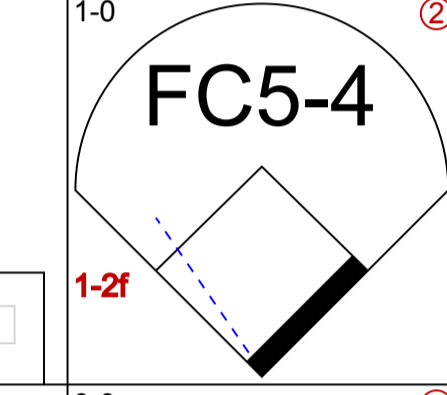
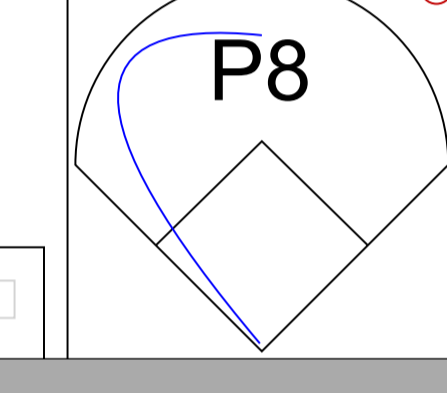
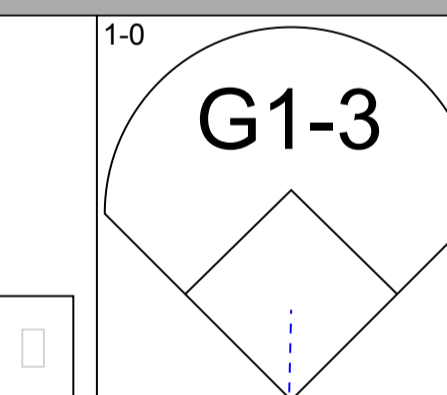
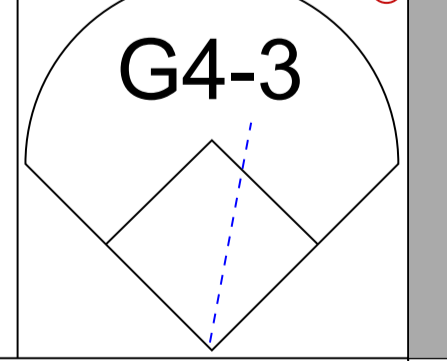
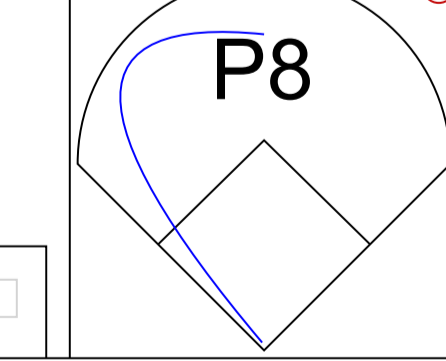


Batter	1	2	3	4	5	6	7	8	9	AB R H RBI BB SO LOB	TOP											
Craig Biggio, R (1, 4) OBP: 0.388, SLG: 0.500	2-2 P4		0-0 B4-3		2-2 P4		4-2 BB		3-2 2-3 1B	4 0 1 0 1 0 1	Houston Astros @ Arizona Diamondbacks Bank One Ballpark, Phoenix, AZ Mon Jul 13 1998, 10:05 PM EDT Att: 40,007 - Dome - 72 F											
Bill Spiers, L (1, 5) OBP: 0.386, SLG: 0.400	2-1 G3-1		2-1 P5		1-1 1B		1-3 K	1 SAFE 1 SAFE	0-0 F8	5 0 1 1 0 1 3												
Derek Bell, R (1, 9) OBP: 0.369, SLG: 0.503	2-2 5 E 1B			1-0 G6-3	3-1 P4		0-2 P9	1 SAFE 1 SAFE		4 0 1 0 0 0 2												
5 Jeff Bagwell, R (1, 3) OBP: 0.405, SLG: 0.555	2-1 E5 FC5-4			0-0 P8		4-2 BB BB		0-1 F7		3 0 0 0 1 0 1												
Moises Alou, R (1, 7) OBP: 0.376, SLG: 0.568	0-1 FC5-4 1-2f			2-1 F8		3-2 P4		0-2 G1-3		4 0 0 0 0 0 3												
Carl Everett, S (1, 8) OBP: 0.399, SLG: 0.519					1-0 E 2B 1B	4-0 FC4-6 BB		0-0 F8		3 1 1 0 1 0 0												
Ricky Gutierrez, R (1, 6) OBP: 0.368, SLG: 0.347					2-3 K	2-3 K		0-1 E5 1B		4 0 0 0 0 2 3												
Brad Ausmus, R (1, 2) OBP: 0.354, SLG: 0.349					1-0 E4 2B	2-0 FC4-6 1-2f		3-2 G6-3		4 1 0 0 0 0 4												
Pete Schourek, L (1, 1) OBP: 0.154, SLG: 0.231					0-1 F8		1-3 K		2-2 G6-3	2 1 1 2 0 0 0												
35 Dave Clark, L (7, PH) OBP: 0.253, SLG: 0.202					1-1 1B 2B					1 0 0 0 0 1 0												
Mike Magnante, L (7, 1) OBP: 1.000, SLG: 1.000										0 0 0 0 0 0 0												
J.R. Phillips, L (9, PH) OBP: 0.308, SLG: 0.333					1-1 1B 2B					1 0 0 0 0 0 1												
Inning Stats	R: 0 E: 1 K: 0 S: 15	H: 1 LOB: 2 BB: 0 P: 23	R: 0 E: 0 K: 0 S: 8	H: 0 LOB: 0 BB: 0 P: 13	R: 0 E: 0 K: 0 S: 4	H: 0 LOB: 0 BB: 0 P: 6	R: 0 E: 0 K: 0 S: 4	H: 0 LOB: 0 BB: 0 P: 7	R: 3 E: 1 K: 1 S: 16	H: 3 LOB: 1 BB: 0 P: 26	R: 0 E: 0 K: 1 S: 14	H: 0 LOB: 2 BB: 2 P: 29	R: 0 E: 0 K: 2 S: 12	H: 0 LOB: 1 BB: 1 P: 18	R: 0 E: 0 K: 0 S: 6	H: 0 LOB: 0 BB: 0 P: 6	R: 0 E: 1 K: 0 S: 13	H: 1 LOB: 2 BB: 0 P: 21	1B: 4 2B: 1 3B: 0 HR: 0	SF: 0 SAC: 0 DP: 0 HBP: 0	WP: 0 PB: 0 SB: 0 CS: 0	PA: 38
PITCHER	IP WLS BF H R ER SO BB IBB HBP BLK WP HR S P ERA WHIP																					
Amaury Telemaco, R (1, 1) ERA: 2.92	5.1 W 24 4 3 1 1 2 0 0 0 0 0 0 55 94 1.69 1.125																					
Bobby Chouinard, R (6, 1) ERA: 3.94	2.2 9 0 0 0 3 1 0 0 0 0 0 0 24 34 0.00 0.375																					
Gregg Olson, R (9, 1) ERA: 4.38	1.0 S 5 1 0 0 0 0 0 0 0 0 0 0 13 21 0.00 1.000																					

livebaseballscorecards.com


AB	35
R	3
H	5
RBI	3
BB	3
SO	4
LOB	18



Batter	1	2	3	4	5	6	7	8	9
Devon White, S (1, 8) OBP: 0.336, SLG: 0.473 <i>B B B F X</i>	G6-3 ① 		P9 ② <i>B B B X</i>	P9 ③ 		P9 ④ <i>B B B F X</i>			
Danny Klassen, R (1, 4) OBP: 0.458, SLG: 0.700 <i>C X</i>	FC5-4 ② 		P9 ③ <i>X</i>		HR <i>X</i>	F9 ④ <i>F X</i>			
Matt Williams, R (1, 5) OBP: 0.319, SLG: 0.452 <i>B X</i>	FC5-4 ③ 		K ④ <i>F 1 SAFE 1 B F S</i>		FC6 S ① FC4-6 BB <i>B B B F B B</i>	L8 ③ <i>X</i>			
Travis Lee, L (1, 3) OBP: 0.353, SLG: 0.474 <i>X</i>	P8 ③ 		G4-3 ④ <i>B 1 SAFE 1 C B 1 SAFE 1 C</i>		K ① <i>B B B F C B B X</i>		G3-1 ① <i>C B X</i>		
Jay Bell, R (1, 6) OBP: 0.346, SLG: 0.421 <i>F H</i>		1B HBP <i>X</i>		3B BB <i>C X</i>	FC6 FC4-6 ② <i>B B B X</i>	K ③ <i>C B B X</i>			
Yamil Benitez, R (1, 9) OBP: 0.305, SLG: 0.423 Karim Garcia, L (8, 9) OBP: 0.250, SLG: 0.363		1B 1-2 <i>C B B X</i>		P8 ① <i>C X</i>	FC4-6 ③ WP <i>B B B X</i>	G6-3 ③ <i>S X</i>			
David Dellucci, L (1, 7) OBP: 0.351, SLG: 0.466 <i>C B B C</i>		K ① <i>C B B C</i>		3B 3B 1-H <i>X</i>	BB 1-2 <i>B B B B</i>		G1-3 ① 		
Damian Miller, R (1, 2) OBP: 0.373, SLG: 0.481 Bobby Chouinard, R (6, 1) Brent Brede, L (8, PH) OBP: 0.313, SLG: 0.345 Gregg Olson, R (9, 1) OBP: 0.500, SLG: 2.000		K ② <i>C B B C</i>		SF8 3B 3-H <i>B B B X</i>	P8 ③ <i>F X</i>		F8 ② <i>C X</i>		
Amaury Telemaco, R (1, 1) OBP: 0.077, SLG: 0.083 Kelly Stinnett, R (6, 2) OBP: 0.315, SLG: 0.433 <i>S X</i>	G4-3 ③ 		SF8 ② 3-H <i>B B B X</i>		P8 ① 		K ③ <i>B B B C</i>		

AB	R	H	RBI	BB	SO	LOB
4	0	2	0	0	0	0
4	1	2	1	0	0	2
3	1	0	0	1	1	3
4	0	0	0	0	1	3
2	1	0	0	1	1	1
4	0	1	1	0	0	2
0	0	0	0	0	0	0
3	1	1	1	1	1	2
3	1	1	1	0	1	4
0	0	0	0	0	0	0
1	0	0	1	0	0	2
2	0	0	0	0	1	0

Houston Astros @ Arizona Diamondbacks
 Bank One Ballpark, Phoenix, AZ
 Mon Jul 13 1998, 10:05 PM EDT
 Att: 40,007 - Dome - 72 F

AB	31
R	5
H	7
RBI	5
BB	3
SO	6
LOB	19
	

Inning Stats	R: 0	H: 1	E: 0	LOB: 1	K: 0	BB: 0	S: 7	P: 11
	R: 0	H: 1	E: 0	LOB: 2	K: 2	BB: 0	S: 10	P: 12
	R: 0	H: 1	E: 0	LOB: 1	K: 1	BB: 0	S: 8	P: 14
	R: 3	H: 2	E: 0	LOB: 0	K: 0	BB: 1	S: 10	P: 20
	R: 2	H: 1	E: 0	LOB: 2	K: 1	BB: 2	S: 16	P: 30
	R: 0	H: 1	E: 0	LOB: 1	K: 0	BB: 0	S: 7	P: 10
	R: 0	H: 0	E: 0	LOB: 0	K: 1	BB: 0	S: 7	P: 9
	R: 0	H: 0	E: 0	LOB: 0	K: 1	BB: 0	S: 6	P: 8

PITCHER	IP	WLS	BF	H	R	ER	SO	BB	IBB	HBP	BLK	WP	HR	S	P	ERA	WHIP
Pete Schourek, L (1, 1) ERA: 4.35	6.0	L	30	7	5	5	4	3	0	1	0	1	1	58	97	7.50	1.667
Mike Magnante, L (7, 1) ERA: 5.61	2.0		6	0	0	0	2	0	0	0	0	0	0	13	17	0.00	0.000

WP	PA	31
WP: 1	PA: 36	
PB: 0		
SB: 1		
CS: 0		

Batter	1	2	3	4	5	6	7	8	9	AB R H RBI BB SO LOB	TOP	
Craig Biggio, R (1, 4) OBP: 0.388, SLG: 0.500	2-1 L7		1-1 FC2-5 2B	3-1 L6			4-1 1B BB		1-2 G6-3 1-2f	4 0 1 0 1 0 2		
Ricky Gutierrez, R (1, 6) OBP: 0.370, SLG: 0.350	0-1 CS 5 BB 1B		0-0 FC2-5 HR	1-3 K			1-2 L4-3 1B			4 1 2 0 0 1 1		
Derek Bell, R (1, 9) OBP: 0.368, SLG: 0.508	1-1 L8		0-0 1-H HR		2-0 F7		0-1 L4-3			4 1 1 2 0 0 3		
5 Jeff Bagwell, R (1, 3) OBP: 0.403, SLG: 0.549	4-0 1-2 BB		1-0 G5-3		3-3 K			2-2 G6-3		3 0 0 0 1 1 0		
Moises Alou, R (1, 7) OBP: 0.377, SLG: 0.577	1-0 CS 2-3	2-3 K	1-0 HR		3-3 K			1-2 F7-6-4 1B		4 1 2 1 0 2 0		
Carl Everett, S (1, 8) OBP: 0.400, SLG: 0.519		3-2 F9 1B 1B	1-0 2B 1B		2-3 K			2-1 F7-6-4		4 1 2 0 0 1 1		
Sean Berry, R (1, 5) OBP: 0.371, SLG: 0.452		3-2 1 SAFE 1 SAFE 1 SAFE F9 1B	1-0 1-H 2B		1-0 G6-3				0-0 1B 2B	4 0 3 1 0 0 0		
Tony Eusebio, R (1, 2) OBP: 0.336, SLG: 0.314		0-0 F9	3-3 K		0-0 L3				0-1 L4	4 0 0 0 0 1 4		
Shane Reynolds, R (1, 1) OBP: 0.115, SLG: 0.154 Doug Henry, R (8, 1) Billy Wagner, L (8, 1) OBP: 0.500, SLG: 0.500		0-0 FC4-6 1-2f		1-1 G4-3			1-3 K		0-1 G6-3 1B	3 0 0 0 0 1 2 0 0 0 0 0 0 0 1 0 1 0 0 0 0		
Inning Stats	R: 0 E: 0 K: 0 S: 6 H: 1 LOB: 1 BB: 1 P: 14	R: 0 E: 0 K: 1 S: 13 H: 2 LOB: 2 BB: 0 P: 21	R: 4 E: 0 K: 1 S: 11 H: 5 LOB: 1 BB: 0 P: 19	R: 0 E: 0 K: 1 S: 7 H: 0 LOB: 0 BB: 0 P: 12	R: 0 E: 0 K: 2 S: 9 H: 0 LOB: 0 BB: 0 P: 17	R: 0 E: 0 K: 1 S: 5 H: 0 LOB: 0 BB: 0 P: 8	R: 0 E: 0 K: 1 S: 10 H: 1 LOB: 1 BB: 1 P: 16	R: 0 E: 0 K: 0 S: 8 H: 1 LOB: 0 BB: 0 P: 13	R: 0 E: 0 K: 0 S: 8 H: 2 LOB: 1 BB: 0 P: 9	1B: 7 2B: 5 3B: 0 HR: 2 SF: 0 SAC: 0 DP: 3 HBP: 0	WP: 0 PB: 0 SB: 0 CS: 1 PA: 38	
PITCHER	IP WLS BF H R ER SO BB IBB HBP BLK WP HR S P ERA WHIP											
Omar Daal, L (1, 1) ERA: 3.06	5.0 L 23 8 4 4 5 1 0 0 0 0 0 2 46 83 7.20 1.800											
Willie Banks, R (6, 1) ERA: 7.67	2.0 7 1 0 0 2 1 0 0 0 0 0 0 15 24 0.00 1.000											
Aaron Small, R (8, 1) ERA: 6.58	2.0 7 3 0 0 0 0 0 0 0 0 0 0 16 22 0.00 1.500											

Houston Astros @ Arizona Diamondbacks
Bank One Ballpark, Phoenix, AZ
 Tue Jul 14 1998, 10:05 PM EDT
 Att. 40,419 - Dome - 72 F

AB	35
R	4
H	12
RBI	4
BB	2
SO	7
LOB	13



Batter	1	2	3	4	5	6	7	8	9	AB	R	H	RBI	BB	SO	LOB
Andy Fox, L OBP: 0.335, SLG: 0.387 (1, 9)	1-1 G4-6-3 1B		1-1 G3		2-2 G4-3			2-2 G4-3		4	0	1	0	0	0	0
Devon White, S OBP: 0.332, SLG: 0.468 (1, 8)	1-1 G4-6-3 1-2f		0-2 G5-3			0-1 G1-3		0-3 K		4	0	0	0	0	1	1
Travis Lee, L OBP: 0.354, SLG: 0.473 (1, 3)	4-1 WP 1B BB		0-3 K			0-0 P7		1-2 E 1B		3	1	1	0	1	1	0
Matt Williams, R OBP: 0.321, SLG: 0.451 (1, 5)	2-2 1-H 1B			0-0 G5-3		4-2 BB		0-0 E5		3	0	1	1	1	0	1
David Dellucci, L OBP: 0.347, SLG: 0.460 (1, 7)	2-0 G4-3			1-3 K		3-3 K		1-3 K		3	0	0	0	0	2	2
Tony Batista, R OBP: 0.305, SLG: 0.427 (8, PH)										1	0	0	0	0	1	2
Yamil Benitez, R OBP: 0.305, SLG: 0.423 (9, 7)										0	0	0	0	0	0	0
Jay Bell, R OBP: 0.345, SLG: 0.417 (1, 6)			3-3 K		4-2 BB			3-2 G5-3		3	0	0	0	1	1	0
Jorge Fabregas, L OBP: 0.277, SLG: 0.258 (1, 2)			2-0 FC4-6 1B		1-1 P7			1-2 P4		3	0	1	0	0	0	1
Kelly Stinnett, R OBP: 0.314, SLG: 0.430 (9, PH)										1	0	0	0	0	1	0
Danny Klassen, R OBP: 0.429, SLG: 0.750 (1, 4)			0-1 FC4-6 1-2f			1-3 K		1-1 HR		4	1	1	1	0	2	1
Omar Daal, L OBP: 0.190, SLG: 0.056 (1, 1)			1-3 K			1-0 G6-3		1-1 F8		1	0	0	0	0	1	1
Brent Brede, L OBP: 0.312, SLG: 0.343 (5, PH)										1	0	0	0	0	0	0
Willie Banks, R (6, 1)										0	0	0	0	0	0	0
Karim Garcia, L OBP: 0.249, SLG: 0.360 (7, PH)										1	0	0	0	0	0	0
Aaron Small, R (8, 1)										0	0	0	0	0	0	0

Inning Stats	R: 1	H: 2	E: 0	K: 10	S: 10	LOB: 1	BB: 1	P: 20
	R: 0	H: 1	E: 0	K: 2	S: 9	LOB: 1	BB: 0	P: 15
	R: 0	H: 0	E: 0	K: 1	S: 8	LOB: 0	BB: 0	P: 9
	R: 0	H: 0	E: 0	K: 1	S: 11	LOB: 1	BB: 1	P: 17
	R: 0	H: 0	E: 0	K: 1	S: 7	LOB: 0	BB: 0	P: 11
	R: 0	H: 0	E: 0	K: 1	S: 8	LOB: 1	BB: 1	P: 15
	R: 1	H: 1	E: 0	K: 0	S: 12	LOB: 0	BB: 0	P: 18
	R: 0	H: 1	E: 1	K: 2	S: 16	LOB: 2	BB: 0	P: 20
	R: 0	H: 0	E: 0	K: 2	S: 8	LOB: 0	BB: 0	P: 10

PITCHER	IP	WLS	BF	H	R	ER	SO	BB	IBB	HBP	BLK	WP	HR	S	P	ERA	WHIP
Shane Reynolds, R ERA: 3.33 (1, 1)	7.2	W	30	5	2	2	7	3	0	0	0	1	1	77	120	2.35	1.043
Doug Henry, R ERA: 2.7 (8, 1)	0.0		1	0	0	0	0	0	0	0	0	0	0	1	1	∞	∞
Billy Wagner, L ERA: 2.65 (8, 1)	1.1	S	4	0	0	0	3	0	0	0	0	0	0	11	14	0.00	0.000

BOTTOM

Houston Astros @ Arizona Diamondbacks
Bank One Ballpark, Phoenix, AZ

Tue Jul 14 1998, 10:05 PM EDT
Att: 40,419 - Dome - 72 F

AB	32
R	2
H	5
RBI	2
BB	3
SO	10
LOB	9



WP	PA	ERA	WHIP
1	35		
0			
0			
0			

Batter	1	2	3	4	5	6	7	8	9	10	11	AB R H RBI BB SO LOB	TOP																	
Craig Biggio, R OBP: 0.387, SLG: 0.499 (1, 4)	G4-3 2B		G5-4-3 1-2f		K2-3	1B 1-2 BB		G6-3 2-H			L9	5 0 1 1 1 1 1	Houston Astros @ Arizona Diamondbacks Bank One Ballpark, Phoenix, AZ Wed Jul 15 1998, 10:05 PM EDT Att. 42,229 - Dome - 72 F																	
Bill Spiers, L OBP: 0.381, SLG: 0.394 (1, 5)	G4-3		E4		F8	1-2 1B		P7		G5-3	6 0 1 2 0 0 1																			
Derek Bell, R OBP: 0.370, SLG: 0.507 (1, 9)	G6-4-3 5 BB		K			K		F8		BB 5 1B	5 1 2 0 1 2 3																			
5 Jeff Bagwell, R OBP: 0.399, SLG: 0.541 (1, 3)	G6-4-3 1-2f				F8	G5-3		K		BB 1B	6 0 1 0 0 2 3																			
Moises Alou, R OBP: 0.382, SLG: 0.591 (1, 7)		G5-3		G4-3 3B		HR		L9		BB 1-2 2-3 BB	4 2 2 1 1 0 0																			
Carl Everett, S OBP: 0.395, SLG: 0.509 (1, 8)		L3		G4-3 HBP		P6		K		K	5 1 0 0 0 2 5																			
Ricky Gutierrez, R OBP: 0.367, SLG: 0.347 (1, 6)		1B		G4-3		G4-3		K			5 1 1 1 0 1 2																			
Brad Ausmus, R OBP: 0.359, SLG: 0.359 (1, 2)		G6-3		F9		1B		G6-3 2B		1B	5 2 3 1 0 0 2																			
Mike Hampton, R 35 36 Dave Clark, L Scott Elarton, R J.R. Phillips, L Trevor Miller, R Sean Berry, R Doug Henry, R Billy Wagner, L Jay Powell, R Tony Eusebio, R Mike Magrante, L			G5-4-3 BB		F7	BB 1B		F9		K	0 0 0 0 0 1 0 0 1 0 0 0 0 0 0 0 0 1 0 0 0 0 0 0 0 1 1 1 0 0 0 0 1 0 0 0 0 0 0 0 1 0 1 0 0 0 0 0 1 1 0 0 0 0 0 0 0 0																			
Inning Stats	R: 0 E: 0 K: 0 S: 6	H: 1 LOB: 1 BB: 1 P: 10	R: 0 E: 0 K: 0 S: 10	H: 1 LOB: 1 BB: 0 P: 17	R: 0 E: 1 K: 1 S: 8	H: 0 LOB: 1 BB: 1 P: 16	R: 1 E: 0 K: 1 S: 8	H: 1 LOB: 1 BB: 0 P: 13	R: 0 E: 0 K: 1 S: 6	H: 0 LOB: 0 BB: 0 P: 10	R: 5 E: 1 K: 1 S: 21	H: 4 LOB: 2 BB: 1 P: 36		R: 1 E: 0 K: 0 S: 8	H: 1 LOB: 0 BB: 0 P: 11	R: 1 E: 0 K: 0 S: 8	H: 1 LOB: 0 BB: 0 P: 15	R: 0 E: 0 K: 1 S: 7	H: 0 LOB: 0 BB: 0 P: 11	R: 0 E: 0 K: 3 S: 14	H: 1 LOB: 1 BB: 0 P: 20	R: 0 E: 0 K: 1 S: 13	H: 2 LOB: 3 BB: 1 P: 21	1B: 8 2B: 2 3B: 1 HR: 1	SF: 0 SAC: 0 DP: 2 HBP: 2	WP: 0 PB: 0 SB: 1 CS: 0	PA: 51			
PITCHER	IP WLS BF H R ER SO BB IBB HBP BLK WP HR S P ERA WHIP																													
Andy Benes, R ERA: 4.64 (1, 1)	5.2	29	7	6	1	3	3	0	2	0	0	0	0	56	97	1.59	1.765													
Clint Sodowsky, R ERA: 5.56 (6, 1)	2.1	9	2	2	2	1	0	0	0	0	0	0	1	19	31	7.71	0.857													
Gregg Olson, R ERA: 4.26 (9, 1)	1.0	3	0	0	0	1	0	0	0	0	0	0	0	7	11	0.00	0.000													
Alan Embree, L ERA: 4.34 (10, 1)	2.0	W 10	3	0	0	4	1	0	0	0	0	0	0	27	41	0.00	2.000													

livebaseballscorecards.com

AB	45
R	8
H	12
RBI	7
BB	4
SO	9
LOB	19



Batter	1	2	3	4	5	6	7	8	9	10	11	AB	R	H	RBI	BB	SO	LOB	BOTTOM							
Devon White, S OBP: 0.330, SLG: 0.463 (1, 8)	3-1 G5-4-3 1B	0-0 FC5 HR	2-1 F8			0-2 G5-3		0-0 F8		0-3 K		6	1	1	1	0	1	4								
Jay Bell, R OBP: 0.345, SLG: 0.427 (1, 6)	3-1 G5-4-3 1-2f	0-1 HR		2-1 L9		0-0 G5-3 2B		3-2 L8-3 1-2		2-2 P6		6	1	2	3	0	0	2								
Matt Williams, R OBP: 0.323, SLG: 0.448 (1, 5)	4-0 BB	4-1 E S BB		0-0 F8		1-1 G5-3 2-3			0-2 2B 1B	2-2 F4		4	1	1	0	2	0	1								
Travis Lee, L OBP: 0.354, SLG: 0.478 (1, 3)	1-1 G3	4-2 HBP BB		1-1 HR		0-3 K			2-3 K		0-1 G3-1	5	1	1	1	1	2	3								
Kelly Stinnett, R OBP: 0.325, SLG: 0.450 (1, 2)		G5-3 HBP		2-0 HR			0-0 L9		0-0 2B FC5-2 1B		4-0 1B BB	4	2	2	1	1	0	0								
Yamil Benitez, R OBP: 0.310, SLG: 0.426 (1, 9)				1-3 K			3-2 1B		3-2 FC5-2 2B		1-3 K	4	1	2	0	0	1	3								
Karim Garcia, L OBP: 0.251, SLG: 0.368 (9, PH) (10, 9)												2	0	1	1	0	1	1								
David Dellucci, L OBP: 0.351, SLG: 0.463 (1, 7)		1 SAFE 1 SAFE 1B FC5 2B	1-0 G6-3		0-3 K		1-3 K		4-0 FC5-2 IBB		2-1 1B 1B	5	1	2	1	1	2	1								
Danny Klassen, R OBP: 0.412, SLG: 0.655 (1, 4)		4-2 FC5 1B BB	0-1 G5-3		2-3 K		3-1 L9		2-1 FC5-2		0-2 1-2 2-H 1B	5	0	1	1	1	1	4								
Andy Beres, R OBP: 0.275, SLG: 0.286 (6, PH) (8, PH) (9, PH) (9, PH) (10, 1)		1-2 HR 1B	4-2 G5-3		2-2 G5-3			1-1 L8-3 1B		1-3 K		2	1	1	0	1	0	0								
Inning Stats	R: 0 E: 0 K: 0 S: 6	H: 1 LOB: 1 BB: 1 P: 17	R: 5 E: 0 K: 0 S: 21	H: 4 LOB: 3 BB: 3 P: 39	R: 0 E: 0 K: 0 S: 7	H: 0 LOB: 1 BB: 1 P: 14	R: 2 E: 0 K: 1 S: 12	H: 2 LOB: 0 BB: 0 P: 18	R: 0 E: 0 K: 2 S: 10	H: 0 LOB: 0 BB: 0 P: 14	R: 0 E: 0 K: 1 S: 9	H: 1 LOB: 1 BB: 0 P: 10	R: 0 E: 0 K: 1 S: 10	H: 1 LOB: 1 BB: 0 P: 17	R: 0 E: 0 K: 0 S: 6	H: 1 LOB: 0 BB: 0 P: 10	R: 1 E: 0 K: 2 S: 18	H: 3 LOB: 3 BB: 1 P: 30	R: 0 E: 0 K: 1 S: 12	H: 0 LOB: 0 BB: 0 P: 16	R: 1 E: 0 K: 1 S: 10	H: 2 LOB: 2 BB: 1 P: 17	1B: 9 2B: 4 3B: 0 HR: 3	SF: 0 SAC: 0 DP: 2 HBP: 1	WP: 0 PB: 0 SB: 1 CS: 0	PA: 53
PITCHER	IP	WLS	BF	H	R	ER	SO	BB	IBB	HBP	BLK	WP	HR	S	P	ERA	WHIP									
Mike Hampton, L ERA: 3.45 (1, 1)	4.0		24	7	7	7	1	5	0	1	0	0	3	46	88	15.75	3.000									
Scott Elarton, R ERA: 4.43 (5, 1)	1.0		3	0	0	0	2	0	0	0	0	0	0	10	14	0.00	0.000									
Trever Miller, L ERA: 2.8 (6, 1)	2.0		8	2	0	0	2	0	0	0	0	0	0	19	27	0.00	1.000									
Doug Henry, R ERA: 2.64 (8, 1)	1.0		3	1	0	0	0	0	0	0	0	0	0	6	10	0.00	1.000									
Billy Wagner, L ERA: 2.87 (9, 1)	0.1		3	2	1	1	1	0	0	0	0	0	0	9	11	27.00	6.000									
PITCHER	IP	WLS	BF	H	R	ER	SO	BB	IBB	HBP	BLK	WP	HR	S	P	ERA	WHIP									
Jay Powell, R ERA: 4.19 (9, 1)	0.2		4	1	0	0	1	0	1	0	0	0	0	9	19	0.00	1.500									
Mike Magnante, L ERA: 5.6 (10, 1)	1.2	L	8	2	1	1	2	1	0	0	0	0	0	22	33	5.40	1.800									

Houston Astros @ Arizona Diamondbacks
 Bank One Ballpark, Phoenix, AZ
 Wed Jul 15 1998, 10:05 PM EDT
 Att. 42,229 - Dome - 72 F

AB	45
R	9
H	15
RBI	9
BB	7
SO	9
LOB	22



Batter	1	2	3	4	5	6	7	8	9	AB R H RBI BB SO LOB	TOP											
Neifi Perez, S (1, 6) OBP: 0.322, SLG: 0.388	0-1 P3		2-1 1B		1-2 1B		0-1 F3		1-2 G4-3	5 0 2 2 0 0 0												
Ellis Burks, R (1, 8) OBP: 0.354, SLG: 0.511	2-2 F9		2-0 P4		4-1 FC6-4 BB		1-2 1B		2-2 FC5-4 1B	4 0 2 0 1 0 2												
Dante Bichette, R (1, 7) OBP: 0.355, SLG: 0.519	0-3 K			0-1 F8	0-0 FC6-4		0-0 F8		0-0 FC5-4	5 0 0 0 0 1 3												
Larry Walker, L (1, 9) OBP: 0.397, SLG: 0.549		1-2 G4-3		2-0 G4-3		1-1 F8	3-3 K			4 0 0 0 0 1 1												
Vinny Castilla, R (1, 5) OBP: 0.356, SLG: 0.596		0-0 P7		2-1 2B		2-2 P8		1-0 HR		4 1 2 1 0 0 0												
17 Todd Helton, L (1, 3) OBP: 0.357, SLG: 0.508		3-1 P7		0-0 G4-3		3-2 3 1B HR		2-2 L3		4 1 1 0 0 0 1												
3 Mike Lansing, R (1, 4) OBP: 0.307, SLG: 0.358			0-1 P9		1-0 SH2-4 1B	2-1 HR 1B		1-1 F9		4 2 2 0 0 0 0												
Jeff Reed, L (1, 2) OBP: 0.365, SLG: 0.449			1-2 G4-3		0-0 SH2-4 1B	1-0 HR		1-3 K		4 2 2 3 0 1 0												
Pedro Astacio, R (1, 1) OBP: 0.189, SLG: 0.171			0-2 E1 1B		1-0 SH2-4	1-1 G5-3			1-1 P9	1 0 0 0 0 0 0												
7 Kurt Abbott, R (6, PH) OBP: 0.296, SLG: 0.354										0 0 0 0 0 0 0												
David Wainhouse, L (6, 1) OBP: 0.296, SLG: 0.354										0 0 0 0 0 0 0												
Chuck McElroy, L (6, 1) OBP: 0.296, SLG: 0.354										0 0 0 0 0 0 0												
Curt Leskanic, R (8, 1) OBP: 0.296, SLG: 0.354										0 0 0 0 0 0 0												
John Vander Wal, L (9, PH) OBP: 0.365, SLG: 0.500										1 0 0 0 0 0 0												
Inning Stats	R: 0 E: 0 K: 1 S: 9	H: 0 LOB: 0 BB: 0 P: 11	R: 0 E: 0 K: 0 S: 6	H: 0 LOB: 0 BB: 0 P: 10	R: 0 E: 1 K: 0 S: 15	H: 1 LOB: 2 BB: 0 P: 20	R: 0 E: 0 K: 0 S: 6	H: 1 LOB: 1 BB: 0 P: 10	R: 2 E: 0 K: 0 S: 8	H: 3 LOB: 1 BB: 1 P: 15	R: 3 E: 0 K: 0 S: 14	H: 3 LOB: 0 BB: 0 P: 24	R: 0 E: 0 K: 1 S: 10	H: 1 LOB: 1 BB: 0 P: 14	R: 1 E: 0 K: 1 S: 10	H: 1 LOB: 0 BB: 0 P: 15	R: 0 E: 0 K: 0 S: 9	H: 1 LOB: 1 BB: 0 P: 13	1B: 8 2B: 1 3B: 0 HR: 2	SF: 0 SAC: 1 DP: 0 HBP: 0	WP: 0 PB: 0 SB: 0 CS: 0	PA: 39
PITCHER	IP WLS BF H R ER SO BB IBB HBP BLK WP HR S P ERA WHIP																					
Willie Blair, R (1, 1) ERA: 5.11	6.0 W 27 8 5 5 1 1 0 0 0 0 0 1 58 90 7.50 1.500																					
Bobby Chouinard, R (7, 1) ERA: 4.0	2.0 8 2 1 1 2 0 0 0 0 0 0 1 20 29 4.50 1.000																					
Gregg Olson, R (9, 1) ERA: 4.15	1.0 S 4 1 0 0 0 0 0 0 0 0 0 0 9 13 0.00 1.000																					

Colorado Rockies @ Arizona Diamondbacks
Bank One Ballpark, Phoenix, AZ

AB	37
R	6
H	11
RBI	6
BB	1
SO	3
LOB	7



Fri Jul 17 1998, 10:05 PM EDT
Att. 46,322 - Dome - 72 F

WP: 0	PA: 39
PB: 0	
SB: 0	
CS: 0	

Batter	1	2	3	4	5	6	7	8	9
Andy Fox, L (1, 5) OBP: 0.340, SLG: 0.394 Gregg Olson, R (9, 1) OBP: 0.500, SLG: 2.000	4-1 G6-3 1B BB	1-1 F9		0-0 BB BB 1B	1-2 E 2B	1-3 K		0-0 F7	
Danny Klassen, R (1, 4) OBP: 0.410, SLG: 0.606	3-3 K 1-2		0-0 2B HR 1B	4-0 BB BB	2-1 E8 1B 1B		1-2 F9		
David Dellucci, L (1, 7) OBP: 0.351, SLG: 0.462	1-2 G6-3 2-3		1-0 F7	2-3 K	1-0 1B 1B		0-0 1B		
Travis Lee, L (1, 3) OBP: 0.359, SLG: 0.484	3-1 S 1B		1-0 HR 2B	4-0 FC5-4 BB	1-1 FC6-4 1B		1-3 K		
Devon White, S (1, 8) OBP: 0.331, SLG: 0.468	4-1 1-2 BB		0-1 HR	2-2 FC5-4 1-2f	2-2 FC6-4 1-2f		0-3 K		
Jay Bell, R (1, 6) OBP: 0.343, SLG: 0.427	0-3 K		0-3 K		0-0 G4-3 2B 2B	0-0 G1-3		0-1 P7	
Karim Garcia, L (1, 9) OBP: 0.261, SLG: 0.383		2-2 S 1B	0-0 G6-3		0-0 G4-3 2-3	2-2 3B		4-2 BB BB	
Kelly Stinnett, R (1, 2) OBP: 0.332, SLG: 0.444		0-3 K 1-2		4-2 FC1-6 BB	3-3 K	4-1 BB		4-1 BB	
Willie Blair, R (1, 1) OBP: 0.106, SLG: 0.087 Jorge Floreaga, L (6, PH) OBP: 0.275, SLG: 0.256 Yamil Benitez, R (6, PH) OBP: 0.308, SLG: 0.423 Bobby Chouinard, R (7, 1) OBP: 0.308, SLG: 0.423 Matt Williams, R (8, PH) OBP: 0.323, SLG: 0.447 (9, 5)		0-1 G5-3		1-0 FC1-6 BB 1B BB 1-2f	4-2 2B E BB	0-1 P9		3-3 K	

AB	R	H	RBI	BB	SO	LOB
5	2	2	1	1	1	5
0	0	0	0	0	0	0
4	2	1	0	1	1	1
5	0	2	0	0	1	5
4	1	3	3	1	1	1
4	1	1	3	1	1	6
5	1	1	0	0	2	2
4	0	2	0	1	0	1
2	0	0	0	3	2	2
2	2	0	0	1	0	2
0	0	0	0	0	0	0
1	0	0	0	0	0	2
0	0	0	0	0	0	0
1	0	0	0	0	1	2

1B	2B	3B	HR	SF	SAC	DP	HBP
7	3	1	1	0	0	0	0
0	0	0	0	0	0	0	0
0	0	0	0	0	0	0	0
0	0	0	0	0	0	0	0
0	0	0	0	0	0	0	0
1	0	0	0	0	0	1	2

BOTTOM

Colorado Rockies @ Arizona Diamondbacks

Bank One Ballpark, Phoenix, AZ

Fri Jul 17 1998, 10:05 PM EDT

Att. 46,322 - Dome - 72 F

AB	37
R	9
H	12
RBI	7
BB	9
SO	10
LOB	29

WP	0	PA	46
PB	0		
SB	3		
CS	0		

Inning Stats	R	H	E	K	S	R	H	E	K	S	R	H	E	K	S	R	H	E	K	S																			
	1	1	0	2	14	0	1	0	1	10	3	3	0	1	9	4	4	2	1	20	0	1	0	1	11	0	2	13	0	1	18	0	1	0	1	11	0	2	13

PITCHER	IP	WLS	BF	H	R	ER	SO	BB	IBB	HBP	BLK	WP	HR	S	P	ERA	WHIP
Pedro Astacio, R (1, 1) ERA: 6.3	4.2	L	27	7	7	6	6	6	0	0	0	0	1	50	94	11.57	2.786
Mike Munoz, L (5, 1) ERA: 5.54	0.1		5	3	2	0	0	0	0	0	0	0	0	13	20	0.00	9.000
David Wainhouse, R (6, 1) ERA: 5.06	0.1		3	1	0	0	0	1	0	0	0	0	0	5	11	0.00	6.000
Chuck McElroy, L (6, 1) ERA: 1.55	1.2		6	1	0	0	3	0	0	0	0	0	0	17	20	0.00	0.600
Curt Leskanic, R (8, 1) ERA: 4.3	1.0		5	0	0	0	1	2	0	0	0	0	0	11	22	0.00	2.000

Batter	1	2	3	4	5	6	7	8	9	AB R H RBI BB SO LOB	TOP											
3 Mike Lansing, R OBP: 0.306, SLG: 0.356 (1, 4)	2-3 K		0-0 1B			3-2 F8		2-1 P2		4 0 1 0 0 1 0												
Ellis Burks, R OBP: 0.350, SLG: 0.505 (1, 8)	2-1 P3		1-3 K			1-1 G5-3		0-3 K		4 0 0 0 0 2 1												
Dante Bichette, R OBP: 0.354, SLG: 0.524 (1, 7)	2-2 F7		0-0 F9			1-0 HR		0-2 G6-3		4 1 1 1 0 0 1												
Larry Walker, L OBP: 0.395, SLG: 0.545 (1, 9)		1-1 P2		1-2 G6-4-3 1B		0-3 K		0-0 F8		4 0 1 0 0 1 0												
Vinny Castilla, R OBP: 0.355, SLG: 0.600 (1, 5)		1-0 G6-3		1-1 G6-4-3 1-2f		0-1 HR		0-1 P7		4 1 1 1 0 0 1												
Greg Colbrunn, R OBP: 0.369, SLG: 0.460 (1, 3)		1-2 G7 2B 1B		1-1 G1-3		2-0 1B		3-2 G1-3		3 0 2 0 0 0 0 1 0 0 0 0 0 0												
17 Todd Helton, L OBP: 0.356, SLG: 0.507 (9, PH)																						
7 Kurt Abbott, R OBP: 0.299, SLG: 0.360 (1, 6)		0-1 K 2B			0-2 P4		1 SAFE 3-1 F9			3 0 1 0 0 0 1 0 0 0 0 0 0 0												
Dave Veres, R OBP: 0.500, SLG: 0.500 (7, 1)		1-3 K 2B																				
Kirt Manwaring, R OBP: 0.351, SLG: 0.359 (1, 2)		2-1 G6-3			0-1 G4-3		1-3 K			2 0 0 0 0 0 2 1 0 0 0 0 1 1 0 0 0 0 0 0 0												
Derrick White, R OBP: 0.091, SLG: 0.364 (7, PH)																						
Jeff Reed, L OBP: 0.365, SLG: 0.449 (7, 2)																						
Bobby Jones, R OBP: 0.125, SLG: 0.167 (1, 1)			1-1 L7		1-1 P3		1-1 P4			2 0 0 0 0 0 0 0 0 0 0 0 0 0 1 0 0 0 0 0 1												
Mike DeJean, R (6, 1)																						
Neifi Perez, S OBP: 0.321, SLG: 0.387 (7, PH) (7, 6)																						
Inning Stats	R: 0 E: 0 K: 1 S: 11	H: 0 LOB: 0 BB: 0 P: 17	R: 0 E: 0 K: 0 S: 10	H: 2 LOB: 2 BB: 0 P: 15	R: 0 E: 0 K: 1 S: 7	H: 1 LOB: 1 BB: 0 P: 9	R: 0 E: 0 K: 0 S: 7	H: 1 LOB: 0 BB: 0 P: 10	R: 0 E: 0 K: 0 S: 8	H: 0 LOB: 0 BB: 0 P: 9	R: 1 E: 0 K: 1 S: 12	H: 1 LOB: 0 BB: 0 P: 17	R: 1 E: 0 K: 1 S: 10	H: 2 LOB: 1 BB: 0 P: 17	R: 0 E: 0 K: 1 S: 9	H: 0 LOB: 0 BB: 0 P: 11	R: 0 E: 0 K: 0 S: 7	H: 0 LOB: 0 BB: 0 P: 10	1B: 4 2B: 1 3B: 0 HR: 2	SF: 0 SAC: 0 DP: 1 HBP: 0	WP: 0 PB: 0 SB: 0 CS: 0	PA: 33
PITCHER	IP WLS BF H R ER SO BB IBB HBP BLK WP HR S P ERA WHIP																					
Brian Anderson, L (1, 1) ERA: 3.99	7.0 W 27 7 2 2 4 0 0 0 0 0 0 2 65 94 2.57 1.000																					
Bobby Chouinard, R (8, 1) ERA: 3.79	1.0 3 0 0 0 1 0 0 0 0 0 0 0 9 11 0.00 0.000																					
Gregg Olson, R (9, 1) ERA: 4.05	1.0 S 3 0 0 0 0 0 0 0 0 0 0 0 7 10 0.00 0.000																					

Colorado Rockies @ Arizona Diamondbacks
 Bank One Ballpark, Phoenix, AZ
 Sat Jul 18 1998, 10:05 PM EDT
 Att. 48,527 - Dome - 72 F

AB	33
R	2
H	7
RBI	2
BB	0
SO	5
LOB	8



BOTTOM

Colorado Rockies @ Arizona Diamondbacks
Bank One Ballpark, Phoenix, AZ

AB	32
R	4
H	11
RBI	4
BB	3
SO	5
LOB	19



WP	0	PA	37
PB	0	SB	1
CS	0		

Sat Jul 18 1998, 10:05 PM EDT
Att. 48,527 - Dome - 72 F

livebaseballscorecards.com

AB	R	H	RBI	BB	SO	LOB
5	1	1	1	0	1	4
4	0	2	0	0	0	1
3	0	2	0	0	0	1
4	1	2	0	0	0	3
3	1	1	0	1	1	2
2	1	0	0	1	0	2
1	0	0	0	0	1	2
4	0	1	1	0	1	2
4	0	2	2	0	0	0
2	0	0	0	0	1	2
0	0	0	0	0	0	0
0	0	0	0	1	0	0
0	0	0	0	0	0	0
1B:	9	SF:	0			
2B:	1	SAC:	1			
3B:	0	DP:	1			
HR:	1	HBP:	1			

Batter	1	2	3	4	5	6	7	8	9	
Tony Batista, R OBP: 0.300, SLG: 0.446	0-1 P3		1-1 F8		2-0 HR	1-2 G6-4-3		1 SAFE 0-3 K		
Danny Klassen, R OBP: 0.419, SLG: 0.595	1-1 1B S 2-1 1B		1-2 G4-3		0-1 1B		3-2 L6			
Jay Bell, R OBP: 0.347, SLG: 0.429	2-0 1-3 1B			1-2 G6-3 1B HBP	2-1 F9		3-2 G3 1B			
Travis Lee, L OBP: 0.361, SLG: 0.484	0-0 P6			1 SAFE 0-0 G6-3 1B		0-0 2B 1B 1B	3-2 G3			
Devon White, S OBP: 0.333, SLG: 0.470	0-0 2-1	1-3 K		1-1 F9		1 SAFE 2-1 1B 2B 1B	4-0 IBB			
Yamil Benitez, R OBP: 0.308, SLG: 0.417			1-0 G5-3		3-2 G6-3	4-2 1B BB 1B	1-3 K			
Karim Garcia, L OBP: 0.260, SLG: 0.381					1-2 2-3					
David Dellucci, L OBP: 0.350, SLG: 0.458		2-2 G3		0-0 G3-1		1-1 1B 1-2 2-3 3-H 1B	1-3 K			
Damian Miller, R OBP: 0.381, SLG: 0.483			0-0 F8 SH3-4 1B		1-1 F8	1-1 G6-4-3 1B		0-0 G4-3		
Brian Anderson, R OBP: 0.125, SLG: 0.103			0-1 SH3-4		1-0 G3	1-3 K		4-1 BB		
Bobby Chouinard, R										
Brent Brede, L OBP: 0.315, SLG: 0.343										
Gregg Olson, R OBP: 0.500, SLG: 2.000										
Inning Stats	R: 0 H: 2 E: 0 LOB: 2 K: 0 BB: 0 S: 6 P: 9	R: 0 H: 0 E: 0 LOB: 0 K: 1 BB: 0 S: 9 P: 13	R: 0 H: 1 E: 0 LOB: 1 K: 0 BB: 0 S: 8 P: 10	R: 0 H: 1 E: 0 LOB: 2 K: 0 BB: 0 S: 9 P: 14	R: 1 H: 2 E: 0 LOB: 1 K: 0 BB: 0 S: 9 P: 14	R: 3 H: 4 E: 0 LOB: 1 K: 1 BB: 1 S: 21 P: 31	R: 0 H: 1 E: 0 LOB: 2 K: 1 BB: 1 S: 13 P: 27	R: 0 H: 0 E: 0 LOB: 1 K: 2 BB: 1 S: 8 P: 13		

PITCHER	IP	WLS	BF	H	R	ER	SO	BB	IBB	HBP	BLK	WP	HR	S	P	ERA	WHIP
Bobby Jones, L ERA: 6.37	(1, 1)	5.0	L	26	9	4	4	1	1	0	0	0	0	51	77	7.20	2.000
Mike DeJean, R ERA: 2.08	(6, 1)	1.0	3	1	0	0	1	0	0	0	0	0	0	11	14	0.00	1.000
Dave Veres, R ERA: 3.35	(7, 1)	2.0	9	1	0	0	3	1	1	0	0	0	0	21	40	0.00	1.000

PITCHER	IP	WLS	BF	H	R	ER	SO	BB	IBB	HBP	BLK	WP	HR	S	P	ERA	WHIP
Bobby Jones, L ERA: 6.37	(1, 1)	5.0	L	26	9	4	4	1	1	0	0	0	0	51	77	7.20	2.000
Mike DeJean, R ERA: 2.08	(6, 1)	1.0	3	1	0	0	1	0	0	0	0	0	0	11	14	0.00	1.000
Dave Veres, R ERA: 3.35	(7, 1)	2.0	9	1	0	0	3	1	1	0	0	0	0	21	40	0.00	1.000

Batter	1	2	3	4	5	6	7	8	9	AB R H RBI BB SO LOB	TOP																									
Neifi Perez, S OBP: 0.320, SLG: 0.383 (1, 6)	1-2 P7		0-0 F9		0-1 G6-3		2-0 F9		4-2 BB	4 0 0 0 1 0 2																										
3 Mike Lansing, R OBP: 0.308, SLG: 0.368 (1, 4)	2-3 K		1-0 HR			0-0 F8	2-1 2B		3-2 G4-3	5 1 2 3 0 1 1																										
Dante Bichette, R OBP: 0.356, SLG: 0.526 Mike Munoz, L Chuck McElroy, L Curt Leskanic, R (7, 1)	0-2 2B		1-0 F8			0-0 1B	0-0 P2			4 1 2 0 0 0 1 0																										
Larry Walker, L OBP: 0.396, SLG: 0.544 (1, 9)	2-0 P5			0-0 G3-1		0-0 1B		0-1 1B		4 0 2 0 0 0 1																										
Vinny Castilla, R OBP: 0.356, SLG: 0.602 (1, 5)		1-3 K		2-0 2B		0-0 1B		2-1 P8		4 0 2 1 0 1 1																										
17 Todd Helton, L OBP: 0.354, SLG: 0.503 (1, 3)		1-0 1B		2-1 G4-3		1-0 G3		1-0 FC3-6		4 0 1 0 0 0 4																										
Jeff Reed, L OBP: 0.358, SLG: 0.440 Greg Colbrunn, R Kirt Manwaring, R OBP: 0.366, SLG: 0.456 OBP: 0.351, SLG: 0.359 (8, 2)		2-3 K		1-1 G3-1		0-2 L3		0-0 G4-3		3 0 0 0 0 1 4 1 0 0 0 0 0 1 0 0 0 0 0 0 0																										
1 Curtis Goodwin, L OBP: 0.333, SLG: 0.325 (1, 8)	2-0 CS		1-2 2B		4-2 BB		0-0 1B		0-2 G3-1	3 1 2 0 1 0 0																										
Darryl Kile, R OBP: 0.277, SLG: 0.348 Ellis Burks, R Derrick White, R OBP: 0.350, SLG: 0.505 OBP: 0.083, SLG: 0.333 (8, 7)		0-2 FC2-5		1-1 G6-3		1-1 G6-3		0-0 SH3-4	1-2 L5	2 1 0 0 0 0 2 0 0 0 0 0 0 0 1 0 0 0 0 0 0																										
Inning Stats	R: 0 E: 0 K: 1 S: 11	H: 1 LOB: 1 BB: 0 P: 16	R: 0 E: 0 K: 2 S: 8	H: 1 LOB: 0 BB: 0 P: 14	R: 2 E: 0 K: 0 S: 9	H: 2 LOB: 0 BB: 0 P: 12	R: 0 E: 0 K: 0 S: 6	H: 1 LOB: 1 BB: 0 P: 11	R: 0 E: 0 K: 0 S: 8	H: 0 LOB: 0 BB: 1 P: 13	R: 1 E: 0 K: 0 S: 8	H: 3 LOB: 2 BB: 0 P: 9	R: 1 E: 0 K: 0 S: 6	H: 2 LOB: 1 BB: 0 P: 10	R: 0 E: 0 K: 0 S: 6	H: 1 LOB: 1 BB: 0 P: 9	R: 0 E: 0 K: 0 S: 12	H: 0 LOB: 1 BB: 1 P: 20	1B: 6 2B: 4 3B: 0 HR: 1	SF: 0 SAC: 1 DP: 1 HBP: 0	WP: 0 PB: 0 SB: 0 CS: 1	PA: 39														
PITCHER	IP WLS BF H R ER SO BB IBB HBP BLK WP HR S P ERA WHIP																				PITCHER	IP WLS BF H R ER SO BB IBB HBP BLK WP HR S P ERA WHIP														
Amaury Telemaco, R ERA: 3.15 (1, 1)	6.2		29	10	4	4	3	1	0	0	0	0	1	55	84	5.40	1.650																			
Aaron Small, R ERA: 6.53 (7, 1)	0.1	W	1	0	0	0	0	0	0	0	0	0	0	1	1	0.00	0.000																			
Alan Embree, L ERA: 4.06 (8, 1)	2.0	S	8	1	0	0	0	1	0	0	0	0	0	18	29	0.00	1.000																			

Colorado Rockies @ Arizona Diamondbacks
Bank One Ballpark, Phoenix, AZ

AB	35
R	4
H	11
RBI	4
BB	2
SO	3
LOB	17



Sun Jul 19 1998, 10:05 PM EDT
Att: 45,650 - Dome - 72 F

livebaseballscores.com

Batter	1	2	3	4	5	6	7	8	9	AB	R	H	RBI	BB	SO	LOB
--------	---	---	---	---	---	---	---	---	---	----	---	---	-----	----	----	-----

Andy Fox, L <small>OBP: 0.339, SLG: 0.395</small> <small>(1, 5)</small> 	L7 <small>1-2</small> 			G4-3 <small>2-1</small> 		F7 <small>2-1</small> 	FC3-6 <small>2-2</small> 			4	2	1	1	0	0	2
Danny Klassen, R <small>OBP: 0.404, SLG: 0.561</small> <small>(1, 4)</small> Alan Embree, L <small>(8, 1)</small>	G3 <small>0-0</small> 			G4-3 <small>1-0</small> 			1B <small>3-2</small> 			4	0	1	1	0	1	1
Travis Lee, L <small>OBP: 0.362, SLG: 0.489</small> <small>(1, 3)</small>	P8 <small>3-1</small> 			K <small>2-3</small> 		2B <small>3-2</small> 	1B <small>3-2</small> 			4	2	2	1	0	1	0
Devon White, S <small>OBP: 0.332, SLG: 0.470</small> <small>(1, 8)</small>		P6 <small>1-0</small> 		K <small>1-3</small> 		2B <small>1-1</small> 	G6-3 <small>0-0</small> 			4	0	1	1	0	1	3
David Dellucci, L <small>OBP: 0.352, SLG: 0.461</small> <small>(1, 7)</small>		F7 <small>0-0</small> 		2B <small>1-2</small> 		BB <small>4-0</small> 		F9 <small>1-2</small> 		3	0	1	1	1	0	0
Jay Bell, R <small>OBP: 0.346, SLG: 0.425</small> <small>(1, 6)</small>		F9 <small>2-1</small> 		G6-3 <small>0-2</small> 		K <small>3-3</small> 	BB <small>4-1</small> 			3	0	0	0	1	1	3
Jorge Fabregas, L <small>OBP: 0.283, SLG: 0.265</small> <small>(1, 2)</small> Damian Miller, R <small>OBP: 0.375, SLG: 0.475</small> <small>(7, PR)</small> <small>(8, 2)</small>			K <small>1-3</small> 		1B <small>3-2</small> 		FC3-6 <small>0-0</small> 	F7 <small>3-2</small> 		3	0	2	0	0	1	0
Karim Garcia, L <small>OBP: 0.255, SLG: 0.374</small> <small>(1, 9)</small>			G1-3 <small>2-2</small> 		F7 <small>1-0</small> 		E3 <small>2-2</small> 			3	1	0	0	0	0	2
Amaury Telemaco, R <small>OBP: 0.067, SLG: 0.071</small> <small>(1, 1)</small> Aaron Small, R <small>(7, 1)</small> Andy Stankiewicz, R <small>OBP: 0.256, SLG: 0.241</small> <small>(7, PH)</small> <small>(8, 4)</small>			G1-3 <small>3-2</small> 		B3-6-4 <small>0-0</small> 		FC3-6 <small>0-0</small> 			2	0	0	0	0	0	1

Inning Stats	R: 0 E: 0 K: 6 S: 6	H: 0 LOB: 0 BB: 0 P: 10	R: 0 E: 0 K: 0 S: 4	H: 0 LOB: 0 BB: 0 P: 7	R: 0 E: 0 K: 1 S: 10	H: 0 LOB: 0 BB: 0 P: 16	R: 2 E: 0 K: 2 S: 16	H: 2 LOB: 1 BB: 0 P: 23	R: 0 E: 0 K: 0 S: 6	H: 1 LOB: 0 BB: 0 P: 10	R: 1 E: 0 K: 2 S: 15	H: 2 LOB: 2 BB: 1 P: 31	R: 3 E: 1 K: 0 S: 21	H: 4 LOB: 2 BB: 0 P: 31	R: 0 E: 0 K: 0 S: 9	H: 0 LOB: 0 BB: 1 P: 17	1B: 5 2B: 3 3B: 1 HR: 0	SF: 0 SAC: 0 DP: 2 HBP: 0	WP: 1 PB: 0 SB: 0 CS: 1	PA: 34
--------------	------------------------------	----------------------------------	------------------------------	---------------------------------	-------------------------------	----------------------------------	-------------------------------	----------------------------------	------------------------------	----------------------------------	-------------------------------	----------------------------------	-------------------------------	----------------------------------	------------------------------	----------------------------------	----------------------------------	------------------------------------	----------------------------------	--------

PITCHER	IP	WLS	BF	H	R	ER	SO	BB	IBB	HBP	BLK	WP	HR	S	P	ERA	WHIP
Darryl Kile, R <small>ERA: 5.26</small>	(1, 1)	6.0		5	3	3	5	1	0	0	0	1	0	57	97	4.50	1.000
Mike Munoz, L <small>ERA: 6.23</small>	(7, 1)	0.0	L	3	2	3	0	0	0	0	0	0	0	7	9	∞	∞
Chuck McElroy, L <small>ERA: 1.54</small>	(7, 1)	0.1		1	0	0	0	0	0	0	0	0	0	4	6	0.00	0.000
Curt Leskanic, R <small>ERA: 4.14</small>	(7, 1)	1.2		6	2	0	0	1	0	0	0	0	0	19	33	0.00	1.800

BOTTOM

Colorado Rockies @ Arizona Diamondbacks
 Bank One Ballpark, Phoenix, AZ
 Sun Jul 19 1998, 10:05 PM EDT
 Att: 45,650 - Dome - 72 F

livebaseballscorecards.com

AB	32
R	6
H	9
RBI	5
BB	2
SO	5
LOB	13



Batter	1	2	3	4	5	6	7	8	9	AB R H RBI BB SO LOB	TOP																									
Andy Fox, L (1, 5) OBP: 0.338, SLG: 0.392	2-1 G3-1		0-1 G6-3		3-1 SF7		4-1 G6-4-3 BB			2 0 0 1 1 0 0	<p>Arizona Diamondbacks @ San Francisco Giants</p> <p>3Com Park at Candlestick Point, San Francisco, CA</p> <p>Mon Jul 20 1998, 10:05 PM EDT Att. 15,550 - Overcast - 60 F</p> <p>livebaseballscorecards.com</p>																									
Danny Klassen, R (1, 4) OBP: 0.392, SLG: 0.523	1-3 K		0-3 K		4-1 BB BB		1-1 G6-4-3 1-2f			3 0 0 0 1 2 1																										
Travis Lee, L (1, 3) OBP: 0.361, SLG: 0.485	2-1 G6-3			1-3 K	4-1 BB			1-0 G4-3		3 0 0 0 1 1 0																										
Devon White, S (1, 8) OBP: 0.328, SLG: 0.465		0-1 G3		1-3 K	2-2 P7			1-2 G3-1		4 0 0 0 0 1 3																										
David Dellucci, L (1, 7) OBP: 0.351, SLG: 0.456		2-2 E5 WP BB 1B		4-0 BB		3-2 L8		1-3 K		3 1 0 0 1 1 0																										
Jay Bell, R (1, 6) OBP: 0.345, SLG: 0.422		4-1 WP 1B BB		0-3 SAFE K		0-0 F8		3-3 K		3 0 0 0 1 2 1																										
Karim Garcia, L (1, 9) OBP: 0.261, SLG: 0.394		2-3 K			0-0 E8 SH1-3 SF7 1B	1-1 HR		0-0 L9		4 2 2 1 0 1 2																										
Kelly Stinnett, R (1, 2) OBP: 0.335, SLG: 0.443		1-1 1-H 2-H 1B			4-1 BB SH1-3 BB	1-2 P4		1-3 K		3 0 1 1 1 1 0																										
Omar Daal, L (1, 1) OBP: 0.182, SLG: 0.053			1-3 K		0-2 SH1-3		3-1 P6			1 0 0 0 0 1 0																										
Brent Brede, L (7, PH) OBP: 0.313, SLG: 0.341										1 0 0 0 0 0 0																										
Bobby Chouinard, R (7, 1)										0 0 0 0 0 0 0																										
Willie Banks, R (8, 1)										0 0 0 0 0 0 0																										
Inning Stats	R: 0 E: 0 K: 1 S: 7	H: 0 LOB: 0 BB: 0 P: 12	R: 1 E: 1 K: 1 S: 11	H: 1 LOB: 2 BB: 1 P: 20	R: 0 E: 0 K: 2 S: 9	H: 0 LOB: 0 BB: 0 P: 10	R: 0 E: 0 K: 3 S: 11	H: 0 LOB: 1 BB: 1 P: 17	R: 1 E: 1 K: 0 S: 13	H: 1 LOB: 3 BB: 3 P: 30	R: 1 E: 0 K: 0 S: 9	H: 1 LOB: 0 BB: 0 P: 14	R: 0 E: 0 K: 0 S: 5	H: 0 LOB: 0 BB: 1 P: 13	R: 0 E: 0 K: 1 S: 7	H: 0 LOB: 0 BB: 0 P: 10	R: 0 E: 0 K: 2 S: 7	H: 0 LOB: 0 BB: 0 P: 11	1B: 2 2B: 0 3B: 0 HR: 1	SF: 1 SAC: 1 DP: 1 HBP: 0	WP: 1 PB: 0 SB: 0 CS: 0	PA: 35														
PITCHER	IP WLS BF H R ER SO BB IBB HBP BLK WP HR S P ERA WHIP																																			
Russ Ortiz, R (1, 1) ERA: 1.42	7.0		29	3	3	2	7	6	0	0	0	1	1	65	116	2.57	1.286																			
Rich Rodriguez, L (8, 1) ERA: 4.73	1.0	W	3	0	0	0	1	0	0	0	0	0	0	7	10	0.00	0.000																			
Robb Nen, R (9, 1) ERA: 1.06	1.0	S	3	0	0	0	2	0	0	0	0	0	0	7	11	0.00	0.000																			



Batter	1	2	3	4	5	6	7	8	9
Stan Javier, S (1, 8) OBP: 0.364, SLG: 0.364 (8, 9)	4-2 1B 2B BB	0-0 BB 1B		0-1 L1-3 1-2			4-0 1B BB	1-0 L6	
Chris Jones, R (1, 9) OBP: 0.274, SLG: 0.306 Rich Rodriguez, L (8, 1) OBP: 0.333, SLG: 0.333 Robb Nen, R (9, 1)	0-2 2B 1B	4-2 BB			1-1 L9		1-3 K		
Barry Bonds, L (1, 7) OBP: 0.418, SLG: 0.550	1-0 G4-3 SF7 2B 1-H 2-H	1-3 K			2-1 G3		2-2 S 1B		
Charlie Hayes, R (1, 5) OBP: 0.365, SLG: 0.428	2-2 G4-3		3-2 G5-4-3 1B		3-3 K		3-2 F9		
Jeff Kent, R (1, 4) OBP: 0.336, SLG: 0.472 Ramon Martinez, R (7, 4) OBP: 0.471, SLG: 0.429	0-0 SF7		1-0 G5-4-3		0-1 G4-3			0-0 SH5-4 HR 1B	
Rich Aurilia, R (1, 6) OBP: 0.347, SLG: 0.473	4-0 BB		0-1 1B		0-1 G5-3		0-0 SH5-4		
J.T. Snow, L (1, 3) OBP: 0.324, SLG: 0.410	1-0 G4-3		1-1 P3		4-0 BB		2-2 HR		
Brian Johnson, R (1, 2) OBP: 0.296, SLG: 0.394		2-3 K		1-3 K2-3		1-1 L1		1-2 L4	
Russ Ortiz, R (1, 1) OBP: 0.394, SLG: 0.363 Darryl Hamilton, L (7, PH) (8, 8)		1-3 K		4-0 L1-3 BB		0-1 L7		3-2 1B	

AB	R	H	RBI	BB	SO	LOB
3	1	1	0	2	0	2
3	1	1	0	1	1	1
0	0	0	0	0	0	0
0	0	0	0	0	0	0
4	1	2	2	0	1	2
4	0	1	0	0	1	3
2	0	0	1	0	0	1
1	1	1	0	0	0	0
2	0	1	0	1	0	0
3	1	1	2	1	0	2
4	0	0	0	0	2	1
1	0	0	0	1	1	0
2	0	1	0	0	0	0
1B: 7	SF: 1					
2B: 2	SAC: 1					
3B: 0	DP: 2					
HR: 1	HBP: 0					

BOTTOM

Arizona Diamondbacks @ San Francisco Giants
 3Com Park at Candlestick Point, San Francisco, CA

AB	29
R	5
H	9
RBI	5
BB	6
SO	6
LOB	12



WP: 0	PA: 37
PB: 0	
SB: 1	
CS: 0	

PITCHER	IP	WLS	BF	H	R	ER	SO	BB	IBB	HBP	BLK	WP	HR	S	P	ERA	WHIP
Omar Daal, L ERA: 3.17	(1, 1)	6.0	26	5	3	3	5	5	0	0	0	0	0	54	95	4.50	1.667
Bobby Chouinard, R ERA: 4.35	(7, 1)	1.2	10	4	2	2	1	1	0	0	0	0	1	24	40	10.80	3.000
Willie Banks, R ERA: 7.57	(8, 1)	0.1	1	0	0	0	0	0	0	0	0	0	0	1	2	0.00	0.000

Mon Jul 20 1998, 10:05 PM EDT
 Att. 15,550 - Overcast - 60 F

livebaseballscores.com

Batter	1	2	3	4	5	6	7	8	9	AB R H RBI BB SO LOB	TOP		
Andy Fox, L (1, 5) OBP: 0.339, SLG: 0.393	2-2 FC5-4 BB 1B	0-2 G4-3			1-0 G4-3		0-2 BB 1B 1B	3-2 P6		5 2 2 1 0 0 2	Arizona Diamondbacks @ San Francisco Giants 3Com Park at Candlestick Point, San Francisco, CA Tue Jul 21 1998, 10:05 PM EDT Att. 12,433 - Overcast - 60 F		
Danny Klassen, R (1, 4) OBP: 0.375, SLG: 0.490	0-3 K	0-1 P8			1-2 G4-3		0-0 BB 1B	2-2 F9	5 1 1 0 0 1 2				
Travis Lee, L (1, 3) OBP: 0.366, SLG: 0.485	4-0 FC5-4 1-2 BB		0-0 E6 1B		0-0 1B		4-0 1B 1-2 BB	4-1 PB 1B BB	2 1 1 0 3 0 0				
Devon White, S (1, 8) OBP: 0.329, SLG: 0.465	1-2 FC5-4 1B 1-2f 2-3		0-1 F9-6 1B		2-2 G4-3		0-1 S 1B	1-2 P4	5 0 2 2 0 0 4				
David Dellucci, L (1, 7) OBP: 0.349, SLG: 0.452 Alan Embree, L (7, 1) Tony Batista, R (9, PH) OBP: 0.306, SLG: 0.451 Gregg Olson, R (9, 1) OBP: 0.500, SLG: 2.000	0-2 1B		2-1 L7		1-2 G4-3		3-3 K 1-2	1-1 1B	4 0 1 1 0 1 4 0 0 0 0 0 0 0 1 0 1 1 0 0 0 0 0 0 0 0 0 0				
Jay Bell, R (1, 6) OBP: 0.343, SLG: 0.417	1-0 HBP		3-2 F9-6 1-2		0-0 P4		3-3 K	1-1 G1-3	4 0 0 0 0 1 5				
Karim Garcia, L (1, 9) OBP: 0.255, SLG: 0.385	0-0 L6			1-0 G4-3		3-2 L8		1-0 G4-3	4 0 0 0 0 0 3				
Damian Miller, R (1, 2) OBP: 0.397, SLG: 0.500		4-1 G4-3 SH1-4 BB		1-0 G6-3			2-2 G3-1 1B 2B	1-1 1B	3 1 2 0 1 0 0				
Andy Benes, R (1, 1) OBP: 0.268, SLG: 0.278 Brent Brede, L (7, PH) OBP: 0.310, SLG: 0.337 (7, 7)		1-1 SH1-4		1-0 G5-3			2-1 G3-1	0-0 F7	1 0 0 0 0 0 0 2 0 0 0 0 0 2				
Inning Stats	R: 1 H: 2 E: 0 LOB: 3 K: 1 BB: 1 S: 14 P: 22	R: 0 H: 0 E: 0 LOB: 1 K: 0 BB: 1 S: 8 P: 13	R: 0 H: 1 E: 1 LOB: 1 K: 0 BB: 0 S: 9 P: 14	R: 0 H: 0 E: 0 LOB: 0 K: 0 BB: 0 S: 3 P: 6	R: 0 H: 1 E: 0 LOB: 1 K: 0 BB: 0 S: 8 P: 12	R: 0 H: 0 E: 0 LOB: 0 K: 0 BB: 0 S: 7 P: 11	R: 3 H: 4 E: 0 LOB: 2 K: 2 BB: 1 S: 20 P: 34	R: 0 H: 1 E: 0 LOB: 1 K: 0 BB: 0 S: 8 P: 13	R: 1 H: 1 E: 0 LOB: 1 K: 0 BB: 1 S: 11 P: 20	1B: 9 SF: 0 2B: 2 SAC: 1 3B: 0 DP: 1 HR: 0 HBP: 1		WP: 0 PA: 42 PB: 1 SB: 1 CS: 0	
PITCHER	IP WLS BF H R ER SO BB IBB HBP BLK WP HR S P ERA WHIP											PITCHER	IP WLS BF H R ER SO BB IBB HBP BLK WP HR S P ERA WHIP
Orel Hershiser, R (1, 1) ERA: 4.05	6.1 L 29 7 4 4 1 2 0 0 1 0 0 0 58 91 5.68 1.421												
Rich Rodriguez, L (7, 1) ERA: 4.68	0.1 3 1 0 0 1 1 0 0 0 0 0 0 5 12 0.00 6.000												
Steve Reed, R (7, 1) ERA: 1.52	1.1 5 1 0 0 1 0 0 0 0 0 0 0 14 22 0.00 0.750												
Dean Hartgraves, L (9, 1) ERA: 10.13	0.2 3 0 1 0 0 1 0 0 0 0 0 0 7 14 0.00 1.500												
John Johnstone, R (9, 1) ERA: 3.04	0.1 2 1 0 0 0 0 0 0 0 0 0 0 4 6 0.00 3.000												

AB	36
R	5
H	10
RBI	5
BB	4
SO	3
LOB	22



Batter	1	2	3	4	5	6	7	8	9	AB	R	H	RBI	BB	SO	LOB
Darryl Hamilton, L OBP: 0.394, SLG: 0.365 (1, 8)	1-1 F7 1B	3-2 G3 1B				1-2 2B 2B		1-3 K 1B		4	1	1	0	1	1	0
Rey Sanchez, R OBP: 0.319, SLG: 0.332 Charlie Hayes, R OBP: 0.368, SLG: 0.431 (9, PH)	0-0 1B WP 1B		0-0 G5-3 1B			2-1 P7 1B	1 SAFE 1-1 E6 1-3		1-0 G6-3 1B	4	1	1	0	0	0	2
Barry Bonds, L OBP: 0.416, SLG: 0.548 (1, 7)	0-0 P8 1B		0-0 F7 1B			0-0 1B 2B		3-2 G6-3 1B	3-2 L7 1B	5	1	1	1	0	0	4
J.T. Snow, L OBP: 0.325, SLG: 0.410 (1, 3)	1-0 WP 1-3 1B		2-2 2B 1B			3-3 K 1B		1-1 G6-3 1B	1-0 G6-3 1-2	5	0	2	0	0	1	2
Stan Javier, S OBP: 0.371, SLG: 0.373 (1, 9)	4-2 S 2-3 3-H BB		0-0 1B 2B			3-2 1B 1B		1-0 WP 1B		3	0	3	1	1	0	0
Bill Mueller, S OBP: 0.377, SLG: 0.395 (1, 5)	4-2 1-2 BB		3-2 L1 1B			0-0 1-2 1B		1-0 L9 1-2		3	0	1	0	1	0	3
Brent Mayne, L OBP: 0.398, SLG: 0.386 Brian Johnson, R OBP: 0.295, SLG: 0.393 (8, 2)	2-3 K 1B				1-0 L9 1B	1-1 G4-3 1B		1-3 K 1B		3	0	0	0	0	1	5
Rich Aurilia, R OBP: 0.342, SLG: 0.465 (1, 6)					3-2 L3 1B			1-1 G5-3 1B	0-0 G5-3 1B	4	0	0	0	0	0	0
Orel Hershiser, R OBP: 0.217, SLG: 0.205 Rich Rodriguez, L OBP: 0.333, SLG: 0.333 Steve Rios, R OBP: 0.333, SLG: 0.333 Jeff Kent, R OBP: 0.335, SLG: 0.471 Dean Hartgraves, R John Johnstone, R (9, 1)		0-1 G3-1 1B			2-3 K 1B			3-3 K 1B	1-0 F9 1B	3	0	0	0	0	2	0

Inning Stats	R: 1	H: 2	E: 0	K: 1	S: 13	H: 2	LOB: 3	BB: 2	P: 25	R: 0	H: 0	E: 0	K: 0	S: 8	R: 0	H: 2	LOB: 2	BB: 0	P: 15	R: 0	H: 0	E: 0	K: 1	S: 7	R: 2	H: 4	E: 0	K: 1	S: 16	R: 0	H: 0	E: 1	K: 1	S: 14	R: 0	H: 1	E: 0	K: 1	S: 7	R: 0	H: 0	E: 0	K: 1	S: 5	R: 0	H: 1	E: 0	K: 0	S: 6	R: 0	H: 1	E: 0	K: 0	S: 11
--------------	------	------	------	------	-------	------	--------	-------	-------	------	------	------	------	------	------	------	--------	-------	-------	------	------	------	------	------	------	------	------	------	-------	------	------	------	------	-------	------	------	------	------	------	------	------	------	------	------	------	------	------	------	------	------	------	------	------	-------

PITCHER	IP	WLS	BF	H	R	ER	SO	BB	IBB	HBP	BLK	WP	HR	S	P	ERA	WHIP
Andy Benes, R ERA: 4.63 (1, 1)	6.0	W	30	8	3	3	4	3	0	0	0	1	0	68	117	4.50	1.833
Alan Embree, L ERA: 3.82 (7, 1)	2.0		7	1	0	0	2	0	0	0	0	1	0	12	18	0.00	0.500
Gregg Olson, R ERA: 3.95 (9, 1)	1.0	S	3	1	0	0	0	0	0	0	0	0	0	6	11	0.00	1.000


BOTTOM

Arizona Diamondbacks @ San Francisco Giants
3Com Park at Candlestick Point, San Francisco, CA

Tue Jul 21 1998, 10:05 PM EDT
Att: 12,433 - Overcast - 60 F

AB	37
R	3
H	10
RBI	2
BB	3
SO	6
LOB	17

livebaseballscorecards.com



Batter	1	2	3	4	5	6	7	8	9	AB R H RBI BB SO LOB	TOP											
Andy Fox, L (1, 5) OBP: 0.340, SLG: 0.393	0-2 G6-3		3-1 G4-3		1-1 1B		3-3 K		1-1 1B BB	5 0 2 0 0 1 0	Arizona Diamondbacks @ San Diego Padres Qualcomm Stadium, San Diego, CA Wed Jul 22 1998, 10:05 PM EDT Att. 18,780 - Unknown - 75 F											
Danny Klassen, R (1, 4) OBP: 0.393, SLG: 0.481	1-2 HBP		0-3 K		2-2 G5-3			2-2 E6 1B	4-2 1B BB	3 1 1 0 1 1 2												
Travis Lee, L (1, 3) OBP: 0.364, SLG: 0.482	1-3 K		1-2 G1-3			0-0 G1-3		1-2 L9	2-2 1B	5 0 1 0 0 1 2												
Devon White, S (1, 8) OBP: 0.325, SLG: 0.459	0-1 P4			3-2 G5-3		1-0 L5		2-3 K 1B	0-1 G4-3	5 1 0 0 0 1 5												
David Dellucci, L (1, 7) Aaron Small, R (8, 1)		0-3 K		3-2 G6-3		4-2 1B BB		0-3 K		3 0 0 0 1 2 2 0 0 0 0 0 0 0												
Jay Bell, R (1, 6) OBP: 0.347, SLG: 0.429		0-1 HR		2-1 G1-3		0-2 1B		2-0 1B		4 1 3 3 0 0 0												
Jorge Fabregas, L (1, 2) OBP: 0.276, SLG: 0.257		0-3 K			2-3 K	0-1 F9		3-2 F7		4 0 0 0 0 2 3												
Karim Garcia, L (1, 9) OBP: 0.260, SLG: 0.393		3-1 2B			1-0 1B		0-0 P9		0-3 K	4 0 2 0 0 1 0												
Willie Blair, R (1, 1) Yamil Benitez, R (5, PH) Willie Banks, R (5, 1) Tony Batista, R (7, PH) Clint Sodowsky, L (7, 1) Brent Brede, L (8, 7) OBP: 0.104, SLG: 0.085 OBP: 0.306, SLG: 0.414		1-3 K			2-3 K		3-3 K		1-3 K	1 0 0 0 0 1 1 1 0 0 0 0 1 1 0 0 0 0 0 0 0 1 0 0 0 0 1 0 0 0 0 0 0 0 0 1 0 0 0 0 1 0												
Inning Stats	R: 0 E: 0 K: 1 S: 11	H: 0 LOB: 1 BB: 0 P: 13	R: 1 E: 0 K: 3 S: 13	H: 2 LOB: 1 BB: 0 P: 17	R: 0 E: 0 K: 1 S: 8	H: 0 LOB: 0 BB: 0 P: 12	R: 0 E: 0 K: 0 S: 9	H: 0 LOB: 0 BB: 0 P: 17	R: 0 E: 0 K: 2 S: 13	H: 2 LOB: 2 BB: 0 P: 21	R: 0 E: 0 K: 0 S: 9	H: 1 LOB: 2 BB: 1 P: 14	R: 0 E: 0 K: 2 S: 7	H: 0 LOB: 0 BB: 0 P: 13	R: 2 E: 1 K: 2 S: 19	H: 2 LOB: 1 BB: 0 P: 29	R: 0 E: 0 K: 2 S: 18	H: 2 LOB: 3 BB: 1 P: 26	1B: 7 2B: 1 3B: 0 HR: 1	SF: 0 SAC: 0 DP: 0 HBP: 1	WP: 1 PB: 0 SB: 1 CS: 0	PA: 40
PITCHER	IP WLS BF H R ER SO BB IBB HBP BLK WP HR S P ERA WHIP																					
Andy Ashby, R (1, 1) ERA: 2.49	6.0 W 25 5 1 1 7 1 0 1 0 0 1 63 94 1.50 1.000																					
Scott Sanders, R (7, 1) ERA: 12.23	2.0 9 2 2 0 4 0 0 0 0 1 0 26 42 0.00 1.000																					
Dan Miceli, R (9, 1) ERA: 3.64	1.0 6 2 0 0 2 1 0 0 0 0 0 18 26 0.00 3.000																					

AB	37
R	3
H	9
RBI	3
BB	2
SO	13
LOB	16



Batter	1	2	3	4	5	6	7	8	9	AB	R	H	RBI	BB	SO	LOB
Quilvio Veras, S OBP: 0.393, SLG: 0.354 (1, 4)	3-3 K	3-2 G4-3		H 1-0 BB HBP		C B X 1-1 G6-3		X 0-0 FC6 2B 1-2		4	0	0	0	0	1	3
Steve Finley, L OBP: 0.304, SLG: 0.404 (1, 8)	2-2 G3		S F B X 1-2 BB HR 1B	B X 1-0 P9		B B X 2-0 G4-3		X 0-0 2B		5	1	2	2	0	0	2
Ken Caminiti, S OBP: 0.374, SLG: 0.529 Ed Giovanola, L OBP: 0.345, SLG: 0.365 (1, 5) (8, 5)	4-2 1B HR BB		B B B B 4-0 1-2 HR BB	B C C C B 4-2 1-2 BB		B X 1-0 F7		B C C C C 1-3 2B		1	2	0	0	3	0	0
Greg Vaughn, R OBP: 0.395, SLG: 0.690 Ruben Rivera, R OBP: 0.390, SLG: 0.500 (1, 7) (8, PH) (9, 7)	2-2 1-2 HR 1B		F B B S X 2-2 1-H 2-H HR	X 0-0 F7		C B B F H 3-1 HBP		C 2-2 G6-3		3	2	2	3	0	0	3
Wally Joyner, L OBP: 0.393, SLG: 0.481 (1, 3)	1-0 1-H 2-H HR		C C C B 2-3 K		C B C B X 2-2 G3-1		F X 0-1 G6-3			4	1	1	3	0	1	1
Mark Sweeney, L OBP: 0.313, SLG: 0.286 (1, 9)	3-2 F8		C C C B X 2-2 G1-3		B B B T 1-2 K		F C C B B B 4-2 1B BB			3	1	0	0	1	1	0
Carlos Hernandez, R OBP: 0.309, SLG: 0.385 (1, 2)		C B X 1-1 F8	B C X 1-1 F7		C S B B B 2-3 K		B C F F F F X 1-2 1B 2B 1B			4	1	1	0	0	1	0
Chris Gomez, R OBP: 0.327, SLG: 0.351 (1, 6)		B C X 1-1 G6-3	X 0-0 BB SH2-3 1B		B C B X 2-1 F9		B C C B X 2-1 1-3 2-H FC6 2B 1B			4	1	2	1	0	0	0
Andy Ashby, R OBP: 0.137, SLG: 0.140 Archi Cianfrocco, R OBP: 0.195, SLG: 0.211 Scott Sanders, R Tony Gwynn, L OBP: 0.359, SLG: 0.455 Dan Miceli, R OBP: 1.000, SLG: 1.000 (1, 1) (6, PH) (7, 1) (8, PH) (9, 1)		F B X 1-1 SH2-3 1B	X 0-0 SH2-3		X 0-0 G4-3		C C F C 0-3 K			1	0	1	0	0	0	0

Inning Stats	R: 3	H: 2	E: 0	K: 1	S: 17	LOB: 0	BB: 1	P: 32	R: 0	H: 1	E: 0	K: 0	S: 11	LOB: 1	BB: 0	P: 17	R: 3	H: 2	E: 0	K: 1	S: 14	LOB: 0	BB: 1	P: 26	R: 0	H: 1	E: 0	K: 0	S: 7	LOB: 3	BB: 1	P: 13	R: 0	H: 0	E: 0	K: 2	S: 9	LOB: 0	BB: 0	P: 14	R: 0	H: 0	E: 0	K: 0	S: 5	LOB: 0	BB: 0	P: 8	R: 0	H: 0	E: 0	K: 0	S: 5	LOB: 1	BB: 0	P: 11	R: 3	H: 3	E: 0	K: 2	S: 22	LOB: 2	BB: 1	P: 32
--------------	------	------	------	------	-------	--------	-------	-------	------	------	------	------	-------	--------	-------	-------	------	------	------	------	-------	--------	-------	-------	------	------	------	------	------	--------	-------	-------	------	------	------	------	------	--------	-------	-------	------	------	------	------	------	--------	-------	------	------	------	------	------	------	--------	-------	-------	------	------	------	------	-------	--------	-------	-------

PITCHER	IP	WLS	BF	H	R	ER	SO	BB	IBB	HBP	BLK	WP	HR	S	P	ERA	WHIP
Willie Blair, R ERA: 5.35 (1, 1)	4.0	L	22	6	6	6	2	3	0	1	0	0	2	49	88	13.50	2.250
Willie Banks, R ERA: 7.06 (5, 1)	2.0		6	0	0	0	2	0	0	0	0	0	0	14	22	0.00	0.000
Clint Sodowsky, R ERA: 6.0 (7, 1)	1.1		10	3	3	3	1	1	0	1	0	0	0	20	33	20.25	3.000
Aaron Small, R ERA: 6.42 (8, 1)	0.2		2	0	0	0	1	0	0	0	0	0	0	7	10	0.00	0.000

BOTTOM

Arizona Diamondbacks @ San Diego Padres
Qualcomm Stadium, San Diego, CA

Wed Jul 22 1998, 10:05 PM EDT
Att: 18,780 - Unknown - 75 F

AB	33
R	9
H	9
RBI	9
BB	4
SO	6
LOB	15

WP: 0 PA: 40
PB: 0
SB: 0
CS: 0



PITCHER	IP	WLS	BF	H	R	ER	SO	BB	IBB	HBP	BLK	WP	HR	S	P	ERA	WHIP
---------	----	-----	----	---	---	----	----	----	-----	-----	-----	----	----	---	---	-----	------

Batter	1	2	3	4	5	6	7	8	9	AB R H RBI BB SO LOB	TOP	
Andy Fox, L (1, 5) OBP: 0.342, SLG: 0.396	1-1 G6-3 2B		0-0 G3-1			1-0 HBP			2-1 F8	3 0 1 0 0 0 0	Arizona Diamondbacks @ San Diego Padres Qualcomm Stadium, San Diego, CA Thu Jul 23 1998, 6:33 AM EDT Att. 24,278 - Sunny - 76 F livebaseballscores.com	
Danny Klassen, R (1, 4) OBP: 0.369, SLG: 0.446	1-2 G6-3				0-1 F8	3-3 HBP			0-3 K	4 0 0 0 0 2 2		
David Dellucci, L (1, 8) OBP: 0.343, SLG: 0.441	3-2 F7				0-3 K	2-2 G3			2-3 K	4 0 0 0 0 2 2		
Travis Lee, L (1, 3) OBP: 0.366, SLG: 0.486	3-2 L5				2-0 2B		1-2 G4-6-3 1B			3 0 2 0 0 0 1		
Karim Garcia, L (1, 9) OBP: 0.256, SLG: 0.387			0-3 K		1-3 K		1-3 K			3 0 0 0 0 3 2		
Jay Bell, R (1, 6) OBP: 0.347, SLG: 0.428			1-2 CS 1B		1-3 K		1-1 G4-6-3 1-2f			3 0 1 0 0 1 1		
Yamil Benitez, R (1, 7) OBP: 0.301, SLG: 0.405			3-3 K 1-2		0-0 F7			3-2 F7		3 0 0 0 0 1 1		
Kelly Stinnett, R (1, 2) OBP: 0.330, SLG: 0.435			2-0 G6-3		2-3 K			2-3 K		3 0 0 0 0 2 0		
Brian Anderson, R (1, 1) OBP: 0.119, SLG: 0.098 Brent Brede, L (8, PH) OBP: 0.307, SLG: 0.333 Aaron Small, R (8, 1)			1-1 G4-3		0-1 F9			2-3 K2-3		2 0 0 0 0 0 0 1 0 0 0 0 1 0 0 0 0 0 0 0 0		
Inning Stats	R: 0 H: 1 E: 0 LOB: 1 K: 0 BB: 0 S: 12 P: 20	R: 0 H: 1 E: 0 LOB: 1 K: 2 BB: 0 S: 11 P: 15	R: 0 H: 0 E: 0 LOB: 0 K: 2 BB: 0 S: 4 P: 7	R: 0 H: 1 E: 0 LOB: 1 K: 2 BB: 0 S: 10 P: 13	R: 0 H: 0 E: 0 LOB: 0 K: 2 BB: 0 S: 7 P: 10	R: 0 H: 0 E: 0 LOB: 1 K: 1 BB: 0 S: 10 P: 16	R: 0 H: 1 E: 0 LOB: 0 K: 1 BB: 0 S: 10 P: 13	R: 0 H: 0 E: 0 LOB: 0 K: 2 BB: 0 S: 9 P: 16	R: 0 H: 0 E: 0 LOB: 0 K: 2 BB: 0 S: 8 P: 12	1B: 2 SF: 0 2B: 3 SAC: 0 3B: 0 DP: 2 HR: 0 HBP: 1	WP: 0 PA: 30 PB: 0 SB: 1 CS: 1	
PITCHER Joey Hamilton, R (1, 1) ERA: 4.62 Trevor Hoffman, R (9, 1) ERA: 1.6	IP WLS BF H R ER SO BB IBB HBP BLK WP HR S P ERA WHIP	8.0 W 27 4 0 0 10 0 0 1 0 0 0 0 73 110 0.00 0.500	1.0 S 3 0 0 0 2 0 0 0 0 0 0 0 8 12 0.00 0.000									ERA WHIP



Batter	1	2	3	4	5	6	7	8	9
Quilvio Veras, S <small>OBP: 0.391, SLG: 0.353</small> (1, 4)	1-0 		3-1 			1-2 		1-0 	
Tony Gwynn, L <small>OBP: 0.357, SLG: 0.451</small> Ruben Rivera, R <small>OBP: 0.390, SLG: 0.500</small> (9, 9)	1-1 		0-0 			3-3 			
Ken Caminiti, S <small>OBP: 0.374, SLG: 0.538</small> (1, 5)	0-1 		2-2 	0-0 		3-2 			
Greg Vaughn, R <small>OBP: 0.392, SLG: 0.684</small> (1, 7)		1-0 		0-0 		0-0 			
Jim Leyritz, R <small>OBP: 0.399, SLG: 0.537</small> (1, 2)		1-1 		1-1 		1-1 			
Wally Joyner, L <small>OBP: 0.389, SLG: 0.476</small> (1, 3)		0-1 		0-0 		0-2 			
Steve Finley, L <small>OBP: 0.305, SLG: 0.406</small> (1, 8)			0-2 		0-1 		1-2 		
Andy Sheets, R <small>OBP: 0.295, SLG: 0.351</small> (1, 6)			3-1 		1-2 		2-2 		
Joey Hamilton, R <small>OBP: 0.188, SLG: 0.277</small> Mark Sweeney, L <small>OBP: 0.310, SLG: 0.283</small> Trevor Hoffman, R (9, 1)			1-0 		1-3 		2-0 		

AB	R	H	RBI	BB	SO	LOB
4	0	1	1	0	0	0
3	0	0	0	0	1	1
0	0	0	0	0	0	0
3	1	1	1	0	0	0
3	0	0	0	0	0	0
3	0	1	0	0	0	0
3	0	0	0	0	0	1
3	1	1	0	0	0	1
3	1	1	1	0	0	0
2	0	1	0	0	1	0
1	0	0	0	0	0	0
0	0	0	0	0	0	0

Arizona Diamondbacks @ San Diego Padres
 Qualcomm Stadium, San Diego, CA

Thu Jul 23 1998, 6:33 AM EDT
 Att. 24,278 - Sunny - 76 F

AB	28
R	3
H	6
RBI	3
BB	0
SO	2
LOB	3



Inning Stats	R	H	E	K	S	R	H	E	K	S	R	H	E	K	S	R	H	E	K	S	R	H	E	K	S
	0	0	0	0	5	0	0	0	0	7	2	4	1	0	11	0	1	0	0	5	0	0	0	0	6

PITCHER	IP	WLS	BF	H	R	ER	SO	BB	IBB	HBP	BLK	WP	HR	S	P	ERA	WHIP
Brian Anderson, L <small>ERA: 3.98</small>	(1, 1)	7.0	25	6	3	3	2	0	0	0	0	0	1	56	81	3.86	0.857
Aaron Small, R <small>ERA: 6.26</small>	(8, 1)	1.0	3	0	0	0	0	0	0	0	0	0	0	5	10	0.00	0.000

PITCHER	IP	WLS	BF	H	R	ER	SO	BB	IBB	HBP	BLK	WP	HR	S	P	ERA	WHIP

1B:	4	SF:	0
2B:	1	SAC:	0
3B:	0	DP:	0
HR:	1	HBP:	0
WP:	0	PA:	29
PB:	0		
SB:	0		
CS:	1		

Batter	1	2	3	4	5	6	7	8	9	AB R H RBI BB SO LOB	TOP	
Andy Fox, L (1, 5) <small>OBP: 0.341, SLG: 0.391</small>	1-1 		1-3 			4-2 		2-0 		3 0 0 0 1 1 1	Arizona Diamondbacks @ Los Angeles Dodgers Dodger Stadium, Los Angeles, CA Fri Jul 24 1998, 7:05 PM PDT Att. 36,150 - Unknown - 76 F	
Danny Klassen, R (1, 4) <small>OBP: 0.362, SLG: 0.433</small>	2-3 			2-2 		0-1 		2-1 	4 0 1 0 0 1 1			
Travis Lee, L (1, 3) <small>OBP: 0.366, SLG: 0.484</small> Brent Brede, L (4, PH) <small>OBP: 0.303, SLG: 0.328</small>	3-2 			0-0 		0-3 		2-2 	1 0 0 0 0 0 0 3 0 0 0 0 1 2			
Devon White, S (1, 8) <small>OBP: 0.322, SLG: 0.454</small>		0-0 		0-3 			1-1 	0-1 	0 0 0 0 0 0 0			
Jay Bell, R (1, 6) <small>OBP: 0.347, SLG: 0.427</small>		3-3 			0-3 		3-2 		3 0 1 0 0 2 0			
Karim Garcia, L (1, 9) <small>OBP: 0.252, SLG: 0.381</small>		0-1 			2-3 		0-1 		3 0 0 0 0 1 1			
Yamil Benitez, R (1, 7) <small>OBP: 0.301, SLG: 0.424</small>			1-0 		1-1 		0-1 		3 1 1 1 0 0 1			
Damian Miller, R (1, 2) <small>OBP: 0.380, SLG: 0.477</small>			0-3 		1-3 			2-3 	3 0 0 0 0 3 0			
Amaury Telemaco, R (1, 1) <small>OBP: 0.118, SLG: 0.067</small> David Dellucci, L (8, PH) <small>OBP: 0.342, SLG: 0.439</small> Bobby Chouinard, R (8, 1)			4-0 		1-3 		0-0 		1 0 0 0 1 1 0 1 0 0 0 0 0 0 0 0 0 0 0 0 0			
Inning Stats	R: 0 H: 0 E: 0 LOB: 0 K: 1 BB: 0 S: 8 P: 14	R: 0 H: 0 E: 0 LOB: 0 K: 1 BB: 0 S: 6 P: 9	R: 0 H: 0 E: 0 LOB: 1 K: 2 BB: 1 S: 7 P: 13	R: 0 H: 0 E: 0 LOB: 0 K: 1 BB: 0 S: 7 P: 9	R: 1 H: 1 E: 0 LOB: 0 K: 3 BB: 0 S: 11 P: 15	R: 0 H: 0 E: 0 LOB: 1 K: 2 BB: 1 S: 12 P: 17	R: 0 H: 1 E: 1 LOB: 1 K: 0 BB: 0 S: 9 P: 13	R: 0 H: 0 E: 0 LOB: 0 K: 1 BB: 0 S: 6 P: 10	R: 0 H: 1 E: 0 LOB: 0 K: 0 BB: 0 S: 7 P: 11	1B: 2 SF: 0 2B: 0 SAC: 0 3B: 0 DP: 1 HR: 1 HBP: 0	WP: 0 PA: 31 PB: 0 SB: 0 CS: 0	
PITCHER Chan Ho Park, R (1, 1) <small>ERA: 4.07</small> Jeff Shaw, R (9, 1) <small>ERA: 1.68</small>	IP WLS BF H R ER SO BB IBB HBP BLK WP HR S P ERA WHIP 8.0 W 28 2 1 1 11 2 0 0 0 0 0 1 66 100 1.12 0.500											PITCHER IP WLS BF H R ER SO BB IBB HBP BLK WP HR S P ERA WHIP 1.0 S 3 1 0 0 0 0 0 0 0 0 0 0 7 11 0.00 1.000

livebaseballscorecards.com

AB	25
R	1
H	3
RBI	1
BB	2
SO	10
LOB	6



Batter	1	2	3	4	5	6	7	8	9
Wilton Guerrero, S (1, 4) <small>OBP: 0.291, SLG: 0.340</small> Alex Cora, L (8, 6) <small>OBP: 0.167, SLG: 0.250</small>	0-1 P5		0-1 PB 2B 1B		3-2 G6-4-3 1B			1-2 E 1B	
Juan Castro, R (1, 6) <small>OBP: 0.250, SLG: 0.272</small>	0-1 G6-3		1-0 1B 2B		0-0 G6-4-3			2-1 L8	
Raul Mondesi, R (1, 8) <small>OBP: 0.323, SLG: 0.538</small>	2-2 G1-4		0-1 G5-3		0-0 F7			0-0 E9 CS	
Gary Sheffield, R (1, 9) <small>OBP: 0.436, SLG: 0.538</small>		2-1 2B	0-1 2-H 1B		0-0 G4-3			2-1 G5-3	
Eric Karros, R (1, 3)		2-0 F9		0-0 1B 1B		3-2 F9			
Matt Luke, L (1, 7) <small>OBP: 0.308, SLG: 0.529</small>		3-3 K		2-1 1-3 1B		3-3 K			
Adrián Beltré, R (1, 5) <small>OBP: 0.264, SLG: 0.341</small>		0-1 P4		1-0 P5			0-3 K		
Charles Johnson, R (1, 2) <small>OBP: 0.269, SLG: 0.381</small>			2-0 PB 1B 2B 1B	1-3 K			1-0 G6-3		
Chan Ho Park, R (1, 1) <small>OBP: 0.205, SLG: 0.295</small> Jeff Shaw, R (9, 1)			1-3 K	0-0 F9			0-1 F9		

AB	R	H	RBI	BB	SO	LOB
3	1	2	0	0	0	0
1	0	1	0	0	0	0
4	1	1	2	0	0	2
4	0	0	0	0	0	2
4	0	2	1	0	0	2
3	0	1	0	0	0	1
3	0	1	0	0	2	1
3	0	0	0	0	1	3
3	1	1	0	0	1	2
3	0	0	0	0	1	3
0	0	0	0	0	0	0
1B: 7	SF: 0					
2B: 2	SAC: 0					
3B: 0	DP: 1					
HR: 0	HBP: 0					

BOTTOM

Arizona Diamondbacks @ Los Angeles Dodgers
 Dodger Stadium, Los Angeles, CA
 Fri Jul 24 1998, 7:05 PM PDT
 Att: 36,150 - Unknown - 76 F

livebaseballscorecards.com

AB	31
R	3
H	9
RBI	3
BB	0
SO	5
LOB	16



Inning Stats		R: 0	H: 0	R: 0	H: 1	R: 3	H: 4	R: 0	H: 2	R: 0	H: 1	R: 0	H: 0	R: 0	H: 0	R: 0	H: 1
		E: 0	LOB: 0	E: 0	LOB: 1	E: 0	LOB: 1	E: 0	LOB: 2	E: 0	LOB: 0	E: 0	LOB: 0	E: 0	LOB: 0	E: 1	LOB: 1
		K: 0	BB: 0	K: 1	BB: 0	K: 1	BB: 0	K: 1	BB: 0	K: 1	BB: 0	K: 1	BB: 0	K: 1	BB: 0	K: 0	BB: 0
		S: 7	P: 9	S: 8	P: 15	S: 11	P: 15	S: 9	P: 13	S: 5	P: 8	S: 8	P: 14	S: 6	P: 7	S: 9	P: 13

PITCHER		IP	WLS	BF	H	R	ER	SO	BB	IBB	HBP	BLK	WP	HR	S	P	ERA	WHIP
Amaury Telemaco, R (1, 1)	ERA: 3.22	7.0	L	27	8	3	3	5	0	0	0	0	0	0	54	81	3.86	1.143
Bobby Chouinard, R (8, 1)	ERA: 4.15	1.0		4	1	0	0	0	0	0	0	0	0	9	13	0.00	1.000	

WP	PA	31
WP: 0	PA: 31	
PB: 1	CS: 1	
SB: 0		

Batter	1	2	3	4	5	6	7	8	9	AB R H RBI BB SO LOB	TOP													
Andy Fox, L (1, 3) OBP: 0.343, SLG: 0.393	1-2 L1-3 1B			0-0 1B 22 2B 1B	0-3 K		3-1 F8			4 1 2 0 0 1 1	Arizona Diamondbacks @ Los Angeles Dodgers Dodger Stadium, Los Angeles, CA Sat Jul 25 1998, 7:05 PM PDT Att. 38,937 - Unknown - 76 F													
Danny Klassen, R (1, 4) OBP: 0.356, SLG: 0.422	0-0 L1-3 1-2			1-2 1B 22 2B 1B	0-3 K			0-3 K2-3	4 1 1 0 0 2 1															
David Dellucci, L (1, 7) OBP: 0.341, SLG: 0.436	1-3 K			2-1 22 2B WP 1-2 2-3 1B	3-2 G3-1			0-1 G1-3	4 1 1 0 0 1 0															
Devon White, S (1, 8) OBP: 0.322, SLG: 0.454				1-0 1-3 2-H 3-H 2B	3-3 K			1-3 K2-3	0 1 0 0 0 0 0															
Jay Bell, R (1, 6) OBP: 0.346, SLG: 0.424				4-2 F8 SF9 2-H 3-H BB	2-3 K			2-3 K	3 1 0 0 1 3 0															
Yamil Benitez, R (1, 9) OBP: 0.300, SLG: 0.419				3-1 1-2 1B	0-0 P4			0-3 K	4 0 1 0 0 2 0															
Gregg Olson, R (9, 1) OBP: 0.500, SLG: 2.000									0 0 0 0 0 0 0															
Jorge Fabregas, L (1, 2) OBP: 0.269, SLG: 0.250				0-1 F8	2-3 K			0-1 P7	4 0 0 0 0 1 2															
Tony Batista, R (1, 5) OBP: 0.296, SLG: 0.438				0-0 SF9	0-0 G1-3			2-2 P3	2 0 0 1 0 0 0															
Omar Daal, L (1, 1) OBP: 0.200, SLG: 0.091				0-3 K	0-3 K			3-2 1B	3 0 1 0 0 2 1															
Bobby Chouinard, R (7, 1)									0 0 0 0 0 0 0															
Alan Embree, L (8, 1)									0 0 0 0 0 0 0															
Karim Garcia, L (9, 9) OBP: 0.252, SLG: 0.381									0 0 0 0 0 0 0															
Inning Stats	R: 0 E: 0 K: 1 S: 7	H: 1 LOB: 0 BB: 0 P: 9	R: 0 E: 0 K: 2 S: 8	H: 0 LOB: 0 BB: 0 P: 11	R: 0 E: 0 K: 2 S: 7	H: 0 LOB: 0 BB: 0 P: 9	R: 5 E: 0 K: 1 S: 17	H: 5 LOB: 1 BB: 1 P: 28	R: 0 E: 0 K: 2 S: 9	H: 0 LOB: 0 BB: 0 P: 12	R: 0 E: 0 K: 0 S: 13	H: 1 LOB: 1 BB: 0 P: 22	R: 0 E: 0 K: 2 S: 8	H: 0 LOB: 0 BB: 0 P: 9	R: 0 E: 0 K: 2 S: 10	H: 0 LOB: 0 BB: 0 P: 12	1B: 6 2B: 2 3B: 0 HR: 0	SF: 1 SAC: 0 DP: 1 HBP: 0	WP: 2 PB: 0 SB: 0 CS: 0	PA: 34				
PITCHER	IP	WLS	BF	H	R	ER	SO	BB	IBB	HBP	BLK	WP	HR	S	P	ERA	WHIP							
37 Darren Dreifort, R (1, 1) ERA: 3.66	7.0	L	28	7	5	5	10	1	0	0	0	1	0	68	103	6.43	1.143							
Mike Judd, R (8, 1) ERA:	1.0		3	0	0	0	2	0	0	0	0	0	0	8	9	0.00	0.000							
Scott Radinsky, L (9, 1) ERA: 2.62	1.0		3	0	0	0	2	0	0	0	0	0	0	10	12	0.00	0.000							

AB	28
R	5
H	6
RBI	1
BB	1
SO	12
LOB	5



Batter	1	2	3	4	5	6	7	8	9	AB	R	H	RBI	BB	SO	LOB	BOTTOM
--------	---	---	---	---	---	---	---	---	---	----	---	---	-----	----	----	-----	--------

Wilton Guerrero, S (1, 4) <small>OBP: 0.300, SLG: 0.348</small>										5	0	3	0	0	0	0	Arizona Diamondbacks @ Los Angeles Dodgers Dodger Stadium, Los Angeles, CA Sat Jul 25 1998, 7:05 PM PDT Att: 38,937 - Unknown - 76 F
Juan Castro, R (1, 6) <small>OBP: 0.246, SLG: 0.266</small> Matt Luke, L (9, PH) <small>OBP: 0.306, SLG: 0.526</small>										3	0	0	0	0	0	2	
Raul Mondesi, R (1, 8) <small>OBP: 0.319, SLG: 0.532</small>										5	1	0	1	0	0	3	
Gary Sheffield, R (1, 9) <small>OBP: 0.439, SLG: 0.537</small>										1	0	0	0	2	0	1	
Eric Karros, R (1, 3) <small>OBP: 0.358, SLG: 0.448</small>										4	0	2	1	0	0	4	
Trenidad Hubbard, R (1, 7) <small>OBP: 0.393, SLG: 0.507</small>										4	0	1	0	0	1	2	
Adrian Beltré, R (1, 5) <small>OBP: 0.253, SLG: 0.326</small>										4	0	0	0	0	1	5	
Charles Johnson, R (1, 2) <small>OBP: 0.266, SLG: 0.376</small>										4	0	0	0	0	1	4	
37 Darren Dreifort, R (1, 1) <small>OBP: 0.244, SLG: 0.282</small> Roger Cedeno, S (7, PH) <small>OBP: 0.331, SLG: 0.289</small> Mike Judd, R (8, 1) <small>OBP: 0.333, SLG: 1.333</small> Jim Eisenreich, L (8, PH) <small>OBP: 0.271, SLG: 0.254</small> Tripp Cramer, R (8, PH) <small>OBP: 0.333, SLG: 1.333</small> Scott Radinsky, L (9, 1)										2	1	1	1	0	1	0	
Inning Stats	R: 0 H: 1 E: 0 LOB: 2 K: 0 BB: 0 S: 11 P: 18	R: 0 H: 0 E: 0 LOB: 0 K: 1 BB: 0 S: 9 P: 10	R: 0 H: 0 E: 0 LOB: 0 K: 1 BB: 0 S: 7 P: 11	R: 1 H: 1 E: 1 LOB: 2 K: 1 BB: 1 S: 9 P: 17	R: 1 H: 2 E: 0 LOB: 1 K: 0 BB: 0 S: 13 P: 18	R: 0 H: 2 E: 0 LOB: 1 K: 1 BB: 0 S: 13 P: 20	R: 1 H: 2 E: 0 LOB: 2 K: 0 BB: 1 S: 12 P: 19	R: 0 H: 0 E: 1 LOB: 1 K: 0 BB: 0 S: 13 P: 20	R: 0 H: 0 E: 0 LOB: 0 K: 1 BB: 0 S: 6 P: 9	1B: 7 SF: 0 2B: 0 SAC: 1 3B: 0 DP: 1 HR: 1 HBP: 1	WP: 1 PA: 39 PB: 0 SB: 0 CS: 0						

AB	35
R	3
H	8
RBI	3
BB	2
SO	5
LOB	22



PITCHER	IP	WLS	BF	H	R	ER	SO	BB	IBB	HBP	BLK	WP	HR	S	P	ERA	WHIP
Omar Daal, L (1, 1) <small>ERA: 3.14</small>	6.1	W	29	8	3	2	4	1	0	0	0	0	1	68	101	2.84	1.421
Bobby Chouinard, R (7, 1) <small>ERA: 3.91</small>	1.1		6	0	0	0	0	1	0	0	0	1	0	15	26	0.00	0.750
Alan Embree, L (8, 1) <small>ERA: 3.78</small>	0.1		1	0	0	0	0	0	0	0	0	0	0	4	6	0.00	0.000
Gregg Olson, R (9, 1) <small>ERA: 3.86</small>	1.0	S	3	0	0	0	1	0	0	0	0	0	0	6	9	0.00	0.000

Chicago Cubs @ Arizona Diamondbacks
 Bank One Ballpark, Phoenix, AZ

Mon Jul 27 1998, 10:05 PM EDT
 Att. 46,373 - Dome - 72 F

AB	33
R	6
H	7
RBI	6
BB	3
SO	3
LOB	7



AB R H RBI BB SO LOB

5	1	1	0	0	0	1
3	2	2	0	1	0	1
4	2	2	6	0	0	1
3	0	0	0	1	0	1
4	0	0	0	0	1	1
0	0	0	0	0	0	0
3	0	0	0	1	1	0
4	0	0	0	0	1	1
4	0	1	0	0	0	0
2	1	1	0	0	0	0
1	0	0	0	0	0	1
0	0	0	0	0	0	0

Batter	1	2	3	4	5	6	7	8	9
Lance Johnson, L (1, 8) OBP: 0.229, SLG: 0.216	3-2 G6-3		3-2 F9			0-1 G4-3		3-2 HR 1B	2-1 G3
Mickey Morandini, L (1, 4) OBP: 0.417, SLG: 0.444	4-2 G5-3 BB		3-2 P7			2-1 WP HR 1B		0-0 HR 1B	
Sammy Sosa, R (1, 9) OBP: 0.375, SLG: 0.647	1-2 G5-3			1-2 G1-3		1-1 HR		0-0 HR	
Mark Grace, L (1, 3) OBP: 0.404, SLG: 0.474	0-1 P9			0-1 F8		4-0 BB		1-1 P5	
Henry Rodriguez, L (1, 7) OBP: 0.332, SLG: 0.521		1-0 F8		1-3 K		1-0 G4-3		0-0 F8	
Brant Brown, L (8, 7) OBP: 0.357, SLG: 0.521									
José Hernández, R (1, 5) OBP: 0.326, SLG: 0.521		0-1 G6-3			1-2 G5-3		2-3 K	4-2 BB	
Tyler Houston, L (1, 2) OBP: 0.292, SLG: 0.404		2-3 K			0-1 G1-3		0-1 F8	1-0 F7	
Jeff Blauser, R (1, 6) OBP: 0.353, SLG: 0.301			0-0 SH1-3 1B		2-2 G6-3		1-0 F9	1-2 E4 G4-6-3	
Steve Trachsel, R (1, 1) OBP: 0.341, SLG: 0.308			0-1 SH1-3			2-2 G5-3		1-2 HR 1B	0-2 G4-6-3
Kevin Orle, R (9, PH) OBP: 0.259, SLG: 0.286			1-2						
Terry Mulholland, R (9, 1) OBP: 0.286, SLG: 0.167									

Inning Stats	R: 0	H: 0	E: 0	K: 0	S: 13	P: 21	R: 0	H: 0	E: 0	K: 1	S: 6	P: 9	R: 0	H: 1	E: 0	K: 0	S: 11	P: 17	R: 0	H: 0	E: 0	K: 1	S: 8	P: 10	R: 0	H: 0	E: 0	K: 0	S: 9	P: 12	R: 2	H: 2	E: 0	K: 0	S: 10	P: 20	R: 0	H: 0	E: 0	K: 1	S: 6	P: 9	R: 4	H: 4	E: 0	K: 0	S: 14	P: 24	R: 0	H: 0	E: 1	K: 0	S: 8	P: 11	1B: 5	2B: 0	3B: 0	HR: 2	SF: 0	SAC: 1	DP: 1	HBP: 0	WP: 1	PA: 37
--------------	------	------	------	------	-------	-------	------	------	------	------	------	------	------	------	------	------	-------	-------	------	------	------	------	------	-------	------	------	------	------	------	-------	------	------	------	------	-------	-------	------	------	------	------	------	------	------	------	------	------	-------	-------	------	------	------	------	------	-------	-------	-------	-------	-------	-------	--------	-------	--------	-------	--------

PITCHER	IP	WLS	BF	H	R	ER	SO	BB	IBB	HBP	BLK	WP	HR	S	P	ERA	WHIP
Willie Blair, R (1, 1) ERA: 5.34	7.0	L	28	5	4	4	3	2	0	0	0	1	1	69	108	5.14	1.000
Alan Embree, L (8, 1) ERA: 4.19	1.0		6	2	2	2	0	1	0	0	0	0	1	8	14	18.00	3.000
Clint Sodowsky, R (9, 1) ERA: 5.87	1.0		3	0	0	0	0	0	0	0	0	0	0	8	11	0.00	0.000

PITCHER	IP	WLS	BF	H	R	ER	SO	BB	IBB	HBP	BLK	WP	HR	S	P	ERA	WHIP
---------	----	-----	----	---	---	----	----	----	-----	-----	-----	----	----	---	---	-----	------

Batter	1	2	3	4	5	6	7	8	9	AB	R	H	RBI	BB	SO	LOB
Andy Fox, L OBP: 0.349, SLG: 0.396 (1, 3)	1-2 HBP		2-3 K		3-1 2-H 3-H 1B			2-3 K		3	0	1	2	0	2	1
Danny Klassen, R OBP: 0.321, SLG: 0.375 (1, 4)	1-3 K			1-0 G6-3		0-0 L5		1-2 F8		4	0	0	0	0	1	2
David Dellucci, L OBP: 0.337, SLG: 0.429 (1, 7)	1-3 K			0-0 G3		0-0 F8		3-2 P7		4	0	0	0	0	1	1
Devon White, S OBP: 0.325, SLG: 0.451 (1, 8)	2-1 L7			4-2 S BB		2-1 P8		1-1 G5-3		3	0	0	0	1	0	1
Jay Bell, R OBP: 0.347, SLG: 0.422 (1, 6)		4-0 FC4-6 BB		1-1 G5-3		2-3 K		1-2 G6-3		3	0	0	0	1	1	1
Karim Garcia, L OBP: 0.252, SLG: 0.375 (1, 9)		0-1 FC4-6 CS		4-0 SH5-4 1B BB		2-2 G4-3		2-1 G3-1		2	1	0	0	1	0	1
Jorge Fabregas, L OBP: 0.262, SLG: 0.243 (1, 2)		2-2 P2		3-1 F8		2-1 G3-1				3	0	0	0	0	0	2
Clint Sodowsky, L (9, 1)		1-0 CS	0-2 P5	1-2 SH5-4 1B		2-2 G4-3 1B				0	0	0	0	0	0	0
Tony Batista, R OBP: 0.303, SLG: 0.432 (1, 5)		1-0 CS	1-2 G6-3	0-0 SH5-4		0-0 G4-3				3	1	2	0	0	0	0
Willie Blair, R OBP: 0.102, SLG: 0.083 (1, 1)				1-2 G6-3		1-2 2-3				1	0	0	0	0	0	0
Damian Miller, R OBP: 0.375, SLG: 0.470 (8, 2)										1	0	0	0	0	0	1
Alan Embree, L (8, 1)										0	0	0	0	0	0	0

Inning Stats	R: 0	H: 0	E: 0	K: 2	S: 10	LOB: 1	BB: 0	P: 15	R: 0	H: 0	E: 0	K: 0	S: 5	LOB: 0	BB: 1	P: 12	R: 0	H: 0	E: 0	K: 1	S: 10	LOB: 0	BB: 0	P: 13	R: 0	H: 0	E: 0	K: 0	S: 6	LOB: 1	BB: 1	P: 12	R: 2	H: 2	E: 0	K: 0	S: 8	LOB: 1	BB: 1	P: 19	R: 0	H: 0	E: 0	K: 0	S: 4	LOB: 0	BB: 0	P: 6	R: 0	H: 0	E: 0	K: 1	S: 8	LOB: 0	BB: 0	P: 14	R: 0	H: 1	E: 0	K: 1	S: 11	LOB: 1	BB: 0	P: 16	R: 0	H: 0	E: 0	K: 0	S: 9	LOB: 0	BB: 0	P: 14	1B: 3	SF: 0	2B: 0	SAC: 1	3B: 0	DP: 0	HR: 0	HBP: 1	WP: 0	PA: 33
--------------	------	------	------	------	-------	--------	-------	-------	------	------	------	------	------	--------	-------	-------	------	------	------	------	-------	--------	-------	-------	------	------	------	------	------	--------	-------	-------	------	------	------	------	------	--------	-------	-------	------	------	------	------	------	--------	-------	------	------	------	------	------	------	--------	-------	-------	------	------	------	------	-------	--------	-------	-------	------	------	------	------	------	--------	-------	-------	-------	-------	-------	--------	-------	-------	-------	--------	-------	--------

PITCHER	IP	WLS	BF	H	R	ER	SO	BB	IBB	HBP	BLK	WP	HR	S	P	ERA	WHIP
Steve Trachsel, R ERA: 3.93 (1, 1)	8.0	W	29	3	2	2	5	3	0	1	0	0	0	62	107	2.25	0.750
Terry Mulholland, L ERA: 2.86 (9, 1)	1.0		3	0	0	0	0	0	0	0	0	0	0	9	14	0.00	0.000


BOTTOM

Chicago Cubs @ Arizona Diamondbacks
Bank One Ballpark, Phoenix, AZ

Mon Jul 27 1998, 10:05 PM EDT
Att. 46,373 - Dome - 72 F

livebaseballscorecards.com

AB	27
R	2
H	3
RBI	2
BB	3
SO	5
LOB	10



Chicago Cubs @ Arizona Diamondbacks
Bank One Ballpark, Phoenix, AZ

Tue Jul 28 1998, 10:05 PM EDT
Att. 47,190 - Dome - 72 F

livebaseballscorecards.com



WP: 0 PA: 40
PB: 0
SB: 1
CS: 0

AB 38
R 5
H 10
RBI 5
BB 2
SO 7
LOB 10

AB R H RBI BB SO LOB

5	2	2	1	0	1	0	5	1	2	0	0	0	5	1	2	4	0	0	1	5	0	2	0	0	0	2	4	0	0	0	0	1	3	4	0	1	0	0	2	1	3	0	0	0	1	2	0	3	0	0	0	0	0	2	1	0	1	0	0	0	0	1	1	0	0	1	0	0	0	0	0	0	0	0	0	1	0	0	0	0	1	0	0	0	0	0	0	0	0	1	0	0	0	0	0	1	0	0	0	0	0	0	0
---	---	---	---	---	---	---	---	---	---	---	---	---	---	---	---	---	---	---	---	---	---	---	---	---	---	---	---	---	---	---	---	---	---	---	---	---	---	---	---	---	---	---	---	---	---	---	---	---	---	---	---	---	---	---	---	---	---	---	---	---	---	---	---	---	---	---	---	---	---	---	---	---	---	---	---	---	---	---	---	---	---	---	---	---	---	---	---	---	---	---	---	---	---	---	---	---	---	---	---	---	---	---	---

Batter	1	2	3	4	5	6	7	8	9
Brant Brown, L OBP: 0.358, SLG: 0.531 (1, 8)	1-1 F8		1-1 HR		0-1 HR 1B		1-2 F8		1-3 K
Mickey Morandini, L OBP: 0.417, SLG: 0.444 (1, 4)	1-2 F8		0-0 F8		1-0 HR 1B		2-2 1B 1B		1-0 G5-3
Sammy Sosa, R OBP: 0.375, SLG: 0.651 (1, 9)	3-1 F8		0-2 E5		3-1 HR 1-H 2-H 3-H		2-1 L7		2-2 G4-3 1B
Mark Grace, L OBP: 0.404, SLG: 0.473 (1, 3)		2-2 G3-1	1-1 G4-3		0-0 1B		3-1 1B		2-1 G4-3
Henry Rodriguez, L OBP: 0.328, SLG: 0.515 (1, 7)		0-0 P7		1-1 P6	2-0 P5		0-3 K		
José Hernández, R OBP: 0.325, SLG: 0.517 (1, 5)		2-1 E S 1B		1-3 K	1-3 K			1-1 G5-3	
Jeff Blauser, R OBP: 0.351, SLG: 0.298 (1, 6)		4-0 1B BB		0-3 K		2-2 F9		2-3 K	
Scott Servais, R OBP: 0.286, SLG: 0.318 (1, 2)		1-2 F9			0-1 P7	0-1 G5-3		1-1 1B	
Tyler Houston, L OBP: 0.297, SLG: 0.409 (8, 2)									
Mark Clark, R OBP: 0.095, SLG: 0.028 (5, 1)			1-1 P3		4-0 HR 1B BB	3-3 K		1-0 F9	

Inning Stats	R: 0	H: 0	E: 0	K: 0	S: 7	R: 0	H: 1	E: 0	K: 0	S: 9	R: 1	H: 1	E: 1	K: 0	S: 10	R: 0	H: 0	E: 0	K: 2	S: 10	R: 4	H: 4	E: 0	K: 1	S: 12	R: 0	H: 0	E: 0	K: 1	S: 9	R: 0	H: 2	E: 0	K: 1	S: 13	R: 0	H: 1	E: 0	K: 1	S: 8	R: 0	H: 1	E: 0	K: 1	S: 9	1B: 8	2B: 0	3B: 0	HR: 2	SF: 0	SAC: 0	DP: 0	HBP: 0
--------------	------	------	------	------	------	------	------	------	------	------	------	------	------	------	-------	------	------	------	------	-------	------	------	------	------	-------	------	------	------	------	------	------	------	------	------	-------	------	------	------	------	------	------	------	------	------	------	-------	-------	-------	-------	-------	--------	-------	--------

PITCHER	IP	WLS	BF	H	R	ER	SO	BB	IBB	HBP	BLK	WP	HR	S	P	ERA	WHIP
Bob Wolcott, R ERA: 6.0 (1, 1)	6.1	W	29	7	5	5	4	2	0	0	0	0	2	63	101	7.11	1.421
Bobby Chouinard, R ERA: 3.65 (7, 1)	1.2		7	2	0	0	2	0	0	0	0	0	0	15	25	0.00	1.200
Gregg Olson, R ERA: 3.77 (9, 1)	1.0	S	4	1	0	0	1	0	0	0	0	0	0	9	15	0.00	1.000

PITCHER	IP	WLS	BF	H	R	ER	SO	BB	IBB	HBP	BLK	WP	HR	S	P	ERA	WHIP
---------	----	-----	----	---	---	----	----	----	-----	-----	-----	----	----	---	---	-----	------

Batter	1	2	3	4	5	6	7	8	9
Andy Fox, L OBP: 0.357, SLG: 0.414 (1, 3)	3-2 HR	1-2 1B			1-0 3B 1B	1-0 1B			
Danny Klassen, R OBP: 0.306, SLG: 0.355 (1, 4)	3-3 K	1-2 L4-6			1-0 P2	1-1 P9			
David Dellucci, L OBP: 0.342, SLG: 0.434 (1, 7)	1-2 2B 1B		0-0 F9		0-0 F9 3B 1B		1-2 P5-3 1B		
Devon White, S OBP: 0.324, SLG: 0.452 (1, 8)	1-1 1B 2B		2-2 G6-3		0-0 F9		2-2 P5-3		
Jay Bell, R OBP: 0.348, SLG: 0.421 (1, 6)	0-0 1B		3-2 G6-3		4-2 3B BB		1-3 K		
Karim Garcia, L OBP: 0.257, SLG: 0.388 (1, 9)	0-0 F7			0-2 G6-4-3 1B	1-2 3B		3-3 K		
Tony Batista, R OBP: 0.294, SLG: 0.417 (1, 5)	2-3 K			0-1 G6-4-3 1-2f	2-1 P5		0-0 F9		
Damian Miller, R OBP: 0.355, SLG: 0.443 (1, 2)		0-1 G5-3		2-1 G5-3		2-1 L9	2-3 K		
Bob Wolcott, R OBP: 0.500, SLG: 0.500 (1, 1)					0-2 1B				
Bobby Chouinard, R OBP: 0.500, SLG: 2.000 (7, 1)									
Gregg Olson, R OBP: 0.500, SLG: 2.000 (9, 1)		L4-6 1B							

Inning Stats	R: 3	H: 4	E: 0	K: 2	S: 17	LOB: 1	BB: 0	P: 27
	R: 0	H: 0	E: 0	K: 0	S: 9 <td>LOB: 1</td> <td>BB: 0</td> <td>P: 11</td>	LOB: 1	BB: 0	P: 11
	R: 0	H: 0	E: 0	K: 0	S: 9 <td>LOB: 0</td> <td>BB: 0</td> <td>P: 14</td>	LOB: 0	BB: 0	P: 14
	R: 0	H: 1	E: 0	K: 0	S: 7 <td>LOB: 0</td> <td>BB: 0</td> <td>P: 9</td>	LOB: 0	BB: 0	P: 9
	R: 4	H: 4	E: 0	K: 0	S: 15 <td>LOB: 1</td> <td>BB: 1</td> <td>P: 24</td>	LOB: 1	BB: 1	P: 24
	R: 0	H: 1	E: 0	K: 0	S: 6 <td>LOB: 1</td> <td>BB: 0</td> <td>P: 10</td>	LOB: 1	BB: 0	P: 10
	R: 0	H: 1	E: 0	K: 1	S: 9 <td>LOB: 0</td> <td>BB: 0</td> <td>P: 13</td>	LOB: 0	BB: 0	P: 13
	R: 0	H: 0	E: 0	K: 2	S: 9 <td>LOB: 0</td> <td>BB: 0</td> <td>P: 14</td>	LOB: 0	BB: 0	P: 14

PITCHER	IP	WLS	BF	H	R	ER	SO	BB	IBB	HBP	BLK	WP	HR	S	P	ERA	WHIP
Mark Clark, R ERA: 4.59 (1, 1)	4.2	L	23	10	7	7	2	1	0	0	0	0	1	52	77	13.50	2.357
Tony Fossas, L ERA: 8.16 (5, 1)	0.1		2	1	0	0	0	0	0	0	0	0	0	5	8	0.00	3.000
Rodney Myers, R ERA: 6.23 (6, 1)	2.0		7	2	0	0	1	0	0	0	0	0	0	15	23	0.00	1.000
Dave Stevens, R ERA: 2.7 (8, 1)	1.0		3	0	0	0	2	0	0	0	0	0	0	9	14	0.00	0.000

AB R H RBI BB SO LOB

4	2	4	1	0	0	0
4	0	0	0	0	1	5
4	2	3	1	0	0	0
4	1	1	1	0	0	3
3	1	1	1	1	1	0
4	0	2	3	0	1	1
4	0	0	0	0	1	3
4	0	0	0	0	1	0
3	1	2	0	0	0	0
0	0	0	0	0	0	0
0	0	0	0	0	0	0

1B: 10	SF: 0	WP: 0	PA: 35
2B: 3	SAC: 0	PB: 0	
3B: 1	DP: 3	SB: 0	
HR: 1	HBP: 0	CS: 0	

Chicago Cubs @ Arizona Diamondbacks
Bank One Ballpark, Phoenix, AZ
Tue Jul 28 1998, 10:05 PM EDT
Att: 47,190 - Dome - 72 F

livebaseballscorecards.com

AB	34
R	7
H	13
RBI	7
BB	1
SO	5
LOB	12



Batter	1	2	3	4	5	6	7	8	9	AB R H RBI BB SO LOB	TOP	
Lance Johnson, L (1, 8) OBP: 0.226, SLG: 0.213	1-1 F9		1-0 1B 1B	0-1 G6-3		1 SAFE 2-0 P5		0-2 F7		5 1 1 0 0 0 2		
Mickey Morandini, L (1, 4) OBP: 0.414, SLG: 0.441	2-2 P5		2-0 1B 1-3 2B 1B	2-2 L1		1 SAFE 0-0 F7			0-3 K	5 1 1 0 0 1 1		
Sammy Sosa, R (1, 9) OBP: 0.373, SLG: 0.646	0-1 G5-3		1-0 2B 1-2 E 1B 3-H	2-3 K			2-3 K		3-1 L9	5 1 1 1 0 2 0		
Mark Grace, L (1, 3) OBP: 0.404, SLG: 0.482		2-0 HR	1-1 E 1B 1-3 2-H 2B		3-2 F8		1-3 K		1-2 K	5 2 2 2 0 2 0		
Henry Rodriguez, L (1, 7) Terry Adams, R (7, 1) OBP: 0.327, SLG: 0.521		3-2 HR	0-0 E3 1B 2-3 3-H		1-0 F7		1-0 F8			4 1 1 2 0 0 1 0 0 0 0 0 0 0		
Tyler Houston, L (1, 2) OBP: 0.302, SLG: 0.411		0-1 P5	0-0 1-2 1B 3-H		0-0 1B			2-3 K		4 0 2 1 0 1 0		
José Hernández, R (1, 5) OBP: 0.327, SLG: 0.515		3-2 G5-3 1B	3-3 K		2-3 K			4-1 3B BB		3 1 1 0 1 2 3		
Manny Alexander, R (1, 6) OBP: 0.284, SLG: 0.343		0-2 G5-3	1-3 K			4-0 BB		2-1 P9		3 0 0 0 1 1 4		
Don Wengert, R (1, 1) Tony Fossas, L (6, 1) Brant Brown, L (7, 7) OBP: 0.361, SLG: 0.541		1-1 L8	0-0 G4-3			0-3 K		0-0 1-H 3B		3 0 0 0 0 1 4 0 0 0 0 0 0 0 1 0 1 1 0 0 0		
Inning Stats	R: 0 E: 0 K: 0 S: 7 H: 0 LOB: 0 BB: 0 P: 10	R: 2 E: 0 K: 0 S: 18 H: 3 LOB: 1 BB: 0 P: 27	R: 4 E: 1 K: 2 S: 16 H: 5 LOB: 2 BB: 0 P: 25	R: 0 E: 0 K: 1 S: 12 H: 0 LOB: 0 BB: 0 P: 16	R: 0 E: 0 K: 1 S: 9 H: 1 LOB: 1 BB: 0 P: 15	R: 0 E: 0 K: 1 S: 5 H: 0 LOB: 1 BB: 1 P: 11	R: 0 E: 0 K: 2 S: 7 H: 0 LOB: 0 BB: 0 P: 11	R: 1 E: 0 K: 1 S: 11 H: 1 LOB: 1 BB: 1 P: 19	R: 0 E: 0 K: 2 S: 9 H: 0 LOB: 0 BB: 0 P: 13	1B: 6 2B: 1 3B: 1 HR: 2 SF: 0 SAC: 0 DP: 0 HBP: 0	WP: 0 PB: 0 SB: 0 CS: 0 PA: 40	
PITCHER	IP WLS BF H R ER SO BB IBB HBP BLK WP HR S P ERA WHIP											
Amaury Telemaco, R (1, 1) ERA: 3.81	2.0 L 15 8 6 6 0 0 0 0 0 0 0 2 32 49 27.00 4.000											
Willie Banks, R (3, 1) ERA: 6.03	3.0 10 1 0 0 4 0 0 0 0 0 0 0 30 44 0.00 0.333											
Aaron Small, R (6, 1) ERA: 5.84	2.0 7 0 0 0 3 1 0 0 0 0 0 0 12 22 0.00 0.500											
Bobby Chouinard, R (8, 1) ERA: 3.71	2.0 8 1 1 1 3 1 0 0 0 0 0 0 20 32 4.50 1.000											

Chicago Cubs @ Arizona Diamondbacks
Bank One Ballpark, Phoenix, AZ
Wed Jul 29 1998, 10:05 PM EDT
Att. 46,738 - Dome - 72 F

AB	38
R	7
H	10
RBI	7
BB	2
SO	10
LOB	15



WP: 0	PA: 40
PB: 0	
SB: 0	
CS: 0	

1B: 6	SF: 0
2B: 1	SAC: 0
3B: 1	DP: 0
HR: 2	HBP: 0

livebaseballscorecards.com

Batter	1	2	3	4	5	6	7	8	9	AB	R	H	RBI	BB	SO	LOB
Andy Fox, L OBP: 0.357, SLG: 0.412 (1, 5)	F8		G1-3						G4-3	4	0	1	0	1	0	0
Danny Klassen, R OBP: 0.295, SLG: 0.342 Aaron Small, R (6, 1)	K			F7	G5-3				P9	3	0	0	0	0	1	1
Yamil Benitez, R OBP: 0.293, SLG: 0.409 Bobby Chouinard, R (8, 1)										0	0	0	0	0	0	0
David Dellucci, L OBP: 0.341, SLG: 0.434 (1, 7)	K			G4-3				G3		4	0	1	0	0	1	0
Devon White, S OBP: 0.324, SLG: 0.450 (1, 8)			F7		G5-3			G4-3		4	0	1	0	0	0	1
Jay Bell, R OBP: 0.347, SLG: 0.418 (1, 6)		L6						L1-3		3	1	0	0	1	0	2
Karim Garcia, L OBP: 0.266, SLG: 0.392 (1, 9)										3	1	2	0	1	0	1
Kelly Stinnett, R OBP: 0.327, SLG: 0.438 (1, 2)										4	1	1	1	0	1	3
Brent Brede, L OBP: 0.296, SLG: 0.320 (1, 3)										4	0	0	1	0	1	1
Amaury Telemaco, R OBP: 0.118, SLG: 0.067 Willie Banks, R (3, 1)										0	0	0	0	0	0	0
Andy Stankiewicz, R OBP: 0.262, SLG: 0.248 (5, PH) (6, 4)										1	0	0	0	0	1	0
										3	0	1	1	0	0	0

Inning Stats	R: 0	H: 0	E: 0	K: 2	S: 8	H: 0	LOB: 0	BB: 0	P: 11	R: 0	H: 1	E: 0	K: 0	S: 9	R: 0	H: 0	E: 0	K: 1	S: 8	R: 0	H: 0	E: 0	K: 0	S: 5	R: 3	H: 3	E: 0	K: 0	S: 11	R: 0	H: 1	E: 0	K: 0	S: 16	R: 0	H: 1	E: 0	K: 1	S: 10	R: 0	H: 1	E: 0	K: 1	S: 13	R: 0	H: 0	E: 0	K: 0	S: 8	R: 0	H: 0	E: 0	K: 0	S: 8	1B: 5	2B: 2	3B: 0	HR: 0	SF: 0	SAC: 0	DP: 0	HBP: 0	WP: 0	PB: 0	SB: 2	CS: 0	PA: 37
--------------	------	------	------	------	------	------	--------	-------	-------	------	------	------	------	------	------	------	------	------	------	------	------	------	------	------	------	------	------	------	-------	------	------	------	------	-------	------	------	------	------	-------	------	------	------	------	-------	------	------	------	------	------	------	------	------	------	------	-------	-------	-------	-------	-------	--------	-------	--------	-------	-------	-------	-------	--------

PITCHER	IP	WLS	BF	H	R	ER	SO	BB	IBB	HBP	BLK	WP	HR	S	P	ERA	WHIP
Don Wengert, R ERA: 5.0 (1, 1)	5.2	W	23	5	3	3	3	1	0	0	0	0	0	53	80	4.76	1.059
Tony Fossas, L ERA: 7.63 (6, 1)	1.0		5	1	0	0	1	1	0	0	0	0	0	13	22	0.00	2.000
Terry Adams, R ERA: 3.63 (7, 1)	2.1	S	9	1	0	0	1	1	0	0	0	0	0	22	39	0.00	0.857

BOTTOM

Chicago Cubs @ Arizona Diamondbacks

Bank One Ballpark, Phoenix, AZ

Wed Jul 29 1998, 10:05 PM EDT

Att. 46,738 - Dome - 72 F

livebaseballscores.com

AB	34
R	3
H	7
RBI	3
BB	3
SO	5
LOB	11



Batter	1	2	3	4	5	6	7	8	9	AB R H RBI BB SO LOB	TOP											
Lance Johnson, L (1, 8) OBP: 0.227, SLG: 0.207	0-0 G3		4-0 CS BB			2-1 G3		2-1 L4		3 0 0 0 1 0 0												
Jeff Blauser, R (1, 6) OBP: 0.351, SLG: 0.296	0-1 F9		2-2 G3			4-0 1B BB		1-2 1B		2 0 0 0 1 0 1												
Dave Stevens, R (6, 1)										0 0 0 0 0 0 0												
Brant Brown, L (8, PH) OBP: 0.363, SLG: 0.543										1 0 1 0 0 0 0												
Rod Beck, R (8, 1)										0 0 0 0 0 0 0												
Mark Grace, L (1, 3) OBP: 0.403, SLG: 0.480	2-3 K					3-1 G4-3		0-1 G1-3		4 0 1 0 0 1 1												
Sammy Sosa, R (1, 9) OBP: 0.374, SLG: 0.644		4-2 FC1-6-5 G3-1 BB				3-3 K		1-2 1B		3 0 1 0 1 1 0												
Glenallen Hill, R (1, 7) OBP: 0.331, SLG: 0.522		0-0 G3-1				1-3 K		1-3 K		4 0 0 0 0 3 4												
Kevin Orie, R (1, 5) OBP: 0.253, SLG: 0.279		0-0 FC1-6-5 1B				0-1 G5-3		0-0 P4		4 0 0 0 0 1 1												
Mickey Morandini, L (1, 4) OBP: 0.414, SLG: 0.440		1-2 1B				1-2 G5-3		3-2 G4-3		3 0 1 0 0 0 0												
Scott Servais, R (1, 2) OBP: 0.283, SLG: 0.314		3-1 F9				2-2 G5-3		0-2 G5-3		3 0 0 0 0 0 2												
Kevin Tapani, R (1, 1) OBP: 0.236, SLG: 0.280			1-3 K2-3					1-1 P3		1 0 0 0 0 1 0												
Manny Alexander, R (6, PH) OBP: 0.281, SLG: 0.339										2 0 0 0 0 0 0												
Inning Stats	R: 0 E: 0 K: 1 S: 6	H: 0 LOB: 0 BB: 0 P: 8	R: 0 E: 0 K: 0 S: 11	H: 1 LOB: 2 BB: 1 P: 19	R: 0 E: 0 K: 1 S: 6	H: 0 LOB: 0 BB: 1 P: 13	R: 0 E: 0 K: 2 S: 8	H: 0 LOB: 0 BB: 0 P: 15	R: 0 E: 0 K: 0 S: 8	H: 0 LOB: 0 BB: 0 P: 11	R: 0 E: 0 K: 1 S: 13	H: 2 LOB: 3 BB: 1 P: 24	R: 0 E: 0 K: 0 S: 7	H: 0 LOB: 0 BB: 0 P: 10	R: 0 E: 0 K: 0 S: 9	H: 1 LOB: 1 BB: 0 P: 13	R: 0 E: 0 K: 2 S: 10	H: 0 LOB: 0 BB: 0 P: 12	1B: 4 2B: 0 3B: 0 HR: 0	SF: 0 SAC: 0 DP: 0 HBP: 0	WP: 0 PB: 0 SB: 0 CS: 1	PA: 33
PITCHER Omar Daal, L (1, 1) ERA: 2.84	IP: 9.0 WLS: W BF: 33 H: 4 R: 0 ER: 0 SO: 7 BB: 3 IBB: 0 HBP: 0 BLK: 0 WP: 0 HR: 0 S: 78 P: 125 ERA: 0.00 WHIP: 0.778											PITCHER IP: 9.0 WLS: W BF: 33 H: 4 R: 0 ER: 0 SO: 7 BB: 3 IBB: 0 HBP: 0 BLK: 0 WP: 0 HR: 0 S: 78 P: 125 ERA: 0.00 WHIP: 0.778										

Chicago Cubs @ Arizona Diamondbacks
Bank One Ballpark, Phoenix, AZ
Thu Jul 30 1998, 6:33 AM EDT
Att: 46,728 - Dome - 72 F

livebaseballscorecards.com

AB	30
R	0
H	4
RBI	0
BB	3
SO	7
LOB	9



Batter	1	2	3	4	5	6	7	8	9	AB	R	H	RBI	BB	SO	LOB
Andy Fox, L OBP: 0.356, SLG: 0.410 (1, 3)										4	0	1	0	0	1	0
Tony Batista, R OBP: 0.292, SLG: 0.412 (1, 5)										4	0	1	0	0	1	2
David Dellucci, L OBP: 0.340, SLG: 0.432 (1, 7)										4	0	1	0	0	0	2
Devon White, S OBP: 0.327, SLG: 0.460 (1, 8)										4	2	3	2	0	0	0
Jay Bell, R OBP: 0.349, SLG: 0.417 (1, 6)										3	0	1	0	1	0	1
Karim Garcia, L OBP: 0.261, SLG: 0.384 (1, 9)										4	0	0	0	0	1	3
Jorge Fabregas, L OBP: 0.263, SLG: 0.245 (1, 2)										3	1	1	1	0	0	2
Danny Klassen, R OBP: 0.308, SLG: 0.366 (1, 4)										3	0	2	1	0	0	1
Omar Daal, L OBP: 0.214, SLG: 0.083 (1, 1)										2	1	0	0	1	0	3

Inning Stats	R: 0	H: 0	E: 0	K: 1	S: 9	LOB: 0	BB: 0	P: 12	R: 2	H: 3	E: 0	K: 0	S: 10	LOB: 1	BB: 0	P: 14	R: 0	H: 0	E: 0	K: 0	S: 12	LOB: 0	BB: 0	P: 17	R: 1	H: 1	E: 0	K: 1	S: 8	LOB: 1	BB: 1	P: 15	R: 1	H: 2	E: 0	K: 1	S: 16	LOB: 2	BB: 1	P: 28	R: 0	H: 2	E: 0	K: 0	S: 9	LOB: 2	BB: 0	P: 15	R: 0	H: 2	E: 0	K: 0	S: 6	LOB: 0	BB: 0	P: 11	R: 0	H: 0	E: 0	K: 0	S: 7	LOB: 0	BB: 0	P: 12
--------------	------	------	------	------	------	--------	-------	-------	------	------	------	------	-------	--------	-------	-------	------	------	------	------	-------	--------	-------	-------	------	------	------	------	------	--------	-------	-------	------	------	------	------	-------	--------	-------	-------	------	------	------	------	------	--------	-------	-------	------	------	------	------	------	--------	-------	-------	------	------	------	------	------	--------	-------	-------

PITCHER	IP	WLS	BF	H	R	ER	SO	BB	IBB	HBP	BLK	WP	HR	S	P	ERA	WHIP
Kevin Tapani, R ERA: 4.73 (1, 1)	5.0	L	22	6	4	4	3	2	0	0	0	0	1	55	86	7.20	1.600
Dave Stevens, R ERA: 2.35 (6, 1)	2.0		8	4	0	0	0	0	0	0	0	0	0	15	26	0.00	2.000
Rod Beck, R ERA: 3.63 (8, 1)	1.0		3	0	0	0	0	0	0	0	0	0	0	7	12	0.00	0.000


BOTTOM

Chicago Cubs @ Arizona Diamondbacks
Bank One Ballpark, Phoenix, AZ

Thu Jul 30 1998, 6:33 AM EDT
Att: 46,728 - Dome - 72 F

livebaseballscorecards.com

AB	31
R	4
H	10
RBI	4
BB	2
SO	3
LOB	14



WP: 0	PA: 34
PB: 0	
SB: 0	
CS: 2	

Batter	1	2	3	4	5	6	7	8	9	AB R H RBI BB SO LOB	TOP											
Andy Fox, L (1, 5) OBP: 0.360, SLG: 0.413	2-1 F8		2-1 1B			3-2 HR	0-1 1B		0-3 K	5 1 3 2 0 1 2	Arizona Diamondbacks @ Milwaukee Brewers Milwaukee County Stadium, Milwaukee, WI Fri Jul 31 1998, 8:05 PM EDT Att. 27,274 - Unknown - 72 F											
Jay Bell, R (1, 6) OBP: 0.349, SLG: 0.423	3-2 P5		1-0 G6-3			3-2 HR	2-1 G6-4-3		4-1 1B	4 1 1 2 1 0 1												
David Dellucci, L (1, 7) OBP: 0.340, SLG: 0.431	1-3 K				2-2 1B	3-1 L8			0-1 1B	5 0 2 1 0 1 0												
Devon White, S (1, 8) OBP: 0.327, SLG: 0.465		2-0 F8			1-2 1B	1-2 G4-3			1-0 HR	4 1 1 1 0 0 1												
Karim Garcia, L (1, 9) OBP: 0.261, SLG: 0.386		2-1 G4-3			1-3 K	1-1 3B			3-1 G4-3	4 1 1 0 0 1 1												
Danny Klassen, R (1, 4) OBP: 0.305, SLG: 0.384		2-2 F8			3-3 K	0-0 1B			2-2 G1-3	4 1 1 1 0 1 1												
Brent Brede, L (1, 3) OBP: 0.305, SLG: 0.321			4-1 1B			0-1 F9			4-2 1B	2 2 1 1 2 0 0												
Damian Miller, R (1, 2) OBP: 0.350, SLG: 0.446			3-2 1B			1-0 G6-3			1-1 F9	4 1 1 0 0 0 2												
Andy Benes, R (1, 1) OBP: 0.244, SLG: 0.250			1-0 L8			1-2 G6-3			4-0 1B	3 0 0 0 0 1 2												
Alan Embree, L (8, 1)									1-2 1B	0 0 0 0 0 0 0												
Yamil Benitez, R (9, PH) OBP: 0.297, SLG: 0.409										0 0 0 0 1 0 0												
Aaron Small, R (9, 1)										0 0 0 0 0 0 0												
Inning Stats	R: 0 E: 0 K: 1 S: 9	H: 0 LOB: 0 BB: 0 P: 15	R: 0 E: 0 K: 0 S: 6	H: 0 LOB: 0 BB: 0 P: 12	R: 2 E: 0 K: 0 S: 9	H: 2 LOB: 0 BB: 1 P: 20	R: 0 E: 0 K: 2 S: 14	H: 1 LOB: 1 BB: 0 P: 20	R: 0 E: 0 K: 0 S: 6	H: 0 LOB: 0 BB: 0 P: 8	R: 4 E: 0 K: 0 S: 24	H: 5 LOB: 1 BB: 0 P: 37	R: 0 E: 0 K: 1 S: 7	H: 1 LOB: 0 BB: 0 P: 11	R: 1 E: 0 K: 0 S: 7	H: 1 LOB: 0 BB: 0 P: 13	R: 1 E: 0 K: 1 S: 11	H: 1 LOB: 2 BB: 3 P: 24	1B: 6 2B: 2 3B: 1 HR: 2	SF: 0 SAC: 0 DP: 1 HBP: 0	WP: 0 PB: 0 SB: 2 CS: 0	PA: 39
PITCHER	IP WLS BF H R ER SO BB IBB HBP BLK WP HR S P ERA WHIP																					
Jeff Juden, R (1, 1) ERA: 5.33	5.2 L 25 8 6 6 3 1 0 0 0 0 1 67 110 9.53 1.588																					
Valerio De Los Santos, L (6, 1) ERA: 3.86	2.1 8 2 1 1 1 0 0 0 0 0 1 15 26 3.86 0.857																					
Mike Myers, L (9, 1) ERA: 2.08	1.0 6 1 1 1 1 3 0 0 0 0 0 0 11 24 9.00 4.000																					

AB	35
R	8
H	11
RBI	8
BB	4
SO	5
LOB	10



Batter	1	2	3	4	5	6	7	8	9	AB	R	H	RBI	BB	SO	LOB
Fernando Vina, L OBP: 0.387, SLG: 0.427 (1, 4)	1-3 K		0-0 F9		2-0 1B			0-1 FC6-4 1B		4	0	2	1	0	1	0
Mark Loretta, R OBP: 0.396, SLG: 0.426 (1, 6) (9, 5)	0-0 F8 S 1B			4-1 BB 2B BB	0-0 G4-3			1-1 FC6-4 E 1-2f 1B		3	1	1	0	1	0	2
Jeff Cirillo, R OBP: 0.419, SLG: 0.439 Mike Myers, L (1, 5) (9, 1)	3-1 F8			0-1 P4			0-1 F8	2-2 E8 1-3 1B		4	0	1	0	0	0	2
Jeremy Burnitz, L OBP: 0.351, SLG: 0.489 (1, 9)	1-2 G4-1			1 SAFE 4-0 1-2 2B BB			3-2 L3	0-0 L9		3	0	0	0	1	0	3
John Jaha, R OBP: 0.362, SLG: 0.369 (1, 3)		2-1 G6-3		2-1 1-H 2-H 2B			2-1 G5-3		3-1 1B	4	0	2	1	0	0	0
Marquis Grissom, R OBP: 0.309, SLG: 0.390 (1, 8)		2-2 G5-3		3-2 P1			1-1 F9	0-1 L6		4	0	0	0	0	0	2
Marc Newfield, R OBP: 0.308, SLG: 0.329 (1, 7)		0-0 L8			3-2 G5-3		1-2 G4-3	1-2 L9		4	0	0	0	0	0	1
Mike Matheny, R OBP: 0.285, SLG: 0.345 (1, 2)			0-3 K		2-2 1B 2B		1-0 F8	3-2 G3		4	1	1	0	0	1	1
Jeff Juden, R OBP: 0.125, SLG: 0.150 Valerio De Los Santos, L (6, 1) Jose Valentin, S OBP: 0.325, SLG: 0.416 (8, PH) (9, 6)			0-3 K		1-3 K			1-3 K		2	0	0	0	0	2	1
										0	0	0	0	0	0	0
										1	0	0	0	0	1	0

Inning Stats	R: 0	H: 1	E: 0	K: 1	S: 9	R: 0	H: 0	E: 0	K: 0	S: 6	R: 0	H: 0	E: 0	K: 2	S: 8	R: 1	H: 1	E: 0	K: 0	S: 8	R: 1	H: 2	E: 0	K: 1	S: 13	R: 0	H: 0	E: 0	K: 0	S: 8	R: 0	H: 0	E: 0	K: 0	S: 6	R: 0	H: 2	E: 1	K: 1	S: 12	R: 0	H: 1	E: 0	K: 0	S: 10	1B: 5	2B: 2	3B: 0	SF: 0	SAC: 0	DP: 0	HBP: 0	WP: 0	PB: 0	SB: 1	CS: 0	PA: 35
PITCHER	IP	WLS	BF	H	R	ER	SO	BB	IBB	HBP	BLK	WP	HR	S	P	ERA	WHIP																																								
Andy Benes, R ERA: 4.66 (1, 1)	7.2	W	30	6	2	2	5	2	0	0	0	0	0	69	111	2.35	1.043																																								
Alan Embree, L ERA: 4.15 (8, 1)	0.1		1	0	0	0	0	0	0	0	0	0	0	1	1	0.00	0.000																																								
Aaron Small, R ERA: 5.72 (9, 1)	1.0		4	1	0	0	0	0	0	0	0	0	0	10	17	0.00	1.000																																								

BOTTOM

Arizona Diamondbacks @ Milwaukee Brewers
Milwaukee County Stadium, Milwaukee, WI

AB	33
R	2
H	7
RBI	2
BB	2
SO	5
LOB	12



WP: 0	PA: 35
ERA	WHIP

Fri Jul 31 1998, 8:05 PM EDT
Att: 27,274 - Unknown - 72 F

livebaseballscorecards.com

Batter	1	2	3	4	5	6	7	8	9	AB R H RBI BB SO LOB	TOP				
Andy Fox, L (1, 3) <small>OBP: 0.363, SLG: 0.417</small>										4 1 2 1 1 1 1	Arizona Diamondbacks @ Milwaukee Brewers Milwaukee County Stadium, Milwaukee, WI Sat Aug 01 1998, 8:05 PM EDT Att. 24,370 - Unknown - 75 F				
Danny Klassen, R (1, 4) <small>OBP: 0.300, SLG: 0.374</small> Gregg Olson, R (9, 1) <small>OBP: 0.500, SLG: 2.000</small>										5 1 1 0 0 3 4 0 0 0 0 0 0 0					
Jay Bell, R (1, 6) <small>OBP: 0.348, SLG: 0.420</small>										3 0 0 0 1 0 0					
Devon White, S (1, 8) <small>OBP: 0.303, SLG: 0.463</small>										2 0 0 0 1 0 0					
Bernard Gilkey, R (1, 7) <small>OBP: 0.313, SLG: 0.325</small>										4 0 0 0 0 1 2					
Yamil Benitez, R (1, 9) David Dellucci, L (8, PH) <small>OBP: 0.339, SLG: 0.430</small> (8, 9)										2 1 1 1 1 0 0 1 0 0 0 0 1 2					
Kelly Stinnett, R (1, 2) <small>OBP: 0.330, SLG: 0.436</small>										3 2 1 0 1 2 3					
Tony Batista, R (1, 5) <small>OBP: 0.291, SLG: 0.407</small>										4 0 1 0 0 1 2					
Clint Sodowsky, L (1, 1) Karim Garcia, L (5, PH) <small>OBP: 0.265, SLG: 0.389</small> (5, 1) Felix Rodriguez, R (5, 1) Brent Brede, L (7, PH) <small>OBP: 0.303, SLG: 0.320</small> (7, 1) Willie Banks, R (7, 1) Andy Stankiewicz, R (8, PH) <small>OBP: 0.268, SLG: 0.248</small> (8, 4)										1 0 0 0 0 0 0 1 1 0 1 1 0 0 0 0 0 0 0 0 0 0 0 0 1 0 0 0 0 0 0 1 0 0 0 0 0 0 0 0 0 0 0 0 0 0 0 0					
Inning Stats	R: 0 H: 0 E: 0 LOB: 0 K: 2 BB: 0 S: 8 P: 12	R: 0 H: 0 E: 0 LOB: 0 K: 0 BB: 0 S: 10 P: 15	R: 1 H: 2 E: 0 LOB: 1 K: 2 BB: 0 S: 11 P: 16	R: 0 H: 0 E: 0 LOB: 0 K: 0 BB: 0 S: 7 P: 14	R: 2 H: 3 E: 0 LOB: 1 K: 0 BB: 2 S: 14 P: 28	R: 0 H: 0 E: 0 LOB: 0 K: 0 BB: 1 S: 5 P: 12	R: 0 H: 0 E: 0 LOB: 1 K: 1 BB: 1 S: 14 P: 23	R: 2 H: 2 E: 1 LOB: 2 K: 3 BB: 1 S: 14 P: 23	R: 0 H: 0 E: 0 LOB: 1 K: 1 BB: 0 S: 9 P: 13	1B: 5 SF: 0 2B: 1 SAC: 1 3B: 0 DP: 2 HR: 1 HBP: 1		WP: 1 PA: 38 PB: 1 SB: 1 CS: 0			
PITCHER	IP WLS BF H R ER SO BB IBB HBP BLK WP HR S P ERA WHIP											PITCHER	IP WLS BF H R ER SO BB IBB HBP BLK WP HR S P ERA WHIP		
52 Rafael Roque, L (1, 1) <small>ERA: 6.75</small>	4.0		18 5 3 3 4 1 0 0 0 0 0 1 44 74 6.75 1.500												
Bronswell Patrick, R (5, 1) <small>ERA: 2.94</small>	2.0		5 0 0 0 0 2 0 0 0 0 0 0 0 11 23 0.00 1.000												
Chad Fox, R (7, 1) <small>ERA: 3.68</small>	1.0	L	7 2 2 1 1 2 0 0 0 0 1 0 18 31 9.00 4.000												
Eric Plunk, R (8, 1) <small>ERA: 4.21</small>	2.0		8 0 0 0 0 4 0 0 1 0 0 0 19 28 0.00 0.000												

livebaseballscorecards.com



Batter	1	2	3	4	5	6	7	8	9	AB R H RBI BB SO LOB
Fernando Vina, L OBP: 0.387, SLG: 0.429 (1, 4)	1-0 G4-3 HR 2B		2-0 G3		0-0 F7	1-3 K			0-0 1B	5 1 2 0 0 1 2
Mark Loretta, R OBP: 0.396, SLG: 0.425 (1, 6) (8, 3)	0-1 G4-3 2-3		2-0 L8		1-2 1B		2-1 G6-4-3 1B		0-3 K	5 0 2 0 0 1 2
Jeff Cirillo, R OBP: 0.419, SLG: 0.438 (1, 5)	0-1 P4		1-2 BB 1B		3-2 S 1B		2-2 G6-4-3 1-2f		0-0 P3	5 0 2 0 0 0 3
John Jaha, R OBP: 0.364, SLG: 0.365 (1, 3)	4-1 HR BB		4-2 1B BB 1-2 BB		0-2 P4		3-3 K			2 1 0 0 2 1 2
Jeremy Burnitz, L OBP: 0.350, SLG: 0.494 (1, 9)	0-0 HR		0-0 F8		3-2 G4-3			1-0 G3-1		4 1 1 3 0 0 4
Marquis Grissom, R OBP: 0.308, SLG: 0.387 (1, 8)	0-1 G6-3			1-1 L7		4-2 S BB		2-1 G4-3		3 0 0 0 1 0 0
Marc Newfield, R OBP: 0.303, SLG: 0.323 (1, 7) Darrin Jackson, R OBP: 0.270, SLG: 0.374 (8, 7)		3-1 G5-3		3-2 G1-3		3-2 F7 1-2		1-0 WP 1B		3 0 0 0 0 0 1 1 0 1 0 0 0 0
Bobby Hughes, R OBP: 0.294, SLG: 0.403 (1, 2)		0-0 F8		2-3 K		1-1 L8		3-2 L9 1-2		4 0 0 0 0 1 2
52 Rafael Roque, L Bronswell Patrick, R Bob Hamelin, L Chad Fox, R Eric Plunk, R Jose Valentin, S OBP: 0.325, SLG: 0.415 (1, 1) (5, 1) (6, PH) (7, 1) (8, 1) (8, 6)		1-3 K			2-1 HR		4-1 BB		0-0 G4-3	1 0 0 0 0 1 0 1 1 1 1 0 0 0 0 0 0 0 1 0 0 0 0 0 0 0 0 0 0 0 0 0 0 0 0 1 0 0 0 0 0 0

Inning Stats	R: 3 E: 0 K: 0 S: 9	H: 2 LOB: 0 BB: 1 P: 14	R: 0 E: 0 K: 1 S: 6	H: 0 LOB: 0 BB: 0 P: 10	R: 0 E: 0 K: 1 S: 10	H: 1 LOB: 2 BB: 1 P: 19	R: 0 E: 0 K: 1 S: 12	H: 0 LOB: 0 BB: 0 P: 18	R: 1 E: 0 K: 0 S: 19	H: 3 LOB: 2 BB: 0 P: 28	R: 0 E: 0 K: 1 S: 15	H: 0 LOB: 2 BB: 2 P: 28	R: 0 E: 0 K: 1 S: 11	H: 1 LOB: 0 BB: 0 P: 18	R: 0 E: 0 K: 0 S: 8	H: 1 LOB: 1 BB: 0 P: 15	R: 0 E: 0 K: 1 S: 7	H: 1 LOB: 1 BB: 0 P: 7	1B: 6 2B: 1 3B: 0 HR: 2	SF: 0 SAC: 0 DP: 1 HBP: 0
--------------	------------------------------	----------------------------------	------------------------------	----------------------------------	-------------------------------	----------------------------------	-------------------------------	----------------------------------	-------------------------------	----------------------------------	-------------------------------	----------------------------------	-------------------------------	----------------------------------	------------------------------	----------------------------------	------------------------------	---------------------------------	----------------------------------	------------------------------------

PITCHER	IP	WLS	BF	H	R	ER	SO	BB	IBB	HBP	BLK	WP	HR	S	P	ERA	WHIP
Clint Sodowsky, R ERA: 5.94 (1, 1)	4.0		17	3	3	3	2	2	0	0	0	0	1	37	61	6.75	1.250
Felix Rodriguez, R ERA: 6.14 (5, 1)	2.0		11	3	1	1	1	2	0	0	0	0	1	34	56	4.50	2.500
Willie Banks, R ERA: 5.7 (7, 1)	2.0	W	7	2	0	0	1	0	0	0	0	1	0	19	33	0.00	1.000
Gregg Olson, R ERA: 3.68 (9, 1)	1.0	S	4	1	0	0	1	0	0	0	0	0	0	7	7	0.00	1.000

BOTTOM

Arizona Diamondbacks @ Milwaukee Brewers

Milwaukee County Stadium, Milwaukee, WI

Sat Aug 01 1998, 8:05 PM EDT
Att: 24,370 - Unknown - 75 F

AB	35
R	4
H	9
RBI	4
BB	4
SO	5
LOB	16

WP: 1 PA: 39
PB: 0
SB: 2
CS: 0

livebaseballscores.com

Batter	1	2	3	4	5	6	7	8	9	AB R H RBI BB SO LOB	TOP
Andy Fox, L (1, 3) OBP: 0.361, SLG: 0.412	2-3 K		1-3 K			0-0 B3	4-0 BB		1-3 K	4 0 0 0 1 3 1	Arizona Diamondbacks @ Milwaukee Brewers Milwaukee County Stadium, Milwaukee, WI Sun Aug 02 1998, 4:33 AM EDT Att. 29,457 - Cloudy - 81 F
Andy Stankiewicz, R (1, 4) OBP: 0.276, SLG: 0.265 Aaron Small, R (7, 1) Bobby Chouinard, R (8, 1)	0-1 P4			0-0 2B		1-0 FC5 BB 1B	0-3 K			4 0 2 0 0 1 3 0 0 0 0 0 0 0 0 0 0 0 0 0 0	
Jay Bell, R (1, 6) OBP: 0.347, SLG: 0.417	3-2 P4			0-0 G6-3		4-0 FC5 BB 1-2		1-1 L5		3 0 0 0 1 0 1	
Devon White, S (1, 8) OBP: 0.326, SLG: 0.461		2-2 F4		0-0 P4		1-1 FC5 FC5-4 1-2 2-3		1-1 E S G6-3 1B		4 1 1 0 0 0 3	
Bernard Gilkey, R (1, 7) OBP: 0.309, SLG: 0.320		1-2 G5-3		1-3 K		1-1 FC5-4 1-2f		3-2 G6-3 1-H		4 0 0 1 0 1 3	
Yamil Benitez, R (1, 9) OBP: 0.297, SLG: 0.418		1-0 F9			1-3 K		1-0 P8	1-3 K		4 0 0 0 0 2 0	
Damian Miller, R (1, 2) OBP: 0.381, SLG: 0.506			0-1 HR		4-2 WP BB		2-1 BB 1B 1B		1-2 1B	3 1 3 1 1 0 0	
Tony Batista, R (1, 5) OBP: 0.290, SLG: 0.402			1-0 F8		2-3 K		1-2 BB 1B		0-0 L7	4 0 1 0 0 1 2	
Brian Anderson, R (1, 1) OBP: 0.114, SLG: 0.093 Barry Manuel, R (5, 1) Danny Klassen, R (7, PH) OBP: 0.294, SLG: 0.366			1-3 K		0-0 G1-3		1-3 K		1-3 K	2 0 0 0 0 1 1 0 0 0 0 0 0 0 2 0 0 0 0 2 3	
Inning Stats	R: 0 H: 0 E: 0 LOB: 0 K: 1 BB: 0 S: 8 P: 13	R: 0 H: 0 E: 0 LOB: 0 K: 0 BB: 0 S: 7 P: 11	R: 1 H: 1 E: 0 LOB: 0 K: 2 BB: 0 S: 11 P: 14	R: 0 H: 1 E: 0 LOB: 1 K: 1 BB: 0 S: 6 P: 7	R: 0 H: 0 E: 0 LOB: 1 K: 2 BB: 1 S: 11 P: 18	R: 0 H: 1 E: 0 LOB: 2 K: 0 BB: 1 S: 6 P: 13	R: 0 H: 2 E: 0 LOB: 3 K: 2 BB: 1 S: 12 P: 21	R: 1 H: 1 E: 0 LOB: 0 K: 1 BB: 0 S: 11 P: 17	R: 0 H: 1 E: 0 LOB: 1 K: 2 BB: 0 S: 11 P: 14	1B: 5 SF: 0 2B: 1 SAC: 0 3B: 0 DP: 0 HR: 1 HBP: 0	WP: 1 PA: 37 PB: 0 SB: 1 CS: 0
PITCHER 48 Brad Woodall, L (1, 1) ERA: 3.98 David Weathers, R (8, 1) ERA: 5.2	IP WLS BF H R ER SO BB IBB HBP BLK WP HR S P ERA WHIP	7.0 W 29 5 1 1 8 3 0 0 0 1 1 61 97 1.29 1.143	2.0 8 2 1 0 3 0 0 0 0 0 0 22 31 0.00 1.000								

AB	34
R	2
H	7
RBI	2
BB	3
SO	11
LOB	17



BOTTOM

Arizona Diamondbacks @ Milwaukee Brewers
Milwaukee County Stadium, Milwaukee, WI

livebaseballscorecards.com

AB	33
R	7
H	10
RBI	7
BB	3
SO	3
LOB	14

WP	0	PA	38
PB	0		
SB	1		
CS	0		



Sun Aug 02 1998, 4:33 AM EDT
Att. 29,457 - Cloudy - 81 F

AB	R	H	RBI	BB	SO	LOB
3	0	0	2	0	0	1
1	0	0	0	0	0	0
5	1	2	1	0	0	3
4	0	2	1	0	0	0
3	1	1	0	1	0	1
4	1	1	1	0	1	3
4	1	1	1	0	0	4
3	1	1	0	1	0	0
4	2	2	1	0	2	2
1	0	0	0	1	0	0
1	0	0	0	0	0	0
1B	7	SF	0			
2B	1	SAC	1			
3B	0	DP	0			
HR	2	HBP	1			

Batter	1	2	3	4	5	6	7	8	9
Fernando Vina, L (1, 4) OBP: 0.386, SLG: 0.426 Jose Valentin, S (7, 6) OBP: 0.324, SLG: 0.413	0-2 G5-3	2-2 G3-1		0-1 B1-3	1-0 HBP			3-1 F7	
Mark Loretta, R (1, 6) OBP: 0.396, SLG: 0.429	3-2 BB FC5-2 1B	0-1 3-H 1B 2B		2-2 G1-6-3	2-1 L8			0-1 G6-3	
Jeff Cirillo, R (1, 5) OBP: 0.419, SLG: 0.439	0-1 FC5-2 1B	1-1 S 1B		0-1 F9				1-2 F9	
John Jaha, R (1, 3) OBP: 0.366, SLG: 0.364	4-0 FC5-2 BB	3-1 P9			0-0 BLK 1B			2-2 P3	
Jeremy Burnitz, L (1, 9) OBP: 0.349, SLG: 0.491	1-2 FC5-2				0-0 48 BB HBP 1B			3-2 P4	
Darrin Jackson, R (1, 8) OBP: 0.270, SLG: 0.393	0-1 F4				3-2 P9			2-0 F8	
Marc Newfield, R (1, 7) OBP: 0.307, SLG: 0.323					1 SAFE 4-2 HBP 48 BB BB			0-0 G6-3	
Mike Matheny, R (1, 2) OBP: 0.288, SLG: 0.361					2-3 K			2-3 K	
48 Brad Woodall, S (1, 1) OBP: 0.458, SLG: 0.400 David Weathers, R (8, 1) OBP: 0.130, SLG: 0.190					4-0 HBP BB			0-0 G6-3	

Inning Stats	R: 0	H: 2	E: 0	LOB: 3	K: 0	P: 24	R: 3	H: 4	E: 0	LOB: 1	K: 0	P: 21	R: 2	H: 2	E: 0	LOB: 0	K: 1	P: 19	R: 0	H: 0	E: 0	LOB: 0	K: 0	P: 9	R: 2	H: 2	E: 0	LOB: 3	K: 1	P: 29	R: 0	H: 0	E: 0	LOB: 0	K: 1	P: 11	R: 0	H: 0	E: 0	LOB: 0	K: 0	P: 8
--------------	------	------	------	--------	------	-------	------	------	------	--------	------	-------	------	------	------	--------	------	-------	------	------	------	--------	------	------	------	------	------	--------	------	-------	------	------	------	--------	------	-------	------	------	------	--------	------	------

PITCHER	IP	WLS	BF	H	R	ER	SO	BB	IBB	HBP	BLK	WP	HR	S	P	ERA	WHIP
Brian Anderson, L (1, 1) ERA: 4.33	4.0	L	23	10	7	7	1	1	0	0	1	0	2	52	75	15.75	2.750
Barry Manuel, R (5, 1) ERA: 7.98	2.0		9	0	0	0	1	2	0	1	0	0	0	20	42	0.00	1.000
Aaron Small, R (7, 1) ERA: 5.59	1.0		3	0	0	0	1	0	0	0	0	0	0	7	11	0.00	0.000
Bobby Chouinard, R (8, 1) ERA: 3.58	1.0		3	0	0	0	0	0	0	0	0	0	0	5	8	0.00	0.000

Batter	1	2	3	4	5	6	7	8	9	AB R H RBI BB SO LOB	TOP	
Andy Fox, L (1, 3) OBP: 0.359, SLG: 0.415	2-2 G6-3 3B		0-0 G1-3		1-3 K		1-0 F7		0-3 K	5 1 1 0 0 2 0		
Bernard Gilkey, R (1, 7) OBP: 0.307, SLG: 0.318	1-2 G6-3		2-1 G5-3		0-2 G6-3		2-3 K		3-2 S 1B	5 0 1 1 0 1 0		
Devon White, S (1, 8) OBP: 0.329, SLG: 0.460	3-3 K		4-1 1B BB		0-1 HR 1B			1-3 K	4-0 1-2 IBB	3 2 1 0 2 2 0		
Matt Williams, R (1, 5) OBP: 0.326, SLG: 0.449 Tony Batista, R (5, PH) OBP: 0.291, SLG: 0.423	1-0 3B 1B		1-0 1B HBP		1-1 HR			2-2 G6-3	1-1 G1-3	1 1 1 0 0 0 0 3 1 1 2 0 0 2		
Karim Garcia, L (1, 9) OBP: 0.273, SLG: 0.406 Gregg Olson, R (8, 1) OBP: 0.500, SLG: 2.000	0-0 1-H 3B		1-0 1-3 2-H 1B		1-3 K			3-0 S 1B		4 1 3 2 0 1 0 0 0 0 0 0 0 0		
Jay Bell, R (1, 6) OBP: 0.346, SLG: 0.413		1-3 K	0-2 F8		2-0 G5-3			4-0 1B BB		3 0 0 0 1 1 2		
Kelly Stinnett, R (1, 2) OBP: 0.338, SLG: 0.440		4-2 BB		2-2 G3-6 1B		0-3 K		2-0 1-3 2-H 1B		3 0 2 1 1 1 0		
Danny Klassen, R (1, 4) OBP: 0.283, SLG: 0.351		1-1 F9		1-0 G3-6 1-2f		2-3 K		0-0 G4-3		4 0 0 0 0 1 4		
Amaury Telemaco, R (1, 1) OBP: 0.105, SLG: 0.059 Andy Stankiewicz, R (7, PH) OBP: 0.273, SLG: 0.263 Alan Embree, L (7, 1) Bobby Chouinard, R (7, 1) David Dellucci, L (8, 9) OBP: 0.338, SLG: 0.429		1-3 K		2-2 G6-3		2-2 G4-3			0-3 K	2 0 0 0 0 1 1 1 0 1 0 0 0 0 1 0		
Inning Stats	R: 2 H: 3 E: 0 LOB: 1 K: 1 BB: 0 S: 14 P: 21	R: 0 H: 0 E: 0 LOB: 1 K: 2 BB: 1 S: 10 P: 17	R: 1 H: 1 E: 0 LOB: 2 K: 0 BB: 1 S: 8 P: 16	R: 0 H: 1 E: 0 LOB: 0 K: 0 BB: 0 S: 7 P: 12	R: 2 H: 2 E: 0 LOB: 0 K: 2 BB: 0 S: 13 P: 16	R: 0 H: 0 E: 0 LOB: 0 K: 2 BB: 0 S: 7 P: 11	R: 0 H: 0 E: 0 LOB: 0 K: 1 BB: 0 S: 7 P: 12	R: 1 H: 2 E: 0 LOB: 2 K: 1 BB: 1 S: 9 P: 21	R: 0 H: 1 E: 0 LOB: 2 K: 2 BB: 1 S: 11 P: 19	1B: 7 SF: 0 2B: 0 SAC: 0 3B: 2 DP: 1 HR: 1 HBP: 1	WP: 0 PA: 40 PB: 0 SB: 2 CS: 0	
PITCHER	IP WLS BF H R ER SO BB IBB HBP BLK WP HR S P ERA WHIP											
Don Wengert, R (1, 1) ERA: 5.49	5.0 L 23 7 5 5 5 2 0 1 0 0 0 1 52 82 9.00 1.800											
Dave Stevens, R (6, 1) ERA: 2.12	1.0 3 0 0 0 2 0 0 0 0 0 0 0 7 11 0.00 0.000											
Terry Adams, R (7, 1) ERA: 3.66	2.0 9 2 1 1 2 1 0 0 0 0 0 0 16 33 4.50 1.500											
Felix Heredia, L (9, 1) ERA: 5.36	0.2 2 0 0 0 2 0 0 0 0 0 0 0 6 6 0.00 0.000											
Matt Karchner, R (9, 1) ERA: 5.02	0.1 3 1 0 0 0 0 0 1 0 0 0 0 5 13 0.00 3.000											

Arizona Diamondbacks @ Chicago Cubs
 Wrigley Field, Chicago, IL
 Mon Aug 03 1998, 7:05 PM CDT
 Att. 38,551 - Overcast - 77 F

AB	35
R	6
H	10
RBI	6
BB	4
SO	11
LOB	9



Batter	1	2	3	4	5	6	7	8	9	AB	R	H	RBI	BB	SO	LOB
Brant Brown, L OBP: 0.365, SLG: 0.542 (1, 8)	3-2 P5	1-3 K			2-1 1B	0-3 K		2-3 K		5	0	1	0	0	3	4
Mickey Morandini, L OBP: 0.410, SLG: 0.431 (1, 4)	0-2 L3		0-0 L7		1-1 F8		4-1 1B HR BB	1-1 1B		4	1	1	1	1	0	2
Sammy Sosa, R OBP: 0.374, SLG: 0.638 (1, 9)	0-1 2B 1B		1-1 1B		3-1 P3		1-0 1B HR	0-1 F7		5	1	3	0	0	0	3
Mark Grace, L OBP: 0.410, SLG: 0.489 (1, 3)	3-1 2B		2-1 L9		0-0 G3-1		2-2 1B HR	2-2 G6-3		5	1	2	3	0	0	4
Henry Rodriguez, L OBP: 0.333, SLG: 0.530 (1, 7)	4-2 FC5-4 BB		0-3 K			3-3 K	0-0 FC3-6 1B			4	0	1	0	1	3	1
José Hernández, R OBP: 0.329, SLG: 0.506 (1, 5)	1-0 FC5-4			2-3 K		4-2 1B BB	1-1 B3	2-2 1B		4	1	1	0	1	1	4
Tyler Houston, L OBP: 0.294, SLG: 0.394 (1, 2)		0-1 G6-3		0-0 1B		0-0 1B	2-2 FC3-6	0-3 K		5	0	2	0	0	1	2
Manny Alexander, R OBP: 0.286, SLG: 0.367 (1, 6)		0-0 2B		0-1 G6-3		1-2 P2	3-2 F8	2-3 K		5	0	1	0	0	1	5
Don Wengert, R Jeff Blauser, R Dave Stevens, R		1-0 F7			0-0 F8 1B			2-2 1B		1	0	0	0	0	0	1
Lance Johnson, L Terry Adams, R Sandy Martínez, L Felix Heredia, L Matt Karchner, R						1-3 2-H 1B				0	0	0	0	0	0	0

Inning Stats	R: 0	H: 2	E: 0	K: 0	S: 15	H: 2	LOB: 3	BB: 1	P: 26	R: 0	H: 1	E: 0	K: 1	S: 7	H: 1	LOB: 1	BB: 0	P: 9	R: 0	H: 1	E: 0	K: 1	S: 8	H: 1	LOB: 0	BB: 0	P: 11	R: 0	H: 2	E: 0	K: 0	S: 8	H: 2	LOB: 2	BB: 0	P: 14	R: 1	H: 2	E: 0	K: 2	S: 19	H: 2	LOB: 2	BB: 1	P: 29	R: 3	H: 3	E: 0	K: 0	S: 15	H: 3	LOB: 1	BB: 1	P: 28	R: 1	H: 2	E: 0	K: 1	S: 17	H: 2	LOB: 1	BB: 0	P: 24	R: 0	H: 1	E: 0	K: 3	S: 13	H: 1	LOB: 1	BB: 0	P: 17	1B: 11	2B: 3	3B: 0	HR: 1	SF: 0	SAC: 0	DP: 1	HBP: 0	WP: 0	PB: 0	SB: 1	CS: 0	PA: 44
--------------	------	------	------	------	-------	------	--------	-------	-------	------	------	------	------	------	------	--------	-------	------	------	------	------	------	------	------	--------	-------	-------	------	------	------	------	------	------	--------	-------	-------	------	------	------	------	-------	------	--------	-------	-------	------	------	------	------	-------	------	--------	-------	-------	------	------	------	------	-------	------	--------	-------	-------	------	------	------	------	-------	------	--------	-------	-------	--------	-------	-------	-------	-------	--------	-------	--------	-------	-------	-------	-------	--------


PITCHER	IP	WLS	BF	H	R	ER	SO	BB	IBB	HBP	BLK	WP	HR	S	P	ERA	WHIP
Amaury Telemaco, R ERA: 3.65 (1, 1)	6.0		28	9	1	1	5	2	0	0	0	0	0	66	100	1.50	1.833
Alan Embree, L ERA: 4.93 (7, 1)	0.0		4	3	3	3	0	1	0	0	0	0	1	6	13	∞	∞
Bobby Chouinard, R ERA: 3.72 (7, 1)	1.1		6	2	1	1	1	0	0	0	0	0	0	18	29	6.75	1.500
Gregg Olson, R ERA: 3.55 (8, 1)	1.2	S	6	1	0	0	3	0	0	0	0	0	0	21	27	0.00	0.600

BOTTOM

Arizona Diamondbacks @ Chicago Cubs
Wrigley Field, Chicago, IL
Mon Aug 03 1998, 7:05 PM CDT
Att. 38,551 - Overcast - 77 F

livebaseballscorecards.com

AB	41
R	5
H	15
RBI	5
BB	3
SO	9
LOB	26



Batter	1	2	3	4	5	6	7	8	9	AB R H RBI BB SO LOB	TOP
Andy Fox, L (1, 3) OBP: 0.355, SLG: 0.410	1-0 F7	0-0 F7			1-3 K			2-2 P3		4 0 0 0 0 1 1	
Bernard Gilkey, R (1, 7) OBP: 0.306, SLG: 0.317	0-1 G6-3		0-0 G6-3		2-0 G4-3			0-0 1B		4 0 1 0 0 0 0	
Jay Bell, R (1, 6) OBP: 0.346, SLG: 0.410	3-2 E9 1B WP		4-2 BB		1-1 F8			2-0 F9		3 0 0 0 1 0 1	
Devon White, S (1, 8) OBP: 0.328, SLG: 0.458	3-2 BB 1-3 1B		1-0 F8		0-3 K			2-2 G1-3		4 0 1 0 0 1 2	
Karim Garcia, L (1, 9) OBP: 0.273, SLG: 0.400	4-2 BB 1-2 BB		0-0 F7		0-1 F8			0-3 K		3 0 0 0 1 1 1	
Tony Batista, R (1, 5) OBP: 0.290, SLG: 0.418	1-3 K			0-0 G6-3		1-2 L8		0-1 1B		4 0 1 0 0 1 3	
Damian Miller, R (1, 2) OBP: 0.375, SLG: 0.506		0-3 K		0-0 2B		3-2 L9		0-3 K		4 0 1 0 0 2 1	
Danny Klassen, R (1, 4) OBP: 0.273, SLG: 0.337		0-1 G6-3		2-1 G1-3		1-3 K		2-2 F8		4 0 0 0 0 1 2	
Omar Daal, L (1, 1) OBP: 0.226, SLG: 0.111		1-1 1B		3-3 K		1-3 K				3 0 1 0 0 2 1	
Inning Stats	R: 0 H: 1 E: 1 LOB: 3 K: 1 BB: 1 S: 15 P: 27	R: 0 H: 1 E: 0 LOB: 1 K: 1 BB: 0 S: 8 P: 9	R: 0 H: 0 E: 0 LOB: 1 K: 0 BB: 1 S: 5 P: 10	R: 0 H: 1 E: 0 LOB: 1 K: 1 BB: 0 S: 9 P: 14	R: 0 H: 0 E: 0 LOB: 0 K: 1 BB: 0 S: 7 P: 11	R: 0 H: 0 E: 0 LOB: 0 K: 2 BB: 0 S: 10 P: 15	R: 0 H: 1 E: 0 LOB: 1 K: 0 BB: 0 S: 10 P: 16	R: 0 H: 1 E: 0 LOB: 1 K: 2 BB: 0 S: 11 P: 13	1B: 4 SF: 0 2B: 1 SAC: 0 3B: 0 DP: 0 HR: 0 HBP: 0	WP: 1 PA: 35 PB: 0 SB: 0 CS: 0	
PITCHER Kevin Tapani, R (1, 1) ERA: 4.49 Rod Beck, R (9, 1) ERA: 3.5	IP WLS BF H R ER SO BB IBB HBP BLK WP HR S P ERA WHIP	8.0 W 31 4 0 0 7 2 0 0 0 0 1 0 72 111 0.00 0.750	1.0 S 4 1 0 0 2 0 0 0 0 0 0 0 11 13 0.00 1.000								

Arizona Diamondbacks @ Chicago Cubs
Wrigley Field, Chicago, IL
Tue Aug 04 1998, 7:05 PM CDT
Att. 37,539 - Cloudy - 70 F

AB	33
R	0
H	5
RBI	0
BB	2
SO	9
LOB	12



Batter	1	2	3	4	5	6	7	8	9	AB	R	H	RBI	BB	SO	LOB	BOTTOM						
Lance Johnson, L (1, 8) OBP: 0.234, SLG: 0.209	0-1 G6-3		2-1 G4-3			0-1 G4-3		4-0 1B BB		3	1	0	0	1	0	1							
Mickey Morandini, L (1, 4) OBP: 0.411, SLG: 0.430	0-0 G6-3		2-1 P4			4-0 FC6-4 BB		0-2 1B 1B		3	0	1	1	1	0	1							
Sammy Sosa, R (1, 9) OBP: 0.375, SLG: 0.636	0-2 1B				3-3 K		2-1 FC6-4	4-0 1B IBB		3	0	1	0	1	1	1							
Glenallen Hill, R (1, 7) OBP: 0.330, SLG: 0.518 Rod Beck, R (9, 1)	1-1 P9			1-2 G6-3				0-0 1B		4	0	1	1	0	1	1	0	0	0	0	0	0	0
José Hernández, R (1, 5) OBP: 0.326, SLG: 0.502		1-2 G5-3		3-2 L1				1-1 G5-3		3	0	0	0	0	0	0							
Brant Brown, L (1, 3) OBP: 0.361, SLG: 0.536 (9, 7)		2-3 K				0-3 K		0-3 K		3	0	0	0	0	3	0							
Manny Alexander, R (1, 6) OBP: 0.282, SLG: 0.362		3-3 K				3-2 P9		3-3 K		3	0	0	0	0	2	0	AB	27					
Scott Servais, R (1, 2) OBP: 0.279, SLG: 0.309			1-2 G4-3 SH1-4 1B		0-1 F9			1-3 K		3	0	1	0	0	1	0	R	2					
Kevin Tapani, R (1, 1) OBP: 0.232, SLG: 0.275 Jeff Blauser, R (8, PH) OBP: 0.356, SLG: 0.299 Don Wengert, R (8, PR) Tyler Houston, L (8, PR) OBP: 0.294, SLG: 0.394 (9, 3)			0-0 SH1-4			0-3 K2-3		2-1 1B BB		1	0	0	0	0	1	0	H	5					
Inning Stats		R: 0 H: 1 E: 0 K: 0 S: 8	R: 0 H: 0 E: 0 K: 2 S: 13	R: 0 H: 1 E: 0 K: 0 S: 8	R: 0 H: 0 E: 0 K: 1 S: 10	R: 0 H: 0 E: 0 K: 1 S: 9	R: 0 H: 0 E: 0 K: 1 S: 7	R: 0 H: 3 E: 0 K: 2 S: 15									H	5					
Inning Stats		H: 1 LOB: 1 BB: 0 P: 9	H: 0 LOB: 0 BB: 0 P: 19	H: 1 LOB: 1 BB: 0 P: 13	H: 0 LOB: 0 BB: 0 P: 17	H: 0 LOB: 0 BB: 0 P: 12	H: 0 LOB: 1 BB: 1 P: 13	H: 3 LOB: 3 BB: 2 P: 29									H	5					
Inning Stats		H: 1 LOB: 1 BB: 0 P: 9	H: 0 LOB: 0 BB: 0 P: 19	H: 1 LOB: 1 BB: 0 P: 13	H: 0 LOB: 0 BB: 0 P: 17	H: 0 LOB: 0 BB: 0 P: 12	H: 0 LOB: 1 BB: 1 P: 13	H: 3 LOB: 3 BB: 2 P: 29									H	5					
Inning Stats		H: 1 LOB: 1 BB: 0 P: 9	H: 0 LOB: 0 BB: 0 P: 19	H: 1 LOB: 1 BB: 0 P: 13	H: 0 LOB: 0 BB: 0 P: 17	H: 0 LOB: 0 BB: 0 P: 12	H: 0 LOB: 1 BB: 1 P: 13	H: 3 LOB: 3 BB: 2 P: 29									H	5					
PITCHER Omar Daal, L (1, 1) ERA: 2.79		IP: 8.0 WLS: L BF: 31 H: 5 R: 2 ER: 2 SO: 9															WP: 0 PA: 31						
PITCHER		IP WLS BF H R ER SO BB IBB HBP BLK WP HR S P ERA WHIP															WP: 0 PA: 31						
PITCHER		IP WLS BF H R ER SO BB IBB HBP BLK WP HR S P ERA WHIP															WP: 0 PA: 31						
PITCHER		IP WLS BF H R ER SO BB IBB HBP BLK WP HR S P ERA WHIP															WP: 0 PA: 31						
PITCHER		IP WLS BF H R ER SO BB IBB HBP BLK WP HR S P ERA WHIP															WP: 0 PA: 31						
PITCHER		IP WLS BF H R ER SO BB IBB HBP BLK WP HR S P ERA WHIP															WP: 0 PA: 31						
PITCHER		IP WLS BF H R ER SO BB IBB HBP BLK WP HR S P ERA WHIP															WP: 0 PA: 31						
PITCHER		IP WLS BF H R ER SO BB IBB HBP BLK WP HR S P ERA WHIP															WP: 0 PA: 31						
PITCHER		IP WLS BF H R ER SO BB IBB HBP BLK WP HR S P ERA WHIP															WP: 0 PA: 31						

Arizona Diamondbacks @ Chicago Cubs

Wrigley Field, Chicago, IL

Tue Aug 04 1998, 7:05 PM CDT
Att: 37,539 - Cloudy - 70 F

livebaseballscores.com

AB 27
R 2
H 5
RBI 2
BB 3
SO 9
LOB 4



Arizona Diamondbacks @ Chicago Cubs
Wrigley Field, Chicago, IL

Wed Aug 05 1998, 3:33 AM CDT
Att. 39,664 - Overcast - 76 F

livebaseballscorecards.com



Batter	1	2	3	4	5	6	7	8	9	AB	R	H	RBI	BB	SO	LOB	TOP								
Andy Fox, L (1, 3) OBP: 0.358, SLG: 0.422	0-1 BB 1B	1-0 HR		2-2 P4		1-1 G5-3		0-0 1B 1-3 2-H 3-H		5	2	3	3	0	0	0									
Jay Bell, R (1, 6) OBP: 0.346, SLG: 0.409	4-1 1B 1-2 3B BB	0-2 1B		3-3 K			0-3 K	1-2 G6-4-3		4	2	1	0	1	2	2									
David Dellucci, L (1, 7) OBP: 0.336, SLG: 0.425	0-0 L7	2-1 1B CS 1B			0-0 F8		1-2 G4-3		2-3 K	5	0	1	0	0	1	2									
Devon White, S (1, 8) OBP: 0.331, SLG: 0.462	1-2 3B 1B	0-0 1B			3-3 K		1-2 G4-3		3-2 2B	5	1	3	2	0	1	0									
Karim Garcia, L (1, 9) OBP: 0.275, SLG: 0.409	0-0 3B	0-2 CS	0-1 G4-3		0-0 G4-3			0-0 1B	0-0 P6	5	1	2	2	0	0	1									
Kelly Stinnett, R (1, 2) OBP: 0.344, SLG: 0.438	2-3 K		1-3 K			4-1 HR BB		1-1 1B 1B	4-2 BB	3	2	1	1	2	2	1									
Tony Batista, R (1, 5) OBP: 0.300, SLG: 0.453	0-0 G5-3		2-1 2B			3-1 HR		3-1 1B 1B	1-2 G5-3	5	2	3	2	0	0	3									
Gregg Olson, R (9, 1) OBP: 0.500, SLG: 2.000										0	0	0	0	0	0	0									
Andy Stankiewicz, R (1, 4) OBP: 0.265, SLG: 0.254		0-0 L8	2-3 K			2-1 G1-3		0-3 K		4	0	0	0	0	2	3									
Andy Benes, R (1, 1) OBP: 0.229, SLG: 0.233		0-2 P4				0-0 F9		4-2 1B BB		3	0	0	0	0	1	0									
Willie Banks, R (7, 1)										0	0	0	0	0	0	0									
Bernard Gilkey, R (8, PH)										0	0	0	0	1	0	0									
Alan Embree, L (8, 1)										0	0	0	0	0	0	0									
Bobby Chouinard, R (8, 1)										0	0	0	0	0	0	0									
Matt Williams, R (9, 5)										0	0	0	0	0	0	0									
Inning Stats	R: 3 E: 0 K: 1 S: 13	H: 3 LOB: 1 BB: 1 P: 20	R: 2 E: 0 K: 0 S: 14	H: 4 LOB: 1 BB: 0 P: 17	R: 0 E: 0 K: 2 S: 10	H: 1 LOB: 1 BB: 0 P: 15	R: 0 E: 0 K: 2 S: 10	H: 0 LOB: 0 BB: 0 P: 18	R: 0 E: 0 K: 1 S: 5	H: 0 LOB: 0 BB: 0 P: 8	R: 2 E: 0 K: 0 S: 8	H: 1 LOB: 0 BB: 1 P: 18	R: 0 E: 0 K: 1 S: 10	H: 0 LOB: 0 BB: 0 P: 12	R: 3 E: 0 K: 1 S: 15	H: 4 LOB: 1 BB: 1 P: 24	R: 0 E: 0 K: 1 S: 16	H: 1 LOB: 2 BB: 1 P: 26	1B: 9 2B: 2 3B: 1 HR: 2	SF: 0 SAC: 0 DP: 1 HBP: 0	WP: 0 PB: 0 SB: 1 CS: 1	PA: 44			
PITCHER	IP	WLS	BF	H	R	ER	SO	BB	IBB	HBP	BLK	WP	HR	S	P	ERA	WHIP								
34 Kerry Wood, R (1, 1) ERA: 3.34	6.0	L	28	9	7	7	6	2	0	0	0	0	2	60	96	10.50	1.833								
Terry Mulholland, L (7, 1) ERA: 2.64	1.0		3	0	0	0	1	0	0	0	0	0	0	10	12	0.00	0.000								
Matt Karchner, R (8, 1) ERA: 5.68	0.1		5	3	3	3	1	1	0	0	0	0	0	11	19	81.00	12.000								
Felix Heredia, L (8, 1) ERA: 5.27	0.2		2	1	0	0	0	0	0	0	0	0	0	4	5	0.00	1.500								
Dave Stevens, R (9, 1) ERA: 2.0	1.0		5	1	0	0	1	1	0	0	0	0	0	16	26	0.00	2.000								

Batter	1	2	3	4	5	6	7	8	9	AB R H RBI BB SO LOB
--------	---	---	---	---	---	---	---	---	---	----------------------

Lance Johnson, L (1, 8) OBP: 0.233, SLG: 0.208	0-2 1B SF8 1B		0-2 G1-3		2-2 F7		0-0 FC6-4 G5-3 1-2f	3-2 F8		5 1 1 0 0 0 2
Mickey Morandini, L (1, 4) OBP: 0.415, SLG: 0.433	1 SAFE 2-1 SF8 1-3 1B		2-2 HR 1B		4-2 BB		1-2 G5-3 1-2	1-2 G6-4-3 1B		4 1 3 0 1 0 1
Sammy Sosa, R (1, 9) OBP: 0.373, SLG: 0.639	0-0 SF8 2-3 3-H		3-2 1-H HR		3-3 K		1-0 L5	1-2 G6-4-3 1-2f		4 1 1 3 0 1 4
Henry Rodriguez, L (1, 7) OBP: 0.334, SLG: 0.527	2-3 K		1-1 1B		2-2 K		4-2 BB G4-3 BB	0-0 G4-3		4 1 1 0 1 2 1
Brant Brown, L (1, 3) OBP: 0.356, SLG: 0.528	1-2 P6		3-2 F8		1-3 K		2-3 K			4 0 0 0 0 2 3
José Hernández, R (1, 5) OBP: 0.328, SLG: 0.498		2-2 L6		0-3 K		4-0 3B BB	4-2 G4-3 BB 1-2 E BB			2 2 0 0 2 1 0
Tyler Houston, L (1, 2) OBP: 0.295, SLG: 0.405		3-3 K		3-1 F9		3-1 1-H 3B	4-2 G4-3 E BB 1-2 2-3			3 0 1 1 0 1 0
Scott Servais, R (8, PH) OBP: 0.279, SLG: 0.309										0 0 0 0 0 0 0
Sandy Martínez, L (8, PH) OBP: 0.352, SLG: 0.408										0 1 0 0 1 0 0
Manny Alexander, R (1, 6) OBP: 0.276, SLG: 0.355		2-3 K		1-3 K		2-1 G4-3	0-1 G4-3 1-2 2-3 3-H			4 0 0 1 0 2 3
34 Kerry Wood, R (1, 1) OBP: 0.133, SLG: 0.000			1-1 L7		3-3 K		4-2 FC6-4 BB	0-0 E6 2-H 3-H		2 0 0 0 0 0 1 0
Terry Mulholland, R (7, 1) OBP: 0.375, SLG: 0.286										0 0 0 0 0 0 0 0
Jeff Blauser, R (7, PH) OBP: 0.358, SLG: 0.299										0 0 0 0 0 1 0 0 0
Don Wengert, R (7, PH)										0 0 0 0 0 0 0 0
Matt Karchner, R (8, 1)										0 0 0 0 0 0 0 0
Felix Heredia, L (8, 1)										0 0 0 0 0 0 0 0
Glenallen Hill, R (8, PH)										1 0 0 0 0 0 0 0
Dave Stevens, R (9, 1)										0 0 0 0 0 0 0 0

BOTTOM

Arizona Diamondbacks @ Chicago Cubs
Wrigley Field, Chicago, IL
Wed Aug 05 1998, 3:33 AM CDT
Att. 39,664 - Overcast - 76 F

livebaseballscorecards.com

AB	33
R	7
H	7
RBI	5
BB	6
SO	10
LOB	14



Inning Stats	R: 1	H: 2	E: 0	K: 1	S: 12	H: 0	LOB: 1	BB: 0	P: 17	R: 0	H: 0	E: 0	K: 2	S: 9	R: 0	H: 3	E: 0	K: 0	S: 16	R: 0	H: 0	E: 0	K: 2	S: 8	R: 0	H: 0	E: 0	K: 2	S: 14	R: 1	H: 1	E: 0	K: 2	S: 10	R: 0	H: 0	E: 0	K: 0	S: 7	R: 3	H: 0	E: 1	K: 1	S: 17	R: 0	H: 1	E: 0	K: 0	S: 9	1B: 5	2B: 0	3B: 1	HR: 1	SF: 1	SAC: 0	DP: 1	HBP: 0	WP: 0	PB: 0	SB: 0	CS: 0	PA: 40
--------------	------	------	------	------	-------	------	--------	-------	-------	------	------	------	------	------	------	------	------	------	-------	------	------	------	------	------	------	------	------	------	-------	------	------	------	------	-------	------	------	------	------	------	------	------	------	------	-------	------	------	------	------	------	-------	-------	-------	-------	-------	--------	-------	--------	-------	-------	-------	-------	--------

PITCHER	IP	WLS	BF	H	R	ER	SO	BB	IBB	HBP	BLK	WP	HR	S	P	ERA	WHIP
Andy Benes, R (1, 1) ERA: 4.71	6.0		26	6	4	4	9	2	0	0	0	0	1	69	119	6.00	1.333
Willie Banks, R (7, 1) ERA: 5.54	1.0		4	0	0	0	0	1	0	0	0	0	0	7	13	0.00	1.000
Alan Embree, L (8, 1) ERA: 5.14	0.1		3	0	2	1	1	2	0	0	0	0	0	8	18	27.00	6.000
Bobby Chouinard, R (8, 1) ERA: 3.64	0.2		4	0	1	0	0	1	0	0	0	0	0	9	16	0.00	1.500
Gregg Olson, R (9, 1) ERA: 3.47	1.0	S	3	1	0	0	0	0	0	0	0	0	0	9	11	0.00	1.000

Batter	1	2	3	4	5	6	7	8	9	AB R H RBI BB SO LOB	TOP		
Andy Fox, L (1, 3) OBP: 0.358, SLG: 0.426 C F B B B B	4-2 1B BB	1-1 P6 P6			0-0 FC6-4 FC6-4 FC5-4 1-2f		1-2 G5-3 G5-3	0-0 1-H 2-H 3B		4 1 1 2 1 0 3			
Bernard Gilkey, R (1, 7) OBP: 0.313, SLG: 0.319 C X	1-1 F8 1B FC5-4 1B	1-2 G4-6-3 G4-6-3 1-2f			1-1 FC5-4 FC5-4 2B 1-2f		0-2 S 1B	4-0 FC5-4 BB		4 2 2 0 1 0 3			
Devon White, S (1, 8) OBP: 0.334, SLG: 0.465 X	0-0 FC5-4 1B 1-2 2-H			0-0 G1-3 G1-3		2-2 2B		4-0 1B BB	2-2 FC5-4 FC5-4 1-2f		4 0 2 1 1 0 2		
Matt Williams, R (1, 5) OBP: 0.325, SLG: 0.445 B B X	2-0 F8 F8 2-3			2-1 L7 L7		2-1 G6-3 G6-3		1-1 1B 1-3 3-H	2-2 F8 F8		5 0 1 1 0 0 4		
Karim Garcia, L (1, 9) OBP: 0.270, SLG: 0.400 B S B X	2-1 FC5-4 FC5-4 HBP 1-2f 3-H			0-3 K K		2-2 L3 L3		0-2 G1-3 G1-3	0-0 G5-3 G5-3		5 0 0 1 0 1 3		
Jay Bell, R (1, 6) OBP: 0.347, SLG: 0.415 C H	1-1 HBP			3-2 G4-3 G4-3		2-2 HR		1-0 G6-3 G6-3	0-1 F8 F8		4 1 1 1 0 0 0		
Damian Miller, R (1, 2) OBP: 0.370, SLG: 0.494 F B B C S	2-3 K K			3-3 K K		1-3 K		2-2 3B 1B E		4 1 1 0 0 3 2			
Danny Klassen, R (1, 4) OBP: 0.272, SLG: 0.327 B T B C S B		4-2 1B BB			1-2 F8 F8		2-0 G5-3 G5-3		1-0 3B 1B E		3 1 0 0 1 0 1		
Brian Anderson, R (1, 1) OBP: 0.146, SLG: 0.128 Bobby Chouinard, R (8, 1) Gregg Olson, R (9, 1) OBP: 0.500, SLG: 2.000		1-0 G4-6-3 1B			0-0 FC6-4 1B		2-1 G4-3 G4-3	1-2 K K		4 0 2 0 0 1 2 0 0 0 0 0 0 0 0 0 0 0 0 0 0			
Inning Stats	R: 2 H: 2 E: 0 LOB: 2 K: 1 BB: 1 S: 13 P: 25	R: 0 H: 1 E: 0 LOB: 1 K: 0 BB: 1 S: 9 P: 16	R: 0 H: 0 E: 0 LOB: 0 K: 1 BB: 0 S: 6 P: 8	R: 0 H: 0 E: 0 LOB: 0 K: 1 BB: 0 S: 11 P: 18	R: 0 H: 2 E: 0 LOB: 2 K: 0 BB: 0 S: 9 P: 14	R: 1 H: 1 E: 0 LOB: 0 K: 1 BB: 0 S: 10 P: 17	R: 1 H: 2 E: 0 LOB: 2 K: 0 BB: 1 S: 14 P: 22	R: 2 H: 2 E: 1 LOB: 2 K: 1 BB: 1 S: 15 P: 26	R: 0 H: 0 E: 0 LOB: 0 K: 0 BB: 0 S: 7 P: 9	1B: 7 SF: 0 2B: 1 SAC: 0 3B: 1 DP: 1 HR: 1 HBP: 1	WP: 0 PA: 42 PB: 0 SB: 2 CS: 0		
PITCHER	IP WLS BF H R ER SO BB IBB HBP BLK WP HR S P ERA WHIP Javier Vazquez, R (1, 1) ERA: 5.57 Miguel Batista, R (7, 1) ERA: 4.08 Steve Kline, L (8, 1) ERA: 2.98 Shayne Bennett, R (9, 1) ERA: 4.56											PITCHER	IP WLS BF H R ER SO BB IBB HBP BLK WP HR S P ERA WHIP

Arizona Diamondbacks @ Montreal Expos
 Olympic Stadium, Montreal, QB
 Fri Aug 07 1998, 7:05 PM EDT
 Att: 9,798 - Cloudy - 82 F

AB	37
R	6
H	10
RBI	6
BB	4
SO	5
LOB	20



BOTTOM

Arizona Diamondbacks @ Montreal Expos
Olympic Stadium, Montreal, QB

livebaseballscores.com

AB	34
R	4
H	9
RBI	4
BB	1
SO	5
LOB	10



WP: 1	PA: 35
PB: 0	SB: 0
CS: 0	

Fri Aug 07 1998, 7:05 PM EDT
 Att. 9,798 - Cloudy - 82 F

AB	R	H	RBI	BB	SO	LOB
3	1	1	0	1	2	0
4	1	1	1	0	1	1
4	0	2	1	0	0	0
4	1	1	0	0	1	3
4	0	1	0	0	1	1
4	1	3	2	0	0	0
4	0	0	0	0	0	3
3	0	0	0	0	0	2
1	0	0	0	0	0	0
2	0	0	0	0	0	0
0	0	0	0	0	0	0
0	0	0	0	0	0	0
1	0	0	0	0	0	0
0	0	0	0	0	0	0
1	0	0	0	0	0	0
0	0	0	0	0	0	0

Batter	1	2	3	4	5	6	7	8	9
Terry Jones, S OBP: 0.312, SLG: 0.353 (1, 8)	2-2 1B 1B		1-3 K			1-3 K		4-2 WP 3B BB	
Wilton Guerrero, S OBP: 0.297, SLG: 0.343 (1, 4)	1-3 K		1-2 G5-3			0-1 F9		3-2 1B 3B	
F.P. Santangelo, S OBP: 0.348, SLG: 0.324 (1, 7)	0-0 G5-4-3 1B			1-1 G1-3		1-1 G5-3		0-0 1B	
Vladimir Guerrero, R OBP: 0.376, SLG: 0.591 (1, 9)	1-2 G5-4-3			0-0 G5-3			2-0 1B 1B	1-3 K	
Chris Widger, R OBP: 0.276, SLG: 0.361 (1, 2)		1-3 K		1-0 F9			0-1 G1-6-3 1B 1B	2-0 F8	
Shane Andrews, R OBP: 0.306, SLG: 0.454 (1, 5)		1-0 G4-3 2B			1-2 HR		0-0 G1-6-3 1B		1-2 G6-3
Brad Fullmer, L OBP: 0.320, SLG: 0.448 (1, 3)		2-0 G4-3		0-1 L3			0-0 G1-6-3		0-1 P5
Orlando Cabrera, R OBP: 0.310, SLG: 0.415 (1, 6)		2-2 F7		2-2 F9			0-0 G6-3		2-2 G5-3
Scott Livingstone, L OBP: 0.223, SLG: 0.233 (9, PH)									
Javier Vazquez, R OBP: 0.250, SLG: 0.263 (1, 1)			1-1 F7		0-0 G6-3			1-0 F7	
Miguel Batista, R (7, 1)									
Steve Kline, S (8, 1)									
Mike Mordecai, R OBP: 0.253, SLG: 0.309 (8, PH)									
Shayne Bennett, R (9, 1)									

Inning	R	H	E	K	S	H	LOB	BB	P
1	0	2	0	1	15	0	1	0	14
2	0	1	0	1	14	0	0	0	11
3	0	0	0	1	11	0	0	0	6
4	0	0	0	1	6	0	0	0	15
5	1	1	0	1	15	0	0	0	8
6	0	0	0	1	12	0	0	0	12
7	1	3	0	3	8	1	0	0	24
8	2	2	0	1	12	0	0	0	12
9	0	0	0	0	0	0	0	0	0

PITCHER	IP	WLS	BF	H	R	ER	SO	BB	IBB	HBP	BLK	WP	HR	S	P	ERA	WHIP
Brian Anderson, L ERA: 4.35 (1, 1)	7.1	W	29	8	4	4	4	1	0	0	0	1	1	67	97	4.91	1.227
Bobby Chouinard, R ERA: 3.56 (8, 1)	0.2		3	1	0	0	1	0	0	0	0	0	0	5	8	0.00	1.500
Gregg Olson, R ERA: 3.4 (9, 1)	1.0	S	3	0	0	0	0	0	0	0	0	0	0	9	12	0.00	0.000

Arizona Diamondbacks @ Montreal Expos

Olympic Stadium, Montreal, QB
Sat Aug 08 1998, 7:05 PM EDT
Att. 10,717 - Cloudy - 88 F

AB	36
R	3
H	9
RBI	2
BB	1
SO	8
LOB	14



WP:	1	PA:	37
PB:	1	SB:	0
CS:	0		

Batter	1	2	3	4	5	6	7	8	9	AB	R	H	RBI	BB	SO	LOB									
Andy Fox, L OBP: 0.356, SLG: 0.422 (1, 3) <small>C B X</small>	1-1 G6-3 <small>1 C X</small>	0-1 1B <small>1 C X</small>			0-0 G6-3 <small>1 C X</small>		0-0 L3 <small>1 C X</small>		0-0 F9 <small>3 C X</small>	5	0	1	0	0	0	1									
Bernard Gilkey, R OBP: 0.312, SLG: 0.318 (1, 7) <small>C X</small>	0-1 1B E <small>1 C X</small>	2-3 K <small>3 C X</small>			1-2 G6-3 <small>2 C X</small>		2-2 F9 <small>2 C X</small>		1-2 F9 <small>2 C X</small>	4	1	1	0	0	1	2									
Devon White, S OBP: 0.335, SLG: 0.465 (1, 8) <small>X</small>	0-0 E1 FC4 1B <small>1-H 1 C X</small>				1-0 G5-3 <small>1 C X</small>		2-2 2B 1B <small>1 C X</small>		0-2 G3 <small>3 C X</small>	4	2	2	0	0	0	1									
Matt Williams, R OBP: 0.329, SLG: 0.454 (1, 5) <small>L S X</small>	0-2 FC4 BB <small>3-H 1 C X</small>				0-1 2B <small>1 C X</small>		0-0 2B 1H <small>1 C X</small>		1-2 FC3-8 1B <small>1 C X</small>	4	0	3	2	0	0	0									
David Dellucci, L OBP: 0.332, SLG: 0.419 Barry Manuel, R (8, 1) <small>S S 1 SAFE S S X</small>	1-3 K <small>2 C X</small>				1-1 F8 <small>2 C X</small>		2-3 K <small>3 C X</small>		2-2 FC3-6 1B 1-2f <small>1 C X</small>	4	0	0	0	0	2	4									
Jay Bell, R OBP: 0.346, SLG: 0.411 (1, 6) <small>C B B F B X</small>	4-2 1-2 BB <small>1 C X</small>				0-1 P4 <small>3 C X</small>		0-2 F7 <small>1 C X</small>		0-0 F8 <small>2 C X</small>	3	0	0	0	1	0	2									
Kelly Stinnett, R OBP: 0.342, SLG: 0.434 (1, 2) <small>B C X</small>	1-1 F7 <small>3 C X</small>				1-2 24-1-4-3 1B <small>3 C X</small>		2-3 K <small>2 C X</small>		2-1 F9 <small>3 C X</small>	4	0	1	0	0	1	3									
Danny Klassen, R OBP: 0.263, SLG: 0.315 (1, 4) <small>C B B X</small>					0-0 G4-1-4-3 1B 1-2f <small>2 C X</small>		0-3 K <small>3 C X</small>		0-1 P3 <small>1 C X</small>	4	0	0	0	0	2	1									
Amaury Telemaco, R OBP: 0.095, SLG: 0.053 Felix Rodriguez, R (5, 1) Andy Stankiewicz, R OBP: 0.271, SLG: 0.260 Aaron Small, R (7, 1) Karim Garcia, L OBP: 0.269, SLG: 0.398 (8, 9) <small>C B B X</small>					0-3 K <small>2 C X</small>				1-1 WP 1B <small>2 C X</small>	2	0	0	0	0	1	0									
Inning Stats	R: 2 E: 1 K: 1 S: 15	H: 2 LOB: 2 BB: 1 P: 22	R: 0 E: 0 K: 3 S: 11	H: 1 LOB: 1 BB: 0 P: 14	R: 0 E: 0 K: 0 S: 7	H: 1 LOB: 1 BB: 0 P: 9	R: 0 E: 0 K: 0 S: 5	H: 1 LOB: 0 BB: 0 P: 6	R: 1 E: 0 K: 1 S: 14	H: 2 LOB: 1 BB: 0 P: 19	R: 0 E: 0 K: 2 S: 9	H: 0 LOB: 0 BB: 0 P: 11	R: 0 E: 0 K: 0 S: 9	H: 1 LOB: 1 BB: 0 P: 12	R: 0 E: 0 K: 0 S: 9	H: 1 LOB: 1 BB: 0 P: 14	R: 0 E: 0 K: 1 S: 6	H: 0 LOB: 0 BB: 0 P: 7	1B: 7 2B: 2 3B: 0 HR: 0	SF: 0 SAC: 0 DP: 1 HBP: 0	WP: 1 PB: 1 SB: 0 CS: 0	PA: 37			
PITCHER	IP	WLS	BF	H	R	ER	SO	BB	IBB	HBP	BLK	WP	HR	S	P	ERA	WHIP								
Dustin Hermanson, R ERA: 3.23 (1, 1)	7.0	W	30	8	3	2	7	1	0	0	0	1	0	70	93	2.57	1.286								
Mike Maddux, R ERA: 3.82 (8, 1)	1.0		4	1	0	0	0	0	0	0	0	0	0	9	14	0.00	1.000								
Ugueth Urbina, R ERA: 1.09 (9, 1)	1.0	S	3	0	0	0	1	0	0	0	0	0	0	6	7	0.00	0.000								

BOTTOM

Arizona Diamondbacks @ Montreal Expos
Olympic Stadium, Montreal, QB

livebaseballscorecards.com

AB	31
R	5
H	10
RBI	4
BB	3
SO	6
LOB	19



WP:	1	PA:	36
PB:	0		
SB:	1		
CS:	1		

Sat Aug 08 1998, 7:05 PM EDT
Att: 10,717 - Cloudy - 88 F

AB R H RBI BB SO LOB

4 1 3 0 0 1 0

3 0 2 0 0 0 0

4 0 0 0 0 1 6

1 1 0 1 2 1 1

4 1 2 0 0 1 4

0 0 0 0 0 0 0

0 0 0 0 0 0 0

3 1 1 3 1 2 3

4 0 1 0 0 0 1

4 0 0 0 0 0 3

3 1 1 0 0 0 1

1 0 0 0 0 0 0

1B: 9 SF: 1

2B: 0 SAC: 1

3B: 0 DP: 1

HR: 1 HBP: 0

Batter	1	2	3	4	5	6	7	8	9
Wilton Guerrero, S OBP: 0.306, SLG: 0.351 (1, 4)	1-2 B1-3 SH1-3 1B		2-2 SF9 1B 1-2 1B		3-2 1B WP 1B	2-3 K			
Terry Jones, S OBP: 0.325, SLG: 0.366 (1, 8)	0-0 SH1-3 1-2		0-1 1-2 2-3 1B		3-2 1-3 1B		1-0 L6		
F.P. Santangelo, S OBP: 0.345, SLG: 0.320 (1, 7)	1-1 B1-3 2-3		0-0 F8		1-3 1-2 K		0-2 E6 BB		
Vladimir Guerrero, R OBP: 0.377, SLG: 0.589 (1, 9)	3-3 K		1-2 SF9 2-3 3-H		4-1 1B HR BB		4-2 1-2 BB		
Brad Fullmer, L OBP: 0.322, SLG: 0.448 Mike Maddux, L Ugueth Urbina, R (8, 1) (9, 1)		1-2 1B	0-1 G4-3		0-0 1-2 HR 1B		1-3 K		
Shane Andrews, R OBP: 0.308, SLG: 0.461 (1, 5)		0-3 K		4-2 G4-6-3 1B BB	1-2 1-1 2-H HR		0-3 K		
Chris Widger, R OBP: 0.276, SLG: 0.360 (1, 2)		1-0 F9		1-2 1-2 G4-6-3 1B	3-2 F9		1-2 F8		
Orlando Cabrera, R OBP: 0.301, SLG: 0.403 (1, 6)		2-0 G4-3		1-0 G4-6-3 1-2 2-3		3-2 L8	1-1 L5		
Dustin Hermanson, R OBP: 0.273, SLG: 0.139 Ryan McGuire, L OBP: 0.322, SLG: 0.279 (8, 3)			0-0 1B SF9 1B	1-2 P4		0-0 G1-3	1-1 F8		

Inning Stats	R: 0	H: 1	E: 0	LOB: 1	K: 1	S: 11	R: 0	H: 1	E: 0	LOB: 1	K: 1	S: 8	R: 1	H: 3	E: 0	LOB: 2	K: 0	S: 12	R: 0	H: 1	E: 0	LOB: 1	K: 0	S: 11	R: 4	H: 4	E: 0	LOB: 0	K: 1	S: 27	R: 0	H: 0	E: 0	LOB: 0	K: 1	S: 8	R: 0	H: 0	E: 1	LOB: 2	K: 2	S: 12	R: 0	H: 0	E: 0	LOB: 0	K: 0	S: 8	R: 0	H: 0	E: 0	LOB: 0	K: 0	S: 8
--------------	------	------	------	--------	------	-------	------	------	------	--------	------	------	------	------	------	--------	------	-------	------	------	------	--------	------	-------	------	------	------	--------	------	-------	------	------	------	--------	------	------	------	------	------	--------	------	-------	------	------	------	--------	------	------	------	------	------	--------	------	------

PITCHER	IP	WLS	BF	H	R	ER	SO	BB	IBB	HBP	BLK	WP	HR	S	P	ERA	WHIP
Amaury Telemaco, R ERA: 3.96 (1, 1)	4.2	L	24	10	5	5	3	2	0	0	0	1	1	62	93	9.64	2.571
Felix Rodriguez, R ERA: 5.87 (5, 1)	1.1		4	0	0	0	1	0	0	0	0	0	0	15	23	0.00	0.000
Aaron Small, R ERA: 5.48 (7, 1)	1.0		5	0	0	0	2	1	0	0	0	0	0	12	18	0.00	1.000
Barry Manuel, R ERA: 7.47 (8, 1)	1.0		3	0	0	0	0	0	0	0	0	0	0	8	11	0.00	0.000

PITCHER	IP	WLS	BF	H	R	ER	SO	BB	IBB	HBP	BLK	WP	HR	S	P	ERA	WHIP
---------	----	-----	----	---	---	----	----	----	-----	-----	-----	----	----	---	---	-----	------

Arizona Diamondbacks @ Montreal Expos
 Olympic Stadium, Montreal, QB

Sun Aug 09 1998, 3:33 AM EDT
 Att. 21,804 - Sunny - 84 F

AB	32
R	2
H	6
RBI	2
BB	3
SO	6
LOB	8



Batter	1	2	3	4	5	6	7	8	9	AB	R	H	RBI	BB	SO	LOB
Andy Fox, L (1, 4) OBP: 0.355, SLG: 0.420	L5		L4		G3		FC6-4 1B			4	0	1	0	0	0	0
Hanley Frias, S (1, 6) OBP: 0.331, SLG: 0.420	F7		F7		F9		FC6-4 1-2f			4	0	0	0	0	0	1
Bernard Gilkey, R (1, 7) OBP: 0.314, SLG: 0.321	G6-3									4	0	2	0	0	1	0
Travis Lee, L (1, 3) OBP: 0.362, SLG: 0.479										4	0	0	0	0	1	1
David Dellucci, L (1, 8) OBP: 0.331, SLG: 0.415										3	1	0	0	1	1	0
Tony Batista, R (1, 5) OBP: 0.299, SLG: 0.469										4	1	1	1	0	1	1
Karim Garcia, L (1, 9) OBP: 0.272, SLG: 0.400										4	0	2	1	0	2	1
Damian Miller, R (1, 2) OBP: 0.375, SLG: 0.483										2	0	0	0	2	0	0
Bob Wolcott, R (1, 1) OBP: 0.286, SLG: 0.286										3	0	0	0	0	0	4
Willie Banks, R (7, 1)										0	0	0	0	0	0	0
Alan Embree, L (8, 1)										0	0	0	0	0	0	0
Felix Rodriguez, R (8, 1)										0	0	0	0	0	0	0

Inning Stats	R: 0	H: 0	E: 0	K: 0	S: 7	P: 11	R: 1	H: 1	E: 0	K: 0	S: 13	P: 23	R: 0	H: 1	E: 0	K: 1	S: 11	P: 18	R: 0	H: 0	E: 0	K: 1	S: 11	P: 20	R: 0	H: 1	E: 0	K: 0	S: 8	P: 11	R: 1	H: 2	E: 0	K: 0	S: 12	P: 21	R: 0	H: 1	E: 0	K: 0	S: 7	P: 12	R: 0	H: 0	E: 0	K: 2	S: 7	P: 11	R: 0	H: 0	E: 0	K: 2	S: 9	P: 13	1B: 5	2B: 0	3B: 0	HR: 1	SF: 0	SAC: 0	DP: 0	HBP: 0	WP: 0	PA: 37
--------------	------	------	------	------	------	-------	------	------	------	------	-------	-------	------	------	------	------	-------	-------	------	------	------	------	-------	-------	------	------	------	------	------	-------	------	------	------	------	-------	-------	------	------	------	------	------	-------	------	------	------	------	------	-------	------	------	------	------	------	-------	-------	-------	-------	-------	-------	--------	-------	--------	-------	--------

PITCHER	IP	WLS	BF	H	R	ER	SO	BB	IBB	HBP	BLK	WP	HR	S	P	ERA	WHIP
Mike Thurman, R (1, 1) ERA: 4.18	6.0		25	5	2	2	2	1	2	0	0	0	1	62	104	3.00	1.000
Shayne Bennett, R (7, 1) ERA: 4.5	1.0	W	4	1	0	0	0	0	0	0	0	0	0	7	12	0.00	1.000
Steve Kline, L (8, 1) ERA: 2.86	2.0	S	6	0	0	0	4	0	0	0	0	0	0	16	24	0.00	0.000

PITCHER	IP	WLS	BF	H	R	ER	SO	BB	IBB	HBP	BLK	WP	HR	S	P	ERA	WHIP
---------	----	-----	----	---	---	----	----	----	-----	-----	-----	----	----	---	---	-----	------

BOTTOM

Arizona Diamondbacks @ Montreal Expos
Olympic Stadium, Montreal, QB

livebaseballscorecards.com

AB	30
R	8
H	9
RBI	8
BB	4
SO	7
LOB	9



WP	0	PA	35
PB	0		
SB	0		
CS	2		

Sun Aug 09 1998, 3:33 AM EDT
Att. 21,804 - Sunny - 84 F

Batter	1	2	3	4	5	6	7	8	9	AB	R	H	RBI	BB	SO	LOB
Wilton Guerrero, S (1, 4) OBP: 0.305, SLG: 0.354	1-3 K			0-0 G4-3			1-2 G6-3	1-1 SH2-4 2B		4	1	1	0	0	1	0
Terry Jones, S (1, 8) OBP: 0.337, SLG: 0.370	4-0 CS BB			1-3 K			0-0 E 1B	0-1 SH2-4 2-3		2	1	1	0	1	1	0
Derrick May, L (1, 7) OBP: 0.262, SLG: 0.352 F.P. Santangelo, S (8, PH) OBP: 0.346, SLG: 0.320	3-3 K 1-2			1-0 G4-3			0-1 F9	4-2 2B BB		3	0	0	0	0	1	2
Vladimir Guerrero, R (1, 9) OBP: 0.378, SLG: 0.591		1-0 L6			1-0 CS 1B		0-2 E8 2B	0-3 K		4	1	2	1	0	1	2
Brad Fullmer, L (1, 3) OBP: 0.324, SLG: 0.450		1-2 G5-3			0-0 P6		4-0 2B IBB	3-2 1B 2B		3	2	1	2	1	0	1
Bob Henley, R (1, 2) OBP: 0.394, SLG: 0.438		1-0 L1			1-1 G2-3 1-2		1-2 1B 2B	2-1 BB 1B		4	1	2	3	0	0	1
Shane Andrews, R (1, 5) OBP: 0.310, SLG: 0.460			1-2 F7			1-1 G6-3	1-1 3B 1B	4-2 BB BB		3	1	1	1	1	0	0
Mike Mordecai, R (1, 6) OBP: 0.253, SLG: 0.329			1-3 K			1-1 P5	1-0 1B 3B	0-1 G3		4	0	1	1	0	1	2
Mike Thurman, R (1, 1) Ryan McGuire, L (6, PH) Shayne Bennett, R (7, 1) Scott Livingstone, L (7, PH) Steve Kline, S (8, 1)			0-3 K			1-3 K	2-0 F9			1	0	0	0	0	1	0
										1	0	0	0	0	1	0
										0	0	0	0	0	0	0
										1	0	0	0	0	0	1
										0	0	0	0	0	0	0
Inning Stats	R: 0 H: 0 E: 0 LOB: 0 K: 2 BB: 1 S: 8 P: 16	R: 0 H: 0 E: 0 LOB: 0 K: 0 BB: 0 S: 6 P: 9	R: 0 H: 0 E: 0 LOB: 0 K: 2 BB: 0 S: 9 P: 11	R: 0 H: 0 E: 0 LOB: 0 K: 1 BB: 0 S: 5 P: 7	R: 0 H: 1 E: 0 LOB: 0 K: 0 BB: 0 S: 4 P: 6	R: 0 H: 0 E: 0 LOB: 0 K: 1 BB: 0 S: 7 P: 10	R: 5 H: 5 E: 1 LOB: 1 K: 0 BB: 1 S: 17 P: 27	R: 3 H: 3 E: 0 LOB: 2 K: 1 BB: 2 S: 18 P: 32		1B: 4 SF: 0 2B: 4 SAC: 1 3B: 1 DP: 0 HR: 0 HBP: 0	WP: 0 PA: 35 PB: 0 SB: 0 CS: 2					
PITCHER	IP WLS BF H R ER SO BB IBB HBP BLK WP HR S P ERA WHIP															
Bob Wolcott, R (1, 1) ERA: 6.2	6.2 L 25 5 5 5 6 1 1 0 0 0 0 54 81 6.75 0.900															
Willie Banks, R (7, 1) ERA: 5.5	0.1 2 1 0 0 0 0 0 0 0 0 0 2 5 0.00 3.000															
Alan Embree, L (8, 1) ERA: 5.6	0.1 3 1 2 2 0 1 0 0 0 0 0 6 11 54.00 6.000															
Felix Rodriguez, R (8, 1) ERA: 6.03	0.2 5 2 1 1 1 1 0 0 0 0 0 12 21 13.50 4.500															

Batter	1	2	3	4	5	6	7	8	9	AB R H RBI BB SO LOB	TOP	
Doug Glanville, R (1, 8) OBP: 0.348, SLG: 0.424	1-2 G6-3		2-2 G5-3			1-1 G6-3		0-1 E7 WP 2-H 1B		4 1 1 1 0 0 0		
Gregg Jefferies, S (1, 7) OBP: 0.332, SLG: 0.405 Kevin Sevcik, R (8, 7) OBP: 0.398, SLG: 0.375	1-0 1B			2-2 P6		0-0 L6		3-1 P7 2-H 1B		4 0 1 0 0 0 1 0 0 0 0 0 0 0		
Scott Rolen, R (1, 5) OBP: 0.378, SLG: 0.513	1-3 K			0-0 F8		4-2 BB		2-0 L7 3-H		3 0 0 0 1 1 1		
Rico Brogna, L (1, 3) OBP: 0.325, SLG: 0.453	1-3 K			0-0 G4-3		2-2 G3			0-1 HR	4 1 1 1 0 1 2		
Bobby Estalella, R (1, 2) OBP: 0.226, SLG: 0.431		2-2 G5-3			1-2 G1-3		3-2 G5-3		0-0 1B	4 0 1 0 0 0 0		
Mark Lewis, R (1, 4) OBP: 0.311, SLG: 0.372		1-1 G4-3			2-3 K		0-2 G5-3		0-3 K	4 0 0 0 0 2 1		
Bobby Abreu, L (1, 9) OBP: 0.401, SLG: 0.470		0-3 K			1-0 BB 1B		3-2 CS 1B		2-3 K	4 0 2 0 0 2 1		
Desi Relaford, S (1, 6) OBP: 0.313, SLG: 0.358			2-3 K		4-0 BB 1B		3-2 CS 1-2	4-1 SH2-4 E BB	3-2 F7	2 1 0 0 2 1 1		
Curt Schilling, R (1, 1) OBP: 0.138, SLG: 0.125			0-3 K		0-1 G1-3			1-2 SH2-4		2 0 0 0 0 1 2		
Inning Stats	R: 0 H: 1 E: 0 LOB: 1 K: 2 BB: 0 S: 12 P: 16	R: 0 H: 0 E: 0 LOB: 0 K: 1 BB: 0 S: 9 P: 12	R: 0 H: 0 E: 0 LOB: 0 K: 2 BB: 0 S: 9 P: 13	R: 0 H: 0 E: 0 LOB: 0 K: 0 BB: 0 S: 6 P: 8	R: 0 H: 1 E: 0 LOB: 2 K: 1 BB: 1 S: 9 P: 17	R: 0 H: 0 E: 0 LOB: 1 K: 0 BB: 1 S: 12 P: 19	R: 0 H: 1 E: 0 LOB: 0 K: 0 BB: 0 S: 11 P: 20	R: 2 H: 1 E: 1 LOB: 0 K: 0 BB: 1 S: 9 P: 19	R: 1 H: 2 E: 0 LOB: 1 K: 2 BB: 0 S: 14 P: 19	1B: 5 SF: 0 2B: 0 SAC: 1 3B: 0 DP: 0 HR: 1 HBP: 0	WP: 1 PA: 36 PB: 0 SB: 0 CS: 1	
PITCHER	IP WLS BF H R ER SO BB IBB HBP BLK WP HR S P ERA WHIP											
Omar Daal, L (1, 1) ERA: 2.68	7.1 L 28 4 2 1 6 3 0 0 0 0 0 0 74 116 1.23 0.955											
Bobby Chouinard, R (8, 1) ERA: 3.66	1.2 7 2 1 1 2 0 0 0 0 1 1 17 27 5.40 1.200											

Philadelphia Phillies @ Arizona Diamondbacks
Bank One Ballpark, Phoenix, AZ

livebaseballscorecards.com

AB	31
R	3
H	6
RBI	2
BB	3
SO	8
LOB	9



Mon Aug 10 1998, 10:05 PM EDT
Att: 41,711 - Dome - 72 F

Batter	1	2	3	4	5	6	7	8	9	AB R H RBI BB SO LOB
Andy Fox, L OBP: 0.354, SLG: 0.421 (1, 4)	0-1 L5		0-0 F8			0-0 2B		1-0 L9		4 0 1 0 0 0 0
Bernard Gilkey, R OBP: 0.311, SLG: 0.316 (1, 7)	1-1 G4-3		0-0 G4-3			2-0 G6-3			1-3 K	4 0 0 0 0 1 1
Travis Lee, L OBP: 0.359, SLG: 0.475 (1, 3)	0-1 G4-3			0-2 P8		3-3 K			0-1 P6	4 0 0 0 0 1 1
Matt Williams, R OBP: 0.328, SLG: 0.452 (1, 5)		0-1 FC6-4 1B		1-1 G4-3			0-0 G4-3		2-2 G4-3	4 0 1 0 0 0 0
Devon White, S OBP: 0.333, SLG: 0.462 (1, 8)		1-1 FC6-4 WP 1-2f		1-3 K			0-0 G3			3 0 0 0 0 1 1
Jay Bell, R OBP: 0.346, SLG: 0.413 (1, 6)		1-0 P9			1-2 P5		3-2 2B			3 0 1 0 0 0 1
Karim Garcia, L OBP: 0.273, SLG: 0.397 Bobby Chouinard, R (8, 1)		4-2 BB			2-2 F8		0-0 F8			2 0 0 0 1 0 1 0 0 0 0 0 0 0
Kelly Stinnett, R OBP: 0.338, SLG: 0.428 (1, 2)		0-1 L9			1-1 G5-3			1-0 G4-3		3 0 0 0 0 0 2
Omar Daal, L OBP: 0.212, SLG: 0.103 David Dellucci, L (8, 9) OBP: 0.330, SLG: 0.414			0-3 K			0-3 K		1-2 P5		2 0 0 0 0 2 0 1 0 0 0 0 0 0

Inning Stats	R: 0 E: 0 K: 0 S: 6	H: 0 LOB: 0 BB: 0 P: 7	R: 0 E: 0 K: 0 S: 10	H: 1 LOB: 2 BB: 1 P: 16	R: 0 E: 0 K: 1 S: 5	H: 0 LOB: 0 BB: 0 P: 5	R: 0 E: 0 K: 1 S: 10	H: 0 LOB: 0 BB: 0 P: 12	R: 0 E: 0 K: 0 S: 8	H: 0 LOB: 0 BB: 0 P: 12	R: 0 E: 0 K: 2 S: 8	H: 1 LOB: 1 BB: 0 P: 13	R: 0 E: 0 K: 0 S: 6	H: 1 LOB: 1 BB: 0 P: 9	R: 0 E: 0 K: 0 S: 5	H: 0 LOB: 0 BB: 0 P: 8	R: 0 E: 0 K: 1 S: 9	H: 0 LOB: 0 BB: 0 P: 12	1B: 1 2B: 2 3B: 0 HR: 0	SF: 0 SAC: 0 DP: 0 HBP: 0
PITCHER Curt Schilling, R ERA: 3.2 (1, 1)	IP: 9.0 WLS: W BF: 31 H: 3 R: 0 ER: 0 SO: 5 BB: 1 IBB: 0 HBP: 0 BLK: 0 WP: 1 HR: 0 S: 67 P: 94 ERA: 0.00 WHIP: 0.444	PITCHER	IP: 9.0 WLS: W BF: 31 H: 3 R: 0 ER: 0 SO: 5 BB: 1 IBB: 0 HBP: 0 BLK: 0 WP: 1 HR: 0 S: 67 P: 94 ERA: 0.00 WHIP: 0.444																	


BOTTOM

Philadelphia Phillies @ Arizona Diamondbacks
Bank One Ballpark, Phoenix, AZ

Mon Aug 10 1998, 10:05 PM EDT
Att. 41,711 - Dome - 72 F

livebaseballscorecards.com

AB	30
R	0
H	3
RBI	0
BB	1
SO	5
LOB	7



Batter	1	2	3	4	5	6	7	8	9	AB R H RBI BB SO LOB	TOP												
Doug Glanville, R OBP: 0.348, SLG: 0.422 (1, 8)	1-2 G6-3		0-2 G2			0-3 K	3-2 1B			4 0 1 1 0 1 1													
Gregg Jefferies, S OBP: 0.329, SLG: 0.401 (1, 7)	2-1 L8		1-1 G4-6-3			0-0 P6	0-1 G3-1			4 0 0 0 0 0 3													
Scott Rolen, R OBP: 0.379, SLG: 0.511 (1, 5)	4-2 BB			1-1 F9		4-2 CS BB		3-2 G5-3		2 0 0 0 2 0 0													
Rico Brogna, L OBP: 0.325, SLG: 0.451 (1, 3)	0-1 P7			1-3 K		1-0 CS	2-1 1B WP 1B	1-2 F7		4 1 1 0 0 1 1													
Bobby Estalella, R OBP: 0.227, SLG: 0.410 (1, 2)		0-0 P9		1-0 P6			4-2 WP 23 1B BB	1-0 G5-3		3 1 0 0 1 0 0													
Bobby Abreu, L OBP: 0.402, SLG: 0.470 (1, 9)		3-1 1B			3-2 CS 1B		0-1 P6		2-3 K	4 0 2 0 0 1 2													
Mark Lewis, R OBP: 0.310, SLG: 0.371 (1, 4)		1 SAFE 0-1 P9			3-2 P9		0-0 23 1B WP 1B	0-0 G5-3		4 1 1 0 0 0 2													
Desi Relaford, S OBP: 0.313, SLG: 0.360 (1, 6)		1 SAFE 2-2 P9			0-1 2B		2-3 K	1-3 K		4 0 1 0 0 2 3													
Mark Portugal, R OBP: 0.235, SLG: 0.313 Jerry Spradlin, S (6, 1) 23 Kevin Jordan, R OBP: 0.316, SLG: 0.380 Ricky Bottalico, L (7, 1)			1-2 G4-6-3 1B		0-1 G6-3		0-0 1B 23 3-H			2 0 1 0 0 0 1													
Inning Stats	R: 0 E: 0 K: 0 S: 12	H: 0 LOB: 1 BB: 1 P: 19	R: 0 E: 0 K: 0 S: 8	H: 1 LOB: 1 BB: 0 P: 13	R: 0 E: 0 K: 0 S: 8	H: 1 LOB: 0 BB: 0 P: 10	R: 0 E: 0 K: 1 S: 6	H: 0 LOB: 0 BB: 0 P: 9	R: 0 E: 0 K: 1 S: 10	H: 2 LOB: 1 BB: 0 P: 16	R: 0 E: 0 K: 1 S: 7	H: 0 LOB: 0 BB: 1 P: 12	R: 3 E: 0 K: 1 S: 18	H: 4 LOB: 2 BB: 1 P: 29	R: 0 E: 0 K: 0 S: 9	H: 0 LOB: 0 BB: 0 P: 14	R: 0 E: 0 K: 2 S: 10	H: 0 LOB: 0 BB: 0 P: 13	1B: 7 2B: 1 3B: 0 HR: 0	SF: 0 SAC: 0 DP: 1 HBP: 0	WP: 1 PB: 0 SB: 0 CS: 2	PA: 36	
PITCHER	IP WLS BF H R ER SO BB IBB HBP BLK WP HR S P ERA WHIP																						
Andy Benes, R ERA: 4.68 Willie Banks, R ERA: 5.31 Gregg Olson, R ERA: 3.33	(1, 1) 6.2 W 28 8 3 3 3 3 3 0 0 0 1 0 67 106 4.05 1.650	(7, 1) 1.1 4 0 0 0 0 0 0 0 0 0 0 0 11 16 0.00 0.000	(9, 1) 1.0 3 0 0 0 2 0 0 0 0 0 0 0 10 13 0.00 0.000																				

Philadelphia Phillies @ Arizona Diamondbacks
Bank One Ballpark, Phoenix, AZ
Tue Aug 11 1998, 10:05 PM EDT
Att: 41,298 - Dome - 72 F

livebaseballscorecards.com

AB	32
R	3
H	8
RBI	2
BB	3
SO	5
LOB	13



Batter	1	2	3	4	5	6	7	8	9
Andy Fox, L OBP: 0.352, SLG: 0.418 (1, 5)	0-2 G4-3		0-0 G5-3 2-H 1B		1-0 F8	2-1 L7		1-0 P7	
Bernard Gilkey, R OBP: 0.313, SLG: 0.319 (1, 7)	3-1 G3 1B		3-1 G5-3 1-2		0-1 1-2 1B		3-1 L8		
Travis Lee, L OBP: 0.356, SLG: 0.470 (1, 3)	3-1 G3 1-2		1-0 P2		1-0 G4-3		0-1 G3-1		
Devon White, S OBP: 0.337, SLG: 0.467 (1, 8)	3-2 G3-1			0-0 G3-6-3 1B		3-1 1B 2B	1-0 1B		
Karim Garcia, L OBP: 0.273, SLG: 0.394 (1, 9)		1-1 P6		1-0 G3-6-3 1-2f		1-0 2B 1B	1-2 P8		
Jay Bell, R OBP: 0.349, SLG: 0.426 (1, 6)		2-1 P4		1-2 1B		2-2 1-H HR 2B	1-0 HR		
Damian Miller, R OBP: 0.360, SLG: 0.462 (1, 2)		3-3 K		0-3 K		0-1 G6-3	3-2 F8		
Tony Batista, R OBP: 0.304, SLG: 0.510 (1, 4)			1-0 P7		1-3 K	0-0 HR	0-0 HR		
Andy Benes, R OBP: 0.255, SLG: 0.267 (1, 1)			0-1 1B 2B		4-2 1B BB	1-3 K	1-3 K		
Willie Banks, R (7, 1)									
Yamil Benitez, R OBP: 0.295, SLG: 0.416 (8, PH)									
Gregg Olson, R OBP: 0.500, SLG: 2.000 (9, 1)									

Inning Stats	R: 0	H: 1	E: 0	K: 0	S: 12	R: 0	H: 0	E: 0	K: 1	S: 11	R: 1	H: 2	E: 0	K: 0	S: 7	R: 0	H: 2	E: 0	K: 1	S: 8	R: 0	H: 1	E: 0	K: 1	S: 10	R: 4	H: 4	E: 0	K: 1	S: 14	R: 0	H: 1	E: 0	K: 0	S: 9	R: 2	H: 2	E: 0	K: 1	S: 11
	LOB: 1	BB: 0	LOB: 0	BB: 0	P: 21	LOB: 0	BB: 0	LOB: 0	BB: 0	P: 17	LOB: 1	BB: 0	LOB: 1	BB: 0	P: 12	LOB: 2	BB: 1	LOB: 2	BB: 1	P: 17	LOB: 0	BB: 0	LOB: 0	BB: 0	P: 23	LOB: 1	BB: 0	LOB: 1	BB: 0	P: 14	LOB: 0	BB: 0	LOB: 0	BB: 0	P: 17	SF: 0	SAC: 0	DP: 1	HBP: 0	

PITCHER	IP	WLS	BF	H	R	ER	SO	BB	IBB	HBP	BLK	WP	HR	S	P	ERA	WHIP
Mark Portugal, R ERA: 4.99 (1, 1)	5.1	L	26	10	5	5	3	1	0	0	0	0	1	57	92	8.44	2.062
Jerry Spradlin, R ERA: 3.34 (6, 1)	0.2		2	0	0	0	1	0	0	0	0	0	0	5	8	0.00	0.000
Ricky Bottalico, R ERA: 5.72 (7, 1)	2.0		9	3	2	2	1	0	0	0	0	0	2	20	31	9.00	1.500

BOTTOM

AB R H RBI BB SO LOB

5 0 1 1 0 0 1

4 0 2 0 0 0 1

4 0 0 0 0 0 4

4 1 3 0 0 0 1

4 1 1 1 0 0 2

4 2 3 2 0 0 0

4 0 0 0 0 2 2

4 2 2 3 0 1 0

2 1 1 0 1 1 0

0 0 0 0 0 0 0

1 0 0 0 0 1 0


0 0 0 0 0 0 0

1B: 7 SF: 0
2B: 3 SAC: 0
3B: 0 DP: 1
HR: 3 HBP: 0

WP: 0 PA: 37
PB: 0
SB: 0
CS: 0

Philadelphia Phillies @ Arizona Diamondbacks
Bank One Ballpark, Phoenix, AZ

livebaseballscorecards.com



Tue Aug 11 1998, 10:05 PM EDT
Att. 41,298 - Dome - 72 F

Batter	1	2	3	4	5	6	7	8	9	AB R H RBI BB SO LOB	TOP	
Doug Glanville, R (1, 8) OBP: 0.346, SLG: 0.420	1-2 SH1-3 1B		0-1 L4		1-2 L1	1-1 G5-3			1-1 P8	5 0 1 0 0 0 2		
Gregg Jefferies, S (1, 7) OBP: 0.329, SLG: 0.401 Kevin Seifick, R (9, 7) OBP: 0.398, SLG: 0.375	0-1 SH1-3 1-2			1-0 F7		2-1 1B BB 2B 1B			2-3 K	3 1 1 0 0 1 0 0 0 0 0 0 0 0		
Scott Rolen, R (1, 5) OBP: 0.378, SLG: 0.508	1-0 P8			1-2 G6-3		4-2 1B 2B BB			3-2 G5-3	3 1 0 0 1 0 1		
23 Kevin Jordan, R (1, 3) OBP: 0.309, SLG: 0.372	1-0 P8			3-2 F8		3-1 P2			0-1 G5-3	4 0 0 0 0 0 3		
Mark Lewis, R (1, 4) OBP: 0.312, SLG: 0.372				1-0 G1-6-3		1-0 1B HR 1B			1-0 P9	4 2 2 0 0 0 0		
Bobby Abreu, L (1, 9) OBP: 0.403, SLG: 0.473				1-3 K		0-0 1B HR 1B			2-3 K	4 2 2 2 0 2 0		
Mark Parent, R (1, 2) OBP: 0.290, SLG: 0.284				3-2 F8		0-0 1B HR 1B			2-2 G5-3	3 1 1 3 1 0 0		
Desi Relaford, S (1, 6) OBP: 0.312, SLG: 0.361				2-1 G4-3		1-1 G6-3			0-0 P9	4 0 1 2 0 0 0		
Mike Grace, R (1, 1) OBP: 0.174, SLG: 0.095 Wayne Gomes, R (8, 1) Ruben Amaro Jr, S (9, PH) OBP: 0.227, SLG: 0.272 Mark Leiter, R (9, 1)				1-2 G6-3		2-1 G6-3			3-1 P2	3 0 0 0 0 1 2 0 0 0 0 0 0 0 1 0 0 0 0 0 0 0 0 0 0 0 0 0		
Inning Stats	R: 0 H: 1 E: 0 LOB: 1 K: 0 BB: 0 S: 7 P: 10	R: 0 H: 0 E: 0 LOB: 0 K: 1 BB: 0 S: 8 P: 13	R: 0 H: 0 E: 0 LOB: 0 K: 0 BB: 0 S: 8 P: 11	R: 0 H: 0 E: 0 LOB: 0 K: 0 BB: 0 S: 9 P: 14	R: 3 H: 3 E: 0 LOB: 0 K: 0 BB: 0 S: 10 P: 15	R: 4 H: 4 E: 0 LOB: 2 K: 1 BB: 2 S: 21 P: 42	R: 0 H: 0 E: 0 LOB: 0 K: 1 BB: 0 S: 9 P: 14	R: 0 H: 0 E: 0 LOB: 0 K: 1 BB: 0 S: 7 P: 12	R: 0 H: 0 E: 0 LOB: 0 K: 0 BB: 0 S: 5 P: 9	1B: 5 SF: 0 2B: 2 SAC: 1 3B: 0 DP: 0 HR: 1 HBP: 0	WP: 0 PA: 37 PB: 0 SB: 0 CS: 0	
PITCHER	IP WLS BF H R ER SO BB IBB HBP BLK WP HR S P ERA WHIP											
Brian Anderson, L (1, 1) ERA: 4.62	5.1 L 24 7 7 7 1 1 0 0 0 0 1 52 85 11.81 1.500											
Felix Rodriguez, R (6, 1) ERA: 5.73	1.2 7 1 0 0 2 1 0 0 0 0 0 20 34 0.00 1.200											
Alan Embree, L (8, 1) ERA: 5.3	2.0 6 0 0 0 1 0 0 0 0 0 0 12 21 0.00 0.000											

Philadelphia Phillies @ Arizona Diamondbacks
Bank One Ballpark, Phoenix, AZ
Wed Aug 12 1998, 10:05 PM EDT
Att: 41,510 - Dome - 72 F

livebaseballscorecards.com

AB	34
R	7
H	8
RBI	7
BB	2
SO	4
LOB	8



Batter	1	2	3	4	5	6	7	8	9	AB	R	H	RBI	BB	SO	LOB
Andy Fox, L OBP: 0.355, SLG: 0.419 (1, 4)	2-1 FC6-4 1B	4-2 HBP			0-0 1B		2-1 G1-6-3		0-1 G3-1	4	0	2	0	0	0	0
Bernard Gilkey, R OBP: 0.308, SLG: 0.314 (1, 7)	0-1 FC6-4 HBP 1-2f	0-3 HBP			2-1 P7		0-0 G6-3		1-3 HBP	5	0	0	0	0	2	4
Travis Lee, L OBP: 0.355, SLG: 0.468 (1, 3)	0-1 L4				1-1 L8			0-0 3B 1B		4	1	1	0	0	0	2
Matt Williams, R OBP: 0.327, SLG: 0.448 (1, 5)	2-0 HBP 1-2 HBP				1-0 F8		0-1 G5-3		3-3 K	3	0	0	0	0	1	1
Devon White, S OBP: 0.336, SLG: 0.463 (1, 8)	3-2 HBP 1-2 2-3 HBP				1-1 G4-3		0-1 G1-3		3-1 F7	3	0	0	0	0	0	1
Karim Garcia, L OBP: 0.272, SLG: 0.400 (1, 9)	1-1 P7				0-0 P8		3-2 L4		0-0 1-H 1B 3B	4	1	1	1	0	0	3
Tony Batista, R OBP: 0.309, SLG: 0.517 (1, 6)		2-0 HBP 2B			0-1 L5		1-0 G6-3		1-2 HBP 1B	4	0	2	1	0	0	0
Kelly Stinnett, R OBP: 0.336, SLG: 0.424 (1, 2)		1-0 G6-3			2-3 K		0-1 HBP 1B		2-2 G6-3	4	1	1	0	0	1	2
Brian Anderson, R OBP: 0.140, SLG: 0.122 Felix Rodriguez, R (6, 1) Hanley Frias, S OBP: 0.200, SLG: 0.800 Alan Embree, L (8, 1) David Dellucci, L OBP: 0.329, SLG: 0.413 (9, PH)		0-0 G6-3			0-1 G1-3		0-0 HBP HR		2-2 L3	2	0	0	0	0	0	1

Inning Stats	R: 0	H: 1	E: 0	LOB: 3	K: 0	P: 18	R: 0	H: 1	E: 0	LOB: 2	K: 1	P: 15	R: 0	H: 0	E: 0	LOB: 0	K: 0	P: 9	R: 0	H: 0	E: 0	LOB: 0	K: 1	P: 8	R: 0	H: 1	E: 0	LOB: 1	K: 0	P: 10	R: 0	H: 0	E: 0	LOB: 0	K: 0	P: 10	R: 2	H: 2	E: 0	LOB: 0	K: 0	P: 10	R: 2	H: 3	E: 0	LOB: 1	K: 1	P: 22	R: 0	H: 0	E: 0	LOB: 0	K: 1	P: 12	1B: 5	SF: 0	2B: 1	SAC: 0	3B: 1	DP: 0	HR: 1	HBP: 3	WP: 0	PA: 38
--------------	------	------	------	--------	------	-------	------	------	------	--------	------	-------	------	------	------	--------	------	------	------	------	------	--------	------	------	------	------	------	--------	------	-------	------	------	------	--------	------	-------	------	------	------	--------	------	-------	------	------	------	--------	------	-------	------	------	------	--------	------	-------	-------	-------	-------	--------	-------	-------	-------	--------	-------	--------

PITCHER	IP	WLS	BF	H	R	ER	SO	BB	IBB	HBP	BLK	WP	HR	S	P	ERA	WHIP
Mike Grace, R ERA: 5.35 (1, 1)	7.0	W	29	5	2	2	2	0	0	3	0	0	1	50	80	2.57	0.714
Wayne Gomes, R ERA: 3.62 (8, 1)	1.0		6	3	2	2	1	0	0	0	0	0	0	13	22	18.00	3.000
Mark Leiter, R ERA: 3.33 (9, 1)	1.0	S	3	0	0	0	1	0	0	0	0	0	0	9	12	0.00	0.000

BOTTOM

Philadelphia Phillies @ Arizona Diamondbacks
Bank One Ballpark, Phoenix, AZ
Wed Aug 12 1998, 10:05 PM EDT
Att: 41,510 - Dome - 72 F

livebaseballscores.com

AB	35
R	4
H	8
RBI	4
BB	0
SO	4
LOB	14



Batter	1	2	3	4	5	6	7	8	9	AB R H RBI BB SO LOB	TOP												
Tony Phillips, S OBP: 0.426, SLG: 0.460 (1, 9) B C F X	3-2 F7 ①		4-2 BB		2-2 2-H 1B			1-0 G5-4-3 1B		3 0 2 1 1 0 0													
Lenny Harris, L OBP: 0.311, SLG: 0.314 (1, 5) B C X	1-1 F7 ②		0-1 F7 ③		0-0 P7 ②			0-1 G5-4-3 1-2f ①②		4 0 0 0 0 0 3													
John Olerud, L OBP: 0.446, SLG: 0.546 (1, 3) C X	0-1 2B			1-1 HR 1B	3-1 P6 ③			4-1 BB		3 1 2 0 1 0 1													
31 Mike Piazza, R OBP: 0.369, SLG: 0.517 (1, 2) C B X	1-1 G5-3 ③			1-0 P6 ①		1-2 G6-3 ①		1-1 P9 ③		4 0 0 0 0 0 3													
Brian McRae, S OBP: 0.364, SLG: 0.496 (1, 8) X		0-0 G3 ①		3-2 1-H HR		0-0 P5 ②			3-3 K ①	4 1 1 2 0 1 0													
Todd Hundley, S OBP: 0.245, SLG: 0.267 Edgardo Alfonzo, R OBP: 0.350, SLG: 0.394 (1, 7) (6, 5) C B X		1-3 K ②		3-2 P7 ②		2-3 K ③			1-1 P9 ②	3 0 0 0 0 2 0 1 0 0 0 0 0 0													
Carlos Baerga, S OBP: 0.319, SLG: 0.388 (1, 4) C B X		0-2 G6-3 ③		0-1 P1 ③			0-3 K ①		0-0 P6 ③	4 0 0 0 0 1 0													
Rey Ordonez, R OBP: 0.296, SLG: 0.311 (1, 6) S B X			1-3 K ①		1-1 WP SH1-4 1B 1B		1-1 G6-3 ②			3 1 1 0 0 1 0													
Rick Reed, R OBP: 0.189, SLG: 0.200 Dennis Cook, L Turk Wendell, L (1, 1) (8, 1) (9, 1) C B X			0-3 K ②		0-0 SH1-4 ①		2-3 K ③			2 0 0 0 0 2 0 0 0 0 0 0 0 0 0 0 0 0 0 0 0													
Inning Stats	R: 0 E: 0 K: 0 S: 9	H: 1 LOB: 1 BB: 0 P: 14	R: 0 E: 0 K: 1 S: 8	H: 0 LOB: 0 BB: 0 P: 9	R: 0 E: 0 K: 2 S: 10	H: 0 LOB: 1 BB: 1 P: 15	R: 2 E: 0 K: 0 S: 11	H: 2 LOB: 0 BB: 0 P: 19	R: 1 E: 0 K: 1 S: 7	H: 0 LOB: 0 BB: 0 P: 10	R: 0 E: 0 K: 2 S: 8	H: 0 LOB: 0 BB: 0 P: 11	R: 0 E: 0 K: 0 S: 6	H: 1 LOB: 1 BB: 1 P: 12	R: 0 E: 0 K: 1 S: 6	H: 0 LOB: 0 BB: 0 P: 10	1B: 4 2B: 1 3B: 0 HR: 1	SF: 0 SAC: 1 DP: 1 HBP: 0	WP: 1 PB: 0 SB: 0 CS: 0	PA: 34			
PITCHER Amaury Telemaco, R ERA: 3.95 Aaron Small, R ERA: 5.26 (1, 1) (8, 1)	IP 7.0 2.0	WLS L	BF 27 7	H 5 1	R 3 0	ER 3 0	SO 6 1	BB 1 1	IBB 0 0	HBP 0 0	BLK 0 0	WP 1 0	HR 1 0	S 62 12	P 93 22	ERA 3.86 0.00	WHIP 0.857 1.000						

New York Mets @ Arizona Diamondbacks
Bank One Ballpark, Phoenix, AZ
Fri Aug 14 1998, 10:05 PM EDT
Att: 47,562 - Dome - 72 F

livebaseballscorecards.com

AB	31
R	3
H	6
RBI	3
BB	2
SO	7
LOB	7



BOTTOM

New York Mets @ Arizona Diamondbacks
Bank One Ballpark, Phoenix, AZ

livebaseballscorecards.com

AB 33
R 2
H 9
RBI 2
BB 2
SO 6
LOB 12



WP: 0 PA: 37
PB: 0
SB: 0
CS: 1

Fri Aug 14 1998, 10:05 PM EDT
Att: 47,562 - Dome - 72 F

AB R H RBI BB SO LOB

4 0 1 0 0 0 2

4 0 1 0 0 2 0

4 0 1 0 0 1 1

4 0 1 0 0 1 1

4 2 2 1 0 0 2

3 0 0 0 1 0 1

3 0 2 1 1 1 0

3 0 1 0 0 0 1

1 0 0 0 0 0 2

2 0 0 0 0 1 0

0 0 0 0 0 0 0

0 0 0 0 0 0 0

1 0 0 0 0 0 2

1B: 8 SF: 0
2B: 0 SAC: 0
3B: 0 DP: 1
HR: 1 HBP: 1

Batter	1	2	3	4	5	6	7	8	9
Andy Fox, L OBP: 0.354, SLG: 0.417 (1, 5)	P8		G1-3		CS 1B		P4		
Bernard Gilkey, R OBP: 0.308, SLG: 0.313 (1, 7)	K		1B		CS 1-2	K		L9	
Travis Lee, L OBP: 0.354, SLG: 0.466 (1, 3)	K		G6-3			P6		1B	
Devon White, S OBP: 0.335, SLG: 0.462 (1, 8)		G3-1		G3		1B		K	
Karim Garcia, L OBP: 0.276, SLG: 0.414 (1, 9)		1B F7		HR		G3		G4-3	
Jay Bell, R OBP: 0.348, SLG: 0.423 (1, 6)		1B F7		G6-3			P7		BB FC6
Tony Batista, R OBP: 0.319, SLG: 0.519 (1, 4)		1B 2-H		K			1B		BB FC6
Damian Miller, R OBP: 0.359, SLG: 0.457 Andy Stankiewicz, R OBP: 0.269, SLG: 0.258 (9, PH)		F7			G5-3		1B		BB FC6 G6-4-3
Amaury Telemaco, R OBP: 0.087, SLG: 0.048 David Dellucci, L OBP: 0.331, SLG: 0.413 Aaron Small, R (8, 1) Hanley Frias, S OBP: 0.167, SLG: 0.667 (9, PH)			K		G1-3		HBP		BB G6-4-3

Inning Stats	R: 0	H: 0	E: 0	K: 2	S: 10	LOB: 0	BB: 0	P: 14
	R: 1	H: 2	E: 0	K: 0	S: 15	LOB: 1	BB: 0	P: 23
	R: 0	H: 1	E: 0	K: 1	S: 8	LOB: 1	BB: 0	P: 11
	R: 1	H: 1	E: 0	K: 1	S: 7	LOB: 0	BB: 0	P: 12
	R: 0	H: 1	E: 0	K: 0	S: 8	LOB: 0	BB: 0	P: 14
	R: 0	H: 1	E: 0	K: 1	S: 8	LOB: 1	BB: 0	P: 16
	R: 0	H: 2	E: 0	K: 0	S: 12	LOB: 2	BB: 0	P: 19
	R: 0	H: 1	E: 0	K: 1	S: 8	LOB: 1	BB: 0	P: 10
	R: 0	H: 0	E: 0	K: 0	S: 10	LOB: 1	BB: 2	P: 20

PITCHER	IP	WLS	BF	H	R	ER	SO	BB	IBB	HBP	BLK	WP	HR	S	P	ERA	WHIP
Rick Reed, R ERA: 2.87 (1, 1)	7.0	W	28	8	2	2	5	0	0	1	0	0	1	68	109	2.57	1.143
Dennis Cook, L ERA: 2.44 (8, 1)	1.0		4	1	0	0	1	0	0	0	0	0	0	8	10	0.00	1.000
Turk Wendell, R ERA: 3.02 (9, 1)	1.0	S	4	0	0	0	0	2	0	0	0	0	0	10	20	0.00	2.000

Batter	1	2	3	4	5	6	7	8	9	AB	R	H	RBI	BB	SO	LOB
Andy Fox, L OBP: 0.350, SLG: 0.411 (1, 4) C X	1-1 G4-3 ①		X 0-0 G4-3 ③		B 2 SAFE X G1-3 ③		F 1 SAFE X L9 ①		F 1 SAFE X G4-3 ③	5	0	0	0	0	0	3
Bernard Gilkey, R OBP: 0.313, SLG: 0.318 (1, 7) C X	0-1 G3 1B			X 0-0 G1-3 ①		X 0-0 FC3-6 1B			1-1 G3 1B	4	0	3	0	0	0	0
Travis Lee, L OBP: 0.351, SLG: 0.461 (1, 3) B 1 SAFE X	2-2 G3 1-2			3-3 K		X 0-0 FC3-6 1B			0-1 P5	4	1	0	0	0	1	3
Matt Williams, R OBP: 0.327, SLG: 0.444 (1, 5) B C S	2-3 K			1-1 G1-3 ③		1 SAFE B SAFE B B 1-2 1B BB			0-0 L9 ③	3	1	0	0	1	1	2
Devon White, S OBP: 0.337, SLG: 0.461 (1, 8) C B B B B			4-1 PO S BB		B X 1-0 G1-3 ①		C 1 SAFE X 0-1 BLK 1B 1B		F 1 SAFE X K	3	1	1	2	1	1	0
Jay Bell, R OBP: 0.350, SLG: 0.427 (1, 6) C B B B B B			3-3 K 1-2		B C X 1-2 G3 2B		B C X 1-2 G3 1B 1B		F 1 SAFE X G6-3 ②	4	1	2	1	0	1	1
Karim Garcia, L OBP: 0.272, SLG: 0.407 Gregg Olson, R OBP: 0.500, SLG: 2.000 (1, 9) (9, 1) B X			1-0 G1-3 ②		B B B X 3-1 G3 2-3		0-2 G3 2-3		B B B B X 3-3 K	4	0	0	0	0	1	3
Kelly Stinnett, R OBP: 0.339, SLG: 0.423 (1, 2) B C SAFE X			2-2 PO 2-3		B H 2-0 HBP HBP		B B B X 3-2 HBP 1B		B B B C X 2-3 K	3	0	1	1	0	1	0
Bob Wolcott, R OBP: 0.250, SLG: 0.250 David Dellucci, L OBP: 0.333, SLG: 0.413 Willie Banks, R OBP: 0.317, SLG: 0.516 Tony Batista, R OBP: 0.317, SLG: 0.516 Bobby Chouinard, R OBP: 0.317, SLG: 0.516 Alan Embree, L OBP: 0.267, SLG: 0.256 (1, 1) (5, PH) (6, 1) (6, PH) (7, 1) (7, 1) (9, 4)			2-1 P9		B H 2-0 HBP		B B B X 1-2 G5-3 ③		B B B X 1-1 G1-3 ②	1	0	0	0	0	0	0

Inning Stats	R: 0	H: 1	E: 0	LOB: 1	K: 1	S: 10	R: 0	H: 0	E: 0	LOB: 0	K: 1	S: 8	R: 0	H: 0	E: 0	LOB: 0	K: 0	S: 5	R: 0	H: 0	E: 0	LOB: 0	K: 1	S: 6	R: 0	H: 1	E: 0	LOB: 3	K: 0	S: 11	R: 4	H: 4	E: 1	LOB: 1	K: 0	S: 17	R: 0	H: 1	E: 0	LOB: 1	K: 2	S: 11	R: 0	H: 0	E: 0	LOB: 0	K: 2	S: 11	R: 0	H: 0	E: 0	LOB: 0	K: 1	S: 7	R: 0	H: 0	E: 0	LOB: 0	K: 1	S: 7	1B: 6	SF: 0	2B: 1	SAC: 0	3B: 0	DP: 0	HR: 0	HBP: 2	WP: 0	PA: 38
--------------	------	------	------	--------	------	-------	------	------	------	--------	------	------	------	------	------	--------	------	------	------	------	------	--------	------	------	------	------	------	--------	------	-------	------	------	------	--------	------	-------	------	------	------	--------	------	-------	------	------	------	--------	------	-------	------	------	------	--------	------	------	------	------	------	--------	------	------	-------	-------	-------	--------	-------	-------	-------	--------	-------	--------

PITCHER	IP	WLS	BF	H	R	ER	SO	BB	IBB	HBP	BLK	WP	HR	S	P	ERA	WHIP
Armando Reynoso, R ERA: 1.93 (1, 1)	6.0		27	6	4	4	3	2	0	2	1	0	0	57	98	6.00	1.333
Greg McMichael, R ERA: 4.06 (7, 1)	1.0		4	1	0	0	0	0	0	0	0	0	0	8	10	0.00	1.000
Mel Rojas, R ERA: 4.28 (8, 1)	1.0		3	0	0	0	2	0	0	0	0	0	0	11	17	0.00	0.000
John Franco, L ERA: 4.1 (9, 1)	1.0	S	3	0	0	0	1	0	0	0	0	0	0	7	11	0.00	0.000


BOTTOM

New York Mets @ Arizona Diamondbacks
Bank One Ballpark, Phoenix, AZ

Sat Aug 15 1998, 10:05 PM EDT
Att: 48,307 - Dome - 72 F

livebaseballscorecards.com

AB	33
R	4
H	7
RBI	4
BB	2
SO	6
LOB	13



Batter	1	2	3	4	5	6	7	8	9	AB R H RBI BB SO LOB	TOP
Tony Phillips, S (1, 7) OBP: 0.427, SLG: 0.458 Greg McMichael, R (8, 1)	4-2 FC1-6 BB		2-2 G4-3			2-1 F8		4-2 BB		2 0 0 0 2 0 0 0 0 0 0 0 0 0	
Jermaine Allensworth, R (1, 9) OBP: 0.362, SLG: 0.403	0-0 FC1-6 G4-3 BLK 1-2f			2-2 HR		4-2 BB		2-2 P7 1 SAFE		3 1 1 1 1 0 2	
John Olerud, L (1, 3) OBP: 0.445, SLG: 0.550	2-2 G4-3 1-3			0-1 G4-3		1-1 P5			1-2 G6-3	4 0 0 0 0 0 2	
31 Mike Piazza, R (1, 2) OBP: 0.367, SLG: 0.516	1-0 G5-3			0-2 F9 2B		2-1 F8			1-0 G5-3	4 0 1 0 0 0 2	
Edgardo Alfonzo, R (1, 5) OBP: 0.348, SLG: 0.393				2-1 F9 2-3		1-1 F7			2-2 L9	4 0 0 0 0 0 1	
Brian McRae, S (1, 8) OBP: 0.360, SLG: 0.490				3-3 K		0-1 G6-3				3 0 0 0 0 1 1	
Carlos Baerga, S (1, 4) OBP: 0.316, SLG: 0.386						0-1 F7				3 0 0 0 0 0 0	
Rey Ordonez, R (1, 6) OBP: 0.291, SLG: 0.306				1-3 K		0-1 P8				3 0 0 0 0 2 0	
Hideo Nomo, R (1, 1) OBP: 0.186, SLG: 0.238 Willie Blair, R (6, 1) OBP: 0.120, SLG: 0.102 Luis Lopez, S (8, PH) OBP: 0.335, SLG: 0.348 (8, 7)				1-3 K		3-3 K				2 0 0 0 0 2 0 0 0 0 0 0 0 0 1 0 0 0 0 0 0	
Inning Stats	R: 0 H: 0 E: 0 LOB: 1 K: 0 BB: 1 S: 7 P: 14	R: 0 H: 0 E: 0 LOB: 0 K: 0 BB: 0 S: 4 P: 10	R: 0 H: 0 E: 0 LOB: 0 K: 2 BB: 0 S: 9 P: 13	R: 1 H: 2 E: 0 LOB: 1 K: 1 BB: 0 S: 15 P: 22	R: 0 H: 0 E: 0 LOB: 0 K: 1 BB: 0 S: 8 P: 11	R: 0 H: 0 E: 0 LOB: 1 K: 0 BB: 1 S: 10 P: 19	R: 0 H: 0 E: 0 LOB: 0 K: 0 BB: 0 S: 8 P: 9	R: 0 H: 0 E: 0 LOB: 1 K: 1 BB: 1 S: 14 P: 21	R: 0 H: 0 E: 0 LOB: 0 K: 0 BB: 0 S: 8 P: 12	1B: 0 SF: 0 2B: 1 SAC: 0 3B: 0 DP: 0 HR: 1 HBP: 0	WP: 0 PA: 32 PB: 0 SB: 0 CS: 0
PITCHER Omar Daal, L (1, 1) ERA: 2.58 Willie Banks, R (9, 1) ERA: 5.05	IP WLS BF H R ER SO BB IBB HBP BLK WP HR S P ERA WHIP	8.0 W 29 2 1 1 5 3 0 0 1 0 0 1 75 119 1.12 0.625	1.0 3 0 0 0 0 0 0 0 0 0 0 0 8 12 0.00 0.000								

New York Mets @ Arizona Diamondbacks
Bank One Ballpark, Phoenix, AZ
Sun Aug 16 1998, 10:05 PM EDT
Att: 44,537 - Dome - 72 F

AB	29
R	1
H	2
RBI	1
BB	3
SO	5
LOB	8



Batter	1	2	3	4	5	6	7	8	9
Andy Fox, L (1, 4) <small>OBP: 0.353, SLG: 0.409</small>	4-1 	0-3 			4-0 	4-1 		1-3 	
Bernard Gilkey, R (1, 7) <small>OBP: 0.317, SLG: 0.319</small> Willie Banks, R (9, 1)	4-2 		1-0 		0-0 	3-2 		4-2 	
Travis Lee, L (1, 3) <small>OBP: 0.356, SLG: 0.470</small>	2-2 		0-0 		4-2 	4-2 		1-1 	
Matt Williams, R (1, 5) <small>OBP: 0.328, SLG: 0.442</small>	3-3 		0-1 		2-2 	1-1 		4-0 	
Devon White, S (1, 8) <small>OBP: 0.335, SLG: 0.458</small> David Dellucci, L (6, PH) <small>OBP: 0.331, SLG: 0.410</small> (7, 8)	1-0 		1-1 		2-0 	1-1 		1-1 	
Jay Bell, R (1, 6) <small>OBP: 0.351, SLG: 0.428</small>		1-0 		2-2 	4-2 		2-3 		
Karim Garcia, L (1, 9) <small>OBP: 0.271, SLG: 0.405</small>		1-3 		2-2 	0-3 		1-0 		
Kelly Stinnett, R (1, 2) <small>OBP: 0.337, SLG: 0.420</small>		1-3 		1-3 		1-1 	1-1 		
Omar Daal, L (1, 1) <small>OBP: 0.229, SLG: 0.100</small> Yamil Benitez, R (8, PH) <small>OBP: 0.293, SLG: 0.413</small> (9, 7)		4-1 			0-0 	0-0 		0-3 	

Inning Stats	R: 1	H: 0	E: 1	K: 1	S: 11	LOB: 1	BB: 2	P: 25
	R: 0	H: 1	E: 0	K: 3	S: 12	LOB: 2	BB: 1	P: 19
	R: 1	H: 1	E: 0	K: 0	S: 6	LOB: 0	BB: 0	P: 8
	R: 0	H: 0	E: 0	K: 1	S: 12	LOB: 0	BB: 0	P: 17
	R: 2	H: 1	E: 1	K: 1	S: 14	LOB: 3	BB: 3	P: 30
	R: 2	H: 2	E: 0	K: 1	S: 15	LOB: 2	BB: 2	P: 30
	R: 0	H: 1	E: 0	K: 1	S: 7	LOB: 0	BB: 0	P: 11
	R: 0	H: 1	E: 0	K: 2	S: 15	LOB: 3	BB: 2	P: 26

PITCHER										PITCHER																								
IP	WLS	BF	H	R	ER	SO	BB	IBB	HBP	BLK	WP	HR	S	P	ERA	WHIP	IP	WLS	BF	H	R	ER	SO	BB	IBB	HBP	BLK	WP	HR	S	P	ERA	WHIP	
Hideo Nomo, R (1, 1)	5.0	L	25	3	4	3	6	6	0	0	0	1	55	99	5.40	1.800																		
Willie Blair, R (6, 1)	2.0		10	3	2	2	2	0	0	0	0	0	22	41	9.00	2.500																		
Greg McMichael, R (8, 1)	1.0		6	1	0	0	2	2	0	0	0	0	15	26	0.00	3.000																		

BOTTOM

New York Mets @ Arizona Diamondbacks
 Bank One Ballpark, Phoenix, AZ

Sun Aug 16 1998, 10:05 PM EDT
 Att. 44,537 - Dome - 72 F

AB	30
R	6
H	7
RBI	4
BB	10
SO	10
LOB	22

2	3	0	0	3	2	2
3	1	1	0	2	0	2
0	0	0	0	0	0	0
3	1	2	1	2	0	2
4	0	1	3	1	1	2
3	0	0	0	0	0	3
2	0	0	0	0	1	5
3	0	1	0	1	1	0
4	0	1	0	0	2	4
4	1	1	0	0	2	2
1	0	0	0	1	0	0
1	0	0	0	0	1	0

1B:	5	SF:	0
2B:	1	SAC:	1
3B:	0	DP:	1
HR:	1	HBP:	0
WP:	0	PA:	41
PB:	0		
SB:	3		
CS:	0		

Batter	1	2	3	4	5	6	7	8	9	AB R H RBI BB SO LOB	TOP	
Wilton Guerrero, S (1, 4) OBP: 0.295, SLG: 0.355	0-1 G3		3-3 K		1-0 F8			3-1 L7		4 0 0 0 0 1 0	Montreal Expos @ Arizona Diamondbacks Bank One Ballpark, Phoenix, AZ Mon Aug 17 1998, 10:05 PM EDT Att. 39,367 - Dome - 72 F livebaseballscorecards.com	
F.P. Santangelo, S (1, 8) OBP: 0.338, SLG: 0.305	4-0 G4-3 S BB		0-0 G5-3			3-2 G1-3		1-2 P5	3 0 0 0 1 0 0			
Derrick May, L (1, 7) OBP: 0.277, SLG: 0.353 Robert Perez, R (9, PH) OBP: 0.226, SLG: 0.313	3-2 G4-3		1-1 G6-3		2-3 K			1-1 F8	3 0 0 0 0 1 1 1 0 0 0 0 0 0			
Vladimir Guerrero, R (1, 9) OBP: 0.376, SLG: 0.598	1-1 L7		1-1 1B 2B		0-1 P3			3-1 F9	4 1 1 0 0 0 1			
Brad Fullmer, L (1, 3) OBP: 0.327, SLG: 0.448		2-2 WP 1B		2-2 F8		1-2 F9			3 0 1 0 0 0 1			
Chris Widger, R (1, 2) OBP: 0.275, SLG: 0.356		3-2 G5-3		1-2 2-H 1B		1-1 P6			3 0 1 1 0 0 1			
Shane Andrews, R (1, 5) OBP: 0.301, SLG: 0.441 Steve Kline, S (7, 1) Mike Thurman, R (8, 1)		1-0 L7		2-3 K		2-1 G5-3			3 0 0 0 0 1 2 0 0 0 0 0 0 0 0 0 0 0 0 0 0			
Orlando Cabrera, R (1, 6) OBP: 0.309, SLG: 0.401		0-1 G6-3		3-1 G5-3				0-3 K	3 0 0 0 0 1 1			
Jeremy Powell, R (1, 1) Ryan McGuire, L (5, PH) Anthony Telford, R (5, 1) Scott Livingstone, L (7, 5) OBP: 0.229, SLG: 0.237			1-3 K		3-1 L9			3-1 G6-3	1 0 0 0 0 1 0 1 0 0 0 0 0 0 0 0 0 0 0 0 0 1 0 0 0 0 0 0			
Inning Stats	R: 0 H: 0 E: 0 LOB: 1 K: 0 BB: 1 S: 7 P: 15	R: 0 H: 1 E: 0 LOB: 1 K: 0 BB: 0 S: 9 P: 15	R: 0 H: 0 E: 0 LOB: 0 K: 2 BB: 0 S: 8 P: 12	R: 1 H: 2 E: 0 LOB: 1 K: 1 BB: 0 S: 14 P: 21	R: 0 H: 0 E: 0 LOB: 0 K: 0 BB: 0 S: 5 P: 12	R: 0 H: 0 E: 0 LOB: 0 K: 1 BB: 0 S: 9 P: 14	R: 0 H: 0 E: 0 LOB: 0 K: 0 BB: 0 S: 7 P: 11	R: 0 H: 0 E: 0 LOB: 0 K: 1 BB: 0 S: 7 P: 13	R: 0 H: 0 E: 0 LOB: 0 K: 0 BB: 0 S: 8 P: 13	1B: 2 SF: 0 2B: 1 SAC: 0 3B: 0 DP: 0 HR: 0 HBP: 0		WP: 1 PA: 31 PB: 0 SB: 1 CS: 0
PITCHER	IP WLS BF H R ER SO BB IBB HBP BLK WP HR S P ERA WHIP											
Andy Benes, R (1, 1) ERA: 4.52	8.0 W 28 3 1 1 5 1 0 0 0 1 0 66 113 1.12 0.500											
Alan Embree, L (9, 1) ERA: 4.95	1.0 3 0 0 0 0 0 0 0 0 0 0 8 13 0.00 0.000											

Montreal Expos @ Arizona Diamondbacks
Bank One Ballpark, Phoenix, AZ
 Mon Aug 17 1998, 10:05 PM EDT
 Att. 39,367 - Dome - 72 F

AB	30
R	1
H	3
RBI	1
BB	1
SO	5
LOB	7



Batter	1	2	3	4	5	6	7	8	9	AB	R	H	RBI	BB	SO	LOB
Andy Fox, L OBP: 0.350, SLG: 0.405 (1, 7)	0-1 G5-3		1-3 K	2-2 CS	1-3 K	0-3 K				4	0	0	0	0	3	2
Tony Batista, R OBP: 0.322, SLG: 0.541 (1, 4)	3-2 HR		2-0 F7		0-0 1B 2B	1-2 K				4	2	2	1	0	1	2
Travis Lee, L OBP: 0.355, SLG: 0.466 (1, 3)	0-0 G4-3			4-2 1B 3B BB	3-2 K			1-3 K		3	1	0	0	1	2	1
Matt Williams, R OBP: 0.329, SLG: 0.441 (1, 5)	1-0 F8			4-2 SAFE 1B 3B BB	2-2 BB BB 1B			1-3 K		3	1	1	1	1	1	0
Karim Garcia, L OBP: 0.271, SLG: 0.400 (1, 9)		2-1 G6-3		0-3 K	4-2 BB BB			1-2 K		3	0	0	0	1	2	2
Jay Bell, R OBP: 0.352, SLG: 0.428 (1, 6)		2-2 F9		0-0 3B 1B	4-2 BB BB			1-1 G2-3		3	1	1	0	1	0	0
David Dellucci, L OBP: 0.331, SLG: 0.414 (1, 8)		3-1 G3-1		0-0 1B 3B	1-2 G4-3			0-0 G3		4	1	1	3	0	0	3
Kelly Stinnett, R OBP: 0.340, SLG: 0.419 (1, 2)			4-2 SH1-4 BB	0-0 CS 1B		3-1 G6-3		1-0 G5-3		3	0	1	1	1	0	0
Andy Benes, R OBP: 0.264, SLG: 0.277 (1, 1)			0-1 SH1-4	1-3 K		2-2 1B				2	0	1	0	0	1	1
Alan Embree, L (9, 1)			1-2							0	0	0	0	0	0	0

Inning Stats	R: 1	H: 1	E: 0	K: 0	S: 7	R: 0	H: 0	E: 0	K: 0	S: 7	R: 0	H: 0	E: 0	K: 1	S: 12	R: 4	H: 3	E: 0	K: 2	S: 15	R: 1	H: 2	E: 0	K: 2	S: 19	R: 0	H: 1	E: 0	K: 2	S: 11	R: 0	H: 0	E: 0	K: 3	S: 9	R: 0	H: 0	E: 0	K: 0	S: 4	R: 0	H: 0	E: 0	K: 0	S: 6	1B: 4	2B: 1	3B: 1	HR: 1	SF: 0	SAC: 1	DP: 0	HBP: 0	WP: 0	PB: 0	SB: 0	CS: 1	PA: 36
--------------	------	------	------	------	------	------	------	------	------	------	------	------	------	------	-------	------	------	------	------	-------	------	------	------	------	-------	------	------	------	------	-------	------	------	------	------	------	------	------	------	------	------	------	------	------	------	------	-------	-------	-------	-------	-------	--------	-------	--------	-------	-------	-------	-------	--------

PITCHER	IP	WLS	BF	H	R	ER	SO	BB	IBB	HBP	BLK	WP	HR	S	P	ERA	WHIP
Jeremy Powell, R ERA: 5.85 (1, 1)	4.0	L	18	4	5	5	3	3	0	0	0	0	1	41	70	11.25	1.750
Anthony Telford, R ERA: 4.31 (5, 1)	2.0		11	3	1	1	4	2	0	0	0	0	0	30	51	4.50	2.500
Steve Kline, L ERA: 2.89 (7, 1)	1.0		3	0	0	0	3	0	0	0	0	0	0	9	12	0.00	0.000
Mike Thurman, R ERA: 4.21 (8, 1)	1.0		3	0	0	0	0	0	0	0	0	0	0	4	6	0.00	0.000

BOTTOM

Montreal Expos @ Arizona Diamondbacks
Bank One Ballpark, Phoenix, AZ
 Mon Aug 17 1998, 10:05 PM EDT
 Att: 39,367 - Dome - 72 F

livebaseballscorecards.com

AB	29
R	6
H	7
RBI	6
BB	5
SO	10
LOB	11



Batter	1	2	3	4	5	6	7	8	9	AB	R	H	RBI	BB	SO	LOB	TOP					
Wilton Guerrero, S (1, 4) OBP: 0.293, SLG: 0.352	2-3 K	0-0 P3		2-1 BLK 1B		1-0 G6-3		2-2 G2-3		5	0	1	0	0	1	1						
Orlando Cabrera, R (1, 6) OBP: 0.312, SLG: 0.401	0-0 1B 2B	2-3 K		0-0 L4			3-2 1B		0-0 G5-3	5	1	2	0	0	1	1						
Robert Perez, R (1, 7) OBP: 0.227, SLG: 0.310	1-0 2B 1B		0-3 K		1-1 G5-3		1-2 P4		0-0 P6	4	1	1	0	0	1	1						
Ryan McGuire, L (7, 3) OBP: 0.314, SLG: 0.268	1-2 E									1	0	0	0	0	0	0						
Vladimir Guerrero, R (1, 9) OBP: 0.376, SLG: 0.598	1-1 E		2-2 F9		2-2 P6		1-2 FC5-4 1B		0-0 F7	5	1	2	1	0	0	0						
Shane Andrews, R (1, 5) OBP: 0.303, SLG: 0.452	1-1 E5 F8 1B		0-0 HR		2-1 HR 2B		0-0 F8			4	2	2	2	0	0	2						
Brad Fullmer, L (1, 3) OBP: 0.331, SLG: 0.466	0-0		0-1 HR		2-1 HR		1-2 FC5-4			4	2	3	3	0	0	2						
F.P. Santangelo, S (7, 7) OBP: 0.338, SLG: 0.305	1-2 1B				2-H HR		1-2 FC5-4			0	0	0	0	0	0	0						
Chris Widger, R (1, 2) OBP: 0.275, SLG: 0.355	2-0 F8		1-1 F9		0-1 G4-3			2-2 FC5-4 1B		4	0	1	0	0	0	2						
Terry Jones, S (1, 8) OBP: 0.315, SLG: 0.340	0-2 G1-3			0-0 F8		0-3 K		2-0 FC5-4	4	0	0	0	0	0	1	3						
Javier Vazquez, R (1, 1) OBP: 0.227, SLG: 0.238		0-0 F9		1-2 P3		1-2 G5-3		3-2 F9	3	0	0	0	0	0	0	0						
Derrick May, L (8, PH) OBP: 0.275, SLG: 0.350										1	0	0	0	0	0	1						
Steve Kline, S (8, 1)										0	0	0	0	0	0	0						
Inning Stats	R: 3 E: 1 K: 1 S: 14	H: 4 LOB: 2 BB: 0 P: 21	R: 0 E: 0 K: 1 S: 6	H: 0 LOB: 0 BB: 0 P: 8	R: 2 E: 0 K: 1 S: 11	H: 2 LOB: 0 BB: 0 P: 14	R: 0 E: 0 K: 0 S: 7	H: 1 LOB: 1 BB: 0 P: 10	R: 2 E: 0 K: 0 S: 12	H: 2 LOB: 0 BB: 0 P: 19	R: 0 E: 0 K: 1 S: 7	H: 0 LOB: 0 BB: 0 P: 9	R: 0 E: 0 K: 0 S: 14	H: 2 LOB: 2 BB: 0 P: 20	R: 0 E: 0 K: 0 S: 10	H: 1 LOB: 1 BB: 0 P: 19	R: 0 E: 0 K: 0 S: 3	H: 0 LOB: 0 BB: 0 P: 3	1B: 7 2B: 2 3B: 0 HR: 3	SF: 0 SAC: 0 DP: 0 HBP: 0	WP: 0 PB: 0 SB: 0 CS: 0	PA: 40
PITCHER	IP	WLS	BF	H	R	ER	SO	BB	IBB	HBP	BLK	WP	HR	S	P	ERA	WHIP					
Brian Anderson, L (1, 1) ERA: 4.88	5.0	L	25	9	7	7	3	0	0	0	1	0	3	50	72	12.60	1.800					
Aaron Small, R (6, 1) ERA: 5.05	2.0		8	2	0	0	1	0	0	0	0	0	0	21	29	0.00	1.000					
Felix Rodriguez, R (8, 1) ERA: 5.56	1.0		4	1	0	0	0	0	0	0	0	0	0	10	19	0.00	1.000					
Gregg Olson, R (9, 1) ERA: 3.2	1.0		3	0	0	0	0	0	0	0	0	0	0	3	3	0.00	0.000					

Montreal Expos @ Arizona Diamondbacks
Bank One Ballpark, Phoenix, AZ
Tue Aug 18 1998, 10:05 PM EDT
Att: 40,012 - Dome - 72 F

AB	40
R	7
H	12
RBI	6
BB	0
SO	4
LOB	13



WP	0	PA	40
PB	0		
SB	0		
CS	0		

Batter	1	2	3	4	5	6	7	8	9	AB	R	H	RBI	BB	SO	LOB
David Dellucci, L OBP: 0.332, SLG: 0.414 (1, 8)	4-2 BB E		2-2 F7		1-1 G6-3			2-2 FC5-4 1B		3	0	1	0	1	0	0
Bernard Gilkey, R OBP: 0.316, SLG: 0.318 Gregg Olson, R OBP: 0.500, SLG: 2.000 (1, 7) (9, 1)	1-2 E4		2-2 1B			2-2 F9		2-0 FC5-4 1-2f		4	0	1	0	0	0	2
Travis Lee, L OBP: 0.352, SLG: 0.462 (1, 3)	3-3 K		2-3 K			2-0 G4-3		0-1 G4-3		4	0	0	0	0	2	4
Matt Williams, R OBP: 0.328, SLG: 0.447 (1, 5)	2-3 K			1-1 HR		1-0 G5-3		2-0 G5-3		4	1	1	1	0	1	2
Karim Garcia, L OBP: 0.267, SLG: 0.394 (1, 9)	2-3 K			1-3 K		2-0 G4-3		0-3 K		4	0	0	0	0	3	2
Jay Bell, R OBP: 0.350, SLG: 0.425 Felix Rodriguez, R Yamil Benitez, R OBP: 0.292, SLG: 0.411 (1, 6) (8, 1) (9, 7)		1-2 G5-3		0-2 G1-3		1-2 G4-3		1-1 F7		3	0	0	0	0	0	0
Tony Batista, R OBP: 0.328, SLG: 0.540 (1, 4) (8, 6)		0-3 K		0-1 1B		4-1 BB				2	0	1	0	1	1	0
Kelly Stinnett, R OBP: 0.336, SLG: 0.413 (1, 2)		1-3 K			0-2 G5-3		1-2 F8			3	0	0	0	0	1	1
Brian Anderson, R OBP: 0.137, SLG: 0.120 Hanley Frias, S OBP: 0.143, SLG: 0.571 Aaron Small, R Andy Stankiewicz, R OBP: 0.265, SLG: 0.254 (1, 1) (5, PH) (6, 1) (8, 4)			1-3 K		0-0 L9			1-1 P6		1	0	0	0	0	1	0

Inning Stats	R: 0	H: 0	E: 1	LOB: 2	K: 3	P: 14	R: 0	H: 0	E: 0	LOB: 0	K: 2	P: 9	R: 0	H: 1	E: 0	LOB: 1	K: 2	P: 13	R: 1	H: 2	E: 0	LOB: 1	K: 1	P: 10	R: 0	H: 0	E: 0	LOB: 0	K: 0	P: 6	R: 0	H: 0	E: 0	LOB: 0	K: 0	P: 9	R: 0	H: 1	E: 0	LOB: 1	K: 0	P: 8	R: 0	H: 0	E: 0	LOB: 0	K: 1	P: 10	1B: 3	SF: 0	2B: 0	SAC: 0	3B: 0	DP: 0	HR: 1	HBP: 0	WP: 0	PA: 33
--------------	------	------	------	--------	------	-------	------	------	------	--------	------	------	------	------	------	--------	------	-------	------	------	------	--------	------	-------	------	------	------	--------	------	------	------	------	------	--------	------	------	------	------	------	--------	------	------	------	------	------	--------	------	-------	-------	-------	-------	--------	-------	-------	-------	--------	-------	--------


PITCHER	IP	WLS	BF	H	R	ER	SO	BB	IBB	HBP	BLK	WP	HR	S	P	ERA	WHIP
Javier Vazquez, R ERA: 5.35 (1, 1)	7.0	W	26	3	1	1	8	2	0	0	0	0	1	66	103	1.29	0.714
Steve Kline, L ERA: 2.78 (8, 1)	2.0		7	1	0	0	1	0	0	0	0	0	0	15	23	0.00	0.500

BOTTOM

Montreal Expos @ Arizona Diamondbacks
Bank One Ballpark, Phoenix, AZ
 Tue Aug 18 1998, 10:05 PM EDT
 Att. 40,012 - Dome - 72 F

livebaseballscorecards.com

AB	31
R	1
H	4
RBI	1
BB	2
SO	9
LOB	11



Batter	1	2	3	4	5	6	7	8	9	AB R H RBI BB SO LOB	TOP	
Wilton Guerrero, S OBP: 0.291, SLG: 0.351 (1, 4)	0-1 G4-3	1-0 F7		1-0 SF8			2-2 FC2 SH G5-2-3 1B	1-3 K		4 0 1 1 0 1 1	<p>Montreal Expos @ Arizona Diamondbacks</p> <p>Bank One Ballpark, Phoenix, AZ</p> <p>Wed Aug 19 1998, 6:33 AM EDT</p> <p>Att: 39,906 - Dome - 72 F</p>	
Terry Jones, S OBP: 0.321, SLG: 0.356 (1, 8)	0-2 P4		1-1 SH5-3 SF7 2B	0-1 P6		1 SAFE SH G5-2-3 FC2 1-2 BB	0-0 1B	1B	4 2 2 0 0 0 2			
F.P. Santangelo, S OBP: 0.339, SLG: 0.311 (1, 7)	2-1 HR 2B		0-0 SH5-3 2-3		0-0 L9	0-0 FC2 BB G5-2-3 2B	1-2 1B	1-3 1B	4 2 2 0 0 0 2			
Vladimir Guerrero, R OBP: 0.374, SLG: 0.601 (1, 9)	0-0 HR		0-0 SF7		0-1 G1-3	0-1 G5-2-3	1-0 P6		4 1 1 3 0 0 5			
Brad Fullmer, L OBP: 0.332, SLG: 0.467 Ugueth Urbina, R (9, 1)	0-0 2B		0-0 F9		1-1 G4-1	4-0 BB 2B IBB		2-0 G4-3	4 1 1 0 1 0 0 0 0 0 0 0 0 0			
Shane Andrews, R OBP: 0.306, SLG: 0.451 (1, 5)	1-2 F8		4-2 FC6-4 BB		2-2 1B	4-0 2B BB	2-3 K	2-3 K	3 1 1 1 2 1 1			
Chris Widger, R OBP: 0.274, SLG: 0.355 (1, 2)		0-1 F9	0-1 FC6-4 SF8		2-1 P4	2-2 2B	0-0 L6		5 1 1 3 0 0 2			
Orlando Cabrera, R OBP: 0.305, SLG: 0.392 (1, 6)		1-0 F7	2-2 E5 HBP		1-3 K	1-3 G4-3			4 0 0 0 0 1 3			
Dustin Hermanson, R OBP: 0.306, SLG: 0.154 Derrick May, L OBP: 0.273, SLG: 0.348 Shayne Bennett, R (8, 1) Ryan McGuire, L OBP: 0.314, SLG: 0.268 (9, 3)		0-1 1B	2-0 HBP		0-3 K		1-1 G4-3		2 0 1 0 0 1 1 1 0			
Inning Stats	R: 2 H: 3 E: 0 LOB: 1 K: 0 BB: 0 S: 13 P: 16	R: 0 H: 1 E: 0 LOB: 1 K: 0 BB: 0 S: 6 P: 8	R: 1 H: 1 E: 0 LOB: 0 K: 0 BB: 0 S: 5 P: 6	R: 1 H: 0 E: 1 LOB: 2 K: 0 BB: 1 S: 14 P: 22	R: 0 H: 0 E: 0 LOB: 0 K: 0 BB: 0 S: 5 P: 6	R: 0 H: 1 E: 0 LOB: 1 K: 2 BB: 0 S: 11 P: 16	R: 4 H: 2 E: 1 LOB: 1 K: 0 BB: 2 S: 13 P: 25	R: 0 H: 2 E: 0 LOB: 2 K: 1 BB: 0 S: 11 P: 15	R: 0 H: 0 E: 0 LOB: 0 K: 1 BB: 0 S: 5 P: 9	1B: 5 SF: 2 2B: 4 SAC: 2 3B: 0 DP: 1 HR: 1 HBP: 1		WP: 0 PA: 43 PB: 0 SB: 0 CS: 0
PITCHER	IP WLS BF H R ER SO BB IBB HBP BLK WP HR S P ERA WHIP											
Amaury Telemaco, R ERA: 3.98 (1, 1)	6.0 L 27 6 4 3 2 1 0 1 0 0 0 1 54 74 4.50 1.167											
Bobby Chouinard, R ERA: 3.93 (7, 1)	2.0 13 4 4 0 1 1 1 0 0 0 0 0 24 40 0.00 2.500											
Felix Rodriguez, R ERA: 5.4 (9, 1)	1.0 3 0 0 0 0 1 0 0 0 0 0 0 5 9 0.00 0.000											

livebaseballscorecards.com

AB	35
R	8
H	10
RBI	8
BB	3
SO	4
LOB	17



Batter	1	2	3	4	5	6	7	8	9	AB	R	H	RBI	BB	SO	LOB
Andy Fox, L <small>OBP: 0.349, SLG: 0.402</small> (1, 4)	 <small>1-3</small>			 <small>4-2</small>		 <small>1-2</small>		 <small>2-3</small>		3	0	0	0	1	2	1
Bernard Gilkey, R <small>OBP: 0.315, SLG: 0.326</small> (1, 7)	 <small>3-1</small>			 <small>2-1</small> <small>1-2</small>		 <small>2-0</small>		 <small>3-2</small>		4	1	1	1	0	0	2
Travis Lee, L <small>OBP: 0.349, SLG: 0.458</small> (1, 3)	 <small>3-3</small>			 <small>0-2</small>		 <small>1-0</small>			 <small>2-2</small>	4	0	0	0	0	1	1
Matt Williams, R <small>OBP: 0.328, SLG: 0.453</small> (1, 5)		 <small>1-3</small>		 <small>2-3</small>			 <small>0-0</small>		 <small>2-3</small>	4	1	1	1	0	3	1
David Dellucci, L <small>OBP: 0.329, SLG: 0.409</small> (1, 8)		 <small>0-0</small>			 <small>0-0</small>		 <small>1-2</small>		 <small>1-3</small>	4	0	0	0	0	1	0
Tony Batista, R <small>OBP: 0.322, SLG: 0.530</small> (1, 6)		 <small>2-2</small>			 <small>2-3</small>		 <small>2-0</small>			3	0	0	0	0	1	0
Karim Garcia, L <small>OBP: 0.268, SLG: 0.393</small> (1, 9)			 <small>3-2</small>		 <small>3-2</small>		 <small>3-2</small>			3	0	1	0	0	0	0
Kelly Stinnett, R <small>OBP: 0.332, SLG: 0.407</small> (1, 2)			 <small>0-1</small>		 <small>2-3</small>			 <small>0-0</small>		3	0	0	0	0	1	1
Amaury Telemaco, R <small>OBP: 0.083, SLG: 0.045</small> (1, 1)				 <small>2-3</small>		 <small>2-3</small>			 <small>1-0</small>	1	0	0	0	0	1	0
Hanley Frias, S <small>OBP: 0.125, SLG: 0.500</small> (6, PH)										1	0	0	0	0	1	0
Bobby Chouinard, R (7, 1)										0	0	0	0	0	0	0
Andy Stankiewicz, R <small>OBP: 0.270, SLG: 0.260</small> (8, PH)										1	0	1	0	0	0	0
Felix Rodriguez, R (9, 1)										0	0	0	0	0	0	0

Inning Stats	R: 0	H: 0	E: 0	K: 2	S: 9	LOB: 0	BB: 0	P: 16	R: 0	H: 0	E: 0	K: 1	S: 7	LOB: 0	BB: 0	P: 10	R: 0	H: 0	E: 0	K: 1	S: 9	LOB: 1	BB: 1	P: 18	R: 0	H: 1	E: 0	K: 2	S: 11	LOB: 1	BB: 0	P: 18	R: 1	H: 1	E: 0	K: 1	S: 8	LOB: 0	BB: 0	P: 14	R: 1	H: 1	E: 0	K: 0	S: 10	LOB: 0	BB: 0	P: 16	R: 0	H: 1	E: 0	K: 1	S: 8	LOB: 1	BB: 0	P: 14	R: 0	H: 0	E: 0	K: 2	S: 10	LOB: 0	BB: 0	P: 15	1B: 2	SF: 0	2B: 0	SAC: 0	3B: 0	DP: 0	HR: 2	HBP: 0	WP: 0	PA: 32
PITCHER	IP	WLS	BF	H	R	ER	SO	BB	IBB	HBP	BLK	WP	HR	S	P	ERA	WHIP																																																									
Dustin Hermanson, R <small>ERA: 3.17</small>	(1, 1)	7.0	W	25	3	2	8	1	0	0	1	0	2	64	106	2.57	0.571																																																									
Shayne Bennett, R <small>ERA: 4.4</small>	(8, 1)	1.0		4	1	0	1	0	0	0	0	0	0	8	14	0.00	1.000																																																									
Ugueth Urbina, R <small>ERA: 1.2</small>	(9, 1)	1.0		3	0	0	2	0	0	0	0	0	0	10	15	0.00	0.000																																																									

BOTTOM

Montreal Expos @ Arizona Diamondbacks
Bank One Ballpark, Phoenix, AZ
 Wed Aug 19 1998, 6:33 AM EDT
 Att. 39,906 - Dome - 72 F

livebaseballscorecards.com

AB	31
R	2
H	4
RBI	2
BB	1
SO	11
LOB	6

Batter	1	2	3	4	5	6	7	8	9	AB R H RBI BB SO LOB	TOP	
Andy Fox, L (1, 7) OBP: 0.348, SLG: 0.398	2-3 K		4-2 WP BB		0-3 K			0-1 F9		3 0 0 0 1 2 1	Arizona Diamondbacks @ Philadelphia Phillies Veterans Stadium, Philadelphia, PA Thu Aug 20 1998, 7:05 PM EDT Cloudy - 76 F	
Tony Batista, R (1, 4) OBP: 0.320, SLG: 0.530 Alan Embree, L (8, 1)	2-0 2B		1-3 K		0-3 K		1-2 F4		4 0 1 0 0 2 1 0 0 0 0 0 0 0			
Travis Lee, L (1, 3) OBP: 0.346, SLG: 0.453	2-2 G1-3		0-0 G6-3		0-3 K			0-3 K	4 0 0 0 0 2 2			
Matt Williams, R (1, 5) OBP: 0.327, SLG: 0.450	1-0 L4			0-0 P3		1-3 K		4-2 WP 3B BB	3 1 0 0 1 1 1			
David Dellucci, L (1, 8) OBP: 0.328, SLG: 0.413		2-3 K		1-3 K		2-3 K		3-1 1-H 3B	4 0 1 1 0 3 0			
Jay Bell, R (1, 6) OBP: 0.349, SLG: 0.423		2-0 PB 1B		0-0 F9		2-2 F8		2-1 P3	4 0 1 0 0 0 1			
Karim Garcia, L (1, 9) OBP: 0.268, SLG: 0.391		0-3 K		1-2 G3-1		0-0 1B		0-1 F7	4 0 1 0 0 1 2			
Kelly Stinnett, R (1, 2) OBP: 0.332, SLG: 0.404		3-2 G1-3		1-1 HBP		1-1 F6			2 0 0 0 0 0 2			
Bob Wolcott, R (1, 1) OBP: 0.222, SLG: 0.222 Felix Rodriguez, R (4, 1) Hanley Firas, S (5, PH) Aaron Small, R (5, 1) Willie Banks, R (7, 1) Andy Stankiewicz, R (8, PH) (8, 4)			1-3 K		0-3 K			0-3 K	1 0 0 0 0 0 1 0 0 0 0 0 0 0 0 0 1 0 0 0 0 0 1 1 0 0 0 0 0 0 0 0 0 0 0 0 0 0 0 0 1 0 0 0 0 0 1 0			
Inning Stats	R: 0 H: 1 E: 0 LOB: 1 K: 1 BB: 0 S: 8 P: 15	R: 0 H: 1 E: 0 LOB: 1 K: 2 BB: 0 S: 10 P: 17	R: 0 H: 0 E: 0 LOB: 1 K: 2 BB: 1 S: 10 P: 16	R: 0 H: 0 E: 0 LOB: 0 K: 1 BB: 0 S: 5 P: 6	R: 0 H: 0 E: 0 LOB: 1 K: 2 BB: 0 S: 12 P: 14	R: 0 H: 0 E: 0 LOB: 0 K: 3 BB: 0 S: 9 P: 10	R: 0 H: 1 E: 0 LOB: 1 K: 1 BB: 0 S: 9 P: 14	R: 0 H: 0 E: 0 LOB: 0 K: 1 BB: 0 S: 11 P: 12	R: 1 H: 1 E: 0 LOB: 1 K: 1 BB: 1 S: 13 P: 22	1B: 2 SF: 0 2B: 1 SAC: 0 3B: 1 DP: 0 HR: 0 HBP: 1	WP: 2 PA: 34 PB: 1 SB: 0 CS: 0	
PITCHER Curt Schilling, R (1, 1) ERA: 3.14	IP WLS BF H R ER SO BB IBB HBP BLK WP HR S P ERA WHIP	9.0 W 34 4 1 1 14 2 0 1 0 2 0 87 126 1.00 0.667										

livebaseballscorecards.com

AB	31
R	1
H	4
RBI	1
BB	2
SO	14
LOB	11



Batter	1	2	3	4	5	6	7	8	9
Doug Glanville, R OBP: 0.351, SLG: 0.422 (1, 8)	4-2 1B HR BB	1 SAFE 2-2 FC6-4 1-2f		4-1 BB 2B BB	3-2 1B G6-3		1-1 1B		
Gregg Jefferies, S OBP: 0.331, SLG: 0.394 Ruben Amaro Jr. S OBP: 0.233, SLG: 0.277 (1, 7) (8, 7)	1 SAFE 1-2 HR 1B		4-1 BB	4-0 2B BB	2-1 G6-3 1-2f		1-0 L7		
Scott Rolen, R OBP: 0.384, SLG: 0.524 (1, 5)	3-2 HR		1-0 P3	0-0 2B		4-1 1B HR BB	2-2 1B G4-6-3		
Rico Brogna, L OBP: 0.328, SLG: 0.454 (1, 3)	1-2 G3		1-0 L8	0-3 K		2-2 HR 1B	0-0 G4-6-3		
Bobby Abreu, L OBP: 0.404, SLG: 0.494 (1, 9)	1-3 K		1-0 L7	4-2 FC6-4 BB		2-2 HR	1-0 G6-3		
Mark Lewis, R OBP: 0.307, SLG: 0.365 (1, 4)	0-2 L8			F8 FC6-4		1-3 K	2-1 2B		
Bobby Estalella, R OBP: 0.261, SLG: 0.427 (1, 2)		1-3 K		2-2 1B SH 1B	1-0 P5	0-0 1B	1-0 G6-3		
Desi Relaford, S OBP: 0.309, SLG: 0.350 (1, 6)		4-0 FC6-4 BB		0-0 SH WP 1B	3-2 E SH 1B	1-3 K	0-1 G6-3		
Curt Schilling, R OBP: 0.131, SLG: 0.119 (1, 1)		0-0 B3		0-1 SH BB WP 2B	0-1 SH 1B	3-3 K			

Inning Stats	R: 3	H: 2	E: 0	K: 1	S: 19	LOB: 0	BB: 1	P: 29	R: 0	H: 0	E: 0	K: 1	S: 8	LOB: 1	BB: 1	P: 15	R: 0	H: 0	E: 0	K: 0	S: 4	LOB: 1	BB: 1	P: 11	R: 4	H: 3	E: 1	K: 1	S: 22	LOB: 3	BB: 3	P: 38	R: 1	H: 2	E: 1	K: 0	S: 13	LOB: 1	BB: 0	P: 22	R: 3	H: 3	E: 0	K: 3	S: 19	LOB: 1	BB: 1	P: 32	R: 0	H: 2	E: 0	K: 0	S: 7	LOB: 1	BB: 0	P: 11	R: 0	H: 1	E: 0	K: 0	S: 6	LOB: 1	BB: 0	P: 10
--------------	------	------	------	------	-------	--------	-------	-------	------	------	------	------	------	--------	-------	-------	------	------	------	------	------	--------	-------	-------	------	------	------	------	-------	--------	-------	-------	------	------	------	------	-------	--------	-------	-------	------	------	------	------	-------	--------	-------	-------	------	------	------	------	------	--------	-------	-------	------	------	------	------	------	--------	-------	-------

AB	R	H	RBI	BB	SO	LOB	
3	2	2	1	2	0	1	
3	1	1	0	2	0	3	
0	0	0	0	0	0	0	
4	2	3	5	1	0	1	
5	1	1	0	0	1	5	
4	1	1	3	1	1	1	
5	0	1	0	0	1	3	
5	1	2	0	0	1	1	
4	2	2	0	1	1	2	
2	1	0	0	0	1	2	
1B: 9	2B: 2	3B: 0	HR: 2	SF: 0	SAC: 2	DP: 2	HBP: 0

BOTTOM

Arizona Diamondbacks @ Philadelphia Phillies
Veterans Stadium, Philadelphia, PA

Thu Aug 20 1998, 7:05 PM EDT
Cloudy - 76 F

livebaseballscorecards.com

AB	35
R	11
H	13
RBI	9
BB	7
SO	6
LOB	19

WP: 1 PA: 44
PB: 0
SB: 0
CS: 0



PITCHER	IP	WLS	BF	H	R	ER	SO	BB	IBB	HBP	BLK	WP	HR	S	P	ERA	WHIP
Bob Wolcott, R ERA: 7.09 (1, 1)	3.1	L	21	5	7	6	2	5	0	0	0	1	1	42	77	16.20	3.000
Felix Rodriguez, R ERA: 5.3 (4, 1)	0.2		3	0	0	0	1	1	0	0	0	0	0	11	16	0.00	1.500
Aaron Small, R ERA: 5.37 (5, 1)	2.0		12	5	4	3	3	1	0	0	0	0	1	32	54	13.50	3.000
Willie Banks, R ERA: 4.93 (7, 1)	1.0		4	2	0	0	0	0	0	0	0	0	0	7	11	0.00	2.000
Alan Embree, L ERA: 4.83 (8, 1)	1.0		4	1	0	0	0	0	0	0	0	0	0	6	10	0.00	1.000

Batter	1	2	3	4	5	6	7	8	9	10	11	AB R H RBI BB SO LOB	TOP
Andy Fox, L <small>(1, 5) OBP: 0.354, SLG: 0.409</small> <small>(8, 4)</small> <small>(10, 9)</small>	 <small>4-2</small>	 <small>0-2</small>		 <small>2-2</small>			 <small>0-0</small>	 <small>1-1</small>	 <small>3-3</small>		 <small>4-0</small>	5 4 3 2 2 1 1	
Tony Batista, R <small>(1, 6) OBP: 0.319, SLG: 0.534</small> <small>(10, 4)</small>	 <small>0-0</small>		 <small>2-0</small>	 <small>1-2</small>			 <small>4-0</small>	 <small>2-1</small>	 <small>2-3</small>		 <small>0-0</small>	6 1 1 1 1 1 5	
Devon White, S <small>(1, 8) OBP: 0.336, SLG: 0.466</small>	 <small>2-3</small>		 <small>2-3</small>	 <small>3-3</small>			 <small>1-3</small>	 <small>2-1</small>		 <small>1-0</small>	 <small>1-2</small>	7 2 3 5 0 4 3	
Travis Lee, L <small>(1, 3) OBP: 0.347, SLG: 0.452</small>	 <small>4-1</small>		 <small>0-0</small>			 <small>1-3</small>	 <small>3-3</small>	 <small>1-2</small>		 <small>1-2</small>	 <small>2-0</small>	6 0 2 0 1 2 3	
Bernard Gilkey, R <small>(1, 7) OBP: 0.321, SLG: 0.324</small> Alan Embree, L <small>(10, 1)</small>	 <small>4-1</small>		 <small>4-0</small>			 <small>2-0</small>	 <small>4-0</small>	 <small>4-0</small>		 <small>1-2</small>		2 0 0 0 4 0 1 0 0 0 0 0 0 0	
Yamil Benitez, R <small>(1, 9) OBP: 0.286, SLG: 0.401</small> Matt Williams, R <small>(8, PH) OBP: 0.330, SLG: 0.450</small> <small>(8, 5)</small>	 <small>1-1</small>		 <small>3-3</small>			 <small>1-0</small>	 <small>1-3</small>	 <small>4-1</small>		 <small>4-0</small>		4 0 0 0 0 2 7 0 0 0 1 2 0 0	
Damian Miller, R <small>(1, 2) OBP: 0.349, SLG: 0.440</small>		 <small>1-3</small>		 <small>0-1</small>		 <small>1-3</small>		 <small>0-0</small>		 <small>1-2</small>		6 1 1 0 0 3 5	
Andy Stankiewicz, R <small>(1, 4) OBP: 0.273, SLG: 0.263</small> Gregg Olson, R <small>(8, 1) OBP: 0.500, SLG: 2.000</small> Jay Bell, R <small>(10, 6) OBP: 0.349, SLG: 0.422</small>		 <small>0-0</small>		 <small>0-1</small>		 <small>1-1</small>		 <small>0-2</small>			 <small>1-0</small>	5 1 2 0 0 0 3 0 0 0 0 0 0 0 1 0 0 0 0 0 0	
Clint Sodowsky, L <small>(1, 1) OBP: 0.333, SLG: 0.333</small> Karin Garcia, L <small>(6, PH) OBP: 0.287, SLG: 0.390</small> Ben Ford, R <small>(6, 1) OBP: 0.287, SLG: 0.390</small> Willie Banks, R <small>(7, 1) OBP: 0.331, SLG: 0.415</small> David Dellucci, L <small>(8, PH) OBP: 0.331, SLG: 0.415</small> <small>(8, 9)</small> <small>(10, 7)</small>		 <small>0-0</small>		 <small>0-2</small>		 <small>0-2</small>		 <small>0-0</small>	 <small>0-0</small>		 <small>1-0</small>	1 1 1 0 0 0 0 1 0 3 2 2 1 0 0 0	
Inning Stats	R: 1 H: 0 E: 0 LOB: 2 K: 1 BB: 3 S: 11 P: 26	R: 0 H: 1 E: 0 LOB: 1 K: 1 BB: 0 S: 9 P: 10	R: 0 H: 1 E: 0 LOB: 2 K: 2 BB: 1 S: 8 P: 19	R: 3 H: 3 E: 0 LOB: 0 K: 1 BB: 0 S: 16 P: 22	R: 0 H: 0 E: 0 LOB: 0 K: 1 BB: 0 S: 5 P: 9	R: 0 H: 0 E: 0 LOB: 0 K: 1 BB: 0 S: 8 P: 10	R: 0 H: 1 E: 0 LOB: 3 K: 3 BB: 2 S: 11 P: 24	R: 5 H: 6 E: 0 LOB: 3 K: 1 BB: 2 S: 21 P: 36	R: 0 H: 0 E: 0 LOB: 0 K: 2 BB: 0 S: 7 P: 12	R: 0 H: 1 E: 0 LOB: 2 K: 0 BB: 1 S: 13 P: 21	R: 3 H: 2 E: 0 LOB: 0 K: 0 BB: 1 S: 7 P: 16	1B: 11 SF: 0 2B: 1 SAC: 1 3B: 0 DP: 0 HR: 3 HBP: 0	WP: 3 PA: 58 PB: 3 SB: 1 CS: 0
PITCHER Ken Ryan, R <small>(1, 1) ERA: 3.09</small> Jerry Spradlin, R <small>(4, 1) ERA: 3.48</small> Yorkis Perez, L <small>(7, 1) ERA: 4.14</small> Wayne Gomes, R <small>(7, 1) ERA: 4.29</small> Mark Leiter, R <small>(8, 1) ERA: 3.33</small>	IP WLS BF H R ER SO BB IBB HBP BLK WP HR S P ERA WHIP 3.0 15 2 1 0 4 4 0 0 0 1 0 28 55 0.00 2.000 3.0 12 3 3 3 3 0 0 0 0 1 2 29 41 9.00 1.000 0.2 4 1 0 0 2 1 0 0 0 0 0 8 16 0.00 3.000 0.2 8 5 5 5 1 1 0 0 0 1 0 14 25 67.50 9.000 1.2 8 1 0 0 3 2 0 0 0 0 0 17 31 0.00 1.800	PITCHER Ricky Bottalico, R <small>(10, 1) ERA: 7.11</small>	IP WLS BF H R ER SO BB IBB HBP BLK WP HR S P ERA WHIP 2.0 L 11 3 3 3 0 1 1 0 0 0 0 20 37 13.50 2.000										

Arizona Diamondbacks @ Philadelphia Phillies
 Veterans Stadium, Philadelphia, PA
 Thu Aug 20 1998, 7:05 PM EDT
 Att: 26,216 - Unknown - 75 F

AB	47
R	12
H	15
RBI	10
BB	10
SO	13
LOB	28



Batter	1	2	3	4	5	6	7	8	9	10	11	AB R H RBI BB SO LOB	BOTTOM																
Doug Glanville, R OBP: 0.354, SLG: 0.420	4-2 FC5-4 BB	3-3 K		4-0 PB 2B BB		2-2 1B 2B HBP	2-1 F8		4-0 1B BB		2-2 FC6-4	3 2 0 0 3 1 2	Arizona Diamondbacks @ Philadelphia Phillies Veterans Stadium, Philadelphia, PA Thu Aug 20 1998, 7:05 PM EDT Att: 26,216 - Unknown - 75 F																
Kevin Sefcik, R OBP: 0.427, SLG: 0.404	2-1 FC5-4	1-2		0-0 L1-6		2-0 2B 1B	1-0 FC5 BB		1-1 1B BB			5 2 3 0 0 0 3																	
Mark Leiter, R (8, 1)												0 0 0 0 0 0 0																	
Jon Zuber, L OBP: 0.262, SLG: 0.450	1B 23 1B	S 1B				1-2 2B 1B	1-2 1B		1-2 1B			1 0 1 0 0 0 0																	
Ricky Bottalico, L (10, 1)												0 0 0 0 0 0 0																	
Scott Rolen, R OBP: 0.387, SLG: 0.529	2-0 23 1B E 1B	1-2 G5-3		1 SAFE 3-2 1-H 2B		0-0 E 2B	4-2 1-2 2-3 BB		1-1 G6-3			5 2 3 4 1 0 3																	
Rico Brogna, L OBP: 0.326, SLG: 0.449	2-3 K		1-2 P5	4-0 IBB		2-0 E5 23 G4-6-3	1-0 FC5			0-3 K		5 0 0 1 1 2 5																	
23 Kevin Jordan, R OBP: 0.304, SLG: 0.362	0-1 E BB 1B		2-3 K	1-3 K		1-1 G4-6-3		1-0 P6		3-2 F5		4 1 1 1 0 2 3																	
Wayne Gomes, R (7, 1)												0 0 0 0 0 0 0																	
Ruben Amaro Jr, S OBP: 0.228, SLG: 0.271	1-3 3-H 1B					1-2 1B						2 0 0 0 0 0 0																	
Bobby Abreu, L OBP: 0.408, SLG: 0.492	4-0 E 1B BB		1-1 2B 1B		1-1 G4-3	4-1 BB		4-2 CS BB		3-3 K		3 1 1 0 3 1 0																	
Mark Parent, R OBP: 0.274, SLG: 0.270	0-0 E6 1B		1-1 2B		3-2 G5-3	1-2 G4-3		1 SAFE 1-2 F7			1-1 B3	5 0 1 1 0 0 4																	
Desi Relaford, S OBP: 0.309, SLG: 0.349	1-2 2-3 3-H 1B		1-H 2B					1-2 1B				1 0 0 0 0 0 0																	
Alex Arias, R OBP: 0.357, SLG: 0.354	0-1 1B		2-0 F8		3-2 F8		2-1 FC4-6 1B		2-1 L8		4-2 FC6-4 BB	5 0 2 1 1 0 1																	
Ken Ryan, R (1, 1)		1-1 G3		2-1 L1-6 2B		2-2 1B 2B 1B	0-0 FC4-6 1B		2-2 G5-3		3-1 F9	1 0 0 0 0 0 0																	
Jerry Spradlin, S OBP: 1.000, SLG: 2.000												1 0 1 0 0 0 0																	
Gregg Jefferies, S OBP: 0.332, SLG: 0.396												1 1 1 0 0 0 0																	
Yorkis Perez, L (7, 1)												0 0 0 0 0 0 0																	
Mark Lewis, R OBP: 0.305, SLG: 0.362												3 0 0 0 0 0 2																	
Inning Stats	R: 3 E: 1 K: 1 S: 15	H: 3 LOB: 2 BB: 2 P: 29	R: 0 E: 0 K: 1 S: 16	H: 1 LOB: 1 BB: 0 P: 22	R: 1 E: 0 K: 1 S: 11	H: 2 LOB: 1 BB: 0 P: 18	R: 1 E: 0 K: 1 S: 11	H: 2 LOB: 2 BB: 2 P: 25	R: 0 E: 0 K: 0 S: 9	H: 0 LOB: 0 BB: 0 P: 16	R: 4 E: 1 K: 0 S: 15	H: 3 LOB: 1 BB: 1 P: 29	R: 0 E: 0 K: 0 S: 9	H: 2 LOB: 3 BB: 1 P: 19	R: 0 E: 0 K: 0 S: 9	H: 0 LOB: 0 BB: 1 P: 15	R: 0 E: 0 K: 0 S: 9	H: 1 LOB: 2 BB: 1 P: 19	R: 0 E: 0 K: 2 S: 10	H: 0 LOB: 0 BB: 0 P: 16	R: 0 E: 0 K: 0 S: 10	H: 0 LOB: 1 BB: 1 P: 20	1B: 10 2B: 5 3B: 0 HR: 0	SF: 0 SAC: 0 DP: 2 HBP: 1	WP: 0 PB: 1 SB: 2 CS: 1	PA: 55			
PITCHER	IP WLS BF H R ER SO BB IBB HBP BLK WP HR S P ERA WHIP																												
Clint Sodowsky, R ERA: 5.73	(1, 1) 5.0 26 8 5 2 4 3 1 0 0 0 0 0 62 110 3.60 2.200																												
Ben Ford, R ERA: 21.6	(6, 1) 1.2 12 5 4 4 0 1 0 1 0 0 0 0 21 40 21.60 3.600																												
Willie Banks, R ERA: 4.89	(7, 1) 0.1 2 0 0 0 0 1 0 0 0 0 0 0 3 8 0.00 3.000																												
Gregg Olson, R ERA: 3.08	(8, 1) 2.0 8 1 0 0 0 2 0 0 0 0 0 0 18 34 0.00 1.500																												
Alan Embree, L ERA: 4.6	(10, 1) 2.0 W 7 0 0 0 2 1 0 0 0 0 0 20 36 0.00 0.500																												

AB	45
R	9
H	14
RBI	8
BB	9
SO	6
LOB	23



Batter	1	2	3	4	5	6	7	8	9	AB R H RBI BB SO LOB	TOP											
Andy Fox, L (1, 4) OBP: 0.355, SLG: 0.410	1-0 1B 1B		2-2 G4-3			0-2 K		2-0 1B		4 0 2 0 0 1 0												
Bernard Gilkey, R (1, 7) OBP: 0.320, SLG: 0.321	1-2 L9		0-1 G4-3			3-3 K		4-1 BB BB		3 0 0 0 1 1 1												
Devon White, S (1, 8) OBP: 0.337, SLG: 0.464	0-0 F8			2-1 G3		4-2 FC4-6 BB		4-1 BB 1-2 BB		2 0 0 0 2 0 1												
Travis Lee, L (1, 3) OBP: 0.346, SLG: 0.450	1-0 1-2 1B			2-3 K		2-2 FC4-6 1-2f		0-3 K		4 0 1 0 0 2 3												
Matt Williams, R (1, 5) OBP: 0.327, SLG: 0.445	1-0 F9			2-0 G4-3			0-0 L4	2-3 K		4 0 0 0 0 1 4												
Jay Bell, R (1, 6) OBP: 0.350, SLG: 0.421		3-3 K			1-2 F7		3-1 BB 1B	4-1 G4-6-3 BB		3 0 1 0 1 1 0												
David Dellucci, L (1, 9) OBP: 0.327, SLG: 0.410		0-0 G6-3			1-1 G6-3		0-3 K	0-0 G4-6-3 1-2f		4 0 0 0 0 1 2												
Damian Miller, R (1, 2) OBP: 0.357, SLG: 0.441		1-3 K			0-0 1B		4-1 BB 1-2 BB	2-1 F8		2 0 1 0 1 1 0												
Karim Garcia, L (9, PH) OBP: 0.266, SLG: 0.388										1 0 0 0 0 0 0												
Omar Daal, L (1, 1) OBP: 0.211, SLG: 0.091			0-0 G6-3			2-2 G5-3		1-1 G4-3		3 0 0 0 0 0 3												
Bobby Chouinard, R (8, 1)										0 0 0 0 0 0 0												
Inning Stats	R: 0 E: 0 K: 0 S: 7	H: 2 LOB: 2 BB: 0 P: 11	R: 0 E: 0 K: 2 S: 7	H: 0 LOB: 0 BB: 0 P: 11	R: 0 E: 0 K: 0 S: 6	H: 0 LOB: 0 BB: 0 P: 8	R: 0 E: 0 K: 1 S: 6	H: 0 LOB: 0 BB: 0 P: 12	R: 0 E: 0 K: 0 S: 10	H: 1 LOB: 1 BB: 0 P: 14	R: 0 E: 0 K: 2 S: 12	H: 0 LOB: 1 BB: 1 P: 21	R: 0 E: 0 K: 1 S: 9	H: 1 LOB: 2 BB: 1 P: 17	R: 0 E: 0 K: 2 S: 9	H: 1 LOB: 2 BB: 2 P: 21	R: 0 E: 0 K: 0 S: 4	H: 0 LOB: 0 BB: 1 P: 10	1B: 5 2B: 0 3B: 0 HR: 0	SF: 0 SAC: 0 DP: 1 HBP: 0	WP: 0 PB: 0 SB: 0 CS: 0	PA: 35
PITCHER	IP WLS BF H R ER SO BB IBB HBP BLK WP HR S P ERA WHIP																					
Mark Portugal, R (1, 1) ERA: 4.57	7.1 W 29 5 0 0 6 3 0 0 0 0 0 0 59 102 0.00 1.091																					
Yorkis Perez, L (8, 1) ERA: 4.1	0.1 2 0 0 0 1 1 0 0 0 0 0 0 4 8 0.00 3.000																					
Wayne Gomes, R (8, 1) ERA: 4.22	1.1 S 4 0 0 0 1 1 0 0 0 0 0 0 7 15 0.00 0.750																					

Arizona Diamondbacks @ Philadelphia Phillies
Veterans Stadium, Philadelphia, PA
Fri Aug 21 1998, 7:05 PM EDT
Att. 17,144 - Unknown - 82 F

livebaseballscorecards.com

AB	30
R	0
H	5
RBI	0
BB	5
SO	8
LOB	14



Batter	1	2	3	4	5	6	7	8	9	AB	R	H	RBI	BB	SO	LOB	TOP					
Andy Fox, L (1, 4) <small>OBP: 0.354, SLG: 0.408</small>	1-0 	0-0 		2-0 			1-1 			4	0	1	2	0	0	0						
Bernard Gilkey, R (1, 7) <small>OBP: 0.322, SLG: 0.323</small>	0-0 	2-2 			3-2 		1-1 			4	0	2	0	0	0	1						
Travis Lee, L (1, 3) <small>OBP: 0.343, SLG: 0.446</small>	0-3 			1-1 		1-3 		1-3 		4	0	0	0	0	3	2						
Matt Williams, R (1, 5) <small>OBP: 0.329, SLG: 0.446</small>	2-1 	2-2 		1-2 		1-1 		3-3 		4	0	2	0	0	1	1						
David Dellucci, L (1, 8) <small>OBP: 0.324, SLG: 0.405</small>		1-1 		1-0 		1-3 		2-2 		4	1	0	0	0	1	2						
Jay Bell, R (1, 6) <small>OBP: 0.353, SLG: 0.425</small>		3-0 		1-2 		2-2 		4-2 		3	1	2	0	1	0	0						
Karim Garcia, L (1, 9) <small>OBP: 0.266, SLG: 0.385</small> Yamil Benitez, R (9, PH) <small>OBP: 0.284, SLG: 0.399</small>		0-1 		0-0 		4-0 		2-3 		2	0	0	0	1	0	4						
Kelly Stinnett, R (1, 2) <small>OBP: 0.331, SLG: 0.398</small>		4-0 		0-0 		3-3 		3-3 		3	1	0	0	1	2	2						
Andy Benes, R (1, 1) <small>OBP: 0.273, SLG: 0.306</small> Felix Rodriguez, R (5, 1) <small>OBP: 0.271, SLG: 0.261</small> Andy Stankiewicz, R (7, PH) <small>OBP: 0.271, SLG: 0.261</small> Chris Michalak, L (7, 1) <small>OBP: 0.317, SLG: 0.531</small> Tony Batista, R (9, PH)		0-1 		0-3 		0-0 		2-2 		2	1	1	2	0	1	0						
Inning Stats	R: 0 E: 0 K: 1 S: 6	H: 1 LOB: 0 BB: 0 P: 9	R: 4 E: 0 K: 0 S: 15	H: 4 LOB: 1 BB: 1 P: 27	R: 0 E: 0 K: 0 S: 10	H: 2 LOB: 2 BB: 0 P: 14	R: 0 E: 0 K: 1 S: 5	H: 0 LOB: 0 BB: 0 P: 7	R: 0 E: 0 K: 1 S: 11	H: 1 LOB: 0 BB: 0 P: 16	R: 0 E: 0 K: 2 S: 10	H: 0 LOB: 1 BB: 1 P: 20	R: 0 E: 0 K: 0 S: 5	H: 0 LOB: 0 BB: 0 P: 7	R: 0 E: 0 K: 2 S: 10	H: 0 LOB: 0 BB: 0 P: 16	R: 0 E: 0 K: 2 S: 16	H: 0 LOB: 1 BB: 1 P: 27	1B: 6 2B: 2 3B: 0 HR: 0	SF: 0 SAC: 0 DP: 1 HBP: 0	WP: 0 PB: 0 SB: 1 CS: 1	PA: 37
PITCHER Bobby Jones, R (1, 1) <small>ERA: 4.05</small> Dennis Cook, L (8, 1) <small>ERA: 2.32</small>	IP WLS BF H R ER SO BB IBB HBP BLK WP HR S P ERA WHIP	7.0 W 29 8 4 4 5 1 1 0 0 0 0 62 100 5.14 1.286	2.0 7 0 0 0 4 1 0 0 0 0 0 26 43 0.00 0.500	PITCHER IP WLS BF H R ER SO BB IBB HBP BLK WP HR S P ERA WHIP																		

Arizona Diamondbacks @ New York Mets
 Shea Stadium, Flushing, NY
 Sat Aug 22 1998, 3:33 AM EDT
 Att. 42,654 - Sunny - 75 F

AB	33
R	4
H	8
RBI	4
BB	3
SO	9
LOB	14



Batter	1	2	3	4	5	6	7	8	9	AB R H RBI BB SO LOB	TOP	
Andy Fox, L (1, 3) OBP: 0.359, SLG: 0.409 (8, 5)	1-0 SH1-3 1B HBP		2-1 G4-3		1-2 G5-3 S 1B		4-1 S BB		1-2 HBP	2 1 1 0 1 0 0		
Bernard Gilkey, R (1, 7) OBP: 0.319, SLG: 0.320 Gregg Olson, R (9, 1) OBP: 0.500, SLG: 2.000	1-0 SH1-3 1-2		3-1 G6-3		3-1 G5-3 1-3		3-2 F7 1-2		1-1 P2	4 0 0 0 0 0 4 0 0 0 0 0 0 0		
Devon White, S (1, 8) OBP: 0.338, SLG: 0.469	0-0 S 2-H 1B			3-2 HR	3-3 K			2-3 K	2-3 K	5 1 2 2 0 3 3		
Matt Williams, R (1, 5) OBP: 0.326, SLG: 0.441 Travis Lee, L (8, 3) OBP: 0.343, SLG: 0.446	1-3 K			3-2 L5	2-3 K			1-3 K		4 0 0 0 0 3 2 0 0 0 0 0 0 0		
Jay Bell, R (1, 6) OBP: 0.354, SLG: 0.428	3-2 F7 1-2			1-2 S 2B 1B		3-3 K		0-2 S 2B 2B		4 2 2 0 0 1 1		
Tony Batista, R (1, 4) OBP: 0.321, SLG: 0.542		3-2 F7		1-1 1-H 2B		2-3 K		1-1 2-H 2B		4 0 2 2 0 1 0		
Yamil Benitez, R (1, 9) OBP: 0.278, SLG: 0.390 Karim Garcia, L (9, 9) OBP: 0.266, SLG: 0.385		0-0 G6-3		3-3 K		3-3 K		2-0 G1-3		4 0 0 0 0 2 2 0 0 0 0 0 0 0		
Damian Miller, R (1, 2) OBP: 0.362, SLG: 0.438		0-1 G4-3		0-0 1B			1-3 K		1-1 FC3-6 HBP	3 0 1 0 0 1 0		
Brian Anderson, R (1, 1) OBP: 0.130, SLG: 0.113 Willie Banks, R (7, 1) Andy Benes, R (9, PH) OBP: 0.266, SLG: 0.300 Clint Sodowsky, L (9, PR) OBP: 0.333, SLG: 0.333 David Dellucci, L (9, PR) OBP: 0.324, SLG: 0.405 (9, 7)			0-3 K	0-2 P4			1-3 K		0-2 FC3-6 HBP 1-2f	3 0 0 0 0 0 2 2 0 0 0 0 0 0 0 0 1 0 0 0 0 0 0 1 0 0 0 0 0 0 0 0 0 0 0 0 0 0 0 0		
Inning Stats	R: 1 H: 1 E: 0 LOB: 1 K: 1 BB: 0 S: 11 P: 17	R: 0 H: 0 E: 0 LOB: 0 K: 0 BB: 0 S: 6 P: 9	R: 0 H: 0 E: 0 LOB: 0 K: 1 BB: 0 S: 8 P: 13	R: 2 H: 4 E: 0 LOB: 2 K: 1 BB: 0 S: 22 P: 33	R: 0 H: 1 E: 0 LOB: 1 K: 2 BB: 0 S: 14 P: 22	R: 0 H: 0 E: 0 LOB: 0 K: 3 BB: 0 S: 11 P: 19	R: 0 H: 0 E: 0 LOB: 1 K: 2 BB: 1 S: 12 P: 21	R: 1 H: 2 E: 0 LOB: 1 K: 2 BB: 0 S: 13 P: 19	R: 0 H: 0 E: 0 LOB: 2 K: 1 BB: 0 S: 11 P: 16	1B: 4 SF: 0 2B: 3 SAC: 1 3B: 0 DP: 0 HR: 1 HBP: 3	WP: 0 PA: 39 PB: 0 SB: 4 CS: 0	
PITCHER Al Leiter, L (1, 1) ERA: 2.42 Turk Wendell, R (8, 1) ERA: 2.89 Greg McMichael, R (9, 1) ERA: 3.86	IP WLS BF H R ER SO BB IBB HBP BLK WP HR S P ERA WHIP											PITCHER IP WLS BF H R ER SO BB IBB HBP BLK WP HR S P ERA WHIP

Arizona Diamondbacks @ New York Mets
 Shea Stadium, Flushing, NY
 Sun Aug 23 1998, 3:33 AM EDT
 Att. 36,039 - Cloudy - 80 F

livebaseballscorecards.com

AB	34
R	4
H	8
RBI	4
BB	1
SO	13
LOB	15




Batter	1	2	3	4	5	6	7	8	9	AB	R	H	RBI	BB	SO	LOB
Tony Phillips, S OBP: 0.402, SLG: 0.426 (1, 7)	2-3 K		0-0 G6-3			4-2 HBP 1B BB	3-3 SAFE K		3-2 G4-3	4	0	0	0	1	2	3
Edgardo Alfonzo, R OBP: 0.358, SLG: 0.413 (1, 5)	1-0 2B			1-2 HR		2-2 SAFE HBP 1B		1-2 G5-3		4	1	3	1	0	0	0
John Olerud, L OBP: 0.435, SLG: 0.537 (1, 3)	1-3 K			1-1 31 F8 SF7 2B		2-1 P6		1-3 K		4	1	1	0	0	2	3
31 Mike Piazza, R OBP: 0.362, SLG: 0.517 (1, 2)	1-3 K			0-0 F8		1-3 K		1-2 G1-6-3		4	0	0	0	0	2	4
Jorge Fabregas, L OBP: 0.266, SLG: 0.263 (9, 2)				2-3						0	0	0	0	0	0	0
Brian McRae, S OBP: 0.363, SLG: 0.492 (1, 8)		1-2 F9		0-2 SF7		3-1 HBP			1-1 1B G3 1B	2	1	1	1	0	0	0
Jermaine Allensworth, R OBP: 0.359, SLG: 0.398 (1, 9)		1-0 G5-3		3-H 0-1 F8		0-2 F9			0-1 G3 1B	3	0	0	0	0	0	3
Lenny Harris, L OBP: 0.314, SLG: 0.351 (9, PH)									1-2 1B	1	0	1	0	0	0	0
Luis Lopez, S OBP: 0.328, SLG: 0.339 (1, 4)		0-1 F8			1-2 G5-3				1-2 G3 1B	4	0	1	0	0	0	0
Rey Ordenez, R OBP: 0.287, SLG: 0.307 (1, 6)			0-0 G6-3			1-1 F8			1-2 2-3 3-H	3	0	0	0	0	0	0
Matt Franco, L OBP: 0.381, SLG: 0.378 (9, PH)									0-3 K	1	0	0	0	0	1	3
Al Leiter, L OBP: 0.229, SLG: 0.122 (1, 1)			2-3 K			0-3 K			1-0 G3	2	0	0	0	0	2	0
Todd Hundley, S OBP: 0.256, SLG: 0.262 (7, PH)									1-2 2-3 3-H	0	0	0	0	1	0	0
Turk Wendell, L (8, 1)										0	0	0	0	0	0	0
Greg McMichael, R (9, 1)										0	0	0	0	0	0	0
Carlos Baerga, S OBP: 0.313, SLG: 0.380 (9, PH)										1	0	0	1	0	0	2

Inning Stats	R: 0	H: 1	E: 0	K: 3	S: 11	H: 0	LOB: 1	BB: 0	P: 16	R: 0	H: 0	E: 0	K: 0	S: 6	H: 0	LOB: 0	BB: 0	P: 8	R: 0	H: 0	E: 0	K: 1	S: 5	R: 2	H: 2	E: 0	K: 0	S: 13	R: 0	H: 0	E: 0	K: 1	S: 9	R: 0	H: 1	E: 0	K: 1	S: 15	R: 0	H: 0	E: 0	K: 1	S: 12	R: 0	H: 0	E: 0	K: 1	S: 9	R: 1	H: 3	E: 0	K: 1	S: 14	1B: 4	SF: 1	2B: 2	SAC: 0	3B: 0	DP: 0	HR: 1	HBP: 1	WP: 0	PA: 37
PITCHER	IP	WLS	BF	H	R	ER	SO	BB	IBB	HBP	BLK	WP	HR	S	P	ERA	WHIP																																														
Brian Anderson, L ERA: 4.79 (1, 1)	6.2	W	27	4	2	2	6	2	0	1	0	0	0	67	97	2.70	0.900																																														
Willie Banks, R ERA: 4.74 (7, 1)	1.1		4	0	0	0	2	0	0	0	0	0	0	13	19	0.00	0.000																																														
Gregg Olson, R ERA: 3.19 (9, 1)	1.0	S	6	3	1	1	1	0	0	0	0	0	0	14	20	9.00	3.000																																														

BOTTOM

Arizona Diamondbacks @ New York Mets
 Shea Stadium, Flushing, NY
 Sun Aug 23 1998, 3:33 AM EDT
 Att: 36,039 - Cloudy - 80 F

AB	33
R	3
H	7
RBI	3
BB	2
SO	9
LOB	18



Batter	1	2	3	4	5	6	7	8	9	AB R H RBI BB SO LOB	TOP		
Andy Fox, L (1, 4) OBP: 0.364, SLG: 0.415	0-1 3B 1B		0-2 G6-3		1-1 HR 1B		2-2 FC3-2 BB HBP		1-2 SH1-4 WP 2B	4 3 3 0 0 0 0			
Jay Bell, R (1, 6) OBP: 0.358, SLG: 0.445	2-2 WP 3B		3-2 WP 2B		1-2 HR 1B		0-3 K		4-1 WP SH1-4 HR BB	4 3 3 3 1 1 2			
Devon White, S (1, 8) OBP: 0.339, SLG: 0.468	4-2 WP BB		1-1 P6		1-2 F8		4-2 FC3-2 BB		0-1 SH1-4	2 0 0 0 2 0 1			
Travis Lee, L (1, 3) OBP: 0.344, SLG: 0.443	3-2 L6 1-2 3-H		2-1 P2			4-1 FC4-6 BB	1-0 FC3-2		4-0 WP HR IBB	3 1 0 0 2 0 5			
Matt Williams, R (1, 5) OBP: 0.324, SLG: 0.446	0-3 K			2-1 P6		1-1 P8	2-2 FC6-4		2-0 HR	5 1 1 3 0 1 5			
David Dellucci, L (1, 7) OBP: 0.322, SLG: 0.402	2-0 L7			1-1 G5-4-3 1B		1-2 FC4-6 1B		0-3 K	0-2 G4-3	5 0 1 0 0 1 2			
Kelly Stinnett, R (1, 2) OBP: 0.340, SLG: 0.417		0-1 B1-6-4 1B		0-0 G5-4-3		0-0 FC4-6 1B		4-2 BB	0-0 HR	4 1 3 1 1 0 1			
Karim Garcia, L (1, 9) OBP: 0.262, SLG: 0.378		0-0 F8			3-1 F9	1-0 FC4-6		2-3 K	0-0 G4-3	5 0 0 0 0 1 4			
Amaury Telemaco, R (1, 1) OBP: 0.111, SLG: 0.160		1-0 B1-6-4			0-1 G4-3		3-2 FC3-2 3B	2-3 K		3 0 1 0 0 0 1			
Yamil Benitez, R (8, PH) OBP: 0.277, SLG: 0.388										1 0 0 0 0 1 1			
Alan Embree, L (8, 1)										0 0 0 0 0 0 0			
Willie Banks, R (8, 1)										0 0 0 0 0 0 0			
Inning Stats	R: 2 H: 2 E: 0 LOB: 1 K: 1 BB: 1 S: 15 P: 26	R: 0 H: 1 E: 0 LOB: 0 K: 0 BB: 0 S: 4 P: 5	R: 0 H: 1 E: 0 LOB: 1 K: 0 BB: 0 S: 11 P: 17	R: 0 H: 1 E: 0 LOB: 0 K: 0 BB: 0 S: 5 P: 8	R: 2 H: 2 E: 0 LOB: 0 K: 0 BB: 0 S: 13 P: 18	R: 0 H: 1 E: 0 LOB: 2 K: 0 BB: 1 S: 8 P: 15	R: 0 H: 1 E: 0 LOB: 3 K: 1 BB: 1 S: 14 P: 26	R: 0 H: 0 E: 0 LOB: 1 K: 3 BB: 1 S: 16 P: 24	R: 5 H: 3 E: 0 LOB: 0 K: 0 BB: 2 S: 12 P: 23	1B: 5 SF: 0 2B: 2 SAC: 1 3B: 2 DP: 2 HR: 3 HBP: 1	WP: 3 PA: 44 PB: 0 SB: 0 CS: 0		
PITCHER	IP WLS BF H R ER SO BB IBB HBP BLK WP HR S P ERA WHIP											PITCHER	IP WLS BF H R ER SO BB IBB HBP BLK WP HR S P ERA WHIP
Masato Yoshii, R (1, 1) ERA: 3.83	6.0 L 26 8 4 4 1 2 0 0 0 0 2 1 56 89 6.00 1.667												
Willie Blair, R (7, 1) ERA: 5.13	2.0 10 1 0 0 4 2 0 1 0 0 0 0 30 50 0.00 1.500												
Mel Rojas, R (9, 1) ERA: 5.53	1.0 8 3 5 5 0 1 1 0 0 1 2 12 23 45.00 4.000												

Arizona Diamondbacks @ New York Mets
 Shea Stadium, Flushing, NY
 Mon Aug 24 1998, 3:33 AM EDT
 Att. 29,850 - Overcast - 84 F

AB	36
R	9
H	12
RBI	7
BB	6
SO	5
LOB	22



BOTTOM

Arizona Diamondbacks @ New York Mets
Shea Stadium, Flushing, NY
Mon Aug 24 1998, 3:33 AM EDT
Att. 29,850 - Overcast - 84 F

livebaseballscorecards.com

AB 34
R 5
H 9
RBI 5
BB 3
SO 5
LOB 16



WP: 0 PA: 39
PB: 0
SB: 0
CS: 1

AB R H RBI BB SO LOB

4	0	0	1	0	0	1
4	0	0	0	1	2	0
2	1	1	0	0	0	2
2	0	1	0	0	0	0
3	0	2	1	1	1	2
3	0	0	0	1	1	4
3	0	0	0	0	0	2
0	0	0	0	0	0	0
0	0	0	0	0	0	0
1	1	1	0	0	0	0
4	1	1	0	0	1	2
4	1	1	0	0	0	2
2	0	1	0	0	0	0
2	1	1	3	0	0	1

Batter	1	2	3	4	5	6	7	8	9
Tony Phillips, S OBP: 0.391, SLG: 0.414 (1, 7)	1-0 P3		1-1 F8		2-2 P5		2-1 G3		0-0 SF7
Edgardo Alfonzo, R OBP: 0.357, SLG: 0.409 (1, 5)	1-3 K		4-2 BB			1-2 P9		1-1 L9	1-3 K
Lenny Harris, L Jermaine Allensworth, R OBP: 0.360, SLG: 0.399 (1, 9) (8, PH) (9, 9)	1-1 1B HBP		2-2 F7			0-0 2B		0-0 1B BB	2-2 G3
John Olerud, L OBP: 0.438, SLG: 0.540 (1, 3)	1-1 1B		1-3 K			1-2 FC3-6 2B		1 SAFE 4-2 CS BB	
Brian McRae, S OBP: 0.362, SLG: 0.489 (1, 8)	0-1 L4			0-0 F8		4-0 FC3-6 BB		3-3 K	
Carlos Baerga, S Willie Blair, R Mel Rojas, R Matt Franco, L OBP: 0.311, SLG: 0.377 (1, 4) (7, 1) (9, 1) (9, PH) (9, PH) (9, PH) (9, PH) (9, PH)		3-1 P6		1-1 L5		0-1 FC3-6 1-2f 2-3			1-1 E 1B 3B 1B
Jorge Fabregas, L OBP: 0.266, SLG: 0.263 (1, 2)		0-3 K		0-1 G4-3		0-1 L7			1-0 E 1B
Rey Ordonez, R OBP: 0.287, SLG: 0.307 (1, 6)		1-1 P2			0-1 P9		2-1 G4-6-3 1B		0-0 E6 1-2 2-3 3B
Masato Yoshii, R Luis Lopez, S OBP: 0.140, SLG: 0.100 (1, 1) (7, 4)			1-2 BB 1B		0-1 G5-3		0-1 G4-6-3 1-2f		0-0 SF7 1-H 2-H 3-H 3B

R: 0 H: 1 E: 0 K: 1 S: 9	R: 0 H: 0 E: 0 K: 1 S: 8	R: 0 H: 1 E: 0 K: 1 S: 14	R: 0 H: 0 E: 0 K: 0 S: 5	R: 0 H: 0 E: 0 K: 0 S: 8	R: 1 H: 2 E: 0 K: 0 S: 11	R: 0 H: 1 E: 0 K: 0 S: 6	R: 0 H: 1 E: 0 K: 1 S: 11	R: 4 H: 3 E: 1 K: 1 S: 12
H: 1 LOB: 2 BB: 0 P: 13	H: 0 LOB: 0 BB: 0 P: 12	H: 1 LOB: 2 BB: 1 P: 23	H: 0 LOB: 0 BB: 0 P: 6	H: 0 LOB: 0 BB: 0 P: 10	H: 2 LOB: 2 BB: 1 P: 17	H: 1 LOB: 0 BB: 0 P: 10	H: 1 LOB: 2 BB: 1 P: 19	H: 3 LOB: 0 BB: 0 P: 17

PITCHER	IP	WLS	BF	H	R	ER	SO	BB	IBB	HBP	BLK	WP	HR	S	P	ERA	WHIP
Amaury Telemaco, R ERA: 3.81 (1, 1)	7.0	W	28	5	1	1	3	2	0	0	0	0	0	61	91	1.29	1.000
Alan Embree, L ERA: 4.57 (8, 1)	0.1		3	1	0	0	0	1	0	0	0	0	0	6	11	0.00	6.000
Willie Banks, R ERA: 5.16 (8, 1)	1.2	S	8	3	4	3	2	0	0	0	0	0	0	17	25	16.20	1.800

Batter	1	2	3	4	5	6	7	8	9	AB	R	H	RBI	BB	SO	LOB	TOP											
Tony Womack, L (1, 4) OBP: 0.327, SLG: 0.364	F8		P4			G6-3 18 1B BB		G4-3		4	1	1	1	1	0	0												
Adrian Brown, S (1, 8) OBP: 0.359, SLG: 0.371 Mike Williams, R (6, 1) Jason Christiansen, R (7, 1) Rich Loiselle, R (9, 1)	K				G6-3 18 2B 3B	G6-3		G6-3		4	1	1	0	0	2	4												
18 Jason Kendall, R (1, 2) OBP: 0.417, SLG: 0.488	P8				F7 1B 2B	G1-3 1B S 1B		P9		5	1	2	3	0	0	2												
Kevin Young, R (1, 3) OBP: 0.347, SLG: 0.517			K		F7 2-3					4	1	1	0	0	1	1												
Jose Guillen, R (1, 9) OBP: 0.305, SLG: 0.416					F4 FC5-4 1B			P7		4	0	1	1	1	0	3												
Al Martin, L (1, 7) OBP: 0.301, SLG: 0.370					K FC6-4 1-2f					5	2	2	0	0	2	2												
Freddy Garcia, R (1, 5) OBP: 0.388, SLG: 0.647					FC5-4 1-2f					4	2	2	3	0	0	2												
Lou Collier, R (1, 6) OBP: 0.319, SLG: 0.342			K			G6-3 18 1B S 1B		G6-3		3	1	1	0	1	1	0												
Sean Lawrence, L (1, 1) Manny Martinez, R (6, PH) OBP: 0.294, SLG: 0.460 Jeff McCurry, R (6, 1) Turner Ward, S (6, 8) OBP: 0.339, SLG: 0.420			K			K FC6-4 1B		G1-3		2	0	0	0	0	2	1												
Inning Stats	R: 0 E: 0 K: 1 S: 10	H: 0 LOB: 0 BB: 0 P: 13	R: 0 E: 0 K: 1 S: 6	H: 0 LOB: 1 BB: 1 P: 12	R: 0 E: 0 K: 2 S: 9	H: 0 LOB: 0 BB: 0 P: 11	R: 2 E: 0 K: 1 S: 14	H: 3 LOB: 1 BB: 0 P: 20	R: 2 E: 0 K: 1 S: 19	H: 3 LOB: 2 BB: 1 P: 36	R: 3 E: 0 K: 0 S: 13	H: 2 LOB: 0 BB: 0 P: 18	R: 0 E: 0 K: 0 S: 5	H: 0 LOB: 0 BB: 0 P: 7	R: 0 E: 0 K: 1 S: 11	H: 0 LOB: 0 BB: 0 P: 15	1B: 8 2B: 1 3B: 1 HR: 1	SF: 0 SAC: 0 DP: 0 HBP: 1	WP: 0 PB: 0 SB: 2 CS: 0	PA: 42								
PITCHER	IP WLS BF H R ER SO BB IBB HBP BLK WP HR S P ERA WHIP	IP WLS BF H R ER SO BB IBB HBP BLK WP HR S P ERA WHIP																										
Clint Sodowsky, R (1, 1) ERA: 5.88	4.2	L	22	6	4	4	6	2	0	0	0	0	0	0	56	88	7.71	1.714										
Ben Ford, R (5, 1) ERA: 18.0	0.1		1	0	0	0	0	0	0	0	0	0	0	2	4	0.00	0.000											
Chris Michalak, L (6, 1) ERA: 10.13	0.2		6	3	2	2	1	1	0	0	0	0	0	16	22	27.00	6.000											
Felix Rodriguez, R (6, 1) ERA: 4.97	0.1		1	0	0	0	0	0	0	0	0	0	0	2	3	0.00	0.000											
Aaron Small, R (7, 1) ERA: 5.66	2.0		9	2	3	3	0	0	0	1	0	0	1	18	25	13.50	1.000											
PITCHER	IP WLS BF H R ER SO BB IBB HBP BLK WP HR S P ERA WHIP	IP WLS BF H R ER SO BB IBB HBP BLK WP HR S P ERA WHIP																										
Alan Embree, L (9, 1) ERA: 4.47	1.0		3	0	0	0	1	0	0	0	0	0	0	0	11	15	0.00	0.000										

Pittsburgh Pirates @ Arizona Diamondbacks

Bank One Ballpark, Phoenix, AZ

Tue Aug 25 1998, 10:05 PM EDT

Att: 38,960 - Dome - 72 F

AB	38
R	9
H	11
RBI	9
BB	3
SO	8
LOB	17



livebaseballscores.com

Batter	1	2	3	4	5	6	7	8	9	AB R H RBI BB SO LOB
Bernard Gilkey, R OBP: 0.322, SLG: 0.320 (1, 7)	2-2 1B SF7 1B	4-2 BB			3-2 F9	0-1 FC5-4 1-2f			4-1 FC6-5-4 G4-3 BB	3 1 1 0 2 0 2
Jay Bell, R OBP: 0.357, SLG: 0.442 (1, 6)	2-1 1B 1-3 1B	3-2 F8			3-1 G5-3		1-3 K		0-2 G4-3 1-2	5 0 1 0 0 1 2
Devon White, S OBP: 0.338, SLG: 0.472 (1, 8)	2-1 SF7 3-H		3-1 G5-3			3-2 HR	1-3 K		3-1 FC6-5-4 2-2	4 1 1 2 0 1 1
Matt Williams, R OBP: 0.323, SLG: 0.443 (1, 5)	2-3 K		0-0 G5-3			3-3 K	1-0 1B		3-2 F9	5 0 1 0 0 2 2
Travis Lee, L OBP: 0.345, SLG: 0.443 (1, 3)	2-1 1-3 1B		0-0 P7			0-0 2B 1B	2-2 P7			4 1 2 0 0 0 1
Tony Batista, R OBP: 0.325, SLG: 0.538 (1, 4)	1-2 P6			4-2 G3-6-3 BB		2-1 F9		0-1 WP E SF8 1B		3 1 1 0 1 0 3
Damian Miller, R OBP: 0.367, SLG: 0.477 (1, 2) (9, 9)		2-1 HR		0-1 G3-6-3 1-2f		3-1 SAFE 1B 2B		0-0 L7		4 2 2 2 0 0 2
Yamil Benitez, R OBP: 0.276, SLG: 0.383 (1, 9)		2-2 G5-3		1-2 G5-3		4-0 1B BB		1-0 SF8		2 0 0 1 1 0 0 0 0 0 0 0 0 0
Alan Embree, L (9, 1)		0-2 G6-3			1-0 L9	1-1 FC5-4 1-3 2-H 1B		2-3 K		1 0 1 0 0 1 1 0 0 0 0 0 0 0 0 0 0 0 0 0 0 0 1 0 0 0 0 0 0 0 1 0

Inning Stats	R: 1 E: 0 K: 1 S: 16	H: 3 LOB: 2 BB: 0 P: 27	R: 1 E: 0 K: 0 S: 15	H: 1 LOB: 1 BB: 1 P: 26	R: 0 E: 0 K: 0 S: 4	H: 0 LOB: 0 BB: 0 P: 7	R: 0 E: 0 K: 0 S: 8	H: 0 LOB: 0 BB: 1 P: 13	R: 0 E: 0 K: 0 S: 6	H: 0 LOB: 0 BB: 0 P: 13	R: 3 E: 1 K: 1 S: 16	H: 4 LOB: 2 BB: 1 P: 31	R: 0 E: 0 K: 2 S: 10	H: 1 LOB: 1 BB: 0 P: 15	R: 1 E: 1 K: 1 S: 9	H: 1 LOB: 0 BB: 0 P: 12	R: 0 E: 0 K: 0 S: 9	H: 0 LOB: 1 BB: 1 P: 19	1B: 7 2B: 1 3B: 0 HR: 2	SF: 2 SAC: 0 DP: 1 HBP: 0
--------------	-------------------------------	----------------------------------	-------------------------------	----------------------------------	------------------------------	---------------------------------	------------------------------	----------------------------------	------------------------------	----------------------------------	-------------------------------	----------------------------------	-------------------------------	----------------------------------	------------------------------	----------------------------------	------------------------------	----------------------------------	----------------------------------	------------------------------------


BOTTOM

Pittsburgh Pirates @ Arizona Diamondbacks
Bank One Ballpark, Phoenix, AZ

Tue Aug 25 1998, 10:05 PM EDT
Att: 38,960 - Dome - 72 F

livebaseballscorecards.com

AB	34
R	6
H	10
RBI	6
BB	4
SO	5
LOB	13



PITCHER	IP	WLS	BF	H	R	ER	SO	BB	IBB	HBP	BLK	WP	HR	S	P	ERA	WHIP
Sean Lawrence, L ERA: 3.6 (1, 1)	5.0	W	20	4	2	2	1	2	0	0	0	0	1	49	86	3.60	1.200
Jeff McCurry, R ERA: 4.91 (6, 1)	0.2		6	3	3	3	1	1	0	0	0	0	1	12	26	40.50	6.000
Mike Williams, R ERA: 2.37 (6, 1)	1.0		5	2	0	0	2	0	0	0	0	0	0	11	15	0.00	2.000
Jason Christiansen, L ERA: 2.2 (7, 1)	1.1		5	1	1	0	1	0	0	0	0	1	0	12	17	0.00	0.750
Rich Loiselle, R ERA: 3.48 (9, 1)	1.0	S	4	0	0	0	0	1	0	0	0	0	0	9	19	0.00	1.000

Batter	1	2	3	4	5	6	7	8	9	AB R H RBI BB SO LOB	TOP											
Tony Womack, L OBP: 0.328, SLG: 0.365 (1, 4)	0-1 B5-3		0-2 1B		0-1 SH2-3		1-2 E1 1B	1-1 G4-3		4 1 2 0 0 0 2	<p>Pittsburgh Pirates @ Arizona Diamondbacks</p> <p>Bank One Ballpark, Phoenix, AZ</p> <p>Wed Aug 26 1998, 10:05 PM EDT</p> <p>Att: 39,906 - Dome - 72 F</p> <p>livebaseballscores.com</p>											
Kevin Polcovich, R OBP: 0.262, SLG: 0.250 (1, 6)	3-2 G5-3		3-2 G4-3		1-1 1B	1-1 1B	0-0 SF9		1-1 F6	4 0 1 3 0 0 1												
Manny Martinez, R OBP: 0.309, SLG: 0.468 (1, 8) (6, 7) (8, 8)	0-0 1B			2-2 G5-3	3-2 FC6-4 1B	3-2 1B	4-1 1B	1-2 BB	0-0 1B	4 0 3 0 1 0 0												
Kevin Young, R OBP: 0.345, SLG: 0.514 (1, 3)	3-3 K			0-3 K	1-0 FC6-4 1B	1-0 1B	1-1 1B	1-2 2-H 1B	2-2 F9	5 0 1 1 0 2 4												
Jose Guillen, R OBP: 0.306, SLG: 0.418 (1, 9)		0-0 G3-1		1-1 2B		1-3 K	0-3 K		2-1 1B	5 0 2 0 0 2 2												
Al Martin, L OBP: 0.299, SLG: 0.367 (1, 7)		1-3 K		3-3 K		0-3 K		2-1 L6	2-3 K	3 0 0 0 0 3 1												
Jeff Tabaka, R (6, 1)										0 0 0 0 0 0 0												
Turner Ward, S OBP: 0.336, SLG: 0.416 (8, PH) (8, 7)										2 0 0 0 0 1 2												
Freddy Garcia, R OBP: 0.375, SLG: 0.623 (1, 5)		3-2 P7			2-0 G5-3	3-3 K		1-2 G5-3		4 0 0 0 0 1 0												
Keith Osik, R OBP: 0.323, SLG: 0.253 (1, 2)			2-2 F7		0-1 SH2-3 1B		0-0 G4-3	4-2 1B		3 1 1 0 1 0 0												
Chris Peters, L OBP: 0.276, SLG: 0.276 (1, 1)			0-0 G4-3		1-1 SH2-3 1B		1-2 E 1B	1-0 1B		2 1 1 0 0 0 0												
Adrian Brown, S OBP: 0.390, SLG: 0.405 (6, 8)					1-2 1B			1-2 1B		2 1 2 0 0 0 0												
Jason Christiansen, R OBP: 0.250, SLG: 0.250 (8, 1)										0 0 0 0 0 0 0												
Rich Loisel, R (9, 1)										0 0 0 0 0 0 0												
Inning Stats	R: 0 E: 0 K: 1 S: 9	H: 1 LOB: 1 BB: 0 P: 15	R: 0 E: 0 K: 1 S: 8	H: 0 LOB: 0 BB: 0 P: 12	R: 0 E: 0 K: 0 S: 10	H: 1 LOB: 1 BB: 0 P: 15	R: 0 E: 0 K: 2 S: 11	H: 1 LOB: 1 BB: 0 P: 17	R: 2 E: 0 K: 3 S: 15	H: 4 LOB: 2 BB: 0 P: 23	R: 0 E: 0 K: 3 S: 12	H: 0 LOB: 0 BB: 0 P: 16	R: 2 E: 1 K: 1 S: 15	H: 3 LOB: 2 BB: 1 P: 22	R: 0 E: 0 K: 0 S: 13	H: 1 LOB: 2 BB: 1 P: 22	R: 0 E: 0 K: 1 S: 11	H: 2 LOB: 2 BB: 0 P: 18	1B: 12 2B: 1 3B: 0 HR: 0	SF: 1 SAC: 1 DP: 0 HBP: 0	WP: 0 PB: 0 SB: 1 CS: 0	PA: 42
PITCHER	IP WLS BF H R ER SO BB IBB HBP BLK WP HR S P ERA WHIP												IP WLS BF H R ER SO BB IBB HBP BLK WP HR S P ERA WHIP									
Omar Daal, L ERA: 2.64 (1, 1)	6.2 L 29 9 4 4 7 0 0 0 0 0 0 0 74 109 5.40 1.350																					
Willie Banks, R ERA: 5.01 (7, 1)	1.1 8 2 0 0 1 2 0 0 0 0 0 0 19 33 0.00 3.000																					
Gregg Olson, R ERA: 3.13 (9, 1)	1.0 5 2 0 0 1 0 0 0 0 0 0 0 11 18 0.00 2.000																					



Batter	1	2	3	4	5	6	7	8	9	AB R H RBI BB SO LOB	TOP
Fernando Vina, L (1, 4) OBP: 0.397, SLG: 0.434 Mark Loretta, R (7, PR) OBP: 0.385, SLG: 0.414 (7, 4)	1-2 		0-0 		0-0 		0-1 		1-0 	4 0 1 0 0 0 2 1 0 0 0 0 0 1	Milwaukee Brewers @ Arizona Diamondbacks Bank One Ballpark, Phoenix, AZ Thu Aug 27 1998, 10:05 PM EDT Att. 40,856 - Dome - 72 F AB 40 R 4 H 13 RBI 4 BB 1 SO 6 LOB 18
Marquis Grissom, R (1, 8) OBP: 0.296, SLG: 0.368	0-1 			0-0 		1-1 	0-1 	1 SAFE 	0-1 	5 1 1 0 0 0 1	
Dave Nilsson, L (1, 3) OBP: 0.337, SLG: 0.383	3-3 			2-0 		0-0 	1-3 	1 SAFE 	0-0 	5 2 2 2 0 2 1	
Jeff Cirillo, R (1, 5) OBP: 0.413, SLG: 0.437		0-0 		2-1 		1-0 		1-0 	2-1 	5 0 4 2 0 0 0	
Jeromy Burnitz, L (1, 9) OBP: 0.346, SLG: 0.484		3-0 		0-3 		0-0 		1-0 	1-2 	5 0 1 0 0 1 3	
Geoff Jenkins, L (1, 7) OBP: 0.281, SLG: 0.441		0-0 			1-1 	2-0 		0-0 		4 0 1 0 0 0 3	
Bobby Hughes, R (1, 2) OBP: 0.299, SLG: 0.414 Eric Plunk, R (8, 1)		1-3 			2-2 	4-0 		1 SAFE 		3 0 1 0 1 1 2 0 0 0 0 0 0 0	
Jose Valentin, S (1, 6) OBP: 0.320, SLG: 0.395			3-3 		0-0 	1-2 			2-0 	4 0 1 0 0 1 3	
52 Rafael Roque, L (1, 1) OBP: 0.143, SLG: 0.143 Mike Matheny, R (8, 2) OBP: 0.287, SLG: 0.356			0-3 		0-0 		1-1 		1-0 	3 0 0 0 0 1 2 1 1 1 0 0 0 0	
Inning Stats	R: 0 H: 0 E: 0 LOB: 0 K: 1 BB: 0 S: 13 P: 17	R: 0 H: 1 E: 0 LOB: 1 K: 1 BB: 0 S: 6 P: 10	R: 0 H: 0 E: 0 LOB: 0 K: 2 BB: 0 S: 7 P: 10	R: 0 H: 1 E: 0 LOB: 1 K: 1 BB: 0 S: 7 P: 11	R: 0 H: 2 E: 0 LOB: 2 K: 0 BB: 0 S: 8 P: 11	R: 1 H: 3 E: 0 LOB: 3 K: 0 BB: 1 S: 9 P: 18	R: 0 H: 1 E: 0 LOB: 1 K: 1 BB: 0 S: 9 P: 11	R: 0 H: 1 E: 0 LOB: 1 K: 0 BB: 0 S: 5 P: 9	R: 3 H: 4 E: 0 LOB: 1 K: 0 BB: 0 S: 11 P: 18	1B: 10 SF: 0 2B: 2 SAC: 0 3B: 0 DP: 0 HR: 1 HBP: 0	WP: 0 PA: 41 PB: 0 SB: 0 CS: 0
PITCHER Andy Benes, R (1, 1) ERA: 4.66 Felix Rodriguez, R (9, 1) ERA: 5.59 Alan Embree, L (9, 1) ERA: 4.43	IP WLS BF H R ER SO BB IBB HBP BLK WP HR S P ERA WHIP 8.0 L 34 9 1 1 6 1 0 0 0 0 0 1 64 97 1.12 1.250 0.2 6 4 3 3 0 0 0 0 0 0 0 0 8 14 40.50 6.000 0.1 1 0 0 0 0 0 0 0 0 0 0 0 3 4 0.00 0.000	PITCHER IP WLS BF H R ER SO BB IBB HBP BLK WP HR S P ERA WHIP									

livebaseballscorecards.com



Batter	1	2	3	4	5	6	7	8	9	AB R H RBI BB SO LOB
Andy Fox, L OBP: 0.366, SLG: 0.414 (1, 8)	2-2 G5-3		4-1 FC6-4 BB			1-1 G6-3			1-2 G6-3	3 0 0 0 1 0 0
Tony Batista, R OBP: 0.327, SLG: 0.534 (1, 4)	1-0 P9		1-2 FC6-4 1-2f			1-0 G5-3			2-2 G5-3	4 0 0 0 0 0 1
Jay Bell, R OBP: 0.358, SLG: 0.438 (1, 6)	4-2 BB								1-1 G6-3	3 0 1 0 1 0 0
Matt Williams, R OBP: 0.319, SLG: 0.435 (1, 5)	0-1 P4									3 0 0 0 0 1 2
Travis Lee, L OBP: 0.342, SLG: 0.439 (1, 3)										3 0 1 0 0 1 1
Bernard Gilkey, R OBP: 0.319, SLG: 0.316 (1, 7)										3 0 0 0 0 1 2
Yamil Benitez, R OBP: 0.272, SLG: 0.377 (1, 9)										3 0 0 0 0 0 1
Kelly Stinnett, R OBP: 0.335, SLG: 0.410 (1, 2)										3 0 0 0 0 2 0
Andy Benes, R OBP: 0.259, SLG: 0.288 (1, 1)										2 0 0 0 0 1 0
Karim Garcia, L OBP: 0.261, SLG: 0.377 (8, PH)										1 0 0 0 0 0 0
Felix Rodriguez, R (9, 1)										0 0 0 0 0 0 0
Alan Embree, L (9, 1)										0 0 0 0 0 0 0

Inning Stats	R: 0	H: 0	E: 0	K: 0	S: 9	R: 0	H: 1	E: 0	K: 0	S: 7	R: 0	H: 0	E: 0	K: 1	S: 9	R: 0	H: 0	E: 0	K: 1	S: 7	R: 0	H: 0	E: 0	K: 1	S: 6	R: 0	H: 0	E: 0	K: 1	S: 6	R: 0	H: 1	E: 0	K: 1	S: 7	R: 0	H: 0	E: 0	K: 1	S: 8	R: 0	H: 0	E: 0	K: 1	S: 8	R: 0	H: 0	E: 0	K: 0	S: 8	R: 0	H: 0	E: 0	K: 0	S: 8
	0	0	0	0	9	0	1	0	0	7	0	0	0	1	9	0	0	0	1	7	0	0	0	0	1	6	0	0	0	0	6	0	1	12	7	0	0	8	0	0	0	1	8	0	0	0	0	8	0	0	0	0	8		

PITCHER	IP	WLS	BF	H	R	ER	SO	BB	IBB	HBP	BLK	WP	HR	S	P	ERA	WHIP
52 Rafael Roque, L ERA: 3.38 (1, 1)	7.0	W	24	2	0	0	5	2	0	0	0	1	0	51	86	0.00	0.571
Eric Plunk, R ERA: 3.9 (8, 1)	2.0	S	6	0	0	0	1	0	0	0	0	0	0	16	21	0.00	0.000

BOTTOM

Milwaukee Brewers @ Arizona Diamondbacks

Bank One Ballpark, Phoenix, AZ

Thu Aug 27 1998, 10:05 PM EDT
Att: 40,856 - Dome - 72 F

AB	28
R	0
H	2
RBI	0
BB	2
SO	6
LOB	7



WP	PA	ERA	WHIP
1	30		

Batter	1	2	3	4	5	6	7	8	9	AB R H RBI BB SO LOB	TOP											
Fernando Vina, L (1, 4) OBP: 0.398, SLG: 0.434	0-2 G5-3 BLK HR 1B		0-1 G4-3		1-0 1B		0-0 F8			4 1 2 0 0 0 0	Milwaukee Brewers @ Arizona Diamondbacks Bank One Ballpark, Phoenix, AZ Fri Aug 28 1998, 10:05 PM EDT Att: 41,505 - Dome - 72 F											
Mark Loretta, R (1, 6) OBP: 0.384, SLG: 0.412	1-2 P9		2-1 P9			0-1 1B 1B		0-1 G4-3		4 1 1 0 0 0 1												
Dave Nilsson, L (1, 3) OBP: 0.332, SLG: 0.377	1-2 G5-3		0-3 K			0-0 F8		1-3 K		4 0 0 0 0 2 2												
Jeff Cirillo, R (1, 5) OBP: 0.412, SLG: 0.441	2-2 HR			2-1 G6-3		1-1 P3		0-0 G6-3		4 1 1 2 0 0 1												
Marquis Grissom, R (1, 8) OBP: 0.296, SLG: 0.367	0-2 L1			2-2 G6-3		0-1 1B 1B		0-2 G6-3		4 0 1 0 0 0 0												
Jeremy Burnitz, L (1, 9) OBP: 0.347, SLG: 0.484		2-0 L1		2-2 1B		1-2 1B 1B		2-2 G1-3		4 0 2 1 0 0 0												
Mike Matheny, R (1, 2) OBP: 0.284, SLG: 0.352		2-2 F9		2-1 F8		0-0 L8		1-1 P3		3 0 0 0 0 0 3												
Jose Valentin, S (9, PH) OBP: 0.319, SLG: 0.394										1 0 0 0 0 0 0												
Geoff Jenkins, L (1, 7) OBP: 0.276, SLG: 0.434		0-2 E1			0-0 F8		3-2 P7			3 0 0 0 0 0 0												
48 Brad Woodall, S (1, 1) OBP: 0.344, SLG: 0.286		1-3 K			0-2 G6-3		3-2 P5			2 0 0 0 0 1 1												
Bronswell Patrick, R (5, 1) OBP: 0.313, SLG: 0.429										1 0 0 0 0 0 0												
David Weathers, R (7, 1) OBP: 0.125, SLG: 0.182										0 0 0 0 0 0 0												
Inning Stats	R: 2 E: 0 K: 0 S: 22	H: 2 LOB: 0 BB: 0 P: 26	R: 0 E: 1 K: 1 S: 11	H: 0 LOB: 1 BB: 0 P: 16	R: 0 E: 0 K: 1 S: 7	H: 0 LOB: 0 BB: 0 P: 9	R: 0 E: 0 K: 0 S: 11	H: 1 LOB: 1 BB: 0 P: 19	R: 0 E: 0 K: 0 S: 5	H: 1 LOB: 1 BB: 0 P: 6	R: 1 E: 0 K: 0 S: 11	H: 3 LOB: 2 BB: 0 P: 13	R: 0 E: 0 K: 0 S: 9	H: 0 LOB: 0 BB: 0 P: 15	R: 0 E: 0 K: 1 S: 6	H: 0 LOB: 0 BB: 0 P: 7	R: 0 E: 0 K: 0 S: 8	H: 0 LOB: 0 BB: 0 P: 11	1B: 6 2B: 0 3B: 0 HR: 1	SF: 0 SAC: 0 DP: 0 HBP: 0	WP: 0 PB: 0 SB: 0 CS: 0	PA: 34
PITCHER	IP WLS BF H R ER SO BB IBB HBP BLK WP HR S P ERA WHIP																					
Brian Anderson, L (1, 1) ERA: 4.75	7.0 W 28 7 3 3 2 0 0 0 0 0 1 0 1 76 104 3.86 1.000																					
Willie Banks, R (8, 1) ERA: 4.91	1.0 3 0 0 0 1 0 0 0 0 0 0 0 6 7 0.00 0.000																					
Gregg Olson, R (9, 1) ERA: 3.07	1.0 S 3 0 0 0 0 0 0 0 0 0 0 0 8 11 0.00 0.000																					

AB	34
R	3
H	7
RBI	3
BB	0
SO	3
LOB	8



Batter	1	2	3	4	5	6	7	8	9	AB	R	H	RBI	BB	SO	LOB
Andy Fox, L OBP: 0.364, SLG: 0.410 (1, 9)	F7	FC6-4 BB		K		P7	G5-3			4	0	0	0	1	1	4
Jay Bell, R OBP: 0.357, SLG: 0.434 (1, 6)	K	FC6-4 1-2f		FC6-4 BB		G2-3		G5-3		4	0	0	0	1	1	2
Devon White, S OBP: 0.337, SLG: 0.474 (1, 8)	HR		2B 1B HBP	FC6-4 1-2f			G6-4-3 2B 1B	P8		4	3	2	1	0	0	2
Matt Williams, R OBP: 0.325, SLG: 0.441 (1, 5)	E 2B		1B 2B	FC4-6 BB		G6-4-3		BB		3	2	2	0	2	0	1
Travis Lee, L OBP: 0.345, SLG: 0.443 (1, 3)	E3 1B		G5-4-3 1B	FC4-6 1B		FC4-6 1B	1B 2B	L8		5	1	3	4	0	0	2
Bernard Gilkey, R OBP: 0.321, SLG: 0.318 (1, 7)	G5-3		G5-4-3	1B		1B	BB 1B			4	0	2	1	0	0	2
Tony Batista, R OBP: 0.325, SLG: 0.526 (1, 4)		G5-3	G4-3			P8	BB BB			3	0	0	0	1	0	2
Damian Miller, R OBP: 0.367, SLG: 0.466 (1, 2)		SH2-3 BB		K		F7	K			3	0	0	0	1	2	4
Brian Anderson, R OBP: 0.143, SLG: 0.111 (1, 1)		SH2-3		S		G4-3				1	0	0	0	1	0	0
David Dellucci, L OBP: 0.326, SLG: 0.404 (7, PH)				BB						0	0	0	0	1	0	0
Willie Banks, R (8, 1)										0	0	0	0	0	0	0
Gregg Olson, R OBP: 0.500, SLG: 2.000 (9, 1)										0	0	0	0	0	0	0

Inning Stats	R: 2	H: 3	E: 1	K: 1	S: 13	LOB: 1	BB: 0	P: 17	R: 0	H: 0	E: 0	K: 0	S: 8	LOB: 2	BB: 2	P: 20	R: 2	H: 2	E: 0	K: 0	S: 8	LOB: 0	BB: 0	P: 14	R: 0	H: 0	E: 0	K: 2	S: 12	LOB: 2	BB: 2	P: 24	R: 0	H: 1	E: 0	K: 0	S: 4	LOB: 2	BB: 1	P: 11	R: 0	H: 0	E: 0	K: 0	S: 4	LOB: 0	BB: 0	P: 6	R: 2	H: 3	E: 0	K: 1	S: 21	LOB: 3	BB: 2	P: 39	R: 0	H: 0	E: 0	K: 0	S: 11	LOB: 1	BB: 1	P: 20
1B: 5	SF: 0	2B: 3	SAC: 1	3B: 0	DP: 1	HR: 1	HBP: 1	WP: 0	PA: 41	ERA	WHIP	IP	WLS	BF	H	R	ER	SO	BB	IBB	HBP	BLK	WP	HR	S	P	ERA	WHIP																																				
48 Brad Woodall, L (1, 1)	4.1	L	24	6	4	4	3	5	0	0	0	0	0	0	0	0	0	0	0	0	0	0	0	0	0	0	8.31	2.538																																				
Bronswell Patrick, R (5, 1)	2.0		10	3	2	2	0	1	0	0	0	0	0	0	0	0	0	0	0	0	0	0	0	0	0	0	9.00	2.000																																				
David Weathers, R (7, 1)	1.2		7	0	0	0	1	2	0	0	0	0	0	0	0	0	0	0	0	0	0	0	0	0	0	0.00	1.200																																					

BOTTOM

Milwaukee Brewers @ Arizona Diamondbacks
Bank One Ballpark, Phoenix, AZ
Fri Aug 28 1998, 10:05 PM EDT
Att. 41,505 - Dome - 72 F

livebaseballscores.com

AB	31
R	6
H	9
RBI	6
BB	8
SO	4
LOB	19



Batter	1	2	3	4	5	6	7	8	9	AB R H RBI BB SO LOB	TOP																
Fernando Vina, L (1, 4) OBP: 0.397, SLG: 0.433	0-0 G4-3		0-2 BB 1B		0-1 G1-3		0-2 G1-3			4 0 1 0 0 0 0	Milwaukee Brewers @ Arizona Diamondbacks Bank One Ballpark, Phoenix, AZ Sat Aug 29 1998, 10:05 PM EDT Att: 44,920 - Dome - 72 F																
Mark Loretta, R (1, 6) OBP: 0.380, SLG: 0.407	1-1 G4-3		2-2 P4		3-1 P9		1-1 F9			4 0 0 0 0 0 1																	
Dave Nilsson, L (1, 3) OBP: 0.335, SLG: 0.388	2-1 HR		4-0 BB		1-3 K		2-2 P8			3 1 1 1 1 1 0																	
Jose Valentin, S (8, 6) OBP: 0.319, SLG: 0.394			1-2 BB							0 0 0 0 0 0 0																	
Jeff Cirillo, R (1, 5) OBP: 0.412, SLG: 0.444	2-2 1B		1-2 L4		0-1 HR		3-1 F9			4 1 2 0 0 0 2																	
Jeremy Burnitz, L (1, 9) OBP: 0.347, SLG: 0.488	1-2 P5				0-2 G4-3		1-2 HR			4 1 1 2 0 0 1																	
Marquis Grissom, R (1, 8) OBP: 0.295, SLG: 0.366		2-1 F7			1-2 F8		2-2 FC6-4 1B		0-0 G5-3	4 0 1 0 0 0 0																	
Geoff Jenkins, L (1, 7) OBP: 0.276, SLG: 0.430			3-3 K		0-0 1B		1-1 F8		3-2 L6	4 0 1 0 0 1 1																	
Bob Wickman, R (9, 1)										0 0 0 0 0 0 0																	
Mike Matheny, R (1, 2) OBP: 0.281, SLG: 0.347		3-2 G5-3			0-2 G4-3		1-2 FC6-4		3-2 G6-3	4 0 0 0 0 0 2																	
Steve Woodard, L (1, 1) OBP: 0.146, SLG: 0.195			2-3 K				0-0 F7			3 0 0 0 0 1 0																	
Darrin Jackson, R (9, 7) OBP: 0.256, SLG: 0.367										0 0 0 0 0 0 0																	
Inning Stats	R: 1 E: 0 K: 0 S: 13	H: 2 LOB: 1 BB: 0 P: 19	R: 0 E: 0 K: 1 S: 9	H: 0 LOB: 0 BB: 0 P: 17	R: 0 E: 0 K: 1 S: 14	H: 1 LOB: 2 BB: 1 P: 23	R: 0 E: 0 K: 0 S: 10	H: 1 LOB: 1 BB: 0 P: 11	R: 0 E: 0 K: 0 S: 5	H: 0 LOB: 0 BB: 0 P: 8	R: 2 E: 0 K: 1 S: 16	H: 3 LOB: 1 BB: 0 P: 22	R: 0 E: 0 K: 0 S: 9	H: 0 LOB: 0 BB: 0 P: 13	R: 0 E: 0 K: 0 S: 8	H: 0 LOB: 0 BB: 0 P: 14	R: 0 E: 0 K: 0 S: 8	H: 0 LOB: 0 BB: 0 P: 14	R: 0 E: 0 K: 0 S: 8	H: 0 LOB: 0 BB: 0 P: 14	1B: 4 2B: 1 3B: 0 HR: 2	SF: 0 SAC: 0 DP: 0 HBP: 0	WP: 0 PB: 0 SB: 0 CS: 0	PA: 35			
PITCHER	IP WLS BF H R ER SO BB IBB HBP BLK WP HR S P ERA WHIP																										
Amaury Telemaco, R (1, 1) ERA: 3.81	7.0		29	7	3	3	3	1	0	0	0	0	2	76	113	3.86	1.143										
Alan Embree, L (8, 1) ERA: 4.34	1.0		3	0	0	0	0	0	0	0	0	0	0	8	14	0.00	0.000										
Aaron Small, R (9, 1) ERA: 5.56	1.0	W	3	0	0	0	0	0	0	0	0	0	0	8	14	0.00	0.000										

livebaseballscores.com

AB	34
R	3
H	7
RBI	3
BB	1
SO	3
LOB	7



Batter	1	2	3	4	5	6	7	8	9	AB	R	H	RBI	BB	SO	LOB
Andy Fox, L OBP: 0.361, SLG: 0.406 (1, 4)	1-2 G4-3		1-2 G4-3			2-2 G2-3		0-0 F8		4	0	0	0	0	0	1
Tony Batista, R OBP: 0.333, SLG: 0.544 (1, 6)	0-1 1B		3-2 HR			2-1 P7			4-2 1B SH FC4 BB	3	2	2	2	1	0	0
Devon White, S OBP: 0.337, SLG: 0.474 (1, 8)	1-3 K		2-2 G3			1-2 1B			0-0 SH 1B E	3	1	1	0	0	1	1
Travis Lee, L OBP: 0.344, SLG: 0.441 (1, 3)	2-2 G3			1-3 K		1-0 P7			0-0 1B E	4	0	1	0	0	1	2
Matt Williams, R OBP: 0.324, SLG: 0.440 (1, 5)		2-3 K		2-1 G6-3			0-0 G4-6-3 1B		1-0 FC4	4	0	1	1	0	1	1
David Dellucci, L OBP: 0.326, SLG: 0.403 (1, 7)		1-1 G6-4-3 1B		2-3 K			0-0 G4-6-3		1-2 FC4	3	0	1	0	0	1	1
Kelly Stinnett, R OBP: 0.331, SLG: 0.405 (1, 2)		0-0 G6-4-3			1-3 K		0-3 K			3	0	0	0	0	2	1
Karim Garcia, L OBP: 0.262, SLG: 0.376 (1, 9)			0-0 FC5-6 1B		1-1 G3			0-0 B1-3		3	0	1	0	0	0	0
Amaury Telemaco, R OBP: 0.103, SLG: 0.148 (1, 1)			2-2 FC5-6 G4-3		0-1 G6-3			3-3 K		2	1	0	0	0	0	1
Alan Embree, L (8, 1)										0	0	0	0	0	0	0
Jay Bell, R (8, PH)										1	0	0	0	0	1	0
Aaron Small, R (9, 1)										0	0	0	0	0	0	0

Inning Stats	R: 0	H: 1	R: 0	H: 1	R: 2	H: 2	R: 0	H: 0	R: 0	H: 0	R: 0	H: 1	R: 0	H: 1	R: 0	H: 0	R: 2	H: 1	1B: 6	SF: 0
	E: 0	LOB: 1	E: 0	LOB: 0	E: 0	LOB: 0	E: 0	LOB: 0	E: 0	LOB: 0	E: 0	LOB: 1	E: 0	LOB: 0	E: 0	LOB: 0	E: 2	LOB: 3	2B: 0	SAC: 1
	K: 1	BB: 0	K: 1	BB: 0	K: 0	BB: 0	K: 2	BB: 0	K: 1	BB: 0	K: 0	BB: 0	K: 1	BB: 0	K: 1	BB: 0	K: 0	BB: 1	3B: 0	DP: 2
	S: 11	P: 15	S: 6	P: 9	S: 15	P: 22	S: 8	P: 13	S: 7	P: 9	S: 11	P: 17	S: 5	P: 5	S: 6	P: 9	S: 5	P: 10	HR: 1	HBP: 0

PITCHER	IP	WLS	BF	H	R	ER	SO	BB	IBB	HBP	BLK	WP	HR	S	P	ERA	WHIP
Steve Woodard, R (1, 1) ERA: 4.01	8.0		28	6	2	2	7	0	0	0	0	0	1	69	99	2.25	0.750
Bob Wickman, R (9, 1) ERA: 3.34	0.1	L	4	1	2	1	0	1	0	0	0	0	0	5	10	27.00	6.000

BOTTOM

Milwaukee Brewers @ Arizona Diamondbacks
Bank One Ballpark, Phoenix, AZ
 Sat Aug 29 1998, 10:05 PM EDT
 Att. 44,920 - Dome - 72 F

AB	30
R	4
H	7
RBI	3
BB	1
SO	7
LOB	8



WP: 0	PA: 32
PB: 0	
SB: 0	
CS: 0	

livebaseballscores.com

Batter	1	2	3	4	5	6	7	8	9	AB	R	H	RBI	BB	SO	LOB	TOP						
Fernando Vina, L (1, 4) OBP: 0.397, SLG: 0.433	1-0 G1-3		1-1 G4-3			0-0 1B		0-0 1B		4	1	2	0	0	0	1							
Marquis Grissom, R (1, 8) OBP: 0.295, SLG: 0.365	1-0 G6-3			0-0 G5-3		1-0 1B		0-0 P4		4	0	1	0	0	0	2							
Dave Nilsson, L (1, 3) OBP: 0.331, SLG: 0.383	1-1 G2-3			2-0 G3-1		0-1 G4-6-3		2-1 1B		3	0	0	0	0	0	3							
Valerio De Los Santos, L (6, 1)										0	0	0	0	0	0	0							
Darrin Jackson, R (8, PH) OBP: 0.260, SLG: 0.371										1	0	1	2	0	0	0							
Bob Wickman, R (8, 1)										0	0	0	0	0	0	0							
Jeff Cirillo, R (1, 5) OBP: 0.411, SLG: 0.442		2-2 G4-3		0-0 G6-3			3-2 1B	3-3 1B		4	1	1	0	0	1	1							
Jeremy Burnitz, L (1, 9) OBP: 0.346, SLG: 0.486		1-3 K			2-0 1B		2-2 G3-1		2-3 K	4	0	1	0	0	2	1							
Jose Valentin, S (1, 6) OBP: 0.318, SLG: 0.392		2-3 K			1-0 F7		1-1 1B		1-2 P7	4	0	1	1	0	1	1							
Geoff Jenkins, L (1, 7) OBP: 0.275, SLG: 0.426			0-0 G4-3		0-0 G6-4-3		1-2 G4-3		2-1 P8	4	0	1	0	0	0	1							
Mike Matheny, R (1, 2) OBP: 0.281, SLG: 0.345			1-0 G4-3			1-1 G5-3		4-1 BB		2	0	0	0	1	0	1							
Scott Karl, L (1, 1) OBP: 0.157, SLG: 0.128			1-3 K							1	0	0	0	0	1	1							
Bronswell Patrick, R (5, 1) OBP: 0.313, SLG: 0.429										0	0	0	0	0	0	0							
Marc Newfield, R (6, PH) OBP: 0.302, SLG: 0.309										0	0	0	0	1	0	0							
Bob Hamelin, L (6, 3) OBP: 0.301, SLG: 0.427										1	1	0	0	0	0	1							
Inning Stats	R: 0 E: 0 K: 0 S: 4	H: 0 LOB: 0 BB: 0 P: 7	R: 0 E: 0 K: 2 S: 10	H: 0 LOB: 0 BB: 0 P: 15	R: 0 E: 0 K: 1 S: 7	H: 1 LOB: 1 BB: 0 P: 10	R: 0 E: 0 K: 0 S: 3	H: 0 LOB: 0 BB: 0 P: 5	R: 0 E: 0 K: 0 S: 3	H: 1 LOB: 0 BB: 0 P: 6	R: 0 E: 0 K: 0 S: 7	H: 2 LOB: 2 BB: 1 P: 13	R: 1 E: 0 K: 0 S: 12	H: 2 LOB: 0 BB: 0 P: 19	R: 2 E: 1 K: 1 S: 11	H: 2 LOB: 1 BB: 1 P: 21	R: 0 E: 0 K: 1 S: 8	H: 0 LOB: 0 BB: 0 P: 13	1B: 8 2B: 0 3B: 0 HR: 0	SF: 0 SAC: 0 DP: 2 HBP: 0	WP: 0 PB: 0 SB: 0 CS: 0	PA: 34	
PITCHER	IP	WLS	BF	H	R	ER	SO	BB	IBB	HBP	BLK	WP	HR	S	P	ERA	WHIP					ERA	WHIP
Clint Sodowsky, R (1, 1) ERA: 5.54	7.0	W	26	6	2	2	3	2	0	0	1	0	0	47	80	2.57	1.143						
Alan Embree, L (8, 1) ERA: 4.3	0.1		2	1	0	0	0	0	0	0	0	0	0	4	5	0.00	3.000						
Willie Banks, R (8, 1) ERA: 4.84	0.2		3	1	1	0	1	0	0	0	0	0	0	6	11	0.00	1.500						
Gregg Olson, R (9, 1) ERA: 3.02	1.0		3	0	0	0	1	0	0	0	0	0	0	8	13	0.00	0.000						

Milwaukee Brewers @ Arizona Diamondbacks
Bank One Ballpark, Phoenix, AZ
Sun Aug 30 1998, 10:05 PM EDT
Att: 40,508 - Dome - 72 F

livebaseballscorecards.com

AB	32
R	3
H	8
RBI	3
BB	2
SO	5
LOB	13



Batter	1	2	3	4	5	6	7	8	9	AB	R	H	RBI	BB	SO	LOB
Andy Fox, L OBP: 0.362, SLG: 0.411 (1, 9) B C C C C (9, 4)	2-3 K		3-2 G1-3		2-1 FC1-5 2B		0-0 HR 2B			4	1	2	0	0	1	0
Bernard Gilkey, R OBP: 0.318, SLG: 0.315 (1, 7) C F B B X	2-2 G5-3		2-2 G1-3		0-0 FC1-5 1B 2-3		1-0 G1-3			4	1	0	0	0	0	2
Devon White, S OBP: 0.340, SLG: 0.481 (1, 8) F C B X	1-2 G1-3		4-0 HR BB		1-0 1B 1-2 1B		0-0 HR 2-H			3	3	2	2	1	0	0
Matt Williams, R OBP: 0.328, SLG: 0.450 (1, 5) C B B X		1-1 1B S	2-1 HR 1-H		3-2 G1-3 S 1-H 2-H		0-3 K			4	2	3	4	0	1	0
Travis Lee, L OBP: 0.342, SLG: 0.437 (1, 3) B B B B B SAFE		3-3 K	1-2 G4-3		1-2 G1-3		2-1 L4			4	0	0	0	0	1	2
Jay Bell, R OBP: 0.357, SLG: 0.434 (1, 6) S B X		0-1 BB 1B 2-H		3-2 G5-4-3 1B		2-3 K		1-1 G6-3		4	0	2	1	0	1	1
Tony Batista, R OBP: 0.332, SLG: 0.538 (1, 4) X		0-0 BB 1B		2-1 G5-4-3		2-0 F7		1-1 G3-1		4	0	1	0	0	0	1
Gregg Olson, R OBP: 0.500, SLG: 2.000 (9, 1)		1-2 BB 1B		1-2f						0	0	0	0	0	0	0
Damian Miller, R OBP: 0.371, SLG: 0.471 (1, 2) C B B B B SAFE		4-2 G6-4-3 BB		2-2 2B		1-2 P9		0-3 K		3	0	1	0	1	1	0
Clint Sodowsky, L OBP: 0.143, SLG: 0.143 (1, 1) F B X		0-2 G6-4-3		2-2 G3		0-2 P6				3	0	0	0	0	0	4
Alan Embree, L (8, 1)		1-2f								0	0	0	0	0	0	0
Willie Banks, R (8, 1)										0	0	0	0	0	0	0
Karim Garcia, L OBP: 0.262, SLG: 0.376 (9, 9)										0	0	0	0	0	0	0

Inning Stats	R: 0	H: 0	E: 0	K: 1	S: 9	LOB: 0	BB: 0	P: 14	R: 1	H: 3	E: 0	K: 1	S: 14	LOB: 2	BB: 1	P: 22	R: 2	H: 1	E: 0	K: 0	S: 14	LOB: 0	BB: 1	P: 26	R: 0	H: 2	E: 0	K: 0	S: 11	LOB: 1	BB: 0	P: 20	R: 2	H: 3	E: 0	K: 1	S: 13	LOB: 1	BB: 0	P: 22	R: 0	H: 0	E: 0	K: 0	S: 7	LOB: 0	BB: 0	P: 10	R: 2	H: 2	E: 0	K: 1	S: 8	LOB: 0	BB: 0	P: 11	R: 0	H: 0	E: 0	K: 1	S: 7	LOB: 0	BB: 0	P: 9
--------------	------	------	------	------	------	--------	-------	-------	------	------	------	------	-------	--------	-------	-------	------	------	------	------	-------	--------	-------	-------	------	------	------	------	-------	--------	-------	-------	------	------	------	------	-------	--------	-------	-------	------	------	------	------	------	--------	-------	-------	------	------	------	------	------	--------	-------	-------	------	------	------	------	------	--------	-------	------

PITCHER	IP	WLS	BF	H	R	ER	SO	BB	IBB	HBP	BLK	WP	HR	S	P	ERA	WHIP
Scott Karl, L ERA: 4.25 (1, 1)	4.2	L	23	9	5	5	2	2	0	0	0	0	1	58	99	9.64	2.357
Bronswell Patrick, R ERA: 4.06 (5, 1)	0.1		1	0	0	0	1	0	0	0	0	0	0	3	5	0.00	0.000
Valerio De Los Santos, L ERA: 2.38 (6, 1)	2.0		8	2	2	2	1	0	0	0	0	0	1	15	21	9.00	1.000
Bob Wickman, R ERA: 3.3 (8, 1)	1.0		3	0	0	0	1	0	0	0	0	0	0	7	9	0.00	0.000

BOTTOM

Milwaukee Brewers @ Arizona Diamondbacks
Bank One Ballpark, Phoenix, AZ

Sun Aug 30 1998, 10:05 PM EDT
Att. 40,508 - Dome - 72 F

AB	33
R	7
H	11
RBI	7
BB	2
SO	5
LOB	10



WP: 0	PA: 35
PB: 0	
SB: 2	
CS: 0	

PITCHER	IP	WLS	BF	H	R	ER	SO	BB	IBB	HBP	BLK	WP	HR	S	P	ERA	WHIP
Scott Karl, L ERA: 4.25 (1, 1)	4.2	L	23	9	5	5	2	2	0	0	0	0	1	58	99	9.64	2.357
Bronswell Patrick, R ERA: 4.06 (5, 1)	0.1		1	0	0	0	1	0	0	0	0	0	0	3	5	0.00	0.000
Valerio De Los Santos, L ERA: 2.38 (6, 1)	2.0		8	2	2	2	1	0	0	0	0	0	1	15	21	9.00	1.000
Bob Wickman, R ERA: 3.3 (8, 1)	1.0		3	0	0	0	1	0	0	0	0	0	0	7	9	0.00	0.000

Batter	1	2	3	4	5	6	7	8	9	AB R H RBI BB SO LOB
--------	---	---	---	---	---	---	---	---	---	----------------------

Andy Fox, L (1, 9) <small>OBP: 0.367, SLG: 0.416</small>	1-1 	0-0 			2-1 		2-0 			3 0 3 0 0 0 0
Jay Bell, R (1, 6) <small>OBP: 0.356, SLG: 0.433</small>	2-2 	0-0 			2-1 		2-3 			4 1 1 1 0 1 3
Devon White, S (1, 8) <small>OBP: 0.338, SLG: 0.477</small>	0-1 	3-1 			1-0 		0-3 			4 1 0 0 0 1 5
Matt Williams, R (1, 5) <small>OBP: 0.329, SLG: 0.449</small>	3-2 		2-1 		4-0 		1-3 			3 0 1 1 1 1 1
Travis Lee, L (1, 3) <small>OBP: 0.341, SLG: 0.434</small>	4-0 		1-1 		0-0 		2-3 			3 0 0 0 1 1 3
Bernard Gilkey, R (1, 7) <small>OBP: 0.320, SLG: 0.317</small>	1-1 		0-1 		2-1 		3-3 			4 0 2 1 0 1 1
Tony Batista, R (1, 4) <small>OBP: 0.330, SLG: 0.537</small>		1-0 		1-3 	0-0 		0-1 			4 1 1 0 0 1 1
Damian Miller, R (1, 2) <small>OBP: 0.368, SLG: 0.472</small>		0-1 		1-1 	3-1 		1-0 			4 1 1 1 0 0 0
Omar Daal, L (1, 1) <small>OBP: 0.205, SLG: 0.103</small>		3-2 		1-2 		1-0 		2-0 		3 0 0 0 0 0 1
Karim Garcia, L (9, PH) <small>OBP: 0.261, SLG: 0.375</small>										1 0 0 0 0 0 0
Gregg Olson, R (9, 1) <small>OBP: 0.500, SLG: 2.000</small>										0 0 0 0 0 0 0

TOP

Arizona Diamondbacks @ Pittsburgh Pirates
 Three Rivers Stadium, Pittsburgh, PA

Tue Sep 01 1998, 7:05 PM EDT
 Att. 11,427 - Unknown - 75 F

AB	33
R	4
H	9
RBI	4
BB	2
SO	6
LOB	15



Inning Stats	R: 2	H: 3	E: 1	K: 0	S: 13	R: 2	H: 3	E: 0	K: 0	S: 11	R: 0	H: 1	E: 0	K: 0	S: 6	R: 0	H: 0	E: 0	K: 1	S: 9	R: 0	H: 1	E: 0	K: 0	S: 7	R: 0	H: 1	E: 0	K: 0	S: 5	R: 0	H: 0	E: 0	K: 2	S: 7	R: 0	H: 0	E: 0	K: 3	S: 9	R: 0	H: 0	E: 0	K: 0	S: 4	R: 0	H: 0	E: 0	K: 0	S: 7
--------------	------	------	------	------	-------	------	------	------	------	-------	------	------	------	------	------	------	------	------	------	------	------	------	------	------	------	------	------	------	------	------	------	------	------	------	------	------	------	------	------	------	------	------	------	------	------	------	------	------	------	------

PITCHER	IP	WLS	BF	H	R	ER	SO	BB	IBB	HBP	BLK	WP	HR	S	P	ERA	WHIP
Chris Peters, L (1, 1) <small>ERA: 3.76</small>	7.0	L	30	9	4	4	3	1	1	1	0	0	0	58	100	5.14	1.429
Mike Williams, R (8, 1) <small>ERA: 2.16</small>	1.0		3	0	0	0	3	0	0	0	0	0	0	9	15	0.00	0.000
Rich Loiselle, R (9, 1) <small>ERA: 3.69</small>	1.0		3	0	0	0	0	0	0	0	0	0	0	4	7	0.00	0.000

WP: 0	PA: 36
PB: 0	
SB: 1	
CS: 0	

Batter	1	2	3	4	5	6	7	8	9	AB	R	H	RBI	BB	SO	LOB
Tony Womack, L (1, 4) OBP: 0.327, SLG: 0.363	G1-3		G1-3			G4-3		K		4	0	0	0	0	1	0
Adrian Brown, S (1, 8) OBP: 0.421, SLG: 0.423	F9					G1-3		1B		4	0	2	0	0	0	0
18 Jason Kendall, R (1, 2) OBP: 0.410, SLG: 0.478	1B					F9		F7		4	0	1	0	0	0	2
Kevin Young, R (1, 3) OBP: 0.346, SLG: 0.511	F7					E6 HR		2B 1B		4	2	2	0	0	0	1
Jose Guillen, R (1, 9) OBP: 0.302, SLG: 0.418			K			HR		K		4	1	1	2	0	2	2
Freddy Garcia, R (1, 5) OBP: 0.353, SLG: 0.610			K2-3			P4		F7		4	0	1	1	0	1	1
Emil Brown, R (1, 7) Turner Ward, S (9, PH) Kevin Polcovich, R (9, PR) OBP: 0.262, SLG: 0.246			K					K		3	0	0	0	0	3	1
Abraham Nunez, S (1, 6) Manny Martinez, R (7, PH) Mike Williams, R (8, 1) Rich Loiselle, R (9, 1) Doug Strange, S (9, PH) OBP: 0.230, SLG: 0.227								K2-3		1	0	1	0	0	0	0
Chris Peters, L (1, 1) Lou Collier, R (8, 6) OBP: 0.318, SLG: 0.341			F9					K		2	0	0	0	0	1	0
			K					K		1	0	0	0	0	1	0

Inning Stats	R: 0	H: 1	E: 0	K: 0	S: 8	LOB: 1	BB: 0	P: 12	R: 0	H: 0	E: 0	K: 3	S: 9	LOB: 0	BB: 0	P: 14	R: 0	H: 0	E: 0	K: 1	S: 7	LOB: 0	BB: 0	P: 12	R: 2	H: 2	E: 1	K: 0	S: 7	LOB: 0	BB: 0	P: 9	R: 0	H: 0	E: 0	K: 3	S: 10	LOB: 0	BB: 0	P: 12	R: 0	H: 0	E: 0	K: 0	S: 6	LOB: 0	BB: 0	P: 8	R: 1	H: 2	E: 0	K: 3	S: 12	LOB: 1	BB: 0	P: 17	R: 0	H: 1	E: 0	K: 2	S: 13	LOB: 1	BB: 0	P: 17	R: 0	H: 2	E: 0	K: 1	S: 9	LOB: 2	BB: 0	P: 12	1B: 6	2B: 1	3B: 0	HR: 1	SF: 0	SAC: 0	DP: 1	HBP: 0	WP: 0	PB: 0	SB: 0	CS: 0	PA: 35
PITCHER	IP	WLS	BF	H	R	ER	SO	BB	IBB	HBP	BLK	WP	HR	S	P	ERA	WHIP																																																																				
Omar Daal, L (1, 1) ERA: 2.55	8.0	W	30	6	3	1	12	0	0	0	0	0	0	72	101	1.12	0.750																																																																				
Gregg Olson, R (9, 1) ERA: 2.97	1.0	S	5	2	0	0	1	0	0	0	0	0	0	9	12	0.00	2.000																																																																				

BOTTOM

Arizona Diamondbacks @ Pittsburgh Pirates
Three Rivers Stadium, Pittsburgh, PA

livebaseballscores.com

AB	35
R	3
H	8
RBI	3
BB	0
SO	13
LOB	10



Tue Sep 01 1998, 7:05 PM EDT
Att: 11,427 - Unknown - 75 F

Batter	1	2	3	4	5	6	7	8	9	10	11	AB R H RBI BB SO LOB	TOP												
Andy Fox, L OBP: 0.363, SLG: 0.411 (1, 4)												5 0 0 0 0 1 3	Arizona Diamondbacks @ Pittsburgh Pirates Three Rivers Stadium, Pittsburgh, PA Wed Sep 02 1998, 7:05 PM EDT Att: 12,010 - Unknown - 74 F												
Tony Batista, R OBP: 0.332, SLG: 0.558 (1, 6)												5 2 2 1 0 0 0													
Devon White, S OBP: 0.340, SLG: 0.477 (1, 8)												4 0 2 1 1 0 0													
Travis Lee, L OBP: 0.340, SLG: 0.434 (1, 3)												5 0 1 0 0 2 3													
Matt Williams, R OBP: 0.326, SLG: 0.444 (1, 5)												5 0 0 0 0 1 3													
David Dellucci, L OBP: 0.327, SLG: 0.404 (1, 7) (8, 9)												4 0 2 0 0 0 0													
Damian Miller, R OBP: 0.362, SLG: 0.464 (1, 2)												2 0 0 0 0 1 1													
Karim Garcia, L OBP: 0.262, SLG: 0.376 Bernard Gilkey, R OBP: 0.320, SLG: 0.316 (8, PH) (8, 7)												2 0 1 0 0 0 0 1 0 0 0 0 1 1													
Andy Benes, R OBP: 0.260, SLG: 0.278 Jay Bell, R OBP: 0.356, SLG: 0.432 Willie Banks, R OBP: 0.265, SLG: 0.255 Aaron Small, R OBP: 0.500, SLG: 2.000 (1, 1) (8, PH) (8, 1) (10, PH) (10, 1) (11, 1)												2 0 0 0 0 1 1 1 0 0 0 0 0 1 0 0 0 0 0 0 0 1 0 0 0 0 0 2 0 0 0 0 0 0 0 0 0 0 0 0 0 0													
Inning Stats	R: 0 E: 0 K: 1 S: 6	H: 0 LOB: 0 BB: 0 P: 9	R: 0 E: 0 K: 1 S: 8	H: 2 LOB: 1 BB: 0 P: 15	R: 0 E: 0 K: 0 S: 5	H: 1 LOB: 0 BB: 0 P: 6	R: 0 E: 0 K: 0 S: 5	H: 0 LOB: 1 BB: 1 P: 13	R: 0 E: 0 K: 1 S: 5	H: 0 LOB: 0 BB: 0 P: 5	R: 0 E: 0 K: 1 S: 8	H: 0 LOB: 0 BB: 0 P: 13		R: 0 E: 0 K: 1 S: 7	H: 1 LOB: 1 BB: 0 P: 9	R: 1 E: 0 K: 0 S: 12	H: 2 LOB: 1 BB: 0 P: 17	R: 0 E: 1 K: 0 S: 9	H: 0 LOB: 2 BB: 0 P: 14	R: 1 E: 0 K: 2 S: 10	H: 2 LOB: 0 BB: 0 P: 14	1B: 5 2B: 2 3B: 1 HR: 1	SF: 0 SAC: 2 DP: 2 HBP: 1	WP: 0 PA: 41 PB: 0 SB: 0 CS: 1	
PITCHER	IP WLS BF H R ER SO BB IBB HBP BLK WP HR S P ERA WHIP													PITCHER	IP WLS BF H R ER SO BB IBB HBP BLK WP HR S P ERA WHIP										
Elmer Dessens, R ERA: 4.42 (1, 1)	7.0 23 3 0 0 4 1 0 0 0 0 0 0 43 71 0.00 0.571												Jeff Tabaka, L ERA: 2.55 (11, 1)	1.0 4 2 1 1 2 0 0 0 0 0 0 0 10 14 9.00 2.000											
Jason Christiansen, L ERA: 2.12 (8, 1)	0.1 2 1 0 0 0 0 0 0 0 0 0 0 3 4 0.00 3.000																								
Mike Williams, R ERA: 2.13 (8, 1)	0.2 2 0 0 0 1 0 0 0 0 0 0 0 4 5 0.00 0.000																								
Ricardo Rincon, L ERA: 2.64 (9, 1)	0.2 4 2 1 1 0 0 0 0 0 0 0 1 10 15 13.50 3.000																								
Rich Loiselle, R ERA: 3.59 (9, 1)	1.1 6 0 0 0 0 0 0 0 1 0 0 0 11 16 0.00 0.000																								

livebaseballscorecards.com

AB	37
R	2
H	8
RBI	2
BB	1
SO	7
LOB	15



Batter	1	2	3	4	5	6	7	8	9	10	11	AB R H RBI BB SO LOB
Tony Womack, L OBP: 0.327, SLG: 0.369 (1, 4)	0-1 F7 ①			1-1 18 SF9 3B		1-2 2B		1 SAFE 1-0 CS 1-2	1-3 K ①		1-1 F7 ③	5 1 2 0 0 1 1
Adrian Brown, S OBP: 0.393, SLG: 0.393 (1, 8)	0-3 K ②			2-3 K ①		2-3 K ②			2-1 F9 ②			4 0 0 0 0 3 2
18 Jason Kendall, R OBP: 0.407, SLG: 0.475 (1, 2)	1-1 F9 ③			2-2 SF9 ②		2-3 K ③			0-0 F9 ③			3 0 0 1 0 1 1
Kevin Young, R OBP: 0.344, SLG: 0.507 (1, 3)		2-2 L5 ①		2-3 K ③		2-0 F9 ①				1-3 K ①		4 0 0 0 0 2 0
Jose Guillen, R OBP: 0.300, SLG: 0.415 Jason Christiansen, R OBP: 0.250, SLG: 0.250 Mike Williams, R Turner Ward, S OBP: 0.342, SLG: 0.433 (1, 9) (8, 1) (8, 1) (9, 7)		1-3 K ②			0-1 L8 ①		3-2 G3 ②			1-0 G6-4-3 1B		3 0 0 0 0 1 0 0 0 0 0 0 0 0 0 0 0 0 0 0 0 1 0 1 0 0 0 0
Freddy Garcia, R OBP: 0.350, SLG: 0.598 Jeff Tabaka, R (1, 5) (11, 1)		1-3 K ③			1-0 PB 1B		1-2 G4-3 ③			2-0 G6-4-3 ③		4 0 1 0 0 1 1 0 0 0 0 0 0 0
Emil Brown, R OBP: 0.143, SLG: 0.143 (1, 7) (8, 9)			2-2 G6-3 ①		1-3 K ②		3-2 G6-3 ①			1-1 FC1 PB 1B		4 0 1 0 0 1 1
Abraham Nunez, S (1, 6)			2-3 K ②		1-2 F7 ③		4-0 CS BB			2-0 B1 ①		3 0 0 0 1 1 2
Elmer Dessens, R Manny Martinez, R OBP: 0.301, SLG: 0.451 Ricardo Rincon, L Rich Loiselle, R Doug Strange, S OBP: 0.229, SLG: 0.226 (1, 1) (8, 7) (9, 1) (9, 1) (11, 5)			0-3 K ③		1-1 F9 ①		1 SAFE 1 SAFE 1 SAFE 1 SAFE 1 SAFE 2-2 F8 ②			2-2 FC1 ②		2 0 0 0 0 1 0 1 0 0 0 0 0 1 0 0 0 0 0 0 0 0 0 0 0 0 0 0 1 0 0 0 0 0 1

Inning Stats	R: 0	H: 0	E: 0	K: 1	S: 7	R: 0	H: 0	E: 0	K: 2	S: 9	R: 0	H: 0	E: 0	K: 2	S: 9	R: 1	H: 1	E: 0	K: 2	S: 18	R: 0	H: 1	E: 0	K: 1	S: 8	R: 0	H: 1	E: 0	K: 2	S: 13	R: 0	H: 0	E: 0	K: 0	S: 7	R: 0	H: 0	E: 0	K: 0	S: 7	R: 0	H: 0	E: 0	K: 1	S: 7	R: 0	H: 1	E: 0	K: 1	S: 5	R: 0	H: 1	E: 0	K: 0	S: 8
	0	0	0	1	8	0	0	0	2	9	0	0	0	2	13	0	1	0	2	18	0	1	0	1	8	0	1	0	1	13	0	0	0	0	7	0	0	0	0	7	0	0	0	1	5	0	1	0	8	0	1	0	8		

BOTTOM

Arizona Diamondbacks @ Pittsburgh Pirates
Three Rivers Stadium, Pittsburgh, PA

livebaseballscores.com

AB	35
R	1
H	5
RBI	1
BB	1
SO	12
LOB	10



WP: 0	PA: 38
PB: 2	
SB: 0	
CS: 1	

Wed Sep 02 1998 7:05 PM EDT
Att. 12,010 - Unknown - 74 F

Batter	1	2	3	4	5	6	7	8	9	AB R H RBI BB SO LOB	TOP
Andy Fox, L (1, 8) OBP: 0.360, SLG: 0.407 (9, 9)	0-1 		3-3 		1-0 		2-3 			4 0 0 0 0 2 0	
Tony Batista, R (1, 4) OBP: 0.330, SLG: 0.550	2-2 		4-0 		2-3 			3-2 		3 1 0 0 1 1 0	
Travis Lee, L (1, 3) OBP: 0.343, SLG: 0.434	4-1 		4-1 		0-0 			1-1 		2 0 1 0 2 0 0	
Matt Williams, R (1, 5) OBP: 0.325, SLG: 0.442	1-3 		0-0 		1-3 			0-3 		4 0 1 1 0 3 2	
David Dellucci, L (1, 7) OBP: 0.327, SLG: 0.403		1-1 	1-2 		1-1 			0-3 		4 0 1 0 0 1 3	
Jay Bell, R (1, 6) OBP: 0.355, SLG: 0.432	1-0 			1-1 		1-0 		2-0 		4 0 1 0 0 0 1	
Karim Garcia, L (1, 9) OBP: 0.259, SLG: 0.371 Devon White, S (9, 8)		3-2 		0-2 		3-3 		1-3 		4 0 0 0 0 2 3	
Kelly Stinnett, R (1, 2) OBP: 0.327, SLG: 0.400	1-1 			0-0 			1-0 			3 0 0 0 0 0 1	
Brian Anderson, R (1, 1) OBP: 0.136, SLG: 0.105			0-3 		0-0 		1-1 			3 0 0 0 0 1 0	
Inning Stats	R: 0 H: 0 E: 0 LOB: 1 K: 1 BB: 1 S: 9 P: 16	R: 0 H: 1 E: 0 LOB: 1 K: 0 BB: 0 S: 8 P: 14	R: 1 H: 1 E: 0 LOB: 2 K: 2 BB: 2 S: 11 P: 23	R: 0 H: 0 E: 0 LOB: 0 K: 0 BB: 0 S: 6 P: 7	R: 0 H: 0 E: 0 LOB: 0 K: 1 BB: 0 S: 5 P: 8	R: 0 H: 2 E: 0 LOB: 2 K: 2 BB: 0 S: 11 P: 16	R: 0 H: 0 E: 0 LOB: 0 K: 1 BB: 0 S: 6 P: 10	R: 0 H: 0 E: 0 LOB: 0 K: 1 BB: 0 S: 8 P: 12	R: 0 H: 0 E: 0 LOB: 0 K: 2 BB: 0 S: 8 P: 11	1B: 3 SF: 0 2B: 1 SAC: 0 3B: 0 DP: 0 HR: 0 HBP: 0	WP: 0 PA: 34 PB: 0 SB: 0 CS: 0
67 Francisco Cordova, R (1, 1) ERA: 3.07	IP: 9.0 WLS: L BF: 34 H: 4 R: 1 ER: 1 SO: 10 BB: 3 IBB: 0 HBP: 0 BLK: 0 WP: 0 HR: 0 S: 72 P: 117 ERA: 1.00 WHIP: 0.778										

Arizona Diamondbacks @ Pittsburgh Pirates
 Three Rivers Stadium, Pittsburgh, PA
 Thu Sep 03 1998, 3:33 AM EDT
 Att: 8,610 - Sunny - 80 F

AB	31
R	1
H	4
RBI	1
BB	3
SO	10
LOB	10



Batter	1	2	3	4	5	6	7	8	9	AB R H RBI BB SO LOB
Tony Womack, L (1, 4) OBP: 0.325, SLG: 0.366	1-1 F7 ①			1-2 G3-1 ①		2-2 G6-3 ③			0-2 K ②	4 0 0 0 0 1 0
Adrian Brown, S (1, 8) OBP: 0.400, SLG: 0.400	1-1 G4-3 ②			2-1 BLK 1B			1-1 G1-3 ①		1-1 FC6-4 1B	4 0 2 0 0 0 0
18 Jason Kendall, R (1, 2) OBP: 0.406, SLG: 0.476	2-1 F9 ③			2-2 F8 ②			0-1 2B		2-1 FC6-4 1-2f ③	4 0 1 0 0 0 2
Kevin Young, R (1, 3) OBP: 0.342, SLG: 0.504		0-0 F9 ①		0-0 F7 ③			1-3 K ②			3 0 0 0 0 1 2
Jose Guillen, R (1, 9) OBP: 0.299, SLG: 0.412		0-0 P6 ②		1-2 F8 ①			2-1 F8 ③			3 0 0 0 0 0 1
Manny Martinez, R (1, 7) OBP: 0.295, SLG: 0.442		2-1 F7 ③		1-2 P2 ②			1-2 P4 ①			3 0 0 0 0 0 0
Freddy Garcia, R (1, 5) OBP: 0.343, SLG: 0.584			1-0 G1-3 ①	1-2 G6-3 ③			0-0 G1-3 ②			3 0 0 0 0 0 0
Abraham Nunez, S (1, 6)			2-3 K ②			1-1 L8 ①		1-2 G6-3 ③		3 0 0 0 0 1 0
67 Francisco Cordova, R (1, 1) Turner Ward, S (9, PH) OBP: 0.145, SLG: 0.164 OBP: 0.341, SLG: 0.432			0-3 K ③			0-0 P4 ②		1-0 P6 ①		2 0 0 0 0 1 0 1 0 0 0 0 0 0

Inning Stats	R: 0	H: 0	E: 0	LOB: 0	K: 0	BB: 0	S: 6	P: 10	R: 0	H: 0	E: 0	LOB: 0	K: 2	BB: 0	S: 8	P: 11	R: 0	H: 1	E: 0	LOB: 1	K: 0	BB: 0	S: 11	P: 16	R: 0	H: 0	E: 0	LOB: 0	K: 0	BB: 0	S: 9	P: 12	R: 0	H: 0	E: 0	LOB: 0	K: 0	BB: 0	S: 9	P: 12	R: 0	H: 1	E: 0	LOB: 1	K: 1	BB: 0	S: 10	P: 14	R: 0	H: 0	E: 0	LOB: 0	K: 0	BB: 0	S: 7	P: 9	R: 0	H: 1	E: 0	LOB: 1	K: 1	BB: 0	S: 8	P: 12	1B: 2	SF: 0	2B: 1	SAC: 0	3B: 0	DP: 0	HR: 0	HBP: 0	WP: 0	PA: 30
PITCHER Brian Anderson, L (1, 1) ERA: 4.51	IP	WLS	BF	H	R	ER	SO	BB	IBB	HBP	BLK	WP	HR	S	P	ERA	WHIP																			PITCHER	IP	WLS	BF	H	R	ER	SO	BB	IBB	HBP	BLK	WP	HR	S	P	ERA	WHIP																					

BOTTOM

Arizona Diamondbacks @ Pittsburgh Pirates

Three Rivers Stadium, Pittsburgh, PA

Thu Sep 03 1998, 3:33 AM EDT
Att. 8,610 - Sunny - 80 F

AB	30
R	0
H	3
RBI	0
BB	0
SO	4
LOB	5



Batter	1	2	3	4	5	6	7	8	9	AB R H RBI BB SO LOB	TOP
Craig Biggio, R OBP: 0.403, SLG: 0.512 (1, 4) B C B B B F F F X	3-2 P2 ①		2-2 K ③			1-1 P7 ①		2-1 L5 ②		4 0 0 0 0 1 0	
Ricky Gutierrez, R OBP: 0.351, SLG: 0.351 (1, 6) B X	1-0 P9 ②			3-2 G6-3 3B ①		1-2 S 1B ②		4-1 FC4-6 BB ③		3 1 2 0 1 0 0	
Derek Bell, R OBP: 0.353, SLG: 0.470 (1, 9) B S B X	2-1 P5 ③			0-0 G6-3 ①		3-3 K 1-2 ②		0-1 FC4-6 1-2f ③		4 0 0 1 0 1 2	
5 Jeff Bagwell, R OBP: 0.409, SLG: 0.532 (1, 3) X B B B B F C		3-2 G5-3 ①		3-2 PO 1B ②		0-0 F6 ③			0-0 G6-4-3 1B ①	4 0 2 0 0 0 1	
Moises Alou, R OBP: 0.394, SLG: 0.604 (1, 7) B X		1-0 P7 ②		0-0 F7 ②			3-1 P8 ①		1-1 F8 ①	4 0 0 0 0 0 2	
Carl Everett, S OBP: 0.368, SLG: 0.490 (1, 8) X		0-0 1B ③		1 SAFE PO 1-2 ③	3-2 P5 ①		2-3 K ②		0-0 G6-4-3 1-2f ② ③	4 0 1 0 0 1 1	
Sean Berry, R OBP: 0.408, SLG: 0.558 (1, 5) B 1 SAFE X		1-0 P7 ③			0-1 S 1B ②		1-0 1B ③			3 0 2 0 0 0 1	
Brad Ausmus, R OBP: 0.360, SLG: 0.353 (1, 2) S B B B B F C			2-3 K ①		3-3 K 1-2 ②		3-1 P8 ③			3 0 0 0 0 2 2	
Jose Lima, R OBP: 0.167, SLG: 0.157 (1, 1) Russ Johnson, R (8, PH) Mike Magnante, L OBP: 1.000, SLG: 1.000 (8, 1) F X			0-1 P4 ②		0-3 K ③			2-2 P2 ①		2 0 0 0 0 1 1 1 0 0 0 0 0 0 0 0 0 0 0 0 0	
Inning Stats	R: 0 E: 0 K: 0 S: 9 H: 0 LOB: 0 BB: 0 P: 15	R: 0 E: 0 K: 0 S: 6 H: 1 LOB: 1 BB: 0 P: 11	R: 0 E: 0 K: 2 S: 8 H: 0 LOB: 0 BB: 0 P: 12	R: 1 E: 0 K: 0 S: 10 H: 2 LOB: 0 BB: 0 P: 16	R: 0 E: 0 K: 2 S: 12 H: 1 LOB: 1 BB: 0 P: 18	R: 0 E: 0 K: 1 S: 9 H: 1 LOB: 1 BB: 0 P: 14	R: 0 E: 0 K: 1 S: 8 H: 1 LOB: 1 BB: 0 P: 17	R: 0 E: 0 K: 0 S: 8 H: 0 LOB: 1 BB: 1 P: 16	R: 0 E: 0 K: 0 S: 4 H: 1 LOB: 0 BB: 0 P: 5	1B: 6 2B: 0 3B: 1 HR: 0 SF: 0 SAC: 0 DP: 1 HBP: 0	WP: 0 PB: 0 SB: 2 CS: 0 PA: 34
PITCHER Amaury Telemaco, R ERA: 3.67 (1, 1) Willie Banks, R ERA: 4.56 (8, 1) Gregg Olson, R ERA: 2.87 (9, 1)	IP 7.0 WLS W BF 26 H 6 R 1 ER 1 SO 6 BB 0 IBB 0 HBP 0 BLK 0 WP 0 HR 0 S 62 P 103 ERA 1.29 WHIP 0.857	IP 1.0 WLS S BF 3 H 1 R 0 ER 0 SO 0 BB 0 IBB 0 HBP 0 BLK 0 WP 0 HR 0 S 4 P 5 ERA 0.00 WHIP 1.000	IP 1.0 WLS S BF 3 H 1 R 0 ER 0 SO 0 BB 0 IBB 0 HBP 0 BLK 0 WP 0 HR 0 S 5 P 5 ERA 0.00 WHIP 1.000	PITCHER IP WLS BF H R ER SO BB IBB HBP BLK WP HR S P ERA WHIP							

Houston Astros @ Arizona Diamondbacks
Bank One Ballpark, Phoenix, AZ
Fri Sep 04 1998, 10:05 PM EDT
Att. 41,396 - Dome - 72 F

AB	32
R	1
H	7
RBI	1
BB	1
SO	6
LOB	10



Batter	1	2	3	4	5	6	7	8	9	AB	R	H	RBI	BB	SO	LOB
Andy Fox, L OBP: 0.360, SLG: 0.410 (1, 9)	0-1 P5		1-1 FC5-2 2-H 3B		2-2 G3		2-3 K			4	0	1	1	0	1	0
Jay Bell, R OBP: 0.354, SLG: 0.431 (1, 6)	1-2 P8		0-0 FC5-2 1B 3-H		0-2 BB E 1B		3-3 K			4	0	1	0	0	1	1
Devon White, S OBP: 0.341, SLG: 0.477 (1, 8)	1-2 G1-3		3-0 1B 1-3		2-2 FC3 BB 1-2			1-1 S G4-3 1B		4	0	2	0	0	0	1
Travis Lee, L OBP: 0.344, SLG: 0.434 (1, 3)		2-0 FC3-6 SF8 1B	3-3 K		4-1 G5-4-3 BB 1-2 2-3			1-1 G4-3		3	1	1	0	1	1	3
Matt Williams, R OBP: 0.324, SLG: 0.440 (1, 5)		0-0 FC3-6 1B 1-2		1-1 F4	2-1 G5-4-3			3-2 P9 2-3		4	0	1	0	0	0	4
David Dellucci, L OBP: 0.326, SLG: 0.401 (1, 7)		1-1 FC3-6 CS 1-2f 2-3		0-0 G5-3 1B 1B		0-1 G5-3		1-3 K		4	1	1	0	0	1	3
Tony Batista, R OBP: 0.326, SLG: 0.545 (1, 4)		0-0 SF8 3-H		0-2 G5-3 1-2		0-2 G1-3				2	0	0	1	0	0	1
Kelly Stinnett, R OBP: 0.331, SLG: 0.401 (1, 2)		1-0 CS 1-2	1-1 SH1-4 3B HBP	0-2 1B 2-H		1-2 G6-3				2	1	1	1	0	0	0
Amaury Telemaco, R OBP: 0.100, SLG: 0.143 (1, 1)			0-0 SH1-4	0-1 G6-3			0-0 G4-3			1	0	0	0	0	0	1
Brent Brede, L OBP: 0.302, SLG: 0.318 (7, PH)										1	0	0	0	0	0	0
Willie Banks, R (8, 1)										0	0	0	0	0	0	0
Gregg Olson, R OBP: 0.500, SLG: 2.000 (9, 1)										0	0	0	0	0	0	0

Inning Stats	R: 0	H: 0	E: 0	K: 0	S: 8	LOB: 0	BB: 0	P: 10	R: 1	H: 2	E: 0	K: 0	S: 6	LOB: 0	BB: 0	P: 9	R: 1	H: 2	E: 0	K: 1	S: 9	LOB: 2	BB: 0	P: 17	R: 1	H: 2	E: 0	K: 0	S: 12	LOB: 1	BB: 0	P: 13	R: 0	H: 1	E: 1	K: 0	S: 13	LOB: 2	BB: 1	P: 23	R: 0	H: 0	E: 0	K: 2	S: 8	LOB: 0	BB: 0	P: 9	R: 0	H: 0	E: 0	K: 2	S: 7	LOB: 0	BB: 0	P: 12	R: 0	H: 1	E: 0	K: 1	S: 10	LOB: 1	BB: 0	P: 16					
1B: 7	SF: 1	2B: 0	SAC: 1	3B: 1	DP: 1	HR: 0	HBP: 1	WP: 0	PA: 34	1B: 7	SF: 1	2B: 0	SAC: 1	3B: 1	DP: 1	HR: 0	HBP: 1	WP: 0	PA: 34	1B: 7	SF: 1	2B: 0	SAC: 1	3B: 1	DP: 1	HR: 0	HBP: 1	WP: 0	PA: 34	1B: 7	SF: 1	2B: 0	SAC: 1	3B: 1	DP: 1	HR: 0	HBP: 1	WP: 0	PA: 34	1B: 7	SF: 1	2B: 0	SAC: 1	3B: 1	DP: 1	HR: 0	HBP: 1	WP: 0	PA: 34																				
PITCHER	IP	WLS	BF	H	R	ER	SO	BB	IBB	HBP	BLK	WP	HR	S	P	ERA	WHIP	PITCHER	IP	WLS	BF	H	R	ER	SO	BB	IBB	HBP	BLK	WP	HR	S	P	ERA	WHIP	PITCHER	IP	WLS	BF	H	R	ER	SO	BB	IBB	HBP	BLK	WP	HR	S	P	ERA	WHIP																
Jose Lima, R ERA: 3.64 (1, 1)	7.0	L	29	7	3	3	3	1	0	1	0	0	0	63	93	3.86	1.143	Jose Lima, R ERA: 3.64 (1, 1)	7.0	L	29	7	3	3	3	1	0	1	0	0	0	63	93	3.86	1.143	Jose Lima, R ERA: 3.64 (1, 1)	7.0	L	29	7	3	3	3	1	0	1	0	0	63	93	3.86	1.143	Jose Lima, R ERA: 3.64 (1, 1)	7.0	L	29	7	3	3	3	1	0	1	0	0	63	93	3.86	1.143
Mike Magnante, L ERA: 4.7 (8, 1)	1.0		4	1	0	0	1	0	0	0	0	0	0	10	16	0.00	1.000	Mike Magnante, L ERA: 4.7 (8, 1)	1.0		4	1	0	0	1	0	0	0	0	10	16	0.00	1.000	Mike Magnante, L ERA: 4.7 (8, 1)	1.0		4	1	0	0	1	0	0	0	0	10	16	0.00	1.000	Mike Magnante, L ERA: 4.7 (8, 1)	1.0		4	1	0	0	1	0	0	0	0	10	16	0.00	1.000				

BOTTOM

Houston Astros @ Arizona Diamondbacks
Bank One Ballpark, Phoenix, AZ

livebaseballscorecards.com

AB	29
R	3
H	8
RBI	3
BB	1
SO	4
LOB	14



WP: 0	PA: 34
PB: 0	
SB: 1	
CS: 1	

Fri Sep 04 1998, 10:05 PM EDT
Att. 41,396 - Dome - 72 F

Batter	1	2	3	4	5	6	7	8	9	10	11	12	AB	R	H	RBI	BB	SO	LOB	TOP						
Craig Biggio, R OBP: 0.401, SLG: 0.508 (1, 4)	1-1 G5-3	2-1 P3		X 0-0 1B		F 0-1 L5		C 1-1 F8			F 1-2 P7		6	0	1	1	0	0	4							
Carl Everett, S OBP: 0.363, SLG: 0.483 (1, 8)	2-1 P9		B 1-0 G4-3	X 0-0 P8		X 0-0 P5		C 1-2 F8			F 0-3 K		6	0	0	0	0	1	4							
Derek Bell, R OBP: 0.354, SLG: 0.471 Billy Wagner, L OBP: 0.500, SLG: 0.500 (1, 9)	0-0 G6-3		B 1-0 G5-3		B 2-1 G5-3		C 0-1 G6-4-3 1B		B 4-0 1B BB		F 2-2 G5-3		5	1	2	0	1	0	0							
5 Jeff Bagwell, R OBP: 0.410, SLG: 0.537 (1, 3)		C 4-2 BB E BB		B 2-0 G5-3		X 0-0 HR		C 1 SAFE 2-1 G6-4-3 1B		C 3-2 P8		B 3-2 P8		5	2	2	1	1	0	2						
Moises Alou, R OBP: 0.395, SLG: 0.604 (1, 7)		B 4-0 E SF7 BB		B 1-3 G5-3		B 2-2 G5-3		C 0-1 G6-4-3		B 3-0 FC4 1B		C 3-1 HBP FC4-6 2B		5	2	2	0	1	1	3						
Sean Berry, R OBP: 0.404, SLG: 0.551 Doug Henry, R Richard Hidalgo, R OBP: 0.332, SLG: 0.421 (1, 5)		1 SAFE 1-1 E6 HBP		C 0-1 G4-3		X 0-1 P9		S 1-1 FC6-4 1B		B 1-0 FC4		B 4-1 FC4-6 HBP BB		5	0	1	1	0	0	3						
Tony Eusebio, R OBP: 0.326, SLG: 0.317 Jay Powell, R Russ Johnson, R (9, 1)		X 0-0 SF7		B 1-1 G5-3		B 1-0 G6-3		X 0-0 FC6-4			B 1-3 K		B 3-1 FC4-6 HBP		3	0	0	1	0	0	1					
Ricky Gutierrez, R OBP: 0.350, SLG: 0.349 (1, 6)		C 0-3 K		B 4-2 BB 1B		S 1-2 35 1B		B 3-2 G6-3		B 1-1 G6-3		B 1-0 FC4-6		5	1	1	1	1	1	3						
Shane Reynolds, R OBP: 0.184, SLG: 0.192 Scott Elarton, R 35 Dave Clark, L OBP: 0.289, SLG: 0.261 C.J. Nitkowski, L Brad Ausmus, R OBP: 0.357, SLG: 0.350 (7, 2)		F 2-2 HBP		B 4-0 1B		X 0-0 1B		X 0-0 L9			C 2-3 K		B 1-3 K		0	0	0	0	1	0	0					
Inning Stats	R: 0 E: 0 K: 0 S: 5	H: 0 LOB: 0 BB: 0 P: 8	R: 2 E: 1 K: 1 S: 14	H: 0 LOB: 2 BB: 2 P: 27	R: 0 E: 0 K: 1 S: 6	H: 1 LOB: 0 BB: 0 P: 11	R: 1 E: 0 K: 0 S: 8	H: 1 LOB: 2 BB: 2 P: 17	R: 0 E: 0 K: 0 S: 8	H: 2 LOB: 2 BB: 0 P: 10	R: 1 E: 0 K: 0 S: 9	H: 3 LOB: 1 BB: 0 P: 12	R: 0 E: 0 K: 0 S: 7	H: 0 LOB: 0 BB: 0 P: 11	R: 0 E: 0 K: 2 S: 9	H: 0 LOB: 0 BB: 0 P: 13	R: 0 E: 0 K: 1 S: 12	H: 0 LOB: 0 BB: 0 P: 15	R: 1 E: 0 K: 1 S: 11	H: 1 LOB: 2 BB: 1 P: 26	1B: 7 2B: 2 3B: 0 HR: 1	SF: 1 SAC: 0 DP: 1 HBP: 2	WP: 0 PB: 0 SB: 1 CS: 0	PA: 54		
PITCHER Clint Sodowsky, R ERA: 5.53 (1, 1)	IP: 5.0	WLS: 24	BF: 24	H: 3	R: 4	E: 3	SO: 2	BB: 4	IBB: 0	HBP: 1	BLK: 0	WP: 0	HR: 1	S: 41	P: 75	ERA: 5.40	WHIP: 1.400									
Aaron Small, R ERA: 5.34 (6, 1)	3.0	13	5	1	1	0	0	0	0	0	0	0	0	24	33	3.00	1.667									
Willie Banks, R ERA: 4.47 (9, 1)	1.0	5	1	0	0	0	1	0	0	0	0	0	0	8	20	0.00	2.000									
Gregg Olson, R ERA: 2.82 (10, 1)	1.0	3	0	0	0	2	0	0	0	0	0	0	0	9	13	0.00	0.000									
Alan Embree, L ERA: 4.37 (11, 1)	1.1	L	6	1	1	1	1	1	0	0	0	0	0	18	31	6.75	1.500									

Houston Astros @ Arizona Diamondbacks
Bank One Ballpark, Phoenix, AZ
Sat Sep 05 1998, 6:33 AM EDT
Att. 43,638 - Dome - 72 F

AB	45
R	6
H	10
RBI	5
BB	6
SO	6
LOB	22



Batter	1	2	3	4	5	6	7	8	9	10	11	12
Andy Fox, L OBP: 0.363, SLG: 0.410 (1, 4)	4-2 2B G4-3 BB	0-0 1-2 1B		4-0 G4-3 1B BB	1-0 P6			2-2 L4		4-1 BB		
Jay Bell, R OBP: 0.358, SLG: 0.435 Alan Embree, L Felix Rodriguez, R (11, 1) (12, 1)	2-2 G4-3 1B 2B	0-1 P3		3-2 G4-3 1B			4-2 G4-6-3 BB		3-2 SH5-4 1B	3-3 K		
Devon White, S OBP: 0.338, SLG: 0.473 (1, 8)	0-2 G4-3	1-1 G3		1-3 K			1-0 P9		0-0 SH5-4 1-2		3-2 G5-3	
Travis Lee, L OBP: 0.342, SLG: 0.429 (1, 3)	2-0 G3		3-2 G3-1	1-1 G4-3			0-0 G4-6-3 1-2f		4-0 IBB		1-1 G5-3	
Matt Williams, R OBP: 0.324, SLG: 0.439 (1, 5)	0-2 3B 1B		0-1 FC6-4 1B	K			2-0 P2		0-0 P9		2-2 P3	
David Dellucci, L OBP: 0.327, SLG: 0.407 Andy Stankiewicz, R OBP: 0.264, SLG: 0.254 (12, PH)	0-2 1-H 3B		0-0 FC6-4 3B	1-1 1B 1B			2-2 G3-1		1-3 K		1-3 K	
Damian Miller, R OBP: 0.361, SLG: 0.481 (1, 2)	1-0 G6-3		1-0 1-H 3B	P4			1-1 G6-3		1-1 K		2-1 2B	
Karim Garcia, L OBP: 0.255, SLG: 0.364 Kelly Stinnett, R OBP: 0.333, SLG: 0.401 (12, PH)		1-0 L7	2-1 G3-1	K			1-3 K		1-3 K		3-2 P8	
Clint Sodowsky, L OBP: 0.333, SLG: 0.444 (5, PH) Brent Bredie, OBP: 0.308, SLG: 0.322 (6, 1) Aaron Small, R (8, PH) Hanley Frías, S OBP: 0.100, SLG: 0.400 (8, 1) Willie Banks, R (10, 1) Gregg Olson, R OBP: 0.500, SLG: 2.000 (10, PH) Tony Batista, R OBP: 0.323, SLG: 0.540 (11, 6)		2-1 1B		0-2 1B G4-3 2B	1-1 1-2 1B		2-3 K		2-3 K		2-1 G3	

Inning Stats	R: 3	H: 3	E: 0	LOB: 1	K: 0	S: 20	R: 0	H: 2	E: 0	LOB: 2	K: 0	S: 8	R: 1	H: 2	E: 0	LOB: 1	K: 0	S: 9	R: 1	H: 2	E: 0	LOB: 2	K: 2	S: 14	R: 0	H: 0	E: 0	LOB: 0	K: 0	S: 5	R: 0	H: 0	E: 0	LOB: 0	K: 0	S: 6	R: 0	H: 0	E: 0	LOB: 0	K: 2	S: 9	R: 0	H: 1	E: 0	LOB: 2	K: 1	S: 8	R: 0	H: 1	E: 0	LOB: 2	K: 1	S: 12	R: 0	H: 0	E: 0	LOB: 0	K: 0	S: 8	R: 0	H: 0	E: 0	LOB: 0	K: 0	S: 14	R: 0	H: 0	E: 0	LOB: 0	K: 0	S: 8	R: 0	H: 1	E: 0	LOB: 2	K: 1	S: 16	R: 0	H: 1	E: 0	LOB: 2	K: 1	S: 26	R: 0	H: 0	E: 0	LOB: 0	K: 0	S: 14	R: 0	H: 0	E: 0	LOB: 1	K: 3	S: 13	R: 0	H: 0	E: 0	LOB: 1	K: 3	S: 19	1B: 8	2B: 3	3B: 2	HR: 0	SF: 0	SAC: 1	DP: 1	HBP: 0	WP: 0	PA: 54
--------------	------	------	------	--------	------	-------	------	------	------	--------	------	------	------	------	------	--------	------	------	------	------	------	--------	------	-------	------	------	------	--------	------	------	------	------	------	--------	------	------	------	------	------	--------	------	------	------	------	------	--------	------	------	------	------	------	--------	------	-------	------	------	------	--------	------	------	------	------	------	--------	------	-------	------	------	------	--------	------	------	------	------	------	--------	------	-------	------	------	------	--------	------	-------	------	------	------	--------	------	-------	------	------	------	--------	------	-------	------	------	------	--------	------	-------	-------	-------	-------	-------	-------	--------	-------	--------	-------	--------


PITCHER	IP	WLS	BF	H	R	ER	SO	BB	IBB	HBP	BLK	WP	HR	S	P	ERA	WHIP
Shane Reynolds, R ERA: 3.83 (1, 1)	3.0		20	9	5	5	0	2	0	0	0	0	0	43	69	15.00	3.667
Scott Elarton, R ERA: 3.28 (4, 1)	2.0		8	2	0	0	3	0	0	0	0	0	0	17	23	0.00	1.000
C.J. Nitkowski, L ERA: 3.81 (6, 1)	1.0		3	0	0	0	0	1	0	0	0	0	0	5	10	0.00	1.000
Jay Powell, R ERA: 3.27 (7, 1)	2.0		6	0	0	0	2	0	0	0	0	0	0	15	25	0.00	0.000
Doug Henry, R ERA: 2.8 (9, 1)	2.0		10	2	0	0	2	1	1	0	0	0	0	20	42	0.00	1.500

BOTTOM

Houston Astros @ Arizona Diamondbacks
Bank One Ballpark, Phoenix, AZ

Sat Sep 05 1998, 6:33 AM EDT
Att: 43,638 - Dome - 72 F

AB	47
R	5
H	13
RBI	5
BB	6
SO	10
LOB	31



PITCHER	IP	WLS	BF	H	R	ER	SO	BB	IBB	HBP	BLK	WP	HR	S	P	ERA	WHIP
Billy Wagner, L ERA: 2.31 (11, 1)	2.0	W	7	0	0	0	3	1	0	0	0	0	0	21	33	0.00	0.500

Batter	1	2	3	4	5	6	7	8	9	AB R H RBI BB SO LOB	TOP											
Craig Biggio, R OBP: 0.404, SLG: 0.512 (1, 4)	1-0 2B	0-1 P4		2-2 1B	1-2 FC6-4			1-2 FC5-4 1B	4-2 35 BB BB	5 1 3 0 1 0 2												
Ricky Gutierrez, R OBP: 0.352, SLG: 0.351 (1, 6)	0-0 2B	0-0 1B		2-1 1B		3-2 G6-3		2-2 FC5-4 35 2B 1B	1-0 F9	6 2 3 0 0 0 3												
Derek Bell, R OBP: 0.354, SLG: 0.472 35 Dave Clark, L OBP: 0.300, SLG: 0.276 (1, 9) (8, PH) (8, 9)	2-2 S 1B	3-2 G6-3		0-0 G1-4-6-4-3		1-0 F9		3-1 1B	4-2 5 FC5-4 BB	4 1 1 2 0 0 3 1 1 1 0 1 0 0												
5 Jeff Bagwell, R OBP: 0.411, SLG: 0.535 (1, 3)	4-2 1B S BB		0-0 L7		3-1 1B 2B	1-0 G6-3		4-1 1B	0-1 FC5-4	4 1 1 0 2 0 3												
Moises Alou, R OBP: 0.396, SLG: 0.603 J.R. Phillips, L OBP: 0.293, SLG: 0.314 (1, 7) (8, PH) (8, 7)	0-3 K		1-1 G1-3 HR 1B		1-0 2B G6-3 1B		0-0 P3	3-3 K		4 2 2 0 0 1 2 1 0 0 0 0 1 3												
Richard Hidalgo, R OBP: 0.338, SLG: 0.429 (1, 8)	3-3 K		1-0 G1-3		2-2 G1-3 2B		4-0 FC5 1B BB	2-2 1B		4 1 2 3 1 1 3												
Sean Berry, R OBP: 0.404, SLG: 0.560 (1, 5)	3-2 FC6-4 1B		3-2 HR		1-0 G6-3		3-1 FC5 1B	0-1 G6-3		5 1 2 4 0 0 4												
Brad Ausmus, R OBP: 0.355, SLG: 0.348 (1, 2)	0-0 FC6-4		2-1 P9		1-2 G1-3		0-0 G6-4-3 1B	0-1 P8		5 0 1 1 0 0 3												
Mike Hampton, R OBP: 0.344, SLG: 0.321 Mike Magnante, L OBP: 1.000, SLG: 1.000 (1, 1) (8, 1)		0-1 G5-3		1-0 L4	2-2 FC6-4 HBP		0-0 G6-4-3	0-1 35 BB BB 1B		3 0 0 0 0 0 2 1 0 1 0 0 0 0												
Inning Stats	R: 3 E: 0 K: 2 S: 22	H: 4 LOB: 2 BB: 1 P: 35	R: 0 E: 0 K: 0 S: 8	H: 1 LOB: 1 BB: 0 P: 11	R: 2 E: 0 K: 0 S: 10	H: 2 LOB: 0 BB: 0 P: 17	R: 0 E: 0 K: 0 S: 7	H: 2 LOB: 1 BB: 0 P: 12	R: 2 E: 0 K: 0 S: 16	H: 3 LOB: 2 BB: 0 P: 27	R: 0 E: 0 K: 0 S: 5	H: 0 LOB: 0 BB: 0 P: 10	R: 1 E: 0 K: 0 S: 5	H: 1 LOB: 1 BB: 1 P: 12	R: 2 E: 0 K: 1 S: 18	H: 3 LOB: 2 BB: 1 P: 33	R: 0 E: 0 K: 0 S: 11	H: 1 LOB: 3 BB: 2 P: 20	1B: 11 2B: 5 3B: 0 HR: 1	SF: 0 SAC: 0 DP: 2 HBP: 1	WP: 0 PB: 0 SB: 2 CS: 0	PA: 49
PITCHER	IP WLS BF H R ER SO BB IBB HBP BLK WP HR S P ERA WHIP																					
Omar Daal, L ERA: 2.92 (1, 1)	4.0 L 24 12 7 7 2 1 0 0 0 0 0 1 53 87 15.75 3.250																					
Ben Ford, R ERA: 9.0 (5, 1)	3.0 12 1 1 1 0 1 0 1 0 0 0 0 20 37 3.00 0.667																					
Felix Rodriguez, R ERA: 5.8 (8, 1)	1.0 7 3 2 2 1 1 0 0 0 0 0 0 18 33 18.00 4.000																					
Chris Michalak, L ERA: 7.36 (9, 1)	1.0 6 1 0 0 0 2 0 0 0 0 0 0 11 20 0.00 3.000																					

Houston Astros @ Arizona Diamondbacks

Bank One Ballpark, Phoenix, AZ

Sun Sep 06 1998, 6:33 AM EDT
Att: 44,076 - Dome - 72 F

livebaseballscorecards.com

AB	43
R	10
H	17
RBI	10
BB	5
SO	3
LOB	28



Batter	1	2	3	4	5	6	7	8	9	AB	R	H	RBI	BB	SO	LOB
Andy Fox, L (1, 9) <small>OBP: 0.366, SLG: 0.411</small> Brent Brede, L (9, PH) <small>OBP: 0.304, SLG: 0.320</small>	2-1 FC6-4 HBP		3-1 1B		2-2 G6-4-3 1B		0-0 P3		0-0 G3	3	0	2	0	0	0	0
Jay Bell, R (1, 6) <small>OBP: 0.357, SLG: 0.432</small> Karim Garcia, L (8, 9) <small>OBP: 0.254, SLG: 0.363</small>	2-1 L9		1-3 1B		1-0 G6-4-3		4-1 FC6-4 BB		0-0 G1-4-3	3	0	0	0	1	1	4
Devon White, S (1, 8) <small>OBP: 0.336, SLG: 0.469</small> Felix Rodriguez, R (8, 1) Chris Michalak, L (9, 1) Damian Miller, R (9, PH) <small>OBP: 0.359, SLG: 0.477</small>	0-1 FC6-4 CS		2-2 FC5		1-3 K		2-1 FC6-4		0-2 G1-3	4	0	0	0	0	1	4
Travis Lee, L (1, 3) <small>OBP: 0.341, SLG: 0.427</small>	2-2 CS	4-1 G6-4-3 BB	0-0 L7		0-0 P7			0-1 G4-3		3	0	0	0	1	0	3
Matt Williams, R (1, 5) <small>OBP: 0.324, SLG: 0.437</small> Andy Stankiewicz, R (8, PR) <small>OBP: 0.264, SLG: 0.254</small>		2-2 G6-4-3		2-1 G4-3		3-3 K		1-2 BB 1B		4	0	1	0	0	1	1
Tony Batista, R (1, 4) <small>OBP: 0.331, SLG: 0.548</small>		0-0 1B		0-1 2B		3-2 1B		2-3 K		4	0	3	0	0	1	1
Kelly Stinnett, R (1, 2) <small>OBP: 0.339, SLG: 0.402</small>		1-2 L9		4-2 BB		1-1 FC6-4 1B		4-2 BB		2	0	1	0	2	0	1
David Dellucci, L (1, 7) <small>OBP: 0.324, SLG: 0.402</small>			1-3 K	1-3 K		0-1 FC6-4		1-0 G3-1		4	0	0	0	0	2	6
Omar Daal, L (1, 1) <small>OBP: 0.217, SLG: 0.122</small> Ben Ford, R (5, 1) Hanley Frias, S (7, PH) <small>OBP: 0.167, SLG: 0.583</small>			3-2 FC5 1B	0-0 F7		3-2 F8		0-0 G3 3B		2	0	1	0	0	0	2

Inning Stats	R: 0	H: 0	E: 0	K: 0	S: 7	R: 0	H: 1	E: 0	K: 0	S: 8	R: 0	H: 2	E: 1	K: 2	S: 17	R: 0	H: 1	E: 0	K: 1	S: 10	R: 0	H: 1	E: 0	K: 1	S: 9	R: 0	H: 2	E: 0	K: 1	S: 13	R: 0	H: 0	E: 0	K: 0	S: 8	R: 0	H: 1	E: 0	K: 1	S: 13	R: 1	H: 1	E: 0	K: 0	S: 6	1B: 7	2B: 1	3B: 1	HR: 0	SF: 0	SAC: 0	DP: 2	HBP: 1	WP: 0	PB: 0	SB: 0	CS: 1	PA: 40
--------------	------	------	------	------	------	------	------	------	------	------	------	------	------	------	-------	------	------	------	------	-------	------	------	------	------	------	------	------	------	------	-------	------	------	------	------	------	------	------	------	------	-------	------	------	------	------	------	-------	-------	-------	-------	-------	--------	-------	--------	-------	-------	-------	-------	--------

PITCHER	IP	WLS	BF	H	R	ER	SO	BB	IBB	HBP	BLK	WP	HR	S	P	ERA	WHIP
Mike Hampton, L (1, 1) <small>ERA: 3.6</small>	7.0		30	7	0	0	5	3	0	1	0	0	0	72	122	0.00	1.429
Mike Magnante, L (8, 1) <small>ERA: 4.69</small>	2.0		9	2	1	1	1	1	0	0	0	0	0	19	27	4.50	1.500

BOTTOM

Houston Astros @ Arizona Diamondbacks
 Bank One Ballpark, Phoenix, AZ

Sun Sep 06 1998, 6:33 AM EDT
 Att. 44,076 - Dome - 72 F

AB	34
R	1
H	9
RBI	1
BB	4
SO	6
LOB	22

livebaseballscorecards.com

Batter	1	2	3	4	5	6	7	8	9	AB R H RBI BB SO LOB	TOP		
Eric Young Sr., R (1, 4) OBP: 0.358, SLG: 0.398 	0-3 K2-3		2-2 1 SAFE G6-3		2-1 1B			2-1 G6-3		4 0 1 0 0 1 1			
Roger Cedeno, S (1, 9) OBP: 0.336, SLG: 0.314 	0-0 G6-3			2-1 F8 1B 2B 1B	3-3 K			2-1 G4-3		4 1 1 0 0 1 1			
Eric Karros, R (1, 3) OBP: 0.349, SLG: 0.481 	2-3 K			2-1 2B 1B		0-0 G6-3			1-2 HR	4 1 2 1 0 1 0			
Bobby Bonilla, S (1, 5) OBP: 0.315, SLG: 0.383 		1-0 F8		2-0 F8		2-0 F9			2-1 F7	4 0 0 0 0 0 2			
Jim Eisenreich, L (1, 7) OBP: 0.288, SLG: 0.272 		2-1 G4-3		1-0 2B		2-2 P8			1-1 G4-3	4 0 1 1 0 0 0			
Mark Grudzielanek, R (1, 6) OBP: 0.316, SLG: 0.367 		2-1 F9		1-3 3-H 2B			0-2 G5-4-3 1B		0-0 P6	4 0 1 0 0 1 2			
Charles Johnson, R (1, 2) OBP: 0.287, SLG: 0.379 			2-3 K	1-3 K			2-0 G5-4-3			3 0 0 0 0 2 3			
Trenidad Hubbard, R (1, 8) OBP: 0.368, SLG: 0.454 			4-2 S BB		1-3 K		0-0 P9			2 0 0 0 1 1 0			
Dave Micki, R (1, 1) OBP: 0.191, SLG: 0.140 Tripp Cromer, R (8, PH) OBP: 0.200, SLG: 0.800 Eric Weaver, R (8, 1) 			1 SAFE K	1-3 K	1-0 G6-3			0-0 P8		2 0 0 0 0 1 1 1 0 0 0 0 0 0 0 0 0 0 0 0 0			
Inning Stats	R: 0 E: 0 K: 2 S: 8 H: 0 LOB: 0 BB: 0 P: 10	R: 0 E: 0 K: 0 S: 5 H: 0 LOB: 0 BB: 0 P: 10	R: 0 E: 0 K: 2 S: 12 H: 0 LOB: 1 BB: 1 P: 21	R: 1 E: 0 K: 2 S: 12 H: 3 LOB: 2 BB: 0 P: 21	R: 0 E: 0 K: 2 S: 10 H: 1 LOB: 1 BB: 0 P: 17	R: 0 E: 0 K: 0 S: 5 H: 0 LOB: 0 BB: 0 P: 9	R: 0 E: 0 K: 0 S: 5 H: 1 LOB: 0 BB: 0 P: 7	R: 0 E: 0 K: 0 S: 5 H: 0 LOB: 0 BB: 0 P: 9	R: 1 E: 0 K: 0 S: 8 H: 1 LOB: 0 BB: 0 P: 12	1B: 4 2B: 1 3B: 0 HR: 1 SF: 0 SAC: 0 DP: 1 HBP: 0	WP: 0 PB: 0 SB: 2 CS: 0 PA: 33		
PITCHER	IP WLS BF H R ER SO BB IBB HBP BLK WP HR S P ERA WHIP											PITCHER	IP WLS BF H R ER SO BB IBB HBP BLK WP HR S P ERA WHIP
Andy Benes, R (1, 1) ERA: 4.41	8.0 W 29 5 1 1 8 1 0 0 0 0 0 0 62 104 1.12 0.750												
Gregg Olson, R (9, 1) ERA: 2.92	1.0 S 4 1 1 1 0 0 0 0 0 0 0 1 8 12 9.00 1.000												

Los Angeles Dodgers @ Arizona Diamondbacks
Bank One Ballpark, Phoenix, AZ
Mon Sep 07 1998, 10:05 PM EDT
Att. 43,316 - Dome - 72 F

AB 32
R 2
H 6
RBI 2
BB 1
SO 8
LOB 10



Batter	1	2	3	4	5	6	7	8	9	10	11	AB R H RBI BB SO LOB	TOP									
Eric Young Sr., R OBP: 0.358, SLG: 0.398 (1, 4)	P5		F8		SH1-3		P5		1B SH3-4		0-0	5 0 2 0 0 0 2	<p>Los Angeles Dodgers @ Arizona Diamondbacks</p> <p>Bank One Ballpark, Phoenix, AZ</p> <p>Tue Sep 08 1998, 10:05 PM EDT</p> <p>Att. 40,262 - Dome - 72 F</p>									
Roger Cedeno, S OBP: 0.309, SLG: 0.314 Paul Lo Duca, R OBP: 0.280, SLG: 0.250 Sean Maloney, R OBP: 0.161, SLG: 0.200 Alex Cora, L OBP: 0.161, SLG: 0.200 Jeff Kubenka, R OBP: 0.167, SLG: 0.667 Tripp Cromer, R OBP: 0.285, SLG: 0.351 (1, 7)	G6-3		1-0		F9		G3		SH3-4		1-3	3 0 1 0 0 0 1										
Eric Karros, R OBP: 0.349, SLG: 0.480 (1, 3)	F8		0-0		P8			HR	1B		0-0	5 1 2 1 0 0 2										
Bobby Bonilla, S OBP: 0.316, SLG: 0.380 Jeff Shaw, R (11, 1)			P4		SH1-3			HR	1B		0-0	5 2 1 0 1 1 3										
Raul Mondesi, R OBP: 0.313, SLG: 0.517 (1, 9)			P4		SH1-3			HR	BB		0-0	5 1 3 3 0 0 0										
Mark Grudzielanek, R OBP: 0.318, SLG: 0.369 (1, 6)					SH1-3							3 0 2 0 0 0 0										
Charles Johnson, R OBP: 0.288, SLG: 0.379 (1, 2)												5 0 2 1 0 1 3										
Trenidad Hubbard, R OBP: 0.364, SLG: 0.464 (1, 8)												5 1 1 1 0 0 5										
Ismael Valdez, R OBP: 0.222, SLG: 0.190 Angel Pena, R OBP: 1.000, SLG: 1.000 Matt Luke, L OBP: 0.266, SLG: 0.441 (1, 1)												2 0 1 0 0 0 0										
												1 0 1 0 0 0 0										
												2 1 1 0 0 1 1										
Inning Stats	R: 0 E: 0 K: 0 S: 11	H: 0 LOB: 0 BB: 0 P: 17	R: 0 E: 0 K: 1 S: 9	H: 1 LOB: 1 BB: 0 P: 13	R: 1 E: 0 K: 0 S: 8	H: 3 LOB: 1 BB: 0 P: 10	R: 0 E: 0 K: 0 S: 7	H: 1 LOB: 1 BB: 0 P: 9	R: 0 E: 1 K: 0 S: 10	H: 2 LOB: 2 BB: 0 P: 13	R: 3 E: 0 K: 1 S: 14	H: 3 LOB: 1 BB: 1 P: 21	R: 0 E: 0 K: 0 S: 5	H: 2 LOB: 1 BB: 0 P: 8	R: 0 E: 0 K: 0 S: 7	H: 1 LOB: 1 BB: 0 P: 12	R: 1 E: 0 K: 1 S: 8	H: 2 LOB: 1 BB: 0 P: 9	1B: 13 2B: 2 3B: 0 HR: 2	SF: 1 SAC: 4 DP: 2 HBP: 0	WP: 1 PB: 0 SB: 0 CS: 0	PA: 49
PITCHER	IP WLS BF H R ER SO BB IBB HBP BLK WP HR S P ERA WHIP																			IP WLS BF H R ER SO BB IBB HBP BLK WP HR S P ERA WHIP		
Brian Anderson, L ERA: 4.44 (1, 1)	7.0 0.0 29 9 2 2 2 0 0 0 0 1 1 59 84 2.57 1.286																			Bobby Chouinard, R ERA: 3.82 (11, 1)		
Willie Banks, R ERA: 4.99 (8, 1)	0.0 4 3 3 0 1 0 0 0 0 0 0 1 7 12 ∞ ∞																					
Aaron Small, R ERA: 5.17 (8, 1)	2.0 7 2 0 0 1 0 0 0 0 0 0 0 12 17 0.00 1.000																					
Gregg Olson, R ERA: 2.87 (10, 1)	1.0 4 1 0 0 0 0 0 0 0 0 0 0 7 12 0.00 1.000																					
Alan Embree, L ERA: 4.53 (11, 1)	0.1 L 3 2 1 1 1 0 0 0 0 0 0 6 7 27.00 6.000																					

livebaseballscorecards.com

AB	43
R	6
H	17
RBI	6
BB	1
SO	4
LOB	21



Batter	1	2	3	4	5	6	7	8	9	10	11	AB R H RBI BB SO LOB	BOTTOM														
Hanley Frias, S <small>OBP: 0.143, SLG: 0.381</small> Gregg Olson, R <small>OBP: 0.500, SLG: 2.000</small> Alan Embree, L <small>(11, 1)</small> Andy Stankiewicz, R <small>OBP: 0.262, SLG: 0.252</small>	1-2 	0-3 			0-1 		2-0 		1-0 		1-3 	5 1 1 0 0 1 3 0 0 0 0 0 0 0 0 0 0 0 0 0 0 1 0 0 0 0 1 0	Los Angeles Dodgers @ Arizona Diamondbacks Bank One Ballpark, Phoenix, AZ Tue Sep 08 1998, 10:05 PM EDT Att. 40,262 - Dome - 72 F livebaseballscorecards.com <table border="0"> <tr><td>AB</td><td>44</td></tr> <tr><td>R</td><td>5</td></tr> <tr><td>H</td><td>11</td></tr> <tr><td>RBI</td><td>5</td></tr> <tr><td>BB</td><td>2</td></tr> <tr><td>SO</td><td>10</td></tr> <tr><td>LOB</td><td>19</td></tr> </table> 	AB	44	R	5	H	11	RBI	5	BB	2	SO	10	LOB	19
AB	44																										
R	5																										
H	11																										
RBI	5																										
BB	2																										
SO	10																										
LOB	19																										
David Dellucci, L <small>OBP: 0.324, SLG: 0.411</small>	1-3 		0-1 		3-3 		0-0 		1-3 			5 0 1 1 0 3 2															
Tony Batista, R <small>OBP: 0.331, SLG: 0.557</small>	1-1 		1-2 		3-2 		3-3 			2-2 		5 1 2 0 0 1 1															
Devon White, S <small>OBP: 0.335, SLG: 0.466</small>	1-0 		1-2 		1-3 			2-2 		1-2 		5 0 1 0 0 1 2															
Travis Lee, L <small>OBP: 0.343, SLG: 0.425</small>		0-1 		0-0 		1-1 		0-3 		4-0 		4 1 2 0 1 1 2															
Jay Bell, R <small>OBP: 0.357, SLG: 0.438</small> Bobby Chouinard, R <small>(11, 1)</small>		1-0 		0-1 		2-0 		1-1 		3-2 		5 1 2 2 0 0 3 0 0 0 0 0 0 0															
Karim Garcia, L <small>OBP: 0.254, SLG: 0.358</small>		4-0 		2-2 		0-1 		1-0 		3-3 		4 1 0 0 1 1 4															
Kelly Stinnett, R <small>OBP: 0.340, SLG: 0.414</small>		1-0 			1-1 		3-3 		2-2 		1-1 	5 0 2 2 0 1 0															
Brian Anderson, R <small>OBP: 0.131, SLG: 0.102</small> Brent Strye, R <small>(7, PH)</small> Willie Banks, R <small>(8, 1)</small> Aaron Small, R <small>(8, 1)</small> Matt Williams, R <small>OBP: 0.320, SLG: 0.432</small> <small>(9, PH)</small> <small>(10, 5)</small>		1-1 			0-0 		1-0 		0-2 		0-0 	2 0 0 0 0 0 2 1 0 2 0 0 0 0 0 0															
Inning Stats	R: 0 H: 1 E: 0 LOB: 1 K: 1 BB: 0 S: 9 P: 13	R: 2 H: 2 E: 0 LOB: 1 K: 1 BB: 1 S: 12 P: 18	R: 0 H: 0 E: 0 LOB: 0 K: 0 BB: 0 S: 10 P: 12	R: 0 H: 1 E: 0 LOB: 0 K: 0 BB: 0 S: 6 P: 8	R: 0 H: 1 E: 0 LOB: 1 K: 1 BB: 0 S: 8 P: 12	R: 2 H: 2 E: 0 LOB: 0 K: 1 BB: 0 S: 16 P: 23	R: 1 H: 2 E: 0 LOB: 1 K: 2 BB: 0 S: 12 P: 21	R: 0 H: 1 E: 0 LOB: 1 K: 1 BB: 0 S: 9 P: 13	R: 0 H: 0 E: 1 LOB: 1 K: 1 BB: 0 S: 11 P: 15	R: 0 H: 1 E: 0 LOB: 2 K: 1 BB: 1 S: 16 P: 29	R: 0 H: 0 E: 0 LOB: 0 K: 1 BB: 0 S: 6 P: 8	1B: 6 SF: 0 2B: 2 SAC: 0 3B: 2 DP: 1 HR: 1 HBP: 0	WP: 1 PA: 46 PB: 0 SB: 0 CS: 0														
PITCHER Ismael Valdez, R <small>ERA: 3.82</small> Sean Maloney, R <small>ERA: 3.97</small> Scott Radinsky, L <small>ERA: 2.58</small> Jeff Kubenka, L <small>ERA:</small> Jeff Shaw, R <small>ERA: 2.19</small>	IP WLS BF H R ER SO BB IBB HBP BLK WP HR S P ERA WHIP 6.0 0 25 7 4 4 4 1 0 0 0 1 1 61 86 6.00 1.333 1.0 0 5 2 1 1 2 0 0 0 0 0 0 12 21 9.00 2.000 1.0 0 4 1 0 0 1 0 0 0 0 0 0 9 13 0.00 1.000 2.0 W 9 1 0 0 2 1 0 0 0 0 0 0 27 44 0.00 1.000 1.0 S 3 0 0 0 0 1 0 0 0 0 0 0 6 8 0.00 0.000					PITCHER IP WLS BF H R ER SO BB IBB HBP BLK WP HR S P ERA WHIP 1.0 0 5 2 1 1 2 0 0 0 0 0 0 12 21 9.00 2.000 1.0 0 4 1 0 0 1 0 0 0 0 0 0 9 13 0.00 1.000 2.0 W 9 1 0 0 2 1 0 0 0 0 0 0 27 44 0.00 1.000 1.0 S 3 0 0 0 0 1 0 0 0 0 0 0 6 8 0.00 0.000																					

Batter	1	2	3	4	5	6	7	8	9	AB R H RBI BB SO LOB	TOP	
Eric Young Sr. R (1, 4) OBP: 0.359, SLG: 0.405	3-2 E S SF8 1B		3-2 HR	1-0 G4-3			0-0 G6-3		0-1 E1 1B SF8	5 3 2 2 0 0 2	<p>Los Angeles Dodgers @ Arizona Diamondbacks</p> <p>Bank One Ballpark, Phoenix, AZ</p> <p>Wed Sep 09 1998, 10:05 PM EDT</p> <p>Att: 41,092 - Dome - 72 F</p>	
Trenidad Hubbard, R (1, 8) OBP: 0.359, SLG: 0.459	2-1 SAFE SF8		1-3 K			1-2 L8	0-0 F8		0-0 1B	4 0 1 2 0 1 0		
Eric Karros, R (1, 3) OBP: 0.345, SLG: 0.476	2-2 K		0-0 G6-3			2-1 G6-3		0-0 F9	1-0 SAFE SF8	4 0 0 1 0 1 0		
Bobby Bonilla, S (1, 5) Adrián Beltré, R (8, 5) OBP: 0.321, SLG: 0.390 OBP: 0.267, SLG: 0.349	4-2 FC5-4 BB		4-0 BB BB			1-1 HR		1-2 G4-3	1-1 3-H G6-3	2 1 1 1 2 0 0 1 0 0 0 0 0 1		
Raul Mondesi, R (1, 9) OBP: 0.314, SLG: 0.516	2-2 SAFE FC5-4		4-2 BB			1-2 G6-3		1-2 1B		3 0 1 0 1 0 1		
Matt Luke, L (1, 7) OBP: 0.266, SLG: 0.435		4-2 BB	0-1 F8			1-1 G6-3		1-1 F7		3 0 0 0 1 0 3		
Tom Prince, R (1, 2) OBP: 0.264, SLG: 0.278		1-3 K		1-0 F7		1-1 P4		0-0 WP E 1B 1B		4 1 1 0 0 1 1		
Juan Castro, R (1, 6) OBP: 0.253, SLG: 0.264		0-0 P3		1-0 F8		2-1 F7		0-0 E WP 1B 1B		4 1 1 0 0 0 1		
Carlos Perez, L (1, 1) OBP: 0.212, SLG: 0.254		2-3 K		0-0 1B			0-1 B1-3	1-0 G3		4 0 1 0 0 1 3		
Inning Stats	R: 1 H: 1 E: 0 LOB: 1 K: 1 BB: 1 S: 15 P: 28	R: 0 H: 0 E: 0 LOB: 1 K: 2 BB: 1 S: 10 P: 17	R: 1 H: 1 E: 0 LOB: 2 K: 1 BB: 2 S: 11 P: 23	R: 0 H: 1 E: 0 LOB: 1 K: 0 BB: 0 S: 4 P: 7	R: 1 H: 1 E: 0 LOB: 0 K: 0 BB: 0 S: 10 P: 15	R: 0 H: 0 E: 0 LOB: 0 K: 0 BB: 0 S: 6 P: 10	R: 0 H: 0 E: 0 LOB: 0 K: 0 BB: 0 S: 4 P: 4	R: 0 H: 1 E: 0 LOB: 1 K: 0 BB: 0 S: 9 P: 12	R: 3 H: 3 E: 1 LOB: 1 K: 0 BB: 0 S: 9 P: 12	1B: 6 SF: 2 2B: 0 SAC: 0 3B: 0 DP: 0 HR: 2 HBP: 0	WP: 1 PA: 40 PB: 0 SB: 1 CS: 0	
PITCHER	IP WLS BF H R ER SO BB IBB HBP BLK WP HR S P ERA WHIP											
Amaury Telemaco, R (1, 1) ERA: 3.61	7.0 L 29 4 3 2 4 4 0 0 0 0 0 2 60 104 2.57 1.143											
Ben Ford, R (8, 1) ERA: 9.95	1.1 9 4 3 2 0 0 0 0 0 0 1 0 15 19 13.50 3.000											
Felix Rodriguez, R (9, 1) ERA: 5.71	0.2 2 0 0 0 0 0 0 0 0 0 0 0 3 5 0.00 0.000											

AB	34
R	6
H	8
RBI	6
BB	4
SO	4
LOB	12



Batter	1	2	3	4	5	6	7	8	9	AB	R	H	RBI	BB	SO	LOB
Andy Fox, L OBP: 0.363, SLG: 0.408 (1, 9)	2-2 P5		2-3 K			0-1 P4		1-2 G4-3		4	0	0	0	0	1	0
Tony Batista, R OBP: 0.333, SLG: 0.569 (1, 4)	1-1 F7		3-1 E5 1B			0-0 HR		1-1 F8		4	1	2	1	0	0	0
Devon White, S OBP: 0.332, SLG: 0.463 (1, 8)	1-1 F9		0-0 P3			2-1 G5-3		1-3 K		4	0	0	0	0	1	1
Matt Williams, R OBP: 0.322, SLG: 0.433 (1, 5)		0-1 2B 1B		1-0 F9		1-3 K		0-0 1B G3-1 1B		4	1	2	0	0	1	0
Travis Lee, L OBP: 0.346, SLG: 0.429 (1, 3)		0-1 SH1-4 1-H FC6-2 2B		1-0 L4-3 1B		0-0 1B 1B		0-0 G3-1 1-2		4	0	3	1	0	0	1
Jay Bell, R OBP: 0.357, SLG: 0.437 (1, 6)		1-0 SH1-4 2-3		0-0 L4-3 1-2		0-0 F9		1-1 G6-4-3 1B		3	0	1	0	0	0	2
Bernard Gilkey, R OBP: 0.320, SLG: 0.315 (1, 7)		1-0 FC6-2 3-H		0-1 G5-3		0-1 1B 1B		0-2 G6-4-3 1-2f		4	0	1	0	0	0	3
Damian Miller, R OBP: 0.344, SLG: 0.457 (1, 2)		2-0 G6-3		1-3 K		1-3 K		1-1 F7		3	0	0	0	0	1	3
Amaury Telemaco, R OBP: 0.094, SLG: 0.133 Andy Stankiewicz, R OBP: 0.260, SLG: 0.250 Ben Ford, R Felix Rodriguez, R			1-3 K		2-3 K		1-1 F8			2	0	0	0	0	0	0

Inning Stats	R: 0	H: 0	E: 0	K: 0	S: 11	R: 1	H: 2	E: 0	K: 0	S: 7	R: 0	H: 1	E: 1	K: 2	S: 9	R: 0	H: 1	E: 0	K: 0	S: 3	R: 0	H: 0	E: 0	K: 2	S: 8	R: 1	H: 1	E: 0	K: 1	S: 8	R: 0	H: 2	E: 0	K: 0	S: 8	R: 0	H: 0	E: 0	K: 1	S: 8	R: 0	H: 2	E: 0	K: 0	S: 7	R: 0	H: 2	E: 0	K: 0	S: 7	1B: 7	2B: 2	3B: 0	HR: 1	SF: 0	SAC: 1	DP: 2	HBP: 0	WP: 0	PA: 34
PITCHER Carlos Perez, L ERA: 3.87 (1, 1)	IP	WLS	BF	H	R	ER	SO	BB	IBB	HBP	BLK	WP	HR	S	P	ERA	WHIP	IP	WLS	BF	H	R	ER	SO	BB	IBB	HBP	BLK	WP	HR	S	P	ERA	WHIP	IP	WLS	BF	H	R	ER	SO	BB	IBB	HBP	BLK	WP	HR	S	P	ERA	WHIP									

Los Angeles Dodgers @ Arizona Diamondbacks
Bank One Ballpark, Phoenix, AZ

Wed Sep 09 1998, 10:05 PM EDT
Att: 41,092 - Dome - 72 F

AB	33
R	2
H	9
RBI	2
BB	0
SO	6
LOB	12

Batter	1	2	3	4	5	6	7	8	9	AB R H RBI BB SO LOB	TOP											
Andy Fox, L (1, 9) <small>OBP: 0.361, SLG: 0.405</small> Neil Weber, L (5, 1) Karim Garcia, L (6, 9) <small>OBP: 0.253, SLG: 0.357</small>	0-0 G3		2-0 F9		0-3 K			2-3 K		3 0 0 0 0 1 0 0 0 0 0 0 0 0 1 0 0 0 0 1 0												
Tony Batista, R (1, 6) <small>OBP: 0.332, SLG: 0.576</small>	2-2 G4-3		3-2 HR			1-1 L9			0-1 E5 FC6-4 1B	4 1 1 1 0 0 0												
Devon White, S (1, 8) <small>OBP: 0.334, SLG: 0.466</small> Vladimir Nunez, R (6, 1) Hanley Frias, S (7, 5) <small>OBP: 0.136, SLG: 0.364</small>	2-1 1B		0-0 2B			2-3 K			2-1 L8	3 0 2 0 0 1 0 0 0 0 0 0 0 0 1 0 0 0 0 0 1												
Travis Lee, L (1, 3) <small>OBP: 0.345, SLG: 0.428</small>	3-3 K		1-2 G4-3			2-1 G4-3			2-1 FC6-4 1B	4 0 1 0 0 1 2												
Matt Williams, R (1, 5) <small>OBP: 0.320, SLG: 0.430</small> Alan Embree, L (7, 1) Andy Stankiewicz, R (8, 4) <small>OBP: 0.258, SLG: 0.248</small>		1-0 P5		1-1 P6		2-1 G5-3			0-1 FC6-4	3 0 0 0 0 0 0 0 0 0 0 0 0 0 1 0 0 0 0 0 2												
Jay Bell, R (1, 4) <small>OBP: 0.355, SLG: 0.434</small> Ben Ford, R (8, 1) Damian Miller, R (9, PH) <small>OBP: 0.342, SLG: 0.453</small>		2-3 K		2-2 F8		2-0 F9			0-0 G5-3	3 0 0 0 0 1 0 0 0 0 0 0 0 0 1 0 0 0 0 0 2												
David Dellucci, L (1, 7) <small>OBP: 0.324, SLG: 0.410</small>		1-2 1B		1-3 K		0-3 K				3 0 1 0 0 2 0												
Kelly Stinnett, R (1, 2) <small>OBP: 0.337, SLG: 0.409</small>		2-1 G5-3			0-1 L4				2-1 L8	3 0 0 0 0 0 1												
Clint Sodowsky, L (1, 1) <small>OBP: 0.300, SLG: 0.400</small> Chris Michalak, L (4, 1) Brent Brede, L (5, PH) <small>OBP: 0.304, SLG: 0.325</small>			3-3 K		2-0 L7				0-1 G4-3	1 0 0 0 0 1 0 0 0 0 0 0 0 0 2 0 0 0 0 0 0												
Inning Stats	R: 0 E: 0 K: 1 S: 10	H: 1 LOB: 1 BB: 0 P: 17	R: 0 E: 0 K: 1 S: 9	H: 1 LOB: 1 BB: 0 P: 15	R: 1 E: 0 K: 1 S: 14	H: 2 LOB: 1 BB: 0 P: 23	R: 0 E: 0 K: 1 S: 8	H: 0 LOB: 0 BB: 0 P: 12	R: 0 E: 0 K: 1 S: 6	H: 0 LOB: 0 BB: 0 P: 8	R: 0 E: 0 K: 1 S: 7	H: 0 LOB: 0 BB: 0 P: 12	R: 0 E: 0 K: 1 S: 6	H: 0 LOB: 0 BB: 0 P: 10	R: 0 E: 0 K: 1 S: 7	H: 0 LOB: 0 BB: 0 P: 11	R: 0 E: 1 K: 0 S: 9	H: 1 LOB: 2 BB: 0 P: 13	1B: 3 2B: 1 3B: 0 HR: 1	SF: 0 SAC: 0 DP: 0 HBP: 0	WP: 0 PB: 0 SB: 0 CS: 0	PA: 33
PITCHER	IP WLS BF H R ER SO BB IBB HBP BLK WP HR S P ERA WHIP																					
Brett Tomko, R (1, 1) <small>ERA: 4.53</small> Todd Williams, R (8, 1) <small>ERA: 6.0</small>	7.0 W 25 4 1 1 7 0 0 0 0 0 1 60 97 1.29 0.571																					
	2.0 8 1 0 0 1 0 0 0 0 0 0 16 24 0.00 0.500																					

Arizona Diamondbacks @ Cincinnati Reds
 Cinergy Field, Cincinnati, OH
 Fri Sep 11 1998, 7:05 PM EDT
 Att. 16,579 - Unknown - 81 F

AB	33
R	1
H	5
RBI	1
BB	0
SO	8
LOB	8



Batter	1	2	3	4	5	6	7	8	9
Reggie Sanders, R OBP: 0.347, SLG: 0.421 (1, 8)	3-1 G6-3		1-0 1B	4-2 1B	4-0 BB		4-1 HR		
Sean Casey, L OBP: 0.368, SLG: 0.424 (1, 3)	1-2 G4-3		4-1 1B	1-0 1B	1-3 K		0-2 HR		
Dmitri Young, S OBP: 0.360, SLG: 0.486 (1, 7)	2-0 G6-3		0-0 1B	0-1 1B	2-1 1B		3-2 L6		
Roberto Petagine, L OBP: 0.442, SLG: 0.474 Paul Konerko, R OBP: 0.267, SLG: 0.320 Todd Williams, R (8, 1)		2-1 G6-3	4-1 1B	1-0 SF8	0-0 F9		0-0 F9		
Bret Boone, R OBP: 0.325, SLG: 0.449 (1, 4)		2-1 G5-3	1-2 G4-3	2-2 F9		1-0 G4-3		1-2 G5-3	
Aaron Boone, R OBP: 0.347, SLG: 0.403 (1, 5)		3-1 1B	2-2 FC5	4-0 HR		1-3 K		1-2 F9	
Brook Fordyce, R OBP: 0.297, SLG: 0.367 (1, 2)		0-0 1B	1-2 E9	2-1 HR		1-2 G5-3		0-0 G4-3	
Damian Jackson, R OBP: 0.444, SLG: 0.778 (1, 6)		3-2 1B	2-1 2B	1-0 G4-3			2-2 HR		
Brett Tomko, R OBP: 0.141, SLG: 0.131 Tony Tarasco, L OBP: 0.357, SLG: 0.417 Pat Watkins, R OBP: 0.291, SLG: 0.365 (8, 9)		1-2 FC6-4	0-0 G6-3		1-3 K		1-0 G4-3		

Inning Stats	R: 0	H: 0	E: 0	K: 0	S: 8	R: 1	H: 2	E: 0	K: 0	S: 12	R: 4	H: 3	E: 1	K: 0	S: 17	R: 5	H: 3	E: 0	K: 1	S: 12	R: 0	H: 1	E: 0	K: 1	S: 9	R: 3	H: 2	E: 0	K: 0	S: 16	R: 0	H: 0	E: 0	K: 0	S: 7	R: 0	H: 0	E: 0	K: 0	S: 7	
	0	0	0	0	14	1	2	0	0	23	4	3	1	0	32	5	3	0	2	10	12	0	1	0	0	9	3	2	0	0	26	0	0	0	0	10	0	0	0	0	9

PITCHER	IP	WLS	BF	H	R	ER	SO	BB	IBB	HBP	BLK	WP	HR	S	P	ERA	WHIP
Clint Sodowsky, R ERA: 5.79 (1, 1)	3.0	L	19	5	6	4	0	3	0	0	0	0	0	39	75	12.00	2.667
Chris Michalak, L ERA: 13.5 (4, 1)	1.0		7	3	4	4	0	1	0	0	0	0	1	10	21	36.00	4.000
Neil Weber, L ERA: (5, 1)	1.0		5	1	0	0	2	1	0	0	0	0	0	9	17	0.00	2.000
Vladimir Nunez, R ERA: 13.5 (6, 1)	1.1		6	1	2	2	1	1	0	0	0	0	0	13	23	13.50	1.500
Alan Embree, L ERA: 4.66 (7, 1)	0.2		3	1	1	1	0	0	0	0	0	0	1	10	13	13.50	1.500

BOTTOM

Arizona Diamondbacks @ Cincinnati Reds
Cinergy Field, Cincinnati, OH

Fri Sep 11 1998, 7:05 PM EDT
Att: 16,579 - Unknown - 81 F

AB	R	H	RBI	BB	SO	LOB
2	3	1	0	3	0	0
4	3	2	4	1	1	1
5	1	3	1	0	0	0
2	1	0	1	1	0	2
1	0	0	0	0	0	0
0	0	0	0	0	0	0
5	0	0	1	0	0	3
3	3	0	0	1	1	2
5	1	2	3	0	0	1
4	1	3	2	0	0	0
3	0	0	0	0	1	4
1	0	0	0	0	0	1
0	0	0	0	0	0	0

AB	35
R	13
H	11
RBI	12
BB	6
SO	3
LOB	14

WP: 0 PA: 43
PB: 0
SB: 2
CS: 0



PITCHER	IP	WLS	BF	H	R	ER	SO	BB	IBB	HBP	BLK	WP	HR	S	P	ERA	WHIP
Ben Ford, R ERA: 8.59 (8, 1)	1.0		3	0	0	0	0	0	0	0	0	0	0	7	9	0.00	0.000

Batter	1	2	3	4	5	6	7	8	9	AB R H RBI BB SO LOB	TOP											
Andy Fox, L (1, 9) OBP: 0.358, SLG: 0.401	1-3 K		0-0 G1-3			2-2 G4-3		0-1 G4-3		4 0 0 0 0 1 3												
Tony Batista, R (1, 6) OBP: 0.327, SLG: 0.567	1-0 G5-3		3-2 G5-3			0-3 K			2-0 F7	4 0 0 0 0 1 1												
Devon White, S (1, 8) OBP: 0.333, SLG: 0.464	0-0 S 1B				1-1 P5		1-0 G3-1		1-2 K	4 0 1 0 0 1 0												
Travis Lee, L (1, 3) OBP: 0.343, SLG: 0.424	2-1 G4-3				0-0 L8		0-0 F7		2-2 G4-3	4 0 0 0 0 0 1												
Matt Williams, R (1, 5) OBP: 0.318, SLG: 0.427			1-3 K		1-2 F9		0-0 G6-3			3 0 0 0 0 1 0												
Jay Bell, R (1, 4) OBP: 0.353, SLG: 0.432			1-3 K			2-0 F9		1-1 G5-3		3 0 0 0 0 1 0												
David Dellucci, L (1, 7) OBP: 0.322, SLG: 0.407			1-2 G6-3			2-0 G6-3		2-3 K		3 0 0 0 0 1 0												
Damian Miller, R (1, 2) OBP: 0.348, SLG: 0.465					2-2 SH1-4 2B		1-3 K		2-2 BB 1B	3 0 2 0 0 1 0												
Omar Daal, L (1, 1) OBP: 0.213, SLG: 0.119			0-0 SH1-4				1-2 G6-3		4-2 BB	1 0 0 0 0 0 0												
Brent Brede, L (8, PH) OBP: 0.307, SLG: 0.325										0 0 0 0 1 0 0												
Bernard Gilkey, R (8, PR) OBP: 0.320, SLG: 0.315										0 0 0 0 0 0 0												
Aaron Small, R (8, 1)										0 0 0 0 0 0 0												
Inning Stats	R: 0 E: 0 K: 1 S: 7	H: 1 LOB: 1 BB: 0 P: 11	R: 0 E: 0 K: 2 S: 12	H: 0 LOB: 0 BB: 0 P: 15	R: 0 E: 0 K: 0 S: 9	H: 1 LOB: 1 BB: 0 P: 14	R: 0 E: 0 K: 0 S: 7	H: 0 LOB: 0 BB: 0 P: 9	R: 0 E: 0 K: 1 S: 5	H: 0 LOB: 0 BB: 0 P: 10	R: 0 E: 0 K: 1 S: 11	H: 0 LOB: 0 BB: 0 P: 14	R: 0 E: 0 K: 0 S: 3	H: 0 LOB: 0 BB: 0 P: 4	R: 0 E: 0 K: 1 S: 12	H: 1 LOB: 2 BB: 1 P: 21	R: 0 E: 0 K: 1 S: 10	H: 0 LOB: 0 BB: 0 P: 15	1B: 2 2B: 1 3B: 0 HR: 0	SF: 0 SAC: 1 DP: 0 HBP: 0	WP: 0 PB: 0 SB: 1 CS: 0	PA: 31
PITCHER	IP WLS BF H R ER SO BB IBB HBP BLK WP HR S P ERA WHIP																					
Steve Parris, R (1, 1) ERA: 3.55	7.2 W 27 3 0 0 6 1 0 0 0 0 0 0 64 96 0.00 0.522																					
Gabe White, L (8, 1) ERA: 4.45	1.1 S 4 0 0 0 1 0 0 0 0 0 0 0 12 17 0.00 0.000																					

Arizona Diamondbacks @ Cincinnati Reds
Cinergy Field, Cincinnati, OH
Sat Sep 12 1998, 3:33 AM EDT
Att. 17,463 - Sunny - 80 F

AB	29
R	0
H	3
RBI	0
BB	1
SO	7
LOB	5




Batter	1	2	3	4	5	6	7	8	9
Reggie Sanders, R OBP: 0.348, SLG: 0.421 (1, 8) C B B B B	4-1 1B E SF7 BB		1-1 F8		2-2 1B			0-1 G4-3	
Chris Stynes, R OBP: 0.324, SLG: 0.341 Jon Nunnally, L OBP: 0.352, SLG: 0.382 (8, PH) (9, 9) 1 SAFE 1 SAFE 1 SAFE	0-0 E6 SF7 1B 1-2		2-2 G1-3		0-2 F9			4-2 2B 1B BB	
Dmitri Young, S OBP: 0.363, SLG: 0.490 (1, 7) B X	1-0 SF7 1B 1-2 2-3		1-0 1B				0-1 F8	1-2 1B 2B	
Paul Konerko, R OBP: 0.288, SLG: 0.321 Sean Casey, L OBP: 0.370, SLG: 0.424 (8, PH) (9, 3) C X	0-1 P5		0-1 G5-3			3-2 1B		4-0 1B IBB	
Bret Boone, R OBP: 0.326, SLG: 0.449 (1, 4) B B S B X	3-1 SF7 1-2 2-3 3-H			4-2 G4-6-3 BB		3-2 P9		1-2 1B 1-2 2-H 3-H	
Aaron Boone, R OBP: 0.338, SLG: 0.391 (1, 5) C C C C B C	0-3 K			2-3 K		2-0 F8		0-0 F8	
Damian Jackson, R OBP: 0.308, SLG: 0.538 (1, 6) L C B B S		2-3 K		2-2 G4-6-3 1-2f			1-2 F8	2-2 F9	
Brook Fordyce, R OBP: 0.290, SLG: 0.358 (1, 2) C B B B X		3-2 F8			0-0 F8		2-0 F9		
Steve Parris, R OBP: 0.148, SLG: 0.148 Gabe White, L OBP: 0.250, SLG: 0.250 (8, 1) X		0-0 L6-3			2-1 P4		0-3 K		

AB	R	H	RBI	BB	SO	LOB
3	1	1	0	1	0	0
3	0	0	0	0	0	2
0	1	0	0	1	0	0
4	1	3	0	0	0	0
3	0	1	0	0	0	4
0	0	0	0	1	0	0
2	0	1	3	1	0	1
4	0	0	0	0	2	6
4	0	0	0	0	1	3
3	0	0	0	0	0	0
3	0	0	0	0	1	0
0	0	0	0	0	0	0

Arizona Diamondbacks @ Cincinnati Reds
Cinergy Field, Cincinnati, OH
Sat Sep 12 1998, 3:33 AM EDT
Att. 17,463 - Sunny - 80 F

AB	29
R	3
H	6
RBI	3
BB	4
SO	4
LOB	16



Inning	1	2	3	4	5	6	7	8	9
R: 1	R: 0	R: 0	R: 0	R: 0	R: 0	R: 0	R: 0	R: 2	R: 0
H: 1	H: 0	H: 0	H: 1	H: 0	H: 1	H: 1	H: 0	H: 2	H: 2
E: 1	E: 0	E: 0	E: 0	E: 0	E: 0	E: 0	E: 0	E: 0	E: 0
LOB: 2	LOB: 0	LOB: 0	LOB: 1	LOB: 0	LOB: 1	LOB: 1	LOB: 0	LOB: 2	LOB: 2
K: 1	K: 1	K: 1	K: 0	K: 1	K: 0	K: 1	K: 1	K: 0	K: 1
BB: 1	BB: 0	BB: 0	BB: 0	BB: 1	BB: 0	BB: 0	BB: 0	BB: 2	BB: 2
P: 18	P: 12	P: 15	P: 15	P: 20	P: 14	P: 19	P: 10	P: 28	P: 28

PITCHER	IP	WLS	BF	H	R	ER	SO	BB	IBB	HBP	BLK	WP	HR	S	P	ERA	WHIP
Omar Daal, L ERA: 2.78 (1, 1)	7.0	L	27	4	1	0	4	2	0	0	0	0	0	68	108	0.00	0.857
Aaron Small, R ERA: 5.37 (8, 1)	1.0		7	2	2	2	0	1	1	0	0	0	0	16	28	18.00	3.000

Batter	1	2	3	4	5	6	7	8	9	AB R H RBI BB SO LOB	TOP
Andy Fox, L (1, 9) OBP: 0.363, SLG: 0.407 (7, 8)	2-2 G6-3 1B		1-1 G4-3		4-1 1B BB		2-1 HR 3B	4-2 BB		3 1 2 0 2 0 0	Arizona Diamondbacks @ Cincinnati Reds Cinergy Field, Cincinnati, OH Sun Sep 13 1998, 3:33 AM EDT Att. 17,741 - Sunny - 82 F
Tony Batista, R (1, 6) OBP: 0.325, SLG: 0.571 (7, 9)	2-2 G6-3 1-2		1-2 F7		0-1 F7		1-1 HR 3-H	2-3 K		5 1 1 2 0 1 5	
Devon White, S (1, 8) OBP: 0.334, SLG: 0.464 Karim Garcia, L (7, 9) OBP: 0.252, SLG: 0.355	4-0 BB		2-2 L5		0-0 1-3 1B		0-3 K		0-0 F7	3 0 1 0 1 1 0 1 0 0 0 0 0 0	
Travis Lee, L (1, 3) OBP: 0.341, SLG: 0.422	2-3 K			0-3 K	0-0 L3		3-3 K		2-2 G5-4-3 1B	5 0 1 0 0 3 4	
Matt Williams, R (1, 5) OBP: 0.319, SLG: 0.431	0-0 P4			0-0 HR 2B	0-0 P2			0-0 2B 2B	0-0 G5-4-3 1-2f	5 2 2 0 0 0 5	
Jay Bell, R (1, 4) OBP: 0.354, SLG: 0.437		3-1 F8		1-2 HR 2-H		0-0 L9		4-2 2B BB		3 1 1 2 1 0 0	
David Dellucci, L (1, 7) OBP: 0.319, SLG: 0.403		0-3 K		0-0 P5		3-3 K		3-3 K		4 0 0 0 0 3 2	
Kelly Stinnett, R (1, 2) OBP: 0.342, SLG: 0.413		4-2 BB		4-2 BB		2-0 F7		3-2 1-3 2-H 2B		2 0 1 1 2 0 0	
Andy Benes, R (1, 1) OBP: 0.239, SLG: 0.262 Gregg Olson, R (9, 1) OBP: 0.500, SLG: 2.000		2-3 K		3-2 G6-3		0-3 K		3-3 K		4 0 0 0 0 3 4 0 0 0 0 0 0 0	
Inning Stats	R: 0 H: 1 E: 0 LOB: 2 K: 1 BB: 1 S: 11 P: 21	R: 0 H: 0 E: 0 LOB: 1 K: 2 BB: 1 S: 11 P: 20	R: 0 H: 0 E: 0 LOB: 0 K: 0 BB: 0 S: 8 P: 12	R: 2 H: 2 E: 0 LOB: 1 K: 1 BB: 1 S: 18 P: 26	R: 0 H: 1 E: 0 LOB: 2 K: 0 BB: 1 S: 6 P: 10	R: 0 H: 0 E: 0 LOB: 0 K: 1 BB: 0 S: 8 P: 13	R: 2 H: 2 E: 0 LOB: 0 K: 3 BB: 0 S: 14 P: 20	R: 1 H: 2 E: 0 LOB: 3 K: 3 BB: 2 S: 25 P: 44	R: 0 H: 1 E: 0 LOB: 0 K: 0 BB: 0 S: 5 P: 7	1B: 3 SF: 0 2B: 3 SAC: 0 3B: 1 DP: 1 HR: 2 HBP: 0	
PITCHER Jason Bere, R (1, 1) ERA: 6.27 26 John Hudek, R (7, 1) ERA: 2.93 Danny Graves, R (9, 1) ERA: 3.45	IP WLS BF H R ER SO BB IBB HBP BLK WP HR S P ERA WHIP 6.0 L 26 4 2 2 5 4 0 0 0 0 1 62 102 3.00 1.333 2.0 12 4 3 3 6 2 0 0 0 0 0 39 64 13.50 3.000 1.0 3 1 0 0 0 0 0 0 0 0 0 5 7 0.00 1.000	PITCHER IP WLS BF H R ER SO BB IBB HBP BLK WP HR S P ERA WHIP									

livebaseballscorecards.com

AB	35
R	5
H	9
RBI	5
BB	6
SO	11
LOB	20



Batter	1	2	3	4	5	6	7	8	9	AB R H RBI BB SO LOB
Reggie Sanders, R OBP: 0.348, SLG: 0.418 (1, 8)	2-2 G6-3		3-3 K			1-3 K			4-2 BB 1B BB	3 0 0 0 1 2 0
Sean Casey, L OBP: 0.369, SLG: 0.422 (1, 3)	1-1 F8			3-2 L7		3-3 K			3-2 BB 1B	4 0 1 0 0 1 0
Barry Larkin, R OBP: 0.390, SLG: 0.492 (1, 6)	4-1 BB			1-1 P4			3-1 G4-3		4-2 BB G4-6-3	2 0 0 0 2 0 0
Dmitri Young, S OBP: 0.361, SLG: 0.486 (1, 7)	2-3 K			0-1 F8			2-2 G5-3		0-1 G4-6-3	4 0 0 0 0 1 4
Roberto Petagine, L OBP: 0.418, SLG: 0.439 (1, 9)			0-1 F8		1-3 K		2-3 K			3 0 0 0 0 2 0
Bret Boone, R OBP: 0.328, SLG: 0.448 (1, 4)		4-1 CS BB		4-1 BB				1-1 F8		1 0 0 0 2 0 0
Aaron Boone, R OBP: 0.331, SLG: 0.383 (1, 5)		1-0 SAFE F7		1-2 F9				0-0 G5-3		3 0 0 0 0 0 2
Brook Fordyce, R OBP: 0.288, SLG: 0.355 Eddie Taubensee, L OBP: 0.348, SLG: 0.415 (5, PH) (6, 2)		1-1 CS 1-2	2-2 G6-3		0-0 F9			2-0 F8		1 0 0 0 0 0 0 2 0 0 0 0 0 1
Jason Bere, R (1, 1) Tony Tarasco, L OBP: 0.333, SLG: 0.385 (6, PH) 26 John Hudek, S (7, 1) Danny Graves, R (9, 1) Jon Nunnally, L OBP: 0.350, SLG: 0.379 (9, PH)			3-1 G6-3			2-0 G4-3			2-2 F7	1 0 0 0 0 0 0 1 0 1 0 0 0 0 0 0

Inning Stats	R: 0	H: 0	E: 0	K: 1	S: 9	LOB: 1	BB: 1	P: 18	R: 0	H: 0	E: 0	K: 0	S: 5	LOB: 0	BB: 1	P: 11	R: 0	H: 0	E: 0	K: 1	S: 8	LOB: 0	BB: 0	P: 16	R: 0	H: 0	E: 0	K: 1	S: 8	LOB: 1	BB: 1	P: 14	R: 0	H: 0	E: 0	K: 2	S: 9	LOB: 0	BB: 0	P: 15	R: 0	H: 0	E: 0	K: 1	S: 9	LOB: 0	BB: 0	P: 16	R: 0	H: 0	E: 0	K: 0	S: 4	LOB: 0	BB: 0	P: 7	R: 0	H: 1	E: 0	K: 0	S: 18	LOB: 2	BB: 2	P: 31	1B: 1	2B: 0	3B: 0	HR: 0	SF: 0	SAC: 0	DP: 1	HBP: 0
--------------	------	------	------	------	------	--------	-------	-------	------	------	------	------	------	--------	-------	-------	------	------	------	------	------	--------	-------	-------	------	------	------	------	------	--------	-------	-------	------	------	------	------	------	--------	-------	-------	------	------	------	------	------	--------	-------	-------	------	------	------	------	------	--------	-------	------	------	------	------	------	-------	--------	-------	-------	-------	-------	-------	-------	-------	--------	-------	--------

PITCHER	IP	WLS	BF	H	R	ER	SO	BB	IBB	HBP	BLK	WP	HR	S	P	ERA	WHIP
Andy Benes, R ERA: 4.24 (1, 1)	8.1	W	30	1	0	0	6	5	0	0	0	0	0	76	138	0.00	0.720
Gregg Olson, R ERA: 2.84 (9, 1)	0.2	S	1	0	0	0	0	0	0	0	0	0	0	2	2	0.00	0.000

BOTTOM

Arizona Diamondbacks @ Cincinnati Reds
Cinergy Field, Cincinnati, OH

Sun Sep 13 1998, 3:33 AM EDT
Att. 17,741 - Sunny - 82 F

livebaseballscorecards.com

AB	26
R	0
H	1
RBI	0
BB	5
SO	6
LOB	7



WP: 0	PA: 32
PB: 0	
SB: 0	
CS: 1	

Batter	1	2	3	4	5	6	7	8	9	AB R H RBI BB SO LOB	TOP	
Stan Javier, S (1, 8) OBP: 0.378, SLG: 0.358 (6, 7)	1-2 G6-3 		3-2 			1-3 K 		1-1 L6 		4 0 1 0 0 1 0		
Ellis Burks, R (1, 9) OBP: 0.369, SLG: 0.507 Armando Rios, L (6, 9) OBP: 0.600, SLG: 1.800	1-3 		1-3 K 			0-0 G4-3 		0-0 		3 0 0 0 0 2 2 1 0 1 0 0 0 0		
Barry Bonds, L (1, 7) OBP: 0.437, SLG: 0.592 LeJon Powell, R (6, 8) OBP: 1.000, SLG: 1.000	0-0 F8 				1-2 	0-1 		0-0 		3 1 2 1 0 0 0 1 0 1 0 0 0 0		
Jeff Kent, R (1, 4) OBP: 0.351, SLG: 0.542 Ramon Martinez, R (7, 4) OBP: 0.400, SLG: 0.353			1-1 F9 		0-0 P8 	0-1 FC5-4 		0-0 F9 		3 0 0 0 0 0 1 1 0 0 0 0 0 2		
Joe Carter, R (1, 3) OBP: 0.285, SLG: 0.426			1-2 P4 		0-3 K 		0-0 P8 		0-0 F8 		4 0 0 0 0 1 0	
Charlie Hayes, R (1, 5) OBP: 0.355, SLG: 0.423			2-0 P4 		0-0 P4 		1-1 G6-3 		0-0 G6-3 		4 0 0 0 0 0 0	
Rich Aurilia, R (1, 6) OBP: 0.317, SLG: 0.407					1-1 P6 		1-1 P8 		0-1 G6-3 		4 0 0 0 0 0 0	
Brian Johnson, R (1, 2) OBP: 0.292, SLG: 0.373					0-0 		1-0 G1-3 		1-0 		3 1 2 1 0 0 0	
Shawn Estes, R (1, 1) OBP: 0.231, SLG: 0.237 Cory Bailey, R (2, 1) Chris Jones, R (3, PH) OBP: 0.290, SLG: 0.288 Danny Darwin, R (3, 1) OBP: 0.129, SLG: 0.111 Chris Brock, R (3, 1) Shawon Dunston, R (8, PH) OBP: 0.250, SLG: 0.250 Alvin Morman, L (8, 1) OBP: 0.252, SLG: 0.388			1-1 P3 		0-2 P9 		0-1 G3 		0 0 0 0 0 0 0 0 0 0 0 0 0 0 1 0 0 0 0 0 1 0 0 0 0 0 0 0 1 0 0 0 0 0 0 1 0 0 0 0 0 0 0 0 0 0 0 0 0			
Inning Stats	R: 0 H: 0 E: 0 LOB: 0 K: 1 BB: 0 S: 7 P: 9	R: 0 H: 0 E: 0 LOB: 0 K: 0 BB: 0 S: 6 P: 10	R: 0 H: 2 E: 0 LOB: 2 K: 1 BB: 0 S: 13 P: 19	R: 1 H: 1 E: 0 LOB: 0 K: 1 BB: 0 S: 9 P: 10	R: 0 H: 0 E: 0 LOB: 0 K: 0 BB: 0 S: 6 P: 9	R: 0 H: 1 E: 0 LOB: 1 K: 1 BB: 0 S: 8 P: 9	R: 0 H: 0 E: 0 LOB: 0 K: 0 BB: 0 S: 5 P: 7	R: 1 H: 3 E: 0 LOB: 2 K: 0 BB: 0 S: 8 P: 10	R: 0 H: 0 E: 0 LOB: 0 K: 0 BB: 0 S: 4 P: 4	1B: 5 SF: 0 2B: 0 SAC: 0 3B: 0 DP: 0 HR: 2 HBP: 0	WP: 0 PA: 34 PB: 0 SB: 0 CS: 0	
PITCHER Brian Anderson, L (1, 1) ERA: 4.34 Vladimir Nunez, R (9, 1) ERA: 7.71	IP WLS BF H R ER SO BB IBB HBP BLK WP HR S P ERA WHIP 8.0 W 31 7 2 2 4 0 0 0 0 0 0 2 62 83 2.25 0.875 1.0 3 0 0 0 0 0 0 0 0 0 0 0 4 4 0.00 0.000	PITCHER IP WLS BF H R ER SO BB IBB HBP BLK WP HR S P ERA WHIP										

San Francisco Giants @ Arizona Diamondbacks
 Bank One Ballpark, Phoenix, AZ
 Mon Sep 14 1998, 10:05 PM EDT
 Att: 39,715 - Dome - 72 F

AB	34
R	2
H	7
RBI	2
BB	0
SO	4
LOB	6



Batter	1	2	3	4	5	6	7	8	9	AB	R	H	RBI	BB	SO	LOB
Andy Fox, L OBP: 0.363, SLG: 0.412 (1, 8)	3-3 K	2-2 BB 2B	1-0 1B 2B	0-2 F9		3-3 K				5	2	2	1	0	2	0
Jay Bell, R OBP: 0.356, SLG: 0.438 Hanley Frias, S OBP: 0.136, SLG: 0.364 (1, 4) (8, 5)	1-1 E7 1B 1B	4-0 BB 2B BB	0-1 HBP 1B 1B	2-3 K			2-0 G5-3			4	3	2	2	1	1	0
Tony Batista, R OBP: 0.330, SLG: 0.569 (1, 6)	1-1 1B 1B	4-0 2B BB	1-1 1B HBP	1-1 L7			0-2 P6			3	3	1	0	1	0	0
Matt Williams, R OBP: 0.320, SLG: 0.431 Andy Stankiewicz, R OBP: 0.258, SLG: 0.248 (1, 5) (8, 4)	1-0 1B 1B	3-2 P3	0-1 1B 2B 1B		0-1 G1-3		1-3 K			5	1	2	2	0	1	3
Travis Lee, L OBP: 0.344, SLG: 0.426 Brent Brede, L OBP: 0.307, SLG: 0.325 (1, 3) (9, 3)	0-0 1B	0-0 1B 2B	1-2 2B 1B		0-0 P7		3-1 P7			5	2	3	5	0	0	0
Damian Miller, R OBP: 0.350, SLG: 0.463 (1, 2)	0-3 K	2-2 1B	1-3 K		1-0 1B		0-1 P3			5	0	2	1	0	2	4
Yamil Benitez, R OBP: 0.275, SLG: 0.383 (1, 7)	1-1 G4-3	0-0 P4	2-1 1B 2B		1-0 F9		0-1 1B			5	1	2	2	0	0	4
Karim Garcia, L OBP: 0.258, SLG: 0.359 (1, 9)		1-0 SH2-4 2B 1B				1-2 G4-6-3 1B		0-2 F8		5	1	3	1	0	0	1
Brian Anderson, R OBP: 0.141, SLG: 0.098 Vladimir Nunez, R (9, 1)		1-0 SH2-4				1-2 G4-6-3				2	1	0	0	1	1	2

Inning Stats	R: 2	H: 4	E: 1	LOB: 2	K: 2	P: 17	R: 5	H: 4	E: 0	LOB: 1	K: 0	P: 13	R: 7	H: 6	E: 0	LOB: 1	K: 2	P: 25	R: 0	H: 0	E: 0	LOB: 0	K: 1	P: 8	R: 0	H: 1	E: 0	LOB: 1	K: 0	P: 5	R: 0	H: 1	E: 0	LOB: 0	K: 1	P: 9	R: 0	H: 0	E: 0	LOB: 0	K: 1	P: 7	R: 0	H: 1	E: 0	LOB: 1	K: 0	P: 12
--------------	------	------	------	--------	------	-------	------	------	------	--------	------	-------	------	------	------	--------	------	-------	------	------	------	--------	------	------	------	------	------	--------	------	------	------	------	------	--------	------	------	------	------	------	--------	------	------	------	------	------	--------	------	-------


PITCHER	IP	WLS	BF	H	R	ER	SO	BB	IBB	HBP	BLK	WP	HR	S	P	ERA	WHIP
Shawn Estes, L ERA: 5.2	1.2	L	15	8	7	7	2	2	0	0	0	0	0	29	53	37.80	6.000
Cory Bailey, R ERA: 6.75	0.1		1	0	0	0	0	0	0	0	0	0	0	1	1	0.00	0.000
Danny Darwin, R ERA: 5.55	0.1		6	3	5	5	0	1	0	1	0	0	0	10	16	135.00	12.000
Chris Brock, R ERA: 3.9	4.2		18	5	2	2	5	0	0	0	0	0	0	44	65	3.86	1.071
Alvin Morman, L ERA: 5.6	1.0		4	1	0	0	0	0	0	0	0	0	0	9	12	0.00	1.000

BOTTOM

San Francisco Giants @ Arizona Diamondbacks
Bank One Ballpark, Phoenix, AZ

Mon Sep 14 1998, 10:05 PM EDT
Att: 39,715 - Dome - 72 F

AB	39
R	14
H	17
RBI	14
BB	3
SO	7
LOB	14



WP	HR	S	P	ERA	WHIP
0	0	0	0	0	0

Batter	1	2	3	4	5	6	7	8	9	10	11	AB	R	H	RBI	BB	SO	LOB	TOP							
Marvin Benard, L (1, 9) OBP: 0.391, SLG: 0.427	L7			1B	G4-3			P6		G4-3		5	1	1	0	0	0	1								
Bill Mueller, S (1, 5) OBP: 0.386, SLG: 0.390	G4-3			2B	G4-3			G6-3			G6-3	5	1	1	1	0	0	0								
Barry Bonds, L (1, 7) OBP: 0.435, SLG: 0.591	F8			1B	K			P9			K	5	1	1	0	0	2	0								
Jeff Kent, R (1, 4) OBP: 0.351, SLG: 0.542				1B				F9		G5-3		4	1	1	0	1	1	0								
J.T. Snow, L (1, 3) OBP: 0.332, SLG: 0.409 Charlie Hayes, R (9, PH) OBP: 0.353, SLG: 0.421				HR	1B			L6		G6-3		3	1	1	2	0	0	0								
Stan Javier, S (1, 8) OBP: 0.375, SLG: 0.354				L4				G4-3		K		4	0	0	0	0	1	2								
Shawon Dunston, R (1, 6) OBP: 0.253, SLG: 0.402 Rich Aurilia, R (9, 6) OBP: 0.318, SLG: 0.407				HR				G4-3		G4-3	SH1-4	3	1	1	3	0	0	0								
Brent Mayne, L (1, 2) OBP: 0.351, SLG: 0.361				G1-3				K		SH1-4		3	0	0	0	0	1	0								
Kirk Rueter, L (1, 1) OBP: 0.230, SLG: 0.246 Rich Rodriguez, L (7, 1) OBP: 0.200, SLG: 0.200 John Johnstone, R (7, 1) Robb Nen, R (8, 1) Joe Carter, R (10, PH) OBP: 0.285, SLG: 0.425 Jose Mesa, R (10, 1)				G1-3				K		G4-3		3	0	0	0	0	1	0								
Inning Stats	R: 0 E: 0 K: 0 S: 3	H: 0 LOB: 0 BB: 0 P: 4	R: 0 E: 0 K: 1 S: 10	H: 0 LOB: 0 BB: 0 P: 17	R: 0 E: 0 K: 0 S: 3	H: 0 LOB: 0 BB: 0 P: 4	R: 6 E: 0 K: 0 S: 20	H: 5 LOB: 0 BB: 1 P: 33	R: 0 E: 0 K: 1 S: 5	H: 0 LOB: 0 BB: 0 P: 8	R: 0 E: 0 K: 0 S: 9	H: 0 LOB: 0 BB: 0 P: 15	R: 0 E: 0 K: 2 S: 8	H: 0 LOB: 0 BB: 0 P: 12	R: 0 E: 0 K: 0 S: 5	H: 0 LOB: 0 BB: 0 P: 9	R: 0 E: 0 K: 1 S: 7	H: 0 LOB: 1 BB: 1 P: 11	R: 0 E: 0 K: 1 S: 8	H: 1 LOB: 1 BB: 0 P: 19	R: 0 E: 0 K: 1 S: 11	H: 1 LOB: 1 BB: 0 P: 17	1B: 2 2B: 3 3B: 0 HR: 1	SF: 0 SAC: 1 DP: 0 HBP: 0	WP: 0 PB: 0 SB: 0 CS: 0	PA: 41
PITCHER	IP	WLS	BF	H	R	ER	SO	BB	IBB	HBP	BLK	WP	HR	S	P	ERA	WHIP									
Amaury Telemaco, R (1, 1) ERA: 3.92	3.1		16	5	6	6	1	1	0	0	0	0	1	32	53	16.20	1.800									
Clint Sodowsky, R (4, 1) ERA: 5.66	1.2		5	0	0	0	1	0	0	0	0	0	0	9	13	0.00	0.000									
Felix Rodriguez, R (6, 1) ERA: 5.44	2.0		6	0	0	0	2	0	0	0	0	0	0	17	27	0.00	0.000									
Alan Embree, L (8, 1) ERA: 4.53	1.1		4	0	0	0	0	0	0	0	0	0	0	6	11	0.00	0.000									
Willie Banks, R (9, 1) ERA: 4.83	1.2		6	0	0	0	1	1	0	0	0	0	0	14	28	0.00	0.600									
PITCHER	IP	WLS	BF	H	R	ER	SO	BB	IBB	HBP	BLK	WP	HR	S	P	ERA	WHIP									
Gregg Olson, R (11, 1) ERA: 2.8	1.0		4	1	0	0	1	0	0	0	0	0	0	11	17	0.00	1.000									

San Francisco Giants @ Arizona Diamondbacks
Bank One Ballpark, Phoenix, AZ
Tue Sep 15 1998, 10:05 PM EDT
Att. 41,619 - Dome - 72 F

AB	38
R	6
H	6
RBI	6
BB	2
SO	6
LOB	5



1B	2	SF	0
2B	3	SAC	1
3B	0	DP	0
HR	1	HBP	0

WP	0	PA	41
PB	0		
SB	0		
CS	0		

Batter	1	2	3	4	5	6	7	8	9	10	11	AB R H RBI BB SO LOB
Andy Fox, L OBP: 0.363, SLG: 0.413 (1, 8)	G4-3			P6		L6	G4-3		BB		SH1-4 1B	6 1 2 2 0 0 1
Jay Bell, R OBP: 0.355, SLG: 0.434 (1, 4)	L6			F8		F8	L7		BB		SH1-4 2B	4 0 0 0 1 0 1
Tony Batista, R OBP: 0.333, SLG: 0.567 (1, 6)	F8			HR 1B		BB 1B			SF9		BB DI BB	4 1 2 1 1 1 0
Matt Williams, R OBP: 0.324, SLG: 0.439 (1, 5)				HR 1B		BB 1B			L6		K	5 1 3 2 1 1 4
Travis Lee, L OBP: 0.342, SLG: 0.423 (1, 3)				G6-3		K			G3		G3-1	6 0 1 1 0 1 4
Yamil Benitez, R OBP: 0.275, SLG: 0.380 Willie Banks, R (9, 1) Brent Bredt, L OBP: 0.310, SLG: 0.329 (10, PH) (11, 7)				F8		P6			G5-3		BB 1B	4 1 1 0 0 0 1 0 0 0 0 0 0 0 1 0 1 0 0 0 0
Kelly Stinnett, R OBP: 0.348, SLG: 0.419 Hanley Frias, S OBP: 0.136, SLG: 0.364 Damian Miller, R OBP: 0.348, SLG: 0.459 (10, 2)				L3		FC5-4 1B			FC6-4 1B		BB E 1B	4 0 3 0 0 0 0 0 1 0 0 0 0 0 1 0 0 0 0 1 1
Karim Garcia, L OBP: 0.257, SLG: 0.357 (1, 9)				G5-3		K			FC4 BB 1B SF9		FC5-4 1B	5 2 1 0 0 1 4
Amaury Telemaco, R OBP: 0.091, SLG: 0.129 Clint Sodowsky, L OBP: 0.300, SLG: 0.490 Andy Sienkiewicz, R OBP: 0.287, SLG: 0.248 Felix Rodriguez, R (6, 1) Devon White, S OBP: 0.336, SLG: 0.485 Alan Embree, L (8, 1) David Dellucci, L OBP: 0.317, SLG: 0.401 Gregg Olson, R OBP: 0.500, SLG: 2.000 (11, 1)				K		FC5-4			G4-3 1B		P8 FC5-4	1 0 0 0 0 1 0 0 0 0 0 0 0 0 1 0 0 0 0 0 1 0 0 0 0 0 0 0 0 0 0 0 0 0 0 1 0 1 1 0 0 0 0 0 0 0 0 0 0 2 0 0 0 0 0 4 0 0 0 0 0 0 0

Inning Stats	R: 0	H: 0	R: 0	H: 1	R: 0	H: 0	R: 2	H: 2	R: 0	H: 1	R: 2	H: 2	R: 0	H: 2	R: 1	H: 2	1B: 13	SF: 1	
E: 0	LOB: 0	E: 0	LOB: 0	E: 0	LOB: 0	E: 0	LOB: 0	E: 0	LOB: 1	E: 0	LOB: 1	E: 1	LOB: 2	E: 0	LOB: 2	E: 0	LOB: 2	2B: 1	SAC: 1
K: 0	BB: 0	K: 0	BB: 0	K: 1	BB: 0	K: 0	BB: 0	K: 1	BB: 0	K: 1	BB: 0	K: 0	BB: 1	K: 1	BB: 1	K: 1	BB: 1	3B: 0	DP: 1
S: 12	P: 18	S: 5	P: 8	S: 6	P: 10	S: 10	P: 20	S: 9	P: 18	S: 11	P: 18	S: 16	P: 28	S: 9	P: 15	S: 14	P: 22	S: 7	P: 11
S: 12	P: 18	S: 5	P: 8	S: 6	P: 10	S: 10	P: 20	S: 9	P: 18	S: 11	P: 18	S: 16	P: 28	S: 9	P: 15	S: 14	P: 22	S: 7	P: 11

PITCHER	IP	WLS	BF	H	R	ER	SO	BB	IBB	HBP	BLK	WP	HR	S	P	ERA	WHIP
Kirk Rueter, L ERA: 4.26 (1, 1)	6.0		25	7	4	4	3	1	0	0	0	0	1	56	98	6.00	1.333
Rich Rodriguez, L ERA: 3.9 (7, 1)	0.2		3	1	0	0	0	0	0	0	0	0	0	10	17	0.00	1.500
John Johnstone, R ERA: 3.25 (7, 1)	0.1		1	0	0	0	0	0	0	0	0	0	0	3	5	0.00	0.000
Robb Nen, R ERA: 1.4 (8, 1)	2.0		11	3	2	0	1	1	0	0	0	0	0	23	37	0.00	2.000
Jose Mesa, R ERA: 4.63 (10, 1)	1.2	L	10	4	1	1	2	1	0	0	0	0	0	21	36	5.40	3.000

BOTTOM

San Francisco Giants @ Arizona Diamondbacks
Bank One Ballpark, Phoenix, AZ
Tue Sep 15 1998, 10:05 PM EDT
Att. 41,619 - Dome - 72 F

livebaseballscorecards.com

AB	45
R	7
H	15
RBI	7
BB	3
SO	6
LOB	21



WP: 0	PA: 50
PB: 0	
SB: 0	
CS: 0	

Batter	1	2	3	4	5	6	7	8	9	10	AB	R	H	RBI	BB	SO	LOB	TOP						
Marvin Benard, L (1, 9) OBP: 0.384, SLG: 0.418	2-1 G4-3		3-2 G3		1-0 F8		3-1 F8		1-2 FC6-4		5	0	0	0	0	0	1							
Bill Mueller, S (1, 5) OBP: 0.389, SLG: 0.398	2-2 P8		0-1 WP G4-3 2B		3-2 FC4-6 1B		1-1 2B			0-1 3B 1B	5	2	4	0	0	0	0							
Barry Bonds, L (1, 7) OBP: 0.434, SLG: 0.591	1-2 P2		2-0 G4-3		0-0 FC4-6 FC6-4 1-2f		1-0 P8			0-0 2B 3B	5	1	1	2	0	0	2							
Jeff Kent, R (1, 4) OBP: 0.350, SLG: 0.540		2-0 P4	1-3 K2-3		3-0 FC6-4 1-2f			0-0 G5-3		0-0 2B	5	0	1	1	0	1	1							
J.T. Snow, L (1, 3) OBP: 0.333, SLG: 0.416		1-0 G3 3B 1B		0-1 P9		1-1 HR		1-2 G3-1		1-0 F7	5	2	2	1	0	0	1							
Stan Javier, S (1, 8) OBP: 0.375, SLG: 0.352		1-2 G3		4-2 BLK 1B BB		2-3 K		2-2 G6-3		0-0 G5-3	2	1	0	0	1	1	1							
LeJon Powell, R (7, 8) OBP: 0.500, SLG: 0.500											1	0	0	0	0	0	0							
John Johnstone, R (8, 1)											0	0	0	0	0	0	0							
Charlie Hayes, R (10, PH) OBP: 0.352, SLG: 0.419		1-2									1	0	0	0	0	0	1							
Robb Nen, R (10, 1)											0	0	0	0	0	0	0							
Rich Aurilia, R (1, 6) OBP: 0.317, SLG: 0.410		0-0 2-H 3B		3-2 G5-3		1-0 G4-3			1-2 P3	1-2 G5-3	5	0	1	1	0	0	2							
Brian Johnson, R (1, 2) OBP: 0.294, SLG: 0.372		4-0 IBB		0-0 2-H 1B		1-3 K			2-2 G6-3		3	0	1	1	1	1	0							
Orel Hershiser, R (1, 1) OBP: 0.200, SLG: 0.194		0-0 P7		3-1 F8			0-0 P7		4-0 FC6-4 BB		2	0	0	0	0	0	3							
Joe Carter, R (7, PH) OBP: 0.284, SLG: 0.423											1	0	0	0	0	0	0							
Rich Rodriguez, L (7, 1) OBP: 0.200, SLG: 0.200											0	0	0	0	0	0	0							
Armando Rios, L (8, 8) OBP: 0.667, SLG: 1.800											0	0	0	0	1	0	0							
Inning Stats	R: 0 E: 0 K: 0 S: 8	H: 0 LOB: 0 BB: 0 P: 13	R: 1 E: 0 K: 0 S: 7	H: 2 LOB: 2 BB: 1 P: 15	R: 1 E: 0 K: 1 S: 10	H: 1 LOB: 0 BB: 0 P: 16	R: 1 E: 0 K: 0 S: 10	H: 1 LOB: 1 BB: 1 P: 20	R: 0 E: 0 K: 0 S: 6	H: 1 LOB: 0 BB: 0 P: 13	R: 1 E: 0 K: 2 S: 9	H: 1 LOB: 0 BB: 0 P: 14	R: 0 E: 0 K: 0 S: 6	H: 1 LOB: 1 BB: 0 P: 11	R: 0 E: 0 K: 0 S: 11	H: 0 LOB: 0 BB: 0 P: 14	R: 0 E: 0 K: 0 S: 10	H: 0 LOB: 1 BB: 1 P: 18	R: 2 E: 0 K: 0 S: 9	H: 3 LOB: 1 BB: 0 P: 11	1B: 4 2B: 3 3B: 2 HR: 1	SF: 0 SAC: 0 DP: 0 HBP: 0	WP: 1 PB: 0 SB: 0 CS: 0	PA: 43
PITCHER	IP WLS BF	H R ER SO	R LOB BB P	BB IBB HBP BLK	WP HR S P	ERA WHIP	PITCHER	IP WLS BF H	R LOB BB P	ER SO BB IBB HBP BLK	WP HR S P	ERA WHIP												
Bobby Chouinard, R (1, 1) ERA: 3.99	3.0	3	2	2	1	6.00	Gregg Olson, R (10, 1) ERA: 3.03	1.0	3	2	0	18.00	3.000											
Vladimir Nunez, R (4, 1) ERA: 6.23	2.0	2	1	1	0	4.50																		
Ben Ford, R (6, 1) ERA: 8.64	1.0	1	1	1	0	9.00																		
Alan Embree, L (7, 1) ERA: 4.44	1.0	1	0	0	0	0.00																		
Aaron Small, R (8, 1) ERA: 5.21	2.0	0	0	0	0	0.00																		

San Francisco Giants @ Arizona Diamondbacks
Bank One Ballpark, Phoenix, AZ

Wed Sep 16 1998, 10:05 PM EDT
Att. 40,547 - Dome - 72 F

livebaseballscorecards.com

AB 40
R 6
H 10
RBI 6
BB 3
SO 3
LOB 12




Batter	1	2	3	4	5	6	7	8	9	10	AB	R	H	RBI	BB	SO	LOB
Andy Fox, L (1, 8) OBP: 0.359, SLG: 0.409 Gregg Olson, R (10, 1) OBP: 0.500, SLG: 2.000	K			F8		G4-3	G6-3		K		5	0	0	0	0	2	2
Tony Batista, R (1, 6) OBP: 0.331, SLG: 0.564	G5-3			G1-3		1B 2B	K			P8	5	1	1	0	0	1	0
Travis Lee, L (1, 3) OBP: 0.342, SLG: 0.422	G3-1			K		1B 1B 1B BB		F8		G4-3 1B	4	2	1	0	1	1	0
Matt Williams, R (1, 5) OBP: 0.324, SLG: 0.438		G5-3			FC4-6 1B	1-2 1B 1B		G6-3		G4-3	5	1	2	1	0	0	1
David Dellucci, L (1, 7) OBP: 0.318, SLG: 0.401		G4-3			G1-5-3 1B 1-2f	1-2 1B E 1B		G5-3			5	1	2	1	0	0	1
Jay Bell, R (1, 4) OBP: 0.355, SLG: 0.434		L6			1-2 1B	E9 1B 1-H 2-H 3-H			P8	K	5	0	2	2	0	1	1
Karim Garcia, L (1, 9) OBP: 0.260, SLG: 0.357			K		G1-5-3	FC6-4 IBB					3	0	1	0	1	1	2
Damian Miller, R (1, 2) OBP: 0.339, SLG: 0.447			K		K	FC6-4			F8		4	0	0	0	0	2	5
Bobby Chouinard, R (1, 1) Vladimir Nunez, R (1, 1) Ben Ford, R (1, 1) Hantley Erias, S (1, 1) Alan Embree, L (1, 1) Yamil Bertez, R (1, 1) Aaron Small, R (1, 1) Devon White, S (1, 1)			K			G4-3	L7			BB	1	0	0	0	0	1	0

Inning Stats	R: 0	H: 0	E: 0	K: 1	S: 7	R: 0	H: 0	E: 0	K: 0	S: 4	R: 0	H: 0	E: 0	K: 3	S: 10	R: 0	H: 0	E: 0	K: 1	S: 7	R: 0	H: 2	E: 0	K: 1	S: 9	R: 4	H: 4	E: 1	K: 0	S: 20	R: 0	H: 0	E: 0	K: 1	S: 9	R: 0	H: 0	E: 0	K: 0	S: 7	R: 0	H: 1	E: 0	K: 1	S: 11	R: 0	H: 2	E: 0	K: 1	S: 12	1B: 8	SF: 0	2B: 1	SAC: 0	3B: 0	DP: 0	HR: 0	HBP: 0	WP: 0	PA: 42
PITCHER	IP	WLS	BF	H	R	ER	SO	BB	IBB	HBP	BLK	WP	HR	S	P	ERA	WHIP																																											
Orel Hershiser, R (1, 1) ERA: 4.46	6.0		26	6	4	3	6	1	1	0	0	0	0	57	86	4.50	1.167																																											
Rich Rodriguez, L (7, 1) ERA: 3.82	1.1		4	0	0	1	0	0	0	0	0	0	0	11	18	0.00	0.000																																											
John Johnstone, R (8, 1) ERA: 3.18	1.2	W	7	1	0	1	1	0	0	0	0	0	0	16	24	0.00	1.200																																											
Robb Nen, R (10, 1) ERA: 1.49	1.0	S	5	2	1	1	1	0	0	0	0	0	0	12	17	9.00	2.000																																											

BOTTOM

San Francisco Giants @ Arizona Diamondbacks
Bank One Ballpark, Phoenix, AZ
 Wed Sep 16 1998, 10:05 PM EDT
 Att: 40,547 - Dome - 72 F

AB	39
R	5
H	9
RBI	4
BB	3
SO	9
LOB	12



Batter	1	2	3	4	5	6	7	8	9	AB R H RBI BB SO LOB	TOP											
Ozzie Guillen, L (1, 6) OBP: 0.320, SLG: 0.327	1-3 		0-0 			0-1 			2-1 	4 0 1 1 0 1 0												
Gerald Williams, R (1, 9) OBP: 0.339, SLG: 0.470	0-0 		0-3 			0-2 			1-2 	4 0 1 0 0 1 1												
10 Chipper Jones, S (1, 5) OBP: 0.402, SLG: 0.554	0-0 		2-0 			2-3 			2-3 	4 0 0 0 0 2 2												
Andres Galarraga, R (1, 3) OBP: 0.392, SLG: 0.588	0-0 				2-2 				2-1 	3 0 0 0 0 0 1												
Andruw Jones, R (1, 8) OBP: 0.323, SLG: 0.520					0-1 				2-3 	3 0 1 0 0 1 0												
Eddie Pérez, R (1, 2) OBP: 0.396, SLG: 0.518					0-1 				1-1 	3 0 0 0 0 0 1												
Ryan Klesko, L (1, 7) OBP: 0.359, SLG: 0.483					0-1 				0-0 	3 0 0 0 0 0 0												
Tony Graffanino, R (1, 4) OBP: 0.275, SLG: 0.320					0-0 				2-2 	3 1 1 0 0 1 0												
Denny Neagle, L (1, 1) OBP: 0.224, SLG: 0.190					0-0 				0-0 	1 0 0 0 0 1 0												
Dennis Martinez, R (7, 1) OBP: 0.167, SLG: 0.182										0 0 0 0 0 0 0												
Greg Colbrunn, R (8, PH) OBP: 0.364, SLG: 0.453										1 0 0 0 0 0 0												
John Rocker, R (8, 1)										0 0 0 0 0 0 0												
Kerry Ligtenberg, R (9, 1)										0 0 0 0 0 0 0												
Inning Stats	R: 0 E: 0 K: 1 S: 6	H: 1 LOB: 1 BB: 0 P: 7	R: 0 E: 0 K: 0 S: 8	H: 0 LOB: 0 BB: 0 P: 12	R: 1 E: 0 K: 1 S: 8	H: 2 LOB: 1 BB: 0 P: 10	R: 0 E: 0 K: 0 S: 8	H: 1 LOB: 0 BB: 0 P: 10	R: 0 E: 0 K: 2 S: 8	H: 0 LOB: 0 BB: 0 P: 13	R: 0 E: 0 K: 1 S: 9	H: 0 LOB: 0 BB: 0 P: 11	R: 0 E: 0 K: 1 S: 7	H: 0 LOB: 0 BB: 0 P: 12	R: 0 E: 0 K: 0 S: 5	H: 0 LOB: 0 BB: 0 P: 7	R: 0 E: 0 K: 1 S: 8	H: 0 LOB: 0 BB: 0 P: 13	1B: 4 2B: 0 3B: 0 HR: 0	SF: 0 SAC: 1 DP: 0 HBP: 0	WP: 0 PB: 0 SB: 0 CS: 1	PA: 31
PITCHER	IP WLS BF H R ER SO BB IBB HBP BLK WP HR S P ERA WHIP																					
Omar Daal, L (1, 1) ERA: 2.7	8.0 L 27 4 1 1 6 0 0 0 0 0 0 0 59 82 1.12 0.500																					
Willie Banks, R (9, 1) ERA: 4.75	1.0 3 0 0 0 1 0 0 0 0 0 0 0 8 13 0.00 0.000																					

Atlanta Braves @ Arizona Diamondbacks
Bank One Ballpark, Phoenix, AZ
Thu Sep 17 1998, 10:05 PM EDT
Att: 43,251 - Dome - 72 F

livebaseballscorecards.com

AB	29
R	1
H	4
RBI	1
BB	0
SO	7
LOB	5



Batter	1	2	3	4	5	6	7	8	9	AB R H RBI BB SO LOB
Andy Fox, L OBP: 0.358, SLG: 0.407 (1, 9) C C B F X	1-2 G6-3 1B		2-1 G6-3		0-0 P6			1-2 G1-3		4 0 1 0 0 0 0
Tony Batista, R OBP: 0.326, SLG: 0.556 (1, 6) B F X	1-1 G6-3 1-2f		3-2 G4-3			2-0 P5		0-2 G4-3		4 0 0 0 0 0 1
Devon White, S OBP: 0.338, SLG: 0.464 (1, 8) C F X	0-2 1B		4-0 BB			0-0 P5		1-3 K FC5-4		3 0 1 0 1 1 0
Matt Williams, R OBP: 0.322, SLG: 0.435 (1, 5) B X	1-0 P3		0-1 G6-3			1-1 G6-3		0-2 FC5-4 BB 1-2f		4 0 0 0 0 0 3
Travis Lee, L OBP: 0.343, SLG: 0.421 (1, 3)		2-2 WP S 1B		1-1 P8			0-0 B1-3		4-2 SAFE 1B BB BB	3 0 1 0 1 0 0
Jay Bell, R OBP: 0.355, SLG: 0.434 (1, 4) C B SAFE		3-3 K		2-0 L5-4 2B		3-2 G6-3		0-3 K		4 0 1 0 0 2 3
Yamil Benitez, R OBP: 0.270, SLG: 0.372 (1, 7) B SAFE		3-2 F8		1-1 L5-4 2-3		3-3 K				3 0 0 0 0 1 2
Kelly Stinnett, R OBP: 0.348, SLG: 0.415 (1, 2) B SAFE		4-2 BB		0-0 L6			0-0 G1-3			2 0 0 0 1 0 0
Omar Daal, L OBP: 0.204, SLG: 0.114 (1, 1) Andy Stankiewicz, R OBP: 0.255, SLG: 0.245 (8, PH) Willie Banks, R (9, 1)		1-3 K		2-3 K			1-1 G6-3			2 0 0 0 0 2 2 1 0 0 0 0 0 0 0 0 0 0 0 0 0

Inning Stats	R: 0	H: 2	E: 0	K: 10	LOB: 1	BB: 0	P: 13	R: 0	H: 1	E: 0	K: 2	LOB: 2	BB: 1	P: 28	R: 0	H: 0	E: 0	K: 0	LOB: 1	BB: 1	P: 16	R: 0	H: 1	E: 0	K: 0	LOB: 0	BB: 0	P: 9	R: 0	H: 0	E: 0	K: 1	LOB: 0	BB: 0	P: 10	R: 0	H: 0	E: 0	K: 0	LOB: 0	BB: 0	P: 7	R: 0	H: 0	E: 0	K: 1	LOB: 0	BB: 0	P: 14	R: 0	H: 0	E: 0	K: 0	LOB: 0	BB: 0	P: 9	R: 0	H: 0	E: 0	K: 2	LOB: 2	BB: 1	P: 19	1B: 3	SF: 0	2B: 2	SAC: 0	3B: 0	DP: 2	HR: 0	HBP: 0
--------------	------	------	------	-------	--------	-------	-------	------	------	------	------	--------	-------	-------	------	------	------	------	--------	-------	-------	------	------	------	------	--------	-------	------	------	------	------	------	--------	-------	-------	------	------	------	------	--------	-------	------	------	------	------	------	--------	-------	-------	------	------	------	------	--------	-------	------	------	------	------	------	--------	-------	-------	-------	-------	-------	--------	-------	-------	-------	--------

PITCHER	IP	WLS	BF	H	R	ER	SO	BB	IBB	HBP	BLK	WP	HR	S	P	ERA	WHIP
Denny Neagle, L ERA: 3.59 (1, 1)	6.0	W	22	4	0	0	3	2	0	0	0	1	0	49	83	0.00	1.000
Dennis Martinez, R ERA: 4.5 (7, 1)	1.0		3	0	0	0	1	0	0	0	0	0	0	8	14	0.00	0.000
John Rucker, L ERA: 2.23 (8, 1)	1.0		3	0	0	0	0	0	0	0	0	0	0	7	9	0.00	0.000
Kerry Ligtenberg, R ERA: 2.69 (9, 1)	1.0	S	5	0	0	0	2	1	0	0	0	0	0	14	19	0.00	1.000

BOTTOM

Atlanta Braves @ Arizona Diamondbacks
Bank One Ballpark, Phoenix, AZ

Thu Sep 17 1998, 10:05 PM EDT
Att. 43,251 - Dome - 72 F

AB	30
R	0
H	4
RBI	0
BB	3
SO	6
LOB	11



Batter	1	2	3	4	5	6	7	8	9	AB R H RBI BB SO LOB	TOP											
Ozzie Guillen, L (1, 6) OBP: 0.319, SLG: 0.326	1-2 G6-3			2-2 G4-6-3 1B		1-0 L8		0-0 L7		4 0 1 0 0 0 2												
Curtis Pride, L (1, 7) OBP: 0.325, SLG: 0.413 Gerald Williams, R (9, PH) OBP: 0.342, SLG: 0.470	3-2 G6-3			2-2 F8		1-3 K		4-0 L5-3 BB		3 0 0 0 0 1 2 0 0 0 0 1 0 0												
10 Chipper Jones, S (1, 5) OBP: 0.399, SLG: 0.550	1-0 P8			0-0 G4-6-3 1-2f			2-3 K		3-2 L5-3 1-2	4 0 0 0 0 1 2												
Ryan Klesko, L (1, 3) OBP: 0.362, SLG: 0.483			4-1 G1-4-3 BB		1-0 P5		4-2 BB		1-2 2B 1B	2 0 1 0 2 0 0												
Andruw Jones, R (1, 8) OBP: 0.324, SLG: 0.522			1-2 G1-4-3 1-2f		0-0 1B		3-3 K		1-1 1-3 2B	4 0 2 0 0 1 2												
Michael Tucker, L (1, 9) OBP: 0.328, SLG: 0.420 Andres Galarraga, R (9, PH) OBP: 0.391, SLG: 0.586			2-2 G6-3		1-1 F7		1-2 P7		1-1 G5-3	3 0 0 0 0 0 2 1 0 0 0 0 0 2												
Eddie Pérez, R (1, 2) OBP: 0.389, SLG: 0.507			3-2 F3		1-1 G5-3			1-1 P4		3 0 0 0 0 0 1												
Tony Graffanino, R (1, 4) OBP: 0.276, SLG: 0.318			1-2 G6-3			4-0 FC3-6 BB		1-1 F8		2 0 0 0 1 0 0												
Greg Maddux, R (1, 1) OBP: 0.260, SLG: 0.247 Odalis Perez, L (7, 1) Greg Colbrunn, R (8, PH) OBP: 0.368, SLG: 0.463 Norm Charlton, S (8, 1)			2-3 K			1-2 FC3-6 1-2f		0-0 2B		2 0 0 0 0 1 1 0 0 0 0 0 0 0 1 0 1 0 0 0 0 0 0 0 0 0 0 0												
Inning Stats	R: 0 E: 0 K: 0 S: 7	H: 0 LOB: 0 BB: 0 P: 12	R: 0 E: 0 K: 0 S: 7	H: 0 LOB: 0 BB: 1 P: 14	R: 0 E: 0 K: 1 S: 9	H: 0 LOB: 0 BB: 0 P: 15	R: 0 E: 0 K: 0 S: 9	H: 1 LOB: 0 BB: 0 P: 13	R: 0 E: 0 K: 0 S: 6	H: 1 LOB: 1 BB: 0 P: 9	R: 0 E: 0 K: 1 S: 7	H: 0 LOB: 1 BB: 1 P: 14	R: 0 E: 0 K: 2 S: 12	H: 0 LOB: 1 BB: 1 P: 22	R: 0 E: 0 K: 0 S: 6	H: 1 LOB: 1 BB: 0 P: 8	R: 0 E: 0 K: 0 S: 11	H: 2 LOB: 2 BB: 1 P: 21	1B: 3 2B: 3 3B: 0 HR: 0	SF: 0 SAC: 0 DP: 3 HBP: 0	WP: 0 PB: 0 SB: 0 CS: 0	PA: 33
PITCHER	IP WLS BF H R ER SO BB IBB HBP BLK WP HR S P ERA WHIP																					
Andy Benes, R (1, 1) ERA: 4.09	8.0 W 28 3 0 0 4 3 0 0 0 0 0 0 63 107 0.00 0.750																					
Alan Embree, L (9, 1) ERA: 4.38	0.2 4 2 0 0 0 1 0 0 0 0 0 0 9 18 0.00 4.500																					
Gregg Olson, R (9, 1) ERA: 3.02	0.1 1 0 0 0 0 0 0 0 0 0 0 0 2 3 0.00 0.000																					

Atlanta Braves @ Arizona Diamondbacks
 Bank One Ballpark, Phoenix, AZ
 Fri Sep 18 1998, 10:05 PM EDT
 Att. 46,434 - Dome - 72 F

AB	29
R	0
H	5
RBI	0
BB	4
SO	4
LOB	14



WP: 0	PA: 33
PB: 0	
SB: 0	
CS: 0	

ERA	WHIP

Batter	1	2	3	4	5	6	7	8	9	AB	R	H	RBI	BB	SO	LOB
Andy Fox, L OBP: 0.359, SLG: 0.409 (1, 9)	0-0 G4-3		2-1 1B		1-3 K2-3		3-1 1B	1-3 K2-3		5	2	2	0	0	2	1
Jay Bell, R OBP: 0.354, SLG: 0.433 (1, 4)	2-3 K		1-1 1B		0-3 K		0-0 G4-3			4	0	1	1	0	2	3
Devon White, S OBP: 0.339, SLG: 0.463 (1, 8)	1-0 1B		0-3 K			0-2 G1-3		4-0 1B		3	1	1	0	1	1	1
Matt Williams, R OBP: 0.321, SLG: 0.432 (1, 5)	4-2 BB		1-3 K			3-2 P4		2-2 FC3		3	0	0	1	1	1	3
Travis Lee, L OBP: 0.344, SLG: 0.422 (1, 3)	1-3 K			0-1 P5		0-1 1B		0-1 1B		4	1	2	2	0	1	2
Tony Batista, R OBP: 0.325, SLG: 0.551 (1, 6)		2-2 P8		0-0 P6		1 SAFE 1B		1-1 G6-3		4	0	1	0	0	0	2
David Dellucci, L OBP: 0.317, SLG: 0.400 (1, 7)		1-3 K		2-3 K		1-1 1B		0-3 K		4	0	1	1	0	3	2
Damian Miller, R OBP: 0.337, SLG: 0.449 (1, 2)		1-1 G1-3			0-0 2B	1-2 G4-3		0-3 K2-3		4	0	1	0	0	1	2
Andy Benes, R OBP: 0.257, SLG: 0.270 (1, 1)			4-1 BB		0-3 K		1-0 FC3		1-3 K	2	1	1	0	1	1	1
Yamil Benitez, R OBP: 0.269, SLG: 0.371 (8, PH)										1	0	0	0	0	1	0
Alan Embree, L (9, 1)										0	0	0	0	0	0	0
Gregg Olson, R OBP: 0.500, SLG: 2.000 (9, 1)										0	0	0	0	0	0	0


Inning Stats	R: 0	H: 1	E: 0	K: 2	S: 13	H: 1	LOB: 2	BB: 1	P: 21	R: 0	H: 0	E: 0	K: 1	S: 8	R: 0	H: 2	E: 1	K: 2	S: 11	R: 0	H: 0	E: 0	K: 1	S: 6	R: 0	H: 1	E: 0	K: 3	S: 10	R: 1	H: 3	E: 0	K: 0	S: 15	R: 3	H: 3	E: 1	K: 1	S: 14	R: 0	H: 0	E: 0	K: 3	S: 9
--------------	------	------	------	------	-------	------	--------	-------	-------	------	------	------	------	------	------	------	------	------	-------	------	------	------	------	------	------	------	------	------	-------	------	------	------	------	-------	------	------	------	------	-------	------	------	------	------	------

PITCHER																	PITCHER																																					
IP	WLS	BF	H	R	ER	SO	BB	IBB	HBP	BLK	WP	HR	S	P	ERA	WHIP	IP	WLS	BF	H	R	ER	SO	BB	IBB	HBP	BLK	WP	HR	S	P	ERA	WHIP																					
Greg Maddux, R ERA: 2.24 (1, 1)	6.1	L	32	10	5	4	9	2	1	0	0	0	72	110	5.68	1.895																																						
Odalis Perez, L ERA: 5.63 (7, 1)	0.2		2	0	0	0	1	0	0	0	0	0	5	6	0.00	0.000																																						
Norm Charlton, L ERA: 5.84 (8, 1)	1.0		3	0	0	0	3	0	0	0	0	0	9	11	0.00	0.000																																						

BOTTOM

Atlanta Braves @ Arizona Diamondbacks
Bank One Ballpark, Phoenix, AZ
 Fri Sep 18 1998, 10:05 PM EDT
 Att: 46,434 - Dome - 72 F

AB	34
R	5
H	10
RBI	5
BB	3
SO	13
LOB	17



WP	PA
0	37

Batter	1	2	3	4	5	6	7	8	9	AB R H RBI BB SO LOB	TOP											
Ozzie Guillen, L OBP: 0.317, SLG: 0.323 (1, 6) C X	0-1 HR 1B	1-2 G6-3			0-2 L7			0-0 P5	2-1 G5-3	5 1 1 0 0 0 0												
Gerald Williams, R OBP: 0.348, SLG: 0.490 (1, 9) F X	0-1 HR 1B		2-1 L5		0-0 10 1B 2B			1-1 10 1B 1B		4 2 3 2 0 0 0												
10 Chipper Jones, S OBP: 0.400, SLG: 0.550 (1, 5) C X	0-1 P3		2-1 G5-3		2-0 1B			1-0 1B 1B		4 1 2 0 0 0 0												
Andres Galarraga, R OBP: 0.395, SLG: 0.591 (1, 3) C B B X	2-1 2B		1-1 1B			1-2 G6-4-3 1B		0-0 WP 1B 1B		4 1 4 1 0 0 0												
Javy Lopez, R OBP: 0.324, SLG: 0.533 (1, 2) X	0-0 L4		1-1 P6			2-2 G6-4-3 1-2f		2-2 WP 1B		4 0 1 1 0 0 3												
Andruw Jones, R OBP: 0.324, SLG: 0.522 (1, 8) C X	0-1 2-H 2B			2-0 F7		1-2 L6		2-0 P4		4 0 1 1 0 0 2												
Danny Bautista, R OBP: 0.268, SLG: 0.368 (1, 7) X	0-0 L8			1-1 F8			1-1 F8	3-1 F3		4 0 0 0 0 0 3												
Tony Graffanino, R OBP: 0.272, SLG: 0.313 (1, 4) B B T C C X		2-2 F8		0-0 P8			1-1 G6-3		0-3 K	4 0 0 0 0 1 0												
Tom Glavine, L OBP: 0.254, SLG: 0.286 (1, 1) X S		0-1 G1-3			1-3 K		0-0 G4-3		2-2 K	4 0 0 0 0 2 0												
Inning Stats	R: 3 E: 0 K: 0 S: 12	H: 4 LOB: 1 BB: 0 P: 14	R: 0 E: 0 K: 0 S: 12	H: 0 LOB: 0 BB: 0 P: 15	R: 0 E: 0 K: 0 S: 4	H: 1 LOB: 1 BB: 0 P: 14	R: 0 E: 0 K: 0 S: 4	H: 0 LOB: 0 BB: 0 P: 7	R: 0 E: 0 K: 1 S: 9	H: 2 LOB: 2 BB: 0 P: 12	R: 0 E: 0 K: 0 S: 11	H: 1 LOB: 0 BB: 0 P: 15	R: 0 E: 0 K: 0 S: 5	H: 0 LOB: 0 BB: 0 P: 7	R: 2 E: 0 K: 0 S: 11	H: 4 LOB: 2 BB: 0 P: 20	R: 0 E: 0 K: 2 S: 8	H: 0 LOB: 0 BB: 0 P: 12	1B: 8 2B: 3 3B: 0 HR: 1	SF: 0 SAC: 0 DP: 1 HBP: 0	WP: 1 PB: 0 SB: 0 CS: 0	PA: 37
PITCHER	IP WLS BF H R ER SO BB IBB HBP BLK WP HR S P ERA WHIP																				PITCHER	IP WLS BF H R ER SO BB IBB HBP BLK WP HR S P ERA WHIP
Brian Anderson, L ERA: 4.41 (1, 1)	7.1 L 31 11 5 5 1 0 0 0 0 0 1 66 91 6.14 1.500																					
Felix Rodriguez, R ERA: 5.36 (8, 1)	0.2 3 1 0 0 0 0 0 0 0 0 1 0 6 13 0.00 1.500																					
Ben Ford, R ERA: 7.71 (9, 1)	1.0 3 0 0 0 0 2 0 0 0 0 0 0 8 12 0.00 0.000																					

Atlanta Braves @ Arizona Diamondbacks
 Bank One Ballpark, Phoenix, AZ
 Sat Sep 19 1998, 10:05 PM EDT
 Att. 48,405 - Unknown - 95 F

AB	37
R	5
H	12
RBI	5
BB	0
SO	3
LOB	8



Batter	1	2	3	4	5	6	7	8	9	AB	R	H	RBI	BB	SO	LOB
Andy Fox, L OBP: 0.358, SLG: 0.407 (1, 5)	2-2 G5-3			1-2 G1-3		1-0 F8		4-2 BB		3	0	0	0	1	0	1
Jay Bell, R OBP: 0.353, SLG: 0.432 (1, 4)	3-2 P7			3-2 FC4-6 1B		3-2 P9		0-3 K		4	0	1	0	0	1	4
Devon White, S OBP: 0.337, SLG: 0.460 (1, 8)	3-3 K			2-2 FC4-6 1-2f		2-1 P4		2-2 G4-3		4	0	0	0	0	1	4
Travis Lee, L OBP: 0.344, SLG: 0.420 (1, 3)			0-2 L5	1-0 P7		0-2 1B		0-1 G6-3		4	0	1	0	0	0	1
Tony Batista, R OBP: 0.324, SLG: 0.546 (1, 6)			0-1 P9		1-1 L5		1-3 K		1-2 FC1-6 1B	4	0	1	0	0	1	1
David Dellucci, L OBP: 0.314, SLG: 0.396 (1, 7)			2-3 K		1-0 G3		1-1 L7		0-0 FC1-6 1-2f	4	0	0	0	0	1	2
Kelly Stinnett, R OBP: 0.346, SLG: 0.413 (1, 2)			0-0 G1-3		1-2 P4				0-0 2B 1B	4	0	1	0	0	1	1
Karim Garcia, L OBP: 0.260, SLG: 0.360 (1, 9)			0-1 G4-3		0-0 P7				1-2 2B	3	0	1	0	0	0	0
Brian Anderson, R OBP: 0.152, SLG: 0.111 (1, 1)			2-1 G5-3		1-1 1B				0-2 L4	2	0	1	0	0	0	0
Felix Rodriguez, R (8, 1)										0	0	0	0	0	0	0
Andy Stankiewicz, R OBP: 0.253, SLG: 0.243 (8, PH)										1	0	0	0	0	0	2
Ben Ford, R (9, 1)										0	0	0	0	0	0	0

Inning Stats	R: 0	H: 0	R: 0	H: 0	R: 0	H: 0	R: 0	H: 0	R: 0	H: 1	R: 0	H: 1	R: 0	H: 2	R: 0	H: 1	1B: 5	SF: 0	WP: 0	PA: 34	
E: 0	LOB: 0	E: 0	LOB: 0	E: 0	LOB: 0	E: 0	LOB: 0	E: 0	LOB: 1	E: 0	LOB: 1	E: 0	LOB: 1	E: 0	LOB: 3	E: 0	LOB: 1	2B: 1	SAC: 0	PB: 0	
K: 1	BB: 0	K: 1	BB: 0	K: 0	BB: 0	K: 1	BB: 0	K: 1	BB: 0	K: 0	BB: 0	K: 1	BB: 0	K: 1	BB: 1	K: 1	BB: 0	3B: 0	DP: 0	SB: 0	
S: 9	P: 17	S: 8	P: 10	S: 5	P: 7	S: 11	P: 18	S: 6	P: 9	S: 7	P: 12	S: 11	P: 15	S: 16	P: 23	S: 9	P: 10	HR: 0	HBP: 0	CS: 0	

PITCHER	IP	WLS	BF	H	R	ER	SO	BB	IBB	HBP	BLK	WP	HR	S	P	ERA	WHIP	IP	WLS	BF	H	R	ER	SO	BB	IBB	HBP	BLK	WP	HR	S	P	ERA	WHIP	
Tom Glavine, L ERA: 2.53 (1, 1)	9.0	W	34	6	0	0	5	1	0	0	0	0	0	82	121	0.00	0.778																		

BOTTOM

Atlanta Braves @ Arizona Diamondbacks
Bank One Ballpark, Phoenix, AZ
 Sat Sep 19 1998, 10:05 PM EDT
 Att: 48,405 - Unknown - 95 F

livebaseballscorecards.com

AB	33
R	0
H	6
RBI	0
BB	1
SO	5
LOB	16



Batter	1	2	3	4	5	6	7	8	9	AB R H RBI BB SO LOB	TOP	
Ozzie Guillen, L (1, 6) OBP: 0.320, SLG: 0.323 Mark DeRosa, R (9, PH) OBP: 0.500, SLG: 0.500 (9, 6)	2-2 G5-3		0-0 G4-6-3			4-1 F9 WP SF8 BB	0-1 2-H 1B		1-2 1B 1B	3 1 1 1 1 0 1 1 1 1 0 0 0 0		
Marty Malloy, L (1, 4) OBP: 0.292, SLG: 0.409 Tony Graffanino, R (7, PH) OBP: 0.274, SLG: 0.314 (7, 4)	3-2 L8			0-0 2B G3-1 1B		2-2 F9	1-3 K		0-0 1B 1B	3 1 1 0 0 0 1 2 1 1 0 0 1 1		
10 Chipper Jones, S (1, 5) OBP: 0.399, SLG: 0.547 Wes Helms, R (8, 5) OBP: 0.143, SLG: 0.143	0-0 F7			1 SAFE 3-1 P8		4-1 BB		1-3 K	0-0 1B SF8 1B	3 0 0 0 1 1 1 1 1 1 1 0 0 0		
Andres Galarraga, R (1, 3) OBP: 0.395, SLG: 0.596		0-0 3B		1-0 G3-1 2B		2-1 SF8		1-2 G5-3	3-1 G5-3	4 0 2 1 0 0 2		
Ryan Klesko, L (1, 7) OBP: 0.361, SLG: 0.480 Danny Bautista, R (8, 7) OBP: 0.273, SLG: 0.373		3-0 P5		2-0 G3-1		1-1 P7		4-2 1B 1B BB	0-1 1B	3 1 0 1 1 0 3 1 0 1 1 0 0 0		
Javy Lopez, R (1, 2) OBP: 0.325, SLG: 0.532		2-3 K		0-2 G6-3			4-0 E S SH1-3 BB	1-0 1B 1B	2-2 SF8	3 2 1 1 1 1 2		
Andruw Jones, R (1, 8) OBP: 0.323, SLG: 0.519		1-1 G5-3			1-0 G5-3		1-3 K	1-0 1B 1B	0-3 K	5 1 1 1 0 2 3		
Michael Tucker, L (1, 9) OBP: 0.328, SLG: 0.420			0-0 G3		1-1 G6-3		4-0 SH1-3 1B IBB	2-0 1B 1B		3 1 1 1 1 0 0		
Bruce Chen, L (1, 1) OBP: 0.200, SLG: 0.200 Greg Colbrunn, R (8, PH) OBP: 0.371, SLG: 0.466 Rudy Seanez, R (8, 1) Norm Charlton, S (9, 1)			2-2 G4-6-3 1B		1-2 G6-3		1-0 SH1-3	1-1 1B		2 0 1 1 0 0 0 1 0 1 1 0 0 0 0 0 0 0 0 0 0 0 0 0 0 0 0 0		
Inning Stats	R: 0 H: 0 E: 0 LOB: 0 K: 0 BB: 0 S: 9 P: 14	R: 0 H: 1 E: 0 LOB: 1 K: 1 BB: 0 S: 7 P: 13	R: 0 H: 1 E: 0 LOB: 0 K: 0 BB: 0 S: 6 P: 8	R: 1 H: 2 E: 0 LOB: 1 K: 0 BB: 0 S: 8 P: 14	R: 0 H: 0 E: 0 LOB: 0 K: 0 BB: 0 S: 6 P: 9	R: 1 H: 0 E: 0 LOB: 1 K: 0 BB: 2 S: 9 P: 22	R: 2 H: 1 E: 0 LOB: 1 K: 2 BB: 2 S: 9 P: 20	R: 3 H: 4 E: 0 LOB: 2 K: 1 BB: 1 S: 18 P: 29	R: 3 H: 4 E: 0 LOB: 1 K: 1 BB: 0 S: 16 P: 22	1B: 11 SF: 2 2B: 1 SAC: 1 3B: 1 DP: 1 HR: 0 HBP: 0	WP: 1 PA: 43 PB: 0 SB: 1 CS: 0	
PITCHER	IP WLS BF H R ER SO BB IBB HBP BLK WP HR S P ERA WHIP											
Amaury Telemaco, R (1, 1) ERA: 3.99	6.2 L 28 5 4 4 2 3 1 0 0 0 1 0 51 96 5.40 1.200											
Neil Weber, L (7, 1) ERA: 9.0	1.0 5 1 2 2 2 1 0 0 0 0 0 0 17 25 18.00 2.000											
Clint Sodowsky, R (8, 1) ERA: 5.75	0.1 3 3 1 1 0 0 0 0 0 0 0 0 4 8 27.00 9.000											
Vladimir Nunez, R (9, 1) ERA: 10.13	1.0 7 4 3 3 1 0 0 0 0 0 0 0 16 22 27.00 4.000											

Atlanta Braves @ Arizona Diamondbacks
Bank One Ballpark, Phoenix, AZ
Sun Sep 20 1998, 6:33 AM EDT
Att. 44,876 - Cloudy - 75 F

AB	35
R	10
H	13
RBI	10
BB	5
SO	5
LOB	14



Batter	1	2	3	4	5	6	7	8	9	AB	R	H	RBI	BB	SO	LOB
Andy Fox, L (1, 9) OBP: 0.359, SLG: 0.408	4-2 CS BB		0-0 F7			2-2 1B 2B		2-1 G3-1		3	0	1	0	1	0	1
Tony Batista, R (1, 6) OBP: 0.323, SLG: 0.542	3-2 F7		2-2 P8			1-0 1B		2-3 K		4	0	1	0	0	1	2
Devon White, S (1, 8) OBP: 0.336, SLG: 0.457	4-2 1B BB				0-2 G6-3	1-2 P4			0-3 K	3	0	0	0	1	1	2
Matt Williams, R (1, 5) OBP: 0.323, SLG: 0.433	1-1 1B				0-1 P6	1-0 P6			0-2 FC4-6 1B	4	0	2	0	0	0	2
Travis Lee, L (1, 3) OBP: 0.342, SLG: 0.417	1-3 K				0-1 P8		1-0 G4-3		0-1 FC4-6 BB	4	0	0	0	0	1	3
Jay Bell, R (1, 4) OBP: 0.353, SLG: 0.429		3-2 G4-3			2-0 F7	3-2 F9			4-0 BB	3	0	0	0	1	0	0
Damian Miller, R (1, 2) OBP: 0.329, SLG: 0.438		2-2 G6-3			1-3 K	3-1 F9			1-2 G5-3	4	0	0	0	0	1	2
Yamil Benitez, R (1, 7) OBP: 0.265, SLG: 0.365		2-2 P4			1-3 K			0-0 P4		3	0	0	0	0	1	0
Amaury Telemaco, R (1, 1) OBP: 0.086, SLG: 0.121			0-3 K			2-3 K			4-2 G3-1 BB	2	0	0	0	0	2	0
Neil Weber, L (7, 1)										0	0	0	0	0	0	0
Clint Sodowsky, L (8, 1) OBP: 0.300, SLG: 0.400										0	0	0	0	0	0	0
Brent Brede, L (8, PH) OBP: 0.313, SLG: 0.329										0	0	0	0	1	0	0
Vladimir Nunez, R (9, 1)										0	0	0	0	0	0	0

Inning Stats	R: 0	H: 1	E: 0	K: 1	S: 17	R: 0	H: 0	E: 0	K: 10	S: 10	R: 0	H: 0	E: 0	K: 1	S: 7	R: 0	H: 0	E: 0	K: 2	S: 7	R: 0	H: 2	E: 0	K: 1	S: 14	R: 0	H: 0	E: 0	K: 0	S: 6	R: 0	H: 0	E: 0	K: 1	S: 9	R: 0	H: 1	E: 0	K: 1	S: 11	1B: 3	2B: 1	3B: 0	HR: 0	SF: 0	SAC: 0	DP: 0	HBP: 0	WP: 0	PB: 0	SB: 0	CS: 1	PA: 34
--------------	------	------	------	------	-------	------	------	------	-------	-------	------	------	------	------	------	------	------	------	------	------	------	------	------	------	-------	------	------	------	------	------	------	------	------	------	------	------	------	------	------	-------	-------	-------	-------	-------	-------	--------	-------	--------	-------	-------	-------	-------	--------

PITCHER	IP	WLS	BF	H	R	ER	SO	BB	IBB	HBP	BLK	WP	HR	S	P	ERA	WHIP
Bruce Chen, L (1, 1) ERA: 3.31	7.0	W	25	3	0	0	5	2	0	0	0	0	0	69	109	0.00	0.714
Rudy Seanez, R (8, 1) ERA: 2.73	1.0		4	0	0	0	1	1	0	0	0	0	0	9	17	0.00	1.000
Norm Charlton, L (9, 1) ERA: 5.72	1.0		5	1	0	0	1	1	0	0	0	0	0	11	16	0.00	2.000

BOTTOM

Atlanta Braves @ Arizona Diamondbacks
Bank One Ballpark, Phoenix, AZ


livebaseballscorecards.com

AB	30
R	0
H	4
RBI	0
BB	4
SO	7
LOB	12



PITCHER	IP	WLS	BF	H	R	ER	SO	BB	IBB	HBP	BLK	WP	HR	S	P	ERA	WHIP
---------	----	-----	----	---	---	----	----	----	-----	-----	-----	----	----	---	---	-----	------

Sun Sep 20 1998, 6:33 AM EDT
Att: 44,876 - Cloudy - 75 F

Batter	1	2	3	4	5	6	7	8	9	AB R H RBI BB SO LOB	TOP
Andy Fox, L (1, 7) <small>OBP: 0.356, SLG: 0.405</small> Aaron Small, R (7, 1) <small>OBP: 0.314, SLG: 0.395</small> Alan Embree, L (8, 1) David Dellucci, L (9, PH) <small>OBP: 0.314, SLG: 0.395</small>	0-0 G4-3	1-0 G3			2-1 L7		0-0 F7		0-0 G6-3	4 0 0 0 0 0 2	Arizona Diamondbacks @ Colorado Rockies Coors Field, Denver, CO Tue Sep 22 1998, 7:05 PM MDT Att. 42,859 - Unknown - 68 F livebaseballscorecards.com AB 37 R 8 H 12 RBI 7 BB 1 SO 4 LOB 7 
Jay Bell, R (1, 4) <small>OBP: 0.350, SLG: 0.425</small>	1-0 G1-3	0-1 P4			2-0 L8		0-1 F9		2-0 G6-3	5 0 0 0 0 0 2	
Devon White, S (1, 8) <small>OBP: 0.337, SLG: 0.463</small>	2-2 HR				1-3 K		1-1 1B			4 1 2 2 0 2 0	
Travis Lee, L (1, 3) <small>OBP: 0.343, SLG: 0.423</small>	3-0 1B E 1B				1-1 G3		0-0 HR		1-1 F8	4 2 2 1 0 0 0	
Matt Williams, R (1, 5) <small>OBP: 0.324, SLG: 0.432</small>	0-1 E7 1B				4-2 BB		0-0 G5-3		2-3 K	3 0 1 0 1 1 0	
Tony Batista, R (1, 6) <small>OBP: 0.322, SLG: 0.538</small>	1-1 L5				2-0 P5		1-0 F8		3-1 HR 1B	4 1 1 0 0 0 2	
Karim Garcia, L (1, 9) <small>OBP: 0.263, SLG: 0.380</small>					0-3 K		1-0 G4-3		1-1 HR 1H	4 2 2 3 0 1 0	
Kelly Stinnett, R (1, 2) <small>OBP: 0.352, SLG: 0.429</small>					1-0 B1-6-4 1B		2-0 1B 1B		3-2 P2	4 2 3 1 0 0 0	
Omar Daal, L (1, 1) <small>OBP: 0.196, SLG: 0.109</small> Brent Brede, L (7, PH) <small>OBP: 0.315, SLG: 0.330</small> Gregg Olson, R (9, 1) <small>OBP: 0.500, SLG: 2.000</small>					0-0 B1-6-4		0-0 1B 1B		0-1 F9	2 0 0 0 0 0 1	
Inning Stats	R: 2 E: 1 K: 0 S: 10 H: 3 LOB: 1 BB: 0 P: 17	R: 2 E: 0 K: 0 S: 11 H: 2 LOB: 0 BB: 0 P: 15	R: 0 E: 0 K: 1 S: 8 H: 0 LOB: 1 BB: 1 P: 15	R: 0 E: 0 K: 1 S: 5 H: 1 LOB: 0 BB: 0 P: 6	R: 0 E: 0 K: 1 S: 6 H: 0 LOB: 0 BB: 0 P: 11	R: 1 E: 0 K: 0 S: 4 H: 1 LOB: 0 BB: 0 P: 6	R: 1 E: 0 K: 0 S: 7 H: 3 LOB: 2 BB: 0 P: 10	R: 2 E: 0 K: 1 S: 12 H: 2 LOB: 0 BB: 0 P: 22	R: 0 E: 0 K: 0 S: 4 H: 0 LOB: 0 BB: 0 P: 6	1B: 7 2B: 0 3B: 0 HR: 5 SF: 0 SAC: 0 DP: 1 HBP: 0	WP: 0 PB: 0 SB: 0 CS: 0 PA: 38
PITCHER Jamey Wright, R (1, 1) <small>ERA: 5.56</small> Curt Leskanic, R (8, 1) <small>ERA: 4.12</small> Lariel Gonzalez, R (9, 1) <small>ERA:</small>	IP WLS BF H R ER SO BB IBB HBP BLK WP HR S P ERA WHIP	7.0 L 30 10 6 5 3 1 0 0 0 0 0 4 51 80 6.43 1.571	1.0 5 2 2 2 1 0 0 0 0 0 0 1 12 22 18.00 2.000	1.0 3 0 0 0 0 0 0 0 0 0 0 0 4 6 0.00 0.000	PITCHER IP WLS BF H R ER SO BB IBB HBP BLK WP HR S P ERA WHIP						

Batter	1	2	3	4	5	6	7	8	9	AB R H RBI BB SO LOB
Darryl Hamilton, L (1, 8) OBP: 0.397, SLG: 0.402	3-2 17 G4-3 SH5-3 HR 1B	1-2 17 BB E4 FC3-2 2-3		4-1 BB BB BB BB		0-0 G1-3			0-3 K	4 1 1 0 1 1 1
Neifi Perez, S (1, 6) OBP: 0.313, SLG: 0.376	1 SAFE SH5-3	0-0 FC3-2 17 BB 1-2		0-1 G1-3			1-1 B2		0-0 G1-3	4 0 0 0 0 0 3
17 Todd Helton, L (1, 3) OBP: 0.378, SLG: 0.516	2-2 G4-3	4-2 FC4-6 BB 1-2 2-3		1-3 K			1-0 L7			3 0 0 0 1 1 1
Dante Bichette, R (1, 9) OBP: 0.360, SLG: 0.519	2-0 HR	1-0 FC4-6 1-2f		4-0 CS BB			1-0 P3			3 1 1 2 1 0 3
Vinny Castilla, R (1, 5) OBP: 0.362, SLG: 0.592	4-0 BB		3-2 G4-3		1-2 1 SAFE F7 1-2			0-0 G4-3		3 0 0 0 1 0 1
32 Derrick Gibson, R (1, 7) OBP: 0.478, SLG: 0.476	0-0 L8		1-1 F8			2-2 3 HR 1B		1-0 G4-3		4 1 1 0 0 0 1
3 Mike Lansing, R (1, 4) OBP: 0.320, SLG: 0.405		1-0 HR	1-2 G1-3			2-0 1H HR		1-0 HR		4 3 3 4 0 0 0
Kirt Manwaring, R (1, 2) OBP: 0.334, SLG: 0.326		0-1 E SH1-4 FC3-2 1B		0-0 G5-3		0-1 F8		2-1 L4		3 0 1 0 0 0 0 1 0 0 0 0 0 0
Jeff Reed, L (8, PH) OBP: 0.380, SLG: 0.476										
Jamey Wright, R (1, 1) OBP: 0.220, SLG: 0.304		0-0 SH1-4		0-0 G3		0-2 G1-3			1-3 K	2 0 1 0 0 0 0 1 0
Curt Leskanic, R (8, 1)										
Lariel Gonzalez, R (9, 1)										
Larry Walker, L (9, PH) OBP: 0.439, SLG: 0.620										

Inning Stats	R: 2	H: 2	E: 0	LOB: 1	K: 0	P: 23	R: 1	H: 2	E: 1	LOB: 3	K: 0	P: 19	R: 0	H: 0	E: 0	LOB: 0	K: 0	P: 14	R: 0	H: 0	E: 0	LOB: 0	K: 1	P: 16	R: 2	H: 2	E: 0	LOB: 0	K: 0	P: 15	R: 0	H: 0	E: 0	LOB: 0	K: 0	P: 7	R: 1	H: 1	E: 0	LOB: 0	K: 0	P: 9	R: 0	H: 0	E: 0	LOB: 0	K: 2	P: 10	1B: 3	SF: 0	2B: 0	SAC: 2	3B: 0	DP: 0	HR: 4	HBP: 0	WP: 0	PA: 38
--------------	------	------	------	--------	------	-------	------	------	------	--------	------	-------	------	------	------	--------	------	-------	------	------	------	--------	------	-------	------	------	------	--------	------	-------	------	------	------	--------	------	------	------	------	------	--------	------	------	------	------	------	--------	------	-------	-------	-------	-------	--------	-------	-------	-------	--------	-------	--------

PITCHER	IP	WLS	BF	H	R	ER	SO	BB	IBB	HBP	BLK	WP	HR	S	P	ERA	WHIP
Omar Daal, L (1, 1) ERA: 2.88	6.0	W	28	6	5	5	1	4	0	0	0	0	3	59	96	7.50	1.667
Aaron Small, R (7, 1) ERA: 5.21	1.2		6	1	1	1	0	0	0	0	0	0	1	7	12	5.40	0.600
Alan Embree, L (8, 1) ERA: 4.35	0.1		1	0	0	0	0	0	0	0	0	0	0	2	4	0.00	0.000
Gregg Olson, R (9, 1) ERA: 2.97	1.0	S	3	0	0	0	2	0	0	0	0	0	0	9	10	0.00	0.000

BOTTOM

Arizona Diamondbacks @ Colorado Rockies
Coors Field, Denver, CO

Tue Sep 22 1998, 7:05 PM MDT
Att: 42,859 - Unknown - 68 F

livebaseballscorecards.com

AB	32
R	6
H	7
RBI	6
BB	4
SO	3
LOB	10



Batter	1	2	3	4	5	6	7	8	9	AB	R	H	RBI	BB	SO	LOB	TOP	
Andy Fox, L (1, 8) <small>OBP: 0.359, SLG: 0.404</small> Willie Banks, R (7, 1) Hanley Frias, S (8, 4) <small>OBP: 0.130, SLG: 0.348</small>	1-1 		4-2 	0-0 		1-2 	1-1 			3	1	1	0	1	0	0		
Tony Batista, R (1, 6) <small>OBP: 0.324, SLG: 0.535</small>	3-2 		1-3 	0-1 		1-0 	2-1 			5	1	2	0	0	1	2		
Travis Lee, L (1, 3) <small>OBP: 0.346, SLG: 0.426</small>	1-1 		4-1 	2-1 			0-0 	0-1 		4	2	3	0	1	0	2		
Matt Williams, R (1, 5) <small>OBP: 0.327, SLG: 0.436</small>	0-0 		0-2 	0-1 			1-1 	2-1 		5	2	3	1	0	0	3		
Karim Garcia, L (1, 9) <small>OBP: 0.265, SLG: 0.390</small>	2-0 		1-1 		3-2 		2-2 	0-2 		5	2	2	5	0	0	3		
Jay Bell, R (1, 4) Alan Embree, L (8, 1)		3-3 	3-3 		4-2 		3-1 	0-0 		4	1	1	1	1	2	1		
David Dellucci, L (1, 7) <small>OBP: 0.317, SLG: 0.400</small>		0-1 	4-2 		0-0 		3-2 		0-0 	4	2	2	1	1	0	1		
Damian Miller, R (1, 2) <small>OBP: 0.331, SLG: 0.436</small>		1-1 	1-2 		2-3 		0-1 		2-3 	5	0	2	2	0	2	2		
Bobby Chouinard, R Yamil Benitez, R Ben Ford, R Neil Weber, L Felix Rodriguez, R Chris Michalak, L Andy Stankevich, R Clint Szolowsky, L Brent Bredie, L		1-0 		0-1 		1-1 	0-1 		0-0 	1 0 0 0 0 0 0 0 1 1 0 1 0 0 0 0 0 0 0 0 0 0 0 0 0 0 0 0 0 2 0 0 0 0 0 0 0 1								
Inning Stats	R: 1 H: 3 E: 0 LOB: 1 K: 0 BB: 0 S: 9 P: 16	R: 1 H: 2 E: 0 LOB: 0 K: 1 BB: 0 S: 8 P: 13	R: 4 H: 2 E: 0 LOB: 1 K: 2 BB: 3 S: 26 P: 44	R: 0 H: 2 E: 0 LOB: 2 K: 0 BB: 0 S: 9 P: 11	R: 0 H: 0 E: 0 LOB: 1 K: 1 BB: 1 S: 12 P: 21	R: 0 H: 0 E: 0 LOB: 0 K: 0 BB: 0 S: 6 P: 9	R: 5 H: 6 E: 1 LOB: 1 K: 0 BB: 0 S: 18 P: 30	R: 0 H: 1 E: 0 LOB: 1 K: 0 BB: 0 S: 8 P: 10	R: 0 H: 0 E: 0 LOB: 0 K: 1 BB: 0 S: 5 P: 7	1B: 13 SF: 0 2B: 1 SAC: 0 3B: 1 DP: 3 HR: 1 HBP: 1	WP: 1 PA: 45 PB: 0 SB: 0 CS: 0							
PITCHER	IP WLS BF H R ER SO BB IBB HBP BLK WP HR S P ERA WHIP																	
Pedro Astacio, R (1, 1) <small>ERA: 6.23</small>	4.0		22	9	6	6	3	3	0	0	0	0	1	52	84	13.50	3.000	
Mike Munoz, L (5, 1) <small>ERA: 5.85</small>	2.0		7	0	0	0	1	1	0	0	0	0	0	18	30	0.00	0.500	
Chuck McElroy, L (7, 1) <small>ERA: 2.93</small>	0.0		5	5	5	5	0	0	0	0	0	0	0	11	20	∞	∞	
David Wainhouse, R (7, 1) <small>ERA: 5.06</small>	1.0	W	4	1	0	0	0	0	0	1	0	1	0	7	10	0.00	1.000	
Dave Veres, R (8, 1) <small>ERA: 2.91</small>	2.0	S	7	1	0	0	1	0	0	0	0	0	0	13	17	0.00	0.500	

Arizona Diamondbacks @ Colorado Rockies
 Coors Field, Denver, CO
 Wed Sep 23 1998, 7:05 PM MDT
 Att. 44,021 - Cloudy - 71 F

AB	40
R	11
H	16
RBI	10
BB	4
SO	5
LOB	16



Batter	1	2	3	4	5	6	7	8	9
Darryl Hamilton, L OBP: 0.399, SLG: 0.403 32 Derrick Gibson, R OBP: 0.478, SLG: 0.476	4-2 SH3-4 1B BB		1-1 G6-3	1-0 1B	1-3 K		4-0 G4-3 IBB	1-2 1B	
Neifi Perez, S OBP: 0.312, SLG: 0.374	1 SAFE SH3-4 1-2		1-0 G3	0-0 P4	1-1 1B		0-2 G4-3	2-0 P4	
Larry Walker, L OBP: 0.443, SLG: 0.622 Edgard Clemente, R OBP: 0.462, SLG: 0.364	1-1 FC5-4 1B		1-2 1B		1-1 K		4-2 BB		
Dante Bichette, R OBP: 0.359, SLG: 0.515 Dave Veres, R OBP: 0.333, SLG: 0.333	1-1 F9		0-0 L9		4-2 17 HR BB	2-1 G5-3	1-1 G6-3		
Vinny Castilla, R OBP: 0.363, SLG: 0.591	1-1 FC5-4 1-2f			0-2 17 HR 1B	1-0 17 HR 1B	3-1 G6-3		1-0 E6 3 2B 1B	
17 Todd Helton, L OBP: 0.380, SLG: 0.530		3-2 3 1B 2B		2-0 HR	2-1 HR	1-0 P6		1-0 F7	
3 Mike Lansing, R OBP: 0.324, SLG: 0.408		0-1 G4-6-3 1B		4-2 F8 1B BB	1-0 L8		4-1 SH5-4 BB G4-3 BB	1-1 1B 2B	
Jeff Reed, L OBP: 0.382, SLG: 0.475 Angel Echevarria, R OBP: 0.452, SLG: 0.593 Kirt Manwaring, R OBP: 0.334, SLG: 0.326		3-0 G4-6-3		3-1 F8	1-2 PB SH 1B		1 SAFE G4-3 SH5-4 BB	0-0 1B 1B	
Pedro Astacio, R OBP: 0.198, SLG: 0.161 Jason Bates, S OBP: 0.266, SLG: 0.225 Mike Munoz, L OBP: 0.200, SLG: 0.200 Chuck McElroy, L OBP: 0.200, SLG: 0.200 David Wainhouse, L OBP: 0.200, SLG: 0.200 Darryl Kile, R OBP: 0.286, SLG: 0.319 1 Curtis Goodwin, L OBP: 0.314, SLG: 0.310		0-2 G3		1-3 K2-3	2-2 SH PB 1B		0-2 SH5-4	1-3 K	

Inning Stats	R: 1 E: 0 K: 0 S: 9	H: 1 LOB: 1 BB: 1 P: 16	R: 1 E: 0 K: 0 S: 11	H: 2 LOB: 0 BB: 0 P: 17	R: 0 E: 0 K: 0 S: 7	H: 1 LOB: 1 BB: 0 P: 10	R: 3 E: 0 K: 1 S: 14	H: 3 LOB: 1 BB: 1 P: 25	R: 6 E: 0 K: 2 S: 23	H: 5 LOB: 1 BB: 1 P: 39	R: 0 E: 0 K: 0 S: 5	H: 0 LOB: 0 BB: 0 P: 11	R: 1 E: 0 K: 0 S: 13	H: 0 LOB: 3 BB: 4 P: 30	R: 2 E: 1 K: 1 S: 13	H: 3 LOB: 2 BB: 0 P: 20
--------------	------------------------------	----------------------------------	-------------------------------	----------------------------------	------------------------------	----------------------------------	-------------------------------	----------------------------------	-------------------------------	----------------------------------	------------------------------	----------------------------------	-------------------------------	----------------------------------	-------------------------------	----------------------------------

PITCHER	IP	WLS	BF	H	R	ER	SO	BB	IBB	HBP	BLK	WP	HR	S	P	ERA	WHIP
Bobby Chouinard, R ERA: 4.14	(1, 1)	3.0	13	4	2	2	0	1	0	0	0	0	0	27	43	6.00	1.667
Ben Ford, R ERA: 9.9	(4, 1)	0.2	5	2	3	3	1	1	0	0	0	0	1	12	22	40.50	4.500
Neil Weber, L ERA: 11.57	(4, 1)	0.1	3	2	1	1	0	0	0	0	0	0	0	3	4	27.00	6.000
Felix Rodriguez, R ERA: 6.14	(5, 1)	0.1	6	3	3	3	0	1	0	0	1	0	1	13	24	81.00	12.000
Chris Michalak, L ERA: 11.81	(5, 1)	0.2	3	1	2	1	2	0	0	0	0	0	0	9	14	13.50	1.500

BOTTOM

AB	R	H	RBI	BB	SO	LOB
4	1	2	1	2	1	2
0	0	0	0	0	0	0
5	0	1	3	0	0	5
3	0	3	1	0	0	0
1	1	0	0	1	1	1
4	1	0	0	1	0	5
0	0	0	0	0	0	0
5	3	2	1	0	0	1
5	3	3	5	0	0	1
3	3	2	1	2	0	1
3	1	1	0	1	0	2
1	0	1	2	0	0	0
0	0	0	0	0	0	0
0	0	0	0	0	0	0
0	0	0	0	0	0	0
1	0	0	0	0	1	1

AB 37
R 14
H 15
RBI 14
BB 7
SO 4
LOB 20

WP: 0 PA: 47
PB: 2
SB: 1
CS: 0

Arizona Diamondbacks @ Colorado Rockies
Coors Field, Denver, CO
Wed Sep 23 1998, 7:05 PM MDT
Att: 44,021 - Cloudy - 71 F



PITCHER	IP	WLS	BF	H	R	ER	SO	BB	IBB	HBP	BLK	WP	HR	S	P	ERA	WHIP
Clint Sodowsky, R ERA: 5.68	(6, 1)	1.0	3	0	0	0	0	0	0	0	0	0	0	5	11	0.00	0.000
Willie Banks, R ERA: 4.95	(7, 1)	1.1	L 10	1	3	2	0	3	1	0	0	0	0	17	37	13.50	3.000
Alan Embree, L ERA: 4.3	(8, 1)	0.2	4	2	0	0	1	0	0	0	0	0	0	9	13	0.00	3.000

Batter	1	2	3	4	5	6	7	8	9	AB R H RBI BB SO LOB	TOP
Quilvio Veras, S OBP: 0.376, SLG: 0.359 (1, 4)	1-1 P3	0-0 F9			0-0 P4			3-1 P3	1-3 K	5 0 0 0 0 1 7	
Tony Gwynn, L OBP: 0.364, SLG: 0.497 Steve Finley, L OBP: 0.300, SLG: 0.401 (1, 9) (5, 8)	0-0 F8		0-0 L9		0-0 L7			0-0 1B		3 0 0 0 0 0 1 1 0 1 0 0 0 0	
Greg Vaughn, R OBP: 0.363, SLG: 0.595 (1, 7)	1-1 F8		0-0 CS 1B		0-0 F8			1-0 G6-3		4 0 1 0 0 0 1	
Ken Caminiti, S OBP: 0.352, SLG: 0.508 Andy Sheets, R OBP: 0.313, SLG: 0.383 (1, 5) (9, PR) (9, 5)		0-0 F8	0-0 F8		2-2 G6-3			0-0 1B 2B		4 0 1 0 0 0 1 0 1 0 0 0 0 0	
Jim Leyritz, R OBP: 0.389, SLG: 0.474 Mark Sweeney, L OBP: 0.326, SLG: 0.340 (1, 3) (9, PH) (9, 3)		0-0 HR	0-0 CS 1-2	0-0 F8	1-3 K			0-0 G6-3 E 1B 2-H		3 1 1 1 0 0 1 0 1 0 1 1 0 0 0 0	
Ruben Rivera, R OBP: 0.328, SLG: 0.382 (1, 8) (5, 9)		1-2 G1-3		3-2 P3			0-3 K	2-3 K		3 0 0 0 0 1 0 1 0 0 0 0 1 2	
John Vander Wal, L OBP: 0.384, SLG: 0.516 (9, PH) (9, 9)											
Carlos Hernandez, R OBP: 0.306, SLG: 0.371 Ben Davis, S (1, 2) (7, 2)		1-1 BB 1B		0-0 F8			1-2 P2	1-0 E6 G6-3		3 1 1 0 0 0 0 1 0 0 0 0 0 2	
Chris Gomez, R OBP: 0.345, SLG: 0.375 (1, 6)		4-0 1B BB			2-2 F6		3-3 K	2-0 G6-3		3 0 0 0 1 1 2	
Kevin Brown, R OBP: 0.244, SLG: 0.244 Brian Boehringer, S (1, 1) (6, 1)		0-1 1B			0-0 1B			1-2 P3 1B	4-2 BB	2 0 2 1 0 0 0 0 0 0 0 0 0 0 1 0 1 0 1 0 0 0 0 0 0 0 0 0	
George Arias, R OBP: 0.314, SLG: 0.419 James Moulton, R OBP: 0.286, SLG: 0.254 Donne Wall, R OBP: 0.286, SLG: 0.286 Greg Myers, L OBP: 0.314, SLG: 0.381 Randy Myers, L (8, PH) (8, 1) (9, PH) (9, 1)											
Inning Stats	R: 0 E: 0 K: 0 S: 5 H: 0 LOB: 0 BB: 0 P: 7	R: 2 E: 0 K: 0 S: 10 H: 3 LOB: 2 BB: 1 P: 16	R: 0 E: 0 K: 0 S: 3 H: 1 LOB: 0 BB: 0 P: 3	R: 0 E: 0 K: 0 S: 6 H: 0 LOB: 0 BB: 0 P: 9	R: 0 E: 0 K: 0 S: 6 H: 1 LOB: 1 BB: 0 P: 8	R: 0 E: 0 K: 1 S: 7 H: 0 LOB: 0 BB: 0 P: 10	R: 0 E: 0 K: 2 S: 12 H: 0 LOB: 0 BB: 0 P: 16	R: 0 E: 0 K: 0 S: 7 H: 2 LOB: 1 BB: 0 P: 12	R: 1 E: 1 K: 2 S: 14 H: 2 LOB: 3 BB: 1 P: 24	1B: 7 2B: 1 3B: 0 HR: 1 SF: 0 SAC: 0 DP: 0 HBP: 0	WP: 0 PB: 0 SB: 0 CS: 1 PA: 38
PITCHER Brian Anderson, L ERA: 4.33 Gregg Olson, R ERA: 3.06	IP WLS BF H R ER SO BB IBB HBP BLK WP HR S P ERA WHIP	8.0 30 7 2 2 3 1 0 0 0 0 1 56 81 2.25 1.000	1.0 7 2 1 1 2 1 0 0 0 0 0 0 14 24 9.00 3.000								

San Diego Padres @ Arizona Diamondbacks
Bank One Ballpark, Phoenix, AZ
Fri Sep 25 1998, 10:05 PM EDT
Att. 47,288 - Unknown - 85 F

AB	35
R	3
H	9
RBI	3
BB	2
SO	5
LOB	16



Batter	1	2	3	4	5	6	7	8	9	AB	R	H	RBI	BB	SO	LOB
Andy Fox, L (1, 7) OBP: 0.358, SLG: 0.402 Gregg Olson, R (9, 1) OBP: 0.500, SLG: 2.000 Yamil Benitez, R (9, PH) OBP: 0.267, SLG: 0.381	2-2 		1-0 		2-3 		1-3 		1-0 	3	0	0	0	0	2	1
Jay Bell, R (1, 4) OBP: 0.353, SLG: 0.428	1-1 		2-0 		0-1 			2-2 		4	0	3	0	0	0	0
Devon White, S (1, 8) OBP: 0.335, SLG: 0.460	2-1 		1-1 		1-0 			3-2 		4	0	0	0	0	0	5
Matt Williams, R (1, 5) OBP: 0.326, SLG: 0.434		1-2 	1-0 		0-0 			2-3 		4	1	1	0	0	1	3
Travis Lee, L (1, 3) OBP: 0.347, SLG: 0.427		3-1 		1-2 		2-2 		4-0 		3	1	1	1	1	0	0
Tony Batista, R (1, 6) OBP: 0.319, SLG: 0.528		2-1 		1-1 		1-3 		2-2 		4	0	0	0	0	1	3
Karim Garcia, L (1, 9) OBP: 0.262, SLG: 0.385		0-0 		0-0 			0-2 		0-3 	4	1	0	1	0	1	0
Kelly Stinnett, R (1, 2) OBP: 0.355, SLG: 0.443		0-0 		1-2 			0-0 		2-0 	3	1	2	1	0	0	1
Brian Anderson, R (1, 1) OBP: 0.145, SLG: 0.106 David Dellucci, L (9, 7) OBP: 0.318, SLG: 0.400			0-1 		0-3 		1-2 		4-1 	3	0	0	0	0	1	1
										0	1	0	0	1	0	0

Inning Stats	R: 0	H: 0	E: 0	K: 0	S: 7	R: 2	H: 2	E: 0	K: 0	S: 11	R: 0	H: 1	E: 0	K: 0	S: 6	R: 0	H: 0	E: 0	K: 0	S: 6	R: 0	H: 2	E: 0	K: 2	S: 13	R: 0	H: 0	E: 0	K: 1	S: 10	R: 1	H: 1	E: 0	K: 1	S: 11	R: 0	H: 1	E: 0	K: 1	S: 13	R: 3	H: 1	E: 0	K: 1	S: 6	R: 0	H: 1	E: 0	K: 1	S: 6	R: 0	H: 1	E: 0	K: 1	S: 6	1B: 4	SF: 0	2B: 2	SAC: 1	3B: 0	DP: 1	HR: 2	HBP: 1	WP: 1	PA: 37
--------------	------	------	------	------	------	------	------	------	------	-------	------	------	------	------	------	------	------	------	------	------	------	------	------	------	-------	------	------	------	------	-------	------	------	------	------	-------	------	------	------	------	-------	------	------	------	------	------	------	------	------	------	------	------	------	------	------	------	-------	-------	-------	--------	-------	-------	-------	--------	-------	--------

PITCHER	IP	WLS	BF	H	R	ER	SO	BB	IBB	HBP	BLK	WP	HR	S	P	ERA	WHIP
Kevin Brown, R (1, 1) ERA: 2.38	5.0		21	5	2	2	2	0	0	0	0	0	0	43	65	3.60	1.000
Brian Boehringer, R (6, 1) ERA: 4.28	2.0		7	1	1	1	2	0	0	0	0	0	1	21	26	4.50	0.500
Donne Wall, R (8, 1) ERA: 2.43	1.0		5	1	0	0	1	0	1	0	0	0	0	13	26	0.00	1.000
Randy Myers, L (9, 1) ERA: 4.92	0.1	L	4	1	3	3	1	1	0	0	0	1	1	6	13	81.00	6.000

BOTTOM

San Diego Padres @ Arizona Diamondbacks
 Bank One Ballpark, Phoenix, AZ

Fri Sep 25 1998, 10:05 PM EDT
 Att: 47,288 - Unknown - 85 F

AB	33
R	6
H	8
RBI	6
BB	2
SO	6
LOB	14

PITCHER	IP	WLS	BF	H	R	ER	SO	BB	IBB	HBP	BLK	WP	HR	S	P	ERA	WHIP
---------	----	-----	----	---	---	----	----	----	-----	-----	-----	----	----	---	---	-----	------

Batter	1	2	3	4	5	6	7	8	9	AB R H RBI BB SO LOB	TOP											
Quilvio Veras, S (1, 4) <small>OBP: 0.374, SLG: 0.357</small> Ed Giovanola, L (6, 4) <small>OBP: 0.335, SLG: 0.317</small> Ruben Rivera, R (8, PH) <small>OBP: 0.327, SLG: 0.380</small>	1-2 K		0-1 L4			0-3 K		3-3 K		3 0 0 0 0 2 1 0 0 0 0 0 0 0 1 0 0 0 0 1 0	San Diego Padres @ Arizona Diamondbacks Bank One Ballpark, Phoenix, AZ Sat Sep 26 1998, 6:33 AM EDT Att. 48,196 - Sunny - 88 F livebaseballscorecards.com											
Steve Finley, L (1, 8) <small>OBP: 0.300, SLG: 0.400</small>	1-0 G3		3-2 P4			3-2 G5-3 1B		1-2 P4		4 1 1 0 0 0 1												
Tony Gwynn, L (1, 9) <small>OBP: 0.363, SLG: 0.501</small> Archi Cianfrocco, R (8, 4) <small>OBP: 0.192, SLG: 0.208</small>	2-1 HR				0-1 G4-3	0-1 G5-3 1-2		2-1 P5		4 1 1 1 0 0 1 0 0 0 0 0 0 0												
Greg Vaughn, R (1, 7) <small>OBP: 0.362, SLG: 0.593</small>	1-0 F7				1-3 K	3-1 2-H 1B			1-2 F7	4 0 1 1 0 1 0												
Wally Joyner, L (1, 3) <small>OBP: 0.371, SLG: 0.456</small> James Mouton, R (9, PR) <small>OBP: 0.268, SLG: 0.254</small>			3-1 F7		1-3 K	1-1 F7			0-1 L9-3 1B	4 0 1 0 0 1 1 0 0 0 0 0 0 0												
Jim Leyritz, R (1, 2) <small>OBP: 0.385, SLG: 0.469</small> 24 Mark Langston, R (7, 1) <small>OBP: 0.154, SLG: 0.125</small> Dan Miceli, R (8, 1) <small>OBP: 1.000, SLG: 1.000</small> Mark Sweeney, L (9, PH) <small>OBP: 0.324, SLG: 0.339</small>			0-0 F7		0-1 G5-3				3-2 L9-3 1-2	3 0 0 0 0 1 0 0 0 0 0 0 0 0 0 0 0 0 0 0 0 1 0 0 0 0 0 1												
George Arias, R (1, 5) <small>OBP: 0.316, SLG: 0.394</small>			2-0 F8		3-2 F8					2 0 0 0 1 0 0												
Andy Sheets, R (1, 6) <small>OBP: 0.318, SLG: 0.393</small>			2-0 G6-3 1B		1-0 2B					3 0 2 0 0 0 1												
Sterling Hitchcock, L (1, 1) <small>OBP: 0.157, SLG: 0.140</small> Scott Sanders, R (6, 1) <small>OBP: 0.312, SLG: 0.379</small> Greg Myers, L (7, PH) <small>OBP: 0.312, SLG: 0.379</small>			1-1 G6-3		0-0 G3				1-0 F8	2 0 0 0 0 0 2 0 0 0 0 0 0 0 1 0 0 0 0 0 1												
Inning Stats	R: 1 E: 0 K: 1 S: 7	H: 1 LOB: 0 BB: 0 P: 12	R: 0 E: 0 K: 0 S: 4	H: 0 LOB: 0 BB: 0 P: 9	R: 0 E: 0 K: 0 S: 10	H: 1 LOB: 1 BB: 0 P: 16	R: 0 E: 0 K: 2 S: 8	H: 0 LOB: 0 BB: 0 P: 10	R: 0 E: 0 K: 0 S: 7	H: 1 LOB: 1 BB: 0 P: 11		R: 1 E: 0 K: 1 S: 12	H: 2 LOB: 1 BB: 0 P: 19	R: 0 E: 0 K: 1 S: 10	H: 0 LOB: 1 BB: 1 P: 18	R: 0 E: 0 K: 1 S: 9	H: 0 LOB: 0 BB: 0 P: 15	R: 0 E: 0 K: 0 S: 10	H: 1 LOB: 1 BB: 0 P: 14	1B: 4 2B: 2 3B: 0 HR: 1	SF: 0 SAC: 0 DP: 1 HBP: 0	WP: 0 PB: 0 SB: 0 CS: 0
PITCHER Amaury Telemaco, R (1, 1) <small>ERA: 3.93</small> Alan Embree, L (7, 1) <small>ERA: 4.19</small> Gregg Olson, R (9, 1) <small>ERA: 3.01</small>	IP WLS BF H R ER SO BB IBB HBP BLK WP HR S P ERA WHIP	6.2 W 26 5 2 2 5 1 0 0 0 0 0 1 57 93 2.70 0.900	1.1 4 0 0 0 1 0 0 0 0 0 0 0 10 17 0.00 0.000	1.0 S 3 1 0 0 0 0 0 0 0 0 0 0 10 14 0.00 1.000	PITCHER IP WLS BF H R ER SO BB IBB HBP BLK WP HR S P ERA WHIP																	

AB	32
R	2
H	6
RBI	2
BB	1
SO	6
LOB	9



Batter	1	2	3	4	5	6	7	8	9	AB R H RBI BB SO LOB	TOP
Quilvio Veras, S (1, 4) <small>OBP: 0.373, SLG: 0.356</small> Andy Sheets, R (3, 4) <small>OBP: 0.318, SLG: 0.407</small>	2-1 		1-0 		2-3 			2-0 	2-3 	2 0 0 0 0 0 3 1 1 1 0 2 1	
Tony Gwynn, L (1, 9) <small>OBP: 0.364, SLG: 0.501</small> Ruben Rivera, R (8, PR) <small>OBP: 0.325, SLG: 0.378</small>	1-0 		2-2 		3-2 			2-1 	3-2 	4 0 2 0 0 0 1 0 0 0 0 0	
Ken Caminiti, S (1, 5) <small>OBP: 0.353, SLG: 0.509</small> George Arias, R (1, PR) <small>OBP: 0.293, SLG: 0.361</small>	1-1 		1-3 		0-3 			0-1 		1 0 1 0 0 0 3 1 0 0 0 2 2	
Greg Vaughn, R (1, 7) <small>OBP: 0.363, SLG: 0.597</small>	4-2 		1-1 		0-2 			1-2 		3 1 1 2 1 0 1	
Wally Joyner, L (1, 3) <small>OBP: 0.370, SLG: 0.453</small>	3-2 			1-0 			3-2 	4-2 		3 0 0 0 1 0 2	
Steve Finley, L (1, 8) <small>OBP: 0.301, SLG: 0.401</small>			1-3 		2-1 		0-0 	1-1 		4 0 2 0 0 1 0	
Carlos Hernandez, R (1, 2) <small>OBP: 0.305, SLG: 0.369</small> 58 Stan Spencer, R (5, 1) <small>OBP: 0.11, SLG: 0.222</small> John Vander Wal, L (7, PH) <small>OBP: 0.382, SLG: 0.512</small> Matt Clement, R (7, 1) Jim Leyritz, R (8, PH) <small>OBP: 0.384, SLG: 0.467</small> Brian Boehringer, S (8, 1) Roberto Ramirez, L (8, 1) Trevor Hoffman, R (9, 1)		1-2 		2-2 			2-3 	2-2 		2 0 0 0 0 0 0 0 0 0 0 0 1 0 0 0 0 1 1 0 0 0 0 0 0 1 0 0 0 0 0 2 0 0 0 0 0 0 0 0 0 0 0 0 0 0 0 0 0 0	
Chris Gomez, R (1, 6) <small>OBP: 0.346, SLG: 0.379</small>		1-1 		3-1 			3-1 	1-0 		4 0 2 0 0 0 3	
Joey Hamilton, R (1, 1) <small>OBP: 0.153, SLG: 0.211</small> Greg Myers, L (5, PH) <small>OBP: 0.312, SLG: 0.374</small>		0-0 		1-0 			2-3 		4-2 	1 0 0 0 0 0 1 2 0 0 0 1 1 2	
Inning Stats	R: 0 H: 1 E: 0 LOB: 2 K: 0 BB: 1 S: 12 P: 23	R: 0 H: 1 E: 0 LOB: 1 K: 1 BB: 0 S: 9 P: 12	R: 0 H: 1 E: 0 LOB: 1 K: 1 BB: 0 S: 11 P: 16	R: 0 H: 0 E: 0 LOB: 0 K: 0 BB: 0 S: 7 P: 12	R: 0 H: 0 E: 0 LOB: 0 K: 1 BB: 0 S: 6 P: 12	R: 0 H: 0 E: 0 LOB: 0 K: 1 BB: 0 S: 9 P: 12	R: 0 H: 2 E: 0 LOB: 2 K: 2 BB: 0 S: 14 P: 24	R: 3 H: 4 E: 0 LOB: 3 K: 0 BB: 1 S: 17 P: 30	R: 0 H: 0 E: 0 LOB: 0 K: 1 BB: 1 S: 8 P: 17	1B: 6 SF: 0 2B: 1 SAC: 0 3B: 0 DP: 0 HR: 2 HBP: 0	WP: 0 PA: 38 PB: 0 SB: 1 CS: 1
PITCHER Andy Benes, R (1, 1) <small>ERA: 3.97</small> Aaron Small, R (8, 1) <small>ERA: 5.59</small> Neil Weber, L (8, 1) <small>ERA: 11.57</small> Willie Banks, R (8, 1) <small>ERA: 4.81</small>	IP WLS BF H R ER SO BB IBB HBP BLK WP HR S P ERA WHIP 7.0 0 27 5 0 0 6 1 0 0 0 0 0 68 111 0.00 0.857 0.1 L 4 3 3 3 0 0 0 0 0 0 0 0 2 8 13 81.00 9.000 0.0 2 1 0 0 0 0 1 0 0 0 0 0 5 10 ∞ ∞ 1.2 5 0 0 0 0 1 1 0 0 0 0 0 0 12 24 0.00 0.600	PITCHER IP WLS BF H R ER SO BB IBB HBP BLK WP HR S P ERA WHIP									

San Diego Padres @ Arizona Diamondbacks
 Bank One Ballpark, Phoenix, AZ
 Sun Sep 27 1998, 10:05 PM EDT
 Att. 48,390 - Unknown - 91 F

AB	35
R	3
H	9
RBI	3
BB	3
SO	7
LOB	15



WP: 0	PA: 38
PB: 0	
SB: 1	
CS: 1	

Batter	1	2	3	4	5	6	7	8	9	AB	R	H	RBI	BB	SO	LOB
Andy Fox, L OBP: 0.355, SLG: 0.396 Aaron Small, R Neil Weber, L Willie Banks, R Brent Brede, L OBP: 0.311, SLG: 0.325 (9, PH)	1-0 G4-3	1-1 P6		2-2 F7			0-0 G4-3		2-2 G5-3	4	0	0	0	0	0	3
Jay Bell, R OBP: 0.353, SLG: 0.432 (1, 4)	3-3 K		3-3 K		0-3 K2-3			2-1 HR		4	1	1	1	0	3	0
Travis Lee, L OBP: 0.346, SLG: 0.429 (1, 3)	4-2 BB		2-2 HR		0-1 P7			2-1 FC5-4		3	1	1	1	1	0	0
Matt Williams, R OBP: 0.327, SLG: 0.439 (1, 5)	3-3 K		3-2 F9 1B 1B		3-3 K			0-0 FC5-4 FC6-5 1-2f		4	0	1	0	0	2	2
Devon White, S OBP: 0.335, SLG: 0.456 (1, 8)		1-0 G6-3	0-0 1B		0-0 P5			4-1 FC6-5 BB		3	0	1	0	1	0	0
Tony Batista, R OBP: 0.318, SLG: 0.519 (1, 6)		3-1 BB 1B HBP	1-1 F9		3-1 F9			2-2 FC6-5 1-2 2-3f		3	0	0	0	0	0	4
David Dellucci, L OBP: 0.318, SLG: 0.399 Yamil Benitez, R OBP: 0.262, SLG: 0.374 (8, PH) (9, 7)		0-1 BB 1B	1-3 K		0-1 G3-1			2-3 K		3	0	1	0	0	1	2
Kelly Stinnett, R OBP: 0.353, SLG: 0.438 (1, 2)		4-2 BB		1-1 G5-3			3-3 K		2-2 G5-3	3	0	0	0	1	1	0
Andy Benes, R OBP: 0.250, SLG: 0.262 Karim Garcia, L OBP: 0.260, SLG: 0.381 (7, PH) (8, 9)		1-3 K		0-3 K			3-3 K		0-3 K	2	0	0	0	0	2	3
										2	0	0	0	0	2	0

Inning Stats	R: 0	H: 0	E: 0	K: 2	S: 10	H: 0	LOB: 1	BB: 1	P: 21	R: 0	H: 1	E: 0	K: 1	S: 11	H: 3	LOB: 2	BB: 0	P: 27	R: 0	H: 0	E: 0	K: 1	S: 9	H: 0	LOB: 0	BB: 0	P: 12	R: 0	H: 0	E: 0	K: 2	S: 5	H: 0	LOB: 0	BB: 0	P: 8	R: 0	H: 0	E: 0	K: 2	S: 8	H: 0	LOB: 0	BB: 0	P: 14	R: 1	H: 1	E: 1	K: 1	S: 12	H: 1	LOB: 2	BB: 1	P: 24	R: 0	H: 0	E: 0	K: 1	S: 10	H: 0	LOB: 0	BB: 0	P: 14	1B: 3	SF: 0	2B: 0	SAC: 0	3B: 0	DP: 0	HR: 2	HBP: 1	WP: 0	PA: 37
--------------	------	------	------	------	-------	------	--------	-------	-------	------	------	------	------	-------	------	--------	-------	-------	------	------	------	------	------	------	--------	-------	-------	------	------	------	------	------	------	--------	-------	------	------	------	------	------	------	------	--------	-------	-------	------	------	------	------	-------	------	--------	-------	-------	------	------	------	------	-------	------	--------	-------	-------	-------	-------	-------	--------	-------	-------	-------	--------	-------	--------

PITCHER	IP	WLS	BF	H	R	ER	SO	BB	IBB	HBP	BLK	WP	HR	S	P	ERA	WHIP	
Joey Hamilton, R ERA: 4.27 (1, 1)	4.0		19	4	1	1	6	2	0	0	0	0	0	1	47	81	2.25	1.500
58 Stan Spencer, R ERA: 4.7 (5, 1)	2.0		6	0	0	0	2	0	0	0	0	0	0	14	20	0.00	0.000	
Matt Clement, R ERA: 4.61 (7, 1)	1.0	W	3	0	0	0	2	0	0	0	0	0	0	8	14	0.00	0.000	
Brian Boehringer, R ERA: 4.36 (8, 1)	0.2		5	1	1	1	0	1	0	0	0	0	1	9	19	13.50	3.000	
Roberto Ramirez, L ERA: 6.14 (8, 1)	0.1		1	0	0	0	1	0	0	0	0	0	0	3	5	0.00	0.000	

BOTTOM

San Diego Padres @ Arizona Diamondbacks
Bank One Ballpark, Phoenix, AZ

Sun Sep 27 1998, 10:05 PM EDT
Att: 48,390 - Unknown - 91 F

livebaseballscorecards.com

AB	33
R	2
H	5
RBI	2
BB	3
SO	12
LOB	16

