

Arizona Diamondbacks - 1998

Batter	1	2	3	4	5	6	7	8	9	AB	R	H	RBI	BB	SO	LOB	TOP					
3 Mike Lansing, R OBP: 0.400, SLG: 0.400 Curt Lesknic, R Jerry Dipoto, R	G4-3 G6-3 1B	G5-3			G6-3			FC5-4 FC6-4 1-2f		5	1	2	0	0	0	3	Colorado Rockies @ Arizona Diamondbacks Bank One Ballpark, Phoenix, AZ Tue Mar 31 1998, 10:05 PM EST Att: 47,484 - Unknown - 57 F livebaseballscores.com					
Ellis Burks, R OBP: 0.250, SLG: 0.500 1 Curtis Goodwin, L	G6-3 1-2		P8		G3			FC6-4 1B 1-2f		4	0	1	1	0	0	1						
Larry Walker, L OBP: 0.400, SLG: 0.250	G4-3 2-3					F8		1B HR 1B 1-2		4	1	1	1	1	1	1						
Dante Bichette, R OBP: 0.800, SLG: 0.800	G6-3							1B HR 1B 1-2 2-H		5	2	4	1	0	0	1						
Vinny Castilla, R OBP: 0.600, SLG: 1.800					G3			1B HR 1B 1-2 2-H		5	3	3	5	0	1	3						
17 Todd Helton, L OBP: 0.600, SLG: 1.000					L7			HR 1B 2B BB		4	0	2	1	1	1	0						
Neifi Perez, S					G3			P5 F7 2B BB		4	0	0	0	1	0	3						
Kirt Manwaring, R					G4-3			L7 L4		5	0	0	0	0	0	5						
Darryl Kile, R John Vander Wal, L Jason Bates, S					P2			F8 F9 FC5-4 BB		3	0	0	0	0	0	2						
Inning Stats	R: 0 E: 0 K: 0 S: 7	H: 1 LOB: 1 BB: 0 P: 12	R: 1 E: 0 K: 0 S: 16	H: 2 LOB: 2 BB: 1 P: 26	R: 0 E: 0 K: 1 S: 9	H: 1 LOB: 1 BB: 0 P: 12	R: 0 E: 0 K: 0 S: 5	H: 0 LOB: 0 BB: 0 P: 11	R: 0 E: 0 K: 0 S: 9	H: 0 LOB: 0 BB: 0 P: 16	R: 2 E: 0 K: 0 S: 13	H: 3 LOB: 1 BB: 0 P: 19	R: 5 E: 0 K: 0 S: 18	H: 5 LOB: 2 BB: 1 P: 29	R: 1 E: 0 K: 1 S: 12	H: 1 LOB: 0 BB: 2 P: 27		R: 0 E: 0 K: 1 S: 9	H: 0 LOB: 0 BB: 0 P: 15	1B: 8 2B: 3 3B: 0 HR: 2	SF: 0 SAC: 0 DP: 0 HBP: 0	WP: 0 PB: 0 SB: 0 CS: 0
PITCHER	IP WLS BF H R ER SO BB IBB HBP BLK WP HR S P ERA WHIP	IP WLS BF H R ER SO BB IBB HBP BLK WP HR S P ERA WHIP	IP WLS BF H R ER SO BB IBB HBP BLK WP HR S P ERA WHIP	IP WLS BF H R ER SO BB IBB HBP BLK WP HR S P ERA WHIP	IP WLS BF H R ER SO BB IBB HBP BLK WP HR S P ERA WHIP	IP WLS BF H R ER SO BB IBB HBP BLK WP HR S P ERA WHIP	IP WLS BF H R ER SO BB IBB HBP BLK WP HR S P ERA WHIP	IP WLS BF H R ER SO BB IBB HBP BLK WP HR S P ERA WHIP	IP WLS BF H R ER SO BB IBB HBP BLK WP HR S P ERA WHIP	IP WLS BF H R ER SO BB IBB HBP BLK WP HR S P ERA WHIP	IP WLS BF H R ER SO BB IBB HBP BLK WP HR S P ERA WHIP	IP WLS BF H R ER SO BB IBB HBP BLK WP HR S P ERA WHIP	IP WLS BF H R ER SO BB IBB HBP BLK WP HR S P ERA WHIP	IP WLS BF H R ER SO BB IBB HBP BLK WP HR S P ERA WHIP	IP WLS BF H R ER SO BB IBB HBP BLK WP HR S P ERA WHIP	IP WLS BF H R ER SO BB IBB HBP BLK WP HR S P ERA WHIP						
Andy Benes, R ERA: 7.11	6.1 L	29	9	5	5	1	1	0	0	0	0	0	0	0	0	105	7.11	1.579				
Clint Sodowsky, R ERA: 40.5	0.2	6	3	3	3	0	1	0	0	0	0	0	1	12	20	40.50	6.000					
Scott Brow, R ERA: 9.0	1.0	6	1	1	1	1	2	0	0	0	0	0	0	12	27	9.00	3.000					
Russ Springer, R ERA:	1.0	3	0	0	0	1	0	0	0	0	0	0	0	9	15	0.00	0.000					

Batter	1	2	3	4	5	6	7	8	9	AB	R	H	RBI	BB	SO	LOB	BOTTOM					
Devon White, S OBP: 0.250, SLG: 0.250 Russ Springer, R	K		G4-3			B5-3				4	0	1	0	0	1	0	Colorado Rockies @ Arizona Diamondbacks Bank One Ballpark, Phoenix, AZ Tue Mar 31 1998, 10:05 PM EST Att: 47,484 - Unknown - 57 F livebaseballscores.com					
Jay Bell, R	G6-3				1B FC5-2 BB	K		K		3	0	0	0	1	2	1						
Travis Lee, L OBP: 0.750, SLG: 1.500					FC5-2 1B			K		4	1	3	1	0	1	1						
Matt Williams, R					FC5-2 G6-3	F8				4	0	0	0	0	1	3						
Brent Brede, L OBP: 0.250, SLG: 0.250					G6-3			F8		4	0	1	0	0	1	2						
Karim Garcia, L OBP: 0.250, SLG: 1.000					K			P2		4	1	1	1	0	1	1						
Jorge Fabregas, L					G3-6-3					2	0	0	0	2	0	1						
Edwin Diaz, R					P6			F7		3	0	0	0	0	0	2						
Andy Benes, R Clint Sodowsky, L Scott Brow, R Chris Jones, R					P3			K		2	0	0	0	0	0	1						
Inning Stats	R: 0 E: 0 K: 2 S: 9	H: 1 LOB: 1 BB: 0 P: 14	R: 0 E: 0 K: 1 S: 7	H: 1 LOB: 0 BB: 0 P: 14	R: 0 E: 0 K: 0 S: 7	H: 0 LOB: 0 BB: 0 P: 11	R: 0 E: 0 K: 0 S: 10	H: 1 LOB: 1 BB: 1 P: 18	R: 0 E: 0 K: 0 S: 6	H: 0 LOB: 0 BB: 1 P: 16	R: 1 E: 0 K: 1 S: 6	H: 1 LOB: 0 BB: 0 P: 9	R: 0 E: 0 K: 0 S: 12	H: 0 LOB: 1 BB: 1 P: 19	R: 0 E: 0 K: 3 S: 13	H: 1 LOB: 0 BB: 0 P: 20		R: 1 E: 0 K: 1 S: 10	H: 1 LOB: 0 BB: 0 P: 14	1B: 4 2B: 0 3B: 0 HR: 2	SF: 0 SAC: 0 DP: 2 HBP: 0	WP: 0 PB: 0 SB: 0 CS: 0
PITCHER	IP WLS BF H R ER SO BB IBB HBP BLK WP HR S P ERA WHIP	IP WLS BF H R ER SO BB IBB HBP BLK WP HR S P ERA WHIP	IP WLS BF H R ER SO BB IBB HBP BLK WP HR S P ERA WHIP	IP WLS BF H R ER SO BB IBB HBP BLK WP HR S P ERA WHIP	IP WLS BF H R ER SO BB IBB HBP BLK WP HR S P ERA WHIP	IP WLS BF H R ER SO BB IBB HBP BLK WP HR S P ERA WHIP	IP WLS BF H R ER SO BB IBB HBP BLK WP HR S P ERA WHIP	IP WLS BF H R ER SO BB IBB HBP BLK WP HR S P ERA WHIP	IP WLS BF H R ER SO BB IBB HBP BLK WP HR S P ERA WHIP	IP WLS BF H R ER SO BB IBB HBP BLK WP HR S P ERA WHIP	IP WLS BF H R ER SO BB IBB HBP BLK WP HR S P ERA WHIP	IP WLS BF H R ER SO BB IBB HBP BLK WP HR S P ERA WHIP	IP WLS BF H R ER SO BB IBB HBP BLK WP HR S P ERA WHIP	IP WLS BF H R ER SO BB IBB HBP BLK WP HR S P ERA WHIP	IP WLS BF H R ER SO BB IBB HBP BLK WP HR S P ERA WHIP	IP WLS BF H R ER SO BB IBB HBP BLK WP HR S P ERA WHIP						
Darryl Kile, R ERA: 1.29	7.0 W	26	4	1	1	4	0	1	57	1.29	1.000											
Curt Lesknic, R ERA:	1.0	4	1	0	0	3	0	0	13	20	0.00	1.000										
Jerry Dipoto, R ERA: 9.0	1.0	4	1	1	1	1	0	0	10	14	9.00	1.000										



Batter	1	2	3	4	5	6	7	8	9	AB	R	H	RBI	BB	SO	LOB	TOP		
3 Mike Lansing, R OBP: 0.300, SLG: 0.300 Jason Bates, S (1,4)	G4-3		FC1-6		G6-4-3		L1	P3		5	0	1	0	0	0	2			
Ellis Burks, R OBP: 0.375, SLG: 0.500 1 Curtis Goodwin, L OBP: 0.500, SLG: 0.500 (1,8)	1B		2B		G6-4-3		G5-3		2B	4	1	2	0	0	0	1			
Larry Walker, L OBP: 0.600, SLG: 0.714 (1,9)	L6		1B		FC5-4		2B		2B	3	3	2	1	2	0	1			
Dante Bichette, R OBP: 0.800, SLG: 1.000 (1,7)	1B		2B		BB		2B		2B	5	1	4	3	0	0	1			
Vinny Castilla, R OBP: 0.600, SLG: 1.556 (1,5)	P9		1B		FC5-4		HR		2B	4	1	2	2	1	0	3			
17 Todd Helton, L OBP: 0.400, SLG: 0.667 (1,3)		G4-3					1B			5	0	1	0	0	1	3			
Jeff Reed, L OBP: 0.400, SLG: 0.250 (1,2)							F7			4	0	1	0	1	1	3			
Neffi Perez, S OBP: 0.222, SLG: 0.250 (1,6)							E			4	0	1	0	0	0	3			
John Thomson, R OBP: 0.250, SLG: 0.250 Chuck McElroy, L (9,1)							E4			4	0	1	0	0	0	3			
							FC5-4			4	0	1	0	0	1	4			
							FC5-4			0	0	0	0	0	0	0			
Inning Stats	R: 0 H: 2 E: 0 K: 0 S: 13	H: 1 R: 0 ER: 0 LOB: 0 BB: 0 P: 17	H: 1 R: 0 ER: 0 LOB: 0 BB: 0 P: 13	H: 4 R: 2 ER: 0 LOB: 1 BB: 0 P: 16	H: 1 R: 0 ER: 0 LOB: 1 BB: 0 P: 18	H: 1 R: 0 ER: 0 LOB: 1 BB: 1 P: 8	H: 2 R: 3 ER: 0 LOB: 0 BB: 1 P: 21	H: 1 R: 0 ER: 0 LOB: 1 BB: 0 P: 18	H: 3 R: 1 ER: 0 LOB: 2 BB: 1 P: 19	1B: 9 2B: 6 3B: 0 HR: 1	SF: 0 SAC: 0 DP: 2 HBP: 0	WP: 1 PB: 0 CS: 2	PA: 43						
PITCHER	IP WLS BF H R ER SO BB IBB HBP BLK WP HR S P ERA WHIP																		
Willie Blair, R ERA: 6.43 Gregg Olson, R ERA: Omar Daal, L ERA: 9.0	(1,1) (8,1) (9,1)	7.0 1.0 1.0	L 4 6	33 1 3	12 0 1	5 0 1	5 2 1	0 0 1	0 0 1	0 0 1	0 0 1	0 0 1	0 0 1	0 0 1	0 0 1	0 0 1	0 0 1	6.43 0.00 9.00	2.143 1.000 3.000

Colorado Rockies @ Arizona Diamondbacks
Bank One Ballpark, Phoenix, AZ
Wed Apr 01 1998, 10:05 PM EST
Att: 43,758 - Dome - 72 F

livebaseballscores.com

AB 39
R 6
H 16
RBI 6
BB 4
SO 3
LOB 21



Batter	1	2	3	4	5	6	7	8	9	AB	R	H	RBI	BB	SO	LOB	BOTTOM		
Devon White, S OBP: 0.250, SLG: 0.143 (1,8)	G6-3		G4-6-3			G4-3				3	0	0	0	1	0	1			
Jay Bell, R (1,6)	K		G5-3			F8				4	0	0	0	0	1	1			
Travis Lee, L OBP: 0.500, SLG: 0.875 (1,3)	1B					G4-3				4	0	1	0	0	1	0			
Matt Williams, R (1,5)	F7					L5				3	0	0	0	1	0	1			
Brent Brede, L OBP: 0.250, SLG: 0.143 (1,7)										3	0	0	0	1	1	1			
Karim Garcia, L OBP: 0.125, SLG: 0.500 (1,9)										4	0	0	0	0	0	2			
Jorge Fabregas, L OBP: 0.429, SLG: 0.200 (1,2)										3	0	1	0	0	0	1			
Edwin Diaz, R (1,4)										3	0	0	0	0	2	2			
Willie Blair, R OBP: 0.500, SLG: 0.500 Gregg Olson, R Chris Jones, R Omar Daal, L (1,1) (8,1) (8,PH) (9,1)										2	0	1	0	0	0	1			
										0	0	0	0	0	0	0			
										1	0	0	0	0	0	0			
										0	0	0	0	0	0	0			
Inning Stats	R: 0 H: 1 E: 1 K: 1 S: 11	H: 0 R: 0 ER: 1 LOB: 1 BB: 0 P: 10	H: 0 R: 0 ER: 0 LOB: 0 BB: 0 P: 10	H: 1 R: 0 ER: 0 LOB: 0 BB: 0 P: 14	H: 0 R: 0 ER: 0 LOB: 0 BB: 0 P: 13	H: 1 R: 0 ER: 0 LOB: 1 BB: 0 P: 10	H: 0 R: 0 ER: 0 LOB: 0 BB: 1 P: 13	H: 0 R: 0 ER: 0 LOB: 1 BB: 1 P: 13	H: 0 R: 0 ER: 0 LOB: 1 BB: 1 P: 15	1B: 3 2B: 0 3B: 0 HR: 0	SF: 0 SAC: 0 DP: 1 HBP: 0	WP: 0 PB: 1 SB: 1 CS: 0	PA: 33						
PITCHER	IP WLS BF H R ER SO BB IBB HBP BLK WP HR S P ERA WHIP																		
John Thomson, R ERA: Chuck McElroy, L ERA:	(1,1) (9,1)	8.0 1.0	W 4	29 0	3 0	0 0	0 0	0 0	0 1	2 1	0 0	0 0	0 0	0 0	0 0	1 0	0 0	0.00 1.000	0.625

Colorado Rockies @ Arizona Diamondbacks
Bank One Ballpark, Phoenix, AZ
Wed Apr 01 1998, 10:05 PM EST
Att: 43,758 - Dome - 72 F

livebaseballscores.com

AB 30
R 0
H 3
RBI 0
BB 3
SO 5
LOB 10



Batter	1	2	3	4	5	6	7	8	9	AB	R	H	RBI	BB	SO	LOB	TOP								
3 Mike Lansing, R OBP: 0.267, SLG: 0.267	0-3 K		1-1 1B			2-2 P2	0-0 P3		1-1 L9	5	0	1	0	0	1	2									
Ellis Burks, R OBP: 0.417, SLG: 0.727	0-0 HR		1-3 K			4-0 2B	1-2 F8			3	2	1	1	1	1	2									
Mike DeJean, R Jerry Dipoto, R						HR	BB			0	0	0	0	0	0	0									
Larry Walker, L OBP: 0.571, SLG: 0.727	0-1 G4-3			2-1 G4-3		0-1 HR		0-0 G3-6-3		4	1	2	0	0	0	0									
Dante Bichette, R OBP: 0.643, SLG: 1.000	0-0 F8			1-2 G6-3		0-1 HR		1-0 G3-6-3		4	1	1	3	0	0	1									
Vinny Castilla, R OBP: 0.429, SLG: 1.077		2-1 F9		2-1 G6-3		0-0 P8		2-0 P3		4	0	0	0	0	0	0									
Greg Colbrunn, R OBP: 0.500, SLG: 1.250		0-2 G1-3			1-0 HR				2-2 G6-3	4	1	2	1	0	0	0									
Neifi Perez, S OBP: 0.231, SLG: 0.417			2-2 P4		0-0 P9		0-1 P9		2-0 BLK	4	1	1	0	0	0	1									
Kirt Manwaring, R OBP: 0.222, SLG: 0.125			1-2 P2		3-2 P8		4-2 BB		2-1 1B	3	0	1	0	1	0	0									
Pedro Astacio, R			1-3 K		0-3 K		2-2 F9		3-3 K	2	0	0	0	0	2	0									
Chuck McElroy, L										0	0	0	0	0	0	0									
Dave Veres, R										0	0	0	0	0	0	0									
John Vander Wal, L (7, PH)										1	0	0	0	0	1										
1 Curtis Goodwin, L OBP: 0.333, SLG: 0.333										1	0	0	0	0	1										
Inning Stats	R: 1 E: 0 K: 1 S: 7	H: 1 LOB: 0 BB: 0 P: 7	R: 0 E: 0 K: 0 S: 8	H: 0 LOB: 0 BB: 0 P: 12	R: 0 E: 0 K: 2 S: 12	H: 1 LOB: 1 BB: 0 P: 16	R: 0 E: 0 K: 0 S: 8	H: 0 LOB: 0 BB: 0 P: 13	R: 1 E: 0 K: 1 S: 8	H: 1 LOB: 0 BB: 0 P: 12	R: 3 E: 0 K: 0 S: 12	H: 3 LOB: 1 BB: 1 P: 21	R: 0 E: 0 K: 0 S: 13	H: 0 LOB: 1 BB: 1 P: 20	R: 0 E: 0 K: 0 S: 3	H: 1 LOB: 0 BB: 0 P: 6	R: 1 E: 0 K: 1 S: 17	H: 2 LOB: 1 BB: 0 P: 27	1B: 4 2B: 1 3B: 1 HR: 3	SF: 0 SAC: 0 DP: 1 HBP: 0	WP: 0 PB: 0 SB: 0 CS: 0	PA: 37			
PITCHER	IP	WLS	BF	H	R	ER	SO	BB	IBB	HBP	BLK	WP	HR	S	P	ERA	WHIP								
Brian Anderson, L ERA: 7.5	6.0	L	25	6	5	5	4	1	0	0	0	0	3	55	81	7.50	1.167								
Barry Manuel, R ERA:	2.0		7	1	0	0	0	1	0	0	0	0	0	16	26	0.00	1.000								
Felix Rodriguez, R ERA: 9.0	1.0		5	2	1	1	1	0	0	0	1	0	0	17	27	9.00	2.000								

Colorado Rockies @ Arizona Diamondbacks
Bank One Ballpark, Phoenix, AZ
Thu Apr 02 1998, 10:05 PM EST
Att: 42,876 - Unknown - 62 F

AB 35
R 6
H 9
RBI 5
BB 2
SO 5
LOB 8



Batter	1	2	3	4	5	6	7	8	9	AB	R	H	RBI	BB	SO	LOB	BOTTOM								
Devon White, S OBP: 0.308, SLG: 0.250	1-2 G4-3		1-1 1B			0-2 K		1-3 K		5	1	2	0	0	2	1									
Jay Bell, R OBP: 0.308, SLG: 0.400	0-3 K		3-1 1B		3-2 HR	4-1 1B			2-2 F8	3	1	1	1	1	1	0									
Travis Lee, L OBP: 0.385, SLG: 0.692	3-3 K		3-3 K		3-2 L9	2-3 K			0-0 WP	5	0	1	0	0	3	6									
Matt Williams, R OBP: 0.231, SLG: 0.417		2-1 G4-3	0-1 1B		2-1 HR		0-1 G6-3		3-3 K	5	1	2	3	0	1	1									
Jorge Fabregas, L OBP: 0.333, SLG: 0.111		1-0 L9	2-3 K		3-2 FC6-4		3-1 L8		1-1 G3-1	4	0	0	0	0	1	3									
Yamil Benitez, R OBP: 0.250, SLG: 0.250		0-0 1B		2-2 P9	0-1 FC6-4		2-1 G4-3			4	0	1	0	0	0	1									
Karim Garcia, L OBP: 0.083, SLG: 0.333		0-0 G4-3		2-3 K		0-0 G4-3		0-0 P7		4	0	0	0	0	1	1									
Tony Batista, R OBP: 0.750, SLG: 0.750			1-2 1B		0-0 1B	2-1 BB		1-1 G5-3		4	1	3	0	0	0	0									
Brian Anderson, R			0-0 SH1-4		0-2 1B	0-0 1B		2-2 2B		1	0	0	0	0	0	1									
Brent Brede, L OBP: 0.222, SLG: 0.125			SH1-4		0-2 F8		0-0 F7			1	0	0	0	0	0	1									
Barry Manuel, R										0	0	0	0	0	0	0									
Chris Jones, R OBP: 0.333, SLG: 0.667										1	0	1	0	0	0	0									
Felix Rodriguez, R										0	0	0	0	0	0	0									
Inning Stats	R: 0 E: 0 K: 2 S: 9	H: 0 LOB: 0 BB: 0 P: 13	R: 0 E: 0 K: 0 S: 5	H: 1 LOB: 1 BB: 0 P: 8	R: 2 E: 0 K: 2 S: 18	H: 3 LOB: 2 BB: 0 P: 28	R: 0 E: 0 K: 1 S: 13	H: 1 LOB: 1 BB: 0 P: 17	R: 2 E: 0 K: 1 S: 15	H: 2 LOB: 1 BB: 0 P: 27	R: 0 E: 0 K: 1 S: 12	H: 2 LOB: 3 BB: 1 P: 20	R: 0 E: 0 K: 0 S: 6	H: 0 LOB: 0 BB: 0 P: 11	R: 0 E: 0 K: 1 S: 10	H: 1 LOB: 1 BB: 0 P: 14	R: 0 E: 0 K: 1 S: 11	H: 1 LOB: 1 BB: 0 P: 17	1B: 7 2B: 2 3B: 0 HR: 2	SF: 0 SAC: 1 DP: 0 HBP: 2	WP: 1 PB: 0 SB: 0 CS: 0	PA: 41			
PITCHER	IP	WLS	BF	H	R	ER	SO	BB	IBB	HBP	BLK	WP	HR	S	P	ERA	WHIP								
Pedro Astacio, R ERA: 6.75	5.1	W	26	8	4	4	6	0	0	0	0	0	0	4	4	0.00	3.000								
Chuck McElroy, L ERA:	0.1		2	1	0	0	0	1	0	0	0	0	0	5	11	0.00	3.000								
Dave Veres, R ERA:	0.1		2	0	0	0	1	1	0	0	0	0	0	16	25	0.00	0.500								
Mike DeJean, R ERA:	2.0		7	1	0	0	1	0	0	0	0	0	0	16	25	0.00	0.500								
Jerry Dipoto, R ERA: 4.5	1.0	S	4	1	0	0	1	0	0	0	0	1	0	11	17	0.00	1.000								

Colorado Rockies @ Arizona Diamondbacks
Bank One Ballpark, Phoenix, AZ
Thu Apr 02 1998, 10:05 PM EST
Att: 42,876 - Unknown - 62 F

AB 37
R 4
H 11
RBI 4
BB 1
SO 9
LOB 15




Batter	1	2	3	4	5	6	7	8	9	AB	R	H	RBI	BB	SO	LOB	TOP																					
Darryl Hamilton, L OBP: 0.318, SLG: 0.350	G3			1B	2B					5	0	2	2	0	1	3																						
Bill Mueller, S OBP: 0.524, SLG: 0.529	P6			1B					L7	4	1	1	0	1	1	1																						
Barry Bonds, L OBP: 0.273, SLG: 0.381	P8			FC4-6					K	5	1	1	0	0	1	1																						
Jeff Kent, R OBP: 0.571, SLG: 0.947		G6-3		FC5-4					P3	5	2	2	1	0	0	1																						
J.T. Snow, L OBP: 0.353, SLG: 0.429	G4-3									4	1	2	1	0	0	0																						
Stan Javier, S OBP: 0.450, SLG: 0.611	F9									3	1	1	1	1	0	1																						
Brian Johnson, R OBP: 0.375, SLG: 0.231			G6-3							4	1	1	0	0	0	1																						
Rich Aurilia, R OBP: 0.300, SLG: 0.222			P8							4	1	2	1	0	0	0																						
Mark Gardner, R John Johnstone, R Robb Nen, R			K							1	0	0	0	0	1	0																						
Inning Stats	R: 0 H: 0 E: 0 K: 0 S: 7	H: 0 LOB: 0 BB: 0 P: 13	R: 0 H: 0 E: 0 K: 0 S: 6	H: 0 LOB: 0 BB: 0 P: 10	R: 0 H: 0 E: 0 K: 1 S: 6	H: 0 LOB: 0 BB: 0 P: 9	R: 0 H: 2 E: 0 K: 0 S: 9	H: 2 LOB: 1 BB: 0 P: 14	R: 3 H: 3 E: 0 K: 1 S: 12	H: 3 LOB: 1 BB: 1 P: 17	R: 2 H: 4 E: 1 K: 0 S: 12	H: 4 LOB: 3 BB: 0 P: 21	R: 3 H: 3 E: 0 K: 0 S: 20	H: 3 LOB: 1 BB: 1 P: 30	R: 0 H: 0 E: 0 K: 1 S: 6	H: 0 LOB: 0 BB: 0 P: 6	R: 0 H: 0 E: 0 K: 1 S: 6	H: 0 LOB: 0 BB: 0 P: 12	1B: 8 2B: 3 3B: 1 HR: 0	SF: 0 SAC: 1 DP: 1 HBP: 1	WP: 0 PA: 40 PB: 0 SB: 0 CS: 1																	
PITCHER	IP	WLS	BF	H	R	ER	SO	BB	IBB	HBP	BLK	WP	HR	S	P	ERA	WHIP	PITCHER				IP	WLS	BF	H	R	ER	SO	BB	IBB	HBP	BLK	WP	HR	S	P	ERA	WHIP
Jeff Suppan, R ERA: 8.44	5.1	L	24	8	5	5	2	1	0	0	0	0	0	47	72	8.44	1.688																					
Clint Sodowsky, R ERA: 40.5	0.2		8	4	3	3	0	1	0	1	0	0	0	20	36	40.50	7.500																					
Scott Brow, R ERA: 2.25	3.0		8	0	0	0	2	0	0	0	0	0	0	17	24	0.00	0.000																					

San Francisco Giants @ Arizona Diamondbacks
Bank One Ballpark, Phoenix, AZ
Fri Apr 03 1998, 10:05 PM EST
Att: 45,590 - Unknown - 64 F

livebaseballscorecards.com

AB 36
R 8
H 12
RBI 6
BB 2
SO 4
LOB 8




Batter	1	2	3	4	5	6	7	8	9	AB	R	H	RBI	BB	SO	LOB	BOTTOM																					
Devon White, S OBP: 0.286, SLG: 0.231	K									1	0	0	0	0	1	0																						
Karim Garcia, L OBP: 0.063, SLG: 0.250			F7						G3	4	0	0	0	0	0	3																						
Jay Bell, R OBP: 0.294, SLG: 0.357	P3									4	1	1	0	0	1	0																						
Travis Lee, L OBP: 0.353, SLG: 0.563	K									3	1	0	0	1	2	1																						
Matt Williams, R OBP: 0.294, SLG: 0.563		G6-3								4	0	2	0	0	0	0																						
Brent Brede, L OBP: 0.308, SLG: 0.364		G6-3								3	1	1	1	1	0	1																						
Yamil Benitez, R OBP: 0.286, SLG: 0.167		G6-3								2	0	0	1	1	0	1																						
Kelly Stinnett, R			G6-3							4	0	0	0	0	3	6																						
Tony Batista, R OBP: 0.375, SLG: 0.375			K							4	0	0	0	0	3	5																						
Jeff Suppan, R OBP: 0.500, SLG: 0.500										2	0	1	0	0	1	0																						
Clint Sodowsky, L										0	0	0	0	0	0	0																						
Scott Brow, R										0	0	0	0	0	0	0																						
Andy Fox, L OBP: 0.500, SLG: 0.500										2	0	1	1	0	1	0																						
Chris Jones, R OBP: 0.500, SLG: 0.667										0	0	0	0	0	1	0																						
Inning Stats	R: 0 H: 0 E: 0 K: 2 S: 7	H: 0 LOB: 0 BB: 0 P: 12	R: 0 H: 0 E: 0 K: 0 S: 5	H: 0 LOB: 0 BB: 0 P: 9	R: 0 H: 1 E: 0 K: 1 S: 8	H: 1 LOB: 1 BB: 0 P: 12	R: 1 H: 2 E: 0 K: 3 S: 16	H: 2 LOB: 2 BB: 2 P: 32	R: 0 H: 0 E: 0 K: 1 S: 7	H: 0 LOB: 0 BB: 0 P: 11	R: 1 H: 1 E: 0 K: 0 S: 10	H: 1 LOB: 1 BB: 1 P: 20	R: 0 H: 0 E: 0 K: 2 S: 10	H: 0 LOB: 0 BB: 0 P: 13	R: 0 H: 0 E: 0 K: 1 S: 6	H: 0 LOB: 0 BB: 0 P: 9	R: 0 H: 0 E: 0 K: 1 S: 18	H: 0 LOB: 0 BB: 0 P: 29	1B: 3 2B: 2 3B: 1 HR: 0	SF: 0 SAC: 0 DP: 0 HBP: 0	WP: 0 PA: 37 PB: 0 SB: 0 CS: 0																	
PITCHER	IP	WLS	BF	H	R	ER	SO	BB	IBB	HBP	BLK	WP	HR	S	P	ERA	WHIP	PITCHER				IP	WLS	BF	H	R	ER	SO	BB	IBB	HBP	BLK	WP	HR	S	P	ERA	WHIP
Mark Gardner, R ERA: 3.0	6.0	W	25	4	2	2	8	4	2	2	8	0	0	53	96	3.00	1.000																					
John Johnstone, R ERA	2.0		6	0	0	0	3	0	0	0	0	0	0	16	22	0.00	0.000																					
Robb Nen, R ERA: 3.0	1.0		6	2	1	1	1	1	0	0	0	0	0	18	29	9.00	3.000																					

San Francisco Giants @ Arizona Diamondbacks
Bank One Ballpark, Phoenix, AZ
Fri Apr 03 1998, 10:05 PM EST
Att: 45,590 - Unknown - 64 F

livebaseballscorecards.com

AB 33
R 3
H 6
RBI 3
BB 4
SO 12
LOB 17



Batter	1	2	3	4	5	6	7	8	9	AB	R	H	RBI	BB	SO	LOB	TOP					
Alex Diaz, S OBP: 0.333, SLG: 0.333 Robb Nen, R (9, 1)	F9		1B			P6	G3		K	5	0	1	0	0	1	1						
Rich Aurilia, R OBP: 0.400, SLG: 0.385 (1, 6)	P7		G5-3			G4-3	1B	BB	BB	4	2	2	1	1	0	2						
Barry Bonds, L OBP: 0.296, SLG: 0.333 (1, 7)	F9			S		G4-3	1B	BB	F8	3	0	0	0	2	0	2						
Jeff Kent, R OBP: 0.538, SLG: 0.833 (1, 4)		K							K	5	0	2	1	0	3	2						
Charlie Hayes, R OBP: 0.444, SLG: 0.714 Julian Tavaréz, L (7, 1)		K								3	0	0	1	1	2	3						
Darryl Hamilton, L OBP: 0.318, SLG: 0.350 (9, 8)										0	0	0	0	0	0	0						
Stan Javier, S OBP: 0.375, SLG: 0.500 (1, 9)										0	0	0	0	0	0	0						
J.T. Snow, L OBP: 0.333, SLG: 0.389 (1, 3)			P6			G5-3			P8	4	1	1	0	0	0	0						
Brian Johnson, R OBP: 0.350, SLG: 0.412 (1, 2)			L9			P2			K	4	1	1	2	0	1	0						
Danny Darwin, R (1, 1)										1	0	0	0	0	1	0						
Rey Sanchez, R OBP: 0.364, SLG: 0.444 Bill Mueller, S OBP: 0.500, SLG: 0.500 (7, 5)			1B	HBP					F8	0	1	0	0	1	0	0						
										1	0	0	0	0	0	0						
Inning Stats	R: 0 E: 0 K: 0 S: 7	H: 0 LOB: 0 BB: 0 P: 10	R: 0 E: 0 K: 2 S: 7	H: 0 LOB: 0 BB: 0 P: 9	R: 0 E: 0 K: 0 S: 6	H: 1 LOB: 2 BB: 0 P: 9	R: 0 E: 0 K: 2 S: 10	H: 0 LOB: 1 BB: 1 P: 19	R: 0 E: 0 K: 1 S: 6	H: 0 LOB: 0 BB: 0 P: 8	R: 1 E: 0 K: 0 S: 10	H: 2 LOB: 2 BB: 1 P: 20	R: 4 E: 0 K: 0 S: 20	H: 4 LOB: 2 BB: 2 P: 34	R: 0 E: 0 K: 1 S: 9	H: 0 LOB: 0 BB: 0 P: 13	R: 0 E: 0 K: 2 S: 11	H: 0 LOB: 1 BB: 1 P: 18	1B: 5 2B: 1 3B: 0 HR: 1	SF: 0 SAC: 0 DP: 0 HBP: 1	WP: 0 PB: 0 SB: 1 CS: 0	PA: 40
PITCHER	IP	WLS	BF	H	R	ER	SO	BB	IBB	HBP	BLK	WP	HR	S	P	ERA	WHIP					
Joel Adamson, L ERA: 4.5 (1, 1)	6.0		26	5	3	3	5	2	0	1	0	0	1	51	80	4.50	1.167					
Gregg Olson, R ERA: 9.0 (7, 1)	1.0	L	7	2	2	2	0	2	0	0	0	0	0	15	29	18.00	4.000					
Russ Springer, R ERA: (8, 1)	2.0		7	0	0	0	3	1	0	0	0	0	0	20	31	0.00	0.500					

San Francisco Giants @ Arizona Diamondbacks
Bank One Ballpark, Phoenix, AZ
Sat Apr 04 1998, 5:33 AM EST
Att: 47,047 - Cloudy - 64 F

AB	34
R	5
H	7
RBI	5
BB	5
SO	8
LOB	15



Batter	1	2	3	4	5	6	7	8	9	AB	R	H	RBI	BB	SO	LOB	BOTTOM					
Devon White, S OBP: 0.333, SLG: 0.250 (1, 8)	G1-3		HR			G3				3	1	1	0	1	0	0						
Jay Bell, R OBP: 0.429, SLG: 0.647 (1, 6)	FC5-4		HR				1B		FC6-4	3	1	3	3	1	0	0						
Travis Lee, L OBP: 0.286, SLG: 0.450 (1, 3)	K		G3			L8			FC6-4	4	0	0	0	0	1	4						
Matt Williams, R OBP: 0.286, SLG: 0.550 (1, 5)	FC5-4					K				4	0	1	0	0	2	2						
Brent Brede, L OBP: 0.235, SLG: 0.267 (1, 7)		G3-1	G4-3			G3				4	0	0	0	0	1	1						
Jorge Fabregas, L OBP: 0.313, SLG: 0.154 (1, 2)	F7					G4-3			G4-3	4	0	1	0	0	0	0						
Karim Garcia, L OBP: 0.050, SLG: 0.200 (1, 9)						G6-3			K	4	0	0	0	0	1	1						
Andy Fox, L OBP: 0.667, SLG: 0.600 (1, 4)										3	1	2	0	1	1	0						
Joel Adamson, L (1, 1)										1	0	0	0	0	0	2						
Gregg Olson, R (7, 1)										0	0	0	0	0	0	0						
Chris Jones, R OBP: 0.400, SLG: 0.500 Russ Springer, R (8, 1)										1	0	0	0	0	0	1						
Yamil Benitez, R OBP: 0.250, SLG: 0.143 (9, 1)										0	0	0	0	0	0	0						
										1	0	0	0	0	1	0						
Inning Stats	R: 0 E: 0 K: 1 S: 8	H: 0 LOB: 1 BB: 1 P: 16	R: 0 E: 0 K: 0 S: 6	H: 0 LOB: 0 BB: 0 P: 8	R: 3 E: 0 K: 0 S: 10	H: 2 LOB: 1 BB: 2 P: 22	R: 0 E: 0 K: 0 S: 5	H: 2 LOB: 1 BB: 0 P: 6	R: 0 E: 0 K: 1 S: 10	H: 1 LOB: 1 BB: 0 P: 15	R: 0 E: 0 K: 0 S: 3	H: 0 LOB: 0 BB: 0 P: 7	R: 0 E: 0 K: 0 S: 15	H: 3 LOB: 2 BB: 0 P: 19	R: 0 E: 0 K: 2 S: 8	H: 0 LOB: 0 BB: 0 P: 13	R: 0 E: 0 K: 3 S: 9	H: 0 LOB: 0 BB: 0 P: 13	1B: 6 2B: 1 3B: 0 HR: 1	SF: 0 SAC: 1 DP: 2 HBP: 0	WP: 0 PB: 0 SB: 0 CS: 0	PA: 36
PITCHER	IP	WLS	BF	H	R	ER	SO	BB	IBB	HBP	BLK	WP	HR	S	P	ERA	WHIP					
Danny Darwin, R ERA: 4.5 (1, 1)	6.0	W	25	5	3	3	2	3	0	0	0	0	0	42	74	4.50	1.333					
Julian Tavaréz, R ERA: (7, 1)	2.0		8	3	0	0	2	0	0	0	0	0	0	23	32	0.00	1.500					
Robb Nen, R ERA: 2.25 (9, 1)	1.0	S	3	0	0	0	3	0	0	0	0	0	0	9	13	0.00	0.000					

San Francisco Giants @ Arizona Diamondbacks
Bank One Ballpark, Phoenix, AZ
Sat Apr 04 1998, 5:33 AM EST
Att: 47,047 - Cloudy - 64 F

AB	32
R	3
H	8
RBI	3
BB	3
SO	7
LOB	11



Batter	1	2	3	4	5	6	7	8	9	AB	R	H	RBI	BB	SO	LOB	TOP									
Darryl Hamilton, L OBP: 0.269, SLG: 0.292	1-2 F8		0-3 K			1-1 F8	2-1 G6-3			4	0	0	0	0	1	2										
Bill Mueller, S OBP: 0.500, SLG: 0.773	2-2 HR		1-0 P7			2-1 HR		3-1 L5		4	2	2	2	0	0	1										
Barry Bonds, L OBP: 0.290, SLG: 0.357	1-0 G3			3-1 G6-3 2B		1-2 P2		2-1 G5-3		4	0	1	0	0	0	0										
Jeff Kent, R OBP: 0.533, SLG: 0.778	0-3 K			1-1 G6-3		4-2 S BB		2-2 1B		3	0	1	0	1	1	1										
J.T. Snow, L OBP: 0.320, SLG: 0.333		0-0 G1-3		3-0 L1-6-3-4-5		4-2 BB		2-0 F7		3	0	0	0	1	0	2										
Stan Javier, S OBP: 0.321, SLG: 0.423		1-1 F8				3-1 F9	1-1 P7		1-3 K	4	0	0	0	0	1	2										
Brent Mayne, L OBP: 0.500, SLG: 0.750		0-2 G4-3				0-1 FC5 2B		1-1 G3-1		2-3 K	4	0	1	0	0	1										
Rey Sanchez, R OBP: 0.400, SLG: 0.462			1-2 SH1 1B			1-2 G5-3		1-2 SH3 1B		3-2 F8	4	0	2	0	0	0	1									
Shawn Estes, R OBP: 0.500, SLG: 1.000			0-0 SH1			0-1 FC5		0-0 SH3			1	0	0	0	0	0	1									
Steve Reed, R OBP: 0.500, SLG: 0.500			1-2			2-3		1-2			0	0	0	0	0	0	0									
Inning Stats	R: 1 E: 0 K: 1 S: 10	H: 1 LOB: 0 BB: 0 P: 14	R: 0 E: 0 K: 0 S: 6	H: 0 LOB: 0 BB: 0 P: 7	R: 0 E: 0 K: 1 S: 8	H: 1 LOB: 0 BB: 0 P: 10	R: 0 E: 0 K: 0 S: 5	H: 1 LOB: 0 BB: 0 P: 12	R: 0 E: 0 K: 0 S: 9	H: 1 LOB: 1 BB: 0 P: 13	R: 1 E: 0 K: 0 S: 16	H: 1 LOB: 2 BB: 2 P: 29	R: 0 E: 0 K: 0 S: 8	H: 1 LOB: 1 BB: 0 P: 12	R: 0 E: 0 K: 0 S: 8	H: 1 LOB: 1 BB: 0 P: 17	R: 0 E: 0 K: 2 S: 10	H: 0 LOB: 0 BB: 0 P: 16	1B: 3 2B: 3 3B: 0 HR: 2	SF: 0 SAC: 2 DP: 1 HBP: 0	WP: 0 PB: 0 SB: 1 CS: 0	PA: 35				
PITCHER	IP	WLS	BF	H	R	ER	SO	BB	IBB	HBP	BLK	WP	HR	S	P	ERA	WHIP									
Andy Benes, R ERA: 4.73	(1, 1)	7.0	W	28	6	2	2	2	2	0	0	0	0	2	62	97	2.57	1.143								
Omar Daal, L ERA: 5.4	(8, 1)	0.2		2	0	0	0	0	0	0	0	0	0	4	9	0.00	0.000									
Scott Brow, R ERA: 2.08	(8, 1)	0.1		2	1	0	0	0	0	0	0	0	0	4	8	0.00	3.000									
Felix Rodriguez, R ERA: 4.5	(9, 1)	1.0	S	3	0	0	0	2	0	0	0	0	0	10	16	0.00	0.000									

San Francisco Giants @ Arizona Diamondbacks
Bank One Ballpark, Phoenix, AZ
Sun Apr 05 1998, 10:05 PM EDT
Att: 47,593 - Cloudy - 71 F

livebaseballscorecards.com

AB 31
R 2
H 7
RBI 2
BB 2
SO 4
LOB 10

GIANTS

Batter	1	2	3	4	5	6	7	8	9	AB	R	H	RBI	BB	SO	LOB	BOTTOM								
Devon White, S OBP: 0.318, SLG: 0.250	2-2 BB 1B		1-3 K		1-1 F9		1-1 F9			4	1	1	0	0	1	2									
Jay Bell, R OBP: 0.440, SLG: 0.600	4-2 1B BB		2-3 K		0-1 G4-6-3 1B		1-1 L6			3	1	1	0	1	1	0									
Travis Lee, L OBP: 0.280, SLG: 0.417	1-0 BB 1B		1-1 G4-3		2-0 G4-6-3			1-1 P7		4	1	1	1	0	0	1									
Matt Williams, R OBP: 0.360, SLG: 0.583	1-2 G6-4-3 BB 1B		1-1 FC6-4 1B		0-0 FC6-4 1B			0-0 P6		4	0	3	1	0	0	0									
Yamil Benitez, R OBP: 0.273, SLG: 0.111	4-2 1B		2-0 FC6-4 1B		0-0 FC6-4 1B			2-2 G4-3		2	0	0	0	1	0	2									
Brent Brede, L OBP: 0.222, SLG: 0.250	1-2 G6-4-3 BB		1-2 FC6-4 1B		1-2 FC6-4 1B					1	0	0	0	0	0	0									
Chris Jones, R OBP: 0.375, SLG: 0.429	0-1 G6-4-3			1-0 P4		0-0 G6-4-3 1B				3	0	1	0	0	0	2									
Kelly Stinnett, R OBP: 0.143, SLG: 0.143	1-2 2-3 3-H K			3-1 SH1-4 WP 1B		0-0 G6-4-3				3	0	1	0	0	1	2									
Tony Batista, R OBP: 0.364, SLG: 0.300		0-0 G6-3		4-2 SH1-4 1B		3-2 G6-3				2	0	0	0	1	0	0									
Omar Daal, L										0	0	0	0	0	0	0									
Scott Brow, R										0	0	0	0	0	0	0									
Felix Rodriguez, R										0	0	0	0	0	0	0									
Andy Benes, R										1	0	0	0	0	0	0									
Edwin Diaz, R										1	0	0	0	0	0	0									
Inning Stats	R: 3 E: 0 K: 1 S: 17	H: 3 LOB: 1 BB: 2 P: 30	R: 0 E: 0 K: 1 S: 8	H: 0 LOB: 0 BB: 0 P: 11	R: 0 E: 0 K: 1 S: 9	H: 1 LOB: 1 BB: 0 P: 15	R: 0 E: 0 K: 0 S: 9	H: 1 LOB: 2 BB: 1 P: 18	R: 0 E: 0 K: 0 S: 5	H: 2 LOB: 1 BB: 0 P: 7	R: 0 E: 0 K: 0 S: 5	H: 1 LOB: 0 BB: 0 P: 8	R: 0 E: 0 K: 0 S: 5	H: 0 LOB: 0 BB: 0 P: 8	R: 0 E: 0 K: 0 S: 9	H: 0 LOB: 0 BB: 0 P: 12	1B: 8 2B: 0 3B: 0 HR: 0	SF: 0 SAC: 1 DP: 3 HBP: 0	WP: 1 PB: 0 SB: 0 CS: 0	PA: 32					
PITCHER	IP	WLS	BF	H	R	ER	SO	BB	IBB	HBP	BLK	WP	HR	S	P	ERA	WHIP								
Shawn Estes, L ERA: 4.09	(1, 1)	7.1	L	30	8	3	3	3	0	0	0	1	0	60	100	3.68	1.500								
Steve Reed, R ERA:	(8, 1)	0.2		2	0	0	0	0	0	0	0	0	0	7	9	0.00	0.000								

San Francisco Giants @ Arizona Diamondbacks
Bank One Ballpark, Phoenix, AZ
Sun Apr 05 1998, 10:05 PM EDT
Att: 47,593 - Cloudy - 71 F

livebaseballscorecards.com

AB 28
R 3
H 8
RBI 2
BB 3
SO 3
LOB 9

A

Batter	1	2	3	4	5	6	7	8	9	AB	R	H	RBI	BB	SO	LOB	TOP			
Devon White, S (1, 8) OBP: 0.308, SLG: 0.250										0	0	0	0	0	0	0				
Jay Bell, R (1, 6) OBP: 0.414, SLG: 0.542										4	0	1	0	0	1	2				
Travis Lee, L (1, 3) OBP: 0.276, SLG: 0.393										4	0	1	0	0	0	1				
Matt Williams, R (1, 5) OBP: 0.345, SLG: 0.536										4	0	1	0	0	0	3				
Jorge Fabregas, L (1, 2) OBP: 0.350, SLG: 0.188										3	1	1	0	1	1	1				
Brent Brade, L (1, 7) OBP: 0.182, SLG: 0.200										4	0	0	0	0	3	4				
Karim Garcia, L (1, 9) OBP: 0.083, SLG: 0.217										3	0	1	1	0	0	0				
Andy Stankiewicz, R (1, 4) OBP: 0.250, SLG: 0.250										4	0	1	0	0	0	1				
Willie Blair, R (1, 1) Barry Manuel, R (4, 1) Clint Sodowsky, L (6, 1) Chris Jones, R (7, PH) Gregg Olson, R (7, 1) Russ Springer, R (8, 1)										1	0	0	0	0	0	1				
Inning Stats	R: 0 E: 0 K: 1 S: 11	H: 1 LOB: 1 BB: 0 P: 15	R: 1 E: 1 K: 1 S: 7	H: 2 LOB: 1 BB: 0 P: 8	R: 0 E: 0 K: 1 S: 13	H: 2 LOB: 3 BB: 1 P: 20	R: 0 E: 0 K: 1 S: 11	H: 1 LOB: 1 BB: 0 P: 15	R: 0 E: 0 K: 0 S: 6	H: 0 LOB: 0 BB: 0 P: 13	R: 0 E: 0 K: 1 S: 6	H: 1 LOB: 0 BB: 0 P: 10	R: 0 E: 0 K: 1 S: 7	H: 0 LOB: 0 BB: 0 P: 10	R: 0 E: 0 K: 1 S: 8	H: 0 LOB: 0 BB: 0 P: 14	1B: 8 2B: 0 3B: 0 HR: 0	SF: 1 SAC: 1 DP: 1 HBP: 0	WP: 0 PB: 0 SB: 0 CS: 0	PA: 35
PITCHER	IP WLS BF H R ER SO BB IBB HBP BLK WP HR S P ERA WHIP																			
Chan Ho Park, R (1, 1) ERA: 1.69	6.0 W 26 7 1 0 5 1 0 0 0 0 0 0 0 6 78 0.00 1.333																			
Jim Bruske, R (7, 1) ERA: 4.91	1.0 3 1 0 0 1 0 0 0 0 0 0 0 6 10 0.00 1.000																			
Mark Guthrie, L (8, 1) ERA: 4.51	1.0 3 0 0 0 1 0 0 0 0 0 0 0 7 10 0.00 0.000																			
Antonio Osuna, R (9, 1) ERA: 4.5	1.0 3 0 0 0 1 0 0 0 0 0 0 0 8 14 0.00 0.000																			

Arizona Diamondbacks @ Los Angeles Dodgers
Dodger Stadium, Los Angeles, CA
Tue Apr 07 1998, 3:33 AM PDT
Att: 52,424 - Cloudy - 68 F

AB	28
R	1
H	7
RBI	1
BB	1
SO	5
LOB	13



Batter	1	2	3	4	5	6	7	8	9	AB	R	H	RBI	BB	SO	LOB	BOTTOM			
Eric Young Sr., R (1, 4) OBP: 0.296, SLG: 0.400										5	1	2	2	0	0	0				
Jose Vizcaino, S (1, 6) OBP: 0.205, SLG: 0.143										4	1	1	2	0	0	0				
Mike Piazza, R (1, 2) OBP: 0.231, SLG: 0.240										4	0	1	0	0	1	1				
Todd Zeile, R (1, 5) OBP: 0.269, SLG: 0.348										4	0	2	1	0	0	1				
Raul Mondesi, R (1, 9) OBP: 0.250, SLG: 0.417										4	1	1	0	0	0	3				
Paul Konerko, R (1, 3) OBP: 0.333, SLG: 0.238										3	2	2	0	0	0	0				
Todd Hollandsworth, L (1, 7) (8, 8) OBP: 0.353, SLG: 0.667										4	2	2	3	0	1	2				
Trenidad Hubbard, R (1, 8) OBP: 0.182, SLG: 0.455										1	0	0	0	0	0	2				
Thomas Howard, S (4, PH) ERA: 8.1										3	1	1	1	0	0	2				
Mark Guthrie, R (8, 1) Antonio Osuna, R (9, 1)										0	0	0	0	0	0	0				
Chan Ho Park, R (1, 1) OBP: 0.200, SLG: 0.400										3	1	1	0	0	2	2				
Jim Bruske, R (7, 1)										0	0	0	0	0	0	0				
Matt Luke, L (8, 7) OBP: 0.500, SLG: 0.333										1	0	0	0	0	0	0				
Inning Stats	R: 0 E: 0 K: 0 S: 10	H: 0 LOB: 0 BB: 0 P: 17	R: 0 E: 0 K: 1 S: 9	H: 2 LOB: 2 BB: 0 P: 14	R: 1 E: 0 K: 1 S: 11	H: 2 LOB: 1 BB: 0 P: 14	R: 5 E: 0 K: 1 S: 28	H: 6 LOB: 2 BB: 0 P: 40	R: 3 E: 0 K: 1 S: 14	H: 3 LOB: 0 BB: 0 P: 20	R: 0 E: 0 K: 0 S: 6	H: 0 LOB: 0 BB: 0 P: 11	R: 0 E: 0 K: 0 S: 5	H: 0 LOB: 0 BB: 0 P: 9	R: 0 E: 0 K: 0 S: 9	H: 0 LOB: 0 BB: 0 P: 12	1B: 7 2B: 4 3B: 0 HR: 2	SF: 1 SAC: 0 DP: 0 HBP: 1	WP: 0 PB: 0 SB: 1 CS: 0	PA: 38
PITCHER	IP WLS BF H R ER SO BB IBB HBP BLK WP HR S P ERA WHIP																			
Willie Blair, R (1, 1) ERA: 9.28	3.2 L 20 6 6 6 3 1 0 0 0 0 0 0 2 21 29 20.25 3.750																			
Barry Manuel, R (4, 1) ERA: 8.1	1.1 9 5 3 3 1 0 0 0 0 0 0 0 6 11 0.00 0.000																			
Clint Sodowsky, R (6, 1) ERA: 23.14	1.0 3 0 0 0 0 0 0 0 0 0 0 0 5 9 0.00 0.000																			
Gregg Olson, R (7, 1) ERA: 6.0	1.0 3 0 0 0 0 0 0 0 0 0 0 0 9 12 0.00 0.000																			
Russ Springer, R (8, 1) ERA: 4.5	1.0 3 0 0 0 0 0 0 0 0 0 0 0 9 12 0.00 0.000																			

Arizona Diamondbacks @ Los Angeles Dodgers
Dodger Stadium, Los Angeles, CA
Tue Apr 07 1998, 3:33 AM PDT
Att: 52,424 - Cloudy - 68 F

AB	36
R	9
H	13
RBI	9
BB	0
SO	4
LOB	13



Batter	1	2	3	4	5	6	7	8	9	AB	R	H	RBI	BB	SO	LOB	TOP			
Devon White, S (1, 8) OBP: 0.333, SLG: 0.296	3-0 HBP		2-3 K					0-0 G4-3		0	1	0	0	0	0	0	Arizona Diamondbacks @ Los Angeles Dodgers Dodger Stadium, Los Angeles, CA Wed Apr 08, 1998, 7:05 PM PDT Att: 37,016 - Overcast - 61 F			
Jay Bell, R (1, 6) OBP: 0.424, SLG: 0.536	0-1 E7 1B		1-1 K					0-1 G6-3		4	0	2	0	0	1	1				
Travis Lee, L (1, 3) OBP: 0.242, SLG: 0.344	3-2 F9		0-0 G3					2-3 K		4	0	0	0	0	1	3				
Matt Williams, R (1, 5) OBP: 0.303, SLG: 0.469	0-2 K							0-0 F8		4	0	0	0	0	2	1				
Jorge Fabregas, L (1, 2) OBP: 0.375, SLG: 0.368	0-3 K							2-1 G4-3		3	1	1	1	1	1	1				
Brent Brade, L (1, 7) OBP: 0.192, SLG: 0.333								0-2 G4-3		4	1	1	1	0	0	1				
Karim Garcia, L (1, 9) OBP: 0.074, SLG: 0.192								0-1 G3-1		3	0	0	0	0	1	0				
Andy Stankiewicz, R (1, 4) OBP: 0.143, SLG: 0.143								3-2 G3		3	0	0	0	0	2	0				
Brian Anderson, R (1, 1) Felix Rodriguez, R (9, 1)								1-1 G6-3		3	0	0	0	0	1	0	AB 28 R 3 H 4 RBI 2 BB 1 SO 9 LOB 7			
								1-3 K2-3		0	0	0	0	0	0	0				
Inning Stats	R: 1 E: 1 K: 2 S: 11	H: 1 LOB: 1 BB: 0 P: 17	R: 0 E: 0 K: 1 S: 7	H: 0 LOB: 0 BB: 0 P: 9	R: 0 E: 0 K: 1 S: 9	H: 1 LOB: 1 BB: 0 P: 15	R: 2 E: 0 K: 3 S: 12	H: 2 LOB: 0 BB: 0 P: 13	R: 0 E: 0 K: 1 S: 7	H: 1 LOB: 1 BB: 0 P: 12	R: 0 E: 0 K: 0 S: 6	H: 0 LOB: 0 BB: 0 P: 8	R: 0 E: 0 K: 1 S: 8	H: 0 LOB: 0 BB: 0 P: 12	R: 0 E: 0 K: 1 S: 6	H: 0 LOB: 0 BB: 1 P: 10	1B: 2 2B: 1 3B: 0 HR: 2	SF: 0 SAC: 0 DP: 1 HBP: 1	WP: 0 PB: 0 SB: 1 CS: 0	PA: 33
PITCHER	IP WLS BF H R ER SO BB IBB HBP BLK WP HR S P ERA WHIP	5.0 L 21 5 3 3 8 0 0 1 0 0 2 46 66 5.40 1.000	6.1 1.1 4 0 0 0 0 0 0 0 0 0 0 8 10 0.00 0.000	7.1 1.2 5 0 0 0 2 0 0 0 0 0 0 12 18 0.00 0.000	9.1 1.0 3 0 0 0 0 1 0 0 0 0 0 4 10 0.00 1.000	PITCHER										IP WLS BF H R ER SO BB IBB HBP BLK WP HR S P ERA WHIP				

Batter	1	2	3	4	5	6	7	8	9	AB	R	H	RBI	BB	SO	LOB	BOTTOM			
Eric Young Sr., R (1, 4) OBP: 0.290, SLG: 0.379	2-1 F8		2-1 G6-4-3 1B					0-2 P4		4	0	1	0	0	0	1	Arizona Diamondbacks @ Los Angeles Dodgers Dodger Stadium, Los Angeles, CA Wed Apr 08, 1998, 7:05 PM PDT Att: 37,016 - Overcast - 61 F			
Mike Deversaux, R (1, 8) OBP: 0.625, SLG: 0.667	1-2 FC5-4 1B		0-0 G6-4-3 1-2					0-0 F8		3	0	1	0	0	0	1				
Thomas Howard, S (9, PH) OBP: 0.200, SLG: 0.571								3-2 F8		1	0	0	0	0	0	0				
Mike Piazza, R (1, 2) OBP: 0.200, SLG: 0.207	0-3 K							2-1 F9		4	0	0	0	0	1	1				
Todd Zeile, R (1, 5) OBP: 0.300, SLG: 0.370	1-2 FC5-4 1-2							0-0 1B		4	0	2	0	0	1	1				
Raul Mondesi, R (1, 9) OBP: 0.250, SLG: 0.393								0-1 F9		4	0	1	0	0	1	2				
Paul Konerko, R (1, 3) OBP: 0.296, SLG: 0.208								0-1 P3		3	0	0	0	0	0	2				
Todd Hollandsworth, L (1, 7) OBP: 0.350, SLG: 0.667								2-2 G4-3		3	0	1	0	0	0	1				
Jose Vizcaino, S (1, 6) OBP: 0.222, SLG: 0.167								1-2 F8		3	0	1	0	0	0	1				
Hideo Nomo, R (1, 1) Trenid Hubbard, R (5, PH) Mark Guttrier, R (8, 1) 37 Darren Dreifort, R (7, 1) Wilton Guerrero, S (8, PH) Frank Lankford, R (9, 1)								1-0 L4-3 1B		1	0	0	0	0	1	0	AB 32 R 0 H 8 RBI 0 BB 0 SO 5 LOB 11			
								0-3 K		0	0	0	0	0	0	0				
Inning Stats	R: 0 E: 0 K: 1 S: 12	H: 1 LOB: 1 BB: 0 P: 16	R: 0 E: 0 K: 0 S: 9	H: 2 LOB: 1 BB: 0 P: 14	R: 0 E: 0 K: 1 S: 6	H: 1 LOB: 0 BB: 0 P: 9	R: 0 E: 0 K: 1 S: 7	H: 0 LOB: 0 BB: 0 P: 11	R: 0 E: 0 K: 0 S: 6	H: 1 LOB: 1 BB: 0 P: 8	R: 0 E: 0 K: 0 S: 8	H: 1 LOB: 1 BB: 0 P: 10	R: 0 E: 0 K: 0 S: 6	H: 1 LOB: 0 BB: 0 P: 8	R: 0 E: 0 K: 1 S: 12	H: 1 LOB: 1 BB: 0 P: 20	1B: 7 2B: 2 3B: 0 HR: 0	SF: 0 SAC: 0 DP: 3 HBP: 0	WP: 0 PB: 0 SB: 0 CS: 0	PA: 32
PITCHER	IP WLS BF H R ER SO BB IBB HBP BLK WP HR S P ERA WHIP	8.0 W 28 7 0 0 4 0 0 0 0 0 0 12 20 0.00 0.875	1.0 S 4 1 0 0 1 0 0 0 0 0 0 12 20 0.00 1.000	PITCHER										IP WLS BF H R ER SO BB IBB HBP BLK WP HR S P ERA WHIP						

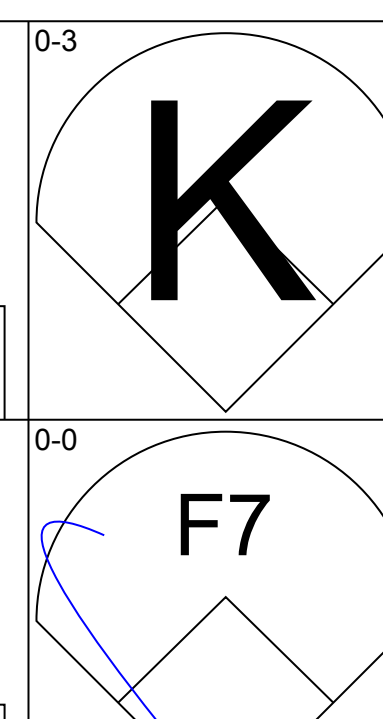
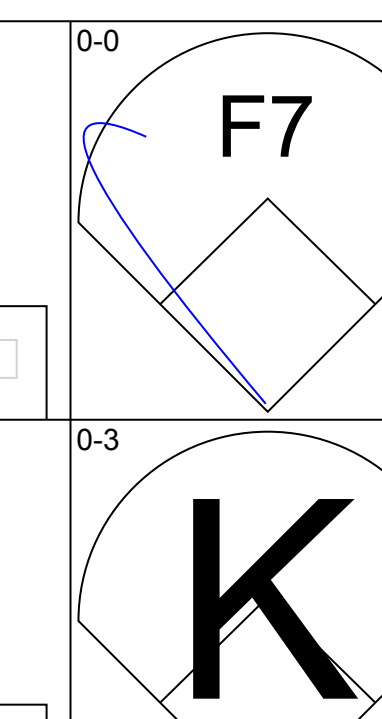
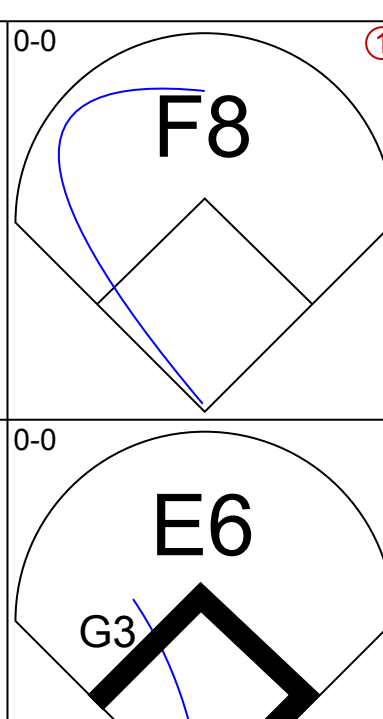
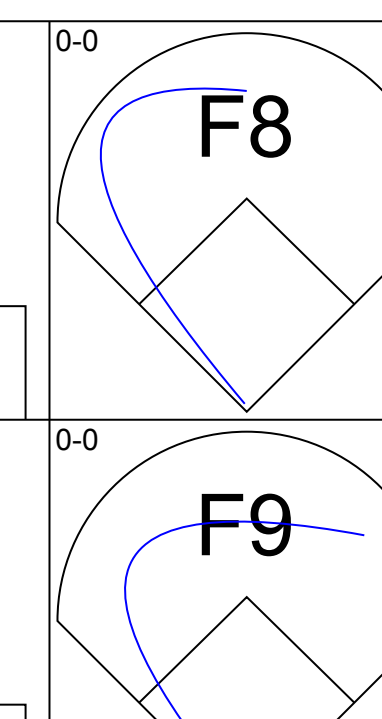
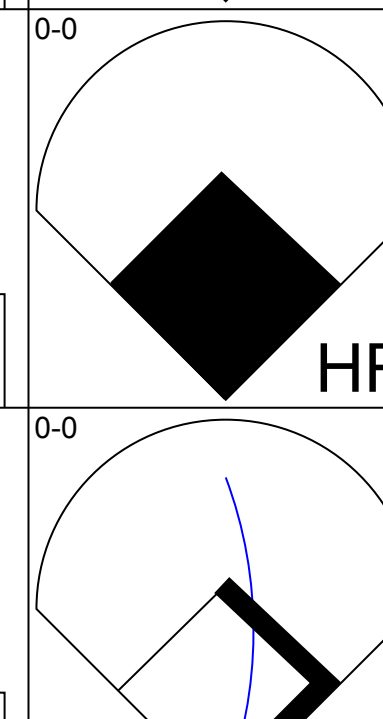

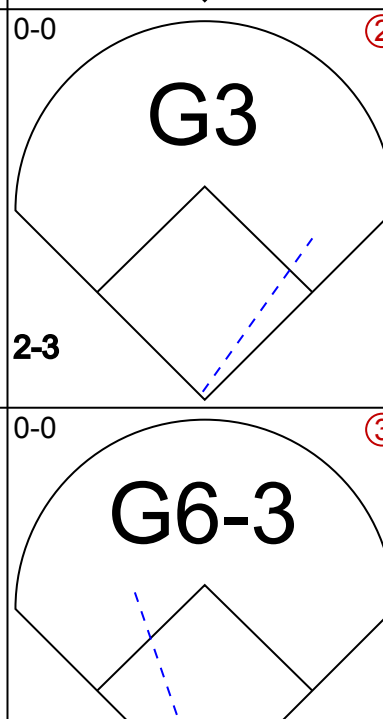
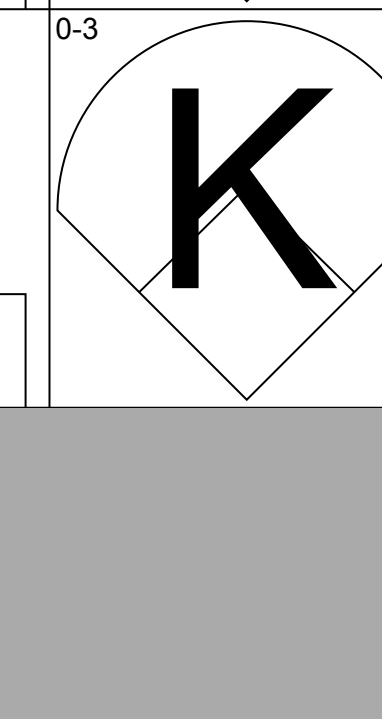
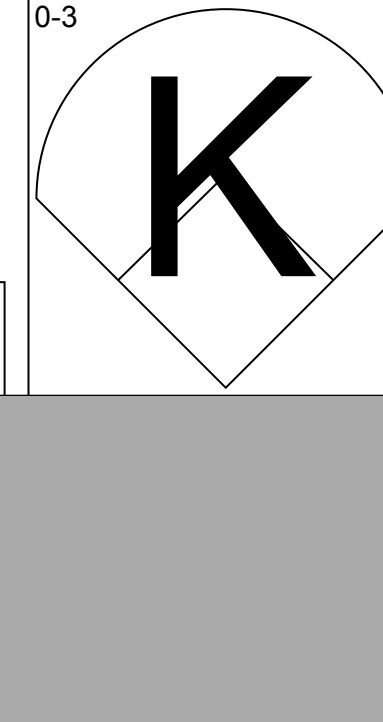
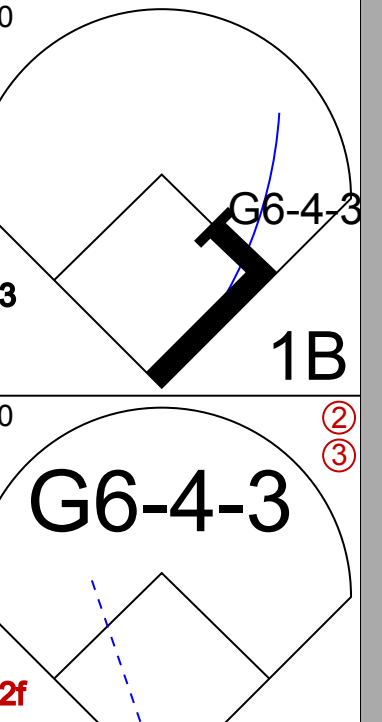







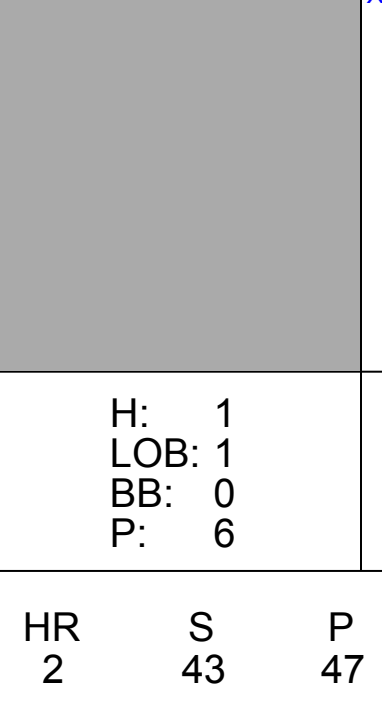

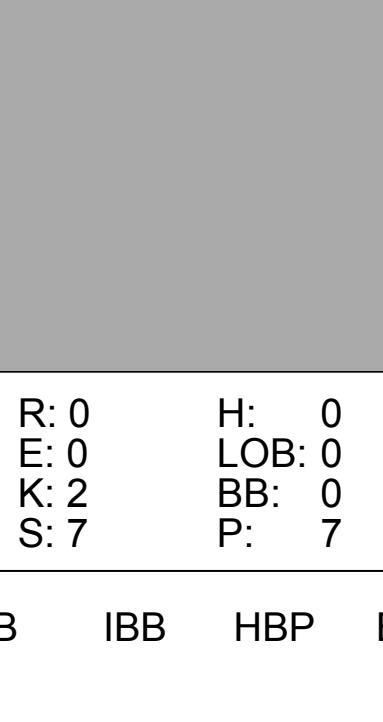
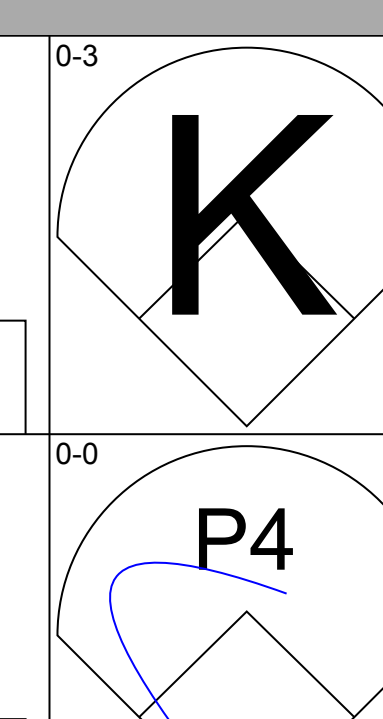
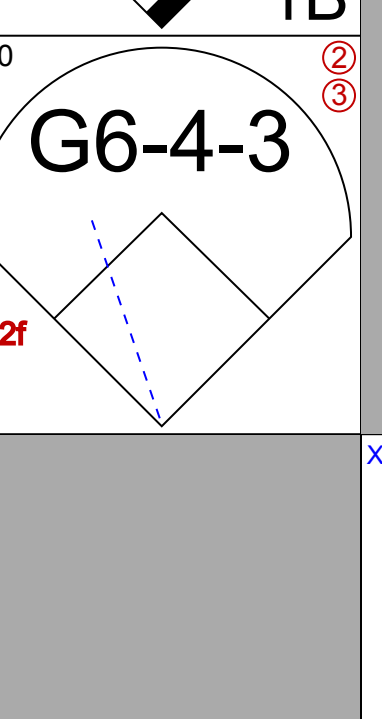
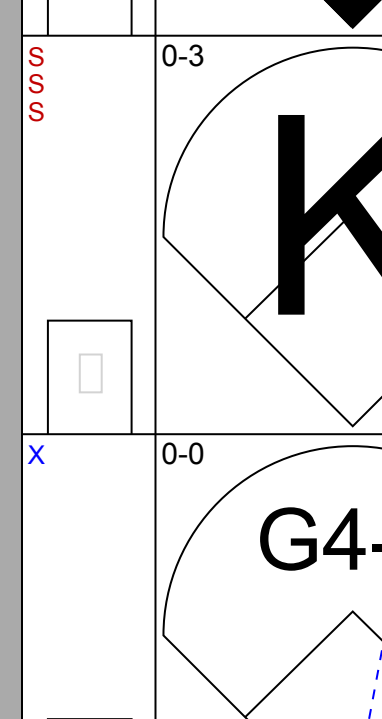
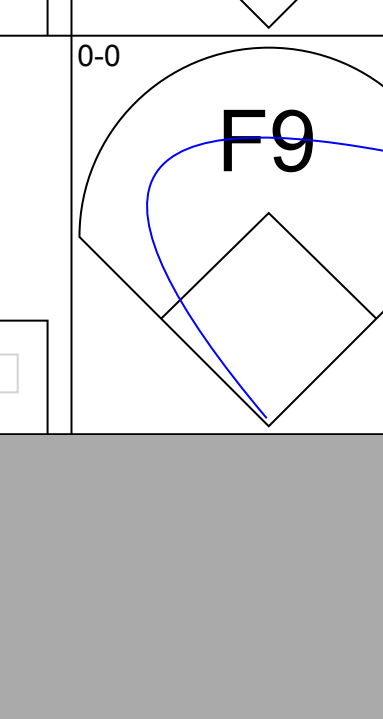

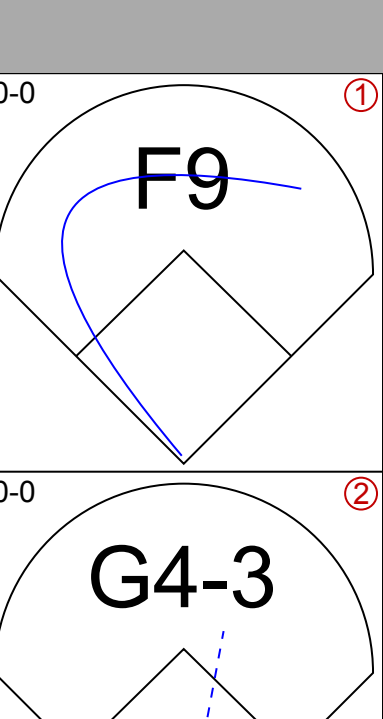
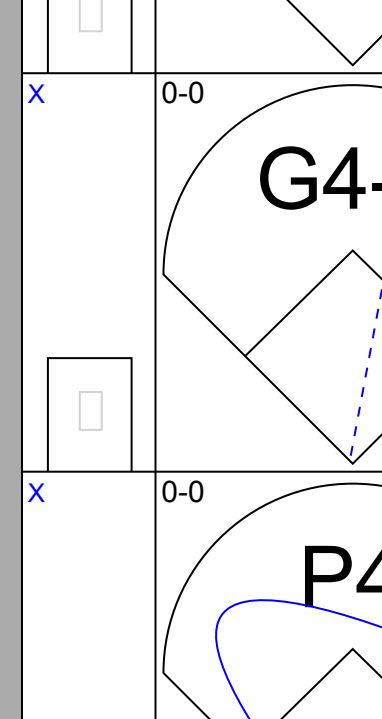

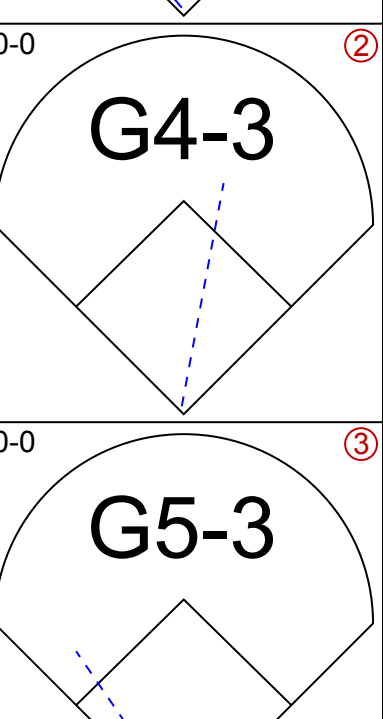
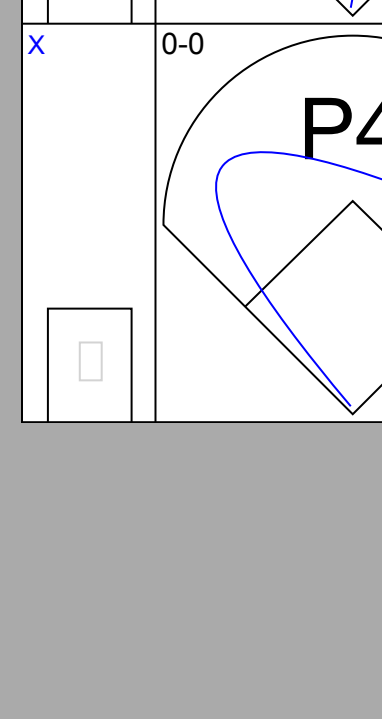
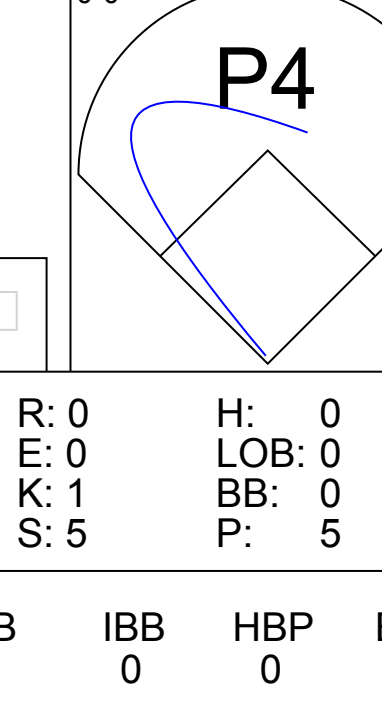
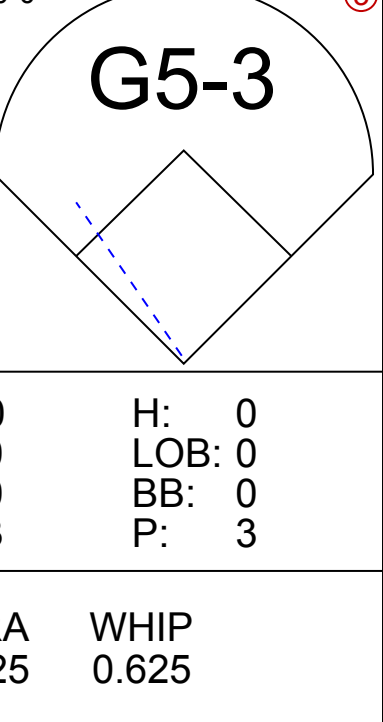
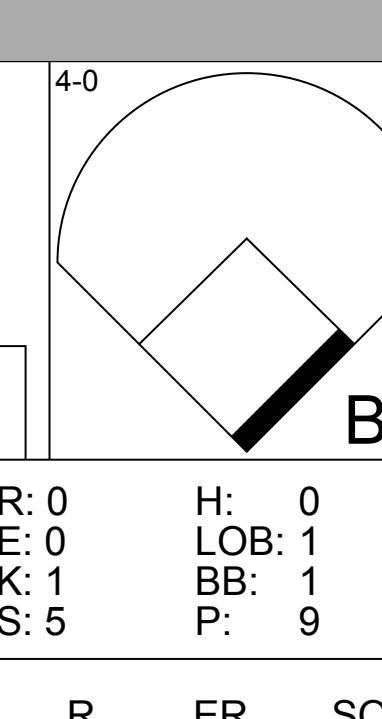
Batter	1	2	3	4	5	6	7	8	9	AB	R	H	RBI	BB	SO	LOB	TOP				
Devon White, S OBP: 0.282, SLG: 0.250 (1, 8)	G4-3	F9			G6-3			F8		4	0	0	0	0	0	0	Arizona Diamondbacks @ San Diego Padres Qualcomm Stadium, San Diego, CA Fri Apr 10 1998, 10:05 PM EDT Att: 27,243 - Unknown - 63 F livebaseballscorecards.com				
Jay Bell, R OBP: 0.381, SLG: 0.459 (1, 6)	1B E	1B			F8			K		4	1	1	0	0	2	0					
Travis Lee, L OBP: 0.293, SLG: 0.359 (1, 3)	E SF7	1B			G3-1			K		4	1	1	0	0	2	0					
Matt Williams, R OBP: 0.293, SLG: 0.410 (1, 5)	E5	2B			F9			G5-3		4	1	0	0	0	1	1					
Jorge Fabregas, L OBP: 0.344, SLG: 0.346 (1, 2)	SF7				F7			G4-3		3	0	1	1	0	0	0					
Yamil Benitez, R OBP: 0.283, SLG: 0.235 Felix Rodriguez, R (9, 1)	2B				G4-3			G3		4	0	1	1	0	1	1					
Brent Brede, L OBP: 0.167, SLG: 0.286 (1, 9)	G5-3				K			E5		3	0	0	0	0	1	1					
Andy Stankiewicz, R OBP: 0.143, SLG: 0.214 (1, 4)					K			G4-3		3	0	0	0	0	1	1					
Andy Benes, R OBP: 0.167, SLG: 0.667 Chris Jones, R OBP: 0.400, SLG: 0.444 (9, 9)	HR				K			F8		3	1	1	1	0	1	0					
Inning Stats	R: 3 E: 1 K: 0 S: 10	H: 3 LOB: 1 BB: 0 P: 14	R: 1 E: 0 K: 1 S: 8	H: 1 LOB: 0 BB: 0 P: 11	R: 0 E: 0 K: 0 S: 7	H: 0 LOB: 0 BB: 0 P: 9	R: 0 E: 0 K: 2 S: 7	H: 0 LOB: 0 BB: 0 P: 9	R: 0 E: 0 K: 1 S: 10	H: 0 LOB: 0 BB: 0 P: 13	R: 0 E: 1 K: 0 S: 5	H: 0 LOB: 0 BB: 0 P: 8	R: 0 E: 0 K: 1 S: 8	H: 0 LOB: 0 BB: 0 P: 12	R: 0 E: 0 K: 3 S: 15	H: 1 LOB: 1 BB: 0 P: 20	1B: 3 2B: 1 3B: 0 HR: 1	SF: 1 SAC: 0 DP: 1 HBP: 0	WP: 0 PB: 0 SB: 0 CS: 0	PA: 33	
PITCHER	IP	WLS	BF	H	R	ER	SO	BB	IBB	HBP	BLK	WP	HR	S	P	ERA	WHIP				
Kevin Brown, R ERA: 2.21 Dan Miceli, R ERA: 1.93	(1, 1)	7.0	26	4	4	1	5	0	0	0	0	0	1	56	82	1.29	0.571				
PITCHER	IP	WLS	BF	H	R	ER	SO	BB	IBB	HBP	BLK	WP	HR	S	P	ERA	WHIP				
Kevin Brown, R ERA: 1.93	(8, 1)	2.0	7	1	0	0	4	0	0	0	0	0	0	23	32	0.00	0.500				

Batter	1	2	3	4	5	6	7	8	9	AB	R	H	RBI	BB	SO	LOB	BOTTOM					
Quilvio Veras, S OBP: 0.378, SLG: 0.200 (1, 4)	K		F7		G1-3		G5-3		4-2	4	1	1	0	1	1	0	Arizona Diamondbacks @ San Diego Padres Qualcomm Stadium, San Diego, CA Fri Apr 10 1998, 10:05 PM EDT Att: 27,243 - Unknown - 63 F livebaseballscorecards.com					
Steve Finley, L OBP: 0.292, SLG: 0.477 (1, 8)	F7		P6		G1-3		F9		1-2	5	1	1	4	0	0	1						
Tony Gwynn, L OBP: 0.378, SLG: 0.500 (1, 9)	P6		P3		F7			G4-3		4	0	0	0	0	0	1						
Ken Caminiti, S OBP: 0.302, SLG: 0.650 (1, 5)		HR			G3-1			G3-1		4	2	2	1	0	0	1						
Wally Joyner, L OBP: 0.487, SLG: 0.697 (1, 3)		K			G4-3			F8		4	0	1	1	0	2	0						
Greg Vaughn, R OBP: 0.441, SLG: 0.481 (1, 7)		1B			P1				1-0	4	1	3	0	0	0	1						
Carlos Hernandez, R OBP: 0.345, SLG: 0.429 (1, 2)		FC6-4			G4-3			K		4	0	1	0	0	1	3						
Chris Gomez, R OBP: 0.359, SLG: 0.441 (1, 6)		F9						G1-3		3	0	0	0	1	1	4						
Kevin Brown, R OBP: 0.125, SLG: 0.250 Greg Myers, L OBP: 0.471, SLG: 0.571 Dan Miceli, R (8, 1)		FC6-4			G5-3			F9		2	0	0	0	0	0	4						
Mark Sweeney, L OBP: 0.273, SLG: 0.111 James Mouton, R OBP: 0.100, SLG: 0.222 (9, FR)		1-2							4-0	1	0	0	0	0	0	0						
Inning Stats	R: 0 E: 0 K: 1 S: 5	H: 0 LOB: 0 BB: 0 P: 7	R: 1 E: 0 K: 1 S: 10	H: 3 LOB: 2 BB: 0 P: 16	R: 0 E: 0 K: 0 S: 4	H: 0 LOB: 0 BB: 0 P: 9	R: 1 E: 0 K: 0 S: 12	H: 2 LOB: 2 BB: 1 P: 21	R: 0 E: 0 K: 0 S: 6	H: 1 LOB: 1 BB: 0 P: 10	R: 0 E: 0 K: 2 S: 12	H: 1 LOB: 0 BB: 0 P: 18	R: 0 E: 0 K: 0 S: 7	H: 0 LOB: 0 BB: 0 P: 12	R: 0 E: 0 K: 0 S: 4	H: 0 LOB: 0 BB: 0 P: 8	R: 4 E: 0 K: 1 S: 10	H: 2 LOB: 1 BB: 2 P: 21	1B: 5 2B: 2 3B: 0 HR: 2	SF: 0 SAC: 0 DP: 0 HBP: 0	WP: 1 PB: 0 SB: 1 CS: 0	PA: 38
PITCHER	IP	WLS	BF	H	R	ER	SO	BB	IBB	HBP	BLK	WP	HR	S	P	ERA	WHIP					
Andy Benes, R ERA: 3.8 Felix Rodriguez, R ERA: 12.27	(1, 1)	8.0	32	7	2	2	4	0	0	0	0	0	1	60	101	2.25	0.875					
PITCHER	IP	WLS	BF	H	R	ER	SO	BB	IBB	HBP	BLK	WP	HR	S	P	ERA	WHIP					
Felix Rodriguez, R ERA: 12.27	(9, 1)	0.2	6	2	4	4	1	2	0	0	0	1	1	10	21	54.00	6.000					

Batter	1	2	3	4	5	6	7	8	9	AB	R	H	RBI	BB	SO	LOB	TOP										
Devon White, S OBP: 0.286, SLG: 0.237 Chris Jones, R OBP: 0.364, SLG: 0.400	K					K		G4-3		2	0	0	0	0	2	0	Arizona Diamondbacks @ San Diego Padres Qualcomm Stadium, San Diego, CA Sat Apr 11, 1998, 10:05 PM EDT Att: 37,753 - Cloudy - 63 F										
Jay Bell, R OBP: 0.378, SLG: 0.475 Tony Batista, R OBP: 0.333, SLG: 0.273	F7					G4-3 2B		G6-3		3	0	1	0	0	0	2											
Travis Lee, L OBP: 0.289, SLG: 0.349	G1-4-3					G4-3				4	0	1	0	0	0	1											
Matt Williams, R OBP: 0.295, SLG: 0.429 Russ Springer, R Omar Daal, L Kelly Stinnett, R OBP: 0.125, SLG: 0.125		K				G1-3				3	0	1	0	0	1	1											
Jorge Fabregas, L OBP: 0.306, SLG: 0.300	F9					L3-6 2B				4	0	0	0	0	0	2											
Karim Garcia, L OBP: 0.118, SLG: 0.212	G4-3					G4-3				3	0	0	0	0	0	0											
Brent Brede, L OBP: 0.152, SLG: 0.258			K			G4-3				3	0	0	0	0	1	0											
Andy Stankiewicz, R OBP: 0.294, SLG: 0.412										3	0	3	0	0	0	0											
Joel Adamson, L Barry Manuel, R Yamil Benitez, R OBP: 0.250, SLG: 0.222 Gregg Olson, R Andy Fox, L OBP: 0.500, SLG: 0.429						G6-3 2B				1	0	0	0	0	0	1											
Inning Stats	R: 0 E: 0 K: 1 S: 5	H: 0 LOB: 0 BB: 0 P: 5	R: 0 E: 0 K: 1 S: 5	H: 0 LOB: 0 BB: 0 P: 5	R: 0 E: 0 K: 1 S: 6	H: 1 LOB: 2 BB: 0 P: 7	R: 0 E: 0 K: 0 S: 3	H: 1 LOB: 0 BB: 0 P: 3	R: 0 E: 0 K: 1 S: 6	H: 1 LOB: 1 BB: 0 P: 6	R: 0 E: 0 K: 0 S: 3	H: 0 LOB: 0 BB: 0 P: 3	R: 0 E: 0 K: 0 S: 4	H: 1 LOB: 1 BB: 0 P: 4	R: 0 E: 0 K: 0 S: 3	H: 1 LOB: 0 BB: 0 P: 3		1B: 3 2B: 4 3B: 0 HR: 0	SF: 0 SAC: 0 DP: 2 HBP: 1	WP: 0 PB: 0 SB: 0 CS: 0	PA: 32						
PITCHER	IP	WLS	BF	H	R	ER	SO	BB	IBB	HBP	BLK	WP	HR	S	P	ERA	WHIP										
Pete Smith, R ERA: 2.7 Carlos Reyes, R Don Wengert, R Sterling Hitchcock, L ERA: 11.25	5.0	W	18	3	0	0	4	0	0	1	0	0	0	25	26	0.00	0.600										

Batter	1	2	3	4	5	6	7	8	9	AB	R	H	RBI	BB	SO	LOB	BOTTOM										
Quilvio Veras, S OBP: 0.388, SLG: 0.211 Don Wengert, R Sterling Hitchcock, L	K									3	2	1	1	1	1	0	Arizona Diamondbacks @ San Diego Padres Qualcomm Stadium, San Diego, CA Sat Apr 11, 1998, 10:05 PM EDT Att: 37,753 - Cloudy - 63 F										
James Mouton, R OBP: 0.286, SLG: 0.462	G5-3									4	2	3	1	0	0	0											
Tony Gwynn, L OBP: 0.396, SLG: 0.512 Andy Sheets, R	F7									3	1	2	2	0	0	0											
Ken Caminiti, S OBP: 0.304, SLG: 0.698 Carlos Reyes, S Ed Giovanola, L		K								3	1	1	3	0	1	1											
Greg Vaughn, R OBP: 0.421, SLG: 0.433	P5									3	0	0	0	1	1	1											
Archi Cianfrocco, R OBP: 0.273, SLG: 0.300	F8									4	0	1	0	0	1	2											
Carlos Hernandez, R OBP: 0.333, SLG: 0.387										3	1	0	0	0	0	1											
Chris Gomez, R OBP: 0.357, SLG: 0.432										3	0	1	0	0	1	2											
Pete Smith, R Mark Sweeney, L OBP: 0.250, SLG: 0.100										1	0	0	0	0	1	1											
Inning Stats	R: 0 E: 0 K: 1 S: 5	H: 0 LOB: 0 BB: 0 P: 5	R: 0 E: 0 K: 1 S: 5	H: 0 LOB: 0 BB: 0 P: 5	R: 5 E: 0 K: 1 S: 9	H: 4 LOB: 0 BB: 0 P: 10	R: 0 E: 0 K: 1 S: 6	H: 1 LOB: 1 BB: 0 P: 6	R: 2 E: 1 K: 2 S: 9	H: 2 LOB: 1 BB: 1 P: 13	R: 0 E: 0 K: 0 S: 3	H: 1 LOB: 0 BB: 0 P: 3	R: 0 E: 0 K: 1 S: 6	H: 1 LOB: 1 BB: 0 P: 6	R: 0 E: 0 K: 0 S: 2	H: 0 LOB: 0 BB: 1 P: 6		1B: 6 2B: 2 3B: 0 HR: 1	SF: 0 SAC: 1 DP: 2 HBP: 1	WP: 0 PB: 0 SB: 1 CS: 0	PA: 34						
PITCHER	IP	WLS	BF	H	R	ER	SO	BB	IBB	HBP	BLK	WP	HR	S	P	ERA	WHIP										
Joel Adamson, L ERA: 8.0 Barry Manuel, R ERA: 6.23 Gregg Olson, R ERA: 7.2 Russ Springer, R Omar Daal, L ERA: 3.38	3.0	L	15	5	5	5	3	0	0	0	0	0	0	5	5	0.00	0.000										

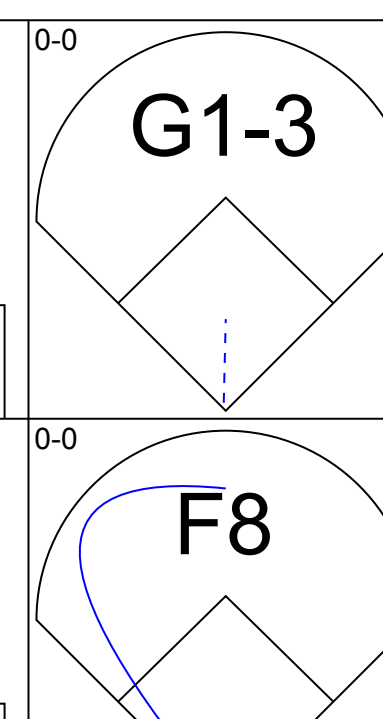
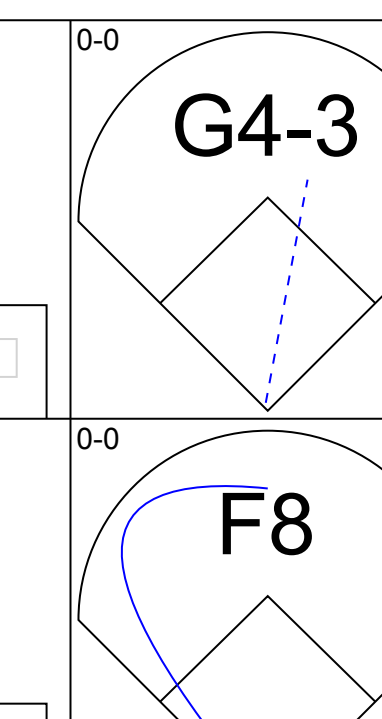
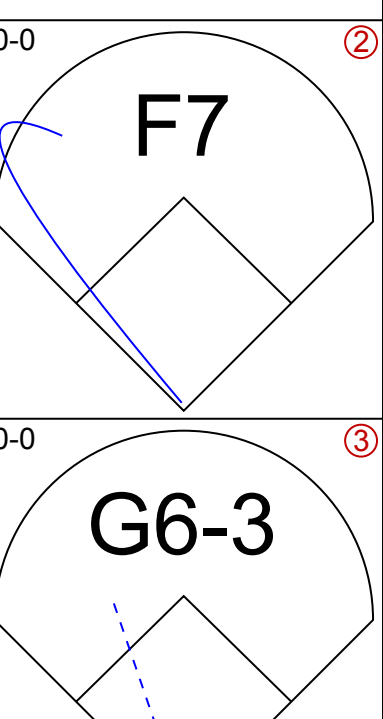
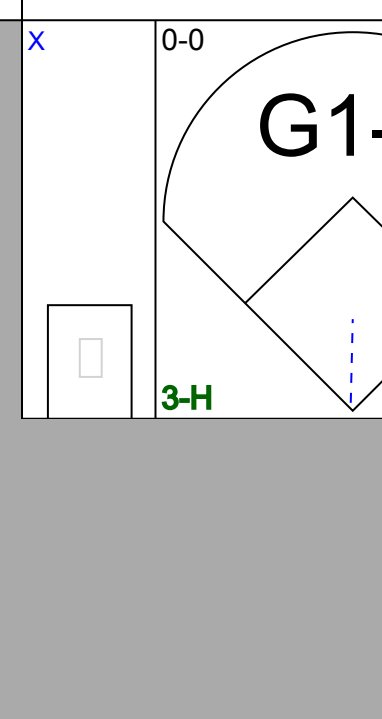
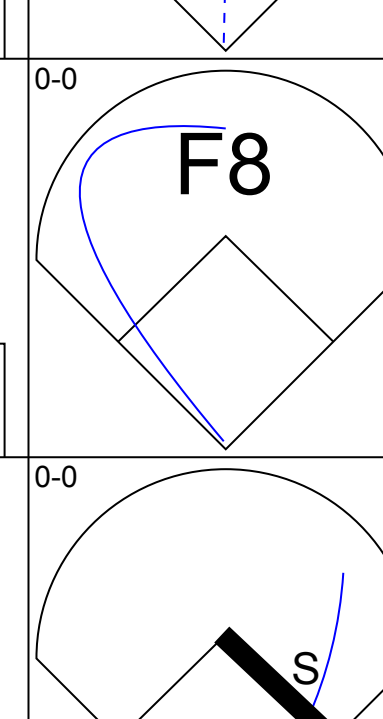
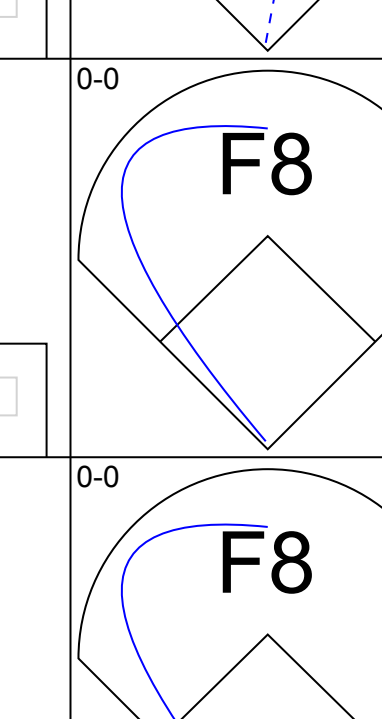
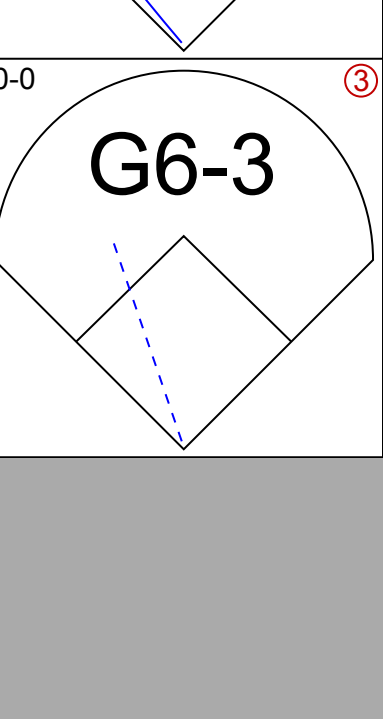
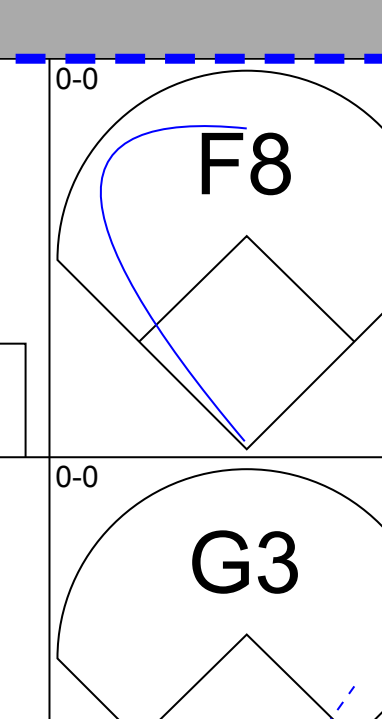
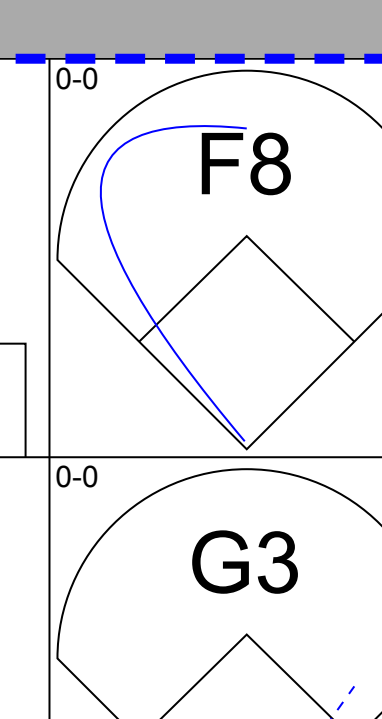
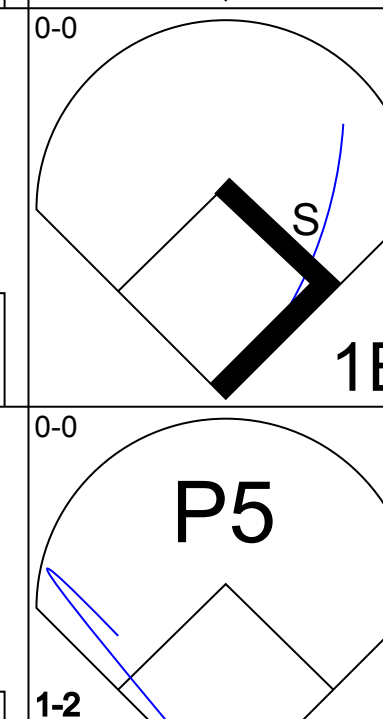
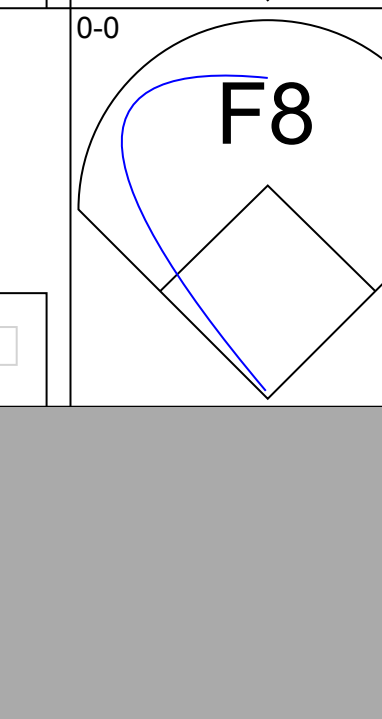
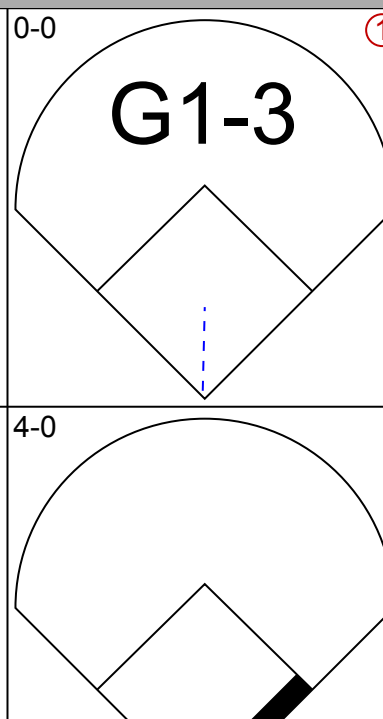
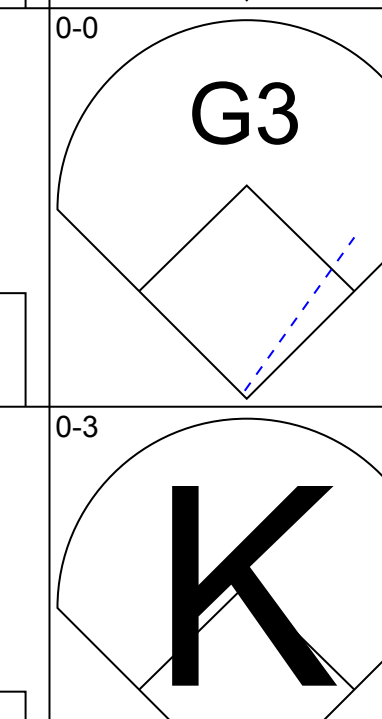
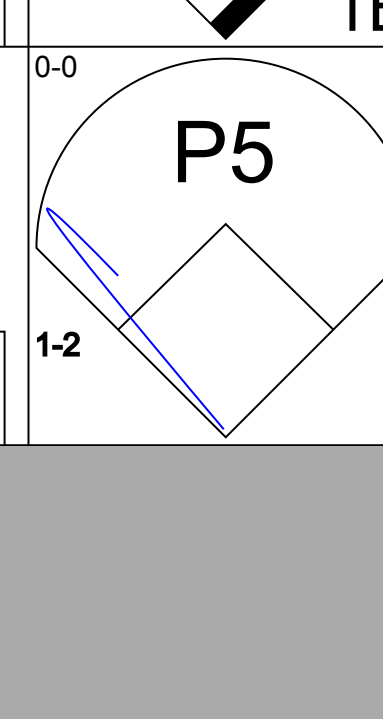
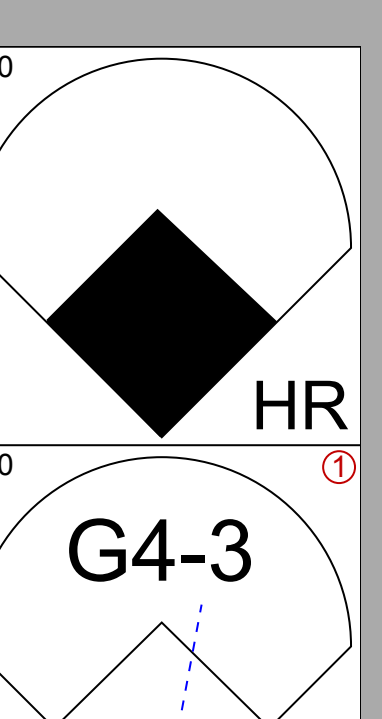
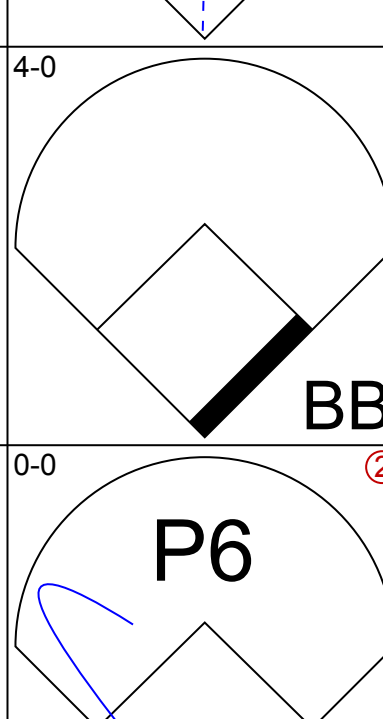
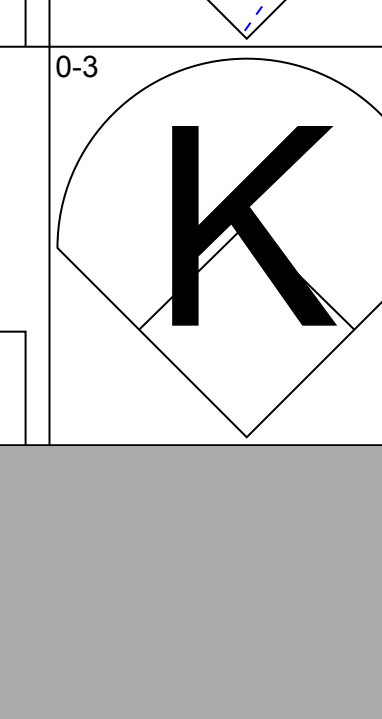
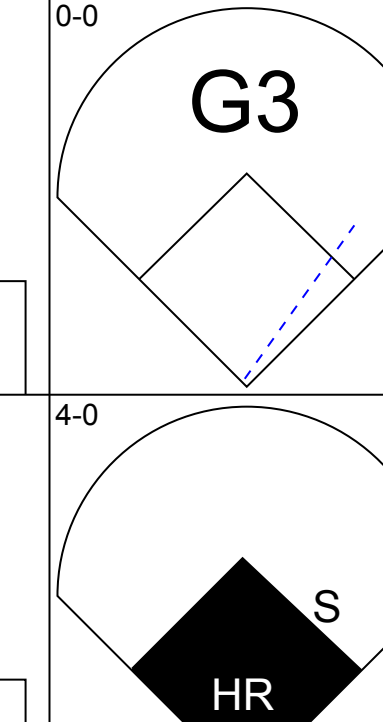
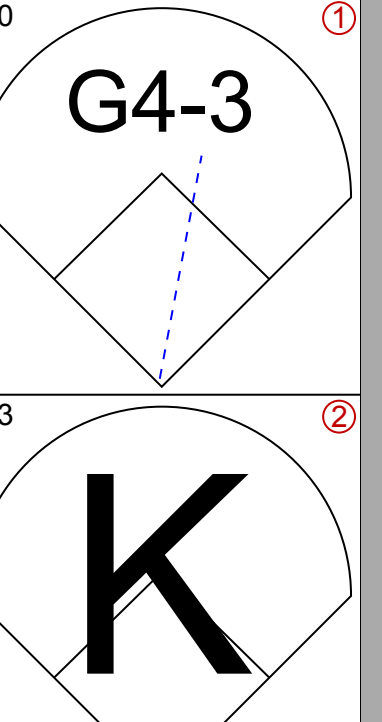
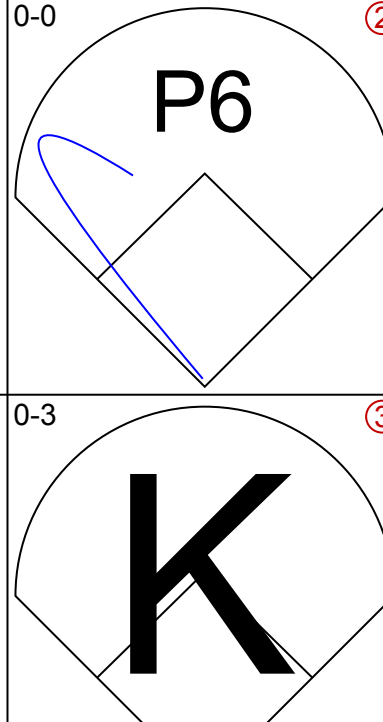
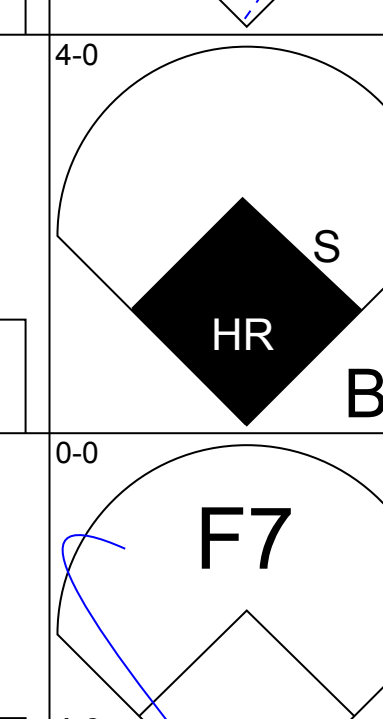
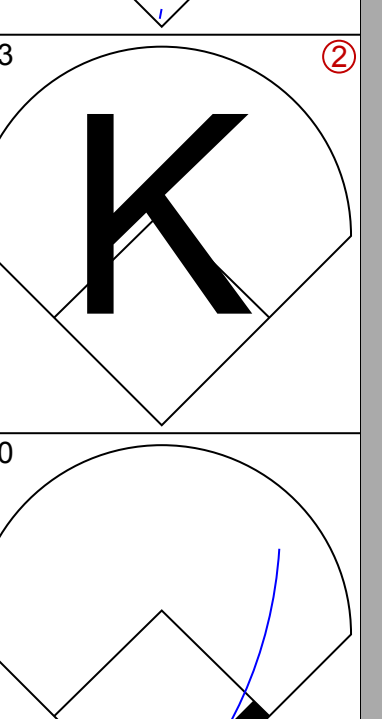

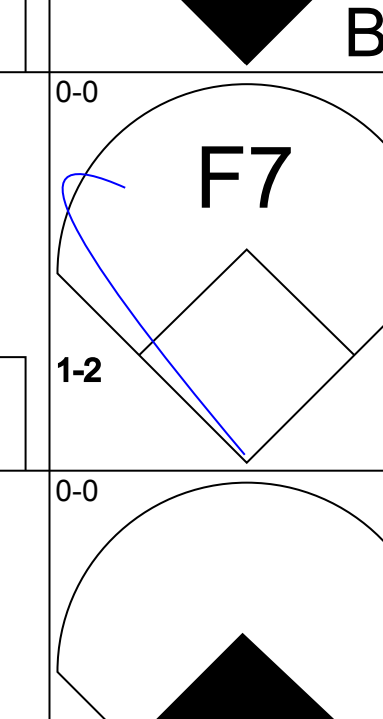
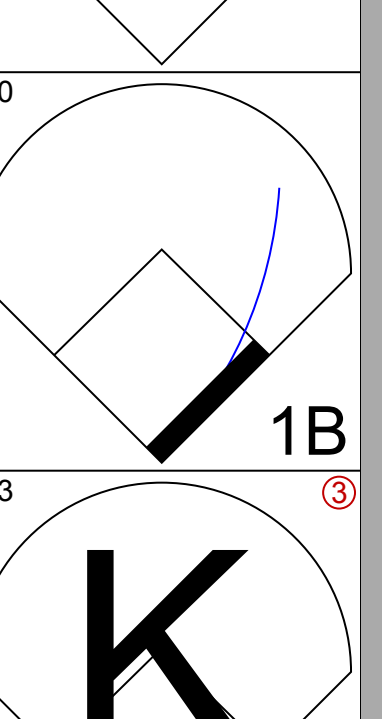
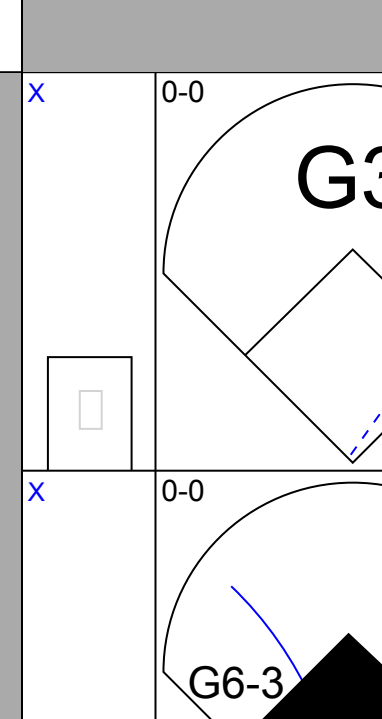
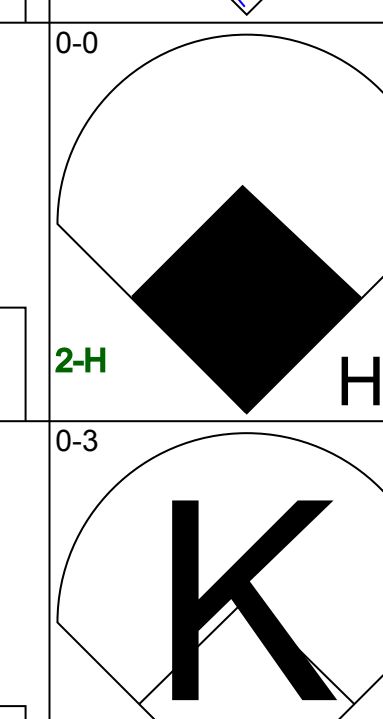

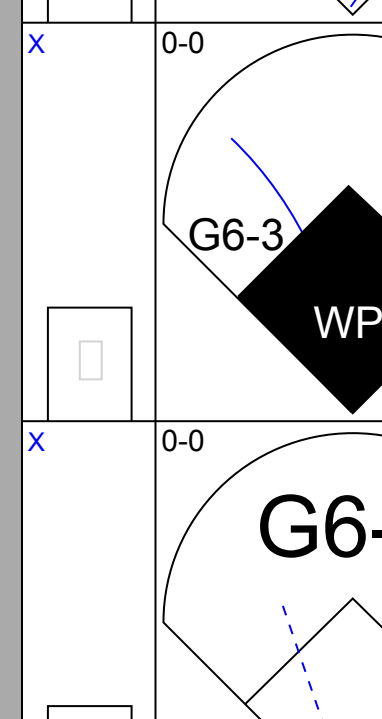

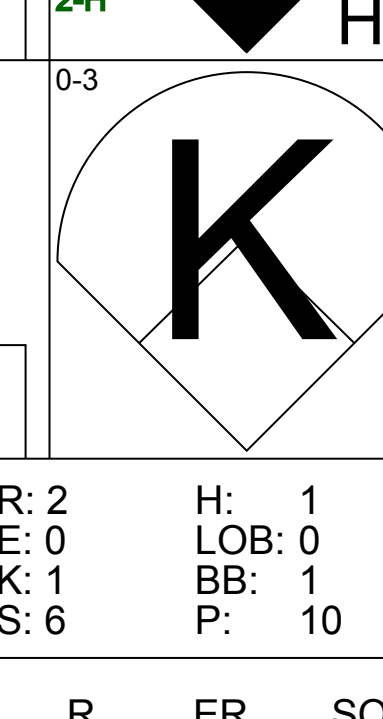
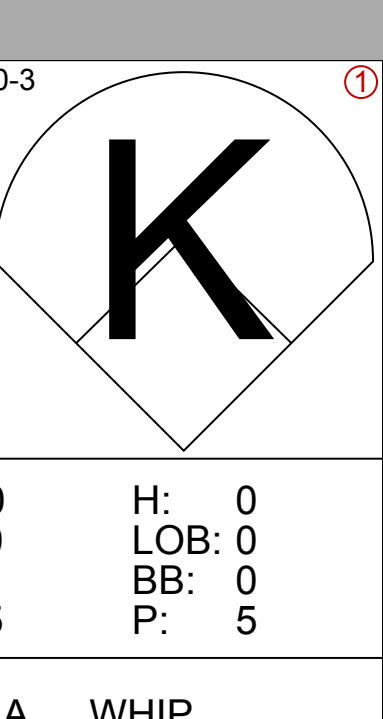
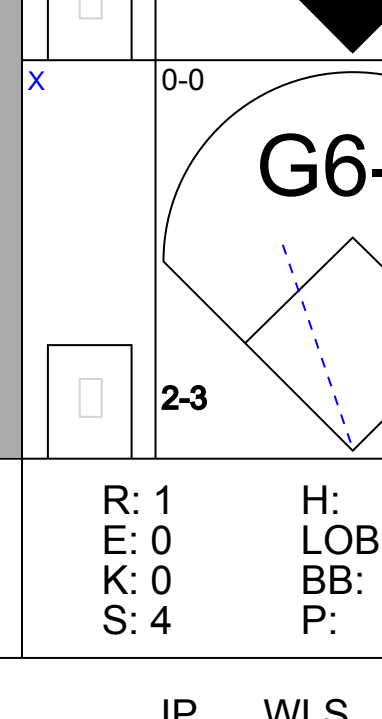


Batter	1	2	3	4	5	6	7	8	9	AB	R	H	RBI	BB	SO	LOB	TOP					
Devon White, S (1, 8) OBP: 0.281, SLG: 0.214										4	0	0	0	0	1	1						
Jay Bell, R (1, 6) OBP: 0.347, SLG: 0.432										4	0	0	0	0	1	1						
Travis Lee, L (1, 3) OBP: 0.286, SLG: 0.404										4	1	1	1	0	1	2						
Matt Williams, R (1, 5) OBP: 0.292, SLG: 0.435										4	0	1	0	0	2	2						
Yamil Benitez, R (1, 7) OBP: 0.292, SLG: 0.409										4	1	2	1	0	2	1						
Karim Garcia, L (1, 9) OBP: 0.105, SLG: 0.189										4	0	0	0	0	2	2						
Kelly Stinnett, R (1, 2) OBP: 0.091, SLG: 0.091										3	0	0	0	0	0	0						
Tony Batista, R (1, 4) OBP: 0.267, SLG: 0.214										3	0	0	0	0	0	0						
Willie Blair, R (1, 1) OBP: 0.200, SLG: 0.200										2	0	0	0	0	0	0						
Andy Fox, L (8, PH) OBP: 0.356, SLG: 0.429										0	0	0	0	1	0	0						
Omar Daal, L (8, 1)										0	0	0	0	0	0	0						
Inning Stats	R: 1 E: 0 K: 2 S: 9	H: 2 LOB: 1 BB: 0 P: 9	R: 0 E: 0 K: 1 S: 5	H: 0 LOB: 0 BB: 0 P: 5	R: 0 E: 0 K: 1 S: 5	H: 0 LOB: 0 BB: 0 P: 5	R: 0 E: 1 K: 1 S: 6	H: 1 LOB: 1 BB: 0 P: 6	R: 0 E: 0 K: 0 S: 3	H: 0 LOB: 0 BB: 0 P: 3	R: 0 E: 1 K: 0 S: 4	H: 0 LOB: 1 BB: 0 P: 4	R: 1 E: 0 K: 1 S: 6	H: 1 LOB: 0 BB: 0 P: 6	R: 0 E: 0 K: 1 S: 5	H: 0 LOB: 1 BB: 1 P: 9	R: 0 E: 0 K: 2 S: 7	H: 0 LOB: 0 BB: 0 P: 7	1B: 1 2B: 1 3B: 0 HR: 2	SF: 0 SAC: 0 DP: 1 HBP: 0	WP: 0 PB: 0 SB: 0 CS: 0	PA: 33
PITCHER	IP	WLS	BF	H	R	ER	SO	BB	IBB	HBP	BLK	WP	HR	S	P	ERA	WHIP					
Joey Hamilton, R (1, 1) ERA: 4.43	8.0	W	30	4	2	2	7	1	0	0	0	0	2	43	47	2.25	0.625					
Trevor Hoffman, R (9, 1) ERA: 3.6	1.0	S	3	0	0	0	2	0	0	0	0	0	0	7	7	0.00	0.000					

Arizona Diamondbacks @ San Diego Padres
Qualcomm Stadium, San Diego, CA
Sun Apr 12 1998, 6:33 AM EDT
Att: 26,217 - Cloudy - 62 F

AB	32
R	2
H	4
RBI	2
BB	1
SO	9
LOB	9

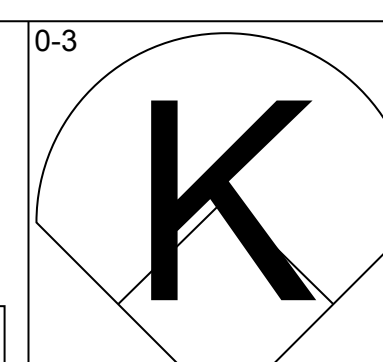
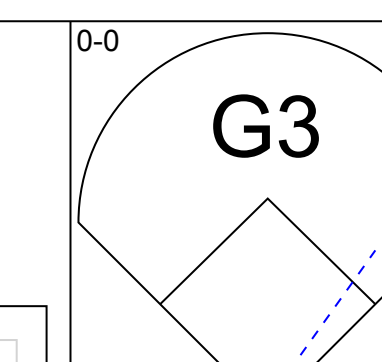
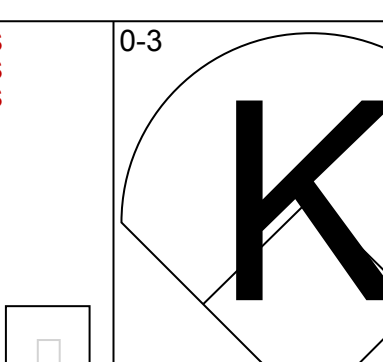
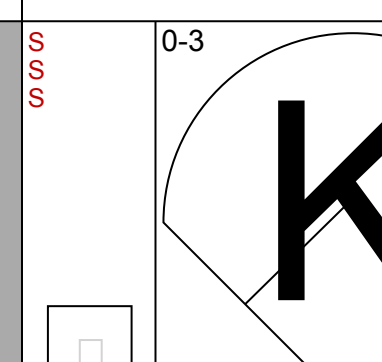
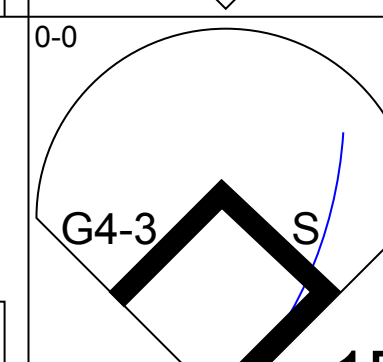
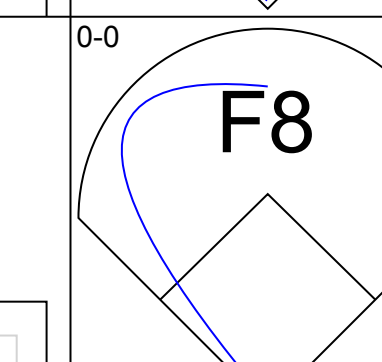
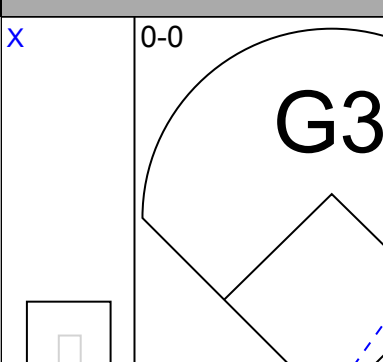
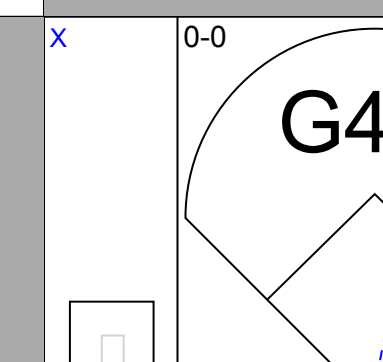
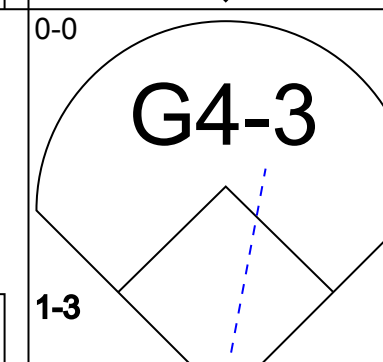
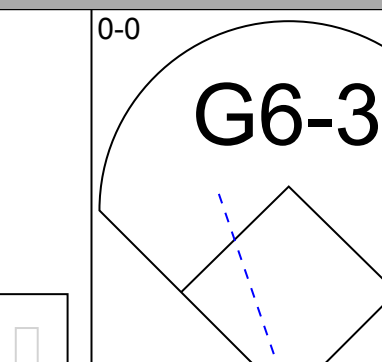
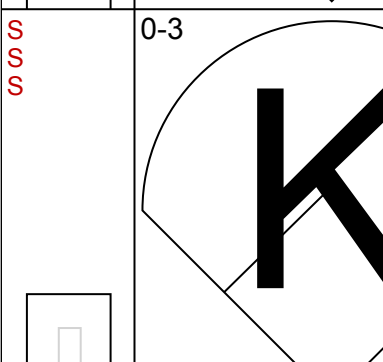
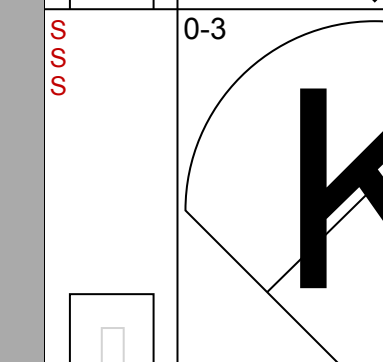
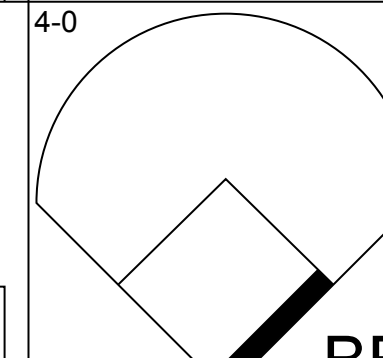
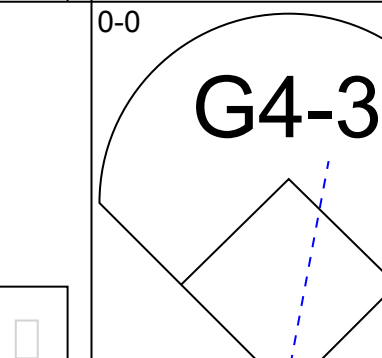
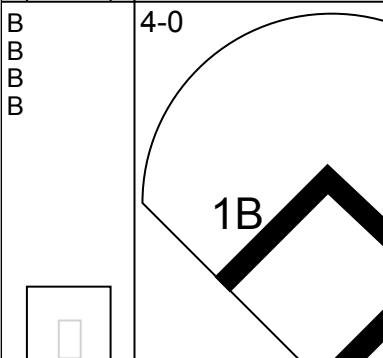
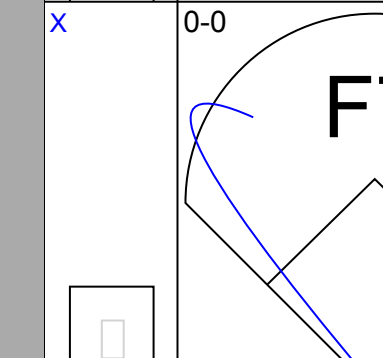
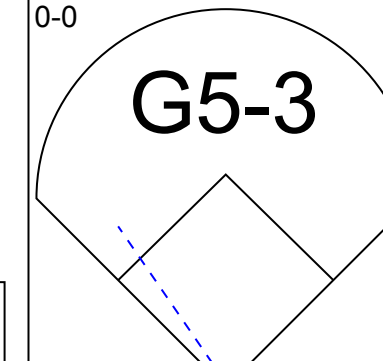
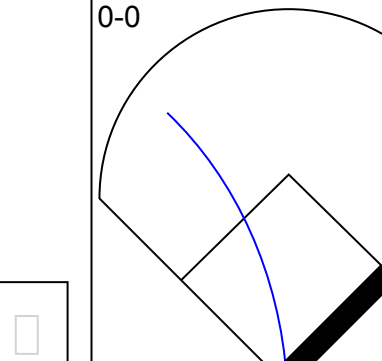
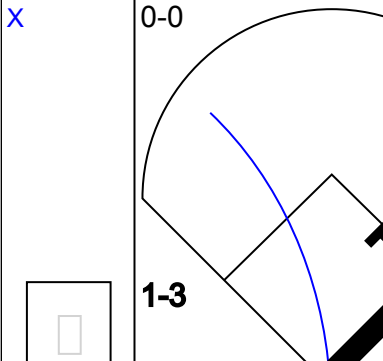
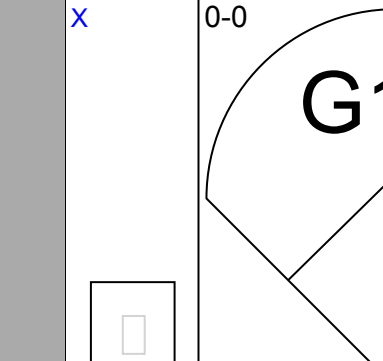
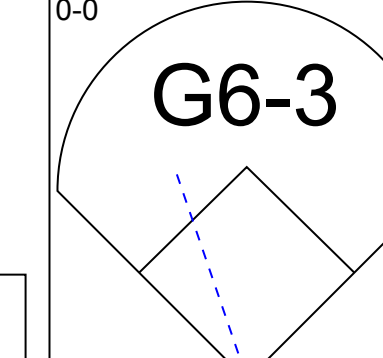
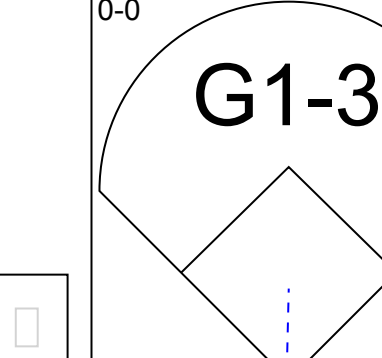
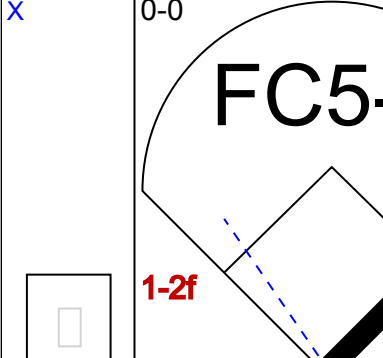
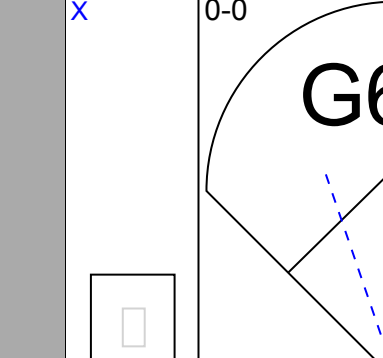
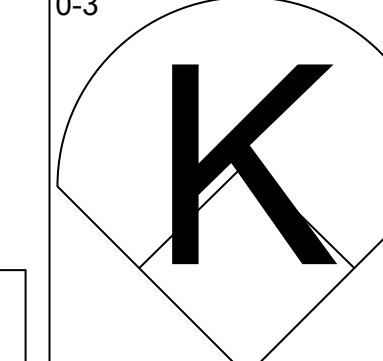
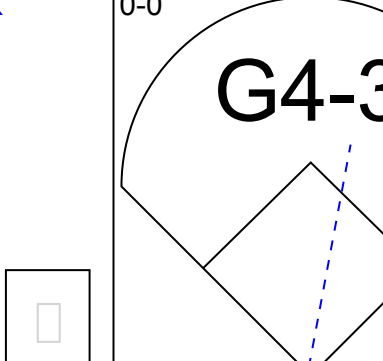
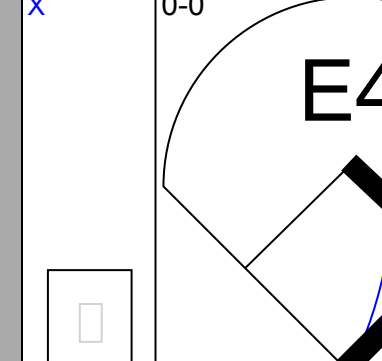
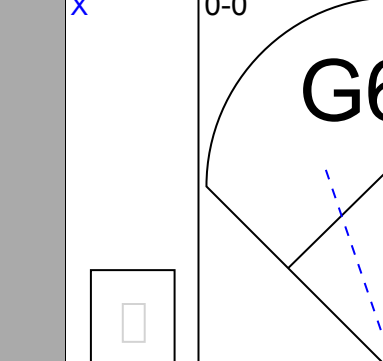
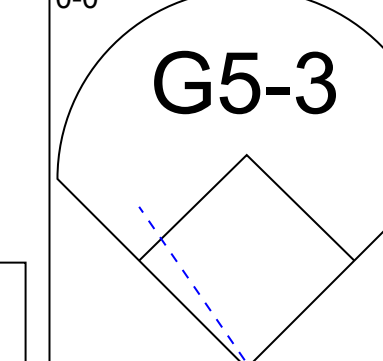
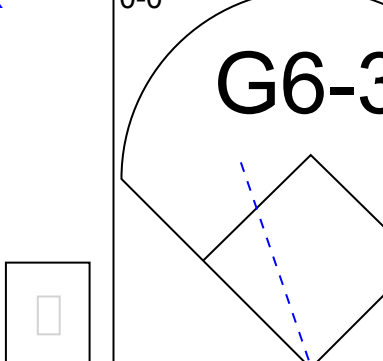
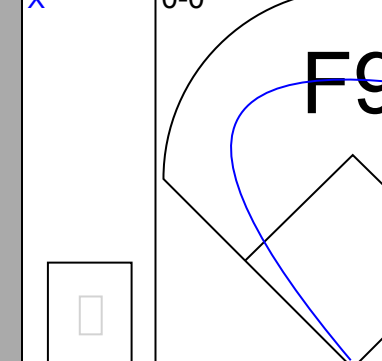
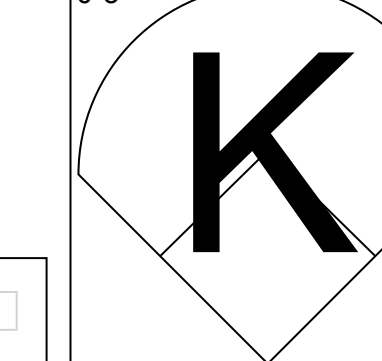
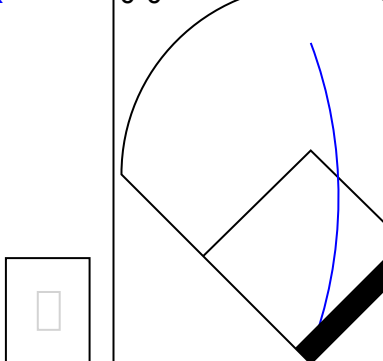
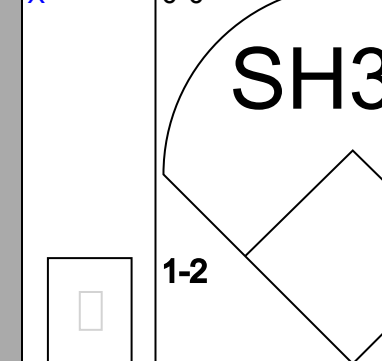


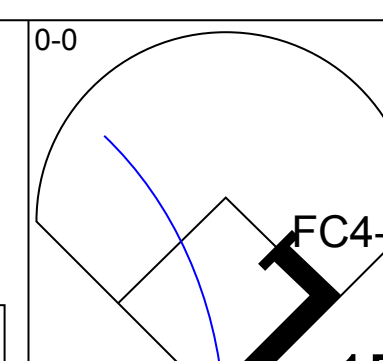
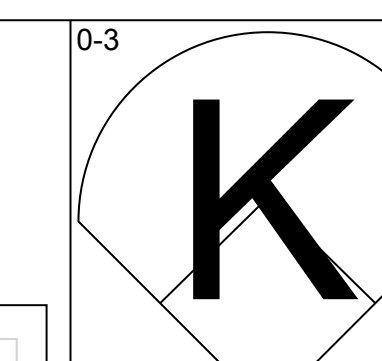
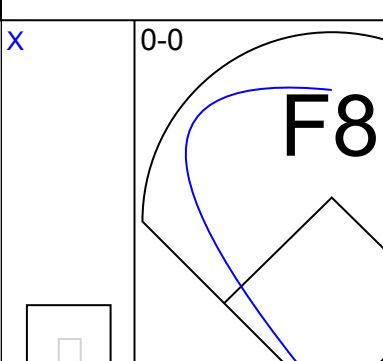
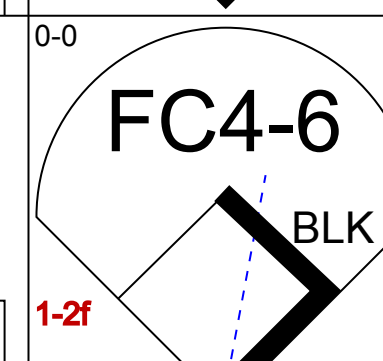
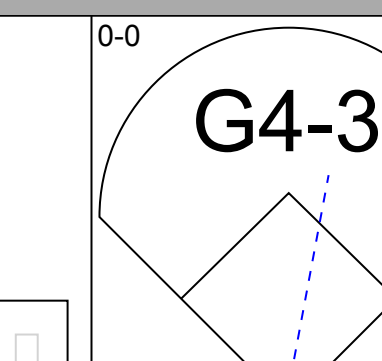
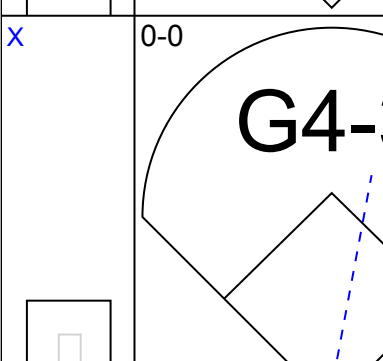
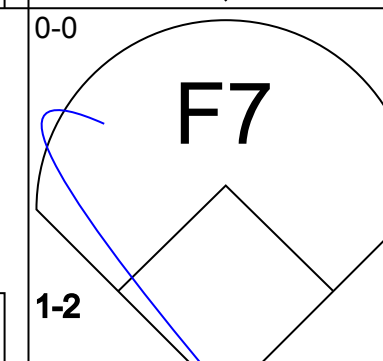
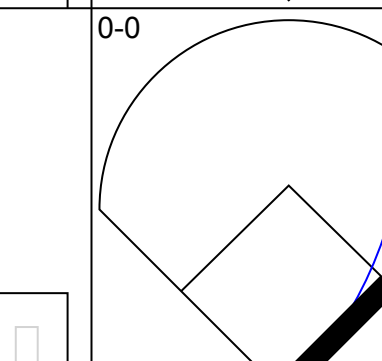
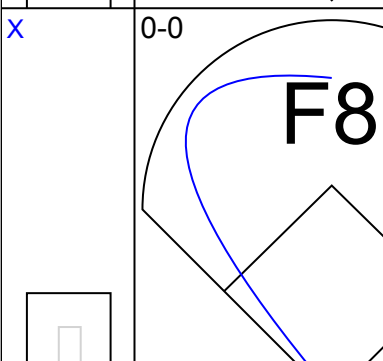
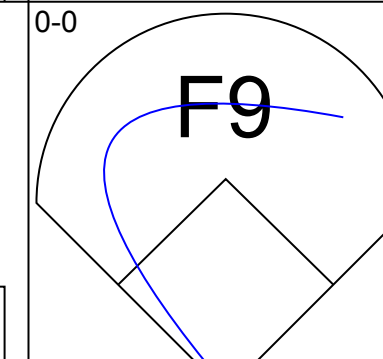
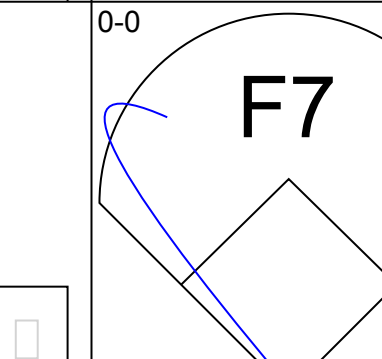
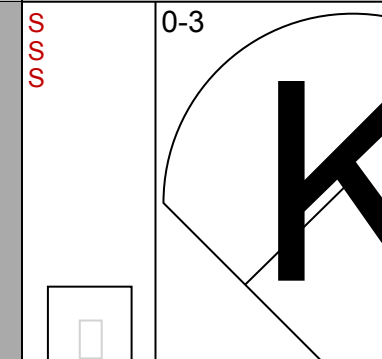
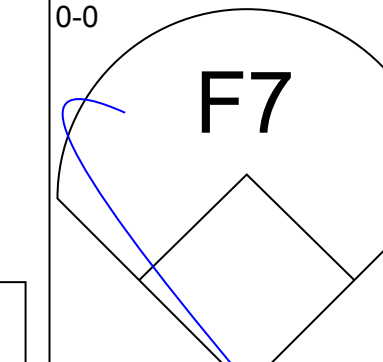
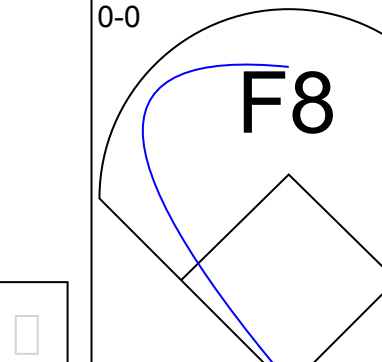
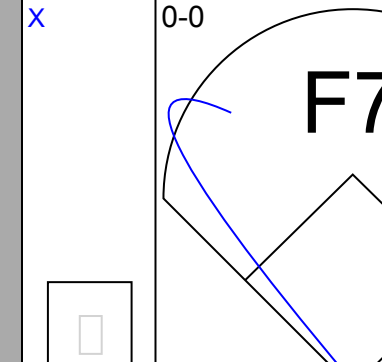
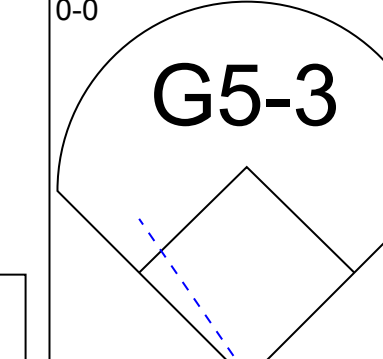
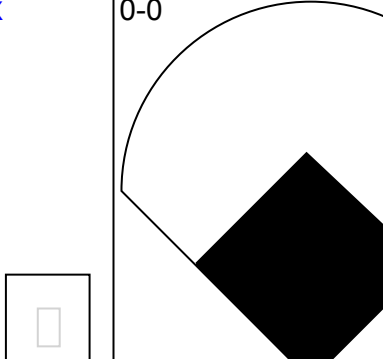
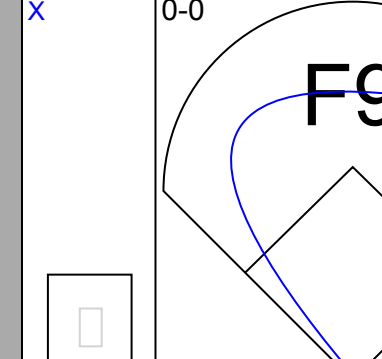
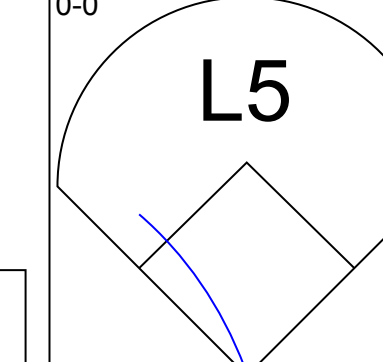
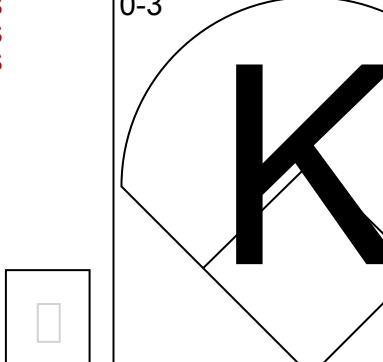
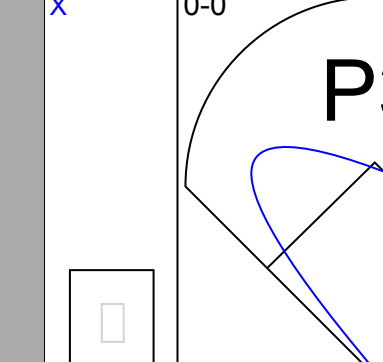
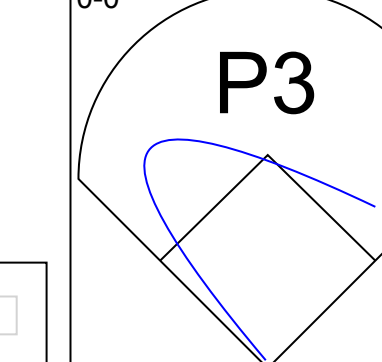
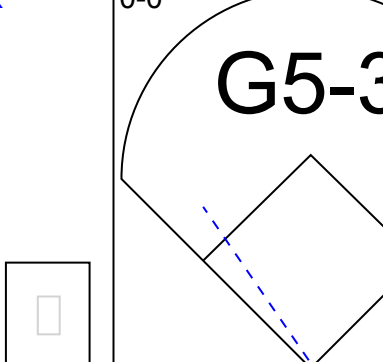
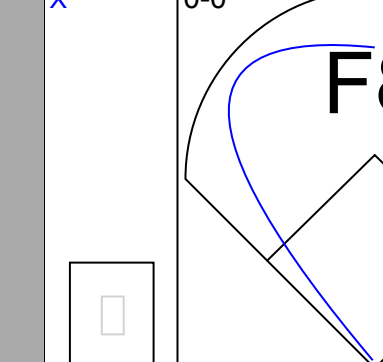
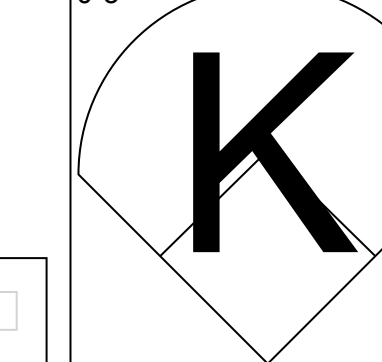
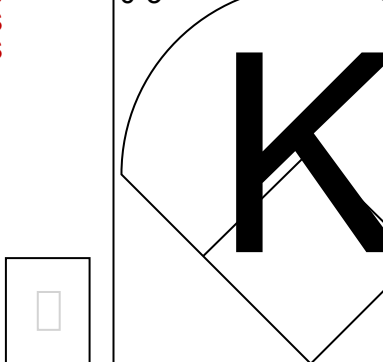
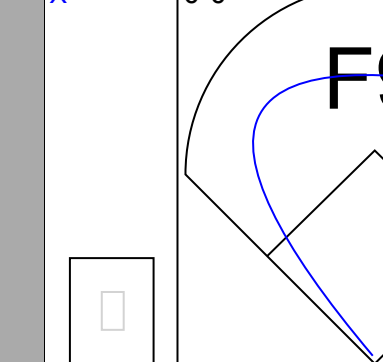
Batter	1	2	3	4	5	6	7	8	9	AB	R	H	RBI	BB	SO	LOB	BOTTOM					
QuiVivo Veras, S (1, 4) OBP: 0.358, SLG: 0.190										4	0	0	0	0	0	0						
Mark Sweeney, L (1, 9) OBP: 0.200, SLG: 0.077										3	0	0	0	0	0	0						
James Mouton, R (8, PH) OBP: 0.267, SLG: 0.429										1	0	0	0	0	0	0						
Steve Finley, L (1, 8) OBP: 0.288, SLG: 0.458										4	0	1	0	0	0	0						
Ken Caminiti, S (1, 5) OBP: 0.320, SLG: 0.739										3	1	1	1	1	1	1						
Wally Joyner, L (1, 3) OBP: 0.452, SLG: 0.639										3	0	0	0	0	1							
Greg Vaughn, R (1, 7) OBP: 0.415, SLG: 0.406										2	1	0	0	1	2	1						
Greg Myers, L (1, 2) OBP: 0.450, SLG: 0.529										3	0	1	0	0	0	1						
Andy Sheets, R (1, 6) OBP: 0.444, SLG: 0.857										3	2	2	2	0	1	1						
Joey Hamilton, R (1, 1) OBP: 0.143, SLG: 0.143										3	0	0	0	0	2	1						
Trevor Hoffman, R (9, 1)										0	0	0	0	0	0	0						
Inning Stats	R: 0 E: 0 K: 0 S: 4	H: 1 LOB: 1 BB: 0 P: 4	R: 2 E: 0 K: 1 S: 6	H: 1 LOB: 0 BB: 1 P: 10	R: 0 E: 0 K: 0 S: 3	H: 0 LOB: 0 BB: 0 P: 3	R: 1 E: 0 K: 2 S: 9	H: 2 LOB: 1 BB: 0 P: 9	R: 0 E: 0 K: 1 S: 5	H: 0 LOB: 0 BB: 0 P: 5	R: 0 E: 0 K: 1 S: 5	H: 0 LOB: 1 BB: 1 P: 9	R: 1 E: 0 K: 0 S: 4	H: 1 LOB: 0 BB: 0 P: 4	R: 0 E: 0 K: 1 S: 5	H: 0 LOB: 0 BB: 0 P: 5	1B: 2 2B: 1 3B: 0 HR: 2	SF: 0 SAC: 0 DP: 0 HBP: 0	WP: 1 PB: 0 SB: 2 CS: 0	PA: 31		
PITCHER	IP	WLS	BF	H	R	ER	SO	BB	IBB	HBP	BLK	WP	HR	S	P	ERA	WHIP					
Willie Blair, R (1, 1) ERA: 7.64	7.0	L	28	5	4	4	5	2	0	0	0	1	2	36	44	5.14	1.000					
Omar Daal, L (8, 1) ERA: 2.45	1.0		3	0	0	0	1	0	0	0	0	0	0	5	5	0.00	0.000					

Arizona Diamondbacks @ San Diego Padres
Qualcomm Stadium, San Diego, CA
Sun Apr 12 1998, 6:33 AM EDT
Att: 26,217 - Cloudy - 62 F

AB	29
R	4
H	5
RBI	3
BB	2
SO	6
LOB	6



Batter	1	2	3	4	5	6	7	8	9	AB	R	H	RBI	BB	SO	LOB	TOP		
Devon White, S (1, 8) OBP: 0.240, SLG: 0.196										4	0	0	0	0	3	2	<p>Arizona Diamondbacks @ San Diego Padres Qualcomm Stadium, San Diego, CA Mon Apr 13 1998, 6:33 AM EDT Att: 36,278 - Cloudy - 69 F</p> <p>livebaseballscores.com</p>		
Andy Fox, L (1, 9) OBP: 0.462, SLG: 0.364										4	0	1	0	0	0	0			
Jay Bell, R (1, 6) OBP: 0.321, SLG: 0.396										4	0	0	0	0	2	1			
Travis Lee, L (1, 3) OBP: 0.302, SLG: 0.388										2	0	0	0	2	0	0			
Matt Williams, R (1, 5) OBP: 0.308, SLG: 0.440										4	0	2	0	0	0	2			
Yamil Benitez, R (1, 7) OBP: 0.250, SLG: 0.346										4	0	0	0	0	0	3			
Jorge Fabregas, L (1, 2) OBP: 0.275, SLG: 0.265										4	0	0	0	0	1	0			
Andy Stankiewicz, R (1, 4) OBP: 0.250, SLG: 0.350										3	0	0	0	0	0	1			
Brian Anderson, R (1, 1) OBP: 0.167, SLG: 0.167										2	0	1	0	0	1	0			
Inning Stats	R: 0 E: 0 K: 1 S: 6	H: 1 LOB: 2 BB: 1 P: 10	R: 0 E: 0 K: 1 S: 5	H: 0 LOB: 0 BB: 0 P: 5	R: 0 E: 0 K: 1 S: 5	H: 0 LOB: 0 BB: 0 P: 5	R: 0 E: 0 K: 0 S: 4	H: 1 LOB: 1 BB: 0 P: 4	R: 0 E: 0 K: 1 S: 6	H: 1 LOB: 2 BB: 1 P: 10	R: 0 E: 0 K: 1 S: 6	H: 0 LOB: 0 BB: 0 P: 6	R: 0 E: 0 K: 1 S: 5	H: 0 LOB: 0 BB: 0 P: 5	R: 0 E: 0 K: 0 S: 3	H: 0 LOB: 0 BB: 0 P: 3	1B: 4 2B: 0 3B: 0 HR: 0	SF: 0 SAC: 1 DP: 0 HBP: 0	WP: 0 PA: 34 PB: 0 SB: 1 CS: 0
PITCHER Andy Ashby, R (1, 1) ERA: 2.49	IP: 9.0 WLS: W BF: 34 H: 4 R: 0 ER: 0 SO: 7 BB: 2 IBB: 0 HBP: 0 BLK: 0 WP: 0 HR: 0 S: 46 P: 54 ERA: 0.00 WHIP: 0.667															PITCHER			

Batter	1	2	3	4	5	6	7	8	9	AB	R	H	RBI	BB	SO	LOB	BOTTOM		
Andy Sheets, R (1, 4) OBP: 0.417, SLG: 0.700										3	0	1	0	0	1	0	<p>Arizona Diamondbacks @ San Diego Padres Qualcomm Stadium, San Diego, CA Mon Apr 13 1998, 6:33 AM EDT Att: 36,278 - Cloudy - 69 F</p> <p>livebaseballscores.com</p>		
Steve Finley, L (1, 8) OBP: 0.273, SLG: 0.431										3	0	0	0	0	0	1			
Tony Gwynn, L (1, 9) OBP: 0.392, SLG: 0.500										3	0	1	0	0	0	1			
Ken Caminiti, S (1, 5) OBP: 0.302, SLG: 0.694										3	0	0	0	0	1	2			
Ed Giovanola, L (8, 4)										0	0	0	0	0	0	0			
Greg Vaughn, R (1, 7) OBP: 0.386, SLG: 0.371										3	0	0	0	0	0	1			
James Mouton, R (8, 7) OBP: 0.267, SLG: 0.429										0	0	0	0	0	0	0			
Archi Cianfrocco, R (1, 3) OBP: 0.286, SLG: 0.538										3	1	1	1	0	0	0			
Carlos Hernandez, R (1, 2) OBP: 0.306, SLG: 0.353										3	0	0	0	0	1	0			
Chris Gomez, R (1, 6) OBP: 0.333, SLG: 0.400										3	0	0	0	0	0	0			
Andy Ashby, R (1, 1) OBP: 0.143, SLG: 0.143										3	0	0	0	0	2	0			
Inning Stats	R: 0 E: 0 K: 0 S: 4	H: 1 LOB: 1 BB: 0 P: 4	R: 0 E: 0 K: 0 S: 3	H: 0 LOB: 0 BB: 0 P: 3	R: 0 E: 0 K: 2 S: 7	H: 0 LOB: 0 BB: 0 P: 7	R: 0 E: 0 K: 0 S: 4	H: 1 LOB: 1 BB: 0 P: 4	R: 1 E: 0 K: 2 S: 8	H: 1 LOB: 0 BB: 0 P: 8	R: 0 E: 0 K: 0 S: 3	H: 0 LOB: 0 BB: 0 P: 3	R: 0 E: 0 K: 0 S: 5	H: 0 LOB: 0 BB: 0 P: 5	R: 0 E: 0 K: 0 S: 3	H: 0 LOB: 0 BB: 0 P: 3	1B: 2 2B: 0 3B: 0 HR: 1	SF: 0 SAC: 0 DP: 0 HBP: 0	WP: 0 PA: 27 PB: 0 SB: 0 CS: 0
PITCHER Brian Anderson, L (1, 1) ERA: 2.45	IP: 8.0 WLS: L BF: 27 H: 3 R: 1 ER: 1 SO: 5 BB: 0 IBB: 0 HBP: 0 BLK: 1 WP: 0 HR: 1 S: 37 P: 37 ERA: 1.12 WHIP: 0.375															PITCHER			

Batter	1	2	3	4	5	6	7	8	9	AB	R	H	RBI	BB	SO	LOB	TOP										
Devon White, S OBP: 0.241, SLG: 0.200 (1, 8)	1-1 B5-3			1-0 BB HR 1B	0-2 G5-3			0-3 K		4	1	1	0	0	1	0	Arizona Diamondbacks @ St. Louis Cardinals Busch Stadium, St. Louis, MO Tue Apr 14 1998, 7:05 PM CDT Att: 31,477 - Sunny - 75 F										
Chris Jones, R OBP: 0.333, SLG: 0.308 (1, 9)	2-2 G6-3			4-1 BB HR BB	2-1 F9			2-3 K		3	1	0	0	1	1	0											
Jay Bell, R OBP: 0.316, SLG: 0.373 (1, 6)	3-2 G1-3			4-1 HR BB		1-0 G6-3		1-2 P9		3	1	0	0	1	0	0											
Matt Williams, R OBP: 0.304, SLG: 0.481 (1, 5)		2-2 P4		2-2 HR		2-2 F8		0-3 K		4	1	1	4	0	1	0											
Travis Lee, L OBP: 0.298, SLG: 0.396 (1, 3)	2-1 F8			1-2 F9 2B		2-2 G4-3		3-2 G6-3		4	0	1	0	0	0	0											
Yamil Benitez, R OBP: 0.219, SLG: 0.300 (1, 7)	2-3 K			0-2 G6-3			2-2 P8		1-0 P4	4	0	0	0	0	1	1											
Kelly Stinnett, R OBP: 0.143, SLG: 0.357 (1, 2)			2-2 G6-3	0-0 F9			3-1 HR			3	1	1	1	0	0	1											
Andy Stankiewicz, R OBP: 0.217, SLG: 0.304 (1, 4)			0-0 F7	3-3 K			2-1 L9			3	0	0	0	0	1	1											
Jeff Suppan, R ERA: 9.39 Brent Burdette, L ERA: 5.47 Clint Sodowsky, L ERA: 16.2 Omar Daal, L ERA: 4.91 Scott Brow, R ERA: 5.88 Barry Manuel, R ERA: 12.6 Felix Rodriguez, R ERA: 10.38 (1, 1)	0-1 L9				0-0 F9		3-1 L9			2	0	0	0	0	0	0											
Inning Stats	R: 0 E: 0 K: 0 S: 10	H: 0 LOB: 0 BB: 0 P: 16	R: 0 E: 0 K: 1 S: 9	H: 0 LOB: 0 BB: 0 P: 15	R: 0 E: 0 K: 1 S: 6	H: 3 LOB: 1 BB: 2 P: 8	R: 4 E: 0 K: 1 S: 19	H: 3 LOB: 0 BB: 0 P: 34	R: 0 E: 0 K: 0 S: 7	H: 0 LOB: 0 BB: 0 P: 13	R: 1 E: 0 K: 0 S: 9	H: 1 LOB: 0 BB: 0 P: 19	R: 0 E: 0 K: 2 S: 11	H: 0 LOB: 0 BB: 0 P: 14	R: 0 E: 0 K: 1 S: 11	H: 0 LOB: 0 BB: 0 P: 15		1B: 1 2B: 1 3B: 0 HR: 2	SF: 0 SAC: 0 DP: 0 HBP: 0	WP: 0 PB: 0 SB: 1 CS: 0	PA: 33						
PITCHER	IP	WLS	BF	H	R	ER	SO	BB	IBB	HBP	BLK	WP	HR	S	P	ERA	WHIP										
Kent Mercker, L ERA: 6.35 Mike Busby, R ERA: 5.4 Kent Bottenfield, R ERA: 3.38 John Frascatore, R ERA: 9.95 (1, 1)	6.0		23	3	4	4	2	2	0	0	0	0	1	59	95	6.00	0.833										
(7, 1)	1.0	W	4	1	1	1	0	0	0	0	0	0	1	9	19	9.00	1.000										
(8, 1)	1.0		3	0	0	0	2	0	0	0	0	0	0	11	14	0.00	0.000										
(9, 1)	1.0		3	0	0	0	1	0	0	0	0	0	0	11	15	0.00	0.000										

Batter	1	2	3	4	5	6	7	8	9	AB	R	H	RBI	BB	SO	LOB	BOTTOM										
Royce Clayton, R OBP: 0.393, SLG: 0.367 Kent Bottenfield, R John Frascatore, R (1, 6)	4-2 F8 BB 1B BB		1-1 G6-3		0-0 G6-3		SH5-3 P3			3	1	0	0	1	0	2	Arizona Diamondbacks @ St. Louis Cardinals Busch Stadium, St. Louis, MO Tue Apr 14 1998, 7:05 PM CDT Att: 31,477 - Sunny - 75 F										
Delino DeShields, L OBP: 0.398, SLG: 0.349 (1, 4)	1 SAFE K		1-2 HR 1B		2-1 L9		3-2 G3	4-2 HR BB		4	2	1	0	1	1	2											
Mark McGwire, R OBP: 0.547, SLG: 0.915 (1, 3)	4-1 1B BB		1-2 HR		1-1 HR		4-0 1B IBB	2-0 HR HR		3	4	3	5	2	0	0											
Ray Lankford, L OBP: 0.500, SLG: 0.556 David Howard, S OBP: 0.346, SLG: 0.292 (1, 8)	2-2 F8		1-3 K		3-2 F7		2-1 2B 1B	1-1 G4-3		4	1	1	1	0	1	2											
(8, 6)	2-3						1-2 2B 1B			1	0	0	0	0	0	0											
Brian Jordan, R OBP: 0.362, SLG: 0.548 (8, 8)	1-2 1B		0-0 HR		2-1 F7		0-0 BB 1B 2B	4-0 HR BB		4	3	3	4	1	0	0											
Ron Gant, R OBP: 0.313, SLG: 0.444 Mike Busby, R John Mabry, L OBP: 0.395, SLG: 0.591 (1, 7)	1-2 3H 1B		0-0 HR		1-3 K		4-0 1B IBB	1-1 HR BB		3	0	0	0	0	1	2											
(7, 1)	2-2 P9		0-0 G5-3				1-1 1B IBB			0	0	0	0	0	0	0											
(7, PH)							4-0 1B IBB	1-1 HR		1	2	1	2	1	0	0											
(8, 9)							1-2 2B 1B			1	2	1	2	1	0	0											
Gary Gaetti, R OBP: 0.386, SLG: 0.500 (1, 5)		0-0 G6-3		4-2 G3-6-1 BB		0-0 1B	4-2 1B BB	3-1 F9		3	1	1	0	2	0	0											
Tom Lampkin, L OBP: 0.373, SLG: 0.489 (1, 2)		1-0 G1-3		1-1 G3-6-1		1-0 G3	3-2 1B 1B	1-2 G6-3		5	0	1	2	0	0	2											
Kent Mercker, L OBP: 0.125, SLG: 0.125 Willie McGee, S OBP: 0.394, SLG: 0.516 (1, 1)		1-3 K		0-3 K			4-2 1B IBB	3-1 F9		2	0	0	0	0	2	0											
(7, 7)							1-2 2B 1B			2	1	2	1	0	0	0											
Inning Stats	R: 1 E: 0 K: 1 S: 18	H: 1 LOB: 2 BB: 2 P: 31	R: 0 E: 0 K: 1 S: 5	H: 0 LOB: 0 BB: 0 P: 7	R: 3 E: 0 K: 1 S: 13	H: 3 LOB: 0 BB: 0 P: 17	R: 0 E: 0 K: 1 S: 7	H: 0 LOB: 1 BB: 1 P: 12	R: 1 E: 0 K: 0 S: 10	H: 1 LOB: 0 BB: 0 P: 16	R: 0 E: 0 K: 1 S: 7	H: 1 LOB: 0 BB: 0 P: 11	R: 6 E: 0 K: 0 S: 23	H: 5 LOB: 2 BB: 3 P: 47	R: 4 E: 0 K: 0 S: 15	H: 2 LOB: 0 BB: 2 P: 31	1B: 6 2B: 2 3B: 0 HR: 5	SF: 0 SAC: 1 DP: 1 HBP: 0	WP: 0 PB: 0 SB: 0 CS: 0	PA: 44							
PITCHER	IP	WLS	BF	H	R	ER	SO	BB	IBB	HBP	BLK	WP	HR	S	P	ERA	WHIP										
Jeff Suppan, R ERA: 9.39 Clint Sodowsky, R ERA: 16.2 Omar Daal, L ERA: 4.91 Scott Brow, R ERA: 5.88 Barry Manuel, R ERA: 12.6 Felix Rodriguez, R ERA: 10.38 (1, 1)	6.0		26	6	5	5	5	3	0	0	0	0	0	7	15	27.00	1.500										
(7, 1)	0.2	L	4	1	2	2	0	0	1	0	0	0	0	7	15	27.00	1.500										
(7, 1)	0.0		1	1	0	0	0	0	0	0	0	0	0	2	4	∞	∞										
(7, 1)	0.0		5	3	4	4	0	1	1	0	0	0	0	10	21	∞	∞										
(7, 1)	0.2		6	2	4	4	0	2	0	0	0	0	2	13	28	54.00	6.000										

Batter	1	2	3	4	5	6	7	8	9	AB	R	H	RBI	BB	SO	LOB	TOP								
Devon White, S OBP: 0.313, SLG: 0.367	F9			E		1B	1B		HR	5	2	4	3	0	0	0	Arizona Diamondbacks @ St. Louis Cardinals Busch Stadium, St. Louis, MO Thu Apr 16 1998, 3:38 AM CDT Att: 32,039 - Cloudy - 56 F								
Chris Jones, R OBP: 0.286, SLG: 0.263	K			E6		HR	K		G5-3	5	1	1	1	0	2	2									
Jay Bell, R OBP: 0.318, SLG: 0.417	F9			K		HR	K			4	1	1	2	0	2	3									
Matt Williams, R OBP: 0.323, SLG: 0.557		G5-3		G6-4-3		HR			G6-3	4	1	1	1	0	0	2									
Travis Lee, L OBP: 0.288, SLG: 0.371	K				P6	G4-3			K	4	0	0	0	0	2	0									
Yamil Benitez, R OBP: 0.283, SLG: 0.429	L7				HR	2B			F8	4	1	2	1	0	0	0									
Brent Brede, L OBP: 0.162, SLG: 0.235										0	0	0	0	0	0	0									
Kelly Stinnett, R OBP: 0.158, SLG: 0.316			L8		F7	F7			G5-3	4	0	0	0	0	0	1									
Andy Stankiewicz, R OBP: 0.214, SLG: 0.259			P4		K	K			SH1-4 HR BB	3	1	0	0	1	2	1									
Andy Benes, R OBP: 0.222, SLG: 0.667			K			2B			SH1-4	3	1	1	0	0	1	0									
Inning Stats	R: 0 E: 0 K: 1 S: 6	H: 0 LOB: 0 BB: 7 P: 7	R: 0 E: 0 K: 1 S: 6	H: 0 LOB: 0 BB: 0 P: 8	R: 0 E: 0 K: 1 S: 13	H: 0 LOB: 0 BB: 0 P: 21	R: 0 E: 1 K: 1 S: 8	H: 1 LOB: 1 BB: 0 P: 9	R: 1 E: 0 K: 1 S: 9	H: 1 LOB: 0 BB: 0 P: 13	R: 5 E: 0 K: 1 S: 20	H: 6 LOB: 1 BB: 0 P: 29	R: 0 E: 0 K: 1 S: 11	H: 1 LOB: 0 BB: 0 P: 11	R: 0 E: 0 K: 1 S: 7	H: 0 LOB: 0 BB: 0 P: 11	R: 2 E: 0 K: 0 S: 12	H: 1 LOB: 0 BB: 1 P: 18	1B: 3 2B: 3 3B: 0 HR: 4	SF: 0 SAC: 1 DP: 1 HBP: 0	WP: 0 PB: 0 SB: 0 CS: 0	PA: 38			
PITCHER	IP	WLS	BF	H	R	ER	SO	BB	IBB	HBP	BLK	WP	HR	S	P	ERA	WHIP								
Donovan Osborne, L ERA: 9.0	5.0	L	21	6	5	5	5	0	0	0	0	0	2	48	69	9.00	1.200								
John Frascatore, R ERA: 8.64	2.0		9	3	1	1	3	0	0	0	0	0	1	25	29	4.50	1.500								
Juan Acevedo, R ERA: 9.0	2.0		8	1	2	2	1	1	0	0	0	0	1	19	29	9.00	1.000								

Batter	1	2	3	4	5	6	7	8	9	AB	R	H	RBI	BB	SO	LOB	BOTTOM								
Royce Clayton, R OBP: 0.359, SLG: 0.321	G4-3		G6-3		G5-3		F8		HR	4	0	0	0	0	0	1	Arizona Diamondbacks @ St. Louis Cardinals Busch Stadium, St. Louis, MO Thu Apr 16 1998, 3:38 AM CDT Att: 32,039 - Cloudy - 56 F								
Juan Acevedo, R OBP: 1.000, SLG: 1.000										0	0	0	0	0	0	0									
Tom Lampkin, L OBP: 0.382, SLG: 0.542										1	1	1	1	0	0	0									
Delino DeShields, L OBP: 0.389, SLG: 0.375	P4		F7		S				HR	5	0	2	1	0	1	0									
Willie McGee, S OBP: 0.432, SLG: 0.529	1B		CS		1B		G6-3			3	0	2	0	1	0	1									
Ray Lankford, L OBP: 0.492, SLG: 0.531	BB		CS		F8		G3			3	0	1	0	1	0	2									
Ron Gant, R OBP: 0.308, SLG: 0.394	G5				FC6-4		G2-3		G6-3	3	0	0	0	0	0	3									
Gary Gaetti, R OBP: 0.408, SLG: 0.475					1-2F					1	0	0	0	0	0	0									
John Mabry, L OBP: 0.397, SLG: 0.520		L1			K		F7		BB	3	0	0	0	1	1	1									
Brian Hunter, R OBP: 0.313, SLG: 0.231		WP BB			P2				K	2	0	0	0	2	1	2									
Eli Marrero, R OBP: 0.375, SLG: 1.000		G5-3			SH1-3 BLK 1B		P2		G5-3	4	1	1	0	0	0	2									
Donovan Osborne, S ERA: 9.0		G6-3			SH1-3		P4			1	0	0	0	0	0	1									
John Frascatore, R ERA: 8.64										0	0	0	0	0	0	0									
David Howard, S OBP: 0.323, SLG: 0.379										2	0	0	0	0	0	0									
Inning Stats	R: 0 E: 0 K: 0 S: 10	H: 1 LOB: 2 BB: 1 P: 16	R: 0 E: 0 K: 0 S: 5	H: 0 LOB: 1 BB: 1 P: 13	R: 0 E: 0 K: 1 S: 6	H: 1 LOB: 0 BB: 0 P: 7	R: 0 E: 0 K: 1 S: 9	H: 1 LOB: 1 BB: 0 P: 10	R: 1 E: 0 K: 0 S: 16	H: 2 LOB: 2 BB: 1 P: 27	R: 0 E: 0 K: 0 S: 6	H: 0 LOB: 1 BB: 1 P: 12	R: 0 E: 0 K: 1 S: 7	H: 1 LOB: 0 BB: 0 P: 8	R: 0 E: 0 K: 1 S: 8	H: 0 LOB: 1 BB: 1 P: 15	R: 1 E: 0 K: 1 S: 11	H: 1 LOB: 0 BB: 0 P: 18	1B: 5 2B: 1 3B: 0 HR: 1	SF: 0 SAC: 1 DP: 0 HBP: 0	WP: 1 PB: 0 SB: 1 CS: 1	PA: 39			
PITCHER	IP	WLS	BF	H	R	ER	SO	BB	IBB	HBP	BLK	WP	HR	S	P	ERA	WHIP								
Andy Benes, R ERA: 3.26	9.0	W	38	7	2	2	3	5	0	0	0	1	1	78	126	2.00	1.333								



Batter	1	2	3	4	5	6	7	8	9	AB	R	H	RBI	BB	SO	LOB	TOP																
Cliff Floyd, L OBP: 0.389, SLG: 0.542 (1.7)										3	0	0	0	1	2	1	Florida Marlins @ Arizona Diamondbacks Bank One Ballpark, Phoenix, AZ Fri Apr 17 1998, 10:05 PM EDT Att: 47,401 - Unknown - 73 F																
Edgar Renteria, R OBP: 0.294, SLG: 0.237 (1.6)										4	0	0	0	0	1																		
Mark Kotsay, L OBP: 0.262, SLG: 0.328 (1.8)										4	0	0	0	0	1																		
Gary Sheffield, R OBP: 0.410, SLG: 0.458 (1.9)										4	1	1	0	0	0																		
Bobby Bonilla, S OBP: 0.222, SLG: 0.250 (1.5)										3	1	0	0	1	1																		
Derrek Lee, R OBP: 0.429, SLG: 0.848 (1.3)										2	2	1	1	2	1	0																	
Charles Johnson, R OBP: 0.288, SLG: 0.468 (1.2)										4	1	2	2	0	2																		
Craig Counsell, L OBP: 0.471, SLG: 0.481 (1.4)										3	0	0	1	1	0	2																	
Rafael Medina, R (1.1)										1	0	0	0	0	0	0																	
Jesus Sanchez, L (5.1)										0	0	0	0	0	0	0																	
Ryan Jackson, L (6. PH)										0	0	0	0	0	0	0																	
Kirt Ojala, L (6.1)										0	0	0	0	0	0	0																	
Jim Eisenreich, L (7. PH)										0	0	0	0	0	0	0																	
Oscar Henriquez, R (7.1)										0	0	0	0	0	0	0																	
Vic Darenbourg, L (7.1)										0	0	0	0	0	0	0																	
Gregg Zaun, S (9. PH)										1	0	0	0	0	0	1																	
Inning Stats	R: 0 E: 0 K: 0 S: 7	H: 0 LOB: 0 BB: 0 P: 10	R: 1 E: 0 K: 0 S: 5	H: 1 LOB: 0 BB: 0 P: 10	R: 0 E: 0 K: 1 S: 8	H: 0 LOB: 0 BB: 0 P: 11	R: 0 E: 0 K: 0 S: 6	H: 0 LOB: 0 BB: 0 P: 9	R: 0 E: 0 K: 2 S: 11	H: 1 LOB: 1 BB: 0 P: 19	R: 0 E: 0 K: 1 S: 9	H: 0 LOB: 1 BB: 1 P: 16	R: 3 E: 1 K: 1 S: 16	H: 2 LOB: 1 BB: 2 P: 30	R: 0 E: 0 K: 1 S: 9	H: 0 LOB: 0 BB: 0 P: 12	R: 1 E: 0 K: 0 S: 8	H: 0 LOB: 1 BB: 2 P: 17	1B: 2 2B: 1 3B: 0 HR: 1	SF: 0 SAC: 0 DP: 0 HBP: 0	WP: 2 PA: 36 PB: 0 SB: 0 CS: 0												
PITCHER	IP WLS BF H R ER SO BB IBB HBP BLK WP HR S P ERA WHIP																																
Willie Blair, R (1.1)	6.1	25	4	4	3	4	2	0	0	0	1	1	51	88	4.26	0.947																	
Russ Springer, R (7.1)	1.2	W	6	0	0	0	2	1	0	0	0	1	0	20	29	0.00	0.600																
Felix Rodriguez, R (9.1)	1.0	S	5	0	1	1	0	2	0	0	0	0	0	8	17	9.00	2.000																

Batter	1	2	3	4	5	6	7	8	9	AB	R	H	RBI	BB	SO	LOB	BOTTOM															
Devon White, S OBP: 0.348, SLG: 0.422 (1.8)										4	2	3	0	1	0	0	Florida Marlins @ Arizona Diamondbacks Bank One Ballpark, Phoenix, AZ Fri Apr 17 1998, 10:05 PM EDT Att: 47,401 - Unknown - 73 F															
Brent Brade, L OBP: 0.167, SLG: 0.282 (1.7)										5	1	1	1	0	2	3																
Jay Bell, R OBP: 0.324, SLG: 0.438 (1.6)										4	2	1	1	1	1																	
Travis Lee, L OBP: 0.310, SLG: 0.385 (1.3)										3	1	1	0	2	1	1																
Matt Williams, R OBP: 0.343, SLG: 0.554 (1.5)										4	0	2	2	1	1	2																
Karim Garcia, L (1.9)										2	1	1	0	1	1	1																
Yamil Benitez, R (7. PH)										2	0	1	2	0	0	2																
Jorge Fabregas, L (1.2)										4	0	1	1	1	0	4																
Andy Stankiewicz, R (1.4)										3	0	1	0	1	0	3																
Willie Blair, R (1.1)										3	0	0	0	0	2	3																
Russ Springer, R (7.1)										0	0	0	0	0	0	0																
Chris Jones, R (6. PH)										1	0	0	0	0	0	0																
Felix Rodriguez, R (9.1)										0	0	0	0	0	0	0																
Inning Stats	R: 0 E: 1 K: 3 S: 17	H: 1 LOB: 2 BB: 1 P: 29	R: 0 E: 0 K: 0 S: 7	H: 0 LOB: 1 BB: 2 P: 15	R: 0 E: 0 K: 0 S: 7	H: 0 LOB: 0 BB: 0 P: 12	R: 1 E: 0 K: 1 S: 18	H: 3 LOB: 2 BB: 0 P: 33	R: 3 E: 1 K: 2 S: 18	H: 3 LOB: 1 BB: 1 P: 32	R: 0 E: 0 K: 1 S: 7	H: 1 LOB: 1 BB: 0 P: 10	R: 0 E: 0 K: 0 S: 13	H: 1 LOB: 3 BB: 2 P: 22	R: 3 E: 1 K: 1 S: 20	H: 3 LOB: 2 BB: 2 P: 37	1B: 7 2B: 2 3B: 3 HR: 0	SF: 0 SAC: 0 DP: 1 HBP: 0	WP: 0 PA: 43 PB: 0 SB: 3 CS: 0													
PITCHER	IP WLS BF H R ER SO BB IBB HBP BLK WP HR S P ERA WHIP																															
Rafael Medina, R (1.1)	4.0	21	6	4	4	4	4	0	0	0	0	0	54	101	9.00	2.500																
Jesus Sanchez, L (5.1)	1.0	4	1	0	0	2	0	0	0	0	0	0	13	20	0.00	1.000																
Kirt Ojala, L (6.1)	1.0	4	1	0	0	1	0	0	0	0	0	0	7	10	0.00	1.000																
Oscar Henriquez, R (7.1)	0.1	2	1	0	0	0	0	0	0	0	0	0	3	4	0.00	3.000																
Vic Darenbourg, L (7.1)	1.2	L	12	3	3	3	1	2	2	0	0	0	30	55	16.20	3.000																

AB	31
R	5
H	4
RBI	4
BB	5
SO	6
LOB	11




AB	35
R	7
H	12
RBI	7
BB	8
SO	8
LOB	20



Batter	1	2	3	4	5	6	7	8	9	AB	R	H	RBI	BB	SO	LOB	TOP		
Cliff Floyd, L OBP: 0.395, SLG: 0.548 (1, 7)										3	2	1	0	1	0	0			
Edgar Renteria, R OBP: 0.286, SLG: 0.242 (1, 6)										3	1	1	0	0	0	1			
Mark Kotsay, L OBP: 0.261, SLG: 0.369 (1, 8)										4	1	1	3	0	0	1			
Gary Sheffield, R OBP: 0.400, SLG: 0.462 (1, 9)										4	1	1	1	0	2	0			
Bobby Bonilla, S OBP: 0.273, SLG: 0.263 (1, 5)										3	0	1	1	1	2	0			
Derrek Lee, R OBP: 0.391, SLG: 0.757 (1, 3)										4	0	0	0	0	1	2			
Charles Johnson, R OBP: 0.268, SLG: 0.431 (1, 2)										4	0	0	0	0	1	1			
Craig Counsell, L OBP: 0.444, SLG: 0.448 (1, 4)										4	0	0	0	0	0	0			
Andy Larkin, R Antonio Alfonseca, R Felix Heredia, L (1, 1) (7, 1) (7, 1)										3	0	0	0	0	2	0			
Inning Stats	R: 2 E: 0 K: 1 S: 11	H: 3 LOB: 1 BB: 0 P: 16	R: 0 E: 0 K: 0 S: 6	H: 0 LOB: 0 BB: 0 P: 8	R: 3 E: 1 K: 0 S: 19	H: 2 LOB: 1 BB: 1 P: 33	R: 0 E: 0 K: 1 S: 8	H: 0 LOB: 0 BB: 0 P: 12	R: 0 E: 0 K: 1 S: 6	H: 0 LOB: 0 BB: 0 P: 8	R: 0 E: 0 K: 2 S: 8	H: 0 LOB: 1 BB: 1 P: 21	R: 0 E: 0 K: 2 S: 9	H: 0 LOB: 0 BB: 0 P: 15	R: 0 E: 0 K: 0 S: 11	H: 0 LOB: 0 BB: 0 P: 16	1B: 2 2B: 2 3B: 0 HR: 1	SF: 0 SAC: 1 DP: 0 HBP: 0	WP: 0 PA: 35 PB: 0 SB: 0 CS: 0
PITCHER	IP WLS BF H R ER SO BB IBB HBP BLK WP HR S P ERA WHIP																		
Brian Anderson, L ERA: 3.33 (1, 1)	5.0	22	5	5	4	3	1	0	0	0	0	0	1	50	77	7.20	1.200		
Barry Manuel, R ERA: 9.0 (6, 1)	2.0	7	0	0	0	4	1	0	0	0	0	0	0	20	32	0.00	0.500		
Clint Sodowsky, R ERA: 13.5 (8, 1)	1.0	3	0	0	0	2	0	0	0	0	0	0	0	9	15	0.00	0.000		
Felix Rodriguez, R ERA: 8.53 (9, 1)	1.0	3	0	0	0	0	0	0	0	0	0	0	0	11	16	0.00	0.000		

Florida Marlins @ Arizona Diamondbacks
Bank One Ballpark, Phoenix, AZ
Sat Apr 18 1998, 6:33 AM EDT
Att: 46,910 - Sunny - 75 F


AB 32
R 5
H 5
RBI 5
BB 2
SO 9
LOB 5



Batter	1	2	3	4	5	6	7	8	9	AB	R	H	RBI	BB	SO	LOB	BOTTOM		
Devon White, S OBP: 0.391, SLG: 0.420 (1, 8)										5	1	2	0	0	0	0			
Andy Fox, L OBP: 0.435, SLG: 0.350 (1, 4) (8, 7)										5	2	3	0	0	0	1			
Jay Bell, R OBP: 0.333, SLG: 0.478 (1, 6)										3	1	1	2	1	0	1			
Travis Lee, L OBP: 0.333, SLG: 0.397 (1, 3)										3	0	2	2	1	1	1			
Matt Williams, R OBP: 0.338, SLG: 0.536 (1, 5)										4	0	1	0	0	0	3			
Brent Bredle, L OBP: 0.192, SLG: 0.256 (1, 7) Clint Sodowsky, L (8, 1) Felix Rodriguez, R (9, 1)										4	0	0	0	0	1	3			
Kelly Stinnett, R OBP: 0.217, SLG: 0.318 (1, 2)										3	1	1	0	1	0	0			
Karim Garcia, L OBP: 0.167, SLG: 0.348 (1, 9)										4	2	2	2	0	1	1			
Brian Anderson, R OBP: 0.143, SLG: 0.143 Tony Batista, R OBP: 0.235, SLG: 0.188 Barry Manuel, R (1, 1) (6, PH) (6, 1) Chris Jones, R OBP: 0.261, SLG: 0.238 Andy Stankiewicz, R OBP: 0.242, SLG: 0.267 (7, PH) (8, 4)										1	0	0	0	0	0	0			
Inning Stats	R: 0 E: 0 K: 1 S: 10	H: 1 LOB: 1 BB: 0 P: 15	R: 0 E: 0 K: 1 S: 7	H: 0 LOB: 0 BB: 0 P: 9	R: 0 E: 0 K: 1 S: 5	H: 0 LOB: 0 BB: 0 P: 6	R: 0 E: 0 K: 0 S: 10	H: 1 LOB: 1 BB: 0 P: 17	R: 0 E: 0 K: 1 S: 9	H: 0 LOB: 1 BB: 1 P: 16	R: 2 E: 0 K: 0 S: 8	H: 3 LOB: 1 BB: 1 P: 16	R: 4 E: 0 K: 0 S: 13	H: 5 LOB: 2 BB: 1 P: 25	R: 1 E: 1 K: 0 S: 9	H: 2 LOB: 1 BB: 0 P: 14	1B: 9 2B: 0 3B: 1 HR: 2	SF: 1 SAC: 0 DP: 1 HBP: 0	WP: 0 PA: 38 PB: 0 SB: 0 CS: 0
PITCHER	IP WLS BF H R ER SO BB IBB HBP BLK WP HR S P ERA WHIP																		
Andy Larkin, R ERA: 3.75 (1, 1)	6.0	26	7	4	4	4	2	0	0	0	0	0	1	52	83	6.00	1.500		
Antonio Alfonseca, R ERA: 6.1 (7, 1)	0.2	6	3	2	2	0	1	0	0	0	0	0	1	8	16	27.00	6.000		
Felix Heredia, L ERA: 6.59 (7, 1)	1.1	6	2	1	1	0	0	0	0	0	0	0	0	11	19	6.75	1.500		

Florida Marlins @ Arizona Diamondbacks
Bank One Ballpark, Phoenix, AZ
Sat Apr 18 1998, 6:33 AM EDT
Att: 46,910 - Sunny - 75 F

AB 34
R 7
H 12
RBI 7
BB 3
SO 4
LOB 11



Batter	1	2	3	4	5	6	7	8	9	AB	R	H	RBI	BB	SO	LOB	TOP					
Cliff Floyd, L OBP: 0.400, SLG: 0.585 (1, 7)										3	1	1	1	1	0	1						
Edgar Renteria, R OBP: 0.270, SLG: 0.227 (1, 6)										4	0	0	0	0	2	0						
Craig Counsell, L OBP: 0.447, SLG: 0.433 (1, 4)										2	1	0	0	2	0	0						
Gary Sheffield, R OBP: 0.391, SLG: 0.446 (1, 9)										4	0	1	0	0	0	1						
Mark Kotsay, L OBP: 0.260, SLG: 0.362 (1, 8)										4	0	1	0	0	0	2						
Derek Lee, R OBP: 0.420, SLG: 0.775 Rob Stanifer, R (9, 1)										3	1	2	1	1	1	0						
Gregg Zaun, S OBP: 0.360, SLG: 0.591 (1, 2)										4	1	1	2	0	1	3						
Kevin Millar, R OBP: 0.667, SLG: 0.500 Bobby Bonilla, S OBP: 0.269, SLG: 0.261 (3, PH)										0	0	0	0	0	0	0						
Brian Meadows, R OBP: 0.143, SLG: 0.143 Ryan Jarameno, L OBP: 0.280, SLG: 0.280 Vic Darenbourg, L (7, 1)										2	0	1	0	0	0	0						
Jay Powell, R Felix Heredia, L Jim Eisenreich, L OBP: 0.250, SLG: 0.421 (9, 3)										0	0	0	0	0	0	0						
Inning Stats	R: 1 E: 0 K: 1 S: 9	H: 1 LOB: 0 BB: 0 P: 14	R: 0 E: 0 K: 1 S: 7	H: 0 LOB: 0 BB: 0 P: 12	R: 0 E: 0 K: 0 S: 7	H: 0 LOB: 0 BB: 0 P: 11	R: 0 E: 0 K: 0 S: 8	H: 0 LOB: 0 BB: 0 P: 12	R: 2 E: 0 K: 0 S: 15	H: 4 LOB: 1 BB: 0 P: 13	R: 1 E: 0 K: 0 S: 15	H: 2 LOB: 2 BB: 1 P: 23	R: 0 E: 0 K: 0 S: 4	H: 0 LOB: 0 BB: 1 P: 11	R: 0 E: 0 K: 1 S: 6	H: 1 LOB: 1 BB: 1 P: 13	R: 0 E: 0 K: 1 S: 5	H: 0 LOB: 0 BB: 1 P: 9	1B: 5 2B: 1 3B: 0 HR: 2	SF: 0 SAC: 0 DP: 1 HBP: 0	WP: 0 PB: 0 CS: 3	PA: 36
PITCHER	IP WLS BF H R ER SO BB IBB HBP BLK WP HR S P ERA WHIP																					
Jeff Suppan, R ERA: 8.57 (1, 1)	5.2 L 24 7 4 4 2 1 0 0 0 0 0 2 51 82 6.35 1.412																					
Scott Brow, R ERA: 4.7 (6, 1)	1.1 4 0 0 0 0 1 0 0 0 0 0 6 14 0.00 0.750																					
Omar Daal, L ERA: 3.18 (8, 1)	2.0 7 1 0 0 2 2 0 0 0 0 0 0 11 22 0.00 1.500																					

Florida Marlins @ Arizona Diamondbacks
Bank One Ballpark, Phoenix, AZ
Sun Apr 19 1998, 10:05 PM EDT
Att: 47,339 - Cloudy - 85 F

AB	31
R	4
H	8
RBI	4
BB	4
SO	4
LOB	8



Batter	1	2	3	4	5	6	7	8	9	AB	R	H	RBI	BB	SO	LOB	BOTTOM					
Devon White, S OBP: 0.342, SLG: 0.405 (1, 8)										5	0	1	0	0	1	2						
Andy Fox, L OBP: 0.444, SLG: 0.500 (1, 7)										4	1	2	1	0	1	0						
Jay Bell, R OBP: 0.316, SLG: 0.451 (1, 6)										4	0	0	0	0	1	2						
Travis Lee, L OBP: 0.329, SLG: 0.389 (1, 3)										4	1	1	0	0	1	2						
Matt Williams, R OBP: 0.333, SLG: 0.521 (1, 5)										4	1	1	0	0	0	2						
Karin Garcia, L OBP: 0.176, SLG: 0.367 Yamil Benitez, R OBP: 0.268, SLG: 0.421 (9, PH)										3	0	1	0	0	0	0						
Jorge Fabregas, L OBP: 0.327, SLG: 0.318 (1, 2)										4	0	2	1	0	0	1						
Andy Stankiewicz, R OBP: 0.250, SLG: 0.273 Kelly Stinnett, R OBP: 0.250, SLG: 0.318 Tony Batista, R OBP: 0.235, SLG: 0.188 (9, PR)										3	0	1	0	0	0	2						
Jeff Suppan, R OBP: 0.143, SLG: 0.143 Scott Brow, R (6, 1)										2	0	0	0	0	0	1						
Chris Jones, R OBP: 0.250, SLG: 0.227 Omar Daal, L (8, 1)										1	0	0	0	0	1	1						
Brent Brice, L OBP: 0.170, SLG: 0.273 (9, PH)										1	0	1	1	0	0	0						
Inning Stats	R: 1 E: 0 K: 0 S: 8	H: 1 LOB: 0 BB: 0 P: 14	R: 0 E: 0 K: 0 S: 7	H: 2 LOB: 1 BB: 0 P: 11	R: 0 E: 0 K: 1 S: 10	H: 0 LOB: 0 BB: 0 P: 13	R: 0 E: 0 K: 0 S: 7	H: 0 LOB: 0 BB: 0 P: 12	R: 0 E: 0 K: 1 S: 11	H: 1 LOB: 1 BB: 0 P: 8	R: 0 E: 0 K: 1 S: 11	H: 2 LOB: 2 BB: 0 P: 16	R: 0 E: 0 K: 1 S: 11	H: 1 LOB: 1 BB: 0 P: 18	R: 0 E: 0 K: 1 S: 7	H: 0 LOB: 0 BB: 0 P: 8	R: 2 E: 0 K: 1 S: 11	H: 3 LOB: 2 BB: 1 P: 20	1B: 7 2B: 2 3B: 0 HR: 1	SF: 0 SAC: 0 DP: 0 HBP: 0	WP: 1 PB: 0 SB: 0 CS: 0	PA: 37
PITCHER	IP WLS BF H R ER SO BB IBB HBP BLK WP HR S P ERA WHIP																					
Brian Meadows, R ERA: 3.42 (7, 1)	6.0 W 23 6 1 1 2 0 0 0 0 0 0 0 18 26 0.00 0.500																					
Vic Darenbourg, L ERA: 4.75 (9, 1)	2.0 7 1 0 0 2 0 0 0 0 0 0 0 3 3 ∞ ∞																					
Jay Powell, R ERA: 7.11 (9, 1)	0.0 2 2 2 2 0 0 0 0 0 0 0 0 3 3 ∞ ∞																					
Felix Heredia, L ERA: 6.28 Rob Stanifer, R ERA: (9, 1)	0.2 S 3 1 0 0 1 1 0 0 0 0 0 0 6 13 0.00 6.000																					

Florida Marlins @ Arizona Diamondbacks
Bank One Ballpark, Phoenix, AZ
Sun Apr 19 1998, 10:05 PM EDT
Att: 47,339 - Cloudy - 85 F

AB	36
R	3
H	10
RBI	3
BB	1
SO	5
LOB	15



Batter	1	2	3	4	5	6	7	8	9	AB	R	H	RBI	BB	SO	LOB	TOP				
John Cangelosi, S OBP: 0.388, SLG: 0.200 (1, 8)	G5-3		F7 1B BB	K		F7		FC6-4		4	1	0	0	1	1	3					
Edgar Renteria, R OBP: 0.276, SLG: 0.254 (1, 6)	G5-3		1B			G6-3			K	5	1	2	0	0	1	0					
Cliff Floyd, L OBP: 0.400, SLG: 0.565 (1, 7)	BB 1B		F7			F9 1B BB			G3	4	2	1	0	1	1	2					
Gary Sheffield, R OBP: 0.411, SLG: 0.448 John Roskos, R (8, 3)	1B BB		G5-4-3 1B			P6			K	2	0	1	1	2	0	2					
Bobby Bonilla, S OBP: 0.300, SLG: 0.296 (1, 5)	1B		G5-4-3			BB 1B			G3-6	4	0	2	2	0	0	3					
Derek Lee, R OBP: 0.407, SLG: 0.727 Jay Powell, R (7, 1)	F9					F9			K	4	0	1	0	0	1	4					
Charles Johnson, R OBP: 0.283, SLG: 0.455 (1, 2)						CS 1B				4	0	2	1	0	1	0					
Dave Berg, R OBP: 0.500, SLG: 0.381 Craig Counsell, L OBP: 0.449, SLG: 0.426 (5, PH) (5, 4)	F9					FC5-4 BB			G3-1	1	0	0	0	1	0	0					
Livan Hernandez, R OBP: 0.221, SLG: 0.231 Kit Cjajla, L OBP: 0.238, SLG: 0.490 Oscar Henriquez, R Ryan Jackson, L OBP: 0.310, SLG: 0.300 (1, 1) (4, 1) (5, PH) (5, 1) (7, 3) (8, 9)	G6-3					FC5-4			FC6-4 1B	2	0	0	0	0	0	2					
Inning Stats	R: 1 E: 0 K: 0 S: 11	H: 2 LOB: 2 BB: 1 P: 24	R: 0 E: 0 K: 0 S: 5	H: 0 LOB: 0 BB: 0 P: 8	R: 1 E: 0 K: 0 S: 7	H: 2 LOB: 1 BB: 1 P: 14	R: 0 E: 0 K: 1 S: 12	H: 2 LOB: 2 BB: 1 P: 24	R: 2 E: 0 K: 1 S: 6	H: 3 LOB: 3 BB: 2 P: 38	R: 0 E: 0 K: 1 S: 6	H: 0 LOB: 0 BB: 1 P: 15	R: 0 E: 0 K: 1 S: 9	H: 1 LOB: 1 BB: 0 P: 14	R: 0 E: 0 K: 2 S: 10	H: 0 LOB: 0 BB: 0 P: 13	1B: 8 2B: 2 3B: 0 HR: 0	SF: 0 SAC: 0 DP: 2 HBP: 0	WP: 0 PB: 0 SB: 0 CS: 1	PA: 40	
PITCHER	IP WLS BF H R ER SO	IP WLS BF H R ER SO	IP WLS BF H R ER SO	IP WLS BF H R ER SO	IP WLS BF H R ER SO	IP WLS BF H R ER SO	IP WLS BF H R ER SO	IP WLS BF H R ER SO	IP WLS BF H R ER SO	IP WLS BF H R ER SO	IP WLS BF H R ER SO	IP WLS BF H R ER SO	IP WLS BF H R ER SO	IP WLS BF H R ER SO	IP WLS BF H R ER SO	IP WLS BF H R ER SO	ERA WHIP	ERA WHIP			
Joel Adamson, L ERA: 7.36 (1, 1)	3.0	15	5	2	2	0	2	0	0	0	0	0	0	0	0	0	0	6.00	2.333		
Clint Sodowsky, R ERA: 12.15 (4, 1)	1.0	4	1	0	0	1	1	0	0	0	0	0	0	0	0	0	0	0.00	2.000		
Barry Manuel, R ERA: 10.57 (5, 1)	0.2	7	3	2	2	0	2	0	0	0	0	0	0	0	0	0	0	27.00	7.500		
Gregg Olson, R ERA: 4.15 (8, 1)	2.2	8	0	0	0	4	1	0	0	0	0	0	0	0	0	0	0	0.00	0.375		
Omar Daal, L ERA: 2.84 (8, 1)	0.2	3	1	0	0	0	0	0	0	0	0	0	0	0	0	0	0	0.00	1.500		

Florida Marlins @ Arizona Diamondbacks
Bank One Ballpark, Phoenix, AZ
Mon Apr 20 1998, 10:05 PM EDT
Att: 45,256 - Unknown - 89 F

AB	34
R	4
H	10
RBI	4
BB	6
SO	7
LOB	19



Batter	1	2	3	4	5	6	7	8	9	AB	R	H	RBI	BB	SO	LOB	BOTTOM				
Devon White, S OBP: 0.353, SLG: 0.423 Russ Springer, R (9, 1)	K		SF9	1B	K		HR	1B HBP		4	3	2	3	0	2	3					
Andy Fox, L OBP: 0.433, SLG: 0.462 Gregg Olson, R OBP: 0.500, SLG: 2.000 Omar Daal, L (8, PH) (9, 7)	K		G3-1			K	HR	1B		2	0	0	0	1	1	1					
Yamil Benitez, R OBP: 0.286, SLG: 0.436 (9, 7)	K		BB			HR	1B	1B		2	1	1	2	0	1	0					
Jay Bell, R OBP: 0.329, SLG: 0.474 (1, 6)	K		CS 1B			BB 1B	3B	L4		5	2	2	1	1	2	3					
Travis Lee, L OBP: 0.341, SLG: 0.382 (1, 3)	K		K	CS	1B SF7 BB	1B BB	BB 1B	G4-3		4	2	1	1	2	2	3					
Matt Williams, R OBP: 0.349, SLG: 0.513 (1, 5)	F8			BB 1B BB	1B 1B	F9	BB 1B	BB		3	2	1	0	2	0	2					
Brent Bredt, L OBP: 0.231, SLG: 0.313 (9, 9)	P6			BB 1B	1B	1B	1B	BB		4	1	3	1	1	0	0					
Jorge Fabregas, L OBP: 0.333, SLG: 0.319 (1, 2)			1B BB	F7	SF7	G4-3	1B			3	1	1	3	1	0	4					
Karim Garcia, L OBP: 0.196, SLG: 0.358 (9, 8)			1B BB	L4		G4-3	K			4	2	1	0	1	1	4					
Joel Adamson, L OBP: 0.400, SLG: 0.600 Clint Sodowsky, L (4, 1)			BB	1B	1B		P7	K		1	0	1	1	0	0	0					
Chris Jones, R OBP: 0.280, SLG: 0.281 Barry Manuel, R Andy Stankiewicz, R OBP: 0.296, SLG: 0.278 (5, 1) (5, 4)	BB		1B	1B	1B		K			1	1	1	2	0	0	0					
Inning Stats	R: 0 E: 0 K: 3 S: 14	H: 0 LOB: 0 BB: 0 P: 22	R: 0 E: 0 K: 1 S: 8	H: 0 LOB: 0 BB: 0 P: 13	R: 2 E: 0 K: 2 S: 12	H: 2 LOB: 2 BB: 2 P: 27	R: 5 E: 0 K: 0 S: 17	H: 4 LOB: 0 BB: 2 P: 34	R: 1 E: 0 K: 1 S: 14	H: 3 LOB: 3 BB: 1 P: 22	R: 1 E: 0 K: 0 S: 12	H: 1 LOB: 2 BB: 2 P: 25	R: 5 E: 0 K: 1 S: 22	H: 5 LOB: 2 BB: 2 P: 42	R: 1 E: 1 K: 1 S: 11	H: 1 LOB: 1 BB: 0 P: 16	1B: 13 2B: 1 3B: 1 HR: 1	SF: 2 SAC: 0 DP: 0 HBP: 1	WP: 0 PB: 0 SB: 0 CS: 1	PA: 50	
PITCHER	IP WLS BF H R ER SO	IP WLS BF H R ER SO	IP WLS BF H R ER SO	IP WLS BF H R ER SO	IP WLS BF H R ER SO	IP WLS BF H R ER SO	IP WLS BF H R ER SO	IP WLS BF H R ER SO	IP WLS BF H R ER SO	IP WLS BF H R ER SO	IP WLS BF H R ER SO	IP WLS BF H R ER SO	IP WLS BF H R ER SO	IP WLS BF H R ER SO	IP WLS BF H R ER SO	IP WLS BF H R ER SO	ERA WHIP	ERA WHIP			
Livan Hernandez, R ERA: 7.71 (1, 1)	3.1	19	5	7	7	6	4	0	0	0	0	0	0	0	0	0	0	18.90	2.700		
Kit Cjajla, L ERA: 3.86 (4, 1)	0.2	2	1	0	0	0	0	0	0	0	0	0	0	0	0	0	0	0.00	1.500		
Oscar Henriquez, R ERA: 11.45 (5, 1)	2.2	19	8	6	6	2	3	0	0	0	0	0	0	0	0	0	0	20.25	4.125		
Jay Powell, R ERA: 7.04 (7, 1)	1.1	9	2	2	1	2	2	0	1	0	0	0	0	0	0	0	0	6.75	3.000		

Florida Marlins @ Arizona Diamondbacks
Bank One Ballpark, Phoenix, AZ
Mon Apr 20 1998, 10:05 PM EDT
Att: 45,256 - Unknown - 89 F

AB	37
R	15
H	16
RBI	14
BB	9
SO	10
LOB	20



Batter	1	2	3	4	5	6	7	8	9	AB	R	H	RBI	BB	SO	LOB	TOP											
Devon White, S OBP: 0.348, SLG: 0.415	G4-3		BB 1B		G4-6-3			G6-3		4	0	1	0	0	0	1	Arizona Diamondbacks @ Atlanta Braves Turner Field, Atlanta, GA Wed Apr 22 1998, 7:05 PM EDT Att: 30,952 - Overcast - 60 F											
Andy Fox, L OBP: 0.441, SLG: 0.533	G5-3		BB 1B				SF9 3B	G4-3		4	1	2	0	0	0	0												
Jay Bell, R OBP: 0.326, SLG: 0.462	F8		G6-4-3			SF9		G5-3		2	0	0	1	1	0	0												
Travis Lee, L OBP: 0.348, SLG: 0.425		BB 1B	G6-4-3			L8			HR	4	1	2	1	0	0	3												
Matt Williams, R OBP: 0.345, SLG: 0.494	L9						HBP	F8		3	0	0	0	0	1	1												
Brent Brice, L OBP: 0.241, SLG: 0.306										1	0	0	0	1	1	0												
Yamil Benitez, R OBP: 0.273, SLG: 0.415										2	0	0	0	0	2	1												
Jorge Fabregas, L OBP: 0.328, SLG: 0.314	F8									4	0	1	0	0	1	2												
Karim Garcia, L OBP: 0.183, SLG: 0.333										4	0	0	0	0	3	3												
Andy Benes, R OBP: 0.250, SLG: 0.583										3	0	1	0	0	2	0												
Scott Brow, R OBP: 0.183, SLG: 0.333										0	0	0	0	0	0	0												
Inning Stats	R: 0 E: 0 K: 0 S: 7	H: 0 LOB: 0 BB: 0 P: 9	R: 0 E: 0 K: 1 S: 10	H: 1 LOB: 2 BB: 1 P: 18	R: 0 E: 0 K: 1 S: 11	H: 2 LOB: 2 BB: 1 P: 22	R: 0 E: 0 K: 2 S: 9	H: 0 LOB: 0 BB: 0 P: 15	R: 0 E: 0 K: 0 S: 7	H: 1 LOB: 0 BB: 0 P: 12	R: 1 E: 0 K: 1 S: 10	H: 1 LOB: 1 BB: 0 P: 12	R: 0 E: 0 K: 3 S: 9	H: 0 LOB: 0 BB: 0 P: 14	R: 0 E: 0 K: 0 S: 9	H: 0 LOB: 0 BB: 0 P: 12	R: 1 E: 0 K: 2 S: 11	H: 2 LOB: 1 BB: 0 P: 12	1B: 5 2B: 0 3B: 1 HR: 1	SF: 1 SAC: 0 DP: 2 HBP: 1	WP: 1 PB: 0 SB: 0 CS: 0	PA: 35						
PITCHER	IP	WLS	BF	H	R	ER	SO	BB	IBB	HBP	BLK	WP	HR	S	P	ERA	WHIP											
29 John Smoltz, R ERA: 0.84	(1, 1)	5.2	W	23	5	1	1	4	2	0	0	0	0	0	51	85	1.59	1.235										
Alan Embree, L ERA	(6, 1)	0.1		1	0	0	0	1	0	0	0	0	0	3	3	0.00	0.000											
Mike Cather, R ERA: 3.0	(7, 1)	2.0		6	0	0	0	3	0	0	0	0	0	18	26	0.00	0.000											
Mark Wohlers, R ERA: 2.57	(9, 1)	1.0		5	2	1	1	2	0	0	0	0	1	11	12	9.00	2.000											

Batter	1	2	3	4	5	6	7	8	9	AB	R	H	RBI	BB	SO	LOB	BOTTOM												
Walt Weiss, S OBP: 0.532, SLG: 0.634	CS BB		L6		SH1-3			2B		3	1	2	1	1	0	0	Arizona Diamondbacks @ Atlanta Braves Turner Field, Atlanta, GA Wed Apr 22 1998, 7:05 PM EDT Att: 30,952 - Overcast - 60 F												
Keith Lockhart, L OBP: 0.442, SLG: 0.641	K				G5-3		2B	K		5	0	2	1	0	2	3													
10 Chipper Jones, S OBP: 0.483, SLG: 0.829	G4-3				F8		G1-3			3	0	0	0	1	0	2													
Andres Galarraga, R OBP: 0.407, SLG: 0.606		K	G2-3			P3				4	0	0	0	0	2	3													
Ryan Klesko, L OBP: 0.247, SLG: 0.403	F8				F9					3	0	1	0	1	0	0													
Javy Lopez, R OBP: 0.365, SLG: 0.589	HR 1B					WP S 1B		IBB		3	2	2	1	1	0	2													
Michael Tucker, L OBP: 0.370, SLG: 0.478	HR 1B				F7					4	2	2	2	0	0	2													
Andruw Jones, R OBP: 0.250, SLG: 0.394	K				F8					3	0	0	0	0	1	1													
29 John Smoltz, R ERA: 0.84	(1, 1)	7.0	L	33	7	4	4	5	4	1	1	0	0	0	0	0		5.14	1.571										
Alan Embree, L ERA	(6, 1)	0.1		1	0	0	0	1	0	0	0	0	0	3	3	0.00		0.000											
Curtis Pride, L OBP: 0.216, SLG: 0.290	(6, PH)									1	0	0	0	0	0	0	3												
Mike Cather, R ERA: 3.0	(7, 1)	2.0		6	0	0	0	3	0	0	0	0	0	18	26	0.00	0.000												
Tony Graftano, R OBP: 0.276, SLG: 0.377	(8, PH)									1	0	0	0	0	0	1	0												
Mark Wohlers, R ERA: 2.57	(9, 1)	1.0		5	2	1	1	2	0	0	0	0	0	11	12	9.00	2.000												
Inning Stats	R: 0 E: 0 K: 1 S: 5	H: 0 LOB: 0 BB: 1 P: 13	R: 2 E: 0 K: 2 S: 12	H: 2 LOB: 0 BB: 0 P: 18	R: 0 E: 0 K: 1 S: 10	H: 1 LOB: 2 BB: 1 P: 15	R: 1 E: 0 K: 0 S: 5	H: 1 LOB: 0 BB: 0 P: 6	R: 0 E: 0 K: 0 S: 8	H: 0 LOB: 1 BB: 1 P: 12	R: 0 E: 0 K: 0 S: 13	H: 1 LOB: 3 BB: 1 P: 24	R: 1 E: 0 K: 1 S: 13	H: 2 LOB: 2 BB: 1 P: 26	R: 1 E: 0 K: 1 S: 11	H: 2 LOB: 1 BB: 0 P: 17	1B: 4 2B: 4 3B: 0 HR: 2	SF: 0 SAC: 1 DP: 1 HBP: 1	WP: 1 PB: 0 SB: 1 CS: 1	PA: 38									
PITCHER	IP	WLS	BF	H	R	ER	SO	BB	IBB	HBP	BLK	WP	HR	S	P	ERA	WHIP												
Andruw Jones, R OBP: 0.250, SLG: 0.394	(1, 1)	7.0	L	33	7	4	4	5	4	1	1	0	0	0	0	0	5.14	1.571											
Scott Brow, R ERA: 5.19	(8, 1)	1.0		5	2	1	1	2	0	0	0	0	0	11	12	9.00	2.000												



Batter	1	2	3	4	5	6	7	8	9	AB	R	H	RBI	BB	SO	LOB	TOP								
Devon White, S OBP: 0.367, SLG: 0.422 (1, 8)										5	0	3	0	0	1	2	Arizona Diamondbacks @ Atlanta Braves Turner Field, Atlanta, GA Fri Apr 24 1998, 7:05 PM EDT Att: 41,514 - Unknown - 67 F								
Chris Jones, R OBP: 0.242, SLG: 0.226 (1, 9)										5	0	1	0	0	3	4									
Jay Bell, R OBP: 0.320, SLG: 0.442 (1, 6)										4	1	2	0	0	1	2									
Matt Williams, R OBP: 0.358, SLG: 0.500 (1, 5)										4	1	1	0	0	0	4									
Travis Lee, L OBP: 0.361, SLG: 0.466 (1, 3)										4	1	3	1	0	0	2									
Yamil Benitez, R OBP: 0.285, SLG: 0.375 (1, 7)										4	0	0	1	0	0	2									
Russ Springer, R (8, 1)										0	0	0	0	0	0	0									
Jorge Fabregas, L OBP: 0.333, SLG: 0.321 (1, 2)										4	1	1	1	0	0	0									
Tony Batista, R OBP: 0.273, SLG: 0.381 (1, 4)										4	1	2	2	0	1	0									
Brian Anderson, R OBP: 0.111, SLG: 0.111 (1, 1)										2	0	0	0	0	0	0									
Barry Manuel, R (5, 1)										0	0	0	0	0	0	0									
Karim Garcia, L OBP: 0.177, SLG: 0.322 (7, PH)										1	0	0	0	0	0	0									
Gregg Olson, R OBP: 0.500, SLG: 2.000 (7, 1)										0	0	0	0	0	0	0									
Brent Bredle, L OBP: 0.250, SLG: 0.300 (8, 7)										0	0	0	0	1	0	0									
Inning Stats	R: 0 E: 0 K: 0 S: 12	H: 3 LOB: 2 BB: 0 P: 16	R: 0 E: 0 K: 1 S: 6	H: 0 LOB: 0 BB: 0 P: 10	R: 0 E: 0 K: 1 S: 7	H: 0 LOB: 0 BB: 0 P: 10	R: 4 E: 0 K: 0 S: 13	H: 4 LOB: 0 BB: 0 P: 19	R: 0 E: 0 K: 0 S: 8	H: 2 LOB: 1 BB: 0 P: 11	R: 1 E: 0 K: 0 S: 11	H: 1 LOB: 0 BB: 0 P: 18	R: 0 E: 0 K: 1 S: 7	H: 1 LOB: 0 BB: 0 P: 13	R: 0 E: 0 K: 1 S: 10	H: 1 LOB: 1 BB: 0 P: 14	R: 0 E: 0 K: 2 S: 15	H: 1 LOB: 2 BB: 1 P: 23	1B: 11 2B: 0 3B: 0 HR: 2	SF: 0 SAC: 0 DP: 1 HBP: 0	WP: 0 PB: 0 SB: 0 CS: 1	PA: 38			
PITCHER	IP	WLS	BF	H	R	ER	SO	BB	IBB	HBP	BLK	WP	HR	S	P	ERA	WHIP								
Denny Neagle, L ERA: 4.11 (1, 1)	6.0		26	10	5	5	2	0	0	0	0	0	2	57	84	7.50	1.667								
Dennis Martinez, R ERA: 8.82 (7, 1)	2.0		7	2	0	0	2	0	0	0	0	0	0	17	27	0.00	1.000								
Kerry Ligtenberg, R ERA: 9.38 (9, 1)	1.0	W	5	1	0	0	2	1	0	0	0	0	0	15	23	0.00	2.000								

Batter	1	2	3	4	5	6	7	8	9	AB	R	H	RBI	BB	SO	LOB	BOTTOM								
Walt Weiss, S OBP: 0.536, SLG: 0.633 (1, 6)										5	0	2	0	0	0	1	Arizona Diamondbacks @ Atlanta Braves Turner Field, Atlanta, GA Fri Apr 24 1998, 7:05 PM EDT Att: 41,514 - Unknown - 67 F								
Tony Graftano, R OBP: 0.298, SLG: 0.288 (1, 4)										5	1	1	0	0	0	2									
Kerry Ligtenberg, R (9, 1)										0	0	0	0	0	0	0									
10 Chipper Jones, S OBP: 0.480, SLG: 0.800 (1, 5)										5	3	4	1	0	0	1									
Andres Galarraga, R OBP: 0.415, SLG: 0.667 (1, 3)										4	1	2	1	1	0	2									
Javy Lopez, R OBP: 0.380, SLG: 0.635 (1, 2)										4	1	2	3	1	1	1									
Gerald Williams, R OBP: 0.281, SLG: 0.286 (1, 9)										2	0	1	0	0	0	2									
Ryan Klesko, L OBP: 0.256, SLG: 0.387 (6, 7)										1	0	0	0	1	0	0									
Damon Hollins, R OBP: 0.500, SLG: 0.500 (1, 7)										2	0	1	0	0	0	1									
Michael Tucker, L OBP: 0.373, SLG: 0.458 (6, 9)										0	0	0	0	2	0	0									
Andruw Jones, R OBP: 0.228, SLG: 0.356 (1, 8)										4	0	0	0	0	1	6									
Denny Neagle, L OBP: 0.133, SLG: 0.133 (1, 1)										2	0	1	0	0	0	0									
Curtis Pride, L OBP: 0.206, SLG: 0.273 (6, PH)										1	0	0	0	0	0	0									
Dennis Martinez, R (7, 1)										0	0	0	0	0	0	0									
Keith Lockhart, L OBP: 0.417, SLG: 0.614 (8, PH)										1	0	0	0	0	0	0									
Inning Stats	R: 3 E: 0 K: 0 S: 19	H: 5 LOB: 2 BB: 0 P: 31	R: 0 E: 0 K: 0 S: 5	H: 1 LOB: 0 BB: 0 P: 9	R: 1 E: 0 K: 0 S: 9	H: 2 LOB: 1 BB: 1 P: 15	R: 0 E: 0 K: 0 S: 10	H: 1 LOB: 1 BB: 0 P: 14	R: 0 E: 0 K: 2 S: 11	H: 1 LOB: 3 BB: 2 P: 22	R: 0 E: 0 K: 0 S: 11	H: 1 LOB: 1 BB: 0 P: 17	R: 1 E: 0 K: 0 S: 10	H: 1 LOB: 1 BB: 1 P: 22	R: 0 E: 0 K: 0 S: 8	H: 0 LOB: 0 BB: 0 P: 12	R: 0 E: 0 K: 0 S: 3	H: 2 LOB: 2 BB: 1 P: 9	1B: 9 2B: 3 3B: 0 HR: 2	SF: 0 SAC: 0 DP: 1 HBP: 0	WP: 0 PB: 0 SB: 3 CS: 0	PA: 41			
PITCHER	IP	WLS	BF	H	R	ER	SO	BB	IBB	HBP	BLK	WP	HR	S	P	ERA	WHIP								
Brian Anderson, L ERA: 4.06 (1, 1)	4.0		21	10	4	4	0	1	0	0	0	0	1	44	70	9.00	2.750								
Barry Manuel, R ERA: 8.88 (5, 1)	2.0		9	1	0	0	2	1	1	0	0	0	0	21	38	0.00	1.000								
Gregg Olson, R ERA: 4.66 (7, 1)	1.0		5	1	1	1	0	1	0	0	0	0	1	10	22	9.00	2.000								
Russ Springer, R ERA: 0.93 (8, 1)	1.0	L	6	2	1	1	0	1	0	0	0	0	0	11	21	9.00	3.000								

Batter	1	2	3	4	5	6	7	8	9	10	11	AB	R	H	RBI	BB	SO	LOB	TOP							
Devon White, S OBP: 0.375, SLG: 0.404 (1, 8)	G5-3		G6-3		K			F8		SH1-4		4	0	0	0	0	1	1								
Andy Fox, L OBP: 0.375, SLG: 0.444 (1, 4) (10, 7)	K		K			L5		K		G4-3		5	0	0	0	0	3	1								
Jay Bell, R OBP: 0.304, SLG: 0.418 (1, 6)	F8				P2			F7		F9		5	0	0	0	0	0	1								
Travis Lee, L OBP: 0.353, SLG: 0.452 (1, 3)					G4-3			F8		G4-1		5	1	1	0	0	1	0								
Matt Williams, R OBP: 0.380, SLG: 0.582 (1, 5)					F7			G5-3		WP		5	2	4	3	0	0	0								
Jorge Fabrejas, L OBP: 0.359, SLG: 0.344 (1, 2)								G5-3		F7		5	1	2	0	0	0	2								
Brent Bredle, L OBP: 0.295, SLG: 0.340 (1, 7) (9, 9)					F7							3	0	2	0	2	0	1								
Karim Garcia, L OBP: 0.222, SLG: 0.306 (9, PH) Yaniri Benitez, R OBP: 0.255, SLG: 0.307 (9, 7)					G4-6-3			G6-3				3	0	0	0	0	0	5								
Omar Daal, L OBP: 0.261, SLG: 0.364 (10, 1) Scott Brow, R OBP: 0.265, SLG: 0.328 (11, PH) Chris Jones, R OBP: 0.265, SLG: 0.328 (11, 1)					G4-6-3			G6-3		F8		0	0	0	0	0	0	0								
Jeff Suppan, R OBP: 0.222, SLG: 0.222 (7, PH) Tony Batista, R OBP: 0.261, SLG: 0.364 (7, 1) Clint Sodowsky, L OBP: 0.259, SLG: 0.385 (11, 1)					G5-3					G5		0	0	0	0	0	0	0								
Andy Stankiewicz, R OBP: 0.250, SLG: 0.250 (10, 4)								K				2	0	1	1	0	0	0								
Inning Stats	R: 0 E: 0 K: 1 S: 10	H: 0 LOB: 0 BB: 0 P: 15	R: 1 E: 0 K: 1 S: 12	H: 3 LOB: 1 BB: 0 P: 17	R: 0 E: 0 K: 1 S: 6	H: 0 LOB: 0 BB: 0 P: 8	R: 0 E: 0 K: 0 S: 5	H: 0 LOB: 0 BB: 0 P: 7	R: 1 E: 0 K: 1 S: 10	H: 2 LOB: 1 BB: 0 P: 18	R: 0 E: 0 K: 0 S: 7	H: 1 LOB: 2 BB: 1 P: 25	R: 0 E: 0 K: 1 S: 7	H: 0 LOB: 0 BB: 0 P: 12	R: 0 E: 0 K: 0 S: 9	H: 1 LOB: 2 BB: 1 P: 18	R: 0 E: 0 K: 0 S: 10	H: 0 LOB: 1 BB: 1 P: 17	R: 2 E: 0 K: 0 S: 12	H: 3 LOB: 1 BB: 1 P: 19	1B: 6 2B: 2 3B: 0 HR: 2	SF: 0 SAC: 1 DP: 2 HBP: 0	WP: 1 PB: 0 SB: 0 CS: 0	PA: 45		
PITCHER	IP WLS BF H R ER SO BB IBB HBP BLK WP HR S P ERA WHIP	Livan Hernandez, R ERA: 6.5 Felix Heredia, L ERA: 5.74 Jay Powell, R ERA: 4.91 Vic Darenbourg, L ERA: 5.93 Rob Stanifer, R ERA: 6.75	6.0 0.2 1.1 0.1 0.2	25 4 5 4 2	30 1 0 3 0	6 0 0 2 0	2 0 0 2 0	0 0 0 2 0	0 1 0 0 1	0 0 0 0 0	0 0 0 0 0	0 0 0 0 0	1 0 0 0 0	0 0 0 0 0	0 0 0 0 0	0 0 0 0 0	0 0 0 0 0	0 0 0 0 0	0 0 0 0 0	0 0 0 0 0	0 0 0 0 0	0 0 0 0 0	0 0 0 0 0	0 0 0 0 0	0 0 0 0 0	0 0 0 0 0

Arizona Diamondbacks @ Florida Marlins
Pro Player Stadium, Miami, FL
Sat Apr 25 1998, 7:05 PM EDT
Att: 28,710 - Unknown - 82 F

livebaseballscorecards.com

AB 40
R 4
H 10
RBI 4
BB 4
SO 6
LOB 17



Batter	1	2	3	4	5	6	7	8	9	10	11	AB	R	H	RBI	BB	SO	LOB	BOTTOM						
Cliff Floyd, L OBP: 0.388, SLG: 0.519 (1, 7)	K		F8		F8			G6-4-3				4	0	0	0	1	1	2							
Edgar Renteria, R OBP: 0.302, SLG: 0.287 (1, 6)					L8			SF7		G5-4-3		5	1	3	0	0	1	1							
Craig Counsell, L OBP: 0.432, SLG: 0.427 (1, 4)					F8			SF7				2	0	1	2	2	0	0							
Gary Sheffield, R OBP: 0.411, SLG: 0.479 (1, 9) Vic Darenbourg, L OBP: 0.279, SLG: 0.243 (11, PH) Rob Stanifer, R OBP: 0.259, SLG: 0.385 (11, 1)					F8			L7		G5-4-3		5	0	0	0	0	1	5							
Mark Kotsay, L OBP: 0.311, SLG: 0.402 (1, 8)								G4-3				2	1	1	0	3	0	0							
Derek Lee, R OBP: 0.364, SLG: 0.618 (1, 3) Jay Powell, R OBP: 0.279, SLG: 0.243 (11, PH)					P3			K		G6-3		3	0	0	0	1	1	3							
Jim Eisenreich, L OBP: 0.259, SLG: 0.385 (11, 9)								K				1	0	1	0	0	0	0							
Gregg Zaun, S OBP: 0.333, SLG: 0.500 (1, 2)					FC4-6			K				4	0	0	0	0	1	4							
Dave Berg, R OBP: 0.469, SLG: 0.360 (1, 5) Bobby Bonilla, S OBP: 0.279, SLG: 0.243 (11, PH)					G1-3					G6-3		4	0	1	0	0	1	1							
Livan Hernandez, R OBP: 0.250, SLG: 0.250 (11, PH) Felix Heredia, L OBP: 0.259, SLG: 0.385 (11, 1) Ryan Jackson, L OBP: 0.327, SLG: 0.304 (9, 3)												3	1	1	0	0	1	1							
Inning Stats	R: 1 E: 0 K: 2 S: 17	H: 2 LOB: 3 BB: 2 P: 33	R: 0 E: 0 K: 0 S: 4	H: 0 LOB: 0 BB: 0 P: 6	R: 0 E: 0 K: 0 S: 3	H: 0 LOB: 0 BB: 0 P: 3	R: 0 E: 0 K: 1 S: 13	H: 1 LOB: 1 BB: 0 P: 18	R: 1 E: 0 K: 0 S: 9	H: 2 LOB: 1 BB: 0 P: 16	R: 0 E: 0 K: 2 S: 9	H: 0 LOB: 0 BB: 0 P: 11	R: 0 E: 0 K: 1 S: 6	H: 1 LOB: 1 BB: 0 P: 8	R: 0 E: 0 K: 0 S: 8	H: 0 LOB: 0 BB: 0 P: 13	R: 0 E: 0 K: 1 S: 6	H: 0 LOB: 1 BB: 1 P: 18	R: 1 E: 0 K: 1 S: 11	H: 1 LOB: 1 BB: 1 P: 21	1B: 7 2B: 2 3B: 0 HR: 0	SF: 1 SAC: 1 DP: 3 HBP: 0	WP: 1 PB: 0 SB: 1 CS: 1	PA: 45	
PITCHER	IP WLS BF H R ER SO BB IBB HBP BLK WP HR S P ERA WHIP	Jeff Suppan, R ERA: 7.33 Clint Sodowsky, R ERA: 7.59 Omar Daal, L ERA: 2.87 Scott Brow, R ERA: 5.0 Felix Rodriguez, R ERA: 7.56	6.0 3.0 0.2 0.1 1.0	25 11 3 1 5	25 2 0 0 1	2 0 0 0 1	0 0 0 0 0	0 0 0 0 0	0 0 0 0 0	0 0 0 0 0	0 0 0 0 0	0 0 0 0 0	1 0 0 0 0	0 0 0 0 0	0 0 0 0 0	0 0 0 0 0	0 0 0 0 0	0 0 0 0 0	0 0 0 0 0	0 0 0 0 0	0 0 0 0 0	0 0 0 0 0	0 0 0 0 0	0 0 0 0 0	0 0 0 0 0

Arizona Diamondbacks @ Florida Marlins
Pro Player Stadium, Miami, FL
Sat Apr 25 1998, 7:05 PM EDT
Att: 28,710 - Unknown - 82 F

livebaseballscorecards.com

AB 36
R 3
H 8
RBI 3
BB 7
SO 8
LOB 19



Batter	1	2	3	4	5	6	7	8	9	AB	R	H	RBI	BB	SO	LOB	TOP					
Devon White, S OBP: 0.364, SLG: 0.402										3	1	1	0	2	1	0	Arizona Diamondbacks @ Florida Marlins Pro Player Stadium, Miami, FL Sun Apr 26 1998, 3:33 AM EDT Att: 24,782 - Sunny - 84 F					
Brent Brade, L OBP: 0.303, SLG: 0.345										5	1	2	0	0	0	5						
Jay Bell, R OBP: 0.318, SLG: 0.438										5	2	3	2	0	0	1						
Travis Lee, L OBP: 0.364, SLG: 0.448										3	0	1	1	2	1	3						
Matt Williams, R OBP: 0.371, SLG: 0.558										4	0	0	1	1	0	8						
Jorge Fabregas, L OBP: 0.342, SLG: 0.328										3	0	0	0	2	0	3						
Yamil Benitez, R OBP: 0.340, SLG: 0.340										3	0	0	0	0	2	5						
Scott Brow, R OBP: 0.340, SLG: 0.340										0	0	0	0	0	0	0						
Barry Manuel, R OBP: 0.340, SLG: 0.340										0	0	0	0	0	0	0						
Andy Fox, L OBP: 0.366, SLG: 0.432										1	0	0	0	0	1	0						
Andy Stankiewicz, R OBP: 0.265, SLG: 0.233										3	1	0	0	2	1	0						
Joel Adamson, L OBP: 0.429, SLG: 0.571										2	0	1	0	0	0	3						
Karim Garcia, L OBP: 0.179, SLG: 0.302										1	0	0	0	1	0	0						
Inning Stats	R: 0 E: 0 K: 1 S: 11	H: 0 LOB: 0 BB: 16	R: 0 E: 0 K: 0 S: 9	H: 0 LOB: 3 BB: 25	R: 3 E: 0 K: 1 S: 12	H: 3 LOB: 2 BB: 0	R: 0 E: 0 K: 1 S: 10	H: 2 LOB: 1 BB: 0	R: 1 E: 0 K: 1 S: 9	H: 1 LOB: 1 BB: 1	R: 0 E: 0 K: 0 S: 5	H: 0 LOB: 0 BB: 8	R: 0 E: 0 K: 0 S: 14	H: 1 LOB: 2 BB: 1	R: 2 E: 0 K: 1 S: 12	H: 1 LOB: 3 BB: 31	R: 0 E: 0 K: 1 S: 7	H: 0 LOB: 0 BB: 8	1B: 7 2B: 2 3B: 0 HR: 0	SF: 0 SAC: 0 DP: 2 HBP: 0	WP: 1 PB: 0 SB: 0 CS: 1	PA: 44
PITCHER	IP WLS BF H R ER SO BB IBB HBP BLK WP HR S P ERA WHIP	5.0 W 25 6 4 3 4 5 1 0 0 0 0 0 51 105 5.40 2.200	1.1 6 1 0 0 0 0 1 0 0 0 0 0 6 26 0.00 1.500	0.2 2 0 0 0 0 0 0 0 0 0 0 0 6 8 0.00 0.000	0.0 3 0 2 2 0 3 0 0 0 0 0 0 4 16 = =	2.0 8 1 0 0 2 1 0 0 0 0 1 0 15 23 0.00 1.000																

Batter	1	2	3	4	5	6	7	8	9	AB	R	H	RBI	BB	SO	LOB	BOTTOM					
John Cangelosi, S OBP: 0.348, SLG: 0.167										3	1	0	0	1	0	1	Arizona Diamondbacks @ Florida Marlins Pro Player Stadium, Miami, FL Sun Apr 26 1998, 3:33 AM EDT Att: 24,782 - Sunny - 84 F					
Mark Kotsay, L OBP: 0.319, SLG: 0.422										1	1	1	0	0	0	0						
Edgar Renteria, R OBP: 0.307, SLG: 0.293										5	1	2	2	0	1	2						
Cliff Floyd, L OBP: 0.398, SLG: 0.560										3	2	2	4	1	1	0						
Gary Sheffield, R OBP: 0.411, SLG: 0.506										4	1	1	2	1	0	1						
Ryan Jackson, L OBP: 0.327, SLG: 0.304										0	0	0	0	0	0	0						
Bobby Bonilla, S OBP: 0.277, SLG: 0.225										3	0	0	0	1	0	0						
Derek Lee, R OBP: 0.357, SLG: 0.586										3	1	0	1	1	1	0						
Charles Johnson, R OBP: 0.307, SLG: 0.507										4	2	2	3	0	1	3						
Craig Counsell, L OBP: 0.434, SLG: 0.430										4	2	2	0	0	1	0						
Eric Ludwick, R OBP: 0.370, SLG: 0.500										1	0	0	0	0	0	0						
John Roskos, R OBP: 0.370, SLG: 0.500										1	1	1	0	0	0	0						
Kirt Ojala, L OBP: 0.370, SLG: 0.500										0	0	0	0	0	0	0						
Antonio Alfonseca, R OBP: 0.370, SLG: 0.500										0	0	0	0	0	0	0						
Jim Eisenreich, L OBP: 0.370, SLG: 0.500										1	0	0	0	0	0	0						
Felix Heredia, L OBP: 0.370, SLG: 0.500										0	0	0	0	0	0	0						
Jay Powell, R OBP: 0.370, SLG: 0.500										0	0	0	0	0	0	0						
Inning Stats	R: 0 E: 0 K: 1 S: 8	H: 0 LOB: 1 BB: 1	R: 0 E: 0 K: 2 S: 7	H: 0 LOB: 0 BB: 0	R: 0 E: 0 K: 0 S: 5	H: 0 LOB: 0 BB: 0	R: 2 E: 0 K: 0 S: 9	H: 2 LOB: 0 BB: 0	R: 4 E: 0 K: 0 S: 19	H: 3 LOB: 3 BB: 4	R: 3 E: 0 K: 0 S: 15	H: 3 LOB: 0 BB: 0	R: 2 E: 1 K: 1 S: 11	H: 1 LOB: 0 BB: 0	R: 1 E: 0 K: 1 S: 12	H: 2 LOB: 0 BB: 0	R: 0 E: 0 K: 1 S: 7	H: 0 LOB: 0 BB: 8	1B: 6 2B: 1 3B: 0 HR: 4	SF: 1 SAC: 1 DP: 0 HBP: 0	WP: 0 PB: 0 SB: 1 CS: 0	PA: 40
PITCHER	IP WLS BF H R ER SO BB IBB HBP BLK WP HR S P ERA WHIP	4.2 L 21 3 3 3 0 2 1 0 0 0 0 1 21 44 11.57 3.750	1.1 10 3 3 3 0 2 1 0 0 0 0 1 11 20 9.00 1.000	1.0 5 1 2 1 1 0 0 0 0 0 0 0 12 16 9.00 2.000	1.0 4 2 1 1 1 0 0 0 0 0 0 0 12 16 9.00 2.000																	

Batter	1	2	3	4	5	6	7	8	9	AB	R	H	RBI	BB	SO	LOB	TOP		
Walt Weiss, S OBP: 0.493, SLG: 0.581	2-2 10 1B BB	3-2 10 S 1B		0-1 2B 10 SF9 1B		2-3 K			0-1 G4-3	5	2	3	0	0	1	2			
Keith Lockhart, L OBP: 0.426, SLG: 0.643	2-1 F8	0-0 P7		1-1 1-3 2-H 2B		1-0 L8			2-2 1B 1B	5	0	2	2	2	0	3			
10 Chipper Jones, S OBP: 0.455, SLG: 0.753	0-0 BB SF8 1B	1-3 K		1-2 SF9					0-0 G3-1	4	1	1	1	1	0	2			
Andres Galarraga, R OBP: 0.415, SLG: 0.629	3-2 SF8 BB HBP 1-2		2-1 E6 CS	0-0 F9					2-0 P8	4	0	1	0	0	0	1			
Ryan Klesko, L OBP: 0.260, SLG: 0.375 Mark Wohlers, R	4-2 BB BB		1-0 P9		3-2 P5				2-0 G3	4	0	0	1	1	0	3			
Javy Lopez, R OBP: 0.383, SLG: 0.647	1-2 SF8		2-1 HR		0-3 K				3-1 P4	3	1	1	2	0	1	0			
Michael Tucker, L OBP: 0.366, SLG: 0.441	2-3 3-H 1-2 BB		0-3 K		2-2 G4-3				0-0 G3-1	3	0	0	0	1	1	0			
Andruw Jones, R OBP: 0.231, SLG: 0.376	1-3 K		1-0 G6-3		0-0 29 SH3 1B				3-2 G6-3	4	0	1	0	0	1	3			
29 John Smoltz, R Kerry Ligtenberg, R Alan Embree, L Mike Cather, R Tony Graffanino, R Gerald Williams, R		2-3 K		4-2 1B 2B BB		0-0 SH3			0-2 E6 G4-3 1B	1	1	0	0	0	1	1	0		
Inning Stats	R: 2 E: 0 K: 1 S: 19	H: 2 LOB: 3 BB: 2 P: 36	R: 0 E: 0 K: 3 S: 11	H: 1 LOB: 1 BB: 0 P: 17	R: 1 E: 1 K: 1 S: 8	H: 1 LOB: 0 BB: 0 P: 13	R: 2 E: 0 K: 0 S: 11	H: 2 LOB: 1 BB: 1 P: 18	R: 0 E: 0 K: 1 S: 6	H: 1 LOB: 1 BB: 0 P: 9	R: 0 E: 0 K: 0 S: 3	H: 0 LOB: 0 BB: 0 P: 7	R: 0 E: 0 K: 0 S: 7	H: 0 LOB: 0 BB: 0 P: 13	R: 1 E: 1 K: 1 S: 18	H: 2 LOB: 2 BB: 0 P: 25	1B: 7 2B: 1 3B: 0 HR: 1	SF: 2 SAC: 1 DP: 0 HBP: 1	WP: 0 PA: 41 CS: 1
PITCHER	IP WLS BF H R ER SO BB IBB HBP BLK WP HR S P ERA WHIP	IP WLS BF H R ER SO BB IBB HBP BLK WP HR S P ERA WHIP	IP WLS BF H R ER SO BB IBB HBP BLK WP HR S P ERA WHIP	IP WLS BF H R ER SO BB IBB HBP BLK WP HR S P ERA WHIP	IP WLS BF H R ER SO BB IBB HBP BLK WP HR S P ERA WHIP	IP WLS BF H R ER SO BB IBB HBP BLK WP HR S P ERA WHIP	IP WLS BF H R ER SO BB IBB HBP BLK WP HR S P ERA WHIP	IP WLS BF H R ER SO BB IBB HBP BLK WP HR S P ERA WHIP	IP WLS BF H R ER SO BB IBB HBP BLK WP HR S P ERA WHIP	IP WLS BF H R ER SO BB IBB HBP BLK WP HR S P ERA WHIP	IP WLS BF H R ER SO BB IBB HBP BLK WP HR S P ERA WHIP	IP WLS BF H R ER SO BB IBB HBP BLK WP HR S P ERA WHIP	IP WLS BF H R ER SO BB IBB HBP BLK WP HR S P ERA WHIP	IP WLS BF H R ER SO BB IBB HBP BLK WP HR S P ERA WHIP	IP WLS BF H R ER SO BB IBB HBP BLK WP HR S P ERA WHIP	IP WLS BF H R ER SO BB IBB HBP BLK WP HR S P ERA WHIP	IP WLS BF H R ER SO BB IBB HBP BLK WP HR S P ERA WHIP		

Atlanta Braves @ Arizona Diamondbacks
Bank One Ballpark, Phoenix, AZ
Mon Apr 27 1998, 10:05 PM EDT
Att: 47,410 - Cloudy - 81 F

AB 34
R 6
H 9
RBI 6
BB 3
SO 7
LOB 14



Batter	1	2	3	4	5	6	7	8	9	AB	R	H	RBI	BB	SO	LOB	BOTTOM				
Devon White, S OBP: 0.366, SLG: 0.441	1-0 G6-3		0-1 2B	1-1 FC6-4			1-1 HR		0-2 G3	5	2	2	1	0	0	2					
Andy Fox, L OBP: 0.370, SLG: 0.452	0-0 G4-3		0-0 G4-3 2-H 2B		0-2 G6-4-3 1B		3-3 K		1-0 E6 WP	5	0	2	1	0	1	0					
Jay Bell, R OBP: 0.321, SLG: 0.460	0-1 HR		1-2 G4-3		0-1 F8				4-0 BB 1B BB	4	2	1	1	1	0	3					
Travis Lee, L OBP: 0.366, SLG: 0.434	4-2 BB		4-0 G6-4-3 BB		1-1 G6-4-3				2-3 K	3	0	0	0	2	2	3					
Matt Williams, R OBP: 0.367, SLG: 0.545	2-3 K		0-2 G6-4-3		0-1 P6				0-0 BB 1B 1B	4	1	1	0	0	1	3					
Jorge Fabregas, L OBP: 0.350, SLG: 0.328 Andy Stankiewicz, R OBP: 0.265, SLG: 0.233		0-2 K		2-0 FC2-5 1B 1B		0-0 G4-3			4-1 1B BB	3	0	1	0	1	1	0					
Brent Brede, L OBP: 0.319, SLG: 0.361 Kelly Stinnett, R OBP: 0.276, SLG: 0.280		1-2 1B		0-0 FC2-5 1B		1-0 G4-3			3-3 K	3	0	2	0	0	0	0					
David Dellucci, L OBP: 0.500, SLG: 0.500		1-3 K		0-3 K					0-0 G6-4-3 1B	4	0	2	2	0	2	3					
Andy Benes, R Tony Gattuso, R Gregg Olson, R Yamir Benitez, R Omar Daal, L Felix Rodriguez, R		1-3 K		2-2 FC2-5 FC6-4		0-2 G6-4-3			0-2 P2	2	0	0	0	0	1	3					
Inning Stats	R: 1 E: 0 K: 1 S: 10	H: 1 LOB: 1 BB: 1 P: 17	R: 0 E: 0 K: 3 S: 12	H: 1 LOB: 0 BB: 0 P: 15	R: 1 E: 0 K: 0 S: 11	H: 2 LOB: 1 BB: 1 P: 16	R: 0 E: 0 K: 1 S: 10	H: 2 LOB: 2 BB: 0 P: 15	R: 0 E: 0 K: 0 S: 7	H: 1 LOB: 0 BB: 0 P: 8	R: 0 E: 0 K: 0 S: 4	H: 0 LOB: 0 BB: 0 P: 5	R: 1 E: 0 K: 1 S: 12	H: 2 LOB: 0 BB: 0 P: 18	R: 2 E: 0 K: 2 S: 12	H: 2 LOB: 2 BB: 2 P: 27	R: 0 E: 1 K: 1 S: 12	H: 0 LOB: 1 BB: 0 P: 16	1B: 7 2B: 2 3B: 0 HR: 2	SF: 0 SAC: 0 DP: 3 HBP: 0	WP: 1 PA: 40 CS: 0
PITCHER	IP WLS BF H R ER SO BB IBB HBP BLK WP HR S P ERA WHIP	IP WLS BF H R ER SO BB IBB HBP BLK WP HR S P ERA WHIP	IP WLS BF H R ER SO BB IBB HBP BLK WP HR S P ERA WHIP	IP WLS BF H R ER SO BB IBB HBP BLK WP HR S P ERA WHIP	IP WLS BF H R ER SO BB IBB HBP BLK WP HR S P ERA WHIP	IP WLS BF H R ER SO BB IBB HBP BLK WP HR S P ERA WHIP	IP WLS BF H R ER SO BB IBB HBP BLK WP HR S P ERA WHIP	IP WLS BF H R ER SO BB IBB HBP BLK WP HR S P ERA WHIP	IP WLS BF H R ER SO BB IBB HBP BLK WP HR S P ERA WHIP	IP WLS BF H R ER SO BB IBB HBP BLK WP HR S P ERA WHIP	IP WLS BF H R ER SO BB IBB HBP BLK WP HR S P ERA WHIP	IP WLS BF H R ER SO BB IBB HBP BLK WP HR S P ERA WHIP	IP WLS BF H R ER SO BB IBB HBP BLK WP HR S P ERA WHIP	IP WLS BF H R ER SO BB IBB HBP BLK WP HR S P ERA WHIP	IP WLS BF H R ER SO BB IBB HBP BLK WP HR S P ERA WHIP	IP WLS BF H R ER SO BB IBB HBP BLK WP HR S P ERA WHIP	IP WLS BF H R ER SO BB IBB HBP BLK WP HR S P ERA WHIP				

Atlanta Braves @ Arizona Diamondbacks
Bank One Ballpark, Phoenix, AZ
Mon Apr 27 1998, 10:05 PM EDT
Att: 47,410 - Cloudy - 81 F

AB 36
R 5
H 11
RBI 5
BB 4
SO 9
LOB 23



Batter	1	2	3	4	5	6	7	8	9	AB	R	H	RBI	BB	SO	LOB	TOP										
Walt Weiss, S OBP: 0.520, SLG: 0.606 Ray Holbert, R OBP: 0.250, SLG: 0.154	1-1 10 1B 2B		1-0 L4			4-1 1B BB		0-0 2B 1B	0-0 E9 2B 1B	4	3	2	2	0	0	0											
Keith Lockhart, L OBP: 0.424, SLG: 0.639 Dennis Martinez, R OBP: 0.500, SLG: 0.667	3-2 P6		0-0 F8			0-1 1B 1B		1-0 2B 1B	1-0 2B 2B	5	0	2	3	0	0	4											
10 Chipper Jones, S OBP: 0.449, SLG: 0.725	1-0 1B 2H 1B				0-0 P7	3-2 G4-3		0-1 G5-3	4-1 BB BB	5	0	1	1	1	0	3											
Andres Galarraga, R OBP: 0.411, SLG: 0.621	0-0 P9				1-1 G6-3			0-0 HR 1B	1-1 BB 2B	6	1	2	0	0	2	4											
Ryan Klesko, L OBP: 0.270, SLG: 0.413 Gerald Williams, R OBP: 0.257, SLG: 0.258	2-2 1B				0-0 F7			1-1 HR	0-0 G4-3	0-2 L8	4	1	2	2	0	1											
Javy Lopez, R OBP: 0.384, SLG: 0.667		1-3 K				2-1 HR		2-1 P9	0-2 G6-3	4-2 2B WP BB	4	2	1	1	1	1											
Michael Tucker, L OBP: 0.270, SLG: 0.438 Damon Hollins, R OBP: 0.500, SLG: 0.500		3-1 G4-3				1-1 F9		3-3 K	2-3 K	2-2 WP E 2B	5	1	1	0	0	2	0										
Andruw Jones, R OBP: 0.250, SLG: 0.389		2-3 K				0-0 SH1-3 1B		0-0 BB 1B	1-2 1B 1B	3-3 K	5	2	3	0	0	2	2										
Tom Glavine, L OBP: 0.200, SLG: 0.300 Curtis Pride, L OBP: 0.222, SLG: 0.286 Tony Graffanino, R OBP: 0.271, SLG: 0.278			1-0 F8			0-0 SH1-3		2-1 BB	1-2 BB 1B	1-2 1B 1B	2	0	1	0	0	0	0										
						1-2 1B		1-3 2B 1B	2-3 2B BB	4-2 E 2B BB	0	1	1	0	0	0	0										
Inning Stats	R: 1 E: 0 K: 0 S: 10	H: 3 LOB: 2 BB: 0 P: 17	R: 0 E: 0 K: 2 S: 8	H: 0 LOB: 0 BB: 0 P: 14	R: 0 E: 0 K: 0 S: 3	H: 0 LOB: 0 BB: 0 P: 5	R: 0 E: 0 K: 0 S: 4	H: 0 LOB: 0 BB: 0 P: 5	R: 2 E: 0 K: 0 S: 12	H: 3 LOB: 2 BB: 1 P: 22	R: 2 E: 0 K: 1 S: 13	H: 4 LOB: 3 BB: 1 P: 26	R: 0 E: 0 K: 0 S: 8	H: 1 LOB: 1 BB: 0 P: 9	R: 3 E: 0 K: 2 S: 20	H: 4 LOB: 2 BB: 1 P: 32	R: 4 E: 1 K: 2 S: 19	H: 3 LOB: 1 BB: 2 P: 38	1B: 11 2B: 5 3B: 0 HR: 2	SF: 0 SAC: 1 DP: 0 HBP: 0	WP: 1 PB: 0 CS: 0	PA: 49					
PITCHER	IP	WLS	BF	H	R	ER	SO	BB	IBB	HBP	BLK	WP	HR	S	P	ERA	WHIP										
Willie Blair, R ERA: 6.56	5.2	L	27	10	5	5	3	1	0	0	0	0	2	48	82	7.94	1.941										
Clint Sodowsky, R ERA: 6.75	1.1		6	1	0	0	0	1	0	0	0	0	0	10	16	0.00	1.500										
Russ Springer, R ERA: 3.86	1.0		8	4	3	3	2	1	0	0	0	0	0	20	32	27.00	5.000										
Ricky Pickett, L ERA: 81.0	0.1		4	1	3	3	1	2	0	0	0	1	0	13	26	81.00	9.000										
Scott Brow, R ERA: 7.39	0.2		4	2	1	1	1	0	0	0	0	0	0	6	12	13.50	3.000										

Atlanta Braves @ Arizona Diamondbacks
Bank One Ballpark, Phoenix, AZ
Tue Apr 28 1998, 10:05 PM EDT
Att: 47,593 - Unknown - 83 F

AB 43
R 12
H 18
RBI 11
BB 5
SO 7
LOB 17



Batter	1	2	3	4	5	6	7	8	9	AB	R	H	RBI	BB	SO	LOB	BOTTOM										
Devon White, S OBP: 0.362, SLG: 0.429	2-2 G4-3			1-2 G4-3		4-2 BB		2-2 P6		3	0	0	0	1	0	1											
Jay Bell, R OBP: 0.319, SLG: 0.452	1-3 K			3-3 K		1-0 F7		3-1 1B		4	0	1	1	0	2	1											
Travis Lee, L OBP: 0.362, SLG: 0.456	0-2 P5			1-0 G4-3		1-0 HR		3-1 G1-3		4	1	1	1	0	0	1											
Matt Williams, R OBP: 0.363, SLG: 0.534		2-3 K			2-1 F8 1B			1-2 G2-3	2-2 G1-3	4	0	1	0	0	1	0											
Yamil Benitez, R OBP: 0.220, SLG: 0.321 Russ Springer, R Ricky Pickett, L Scott Brow, R Andy Fox, L OBP: 0.362, SLG: 0.442 Kelly Stinnett, R OBP: 0.303, SLG: 0.310		1-2 G4-3			2-1 F8			3-2 G1-6-3	0-3 K	3	0	0	0	0	0	0	1										
Hensley Meulens, R Clint Sodowsky, L David Dellucci, L OBP: 0.333, SLG: 0.333			2-2 L4			2-3 K		3-1 G4-3	2-1 G3-1	2	0	0	0	0	1	1											
Andy Stankiewicz, R OBP: 0.269, SLG: 0.261			1-3 K			0-0 F8		1-2 G3-1 1B 2B		3	1	1	0	0	1	0											
Willie Blair, R OBP: 0.182, SLG: 0.182 Brent Brede, L OBP: 0.310, SLG: 0.349			2-3 K			3-3 K		0-0 G3-1		1	0	0	0	0	1	0											
								2-3		2	0	0	0	0	1	1											
Inning Stats	R: 0 E: 0 K: 1 S: 10	H: 0 LOB: 0 BB: 0 P: 13	R: 0 E: 0 K: 1 S: 8	H: 0 LOB: 0 BB: 0 P: 11	R: 0 E: 0 K: 2 S: 10	H: 0 LOB: 0 BB: 0 P: 15	R: 0 E: 0 K: 1 S: 7	H: 0 LOB: 0 BB: 0 P: 12	R: 0 E: 0 K: 1 S: 12	H: 1 LOB: 1 BB: 0 P: 19	R: 0 E: 0 K: 1 S: 8	H: 0 LOB: 1 BB: 1 P: 16	R: 1 E: 0 K: 0 S: 10	H: 2 LOB: 1 BB: 0 P: 18	R: 1 E: 0 K: 0 S: 11	H: 2 LOB: 1 BB: 0 P: 20	R: 0 E: 0 K: 1 S: 9	H: 1 LOB: 1 BB: 0 P: 15	1B: 4 2B: 1 3B: 0 HR: 1	SF: 0 SAC: 0 DP: 0 HBP: 0	WP: 0 PB: 0 CS: 0	PA: 34					
PITCHER	IP	WLS	BF	H	R	ER	SO	BB	IBB	HBP	BLK	WP	HR	S	P	ERA	WHIP										
Tom Glavine, L ERA: 1.06	7.0	W	25	3	1	1	8	1	0	0	0	0	0	65	104	1.29	0.571										
Dennis Martinez, R ERA: 7.91	2.0		9	3	1	1	1	0	0	0	0	0	0	20	35	4.50	1.500										

Atlanta Braves @ Arizona Diamondbacks
Bank One Ballpark, Phoenix, AZ
Tue Apr 28 1998, 10:05 PM EDT
Att: 47,593 - Unknown - 83 F

AB 33
R 2
H 6
RBI 2
BB 1
SO 9
LOB 9



Batter	1	2	3	4	5	6	7	8	9	AB	R	H	RBI	BB	SO	LOB	TOP										
Devon White, S (1, 8) OBP: 0.364, SLG: 0.454										3	1	2	1	2	2		Arizona Diamondbacks @ Montreal Expos Olympic Stadium, Montreal, QB Fri May 01 1998, 7:05 PM EDT Att. 6,952 - Dome - 72 F										
Andy Fox, L (1, 4) OBP: 0.346, SLG: 0.417										5	0	1	0	0	2	2											
Jay Bell, R (1, 6) OBP: 0.308, SLG: 0.435										4	0	0	0	0	1	1											
Travis Lee, L (1, 3) OBP: 0.367, SLG: 0.453										3	0	1	0	1	1	1											
Matt Williams, R (1, 5) OBP: 0.368, SLG: 0.524										2	0	0	0	2	1	2											
Jorge Fabregas, L (1, 2) OBP: 0.333, SLG: 0.310										4	0	0	0	0	1	3											
Brent Brede, L (1, 9) OBP: 0.320, SLG: 0.364										3	2	1	0	1	1	0											
David Dellucci, L (1, 7) OBP: 0.600, SLG: 1.000										3	1	3	2	1	0	0											
Brian Anderson, R (1, 1) OBP: 0.091, SLG: 0.091										2	0	0	0	0	1	1											
Tony Batista, R (7, PH) OBP: 0.308, SLG: 0.348										0	0	0	0	1	0	0											
Gregg Olson, R (7, 1) OBP: 0.500, SLG: 2.000										0	0	0	0	0	0	0											
Yamil Benitez, R (8, PH) OBP: 0.217, SLG: 0.316										1	0	0	0	0	1	2											
Inning Stats	R: 1 E: 0 K: 1 S: 14	H: 2 LOB: 1 BB: 0 P: 22	R: 0 E: 0 K: 1 S: 7	H: 0 LOB: 1 BB: 1 P: 12	R: 0 E: 0 K: 1 S: 5	H: 0 LOB: 1 BB: 1 P: 12	R: 0 E: 0 K: 1 S: 12	H: 0 LOB: 1 BB: 1 P: 19	R: 2 E: 1 K: 3 S: 13	H: 2 LOB: 0 BB: 0 P: 19	R: 0 E: 0 K: 1 S: 9	H: 1 LOB: 2 BB: 1 P: 18	R: 0 E: 0 K: 0 S: 6	H: 1 LOB: 2 BB: 2 P: 18	R: 1 E: 0 K: 2 S: 12	H: 1 LOB: 1 BB: 1 P: 18	1B: 3 2B: 3 3B: 0 HR: 2	SF: 1 SAC: 0 DP: 4 HBP: 0	WP: 0 PB: 0 SB: 0 CS: 1	PA: 38							
PITCHER	IP	WLS	BF	H	R	ER	SO	BB	IBB	HBP	BLK	WP	HR	S	P	ERA	WHIP										
Javier Vazquez, R (1, 1) ERA: 7.06	6.2	W	26	5	3	3	8	3	0	0	0	0	2	68	112	4.05	1.200										
Anthony Telford, R (7, 1) ERA: 2.51	0.1		3	1	0	0	1	1	0	0	0	0	0	5	11	0.00	6.000										
Ugueth Urbina, R (8, 1) ERA: 1.26	2.0	S	9	1	1	1	2	3	0	0	1	0	0	16	32	4.50	2.000										

Batter	1	2	3	4	5	6	7	8	9	AB	R	H	RBI	BB	SO	LOB	BOTTOM										
F.P. Santangelo, S (1, 7) OBP: 0.349, SLG: 0.409										4	2	2	1	0	1	1	Arizona Diamondbacks @ Montreal Expos Olympic Stadium, Montreal, QB Fri May 01 1998, 7:05 PM EDT Att. 6,952 - Dome - 72 F										
Mark Cudjorielanek, R (1, 6) OBP: 0.270, SLG: 0.356										3	1	1	1	0	0	0											
Vladimir Guerrero, R (1, 9) OBP: 0.347, SLG: 0.489										4	2	1	2	0	0	1											
Rondell White, R (1, 8) OBP: 0.315, SLG: 0.430										4	0	1	1	0	0	0											
Shane Andrews, R (1, 5) OBP: 0.275, SLG: 0.547										3	1	1	2	1	0	1											
Brad Fullmer, L (1, 3) OBP: 0.383, SLG: 0.400										3	0	1	0	0	0	1											
Anthony Telford, R (7, 1) Ugueth Urbina, R (8, 1)										0	0	0	0	0	0	0											
Jose Vidro, S (1, 4) OBP: 0.299, SLG: 0.222										3	0	0	0	1	1	1											
Chris Widger, R (1, 2) OBP: 0.269, SLG: 0.301										4	0	1	0	0	1	2											
Javier Vazquez, R (1, 1) Ryan McGuire, L (7, 3) OBP: 0.333, SLG: 0.444										2	1	1	0	0	0	0											
Inning Stats	R: 1 E: 0 K: 0 S: 7	H: 1 LOB: 0 BB: 0 P: 11	R: 1 E: 0 K: 0 S: 10	H: 2 LOB: 0 BB: 0 P: 13	R: 3 E: 0 K: 0 S: 10	H: 3 LOB: 1 BB: 1 P: 18	R: 0 E: 0 K: 2 S: 8	H: 0 LOB: 0 BB: 0 P: 11	R: 0 E: 0 K: 0 S: 5	H: 0 LOB: 0 BB: 0 P: 11	R: 0 E: 0 K: 1 S: 10	H: 2 LOB: 1 BB: 0 P: 14	R: 2 E: 3 K: 1 S: 16	H: 2 LOB: 2 BB: 1 P: 28	R: 1 E: 0 K: 1 S: 10	H: 1 LOB: 1 BB: 1 P: 18	1B: 5 2B: 2 3B: 0 HR: 3	SF: 2 SAC: 0 DP: 0 HBP: 0	WP: 1 PB: 0 SB: 0 CS: 1	PA: 35							
PITCHER	IP	WLS	BF	H	R	ER	SO	BB	IBB	HBP	BLK	WP	HR	S	P	ERA	WHIP										
Brian Anderson, L (1, 1) ERA: 4.62	6.0	L	24	6	5	5	2	1	0	0	0	1	0	26	42	0.00	2.500										
Gregg Olson, R (7, 1) ERA: 3.55	2.0		11	4	2	0	2	1	0	0	0	1	0	26	42	0.00	2.500										



Batter	1	2	3	4	5	6	7	8	9	AB	R	H	RBI	BB	SO	LOB	TOP					
Devon White, S (1, 8) OBP: 0.346, SLG: 0.427	F8		G4-3			G4-3			F8	4	0	0	0	0	0	0	Arizona Diamondbacks @ Montreal Expos Olympic Stadium, Montreal, QB Sun May 03 1998, 3:33 AM EDT Att: 10,467 - Dome - 72 F					
Andy Fox, L (1, 4) OBP: 0.316, SLG: 0.377	F9		P7			L1			P6	4	0	0	0	0	0							
Jay Bell, R (1, 6) OBP: 0.308, SLG: 0.427	F8			G6-4-3 1B		K			K	4	0	1	0	0	2							
Travis Lee, L (1, 3) OBP: 0.357, SLG: 0.456										2	0	0	0	1	1							
Matt Williams, R (1, 5) OBP: 0.368, SLG: 0.522										3	0	0	0	0	2							
Jorge Fabregas, L (1, 2) OBP: 0.322, SLG: 0.297										3	1	0	0	0	1							
Brent Brede, L (1, 9) OBP: 0.325, SLG: 0.371										3	0	1	1	0	0							
David Dellucci, L (1, 7) OBP: 0.500, SLG: 0.750										2	0	0	0	1	0							
Willie Blair, R (1, 1) OBP: 0.154, SLG: 0.154										2	0	0	0	0	0	1						
Tony Batista, R (8, PH) OBP: 0.296, SLG: 0.333										1	0	0	0	0	0	0						
Barry Manuel, R (8, 1)										0	0	0	0	0	0	0						
Inning Stats	R: 0 E: 0 K: 0 S: 7	H: 0 LOB: 0 BB: 0 P: 10	R: 1 E: 0 K: 1 S: 13	H: 1 LOB: 1 BB: 1 P: 25	R: 0 E: 0 K: 0 S: 3	H: 0 LOB: 0 BB: 0 P: 5	R: 0 E: 0 K: 1 S: 10	H: 1 LOB: 0 BB: 0 P: 11	R: 0 E: 0 K: 1 S: 7	H: 0 LOB: 1 BB: 1 P: 15	R: 0 E: 0 K: 1 S: 11	H: 0 LOB: 0 BB: 0 P: 13	R: 0 E: 0 K: 1 S: 12	H: 0 LOB: 0 BB: 0 P: 16	R: 0 E: 0 K: 0 S: 6	H: 0 LOB: 0 BB: 0 P: 6	R: 0 E: 0 K: 1 S: 8	H: 0 LOB: 0 BB: 0 P: 13	1B: 1 2B: 1 3B: 0 HR: 0	SF: 0 SAC: 0 DP: 1 HBP: 0	WP: 0 PB: 0 CS: 0	PA: 30
PITCHER Dustin Hermanson, R (1, 1) ERA: 2.79	IP: 9.0 WLS: W BF: 30 H: 2 R: 1 ER: 1 SO: 6 BB: 2 IBB: 0 HBP: 0 BLK: 0 WP: 0 HR: 0 S: 77 P: 114 ERA: 1.00 WHIP: 0.444															PITCHER						

Batter	1	2	3	4	5	6	7	8	9	AB	R	H	RBI	BB	SO	LOB	BOTTOM					
F.P. Santangelo, S (1, 4) OBP: 0.362, SLG: 0.441	F7		L8			F7				4	0	1	0	0	0	0	Arizona Diamondbacks @ Montreal Expos Olympic Stadium, Montreal, QB Sun May 03 1998, 3:33 AM EDT Att: 10,467 - Dome - 72 F					
Mark Czuzielanek, R (1, 6) OBP: 0.264, SLG: 0.342	1B		G6-3			G3			G6-4-3	4	1	1	0	0	0	1						
Derrick May, L (1, 7) OBP: 0.391, SLG: 0.455	1B									3	0	1	0	1	0	0						
Mike Mordecai, R (8, 4) OBP: 0.111, SLG: 0.077	1B		G4-3						G6-3	0	0	0	0	0	0	0						
Rondell White, R (1, 8) OBP: 0.322, SLG: 0.422										3	1	1	1	1	0	1						
Vladimir Guerrero, R (1, 9) OBP: 0.362, SLG: 0.547	G1-3									3	1	1	2	1	1	3						
Brad Fullmer, L (1, 3) OBP: 0.349, SLG: 0.392	G1-3									3	1	1	0	0	0	3						
Ryan McGuire, L (7, 3) OBP: 0.355, SLG: 0.393	G1-3									1	0	0	0	0	1	1						
Shane Andrews, R (1, 5) OBP: 0.289, SLG: 0.524										3	0	1	0	1	1	1						
Chris Widger, R (1, 2) OBP: 0.295, SLG: 0.300										3	0	1	1	1	1	0						
Dustin Hermanson, R (1, 1)										4	0	0	0	0	3	5						
Inning Stats	R: 1 E: 0 K: 0 S: 20	H: 3 LOB: 2 BB: 0 P: 29	R: 0 E: 0 K: 3 S: 9	H: 0 LOB: 0 BB: 0 P: 13	R: 0 E: 0 K: 0 S: 6	H: 0 LOB: 0 BB: 0 P: 8	R: 0 E: 0 K: 1 S: 8	H: 0 LOB: 1 BB: 1 P: 13	R: 0 E: 0 K: 1 S: 9	H: 0 LOB: 0 BB: 0 P: 9	R: 3 E: 0 K: 0 S: 13	H: 3 LOB: 2 BB: 2 P: 30	R: 0 E: 0 K: 0 S: 4	H: 1 LOB: 0 BB: 0 P: 7	R: 0 E: 0 K: 2 S: 9	H: 1 LOB: 3 BB: 2 P: 22	R: 0 E: 0 K: 2 S: 9	H: 1 LOB: 3 BB: 2 P: 22	1B: 5 2B: 2 3B: 0 HR: 1	SF: 0 SAC: 0 DP: 1 HBP: 0	WP: 1 PB: 0 CS: 0	PA: 36
PITCHER Willie Blair, R (1, 1) ERA: 6.33	IP: 7.0 WLS: L BF: 30 H: 7 R: 4 ER: 4 SO: 5 BB: 3 IBB: 0 HBP: 0 BLK: 0 WP: 1 HR: 1 S: 69 P: 109 ERA: 5.14 WHIP: 1.429															PITCHER						
Barry Manuel, R (8, 1) ERA: 7.71	IP: 1.0 WLS: L BF: 6 H: 1 R: 0 ER: 0 SO: 2 BB: 1 IBB: 1 HBP: 0 BLK: 0 WP: 0 HR: 0 S: 9 P: 22 ERA: 0.00 WHIP: 2.000															PITCHER						



Batter	1	2	3	4	5	6	7	8	9	10	11	AB	R	H	RBI	BB	SO	LOB	TOP					
Devon White, S OBP: 0.338, SLG: 0.410	F8		L7		L7		K		L7		G4-3	5	0	0	0	0	1	2						
Jay Bell, R OBP: 0.324, SLG: 0.420	K					G6-3			G4-3		K	2	1	0	0	4	2	0						
Travis Lee, L OBP: 0.350, SLG: 0.458	K		K				G6-3		G4-3		2B	6	1	2	0	0	2	6						
Matt Williams, R OBP: 0.366, SLG: 0.504		G5-3		G6-3		G6-3		F8			2B	4	1	0	0	2	0	2						
Yamil Benitez, R OBP: 0.234, SLG: 0.328											2B	3	0	1	1	0	0	0						
David Dellucci, L OBP: 0.529, SLG: 0.786	G6-3			F8				G3		G3-1		2	1	1	2	1	0	2						
Hensley Meulens, R OBP: 0.111, SLG: 0.444											2B	3	0	0	0	0	2	2						
Brent Brede, L OBP: 0.313, SLG: 0.356	K			K			F9		G3		K	3	0	0	0	0	1	2						
Kelly Stinnett, R OBP: 0.302, SLG: 0.359			K				F7				2B	5	0	2	1	0	1	2						
Andy Stankiewicz, R OBP: 0.290, SLG: 0.273							E6				F7	4	0	2	0	1	0	1						
Jeff Suppan, R OBP: 0.182												2	0	0	0	0	1	2						
Clint Sodowsky, L OBP: 0.182												1	0	0	0	0	1	2						
Felix Rodriguez, R OBP: 0.321, SLG: 0.360												0	0	0	0	0	0	0						
Tony Batista, R OBP: 0.321, SLG: 0.360												1	0	1	0	0	0	0						
Gregg Olson, R OBP: 0.500, SLG: 2.000												1	0	0	0	0	0	0						
Inning Stats	R: 0 E: 0 K: 2 S: 7	H: 0 LOB: 0 BB: 0 P: 14	R: 0 E: 0 K: 1 S: 6	H: 0 LOB: 0 BB: 0 P: 11	R: 0 E: 0 K: 1 S: 8	H: 1 LOB: 3 BB: 1 P: 19	R: 0 E: 0 K: 1 S: 5	H: 0 LOB: 0 BB: 0 P: 9	R: 1 E: 0 K: 0 S: 16	H: 2 LOB: 2 BB: 1 P: 31	R: 0 E: 0 K: 2 S: 13	H: 1 LOB: 2 BB: 1 P: 25	R: 1 E: 0 K: 1 S: 18	H: 1 LOB: 2 BB: 2 P: 29	R: 0 E: 0 K: 0 S: 8	H: 0 LOB: 2 BB: 2 P: 21	R: 0 E: 0 K: 0 S: 8	H: 2 LOB: 2 BB: 0 P: 16	R: 2 E: 0 K: 2 S: 14	H: 2 LOB: 1 BB: 1 P: 27	1B: 4 2B: 5 3B: 0 HR: 0	SF: 0 SAC: 1 DP: 0 HBP: 1	WP: 1 PB: 0 SB: 0 CS: 0	PA: 51
PITCHER	IP: 6.0 WLS: 25 BF: 25 H: 6 R: 1 ER: 1 SO: 6 BB: 2 IBB: 0 HBP: 1 BLK: 0 WP: 0 HR: 0 S: 54 P: 104 ERA: 1.50 WHIP: 0.833	IP: 7.1 WLS: 4 BF: 25 H: 1 R: 0 ER: 0 SO: 2 BB: 1 IBB: 0 HBP: 0 BLK: 0 WP: 1 HR: 0 S: 20 P: 104 ERA: 0.00 WHIP: 3.000	IP: 7.1 WLS: 1 BF: 25 H: 0 R: 0 ER: 0 SO: 0 BB: 0 IBB: 0 HBP: 0 BLK: 0 WP: 0 HR: 3 S: 5 P: 104 ERA: 0.00 WHIP: 0.000	IP: 8.1 WLS: 6 BF: 25 H: 1 R: 1 ER: 1 SO: 0 BB: 2 IBB: 0 HBP: 0 BLK: 0 WP: 0 HR: 18 S: 29 P: 104 ERA: 9.00 WHIP: 3.000	IP: 9.1 WLS: 4 BF: 25 H: 0 R: 0 ER: 0 SO: 0 BB: 1 IBB: 1 HBP: 0 BLK: 0 WP: 0 HR: 5 S: 17 P: 104 ERA: 0.00 WHIP: 1.500	PITCHER	IP: 9.1 WLS: 11 BF: 44 H: 4 R: 2 ER: 2 SO: 2 BB: 0 IBB: 1 HBP: 0 BLK: 0 WP: 0 HR: 0 S: 25 P: 47 ERA: 7.71 WHIP: 1.714																	

Arizona Diamondbacks @ New York Mets
Shea Stadium, Flushing, NY
Mon May 04 1998, 7:05 PM EDT
Att: 18,980 - Cloudy - 58 F

AB 41
R 4
H 9
RBI 4
BB 8
SO 11
LOB 23





Batter	1	2	3	4	5	6	7	8	9	10	11	AB	R	H	RBI	BB	SO	LOB	BOTTOM			
Rich Becker, L OBP: 0.312, SLG: 0.409	F7		P5			K		F7		L7		5	0	0	0	0	1	1				
Matt Franco, L OBP: 0.400, SLG: 0.357												4	0	1	0	0	0	1				
John Hudek, S												0	0	0	0	0	0	0				
Brian Bohanon, L OBP: 0.600, SLG: 0.600												1	0	0	0	0	1	0				
John Olerud, L OBP: 0.482, SLG: 0.477												4	0	1	0	0	1	1				
Shawn Gilbert, R												1	1	0	0	0	0	0				
Craig Paquette, R OBP: 0.250, SLG: 0.333												5	1	1	1	0	0	2				
Carlos Baerga, S OBP: 0.237, SLG: 0.279												5	0	2	2	0	0	0				
Butch Huskey, R OBP: 0.271, SLG: 0.313												4	0	1	0	0	0	3				
Tim Spehr, R OBP: 0.287, SLG: 0.157												4	0	1	0	0	1	2				
Rey Ordóñez, R OBP: 0.243, SLG: 0.252												4	0	0	0	0	1	3				
Al Leiter, L OBP: 0.354, SLG: 0.231												1	0	0	0	0	1	0				
Ernie McCann, R OBP: 0.289, SLG: 0.293												0	0	0	0	0	0	0				
Gregg Olson, R OBP: 0.500, SLG: 2.000												0	0	0	0	0	0	0				
Dennis Cook, L												0	0	0	0	0	0	0				
Mel Rojas, R												0	0	0	0	0	0	0				
Luis Lopez, S OBP: 0.366, SLG: 0.437												1	0	0	0	1	1	0				
Inning Stats	R: 0 E: 0 K: 2 S: 17	H: 1 LOB: 1 BB: 0 P: 26	R: 0 E: 0 K: 1 S: 8	H: 0 LOB: 0 BB: 0 P: 13	R: 0 E: 0 K: 1 S: 10	H: 0 LOB: 0 BB: 0 P: 14	R: 0 E: 0 K: 0 S: 5	H: 0 LOB: 0 BB: 0 P: 9	R: 1 E: 0 K: 0 S: 7	H: 2 LOB: 1 BB: 1 P: 11	R: 0 E: 0 K: 1 S: 8	H: 0 LOB: 1 BB: 1 P: 14	R: 1 E: 0 K: 0 S: 12	H: 3 LOB: 2 BB: 0 P: 17	R: 0 E: 0 K: 2 S: 9	H: 0 LOB: 0 BB: 0 P: 15	R: 0 E: 0 K: 1 S: 9	H: 0 LOB: 0 BB: 0 P: 13	1B: 4 2B: 2 3B: 1 HR: 0	SF: 0 SAC: 0 DP: 0 HBP: 0	WP: 0 PB: 0 SB: 0 CS: 0	PA: 41
PITCHER	IP: 6.1 WLS: 23 BF: 23 H: 4 R: 1 ER: 1 SO: 5 BB: 0 IBB: 0 HBP: 0 BLK: 0 WP: 0 HR: 0 S: 63 P: 97 ERA: 1.42 WHIP: 0.632	IP: 7.1 WLS: 6 BF: 23 H: 0 R: 0 ER: 0 SO: 1 BB: 1 IBB: 0 HBP: 0 BLK: 0 WP: 0 HR: 12 S: 20 P: 97 ERA: 0.00 WHIP: 0.600	IP: 9.1 WLS: 6 BF: 23 H: 3 R: 1 ER: 1 SO: 0 BB: 0 IBB: 0 HBP: 0 BLK: 0 WP: 0 HR: 12 S: 17 P: 97 ERA: 9.00 WHIP: 3.000	IP: 10.1 WLS: 6 BF: 23 H: 0 R: 0 ER: 0 SO: 3 BB: 0 IBB: 0 HBP: 0 BLK: 0 WP: 0 HR: 18 S: 28 P: 97 ERA: 0.00 WHIP: 0.000	PITCHER	IP: 9.1 WLS: 11 BF: 44 H: 4 R: 2 ER: 2 SO: 2 BB: 0 IBB: 1 HBP: 0 BLK: 0 WP: 0 HR: 0 S: 25 P: 47 ERA: 7.71 WHIP: 1.714																

Arizona Diamondbacks @ New York Mets
Shea Stadium, Flushing, NY
Mon May 04 1998, 7:05 PM EDT
Att: 18,980 - Cloudy - 58 F

AB 40
R 2
H 7
RBI 2
BB 1
SO 9
LOB 13



Batter	1	2	3	4	5	6	7	8	9	AB	R	H	RBI	BB	SO	LOB	TOP			
Devon White, S OBP: 0.343, SLG: 0.413	1-1 E6 CS		2-1 P2			2-2 FC4-6 1B		1-2 1B		4	0	2	0	0	0	0	Arizona Diamondbacks @ New York Mets Shea Stadium, Flushing, NY Tue May 05 1998, 7:05 PM EDT Att: 13,205 - Overcast - 58 F			
David Dellucci, L OBP: 0.476, SLG: 0.667	1-0 F9		0-0 P5			2-2 FC4-6 G5-4-3 1-2f		0-0 1B		4	0	1	0	0	0	2				
Jay Bell, R OBP: 0.314, SLG: 0.407	3-3 K			1-3 K		0-0 G5-4-3 1-2f		2-0 P5		4	0	0	0	0	2	4				
Travis Lee, L OBP: 0.353, SLG: 0.476		1-0 G4-3		1-3 K			0-0 G6-3		2-0 HR	4	1	1	1	0	1	0				
Matt Williams, R OBP: 0.356, SLG: 0.488		1-3 K		2-2 F7			0-0 E6		1-3 K	4	0	0	0	0	2	0				
Brent Brice, L OBP: 0.310, SLG: 0.364		3-2 2B			1-1 G3-1		2-1 F9		3-1 G3	4	0	1	0	0	0	1				
Jorge Fabregas, L OBP: 0.330, SLG: 0.299		4-0 BB			2-1 1B		0-0 G4-3		2-1 F7	3	0	1	0	1	0	1				
Andy Stankiewicz, R OBP: 0.277, SLG: 0.259		2-2 F8			1-3 K			1-1 P4		3	0	0	0	0	1	3				
Omar Daal, L Hensley Meulens, R Scott Brown, R Andy Fox, L Ricky Pickett, L Russ Springer, R			3-3 K		0-3 K			2-1 F9		1	0	0	0	0	1	0				
Inning Stats	R: 0 E: 1 K: 1 S: 6	H: 0 LOB: 1 BB: 0 P: 11	R: 0 E: 0 K: 1 S: 13	H: 1 LOB: 2 BB: 1 P: 24	R: 0 E: 0 K: 1 S: 6	H: 0 LOB: 0 BB: 0 P: 11	R: 0 E: 0 K: 2 S: 10	H: 0 LOB: 0 BB: 0 P: 14	R: 0 E: 0 K: 0 S: 10	H: 1 LOB: 1 BB: 0 P: 15	R: 0 E: 0 K: 0 S: 10	H: 0 LOB: 1 BB: 0 P: 7	R: 0 E: 0 K: 0 S: 10	H: 2 LOB: 2 BB: 0 P: 16	R: 1 E: 0 K: 1 S: 10	H: 1 LOB: 0 BB: 0 P: 18		1B: 4 2B: 2 3B: 0 HR: 1	SF: 0 SAC: 0 DP: 2 HBP: 0	WP: 0 PB: 0 SB: 0 CS: 1
PITCHER Dave Milicki, R ERA: 5.66	IP: 9.0 WLS: W BF: 34 H: 6 R: 1 ER: 1 SO: 8 BB: 1 IBB: 0 HBP: 0 BLK: 0 WP: 0 HR: 1 S: 81 P: 130 ERA: 1.00 WHIP: 0.778															PITCHER				

Batter	1	2	3	4	5	6	7	8	9	AB	R	H	RBI	BB	SO	LOB	BOTTOM			
Brian McRae, S OBP: 0.361, SLG: 0.291	2-3 K	1-0 CS	0-0 B1-3	4-1 BB		3-2 G4-3		2-2 BB 1B		4	1	1	1	1	1	1	Arizona Diamondbacks @ New York Mets Shea Stadium, Flushing, NY Tue May 05 1998, 7:05 PM EDT Att: 13,205 - Overcast - 58 F			
Jim Tatum, R OBP: 0.259, SLG: 0.625	3-2 1B SF7		0-0 F7	1-0 F9			4-2 1B HR BB	1-3 K		3	1	0	0	0	0	3				
Rich Becker, L OBP: 0.316, SLG: 0.403										1	1	0	0	1	1	2				
John Olerud, L OBP: 0.487, SLG: 0.478	3-2 1B		1-0 G3		2-1 G4-3 G4-3 1B		2-1 P5	4-2 G5-3 1B 1-2 2-3 BB		4	0	2	0	1	0	1				
Butch Huskey, R OBP: 0.286, SLG: 0.330	1-2 SF7			2-2 2B 1B	0-1 G4-3		0-0 G4-3	0-0 1B		4	2	3	3	0	0	1				
Craig Paquette, R OBP: 0.294, SLG: 0.412	0-0 1B			0-1 1B 2B	0-1 G4-3		2-3 K	1-1 G5-3		5	1	2	0	0	1	5				
Todd Pratt, R OBP: 0.250, SLG: 1.000	3-2 G3			1-3 K	1-0 F9		0-0 HR			4	1	1	3	0	1	5				
Carlos Baerga, S OBP: 0.258, SLG: 0.303		0-1 FC2-6 1B		4-0 BB 1B IBB		1-0 SH1	0-0 P6			3	0	2	0	1	0	0				
Rey Ordenez, R OBP: 0.255, SLG: 0.257		1-0 FC2-6 CS		2-0 BB 1B	1-2 2H 3H		1-0 SH1	4-0 1B BB		2	1	1	2	1	0	1				
Dave Milicki, R OBP: 0.333, SLG: 0.273	0-2 L7			0-3 K	0-3 F9		1-0 F8	1-1 BB 1B 1B		4	1	1	0	0	1	4				
Inning Stats	R: 1 E: 1 K: 1 S: 18	H: 2 LOB: 2 BB: 0 P: 30	R: 0 E: 0 K: 0 S: 6	H: 1 LOB: 0 BB: 0 P: 8	R: 0 E: 0 K: 0 S: 3	H: 0 LOB: 0 BB: 0 P: 4	R: 2 E: 0 K: 2 S: 15	H: 3 LOB: 3 BB: 2 P: 29	R: 0 E: 0 K: 0 S: 7	H: 1 LOB: 1 BB: 0 P: 10	R: 0 E: 0 K: 0 S: 6	H: 1 LOB: 0 BB: 0 P: 12	R: 3 E: 0 K: 1 S: 10	H: 2 LOB: 0 BB: 1 P: 18	R: 3 E: 0 K: 1 S: 15	H: 3 LOB: 1 BB: 2 P: 28		1B: 10 2B: 2 3B: 0 HR: 1	SF: 1 SAC: 1 DP: 1 HBP: 0	WP: 0 PB: 0 SB: 0 CS: 1
PITCHER Omar Daal, L ERA: 3.09 Scott Brown, R ERA: 7.71 Ricky Pickett, L ERA: 81.0 Russ Springer, R ERA: 3.86	IP: 4.0 WLS: L BF: 20 H: 6 R: 3 ER: 2 SO: 3 BB: 1 IBB: 0 HBP: 0 BLK: 0 WP: 0 HR: 1 S: 42 P: 71 ERA: 4.50 WHIP: 1.750															PITCHER				

Batter	1	2	3	4	5	6	7	8	9	AB	R	H	RBI	BB	SO	LOB	TOP				
Devon White, S OBP: 0.338, SLG: 0.405	P6			SH1-4 1B 2B		G5-3		L9	F7	5	1	1	0	0	0	3					
David Dellucci, L OBP: 0.520, SLG: 0.714 Barry Manuel, R (8, 1)	L8			SH1-4 2B 1B		G4-3		1B BB		3	1	2	0	1	0	0					
Jay Bell, R OBP: 0.315, SLG: 0.405	F9			SH1-4 1-2 2-3		G4-3		G4-6-3 1B		3	0	1	0	0	0	1					
Travis Lee, L OBP: 0.350, SLG: 0.477		K		2H 3H 1-0		G3		G4-6-3 1-2		4	0	1	2	0	1	3					
Jorge Fabregas, L OBP: 0.337, SLG: 0.309	G1-3			L7				G5-3 1B		4	0	2	0	0	0	1					
Andy Fox, L OBP: 0.295, SLG: 0.351 Tony Batista, R OBP: 0.310, SLG: 0.346	G4-3			F7				F8		3	0	0	0	0	1	2					
Brent Brede, L OBP: 0.300, SLG: 0.350 Damian Miller, R (9, PH)				G4-3		F7		E4 G5-3		3	0	0	0	0	1	1					
Andy Stankiewicz, R OBP: 0.275, SLG: 0.258				K		G3-1		G5-3		4	0	1	0	0	1	2					
Brian Anderson, R OBP: 0.071, SLG: 0.071 Clint Sodowsky, L (7, 1) Yamil Benitez, R OBP: 0.235, SLG: 0.328				G6-3		K		BB		3	0	0	0	0	1	2					
Inning Stats	R: 0 E: 0 K: 0 S: 5	H: 0 LOB: 0 BB: 0 P: 7	R: 0 E: 0 K: 1 S: 9	H: 0 LOB: 0 BB: 0 P: 13	R: 0 E: 0 K: 1 S: 10	H: 0 LOB: 0 BB: 0 P: 16	R: 2 E: 0 K: 0 S: 7	H: 3 LOB: 1 BB: 0 P: 13	R: 0 E: 0 K: 1 S: 10	H: 1 LOB: 1 BB: 0 P: 18	R: 0 E: 1 K: 2 S: 17	H: 2 LOB: 2 BB: 0 P: 24	R: 0 E: 0 K: 0 S: 7	H: 1 LOB: 1 BB: 1 P: 11	R: 0 E: 1 K: 0 S: 10	H: 1 LOB: 3 BB: 1 P: 18	1B: 6 2B: 2 3B: 0 HR: 0	SF: 0 SAC: 1 DP: 1 HBP: 0	WP: 0 PB: 0 SB: 0 CS: 0	PA: 37	
PITCHER	IP	WLS	BF	H	R	ER	SO	BB	IBB	HBP	BLK	WP	HR	S	P	ERA	WHIP				
Bobby Jones, R ERA: 3.82	3.1		12	2	2	2	2	0	0	0	0	0	0	28	44	5.40	0.600				
Brian Bohanon, L ERA: 1.23	2.2		10	2	0	0	1	0	0	0	0	0	0	22	36	0.00	0.750				
Dennis Cook, L ERA: 3.18	1.0		5	2	0	0	2	0	0	0	0	0	0	17	24	0.00	2.000				
Mel Rojas, R ERA: 1.2	1.0	W	4	1	0	0	0	1	0	0	0	0	0	7	11	0.00	2.000				
John Franco, L ERA: 4.5	1.0		6	1	0	0	0	1	0	0	0	0	0	10	18	0.00	2.000				

Arizona Diamondbacks @ New York Mets
Shea Stadium, Flushing, NY
Wed May 06 1998, 7:05 PM EDT
Att: 17,681 - Overcast - 64 F

AB 34
R 2
H 8
RBI 2
BB 2
SO 5
LOB 17





Batter	1	2	3	4	5	6	7	8	9	AB	R	H	RBI	BB	SO	LOB	BOTTOM				
Brian McRae, S OBP: 0.357, SLG: 0.322	K			HR		P2		FC4-6 1B		4	2	1	2	0	1	1					
Jim Tatum, R OBP: 0.258, SLG: 0.571 Rich Becker, L OBP: 0.316, SLG: 0.403	F8			K				1B 2B		4	0	1	1	0	2	0					
John Olerud, L OBP: 0.488, SLG: 0.479	G4-3			F7				1B 2B 3B		4	1	2	0	0	0	0					
Butch Huskey, R OBP: 0.302, SLG: 0.350				L7				1B 2B		3	1	2	1	1	0	0					
Craig Paquette, R OBP: 0.263, SLG: 0.368 Luis Lopez, S OBP: 0.390, SLG: 0.423	G6-4-3			G6-3				3B IBB		2	0	0	0	0	0	1					
Todd Pratt, R OBP: 0.250, SLG: 0.875	K			P5				2B 3B		4	1	1	3	0	2	2					
Carlos Baerga, S OBP: 0.267, SLG: 0.315				K				2B 3B		3	1	1	1	1	1	0					
Rey Ordenez, R OBP: 0.257, SLG: 0.259				F7				SH3 G6-3		3	0	1	0	0	0	2					
Bobby Jones, R Brian Bohanon, L Shawn Chisholm, R Dennis Cook, L Mel Rojas, R Matt Franco, L John Franco, L	P9			K				FC4-6 BB		1	0	0	0	0	0	0					
Inning Stats	R: 0 E: 0 K: 1 S: 8	H: 0 LOB: 0 BB: 0 P: 13	R: 0 E: 0 K: 1 S: 5	H: 0 LOB: 0 BB: 1 P: 10	R: 0 E: 0 K: 1 S: 8	H: 0 LOB: 0 BB: 0 P: 11	R: 1 E: 0 K: 1 S: 9	H: 1 LOB: 0 BB: 0 P: 15	R: 0 E: 0 K: 1 S: 12	H: 1 LOB: 0 BB: 0 P: 15	R: 0 E: 0 K: 2 S: 12	H: 2 LOB: 2 BB: 0 P: 15	R: 7 E: 1 K: 0 S: 21	H: 5 LOB: 3 BB: 3 P: 39	1B: 5 2B: 2 3B: 1 HR: 1	SF: 0 SAC: 1 DP: 1 HBP: 0	WP: 1 PB: 0 SB: 0 CS: 1	PA: 35			
PITCHER	IP	WLS	BF	H	R	ER	SO	BB	IBB	HBP	BLK	WP	HR	S	P	ERA	WHIP				
Brian Anderson, L ERA: 4.15	6.1		22	4	1	1	6	1	0	0	0	1	0	16	29	27.00	3.000				
Clint Sodowsky, R ERA: 5.89	1.1	L	8	2	4	4	1	2	0	0	0	1	0	9	16	81.00	9.000				
Barry Manuel, R ERA: 9.75	0.1		5	3	3	3	0	0	1	0	0	0	0	9	16	81.00	9.000				

Arizona Diamondbacks @ New York Mets
Shea Stadium, Flushing, NY
Wed May 06 1998, 7:05 PM EDT
Att: 17,681 - Overcast - 64 F

AB 30
R 8
H 9
RBI 8
BB 4
SO 7
LOB 9



Batter	1	2	3	4	5	6	7	8	9	AB	R	H	RBI	BB	SO	LOB	TOP										
Devon White, S (1, 8) OBP: 0.336, SLG: 0.396	G6-3 E BB		K			K	G4-3			3	0	0	0	1	2	1	Arizona Diamondbacks @ Philadelphia Phillies Veterans Stadium, Philadelphia, PA Thu May 07 1998, 7:05 PM EDT Att: 13,838 - Overcast - 72 F										
David Dellucci, L (1, 7) OBP: 0.483, SLG: 0.640	E6 G6-3			FC6-4 1B		E1 BB BB		G4-3		4	0	1	0	0	0	1											
Travis Lee, L (1, 3) OBP: 0.347, SLG: 0.466	G6-3			K			BB BB	K		3	0	0	0	1	2	3											
Matt Williams, R (1, 5) OBP: 0.360, SLG: 0.480	P4			K			BB BB		BB	2	0	0	0	2	1	2											
Jorge Fabregas, L (1, 2) OBP: 0.323, SLG: 0.294		K		FC6-4 1-2		K		P5		4	0	0	0	0	2	5											
Tony Batista, R (1, 6) OBP: 0.303, SLG: 0.367		K			G5-3		1B 2B		P2	4	1	1	0	0	1	0											
Brent Brede, L (1, 9) OBP: 0.287, SLG: 0.333		G4-3			K		K		F7	4	0	0	0	0	2	1											
Andy Stankiewicz, R (1, 4) OBP: 0.274, SLG: 0.258			K			K	WP SH3 2H 1B		K	4	0	1	1	0	3	0											
Andy Benes, R (1, 1) OBP: 0.176, SLG: 0.412			K			G6-3	SH3			2	0	0	0	0	1	0											
Felix Rodriguez, R (8, 1)							1-2			0	0	0	0	0	0	0											
Inning Stats	R: 0 H: 0 E: 1 K: 0 S: 10	H: 0 LOB: 1 BB: 1 P: 16	R: 0 H: 0 E: 0 K: 2 S: 10	H: 0 LOB: 0 BB: 0 P: 14	R: 0 H: 0 E: 0 K: 3 S: 9	H: 0 LOB: 0 BB: 0 P: 16	R: 0 H: 1 E: 0 K: 2 S: 14	H: 1 LOB: 1 BB: 0 P: 19	R: 0 H: 0 E: 0 K: 2 S: 11	H: 0 LOB: 0 BB: 0 P: 15	R: 0 H: 0 E: 1 K: 1 S: 10	H: 0 LOB: 1 BB: 2 P: 19	R: 1 H: 2 E: 0 K: 1 S: 13	H: 2 LOB: 1 BB: 0 P: 22	R: 0 H: 0 E: 0 K: 1 S: 11	H: 0 LOB: 1 BB: 1 P: 18	R: 0 H: 0 E: 0 K: 1 S: 8	H: 0 LOB: 0 BB: 0 P: 13	1B: 2 2B: 1 3B: 0 HR: 0	SF: 0 SAC: 1 DP: 1 HBP: 0	WP: 1 PB: 0 CS: 0	PA: 35					
PITCHER	IP	WLS	BF	H	R	ER	SO	BB	IBB	HBP	BLK	WP	HR	S	P	ERA	WHIP										
Curt Schilling, R (1, 1) ERA: 1.74	7.0	W	28	3	1	1	12	3	0	0	0	1	0	77	121	1.29	0.857										
Mark Leiter, R (8, 1) ERA: 1.71	2.0	S	7	0	0	0	2	1	0	0	0	0	0	19	31	0.00	0.500										

Batter	1	2	3	4	5	6	7	8	9	AB	R	H	RBI	BB	SO	LOB	BOTTOM										
Doug Glanville, R (1, 8) OBP: 0.347, SLG: 0.449	P3		G6-3 3B			F9		2B 1B 1B		4	2	2	0	0	0	0	Arizona Diamondbacks @ Philadelphia Phillies Veterans Stadium, Philadelphia, PA Thu May 07 1998, 7:05 PM EDT Att: 13,838 - Overcast - 72 F										
Gregg Jefferies, S (1, 7) OBP: 0.382, SLG: 0.381			G6-3			G3-1		1B 2B		4	0	2	1	0	0	0											
Ruben Amaro Jr, S (8, FR) OBP: 0.296, SLG: 0.261	L5-4 S 1B		3H 1-3					1B 2B		0	1	0	0	0	0	0											
Scott Rolen, R (1, 5) OBP: 0.364, SLG: 0.447	4-2 1-2 BB		K			1-1 2B		1B 1B		3	0	2	2	1	1	0											
Rico Brogna, L (1, 3) OBP: 0.291, SLG: 0.454	L5-4 2-3			K		G4-3		1B		4	0	1	0	0	1	3											
Mike Lieberthal, R (1, 2) OBP: 0.264, SLG: 0.314		F9		G5-3			F7	F7		4	0	0	0	0	0	2											
Bobby Abreu, L (1, 9) OBP: 0.425, SLG: 0.510		HR		L8			CS BB			2	1	1	1	1	0	0											
Mark Lewis, R (1, 4) OBP: 0.282, SLG: 0.276		F8			G3		F9			3	0	0	0	0	0	1											
Desi Relaford, S (1, 6) OBP: 0.305, SLG: 0.409		G4-3			G4-3		CS	K		3	0	0	0	0	1	0											
Curt Schilling, R (1, 1) OBP: 0.111, SLG: 0.059								K		2	0	0	0	0	2	0											
Mark Leiter, R (8, 1)								K		1	0	0	0	0	1	0											
Inning Stats	R: 0 H: 1 E: 0 K: 0 S: 7	H: 1 LOB: 1 BB: 1 P: 12	R: 1 H: 1 E: 0 K: 0 S: 9	H: 1 LOB: 0 BB: 0 P: 15	R: 1 H: 1 E: 0 K: 2 S: 13	H: 1 LOB: 0 BB: 0 P: 19	R: 0 H: 0 E: 0 K: 1 S: 10	H: 0 LOB: 0 BB: 0 P: 17	R: 0 H: 1 E: 0 K: 0 S: 7	H: 1 LOB: 1 BB: 0 P: 12	R: 0 H: 0 E: 0 K: 0 S: 9	H: 0 LOB: 0 BB: 1 P: 16	R: 0 H: 0 E: 0 K: 2 S: 20	H: 4 LOB: 2 BB: 0 P: 29	1B: 4 2B: 3 3B: 1 HR: 1	SF: 0 SAC: 0 DP: 1 HBP: 0	WP: 0 PB: 0 CS: 1	PA: 33									
PITCHER	IP	WLS	BF	H	R	ER	SO	BB	IBB	HBP	BLK	WP	HR	S	P	ERA	WHIP										
Andy Benes, R (1, 1) ERA: 4.12	7.2	L	31	8	4	4	6	2	0	0	0	0	0	82	129	4.70	1.304										
Felix Rodriguez, R (8, 1) ERA: 7.36	0.1		1	0	0	0	0	0	0	0	0	0	0	2	5	0.00	0.000										

Batter	1	2	3	4	5	6	7	8	9	AB	R	H	RBI	BB	SO	LOB	TOP			
Devon White, S (1, 8) OBP: 0.340, SLG: 0.413	1-1 E HR 2B		2-0 FC4-6 2B					1-1 G4-3		4	1	2	0	0	0	0	Arizona Diamondbacks @ Philadelphia Phillies Veterans Stadium, Philadelphia, PA Fri May 08 1998, 7:05 PM EDT Att: 13,259 - Overcast - 58 F			
David Dellucci, L (1, 7) OBP: 0.424, SLG: 0.552	2-3 SAFE K		3-3 K					1-0 G4-3		4	0	0	0	0	2	2				
Jay Bell, R (1, 6) OBP: 0.327, SLG: 0.402	4-1 SAFE HR BB		4-2 FC4-6 BB					1-0 G6-3		1	1	0	0	3	0	0				
Travis Lee, L (1, 3) OBP: 0.351, SLG: 0.496	2-2 SAFE HR		2-2 FC4-6 2B					1-2 F8 1B 2B		4	2	2	3	0	1	3				
Matt Williams, R (1, 5) OBP: 0.350, SLG: 0.465	3-0 G5-3		0-1 F9					2-3 F8		4	0	0	0	0	1	4				
Jorge Fabregas, L (1, 2) OBP: 0.320, SLG: 0.292	1-3 K							1-0 1B		4	0	1	1	0	1	1				
Damian Miller, R (9, PR)								3-H 1B		0	0	0	0	0	0	0				
Brent Brede, L (1, 9) OBP: 0.286, SLG: 0.330		3-3 K		0-1 L9				3-1 1B		4	0	1	0	0	2	0				
Andy Stankiewicz, R (1, 4) OBP: 0.260, SLG: 0.243		1-1 L6		1-2 L9				3-1 F8		4	0	0	0	0	0	2				
Willie Blair, R (1, 1) OBP: 0.133, SLG: 0.133		0-3 K						3-3 K		2	0	0	0	0	2	0				
Andy Fox, L (7, PH) OBP: 0.290, SLG: 0.345										1	0	0	0	0	1	0				
Gregg Olson, R (7, 1) OBP: 0.500, SLG: 2.000										0	0	0	0	0	0	0				
Scott Brow, R (7, 1)										0	0	0	0	0	0	0				
Tony Batista, R (9, PH) OBP: 0.294, SLG: 0.355										1	0	0	0	0	1	2				
Inning Stats	R: 3 E: 1 K: 2 S: 13	H: 2 LOB: 0 BB: 1 P: 26	R: 0 E: 0 K: 2 S: 8	H: 0 LOB: 0 BB: 0 P: 12	R: 0 E: 0 K: 1 S: 13	H: 1 LOB: 2 BB: 1 P: 24	R: 0 E: 0 K: 0 S: 6	H: 0 LOB: 0 BB: 0 P: 7	R: 0 E: 0 K: 1 S: 9	H: 0 LOB: 1 BB: 1 P: 18	R: 0 E: 0 K: 2 S: 7	H: 0 LOB: 0 BB: 0 P: 12	R: 0 E: 0 K: 0 S: 4	H: 0 LOB: 0 BB: 0 P: 7	R: 1 E: 0 K: 1 S: 16	H: 3 LOB: 2 BB: 0 P: 28	1B: 2 2B: 3 3B: 0 HR: 1	SF: 0 SAC: 0 DP: 0 HBP: 0	WP: 0 PB: 0 SB: 0 CS: 0	PA: 36
PITCHER	IP WLS BF H R ER SO BB IBB HBP BLK WP HR S P ERA WHIP																			
Tyler Green, R (1, 1) ERA: 3.92	8.0 W 30 3 3 3 10 3 0 0 0 0 1 69 119 3.38 0.750																			
Mark Leiter, R (9, 1) ERA: 2.05	1.0 S 6 3 1 1 1 0 0 0 0 0 0 16 28 9.00 3.000																			

Batter	1	2	3	4	5	6	7	8	9	AB	R	H	RBI	BB	SO	LOB	BOTTOM	
Doug Glanville, R (1, 8) OBP: 0.349, SLG: 0.443	0-3 K2-3		2-1 P5					4-2 BB		4	0	1	0	1	1	1	Arizona Diamondbacks @ Philadelphia Phillies Veterans Stadium, Philadelphia, PA Fri May 08 1998, 7:05 PM EDT Att: 13,259 - Overcast - 58 F	
Gregg Jefferies, S (1, 7) OBP: 0.386, SLG: 0.379	1-2 G5-3 HR 1B		1-0 L3					1-3 K		3	1	1	0	1	0	1		
Ruben Amaro Jr, S (7, PR) OBP: 0.286, SLG: 0.250								2-H BB BB		1	1	0	0	0	1	1		
Scott Rolen, R (1, 5) OBP: 0.367, SLG: 0.444	3-2 SAFE G5-3		0-0 G5-3					1-1 BB BB 1B		3	1	1	0	1	0	1		
Rico Brogna, L (1, 3) OBP: 0.305, SLG: 0.479	1-2 2-H HR							1-2 2-3 BB BB		2	1	1	2	2	0	2		
Mike Lieberthal, R (1, 2) OBP: 0.263, SLG: 0.305	3-0 L8							1-2 2-3 BB BB		3	0	0	1	1	1	1		
Bobby Abreu, L (1, 9) OBP: 0.435, SLG: 0.514		2-2 F8		1-2 BB S 1B				1-2 2-3 3-H BB BB		3	0	2	1	1	0	0		
Mark Lewis, R (1, 4) OBP: 0.281, SLG: 0.269		1-3 K		1-2 BB BB				1-1 F7		3	0	0	0	1	2	4		
Desi Relaford, S (1, 6) OBP: 0.323, SLG: 0.451		2-0 HR		4-2 BB BB				0-1 G5-3		3	2	2	1	1	0	0		
Tyler Green, R (1, 1) ERA: 6.1		1-3 K		2-3 K				0-0 SH5-4 1B		2	0	0	0	0	2	3		
23 Kevin Jordan, R (8, PH) ERA: 4.7								1-2 F8		1	0	0	0	0	0	0		
Mark Leiter, R (9, 1) ERA: 7.04										0	0	0	0	0	0	0		
Inning Stats	R: 2 E: 0 K: 1 S: 17	H: 2 LOB: 0 BB: 0 P: 25	R: 1 E: 0 K: 2 S: 11	H: 1 LOB: 0 BB: 0 P: 17	R: 0 E: 0 K: 0 S: 4	H: 0 LOB: 0 BB: 0 P: 7	R: 0 E: 0 K: 2 S: 25	H: 1 LOB: 3 BB: 3 P: 39	R: 0 E: 0 K: 1 S: 9	H: 1 LOB: 1 BB: 0 P: 12	R: 3 E: 1 K: 0 S: 23	H: 2 LOB: 3 BB: 4 P: 47	R: 0 E: 0 K: 1 S: 8	H: 0 LOB: 1 BB: 1 P: 13	1B: 6 2B: 0 3B: 0 HR: 2	SF: 0 SAC: 1 DP: 1 HBP: 0	WP: 0 PB: 0 SB: 3 CS: 2	PA: 39
PITCHER	IP WLS BF H R ER SO BB IBB HBP BLK WP HR S P ERA WHIP																	
Willie Blair, R (1, 1) ERA: 6.1	6.0 L 25 6 3 3 6 4 0 0 0 0 0 2 74 113 4.50 1.667																	
Gregg Olson, R (7, 1) ERA: 4.7	0.2 L 8 2 3 3 0 4 0 0 0 0 0 0 21 44 40.50 9.000																	
Scott Brow, R (7, 1) ERA: 7.04	1.1 5 0 0 0 1 1 0 0 0 0 0 0 10 16 0.00 0.750																	

Batter	1	2	3	4	5	6	7	8	9	AB	R	H	RBI	BB	SO	LOB	TOP				
Manny Alexander, R OBP: 0.300, SLG: 0.367 (1,4) (9,6)	F8		P6			K	L9		FC6 G1-3	5	0	0	0	0	1	2					
Matt Mieske, R OBP: 0.323, SLG: 0.296 Rod Beck, R (1,7) (9,1)	F7		P4			BB 2B	1B		G1-3	5	0	2	0	0	0	2					
Mark Grace, L OBP: 0.412, SLG: 0.406 (1,3) (9,3)	HR		K			G1-3	P7		G6-3	5	1	1	1	0	1	4					
Sammy Sosa, R OBP: 0.409, SLG: 0.524 (1,9) (9,3)	P9					BB IBB			2B 1B	3	0	1	0	1	0	0					
José Hernández, R OBP: 0.274, SLG: 0.466 (1,6) (9,7)		2B 3B	K			1-2 2-3 BB			G6-3 2B	3	1	2	0	1	1	0					
Kevin Orte, R OBP: 0.239, SLG: 0.288 (1,5) (9,3)	34 1B		P3			1-2 2-3 BB	P8		G6-3	4	1	1	1	0	0	4					
Brant Brown, L OBP: 0.422, SLG: 0.544 (1,8) (9,3)	L3					K			34 1B	3	1	1	0	1	1	1					
Scott Servais, R OBP: 0.267, SLG: 0.313 (1,2) (9,3)	F8					G6-3	P2		P5	4	0	0	0	0	0	4					
34 Kerry Wood, R OBP: 0.231, SLG: 0.231 Terry Adams, R (1,1) (8,1) Mickey Morandini, L OBP: 0.379, SLG: 0.385 (9,4) (9,4)	2H 1B					G4-3			G1-3 E BB	3	0	2	2	0	0	0					
Inning Stats	R: 1 E: 0 K: 0 S: 6	H: 1 LOB: 0 BB: 0 P: 10	R: 2 E: 0 K: 0 S: 9	H: 3 LOB: 1 BB: 0 P: 17	R: 0 E: 0 K: 1 S: 8	H: 0 LOB: 0 BB: 0 P: 15	R: 0 E: 0 K: 1 S: 10	H: 0 LOB: 0 BB: 0 P: 14	R: 0 E: 0 K: 1 S: 6	H: 1 LOB: 3 BB: 2 P: 21	R: 1 E: 0 K: 0 S: 12	H: 3 LOB: 2 BB: 0 P: 17	R: 0 E: 0 K: 0 S: 8	H: 2 LOB: 2 BB: 1 P: 15	R: 0 E: 1 K: 0 S: 6	H: 0 LOB: 1 BB: 1 P: 15	1B: 4 2B: 4 3B: 1 HR: 1	SF: 0 SAC: 0 DP: 0 HBP: 0	WP: 0 PB: 0 SB: 0 CS: 0	PA: 39	
PITCHER	IP WLS BF H R ER SO BB IBB HBP BLK WP HR S P ERA WHIP	7.0 L 30 8 4 4 4 1 1 0 0 0 1 62 102 5.14 1.286	2.0 L 9 2 0 0 0 1 1 0 0 0 0 14 30 0.00 1.500																		

Chicago Cubs @ Arizona Diamondbacks
Bank One Ballpark, Phoenix, AZ
Mon May 11 1998, 10:05 PM EDT
Att: 47,129 - Cloudy - 84 F

livebaseballscorecards.com

AB 35
R 4
H 10
RBI 4
BB 4
SO 4
LOB 17



Batter	1	2	3	4	5	6	7	8	9	AB	R	H	RBI	BB	SO	LOB	BOTTOM			
Devon White, S OBP: 0.333, SLG: 0.429 (1,8) (9,3)	K		K			G4-3			F8	4	0	0	0	0	2	0				
David Dellucci, L OBP: 0.381, SLG: 0.500 (1,7) (9,3)	2B		L7			K			K	4	0	1	0	0	2	0				
Jay Bell, R OBP: 0.321, SLG: 0.381 (1,6) (9,3)	L9		K			K			BB	3	0	0	0	1	2	1				
Travis Lee, L OBP: 0.344, SLG: 0.476 (1,3) (9,3)	G4-3					K			K	4	0	0	0	0	3	2				
Jorge Fabregas, L OBP: 0.321, SLG: 0.305 Kelly Stinnett, R OBP: 0.311, SLG: 0.439 (1,2) (5,2)		1B				G6-3			L5	2	0	1	0	0	0	0				
Brent Brade, L OBP: 0.321, SLG: 0.355 (1,9) (9,3)	F7					K			2B SF9 1B	3	1	1	0	1	1	1				
Andy Fox, L OBP: 0.303, SLG: 0.371 (1,5) (9,3)	1B					K			SF9 2B	4	0	2	0	0	1	1				
Tony Batista, R OBP: 0.308, SLG: 0.353 (1,4) (9,3)	L5					K			SF9	3	0	1	1	0	1	2				
Brian Anderson, R OBP: 0.063, SLG: 0.063 Yaniji Benitez, R OBP: 0.229, SLG: 0.318 Clint Sodowsky, L ERA: 1.93 Damian Miller, R (8,1) (9,PH)	K					K			K	2	0	0	0	0	2	2				
Inning Stats	R: 0 E: 0 K: 1 S: 10	H: 1 LOB: 1 BB: 0 P: 14	R: 0 E: 0 K: 1 S: 14	H: 2 LOB: 2 BB: 0 P: 18	R: 0 E: 0 K: 2 S: 8	H: 0 LOB: 0 BB: 0 P: 11	R: 0 E: 0 K: 2 S: 7	H: 0 LOB: 0 BB: 0 P: 11	R: 0 E: 0 K: 3 S: 10	H: 0 LOB: 0 BB: 0 P: 14	R: 1 E: 0 K: 2 S: 20	H: 2 LOB: 2 BB: 1 P: 29	R: 0 E: 0 K: 2 S: 10	H: 0 LOB: 1 BB: 1 P: 15	R: 1 E: 0 K: 1 S: 12	H: 2 LOB: 1 BB: 0 P: 17	1B: 4 2B: 2 3B: 0 HR: 1	SF: 1 SAC: 0 DP: 0 HBP: 0	WP: 0 PB: 0 SB: 0 CS: 0	PA: 36
PITCHER	IP WLS BF H R ER SO BB IBB HBP BLK WP HR S P ERA WHIP	7.0 W 27 5 1 1 13 1 0 0 0 0 0 10 15 0.00 1.000	1.0 S 5 2 1 1 1 0 0 0 0 0 0 12 17 9.00 2.000																	

Chicago Cubs @ Arizona Diamondbacks
Bank One Ballpark, Phoenix, AZ
Mon May 11 1998, 10:05 PM EDT
Att: 47,129 - Cloudy - 84 F

livebaseballscorecards.com

AB 33
R 2
H 7
RBI 2
BB 2
SO 16
LOB 12



Batter	1	2	3	4	5	6	7	8	9	AB	R	H	RBI	BB	SO	LOB	TOP								
Brant Brown, L OBP: 0.430, SLG: 0.553										4	2	2	3	1	1	0									
Mickey Morandini, L OBP: 0.378, SLG: 0.381										4	0	1	1	1	0	1									
Sammy Sosa, R OBP: 0.402, SLG: 0.510										4	0	0	0	1	1	1									
Mark Grace, L OBP: 0.418, SLG: 0.430										4	2	2	2	1	0	0									
Henry Rodriguez, L OBP: 0.355, SLG: 0.508										4	0	1	1	0	1	0									
José Hernández, R OBP: 0.270, SLG: 0.458										1	0	0	0	0	1	3									
Kevin Oris, R OBP: 0.239, SLG: 0.281										3	0	0	0	0	0	1									
Terry Adams, R										0	0	0	0	0	0	0									
Rod Beck, R										0	0	0	0	0	0	0									
Sandy Martínez, L OBP: 0.381, SLG: 0.529										4	0	0	0	0	2	2									
Manny Alexander, R OBP: 0.296, SLG: 0.358										4	2	1	0	0	2	1									
Terry Mulholland, R										1	1	0	0	1	1	0									
Marc Pisciotta, R OBP: 0.333, SLG: 0.333										0	0	0	0	0	0	0									
Bob Patterson, R										0	0	0	0	0	0	0									
Matt Mieske, R OBP: 0.313, SLG: 0.286										1	0	0	0	0	0	0									
Inning Stats	R: 0 E: 0 K: 1 S: 8	H: 0 LOB: 0 BB: 0 P: 15	R: 1 E: 0 K: 1 S: 11	H: 2 LOB: 1 BB: 0 P: 19	R: 0 E: 0 K: 1 S: 7	H: 0 LOB: 0 BB: 0 P: 10	R: 0 E: 0 K: 0 S: 8	H: 0 LOB: 0 BB: 0 P: 12	R: 2 E: 0 K: 1 S: 14	H: 2 LOB: 1 BB: 1 P: 26	R: 1 E: 0 K: 1 S: 6	H: 1 LOB: 0 BB: 0 P: 9	R: 2 E: 2 K: 1 S: 12	H: 2 LOB: 1 BB: 0 P: 22	R: 0 E: 0 K: 1 S: 11	H: 0 LOB: 1 BB: 0 P: 18	R: 1 E: 0 K: 2 S: 29	H: 0 LOB: 3 BB: 4 P: 50	1B: 4 2B: 1 3B: 1 HR: 1	SF: 0 SAC: 1 DP: 0 HBP: 1	WP: 0 PB: 0 SB: 0 CS: 0	PA: 41			
PITCHER	IP	WLS	BF	H	R	ER	SO	BB	IBB	HBP	BLK	WP	HR	S	P	ERA	WHIP								
Andy Benes, R ERA: 4.25	6.2		29	7	6	4	6	1	0	0	0	0	1	64	109	5.40	1.200								
Gregg Olson, R ERA: 4.32	1.1		5	0	0	0	1	0	0	1	0	0	0	13	22	0.00	0.000								
Felix Rodriguez, R ERA: 7.11	0.2	L	6	0	1	1	1	4	0	0	0	0	0	24	43	13.50	6.000								
Scott Brow, R ERA: 6.89	0.1		1	0	0	0	1	0	0	0	0	0	0	5	7	0.00	0.000								

Chicago Cubs @ Arizona Diamondbacks
Bank One Ballpark, Phoenix, AZ
Tue May 12 1998, 10:05 PM EDT
Att: 45,240 - Cloudy - 79 F

AB	34
R	7
H	7
RBI	7
BB	5
SO	9
LOB	9



Batter	1	2	3	4	5	6	7	8	9	AB	R	H	RBI	BB	SO	LOB	BOTTOM								
Devon White, S OBP: 0.335, SLG: 0.428										5	0	2	1	0	1	0									
Tony Batista, R OBP: 0.328, SLG: 0.351										3	1	1	0	1	0	2									
Jay Bell, R OBP: 0.325, SLG: 0.380										3	1	1	0	1	0	1									
Travis Lee, L OBP: 0.335, SLG: 0.463										4	0	0	0	0	1	5									
Kelly Stinnett, R OBP: 0.327, SLG: 0.511										4	2	2	3	0	1	0									
Yamil Benitez, R OBP: 0.233, SLG: 0.333										3	1	1	0	0	1	1									
David Dellucci, L OBP: 0.372, SLG: 0.487										1	0	0	0	0	0	0									
Hensley Meulens, R OBP: 0.071, SLG: 0.286										3	0	0	0	0	0	3									
Gregg Olson, R OBP: 0.500, SLG: 2.000										0	0	0	0	0	0	0									
Andy Fox, L OBP: 0.299, SLG: 0.365										1	0	0	0	0	1	0									
Felix Rodriguez, R										0	0	0	0	0	0	0									
Scott Brow, R										0	0	0	0	0	0	0									
Andy Stankiewicz, R OBP: 0.247, SLG: 0.244										4	1	1	2	0	1	1									
Andy Benes, R OBP: 0.158, SLG: 0.368										2	0	0	0	0	1	2									
Brent Brede, L OBP: 0.315, SLG: 0.347										2	0	0	0	0	0	0									
Inning Stats	R: 0 E: 0 K: 0 S: 4	H: 0 LOB: 1 BB: 1 P: 12	R: 3 E: 1 K: 1 S: 13	H: 3 LOB: 0 BB: 0 P: 23	R: 0 E: 0 K: 0 S: 7	H: 0 LOB: 0 BB: 0 P: 10	R: 0 E: 0 K: 0 S: 11	H: 1 LOB: 1 BB: 0 P: 17	R: 0 E: 0 K: 2 S: 9	H: 0 LOB: 0 BB: 0 P: 12	R: 0 E: 0 K: 0 S: 7	H: 0 LOB: 0 BB: 0 P: 12	R: 3 E: 0 K: 2 S: 14	H: 2 LOB: 0 BB: 1 P: 21	R: 0 E: 0 K: 2 S: 7	H: 0 LOB: 0 BB: 0 P: 9	1B: 5 2B: 3 3B: 0 HR: 1	SF: 0 SAC: 0 DP: 1 HBP: 0	WP: 0 PB: 0 SB: 0 CS: 0	PA: 37					
PITCHER	IP	WLS	BF	H	R	ER	SO	BB	IBB	HBP	BLK	WP	HR	S	P	ERA	WHIP								
Terry Mulholland, L ERA: 3.04	6.2		27	6	3	1	3	1	0	0	0	0	0	8	14	54.00	6.000								
Marc Pisciotta, R ERA: 2.91	0.1		3	1	2	2	0	1	0	0	0	0	0	3	3	0.00	0.000								
Bob Patterson, L ERA: 3.52	0.1		1	0	0	0	1	0	0	0	0	0	0	3	3	0.00	0.000								
Terry Adams, R ERA: 2.25	0.2	W	3	1	1	1	1	0	0	0	0	0	1	6	8	13.50	1.500								
Rod Beck, R ERA: 3.32	1.0	S	3	0	0	0	2	0	0	0	0	0	0	7	9	0.00	0.000								

Chicago Cubs @ Arizona Diamondbacks
Bank One Ballpark, Phoenix, AZ
Tue May 12 1998, 10:05 PM EDT
Att: 45,240 - Cloudy - 79 F

AB	35
R	6
H	8
RBI	6
BB	2
SO	7
LOB	15



Batter	1	2	3	4	5	6	7	8	9	AB	R	H	RBI	BB	SO	LOB	TOP								
Fernando Vina, L (1,4) OBP: 0.409, SLG: 0.494	L9		F7			1B		1B		4	2	2	0	1	0	0									
Jeff Cirillo, R (1,5) OBP: 0.414, SLG: 0.403	G5-3		F7			1B		1B		5	1	2	2	0	0	2									
Mark Loretta, R (1,6) OBP: 0.347, SLG: 0.402	K		G6-3			1B		1B		5	0	2	1	0	1	0									
Jeremy Burnitz, L (1,9) OBP: 0.355, SLG: 0.500										4	1	1	1	0	0	3									
Marquis Grissom, R (1,8) OBP: 0.313, SLG: 0.443										4	1	2	1	0	0	1									
Darrin Jackson, R (8,8) OBP: 0.200, SLG: 0.207										0	1	0	0	1	0	0									
Dave Nilsson, L (1,3) OBP: 0.500, SLG: 0.333										3	0	1	0	1	0	3									
Bob Hamelin, L (7,3) OBP: 0.212, SLG: 0.213										1	1	1	2	0	0	0									
Geoff Jenkins, L (1,7) OBP: 0.354, SLG: 0.614	K									5	0	3	1	0	1	2									
Bobby Hughes, R (1,2) OBP: 0.286, SLG: 0.462	L8									4	1	0	0	1	0	5									
Jeff Juden, R (1,1) OBP: 0.235, SLG: 0.294										2	0	0	0	0	0	4									
Eric Owens, R (8,PH) OBP: 0.235, SLG: 0.438										1	0	0	0	0	1	1									
Mike Myers, L (8,1) OBP: 0.235, SLG: 0.438										0	0	0	0	0	0	0									
Bob Wickman, R (8,1) OBP: 0.235, SLG: 0.438										1	0	0	0	0	0	0									
Inning Stats	R: 0 E: 0 K: 1 S: 5	H: 0 LOB: 0 BB: 0 P: 7	R: 1 E: 0 K: 1 S: 14	H: 2 LOB: 2 BB: 1 P: 27	R: 0 E: 0 K: 0 S: 6	H: 0 LOB: 0 BB: 0 P: 9	R: 1 E: 1 K: 0 S: 10	H: 2 LOB: 2 BB: 0 P: 13	R: 2 E: 0 K: 0 S: 15	H: 4 LOB: 1 BB: 2 P: 23	R: 0 E: 0 K: 0 S: 7	H: 1 LOB: 2 BB: 0 P: 18	R: 0 E: 1 K: 0 S: 11	H: 0 LOB: 1 BB: 0 P: 17	R: 2 E: 0 K: 1 S: 18	H: 4 LOB: 2 BB: 0 P: 30	R: 2 E: 0 K: 0 S: 7	H: 1 LOB: 0 BB: 1 P: 16	1B: 10 2B: 2 HR: 1	SF: 1 SAC: 1 HBP: 0	WP: 0 PB: 0 CS: 0	PA: 45			
PITCHER	IP	WLS	BF	H	R	ER	SO	BB	IBB	HBP	BLK	WP	HR	S	P	ERA	WHIP								
Willie Blair, R (1,1) ERA: 5.82	7.0	L	33	9	4	3	2	2	1	0	0	0	0	68	114	3.86	1.571								
Clint Sodowsky, R (8,1) ERA: 8.75	1.0		7	4	2	2	1	0	0	0	0	0	0	18	30	18.00	4.000								
Bryan Corey, R (9,1) ERA: 18.0	1.0		5	1	2	2	0	1	0	0	0	0	1	7	16	18.00	2.000								

Milwaukee Brewers @ Arizona Diamondbacks
Bank One Ballpark, Phoenix, AZ
Wed May 13 1998, 10:05 PM EDT
Att: 40,230 - Cloudy - 63 F

AB 39
R 8
H 14
RBI 8
BB 4
SO 3
LOB 21



Batter	1	2	3	4	5	6	7	8	9	AB	R	H	RBI	BB	SO	LOB	BOTTOM								
Devon White, S (1,8) OBP: 0.331, SLG: 0.439	P9		P3							5	1	1	1	0	0	1									
Andy Fox, L (1,5) OBP: 0.310, SLG: 0.354										2	1	0	0	2	1	0									
Jay Bell, R (1,6) OBP: 0.329, SLG: 0.379	G6-3									3	1	1	0	1	0	1									
Travis Lee, L (1,3) OBP: 0.333, SLG: 0.460										3	0	1	1	0	1	1									
David Dellucci, L (1,7) OBP: 0.404, SLG: 0.524	K									3	0	2	1	1	1	0									
Kelly Stinnett, R (1,2) OBP: 0.340, SLG: 0.500	K									3	0	1	0	0	2	2									
Brent Brede, L (1,9) OBP: 0.306, SLG: 0.337										3	0	0	0	0	0	5									
Matt Williams, R (8,PH) OBP: 0.336, SLG: 0.444										1	0	0	0	0	0	2									
Andy Stankiewicz, R (1,4) OBP: 0.247, SLG: 0.244										4	0	1	0	0	2	0									
Willie Blair, R (1,1) OBP: 0.125, SLG: 0.125										1	0	0	0	0	0	0									
Tony Batista, R (7,PH) OBP: 0.318, SLG: 0.342										1	0	0	0	0	1	0									
Clint Sodowsky, L (8,1) OBP: 0.318, SLG: 0.342										0	0	0	0	0	0	0									
Bryan Corey, R (9,1) OBP: 0.318, SLG: 0.342										0	0	0	0	0	0	0									
Yamil Benitez, R (9,PH) OBP: 0.329, SLG: 0.329										1	0	0	0	0	0	0									
Inning Stats	R: 0 E: 0 K: 0 S: 12	H: 0 LOB: 0 BB: 1 P: 18	R: 0 E: 0 K: 2 S: 9	H: 0 LOB: 0 BB: 0 P: 14	R: 0 E: 0 K: 0 S: 10	H: 1 LOB: 1 BB: 0 P: 15	R: 2 E: 0 K: 0 S: 9	H: 3 LOB: 1 BB: 1 P: 18	R: 0 E: 0 K: 2 S: 15	H: 1 LOB: 3 BB: 1 P: 22	R: 1 E: 0 K: 2 S: 13	H: 1 LOB: 0 BB: 0 P: 16	R: 0 E: 0 K: 1 S: 13	H: 1 LOB: 2 BB: 1 P: 24	R: 0 E: 0 K: 1 S: 8	H: 0 LOB: 0 BB: 0 P: 12	1B: 5 2B: 2 HR: 1	SF: 1 SAC: 1 HBP: 1	WP: 1 PB: 0 CS: 1	PA: 37					
PITCHER	IP	WLS	BF	H	R	ER	SO	BB	IBB	HBP	BLK	WP	HR	S	P	ERA	WHIP								
Jeff Juden, R (1,1) ERA: 3.78	7.0	W	29	6	3	3	6	3	0	1	0	0	0	74	114	3.86	1.286								
Mike Myers, L (8,1) ERA: 0.68	0.2		4	1	0	0	1	1	0	0	0	0	0	11	20	0.00	3.000								
Bob Wickman, R (8,1) ERA: 2.16	1.1	S	4	0	0	0	1	0	0	0	0	0	0	10	16	0.00	0.000								

Milwaukee Brewers @ Arizona Diamondbacks
Bank One Ballpark, Phoenix, AZ
Wed May 13 1998, 10:05 PM EDT
Att: 40,230 - Cloudy - 63 F

AB 30
R 3
H 7
RBI 3
BB 4
SO 8
LOB 12



Batter	1	2	3	4	5	6	7	8	9	AB	R	H	RBI	BB	SO	LOB	TOP	
Fernando Vina, L OBP: 0.400, SLG: 0.481 (1, 4)	G4-3	K			G3		K			4	0	0	0	0	2	2	Milwaukee Brewers @ Arizona Diamondbacks Bank One Ballpark, Phoenix, AZ Thu May 14 1998, 10:05 PM EDT Att: 40,204 - Cloudy - 74 F livebaseballscorecards.com	
Jeff Cirillo, R OBP: 0.404, SLG: 0.391 (1, 5)	K2-3		F9		K			G6-3	4	0	0	0	0	2	0			
Mark Loretta, R OBP: 0.374, SLG: 0.409 (1, 3)	1B	BB		BB		1B		BB	1	1	1	0	3	0	0			
Jeremy Burnitz, L OBP: 0.353, SLG: 0.493 (1, 9)	1B		K		P5			P8	4	0	1	0	0	1	3			
Marc Newfield, R OBP: 0.325, SLG: 0.292 Geoff Jenkins, L OBP: 0.340, SLG: 0.587 (6, PH) (6, 7)	FC6-4		F8		K			F7	2	0	1	1	0	0	1			
Darin Jackson, R OBP: 0.186, SLG: 0.194 (1, 8)	FC6-4			B2		K			4	0	0	0	0	1	3			
Jose Valentin, S OBP: 0.325, SLG: 0.380 (1, 6)		B3		P9			F9		4	0	0	0	0	1	0			
Mike Matheny, R OBP: 0.318, SLG: 0.408 (1, 2)	G6-3		K			P4		G4-3	4	0	0	0	0	1	0			
21 Cal Eldred, R OBP: 0.133, SLG: 0.071 Mike Myers, L (6, 1) Dave Nilsson, L OBP: 0.600, SLG: 0.500 48 Brad Woodall, S (7, 1)					K		1B		1	0	0	0	1	1	0			
									0	0	0	0	0	0	0			
									0	0	0	0	0	0	0			
Inning Stats	R: 1 H: 2 E: 0 K: 1 S: 16	H: 2 R: 1 ER: 1 SO: 6 BB: 1 LOB: 24	R: 0 H: 0 E: 0 K: 1 S: 9	H: 0 R: 1 ER: 1 SO: 16	R: 0 H: 0 E: 0 K: 1 S: 10	H: 0 R: 0 ER: 0 SO: 19	R: 0 H: 0 E: 0 K: 1 S: 7	H: 1 R: 0 ER: 0 SO: 14	R: 0 H: 1 E: 0 K: 2 S: 9	H: 1 R: 0 ER: 0 SO: 19	R: 0 H: 0 E: 0 K: 1 S: 11	H: 0 R: 0 ER: 0 SO: 19	R: 0 H: 0 E: 0 K: 1 S: 5	H: 0 R: 0 ER: 0 SO: 7	1B: 4 2B: 0 3B: 0 HR: 0	SF: 0 SAC: 0 DP: 0 HBP: 0	WP: 0 PA: 35 PB: 0 SB: 1 CS: 0	
PITCHER	IP	WLS	BF	H	R	ER	SO	BB	IBB	HBP	BLK	WP	HR	S	P	ERA	WHIP	
Omar Daal, L ERA: 2.29 (1, 1)	5.0		20	2	1	1	6	3	0	0	0	0	0	51	85	1.80	1.000	
Russ Springer, R ERA: 3.32 (6, 1)	3.0	W	12	2	0	0	3	1	0	0	0	0	0	32	51	0.00	1.000	
Gregg Olson, R ERA: 4.08 (9, 1)	1.0	S	3	0	0	0	1	0	0	0	0	0	0	5	7	0.00	0.000	

Batter	1	2	3	4	5	6	7	8	9	AB	R	H	RBI	BB	SO	LOB	BOTTOM	
Devon White, S OBP: 0.324, SLG: 0.429 (1, 8)	G3		K			K	P7			4	0	0	0	0	2	0	Milwaukee Brewers @ Arizona Diamondbacks Bank One Ballpark, Phoenix, AZ Thu May 14 1998, 10:05 PM EDT Att: 40,204 - Cloudy - 74 F livebaseballscorecards.com	
Andy Fox, L OBP: 0.307, SLG: 0.391 (1, 4) (7, 9)	HR		G4-3			F9	F7		4	1	1	1	0	0	0			
Jay Bell, R OBP: 0.333, SLG: 0.378 (1, 6)	P4			G5-4-3 1B		BB BB		G5-3	3	1	1	0	1	0	0			
Travis Lee, L OBP: 0.339, SLG: 0.461 Andy Stankiewicz, R OBP: 0.244, SLG: 0.241 (1, 3) (7, 4)	S			K		BB BB		F9	2	1	1	0	1	1	1			
Matt Williams, R OBP: 0.333, SLG: 0.445 (1, 5)	F7			G5-4-3		1B E 2B		L9	1	0	0	0	0	0	0			
David Dellucci, L OBP: 0.400, SLG: 0.500 (1, 7)		K2-3			G3-1	E IBB			2	0	0	0	1	1	0			
Kelly Stinnett, R OBP: 0.339, SLG: 0.490 (1, 2)		K			K	E6 1B			3	0	1	0	0	2	0			
Brent Brede, L OBP: 0.307, SLG: 0.337 (1, 9) (7, 3)		G4-3				K			3	0	1	0	0	1	2			
Omar Daal, L (1, 1) Hensley Meulens, R OBP: 0.067, SLG: 0.267 Russ Springer, R (6, 1) Gregg Olson, R OBP: 0.500, SLG: 2.000 (9, 1)			K		K		K		1	0	0	0	0	1	0			
									1	0	0	0	0	1	1			
									0	0	0	0	0	0	0			
Inning Stats	R: 1 H: 2 E: 0 K: 0 S: 16	H: 0 R: 0 ER: 0 SO: 13	R: 0 H: 0 E: 0 K: 2 S: 9	H: 0 R: 1 ER: 0 SO: 8	R: 0 H: 1 E: 0 K: 1 S: 7	H: 0 R: 0 ER: 0 SO: 11	R: 0 H: 1 E: 0 K: 2 S: 10	H: 2 R: 3 ER: 1 SO: 35	R: 0 H: 0 E: 0 K: 1 S: 6	H: 0 R: 0 ER: 0 SO: 8	R: 0 H: 0 E: 0 K: 0 S: 9	H: 0 R: 0 ER: 0 SO: 15	1B: 4 2B: 1 3B: 0 HR: 1	SF: 0 SAC: 0 DP: 1 HBP: 0	WP: 0 PA: 32 PB: 0 SB: 1 CS: 0			
PITCHER	IP	WLS	BF	H	R	ER	SO	BB	IBB	HBP	BLK	WP	HR	S	P	ERA	WHIP	
21 Cal Eldred, R ERA: 3.78 (1, 1)	5.2	L	25	6	4	3	8	2	1	0	0	0	0	66	105	4.76	1.412	
Mike Myers, L ERA: 0.66 (6, 1)	0.1		1	0	0	0	1	0	0	0	0	0	0	3	6	0.00	0.000	
48 Brad Woodall, L ERA: (7, 1)	2.0		6	0	0	0	1	0	0	0	0	0	0	15	23	0.00	0.000	

Batter	1	2	3	4	5	6	7	8	9	AB	R	H	RBI	BB	SO	LOB	TOP		
Tony Womack, L (1.4) OBP: 0.293, SLG: 0.271	G4-3			G3		K			P7	4	0	0	0	0	1	1			
Al Martin, L (1.7) OBP: 0.295, SLG: 0.407	P5			G1-3			F8		G3-1	4	0	0	0	0	0	0			
18 Jason Kendall, R (1.2) OBP: 0.404, SLG: 0.493	F8			G6-3			G5-3		F9	4	0	0	0	0	0	0			
Kevin Young, R (1.3) OBP: 0.316, SLG: 0.497										3	0	0	0	0	1	0			
Kevin Polcovich, R (7.5) OBP: 0.208, SLG: 0.224										0	0	0	0	0	0	0			
Jermaine Allensworth, R (1.8) OBP: 0.381, SLG: 0.492										3	1	1	0	0	0	0			
Turner Ward, S (1.9) OBP: 0.329, SLG: 0.338										3	0	1	0	0	0	1			
Doug Strange, S (1.5) OBP: 0.258, SLG: 0.225										2	0	0	1	1	0	1			
Lou Collier, R (1.6) OBP: 0.308, SLG: 0.446										3	0	0	0	0	0	2			
67 Francisco Cordova, R (1.1) OBP: 0.091, SLG: 0.091										2	0	1	0	0	0	0			
Javier Martinez, R (7.1) OBP: 0.130, SLG: 0.261										0	0	0	0	0	0	0			
Chance Sanford, L (8. PH) OBP: 0.130, SLG: 0.261										1	0	0	0	0	0	1			
Chris Peters, L (8.1) OBP: 0.130, SLG: 0.261										0	0	0	0	0	0	0			
Inning Stats	R: 0 H: 0 E: 0 K: 0 S: 9	H: 0 LOB: 0 BB: 0 P: 14	R: 0 H: 0 E: 0 K: 1 S: 6	H: 0 LOB: 0 BB: 0 P: 8	R: 0 H: 0 E: 0 K: 0 S: 6	H: 0 LOB: 0 BB: 1 P: 12	R: 0 H: 0 E: 0 K: 0 S: 4	H: 0 LOB: 0 BB: 0 P: 5	R: 0 H: 1 E: 0 K: 1 S: 6	H: 1 LOB: 1 BB: 0 P: 9	R: 0 H: 0 E: 0 K: 0 S: 10	H: 0 LOB: 0 BB: 0 P: 13	R: 1 H: 1 E: 2 K: 0 S: 8	H: 1 LOB: 1 BB: 0 P: 12	R: 0 H: 0 E: 0 K: 0 S: 9	H: 0 LOB: 0 BB: 0 P: 12	1B: 3 2B: 0 3B: 0 HR: 0	SF: 0 SAC: 0 DP: 1 HBP: 0	WP: 0 PA: 31 PB: 0 SB: 0 CS: 1
PITCHER Jeff Suppan, R (1.1) ERA: 5.77	IP: 9.0 WLS: W BF: 30 H: 3 R: 1 ER: 0 SO: 2 BB: 1 IBB: 0 HBP: 0 BLK: 0 WP: 0 HR: 0 S: 66 P: 93 ERA: 0.00 WHIP: 0.444															PITCHER Jeff Suppan, R (1.1) ERA: 5.77	IP: 9.0 WLS: W BF: 30 H: 3 R: 1 ER: 0 SO: 2 BB: 1 IBB: 0 HBP: 0 BLK: 0 WP: 0 HR: 0 S: 66 P: 93 ERA: 0.00 WHIP: 0.444		

Pittsburgh Pirates @ Arizona Diamondbacks
Bank One Ballpark, Phoenix, AZ
Fri May 15 1998, 10:05 PM EDT
Att: 43,584 - Unknown - 81 F


AB 29
R 1
H 3
RBI 1
BB 1
SO 2
LOB 6



Batter	1	2	3	4	5	6	7	8	9	AB	R	H	RBI	BB	SO	LOB	BOTTOM		
Andy Fox, L (1.9) OBP: 0.325, SLG: 0.405	L9			PO		P9		E1		5	1	3	0	0	2				
Jay Bell, R (1.6) OBP: 0.329, SLG: 0.381	2B	F8		PO	G6-3		L7	SF9		4	1	1	1	0	1				
Devon White, S (1.8) OBP: 0.337, SLG: 0.452	HR	L4					1B	1B		5	2	4	1	0	1				
Matt Williams, R (1.5) OBP: 0.335, SLG: 0.465	HR			G4-3	F7		1B	L6		5	2	2	2	0	2				
David Dellucci, L (1.7) OBP: 0.400, SLG: 0.490	G4-3				G4-3		FC6	L7		5	0	2	1	0	2				
Kelly Stinnett, R (1.2) OBP: 0.350, SLG: 0.481	E5			P3		P5		1B		3	0	1	0	1	1				
Brent Brede, L (1.3) OBP: 0.314, SLG: 0.337	BB			F7				FC6		3	0	1	1	1	3				
Andy Stankiewicz, R (1.4) OBP: 0.245, SLG: 0.233	K			G1-3		P9		FC6-4		3	0	0	0	1	3				
Jeff Suppan, R (1.1) OBP: 0.250, SLG: 0.200				G6-3				FC6-4		4	0	1	0	0	1				
Inning Stats	R: 3 H: 4 E: 1 K: 1 S: 15	H: 1 LOB: 1 BB: 1 P: 29	R: 0 H: 1 E: 0 K: 1 S: 9	H: 1 LOB: 1 BB: 0 P: 11	R: 0 H: 1 E: 0 K: 0 S: 7	H: 1 LOB: 0 BB: 0 P: 11	R: 0 H: 1 E: 0 K: 0 S: 12	H: 1 LOB: 1 BB: 0 P: 17	R: 0 H: 2 E: 0 K: 0 S: 10	H: 2 LOB: 2 BB: 0 P: 18	R: 2 H: 3 E: 0 K: 0 S: 12	H: 3 LOB: 3 BB: 1 P: 29	R: 1 H: 2 E: 1 K: 0 S: 10	H: 2 LOB: 1 BB: 0 P: 14	R: 0 H: 0 E: 0 K: 0 S: 9	H: 0 LOB: 0 BB: 0 P: 12	1B: 11 2B: 3 3B: 0 HR: 1	SF: 1 SAC: 0 DP: 0 HBP: 1	WP: 0 PA: 42 PB: 0 SB: 1 CS: 0
PITCHER 67 Francisco Cordova, R (1.1) ERA: 2.37	IP: 6.0 WLS: L BF: 28 H: 10 R: 3 ER: 3 SO: 3 BB: 1 IBB: 0 HBP: 1 BLK: 0 WP: 0 HR: 0 S: 59 P: 95 ERA: 4.50 WHIP: 1.833															PITCHER 67 Francisco Cordova, R (1.1) ERA: 2.37	IP: 6.0 WLS: L BF: 28 H: 10 R: 3 ER: 3 SO: 3 BB: 1 IBB: 0 HBP: 1 BLK: 0 WP: 0 HR: 0 S: 59 P: 95 ERA: 4.50 WHIP: 1.833		
Javier Martinez, R (7.1) ERA: 6.17	0.2 7 3 2 2 0 1 0 0 0 0 0 0 8 23 27.00 6.000															Javier Martinez, R (7.1) ERA: 6.17	0.2 7 3 2 2 0 1 0 0 0 0 0 0 8 23 27.00 6.000		
Jeff Tabaka, L (7.1) ERA: 2.25	0.1 1 0 0 0 0 0 0 0 0 0 0 0 4 6 0.00 0.000															Jeff Tabaka, L (7.1) ERA: 2.25	0.1 1 0 0 0 0 0 0 0 0 0 0 4 6 0.00 0.000		
Chris Peters, L (8.1) ERA: 1.59	1.0 5 2 1 0 0 0 0 0 0 0 0 0 10 14 0.00 2.000															Chris Peters, L (8.1) ERA: 1.59	1.0 5 2 1 0 0 0 0 0 0 0 0 10 14 0.00 2.000		

Pittsburgh Pirates @ Arizona Diamondbacks
Bank One Ballpark, Phoenix, AZ
Fri May 15 1998, 10:05 PM EDT
Att: 43,584 - Unknown - 81 F

AB 37
R 6
H 15
RBI 6
BB 2
SO 2
LOB 18



Batter	1	2	3	4	5	6	7	8	9	AB	R	H	RBI	BB	SO	LOB	TOP								
Tony Womack, L (1,4) OBP: 0.296, SLG: 0.274	G4-3	1-2 HR		G4-3		G4-3			FC3-6	5	1	2	1	0	0	1									
Manny Martinez, R (1,7) OBP: 0.500, SLG: 0.818							G4-3		L4	5	1	3	3	0	0	1									
Rich Loiselle, R (9,1)										0	0	0	0	0	0	0									
18 Jason Kendall, R (1,2) OBP: 0.404, SLG: 0.510	L8			G6-3					FC3-6	5	1	2	1	0	0	3									
Kevin Young, R (1,3) OBP: 0.318, SLG: 0.491	P4								K	4	0	1	0	1	1	2									
Jermaine Allensworth, R (1,8) OBP: 0.385, SLG: 0.489																									
Marc Wilkins, R (7,1)																									
Ricardo Rincon, L (8,1)																									
Turner Ward, S (9,8) OBP: 0.329, SLG: 0.338																									
Jose Guillen, R (1,9) OBP: 0.394, SLG: 0.545																									
Kevin Polcovich, R (1,5) OBP: 0.200, SLG: 0.214																									
Lou Collier, R (1,6) OBP: 0.306, SLG: 0.433																									
Jason Schmidt, R (1,1) OBP: 0.118, SLG: 0.063																									
Jason Christiansen, R (6,1)																									
Al Martin, L (7,7) OBP: 0.293, SLG: 0.404																									
Inning Stats	R: 0 E: 0 K: 0 S: 13	H: 1 LOB: 1 BB: 0 P: 19	R: 6 E: 1 K: 1 S: 21	H: 5 LOB: 2 BB: 1 P: 34	R: 0 E: 0 K: 1 S: 6	H: 0 LOB: 0 BB: 0 P: 9	R: 0 E: 0 K: 0 S: 11	H: 1 LOB: 0 BB: 0 P: 16	R: 0 E: 0 K: 0 S: 4	H: 0 LOB: 0 BB: 0 P: 7	R: 0 E: 0 K: 0 S: 5	H: 0 LOB: 1 BB: 1 P: 11	R: 0 E: 0 K: 0 S: 6	H: 2 LOB: 1 BB: 0 P: 9	R: 0 E: 0 K: 0 S: 10	H: 1 LOB: 1 BB: 0 P: 14	R: 0 E: 0 K: 1 S: 13	H: 1 LOB: 1 BB: 0 P: 16	1B: 9 2B: 1 3B: 0 HR: 2	SF: 0 SAC: 2 DP: 1 HBP: 1	WP: 0 PB: 0 SB: 0 CS: 1	PA: 40			
PITCHER	IP	WLS	BF	H	R	ER	SO	BB	IBB	HBP	BLK	WP	HR	S	P	ERA	WHIP								
Brian Anderson, L (1,1) ERA: 3.9	5.0	L	24	7	6	0	2	1	0	1	0	0	2	55	85	0.00	1.600								
Bryan Corey, R (6,1) ERA: 6.0	2.0		8	2	0	0	0	1	0	0	0	0	0	11	20	0.00	1.500								
Felix Rodriguez, R (8,1) ERA: 6.14	2.0		8	2	0	0	1	0	0	0	0	0	0	23	30	0.00	1.000								

Pittsburgh Pirates @ Arizona Diamondbacks
Bank One Ballpark, Phoenix, AZ
Sat May 16 1998, 10:05 PM EDT
Att: 48,167 - Cloudy - 90 F

AB	35
R	6
H	11
RBI	6
BB	2
SO	3
LOB	19



Batter	1	2	3	4	5	6	7	8	9	AB	R	H	RBI	BB	SO	LOB	BOTTOM								
Andy Fox, L (1,9) OBP: 0.341, SLG: 0.410	G6-4-3								K	4	0	2	1	1	2	1									
Jay Bell, R (1,6) OBP: 0.320, SLG: 0.368	G6-4-3								K	5	0	0	0	0	2	5									
Devon White, S (1,8) OBP: 0.346, SLG: 0.476										4	2	3	1	0	0	0									
Matt Williams, R (1,5) OBP: 0.327, SLG: 0.452										4	0	0	0	0	1	3									
David Dellucci, L (1,7) OBP: 0.407, SLG: 0.491										4	0	2	1	0	1	2									
Kelly Stinnett, R (1,2) OBP: 0.359, SLG: 0.474										3	1	1	0	1	0	1									
Brent Brede, L (1,3) OBP: 0.314, SLG: 0.336										3	0	1	0	0	1	0									
Damian Miller, R (8,PH) (9,3)										1	0	0	0	0	1	2									
Andy Stankiewicz, R (1,4) OBP: 0.255, SLG: 0.244										4	0	2	0	0	1	2									
Brian Anderson, R (1,1) OBP: 0.059, SLG: 0.059										1	0	0	0	0	0	0									
Yamir Benitez, R (5,PH) OBP: 0.227, SLG: 0.324										1	0	0	0	0	0	0									
Bryan Corey, R (8,1)										0	0	0	0	0	0	0									
Tony Batista, R (7,PH) OBP: 0.306, SLG: 0.333										1	0	0	0	0	1	2									
Felix Rodriguez, R (8,1)										0	0	0	0	0	0	0									
Jorge Fajardo, L (8,PH) OBP: 0.318, SLG: 0.322										1	0	0	0	0	1	1									
Inning Stats	R: 1 E: 0 K: 1 S: 9	H: 2 LOB: 0 BB: 0 P: 17	R: 0 E: 0 K: 1 S: 6	H: 0 LOB: 0 BB: 0 P: 10	R: 0 E: 0 K: 2 S: 7	H: 0 LOB: 0 BB: 0 P: 8	R: 1 E: 2 K: 0 S: 11	H: 2 LOB: 1 BB: 0 P: 19	R: 0 E: 0 K: 0 S: 12	H: 1 LOB: 0 BB: 0 P: 19	R: 0 E: 0 K: 0 S: 11	H: 1 LOB: 2 BB: 1 P: 22	R: 1 E: 0 K: 2 S: 13	H: 2 LOB: 2 BB: 1 P: 23	R: 0 E: 0 K: 1 S: 11	H: 2 LOB: 0 BB: 0 P: 16	R: 0 E: 0 K: 3 S: 17	H: 1 LOB: 1 BB: 0 P: 21	1B: 10 2B: 0 3B: 0 HR: 1	SF: 0 SAC: 0 DP: 2 HBP: 0	WP: 0 PB: 0 SB: 0 CS: 0	PA: 38			
PITCHER	IP	WLS	BF	H	R	ER	SO	BB	IBB	HBP	BLK	WP	HR	S	P	ERA	WHIP								
Jason Schmidt, R (1,1) ERA: 4.12	5.2	W	22	6	2	1	5	1	0	0	0	0	0	13	23	9.00	3.000								
Jason Christiansen, L (6,1) ERA: 0.96	1.0		6	2	1	1	1	1	0	0	0	0	0	8	13	0.00	2.000								
Marc Wilkins, R (7,1) ERA: 0.77	1.0		5	2	0	0	1	0	0	0	0	0	0	8	13	0.00	2.000								
Ricardo Rincon, L (8,1) ERA: 0.53	1.0		4	1	0	0	3	0	0	0	0	0	0	20	26	0.00	1.000								
Rich Loiselle, R (9,1) ERA: 3.32	0.1	S	1	0	0	0	1	0	0	0	0	0	0	3	3	0.00	0.000								

Pittsburgh Pirates @ Arizona Diamondbacks
Bank One Ballpark, Phoenix, AZ
Sat May 16 1998, 10:05 PM EDT
Att: 48,167 - Cloudy - 90 F

AB	36
R	3
H	11
RBI	3
BB	2
SO	11
LOB	20



Batter	1	2	3	4	5	6	7	8	9	AB	R	H	RBI	BB	SO	LOB	TOP										
Tony Womack, L (1, 4) OBP: 0.294, SLG: 0.272	P7	FC6-4 1B		K		FC6-4			K	5	0	1	0	0	2	2	Pittsburgh Pirates @ Arizona Diamondbacks Bank One Ballpark, Phoenix, AZ Sun May 17 1998, 10:05 PM EDT Att: 44,014 - Cloudy - 93 F										
Al Martin, L (1, 7) OBP: 0.290, SLG: 0.397	S	FC6-4 18 FC5-4 1B		G6-3			P8		G3	5	0	1	0	0	0	3											
18 Jason Kendall, R (1, 2) OBP: 0.394, SLG: 0.497	P9	FC5-4 1-2			G6-3		L9			4	0	0	0	0	0	3											
Kevin Young, R (1, 3) OBP: 0.328, SLG: 0.494	BB			P2		FC3-6 1B				3	0	2	0	1	0	0											
Jermaine Allensworth, R (1, 8) OBP: 0.374, SLG: 0.474	F7			P7		FC3-6 1-2			FC6-4	4	0	0	0	0	0	4											
Jose Guillen, R (1, 9) OBP: 0.397, SLG: 0.544						G6-3				4	1	2	0	0	0	1											
Doug Strange, S (1, 5) OBP: 0.269, SLG: 0.250				L3					G4-3	4	1	2	0	0	0	1											
Lou Collier, R (1, 6) OBP: 0.304, SLG: 0.421				K					L9	3	0	0	0	1	1	3											
Esteban Loaiza, R (1, 1) Chris Peters, L (5, 1) Chance Sanford, L (6, PH) Javier Martinez, R (6, 1) Jeff Tabaka, R (8, 1) Keith Oskik, R (9, PH)									K	1	0	1	2	0	0	0		P									
										0	0	0	0	0	0	0											
Inning Stats	R: 0 E: 0 K: 0 S: 9	H: 1 LOB: 2 BB: 1 P: 19	R: 2 E: 0 K: 1 S: 11	H: 4 LOB: 2 BB: 0 P: 17	R: 0 E: 0 K: 1 S: 6	H: 1 LOB: 1 BB: 0 P: 8	R: 0 E: 0 K: 1 S: 9	H: 0 LOB: 1 BB: 1 P: 14	R: 0 E: 0 K: 0 S: 11	H: 1 LOB: 1 BB: 0 P: 17	R: 0 E: 0 K: 1 S: 13	H: 1 LOB: 1 BB: 0 P: 20	R: 0 E: 0 K: 0 S: 7	H: 1 LOB: 1 BB: 0 P: 14	R: 0 E: 0 K: 0 S: 5	H: 0 LOB: 0 BB: 0 P: 6	R: 0 E: 0 K: 2 S: 7	H: 0 LOB: 0 BB: 0 P: 8	1B: 8 2B: 1 3B: 0 HR: 0	SF: 0 SAC: 1 DP: 0 HBP: 0	WP: 0 PB: 0 SB: 1 CS: 1	PA: 38					
PITCHER	IP	WLS	BF	H	R	ER	SO	BB	IBB	HBP	BLK	WP	HR	S	P	ERA	WHIP										
Andy Benes, R (1, 1) ERA: 4.09	7.0	W	32	9	2	2	3	2	0	0	0	0	0	66	109	2.57	1.571										
Amaury Telemaco, R (8, 1) ERA: 3.77	1.0		3	0	0	0	0	0	0	0	0	0	0	5	6	0.00	0.000										
Clint Sodowsky, R (9, 1) ERA: 6.43	1.0		3	0	0	0	2	0	0	0	0	0	0	7	8	0.00	0.000										

Batter	1	2	3	4	5	6	7	8	9	AB	R	H	RBI	BB	SO	LOB	BOTTOM										
Andy Fox, L (1, 4) OBP: 0.344, SLG: 0.402	K		FC4-6 2B	S 1B		K				4	1	1	1	0	2	1	Pittsburgh Pirates @ Arizona Diamondbacks Bank One Ballpark, Phoenix, AZ Sun May 17 1998, 10:05 PM EDT Att: 44,014 - Cloudy - 93 F										
Jay Bell, R (1, 6) OBP: 0.333, SLG: 0.377										2	2	1	1	3	0	2											
Devon White, S (1, 8) OBP: 0.342, SLG: 0.474										5	1	1	0	0	2	4											
Travis Lee, L (1, 3) OBP: 0.343, SLG: 0.462	P8									4	1	2	2	0	1	1											
Andy Stankiewicz, R (6, PH) OBP: 0.253, SLG: 0.242										1	0	0	0	0	0	0											
Matt Williams, R (1, 5) OBP: 0.335, SLG: 0.470										5	1	3	2	0	0	1											
David Dellucci, L (1, 7) OBP: 0.375, SLG: 0.456										4	0	0	1	0	0	4											
Kelly Stinnett, R (1, 2) OBP: 0.368, SLG: 0.525										4	1	2	1	0	1	0											
Brent Brede, L (1, 9) OBP: 0.312, SLG: 0.333										4	1	1	0	0	0	1											
Andy Benes, R (1, 1) OBP: 0.227, SLG: 0.350										1	0	0	0	2	0	0											
Amaury Telemaco, R (8, 1) OBP: 0.167, SLG: 0.167										0	0	0	0	0	0	0											
Clint Sodowsky, L (9, 1) ERA: 2.12										0	0	0	0	0	0	0											
Inning Stats	R: 0 E: 0 K: 2 S: 13	H: 0 LOB: 1 BB: 1 P: 23	R: 0 E: 0 K: 0 S: 6	H: 1 LOB: 1 BB: 0 P: 10	R: 2 E: 0 K: 1 S: 17	H: 3 LOB: 2 BB: 1 P: 29	R: 1 E: 0 K: 0 S: 14	H: 2 LOB: 2 BB: 1 P: 25	R: 3 E: 0 K: 1 S: 16	H: 2 LOB: 1 BB: 1 P: 28	R: 2 E: 0 K: 1 S: 13	H: 2 LOB: 2 BB: 1 P: 24	R: 0 E: 0 K: 0 S: 7	H: 1 LOB: 1 BB: 0 P: 10	1B: 7 2B: 2 3B: 1 HR: 1	SF: 1 SAC: 1 DP: 0 HBP: 1	WP: 0 PB: 1 SB: 1 CS: 0	PA: 42									
PITCHER	IP	WLS	BF	H	R	ER	SO	BB	IBB	HBP	BLK	WP	HR	S	P	ERA	WHIP										
Esteban Loaiza, R (1, 1) ERA: 5.4	4.1	L	25	8	6	5	4	3	0	0	0	0	0	7	11	0.00	0.000										
Chris Peters, L (5, 1) ERA: 1.54	0.2		2	0	0	0	0	0	0	0	0	0	0	7	11	0.00	0.000										
Javier Martinez, R (6, 1) ERA: 6.59	2.0		11	2	2	2	2	2	0	1	0	0	0	29	52	9.00	2.000										
Jeff Tabaka, L (8, 1) ERA: 2.12	1.0		4	1	0	0	0	0	0	0	0	0	0	7	10	0.00	1.000										

Batter	1	2	3	4	5	6	7	8	9	AB	R	H	RBI	BB	SO	LOB	TOP			
Tony Womack, L (1,4) OBP: 0.298, SLG: 0.273	G4-3		S 2-3 1B		G6-3		S 4-1 BB			3	0	1	0	1	0	1				
Al Martin, L (1,7) OBP: 0.283, SLG: 0.387	F8		G1-3		G3		L3			4	0	0	0	0	0	3				
18 Jason Kendall, R (1,2) OBP: 0.402, SLG: 0.503	FC5-4 1B		P8			2-1 2B 1B		FC6-4 1B		4	1	3	0	0	0	1				
Kevin Young, R (1,3) OBP: 0.321, SLG: 0.482	FC5-4 1-2			1-1 P9		F8		K		4	0	0	0	0	1	3				
Turner Ward, S (1,8) OBP: 0.337, SLG: 0.361		1-2 P7		1-1 1B		1-0 2B		K		4	0	2	1	0	1	1				
Jose Guillen, R (1,9) OBP: 0.387, SLG: 0.529		1-1 G6-3		0-0 F9		1-0 G6-3		FC6-4 1-2		4	0	0	0	0	0	3				
Doug Strange, S (1,5) OBP: 0.256, SLG: 0.239		1-0 G4-3		1-1 G3		0-0 P7				4	0	0	0	0	0	2				
Lou Collier, R (1,6) OBP: 0.311, SLG: 0.418			4-1 1B SH1-3 E BB		2-2 L6		0-1 G4-6-3 1B		2-1 P6	3	1	1	0	1	0	0				
Jon Lieber, L (1,1) OBP: 0.353, SLG: 0.313			0-1 SH1-3		0-0 G6-3		2-2 G4-6-3 1-2		2-3 K	1	0	1	0	0	0	0				
Chance Sanford, L (7,PH) OBP: 0.120, SLG: 0.240										1	0	0	0	0	0	1				
Jeff Tabaka, R (7,1)										0	0	0	0	0	0	0				
Marc Wilkins, R (8,1)										0	0	0	0	0	0	0				
Keith Osik, R (9,PH) OBP: 0.273, SLG: 0.111										1	0	0	0	0	1	0				
Inning Stats	R: 0 E: 0 K: 0 S: 7	H: 1 LOB: 1 BB: 0 P: 8	R: 0 E: 0 K: 0 S: 8	H: 0 LOB: 0 BB: 0 P: 11	R: 1 E: 0 K: 0 S: 7	H: 1 LOB: 1 BB: 1 P: 14	R: 0 E: 0 K: 0 S: 7	H: 1 LOB: 1 BB: 0 P: 10	R: 0 E: 0 K: 0 S: 9	H: 2 LOB: 1 BB: 0 P: 13	R: 0 E: 0 K: 0 S: 9	H: 1 LOB: 1 BB: 1 P: 18	R: 0 E: 0 K: 2 S: 11	H: 1 LOB: 0 BB: 0 P: 13	R: 0 E: 0 K: 1 S: 7	H: 0 LOB: 0 BB: 0 P: 11	1B: 7 2B: 1 3B: 0 HR: 0	SF: 0 SAC: 1 DP: 1 HBP: 0	WP: 0 PB: 0 SB: 3 CS: 0	PA: 36
PITCHER	IP WLS BF H R ER SO BB IBB HBP BLK WP HR S P ERA WHIP																			
Willie Blair, R (1,1) ERA: 5.31	7.0 W 29 7 2 1 0 2 2 0 0 0 0 0 0 55 86 1.29 1.286																			
Russ Springer, R (8,1) ERA: 3.15	1.0 4 1 0 0 2 0 0 0 0 0 0 0 11 13 0.00 1.000																			
Gregg Olson, R (9,1) ERA: 3.86	1.0 3 0 0 0 1 0 0 0 0 0 0 0 7 11 0.00 0.000																			

Pittsburgh Pirates @ Arizona Diamondbacks
Bank One Ballpark, Phoenix, AZ
Mon May 18, 1998, 6:33 AM EDT
Att: 41,465 - Cloudy - 97 F

AB 33
R 2
H 8
RBI 1
BB 2
SO 3
LOB 15



Batter	1	2	3	4	5	6	7	8	9	AB	R	H	RBI	BB	SO	LOB	BOTTOM	
Andy Fox, L (1,4) OBP: 0.326, SLG: 0.379	K	E4 G6-4-3		G6-3		F7		K		5	0	0	0	0	2	1		
Jay Bell, R (1,6) OBP: 0.340, SLG: 0.390	HR 1B	G6-4-3 1-2		1B 1B		G5-3		1B 2B		5	2	3	0	0	0	1		
Devon White, S (1,8) OBP: 0.359, SLG: 0.503	HR 1H	1B		1B 1-2			2-1 S 1B	L5-4 1B IBB		4	2	4	2	1	0	0		
Travis Lee, L (1,3) OBP: 0.346, SLG: 0.463										4	1	2	1	0	0	3		
Andy Staniewicz, R (7,PR) OBP: 0.260, SLG: 0.250	2B 3B 1B	G4-3		P6			G6-4-3 1H 1B	1-2 2H 3H 1B		1	1	1	2	0	0	0		
Matt Williams, R (1,5) OBP: 0.343, SLG: 0.497	3B 2B						P3	G6-4-3 IBB	L5-4 2-3	4	2	2	1	1	0	2		
David Dellucci, L (1,7) OBP: 0.386, SLG: 0.475	FC5-2 2H 3H	3B		F7		G1-3		G6-4-3 1-2 2-3		4	0	1	2	0	0	2		
Kelly Stinnett, R (1,2) OBP: 0.389, SLG: 0.531	FC5-2 BB			P2						3	0	2	1	1	0	0		
Brent Brede, L (1,9) OBP: 0.302, SLG: 0.322	FC5-2 1-2 3H			G4-3		P4		F9		4	0	0	0	0	0	5		
Willie Blair, R (1,1) OBP: 0.105, SLG: 0.105							P4			3	0	0	0	0	0	2		
Russ Springer, R (8,1)										0	0	0	0	0	0	0		
Yamil Benitez, R (6,PH) OBP: 0.237, SLG: 0.324										0	1	0	0	1	0	0		
Gregg Olson, R (9,1) OBP: 0.500, SLG: 2.000								2B 1B BB		0	0	0	0	0	0	0		
Inning Stats	R: 4 E: 0 K: 1 S: 19	H: 5 LOB: 2 BB: 1 P: 30	R: 0 E: 1 K: 0 S: 6	H: 1 LOB: 1 BB: 0 P: 12	R: 1 E: 0 K: 0 S: 8	H: 1 LOB: 0 BB: 0 P: 9	R: 0 E: 0 K: 0 S: 12	H: 2 LOB: 2 BB: 0 P: 16	R: 0 E: 0 K: 0 S: 8	H: 0 LOB: 0 BB: 0 P: 9	R: 2 E: 0 K: 0 S: 15	H: 3 LOB: 2 BB: 1 P: 28	R: 2 E: 0 K: 1 S: 8	H: 2 LOB: 1 BB: 2 P: 19	1B: 10 2B: 3 3B: 1 HR: 2	SF: 0 SAC: 0 DP: 3 HBP: 0	WP: 0 PB: 0 SB: 1 CS: 0	PA: 41
PITCHER	IP WLS BF H R ER SO BB IBB HBP BLK WP HR S P ERA WHIP																	
Jon Lieber, R (1,1) ERA: 4.74	6.0 L 29 10 5 5 1 1 0 0 0 0 0 2 59 86 7.50 1.833																	
Jeff Tabaka, L (7,1) ERA: 3.0	1.0 6 3 2 2 0 0 1 0 0 0 0 0 15 28 18.00 3.000																	
Marc Wilkins, R (8,1) ERA: 2.13	1.0 6 2 2 2 1 1 1 0 0 0 0 0 8 19 18.00 3.000																	

Pittsburgh Pirates @ Arizona Diamondbacks
Bank One Ballpark, Phoenix, AZ
Mon May 18, 1998, 6:33 AM EDT
Att: 41,465 - Cloudy - 97 F

AB 37
R 9
H 15
RBI 9
BB 4
SO 2
LOB 16



Batter	1	2	3	4	5	6	7	8	9	AB	R	H	RBI	BB	SO	LOB	TOP			
Todd Hollandsworth, L (1.7) X	0-0 F8		0-1 P9		2-2 G3-1			1-0 1B WP SF8 1B	1-2 G3-1	5	1	1	0	0	0	1	Los Angeles Dodgers @ Arizona Diamondbacks Bank One Ballpark, Phoenix, AZ Sun May 24 1998, 6:33 AM EDT Att: 48,682 - Dome - 72 F livebaseballscorecards.com			
Jose Vizcaino, S (1.6) B C X	1-1 G3		2-3 K		1-1 L7			1-0 FC5 1B		4	0	1	0	0	1	0				
Gary Sheffield, R (1.9) C B X	2-2 1B HR 1B		1-1 HR		1-0 P8			1-0 SF8		3	2	2	2	0	0	0				
Bobby Bonilla, S (1.5) B X SAFE	1-0 1B		2-1		1-0 G1-3			3-H 1-2 FC5 1B		4	1	3	0	0	0	0				
Roger Cedeno, S (8, PR) B X	1-3 HR 1B							1-2 FC5 1B		0	0	0	0	0	0	0				
Scott Radinsky, L (8, 1) B X								1-2 FC5 1B		0	0	0	0	0	0	0				
Raul Mondesi, R (1.8) B X	1-0 1B		0-1 L8		1-2 L6			1-0 FC5 FC6-4		4	1	1	3	0	0	3				
Eric Karros, R (1.3) C B X	2-2 L7				3-2 G3-1			1-2 2-3 FC6-4		4	0	0	0	0	1	2				
Charles Johnson, R (1.2) S		3-3 K		0-0 E4 FC4			4-2 L1-6 G6-3 BB		0-1 S 1B	2	0	0	0	1	1	0				
Thomas Howard, S (9, PH) X										1	0	1	0	0	0	0				
Juan Castro, R (1.4) B X	0-0 L8		1-2 P4		1-2 G6-3			1-2 G6-3		3	0	0	0	0	0	2				
Matt Luke, L (9, PH) B X								1-2 L7		1	0	0	0	0	0	1				
Chan Ho Park, R (1.1) B X	1-2 G6-3		0-1 FC4		1-1 L1-6			1-0 F8		1	0	0	0	0	0	0				
Dennys Reyes, R (3, 1) B X										1	0	0	0	0	0	1				
Jim Eisenreich, L (7, PH) B X										1	0	0	0	0	0	1				
Mark Guthrie, R (7, 1) B X										0	0	0	0	0	0	0				
Paul Konerko, R (8, 5) B X										1	0	0	0	0	0	1				
Inning Stats	R: 3 E: 0 K: 0 S: 12	H: 3 LOB: 0 BB: 0 P: 19	R: 0 E: 0 K: 1 S: 9	H: 0 LOB: 0 BB: 0 P: 13	R: 1 E: 0 K: 1 S: 11	H: 2 LOB: 1 BB: 0 P: 16	R: 0 E: 1 K: 0 S: 9	H: 0 LOB: 0 BB: 0 P: 10	R: 0 E: 0 K: 1 S: 7	H: 0 LOB: 0 BB: 0 P: 10	R: 0 E: 0 K: 0 S: 11	H: 0 LOB: 0 BB: 0 P: 17	R: 1 E: 0 K: 0 S: 9	H: 3 LOB: 2 BB: 0 P: 15	R: 0 E: 0 K: 0 S: 9	H: 1 LOB: 1 BB: 0 P: 11	1B: 7 2B: 1 3B: 0 HR: 2	SF: 1 SAC: 0 DP: 1 HBP: 0	WP: 1 PB: 0 SB: 1 CS: 0	PA: 37
PITCHER	IP WLS BF H R ER SO BB IBB HBP BLK WP HR S P ERA WHIP																			
Willie Blair, R (1, 1) ERA: 5.3	7.0 W 27 5 4 4 3 1 0 0 0 0 2 65 98 5.14 0.857																			
Clint Sodowsky, R (8, 1) ERA: 8.17	1.0 6 3 1 1 0 0 0 0 0 1 0 9 15 9.00 3.000																			
Gregg Olson, R (9, 1) ERA: 3.38	1.0 S 4 1 0 0 0 0 0 0 0 0 0 9 11 0.00 1.000																			

Batter	1	2	3	4	5	6	7	8	9	AB	R	H	RBI	BB	SO	LOB	BOTTOM			
Andy Fox, L (1.4) B B X	2-1 E 1B G3 1B				1-0 F8			3-2 E4 SH SF8	0-0 2-H 1B	5	2	2	1	0	0	1	Los Angeles Dodgers @ Arizona Diamondbacks Bank One Ballpark, Phoenix, AZ Sun May 24 1998, 6:33 AM EDT Att: 48,682 - Dome - 72 F livebaseballscorecards.com			
Clint Sodowsky, L (8, 1) B X		2-0 P7						1-2 SH	2-2 P9	3	0	1	0	1	0	1				
Gregg Olson, R (9, 1) B X								1-3 P9												
Jay Bell, R (1.6) B B X	2-0 E7 G3 1B		4-2 BB		1-2 F7			1-3 P9		3	0	1	0	1	0	1				
Devon White, S (1.8) B B X	3-1 G3		3-2 G3		4-1 BB			2-0 SF8		3	0	0	2	1	0	3				
Travis Lee, L (1.3) B X	2-3 3-H K		3-2 G3		1-1 1-H 2B			3-H 3-3 K		5	0	1	1	0	3	2				
Matt Williams, R (1.5) B X	2-2 F8		2-2 HR 1B		1-2 P8			4-0 IBB		4	1	1	0	1	0	2				
David Dellucci, L (1.7) C B X		3-2 G4-3		2-0 1-H HR				3-3 K		3	1	1	2	1	1	2				
Brent Brede, L (1.9) B B X		4-1 FC1 1B BB		2-1 S 1B 1B				1-3 K		3	1	1	0	1	1	1				
Damian Miller, R (1.2) B X		1-0 E 1B		2-2 1-H 1B				2-3 K		3	2	2	0	1	1	1				
Willie Blair, R (1, 1) B X		0-0 FC1		1-3 K				2-3 K		4	0	0	0	0	3	3				
Andy Stankiewicz, R (8, 4) B X								1-2 K		0	0	0	0	0	0	0				
Inning Stats	R: 1 E: 1 K: 1 S: 11	H: 2 LOB: 1 BB: 0 P: 21	R: 2 E: 0 K: 0 S: 17	H: 1 LOB: 2 BB: 2 P: 34	R: 2 E: 0 K: 1 S: 19	H: 4 LOB: 1 BB: 0 P: 31	R: 1 E: 0 K: 0 S: 11	H: 1 LOB: 1 BB: 1 P: 19	R: 0 E: 0 K: 3 S: 13	H: 0 LOB: 1 BB: 1 P: 22	R: 1 E: 2 K: 2 S: 13	H: 0 LOB: 2 BB: 1 P: 28	R: 1 E: 0 K: 1 S: 9	H: 1 LOB: 1 BB: 1 P: 19	R: 0 E: 0 K: 1 S: 6	H: 0 LOB: 0 BB: 0 P: 9	1B: 7 2B: 1 3B: 0 HR: 1	SF: 1 SAC: 1 DP: 0 HBP: 0	WP: 0 PB: 0 SB: 2 CS: 0	PA: 41
PITCHER	IP WLS BF H R ER SO BB IBB HBP BLK WP HR S P ERA WHIP																			
Chan Ho Park, R (1, 1) ERA: 5.43	2.1 L 15 5 5 2 1 2 0 0 0 0 0 0 47 84 2.46 1.364																			
Dennys Reyes, L (3, 1) ERA: 1.69	3.2 18 3 2 1 6 2 1 0 0 0 0 0 9 19 9.00 2.000																			
Mark Guthrie, L (7, 1) ERA: 1.5	1.0 5 1 1 1 1 1 0 0 0 0 0 0 6 9 9.00 2.000																			
Scott Radinsky, L (8, 1) ERA: 1.53	1.0 3 0 0 0 0 1 0 0 0 0 0 0 6 9 0.00 0.000																			

Batter	1	2	3	4	5	6	7	8	9	AB	R	H	RBI	BB	SO	LOB	TOP					
Quilvio Veras, S OBP: 0.369, SLG: 0.302	F9		G6-3			G5-3		K		4	0	0	0	0	1	0						
Steve Finley, L OBP: 0.295, SLG: 0.354	K		G4-3						F8	4	0	1	0	0	1	0						
Tony Gwynn, L OBP: 0.402, SLG: 0.526	G4-3		G3						K	3	0	0	0	1	1	0						
Ken Caminiti, S OBP: 0.349, SLG: 0.491		HR				G6-4-3			K	3	1	1	0	1	1	2						
Greg Vaughn, R OBP: 0.366, SLG: 0.628		HR								3	1	1	2	0	1	1						
Carlos Hernandez, R OBP: 0.331, SLG: 0.387										3	0	1	0	0	0	1						
Eddie Williams, R OBP: 0.207, SLG: 0.154										3	0	0	0	0	1	1						
Andy Sheets, R OBP: 0.292, SLG: 0.395										2	0	0	0	0	1	1						
Mark Swenney, L OBP: 0.293, SLG: 0.283										1	0	0	0	0	0	0						
Chris Gomez, R OBP: 0.307, SLG: 0.306										0	0	0	0	0	0	0						
Andy Ashby, R OBP: 0.074, SLG: 0.074										3	0	0	0	0	2	1						
Inning Stats	R: 0 E: 0 K: 1 S: 5	H: 0 LOB: 0 BB: 0 P: 8	R: 2 E: 0 K: 0 S: 13	H: 2 LOB: 1 BB: 1 P: 18	R: 0 E: 0 K: 0 S: 6	H: 0 LOB: 0 BB: 0 P: 10	R: 0 E: 0 K: 0 S: 10	H: 1 LOB: 0 BB: 0 P: 13	R: 0 E: 0 K: 2 S: 10	H: 0 LOB: 0 BB: 0 P: 14	R: 0 E: 0 K: 0 S: 5	H: 1 LOB: 1 BB: 1 P: 15	R: 0 E: 0 K: 2 S: 8	H: 0 LOB: 0 BB: 0 P: 11	R: 0 E: 0 K: 2 S: 9	H: 0 LOB: 0 BB: 0 P: 10	R: 0 E: 0 K: 2 S: 8	H: 0 LOB: 0 BB: 0 P: 10	1B: 2 2B: 0 3B: 1 HR: 1	SF: 0 SAC: 0 DP: 2 HBP: 0	WP: 0 PB: 0 SB: 0 CS: 0	PA: 31
PITCHER	IP	WLS	BF	H	R	ER	SO	BB	IBB	HBP	BLK	WP	HR	S	P	ERA	WHIP					
Omar Daal, L ERA: 2.78	(1, 1)	7.0	25	4	2	2	5	2	0	0	0	0	1	57	89	2.57	0.857					
Russ Springer, R ERA: 2.74	(8, 1)	1.0	W	3	0	0	2	0	0	0	0	0	0	9	10	0.00	0.000					
Gregg Olson, R ERA: 3.22	(9, 1)	1.0	S	3	0	0	2	0	0	0	0	0	0	8	10	0.00	0.000					

San Diego Padres @ Arizona Diamondbacks
Bank One Ballpark, Phoenix, AZ
Mon May 25 1998, 10:05 PM EDT
Att: 45,367 - Dome - 72 F

livebaseballscores.com

AB	29
R	2
H	4
RBI	2
BB	2
SO	9
LOB	7



Batter	1	2	3	4	5	6	7	8	9	AB	R	H	RBI	BB	SO	LOB	BOTTOM				
Andy Fox, L OBP: 0.339, SLG: 0.373	P4							G3		4	0	0	0	0	1	1					
David Dellucci, L OBP: 0.344, SLG: 0.476	G3-1									4	1	1	0	0	2	0					
Devon White, S OBP: 0.344, SLG: 0.475	2B									3	1	1	0	1	0	1					
Travis Lee, L OBP: 0.353, SLG: 0.478	2B									3	0	1	1	1	1	1					
Jorge Fabregas, L OBP: 0.304, SLG: 0.287	G6-3									4	0	0	0	0	0	3					
Gregg Olson, R OBP: 0.500, SLG: 2.000										0	0	0	0	0	0	0					
Jay Bell, R OBP: 0.330, SLG: 0.392		HR								3	1	2	1	0	0	0					
Brent Brede, L OBP: 0.293, SLG: 0.341		L3								3	0	0	0	0	0	1					
Andy Stankiewicz, R OBP: 0.250, SLG: 0.240		L6								3	0	0	0	0	0	1					
Omar Daal, L OBP: 0.429, SLG: 0.200										2	0	1	0	0	1	0					
Tony Batista, R OBP: 0.313, SLG: 0.317										1	0	0	0	0	0	1					
Russ Springer, R										0	0	0	0	0	0	0					
Kelly Stinnett, R OBP: 0.360, SLG: 0.494										0	0	0	0	0	0	0					
Inning Stats	R: 1 E: 0 K: 0 S: 10	H: 2 LOB: 1 BB: 0 P: 15	R: 1 E: 0 K: 1 S: 11	H: 2 LOB: 1 BB: 0 P: 16	R: 0 E: 0 K: 1 S: 14	H: 0 LOB: 1 BB: 1 P: 25	R: 0 E: 0 K: 0 S: 6	H: 0 LOB: 0 BB: 0 P: 8	R: 0 E: 0 K: 2 S: 8	H: 0 LOB: 0 BB: 0 P: 10	R: 0 E: 0 K: 1 S: 9	H: 0 LOB: 0 BB: 0 P: 11	R: 0 E: 0 K: 0 S: 7	H: 1 LOB: 1 BB: 0 P: 8	R: 1 E: 1 K: 0 S: 15	H: 1 LOB: 1 BB: 1 P: 25	1B: 2 2B: 3 3B: 0 HR: 1	SF: 0 SAC: 0 DP: 0 HBP: 0	WP: 1 PB: 0 SB: 1 CS: 0	PA: 32	
PITCHER	IP	WLS	BF	H	R	ER	SO	BB	IBB	HBP	BLK	WP	HR	S	P	ERA	WHIP				
Andy Ashby, R ERA: 2.49	(1, 1)	8.0	L	32	6	3	2	6	1	1	0	0	1	80	118	2.25	0.875				

San Diego Padres @ Arizona Diamondbacks
Bank One Ballpark, Phoenix, AZ
Mon May 25 1998, 10:05 PM EDT
Att: 45,367 - Dome - 72 F

livebaseballscores.com

AB	30
R	3
H	6
RBI	2
BB	2
SO	5
LOB	9



Batter	1	2	3	4	5	6	7	8	9	AB	R	H	RBI	BB	SO	LOB	TOP										
Quilvio Veras, S (1,4) <small>OBP: 0.380, SLG: 0.313</small> Chris Gomez, R (7,6) <small>OBP: 0.311, SLG: 0.317</small>										4	2	3	1	1	0	0											
Steve Finley, L (1,8) <small>OBP: 0.291, SLG: 0.352</small>										4	2	1	1	1	1	2											
Ken Caminiti, S (1,5) <small>OBP: 0.354, SLG: 0.514</small> Ed Giovanola, L (5, PR) <small>OBP: 0.319, SLG: 0.338</small>										3	1	2	4	0	1	2											
Greg Vaughn, R (1,7) <small>OBP: 0.362, SLG: 0.616</small>										5	0	1	1	0	1	2											
Greg Myers, L (1,2) <small>OBP: 0.305, SLG: 0.391</small>										5	1	2	1	0	0	2											
Mark Sweeney, L (1,3) <small>OBP: 0.308, SLG: 0.328</small>										5	1	3	1	0	0	0											
Ruben Rivera, R (1,9) <small>OBP: 0.455, SLG: 0.722</small>										5	2	2	3	0	0	3											
Andy Sheets, R (1,6) <small>OBP: 0.287, SLG: 0.376</small>										4	1	0	0	1	0	1											
Kevin Brown, R (1,1) <small>OBP: 0.276, SLG: 0.286</small> Eddie Williams, R (9, PH) <small>OBP: 0.200, SLG: 0.148</small> Carlos Reyes, S (9,1)										3	1	1	0	1	2	1											
Inning Stats	R: 2 H: 4 E: 0 K: 0 S: 16	H: 4 LOB: 2 BB: 0 P: 27	R: 0 H: 1 E: 0 K: 2 S: 10	LOB: 1 BB: 0 P: 15	R: 5 H: 4 E: 0 K: 1 S: 13	H: 4 LOB: 2 BB: 3 P: 28	R: 0 H: 0 E: 0 K: 0 S: 4	H: 0 LOB: 0 BB: 0 P: 7	R: 4 H: 4 E: 0 K: 0 S: 11	H: 4 LOB: 2 BB: 1 P: 21	R: 0 H: 1 E: 0 K: 1 S: 8	H: 0 LOB: 0 BB: 0 P: 9	R: 0 H: 0 E: 0 K: 0 S: 4	H: 0 LOB: 0 BB: 0 P: 6	R: 0 H: 0 E: 0 K: 1 S: 8	H: 0 LOB: 0 BB: 0 P: 13	R: 1 H: 2 E: 0 K: 0 S: 6	H: 2 LOB: 1 BB: 0 P: 8	1B: 10 2B: 4 3B: 1 HR: 1	SF: 2 SAC: 0 DP: 0 HBP: 0	WP: 0 PA: 47 PB: 0 SB: 3 CS: 0						
PITCHER	IP WLS BF H R ER SO BB IBB HBP BLK WP HR S P ERA WHIP	IP WLS BF H R ER SO BB IBB HBP BLK WP HR S P ERA WHIP	IP WLS BF H R ER SO BB IBB HBP BLK WP HR S P ERA WHIP	IP WLS BF H R ER SO BB IBB HBP BLK WP HR S P ERA WHIP	IP WLS BF H R ER SO BB IBB HBP BLK WP HR S P ERA WHIP	IP WLS BF H R ER SO BB IBB HBP BLK WP HR S P ERA WHIP	IP WLS BF H R ER SO BB IBB HBP BLK WP HR S P ERA WHIP	IP WLS BF H R ER SO BB IBB HBP BLK WP HR S P ERA WHIP	IP WLS BF H R ER SO BB IBB HBP BLK WP HR S P ERA WHIP	IP WLS BF H R ER SO BB IBB HBP BLK WP HR S P ERA WHIP	IP WLS BF H R ER SO BB IBB HBP BLK WP HR S P ERA WHIP	IP WLS BF H R ER SO BB IBB HBP BLK WP HR S P ERA WHIP	IP WLS BF H R ER SO BB IBB HBP BLK WP HR S P ERA WHIP	IP WLS BF H R ER SO BB IBB HBP BLK WP HR S P ERA WHIP	IP WLS BF H R ER SO BB IBB HBP BLK WP HR S P ERA WHIP	IP WLS BF H R ER SO BB IBB HBP BLK WP HR S P ERA WHIP	IP WLS BF H R ER SO BB IBB HBP BLK WP HR S P ERA WHIP	IP WLS BF H R ER SO BB IBB HBP BLK WP HR S P ERA WHIP	IP WLS BF H R ER SO BB IBB HBP BLK WP HR S P ERA WHIP	IP WLS BF H R ER SO BB IBB HBP BLK WP HR S P ERA WHIP	IP WLS BF H R ER SO BB IBB HBP BLK WP HR S P ERA WHIP	IP WLS BF H R ER SO BB IBB HBP BLK WP HR S P ERA WHIP	IP WLS BF H R ER SO BB IBB HBP BLK WP HR S P ERA WHIP	IP WLS BF H R ER SO BB IBB HBP BLK WP HR S P ERA WHIP	IP WLS BF H R ER SO BB IBB HBP BLK WP HR S P ERA WHIP	IP WLS BF H R ER SO BB IBB HBP BLK WP HR S P ERA WHIP	
Andy Fox, L (1,5) <small>OBP: 0.344, SLG: 0.377</small>										4	0	2	0	0	0	0											
Brent Bredt, L (1,9) <small>OBP: 0.299, SLG: 0.353</small>										4	1	2	0	0	0	1											
Devon White, S (1,8) <small>OBP: 0.344, SLG: 0.473</small> Yamil Benitez, R (7,7) <small>OBP: 0.244, SLG: 0.329</small>										3	0	1	0	0	0	2											
Travis Lee, L (1,3) <small>OBP: 0.348, SLG: 0.470</small> Felix Rodriguez, R (8,1) <small>OBP: 0.302, SLG: 0.284</small> Jorge Fabregas, L (8, PH) <small>OBP: 0.302, SLG: 0.284</small> Efrain Valdez, L (9,1)										3	0	0	0	0	2	1											
David Dellucci, L (1,7) <small>OBP: 0.340, SLG: 0.459</small>										3	0	0	0	1	1	1											
Jay Bell, R (1,6) <small>OBP: 0.332, SLG: 0.393</small> Amaury Telemaco, R (5,1) <small>OBP: 0.143, SLG: 0.143</small> Damian Miller, R (7, PH) <small>OBP: 0.500, SLG: 0.444</small>										2	0	1	0	0	1	0											
Kelly Stinnett, R (1,2) <small>OBP: 0.344, SLG: 0.469</small>										4	0	0	0	0	1	4											
Andy Stankiewicz, R (1,4) <small>OBP: 0.250, SLG: 0.240</small>										4	0	1	0	0	1	1											
Jeff Suppan, R (1,1) <small>OBP: 0.294, SLG: 0.250</small> Scott Brow, R (3,1) <small>OBP: 0.300, SLG: 0.302</small>										0	0	0	0	0	0	0											
Tony Batista, R (5,6) <small>OBP: 0.300, SLG: 0.302</small>										2	0	0	0	0	0	3											
Inning Stats	R: 0 H: 2 E: 0 K: 0 S: 8	H: 0 LOB: 0 BB: 0 P: 11	R: 0 H: 0 E: 0 K: 1 S: 6	H: 0 LOB: 0 BB: 0 P: 10	R: 0 H: 2 E: 0 K: 1 S: 12	H: 2 LOB: 0 BB: 0 P: 18	R: 0 H: 1 E: 0 K: 1 S: 7	H: 0 LOB: 0 BB: 0 P: 8	R: 0 H: 0 E: 0 K: 1 S: 5	H: 0 LOB: 0 BB: 0 P: 5	R: 0 H: 2 E: 0 K: 0 S: 10	H: 2 LOB: 2 BB: 1 P: 18	R: 0 H: 0 E: 0 K: 1 S: 11	H: 2 LOB: 1 BB: 0 P: 19	R: 0 H: 1 E: 0 K: 1 S: 6	H: 1 LOB: 0 BB: 0 P: 8	1B: 9 2B: 1 3B: 0 HR: 0	SF: 0 SAC: 0 DP: 3 HBP: 0	WP: 0 PA: 35 PB: 0 SB: 0 CS: 0								
PITCHER	IP WLS BF H R ER SO BB IBB HBP BLK WP HR S P ERA WHIP	IP WLS BF H R ER SO BB IBB HBP BLK WP HR S P ERA WHIP	IP WLS BF H R ER SO BB IBB HBP BLK WP HR S P ERA WHIP	IP WLS BF H R ER SO BB IBB HBP BLK WP HR S P ERA WHIP	IP WLS BF H R ER SO BB IBB HBP BLK WP HR S P ERA WHIP	IP WLS BF H R ER SO BB IBB HBP BLK WP HR S P ERA WHIP	IP WLS BF H R ER SO BB IBB HBP BLK WP HR S P ERA WHIP	IP WLS BF H R ER SO BB IBB HBP BLK WP HR S P ERA WHIP	IP WLS BF H R ER SO BB IBB HBP BLK WP HR S P ERA WHIP	IP WLS BF H R ER SO BB IBB HBP BLK WP HR S P ERA WHIP	IP WLS BF H R ER SO BB IBB HBP BLK WP HR S P ERA WHIP	IP WLS BF H R ER SO BB IBB HBP BLK WP HR S P ERA WHIP	IP WLS BF H R ER SO BB IBB HBP BLK WP HR S P ERA WHIP	IP WLS BF H R ER SO BB IBB HBP BLK WP HR S P ERA WHIP	IP WLS BF H R ER SO BB IBB HBP BLK WP HR S P ERA WHIP	IP WLS BF H R ER SO BB IBB HBP BLK WP HR S P ERA WHIP	IP WLS BF H R ER SO BB IBB HBP BLK WP HR S P ERA WHIP	IP WLS BF H R ER SO BB IBB HBP BLK WP HR S P ERA WHIP	IP WLS BF H R ER SO BB IBB HBP BLK WP HR S P ERA WHIP	IP WLS BF H R ER SO BB IBB HBP BLK WP HR S P ERA WHIP	IP WLS BF H R ER SO BB IBB HBP BLK WP HR S P ERA WHIP	IP WLS BF H R ER SO BB IBB HBP BLK WP HR S P ERA WHIP	IP WLS BF H R ER SO BB IBB HBP BLK WP HR S P ERA WHIP	IP WLS BF H R ER SO BB IBB HBP BLK WP HR S P ERA WHIP	IP WLS BF H R ER SO BB IBB HBP BLK WP HR S P ERA WHIP	IP WLS BF H R ER SO BB IBB HBP BLK WP HR S P ERA WHIP	IP WLS BF H R ER SO BB IBB HBP BLK WP HR S P ERA WHIP

San Diego Padres @ Arizona Diamondbacks
Bank One Ballpark, Phoenix, AZ
Tue May 26 1998, 10:05 PM EDT
Att: 41,204 - Unknown - 85 F

Batter	1	2	3	4	5	6	7	8	9	AB	R	H	RBI	BB	SO	LOB	TOP								
Quilvio Veras, S OBP: 0.396, SLG: 0.323 (1, 4)										4	2	2	0	1	1	2									
Steve Finley, L OBP: 0.285, SLG: 0.372 (1, 8)										5	3	3	3	0	1	3									
Tony Gwynn, L OBP: 0.504, SLG: 0.534 Ruben Rivera, R OBP: 0.435, SLG: 0.684 (7, PR) (7, 9)										3	0	2	3	0	0	1									
Ken Caminiti, S OBP: 0.343, SLG: 0.496 Ed Giovannola, L OBP: 0.315, SLG: 0.333 (7, PR) (7, 5)										4	0	0	0	0	1	2									
Greg Vaughn, R OBP: 0.367, SLG: 0.619 (1, 7)										4	0	2	0	1	0	1									
Mark Sweeney, L OBP: 0.300, SLG: 0.306 (1, 3)										4	0	0	0	1	1	3									
Greg Myers, L OBP: 0.303, SLG: 0.378 Brian Boehringer, S Trevor Hoffman, R (7, 1) (8, 1)										3	0	0	0	1	0	3									
Chris Gomez, R OBP: 0.314, SLG: 0.327 (1, 6)										5	0	2	0	0	0	4									
Sterling Hitchcock, L OBP: 0.364, SLG: 0.364 Eddie Williams, R OBP: 0.194, SLG: 0.143 Donne Wall, R OBP: 0.400, SLG: 0.400 Carlos Hernandez, R OBP: 0.336, SLG: 0.392 (1, 1) (5, PH) (5, 1) (7, 2)										1	0	0	0	0	0	0									
Inning Stats	R: 1 E: 0 K: 1 S: 10	H: 2 LOB: 1 BB: 0 P: 14	R: 0 E: 0 K: 0 S: 8	H: 0 LOB: 0 BB: 0 P: 11	R: 0 E: 0 K: 0 S: 13	H: 1 LOB: 1 BB: 0 P: 19	R: 0 E: 0 K: 1 S: 10	H: 1 LOB: 2 BB: 0 P: 18	R: 3 E: 0 K: 1 S: 12	H: 2 LOB: 0 BB: 0 P: 20	R: 0 E: 0 K: 1 S: 7	H: 1 LOB: 1 BB: 0 P: 11	R: 2 E: 1 K: 0 S: 16	H: 2 LOB: 3 BB: 2 P: 30	R: 0 E: 0 K: 1 S: 9	H: 2 LOB: 2 BB: 1 P: 15	R: 0 E: 0 K: 0 S: 9	H: 1 LOB: 2 BB: 1 P: 18	1B: 6 2B: 5 3B: 1 HR: 0	SF: 1 SAC: 0 DP: 0 HBP: 0	WP: 1 PB: 0 SB: 0 CS: 0	PA: 44			
PITCHER	IP	WLS	BF	H	R	ER	SO	BB	IBB	HBP	BLK	WP	HR	S	P	ERA	WHIP								
Andy Benes, R ERA: 4.41 (1, 1)	6.0	L	27	7	4	4	5	1	0	0	0	1	0	60	93	6.00	1.333								
Clint Sodowsky, R ERA: 5.65 (7, 1)	1.0		7	2	2	2	0	2	0	0	1	0	0	16	30	18.00	4.000								
Efrain Valdez, L ERA: 5.4 (8, 1)	0.2		4	2	0	0	1	0	0	0	0	0	0	6	10	0.00	3.000								
Felix Rodriguez, R ERA: 4.91 (8, 1)	1.1		6	1	0	0	0	1	0	0	0	0	0	12	23	0.00	1.500								

San Diego Padres @ Arizona Diamondbacks
Bank One Ballpark, Phoenix, AZ
Wed May 27 1998, 10:05 PM EDT
Att: 42,844 - Unknown - 87 F

AB 39
R 6
H 12
RBI 6
BB 4
SO 6
LOB 24

Batter	1	2	3	4	5	6	7	8	9	AB	R	H	RBI	BB	SO	LOB	BOTTOM								
David Dellucci, L OBP: 0.333, SLG: 0.438 (1, 7)										4	0	0	0	1	0	4									
Devon White, S OBP: 0.341, SLG: 0.464 (1, 8)										4	0	0	0	1	1	3									
Travis Lee, L OBP: 0.349, SLG: 0.479 (1, 3)										5	1	2	0	0	1	3									
Matt Williams, R OBP: 0.325, SLG: 0.483 (1, 5)										4	1	1	1	1	0	2									
Jay Bell, R OBP: 0.333, SLG: 0.399 (1, 6)											5	0	2	1	0	3									
Damian Miller, R OBP: 0.533, SLG: 0.571 (1, 2)										5	1	3	0	0	0	0									
Yanij Benitez, R OBP: 0.256, SLG: 0.329 Brent Brede, L OBP: 0.303, SLG: 0.357 (1, 9) (9, PH)										3	0	1	0	1	0	3									
Tony Batista, R OBP: 0.325, SLG: 0.348 Clint Sodowsky, L ERA: 4.05 Jorge Fabreaga, L OBP: 0.295, SLG: 0.292 Efrain Valdez, L Felix Rodriguez, R Kelly Stinnett, R OBP: 0.341, SLG: 0.463 (1, 4) (7, 1) (7, PH) (8, 1) (8, 1) (9, PH)										3	1	2	1	0	0	2									
Andy Benes, R OBP: 0.240, SLG: 0.348 Andy Fox, L OBP: 0.346, SLG: 0.379 (1, 1) (6, PH) (7, 4)										1	0	1	0	0	0	0									
Inning Stats	R: 1 E: 0 K: 0 S: 11	H: 3 LOB: 2 BB: 0 P: 17	R: 0 E: 0 K: 0 S: 9	H: 2 LOB: 0 BB: 0 P: 13	R: 1 E: 1 K: 1 S: 10	H: 1 LOB: 1 BB: 0 P: 17	R: 0 E: 0 K: 0 S: 18	H: 1 LOB: 1 BB: 1 P: 28	R: 0 E: 0 K: 0 S: 7	H: 1 LOB: 1 BB: 1 P: 14	R: 1 E: 0 K: 1 S: 13	H: 2 LOB: 1 BB: 0 P: 20	R: 0 E: 0 K: 2 S: 13	H: 1 LOB: 2 BB: 1 P: 23	R: 0 E: 0 K: 2 S: 11	H: 1 LOB: 1 BB: 0 P: 17	1B: 9 2B: 3 3B: 1 HR: 1	SF: 0 SAC: 1 DP: 1 HBP: 0	WP: 0 PB: 0 SB: 0 CS: 0	PA: 44					
PITCHER	IP	WLS	BF	H	R	ER	SO	BB	IBB	HBP	BLK	WP	HR	S	P	ERA	WHIP								
Sterling Hitchcock, L ERA: 4.05 (1, 1)	4.0		21	8	3	2	1	1	0	0	0	0	0	43	68	4.50	2.250								
Donne Wall, R ERA: 2.31 (5, 1)	2.0	W	9	2	0	0	1	2	0	0	0	0	0	25	42	0.00	2.000								
Brian Boehringer, R ERA: 4.31 (7, 1)	1.2		9	3	1	1	3	1	0	0	0	0	1	25	42	5.40	2.400								
Trevor Hoffman, R ERA: 1.13 (8, 1)	1.1	S	5	1	0	0	2	0	0	0	0	0	0	12	18	0.00	0.750								

San Diego Padres @ Arizona Diamondbacks
Bank One Ballpark, Phoenix, AZ
Wed May 27 1998, 10:05 PM EDT
Att: 42,844 - Unknown - 87 F

AB 39
R 4
H 14
RBI 3
BB 4
SO 7
LOB 19

Batter	1	2	3	4	5	6	7	8	9	AB	R	H	RBI	BB	SO	LOB	TOP								
David Dellucci, L (1,7) OBP: 0.352, SLG: 0.490	2-1 2B		3-2 F5			4-1 1B BB		2-3 K		3	0	1	0	1	1	0	Arizona Diamondbacks @ San Francisco Giants 3Com Park at Candlestick Point, San Francisco, CA Fri May 29 1998, 10:05 PM EDT Att: 16,859 - Cloudy - 59 F								
Devon White, S (1,8) OBP: 0.340, SLG: 0.472	1-3 K			0-0 G6-3		3-2 1-2 2-3 1B		1-1 G6-3		4	0	1	0	0	1										
Matt Williams, R (1,5) OBP: 0.325, SLG: 0.481	0-0 G5-3			1-3 K		1-2 K			0-0 P3	4	0	0	0	0	2	4									
Travis Lee, L (1,3) OBP: 0.335, SLG: 0.457	2-3 K			2-3 K		2-2 G3			1-3 K	4	0	0	0	0	3	4									
Jay Bell, R (1,6) OBP: 0.338, SLG: 0.418		1-2 F8			1-0 L7				1-3 K	4	1	1	1	0	1	0									
Kelly Stinnett, R (1,2) OBP: 0.337, SLG: 0.447		3-2 F9			1-3 K		2-2 HR		2-2 E4 G6-4-3	3	0	0	0	0	1	0									
Yamil Benitez, R (1,9) OBP: 0.247, SLG: 0.316			1-0 F9		1-0 L9			0-1 G6-4-3 1-2		3	0	0	0	0	0	1									
Tony Batista, R (1,4) OBP: 0.321, SLG: 0.367			0-0 L6			2-1 1B 2B		1-1 F7		3	0	1	0	0	0	0									
Willie Blair, R (1,1) OBP: 0.080, SLG: 0.080			1-0 G4-3			0-1 B2			3-3 K	2	0	0	0	0	0	1									
Damian Miller, R (8,PH) OBP: 0.500, SLG: 0.533										1	0	0	0	0	1	0									
Russ Springer, R (8,1)										0	0	0	0	0	0	0									
Inning Stats	R: 0 E: 0 K: 2 S: 9	H: 1 LOB: 1 BB: 0 P: 14	R: 0 E: 0 K: 0 S: 11	H: 0 LOB: 0 BB: 0 P: 16	R: 0 E: 0 K: 0 S: 5	H: 0 LOB: 0 BB: 0 P: 9	R: 0 E: 0 K: 2 S: 7	H: 0 LOB: 0 BB: 0 P: 10	R: 0 E: 0 K: 1 S: 5	H: 0 LOB: 0 BB: 0 P: 8	R: 0 E: 0 K: 1 S: 14	H: 2 LOB: 3 BB: 1 P: 26	R: 1 E: 1 K: 0 S: 10	H: 1 LOB: 0 BB: 0 P: 15	R: 0 E: 0 K: 2 S: 11	H: 0 LOB: 0 BB: 0 P: 17	R: 0 E: 0 K: 2 S: 7	H: 0 LOB: 0 BB: 0 P: 9	1B: 1 2B: 2 3B: 0 HR: 1	SF: 0 SAC: 0 DP: 1 HBP: 0	WP: 0 PB: 0 CS: 0	PA: 32			
PITCHER	IP WLS BF H R ER SO BB IBB HBP BLK WP HR S P ERA WHIP	8.0 W 29 4 1 1 8 1 0 0 0 0 1 72 115 1.12 0.625	1.0 S 3 0 0 0 2 0 0 0 0 0 0 7 9 0.00 0.000																						

Batter	1	2	3	4	5	6	7	8	9	AB	R	H	RBI	BB	SO	LOB	BOTTOM							
Darryl Hamilton, L (1,8) OBP: 0.374, SLG: 0.315	0-1 G6-3		2-0 F8			2-2 2B		1-2 G4-3		4	0	1	0	0	0	0	Arizona Diamondbacks @ San Francisco Giants 3Com Park at Candlestick Point, San Francisco, CA Fri May 29 1998, 10:05 PM EDT Att: 16,859 - Cloudy - 59 F							
Bill Mueller, S (1,5) OBP: 0.421, SLG: 0.487	3-2 HR		1-3 K		0-1 P6		3-2 K			4	1	1	0	0	2	1								
Barry Bonds, L (1,7) OBP: 0.447, SLG: 0.622	0-0 1B HR			0-1 G5-4-3 1B		1-1 P7				3	1	2	2	0	0	0								
Jeff Kent, R (1,4) OBP: 0.333, SLG: 0.464	1-2 F9			1-0 G5-4-3 1-2		3-3 K				3	0	0	0	0	1	1								
Charlie Hayes, R (1,3) OBP: 0.373, SLG: 0.419	2-1 G4-3			4-2 BB		0-0 G6-3				2	0	0	0	1	0	0								
Brent Mayne, L (1,2) OBP: 0.356, SLG: 0.361		2-2 G6-3		3-1 L8			3-2 G4-3			3	0	0	0	0	0	1								
Stan Javier, S (1,9) OBP: 0.310, SLG: 0.315		1-2 F8			1-1 1B 3B		2-3 K			3	1	1	0	0	1	0								
Rich Aurilia, R (1,6) OBP: 0.377, SLG: 0.485		1-3 K			2-0 3B 1B		3-2 F7			3	0	1	1	0	1	0								
Shawn Estes, R (1,1) OBP: 0.292, SLG: 0.304					1-3 K			2-2 G4-3		1	0	0	0	0	1	0								
Marvin Benard, L (8,PH) OBP: 0.348, SLG: 0.351										1	0	0	0	0	0	0								
Robb Nen, R (9,1)										0	0	0	0	0	0	0								
Inning Stats	R: 2 E: 0 K: 0 S: 11	H: 2 LOB: 0 BB: 0 P: 17	R: 0 E: 0 K: 1 S: 9	H: 0 LOB: 0 BB: 0 P: 13	R: 0 E: 0 K: 2 S: 7	H: 0 LOB: 0 BB: 0 P: 11	R: 0 E: 0 K: 0 S: 8	H: 1 LOB: 1 BB: 1 P: 16	R: 1 E: 0 K: 0 S: 9	H: 3 LOB: 1 BB: 0 P: 14	R: 0 E: 0 K: 1 S: 6	H: 0 LOB: 0 BB: 0 P: 10	R: 0 E: 0 K: 1 S: 13	H: 0 LOB: 0 BB: 0 P: 21	R: 0 E: 0 K: 1 S: 9	H: 0 LOB: 0 BB: 0 P: 15	1B: 3 2B: 2 3B: 1 HR: 1	SF: 0 SAC: 1 DP: 2 HBP: 0	WP: 0 PB: 0 CS: 0	PA: 29				
PITCHER	IP WLS BF H R ER SO BB IBB HBP BLK WP HR S P ERA WHIP	7.0 L 26 6 3 3 5 1 0 0 0 0 1 63 102 3.86 1.000	1.0 3 0 0 0 1 0 0 0 0 0 0 0 9 15 0.00 0.000																					



Batter	1	2	3	4	5	6	7	8	9	AB	R	H	RBI	BB	SO	LOB	TOP							
Devon White, S (1, 8) OBP: 0.342, SLG: 0.475	K2-3		L9				F7										5 0 2 2 0 1 1							
Tony Batista, R (1, 4) OBP: 0.317, SLG: 0.375	F7																3 0 1 0 0 0 2							
Andy Fox, L (8, PH) OBP: 0.348, SLG: 0.392																	2 0 0 0 0 0 1							
Matt Williams, R (1, 5) OBP: 0.313, SLG: 0.462	F9		L8														4 0 0 0 0 0 3							
Travis Lee, L (1, 3)																	4 0 0 0 0 2 1							
Jay Bell, R (1, 6) OBP: 0.335, SLG: 0.406																	2 2 0 0 2 0 0							
Damian Miller, R (1, 2) OBP: 0.500, SLG: 0.579																	4 0 2 1 0 0 0							
Yamil Benitez, R (1, 7) OBP: 0.258, SLG: 0.317																	3 0 1 0 0 0 2							
Brent Brede, L (1, 9) OBP: 0.310, SLG: 0.347																	4 1 1 1 0 2 3							
Jeff Suppan, R (1, 1) OBP: 0.316, SLG: 0.278																	2 0 1 0 0 0 2							
Scott Brow, R (6, 1)																	0 0 0 0 0 0 0							
Andy Stankiewicz, R (7, PH) OBP: 0.251, SLG: 0.245																	1 0 1 0 0 0 0							
Amaury Telemaco, R (7, 1) OBP: 0.143, SLG: 0.143																	0 0 0 0 0 0 0							
David Dellucci, L (9, PH) OBP: 0.354, SLG: 0.480																	1 1 1 0 0 0 0							
Inning Stats	R: 0 E: 0 K: 1 S: 5	H: 0 LOB: 0 BB: 0 P: 10	R: 1 E: 0 K: 0 S: 16	H: 1 LOB: 2 BB: 1 P: 29	R: 0 E: 0 K: 1 S: 10	H: 1 LOB: 1 BB: 0 P: 13	R: 0 E: 0 K: 1 S: 9	H: 1 LOB: 1 BB: 0 P: 17	R: 0 E: 0 K: 0 S: 7	H: 2 LOB: 1 BB: 0 P: 11	R: 0 E: 0 K: 1 S: 7	H: 0 LOB: 0 BB: 0 P: 11	R: 0 E: 0 K: 1 S: 13	H: 1 LOB: 1 BB: 0 P: 19	R: 0 E: 0 K: 0 S: 6	H: 0 LOB: 0 BB: 0 P: 10	R: 3 E: 0 K: 0 S: 20	H: 4 LOB: 1 BB: 1 P: 34	1B: 8 2B: 2 3B: 0 HR: 0	SF: 0 SAC: 0 DP: 2 HBP: 1	WP: 0 PB: 0 SB: 1 CS: 1	PA: 38		
PITCHER	IP WLS BF H R ER SO BB IBB HBP BLK WP HR S P ERA WHIP	7.0 W 28 6 1 1 5 1 0 1 0 0 0 67 110 1.29 1.000	2.0 10 4 3 3 0 1 0 0 0 0 0 26 44 13.50 2.500																					

Arizona Diamondbacks @ San Francisco Giants
3Com Park at Candlestick Point, San Francisco, CA

AB 35
R 4
H 10
RBI 4
BB 2
SO 5
LOB 15



Sun May 31 1998, 6:33 AM EDT
Att: 35,800 - Cloudy - 63 F

Batter	1	2	3	4	5	6	7	8	9	AB	R	H	RBI	BB	SO	LOB	BOTTOM						
Darryl Hamilton, L (1, 8) OBP: 0.373, SLG: 0.312	K		G1-3														5 0 1 0 0 1 1						
Bill Mueller, S (1, 5) OBP: 0.414, SLG: 0.473																	3 0 0 0 2 0 2						
Barry Bonds, L (1, 7)																	4 0 1 0 0 0 3						
Jeff Kent, R (1, 4) OBP: 0.335, SLG: 0.458																	4 1 1 0 0 0 2						
Stan Javier, S (1, 9) OBP: 0.314, SLG: 0.315																	4 1 1 0 0 1 1						
J.T. Snow, L (1, 3) OBP: 0.274, SLG: 0.274																	4 2 2 1 0 0 0						
Rich Aurilia, R (1, 6) OBP: 0.381, SLG: 0.486																	4 1 2 2 0 1 1						
Brian Johnson, R (1, 2) OBP: 0.294, SLG: 0.404																	4 2 2 2 0 0 3						
Kirk Rueter, L (1, 1) OBP: 0.200, SLG: 0.200																	3 0 0 0 0 1 1						
Julian Tavaroz, L (8, 1)																	0 0 0 0 0 0 0						
Inning Stats	R: 0 E: 0 K: 1 S: 14	H: 0 LOB: 1 BB: 1 P: 24	R: 0 E: 0 K: 1 S: 12	H: 0 LOB: 0 BB: 0 P: 19	R: 1 E: 0 K: 0 S: 13	H: 1 LOB: 1 BB: 1 P: 23	R: 0 E: 1 K: 1 S: 9	H: 0 LOB: 1 BB: 0 P: 13	R: 1 E: 0 K: 0 S: 11	H: 2 LOB: 1 BB: 0 P: 17	R: 3 E: 0 K: 1 S: 15	H: 4 LOB: 1 BB: 0 P: 21	R: 0 E: 0 K: 0 S: 5	H: 1 LOB: 1 BB: 0 P: 9	R: 2 E: 1 K: 0 S: 16	H: 2 LOB: 1 BB: 0 P: 24	1B: 7 2B: 1 3B: 0 HR: 2	SF: 0 SAC: 1 DP: 0 HBP: 0	WP: 0 PB: 0 SB: 0 CS: 0	PA: 38			
PITCHER	IP WLS BF H R ER SO BB IBB HBP BLK WP HR S P ERA WHIP	5.0 L 24 6 5 5 3 2 0 0 0 0 0 8 10 0.00 1.000	1.0 4 1 0 0 1 0 0 0 0 0 0 21 33 0.00 1.500																				

Arizona Diamondbacks @ San Francisco Giants
3Com Park at Candlestick Point, San Francisco, CA

AB 35
R 7
H 10
RBI 5
BB 2
SO 4
LOB 14



Sun May 31 1998, 6:33 AM EDT
Att: 35,800 - Cloudy - 63 F

Batter	1	2	3	4	5	6	7	8	9	AB	R	H	RBI	BB	SO	LOB	TOP				
Andy Fox, L OBP: 0.350, SLG: 0.400 Andy Stankiewicz, R OBP: 0.251, SLG: 0.245	1-1 G3-1		0-2 1B 2B	0-1 2B 1B		2-2 L8		0-2 L8		5	2	2	0	0	0	3	Arizona Diamondbacks @ Colorado Rockies Coors Field, Denver, CO Mon Jun 01 1998, 7:05 PM MDT Att: 48,020 - Unknown - 87 F				
Devon White, S OBP: 0.335, SLG: 0.476	1-0 G3-1		1-1 SF7	1-1 2B 1B		1-1 P8		0-0 F9		4	0	1	2	0	0	3					
Travis Lee, L OBP: 0.329, SLG: 0.443	0-0 WP 2B		4-1 1B E BB	1-0 P2				4-2 1B BB		3	1	1	0	2	1	2					
Matt Williams, R OBP: 0.315, SLG: 0.460	2-2 G1-3		0-0 E7 1B		0-1 G5-3			0-2 F7		5	1	2	1	0	0	2					
David Dellucci, L OBP: 0.356, SLG: 0.471		1-0 G3-1	4-2 BB BB		2-0 G4-3			2-2 1-2 1B		4	0	1	0	1	0	1					
Jay Bell, R OBP: 0.336, SLG: 0.400		4-1 CS BB	4-2 1-2 BB		3-1 L7			2-2 F7		3	0	0	0	2	0	4					
Karim Garcia, L OBP: 0.167, SLG: 0.284		1-3 K	0-0 G4-3			0-0 G3		2-1 F8		4	0	0	1	0	1	6					
Kelly Stinnett, R OBP: 0.337, SLG: 0.467			3-2 F9		0-3 K			4-2 1B BB		4	1	1	1	1	1	1					
Andy Benes, R OBP: 0.310, SLG: 0.360 Gregg Olson, R OBP: 0.500, SLG: 2.000			4-2 2B SF7 BB		0-0 G6-3			0-2 1-2 1B		2	1	1	0	1	0	0					
								1-1 HR HBP		0	0	0	0	0	0	0					
Inning Stats	R: 0 E: 0 K: 0 S: 7	H: 1 LOB: 1 BB: 0 P: 11	R: 0 E: 0 K: 1 S: 5	H: 0 LOB: 0 BB: 1 P: 11	R: 3 E: 1 K: 0 S: 21	H: 2 LOB: 3 BB: 4 P: 41	R: 1 E: 0 K: 1 S: 9	H: 2 LOB: 1 BB: 0 P: 11	R: 0 E: 0 K: 0 S: 12	H: 0 LOB: 0 BB: 0 P: 10	R: 0 E: 0 K: 0 S: 14	H: 1 LOB: 2 BB: 1 P: 24	R: 1 E: 0 K: 1 S: 9	H: 1 LOB: 1 BB: 0 P: 10	R: 1 E: 1 K: 0 S: 14	H: 1 LOB: 1 BB: 0 P: 20	1B: 5 2B: 3 3B: 0 HR: 1	SF: 2 SAC: 0 DP: 0 HBP: 1	WP: 1 PB: 0 CS: 0 S: 1	PA: 44	
PITCHER	IP WLS BF H R ER SO BB IBB HBP BLK WP HR S P ERA WHIP	IP WLS BF H R ER SO BB IBB HBP BLK WP HR S P ERA WHIP	IP WLS BF H R ER SO BB IBB HBP BLK WP HR S P ERA WHIP	IP WLS BF H R ER SO BB IBB HBP BLK WP HR S P ERA WHIP	IP WLS BF H R ER SO BB IBB HBP BLK WP HR S P ERA WHIP	IP WLS BF H R ER SO BB IBB HBP BLK WP HR S P ERA WHIP	IP WLS BF H R ER SO BB IBB HBP BLK WP HR S P ERA WHIP	IP WLS BF H R ER SO BB IBB HBP BLK WP HR S P ERA WHIP	IP WLS BF H R ER SO BB IBB HBP BLK WP HR S P ERA WHIP	IP WLS BF H R ER SO BB IBB HBP BLK WP HR S P ERA WHIP	IP WLS BF H R ER SO BB IBB HBP BLK WP HR S P ERA WHIP	IP WLS BF H R ER SO BB IBB HBP BLK WP HR S P ERA WHIP	IP WLS BF H R ER SO BB IBB HBP BLK WP HR S P ERA WHIP	IP WLS BF H R ER SO BB IBB HBP BLK WP HR S P ERA WHIP	IP WLS BF H R ER SO BB IBB HBP BLK WP HR S P ERA WHIP	IP WLS BF H R ER SO BB IBB HBP BLK WP HR S P ERA WHIP	IP WLS BF H R ER SO BB IBB HBP BLK WP HR S P ERA WHIP	IP WLS BF H R ER SO BB IBB HBP BLK WP HR S P ERA WHIP	IP WLS BF H R ER SO BB IBB HBP BLK WP HR S P ERA WHIP	IP WLS BF H R ER SO BB IBB HBP BLK WP HR S P ERA WHIP	IP WLS BF H R ER SO BB IBB HBP BLK WP HR S P ERA WHIP

AB	34
R	6
H	9
RBI	5
BB	7
SO	3
LOB	22



Batter	1	2	3	4	5	6	7	8	9	AB	R	H	RBI	BB	SO	LOB	BOTTOM				
Neftali Feliz, S OBP: 0.325, SLG: 0.396	1-0 B5-3		1-0 P6		2-2 G5-3			2-1 P5		4	0	0	0	0	0	0	Arizona Diamondbacks @ Colorado Rockies Coors Field, Denver, CO Mon Jun 01 1998, 7:05 PM MDT Att: 48,020 - Unknown - 87 F				
1 Curtis Goodwin, L OBP: 0.385, SLG: 0.400	0-1 B1		1-0 1B			0-0 P5			1-1 2B HR 1B	4	1	2	0	0	0	0					
Dante Bichette, R OBP: 0.358, SLG: 0.500		3-1 HR	0-2 G6-3			1-2 G5-3			0-0 B2	4	1	1	1	0	0	2					
Larry Walker, L OBP: 0.409, SLG: 0.568		2-2 P5		1-2 P6			1-1 G4-3		0-1 HR 2B	4	1	1	0	0	0	0					
Vinny Castilla, R OBP: 0.336, SLG: 0.590		2-0 CS 1B		0-2 G4-3			3-3 K		1-0 HR	4	1	2	3	0	1	0					
17 Todd Helton, L OBP: 0.364, SLG: 0.486		0-0 L7		4-2 BB			0-0 P3		2-H 3-H 1-2 FC6-4 1B	3	0	1	0	1	0	1					
Jeff Reed, L OBP: 0.374, SLG: 0.456		4-1 BB		1-0 G4-3			3-3 K		2-3 K	3	0	0	0	1	2	2					
Jason Bates, S OBP: 0.293, SLG: 0.222		1-0 L7			2-2 F8			1-2 G4-3	0-1 FC6-4	4	0	0	0	0	0	2					
Darryl Kile, R OBP: 0.267, SLG: 0.310 Mike Munoz, L OBP: 0.359, SLG: 0.406 Mike DeJean, R OBP: 0.374, SLG: 0.456			3-3 K		2-2 P8			2-2 L7		2	0	0	0	0	1	0					
										1	0	0	0	0	0	0					
										0	0	0	0	0	0	0					
Inning Stats	R: 1 E: 0 K: 0 S: 9	H: 1 LOB: 0 BB: 0 P: 15	R: 0 E: 0 K: 0 S: 4	H: 1 LOB: 1 BB: 1 P: 11	R: 0 E: 0 K: 1 S: 10	H: 1 LOB: 0 BB: 0 P: 15	R: 0 E: 0 K: 0 S: 9	H: 0 LOB: 1 BB: 1 P: 15	R: 0 E: 0 K: 0 S: 6	H: 0 LOB: 0 BB: 0 P: 8	R: 0 E: 0 K: 2 S: 7	H: 0 LOB: 0 BB: 0 P: 13	R: 0 E: 0 K: 0 S: 8	H: 0 LOB: 0 BB: 0 P: 13	R: 3 E: 0 K: 1 S: 16	H: 4 LOB: 1 BB: 0 P: 21	1B: 4 2B: 1 3B: 0 HR: 2	SF: 0 SAC: 0 DP: 0 HBP: 0	WP: 0 PB: 0 CS: 1 S: 1	PA: 35	
PITCHER	IP WLS BF H R ER SO BB IBB HBP BLK WP HR S P ERA WHIP	IP WLS BF H R ER SO BB IBB HBP BLK WP HR S P ERA WHIP	IP WLS BF H R ER SO BB IBB HBP BLK WP HR S P ERA WHIP	IP WLS BF H R ER SO BB IBB HBP BLK WP HR S P ERA WHIP	IP WLS BF H R ER SO BB IBB HBP BLK WP HR S P ERA WHIP	IP WLS BF H R ER SO BB IBB HBP BLK WP HR S P ERA WHIP	IP WLS BF H R ER SO BB IBB HBP BLK WP HR S P ERA WHIP	IP WLS BF H R ER SO BB IBB HBP BLK WP HR S P ERA WHIP	IP WLS BF H R ER SO BB IBB HBP BLK WP HR S P ERA WHIP	IP WLS BF H R ER SO BB IBB HBP BLK WP HR S P ERA WHIP	IP WLS BF H R ER SO BB IBB HBP BLK WP HR S P ERA WHIP	IP WLS BF H R ER SO BB IBB HBP BLK WP HR S P ERA WHIP	IP WLS BF H R ER SO BB IBB HBP BLK WP HR S P ERA WHIP	IP WLS BF H R ER SO BB IBB HBP BLK WP HR S P ERA WHIP	IP WLS BF H R ER SO BB IBB HBP BLK WP HR S P ERA WHIP	IP WLS BF H R ER SO BB IBB HBP BLK WP HR S P ERA WHIP	IP WLS BF H R ER SO BB IBB HBP BLK WP HR S P ERA WHIP	IP WLS BF H R ER SO BB IBB HBP BLK WP HR S P ERA WHIP	IP WLS BF H R ER SO BB IBB HBP BLK WP HR S P ERA WHIP	IP WLS BF H R ER SO BB IBB HBP BLK WP HR S P ERA WHIP	IP WLS BF H R ER SO BB IBB HBP BLK WP HR S P ERA WHIP



Batter	1	2	3	4	5	6	7	8	9	AB	R	H	RBI	BB	SO	LOB	TOP																					
Andy Fox, L OBP: 0.340, SLG: 0.386 Gregg Olson, R OBP: 0.500, SLG: 2.000	1-1 CS 1B		1-1 F7			2-3 K		0-0 L8		4	0	1	0	0	1	0																						
Devon White, S OBP: 0.346, SLG: 0.472	0-0 CS 1B		0-2 P5			2-2 G6-3		4-0 FC6 BB		3	0	1	0	1	0	0																						
Travis Lee, L OBP: 0.333, SLG: 0.452	3-3 K		1-1 F7			0-0 HR		0-0 FC6		4	1	1	1	0	1	3																						
Matt Williams, R OBP: 0.316, SLG: 0.469	1-3 K			0-0 L7		1-1 1B		2-3 K		4	0	1	0	0	2	1																						
David Dellucci, L OBP: 0.378, SLG: 0.518		1-0 F9		2-2 F7		0-3 K		0-1 1B FC9-2 2B		4	0	1	0	0	1	1																						
Jay Bell, R OBP: 0.340, SLG: 0.399	1-2 1B FC6-4 1B		3-3 K			3-2 F8		0-1 1B		4	1	2	0	0	1	0																						
Karim Garcia, L OBP: 0.185, SLG: 0.342	3-0 FC6-4 1B			1-3 K		2-0 G3-1		0-1 FC9-2		4	0	1	0	0	1	2																						
Kelly Stinnett, R OBP: 0.330, SLG: 0.474	0-0 FC6-4			1-2 F9		1-1 F8				3	0	0	1	0	0	1																						
Willie Blair, R OBP: 0.071, SLG: 0.071 Andy Stankiewicz, R OBP: 0.251, SLG: 0.245	0-3 K			0-3 K				0-3 K		3	0	0	0	0	3	1																						
										0	0	0	0	0	0	0																						
Inning Stats	R: 0 E: 0 K: 2 S: 9	H: 2 LOB: 1 BB: 0 P: 14	R: 1 E: 0 K: 1 S: 9	H: 2 LOB: 1 BB: 0 P: 14	R: 0 E: 0 K: 0 S: 7	H: 0 LOB: 0 BB: 0 P: 9	R: 0 E: 0 K: 1 S: 8	H: 0 LOB: 0 BB: 0 P: 13	R: 0 E: 0 K: 2 S: 10	H: 0 LOB: 0 BB: 0 P: 12	R: 1 E: 0 K: 2 S: 13	H: 2 LOB: 1 BB: 0 P: 18	R: 0 E: 0 K: 0 S: 6	H: 0 LOB: 0 BB: 0 P: 12	R: 0 E: 0 K: 1 S: 5	H: 0 LOB: 1 BB: 1 P: 9	R: 0 E: 0 K: 1 S: 9	H: 2 LOB: 1 BB: 0 P: 11	1B: 6 2B: 3 3B: 0 HR: 1	SF: 0 SAC: 0 DP: 2 HBP: 0	WP: 0 PB: 0 SB: 1 CS: 2	PA: 34																
PITCHER	IP	WLS	BF	H	R	ER	SO	BB	IBB	HBP	BLK	WP	HR	S	P	ERA	WHIP	PITCHER				IP	WLS	BF	H	R	ER	SO	BB	IBB	HBP	BLK	WP	HR	S	P	ERA	WHIP
Pedro Astacio, R ERA: 7.26	(1, 1)	7.2		29	6	2	2	9	1	0	0	0	0	1	66	100	2.35	0.913																				
Chuck McElroy, L ERA: 1.52	(8, 1)	1.1	W	5	2	0	0	1	0	0	0	0	0	0	10	12	0.00	1.500																				

Arizona Diamondbacks @ Colorado Rockies
Coors Field, Denver, CO
Wed Jun 03 1998, 7:05 PM MDT
Att: 46,279 - Cloudy - 49 F

AB 33
R 2
H 8
RBI 2
BB 1
SO 10
LOB 9



Batter	1	2	3	4	5	6	7	8	9	AB	R	H	RBI	BB	SO	LOB	BOTTOM																					
Neif Perez, S OBP: 0.322, SLG: 0.402	1-2 B2-3		3-1 P5		2-1 F8			1-3 K		4	0	0	0	0	1	1																						
1 Curtis Goodwin, L OBP: 0.403, SLG: 0.406	0-0 F7		0-0 1B			4-0 17 G4-6-3 BB		2-1 1B		3	0	2	0	1	0	0																						
17 Todd Helton, L OBP: 0.359, SLG: 0.478	3-2 F9		1-0 F7			0-0 G4-6-3		1-3 K		4	0	0	0	0	1	3																						
Larry Walker, L OBP: 0.408, SLG: 0.570		1-2 BB 1B		0-0 G6-3		0-0 G6-3		1-0 S HR 2B		4	2	2	0	0	0	0																						
Vinny Castilla, R OBP: 0.337, SLG: 0.607		4-1 G1-4-3 CS BB		0-0 G5-3			0-0 G5-3	1-1 HR		3	1	1	2	1	0	0																						
Ellis Burks, R OBP: 0.324, SLG: 0.510		1-0 G1-4-3 1B		1-0 F7			0-1 G6-3			3	0	1	1	0	0	0																						
Jeff Reed, L OBP: 0.378, SLG: 0.457	0-1 G1-4-3				1-2 SH5-4 1B		0-0 1B			3	0	2	0	0	0	2																						
Jason Bates, S OBP: 0.289, SLG: 0.205 Chuck McElroy, L	4-0 IBB				1-2 P7		3-1 L7			2	0	0	0	1	0	2																						
Pedro Astacio, R OBP: 0.250, SLG: 0.182 3 Mike Lansing, R OBP: 0.292, SLG: 0.321	1-1 CS		0-0 L7		0-0 SH5-4		1-0 G5-3			1	0	0	0	0	0	0																						
										1	0	0	0	0	0	0																						
Inning Stats	R: 0 E: 0 K: 0 S: 9	H: 0 LOB: 0 BB: 0 P: 13	R: 1 E: 0 K: 0 S: 10	H: 2 LOB: 1 BB: 2 P: 21	R: 0 E: 0 K: 0 S: 5	H: 1 LOB: 1 BB: 0 P: 9	R: 0 E: 0 K: 0 S: 3	H: 0 LOB: 0 BB: 0 P: 4	R: 0 E: 0 K: 0 S: 9	H: 1 LOB: 1 BB: 0 P: 13	R: 0 E: 0 K: 0 S: 2	H: 0 LOB: 0 BB: 1 P: 6	R: 0 E: 0 K: 0 S: 6	H: 1 LOB: 1 BB: 0 P: 9	R: 0 E: 0 K: 2 S: 9	H: 1 LOB: 0 BB: 0 P: 14	R: 2 E: 0 K: 0 S: 3	H: 2 LOB: 0 BB: 0 P: 5	1B: 6 2B: 1 3B: 0 HR: 1	SF: 0 SAC: 1 DP: 2 HBP: 0	WP: 0 PB: 0 SB: 1 CS: 1	PA: 33																
PITCHER	IP	WLS	BF	H	R	ER	SO	BB	IBB	HBP	BLK	WP	HR	S	P	ERA	WHIP	PITCHER				IP	WLS	BF	H	R	ER	SO	BB	IBB	HBP	BLK	WP	HR	S	P	ERA	WHIP
Willie Blair, R ERA: 4.78	(1, 1)			2	2	2	0	0	0	0	0	0	0	1	3	5	∞	∞																				
Gregg Olson, R ERA: 4.44	(9, 1)	0.0	L	2	2	2	0	0	0	0	0	0	0	1	3	5	∞	∞																				

Arizona Diamondbacks @ Colorado Rockies
Coors Field, Denver, CO
Wed Jun 03 1998, 7:05 PM MDT
Att: 46,279 - Cloudy - 49 F

AB 28
R 3
H 8
RBI 3
BB 3
SO 2
LOB 8



Batter	1	2	3	4	5	6	7	8	9	10	11	AB	R	H	RBI	BB	SO	LOB	TOP						
Devon White, S OBP: 0.335, SLG: 0.455 (1, 8)	F9		P3			K			4-3	K		5	0	0	0	0	2	1							
David Dellucci, L OBP: 0.370, SLG: 0.504 (9, 7)	K					G4-6-3 BB			G4-3		P6	4	0	1	0	1	1	0							
Matt Williams, R OBP: 0.312, SLG: 0.459 (1, 5)			G6-3			G4-6-3				1B	F8	5	1	2	0	0	0	2							
Travis Lee, L OBP: 0.333, SLG: 0.444 (1, 3)						F9				1B		4	0	2	0	1	1	0							
Jay Bell, R OBP: 0.337, SLG: 0.407 (1, 6)						K				1B	F8	5	0	1	1	0	2	3							
Daniam Miller, R OBP: 0.417, SLG: 0.478 (1, 2)			G4-3			G6-3						4	0	0	0	0	0	2							
Yamil Benitez, R OBP: 0.247, SLG: 0.302 Karim Garcia, L OBP: 0.188, SLG: 0.338 (9, 9)			G6-3			K2-3				K	P6	3	0	0	0	0	2	0							
Kelly Stinnett, R OBP: 0.336, SLG: 0.461 (1, 10)			F9			G5-3 BB				G6-3		3	0	1	0	1	0	0							
Tony Batista, R OBP: 0.303, SLG: 0.356 Andy Fox, L OBP: 0.342, SLG: 0.400 (10, 4)						G5-3				K		3	0	0	0	0	1	1							
Inning Stats	R: 0 E: 0 K: 1 S: 6	H: 1 LOB: 2 BB: 1 P: 10	R: 0 E: 0 K: 0 S: 3	H: 0 LOB: 0 BB: 0 P: 3	R: 0 E: 0 K: 0 S: 4	H: 1 LOB: 1 BB: 0 P: 4	R: 0 E: 0 K: 1 S: 5	H: 0 LOB: 0 BB: 1 P: 5	R: 0 E: 0 K: 1 S: 4	H: 0 LOB: 1 BB: 1 P: 8	R: 0 E: 0 K: 2 S: 7	H: 0 LOB: 0 BB: 0 P: 7	R: 0 E: 0 K: 2 S: 7	H: 0 LOB: 0 BB: 0 P: 7	R: 1 E: 0 K: 0 S: 6	H: 3 LOB: 2 BB: 0 P: 6	R: 0 E: 0 K: 2 S: 8	H: 1 LOB: 1 BB: 0 P: 8	R: 0 E: 0 K: 0 S: 4	H: 1 LOB: 1 BB: 0 P: 4	1B: 6 2B: 1 3B: 0 HR: 0	SF: 0 SAC: 0 DP: 1 HBP: 0	WP: 0 PB: 0 SB: 1 CS: 0	PA: 41	
PITCHER	IP 8.0	WLS 27	BF 27	H 2	R 0	ER 0	SO 8	BB 3	IBB 0	HBP 0	BLK 0	WP 0	HR 0	S 40	P 52	ERA 0.00	WHIP 0.625								
Kenny Rogers, L ERA: 3.43 (1, 1)	1.0	6	3	1	1	0	0	0	0	0	0	0	0	6	6	9.00	3.000								
Mike Fetters, R ERA: 4.43 (9, 1)	1.0	4	1	0	0	2	0	0	0	0	0	0	0	8	8	0.00	1.000								
Billy Taylor, R ERA: 3.03 (10, 1)	1.0	W	4	1	0	0	0	0	0	0	0	0	0	4	4	0.00	1.000								
Mike Mohler, L ERA: 3.86 (11, 1)																									

Arizona Diamondbacks @ Oakland Athletics
Network Associates Coliseum, Oakland, CA
Fri Jun 05 1998, 10:05 PM EDT
Att: 9,082 - Cloudy - 65 F

livebaseballscores.com

AB 38
R 1
H 7
RBI 1
BB 3
SO 10
LOB 10



Batter	1	2	3	4	5	6	7	8	9	10	11	AB	R	H	RBI	BB	SO	LOB	BOTTOM					
Rickey Henderson, R OBP: 0.368, SLG: 0.374 (1, 7)	K		G6-3			P5 BB			S SH2-3 1B BB	K		3	1	0	0	2	2	1						
Scott Spiezio, S OBP: 0.357, SLG: 0.451 (1, 4)	E6					P5			SH2-3			3	1	1	0	1	0	1						
Ben Grieve, L OBP: 0.396, SLG: 0.498 (1, 9)	G6-4-3					FC5-4 1B			SH2-3			4	0	1	0	1	0	3						
Matt Stairs, L OBP: 0.396, SLG: 0.593 (1, 10)						F7			1B BB			4	0	1	0	1	1	3						
Mike Blowers, R OBP: 0.340, SLG: 0.449 (1, 5)						F8			K			4	0	1	0	1	1	3						
Jason Ciambi, L OBP: 0.354, SLG: 0.382 (1, 3)						F9						5	0	2	2	0	0	2						
Miguel Tejada, R OBP: 0.296, SLG: 0.360 (1, 6)						F7			1B 2H			4	0	1	0	0	0	3						
A.J. Hinch, R OBP: 0.301, SLG: 0.336 (1, 2)						G3-6-1 1B			F8			4	0	0	0	0	1	1						
Ryan Christenson, R OBP: 0.315, SLG: 0.333 (1, 8)						K			G4-3		L7	4	0	0	0	0	1	1						
Inning Stats	R: 0 E: 1 K: 1 S: 5	H: 0 LOB: 0 BB: 0 P: 5	R: 0 E: 0 K: 0 S: 4	H: 1 LOB: 1 BB: 0 P: 4	R: 0 E: 0 K: 0 S: 3	H: 0 LOB: 0 BB: 0 P: 3	R: 0 E: 0 K: 0 S: 4	H: 1 LOB: 1 BB: 0 P: 4	R: 0 E: 0 K: 2 S: 7	H: 0 LOB: 0 BB: 1 P: 7	R: 0 E: 0 K: 0 S: 3	H: 1 LOB: 0 BB: 0 P: 3	R: 0 E: 0 K: 0 S: 3	H: 0 LOB: 0 BB: 0 P: 3	R: 1 E: 0 K: 1 S: 6	H: 1 LOB: 2 BB: 2 P: 14	R: 0 E: 0 K: 1 S: 6	H: 1 LOB: 1 BB: 0 P: 6	R: 1 E: 0 K: 0 S: 2	H: 2 LOB: 3 BB: 2 P: 10	1B: 7 2B: 0 3B: 0 HR: 0	SF: 0 SAC: 1 DP: 2 HBP: 0	WP: 2 PB: 0 SB: 1 CS: 0	PA: 41
PITCHER	IP 8.0	WLS 27	BF 27	H 3	R 0	ER 0	SO 3	BB 1	IBB 0	HBP 0	BLK 0	WP 0	HR 0	S 32	P 36	ERA 0.00	WHIP 0.500							
Bob Wolcott, R ERA: 4.62 (9, 1)	1.0	6	1	1	1	1	2	0	0	0	0	0	0	6	14	9.00	3.000							
Russ Springer, R ERA: 2.33 (10, 1)	1.0	L	8	3	1	0	1	1	1	0	0	1	0	8	16	0.00	4.000							

Arizona Diamondbacks @ Oakland Athletics
Network Associates Coliseum, Oakland, CA
Fri Jun 05 1998, 10:05 PM EDT
Att: 9,082 - Cloudy - 65 F

livebaseballscores.com

AB 35
R 2
H 7
RBI 2
BB 5
SO 5
LOB 15



Batter	1	2	3	4	5	6	7	8	9	AB	R	H	RBI	BB	SO	LOB	TOP										
Andy Fox, L OBP: 0.335, SLG: 0.392 Jay Bell, R OBP: 0.335, SLG: 0.404 (8, FH) (8, 6)										3	0	0	0	0	2	1	Arizona Diamondbacks @ Oakland Athletics Network Associates Coliseum, Oakland, CA Sat Jun 06 1998, 6:33 AM EDT Att: 18,458 - Cloudy - 62 F										
Mike Robertson, L (1, 10) Damian Miller, R (8, FH) OBP: 0.400, SLG: 0.458										3	0	0	0	0	1	1											
Travis Lee, L (1, 3) OBP: 0.328, SLG: 0.437										4	0	0	0	0	2	1											
Matt Williams, R (1, 5) OBP: 0.315, SLG: 0.464										4	2	2	0	0	0	0											
David Dellucci, L (1, 8) OBP: 0.367, SLG: 0.496									4	1	1	0	0	0	2												
Brent Brade, L (1, 7) OBP: 0.312, SLG: 0.344									3	1	1	1	0	0	1												
Kelly Stinnett, R (1, 2) OBP: 0.342, SLG: 0.472									4	1	2	2	0	0	1												
Karim Garcia, L (1, 9) OBP: 0.191, SLG: 0.333									4	0	1	1	0	2	3												
Tony Batista, R (1, 6) OBP: 0.314, SLG: 0.365 (8, 4)										4	0	2	1	0	0	1											
Inning Stats	R: 0 E: 0 K: 2 S: 7	H: 0 LOB: 0 BB: 0 P: 7	R: 1 E: 0 K: 1 S: 7	H: 2 LOB: 1 BB: 0 P: 7	R: 0 E: 0 K: 1 S: 6	H: 1 LOB: 1 BB: 0 P: 6	R: 0 E: 0 K: 0 S: 3	H: 0 LOB: 0 BB: 0 P: 3	R: 0 E: 0 K: 1 S: 5	H: 0 LOB: 0 BB: 0 P: 5	R: 0 E: 0 K: 1 S: 5	H: 0 LOB: 0 BB: 0 P: 5	R: 2 E: 0 K: 0 S: 6	H: 3 LOB: 1 BB: 0 P: 6	R: 0 E: 0 K: 1 S: 5	H: 0 LOB: 0 BB: 0 P: 5		R: 2 E: 0 K: 1 S: 8	H: 3 LOB: 2 BB: 0 P: 9	1B: 7 2B: 2 3B: 0 HR: 0	SF: 0 SAC: 0 DP: 0 HBP: 1	WP: 0 PA: 37 SB: 0 CS: 0					
PITCHER	IP	WLS	BF	H	R	ER	SO	BB	IBB	HBP	BLK	WP	HR	S	P	ERA	WHIP										
Mike Quist, R ERA: 4.88	7.0	W	27	6	3	3	6	0	0	0	0	0	0	39	39	3.86	0.857										
Buddy Groom, L ERA: 6.17	1.2		9	3	2	2	1	0	0	1	0	0	0	10	11	10.80	1.800										
Jay Witasick, R ERA:	0.1		1	0	0	0	1	0	0	0	0	0	0	3	3	0.00	0.000										

Batter	1	2	3	4	5	6	7	8	9	AB	R	H	RBI	BB	SO	LOB	BOTTOM										
Miguel Tejada, R (1, 6) OBP: 0.281, SLG: 0.333										5	1	1	1	0	1	3	Arizona Diamondbacks @ Oakland Athletics Network Associates Coliseum, Oakland, CA Sat Jun 06 1998, 6:33 AM EDT Att: 18,458 - Cloudy - 62 F										
Scott Spiezo, S (1, 4) OBP: 0.353, SLG: 0.445 Rafael Bourmigal, R (9, 4) OBP: 0.240, SLG: 0.315									5	1	1	1	0	1	1												
Ben Grieve, L (1, 9) OBP: 0.399, SLG: 0.500									5	2	3	1	0	2	0												
Kevin Mitchell, R (1, 7) OBP: 0.340, SLG: 0.310 Kurt Abbott, R (7, PR) OBP: 0.326, SLG: 0.400 (8, 7)									4	0	3	2	0	0	0												
Matt Stairs, L (1, 10) OBP: 0.401, SLG: 0.589									1	2	1	1	0	0	0												
Mike Blowers, R (1, 5) OBP: 0.331, SLG: 0.436									4	1	0	0	0	2	7												
Jason Giambi, L (1, 3) OBP: 0.357, SLG: 0.393									4	2	2	2	0	0	2												
A.J. Hinch, R (1, 2) OBP: 0.300, SLG: 0.333									4	0	1	0	0	3	1												
Ryan Christenson, R (1, 8) OBP: 0.323, SLG: 0.337									2	1	1	1	1	0	0												
Inning Stats	R: 0 E: 0 K: 1 S: 5	H: 0 LOB: 0 BB: 0 P: 5	R: 0 E: 0 K: 0 S: 3	H: 0 LOB: 0 BB: 0 P: 3	R: 0 E: 0 K: 1 S: 5	H: 0 LOB: 0 BB: 0 P: 5	R: 0 E: 0 K: 1 S: 7	H: 2 LOB: 3 BB: 1 P: 11	R: 5 E: 0 K: 2 S: 13	H: 6 LOB: 2 BB: 1 P: 17	R: 0 E: 0 K: 3 S: 10	H: 1 LOB: 1 BB: 0 P: 10	R: 4 E: 0 K: 0 S: 7	H: 4 LOB: 2 BB: 1 P: 11	R: 1 E: 0 K: 1 S: 6	H: 1 LOB: 0 BB: 0 P: 6		1B: 10 2B: 3 3B: 0 HR: 1	SF: 1 SAC: 0 DP: 0 HBP: 0	WP: 1 PA: 41 SB: 0 CS: 0							
PITCHER	IP	WLS	BF	H	R	ER	SO	BB	IBB	HBP	BLK	WP	HR	S	P	ERA	WHIP										
Andy Benes, R ERA: 4.67	4.1	L	23	8	5	5	4	2	0	0	0	0	0	29	37	10.38	2.308										
Clint Sodowsky, R ERA: 6.21	1.2		6	1	0	0	4	0	0	0	0	1	0	14	14	0.00	0.600										
Felix Rodriguez, R ERA: 6.0	1.0		8	4	4	4	0	1	0	0	0	0	0	7	11	36.00	5.000										
Willie Banks, R ERA: 9.98	1.0		4	1	1	1	1	0	0	0	0	0	1	6	6	9.00	1.000										

AB	36
R	5
H	9
RBI	5
BB	0
SO	8
LOB	13



Batter	1	2	3	4	5	6	7	8	9	AB	R	H	RBI	BB	SO	LOB	TOP																			
Andy Fox, L <small>OBP: 0.331, SLG: 0.386</small> Andy Stankiewicz, R <small>OBP: 0.259, SLG: 0.263</small>	G4-3	F8		K		F8	CS	2B	K	5	1	1	0	0	1	4																				
Devon White, S <small>OBP: 0.342, SLG: 0.476</small>	G3-1		K	HR		1B		2B	1B	6	3	4	4	0	1	0																				
Travis Lee, L <small>OBP: 0.332, SLG: 0.436</small>	G4-3			F6		WP		F7	FC5-4	5	0	2	0	1	0	1																				
Matt Williams, R <small>OBP: 0.320, SLG: 0.465</small>		HR	K		K			2B	FC5-4	4	2	1	1	2	2	3																				
David Dellucci, L <small>OBP: 0.375, SLG: 0.531</small>		HR	F7		WP	K		2B		5	2	3	3	0	1	3																				
Jay Bell, R <small>OBP: 0.332, SLG: 0.399</small>		FC5-4		K	E5	F7		K		5	1	1	0	0	2	4																				
Yamil Benitez, R <small>OBP: 0.265, SLG: 0.344</small>	FC5-4			HR	1B					4	1	2	3	0	0	1																				
Karim Garcia, L <small>OBP: 0.213, SLG: 0.326</small>				1B	L7			K		2	1	0	0	3	1	3																				
Kelly Stinnett, R <small>OBP: 0.336, SLG: 0.459</small>	G5-3			HR	K			F4	G6-3	5	1	1	0	0	1	4																				
Inning Stats	R: 0 E: 0 K: 0 S: 3	H: 0 LOB: 0 BB: 0 P: 3	R: 2 E: 0 K: 0 S: 5	H: 2 LOB: 2 BB: 2 P: 13	R: 0 E: 0 K: 2 S: 7	H: 0 LOB: 1 BB: 1 P: 11	R: 4 E: 0 K: 2 S: 10	H: 3 LOB: 0 BB: 1 P: 14	R: 2 E: 1 K: 2 S: 10	H: 2 LOB: 1 BB: 0 P: 10	R: 1 E: 0 K: 1 S: 7	H: 2 LOB: 2 BB: 1 P: 11	R: 0 E: 0 K: 0 S: 2	H: 0 LOB: 0 BB: 1 P: 6	R: 3 E: 0 K: 2 S: 11	H: 4 LOB: 2 BB: 0 P: 12	R: 0 E: 0 K: 1 S: 7	H: 2 LOB: 2 BB: 0 P: 7	1B: 9 2B: 3 3B: 0 HR: 3	SF: 0 SAC: 0 DP: 0 HBP: 1	WP: 3 PA: 50 SB: 0 CS: 1															
PITCHER	IP	WLS	BF	H	R	ER	SO	BB	IBB	HBP	BLK	WP	HR	S	P	ERA	WHIP	PITCHER		IP	WLS	BF	H	R	ER	SO	BB	IBB	HBP	BLK	WP	HR	S	P	ERA	WHIP
Tom Candiotti, R ERA: 5.2	1.0	L	4	0	1	1	0	1	0	0	0	0	0	3	7	9.00	1.000	Mike Mohler, L ERA: 3.68		1.0		5	2	0	0	1	0	0	0	0	0	7	7	0.00	2.000	
Jay Witasick, R ERA: 14.73	3.1		19	6	6	6	5	3	0	0	0	0	3	26	38	16.20	2.700																			
Aaron Small, R ERA: 6.83	1.0		8	3	2	1	1	1	0	0	0	2	0	9	13	9.00	4.000																			
T.J. Mathews, R ERA: 5.84	2.0		10	4	3	3	1	1	0	0	0	0	0	11	15	13.50	2.500																			
Mike Fetters, R ERA: 4.29	0.2		3	0	0	0	2	0	0	1	0	0	0	6	7	0.00	0.000																			

Arizona Diamondbacks @ Oakland Athletics
Network Associates Coliseum, Oakland, CA
Sun Jun 07 1998, 6:33 AM EDT
Att: 17,420 - Cloudy - 62 F

AB 42	WP 3
R 12	PA 50
H 15	SB 0
RBI 11	CS 1
BB 6	
SO 10	
LOB 23	

Batter	1	2	3	4	5	6	7	8	9	AB	R	H	RBI	BB	SO	LOB	BOTTOM																			
Rickey Henderson, R <small>OBP: 0.365, SLG: 0.375</small>	K			F4	1B		F8		L9	5	1	1	1	0	1	1																				
Scott Spiezio, S <small>OBP: 0.350, SLG: 0.439</small>	K			F9	1B		K		G4-3	5	0	1	2	0	2	1																				
Kevin Mitchell, R <small>OBP: 0.333, SLG: 0.304</small>	P2			FC6-4	K			G5-3		4	0	1	0	0	1	1																				
Mike Blowers, R <small>OBP: 0.329, SLG: 0.431</small>		K		FC6-4			BB	K		4	0	1	0	0	2	1																				
Kurt Abbott, R <small>OBP: 0.326, SLG: 0.390</small>		F8			G6-3		BB	E5		3	0	0	0	1	0	0																				
Jason Giambi, L <small>OBP: 0.359, SLG: 0.407</small>		F7			HR		F8	BB		3	1	1	1	1	0	2																				
Miguel Tejada, R <small>OBP: 0.278, SLG: 0.324</small>			G5-3		BLK		F8	G1		4	1	1	0	0	0	4																				
A.J. Hinch, R <small>OBP: 0.296, SLG: 0.329</small>					F7		G3-1		G5-3	2	0	0	0	0	1	1																				
Matt Stairs, L <small>OBP: 0.399, SLG: 0.585</small>					K					1	0	0	0	0	0	2																				
Mike Macfarlane, R <small>OBP: 0.362, SLG: 0.500</small>					K					1	0	0	0	0	0	0																				
Ryan Christenson, R <small>OBP: 0.327, SLG: 0.333</small>					K					1	1	0	0	1	1	0																				
Ben Grieve, L <small>OBP: 0.460, SLG: 0.498</small>					2B					1	0	0	0	0	0	0																				
Inning Stats	R: 0 E: 0 K: 2 S: 7	H: 0 LOB: 0 BB: 0 P: 7	R: 0 E: 0 K: 1 S: 5	H: 0 LOB: 0 BB: 0 P: 5	R: 0 E: 0 K: 2 S: 7	H: 0 LOB: 0 BB: 0 P: 7	R: 0 E: 0 K: 0 S: 4	H: 1 LOB: 1 BB: 0 P: 4	R: 4 E: 0 K: 1 S: 9	H: 4 LOB: 1 BB: 1 P: 13	R: 0 E: 0 K: 0 S: 4	H: 1 LOB: 2 BB: 1 P: 8	R: 0 E: 0 K: 1 S: 5	H: 0 LOB: 0 BB: 0 P: 5	R: 0 E: 1 K: 1 S: 6	H: 0 LOB: 2 BB: 1 P: 10	R: 0 E: 0 K: 0 S: 3	H: 0 LOB: 1 BB: 0 P: 4	1B: 4 2B: 1 3B: 0 HR: 1	SF: 0 SAC: 0 DP: 0 HBP: 1	WP: 0 PA: 38 SB: 0 CS: 0															
PITCHER	IP	WLS	BF	H	R	ER	SO	BB	IBB	HBP	BLK	WP	HR	S	P	ERA	WHIP	PITCHER		IP	WLS	BF	H	R	ER	SO	BB	IBB	HBP	BLK	WP	HR	S	P	ERA	WHIP
Brian Anderson, L ERA: 4.2	5.0	W	22	6	4	4	6	1	0	0	1	0	1	33	37	7.20	1.400	Russ Springer, R ERA: 2.25		1.0		4	0	0	0	0	0	0	1	0	0	3	4	0.00	0.000	
Amaury Telemaco, R ERA: 3.27	3.0		12	0	0	0	2	2	0	0	0	0	0	14	22	0.00	0.667																			

Arizona Diamondbacks @ Oakland Athletics
Network Associates Coliseum, Oakland, CA
Sun Jun 07 1998, 6:33 AM EDT
Att: 17,420 - Cloudy - 62 F

AB 34	WP 0
R 4	PA 38
H 6	SB 0
RBI 4	CS 0
BB 3	
SO 8	
LOB 13	

Batter	1	2	3	4	5	6	7	8	9	AB	R	H	RBI	BB	SO	LOB	TOP					
Delino DeShields, L OBP: 0.402, SLG: 0.467 (1.4)	G4-3		G4-3		G4-3		G4-3		G5-3	5	0	1	1	0	0	2	St. Louis Cardinals @ Arizona Diamondbacks Bank One Ballpark, Phoenix, AZ Sat Jun 13 1998, 6:33 AM EDT Att: 48,172 - Dome - 72 F AB 32 R 4 H 9 RBI 4 BB 5 SO 3 LOB 13					
Ray Lankford, L OBP: 0.387, SLG: 0.442 (1.8)	P8		K		WP		G6-3		L4	2	0	0	0	0	1	2						
Willie McGee, S OBP: 0.342, SLG: 0.368 (4.9)										3	0	1	1	0	0	1						
Mark McGwire, R OBP: 0.491, SLG: 0.828 (1.3)	1B		F8							2	1	1	0	2	0	2						
Brian Jordan, R OBP: 0.393, SLG: 0.593 (4.8)	P2				F7					4	1	2	2	0	0	3						
Gary Gaetti, R OBP: 0.354, SLG: 0.425 (1.5)		P6		G6-4-3		FC7-5		G6-3		4	0	1	0	0	0	1						
Brian Hunter, R OBP: 0.243, SLG: 0.379 (1.7)		P3				FC7-5		L5		4	0	0	0	0	1	1						
Lance Painter, L OBP: 1.000, SLG: 1.000 (8.1)										0	0	0	0	0	0	0						
Jeff Brantley, R (8.1)										0	0	0	0	0	0	0						
Royce Clayton, R OBP: 0.326, SLG: 0.333 (1.6)						F8				2	1	1	0	2	0	0						
Tom Pagnozzi, R OBP: 0.303, SLG: 0.300 (1.2)		CS	P4				G1-3	P7		3	1	0	0	1	0	1						
Kent Mercker, L OBP: 0.286, SLG: 0.192 (3.1)										1	0	1	0	0	0	0						
Rick Grossi, R OBP: 0.229, SLG: 0.250 (7.1)										0	0	0	0	0	0	0						
Ron Gant, R OBP: 0.229, SLG: 0.434 (7.1)										0	0	0	0	0	0	0						
Curtis King, R OBP: 0.229, SLG: 0.250 (7.1)										0	0	0	0	0	0	0						
John Frascatore, R OBP: 0.229, SLG: 0.250 (8.7)										0	0	0	0	0	0	0						
John Mabry, R OBP: 0.229, SLG: 0.410 (8.7)										1	0	0	0	0	1	0						
Inning Stats	R: 0 E: 0 K: 0 S: 7	H: 1 LOB: 1 BB: 0 P: 13	R: 0 E: 0 K: 0 S: 7	H: 1 LOB: 0 BB: 0 P: 10	R: 0 E: 0 K: 1 S: 12	H: 2 LOB: 2 BB: 0 P: 17	R: 0 E: 0 K: 1 S: 5	H: 1 LOB: 0 BB: 0 P: 6	R: 2 E: 0 K: 0 S: 9	H: 1 LOB: 0 BB: 3 P: 23	R: 0 E: 0 K: 0 S: 6	H: 1 LOB: 0 BB: 0 P: 8	R: 0 E: 0 K: 0 S: 6	H: 1 LOB: 1 BB: 0 P: 9	R: 2 E: 0 K: 0 S: 17	H: 1 LOB: 1 BB: 2 P: 30	R: 0 E: 0 K: 1 S: 8	H: 0 LOB: 0 BB: 0 P: 13	1B: 5 2B: 4 3B: 0 HR: 1	SF: 0 SAC: 1 DP: 2 HBP: 0	WP: 1 PB: 0 SB: 1 CS: 1	PA: 39
PITCHER	IP	WLS	BF	H	R	ER	SO	BB	IBB	HBP	BLK	WP	HR	S	P	ERA	WHIP					
Brian Anderson, L ERA: 4.07 (1.1)	7.0		29	8	2	2	2	2	1	0	0	1	0	52	86	2.57	1.429					
Russ Springer, R ERA: 3.0 (8.1)	1.0	W	6	1	2	2	0	2	0	0	0	0	1	17	30	18.00	3.000					
Gregg Olson, R ERA: 4.13 (9.1)	1.0	S	3	0	0	0	1	0	0	0	0	0	0	8	13	0.00	0.000					

Batter	1	2	3	4	5	6	7	8	9	AB	R	H	RBI	BB	SO	LOB	BOTTOM				
Andy Fox, L OBP: 0.324, SLG: 0.386 (1.9)	F8		L8		L8		F7			4	0	0	0	0	0	0	St. Louis Cardinals @ Arizona Diamondbacks Bank One Ballpark, Phoenix, AZ Sat Jun 13 1998, 6:33 AM EDT Att: 48,172 - Dome - 72 F AB 35 R 7 H 11 RBI 7 BB 4 SO 2 LOB 15				
Karim Garcia, L OBP: 0.229, SLG: 0.360 (8.8)								1B		1	0	1	0	0	0	0					
Jay Bell, R OBP: 0.341, SLG: 0.431 (1.6)					G6-3		HR	HR		2	2	1	0	3	0	0					
Travis Lee, L OBP: 0.339, SLG: 0.463 (1.3)	G4-3				F8					5	2	3	5	0	0	1					
Matt Williams, R OBP: 0.330, SLG: 0.484 (1.5)	G5-3		P6				HR	HR		5	2	3	1	0	0	3					
David Dellucci, L OBP: 0.380, SLG: 0.503 (8.7)		L6		G3		G1-6-3				4	0	0	0	1	1	1					
Yamil Benitez, R OBP: 0.283, SLG: 0.408 (1.7)										4	0	2	1	0	0	0					
Russ Springer, R (8.1)		L5								0	0	0	0	0	0	0					
Gregg Olson, R OBP: 0.500, SLG: 2.000 (9.1)										0	0	0	0	0	0	0					
Damian Miller, R OBP: 0.394, SLG: 0.490 (1.2)										3	0	1	0	0	0	4					
Tony Batista, R OBP: 0.321, SLG: 0.400 (1.4)		P4		P2						4	0	0	0	0	0	4					
Brian Anderson, R OBP: 0.037, SLG: 0.037 (1.1)										2	0	0	0	0	1	2					
Brent Brede, L OBP: 0.315, SLG: 0.348 (7, PH) (8.9)				K	F8			HR		1	1	0	0	0	0	0					
Inning Stats	R: 0 E: 0 K: 0 S: 14	H: 1 LOB: 1 BB: 0 P: 16	R: 0 E: 0 K: 0 S: 11	H: 1 LOB: 0 BB: 0 P: 18	R: 0 E: 0 K: 1 S: 9	H: 1 LOB: 2 BB: 1 P: 16	R: 0 E: 0 K: 0 S: 7	H: 1 LOB: 0 BB: 0 P: 12	R: 1 E: 1 K: 0 S: 12	H: 1 LOB: 1 BB: 0 P: 15	R: 2 E: 0 K: 0 S: 14	H: 3 LOB: 3 BB: 2 P: 30	R: 4 E: 0 K: 1 S: 12	H: 3 LOB: 0 BB: 1 P: 22	R: 0 E: 0 K: 0 S: 12	H: 0 LOB: 0 BB: 0 P: 11	1B: 5 2B: 3 3B: 0 HR: 3	SF: 0 SAC: 0 DP: 0 HBP: 2	WP: 0 PB: 0 SB: 0 CS: 0	PA: 41	
PITCHER	IP	WLS	BF	H	R	ER	SO	BB	IBB	HBP	BLK	WP	HR	S	P	ERA	WHIP				
Kent Mercker, L ERA: 5.63 (3.1)	2.2		14	2	1	1	0	0	0	0	0	0	0	28	39	2.70	0.600				
Rick Croushore, R ERA: 2.13 (7.1)	0.2		6	2	2	2	0	2	0	0	0	0	1	8	21	27.00	6.000				
Curtis King, R ERA: 4.13 (7.1)	0.2		3	1	0	0	0	0	0	0	0	0	0	8	14	0.00	1.500				
John Frascatore, R ERA: 4.53 (8.1)	0.1		2	1	0	0	0	0	0	0	0	0	0	3	6	0.00	3.000				
Lance Painter, L ERA: 4.37 (8.1)	0.1		2	1	0	0	0	0	0	0	0	0	0	3	6	0.00	3.000				
Jeff Brantley, R ERA: 4.19 (8.1)	0.1	L	4	2	4	4	1	1	0	0	0	0	2	7	11	108.00	9.000				

Batter	1	2	3	4	5	6	7	8	9	AB R H RBI BB SO LOB	TOP											
Willie McGee, S OBP: 0.344, SLG: 0.369	G5-3		G6-3		G1-3		1B		1B	5 0 2 1 0 0 1	St. Louis Cardinals @ Arizona Diamondbacks Bank One Ballpark, Phoenix, AZ Sun Jun 14 1998, 6:33 AM EDT Att: 48,166 - Dome - 72 F											
Delino DeShields, L OBP: 0.401, SLG: 0.474	3B		P8			K	1B		L7	5 0 2 0 0 1 1												
Mark McGwire, R OBP: 0.488, SLG: 0.816	K			K		2B BB	K			3 0 0 0 1 3 3												
Brian Jordan, R OBP: 0.391, SLG: 0.586	G6-3			G5-3		K			1B	4 0 1 0 0 1 2												
Gary Gaetti, R OBP: 0.356, SLG: 0.432		G5-3		P4				1B	1B	4 0 2 0 0 0 0												
Ron Gant, R OBP: 0.290, SLG: 0.429 Kent Bottenfield, R (6, 1)	BB				G5-3	G5-3			B1	2 0 0 0 1 0 2 1 0 0 0 0 0 2												
Royce Clayton, R OBP: 0.328, SLG: 0.336	FC6-5-6				F8		F7 SH1		L9-3	4 2 2 0 0 0 3												
Tom Pagnozzi, R OBP: 0.294, SLG: 0.290	F9				F8		SH1		G5-3	3 0 0 0 0 0 2												
Mark Petkovsek, R OBP: 0.353, SLG: 0.375 John Mabry, L OBP: 0.335, SLG: 0.405			G6-3				F7		K	2 0 1 1 0 0 0 2 0 0 0 0 1 1												
Inning Stats	R: 0 E: 0 K: 1 S: 8	H: 1 LOB: 1 BB: 0 P: 14	R: 0 E: 0 K: 0 S: 6	H: 0 LOB: 1 BB: 1 P: 14	R: 0 E: 0 K: 0 S: 7	H: 0 LOB: 0 BB: 0 P: 12	R: 0 E: 0 K: 1 S: 5	H: 0 LOB: 0 BB: 0 P: 8	R: 0 E: 0 K: 0 S: 6	H: 2 LOB: 1 BB: 0 P: 13	R: 0 E: 0 K: 2 S: 14	H: 1 LOB: 2 BB: 1 P: 25	R: 1 E: 0 K: 1 S: 12	H: 3 LOB: 2 BB: 0 P: 18	R: 0 E: 0 K: 0 S: 11	H: 2 LOB: 1 BB: 0 P: 14	R: 0 E: 0 K: 1 S: 10	H: 1 LOB: 1 BB: 0 P: 14	1B: 8 2B: 2 3B: 1 HR: 0	SF: 0 SAC: 1 DP: 1 HBP: 0	WP: 0 PB: 0 SB: 2 CS: 0	PA: 38
PITCHER	IP WLS BF H R ER SO BB IBB HBP BLK WP HR S P ERA WHIP											PITCHER	IP WLS BF H R ER SO BB IBB HBP BLK WP HR S P ERA WHIP									
Willie Blair, R ERA: 4.84	(1, 1)	7.0 L 31 8 2 2 5 2 0 0 0 0 0 0 62 109 2.57 1.429																				
Amaury Telemaco, R ERA: 3.05	(8, 1)	1.0 3 1 0 0 0 0 0 0 0 0 0 0 7 9 0.00 1.000																				
Clint Sodowsky, R ERA: 5.73	(9, 1)	1.0 4 1 0 0 1 0 0 0 0 0 0 0 10 14 0.00 1.000																				

AB	35
R	2
H	10
RBI	2
BB	2
SO	6
LOB	17



Batter	1	2	3	4	5	6	7	8	9	AB R H RBI BB SO LOB	BOTTOM											
Andy Fox, L OBP: 0.323, SLG: 0.379	G5-4-3		K			P4			F7	3 0 0 0 1 1 0	St. Louis Cardinals @ Arizona Diamondbacks Bank One Ballpark, Phoenix, AZ Sun Jun 14 1998, 6:33 AM EDT Att: 48,166 - Dome - 72 F											
Jay Bell, R OBP: 0.337, SLG: 0.424	G5-4-3			G5-3		P3			G1-3	4 0 0 0 0 0 1												
Travis Lee, L OBP: 0.341, SLG: 0.463	G4-3			G5-4-3		G5-4-3			G6-3	4 0 2 0 0 0 0												
Matt Williams, R OBP: 0.326, SLG: 0.478		K		G5-4-3		G5-4-3				3 0 0 0 0 1 2												
David Dellucci, L OBP: 0.373, SLG: 0.493		K			G3		G1-3			3 0 0 0 0 1 0												
Brent Brade, L OBP: 0.315, SLG: 0.354					K				G4-3	3 0 1 0 0 1 0												
Kelly Stinnett, R OBP: 0.329, SLG: 0.440									K	2 0 0 0 1 1 1												
Karim Garcia, L OBP: 0.232, SLG: 0.359					G1-3		G3			3 0 1 0 0 0 1												
Willie Blair, R OBP: 0.063, SLG: 0.063 Amaury Telemaco, R OBP: 0.143, SLG: 0.143 Mike Robertson, L OBP: 0.250, SLG: 0.250 Clint Sodowsky, L (9, 1)					K				F9	2 0 0 0 0 2 0 0 0 0 0 0 0 0 1 0 0 0 0 0 1 0 0 0 0 0 0 0												
Inning Stats	R: 0 E: 0 K: 0 S: 7	H: 0 LOB: 0 BB: 1 P: 14	R: 0 E: 0 K: 2 S: 10	H: 1 LOB: 1 BB: 0 P: 12	R: 0 E: 0 K: 2 S: 8	H: 0 LOB: 0 BB: 0 P: 11	R: 0 E: 0 K: 0 S: 7	H: 1 LOB: 0 BB: 0 P: 11	R: 0 E: 0 K: 1 S: 10	H: 0 LOB: 0 BB: 1 P: 19	R: 0 E: 0 K: 1 S: 6	H: 0 LOB: 0 BB: 0 P: 10	R: 0 E: 0 K: 0 S: 6	H: 1 LOB: 0 BB: 0 P: 12	R: 0 E: 0 K: 1 S: 8	H: 1 LOB: 1 BB: 0 P: 13	R: 0 E: 0 K: 0 S: 4	H: 0 LOB: 0 BB: 0 P: 5	1B: 3 2B: 1 3B: 0 HR: 0	SF: 0 SAC: 0 DP: 3 HBP: 0	WP: 0 PB: 0 SB: 0 CS: 0	PA: 30
PITCHER	IP WLS BF H R ER SO BB IBB HBP BLK WP HR S P ERA WHIP											PITCHER	IP WLS BF H R ER SO BB IBB HBP BLK WP HR S P ERA WHIP									
Mark Petkovsek, R ERA: 5.1	(1, 1)	5.0 W 17 2 0 0 5 2 0 0 0 0 0 0 42 67 0.00 0.800																				
Kent Bottenfield, R ERA: 5.1	(6, 1)	4.0 S 13 2 0 0 2 0 0 0 0 0 0 0 24 40 0.00 0.500																				

AB	28
R	0
H	4
RBI	0
BB	2
SO	7
LOB	6



Batter	1	2	3	4	5	6	7	8	9	AB	R	H	RBI	BB	SO	LOB	TOP			
Andy Fox, L OBP: 0.320, SLG: 0.374 (1, 4)										5	0	1	0	0	1	0	Arizona Diamondbacks @ Cincinnati Reds Cinergy Field, Cincinnati, OH Tue Jun 16 1998, 7:05 PM EDT Att: 15,975 - Cloudy - 67 F			
Devon White, S OBP: 0.336, SLG: 0.459 (1, 8)										5	1	0	0	0	2	1				
Travis Lee, L OBP: 0.346, SLG: 0.470 (1, 3)										5	1	3	0	0	1	1				
Matt Williams, R OBP: 0.327, SLG: 0.482 Tony Batista, R OBP: 0.321, SLG: 0.389 (1, 5)										2	0	1	1	0	1	1				
David Dellucci, L OBP: 0.379, SLG: 0.523 (1, 7)										5	1	3	2	0	0	2				
Jay Bell, R OBP: 0.339, SLG: 0.423 (1, 6)										3	0	1	0	1	1	2				
Karim Garcia, L OBP: 0.241, SLG: 0.358 (1, 9)										3	0	1	0	1	0	2				
Kelly Stinnett, R OBP: 0.326, SLG: 0.430 (1, 2)										3	0	0	0	1	1	5				
Omar Daal, L OBP: 0.167, SLG: 0.063 (1, 1)										4	0	0	0	0	0	5				
Inning Stats	R: 1 E: 0 K: 1 S: 7	H: 2 LOB: 1 BB: 0 P: 12	R: 0 E: 0 K: 1 S: 7	H: 0 LOB: 1 BB: 1 P: 13	R: 0 E: 0 K: 2 S: 9	H: 1 LOB: 0 BB: 0 P: 14	R: 0 E: 0 K: 0 S: 10	H: 2 LOB: 2 BB: 0 P: 11	R: 0 E: 0 K: 1 S: 14	H: 1 LOB: 1 BB: 2 P: 25	R: 0 E: 0 K: 1 S: 12	H: 0 LOB: 0 BB: 0 P: 16	R: 2 E: 1 K: 0 S: 11	H: 3 LOB: 2 BB: 1 P: 19	R: 1 E: 1 K: 1 S: 13	H: 1 LOB: 1 BB: 0 P: 17	1B: 5 2B: 4 3B: 1 HR: 0	SF: 0 SAC: 0 DP: 1 HBP: 0	WP: 0 PB: 0 SB: 1 CS: 0	PA: 41
PITCHER	IP WLS BF H R ER SO BB IBB HBP BLK WP HR S P ERA WHIP																			
Pete Harnisch, R ERA: 2.78 (1, 1)	7.0 L 29 6 2 2 6 3 0 0 0 0 0 0 64 98 2.57 1.286																			
Danny Graves, R ERA: 3.29 (8, 1)	1.0 7 3 2 2 0 0 1 0 0 0 0 0 11 19 18.00 3.000																			
Gabe White, L ERA: 5.88 (9, 1)	1.0 5 1 1 0 1 0 0 0 0 0 0 0 13 17 0.00 1.000																			

Batter	1	2	3	4	5	6	7	8	9	AB	R	H	RBI	BB	SO	LOB	BOTTOM					
Reggie Sanders, R OBP: 0.336, SLG: 0.427 Eduardo Perez, R OBP: 0.288, SLG: 0.279 (1, 9)										1	0	0	0	0	0	0	Arizona Diamondbacks @ Cincinnati Reds Cinergy Field, Cincinnati, OH Tue Jun 16 1998, 7:05 PM EDT Att: 15,975 - Cloudy - 67 F					
Willie Greene, L OBP: 0.395, SLG: 0.431 (1, 5)										4	0	2	0	0	1	2						
Barry Larkin, R OBP: 0.358, SLG: 0.418 (1, 6)										4	0	0	0	0	2	3						
Dmitri Young, S OBP: 0.348, SLG: 0.480 (1, 3)										4	0	1	0	0	1	2						
Bret Boone, R OBP: 0.345, SLG: 0.498 (1, 4)										4	1	1	0	0	0	2						
Chris Stynes, R OBP: 0.331, SLG: 0.369 (1, 7)										4	0	1	1	0	0	2						
Pat Watkins, R OBP: 0.319, SLG: 0.406 (1, 8)										4	0	2	0	0	1	1						
Brook Fordyce, R OBP: 0.264, SLG: 0.344 (1, 2)										4	0	0	0	0	3	2						
Pete Harnisch, S OBP: 0.135, SLG: 0.111 Melvin Nieves, S OBP: 0.363, SLG: 0.382 Danny Graves, R OBP: 0.333, SLG: 0.333 Lenny Harris, L OBP: 0.336, SLG: 0.358 (1, 1)										2	0	1	0	0	0	0						
Inning Stats	R: 0 E: 0 K: 2 S: 11	H: 1 LOB: 0 BB: 0 P: 18	R: 0 E: 0 K: 0 S: 9	H: 1 LOB: 0 BB: 0 P: 11	R: 0 E: 0 K: 1 S: 8	H: 0 LOB: 1 BB: 1 P: 16	R: 0 E: 0 K: 1 S: 9	H: 0 LOB: 0 BB: 0 P: 15	R: 0 E: 0 K: 2 S: 10	H: 2 LOB: 2 BB: 0 P: 13	R: 0 E: 0 K: 0 S: 7	H: 2 LOB: 0 BB: 0 P: 8	R: 0 E: 0 K: 1 S: 6	H: 0 LOB: 0 BB: 0 P: 8	R: 0 E: 0 K: 1 S: 10	H: 1 LOB: 1 BB: 0 P: 16	R: 1 E: 0 K: 1 S: 13	H: 2 LOB: 1 BB: 0 P: 17	1B: 7 2B: 2 3B: 0 HR: 0	SF: 0 SAC: 0 DP: 0 HBP: 0	WP: 0 PB: 0 SB: 1 CS: 1	PA: 37
PITCHER	IP WLS BF H R ER SO BB IBB HBP BLK WP HR S P ERA WHIP																					
Omar Daal, L ERA: 2.82 (1, 1)	9.0 W 36 9 1 1 9 1 0 0 0 0 0 0 83 122 1.00 1.111																					

AB	37
R	5
H	10
RBI	3
BB	4
SO	7
LOB	20

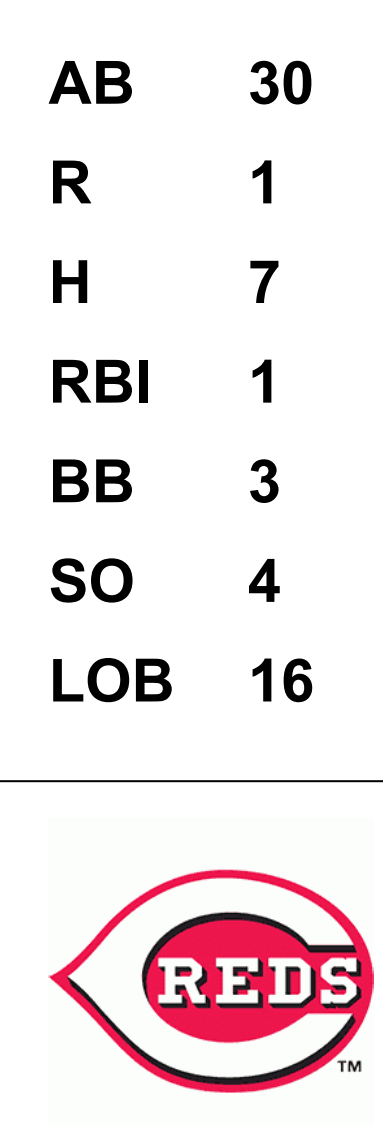


Batter	1	2	3	4	5	6	7	8	9	AB	R	H	RBI	BB	SO	LOB	TOP								
Devon White, S (1, 8) OBP: 0.341, SLG: 0.474	G4-3		E8 2H 1B		HR			G4-3 1B SF9 1B		4	2	3	2	0	0	0	Arizona Diamondbacks @ Cincinnati Reds Cinergy Field, Cincinnati, OH Wed Jun 17 1998, 7:05 PM EDT Att: 20,029 - Cloudy - 84 F								
David Dellucci, L (1, 9) OBP: 0.376, SLG: 0.516	K		K		F9			G4-3 1B		4	0	1	0	0	2	1									
Matt Williams, R (1, 5) OBP: 0.323, SLG: 0.475	G6-3		L1		F9			G4-3		4	0	0	0	0	0	3									
Travis Lee, L (1, 3) OBP: 0.344, SLG: 0.464		G4-3		G3-1		F7		IBB		3	0	0	0	1	0	0									
Jay Bell, R (1, 6) OBP: 0.338, SLG: 0.434	K		HR		G5-3			SF9		3	1	1	2	0	1	0									
Yamil Benitez, R (1, 7) OBP: 0.300, SLG: 0.416					G4-6-3 1B			G3-1		3	0	2	0	1	0	2									
Karim Garcia, L (9, 9) OBP: 0.241, SLG: 0.358										0	0	0	0	0	0	0									
Damian Miller, R (1, 2) OBP: 0.351, SLG: 0.353	K		G4-6-3 1B		F9			G5-3		4	0	0	0	0	1	3									
Tony Batista, R (1, 4) OBP: 0.318, SLG: 0.382			SH1-4 E 1B		K			G5-3		4	1	1	0	0	1	1									
Andy Benes, R (1, 1) OBP: 0.290, SLG: 0.333			SH1-4		K			L7		2	0	0	0	0	2	1									
Brent Brede, L (9, PH) OBP: 0.313, SLG: 0.352										1	0	0	0	0	0	0									
Gregg Olson, R (9, 1) OBP: 0.500, SLG: 2.000										0	0	0	0	0	0	0									
Inning Stats	R: 0 E: 0 K: 1 S: 7	H: 0 LOB: 0 BB: 0 P: 10	R: 0 E: 0 K: 2 S: 17	H: 1 LOB: 1 BB: 1 P: 26	R: 1 E: 1 K: 1 S: 15	H: 2 LOB: 0 BB: 0 P: 23	R: 1 E: 0 K: 0 S: 11	H: 2 LOB: 0 BB: 0 P: 16	R: 1 E: 0 K: 2 S: 12	H: 1 LOB: 0 BB: 0 P: 16	R: 0 E: 0 K: 1 S: 6	H: 0 LOB: 0 BB: 0 P: 10	R: 0 E: 0 K: 1 S: 10	H: 1 LOB: 1 BB: 0 P: 16	R: 1 E: 0 K: 0 S: 7	H: 2 LOB: 2 BB: 1 P: 14	R: 0 E: 0 K: 0 S: 10	H: 0 LOB: 0 BB: 0 P: 14	1B: 6 2B: 0 3B: 0 HR: 2	SF: 1 SAC: 1 DP: 1 HBP: 0	WP: 0 PB: 0 SB: 0 CS: 0	PA: 36			
PITCHER	IP WLS BF H R ER SO BB IBB HBP BLK WP HR S P ERA WHIP	IP WLS BF H R ER SO BB IBB HBP BLK WP HR S P ERA WHIP	IP WLS BF H R ER SO BB IBB HBP BLK WP HR S P ERA WHIP	IP WLS BF H R ER SO BB IBB HBP BLK WP HR S P ERA WHIP	IP WLS BF H R ER SO BB IBB HBP BLK WP HR S P ERA WHIP	IP WLS BF H R ER SO BB IBB HBP BLK WP HR S P ERA WHIP	IP WLS BF H R ER SO BB IBB HBP BLK WP HR S P ERA WHIP	IP WLS BF H R ER SO BB IBB HBP BLK WP HR S P ERA WHIP	IP WLS BF H R ER SO BB IBB HBP BLK WP HR S P ERA WHIP	IP WLS BF H R ER SO BB IBB HBP BLK WP HR S P ERA WHIP	IP WLS BF H R ER SO BB IBB HBP BLK WP HR S P ERA WHIP	IP WLS BF H R ER SO BB IBB HBP BLK WP HR S P ERA WHIP	IP WLS BF H R ER SO BB IBB HBP BLK WP HR S P ERA WHIP	IP WLS BF H R ER SO BB IBB HBP BLK WP HR S P ERA WHIP	IP WLS BF H R ER SO BB IBB HBP BLK WP HR S P ERA WHIP	IP WLS BF H R ER SO BB IBB HBP BLK WP HR S P ERA WHIP	IP WLS BF H R ER SO BB IBB HBP BLK WP HR S P ERA WHIP	IP WLS BF H R ER SO BB IBB HBP BLK WP HR S P ERA WHIP	IP WLS BF H R ER SO BB IBB HBP BLK WP HR S P ERA WHIP	IP WLS BF H R ER SO BB IBB HBP BLK WP HR S P ERA WHIP	IP WLS BF H R ER SO BB IBB HBP BLK WP HR S P ERA WHIP	IP WLS BF H R ER SO BB IBB HBP BLK WP HR S P ERA WHIP	IP WLS BF H R ER SO BB IBB HBP BLK WP HR S P ERA WHIP	IP WLS BF H R ER SO BB IBB HBP BLK WP HR S P ERA WHIP	IP WLS BF H R ER SO BB IBB HBP BLK WP HR S P ERA WHIP

AB	32
R	4
H	8
RBI	4
BB	2
SO	7
LOB	11



Batter	1	2	3	4	5	6	7	8	9	AB	R	H	RBI	BB	SO	LOB	BOTTOM								
Pat Watkins, R (1, 8) OBP: 0.315, SLG: 0.403	G5-3		G4-6-3 1B		SF9			G1-3		3	0	1	1	0	0	0	Arizona Diamondbacks @ Cincinnati Reds Cinergy Field, Cincinnati, OH Wed Jun 17 1998, 7:05 PM EDT Att: 20,029 - Cloudy - 84 F								
Willis Greene, L (1, 5) OBP: 0.389, SLG: 0.424	K		G4-6-3 1B		G3-1			K		4	0	0	0	0	2	1									
Barry Larkin, R (1, 6) OBP: 0.360, SLG: 0.419	K				BB 1B			G5-3		4	0	2	0	0	1	0									
Eddie Taubensee, L (1, 2) OBP: 0.383, SLG: 0.472					F8			K 1B		4	0	2	0	0	1	2									
Pokey Reese, R (9, PR) OBP: 0.212, SLG: 0.191								G4-6-3 1B		0	0	0	0	0	0	0									
Bret Boone, R (1, 4) OBP: 0.344, SLG: 0.494					F8			G4-6-3 1B		4	0	1	0	0	0	3									
Dmitri Young, S (1, 3) OBP: 0.347, SLG: 0.475					F8			G4-6-3 1B		4	0	1	0	0	0	3									
Melvin Nieves, S (1, 9) OBP: 0.286, SLG: 0.277					F8			G4-6-3 1B		4	0	1	0	0	0	3									
Chris Stynes, R (9, PR) OBP: 0.331, SLG: 0.369					F8			G4-6-3 1B		4	0	1	0	0	0	3									
Tony Tarasco, L (1, 7) OBP: 0.200, SLG: 0.400					F8			G4-6-3 1B		4	0	1	0	0	0	4									
Mike Remlinger, L (1, 1) OBP: 0.115, SLG: 0.154					F8			G4-6-3 1B		1	0	0	0	0	0	0									
Eduardo Perez, R (7, PH) OBP: 0.286, SLG: 0.277					F8			G4-6-3 1B		1	0	0	0	0	0	0									
Danny Graves, R (8, 1) OBP: 0.331, SLG: 0.369					F8			G4-6-3 1B		0	0	0	0	0	0	0									
Scott Sullivan, R (9, 1) OBP: 0.200, SLG: 0.200					F8			G4-6-3 1B		0	0	0	0	0	0	0									
Inning Stats	R: 0 E: 0 K: 2 S: 10	H: 0 LOB: 0 BB: 0 P: 17	R: 0 E: 0 K: 0 S: 10	H: 1 LOB: 2 BB: 1 P: 22	R: 0 E: 0 K: 0 S: 9	H: 1 LOB: 0 BB: 0 P: 12	R: 0 E: 0 K: 0 S: 6	H: 1 LOB: 2 BB: 1 P: 11	R: 1 E: 0 K: 0 S: 8	H: 1 LOB: 0 BB: 0 P: 12	R: 0 E: 0 K: 1 S: 11	H: 1 LOB: 1 BB: 0 P: 18	R: 0 E: 0 K: 0 S: 6	H: 0 LOB: 0 BB: 0 P: 9	R: 0 E: 0 K: 1 S: 7	H: 0 LOB: 0 BB: 0 P: 9	R: 0 E: 0 K: 0 S: 10	H: 2 LOB: 2 BB: 1 P: 16	1B: 6 2B: 1 3B: 0 HR: 0	SF: 1 SAC: 1 DP: 2 HBP: 0	WP: 0 PB: 0 SB: 2 CS: 0	PA: 35			
PITCHER	IP WLS BF H R ER SO BB IBB HBP BLK WP HR S P ERA WHIP	IP WLS BF H R ER SO BB IBB HBP BLK WP HR S P ERA WHIP	IP WLS BF H R ER SO BB IBB HBP BLK WP HR S P ERA WHIP	IP WLS BF H R ER SO BB IBB HBP BLK WP HR S P ERA WHIP	IP WLS BF H R ER SO BB IBB HBP BLK WP HR S P ERA WHIP	IP WLS BF H R ER SO BB IBB HBP BLK WP HR S P ERA WHIP	IP WLS BF H R ER SO BB IBB HBP BLK WP HR S P ERA WHIP	IP WLS BF H R ER SO BB IBB HBP BLK WP HR S P ERA WHIP	IP WLS BF H R ER SO BB IBB HBP BLK WP HR S P ERA WHIP	IP WLS BF H R ER SO BB IBB HBP BLK WP HR S P ERA WHIP	IP WLS BF H R ER SO BB IBB HBP BLK WP HR S P ERA WHIP	IP WLS BF H R ER SO BB IBB HBP BLK WP HR S P ERA WHIP	IP WLS BF H R ER SO BB IBB HBP BLK WP HR S P ERA WHIP	IP WLS BF H R ER SO BB IBB HBP BLK WP HR S P ERA WHIP	IP WLS BF H R ER SO BB IBB HBP BLK WP HR S P ERA WHIP	IP WLS BF H R ER SO BB IBB HBP BLK WP HR S P ERA WHIP	IP WLS BF H R ER SO BB IBB HBP BLK WP HR S P ERA WHIP	IP WLS BF H R ER SO BB IBB HBP BLK WP HR S P ERA WHIP	IP WLS BF H R ER SO BB IBB HBP BLK WP HR S P ERA WHIP	IP WLS BF H R ER SO BB IBB HBP BLK WP HR S P ERA WHIP	IP WLS BF H R ER SO BB IBB HBP BLK WP HR S P ERA WHIP	IP WLS BF H R ER SO BB IBB HBP BLK WP HR S P ERA WHIP	IP WLS BF H R ER SO BB IBB HBP BLK WP HR S P ERA WHIP	IP WLS BF H R ER SO BB IBB HBP BLK WP HR S P ERA WHIP	IP WLS BF H R ER SO BB IBB HBP BLK WP HR S P ERA WHIP



Batter	1	2	3	4	5	6	7	8	9	AB	R	H	RBI	BB	SO	LOB	TOP										
Andy Fox, L OBP: 0.335, SLG: 0.378 (1, 4)	1-1 1B G4-3 HBP		2-2 1B		1-3 K			2-2 1B		3	0	2	0	0	1	1	Arizona Diamondbacks @ St. Louis Cardinals Busch Stadium, St. Louis, MO Fri Jun 19 1998, 7:05 PM CDT Att: 44,949 - Unknown - 93 F livebaseballscorecards.com										
Devon White, S OBP: 0.342, SLG: 0.475 Felix Rodriguez, R (8, 1)	0-2 G4-3		0-2 F8		0-0 L4			3-3 K		4	0	0	0	0	1	3											
Travis Lee, L OBP: 0.338, SLG: 0.453 (1, 3)	0-0 1B		0-1 F7		1-1 F8			2-2 F7		4	0	1	0	0	0	2											
Matt Williams, R OBP: 0.323, SLG: 0.473 (1, 5)	1-3 K			0-0 F7		1-1 1B		0-0 L6-4 2B		4	0	2	0	0	1	2											
David Dellucci, L OBP: 0.360, SLG: 0.491 (1, 7)	0-0 F7			1-0 G5-3		0-0 L8		1-3 K		4	0	0	0	0	1	4											
Jay Bell, R OBP: 0.332, SLG: 0.424 (1, 6)		2-3 K		2-1 F9			0-1 P3		0-1 L6-4 2-3	4	0	0	0	0	1	1											
Karim Garcia, L OBP: 0.236, SLG: 0.354 (8, 8)	0-0 P6			0-2 G4-3		0-0 G4-3				3	0	0	0	0	0	0											
Kelly Stinnett, R OBP: 0.331, SLG: 0.433 (1, 2)	0-0 F8			2-0 SH1-4 1B		2-3 K				3	0	1	0	0	1	0											
Willie Blair, R OBP: 0.061, SLG: 0.061 Bobby Chouinard, R (6, 1) Clint Sodowsky, L (7, 1) Brent Brede, L OBP: 0.311, SLG: 0.350 (8, 9)			0-0 G4-3		2-1 SH1-4 1-2			1-1 G1-3		1	0	0	0	0	0	0											
Inning Stats	R: 0 E: 0 K: 1 S: 9	H: 1 LOB: 2 BB: 0 P: 11	R: 0 E: 0 K: 1 S: 6	H: 0 LOB: 0 BB: 0 P: 8	R: 0 E: 0 K: 0 S: 11	H: 1 LOB: 1 BB: 0 P: 13	R: 0 E: 0 K: 0 S: 4	H: 0 LOB: 0 BB: 0 P: 7	R: 0 E: 0 K: 1 S: 9	H: 1 LOB: 1 BB: 0 P: 14	R: 0 E: 0 K: 0 S: 6	H: 0 LOB: 0 BB: 0 P: 10	R: 0 E: 0 K: 1 S: 12	H: 1 LOB: 1 BB: 0 P: 20	R: 0 E: 0 K: 1 S: 6	H: 1 LOB: 0 BB: 0 P: 7	1B: 5 2B: 2 3B: 0 HR: 0	SF: 0 SAC: 1 DP: 1 HBP: 1	WP: 0 PB: 0 SB: 0 CS: 0	PA: 33							
PITCHER	IP	WLS	BF	H	R	ER	SO	BB	IBB	HBP	BLK	WP	HR	S	P	ERA	WHIP										
Mark Petkovsek, R ERA: 4.55 Curtis King, R ERA: 4.01 Lance Painter, L ERA: 4.13	(1, 1) 7.0	W L	26 26	4 4	0 0	0 0	4 4	0 0	0 0	1 1	0 0	0 0	0 0	53 9	71 15	0.00 0.00	0.571 1.500										

Batter	1	2	3	4	5	6	7	8	9	AB	R	H	RBI	BB	SO	LOB	BOTTOM										
Royce Clayton, R OBP: 0.324, SLG: 0.332 (1, 6)	2-2 2B 1B		1-0 G1-3		1-1 G6-3		2-1 G4-3			4	1	1	0	0	0	0	Arizona Diamondbacks @ St. Louis Cardinals Busch Stadium, St. Louis, MO Fri Jun 19 1998, 7:05 PM CDT Att: 44,949 - Unknown - 93 F livebaseballscorecards.com										
Delino DeShields, L OBP: 0.413, SLG: 0.492 (1, 4)	1-0 1B 2B		4-0 E S BB		1-1 CS 1B		2-2 F8			3	0	2	0	1	0	0											
Mark McGwire, R OBP: 0.487, SLG: 0.811 (1, 3)	3-0 F9		2-3 K		0-1 1-2 HR 1B		0-0 G6-3			4	1	1	0	0	1	3											
Brian Jordan, R OBP: 0.389, SLG: 0.601 (1, 9)	1-2 G4-6-3 1B			1-1 HR 2B	3-2 1-2 HR		1-2 G4-3			4	2	3	3	0	0	0											
Ray Lankford, L OBP: 0.383, SLG: 0.444 (1, 8)	3-2 G4-6-3			2-0 L3	0-1 F8		4-2 G1-3 BB			3	0	0	0	1	0	3											
Ron Gant, R OBP: 0.307, SLG: 0.468 (1, 7)		3-1 P2		0-2 HR		2-2 FC6-4 1B		1-1 G1-3		4	1	2	2	0	0	1											
Gary Gaetti, R OBP: 0.352, SLG: 0.442 (1, 5)		3-2 K		0-0 G4-3		1-1 L5		2-1 F8		4	0	0	0	0	1	2											
Tom Pagnozzi, R OBP: 0.289, SLG: 0.317 (1, 2)		1-0 G4-3		1-2 2B		0-1 L4				3	0	1	0	0	0	1											
Mark Petkovsek, R OBP: 0.300, SLG: 0.316 Curtis King, R Lance Painter, L OBP: 1.000, SLG: 1.000 (8, 1)			0-0 G5-3		2-3 K		2-1 FC6-4			3	0	0	0	0	1	2											
Inning Stats	R: 1 E: 0 K: 0 S: 13	H: 3 LOB: 1 BB: 0 P: 23	R: 0 E: 0 K: 1 S: 7	H: 0 LOB: 0 BB: 0 P: 14	R: 0 E: 0 K: 1 S: 5	H: 0 LOB: 1 BB: 1 P: 12	R: 2 E: 0 K: 1 S: 14	H: 3 LOB: 1 BB: 0 P: 20	R: 2 E: 0 K: 0 S: 11	H: 3 LOB: 0 BB: 0 P: 16	R: 0 E: 0 K: 0 S: 9	H: 1 LOB: 1 BB: 0 P: 14	R: 0 E: 0 K: 0 S: 6	H: 0 LOB: 0 BB: 0 P: 10	R: 0 E: 0 K: 0 S: 9	H: 0 LOB: 1 BB: 1 P: 17	1B: 5 2B: 3 3B: 0 HR: 2	SF: 0 SAC: 0 DP: 1 HBP: 0	WP: 0 PB: 0 SB: 1 CS: 1	PA: 34							
PITCHER	IP	WLS	BF	H	R	ER	SO	BB	IBB	HBP	BLK	WP	HR	S	P	ERA	WHIP										
Willie Blair, R ERA: 5.05 Bobby Chouinard, R ERA: 2.25 Clint Sodowsky, R ERA: 5.56 Felix Rodriguez, R ERA: 6.04	(1, 1) 5.0	L L	23 23	5 5	0 0	0 0	3 3	1 1	0 0	0 0	0 0	0 0	0 0	9 6	14 10	0.00 0.00	1.000 0.000										

Batter	1	2	3	4	5	6	7	8	9	AB	R	H	RBI	BB	SO	LOB	TOP			
Andy Fox, L OBP: 0.330, SLG: 0.372 Tony Batista, R OBP: 0.310, SLG: 0.372	F9		G1-3		G4-3		K		G1-3	3	0	0	0	0	0	0	Arizona Diamondbacks @ St. Louis Cardinals Busch Stadium, St. Louis, MO Sat Jun 20 1998, 7:05 PM CDT Att: 47,632 - Cloudy - 79 F			
Devon White, S OBP: 0.338, SLG: 0.469	F9		P4		F7		FC6-4			4	0	0	0	0	0	3				
Travis Lee, L OBP: 0.343, SLG: 0.455										3	1	2	0	1	0	0				
Matt Williams, R OBP: 0.322, SLG: 0.470	L8									4	0	1	0	0	2	2				
David Dellucci, L OBP: 0.353, SLG: 0.480										4	0	0	0	0	0	3				
Jay Bell, R OBP: 0.338, SLG: 0.431										3	0	2	0	1	1	1				
Karim Garcia, L OBP: 0.236, SLG: 0.359										4	0	1	1	0	2	2				
Kelly Stinnett, R OBP: 0.335, SLG: 0.453										3	1	1	1	1	0	3				
Amaury Telemaco, R OBP: 0.128, SLG: 0.128 Brent Eddle, L OBP: 0.316, SLG: 0.348 Willie Banks, R OBP: 0.316, SLG: 0.348 Clint Sodowsky, L OBP: 0.298, SLG: 0.412 Yamil Benitez, R OBP: 0.304, SLG: 0.412 Felix Rodriguez, R OBP: 0.332, SLG: 0.522 Mike Robertson, L OBP: 0.332, SLG: 0.522	F8		F8		F7		F7		F7	1	0	0	0	0	0	0				
Inning Stats	R: 0 E: 0 K: 0 S: 5	H: 0 LOB: 1 BB: 1 P: 12	R: 0 E: 1 K: 0 S: 11	H: 1 LOB: 1 BB: 0 P: 16	R: 0 E: 0 K: 0 S: 7	H: 0 LOB: 0 BB: 0 P: 10	R: 1 E: 0 K: 0 S: 10	H: 3 LOB: 2 BB: 1 P: 18	R: 0 E: 0 K: 1 S: 5	H: 0 LOB: 0 BB: 0 P: 6	R: 0 E: 0 K: 2 S: 15	H: 1 LOB: 3 BB: 2 P: 26	R: 0 E: 0 K: 2 S: 13	H: 1 LOB: 1 BB: 0 P: 18	R: 1 E: 0 K: 2 S: 12	H: 1 LOB: 0 BB: 0 P: 16		1B: 4 2B: 2 3B: 0 HR: 1	SF: 0 SAC: 0 DP: 1 HBP: 0	WP: 0 PB: 0 SB: 0 CS: 0
PITCHER	IP WLS BF H R ER SO BB IBB HBP BLK WP HR S P ERA WHIP	IP WLS BF H R ER SO BB IBB HBP BLK WP HR S P ERA WHIP	IP WLS BF H R ER SO BB IBB HBP BLK WP HR S P ERA WHIP	IP WLS BF H R ER SO BB IBB HBP BLK WP HR S P ERA WHIP	IP WLS BF H R ER SO BB IBB HBP BLK WP HR S P ERA WHIP	IP WLS BF H R ER SO BB IBB HBP BLK WP HR S P ERA WHIP	IP WLS BF H R ER SO BB IBB HBP BLK WP HR S P ERA WHIP	IP WLS BF H R ER SO BB IBB HBP BLK WP HR S P ERA WHIP	IP WLS BF H R ER SO BB IBB HBP BLK WP HR S P ERA WHIP	IP WLS BF H R ER SO BB IBB HBP BLK WP HR S P ERA WHIP	IP WLS BF H R ER SO BB IBB HBP BLK WP HR S P ERA WHIP	IP WLS BF H R ER SO BB IBB HBP BLK WP HR S P ERA WHIP	IP WLS BF H R ER SO BB IBB HBP BLK WP HR S P ERA WHIP	IP WLS BF H R ER SO BB IBB HBP BLK WP HR S P ERA WHIP	IP WLS BF H R ER SO BB IBB HBP BLK WP HR S P ERA WHIP	IP WLS BF H R ER SO BB IBB HBP BLK WP HR S P ERA WHIP	IP WLS BF H R ER SO BB IBB HBP BLK WP HR S P ERA WHIP			
Manny Aybar, R ERA: 7.42	6.0	W	23	4	1	1	1	2	0	0	0	0	0	0	0	0	1.50	1.000		
John Frascatore, R ERA: 4.4	0.1		4	1	0	0	1	2	0	0	0	0	0	0	0	0	0.00	9.000		
Lance Painter, L ERA: 4.01	0.2		3	1	0	0	1	0	0	0	0	0	0	0	0	0	0.00	1.500		
Rick Croushore, R ERA: 2.41	2.0	S	7	1	1	1	4	0	0	0	0	0	1	22	28	4.50	0.500			

Batter	1	2	3	4	5	6	7	8	9	AB	R	H	RBI	BB	SO	LOB	BOTTOM			
Royce Clayton, R OBP: 0.325, SLG: 0.328	HBP BB		L8		P8				K	3	0	0	0	2	1	1	Arizona Diamondbacks @ St. Louis Cardinals Busch Stadium, St. Louis, MO Sat Jun 20 1998, 7:05 PM CDT Att: 47,632 - Cloudy - 79 F			
Delino DeShields, L OBP: 0.477, SLG: 0.490	F8		1B S		G1-3		FC5-4 BB			3	0	1	1	2	0	1				
Mark McGwire, R OBP: 0.485, SLG: 0.800	G6-4-3 HBP		1B BB		K		FC5-4		P5	3	0	0	0	1	1	4				
Brian Jordan, R OBP: 0.391, SLG: 0.599	G6-4-3		1B		K					4	1	2	0	0	1	2				
Ray Lankford, L OBP: 0.389, SLG: 0.460			L5				SH2-4 G4-3 1B		1B HR	3	2	2	2	1	0	3				
Ron Gant, R OBP: 0.304, SLG: 0.463 Willie McGee, S OBP: 0.345, SLG: 0.369	P5		P5				G4-3 SH2-4 1B		K	2	0	0	0	0	0	4				
John Mabry, L OBP: 0.337, SLG: 0.490	F8				G3-1		SH2-4		F7	3	0	0	0	0	0	1				
Tom Lampkin, L OBP: 0.329, SLG: 0.401					G6-3		G4-3		F7	3	0	1	1	1	0	1				
Manny Aybar, R OBP: 0.313, SLG: 0.313 Brian Hunter, R OBP: 0.278, SLG: 0.432 John Frascatore, R OBP: 0.298, SLG: 0.412 Lance Painter, L OBP: 0.316, SLG: 0.348 David Howard, S OBP: 0.332, SLG: 0.522 Rick Croushore, R OBP: 0.332, SLG: 0.522	G6-3				G6-3		BB BB		F7	2	0	0	0	0	0	3				
Inning Stats	R: 0 E: 0 K: 0 S: 7	H: 0 LOB: 2 BB: 2 P: 15	R: 0 E: 0 K: 0 S: 8	H: 0 LOB: 2 BB: 2 P: 18	R: 0 E: 0 K: 0 S: 15	H: 2 LOB: 3 BB: 1 P: 28	R: 0 E: 0 K: 0 S: 7	H: 1 LOB: 1 BB: 0 P: 13	R: 0 E: 0 K: 2 S: 8	H: 0 LOB: 0 BB: 0 P: 12	R: 2 E: 0 K: 1 S: 13	H: 2 LOB: 0 BB: 3 P: 28	R: 2 E: 0 K: 1 S: 11	H: 2 LOB: 0 BB: 0 P: 22	R: 0 E: 0 K: 1 S: 9	H: 0 LOB: 1 BB: 1 P: 18		1B: 5 2B: 1 3B: 0 HR: 1	SF: 0 SAC: 1 DP: 1 HBP: 1	WP: 0 PB: 0 SB: 1 CS: 0
PITCHER	IP WLS BF H R ER SO BB IBB HBP BLK WP HR S P ERA WHIP	IP WLS BF H R ER SO BB IBB HBP BLK WP HR S P ERA WHIP	IP WLS BF H R ER SO BB IBB HBP BLK WP HR S P ERA WHIP	IP WLS BF H R ER SO BB IBB HBP BLK WP HR S P ERA WHIP	IP WLS BF H R ER SO BB IBB HBP BLK WP HR S P ERA WHIP	IP WLS BF H R ER SO BB IBB HBP BLK WP HR S P ERA WHIP	IP WLS BF H R ER SO BB IBB HBP BLK WP HR S P ERA WHIP	IP WLS BF H R ER SO BB IBB HBP BLK WP HR S P ERA WHIP	IP WLS BF H R ER SO BB IBB HBP BLK WP HR S P ERA WHIP	IP WLS BF H R ER SO BB IBB HBP BLK WP HR S P ERA WHIP	IP WLS BF H R ER SO BB IBB HBP BLK WP HR S P ERA WHIP	IP WLS BF H R ER SO BB IBB HBP BLK WP HR S P ERA WHIP	IP WLS BF H R ER SO BB IBB HBP BLK WP HR S P ERA WHIP	IP WLS BF H R ER SO BB IBB HBP BLK WP HR S P ERA WHIP	IP WLS BF H R ER SO BB IBB HBP BLK WP HR S P ERA WHIP	IP WLS BF H R ER SO BB IBB HBP BLK WP HR S P ERA WHIP				
Amaury Telemaco, R ERA: 2.79	4.0	L	19	2	2	2	2	3	0	0	0	0	0	0	0	0	10.80	3.000		
Willie Banks, R ERA: 8.59	1.2		10	2	2	2	2	3	0	0	0	0	0	0	0	0	0.00	0.000		
Clint Sodowsky, R ERA: 5.5	0.1		1	0	0	0	0	0	0	0	0	0	0	0	0	0	0.00	0.000		
Felix Rodriguez, R ERA: 6.26	2.0		9	2	2	2	2	1	0	0	0	0	0	0	0	0	9.00	1.500		



Batter	1	2	3	4	5	6	7	8	9	AB	R	H	RBI	BB	SO	LOB	TOP
Andy Fox, L OBP: 0.328, SLG: 0.371 Andy Stankiewicz, R OBP: 0.252, SLG: 0.298	G6-3		G3		K			2B	G5-3	4	1	1	0	0	1	1	
Devon White, S OBP: 0.330, SLG: 0.459	G6-3		G3			F8		1B	K	5	1	1	1	0	1	1	
Travis Lee, L OBP: 0.345, SLG: 0.467	G4-3				1B	G6-3		P4	G6-3	5	0	1	0	0	0	1	
Matt Williams, R OBP: 0.327, SLG: 0.469		G6-3			F7			2B		4	2	2	0	0	0	1	
David Dellucci, L OBP: 0.364, SLG: 0.500		K			1B			1B		4	1	3	2	0	1	0	
Jay Bell, R OBP: 0.339, SLG: 0.423	L6				P4			L5		3	0	0	0	1	0	3	
Karim Garcia, L OBP: 0.244, SLG: 0.376					G4-3					4	1	2	2	0	1	2	
Yamil Benitez, R OBP: 0.296, SLG: 0.400 Mike Robertson, L OBP: 0.200, SLG: 0.200			F9		P4			F9	P2	3	0	0	0	0	0	1	
Kelly Stinnett, R OBP: 0.333, SLG: 0.454			G3		P6			K	K	4	0	1	1	0	2	2	
Inning Stats	R: 0 H: 0 E: 0 K: 0 S: 7	H: 0 R: 0 ER: 0 LOB: 0 BB: 0 P: 11	H: 0 R: 0 ER: 0 LOB: 0 BB: 0 P: 10	H: 2 R: 0 ER: 0 LOB: 1 BB: 0 P: 15	H: 2 R: 0 ER: 0 LOB: 2 BB: 0 P: 14	H: 0 R: 0 ER: 0 LOB: 0 BB: 0 P: 6	H: 2 R: 1 ER: 0 LOB: 1 BB: 0 P: 20	H: 0 R: 0 ER: 0 LOB: 0 BB: 0 P: 14	H: 5 R: 4 ER: 0 LOB: 2 BB: 2 P: 26	H: 0 R: 0 ER: 0 LOB: 0 BB: 0 P: 9	1B: 6 2B: 3 3B: 2 HR: 0	SF: 0 SAC: 0 DP: 0 HBP: 0	WP: 0 PB: 0 SB: 0 CS: 0	PA: 39			
PITCHER	IP	WLS	BF	H	R	ER	SO	BB	IBB	HBP	BLK	WP	HR	S	P	ERA	WHIP
John Burkett, R ERA: 5.87	7.1	L	31	9	5	5	4	0	0	0	0	0	0	66	99	6.14	1.227
Eric Gunderson, L ERA: 1.95	0.0		2	2	1	1	0	0	1	0	0	0	0	2	8	∞	∞
Tim Crabtree, R ERA: 3.93	0.2		2	0	0	0	1	0	0	0	0	0	0	6	9	0.00	0.000
Scott Bailes, L ERA: 5.06	1.0		3	0	0	0	1	0	0	0	0	0	0	7	9	0.00	0.000

Arizona Diamondbacks @ Texas Rangers
The Ballpark at Arlington, Arlington, TX
Mon Jun 22 1998, 8:05 PM EDT
Att: 37,840 - Unknown - 95 F

AB	38
R	6
H	11
RBI	6
BB	1
SO	6
LOB	14



Batter	1	2	3	4	5	6	7	8	9	AB	R	H	RBI	BB	SO	LOB	BOTTOM
Tom Goodwin, L OBP: 0.388, SLG: 0.319	K		F8			FC6-4		K		4	0	0	0	0	2	3	
Mark McLemore, S OBP: 0.427, SLG: 0.386	29 G3-1 BB		G1-3			F8		G4-3		3	0	0	0	1	0	3	
29 Rusty Greer, L OBP: 0.372, SLG: 0.411	G3-1				G5-3			P2		4	0	1	0	0	0	2	
Juan Gonzalez, R OBP: 0.341, SLG: 0.599	G6-3				K			F9		4	0	0	0	0	1	2	
Will Clark, L OBP: 0.389, SLG: 0.469			G6-4-3		P5			G6-3		3	0	1	0	1	0	0	
Ivan Rodriguez, R OBP: 0.404, SLG: 0.586	G6-4-3				K			G6-3		4	0	1	0	0	1	2	
Lee Stevens, L OBP: 0.303, SLG: 0.478	K				G1-3			G3		3	0	0	0	0	1	1	
Luis Alicea, S OBP: 0.377, SLG: 0.424					P7			G3		3	0	1	0	0	0	0	
Kevin Elster, R OBP: 0.341, SLG: 0.406						FC6-4				3	0	3	0	0	0	0	
Inning Stats	R: 0 H: 0 E: 0 K: 1 S: 8	H: 1 R: 0 ER: 0 LOB: 0 BB: 0 P: 13	H: 1 R: 0 ER: 0 LOB: 1 BB: 0 P: 16	H: 2 R: 0 ER: 0 LOB: 1 BB: 0 P: 16	H: 0 R: 0 ER: 0 LOB: 0 BB: 0 P: 16	H: 0 R: 0 ER: 0 LOB: 0 BB: 0 P: 18	H: 1 R: 0 ER: 0 LOB: 1 BB: 0 P: 21	H: 1 R: 0 ER: 0 LOB: 1 BB: 0 P: 9	H: 1 R: 0 ER: 0 LOB: 1 BB: 0 P: 18	H: 1 R: 0 ER: 0 LOB: 1 BB: 1 P: 10	1B: 5 2B: 2 3B: 0 HR: 0	SF: 0 SAC: 0 DP: 2 HBP: 0	WP: 0 PB: 0 SB: 1 CS: 0	PA: 33			
PITCHER	IP	WLS	BF	H	R	ER	SO	BB	IBB	HBP	BLK	WP	HR	S	P	ERA	WHIP
Andy Benes, R ERA: 4.6	8.0	W	29	6	0	0	5	1	0	0	0	0	0	79	128	0.00	0.875
Efran Valdez, L ERA: 3.39	1.0		4	1	0	0	0	1	0	0	0	0	0	5	10	0.00	2.000

Arizona Diamondbacks @ Texas Rangers
The Ballpark at Arlington, Arlington, TX
Mon Jun 22 1998, 8:05 PM EDT
Att: 37,840 - Unknown - 95 F

AB	31
R	0
H	7
RBI	0
BB	2
SO	5
LOB	13



Batter	1	2	3	4	5	6	7	8	9	AB	R	H	RBI	BB	SO	LOB	TOP			
Tom Goodwin, L (1, 8) OBP: 0.386, SLG: 0.318	P6		P7					P8		4	0	1	0	0	0	0	Texas Rangers @ Arizona Diamondbacks Bank One Ballpark, Phoenix, AZ Wed Jun 24 1998, 10:05 PM EDT Att: 44,296 - Unknown - 99 F livebaseballscorecards.com			
Mark McLemore, S (1, 4) OBP: 0.431, SLG: 0.408	1B		HR					1B		4	3	3	1	0	0	1				
29 Rusty Greer, L (1, 7) OBP: 0.377, SLG: 0.421	1B		G1-3					L7		2	0	0	0	2	0	1				
Juan Gonzalez, R (1, 9) OBP: 0.342, SLG: 0.603	1B		P7					3B		4	0	2	2	0	1	1				
Willie Clark, L (1, 3) OBP: 0.392, SLG: 0.469	G4-3							BB		2	0	0	0	2	0	3				
Ivan Rodriguez, R (1, 2) OBP: 0.409, SLG: 0.585		P9						L4		4	0	1	0	0	0	2				
Kevin Elster, R (1, 6) OBP: 0.332, SLG: 0.398	2B		G6-4-3					F9		4	0	1	0	0	0	2				
Fernando Tatis, R (1, 5) OBP: 0.293, SLG: 0.325	P9		G4-3					G6-3		4	0	1	0	0	0	2				
Rick Helling, R (1, 1) OBP: 0.200, SLG: 0.200 Danny Patterson, R (8, 1) Luis Altea, S (9, PH) John Wetteland, R (9, 1)	G6-3							F8		3	0	0	0	0	2	2				
Inning Stats	R: 1 E: 0 K: 0 S: 7	H: 2 LOB: 1 BB: 1 P: 12	R: 0 E: 0 K: 0 S: 10	H: 1 LOB: 1 BB: 0 P: 13	R: 1 E: 0 K: 0 S: 8	H: 1 LOB: 0 BB: 0 P: 11	R: 0 E: 0 K: 0 S: 8	H: 1 LOB: 1 BB: 1 P: 13	R: 0 E: 0 K: 1 S: 5	H: 0 LOB: 0 BB: 1 P: 13	R: 0 E: 0 K: 1 S: 7	H: 1 LOB: 1 BB: 0 P: 8	R: 1 E: 0 K: 0 S: 13	H: 2 LOB: 2 BB: 1 P: 25	R: 0 E: 0 K: 0 S: 6	H: 0 LOB: 0 BB: 0 P: 10	1B: 6 2B: 1 3B: 1 HR: 1	SF: 0 SAC: 0 DP: 3 HBP: 0	WP: 0 PB: 0 SB: 1 CS: 1	PA: 36
PITCHER	IP WLS BF H R ER SO BB IBB HBP BLK WP HR S P ERA WHIP																			
Willie Blair, R (1, 1) ERA: 4.94	7.2 L 32 9 3 3 3 4 0 0 0 0 0 1 65 108 3.52 1.696																			
Clint Sodowsky, R (8, 1) ERA: 5.4	1.1 4 0 0 0 0 0 0 0 0 0 0 0 9 14 0.00 0.000																			

Batter	1	2	3	4	5	6	7	8	9	AB	R	H	RBI	BB	SO	LOB	BOTTOM			
Andy Fox, L (1, 4) OBP: 0.326, SLG: 0.371	G4-3		G5-3					P6		4	1	1	0	0	0	0	Texas Rangers @ Arizona Diamondbacks Bank One Ballpark, Phoenix, AZ Wed Jun 24 1998, 10:05 PM EDT Att: 44,296 - Unknown - 99 F livebaseballscorecards.com			
Devon White, S (1, 8) OBP: 0.325, SLG: 0.454	P7		G1-3					P7		4	0	0	0	0	1	0				
Travis Lee, L (1, 3) OBP: 0.350, SLG: 0.464	1B		1B					BB		1	0	1	0	3	0	0				
Matt Williams, R (1, 5) OBP: 0.325, SLG: 0.463	1B		P9					G5-4-3		4	0	1	0	0	0	3				
David Dellucci, L (1, 7) OBP: 0.359, SLG: 0.505	L8							K		4	0	0	0	0	2	2				
Jay Bell, R (1, 6) OBP: 0.340, SLG: 0.421 Tony Batista, R (9, FR) OBP: 0.307, SLG: 0.367	P7		P6					K		3	0	0	0	1	1	0				
Karim Garcia, L (1, 9) OBP: 0.252, SLG: 0.376	1B		K					L9		4	0	1	0	0	1	1				
Kelly Stinnett, R (1, 2) OBP: 0.319, SLG: 0.432 Mike Robertson, L (9, PH) OBP: 0.182, SLG: 0.182	P4		K2-3					P5		3	0	0	0	0	2	1				
Willie Blair, R (1, 1) OBP: 0.083, SLG: 0.083 Clint Sodowsky, L (8, 1) Brent Brede, L (9, PH) OBP: 0.312, SLG: 0.349	K		2B					K		3	1	1	0	0	2	1				
Inning Stats	R: 0 E: 0 K: 0 S: 13	H: 1 LOB: 2 BB: 1 P: 20	R: 0 E: 0 K: 1 S: 8	H: 1 LOB: 0 BB: 0 P: 11	R: 0 E: 0 K: 2 S: 8	H: 0 LOB: 0 BB: 0 P: 13	R: 2 E: 1 K: 2 S: 14	H: 2 LOB: 1 BB: 1 P: 21	R: 0 E: 0 K: 1 S: 6	H: 0 LOB: 0 BB: 0 P: 9	R: 0 E: 0 K: 2 S: 11	H: 0 LOB: 0 BB: 0 P: 15	R: 0 E: 0 K: 0 S: 10	H: 0 LOB: 0 BB: 1 P: 15	R: 0 E: 1 K: 1 S: 12	H: 0 LOB: 2 BB: 1 P: 16	1B: 4 2B: 1 3B: 0 HR: 0	SF: 0 SAC: 0 DP: 1 HBP: 0	WP: 1 PB: 0 SB: 0 CS: 1	PA: 36
PITCHER	IP WLS BF H R ER SO BB IBB HBP BLK WP HR S P ERA WHIP																			
Rick Helling, R (1, 1) ERA: 4.17	7.1 W 30 9 2 1 8 3 0 0 0 0 0 0 77 115 1.23 1.091																			
Danny Patterson, R (8, 1) ERA: 3.99	0.2 1 0 0 0 0 0 0 0 0 0 0 0 2 2 0.00 0.000																			
John Wetteland, R (9, 1) ERA: 1.52	1.0 S 5 0 0 0 0 1 1 0 0 0 0 0 0 12 16 0.00 1.000																			

Batter	1	2	3	4	5	6	7	8	9	AB	R	H	RBI	BB	SO	LOB	TOP
Tom Goodwin, L OBP: 0.380, SLG: 0.313			FC1-5 E 29 1B	P7		P7		G4-3		5	1	0	0	0	1	4	
Mark McLemore, S OBP: 0.431, SLG: 0.405			E3 29 1B	G1-4-3			G3-1			4	2	1	0	1	0	3	
29 Rusty Greer, L OBP: 0.380, SLG: 0.428							F8			5	1	3	1	0	1	1	
Juan Gonzalez, R OBP: 0.343, SLG: 0.599	F8		F8						FC6-4 1B	5	3	2	1	0	0	5	
Willi Clark, L OBP: 0.395, SLG: 0.483		G4-3								5	1	3	3	0	1	2	
Ivan Rodriguez, R OBP: 0.409, SLG: 0.585			FC4-6							5	0	2	3	0	1	3	
Kevin Elster, R OBP: 0.333, SLG: 0.392										3	0	0	0	2	2	2	
Fernando Tatis, R OBP: 0.295, SLG: 0.326			FC1-5 SH 1B				F9		G3-1	5	0	2	0	0	1	2	
Todd Van Poppel, R Xavier Hernandez, L			SH FC1-5 E				P1-3		P3-1	2	1	0	0	0	0	0	
Inning Stats	R: 0 H: 1 E: 0 K: 2 S: 11	H: 0 R: 0 ER: 0 LOB: 0 BB: 0 P: 15	R: 3 H: 3 E: 2 K: 0 S: 15	H: 3 R: 2 ER: 2 LOB: 2 BB: 0 P: 22	R: 0 H: 1 E: 0 K: 0 S: 10	H: 1 R: 0 ER: 0 LOB: 2 BB: 1 P: 21	R: 2 H: 3 E: 0 K: 0 S: 12	H: 0 R: 0 ER: 0 LOB: 1 BB: 0 P: 15	R: 0 H: 0 E: 0 K: 1 S: 7	H: 0 R: 3 ER: 3 LOB: 0 BB: 0 P: 19	R: 0 H: 0 E: 0 K: 0 S: 8	H: 0 R: 2 ER: 2 LOB: 2 BB: 2 P: 25	R: 2 H: 2 E: 0 K: 2 S: 14	H: 2 R: 4 ER: 4 LOB: 4 BB: 1 P: 25	1B: 9 2B: 4 3B: 1 HR: 0	SF: 0 SAC: 2 DP: 1 HBP: 0	WP: 1 PA: 44 PB: 0 SB: 0 CS: 0
PITCHER	IP WLS BF H R ER SO BB IBB HBP BLK WP HR S P ERA WHIP	IP WLS BF H R ER SO BB IBB HBP BLK WP HR S P ERA WHIP	IP WLS BF H R ER SO BB IBB HBP BLK WP HR S P ERA WHIP	IP WLS BF H R ER SO BB IBB HBP BLK WP HR S P ERA WHIP	IP WLS BF H R ER SO BB IBB HBP BLK WP HR S P ERA WHIP	IP WLS BF H R ER SO BB IBB HBP BLK WP HR S P ERA WHIP	IP WLS BF H R ER SO BB IBB HBP BLK WP HR S P ERA WHIP	IP WLS BF H R ER SO BB IBB HBP BLK WP HR S P ERA WHIP	IP WLS BF H R ER SO BB IBB HBP BLK WP HR S P ERA WHIP	IP WLS BF H R ER SO BB IBB HBP BLK WP HR S P ERA WHIP	IP WLS BF H R ER SO BB IBB HBP BLK WP HR S P ERA WHIP	IP WLS BF H R ER SO BB IBB HBP BLK WP HR S P ERA WHIP	IP WLS BF H R ER SO BB IBB HBP BLK WP HR S P ERA WHIP	IP WLS BF H R ER SO BB IBB HBP BLK WP HR S P ERA WHIP	IP WLS BF H R ER SO BB IBB HBP BLK WP HR S P ERA WHIP	IP WLS BF H R ER SO BB IBB HBP BLK WP HR S P ERA WHIP	IP WLS BF H R ER SO BB IBB HBP BLK WP HR S P ERA WHIP

Texas Rangers @ Arizona Diamondbacks
Bank One Ballpark, Phoenix, AZ
Thu Jun 25 1998, 10:05 PM EDT
Att: 44,269 - Unknown - 101 F

AB	39
R	9
H	13
RBI	8
BB	3
SO	7
LOB	22



Batter	1	2	3	4	5	6	7	8	9	AB	R	H	RBI	BB	SO	LOB	BOTTOM
Andy Fox, L OBP: 0.320, SLG: 0.364	P1-3		G4-3					P7		4	0	0	0	0	0	0	
Devon White, S OBP: 0.327, SLG: 0.453	FC5 1B		HR BB				F8	P7		3	1	1	0	1	0	0	
Travis Lee, L OBP: 0.352, SLG: 0.475							G4-3		G3	4	1	2	2	0	0	0	
Matt Williams, R OBP: 0.324, SLG: 0.463			P3				G5-3			4	1	1	0	0	1	2	
David Dellucci, L OBP: 0.362, SLG: 0.503	FC5						F8			3	0	1	1	1	0	2	
Jay Bell, R OBP: 0.336, SLG: 0.415		F9					P6		P8	4	0	0	0	0	0	2	
Karim Garcia, L OBP: 0.247, SLG: 0.368							F7		F9	3	0	0	0	0	0	0	
Alan Embree, L OBP: 0.167, SLG: 0.167		G3								0	0	0	0	0	0	0	
Willie Banks, R OBP: 0.303, SLG: 0.363										0	0	0	0	0	0	0	
Tony Batista, R OBP: 0.303, SLG: 0.363										1	0	0	0	0	0	1	
Damian Miller, R OBP: 0.356, SLG: 0.429		P7								3	1	1	1	0	0	0	
Amaury Telemaco, R OBP: 0.111, SLG: 0.111										1	0	0	0	0	0	0	
Mike Robertson, L OBP: 0.167, SLG: 0.167										1	0	0	0	0	0	0	
Bobby Chouinard, R OBP: 0.167, SLG: 0.167										0	0	0	0	0	0	0	
Yamil Benitez, R OBP: 0.291, SLG: 0.393										1	0	0	0	0	0	0	
Inning Stats	R: 0 H: 2 E: 0 K: 1 S: 12	H: 0 R: 0 ER: 0 LOB: 0 BB: 0 P: 7	R: 2 H: 1 E: 0 K: 0 S: 12	H: 1 R: 0 ER: 0 LOB: 0 BB: 1 P: 21	R: 0 H: 0 E: 0 K: 0 S: 7	H: 0 R: 0 ER: 0 LOB: 0 BB: 0 P: 11	R: 0 H: 0 E: 0 K: 0 S: 9	H: 0 R: 0 ER: 0 LOB: 0 BB: 0 P: 13	R: 0 H: 0 E: 0 K: 0 S: 5	H: 0 R: 4 ER: 4 LOB: 0 BB: 1 P: 8	R: 1 H: 1 E: 0 K: 0 S: 7	H: 1 R: 2 ER: 2 LOB: 2 BB: 0 P: 10	R: 1 H: 2 E: 0 K: 0 S: 9	H: 2 R: 4 ER: 4 LOB: 4 BB: 1 P: 18	1B: 3 2B: 1 3B: 0 HR: 2	SF: 0 SAC: 0 DP: 1 HBP: 0	WP: 0 PA: 34 PB: 0 SB: 0 CS: 0
PITCHER	IP WLS BF H R ER SO BB IBB HBP BLK WP HR S P ERA WHIP	IP WLS BF H R ER SO BB IBB HBP BLK WP HR S P ERA WHIP	IP WLS BF H R ER SO BB IBB HBP BLK WP HR S P ERA WHIP	IP WLS BF H R ER SO BB IBB HBP BLK WP HR S P ERA WHIP	IP WLS BF H R ER SO BB IBB HBP BLK WP HR S P ERA WHIP	IP WLS BF H R ER SO BB IBB HBP BLK WP HR S P ERA WHIP	IP WLS BF H R ER SO BB IBB HBP BLK WP HR S P ERA WHIP	IP WLS BF H R ER SO BB IBB HBP BLK WP HR S P ERA WHIP	IP WLS BF H R ER SO BB IBB HBP BLK WP HR S P ERA WHIP	IP WLS BF H R ER SO BB IBB HBP BLK WP HR S P ERA WHIP	IP WLS BF H R ER SO BB IBB HBP BLK WP HR S P ERA WHIP	IP WLS BF H R ER SO BB IBB HBP BLK WP HR S P ERA WHIP	IP WLS BF H R ER SO BB IBB HBP BLK WP HR S P ERA WHIP	IP WLS BF H R ER SO BB IBB HBP BLK WP HR S P ERA WHIP	IP WLS BF H R ER SO BB IBB HBP BLK WP HR S P ERA WHIP	IP WLS BF H R ER SO BB IBB HBP BLK WP HR S P ERA WHIP	IP WLS BF H R ER SO BB IBB HBP BLK WP HR S P ERA WHIP

Texas Rangers @ Arizona Diamondbacks
Bank One Ballpark, Phoenix, AZ
Thu Jun 25 1998, 10:05 PM EDT
Att: 44,269 - Unknown - 101 F

AB	32
R	4
H	6
RBI	4
BB	2
SO	1
LOB	7



Batter	1	2	3	4	5	6	7	8	9	AB	R	H	RBI	BB	SO	LOB	TOP										
Joey Cora, S OBP: 0.351, SLG: 0.352 Bob Wells, R (6, 1) 39 Greg McCarthy, L (7, 1) Heathcliff Slocumb, R (8, 1) Glenallen Hill, R (9, PH) OBP: 0.353, SLG: 0.536	P5		L8	G4-3		FC3-6			1B 3B	4	0	0	0	0	0	4	Seattle Mariners @ Arizona Diamondbacks Bank One Ballpark, Phoenix, AZ Fri Jun 26 1998, 10:05 PM EDT Att: 49,328 - Unknown - 102 F livebaseballscorecards.com										
Alex Rodriguez, R OBP: 0.368, SLG: 0.602	G1-3		E9 HR		K	CS	G5-3		FC6-4 1B	5	1	1	1	0	1	0											
Ken Griffey Jr., L OBP: 0.372, SLG: 0.649 Rich Amaral, R (6, 8) OBP: 0.293, SLG: 0.322 Jeff Huson, L (9, PH) OBP: 0.241, SLG: 0.245	G3-1				K		G5-3		FC6-4	3	1	1	2	0	1	0											
David Segui, S OBP: 0.390, SLG: 0.543		P7	P5		G3-1		G5-3			4	0	0	0	0	0	0											
Edgar Martinez, R OBP: 0.404, SLG: 0.520						G5-3				4	1	1	0	0	2	0											
Jay Buhner, R OBP: 0.325, SLG: 0.448							E6 2B HR			4	1	1	0	0	1	1											
Russ Davis, R OBP: 0.309, SLG: 0.437									G6-3	4	1	2	1	0	0	1											
Dan Wilson, R OBP: 0.303, SLG: 0.369										4	2	3	3	0	0	0											
26 Bill Swift, R Rico Rossy, R OBP: 0.500, SLG: 0.833 Paul Spoljaric, R (6, 1) Rob Ducey, L OBP: 0.321, SLG: 0.381										2	0	0	0	0	1	3											
										1	0	1	0	0	0	0											
										1	0	0	0	0	0	0											
Inning Stats	R: 0 E: 0 K: 0 S: 9	H: 0 LOB: 0 BB: 0 P: 13	R: 0 E: 0 K: 1 S: 9	H: 1 LOB: 1 BB: 0 P: 15	R: 3 E: 1 K: 1 S: 16	H: 2 LOB: 0 BB: 0 P: 22	R: 1 E: 0 K: 0 S: 9	H: 3 LOB: 2 BB: 0 P: 13	R: 0 E: 0 K: 0 S: 13	H: 0 LOB: 0 BB: 0 P: 17	R: 3 E: 1 K: 0 S: 20	H: 3 LOB: 0 BB: 0 P: 28	R: 0 E: 0 K: 0 S: 5	H: 0 LOB: 0 BB: 0 P: 9	R: 0 E: 0 K: 2 S: 8	H: 0 LOB: 0 BB: 0 P: 9	R: 1 E: 0 K: 0 S: 12	H: 2 LOB: 1 BB: 0 P: 19	1B: 5 2B: 3 3B: 1 HR: 2	SF: 0 SAC: 0 DP: 0 HBP: 0	WP: 1 PB: 0 CS: 0 SB: 1	PA: 40					
PITCHER	IP	WLS	BF	H	R	ER	SO	BB	IBB	HBP	BLK	WP	HR	S	P	ERA	WHIP										
Jeff Suppan, R ERA: 6.86	5.1		26	8	7	3	4	0	0	0	0	1	2	68	95	5.06	1.500										
Clint Sodowsky, R ERA: 5.3	0.2	W	2	1	0	0	0	0	0	0	0	0	0	8	13	0.00	1.500										
Alan Embree, L ERA: 4.57	2.0		6	0	0	0	2	0	0	0	0	0	0	13	18	0.00	0.000										
Gregg Olson, R ERA: 3.86	1.0		5	2	1	1	0	0	0	0	0	0	0	12	19	9.00	2.000										

Batter	1	2	3	4	5	6	7	8	9	AB	R	H	RBI	BB	SO	LOB	BOTTOM										
Andy Fox, L OBP: 0.335, SLG: 0.387	G3-6-1 1B		FC4-6 BB							3	3	3	1	2	0	0	Seattle Mariners @ Arizona Diamondbacks Bank One Ballpark, Phoenix, AZ Fri Jun 26 1998, 10:05 PM EDT Att: 49,328 - Unknown - 102 F livebaseballscorecards.com										
Devon White, S OBP: 0.331, SLG: 0.473	G3-6-1 1-2		FC4-6 HR							4	4	2	5	1	0	3											
Travis Lee, L OBP: 0.356, SLG: 0.500										5	2	3	4	0	0	3											
Matt Williams, R OBP: 0.322, SLG: 0.459	F8		G5-3							5	0	1	2	0	0	1											
David Dellucci, L OBP: 0.358, SLG: 0.495										5	1	1	0	0	1	1											
Jay Bell, R OBP: 0.332, SLG: 0.409 Tony Batista, R OBP: 0.303, SLG: 0.363										4	0	0	0	0	2	1											
Karim Garcia, L OBP: 0.253, SLG: 0.367										0	0	0	0	0	0	0											
Damian Miller, R OBP: 0.367, SLG: 0.457										3	1	1	0	1	0	1											
Jeff Suppan, R ERA: 4.91 Clint Sodowsky, L ERA: 6.23 Bob Wells, R ERA: 5.52 39 Greg McCarthy, L ERA: 1.69 Heathcliff Slocumb, R ERA: 7.91										4	2	2	1	0	0	2											
										2	0	0	0	0	1	1											
										0	0	0	0	0	0	0											
										0	0	0	0	0	0	0											
										0	0	0	0	0	0	0											
										0	0	0	0	0	0	0											
Inning Stats	R: 1 E: 0 K: 0 S: 8	H: 2 LOB: 0 BB: 0 P: 13	R: 0 E: 0 K: 1 S: 6	H: 0 LOB: 0 BB: 0 P: 9	R: 3 E: 0 K: 1 S: 14	H: 2 LOB: 1 BB: 1 P: 22	R: 0 E: 1 K: 1 S: 6	H: 0 LOB: 1 BB: 0 P: 7	R: 2 E: 0 K: 0 S: 7	H: 2 LOB: 0 BB: 0 P: 11	R: 5 E: 0 K: 0 S: 25	H: 5 LOB: 1 BB: 1 P: 40	R: 0 E: 0 K: 1 S: 10	H: 0 LOB: 1 BB: 1 P: 17	R: 2 E: 0 K: 0 S: 13	H: 3 LOB: 1 BB: 1 P: 18	1B: 7 2B: 2 3B: 0 HR: 5	SF: 0 SAC: 0 DP: 2 HBP: 0	WP: 0 PB: 0 CS: 0 SB: 0	PA: 41							
PITCHER	IP	WLS	BF	H	R	ER	SO	BB	IBB	HBP	BLK	WP	HR	S	P	ERA	WHIP										
26 Bill Swift, R ERA: 4.91	5.0		22	6	6	6	3	1	0	0	0	0	0	41	62	10.80	1.400										
Paul Spoljaric, L ERA: 6.23	0.1	L	3	2	2	2	0	0	0	0	0	0	0	7	12	54.00	6.000										
Bob Wells, R ERA: 5.52	0.2		6	3	3	3	0	1	0	0	0	0	1	18	28	40.50	6.000										
39 Greg McCarthy, L ERA: 1.69	1.0		4	0	0	0	1	1	0	0	0	0	0	10	17	0.00	1.000										
Heathcliff Slocumb, R ERA: 7.91	1.0		6	3	2	2	0	1	0	0	0	0	0	13	18	18.00	4.000										

Batter	1	2	3	4	5	6	7	8	9	AB	R	H	RBI	BB	SO	LOB	TOP										
Joey Cora, S OBP: 0.351, SLG: 0.353 (1,4)	G4-3		P7			E8			G3	5	1	2	1	0	0	1	Seattle Mariners @ Arizona Diamondbacks Bank One Ballpark, Phoenix, AZ Sat Jun 27 1998, 10:05 PM EDT Att: 48,488 - Unknown - 105 F livebaseballscorecards.com										
Alex Rodriguez, R OBP: 0.369, SLG: 0.608 (1,6)	K2-3		P9			E5			HR	5	1	2	3	0	2	2											
Ken Griffey Jr., L OBP: 0.367, SLG: 0.638 (1,8)	F8			L4		K			K	5	0	0	0	0	3	3											
David Segui, S OBP: 0.386, SLG: 0.535 (1,3)		P2		G5-3		F7			K	4	0	0	0	0	1	1											
Jay Buhner, R OBP: 0.321, SLG: 0.429 Rico Rossy, R OBP: 0.500, SLG: 0.833 (8,5)	F8			K					F8	3	0	0	0	1	1	0											
Russ Davis, R OBP: 0.311, SLG: 0.447 Rich Amaral, R OBP: 0.293, SLG: 0.322 (8,7)		HR			G5-3	K				3	1	1	1	1	1	2											
Dan Wilson, R OBP: 0.306, SLG: 0.376 (1,2)						P9			K	4	1	2	0	0	1	1											
Rob Ducey, L OBP: 0.325, SLG: 0.404 (8,9)										4	1	2	1	0	0	1											
Jeff Fassero, L Mike Timlin, R Glenallen Hill, R Heathcliff Slocumb, R (9,1)										3	0	0	0	0	2	2											
Inning Stats	R: 0 E: 0 K: 1 S: 6	H: 0 LOB: 0 BB: 0 P: 9	R: 1 E: 0 K: 0 S: 7	H: 2 LOB: 1 BB: 0 P: 12	R: 0 E: 0 K: 1 S: 6	H: 0 LOB: 0 BB: 0 P: 9	R: 0 E: 0 K: 1 S: 12	H: 0 LOB: 0 BB: 0 P: 19	R: 0 E: 0 K: 1 S: 11	H: 1 LOB: 1 BB: 0 P: 16	R: 1 E: 2 K: 2 S: 14	H: 2 LOB: 2 BB: 1 P: 24	R: 2 E: 0 K: 2 S: 17	H: 3 LOB: 2 BB: 0 P: 27	R: 0 E: 0 K: 2 S: 8	H: 0 LOB: 1 BB: 1 P: 12		R: 2 E: 0 K: 1 S: 14	H: 2 LOB: 0 BB: 0 P: 19	1B: 5 2B: 3 3B: 1 HR: 2	SF: 0 SAC: 0 DP: 1 HBP: 0	WP: 1 PB: 0 CS: 1	PA: 39				
PITCHER	IP	WLS	BF	H	R	ER	SO	BB	IBB	HBP	BLK	WP	HR	S	P	ERA	WHIP										
Andy Benes, R ERA: 4.56 Bobby Chouinard, R ERA: 5.4 (8,1)	7.0	L	30	8	4	3	8	1	0	0	0	0	1	73	116	3.86	1.286										

Batter	1	2	3	4	5	6	7	8	9	AB	R	H	RBI	BB	SO	LOB	BOTTOM										
Devon White, S OBP: 0.329, SLG: 0.468 (1,8)			K		G5-3				G5-3	5	0	1	0	0	2	2	Seattle Mariners @ Arizona Diamondbacks Bank One Ballpark, Phoenix, AZ Sat Jun 27 1998, 10:05 PM EDT Att: 48,488 - Unknown - 105 F livebaseballscorecards.com										
David Dellucci, L OBP: 0.359, SLG: 0.492 (1,9)			G2-3			K				5	0	2	1	0	2	1											
Matt Williams, R OBP: 0.323, SLG: 0.458 (1,5)										5	2	2	0	0	1	2											
Travis Lee, L OBP: 0.355, SLG: 0.497 (1,3)					G1-3					4	0	1	0	0	1	4											
Jay Bell, R OBP: 0.331, SLG: 0.410 (1,6)					F9					4	0	1	0	0	1	3											
Yamil Benitez, R OBP: 0.306, SLG: 0.432 (1,7)										4	1	3	3	0	0	2											
Damian Miller, R OBP: 0.358, SLG: 0.429 (1,2)										3	0	0	0	1	2	1											
Tony Batista, R OBP: 0.301, SLG: 0.357 (1,4)										4	0	1	0	0	0	3											
Andy Benes, R ERA: 4.25 Brent Bredle, L Bobby Chouinard, R Andy Fox, L (9,1)										2	0	0	0	0	1	0											
Inning Stats	R: 0 E: 0 K: 2 S: 10	H: 1 LOB: 1 BB: 0 P: 13	R: 1 E: 0 K: 2 S: 12	H: 1 LOB: 0 BB: 0 P: 16	R: 0 E: 0 K: 2 S: 9	H: 0 LOB: 0 BB: 0 P: 14	R: 1 E: 0 K: 0 S: 9	H: 2 LOB: 1 BB: 0 P: 12	R: 0 E: 0 K: 2 S: 8	H: 0 LOB: 0 BB: 0 P: 12	R: 0 E: 0 K: 2 S: 12	H: 2 LOB: 2 BB: 0 P: 17	R: 0 E: 0 K: 2 S: 12	H: 1 LOB: 1 BB: 0 P: 20	R: 1 E: 0 K: 0 S: 12	H: 3 LOB: 3 BB: 1 P: 21		R: 1 E: 0 K: 0 S: 9	H: 1 LOB: 0 BB: 1 P: 16	1B: 9 2B: 1 3B: 0 HR: 1	SF: 0 SAC: 0 DP: 1 HBP: 0	WP: 0 PB: 0 SB: 0 CS: 0	PA: 39				
PITCHER	IP	WLS	BF	H	R	ER	SO	BB	IBB	HBP	BLK	WP	HR	S	P	ERA	WHIP										
Jeff Fassero, L ERA: 3.76 Heathcliff Slocumb, R ERA: 7.94 (9,1)	6.2	W	27	7	2	2	9	0	0	0	0	0	0	15	26	6.75	3.000										

Batter	1	2	3	4	5	6	7	8	9	AB	R	H	RBI	BB	SO	LOB	TOP																				
Joey Cora, S OBP: 0.348, SLG: 0.349	1-1 F9		1-2 P8			1-1 L4		0-0 SH5-4		3	0	0	0	0	0	0																					
Alex Rodriguez, R OBP: 0.397, SLG: 0.603	1-1 G3			4-1 CS BB		0-0 P4		0-0 G6-3		3	0	0	1	1	0	1																					
Ken Griffey Jr., L OBP: 0.369, SLG: 0.646	0-1 1B			1-2 SAFE SAFE		1-1 HR		0-2 L3		4	1	2	1	0	0	2																					
Edgar Martinez, R OBP: 0.402, SLG: 0.516	2-2 P9			2-2 SAFE SAFE		0-3 K			0-0 CS 1B	4	0	1	0	0	1	2																					
Jeff Huson, L OBP: 0.241, SLG: 0.245				1-2						0	0	0	0	0	0	0																					
Jay Buhner, R OBP: 0.318, SLG: 0.419		2-1 P8			1-0 1B			1-2 G6-3		4	0	1	0	0	0	1																					
Glenallen Hill, R OBP: 0.339, SLG: 0.536		3-1 G4-3			2-1 1B			0-0 P9		3	0	1	0	1	0	0																					
Russ Davis, R OBP: 0.307, SLG: 0.441		1-2 L5			3-1 F7			2-2 P8		4	0	0	0	0	0	3																					
Dan Wilson, R OBP: 0.306, SLG: 0.375					0-1 F8					3	0	1	0	0	0	2																					
Rich Amaral, R OBP: 0.293, SLG: 0.322										0	1	0	0	0	0	0																					
John Marzano, R OBP: 0.289, SLG: 0.300										0	0	0	0	0	0	0																					
Jamie Moyer, L OBP: 0.304, SLG: 0.533										2	0	0	0	0	0	2																					
David Segui, S OBP: 0.304, SLG: 0.533										1	0	0	0	0	0	1																					
31 Bobby Ayala, R OBP: 0.289, SLG: 0.300										0	0	0	0	0	0	0																					
Inning Stats	R: 0 E: 0 K: 0 S: 11	H: 1 LOB: 1 BB: 0 P: 15	R: 0 E: 0 K: 0 S: 7	H: 0 LOB: 0 BB: 0 P: 13	R: 0 E: 0 K: 0 S: 6	H: 0 LOB: 0 BB: 0 P: 8	R: 0 E: 0 K: 0 S: 7	H: 0 LOB: 0 BB: 1 P: 14	R: 0 E: 0 K: 1 S: 10	H: 2 LOB: 2 BB: 0 P: 18	R: 1 E: 0 K: 1 S: 8	H: 1 LOB: 0 BB: 0 P: 10	R: 0 E: 0 K: 0 S: 7	H: 0 LOB: 0 BB: 0 P: 10	R: 1 E: 1 K: 0 S: 9	H: 1 LOB: 1 BB: 0 P: 11	R: 0 E: 0 K: 0 S: 10	H: 1 LOB: 1 BB: 1 P: 15	1B: 5 2B: 0 3B: 0 HR: 1	SF: 0 SAC: 1 DP: 0 HBP: 0	WP: 0 PB: 0 SB: 0 CS: 2	PA: 34															
PITCHER	IP WLS BF H R ER SO BB IBB HBP BLK WP HR S P ERA WHIP	IP WLS BF H R ER SO BB IBB HBP BLK WP HR S P ERA WHIP																																			
Brian Anderson, L ERA: 4.14	(1, 1)	7.0	26	5	2	1	1	1	0	0	0	0	0	0	1	58	91	1.29	0.857																		
Alan Embree, L ERA: 4.18	(8, 1)	2.0	8	1	0	0	0	1	0	0	0	0	0	0	0	17	23	0.00	1.000																		

Seattle Mariners @ Arizona Diamondbacks
Bank One Ballpark, Phoenix, AZ
Sun Jun 28 1998, 6:33 AM EDT
Att: 47,968 - Dome - 72 F

AB	31
R	2
H	6
RBI	2
BB	2
SO	1
LOB	14



Batter	1	2	3	4	5	6	7	8	9	AB	R	H	RBI	BB	SO	LOB	BOTTOM																				
Andy Fox, L OBP: 0.336, SLG: 0.384	0-0 1B				0-1 F8					4	1	1	0	0	1	2																					
Jay Bell, R OBP: 0.330, SLG: 0.408	3-1 G5-3		2-3 K		0-3 K			0-0 P9		4	0	1	0	0	2	1																					
Travis Lee, L OBP: 0.353, SLG: 0.494	0-1 F7		0-0 1B		0-2 F8			0-0 G3		4	0	1	0	0	0	3																					
Matt Williams, R OBP: 0.325, SLG: 0.458	1-2 G5-3		1-1 F9		0-0 FC4-6			1-2 K		4	0	2	1	0	1	1																					
David Dellucci, L OBP: 0.353, SLG: 0.483	0-0 G5-3		0-1 P7		1-2 FC4-6			0-0 F7		4	1	0	0	0	0	4																					
Yamil Benitez, R OBP: 0.304, SLG: 0.452	0-0 F8			3-2 G6-3		2-1 G4-3			0-0 HR	4	1	1	1	0	0	3																					
Karim Garcia, L OBP: 0.255, SLG: 0.380			0-0 L9		1-1 P4			3-2 3B		3	0	1	1	0	0	0																					
Kelly Stinnett, R OBP: 0.314, SLG: 0.424		2-2 G5-3		2-2 G1-3		0-0 L7				3	0	0	0	0	0	1																					
Brian Anderson, R OBP: 0.125, SLG: 0.097					0-1 1B					2	0	1	0	1	1	0																					
Alan Embree, L ERA: 7.52	(8, 1)	1.0	4	1	1	1	1	0	0	0	0	0	0	0	0	0																					
Inning Stats	R: 1 E: 0 K: 0 S: 10	H: 3 LOB: 2 BB: 0 P: 14	R: 0 E: 0 K: 0 S: 6	H: 0 LOB: 1 BB: 1 P: 12	R: 0 E: 0 K: 1 S: 8	H: 1 LOB: 1 BB: 0 P: 11	R: 0 E: 0 K: 0 S: 8	H: 0 LOB: 0 BB: 0 P: 14	R: 0 E: 0 K: 1 S: 10	H: 1 LOB: 1 BB: 0 P: 10	R: 1 E: 0 K: 2 S: 10	H: 2 LOB: 1 BB: 0 P: 16	R: 0 E: 0 K: 2 S: 10	H: 0 LOB: 0 BB: 0 P: 12	R: 0 E: 0 K: 1 S: 6	H: 0 LOB: 0 BB: 0 P: 7	R: 1 E: 0 K: 0 S: 1	H: 1 LOB: 0 BB: 0 P: 1	1B: 6 2B: 0 3B: 1 HR: 1	SF: 0 SAC: 0 DP: 0 HBP: 0	WP: 0 PB: 0 SB: 0 CS: 0	PA: 33															
PITCHER	IP WLS BF H R ER SO BB IBB HBP BLK WP HR S P ERA WHIP	IP WLS BF H R ER SO BB IBB HBP BLK WP HR S P ERA WHIP																																			
Jamie Moyer, L ERA: 3.53	(1, 1)	7.0	29	7	2	2	4	1	0	0	0	0	0	0	0	0	8	2.57	1.143																		
31 Bobby Ayala, R ERA: 7.52	(8, 1)	1.0	4	1	1	1	1	0	0	0	0	0	0	0	0	1	7	9.00	1.000																		

Seattle Mariners @ Arizona Diamondbacks
Bank One Ballpark, Phoenix, AZ
Sun Jun 28 1998, 6:33 AM EDT
Att: 47,968 - Dome - 72 F

AB	32
R	3
H	8
RBI	3
BB	1
SO	5
LOB	15



Batter	1	2	3	4	5	6	7	8	9	AB	R	H	RBI	BB	SO	LOB	TOP				
Andy Fox, L OBP: 0.335, SLG: 0.395 Tony Batista, R OBP: 0.298, SLG: 0.353	1-1 F7	3-3 K			3-2 G3-1		0-0 HR	2-1 L9		4	1	1	1	0	1	0					
Devon White, S OBP: 0.333, SLG: 0.469	2-0 1B HR		4-2 1B SF8 BB		1-0 G4-3		0-0 1B	2-0 G6-3		4	2	2	0	1	0	0					
Travis Lee, L OBP: 0.354, SLG: 0.492	0-1 1B HR		0-0 1B		2-0 P6		2-1 F7	2-3 K		5	1	2	0	0	1	1					
Matt Williams, R OBP: 0.326, SLG: 0.472	0-1 1B HR		2-1 SF8		1-2 L6 2B		3-3 K	2-0 G5-3		4	1	2	4	0	1	1					
David Dellucci, L OBP: 0.351, SLG: 0.476	1-3 K		0-2 K		1-3 K		4-2 PB S BB			3	0	0	0	1	3	2					
Jay Bell, R OBP: 0.332, SLG: 0.413	1-1 2B		1-0 F7		1-2 1B		2-3 K	1-2 K		4	0	2	0	0	1	2					
Jorge Fabregas, L OBP: 0.289, SLG: 0.265	2-3 K		0-0 F8		1-1 L8		1-1 P4			4	0	0	0	0	1	4					
Yamil Benitez, R OBP: 0.302, SLG: 0.441		1-3 K	2-3 K		0-0 P6		4-0 PB IBB			3	0	0	0	1	2	2					
Willie Blair, R OBP: 0.077, SLG: 0.077 Alan Embree, L Gregg Olson, R OBP: 0.500, SLG: 2.000	0-3 K		1-3 K		0-3 K		4-2 1B 2B BB			3	0	0	0	0	3	0					
Inning Stats	R: 3 E: 0 K: 2 S: 15	H: 4 LOB: 0 BB: 0 P: 22	R: 0 E: 0 K: 3 S: 10	H: 0 LOB: 0 BB: 0 P: 14	R: 1 E: 0 K: 1 S: 10	H: 1 LOB: 1 BB: 1 P: 17	R: 0 E: 0 K: 2 S: 7	H: 0 LOB: 0 BB: 0 P: 10	R: 0 E: 0 K: 1 S: 6	H: 2 LOB: 1 BB: 0 P: 17	R: 1 E: 0 K: 2 S: 10	H: 2 LOB: 1 BB: 0 P: 15	R: 0 E: 0 K: 1 S: 12	H: 0 LOB: 3 BB: 3 P: 29	R: 0 E: 0 K: 1 S: 5	H: 0 LOB: 0 BB: 0 P: 11	1B: 5 2B: 2 3B: 0 HR: 2	SF: 1 SAC: 0 DP: 0 HBP: 0	WP: 0 PB: 1 SB: 2 CS: 0	PA: 40	
PITCHER	IP WLS BF H R ER SO BB IBB HBP BLK WP HR S P ERA WHIP	IP WLS BF H R ER SO BB IBB HBP BLK WP HR S P ERA WHIP	IP WLS BF H R ER SO BB IBB HBP BLK WP HR S P ERA WHIP	IP WLS BF H R ER SO BB IBB HBP BLK WP HR S P ERA WHIP	IP WLS BF H R ER SO BB IBB HBP BLK WP HR S P ERA WHIP	IP WLS BF H R ER SO BB IBB HBP BLK WP HR S P ERA WHIP	IP WLS BF H R ER SO BB IBB HBP BLK WP HR S P ERA WHIP	IP WLS BF H R ER SO BB IBB HBP BLK WP HR S P ERA WHIP	IP WLS BF H R ER SO BB IBB HBP BLK WP HR S P ERA WHIP	IP WLS BF H R ER SO BB IBB HBP BLK WP HR S P ERA WHIP	IP WLS BF H R ER SO BB IBB HBP BLK WP HR S P ERA WHIP	IP WLS BF H R ER SO BB IBB HBP BLK WP HR S P ERA WHIP	IP WLS BF H R ER SO BB IBB HBP BLK WP HR S P ERA WHIP	IP WLS BF H R ER SO BB IBB HBP BLK WP HR S P ERA WHIP	IP WLS BF H R ER SO BB IBB HBP BLK WP HR S P ERA WHIP	IP WLS BF H R ER SO BB IBB HBP BLK WP HR S P ERA WHIP	IP WLS BF H R ER SO BB IBB HBP BLK WP HR S P ERA WHIP	IP WLS BF H R ER SO BB IBB HBP BLK WP HR S P ERA WHIP	IP WLS BF H R ER SO BB IBB HBP BLK WP HR S P ERA WHIP	IP WLS BF H R ER SO BB IBB HBP BLK WP HR S P ERA WHIP	IP WLS BF H R ER SO BB IBB HBP BLK WP HR S P ERA WHIP

Arizona Diamondbacks @ Chicago Cubs
Wrigley Field, Chicago, IL
Tue Jun 30 1998, 7:05 PM CDT
Att: 39,307 - Cloudy - 74 F

AB	35
R	5
H	9
RBI	5
BB	4
SO	13
LOB	15



Batter	1	2	3	4	5	6	7	8	9	AB	R	H	RBI	BB	SO	LOB	BOTTOM					
José Hernández, R OBP: 0.333, SLG: 0.547	3-1 CS 1B		2-2 P4		0-2 L8		2-2 L8			4	0	1	0	0	0	2						
Mickey Morandini, L OBP: 0.403, SLG: 0.436	2-0 1B		4-0 BB		2-1 L7		1-2 K			3	0	1	0	1	1	0						
Sammy Sosa, R OBP: 0.386, SLG: 0.676	2-3 K		0-1 F9		1-3 K		3-2 HR			4	1	1	1	0	2	3						
Mark Grace, L OBP: 0.416, SLG: 0.497	3-2 F9		3-2 F7		3-2 HR		2-3 K			4	1	1	1	0	1	1						
Henry Rodríguez, L OBP: 0.326, SLG: 0.508 Terrell Lowery, R OBP: 0.353, SLG: 0.286		3-2 G3	2-1 HR		0-1 F7		1-2 2B			4	1	2	1	0	0	0						
Kevin Orie, R OBP: 0.242, SLG: 0.272		1-3 K	4-2 G4-6-3 BB		0-0 F7		0-1 L7			3	0	0	0	1	1	1						
Tyler Houston, L OBP: 0.269, SLG: 0.382		0-0 G4-3	1-0 G4-6-3		1-0 G5-3		3-3 K			4	0	0	0	0	1	1						
Manny Alexander, R OBP: 0.291, SLG: 0.367			1-2 SH3-4 1B		1-1 L7		2-1 P3			4	1	2	0	0	0	0						
Mark Clark, R OBP: 0.067, SLG: 0.034 Bob Patterson, R Dave Stevens, R Pedro Valdes, L OBP: 0.250, SLG: 0.250 Matt Mieske, R OBP: 0.333, SLG: 0.420 Marc Pisciotta, R OBP: 0.333, SLG: 0.333 Terry Mulholland, R OBP: 0.266, SLG: 0.187 Jeff Blauser, R OBP: 0.344, SLG: 0.298			0-0 SH3-4 1B		2-3 K		2-2 2B 1B		1-1 G5-3	1	0	0	0	0	1	0						
Inning Stats	R: 0 E: 0 K: 1 S: 10	H: 2 LOB: 1 BB: 0 P: 20	R: 0 E: 0 K: 1 S: 8	H: 0 LOB: 0 BB: 0 P: 12	R: 0 E: 0 K: 0 S: 9	H: 1 LOB: 2 BB: 1 P: 16	R: 1 E: 0 K: 0 S: 8	H: 1 LOB: 0 BB: 1 P: 18	R: 0 E: 0 K: 1 S: 10	H: 0 LOB: 0 BB: 0 P: 13	R: 1 E: 0 K: 1 S: 10	H: 1 LOB: 1 BB: 0 P: 16	R: 1 E: 0 K: 2 S: 12	H: 2 LOB: 1 BB: 0 P: 18	R: 0 E: 0 K: 2 S: 14	H: 2 LOB: 1 BB: 0 P: 21	R: 0 E: 0 K: 1 S: 7	H: 0 LOB: 0 BB: 0 P: 13	1B: 4 2B: 2 3B: 0 HR: 3	SF: 0 SAC: 1 DP: 1 HBP: 0	WP: 0 PB: 0 SB: 1 CS: 1	PA: 36
PITCHER	IP WLS BF H R ER SO BB IBB HBP BLK WP HR S P ERA WHIP	IP WLS BF H R ER SO BB IBB HBP BLK WP HR S P ERA WHIP	IP WLS BF H R ER SO BB IBB HBP BLK WP HR S P ERA WHIP	IP WLS BF H R ER SO BB IBB HBP BLK WP HR S P ERA WHIP	IP WLS BF H R ER SO BB IBB HBP BLK WP HR S P ERA WHIP	IP WLS BF H R ER SO BB IBB HBP BLK WP HR S P ERA WHIP	IP WLS BF H R ER SO BB IBB HBP BLK WP HR S P ERA WHIP	IP WLS BF H R ER SO BB IBB HBP BLK WP HR S P ERA WHIP	IP WLS BF H R ER SO BB IBB HBP BLK WP HR S P ERA WHIP	IP WLS BF H R ER SO BB IBB HBP BLK WP HR S P ERA WHIP	IP WLS BF H R ER SO BB IBB HBP BLK WP HR S P ERA WHIP	IP WLS BF H R ER SO BB IBB HBP BLK WP HR S P ERA WHIP	IP WLS BF H R ER SO BB IBB HBP BLK WP HR S P ERA WHIP	IP WLS BF H R ER SO BB IBB HBP BLK WP HR S P ERA WHIP	IP WLS BF H R ER SO BB IBB HBP BLK WP HR S P ERA WHIP	IP WLS BF H R ER SO BB IBB HBP BLK WP HR S P ERA WHIP	IP WLS BF H R ER SO BB IBB HBP BLK WP HR S P ERA WHIP	IP WLS BF H R ER SO BB IBB HBP BLK WP HR S P ERA WHIP	IP WLS BF H R ER SO BB IBB HBP BLK WP HR S P ERA WHIP	IP WLS BF H R ER SO BB IBB HBP BLK WP HR S P ERA WHIP	IP WLS BF H R ER SO BB IBB HBP BLK WP HR S P ERA WHIP	

Arizona Diamondbacks @ Chicago Cubs
Wrigley Field, Chicago, IL
Tue Jun 30 1998, 7:05 PM CDT
Att: 39,307 - Cloudy - 74 F

AB	33
R	4
H	9
RBI	4
BB	2
SO	7
LOB	8



Batter	1	2	3	4	5	6	7	8	9	AB	R	H	RBI	BB	SO	LOB	TOP					
Andy Fox, L OBP: 0.336, SLG: 0.393 (1, 4)	P5		E		G6-3			K	K	4	0	1	0	1	1	3	Arizona Diamondbacks @ Chicago Cubs Wrigley Field, Chicago, IL Wed Jul 01 1998, 3:33 AM CDT Att: 31,002 - Sunny - 86 F					
Tony Batista, R OBP: 0.286, SLG: 0.337 Devon White, S OBP: 0.335, SLG: 0.470 (1, 6)	K		E5		B1-3		K	K	K	4	0	0	1	0	2	3						
Travis Lee, L OBP: 0.352, SLG: 0.486 (1, 3)	S		K		K		K	K	FC3-6	4	0	0	0	1	3	7						
Matt Williams, R OBP: 0.322, SLG: 0.466 (1, 5)	K		FC5-4		G5-3		K	K		4	0	0	0	0	2	5						
David Dellucci, L OBP: 0.358, SLG: 0.488 (1, 8)									G4-3	3	1	2	0	1	0	0						
Yamil Benitez, R OBP: 0.301, SLG: 0.430 (1, 7)	K				F7		K		E	3	1	0	0	1	2	3						
Karim Garcia, L Clint Sodowsky, L Aaron Small, R Jorge Fabregas, L Brian Anderson, R Kelly Stinnett, R (1, 9)	F7				K		SF8		E6	2	0	0	1	0	1	1						
Amaury Telemaco, R Brent Brede, L (1, 1)									1B	2	0	0	0	1	2	0						
										2	1	0	0	0	1	1						
										1	0	0	1	1	0	2						
Inning Stats	R: 0 E: 0 K: 2 S: 9	H: 0 LOB: 1 BB: 1 P: 17	R: 0 E: 0 K: 1 S: 5	H: 0 LOB: 0 BB: 1 P: 12	R: 1 E: 1 K: 1 S: 14	H: 1 LOB: 2 BB: 0 P: 20	R: 0 E: 0 K: 1 S: 8	H: 1 LOB: 0 BB: 0 P: 11	R: 0 E: 0 K: 2 S: 7	H: 0 LOB: 0 BB: 0 P: 8	R: 1 E: 0 K: 2 S: 9	H: 1 LOB: 0 BB: 0 P: 11	R: 0 E: 0 K: 3 S: 15	H: 0 LOB: 2 BB: 2 P: 28	R: 2 E: 2 K: 1 S: 20	H: 1 LOB: 3 BB: 2 P: 32	1B: 3 2B: 1 3B: 1 HR: 0	SF: 1 SAC: 0 DP: 1 HBP: 1	WP: 0 PB: 0 SB: 1 CS: 2	PA: 40		
PITCHER	IP	WLS	BF	H	R	ER	SO	BB	IBB	HBP	BLK	WP	HR	S	P	ERA	WHIP					
34 Kerry Wood, R ERA: 3.38 Terry Adams, R ERA: 3.04 Rod Beck, R ERA: 3.86	(1, 1)	8.0	W	31	3	2	2	13	4	0	1	0	0	0	75	117	2.25	0.875				
	(9, 1)	0.1		3	0	2	0	0	1	0	0	0	0	0	5	11	0.00	3.000				
	(9, 1)	0.2	S	5	1	0	0	1	1	0	0	0	0	0	15	21	0.00	3.000				

Batter	1	2	3	4	5	6	7	8	9	AB	R	H	RBI	BB	SO	LOB	BOTTOM				
José Hernández, R OBP: 0.335, SLG: 0.544 (8, 7)	G6-3		F8		1B		F8			5	1	2	0	0	0	0	Arizona Diamondbacks @ Chicago Cubs Wrigley Field, Chicago, IL Wed Jul 01 1998, 3:33 AM CDT Att: 31,002 - Sunny - 86 F				
Mickey Morandini, L OBP: 0.409, SLG: 0.440 (1, 4)										4	3	3	0	0	0	2					
Sammy Sosa, R OBP: 0.387, SLG: 0.680 (1, 9)	F7									4	1	2	2	0	0	3					
Mark Grace, L OBP: 0.420, SLG: 0.498 (1, 3)	G4-3									3	0	2	2	1	0	1					
Henry Rodríguez, L OBP: 0.329, SLG: 0.510 Terrell Lowery, R OBP: 0.353, SLG: 0.286 (1, 7)										3	1	1	0	1	2	3					
										0	0	0	0	0	0	0					
Manny Alexander, R OBP: 0.283, SLG: 0.357 (1, 5)										4	0	0	0	0	0	4					
Tyler Houston, L OBP: 0.280, SLG: 0.385 (1, 2)										2	0	1	1	1	0	0					
Jeff Blausler, R OBP: 0.339, SLG: 0.293 (1, 6)										4	0	0	0	0	0	2					
34 Kerry Wood, R OBP: 0.194, SLG: 0.290 Pedro Valdes, L OBP: 0.222, SLG: 0.235 Terry Adams, R Rod Beck, R (1, 1)										3	0	0	0	0	1	1					
										1	0	0	0	0	0	1					
										0	0	0	0	0	0	0					
										0	0	0	0	0	0	0					
Inning Stats	R: 0 E: 0 K: 0 S: 6	H: 1 LOB: 1 BB: 0 P: 9	R: 1 E: 0 K: 0 S: 9	H: 1 LOB: 0 BB: 0 P: 11	R: 1 E: 0 K: 1 S: 18	H: 1 LOB: 2 BB: 1 P: 29	R: 0 E: 0 K: 0 S: 11	H: 1 LOB: 1 BB: 0 P: 14	R: 2 E: 1 K: 0 S: 14	H: 3 LOB: 1 BB: 1 P: 28	R: 0 E: 0 K: 1 S: 10	H: 0 LOB: 0 BB: 0 P: 14	R: 2 E: 0 K: 1 S: 12	H: 3 LOB: 1 BB: 0 P: 21	R: 0 E: 0 K: 0 S: 13	H: 1 LOB: 2 BB: 1 P: 22	1B: 8 2B: 3 3B: 0 HR: 0	SF: 1 SAC: 0 DP: 1 HBP: 1	WP: 0 PB: 0 SB: 0 CS: 0	PA: 38	
PITCHER	IP	WLS	BF	H	R	ER	SO	BB	IBB	HBP	BLK	WP	HR	S	P	ERA	WHIP				
Amaury Telemaco, R ERA: 3.03 Clint Sodowsky, R ERA: 5.63 Aaron Small, R ERA: 7.05	(1, 1)	6.0	L	27	7	4	3	2	1	0	0	0	0	12	21	18.00	3.000				
	(7, 1)	1.0		6	3	2	2	1	0	0	0	0	0	0	0	0	0				
	(8, 1)	1.0		5	1	0	0	0	1	0	0	0	0	13	22	0.00	2.000				



Batter	1	2	3	4	5	6	7	8	9	AB	R	H	RBI	BB	SO	LOB	TOP										
Andy Fox, L OBP: 0.335, SLG: 0.395 (1, 4)	G4-3		K		K			K		4	0	1	0	0	2	2	Arizona Diamondbacks @ Chicago Cubs Wrigley Field, Chicago, IL Thu Jul 02 1998, 3:33 AM CDT Att: 29,268 - Sunny - 80 F										
Jay Bell, R OBP: 0.331, SLG: 0.409 (1, 6)	K		K		G3-1			K		3	0	0	0	1	2	3											
Travis Lee, L OBP: 0.351, SLG: 0.481 (1, 3)	K				1B			G4-3		3	1	0	0	1	1	2											
Matt Williams, R OBP: 0.322, SLG: 0.463 (1, 5)	CS	G3		1B	G6-3			G5-3		4	0	1	0	0	0	0											
Devon White, S OBP: 0.337, SLG: 0.480 (1, 8)		1B		P4	F7			HR		4	1	2	1	0	0	2											
Jorge Fabregas, L OBP: 0.278, SLG: 0.254 (1, 2)	K			P5				F7		4	0	0	0	0	1	3											
Yamil Benitez, R OBP: 0.307, SLG: 0.432 (1, 7)	K			1B				K		4	0	2	1	0	2	1											
Karim Garcia, L OBP: 0.252, SLG: 0.374 Bobby Chounard, R (7, 1)			1B		K			G4-3		3	0	1	0	0	1	1											
Jeff Suppan, R OBP: 0.304, SLG: 0.273 Efrain Valdez, L (6, 1)			K					G3-1		2	0	1	0	0	1	1											
Brent Brede, L OBP: 0.314, SLG: 0.347 (7, 9)										0	0	0	0	0	0	0											
Inning Stats	R: 0 E: 0 K: 1 S: 9	H: 0 LOB: 0 BB: 1 P: 15	R: 0 E: 0 K: 2 S: 10	H: 1 LOB: 1 BB: 0 P: 15	R: 0 E: 0 K: 3 S: 13	H: 1 LOB: 1 BB: 0 P: 18	R: 1 E: 0 K: 0 S: 8	H: 2 LOB: 2 BB: 1 P: 14	R: 0 E: 0 K: 2 S: 11	H: 1 LOB: 0 BB: 0 P: 15	R: 0 E: 0 K: 0 S: 6	H: 0 LOB: 0 BB: 0 P: 7	R: 0 E: 0 K: 0 S: 6	H: 1 LOB: 0 BB: 0 P: 9	R: 0 E: 0 K: 1 S: 10	H: 1 LOB: 1 BB: 0 P: 16	R: 1 E: 0 K: 1 S: 7	H: 1 LOB: 0 BB: 0 P: 11	1B: 6 2B: 1 3B: 0 HR: 1	SF: 0 SAC: 0 DP: 0 HBP: 0	WP: 0 PB: 0 SB: 2 CS: 2	PA: 35					
PITCHER	IP	WLS	BF	H	R	ER	SO	BB	IBB	HBP	BLK	WP	HR	S	P	ERA	WHIP										
Steve Trachsel, R ERA: 4.22 (1, 1)	7.2	W	29	7	1	1	9	2	0	0	0	0	0	71	105	1.17	1.174										
Terry Mulholland, L ERA: 3.33 (8, 1)	0.1		1	0	0	0	0	0	0	0	0	0	0	2	4	0.00	0.000										
Rod Beck, R ERA: 3.98 (9, 1)	1.0	S	4	1	1	1	1	0	0	0	0	0	1	7	11	9.00	1.000										

Batter	1	2	3	4	5	6	7	8	9	AB	R	H	RBI	BB	SO	LOB	BOTTOM										
José Hernández, R OBP: 0.338, SLG: 0.543 (1, 8)	K		G5-3		1B	1B		1B		4	1	2	2	0	1	0	Arizona Diamondbacks @ Chicago Cubs Wrigley Field, Chicago, IL Thu Jul 02 1998, 3:33 AM CDT Att: 29,268 - Sunny - 80 F										
Mickey Morandini, L OBP: 0.410, SLG: 0.437 (1, 4)	G5-3		E9		1B	BB		F7		2	0	0	0	2	0	1											
Sammy Sosa, R OBP: 0.386, SLG: 0.674 (1, 9)	G5-3		BB		P3			G1-3		3	0	0	0	1	0	3											
Mark Grace, L OBP: 0.418, SLG: 0.495 (1, 3)	F9		G4-3		1B			P6		4	0	1	1	0	0	3											
Henry Rodríguez, L OBP: 0.331, SLG: 0.510 Rod Beck, R (9, 1)		F8		P6		K		1B		4	0	2	0	0	1	2											
Jeff Blauser, R OBP: 0.341, SLG: 0.293 Manny Alexander, R (4, 6)		G5-4-3		SH1-3		SH1-4		P4		0	0	0	0	1	0	0											
Kevin Orte, R OBP: 0.238, SLG: 0.267 (1, 5)	F8		SH1-3		SH1-3			K		3	0	0	0	0	2	3											
Scott Servais, R OBP: 0.267, SLG: 0.283 (1, 2)	G5-4-3		G5-3		G5-3			SH1-4		3	1	0	0	0	0	3											
Steve Trachsel, R OBP: 0.375, SLG: 0.379 Terry Mulholland, R OBP: 0.236, SLG: 0.167 Terrell Lowery, R OBP: 0.333, SLG: 0.267 (8, PH) (9, 8)		G5-3			L7			SH1-4		2	0	0	0	0	0	0											
			G5-3					K		1	0	0	0	0	1	0											
Inning Stats	R: 0 E: 0 K: 1 S: 13	H: 0 LOB: 1 BB: 1 P: 23	R: 0 E: 0 K: 0 S: 7	H: 1 LOB: 1 BB: 1 P: 13	R: 0 E: 1 K: 0 S: 10	H: 0 LOB: 2 BB: 1 P: 20	R: 0 E: 0 K: 0 S: 9	H: 0 LOB: 1 BB: 1 P: 15	R: 1 E: 0 K: 1 S: 12	H: 2 LOB: 2 BB: 1 P: 23	R: 2 E: 0 K: 1 S: 15	H: 2 LOB: 1 BB: 0 P: 23	R: 0 E: 0 K: 0 S: 11	H: 1 LOB: 1 BB: 0 P: 20	R: 0 E: 0 K: 2 S: 7	H: 0 LOB: 0 BB: 0 P: 11	1B: 5 2B: 1 3B: 0 HR: 0	SF: 0 SAC: 2 DP: 1 HBP: 1	WP: 0 PB: 0 SB: 1 CS: 0	PA: 36							
PITCHER	IP	WLS	BF	H	R	ER	SO	BB	IBB	HBP	BLK	WP	HR	S	P	ERA	WHIP										
Jeff Suppan, R ERA: 6.88 (1, 1)	5.2	L	28	5	3	3	3	5	0	1	0	0	0	65	115	4.76	1.765										
Efrain Valdez, L ERA: 4.5 (6, 1)	0.1		1	0	0	0	0	0	0	0	0	0	0	1	2	0.00	0.000										
Bobby Chounard, R ERA: 4.5 (7, 1)	2.0		7	1	0	0	2	0	0	0	0	0	0	18	31	0.00	0.500										

AB	32
R	2
H	8
RBI	2
BB	2
SO	10
LOB	15



Batter	1	2	3	4	5	6	7	8	9	AB	R	H	RBI	BB	SO	LOB	TOP			
Andy Fox, L OBP: 0.340, SLG: 0.399 (1, 4)	G3		1B		G1-6-3 1B		K		G4-6-3 1B HR	5	1	3	0	0	1	0				
Devon White, S OBP: 0.338, SLG: 0.482 (1, 8)	K		P4		G1-6-3 1-2 1B		2B		G4-6-3 1B	5	0	2	0	0	1	2				
Travis Lee, L OBP: 0.351, SLG: 0.480 (1, 3)	1B		K		2B 1B		G6-3		G4-6-3 1-2 2-3 1B	5	0	2	0	0	1	4				
Matt Williams, R OBP: 0.327, SLG: 0.472 Tony Batista, R OBP: 0.293, SLG: 0.378 (7, PR) (7, 4)	P4			3B 2B	1-3 2B		BB		HR	3	1	2	0	1	0	1				
David Dellucci, L OBP: 0.354, SLG: 0.481 (1, 7)	1B			K	P7		G1-3		G3-1	5	0	1	0	0	1	5				
Jay Bell, R OBP: 0.333, SLG: 0.420 (1, 6)	F8			G4-3 2H 3B		G6-3		PB G3-1 2B		4	2	2	1	0	0	1				
Jorge Fabregas, L OBP: 0.277, SLG: 0.254 (1, 2)	K			G4-3 3H 0-0 1B		1B		G3-1		4	0	1	2	0	1	1				
Karim Garcia, L OBP: 0.252, SLG: 0.371 (1, 9)	F7					K		F3-1		4	0	1	0	0	1	2				
Andy Benes, R OBP: 0.257, SLG: 0.290 Brent Brede, L OBP: 0.313, SLG: 0.345 Willie Banks, R OBP: 0.304, SLG: 0.429 Yamil Benitez, R OBP: 0.304, SLG: 0.429 Clint Sodowsky, L OBP: 0.252, SLG: 0.371 (1, 1) (6, PH) (6, PH) (8, PH) (8, 1)			K	G5-3		K		K		2	0	0	0	0	1	1				
Inning Stats	R: 0 E: 0 K: 1 S: 12	H: 1 LOB: 1 BB: 0 P: 18	R: 0 E: 0 K: 1 S: 9	H: 1 LOB: 1 BB: 0 P: 12	R: 0 E: 0 K: 2 S: 11	H: 1 LOB: 1 BB: 0 P: 13	R: 2 E: 0 K: 1 S: 14	H: 3 LOB: 1 BB: 0 P: 21	R: 0 E: 0 K: 2 S: 8	H: 1 LOB: 1 BB: 0 P: 16	R: 0 E: 0 K: 1 S: 9	H: 1 LOB: 2 BB: 1 P: 18	R: 1 E: 0 K: 1 S: 9	H: 1 LOB: 0 BB: 0 P: 11	R: 2 E: 0 K: 0 S: 14	H: 3 LOB: 0 BB: 0 P: 17	1B: 9 2B: 4 3B: 1 HR: 1	SF: 0 SAC: 0 DP: 2 HBP: 0	WP: 0 PB: 1 CS: 0	PA: 41
PITCHER	IP WLS BF H R ER SO BB IBB HBP BLK WP HR S P ERA WHIP																			
Shane Reynolds, R ERA: 3.36 (1, 1)	7.0 W 32 11 2 2 8 1 0 0 0 0 0 74 107 2.57 1.714																			
Doug Henry, R ERA: 3.0 (8, 1)	1.0 4 1 1 1 1 0 0 0 0 0 0 9 11 9.00 1.000																			
Billy Wagner, L ERA: 2.41 (9, 1)	1.0 S 5 3 2 2 0 0 0 0 0 0 1 14 17 18.00 3.000																			

Arizona Diamondbacks @ Houston Astros
Astrodome, Houston, TX

Fri Jul 03 1998, 8:05 PM EDT
Att: 34,382 - Dome - 72 F

AB	40
R	5
H	15
RBI	5
BB	1
SO	9
LOB	18

Batter	1	2	3	4	5	6	7	8	9	AB	R	H	RBI	BB	SO	LOB	BOTTOM			
Craig Biggio, R OBP: 0.396, SLG: 0.514 (1, 4)	K		1B 2B	K		K 1B		F9		5	1	1	0	0	3	1				
Bill Sciers, L OBP: 0.401, SLG: 0.426 (1, 5)	S HR BB		G4-3 2H 5 2B 1B		G6-3 WP 1B	FC5-4 1B		G6-3		4	3	3	1	1	0	1				
Derek Bell, R OBP: 0.373, SLG: 0.520 (1, 9)	1H HR		G4-3		WP G6-3 BB	FC5-4		BB		3	1	1	2	2	0	3				
5 Jeff Bagwell, R OBP: 0.413, SLG: 0.566 (1, 3)	K		E 2B		K		G6-3	L5		5	1	1	1	0	2	4				
Moises Alou, R OBP: 0.389, SLG: 0.587 (1, 7)	G1-3		L1		G6-3		FC4-6 1B			4	0	1	0	0	0	3				
Carl Everett, S OBP: 0.404, SLG: 0.524 (1, 8)		G6-3 1B	E4 FC5-4		WP IBB		FC4-6 BB			3	0	1	0	1	0	1				
Tony Eusebio, R OBP: 0.337, SLG: 0.311 (1, 2)	G6-3		FC5-4		F8		BB			3	0	0	0	1	0	4				
Ricky Gutierrez, R OBP: 0.383, SLG: 0.353 Doug Henry, R OBP: 0.293, SLG: 0.378 Billy Wagner, L OBP: 0.252, SLG: 0.371 (1, 6) (8, 1) (9, 1)				G5-3		G4-3		G4-3		4	0	0	0	0	1	3				
Shane Reynolds, R OBP: 0.130, SLG: 0.174 Tim Bogar, R OBP: 0.235, SLG: 0.234 (1, 1) (8, 6)				K		K		G6-3 1B		3	0	0	0	0	3	1				
Inning Stats	R: 2 E: 0 K: 2 S: 13	H: 1 LOB: 0 BB: 1 P: 22	R: 0 E: 0 K: 2 S: 12	H: 1 LOB: 1 BB: 0 P: 14	R: 3 E: 1 K: 0 S: 13	H: 3 LOB: 1 BB: 0 P: 22	R: 0 E: 0 K: 2 S: 9	H: 0 LOB: 0 BB: 0 P: 13	R: 1 E: 0 K: 1 S: 11	H: 1 LOB: 2 BB: 2 P: 23	R: 0 E: 0 K: 2 S: 11	H: 1 LOB: 0 BB: 0 P: 14	R: 0 E: 0 K: 0 S: 7	H: 1 LOB: 2 BB: 1 P: 15	R: 0 E: 0 K: 0 S: 11	H: 1 LOB: 2 BB: 1 P: 21	1B: 6 2B: 2 3B: 0 HR: 1	SF: 0 SAC: 0 DP: 0 HBP: 0	WP: 3 PB: 0 SB: 1 CS: 0	PA: 40
PITCHER	IP WLS BF H R ER SO BB IBB HBP BLK WP HR S P ERA WHIP																			
Andy Benes, R ERA: 4.73 Willie Banks, R ERA: 8.29 Clint Sodowsky, R ERA: 5.49 (1, 1) (6, 1) (8, 1)	5.0 L 25 6 0 0 2 2 0 0 0 0 1 0 18 29 0.00 1.500																			
	1.0 5 1 0 0 0 1 0 0 0 0 0 0 11 21 0.00 2.000																			

Arizona Diamondbacks @ Houston Astros
Astrodome, Houston, TX

Fri Jul 03 1998, 8:05 PM EDT
Att: 34,382 - Dome - 72 F

AB	35
R	6
H	9
RBI	4
BB	5
SO	9
LOB	21

Batter	1	2	3	4	5	6	7	8	9	AB	R	H	RBI	BB	SO	LOB	TOP										
Andy Fox, L OBP: 0.341, SLG: 0.401 (1, 5)										4	2	1	1	1	1	1	Arizona Diamondbacks @ Houston Astros Astrodome, Houston, TX Sat Jul 04 1998, 8:05 PM EDT Att: 31,477 - Dome - 72 F										
Devon White, S OBP: 0.339, SLG: 0.484 (1, 8)										5	0	2	2	0	0	1											
Jay Bell, R OBP: 0.337, SLG: 0.421 (1, 6)										4	0	2	1	1	0	1											
Travis Lee, L OBP: 0.349, SLG: 0.476 (1, 3)										5	0	1	0	0	0	5											
Kelly Stinnett, R OBP: 0.320, SLG: 0.443 (1, 2)											5	2	2	1	0	4											
David Dellucci, L OBP: 0.361, SLG: 0.484 (1, 9)										3	1	2	0	0	0	0											
Yamil Benitez, R OBP: 0.303, SLG: 0.438 (1, 7)										4	0	1	0	0	1	3											
Danny Klassen, R (1, 4)										1	1	0	0	3	1	1											
Brian Anderson, R OBP: 0.114, SLG: 0.088 Matt Williams, R OBP: 0.326, SLG: 0.470 Bobby Chouinard, R OBP: 0.500, SLG: 2.000 (8, PH) (8, 1) (9, 1)										3	1	0	0	0	1	2											
Inning Stats	R: 0 E: 0 K: 1 S: 12	H: 1 LOB: 1 BB: 0 P: 18	R: 1 E: 0 K: 0 S: 10	H: 2 LOB: 1 BB: 1 P: 16	R: 1 E: 0 K: 0 S: 8	H: 3 LOB: 1 BB: 0 P: 12	R: 3 E: 1 K: 0 S: 9	H: 2 LOB: 2 BB: 2 P: 22	R: 1 E: 0 K: 0 S: 9	H: 2 LOB: 0 BB: 1 P: 17	R: 0 E: 0 K: 1 S: 9	H: 0 LOB: 0 BB: 0 P: 14	R: 0 E: 0 K: 0 S: 5	H: 0 LOB: 0 BB: 0 P: 9	R: 0 E: 0 K: 3 S: 10	H: 0 LOB: 1 BB: 0 P: 14		R: 1 E: 1 K: 0 S: 11	H: 1 LOB: 1 BB: 1 P: 19	1B: 6 2B: 4 3B: 1 HR: 1	SF: 0 SAC: 0 DP: 4 HBP: 1	WP: 1 PB: 0 SB: 0 CS: 2	PA: 42				
PITCHER	IP	WLS	BF	H	R	ER	SO	BB	IBB	HBP	BLK	WP	HR	S	P	ERA	WHIP										
Mike Hampton, L ERA: 2.93 Bob Scanlan, R ERA: 3.09 Trever Miller, L ERA: 2.97 C.J. Nitkowski, L ERA: 3.12	(1, 1) (5, 1) (6, 1) (8, 1)	4.1 0.2 2.0 2.0	L 1 6 9	25 0 0 1	10 0 0 1	6 0 0 1	3 0 1 3	3 1 0 1	0 0 0 0	0 0 0 1	0 0 0 0	1 0 0 0	1 2 14 21	78 2 3 33	6.23 0.00 0.00 4.50	3.000 1.500 0.000 1.000											

Batter	1	2	3	4	5	6	7	8	9	AB	R	H	RBI	BB	SO	LOB	BOTTOM										
Craig Biggio, R OBP: 0.398, SLG: 0.512 (1, 4)											3	0	1	1	0	0	Arizona Diamondbacks @ Houston Astros Astrodome, Houston, TX Sat Jul 04 1998, 8:05 PM EDT Att: 31,477 - Dome - 72 F										
Ricky Gutierrez, R OBP: 0.380, SLG: 0.350 (1, 6)											5	0	1	1	0	2											
Derek Bell, R OBP: 0.373, SLG: 0.518 (1, 9)											5	0	2	0	0	3											
5 Jeff Bagwell, R OBP: 0.414, SLG: 0.565 (1, 3)											4	1	2	0	0	1											
Moises Alou, R OBP: 0.387, SLG: 0.586 (1, 7)											4	0	1	1	0	3											
Carl Everett, S OBP: 0.402, SLG: 0.519 (1, 8)										4	0	1	0	0	1	2											
Sean Berry, R OBP: 0.365, SLG: 0.442 (1, 5)										4	2	2	0	0	2												
Brad Ausmus, R OBP: 0.354, SLG: 0.347 (1, 2)										2	1	2	1	1	0	0											
Mike Hampton, R ERA: 2.86 Bob Scanlan, R ERA: 3.09 J.R. Phillips, L ERA: 2.97 Trever Miller, L ERA: 3.12 Bill Spillers, L ERA: 4.85 C.J. Nitkowski, L ERA: 3.86 35 Dave Clark, L ERA: 3.86 (1, 1) (5, 1) (5, PH) (6, 1) (7, PH) (8, 1) (9, PH)										1	0	0	0	0	1	0											
Inning Stats	R: 0 E: 0 K: 1 S: 9	H: 2 LOB: 2 BB: 0 P: 13	R: 1 E: 0 K: 1 S: 9	H: 1 LOB: 0 BB: 0 P: 13	R: 0 E: 0 K: 1 S: 6	H: 0 LOB: 0 BB: 0 P: 9	R: 0 E: 0 K: 1 S: 9	H: 1 LOB: 0 BB: 0 P: 13	R: 1 E: 0 K: 0 S: 4	H: 1 LOB: 1 BB: 0 P: 9	R: 0 E: 0 K: 1 S: 13	H: 2 LOB: 1 BB: 0 P: 19	R: 1 E: 0 K: 0 S: 9	H: 1 LOB: 1 BB: 1 P: 21	1B: 10 2B: 1 3B: 1 HR: 0	SF: 1 SAC: 0 DP: 2 HBP: 2		WP: 1 PB: 0 SB: 2 CS: 1	PA: 40								
PITCHER	IP	WLS	BF	H	R	ER	SO	BB	IBB	HBP	BLK	WP	HR	S	P	ERA	WHIP										
Brian Anderson, L ERA: 4.04 Bobby Chouinard, R ERA: 4.85 Gregg Olson, R ERA: 3.86	(1, 1) (8, 1) (9, 1)	7.0 1.0 1.0	W 5 5	29 2 1	2 1 1	2 1 1	3 1 0	0 0 1	0 0 0	0 0 0	0 0 0	1 0 0	59 13 9	92 19 21	2.57 9.00 9.00	1.286 2.000 2.000											



Batter	1	2	3	4	5	6	7	8	9	AB	R	H	RBI	BB	SO	LOB	TOP								
Reggie Sanders, R OBP: 0.338, SLG: 0.440 (1, 8)	2-2 SH3 2B	1-0 FC6-4 1B			0-0 G5-3			2-2 G6-3	1-1 G5-3	5	1	2	0	0	0	2									
Chris Stynes, R OBP: 0.316, SLG: 0.346 (1, 9)	0-0 SH3	3-2 FC6-4			0-0 G5-3			0-1 P4		2	0	0	0	0	0	2									
Melvin Nieves, S OBP: 0.396, SLG: 0.341 (8, PH) (8, 9)										1	0	0	0	0	0	0									
Barry Larkin, R OBP: 0.387, SLG: 0.493 (1, 6)	1-1 2B			1-3 K		0-2 FC2-5 2B		0-1 HR		4	1	3	2	0	1	0									
Bret Boone, R OBP: 0.332, SLG: 0.458 (1, 4)				2-1 G5-3		0-0 FC2-5 G6-4-3		0-0 G5-3		4	0	0	0	0	1	2									
Dmitri Young, S OBP: 0.355, SLG: 0.489 (1, 7)	2-2 F9			2-3 K		0-0 G6-4-3			1-1 HR	4	0	1	0	0	1	2									
61 Mike Frank, L OBP: 0.271, SLG: 0.278 (9, PR) (9, 7)										0	1	0	0	0	0	0									
Paul Konerko, R OBP: 0.281, SLG: 0.353 (1, 3)		1-1 L7			0-0 G4-6-3 1B			1-1 G1-6-3 1B	1-0 HR	4	1	3	2	0	0	0									
Pokey Reese, R OBP: 0.333, SLG: 0.354 (1, 5)		1-2 2B			2-0 G4-6-3 1B			0-0 G1-6-3	2-2 2B SH3-4 1B	1	1	1	0	0	0	0									
Willie Greene, L OBP: 0.382, SLG: 0.434 (2, 5)					1-2 1B			2-2 1B		3	0	1	0	0	0	2									
Brook Fordyce, R OBP: 0.309, SLG: 0.370 (1, 2)		0-0 1B			1-2 L7			2-2 1B	3-3 K	3	0	2	1	0	0	0									
Eddie Taubensee, L OBP: 0.391, SLG: 0.430 (8, 2)		1-H 2B							SAFE	1	0	0	0	0	1	1									
Pete Harnisch, S OBP: 0.136, SLG: 0.116 (1, 1)		1-0 G1-3						0-0 F9	0-1 SH3-4	3	0	0	0	0	0	2									
Rick Krivda, R (7, 1)										0	0	0	0	0	0	0									
26 John Hudek, S (8, 1)										0	0	0	0	0	0	0									
Inning Stats	R: 1 E: 0 K: 1 S: 14	H: 2 LOB: 1 BB: 0 P: 20	R: 1 E: 0 K: 0 S: 12	H: 3 LOB: 2 BB: 0 P: 19	R: 0 E: 0 K: 2 S: 8	H: 0 LOB: 0 BB: 0 P: 13	R: 0 E: 0 K: 0 S: 5	H: 1 LOB: 1 BB: 0 P: 8	R: 0 E: 0 K: 0 S: 3	H: 0 LOB: 0 BB: 0 P: 3	R: 0 E: 0 K: 0 S: 5	H: 1 LOB: 1 BB: 0 P: 5	R: 0 E: 0 K: 0 S: 8	H: 2 LOB: 1 BB: 0 P: 11	R: 1 E: 0 K: 0 S: 9	H: 1 LOB: 0 BB: 0 P: 11	R: 2 E: 0 K: 1 S: 13	H: 3 LOB: 2 BB: 0 P: 21	1B: 7 2B: 4 3B: 0 HR: 2	SF: 0 SAC: 2 DP: 3 HBP: 0	WP: 0 PB: 0 SB: 0 CS: 0	PA: 37			
PITCHER	IP	WLS	BF	H	R	ER	SO	BB	IBB	HBP	BLK	WP	HR	S	P	ERA	WHIP								
Brian Anderson, L ERA: 4.07 (1, 1)	8.0	L	32	11	4	4	3	0	0	0	0	0	1	66	93	4.50	1.375								
Alan Embree, L ERA: 4.07 (9, 1)	0.2		4	2	1	1	1	0	0	0	0	0	1	9	15	13.50	3.000								
Bobby Chouinard, R ERA: 4.73 (9, 1)	0.1		1	0	0	0	0	0	0	0	0	0	0	2	3	0.00	0.000								

Cincinnati Reds @ Arizona Diamondbacks
Bank One Ballpark, Phoenix, AZ
Sun Jul 12 1998, 10:05 PM EDT
Att: 42,329 - Dome - 72 F

AB 35
R 5
H 13
RBI 5
BB 0
SO 4
LOB 13



Batter	1	2	3	4	5	6	7	8	9	AB	R	H	RBI	BB	SO	LOB	BOTTOM									
Andy Fox, L OBP: 0.336, SLG: 0.390 (1, 7)	1-0 G6-3		1-0 G3		3-2 F8		0-0 FC9-2			3	0	0	0	0	0	0										
Yamil Benitez, R OBP: 0.306, SLG: 0.429 (7, PH) (8, 7)										1	0	0	0	0	0	2										
Danny Klassen, R OBP: 0.450, SLG: 0.563 (1, 4)	1-3 K			0-0 G1-6-3		0-1 G6-3 2B		1-2 G4-6-3 1B		4	0	2	0	0	1	0										
Travis Lee, L OBP: 0.356, SLG: 0.480 (1, 3)	4-2 FC4-6 BB			2-2 1B 2B		2-3 K		0-3 K		3	1	1	0	1	2	2										
Matt Williams, R OBP: 0.319, SLG: 0.456 (1, 5)	2-1 FC4-6			0-0 P7		3-2 G6-3		1-1 G4-6-3		4	0	0	0	0	0	4										
David Dellucci, L OBP: 0.349, SLG: 0.459 (1, 8)			1-3 K		1-0 2B		1-3 K		1-2 G6-3	4	1	1	0	0	2	1										
Tony Batista, R OBP: 0.308, SLG: 0.432 (1, 6)		0-0 G4-3		1-1 1B			1-2 HR		2-2 1B	4	1	3	3	0	0	0										
Jorge Fabregas, L OBP: 0.276, SLG: 0.256 (1, 2)		2-0 P5		1-3 K			1-2 G3-1		2-3 K	4	0	0	0	0	2	2										
Karim Garcia, L OBP: 0.250, SLG: 0.363 (1, 9)			1-2 G4-3		1-3 K		0-0 1B FC9-2 1B		2-1 F7	4	0	1	0	0	1	1										
Brian Anderson, R OBP: 0.132, SLG: 0.108 (1, 1)			2-2 G1-3		0-3 K		1-0 1B			3	0	1	0	0	1	0										
Alan Embree, L (9, 1)										0	0	0	0	0	0	0										
Bobby Chouinard, R (9, 1)										0	0	0	0	0	0	0										
Inning Stats	R: 0 E: 0 K: 1 S: 11	H: 0 LOB: 1 BB: 1 P: 19	R: 0 E: 0 K: 1 S: 5	H: 0 LOB: 0 BB: 0 P: 8	R: 0 E: 0 K: 0 S: 7	H: 0 LOB: 0 BB: 0 P: 11	R: 2 E: 0 K: 1 S: 11	H: 3 LOB: 1 BB: 0 P: 16	R: 0 E: 0 K: 2 S: 9	H: 0 LOB: 0 BB: 0 P: 13	R: 0 E: 0 K: 2 S: 14	H: 1 LOB: 1 BB: 0 P: 20	R: 1 E: 0 K: 0 S: 11	H: 3 LOB: 1 BB: 0 P: 14	R: 0 E: 0 K: 1 S: 10	H: 1 LOB: 0 BB: 0 P: 12	R: 0 E: 0 K: 1 S: 12	H: 1 LOB: 1 BB: 0 P: 19	1B: 6 2B: 3 3B: 0 HR: 1	SF: 0 SAC: 0 DP: 2 HBP: 0	WP: 0 PB: 0 SB: 0 CS: 0	PA: 35				
PITCHER	IP	WLS	BF	H	R	ER	SO	BB	IBB	HBP	BLK	WP	HR	S	P	ERA	WHIP									
Pete Harnisch, R ERA: 3.09 (1, 1)	6.1		27	7	3	3	7	1	0	0	0	0	0	0	0	0	4.26	1.263								
Rick Krivda, L ERA: 3.9 (7, 1)	1.0		3	1	0	0	1	0	0	0	0	0	0	9	10	0.00	1.000									
26 John Hudek, R ERA: 3.34 (8, 1)	1.2	W	5	1	0	0	1	0	0	0	0	0	0	14	22	0.00	0.600									

Cincinnati Reds @ Arizona Diamondbacks
Bank One Ballpark, Phoenix, AZ
Sun Jul 12 1998, 10:05 PM EDT
Att: 42,329 - Dome - 72 F

AB 34
R 3
H 9
RBI 3
BB 1
SO 9
LOB 12



Batter	1	2	3	4	5	6	7	8	9	AB	R	H	RBI	BB	SO	LOB	TOP			
Craig Biggio, R OBP: 0.388, SLG: 0.500 (1, 4)										4	0	1	0	1	0	1				
Bill Spillers, L OBP: 0.386, SLG: 0.400 (1, 5)										5	0	1	1	0	1	3				
Derek Bell, R OBP: 0.369, SLG: 0.503 (1, 9)										4	0	1	0	0	0	2				
5 Jeff Bagwell, R OBP: 0.405, SLG: 0.555 (1, 3)										3	0	0	0	1	0	1				
Moises Alou, R OBP: 0.376, SLG: 0.568 (1, 7)										4	0	0	0	0	0	3				
Carl Everett, S OBP: 0.399, SLG: 0.519 (1, 8)										3	1	1	0	1	0	0				
Ricky Gutierrez, R OBP: 0.368, SLG: 0.347 (1, 6)										4	0	0	0	0	2	3	AB 35			
Brad Ausmus, R OBP: 0.354, SLG: 0.349 (1, 2)										4	1	0	0	0	0	4	R 3			
Pete Schourek, L OBP: 0.154, SLG: 0.231 (1, 1)										2	1	1	2	0	0	0	H 5			
35 Dave Clark, L OBP: 0.253, SLG: 0.202 (7, PH)										1	0	0	0	0	1	0	RBI 3			
Mike Magnante, L OBP: 1.000, SLG: 1.000 (7, 1)										0	0	0	0	0	0	0	BB 3			
J.R. Phillips, L OBP: 0.308, SLG: 0.333 (9, PH)										1	0	0	0	0	0	1	SO 4			
Inning Stats	R: 0 E: 1 K: 0 S: 15	H: 1 LOB: 2 BB: 0 P: 23	R: 0 E: 0 K: 0 S: 8	H: 0 LOB: 0 BB: 0 P: 13	R: 0 E: 0 K: 0 S: 4	H: 0 LOB: 0 BB: 0 P: 6	R: 0 E: 0 K: 0 S: 4	H: 0 LOB: 0 BB: 0 P: 7	R: 3 E: 1 K: 1 S: 16	H: 3 LOB: 1 BB: 0 P: 26	R: 0 E: 0 K: 2 S: 14	H: 0 LOB: 1 BB: 1 P: 29	R: 0 E: 0 K: 0 S: 6	H: 0 LOB: 0 BB: 0 P: 6	R: 0 E: 1 K: 0 S: 13	H: 1 LOB: 2 BB: 0 P: 21	1B: 4 2B: 1 3B: 0 HR: 0	SF: 0 SAC: 0 DP: 0 HBP: 0	WP: 0 PB: 0 SB: 0 CS: 0	PA: 38
PITCHER	IP WLS BF H R ER SO BB IBB HBP BLK WP HR S P ERA WHIP																			
Amaury Telemaco, R ERA: 2.92 (1, 1)	5.1 W 24 4 3 1 1 2 0 0 0 0 0 55 94 1.69 1.125																			
Bobby Chouinard, R ERA: 3.94 (6, 1)	2.2 9 0 0 0 3 1 0 0 0 0 0 24 34 0.00 0.375																			
Gregg Olson, R ERA: 4.38 (9, 1)	1.0 S 5 1 0 0 0 0 0 0 0 0 0 13 21 0.00 1.000																			

Houston Astros @ Arizona Diamondbacks
Bank One Ballpark, Phoenix, AZ
Mon Jul 13 1998, 10:05 PM EDT
Att: 40,007 - Dome - 72 F

AB 35
R 3
H 5
RBI 3
BB 3
SO 4
LOB 18



Batter	1	2	3	4	5	6	7	8	9	AB	R	H	RBI	BB	SO	LOB	BOTTOM			
Devon White, S OBP: 0.336, SLG: 0.473 (1, 8)										4	0	2	0	0	0	0				
Danny Klassen, R OBP: 0.458, SLG: 0.700 (1, 4)										4	1	2	1	0	0	2				
Matt Williams, R OBP: 0.319, SLG: 0.452 (1, 5)										3	1	0	0	1	1	3				
Travis Lee, L OBP: 0.353, SLG: 0.474 (1, 3)										4	0	0	0	0	1	3				
Jay Bell, R OBP: 0.346, SLG: 0.421 (1, 6)										2	1	0	0	1	1	1				
Yamil Benitez, R OBP: 0.305, SLG: 0.423 (1, 9)										4	0	1	1	0	0	2				
Karim Garcia, L OBP: 0.250, SLG: 0.363 (8, 9)										0	0	0	0	0	0	0				
David Dellucci, L OBP: 0.351, SLG: 0.466 (1, 7)										3	1	1	1	1	1	2	AB 31			
Damian Miller, R OBP: 0.373, SLG: 0.481 (1, 2)										3	1	1	1	0	1	4	R 5			
Bobby Chouinard, R OBP: 0.313, SLG: 0.345 (6, 1)										0	0	0	0	0	0	0	H 7			
Brent Bredle, L OBP: 0.313, SLG: 0.345 (8, PH)										1	0	0	0	0	0	0	RBI 5			
Gregg Olson, R OBP: 0.500, SLG: 2.000 (9, 1)										0	0	0	0	0	0	0	BB 3			
Amaury Telemaco, R OBP: 0.077, SLG: 0.083 (1, 1)										1	0	0	1	0	0	2	SO 6			
Kelly Stinnett, R OBP: 0.315, SLG: 0.433 (6, 2)										2	0	0	0	0	1	0	LOB 19			
Inning Stats	R: 0 E: 0 K: 0 S: 7	H: 1 LOB: 1 BB: 0 P: 11	R: 0 E: 0 K: 2 S: 10	H: 1 LOB: 2 BB: 0 P: 12	R: 0 E: 0 K: 1 S: 8	H: 1 LOB: 1 BB: 0 P: 14	R: 3 E: 0 K: 0 S: 10	H: 2 LOB: 0 BB: 1 P: 20	R: 2 E: 0 K: 1 S: 16	H: 1 LOB: 2 BB: 2 P: 30	R: 0 E: 0 K: 1 S: 7	H: 1 LOB: 1 BB: 0 P: 10	R: 0 E: 0 K: 1 S: 7	H: 0 LOB: 0 BB: 0 P: 9	R: 0 E: 0 K: 1 S: 6	H: 0 LOB: 0 BB: 0 P: 8	1B: 3 2B: 1 3B: 2 HR: 1	SF: 1 SAC: 0 DP: 0 HBP: 1	WP: 1 PB: 0 SB: 1 CS: 0	PA: 36
PITCHER	IP WLS BF H R ER SO BB IBB HBP BLK WP HR S P ERA WHIP																			
Pete Schourek, L ERA: 4.35 (1, 1)	6.0 L 30 7 5 5 4 3 0 0 1 0 0 1 58 97 7.50 1.667																			
Mike Magnante, L ERA: 5.61 (7, 1)	2.0 6 0 0 0 2 0 0 0 0 0 0 13 17 0.00 0.000																			

Houston Astros @ Arizona Diamondbacks
Bank One Ballpark, Phoenix, AZ
Mon Jul 13 1998, 10:05 PM EDT
Att: 40,007 - Dome - 72 F

AB 31
R 5
H 7
RBI 5
BB 3
SO 6
LOB 19



Batter	1	2	3	4	5	6	7	8	9	AB	R	H	RBI	BB	SO	LOB	TOP										
Craig Biggio, R OBP: 0.388, SLG: 0.500 (1, 4)	L7		FC2-5 2B	L6			1B BB		G6-3	4	0	1	0	1	0	2											
Ricky Gutierrez, R OBP: 0.370, SLG: 0.350 (1, 6)	CS 1B		FC2-5 HR	K			L4-3 1B			4	1	2	0	0	1	1											
Derek Bell, R OBP: 0.368, SLG: 0.508 (1, 9)	L8		HR		F7		L4-3			4	1	1	2	0	0	3											
5 Jeff Bagwell, R OBP: 0.403, SLG: 0.549 (1, 3)	BB		G5-3		K			G6-3		3	0	0	0	1	1	0											
Moises Alou, R OBP: 0.377, SLG: 0.577 (1, 7)	CS		HR		K			F7-6-4 1B		4	1	2	1	0	2	0											
Carl Everett, S OBP: 0.400, SLG: 0.519 (1, 8)		F9 1B	2B	1B		K		F7-6-4		4	1	2	0	0	1	1											
Sean Berry, R OBP: 0.371, SLG: 0.452 (1, 5)		FC4-6 1B	2B		G6-3			1B 2B		4	0	3	1	0	0	0											
Tony Eusebio, R OBP: 0.336, SLG: 0.314 (1, 2)		F9	K		L3			L4		4	0	0	0	0	1	4											
Shane Reynolds, R OBP: 0.115, SLG: 0.154 Doug Henry, R (8, 1)	FC4-6			G4-3			K		G6-3	3	0	0	0	0	1	2											
Billy Wagner, L OBP: 0.500, SLG: 0.500 (8, 1)	1-2							G6-3		1	0	1	0	0	0	0											
Inning Stats	R: 0 E: 0 K: 0 S: 6	H: 1 LOB: 1 BB: 1 P: 14	R: 0 E: 0 K: 1 S: 13	H: 2 LOB: 2 BB: 0 P: 21	R: 4 E: 0 K: 1 S: 11	H: 5 LOB: 1 BB: 0 P: 19	R: 0 E: 0 K: 1 S: 7	H: 0 LOB: 0 BB: 0 P: 12	R: 0 E: 0 K: 2 S: 9	H: 0 LOB: 0 BB: 0 P: 17	R: 0 E: 0 K: 1 S: 5	H: 0 LOB: 0 BB: 0 P: 8	R: 0 E: 0 K: 1 S: 10	H: 1 LOB: 1 BB: 1 P: 16	R: 0 E: 0 K: 0 S: 8	H: 1 LOB: 0 BB: 0 P: 13	R: 0 E: 0 K: 0 S: 8	H: 2 LOB: 1 BB: 0 P: 9	1B: 7 2B: 5 3B: 0 HR: 2	SF: 0 SAC: 0 DP: 3 HBP: 0	WP: 0 PB: 0 SB: 0 CS: 1	PA: 38					
PITCHER	IP	WLS	BF	H	R	ER	SO	BB	IBB	HBP	BLK	WP	HR	S	P	ERA	WHIP										
Omar Daal, L ERA: 3.06 Willie Banks, R ERA: 7.57 Aaron Small, R ERA: 6.58	(1, 1) (6, 1) (8, 1)	5.0 2.0 2.0	L 7 7	23 1 3	8 0 0	4 0 0	5 2 0	1 1 0	0 0 0	0 0 0	0 0 0	0 0 0	2 15 16	46 24 22	83 24 22	7.20 0.00 0.00	1.800 1.000 1.500										

Houston Astros @ Arizona Diamondbacks
Bank One Ballpark, Phoenix, AZ
Tue Jul 14 1998, 10:05 PM EDT
Att: 40,419 - Dome - 72 F

AB 35
R 4
H 12
RBI 4
BB 2
SO 7
LOB 13



Batter	1	2	3	4	5	6	7	8	9	AB	R	H	RBI	BB	SO	LOB	BOTTOM										
Andy Fox, L OBP: 0.335, SLG: 0.387 (1, 9)	G4-6-3 1B		G3		G4-3			G4-3		4	0	1	0	0	0	0											
Devon White, S OBP: 0.332, SLG: 0.468 (1, 8)	G4-6-3		G5-3			G1-3		K		4	0	0	0	0	1	1											
Travis Lee, L OBP: 0.354, SLG: 0.473 (1, 3)	WP 1B BB		K			P7		E 1B		3	1	1	0	1	1	0											
Matt Williams, R OBP: 0.321, SLG: 0.451 (1, 5)	G5-3			G5-3		BB		E5		3	0	1	1	1	0	1											
David Dellucci, L OBP: 0.347, SLG: 0.460 Tony Batista, R OBP: 0.305, SLG: 0.427 Yamil Benitez, R OBP: 0.305, SLG: 0.423 (1, 7) (8, PH) (9, 7)	G4-3			K		K		K		3	0	0	0	0	2	2											
Jay Bell, R OBP: 0.345, SLG: 0.417 (1, 6)		K		BB		G5-3		G1-4-3		3	0	0	0	1	1	0											
Jorge Fabregas, L OBP: 0.277, SLG: 0.258 Kelly Stinnett, R OBP: 0.314, SLG: 0.430 (1, 2) (9, PH)	FC4-6 1B			P7		P4		K		3	0	1	0	0	0	1											
Danny Klassen, R OBP: 0.429, SLG: 0.750 (1, 4)	FC4-6			K		HR		K		4	1	1	1	0	2	1											
Omar Daal, L OBP: 0.190, SLG: 0.056 Brent Brede, L OBP: 0.312, SLG: 0.343 Willie Banks, R Karim Garcia, L OBP: 0.249, SLG: 0.360 Aaron Small, R (1, 1) (5, PH) (6, 1) (7, PH) (8, 1)	K			G6-3		F8				1	0	0	0	0	1	1											
Inning Stats	R: 1 E: 0 K: 0 S: 10	H: 2 LOB: 1 BB: 1 P: 20	R: 0 E: 0 K: 2 S: 9	H: 1 LOB: 0 BB: 0 P: 15	R: 0 E: 0 K: 1 S: 8	H: 0 LOB: 0 BB: 0 P: 9	R: 0 E: 0 K: 1 S: 11	H: 0 LOB: 1 BB: 1 P: 17	R: 0 E: 0 K: 1 S: 7	H: 0 LOB: 0 BB: 0 P: 11	R: 0 E: 0 K: 1 S: 8	H: 0 LOB: 1 BB: 1 P: 15	R: 1 E: 0 K: 0 S: 12	H: 1 LOB: 0 BB: 0 P: 18	R: 0 E: 1 K: 2 S: 16	H: 1 LOB: 2 BB: 0 P: 20	R: 0 E: 0 K: 2 S: 8	H: 0 LOB: 0 BB: 0 P: 10	1B: 4 2B: 0 3B: 0 HR: 1	SF: 0 SAC: 0 DP: 1 HBP: 0	WP: 1 PB: 0 SB: 0 CS: 0	PA: 35					
PITCHER	IP	WLS	BF	H	R	ER	SO	BB	IBB	HBP	BLK	WP	HR	S	P	ERA	WHIP										
Shane Reynolds, R ERA: 3.33 Doug Henry, R ERA: 2.1 Billy Wagner, L ERA: 2.65	(1, 1) (8, 1) (8, 1)	7.2 0.0 1.1	W 1 S	30 0 4	5 0 0	2 0 0	7 0 3	3 0 0	0 0 0	0 0 0	0 0 0	0 0 0	1 1 11	77 1 14	20 1 14	2.35 0.00 0.000	1.043 0.000 0.000										

Houston Astros @ Arizona Diamondbacks
Bank One Ballpark, Phoenix, AZ
Tue Jul 14 1998, 10:05 PM EDT
Att: 40,419 - Dome - 72 F

AB 32
R 2
H 5
RBI 2
BB 3
SO 10
LOB 9



Batter	1	2	3	4	5	6	7	8	9	AB	R	H	RBI	BB	SO	LOB	TOP					
Neft Perez, S OBP: 0.322, SLG: 0.388 (1, 6)	P3		1-2 1B		1-2 2H 3H 1B		F3		G4-3	5	0	2	2	0	0	0	Colorado Rockies @ Arizona Diamondbacks Bank One Ballpark, Phoenix, AZ Fri Jul 17 1998, 10:05 PM EDT Att: 46,322 - Dome - 72 F livebaseballscorecards.com					
Ellis Burks, R OBP: 0.354, SLG: 0.511 (1, 8)	F9		P4		FC6-4 BB		1-2 1B		FC5-4 1B	4	0	2	0	1	0	2						
Dante Bichette, R OBP: 0.355, SLG: 0.519 (1, 7)	K			F8	FC6-4		F8		FC5-4	5	0	0	0	0	1	3						
Larry Walker, L OBP: 0.397, SLG: 0.549 (1, 9)		G4-3		G4-3		F8	K			4	0	0	0	0	1	1						
Vinny Castilla, R OBP: 0.356, SLG: 0.596 (1, 5)	P7			2B		P8			HR	4	1	2	1	0	0	0						
17 Todd Helton, L OBP: 0.357, SLG: 0.508 (1, 3)	P7			G4-3		HR		L3		4	1	1	0	0	0	1						
3 Mike Lansing, R OBP: 0.307, SLG: 0.358 (1, 4)			P9		SH2-4 1B	HR		F9		4	2	2	0	0	0	0						
Jeff Reed, L OBP: 0.365, SLG: 0.449 (1, 2)			G4-3		SH2-4 1B	HR		K		4	2	2	3	0	1	0						
Pedro Astacio, R OBP: 0.189, SLG: 0.171 (5, 1)			E1		SH2-4	G5-3			P9	1	0	0	0	0	0	0						
7 Kurt Abbott, R OBP: 0.228, SLG: 0.324 (6, 1)					1-2 2-3					1	0	0	0	0	0	0						
Inning Stats	R: 0 E: 0 K: 1 S: 9	H: 0 LOB: 0 BB: 0 P: 11	R: 0 E: 0 K: 0 S: 6	H: 0 LOB: 0 BB: 0 P: 10	R: 0 E: 0 K: 0 S: 15	H: 1 LOB: 2 BB: 0 P: 20	R: 0 E: 0 K: 0 S: 6	H: 1 LOB: 1 BB: 0 P: 10	R: 2 E: 0 K: 0 S: 8	H: 3 LOB: 1 BB: 1 P: 15	R: 3 E: 0 K: 0 S: 14	H: 3 LOB: 0 BB: 1 P: 24	R: 0 E: 0 K: 1 S: 10	H: 1 LOB: 1 BB: 0 P: 14	R: 1 E: 0 K: 1 S: 10	H: 1 LOB: 0 BB: 0 P: 15	R: 0 E: 0 K: 0 S: 9	H: 1 LOB: 1 BB: 0 P: 13	1B: 8 2B: 1 3B: 0 HR: 2	SF: 0 SAC: 1 DP: 0 HBP: 0	WP: 0 PB: 0 SB: 0 CS: 0	PA: 39
PITCHER	IP WLS BF H R ER SO BB IBB HBP BLK WP HR S P ERA WHIP																					
Willie Blair, R ERA: 5.11 (1, 1)	6.0 W 27 8 5 5 1 1 0 0 0 0 1 58 90 7.50 1.500																					
Bobby Chouinard, R ERA: 4.0 (7, 1)	2.0 8 2 1 1 2 0 0 0 0 0 1 20 29 4.50 1.000																					
Gregg Olson, R ERA: 4.15 (9, 1)	1.0 S 4 1 0 0 0 0 0 0 0 0 0 9 13 0.00 1.000																					

Batter	1	2	3	4	5	6	7	8	9	AB	R	H	RBI	BB	SO	LOB	BOTTOM					
Andy Fox, L OBP: 0.340, SLG: 0.394 (1, 5)	G6-3 1B			BB	1-2 1B		K		F7	5	2	2	1	1	1	5	Colorado Rockies @ Arizona Diamondbacks Bank One Ballpark, Phoenix, AZ Fri Jul 17 1998, 10:05 PM EDT Att: 46,322 - Dome - 72 F livebaseballscorecards.com					
Gregg Olson, R OBP: 0.500, SLG: 2.000 (9, 1)		F9			1-3 3H 2B					0	0	0	0	0	0	0						
Danny Klassen, R OBP: 0.410, SLG: 0.606 (1, 4)	K		2B	HR	1B		F9			4	2	1	0	1	1	1						
David Dellucci, L OBP: 0.351, SLG: 0.462 (1, 7)	G6-3		F7		1-3 1B					5	0	2	0	0	1	5						
Travis Lee, L OBP: 0.359, SLG: 0.484 (1, 3)	1B		HR	2B	FC5-4 BB		K			4	1	3	3	1	1	1						
Devon White, S OBP: 0.331, SLG: 0.468 (1, 8)				FC5-4	FC6-4					4	1	1	3	1	1	6						
Jay Bell, R OBP: 0.343, SLG: 0.427 (1, 6)	K		K	HR		G1-3		P7		5	1	1	0	0	2	2						
Karim Garcia, L OBP: 0.281, SLG: 0.383 (1, 9)		G6-3			G4-3					4	0	2	0	1	0	1						
Kelly Stinnett, R OBP: 0.332, SLG: 0.444 (1, 2)	K			FC1-6 BB						2	0	0	0	3	2	2						
Willie Blair, R OBP: 0.108, SLG: 0.087 (5, 1)					2B					2	2	0	0	1	0	2						
Inning Stats	R: 1 E: 0 K: 2 S: 14	H: 1 LOB: 2 BB: 2 P: 29	R: 0 E: 0 K: 1 S: 10	H: 1 LOB: 1 BB: 0 P: 13	R: 3 E: 0 K: 1 S: 9	H: 3 LOB: 0 BB: 0 P: 11	R: 1 E: 0 K: 1 S: 10	H: 1 LOB: 3 BB: 3 P: 27	R: 4 E: 1 K: 1 S: 20	H: 4 LOB: 2 BB: 1 P: 34	R: 0 E: 0 K: 2 S: 11	H: 1 LOB: 1 BB: 1 P: 18	R: 0 E: 0 K: 2 S: 11	H: 1 LOB: 1 BB: 0 P: 13	R: 0 E: 0 K: 1 S: 11	H: 0 LOB: 2 BB: 2 P: 22	R: 0 E: 0 K: 1 S: 11	H: 0 LOB: 2 BB: 2 P: 22	1B: 7 2B: 3 3B: 1 HR: 1	SF: 0 SAC: 0 DP: 0 HBP: 0	WP: 0 PB: 0 SB: 3 CS: 0	PA: 46
PITCHER	IP WLS BF H R ER SO BB IBB HBP BLK WP HR S P ERA WHIP																					
Pedro Astacio, R ERA: 6.3 (5, 1)	4.2 L 27 7 7 6 0 0 6 0 0 0 0 0 50 94 11.57 2.786																					
Mike Munoz, L ERA: 5.54 (5, 1)	0.1 5 3 2 0 0 0 0 0 0 0 0 0 13 20 0.00 9.000																					
David Wainhouse, R ERA: 5.06 (6, 1)	0.1 3 1 0 0 0 0 1 0 0 0 0 0 5 11 0.00 6.000																					
Chuck McElroy, L ERA: 1.55 (6, 1)	1.2 6 1 0 0 3 0 0 0 0 0 0 0 17 20 0.00 0.600																					
Curt Leskanic, R ERA: 4.3 (8, 1)	1.0 5 0 0 0 1 2 0 0 0 0 0 0 11 22 0.00 2.000																					

Batter	1	2	3	4	5	6	7	8	9	AB	R	H	RBI	BB	SO	LOB	TOP					
3 Mike Lansing, R OBP: 0.306, SLG: 0.356	2-3 K		0-0 1B			3-2 F8		2-1 P2		4	0	1	0	0	1	0						
Ellis Burks, R OBP: 0.350, SLG: 0.505	2-1 P3		1-3 K			1-1 G5-3		0-3 K		4	0	0	0	0	2	1						
Dante Bichette, R OBP: 0.354, SLG: 0.524	2-2 F7		0-0 F9			1-0 HR		0-2 G6-3		4	1	1	1	0	0	1						
Larry Walker, L OBP: 0.395, SLG: 0.545		1-1 P2		1-2 G6-4-3 1B		0-3 K		0-0 F8		4	0	1	0	0	1	0						
Vinny Castilla, R OBP: 0.355, SLG: 0.600		1-0 G6-3		1-1 G6-4-3 1-2F			0-1 HR	0-1 P7		4	1	1	1	0	0	1						
Greg Colbrunn, R OBP: 0.369, SLG: 0.460		1-2 7 2B 1B		1-1 G1-3			2-0 HR	3-2 G1-3		3	0	2	0	0	0	0						
17 Todd Helton, L OBP: 0.356, SLG: 0.507										1	0	0	0	0	0	0						
7 Kurt Abbott, R OBP: 0.299, SLG: 0.360		0-1 2B		0-2 P4		1 SAFE F9		3-1 F9		3	0	1	0	0	0	1						
Dave Veres, R OBP: 0.500, SLG: 0.500		1-3 2B								0	0	0	0	0	0	0						
Kirt Manwaring, R OBP: 0.351, SLG: 0.359		2-1 G6-3		0-1 G4-3			1-3 K			2	0	0	0	0	0	2						
Derrick White, R OBP: 0.091, SLG: 0.364										1	0	0	0	0	1	1						
Jeff Reed, L OBP: 0.365, SLG: 0.449										0	0	0	0	0	0	0						
Bobby Jones, R OBP: 0.125, SLG: 0.167			1-1 L7		1-1 P3		1-1 P4			2	0	0	0	0	0	0						
Mike DeJean, R OBP: 0.321, SLG: 0.387										0	0	0	0	0	0	0						
Neil Perez, S OBP: 0.321, SLG: 0.387										1	0	0	0	0	0	1						
Inning Stats	R: 0 E: 0 K: 1 S: 11	H: 0 LOB: 0 BB: 0 P: 17	R: 0 E: 0 K: 0 S: 10	H: 2 LOB: 2 BB: 0 P: 15	R: 0 E: 0 K: 1 S: 7	H: 1 LOB: 1 BB: 0 P: 9	R: 0 E: 0 K: 0 S: 7	H: 1 LOB: 0 BB: 0 P: 10	R: 0 E: 0 K: 0 S: 8	H: 0 LOB: 0 BB: 0 P: 9	R: 1 E: 0 K: 1 S: 12	H: 1 LOB: 0 BB: 0 P: 17	R: 1 E: 0 K: 1 S: 10	H: 2 LOB: 1 BB: 0 P: 17	R: 0 E: 0 K: 1 S: 9	H: 0 LOB: 0 BB: 0 P: 11	R: 0 E: 0 K: 0 S: 7	H: 0 LOB: 0 BB: 0 P: 10	1B: 4 2B: 1 3B: 0 HR: 2	SF: 0 SAC: 0 DP: 1 HBP: 0	WP: 0 PB: 0 SB: 0 CS: 0	PA: 33
PITCHER	IP	WLS	BF	H	R	ER	SO	BB	IBB	HBP	BLK	WP	HR	S	P	ERA	WHIP					
Brian Anderson, L ERA: 3.99	7.0	W	27	7	2	2	4	0	0	0	0	0	2	65	94	2.57	1.000					
Bobby Chouinard, R ERA: 3.79	1.0		3	0	0	0	1	0	0	0	0	0	0	9	11	0.00	0.000					
Gregg Olson, R ERA: 4.05	1.0	S	3	0	0	0	0	0	0	0	0	0	0	7	10	0.00	0.000					

Colorado Rockies @ Arizona Diamondbacks
Bank One Ballpark, Phoenix, AZ
Sat Jul 18 1998, 10:05 PM EDT
Att: 48,527 - Dome - 72 F

AB 33
R 2
H 7
RBI 2
BB 0
SO 5
LOB 8



Batter	1	2	3	4	5	6	7	8	9	AB	R	H	RBI	BB	SO	LOB	BOTTOM				
Tony Batista, R OBP: 0.300, SLG: 0.446	0-1 P3		1-1 F8		2-0 HR	1-2 G6-4-3		1 SAFE 0-3 K		5	1	1	1	0	1	4					
Danny Klassen, R OBP: 0.419, SLG: 0.595	1-1 1B S 2-1 1B		1-2 G4-3		0-1 1B		3-2 L6			4	0	2	0	0	0	1					
Jay Bell, R OBP: 0.347, SLG: 0.429	2-0 1-3 1B			1-2 G6-3 1B HBP	2-1 F9		3-2 G3 1B			3	0	2	0	0	0	1					
Travis Lee, L OBP: 0.361, SLG: 0.484	0-0 P6			0-0 G6-3 1B		0-0 2B 1B 1B	3-2 G3			4	1	2	0	0	0	3					
Devon White, S OBP: 0.333, SLG: 0.470	0-0 2-1	1-3 K		1-1 F9		1 SAFE 2-1 1B 1B 2B	4-0 IBB			3	1	1	0	1	1	2					
Yamil Benitez, R OBP: 0.308, SLG: 0.417		1-0 G5-3		3-2 G6-3		4-2 1B 1B	1-3 K			2	1	0	0	1	0	2					
Karim Garcia, L OBP: 0.260, SLG: 0.381				1-2 2-3 G3-1		1-2 2-3 1B BB				1	0	0	0	0	1	2					
David Dellucci, L OBP: 0.350, SLG: 0.458		2-2 G3		0-0 G3-1		1-1 1B 1B		1-3 K		4	0	1	1	0	1	2					
Damian Miller, R OBP: 0.381, SLG: 0.483			0-0 F8 SH3-4 1B		1-1 F8		0-0 G4-3 1B			4	0	2	2	0	0	0					
Brian Anderson, R OBP: 0.125, SLG: 0.103			0-1 SH3-4		1-0 G3		1-3 K			2	0	0	0	0	1	2					
Bobby Chouinard, R OBP: 0.315, SLG: 0.343					1-0 G3		1-3 K			0	0	0	0	0	0	0					
Brent Brede, L OBP: 0.315, SLG: 0.343										0	0	0	0	1	0	0					
Gregg Olson, R OBP: 0.500, SLG: 2.000										0	0	0	0	0	0	0					
Inning Stats	R: 0 E: 0 K: 0 S: 6	H: 2 LOB: 2 BB: 0 P: 9	R: 0 E: 0 K: 1 S: 9	H: 0 LOB: 0 BB: 0 P: 13	R: 0 E: 0 K: 0 S: 8	H: 1 LOB: 1 BB: 0 P: 10	R: 0 E: 0 K: 0 S: 9	H: 1 LOB: 2 BB: 0 P: 14	R: 1 E: 0 K: 1 S: 21	H: 2 LOB: 1 BB: 1 P: 31	R: 0 E: 0 K: 1 S: 13	H: 1 LOB: 2 BB: 1 P: 27	R: 0 E: 0 K: 2 S: 8	H: 0 LOB: 1 BB: 1 P: 13	R: 0 E: 0 K: 0 S: 7	H: 0 LOB: 0 BB: 0 P: 10	1B: 9 2B: 1 3B: 0 HR: 1	SF: 0 SAC: 1 DP: 1 HBP: 1	WP: 0 PB: 0 SB: 1 CS: 0	PA: 37	
PITCHER	IP	WLS	BF	H	R	ER	SO	BB	IBB	HBP	BLK	WP	HR	S	P	ERA	WHIP				
Bobby Jones, L ERA: 6.37	5.0	L	26	9	4	4	1	1	0	0	0	0	0	11	14	0.00	1.000				
Mike DeJean, R ERA: 2.09	1.0		3	1	0	0	1	0	0	0	0	0	0	21	40	0.00	1.000				
Dave Veres, R ERA: 3.35	2.0		9	1	0	0	3	1	1	0	0	0	0	21	40	0.00	1.000				

Colorado Rockies @ Arizona Diamondbacks
Bank One Ballpark, Phoenix, AZ
Sat Jul 18 1998, 10:05 PM EDT
Att: 48,527 - Dome - 72 F

AB 32
R 4
H 11
RBI 4
BB 3
SO 5
LOB 19



Batter	1	2	3	4	5	6	7	8	9	AB	R	H	RBI	BB	SO	LOB	TOP								
Neft Perez, S (1, 6) OBP: 0.320, SLG: 0.383											4	0	0	0	1	0	2								
3 Mike Lansing, R (1, 4) OBP: 0.308, SLG: 0.368											5	1	2	3	0	1	1								
Dante Bichette, R (1, 7) OBP: 0.356, SLG: 0.526 Mike Munoz, L (7, 1)											4	1	2	0	0	0	1								
Chuck McElroy, L (7, 1) Curt Leskanic, R (7, 1)											0	0	0	0	0	0	0								
Larry Walker, L (1, 9) OBP: 0.396, SLG: 0.544											4	0	2	0	0	0	1								
Vinny Castilla, R (1, 5) OBP: 0.356, SLG: 0.602											4	0	2	1	0	1	1								
17 Todd Helton, L (1, 3) OBP: 0.354, SLG: 0.503											4	0	1	0	0	0	4								
Jeff Reed, L (1, 2) OBP: 0.340, SLG: 0.440 Greg Colbrunn, R (8, PH) OBP: 0.366, SLG: 0.456 Kirt Manwaring, R (8, 2) OBP: 0.351, SLG: 0.359											3	0	0	0	0	1	4								
1 Curtis Goodwin, L (1, 8) OBP: 0.333, SLG: 0.325											3	1	2	0	1	0	0								
Darryl Kile, R (1, 1) OBP: 0.277, SLG: 0.348 Ellis Burks, R (7, 7) OBP: 0.350, SLG: 0.505 Derrick White, R (8, 7) OBP: 0.083, SLG: 0.333											2	1	0	0	0	0	2								
Inning Stats	R: 0 E: 0 K: 1 S: 11	H: 1 LOB: 1 BB: 0 P: 16	R: 0 E: 0 K: 2 S: 8	H: 1 LOB: 0 BB: 0 P: 14	R: 2 E: 0 K: 0 S: 9	H: 2 LOB: 0 BB: 0 P: 12	R: 0 E: 0 K: 0 S: 6	H: 1 LOB: 1 BB: 0 P: 11	R: 0 E: 0 K: 0 S: 8	H: 0 LOB: 0 BB: 1 P: 13	R: 1 E: 0 K: 0 S: 8	H: 3 LOB: 2 BB: 0 P: 9	R: 1 E: 0 K: 0 S: 6	H: 2 LOB: 1 BB: 0 P: 10	R: 0 E: 0 K: 0 S: 6	H: 1 LOB: 1 BB: 0 P: 9	R: 0 E: 0 K: 0 S: 12	H: 0 LOB: 1 BB: 1 P: 20	1B: 6 2B: 4 3B: 0 HR: 1	SF: 0 SAC: 1 DP: 1 HBP: 0	WP: 0 PB: 0 SB: 0 CS: 1	PA: 39			
PITCHER	IP	WLS	BF	H	R	ER	SO	BB	IBB	HBP	BLK	WP	HR	S	P	ERA	WHIP								
Amaury Telemaco, R (1, 1) ERA: 3.15	6.2		29	10	4	4	3	1	0	0	0	0	1	55	84	5.40	1.650								
Aaron Small, R (7, 1) ERA: 6.53	0.1	W	1	0	0	0	0	0	0	0	0	0	0	1	1	0.00	0.000								
Alan Embree, L (8, 1) ERA: 4.06	2.0	S	8	1	0	0	0	1	0	0	0	0	0	18	29	0.00	1.000								
Batter	1	2	3	4	5	6	7	8	9	AB	R	H	RBI	BB	SO	LOB	BOTTOM								
Andy Fox, L (1, 5) OBP: 0.339, SLG: 0.395										4	2	1	1	0	0	2									
Danny Klassen, R (1, 4) OBP: 0.404, SLG: 0.561 Alan Embree, L (8, 1)										4	0	1	1	0	1	1									
Travis Lee, L (1, 3) OBP: 0.362, SLG: 0.489										4	2	2	1	0	1	0									
Devon White, S (1, 8) OBP: 0.332, SLG: 0.470										4	0	1	1	0	1	3									
David Dellucci, L (1, 7) OBP: 0.352, SLG: 0.461										3	0	1	1	1	0	0									
Jay Bell, R (1, 6) OBP: 0.346, SLG: 0.425										3	0	0	0	1	1	3									
Jorge Fabregas, L (1, 2) OBP: 0.283, SLG: 0.265 Damian Miller, R (7, PR) OBP: 0.375, SLG: 0.475										3	0	2	0	0	1	0									
Karim Garcia, L (1, 9) OBP: 0.255, SLG: 0.374										3	1	0	0	0	0	2									
Amaury Telemaco, R (1, 1) OBP: 0.067, SLG: 0.071 Aaron Small, R (7, 1) Andy Stankiewicz, R (7, PH) OBP: 0.256, SLG: 0.241										2	0	0	0	0	0	1									
Inning Stats	R: 0 E: 0 K: 0 S: 6	H: 0 LOB: 0 BB: 0 P: 10	R: 0 E: 0 K: 0 S: 4	H: 0 LOB: 0 BB: 0 P: 7	R: 0 E: 0 K: 1 S: 10	H: 0 LOB: 0 BB: 0 P: 16	R: 2 E: 0 K: 2 S: 16	H: 2 LOB: 1 BB: 0 P: 23	R: 0 E: 0 K: 0 S: 6	H: 1 LOB: 0 BB: 0 P: 10	R: 1 E: 0 K: 2 S: 15	H: 2 LOB: 2 BB: 1 P: 31	R: 3 E: 1 K: 0 S: 21	H: 4 LOB: 2 BB: 0 P: 31	R: 0 E: 0 K: 0 S: 9	H: 0 LOB: 0 BB: 1 P: 17	1B: 5 2B: 3 3B: 1 HR: 0	SF: 0 SAC: 0 DP: 2 HBP: 0	WP: 1 PB: 0 SB: 0 CS: 1	PA: 34					
PITCHER	IP	WLS	BF	H	R	ER	SO	BB	IBB	HBP	BLK	WP	HR	S	P	ERA	WHIP								
Darryl Kile, R (1, 1) ERA: 5.26	6.0		24	5	3	3	5	1	0	0	0	0	0	7	9	5.26	1.000								
Mike Munoz, L (7, 1) ERA: 6.23	0.0	L	3	2	3	2	0	0	0	0	0	0	0	4	6	0.00	0.000								
Chuck McElroy, L (7, 1) ERA: 1.54	0.1		1	0	0	0	0	0	0	0	0	0	0	4	6	0.00	0.000								
Curt Leskanic, R (7, 1) ERA: 4.14	1.2		6	2	0	0	0	1	0	0	0	0	0	19	33	0.00	1.800								

Colorado Rockies @ Arizona Diamondbacks
Bank One Ballpark, Phoenix, AZ
Sun Jul 19 1998, 10:05 PM EDT
Att: 45,650 - Dome - 72 F

AB	35
R	4
H	11
RBI	4
BB	2
SO	3
LOB	17



Colorado Rockies @ Arizona Diamondbacks
Bank One Ballpark, Phoenix, AZ
Sun Jul 19 1998, 10:05 PM EDT
Att: 45,650 - Dome - 72 F

AB	32
R	6
H	9
RBI	5
BB	2
SO	5
LOB	13



Batter	1	2	3	4	5	6	7	8	9	AB	R	H	RBI	BB	SO	LOB	TOP											
Andy Fox, L OBP: 0.338, SLG: 0.392	G3-1		G6-3		SF7		G6-4-3 BB			2	0	0	1	1	0	0	Arizona Diamondbacks @ San Francisco Giants 3Com Park at Candlestick Point, San Francisco, CA Mon Jul 20 1998, 10:05 PM EDT Att. 15,550 - Overcast - 60 F											
Danny Klassen, R OBP: 0.392, SLG: 0.523	K		K		BB		G6-4-3 BB			3	0	0	0	1	2	1												
Travis Lee, L OBP: 0.361, SLG: 0.485	G6-3			K				G4-3		3	0	0	0	1	1	0												
Devon White, S OBP: 0.328, SLG: 0.465		G3		K				G3-1		4	0	0	0	0	1	3												
David Dellucci, L OBP: 0.351, SLG: 0.456		E5 WP BB 1B						L8		3	1	0	0	1	1	0												
Jay Bell, R OBP: 0.345, SLG: 0.422				K				F8		3	0	0	0	1	2	1												
Karim Garcia, L OBP: 0.261, SLG: 0.394									L9	4	2	2	1	0	1	2												
Kelly Stinnett, R OBP: 0.335, SLG: 0.443									K	3	0	1	1	1	1	0												
Omar Daal, L OBP: 0.182, SLG: 0.053				K						1	0	0	0	0	1	0												
Brent Brede, L OBP: 0.313, SLG: 0.341										1	0	0	0	0	0	0												
Bobby Chouinard, R OBP: 0.345, SLG: 0.422										0	0	0	0	0	0	0												
Willie Banks, R OBP: 0.345, SLG: 0.422										0	0	0	0	0	0	0												
Inning Stats	R: 0 E: 0 K: 1 S: 7	H: 0 LOB: 0 BB: 0 P: 12	R: 1 E: 1 K: 1 S: 11	H: 1 LOB: 2 BB: 1 P: 20	R: 0 E: 0 K: 2 S: 9	H: 0 LOB: 0 BB: 0 P: 10	R: 0 E: 0 K: 3 S: 11	H: 0 LOB: 1 BB: 1 P: 17	R: 1 E: 0 K: 0 S: 13	H: 1 LOB: 3 BB: 3 P: 30	R: 1 E: 0 K: 0 S: 9	H: 1 LOB: 0 BB: 0 P: 14	R: 0 E: 0 K: 0 S: 5	H: 0 LOB: 0 BB: 1 P: 13	R: 0 E: 0 K: 1 S: 7	H: 0 LOB: 0 BB: 0 P: 10	R: 0 E: 0 K: 2 S: 7	H: 0 LOB: 0 BB: 0 P: 11	1B: 2 2B: 0 3B: 0 HR: 1	SF: 1 SAC: 1 DP: 1 HBP: 0	WP: 1 PB: 0 SB: 0 CS: 0	PA: 35						
PITCHER	IP	WLS	BF	H	R	ER	SO	BB	IBB	HBP	BLK	WP	HR	S	P	ERA	WHIP											
Russ Ortiz, R ERA: 1.42	(1, 1)	7.0		29	3	3	2	7	6	0	0	0	1	1	65	116	2.57	1.286										
Rich Rodriguez, L ERA: 4.73	(8, 1)	1.0	W	3	0	0	0	1	0	0	0	0	0	0	7	10	0.00	0.000										
Robb Nen, R ERA: 1.06	(9, 1)	1.0	S	3	0	0	0	2	0	0	0	0	0	0	7	11	0.00	0.000										

Batter	1	2	3	4	5	6	7	8	9	AB	R	H	RBI	BB	SO	LOB	BOTTOM												
Stan Javier, S OBP: 0.364, SLG: 0.364				L1-3				L6		3	1	1	0	2	0	2	Arizona Diamondbacks @ San Francisco Giants 3Com Park at Candlestick Point, San Francisco, CA Mon Jul 20 1998, 10:05 PM EDT Att. 15,550 - Overcast - 60 F												
Chris Jones, R OBP: 0.274, SLG: 0.306										3	1	1	0	1	1	1													
Rich Rodriguez, L OBP: 0.333, SLG: 0.333										0	0	0	0	0	0	0													
Robb Nen, R										0	0	0	0	0	0	0													
Barry Bonds, L OBP: 0.418, SLG: 0.550										4	1	2	2	0	1	2													
Charlie Hayes, R OBP: 0.365, SLG: 0.428										4	0	1	0	0	1	3													
Jeff Kent, R OBP: 0.336, SLG: 0.472										2	0	0	1	0	0	1													
Ramon Martinez, R OBP: 0.471, SLG: 0.429										1	1	1	0	0	0	0													
Rich Aurilia, R OBP: 0.347, SLG: 0.473										2	0	1	0	1	0	0													
J.T. Snow, L OBP: 0.324, SLG: 0.410										3	1	1	2	1	0	2													
Brian Johnson, R OBP: 0.296, SLG: 0.394										4	0	0	0	0	2	1													
Russ Ortiz, R ERA: 3.17	(1, 1)	6.0		26	5	3	3	3	5	0	0	0	0	0	54	95	4.50	1.667											
Bobby Chouinard, R ERA: 4.35	(7, 1)	1.2	L	10	4	2	2	1	1	0	0	0	0	0	1	24	40	10.80	3.000										
Willie Banks, R ERA: 7.57	(8, 1)	0.1		1	0	0	0	0	0	0	0	0	0	0	1	2	0.00	0.000											
Inning Stats	R: 3 E: 0 K: 0 S: 11	H: 2 LOB: 1 BB: 2 P: 23	R: 0 E: 0 K: 3 S: 17	H: 1 LOB: 2 BB: 1 P: 25	R: 0 E: 0 K: 0 S: 8	H: 2 LOB: 1 BB: 0 P: 13	R: 0 E: 0 K: 1 S: 5	H: 0 LOB: 0 BB: 1 P: 10	R: 0 E: 0 K: 1 S: 7	H: 0 LOB: 0 BB: 0 P: 13	R: 0 E: 0 K: 0 S: 6	H: 0 LOB: 1 BB: 1 P: 11	R: 0 E: 0 K: 1 S: 11	H: 1 LOB: 2 BB: 1 P: 21	R: 2 E: 0 K: 0 S: 14	H: 3 LOB: 1 BB: 0 P: 21	1B: 7 2B: 2 3B: 0 HR: 1	SF: 1 SAC: 1 DP: 2 HBP: 0	WP: 0 PB: 0 SB: 1 CS: 0	PA: 37									
PITCHER	IP	WLS	BF	H	R	ER	SO	BB	IBB	HBP	BLK	WP	HR	S	P	ERA	WHIP												

Batter	1	2	3	4	5	6	7	8	9	AB	R	H	RBI	BB	SO	LOB	TOP
Andy Fox, L (1, 5) OBP: 0.342, SLG: 0.396	1-1 G6-3 2B		0-0 G3-1			1-0 HBP			2-1 F8	3	0	1	0	0	0	0	
Danny Klassen, R (1, 4) OBP: 0.369, SLG: 0.446	1-2 G6-3 2-3			0-1 F8		3-3 HBP			0-3 K	4	0	0	0	0	2	2	
David Dellucci, L (1, 8) OBP: 0.343, SLG: 0.441	3-2 F7			0-3 K		2-2 G3			2-3 K	4	0	0	0	0	2	2	
Travis Lee, L (1, 3) OBP: 0.366, SLG: 0.486	3-2 L5			2-0 2B			1-2 G4-6-3 1B			3	0	2	0	0	0	1	
Karim Garcia, L (1, 9) OBP: 0.256, SLG: 0.387		0-3 K		1-3 K			1-3 K			3	0	0	0	0	3	2	
Jay Bell, R (1, 6) OBP: 0.347, SLG: 0.428		1-2 CS 1B			1-3 K		1-1 G4-6-3 1-2			3	0	1	0	0	1	1	
Yamil Benitez, R (1, 7) OBP: 0.301, SLG: 0.405		3-3 K 1-2		0-0 F7			3-2 F7			3	0	0	0	0	1	1	
Kelly Stinnett, R (1, 2) OBP: 0.330, SLG: 0.435			2-0 G6-3		2-3 K			2-3 K		3	0	0	0	0	2	0	
Brian Anderson, R (1, 1) OBP: 0.119, SLG: 0.098			1-1 G4-3			0-1 F9		2-3 K2-3		2	0	0	0	0	0	0	
Brent Brede, L (8, PH) OBP: 0.307, SLG: 0.333										1	0	0	0	0	1	0	
Aaron Small, R (8, 1)										0	0	0	0	0	0	0	
Inning Stats	R: 0 H: 1 E: 0 LOB: 1 K: 0 BB: 0 S: 12	R: 0 H: 1 E: 0 LOB: 1 K: 2 BB: 0 S: 11	R: 0 H: 0 E: 0 LOB: 0 K: 0 BB: 0 S: 4	R: 0 H: 1 E: 0 LOB: 1 K: 2 BB: 0 S: 10	R: 0 H: 0 E: 0 LOB: 0 K: 2 BB: 0 S: 7	R: 0 H: 0 E: 0 LOB: 0 K: 1 BB: 0 S: 10	R: 0 H: 1 E: 0 LOB: 0 K: 1 BB: 0 S: 10	R: 0 H: 0 E: 0 LOB: 0 K: 2 BB: 0 S: 9	R: 0 H: 0 E: 0 LOB: 0 K: 2 BB: 0 S: 8	1B: 2 2B: 3 3B: 0 HR: 0	SF: 0 SAC: 0 DP: 2 HBP: 1	WP: 0 PB: 0 SB: 1 CS: 1	PA: 30				
PITCHER	IP WLS BF H R ER SO BB IBB HBP BLK WP HR S P ERA WHIP	IP WLS BF H R ER SO BB IBB HBP BLK WP HR S P ERA WHIP		IP WLS BF H R ER SO BB IBB HBP BLK WP HR S P ERA WHIP	IP WLS BF H R ER SO BB IBB HBP BLK WP HR S P ERA WHIP	IP WLS BF H R ER SO BB IBB HBP BLK WP HR S P ERA WHIP	IP WLS BF H R ER SO BB IBB HBP BLK WP HR S P ERA WHIP	IP WLS BF H R ER SO BB IBB HBP BLK WP HR S P ERA WHIP	IP WLS BF H R ER SO BB IBB HBP BLK WP HR S P ERA WHIP								
Joey Hamilton, R (1, 1) ERA: 4.62	8.0 W 27 4 0 0 10 0 0 1 0 0 0 73 110 0.00 0.500			1.0 S 3 0 0 0 2 0 0 0 0 0 0 0 8 12 0.00 0.000													
Trevor Hoffman, R (9, 1) ERA: 1.6																	

Arizona Diamondbacks @ San Diego Padres
Qualcomm Stadium, San Diego, CA
Thu Jul 23 1998, 6:33 AM EDT
Att: 24,278 - Sunny - 76 F

livebaseballscorecards.com

AB 29
R 0
H 4
RBI 0
BB 0
SO 12
LOB 9




Batter	1	2	3	4	5	6	7	8	9	AB	R	H	RBI	BB	SO	LOB	BOTTOM
Quilvio Veras, S (1, 4) OBP: 0.391, SLG: 0.353	1-0 F8		3-1 FC4-6 1B			1-2 G5-3		1-0 G3		4	0	1	1	0	0	0	
Tony Gwynn, L (1, 9) OBP: 0.357, SLG: 0.451	1-1 G4-3		0-0 FC4-6 CS			3-3 K				3	0	0	0	0	1	1	
Ruben Rivera, R (9, 9) OBP: 0.390, SLG: 0.500			1-2 CS							0	0	0	0	0	0	0	
Ken Caminiti, S (1, 5) OBP: 0.374, SLG: 0.538	0-1 F7		2-2 CS	0-0 HR		3-2 F8				3	1	1	1	0	0	0	
Greg Vaughn, R (1, 7) OBP: 0.392, SLG: 0.684		1-0 P6		0-0 F7			0-0 G3-1			3	0	0	0	0	0	0	
Jim Leyritz, R (1, 2) OBP: 0.399, SLG: 0.537		1-1 F8		1-1 F8			1-1 F8			3	0	1	0	0	0	0	
Wally Joyner, L (1, 3) OBP: 0.389, SLG: 0.476		0-1 F8		0-0 G6-3			0-2 P5			3	0	0	0	0	1	1	
Steve Finley, L (1, 8) OBP: 0.305, SLG: 0.406			0-2 E 2B		0-1 G4-3		1-2 P5			3	1	1	0	0	1	1	
Andy Sheets, R (1, 6) OBP: 0.295, SLG: 0.351			3-1 E7 1B		1-2 G1-3		2-2 G6-3			3	1	1	1	0	0	0	
Joey Hamilton, R (1, 1) OBP: 0.188, SLG: 0.277			1-0 E7 1B		1-3 K		2-0 P6			2	0	1	0	0	1	0	
Mark Sweeney, L (8, PH) OBP: 0.310, SLG: 0.283										1	0	0	0	0	0	0	
Trevor Hoffman, R (9, 1) ERA: 6.25			2-3 1B							0	0	0	0	0	0	0	
Inning Stats	R: 0 H: 0 E: 0 LOB: 0 K: 0 BB: 0 S: 5	R: 0 H: 0 E: 0 LOB: 0 K: 0 BB: 0 S: 5	R: 2 H: 4 E: 1 LOB: 0 K: 0 BB: 0 S: 11	R: 1 H: 1 E: 0 LOB: 0 K: 0 BB: 0 S: 5	R: 0 H: 0 E: 0 LOB: 0 K: 1 BB: 0 S: 9	R: 0 H: 0 E: 0 LOB: 0 K: 1 BB: 0 S: 10	R: 0 H: 1 E: 0 LOB: 1 K: 0 BB: 0 S: 11	R: 0 H: 0 E: 0 LOB: 0 K: 0 BB: 0 S: 5	R: 0 H: 0 E: 0 LOB: 0 K: 0 BB: 0 S: 5	1B: 4 2B: 1 3B: 0 HR: 1	SF: 0 SAC: 0 DP: 0 HBP: 0	WP: 0 PB: 0 SB: 0 CS: 1	PA: 29				
PITCHER	IP WLS BF H R ER SO BB IBB HBP BLK WP HR S P ERA WHIP	IP WLS BF H R ER SO BB IBB HBP BLK WP HR S P ERA WHIP	IP WLS BF H R ER SO BB IBB HBP BLK WP HR S P ERA WHIP	IP WLS BF H R ER SO BB IBB HBP BLK WP HR S P ERA WHIP	IP WLS BF H R ER SO BB IBB HBP BLK WP HR S P ERA WHIP	IP WLS BF H R ER SO BB IBB HBP BLK WP HR S P ERA WHIP	IP WLS BF H R ER SO BB IBB HBP BLK WP HR S P ERA WHIP	IP WLS BF H R ER SO BB IBB HBP BLK WP HR S P ERA WHIP	IP WLS BF H R ER SO BB IBB HBP BLK WP HR S P ERA WHIP								
Brian Anderson, L (1, 1) ERA: 3.98	7.0 L 25 6 3 3 2 0 0 0 0 0 0 56 81 3.86 0.857			1.0 3 0 0 0 0 0 0 0 0 0 0 5 10 0.00 0.000													
Aaron Small, R (8, 1) ERA: 6.25																	

Arizona Diamondbacks @ San Diego Padres
Qualcomm Stadium, San Diego, CA
Thu Jul 23 1998, 6:33 AM EDT
Att: 24,278 - Sunny - 76 F

livebaseballscorecards.com

AB 28
R 3
H 6
RBI 3
BB 0
SO 2
LOB 3



Batter	1	2	3	4	5	6	7	8	9	AB	R	H	RBI	BB	SO	LOB	TOP																					
Andy Fox, L (1,5) OBP: 0.341, SLG: 0.391	G4-3		K			FC4-6 BB		L4		3	0	0	0	1	1	1	Arizona Diamondbacks @ Los Angeles Dodgers Dodger Stadium, Los Angeles, CA Fri Jul 24, 1998, 7:05 PM PDT Att: 36,150 - Unknown - 76 F																					
Danny Klassen, R (1,4) OBP: 0.362, SLG: 0.433	K			G5-3		FC4-6 1-2f		G6-3 1B		4	0	1	0	0	1	1																						
Travis Lee, L (1,3) OBP: 0.366, SLG: 0.484 Brent Brede, L (4,PH) OBP: 0.303, SLG: 0.328	G1-3			F8		K		G6-3 1-2f		1	0	0	0	0	0	0																						
Devon White, S (1,8) OBP: 0.322, SLG: 0.454		G4-3		K				G4-3		0	0	0	0	0	0	0																						
Jay Bell, R (1,6) OBP: 0.347, SLG: 0.427		K			K			FC4 1B		3	0	1	0	0	2	0																						
Karim Garcia, L (1,9) OBP: 0.252, SLG: 0.381			F8		K			FC4 1-2f		3	0	0	0	0	1	1																						
Yamil Benitez, R (1,7) OBP: 0.301, SLG: 0.424			F7					G6-3		3	1	1	1	0	0	1																						
Damian Miller, R (1,2) OBP: 0.380, SLG: 0.477			K		K			K		3	0	0	0	0	3	0																						
Amaury Telemaco, R (1,1) OBP: 0.118, SLG: 0.067 David Dellucci, L (8,PH) OBP: 0.342, SLG: 0.439 Bobby Chouinard, R (8,1)						K		L5		1	0	0	0	1	1	0																						
										1	0	0	0	0	0	0																						
										0	0	0	0	0	0	0																						
Inning Stats	R: 0 E: 0 K: 1 S: 8	H: 0 LOB: 0 BB: 0 P: 14	R: 0 E: 0 K: 1 S: 6	H: 0 LOB: 0 BB: 0 P: 9	R: 0 E: 0 K: 2 S: 7	H: 0 LOB: 1 BB: 1 P: 13	R: 0 E: 0 K: 1 S: 7	H: 0 LOB: 0 BB: 0 P: 9	R: 1 E: 0 K: 3 S: 11	H: 1 LOB: 0 BB: 0 P: 15	R: 0 E: 0 K: 2 S: 12	H: 0 LOB: 1 BB: 1 P: 17	R: 0 E: 1 K: 0 S: 9	H: 1 LOB: 1 BB: 0 P: 13	R: 0 E: 0 K: 1 S: 6	H: 0 LOB: 0 BB: 0 P: 10	R: 0 E: 0 K: 0 S: 7	H: 1 LOB: 0 BB: 0 P: 11	1B: 2 2B: 0 3B: 0 HR: 1	SF: 0 SAC: 0 DP: 1 HBP: 0	WP: 0 PB: 0 SB: 0 CS: 0	PA: 31																
PITCHER	IP	WLS	BF	H	R	ER	SO	BB	IBB	HBP	BLK	WP	HR	S	P	ERA	WHIP	PITCHER				IP	WLS	BF	H	R	ER	SO	BB	IBB	HBP	BLK	WP	HR	S	P	ERA	WHIP
Chan Ho Park, R (1,1) ERA: 4.07	8.0	W	28	2	1	1	11	2	0	0	0	0	1	66	100	1.12	0.500																					
Jeff Shaw, R (9,1) ERA: 1.68	1.0	S	3	1	0	0	0	0	0	0	0	0	0	7	11	0.00	1.000																					

AB	25
R	1
H	3
RBI	1
BB	2
SO	10
LOB	6



Batter	1	2	3	4	5	6	7	8	9	AB	R	H	RBI	BB	SO	LOB	BOTTOM																					
Wilton Guerrero, S (1,4) OBP: 0.291, SLG: 0.340 Alex Cora, L (8,6) OBP: 0.167, SLG: 0.250	P5		PB 2B 1B			G6-4-3 1B		E 1B		3	1	2	0	0	0	0	Arizona Diamondbacks @ Los Angeles Dodgers Dodger Stadium, Los Angeles, CA Fri Jul 24, 1998, 7:05 PM PDT Att: 36,150 - Unknown - 76 F																					
Juan Castro, R (1,6) OBP: 0.250, SLG: 0.272	G6-3		1B 2B		G6-4-3 1-2f		L8		4	1	1	2	0	0	2																							
Raul Mondesi, R (1,8) OBP: 0.323, SLG: 0.538	G1-4		G5-3		F7		E9 CS		4	0	0	0	0	0	2																							
Gary Sheffield, R (1,9) OBP: 0.436, SLG: 0.538		2B 1B	1B			G4-3		G5-3 1-2		4	0	2	1	0	2																							
Eric Karros, R (1,3) OBP: 0.356, SLG: 0.448		F9			1B	F9		F9		3	0	1	0	0	1																							
Matt Luke, L (1,7) OBP: 0.308, SLG: 0.529		K			1B	K		K		3	0	1	0	0	2																							
Adrián Beltré, R (1,5) OBP: 0.284, SLG: 0.341			P4		P5			K		3	0	0	0	0	1	3																						
Charles Johnson, R (1,2) OBP: 0.269, SLG: 0.381			PB 2B 1B		K			G6-3		3	1	1	0	0	1	2																						
Chan Ho Park, R (1,1) OBP: 0.205, SLG: 0.295 Jeff Shaw, R (9,1)			K		F9			F9		3	0	0	0	0	1	3																						
										0	0	0	0	0	0	0																						
Inning Stats	R: 0 E: 0 K: 0 S: 7	H: 0 LOB: 0 BB: 0 P: 9	R: 0 E: 0 K: 1 S: 8	H: 1 LOB: 1 BB: 0 P: 15	R: 3 E: 0 K: 1 S: 11	H: 4 LOB: 1 BB: 0 P: 15	R: 0 E: 0 K: 1 S: 9	H: 2 LOB: 2 BB: 0 P: 13	R: 0 E: 0 K: 0 S: 5	H: 1 LOB: 0 BB: 0 P: 8	R: 0 E: 0 K: 1 S: 8	H: 0 LOB: 0 BB: 0 P: 14	R: 0 E: 0 K: 1 S: 6	H: 0 LOB: 0 BB: 0 P: 7	R: 0 E: 1 K: 0 S: 9	H: 1 LOB: 1 BB: 0 P: 13	1B: 7 2B: 2 3B: 0 HR: 0	SF: 0 SAC: 0 DP: 1 HBP: 0	WP: 0 PB: 1 SB: 0 CS: 1	PA: 31																		
PITCHER	IP	WLS	BF	H	R	ER	SO	BB	IBB	HBP	BLK	WP	HR	S	P	ERA	WHIP	PITCHER				IP	WLS	BF	H	R	ER	SO	BB	IBB	HBP	BLK	WP	HR	S	P	ERA	WHIP
Amaury Telemaco, R (1,1) ERA: 3.22	7.0	L	27	8	3	3	5	0	0	0	0	0	0	54	81	3.86	1.143																					
Bobby Chouinard, R (8,1) ERA: 4.15	1.0		4	1	0	0	0	0	0	0	0	0	0	9	13	0.00	1.000																					

AB	31
R	3
H	9
RBI	3
BB	0
SO	5
LOB	16



Batter	1	2	3	4	5	6	7	8	9	AB	R	H	RBI	BB	SO	LOB	TOP								
Andy Fox, L (1, 3) OBP: 0.343, SLG: 0.393										4	1	2	0	0	1	1									
Danny Klassen, R (1, 4) OBP: 0.356, SLG: 0.422										4	1	1	0	0	2	1									
David Dellucci, L (1, 7) OBP: 0.341, SLG: 0.436										4	1	1	0	0	1	0									
Devon White, S (1, 8) OBP: 0.322, SLG: 0.454										0	1	0	0	0	0	0									
Jay Bell, R (1, 6) OBP: 0.346, SLG: 0.424										3	1	0	0	1	3	0									
Yamil Benitez, R (1, 9) OBP: 0.300, SLG: 0.419										4	0	1	0	0	2	0									
Gregg Olson, R (9, 1) OBP: 0.500, SLG: 2.000										0	0	0	0	0	0	0									
Jorge Fabregas, L (1, 2) OBP: 0.269, SLG: 0.250										4	0	0	0	0	1	2									
Tony Batista, R (1, 5) OBP: 0.296, SLG: 0.438										2	0	0	1	0	0	0									
Omar Daal, L (1, 1) OBP: 0.200, SLG: 0.091										3	0	1	0	0	2	1									
Bobby Chouinard, R (7, 1)										0	0	0	0	0	0	0									
Alan Embree, L (8, 1)										0	0	0	0	0	0	0									
Karim Garcia, L (9, 9) OBP: 0.252, SLG: 0.381										0	0	0	0	0	0	0									
Inning Stats	R: 0 E: 0 K: 1 S: 7	H: 1 LOB: 0 BB: 0 P: 9	R: 0 E: 0 K: 2 S: 8	H: 0 LOB: 0 BB: 0 P: 11	R: 0 E: 0 K: 2 S: 7	H: 0 LOB: 0 BB: 0 P: 9	R: 5 E: 0 K: 1 S: 17	H: 5 LOB: 1 BB: 1 P: 28	R: 0 E: 0 K: 2 S: 9	H: 0 LOB: 0 BB: 0 P: 12	R: 0 E: 0 K: 2 S: 7	H: 0 LOB: 0 BB: 0 P: 12	R: 0 E: 0 K: 0 S: 13	H: 1 LOB: 1 BB: 0 P: 22	R: 0 E: 0 K: 2 S: 8	H: 0 LOB: 0 BB: 0 P: 9	R: 0 E: 0 K: 2 S: 10	H: 0 LOB: 0 BB: 0 P: 12	1B: 6 2B: 2 HR: 0	SF: 1 SAC: 0 DP: 1 HBP: 0	WP: 2 PB: 2 SB: 0 CS: 0	PA: 34			
PITCHER	IP	WLS	BF	H	R	ER	SO	BB	IBB	HBP	BLK	WP	HR	S	P	ERA	WHIP								
37 Darren Dreifort, R (1, 1) ERA: 3.66	7.0	L	28	7	5	5	10	1	0	0	0	1	0	68	103	6.43	1.143								
Mike Judd, R (8, 1) ERA:	1.0		3	0	0	0	2	0	0	0	0	0	0	8	9	0.00	0.000								
Scott Radinsky, L (9, 1) ERA: 2.62	1.0		3	0	0	0	2	0	0	0	0	0	0	10	12	0.00	0.000								

Arizona Diamondbacks @ Los Angeles Dodgers
Dodger Stadium, Los Angeles, CA
Sat Jul 25 1998, 7:05 PM PDT
Att: 38,937 - Unknown - 76 F

AB	28
R	5
H	6
RBI	1
BB	1
SO	12
LOB	5



Batter	1	2	3	4	5	6	7	8	9	AB	R	H	RBI	BB	SO	LOB	BOTTOM								
Wilton Guerrero, S (1, 4) OBP: 0.300, SLG: 0.348										5	0	3	0	0	0	0									
Juan Castro, R (1, 6) OBP: 0.246, SLG: 0.266										3	0	0	0	0	2										
Matt Luke, L (9, PH) OBP: 0.306, SLG: 0.526										1	0	0	0	1	0										
Raul Mondesi, R (1, 8) OBP: 0.319, SLG: 0.532										5	1	0	1	0	3										
Gary Sheffield, R (1, 9) OBP: 0.439, SLG: 0.537										1	0	0	0	2	0										
Eric Karros, R (1, 3) OBP: 0.358, SLG: 0.448										4	0	2	1	0	4										
Trenidad Hubbard, R (1, 7) OBP: 0.393, SLG: 0.507										4	0	1	0	0	1	2									
Adrian Beltré, R (1, 5) OBP: 0.253, SLG: 0.326										4	0	0	0	0	1	5									
Charles Johnson, R (1, 2) OBP: 0.266, SLG: 0.376										4	0	0	0	0	1	4									
37 Darren Dreifort, R (1, 1) OBP: 0.244, SLG: 0.262										2	1	1	1	0	1	0									
Roger Cedeno, S (7, PH) OBP: 0.271, SLG: 0.254										1	1	1	0	0	0	0									
Mike Judd, R (8, 1) ERA: 3.91										0	0	0	0	0	0	0									
Jim Eisenreich, L (8, PH) OBP: 0.271, SLG: 0.254										0	0	0	0	0	0	0									
Tripp Cronin, R (8, PH) OBP: 0.333, SLG: 1.333										1	0	0	0	0	0	1									
Scott Radinsky, L (9, 1) ERA: 2.62										0	0	0	0	0	0	0									
Inning Stats	R: 0 E: 0 K: 0 S: 11	H: 1 LOB: 2 BB: 0 P: 18	R: 0 E: 0 K: 1 S: 9	H: 0 LOB: 0 BB: 0 P: 10	R: 0 E: 0 K: 1 S: 7	H: 0 LOB: 0 BB: 0 P: 11	R: 1 E: 0 K: 1 S: 9	H: 1 LOB: 2 BB: 1 P: 17	R: 1 E: 0 K: 0 S: 13	H: 2 LOB: 1 BB: 0 P: 18	R: 0 E: 0 K: 1 S: 13	H: 2 LOB: 1 BB: 0 P: 20	R: 1 E: 0 K: 0 S: 12	H: 2 LOB: 2 BB: 1 P: 19	R: 0 E: 1 K: 0 S: 13	H: 0 LOB: 1 BB: 0 P: 20	R: 0 E: 0 K: 1 S: 6	H: 0 LOB: 0 BB: 0 P: 9	1B: 7 2B: 0 3B: 0 HR: 1	SF: 0 SAC: 1 DP: 1 HBP: 1	WP: 1 PB: 0 SB: 0 CS: 0	PA: 39			
PITCHER	IP	WLS	BF	H	R	ER	SO	BB	IBB	HBP	BLK	WP	HR	S	P	ERA	WHIP								
Omar Daal, L (1, 1) ERA: 3.14	6.1	W	29	8	3	2	4	1	0	1	0	1	0	68	101	2.84	1.421								
Bobby Chouinard, R (7, 1) ERA: 3.91	1.1		6	0	0	0	0	1	0	0	0	1	0	15	26	0.00	0.750								
Alan Embree, L (8, 1) ERA: 3.78	0.1		1	0	0	0	0	0	0	0	0	0	0	4	6	0.00	0.000								
Gregg Olson, R (9, 1) ERA: 3.86	1.0	S	3	0	0	0	1	0	0	0	0	0	0	6	9	0.00	0.000								

Arizona Diamondbacks @ Los Angeles Dodgers
Dodger Stadium, Los Angeles, CA
Sat Jul 25 1998, 7:05 PM PDT
Att: 38,937 - Unknown - 76 F

AB	35
R	3
H	8
RBI	3
BB	2
SO	5
LOB	22



Batter	1	2	3	4	5	6	7	8	9	AB	R	H	RBI	BB	SO	LOB	TOP							
Lance Johnson, L (1, 8) OBP: 0.229, SLG: 0.216	G6-3		F9			G4-3		1B HR	G3	5	1	1	0	0	0	1								
Mickey Morandini, L (1, 4) OBP: 0.417, SLG: 0.444	G5-3 BB		P7			1B HR WP		1B HR		3	2	2	0	1	0	1								
Sammy Sosa, R (1, 9) OBP: 0.375, SLG: 0.647	G5-3			G1-3		1B HR		1B HR		4	2	2	6	0	0	1								
Mark Grace, L (1, 3) OBP: 0.404, SLG: 0.474	P9			F8		BB		P5		3	0	0	0	1	0	1								
Henry Rodriguez, L (1, 7) OBP: 0.332, SLG: 0.521		F8								4	0	0	0	0	1	1								
Brant Brown, L (8, 7) OBP: 0.357, SLG: 0.521				K						0	0	0	0	0	0	0								
José Hernández, R (1, 5) OBP: 0.326, SLG: 0.521	G6-3				G5-3		K			3	0	0	0	1	1	0								
Tyler Houston, L (1, 2) OBP: 0.292, SLG: 0.404	K				G1-3		F8	F7		4	0	0	0	0	1	1								
Jeff Blauer, R (1, 6) OBP: 0.353, SLG: 0.301			SH1-3 1B		G6-3		F9		E4	4	0	1	0	0	0	0								
Steve Trachsel, R (1, 1) OBP: 0.341, SLG: 0.308			SH1-3			G5-3		1B HR 1B	G4-6-3	2	1	1	0	0	0	0								
Kevin Orie, R (9, PH) OBP: 0.259, SLG: 0.296										1	0	0	0	0	0	1								
Terry Mulholland, R (9, 1) OBP: 0.286, SLG: 0.167										0	0	0	0	0	0	0								
Inning Stats	R: 0 E: 0 K: 0 S: 13	H: 0 LOB: 1 BB: 1 P: 21	R: 0 E: 0 K: 1 S: 6	H: 0 LOB: 0 BB: 0 P: 9	R: 0 E: 0 K: 0 S: 11	H: 1 LOB: 1 BB: 0 P: 17	R: 0 E: 0 K: 1 S: 8	H: 0 LOB: 0 BB: 0 P: 10	R: 0 E: 0 K: 0 S: 9	H: 0 LOB: 0 BB: 0 P: 12	R: 2 E: 0 K: 0 S: 10	H: 2 LOB: 1 BB: 1 P: 20	R: 0 E: 0 K: 1 S: 6	H: 0 LOB: 0 BB: 0 P: 9	R: 4 E: 0 K: 0 S: 14	H: 4 LOB: 1 BB: 1 P: 24	R: 0 E: 1 K: 0 S: 8	H: 0 LOB: 0 BB: 0 P: 11	1B: 5 2B: 0 3B: 0 HR: 2	SF: 0 SAC: 1 DP: 1 HBP: 0	WP: 1 PB: 0 SB: 0 CS: 0	PA: 37		
PITCHER	IP	WLS	BF	H	R	ER	SO	BB	IBB	HBP	BLK	WP	HR	S	P	ERA	WHIP							
Willie Blair, R (1, 1) ERA: 5.34	7.0	L	28	5	4	4	3	2	0	0	0	1	1	69	108	5.14	1.000							
Alan Embree, L (8, 1) ERA: 4.19	1.0		6	2	2	2	0	1	0	0	0	0	1	8	14	18.00	3.000							
Clint Sodowsky, R (9, 1) ERA: 5.87	1.0		3	0	0	0	0	0	0	0	0	0	0	8	11	0.00	0.000							

Chicago Cubs @ Arizona Diamondbacks
Bank One Ballpark, Phoenix, AZ
Mon Jul 27 1998, 10:05 PM EDT
Att: 46,373 - Dome - 72 F

AB	33
R	6
H	7
RBI	6
BB	3
SO	3
LOB	7



Batter	1	2	3	4	5	6	7	8	9	AB	R	H	RBI	BB	SO	LOB	BOTTOM							
Andy Fox, L (1, 3) OBP: 0.349, SLG: 0.396	HBP		K			K		K		3	0	1	2	0	2	1								
Danny Klassen, R (1, 4) OBP: 0.321, SLG: 0.375	K			G6-3		L5		F8		4	0	0	0	0	1	2								
David Dellucci, L (1, 7) OBP: 0.337, SLG: 0.429	K			G3		F8			P7	4	0	0	0	0	1	1								
Devon White, S (1, 8) OBP: 0.325, SLG: 0.451	L7			S BB		P8			G5-3	3	0	0	0	1	0	1								
Jay Bell, R (1, 6) OBP: 0.347, SLG: 0.422		FC4-6 BB		G5-3			K		G6-3	3	0	0	0	1	1	1								
Karim Garcia, L (1, 9) OBP: 0.252, SLG: 0.375	FC4-6 CS				SH5-4 1B BB		G4-3			2	1	0	0	1	0	1								
Jorge Fabregas, L (1, 2) OBP: 0.262, SLG: 0.243	P2				F8		G3-1			3	0	0	0	0	0	2								
Clint Sodowsky, L (9, 1)										0	0	0	0	0	0	0								
Tony Batista, R (1, 5) OBP: 0.303, SLG: 0.432	CS		P5		SH5-4 1B				G4-3 1B	3	1	2	0	0	0	0								
Willie Blair, R (1, 1) OBP: 0.102, SLG: 0.083										1	0	0	0	0	0	0								
Damian Miller, R (8, 2) OBP: 0.375, SLG: 0.470			G6-3		SH5-4				G4-3	1	0	0	0	0	0	1								
Alan Embree, L (8, 1)										0	0	0	0	0	0	0								
Inning Stats	R: 0 E: 0 K: 2 S: 10	H: 0 LOB: 1 BB: 0 P: 15	R: 0 E: 0 K: 0 S: 5	H: 0 LOB: 0 BB: 1 P: 12	R: 0 E: 0 K: 1 S: 10	H: 0 LOB: 0 BB: 0 P: 13	R: 0 E: 0 K: 0 S: 6	H: 0 LOB: 1 BB: 1 P: 12	R: 2 E: 0 K: 0 S: 4	H: 2 LOB: 1 BB: 1 P: 19	R: 0 E: 0 K: 0 S: 8	H: 0 LOB: 0 BB: 0 P: 6	R: 0 E: 0 K: 1 S: 8	H: 1 LOB: 1 BB: 0 P: 14	R: 0 E: 0 K: 1 S: 11	H: 0 LOB: 0 BB: 0 P: 16	R: 0 E: 0 K: 0 S: 9	H: 0 LOB: 0 BB: 0 P: 14	1B: 3 2B: 0 3B: 0 HR: 0	SF: 0 SAC: 1 DP: 0 HBP: 1	WP: 0 PB: 0 SB: 1 CS: 1	PA: 33		
PITCHER	IP	WLS	BF	H	R	ER	SO	BB	IBB	HBP	BLK	WP	HR	S	P	ERA	WHIP							
Steve Trachsel, R (1, 1) ERA: 3.95	8.0	W	29	3	2	2	5	3	0	1	0	0	0	62	107	2.25	0.750							
Terry Mulholland, L (9, 1) ERA: 2.86	1.0		3	0	0	0	0	0	0	0	0	0	0	9	14	0.00	0.000							

Chicago Cubs @ Arizona Diamondbacks
Bank One Ballpark, Phoenix, AZ
Mon Jul 27 1998, 10:05 PM EDT
Att: 46,373 - Dome - 72 F

AB	27
R	2
H	3
RBI	2
BB	3
SO	5
LOB	10



Batter	1	2	3	4	5	6	7	8	9	AB	R	H	RBI	BB	SO	LOB	TOP						
Brant Brown, L OBP: 0.358, SLG: 0.531 (1, 8)	F8		HR		HR		F8		K	5	2	2	1	0	1	0							
Mickey Morandini, L OBP: 0.417, SLG: 0.444 (1, 4)	F8		F8		HR		1B		G5-3	5	1	2	0	0	0	0							
Sammy Sosa, R OBP: 0.375, SLG: 0.651 (1, 9)	F8		E5		HR		L7		G4-3	5	1	2	4	0	0	1							
Mark Grace, L OBP: 0.404, SLG: 0.473 (1, 3)		G3-1	G4-3		1B		1B		G4-3	5	0	2	0	0	0	2							
Henry Rodriguez, L OBP: 0.328, SLG: 0.515 (1, 7)		P7			P6		P5		K	4	0	0	0	0	1	3							
José Hernández, R OBP: 0.325, SLG: 0.517 (1, 5)		E S			K		K		G5-3	4	0	1	0	0	2	1							
Jeff Blauser, R OBP: 0.351, SLG: 0.298 (1, 6)					K		F9		K	3	0	0	0	1	2	0							
Scott Servais, R OBP: 0.286, SLG: 0.318 (8, PH)							P7		G5-3	3	0	0	0	0	0	2							
Tyler Houston, L OBP: 0.297, SLG: 0.409 (8, 2)							G5-3			1	0	1	0	0	0	0							
Mark Clark, R OBP: 0.295, SLG: 0.026 (5, 1)										1	1	0	0	1	0	0							
Tony Fossas, L OBP: 0.288, SLG: 0.285 (6, PH)										0	0	0	0	0	0	0							
Kevin Orie, R OBP: 0.288, SLG: 0.285 (6, PH)										1	0	0	0	0	1	0							
Rodney Myers, R OBP: 0.227, SLG: 0.214 (8, PH)										0	0	0	0	0	0	0							
Lance Johnson, L OBP: 0.227, SLG: 0.214 (8, PH)										1	0	0	0	0	1	0							
Dave Stevens, R OBP: 0.227, SLG: 0.214 (8, PH)										0	0	0	0	0	0	0							
Inning Stats	R: 0 E: 0 K: 0 S: 7	H: 0 LOB: 0 BB: 0 P: 12	R: 0 E: 0 K: 0 S: 9	H: 1 LOB: 2 BB: 1 P: 18	R: 1 E: 1 K: 0 S: 10	H: 1 LOB: 1 BB: 0 P: 13	R: 0 E: 0 K: 2 S: 10	H: 0 LOB: 0 BB: 0 P: 12	R: 4 E: 0 K: 1 S: 12	H: 4 LOB: 1 BB: 1 P: 23	R: 0 E: 0 K: 1 S: 9	H: 0 LOB: 0 BB: 0 P: 14	R: 0 E: 0 K: 1 S: 13	H: 2 LOB: 2 BB: 0 P: 21	R: 0 E: 0 K: 1 S: 8	H: 1 LOB: 1 BB: 0 P: 13	R: 0 E: 0 K: 1 S: 9	H: 1 LOB: 1 BB: 0 P: 15	1B: 8 2B: 0 3B: 0 HR: 2	SF: 0 SAC: 0 DP: 0 HBP: 0	WP: 0 PB: 0 SB: 1 CS: 0	PA: 40	
PITCHER	IP	WLS	BF	H	R	ER	SO	BB	IBB	HBP	BLK	WP	HR	S	P	ERA	WHIP						
Bob Wolcott, R ERA: 6.0	(1, 1)	6.1	W	29	7	5	5	4	2	0	0	0	0	2	63	101	7.11	1.421					
Bobby Chouinard, R ERA: 3.65	(7, 1)	1.2		7	2	0	0	2	0	0	0	0	0	0	15	25	0.00	1.200					
Gregg Olson, R ERA: 3.77	(9, 1)	1.0	S	4	1	0	0	1	0	0	0	0	0	9	15	0.00	1.000						

Chicago Cubs @ Arizona Diamondbacks
Bank One Ballpark, Phoenix, AZ
Tue Jul 28 1998, 10:05 PM EDT
Att: 47,190 - Dome - 72 F

AB 38
R 5
H 10
RBI 5
BB 2
SO 7
LOB 10



Batter	1	2	3	4	5	6	7	8	9	AB	R	H	RBI	BB	SO	LOB	BOTTOM						
Andy Fox, L OBP: 0.397, SLG: 0.414 (1, 3)	HR				F9					4	2	4	1	0	0	0							
Danny Klassen, R OBP: 0.306, SLG: 0.355 (1, 4)	K	L4-6			P2		P9			4	0	0	0	0	1	5							
David Dellucci, L OBP: 0.342, SLG: 0.434 (1, 7)	2B		F9		F9		P5-3			4	2	3	1	0	0	0							
Devon White, S OBP: 0.324, SLG: 0.452 (1, 8)	1B		G6-3		F9		P5-3			4	1	1	1	0	0	3							
Jay Bell, R OBP: 0.348, SLG: 0.421 (1, 6)	1B		G6-3		G6-3		K			3	1	1	1	1	1	0							
Karim Garcia, L OBP: 0.257, SLG: 0.388 (1, 9)	F7				G6-4-3		K			4	0	2	3	0	1	1							
Tony Batista, R OBP: 0.294, SLG: 0.417 (1, 5)	K				G6-4-3		P5		F9	4	0	0	0	0	1	3							
Damian Miller, R OBP: 0.355, SLG: 0.443 (1, 2)		G5-3			G5-3		L9		K	4	0	0	0	0	1	0							
Bob Wolcott, R OBP: 0.500, SLG: 0.500 (7, 1)							G6-3			3	1	2	0	0	0	0							
Bobby Chouinard, R OBP: 0.500, SLG: 2.000 (9, 1)		L4-6								0	0	0	0	0	0	0							
Inning Stats	R: 3 E: 0 K: 2 S: 17	H: 4 LOB: 1 BB: 0 P: 27	R: 0 E: 0 K: 0 S: 9	H: 2 LOB: 0 BB: 0 P: 11	R: 0 E: 0 K: 0 S: 7	H: 1 LOB: 0 BB: 0 P: 9	R: 4 E: 0 K: 0 S: 15	H: 4 LOB: 1 BB: 1 P: 24	R: 0 E: 0 K: 0 S: 6	H: 1 LOB: 1 BB: 0 P: 10	R: 0 E: 0 K: 1 S: 9	H: 1 LOB: 0 BB: 0 P: 13	R: 0 E: 0 K: 2 S: 9	H: 0 LOB: 0 BB: 0 P: 14	R: 0 E: 0 K: 2 S: 9	H: 0 LOB: 0 BB: 0 P: 14	1B: 10 2B: 3 3B: 1 HR: 1	SF: 0 SAC: 0 DP: 3 HBP: 0	WP: 0 PB: 0 SB: 0 CS: 0	PA: 35			
PITCHER	IP	WLS	BF	H	R	ER	SO	BB	IBB	HBP	BLK	WP	HR	S	P	ERA	WHIP						
Mark Clark, R ERA: 4.59	(1, 1)	4.2	L	23	10	7	7	2	1	0	0	0	0	5	8	0.00	3.000						
Tony Fossas, L ERA: 8.16	(5, 1)	0.1		2	1	0	0	0	0	0	0	0	0	0	5	8	0.00	3.000					
Rodney Myers, R ERA: 6.23	(6, 1)	2.0		7	2	0	0	1	0	0	0	0	0	15	23	0.00	1.000						
Dave Stevens, R ERA: 2.7	(8, 1)	1.0		3	0	0	0	2	0	0	0	0	0	9	14	0.00	0.000						

Chicago Cubs @ Arizona Diamondbacks
Bank One Ballpark, Phoenix, AZ
Tue Jul 28 1998, 10:05 PM EDT
Att: 47,190 - Dome - 72 F

AB 34
R 7
H 13
RBI 7
BB 1
SO 5
LOB 12



Batter	1	2	3	4	5	6	7	8	9	AB	R	H	RBI	BB	SO	LOB	TOP										
Lance Johnson, L OBP: 0.226, SLG: 0.213	1-1 F9		1-0 1B	0-1 G6-3		1 SAFE 2-0 P5		0-2 F7		5	1	1	0	0	0	2											
Mickey Morandini, L OBP: 0.414, SLG: 0.441	2-2 P5		2-0 1B	2-2 L1		1 SAFE 0-0 F7			0-3 K	5	1	1	0	0	1	1											
Sammy Sosa, R OBP: 0.373, SLG: 0.646	0-1 G5-3		1-0 2B	2-3 K			2-3 K		3-1 L9	5	1	1	1	0	2	0											
Mark Grace, L OBP: 0.404, SLG: 0.482		2-0 HR	1-1 1B		3-2 F8		1-3 K		1-2 K	5	2	2	2	0	2	0											
Henry Rodriguez, L OBP: 0.327, SLG: 0.521 Terry Adams, R (7, 1)		3-2 HR	0-0 E3		1-0 F7		1-0 F8			4	1	1	2	0	0	1											
Tyler Houston, L OBP: 0.302, SLG: 0.411		0-1 P5	0-0 1B		0-0 1B			2-3 K		4	0	2	1	0	1	0											
José Hernández, R OBP: 0.327, SLG: 0.515		3-2 G5-3	3-3 K		2-3 K			4-1 3B		3	1	1	0	1	2	3											
Manny Alexander, R OBP: 0.284, SLG: 0.343		0-2 G5-3	1-3 K		4-0 BB			2-1 P9		3	0	0	0	1	1	4											
Don Wengert, R Tony Fossas, L Brant Brown, L OBP: 0.361, SLG: 0.541	1-1 L8		0-0 G4-3		0-3 K			0-0 3B		3	0	0	0	0	1	4											
Inning Stats	R: 0 E: 0 K: 0 S: 7	H: 0 LOB: 0 BB: 0 P: 10	R: 2 E: 0 K: 0 S: 18	H: 3 LOB: 1 BB: 0 P: 27	R: 4 E: 1 K: 2 S: 16	H: 5 LOB: 2 BB: 0 P: 25	R: 0 E: 0 K: 1 S: 12	H: 0 LOB: 0 BB: 0 P: 16	R: 0 E: 0 K: 1 S: 9	H: 1 LOB: 1 BB: 0 P: 15	R: 0 E: 0 K: 0 S: 5	H: 0 LOB: 1 BB: 1 P: 11	R: 0 E: 0 K: 2 S: 7	H: 0 LOB: 0 BB: 0 P: 11	R: 1 E: 0 K: 1 S: 11	H: 1 LOB: 1 BB: 1 P: 19	R: 0 E: 0 K: 2 S: 9	H: 0 LOB: 0 BB: 0 P: 13	1B: 6 2B: 1 3B: 1 HR: 2	SF: 0 SAC: 0 DP: 0 HBP: 0	WP: 0 PB: 0 SB: 0 CS: 0	PA: 40					
PITCHER	IP	WLS	BF	H	R	ER	SO	BB	IBB	HBP	BLK	WP	HR	S	P	ERA	WHIP										
Amaury Telemaco, R ERA: 3.81	2.0	L	15	8	6	6	0	0	0	0	0	0	2	32	49	27.00	4.000										
Willie Banks, R ERA: 6.03	3.0		10	1	0	0	4	0	0	0	0	0	0	30	44	0.00	0.333										
Aaron Small, R ERA: 5.84	2.0		7	0	0	0	3	1	0	0	0	0	0	12	22	0.00	0.500										
Bobby Chouinard, R ERA: 3.71	2.0		8	1	1	1	3	1	0	0	0	0	0	20	32	4.50	1.000										

Chicago Cubs @ Arizona Diamondbacks
Bank One Ballpark, Phoenix, AZ
Wed Jul 29 1998, 10:05 PM EDT
Att: 46,738 - Dome - 72 F

livebaseballscorecards.com

AB 38
R 7
H 10
RBI 7
BB 2
SO 10
LOB 15



Batter	1	2	3	4	5	6	7	8	9	AB	R	H	RBI	BB	SO	LOB	BOTTOM										
Andy Fox, L OBP: 0.397, SLG: 0.412	2-1 F8		1-2 G1-3		0-0 1B		4-2 BB		2-2 G4-3	4	0	1	0	1	0	0											
Danny Klassen, R OBP: 0.295, SLG: 0.342 Aaron Small, R	1-3 K		0-0 F7		0-1 G5-3		1-0 P9			3	0	0	0	0	1	1											
Yamil Benitez, R OBP: 0.293, SLG: 0.409 Bobby Chouinard, R										1	0	0	0	0	2	0											
David Dellucci, L OBP: 0.341, SLG: 0.434	0-3 K		1-1 G4-3		3-2 G4-3		1-1 G3			4	0	1	0	0	1	0											
Devon White, S OBP: 0.324, SLG: 0.450		3-2 F7		2-1 G5-3		2-1 G4-3		1-1 S		4	0	1	0	0	0	1											
Jay Bell, R OBP: 0.347, SLG: 0.418		0-1 L6			4-0 1B		1-2 L1-3		2-2 P1-3	3	1	0	0	1	0	2											
Karim Garcia, L OBP: 0.286, SLG: 0.392		2-2 FC6-4		1-2 2B		1-2 F7		4-2 BB		3	1	2	0	1	0	1											
Kelly Stinnett, R OBP: 0.327, SLG: 0.438		1-0 FC6-4		0-0 G3		0-0 G4-3		2-0 F9		4	1	1	1	0	1	3											
Brent Brede, L OBP: 0.296, SLG: 0.320			0-0 P5		1-1 G3		1-3 K		1-1 G4-3	4	0	0	1	0	1	1											
Amaury Telemaco, R OBP: 0.118, SLG: 0.067 Willie Banks, R Andy Stankiewicz, R OBP: 0.262, SLG: 0.248			0-3 K		2-3 G4-3		1-1 S		2-1 P2	0	0	0	0	0	0	0											
Inning Stats	R: 0 E: 0 K: 2 S: 8	H: 0 LOB: 0 BB: 0 P: 11	R: 0 E: 0 K: 0 S: 9	H: 1 LOB: 1 BB: 0 P: 15	R: 0 E: 0 K: 1 S: 8	H: 0 LOB: 0 BB: 0 P: 9	R: 0 E: 0 K: 0 S: 5	H: 0 LOB: 0 BB: 0 P: 8	R: 3 E: 0 K: 0 S: 11	H: 3 LOB: 1 BB: 1 P: 19	R: 0 E: 0 K: 0 S: 16	H: 1 LOB: 2 BB: 1 P: 23	R: 0 E: 0 K: 1 S: 10	H: 1 LOB: 2 BB: 1 P: 19	R: 0 E: 0 K: 1 S: 13	H: 1 LOB: 2 BB: 1 P: 24	R: 0 E: 0 K: 0 S: 8	H: 0 LOB: 0 BB: 0 P: 13	1B: 5 2B: 2 3B: 0 HR: 0	SF: 0 SAC: 0 DP: 0 HBP: 0	WP: 0 PB: 0 SB: 2 CS: 0	PA: 37					
PITCHER	IP	WLS	BF	H	R	ER	SO	BB	IBB	HBP	BLK	WP	HR	S	P	ERA	WHIP										
Don Wengert, R ERA: 5.0	5.2	W	23	5	3	3	3	1	0	0	0	0	0	53	80	4.76	1.059										
Tony Fossas, L ERA: 7.63	1.0		5	1	0	0	1	1	0	0	0	0	0	13	22	0.00	2.000										
Terry Adams, R ERA: 3.63	2.1	S	9	1	0	0	1	1	0	0	0	0	0	22	39	0.00	0.857										

Chicago Cubs @ Arizona Diamondbacks
Bank One Ballpark, Phoenix, AZ
Wed Jul 29 1998, 10:05 PM EDT
Att: 46,738 - Dome - 72 F

livebaseballscorecards.com

AB 34
R 3
H 7
RBI 3
BB 3
SO 5
LOB 11



Batter	1	2	3	4	5	6	7	8	9	AB	R	H	RBI	BB	SO	LOB	TOP			
Lance Johnson, L (1, 8) OBP: 0.227, SLG: 0.207	G3		G3			G3		L4		3	0	0	0	1	0	0	Chicago Cubs @ Arizona Diamondbacks Bank One Ballpark, Phoenix, AZ Thu Jul 30 1998, 6:33 AM EDT Att: 46,728 - Dome - 72 F livebaseballscores.com			
Jeff Blausler, R (1, 6) OBP: 0.351, SLG: 0.296	F9		G3			1B		1B		2	0	0	0	1	0	1				
Dave Stevens, R (6, 1)										0	0	0	0	0	0	0				
Brant Brown, L (6, PH) OBP: 0.363, SLG: 0.543										1	0	1	0	0	0	0				
Rod Beck, R (6, 1)										0	0	0	0	0	0	0				
Mark Grace, L (1, 3) OBP: 0.403, SLG: 0.480	K					1B		G1-3		4	0	1	0	0	1	1				
Sammy Sosa, R (1, 9) OBP: 0.374, SLG: 0.644						1B				3	0	1	0	1	1	0				
Glenallen Hill, R (1, 7) OBP: 0.331, SLG: 0.522	G3-1									4	0	0	0	0	3	4				
Kevin Orie, R (1, 5) OBP: 0.253, SLG: 0.279	FC1-6-5									4	0	0	0	0	1	1				
Mickey Morandini, L (1, 4) OBP: 0.414, SLG: 0.440	1B									3	0	1	0	0	0	0				
Scott Servais, R (1, 2) OBP: 0.283, SLG: 0.314	F9									3	0	0	0	0	0	2				
Kevin Tapani, R (1, 1) OBP: 0.236, SLG: 0.280										1	0	0	0	0	1	0				
Manny Alexander, R (6, PH) OBP: 0.281, SLG: 0.339			K2-3					P3		2	0	0	0	0	0	0				
Inning Stats	R: 0 E: 0 K: 1 S: 6	H: 0 LOB: 0 BB: 0 P: 8	R: 0 E: 0 K: 0 S: 11	H: 1 LOB: 2 BB: 1 P: 19	R: 0 E: 0 K: 1 S: 6	H: 0 LOB: 0 BB: 1 P: 13	R: 0 E: 0 K: 2 S: 8	H: 0 LOB: 0 BB: 0 P: 15	R: 0 E: 0 K: 1 S: 8	H: 2 LOB: 3 BB: 1 P: 11	R: 0 E: 0 K: 0 S: 7	H: 0 LOB: 0 BB: 0 P: 10	R: 0 E: 0 K: 0 S: 9	H: 1 LOB: 1 BB: 0 P: 13	R: 0 E: 0 K: 2 S: 10	H: 0 LOB: 0 BB: 0 P: 12	1B: 4 2B: 0 3B: 0 HR: 0	SF: 0 SAC: 0 DP: 0 HBP: 0	WP: 0 PB: 0 SB: 0 CS: 1	PA: 33
PITCHER Omar Daal, L (1, 1) ERA: 2.84	IP: 9.0 WLS: W BF: 33 H: 4 R: 0 ER: 0 SO: 7 BB: 3 IBB: 0 HBP: 0 BLK: 0 WP: 0 HR: 0 S: 78 P: 125 ERA: 0.00 WHIP: 0.778															PITCHER				

Batter	1	2	3	4	5	6	7	8	9	AB	R	H	RBI	BB	SO	LOB	BOTTOM	
Andy Fox, L (1, 3) OBP: 0.356, SLG: 0.410	K		P7					F9		4	0	1	0	0	1	0	Chicago Cubs @ Arizona Diamondbacks Bank One Ballpark, Phoenix, AZ Thu Jul 30 1998, 6:33 AM EDT Att: 46,728 - Dome - 72 F livebaseballscores.com	
Tony Batista, R (1, 5) OBP: 0.292, SLG: 0.412	F9		G4-3					CS		4	0	1	0	0	1	2		
David Dellucci, L (1, 7) OBP: 0.340, SLG: 0.432	L9		G1-3					1B		4	0	1	0	0	0	2		
Devon White, S (1, 8) OBP: 0.327, SLG: 0.460								CS		4	2	3	2	0	0	0		
Jay Bell, R (1, 6) OBP: 0.349, SLG: 0.417	F7							F8		3	0	1	0	1	0	1		
Karim Garcia, L (1, 9) OBP: 0.281, SLG: 0.384	G1-3							G4-3		4	0	0	0	0	1	3		
Jorge Fabregas, L (1, 2) OBP: 0.283, SLG: 0.245										3	1	1	1	0	0	2		
Danny Klassen, R (1, 4) OBP: 0.308, SLG: 0.366										3	0	2	1	0	0	1		
Omar Daal, L (1, 1) OBP: 0.214, SLG: 0.083	P4									2	1	0	0	1	0	3		
Inning Stats	R: 0 E: 0 K: 1 S: 9	H: 0 LOB: 0 BB: 0 P: 12	R: 2 E: 0 K: 0 S: 10	H: 3 LOB: 1 BB: 0 P: 14	R: 0 E: 0 K: 0 S: 12	H: 0 LOB: 0 BB: 0 P: 17	R: 1 E: 0 K: 1 S: 8	H: 1 LOB: 1 BB: 1 P: 15	R: 1 E: 0 K: 1 S: 16	H: 2 LOB: 2 BB: 1 P: 28	R: 0 E: 0 K: 0 S: 6	H: 2 LOB: 0 BB: 0 P: 11	R: 0 E: 0 K: 0 S: 7	H: 0 LOB: 0 BB: 0 P: 12	1B: 8 2B: 1 3B: 0 HR: 1	SF: 0 SAC: 0 DP: 0 HBP: 0		WP: 0 PB: 0 SB: 0 CS: 2
PITCHER Kevin Tapani, R (1, 1) ERA: 4.73	IP: 5.0 WLS: L BF: 22 H: 6 R: 4 ER: 4 SO: 3 BB: 2 IBB: 0 HBP: 0 BLK: 0 WP: 0 HR: 1 S: 55 P: 86 ERA: 7.20 WHIP: 1.600															PITCHER		
Dave Stevens, R (6, 1) ERA: 2.35	2.0 8 4 0 0 0																	
Rod Beck, R (8, 1) ERA: 3.63	1.0 3 0 0 0 0																	

Batter	1	2	3	4	5	6	7	8	9	AB	R	H	RBI	BB	SO	LOB	TOP			
Andy Fox, L OBP: 0.355, SLG: 0.410 (1, 3)	F7	F7			K			P3		4	0	0	0	0	1	1				
Bernard Gilkey, R OBP: 0.305, SLG: 0.317 (1, 7)	G6-3		G6-3		G4-3			1B		4	0	1	0	0	0	0				
Jay Bell, R OBP: 0.346, SLG: 0.410 (1, 6)	E9 1B WP			4-2	F8			F9		3	0	0	0	1	0	1				
Devon White, S OBP: 0.328, SLG: 0.458 (1, 8)				1-0	F8			G1-3		4	0	1	0	0	1	2				
Karim Garcia, L OBP: 0.273, SLG: 0.400 (1, 9)	4-2			0-0	F7				0-3	3	0	0	0	1	1	1				
Tony Batista, R OBP: 0.290, SLG: 0.418 (1, 5)	1-3			0-0	G6-3			L8		4	0	1	0	0	1	3				
Damian Miller, R OBP: 0.375, SLG: 0.506 (1, 2)				0-0				L9		4	0	1	0	0	2	1				
Danny Klassen, R OBP: 0.273, SLG: 0.337 (1, 4)				2-1	G1-3			K		4	0	0	0	0	1	2				
Omar Daal, L OBP: 0.226, SLG: 0.111 (1, 1)	1-1			3-3	K			K		3	0	1	0	0	2	1				
Inning Stats	R: 0 H: 1 E: 1 K: 1 S: 15	H: 1 LOB: 3 BB: 1 P: 27	R: 0 H: 1 E: 0 K: 1 S: 8	LOB: 1 BB: 0 P: 9	R: 0 H: 0 E: 0 K: 1 S: 5	LOB: 1 BB: 1 P: 10	R: 0 H: 1 E: 0 K: 1 S: 9	LOB: 0 BB: 0 P: 14	R: 0 H: 0 E: 0 K: 1 S: 7	LOB: 0 BB: 0 P: 11	R: 0 H: 0 E: 0 K: 2 S: 10	H: 0 LOB: 0 BB: 0 P: 15	R: 0 H: 1 E: 0 K: 2 S: 10	LOB: 1 BB: 0 P: 16	R: 0 H: 1 E: 0 K: 2 S: 11	LOB: 1 BB: 0 P: 13	1B: 4 2B: 1 3B: 0 HR: 0	SF: 0 SAC: 0 DP: 0 HBP: 0	WP: 1 PB: 0 SB: 0 CS: 0	PA: 35
PITCHER	IP WLS BF H R ER SO BB IBB HBP BLK WP HR S P ERA WHIP																			
Kevin Tapani, R ERA: 4.49 (1, 1)	8.0 W 31 4 0 0 7 2 0 0 0 1 0 72 111 0.00 0.750																			
Rod Beck, R ERA: 3.5 (9, 1)	1.0 S 4 1 0 0 2 0 0 0 0 0 0 0 11 13 0.00 1.000																			

Arizona Diamondbacks @ Chicago Cubs
Wrigley Field, Chicago, IL
Tue Aug 04 1998, 7:05 PM CDT
Att: 37,539 - Cloudy - 70 F

livebaseballscores.com

AB 33
R 0
H 5
RBI 0
BB 2
SO 9
LOB 12



Batter	1	2	3	4	5	6	7	8	9	AB	R	H	RBI	BB	SO	LOB	BOTTOM	
Lance Johnson, L OBP: 0.234, SLG: 0.209 (1, 8)	G6-3		G4-3			G4-3		1B		3	1	0	0	1	0	1		
Mickey Morandini, L OBP: 0.411, SLG: 0.430 (1, 4)	G6-3		2-3		P4			1B BB		3	0	1	1	1	0	1		
Sammy Sosa, R OBP: 0.375, SLG: 0.636 (1, 9)						FC6-4 BB		1B		3	0	1	0	1	1	1		
Glenallen Hill, R OBP: 0.330, SLG: 0.518 Rod Beck, R (9, 1)	1-1			1-2	G6-3			1B		4	0	1	1	0	1	1		
José Hernández, R OBP: 0.326, SLG: 0.502 (1, 5)				3-2	L1			1B		0	0	0	0	0	0	0		
Brant Brown, L OBP: 0.361, SLG: 0.536 (9, 7)						K		1B		3	0	0	0	0	3	0		
Manny Alexander, R OBP: 0.282, SLG: 0.362 (1, 6)								K		3	0	0	0	0	2	0		
Scott Servais, R OBP: 0.279, SLG: 0.309 (1, 2)								K		3	0	1	0	0	1	0		
Kevin Tapani, R OBP: 0.232, SLG: 0.275 (8, PH) Jeff Blauser, R OBP: 0.356, SLG: 0.299 Don Wengert, R (8, PR) Tyler Houston, L OBP: 0.294, SLG: 0.394 (9, 3)								1B		1	0	0	0	0	1	0		
Inning Stats	R: 0 H: 1 E: 0 K: 0 S: 8	H: 0 LOB: 0 BB: 0 P: 19	R: 0 H: 1 E: 0 K: 0 S: 8	LOB: 1 BB: 0 P: 13	R: 0 H: 0 E: 0 K: 1 S: 10	LOB: 0 BB: 0 P: 17	R: 0 H: 0 E: 0 K: 1 S: 9	LOB: 0 BB: 0 P: 12	R: 0 H: 0 E: 0 K: 1 S: 7	LOB: 1 BB: 1 P: 13	R: 0 H: 0 E: 0 K: 2 S: 8	H: 0 LOB: 0 BB: 0 P: 9	R: 2 H: 3 E: 0 K: 2 S: 15	LOB: 3 BB: 2 P: 29	1B: 5 2B: 0 3B: 0 HR: 0	SF: 0 SAC: 1 DP: 0 HBP: 0	WP: 0 PB: 0 SB: 0 CS: 0	PA: 31
PITCHER	IP WLS BF H R ER SO BB IBB HBP BLK WP HR S P ERA WHIP																	
Omar Daal, L ERA: 2.79 (1, 1)	8.0 L 31 5 2 2 9 2 1 0 0 0 0 78 121 2.25 0.875																	

Arizona Diamondbacks @ Chicago Cubs
Wrigley Field, Chicago, IL
Tue Aug 04 1998, 7:05 PM CDT
Att: 37,539 - Cloudy - 70 F

livebaseballscores.com

AB 27
R 2
H 5
RBI 2
BB 3
SO 9
LOB 4



Batter	1	2	3	4	5	6	7	8	9	AB	R	H	RBI	BB	SO	LOB	TOP				
Andy Fox, L <small>OBP: 0.358, SLG: 0.422</small> 										5	2	3	3	0	0	0	Arizona Diamondbacks @ Chicago Cubs Wrigley Field, Chicago, IL Wed Aug 05 1998, 3:33 AM CDT Att: 39,664 - Overcast - 76 F				
Jay Bell, R <small>OBP: 0.346, SLG: 0.409</small> 										4	2	1	0	1	2	2					
David Dellucci, L <small>OBP: 0.336, SLG: 0.425</small> 										5	0	1	0	0	1	2					
Devon White, S <small>OBP: 0.331, SLG: 0.462</small> 										5	1	3	2	0	1	0					
Karim Garcia, L <small>OBP: 0.275, SLG: 0.409</small> 										5	1	2	2	0	0	1					
Kelly Stinnett, R <small>OBP: 0.344, SLG: 0.438</small> 										3	2	1	1	2	2	1					
Tony Batista, R <small>OBP: 0.300, SLG: 0.453</small> Gregg Olson, R <small>OBP: 0.500, SLG: 2.000</small> 										5	2	3	2	0	0	3					
Andy Stankiewicz, R <small>OBP: 0.265, SLG: 0.254</small> 										4	0	0	0	0	2	3					
Andy Benes, R <small>OBP: 0.229, SLG: 0.233</small> Willie Banks, R <small>OBP: 0.336, SLG: 0.517</small> Bernard Gilkey, R <small>OBP: 0.358, SLG: 0.449</small> Alan Embree, L <small>OBP: 0.328, SLG: 0.498</small> Bobby Chouinard, R <small>OBP: 0.328, SLG: 0.498</small> Matt Williams, R <small>OBP: 0.328, SLG: 0.498</small> 										3	0	0	0	0	1	0					
Inning Stats	R: 3 H: 3 E: 0 K: 1 S: 13	H: 3 R: 1 LOB: 1 BB: 1 P: 20	R: 2 H: 4 E: 0 K: 0 S: 14	H: 4 R: 1 LOB: 1 BB: 0 P: 17	R: 0 H: 1 E: 0 K: 2 S: 10	LOB: 1 BB: 0 P: 15	R: 0 H: 0 E: 0 K: 2 S: 10	H: 0 R: 0 LOB: 0 BB: 0 P: 18	R: 0 H: 0 E: 0 K: 1 S: 5	H: 0 R: 0 LOB: 0 BB: 1 P: 8	R: 0 H: 1 E: 0 K: 0 S: 8	H: 1 R: 0 LOB: 0 BB: 1 P: 18	R: 0 H: 0 E: 0 K: 1 S: 10	H: 0 R: 0 LOB: 0 BB: 0 P: 12	R: 3 H: 4 E: 0 K: 1 S: 15	H: 4 R: 1 LOB: 1 BB: 1 P: 24		R: 0 H: 1 E: 0 K: 1 S: 16	H: 1 R: 0 LOB: 2 BB: 1 P: 26	1B: 9 2B: 2 3B: 1 HR: 2	SF: 0 SAC: 0 DP: 1 HBP: 0
PITCHER	IP: 6.0 WLS: L BF: 28 H: 9 R: 7 ER: 7 SO: 6 BB: 2 IBB: 0 HBP: 0 BLK: 0 WP: 0 HR: 2 S: 60 P: 96 ERA: 10.50 WHIP: 1.833	IP: 1.0 WLS: L BF: 3 H: 0 R: 0 ER: 0 SO: 1 BB: 0 IBB: 0 HBP: 0 BLK: 0 WP: 0 HR: 0 S: 10 P: 12 ERA: 0.00 WHIP: 0.000	IP: 0.1 WLS: L BF: 3 H: 3 R: 3 ER: 3 SO: 1 BB: 1 IBB: 0 HBP: 0 BLK: 0 WP: 0 HR: 11 S: 19 P: 19 ERA: 81.00 WHIP: 12.000	IP: 0.2 WLS: L BF: 2 H: 1 R: 0 ER: 0 SO: 0 BB: 0 IBB: 0 HBP: 0 BLK: 0 WP: 0 HR: 4 S: 5 P: 5 ERA: 0.00 WHIP: 1.500	IP: 1.0 WLS: L BF: 5 H: 1 R: 0 ER: 0 SO: 1 BB: 1 IBB: 0 HBP: 0 BLK: 0 WP: 0 HR: 16 S: 26 P: 26 ERA: 0.00 WHIP: 2.000	PITCHER	IP: 6.0 WLS: L BF: 28 H: 9 R: 7 ER: 7 SO: 6 BB: 2 IBB: 0 HBP: 0 BLK: 0 WP: 0 HR: 2 S: 60 P: 96 ERA: 10.50 WHIP: 1.833	IP: 1.0 WLS: L BF: 3 H: 0 R: 0 ER: 0 SO: 1 BB: 0 IBB: 0 HBP: 0 BLK: 0 WP: 0 HR: 0 S: 10 P: 12 ERA: 0.00 WHIP: 0.000	IP: 0.1 WLS: L BF: 3 H: 3 R: 3 ER: 3 SO: 1 BB: 1 IBB: 0 HBP: 0 BLK: 0 WP: 0 HR: 11 S: 19 P: 19 ERA: 81.00 WHIP: 12.000	IP: 0.2 WLS: L BF: 2 H: 1 R: 0 ER: 0 SO: 0 BB: 0 IBB: 0 HBP: 0 BLK: 0 WP: 0 HR: 4 S: 5 P: 5 ERA: 0.00 WHIP: 1.500	IP: 1.0 WLS: L BF: 5 H: 1 R: 0 ER: 0 SO: 1 BB: 1 IBB: 0 HBP: 0 BLK: 0 WP: 0 HR: 16 S: 26 P: 26 ERA: 0.00 WHIP: 2.000										

AB	39
R	10
H	14
RBI	10
BB	4
SO	9
LOB	12



AB	33
R	7
H	7
RBI	5
BB	6
SO	10
LOB	14



Batter	1	2	3	4	5	6	7	8	9	AB	R	H	RBI	BB	SO	LOB	TOP								
Andy Fox, L OBP: 0.356, SLG: 0.422 (1, 3)	G6-3	1B			G6-3		L3		F9	5	0	1	0	0	0	1									
Bernard Gilkey, R OBP: 0.312, SLG: 0.318 (1, 7)	1B	K			G6-3		F9			4	1	1	0	0	1	2									
Devon White, S OBP: 0.335, SLG: 0.465 (1, 8)	E1			G5-3	2B		G3			4	2	2	0	0	0	1									
Matt Williams, R OBP: 0.329, SLG: 0.454 (1, 5)	FC4				2B				FC3-6	4	0	3	2	0	0	0									
David Dellucci, L OBP: 0.332, SLG: 0.419 (1, 9)	K				F8				FC3-6	4	0	0	0	0	2	4									
Barry Manuel, R (8, 1)										0	0	0	0	0	0	0									
Jay Bell, R OBP: 0.346, SLG: 0.411 (1, 6)	1B			P4			F7		F8	3	0	0	0	1	0	2									
Kelly Stinnett, R OBP: 0.342, SLG: 0.434 (1, 2)	F7						K		F9	4	0	1	0	0	1	3									
Danny Klassen, R OBP: 0.263, SLG: 0.315 (1, 4)			K	G4-1-4-3			K		P3	4	0	0	0	0	2	1									
Amaury Telemaco, R OBP: 0.095, SLG: 0.053 (1, 1)										2	0	0	0	0	1	0									
Felix Rodriguez, R (5, 1)										0	0	0	0	0	0	0									
Andy Stankiewicz, R OBP: 0.271, SLG: 0.280 (7, PH)										1	0	1	0	0	0	0									
Aaron Small, R (7, 1)										0	0	0	0	0	0	0									
Karim Garcia, L OBP: 0.269, SLG: 0.398 (8, 9)							WP		K	1	0	0	0	0	1	0									
Inning Stats	R: 2 E: 1 K: 1 S: 15	H: 2 LOB: 2 BB: 1 P: 22	R: 0 E: 0 K: 3 S: 11	H: 1 LOB: 1 BB: 0 P: 14	R: 0 E: 0 K: 0 S: 7	H: 1 LOB: 1 BB: 0 P: 9	R: 0 E: 0 K: 0 S: 5	H: 0 LOB: 0 BB: 0 P: 6	R: 1 E: 0 K: 1 S: 14	H: 2 LOB: 1 BB: 0 P: 19	R: 0 E: 0 K: 2 S: 9	H: 0 LOB: 0 BB: 0 P: 11	R: 0 E: 0 K: 0 S: 9	H: 1 LOB: 1 BB: 0 P: 12	R: 0 E: 0 K: 0 S: 9	H: 1 LOB: 1 BB: 0 P: 14	R: 0 E: 0 K: 1 S: 6	H: 0 LOB: 0 BB: 0 P: 7	1B: 7 2B: 2 3B: 0 HR: 0	SF: 0 SAC: 0 DP: 1 HBP: 0	WP: 1 PB: 1 SB: 0 CS: 0	PA: 37			
PITCHER	IP	WLS	BF	H	R	ER	SO	BB	IBB	HBP	BLK	WP	HR	S	P	ERA	WHIP								
Dustin Hermanson, R ERA: 3.23 (1, 1)	7.0	W	30	8	3	2	7	1	0	0	0	1	0	70	93	2.57	1.286								
Mike Maddux, R ERA: 3.82 (8, 1)	1.0		4	1	0	0	0	0	0	0	0	0	0	9	14	0.00	1.000								
Ugueth Urbina, R ERA: 1.09 (9, 1)	1.0	S	3	0	0	0	1	0	0	0	0	0	0	6	7	0.00	0.000								

Arizona Diamondbacks @ Montreal Expos
Olympic Stadium, Montreal, QB
Sat Aug 08 1998, 7:05 PM EDT
Att: 10,717 - Cloudy - 88 F

AB	36
R	3
H	9
RBI	2
BB	1
SO	8
LOB	14



Batter	1	2	3	4	5	6	7	8	9	AB	R	H	RBI	BB	SO	LOB	BOTTOM								
Wilton Guerrero, S OBP: 0.306, SLG: 0.351 (1, 4)	B1-3		SF9		1B		K			4	1	3	0	0	1	0									
Terry Jones, S OBP: 0.325, SLG: 0.366 (1, 8)	SH1-3								L6	3	0	2	0	0	0	0									
F.P. Santangelo, S OBP: 0.345, SLG: 0.320 (1, 7)	B1-3		F8						E6	4	0	0	0	0	1	6									
Vladimir Guerrero, R OBP: 0.377, SLG: 0.589 (1, 9)	K		SF9							1	1	0	1	2	1	1									
Brad Fullmer, L OBP: 0.322, SLG: 0.448 (1, 3)										4	1	2	0	0	1	4									
Mike Maddux, L (8, 1)										0	0	0	0	0	0	0									
Ugueth Urbina, R (9, 1)										0	0	0	0	0	0	0									
Shane Andrews, R OBP: 0.308, SLG: 0.461 (1, 5)	K			G4-6-3						3	1	1	3	1	2	3									
Chris Widger, R OBP: 0.276, SLG: 0.360 (1, 2)	F9								F8	4	0	1	0	0	0	1									
Orlando Cabrera, R OBP: 0.301, SLG: 0.403 (1, 6)	G4-3			G4-6-3					L5	4	0	0	0	0	0	3									
Dustin Hermanson, R OBP: 0.273, SLG: 0.139 (1, 1)										3	1	1	0	0	0	1									
Ryan McGuire, L OBP: 0.322, SLG: 0.279 (8, 3)				P4					F8	1	0	0	0	0	0	0									
Inning Stats	R: 0 E: 0 K: 1 S: 11	H: 1 LOB: 1 BB: 0 P: 16	R: 0 E: 0 K: 1 S: 8	H: 1 LOB: 1 BB: 0 P: 12	R: 1 E: 0 K: 0 S: 12	H: 3 LOB: 2 BB: 0 P: 15	R: 0 E: 0 K: 0 S: 11	H: 1 LOB: 1 BB: 1 P: 18	R: 4 E: 0 K: 1 S: 27	H: 4 LOB: 0 BB: 1 P: 42	R: 0 E: 0 K: 1 S: 8	H: 0 LOB: 0 BB: 0 P: 13	R: 0 E: 1 K: 2 S: 12	H: 0 LOB: 2 BB: 1 P: 18	R: 0 E: 0 K: 0 S: 8	H: 0 LOB: 0 BB: 0 P: 11	1B: 9 2B: 0 3B: 0 HR: 1	SF: 1 SAC: 1 DP: 1 HBP: 0	WP: 1 PB: 0 SB: 1 CS: 1	PA: 36					
PITCHER	IP	WLS	BF	H	R	ER	SO	BB	IBB	HBP	BLK	WP	HR	S	P	ERA	WHIP								
Amaury Telemaco, R ERA: 3.96 (1, 1)	4.2	L	24	10	5	5	3	2	0	0	0	0	1	62	93	9.64	2.571								
Felix Rodriguez, R ERA: 5.87 (5, 1)	1.1		4	0	0	0	1	0	0	0	0	0	0	15	23	0.00	0.000								
Aaron Small, R ERA: 5.48 (7, 1)	1.0		5	0	0	0	2	1	0	0	0	0	0	12	18	0.00	1.000								
Barry Manuel, R ERA: 7.47 (8, 1)	1.0		3	0	0	0	0	0	0	0	0	0	0	8	11	0.00	0.000								

Arizona Diamondbacks @ Montreal Expos
Olympic Stadium, Montreal, QB
Sat Aug 08 1998, 7:05 PM EDT
Att: 10,717 - Cloudy - 88 F

AB	31
R	5
H	10
RBI	4
BB	3
SO	6
LOB	19



Batter	1	2	3	4	5	6	7	8	9	AB	R	H	RBI	BB	SO	LOB	TOP										
Doug Glanville, R (1, 8) OBP: 0.348, SLG: 0.424	1-2 G6-3		2-2 G5-3			1-1 G6-3		0-1 E7 WP 1B		4	1	1	1	0	0	0	Philadelphia Phillies @ Arizona Diamondbacks Bank One Ballpark, Phoenix, AZ Mon Aug 10 1998, 10:05 PM EDT Att: 41,711 - Dome - 72 F livebaseballscorecards.com										
Gregg Jefferies, S (1, 7) OBP: 0.332, SLG: 0.405 Kevin Sefcik, R (8, 7) OBP: 0.398, SLG: 0.375	1-0 1B			2-2 P6		0-0 L6		3-1 P7		4	0	1	0	0	0	1											
Scott Rolen, R (1, 5) OBP: 0.378, SLG: 0.513	1-3 K			0-0 F8		4-2 BB		2-0 L7		3	0	0	0	1	1	1											
Rico Brogna, L (1, 3) OBP: 0.325, SLG: 0.453	1-3 K			0-0 G4-3		2-2 G3			0-1 HR	4	1	1	1	0	1	2											
Bobby Estalella, R (1, 2) OBP: 0.226, SLG: 0.431		2-2 G5-3			1-2 G1-3		3-2 G5-3		0-0 1B	4	0	1	0	0	0	0											
Mark Lewis, R (1, 4) OBP: 0.311, SLG: 0.372		1-1 G4-3			2-3 K		0-2 G5-3		0-3 K	4	0	0	0	0	2	1											
Bobby Abreu, L (1, 9) OBP: 0.401, SLG: 0.470		0-3 K			1-0 BB 1B		3-2 CS 1B		2-3 K	4	0	2	0	0	2	1											
Desi Relaford, S (1, 6) OBP: 0.313, SLG: 0.358			2-3 K		4-0 SAFE BB 1B		3-2 CS	4-1 SH2-4 E BB	3-2 F7	2	1	0	0	2	1	1											
Curt Schilling, R (1, 1) OBP: 0.138, SLG: 0.125			0-3 K		0-1 G1-3			1-2 SH2-4		2	0	0	0	0	1	2											
Inning Stats	R: 0 E: 0 K: 2 S: 12	H: 1 LOB: 1 BB: 0 P: 16	R: 0 E: 0 K: 1 S: 9	H: 0 LOB: 0 BB: 0 P: 12	R: 0 E: 0 K: 2 S: 9	H: 0 LOB: 0 BB: 0 P: 13	R: 0 E: 0 K: 0 S: 6	H: 0 LOB: 0 BB: 0 P: 8	R: 0 E: 0 K: 1 S: 9	H: 1 LOB: 2 BB: 1 P: 17	R: 0 E: 0 K: 0 S: 12	H: 0 LOB: 1 BB: 1 P: 19	R: 0 E: 0 K: 0 S: 11	H: 1 LOB: 0 BB: 0 P: 20	R: 2 E: 1 K: 0 S: 9	H: 1 LOB: 0 BB: 1 P: 19		R: 1 E: 0 K: 2 S: 14	H: 2 LOB: 1 BB: 0 P: 19	1B: 5 2B: 0 3B: 0 HR: 1	SF: 0 SAC: 1 DP: 0 HBP: 0	WP: 1 PB: 0 CS: 1	PA: 36				
PITCHER	IP	WLS	BF	H	R	ER	SO	BB	IBB	HBP	BLK	WP	HR	S	P	ERA	WHIP										
Omar Daal, L (1, 1) ERA: 2.68	7.1	L	28	4	2	1	6	3	0	0	0	0	0	74	116	1.23	0.955										
Bobby Chouinard, R (8, 1) ERA: 3.66	1.2		7	2	1	1	2	0	0	0	0	1	1	17	27	5.40	1.200										


Batter	1	2	3	4	5	6	7	8	9	AB	R	H	RBI	BB	SO	LOB	BOTTOM										
Andy Fox, L (1, 4) OBP: 0.354, SLG: 0.421	0-1 L5		0-0 F8			0-0 2B		1-0 L9		4	0	1	0	0	0	0	Philadelphia Phillies @ Arizona Diamondbacks Bank One Ballpark, Phoenix, AZ Mon Aug 10 1998, 10:05 PM EDT Att: 41,711 - Dome - 72 F livebaseballscorecards.com										
Bernard Gilkey, R (1, 7) OBP: 0.311, SLG: 0.316	1-1 G4-3		0-0 G4-3			2-0 G6-3			1-3 K	4	0	0	0	0	1	1											
Travis Lee, L (1, 3) OBP: 0.359, SLG: 0.475	0-1 G4-3			0-2 P8		3-3 K			0-1 P6	4	0	0	0	0	1	1											
Matt Williams, R (1, 5) OBP: 0.328, SLG: 0.452		0-1 FC6-4 1B		1-1 G4-3		0-0 G4-3			2-2 G4-3	4	0	1	0	0	0	0											
Devon White, S (1, 8) OBP: 0.333, SLG: 0.462		1-1 FC6-4 WP 1-2		1-3 K		0-0 G3				3	0	0	0	0	1	1											
Jay Bell, R (1, 6) OBP: 0.346, SLG: 0.413		1-0 P9			1-2 P5		3-2 2B			3	0	1	0	0	0	1											
Karim Garcia, L (1, 9) OBP: 0.273, SLG: 0.397 Bobby Chouinard, R (8, 1) OBP: 0.330, SLG: 0.414		4-2 BB		1-2 BB		2-2 F8		0-0 F8		2	0	0	0	1	0	1											
Kelly Stinnett, R (1, 2) OBP: 0.338, SLG: 0.428		0-1 L9			1-1 G5-3			1-0 G4-3		3	0	0	0	0	2	2											
Omar Daal, L (1, 1) OBP: 0.212, SLG: 0.103 David Dellucci, L (8, 9) OBP: 0.330, SLG: 0.414			0-3 K			0-3 K		1-2 P5		2	0	0	0	0	2	0											
Inning Stats	R: 0 E: 0 K: 0 S: 6	H: 0 LOB: 0 BB: 0 P: 7	R: 0 E: 0 K: 0 S: 10	H: 1 LOB: 2 BB: 1 P: 16	R: 0 E: 0 K: 1 S: 5	H: 0 LOB: 0 BB: 0 P: 5	R: 0 E: 0 K: 1 S: 10	H: 0 LOB: 0 BB: 0 P: 12	R: 0 E: 0 K: 2 S: 8	H: 1 LOB: 1 BB: 0 P: 13	R: 0 E: 0 K: 0 S: 6	H: 1 LOB: 1 BB: 0 P: 9	R: 0 E: 0 K: 0 S: 5	H: 0 LOB: 0 BB: 0 P: 8	R: 0 E: 0 K: 1 S: 9	H: 0 LOB: 0 BB: 0 P: 12		1B: 1 2B: 2 3B: 0 HR: 0	SF: 0 SAC: 0 DP: 0 HBP: 0	WP: 1 PB: 0 CS: 0	PA: 31						
PITCHER	IP	WLS	BF	H	R	ER	SO	BB	IBB	HBP	BLK	WP	HR	S	P	ERA	WHIP										
Curt Schilling, R (1, 1) ERA: 3.2	9.0	W	31	3	0	0	5	1	0	0	0	1	0	67	94	0.00	0.444										

Batter	1	2	3	4	5	6	7	8	9	AB	R	H	RBI	BB	SO	LOB	TOP								
Doug Glanville, R (1,8) OBP: 0.346, SLG: 0.420	1-2 SH1-3 1B		0-1 L4		1-2 L1	1-1 G5-3			1-1 P8	5	0	1	0	0	0	2									
Gregg Jefferies, S (1,7) OBP: 0.329, SLG: 0.401	0-1 SH1-3			1-0 F7		2-1 1B 2B				3	1	1	0	0	1	0									
Kevin Sefcik, R (9,7) OBP: 0.398, SLG: 0.375	1-2 SH1-3					1B				0	0	0	0	0	0	0									
Scott Rolen, R (1,5) OBP: 0.378, SLG: 0.508	1-0 P8			1-2 G6-3		4-2 1B 2B			3-2 G5-3	3	1	0	0	1	0	1									
23 Kevin Jordan, R (1,3) OBP: 0.309, SLG: 0.372	1-0 P8			3-2 F8		3-1 P2			0-1 G5-3	4	0	0	0	0	0	3									
Mark Lewis, R (1,4) OBP: 0.312, SLG: 0.372		1-0 G1-6-3			1-0 1B HR	1-1 2B 2B			1-0 P9	4	2	2	0	0	0	0									
Bobby Abreu, L (1,9) OBP: 0.403, SLG: 0.473		1-3 K			0-0 1B HR	2-0 2B 2B			2-3 K	4	2	2	2	0	2	0									
Mark Parent, R (1,2) OBP: 0.290, SLG: 0.284		3-2 F8			1-2 1B HR	1-3 2B 2B			2-2 G5-3	3	1	1	3	1	0	0									
Desi Relaford, S (1,6) OBP: 0.312, SLG: 0.361				2-1 G4-3		1-1 G6-3			0-0 P9	4	0	1	2	0	0	0									
Mike Grace, R (1,1) OBP: 0.174, SLG: 0.095				1-2 G6-3		2-1 G6-3			3-1 P2	3	0	0	0	0	1	2									
Wayne Gomes, R (8,1)										0	0	0	0	0	0	0									
Ruben Amaro Jr, S (9,PH) OBP: 0.227, SLG: 0.272										1	0	0	0	0	0	0									
Mark Leiter, R (9,1)										0	0	0	0	0	0	0									
Inning Stats	R: 0 E: 0 K: 0 S: 7	H: 1 LOB: 1 BB: 0 P: 10	R: 0 E: 0 K: 1 S: 8	H: 0 LOB: 0 BB: 0 P: 13	R: 0 E: 0 K: 0 S: 8	H: 0 LOB: 0 BB: 0 P: 11	R: 0 E: 0 K: 0 S: 9	H: 0 LOB: 0 BB: 0 P: 14	R: 3 E: 0 K: 0 S: 10	H: 3 LOB: 0 BB: 0 P: 15	R: 4 E: 0 K: 1 S: 21	H: 4 LOB: 2 BB: 2 P: 42	R: 0 E: 0 K: 1 S: 9	H: 0 LOB: 0 BB: 0 P: 14	R: 0 E: 0 K: 1 S: 7	H: 0 LOB: 0 BB: 0 P: 12	R: 0 E: 0 K: 0 S: 5	H: 0 LOB: 0 BB: 0 P: 9	1B: 5 2B: 2 3B: 0 HR: 1	SF: 0 SAC: 1 DP: 0 HBP: 0	WP: 0 PB: 0 SB: 0 CS: 0	PA: 37			
PITCHER	IP	WLS	BF	H	R	ER	SO	BB	IBB	HBP	BLK	WP	HR	S	P	ERA	WHIP								
Brian Anderson, L (1,1) ERA: 4.62	5.1	L	24	7	7	7	1	1	0	0	0	0	1	52	85	11.81	1.500								
Felix Rodriguez, R (6,1) ERA: 5.73	1.2		7	1	0	0	2	1	0	0	0	0	0	20	34	0.00	1.200								
Alan Embree, L (8,1) ERA: 5.3	2.0		6	0	0	0	1	0	0	0	0	0	0	12	21	0.00	0.000								

Philadelphia Phillies @ Arizona Diamondbacks
Bank One Ballpark, Phoenix, AZ
Wed Aug 12 1998, 10:05 PM EDT
Att: 41,510 - Dome - 72 F

livebaseballscorecards.com

AB 34
R 7
H 8
RBI 7
BB 2
SO 4
LOB 8




Batter	1	2	3	4	5	6	7	8	9	AB	R	H	RBI	BB	SO	LOB	BOTTOM								
Andy Fox, L (1,4) OBP: 0.355, SLG: 0.419	2-1 FC6-4 1B	4-2 HBP			0-0 1B		2-1 G1-6-3		0-1 G3-1	4	0	2	0	0	0	0									
Bernard Gilkey, R (1,7) OBP: 0.308, SLG: 0.314	0-1 FC6-4 HBP	0-3 K			2-1 P7		0-0 G6-3		1-3 K	5	0	0	0	0	2	4									
Travis Lee, L (1,3) OBP: 0.355, SLG: 0.468	0-1 L4				2-1 F8		1-1 L8			4	1	1	0	0	0	2									
Matt Williams, R (1,5) OBP: 0.327, SLG: 0.448	2-0 HBP HBP				1-0 F8		0-1 G5-3		3-3 K	3	0	0	0	0	1	1									
Devon White, S (1,8) OBP: 0.336, SLG: 0.463	3-2 HBP				1-1 G4-3		0-1 G1-3		3-1 F7	3	0	0	0	0	0	1									
Karim Garcia, L (1,9) OBP: 0.272, SLG: 0.400	1-1 P7				0-0 P8		3-2 L4		0-0 1B 3B	4	1	1	1	0	0	3									
Tony Batista, R (1,6) OBP: 0.309, SLG: 0.517		2-0 2B			0-1 L5		1-0 G6-3		1-2 1B	4	0	2	1	0	0	0									
Kelly Stinnett, R (1,2) OBP: 0.336, SLG: 0.424		1-0 G6-3			2-3 K		0-1 HR		3-H 2-2 G6-3	4	1	1	0	0	1	2									
Brian Anderson, R (1,1) OBP: 0.140, SLG: 0.122		0-0 G6-3			0-1 G1-3				2-2 L3	2	0	0	0	0	0	1									
Felix Rodriguez, R (6,1)										0	0	0	0	0	0	0									
Hanley Frias, S (7,PH) OBP: 0.200, SLG: 0.800										1	1	1	2	0	0	0									
Alan Embree, L (8,1)										0	0	0	0	0	0	0									
David Dellucci, L (9,PH) OBP: 0.329, SLG: 0.413										1	0	0	0	0	0	0									
Inning Stats	R: 0 E: 0 K: 0 S: 10	H: 1 LOB: 3 BB: 0 P: 18	R: 0 E: 0 K: 1 S: 8	H: 1 LOB: 2 BB: 0 P: 15	R: 0 E: 0 K: 0 S: 5	H: 0 LOB: 0 BB: 0 P: 9	R: 0 E: 0 K: 1 S: 6	H: 0 LOB: 0 BB: 0 P: 8	R: 0 E: 0 K: 0 S: 7	H: 1 LOB: 1 BB: 0 P: 10	R: 0 E: 0 K: 0 S: 7	H: 0 LOB: 0 BB: 0 P: 10	R: 2 E: 0 K: 1 S: 13	H: 3 LOB: 1 BB: 0 P: 22	R: 0 E: 0 K: 1 S: 9	H: 0 LOB: 0 BB: 0 P: 12	1B: 5 2B: 1 3B: 1 HR: 1	SF: 0 SAC: 0 DP: 0 HBP: 3	WP: 0 PB: 0 SB: 0 CS: 0	PA: 38					
PITCHER	IP	WLS	BF	H	R	ER	SO	BB	IBB	HBP	BLK	WP	HR	S	P	ERA	WHIP								
Mike Grace, R (1,1) ERA: 5.35	7.0	W	29	5	2	2	2	2	2	1	0	0	0	3	0	7.14									
Wayne Gomes, R (8,1) ERA: 3.62	1.0		6	3	2	2	1	0	0	0	0	0	0	13	22	18.00	3.000								
Mark Leiter, R (9,1) ERA: 3.33	1.0	S	3	0	0	0	1	0	0	0	0	0	0	9	12	0.00	0.000								

Philadelphia Phillies @ Arizona Diamondbacks
Bank One Ballpark, Phoenix, AZ
Wed Aug 12 1998, 10:05 PM EDT
Att: 41,510 - Dome - 72 F

livebaseballscorecards.com

AB 35
R 4
H 8
RBI 4
BB 0
SO 4
LOB 14



Batter	1	2	3	4	5	6	7	8	9	AB	R	H	RBI	BB	SO	LOB	TOP							
Tony Phillips, S OBP: 0.426, SLG: 0.460 (1, 9)	F7		BB					G5-4-3 1B		3	0	2	1	1	0	0	New York Mets @ Arizona Diamondbacks Bank One Ballpark, Phoenix, AZ Fri Aug 14 1998, 10:05 PM EDT Att: 47,562 - Dome - 72 F							
Lenny Harris, L OBP: 0.311, SLG: 0.314 (6, 9)	F7		F7					G5-4-3 1-2f		4	0	0	0	0	0	3								
John Olerud, L OBP: 0.446, SLG: 0.546 (1, 3)				HR						3	1	2	0	1	0	1								
31 Mike Piazza, R OBP: 0.369, SLG: 0.517 (1, 2)	G5-3									4	0	0	0	0	0	3								
Brian McRae, S OBP: 0.364, SLG: 0.496 (1, 8)		G3		HR						4	1	1	2	0	1	0								
Todd Hundley, S OBP: 0.245, SLG: 0.267 Edgardo Alfonzo, R OBP: 0.350, SLG: 0.394 (6, 5)	K			P7						3	0	0	0	0	2	0								
Carlos Baerga, S OBP: 0.319, SLG: 0.388 (1, 4)	G6-3									1	0	0	0	0	0	0								
Rey Ordonez, R OBP: 0.296, SLG: 0.311 (1, 6)			K					G6-3		3	1	1	0	0	1	0								
Rick Reed, R OBP: 0.189, SLG: 0.200 Dennis Cook, L (8, 1) Turk Wendell, L (9, 1)										2	0	0	0	0	2	0								
										0	0	0	0	0	0	0								
										0	0	0	0	0	0	0								
Inning Stats	R: 0 E: 0 K: 0 S: 9	H: 1 LOB: 1 BB: 0 P: 14	R: 0 E: 0 K: 1 S: 8	H: 0 LOB: 0 BB: 0 P: 9	R: 0 E: 0 K: 2 S: 10	H: 0 LOB: 1 BB: 1 P: 15	R: 2 E: 0 K: 0 S: 11	H: 2 LOB: 0 BB: 0 P: 19	R: 1 E: 0 K: 1 S: 9	H: 2 LOB: 0 BB: 0 P: 15	R: 0 E: 0 K: 1 S: 7	H: 0 LOB: 0 BB: 0 P: 10	R: 0 E: 0 K: 2 S: 8	H: 0 LOB: 0 BB: 0 P: 11	R: 0 E: 0 K: 0 S: 6	H: 1 LOB: 1 BB: 1 P: 12	R: 0 E: 0 K: 1 S: 6	H: 0 LOB: 0 BB: 0 P: 10	1B: 4 2B: 1 3B: 0 HR: 1	SF: 0 SAC: 1 DP: 1 HBP: 0	WP: 1 PB: 0 SB: 0 CS: 0	PA: 34		
PITCHER	IP WLS BF H R ER SO BB IBB HBP BLK WP HR S P ERA WHIP	7.0 L 27 5 3 3 6 1 0 0 0 1 1 62 93 3.86 0.857	2.0 7 1 0 0 1 1 0 0 0 0 0 0 12 22 0.00 1.000																					



Batter	1	2	3	4	5	6	7	8	9	AB	R	H	RBI	BB	SO	LOB	BOTTOM						
Andy Fox, L OBP: 0.354, SLG: 0.417 (1, 5)	P8		G1-3							4	0	1	0	0	0	2	New York Mets @ Arizona Diamondbacks Bank One Ballpark, Phoenix, AZ Fri Aug 14 1998, 10:05 PM EDT Att: 47,562 - Dome - 72 F						
Bernard Gilkey, R OBP: 0.308, SLG: 0.313 (1, 7)	K							L9		4	0	1	0	0	2	0							
Travis Lee, L OBP: 0.354, SLG: 0.466 (1, 3)	K		G6-3							4	0	1	0	0	1	1							
Devon White, S OBP: 0.335, SLG: 0.462 (1, 8)		G3-1								4	0	1	0	0	1	1							
Karim Garcia, L OBP: 0.276, SLG: 0.414 (1, 9)										4	2	2	1	0	0	2							
Jay Bell, R OBP: 0.348, SLG: 0.423 (1, 6)										3	0	0	0	1	0	1							
Tony Batista, R OBP: 0.319, SLG: 0.519 (1, 4)										3	0	2	1	1	1	0							
Damian Miller, R OBP: 0.359, SLG: 0.457 Andy Staniewicz, R OBP: 0.289, SLG: 0.258 (9, PH)										3	0	1	0	0	0	1							
Amaury Telemaco, R OBP: 0.087, SLG: 0.048 David Dellucci, L OBP: 0.331, SLG: 0.413 Aaron Small, R (8, 1) Hanley Frias, S OBP: 0.167, SLG: 0.667 (9, PH)										2	0	0	0	0	1	0							
										0	0	0	0	0	0	0							
										1	0	0	0	0	2								
Inning Stats	R: 0 E: 0 K: 2 S: 10	H: 0 LOB: 0 BB: 0 P: 14	R: 1 E: 0 K: 0 S: 15	H: 2 LOB: 1 BB: 0 P: 23	R: 0 E: 0 K: 1 S: 8	H: 1 LOB: 1 BB: 0 P: 11	R: 1 E: 0 K: 1 S: 7	H: 1 LOB: 0 BB: 0 P: 12	R: 0 E: 0 K: 0 S: 8	H: 1 LOB: 0 BB: 0 P: 14	R: 0 E: 0 K: 1 S: 8	H: 1 LOB: 1 BB: 0 P: 16	R: 0 E: 0 K: 0 S: 12	H: 2 LOB: 2 BB: 0 P: 19	R: 0 E: 0 K: 1 S: 8	H: 1 LOB: 0 BB: 0 P: 10	R: 0 E: 0 K: 0 S: 10	H: 0 LOB: 1 BB: 2 P: 20	1B: 8 2B: 0 3B: 0 HR: 1	SF: 0 SAC: 0 DP: 1 HBP: 1	WP: 0 PB: 0 SB: 0 CS: 1	PA: 37	
PITCHER	IP WLS BF H R ER SO BB IBB HBP BLK WP HR S P ERA WHIP	7.0 W 28 8 2 2 5 0 0 0 0 0 0 8 10 0.00 1.000	1.0 S 4 0 0 0 0 2 0 0 0 0 0 10 20 0.00 2.000																				



Batter	1	2	3	4	5	6	7	8	9	AB	R	H	RBI	BB	SO	LOB	TOP										
Tony Phillips, S OBP: 0.425, SLG: 0.467 (1, 9)	2-2 HR 1B		1-3 K		1-0 F8		1-2 1B 2B		1-0 F9	5	1	2	1	0	1	0											
Edgardo Alfonso, R OBP: 0.351, SLG: 0.397 (1, 5)	2-1 P6		2-0 1B 2B		1-0 G5-3		2-2 1B FC5-4			4	1	2	0	0	0	1											
John Olerud, L OBP: 0.448, SLG: 0.556 (1, 3)	2-2 1-H HR		1-1 2-H 1B			1-1 1B FC5-4			L5	4	1	3	3	0	0	2											
31 Mike Piazza, R OBP: 0.368, SLG: 0.516 (1, 2)	0-1 2B		0-0 P9			1-1 F9	2-1 FC5-4			4	0	1	1	0	0	4											
Brian McRae, S OBP: 0.363, SLG: 0.494 (1, 8)	1-3 K		3-2 P3			2-2 FC1-5-6		3-2 CS 1B		4	0	1	0	0	1	3											
Todd Hundley, S OBP: 0.238, SLG: 0.258 Lenny Harris, L OBP: 0.309, SLG: 0.312 (1, 7)	2-2 G5-3				0-0 F9			0-3 K		3	0	0	0	0	1	2											
Carlos Baerga, S OBP: 0.318, SLG: 0.389 (1, 4)		0-0 G6-3		0-3 K			2-2 SH3 1B	2-1 1-3 P3		4	1	1	0	0	1	1											
Rey Ordóñez, R OBP: 0.294, SLG: 0.309 (1, 6)		1-0 G6-3		2-2 F3			1-0 SH3		0-1 G6-3	3	0	0	0	0	0	0											
Armando Reynoso, R OBP: 0.231, SLG: 0.231 Matt Franco, L OBP: 0.305, SLG: 0.307 Greg McMichael, R OBP: 0.333, SLG: 0.413 Mel Rojas, R OBP: 0.326, SLG: 0.350 Luis Lopez, S OBP: 0.336, SLG: 0.350 John Franco, L OBP: 0.297, SLG: 0.326 (1, 1)		2-3 K		1-3 K			1-1 2B 1B		0-0 G1-3	2	0	0	0	0	2	0											
Inning Stats	R: 2 E: 0 K: 1 S: 17	H: 3 LOB: 1 BB: 0 P: 26	R: 0 E: 0 K: 1 S: 5	H: 0 LOB: 0 BB: 0 P: 8	R: 1 E: 0 K: 1 S: 12	H: 2 LOB: 1 BB: 0 P: 19	R: 0 E: 0 K: 1 S: 7	H: 0 LOB: 0 BB: 0 P: 9	R: 0 E: 0 K: 1 S: 11	H: 1 LOB: 1 BB: 0 P: 18	R: 2 E: 0 K: 0 S: 17	H: 4 LOB: 2 BB: 0 P: 26	R: 0 E: 0 K: 1 S: 9	H: 1 LOB: 0 BB: 0 P: 14	R: 0 E: 0 K: 0 S: 4	H: 0 LOB: 0 BB: 0 P: 5	1B: 6 2B: 4 3B: 0 HR: 1	SF: 0 SAC: 1 DP: 0 HBP: 0	WP: 0 PB: 0 SB: 2 CS: 1	PA: 37							
PITCHER	IP	WLS	BF	H	R	ER	SO	BB	IBB	HBP	BLK	WP	HR	S	P	ERA	WHIP										
Bob Wolcott, R ERA: 6.07 (1, 1)	5.0		20	5	3	3	5	0	0	0	0	0	1	46	70	5.40	1.000										
Willie Banks, R ERA: 5.18 (6, 1)	1.0		4	1	0	0	1	0	0	0	0	0	0	11	18	0.00	1.000										
Bobby Chouinard, R ERA: 4.18 (7, 1)	0.1	L	5	4	2	2	0	0	0	0	0	0	0	13	20	54.00	12.000										
Alan Embree, L ERA: 5.08 (7, 1)	1.2		5	1	0	0	1	0	0	0	0	0	0	13	20	0.00	0.600										
Gregg Olson, R ERA: 3.29 (9, 1)	1.0		3	0	0	0	0	0	0	0	0	0	0	4	5	0.00	0.000										

New York Mets @ Arizona Diamondbacks
Bank One Ballpark, Phoenix, AZ
Sat Aug 15 1998, 10:05 PM EDT
Att: 48,307 - Dome - 72 F

AB 36
R 5
H 11
RBI 5
BB 0
SO 7
LOB 14



Batter	1	2	3	4	5	6	7	8	9	AB	R	H	RBI	BB	SO	LOB	BOTTOM										
Andy Fox, L OBP: 0.350, SLG: 0.411 (1, 4)	1-1 G4-3		0-0 G4-3		2-2 G1-3		1-2 L9		1-1 G4-3	5	0	0	0	0	0	3											
Bernard Gilkey, R OBP: 0.313, SLG: 0.318 (1, 7)	0-1 G3 1B			0-0 G1-3		0-0 FC3-6 1B	1-1 1B			4	0	3	0	0	0	0											
Travis Lee, L OBP: 0.351, SLG: 0.461 (1, 3)	2-2 G3			3-3 K		0-0 FC3-6 1B	0-1 P5			4	1	0	0	0	1	3											
Matt Williams, R OBP: 0.327, SLG: 0.444 (1, 5)	2-3 K			1-1 G1-3		1-2 1B BB	0-0 L9			3	1	0	0	1	1	2											
Devon White, S OBP: 0.337, SLG: 0.461 (1, 8)		4-1 PO BB			1-0 G1-3	0-1 1B BLK		0-3 K		3	1	1	2	1	1	0											
Jay Bell, R OBP: 0.350, SLG: 0.427 (1, 6)		3-3 K			1-2 G3	1-2 G3 1B		3-2 G6-3		4	1	2	1	0	1	1											
Karim Garcia, L OBP: 0.272, SLG: 0.407 Gregg Olson, R OBP: 0.500, SLG: 2.000 (1, 9)		1-0 G1-3			3-1 G3	0-2 G3		3-3 K		4	0	0	0	0	1	3											
Kelly Stinnett, R OBP: 0.339, SLG: 0.423 (1, 2)		2-2 PO	0-1 G5-3		2-0 HBP	3-2 1B			2-3 K	3	0	1	1	0	1	0											
Bob Wolcott, R OBP: 0.256, SLG: 0.250 David DeLuca, L OBP: 0.333, SLG: 0.413 Willie Banks, R OBP: 0.326, SLG: 0.350 Tony Batista, R OBP: 0.305, SLG: 0.307 Bobby Chouinard, R OBP: 0.333, SLG: 0.413 Alan Embree, L OBP: 0.297, SLG: 0.326 Andy Stankiewicz, R OBP: 0.297, SLG: 0.326 (1, 1)		2-1 P9			2-0 HBP	1-2 HBP		1-1 G1-3		1	0	0	0	0	0	0											
Inning Stats	R: 0 E: 0 K: 1 S: 10	H: 1 LOB: 1 BB: 0 P: 15	R: 0 E: 0 K: 1 S: 8	H: 0 LOB: 1 BB: 1 P: 18	R: 0 E: 0 K: 0 S: 5	H: 0 LOB: 0 BB: 0 P: 7	R: 0 E: 0 K: 1 S: 6	H: 0 LOB: 0 BB: 0 P: 10	R: 0 E: 0 K: 0 S: 11	H: 1 LOB: 3 BB: 0 P: 22	R: 4 E: 1 K: 0 S: 17	H: 4 LOB: 1 BB: 1 P: 26	R: 0 E: 0 K: 2 S: 11	H: 0 LOB: 0 BB: 0 P: 17	R: 0 E: 0 K: 1 S: 7	H: 0 LOB: 0 BB: 0 P: 11	1B: 6 2B: 1 3B: 0 HR: 0	SF: 0 SAC: 0 DP: 0 HBP: 2	WP: 0 PB: 0 SB: 1 CS: 0	PA: 38							
PITCHER	IP	WLS	BF	H	R	ER	SO	BB	IBB	HBP	BLK	WP	HR	S	P	ERA	WHIP										
Armando Reynoso, R ERA: 1.93 (1, 1)	6.0	W	27	4	4	4	3	2	0	2	1	1	0	57	98	6.00	1.333										
Greg McMichael, R ERA: 4.09 (7, 1)	1.0		4	1	0	0	0	0	0	0	0	0	0	8	10	0.00	1.000										
Mel Rojas, R ERA: 4.28 (8, 1)	1.0		3	0	0	0	2	0	0	0	0	0	0	11	17	0.00	0.000										
John Franco, L ERA: 4.1 (9, 1)	1.0	S	3	0	0	0	1	0	0	0	0	0	0	7	11	0.00	0.000										

New York Mets @ Arizona Diamondbacks
Bank One Ballpark, Phoenix, AZ
Sat Aug 15 1998, 10:05 PM EDT
Att: 48,307 - Dome - 72 F

AB 33
R 4
H 7
RBI 4
BB 2
SO 6
LOB 13



Batter	1	2	3	4	5	6	7	8	9	AB	R	H	RBI	BB	SO	LOB	TOP					
Tony Phillips, S OBP: 0.427, SLG: 0.458 Greg McMichael, R (8, 1)	4-2 FC1-6 BB		2-2 G4-3			2-1 F8		4-2 BB		2	0	0	0	2	0	0						
Jermaine Allensworth, R OBP: 0.362, SLG: 0.463	0-0 FC1-6 G4-3 BLK 1-2			2-2 HR		4-2 BB		2-2 P7		3	1	1	1	1	0	2						
John Olerud, L OBP: 0.445, SLG: 0.550	2-2 G4-3			0-1 G4-3		1-1 P5		1-2 G6-3		4	0	0	0	0	0	2						
31 Mike Piazza, R OBP: 0.367, SLG: 0.516	1-0 G5-3			0-2 F9 2B		2-1 F8		1-0 G5-3		4	0	1	0	0	0	2						
Edgardo Alfonzo, R OBP: 0.348, SLG: 0.393		1-1 F8		2-1 F9		1-1 F7		2-2 L9		4	0	0	0	0	0	1						
Brian McRae, S OBP: 0.360, SLG: 0.490		3-0 P3		3-3 K		0-1 G6-3				3	0	0	0	0	1	1						
Carlos Baerga, S OBP: 0.316, SLG: 0.386		2-0 P6			0-1 F7		0-2 G4-3			3	0	0	0	0	0	0						
Rey Ordonez, R OBP: 0.291, SLG: 0.306			1-3 K		0-1 P8		0-3 K			3	0	0	0	0	2	0						
Hideo Nomo, R OBP: 0.186, SLG: 0.238 Willie Blair, R OBP: 0.120, SLG: 0.102 Luis Lopez, S OBP: 0.335, SLG: 0.348			1-3 K		3-3 K		1-2 G5-3			2	0	0	0	0	2	0						
										0	0	0	0	0	0	0						
										1	0	0	0	0	0	0						
Inning Stats	R: 0 H: 0 E: 0 K: 0 S: 7	H: 0 LOB: 1 BB: 1 P: 14	R: 0 H: 0 E: 0 K: 0 S: 4	H: 0 LOB: 0 BB: 0 P: 10	R: 0 H: 0 E: 0 K: 2 S: 9	H: 0 LOB: 0 BB: 0 P: 13	R: 1 H: 2 E: 0 K: 1 S: 15	H: 2 LOB: 1 BB: 0 P: 22	R: 0 H: 0 E: 0 K: 1 S: 8	H: 0 LOB: 0 BB: 0 P: 11	R: 0 H: 0 E: 0 K: 0 S: 10	H: 0 LOB: 1 BB: 1 P: 19	R: 0 H: 0 E: 0 K: 0 S: 8	H: 0 LOB: 0 BB: 0 P: 9	R: 0 H: 0 E: 0 K: 1 S: 14	H: 0 LOB: 1 BB: 1 P: 21	R: 0 H: 0 E: 0 K: 0 S: 8	H: 0 LOB: 0 BB: 0 P: 12	1B: 0 2B: 1 3B: 0 HR: 1	SF: 0 SAC: 0 DP: 0 HBP: 0	WP: 0 PB: 0 CS: 0	PA: 32
PITCHER	IP	WLS	BF	H	R	ER	SO	BB	IBB	HBP	BLK	WP	HR	S	P	ERA	WHIP					
Omar Daal, L ERA: 2.58	8.0	W	29	2	1	1	5	3	0	0	1	0	1	75	119	1.12	0.625					
Willie Banks, R ERA: 5.05	1.0		3	0	0	0	0	0	0	0	0	0	0	8	12	0.00	0.000					

New York Mets @ Arizona Diamondbacks
Bank One Ballpark, Phoenix, AZ
Sun Aug 16 1998, 10:05 PM EDT
Att: 44,537 - Dome - 72 F

AB 29
R 1
H 2
RBI 1
BB 3
SO 5
LOB 8



Batter	1	2	3	4	5	6	7	8	9	AB	R	H	RBI	BB	SO	LOB	BOTTOM				
Andy Fox, L OBP: 0.353, SLG: 0.409	4-1 FC3-6 S BB		0-3 K			4-0 BB 1B E BB		4-1 BB		1-3 K2-3							2				
Bernard Gilkey, R OBP: 0.317, SLG: 0.319 Willie Banks, R (9, 1)	1 SAFE 4-2 FC3-6 BB		1-0 G4-3		0-0 BB	3-2 BB E 1B		4-2 BB		4-2 1B BB							3				
Travis Lee, L OBP: 0.356, SLG: 0.470	2-2 FC3-6 E S 1-2 2-3		0-0 HR		4-2 F8 E BB 1-2 2-3		4-2 1B BB 1-2 2-3		1-1 BB		1-3 BB 1B						3				
Matt Williams, R OBP: 0.328, SLG: 0.442	3-3 K		0-1 G1-3		2-2 E4 BB		1-1 BB		4-0 FC6-4 BB		4	0	1	3	1	1	2				
Devon White, S OBP: 0.335, SLG: 0.458 David Dellucci, L OBP: 0.331, SLG: 0.410	1-3 3-H G4-3		1-1 G4-3		1-2 2-H 3-H 2-0		1-3 2-H 3-H 2-3		1-1 FC6-4 BB 1-2		3	0	0	0	0	3					
										2	0	0	0	0	1	5					
Jay Bell, R OBP: 0.351, SLG: 0.428		1-0 2B		2-2 G5-3		4-2 BB		2-3 K		3	0	1	0	1	1	0					
Karim Garcia, L OBP: 0.271, SLG: 0.405		1-3 K		2-2 G3		0-3 K		1-0 G4-6-3 1B		4	0	1	0	0	2	4					
Kelly Stinnett, R OBP: 0.337, SLG: 0.420		1-3 K		1-3 K		1-1 BB SH1-4 1B		1-1 G4-6-3		4	1	1	0	0	2	2					
Omar Daal, L OBP: 0.229, SLG: 0.100 Yamil Benitez, R OBP: 0.293, SLG: 0.413		4-1 BB		0-0 G5-3		0-0 SH1-4		0-3 K		1	0	0	0	1	0	0					
										1	0	0	0	0	1	0					
Inning Stats	R: 1 H: 0 E: 1 K: 1 S: 11	H: 0 LOB: 2 BB: 2 P: 25	R: 0 H: 1 E: 0 K: 3 S: 12	H: 1 LOB: 1 BB: 1 P: 19	R: 1 H: 1 E: 0 K: 0 S: 6	H: 1 LOB: 0 BB: 0 P: 8	R: 0 H: 0 E: 0 K: 1 S: 12	H: 0 LOB: 0 BB: 0 P: 17	R: 2 H: 1 E: 1 K: 1 S: 14	H: 1 LOB: 3 BB: 3 P: 30	R: 2 H: 2 E: 0 K: 1 S: 15	H: 2 LOB: 2 BB: 2 P: 30	R: 0 H: 1 E: 0 K: 1 S: 7	H: 1 LOB: 0 BB: 0 P: 11	R: 0 H: 1 E: 0 K: 2 S: 15	H: 1 LOB: 3 BB: 2 P: 26	1B: 5 2B: 1 3B: 0 HR: 1	SF: 0 SAC: 1 DP: 1 HBP: 0	WP: 0 PB: 0 CS: 0	PA: 41	
PITCHER	IP	WLS	BF	H	R	ER	SO	BB	IBB	HBP	BLK	WP	HR	S	P	ERA	WHIP				
Hideo Nomo, R ERA: 4.68	5.0	L	25	3	4	3	6	6	0	0	0	0	0	55	99	5.40	1.800				
Willie Blair, R ERA: 5.31	2.0		10	3	2	2	2	2	0	0	0	0	0	22	41	9.00	2.500				
Greg McMichael, R ERA: 3.98	1.0		6	1	0	0	2	2	0	0	0	0	0	15	26	0.00	3.000				

New York Mets @ Arizona Diamondbacks
Bank One Ballpark, Phoenix, AZ
Sun Aug 16 1998, 10:05 PM EDT
Att: 44,537 - Dome - 72 F


AB 30
R 6
H 7
RBI 4
BB 10
SO 10
LOB 22



Batter	1	2	3	4	5	6	7	8	9	AB	R	H	RBI	BB	SO	LOB	TOP											
Wilton Guerrero, S OBP: 0.295, SLG: 0.355	0-1 G3		3-3 K		1-0 F8			3-1 L7		4	0	0	0	0	1	0												
F.P. Santangelo, S OBP: 0.336, SLG: 0.305	4-0 G4-3 BB		0-0 G5-3			3-2 G1-3		1-2 P5		3	0	0	0	1	0	0												
Derrick May, L OBP: 0.277, SLG: 0.353 Robert Perez, R OBP: 0.226, SLG: 0.313	3-2 G4-3			1-1 G6-3		2-3 K		1-1 F8		3	0	0	0	0	1	1												
Vladimir Guerrero, R OBP: 0.376, SLG: 0.598	1-1 L7			1-1 1B 2B		0-1 P3		3-1 F9		4	1	1	0	0	0	1												
Brad Fullmer, L OBP: 0.327, SLG: 0.448		2-2 WP 1B		2-2 F8				1-2 F9		3	0	1	0	0	0	1												
Chris Widger, R OBP: 0.275, SLG: 0.356		3-2 G5-3		1-2 2H 1B		1-1 P6				3	0	1	1	0	0	1												
Shane Andrews, R OBP: 0.301, SLG: 0.441 Steve Kline, S Mike Thurman, R		1-0 L7		2-3 K		2-1 G5-3				3	0	0	0	0	1	2												
Orlando Cabrera, R OBP: 0.309, SLG: 0.401		0-1 G6-3			3-1 G5-3			0-3 K		3	0	0	0	0	1	1												
Jeremy Powell, R Ryan McGuire, L Anthony Telford, R Scott Livingstone, L			1-3 K		3-1 L9			3-1 G6-3		1	0	0	0	0	1	0												
Inning Stats	R: 0 E: 0 K: 0 S: 7	H: 0 LOB: 1 BB: 1 P: 15	R: 0 E: 0 K: 0 S: 9	H: 1 LOB: 1 BB: 0 P: 15	R: 0 E: 0 K: 2 S: 8	H: 0 LOB: 0 BB: 0 P: 12	R: 1 E: 0 K: 1 S: 14	H: 2 LOB: 1 BB: 0 P: 21	R: 0 E: 0 K: 0 S: 5	H: 0 LOB: 0 BB: 0 P: 12	R: 0 E: 0 K: 0 S: 9	H: 0 LOB: 0 BB: 0 P: 14	R: 0 E: 0 K: 0 S: 7	H: 0 LOB: 0 BB: 0 P: 11	R: 0 E: 0 K: 1 S: 7	H: 0 LOB: 0 BB: 0 P: 13	R: 0 E: 0 K: 0 S: 8	H: 0 LOB: 0 BB: 0 P: 13	1B: 2 2B: 1 3B: 0 HR: 0	SF: 0 SAC: 0 DP: 0 HBP: 0	WP: 1 PB: 0 SB: 1 CS: 0	PA: 31						
PITCHER	IP	WLS	BF	H	R	ER	SO	BB	IBB	HBP	BLK	WP	HR	S	P	ERA	WHIP											
Andy Benes, R ERA: 4.52	(1, 1)	8.0	W	28	3	1	1	5	1	0	0	0	1	0	66	113	1.12	0.500										
Alan Embree, L ERA: 4.95	(9, 1)	1.0		3	0	0	0	0	0	0	0	0	0	8	13	0.00	0.000											

Montreal Expos @ Arizona Diamondbacks
Bank One Ballpark, Phoenix, AZ
Mon Aug 17 1998, 10:05 PM EDT
Att: 39,367 - Dome - 72 F


AB	30
R	1
H	3
RBI	1
BB	1
SO	5
LOB	7



Batter	1	2	3	4	5	6	7	8	9	AB	R	H	RBI	BB	SO	LOB	BOTTOM										
Andy Fox, L OBP: 0.350, SLG: 0.405	0-1 G5-3		1-3 K	2-2 CS	1-3 K	0-3 K				4	0	0	0	0	3	2											
Tony Batista, R OBP: 0.322, SLG: 0.541	3-2 HR		2-0 F7		0-0 1B 2B	1-2 K				4	2	2	1	0	1	2											
Travis Lee, L OBP: 0.355, SLG: 0.466	0-0 G4-3			4-2 1B 3B BB	3-2 K			1-3 K		3	1	0	0	1	2	1											
Matt Williams, R OBP: 0.329, SLG: 0.441	1-0 F8			4-2 1B 3B BB	2-2 BB BB 1B			1-3 K		3	1	1	1	1	1	0											
Karim Garcia, L OBP: 0.271, SLG: 0.400		2-1 G6-3		0-3 K	4-2 BB			1-2 K		3	0	0	0	1	2	2											
Jay Bell, R OBP: 0.352, SLG: 0.428	2-2 F9			0-0 3B 1B	4-2 BB			1-1 G2-3		3	1	1	0	1	0	0											
David Dellucci, L OBP: 0.331, SLG: 0.414	3-1 G3-1			1-2 3B 1B	1-2 BB			0-0 G3		4	1	1	3	0	0	3											
Kelly Stinnett, R OBP: 0.340, SLG: 0.419			4-2 SH1-4 BB	0-0 CS 1B		3-1 G6-3		1-0 G5-3		3	0	1	1	1	0	0											
Andy Benes, R OBP: 0.264, SLG: 0.277 Alan Embree, L			0-1 SH1-4	1-3 K		2-2 1B				2	0	1	0	0	1	1											
Inning Stats	R: 1 E: 0 K: 0 S: 7	H: 1 LOB: 0 BB: 0 P: 11	R: 0 E: 0 K: 0 S: 7	H: 0 LOB: 0 BB: 0 P: 14	R: 0 E: 0 K: 1 S: 12	H: 0 LOB: 1 BB: 1 P: 19	R: 4 E: 0 K: 2 S: 15	H: 3 LOB: 2 BB: 2 P: 26	R: 1 E: 0 K: 2 S: 19	H: 2 LOB: 3 BB: 2 P: 34	R: 0 E: 0 K: 3 S: 9	H: 0 LOB: 0 BB: 0 P: 12	R: 0 E: 0 K: 0 S: 4	H: 0 LOB: 0 BB: 0 P: 6	R: 0 E: 0 K: 0 S: 8	H: 0 LOB: 0 BB: 0 P: 13	1B: 4 2B: 1 3B: 1 HR: 1	SF: 0 SAC: 1 DP: 0 HBP: 0	WP: 0 PB: 0 SB: 0 CS: 1	PA: 36							
PITCHER	IP	WLS	BF	H	R	ER	SO	BB	IBB	HBP	BLK	WP	HR	S	P	ERA	WHIP										
Jeremy Powell, R ERA: 5.85	(1, 1)	4.0	L	18	4	5	3	3	0	0	0	0	1	41	70	11.25	1.750										
Anthony Telford, R ERA: 4.31	(5, 1)	2.0		11	3	1	1	4	2	0	0	0	0	30	51	4.50	2.500										
Steve Kline, L ERA: 2.89	(7, 1)	1.0		3	0	0	0	3	0	0	0	0	0	9	12	0.00	0.000										
Mike Thurman, R ERA: 4.21	(8, 1)	1.0		3	0	0	0	0	0	0	0	0	0	4	6	0.00	0.000										

Montreal Expos @ Arizona Diamondbacks
Bank One Ballpark, Phoenix, AZ
Mon Aug 17 1998, 10:05 PM EDT
Att: 39,367 - Dome - 72 F

AB	29
R	6
H	7
RBI	6
BB	5
SO	10
LOB	11



Batter	1	2	3	4	5	6	7	8	9	AB	R	H	RBI	BB	SO	LOB	TOP					
Wilton Guerrero, S OBP: 0.293, SLG: 0.352	(1, 4) K	(2) P3		(1) BLK 1B		(3) G6-3		(3) G2-3		5	0	1	0	0	1	1						
Orlando Cabrera, R OBP: 0.312, SLG: 0.401	(1, 6) 1B 2B	(3) K		(3) L4			(3-2) 1B		(1) G5-3	5	1	2	0	0	1	1						
Robert Perez, R OBP: 0.227, SLG: 0.310	(1, 7) 2B 1-2 E				(1) G5-3		(1) P4		(2) P6	4	1	1	0	0	1	1						
Ryan McGuire, L OBP: 0.314, SLG: 0.268										1	0	0	0	0	0	0						
Vladimir Guerrero, R OBP: 0.376, SLG: 0.598	(1, 9) 1-3 2H E		(2) F9		(2) P6		(1-2) FC5-4 1B		(3) F7	5	1	2	1	0	0	0						
Shane Andrews, R OBP: 0.303, SLG: 0.452	(1, 5) E5 F8 1B 2H 3H						(2) F8			4	2	2	2	0	0	2						
Brad Fullmer, L OBP: 0.331, SLG: 0.466	(1, 3) 1-2									4	2	3	3	0	0	2						
F.P. Santangelo, S OBP: 0.338, SLG: 0.305	(7, 7) 1-2									0	0	0	0	0	0	0						
Chris Widger, R OBP: 0.275, SLG: 0.355	(1, 2) 2-3 F8		(1) F9							4	0	1	0	0	0	2						
Terry Jones, S OBP: 0.315, SLG: 0.340	(1, 8) G1-3									4	0	0	0	0	1	3						
Javier Vazquez, R OBP: 0.227, SLG: 0.238										3	0	0	0	0	0	0						
Derrick May, L OBP: 0.275, SLG: 0.350	(8, PH)									1	0	0	0	0	0	1						
Steve Kline, S (8, 1)										0	0	0	0	0	0	0						
Inning Stats	R: 3 E: 1 K: 1 S: 14	H: 4 LOB: 2 BB: 0 P: 21	R: 0 E: 0 K: 1 S: 6	H: 0 LOB: 0 BB: 0 P: 8	R: 2 E: 0 K: 1 S: 11	H: 2 LOB: 0 BB: 0 P: 14	R: 0 E: 0 K: 0 S: 7	H: 1 LOB: 1 BB: 0 P: 10	R: 2 E: 0 K: 0 S: 12	H: 2 LOB: 0 BB: 0 P: 19	R: 0 E: 0 K: 1 S: 7	H: 0 LOB: 0 BB: 0 P: 9	R: 0 E: 0 K: 0 S: 14	H: 2 LOB: 2 BB: 0 P: 20	R: 0 E: 0 K: 0 S: 10	H: 1 LOB: 1 BB: 0 P: 19	R: 0 E: 0 K: 0 S: 3	H: 0 LOB: 0 BB: 0 P: 3	1B: 7 2B: 2 3B: 0 HR: 3	SF: 0 SAC: 0 DP: 0 HBP: 0	WP: 0 PB: 0 SB: 0 CS: 0	PA: 40
PITCHER	IP WLS BF H R ER SO BB IBB HBP BLK WP HR S P ERA WHIP																					
Brian Anderson, L ERA: 4.88	(1, 1) 5.0 L 25 9 7 7 3 0 0 0 0 1 0 0 3 50 72 12.60 1.800																					
Aaron Small, R ERA: 5.05	(6, 1) 2.0 8 2 0 0 1 0 0 0 0 0 0 0 21 29 0.00 1.000																					
Felix Rodriguez, R ERA: 5.56	(8, 1) 1.0 4 1 0 0 0 0 0 0 0 0 0 0 10 19 0.00 1.000																					
Gregg Olson, R ERA: 3.2	(9, 1) 1.0 3 0 0 0 0 0 0 0 0 0 0 0 3 3 0.00 0.000																					

Montreal Expos @ Arizona Diamondbacks
 Bank One Ballpark, Phoenix, AZ
 Tue Aug 18 1998, 10:05 PM EDT
 Att: 40,012 - Dome - 72 F

AB	40
R	7
H	12
RBI	6
BB	0
SO	4
LOB	13



Batter	1	2	3	4	5	6	7	8	9	AB	R	H	RBI	BB	SO	LOB	BOTTOM					
David Dellucci, L OBP: 0.332, SLG: 0.414	(1, 8) 4-2 E BB		(2) F7							3	0	1	0	1	0	0						
Bernard Gilkey, R OBP: 0.316, SLG: 0.318	(1, 7) 1-2 E4		(2-2) F9							4	0	1	0	0	0	2						
Gregg Olson, R OBP: 0.500, SLG: 2.000	(9, 1) 1-2									0	0	0	0	0	0	0						
Travis Lee, L OBP: 0.352, SLG: 0.462	(1, 3) 3-3 K		(3) K							4	0	0	0	0	2	4						
Matt Williams, R OBP: 0.328, SLG: 0.447	(1, 5) 2-3 K									4	1	1	1	0	1	2						
Karim Garcia, L OBP: 0.267, SLG: 0.394	(1, 9) 2-3 K									4	0	0	0	0	3	2						
Jay Bell, R OBP: 0.350, SLG: 0.425	(1, 6)									3	0	0	0	0	0	0						
Felix Rodriguez, R (8, 1)										0	0	0	0	0	0	0						
Yamil Benitez, R OBP: 0.292, SLG: 0.411	(9, 7)									1	0	0	0	0	0	0						
Tony Batista, R OBP: 0.328, SLG: 0.540	(1, 4) (8, 6)									2	0	1	0	1	1	0						
Kelly Stinnett, R OBP: 0.336, SLG: 0.413	(1, 2)									3	0	0	0	0	1	1						
Brian Anderson, R OBP: 0.137, SLG: 0.120	(1, 1)									1	0	0	0	0	1	0						
Hanley Fris, S OBP: 0.153, SLG: 0.571	(6, PH)									1	0	0	0	0	0	0						
Aaron Small, R (6, 1)										0	0	0	0	0	0	0						
Andy Stankiewicz, R OBP: 0.265, SLG: 0.254	(8, 4)									1	0	0	0	0	0	0						
Inning Stats	R: 0 E: 1 K: 3 S: 14	H: 0 LOB: 1 BB: 1 P: 26	R: 0 E: 0 K: 2 S: 9	H: 0 LOB: 0 BB: 0 P: 11	R: 0 E: 0 K: 2 S: 13	H: 1 LOB: 1 BB: 0 P: 20	R: 1 E: 0 K: 1 S: 10	H: 2 LOB: 1 BB: 0 P: 12	R: 0 E: 0 K: 0 S: 6	H: 0 LOB: 0 BB: 0 P: 7	R: 0 E: 0 K: 0 S: 5	H: 0 LOB: 0 BB: 0 P: 10	R: 0 E: 0 K: 0 S: 9	H: 0 LOB: 1 BB: 1 P: 17	R: 0 E: 0 K: 0 S: 8	H: 1 LOB: 1 BB: 0 P: 13	R: 0 E: 0 K: 1 S: 7	H: 0 LOB: 0 BB: 0 P: 10	1B: 3 2B: 0 3B: 0 HR: 1	SF: 0 SAC: 0 DP: 0 HBP: 0	WP: 0 PB: 0 SB: 0 CS: 0	PA: 33
PITCHER	IP WLS BF H R ER SO BB IBB HBP BLK WP HR S P ERA WHIP																					
Javier Vazquez, R ERA: 5.35	(1, 1) 7.0 W 26 3 1 1 8 2 0 0 0 0 0 0 0 66 103 1.29 0.714																					
Steve Kline, L ERA: 2.79	(8, 1) 2.0 7 1 0 0 1 0 0 0 0 0 0 0 15 23 0.00 0.500																					

Montreal Expos @ Arizona Diamondbacks
 Bank One Ballpark, Phoenix, AZ
 Tue Aug 18 1998, 10:05 PM EDT
 Att: 40,012 - Dome - 72 F

AB	31
R	1
H	4
RBI	1
BB	2
SO	9
LOB	11



Batter	1	2	3	4	5	6	7	8	9	AB	R	H	RBI	BB	SO	LOB	TOP		
Wilton Guerrero, S OBP: 0.291, SLG: 0.351	0-1 G4-3	1-0 F7		1-0 SF8			2-2 FC2 SH G5-2-3 1B	1-3 K		4	0	1	1	0	1	1			
Terry Jones, S OBP: 0.321, SLG: 0.356	0-2 P4		1-1 SH5-3 SF7 2B	0-1 P6			0-2 SH G5-2-3 FC2 BB	0-0 1B		4	2	2	0	0	0	2			
F.P. Santangelo, S OBP: 0.339, SLG: 0.311	2-1 HR 2B		0-0 SH5-3		0-0 L9		0-0 FC2 BB G5-2-3 2B	1-2 1B		4	2	2	0	0	0	2			
Vladimir Guerrero, R OBP: 0.374, SLG: 0.601	0-0 HR		0-0 SF7		0-1 G1-3		0-1 G5-2-3	1-0 P6		4	1	1	3	0	0	5			
Brad Fullmer, L OBP: 0.332, SLG: 0.467 Ugueth Urbina, R (9, 1)	0-0 2B		0-0 F9		1-1 G4-1		4-0 BB 2B IBB		2-0 G4-3	4	1	1	0	1	0	0			
Shane Andrews, R OBP: 0.306, SLG: 0.451	1-2 F8			4-2 FC6-4 BB		2-2	4-0 2B BB		2-3 K	3	1	1	1	2	1	1			
Chris Widger, R OBP: 0.274, SLG: 0.355		0-1 F9		0-1 FC6-4 SF8		2-1 P4	2-2 2B		0-0 L6	5	1	1	3	0	0	2			
Orlando Cabrera, R OBP: 0.305, SLG: 0.392		1-0 F7		2-2 E5 HBP		1-3 K	0-0 G4-3			4	0	0	0	0	1	3			
Dustin Hermanson, R OBP: 0.306, SLG: 0.154 Demick May, L OBP: 0.273, SLG: 0.348 Shayne Bennett, R (8, 1) Ryan McGuire, L OBP: 0.314, SLG: 0.268 (9, 3)		0-1 1B		2-0 HBP		0-3 K		1-1 G4-3		2	0	1	0	0	1	1			
Inning Stats	R: 2 E: 0 K: 0 S: 13	H: 3 LOB: 1 BB: 0 P: 16	R: 0 E: 0 K: 0 S: 6	H: 1 LOB: 1 BB: 0 P: 8	R: 1 E: 0 K: 0 S: 5	H: 1 LOB: 0 BB: 0 P: 6	R: 1 E: 1 K: 0 S: 14	H: 0 LOB: 2 BB: 1 P: 22	R: 0 E: 0 K: 2 S: 11	H: 1 LOB: 1 BB: 0 P: 16	R: 4 E: 1 K: 0 S: 13	H: 2 LOB: 1 BB: 2 P: 25	R: 0 E: 0 K: 1 S: 11	H: 2 LOB: 2 BB: 0 P: 15	R: 0 E: 0 K: 1 S: 5	H: 0 LOB: 0 BB: 0 P: 9	1B: 5 2B: 4 3B: 0 HR: 1	SF: 2 SAC: 2 DP: 1 HBP: 1	WP: 0 PA: 43 CS: 0
PITCHER	IP WLS BF H R ER SO BB IBB HBP BLK WP HR S P ERA WHIP	IP WLS BF H R ER SO BB IBB HBP BLK WP HR S P ERA WHIP	IP WLS BF H R ER SO BB IBB HBP BLK WP HR S P ERA WHIP	IP WLS BF H R ER SO BB IBB HBP BLK WP HR S P ERA WHIP	IP WLS BF H R ER SO BB IBB HBP BLK WP HR S P ERA WHIP	IP WLS BF H R ER SO BB IBB HBP BLK WP HR S P ERA WHIP	IP WLS BF H R ER SO BB IBB HBP BLK WP HR S P ERA WHIP	IP WLS BF H R ER SO BB IBB HBP BLK WP HR S P ERA WHIP	IP WLS BF H R ER SO BB IBB HBP BLK WP HR S P ERA WHIP	IP WLS BF H R ER SO BB IBB HBP BLK WP HR S P ERA WHIP	IP WLS BF H R ER SO BB IBB HBP BLK WP HR S P ERA WHIP	IP WLS BF H R ER SO BB IBB HBP BLK WP HR S P ERA WHIP	IP WLS BF H R ER SO BB IBB HBP BLK WP HR S P ERA WHIP	IP WLS BF H R ER SO BB IBB HBP BLK WP HR S P ERA WHIP	IP WLS BF H R ER SO BB IBB HBP BLK WP HR S P ERA WHIP	IP WLS BF H R ER SO BB IBB HBP BLK WP HR S P ERA WHIP	IP WLS BF H R ER SO BB IBB HBP BLK WP HR S P ERA WHIP	IP WLS BF H R ER SO BB IBB HBP BLK WP HR S P ERA WHIP	

Montreal Expos @ Arizona Diamondbacks
Bank One Ballpark, Phoenix, AZ
Wed Aug 19 1998, 6:33 AM EDT
Att: 39,906 - Dome - 72 F

AB	35
R	8
H	10
RBI	8
BB	3
SO	4
LOB	17



Batter	1	2	3	4	5	6	7	8	9	AB	R	H	RBI	BB	SO	LOB	BOTTOM				
Andy Fox, L OBP: 0.349, SLG: 0.402	1-3 K			4-2 BLK BB		1-2 G4-3		2-3 K		3	0	0	0	1	2	1					
Bernard Gilkey, R OBP: 0.315, SLG: 0.326	3-1 L5			2-1 F8		2-0 HR		3-2 F9		4	1	1	1	0	0	2					
Travis Lee, L OBP: 0.349, SLG: 0.458	3-3 K			0-2 F7		1-0 G4-3			2-2 G4-3	4	0	0	0	0	1	1					
Matt Williams, R OBP: 0.328, SLG: 0.453		1-3 K		2-3 K			0-0 HR		2-3 K	4	1	1	1	0	3	1					
David Dellucci, L OBP: 0.329, SLG: 0.409		0-0 G1-3			0-0 L8		1-2 L8		1-3 K	4	0	0	0	0	1	0					
Tony Batista, R OBP: 0.322, SLG: 0.530		2-2 F7			2-3 K		2-0 F7			3	0	0	0	0	1	0					
Karim Garcia, L OBP: 0.268, SLG: 0.393			3-2 G3-1		3-2 1B		3-2 F8			3	0	1	0	0	0	0					
Kelly Stinnett, R OBP: 0.332, SLG: 0.407			0-1 G5-3		2-3 K			0-0 F7		3	0	0	0	0	1	1					
Amaury Telemaco, R OBP: 0.083, SLG: 0.045 Hanley Frías, S OBP: 0.155, SLG: 0.500 Bobby Chouinard, R (7, 1) Andy Stankiewicz, R OBP: 0.270, SLG: 0.260 (8, PH) Felix Rodriguez, R (9, 1)				2-3 K		2-3 K		1-0 1B		1	0	0	0	0	1	0					
Inning Stats	R: 0 E: 0 K: 2 S: 9	H: 0 LOB: 0 BB: 0 P: 16	R: 0 E: 0 K: 1 S: 7	H: 0 LOB: 0 BB: 0 P: 10	R: 0 E: 0 K: 1 S: 9	H: 0 LOB: 0 BB: 0 P: 14	R: 0 E: 0 K: 1 S: 10	H: 0 LOB: 1 BB: 1 P: 18	R: 0 E: 0 K: 2 S: 11	H: 1 LOB: 1 BB: 0 P: 18	R: 1 E: 0 K: 1 S: 8	H: 1 LOB: 0 BB: 0 P: 14	R: 1 E: 0 K: 0 S: 10	H: 1 LOB: 0 BB: 0 P: 16	R: 0 E: 0 K: 1 S: 8	H: 1 LOB: 1 BB: 0 P: 14	R: 0 E: 0 K: 2 S: 10	H: 0 LOB: 0 BB: 0 P: 15	1B: 2 2B: 0 3B: 0 HR: 2	SF: 0 SAC: 0 DP: 0 HBP: 0	WP: 0 PA: 32 CS: 0
PITCHER	IP WLS BF H R ER SO BB IBB HBP BLK WP HR S P ERA WHIP	IP WLS BF H R ER SO BB IBB HBP BLK WP HR S P ERA WHIP	IP WLS BF H R ER SO BB IBB HBP BLK WP HR S P ERA WHIP	IP WLS BF H R ER SO BB IBB HBP BLK WP HR S P ERA WHIP	IP WLS BF H R ER SO BB IBB HBP BLK WP HR S P ERA WHIP	IP WLS BF H R ER SO BB IBB HBP BLK WP HR S P ERA WHIP	IP WLS BF H R ER SO BB IBB HBP BLK WP HR S P ERA WHIP	IP WLS BF H R ER SO BB IBB HBP BLK WP HR S P ERA WHIP	IP WLS BF H R ER SO BB IBB HBP BLK WP HR S P ERA WHIP	IP WLS BF H R ER SO BB IBB HBP BLK WP HR S P ERA WHIP	IP WLS BF H R ER SO BB IBB HBP BLK WP HR S P ERA WHIP	IP WLS BF H R ER SO BB IBB HBP BLK WP HR S P ERA WHIP	IP WLS BF H R ER SO BB IBB HBP BLK WP HR S P ERA WHIP	IP WLS BF H R ER SO BB IBB HBP BLK WP HR S P ERA WHIP	IP WLS BF H R ER SO BB IBB HBP BLK WP HR S P ERA WHIP	IP WLS BF H R ER SO BB IBB HBP BLK WP HR S P ERA WHIP	IP WLS BF H R ER SO BB IBB HBP BLK WP HR S P ERA WHIP	IP WLS BF H R ER SO BB IBB HBP BLK WP HR S P ERA WHIP			

Montreal Expos @ Arizona Diamondbacks
Bank One Ballpark, Phoenix, AZ
Wed Aug 19 1998, 6:33 AM EDT
Att: 39,906 - Dome - 72 F

AB	31
R	2
H	4
RBI	2
BB	1
SO	11
LOB	6




Batter	1	2	3	4	5	6	7	8	9	AB	R	H	RBI	BB	SO	LOB	TOP			
Andy Fox, L OBP: 0.348, SLG: 0.398 (1, 7)										3	0	0	0	1	2	1	Arizona Diamondbacks @ Philadelphia Phillies Veterans Stadium, Philadelphia, PA Thu Aug 20 1998, 7:05 PM EDT Cloudy - 76 F			
Tony Batista, R OBP: 0.320, SLG: 0.530 Alan Embree, L (8, 1)										4	0	1	0	0	2	1				
Travis Lee, L OBP: 0.346, SLG: 0.453										4	0	0	0	0	2	2				
Matt Williams, R OBP: 0.327, SLG: 0.450										3	1	0	0	1	1	1				
David Dellucci, L OBP: 0.328, SLG: 0.413										4	0	1	1	0	3	0				
Jay Bell, R OBP: 0.349, SLG: 0.423 (1, 6)										4	0	1	0	0	0	1				
Karim Garcia, L OBP: 0.288, SLG: 0.391 (1, 9)										4	0	1	0	0	1	2				
Kelly Stinnett, R OBP: 0.332, SLG: 0.404 (1, 2)										2	0	0	0	0	0	2				
Bob Wolcott, R ERA: 0.222, SLG: 0.222 Felix Rodriguez, R Hanley Frias, S Aaron Small, R Willie Banks, R Andy Stankiewicz, R OBP: 0.298, SLG: 0.298 (8, 4)										1	0	0	0	0	1	0				
Inning Stats	R: 0 E: 0 K: 1 S: 8	H: 1 LOB: 1 BB: 0 P: 15	R: 0 E: 0 K: 2 S: 10	H: 1 LOB: 1 BB: 0 P: 17	R: 0 E: 0 K: 2 S: 10	H: 0 LOB: 1 BB: 1 P: 16	R: 0 E: 0 K: 1 S: 5	H: 0 LOB: 0 BB: 0 P: 6	R: 0 E: 0 K: 2 S: 12	H: 0 LOB: 1 BB: 0 P: 14	R: 0 E: 0 K: 3 S: 9	H: 1 LOB: 1 BB: 0 P: 14	R: 0 E: 0 K: 1 S: 11	H: 0 LOB: 0 BB: 0 P: 12	R: 1 E: 0 K: 1 S: 13	H: 1 LOB: 1 BB: 1 P: 22		1B: 2 2B: 1 3B: 1 HR: 0	SF: 0 SAC: 0 DP: 0 HBP: 1	WP: 2 PB: 1 SB: 0 CS: 0
PITCHER Curt Schilling, R ERA: 3.14 (1, 1)	IP: 9.0 WLS: W BF: 34 H: 4 R: 1 ER: 1 SO: 14 BB: 2 IBB: 0 HBP: 1 BLK: 0 WP: 2 HR: 0 S: 87 P: 126 ERA: 1.00 WHIP: 0.667															PITCHER				

Batter	1	2	3	4	5	6	7	8	9	AB	R	H	RBI	BB	SO	LOB	BOTTOM			
Doug Glanville, R OBP: 0.351, SLG: 0.422 (1, 8)										3	2	2	1	2	0	1	Arizona Diamondbacks @ Philadelphia Phillies Veterans Stadium, Philadelphia, PA Thu Aug 20 1998, 7:05 PM EDT Cloudy - 76 F			
Greg Jefferies, S OBP: 0.331, SLG: 0.394 Ruben Amaro Jr, S OBP: 0.233, SLG: 0.277 (1, 7)										3	1	1	0	2	0	3				
Scott Rolen, R OBP: 0.384, SLG: 0.524 (1, 5)										4	2	3	5	1	0	1				
Rico Brogna, L OBP: 0.328, SLG: 0.454 (1, 3)										5	1	1	0	0	1	5				
Bobby Abreu, L OBP: 0.404, SLG: 0.494 (1, 9)										4	1	1	3	1	1	1				
Mark Lewis, R OBP: 0.307, SLG: 0.365 (1, 4)										5	0	1	0	0	1	3				
Bobby Estalella, R OBP: 0.281, SLG: 0.427 (1, 2)										5	1	2	0	0	1	1				
Desi Relaford, S OBP: 0.309, SLG: 0.350 (1, 6)										4	2	2	0	1	1	2				
Curt Schilling, R OBP: 0.131, SLG: 0.119 (1, 1)										2	1	0	0	0	1	2				
Inning Stats	R: 3 E: 0 K: 1 S: 19	H: 2 LOB: 0 BB: 1 P: 29	R: 0 E: 0 K: 1 S: 8	H: 0 LOB: 1 BB: 1 P: 15	R: 0 E: 0 K: 0 S: 4	H: 0 LOB: 1 BB: 1 P: 11	R: 4 E: 1 K: 1 S: 22	H: 3 LOB: 3 BB: 3 P: 38	R: 1 E: 1 K: 0 S: 13	H: 2 LOB: 1 BB: 0 P: 22	R: 3 E: 0 K: 3 S: 19	H: 3 LOB: 1 BB: 1 P: 32	R: 0 E: 0 K: 0 S: 7	H: 2 LOB: 1 BB: 0 P: 11	R: 0 E: 0 K: 0 S: 6	H: 1 LOB: 1 BB: 0 P: 10		1B: 9 2B: 2 3B: 0 HR: 2	SF: 0 SAC: 2 DP: 2 HBP: 0	WP: 1 PB: 0 SB: 0 CS: 0
PITCHER Bob Wolcott, R ERA: 7.09 Felix Rodriguez, R ERA: 5.3 Aaron Small, R ERA: 5.37 Willie Banks, R ERA: 4.93 Alan Embree, L ERA: 4.83	IP: 3.1 WLS: L BF: 21 H: 5 R: 7 ER: 6 SO: 2 BB: 5 IBB: 0 HBP: 0 BLK: 0 WP: 1 HR: 1 S: 42 P: 77 ERA: 16.20 WHIP: 3.000															PITCHER				

AB	31
R	1
H	4
RBI	1
BB	2
SO	14
LOB	11

AB	35
R	11
H	13
RBI	9
BB	7
SO	6
LOB	19



Batter	1	2	3	4	5	6	7	8	9	10	11	AB	R	H	RBI	BB	SO	LOB	TOP					
Andy Fox, L <small>OBP: 0.354, SLG: 0.409</small> (1.5) BB (8.4) C (10.9) B	4-2 WP PB S BB	0-2 G1-3		2-2 1H HR			0-0 PB PB 1B	1-1 WP 1B	3-3 K		4-0 HR BB	5	4	3	2	2	1	1						
Tony Batista, R <small>OBP: 0.319, SLG: 0.534</small> (1.6) X (10.4)	0-0 F8		2-0 P6	1-2 HR			4-0 PB BB	2-1 F9	2-3 K		0-0 P5	6	1	1	1	1	1	5						
Devon White, S <small>OBP: 0.336, SLG: 0.466</small> (1.8) 1 SAFE (8.1) C (10.4) B	2-3 K		2-3 K	3-3 K			1-3 K	2-1 BB BB 1B		1-0 2B	1-2 HR	7	2	3	5	0	4	3						
Travis Lee, L <small>OBP: 0.347, SLG: 0.452</small> (1.3) F (8.1) B (10.7) B	4-1 FC5 BB 3H		0-0 BB 1B		1-3 K		3-3 K	1-2 BB BB 1B		1-2 L7	2-0 L7	6	0	2	0	1	2	3						
Bernard Gilkey, R <small>OBP: 0.321, SLG: 0.324</small> Alan Embree, L (10.1)	4-1 BB		4-0 BB	1-2 BB	2-0 G6-3		4-0 BB	4-0 BB		1-2 L9		2	0	0	0	4	0	1						
Yamil Benitez, R <small>OBP: 0.286, SLG: 0.401</small> Matt Williams, R <small>OBP: 0.330, SLG: 0.450</small> (8.5) S (8.5) B	1-1 FC5 2-3F		3-3 K	0-2 WP HR 1B	1-0 P4		1-3 K	4-1 BB		4-0 IBB		4	0	0	0	0	2	7						
Damian Miller, R <small>OBP: 0.349, SLG: 0.440</small> (1.2)			1-3 K	0-1 G6-3		1-3 K		1-2 BB 1B		1-2 G6-3		6	1	1	0	0	3	5						
Andy Stankiewicz, R <small>OBP: 0.273, SLG: 0.263</small> Gregg Olson, R <small>OBP: 0.500, SLG: 2.000</small> Jay Bell, R <small>OBP: 0.349, SLG: 0.422</small> (10.6)	0-0 SH3-4 1B		0-1 G4-3		1-1 G5-3		1-2 WP 1B	0-0 L8		1-0 F9		5	1	2	0	0	0	3						
Clint Sodowsky, L <small>OBP: 0.333, SLG: 0.390</small> Ken Ford, R <small>OBP: 0.330, SLG: 0.390</small> Willie Banks, R <small>OBP: 0.330, SLG: 0.416</small> (10.7)	0-0 SH3-4 1B		0-2 WP HR 1B		0-2 F8		0-0 WP 1B 1B	0-0 F8		1-0 BB HR 1B		1	1	1	0	0	0	0						
Inning Stats	R: 1 E: 0 K: 1 S: 11	H: 0 LOB: 2 BB: 3 P: 26	R: 0 E: 0 K: 1 S: 9	H: 1 LOB: 1 BB: 0 P: 10	R: 0 E: 0 K: 2 S: 8	H: 1 LOB: 2 BB: 1 P: 19	R: 3 E: 0 K: 1 S: 16	H: 3 LOB: 0 BB: 0 P: 22	R: 0 E: 0 K: 1 S: 5	H: 0 LOB: 0 BB: 0 P: 9	R: 0 E: 0 K: 3 S: 11	H: 1 LOB: 3 BB: 2 P: 24	R: 5 E: 0 K: 1 S: 21	H: 6 LOB: 3 BB: 2 P: 36	R: 0 E: 0 K: 2 S: 7	H: 0 LOB: 0 BB: 0 P: 12	R: 0 E: 0 K: 0 S: 13	H: 1 LOB: 2 BB: 1 P: 21	R: 3 E: 0 K: 0 S: 7	H: 2 LOB: 1 BB: 1 P: 16	1B: 11 2B: 1 3B: 0 HR: 3	SF: 0 SAC: 1 DP: 0 HBP: 0	WP: 3 PB: 3 SB: 1 CS: 0	PA: 58
PITCHER Ken Ryan, R <small>ERA: 3.09</small> (1.1)	IP: 3.0 WLS: 15 BF: 15	H: 2 R: 1 ER: 0 SO: 4	BB: 4 IBB: 0 HBP: 0 BLK: 0	WP: 1 HR: 0 S: 28 P: 55	ERA: 0.00 WHIP: 2.000	PITCHER Ricky Bottalico, R <small>ERA: 7.11</small> (10.1)	IP: 2.0 WLS: 11 BF: 11	H: 3 R: 3 ER: 3 SO: 0	BB: 1 IBB: 1 HBP: 0 BLK: 0	WP: 0 HR: 1 S: 20 P: 37	ERA: 13.50 WHIP: 2.000													
Jerry Spradlin, R <small>ERA: 3.48</small> (4.1)	3.0	12	3	3	3	0	0	0	0	1	2	29	41	9.00	1.000									
Yorkis Perez, L <small>ERA: 4.14</small> (7.1)	0.2	4	1	0	0	2	1	0	0	0	0	8	16	0.00	3.000									
Wayne Gomes, R <small>ERA: 4.29</small> (8.1)	0.2	8	5	5	1	1	0	0	0	1	0	14	25	67.50	9.000									
Mark Leiter, R <small>ERA: 3.33</small> (8.1)	1.2	8	1	0	0	3	2	0	0	0	0	17	31	0.00	1.800									
Batter	1	2	3	4	5	6	7	8	9	10	11	AB	R	H	RBI	BB	SO	LOB	BOTTOM					
Doug Gianville, R <small>OBP: 0.354, SLG: 0.420</small> (1.8) B (8.1) C (10.7) B	4-2 FC5-4 BB	3-3 K		4-0 PB 2B BB		2-2 1B HBP	2-1 F8		4-0 1B BB		2-2 FC6-4 1-2F	3	2	0	0	3	1	2						
Kevin Sefcik, R <small>OBP: 0.427, SLG: 0.404</small> Mark Leiter, R (8.1)	2-1 FC5-4	1-2 S		0-0 L1-6		2-0 2B	1-0 FC5 BB		1-1 BB			5	2	3	0	0	0	3						
Jon Zuber, L <small>OBP: 0.292, SLG: 0.450</small> Ricky Bottalico, L (10.1)	1B 23 1B 1-2F	S 1B		2-3 2B		1-2 2B 1B	1-2 FC5 BB 1B		1-2 1B			1	0	1	0	0	0	0						
Scott Rolen, R <small>OBP: 0.387, SLG: 0.529</small> (1.5) B (8.1) B	2-0 23 1B E 1B	1-2 G5-3		3-2 1H 2B		0-0 E 2B	4-2 E 2B BB		1-1 G6-3			5	2	3	4	1	0	3						
Rico Brogna, L <small>OBP: 0.326, SLG: 0.449</small> (1.3) B (8.1) C (10.7) B	2-3 K		1-2 P5	4-0 IBB		2-0 E5 23 G4-6-3	1-0 FC5			0-3 K		5	0	0	1	1	2	5						
23 Kevin Jordan, R <small>OBP: 0.394, SLG: 0.362</small> Wayne Gomes, R (7.1)	0-1 E BB 1B		2-3 K	1-3 K		1-1 G4-6-3		1-0 P6		3-2 F5		4	1	1	1	0	2	3						
Ruben Amaro Jr, S <small>OBP: 0.228, SLG: 0.271</small> (8.7)	1-3 E BB 1B					1-2F 2B 1B						2	0	0	0	0	0	0						
Bobby Abreu, L <small>OBP: 0.468, SLG: 0.492</small> (1.9) B (8.1) B	4-0 E 1B BB		1-1 2B 1B		1-1 G4-3		4-1 BB		4-2 CS BB			3	1	1	0	3	1	0						
Mark Parent, R <small>OBP: 0.274, SLG: 0.270</small> Desi Relaford, S <small>OBP: 0.309, SLG: 0.349</small> (11. PH)	0-0 E6 1B		1-1 2B		3-2 G5-3		1-2 G4-3		1 SAFE 1-2 F7		1-1 B3	5	0	1	1	0	0	4						
Alex Arias, R <small>OBP: 0.357, SLG: 0.354</small> (1.6) C (8.1) X	0-1 2H 3H 1B		2-0 F8		3-2 F8		2-1 FC4-6 1B		2-1 L8		4-2 FC6-4 BB	5	0	2	1	1	0	1						
Ken Ryan, R (1.1)			1-1 G3		2-1 L1-6 2B		2-2 1B S 1B		2-2 G5-3		3-1 F9	1	0	0	0	0	0	0						
Jerry Spradlin, S <small>OBP: 1.000, SLG: 2.000</small> Gregg Jefferies, S <small>OBP: 0.332, SLG: 0.396</small> Yorkis Perez, L (7.1)												1	0	1	0	0	0	0						
Mark Lewis, R <small>OBP: 0.385, SLG: 0.362</small> (7.4)												3	0	0	0	0	0	2						
Inning Stats	R: 3 E: 1 K: 1 S: 15	H: 3 LOB: 2 BB: 2 P: 29	R: 0 E: 0 K: 1 S: 16	H: 1 LOB: 1 BB: 0 P: 22	R: 1 E: 0 K: 1 S: 11	H: 2 LOB: 1 BB: 0 P: 18	R: 0 E: 0 K: 1 S: 9	H: 0 LOB: 0 BB: 0 P: 16	R: 4 E: 1 K: 0 S: 15	H: 3 LOB: 1 BB: 1 P: 29	R: 0 E: 0 K: 0 S: 9	H: 2 LOB: 3 BB: 1 P: 19	R: 0 E: 0 K: 0 S: 9	H: 0 LOB: 0 BB: 1 P: 15	R: 0 E: 0 K: 0 S: 10	H: 1 LOB: 2 BB: 1 P: 19	R: 0 E: 0 K: 2 S: 10	H: 0 LOB: 0 BB: 0 P: 16	R: 0 E: 0 K: 0 S: 10	H: 0 LOB: 1 BB: 1 P: 20	1B: 10 2B: 5 3B: 0 HR: 0	SF: 0 SAC: 0 DP: 2 HBP: 1	WP: 0 PB: 1 SB: 2 CS: 1	PA: 55
PITCHER Clint Sodowsky, R <small>ERA: 5.73</small> (6.1)	IP: 5.0 WLS: 12 BF: 26	H: 8 R: 5 ER: 4 SO: 4	BB: 3 IBB: 1 HBP: 0 BLK: 0	WP: 0 HR: 0 S: 62 P: 110	ERA: 3.60 WHIP: 2.200	PITCHER Ben Ford, R <small>ERA: 21.6</small> (7.1)	IP: 1.2 WLS: 5 BF: 4	H: 4 R: 4 ER: 4 SO: 0	BB: 1 IBB: 0 HBP: 0 BLK: 0	WP: 0 HR: 0 S: 21 P: 40	ERA: 21.60 WHIP: 3.600													
Willie Banks, R <small>ERA: 4.89</small> (8.1)	0.1	2	0	0	0	1	0	0	0	0	0	3	8	0.00	3.000									
Gregg Olson, R <small>OBP: 0.308</small> (10.1)	2.0	8	1	0	0	2	0	0	0	0	0	18	34	0.00	1.500									
Alan Embree, L <small>ERA: 4.6</small> (10.1)	2.0	W	7	0	0	2	1	0	0	0	0	20	36	0.00	0.500									

Arizona Diamondbacks @ Philadelphia Phillies
 Veterans Stadium, Philadelphia, PA
 Thu Aug 20 1998, 7:05 PM EDT
 Att: 26,216 - Unknown - 75 F

AB 47
 R 12
 H 15
 RBI 10
 BB 10
 SO 13
 LOB 28



Arizona Diamondbacks @ Philadelphia Phillies
 Veterans Stadium, Philadelphia, PA
 Thu Aug 20 1998, 7:05 PM EDT
 Att: 26,216 - Unknown - 75 F

AB 45
 R 9
 H 14
 RBI 8
 BB 9
 SO 6
 LOB 23



Batter	1	2	3	4	5	6	7	8	9	AB	R	H	RBI	BB	SO	LOB	TOP			
Andy Fox, L OBP: 0.354, SLG: 0.408 (1,4)	F8	S		P6			P5			4	0	1	2	0	0	0				
Bernard Gilkey, R OBP: 0.322, SLG: 0.323 (1,7)	CS	G1-3			G6-4-3		L8			4	0	2	0	0	0	1				
Travis Lee, L OBP: 0.343, SLG: 0.446 (1,3)	K		P2		K			K		4	0	0	0	0	3	2				
Matt Williams, R OBP: 0.329, SLG: 0.446 (1,5)	CS	FC1-6	FC6-4		G6-4-3			K		4	0	2	0	0	1	1				
David Dellucci, L OBP: 0.324, SLG: 0.405 (1,8)		FC1-6	FC6-4			K		G1-3		4	1	0	0	0	1	2				
Jay Bell, R OBP: 0.353, SLG: 0.425 (1,6)		G3		G1-6-3					BB	3	1	2	0	1	0	0				
Karim Garcia, L OBP: 0.286, SLG: 0.385 (1,9)	G3		P3							2	0	0	0	1	0	4				
Yamil Benitez, R OBP: 0.284, SLG: 0.399 (9, PH)										1	0	0	0	0	1	1				
Kelly Stinnett, R OBP: 0.331, SLG: 0.398 (1,2)		2B		G5-3						3	1	0	0	1	2	2				
Andy Benes, R OBP: 0.273, SLG: 0.306 (1,1)										2	1	1	2	0	1	0				
Felix Rodriguez, R OBP: 0.271, SLG: 0.261 (5,1)										0	0	0	0	0	0	0				
Andy Stankiewicz, R OBP: 0.271, SLG: 0.261 (7, PH)										1	0	0	0	0	0	0				
Chris Michalak, L OBP: 0.317, SLG: 0.531 (7,1)										0	0	0	0	0	0	0				
Tony Batista, R OBP: 0.317, SLG: 0.531 (9, PH)										1	0	0	0	0	0	1				
Inning Stats	R: 0 E: 0 K: 1 S: 6	H: 1 LOB: 0 BB: 0 P: 9	R: 4 E: 0 K: 0 S: 15	H: 4 LOB: 1 BB: 1 P: 27	R: 0 E: 0 K: 0 S: 10	H: 2 LOB: 2 BB: 0 P: 14	R: 0 E: 0 K: 1 S: 5	H: 0 LOB: 0 BB: 0 P: 7	R: 0 E: 0 K: 2 S: 11	H: 1 LOB: 0 BB: 0 P: 16	R: 0 E: 0 K: 0 S: 10	H: 0 LOB: 1 BB: 1 P: 20	R: 0 E: 0 K: 2 S: 10	H: 0 LOB: 0 BB: 0 P: 16	R: 0 E: 0 K: 2 S: 16	H: 0 LOB: 1 BB: 1 P: 27	1B: 6 2B: 2 3B: 0 HR: 0	SF: 0 SAC: 0 DP: 1 HBP: 0	WP: 0 PB: 0 SB: 1 CS: 1	PA: 37
PITCHER	IP WLS BF H R ER SO BB IBB HBP BLK WP HR S P ERA WHIP																			
Bobby Jones, R ERA: 4.05 (1,1)	7.0 W 29 8 4 4 5 1 1 0 0 0 0 0 62 100 5.14 1.286																			
Dennis Cook, L ERA: 2.32 (8,1)	2.0 7 0 0 0 4 1 0 0 0 0 0 0 26 43 0.00 0.500																			

Arizona Diamondbacks @ New York Mets
Shea Stadium, Flushing, NY
Sat Aug 22 1998, 3:33 AM EDT
Att: 42,654 - Sunny - 75 F

AB 33
R 4
H 8
RBI 4
BB 3
SO 9
LOB 14



Batter	1	2	3	4	5	6	7	8	9	AB	R	H	RBI	BB	SO	LOB	BOTTOM			
Tony Phillips, S OBP: 0.409, SLG: 0.439 (1,9)	FC4-6	SF9		K	F8			G5-3		3	0	0	2	1	1	3				
Edgardo Alfonzo, R OBP: 0.355, SLG: 0.400 (1,5)	FC4-6	WP		F8		F8		F7		4	1	1	1	1	0	0				
John Olerud, L OBP: 0.437, SLG: 0.537 (1,3)	FC4-6					F8				2	2	0	0	2	0	2				
31 Mike Piazza, R OBP: 0.365, SLG: 0.522 (1,2)	K									4	2	2	4	0	1	2				
Brian McRae, S OBP: 0.362, SLG: 0.492 (1,8)	G1-3	G3								4	0	1	1	0	1	2				
Todd Hundley, S OBP: 0.250, SLG: 0.262 (1,7)										3	1	0	0	1	2	2				
Dennis Cook, L ERA: 2.32 (8,1)										0	0	0	0	0	0	0				
Carlos Baerga, S OBP: 0.314, SLG: 0.381 (1,4)										3	1	1	0	1	1	0				
Rey Ordenez, R OBP: 0.289, SLG: 0.309 (1,6)										3	2	1	1	1	1	2				
Bobby Jones, R OBP: 0.231, SLG: 0.237 (1,1)										2	0	0	0	1	1	3				
Jermaine Allensworth, R OBP: 0.362, SLG: 0.462 (8,7)										1	0	0	0	0	0	1				
Inning Stats	R: 0 E: 0 K: 1 S: 8	H: 0 LOB: 2 BB: 2 P: 22	R: 6 E: 0 K: 1 S: 27	H: 3 LOB: 0 BB: 3 P: 51	R: 0 E: 0 K: 2 S: 7	H: 0 LOB: 0 BB: 0 P: 9	R: 0 E: 0 K: 1 S: 8	H: 0 LOB: 0 BB: 0 P: 11	R: 2 E: 0 K: 1 S: 11	H: 2 LOB: 3 BB: 3 P: 29	R: 0 E: 0 K: 0 S: 7	H: 0 LOB: 0 BB: 0 P: 13	R: 0 E: 0 K: 2 S: 8	H: 0 LOB: 0 BB: 0 P: 12	R: 1 E: 0 K: 0 S: 8	H: 1 LOB: 0 BB: 0 P: 9	1B: 3 2B: 2 3B: 0 HR: 1	SF: 1 SAC: 0 DP: 0 HBP: 0	WP: 1 PB: 0 SB: 0 CS: 0	PA: 38
PITCHER	IP WLS BF H R ER SO BB IBB HBP BLK WP HR S P ERA WHIP																			
Andy Benes, R ERA: 4.82 (1,1)	4.0 L 23 5 8 8 5 6 0 0 0 0 0 0 55 103 18.00 2.750																			
Felix Rodriguez, R ERA: 5.02 (5,1)	2.0 8 0 0 0 1 1 1 0 0 0 0 13 32 0.00 0.500																			
Chris Michalak, L ERA: 4.5 (7,1)	2.0 7 1 1 1 2 0 0 0 0 0 0 16 21 4.50 0.500																			

Arizona Diamondbacks @ New York Mets
Shea Stadium, Flushing, NY
Sat Aug 22 1998, 3:33 AM EDT
Att: 42,654 - Sunny - 75 F

AB 29
R 9
H 6
RBI 9
BB 8
SO 8
LOB 17



Batter	1	2	3	4	5	6	7	8	9	AB	R	H	RBI	BB	SO	LOB	TOP			
Andy Fox, L OBP: 0.359, SLG: 0.409 (1, 3)										2	1	1	0	1	0	0				
Bernard Gilkey, R OBP: 0.319, SLG: 0.320 Gregg Olson, R OBP: 0.500, SLG: 2.000 (1, 7) (9, 1)										4	0	0	0	0	0	4				
Devon White, S OBP: 0.338, SLG: 0.469 (1, 8)										5	1	2	2	0	3	3				
Matt Williams, R OBP: 0.326, SLG: 0.441 Travis Lee, L OBP: 0.343, SLG: 0.446 (1, 5) (8, 3)										4	0	0	0	0	3	2				
Jay Bell, R OBP: 0.354, SLG: 0.428 (1, 6)										4	2	2	0	0	1	1				
Tony Batista, R OBP: 0.321, SLG: 0.542 (1, 4)										4	0	2	2	0	1	0				
Yanji Benitez, R OBP: 0.278, SLG: 0.390 Karim Garcia, L OBP: 0.266, SLG: 0.385 (1, 9) (9, 9)										4	0	0	0	0	2	2				
Damian Miller, R OBP: 0.362, SLG: 0.438 (1, 2)										3	0	1	0	0	1	0				
Brian Anderson, R OBP: 0.136, SLG: 0.113 Willie Banks, R OBP: 0.286, SLG: 0.300 Clint Sodowsky, L OBP: 0.333, SLG: 0.333 David Dellucci, L OBP: 0.324, SLG: 0.405 (1, 1) (7, 1) (9, PH) (9, PH) (9, PH)										3	0	0	0	0	2	2				
Inning Stats	R: 1 E: 0 K: 1 S: 11	H: 1 LOB: 1 BB: 0 P: 17	R: 0 E: 0 K: 0 S: 6	H: 0 LOB: 0 BB: 0 P: 9	R: 0 E: 0 K: 1 S: 8	H: 0 LOB: 0 BB: 0 P: 13	R: 2 E: 0 K: 1 S: 22	H: 4 LOB: 2 BB: 0 P: 33	R: 0 E: 0 K: 2 S: 14	H: 0 LOB: 1 BB: 0 P: 22	R: 0 E: 0 K: 2 S: 12	H: 0 LOB: 1 BB: 1 P: 21	R: 1 E: 0 K: 2 S: 13	H: 2 LOB: 1 BB: 0 P: 19	R: 0 E: 0 K: 1 S: 11	H: 0 LOB: 2 BB: 0 P: 16	1B: 4 2B: 3 HR: 1	SF: 0 SAC: 1 DP: 0 HBP: 3	WP: 0 PB: 0 SB: 4 CS: 0	PA: 39
PITCHER	IP WLS BF H R ER SO BB IBB HBP BLK WP HR S P ERA WHIP																			
Al Leiter, L ERA: 2.42 (1, 1)	7.0 L 29 6 3 3 10 1 0 1 0 0 0 1 84 134 3.86 1.000																			
Turk Wendell, R ERA: 2.59 (8, 1)	1.0 5 2 1 1 2 0 0 0 0 0 0 0 13 19 9.00 2.000																			
Greg McMichael, R ERA: 3.86 (9, 1)	1.0 5 0 0 0 1 0 0 2 0 0 0 0 11 16 0.00 0.000																			

Arizona Diamondbacks @ New York Mets
Shea Stadium, Flushing, NY
Sun Aug 23 1998, 3:33 AM EDT
Att: 36,039 - Cloudy - 80 F

AB 34
R 4
H 8
RBI 4
BB 1
SO 13
LOB 15



Batter	1	2	3	4	5	6	7	8	9	AB	R	H	RBI	BB	SO	LOB	BOTTOM					
Tony Phillips, S OBP: 0.402, SLG: 0.426 (1, 7)										4	0	0	0	1	2	3						
Edgardo Alfonzo, R OBP: 0.358, SLG: 0.413 (1, 5)										4	1	3	1	0	0	0						
John Olerud, L OBP: 0.435, SLG: 0.537 (1, 3)										4	1	1	0	0	2	3						
31 Mike Piazza, R OBP: 0.362, SLG: 0.517 Jorge Fabregas, L OBP: 0.296, SLG: 0.263 (1, 2) (9, 2)										4	0	0	0	0	2	4						
Brian McRae, S OBP: 0.363, SLG: 0.492 (1, 8)										2	1	1	1	0	0	0						
Jermaine Allensworth, R OBP: 0.359, SLG: 0.398 Lenny Harris, L OBP: 0.314, SLG: 0.351 (1, 9) (9, PH)										3	0	0	0	0	0	3						
Luis Lopez, S OBP: 0.328, SLG: 0.339 (1, 4)										4	0	1	0	0	0	0						
Rey Ordenez, R OBP: 0.287, SLG: 0.307 Matt Franco, L OBP: 0.381, SLG: 0.378 (1, 6) (9, PH)										3	0	0	0	0	0	0						
Al Leiter, L OBP: 0.229, SLG: 0.122 Todd Hundley, S OBP: 0.256, SLG: 0.262 Turk Wendell, L OBP: 0.319, SLG: 0.319 (1, 1) (7, PH) (8, 1) (9, 1)										2	0	0	0	0	2	0						
Carlos Baerga, S OBP: 0.313, SLG: 0.380 (9, PH)										1	0	0	1	0	0	2						
Inning Stats	R: 0 E: 0 K: 3 S: 11	H: 1 LOB: 1 BB: 0 P: 16	R: 0 E: 0 K: 0 S: 6	H: 0 LOB: 0 BB: 0 P: 8	R: 0 E: 0 K: 1 S: 5	H: 0 LOB: 0 BB: 0 P: 7	R: 2 E: 0 K: 0 S: 13	H: 2 LOB: 0 BB: 0 P: 15	R: 0 E: 0 K: 1 S: 9	H: 0 LOB: 0 BB: 0 P: 11	R: 0 E: 0 K: 1 S: 15	H: 1 LOB: 3 BB: 1 P: 26	R: 0 E: 0 K: 1 S: 12	H: 0 LOB: 1 BB: 1 P: 21	R: 0 E: 0 K: 1 S: 9	H: 0 LOB: 0 BB: 0 P: 12	R: 1 E: 0 K: 0 S: 14	H: 3 LOB: 2 BB: 0 P: 20	1B: 4 2B: 2 HR: 1	SF: 1 SAC: 0 DP: 0 HBP: 1	WP: 0 PB: 0 SB: 0 CS: 0	PA: 37
PITCHER	IP WLS BF H R ER SO BB IBB HBP BLK WP HR S P ERA WHIP																					
Brian Anderson, L ERA: 4.79 (1, 1)	6.2 W 27 4 2 2 6 2 0 0 0 0 0 0 67 97 2.70 0.900																					
Willie Banks, R ERA: 4.74 (7, 1)	1.1 4 0 0 0 2 0 0 0 0 0 0 0 13 19 0.00 0.000																					
Gregg Olson, R ERA: 3.19 (9, 1)	1.0 S 6 3 1 1 1 0 0 0 0 0 0 0 14 20 9.00 3.000																					

Arizona Diamondbacks @ New York Mets
Shea Stadium, Flushing, NY
Sun Aug 23 1998, 3:33 AM EDT
Att: 36,039 - Cloudy - 80 F

AB 33
R 3
H 7
RBI 3
BB 2
SO 9
LOB 18



Batter	1	2	3	4	5	6	7	8	9	AB	R	H	RBI	BB	SO	LOB	TOP			
Andy Fox, L OBP: 0.364, SLG: 0.415 (1, 4)			G6-3 				FC3-2 BB HBP 		SH1-4 WP 	4	3	3	0	0	0	0				
Jay Bell, R OBP: 0.358, SLG: 0.445 (1, 6)			WP 		1-H 		K 		WP SH1-4 HR BB 	4	3	3	3	1	1	2				
Devon White, S OBP: 0.339, SLG: 0.468 (1, 8)	WP BB 		P6 		F8 		FC3-2 BB 		SH1-4 	2	0	0	0	2	0	1				
Travis Lee, L OBP: 0.344, SLG: 0.443 (1, 3)	L6 		P2 			FC4-6 BB 		FC3-2 FC6-4 	3	1	0	0	2	0	5					
Matt Williams, R OBP: 0.324, SLG: 0.446 (1, 5)	K 			P6 		P8 		FC6-4 	5	1	1	3	0	1	5					
David Dellucci, L OBP: 0.322, SLG: 0.402 (1, 7)	L7 			1-1 		FC4-6 1B 			5	0	1	0	0	1	2					
Kelly Stinnett, R OBP: 0.340, SLG: 0.417 (1, 2)				G5-4-3 		FC4-6 1B 			4	1	3	1	1	0	1					
Karim Garcia, L OBP: 0.262, SLG: 0.378 (1, 9)			F8 		F9 		FC4-6 		K 	5	0	0	0	0	1	4				
Amaury Telemaco, R OBP: 0.111, SLG: 0.160 Yamil Benitez, R OBP: 0.277, SLG: 0.388 Alan Embree, L OBP: 0.277, SLG: 0.388 Willie Banks, R OBP: 0.277, SLG: 0.388 (8, PH) (8, 1)	B1-6-4 				G4-3 				K 	3	0	1	0	0	0	1				
Inning Stats	R: 2 E: 0 K: 1 S: 15	H: 2 LOB: 1 BB: 1 P: 26	R: 0 E: 0 K: 0 S: 4	H: 1 LOB: 0 BB: 0 P: 5	R: 0 E: 0 K: 0 S: 11	H: 1 LOB: 1 BB: 0 P: 17	R: 0 E: 0 K: 0 S: 5	H: 1 LOB: 0 BB: 0 P: 8	R: 2 E: 0 K: 0 S: 13	H: 2 LOB: 3 BB: 1 P: 15	R: 0 E: 0 K: 1 S: 14	H: 1 LOB: 1 BB: 1 P: 26	R: 0 E: 0 K: 3 S: 16	H: 0 LOB: 1 BB: 1 P: 24	R: 5 E: 0 K: 0 S: 12	H: 3 LOB: 0 BB: 2 P: 23	1B: 5 2B: 2 3B: 2 HR: 3	SF: 0 SAC: 1 DP: 2 HBP: 1	WP: 3 PA: 44 PB: 0 SB: 0 CS: 0	
PITCHER	IP WLS BF H R ER SO BB IBB HBP BLK WP HR S P ERA WHIP	IP WLS BF H R ER SO BB IBB HBP BLK WP HR S P ERA WHIP	IP WLS BF H R ER SO BB IBB HBP BLK WP HR S P ERA WHIP	IP WLS BF H R ER SO BB IBB HBP BLK WP HR S P ERA WHIP	IP WLS BF H R ER SO BB IBB HBP BLK WP HR S P ERA WHIP	IP WLS BF H R ER SO BB IBB HBP BLK WP HR S P ERA WHIP	IP WLS BF H R ER SO BB IBB HBP BLK WP HR S P ERA WHIP	IP WLS BF H R ER SO BB IBB HBP BLK WP HR S P ERA WHIP	IP WLS BF H R ER SO BB IBB HBP BLK WP HR S P ERA WHIP	IP WLS BF H R ER SO BB IBB HBP BLK WP HR S P ERA WHIP	IP WLS BF H R ER SO BB IBB HBP BLK WP HR S P ERA WHIP	IP WLS BF H R ER SO BB IBB HBP BLK WP HR S P ERA WHIP	IP WLS BF H R ER SO BB IBB HBP BLK WP HR S P ERA WHIP	IP WLS BF H R ER SO BB IBB HBP BLK WP HR S P ERA WHIP	IP WLS BF H R ER SO BB IBB HBP BLK WP HR S P ERA WHIP	IP WLS BF H R ER SO BB IBB HBP BLK WP HR S P ERA WHIP	IP WLS BF H R ER SO BB IBB HBP BLK WP HR S P ERA WHIP	IP WLS BF H R ER SO BB IBB HBP BLK WP HR S P ERA WHIP	IP WLS BF H R ER SO BB IBB HBP BLK WP HR S P ERA WHIP	IP WLS BF H R ER SO BB IBB HBP BLK WP HR S P ERA WHIP

Arizona Diamondbacks @ New York Mets
Shea Stadium, Flushing, NY
Mon Aug 24 1998, 3:33 AM EDT
Att: 29,850 - Overcast - 84 F

AB	36
R	9
H	12
RBI	7
BB	6
SO	5
LOB	22



Batter	1	2	3	4	5	6	7	8	9	AB	R	H	RBI	BB	SO	LOB	BOTTOM			
Tony Phillips, S OBP: 0.391, SLG: 0.414 (1, 7)	P3 		F8 		P5 		G3 		SF7 	4	0	0	1	0	0	1				
Edgardo Alfonzo, R OBP: 0.357, SLG: 0.409 (1, 5)	K 		BB 			P9 		L9 	K 	4	0	0	0	1	2	0				
Lenny Harris, L OBP: 0.319, SLG: 0.357 Jermaine Allensworth, R OBP: 0.360, SLG: 0.399 (8, PH) (9, 9)	1B HBP 		F7 			2B 2B 		BB 1B 	G3 	2	1	1	0	0	0	2				
John Olerud, L OBP: 0.438, SLG: 0.540 (1, 3)	1B 		K 			FC3-6 2B 		CS BB 		3	0	2	1	1	1	2				
Brian McRae, S OBP: 0.362, SLG: 0.489 (1, 8)	L4 			F8 		FC3-6 BB 		K 		3	0	0	0	1	1	4				
Carlos Baerga, S OBP: 0.311, SLG: 0.377 Willie Blair, R OBP: 0.135, SLG: 0.100 Mel Rojas, R OBP: 0.287, SLG: 0.307 (8, PH) (9, PH)		P6 		L5 		FC3-6 			E 1B 3B 1B 	3	0	0	0	0	0	2				
Jorge Fabregas, L OBP: 0.266, SLG: 0.263 (1, 2)	K 			G4-3 					E 3B 1B 	4	1	1	0	0	1	2				
Rey Ordenez, R OBP: 0.287, SLG: 0.307 (1, 6)		P2 			P9 				E6 3B 1B 	4	1	1	0	0	0	2				
Masato Yoshii, R OBP: 0.140, SLG: 0.100 Luis Lopez, S OBP: 0.329, SLG: 0.350 (7, 4)					G5-3 				SF7 3B 	2	0	1	0	0	0	0				
Inning Stats	R: 0 E: 0 K: 1 S: 9	H: 1 LOB: 2 BB: 0 P: 13	R: 0 E: 0 K: 1 S: 8	H: 0 LOB: 0 BB: 0 P: 12	R: 0 E: 0 K: 0 S: 14	H: 1 LOB: 1 BB: 1 P: 23	R: 0 E: 0 K: 0 S: 5	H: 0 LOB: 0 BB: 0 P: 6	R: 0 E: 0 K: 0 S: 8	H: 0 LOB: 0 BB: 0 P: 10	R: 1 E: 0 K: 0 S: 11	H: 2 LOB: 2 BB: 1 P: 17	R: 0 E: 0 K: 0 S: 6	H: 1 LOB: 0 BB: 0 P: 10	R: 0 E: 0 K: 1 S: 11	H: 1 LOB: 2 BB: 1 P: 19	R: 4 E: 1 K: 1 S: 12	H: 3 LOB: 0 2B: 3 3B: 1 HR: 0	SF: 1 SAC: 0 DP: 2 HBP: 1	WP: 0 PA: 39 PB: 0 SB: 0 CS: 1
PITCHER	IP WLS BF H R ER SO BB IBB HBP BLK WP HR S P ERA WHIP	IP WLS BF H R ER SO BB IBB HBP BLK WP HR S P ERA WHIP	IP WLS BF H R ER SO BB IBB HBP BLK WP HR S P ERA WHIP	IP WLS BF H R ER SO BB IBB HBP BLK WP HR S P ERA WHIP	IP WLS BF H R ER SO BB IBB HBP BLK WP HR S P ERA WHIP	IP WLS BF H R ER SO BB IBB HBP BLK WP HR S P ERA WHIP	IP WLS BF H R ER SO BB IBB HBP BLK WP HR S P ERA WHIP	IP WLS BF H R ER SO BB IBB HBP BLK WP HR S P ERA WHIP	IP WLS BF H R ER SO BB IBB HBP BLK WP HR S P ERA WHIP	IP WLS BF H R ER SO BB IBB HBP BLK WP HR S P ERA WHIP	IP WLS BF H R ER SO BB IBB HBP BLK WP HR S P ERA WHIP	IP WLS BF H R ER SO BB IBB HBP BLK WP HR S P ERA WHIP	IP WLS BF H R ER SO BB IBB HBP BLK WP HR S P ERA WHIP	IP WLS BF H R ER SO BB IBB HBP BLK WP HR S P ERA WHIP	IP WLS BF H R ER SO BB IBB HBP BLK WP HR S P ERA WHIP	IP WLS BF H R ER SO BB IBB HBP BLK WP HR S P ERA WHIP	IP WLS BF H R ER SO BB IBB HBP BLK WP HR S P ERA WHIP	IP WLS BF H R ER SO BB IBB HBP BLK WP HR S P ERA WHIP	IP WLS BF H R ER SO BB IBB HBP BLK WP HR S P ERA WHIP	IP WLS BF H R ER SO BB IBB HBP BLK WP HR S P ERA WHIP

Arizona Diamondbacks @ New York Mets
Shea Stadium, Flushing, NY
Mon Aug 24 1998, 3:33 AM EDT
Att: 29,850 - Overcast - 84 F

AB	34
R	5
H	9
RBI	5
BB	3
SO	5
LOB	16




Batter	1	2	3	4	5	6	7	8	9	AB	R	H	RBI	BB	SO	LOB	TOP																		
Tony Womack, L OBP: 0.327, SLG: 0.364 (1, 4)	F8		P4			G6-3 1B		G4-3		4	1	1	1	1	0	0	Pittsburgh Pirates @ Arizona Diamondbacks Bank One Ballpark, Phoenix, AZ Tue Aug 25 1998, 10:05 PM EDT Att: 38,960 - Dome - 72 F																		
Adrian Brown, S OBP: 0.359, SLG: 0.371 Mike Williams, R Jason Christiansen, R Rich Loiselle, R (1, 8) (6, 1) (7, 1) (9, 1)	K				G6-3 1B	K		G6-3		4	1	1	0	0	2	4																			
1B Jason Kendall, R OBP: 0.417, SLG: 0.488 (1, 2)	P8				F7 1B	G1-3		P9		5	1	2	3	0	0	2																			
Kevin Young, R OBP: 0.347, SLG: 0.517 (1, 3)		K			F7 1B			F7 1B		4	1	1	0	0	1	1																			
Jose Guillen, R OBP: 0.305, SLG: 0.416 (1, 9)		FC6-4 BB			F4 1B			P7		4	0	1	1	1	0	3																			
Al Martin, L OBP: 0.301, SLG: 0.370 (1, 7)	FC6-4 1-2f				K			K		5	2	2	0	0	2	2																			
Freddy Garcia, R OBP: 0.388, SLG: 0.647 (1, 5)	FC5-4 1-2f				FC5-4 1-2f			FC6-4 1B		4	2	2	3	0	0	2																			
Lou Collier, R OBP: 0.319, SLG: 0.342 (1, 6)			K		G6-3 1B			G6-3		3	1	1	0	1	1	0																			
Sean Lawrence, L Manny Martinez, R Jeff McCarry, R Turner Ward, S (1, 1) (6, PH) (6, 1) (6, 8)			K		K			G1-3		2	0	0	0	0	2	1																			
Inning Stats	R: 0 E: 0 K: 1 S: 10	H: 0 LOB: 0 BB: 0 P: 13	R: 0 E: 0 K: 1 S: 6	H: 0 LOB: 1 BB: 1 P: 12	R: 0 E: 0 K: 2 S: 9	H: 0 LOB: 0 BB: 0 P: 11	R: 2 E: 0 K: 1 S: 14	H: 3 LOB: 1 BB: 0 P: 20	R: 2 E: 0 K: 1 S: 19	H: 3 LOB: 2 BB: 1 P: 36	R: 2 E: 0 K: 1 S: 18	H: 3 LOB: 2 BB: 1 P: 25	R: 3 E: 0 K: 0 S: 13	H: 2 LOB: 0 BB: 0 P: 18	R: 0 E: 0 K: 0 S: 5	H: 0 LOB: 0 BB: 0 P: 7		R: 0 E: 0 K: 1 S: 11	H: 0 LOB: 0 BB: 0 P: 15	1B: 8 2B: 1 3B: 1 HR: 1	SF: 0 SAC: 0 DP: 0 HBP: 1	WP: 0 PB: 0 SB: 2 CS: 0	PA: 42												
PITCHER	IP	WLS	BF	H	R	ER	SO	BB	IBB	HBP	BLK	WP	HR	S	P	ERA	WHIP	PITCHER	IP	WLS	BF	H	R	ER	SO	BB	IBB	HBP	BLK	WP	HR	S	P	ERA	WHIP
Clint Sodowsky, R ERA: 5.88 Ben Ford, R ERA: 19.0 Chris Michalak, L ERA: 10.13 Felix Rodriguez, R ERA: 4.97 Aaron Small, R ERA: 5.69	4.2	L	22	6	4	4	6	2	0	0	0	0	0	56	88	7.71	1.714	Alan Embree, L ERA: 4.47	1.0		3	0	0	0	1	0	0	0	0	0	11	15	0.00	0.000	

AB	38
R	9
H	11
RBI	9
BB	3
SO	8
LOB	17



Batter	1	2	3	4	5	6	7	8	9	AB	R	H	RBI	BB	SO	LOB	BOTTOM																		
Bernard Gilkey, R OBP: 0.322, SLG: 0.320 (1, 7)	1B SF7				F9	FC5-4 1-2f			FC6-5 G4-3 BB	3	1	1	0	2	0	2	Pittsburgh Pirates @ Arizona Diamondbacks Bank One Ballpark, Phoenix, AZ Tue Aug 25 1998, 10:05 PM EDT Att: 38,960 - Dome - 72 F																		
Jay Bell, R OBP: 0.397, SLG: 0.442 (1, 6)	1B				G5-3			K	G4-3	5	0	1	0	0	1	2																			
Devon White, S OBP: 0.338, SLG: 0.472 (1, 8)	SF7				G5-3			K	FC6-5-4	4	1	1	2	0	1	1																			
Matt Williams, R OBP: 0.323, SLG: 0.443 (1, 5)	K				G5-3			K	F9	5	0	1	0	0	2	2																			
Travis Lee, L OBP: 0.345, SLG: 0.443 (1, 3)	1B				P7			P7		4	1	2	0	0	0	1																			
Tony Batista, R OBP: 0.325, SLG: 0.538 (1, 4)	P6				G3-6-3 BB			F9	WP SF8 1B	3	1	1	0	1	0	3																			
Damian Miller, R OBP: 0.367, SLG: 0.477 (1, 2) (9, 9)					G3-6-3 1-2f			L7		4	2	2	2	0	0	2																			
Yamil Benitez, R OBP: 0.276, SLG: 0.383 Alan Embree, L (1, 9) (9, 1)		G5-3			G5-3			SF8		2	0	0	1	1	0	0																			
Clint Sodowsky, L Ben Ford, R Andy Staronowicz, R Chris Michalak, L Felix Rodriguez, R David Salazar, L Aaron Small, R Kelly Starnett, R (1, 1) (1, 1) (1, 1) (1, 1) (1, 1) (1, 1) (1, 1) (1, 1)		G6-3			L9			K		1	0	0	0	0	0	0																			
Inning Stats	R: 1 E: 0 K: 1 S: 16	H: 3 LOB: 2 BB: 0 P: 27	R: 1 E: 0 K: 0 S: 15	H: 1 LOB: 1 BB: 1 P: 26	R: 0 E: 0 K: 0 S: 4	H: 0 LOB: 0 BB: 0 P: 7	R: 0 E: 0 K: 0 S: 8	H: 0 LOB: 0 BB: 1 P: 13	R: 0 E: 0 K: 0 S: 6	H: 0 LOB: 0 BB: 0 P: 13	R: 3 E: 0 K: 1 S: 16	H: 4 LOB: 2 BB: 1 P: 31	R: 0 E: 0 K: 2 S: 10	H: 1 LOB: 1 BB: 0 P: 15	R: 1 E: 1 K: 1 S: 9	H: 1 LOB: 0 BB: 0 P: 12		R: 0 E: 0 K: 0 S: 9	H: 0 LOB: 1 BB: 1 P: 19	1B: 7 2B: 1 3B: 0 HR: 2	SF: 2 SAC: 0 DP: 1 HBP: 0	WP: 1 PB: 0 SB: 0 CS: 0	PA: 40												
PITCHER	IP	WLS	BF	H	R	ER	SO	BB	IBB	HBP	BLK	WP	HR	S	P	ERA	WHIP	PITCHER	IP	WLS	BF	H	R	ER	SO	BB	IBB	HBP	BLK	WP	HR	S	P	ERA	WHIP
Sean Lawrence, L ERA: 3.6 Jeff McCarry, R ERA: 4.91 Mike Williams, R ERA: 2.37 Jason Christiansen, L ERA: 2.2 Rich Loiselle, R ERA: 3.46	5.0	W	20	4	2	2	1	2	0	0	0	0	1	12	26	40.50	6.000	Alan Embree, L ERA: 4.47	1.0		3	0	0	0	1	0	0	0	0	11	15	0.00	2.000		

AB	34
R	6
H	10
RBI	6
BB	4
SO	5
LOB	13



Batter	1	2	3	4	5	6	7	8	9	AB	R	H	RBI	BB	SO	LOB	TOP								
Tony Womack, L OBP: 0.328, SLG: 0.365 (1, 4)	B5-3		0-2 1B		0-1 SH2-3		1-2 E1 1B	1-1 G4-3		4	1	2	0	0	0	2									
Kevin Polcovich, R OBP: 0.292, SLG: 0.250 (1, 6)	G5-3		3-2 G4-3		1-1 1B		0-0 SF9		1-1 F6	4	0	1	3	0	0	1									
Manny Martinez, R OBP: 0.309, SLG: 0.468 (6, 7) (8, 8)	1B				2-2 G5-3		1-2 FC6-4 1B		0-0 1B	4	0	3	0	1	0	0									
Kevin Young, R OBP: 0.345, SLG: 0.514 (1, 3)	K				0-3 K		1-0 FC6-4		2-2 F9	5	0	1	1	0	2	4									
Jose Guillen, R OBP: 0.306, SLG: 0.418 (1, 9)					1-1 2B		1-3 K		2-1 1B	5	0	2	0	0	2	2									
Al Martin, L OBP: 0.299, SLG: 0.367 (6, 1) Jeff Tabaka, R (6, 1)	K				3-3 K		0-3 K		2-1 L6	3	0	0	0	0	0	3	1								
Turner Ward, S OBP: 0.336, SLG: 0.416 (8, PH) (8, 7)									2-3 K	2	0	0	0	0	1	2									
Freddy Garcia, R OBP: 0.375, SLG: 0.623 (1, 5)	P7						2-0 G5-3		1-2 G5-3	4	0	0	0	0	1	0									
Keith Osik, R OBP: 0.323, SLG: 0.253 (1, 2)					2-2 F7		0-1 SH2-3 1B		4-2 1B	3	1	1	0	1	0	0									
Chris Peters, L OBP: 0.276, SLG: 0.276 (8, 8) Adrian Brown, S OBP: 0.250, SLG: 0.405 (8, 1) Jason Christiansen, R OBP: 0.250, SLG: 0.250 (8, 1) Rich Loiselle, R (9, 1)	G4-3				0-0 G4-3		1-1 SH2-3 1B		1-0 1B	2	1	1	0	0	0	0									
Inning Stats	R: 0 E: 0 K: 1 S: 9	H: 1 LOB: 1 BB: 0 P: 15	R: 0 E: 0 K: 1 S: 8	H: 0 LOB: 0 BB: 0 P: 12	R: 0 E: 0 K: 0 S: 10	H: 1 LOB: 1 BB: 0 P: 15	R: 0 E: 0 K: 2 S: 11	H: 1 LOB: 1 BB: 0 P: 17	R: 2 E: 0 K: 0 S: 15	H: 4 LOB: 2 BB: 0 P: 23	R: 0 E: 0 K: 3 S: 12	H: 0 LOB: 0 BB: 0 P: 16	R: 2 E: 1 K: 1 S: 15	H: 3 LOB: 2 BB: 1 P: 22	R: 0 E: 0 K: 0 S: 13	H: 1 LOB: 2 BB: 1 P: 22	R: 0 E: 0 K: 1 S: 11	H: 2 LOB: 2 BB: 0 P: 18	1B: 12 2B: 1 3B: 0 HR: 0	SF: 1 SAC: 1 DP: 0 HBP: 0	WP: 0 PB: 0 SB: 1 CS: 0	PA: 42			
PITCHER	IP	WLS	BF	H	R	ER	SO	BB	IBB	HBP	BLK	WP	HR	S	P	ERA	WHIP								
Omar Daal, L ERA: 2.64 (1, 1)	6.2	L	29	9	4	4	7	0	0	0	0	0	0	74	109	5.40	1.350								
Willie Banks, R ERA: 5.01 (7, 1)	1.1		8	2	0	0	1	2	0	0	0	0	0	19	33	0.00	3.000								
Gregg Olson, R ERA: 3.13 (9, 1)	1.0		5	2	0	0	1	0	0	0	0	0	0	11	18	0.00	2.000								

Pittsburgh Pirates @ Arizona Diamondbacks
Bank One Ballpark, Phoenix, AZ
Wed Aug 26 1998, 10:05 PM EDT
Att: 39,906 - Dome - 72 F

AB	38
R	4
H	13
RBI	4
BB	2
SO	9
LOB	12



Batter	1	2	3	4	5	6	7	8	9	AB	R	H	RBI	BB	SO	LOB	BOTTOM								
Andy Fox, L OBP: 0.367, SLG: 0.417 (1, 9)	S 1B		3-2 SF8 1B	0-0 1B		0-0 P5			1-2 L4	5	0	3	1	0	0	1									
Jay Bell, R OBP: 0.357, SLG: 0.439 (8, FR) Karim Garcia, L OBP: 0.262, SLG: 0.378 (8, FR)	F9		4-1 P2 1B	3-3 K			0-1 G6-3		4-0 FC6-4 BB	3	0	0	0	2	1	3									
Devon White, S OBP: 0.335, SLG: 0.468 (1, 8)	P4		0-0 SF8		3-3 K		0-1 P9		0-1 FC6-4	4	0	0	1	0	1	2									
Matt Williams, R OBP: 0.321, SLG: 0.438 (1, 5)	BB		2-3 3-H P2	1-1 P2	3-2 G5-3		2-1 F9		0-0 F9	4	0	0	0	1	0	3									
Travis Lee, L OBP: 0.343, SLG: 0.439 (1, 3)	G4-3		0-3 K		3-2 G5-3			0-1 G6-3		4	0	0	0	0	1	4									
Bernard Gilkey, R OBP: 0.322, SLG: 0.319 (1, 7)			0-0 G6-3		3-1 G5-3		3-2 WP 2B 1B		2-1 F7	4	1	1	0	0	0	0									
Tony Batista, R OBP: 0.333, SLG: 0.546 (1, 4)	G5-3		2-1 S 1B 1B	3-2 S 1B 1B		1-1 G4-3 2B		4-0 1B BB		3	1	2	1	1	0	0									
Damian Miller, R OBP: 0.371, SLG: 0.478 (1, 2)	G6-3		3-2 G6-3	0-1 1B 1B	1-2 1B		3-2 G5-3		1-1 1B	4	0	2	0	0	0	1									
Omar Daal, L OBP: 0.220, SLG: 0.111 (7, 1) Willie Banks, R (7, 1) Andy Stankiewicz, R OBP: 0.257, SLG: 0.257 (8, PH) Gregg Olson, R OBP: 0.500, SLG: 2.000 (9, 1)	BB SF8 1B		0-1 BB 1B 1B	0-3 K	2-3 K		2-0 G4-3		1-2 F3	3	1	1	0	0	1	3									
Inning Stats	R: 0 E: 0 K: 0 S: 10	H: 1 LOB: 2 BB: 1 P: 21	R: 0 E: 0 K: 0 S: 7	H: 0 LOB: 0 BB: 0 P: 12	R: 1 E: 0 K: 1 S: 12	H: 2 LOB: 1 BB: 1 P: 20	R: 1 E: 0 K: 2 S: 17	H: 3 LOB: 2 BB: 0 P: 26	R: 0 E: 0 K: 1 S: 9	H: 0 LOB: 0 BB: 0 P: 18	R: 1 E: 0 K: 0 S: 11	H: 2 LOB: 1 BB: 0 P: 20	R: 0 E: 0 K: 0 S: 6	H: 0 LOB: 0 BB: 0 P: 8	R: 0 E: 0 K: 0 S: 10	H: 1 LOB: 2 BB: 1 P: 18	R: 0 E: 0 K: 0 S: 7	H: 0 LOB: 1 BB: 1 P: 12	1B: 8 2B: 1 3B: 0 HR: 0	SF: 1 SAC: 0 DP: 0 HBP: 0	WP: 1 PB: 0 SB: 2 CS: 0	PA: 40			
PITCHER	IP	WLS	BF	H	R	ER	SO	BB	IBB	HBP	BLK	WP	HR	S	P	ERA	WHIP								
Chris Peters, L ERA: 3.68 (1, 1)	5.2		27	8	3	3	4	2	0	0	0	0	0	65	116	4.76	1.765								
Jeff Tabaka, L ERA: 2.43 (8, 1)	1.1	W	4	0	0	0	0	0	0	0	0	0	0	7	9	0.00	0.000								
Jason Christiansen, L ERA: 2.14 (8, 1)	1.2		8	1	0	0	0	2	0	0	0	0	0	16	29	0.00	1.800								
Rich Loiselle, R ERA: 3.45 (9, 1)	0.1	S	1	0	0	0	0	0	0	0	0	0	0	1	1	0.00	0.000								

Pittsburgh Pirates @ Arizona Diamondbacks
Bank One Ballpark, Phoenix, AZ
Wed Aug 26 1998, 10:05 PM EDT
Att: 39,906 - Dome - 72 F

AB	35
R	3
H	9
RBI	3
BB	4
SO	4
LOB	19



Batter	1	2	3	4	5	6	7	8	9	AB	R	H	RBI	BB	SO	LOB	TOP										
Fernando Vina, L (1,4) OBP: 0.398, SLG: 0.434	0-2 G5-3 BLK HR 1B		0-1 G4-3		1-0 1B		0-0 F8			4	1	2	0	0	0	0											
Mark Loretta, R (1,6) OBP: 0.394, SLG: 0.412	1-2 P9		2-1 P9			0-1 1B		0-1 G4-3		4	1	1	0	0	0	1											
Dave Nilsson, L (1,3) OBP: 0.332, SLG: 0.377	1-2 G5-3		0-3 K			0-0 F8		1-3 K		4	0	0	0	0	2	2											
Jeff Cirillo, R (1,5) OBP: 0.412, SLG: 0.441	2-2 HR			2-1 G6-3		1-1 P3		0-0 G6-3		4	1	1	2	0	0	1											
Marquis Grissom, R (1,8) OBP: 0.296, SLG: 0.367	3-H L1			2-2 G6-3		0-1 1B		0-2 G6-3		4	0	1	0	0	0	0											
Jeremy Burnitz, L (1,9) OBP: 0.347, SLG: 0.484		2-0 L1		2-2 1B		1-2 1B		2-2 G1-3		4	0	2	1	0	0	0											
Mike Matheny, R (1,2) Jose Valentin, S (9, PH) OBP: 0.352, SLG: 0.352 OBP: 0.319, SLG: 0.394	2-2 F9		2-1 F8			0-0 L8		1-1 P3		3	0	0	0	0	0	3											
Geoff Jenkins, L (1,7) OBP: 0.276, SLG: 0.434	0-2 E1				0-0 F8		3-2 P7			3	0	0	0	0	0	0											
48 Brad Woodall, S (1,1) Bronswell Patrick, R (5,1) David Weathers, R (7,1) OBP: 0.344, SLG: 0.286 OBP: 0.313, SLG: 0.429 OBP: 0.125, SLG: 0.162	1-3 K				0-2 G6-3		3-2 P5			2	0	0	0	0	1	1											
Inning Stats	R: 2 E: 0 K: 0 S: 22	H: 2 LOB: 0 BB: 0 P: 26	R: 0 E: 1 K: 1 S: 11	H: 0 LOB: 1 BB: 0 P: 16	R: 0 E: 0 K: 1 S: 7	H: 0 LOB: 0 BB: 0 P: 9	R: 0 E: 0 K: 0 S: 11	H: 1 LOB: 1 BB: 0 P: 19	R: 0 E: 0 K: 0 S: 5	H: 1 LOB: 1 BB: 0 P: 6	R: 1 E: 0 K: 0 S: 11	H: 3 LOB: 2 BB: 0 P: 13	R: 0 E: 0 K: 0 S: 9	H: 0 LOB: 0 BB: 0 P: 15	R: 0 E: 0 K: 1 S: 6	H: 0 LOB: 0 BB: 0 P: 7	R: 0 E: 0 K: 0 S: 8	H: 0 LOB: 0 BB: 0 P: 11	1B: 6 2B: 0 3B: 0 HR: 1	SF: 0 SAC: 0 DP: 0 HBP: 0	WP: 0 PB: 0 CS: 0	PA: 34					
PITCHER	IP	WLS	BF	H	R	ER	SO	BB	IBB	HBP	BLK	WP	HR	S	P	ERA	WHIP										
Brian Anderson, L (1,1) ERA: 4.75	7.0	W	28	7	3	3	2	0	0	0	1	0	1	76	104	3.86	1.000										
Willie Banks, R (8,1) ERA: 4.91	1.0		3	0	0	0	1	0	0	0	0	0	0	6	7	0.00	0.000										
Gregg Olson, R (9,1) ERA: 3.07	1.0	S	3	0	0	0	0	0	0	0	0	0	0	8	11	0.00	0.000										

Milwaukee Brewers @ Arizona Diamondbacks
Bank One Ballpark, Phoenix, AZ
Fri Aug 28 1998, 10:05 PM EDT
Att: 41,505 - Dome - 72 F

AB 34
R 3
H 7
RBI 3
BB 0
SO 3
LOB 8



Batter	1	2	3	4	5	6	7	8	9	AB	R	H	RBI	BB	SO	LOB	BOTTOM										
Andy Fox, L (1,9) OBP: 0.364, SLG: 0.410	0-1 F7			3-2 K		0-1 P7		0-1 G5-3		4	0	0	0	1	1	4											
Jay Bell, R (1,6) OBP: 0.397, SLG: 0.434	1-3 K		1-2 FC6-4 BB	4-1 FC6-4 BB		2-0 G2-3		2-2 G5-3		4	0	0	0	1	1	2											
Devon White, S (1,8) OBP: 0.337, SLG: 0.474	1-1 HR		1-2 2B 1B HBP	1-2 FC6-4		3-2 G6-4-3 1B		1-2 P8		4	3	2	1	0	0	2											
Matt Williams, R (1,5) OBP: 0.325, SLG: 0.441	1-0 E 2B		1-0 1B 2B	4-0 FC4-6 BB		3-2 G6-4-3		4-2 BB		3	2	2	0	2	0	1											
Travis Lee, L (1,3) OBP: 0.345, SLG: 0.443	0-1 E3 1B		1-1 G5-4-3 1B	0-0 FC4-6 1B		0-0 FC4-6 1B		2-0 L8		5	1	3	4	0	0	2											
Bernard Gilkey, R (1,7) OBP: 0.321, SLG: 0.318	1-1 G5-3		3-1 G5-4-3	1-2 1B		0-0 1B		2-2 BB BB 1B		4	0	2	1	0	0	2											
Tony Batista, R (1,4) OBP: 0.325, SLG: 0.526		3-2 G5-3	0-0 G4-3		1-0 P8		4-1 BB BB			3	0	0	0	1	0	2											
Damian Miller, R (1,2) OBP: 0.367, SLG: 0.466		4-0 SH2-3 BB		0-3 K		2-0 F7		2-3 K		3	0	0	0	1	2	4											
Brian Anderson, R (1,1) David Dellucci, L (7, PH) Willie Banks, R (8,1) Gregg Olson, R (9,1) OBP: 0.143, SLG: 0.111 OBP: 0.326, SLG: 0.404 OBP: 0.500, SLG: 2.000		0-0 SH2-3		4-2 S BB		0-0 G4-3		4-1 BB BB		1	0	0	0	1	0	0											
Inning Stats	R: 2 E: 1 K: 1 S: 13	H: 3 LOB: 1 BB: 0 P: 17	R: 0 E: 0 K: 0 S: 8	H: 0 LOB: 2 BB: 2 P: 20	R: 2 E: 0 K: 0 S: 8	H: 2 LOB: 0 BB: 0 P: 14	R: 0 E: 0 K: 2 S: 12	H: 0 LOB: 2 BB: 2 P: 24	R: 0 E: 0 K: 0 S: 4	H: 1 LOB: 2 BB: 1 P: 11	R: 0 E: 0 K: 0 S: 4	H: 0 LOB: 0 BB: 0 P: 6	R: 2 E: 0 K: 1 S: 21	H: 3 LOB: 3 BB: 2 P: 39	R: 0 E: 0 K: 0 S: 11	H: 0 LOB: 1 BB: 1 P: 20	1B: 5 2B: 3 3B: 0 HR: 1	SF: 0 SAC: 1 DP: 1 HBP: 1	WP: 0 PB: 0 SB: 1 CS: 0	PA: 41							
PITCHER	IP	WLS	BF	H	R	ER	SO	BB	IBB	HBP	BLK	WP	HR	S	P	ERA	WHIP										
48 Brad Woodall, L (1,1) ERA: 4.69	4.1	L	24	6	4	4	3	5	0	1	0	0	1	43	81	8.31	2.538										
Bronswell Patrick, R (5,1) ERA: 4.08	2.0		10	3	2	2	0	1	0	0	0	0	0	18	35	9.00	2.000										
David Weathers, R (7,1) ERA: 5.13	1.2		7	0	0	0	1	2	0	0	0	0	0	20	35	0.00	1.200										

Milwaukee Brewers @ Arizona Diamondbacks
Bank One Ballpark, Phoenix, AZ
Fri Aug 28 1998, 10:05 PM EDT
Att: 41,505 - Dome - 72 F

AB 31
R 6
H 9
RBI 6
BB 8
SO 4
LOB 19



Batter	1	2	3	4	5	6	7	8	9	AB	R	H	RBI	BB	SO	LOB	TOP					
Fernando Vina, L OBP: 0.397, SLG: 0.433	G4-3		G4-3 BB 1B		G1-3		G1-3			4	0	1	0	0	0	0						
Mark Loretta, R OBP: 0.380, SLG: 0.407	G4-3		P4		P9		F9			4	0	0	0	0	0	1						
Dave Nilsson, L OBP: 0.335, SLG: 0.388 Jose Valentin, S OBP: 0.319, SLG: 0.394	HR		BB				K		P8	3	1	1	1	1	1	0						
Jeff Cirillo, R OBP: 0.412, SLG: 0.444	1B		BB		L4		HR		F9	4	1	2	0	0	0	2						
Jeremy Burnitz, L OBP: 0.347, SLG: 0.488	P5				G4-3		HR		G4-3	4	1	1	2	0	0	1						
Marquis Grissom, R OBP: 0.295, SLG: 0.366		F7			F8		FC6-4 1B		G5-3	4	0	1	0	0	0	0						
Geoff Jenkins, L OBP: 0.276, SLG: 0.430 Bob Wickman, R		K			1B		F8		L6	4	0	1	0	0	1	1						
Mike Matheny, R OBP: 0.281, SLG: 0.347		G5-3			G4-3		FC6-4 1-2		G6-3	4	0	0	0	0	0	2						
Steve Woodard, L OBP: 0.146, SLG: 0.195 Darrin Jackson, R OBP: 0.256, SLG: 0.367			K				F7		F7	3	0	0	0	0	1	0						
Inning Stats	R: 1 E: 0 K: 0 S: 13	H: 2 LOB: 1 BB: 0 P: 19	R: 0 E: 0 K: 1 S: 9	H: 0 LOB: 0 BB: 0 P: 17	R: 0 E: 0 K: 1 S: 14	H: 1 LOB: 2 BB: 1 P: 23	R: 0 E: 0 K: 0 S: 10	H: 1 LOB: 1 BB: 0 P: 11	R: 0 E: 0 K: 0 S: 5	H: 0 LOB: 0 BB: 0 P: 8	R: 2 E: 0 K: 1 S: 16	H: 3 LOB: 1 BB: 0 P: 22	R: 0 E: 0 K: 0 S: 9	H: 0 LOB: 0 BB: 0 P: 13	R: 0 E: 0 K: 0 S: 8	H: 0 LOB: 0 BB: 0 P: 14	R: 0 E: 0 K: 0 S: 8	H: 0 LOB: 0 BB: 0 P: 14	1B: 4 2B: 1 3B: 0 HR: 2	SF: 0 SAC: 0 DP: 0 HBP: 0	WP: 0 PB: 0 CS: 0	PA: 35
PITCHER	IP	WLS	BF	H	R	ER	SO	BB	IBB	HBP	BLK	WP	HR	S	P	ERA	WHIP					
Amaury Telemaco, R ERA: 3.81	(1, 1)	7.0	29	7	3	3	3	1	0	0	0	0	2	76	113	3.86	1.143					
Alan Embree, L ERA: 4.34	(8, 1)	1.0	3	0	0	0	0	0	0	0	0	0	0	8	14	0.00	0.000					
Aaron Small, R ERA: 5.56	(9, 1)	1.0	W	3	0	0	0	0	0	0	0	0	0	8	14	0.00	0.000					

Milwaukee Brewers @ Arizona Diamondbacks
Bank One Ballpark, Phoenix, AZ
Sat Aug 29 1998, 10:05 PM EDT
Att: 44,920 - Dome - 72 F


AB 34
R 3
H 7
RBI 3
BB 1
SO 3
LOB 7



Batter	1	2	3	4	5	6	7	8	9	AB	R	H	RBI	BB	SO	LOB	BOTTOM					
Andy Fox, L OBP: 0.361, SLG: 0.406	G4-3		G4-3			G2-3		F8		4	0	0	0	0	0	1						
Tony Batieta, R OBP: 0.333, SLG: 0.544	1B		HR			P7			1B SH FC4 BB	3	2	2	2	1	0	0						
Devon White, S OBP: 0.337, SLG: 0.474	K		G3			1B			SH 1B E	3	1	1	0	0	1	1						
Travis Lee, L OBP: 0.344, SLG: 0.441	G3				K		P7		1B E	4	0	1	0	0	1	2						
Matt Williams, R OBP: 0.324, SLG: 0.440		K			G6-3			G4-6-3 1B	FC4	4	0	1	1	0	1	1						
David Dellucci, L OBP: 0.326, SLG: 0.403					K			G4-6-3 1-2		3	0	1	0	0	1	1						
Kelly Stinnett, R OBP: 0.331, SLG: 0.405			G6-4-3 1-2			K				3	0	0	0	0	2	1						
Karim Garcia, L OBP: 0.262, SLG: 0.376					G3				B1-3	3	0	1	0	0	0	0						
Amaury Telemaco, R OBP: 0.103, SLG: 0.148 Alan Embree, L Jay Bell, R OBP: 0.356, SLG: 0.434 Aaron Small, R			FC5-6 1B			G6-3			K	2	1	0	0	0	0	1						
Inning Stats	R: 0 E: 0 K: 1 S: 11	H: 1 LOB: 1 BB: 0 P: 15	R: 0 E: 0 K: 1 S: 6	H: 1 LOB: 0 BB: 0 P: 9	R: 2 E: 0 K: 0 S: 15	H: 2 LOB: 0 BB: 0 P: 22	R: 0 E: 0 K: 2 S: 8	H: 0 LOB: 0 BB: 0 P: 13	R: 0 E: 0 K: 1 S: 7	H: 0 LOB: 0 BB: 0 P: 9	R: 0 E: 0 K: 0 S: 11	H: 1 LOB: 1 BB: 0 P: 17	R: 0 E: 0 K: 1 S: 5	H: 1 LOB: 0 BB: 0 P: 5	R: 0 E: 0 K: 1 S: 6	H: 0 LOB: 0 BB: 0 P: 9	R: 2 E: 2 K: 0 S: 5	H: 1 LOB: 3 BB: 1 P: 10	1B: 6 2B: 0 3B: 0 HR: 1	SF: 0 SAC: 1 DP: 2 HBP: 0	WP: 0 PB: 0 CS: 0	PA: 32
PITCHER	IP	WLS	BF	H	R	ER	SO	BB	IBB	HBP	BLK	WP	HR	S	P	ERA	WHIP					
Steve Woodard, R ERA: 4.01	(1, 1)	8.0	28	6	2	2	7	0	0	0	0	0	0	5	10	27.00	6.000					
Bob Wickman, R ERA: 3.34	(9, 1)	0.1	L	4	1	2	1	1	0	0	0	0	0	5	10	27.00	6.000					

Milwaukee Brewers @ Arizona Diamondbacks
Bank One Ballpark, Phoenix, AZ
Sat Aug 29 1998, 10:05 PM EDT
Att: 44,920 - Dome - 72 F

AB 30
R 4
H 7
RBI 3
BB 1
SO 7
LOB 8



Batter	1	2	3	4	5	6	7	8	9	AB	R	H	RBI	BB	SO	LOB	TOP					
Fernando Vina, L OBP: 0.397, SLG: 0.433	G1-3		G4-3					E9		4	1	2	0	0	0	1	Milwaukee Brewers @ Arizona Diamondbacks Bank One Ballpark, Phoenix, AZ Sun Aug 30 1998, 10:05 PM EDT Att: 40,508 - Dome - 72 F livebaseballscorecards.com					
Marquis Grissom, R OBP: 0.295, SLG: 0.365	G6-3			G5-3				P4		4	0	1	0	0	0	2						
Dave Nilsson, L OBP: 0.331, SLG: 0.383 Valerio De Los Santos, L (6, 1)	G2-3			G3-1						3	0	0	0	0	0	3						
Darin Jackson, R (8, PH) Bob Wickman, R (8, 1)						G4-6-3				0	0	0	0	0	0	0						
Jeff Cirillo, R OBP: 0.411, SLG: 0.442		G4-3		G6-3						4	1	1	0	0	1	1						
Jeremy Burnitz, L OBP: 0.346, SLG: 0.486							G3-1			4	0	1	0	0	2	1						
Jose Valentin, S OBP: 0.318, SLG: 0.392					F7					4	0	1	1	0	1	1						
Geoff Jenkins, L OBP: 0.275, SLG: 0.426					G6-4-3					4	0	1	0	0	0	1						
Mike Matheny, R OBP: 0.281, SLG: 0.345			G4-3			G5-3				2	0	0	0	1	0	1						
Scott Karl, L OBP: 0.157, SLG: 0.128 Bronswell Patrick, R OBP: 0.313, SLG: 0.429 Marc Newfield, R OBP: 0.332, SLG: 0.309 Bob Hamelin, L OBP: 0.301, SLG: 0.427								FC4-6		1	0	0	0	0	1	1	Brewers					
										0	0	0	0	0	0	0						
Inning Stats	R: 0 E: 0 K: 0 S: 4	H: 0 LOB: 0 BB: 0 P: 7	R: 0 E: 0 K: 2 S: 10	H: 0 LOB: 0 BB: 0 P: 15	R: 0 E: 0 K: 1 S: 7	H: 1 LOB: 1 BB: 0 P: 10	R: 0 E: 0 K: 0 S: 3	H: 0 LOB: 0 BB: 0 P: 5	R: 0 E: 0 K: 0 S: 3	H: 1 LOB: 0 BB: 0 P: 6	R: 0 E: 0 K: 0 S: 7	H: 2 LOB: 2 BB: 1 P: 13	R: 1 E: 0 K: 0 S: 12	H: 2 LOB: 0 BB: 0 P: 19	R: 2 E: 1 K: 1 S: 11	H: 2 LOB: 1 BB: 1 P: 21	R: 0 E: 0 K: 1 S: 8	H: 0 LOB: 0 BB: 0 P: 13	1B: 8 2B: 0 3B: 0 HR: 0	SF: 0 SAC: 0 DP: 2 HBP: 0	WP: 0 PB: 0 CS: 0	PA: 34
PITCHER	IP	WLS	BF	H	R	ER	SO	BB	IBB	HBP	BLK	WP	HR	S	P	ERA	WHIP					
Clint Sodowsky, R ERA: 5.54	(1, 1)	7.0	W	26	6	2	2	3	2	0	0	1	0	0	47	80	2.57	1.143				
Alan Embree, L ERA: 4.3	(8, 1)	0.1		2	1	0	0	0	0	0	0	0	0	0	4	5	0.00	3.000				
Willie Banks, R ERA: 4.84	(8, 1)	0.2		3	1	1	0	1	0	0	0	0	0	6	11	0.00	1.500					
Gregg Olson, R ERA: 3.02	(9, 1)	1.0		3	0	0	0	1	0	0	0	0	0	8	13	0.00	0.000					

Batter	1	2	3	4	5	6	7	8	9	AB	R	H	RBI	BB	SO	LOB	BOTTOM					
Andy Fox, L OBP: 0.362, SLG: 0.411			G1-3							4	1	2	0	0	1	0	Milwaukee Brewers @ Arizona Diamondbacks Bank One Ballpark, Phoenix, AZ Sun Aug 30 1998, 10:05 PM EDT Att: 40,508 - Dome - 72 F livebaseballscorecards.com					
Bernard Gilkey, R OBP: 0.318, SLG: 0.315	G5-3		G1-3			FC1-5		G1-3		4	1	0	0	0	0	2						
Devon White, S OBP: 0.340, SLG: 0.481	G1-3									3	3	2	2	1	0	0						
Matt Williams, R OBP: 0.328, SLG: 0.450										4	2	3	4	0	1	0						
Travis Lee, L OBP: 0.342, SLG: 0.437										4	0	0	0	0	1	2						
Jay Bell, R OBP: 0.357, SLG: 0.434										4	0	2	1	0	1	1						
Tony Batista, R OBP: 0.332, SLG: 0.538 Gregg Olson, R OBP: 0.500, SLG: 2.000										4	0	1	0	0	0	1						
Damian Miller, R OBP: 0.371, SLG: 0.471										3	0	1	0	1	1	0						
Clint Sodowsky, L OBP: 0.143, SLG: 0.143 Alan Embree, L (8, 1) Willie Banks, R (8, 1) Karim Garcia, L OBP: 0.262, SLG: 0.376 (9, 9)										3	0	0	0	0	0	4	A					
										0	0	0	0	0	0	0						
Inning Stats	R: 0 E: 0 K: 1 S: 9	H: 0 LOB: 0 BB: 0 P: 14	R: 1 E: 0 K: 1 S: 14	H: 3 LOB: 2 BB: 1 P: 22	R: 2 E: 0 K: 0 S: 14	H: 1 LOB: 0 BB: 1 P: 26	R: 0 E: 0 K: 0 S: 11	H: 2 LOB: 1 BB: 0 P: 20	R: 2 E: 0 K: 1 S: 13	H: 3 LOB: 1 BB: 0 P: 22	R: 0 E: 0 K: 0 S: 7	H: 0 LOB: 0 BB: 0 P: 10	R: 2 E: 0 K: 1 S: 8	H: 2 LOB: 0 BB: 0 P: 11	R: 0 E: 0 K: 1 S: 7	H: 0 LOB: 0 BB: 0 P: 9	1B: 6 2B: 3 3B: 0 HR: 2	SF: 0 SAC: 0 DP: 2 HBP: 0	WP: 0 PB: 0 CS: 0	PA: 35		
PITCHER	IP	WLS	BF	H	R	ER	SO	BB	IBB	HBP	BLK	WP	HR	S	P	ERA	WHIP					
Scott Karl, L ERA: 4.25	(1, 1)	4.2	L	23	9	5	5	2	2	0	0	0	0	0	58	99	9.64	2.357				
Bronswell Patrick, R ERA: 4.06	(5, 1)	0.1		1	0	0	0	1	0	0	0	0	0	3	5	0.00	0.000					
Valerio De Los Santos, L ERA: 2.38	(6, 1)	2.0		8	2	2	2	1	0	0	0	0	1	15	21	9.00	1.000					
Bob Wickman, R ERA: 3.3	(8, 1)	1.0		3	0	0	0	1	0	0	0	0	0	7	9	0.00	0.000					

Batter	1	2	3	4	5	6	7	8	9	10	11	AB	R	H	RBI	BB	SO	LOB	TOP			
Andy Fox, L OBP: 0.363, SLG: 0.411 (1, 4)												5	0	0	0	0	1	3				
Tony Batista, R OBP: 0.332, SLG: 0.558 (1, 6)												5	2	2	1	0	0	0				
Devon White, S OBP: 0.340, SLG: 0.477 (1, 8)												4	0	2	1	1	0	0				
Travis Lee, L OBP: 0.340, SLG: 0.434 (1, 3)												5	0	1	0	0	2	3				
Matt Williams, R OBP: 0.320, SLG: 0.444 (1, 5)												5	0	0	0	0	1	3				
David Dellucci, L OBP: 0.327, SLG: 0.404 (8, 9)												4	0	2	0	0	0	0				
Damian Miller, R OBP: 0.382, SLG: 0.464 (1, 2)												2	0	0	0	0	1	1				
Karim Garcia, L OBP: 0.262, SLG: 0.376 (8, PH)												2	0	1	0	0	0	0				
Bernard Gilkey, R OBP: 0.320, SLG: 0.316 (8, 7)												1	0	0	0	0	1	1				
Andy Benes, R OBP: 0.290, SLG: 0.278 (8, PH)												2	0	0	0	0	1	1				
Jay Bell, R OBP: 0.306, SLG: 0.432 (8, 1)												1	0	0	0	0	0	1				
Andy Starkewicz, R OBP: 0.260, SLG: 0.226 (10, PH)												1	0	0	0	0	0	2				
Aaron Small, R OBP: 0.260, SLG: 0.226 (10, 1)												0	0	0	0	0	0	0				
Gregg Olson, R OBP: 0.350, SLG: 0.300 (11, 1)												0	0	0	0	0	0	0				
Inning Stats	R: 0 E: 0 K: 1 S: 6	H: 0 LOB: 0 BB: 0 P: 9	R: 0 E: 0 K: 1 S: 8	H: 2 LOB: 1 BB: 0 P: 15	R: 0 E: 0 K: 0 S: 5	H: 1 LOB: 0 BB: 0 P: 6	R: 0 E: 0 K: 0 S: 5	H: 0 LOB: 1 BB: 1 P: 13	R: 0 E: 0 K: 0 S: 6	H: 0 LOB: 0 BB: 0 P: 10	R: 0 E: 0 K: 1 S: 5	H: 1 LOB: 1 BB: 0 P: 9	R: 1 E: 0 K: 0 S: 12	H: 2 LOB: 1 BB: 0 P: 17	R: 0 E: 1 K: 0 S: 9	H: 0 LOB: 2 BB: 0 P: 14	R: 1 E: 0 K: 2 S: 10	H: 2 LOB: 0 BB: 0 P: 14	1B: 5 2B: 2 3B: 1 HR: 1	SF: 0 SAC: 2 DP: 2 HBP: 1	WP: 0 PB: 0 SB: 0 CS: 1	PA: 41
PITCHER	Elmer Dessens, R ERA: 4.42 (1, 1)	IP: 7.0 WLS: 23 BF: 3	H: 3 R: 1 ER: 0 SO: 4	R: 0 ER: 0 SO: 4	BB: 1 IBB: 0 HBP: 0 BLK: 0	WP: 0 HR: 0 S: 43 P: 71	ERA: 0.00 WHIP: 0.571	Jeff Tabaka, L ERA: 2.55 (11, 1)	IP: 1.0 WLS: 4 BF: 2	H: 2 R: 1 ER: 1 SO: 2	BB: 0 IBB: 0 HBP: 0 BLK: 0	WP: 0 HR: 0 S: 10 P: 14	ERA: 9.00 WHIP: 2.000									

Arizona Diamondbacks @ Pittsburgh Pirates
 Three Rivers Stadium, Pittsburgh, PA
 Wed Sep 02 1998, 7:05 PM EDT
 Att. 12,010 - Unknown - 74 F

livebaseballscorecards.com

AB 37
 R 2
 H 8
 RBI 2
 BB 1
 SO 7
 LOB 15

Batter	1	2	3	4	5	6	7	8	9	10	11	AB	R	H	RBI	BB	SO	LOB	BOTTOM					
Tony Womack, L OBP: 0.327, SLG: 0.369 (1, 4)												5	1	2	0	0	1	1						
Adrian Brown, S OBP: 0.393, SLG: 0.393 (1, 8)												4	0	0	0	0	3	2						
1B Jason Kendall, R OBP: 0.407, SLG: 0.475 (1, 2)												3	0	0	1	0	1	1						
Kevin Young, R OBP: 0.344, SLG: 0.507 (1, 3)												4	0	0	0	0	2	0						
Jose Guillen, R OBP: 0.300, SLG: 0.415 (8, 1)												3	0	0	0	0	1	0						
Jason Christiansen, R OBP: 0.250, SLG: 0.250 (8, 1)												0	0	0	0	0	0	0						
Mike Williams, R OBP: 0.342, SLG: 0.433 (9, 7)												0	0	0	0	0	0	0						
Turner Ward, S OBP: 0.342, SLG: 0.433 (9, 7)												1	0	1	0	0	0	0						
Freddy Garcia, R OBP: 0.350, SLG: 0.598 (11, 1)												4	0	1	0	0	1	1						
Jeff Tabaka, R (11, 1)												0	0	0	0	0	0	0						
Emil Brown, R OBP: 0.143, SLG: 0.143 (8, 9)												4	0	1	0	0	1	1						
Abraham Nunez, S (1, 6)												3	0	0	0	1	1	2						
Elmer Dessens, R (1, 1)												2	0	0	0	0	1	0						
Manny Martinez, R OBP: 0.301, SLG: 0.451 (8, 7)												1	0	0	0	0	0	1						
Ricardo Rincon, L (9, 1)												0	0	0	0	0	0	0						
Rich Loiselle, R (9, 1)												0	0	0	0	0	0	0						
Doug Strange, S OBP: 0.229, SLG: 0.226 (11, 5)												1	0	0	0	0	0	1						
Inning Stats	R: 0 E: 0 K: 1 S: 7	H: 0 LOB: 0 BB: 0 P: 8	R: 0 E: 0 K: 2 S: 9	H: 0 LOB: 0 BB: 0 P: 13	R: 0 E: 0 K: 2 S: 9	H: 0 LOB: 0 BB: 0 P: 13	R: 1 E: 0 K: 2 S: 18	H: 1 LOB: 0 BB: 0 P: 25	R: 0 E: 0 K: 1 S: 8	H: 1 LOB: 1 BB: 0 P: 10	R: 0 E: 0 K: 2 S: 13	H: 1 LOB: 1 BB: 0 P: 19	R: 0 E: 0 K: 0 S: 7	H: 0 LOB: 0 BB: 0 P: 17	R: 0 E: 0 K: 1 S: 7	H: 0 LOB: 0 BB: 0 P: 10	R: 0 E: 0 K: 1 S: 5	H: 1 LOB: 1 BB: 0 P: 9	R: 0 E: 0 K: 0 S: 8	H: 1 LOB: 1 BB: 0 P: 14	1B: 3 2B: 1 3B: 1 HR: 0	SF: 1 SAC: 0 DP: 1 HBP: 0	WP: 0 PB: 2 SB: 0 CS: 1	PA: 38
PITCHER	Andy Benes, R ERA: 4.55 (1, 1)	IP: 7.0 WLS: 6 BF: 24	H: 3 R: 0 ER: 1 SO: 10	R: 0 ER: 0 SO: 10	BB: 1 IBB: 0 HBP: 0 BLK: 0	WP: 0 HR: 0 S: 14 P: 27	ERA: 0.00 WHIP: 0.500	Willie Banks, R ERA: 4.65 (8, 1)	IP: 1.0 WLS: 3 BF: 1	H: 0 R: 0 ER: 0 SO: 1	BB: 0 IBB: 0 HBP: 0 BLK: 0	WP: 0 HR: 0 S: 5 P: 9	ERA: 0.00 WHIP: 1.000	Aaron Small, R ERA: 5.46 (10, 1)	IP: 1.0 WLS: 4 BF: 1	H: 0 R: 0 ER: 0 SO: 0	BB: 0 IBB: 0 HBP: 0 BLK: 0	WP: 0 HR: 0 S: 8 P: 14	ERA: 0.00 WHIP: 1.000					

Arizona Diamondbacks @ Pittsburgh Pirates
 Three Rivers Stadium, Pittsburgh, PA
 Wed Sep 02 1998, 7:05 PM EDT
 Att. 12,010 - Unknown - 74 F

livebaseballscorecards.com

AB 35
 R 1
 H 5
 RBI 1
 BB 1
 SO 12
 LOB 10

Batter	1	2	3	4	5	6	7	8	9	AB	R	H	RBI	BB	SO	LOB	TOP			
Andy Fox, L OBP: 0.360, SLG: 0.407 (1, 8)	G3		K		F8		K			4	0	0	0	0	2	0	Arizona Diamondbacks @ Pittsburgh Pirates Three Rivers Stadium, Pittsburgh, PA Thu Sep 03 1998, 3:33 AM EDT Att: 8,610 - Sunny - 80 F livebaseballscorecards.com			
Tony Batista, R OBP: 0.330, SLG: 0.550 (1, 4)	G5-3		BB 1B BB		K			F7		3	1	0	0	1	1	0				
Travis Lee, L OBP: 0.343, SLG: 0.434 (1, 3)								L6		2	0	1	0	2	0	0				
Matt Williams, R OBP: 0.325, SLG: 0.442 (1, 5)	K							K		4	0	1	1	0	3	2				
David Dellucci, L OBP: 0.327, SLG: 0.403 (1, 7)			L6					F7		4	0	1	0	0	1	3				
Jay Bell, R OBP: 0.355, SLG: 0.432 (1, 6)	G3				G5-3			F7		4	0	1	0	0	0	1				
Karim Garcia, L OBP: 0.259, SLG: 0.371 Devon White, S OBP: 0.340, SLG: 0.477 (9, 8)	G6-3				F7			K		4	0	0	0	0	2	3				
Kelly Stinnett, R OBP: 0.327, SLG: 0.400 (1, 2)										3	0	0	0	0	0	1				
Brian Anderson, R OBP: 0.136, SLG: 0.105 (1, 1)			K					G4-3		3	0	0	0	0	1	0				
Inning Stats	R: 0 E: 0 K: 1 S: 9	H: 0 LOB: 1 BB: 1 P: 16	R: 0 E: 0 K: 0 S: 8	H: 1 LOB: 1 BB: 0 P: 14	R: 1 E: 0 K: 2 S: 11	H: 1 LOB: 2 BB: 2 P: 23	R: 0 E: 0 K: 0 S: 6	H: 0 LOB: 0 BB: 0 P: 7	R: 0 E: 0 K: 1 S: 5	H: 2 LOB: 2 BB: 0 P: 16	R: 0 E: 0 K: 1 S: 6	H: 0 LOB: 0 BB: 0 P: 10	R: 0 E: 0 K: 1 S: 8	H: 0 LOB: 0 BB: 0 P: 12	R: 0 E: 0 K: 2 S: 8	H: 0 LOB: 0 BB: 0 P: 11		1B: 3 2B: 1 3B: 0 HR: 0	SF: 0 SAC: 0 DP: 0 HBP: 0	WP: 0 PB: 0 CS: 0
PITCHER 67 Francisco Cordova, R ERA: 3.07 (1, 1)	IP: 9.0 WLS: L BF: 34 H: 4 R: 1 ER: 1 SO: 10 BB: 3 IBB: 0 HBP: 0 BLK: 0 WP: 0 HR: 0 S: 72 P: 117 ERA: 1.00 WHIP: 0.778															PITCHER				

Batter	1	2	3	4	5	6	7	8	9	AB	R	H	RBI	BB	SO	LOB	BOTTOM			
Tony Womack, L OBP: 0.325, SLG: 0.366 (1, 4)	F7			G3-1		G6-3			K	4	0	0	0	0	1	0	Arizona Diamondbacks @ Pittsburgh Pirates Three Rivers Stadium, Pittsburgh, PA Thu Sep 03 1998, 3:33 AM EDT Att: 8,610 - Sunny - 80 F livebaseballscorecards.com			
Adrian Brown, S OBP: 0.400, SLG: 0.400 (1, 8)	G4-3			BLK 1B				G1-3		4	0	2	0	0	0	0				
18 Jason Kendall, R OBP: 0.406, SLG: 0.476 (1, 2)	F9			F8				2B		4	0	1	0	0	0	2				
Kevin Young, R OBP: 0.342, SLG: 0.504 (1, 3)				F7				K		3	0	0	0	0	1	2				
Jose Guillen, R OBP: 0.299, SLG: 0.412 (1, 9)						F8		F8		3	0	0	0	0	0	1				
Manny Martinez, R OBP: 0.295, SLG: 0.442 (1, 7)						P2				3	0	0	0	0	0	0				
Freddy Garcia, R OBP: 0.343, SLG: 0.584 (1, 5)				G1-3		G6-3		G1-3		3	0	0	0	0	0	0				
Abraham Nunez, S (1, 6)				K				L8		3	0	0	0	0	1	0				
67 Francisco Cordova, R OBP: 0.145, SLG: 0.164 Turner Ward, S OBP: 0.341, SLG: 0.432 (9, PH)				K				P4		2	0	0	0	0	1	0				
Inning Stats	R: 0 E: 0 K: 0 S: 6	H: 0 LOB: 0 BB: 0 P: 10	R: 0 E: 0 K: 0 S: 4	H: 0 LOB: 0 BB: 0 P: 6	R: 0 E: 0 K: 2 S: 8	H: 0 LOB: 0 BB: 0 P: 11	R: 0 E: 0 K: 0 S: 11	H: 1 LOB: 1 BB: 0 P: 16	R: 0 E: 0 K: 0 S: 9	H: 0 LOB: 0 BB: 0 P: 12	R: 0 E: 0 K: 1 S: 10	H: 1 LOB: 1 BB: 0 P: 14	R: 0 E: 0 K: 0 S: 7	H: 0 LOB: 0 BB: 0 P: 9	R: 0 E: 0 K: 1 S: 8	H: 1 LOB: 1 BB: 0 P: 12		1B: 2 2B: 1 3B: 0 HR: 0	SF: 0 SAC: 0 DP: 0 HBP: 0	WP: 0 PB: 0 CS: 0
PITCHER Brian Anderson, L ERA: 4.51 (1, 1)	IP: 9.0 WLS: W BF: 30 H: 3 R: 0 ER: 0 SO: 4 BB: 0 IBB: 0 HBP: 0 BLK: 1 WP: 0 HR: 0 S: 72 P: 102 ERA: 0.00 WHIP: 0.333															PITCHER				

Batter	1	2	3	4	5	6	7	8	9	AB	R	H	RBI	BB	SO	LOB	TOP								
Craig Biggio, R OBP: 0.303, SLG: 0.512 (1, 4)										4	0	0	0	0	1	0	Houston Astros @ Arizona Diamondbacks Bank One Ballpark, Phoenix, AZ Fri Sep 04 1998, 10:05 PM EDT Att: 41,396 - Dome - 72 F								
Ricky Gutierrez, R OBP: 0.351, SLG: 0.351 (1, 6)										3	1	2	0	1	0	0									
Derek Bell, R OBP: 0.353, SLG: 0.470 (1, 9)										4	0	0	1	0	1	2									
5 Jeff Bagwell, R OBP: 0.409, SLG: 0.532 (1, 3)										4	0	2	0	0	0	1									
Moises Alou, R OBP: 0.394, SLG: 0.604 (1, 7)										4	0	0	0	0	0	2									
Carl Everett, S OBP: 0.368, SLG: 0.490 (1, 8)										4	0	1	0	0	1	1									
Sean Berry, R OBP: 0.408, SLG: 0.558 (1, 5)										3	0	2	0	0	0	1									
Brad Ausmus, R OBP: 0.360, SLG: 0.353 (1, 2)										3	0	0	0	0	2	2									
Jose Lima, R OBP: 0.167, SLG: 0.157 Russ Johnson, R (8, PH)										2	0	0	0	0	1	1									
Mike Magnante, L OBP: 1.000, SLG: 1.000 (8, 1)										1	0	0	0	0	0	0									
Mike Magnante, L OBP: 1.000, SLG: 1.000 (8, 1)										0	0	0	0	0	0	0									
Inning Stats	R: 0 E: 0 K: 0 S: 9	H: 0 LOB: 0 BB: 0 P: 15	R: 0 E: 0 K: 0 S: 6	H: 1 LOB: 1 BB: 0 P: 11	R: 0 E: 0 K: 2 S: 8	H: 0 LOB: 0 BB: 0 P: 12	R: 1 E: 0 K: 0 S: 10	H: 2 LOB: 0 BB: 0 P: 16	R: 0 E: 0 K: 2 S: 12	H: 1 LOB: 1 BB: 0 P: 18	R: 0 E: 0 K: 1 S: 9	H: 1 LOB: 1 BB: 0 P: 14	R: 0 E: 0 K: 1 S: 8	H: 1 LOB: 1 BB: 0 P: 17	R: 0 E: 0 K: 0 S: 8	H: 0 LOB: 1 BB: 0 P: 16	R: 0 E: 0 K: 0 S: 4	H: 1 LOB: 0 BB: 0 P: 5	1B: 6 2B: 0 3B: 1 HR: 0	SF: 0 SAC: 0 DP: 1 HBP: 0	WP: 0 PB: 0 SB: 2 CS: 0	PA: 34			
PITCHER	IP	WLS	BF	H	R	ER	SO	BB	IBB	HBP	BLK	WP	HR	S	P	ERA	WHIP								
Amaury Telemaco, R ERA: 3.67 (1, 1)	7.0	W	26	6	1	1	6	0	0	0	0	0	0	62	103	1.29	0.857								
Willie Banks, R ERA: 4.55 (8, 1)	1.0		4	0	0	0	0	1	0	0	0	0	0	8	16	0.00	1.000								
Gregg Olson, R ERA: 2.87 (9, 1)	1.0	S	3	1	0	0	0	0	0	0	0	0	0	4	5	0.00	1.000								



Batter	1	2	3	4	5	6	7	8	9	AB	R	H	RBI	BB	SO	LOB	BOTTOM								
Andy Fox, L OBP: 0.360, SLG: 0.410 (1, 9)										4	0	1	1	0	1	0	Houston Astros @ Arizona Diamondbacks Bank One Ballpark, Phoenix, AZ Fri Sep 04 1998, 10:05 PM EDT Att: 41,396 - Dome - 72 F								
Jay Bell, R OBP: 0.354, SLG: 0.431 (1, 6)										4	0	1	0	0	1	1									
Devon White, S OBP: 0.341, SLG: 0.477 (1, 8)										4	0	2	0	0	0	1									
Travis Lee, L OBP: 0.344, SLG: 0.434 (1, 3)										3	1	1	0	1	1	3									
Matt Williams, R OBP: 0.324, SLG: 0.440 (1, 5)										4	0	1	0	0	0	4									
David Dellucci, L OBP: 0.326, SLG: 0.401 (1, 7)										4	1	1	0	0	1	3									
Tony Batista, R OBP: 0.326, SLG: 0.545 (1, 4)										2	0	0	1	0	0	1									
Kelly Stinnett, R OBP: 0.331, SLG: 0.401 (1, 2)										2	1	1	1	0	0	0									
Amaury Telemaco, R OBP: 0.100, SLG: 0.143 Brent Brice, L OBP: 0.302, SLG: 0.318 Willie Banks, R (8, 1)										1	0	0	0	0	0	1									
Gregg Olson, R OBP: 0.500, SLG: 2.000 (9, 1)										1	0	0	0	0	0	0									
Inning Stats	R: 0 E: 0 K: 0 S: 8	H: 0 LOB: 0 BB: 0 P: 10	R: 1 E: 0 K: 0 S: 6	H: 2 LOB: 0 BB: 0 P: 9	R: 1 E: 0 K: 1 S: 9	H: 2 LOB: 2 BB: 0 P: 17	R: 1 E: 0 K: 0 S: 12	H: 2 LOB: 1 BB: 0 P: 13	R: 0 E: 0 K: 0 S: 8	H: 0 LOB: 0 BB: 0 P: 9	R: 0 E: 0 K: 2 S: 7	H: 0 LOB: 0 BB: 0 P: 12	R: 0 E: 0 K: 1 S: 10	H: 1 LOB: 1 BB: 0 P: 16	R: 0 E: 0 K: 0 S: 4	H: 0 LOB: 1 BB: 0 P: 5	1B: 7 2B: 0 3B: 1 HR: 0	SF: 1 SAC: 1 DP: 1 HBP: 1	WP: 0 PB: 0 SB: 1 CS: 1	PA: 34					
PITCHER	IP	WLS	BF	H	R	ER	SO	BB	IBB	HBP	BLK	WP	HR	S	P	ERA	WHIP								
Jose Lima, R ERA: 3.64 (1, 1)	7.0	L	29	7	3	3	3	1	0	0	0	0	0	63	93	3.86	1.143								
Mike Magnante, L ERA: 4.7 (8, 1)	1.0		4	1	0	0	1	0	0	0	0	0	0	10	16	0.00	1.000								



Batter	1	2	3	4	5	6	7	8	9	10	11	12	AB	R	H	RBI	BB	SO	LOB	TOP						
Craig Biggio, R OBP: 0.401, SLG: 0.508 (1.4)	G5-3	P3				L5		F8			P7		6	0	1	1	0	0	4							
Carl Everett, S OBP: 0.363, SLG: 0.483 (1.8)	P9		G4-3	P8		P5		F8			K		6	0	0	0	0	1	4							
Derek Bell, R OBP: 0.354, SLG: 0.471 Billy Wagner, L OBP: 0.500, SLG: 0.500 (11.1)	G6-3				G5-3						G5-3		5	1	2	0	1	0	0							
5 Jeff Bagwell, R OBP: 0.410, SLG: 0.537 (1.3)													5	2	2	1	1	0	2							
Moises Alou, R OBP: 0.395, SLG: 0.604 (1.7)													5	2	2	0	1	1	3							
Sean Berry, R OBP: 0.454, SLG: 0.551 Doug Henry, R (9.1)													5	0	1	1	0	0	3							
Richard Hidalgo, R OBP: 0.332, SLG: 0.421 (11.9)													0	0	0	0	0	0	0							
Tony Eusebio, R OBP: 0.326, SLG: 0.317 Jay Powell, R (7.1)													3	0	0	1	0	0	1							
Russ Johnson, R (9.5)													1	0	0	0	0	1	0							
Ricky Gutierrez, R OBP: 0.350, SLG: 0.349 (1.6)													5	1	1	1	1	1	3							
Shane Reynolds, R OBP: 0.194, SLG: 0.192 Scott Elarton, R (4.1)													0	0	0	0	1	0	0							
35 Dave Clark, L OBP: 0.289, SLG: 0.261 C.J. Nitkowski, L (6.1)													1	0	1	0	0	0	0							
Brad Ausmus, R OBP: 0.357, SLG: 0.350 (7.2)													3	0	0	0	0	2	2							
Inning Stats	R: 0 E: 0 K: 5 S: 5	H: 0 LOB: 0 BB: 0 P: 8	R: 2 E: 1 K: 1 S: 14	H: 0 LOB: 2 BB: 2 P: 27	R: 0 E: 0 K: 1 S: 6	H: 1 LOB: 0 BB: 0 P: 11	R: 1 E: 0 K: 0 S: 8	H: 1 LOB: 2 BB: 1 P: 17	R: 0 E: 0 K: 0 S: 8	H: 2 LOB: 2 BB: 0 P: 10	R: 1 E: 0 K: 0 S: 9	H: 3 LOB: 1 BB: 0 P: 12	R: 0 E: 0 K: 0 S: 7	H: 0 LOB: 0 BB: 0 P: 11	R: 0 E: 0 K: 2 S: 9	H: 1 LOB: 2 BB: 1 P: 20	R: 0 E: 0 K: 2 S: 9	H: 0 LOB: 0 BB: 0 P: 13	R: 0 E: 0 K: 1 S: 12	H: 0 LOB: 0 BB: 0 P: 15	R: 1 E: 0 K: 1 S: 11	H: 1 LOB: 2 BB: 1 P: 26	1B: 7 2B: 2 3B: 0 HR: 1	SF: 1 SAC: 0 DP: 1 HBP: 2	WP: 0 PB: 0 SB: 0 CS: 0	PA: 54
PITCHER	IP	WLS	BF	H	R	ER	SO	BB	IBB	HBP	BLK	WP	HR	S	P	ERA	WHIP									
Clint Sodowsky, R ERA: 5.33 (1.1)	3.0		24	4	4	3	2	0	0	0	0	0	0	24	33	3.00	1.667									
Aaron Small, R ERA: 5.34 (6.1)	3.0		13	5	1	1	0	0	0	0	0	0	0	8	20	0.00	2.000									
Wille Banks, R ERA: 4.47 (9.1)	1.0		5	1	0	0	0	1	0	0	0	0	0	9	13	0.00	0.000									
Gregg Olson, R ERA: 2.82 (10.1)	1.0		3	0	0	0	2	0	0	0	0	0	0	9	13	0.00	0.000									
Alan Embree, L ERA: 4.37 (11.1)	1.1	L	6	1	1	1	1	1	0	0	0	0	0	18	31	6.75	1.500									
PITCHER	IP	WLS	BF	H	R	ER	SO	BB	IBB	HBP	BLK	WP	HR	S	P	ERA	WHIP									
Felix Rodriguez, R ERA: 5.49 (12.1)	0.2		3	0	0	0	1	0	0	0	0	0	0	5	10	0.00	0.000									

Houston Astros @ Arizona Diamondbacks
Bank One Ballpark, Phoenix, AZ

AB 45
R 6
H 10
RBI 5
BB 6
SO 6
LOB 22



Sat Sep 05 1998, 6:33 AM EDT
Att. 43,638 - Dome - 72 F

Batter	1	2	3	4	5	6	7	8	9	10	11	12	AB	R	H	RBI	BB	SO	LOB	BOTTOM						
Andy Fox, L OBP: 0.363, SLG: 0.410 (1.4)	G4-3				P6			L4					3	1	1	0	3	0	2							
Jay Bell, R OBP: 0.358, SLG: 0.435 Alan Embree, L (11.1)													5	1	3	0	1	1	4							
Felix Rodriguez, R (12.1)													0	0	0	0	0	0	0							
Devon White, S OBP: 0.338, SLG: 0.473 (1.8)													5	0	0	1	0	1	7							
Travis Lee, L OBP: 0.342, SLG: 0.429 (1.3)													5	0	0	1	1	0	4							
Matt Williams, R OBP: 0.324, SLG: 0.439 (1.5)													6	1	2	1	0	1	4							
David Dellucci, L OBP: 0.327, SLG: 0.407 Andy Stankiewicz, R OBP: 0.264, SLG: 0.254 (12. PH)													5	1	2	1	0	1	3							
Damian Miller, R OBP: 0.361, SLG: 0.481 (1.2)													6	0	2	1	0	1	2							
Karim Garcia, L OBP: 0.255, SLG: 0.364 Kelly Stinnett, R OBP: 0.333, SLG: 0.401 (12. PH)													5	0	0	0	0	2	3							
Clint Sodowsky, L ERA: 3.83 (5. PH)													2	1	2	0	0	0	0							
Aaron Small, R (8.1)													1	0	1	0	0	0	0							
Hankley Friss, S OBP: 0.400 (8. PH)													1	0	0	0	0	1	0							
Wille Banks, R (8.1)													0	0	0	0	0	0	0							
Gregg Olson, R OBP: 0.289, SLG: 0.261 Tony Eusebio, R OBP: 0.326, SLG: 0.317 (10. PH)													0	0	0	0	0	0	0							
Inning Stats	R: 3 E: 0 K: 0 S: 20	H: 3 LOB: 1 BB: 1 P: 29	R: 0 E: 0 K: 0 S: 8	H: 2 LOB: 2 BB: 0 P: 12	R: 1 E: 0 K: 0 S: 14	H: 2 LOB: 1 BB: 0 P: 15	R: 1 E: 0 K: 0 S: 14	H: 2 LOB: 2 BB: 1 P: 23	R: 0 E: 0 K: 0 S: 9	H: 2 LOB: 2 BB: 0 P: 13	R: 0 E: 0 K: 0 S: 6	H: 0 LOB: 0 BB: 0 P: 10	R: 0 E: 0 K: 0 S: 9	H: 0 LOB: 0 BB: 0 P: 14	R: 0 E: 0 K: 1 S: 8	H: 1 LOB: 2 BB: 1 P: 16	R: 0 E: 0 K: 1 S: 12	H: 1 LOB: 2 BB: 1 P: 26	R: 0 E: 0 K: 3 S: 8	H: 0 LOB: 0 BB: 0 P: 14	R: 0 E: 0 K: 3 S: 13	H: 0 LOB: 1 BB: 1 P: 19	1B: 8 2B: 3 3B: 2 HR: 0	SF: 0 SAC: 1 DP: 1 HBP: 0	WP: 0 PB: 0 SB: 0 CS: 0	PA: 54
PITCHER	IP	WLS	BF	H	R	ER	SO	BB	IBB	HBP	BLK	WP	HR	S	P	ERA	WHIP									
Shane Reynolds, R ERA: 3.28 (1.1)	3.0		20	9	5	5	0	2	0	0	0	0	0	43	69	15.00	3.667									
Scott Elarton, R ERA: 3.28 (4.1)	2.0		3	2	0	0	3	0	0	0	0	0	0	5	17	23	0.00	1.000								
C.J. Nitkowski, L ERA: 3.81 (6.1)	1.0		3	0	0	0	0	1	0	0	0	0	0	5	10	0.00	1.000									
Jay Powell, R ERA: 3.27 (7.1)	2.0		6	0	0	0	2	0	0	0	0	0	0	15	25	0.00	0.000									
Doug Henry, R ERA: 2.8 (9.1)	2.0		10	2	0	0	2	1	1	0	0	0	0	20	42	0.00	1.500									
PITCHER	IP	WLS	BF	H	R	ER	SO	BB	IBB	HBP	BLK	WP	HR	S	P	ERA	WHIP									
Billy Wagner, L ERA: 2.31 (11.1)	2.0		7	0	0	0	3	1	0	0	0	0	0	21	33	0.00	0.500									

Houston Astros @ Arizona Diamondbacks
Bank One Ballpark, Phoenix, AZ

AB 47
R 5
H 13
RBI 5
BB 6
SO 10
LOB 31



Sat Sep 05 1998, 6:33 AM EDT
Att. 43,638 - Dome - 72 F

Batter	1	2	3	4	5	6	7	8	9	AB	R	H	RBI	BB	SO	LOB	TOP										
Craig Biggio, R OBP: 0.304, SLG: 0.512 (1, 4)										5	1	3	0	1	0	2											
Ricky Gutierrez, R OBP: 0.352, SLG: 0.351 (1, 6)										6	2	3	0	0	0	3											
Derek Bell, R OBP: 0.354, SLG: 0.472 35 Dave Clark, L OBP: 0.300, SLG: 0.276 (8, PH)										4	1	1	2	0	0	3											
5 Jeff Bagwell, R OBP: 0.411, SLG: 0.535 (1, 3)										4	1	1	0	2	0	3											
Moises Alou, R OBP: 0.396, SLG: 0.603 J.R. Phillips, L OBP: 0.293, SLG: 0.314 (8, PH)										4	2	2	0	0	1	2											
Richard Hidalgo, R OBP: 0.338, SLG: 0.429 (1, 8)										4	1	2	3	1	1	3											
Sean Berry, R OBP: 0.304, SLG: 0.560 (1, 5)										5	1	2	4	0	0	4											
Brad Ausmus, R OBP: 0.355, SLG: 0.348 (1, 2)										5	0	1	1	0	0	3											
Mike Hampton, R OBP: 0.344, SLG: 0.321 Mike Magnante, L OBP: 1.000, SLG: 1.000 (8, 1)										3	0	0	0	0	0	2											
Inning Stats	R: 3 E: 0 K: 2 S: 22	H: 4 LOB: 2 BB: 1 P: 35	R: 0 E: 0 K: 0 S: 8	H: 1 LOB: 1 BB: 0 P: 11	R: 2 E: 0 K: 0 S: 10	H: 2 LOB: 0 BB: 0 P: 17	R: 0 E: 0 K: 0 S: 7	H: 2 LOB: 1 BB: 0 P: 12	R: 2 E: 0 K: 0 S: 16	H: 3 LOB: 2 BB: 0 P: 27	R: 0 E: 0 K: 0 S: 5	H: 0 LOB: 0 BB: 0 P: 10	R: 1 E: 0 K: 0 S: 5	H: 1 LOB: 1 BB: 1 P: 12	R: 2 E: 0 K: 1 S: 18	H: 3 LOB: 2 BB: 1 P: 33	R: 0 E: 0 K: 0 S: 11	H: 1 LOB: 3 BB: 2 P: 20	1B: 11 2B: 5 3B: 0 HR: 1	SF: 0 SAC: 0 DP: 2 HBP: 1	WP: 0 PB: 0 SB: 2 CS: 0	PA: 49					
PITCHER	IP	WLS	BF	H	R	ER	SO	BB	IBB	HBP	BLK	WP	HR	S	P	ERA	WHIP										
Omar Daal, L ERA: 2.92 (1, 1)	4.0	L	24	12	7	7	2	1	0	0	0	0	1	53	87	15.75	3.250										
Ben Ford, R ERA: 9.0 (5, 1)	3.0		12	1	1	1	0	1	0	1	0	0	0	20	37	3.00	0.667										
Felix Rodriguez, R ERA: 5.8 (8, 1)	1.0		7	3	2	2	1	1	0	0	0	0	0	18	33	18.00	4.000										
Chris Michalak, L ERA: 7.36 (9, 1)	1.0		6	1	0	0	0	2	0	0	0	0	0	11	20	0.00	3.000										

Houston Astros @ Arizona Diamondbacks
Bank One Ballpark, Phoenix, AZ

AB 43
R 10
H 17
RBI 10
BB 5
SO 3
LOB 28



WP: 0 PA: 49
PB: 0
SB: 2
CS: 0

Sun Sep 06 1998, 6:33 AM EDT
Att: 44,076 - Dome - 72 F

livebaseballscorecards.com

Batter	1	2	3	4	5	6	7	8	9	AB	R	H	RBI	BB	SO	LOB	BOTTOM										
Andy Fox, L OBP: 0.366, SLG: 0.411 (1, 9)										3	0	2	0	0	0	0											
Brent Brude, L OBP: 0.304, SLG: 0.320 (9, PH)										1	0	0	1	0	0	0											
Jay Bell, R OBP: 0.357, SLG: 0.432 Karim Garcia, L OBP: 0.254, SLG: 0.363 (8, 9)										3	0	0	0	1	1	4											
Devon White, S OBP: 0.336, SLG: 0.469 Felix Rodriguez, R OBP: 0.359, SLG: 0.477 Chris Michalak, L OBP: 0.359, SLG: 0.477 (9, PH)										4	0	0	0	0	1	4											
Damian Miller, R OBP: 0.359, SLG: 0.477 (9, PH)										3	0	0	0	1	0	3											
Travis Lee, L OBP: 0.341, SLG: 0.427 (1, 3)										4	0	1	0	0	1	1											
Matt Williams, R OBP: 0.324, SLG: 0.437 Andy Stankiewicz, R OBP: 0.254, SLG: 0.254 (8, PH)										0	0	0	0	0	0	0											
Tony Batista, R OBP: 0.331, SLG: 0.548 (9, 5)										4	0	3	0	0	1	1											
Kelly Stinnett, R OBP: 0.339, SLG: 0.402 (1, 2)										2	0	1	0	2	0	1											
David Dellucci, L OBP: 0.324, SLG: 0.402 (1, 7)										4	0	0	0	0	2	6											
Omar Daal, L OBP: 0.217, SLG: 0.122 Ben Ford, R OBP: 0.167, SLG: 0.583 (7, PH)										2	0	1	0	0	0	2											
Inning Stats	R: 0 E: 0 K: 0 S: 7	H: 0 LOB: 0 BB: 0 P: 13	R: 0 E: 0 K: 0 S: 8	H: 1 LOB: 1 BB: 1 P: 15	R: 0 E: 1 K: 2 S: 17	H: 2 LOB: 3 BB: 0 P: 27	R: 0 E: 0 K: 1 S: 10	H: 1 LOB: 2 BB: 1 P: 17	R: 0 E: 0 K: 1 S: 9	H: 1 LOB: 0 BB: 0 P: 13	R: 0 E: 0 K: 1 S: 13	H: 2 LOB: 2 BB: 0 P: 20	R: 0 E: 0 K: 0 S: 8	H: 0 LOB: 1 BB: 1 P: 17	R: 0 E: 0 K: 1 S: 13	H: 1 LOB: 2 BB: 1 P: 21	R: 1 E: 0 K: 0 S: 6	H: 1 LOB: 0 BB: 0 P: 6	1B: 7 2B: 1 3B: 1 HR: 0	SF: 0 SAC: 0 DP: 2 HBP: 1	WP: 0 PB: 0 SB: 0 CS: 1	PA: 40					
PITCHER	IP	WLS	BF	H	R	ER	SO	BB	IBB	HBP	BLK	WP	HR	S	P	ERA	WHIP										
Mike Hampton, L ERA: 3.6 (1, 1)	7.0	W	30	7	0	0	5	3	0	1	0	0	0	0	12	0.00	1.429										
Mike Magnante, L ERA: 4.69 (8, 1)	2.0		9	2	1	1	1	1	0	0	0	0	0	19	27	4.50	1.500										

Houston Astros @ Arizona Diamondbacks
Bank One Ballpark, Phoenix, AZ

AB 34
R 1
H 9
RBI 1
BB 4
SO 6
LOB 22



WP: 0 PA: 40
PB: 0
SB: 0
CS: 1

Sun Sep 06 1998, 6:33 AM EDT
Att: 44,076 - Dome - 72 F

livebaseballscorecards.com

Batter	1	2	3	4	5	6	7	8	9	AB	R	H	RBI	BB	SO	LOB	TOP								
Eric Young Sr. R OBP: 0.359, SLG: 0.405 (1, 4)										5	3	2	2	0	0	2									
Trenidad Hubbard R OBP: 0.359, SLG: 0.459 (1, 8)										4	0	1	2	0	1	0									
Eric Karros R OBP: 0.345, SLG: 0.476 (1, 3)										4	0	0	1	0	1	0									
Bobby Bonilla S OBP: 0.321, SLG: 0.390 Adrián Beltré R OBP: 0.297, SLG: 0.349 (8, 5)										2	1	1	1	2	0	0									
Raul Mondesi R OBP: 0.314, SLG: 0.516 (1, 9)										3	0	1	0	1	0	1									
Matt Luke L OBP: 0.266, SLG: 0.435 (1, 7)										3	0	0	0	1	0	3									
Tom Prince R OBP: 0.284, SLG: 0.278 (1, 2)										4	1	1	0	0	1	1									
Juan Castro R OBP: 0.253, SLG: 0.264 (1, 6)										4	1	1	0	0	0	1									
Carlos Perez L OBP: 0.212, SLG: 0.254 (1, 1)										4	0	1	0	0	1	3									
Inning Stats	R: 1 E: 0 K: 1 S: 15	H: 1 LOB: 1 BB: 1 P: 28	R: 0 E: 0 K: 2 S: 10	H: 0 LOB: 1 BB: 1 P: 17	R: 1 E: 0 K: 1 S: 11	H: 1 LOB: 2 BB: 2 P: 23	R: 0 E: 0 K: 0 S: 4	H: 1 LOB: 1 BB: 0 P: 7	R: 1 E: 0 K: 0 S: 10	H: 0 LOB: 0 BB: 0 P: 15	R: 0 E: 0 K: 0 S: 6	H: 0 LOB: 0 BB: 0 P: 10	R: 0 E: 0 K: 0 S: 4	H: 0 LOB: 0 BB: 0 P: 4	R: 0 E: 0 K: 0 S: 9	H: 1 LOB: 1 BB: 0 P: 12	R: 3 E: 1 K: 0 S: 9	H: 3 LOB: 1 BB: 0 P: 12	1B: 6 2B: 0 3B: 0 HR: 2	SF: 2 SAC: 0 DP: 0 HBP: 0	WP: 1 PB: 0 SB: 1 CS: 0	PA: 40			
PITCHER	IP	WLS	BF	H	R	ER	SO	BB	IBB	HBP	BLK	WP	HR	S	P	ERA	WHIP								
Amaury Telemaco R ERA: 3.61 (1, 1)	7.0	L	29	4	3	2	4	4	0	0	0	0	2	60	104	2.57	1.143								
Ben Ford R ERA: 9.95 (8, 1)	1.1		9	4	3	2	0	0	0	0	0	1	0	15	19	13.50	3.000								
Felix Rodriguez R ERA: 5.71 (9, 1)	0.2		2	0	0	0	0	0	0	0	0	0	0	3	5	0.00	0.000								

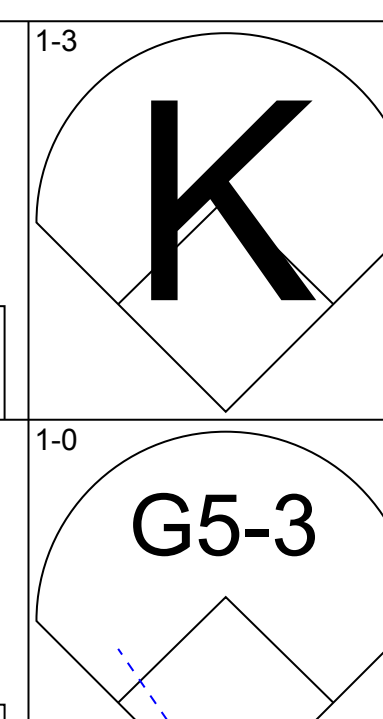
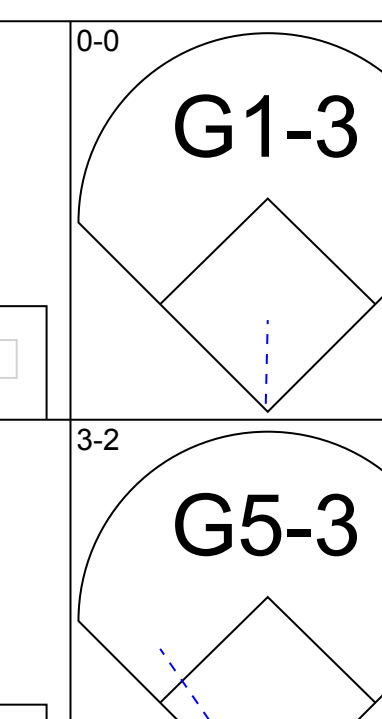
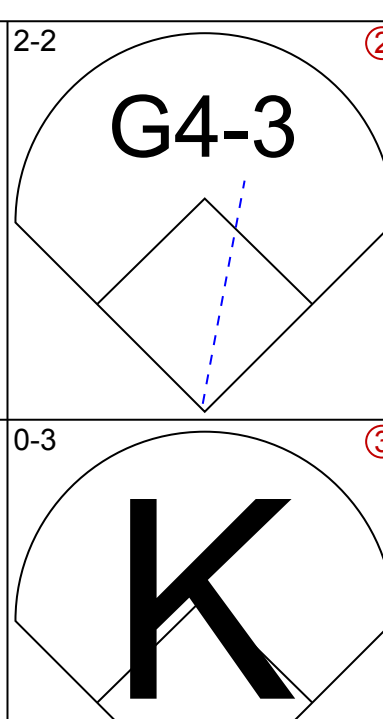
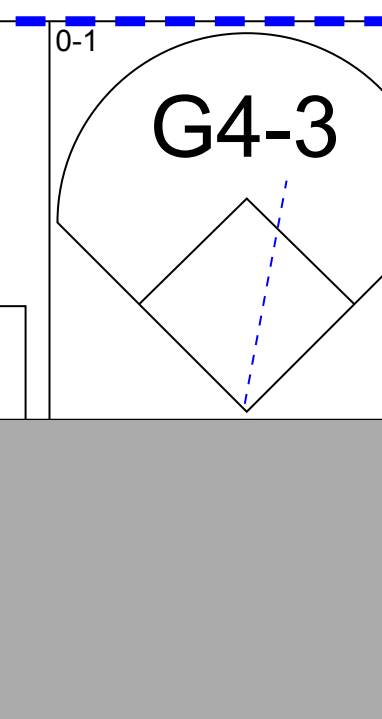
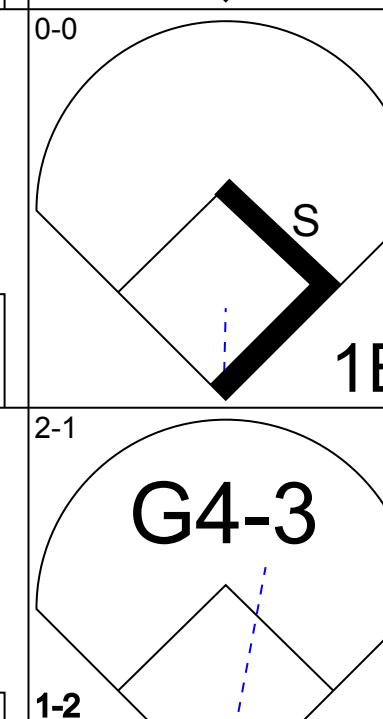


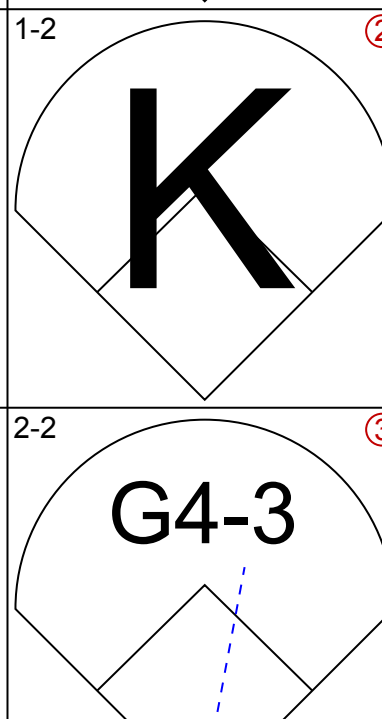

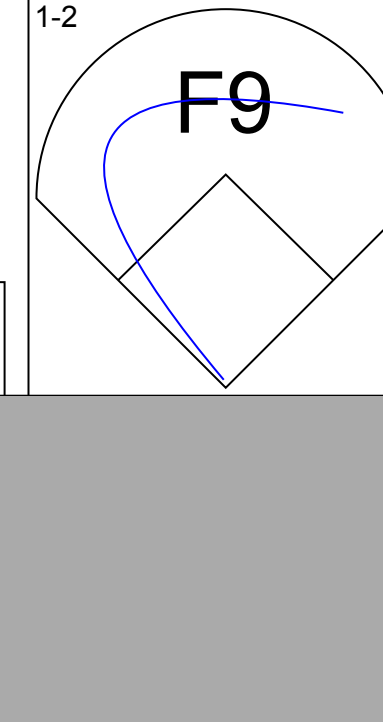
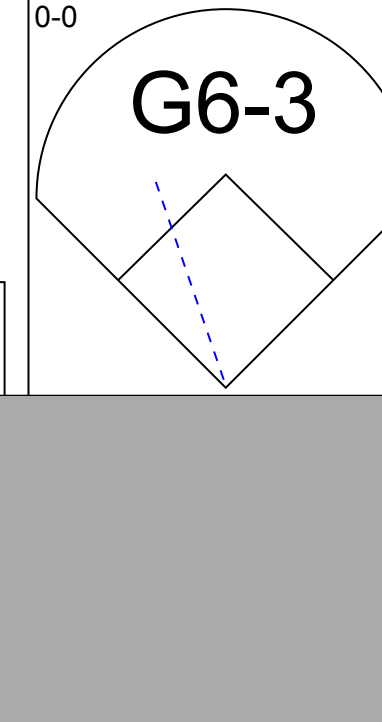





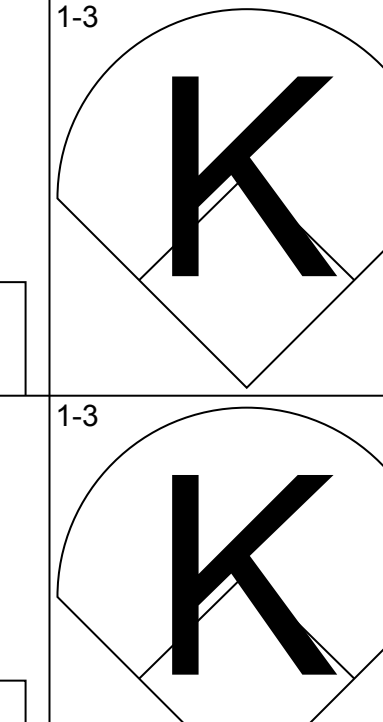


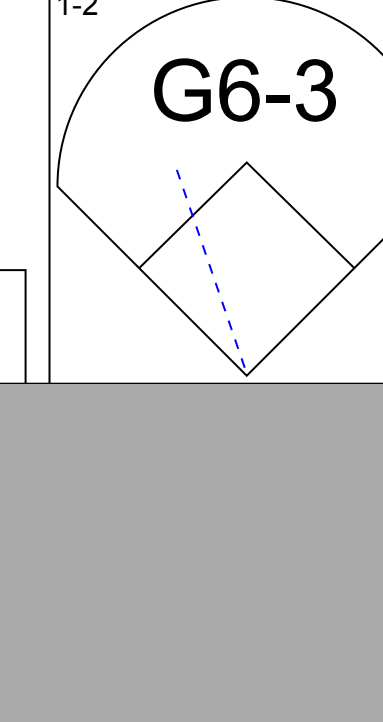
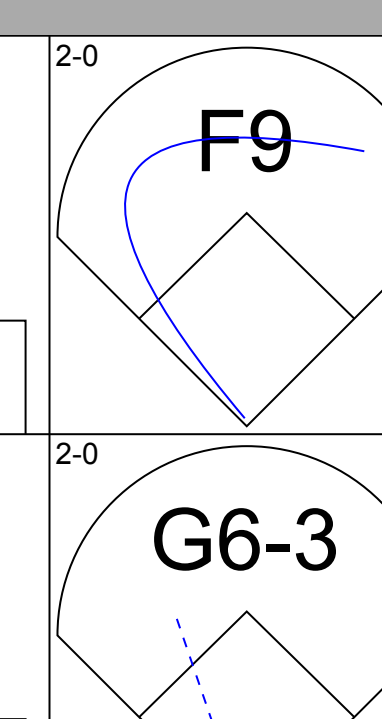
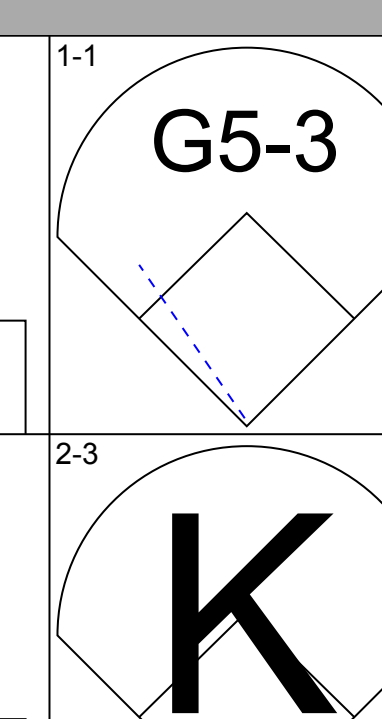

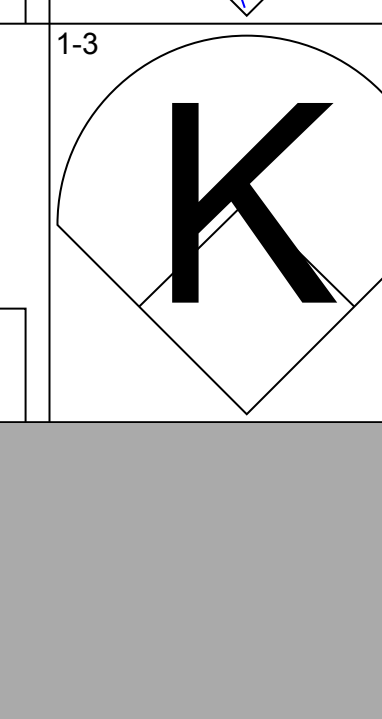
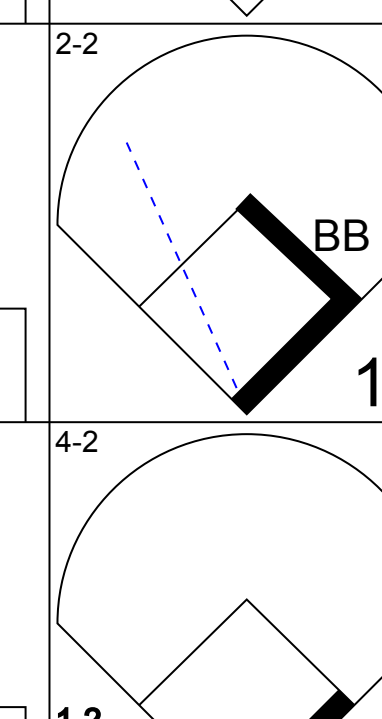
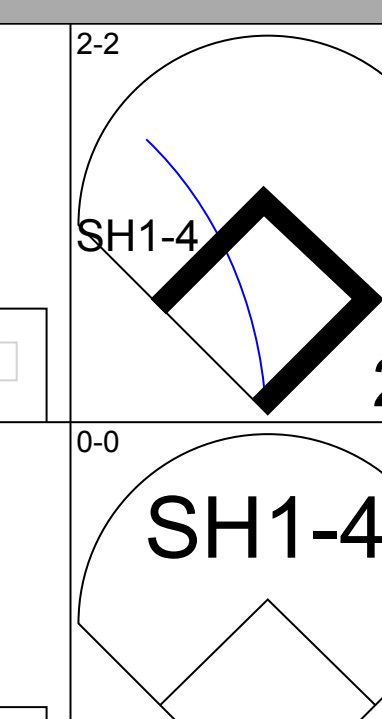
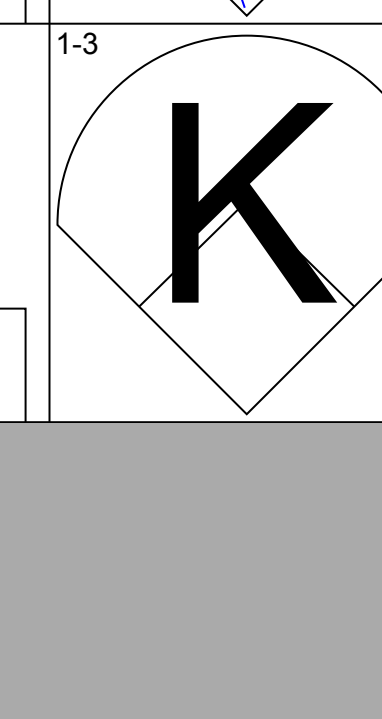
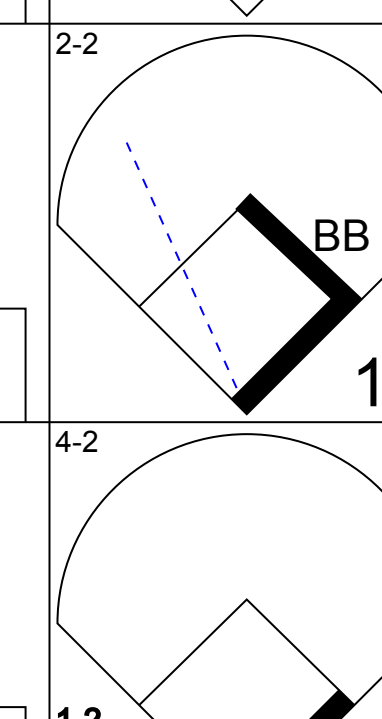
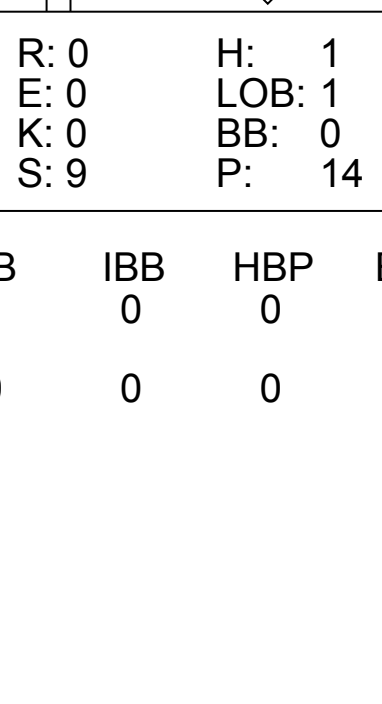
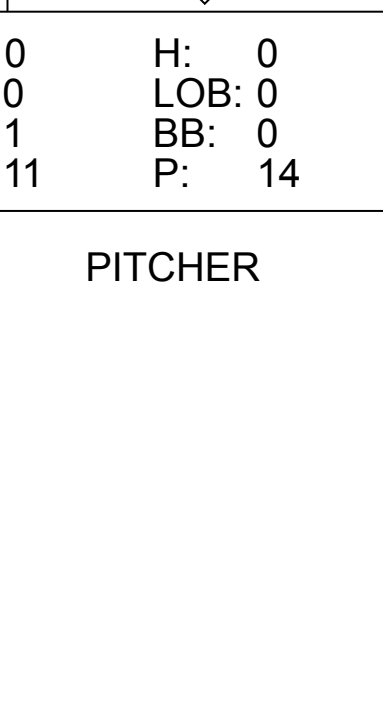
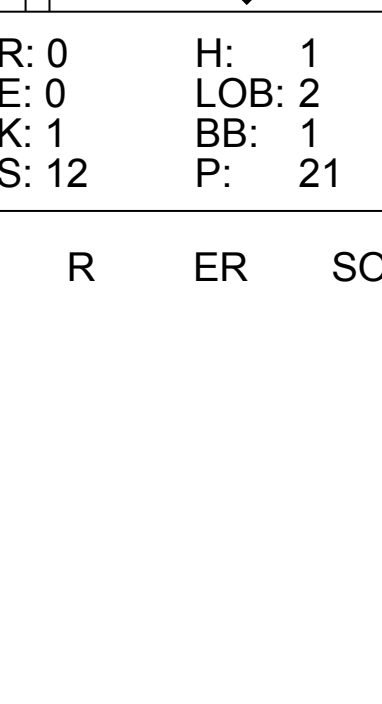
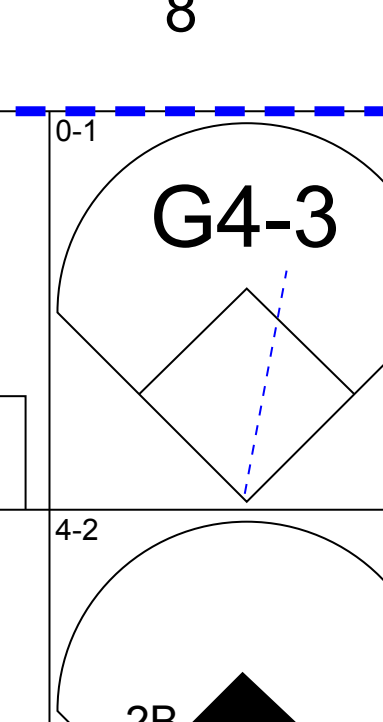
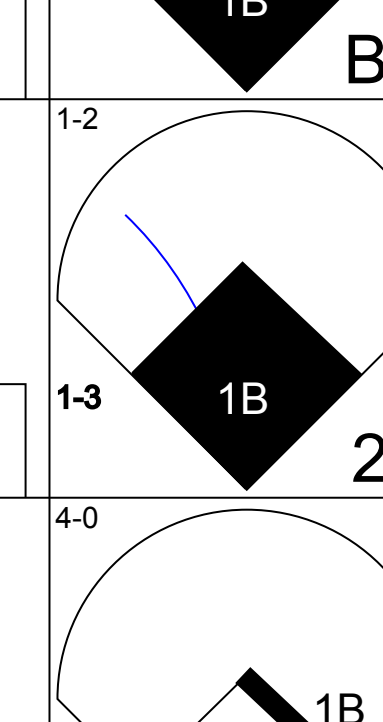
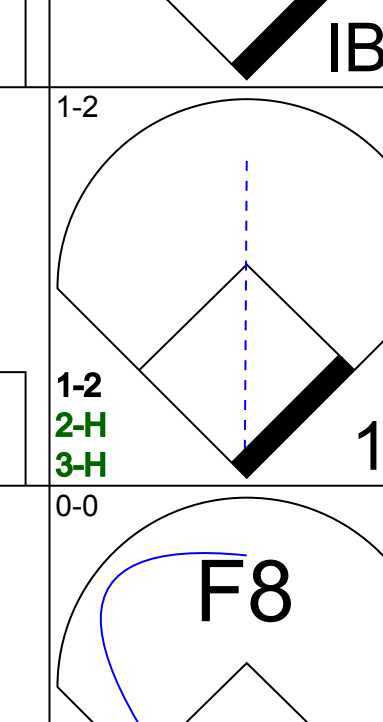
Los Angeles Dodgers @ Arizona Diamondbacks
Bank One Ballpark, Phoenix, AZ
Wed Sep 09 1998, 10:05 PM EDT
Att: 41,092 - Dome - 72 F

AB 34
R 6
H 8
RBI 6
BB 4
SO 4
LOB 12

Batter	1	2	3	4	5	6	7	8	9	AB	R	H	RBI	BB	SO	LOB	BOTTOM								
Andy Fox L OBP: 0.363, SLG: 0.408 (1, 9)										4	0	0	0	0	1	0									
Tony Batista R OBP: 0.333, SLG: 0.569 (1, 4)										4	1	2	1	0	0	0									
Devon White S OBP: 0.332, SLG: 0.463 (1, 8)										4	0	0	0	0	1	1									
Matt Williams R OBP: 0.322, SLG: 0.433 (1, 5)										4	1	2	0	0	1	0									
Travis Lee L OBP: 0.346, SLG: 0.429 (1, 3)										4	0	3	1	0	0	1									
Jay Bell R OBP: 0.357, SLG: 0.437 (1, 6)										3	0	1	0	0	0	2									
Bernard Gilkey R OBP: 0.320, SLG: 0.315 (1, 7)										4	0	1	0	0	0	3									
Damian Miller R OBP: 0.344, SLG: 0.457 (1, 2)										3	0	0	0	0	1	3									
Amaury Telemaco R OBP: 0.094, SLG: 0.133 Andy Stankiewicz R OBP: 0.250, SLG: 0.250 Ben Ford R Felix Rodriguez R (1, 1) (7, PH) (8, 1) (9, 1)										2	0	0	0	0	2	0									
Inning Stats	R: 0 E: 0 K: 0 S: 11	H: 2 LOB: 1 BB: 0 P: 15	R: 1 E: 0 K: 0 S: 7	H: 2 LOB: 1 BB: 0 P: 11	R: 0 E: 1 K: 2 S: 9	H: 1 LOB: 1 BB: 0 P: 15	R: 0 E: 0 K: 0 S: 3	H: 1 LOB: 0 BB: 0 P: 5	R: 0 E: 0 K: 2 S: 8	H: 0 LOB: 0 BB: 0 P: 11	R: 1 E: 0 K: 1 S: 8	H: 1 LOB: 0 BB: 0 P: 11	R: 0 E: 0 K: 0 S: 8	H: 2 LOB: 2 BB: 0 P: 10	R: 0 E: 0 K: 1 S: 8	H: 0 LOB: 0 BB: 0 P: 11	R: 0 E: 0 K: 0 S: 7	H: 2 LOB: 1 BB: 0 P: 8	1B: 7 2B: 2 3B: 0 HR: 1	SF: 0 SAC: 1 DP: 2 HBP: 0	WP: 0 PB: 0 SB: 0 CS: 0	PA: 34			
PITCHER	IP	WLS	BF	H	R	ER	SO	BB	IBB	HBP	BLK	WP	HR	S	P	ERA	WHIP								
Carlos Perez L ERA: 3.87 (1, 1)	9.0	W	34	9	2	2	6	0	0	0	0	0	1	69	97	2.00	1.000								

Los Angeles Dodgers @ Arizona Diamondbacks
Bank One Ballpark, Phoenix, AZ
Wed Sep 09 1998, 10:05 PM EDT
Att: 41,092 - Dome - 72 F

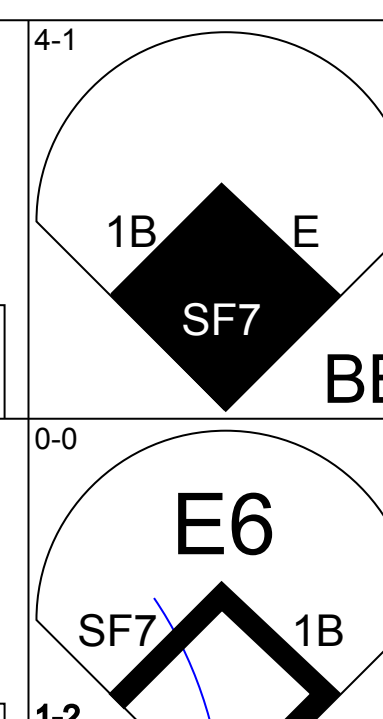
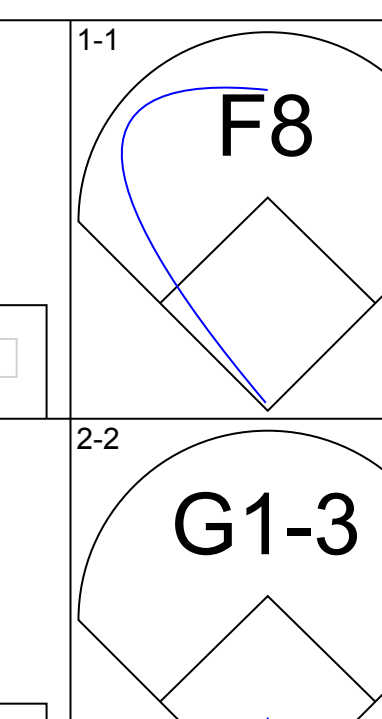
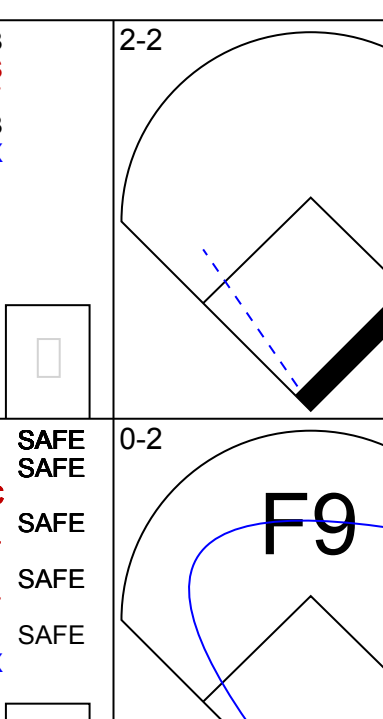
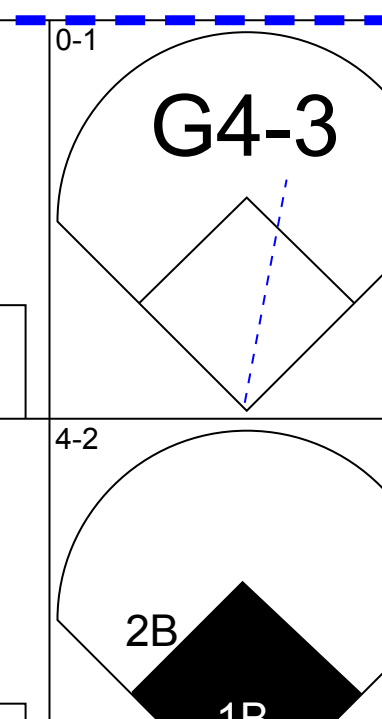
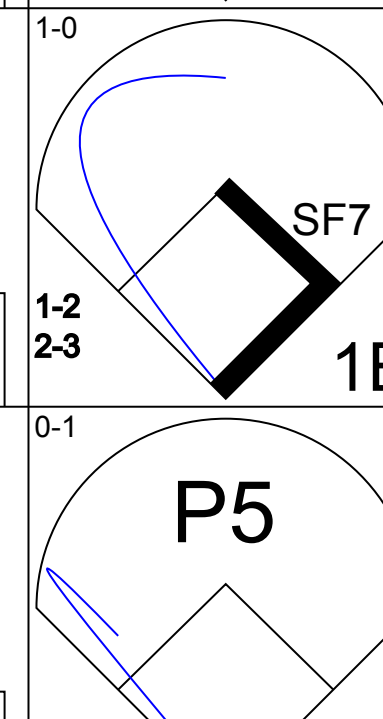
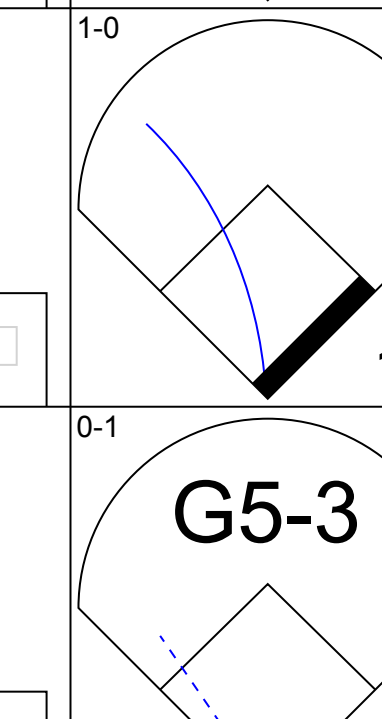

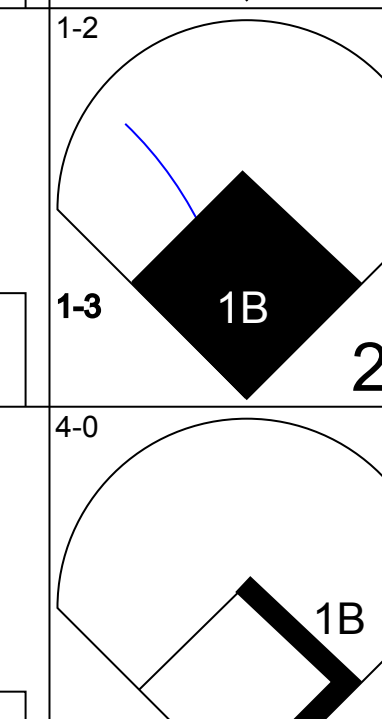
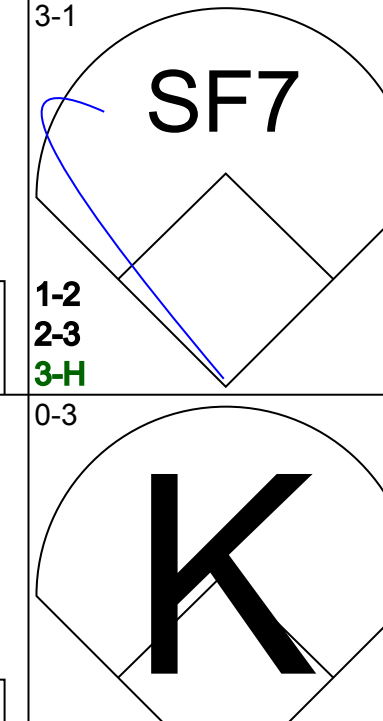
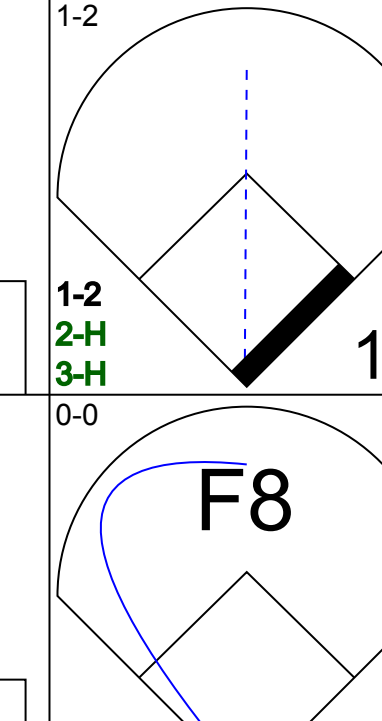


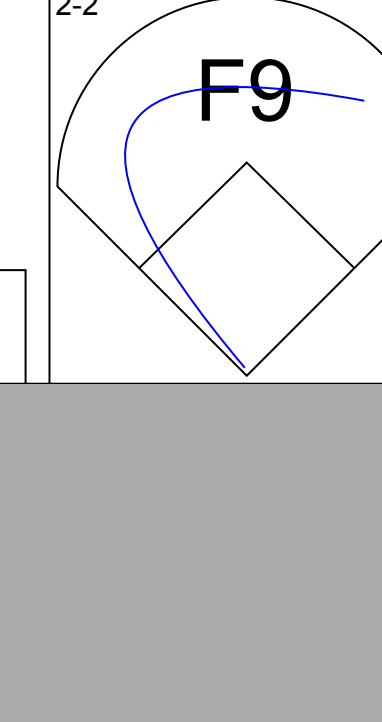

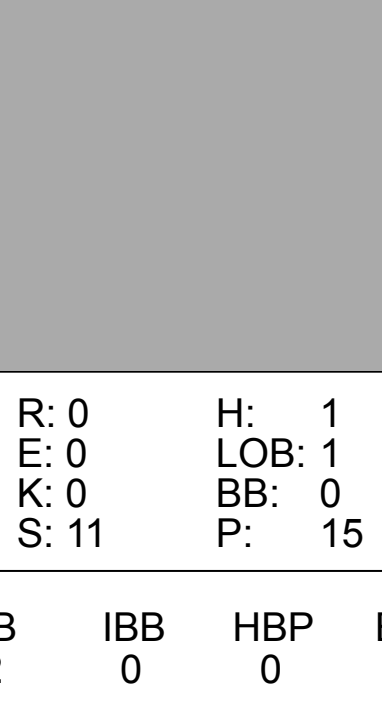
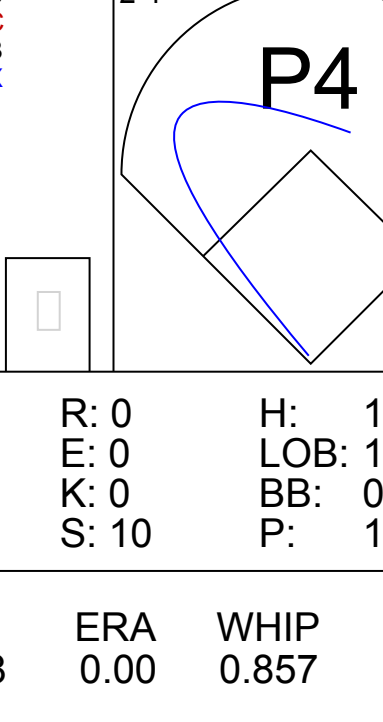
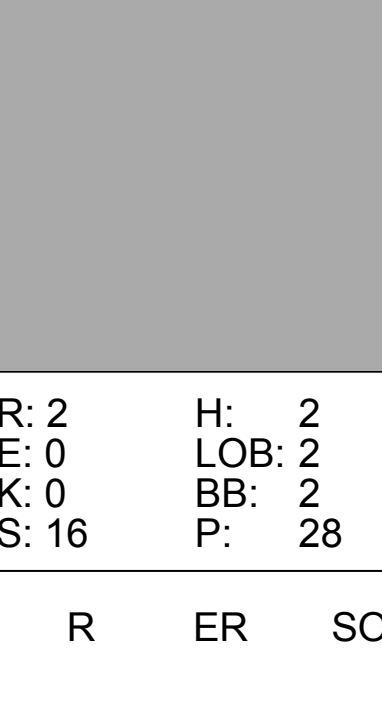


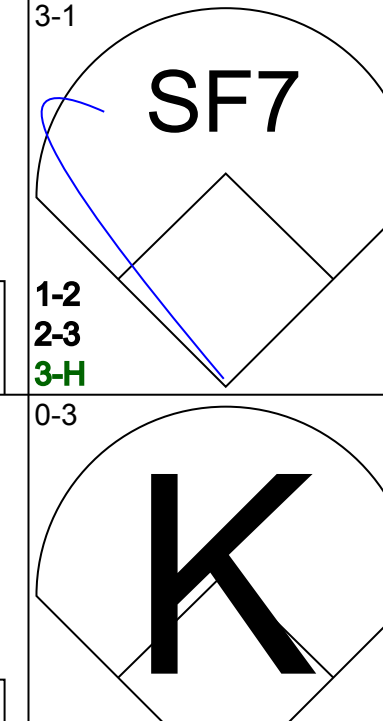
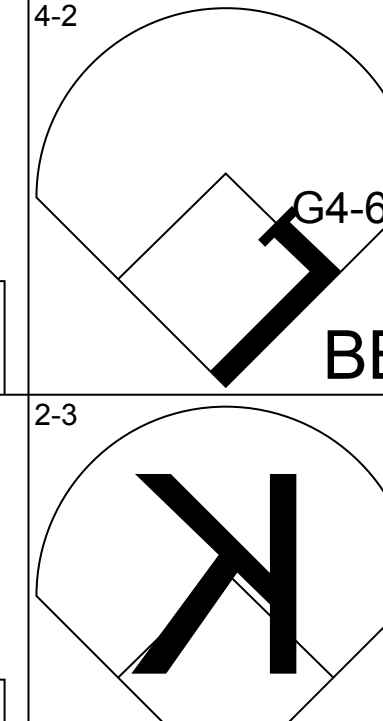
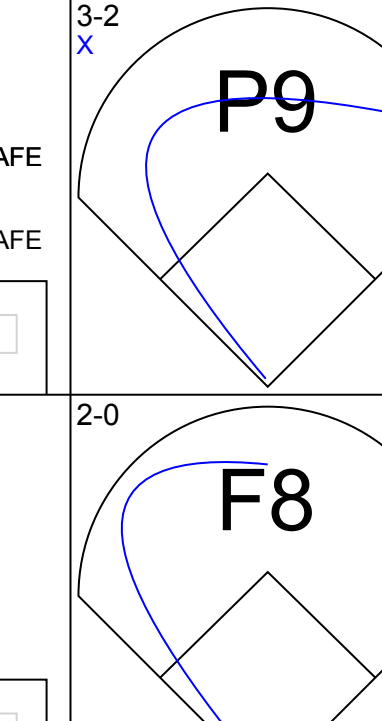
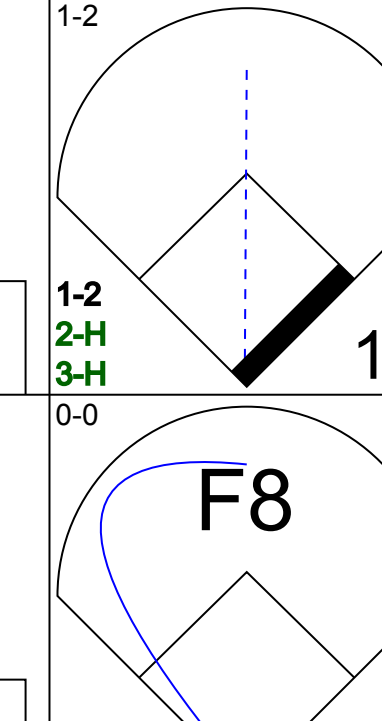

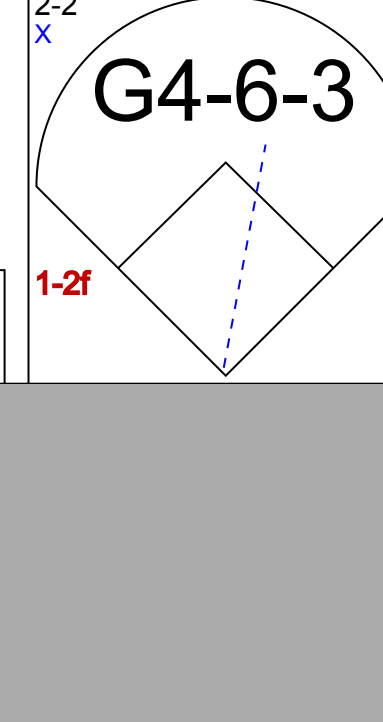

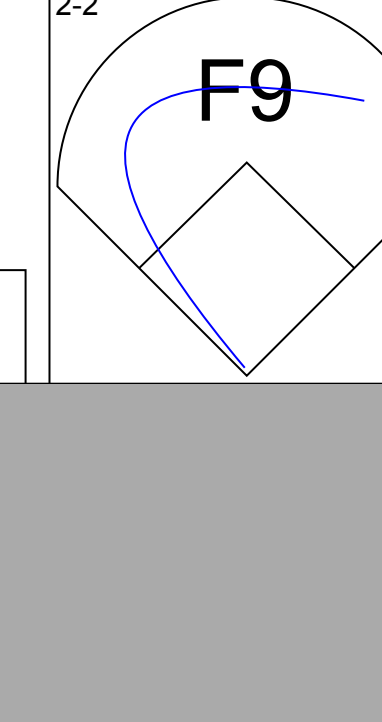
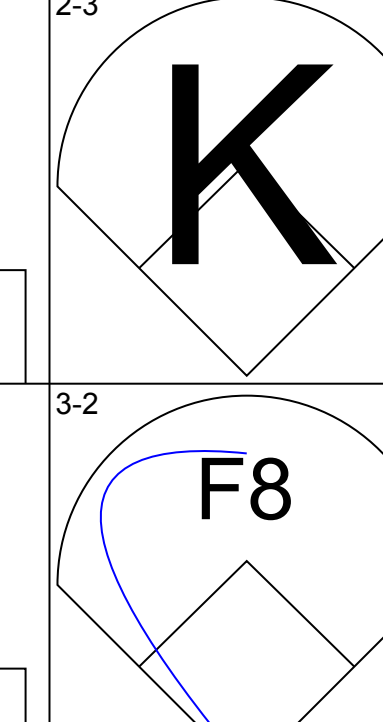
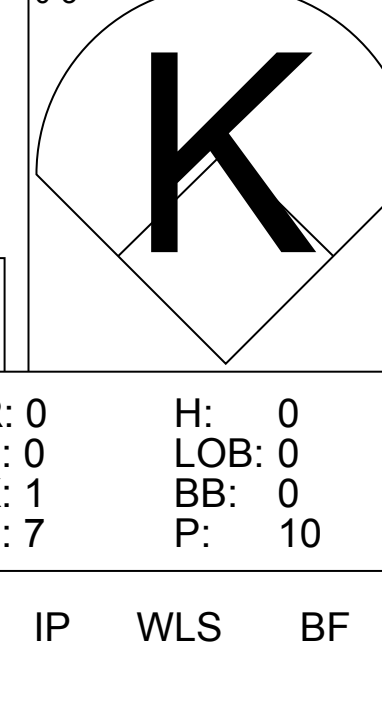
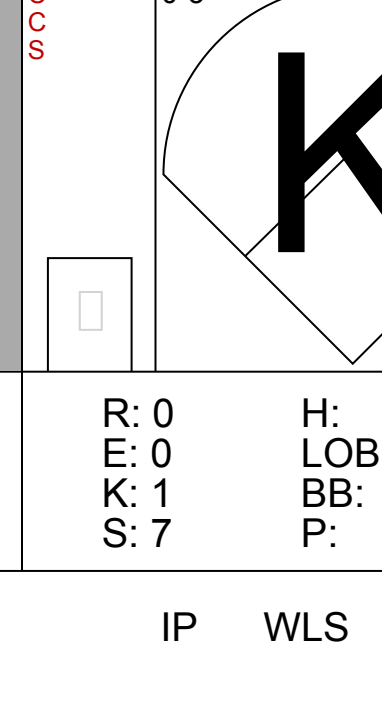

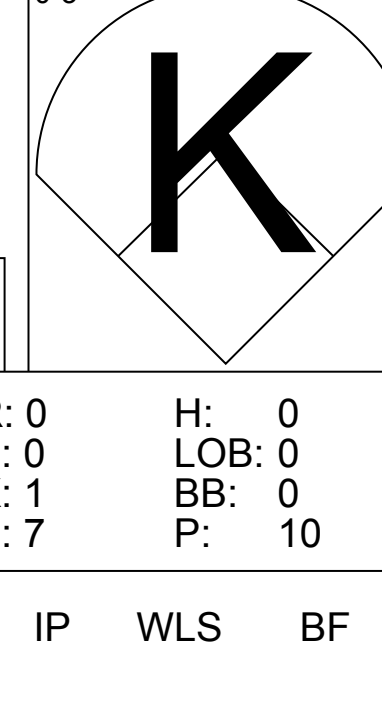
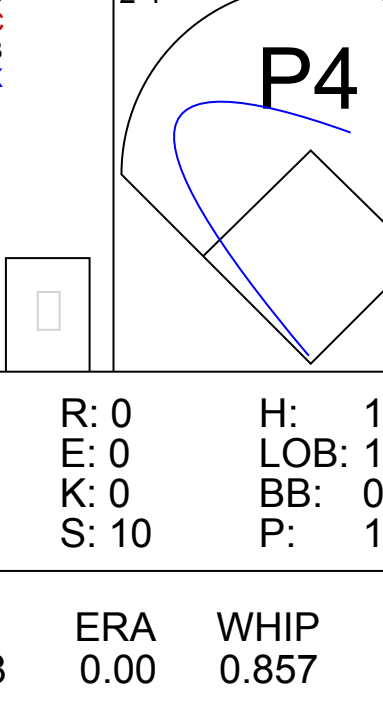
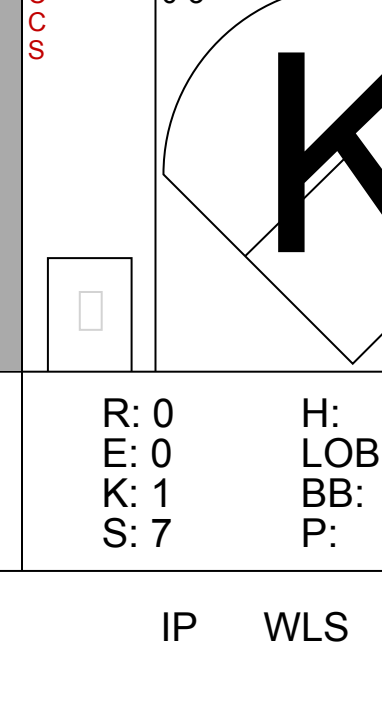

AB 33
R 2
H 9
RBI 2
BB 0
SO 6
LOB 12

Batter	1	2	3	4	5	6	7	8	9	AB	R	H	RBI	BB	SO	LOB	TOP					
Andy Fox, L OBP: 0.358, SLG: 0.401 (1, 9)										4	0	0	0	0	1	3						
Tony Batista, R OBP: 0.327, SLG: 0.567 (1, 6)										4	0	0	0	0	1	1						
Devon White, S OBP: 0.333, SLG: 0.464 (1, 8)											4	0	1	0	0	1	0					
Travis Lee, L OBP: 0.343, SLG: 0.424 (1, 3)											4	0	0	0	0	1						
Matt Williams, R OBP: 0.318, SLG: 0.427 (1, 5)											3	0	0	0	0	1	0					
Jay Bell, R OBP: 0.353, SLG: 0.432 (1, 4)											3	0	0	0	0	1	0					
David Dellucci, L OBP: 0.322, SLG: 0.407 (1, 7)											3	0	0	0	0	1	0					
Damian Miller, R OBP: 0.348, SLG: 0.465 (1, 2)											3	0	2	0	0	1	0					
Omar Daal, L OBP: 0.213, SLG: 0.119 (1, 1)											1	0	0	0	0	0	0					
Brent Brede, L OBP: 0.307, SLG: 0.325 (8, PH)											0	0	0	0	1	0	0					
Bernard Gilkey, R OBP: 0.320, SLG: 0.315 (8, PR)											0	0	0	0	0	0	0					
Aaron Small, R (8, 1)											0	0	0	0	0	0	0					
Inning Stats	R: 0 E: 0 K: 1 S: 7	H: 1 LOB: 1 BB: 0 P: 11	R: 0 E: 0 K: 2 S: 12	H: 0 LOB: 0 BB: 0 P: 15	R: 0 E: 0 K: 0 S: 9	H: 1 LOB: 1 BB: 0 P: 14	R: 0 E: 0 K: 0 S: 7	H: 0 LOB: 0 BB: 0 P: 9	R: 0 E: 0 K: 1 S: 5	H: 0 LOB: 0 BB: 0 P: 10	R: 0 E: 0 K: 0 S: 11	H: 0 LOB: 0 BB: 0 P: 14	R: 0 E: 0 K: 0 S: 3	H: 0 LOB: 0 BB: 0 P: 4	R: 0 E: 0 K: 1 S: 12	H: 1 LOB: 2 BB: 1 P: 21	R: 0 E: 0 K: 1 S: 10	H: 0 LOB: 0 BB: 0 P: 15	1B: 2 2B: 1 3B: 0 HR: 0	SF: 0 SAC: 1 DP: 0 HBP: 0	WP: 0 PB: 0 SB: 1 CS: 0	PA: 31
PITCHER	IP	WLS	BF	H	R	ER	SO	BB	IBB	HBP	BLK	WP	HR	S	P	ERA	WHIP					
Steve Parris, R ERA: 3.55 (1, 1)	7.2	W	27	3	0	0	6	1	0	0	0	0	0	64	96	0.00	0.522					
Gabe White, L ERA: 4.45 (8, 1)	1.1	S	4	0	0	0	1	0	0	0	0	0	0	12	17	0.00	0.000					

Arizona Diamondbacks @ Cincinnati Reds
Cinergy Field, Cincinnati, OH
Sat Sep 12 1998, 3:33 AM EDT
Att: 17,463 - Sunny - 80 F

AB	29
R	0
H	3
RBI	0
BB	1
SO	7
LOB	5



Batter	1	2	3	4	5	6	7	8	9	AB	R	H	RBI	BB	SO	LOB	BOTTOM				
Reggie Sanders, R OBP: 0.348, SLG: 0.421 (1, 8)										3	1	1	0	1	0	0					
Chris Stynes, R OBP: 0.324, SLG: 0.341 (1, 9)										3	0	0	0	0	0	2					
Jon Nunnally, L OBP: 0.352, SLG: 0.382 (8, PH)										0	1	0	0	1	0	0					
Dmitri Young, S OBP: 0.363, SLG: 0.490 (1, 7)										4	1	3	0	0	0	0					
Paul Konerko, R OBP: 0.268, SLG: 0.321 (8, PH)										3	0	1	0	0	0	4					
Sean Casey, L OBP: 0.370, SLG: 0.424 (9, 3)										0	0	0	0	1	0	0					
Bret Boone, R OBP: 0.326, SLG: 0.449 (1, 4)										2	0	1	3	1	0	1					
Aaron Boone, R OBP: 0.338, SLG: 0.391 (1, 5)										4	0	0	0	0	2	6					
Damian Jackson, R OBP: 0.308, SLG: 0.538 (1, 6)										4	0	0	0	0	1	3					
Brook Fordyce, R OBP: 0.290, SLG: 0.358 (1, 2)										3	0	0	0	0	0	0					
Steve Parris, R OBP: 0.148, SLG: 0.148 (1, 1)										3	0	0	0	0	1	0					
Gabe White, L OBP: 0.250, SLG: 0.250 (8, 1)										0	0	0	0	0	0	0					
Inning Stats	R: 1 E: 1 K: 1 S: 10	H: 1 LOB: 2 BB: 1 P: 18	R: 0 E: 0 K: 1 S: 7	H: 0 LOB: 0 BB: 0 P: 12	R: 0 E: 0 K: 0 S: 11	H: 1 LOB: 1 BB: 0 P: 15	R: 0 E: 0 K: 1 S: 12	H: 0 LOB: 0 BB: 1 P: 20	R: 0 E: 0 K: 0 S: 10	H: 1 LOB: 1 BB: 0 P: 14	R: 0 E: 0 K: 0 S: 11	H: 1 LOB: 1 BB: 0 P: 19	R: 0 E: 0 K: 1 S: 7	H: 0 LOB: 0 BB: 0 P: 10	R: 2 E: 0 K: 0 S: 16	H: 2 LOB: 2 BB: 2 P: 28	1B: 5 2B: 1 3B: 0 HR: 0	SF: 1 SAC: 0 DP: 1 HBP: 0	WP: 0 PB: 0 SB: 0 CS: 0	PA: 34	
PITCHER	IP	WLS	BF	H	R	ER	SO	BB	IBB	HBP	BLK	WP	HR	S	P	ERA	WHIP				
Omar Daal, L ERA: 2.78 (1, 1)	7.0	L	27	4	1	0	4	2	0	0	0	0	0	68	108	0.00	0.857				
Aaron Small, R ERA: 5.37 (8, 1)	1.0		7	2	2	2	0	1	1	0	0	0	0	16	28	18.00	3.000				

Arizona Diamondbacks @ Cincinnati Reds
Cinergy Field, Cincinnati, OH
Sat Sep 12 1998, 3:33 AM EDT
Att: 17,463 - Sunny - 80 F

AB	29
R	3
H	6
RBI	3
BB	4
SO	4
LOB	16



Batter	1	2	3	4	5	6	7	8	9	AB	R	H	RBI	BB	SO	LOB	TOP							
Andy Fox, L OBP: 0.363, SLG: 0.407 (1, 9)											3	1	2	0	2	0	0							
Tony Batista, R OBP: 0.325, SLG: 0.571 (1, 6)										5	1	1	2	0	1	5								
Devon White, S OBP: 0.334, SLG: 0.464 Karim Garcia, L OBP: 0.252, SLG: 0.355 (1, 8) (7, 9)										3	0	1	0	1	1	0								
Travis Lee, L OBP: 0.341, SLG: 0.422 (1, 3)										5	0	1	0	0	3	4								
Matt Williams, R OBP: 0.319, SLG: 0.431 (1, 5)										5	2	2	0	0	0	5								
Jay Bell, R OBP: 0.354, SLG: 0.437 (1, 4)										3	1	1	2	1	0	0								
David Dellucci, L OBP: 0.319, SLG: 0.403 (1, 7)										4	0	0	0	0	3	2								
Kelly Stinnett, R OBP: 0.342, SLG: 0.413 (1, 2)										2	0	1	1	2	0	0								
Andy Benes, R OBP: 0.239, SLG: 0.262 Gregg Olson, R OBP: 0.500, SLG: 2.000 (1, 1) (9, 1)										4	0	0	0	0	3	4								
										0	0	0	0	0	0	0								
Inning Stats	R: 0 E: 0 K: 1 S: 11	H: 1 LOB: 2 BB: 1 P: 21	R: 0 E: 0 K: 2 S: 11	H: 0 LOB: 1 BB: 1 P: 20	R: 0 E: 0 K: 0 S: 8	H: 0 LOB: 0 BB: 0 P: 12	R: 2 E: 0 K: 1 S: 18	H: 2 LOB: 1 BB: 1 P: 26	R: 0 E: 0 K: 0 S: 6	H: 1 LOB: 2 BB: 1 P: 10	R: 0 E: 0 K: 1 S: 8	H: 0 LOB: 0 BB: 0 P: 13	R: 2 E: 0 K: 3 S: 14	H: 2 LOB: 0 BB: 0 P: 20	R: 1 E: 0 K: 3 S: 25	H: 2 LOB: 2 BB: 2 P: 44	R: 0 E: 0 K: 0 S: 5	H: 1 LOB: 0 BB: 0 P: 7	1B: 3 2B: 3 3B: 1 HR: 2	SF: 0 SAC: 0 DP: 1 HBP: 0	WP: 0 PB: 0 SB: 0 CS: 0	PA: 41		
PITCHER	IP	WLS	BF	H	R	ER	SO	BB	IBB	HBP	BLK	WP	HR	S	P	ERA	WHIP							
Jason Bere, R ERA: 6.27 26 John Hudek, R ERA: 2.53 Danny Graves, R ERA: 3.45	(1, 1) (7, 1) (9, 1)	6.0 2.0 1.0	L 12 3	26 4 1	2 3 0	2 3 0	5 6 0	4 2 0	0 0 0	0 0 0	0 0 0	0 0 0	1 39 5	62 64 7	102	3.00 13.50 0.00	1.333 3.000 1.000							

Arizona Diamondbacks @ Cincinnati Reds
Cinergy Field, Cincinnati, OH
Sun Sep 13 1998, 3:33 AM EDT
Att: 17,741 - Sunny - 82 F

AB	35
R	5
H	9
RBI	5
BB	6
SO	11
LOB	20



Batter	1	2	3	4	5	6	7	8	9	AB	R	H	RBI	BB	SO	LOB	BOTTOM							
Reggie Sanders, R OBP: 0.348, SLG: 0.418 (1, 8)										3	0	0	0	1	2	0								
Sean Casey, L OBP: 0.369, SLG: 0.422 (1, 3)										4	0	1	0	0	1	0								
Barry Larkin, R OBP: 0.390, SLG: 0.492 (1, 6)										2	0	0	0	2	0	0								
Dmitri Young, S OBP: 0.361, SLG: 0.486 (1, 7)									4	0	0	0	0	1	4									
Roberto Petagine, L OBP: 0.418, SLG: 0.439 (1, 9)										3	0	0	0	0	2	0								
Bret Boone, R OBP: 0.328, SLG: 0.448 (1, 4)										1	0	0	0	2	0	0								
Aaron Boone, R OBP: 0.331, SLG: 0.383 (1, 5)										3	0	0	0	0	2									
Brook Fordyce, R OBP: 0.288, SLG: 0.355 Eddie Taubensee, L OBP: 0.348, SLG: 0.415 (1, 2) (5, PH) (6, 2)										1	0	0	0	0	0	0								
Jason Bere, R Tony Tarasco, L OBP: 0.333, SLG: 0.385 26 John Hudek, S Danny Graves, R Jon Nunnally, L OBP: 0.350, SLG: 0.379 (1, 1) (6, PH) (7, 1) (9, 1) (9, PH)										1	0	0	0	0	0	0								
										0	0	0	0	0	0	0								
										0	0	0	0	0	0	0								
										1	0	0	0	0	0	0								
Inning Stats	R: 0 E: 0 K: 1 S: 9	H: 0 LOB: 1 BB: 1 P: 18	R: 0 E: 0 K: 0 S: 5	H: 0 LOB: 0 BB: 1 P: 11	R: 0 E: 0 K: 1 S: 8	H: 0 LOB: 0 BB: 0 P: 16	R: 0 E: 0 K: 0 S: 8	H: 0 LOB: 0 BB: 0 P: 12	R: 0 E: 0 K: 1 S: 8	H: 0 LOB: 1 BB: 1 P: 14	R: 0 E: 0 K: 2 S: 9	H: 0 LOB: 0 BB: 0 P: 15	R: 0 E: 0 K: 1 S: 9	H: 0 LOB: 0 BB: 0 P: 16	R: 0 E: 0 K: 0 S: 4	H: 0 LOB: 0 BB: 0 P: 7	R: 0 E: 0 K: 0 S: 18	H: 1 LOB: 2 BB: 2 P: 31	1B: 1 2B: 0 3B: 0 HR: 0	SF: 0 SAC: 0 DP: 1 HBP: 0	WP: 0 PB: 0 SB: 0 CS: 1	PA: 32		
PITCHER	IP	WLS	BF	H	R	ER	SO	BB	IBB	HBP	BLK	WP	HR	S	P	ERA	WHIP							
Andy Benes, R ERA: 4.24 Gregg Olson, R ERA: 2.84	(1, 1) (9, 1)	8.1 0.2	W S	30 1	0 0	0 0	6 0	5 0	0 0	0 0	0 0	0 0	0 2	76 2	138	0.00 0.000	0.720							

Arizona Diamondbacks @ Cincinnati Reds
Cinergy Field, Cincinnati, OH
Sun Sep 13 1998, 3:33 AM EDT
Att: 17,741 - Sunny - 82 F

AB	26
R	0
H	1
RBI	0
BB	5
SO	6
LOB	7



Batter	1	2	3	4	5	6	7	8	9	AB	R	H	RBI	BB	SO	LOB	TOP										
Stan Javier, S OBP: 0.378, SLG: 0.358 (1, 8)	G6-3		1B			K		L6		4	0	1	0	0	1	0	San Francisco Giants @ Arizona Diamondbacks Bank One Ballpark, Phoenix, AZ Mon Sep 14 1998, 10:05 PM EDT Att: 39,775 - Dome - 72 F										
Ellis Burks, R OBP: 0.389, SLG: 0.507 Armando Rios, L OBP: 0.600, SLG: 1.800 (1, 9) (6, 9)	K		K			G4-3		1B		3	0	0	0	0	2	2											
Barry Bonds, L OBP: 0.437, SLG: 0.592 LeJon Powell, R OBP: 1.000, SLG: 1.000 (1, 7) (6, 8)	F8			HR		FC5-4		1B		3	1	2	1	0	0	0											
Jeff Kent, R OBP: 0.351, SLG: 0.542 Ramon Martinez, R OBP: 0.400, SLG: 0.353 (1, 4) (7, 4)	F9			P8		FC5-4		F9		3	0	0	0	0	0	1											
Joe Carter, R OBP: 0.285, SLG: 0.426 (1, 3)	P4			K				P8		4	0	0	0	0	1	0											
Charlie Hayes, R OBP: 0.355, SLG: 0.423 (1, 5)	P4			P4				G6-3		4	0	0	0	0	0	0											
Rich Aurilia, R OBP: 0.317, SLG: 0.407 (1, 6)			P6			P8		G6-3		4	0	0	0	0	0	0											
Brian Johnson, R OBP: 0.292, SLG: 0.373 (1, 2)				G1-3				HR		3	1	2	1	0	0	0											
Shawn Estes, R OBP: 0.231, SLG: 0.237 Cory Bailey, R OBP: 0.288, SLG: 0.111 Chris Jones, R OBP: 0.288, SLG: 0.111 Danny Darwin, R OBP: 0.259, SLG: 0.248 Chris Brock, R OBP: 0.259, SLG: 0.248 Shawon Dunston, R OBP: 0.259, SLG: 0.248 Alvin Morman, L OBP: 0.259, SLG: 0.248 (1, 1) (2, 1) (3, PH) (3, 1) (3, 1) (6, PH) (8, 1)			P3			P9		G3		0	0	0	0	0	0	0											
Inning Stats	R: 0 E: 0 K: 1 S: 7	H: 0 LOB: 0 BB: 0 P: 9	R: 0 E: 0 K: 0 S: 6	H: 0 LOB: 0 BB: 0 P: 10	R: 0 E: 0 K: 1 S: 13	H: 2 LOB: 2 BB: 0 P: 19	R: 1 E: 0 K: 1 S: 9	H: 1 LOB: 0 BB: 0 P: 10	R: 0 E: 0 K: 0 S: 6	H: 0 LOB: 0 BB: 0 P: 9	R: 0 E: 0 K: 1 S: 8	H: 1 LOB: 1 BB: 0 P: 9	R: 0 E: 0 K: 0 S: 5	H: 0 LOB: 0 BB: 0 P: 7	R: 1 E: 0 K: 0 S: 8	H: 3 LOB: 2 BB: 0 P: 10		R: 0 E: 0 K: 0 S: 4	H: 0 LOB: 0 BB: 0 P: 4	1B: 5 2B: 0 3B: 0 HR: 2	SF: 0 SAC: 0 DP: 0 HBP: 0	WP: 0 PB: 0 SB: 0 CS: 0	PA: 34				
PITCHER	IP	WLS	BF	H	R	ER	SO	BB	IBB	HBP	BLK	WP	HR	S	P	ERA	WHIP										
Brian Anderson, L ERA: 4.34 Vladimir Nunez, R ERA: 7.71 (1, 1) (9, 1)	8.0	W	31	7	2	2	4	0	0	0	0	0	2	62	83	2.25	0.875										

Batter	1	2	3	4	5	6	7	8	9	AB	R	H	RBI	BB	SO	LOB	BOTTOM										
Andy Fox, L OBP: 0.363, SLG: 0.412 (1, 8)	K	2B	1B			K				5	2	2	1	0	2	0	San Francisco Giants @ Arizona Diamondbacks Bank One Ballpark, Phoenix, AZ Mon Sep 14 1998, 10:05 PM EDT Att: 39,775 - Dome - 72 F										
Jay Bell, R OBP: 0.356, SLG: 0.438 Hanley Frias, S OBP: 0.136, SLG: 0.364 (1, 4) (8, 5)	E7	BB	HBP	K		G5-3				4	3	2	2	1	1	0											
Tony Batista, R OBP: 0.330, SLG: 0.569 (1, 6)	1B	2B	1B	L7		P6				3	3	1	0	1	0	0											
Matt Williams, R OBP: 0.320, SLG: 0.431 Andy Stankiewicz, R OBP: 0.259, SLG: 0.248 (1, 5) (8, 4)	1B	P3	1B			G1-3		K		5	1	2	2	0	1	3											
Travis Lee, L OBP: 0.344, SLG: 0.426 Brent Brede, L OBP: 0.307, SLG: 0.325 (1, 3) (9, 3)	1B	1B	2B	1B		P7		P7		5	2	3	5	0	0	0											
Damian Miller, R OBP: 0.350, SLG: 0.463 (1, 2)	K	1B	K			1B		P3		5	0	2	1	0	2	4											
Yamil Benitez, R OBP: 0.275, SLG: 0.383 (1, 7)	G4-3	P4	1B			F9		1B		5	1	2	2	0	0	4											
Karim Garcia, L OBP: 0.258, SLG: 0.359 (1, 9)		SH2-4	G6-3			1B		F8		5	1	3	1	0	0	1											
Brian Anderson, R OBP: 0.141, SLG: 0.098 Vladimir Nunez, R ERA: 5.6 (1, 1) (9, 1)		SH2-4				G4-6-3				2	1	0	0	1	1	2											
Inning Stats	R: 2 E: 1 K: 2 S: 17	H: 4 LOB: 2 BB: 0 P: 24	R: 5 E: 0 K: 0 S: 13	H: 4 LOB: 1 BB: 2 P: 30	R: 7 E: 0 K: 2 S: 25	H: 6 LOB: 1 BB: 1 P: 39	R: 0 E: 0 K: 1 S: 8	H: 0 LOB: 0 BB: 0 P: 11	R: 0 E: 0 K: 1 S: 9	H: 1 LOB: 0 BB: 0 P: 14	R: 0 E: 0 K: 1 S: 7	H: 0 LOB: 0 BB: 0 P: 10	R: 0 E: 0 K: 0 S: 9	H: 1 LOB: 1 BB: 0 P: 12	R: 0 E: 0 K: 0 S: 9	H: 0 LOB: 0 BB: 0 P: 4		1B: 13 2B: 4 3B: 0 HR: 0	SF: 0 SAC: 1 DP: 1 HBP: 1	WP: 0 PB: 0 SB: 0 CS: 0	PA: 44						
PITCHER	IP	WLS	BF	H	R	ER	SO	BB	IBB	HBP	BLK	WP	HR	S	P	ERA	WHIP										
Shawn Estes, L ERA: 5.2 Cory Bailey, R ERA: 5.7 Danny Darwin, R ERA: 5.55 Chris Brock, R ERA: 3.9 Alvin Morman, L ERA: 5.6 (1, 1) (2, 1) (3, 1) (3, 1) (8, 1)	0.1	1	0	0	0	0	0	0	0	0	0	0	0	1	1	0.00	0.000										
	0.1	6	3	5	5	0	1	0	1	0	0	0	0	10	16	135.00	12.000										
	4.2	18	5	2	2	5	0	0	0	0	0	0	0	44	65	3.86	1.071										
	1.0	4	1	0	0	0	0	0	0	0	0	0	0	9	12	0.00	1.000										

Batter	1	2	3	4	5	6	7	8	9	10	11	AB	R	H	RBI	BB	SO	LOB	TOP						
Marvin Benard, L OBP: 0.391, SLG: 0.427	L7			1B	G4-3			P6		G4-3		5	1	1	0	0	0	1							
Bill Mueller, S OBP: 0.366, SLG: 0.390	G4-3			2B	G4-3			G6-3		G6-3		5	1	1	1	0	0	0							
Barry Bonds, L OBP: 0.435, SLG: 0.591	F8			1B	K			P9		K		5	1	1	0	0	2	0							
Jeff Kent, R OBP: 0.351, SLG: 0.542	K			1B	HR			F9		G5-3		4	1	1	0	1	1	0							
J.T. Snow, L OBP: 0.332, SLG: 0.409	P7			HR	1B			G6-3		G6-3		3	1	1	2	0	0	0							
Charlie Hayes, R OBP: 0.353, SLG: 0.421				HR	1B							2	0	0	0	0	0	1							
Stan Javier, S OBP: 0.375, SLG: 0.354	G6-3			L4				G4-3		K		4	0	0	0	0	1	2							
Shawon Dunston, R OBP: 0.253, SLG: 0.402	P6							G4-3				3	1	1	3	0	0	0							
Rich Aurilia, R OBP: 0.319, SLG: 0.407				HR						G4-3		0	0	0	0	1	0	0							
Brent Mayne, L OBP: 0.351, SLG: 0.361	G3			G1-3				K		SH1-4		3	0	0	0	0	1	0							
Kirk Rueter, L OBP: 0.300, SLG: 0.246	F8			G1-3				K		G4-3		3	0	0	0	0	1	0							
Rich Rodriguez, L OBP: 0.305, SLG: 0.290												0	0	0	0	0	0	0							
John Johnston, R OBP: 0.285, SLG: 0.328												0	0	0	0	0	0	0							
Robb Nen, R OBP: 0.145, SLG: 0.145												1	0	0	0	0	0	1							
Joe Carter, R OBP: 0.345, SLG: 0.425												0	0	0	0	0	0	0							
Jose Mesa, R OBP: 0.100, SLG: 0.200												0	0	0	0	0	0	0							
Inning Stats	R: 0 E: 0 K: 0 S: 3	H: 0 LOB: 0 BB: 0 P: 4	R: 0 E: 0 K: 1 S: 10	H: 0 LOB: 0 BB: 0 P: 17	R: 0 E: 0 K: 0 S: 3	H: 0 LOB: 0 BB: 0 P: 4	R: 6 E: 0 K: 0 S: 20	H: 5 LOB: 0 BB: 1 P: 33	R: 0 E: 0 K: 1 S: 5	H: 0 LOB: 0 BB: 0 P: 8	R: 0 E: 0 K: 2 S: 8	H: 0 LOB: 0 BB: 0 P: 12	R: 0 E: 0 K: 0 S: 5	H: 0 LOB: 0 BB: 0 P: 9	R: 0 E: 0 K: 1 S: 7	H: 0 LOB: 0 BB: 0 P: 11	R: 0 E: 0 K: 0 S: 8	H: 0 LOB: 1 BB: 1 P: 19	R: 0 E: 0 K: 1 S: 11	H: 1 LOB: 1 BB: 0 P: 17	1B: 2 2B: 3 3B: 0 HR: 1	SF: 0 SAC: 1 DP: 0 HBP: 0	WP: 0 PB: 0 SB: 0 CS: 0	PA: 41	
PITCHER	IP WLS BF H R ER SO BB IBB HBP BLK WP HR S P ERA WHIP	IP WLS BF H R ER SO BB IBB HBP BLK WP HR S P ERA WHIP	IP WLS BF H R ER SO BB IBB HBP BLK WP HR S P ERA WHIP	IP WLS BF H R ER SO BB IBB HBP BLK WP HR S P ERA WHIP	IP WLS BF H R ER SO BB IBB HBP BLK WP HR S P ERA WHIP	IP WLS BF H R ER SO BB IBB HBP BLK WP HR S P ERA WHIP	IP WLS BF H R ER SO BB IBB HBP BLK WP HR S P ERA WHIP	IP WLS BF H R ER SO BB IBB HBP BLK WP HR S P ERA WHIP	IP WLS BF H R ER SO BB IBB HBP BLK WP HR S P ERA WHIP	IP WLS BF H R ER SO BB IBB HBP BLK WP HR S P ERA WHIP	IP WLS BF H R ER SO BB IBB HBP BLK WP HR S P ERA WHIP	IP WLS BF H R ER SO BB IBB HBP BLK WP HR S P ERA WHIP	IP WLS BF H R ER SO BB IBB HBP BLK WP HR S P ERA WHIP	IP WLS BF H R ER SO BB IBB HBP BLK WP HR S P ERA WHIP	IP WLS BF H R ER SO BB IBB HBP BLK WP HR S P ERA WHIP	IP WLS BF H R ER SO BB IBB HBP BLK WP HR S P ERA WHIP	IP WLS BF H R ER SO BB IBB HBP BLK WP HR S P ERA WHIP	IP WLS BF H R ER SO BB IBB HBP BLK WP HR S P ERA WHIP	IP WLS BF H R ER SO BB IBB HBP BLK WP HR S P ERA WHIP	IP WLS BF H R ER SO BB IBB HBP BLK WP HR S P ERA WHIP	IP WLS BF H R ER SO BB IBB HBP BLK WP HR S P ERA WHIP	IP WLS BF H R ER SO BB IBB HBP BLK WP HR S P ERA WHIP	IP WLS BF H R ER SO BB IBB HBP BLK WP HR S P ERA WHIP	IP WLS BF H R ER SO BB IBB HBP BLK WP HR S P ERA WHIP	IP WLS BF H R ER SO BB IBB HBP BLK WP HR S P ERA WHIP

San Francisco Giants @ Arizona Diamondbacks
Bank One Ballpark, Phoenix, AZ
Tue Sep 15 1998, 10:05 PM EDT
Att. 41,619 - Dome - 72 F

AB 38
R 6
H 6
RBI 6
BB 2
SO 6
LOB 5



Batter	1	2	3	4	5	6	7	8	9	10	11	AB	R	H	RBI	BB	SO	LOB	BOTTOM							
Andy Fox, L OBP: 0.363, SLG: 0.413	G4-3			P6		L6	G4-3				SH1-4	6	1	2	2	0	0	1								
Jay Bell, R OBP: 0.365, SLG: 0.434	L6			F8		F8	L7				SH1-4	4	0	0	0	1	0	1								
Tony Batista, R OBP: 0.333, SLG: 0.567	F8			HR				K		SF9		4	1	2	1	1	1	0								
Matt Williams, R OBP: 0.324, SLG: 0.439				HR								5	1	3	2	1	1	4								
Travis Lee, L OBP: 0.342, SLG: 0.423				HR								6	0	1	1	0	1	4								
Yamil Benitez, R OBP: 0.275, SLG: 0.380												4	1	1	0	0	0	1								
Willie Banks, R OBP: 0.310, SLG: 0.329												1	0	1	0	0	0	0								
Brent Brade, L OBP: 0.310, SLG: 0.329												4	0	3	0	0	0	0								
Kelly Stinnett, R OBP: 0.348, SLG: 0.419												0	1	0	0	0	0	0								
Hanley Frias, S OBP: 0.136, SLG: 0.364												1	0	0	0	0	1	1								
Damian Miller, R OBP: 0.348, SLG: 0.459												5	2	1	0	0	1	4								
Karim Garcia, L OBP: 0.257, SLG: 0.357												1	0	0	0	0	0	0								
Amoury Telemaco, R OBP: 0.215, SLG: 0.197												1	0	0	0	0	0	0								
Clint Sodowsky, R OBP: 0.205, SLG: 0.197												0	0	0	0	0	0	0								
Felix Rodriguez, R OBP: 0.205, SLG: 0.197												0	0	0	0	0	0	0								
Devon White, S OBP: 0.205, SLG: 0.197												1	0	1	1	0	0	0								
Alan Embree, L OBP: 0.145, SLG: 0.145												2	0	0	0	0	0	0								
David Dellucci, L OBP: 0.175, SLG: 0.401												2	0	0	0	0	0	4								
Gregg Olson, R OBP: 0.100, SLG: 0.200												0	0	0	0	0	0	0								
Inning Stats	R: 0 E: 0 K: 0 S: 12	H: 0 LOB: 0 BB: 0 P: 18	R: 0 E: 0 K: 0 S: 5	H: 1 LOB: 0 BB: 0 P: 8	R: 0 E: 0 K: 1 S: 6	H: 0 LOB: 0 BB: 0 P: 10	R: 2 E: 0 K: 0 S: 10	H: 2 LOB: 0 BB: 0 P: 20	R: 0 E: 0 K: 1 S: 9	H: 1 LOB: 1 BB: 0 P: 18	R: 0 E: 0 K: 1 S: 11	H: 1 LOB: 2 BB: 1 P: 18	R: 2 E: 0 K: 0 S: 16	H: 3 LOB: 1 BB: 0 P: 28	R: 0 E: 0 K: 1 S: 9	H: 1 LOB: 1 BB: 0 P: 15	R: 2 E: 1 K: 0 S: 14	H: 2 LOB: 2 BB: 1 P: 22	R: 0 E: 0 K: 1 S: 7	H: 2 LOB: 2 BB: 0 P: 11	R: 1 E: 0 K: 1 S: 11	H: 2 LOB: 2 BB: 1 P: 25	1B: 13 2B: 1 3B: 0 HR: 1	SF: 1 SAC: 1 DP: 1 HBP: 0	WP: 0 PB: 0 SB: 0 CS: 0	PA: 50
PITCHER	IP WLS BF H R ER SO BB IBB HBP BLK WP HR S P ERA WHIP	IP WLS BF H R ER SO BB IBB HBP BLK WP HR S P ERA WHIP	IP WLS BF H R ER SO BB IBB HBP BLK WP HR S P ERA WHIP	IP WLS BF H R ER SO BB IBB HBP BLK WP HR S P ERA WHIP	IP WLS BF H R ER SO BB IBB HBP BLK WP HR S P ERA WHIP	IP WLS BF H R ER SO BB IBB HBP BLK WP HR S P ERA WHIP	IP WLS BF H R ER SO BB IBB HBP BLK WP HR S P ERA WHIP	IP WLS BF H R ER SO BB IBB HBP BLK WP HR S P ERA WHIP	IP WLS BF H R ER SO BB IBB HBP BLK WP HR S P ERA WHIP	IP WLS BF H R ER SO BB IBB HBP BLK WP HR S P ERA WHIP	IP WLS BF H R ER SO BB IBB HBP BLK WP HR S P ERA WHIP	IP WLS BF H R ER SO BB IBB HBP BLK WP HR S P ERA WHIP	IP WLS BF H R ER SO BB IBB HBP BLK WP HR S P ERA WHIP	IP WLS BF H R ER SO BB IBB HBP BLK WP HR S P ERA WHIP	IP WLS BF H R ER SO BB IBB HBP BLK WP HR S P ERA WHIP	IP WLS BF H R ER SO BB IBB HBP BLK WP HR S P ERA WHIP	IP WLS BF H R ER SO BB IBB HBP BLK WP HR S P ERA WHIP	IP WLS BF H R ER SO BB IBB HBP BLK WP HR S P ERA WHIP	IP WLS BF H R ER SO BB IBB HBP BLK WP HR S P ERA WHIP	IP WLS BF H R ER SO BB IBB HBP BLK WP HR S P ERA WHIP	IP WLS BF H R ER SO BB IBB HBP BLK WP HR S P ERA WHIP	IP WLS BF H R ER SO BB IBB HBP BLK WP HR S P ERA WHIP	IP WLS BF H R ER SO BB IBB HBP BLK WP HR S P ERA WHIP	IP WLS BF H R ER SO BB IBB HBP BLK WP HR S P ERA WHIP	IP WLS BF H R ER SO BB IBB HBP BLK WP HR S P ERA WHIP	IP WLS BF H R ER SO BB IBB HBP BLK WP HR S P ERA WHIP

San Francisco Giants @ Arizona Diamondbacks
Bank One Ballpark, Phoenix, AZ
Tue Sep 15 1998, 10:05 PM EDT
Att. 41,619 - Dome - 72 F

AB 45
R 7
H 15
RBI 7
BB 3
SO 6
LOB 21



Batter	1	2	3	4	5	6	7	8	9	10	AB	R	H	RBI	BB	SO	LOB	TOP	
Marvin Bernard, L OBP: 0.384, SLG: 0.418	G4-3		G3		F8		F8		FC6-4		5	0	0	0	0	0	1		
Bill Mueller, S OBP: 0.389, SLG: 0.398	P8		WP G4-3 2B		FC4-6 1B		2B			3B 1B	5	2	4	0	0	0	0		
Barry Bonds, L OBP: 0.434, SLG: 0.591	P2		G4-3		FC4-6 FC6-4 1-2f		P8			2B 3B	5	1	1	2	0	0	2		
Jeff Kent, R OBP: 0.350, SLG: 0.540		P4		K2-3		FC6-4 1-2f		G5-3		2B 3B	5	0	1	1	0	1	1		
J.T. Snow, L OBP: 0.333, SLG: 0.416		G3 3B 1B		P9		HR		G3-1		F7	5	2	2	1	0	0	1		
Stan Javier, S OBP: 0.375, SLG: 0.352		G3						G6-3		G5-3	2	1	0	0	0	1	1		
LeJon Powell, R OBP: 0.500, SLG: 0.500											1	0	0	0	0	0	0		
John Johnstone, R OBP: 0.352, SLG: 0.419											0	0	0	0	0	0	0		
Charlie Hayes, R OBP: 0.352, SLG: 0.419											1	0	0	0	0	0	1		
Robb Nen, R OBP: 0.317, SLG: 0.410		2H 3B		G5-3		G4-3				P3	5	0	1	1	0	0	2		
Brian Johnson, R OBP: 0.294, SLG: 0.372										G6-3	3	0	1	1	1	1	0		
Orel Hershiser, R OBP: 0.200, SLG: 0.194											2	0	0	0	0	0	3		
Joe Carter, R OBP: 0.284, SLG: 0.423											1	0	0	0	0	0	0		
Rich Rodriguez, L OBP: 0.200, SLG: 0.200											0	0	0	0	0	0	0		
Armando Rios, L OBP: 0.667, SLG: 1.800										FC6-4 BB	0	0	0	0	1	0	0		
Inning Stats	R: 0 E: 0 K: 0 S: 8	H: 0 LOB: 0 BB: 0 P: 13	R: 1 E: 0 K: 0 S: 7	H: 2 LOB: 2 BB: 1 P: 15	R: 1 E: 0 K: 1 S: 10	H: 1 LOB: 1 BB: 0 P: 20	R: 0 E: 0 K: 0 S: 6	H: 1 LOB: 1 BB: 0 P: 13	R: 1 E: 0 K: 2 S: 9	H: 1 LOB: 0 BB: 0 P: 14	R: 0 E: 0 K: 0 S: 6	H: 1 LOB: 1 BB: 0 P: 11	R: 0 E: 0 K: 0 S: 10	H: 0 LOB: 0 BB: 0 P: 18	R: 2 E: 0 K: 0 S: 9	H: 3 LOB: 1 BB: 0 P: 11	1B: 4 2B: 3 3B: 2 HR: 1	SF: 0 SAC: 0 DP: 0 HBP: 0	WP: 1 PA: 43
PITCHER	IP	WLS	BF	H	R	ER	SO	BB	IBB	HBP	BLK	WP	HR	S	P	ERA	WHIP		
Bobby Chouinard, R ERA: 3.99	3.0		13	3	2	2	1	0	1	0	0	1	0	25	44	6.00	1.000		
Vladimir Nunez, R ERA: 6.23	2.0		9	2	1	1	0	1	0	0	1	0	0	16	33	4.50	1.500		
Ben Ford, R ERA: 8.64	1.0		4	1	1	1	2	0	0	0	0	0	1	9	14	9.00	1.000		
Alan Embree, L ERA: 4.44	1.0		4	1	0	0	0	0	0	0	0	0	0	6	11	0.00	1.000		
Aaron Small, R ERA: 5.21	2.0		7	0	0	0	0	1	0	0	0	0	0	21	32	0.00	0.500		

San Francisco Giants @ Arizona Diamondbacks
Bank One Ballpark, Phoenix, AZ
Wed Sep 16 1998, 10:05 PM EDT
Att. 40,547 - Dome - 72 F

AB 40
R 6
H 10
RBI 6
BB 3
SO 3
LOB 12



Batter	1	2	3	4	5	6	7	8	9	10	AB	R	H	RBI	BB	SO	LOB	BOTTOM			
Andy Fox, L OBP: 0.359, SLG: 0.409	K			F8		G4-3					5	0	0	0	0	2	2				
Gregg Olson, R OBP: 0.500, SLG: 2.000							G6-3				0	0	0	0	0	0	0				
Tony Batista, R OBP: 0.331, SLG: 0.564	G5-3			G1-3		1B 2B				P8	5	1	1	0	0	1	0				
Travis Lee, L OBP: 0.342, SLG: 0.422	G3-1					1B 1B BB				G4-3 1B	4	2	1	0	1	1	0				
Matt Williams, R OBP: 0.324, SLG: 0.438		G5-3				FC4-6 1B				G4-3	5	1	2	1	0	0	1				
David Dellucci, L OBP: 0.318, SLG: 0.401		G4-3				G1-5-3 1B				G5-3	5	1	2	1	0	0	1				
Jay Bell, R OBP: 0.355, SLG: 0.434		L6				G1-5-3 1B				1B	5	0	2	2	0	1	1				
Karim Garcia, L OBP: 0.260, SLG: 0.357				K		G1-5-3				BB 1B	3	0	1	0	1	2					
Damian Miller, R OBP: 0.339, SLG: 0.447				K		K				F8	4	0	0	0	0	2	5				
Bobby Chouinard, R ERA: 4.46											1	0	0	0	0	0	0				
Vladimir Nunez, R ERA: 3.82											0	0	0	0	0	0	0				
Ben Ford, R ERA: 3.18											0	0	0	0	0	0	0				
Alan Embree, L ERA: 3.18											0	0	0	0	0	0	0				
Aaron Small, R ERA: 1.49											0	0	0	0	0	0	0				
Inning Stats	R: 0 E: 0 K: 1 S: 7	H: 0 LOB: 0 BB: 0 P: 11	R: 0 E: 0 K: 0 S: 4	H: 0 LOB: 0 BB: 0 P: 6	R: 0 E: 0 K: 3 S: 10	H: 0 LOB: 0 BB: 0 P: 13	R: 0 E: 0 K: 1 S: 7	H: 0 LOB: 0 BB: 0 P: 14	R: 0 E: 0 K: 1 S: 9	H: 0 LOB: 0 BB: 0 P: 9	R: 4 E: 1 K: 0 S: 20	H: 4 LOB: 2 BB: 2 P: 33	R: 0 E: 0 K: 0 S: 7	H: 0 LOB: 0 BB: 0 P: 8	R: 0 E: 0 K: 1 S: 11	H: 1 LOB: 2 BB: 0 P: 19	R: 1 E: 0 K: 1 S: 12	H: 2 LOB: 1 BB: 0 P: 17	1B: 8 2B: 1 3B: 0 HR: 0	SF: 0 SAC: 0 DP: 0 HBP: 0	WP: 0 PA: 42
PITCHER	IP	WLS	BF	H	R	ER	SO	BB	IBB	HBP	BLK	WP	HR	S	P	ERA	WHIP				
Orel Hershiser, R ERA: 4.46	6.0		26	6	4	3	6	1	1	0	0	0	0	57	86	4.50	1.167				
Rich Rodriguez, L ERA: 3.82	1.1		4	0	0	0	1	0	0	0	0	0	0	11	18	0.00	0.000				
John Johnstone, R ERA: 3.18	1.2	W	7	1	0	0	1	1	0	0	0	0	0	16	24	0.00	1.200				
Robb Nen, R ERA: 1.49	1.0	S	5	2	1	1	1	0	0	0	0	0	0	12	17	9.00	2.000				

San Francisco Giants @ Arizona Diamondbacks
Bank One Ballpark, Phoenix, AZ
Wed Sep 16 1998, 10:05 PM EDT
Att. 40,547 - Dome - 72 F

AB 39
R 5
H 9
RBI 4
BB 3
SO 9
LOB 12



Batter	1	2	3	4	5	6	7	8	9	AB	R	H	RBI	BB	SO	LOB	TOP				
Ozzie Guillen, L OBP: 0.320, SLG: 0.327 (1, 6)										4	0	1	1	0	1	0					
Gerald Williams, R OBP: 0.339, SLG: 0.470 (1, 9)										4	0	1	0	0	1	1					
10 Chipper Jones, S OBP: 0.402, SLG: 0.554 (1, 5)										4	0	0	0	0	2	2					
Andres Galarraga, R OBP: 0.392, SLG: 0.588 (1, 3)										3	0	0	0	0	0	1					
Andruw Jones, R OBP: 0.323, SLG: 0.520 (1, 8)										3	0	1	0	0	1	0					
Eddie Pérez, R OBP: 0.396, SLG: 0.518 (1, 2)										3	0	0	0	0	0	1					
Ryan Klesko, L OBP: 0.359, SLG: 0.483 (1, 7)										3	0	0	0	0	0	0					
Tony Graffanino, R OBP: 0.275, SLG: 0.320 (1, 4)										3	1	1	0	0	1	0					
Denny Neagle, L OBP: 0.224, SLG: 0.190 (1, 1)										1	0	0	0	0	1	0					
Dennis Martinez, R OBP: 0.157, SLG: 0.182 (7, 1)										0	0	0	0	0	0	0					
Greg Colbrunn, R OBP: 0.394, SLG: 0.453 (8, PH)										1	0	0	0	0	0	0					
John Rocker, R (8, 1)										0	0	0	0	0	0	0					
Kerry Ligtenberg, R (9, 1)										0	0	0	0	0	0	0					
Inning Stats	R: 0 E: 0 K: 1 S: 6	H: 1 LOB: 1 BB: 0 P: 7	R: 0 E: 0 K: 0 S: 8	H: 0 LOB: 0 BB: 0 P: 12	R: 1 E: 0 K: 1 S: 8	H: 2 LOB: 1 BB: 0 P: 10	R: 0 E: 0 K: 0 S: 8	H: 1 LOB: 0 BB: 0 P: 10	R: 0 E: 0 K: 2 S: 8	H: 0 LOB: 0 BB: 0 P: 13	R: 0 E: 0 K: 1 S: 9	H: 0 LOB: 0 BB: 0 P: 11	R: 0 E: 0 K: 1 S: 7	H: 0 LOB: 0 BB: 0 P: 12	R: 0 E: 0 K: 0 S: 5	H: 0 LOB: 0 BB: 0 P: 7	R: 0 E: 0 K: 1 S: 8	H: 0 LOB: 0 BB: 0 P: 13	1B: 4 2B: 0 3B: 0 HR: 0	SF: 0 SAC: 1 DP: 0 HBP: 0	WP: 0 PA: 31 CS: 1
PITCHER	IP	WLS	BF	H	R	ER	SO	BB	IBB	HBP	BLK	WP	HR	S	P	ERA	WHIP				
Omar Daal, L ERA: 2.7 (1, 1)	8.0	L	27	4	1	1	6	0	0	0	0	0	0	59	82	1.12	0.500				
Willie Banks, R ERA: 4.75 (9, 1)	1.0		3	0	0	0	1	0	0	0	0	0	0	8	13	0.00	0.000				

Atlanta Braves @ Arizona Diamondbacks
Bank One Ballpark, Phoenix, AZ
Thu Sep 17 1998, 10:05 PM EDT
Att: 43,251 - Dome - 72 F

AB 29
R 1
H 4
RBI 1
BB 0
SO 7
LOB 5

Batter	1	2	3	4	5	6	7	8	9	AB	R	H	RBI	BB	SO	LOB	BOTTOM				
Andy Fox, L OBP: 0.358, SLG: 0.407 (1, 9)										4	0	1	0	0	0	0					
Tony Batista, R OBP: 0.326, SLG: 0.556 (1, 6)										4	0	0	0	0	0	1					
Devon White, S OBP: 0.338, SLG: 0.464 (1, 8)										3	0	1	0	1	1	0					
Matt Williams, R OBP: 0.322, SLG: 0.435 (1, 5)										4	0	0	0	0	0	3					
Travis Lee, L OBP: 0.343, SLG: 0.421 (1, 3)											3	0	1	0	1	0	0				
Jay Bell, R OBP: 0.355, SLG: 0.434 (1, 4)										4	0	1	0	0	2	3					
Yamil Benitez, R OBP: 0.270, SLG: 0.372 (1, 7)										3	0	0	0	0	1	2					
Kelly Stinnett, R OBP: 0.348, SLG: 0.415 (1, 2)										2	0	0	0	1	0	0					
Omar Daal, L ERA: 3.58 (1, 1)										2	0	0	0	0	2	2					
Andy Stankiewicz, R OBP: 0.255, SLG: 0.245 (8, PH)										1	0	0	0	0	0	0					
Willie Banks, R (9, 1)										0	0	0	0	0	0	0					
Inning Stats	R: 0 E: 0 K: 0 S: 10	H: 2 LOB: 1 BB: 0 P: 13	R: 0 E: 0 K: 2 S: 15	H: 1 LOB: 2 BB: 1 P: 28	R: 0 E: 0 K: 0 S: 7	H: 0 LOB: 1 BB: 1 P: 16	R: 0 E: 0 K: 0 S: 5	H: 1 LOB: 0 BB: 0 P: 9	R: 0 E: 0 K: 1 S: 8	H: 0 LOB: 0 BB: 0 P: 10	R: 0 E: 0 K: 0 S: 4	H: 0 LOB: 0 BB: 0 P: 7	R: 0 E: 0 K: 1 S: 8	H: 0 LOB: 0 BB: 0 P: 14	R: 0 E: 0 K: 0 S: 7	H: 0 LOB: 2 BB: 0 P: 9	R: 0 E: 0 K: 2 S: 14	H: 0 LOB: 1 BB: 1 P: 19	1B: 3 2B: 2 3B: 0 HR: 0	SF: 0 SAC: 0 DP: 2 HBP: 0	WP: 1 PA: 33 CS: 0
PITCHER	IP	WLS	BF	H	R	ER	SO	BB	IBB	HBP	BLK	WP	HR	S	P	ERA	WHIP				
Denny Neagle, L ERA: 3.58 (1, 1)	6.0	W	22	4	0	0	3	2	0	0	0	0	0	49	83	0.00	1.000				
Dennis Martinez, R ERA: 4.5 (7, 1)	1.0		3	0	0	0	1	0	0	0	0	0	0	8	14	0.00	0.000				
John Rocker, L ERA: 2.23 (8, 1)	1.0		3	0	0	0	0	0	0	0	0	0	0	7	9	0.00	0.000				
Kerry Ligtenberg, R ERA: 2.69 (9, 1)	1.0	S	5	0	0	0	2	1	0	0	0	0	0	14	19	0.00	1.000				

Atlanta Braves @ Arizona Diamondbacks
Bank One Ballpark, Phoenix, AZ
Thu Sep 17 1998, 10:05 PM EDT
Att: 43,251 - Dome - 72 F

AB 30
R 0
H 4
RBI 0
BB 3
SO 6
LOB 11

Batter	1	2	3	4	5	6	7	8	9	AB	R	H	RBI	BB	SO	LOB	TOP					
Ozzie Guillen, L (1, 6) OBP: 0.319, SLG: 0.326	G6-3			G4-6-3 1B		L8		L7		4	0	1	0	0	0	2						
Curtis Pride, L (1, 7) OBP: 0.325, SLG: 0.413	G6-3			F8		K			L5-3 BB	3	0	0	0	0	1	2						
Gerald Williams, R (9, PH) OBP: 0.342, SLG: 0.470										0	0	0	0	0	1	0						
10 Chipper Jones, S (1, 5) OBP: 0.399, SLG: 0.550	P8			G4-6-3 1-2			K		L5-3	4	0	0	0	0	1	2						
Ryan Klesko, L (1, 3) OBP: 0.362, SLG: 0.483		G1-4-3 BB			P5				2B 1B	2	0	1	0	2	0	0						
Andruw Jones, R (1, 8) OBP: 0.324, SLG: 0.522	G1-4-3 1-2				0-0 1B				1-1 2B	4	0	2	0	0	1	2						
Michael Tucker, L (1, 9) OBP: 0.328, SLG: 0.420	G6-3				F7				G5-3	3	0	0	0	0	0	2						
Andres Galarraga, R (9, PH) OBP: 0.391, SLG: 0.586										1	0	0	0	0	0	2						
Eddie Pérez, R (1, 2) OBP: 0.389, SLG: 0.507			F3		G5-3			P4		3	0	0	0	0	0	1	AB 29					
Tony Graffanino, R (1, 4) OBP: 0.276, SLG: 0.318			G6-3			FC3-6 BB		F8		2	0	0	0	1	0	0	R 0					
Greg Maddux, R (1, 1) OBP: 0.260, SLG: 0.247										2	0	0	0	0	1	1	H 5					
Odalis Perez, L (7, 1)										0	0	0	0	0	0	0	RBI 0					
Greg Colbrunn, R (8, PH) OBP: 0.368, SLG: 0.463										1	0	1	0	0	0	0	BB 4					
Norm Charlton, S (8, 1)										0	0	0	0	0	0	0	SO 4					
										0	0	0	0	0	0	0	LOB 14					
Inning Stats	R: 0 E: 0 K: 0 S: 7	H: 0 LOB: 0 BB: 0 P: 12	R: 0 E: 0 K: 0 S: 7	H: 0 LOB: 0 BB: 1 P: 14	R: 0 E: 0 K: 1 S: 9	H: 0 LOB: 0 BB: 0 P: 15	R: 0 E: 0 K: 0 S: 9	H: 1 LOB: 0 BB: 0 P: 13	R: 0 E: 0 K: 0 S: 6	H: 1 LOB: 1 BB: 0 P: 9	R: 0 E: 0 K: 1 S: 7	H: 0 LOB: 1 BB: 1 P: 14	R: 0 E: 0 K: 2 S: 12	H: 0 LOB: 1 BB: 1 P: 22	R: 0 E: 0 K: 0 S: 6	H: 1 LOB: 1 BB: 0 P: 8	R: 0 E: 0 K: 0 S: 11	H: 2 LOB: 2 BB: 1 P: 21	1B: 3 2B: 3 3B: 0 HR: 0	SF: 0 SAC: 0 DP: 3 HBP: 0	WP: 0 PB: 0 CS: 0	PA: 33
PITCHER	IP WLS BF H R ER SO BB IBB HBP BLK WP HR S P ERA WHIP																					
Andy Benes, R (1, 1) ERA: 4.09	8.0 W 28 3 0 0 4 3 0 0 0 0 0 0 63 107 0.00 0.750																					
Alan Embree, L (9, 1) ERA: 4.39	0.2 4 2 0 0 0 1 0 0 0 0 0 0 9 18 0.00 4.500																					
Gregg Olson, R (9, 1) ERA: 3.02	0.1 1 0 0 0 0 0 0 0 0 0 0 0 2 3 0.00 0.000																					

Atlanta Braves @ Arizona Diamondbacks
Bank One Ballpark, Phoenix, AZ
Fri Sep 18 1998, 10:05 PM EDT
Att: 46,434 - Dome - 72 F

AB 29
R 0
H 5
RBI 0
BB 4
SO 4
LOB 14



Batter	1	2	3	4	5	6	7	8	9	AB	R	H	RBI	BB	SO	LOB	BOTTOM			
Andy Fox, L (1, 9) OBP: 0.359, SLG: 0.409	G4-3		S 1B		K2-3		FC3 1B 2B	K2-3		5	2	2	0	0	2	1				
Jay Bell, R (1, 4) OBP: 0.354, SLG: 0.433	K		1-H 1B		K		G4-3			4	0	1	1	0	2	3				
Devon White, S (1, 8) OBP: 0.339, SLG: 0.463	S 1B		0-3 K			G1-3	E 1B IBB			3	1	1	0	1	1	1				
Matt Williams, R (1, 5) OBP: 0.321, SLG: 0.432	1-2 BB		1-3 K			P4	FC3 G6-3 1B			3	0	0	1	1	1	3				
Travis Lee, L (1, 3) OBP: 0.344, SLG: 0.422	K				P5		1B 1B	G6-3 1B		4	1	2	2	0	1	2				
Tony Batista, R (1, 6) OBP: 0.325, SLG: 0.551		P8			P6		1B 1B	G6-3		4	0	1	0	0	0	2				
David Dellucci, L (1, 7) OBP: 0.317, SLG: 0.400			K		K		1-2 2-H 1B	K		4	0	1	1	0	3	2				
Damian Miller, R (1, 2) OBP: 0.337, SLG: 0.449		G1-3					1-2 2-H 1B	K2-3		4	0	1	0	0	1	2				
Andy Benes, R (1, 1) OBP: 0.257, SLG: 0.270							2B FC3 1B	K		2	1	1	0	1	1	1				
Yamiji Benitez, R (8, PH) OBP: 0.269, SLG: 0.371										1	0	0	0	0	1	0				
Alan Embree, L (9, 1) ERA: 5.63										0	0	0	0	0	0	0				
Gregg Olson, R (9, 1) OBP: 0.500, SLG: 2.000										0	0	0	0	0	0	0				
Inning Stats	R: 0 E: 0 K: 2 S: 13	H: 1 LOB: 2 BB: 1 P: 21	R: 0 E: 0 K: 1 S: 8	H: 0 LOB: 0 BB: 0 P: 12	R: 1 E: 1 K: 2 S: 11	H: 2 LOB: 1 BB: 1 P: 19	R: 0 E: 0 K: 1 S: 6	H: 0 LOB: 0 BB: 0 P: 8	R: 0 E: 0 K: 3 S: 10	H: 1 LOB: 1 BB: 0 P: 11	R: 1 E: 0 K: 0 S: 15	H: 3 LOB: 2 BB: 0 P: 20	R: 3 E: 1 K: 1 S: 14	H: 3 LOB: 2 BB: 1 P: 25	R: 0 E: 0 K: 3 S: 9	H: 0 LOB: 0 BB: 0 P: 11	1B: 8 2B: 2 3B: 0 HR: 0	SF: 0 SAC: 0 DP: 0 HBP: 0	WP: 0 PB: 0 CS: 0	PA: 37
PITCHER	IP WLS BF H R ER SO BB IBB HBP BLK WP HR S P ERA WHIP																			
Greg Maddux, R (1, 1) ERA: 2.24	6.1 L 32 10 5 4 9 2 0 0 0 0 0 0 72 110 5.68 1.895																			
Odalis Perez, L (7, 1) ERA: 5.63	0.2 2 0 0 0 1 0 0 0 0 0 0 0 5 6 0.00 0.000																			
Norm Charlton, L (8, 1) ERA: 5.84	1.0 3 0 0 0 3 0 0 0 0 0 0 0 9 11 0.00 0.000																			

Atlanta Braves @ Arizona Diamondbacks
Bank One Ballpark, Phoenix, AZ
Fri Sep 18 1998, 10:05 PM EDT
Att: 46,434 - Dome - 72 F

AB 34
R 5
H 10
RBI 5
BB 3
SO 13
LOB 17



Batter	1	2	3	4	5	6	7	8	9	AB	R	H	RBI	BB	SO	LOB	TOP					
Ozzie Guillen, L (1,6) OBP: 0.320, SLG: 0.323 Mark DeRosa, R (9,PH) OBP: 0.500, SLG: 0.500 (9,6)	G5-3		G4-6-3			F9 WP SF8 BB	1B		1B	3	1	1	1	1	0	1						
Marty Malloy, L (1,4) OBP: 0.292, SLG: 0.409 Tony Graffanino, R (7,PH) OBP: 0.274, SLG: 0.314 (7,4)	L8			2B		F9	K		1B	3	1	1	0	0	0	1						
10 Chipper Jones, S (1,5) OBP: 0.399, SLG: 0.547 Wes Helms, R (8,5)	F7			P8					1B	3	0	0	0	1	1	1						
Andres Galarraga, R (1,3) OBP: 0.395, SLG: 0.596				G3-1		SF8		G5-3	G5-3	4	0	2	1	0	0	2						
Ryan Klesko, L (1,7) OBP: 0.361, SLG: 0.480 Danny Bautista, R (8,7)	P5			G3-1		P7		1B		3	1	0	1	1	0	3						
Javy Lopez, R (1,2) OBP: 0.325, SLG: 0.532	K			G6-3				1B		3	2	1	1	1	1	2						
Andruw Jones, R (1,8) OBP: 0.323, SLG: 0.519	G5-3							1B		5	1	1	1	0	2	3						
Michael Tucker, L (1,9) OBP: 0.328, SLG: 0.420			G3							3	1	1	1	1	0	0						
Bruce Chen, L (1,1) OBP: 0.200, SLG: 0.200 Greg Colbrunn, R (8,PH) OBP: 0.371, SLG: 0.466 Rudy Seanez, R (8,1) Norm Charlton, S (9,1)			G4-6-3							2	0	1	1	0	0	0						
Inning Stats	R: 0 E: 0 K: 0 S: 9	H: 0 LOB: 0 BB: 0 P: 14	R: 0 E: 0 K: 1 S: 7	H: 1 LOB: 1 BB: 0 P: 13	R: 0 E: 0 K: 0 S: 6	H: 1 LOB: 0 BB: 0 P: 8	R: 1 E: 0 K: 0 S: 8	H: 2 LOB: 1 BB: 0 P: 14	R: 0 E: 0 K: 0 S: 6	H: 0 LOB: 0 BB: 0 P: 9	R: 1 E: 0 K: 0 S: 9	H: 0 LOB: 1 BB: 2 P: 22	R: 2 E: 0 K: 2 S: 9	H: 1 LOB: 1 BB: 2 P: 20	R: 3 E: 0 K: 1 S: 18	H: 4 LOB: 2 BB: 1 P: 29	R: 3 E: 0 K: 1 S: 16	H: 4 LOB: 1 BB: 0 P: 22	1B: 11 2B: 1 3B: 1 HR: 0	SF: 2 SAC: 1 DP: 1 HBP: 0	WP: 1 PB: 0 SB: 1 CS: 0	PA: 43
PITCHER	IP	WLS	BF	H	R	ER	SO	BB	IBB	HBP	BLK	WP	HR	S	P	ERA	WHIP					
Amaury Telemaco, R (1,1) ERA: 3.99	6.2	L	28	5	4	4	2	3	1	0	0	1	0	51	96	5.40	1.200					
Neil Weber, L (7,1) ERA: 9.0	1.0		5	1	2	2	2	1	0	0	0	0	0	17	25	18.00	2.000					
Clint Sodowsky, R (8,1) ERA: 5.75	0.1		3	1	1	0	0	0	0	0	0	0	0	4	8	27.00	9.000					
Vladimir Nunez, R (9,1) ERA: 10.13	1.0		7	4	3	3	1	0	0	0	0	0	0	16	22	27.00	4.000					

Atlanta Braves @ Arizona Diamondbacks
Bank One Ballpark, Phoenix, AZ
Sun Sep 20 1998, 6:33 AM EDT
Att: 44,876 - Cloudy - 75 F

AB	35
R	10
H	13
RBI	10
BB	5
SO	5
LOB	14



Batter	1	2	3	4	5	6	7	8	9	AB	R	H	RBI	BB	SO	LOB	BOTTOM					
Andy Fox, L (1,9) OBP: 0.359, SLG: 0.408			F7			1B				3	0	1	0	1	0	1						
Tony Batista, R (1,6) OBP: 0.323, SLG: 0.542	F7		P8							4	0	1	0	0	1	2						
Devon White, S (1,8) OBP: 0.336, SLG: 0.457				G6-3		P4				3	0	0	0	1	1	2						
Matt Williams, R (1,5) OBP: 0.323, SLG: 0.433				P6		P6				4	0	2	0	0	0	2						
Travis Lee, L (1,3) OBP: 0.342, SLG: 0.417				P8						4	0	0	0	0	1	3						
Jay Bell, R (1,4) OBP: 0.353, SLG: 0.429			G4-3			F7				3	0	0	0	1	0	0						
Damian Miller, R (1,2) OBP: 0.329, SLG: 0.438			G6-3							4	0	0	0	0	1	2						
Yamil Benitez, R (1,7) OBP: 0.265, SLG: 0.365			P4							3	0	0	0	0	1	0						
Amaury Telemaco, R (1,1) OBP: 0.086, SLG: 0.121 Neil Weber, L (7,1) ERA: 3.31 Clint Sodowsky, L (8,1) OBP: 0.300, SLG: 0.400 Brent Brede, L (8,PH) OBP: 0.313, SLG: 0.329 Vladimir Nunez, R (9,1)										2	0	0	0	0	2	0						
Inning Stats	R: 0 E: 0 K: 1 S: 17	H: 1 LOB: 2 BB: 2 P: 30	R: 0 E: 0 K: 0 S: 10	H: 0 LOB: 0 BB: 0 P: 17	R: 0 E: 0 K: 1 S: 7	H: 0 LOB: 0 BB: 0 P: 9	R: 0 E: 0 K: 0 S: 8	H: 0 LOB: 0 BB: 0 P: 8	R: 0 E: 0 K: 2 S: 7	H: 0 LOB: 0 BB: 0 P: 11	R: 0 E: 0 K: 1 S: 14	H: 2 LOB: 2 BB: 0 P: 21	R: 0 E: 0 K: 0 S: 6	H: 0 LOB: 0 BB: 0 P: 13	R: 0 E: 0 K: 1 S: 9	H: 0 LOB: 1 BB: 1 P: 17	R: 0 E: 0 K: 1 S: 11	H: 1 LOB: 2 BB: 1 P: 16	1B: 3 2B: 1 3B: 0 HR: 0	SF: 0 SAC: 0 DP: 0 HBP: 0	WP: 0 PB: 0 SB: 0 CS: 1	PA: 34
PITCHER	IP	WLS	BF	H	R	ER	SO	BB	IBB	HBP	BLK	WP	HR	S	P	ERA	WHIP					
Bruce Chen, L (1,1) ERA: 3.31	7.0	W	25	3	0	0	5	2	0	0	0	0	0	69	109	0.00	0.714					
Rudy Seanez, R (8,1) ERA: 2.73	1.0		4	0	0	0	1	1	0	0	0	0	0	9	17	0.00	1.000					
Norm Charlton, L (9,1) ERA: 5.72	1.0		5	1	0	0	1	1	0	0	0	0	0	11	16	0.00	2.000					

Atlanta Braves @ Arizona Diamondbacks
Bank One Ballpark, Phoenix, AZ
Sun Sep 20 1998, 6:33 AM EDT
Att: 44,876 - Cloudy - 75 F

AB	30
R	0
H	4
RBI	0
BB	4
SO	7
LOB	12



Batter	1	2	3	4	5	6	7	8	9	AB	R	H	RBI	BB	SO	LOB	TOP																					
Quilvio Veras, S OBP: 0.376, SLG: 0.359 (1, 4)	P3	F9			P4			P3	K	5	0	0	0	0	1	7																						
Tony Gwynn, L OBP: 0.384, SLG: 0.497 Steve Finley, L OBP: 0.300, SLG: 0.401 (1, 9) (5, 8)	F8		L9		L7					3	0	0	0	0	0	1																						
Greg Vaughn, R OBP: 0.363, SLG: 0.595 (1, 7)	F8					F8		G6-3		4	0	1	0	0	0	1																						
Ken Caminiti, S OBP: 0.352, SLG: 0.508 Andy Sheets, R OBP: 0.313, SLG: 0.383 (9, PR) (9, 5)		F8	F8		G6-3				1B 2B	4	0	1	0	0	0	1																						
Jim Leyritz, R OBP: 0.389, SLG: 0.474 Mark Sweeney, L OBP: 0.326, SLG: 0.340 (9, PH) (9, 3)			CS		F8					3	1	1	1	0	1	0																						
Ruben Rivera, R OBP: 0.328, SLG: 0.382 (5, 9)		G1-3			P3					3	0	0	0	0	1	0																						
John Vander Wal, L OBP: 0.394, SLG: 0.516 (9, PH) (9, 9)							K			1	0	0	0	0	1	2																						
Carlos Hernandez, R OBP: 0.300, SLG: 0.371 Ben Davis, S (7, 2)					F8		P2		E6	3	1	1	0	0	0	0																						
Chris Gomez, R OBP: 0.345, SLG: 0.375 (1, 6)										1	0	0	0	0	0	2																						
Kevin Brown, R OBP: 0.345, SLG: 0.375 Brian Boehringer, S OBP: 0.345, SLG: 0.375 George Arias, R OBP: 0.345, SLG: 0.375 James Moulton, R OBP: 0.345, SLG: 0.375 Donne Wall, R OBP: 0.345, SLG: 0.375 Greg Myers, L OBP: 0.345, SLG: 0.375 Randy Myers, L OBP: 0.345, SLG: 0.375 (1, 1) (5, 1) (5, PH) (5, PH) (5, PH) (5, PH) (5, PH) (9, 1)					F6					3	0	0	0	1	1	2																						
Inning Stats	R: 0 E: 0 K: 0 S: 5	H: 0 LOB: 0 BB: 0 P: 7	R: 2 E: 0 K: 0 S: 10	H: 3 LOB: 2 BB: 1 P: 16	R: 0 E: 0 K: 0 S: 3	H: 1 LOB: 0 BB: 0 P: 3	R: 0 E: 0 K: 0 S: 6	H: 0 LOB: 0 BB: 0 P: 9	R: 0 E: 0 K: 1 S: 7	H: 1 LOB: 1 BB: 0 P: 8	R: 0 E: 0 K: 2 S: 12	H: 0 LOB: 0 BB: 0 P: 16	R: 0 E: 0 K: 0 S: 7	H: 2 LOB: 1 BB: 0 P: 12	R: 1 E: 1 K: 2 S: 14	H: 2 LOB: 3 BB: 1 P: 24	1B: 7 2B: 1 3B: 0 HR: 1	SF: 0 SAC: 0 DP: 0 HBP: 0	WP: 0 PB: 0 SB: 0 CS: 1	PA: 38																		
PITCHER	IP	WLS	BF	H	R	ER	SO	BB	IBB	HBP	BLK	WP	HR	S	P	ERA	WHIP	PITCHER				IP	WLS	BF	H	R	ER	SO	BB	IBB	HBP	BLK	WP	HR	S	P	ERA	WHIP
Brian Anderson, L ERA: 4.33 Gregg Olson, R ERA: 3.06 (1, 1) (9, 1)	8.0		30	7	2	2	3	1	0	0	0	0	1	56	81	2.25	1.000					1.0	W	7	2	1	1	2	1	0	0	0	0	0	14	24	9.00	3.000

San Diego Padres @ Arizona Diamondbacks
Bank One Ballpark, Phoenix, AZ
Fri Sep 25 1998, 10:05 PM EDT
Att: 47,288 - Unknown - 85 F

AB 35
R 3
H 9
RBI 3
BB 2
SO 5
LOB 16



Batter	1	2	3	4	5	6	7	8	9	AB	R	H	RBI	BB	SO	LOB	BOTTOM																					
Andy Fox, L OBP: 0.358, SLG: 0.402 Gregg Olson, R OBP: 0.500, SLG: 2.000 Yamil Benitez, R OBP: 0.267, SLG: 0.381 (1, 7) (9, 1) (9, PH)	L6		G4-3 1B HBP		K		K			3	0	0	0	0	2	1																						
Jay Bell, R OBP: 0.353, SLG: 0.428 (1, 4)	G5-3									4	0	3	0	0	0	0																						
Devon White, S OBP: 0.335, SLG: 0.460 (1, 8)	F7		G4-3		G3					4	0	0	0	0	0	5																						
Matt Williams, R OBP: 0.326, SLG: 0.434 (1, 5)			G6-3			F7				4	1	1	0	0	1	3																						
Travis Lee, L OBP: 0.347, SLG: 0.427 (1, 3)					G3					3	1	1	1	1	0	0																						
Tony Batista, R OBP: 0.319, SLG: 0.528 (1, 6)	F8				G6-3					4	0	0	0	0	1	3																						
Karim Garcia, L OBP: 0.282, SLG: 0.385 (1, 9)										4	1	0	1	0	1	0																						
Kelly Stinnett, R OBP: 0.355, SLG: 0.443 (1, 2)										3	1	2	1	0	0	1																						
Brian Anderson, R OBP: 0.145, SLG: 0.106 David Dellucci, L OBP: 0.318, SLG: 0.400 (1, 1) (9, 7)					F7					3	0	0	0	0	1	1																						
Inning Stats	R: 0 E: 0 K: 0 S: 7	H: 0 LOB: 0 BB: 0 P: 12	R: 2 E: 0 K: 0 S: 11	H: 2 LOB: 0 BB: 0 P: 17	R: 0 E: 0 K: 0 S: 6	H: 1 LOB: 2 BB: 0 P: 11	R: 0 E: 0 K: 0 S: 6	H: 0 LOB: 0 BB: 0 P: 8	R: 0 E: 0 K: 2 S: 13	H: 2 LOB: 2 BB: 0 P: 17	R: 0 E: 0 K: 1 S: 10	H: 0 LOB: 0 BB: 0 P: 13	R: 1 E: 0 K: 1 S: 11	H: 1 LOB: 0 BB: 0 P: 13	R: 0 E: 0 K: 1 S: 13	H: 1 LOB: 2 BB: 1 P: 26	R: 3 E: 0 K: 1 S: 6	H: 1 LOB: 0 BB: 1 P: 13	1B: 4 2B: 2 3B: 0 HR: 2	SF: 0 SAC: 1 DP: 1 HBP: 1	WP: 1 PB: 0 SB: 0 CS: 0	PA: 37																
PITCHER	IP	WLS	BF	H	R	ER	SO	BB	IBB	HBP	BLK	WP	HR	S	P	ERA	WHIP	PITCHER				IP	WLS	BF	H	R	ER	SO	BB	IBB	HBP	BLK	WP	HR	S	P	ERA	WHIP
Kevin Brown, R ERA: 2.38 Brian Boehringer, R ERA: 4.28 Donne Wall, R ERA: 2.43 Randy Myers, L ERA: 4.92 (1, 1) (6, 1) (8, 1) (9, 1)	5.0		21	5	2	2	2	0	0	1	0	0	0	43	65	3.60	1.000					2.0		7	1	1	1	2	0	0	0	0	1	21	26	4.50	0.500	


San Diego Padres @ Arizona Diamondbacks
Bank One Ballpark, Phoenix, AZ
Fri Sep 25 1998, 10:05 PM EDT
Att: 47,288 - Unknown - 85 F

AB 33
R 6
H 8
RBI 6
BB 2
SO 6
LOB 14



Batter	1	2	3	4	5	6	7	8	9	AB	R	H	RBI	BB	SO	LOB	TOP					
Quilvio Veras, S (1,4) <small>OBP: 0.374, SLG: 0.357</small> Ed Giovannola, L (6,4) <small>OBP: 0.335, SLG: 0.317</small> Ruben Rivera, R (8,PH) <small>OBP: 0.327, SLG: 0.380</small> (8,9)	K			L4		K		K		3	0	0	0	0	2	1	San Diego Padres @ Arizona Diamondbacks Bank One Ballpark, Phoenix, AZ Sat Sep 26 1998, 6:33 AM EDT Att: 48,196 - Sunny - 88 F					
Steve Finley, L (1,8) <small>OBP: 0.300, SLG: 0.400</small>	G3		P4		G5-3 1B		P4			4	1	1	0	0	0	1						
Tony Gwynn, L (1,9) <small>OBP: 1.000, SLG: 0.501</small> Archi Cianfrocco, R (8,4) <small>OBP: 0.192, SLG: 0.208</small>	HR			G4-3		G5-3		P5		4	1	1	1	0	0	1						
Greg Vaughn, R (1,7) <small>OBP: 0.362, SLG: 0.593</small>	F7			K		K				4	0	1	1	0	1	0						
Wally Joyner, L (1,3) <small>OBP: 0.371, SLG: 0.456</small> James Mouton, R (9,PR) <small>OBP: 0.288, SLG: 0.254</small>	F7			K		F7		L9-3 1B		4	0	1	0	0	1	1						
Jim Levritz, R (1,2) <small>OBP: 0.385, SLG: 0.469</small> 24 Mark Langston, R (7,1) <small>OBP: 0.154, SLG: 0.125</small> Dan Miceli, R (8,1) <small>OBP: 1.000, SLG: 1.000</small> Mark Sweeney, L (9,PH) <small>OBP: 0.324, SLG: 0.339</small>	F7			G5-3				L9-3		3	0	0	0	0	1	0						
George Arias, R (1,5) <small>OBP: 0.316, SLG: 0.394</small>	F8			F8				BB		2	0	0	0	1	0	0						
Andy Sheets, R (1,6) <small>OBP: 0.318, SLG: 0.393</small>				G6-3 1B		F9				3	0	2	0	0	0	1						
Sterling Hitchcock, L (1,1) <small>OBP: 0.157, SLG: 0.140</small> Scott Sanders, R (6,1) Greg Myers, L (7,PH) <small>OBP: 0.312, SLG: 0.379</small> (7,2)	G6-3			G3		F8				2	0	0	0	0	0	2						
Inning Stats	R: 1 E: 0 K: 1 S: 7	H: 1 LOB: 0 BB: 0 P: 12	R: 0 E: 0 K: 0 S: 4	H: 0 LOB: 0 BB: 0 P: 9	R: 0 E: 0 K: 0 S: 10	H: 1 LOB: 1 BB: 0 P: 16	R: 0 E: 0 K: 2 S: 8	H: 0 LOB: 0 BB: 0 P: 10	R: 0 E: 0 K: 0 S: 7	H: 1 LOB: 1 BB: 0 P: 11	R: 1 E: 0 K: 1 S: 12	H: 2 LOB: 1 BB: 0 P: 19	R: 0 E: 0 K: 1 S: 10	H: 0 LOB: 1 BB: 1 P: 18	R: 0 E: 0 K: 1 S: 9	H: 0 LOB: 0 BB: 0 P: 15		R: 0 E: 0 K: 0 S: 10	H: 1 LOB: 1 BB: 0 P: 14	1B: 4 2B: 2 3B: 0 HR: 1	SF: 0 SAC: 0 DP: 1 HBP: 0	WP: 0 PB: 0 SB: 0 CS: 0
PITCHER	IP WLS BF H R ER SO BB IBB HBP BLK WP HR S P ERA WHIP																					
Amayeur Telemaco, R (1,1) <small>ERA: 3.93</small> Alan Embree, L (7,1) <small>ERA: 4.19</small> Gregg Olson, R (9,1) <small>ERA: 3.01</small>	6.2 W 26 5 2 2 5 1 0 0 0 0 0 1 57 93 2.70 0.900																					

Batter	1	2	3	4	5	6	7	8	9	AB	R	H	RBI	BB	SO	LOB	BOTTOM					
Andy Fox, L (1,9) <small>OBP: 0.397, SLG: 0.400</small> Gregg Olson, R (9,1) <small>OBP: 0.500, SLG: 2.000</small>	F8		K		FC6-4 HBP		G1-4-3			3	0	0	0	0	1	1	San Diego Padres @ Arizona Diamondbacks Bank One Ballpark, Phoenix, AZ Sat Sep 26 1998, 6:33 AM EDT Att: 48,196 - Sunny - 88 F					
Tony Batista, R (1,6) <small>OBP: 0.318, SLG: 0.524</small>	F8			F7	P4			FC6-4 1B		4	0	1	0	0	0	2						
Devon White, S (1,8) <small>OBP: 0.334, SLG: 0.457</small>	G6-3			F8 1B WP BB	FC6-4 1-2		FC6-4 1-2			3	1	0	0	1	0	3						
Matt Williams, R (1,5) <small>OBP: 0.327, SLG: 0.441</small>	G6-3			WP 1B			HR			4	1	2	1	0	0	0						
Travis Lee, L (1,3) <small>OBP: 0.345, SLG: 0.424</small>	G6-3			F8			G4-3			4	0	0	0	0	0	2						
Jay Bell, R (1,4) <small>OBP: 0.354, SLG: 0.428</small>	P6			F8						3	0	1	0	1	0	1						
Yanil Benitez, R (1,7) <small>OBP: 0.283, SLG: 0.376</small> Alan Embree, L (7,1) <small>ERA: 7.36</small> Karim Garcia, L (8,PH) <small>OBP: 0.261, SLG: 0.384</small> (9,9)	F9			G5-3		K		K		3	0	0	0	0	1	1						
Damian Miller, R (1,2) <small>OBP: 0.337, SLG: 0.446</small>				2B		2B 1B		K		3	1	2	0	0	1	1						
Amayeur Telemaco, R (1,1) <small>OBP: 0.108, SLG: 0.171</small> David Dellucci, L (7,7) <small>OBP: 0.318, SLG: 0.400</small>	K2-3							F7		2	0	1	1	0	1	1						
Inning Stats	R: 0 E: 0 K: 0 S: 5	H: 0 LOB: 0 BB: 0 P: 9	R: 0 E: 0 K: 0 S: 7	H: 0 LOB: 0 BB: 0 P: 12	R: 0 E: 0 K: 2 S: 9	H: 1 LOB: 1 BB: 0 P: 16	R: 1 E: 0 K: 0 S: 11	H: 1 LOB: 1 BB: 1 P: 21	R: 1 E: 0 K: 0 S: 13	H: 2 LOB: 2 BB: 0 P: 21	R: 1 E: 0 K: 2 S: 12	H: 2 LOB: 1 BB: 0 P: 18	R: 0 E: 0 K: 0 S: 10	H: 1 LOB: 1 BB: 0 P: 14	R: 0 E: 0 K: 1 S: 8	H: 0 LOB: 1 BB: 1 P: 17		R: 0 E: 0 K: 1 S: 8	H: 0 LOB: 1 BB: 1 P: 17	1B: 4 2B: 2 3B: 0 HR: 1	SF: 0 SAC: 0 DP: 0 HBP: 1	WP: 1 PB: 1 SB: 0 CS: 0
PITCHER	IP WLS BF H R ER SO BB IBB HBP BLK WP HR S P ERA WHIP																					
Sterling Hitchcock, L (1,1) <small>ERA: 3.93</small> Scott Sanders, R (6,1) <small>ERA: 7.36</small> 24 Mark Langston, L (7,1) <small>ERA: 5.86</small> Dan Miceli, R (8,1) <small>ERA: 3.22</small>	5.1 L 24 6 3 3 2 1 0 0 0 0 0 0 7 8 5.06 1.312																					



Batter	1	2	3	4	5	6	7	8	9	AB	R	H	RBI	BB	SO	LOB	TOP
Quilvio Veras, S OBP: 0.373, SLG: 0.356 Andy Sheets, R OBP: 0.318, SLG: 0.407	F7		G4-3		K			HR	K	2	0	0	0	0	0	0	San Diego Padres @ Arizona Diamondbacks Bank One Ballpark, Phoenix, AZ Sun Sep 27 1998, 10:05 PM EDT Att: 48,390 - Unknown - 91 F livebaseballscorecards.com
Tony Gwynn, L OBP: 0.384, SLG: 0.501 Ruben Rivera, R OBP: 0.325, SLG: 0.378	F8		1B			F8		FC3-6 1B	G6-3	4	0	2	0	0	0	0	
Ken Caminiti, S OBP: 0.353, SLG: 0.509 George Arias, R OBP: 0.293, SLG: 0.361	1B		K			K		FC3-6 HR		1	0	1	0	0	0	0	
Greg Vaughn, R OBP: 0.363, SLG: 0.597	1-2 BB		L7			F8		HR		3	1	1	2	1	0	1	
Wally Joyner, L OBP: 0.370, SLG: 0.453	P7				F7			G4-3	1B	3	0	0	0	1	0	2	
Steve Finley, L OBP: 0.301, SLG: 0.401			K		G6-3				BB	4	0	2	0	0	1	0	
Carlos Hernandez, R OBP: 0.300, SLG: 0.399 58 Stan Spencer, R OBP: 0.300, SLG: 0.322 John Vander Wal, L OBP: 0.300, SLG: 0.322 Matt Clement, R OBP: 0.300, SLG: 0.322 Jim Leyritz, R OBP: 0.300, SLG: 0.322 Brian Boehringer, S OBP: 0.300, SLG: 0.322 Roberto Ramirez, L OBP: 0.300, SLG: 0.322 Trevor Hoffman, R OBP: 0.300, SLG: 0.322	G6-3		G5-3					K	G1-3	2	0	0	0	0	0	0	
Chris Gomez, R OBP: 0.346, SLG: 0.379	1-1 1B				P5				P6	4	0	2	0	0	0	3	
Joey Hamilton, R OBP: 0.153, SLG: 0.211 Greg Myers, L OBP: 0.312, SLG: 0.374	P5				F7				CS BB	1	0	0	0	0	0	1	
	R: 0 H: 1 E: 0 LOB: 2 K: 0 BB: 1 S: 12 P: 23	R: 0 H: 1 E: 0 LOB: 1 K: 1 BB: 0 S: 9 P: 12	R: 0 H: 1 E: 0 LOB: 1 K: 1 BB: 0 S: 11 P: 16	R: 0 H: 0 E: 0 LOB: 0 K: 0 BB: 0 S: 7 P: 12	R: 0 H: 0 E: 0 LOB: 0 K: 1 BB: 0 S: 6 P: 12	R: 0 H: 0 E: 0 LOB: 0 K: 2 BB: 0 S: 9 P: 12	R: 0 H: 2 E: 0 LOB: 2 K: 2 BB: 0 S: 14 P: 24	R: 3 H: 4 E: 0 LOB: 3 K: 0 BB: 1 S: 17 P: 30	R: 0 H: 0 E: 0 LOB: 0 K: 1 BB: 1 S: 8 P: 17	1B: 6 SF: 0 2B: 1 SAC: 0 3B: 0 DP: 0 HR: 2 HBP: 0	WP: 0 PA: 38 PB: 0 CS: 1 SB: 1						
PITCHER	IP WLS BF H R ER SO BB IBB HBP BLK WP HR S P ERA WHIP																
Andy Benes, R ERA: 3.97	(1, 1) 7.0 0 27 5 0 0 6 1 0 0 0 0 0 0 68 111 0.00 0.857																
Aaron Small, R ERA: 5.59	(8, 1) 0.1 L 4 3 3 3 0 0 0 0 0 0 0 2 8 13 81.00 9.000																
Neil Weber, L ERA: 11.57	(8, 1) 0.0 0 2 1 0 0 0 1 0 0 0 0 0 0 5 10 ∞ ∞																
Willie Banks, R ERA: 4.81	(8, 1) 1.2 5 0 0 0 1 1 0 0 0 0 0 0 0 12 24 0.00 0.600																

Batter	1	2	3	4	5	6	7	8	9	AB	R	H	RBI	BB	SO	LOB	BOTTOM
Andy Fox, L OBP: 0.355, SLG: 0.396 Aron Small, R OBP: 0.311, SLG: 0.325	G4-3	P6		F7			G4-3		G5-3	4	0	0	0	0	0	3	San Diego Padres @ Arizona Diamondbacks Bank One Ballpark, Phoenix, AZ Sun Sep 27 1998, 10:05 PM EDT Att: 48,390 - Unknown - 91 F livebaseballscorecards.com
Neil Weber, L OBP: 0.311, SLG: 0.325										0	0	0	0	0	0		
Willie Banks, R OBP: 0.311, SLG: 0.325										0	0	0	0	0	0		
Brent Brads, L OBP: 0.311, SLG: 0.325										1	0	0	0	0	0		
Jay Bell, R OBP: 0.353, SLG: 0.432	K		K		K2-3			HR		4	1	1	1	0	3		
Travis Lee, L OBP: 0.346, SLG: 0.429					P7			E6 FC5-4		3	1	1	1	1	0		
Matt Williams, R OBP: 0.327, SLG: 0.439	BB		HR							4	0	1	0	0	2		
Devon White, S OBP: 0.335, SLG: 0.456	K		F9 1B		K			FC5-4 FC6-5 BB		3	0	1	0	1	0		
Tony Batista, R OBP: 0.318, SLG: 0.519	G6-3		1B		P5			FC6-5 BB		3	0	1	0	1	0		
David Dellucci, L OBP: 0.318, SLG: 0.399 Yamil Benitez, R OBP: 0.282, SLG: 0.374	BB 1B		HR		F9			FC6-5		3	0	0	0	0	4		
David Dellucci, L OBP: 0.318, SLG: 0.399 Yamil Benitez, R OBP: 0.282, SLG: 0.374	BB 1B		K		G3-1			K		3	0	1	0	0	1		
Kelly Stinnett, R OBP: 0.353, SLG: 0.438					G5-3					3	0	0	0	1	1		
Andy Benes, R OBP: 0.250, SLG: 0.262 Karim Garcia, L OBP: 0.280, SLG: 0.381	K				K					2	0	0	0	0	2		
	R: 0 H: 0 E: 0 LOB: 1 K: 2 BB: 1 S: 10 P: 21	R: 0 H: 1 E: 0 LOB: 3 K: 1 BB: 1 S: 11 P: 21	R: 1 H: 3 E: 0 LOB: 2 K: 2 BB: 0 S: 17 P: 27	R: 0 H: 0 E: 0 LOB: 0 K: 1 BB: 0 S: 9 P: 12	R: 0 H: 0 E: 0 LOB: 0 K: 2 BB: 0 S: 9 P: 12	R: 0 H: 0 E: 0 LOB: 0 K: 0 BB: 0 S: 5 P: 8	R: 0 H: 0 E: 0 LOB: 0 K: 2 BB: 0 S: 8 P: 14	R: 1 H: 1 E: 1 LOB: 2 K: 1 BB: 1 S: 12 P: 24	R: 0 H: 0 E: 0 LOB: 0 K: 1 BB: 0 S: 10 P: 14	1B: 3 SF: 0 2B: 0 SAC: 0 3B: 0 DP: 0 HR: 2 HBP: 1	WP: 0 PA: 37 PB: 0 CS: 0 SB: 0						
PITCHER	IP WLS BF H R ER SO BB IBB HBP BLK WP HR S P ERA WHIP																
Joey Hamilton, R ERA: 4.27	(1, 1) 4.0 19 4 1 1 6 2 0 0 0 0 0 0 0 14 20 0.00 0.000																
58 Stan Spencer, R ERA: 4.7	(5, 1) 2.0 6 0 0 0 2 0 0 0 0 0 0 0 0 14 20 0.00 0.000																
Matt Clement, R ERA: 4.81	(7, 1) 1.0 W 3 0 0 0 2 0 0 0 0 0 0 0 8 14 0.00 0.000																
Brian Boehringer, R ERA: 4.36	(8, 1) 0.2 5 1 1 1 0 1 0 0 0 0 0 1 9 19 13.50 3.000																
Roberto Ramirez, L ERA: 6.14	(8, 1) 0.1 1 0 0 0 1 0 0 0 0 0 0 0 3 5 0.00 0.000																