

Arizona Diamondbacks - 1999



Batter	1	2	3	4	5	6	7	8	9	10	11	AB R H RBI BB SO LOB	TOP													
Steve Finley, L (1, 8) OBP: 0.333, SLG: 0.333	F8		K			BB 1B		P4		P6		6 1 2 0 0 1 1	Arizona Diamondbacks @ Los Angeles Dodgers Dodger Stadium, Los Angeles, CA Mon Apr 05 1999, 1:10 PM PDT Att: 53,109 - Sunny - 74 F													
Jay Bell, R (1, 4) OBP: 0.500, SLG: 1.000	G5-3		2B 1B		K	HR 1B		SAFE 1B SAFE BB			K	5 1 2 3 1 2 1														
Travis Lee, L (1, 3) OBP: 0.333, SLG: 0.500	F8		2B		P6	1B		L7		F7		6 1 2 0 0 0 3														
Matt Williams, R (1, 5) OBP: 0.500, SLG: 0.250			K		SAFE 1B SAFE BB	BB 1B		F8		F8		4 0 1 1 1 1 2														
Luis Gonzalez, L (1, 7) OBP: 0.200, SLG: 0.400 David Dellucci, L (9, 7)			1B 2B		SAFE 1B SAFE BB	P2		G3		K		5 0 1 0 0 1 6 0 0 0 0 0 0 0														
Bernard Gilkey, R (1, 9) OBP: 0.600, SLG: 1.800 LeJon Powell, R (9, 9)			BB 1B		SAFE 1B SAFE BB	HR		HR		K		5 2 3 2 0 1 0 0 0 0 0 0 0 0														
Tony Batista, R (1, 6)			SAFE 1B SAFE BB		SAFE 1B SAFE BB	F9		K		P3		4 0 0 0 1 1 0														
Kelly Stinnett, R (1, 2) OBP: 0.200, SLG: 0.200			SAFE 1B SAFE BB		SAFE 1B SAFE BB	P1		1B HR 1B		K		5 1 1 0 0 1 3														
Randy Johnson, R (1, 1) Ernie Young, R (8, PH) Darren Holmes, R (8, 1) Greg Swindell, L (8, 1) Armando Reynoso, R (8, 1) Gregg Olson, R (9, 1) Andy Fox, L (10, PH) John Frascatore, R (10, 1)			K		SAFE 1B SAFE BB	K		BB BB		K		3 0 0 0 0 3 1 0 0 0 0 0 1 0 1 0 0 0 0 0 1 0 0 0 0 0 0 0 0 0														
<b>Inning Stats</b>	R: 0 H: 0 E: 0 K: 0 S: 6	H: 0 LOB: 0 BB: 0 P: 12	R: 0 H: 2 E: 0 K: 1 S: 10	H: 2 LOB: 2 BB: 1 P: 18	R: 0 H: 2 E: 0 K: 2 S: 15	H: 2 LOB: 3 BB: 0 P: 20	R: 1 H: 1 E: 0 K: 1 S: 8	H: 1 LOB: 0 BB: 0 P: 12	R: 0 H: 1 E: 0 K: 1 S: 10	H: 1 LOB: 2 BB: 1 P: 17	R: 5 H: 6 E: 0 K: 2 S: 28	H: 6 LOB: 1 BB: 0 P: 37		R: 0 H: 0 E: 0 K: 2 S: 7	H: 0 LOB: 0 BB: 0 P: 13	R: 0 H: 0 E: 0 K: 0 S: 11	H: 0 LOB: 2 BB: 2 P: 21	R: 0 H: 0 E: 0 K: 1 S: 6	H: 0 LOB: 0 BB: 0 P: 8	R: 0 H: 0 E: 0 K: 1 S: 5	H: 0 LOB: 0 BB: 0 P: 5	R: 0 H: 0 E: 0 K: 1 S: 5	H: 0 LOB: 0 BB: 0 P: 5	1B: 7 SF: 0 2B: 2 SAC: 0 3B: 0 DP: 1 HR: 3 HBP: 1	WP: 0 PA: 49 PB: 0 SB: 1 CS: 0	
<b>PITCHER</b>	IP WLS BF H R ER SO BB IBB HBP BLK WP HR S P ERA WHIP	IP WLS BF H R ER SO BB IBB HBP BLK WP HR S P ERA WHIP	IP WLS BF H R ER SO BB IBB HBP BLK WP HR S P ERA WHIP	IP WLS BF H R ER SO BB IBB HBP BLK WP HR S P ERA WHIP	IP WLS BF H R ER SO BB IBB HBP BLK WP HR S P ERA WHIP	IP WLS BF H R ER SO BB IBB HBP BLK WP HR S P ERA WHIP	IP WLS BF H R ER SO BB IBB HBP BLK WP HR S P ERA WHIP	IP WLS BF H R ER SO BB IBB HBP BLK WP HR S P ERA WHIP	IP WLS BF H R ER SO BB IBB HBP BLK WP HR S P ERA WHIP	IP WLS BF H R ER SO BB IBB HBP BLK WP HR S P ERA WHIP	IP WLS BF H R ER SO BB IBB HBP BLK WP HR S P ERA WHIP	IP WLS BF H R ER SO BB IBB HBP BLK WP HR S P ERA WHIP		IP WLS BF H R ER SO BB IBB HBP BLK WP HR S P ERA WHIP	IP WLS BF H R ER SO BB IBB HBP BLK WP HR S P ERA WHIP	IP WLS BF H R ER SO BB IBB HBP BLK WP HR S P ERA WHIP	IP WLS BF H R ER SO BB IBB HBP BLK WP HR S P ERA WHIP	IP WLS BF H R ER SO BB IBB HBP BLK WP HR S P ERA WHIP	IP WLS BF H R ER SO BB IBB HBP BLK WP HR S P ERA WHIP	IP WLS BF H R ER SO BB IBB HBP BLK WP HR S P ERA WHIP	IP WLS BF H R ER SO BB IBB HBP BLK WP HR S P ERA WHIP	IP WLS BF H R ER SO BB IBB HBP BLK WP HR S P ERA WHIP	IP WLS BF H R ER SO BB IBB HBP BLK WP HR S P ERA WHIP	IP WLS BF H R ER SO BB IBB HBP BLK WP HR S P ERA WHIP	IP WLS BF H R ER SO BB IBB HBP BLK WP HR S P ERA WHIP	IP WLS BF H R ER SO BB IBB HBP BLK WP HR S P ERA WHIP
Kevin Brown, R (1, 1) ERA: 7.94	5.2	29	10	5	5	7	2	0	1	0	0	0	0	3	71	108	7.94	2.118								
Pedro Borbon, L (6, 1) ERA: 27.0	0.1	3	2	1	1	0	0	0	0	0	0	0	0	6	8		27.00	6.000								
Mel Rojas, R (7, 1) ERA:	1.0	3	0	0	0	2	0	0	0	0	0	0	0	7	13		0.00	0.000								
Onan Masaoka, L (8, 1) ERA:	1.0	5	0	0	0	0	2	0	0	0	0	0	0	11	21		0.00	2.000								
Alan Mills, R (9, 1) ERA:	1.0	3	0	0	0	1	0	0	0	0	0	0	0	6	8		0.00	0.000								

AB	44
R	6
H	12
RBI	6
BB	4
SO	12
LOB	17









**BOTTOM**

Arizona Diamondbacks @ Los Angeles Dodgers  
 Dodger Stadium, Los Angeles, CA  
 Tue Apr 06 1999, 7:10 PM PDT  
 Att. 33,139 - Cloudy - 54 F

[livebaseballscorecards.com](http://livebaseballscorecards.com)

<b>AB</b>	<b>37</b>
<b>R</b>	<b>3</b>
<b>H</b>	<b>10</b>
<b>RBI</b>	<b>3</b>
<b>BB</b>	<b>2</b>
<b>SO</b>	<b>5</b>
<b>LOB</b>	<b>21</b>



WP: 0	PA: 39
PB: 0	
SB: 3	
CS: 0	

AB	R	H	RBI	BB	SO	LOB
4	0	1	0	1	0	1

5	0	0	0	0	2	4
---	---	---	---	---	---	---

5	1	3	1	0	0	2
---	---	---	---	---	---	---

4	0	1	0	0	2	3
---	---	---	---	---	---	---

3	1	2	0	1	0	0
---	---	---	---	---	---	---

4	0	1	0	0	0	5
---	---	---	---	---	---	---

4	0	0	0	0	0	5
0	0	0	0	0	0	0

4	1	1	2	0	0	1
---	---	---	---	---	---	---

2	0	0	0	0	1	0
---	---	---	---	---	---	---

1	0	1	0	0	0	0
---	---	---	---	---	---	---

0	0	0	0	0	0	0
---	---	---	---	---	---	---

0	0	0	0	0	0	0
---	---	---	---	---	---	---

1	0	0	0	0	0	0
---	---	---	---	---	---	---

1B:	8	SF:	0
2B:	0	SAC:	0
3B:	0	DP:	1
HR:	2	HBP:	0

WP:	0	ERA:	2.46	WHIP:	1.500
HR:	1				
S:	68				
P:	102				

ERA:	0.00	WHIP:	0.000
ERA:	27.00	WHIP:	3.000

R:	0	H:	1
E:	0	LOB:	1
K:	1	BB:	0
S:	8	P:	9

R:	2	H:	2
E:	0	LOB:	0
K:	1	BB:	0
S:	13	P:	21

R:	0	H:	1
E:	0	LOB:	1
K:	1	BB:	0
S:	8	P:	13

R:	0	H:	1
E:	0	LOB:	1
K:	0	BB:	0
S:	5	P:	5

R:	0	H:	0
E:	0	LOB:	1
K:	0	BB:	1
S:	14	P:	23

R:	0	H:	2
E:	0	LOB:	1
K:	0	BB:	0
S:	6	P:	7

R:	0	H:	1
E:	0	LOB:	2
K:	0	BB:	0
S:	10	P:	15

R:	0	H:	1
E:	0	LOB:	2
K:	1	BB:	1
S:	9	P:	17

R:	0	H:	0
E:	0	LOB:	0
K:	0	BB:	0
S:	5	P:	8

R:	1	H:	1
E:	0	LOB:	0
K:	1	BB:	0
S:	4	P:	4

1B:	8	SF:	0
2B:	0	SAC:	0
3B:	0	DP:	1
HR:	2	HBP:	0

WP:	0	ERA:	2.46	WHIP:	1.500
HR:	1				
S:	68				
P:	102				

ERA:	0.00	WHIP:	0.000
ERA:	27.00	WHIP:	3.000

R:	0	H:	1
E:	0	LOB:	1
K:	0	BB:	1
S:	10	P:	15

R:	0	H:	2
E:	0	LOB:	1
K:	0	BB:	0
S:	6	P:	7

R:	0	H:	1
E:	0	LOB:	2
K:	1	BB:	1
S:	9	P:	17

R:	0	H:	0
E:	0	LOB:	0
K:	0	BB:	0
S:	5	P:	8

R:	1	H:	1
E:	0	LOB:	0
K:	1	BB:	0
S:	4	P:	4

1B:	8	SF:	0
2B:	0	SAC:	0
3B:	0	DP:	1
HR:	2	HBP:	0

WP:	0	ERA:	2.46	WHIP:	1.500
HR:	1				
S:	68				
P:	102				

ERA:	0.00	WHIP:	0.000
ERA:	27.00	WHIP:	3.000

R:	0	H:	0
E:	0	LOB:	1
K:	0	BB:	1
S:	14	P:	23

R:	0	H:	2
E:	0	LOB:	1
K:	0	BB:	0
S:	6	P:	7

R:	0	H:	1
E:	0	LOB:	2
K:	0	BB:	0
S:	10	P:	15

R:	0	H:	0
E:	0	LOB:	0
K:	0	BB:	0
S:	5	P:	8

R:	1	H:	1
E:	0	LOB:	0
K:	1	BB:	0
S:	4	P:	4

1B:	8	SF:	0
2B:	0	SAC:	0
3B:	0	DP:	1
HR:	2	HBP:	0

WP:	0	ERA:	2.46	WHIP:	1.500
HR:	1				
S:	68				
P:	102				

ERA:	0.00	WHIP:	0.000
ERA:	27.00	WHIP:	3.000

R:	0	H:	2
E:	0	LOB:	1
K:	0	BB:	0
S:	6	P:	7

R:	0	H:	1
E:	0	LOB:	2
K:	0	BB:	0
S:	10	P:	15

R:	0	H:	1
E:	0	LOB:	2
K:	1	BB:	1
S:	9	P:	17

R:	0	H:	0
E:	0	LOB:	0
K:	0	BB:	0
S:	5	P:	8

R:	1	H:	1
E:	0	LOB:	0
K:	1	BB:	0
S:	4	P:	4

1B:	8	SF:	0
2B:	0	SAC:	0
3B:	0	DP:	1
HR:	2	HBP:	0

WP:	0	ERA:	2.46	WHIP:	1.500
HR:	1				
S:	68				
P:	102				

ERA:	0.00	WHIP:	0.000
ERA:	27.00	WHIP:	3.000

R:	0	H:	2
E:	0	LOB:	1
K:	0	BB:	0
S:	6	P:	7

R:	0	H:	1
E:	0	LOB:	2
K:	0	BB:	0
S:	10	P:	15

R:	0	H:	1
E:	0	LOB:	2
K:	1	BB:	1
S:	9	P:	17

R:	0	H:	0
E:	0	LOB:	0
K:	0	BB:	0
S:	5	P:	8

R:	1	H:	1
E:	0	LOB:	0
K:	1	BB:	0
S:	4	P:	4

1B:	8	SF:	0
2B:	0	SAC:	0
3B:	0	DP:	1
HR:	2	HBP:	0

WP:	0	ERA:	2.46	WHIP:	1.500
HR:	1				
S:	68				
P:	102				

ERA:	0.00	WHIP:	0.000
ERA:	27.00	WHIP:	3.000

R:	0	H:	2
E:	0	LOB:	1
K:	0	BB:	0
S:	6	P:	7

R:	0	H:	1
E:	0	LOB:	2
K:	0	BB:	0
S:	10	P:	15

R:	0	H:	1
E:	0	LOB:	2
K:	1	BB:	1
S:	9	P:	17

R:	0	H:	0
E:	0	LOB:	0
K:	0	BB:	0
S:	5	P:	8

R:	1	H:	1
E:	0	LOB:	0
K:	1	BB:	0
S:	4	P:	4

1B:	8	SF:	0
2B:	0	SAC:	0
3B:	0	DP:	1
HR:	2	HBP:	0

WP:	0	ERA:	2.46	WHIP:	1.500
HR:	1				
S:	68				
P:	102				

ERA:	0.00	WHIP:	0.000
ERA:	27.00	WHIP:	3.000

R:	0	H:	2
E:	0	LOB:	1
K:	0	BB:	0
S:	6	P:	7

R:	0	H:	1
E:	0	LOB:	2
K:	0	BB:	0
S:	10	P:	15

R:	0	H:	1
E:	0	LOB:	2
K:	1	BB:	1
S:	9	P	



Batter	1	2	3	4	5	6	7	8	9	AB R H RBI BB SO LOB	TOP											
Steve Finley, L (1, 8) OBP: 0.267, SLG: 0.533	2-1 F8		1-3 K		3-2 G3-1			1-2 P5		4 0 0 0 0 1 2	<p>Arizona Diamondbacks @ Los Angeles Dodgers Dodger Stadium, Los Angeles, CA</p> <p>Wed Apr 07 1999, 7:35 PM PDT Att. 29,042 - Cloudy - 52 F</p> <p>livebaseballscorecards.com</p>											
Jay Bell, R (1, 4) Armando Reynoso, R (8, 1) OBP: 0.400, SLG: 0.538	2-3 K			0-0 G3-1 HR G3 1B		2-0 F7		1-2 P5 1B		4 1 2 0 0 1 0 0 0 0 0 0 0 0												
Travis Lee, L (1, 3) OBP: 0.143, SLG: 0.214	1-0 F7			1-2 G3		0-3 K		0-0 P2		4 0 0 0 0 1 3												
Matt Williams, R (1, 5) OBP: 0.357, SLG: 0.750		0-0 G1-3		2-1 G3-1		0-1 P3		2-2 HR		4 1 1 1 0 0 1												
Luis Gonzalez, L (1, 7) OBP: 0.385, SLG: 0.923		1-0 F9		0-1 HR		1-0 F7		1-1 HR		4 2 2 3 0 0 0												
Bernard Gilkey, R (1, 9) OBP: 0.385, SLG: 0.833		1-3 K		2-2 1B		0-0 L6		3-2 G5-3		4 0 1 0 0 1 0												
Kelly Stinnett, R (1, 2) OBP: 0.111, SLG: 0.111			2-0 G5-3	0-0 F8		1-3 K		1-2 G4-3		4 0 0 0 0 1 1												
Tony Batista, R (1, 6)			2-0 F8		0-0 F9		1-2 P2	0-1 G1-3		4 0 0 0 0 0 0												
Andy Benes, R (1, 1) John Frascatore, R (5, 1) Hanley Frias, S (8, PH) (8, 4) OBP: 0.500, SLG: 0.500			2-2 1B		1-1 F8		4-2 1B BB			2 0 1 0 0 0 0 0 0 0 0 0 0 0 0 0 0 0 1 0 0												
<b>Inning Stats</b>	R: 0 E: 0 K: 1 S: 7	H: 0 LOB: 0 BB: 0 P: 12	R: 0 E: 0 K: 1 S: 5	H: 0 LOB: 0 BB: 0 P: 7	R: 0 E: 0 K: 1 S: 10	H: 1 LOB: 1 BB: 0 P: 17	R: 2 E: 0 K: 0 S: 13	H: 3 LOB: 1 BB: 0 P: 18	R: 0 E: 0 K: 0 S: 7	H: 0 LOB: 0 BB: 0 P: 11		R: 0 E: 0 K: 1 S: 6	H: 0 LOB: 0 BB: 0 P: 8	R: 0 E: 0 K: 1 S: 5	H: 0 LOB: 0 BB: 0 P: 7	R: 0 E: 0 K: 0 S: 10	H: 1 LOB: 2 BB: 1 P: 18	R: 2 E: 0 K: 0 S: 13	H: 2 LOB: 0 BB: 0 P: 20	1B: 4 2B: 0 3B: 0 HR: 3	SF: 0 SAC: 0 DP: 0 HBP: 0	WP: 0 PB: 0 SB: 0 CS: 0
<b>PITCHER</b>	IP WLS BF H R ER SO BB IBB HBP BLK WP HR S P ERA WHIP																					
Ismael Valdez, R (1, 1) ERA: 2.35	7.2 W 29 5 2 2 5 1 0 0 0 0 0 1 62 97 2.35 0.783																					
Onan Masaoka, L (8, 1) ERA:	0.1 H 1 0 0 0 0 0 0 0 0 0 0 0 1 1 0.00 0.000																					
Mel Rojas, R (9, 1) ERA: 18.0	0.0 2 2 2 2 0 0 0 0 0 0 0 2 5 8 ∞ ∞																					
Jeff Shaw, R (9, 1) ERA:	1.0 S 3 0 0 0 0 0 0 0 0 0 0 0 8 12 0.00 0.000																					







Batter	1	2	3	4	5	6	7	8	9	10	AB R H RBI BB SO LOB	TOP															
Steve Finley, L OBP: 0.200, SLG: 0.400	1-1 G4-3		3-1 P4			1-0 P5		3-2 G3		0-3 K	5 0 0 0 0 1 0	<b>Arizona Diamondbacks @ Atlanta Braves</b> Turner Field, Atlanta, GA Fri Apr 09 1999, 7:40 PM EDT Att: 34,939 - Cloudy - 79 F															
Jay Bell, R OBP: 0.300, SLG: 0.389 John Frascatore, R (10, 1)	1-2 P4		3-3 K			3-1 G5-3		0-0 F8		0-3 K	5 0 0 0 0 2 0 0 0 0 0 0 0 0																
Matt Williams, R OBP: 0.389, SLG: 0.750	2-1 2B				1-0 G6-3		3-2 1B		0-0 G5-3		4 0 2 0 0 0 0																
Travis Lee, L OBP: 0.167, SLG: 0.222	3-3 K				0-1 G6-3		3-2 F9		0-1 G3 1B		4 1 1 0 0 1 2																
Bernard Gilkey, R OBP: 0.353, SLG: 0.667 Gregg Olson, R Hanley Frias, S (10, 4)		4-0 G6-4-3 BB		2-3 K		1-1 F8		0-1 G3		1-2	3 0 0 0 1 1 1 0 0 0 0 0 0 0 0 0 0 0 0 0 0																
Tony Batista, R OBP: 0.176, SLG: 0.188		0-1 G6-4-3 1-2f		1-3 K		3-2 2B		0-0 1B		2-H 1B	4 0 2 1 0 1 1																
Kelly Stinnett, R OBP: 0.200, SLG: 0.111 Damian Miller, R (5, PH) (5, 2)		4-2 BB		2-3 K		0-3 K		4-2 G4-6-3 BB			0 0 0 0 1 0 0 2 0 0 0 1 2 1																
LeJon Powell, R Armando Reynoso, R Greg Swindell, L Darren Holmes, R David Dellucci, L (9, 9)		0-0 F8		4-2 BB		1-3 K		0-0 G4-6-3 1-2f			2 0 0 0 1 1 2 0 1 0 0 0 0 0 2																
Omar Daal, L Luis Gonzalez, L OBP: 0.400, SLG: 1.067			2-2 G3		0-1 G4-3		0-0 HR		0-3 K		2 0 0 0 0 0 1 2 1 1 1 0 1 0																
<b>Inning Stats</b>	R: 0 E: 0 K: 1 S: 10	H: 1 LOB: 1 BB: 0 P: 17	R: 0 E: 0 K: 0 S: 6	H: 0 LOB: 1 BB: 2 P: 14	R: 0 E: 0 K: 1 S: 9	H: 0 LOB: 0 BB: 0 P: 17	R: 0 E: 0 K: 1 S: 6	H: 0 LOB: 0 BB: 0 P: 9	R: 0 E: 0 K: 2 S: 10	H: 1 LOB: 1 BB: 0 P: 17	R: 0 E: 0 K: 2 S: 12		H: 1 LOB: 0 BB: 0 P: 17	R: 1 E: 0 K: 0 S: 7	H: 1 LOB: 0 BB: 0 P: 10	R: 1 E: 0 K: 0 S: 8	H: 2 LOB: 1 BB: 1 P: 12	R: 0 E: 0 K: 3 S: 9	H: 0 LOB: 0 BB: 0 P: 9	1B: 3 2B: 2 3B: 0 HR: 1	SF: 0 SAC: 0 DP: 2 HBP: 0	WP: 0 PB: 0 SB: 0 CS: 0	PA: 38				
<b>PITCHER</b>	IP WLS BF H R ER SO BB IBB HBP BLK WP HR S P ERA WHIP	IP WLS BF H R ER SO BB IBB HBP BLK WP HR S P ERA WHIP	IP WLS BF H R ER SO BB IBB HBP BLK WP HR S P ERA WHIP	IP WLS BF H R ER SO BB IBB HBP BLK WP HR S P ERA WHIP	IP WLS BF H R ER SO BB IBB HBP BLK WP HR S P ERA WHIP	IP WLS BF H R ER SO BB IBB HBP BLK WP HR S P ERA WHIP	IP WLS BF H R ER SO BB IBB HBP BLK WP HR S P ERA WHIP	IP WLS BF H R ER SO BB IBB HBP BLK WP HR S P ERA WHIP	IP WLS BF H R ER SO BB IBB HBP BLK WP HR S P ERA WHIP	IP WLS BF H R ER SO BB IBB HBP BLK WP HR S P ERA WHIP	IP WLS BF H R ER SO BB IBB HBP BLK WP HR S P ERA WHIP	IP WLS BF H R ER SO BB IBB HBP BLK WP HR S P ERA WHIP	IP WLS BF H R ER SO BB IBB HBP BLK WP HR S P ERA WHIP	IP WLS BF H R ER SO BB IBB HBP BLK WP HR S P ERA WHIP	IP WLS BF H R ER SO BB IBB HBP BLK WP HR S P ERA WHIP	IP WLS BF H R ER SO BB IBB HBP BLK WP HR S P ERA WHIP	IP WLS BF H R ER SO BB IBB HBP BLK WP HR S P ERA WHIP	IP WLS BF H R ER SO BB IBB HBP BLK WP HR S P ERA WHIP	IP WLS BF H R ER SO BB IBB HBP BLK WP HR S P ERA WHIP	IP WLS BF H R ER SO BB IBB HBP BLK WP HR S P ERA WHIP	IP WLS BF H R ER SO BB IBB HBP BLK WP HR S P ERA WHIP	IP WLS BF H R ER SO BB IBB HBP BLK WP HR S P ERA WHIP	IP WLS BF H R ER SO BB IBB HBP BLK WP HR S P ERA WHIP				
Odalis Perez, L ERA: 3.86	(1, 1)	6.0	22	2	0	0	5	3	0	0	0	0	0	0	0	0	0	0	0	0	0	0	0	0	0.00	0.833	
30 Kevin McGlinchy, R ERA: 3.0	(7, 1)	1.0	4	1	0	0	2	0	0	0	0	0	0	0	0	0	0	0	0	0	0	0	0	0	0	0.00	1.000
Rudy Seanez, R ERA: 5.4	(8, 1)	1.0	4	1	1	1	0	0	0	0	0	0	0	0	0	0	0	0	0	0	0	0	0	0	0	9.00	1.000
Mike Cather, R ERA: 4.91	(9, 1)	0.1	4	2	1	1	0	1	0	0	0	0	0	0	0	0	0	0	0	0	0	0	0	0	0	27.00	9.000
50 Derrin Ebert, L	(9, 1)	0.2	1	0	0	0	0	0	0	0	0	0	0	0	0	0	0	0	0	0	0	0	0	0	0	0.00	0.000

AB	34
R	2
H	6
RBI	2
BB	4
SO	10
LOB	10



Arizona Diamondbacks @ Atlanta Braves  
Turner Field, Atlanta, GA

Fri Apr 09 1999, 7:40 PM EDT  
Att. 34,939 - Cloudy - 79 F

livebaseballscorecards.com

AB 35  
R 3  
H 8  
RBI 3  
BB 7  
SO 7  
LOB 18



WP: 0 PA: 43  
PB: 0  
SB: 1  
CS: 1

Batter	1	2	3	4	5	6	7	8	9	10	AB	R	H	RBI	BB	SO	LOB					
Gerald Williams, R (1, 7) OBP: 0.429, SLG: 0.429	2-2 BLK G2-3 1B		2-1 P3		3-2 L5			1-2 P5	0-2 E6		5	0	1	0	0	0	1					
Bret Boone, R (1, 4) OBP: 0.348, SLG: 0.167	1-1 G2-3 1-2		2-1 1B		4-1 10 CS BB			4-2 BB	2-3 K		3	0	1	0	2	1	3					
10 Chipper Jones, S (1, 5) OBP: 0.227, SLG: 0.190	3-3 K		2-0 F8		2-2 CS	0-0 FC5-4 1B		2-3 K		0-0 G4-3	5	0	1	0	0	2	3					
Brian Jordan, R (1, 9) OBP: 0.545, SLG: 0.824	4-0 BLK BB		1-0 P5		2-0 FC5-4 FC5-4 1-2f	2-0 FC5-4 FC5-4		2-1 F9		0-0 1B 2B	4	1	1	0	1	0	3					
Javy Lopez, R (1, 2) OBP: 0.375, SLG: 0.533	1-2 F8 1-2 2-3		1-0 P4		0-0 FC5-4 1-2f	0-0 FC5-4		0-0 G5-3		4-0 1B IBB	4	0	0	0	1	0	3					
Andruw Jones, R (1, 8) OBP: 0.190, SLG: 0.211		1-3 K		3-3 K		3-3 K		4-2 1B 1B BB		0-0 1-2 2-H 1B	4	1	1	1	1	3	1					
Ryan Klesko, L (1, 3) OBP: 0.389, SLG: 0.563		2-2 G1-3		0-0 E9 1B		1-0 F8		0-0 1B FC1-4 1B			4	1	2	0	0	0	0					
Walt Weiss, S (1, 6) OBP: 0.500, SLG: 0.462		4-2 BB		2-2 E9 1-H		4-2 G4-6-3 BB		0-0 FC1-4 1B			2	0	1	1	2	0	1					
Odalis Perez, L (1, 15) 30 Kevin McGlinchy, R (1, 15) Brian Hunter, R (1, 15) Randall Simon, L (1, 15) Rudy Seanez, R (1, 15) Mike Cather, R (1, 15) 50 Derrin Ebert, R (1, 15) Keith Lockhart, L (1, 15) John Rocker, R (1, 15)		1-1 G1-3		0-3 K		2-0 G4-6-3		0-2 FC1-4			2	0	0	0	0	0	1					
Inning Stats	R: 0 E: 0 K: 1 S: 11	H: 1 LOB: 2 BB: 1 P: 22	R: 0 E: 0 K: 1 S: 11	H: 0 LOB: 1 BB: 1 P: 19	R: 0 E: 0 K: 0 S: 6	H: 1 LOB: 1 BB: 0 P: 13	R: 0 E: 1 K: 1 S: 9	H: 1 LOB: 2 BB: 0 P: 15	R: 0 E: 0 K: 1 S: 11	H: 0 LOB: 0 BB: 1 P: 20	R: 0 E: 0 K: 1 S: 6	H: 1 LOB: 1 BB: 0 P: 11	R: 0 E: 0 K: 0 S: 4	H: 0 LOB: 0 BB: 1 P: 11	R: 0 E: 0 K: 1 S: 11	H: 0 LOB: 1 BB: 1 P: 20	R: 2 E: 1 K: 1 S: 16	H: 2 LOB: 2 BB: 1 P: 22	R: 1 E: 0 K: 0 S: 3	H: 2 LOB: 2 BB: 1 P: 7	1B: 7 2B: 1 3B: 0 HR: 0	SF: 0 SAC: 0 DP: 1 HBP: 0

PITCHER	IP	WLS	BF	H	R	ER	SO	BB	IBB	HBP	BLK	WP	HR	S	P	ERA	WHIP
Omar Daal, L (1, 1) ERA: 6.11	6.1		26	4	0	0	5	4	0	0	1	0	0	57	108	0.00	1.263
Armando Reynoso, R (7, 1) ERA: 6.75	1.0		3	0	0	0	0	1	0	0	0	0	0	7	14	0.00	1.000
Greg Swindell, L (8, 1) ERA: 6.75	0.1	H	1	0	0	0	1	0	0	0	0	0	0	3	5	0.00	0.000
Darren Holmes, R (8, 1) ERA: 3.86	0.1	H	1	0	0	0	0	0	0	0	0	0	0	2	4	0.00	0.000
Gregg Olson, R (9, 1) ERA: 16.2	1.0	B	7	2	2	2	1	1	0	0	0	0	0	16	22	18.00	3.000

PITCHER	IP	WLS	BF	H	R	ER	SO	BB	IBB	HBP	BLK	WP	HR	S	P	ERA	WHIP
John Frascatore, R (10, 1) ERA: 6.23	0.1	L	4	2	1	1	0	0	1	0	0	0	0	3	7	27.00	6.000



Batter	1	2	3	4	5	6	7	8	9	AB R H RBI BB SO LOB	TOP		
Steve Finley, L (1, 8) OBP: 0.160, SLG: 0.320	2-1 G4-3		2-2 G1-3		1-0 G4-3	1-1 F9		1-2 G1-3		5 0 0 0 0 0 2			
Jay Bell, R (1, 4) OBP: 0.320, SLG: 0.391	1-1 P3		1-0 G5-3 1B		1-0 L4		3-2 1B 1B	3-3 K		5 1 2 0 0 1 0			
Travis Lee, L (1, 3) OBP: 0.174, SLG: 0.217	1-0 G6-3		2-2 G5-3		0-0 G4-3		1-0 SH3-4 1B 1B		1-1 F7	5 1 1 0 0 0 1			
Matt Williams, R (1, 5) OBP: 0.435, SLG: 0.810		3-2 L6	1-1 G1-3			1-0 1B 2B	0-2 1B SH3-4 F7-6 1B		3-1 F8 1B 2B	5 2 3 1 0 0 1			
Bernard Gilkey, R (1, 9) OBP: 0.429, SLG: 0.833		3-2 HR		3-2 G1-4-3 1B		0-1 G6-3	1-1 SH3-4		4-0 1B IBB	3 1 2 1 1 0 1			
Luis Gonzalez, L (1, 7) OBP: 0.400, SLG: 0.889		1-2 G6-3		0-0 G1-4-3 1-2f		4-0 1B 1B BB	4-0 1B IBB		0-2 F8 2-3	3 1 0 0 2 0 3			
Tony Batista, R (1, 6) OBP: 0.364, SLG: 0.524		0-1 2B 1B		2-2 HR		0-1 1B 1B 1-3 2-H	1-0 1B 1B 1-2 2-3 3-H		1-2 BB 1B 1-3 3-H	5 2 5 4 0 0 0			
Damian Miller, R (1, 2) OBP: 0.455, SLG: 0.556		2-2 1-H 2B		1-1 2B		2-0 SH2-3 1B 2-3 3-H	1-2 F7-6 3-H		4-2 1-2 BB	4 0 3 2 1 0 3			
Randy Johnson, R (1, 1) OBP: 0.455, SLG: 0.556		2-2 P9		2-1 F8		0-0 SH2-3 1-2		2-1 G4-3	1-0 P9	4 0 0 0 0 0 5			
<b>Inning Stats</b>	R: 0 E: 0 K: 0 S: 5 H: 0 LOB: 0 BB: 0 P: 9	R: 2 E: 0 K: 0 S: 22 H: 3 LOB: 1 BB: 0 P: 33	R: 0 E: 0 K: 0 S: 9 H: 1 LOB: 1 BB: 0 P: 15	R: 1 E: 0 K: 0 S: 11 H: 3 LOB: 1 BB: 0 P: 19	R: 0 E: 0 K: 0 S: 3 H: 0 LOB: 0 BB: 0 P: 5	R: 2 E: 0 K: 0 S: 9 H: 3 LOB: 2 BB: 1 P: 17	R: 2 E: 0 K: 0 S: 13 H: 4 LOB: 2 BB: 1 P: 24	R: 0 E: 0 K: 1 S: 9 H: 0 LOB: 0 BB: 0 P: 15	R: 1 E: 0 K: 0 S: 14 H: 2 LOB: 3 BB: 2 P: 28	1B: 10 2B: 5 3B: 0 HR: 2 SF: 0 SAC: 2 DP: 2 HBP: 0	WP: 0 PB: 0 SB: 0 CS: 0 PA: 45		
<b>PITCHER</b>	IP WLS BF H R ER SO BB IBB HBP BLK WP HR S P ERA WHIP											<b>PITCHER</b>	IP WLS BF H R ER SO BB IBB HBP BLK WP HR S P ERA WHIP
Tom Glavine, L (1, 1) ERA: 7.11	6.0 L 28 10 5 5 0 1 0 0 0 0 2 59 98 7.50 1.833												
51 Joe Winkelsas, R (7, 1) ERA: 54.0	0.1 6 4 2 2 0 0 0 1 0 0 0 0 10 20 54.00 12.000												
50 Derrin Ebert, L (7, 1) ERA: 4.26	2.2 11 2 1 1 1 1 1 0 0 0 0 0 26 47 3.38 1.125												

**Arizona Diamondbacks @ Atlanta Braves**  
 Turner Field, Atlanta, GA  
 Sat Apr 10 1999, 7:10 PM EDT  
 Att. 44,531 - Cloudy - 70 F

AB	39
R	8
H	16
RBI	8
BB	4
SO	1
LOB	16



Batter	1	2	3	4	5	6	7	8	9	AB	R	H	RBI	BB	SO	LOB
Gerald Williams, R OBP: 0.273, SLG: 0.273 (1, 7) (8, 9)	1-0 P4	0-2 F9			1-3 K			0-3 K		4	0	0	0	0	2	0
Bret Boone, R OBP: 0.333, SLG: 0.182 (1, 4)	2-0 1B		3-3 K			2-3 K		0-2 G4-3		4	1	1	0	0	2	0
10 Chipper Jones, S OBP: 0.269, SLG: 0.400 (1, 5)	1-0 1B		0-2 G5-3			0-2 HR		1-0 G6-3		4	1	2	1	0	0	0
Brian Jordan, R OBP: 0.580, SLG: 0.800 Otis Nixon, S OBP: 0.105, SLG: 0.105 (1, 9) (8, 7)	1-2 1B		2-3 K			2-2 G4-6-3 1B			1-0 P4	3	0	2	1	0	1	0
Javy Lopez, R OBP: 0.316, SLG: 0.444 50 Derrin Ebert, R Randall Simon, L OBP: 0.200, SLG: 0.250 (1, 2) (7, 1) (9, PH)	2-3 K		2-3 G3			0-1 G4-6-3			0-0 G3	3	0	0	0	0	1	3
Andruw Jones, R OBP: 0.240, SLG: 0.190 (1, 8)	3-3 K		0-3 K			4-0 G6-3 BB			4-0 BB	2	0	0	0	2	2	2
Brian Hunter, R OBP: 0.167, SLG: 0.667 (1, 3)		0-1 HR		1-3 K		3-3 K			1-3 K	4	1	1	1	0	3	2
Walt Weiss, S OBP: 0.429, SLG: 0.375 (1, 6)		0-0 G5-3			0-3 K			2-2 G6-3		3	0	0	0	0	1	1
Tom Glavine, L 51 Joe Winkelsas, R Eddie Pérez, R OBP: 0.333, SLG: 0.333 (1, 1) (7, 1) (7, 2)		0-3 K			1-3 K			0-3 K		2	0	0	0	0	2	0

Inning Stats	R: 1	H: 3	E: 0	K: 2	S: 12	H: 3	LOB: 2	BB: 0	P: 22	R: 1	H: 1	E: 0	K: 1	S: 9	H: 1	LOB: 0	BB: 0	P: 9	R: 0	H: 0	E: 0	K: 2	S: 10	H: 0	LOB: 0	BB: 0	P: 15	R: 0	H: 0	E: 0	K: 3	S: 10	H: 0	LOB: 0	BB: 0	P: 12	R: 1	H: 2	E: 0	K: 1	S: 12	H: 2	LOB: 0	BB: 0	P: 16	R: 0	H: 0	E: 0	K: 2	S: 10	H: 0	LOB: 1	BB: 1	P: 19	R: 0	H: 0	E: 0	K: 1	S: 7	H: 0	LOB: 0	BB: 0	P: 8	R: 0	H: 0	E: 0	K: 1	S: 5	H: 0	LOB: 1	BB: 1	P: 11	1B: 3	SF: 0	2B: 1	SAC: 0	3B: 0	DP: 1	HR: 2	HBP: 0	WP: 0	PA: 34
--------------	------	------	------	------	-------	------	--------	-------	-------	------	------	------	------	------	------	--------	-------	------	------	------	------	------	-------	------	--------	-------	-------	------	------	------	------	-------	------	--------	-------	-------	------	------	------	------	-------	------	--------	-------	-------	------	------	------	------	-------	------	--------	-------	-------	------	------	------	------	------	------	--------	-------	------	------	------	------	------	------	------	--------	-------	-------	-------	-------	-------	--------	-------	-------	-------	--------	-------	--------

PITCHER	IP	WLS	BF	H	R	ER	SO	BB	IBB	HBP	BLK	WP	HR	S	P	ERA	WHIP
Randy Johnson, L ERA: 2.81 (1, 1)	9.0	W	34	6	3	3	15	2	0	0	0	0	2	83	123	3.00	0.889

**BOTTOM**

**Arizona Diamondbacks @ Atlanta Braves**  
Turner Field, Atlanta, GA

Sat Apr 10 1999, 7:10 PM EDT  
Att: 44,531 - Cloudy - 70 F

AB	32
R	3
H	6
RBI	3
BB	2
SO	15
LOB	9





Batter	1	2	3	4	5	6	7	8	9	AB R H RBI BB SO LOB	TOP																
Steve Finley, L (1, 8) OBP: 0.207, SLG: 0.321	1-2 G4-3		1-1 FC1-6			1-0 SH1-4 1B		4-2 FC4-6 BB		3 0 1 0 1 0 1																	
Jay Bell, R (1, 4) OBP: 0.286, SLG: 0.346	1-3 K		1-0 F8			0-0 SH1-4		1-1 F8		3 0 0 0 0 1 2																	
Travis Lee, L (1, 3) OBP: 0.185, SLG: 0.333	1-1 HR		0-0 G3			1-0 P5		1-0 FC4-6 1B		4 1 1 1 0 0 3																	
Matt Williams, R (1, 5) OBP: 0.444, SLG: 0.750	4-2 BB				0-1 F9	0-0 F9		1-1 1B		3 0 1 0 1 0 1																	
Luis Gonzalez, L (1, 7) OBP: 0.375, SLG: 0.909	2-2 G3		2-2 G3-4-1				3-1 HR	2-1 P6		4 1 1 1 0 0 3																	
Bernard Gilkey, R (1, 9) OBP: 0.400, SLG: 0.773		3-3 K		0-0 F8		0-1 F9		1-1 G4-3 2B		4 0 1 0 0 1 0																	
Gregg Olson, R (9, 1)										0 0 0 0 0 0 0																	
Tony Batista, R (1, 6) OBP: 0.308, SLG: 0.440		0-1 P8			1-2 F9		2-1 F7	2-2 G4-3		4 0 0 0 0 0 1																	
Damian Miller, R (1, 2) OBP: 0.400, SLG: 0.462		2-2 G1-3			0-3 K		1-2 1B	0-1 P2		4 0 1 0 0 1 1																	
Todd Stottlemire, L (1, 1) OBP: 0.167, SLG: 0.167			0-1 FC1-6 1B		1-0 F7		1-2 G1-3	1-3 K		3 0 1 0 0 0 1																	
David Dellucci, L (9, PH) (9, 9)										1 0 0 0 0 1 1																	
<b>Inning Stats</b>	R: 1 E: 0 K: 1 S: 13	H: 1 LOB: 1 BB: 1 P: 22	R: 0 E: 0 K: 1 S: 9	H: 0 LOB: 0 BB: 0 P: 14	R: 0 E: 0 K: 0 S: 6	H: 1 LOB: 1 BB: 0 P: 8	R: 0 E: 0 K: 0 S: 6	H: 0 LOB: 0 BB: 0 P: 8	R: 0 E: 0 K: 1 S: 7	H: 0 LOB: 0 BB: 0 P: 9	R: 0 E: 0 K: 0 S: 4	H: 1 LOB: 1 BB: 0 P: 6	R: 1 E: 0 K: 0 S: 14	H: 2 LOB: 1 BB: 0 P: 21	R: 0 E: 0 K: 0 S: 10	H: 1 LOB: 2 BB: 1 P: 18	R: 0 E: 0 K: 1 S: 12	H: 1 LOB: 1 BB: 0 P: 16	1B: 4 2B: 1 3B: 0 HR: 2	SF: 0 SAC: 1 DP: 0 HBP: 0	WP: 0 PB: 0 SB: 0 CS: 0	PA: 36					
<b>PITCHER</b>	IP WLS BF H R ER SO BB IBB HBP BLK WP HR S P ERA WHIP																										
Greg Maddux, R (1, 1) ERA: 1.93	8.0	32	6	2	2	3	2	0	0	0	0	0	2	69	106	2.25	1.000										
30 Kevin McGlinchy, R (9, 1) ERA: 2.7	1.0	W	4	1	0	0	1	0	0	0	0	0	0	12	16	0.00	1.000										

**Arizona Diamondbacks @ Atlanta Braves**  
Turner Field, Atlanta, GA  
Sun Apr 11 1999, 1:10 PM EDT  
Att. 32,454 - Cloudy - 70 F

AB	33
R	2
H	7
RBI	2
BB	2
SO	4
LOB	14



Batter	1	2	3	4	5	6	7	8	9	AB	R	H	RBI	BB	SO	LOB
<b>Otis Nixon, S</b> (1, 7) OBP: 0.091, SLG: 0.091 <b>Randall Simon, L</b> (8, PH) OBP: 0.167, SLG: 0.200 <b>30 Kevin McGlinchy, R</b> (9, 1)	G6-3		L7			B1-3		F7		3	0	0	0	0	0	0
<b>Ozzie Guillen, L</b> (1, 6) OBP: 0.167, SLG: 0.333	F8			F9		K			E4	4	1	0	0	0	1	0
<b>10 Chipper Jones, S</b> (1, 5) OBP: 0.267, SLG: 0.379	G6-3				1B		G4-3		F7	4	0	1	0	0	0	1
<b>Brian Jordan, R</b> (1, 9) OBP: 0.517, SLG: 0.696		L7		K		G6-3			4-2	3	1	0	0	1	1	1
<b>Ryan Klesko, L</b> (1, 3) OBP: 0.409, SLG: 0.526			FC6-4	1B	G5-3		G4-3		4-2	3	0	1	0	1	0	1
<b>Andruw Jones, R</b> (1, 8) OBP: 0.276, SLG: 0.240			K		G5-3			1B	FC5-4	4	1	2	2	0	1	1
<b>Eddie Pérez, R</b> (1, 2) OBP: 0.250, SLG: 0.250 <b>Walt Weiss, S</b> (8, PH) OBP: 0.409, SLG: 0.353 <b>Gerald Williams, R</b> (9, 7) OBP: 0.273, SLG: 0.273		FC6-4	1-2f		K			F7		2	0	0	0	0	1	1
<b>Keith Lockhart, L</b> (1, 4) OBP: 0.200, SLG: 0.200			G3		G6-3			FC5-4	1B	3	0	1	0	0	0	0
<b>Greg Maddux, R</b> (1, 1) OBP: 0.400, SLG: 1.000 <b>Javy Lopez, R</b> (8, PH) OBP: 0.300, SLG: 0.421 (9, 2)			K			K		FC5-4	1-2f	2	0	0	0	0	2	0

Inning Stats		R: 0	H: 0	R: 0	H: 1	R: 0	H: 0	R: 0	H: 1	R: 0	H: 0	R: 0	H: 0	R: 1	H: 2	R: 2	H: 1	1B: 5	SF: 0	WP: 0	PA: 33	
		E: 0	LOB: 0	E: 0	LOB: 1	E: 0	LOB: 0	E: 0	LOB: 1	E: 0	LOB: 0	E: 0	LOB: 0	E: 0	LOB: 1	E: 1	LOB: 2	2B: 0	SAC: 0	PB: 0		
		K: 0	BB: 0	K: 1	BB: 0	K: 1	BB: 0	K: 1	BB: 0	K: 2	BB: 0	K: 0	BB: 0	K: 0	BB: 0	K: 0	BB: 2	3B: 0	DP: 0	SB: 0		
		S: 9	P: 17	S: 11	P: 18	S: 8	P: 11	S: 7	P: 11	S: 10	P: 13	S: 8	P: 10	S: 10	P: 12	S: 12	P: 25	HR: 0	HBP: 0	CS: 0		
PITCHER		IP	WLS	BF	H	R	ER	SO	BB	IBB	HBP	BLK	WP	HR	S	P	ERA	WHIP				
<b>Todd Stottlemyre, R</b> (1, 1) ERA: 1.76 <b>Gregg Olson, R</b> (9, 1) ERA: 18.0		8.0		28	4	1	1	6	0	0	0	0	0	0	71	103	1.12	0.500				
		0.1	L	5	1	2	1	0	2	0	0	0	0	0	12	25	27.00	9.000				

BOTTOM

Arizona Diamondbacks @ Atlanta Braves

Turner Field, Atlanta, GA

Sun Apr 11 1999, 1:10 PM EDT  
 Att: 32,454 - Cloudy - 70 F

livebaseballscorecards.com

AB	31
R	3
H	5
RBI	3
BB	2
SO	6
LOB	8





Batter	1	2	3	4	5	6	7	8	9	AB R H RBI BB SO LOB	TOP											
Eric Young Sr. R (1, 4) OBP: 0.514, SLG: 0.481	2-1 1B		1-0 F9		4-0 BB	3-2 1B		0-1 1B		4 0 3 2 1 0 0	<b>Los Angeles Dodgers @ Arizona Diamondbacks</b> <b>Bank One Ballpark, Phoenix, AZ</b> Mon Apr 12 1999, 10:05 PM EDT Att. 46,929 - Cloudy - 66 F											
22 Devon White, S (1, 8) OBP: 0.406, SLG: 0.500	2-1 1B		3-2 G4-3		2-2 FC6-4	0-1 G4-3		0-3 K		5 0 0 0 0 1 6												
Gary Sheffield, R (1, 7) OBP: 0.393, SLG: 0.500	4-0 BB		2-3 K		0-1 P3		2-2 1B		1-0 2B	4 0 2 0 1 1 2												
Raul Mondesi, R (1, 9) OBP: 0.455, SLG: 0.800	2-2 FC5-4			4-1 HR	3-3 K		2-0 G5-4-3	3-3 K	3-3 K	4 1 0 0 1 2 5												
Todd Hundley, S (1, 2) OBP: 0.286, SLG: 0.375		2-1 2B		0-2 L7		4-2 1B	3-2 G3	4-2 BB	4-2 BB	3 1 1 0 1 0 1												
Pedro Borbon, R (7, 1)				1-0 HR		4-2 1B		3-2 3B	1-3 K	0 0 0 0 0 0 0												
Dave Hansen, L (9, PH) OBP: 0.833, SLG: 1.400				1-0 HR		1-2 BB		2B	BB	0 0 0 0 1 0 0												
Eric Karros, R (1, 3) OBP: 0.484, SLG: 0.778		0-1 P7		1-0 HR		1-2 BB		2B	K	4 3 2 2 1 1 3												
Mark Grudzielanek, R (1, 6) OBP: 0.280, SLG: 0.182		1-1 G6-3		2-2 P3		1-2 F8		1-0 G5-3	0-1 P4	5 0 0 0 0 0 6												
Adrian Beltré, R (1, 5) OBP: 0.379, SLG: 0.565		4-1 BB		1-1 G1-3		2-0 P3		3-1 1B		3 1 1 1 1 0 2												
Chan Ho Park, R (1, 1) OBP: 0.250, SLG: 0.250		0-1 F8			3-2 WP	0-0 1B		0-2 F8		2 0 1 0 0 0 2												
Jose Vizcaino, S (6, PH) OBP: 0.364, SLG: 0.455						22 FC6-4				1 0 1 1 0 0 0												
Onan Masaoka, R (6, 1)						1B				0 0 0 0 0 0 0												
Mel Rojas, R (6, 1)						1B				0 0 0 0 0 0 0												
Paul Lo Duca, R (7, 2)						1B				1 0 0 0 0 0 1												
<b>Inning Stats</b>	R: 0 E: 0 K: 0 S: 7	H: 1 LOB: 1 BB: 1 P: 17	R: 0 E: 0 K: 0 S: 9	H: 1 LOB: 2 BB: 1 P: 16	R: 0 E: 0 K: 1 S: 7	H: 0 LOB: 0 BB: 0 P: 13	R: 2 E: 0 K: 0 S: 11	H: 1 LOB: 0 BB: 1 P: 19	R: 0 E: 0 K: 1 S: 11	H: 1 LOB: 2 BB: 1 P: 23	R: 2 E: 0 K: 0 S: 16	H: 2 LOB: 2 BB: 2 P: 30	R: 0 E: 0 K: 0 S: 9	H: 1 LOB: 0 BB: 0 P: 16	R: 2 E: 0 K: 1 S: 15	H: 3 LOB: 1 BB: 0 P: 22	R: 0 E: 0 K: 2 S: 14	H: 1 LOB: 2 BB: 1 P: 23	1B: 6 2B: 3 3B: 1 HR: 1	SF: 0 SAC: 0 DP: 1 HBP: 0	WP: 1 PB: 0 SB: 0 CS: 1	PA: 43
<b>PITCHER</b>	IP WLS BF H R ER SO BB IBB HBP BLK WP HR S P ERA WHIP																					
Andy Benes, R (1, 1) ERA: 8.38	5.0 W 24 4 4 4 2 6 0 0 0 1 1 50 101 7.20 2.000																					
Bobby Chouinard, R (6, 1) ERA:	1.0 H 5 2 0 0 0 0 0 0 0 0 0 0 11 17 0.00 2.000																					
John Frascatore, R (7, 1) ERA: 5.06	1.0 H 3 1 0 0 0 0 0 0 0 0 0 0 9 16 0.00 1.000																					
Greg Swindell, L (8, 1) ERA: 10.8	1.0 6 3 2 2 1 0 0 0 0 0 0 0 15 22 18.00 3.000																					
Darren Holmes, R (9, 1) ERA: 2.7	1.0 5 1 0 0 2 1 0 0 0 0 0 0 14 23 0.00 2.000																					

livebaseballscorecards.com

AB	36
R	6
H	11
RBI	6
BB	7
SO	5
LOB	28



Batter	1	2	3	4	5	6	7	8	9
<b>Tony Womack, L</b> OBP: 0.400, SLG: 0.250 (1, 9)	4-1 BB G1-3 BB		1-0 BB 1-2 HR 1B	1-1 B1-3		1-2 P7	1-2 FC3-6 HR		
<b>Jay Bell, R</b> OBP: 0.333, SLG: 0.448 (1, 4)	0-1 SAFE G1-3		4-1 SAFE 1-2 HR BB	3-3 K		4-0 SAFE 1-2 FC5-4 BB	1-0 SAFE 1-H HR		
<b>Travis Lee, L</b> OBP: 0.188, SLG: 0.419 (1, 3)	1-0 L7		1-2 1-H 2-H 3-H HR		1-2 F7	2-1 SF9	1-0 G4-3		
<b>Matt Williams, R</b> OBP: 0.375, SLG: 0.621 (1, 5)	0-0 P9		1-0 G6-3		1-1 G1-3	0-0 FC5-4		0-1 F7	
<b>Steve Finley, L</b> OBP: 0.265, SLG: 0.323 (1, 8)		0-1 G4-3	1-2 P6		0-1 1B		4-0 1B BB	4-0 BB	
<b>Tony Batista, R</b> OBP: 0.323, SLG: 0.433 (1, 6)		0-1 F7	1-0 1B S 1B		0-0 G5-3		2-1 SAFE SAFE SAFE 1B 1B	2-2 F9	
<b>Luis Gonzalez, L</b> OBP: 0.448, SLG: 0.880 (1, 7)		1-0 1B	1-1 SAFE SAFE E S 1B			4-0 1B BB	4-0 FC3-6 1B HR IBB	2-0 F8	
<b>Damian Miller, R</b> OBP: 0.421, SLG: 0.438 (1, 2)		1-1 P6	3-3 K			4-0 1B BB	1-0 FC3-6 1B		
<b>Andy Benes, R</b> OBP: 0.000, SLG: 0.333 (6, 1)			4-2 BB 1B HR BB		2-3 K	1-2 1-3 2-H BB 1B	0-0 P2		

Inning Stats	R: 0	H: 0	E: 0	K: 5	S: 5	L: 0	LOB: 1	BB: 1	P: 10	R: 0	H: 1	E: 0	K: 0	S: 7	R: 5	H: 4	E: 0	K: 1	S: 18	R: 0	H: 0	E: 0	K: 2	S: 12	R: 0	H: 1	E: 0	K: 0	S: 8	R: 2	H: 1	E: 0	K: 0	S: 9	R: 5	H: 3	E: 0	K: 0	S: 9	R: 0	H: 0	E: 0	K: 0	S: 6					

PITCHER	IP	WLS	BF	H	R	ER	SO	BB	IBB	HBP	BLK	WP	HR	S	P	ERA	WHIP
<b>Chan Ho Park, R</b> ERA: 5.25 (1, 1)	5.0	L	24	6	5	5	3	3	0	0	0	0	1	50	82	9.00	1.800
<b>Onan Masaoka, L</b> ERA: 9.0 (6, 1)	0.2		6	1	2	2	0	3	0	0	0	0	0	8	24	27.00	6.000
<b>Mel Rojas, R</b> ERA: 15.75 (6, 1)	1.0		8	3	5	5	0	1	1	0	0	0	1	9	22	45.00	4.000
<b>Pedro Borbon, L</b> ERA: 6.0 (7, 1)	1.1		5	0	0	0	0	1	0	0	0	0	0	7	16	0.00	0.750

**BOTTOM**

AB R H RBI BB SO LOB

4 2 1 0 1 0 4

3 2 1 3 2 1 1

4 1 1 5 0 0 1

5 0 0 0 0 0 3

3 1 1 0 2 0 0

5 2 2 0 0 0 2

3 2 2 0 2 0 1

3 1 1 2 1 1 2

1 1 0 0 1 1 0

0 0 0 0 0 0 0

1 0 1 1 0 0 0

0 0 0 0 0 0 0

1 0 0 0 0 0 2

0 0 0 0 0 0 0

0 0 0 0 0 0 0

1B: 8 SF: 1 WP: 0 PA: 43

2B: 0 SAC: 0 PB: 0

3B: 0 DP: 0 SB: 3

HR: 2 HBP: 0 CS: 0

**Los Angeles Dodgers @ Arizona Diamondbacks**

**Bank One Ballpark, Phoenix, AZ**

Mon Apr 12 1999, 10:05 PM EDT

Att: 46,929 - Cloudy - 66 F

livebaseballscorecards.com









Batter	1	2	3	4	5	6	7	8	9	10	11	12	13	14	15	16	AB	R	H	RBI	BB	SO	LOB									
Tony Womack, L OBP: 0.357, SLG: 0.273 (1, 9)	4-0 SH1-3 BB		2-1 P4	0-1 G3		1-0 SF9		2-2 BB 1-2 1B		0-0 F9		0-0 G6-3		0-0 F8		0-0 2B 1-2 1B	7	0	2	1	1	0	2									
Jay Bell, R OBP: 0.385, SLG: 0.657 LeJon Powell, R OBP: 0.400, SLG: 0.500 (1, 4)	2-1 SH1-3		3-2 S 1B		0-1 HR	3-H 3-2 HR		3-2 L7		0-3 K		0-0 1B		0-0 F9		0-0 1-3 2H 2B	6	2	4	2	0	1	2									
Travis Lee, L OBP: 0.225, SLG: 0.378 (1, 3)	2-2 P6		4-2 FC6-4 BB		2-2 P5	0-3 HR		4-2 K		0-0 G4-3		0-0 G4-6-3 1B					6	0	1	0	2	1	1									
Matt Williams, R OBP: 0.375, SLG: 0.595 (1, 5)	0-0 G4-3		0-0 FC6-4		2-1 1B			2-1 F8		0-0 G5-3		0-0 E9 FC5-2 1B		0-0 G4-6-3		0-0 2B	8	0	3	0	0	0	8									
Luis Gonzalez, L OBP: 0.450, SLG: 0.767 (1, 7)		0-0 F7		4-2 FC4-6 1B BB	3-0 1B			4-0 S BB		2-0 P6		4-0 FC5-2 1B BB		0-0 G4-3		0-0 F8	5	1	1	0	3	0	1									
Steve Finley, L OBP: 0.262, SLG: 0.308 (1, 8)		0-1 G4-3		1-2 F7	1-3 K			2-1 F7		1-1 P9		0-0 FC5-2 1B		0-0 G3		0-0 HR 1B	8	1	2	0	0	1	4									
Andy Fox, L Daren Holmes, R David DeJesus, L Gregg Olson, R Bernard Lincecum, R Greg Gandy, L Greg Colburn, R Bobby Chouinard, R Kelly Stowers, R (1, 1)		1-2 S 1B		0-0 FC4-6 1B	3-2 G3-1			0-3 K2-3		4-0 1B BB		0-3 K		0-0 P6		0-0 HR 1H	4	0	2	0	0	1	3									
Damian Miller, R OBP: 0.370, SLG: 0.417 (1, 2)		2-3 K		0-1 FC4-6 1B	0-1 S SF9 2B			0-3 K		0-0 1B		0-0 FC5-2		0-0 P3		0-0 G5-3	8	1	2	0	0	2	6									
Armando Reynoso, R OBP: 0.500, SLG: 0.500 Brian Anderson, R Tony Batista, R OBP: 0.333, SLG: 0.412 (8, 1)			0-3 K	0-1 S SH1-4	0-1 S SH1-4			4-1 BB 1B		0-0 F9		0-0 P9		0-0 G6-3		0-0 1B 2B 1B	2	0	1	1	0	1	0									
				1-2 3-H 1B		2-3											0	0	0	0	0	0	0									
																	4	1	1	0	1	0	5									
Inning Stats	R: 0 E: 0 K: 0 S: 7	H: 0 LOB: 1 BB: 1 P: 15	R: 0 E: 0 K: 1 S: 13	H: 1 LOB: 1 BB: 0 P: 16	R: 0 E: 0 K: 1 S: 11	H: 1 LOB: 2 BB: 1 P: 20	R: 1 E: 0 K: 0 S: 12	H: 2 LOB: 2 BB: 1 P: 17	R: 1 E: 0 K: 1 S: 14	H: 3 LOB: 2 BB: 0 P: 25	R: 2 E: 0 K: 1 S: 11	H: 2 LOB: 0 BB: 0 P: 16	R: 0 E: 0 K: 1 S: 7	H: 0 LOB: 1 BB: 1 P: 15	R: 0 E: 0 K: 1 S: 13	H: 1 LOB: 3 BB: 2 P: 26	R: 0 E: 0 K: 1 S: 5	H: 0 LOB: 0 BB: 1 P: 5	R: 0 E: 1 K: 1 S: 7	H: 2 LOB: 3 BB: 1 P: 11	R: 0 E: 0 K: 0 S: 4	H: 2 LOB: 2 BB: 0 P: 4	R: 0 E: 0 K: 0 S: 3	H: 0 LOB: 0 BB: 0 P: 3	R: 0 E: 0 K: 0 S: 4	H: 1 LOB: 1 BB: 0 P: 4	R: 3 E: 0 K: 0 S: 6	H: 5 LOB: 2 BB: 0 P: 6	1B: 15 2B: 3 3B: 0 HR: 3	SF: 1 SAC: 2 DP: 1 HBP: 0	WP: 0 PB: 0 SB: 4 CS: 0	PA: 74
PITCHER	IP	WLS	BF	H	R	ER	SO	BB	IBB	HBP	BLK	WP	HR	S	P	ERA	WHIP															
Ismael Valdez, R ERA: 4.05 Onan Masakoa, L ERA: 5.4 Alan Mills, R ERA: 1.93 Jeff Shaw, R ERA: Dave Mlicki, R ERA: 4.91	(1, 1) (8, 1) (8, 1) (9, 1) (11, 1)	5.2 1.1 1.0 2.0 5.1	29 5 6 8 24	9 0 1 1 8	4 0 0 0 3	4 0 0 0 3	3 2 1 1 1	3 0 0 0 0	3 0 0 0 0	0 0 0 0 0	0 0 0 0 0	0 0 0 0 0	0 0 0 0 0	2 0 0 0 1	65 18 26 17 29	106 0 0 0 0	6.35 0.750 0.00 0.00 5.06	2.118 0.750 3.000 1.000 1.688														
PITCHER	IP	WLS	BF	H	R	ER	SO	BB	IBB	HBP	BLK	WP	HR	S	P	ERA	WHIP															
Pedro Borbon, L ERA: 6.0	(16, 1)	0.0	2	2	0	0	0	0	0	0	0	0	0	2	2	∞	∞															

BOTTOM

Los Angeles Dodgers @ Arizona Diamondbacks  
Bank One Ballpark, Phoenix, AZ  
Tue Apr 13 1999, 10:05 PM EDT  
Att: 31,197 - Unknown - 67 F

livebaseballscores.com

AB 63  
R 7  
H 21  
RBI 7  
BB 8  
SO 8  
LOB 35





Batter	1	2	3	4	5	6	7	8	9	AB R H RBI BB SO LOB	TOP
Eric Young Sr., R (1, 4) OBP: 0.426, SLG: 0.410	3-2 F7		0-0 G5-4-3		2-1 P5		0-0 L8			4 0 0 0 0 0 1	<p>Los Angeles Dodgers @ Arizona Diamondbacks</p> <p>Bank One Ballpark, Phoenix, AZ</p> <p>Wed Apr 14 1999, 10:05 PM EDT</p> <p>Att. 30,561 - Unknown - 81 F</p>
Mark Grudzielanek, R (1, 6) OBP: 0.324, SLG: 0.233	3-2 F8			2-2 BB 22 1B	4-2 G1-3 BB		1-1 G4-3			3 1 1 0 1 0 0	
Gary Sheffield, R (1, 7) OBP: 0.359, SLG: 0.500	0-3 K			4-1 1 SAFE 1 SAFE BB 22 1B	2-1 G1-3		3-2 P5			3 1 0 0 1 1 1	
Raul Mondesi, R (1, 9) OBP: 0.409, SLG: 0.618		1-1 L6		4-2 F9 22 1B	1-2 G4-3		1-2 G4-3			3 0 0 0 1 0 1	
Eric Karros, R (1, 3) OBP: 0.429, SLG: 0.622		3-2 1B		0-3 K		0-0 F9		0-0 L6		4 0 1 0 0 1 3	
22 Devon White, S (1, 8) OBP: 0.349, SLG: 0.400		0-0 F9		0-1 WP		4-1 BB		2-2 G4-3		3 0 1 2 1 0 1	
Adrian Beltré, R (1, 5) OBP: 0.400, SLG: 0.516		1-0 P2		0-0 F9		3-2 F7		1-0 FC6-4 1B		4 0 1 0 0 0 4	
Paul Lo Duca, R (1, 2) Rick Wilkins, L (9, PH)			4-1 G5-4-3 BB	4-0 1B		2-0 G4-3		2-0 F7		1 0 0 0 2 0 1 1 0 0 0 0 0 1	
Carlos Perez, L (1, 1) Alan Mills, R (7, 1) Mel Rojas, R (8, 1) Jose Vizcaino, S (9, PH) OBP: 0.308, SLG: 0.385			0-3 K	0-3 K		0-3 K		0-1 FC6-4		3 0 0 0 0 3 4 0 0 0 0 0 0 0 0 0 0 0 0 0 0 1 0 0 0 0 0 1	
<b>Inning Stats</b>	R: 0 H: 0 E: 0 LOB: 0 K: 1 BB: 0 S: 10 P: 16	R: 0 H: 1 E: 0 LOB: 1 K: 0 BB: 0 S: 8 P: 13	R: 0 H: 0 E: 0 LOB: 0 K: 1 BB: 1 S: 5 P: 9	R: 2 H: 2 E: 0 LOB: 3 K: 2 BB: 3 S: 15 P: 29	R: 0 H: 0 E: 0 LOB: 1 K: 0 BB: 1 S: 10 P: 19	R: 0 H: 0 E: 0 LOB: 1 K: 0 BB: 1 S: 6 P: 15	R: 0 H: 0 E: 0 LOB: 0 K: 1 BB: 0 S: 6 P: 7	R: 0 H: 0 E: 0 LOB: 0 K: 0 BB: 0 S: 10 P: 14	R: 0 H: 1 E: 0 LOB: 1 K: 0 BB: 0 S: 7 P: 12	1B: 4 SF: 0 2B: 0 SAC: 0 3B: 0 DP: 1 HR: 0 HBP: 0	WP: 1 PA: 36 PB: 0 SB: 0 CS: 0
<b>PITCHER</b>	IP WLS BF H R ER SO BB IBB HBP BLK WP HR S P ERA WHIP										
Omar Daal, L (1, 1) ERA: 1.35	7.0 W 29 3 2 2 5 5 1 0 0 1 0 60 108 2.57 1.143										
John Frascatore, R (8, 1) ERA: 3.68	2.0 7 1 0 0 0 0 0 0 0 0 0 0 17 26 0.00 0.500										

AB	30
R	2
H	4
RBI	2
BB	6
SO	5
LOB	18



Batter	1	2	3	4	5	6	7	8	9
<b>Tony Womack, L</b> OBP: 0.333, SLG: 0.267 (1, 9)	2-2 P5		0-2 L4-3			1-1 G1-3	0-0 E9 3B 1B		
<b>Jay Bell, R</b> OBP: 0.395, SLG: 0.769 (1, 4)	2-2 F9			2-1 F8		1-2 HR	1-1 3B		
<b>Greg Colbrunn, R</b> OBP: 0.400, SLG: 0.400 (1, 3)	3-1 G1-3			0-1 G5-4-3 1B		3-1 PO 1B	2-2 F7		
<b>Matt Williams, R</b> OBP: 0.386, SLG: 0.585 (1, 5)				0-0 G5-4-3 1-2f		0-1 1B		3-1 G6-3	
<b>Tony Batista, R</b> OBP: 0.325, SLG: 0.421 (1, 6)		2-2 G5-3 1-2			1-0 F8	1-0 PO 2-3	0-1 FC2-5 2B	1-3 K	
<b>Steve Finley, L</b> OBP: 0.261, SLG: 0.372 (1, 8)		2-1 G4-3 2-3			1-0 HR		0-0 FC2-5 2B 1B	1-0 F7	
<b>Bernard Gilkey, R</b> OBP: 0.367, SLG: 0.667 (1, 7)		1-1 F8			0-2 G3		0-0 F9		
<b>Damian Miller, R</b> OBP: 0.400, SLG: 0.462 (1, 2)			4-1 L4-3 BB		1-1 L6		1-0 1B 2B		
<b>Omar Daal, L</b> (1, 1)			0-0 B2			0-0 G3	1-1 1B E 1B		
<b>David Dellucci, L</b> OBP: 0.500, SLG: 0.250 (7, PH)									
<b>John Frascatore, R</b> (8, 1)									

AB	R	H	RBI	BB	SO	LOB
4	1	1	0	0	0	1
4	1	2	2	0	0	0
4	0	2	0	0	0	1
4	0	2	0	0	0	1
4	0	1	0	0	1	1
4	2	1	1	0	0	2
3	0	0	0	0	0	2
2	1	1	0	1	0	0
2	0	0	0	0	0	1
1	1	1	2	0	0	0
0	0	0	0	0	0	0

WP	PA
0	34

Inning Stats		R	H	E	K	S	H	LOB	BB	P	ERA	WHIP
R: 0	H: 0	0	0	0	9	16	0	0	0	0	8.10	1.800
E: 0	LOB: 0	0	0	0	0	0	0	0	0	0	0.00	0.000
K: 0	BB: 0	0	0	0	0	0	0	0	0	0	0.00	0.000
S: 9	P: 16	10	16	0	9	7	10	0	0	0	0.00	0.000

AB	32
R	6
H	11
RBI	5
BB	1
SO	1
LOB	9



PITCHER	IP	WLS	BF	H	R	ER	SO	BB	IBB	HBP	BLK	WP	HR	S	P	ERA	WHIP
<b>Carlos Perez, L</b> ERA: 6.59 (1, 1)	6.2	L	29	11	6	6	0	1	0	0	0	0	2	58	89	8.10	1.800
<b>Alan Mills, R</b> ERA: 1.8 (7, 1)	0.1		1	0	0	0	0	0	0	0	0	0	0	3	5	0.00	0.000
<b>Mel Rojas, R</b> ERA: 12.6 (8, 1)	1.0		3	0	0	0	1	0	0	0	0	0	0	6	11	0.00	0.000

**Los Angeles Dodgers @ Arizona Diamondbacks**  
**Bank One Ballpark, Phoenix, AZ**  
 Wed Apr 14 1999, 10:05 PM EDT  
 Att: 30,561 - Unknown - 81 F

livebaseballscores.com



Batter	1	2	3	4	5	6	7	8	9	AB R H RBI BB SO LOB	TOP		
Eric Young Sr., R (1, 4) OBP: 0.440, SLG: 0.463 Jose Vizcaino, S (6, PH) OBP: 0.267, SLG: 0.333 (6, 4)	4-0 BB		1-3 K		2-2 HR 3B	1-1 G1-3		2-0 G6-4-3		2 1 1 1 1 1 2 0 0 0 0 0 4	<b>Los Angeles Dodgers @ Arizona Diamondbacks</b> <b>Bank One Ballpark, Phoenix, AZ</b> Thu Apr 15 1999, 10:05 PM EDT Att. 36,105 - Unknown - 84 F <a href="http://livebaseballscorecards.com">livebaseballscorecards.com</a>		
Mark Grudzielanek, R (1, 6) OBP: 0.308, SLG: 0.314	3-3 K			2-2 HR PB	0-1 HR		0-0 F7	1-2 F7	5 2 1 2 0 1 2				
Gary Sheffield, R (1, 7) OBP: 0.364, SLG: 0.564 Jacob Brumfield, R (9, 7) OBP: 0.200, SLG: 0.200	2-0 P4			2-0 HR	0-3 K		2-1 22 WP 1B	1-1 G5-3	5 1 2 2 0 1 1 0 0 0 0 0 0 0				
Raul Mondesi, R (1, 9) OBP: 0.408, SLG: 0.579	2-3 K			0-0 P4		4-2 1B 22 2B BB	0-2 22 WP 1B	1-1 F7	4 1 1 0 1 1 1				
Eric Karros, R (1, 3) OBP: 0.404, SLG: 0.571		0-2 G5-3		2-0 F9	0-0 22 2B SF8 1B	1-3 K		1-3 K	5 1 1 0 0 2 2				
22 Devon White, S (1, 8) OBP: 0.340, SLG: 0.409		2-3 K		0-1 G5-3	0-1 SF8 2B	2-1 G3			4 0 1 1 0 1 2				
Adrian Beltré, R (1, 5) OBP: 0.409, SLG: 0.576		0-3 K			4-2 E S 3B BB	1-1 SF8		0-0 G6-4-3 3B	2 2 1 1 1 1 0				
Paul Lo Duca, R (1, 2)			0-0 E6 CS		2-3 K	4-0 IBB		2-0 G6-4-3 BB HBP	2 0 0 0 1 1 1				
37 Darren Dreifort, R (1, 1) Dave Hansen, L (8, PH) OBP: 0.875, SLG: 1.667 Pedro Borbon, R (8, 1)			1-3 K		2-3 K	1-3 K		4-1 G6-4-3 BB	3 0 0 0 0 3 4 0 0 0 0 1 0 0 0 0 0 0 0 0 0				
<b>Inning Stats</b>	R: 0 H: 0 E: 0 LOB: 1 K: 2 BB: 1 S: 8 P: 19	R: 0 H: 0 E: 0 LOB: 0 K: 2 BB: 0 S: 10 P: 12	R: 0 H: 0 E: 1 LOB: 0 K: 2 BB: 0 S: 7 P: 9	R: 2 H: 1 E: 1 LOB: 0 K: 0 BB: 0 S: 8 P: 14	R: 3 H: 2 E: 0 LOB: 0 K: 3 BB: 1 S: 20 P: 30	R: 2 H: 2 E: 0 LOB: 2 K: 1 BB: 2 S: 12 P: 23	R: 0 H: 2 E: 0 LOB: 2 K: 1 BB: 0 S: 14 P: 19	R: 1 H: 1 E: 0 LOB: 1 K: 0 BB: 1 S: 6 P: 15	R: 0 H: 0 E: 0 LOB: 0 K: 1 BB: 0 S: 7 P: 10	1B: 3 SF: 1 2B: 1 SAC: 0 3B: 2 DP: 1 HR: 2 HBP: 1		WP: 1 PA: 41 PB: 1 SB: 3 CS: 1	
<b>PITCHER</b>	IP WLS BF H R ER SO BB IBB HBP BLK WP HR S P ERA WHIP											<b>PITCHER</b>	IP WLS BF H R ER SO BB IBB HBP BLK WP HR S P ERA WHIP
Randy Johnson, L (1, 1) ERA: 4.5	6.0 L 28 5 7 6 10 3 1 0 0 0 0 2 65 107 9.00 1.333												
Vladimir Nunez, R (7, 1) ERA: 4.5	2.0 10 3 1 1 1 1 0 1 0 1 0 0 20 34 4.50 2.000												
Brian Anderson, L (9, 1) ERA: 9.0	1.0 3 0 0 0 0 1 0 0 0 0 0 0 7 10 0.00 0.000												

AB	34
R	8
H	8
RBI	7
BB	5
SO	12
LOB	18



Batter	1	2	3	4	5	6	7	8	9	AB	R	H	RBI	BB	SO	LOB
--------	---	---	---	---	---	---	---	---	---	----	---	---	-----	----	----	-----

<b>Tony Womack, L</b> (1, 9) <small>OBP: 0.364, SLG: 0.235</small>										2	1	0	0	2	1	1
<b>Jay Bell, R</b> (1, 4) <small>OBP: 0.362, SLG: 0.698</small>										4	0	0	0	0	1	2
<b>Luis Gonzalez, L</b> (1, 7) <small>OBP: 0.439, SLG: 0.765</small>										4	0	1	1	0	1	0
<b>Travis Lee, L</b> (1, 3) <small>OBP: 0.227, SLG: 0.350</small>										3	0	0	0	1	1	0
<b>Matt Williams, R</b> (1, 5) <small>OBP: 0.375, SLG: 0.545</small>										3	0	0	0	1	0	0
<b>Steve Finley, L</b> (1, 8) <small>OBP: 0.240, SLG: 0.340</small>										4	0	0	0	0	1	4
<b>Andy Fox, L</b> (1, 6) <small>OBP: 0.375, SLG: 0.286</small>										2	0	0	0	1	1	0
<b>Damian Miller, R</b> (1, 2) <small>OBP: 0.394, SLG: 0.448</small>										3	0	1	0	0	0	1
<b>Randy Johnson, R</b> (1, 1) <b>Vladimir Nunez, R</b> (7, 1) <b>Bernard Gilkey, R</b> (8, PH) <b>Brian Anderson, R</b> (9, 1)										1	0	0	0	0	1	0

Inning Stats	R: 0	H: 0	E: 0	K: 2	S: 8	R: 0	H: 0	E: 0	K: 0	S: 4	R: 0	H: 0	E: 0	K: 1	S: 8	R: 1	H: 1	E: 0	K: 1	S: 12	R: 0	H: 1	E: 0	K: 1	S: 10	R: 0	H: 0	E: 0	K: 0	S: 4	R: 0	H: 0	E: 0	K: 0	S: 3	R: 0	H: 0	E: 1	K: 2	S: 11	1B: 1	2B: 1	3B: 1	HR: 0	SF: 0	SAC: 1	DP: 2	HBP: 0	WP: 0	PA: 33
--------------	------	------	------	------	------	------	------	------	------	------	------	------	------	------	------	------	------	------	------	-------	------	------	------	------	-------	------	------	------	------	------	------	------	------	------	------	------	------	------	------	-------	-------	-------	-------	-------	-------	--------	-------	--------	-------	--------

PITCHER	IP	WLS	BF	H	R	ER	SO	BB	IBB	HBP	BLK	WP	HR	S	P	ERA	WHIP
<b>37 Darren Dreifort, R</b> (1, 1) <small>ERA: 2.25</small>	7.0	W	25	2	1	1	5	4	0	0	0	0	0	49	89	1.29	0.857
<b>Pedro Borbon, L</b> (8, 1) <small>ERA: 3.6</small>	2.0		8	0	0	0	2	1	0	0	0	0	0	19	29	0.00	0.500

**BOTTOM**

**Los Angeles Dodgers @ Arizona Diamondbacks**  
**Bank One Ballpark, Phoenix, AZ**  
 Thu Apr 15 1999, 10:05 PM EDT  
 Att: 36,105 - Unknown - 84 F

livebaseballscores.com

<b>AB</b>	<b>27</b>
<b>R</b>	<b>1</b>
<b>H</b>	<b>2</b>
<b>RBI</b>	<b>1</b>
<b>BB</b>	<b>5</b>
<b>SO</b>	<b>7</b>
<b>LOB</b>	<b>8</b>





Batter	1	2	3	4	5	6	7	8	9	AB R H RBI BB SO LOB	TOP												
Marvin Benard, L (1, 8) OBP: 0.378, SLG: 0.500	1-2 P3		1-1 F8		2-2 1B S 1B		1-2 HBP G5-4-3 1B		2-2 G5-3	5 1 2 0 0 0 1	<p>San Francisco Giants @ Arizona Diamondbacks</p> <p>Bank One Ballpark, Phoenix, AZ</p> <p>Fri Apr 16 1999, 10:05 PM EDT</p> <p>Att. 34,516 - Unknown - 82 F</p>												
Rich Aurilia, R (1, 6) OBP: 0.422, SLG: 0.591	1-3 K		0-1 1-H HR		1-1 G4-6-3 1B		1-1 G5-4-3 HBP 1B		0-0 P5	5 1 3 2 0 1 0													
Barry Bonds, L (1, 7) OBP: 0.532, SLG: 0.861 F.P. Santangelo, S (7, PH) OBP: 0.385, SLG: 0.111	2-3 K		4-1 BB		0-0 G4-6-3 1-2f		2-2 G5-4-3 HBP		0-0 G6-3	2 0 0 0 1 1 2 1 0 0 0 0 0 0													
Jeff Kent, R (1, 4) OBP: 0.417, SLG: 0.474 Edwards Guzman, L (7, 5)		4-2 CS BB	0-1 F9			0-3 K	0-1 G5-4-3			3 0 0 0 1 1 3 0 0 0 0 0 0 0													
Ellis Burks, R (1, 9) OBP: 0.405, SLG: 0.444 Felix Rodriguez, R (7, 1) OBP: 1.000, SLG: 4.000		0-0 P4		0-1 L6		4-2 FC3-6 1B BB	2-2 G6-3			3 1 0 0 1 0 2 0 0 0 0 0 0 0													
J.T. Snow, L (1, 3) OBP: 0.304, SLG: 0.349	1-0 SAFE 2B		3-2 E4 G1-3		1-0 FC3-6 1B		1-0 G4-3			4 0 2 0 0 0 0													
Charlie Hayes, R (1, 5) OBP: 0.275, SLG: 0.417 Shawn Estes, R (6, PR) OBP: 0.500, SLG: 0.667 Miguel Del Toro, R (6, 1) Stan Javier, S (7, 9) OBP: 0.391, SLG: 0.762	1-3 K		1-2 G1-3		0-2 FC3-6 1B		1-3 K			3 0 0 0 0 1 4 0 0 0 0 0 0 0 0 0 0 0 0 0 0 1 0 0 0 0 1 0													
Brent Mayne, L (1, 2) OBP: 0.385, SLG: 0.382		2-2 HR HBP	1-0 G3-1		0-0 1-2 3-H 1B		4-2 BB			2 1 1 1 1 0 1													
Mark Gardner, R (1, 1) OBP: 0.400, SLG: 0.250 Alan Embree, L (5, 1) Ramon Martinez, R (6, PH) OBP: 0.500, SLG: 0.857			0-3 K		2-2 G1-3		2-2 G5-3		0-0 G6-3	2 0 0 0 0 1 1 0 0 0 0 0 0 0 2 0 0 0 0 0 3													
<b>Inning Stats</b>	R: 0 E: 0 K: 2 S: 10	H: 0 LOB: 0 BB: 0 P: 14	R: 0 E: 0 K: 1 S: 8	H: 1 LOB: 1 BB: 1 P: 14	R: 2 E: 0 K: 1 S: 12	H: 1 LOB: 1 BB: 1 P: 19	R: 0 E: 1 K: 0 S: 10	H: 0 LOB: 1 BB: 0 P: 15	R: 0 E: 0 K: 0 S: 11	H: 2 LOB: 1 BB: 0 P: 16		R: 1 E: 0 K: 1 S: 14	H: 2 LOB: 2 BB: 1 P: 21	R: 1 E: 0 K: 0 S: 14	H: 2 LOB: 1 BB: 0 P: 20	R: 0 E: 0 K: 1 S: 10	H: 0 LOB: 1 BB: 1 P: 16	R: 0 E: 0 K: 0 S: 5	H: 0 LOB: 0 BB: 0 P: 7	1B: 6 2B: 1 3B: 0 HR: 1	SF: 0 SAC: 0 DP: 2 HBP: 2	WP: 0 PB: 0 SB: 1 CS: 1	PA: 39
<b>PITCHER</b>	IP WLS BF H R ER SO BB IBB HBP BLK WP HR S P ERA WHIP																						
Todd Stottlemyre, R (1, 1) ERA: 2.57	5.2 W 26 6 3 3 5 3 0 1 0 0 1 61 93 4.76 1.588																						
Brian Anderson, L (6, 1) ERA: 5.06	3.1 S 13 2 1 1 1 1 0 1 0 0 0 33 49 2.70 0.900																						

livebaseballscorecards.com

AB	33
R	4
H	8
RBI	3
BB	4
SO	6
LOB	17







Batter	1	2	3	4	5	6	7	8	9	AB R H RBI BB SO LOB	TOP											
Marvin Benard, L (1, 8) OBP: 0.381, SLG: 0.500	1-2 K	1-1 F7	2-3 K			4-1 BB		3-1 FC6-2 2B		4 0 1 0 1 2 1	San Francisco Giants @ Arizona Diamondbacks Bank One Ballpark, Phoenix, AZ Sat Apr 17 1999, 4:05 PM EDT Att. 36,674 - Unknown - 86 F											
Rich Aurilia, R (1, 6) OBP: 0.420, SLG: 0.633	1-1 F8	0-1 HR		0-1 G6-3 1B		1-0 F7		2-2 FC6-2		5 1 2 2 0 0 4												
Barry Bonds, L (1, 7) OBP: 0.500, SLG: 0.805	0-0 HBP 2B	3-1 F7		0-0 G6-3		2-1 F8		2-3 3-H F7		5 1 1 0 0 0 5												
Jeff Kent, R (1, 4) OBP: 0.434, SLG: 0.450	4-2 HBP 2B	4-2		0-0 L6		1-0 F9		4-1 BB BB		2 1 0 0 3 0 0												
J.T. Snow, L (1, 3) OBP: 0.294, SLG: 0.319	1-1 2B HBP	1-2 F9			0-3 K		0-0 F8		0-0 F7	4 1 0 0 0 1 2												
Ellis Burks, R (1, 9) OBP: 0.426, SLG: 0.462	3-1 1B 2B		4-1 HR BB		1-3 K		4-1 BB		2-3 K	3 2 1 3 2 2 1												
Charlie Hayes, R (1, 5) OBP: 0.289, SLG: 0.385	4-0 1B BB		1 SAFE 0-1 F2		3-2 F7		0-2 G5-3		4-2 BB	3 0 0 0 2 0 2												
Scott Servais, R (1, 2) OBP: 0.412, SLG: 0.500	2-2 1B		1-1 HR			4-2 SH5-4 BB		1-0 2B FC6-2 1B		3 1 3 3 2 0 0												
Kirk Rueter, L (1, 1) OBP: 0.250, SLG: 0.250 Julian Tavarez, L (6, 1) Armando Rios, L (8, PH) John Johnstone, R (8, 1) Stan Javier, S (9, PH) Robb Nen, R (9, 1)		0-1 HR 1B	0-0 G6-3			1-0 SH5-4		2-2 F8	1-1 FC6-4	2 1 1 0 0 0 0 0 0 0 0 0 0 0 1 0 0 0 0 0 1 0 0 0 0 0 0 0 1 0 0 0 0 0 3 0 0 0 0 0 0 0												
<b>Inning Stats</b>	R: 4 E: 0 K: 1 S: 15	H: 3 LOB: 2 BB: 2 P: 31	R: 2 E: 0 K: 0 S: 13	H: 2 LOB: 1 BB: 1 P: 22	R: 2 E: 0 K: 1 S: 9	H: 1 LOB: 0 BB: 1 P: 16	R: 0 E: 0 K: 0 S: 4	H: 1 LOB: 0 BB: 0 P: 4	R: 0 E: 0 K: 2 S: 12	H: 0 LOB: 0 BB: 0 P: 16	R: 0 E: 0 K: 0 S: 7	H: 0 LOB: 2 BB: 2 P: 19	R: 0 E: 0 K: 0 S: 6	H: 0 LOB: 1 BB: 1 P: 11	R: 0 E: 0 K: 0 S: 12	H: 2 LOB: 2 BB: 0 P: 20	R: 0 E: 0 K: 1 S: 10	H: 0 LOB: 3 BB: 3 P: 25	1B: 4 2B: 3 3B: 0 HR: 2	SF: 0 SAC: 1 DP: 1 HBP: 1	WP: 0 PB: 0 SB: 0 CS: 0	PA: 45
<b>PITCHER</b>	IP WLS BF H R ER SO BB IBB HBP BLK WP HR S P ERA WHIP																					
Andy Benes, R (1, 1) ERA: 12.08	3.0 L 19 6 8 8 2 4 0 1 0 0 2 37 69 24.00 3.333																					
Vladimir Nunez, R (4, 1) ERA: 1.8	3.0 11 1 0 0 2 2 0 0 0 0 0 23 39 0.00 1.000																					
John Frascatore, R (7, 1) ERA: 3.0	1.2 8 2 0 0 0 1 0 0 0 0 0 16 29 0.00 1.800																					
Greg Swindell, L (8, 1) ERA: 3.6	1.1 7 0 0 0 1 3 0 0 0 0 0 12 27 0.00 2.250																					

AB	33
R	8
H	9
RBI	8
BB	10
SO	5
LOB	19



Batter	1	2	3	4	5	6	7	8	9	AB	R	H	RBI	BB	SO	LOB
Tony Womack, L OBP: 0.344, SLG: 0.308 (1, 9)	1-2 G1-3	2-2 G1-3		2-2 G4-3		4-0 BB			0-1 G5-3	4	1	1	1	1	0	2
Jay Bell, R OBP: 0.351, SLG: 0.679 (1, 4)	3-2 E 3B		2-2 G4-3		2-2 G1-3	3-3 K			1-1 G5-3	5	1	1	1	0	1	2
Greg Colbrunn, R OBP: 0.333, SLG: 0.667 (1, 3)	2-0 E6		2-2 K		3-2 HR			1-2 L9	2-3 K	4	1	1	2	0	1	0
Steve Finley, L OBP: 0.268, SLG: 0.431 (9, PH)	3-H F7		2-0 BB 1B		2-2 1B FC1-2			1-2 G6-3	1-3 K	1	0	0	0	0	1	0
Matt Williams, R OBP: 0.379, SLG: 0.574 (1, 5)	0-0 F7		2-0 BB 1B		2-2 1B FC1-2			1-2 G6-3	1-3 K	5	1	2	0	0	1	1
Bernard Gilkey, R OBP: 0.371, SLG: 0.613 (1, 7)	1-0 F8		4-0 1B		1-0 CS FC1-2			0-0 L6		3	0	1	0	1	0	1
Greg Swindell, L (8, 1)			1-2 BB		1-3 1B					0	0	0	0	0	0	0
Tony Batista, R OBP: 0.354, SLG: 0.543 (1, 6)		1-0 P4	2-2 1B		1-1 FC1-2			0-3 K		4	0	1	1	0	1	2
Damian Miller, R OBP: 0.366, SLG: 0.417 (1, 2)		2-0 SH5-4 2B	3-1 F8		3-0 CS	1-0 F3		2-2 F7		4	0	1	0	0	0	2
LeJon Powell, R OBP: 0.444, SLG: 0.571 (1, 8)		4-2 SH5-4 BB		1-1 G4-3		0-0 2B		1-0 F9		3	0	1	0	1	0	0
Andy Benes, R OBP: 0.500, SLG: 0.333 (1, 1)		0-0 SH5-4		2-1 F9		1-2 G1-3			0-0 3B	0	0	0	0	0	0	0
Vladimir Nunez, R (4, 1)										1	0	0	0	0	0	0
David Dellucci, L OBP: 0.429, SLG: 0.200 (6, PH)										1	0	0	0	0	0	1
John Frascatore, R (7, 1)										0	0	0	0	0	0	0
Luis Gonzalez, L OBP: 0.457, SLG: 0.744 (8, 7)		1-2 2-3								1	1	1	0	0	0	0

Inning Stats	R: 1	H: 1	E: 1	K: 0	S: 9	H: 1	LOB: 1	BB: 0	P: 16	R: 0	H: 1	E: 0	K: 0	S: 9	R: 0	H: 2	E: 0	K: 1	S: 15	R: 0	H: 0	E: 0	K: 0	S: 7	R: 1	H: 3	E: 0	K: 0	S: 15	R: 0	H: 1	E: 0	K: 1	S: 9	R: 0	H: 0	E: 0	K: 0	S: 7	R: 0	H: 0	E: 0	K: 1	S: 7	R: 0	H: 2	E: 0	K: 2	S: 11	1B: 5	2B: 2	3B: 2	HR: 1	SF: 0	SAC: 1	DP: 0	HBP: 0	WP: 0	PA: 41
--------------	------	------	------	------	------	------	--------	-------	-------	------	------	------	------	------	------	------	------	------	-------	------	------	------	------	------	------	------	------	------	-------	------	------	------	------	------	------	------	------	------	------	------	------	------	------	------	------	------	------	------	-------	-------	-------	-------	-------	-------	--------	-------	--------	-------	--------


PITCHER	IP	WLS	BF	H	R	ER	SO	BB	IBB	HBP	BLK	WP	HR	S	P	ERA	WHIP
Kirk Rueter, L ERA: 10.22 (1, 1)	5.2		28	8	3	3	1	3	0	0	0	0	1	61	115	4.76	1.941
Julian Tavarez, R ERA: 7.04 (6, 1)	1.1		4	0	0	0	1	0	0	0	0	0	0	10	15	0.00	0.000
John Johnstone, R ERA: (8, 1)	1.0		3	0	0	0	1	0	0	0	0	0	0	7	10	0.00	0.000
Robb Nen, R ERA: 3.0 (9, 1)	1.0		5	2	2	2	2	0	0	0	0	0	0	11	15	18.00	2.000

**BOTTOM**

**San Francisco Giants @ Arizona Diamondbacks**  
**Bank One Ballpark, Phoenix, AZ**  
 Sat Apr 17 1999, 4:05 PM EDT  
 Att: 36,674 - Unknown - 86 F

livebaseballscorecards.com

<b>AB</b>	<b>36</b>
<b>R</b>	<b>5</b>
<b>H</b>	<b>10</b>
<b>RBI</b>	<b>5</b>
<b>BB</b>	<b>3</b>
<b>SO</b>	<b>5</b>
<b>LOB</b>	<b>11</b>











Batter	1	2	3	4	5	6	7	8	9	AB R H RBI BB SO LOB	TOP
Doug Glanville, R (1, 8) OBP: 0.316, SLG: 0.333	1-1 F8			1-1 L4		1-1 G6-3		2-1 FC4-6 1-2f		4 0 0 0 0 0 1	
Marlon Anderson, L (1, 4) OBP: 0.250, SLG: 0.245	1-3 K			0-0 G4-3		0-1 L7			0-1 G1-3	4 0 0 0 0 1 0	
Scott Rolen, R (1, 5) OBP: 0.373, SLG: 0.640	2-2 K			2-1 HR		1-3 K			2-3 K	4 1 1 1 0 3 0	
Rico Brogna, L (1, 3) OBP: 0.328, SLG: 0.472		0-0 L6		3-2 F8			1-0 G5-3		0-1 F9	4 0 0 0 0 0 0	
Ron Gant, R (1, 7) OBP: 0.213, SLG: 0.077		2-2 P4			1-0 P4		3-2 F9			3 0 0 0 0 0 0	
Bobby Abreu, L (1, 9) OBP: 0.333, SLG: 0.404		1-1 G4-3			2-1 2B		2-3 K			3 1 1 0 0 1 0	
Mike Lieberthal, R (1, 2) OBP: 0.511, SLG: 0.590			0-0 G6-3		3-0 G4-3 2-H 2B			1-0 G5-3		3 0 1 1 0 0 0	
Alex Arias, R (1, 6) OBP: 0.450, SLG: 0.722 Desi Relaford, S (8, PR) OBP: 0.355, SLG: 0.414 (8, 6)			0-1 F8		1-2 G4-3			2-2 FC4-6 1B		3 0 1 0 0 0 1 0 0 0 0 0 0 0	
Paul Byrd, R (1, 1) 23 Kevin Jordan, R (8, PH) OBP: 0.500, SLG: 0.400 Yorkis Perez, L (8, 1)			2-1 F9		0-0 G5-3			1-1 P5		2 0 0 0 0 0 1 1 0 0 0 0 0 1 0 0 0 0 0 0 0	
<b>Inning Stats</b>	R: 0 H: 0 E: 0 LOB: 0 K: 2 BB: 0 S: 9 P: 13	R: 0 H: 0 E: 0 LOB: 0 K: 0 BB: 0 S: 6 P: 9	R: 0 H: 0 E: 0 LOB: 0 K: 0 BB: 0 S: 5 P: 7	R: 1 H: 1 E: 0 LOB: 0 K: 0 BB: 0 S: 8 P: 14	R: 1 H: 2 E: 0 LOB: 1 K: 0 BB: 0 S: 8 P: 15	R: 0 H: 0 E: 0 LOB: 0 K: 1 BB: 0 S: 7 P: 9	R: 0 H: 0 E: 0 LOB: 0 K: 1 BB: 0 S: 7 P: 13	R: 0 H: 1 E: 0 LOB: 1 K: 0 BB: 0 S: 9 P: 15	R: 0 H: 0 E: 0 LOB: 0 K: 1 BB: 0 S: 7 P: 9	1B: 1 SF: 0 2B: 2 SAC: 0 3B: 0 DP: 0 HR: 1 HBP: 0	WP: 0 PA: 31 PB: 0 SB: 0 CS: 0
<b>PITCHER</b>	IP WLS BF H R ER SO BB IBB HBP BLK WP HR S P ERA WHIP										
Omar Daal, L (1, 1) ERA: 1.66	8.1 W 29 4 2 2 4 0 0 0 0 0 0 1 61 97 2.16 0.480										
Darren Holmes, R (9, 1) ERA: 5.4	0.1 H 1 0 0 0 1 0 0 0 0 0 0 0 3 5 0.00 0.000										
Greg Swindell, L (9, 1) ERA: 2.84	0.1 S 1 0 0 0 0 0 0 0 0 0 0 0 2 2 0.00 0.000										

Philadelphia Phillies @ Arizona Diamondbacks  
Bank One Ballpark, Phoenix, AZ  
Mon Apr 19 1999, 10:05 PM EDT  
Att. 29,704 - Unknown - 93 F

livebaseballscorecards.com

AB	31
R	2
H	4
RBI	2
BB	0
SO	5
LOB	4



Batter	1	2	3	4	5	6	7	8	9
<b>Tony Womack, L</b> OBP: 0.361, SLG: 0.333 (1, 9)	2-2 F7		1-0 BLK 1-2 1B		0-1 P5			2-1 2B 1B	
<b>Jay Bell, R</b> OBP: 0.333, SLG: 0.623 (1, 4)	0-2 G5-3		3-2 K 1-2 2-3			0-0 F7		2-2 L7 1-2	
<b>Travis Lee, L</b> OBP: 0.310, SLG: 0.440 (1, 3)	4-2 BB		0-2 F8			3-1 G4-3		1-0 2B 2-H	
<b>Matt Williams, R</b> OBP: 0.388, SLG: 0.613 (1, 5)	1-3 SAFE K			2-2 HR		0-2 2B 1B		4-0 IBB	
<b>Luis Gonzalez, L</b> OBP: 0.436, SLG: 0.750 (1, 7)		0-0 F8		3-1 G3-1		2-2 2B		2-1 P5	
<b>Steve Finley, L</b> OBP: 0.277, SLG: 0.407 (1, 8)		3-1 G4-3		0-2 CS 1B			1-0 G3	1-0 F8	
<b>Kelly Stinnett, R</b> OBP: 0.286, SLG: 0.417 (1, 2)		0-0 G5-3		1-3 K			4-2 BB		
<b>Tony Batista, R</b> OBP: 0.345, SLG: 0.490 (1, 6)			1-2 G5-3	0-0 CS 1-2	0-0 L5		1-0 P3		
<b>Omar Daal, L</b> OBP: 0.143, SLG: 0.143 (1, 1)			2-1 BLK 1B		0-0 G4-3		0-1 B2-3		
<b>Darren Holmes, R</b> (9, 1)									
<b>Greg Swindell, L</b> (9, 1)									

AB	R	H	RBI	BB	SO	LOB
4	1	2	0	0	0	0
4	0	0	0	0	1	3
3	0	1	1	1	0	2
3	2	2	1	1	1	1
4	0	1	1	0	0	2
4	0	1	0	0	0	2
2	0	0	0	1	1	1
3	0	0	0	0	0	1
3	0	1	0	0	0	1
0	0	0	0	0	0	0
0	0	0	0	0	0	0


AB	R	H	RBI	BB	SO	LOB
30	3	8	3	3	3	13

Inning Stats	R: 0	H: 0	E: 0	K: 1	S: 11	LOB: 1	BB: 1	P: 18
<b>Paul Byrd, R</b> ERA: 5.4 (1, 1)	IP: 7.0	WLS: 0	BF: 27	H: 6	R: 2	ER: 2	SO: 3	BB: 2
<b>Yorkis Perez, L</b> ERA: 8.44 (8, 1)	IP: 1.0	WLS: L	BF: 6	H: 2	R: 1	ER: 1	SO: 0	BB: 2

**Philadelphia Phillies @ Arizona Diamondbacks**  
**Bank One Ballpark, Phoenix, AZ**  
 Mon Apr 19 1999, 10:05 PM EDT  
 Att: 29,704 - Unknown - 93 F

[livebaseballscorecards.com](http://livebaseballscorecards.com)

WP: 0 PA: 34  
 PB: 0  
 SB: 1  
 CS: 1





Batter	1	2	3	4	5	6	7	8	9	AB R H RBI BB SO LOB	TOP		
Doug Glanville, R (1, 8) OBP: 0.344, SLG: 0.382	0-0 FC6-5 BLK 1B		3-2 S 1B		1-2 P3		2-1 1-3 2B			4 0 3 0 0 0 1	Philadelphia Phillies @ Arizona Diamondbacks Bank One Ballpark, Phoenix, AZ Tue Apr 20 1999, 10:05 PM EDT Att. 30,546 - Cloudy - 91 F		
Kevin Sevcik, R (1, 9) OBP: 0.267, SLG: 0.286	0-2 FC6-5 1-3		2-1 L4		1-0 1-2 1B		4-2 BB			3 0 1 0 1 0 2			
Scott Rolen, R (1, 5) OBP: 0.349, SLG: 0.593	1-3 SAFE K		0-3 1-2 K		0-3 K		1-0 P3			4 0 0 0 0 3 7			
Rico Brogna, L (1, 3) OBP: 0.306, SLG: 0.439	0-3 1-2 K			0-3 K		3-3 K		0-3 K		4 0 0 0 0 4 1			
Ron Gant, R (1, 7) Wayne Gomes, R (8, 1)		2-0 F8		4-2 BB		3-1 P5		2-0 F9		3 0 0 0 1 0 0 0 0 0 0 0 0 0			
Mike Lieberthal, R (1, 2) Gary Bennett, R (7, 2)		0-0 23 BLK 23 G5-3 2B		2-3 K		1-2 P4		0-3 K		3 1 1 0 0 1 1 1 0 0 0 0 1 0			
23 Kevin Jordan, R (1, 4) OBP: 0.375, SLG: 0.286		0-0 G5-3 2-H		0-3 K2-3			0-2 G5-3		1-0 G6-3	4 0 0 1 0 1 1			
Desi Relaford, S (1, 6) OBP: 0.343, SLG: 0.394		1-2 F9			1-0 15 FC6-4 1B		0-1 G4-3		2-2 F9	4 0 1 0 0 0 0			
Paul Spoljaric, R (1, 1) Mike Grace, R (3, 1) 15 David Doster, R (5, PH) Ken Ryan, R (5, 1) Alex Arias, R (7, PH) Jim Poole, L (7, 1) Rob Ducey, L (8, 7) OBP: 0.200, SLG: 0.500			0-1 G5-3		1-1 FC6-4 1B		1-1 2B 1B		0-2 F8	1 0 0 0 0 0 0 0 0 0 0 0 0 0 0 0 1 0 0 0 0 0 0 1 0 0 0 0 0 0 0 0 1 0 1 0 0 0 0 0 0 0 0 0 0 0 0 0 1 0 0 0 0 0 0 0			
<b>Inning Stats</b>	R: 0 H: 1 E: 0 LOB: 1 K: 2 BB: 0 S: 10 P: 11	R: 1 H: 1 E: 0 LOB: 0 K: 0 BB: 0 S: 6 P: 9	R: 0 H: 1 E: 0 LOB: 1 K: 1 BB: 0 S: 12 P: 17	R: 0 H: 0 E: 0 LOB: 1 K: 3 BB: 1 S: 15 P: 21	R: 0 H: 2 E: 0 LOB: 2 K: 1 BB: 0 S: 10 P: 14	R: 0 H: 0 E: 0 LOB: 0 K: 1 BB: 0 S: 8 P: 15	R: 0 H: 2 E: 0 LOB: 3 K: 0 BB: 1 S: 13 P: 21	R: 0 H: 0 E: 0 LOB: 0 K: 2 BB: 0 S: 8 P: 10	R: 0 H: 0 E: 0 LOB: 0 K: 0 BB: 0 S: 7 P: 10	1B: 5 SF: 0 2B: 2 SAC: 0 3B: 0 DP: 0 HR: 0 HBP: 0	WP: 0 PA: 36 PB: 0 SB: 2 CS: 0		
<b>PITCHER</b>	IP WLS BF H R ER SO BB IBB HBP BLK WP HR S P ERA WHIP											<b>PITCHER</b>	IP WLS BF H R ER SO BB IBB HBP BLK WP HR S P ERA WHIP
Randy Johnson, L (1, 1) ERA: 3.6	8.0 W 33 7 1 1 10 2 0 0 0 2 0 0 82 118 1.12 1.125												
John Frascatore, R (9, 1) ERA: 2.7	1.0 3 0 0 0 0 0 0 0 0 0 0 0 7 10 0.00 0.000												

livebaseballscorecards.com

AB	34
R	1
H	7
RBI	1
BB	2
SO	10
LOB	14







Batter	1	2	3	4	5	6	7	8	9	AB R H RBI BB SO LOB	TOP									
<b>Doug Glanville, R</b> (1, 8) OBP: 0.354, SLG: 0.379	2-2 L8		4-2 BB BB		1-1 S 2B 1B		2-3 K			3 1 1 0 1 1 0										
<b>Marlon Anderson, L</b> (1, 4) OBP: 0.250, SLG: 0.264	2-2 G4-3		0-0 F8		3-2 WP 1-H 2B			1-2 G3		4 0 1 1 0 0 2										
<b>Scott Rolen, R</b> (1, 5) OBP: 0.358, SLG: 0.571	0-0 F9		4-1 BB		4-2 FC6 BB			2-1 E6 G4-6-3		2 0 0 0 2 0 0										
<b>Rico Brogna, L</b> (1, 3) OBP: 0.303, SLG: 0.426		3-2 G1-6-3 1B	3-1 G4-3		0-0 FC6			2-2 G4-6-3		4 0 1 0 0 0 6										
<b>Ron Gant, R</b> (1, 7) OBP: 0.236, SLG: 0.174		1 SAFE 0-2 G1-6-3 1-2 1B		0-0 G6-3		0-0 G6-3		0-1 HR		4 1 2 1 0 0 0										
<b>Bobby Abreu, L</b> (1, 9) OBP: 0.327, SLG: 0.392		2-1 G1-6-3 1-2f 2-3		1-2 CS 1B		1-0 G6-3		0-3 K		4 0 1 0 0 1 2										
<b>Mike Lieberthal, R</b> (1, 2) OBP: 0.463, SLG: 0.543		0-0 F8		1 SAFE 1-3 SAFE K		1-2 L6		1-3 K		4 0 0 0 0 2 2										
<b>Desi Relaford, S</b> (1, 6) OBP: 0.359, SLG: 0.417			1-2 BB SH3 HBP		0-0 F8		2-2 G4-3		2-1 2B	3 0 1 0 0 0 0										
<b>Curt Schilling, R</b> (1, 1) OBP: 0.300, SLG: 0.375			1-1 SH3		1-2 G6-3		1-3 K		1-1 G5-3	2 0 0 0 0 1 0										
<b>23 Kevin Jordan, R</b> (9, PH) OBP: 0.353, SLG: 0.267										1 0 0 0 0 0 1										
<b>Inning Stats</b>	R: 0 E: 0 K: 0 S: 7	H: 0 LOB: 0 BB: 0 P: 11	R: 0 E: 0 K: 0 S: 9	H: 2 LOB: 1 BB: 0 P: 14	R: 0 E: 0 K: 0 S: 11	H: 0 LOB: 3 BB: 2 P: 24	R: 0 E: 0 K: 1 S: 7	H: 1 LOB: 0 BB: 0 P: 9	R: 1 E: 0 K: 0 S: 13	H: 2 LOB: 2 BB: 1 P: 22	R: 0 E: 0 K: 2 S: 10	H: 0 LOB: 0 BB: 0 P: 15	R: 0 E: 1 K: 0 S: 9	H: 0 LOB: 0 BB: 0 P: 14	R: 1 E: 0 K: 2 S: 12	H: 2 LOB: 1 BB: 0 P: 16	1B: 4 2B: 2 3B: 0 HR: 1	SF: 0 SAC: 1 DP: 2 HBP: 1	WP: 1 PB: 0 SB: 1 CS: 1	PA: 36
<b>PITCHER</b>	IP WLS BF H R ER SO BB IBB HBP BLK WP HR S P ERA WHIP																			
<b>Todd Stottlemyre, R</b> (1, 1) ERA: 2.48	8.0 W 32 6 2 2 3 3 0 1 0 1 1 73 118 2.25 1.125																			
<b>Gregg Olson, R</b> (9, 1) ERA: 6.0	1.0 S 4 1 0 0 2 0 0 0 0 0 0 0 10 14 0.00 1.000																			

Philadelphia Phillies @ Arizona Diamondbacks  
Bank One Ballpark, Phoenix, AZ  
Wed Apr 21 1999, 10:05 PM EDT  
Att. 31,421 - Unknown - 79 F

livebaseballscorecards.com

AB	31
R	2
H	7
RBI	2
BB	3
SO	5
LOB	13







Batter	1	2	3	4	5	6	7	8	9	AB R H RBI BB SO LOB	TOP											
Tony Womack, L (1, 9) OBP: 0.340, SLG: 0.318	2-1 P7		1-3 K		1-1 CS 1B		0-1 FC4 HR		3-2 F9 S 1B	5 1 2 0 0 1 2	<b>Arizona Diamondbacks @ San Diego Padres</b> <b>Qualcomm Stadium, San Diego, CA</b> Fri Apr 23 1999, 10:05 PM EDT Att. 20,437 - Cloudy - 59 F											
Jay Bell, R (1, 4) OBP: 0.367, SLG: 0.586	3-3 K			4-1 S 2B BB	3-2 G5-3	1-2 SAFE SAFE HR IBB		3-1 F9	3 2 0 0 2 1 2													
Travis Lee, L (1, 3) OBP: 0.296, SLG: 0.387	1-1 P2			4-0 2B 1-2 2B BB	2-2 G1-3	1-2 L6		2-3 K	4 1 0 0 1 1 4													
Matt Williams, R (1, 5) OBP: 0.418, SLG: 0.730 Andy Fox, L (9, PH) OBP: 0.308, SLG: 0.250		1-2 WP 1B		2-0 2B 1-3 2-H		3-3 K	1-0 HR	3-3 K	4 2 3 5 0 1 0 1 0 0 0 0 1 1													
Bernard Gilkey, R (1, 7) OBP: 0.409, SLG: 0.730 Brian Anderson, R (7, 1) John Frascatore, R (8, 1) Greg Swindell, L (9, 1)		1-2 SAFE SAFE SAFE P3		2-0 SH3-4 SF8 2B 2-H 3-H		2-1 F9	1-1 F8		4 1 1 2 0 0 1 0													
Steve Finley, L (1, 8) OBP: 0.303, SLG: 0.507		1-3 K		0-1 SH3-4		1-2 HR		2-1 HR	3 2 2 2 0 1 1													
Tony Batista, R (1, 6) OBP: 0.302, SLG: 0.431		2-2 F7		1-2 SF8		1-1 P7		1-2 G6-3	3 0 0 1 0 0 1													
Damian Miller, R (1, 2) OBP: 0.377, SLG: 0.438			0-0 F9		0-2 2B		0-0 E1 FC4 HR 1B	0-1 P3	4 1 2 0 0 0 0													
Andy Benes, R (1, 1) OBP: 0.333, SLG: 0.200 David Dellucci, L (7, PH) OBP: 0.385, SLG: 0.364			1-3 K		1-3 K2-3		0-2 FC4 1B	1-0 G3-1	2 0 0 0 0 2 1 2 0 1 0 0 0 0													
<b>Inning Stats</b>	R: 0 E: 0 K: 1 S: 7	H: 0 LOB: 0 BB: 0 P: 13	R: 0 E: 0 K: 1 S: 18	H: 1 LOB: 1 BB: 0 P: 25	R: 0 E: 0 K: 2 S: 8	H: 0 LOB: 0 BB: 0 P: 10	R: 4 E: 0 K: 1 S: 14	H: 3 LOB: 1 BB: 2 P: 28	R: 0 E: 0 K: 0 S: 9	H: 1 LOB: 0 BB: 0 P: 14		R: 1 E: 0 K: 1 S: 12	H: 1 LOB: 0 BB: 0 P: 19	R: 4 E: 1 K: 0 S: 13	H: 3 LOB: 0 BB: 1 P: 20	R: 1 E: 0 K: 0 S: 8	H: 1 LOB: 0 BB: 0 P: 12	R: 0 E: 0 K: 2 S: 12	H: 1 LOB: 1 BB: 0 P: 23	1B: 5 2B: 3 3B: 0 HR: 3	SF: 1 SAC: 1 DP: 0 HBP: 0	WP: 1 PB: 1 SB: 2 CS: 1
<b>PITCHER</b>	IP WLS BF H R ER SO BB IBB HBP BLK WP HR S P ERA WHIP											<b>PITCHER</b>	IP WLS BF H R ER SO BB IBB HBP BLK WP HR S P ERA WHIP									
Sterling Hitchcock, L (1, 1) ERA: 6.64	6.0 L 25 6 5 5 6 2 0 0 0 1 1 68 109 7.50 1.333											Brian Boehringer, R (7, 1) ERA: 3.95	2.0 11 4 5 5 0 0 1 0 0 0 2 21 32 22.50 2.000									
Carlos Almanzar, R (9, 1) ERA: 5.4	1.0 4 1 0 0 2 0 0 0 0 0 0 0 12 23 0.00 1.000											Carlos Almanzar, R (9, 1) ERA: 5.4	1.0 4 1 0 0 2 0 0 0 0 0 0 0 12 23 0.00 1.000									

livebaseballscores.com



Batter	1	2	3	4	5	6	7	8	9	AB	R	H	RBI	BB	SO	LOB
Quilvio Veras, S OBP: 0.286, SLG: 0.300 (1, 4)	0-0 G4-3		2-1 1B HR	0-0 E7 1B		2-3 K			1-2 G6-3	5	1	1	0	0	1	1
Dave Magadan, L OBP: 0.375, SLG: 0.364 (1, 5)	2-3 K		0-1 1B HR	2-2 1B			3-2 G6-4-3 1B		1-0 F7	5	1	3	1	0	1	0
Tony Gwynn, L OBP: 0.485, SLG: 0.574 (1, 9)	4-2 FC6 BB		0-0 1B HR		3-1 F7		0-1 G6-4-3		0-1 1B	4	1	2	3	1	0	1
Wally Joyner, L OBP: 0.362, SLG: 0.328 (1, 3)	1-1 FC6		0-1 P6		4-0 BB BB		0-0 G5-3		3-2 G4-3	4	0	0	0	1	0	2
John Vander Wal, L OBP: 0.421, SLG: 0.545 (1, 7)		2-0 1B	1-3 K		0-3 K			1-0 G6-3		4	0	1	0	0	2	1
Reggie Sanders, R OBP: 0.375, SLG: 0.349 (1, 8)		0-0 L8	3-2 P6		4-0 BB			4-2 HR BB		2	1	0	0	2	0	0
Jim Leyritz, R OBP: 0.400, SLG: 0.595 (1, 2)		3-2 BB 1B		1-0 G5-3	0-2 G6-3			3-2 HR		4	1	2	2	0	0	2
Chris Gomez, R OBP: 0.267, SLG: 0.195 (1, 6)		4-2 BB		2-3 K		0-2 G5-3		1-0 P5		2	0	0	0	1	1	0
Greg Myers, L OBP: 0.478, SLG: 0.389 (8, PH)		1-2 BB								1	0	0	0	0	0	0
Damian Jackson, R OBP: 0.478, SLG: 0.526 (9, 6)		3-3 K		3-2 E 1B				0-0 G6-3		0	0	0	0	0	0	0
Sterling Hitchcock, L OBP: 0.200, SLG: 0.200 (1, 1)										2	1	1	0	0	1	2
Eric Owens, R OBP: 0.261, SLG: 0.273 (6, PH)										1	0	0	0	0	0	0
Brian Boehringer, S (7, 1)										0	0	0	0	0	0	0
Phil Nevin, R OBP: 0.286, SLG: 0.429 (8, PH)										1	0	0	0	0	0	0
Carlos Almanzar, R (9, 1)										0	0	0	0	0	0	0

Inning Stats	R: 0	H: 0	E: 0	K: 1	S: 9	H: 0	LOB: 1	BB: 1	P: 16	R: 0	H: 2	E: 0	K: 1	S: 14	H: 3	LOB: 0	BB: 0	P: 26	R: 3	H: 3	E: 0	K: 1	S: 14	R: 1	H: 2	E: 1	K: 1	S: 12	H: 0	LOB: 2	BB: 2	P: 19	R: 0	H: 0	E: 0	K: 1	S: 8	H: 0	LOB: 0	BB: 0	P: 13	R: 0	H: 1	E: 0	K: 0	S: 6	H: 2	LOB: 0	BB: 0	P: 9	R: 2	H: 1	E: 0	K: 0	S: 10	H: 1	LOB: 0	BB: 1	P: 19	R: 0	H: 1	E: 0	K: 0	S: 13	H: 1	LOB: 1	BB: 0	P: 18	1B: 8	SF: 0	2B: 0	SAC: 0	3B: 0	DP: 1	HR: 2	HBP: 0	WP: 0	PA: 40
--------------	------	------	------	------	------	------	--------	-------	-------	------	------	------	------	-------	------	--------	-------	-------	------	------	------	------	-------	------	------	------	------	-------	------	--------	-------	-------	------	------	------	------	------	------	--------	-------	-------	------	------	------	------	------	------	--------	-------	------	------	------	------	------	-------	------	--------	-------	-------	------	------	------	------	-------	------	--------	-------	-------	-------	-------	-------	--------	-------	-------	-------	--------	-------	--------

PITCHER	IP	WLS	BF	H	R	ER	SO	BB	IBB	HBP	BLK	WP	HR	S	P	ERA	WHIP
Andy Benes, R ERA: 9.64 (1, 1)	6.0		28	7	4	3	6	4	0	0	0	0	1	65	114	4.50	1.833
Brian Anderson, L ERA: 6.75 (7, 1)	1.1		6	2	2	2	0	1	0	0	0	0	1	14	25	13.50	2.250
John Frascatore, R ERA: 2.53 (8, 1)	0.2		2	0	0	0	0	0	0	0	0	0	0	2	3	0.00	0.000
Greg Swindell, L ERA: 2.45 (9, 1)	1.0		4	1	0	0	0	0	0	0	0	0	0	13	18	0.00	1.000

**BOTTOM**

**Arizona Diamondbacks @ San Diego Padres**  
Qualcomm Stadium, San Diego, CA

Fri Apr 23 1999, 10:05 PM EDT  
Att. 20,437 - Cloudy - 59 F

<b>AB</b>	<b>35</b>
<b>R</b>	<b>6</b>
<b>H</b>	<b>10</b>
<b>RBI</b>	<b>6</b>
<b>BB</b>	<b>5</b>
<b>SO</b>	<b>6</b>
<b>LOB</b>	<b>9</b>





Batter	1	2	3	4	5	6	7	8	9	AB R H RBI BB SO LOB	TOP											
Tony Womack, L (1, 9) OBP: 0.333, SLG: 0.313	1-2 G4-3 WP 1B		2-2 P5			0-1 L8		2-3 K		4 1 1 0 0 1 2												
Jay Bell, R (1, 4) OBP: 0.349, SLG: 0.554	2-2 G4-3 1-3			2-0 G5-3		2-3 K			0-1 F8	4 0 0 0 0 1 1												
Steve Finley, L (1, 8) OBP: 0.300, SLG: 0.493	3-3 K			1-3 K			3-3 K		0-0 FC5-4 1B	4 0 1 0 0 3 1												
Matt Williams, R (1, 5) OBP: 0.422, SLG: 0.756 Andy Fox, L (9, PR) OBP: 0.308, SLG: 0.250	1-3 K 3-H			1-1 HR		G6-4-3 1B			0-0 FC5-4 1B 1-2f	4 1 2 1 0 1 1 0 0 0 0 0 0 0												
Luis Gonzalez, L (1, 7) OBP: 0.413, SLG: 0.732		2-2 F9		0-0 G3		G6-4-3 1-2f			1-0 1B 1-2	4 0 1 0 0 0 1												
Travis Lee, L (1, 3) OBP: 0.280, SLG: 0.364		1-1 G4-3			1-3 K			0-0 F7	1-0 G4-3	4 0 0 0 0 1 2												
Kelly Stinnett, R (1, 2) OBP: 0.238, SLG: 0.316		0-1 G5-3			2-2 K			3-2 FC5-4 1B		3 0 1 0 0 1 0												
Tony Batista, R (1, 6) OBP: 0.288, SLG: 0.410			2-2 F7		1-0 P6			2-1 FC5-4 1B 1-2f		3 0 0 0 0 0 1												
Omar Daal, L (1, 1) OBP: 0.125, SLG: 0.125 Bernard Gilkey, R (8, PH) OBP: 0.400, SLG: 0.711 John Frascatore, R (6, 1) Vladimir Nunez, R (7, 1) Greg Colbrunn, R (8, PH) OBP: 0.400, SLG: 0.700 Darren Holmes, R (8, 1)			0-0 L8			2-2 F8		0-0 1B 1-2		1 0 0 0 0 0 0 1 0 1 0 1 0 0 0 0 0 0 0 0 0 0 0												
<b>Inning Stats</b>	R: 1 E: 0 K: 2 S: 16	H: 1 LOB: 0 BB: 0 P: 23	R: 0 E: 0 K: 0 S: 8	H: 0 LOB: 0 BB: 0 P: 11	R: 0 E: 0 K: 0 S: 10	H: 0 LOB: 0 BB: 0 P: 14	R: 1 E: 0 K: 1 S: 7	H: 1 LOB: 0 BB: 0 P: 11	R: 0 E: 0 K: 2 S: 7	H: 0 LOB: 0 BB: 0 P: 11	R: 0 E: 0 K: 1 S: 8	H: 0 LOB: 0 BB: 0 P: 12	R: 0 E: 0 K: 1 S: 10	H: 1 LOB: 0 BB: 0 P: 15	R: 0 E: 0 K: 1 S: 10	H: 2 LOB: 2 BB: 0 P: 17	R: 0 E: 0 K: 0 S: 6	H: 2 LOB: 2 BB: 0 P: 8	1B: 6 2B: 0 3B: 0 HR: 1	SF: 0 SAC: 0 DP: 1 HBP: 0	WP: 1 PB: 0 SB: 1 CS: 0	PA: 33
<b>PITCHER</b>	IP WLS BF H R ER SO BB IBB HBP BLK WP HR S P ERA WHIP																					
Woody Williams, R (1, 1) ERA: 2.77	7.0 W 23 3 2 2 7 0 0 0 0 1 1 66 97 2.57 0.429																					
Dan Miceli, R (8, 1) ERA: 3.12	1.0 5 2 0 0 1 0 0 0 0 0 0 10 17 0.00 2.000																					
Carlos Reyes, R (9, 1) ERA: 4.0	0.2 4 2 0 0 0 0 0 0 0 0 0 5 6 0.00 3.000																					
Roberto Rivera, L (9, 1) ERA:	0.1 1 0 0 0 0 0 0 0 0 0 0 1 2 0.00 0.000																					

Arizona Diamondbacks @ San Diego Padres  
Qualcomm Stadium, San Diego, CA  
Sat Apr 24 1999, 10:05 PM EDT  
Att. 61,674 - Unknown - 62 F

AB	33
R	2
H	7
RBI	1
BB	0
SO	8
LOB	9



Batter	1	2	3	4	5	6	7	8	9
Damian Jackson, R (1, 4) OBP: 0.393, SLG: 0.417	0-0 P4		0-1 L7	1-3 K		1-0 P5		3-2 F8	
Reggie Sanders, R (1, 7) OBP: 0.377, SLG: 0.479	2-1 G6-3		1-1 HR		3-2 G5-3	3-3 K		0-0 HR	
Tony Gwynn, L (1, 9) Eric Owens, R (8, PR) (9, 9) OBP: 0.493, SLG: 0.636 OBP: 0.261, SLG: 0.273	0-0 HR		2-0 G4-3		1-1 G3-1		2-0 1B 2B	2-2 FC5-4 1B	
Jim Leyritz, R (1, 3) OBP: 0.364, SLG: 0.532	3-2 P9			3-2 G5-3	1-2 G1-3		3-1 G6-3	1-2 FC5-4	
Phil Nevin, R (1, 5) OBP: 0.455, SLG: 0.800		4-1 FC5-4 BB		2-1 E8 2B 1B		0-0 HR	1-0 F8		
Ruben Rivera, R (1, 8) OBP: 0.190, SLG: 0.310		3-2 FC5-4 BLK 1-2f		0-2 G6-3 2B 2-H		0-2 HR 2B	1-0 BB 1B 2-3		
Greg Myers, L (1, 2) OBP: 0.481, SLG: 0.524		1 SAFE 3-3 K 1-2		1-2 G6-3 2-3		0-0 HR 2-H	4-2 BB 1-2		
Chris Gomez, R (1, 6) OBP: 0.286, SLG: 0.186			3-3 K	4-2 BB BB		4-0 SH3-4 BB	1-3 K		
Woody Williams, R (1, 1) Dan Miceli, R (8, 1) John Vander Wal, L (8, PH) Carlos Reyes, S (9, 1) Roberto Rivera, L (9, 1)			1-3 K	4-2 BB BB		1 SAFE 0-1 SH3-4		0-0 G6-3	

Inning Stats	R: 1	H: 1	E: 0	K: 0	S: 7	LOB: 0	BB: 0	P: 12	R: 0	H: 0	E: 0	K: 2	S: 10	LOB: 1	BB: 1	P: 23	R: 1	H: 1	E: 0	K: 1	S: 13	LOB: 0	BB: 0	P: 17	R: 1	H: 2	E: 1	K: 1	S: 24	LOB: 3	BB: 2	P: 39	R: 0	H: 0	E: 0	K: 0	S: 10	LOB: 0	BB: 0	P: 15	R: 3	H: 3	E: 0	K: 1	S: 12	LOB: 1	BB: 1	P: 20	R: 0	H: 2	E: 0	K: 1	S: 11	LOB: 3	BB: 1	P: 23	R: 1	H: 2	E: 0	K: 0	S: 13	LOB: 1	BB: 0	P: 19
--------------	------	------	------	------	------	--------	-------	-------	------	------	------	------	-------	--------	-------	-------	------	------	------	------	-------	--------	-------	-------	------	------	------	------	-------	--------	-------	-------	------	------	------	------	-------	--------	-------	-------	------	------	------	------	-------	--------	-------	-------	------	------	------	------	-------	--------	-------	-------	------	------	------	------	-------	--------	-------	-------

PITCHER	IP	WLS	BF	H	R	ER	SO	BB	IBB	HBP	BLK	WP	HR	S	P	ERA	WHIP
Omar Daal, L (1, 1) ERA: 2.36	5.0	L	22	4	3	3	4	3	0	0	1	0	2	64	106	5.40	1.400
John Frascatore, R (6, 1) ERA: 4.63	1.0		7	3	3	3	1	1	0	0	0	0	2	12	20	27.00	4.000
Vladimir Nunez, R (7, 1) ERA: 1.5	1.0		6	2	0	0	1	1	0	0	0	0	0	11	23	0.00	3.000
Darren Holmes, R (8, 1) ERA: 6.0	1.0		5	2	1	1	0	0	0	0	0	0	1	13	19	9.00	2.000

AB R H RBI BB SO LOB

5	0	0	0	0	1	4
5	2	2	2	0	1	1
5	1	3	1	0	0	0
0	0	0	0	0	0	0
5	0	0	0	0	0	2
3	2	2	1	1	0	1
4	1	3	1	0	0	1
3	1	1	2	1	1	2
2	0	0	0	2	2	4
1	0	0	0	1	1	0
0	0	0	0	0	0	0
1	0	0	0	0	0	0
0	0	0	0	0	0	0
0	0	0	0	0	0	0

AB	R	H	RBI	BB	SO	LOB
34	7	11	7	5	6	15

**Arizona Diamondbacks @ San Diego Padres**  
Qualcomm Stadium, San Diego, CA  
Sat Apr 24 1999, 10:05 PM EDT  
Att: 61,674 - Unknown - 62 F

WP	PA
0	40

WP	HR	S	P	ERA	WHIP
0	0	0	0	0	0



Batter	1	2	3	4	5	6	7	8	9	10	11	AB R H RBI BB SO LOB	TOP													
Tony Womack, L (1, 9) OBP: 0.317, SLG: 0.296	3-2 L7		0-1 G5-3		0-0 F7		0-0 F7		3-2 FC4-6		0-0 HR	6 1 1 0 0 0 3	<b>Arizona Diamondbacks @ San Diego Padres</b> <b>Qualcomm Stadium, San Diego, CA</b> Sun Apr 25 1999, 4:05 PM EDT Att: 26,684 - Unknown - 63 F													
Jay Bell, R (1, 4) OBP: 0.360, SLG: 0.638	1-1 HR		0-3 K			3-2 E5 G3 1B		2-1 SH5-3 SF8 2B	2-2 P4		0-0 HR	6 4 3 3 0 1 2														
Steve Finley, L (1, 8) OBP: 0.302, SLG: 0.474	2-0 P3			2-1 P8		2-2 G3		2-0 SH5-3 HBP		0-0 1B	0-0 P6	5 0 1 0 0 0 1														
Luis Gonzalez, L (1, 7) OBP: 0.448, SLG: 0.746	1-0 E9 1B			4-1 1B BB		1-2 S 1B		0-0 SH5-3		0-0 1B		3 0 3 1 1 0 0														
Travis Lee, L (1, 3) OBP: 0.275, SLG: 0.348	0-1 P6			2-1 F7		2-2 P5		1-0 SF8		4-0 G6-4-3 IBB		3 0 0 1 1 0 3														
Greg Swindell, L (10, 1)				1 SAFE		1 SAFE		2-3				0 0 0 0 0 0 0														
Gregg Olson, R (11, 1)				1 SAFE		1 SAFE		2-3				0 0 0 0 0 0 0														
Andy Fox, L (1, 5) OBP: 0.278, SLG: 0.235		2-2 G4-3		0-0 1B		0-1 P4		0-1 P4		0-3 K		5 0 1 0 0 2 5														
Damian Miller, R (1, 2) OBP: 0.351, SLG: 0.404		0-3 K		0-3 K			0-0 F7		1-3 K		0-0 G6-4-3	4 0 0 0 0 3 2														
Matt Williams, R (10, PH) OBP: 0.417, SLG: 0.747											1-2	1 0 0 0 0 0 3														
Kelly Stinnett, R (10, 2) OBP: 0.238, SLG: 0.316												0 0 0 0 0 0 0														
Tony Batista, R (1, 6) OBP: 0.296, SLG: 0.409		1-2 P2			2-0 F8		0-0 1B		2-2 FC4-6 1B		0-0 P5	5 0 2 0 0 0 0														
Randy Johnson, R (1, 1)			0-2 L8		0-3 K		0-3 K		0-1 FC4-6 1B		0-3 K	3 0 0 0 0 2 1														
Bernard Gilkey, R (9, PH) OBP: 0.413, SLG: 0.718												1 0 1 0 0 0 0														
Darren Holmes, R (9, 1)												0 0 0 0 0 0 0														
Greg Colbrunn, R (10, 3) OBP: 0.364, SLG: 0.636												1 0 0 0 0 1 0														
<b>Inning Stats</b>	R: 1 E: 1 K: 0 S: 9	H: 2 LOB: 1 BB: 0 P: 16	R: 0 E: 0 K: 1 S: 9	H: 0 LOB: 0 BB: 0 P: 12	R: 0 E: 0 K: 1 S: 8	H: 0 LOB: 0 BB: 0 P: 8	R: 0 E: 0 K: 1 S: 9	H: 1 LOB: 2 BB: 1 P: 17	R: 0 E: 0 K: 1 S: 5	H: 0 LOB: 0 BB: 0 P: 7	R: 1 E: 1 K: 0 S: 15	H: 1 LOB: 1 BB: 0 P: 23	R: 0 E: 0 K: 1 S: 6	H: 1 LOB: 1 BB: 0 P: 6	R: 1 E: 0 K: 1 S: 7	H: 1 LOB: 1 BB: 0 P: 14	R: 0 E: 0 K: 1 S: 19	H: 2 LOB: 2 BB: 0 P: 27	R: 0 E: 0 K: 1 S: 6	H: 2 LOB: 2 BB: 1 P: 10	R: 2 E: 0 K: 1 S: 7	H: 2 LOB: 0 BB: 0 P: 7	1B: 9 2B: 1 3B: 0 HR: 2	SF: 1 SAC: 1 DP: 1 HBP: 1	WP: 0 PB: 0 SB: 2 CS: 0	PA: 48
<b>PITCHER</b>	IP WLS BF H R ER SO BB IBB HBP BLK WP HR S P ERA WHIP														IP WLS BF H R ER SO BB IBB HBP BLK WP HR S P ERA WHIP											
58 Stan Spencer, R (1, 1) ERA: 6.23	7.0		29	6	3	2	5	1	0	0	0	0	0	0	1	63	93	2.57	1.000							
Ed Vosberg, L (8, 1) ERA:	1.0	B	4	0	0	0	1	0	0	1	0	0	0	0	5	10	0.00	0.000								
Trevor Hoffman, R (9, 1) ERA: 1.0	2.0		10	4	0	0	2	0	1	0	0	0	0	0	25	37	0.00	2.000								
Dan Miceli, R (11, 1) ERA: 4.66	1.0	L	5	2	2	2	1	0	0	0	0	0	0	1	7	7	18.00	2.000								

AB	43
R	5
H	12
RBI	5
BB	2
SO	9
LOB	20



livebaseballscorecards.com





Batter	1	2	3	4	5	6	7	8	9	AB R H RBI BB SO LOB	TOP											
Tony Womack, L (1, 9) OBP: 0.297, SLG: 0.276	0-2 G4-3		0-1 G3		1-2 G4-3		0-1 L4			4 0 0 0 0 0 1												
Jay Bell, R (1, 4) OBP: 0.344, SLG: 0.607	2-3 K		3-2 P8		1-3 K			0-3 K		4 0 0 0 0 3 1												
Steve Finley, L (1, 8) OBP: 0.300, SLG: 0.463	1-0 1B			0-1 G3		1-2 G3-1		0-3 K		4 0 1 0 0 1 0												
Matt Williams, R (1, 5) OBP: 0.409, SLG: 0.723	0-0 F8			1-0 F8		1-0 2B 1B		0-1 F8		4 1 1 0 0 0 1												
Luis Gonzalez, L (1, 7) OBP: 0.465, SLG: 0.758		0-0 P5		0-2 BB 1B 1B		0-0 G4-3 1-H 2B		4-2 2B BB		3 1 2 1 1 0 0												
Travis Lee, L (1, 3) OBP: 0.286, SLG: 0.370		0-0 G6-3		2-1 BB 1B		0-0 G4-3		1-1 1-H 2B		4 0 2 1 0 0 1												
Tony Batista, R (1, 6) OBP: 0.293, SLG: 0.391		1-1 F8		4-0 BB		2-1 G5-3		0-3 K		3 0 0 0 1 1 2												
Kelly Stinnett, R (1, 2) OBP: 0.200, SLG: 0.261			1-1 G5-3		2-2 P6		2-2 G6-3		2-3 K	4 0 0 0 0 1 4												
Todd Stottlemire, L (1, 1) OBP: 0.357, SLG: 0.333			0-0 G3 2B			1-0 G4-3		1-0 G4-3		2 0 1 0 0 0 0												
David Dellucci, L (7, PH) OBP: 0.357, SLG: 0.333										1 0 0 0 0 0 0												
Vladimir Nunez, R (7, 1)										0 0 0 0 0 0 0												
Greg Colbrunn, R (9, PH) OBP: 0.333, SLG: 0.583										1 0 0 0 0 1 1												
<b>Inning Stats</b>	R: 0 E: 0 K: 1 S: 10	H: 1 LOB: 1 BB: 0 P: 13	R: 0 E: 0 K: 0 S: 4	H: 0 LOB: 0 BB: 0 P: 5	R: 0 E: 0 K: 0 S: 8	H: 1 LOB: 1 BB: 0 P: 12	R: 0 E: 0 K: 0 S: 13	H: 2 LOB: 3 BB: 1 P: 22	R: 0 E: 0 K: 1 S: 7	H: 0 LOB: 0 BB: 0 P: 10	R: 1 E: 0 K: 0 S: 8	H: 2 LOB: 1 BB: 0 P: 12	R: 0 E: 0 K: 0 S: 6	H: 0 LOB: 0 BB: 0 P: 9	R: 0 E: 0 K: 2 S: 11	H: 0 LOB: 0 BB: 0 P: 11	R: 1 E: 0 K: 3 S: 14	H: 1 LOB: 1 BB: 1 P: 22	1B: 4 2B: 3 3B: 0 HR: 0	SF: 0 SAC: 0 DP: 0 HBP: 0	WP: 0 PB: 0 SB: 0 CS: 0	PA: 36
<b>PITCHER</b>	IP WLS BF H R ER SO BB IBB HBP BLK WP HR S P ERA WHIP																					
Jose Lima, R (1, 1) ERA: 3.33	8.0 W 33 7 2 2 4 2 0 0 0 0 0 0 71 103 2.25 1.125																					
Billy Wagner, L (9, 1) ERA:	1.0 S 3 0 0 0 3 0 0 0 0 0 0 0 10 13 0.00 0.000																					

Arizona Diamondbacks @ Houston Astros  
Astrodome, Houston, TX  
Mon Apr 26 1999, 8:05 PM EDT  
Att: 18,328 - Dome - 72 F

AB	34
R	2
H	7
RBI	2
BB	2
SO	7
LOB	11



Batter	1	2	3	4	5	6	7	8	9	AB	R	H	RBI	BB	SO	LOB
<b>Craig Biggio, R</b> OBP: 0.390, SLG: 0.479 (1, 4)	0-0 G6-3			0-3 K	1-0 5 2B	0-0 1B				4	1	2	0	0	1	0
<b>Derek Bell, R</b> OBP: 0.324, SLG: 0.441 (1, 9)	0-1 L9			2-0 E6 5 1B	4-0 5 2B 1B	2-0 L9				3	2	0	0	1	0	1
<b>5 Jeff Bagwell, R</b> OBP: 0.475, SLG: 0.641 (1, 3)	3-1 G5-3			1-1 S BB 1B	0-0 1B 2B					4	2	2	2	0	0	0
<b>Ken Caminiti, S</b> OBP: 0.304, SLG: 0.371 (1, 5)			3-2 G3-1	1-3 K	2-3 K					4	0	0	0	0	2	3
<b>Carl Everett, S</b> OBP: 0.403, SLG: 0.500 (1, 8)			2-3 K	4-1 BB S 1-2 BB	4-0 1B IBB					2	0	0	0	2	1	0
<b>Richard Hidalgo, R</b> OBP: 0.329, SLG: 0.516 (1, 7)			2-1 F8	4-0 BB 1-2 2-3 BB	0-0 1-3 2-H 3-H 1B					3	0	1	2	1	0	0
<b>Tony Eusebio, R</b> OBP: 0.342, SLG: 0.303 (1, 2)			1-2 G6-3	4-2 FC5-4 BB 1-2 2-3 3-H BB	0-0 F9					3	0	0	1	1	0	2
<b>Ricky Gutierrez, R</b> OBP: 0.460, SLG: 0.512 (1, 6)			2-2 G1-3	1-2 FC5-4		3-2 CS 1B				3	0	1	0	1	0	3
<b>Jose Lima, R</b> <b>Billy Wagner, L</b>			1-0 F8		1-2 G4-3	1-2 G6-3				4	0	0	0	0	1	2
										0	0	0	0	0	0	0

Inning Stats		R: 0	H: 0	R: 0	H: 0	R: 0	H: 0	R: 2	H: 1	R: 3	H: 3	R: 0	H: 2	R: 0	H: 0	R: 0	H: 0	R: 0	H: 0
E: 0		LOB: 0		E: 0		LOB: 0		E: 1		LOB: 2		E: 0		LOB: 0		E: 0		LOB: 1	
K: 0		BB: 0		K: 1		BB: 0		K: 2		BB: 3		K: 0		BB: 0		K: 1		BB: 1	
S: 5		P: 8		S: 10		P: 17		S: 16		P: 33		S: 10		P: 11		S: 7		P: 9	

**Arizona Diamondbacks @ Houston Astros**  
Astrodome, Houston, TX  
Mon Apr 26 1999, 8:05 PM EDT  
Att: 18,328 - Dome - 72 F

AB	30
R	5
H	6
RBI	5
BB	6
SO	5
LOB	11



1B: 4	SF: 0	WP: 0	PA: 36
2B: 2	SAC: 0	PB: 0	
3B: 0	DP: 0	SB: 3	
HR: 0	HBP: 0	CS: 1	

PITCHER	IP	WLS	BF	H	R	ER	SO	BB	IBB	HBP	BLK	WP	HR	S	P	ERA	WHIP
<b>Todd Stottlemyre, R</b> ERA: 2.83 (1, 1)	6.0	L	29	6	5	3	4	4	1	0	0	0	0	56	105	4.50	1.667
<b>Vladimir Nunez, R</b> ERA: 1.13 (7, 1)	2.0		7	0	0	0	1	1	0	0	0	0	0	12	20	0.00	0.500





Batter	1	2	3	4	5	6	7	8	9	AB R H RBI BB SO LOB
<b>Craig Biggio, R</b> OBP: 0.391, SLG: 0.526 (1, 4)	F9		FC5-4	1B 2B		HR	F9			5 2 2 3 0 0 3
<b>Derek Bell, R</b> OBP: 0.329, SLG: 0.431 (1, 9)	5 2B BB		K	5 1B		F9		G4-3		4 2 1 1 1 1 1
<b>5 Jeff Bagwell, R</b> OBP: 0.476, SLG: 0.647 <b>Jack Howell, L</b> OBP: 0.444, SLG: 0.571 (1, 3) (8, 3)	G4-3 2B		K	E 1B		K		K		4 0 2 2 0 2 1 1 0 0 0 0 1 0
<b>Ken Caminiti, S</b> OBP: 0.315, SLG: 0.379 <b>Glen Barker, S</b> OBP: 0.500, SLG: 0.500 (1, 5) (7, PR) (8, 8)	G4-3			2B 1B		1B 1B		1B		4 1 2 0 0 0 2 1 1 1 0 0 0 0
<b>Richard Hidalgo, R</b> OBP: 0.320, SLG: 0.507 (1, 8) (8, 7)	K			2B		P2		K		5 1 1 0 0 2 5
<b>Bill Spiers, L</b> OBP: 0.357, SLG: 0.462 (1, 7) (8, 5)			K			L8		F7		4 0 0 0 0 2 3
<b>Tony Eusebio, R</b> OBP: 0.381, SLG: 0.351 (1, 2)			F9	SH3 HBP 2B 1B		G4-6-3 1B		1B 1B		4 2 3 1 0 0 0
<b>Ricky Gutierrez, R</b> OBP: 0.462, SLG: 0.500 <b>Tim Bogar, R</b> OBP: 0.321, SLG: 0.360 (1, 6) (5, 6)			G6-3	SH3 HBP 2B		G4-6-3		2B 1B		1 1 0 0 0 0 0 2 1 1 1 0 0 1
<b>Shane Reynolds, R</b> OBP: 0.400, SLG: 0.444 <b>Brian Williams, R</b> (1, 1) (9, 1)			K	SH3		K		2B		3 0 1 3 0 2 0 0 0 0 0 0 0 0

Inning Stats	R: 1	H: 1	R: 0	H: 0	R: 0	H: 0	R: 6	H: 6	R: 0	H: 1	R: 1	H: 1	R: 3	H: 4	R: 0	H: 1
	E: 0	LOB: 1	E: 0	LOB: 0	E: 0	LOB: 1	E: 1	LOB: 2	E: 0	LOB: 0	E: 0	LOB: 0	E: 0	LOB: 2	E: 0	LOB: 1
	K: 1	BB: 1	K: 1	BB: 0	K: 3	BB: 0	K: 1	BB: 0	K: 0	BB: 0	K: 2	BB: 0	K: 0	BB: 0	K: 2	BB: 0
	S: 18	P: 30	S: 9	P: 13	S: 12	P: 15	S: 23	P: 41	S: 4	P: 7	S: 9	P: 12	S: 13	P: 18	S: 12	P: 18

PITCHER	IP	WLS	BF	H	R	ER	SO	BB	IBB	HBP	BLK	WP	HR	S	P	ERA	WHIP
<b>Armando Reynoso, R</b> ERA: 5.31 (1, 1)	3.2	L	20	6	7	7	6	1	0	0	0	1	0	56	86	17.18	1.909
<b>John Frascatore, R</b> ERA: 4.15 (4, 1)	1.1		6	2	0	0	0	0	0	0	0	0	0	10	20	0.00	1.500
<b>Brian Anderson, L</b> ERA: 9.35 (6, 1)	2.0		11	5	4	4	2	0	0	0	0	0	1	22	30	18.00	2.500
<b>Greg Swindell, L</b> ERA: 2.08 (8, 1)	1.0		4	1	0	0	2	0	0	0	0	0	0	12	18	0.00	1.000

**BOTTOM**

**Arizona Diamondbacks @ Houston Astros**  
Astrodome, Houston, TX

Tue Apr 27 1999, 8:05 PM EDT  
Att: 19,396 - Dome - 72 F

AB	38
R	11
H	14
RBI	11
BB	1
SO	10
LOB	16



WP	PA	1B	SF	2B	SAC	3B	DP	HR	HBP
1	41	9	0	4	1	0	1	1	0
2		0		0		0			
3		0		0		0			
4		0		0		0			



Batter	1	2	3	4	5	6	7	8	9	AB R H RBI BB SO LOB	TOP											
Tony Womack, L (1, 9) OBP: 0.297, SLG: 0.279	2-2 G6-3 2B 1B	0-0 G4-3		1-1 E5 F7-4-3			X 0-0 SH1-4 2B 1B		1B 1B F8	6 3 3 0 0 0 2												
Jay Bell, R (1, 4) OBP: 0.347, SLG: 0.598	1-1 G6-3 1-2	3-2 G1-3 2B		2-2 F7-4-3 1-2			1-1 SH1-4 1-2 2-3		2-2 1B BB 1-3 BB 1B	4 1 2 0 0 0 2												
Luis Gonzalez, L (1, 7) OBP: 0.475, SLG: 0.754	1-2 G5-3 1B 2B 2-H	1-1 G1-3 2-3			1-0 F7		1-1 2B 2-H 3-H		4-0 BB 1B 1-2 BB	4 2 2 3 1 0 1												
Matt Williams, R (1, 5) OBP: 0.396, SLG: 0.678	2-2 G5-3 2-3	3-3 K			0-0 G6-3		4-1 BB		0-2 BB BB 1-2 2-3 3-H 1B	4 1 1 1 1 1 2												
Travis Lee, L (1, 3) OBP: 0.301, SLG: 0.370	2-2 BB 1B 3-H			0-1 F7		2-1 G3-1		1-0 F7	4-2 BB 1B BB 1-2 2-3 3-H BB	4 2 1 2 1 0 2												
Steve Finley, L (1, 8) OBP: 0.313, SLG: 0.461	4-0 1B 1B 1-2 BB			2-1 F8 2B			2-1 F7	1-0 G4-3	1-3 K	4 0 1 0 1 1 5												
Tony Batista, R (1, 6) OBP: 0.300, SLG: 0.384	1-0 1B 1-2 2-H 1B			0-0 F8 2-3			3-2 L4		2-1 F9	4-2 G1-3 1B BB 1-2 2-3 3-H	4 0 1 2 1 0 1											
Damian Miller, R (1, 2) OBP: 0.355, SLG: 0.404	2-2 1B 1-2 2-3 1B			2-2 G4-3			2-2 G5-3		1-3 K	1-1 G1-3 1B 1-2 2-H 3-H	5 0 2 2 0 1 1											
Andy Benes, R (1, 1) OBP: 0.250, SLG: 0.143	2-2 G6-3			2-1 G6-3			2-0 SH1-4 2B 1B		0-3 K	3-2 G1-3 1B 1-2 2-3	2 0 0 0 0 0 3											
David Dellucci, L (7, PH) OBP: 0.438, SLG: 0.385											1 1 1 0 0 0 0											
Darren Holmes, R (7, 1)											1 0 0 0 0 1 0											
Bernard Gilkey, R (9, PH) OBP: 0.396, SLG: 0.683											1 0 0 0 0 0 2											
Gregg Olson, R (9, 1)											0 0 0 0 0 0 0											
<b>Inning Stats</b>	R: 3 E: 0 K: 0 S: 24	H: 5 LOB: 3 BB: 1 P: 41	R: 0 E: 0 K: 1 S: 9	H: 1 LOB: 1 BB: 0 P: 16	R: 0 E: 0 K: 0 S: 8	H: 1 LOB: 1 BB: 0 P: 12	R: 0 E: 1 K: 0 S: 10	H: 0 LOB: 0 BB: 0 P: 15	R: 0 E: 0 K: 0 S: 4	H: 0 LOB: 0 BB: 0 P: 7	R: 0 E: 0 K: 0 S: 8	H: 0 LOB: 0 BB: 0 P: 15	R: 2 E: 0 K: 0 S: 9	H: 3 LOB: 2 BB: 1 P: 19	R: 0 E: 0 K: 2 S: 8	H: 0 LOB: 0 BB: 0 P: 11	R: 5 E: 0 K: 1 S: 25	H: 4 LOB: 2 BB: 3 P: 46	1B: 10 2B: 5 3B: 0 HR: 0	SF: 0 SAC: 1 DP: 1 HBP: 0	WP: 0 PB: 0 SB: 1 CS: 0	PA: 46
<b>PITCHER</b>	IP WLS BF H R ER SO BB IBB HBP BLK WP HR S P ERA WHIP																				<b>PITCHER</b>	IP WLS BF H R ER SO BB IBB HBP BLK WP HR S P ERA WHIP
Chris Holt, R (1, 1) ERA: 6.04	6.0 B 26 7 3 3 1 1 0 0 0 0 0 63 106 4.50 1.333																					
Scott Elarton, R (7, 1) ERA: 1.38	2.0 L 10 3 2 2 2 1 0 0 0 0 0 17 30 9.00 2.000																					
Billy Wagner, L (9, 1) ERA: 6.43	0.0 5 3 5 5 0 2 0 0 0 0 0 0 13 25 ∞ ∞																					
Jay Powell, R (9, 1) ERA: 7.36	1.0 5 1 0 0 1 1 0 0 0 0 0 0 12 21 0.00 2.000																					

**Arizona Diamondbacks @ Houston Astros**  
 Astrodome, Houston, TX  
 Wed Apr 28 1999, 8:05 PM EDT  
 Att. 19,605 - Dome - 72 F

**AB 40**  
**R 10**  
**H 14**  
**RBI 10**  
**BB 5**  
**SO 4**  
**LOB 21**



BOTTOM

Arizona Diamondbacks @ Houston Astros  
Astrodome, Houston, TX

livebaseballscorecards.com

AB	35
R	6
H	7
RBI	6
BB	4
SO	3
LOB	14



WP	1	PA	40
PB	0		
SB	2		
CS	1		

AB R H RBI BB SO LOB

5	0	0	0	0	0	3
4	1	1	2	1	0	2
5	1	1	2	0	0	2
5	0	0	0	0	1	2
4	1	1	0	0	1	0
2	1	1	1	1	0	1
0	0	0	0	0	0	0
1	0	1	0	0	0	0
0	0	0	0	0	0	0
0	0	0	0	0	0	0
0	0	0	0	0	0	0
2	0	1	1	1	0	0
4	0	0	0	0	1	4
1	1	0	0	1	0	0
2	1	1	0	0	0	0

1B	4	SF	1
2B	0	SAC	0
3B	0	DP	0
HR	3	HBP	0

Batter	1	2	3	4	5	6	7	8	9
Craig Biggio, R OBP: 0.370, SLG: 0.494 (1, 4)	1-1 G5-3 ①		1-0 F9 ①		2-1 G6-3 ①		0-2 FC5-4 ①		1-2 E5 G2-3 ①
Derek Bell, R OBP: 0.333, SLG: 0.461 (1, 9)	3-2 G6-3 ②		1-1 HR ②		0-0 F7 ②		4-1 BB ②		0-0 G2-3 ①
5 Jeff Bagwell, R OBP: 0.461, SLG: 0.658 (1, 3)	0-1 P7 ③		1-1 HR ③		0-0 E5 ③		2-1 F8 ③		2-1 G6-3 ②
Carl Everett, S OBP: 0.378, SLG: 0.467 (1, 8)		0-0 F7 ①	0-0 L8 ②		2-1 F9 ③			0-3 K ①	1-1 G3-1 ③
Richard Hidalgo, R OBP: 0.316, SLG: 0.493 (1, 7)		2-2 G5-3 ②	2-1 F8 ③			0-2 WP SF8 E 1B ①		0-3 K ②	
Bill Spiers, L OBP: 0.387, SLG: 0.571 (1, 5)		4-1 BB ①		0-1 HR ①		1-2 F9 ①		2-1 S 1B ①	
Scott Elarton, R (7, 1)									
Jack Howell, L OBP: 0.500, SLG: 0.625 (8, PH)									
Glen Barker, S OBP: 0.500, SLG: 0.500 (8, PR)									
Billy Wagner, L (9, 1)									
Jay Powell, R (9, 1)									
Paul Bako, L OBP: 0.500, SLG: 0.500 (1, 2)		0-0 1B ①		1-0 F7 ①		3-2 SF8 ②		4-0 IBB ①	
Tim Bogar, R OBP: 0.281, SLG: 0.310 (1, 6)		0-0 1B ①		0-0 G4-3 ②		2-3 K ③		2-1 G3 ③	
Chris Holt, R (1, 1)			4-2 HR ③		0-0 P4 ③		0-2 E5 FC5-4 ①		2-1 E G6-3 1B ①
Ken Caminiti, S OBP: 0.320, SLG: 0.382 (7, 5)									

Inning Stats	R: 0 E: 0 K: 0 S: 7	H: 0 LOB: 0 BB: 0 P: 11	R: 0 E: 0 K: 0 S: 7	H: 1 LOB: 2 BB: 1 P: 13	R: 3 E: 0 K: 0 S: 10	H: 2 LOB: 0 BB: 1 P: 19	R: 1 E: 0 K: 0 S: 5	H: 1 LOB: 0 BB: 0 P: 6	R: 0 E: 1 K: 0 S: 6	H: 0 LOB: 1 BB: 0 P: 10	R: 1 E: 1 K: 1 S: 13	H: 1 LOB: 0 BB: 0 P: 19	R: 0 E: 1 K: 0 S: 9	H: 0 LOB: 1 BB: 1 P: 15	R: 0 E: 0 K: 2 S: 10	H: 1 LOB: 2 BB: 1 P: 18	R: 1 E: 1 K: 0 S: 11	H: 1 LOB: 1 BB: 0 P: 17	1B: 4 2B: 0 3B: 0 HR: 3	SF: 1 SAC: 0 DP: 0 HBP: 0	WP: 1 PB: 0 SB: 2 CS: 1	PA: 40
--------------	------------------------------	----------------------------------	------------------------------	----------------------------------	-------------------------------	----------------------------------	------------------------------	---------------------------------	------------------------------	----------------------------------	-------------------------------	----------------------------------	------------------------------	----------------------------------	-------------------------------	----------------------------------	-------------------------------	----------------------------------	----------------------------------	------------------------------------	----------------------------------	--------

PITCHER	IP	WLS	BF	H	R	ER	SO	BB	IBB	HBP	BLK	WP	HR	S	P	ERA	WHIP
Andy Benes, R ERA: 8.76 (1, 1)	6.0		26	5	5	4	1	2	0	0	0	1	3	48	78	6.00	1.167
Darren Holmes, R ERA: 3.72 (7, 1)	2.0	W	9	1	0	0	2	1	1	0	0	0	0	19	33	0.00	1.000
Gregg Olson, R ERA: 4.5 (9, 1)	1.0		5	1	1	0	0	0	0	0	0	0	0	11	17	0.00	1.000

PITCHER	IP	WLS	BF	H	R	ER	SO	BB	IBB	HBP	BLK	WP	HR	S	P	ERA	WHIP
---------	----	-----	----	---	---	----	----	----	-----	-----	-----	----	----	---	---	-----	------



Batter	1	2	3	4	5	6	7	8	9	AB R H RBI BB SO LOB	TOP									
Tony Womack, L (1, 9) OBP: 0.282, SLG: 0.264	1-3 K		1-2 G1-3			0-2 F7		1-2 G4-3		4 0 0 0 0 1 2										
Jay Bell, R (1, 4) OBP: 0.343, SLG: 0.579	2-2 F8			0-0 G6-3			3-2 G6-4-3 HBP		3-3 K	3 0 0 0 0 1 0										
Travis Lee, L (1, 3) OBP: 0.299, SLG: 0.365	1-2 L8			0-1 2-4 1B			0-0 G6-4-3 1-2f		2-3 K	4 0 1 0 0 1 1										
Matt Williams, R (1, 5) OBP: 0.390, SLG: 0.691		0-0 HR		0-1 P2			2-3 K		1-3 K	4 1 1 1 0 2 1										
Bernard Gilkey, R (1, 7) OBP: 0.373, SLG: 0.636		3-3 K		1-1 2-4 1-2	3-3 K			0-0 F7		3 0 0 0 0 2 0										
Steve Finley, L (1, 8) OBP: 0.304, SLG: 0.446		3-3 K			0-1 G4-3			1-3 K		3 0 0 0 0 2 0										
Kelly Stinnett, R (1, 2) OBP: 0.188, SLG: 0.233		2-2 F9			1-3 K			2-1 E5 1B		3 1 0 0 0 1 0										
Tony Batista, R (1, 6) OBP: 0.301, SLG: 0.382			2-0 G5-3			1-2 P6		3-1 1B 1B		3 0 1 0 0 0 0										
Omar Daal, L (1, 1) OBP: 0.100, SLG: 0.100			1-1 G1-3			1-2 G3		0-0 1B		2 0 0 0 0 0 0										
Vladimir Nunez, R (6, 1)								1-2 2-H 1B		0 0 0 0 0 0 0										
Greg Colbrunn, R (8, PH) OBP: 0.357, SLG: 0.571										1 0 1 1 0 0 0										
John Frascatore, R (8, 1)										0 0 0 0 0 0 0										
<b>Inning Stats</b>	R: 0 E: 0 K: 1 S: 10	H: 0 LOB: 0 BB: 0 P: 14	R: 1 E: 0 K: 2 S: 15	H: 1 LOB: 0 BB: 0 P: 23	R: 0 E: 0 K: 0 S: 6	H: 0 LOB: 0 BB: 0 P: 10	R: 0 E: 0 K: 0 S: 6	H: 1 LOB: 1 BB: 0 P: 7	R: 0 E: 0 K: 2 S: 9	H: 0 LOB: 0 BB: 0 P: 13	R: 0 E: 0 K: 1 S: 6	H: 0 LOB: 0 BB: 0 P: 11	R: 1 E: 1 K: 1 S: 12	H: 2 LOB: 2 BB: 0 P: 19	R: 0 E: 0 K: 3 S: 11	H: 0 LOB: 0 BB: 0 P: 17	1B: 3 2B: 0 3B: 0 HR: 1	SF: 0 SAC: 0 DP: 1 HBP: 1	WP: 0 PB: 0 SB: 0 CS: 0	PA: 31
<b>PITCHER</b>	IP WLS BF H R ER SO BB IBB HBP BLK WP HR S P ERA WHIP																			
Mike Hampton, L (1, 1) ERA: 3.98	8.0 W 29 4 2 1 7 0 0 1 0 0 0 1 74 109 1.12 0.500																			
Billy Wagner, L (9, 1) ERA: 5.63	1.0 S 3 0 0 0 3 0 0 0 0 0 0 0 11 17 0.00 0.000																			

Arizona Diamondbacks @ Houston Astros  
Astrodome, Houston, TX  
Thu Apr 29 1999, 1:35 PM EDT  
Att: 21,506 - Dome - 72 F

AB	30
R	2
H	4
RBI	2
BB	0
SO	10
LOB	4



Batter	1	2	3	4	5	6	7	8	9	AB	R	H	RBI	BB	SO	LOB
<b>Craig Biggio, R</b> OBP: 0.375, SLG: 0.506 (1, 4)	2-1 FC6-4 1B	0-0 L7			2-1 P7	0-0 2B				4	0	2	2	0	0	1
<b>Derek Bell, R</b> OBP: 0.330, SLG: 0.450 (1, 9)	1-0 FC6-4 5 CS 1-2f		2-0 F7		1-0 5 CS 1B	0-1 L7				4	0	1	0	0	0	3
<b>5 Jeff Bagwell, R</b> OBP: 0.462, SLG: 0.649 (1, 3)	3-2 1-2 1B		1-1 1B		3-3 1-2		3-1 P3			4	0	2	0	0	1	1
<b>Ken Caminiti, S</b> OBP: 0.342, SLG: 0.403 (1, 5) <b>Bill Spiers, L</b> OBP: 0.387, SLG: 0.571 (9, 5)	2-1 P6		0-0 FC5-4 1B		2-1 2B 1B	3-2 F9 1B				4	0	3	0	0	0	1
<b>Richard Hidalgo, R</b> OBP: 0.301, SLG: 0.468 (1, 7)		2-0 L5	0-0 FC5-4 1-2f		2-2 P5 SAFE 1B	3-2 F9 1-2				4	0	0	0	0	0	3
<b>Carl Everett, S</b> OBP: 0.372, SLG: 0.468 (1, 8)		1-2 P3		3-3 K	0-0 1B 2B 1-H	1-0 F7				4	1	1	0	0	1	0
<b>Tony Eusebio, R</b> OBP: 0.413, SLG: 0.342 (1, 2)		4-1 BB 2B BB		4-1 BB BB	4-0 1B 2B BB	1-3 K				1	2	0	0	3	1	0
<b>Tim Bogar, R</b> OBP: 0.333, SLG: 0.344 (1, 6)		4-1 2B BB		2-0 F9	2-1 2B 1B	1-0 CS 1B				3	2	2	1	1	0	1
<b>Mike Hampton, R</b> OBP: 0.300, SLG: 0.333 (1, 1) <b>Jack Howell, L</b> OBP: 0.500, SLG: 0.625 (8, PH) <b>Billy Wagner, L</b> (9, 1)		1-2 1-H 2-H 2B		2-3 K	2-2 2B HBP	1-2 CS				2	0	1	2	0	1	1

Inning Stats	R: 0	H: 2	E: 0	K: 0	S: 8	R: 2	H: 1	E: 0	K: 0	S: 11	R: 0	H: 2	E: 0	K: 0	S: 5	R: 0	H: 1	E: 0	K: 1	S: 8	R: 3	H: 4	E: 0	K: 0	S: 14	R: 0	H: 1	E: 0	K: 0	S: 8	R: 0	H: 1	E: 0	K: 1	S: 9	
	LOB: 1	BB: 0	P: 16	LOB: 1	BB: 2	P: 23	LOB: 1	BB: 0	P: 8	LOB: 0	BB: 1	P: 20	LOB: 2	BB: 1	P: 14	LOB: 0	BB: 0	P: 17	LOB: 0	BB: 0	P: 13	LOB: 0	BB: 0	P: 13	LOB: 0	BB: 0	P: 13	LOB: 0	BB: 0	P: 13	LOB: 0	BB: 0	P: 13	LOB: 0	BB: 0	P: 13

PITCHER	IP	WLS	BF	H	R	ER	SO	BB	IBB	HBP	BLK	WP	HR	S	P	ERA	WHIP
<b>Omar Daal, L</b> ERA: 3.34 (1, 1)	5.2	L	28	10	5	5	3	4	0	1	0	0	0	53	105	7.94	2.471
<b>Vladimir Nunez, R</b> ERA: 0.96 (6, 1)	1.1		4	1	0	0	0	0	0	0	0	0	0	10	19	0.00	0.750
<b>John Frascatore, R</b> ERA: 3.86 (8, 1)	1.0		3	1	0	0	1	0	0	0	0	0	0	9	13	0.00	1.000

**BOTTOM**

**Arizona Diamondbacks @ Houston Astros**  
Astrodome, Houston, TX

Thu Apr 29 1999, 1:35 PM EDT  
Att: 21,506 - Dome - 72 F

AB	30
R	5
H	12
RBI	5
BB	4
SO	4
LOB	11



WP	PA	3B	HR	S	P	ERA	WHIP
0	36	0	0	1	0	0.00	0.750



Batter	1	2	3	4	5	6	7	8	9	AB R H RBI BB SO LOB	TOP														
Tony Womack, L (1, 9) OBP: 0.289, SLG: 0.263	1-2 L5	0-0 G1-6-3 1B			4-2 F9 1B BB		2-1 G1-3		2-1 B1	4 1 1 1 1 0 0	<b>Arizona Diamondbacks @ Milwaukee Brewers</b> Milwaukee County Stadium, Milwaukee, WI Fri Apr 30 1999, 7:05 PM EDT Att. 17,008 - Unknown - 62 F <a href="http://livebaseballscorecards.com">livebaseballscorecards.com</a>														
Jay Bell, R (1, 4) OBP: 0.355, SLG: 0.586	2-1 B5-3	2-2 G1-6-3 1-2f			4-1 1B CS BB		2-2 2B		3-2 SF9 1B	4 1 2 0 1 0 2															
Greg Colbrunn, R (1, 3) OBP: 0.412, SLG: 0.563 Travis Lee, L (7, PH) OBP: 0.303, SLG: 0.368	4-0 2B BB			1-2 FC5-4 1B	0-0 F9		1-2 P6		0-0 SF9 1B	2 0 1 0 1 0 2 2 0 1 0 0 0 1															
Matt Williams, R (1, 5) OBP: 0.390, SLG: 0.694	0-1 1-3 2B			0-3 1B	1-0 1B			1-3 K	0-0 SF9	4 0 2 2 0 2 1															
Bernard Gilkey, R (1, 7) OBP: 0.375, SLG: 0.604 Gregg Olson, R (9, 1)	4-2 BB			1-2 FC5-4 1-2f	3-3 K 3-H			0-1 FC3-6 1B	3-3 K	4 0 1 0 1 2 4 0 0 0 0 0 0 0															
Steve Finley, L (1, 8) OBP: 0.292, SLG: 0.427	1-1 G3-1			0-1 G3		0-0 B3		0-1 FC3-6 S 1-2f		4 0 0 0 0 0 5															
Damian Miller, R (1, 2) OBP: 0.364, SLG: 0.400		1-1 1B 1B			1-0 F9		0-1 P8		4-2 HBP BB	3 1 1 0 1 0 0															
Tony Batista, R (1, 6) OBP: 0.310, SLG: 0.380		2-2 1B 1-2 1B			1-0 F8		3-2 F9		1-0 HBP	3 0 1 0 0 0 0															
Randy Johnson, R (1, 1) Hanley Frias, S (8, PH) Darren Holmes, R (8, 1) David Dellucci, L (9, 7) OBP: 0.438, SLG: 0.385		0-3 K			0-2 F9		0-0 G6-3		0-0 F7	3 0 0 0 0 1 2 1 0 0 0 0 0 3 0 0 0 0 0 0 0 0 0 0 0 0 0 0															
<b>Inning Stats</b>	R: 0 E: 0 K: 0 S: 12	H: 1 LOB: 3 BB: 2 P: 24	R: 1 E: 0 K: 1 S: 13	H: 3 LOB: 1 BB: 0 P: 18	R: 0 E: 0 K: 1 S: 11	H: 1 LOB: 1 BB: 0 P: 13	R: 0 E: 0 K: 0 S: 6	H: 0 LOB: 0 BB: 0 P: 8	R: 1 E: 0 K: 1 S: 9	H: 1 LOB: 2 BB: 2 P: 21	R: 0 E: 0 K: 0 S: 7	H: 0 LOB: 0 BB: 0 P: 10	R: 0 E: 0 K: 0 S: 9	H: 1 LOB: 1 BB: 0 P: 14	R: 0 E: 1 K: 1 S: 11	H: 1 LOB: 3 BB: 1 P: 17	R: 1 E: 0 K: 1 S: 10	H: 2 LOB: 1 BB: 0 P: 18	1B: 8 2B: 3 3B: 0 HR: 0	SF: 1 SAC: 0 DP: 2 HBP: 1	WP: 0 PB: 0 SB: 2 CS: 1	PA: 41			
<b>PITCHER</b>	IP WLS BF H R ER SO BB IBB HBP BLK WP HR S P ERA WHIP																								
Scott Karl, L (1, 1) ERA: 4.15	6.2		29	7	2	2	3	4	0	0	0	0	0	64	104	2.70	1.650								
Al Reyes, R (7, 1) ERA: 1.69	0.1		1	0	0	0	0	0	0	0	0	0	0	3	4	0.00	0.000								
Eric Plunk, R (8, 1) ERA: 1.8	1.0		6	1	0	0	1	1	0	1	0	0	0	11	17	0.00	2.000								
Mike Myers, L (9, 1) ERA: 12.71	0.1	L	3	2	1	1	0	0	0	0	0	0	0	6	11	27.00	6.000								
Bob Wickman, R (9, 1) ERA: 5.06	0.2		2	0	0	0	1	0	0	0	0	0	0	4	7	0.00	0.000								



Batter	1	2	3	4	5	6	7	8	9	AB	R	H	RBI	BB	SO	LOB
<b>Fernando Vina, L</b> (1, 4) OBP: 0.394, SLG: 0.364	2-1 1B		0-0 F7		1-0 G6-3			0-2 G6-3 SH5-4 1B		4	0	2	1	0	0	1
<b>Mark Loretta, R</b> (1, 6) OBP: 0.301, SLG: 0.397	0-0 F8			2-1 FC3-6 1B	1-3 K			0-0 SH5-4 1-2		3	0	1	0	0	1	1
<b>Jeff Cirillo, R</b> (1, 5) OBP: 0.364, SLG: 0.466	1-0 1B			1-3 K		2-0 F9		1-2 G6-3 2-3		4	0	1	0	0	1	2
<b>Jeremy Burnitz, L</b> (1, 9) OBP: 0.406, SLG: 0.671	2-3 K			1-1 FC3-6 1-2f	2-3 K	2-3 K		4-0 FC6-4 IBB		3	0	0	0	1	2	2
<b>Sean Berry, R</b> (1, 3) OBP: 0.341, SLG: 0.393		2-2 F9		2-0 F8 1-2		2-3 K		2-1 FC6-4 1-2f		4	0	0	0	0	1	3
<b>Marquis Grissom, R</b> (1, 8) OBP: 0.286, SLG: 0.333		3-2 G6-3			0-1 BB G6-3 1B		1-3 K		1-1 F9	4	1	1	0	0	1	0
<b>Bobby Hughes, R</b> (1, 2) OBP: 0.269, SLG: 0.423		2-3 K			0-1 G6-3 BB G6-3 1B		1-0 G6-3		1-2 CS 1B	3	1	1	0	0	1	0
<b>Dave Nilsson, L</b> (9, PH) OBP: 0.333, SLG: 0.429										1	0	1	0	0	0	0
<b>Brian Banks, S</b> (9, PR) OBP: 0.182, SLG: 0.200										0	0	0	0	0	0	0
<b>Alex Ochoa, R</b> (1, 7) OBP: 0.333, SLG: 0.350			3-2 F9		4-1 G6-3 G6-3 BB		4-2 FC6-4 BB		3-3 K	1	0	0	0	2	0	0
<b>Rich Becker, L</b> (9, PH) OBP: 0.364, SLG: 0.368					1-2 2-3 3-H				1-2 K	1	0	0	0	0	1	1
<b>Scott Karl, L</b> (1, 1) OBP: 0.051, SLG: 0.182					2-2 G6-3					2	0	0	1	0	1	2
<b>Al Reyes, R</b> (7, 1) OBP: 0.222, SLG: 0.125										0	0	0	0	0	0	0
<b>Lou Collier, R</b> (7, PH) OBP: 0.222, SLG: 0.125										1	0	0	0	0	0	1
<b>Eric Plunk, R</b> (8, 1) OBP: 0.222, SLG: 0.125										0	0	0	0	0	0	0
<b>Mike Myers, L</b> (9, 1) OBP: 0.222, SLG: 0.125										0	0	0	0	0	0	0
<b>Bob Wickman, R</b> (9, 1) OBP: 0.222, SLG: 0.125										0	0	0	0	0	0	0

Inning Stats	R: 0	H: 2	E: 0	K: 1	S: 7	H: 0	LOB: 1	BB: 0	P: 12	R: 0	H: 0	E: 0	K: 1	S: 12	H: 0	LOB: 0	BB: 0	P: 19	R: 0	H: 0	E: 0	K: 1	S: 7	H: 0	LOB: 0	BB: 0	P: 11	R: 0	H: 1	E: 1	K: 1	S: 8	H: 0	LOB: 0	BB: 0	P: 14	R: 2	H: 2	E: 0	K: 1	S: 13	H: 0	LOB: 1	BB: 1	P: 21	R: 0	H: 0	E: 0	K: 2	S: 8	H: 0	LOB: 0	BB: 0	P: 14	R: 0	H: 0	E: 0	K: 1	S: 8	H: 0	LOB: 1	BB: 1	P: 14	R: 0	H: 1	E: 0	K: 1	S: 10	H: 1	LOB: 2	BB: 1	P: 17	R: 0	H: 1	E: 0	K: 1	S: 11	H: 1	LOB: 1	BB: 0	P: 16	1B: 7	2B: 1	3B: 0	HR: 0	SF: 0	SAC: 1	DP: 1	HBP: 0	WP: 0	PB: 0	SB: 0	CS: 1	PA: 35
--------------	------	------	------	------	------	------	--------	-------	-------	------	------	------	------	-------	------	--------	-------	-------	------	------	------	------	------	------	--------	-------	-------	------	------	------	------	------	------	--------	-------	-------	------	------	------	------	-------	------	--------	-------	-------	------	------	------	------	------	------	--------	-------	-------	------	------	------	------	------	------	--------	-------	-------	------	------	------	------	-------	------	--------	-------	-------	------	------	------	------	-------	------	--------	-------	-------	-------	-------	-------	-------	-------	--------	-------	--------	-------	-------	-------	-------	--------

PITCHER	IP	WLS	BF	H	R	ER	SO	BB	IBB	HBP	BLK	WP	HR	S	P	ERA	WHIP
<b>Randy Johnson, L</b> (1, 1) ERA: 3.4	7.0		27	5	2	2	8	2	0	0	0	0	0	63	105	2.57	1.000
<b>Darren Holmes, R</b> (8, 1) ERA: 3.38	1.0	W	5	1	0	0	0	0	1	0	0	0	0	10	17	0.00	1.000
<b>Gregg Olson, R</b> (9, 1) ERA: 4.0	1.0	S	3	1	0	0	1	0	0	0	0	0	0	11	16	0.00	1.000

**BOTTOM**


**Arizona Diamondbacks @ Milwaukee Brewers**  
Milwaukee County Stadium, Milwaukee, WI

Fri Apr 30 1999, 7:05 PM EDT  
Att: 17,008 - Unknown - 62 F

AB	31
R	2
H	7
RBI	2
BB	3
SO	9
LOB	13






Batter	1	2	3	4	5	6	7	8	9	AB R H RBI BB SO LOB	TOP	
Steve Finley, L (1, 8) OBP: 0.288, SLG: 0.416	2-1 P5		3-2 FC3-6 1B		0-1 G3	2-1 1B			1-0 F7	5 1 1 2 0 0 1	<b>Arizona Diamondbacks @ Milwaukee Brewers</b> Milwaukee County Stadium, Milwaukee, WI Sat May 01 1999, 2:05 PM EDT Att. 28,415 - Sunny - 60 F  <b>livebaseballscorecards.com</b>  <b>AB 36</b> <b>R 5</b> <b>H 10</b> <b>RBI 5</b> <b>BB 3</b> <b>SO 5</b> <b>LOB 15</b>  	
Jay Bell, R (1, 4) OBP: 0.365, SLG: 0.615	1-3 K		0-2 1B		3-2 HR	2-3 K		1-0 1B	5 2 3 1 0 2 2			
Luis Gonzalez, L (1, 7) OBP: 0.471, SLG: 0.730	0-0 F8		0-0 1B		2-3 K		1-0 G6-4-3 1B	3-0 P5	5 0 2 1 0 1 1			
Matt Williams, R (1, 5) OBP: 0.391, SLG: 0.676		4-0 S G1-3 BB	1-0 1B		1-1 F9		1-0 G6-4-3	0-0 F9	4 0 1 1 1 0 2			
Travis Lee, L (1, 3) OBP: 0.291, SLG: 0.352		0-1 G1-3	1-2 F8			1-2 P4	1-0 G6-3		4 0 0 0 0 0 3			
Bernard Gilkey, R (1, 9) OBP: 0.350, SLG: 0.558		2-1 G5-3		0-1 G5-3		0-0 F9		2-1 P4	4 0 0 0 0 0 1			
Kelly Stinnett, R (1, 2) OBP: 0.250, SLG: 0.273		2-3 K		2-1 FC4-6 1B		0-0 BB WP 1B		1-2 S HBP	3 1 2 0 0 1 1			
Tony Batista, R (1, 6) OBP: 0.308, SLG: 0.366			0-1 L7	0-0 F7		4-1 BB 1B IBB		3-3 K	3 1 0 0 1 1 2			
Todd Stottlemire, L (1, 1) OBP: 0.412, SLG: 0.357 Greg Swindell, L (7, 1) Gregg Olson, R (9, 1)			1-1 FC3-6 1B	0-0 FC4-6		4-0 1B BB		0-1 F9	2 0 1 0 1 0 1 1 0 0 0 0 0 1 0 0 0 0 0 0 0			
<b>Inning Stats</b>	R: 0 E: 0 K: 1 S: 6 H: 0 LOB: 0 BB: 0 P: 9	R: 0 E: 0 K: 1 S: 11 H: 0 LOB: 1 BB: 1 P: 19	R: 2 E: 0 K: 0 S: 16 H: 4 LOB: 2 BB: 0 P: 22	R: 0 E: 0 K: 0 S: 6 H: 1 LOB: 1 BB: 0 P: 8	R: 1 E: 0 K: 1 S: 13 H: 1 LOB: 0 BB: 0 P: 19	R: 2 E: 0 K: 1 S: 12 H: 2 LOB: 2 BB: 2 P: 25	R: 0 E: 0 K: 0 S: 3 H: 1 LOB: 0 BB: 0 P: 6	R: 0 E: 0 K: 1 S: 9 H: 0 LOB: 1 BB: 0 P: 15	R: 0 E: 0 K: 0 S: 4 H: 1 LOB: 1 BB: 0 P: 9	1B: 9 2B: 0 3B: 0 HR: 1 SF: 0 SAC: 0 DP: 1 HBP: 1	WP: 1 PB: 0 SB: 2 CS: 0 PA: 40	
<b>PITCHER</b>	IP WLS BF H R ER SO BB IBB HBP BLK WP HR S P ERA WHIP											
Jim Abbott, L (1, 1) ERA: 9.74	5.2 L 28 8 5 5 3 2 1 0 0 0 1 1 61 97 7.94 1.765											
Steve Falteisek, R (6, 1) ERA: 5.4	1.1 4 1 0 0 1 0 0 0 0 0 0 0 6 11 0.00 0.750											
Al Reyes, R (8, 1) ERA: 1.42	2.0 8 1 0 0 1 0 0 0 1 0 0 0 13 24 0.00 0.500											

BOTTOM

Arizona Diamondbacks @ Milwaukee Brewers  
Milwaukee County Stadium, Milwaukee, WI

livebaseballscores.com

AB	34
R	3
H	8
RBI	3
BB	2
SO	5
LOB	19



WP	0	PA	38
PB	0		
SB	0		
CS	0		

Sat May 01 1999, 2:05 PM EDT  
Att. 28,415 - Sunny - 60 F

Batter	1	2	3	4	5	6	7	8	9	AB	R	H	RBI	BB	SO	LOB
Fernando Vina, L (1, 4) OBP: 0.394, SLG: 0.359	G5-3 SF9 1B		F7		FC5-4 BB		P2		F9	4	1	1	0	1	0	2
Mark Loretta, R (1, 6) OBP: 0.284, SLG: 0.372	G5-3 1-3		L7		P6		P2		G6-3	5	0	0	0	0	0	5
Jeff Cirillo, R (1, 5) OBP: 0.379, SLG: 0.462	SF9 3-H		K		FC5-4 1-2f		2B 1-3 2-H			3	0	1	2	0	1	2
Jeremy Burnitz, L (1, 9) OBP: 0.420, SLG: 0.684	1B HBP				FC6-4 1B		P5 1-3 3-H			3	0	2	1	0	0	0
Sean Berry, R (1, 3) OBP: 0.347, SLG: 0.398 Al Reyes, R (8, 1)	1-2 1B		F8		F7 1B		F7 1-1			4	0	2	0	0	0	3
Dave Nilsson, L (1, 2) OBP: 0.314, SLG: 0.400	K		F9		F7 1-1		F8 2-2			4	0	0	0	0	1	4
Marquis Grissom, R (1, 8) OBP: 0.274, SLG: 0.318			F7		FC6-4 1-2f		G6-3		P4 1-1	4	0	0	0	0	0	2
Geoff Jenkins, L (1, 7) OBP: 0.415, SLG: 0.596			P5		BB 1B		BB 1B		K	3	1	1	0	1	1	0
Jim Abbott, L (1, 1) Steve Falteisek, R (6, 1) Brian Banks, S (7, PH) OBP: 0.231, SLG: 0.250			K		K		1B 2B 1B		P4	2	0	0	0	0	2	1
										0	0	0	0	0	0	0
										2	1	1	0	0	0	0

Batter	1	2	3	4	5	6	7	8	9
Fernando Vina, L (1, 4) OBP: 0.394, SLG: 0.359	2-1 G5-3 SF9 1B		1-1 F7		4-2 SAFE BB 1-2		0-0 P2		2-1 F9
Mark Loretta, R (1, 6) OBP: 0.284, SLG: 0.372	3-2 SAFE SAFE 1-3		0-1 L7		1-2 SAFE BB 1-2		0-0 P2		1-1 G6-3
Jeff Cirillo, R (1, 5) OBP: 0.379, SLG: 0.462	0-0 SF9 3-H		2-3 K		3-0 SAFE BB 1-2f		0-1 2B 1-3 2-H		
Jeremy Burnitz, L (1, 9) OBP: 0.420, SLG: 0.684	1-1 1B HBP				2-2 SAFE BB 1-2f		2-0 P5 1-3 3-H		
Sean Berry, R (1, 3) OBP: 0.347, SLG: 0.398 Al Reyes, R (8, 1)	1-2 1B		3-2 SAFE BB 1-2f		3-2 SAFE BB 1-2f		1-1 BB 1B		2-0 F7
Dave Nilsson, L (1, 2) OBP: 0.314, SLG: 0.400	1-3 K		2-2 SAFE BB 1-2f		2-2 SAFE BB 1-2f		1-1 F7		2-2 F8
Marquis Grissom, R (1, 8) OBP: 0.274, SLG: 0.318			0-0 F7		0-0 FC6-4 1-2f		3-2 G6-3		1-1 P4
Geoff Jenkins, L (1, 7) OBP: 0.415, SLG: 0.596			1-0 P5		1-2 BB 1B		4-2 BB 1B BB		2-3 K
Jim Abbott, L (1, 1) Steve Falteisek, R (6, 1) Brian Banks, S (7, PH) OBP: 0.231, SLG: 0.250			0-3 K		1-3 K		1-1 BB 1B 2B 1B		2-2 P4

Inning Stats																	1B	2B	3B	HR	SF	SAC	DP	HBP	WP	PA
R: 1	H: 2	R: 0	H: 0	R: 0	H: 1	R: 0	H: 1	R: 0	H: 1	R: 2	H: 3	R: 0	H: 0	R: 0	H: 0	R: 0	H: 0	1B: 7	SF: 1	WP: 0	PA: 38					
E: 0	LOB: 2	E: 0	LOB: 0	E: 0	LOB: 1	E: 0	LOB: 2	E: 0	LOB: 1	E: 0	LOB: 2	E: 0	LOB: 0	E: 0	LOB: 0	E: 0	LOB: 0	2B: 1	SAC: 0	PB: 0						
K: 1	BB: 0	K: 1	BB: 0	K: 0	BB: 0	K: 0	BB: 0	K: 0	BB: 0	K: 1	BB: 1	K: 0	BB: 0	K: 0	BB: 0	K: 0	BB: 0	3B: 0	DP: 0	SB: 0						
S: 13	P: 21	S: 5	P: 6	S: 7	P: 10	S: 14	P: 21	S: 15	P: 25	S: 8	P: 15	S: 10	P: 16	S: 7	P: 12	S: 7	P: 12	HR: 0	HBP: 1	CS: 0						

PITCHER																	IP	WLS	BF	H	R	ER	SO	BB	IBB	HBP	BLK	WP	HR	S	P	ERA	WHIP
Todd Stottlemyre, R (1, 1) ERA: 3.02	6.2	W	30	7	3	3	4	2	0	1	0	0	0	70	111	4.05	1.350																
Greg Swindell, L (7, 1) ERA: 1.8	1.1	H	5	1	0	0	1	0	0	0	0	0	0	13	21	0.00	0.750																
Gregg Olson, R (9, 1) ERA: 3.6	1.0	S	3	0	0	0	0	0	0	0	0	0	0	7	12	0.00	0.000																



AB	34
R	5
H	8
RBI	5
BB	6
SO	5
LOB	18



Batter	1	2	3	4	5	6	7	8	9	AB R H RBI BB SO LOB
<b>Tony Womack, L</b> (1, 8) OBP: 0.284, SLG: 0.250	1-1 F9		1-0 G6-3			0-2 P6	2-3 K		4-0 FC1-2 BB	4 0 0 0 1 1 2
<b>Jay Bell, R</b> (1, 4) OBP: 0.350, SLG: 0.587	3-1 G5-3		3-2 F9			2-3 K		2-2 G5-3	2-2 FC1-2	5 0 0 0 0 1 4
<b>Luis Gonzalez, L</b> (1, 7) OBP: 0.478, SLG: 0.727	2-2 G3-1			2-0 2B		4-1 BB		4-2 HR BB	1-0 F9	3 1 1 0 2 0 3
<b>Matt Williams, R</b> (1, 5) OBP: 0.391, SLG: 0.720		2-2 HR		2-1 F9		1-0 F8		1 SAFE 3-1 HR	1-0 L1	5 2 2 3 0 0 5
<b>Greg Colbrunn, R</b> (1, 3) OBP: 0.368, SLG: 0.500			0-3 K		0-2 G4-3		4-0 HR BB	0-1 F7		2 0 0 0 0 1 0
<b>Travis Lee, L</b> (7, PH) OBP: 0.295, SLG: 0.348										1 1 0 0 1 0 0
<b>Bernard Gilkey, R</b> (1, 9) OBP: 0.359, SLG: 0.571		0-0 2B			2-2 G6-3		1-2 F8	1-2 FC6-4 1B		4 0 2 0 0 0 1
<b>Greg Swindell, L</b> (8, 1)										0 0 0 0 0 0 0
<b>Gregg Olson, R</b> (8, 1)										0 0 0 0 0 0 0
<b>Damian Miller, R</b> (1, 2) OBP: 0.357, SLG: 0.438		0-0 G1-3			1-0 G5-3		1 SAFE 0-0 HR	1-1 FC6-4		4 1 1 2 0 0 2
<b>Tony Batista, R</b> (1, 6) OBP: 0.298, SLG: 0.353		1-2 F7			2-2 F8		2-3 K		4-2 BB FC1-2 BB	3 0 0 0 0 1 1
<b>David Dellucci, L</b> (9, PH) OBP: 0.471, SLG: 0.385										0 0 0 0 1 0 0
<b>Armando Reynoso, R</b> (1, 1) OBP: 0.429, SLG: 0.571			1-3 K			2-1 BB	4-1 BB		0-1 FC1-2 BB	2 0 1 0 0 1 0
<b>Andy Fox, L</b> (7, PH) OBP: 0.261, SLG: 0.190									1-2 FC1-2 BB	0 0 0 0 1 0 0
<b>Brian Anderson, R</b> (7, 1)										0 0 0 0 0 0 0
<b>John Frascatore, R</b> (7, 1)										0 0 0 0 0 0 0
<b>Steve Finley, L</b> (8, 8) OBP: 0.295, SLG: 0.422										1 0 1 0 0 0 0

Inning Stats	R: 0	H: 0	E: 0	K: 0	S: 7	R: 1	H: 2	E: 0	K: 1	S: 13	R: 0	H: 0	E: 0	K: 1	S: 8	R: 0	H: 1	E: 0	K: 0	S: 6	R: 0	H: 0	E: 0	K: 0	S: 7	R: 0	H: 1	E: 0	K: 1	S: 11	R: 2	H: 1	E: 0	K: 2	S: 11	R: 2	H: 2	E: 0	K: 0	S: 15	R: 0	H: 1	E: 0	K: 0	S: 10	R: 0	H: 1	E: 0	K: 0	S: 10	1B: 3	SF: 0	2B: 2	SAC: 0	3B: 0	DP: 0	HR: 3	HBP: 0	WP: 0	PA: 40
--------------	------	------	------	------	------	------	------	------	------	-------	------	------	------	------	------	------	------	------	------	------	------	------	------	------	------	------	------	------	------	-------	------	------	------	------	-------	------	------	------	------	-------	------	------	------	------	-------	------	------	------	------	-------	-------	-------	-------	--------	-------	-------	-------	--------	-------	--------

PITCHER	IP	WLS	BF	H	R	ER	SO	BB	IBB	HBP	BLK	WP	HR	S	P	ERA	WHIP
<b>52 Rafael Roque, L</b> (1, 1) ERA: 4.23	5.2		21	4	1	1	3	1	0	0	0	0	1	51	82	1.59	0.882
<b>Eric Plunk, R</b> (6, 1) ERA: 3.27	1.0		6	1	2	2	1	2	0	0	0	0	1	9	21	18.00	3.000
<b>Mike Myers, L</b> (7, 1) ERA: 12.0	0.1		1	0	0	0	1	0	0	0	0	0	0	3	5	0.00	0.000
<b>David Weathers, R</b> (8, 1) ERA: 2.66	1.0	W	6	2	2	2	0	1	0	0	0	0	1	15	26	18.00	3.000
<b>Bob Wickman, R</b> (9, 1) ERA: 4.63	1.0	S	6	1	0	0	0	2	0	0	0	0	0	10	22	0.00	3.000





**Arizona Diamondbacks @ Cincinnati Reds**  
 Cinergy Field, Cincinnati, OH  
 Mon May 03 1999, 7:05 PM EDT  
 Att. 13,943 - Unknown - 78 F

[livebaseballscorecards.com](http://livebaseballscorecards.com)

<b>AB</b>	<b>31</b>
<b>R</b>	<b>3</b>
<b>H</b>	<b>8</b>
<b>RBI</b>	<b>3</b>
<b>BB</b>	<b>4</b>
<b>SO</b>	<b>2</b>
<b>LOB</b>	<b>11</b>



WP: 0	PA: 36
PB: 0	
SB: 2	
CS: 1	

Batter	1	2	3	4	5	6	7	8	9	AB	R	H	RBI	BB	SO	LOB
Tony Womack, L (1, 9) OBP: 0.293, SLG: 0.262	G3-1		G3 1-3 1B		G3		G3 1B			4	0	2	0	0	0	0
Jay Bell, R (1, 4) OBP: 0.339, SLG: 0.571	L9		SF8		F9		F8			3	0	0	1	0	0	1
Luis Gonzalez, L (1, 7) OBP: 0.468, SLG: 0.704	F7		G3		F7			G6-3 1B		4	0	1	0	0	0	1
Matt Williams, R (1, 5) OBP: 0.387, SLG: 0.703		1-0 1B BB 1B	P3		L5			F8		4	0	1	0	0	0	2
Travis Lee, L (1, 3) OBP: 0.303, SLG: 0.340		4-1 SAFE 1B BB		G4-3		4-2 CS BB		G6-3 1-2f		2	0	0	0	2	0	1
Steve Finley, L (1, 8) OBP: 0.302, SLG: 0.438		2-3 K		0-0 HR 3B		4-2 BLK BB		P6		3	1	1	0	1	1	2
Damian Miller, R (1, 2) OBP: 0.365, SLG: 0.485		3-2 1-2 2-3 1B		1-0 HR		1-2 F9		K		4	1	2	2	0	1	1
Tony Batista, R (1, 6) OBP: 0.296, SLG: 0.348		1-0 G5-3		3-2 F8			G5-3		2-2 1B	4	0	1	0	0	0	2
Andy Benes, R (1, 1) OBP: 0.300, SLG: 0.125			4-0 SF8 BB		0-0 G6-3				0-1 F7	1	1	0	0	1	0	0
Hanley Frias, S (7, PH)										1	0	0	0	0	0	0
Greg Swindell, L (7, 1)										0	0	0	0	0	0	0
David Dellucci, L (9, PH) OBP: 0.444, SLG: 0.357										1	0	0	0	0	0	1
Darren Holmes, R (9, 1)										0	0	0	0	0	0	0

Batter	1	2	3	4	5	6	7	8	9		
<b>Inning Stats</b>	R: 0 E: 0 K: 0 S: 8 H: 0 LOB: 0 BB: 0 P: 16	R: 0 E: 0 K: 1 S: 10 H: 2 LOB: 2 BB: 1 P: 21	R: 1 E: 0 K: 0 S: 7 H: 1 LOB: 1 BB: 1 P: 15	R: 2 E: 0 K: 0 S: 11 H: 2 LOB: 0 BB: 0 P: 16	R: 0 E: 0 K: 0 S: 9 H: 0 LOB: 0 BB: 0 P: 11	R: 0 E: 0 K: 0 S: 14 H: 0 LOB: 1 BB: 2 P: 25	R: 0 E: 0 K: 0 S: 8 H: 1 LOB: 1 BB: 0 P: 12	R: 0 E: 0 K: 0 S: 4 H: 1 LOB: 0 BB: 0 P: 7	R: 0 E: 0 K: 1 S: 12 H: 1 LOB: 1 BB: 0 P: 17	1B: 6 2B: 0 3B: 1 HR: 1 SF: 1 SAC: 0 DP: 1 HBP: 0	
<b>PITCHER</b>	IP WLS BF H R ER SO BB IBB HBP BLK WP HR S P ERA WHIP	IP WLS BF H R ER SO BB IBB HBP BLK WP HR S P ERA WHIP	IP WLS BF H R ER SO BB IBB HBP BLK WP HR S P ERA WHIP	IP WLS BF H R ER SO BB IBB HBP BLK WP HR S P ERA WHIP	IP WLS BF H R ER SO BB IBB HBP BLK WP HR S P ERA WHIP	IP WLS BF H R ER SO BB IBB HBP BLK WP HR S P ERA WHIP	IP WLS BF H R ER SO BB IBB HBP BLK WP HR S P ERA WHIP	IP WLS BF H R ER SO BB IBB HBP BLK WP HR S P ERA WHIP	IP WLS BF H R ER SO BB IBB HBP BLK WP HR S P ERA WHIP		
Steve Parris, R (1, 1) ERA: 5.06	5.1									5.06	1.500
Dennys Reyes, L (6, 1) ERA: 2.13	0.1									0.00	3.000
Scott Sullivan, R (6, 1) ERA: 2.08	1.1									0.00	0.750
Scott Williamson, R (8, 1) ERA: 3.45	2.0	W								0.00	1.000

Batter	1	2	3	4	5	6	7	8	9	AB	R	H	RBI	BB	SO	LOB
Michael Tucker, L OBP: 0.273, SLG: 0.231 Jeffrey Hammonds, R OBP: 0.200, SLG: 0.174 Hal Morris, L OBP: 0.444, SLG: 0.467	2-2 G6-3	3-2 F7			4-0 BB		1-3 K		4-0 1B BB	2	0	0	0	1	0	0
Mike Cameron, R OBP: 0.373, SLG: 0.477	4-2 S 1B G3 BB		4-1 FC6-4 BB		2-3 K		0-0 P2		1-0 1B	3	1	1	1	2	1	3
Sean Casey, L OBP: 0.411, SLG: 0.598	1-0 G3 BB 1B		2-1 F7		1-2 P8		1-1 1B		1-1 1B	4	1	2	0	0	0	3
Greg Vaughn, R OBP: 0.320, SLG: 0.366	4-0 1B G3 BB		1-1 FC6-4		3-1 G3-1		0-0 F9		0-0 F9	3	1	0	0	1	0	4
Eddie Taubensee, L OBP: 0.313, SLG: 0.456	1-2 G3		2-2 G4-3		2-0 F9		0-1 P7		0-1 P7	4	0	0	1	0	0	4
Barry Larkin, R OBP: 0.275, SLG: 0.337	1-2 1B		3-2 G6-3		1-1 CS 1B		1-1 F8		1-1 F8	4	0	2	2	0	0	1
Aaron Boone, R OBP: 0.261, SLG: 0.300	0-1 G6-3		0-0 G4-6-3 1B		2-3 K		0-0 SH3-4 1B		0-0 SH3-4 1B	4	1	2	0	0	1	2
Pokey Reese, R OBP: 0.321, SLG: 0.400		0-1 F9	2-2 G4-6-3 1B		3-2 CS		1-1 SH5-4 1B		1-1 SH3-4	3	0	1	0	0	0	1
Steve Parris, R Dennys Reyes, R Scott Sullivan, R Mark Lewis, R Scott Williamson, R Mark Sweeney, L		0-2 G5-3	2-1 BB 1B		2-1 BB 1B		0-1 SH5-4		4-0 1B BB IBB	2	0	1	0	0	0	0

Inning Stats	R: 3	H: 2	E: 0	K: 15	S: 15	R: 0	H: 0	E: 0	K: 10	S: 10	R: 0	H: 0	E: 0	K: 0	S: 8	R: 0	H: 1	E: 0	K: 10	S: 10	R: 0	H: 1	E: 0	K: 11	S: 11	R: 0	H: 1	E: 0	K: 8	S: 7	R: 1	H: 2	E: 0	K: 4	S: 4	1B: 9	2B: 0	3B: 0	HR: 0	SF: 0	SAC: 2	DP: 1	HBP: 0	WP: 0	PB: 0	SB: 1	CS: 1	PA: 39
--------------	------	------	------	-------	-------	------	------	------	-------	-------	------	------	------	------	------	------	------	------	-------	-------	------	------	------	-------	-------	------	------	------	------	------	------	------	------	------	------	-------	-------	-------	-------	-------	--------	-------	--------	-------	-------	-------	-------	--------

PITCHER	IP	WLS	BF	H	R	ER	SO	BB	IBB	HBP	BLK	WP	HR	S	P	ERA	WHIP
Andy Benes, R ERA: 7.92	(1, 1)	6.0	25	5	3	3	2	4	0	0	0	0	0	63	112	4.50	1.500
Greg Swindell, L ERA: 2.84	(7, 1)	2.0	8	2	0	0	1	0	0	0	0	0	0	15	19	0.00	1.000
Darren Holmes, R ERA: 4.09	(9, 1)	0.1	5	2	1	1	0	1	1	0	0	0	0	4	14	27.00	9.000

BOTTOM

Arizona Diamondbacks @ Cincinnati Reds

Cinergy Field, Cincinnati, OH

Mon May 03 1999, 7:05 PM EDT  
Att: 13,943 - Unknown - 78 F

AB	30
R	4
H	9
RBI	4
BB	6
SO	3
LOB	19







Batter	1	2	3	4	5	6	7	8	9
Mike Cameron, R OBP: 0.377, SLG: 0.473 (1, 8)	3-3 K		2-0 G1-3		2-2 CS 1B		4-1 S BB		
Jeffrey Hammonds, R OBP: 0.172, SLG: 0.148 (1, 9)	0-0 G6-3		1-2 G5-3		0-2 F8		3-3 K		
Sean Casey, L OBP: 0.404, SLG: 0.578 (1, 3)	3-1 G3-1		0-3 K		1-1 G3		4-0 IBB		
Greg Vaughn, R OBP: 0.327, SLG: 0.365 (1, 7)		2-2 E6 FC1-6		0-0 S 1B 1B		4-2 HR BB	1-0 P3		
Barry Larkin, R OBP: 0.283, SLG: 0.375 (1, 6)		0-2 FC1-6 1B 2B		1-0 S 1B 1B		1-2 HR	2-1 P9		
Aaron Boone, R OBP: 0.260, SLG: 0.295 (1, 5)		2-0 2B 1B		2-3 K		2-2 F8	0-3 K		
Brian Johnson, R OBP: 0.231, SLG: 0.421 (7, 1)		0-1 2B		2-3 K		1-2 G6-3	0-2 K		
Mark Sweeney, L OBP: 0.462, SLG: 1.000 (8, PH)		1-1 2B		1-2 2-3					
Danny Graves, R (9, 1)									
Pokey Reese, R OBP: 0.321, SLG: 0.397 (1, 4)		1-2 G5-3		2-2 2B 1B		1-0 G3-1			
Chris Stynes, R OBP: 0.300, SLG: 0.067 (7, 4)				2-3 2B 1B					
Jason Bere, R OBP: 0.364, SLG: 0.300 (1, 1)		0-3 K		1-2 K			1-2 F7		
Dennys Reyes, R (5, 1)									
Scott Sullivan, R (7, 1)									
Eddie Taubensee, L OBP: 0.308, SLG: 0.448 (7, 2)									

Inning Stats	R: 0	H: 0	E: 0	K: 1	S: 6	LOB: 0	BB: 0	P: 12
	R: 2	H: 2	E: 1	K: 1	S: 15	LOB: 1	BB: 0	P: 20
	R: 0	H: 0	E: 0	K: 1	S: 7	LOB: 0	BB: 0	P: 10
	R: 2	H: 3	E: 0	K: 3	S: 23	LOB: 1	BB: 0	P: 32
	R: 0	H: 1	E: 0	K: 0	S: 10	LOB: 0	BB: 0	P: 13
	R: 2	H: 1	E: 0	K: 0	S: 13	LOB: 0	BB: 1	P: 22
	R: 0	H: 0	E: 0	K: 1	S: 9	LOB: 2	BB: 2	P: 22
	R: 0	H: 0	E: 0	K: 2	S: 9	LOB: 0	BB: 0	P: 11

PITCHER	IP	WLS	BF	H	R	ER	SO	BB	IBB	HBP	BLK	WP	HR	S	P	ERA	WHIP
Omar Daal, L ERA: 3.99 (1, 1)	6.0	L	26	7	6	5	6	1	0	0	0	0	1	74	109	7.50	1.333
John Frascatore, R ERA: 3.31 (7, 1)	2.0		8	0	0	0	3	1	1	0	0	0	0	18	33	0.00	0.500

AB R H RBI BB SO LOB

3	0	1	0	1	1	0
4	0	0	0	0	1	2
3	0	0	0	1	1	1
3	2	1	0	1	0	2
4	3	2	2	0	0	1
4	1	1	0	0	2	2
3	0	1	2	0	1	2
0	0	0	0	0	0	0
1	0	0	0	0	1	0
0	0	0	0	0	0	0
3	0	1	2	0	0	1
0	0	0	0	0	0	0
2	0	0	0	0	2	2
0	0	0	0	0	0	0
0	0	0	0	0	0	0
1	0	0	0	0	0	0

1B: 5	SF: 0	WP: 0	PA: 34
2B: 1	SAC: 0	PB: 0	
3B: 0	DP: 0	SB: 3	
HR: 1	HBP: 0	CS: 1	

**Arizona Diamondbacks @ Cincinnati Reds**  
Cinergy Field, Cincinnati, OH

Tue May 04 1999, 7:05 PM EDT  
Att: 14,660 - Unknown - 78 F

[livebaseballscorecards.com](http://livebaseballscorecards.com)

AB	31
R	6
H	7
RBI	6
BB	3
SO	9
LOB	13





Batter	1	2	3	4	5	6	7	8	9	AB R H RBI BB SO LOB	TOP											
Steve Finley, L (1, 8) OBP: 0.298, SLG: 0.429	1-1 S SF9 2B	1-1 F9		4-0 1B 1-2 2-3 BB			2-0 G3-1			3 1 1 0 1 0 1												
Jay Bell, R (1, 4) OBP: 0.357, SLG: 0.603	4-2 SAFE 2-3 BB		2-1 HR	0-2 1B 1-3 2-H 3-H			3-2 P6			3 1 2 3 1 0 0												
Luis Gonzalez, L (1, 7) OBP: 0.466, SLG: 0.693	1-2 SF9		1-0 F9		0-0 F8			1-0 WP 2B		3 0 1 1 0 0 0												
Matt Williams, R (1, 5) OBP: 0.378, SLG: 0.706	2-2 L8		0-2 G4-3		0-1 P4			0-0 G6-3		4 0 0 0 0 0 2												
Travis Lee, L (1, 3) OBP: 0.299, SLG: 0.327	0-0 L7		1-1 G3-1		1-2 F7			3-3 K 2-3		4 0 0 0 0 1 2												
Bernard Gilkey, R (1, 9) OBP: 0.371, SLG: 0.574		1-1 G3 2B 1B		0-1 BB 1B 2B			1-1 F9		3-2 G4-3	4 2 2 0 0 0 1												
Damian Miller, R (1, 2) OBP: 0.359, SLG: 0.472		1-1 SAFE SAFE G3		2-2 BB 1B 1B			2-3 K		0-0 G6-3	4 1 1 0 0 1 1												
Tony Batista, R (1, 6) OBP: 0.282, SLG: 0.330		2-3 K		1-0 F7			0-0 L5		2-2 L4	4 0 0 0 0 1 3												
Randy Johnson, R (1, 1) OBP: 0.048, SLG: 0.095		1-1 2-H 2B		1-3 K			1-1 L9		2-3 K	4 0 1 1 0 2 2												
<b>Inning Stats</b>	R: 1 E: 0 K: 0 S: 11	H: 1 LOB: 1 BB: 1 P: 19	R: 1 E: 0 K: 1 S: 11	H: 2 LOB: 1 BB: 0 P: 17	R: 1 E: 0 K: 0 S: 8	H: 1 LOB: 0 BB: 0 P: 12	R: 2 E: 0 K: 1 S: 13	H: 3 LOB: 2 BB: 1 P: 21	R: 0 E: 0 K: 0 S: 6	H: 0 LOB: 0 BB: 0 P: 7	R: 0 E: 0 K: 1 S: 7	H: 0 LOB: 0 BB: 0 P: 10	R: 0 E: 0 K: 0 S: 8	H: 0 LOB: 0 BB: 0 P: 14	R: 0 E: 0 K: 1 S: 8	H: 1 LOB: 1 BB: 0 P: 15	R: 0 E: 0 K: 1 S: 8	H: 0 LOB: 0 BB: 0 P: 12	1B: 3 2B: 4 3B: 0 HR: 1	SF: 1 SAC: 0 DP: 0 HBP: 0	WP: 1 PB: 0 SB: 1 CS: 0	PA: 36
<b>PITCHER</b>	IP WLS BF H R ER SO BB IBB HBP BLK WP HR S P ERA WHIP																					
Steve Avery, L (1, 1) ERA: 2.88	5.0 L 23 7 5 5 2 2 0 0 0 0 0 1 49 76 9.00 1.800																					
Scott Sullivan, R (6, 1) ERA: 1.8	2.0 6 0 0 0 1 0 0 0 0 0 0 0 15 24 0.00 0.000																					
Scott Williamson, R (8, 1) ERA: 3.24	1.0 4 1 0 0 1 0 0 0 0 1 0 8 15 0.00 1.000																					
Danny Graves, R (9, 1) ERA: 3.66	1.0 3 0 0 0 1 0 0 0 0 0 0 8 12 0.00 0.000																					

Arizona Diamondbacks @ Cincinnati Reds  
Cinergy Field, Cincinnati, OH  
Wed May 05 1999, 7:05 PM EDT  
Att. 16,247 - Cloudy - 75 F

AB	33
R	5
H	8
RBI	5
BB	2
SO	5
LOB	12







Batter	1	2	3	4	5	6	7	8	9	AB	R	H	RBI	BB	SO	LOB	TOP								
Roger Cedeno, S OBP: 0.408, SLG: 0.367 (1, 7)	1-2 L5	3-2 G4-3		4-2 HR BB		2-1 G4-3		3-1 G4-3		4	1	0	0	1	0	0									
Edgardo Alfonzo, R OBP: 0.414, SLG: 0.500 (1, 4)	2-2 BB 1B		1-2 E 1B	1-2 HR		4-1 BB		1-1 2B		4	3	4	3	1	0	0									
John Olerud, L OBP: 0.492, SLG: 0.594 Mike Kinkade, R OBP: 0.308, SLG: 0.429 (8, PH) (8, 3)	4-2 BB 1B BB		2-2 G3	0-1 G5-3		0-3 SAFE K		1-2 P4		3	0	0	0	1	1	2									
31 Mike Piazza, R OBP: 0.308, SLG: 0.443 Todd Pratt, R OBP: 0.391, SLG: 0.509 (8, PH) (8, 2)	1-1 P4		2-2 F8		1-0 F9 1B 2B	1-0 G4-3		2-1 P5		4	1	1	0	0	0	4									
Robin Ventura, L OBP: 0.345, SLG: 0.495 (1, 5)	1-1 BB 1-2 2-H 1B		0-0 E9 1B 2-H		1-1 F9		2-2 G3-1 1B 2B		1-1 F8	5	1	3	1	0	0	1									
Brian McRae, S OBP: 0.340, SLG: 0.298 (1, 8)	4-2 BB 1-2 2-3 BB		3-3 SAFE K		0-1 1B 1B 3-H		1-3 K		1-1 G1	4	0	1	1	1	2	2									
Bobby Bonilla, S OBP: 0.276, SLG: 0.250 (1, 9)	3-2 G3-1			3-1 BB HR 1B	1-2 F9		1-1 G3-1		3-1 F8	5	1	1	0	0	0	5									
Rey Ordonez, R OBP: 0.293, SLG: 0.301 (1, 6)					0-3 K		1-0 F7			4	0	2	1	0	2	1									
Orel Hershiser, R Josias Manzanillo, R OBP: 1.000, SLG: 1.000 Matt Franco, L OBP: 0.259, SLG: 0.208 Allen Watson, L OBP: 0.375, SLG: 0.500 Armando Benitez, R (8, 1)		2-3 K			0-3 K		1-2 FC6-4 1B		0-2 FC6-4	3	0	0	0	0	0	1	3								
<b>Inning Stats</b>	R: 1 E: 0 K: 0 S: 18	H: 2 LOB: 3 BB: 2 P: 34	R: 0 E: 0 K: 2 S: 9	H: 0 LOB: 0 BB: 0 P: 14	R: 1 E: 1 K: 1 S: 14	H: 2 LOB: 1 BB: 0 P: 22	R: 3 E: 0 K: 1 S: 15	H: 2 LOB: 0 BB: 1 P: 24	R: 1 E: 0 K: 0 S: 13	H: 3 LOB: 2 BB: 0 P: 17	R: 0 E: 0 K: 1 S: 7	H: 0 LOB: 1 BB: 1 P: 14	R: 1 E: 0 K: 1 S: 12	H: 2 LOB: 1 BB: 0 P: 17	R: 0 E: 0 K: 0 S: 9	H: 1 LOB: 1 BB: 0 P: 16	R: 0 E: 0 K: 0 S: 6	H: 0 LOB: 0 BB: 0 P: 11	1B: 8 2B: 3 3B: 0 HR: 1	SF: 0 SAC: 0 DP: 0 HBP: 0	WP: 0 PB: 0 SB: 0 CS: 0	PA: 43			
<b>PITCHER</b>	IP WLS BF H R ER SO BB IBB HBP BLK WP HR S P ERA WHIP	IP WLS BF H R ER SO BB IBB HBP BLK WP HR S P ERA WHIP																							
Todd Stottlemyre, R ERA: 3.66 Darren Holmes, R ERA: 4.15 John Frascatore, R ERA: 3.12 Brian Anderson, L ERA: 9.58	(1, 1) (6, 1) (8, 1) (9, 1)	5.0 2.0 1.0 1.0	W 9 4 3	27 9 1 0	9 2 1 0	6 1 0 0	5 1 0 0	4 2 0 0	3 1 0 0	0 0 0 0	0 0 0 0	0 0 0 0	0 0 0 0	0 0 0 0	0 0 0 0	0 0 0 0	0 0 0 0	0 0 0 0	0 0 0 0	0 0 0 0	0 0 0 0	0 0 0 0	0 0 0 0	9.00 4.50 0.00 0.00	2.400 1.500 1.000 0.000

**New York Mets @ Arizona Diamondbacks**  
Bank One Ballpark, Phoenix, AZ  
Fri May 07 1999, 10:05 PM EDT  
Att. 38,154 - Cloudy - 90 F

AB	39
R	7
H	12
RBI	6
BB	4
SO	6
LOB	21







**New York Mets @ Arizona Diamondbacks**  
 Bank One Ballpark, Phoenix, AZ

Sat May 08 1999, 4:05 PM EDT  
 Att. 37,593 - Dome - 72 F

[livebaseballscorecards.com](http://livebaseballscorecards.com)

<b>AB</b>	<b>37</b>
<b>R</b>	<b>4</b>
<b>H</b>	<b>11</b>
<b>RBI</b>	<b>3</b>
<b>BB</b>	<b>2</b>
<b>SO</b>	<b>7</b>
<b>LOB</b>	<b>16</b>



Batter	1	2	3	4	5	6	7	8	9	AB R H RBI BB SO LOB	TOP											
Roger Cedeno, S (1, 9) OBP: 0.408, SLG: 0.369	0-1 G3		2-2 G5-3		1-0 E4 WP		3-2 CS 1B		2-2 1B	5 0 2 0 0 0 1												
Edgardo Alfonzo, R (1, 4) OBP: 0.406, SLG: 0.487	0-1 F9		0-0 G5-3		3-1 FC5-2 WP		1-0 FC4-6 1B		1-2 F9	5 0 1 0 0 0 4												
John Olerud, L (1, 3) OBP: 0.489, SLG: 0.610	1-2 HR			2-2 G6-3		4-0 BB	0-2 FC4-6		0-3 K	4 1 1 1 1 1 3												
31 Mike Piazza, R (1, 2) OBP: 0.304, SLG: 0.431	3-2 L5			1-1 1B	1-3 K			1-3 K		4 0 1 0 0 2 3												
Robin Ventura, L (1, 5) OBP: 0.341, SLG: 0.482		4-0 G4-6-3 1B BB		1-3 K		1-3 K		3-0 F8		3 0 0 0 1 2 1												
Brian McRae, S (1, 8) OBP: 0.336, SLG: 0.295		1-0 G4-6-3 1B		1-1 L1		0-0 G3		1-2 G4-3		4 0 1 0 0 0 1												
Matt Franco, L (1, 7) OBP: 0.267, SLG: 0.333		0-2 G4-6-3			2-2 G4-3		2-1 HR		0-0 G5-3	3 1 1 1 0 0 2												
Jermaine Alenworth, R (7, 7) OBP: 0.243, SLG: 0.129		1-2 1B								1 0 0 0 0 0 0												
Rey Ordonez, R (1, 6) OBP: 0.302, SLG: 0.310		2-3 K			1-0 1B E		0-1 F8		2-1 2B 1B	4 2 2 0 0 1 1												
Masato Yoshi, R (1, 1) OBP: 0.200, SLG: 0.200			0-3 K		0-0 FC5-2 1B		1-1 P4		0-0 2B	2 0 1 0 0 0 1 0												
Mike Kinkade, R (7, PH) OBP: 0.300, SLG: 0.417										1 0 0 0 0 0 0 0												
Dennis Cook, L (7, 1) OBP: 0.300, SLG: 0.417										0 0 0 0 0 0 0 0												
Turk Wendell, L (8, 1) OBP: 0.288, SLG: 0.277										0 0 0 0 0 0 0 0												
Bobby Bonilla, S (9, PH) OBP: 0.288, SLG: 0.277										1 0 1 1 0 0 0 0												
Josias Manzanillo, R (9, PR) OBP: 1.000, SLG: 1.000										0 0 0 0 0 0 0 0												
John Franco, L (9, 1) OBP: 1.000, SLG: 1.000										0 0 0 0 0 0 0 0												
Armando Benitez, R (9, 1) OBP: 1.000, SLG: 1.000										0 0 0 0 0 0 0 0												
<b>Inning Stats</b>	R: 1 E: 0 K: 0 S: 10	H: 1 LOB: 0 BB: 0 P: 14	R: 0 E: 0 K: 1 S: 7	H: 1 LOB: 1 BB: 1 P: 14	R: 0 E: 0 K: 1 S: 7	H: 0 LOB: 0 BB: 0 P: 9	R: 0 E: 0 K: 1 S: 10	H: 1 LOB: 1 BB: 0 P: 15	R: 1 E: 1 K: 1 S: 11	H: 2 LOB: 3 BB: 1 P: 23	R: 1 E: 0 K: 1 S: 10	H: 1 LOB: 0 BB: 0 P: 13	R: 0 E: 0 K: 0 S: 10	H: 2 LOB: 1 BB: 0 P: 15	R: 0 E: 0 K: 1 S: 7	H: 0 LOB: 0 BB: 0 P: 12	R: 1 E: 0 K: 1 S: 13	H: 3 LOB: 2 BB: 0 P: 18	1B: 8 2B: 1 3B: 0 HR: 2	SF: 0 SAC: 0 DP: 1 HBP: 0	WP: 1 PB: 0 SB: 0 CS: 1	PA: 39
<b>PITCHER</b>	IP WLS BF H R ER SO BB IBB HBP BLK WP HR S P ERA WHIP																					
Andy Benes, R (1, 1) ERA: 6.75	8.0 L 33 8 3 2 6 2 0 0 0 0 1 2 72 115 2.25 1.250																					
Gregg Olson, R (9, 1) ERA: 4.76	1.0 6 3 1 1 1 0 0 0 0 0 0 0 13 18 9.00 3.000																					

Batter	1	2	3	4	5	6	7	8	9	AB R H RBI BB SO LOB
Tony Womack, L OBP: 0.318, SLG: 0.337 (1, 9)	0-1 F9		1-1 F9			0-2 L4			1-1 HR	4 1 1 0 0 0 1
Jay Bell, R OBP: 0.362, SLG: 0.610 (1, 4)	4-2 G4-6-3 BB		3-2 F7			1-1 G5-3			3-2 HR	3 1 1 2 1 0 1
Luis Gonzalez, L OBP: 0.464, SLG: 0.695 (1, 7)	1-2 G4-6-3 1-2f			3-2 P6			4-1 G5-4-3 BB		1-2 FC5-4 1B	3 0 1 0 1 0 1
Matt Williams, R OBP: 0.390, SLG: 0.709 (1, 5)		1-0 1B		0-0 P4			0-1 G5-4-3 1-2f		2-0 FC5-4 BB	4 0 1 0 0 0 2
Steve Finley, L OBP: 0.301, SLG: 0.412 (1, 8)		1-2 F7		1-1 F8			1-1 G4-3		4-0 BB	3 0 0 0 1 0 1
Tony Batista, R OBP: 0.286, SLG: 0.327 (1, 6)		1-2 P5			1-0 G5-3			1-1 F8	0-0 F7	4 0 0 0 0 0 3
Travis Lee, L OBP: 0.302, SLG: 0.336 (1, 3)		0-0 G3			1-1 G3			2-2 F9 1B	0-1 F9	4 0 1 0 0 0 3
Damian Miller, R OBP: 0.358, SLG: 0.467 (1, 2)			2-2 SH1-4 1B		1-3 K			0-1 F9		3 0 1 0 0 1 1
Andy Benes, R OBP: 0.273, SLG: 0.111 (1, 1)			0-1 SH1-4			2-2 G4-3		0-1 F9		1 0 0 0 0 0 0
David Dellucci, L OBP: 0.478, SLG: 0.389 (8, PH)			1 SAFE							1 0 0 0 0 0 1
Gregg Olson, R (9, 1)			1 SAFE							0 0 0 0 0 0 0

Inning Stats	R: 0	H: 0	E: 0	K: 10	S: 10	R: 0	H: 1	E: 0	K: 8	S: 8	R: 0	H: 1	E: 0	K: 0	S: 11	R: 0	H: 0	E: 0	K: 6	S: 6	R: 0	H: 0	E: 0	K: 6	S: 6	R: 0	H: 0	E: 0	K: 12	S: 12	R: 0	H: 0	E: 0	K: 5	S: 5	R: 0	H: 1	E: 0	K: 9	S: 9	R: 2	H: 3	E: 0	K: 13	S: 13	1B: 4	2B: 1	3B: 0	HR: 1	SF: 0	SAC: 1	DP: 2	HBP: 0
--------------	------	------	------	-------	-------	------	------	------	------	------	------	------	------	------	-------	------	------	------	------	------	------	------	------	------	------	------	------	------	-------	-------	------	------	------	------	------	------	------	------	------	------	------	------	------	-------	-------	-------	-------	-------	-------	-------	--------	-------	--------

PITCHER	IP	WLS	BF	H	R	ER	SO	BB	IBB	HBP	BLK	WP	HR	S	P	ERA	WHIP
Masato Yoshii, R ERA: 4.73 (1, 1)	6.0	W	20	2	0	0	1	1	0	0	0	0	0	53	77	0.00	0.500
Dennis Cook, L ERA: 1.5 (7, 1)	1.0	H	3	0	0	0	0	1	0	0	0	0	0	5	10	0.00	1.000
Turk Wendell, R ERA: 0.92 (8, 1)	1.0	H	4	1	0	0	0	0	0	0	0	0	0	9	12	0.00	1.000
John Franco, L ERA: 2.31 (9, 1)	0.1		5	3	2	2	0	1	0	0	0	0	1	10	21	54.00	12.000
Armando Benitez, R ERA: 2.4 (9, 1)	0.2	S	2	0	0	0	0	0	0	0	0	0	0	3	3	0.00	0.000

**BOTTOM**

**New York Mets @ Arizona Diamondbacks**  
 Bank One Ballpark, Phoenix, AZ  
 Sat May 08 1999, 4:05 PM EDT  
 Att. 37,593 - Dome - 72 F

AB	30
R	2
H	6
RBI	2
BB	3
SO	1
LOB	14



WP: 0	PA: 34
PB: 0	
SB: 0	
CS: 0	



Batter	1	2	3	4	5	6	7	8	9	AB R H RBI BB SO LOB	TOP	
Jermaine Allensworth, R (1, 8) OBP: 0.310, SLG: 0.286	0-2 G4-6-3 1B		4-2 1B BB	0-2 HR		0-1 1-2 1B		1-0 F7		4 2 3 1 1 0 1		
Edgardo Alfonzo, R (1, 4) OBP: 0.406, SLG: 0.484	1-2 G4-6-3 1-2f		2-0 BB BB SF8 1B	2-2 F9		0-0 F9		0-1 1-3 1B		5 1 2 0 0 0 3		
Robin Ventura, L (1, 5) OBP: 0.344, SLG: 0.477 Roger Cedeno, S (5, PH) OBP: 0.405, SLG: 0.368	3-2 G3-1		4-2 BB 1-2 BB		0-3 K		3-2 F9-4-6 31 1B	1-1 F7		1 0 0 0 1 0 0 3 0 1 0 0 1 2		
31 Mike Piazza, R (1, 2) OBP: 0.338, SLG: 0.493		0-0 1B BB 1B	1-0 P3		4-0 BB		0-1 1-2 1B		1-2 HR	4 1 3 1 1 0 3		
Bobby Bonilla, S (1, 3) OBP: 0.280, SLG: 0.261		1-0 F7	4-2 1-2 2-3 3-H BB		2-3 K		3-2 F9-4-6	2-2 G5-3		4 0 0 1 1 1 4		
Todd Pratt, R (1, 7) OBP: 0.406, SLG: 0.517		4-1 1-2 BB	3-1 SF8		1-1 F9		2-2 1-3 1B	1-1 HR 1B		3 1 2 1 1 0 1		
Mike Kinkade, R (1, 9) OBP: 0.289, SLG: 0.463		1-2 K	0-2 G1-3			0-0 E6 G6-3	0-0 G3	0-0 HR 1-H		5 1 1 2 0 1 6		
Rey Ordenez, R (1, 6) OBP: 0.313, SLG: 0.322 Luis Lopez, S (8, PH) OBP: 0.419, SLG: 0.385		2-1 1-2 2-3 1B		3-2 G6-4-3 1B		1-0 G6-3		3-3 K	0-0 G4-3	3 0 2 0 0 0 1 2 0 0 0 0 1 0		
Rick Reed, R (1, 1) OBP: 0.167, SLG: 0.167 Rigo Beltran, L (2, 1) OBP: 0.343, SLG: 0.303 Brian McRae, S (6, PH) OBP: 1.000, SLG: 1.000 Josias Manzanillo, R (6, 1) OBP: 0.290, SLG: 0.357 Matt Franco, L (8, PH) OBP: 0.375, SLG: 0.500 Allen Watson, L (8, 1) OBP: 0.375, SLG: 0.500 John Olerud, L (9, PH) OBP: 0.485, SLG: 0.604		0-3 K		2-2 G6-4-3 1-2f		0-1 1B		0-0 1B	2-3 K	1 0 0 0 0 0 1 3 1 0 0 0 0 0 0 1 1 0 1 0 0 0 0 0 0 0 0 0 0 0 0 0 1 0 1 0 0 0 0 0 0 0 0 0 0 0 0 0 1 0 0 0 0 0 1 0		
<b>Inning Stats</b>	R: 0 H: 1 E: 0 LOB: 0 K: 0 BB: 0 S: 9 P: 13	R: 0 H: 2 E: 0 LOB: 3 K: 2 BB: 1 S: 12 P: 20	R: 2 H: 1 E: 0 LOB: 2 K: 0 BB: 3 S: 14 P: 32	R: 1 H: 2 E: 0 LOB: 0 K: 0 BB: 0 S: 13 P: 20	R: 0 H: 0 E: 0 LOB: 1 K: 2 BB: 1 S: 8 P: 15	R: 0 H: 2 E: 1 LOB: 2 K: 0 BB: 0 S: 7 P: 8	R: 0 H: 3 E: 0 LOB: 2 K: 0 BB: 0 S: 15 P: 23	R: 0 H: 2 E: 0 LOB: 2 K: 1 BB: 0 S: 9 P: 14	R: 3 H: 3 E: 0 LOB: 0 K: 1 BB: 0 S: 14 P: 20	1B: 13 SF: 1 2B: 1 SAC: 0 3B: 0 DP: 4 HR: 3 HBP: 0	WP: 0 PA: 45 PB: 0 SB: 0 CS: 0	
<b>PITCHER</b>	IP WLS BF H R ER SO BB IBB HBP BLK WP HR S P ERA WHIP											
Omar Daal, L (1, 1) ERA: 4.09	5.2 W 28 8 3 3 4 5 0 0 0 0 0 1 62 107 4.76 2.294											
John Frascatore, R (6, 1) ERA: 2.89	1.1 6 3 0 0 0 0 0 0 0 0 0 0 16 24 0.00 2.250											
Vladimir Nunez, R (8, 1) ERA: 0.87	1.0 5 2 0 0 1 0 0 0 0 0 0 0 9 14 0.00 2.000											
Greg Swindell, L (9, 1) ERA: 4.61	1.0 6 3 3 3 1 0 0 0 0 0 0 2 14 20 27.00 3.000											

**New York Mets @ Arizona Diamondbacks**  
**Bank One Ballpark, Phoenix, AZ**  
 Sun May 09 1999, 4:05 PM EDT  
 Att. 38,250 - Dome - 72 F

AB	39
R	6
H	16
RBI	6
BB	5
SO	6
LOB	25



WP: 0	PA: 45
PB: 0	
SB: 0	
CS: 0	

livebaseballscorecards.com

Batter	1	2	3	4	5	6	7	8	9
<b>Tony Womack, L</b> OBP: 0.321, SLG: 0.340 (1, 9) C C B B X	1-2 2B HR 1B	0-0 S 1B 1B	2-1 L1-3			0-0 F8		1-0 L4	
<b>Jay Bell, R</b> OBP: 0.373, SLG: 0.643 (1, 4) 1 SAFE 1 SAFE C B B B 1 X	2-1 HR 2B	4-2 1B HR BB			3-1 F8	2-1 HR			
<b>Luis Gonzalez, L</b> OBP: 0.466, SLG: 0.735 (1, 7) X	0-0 HR	2-0 SF8			2-2 WP 2B	2-2 F7			
<b>Matt Williams, R</b> OBP: 0.386, SLG: 0.695 (1, 5) C B B T S X	1-3 K	0-0 HR 1B			3-2 G1-3		2-3 K		
<b>Steve Finley, L</b> OBP: 0.299, SLG: 0.431 (1, 8) X	0-0 G4-3	3-1 HR			0-0 F8		0-0 F9		
<b>Tony Batista, R</b> OBP: 0.287, SLG: 0.327 (1, 6) C X	0-1 F9	0-2 1B SH1-4 K			2-2 F8		0-1 G3		
<b>John Frascatore, R</b> (6, 1)									
<b>David Dellucci, L</b> OBP: 0.458, SLG: 0.368 (7, PH)									
<b>Vladimir Nunez, R</b> (8, 1)									
<b>Greg Swindell, L</b> (9, 1)									
<b>Travis Lee, L</b> OBP: 0.308, SLG: 0.342 (1, 3)						3-2 G4-3		1-1 FC5-4 1B	
<b>Kelly Stinnett, R</b> OBP: 0.245, SLG: 0.227 (1, 2)		0-2 1B SH1-4 SF8 1B			3-2 K	2-3 K		1-2 F9	
<b>Omar Daal, L</b> OBP: 0.286, SLG: 0.308 Hanley Frias, S (6, 6)		0-0 SH1-4			1-2 L1-3 1B	1-2 K		0-0 FC5-4	

Inning Stats	R: 3	H: 3	E: 0	LOB: 0	K: 1	BB: 0	S: 13	R: 6	H: 6	E: 0	LOB: 1	K: 1	BB: 1	S: 24	R: 0	H: 1	E: 0	LOB: 0	K: 1	BB: 0	S: 9	R: 1	H: 1	E: 0	LOB: 0	K: 0	BB: 0	S: 12	R: 0	H: 0	E: 0	LOB: 0	K: 1	BB: 0	S: 10	R: 1	H: 1	E: 0	LOB: 0	K: 1	BB: 0	S: 9	R: 0	H: 0	E: 0	LOB: 0	K: 1	BB: 0	S: 6	R: 0	H: 1	E: 0	LOB: 1	K: 0	BB: 0	S: 7	R: 0	H: 1	E: 0	LOB: 1	K: 0	BB: 0	S: 10
--------------	------	------	------	--------	------	-------	-------	------	------	------	--------	------	-------	-------	------	------	------	--------	------	-------	------	------	------	------	--------	------	-------	-------	------	------	------	--------	------	-------	-------	------	------	------	--------	------	-------	------	------	------	------	--------	------	-------	------	------	------	------	--------	------	-------	------	------	------	------	--------	------	-------	-------

PITCHER	IP	WLS	BF	H	R	ER	SO	BB	IBB	HBP	BLK	WP	HR	S	P	ERA	WHIP
<b>Rick Reed, R</b> ERA: 7.56 (1, 1)	1.2	L	13	7	8	8	1	1	0	0	0	0	1	28	38	43.20	4.800
<b>Rigo Beltran, L</b> ERA: 3.86 (2, 1)	3.1		13	4	2	2	3	0	0	0	0	1	1	40	67	5.40	1.200
<b>Josias Manzanillo, R</b> ERA: 5.79 (6, 1)	2.0		7	1	1	1	2	0	0	0	0	0	1	15	22	4.50	0.500
<b>Allen Watson, L</b> ERA: 4.21 (8, 1)	1.0		4	1	0	0	0	0	0	0	0	0	0	7	10	0.00	1.000

**BOTTOM**


**New York Mets @ Arizona Diamondbacks**  
Bank One Ballpark, Phoenix, AZ

Sun May 09 1999, 4:05 PM EDT  
Att: 38,250 - Dome - 72 F

AB	R	H	RBI	BB	SO	LOB
5	2	2	1	0	0	2
3	3	2	1	1	0	0
3	2	2	4	0	0	0
4	1	1	1	0	2	0
4	1	1	3	0	0	0
3	0	1	0	0	0	0
0	0	0	0	0	0	0
1	0	0	0	0	0	0
0	0	0	0	0	0	0
0	0	0	0	0	0	0
4	1	2	0	0	1	1
4	1	1	0	0	2	1
1	0	1	0	0	0	0
2	0	0	0	0	1	1

AB	34
R	11
H	13
RBI	10
BB	1
SO	6
LOB	5

livebaseballscores.com



WP	PA
2	37
PB: 0	
SB: 1	
CS: 0	





Batter	1	2	3	4	5	6	7	8	9	AB	R	H	RBI	BB	SO	LOB
Tony Womack, L OBP: 0.325, SLG: 0.336 (1, 9)	4-1 1B HR BB	0-1 2-H 1B		1-2 FC1-6 1-2f		3-2 L6		1 SAFE 0-1 G4-3		4	1	1	1	1	0	3
Jay Bell, R OBP: 0.388, SLG: 0.667 (1, 4)	2-0 1B HR 1B	4-2 1-2 BB		1-1 L7			4-1 2B BB		2-0 HR	3	3	2	1	2	0	1
Luis Gonzalez, L OBP: 0.467, SLG: 0.735 (1, 7)	2-2 1-2 2-3 1B HR	0-1 P5			3-2 L9		0-2 L3-1 1-H 2B			4	1	2	1	0	0	2
Matt Williams, R OBP: 0.382, SLG: 0.681 (1, 5)	1-3 K	0-3 K			0-0 G4-3 1B		0-1 F8			4	0	1	0	0	2	6
Steve Finley, L OBP: 0.298, SLG: 0.449 (1, 8)	1-2 1-H 2-H 3-H HR		X		0-0 F8		3-2 G4-3		0-0 L3-1	4	1	1	4	0	0	2
Travis Lee, L OBP: 0.299, SLG: 0.331 (1, 3)	0-2 F8		X		0-1 F7		3-2 G6-3		2-3 K	4	0	0	0	0	1	2
Tony Batista, R OBP: 0.277, SLG: 0.315 (1, 6)	0-3 K		X		2-2 F9		X	0-0 F8		4	0	0	0	0	1	0
Damian Miller, R OBP: 0.365, SLG: 0.481 (1, 2)		1-2 1B 2B	X		0-0 G6-3		B X	1-0 1B		4	1	2	0	0	0	0
Randy Johnson, R OBP: 0.083, SLG: 0.125 Darren Holmes, R (8, 1)		0-3 K	X		0-0 FC1-6 1B		L B M L	1-3 K		3	0	1	0	0	2	2
David Dellucci, L OBP: 0.480, SLG: 0.400 Gregg Olson, R (9, 1)								B F X	1-1 1B	0	0	0	0	0	0	0

Inning Stats	R: 4	H: 3	E: 0	K: 2	S: 19	LOB: 0	BB: 1	P: 29	R: 1	H: 2	E: 0	K: 2	S: 17	LOB: 2	BB: 1	P: 22	R: 0	H: 0	E: 0	K: 0	S: 9	LOB: 0	BB: 0	P: 11	R: 0	H: 1	E: 0	K: 0	S: 8	LOB: 1	BB: 0	P: 10	R: 0	H: 1	E: 0	K: 1	S: 10	LOB: 1	BB: 0	P: 15	R: 1	H: 1	E: 0	K: 1	S: 11	LOB: 1	BB: 1	P: 18	R: 0	H: 1	E: 0	K: 0	S: 7	LOB: 1	BB: 0	P: 8	R: 1	H: 1	E: 0	K: 0	S: 1	LOB: 0	BB: 0	P: 3	1B: 7	2B: 2	3B: 0	HR: 2	SF: 0	SAC: 0	DP: 0	HBP: 0	WP: 0	PB: 0	SB: 1	CS: 0	PA: 38
--------------	------	------	------	------	-------	--------	-------	-------	------	------	------	------	-------	--------	-------	-------	------	------	------	------	------	--------	-------	-------	------	------	------	------	------	--------	-------	-------	------	------	------	------	-------	--------	-------	-------	------	------	------	------	-------	--------	-------	-------	------	------	------	------	------	--------	-------	------	------	------	------	------	------	--------	-------	------	-------	-------	-------	-------	-------	--------	-------	--------	-------	-------	-------	-------	--------


PITCHER	IP	WLS	BF	H	R	ER	SO	BB	IBB	HBP	BLK	WP	HR	S	P	ERA	WHIP
Javier Vazquez, R ERA: 5.45 (1, 1)	6.0		28	8	5	5	5	2	0	0	0	0	1	75	108	7.50	1.667
Anthony Telford, R ERA: 4.24 (7, 1)	0.1		3	1	1	1	0	1	0	0	0	0	0	7	11	27.00	6.000
Steve Kline, L ERA: 2.89 (7, 1)	0.2		2	0	0	0	1	0	0	0	0	0	0	4	7	0.00	0.000
Bobby Ayala, R ERA: 2.18 (8, 1)	1.0	L	5	2	1	1	0	0	0	0	0	0	1	8	11	9.00	2.000

**BOTTOM**

**Montreal Expos @ Arizona Diamondbacks**  
**Bank One Ballpark, Phoenix, AZ**  
 Mon May 10 1999, 10:05 PM EDT  
 Att. 31,208 - Cloudy - 86 F

livebaseballscorecards.com

<b>AB</b>	<b>35</b>
<b>R</b>	<b>7</b>
<b>H</b>	<b>11</b>
<b>RBI</b>	<b>7</b>
<b>BB</b>	<b>3</b>
<b>SO</b>	<b>6</b>
<b>LOB</b>	<b>18</b>





Batter	1	2	3	4	5	6	7	8	9	10	AB R H RBI BB SO LOB	TOP											
Wilton Guerrero, S OBP: 0.280, SLG: 0.326 (1, 4)	3-2 FC5-4 1B		2-2 CS 1B			1-3 K		0-2 P8		0-0 G1-3	5 0 2 0 0 1 0												
Michael Barrett, R OBP: 0.324, SLG: 0.450 (1, 5) (7, 2)	0-1 FC5-4 2B 1B 1-2f		3-2 F9 1B			0-0 F9 HBP 1B		1-1 G4-3		0-0 G4-3	5 1 1 0 0 0 2												
Rondell White, R OBP: 0.381, SLG: 0.517 Guillermo Mota, R (8, 1)	1-0 1B 2B		0-2 F8			2-1 1-2 HBP		1-3 K			3 1 1 0 0 1 1 0 0 0 0 0 0 0												
Orlando Merced, S OBP: 0.378, SLG: 0.345 (1, 7)	2-0 P6		3-1 CS 1-2	1-1 F7		1-0 F9 2-3			2-2 F7		4 0 0 0 0 0 4												
Vladimir Guerrero, R OBP: 0.360, SLG: 0.479 (1, 9)	1-2 2-H 3-H 1B			3-2 G1-6-3 1B		0-0 P2			2-2 S 1B		4 0 3 2 0 0 2												
Brad Fullmer, L OBP: 0.281, SLG: 0.470 (1, 3)	1-0 G6-3		1-0 G1-6-3 1-2f				1-0 F8		1-0 P6		4 0 0 0 0 0 3												
Chris Widger, R OBP: 0.327, SLG: 0.521 Manny Martinez, R OBP: 0.277, SLG: 0.359 Mike Mordecai, R OBP: 0.273, SLG: 0.211 (1, 2) (7, PR) (7, 5)		0-0 G5-3		1-2 G4-6-3 1B		2-2 E S 1B HBP			4-0 1-2 BB		2 0 1 0 0 0 0 0 1 0 0 0 0 0 0 0 0 0 1 0 0												
Orlando Cabrera, R OBP: 0.303, SLG: 0.433 (1, 6)		1-3 K		0-1 G4-6-3 1-2f		1-0 1-H CS 1B			0-1 G4-3		4 0 1 1 0 1 3												
Mike Thurman, R J.D. Smart, R Jose Vidro, S Steve Kline, S Anthony Telford, R James Mouton, R OBP: 0.531, SLG: 0.583 (1, 1) (6, 1) (7, PH) (7, 1) (7, 1) (8, 8)		1-3 K		1-0 G4-3		1-0 1-2 F8				0-0 F9	2 0 0 0 0 1 0 0 0 0 0 0 0 0 1 0 1 0 0 0 0 0 0												
<b>Inning Stats</b>	R: 2 E: 0 K: 0 S: 11	H: 3 LOB: 1 BB: 0 P: 19	R: 0 E: 0 K: 2 S: 8	H: 0 LOB: 0 BB: 0 P: 10	R: 0 E: 0 K: 0 S: 12	H: 1 LOB: 0 BB: 0 P: 19	R: 0 E: 0 K: 0 S: 8	H: 1 LOB: 0 BB: 0 P: 8	R: 0 E: 0 K: 1 S: 7	H: 1 LOB: 2 BB: 0 P: 11	R: 1 E: 0 K: 0 S: 5	H: 1 LOB: 1 BB: 0 P: 10	R: 0 E: 0 K: 1 S: 8	H: 0 LOB: 0 BB: 0 P: 10	R: 0 E: 0 K: 0 S: 10	H: 1 LOB: 2 BB: 1 P: 19	R: 0 E: 0 K: 0 S: 3	H: 0 LOB: 0 BB: 0 P: 3	1B: 8 2B: 1 3B: 0 HR: 0	SF: 0 SAC: 0 DP: 2 HBP: 2	WP: 0 PB: 0 SB: 2 CS: 2	PA: 39	
<b>PITCHER</b>	IP WLS BF H R ER SO BB IBB HBP BLK WP HR S P ERA WHIP																						
Armando Reynoso, R ERA: 4.05 (1, 1)	7.0																						
Darren Holmes, R ERA: 3.52 (8, 1)	2.0	8	1	0	0	1	1	0	0	0	0	0	0	0	18	29	0.00	1.000					
Gregg Olson, R ERA: 4.05 (10, 1)	1.0	W 3	0	0	0	0	0	0	0	0	0	0	0	0	3	3	0.00	0.000					

**Montreal Expos @ Arizona Diamondbacks**  
Bank One Ballpark, Phoenix, AZ  
Tue May 11 1999, 10:05 PM EDT  
Att. 28,103 - Unknown - 88 F

AB	35
R	3
H	9
RBI	3
BB	1
SO	4
LOB	16



BOTTOM

Montreal Expos @ Arizona Diamondbacks  
Bank One Ballpark, Phoenix, AZ  
Tue May 11 1999, 10:05 PM EDT  
Att. 28,103 - Unknown - 88 F

livebaseballscorecards.com

AB 35  
R 4  
H 7  
RBI 4  
BB 4  
SO 5  
LOB 10



WP: 0 PA: 40  
PB: 0  
SB: 4  
CS: 1

AB R H RBI BB SO LOB

5 1 1 0 0 0 0

5 0 0 1 0 0 0

4 1 1 1 1 0 0

4 0 1 0 0 1 0

4 0 0 0 0 1 2

1 2 1 0 3 0 0

4 0 1 0 0 1 3

2 0 1 1 0 0 0

2 0 1 1 0 0 1

0 0 0 0 0 0 0

1B: 6 SF: 0  
2B: 0 SAC: 0  
3B: 0 DP: 0  
HR: 1 HBP: 0

Batter	1	2	3	4	5	6	7	8	9	10
Tony Womack, L (1.9) OBP: 0.320, SLG: 0.330	F8		G6-3 S 1B		G4-3			P3		P9
Jay Bell, R (1.4) OBP: 0.375, SLG: 0.642	G6-3		G6-3 SAFE 1-H			F8		P6		P4
Luis Gonzalez, L (1.7) OBP: 0.464, SLG: 0.745	F7		F7			F8		1B BB		HR
Matt Williams, R (1.5) OBP: 0.378, SLG: 0.669		G5-3	G6-3			K		1-2 1B		
Steve Finley, L (1.8) OBP: 0.290, SLG: 0.435		F7			K		G3	G3		
Travis Lee, L (1.3) OBP: 0.319, SLG: 0.336		1B S 1B BB			CS 1B		4-1 S 1B BB		4-2 F8 G6-3 BB	
Kelly Stinnett, R (1.2) OBP: 0.245, SLG: 0.229		2-2 1B 1-3 1B		SAFE SAFE SAFE SAFE	L7		3-3 K		2-2 G6-3	
Andy Fox, L (1.6) OBP: 0.250, SLG: 0.192					CS	G4-3		2-0 BLK 1B		F8
Tony Batista, R (7. PH) OBP: 0.281, SLG: 0.318								2-3 F8		
Armando Reynoso, R (1.1) OBP: 0.333, SLG: 0.444								0-1 G1		G6-3
David Dellucci, L (7. PH) OBP: 0.462, SLG: 0.381										
Darren Holmes, R (8.1)										
Greg Colbrunn, R (9. PH) OBP: 0.333, SLG: 0.450										
Gregg Olson, R (10.1)										

Inning Stats	R: 0	H: 0	E: 0	K: 0	S: 9	P: 14	R: 1	H: 2	E: 0	K: 1	S: 12	R: 1	H: 1	E: 0	K: 0	S: 7	R: 0	H: 1	E: 0	K: 1	S: 7	R: 0	H: 0	E: 0	K: 1	S: 12	R: 1	H: 1	E: 0	K: 1	S: 10	R: 0	H: 1	E: 0	K: 0	S: 7	R: 0	H: 0	E: 0	K: 0	S: 9	R: 1	H: 1	E: 0	K: 0	S: 3
--------------	------	------	------	------	------	-------	------	------	------	------	-------	------	------	------	------	------	------	------	------	------	------	------	------	------	------	-------	------	------	------	------	-------	------	------	------	------	------	------	------	------	------	------	------	------	------	------	------

PITCHER	IP	WLS	BF	H	R	ER	SO	BB	IBB	HBP	BLK	WP	HR	S	P	ERA	WHIP
Mike Thurman, R (1.1) ERA: 8.05	5.0		19	4	2	2	3	1	0	0	0	0	0	42	70	3.60	1.000
J.D. Smart, R (6.1) ERA: 2.75	1.0		3	0	0	0	1	0	0	0	0	0	0	12	19	0.00	0.000
Steve Kline, L (7.1) ERA: 3.6	0.2	H	3	0	1	1	1	1	0	0	0	0	0	7	16	13.50	1.500
Anthony Telford, R (7.1) ERA: 4.15	0.1	B	2	1	0	0	0	0	0	0	1	0	0	3	5	0.00	3.000
Guillermo Mota, R (8.1) ERA: 3.86	2.2	L	12	2	1	1	0	2	0	0	0	0	1	19	35	3.38	1.500





Batter	1	2	3	4	5	6	7	8	9	AB	R	H	RBI	BB	SO	LOB
Tony Womack, L (1, 9) OBP: 0.312, SLG: 0.322 Greg Colbrunn, R (7, PH) OBP: 0.318, SLG: 0.429 Greg Swindell, L (8, 1) Amaury Telemaco, R (9, 1) Bernard Gilkey, R (9, PH) OBP: 0.366, SLG: 0.565	1-1 L3		0-1 F9		1-0 P6		0-1 F8		3-3 K	3	0	0	0	0	0	2
Jay Bell, R (1, 4) OBP: 0.382, SLG: 0.659	3-3 K2-3		2-0 HBP			2-3 K		2-2 1B SF7	1-2 HR	4	2	2	1	0	2	0
Luis Gonzalez, L (1, 7) OBP: 0.462, SLG: 0.730	1-0 P6		1-0 G4-3			0-0 L8		3-2 1B	1-1 HR	5	1	2	0	0	0	3
Matt Williams, R (1, 5) OBP: 0.373, SLG: 0.678		0-1 L3		2-3 K		1-3 K		2-1 SF7	1-0 HR	4	1	1	3	0	2	0
Steve Finley, L (1, 8) OBP: 0.295, SLG: 0.433		0-3 K		0-0 G3 1B			4-2 FC4-6 BB	2-0 F9		3	0	1	0	1	1	1
Travis Lee, L (1, 3) OBP: 0.310, SLG: 0.325		0-1 F7		1-2 G3			0-0 FC4-6	1-1 P6		4	0	0	0	0	0	3
Damian Miller, R (1, 2) OBP: 0.352, SLG: 0.463 Hanley Frias, S (9, PH)			1-3 K	2-3 K			0-2 FC5-4 1B 2B		4-2 HR BB	3	1	0	0	0	2	2
Andy Fox, L (1, 6) OBP: 0.313, SLG: 0.400			1-0 F9 2B		2-1 G3		3-1 2B 1B		2-2 HR	4	2	3	2	0	0	0
Todd Stottlemyre, L (1, 1) OBP: 0.381, SLG: 0.294 David Dellucci, L (7, PH) OBP: 0.464, SLG: 0.435			4-2 HBP BB		3-3 K		1-1 2B		0-0 G4-3	1	0	0	0	1	1	0

Inning Stats	R: 0	H: 0	E: 0	K: 1	S: 6	LOB: 0	BB: 0	P: 11	R: 0	H: 0	E: 0	K: 1	S: 7	LOB: 0	BB: 0	P: 7	R: 0	H: 1	E: 0	K: 2	S: 12	LOB: 1	BB: 0	P: 17	R: 0	H: 0	E: 0	K: 1	S: 6	LOB: 0	BB: 0	P: 12	R: 0	H: 0	E: 0	K: 2	S: 9	LOB: 0	BB: 0	P: 12	R: 2	H: 2	E: 0	K: 0	S: 14	LOB: 1	BB: 1	P: 22	R: 1	H: 2	E: 0	K: 0	S: 11	LOB: 1	BB: 0	P: 21	R: 5	H: 4	E: 0	K: 1	S: 18	LOB: 0	BB: 1	P: 30	1B: 5	SF: 1	2B: 2	SAC: 0	3B: 0	DP: 0	HR: 3	HBP: 1	WP: 0	PA: 40
--------------	------	------	------	------	------	--------	-------	-------	------	------	------	------	------	--------	-------	------	------	------	------	------	-------	--------	-------	-------	------	------	------	------	------	--------	-------	-------	------	------	------	------	------	--------	-------	-------	------	------	------	------	-------	--------	-------	-------	------	------	------	------	-------	--------	-------	-------	------	------	------	------	-------	--------	-------	-------	-------	-------	-------	--------	-------	-------	-------	--------	-------	--------

PITCHER	IP	WLS	BF	H	R	ER	SO	BB	IBB	HBP	BLK	WP	HR	S	P	ERA	WHIP
Miguel Batista, R (1, 1) ERA: 3.95	6.2		27	4	2	2	8	2	0	0	0	0	0	64	100	2.70	0.900
Steve Kline, L (7, 1) ERA: 3.48	0.1	H	1	0	0	0	0	0	0	0	0	0	0	2	2	0.00	0.000
Bobby Ayala, R (8, 1) ERA: 2.49	1.0		5	2	1	1	0	0	0	0	0	0	0	11	21	9.00	2.000
Ugueth Urbina, R (9, 1) ERA: 5.29	0.2	B	5	2	3	3	1	1	0	0	0	0	2	15	25	40.50	4.500
J.D. Smart, R (9, 1) ERA: 3.66	0.0	L	2	2	2	2	0	0	0	0	0	0	1	3	5	∞	∞

**BOTTOM**

**Montreal Expos @ Arizona Diamondbacks**

Bank One Ballpark, Phoenix, AZ

Wed May 12 1999, 10:05 PM EDT

Att: 30,753 - Unknown - 92 F

livebaseballscorecards.com

<b>AB</b>	<b>35</b>
<b>R</b>	<b>8</b>
<b>H</b>	<b>10</b>
<b>RBI</b>	<b>8</b>
<b>BB</b>	<b>3</b>
<b>SO</b>	<b>9</b>
<b>LOB</b>	<b>12</b>






Batter	1	2	3	4	5	6	7	8	9	AB R H RBI BB SO LOB	
Darryl Hamilton, L (1, 8) OBP: 0.383, SLG: 0.435	1-1 G6-3		0-0 1B		2-2 F8		2-3 K		1-1 G6-3	5 0 1 0 0 1 0	
3 Mike Lansing, R (1, 4) OBP: 0.353, SLG: 0.465	2-2 G6-3		0-3 K		1-0 2B			0-0 P3	1-1 G5-3	5 0 1 0 0 1 1	
Larry Walker, L (1, 9) OBP: 0.470, SLG: 0.784	3-2 2B		0-0 1B		4-0 BB			4-2 WP 1B BB	2-2 G4-3	3 1 2 0 2 0 0	
Dante Bichette, R (1, 7) Chris Sexton, R (9, 7) OBP: 0.350, SLG: 0.484 OBP: 0.353, SLG: 0.429	4-2 BB		1-3 K		2-1 F8			0-0 WP 1B		3 1 1 0 1 1 4 0 0 0 0 0 0 0	
Vinny Castilla, R (1, 5) OBP: 0.366, SLG: 0.500	1-0 F9			0-0 F8		0-0 F9		1-0 1-H 2-H 3B 1B		4 1 1 2 0 0 2	
17 Todd Helton, L (1, 3) OBP: 0.370, SLG: 0.518		0-0 F7		0-0 1B		0-1 F8		2-0 F8		4 0 1 0 0 0 1	
Neifi Perez, S (1, 6) OBP: 0.297, SLG: 0.386		3-2 F9		1 SAFE 1 SAFE 2-2 1 SAFE P8		1-3 K		3-2 1-H 1B 3B		4 1 1 1 0 1 1	
Jeff Reed, L (1, 2) OBP: 0.387, SLG: 0.306		1-2 P6		1-2 G3			0-0 P5	0-1 1B		4 0 1 1 0 0 1	
Brian Bohanon, L (1, 1) OBP: 0.182, SLG: 0.143			0-1 F8		0-0 G3		0-2 K	1-3 K		4 0 0 0 0 2 1	
<b>Inning Stats</b>	R: 0 H: 1 E: 0 LOB: 2 K: 0 BB: 1 S: 14 P: 25	R: 0 H: 0 E: 0 LOB: 0 K: 0 BB: 0 S: 7 P: 11	R: 0 H: 2 E: 0 LOB: 2 K: 2 BB: 0 S: 10 P: 11	R: 0 H: 1 E: 0 LOB: 1 K: 0 BB: 0 S: 9 P: 12	R: 0 H: 1 E: 0 LOB: 2 K: 0 BB: 1 S: 8 P: 17	R: 0 H: 0 E: 0 LOB: 0 K: 1 BB: 0 S: 7 P: 8	R: 0 H: 0 E: 0 LOB: 0 K: 2 BB: 0 S: 7 P: 9	R: 4 H: 4 E: 0 LOB: 1 K: 1 BB: 1 S: 15 P: 26	R: 0 H: 0 E: 0 LOB: 0 K: 0 BB: 0 S: 7 P: 11	1B: 6 SF: 0 2B: 2 SAC: 0 3B: 1 DP: 0 HR: 0 HBP: 0	WP: 1 PA: 39 PB: 0 SB: 0 CS: 0
<b>PITCHER</b> Andy Benes, R (1, 1) ERA: 6.41 Greg Swindell, L (8, 1) ERA: 5.06	IP WLS BF H R ER SO BB IBB HBP BLK WP HR S P ERA WHIP	7.2 L 34 8 4 4 5 3 0 0 0 1 0 72 113 4.70 1.435	1.1 5 1 0 0 1 0 0 0 0 0 0 0 12 17 0.00 0.750	<b>PITCHER</b> IP WLS BF H R ER SO BB IBB HBP BLK WP HR S P ERA WHIP							

**Colorado Rockies @ Arizona Diamondbacks**  
Bank One Ballpark, Phoenix, AZ  
Fri May 14 1999, 10:05 PM EDT  
Att. 38,894 - Unknown - 88 F

AB	36
R	4
H	9
RBI	4
BB	3
SO	6
LOB	11



Batter	1	2	3	4	5	6	7	8	9	AB R H RBI BB SO LOB
Tony Womack, L (1, 9) OBP: 0.318, SLG: 0.322	3-2 G3-1		4-1 G1-3 S BB		1-0 F7		0-1 S 1B			3 0 1 0 1 0 1
Jay Bell, R (1, 4) OBP: 0.379, SLG: 0.655	2-1 2B		1-3 K		0-1 L3		1-0 G5-3			4 0 1 0 0 1 3
Luis Gonzalez, L (1, 7) OBP: 0.455, SLG: 0.713	0-2 F8		1-0 G1-3		1-2 1B 1B		1-3 K			4 0 1 0 0 1 2
Matt Williams, R (1, 5) OBP: 0.363, SLG: 0.660	1-0 P3		0-0 B1		0-0 F9		0-0 G6-3			4 0 0 0 0 0 3
Steve Finley, L (1, 8) OBP: 0.294, SLG: 0.428		1-2 F8		0-2 G4-3		0-2 1B 1B		0-1 G4-3		4 0 1 0 0 0 0
Travis Lee, L (1, 3) OBP: 0.308, SLG: 0.323		0-0 1B 1B		2-1 F9		1-3 K		0-0 G3		4 1 1 0 0 1 2
Kelly Stinnett, R (1, 2) OBP: 0.232, SLG: 0.216 Greg Colbrunn, R (9, PH) OBP: 0.304, SLG: 0.409		3-3 K		2-2 F8		2-3 K		0-2 F9		3 0 0 0 0 2 3 1 0 0 0 0 0 0
Tony Batista, R (1, 6) OBP: 0.288, SLG: 0.319		2-2 1B		4-2 SH1-4 BB		2-2 F8		2-1 F7		3 0 1 1 1 0 0
Andy Benes, R (1, 1) OBP: 0.231, SLG: 0.091 Greg Swindell, L (8, 1)		2-2 G4-3		0-0 SH1-4		1-2 G1-3				2 0 0 0 0 0 1 0 0 0 0 0 0 0

<b>Inning Stats</b>	R: 0 H: 1 E: 0 K: 0 S: 10	H: 1 LOB: 1 BB: 0 P: 16	R: 1 H: 2 E: 0 K: 1 S: 15	H: 2 LOB: 1 BB: 0 P: 23	R: 0 H: 0 E: 0 K: 1 S: 6	H: 0 LOB: 1 BB: 1 P: 12	R: 0 H: 0 E: 0 K: 0 S: 10	H: 0 LOB: 0 BB: 0 P: 14	R: 0 H: 0 E: 0 K: 0 S: 7	H: 0 LOB: 1 BB: 1 P: 12	R: 0 H: 2 E: 0 K: 2 S: 13	H: 2 LOB: 2 BB: 0 P: 17	R: 0 H: 1 E: 0 K: 0 S: 11	H: 1 LOB: 1 BB: 0 P: 15	R: 0 H: 0 E: 0 K: 1 S: 6	H: 0 LOB: 0 BB: 0 P: 7	R: 0 H: 0 E: 0 K: 0 S: 6	H: 0 LOB: 0 BB: 0 P: 8	1B: 5 SF: 0 2B: 1 SAC: 1 3B: 0 DP: 0 HR: 0 HBP: 0
<b>PITCHER</b> Brian Bohanon, L (1, 1) ERA: 3.31	IP 9.0 WLS W BF 35 H 6 R 1 ER 1 SO 5 BB 2 IBB 0 HBP 0 BLK 0 WP 0 HR 0 S 84 P 124 ERA 1.00 WHIP 0.889																		


**BOTTOM**

**Colorado Rockies @ Arizona Diamondbacks**  
Bank One Ballpark, Phoenix, AZ

Fri May 14 1999, 10:05 PM EDT  
Att: 38,894 - Unknown - 88 F

livebaseballscorecards.com

<b>AB</b>	<b>32</b>
<b>R</b>	<b>1</b>
<b>H</b>	<b>6</b>
<b>RBI</b>	<b>1</b>
<b>BB</b>	<b>2</b>
<b>SO</b>	<b>5</b>
<b>LOB</b>	<b>15</b>



WP: 0 PA: 35  
PB: 0  
SB: 3  
CS: 0



Batter	1	2	3	4	5	6	7	8	9	AB R H RBI BB SO LOB	TOP											
Neifi Perez, S (1, 6) OBP: 0.296, SLG: 0.404	2-1 HR		0-1 E1 3 BB G4-3-6-3-6		1-3 K		1-0 F8			4 2 1 1 0 1 2												
3 Mike Lansing, R (1, 4) OBP: 0.353, SLG: 0.458 7 Kurt Abbott, R (6, 4) OBP: 0.227, SLG: 0.200	2-3 K		4-0 E 1-2 BB		2-3 K			2-0 F8		2 0 0 0 1 2 0 1 0 0 0 0 0 0												
Chris Sexton, R (1, 8) OBP: 0.333, SLG: 0.353	4-0 S BB		1-1 E4 1-2 2-3		1-3 K			0-1 F7		3 0 0 0 1 1 2												
Dante Bichette, R (1, 7) OBP: 0.340, SLG: 0.468	3-3 K		1-2 G4-3-6-3-6 1-2f 2-3 3-H		1-3 K			0-1 F9		4 0 0 0 0 2 3												
Vinny Castilla, R (1, 5) OBP: 0.355, SLG: 0.484	0-3 K			1-2 G6-3		1-2 F8			0-0 G1-3	4 0 0 0 0 1 1												
Angel Echevarria, R (1, 3) OBP: 0.323, SLG: 0.607		0-0 F9		2-1 F7		2-2 E5 32 1B G1-3			3-3 K	4 0 0 0 0 1 0												
Henry Blanco, R (1, 2) OBP: 0.296, SLG: 0.440		2-0 32 G6-4-3 1B		4-2 BB		0-0 G1-3			1-0 G6-3	3 0 1 0 1 0 1												
32 Derrick Gibson, R (1, 9) OBP: 0.333, SLG: 0.333		1-0 G6-4-3 1-2f		0-0 G5-3		3-2 1B				3 0 1 0 0 0 2												
Darryl Kile, R (1, 1) OBP: 0.188, SLG: 0.133 Roberto Ramirez, L (5, 1) Mike DeJean, R (6, 1) 17 Todd Helton, L (7, PH) David Wainhouse, L (7, 1) Dave Veres, R (8, 1)			1-3 K		2-3 K		0-3 K			2 0 0 0 0 2 0 0 0 0 0 0 0 0 0 0 0 0 0 0 0 1 0 0 0 0 0 1 2 0 0 0 0 0 0 0 0 0 0 0 0 0 0												
<b>Inning Stats</b>	R: 1 E: 0 K: 3 S: 13	H: 1 LOB: 1 BB: 1 P: 24	R: 0 E: 0 K: 0 S: 3	H: 1 LOB: 0 BB: 0 P: 6	R: 1 E: 2 K: 1 S: 11	H: 0 LOB: 1 BB: 1 P: 18	R: 0 E: 0 K: 0 S: 8	H: 0 LOB: 1 BB: 1 P: 15	R: 0 E: 0 K: 3 S: 11	H: 0 LOB: 0 BB: 0 P: 16	R: 0 E: 0 K: 2 S: 10	H: 0 LOB: 0 BB: 0 P: 13	R: 0 E: 1 K: 1 S: 12	H: 1 LOB: 2 BB: 0 P: 18	R: 0 E: 0 K: 0 S: 5	H: 0 LOB: 0 BB: 0 P: 7	R: 0 E: 0 K: 1 S: 6	H: 0 LOB: 0 BB: 0 P: 10	1B: 2 2B: 0 3B: 0 HR: 1	SF: 0 SAC: 0 DP: 2 HBP: 0	WP: 0 PB: 0 SB: 1 CS: 0	PA: 34
<b>PITCHER</b> Randy Johnson, L (1, 1) ERA: 3.18	IP: 9.0 WLS: W BF: 34 H: 3 R: 2 ER: 1 SO: 11 BB: 3 IBB: 0 HBP: 0 BLK: 0 WP: 0 HR: 1 S: 79 P: 127 ERA: 1.00 WHIP: 0.667											<b>PITCHER</b>	IP: 9.0 WLS: W BF: 34 H: 3 R: 2 ER: 1 SO: 11 BB: 3 IBB: 0 HBP: 0 BLK: 0 WP: 0 HR: 1 S: 79 P: 127 ERA: 1.00 WHIP: 0.667									

**Colorado Rockies @ Arizona Diamondbacks**  
Bank One Ballpark, Phoenix, AZ  
Sat May 15 1999, 4:05 PM EDT  
Att: 40,853 - Dome - 72 F

AB	31
R	2
H	3
RBI	1
BB	3
SO	11
LOB	13







Batter	1	2	3	4	5	6	7	8	9	AB R H RBI BB SO LOB	TOP									
Darryl Hamilton, L (1, 8) OBP: 0.376, SLG: 0.425	0-0 G6-3		1-2 1B 7 BB		1-2 G4-3		0-2 G3-1	0-2 FC4-6		5 1 1 0 0 0 3										
7 Kurt Abbott, R (1, 4) OBP: 0.222, SLG: 0.167	2-2 G4-3		4-2 1B E 1-2 2-3		0-0 F9		0-0 P3		0-1 G6-3	4 1 0 0 1 0 1										
Larry Walker, L (1, 9) OBP: 0.476, SLG: 0.769	3-2 G1-3		0-0 E 1-3 2-H 3-H 1B		1-1 BB HBP		1-3 K		2-1 G6-4-3 HBP	3 0 1 2 0 1 1										
Dante Bichette, R (1, 7) Chris Sexton, R (9, 7) OBP: 0.342, SLG: 0.469 OBP: 0.333, SLG: 0.353		1-0 G3	0-0 E1 BB 1-3 3-H		4-0 FC6-4 BB 1-2			0-0 G5-3 E 2B	0-2 G6-4-3	4 1 1 0 1 0 2 0 0 0 0 0 0 0										
Vinny Castilla, R (1, 5) OBP: 0.352, SLG: 0.472		1-2 K	4-2 BB 1-2		1-0 FC6-4 1-2f			2-0 G5-3 2-3		3 0 0 0 1 1 3										
17 Todd Helton, L (1, 3) OBP: 0.364, SLG: 0.500		3-2 G3	3-3 K			2-3 K		4-0 E 1B IBB		3 1 0 0 1 2 3										
Neifi Perez, S (1, 6) OBP: 0.288, SLG: 0.393			1-2 F8	0-2 F9		2-1 G5-3		0-0 E4 1B 1-2 3-H		4 0 0 0 0 0 1										
Henry Blanco, R (1, 2) OBP: 0.290, SLG: 0.414			3-2 7 BB 1B 1B	3-2 G6-3		2-1 G4-3		1-2 F8		4 1 1 0 0 0 2										
Pedro Astacio, R (1, 1) OBP: 0.300, SLG: 0.263			0-0 P4	0-0 L4			1-0 G3-1 1B	0-1 FC4-6 1B 1-2 2-H		4 0 2 1 0 0 1										
<b>Inning Stats</b>	R: 0 E: 0 K: 0 S: 8	H: 0 LOB: 0 BB: 0 P: 13	R: 0 E: 0 K: 1 S: 8	H: 0 LOB: 0 BB: 0 P: 13	R: 3 E: 1 K: 1 S: 25	H: 3 LOB: 3 BB: 2 P: 41	R: 0 E: 0 K: 0 S: 7	H: 0 LOB: 0 BB: 0 P: 10	R: 0 E: 0 K: 0 S: 6	H: 0 LOB: 2 BB: 1 P: 13	R: 0 E: 0 K: 1 S: 8	H: 1 LOB: 1 BB: 0 P: 10	R: 2 E: 1 K: 0 S: 11	H: 2 LOB: 2 BB: 1 P: 18	R: 0 E: 0 K: 0 S: 7	H: 0 LOB: 0 BB: 0 P: 9	1B: 5 2B: 1 3B: 0 HR: 0	SF: 0 SAC: 0 DP: 1 HBP: 2	WP: 0 PB: 0 SB: 0 CS: 0	PA: 40
<b>PITCHER</b>	IP WLS BF H R ER SO BB IBB HBP BLK WP HR S P ERA WHIP																			
Omar Daal, L (1, 1) ERA: 3.88	7.0 L 30 4 3 2 4 3 0 1 0 0 0 0 69 113 2.57 1.000																			
Vladimir Nunez, R (8, 1) ERA: 0.79	1.0 7 2 2 0 0 0 1 0 0 0 0 0 11 18 0.00 2.000																			
John Frascatore, R (9, 1) ERA: 2.75	1.0 3 0 0 0 0 0 0 0 1 0 0 0 7 9 0.00 0.000																			

**Colorado Rockies @ Arizona Diamondbacks**  
Bank One Ballpark, Phoenix, AZ

AB	34
R	5
H	6
RBI	3
BB	4
SO	4
LOB	17



Sun May 16 1999, 8:05 PM EDT  
Att. 38,869 - Dome - 72 F

livebaseballscores.com





Batter	1	2	3	4	5	6	7	8	9	AB	R	H	RBI	BB	SO	LOB	TOP										
Tony Womack, L OBP: 0.329, SLG: 0.356 (1, 8) (5, 9)	1-2 S HR 2B		0-2 G5-3	0-2 E5		1-2 CS 1B		1-0 G4-3		5	1	2	0	0	0	1											
Jay Bell, R OBP: 0.377, SLG: 0.621 (1, 4)	4-2 HR 2B BB		4-0 1B BB E	0-0 P8		2-1 CS 1-2	1-3 K		4-1 2B 1B BB	2	3	0	0	3	1	1											
Luis Gonzalez, L OBP: 0.453, SLG: 0.695 Gregg Olson, R (1, 7) (9, 1)	1-3 K		4-0 1B E BB		1-1 F8		2-1 1B		0-0 1B 2B	4	2	2	0	1	1	2											
Matt Williams, R OBP: 0.371, SLG: 0.663 (1, 5)	1-1 HR 1-H 3-H		1-0 E 1B		3-3 K		0-0 F9		3-2 2B HR 1B 2-3 3-H	5	3	3	4	0	1	1											
Bernard Gilkey, R John Frascatore, R Hanley Frias, S Greg Swindell, L Darren Holmes, R David Dellucci, L OBP: 0.483, SLG: 0.500 (1, 9) (5, 1) (7, PH) (7, 1) (8, 1) (9, PH) (9, 7)	4-2 G4-6-3 BB		1-3 K		0-0 1B 1B		1-3 K		1-0 HR 2B 1-3 3-H	2	0	1	0	1	1	3											
Travis Lee, L OBP: 0.314, SLG: 0.331 (1, 3)	3-1 G4-6-3 1-2f		3-1 E7		1 SAFE 1B		0-0 1B		0-0 2B 1B	5	1	2	0	0	1	3											
Damian Miller, R OBP: 0.361, SLG: 0.505 (1, 2)			1-1 F8		2-3 K		0-1 1-H 2B		2-1 G3	5	0	1	1	0	1	5											
Tony Batista, R OBP: 0.278, SLG: 0.331 (1, 6)			3-3 K		0-1 P2		2-3 K2-3		3-1 L6	5	1	1	3	0	2	1											
Todd Stottlemire, L Steve Finley, L OBP: 0.348, SLG: 0.263 OBP: 0.301, SLG: 0.446 (1, 1) (5, 8)			1-3 K		2-3 K		1-2 P5		1-2 F8	2	0	0	0	0	2	0											
										3	0	0	0	0	1	1											
Inning Stats	R: 3 E: 0 K: 1 S: 16	H: 2 LOB: 0 BB: 2 P: 30	R: 0 E: 0 K: 2 S: 8	H: 0 LOB: 0 BB: 0 P: 13	R: 3 E: 1 K: 1 S: 12	H: 1 LOB: 1 BB: 2 P: 25	R: 0 E: 1 K: 1 S: 11	H: 0 LOB: 1 BB: 0 P: 13	R: 0 E: 0 K: 2 S: 10	H: 2 LOB: 2 BB: 0 P: 16	R: 0 E: 0 K: 1 S: 11	H: 1 LOB: 0 BB: 0 P: 17	R: 0 E: 0 K: 2 S: 9	H: 1 LOB: 1 BB: 0 P: 13	R: 1 E: 0 K: 0 S: 9	H: 2 LOB: 1 BB: 0 P: 14	R: 5 E: 0 K: 2 S: 18	H: 4 LOB: 0 BB: 1 P: 33	1B: 7 2B: 4 3B: 0 HR: 2	SF: 0 SAC: 0 DP: 1 HBP: 0	WP: 0 PB: 0 SB: 1 CS: 1	PA: 46					
PITCHER	IP	WLS	BF	H	R	ER	SO	BB	IBB	HBP	BLK	WP	HR	S	P	ERA	WHIP										
Shawn Estes, L ERA: 5.55 (1, 1)	6.0	L	28	6	6	3	8	4	0	0	0	0	1	68	114	4.50	1.667										
Jerry Spradlin, R ERA: 9.22 (7, 1)	1.1		7	3	1	1	2	0	0	0	0	0	0	14	21	6.75	2.250										
Alan Embree, L ERA: 3.38 (8, 1)	0.2		2	0	0	0	0	0	0	0	0	0	0	4	6	0.00	0.000										
Felix Rodriguez, R ERA: 6.2 (9, 1)	1.0		8	4	5	5	2	1	0	0	0	0	1	18	33	45.00	5.000										

Arizona Diamondbacks @ San Francisco Giants  
 3Com Park at Candlestick Point, San Francisco, CA  
 Mon May 17 1999, 10:05 PM EDT  
 Att. 10,846 - Cloudy - 59 F

AB	40
R	12
H	13
RBI	9
BB	5
SO	12
LOB	19



WP: 0	PA: 46
PB: 0	
SB: 1	
CS: 1	

Batter	1	2	3	4	5	6	7	8	9	AB R H RBI BB SO LOB
Marvin Benard, L (1, 8) OBP: 0.299, SLG: 0.344	3-2 G3-1		4-1 G4-3 S BB		2-1 P8			3-2 P4		3 0 0 0 1 0 0
Rich Aurilia, R (1, 6) OBP: 0.367, SLG: 0.504	2-2 G5-3		1-2 G4-3		0-1 P3			4-0 FC5-4 BB		3 0 0 0 1 0 1
Ellis Burks, R (1, 9) OBP: 0.400, SLG: 0.457	0-0 G6-3		3-2 G5-3		2-2 G6-3			0-1 F8		4 0 0 0 0 0 2
Jeff Kent, R (1, 4) OBP: 0.387, SLG: 0.479		0-0 S 1B		0-0 G3		0-1 F8		1-0 FC5-4 1-2f		4 0 1 0 0 0 1
J.T. Snow, L (1, 3) OBP: 0.388, SLG: 0.390		3-2 SAFE SAFE F7		0-1 G3		2-3 K		0-1 G4-6-3 1B		4 0 1 0 0 1 1
Stan Javier, S (1, 7) OBP: 0.341, SLG: 0.439		1-3 SAFE K		2-1 1B 2B		0-1 G4-3		1-3 K		3 1 1 0 0 1 1
Jerry Spradlin, S (7, 1)										0 0 0 0 0 0 0
Alan Embree, L (8, 1)										0 0 0 0 0 0 0
Felix Rodriguez, R (9, 1) OBP: 0.333, SLG: 1.333		1-2 K								0 0 0 0 0 0 0
Bill Mueller, S (9, PH)										1 0 0 0 0 1 1
Charlie Hayes, R (1, 5) OBP: 0.275, SLG: 0.269		4-1 BB BB		4-1 1B BB				0-0 G6-3 1-2f		2 0 0 0 2 0 1
Scott Servais, R (1, 2) OBP: 0.362, SLG: 0.467		1-3 K		1-1 1B				1-2 G4-3		2 0 1 1 0 1 2
Armando Rios, L (7, 7) OBP: 0.326, SLG: 0.512				1-3 2-H 1B						1 0 0 0 0 0 0
Shawn Estes, R (1, 1) OBP: 0.400, SLG: 0.417			1-2 G5-3		2-2 G5-3			2-2 F8		2 0 0 0 0 0 2
Brent Mayne, L (7, 2) OBP: 0.412, SLG: 0.419										1 0 0 0 0 0 0

Inning Stats	R: 0 E: 0 K: 0 S: 10	H: 0 LOB: 0 BB: 0 P: 15	R: 0 E: 0 K: 2 S: 11	H: 1 LOB: 2 BB: 1 P: 20	R: 0 E: 0 K: 0 S: 11	H: 0 LOB: 1 BB: 1 P: 20	R: 1 E: 0 K: 0 S: 11	H: 2 LOB: 2 BB: 1 P: 20	R: 0 E: 0 K: 0 S: 7	H: 0 LOB: 0 BB: 0 P: 11	R: 0 E: 0 K: 1 S: 8	H: 0 LOB: 0 BB: 0 P: 10	R: 0 E: 0 K: 0 S: 9	H: 0 LOB: 0 BB: 0 P: 12	R: 0 E: 0 K: 0 S: 6	H: 0 LOB: 1 BB: 1 P: 14	R: 0 E: 0 K: 1 S: 7	H: 1 LOB: 0 BB: 0 P: 11	1B: 3 2B: 1 3B: 0 HR: 0	SF: 0 SAC: 0 DP: 1 HBP: 0
--------------	-------------------------------	----------------------------------	-------------------------------	----------------------------------	-------------------------------	----------------------------------	-------------------------------	----------------------------------	------------------------------	----------------------------------	------------------------------	----------------------------------	------------------------------	----------------------------------	------------------------------	----------------------------------	------------------------------	----------------------------------	----------------------------------	------------------------------------

**BOTTOM**

Arizona Diamondbacks @ San Francisco Giants  
 3Com Park at Candlestick Point, San Francisco, CA

Mon May 17 1999, 10:05 PM EDT  
 Att. 10,846 - Cloudy - 59 F

AB	30
R	1
H	4
RBI	1
BB	4
SO	4
LOB	12

WP: 0 PA: 34  
 PB: 0  
 SB: 2  
 CS: 0



PITCHER	IP	WLS	BF	H	R	ER	SO	BB	IBB	HBP	BLK	WP	HR	S	P	ERA	WHIP
Todd Stottlemyre, R (1, 1) ERA: 3.59	4.0		18	3	1	1	2	3	0	0	0	0	0	43	75	2.25	1.500
John Frascatore, R (5, 1) ERA: 2.49	2.0	W	6	0	0	0	1	0	0	0	0	0	0	15	21	0.00	0.000
Greg Swindell, L (7, 1) ERA: 4.67	1.1		4	0	0	0	0	0	0	0	0	0	0	12	18	0.00	0.000
Darren Holmes, R (8, 1) ERA: 3.38	0.2		3	0	0	0	0	1	0	0	0	0	0	3	8	0.00	1.500
Gregg Olson, R (9, 1) ERA: 3.77	1.0		3	1	0	0	1	0	0	0	0	0	0	7	11	0.00	1.000





Batter	1	2	3	4	5	6	7	8	9	AB R H RBI BB SO LOB
Marvin Benard, L (1, 8) OBP: 0.309, SLG: 0.360	0-1 G4-3		2-2 G3 2B		0-1 L4		1 SAFE 2-2 FC5-4 1B		0-0 E4 1B	5 1 3 0 0 0 0
Bill Mueller, S (1, 5) OBP: 0.286, SLG: 0.167	1-1 G4-3		2-0 G3 2-3		1-0 G6-3		2-3 K		0-0 1B	5 0 1 1 0 1 3
Ellis Burks, R (1, 9) OBP: 0.400, SLG: 0.450	4-2 BB		3-3 K			0-0 1B 1B	0-0 FC5-4 FC5-4 1-2f 2-3		1-3 K	4 1 1 0 1 2 4
Jeff Kent, R (1, 4) OBP: 0.379, SLG: 0.466	3-3 K		1-1 G5-3			1-0 F8	0-0 FC5-4 1-2f			4 0 0 0 0 1 5
J.T. Snow, L (1, 3) OBP: 0.396, SLG: 0.421		1-0 BB BB G1-2-3 1B		2-1 HR		0-0 1B 1B		2-1 G3-1		4 1 3 1 0 0 0
Stan Javier, S (1, 7) OBP: 0.346, SLG: 0.436		1 SAFE 4-0 BB BB G1-2-3 BB		1-1 G3		0-0 1B	1-2 2-H 1B	2-3 K		3 0 1 1 1 1 0
Rich Aurilia, R (1, 6) OBP: 0.373, SLG: 0.504		4-0 BB BB G1-2-3 BB		1-1 F7		0-1 G4-6-3 1B		1-2 K		2 0 1 0 1 0 0
Jerry Spradlin, S (9, 1)		1-2 2-3 BB		0-3 K		1-2 2-3 1B				0 0 0 0 0 0 0
Brent Mayne, L (1, 2) OBP: 0.396, SLG: 0.400		2-1 G1-2-3		0-3 K		0-2 G4-6-3				4 0 0 0 0 1 6
Chris Brock, R (1, 1) OBP: 0.158, SLG: 0.111		1-2 2-3 3-H				1-2f				
Rich Rodriguez, L (7, 1)		2-3 K			0-1 P4				0-2 G6-3	2 0 0 0 0 1 2
Wilson Delgado, S (7, 6) OBP: 0.375, SLG: 0.500										0 0 0 0 0 0 0
Armando Rios, L (8, PH) OBP: 0.319, SLG: 0.500							1-0 FC5-4 1B			2 0 1 0 0 0 0
										1 0 0 0 0 1 0

Inning Stats	R: 0	H: 0	E: 0	K: 1	S: 9	H: 0	LOB: 1	BB: 1	P: 17	R: 0	H: 1	E: 0	K: 1	S: 7	H: 1	LOB: 2	BB: 2	P: 20	R: 0	H: 1	E: 0	K: 1	S: 9	H: 1	LOB: 1	BB: 0	P: 17	R: 1	H: 1	E: 0	K: 1	S: 9	H: 1	LOB: 0	BB: 0	P: 13	R: 0	H: 0	E: 0	K: 0	S: 5	H: 4	LOB: 2	BB: 0	P: 11	R: 0	H: 2	E: 0	K: 1	S: 13	H: 2	LOB: 2	BB: 0	P: 18	R: 0	H: 0	E: 0	K: 2	S: 9	H: 0	LOB: 0	BB: 0	P: 14	R: 1	H: 2	E: 1	K: 1	S: 10	H: 2	LOB: 1	BB: 0	P: 11	1B: 9	SF: 0	2B: 1	SAC: 0	3B: 0	DP: 2	HR: 1	HBP: 0	WP: 0	PA: 39
--------------	------	------	------	------	------	------	--------	-------	-------	------	------	------	------	------	------	--------	-------	-------	------	------	------	------	------	------	--------	-------	-------	------	------	------	------	------	------	--------	-------	-------	------	------	------	------	------	------	--------	-------	-------	------	------	------	------	-------	------	--------	-------	-------	------	------	------	------	------	------	--------	-------	-------	------	------	------	------	-------	------	--------	-------	-------	-------	-------	-------	--------	-------	-------	-------	--------	-------	--------

PITCHER	IP	WLS	BF	H	R	ER	SO	BB	IBB	HBP	BLK	WP	HR	S	P	ERA	WHIP
Armando Reynoso, R (1, 1) ERA: 3.89	6.0		28	9	2	2	4	3	0	0	0	0	1	56	94	3.00	2.000
Darren Holmes, R (7, 1) ERA: 3.0	2.0		6	0	0	0	3	0	0	0	0	0	0	15	22	0.00	0.000
Greg Swindell, L (9, 1) ERA: 4.42	1.0		5	2	1	0	1	0	0	0	0	0	0	10	11	0.00	2.000

BOTTOM

Arizona Diamondbacks @ San Francisco Giants  
3Com Park at Candlestick Point, San Francisco, CA


livebaseballscores.com

AB	36
R	3
H	11
RBI	3
BB	3
SO	8
LOB	20



Tue May 18 1999, 10:05 PM EDT  
Att: 10,900 - Unknown - 59 F



Batter	1	2	3	4	5	6	7	8	9	AB R H RBI BB SO LOB	TOP														
Steve Finley, L (1, 8) OBP: 0.297, SLG: 0.429	1-1 G6-3		1-2 G3			0-2 G3		0-3 K		4 0 0 0 0 1 0	<p>Arizona Diamondbacks @ San Francisco Giants 3Com Park at Candlestick Point, San Francisco, CA</p> <p>Wed May 19 1999, 4:05 PM EDT Att. 15,793 - Cloudy - 58 F</p> <p>livebaseballscorecards.com</p> <table border="1"> <tr><td>AB</td><td>32</td></tr> <tr><td>R</td><td>3</td></tr> <tr><td>H</td><td>6</td></tr> <tr><td>RBI</td><td>3</td></tr> <tr><td>BB</td><td>1</td></tr> <tr><td>SO</td><td>7</td></tr> <tr><td>LOB</td><td>5</td></tr> </table> 	AB	32	R	3	H	6	RBI	3	BB	1	SO	7	LOB	5
AB	32																								
R	3																								
H	6																								
RBI	3																								
BB	1																								
SO	7																								
LOB	5																								
Jay Bell, R (1, 4) OBP: 0.375, SLG: 0.600	1-2 F9		0-0 P3			2-2 F9		1-1 F8		4 0 0 0 0 0 0															
Luis Gonzalez, L (1, 7) OBP: 0.446, SLG: 0.701	2-3 K				0-3 K	0-0 G4-3		0-3 K		4 0 0 0 0 3 0															
Matt Williams, R (1, 5) OBP: 0.369, SLG: 0.641		1-0 G5-3			1-1 F7		1-1 F8		1-1 F8	4 0 0 0 0 0 0															
Greg Colbrunn, R (1, 3) OBP: 0.333, SLG: 0.423		3-0 HR 1B			0-0 1B		1-3 K		1-1 P3	4 1 2 0 0 1 0															
Bernard Gilkey, R (1, 9) OBP: 0.367, SLG: 0.536		2-1 P3			1-0 F9		1-1 2B 1B		3-2 F8	4 1 1 0 0 0 2															
Damian Miller, R (1, 2) OBP: 0.370, SLG: 0.553		2-0 HR 1-H				2-3 K		2-2 2B 1-H		3 1 2 3 0 1 0															
Tony Batista, R (1, 6) OBP: 0.287, SLG: 0.333		2-2 G5-3				2-0 G1-6-3 1B		4-1 BB		2 0 1 0 1 0 0															
Andy Benes, R (1, 1) OBP: 0.200, SLG: 0.077			2-3 K		0-1 G1-6-3		0-0 G3			2 0 0 0 0 1 1															
David Dellucci, L (7, PH) OBP: 0.452, SLG: 0.462					1-2f					1 0 0 0 0 0 2															
Amaury Telemaco, R (7, 1)										0 0 0 0 0 0 0															
Vladimir Nunez, R (8, 1)										0 0 0 0 0 0 0															
<b>Inning Stats</b>	R: 0 E: 0 K: 1 S: 9	H: 0 LOB: 0 BB: 0 P: 13	R: 2 E: 0 K: 0 S: 8	H: 2 LOB: 0 BB: 0 P: 18	R: 0 E: 0 K: 1 S: 7	H: 0 LOB: 0 BB: 0 P: 10	R: 0 E: 0 K: 1 S: 9	H: 1 LOB: 1 BB: 0 P: 11	R: 0 E: 0 K: 1 S: 6	H: 1 LOB: 0 BB: 0 P: 10	R: 0 E: 0 K: 0 S: 7	H: 0 LOB: 0 BB: 0 P: 9	R: 1 E: 0 K: 1 S: 12	H: 2 LOB: 2 BB: 1 P: 21	R: 0 E: 0 K: 2 S: 8	H: 0 LOB: 0 BB: 0 P: 9	R: 0 E: 0 K: 0 S: 7	H: 0 LOB: 0 BB: 0 P: 12	1B: 4 2B: 1 3B: 0 HR: 1	SF: 0 SAC: 0 DP: 1 HBP: 0	WP: 0 PB: 0 SB: 0 CS: 0	PA: 33			
<b>PITCHER</b>	IP WLS BF H R ER SO BB IBB HBP BLK WP HR S P ERA WHIP																								
Kirk Rueter, L (1, 1) ERA: 6.18	7.0 W 27 6 3 3 5 1 0 0 0 0 1 58 92 3.86 1.000																								
Alan Embree, L (8, 1) ERA: 3.14	1.0 H 3 0 0 0 2 0 0 0 0 0 0 8 9 0.00 0.000																								
Robb Nen, R (9, 1) ERA: 3.52	1.0 3 0 0 0 0 0 0 0 0 0 0 7 12 0.00 0.000																								

Batter	1	2	3	4	5	6	7	8	9
Marvin Benard, L (1, 8) OBP: 0.318, SLG: 0.364	4-2 G4-6-3 S BB		1-3 K		2-3 K		0-0 CS 1B	0-0 1-3 2-H 1B	
Bill Mueller, S (1, 5) OBP: 0.500, SLG: 0.143	4-0 G4-6-3 1-2 BB		4-1 BB		4-0 G6-4-3 BB		4-2 1B 1-2 BB	3-3 K	
Armando Rios, L (1, 9) OBP: 0.314, SLG: 0.479	1-1 G4-6-3 1-2f 2-3		0-0 P7		2-2 G6-4-3 1-2f		2-1 G6-4-3 1B		
Jeff Kent, R (1, 4) OBP: 0.376, SLG: 0.480	1-0 G5-3			3-1 E5 S 2B		0-0 HR	2-2 G6-4-3 1-2f		
J.T. Snow, L (1, 3) OBP: 0.399, SLG: 0.419		1-0 FC5-4 1B		2-2 P7		2-3 K HR		4-2 SH1-4 2B BB	
Rich Aurilia, R (1, 6) OBP: 0.372, SLG: 0.523		1-2 FC5-4 FC4-6 1-2f		3-3 K		1-1 HR		0-0 SH1-4	
F.P. Santangelo, S (1, 7) OBP: 0.427, SLG: 0.291		2-2 F9		0-1 1B 2B		4-2 G3-6-1 BB		4-2 2B BB	
Brent Mayne, L (1, 2) OBP: 0.400, SLG: 0.409		3-1 FC4-6 1-2f		4-0 1B IBB		1-2 G3-6-1 1-2f		1-0 1B 2B	
Kirk Rueter, L (1, 1) OBP: 0.133, SLG: 0.133			1-0 G3		1-0 1B		2-2 G1-3		
Alan Embree, L (8, 1)									
Stan Javier, S (8, PH) OBP: 0.352, SLG: 0.436									
Shawn Estes, R (8, PR) OBP: 0.400, SLG: 0.417									
Robb Nen, R (9, 1)									

Inning Stats	R: 0 E: 0 K: 0 S: 7	H: 0 LOB: 1 BB: 2 P: 17	R: 0 E: 0 K: 0 S: 10	H: 1 LOB: 1 BB: 0 P: 17	R: 0 E: 0 K: 1 S: 8	H: 0 LOB: 1 BB: 1 P: 14	R: 2 E: 1 K: 1 S: 13	H: 2 LOB: 2 BB: 1 P: 26	R: 0 E: 0 K: 1 S: 9	H: 0 LOB: 0 BB: 1 P: 17	R: 3 E: 0 K: 1 S: 16	H: 2 LOB: 0 BB: 1 P: 26	R: 0 E: 0 K: 0 S: 8	H: 2 LOB: 1 BB: 1 P: 16	R: 3 E: 0 K: 1 S: 11	H: 2 LOB: 1 BB: 3 P: 27
--------------	------------------------------	----------------------------------	-------------------------------	----------------------------------	------------------------------	----------------------------------	-------------------------------	----------------------------------	------------------------------	----------------------------------	-------------------------------	----------------------------------	------------------------------	----------------------------------	-------------------------------	----------------------------------

PITCHER	IP	WLS	BF	H	R	ER	SO	BB	IBB	HBP	BLK	WP	HR	S	P	ERA	WHIP
Andy Benes, R (1, 1) ERA: 6.19	6.0	L	27	5	5	3	4	5	1	0	0	1	2	63	117	4.50	1.667
Amaury Telemaco, R (7, 1) ERA: 11.57	1.1		9	3	3	3	0	4	0	0	0	0	0	15	36	20.25	5.250
Vladimir Nunez, R (8, 1) ERA: 0.75	0.2		2	1	0	0	1	0	0	0	0	0	0	4	7	0.00	1.500

**BOTTOM**

Arizona Diamondbacks @ San Francisco Giants  
 3Com Park at Candlestick Point, San Francisco, CA

Wed May 19 1999, 4:05 PM EDT  
 Att. 15,793 - Cloudy - 58 F

AB	27
R	8
H	9
RBI	8
BB	10
SO	5
LOB	14

livebaseballscorecards.com

**GIANTS**

1B: 5	SF: 0	WP: 1	PA: 38
2B: 2	SAC: 1	PB: 0	
3B: 0	DP: 4	SB: 2	
HR: 2	HBP: 0	CS: 1	



Batter	1	2	3	4	5	6	7	8	9	AB R H RBI BB SO LOB	TOP	
Tony Womack, L (1, 9) OBP: 0.333, SLG: 0.355	4-2 BB G6-4-3		2-1 G5-3		2-1 1B		2-1 1B		0-3 K	4 0 2 0 1 1 0		
Jay Bell, R (1, 4) OBP: 0.365, SLG: 0.582	1-0 G6-4-3 1-2f		2-3 K		1-1 F7		2-2 F8		2-1 P5	5 0 0 0 0 1 3		
Luis Gonzalez, L (1, 7) OBP: 0.441, SLG: 0.686	4-0 BB		2-3 K		2-0 F7		0-0 FC4-6 FC5-4 1-2f			3 0 0 0 1 1 2		
Matt Williams, R (1, 5) OBP: 0.366, SLG: 0.632	2-1 P4			3-2 3B 1B	1-3 K		2-1 FC5-4 1-2f			4 1 1 0 0 1 3		
Travis Lee, L (1, 3) OBP: 0.321, SLG: 0.345		4-0 FC4-6 BB		0-0 F8		4-1 HR BB		2-3 K		2 1 0 0 2 1 1		
Steve Finley, L (1, 8) OBP: 0.301, SLG: 0.463		1 SAFE 0-2 FC4-6 1B BB 1-2f		0-0 3B	1-H	2-2 HR		0-1 F7		4 1 2 3 0 0 1		
Kelly Stinnett, R (1, 2) OBP: 0.239, SLG: 0.311		4-0 1B BB 1-2		1-2 G6-3		1-0 F7		0-0 HR		3 1 1 1 1 0 1		
Andy Fox, L (1, 6) OBP: 0.356, SLG: 0.390		2-2 F8		4-0 DI IBB		1-1 F8		3-1 G3-1		3 0 0 0 1 0 2		
Randy Johnson, R (1, 1) OBP: 0.097, SLG: 0.129		1-0 1B		3-3 K		2-3 K			2-2 F9	3 0 1 0 0 2 2		
John Frascatore, R (7, 1)										0 0 0 0 0 0 0		
Greg Colbrunn, R (9, PH) OBP: 0.321, SLG: 0.407		1-3 2-3 1B		1-2						1 0 0 0 0 0 0		
<b>Inning Stats</b>	R: 0 E: 0 K: 0 S: 5 H: 0 LOB: 1 BB: 2 P: 16	R: 0 E: 0 K: 0 S: 7 H: 1 LOB: 3 BB: 2 P: 18	R: 0 E: 0 K: 2 S: 10 H: 0 LOB: 0 BB: 0 P: 16	R: 1 E: 0 K: 1 S: 14 H: 2 LOB: 2 BB: 1 P: 25	R: 0 E: 0 K: 1 S: 8 H: 1 LOB: 1 BB: 0 P: 14	R: 2 E: 0 K: 1 S: 10 H: 1 LOB: 0 BB: 1 P: 20	R: 0 E: 0 K: 0 S: 8 H: 1 LOB: 1 BB: 0 P: 14	R: 1 E: 0 K: 1 S: 8 H: 1 LOB: 0 BB: 0 P: 13	R: 0 E: 0 K: 1 S: 9 H: 0 LOB: 0 BB: 0 P: 13	1B: 4 2B: 0 3B: 1 HR: 2 SF: 0 SAC: 0 DP: 1 HBP: 0	WP: 0 PB: 0 SB: 1 CS: 0 PA: 38	
<b>PITCHER</b>	IP WLS BF H R ER SO BB IBB HBP BLK WP HR S P ERA WHIP											
Darryl Kile, R (1, 1) ERA: 5.7	7.0 W 31 6 3 3 5 5 1 0 0 0 1 62 123 3.86 1.571											
Chuck McElroy, L (8, 1) ERA: 7.8	1.0 4 1 1 1 1 0 0 0 0 0 1 8 13 9.00 1.000											
Dave Veres, R (9, 1) ERA: 4.76	1.0 3 0 0 0 1 0 0 0 0 0 0 9 13 0.00 0.000											

Arizona Diamondbacks @ Colorado Rockies  
 Coors Field, Denver, CO  
 Thu May 20 1999, 7:05 PM MDT  
 Att. 40,021 - Cloudy - 62 F

AB	32
R	4
H	7
RBI	4
BB	6
SO	7
LOB	15



Batter	1	2	3	4	5	6	7	8	9
Chris Sexton, R OBP: 0.345, SLG: 0.304 (1, 8)	G3		BB	FC6-4		1B		BB	
3 Mike Lansing, R OBP: 0.344, SLG: 0.455 (1, 4)	G6-3		K		K	1B		G6-3	
Angel Echevarria, R OBP: 0.333, SLG: 0.543 (1, 9)				F8	K	1B			
Larry Walker, L OBP: 0.492, SLG: 0.794 (8, 9)	K								
Dante Bichette, R OBP: 0.350, SLG: 0.521 (1, 7)		P4		BB	HR			P3	
Vinny Castilla, R OBP: 0.358, SLG: 0.478 (1, 5)		K		BB	BB			G3	
7 Kurt Abbott, R OBP: 0.257, SLG: 0.344 (1, 6)		K		E	E			HR	
17 Todd Helton, L OBP: 0.365, SLG: 0.496 (1, 3)			1B	E	HBP			P6	
Henry Blanco, R OBP: 0.326, SLG: 0.405 (1, 2)			1B	K	CS	G6-3		K	
Darryl Kile, R OBP: 0.158, SLG: 0.111 (1, 1)			G4-6-3	E1		G6-3		P6	
Chuck McElroy, L (8, 1)				FC6-4					
Lenny Harris, L (8, PH)									
Dave Veres, R (9, 1)									

AB	R	H	RBI	BB	SO	LOB
3	1	1	0	2	0	2
5	0	1	0	0	2	2
4	0	1	1	0	2	0
0	0	0	0	0	0	0
4	2	2	1	0	0	2
2	2	0	0	2	1	0
4	2	3	2	0	1	0
3	1	1	0	0	0	1
4	0	1	0	0	2	2
3	0	0	0	0	0	2
0	0	0	0	0	0	0
1	0	0	0	0	0	0
0	0	0	0	0	0	0

WP	PA
0	39


Inning Stats	R	H	E	K	S	R	H	E	K	S	R	H	E	K	S	R	H	E	K	S
	0	0	0	1	7	0	0	0	2	12	0	0	0	2	11	0	0	0	1	18
	1	2	0	2	8	3	2	2	1	17	2	2	1	2	14	2	2	1	1	25
	0	0	0	1	8	1	3	2	0	12	1	1	0	2	11	1	1	0	1	9

PITCHER	IP	WLS	BF	H	R	ER	SO	BB	IBB	HBP	BLK	WP	HR	S	P	ERA	WHIP
Randy Johnson, L (1, 1) ERA: 3.4	6.0	L	31	9	7	4	7	3	0	1	0	0	1	69	124	6.00	2.000
John Frascatore, R (7, 1) ERA: 2.66	2.0		7	1	1	1	1	1	0	0	0	0	1	12	20	4.50	1.000


PITCHER	IP	WLS	BF	H	R	ER	SO	BB	IBB	HBP	BLK	WP	HR	S	P	ERA	WHIP

Arizona Diamondbacks @ Colorado Rockies  
 Coors Field, Denver, CO  
 Thu May 20 1999, 7:05 PM MDT  
 Att. 40,021 - Cloudy - 62 F

AB	33
R	8
H	10
RBI	4
BB	4
SO	8
LOB	11





Batter	1	2	3	4	5	6	7	8	9	10	11	AB R H RBI BB SO LOB	TOP						
Tony Womack, L (1, 9) OBP: 0.329, SLG: 0.349	1-0 1B SF8 1B		2-2 1-2 G3		0-1 P4		1-1 G3		2-2 G6-3		0-0 SH1-4	5 1 1 0 0 0 3							
Jay Bell, R (1, 4) OBP: 0.369, SLG: 0.579	2-1 1-3 CS 1B		1-2 2-H 1B		1-3 K		1-2 1B		1-1 P4		0-0 G4-3	6 0 3 0 0 0 1 3							
Luis Gonzalez, L (1, 7) OBP: 0.443, SLG: 0.685	3-0 F7			1-2 2B		2-2 F7	1-0 FC6-4 1B		1-1 HR 1B		0-0 G3-1	6 1 3 1 0 0 0 3							
Matt Williams, R (1, 5) OBP: 0.367, SLG: 0.651	1-1 SF8			0-1 F8		0-0 2B	1-0 FC6-4 1B		2-0 HR			4 2 2 3 0 0 0 3							
Travis Lee, L (1, 3) OBP: 0.329, SLG: 0.345 Gregg Olson, R (9, 1) John Frascatore, R (9, 1)	2-1 CS	1-2 G6-3		4-0 G4-6-3 BB		4-1 2B		2-2 S 1B	1-2 P5			3 1 1 0 2 0 0 0 0 0 0 0 0 0 0 0 0 0 0 0 0							
Steve Finley, L (1, 8) OBP: 0.298, SLG: 0.461		0-0 P4		2-0 G4-6-3		1-1 2B		1-2 F8		0-0 F8		5 0 1 2 0 0 0 3							
Kelly Stinnett, R (1, 2) OBP: 0.236, SLG: 0.348		1-3 K			0-1 HR	1-1 P3		3-3 K		0-0 G6-3		5 1 1 1 0 2 2	AB 44 R 7 H 16 RBI 7 BB 2 SO 7 LOB 21						
Tony Batista, R (1, 6) OBP: 0.293, SLG: 0.339 Greg Swindell, L (8, 1) Greg Colbrunn, R (9, 3) OBP: 0.310, SLG: 0.393			1-2 G3 1B 1B		0-0 S 1B	0-3 K		1-3 K		0-0 F9		4 0 2 0 0 2 2 0 0 0 0 0 0 0 1 0 0 0 0 0 0							
Brian Anderson, R (1, 1) Amaury Telemaco, R (5, 1) Bernard Gilkey, R (7, PH) Darren Holmes, R (7, 1) Andy Fox, L (8, 6) OBP: 0.383, SLG: 0.442			0-3 K		0-3 K		0-2 F8		0-0 G6-3 1B 2B		0-0 G4-3 SH1-4 1B	2 0 0 0 0 2 2 0 0 0 0 0 0 0 1 0 0 0 0 0 0 0 0 0 0 0 0 0 2 1 2 0 0 0 0							
<b>Inning Stats</b>	R: 1 H: 2 E: 0 LOB: 0 K: 0 BB: 0 S: 7 P: 16	R: 0 H: 0 E: 0 LOB: 0 K: 1 BB: 0 S: 7 P: 9	R: 0 H: 2 E: 0 LOB: 2 K: 1 BB: 0 S: 15 P: 19	R: 0 H: 1 E: 0 LOB: 1 K: 0 BB: 1 S: 8 P: 15	R: 1 H: 2 E: 0 LOB: 1 K: 2 BB: 0 S: 11 P: 12	R: 2 H: 2 E: 0 LOB: 1 K: 1 BB: 1 S: 12 P: 20	R: 0 H: 2 E: 0 LOB: 2 K: 0 BB: 0 S: 10 P: 14	R: 0 H: 1 E: 0 LOB: 1 K: 2 BB: 0 S: 15 P: 22	R: 3 H: 3 E: 0 LOB: 0 K: 0 BB: 0 S: 13 P: 20	R: 0 H: 0 E: 0 LOB: 0 K: 0 BB: 0 S: 3 P: 3	R: 0 H: 1 E: 0 LOB: 1 K: 0 BB: 0 S: 4 P: 4	1B: 10 SF: 1 2B: 4 SAC: 1 3B: 0 DP: 1 HR: 2 HBP: 0	WP: 0 PA: 49 PB: 0 SB: 2 CS: 1						
<b>PITCHER</b>	IP WLS BF H R ER SO BB IBB HBP BLK WP HR S P ERA WHIP																		
Pedro Astacio, R (1, 1) ERA: 5.1	7.0		31	11	4	4	5	2	0	0	0	0	0	0	1	70	105	5.14	1.857
Mike DeJean, R (8, 1) ERA: 8.15	1.0	H	4	1	0	0	2	0	0	0	0	0	0	0	0	15	22	0.00	1.000
Dave Veres, R (9, 1) ERA: 6.0	1.0	B	6	3	3	3	0	0	0	0	0	0	0	1	13	20	27.00	3.000	
Curt Leskanic, R (10, 1) ERA: 5.75	2.0	W	7	1	0	0	0	0	0	0	0	0	0	0	0	7	7	0.00	0.500

Arizona Diamondbacks @ Colorado Rockies  
Coors Field, Denver, CO  
Fri May 21 1999, 7:05 PM MDT  
Att: 44,205 - Cloudy - 75 F

livebaseballscorecards.com

Batter	1	2	3	4	5	6	7	8	9	10	11	AB R H RBI BB SO LOB	BOTTOM											
Darryl Hamilton, L (1, 8) OBP: 0.370, SLG: 0.424	1-1 L5		1-3 K		0-0 HR	1-0 F8		1-0 P6		0-0 F8		6 1 1 1 0 1 1	<b>Arizona Diamondbacks @ Colorado Rockies</b> Coors Field, Denver, CO Fri May 21 1999, 7:05 PM MDT Att: 44,205 - Cloudy - 75 F											
7 Kurt Abbott, R (1, 4) OBP: 0.220, SLG: 0.289	2-1 G1-3		0-0 F7		1-2 G6-3	3-1 G6-3		2-2 K		0-3 K		6 0 0 0 0 2 1												
Larry Walker, L (1, 9) OBP: 0.492, SLG: 0.815	0-0 G5-3		0-0 F8		1-0 1B	1-0 1B		1-3 K		0-0 HR		6 2 3 1 0 1 1												
Dante Bichette, R (1, 7) OBP: 0.357, SLG: 0.517		0-0 1B		4-2 BB	4-0 1B	2-1 L5		2-3 K				3 2 1 0 2 1 1												
Vinny Castilla, R (1, 5) OBP: 0.360, SLG: 0.472		3-3 K		2-0 FC5-4-5	0-0 1B		2-2 G5-3		4-0 BB			4 1 1 1 1 1 2												
17 Todd Helton, L (1, 3) OBP: 0.379, SLG: 0.508		2-0 1B		0-0 1B	1-2 3B		3-2 1B		1-2 F8			5 1 4 1 0 0 1												
Henry Blanco, R (1, 2) Curt Leskanic, R (10, 1) OBP: 0.314, SLG: 0.426		2-2 F7		1-2 G1-6-3	1-2 3B		1-1 F8		3-2 G6-3			5 0 1 2 0 0 6 0 0 0 0 0 0 0												
Chris Sexton, R (1, 6) OBP: 0.382, SLG: 0.407		0-0 1B		0-0 E4	0-0 3B		2-2 G6-3		0-3 K			4 1 2 1 1 1 1												
Pedro Astacio, R (1, 1) Mike DeJean, R (8, 1) Lenny Harris, L (8, PH) Dave Veres, R (9, 1) Jeff Reed, L (10, 2) OBP: 0.261, SLG: 0.227		0-0 F8		0-0 G5-3	0-0 FC6-4		0-0 1B		0-0 G4-3			3 0 0 0 0 0 4 0 0 0 0 0 0 0 1 0 1 0 0 0 0 0 0 0 0 0 0 0 1 0 0 0 0 0 0												
<b>Inning Stats</b>	R: 0 H: 0 E: 0 K: 0 S: 5	H: 0 LOB: 0 BB: 0 P: 8	R: 1 H: 3 E: 0 K: 1 S: 11	H: 3 LOB: 2 BB: 0 P: 18	R: 0 H: 0 E: 0 K: 1 S: 5	H: 0 LOB: 0 BB: 0 P: 6	R: 0 H: 1 E: 0 K: 0 S: 7	H: 1 LOB: 1 BB: 1 P: 14	R: 6 H: 6 E: 1 K: 0 S: 15	H: 6 LOB: 2 BB: 2 P: 29	R: 0 H: 1 E: 0 K: 0 S: 6	H: 1 LOB: 1 BB: 0 P: 13		R: 0 H: 1 E: 0 K: 2 S: 8	H: 1 LOB: 1 BB: 0 P: 12	R: 0 H: 0 E: 0 K: 1 S: 9	H: 0 LOB: 1 BB: 1 P: 19	R: 0 H: 0 E: 0 K: 1 S: 5	H: 0 LOB: 0 BB: 0 P: 5	R: 1 H: 1 E: 0 K: 1 S: 4	H: 1 LOB: 0 BB: 0 P: 4	1B: 9 SF: 0 2B: 1 SAC: 0 3B: 2 DP: 1 HR: 2 HBP: 0	WP: 0 PA: 48 PB: 0 SB: 2 CS: 0	
<b>PITCHER</b>	IP WLS BF H R ER SO BB IBB HBP BLK WP HR S P ERA WHIP	<b>John Frascatore, R (9, 1)</b> ERA: 2.84 IP: 1.2 WLS: L BF: 6 H: 1 R: 1 ER: 1 SO: 2 BB: 0 IBB: 0 HBP: 0 BLK: 0 WP: 0 HR: 1 S: 12 P: 15 ERA: 5.40 WHIP: 0.600																						
Brian Anderson, L (1, 1) ERA: 10.8	4.2	24	9	7	7	2	2	0	0	0	0	0	1	38	65	13.50	2.357							
Amaury Telemaco, R (5, 1) ERA: 7.36	1.1	7	2	0	0	0	0	1	0	0	0	0	0	11	23	0.00	1.500							
Darren Holmes, R (7, 1) ERA: 2.84	1.0	4	1	0	0	0	0	0	0	0	0	0	0	16	24	0.00	1.000							
Greg Swindell, L (8, 1) ERA: 4.19	1.0	4	1	0	0	2	0	0	0	0	0	0	0	8	12	0.00	1.000							
Gregg Olson, R (9, 1) ERA: 3.6	0.2	3	0	0	0	1	1	0	0	0	0	0	0	6	13	0.00	1.500							

AB	44
R	8
H	14
RBI	7
BB	4
SO	7
LOB	18



WP: 0	PA: 48
PB: 0	
SB: 2	
CS: 0	

livebaseballscores.com



Batter	1	2	3	4	5	6	7	8	9	AB R H RBI BB SO LOB	TOP											
Steve Finley, L (1, 8) OBP: 0.296, SLG: 0.456	2-3 K		X 0-0 G6-4-3 1B		B 2-1 G1-3	1-2 SF8		C 2-3 K		4 0 1 1 0 2 0												
Jay Bell, R (1, 4) OBP: 0.380, SLG: 0.600	3-2 1B		B 2-1 G6-4-3		C 4-1 BB	1-1 HR		B 3-2 1B		4 1 3 3 1 0 2												
Luis Gonzalez, L (1, 7) OBP: 0.442, SLG: 0.673	1-2 SAFE F7		B 2-2 1B		S 0-1 P6	4-2 BB		B 2-1 SAFE F8		4 0 1 1 1 0 3												
Matt Williams, R (1, 5) OBP: 0.363, SLG: 0.644	0-0 F8		B 2-3 K		S 0-1 G4-3	2-3 K		F 1-1 G1-3 1B 2B		5 1 1 0 0 2 4												
Greg Colbrunn, R (1, 3) OBP: 0.344, SLG: 0.400		B 2-3 K		B 4-1 FC5-4 BB		S 3-2 CS 1B	1-0 F8		B 3-1 G1-3	2 0 1 0 1 1 0												
Travis Lee, L (7, PH) OBP: 0.326, SLG: 0.340										2 0 0 0 0 0 1												
Bernard Gilkey, R (1, 9) OBP: 0.353, SLG: 0.507		B 2-1 G5-3		C 1-1 FC5-4 1B		B 3-1 1B	1-3 K		B 1-3 K	5 1 1 0 0 2 2												
Damian Miller, R (1, 2) OBP: 0.381, SLG: 0.556		B 2-3 K		B 2-3 SAFE SAFE K		B 3-2 E BB SF8 1B	0-0 1B		X 0-0 BB 1B	5 1 3 1 0 2 1												
Tony Batista, R (1, 6) OBP: 0.310, SLG: 0.369			X 0-0 HR		S 1-2 SAFE SAFE 1B	4-1 SF8 HR BB	2-1 F9		F 4-2 FC6-4 BB	3 2 2 1 2 0 1												
Omar Daal, L (1, 1) OBP: 0.238, SLG: 0.250			C 2-2 G6-4-3 1B 1B		B 1-1 F8	B 1-0 E1 HR		C 2-3 K	B 1-1 FC6-4	5 2 1 1 0 1 6												
<b>Inning Stats</b>	R: 0 E: 0 K: 1 S: 10	H: 1 LOB: 1 BB: 0 P: 16	R: 0 E: 0 K: 2 S: 9	H: 0 LOB: 0 BB: 0 P: 15	R: 2 E: 0 K: 1 S: 16	H: 4 LOB: 1 BB: 0 P: 24	R: 0 E: 0 K: 1 S: 13	H: 1 LOB: 2 BB: 1 P: 21	R: 0 E: 0 K: 0 S: 7	H: 1 LOB: 1 BB: 1 P: 13	R: 5 E: 1 K: 1 S: 22	H: 4 LOB: 1 BB: 2 P: 44	R: 0 E: 0 K: 1 S: 7	H: 1 LOB: 1 BB: 0 P: 11	R: 0 E: 0 K: 2 S: 12	H: 1 LOB: 1 BB: 0 P: 21	R: 1 E: 0 K: 1 S: 12	H: 2 LOB: 2 BB: 1 P: 22	1B: 11 2B: 1 3B: 0 HR: 2	SF: 1 SAC: 0 DP: 1 HBP: 0	WP: 0 PB: 0 SB: 0 CS: 1	PA: 45
<b>PITCHER</b>	IP WLS BF H R ER SO BB IBB HBP BLK WP HR S P ERA WHIP																					
Bobby Jones, L (1, 1) ERA: 5.32	5.2 L 28 9 6 4 5 3 0 0 0 0 0 1 70 119 6.35 2.118																					
David Lee, R (6, 1) ERA: 6.75	1.1 7 2 1 0 2 1 0 0 0 0 0 1 14 25 0.00 2.250																					
Chuck McElroy, L (8, 1) ERA: 7.31	1.0 4 1 0 0 2 0 0 0 0 0 0 0 12 21 0.00 1.000																					
David Wainhouse, R (9, 1) ERA: 7.56	1.0 6 2 1 1 1 1 0 0 0 0 0 0 12 22 9.00 3.000																					

Arizona Diamondbacks @ Colorado Rockies  
 Coors Field, Denver, CO  
 Sat May 22 1999, 1:05 PM MDT  
 Att. 48,594 - Sunny - 78 F

AB	39
R	8
H	14
RBI	8
BB	5
SO	10
LOB	20



Batter	1	2	3	4	5	6	7	8	9	AB R H RBI BB SO LOB
Darryl Hamilton, L (1, 8) OBP: 0.380, SLG: 0.434	1-1 G1-6-3 1B 1B		2-1 CS 1B		1-2 1B SH3 1B		2-2 P2			4 1 3 0 0 0 0
7 Kurt Abbott, R (1, 4) OBP: 0.238, SLG: 0.308 Neifi Perez, S (2, 6) OBP: 0.269, SLG: 0.367	0-0 G1-6-3 1B		0-0 B2		1-1 SH3 1-2		1-0 G5-3			1 0 1 0 0 0 0 2 0 0 0 0 0 1
Larry Walker, L (1, 9) OBP: 0.477, SLG: 0.786	3-2 G1-6-3 1-2f 2-3		0-2 G5-3 1-2		0-1 G5-3		1-1 G4-3			4 0 0 0 0 0 4
Dante Bichette, R (1, 7) OBP: 0.360, SLG: 0.516	2-0 FC6-4 1B			1-3 K	1-1 1B		2-1 G6-3			4 0 2 1 0 1 0
Vinny Castilla, R (1, 5) OBP: 0.363, SLG: 0.490	1 SAFE FC6-4 1-2f		0-0 HR	2-1 SAFE	3-2 G5-3		4-0 17 G6-3 BB			3 1 1 1 1 0 3
17 Todd Helton, L (1, 3) OBP: 0.376, SLG: 0.507		2-2 G4-3		1-2 1B 2B		1-2 F9		0-2 G6-3 1-2f		4 1 1 0 0 0 1
Henry Blanco, R (1, 2) OBP: 0.345, SLG: 0.440		1-0 WP 1B		4-1 1B BB		0-0 1B		1-2 F7		3 0 2 0 1 0 0
Chris Sexton, R (1, 6) OBP: 0.368, SLG: 0.387 (2, 4)		2-1 G5-3 1-2		0-1 1B 1-3 2-H		2-1 F9		0-1 E6 G4-3		4 0 1 1 0 0 2
Bobby Jones, R (1, 1) OBP: 0.400, SLG: 0.250 David Lee, R (6, 1) Chuck McElroy, L (8, 1) David Wainhouse, L (9, 1) Angel Echevarria, R (9, PH) OBP: 0.325, SLG: 0.528		0-2 F9		1-1 L8		1-3 K		2-2 G4-3 1-2f		2 0 0 0 0 0 2 1 0 0 0 0 1 1 0 0 0 0 0 0 0 0 0 0 0 0 0 0 1 0 0 0 0 0 1

<b>Inning Stats</b>	R: 1 H: 3 E: 0 K: 0 S: 9	H: 3 LOB: 1 BB: 0 P: 15	R: 0 H: 1 E: 0 K: 0 S: 10	H: 1 LOB: 1 BB: 0 P: 15	R: 0 H: 1 E: 0 K: 0 S: 6	H: 1 LOB: 0 BB: 0 P: 8	R: 2 H: 3 E: 0 K: 1 S: 13	H: 3 LOB: 1 BB: 1 P: 22	R: 0 H: 2 E: 0 K: 0 S: 13	H: 2 LOB: 2 BB: 0 P: 19	R: 0 H: 1 E: 0 K: 1 S: 9	H: 1 LOB: 1 BB: 0 P: 13	R: 0 H: 0 E: 0 K: 0 S: 6	H: 0 LOB: 0 BB: 0 P: 10	R: 0 H: 0 E: 0 K: 0 S: 5	H: 0 LOB: 0 BB: 1 P: 11	R: 0 H: 0 E: 1 K: 0 S: 9	H: 0 LOB: 0 BB: 0 P: 12	1B: 9 SF: 0 2B: 1 SAC: 1 3B: 0 DP: 3 HR: 1 HBP: 0	
<b>PITCHER</b> Omar Daal, L (1, 1) ERA: 3.75	IP 9.0 WLS W BF 36 H 11 R 3 ER 3 SO 2 BB 2 IBB 0 HBP 0 BLK 0 WP 1 HR 1 S 80 P 125 ERA 3.00 WHIP 1.444																			<b>PITCHER</b> IP WLS BF H R ER SO BB IBB HBP BLK WP HR S P ERA WHIP

**BOTTOM**

**Arizona Diamondbacks @ Colorado Rockies**  
Coors Field, Denver, CO  
Sat May 22 1999, 1:05 PM MDT  
Att. 48,594 - Sunny - 78 F

livebaseballscores.com

<b>AB</b>	<b>33</b>
<b>R</b>	<b>3</b>
<b>H</b>	<b>11</b>
<b>RBI</b>	<b>3</b>
<b>BB</b>	<b>2</b>
<b>SO</b>	<b>2</b>
<b>LOB</b>	<b>15</b>



WP: 1	PA: 36
PB: 0	
SB: 0	
CS: 1	









Batter	1	2	3	4	5	6	7	8	9	AB R H RBI BB SO LOB	TOP		
<b>Quilvio Veras, S</b> (1, 4) <small>OBP: 0.339, SLG: 0.326</small>	1-0 		1-3 		1-0 	2-0 			4-2 	4 2 1 0 1 1 3	<b>San Diego Padres @ Arizona Diamondbacks</b> Bank One Ballpark, Phoenix, AZ Mon May 24 1999, 10:05 PM EDT Att. 34,745 - Cloudy - 91 F		
<b>Eric Owens, R</b> (1, 8) <b>Ruben Rivera, R</b> (5, 8) <small>OBP: 0.330, SLG: 0.458</small> <small>OBP: 0.204, SLG: 0.296</small>	0-1 		1-1 		0-1 		4-2 	0-0 	3 1 2 1 0 0 0 1 0 0 0 1 0 1				
<b>Reggie Sanders, R</b> (1, 7) <small>OBP: 0.378, SLG: 0.500</small>	1-1 		2-1 		2-1 		1-0 	2-3 	5 0 3 1 0 1 3				
<b>Dave Magadan, L</b> (1, 3) <b>Damian Jackson, R</b> (9, PR) <small>OBP: 0.370, SLG: 0.374</small> <small>OBP: 0.292, SLG: 0.373</small>	2-1 			3-2 		0-1 	0-2 	0-0 	5 0 1 1 0 0 3 0 0 0 0 0 0 0				
<b>Greg Myers, L</b> (1, 2) <small>OBP: 0.395, SLG: 0.441</small>		1-1 		3-2 		0-0 	1-0 	1-1 	5 1 2 0 0 0 2				
<b>Mike Darr, L</b> (1, 9) <b>Phil Nevin, R</b> (8, PH) <small>OBP: 0.250, SLG: 0.250</small> <small>OBP: 0.301, SLG: 0.435</small>		2-3 		1-3 		2-1 		1-2 	3 1 1 0 0 2 1 1 0 0 0 0 0 0				
<b>George Arias, R</b> (1, 5) <small>OBP: 0.245, SLG: 0.360</small>		1-2 		3-1 		3-2 	1-0 		4 0 1 0 0 0 3				
<b>Chris Gomez, R</b> (1, 6) <b>Ed Giovanola, L</b> (8, PH) <small>OBP: 0.299, SLG: 0.268</small> <small>OBP: 0.268, SLG: 0.268</small>			0-0 		0-0 	4-2 	0-1 		2 0 1 0 1 0 0 1 0 0 0 0 0 1				
<b>Andy Ashby, R</b> (1, 1) <b>John Vander Wal, L</b> (8, PH) <b>Brian Boehringer, S</b> (6, 1) <b>Ed Vosberg, L</b> (7, 1) <b>Jim Leyritz, R</b> (8, PH) <b>Carlos Reyes, S</b> (8, 1)			0-1 		0-3 	1-1 	1-0 		2 0 0 0 0 1 1 1 0 1 2 0 0 0 0 0 0 0 0 0 0 0 0 0 0 0 0 0 1 0 0 0 0 0 1 0 0 0 0 0 0 0				
<b>Inning Stats</b>	R: 0 H: 1 E: 0 LOB: 1 K: 0 BB: 0 S: 7 P: 11	R: 0 H: 0 E: 0 LOB: 0 K: 1 BB: 0 S: 8 P: 12	R: 0 H: 2 E: 0 LOB: 2 K: 1 BB: 0 S: 10 P: 14	R: 0 H: 1 E: 0 LOB: 1 K: 1 BB: 0 S: 14 P: 24	R: 2 H: 3 E: 0 LOB: 1 K: 1 BB: 1 S: 9 P: 12	R: 2 H: 3 E: 0 LOB: 2 K: 0 BB: 1 S: 13 P: 25	R: 0 H: 1 E: 0 LOB: 1 K: 0 BB: 1 S: 7 P: 13	R: 0 H: 1 E: 0 LOB: 1 K: 0 BB: 0 S: 7 P: 10	R: 1 H: 1 E: 0 LOB: 2 K: 1 BB: 1 S: 13 P: 20	1B: 8 SF: 0 2B: 5 SAC: 0 3B: 0 DP: 0 HR: 0 HBP: 0		WP: 0 PA: 41 PB: 0 SB: 2 CS: 1	
<b>PITCHER</b>	IP WLS BF H R ER SO BB IBB HBP BLK WP HR S P ERA WHIP											<b>PITCHER</b>	IP WLS BF H R ER SO BB IBB HBP BLK WP HR S P ERA WHIP
<b>Andy Benes, R</b> (1, 1) <small>ERA: 6.17</small>	6.0 W 30 11 4 4 4 4 2 0 0 0 0 0 64 106 6.00 2.167												
<b>Greg Swindell, L</b> (7, 1) <small>ERA: 3.74</small>	1.1 H 4 1 0 0 0 0 0 0 0 0 0 0 8 11 0.00 0.750												
<b>John Frascatore, R</b> (8, 1) <small>ERA: 3.12</small>	0.2 H 3 0 1 1 0 1 0 0 0 0 0 0 9 14 13.50 1.500												
<b>Gregg Olson, R</b> (9, 1) <small>ERA: 5.4</small>	1.0 S 4 1 0 0 1 0 0 0 0 0 0 0 7 10 0.00 1.000												

livebaseballscores.com

AB	38
R	5
H	13
RBI	5
BB	3
SO	5
LOB	19



Batter	1	2	3	4	5	6	7	8	9
Tony Womack, L OBP: 0.327, SLG: 0.338 (1, 9)	1-1 F8	2-1 P5	1-0 G3			4-2 1B BB	4-2 FC BB		
Jay Bell, R OBP: 0.380, SLG: 0.600 (1, 4)	1-1 1B 1B	0-1 F7		2-2 2B		1-2 P5	2-1 FC	1-2 2-3	
Luis Gonzalez, L OBP: 0.445, SLG: 0.675 (1, 7)	1-2 1B 1B		3-0 2B 3B	0-0 F7		1-2 1B	3-2 P5		
Matt Williams, R OBP: 0.360, SLG: 0.624 (1, 5)	1-0 E 1B		0-0 L6	0-0 F8		0-3 K		0-1 G6-3	
Steve Finley, L OBP: 0.303, SLG: 0.458 (1, 8)	3-2 1B		3-2 1B 2B	0-1 F8		3-2 K		1-2 E4 1B	
Travis Lee, L OBP: 0.335, SLG: 0.346 (1, 3)	0-0 F8		0-0 1B 1B		1-1 G4-3		2-2 SH SF8 1B	2-1 1B	
Kelly Stinnett, R OBP: 0.213, SLG: 0.311 (1, 2)	1-1 E5		1-2 P4		1-2 F7		0-0 SH FC SH1-4	3-2 F8	
Andy Fox, L OBP: 0.393, SLG: 0.429 (1, 6)	1-3 K		4-0 1B IBB		0-0 1B		0-1 SF8	1-3 K	
Andy Benes, R OBP: 0.222, SLG: 0.125 (1, 1)		0-0 G6-3			1-1 G6-3		0-0 SH1-4		
Greg Swindell, L (7, 1)									
John Frascatore, R (8, 1)									
Gregg Olson, R (9, 1)									

AB	R	H	RBI	BB	SO	LOB
3	0	0	0	2	0	2
5	1	2	0	0	0	3
5	2	3	0	0	0	4
5	0	1	0	0	1	4
5	1	2	3	0	1	3
5	2	3	1	0	0	2
4	0	0	0	0	0	5
3	0	1	1	1	2	5
3	0	1	1	0	0	1
0	0	0	0	0	0	0
0	0	0	0	0	0	0
0	0	0	0	0	0	0

AB	R	H	RBI	BB	SO	LOB
38	6	13	6	3	4	29

Inning Stats		R	H	E	K	S	LOB		BB		P		ERA		WHIP	
R: 2 H: 4 E: 1 K: 19 S: 19		4	3	0	28		3		0		11		9.00		2.000	
R: 0 H: 0 E: 0 K: 5 S: 5		0	0	0	7		0		0		0		0.00		0.000	
R: 3 H: 4 E: 0 K: 17 S: 17		4	2	0	30		1		0		0		0.00		1.000	
R: 0 H: 1 E: 0 K: 7 S: 7		1	1	0	9		0		0		0		0.00		1.000	
R: 0 H: 1 E: 0 K: 8 S: 8		1	1	0	11		0		0		0		0.00		1.000	
R: 0 H: 1 E: 0 K: 15 S: 15		1	2	0	25		0		0		0		0.00		1.000	
R: 1 H: 1 E: 1 K: 22 S: 22		1	3	1	33		0		0		0		0.00		1.000	
R: 0 H: 1 E: 1 K: 13 S: 13		1	2	0	20		0		0		0		0.00		1.000	


PITCHER	IP	WLS	BF	H	R	ER	SO	BB	IBB	HBP	BLK	WP	HR	S	P	ERA	WHIP
Andy Ashby, R (1, 1)	5.0	L	27	10	5	5	1	0	0	0	0	0	0	56	85	9.00	2.000
Brian Boehringer, R (6, 1)	1.2		11	2	1	0	2	2	0	0	0	0	0	34	52	0.00	2.400
Ed Vosberg, L (7, 1)	0.1		1	0	0	0	0	0	0	0	0	0	0	3	6	0.00	0.000
Carlos Reyes, R (8, 1)	1.0		5	1	0	0	1	0	0	0	0	0	0	13	20	0.00	1.000

PITCHER	IP	WLS	BF	H	R	ER	SO	BB	IBB	HBP	BLK	WP	HR	S	P	ERA	WHIP

**San Diego Padres @ Arizona Diamondbacks**  
 Bank One Ballpark, Phoenix, AZ  
 Mon May 24 1999, 10:05 PM EDT  
 Att. 34,745 - Cloudy - 91 F

livebaseballscorecards.com

AB	38
R	6
H	13
RBI	6
BB	3
SO	4
LOB	29





Batter	1	2	3	4	5	6	7	8	9	AB R H RBI BB SO LOB	TOP
<b>Quilvio Veras, S</b> (1, 4) OBP: 0.343, SLG: 0.338	0-0 			2-1 G6-3 		1-1 G6-3 			1-1 	4 0 2 0 0 0 0	
<b>Damian Jackson, R</b> (1, 9) OBP: 0.300, SLG: 0.379	2-2 G5-3 			0-1 			1-2 		0-3 K 	4 0 2 0 0 1 2	
<b>Reggie Sanders, R</b> (1, 7) OBP: 0.374, SLG: 0.492	0-3 K 			2-2 			0-0 FC1-6 		0-3 K 	4 0 1 0 0 2 3	
<b>Jim Leyritz, R</b> (1, 3) OBP: 0.333, SLG: 0.478			3-2 G3 				0-3 		0-2 P3 	4 0 0 0 0 2 4	
<b>Phil Nevin, R</b> (1, 2) OBP: 0.289, SLG: 0.415			0-2 F7 		0-0 G3 			2-3 		3 0 0 0 0 1 0	
<b>George Arias, R</b> (1, 5) OBP: 0.232, SLG: 0.340			0-3 		1-3 			3-2 		3 0 0 0 0 3 0	
<b>Ruben Rivera, R</b> (1, 8) OBP: 0.208, SLG: 0.297				1-3 		3-2 F8 		2-1 		3 0 1 0 0 1 0	
<b>Chris Gomez, R</b> (1, 6) OBP: 0.300, SLG: 0.263				2-0 G6-3 		3-1 F8 		4-1 		2 0 0 0 1 0 0	
<b>Sterling Hitchcock, L</b> (1, 1) OBP: 0.222, SLG: 0.176 <b>Carlos Reyes, S</b> (7, 1) <b>Eric Owens, R</b> (8, PH) OBP: 0.326, SLG: 0.452 <b>Trevor Hoffman, R</b> (8, 1)			1-3 		2-3 			2-2 F9 		2 0 0 0 0 2 0 0 0 0 0 0 0 0 1 0 0 0 0 0 2 0 0 0 0 0 0 0	
<b>Inning Stats</b>	R: 0 H: 1 E: 0 LOB: 1 K: 1 BB: 0 S: 7 P: 9	R: 0 H: 0 E: 0 LOB: 0 K: 1 BB: 0 S: 10 P: 13	R: 0 H: 0 E: 0 LOB: 0 K: 2 BB: 0 S: 8 P: 12	R: 0 H: 2 E: 0 LOB: 2 K: 1 BB: 0 S: 12 P: 17	R: 0 H: 0 E: 0 LOB: 0 K: 1 BB: 0 S: 7 P: 11	R: 0 H: 0 E: 0 LOB: 0 K: 1 BB: 0 S: 7 P: 13	R: 0 H: 1 E: 0 LOB: 1 K: 1 BB: 0 S: 7 P: 8	R: 0 H: 1 E: 0 LOB: 2 K: 2 BB: 1 S: 15 P: 28	R: 0 H: 1 E: 0 LOB: 1 K: 2 BB: 0 S: 11 P: 12	1B: 5 SF: 0 2B: 4 SAC: 0 3B: 0 DP: 3 HR: 0 HBP: 0	WP: 0 PA: 31 PB: 0 SB: 1 CS: 3
<b>PITCHER</b> <b>Randy Johnson, L</b> (1, 1) ERA: 3.05	IP WLS BF H R ER SO BB IBB HBP BLK WP HR S P ERA WHIP 9.0 W 31 6 0 0 12 1 0 0 0 0 0 0 84 123 0.00 0.778										

**San Diego Padres @ Arizona Diamondbacks**  
 Bank One Ballpark, Phoenix, AZ  
 Tue May 25 1999, 10:05 PM EDT  
 Att. 34,273 - Cloudy - 91 F

AB	30
R	0
H	6
RBI	0
BB	1
SO	12
LOB	11



Batter	1	2	3	4	5	6	7	8	9	AB	R	H	RBI	BB	SO	LOB	
<b>Tony Womack, L</b> OBP: 0.326, SLG: 0.331 (1, 9)	2-2 E8		1-1 F7		4-0 WP BB	2-1 F7				3	0	0	0	1	0	1	
<b>Jay Bell, R</b> OBP: 0.378, SLG: 0.590 (1, 4)	4-1 PB BB		3-2 L5		2-0 F8		2-1 P7			3	0	0	0	1	0	1	
<b>Luis Gonzalez, L</b> OBP: 0.441, SLG: 0.671 (1, 7)	1-3 K			0-1 G6-3	2-2 P6		3-1 2B			4	0	1	0	0	1	3	
<b>Matt Williams, R</b> OBP: 0.353, SLG: 0.611 (1, 5)	0-2 P4			1-0 F8	3-3 K		0-0 G6-3			4	0	0	0	0	1	4	
<b>Steve Finley, L</b> OBP: 0.302, SLG: 0.453 (1, 8)	2-2 P4			0-2 BB 1B		0-3 K	3-3 K			4	1	1	0	0	2	3	
<b>Damian Miller, R</b> OBP: 0.376, SLG: 0.539 (1, 2)		2-3 K2-3		4-2 1B WP BB		1-0 L9		0-1 G6-3		3	1	0	0	1	1	0	
<b>Travis Lee, L</b> OBP: 0.344, SLG: 0.374 (1, 3)		1-3 K		0-0 WP 1B		2-0 HR		1-2 1B		4	1	3	2	0	1	0	
<b>Tony Batista, R</b> OBP: 0.315, SLG: 0.364 (1, 6)		2-0 F8		4-0 1B IBB		4-2 2B BB		3-2 F8		2	1	0	0	2	0	1	
<b>Randy Johnson, R</b> OBP: 0.114, SLG: 0.171 (1, 1)			0-1 F8		0-0 K		0-0 2B		1-0 G5-3		4	0	1	1	0	1	3

Inning Stats	R: 0	H: 0	R: 0	H: 0	R: 0	H: 0	R: 0	H: 0	R: 0	H: 1	R: 0	H: 1	R: 0	H: 1	1B: 3	SF: 0
	E: 1	LOB: 2	E: 0	LOB: 0	E: 0	LOB: 2	E: 0	LOB: 1	E: 0	LOB: 1	E: 0	LOB: 1	E: 0	LOB: 1	2B: 2	SAC: 0
	K: 1	BB: 1	K: 2	BB: 0	K: 1	BB: 2	K: 1	BB: 1	K: 1	BB: 0	K: 1	BB: 0	K: 0	BB: 0	3B: 0	DP: 0
	S: 14	P: 23	S: 8	P: 13	S: 7	P: 11	S: 12	P: 23	S: 9	P: 20	S: 14	P: 23	S: 13	P: 21	HR: 1	HBP: 0

PITCHER	IP	WLS	BF	H	R	ER	SO	BB	IBB	HBP	BLK	WP	HR	S	P	ERA	WHIP
<b>Sterling Hitchcock, L</b> ERA: 5.12 (1, 1)	6.0	L	28	4	4	4	6	4	1	0	0	2	1	64	113	6.00	1.333
<b>Carlos Reyes, R</b> ERA: 3.8 (7, 1)	1.0		4	1	0	0	1	0	0	0	0	0	0	13	21	0.00	1.000
<b>Trevor Hoffman, R</b> ERA: 3.12 (8, 1)	1.0		4	1	0	0	0	0	0	0	0	0	0	9	14	0.00	1.000

**BOTTOM**

**San Diego Padres @ Arizona Diamondbacks**  
Bank One Ballpark, Phoenix, AZ  
Tue May 25 1999, 10:05 PM EDT  
Att. 34,273 - Cloudy - 91 F

<b>AB</b>	<b>31</b>
<b>R</b>	<b>4</b>
<b>H</b>	<b>6</b>
<b>RBI</b>	<b>3</b>
<b>BB</b>	<b>5</b>
<b>SO</b>	<b>7</b>
<b>LOB</b>	<b>16</b>



<b>WP: 2</b>	<b>PA: 36</b>
<b>PB: 1</b>	
<b>SB: 1</b>	
<b>CS: 0</b>	



Batter	1	2	3	4	5	6	7	8	9	10	11	AB R H RBI BB SO LOB	TOP					
<b>Quilvio Veras, S</b> (1, 4) <small>OBP: 0.351, SLG: 0.353</small>												5 0 3 0 0 0 0	<b>San Diego Padres @ Arizona Diamondbacks</b> Bank One Ballpark, Phoenix, AZ Wed May 26 1999, 10:05 PM EDT Att: 33,048 - Unknown - 95 F					
<b>Damian Jackson, R</b> (1, 6) <small>OBP: 0.295, SLG: 0.363</small>												4 0 0 0 1 1 2						
<b>Reggie Sanders, R</b> (1, 7) <small>OBP: 0.368, SLG: 0.481</small>												5 0 1 0 0 0 5						
<b>Jim Leyritz, R</b> (1, 3) <small>OBP: 0.318, SLG: 0.454</small>												5 0 0 0 0 2 1						
<b>George Arias, R</b> (1, 5) <small>OBP: 0.233, SLG: 0.333</small> <b>Trevor Hoffman, R</b> (9, 1) <small>OBP: 0.389, SLG: 0.421</small> <b>John Vander Wal, L</b> (11, PH) <small>OBP: 0.333, SLG: 0.200</small> <b>Dan Miceli, R</b> (11, 1)												4 1 1 0 0 1 0 0 0 0 0 0 0 0 1 0 0 0 0 0 0 0 0 0 0 0 0 0						
<b>Phil Nevin, R</b> (1, 9) <small>OBP: 0.291, SLG: 0.456</small> <b>Mike Darr, L</b> (7, 9) <small>OBP: 0.333, SLG: 0.200</small>												3 1 1 2 0 0 0 1 0 0 0 1 1 0						
<b>Greg Myers, L</b> (1, 2) <small>OBP: 0.400, SLG: 0.444</small>												4 0 2 0 0 0 0						
<b>Ruben Rivera, R</b> (1, 8) <small>OBP: 0.200, SLG: 0.286</small>												4 0 0 0 0 1 2						
<b>Woody Williams, R</b> (1, 1) <small>OBP: 0.208, SLG: 0.227</small> <b>Donne Wall, R</b> (8, 1) <b>Ed Giovanola, L</b> (9, 5)												3 0 0 0 0 1 1 0 0 0 0 0 0 0 0 0 0 0 1 0 0						
<b>Inning Stats</b>	R: 0 H: 1 E: 0 LOB: 0 K: 1 BB: 0 S: 9 P: 14	R: 0 H: 0 E: 0 LOB: 0 K: 1 BB: 0 S: 9 P: 15	R: 0 H: 0 E: 0 LOB: 0 K: 1 BB: 0 S: 7 P: 9	R: 0 H: 1 E: 0 LOB: 1 K: 0 BB: 0 S: 6 P: 10	R: 0 H: 1 E: 0 LOB: 1 K: 1 BB: 0 S: 9 P: 16	R: 0 H: 1 E: 0 LOB: 1 K: 0 BB: 0 S: 7 P: 10	R: 2 H: 3 E: 1 LOB: 1 K: 1 BB: 0 S: 15 P: 23	R: 0 H: 0 E: 0 LOB: 0 K: 0 BB: 0 S: 6 P: 8	R: 0 H: 0 E: 0 LOB: 0 K: 1 BB: 1 S: 11 P: 19	R: 0 H: 1 E: 0 LOB: 3 K: 0 BB: 2 S: 4 P: 12	R: 0 H: 0 E: 0 LOB: 0 K: 1 BB: 0 S: 5 P: 5	1B: 6 SF: 0 2B: 2 SAC: 0 3B: 0 DP: 1 HR: 1 HBP: 0		WP: 0 PA: 43 PB: 0 SB: 0 CS: 1				
<b>PITCHER</b>	IP WLS BF H R ER SO BB IBB HBP BLK WP HR S P ERA WHIP																	
<b>Brian Anderson, L</b> (1, 1) <small>ERA: 8.44</small>	6.1	25	7	2	2	5	0	0	0	0	0	0	0	1	56	88	2.84	1.105
<b>John Frascatore, R</b> (7, 1) <small>ERA: 2.93</small>	1.2	5	0	0	0	0	0	0	0	0	0	0	0	0	12	17	0.00	0.000
<b>Vladimir Nunez, R</b> (9, 1) <small>ERA: 0.71</small>	0.2	3	0	0	0	1	1	0	0	0	0	0	0	0	11	19	0.00	1.500
<b>Greg Swindell, L</b> (9, 1) <small>ERA: 3.57</small>	1.0	5	1	0	0	0	2	0	0	0	0	0	0	3	11	0.00	3.000	
<b>Gregg Olson, R</b> (10, 1) <small>ERA: 5.0</small>	1.1	W 4	0	0	0	1	0	0	0	0	0	0	0	6	6	0.00	0.000	

AB	39
R	2
H	8
RBI	2
BB	3
SO	7
LOB	11



Batter	1	2	3	4	5	6	7	8	9	10	11	AB R H RBI BB SO LOB	BOTTOM	
<b>Tony Womack, L</b> OBP: 0.328, SLG: 0.329 (1, 9)	1-2 E S G6-3 1B		0-3 K		2-3 K			2-2 L7			4-0 1B S E BB	4 2 1 0 1 2 1	<b>San Diego Padres @ Arizona Diamondbacks</b> Bank One Ballpark, Phoenix, AZ Wed May 26 1999, 10:05 PM EDT Att: 33,048 - Unknown - 95 F <a href="http://livebaseballscorecards.com">livebaseballscorecards.com</a>	
<b>Jay Bell, R</b> OBP: 0.379, SLG: 0.583 (1, 4)	3-2 SAFE SAFE SAFE SAFE SAFE 1-H G6-3		0-0 1B		2-2 G6-3		0-1 G5-3				4-0 1-2 E BB	4 0 1 1 1 0 0		
<b>Luis Gonzalez, L</b> OBP: 0.435, SLG: 0.657 (1, 7)	3-1 F7		2-1 P5		2-3 K			0-2 G5-3			0-0 1-2 2-H E6 1B	5 0 1 0 0 0 1 1		
<b>Matt Williams, R</b> OBP: 0.355, SLG: 0.629 (1, 5)	0-1 2B			0-0 F9		3-2 L6		2-0 HR				4 1 2 1 0 0 0		
<b>Travis Lee, L</b> OBP: 0.337, SLG: 0.365 <b>Gregg Olson, R</b> (10, 1)	3-3 K			1-0 G3			0-3 K		3-3 K			4 0 0 0 0 3 1 0 0 0 0 0 0 0		
<b>Steve Finley, L</b> OBP: 0.305, SLG: 0.454 (1, 8)		2-2 G6-4-3 1B		0-2 G1-3			2-1 1B		1-3 K			4 0 2 0 0 1 0		
<b>Kelly Stinnett, R</b> OBP: 0.202, SLG: 0.295 (1, 2)		0-1 G6-4-3 1-2f			0-0 P3		1-3 K			0-3 K		4 0 0 0 0 2 2		
<b>Andy Fox, L</b> OBP: 0.367, SLG: 0.396 (1, 6)		2-0 F7			1-2 G4-3		0-2 G4-3			0-0 G3		4 0 0 0 0 0 1		
<b>Brian Anderson, R</b> OBP: 0.200, SLG: 0.200 <b>John Frascatore, R</b> (8, 9) <b>David Delucci, L</b> OBP: 0.486, SLG: 0.531 <b>Vladimir Nunez, R</b> (8, 1) <b>Greg Swindell, L</b> (8, 1) <b>Greg Colbrunn, R</b> OBP: 0.333, SLG: 0.387 (10, 3)			0-3 K		2-0 1B			1-3 K		0-0 G1-3		2 0 1 0 0 0 1 0 0 0 0 0 0 0 0 0 1 0 0 0 0 0 1 0 0 0 0 0 0 0 0 0 0 0 0 0 0 0 0 0 1 0 0 0 0 0 0 0		
<b>Inning Stats</b>	R: 1 H: 2 E: 1 LOB: 1 K: 1 BB: 0 S: 14 P: 24	R: 0 H: 1 E: 0 LOB: 0 K: 0 BB: 0 S: 8 P: 12	R: 0 H: 1 E: 0 LOB: 1 K: 2 BB: 0 S: 12 P: 14	R: 0 H: 0 E: 0 LOB: 0 K: 0 BB: 0 S: 5 P: 6	R: 0 H: 1 E: 0 LOB: 1 K: 1 BB: 0 S: 10 P: 15	R: 0 H: 0 E: 0 LOB: 0 K: 1 BB: 0 S: 11 P: 18	R: 0 H: 1 E: 0 LOB: 1 K: 2 BB: 0 S: 12 P: 15	R: 0 H: 0 E: 0 LOB: 0 K: 1 BB: 0 S: 8 P: 11	R: 1 H: 1 E: 0 LOB: 0 K: 2 BB: 0 S: 10 P: 16	R: 0 H: 0 E: 0 LOB: 0 K: 1 BB: 0 S: 5 P: 5	R: 1 H: 1 E: 1 LOB: 2 K: 0 BB: 2 S: 1 P: 9	1B: 6 SF: 0 2B: 1 SAC: 0 3B: 0 DP: 1 HR: 1 HBP: 0		WP: 0 PA: 39 PB: 0 SB: 2 CS: 0
<b>PITCHER</b>	IP WLS BF H R ER SO BB IBB HBP BLK WP HR S P ERA WHIP													
<b>Woody Williams, R</b> ERA: 3.25 (1, 1)	7.0 0 26 6 1 1 7 0 0 0 0 0 0 0 72 104 1.29 0.857													
<b>Donne Wall, R</b> ERA: 2.25 (8, 1)	1.0 H 3 0 0 0 1 0 0 0 0 0 0 0 8 11 0.00 0.000													
<b>Trevor Hoffman, R</b> ERA: 3.26 (9, 1)	2.0 B 7 1 1 1 3 0 0 0 0 0 0 1 15 21 4.50 0.500													
<b>Dan Miceli, R</b> ERA: 4.5 (11, 1)	0.0 L 3 1 1 0 0 2 0 0 0 0 0 0 1 9 ∞ ∞													





BOTTOM

Arizona Diamondbacks @ New York Mets  
Shea Stadium, Flushing, NY  
Fri May 28 1999, 7:10 PM EDT  
Att. 32,114 - Unknown - 77 F

livebaseballscorecards.com

AB 32  
R 1  
H 6  
RBI 1  
BB 4  
SO 8  
LOB 16



WP: 0 PA: 36  
PB: 0  
SB: 0  
CS: 0

AB	R	H	RBI	BB	SO	LOB
4	0	1	0	0	1	0
2	0	0	0	1	0	1
1	0	0	0	0	1	0
3	0	0	0	1	0	1
4	0	2	0	0	0	2
4	0	0	0	0	1	5
3	0	1	0	1	1	0
4	1	1	1	0	1	3
3	0	1	0	0	1	0
0	0	0	0	1	0	0
2	0	0	0	0	1	1
1	0	0	0	0	0	0
0	0	0	0	0	0	0
1	0	0	0	0	1	3

Batter	1	2	3	4	5	6	7	8	9
Rickey Henderson, R OBP: 0.416, SLG: 0.423 (1, 7)	2-1 G5-3 ①		1-3 K ①			1-1 BB 1B		0-2 P3 ①	
Jermaine Allensworth, R OBP: 0.317, SLG: 0.380 Roger Cedeno, S OBP: 0.436, SLG: 0.371 (8, PH) (9, 9)	4-0 FC3-6 BB		1-2 G5-3 ②			0-1 P4 ①		2-3 K ②	
John Olerud, L OBP: 0.498, SLG: 0.606 (1, 3)	2-1 FC3-6 31 2B 1-2f		0-0 G6-3 ③			4-2 BB 1-2		0-0 F9 ③	
31 Mike Piazza, R OBP: 0.372, SLG: 0.562 (1, 2)	0-0 2B 1-3		0-1 F8 ①			2-1 L7 ②		2-2 FC5-4 1B 1B	
Edgardo Alfonzo, R OBP: 0.387, SLG: 0.457 (1, 4)	3-1 F8 ③		2-1 G6-3 ②			0-0 F8 ③		2-2 K ①	
Robin Ventura, L OBP: 0.350, SLG: 0.509 (1, 5)			0-3 K ③			1-1 F7 ①		0-0 FC5-4 1B 1-2	
Benny Agbayani, R OBP: 0.521, SLG: 0.955 (1, 8)			1-2 G6-4-3 1-2f			2-3 K ①		2-2 FC5-4 BB 1-2f 2-3	
Rey Ordonez, R OBP: 0.291, SLG: 0.319 Matt Franco, L OBP: 0.320, SLG: 0.400 (9, PH)			1-2 2B			3-3 K ②		4-2 BB 1-2	
Rick Reed, R OBP: 0.286, SLG: 0.231 Brian McRae, S OBP: 0.366, SLG: 0.393 Turk Wendell, L (8, 1) Luis Lopez, S OBP: 0.444, SLG: 0.478 (9, PH)			1-3 K ③			1-1 F9 ③		3-3 K ③	

Inning	R	H	E	K	S	H	LOB	BB	P
1	0	1	1	7	18	0	2	1	1
2	0	1	0	14	21	0	1	1	1
3	0	0	0	7	9	0	0	0	0
4	0	0	0	7	9	0	0	0	0
5	0	0	0	9	15	0	0	0	0
6	1	1	0	8	11	0	1	0	0
7	0	0	0	7	9	0	0	0	0
8	0	0	0	15	28	0	0	0	0
9	0	2	0	15	28	0	3	1	0

PITCHER	IP	WLS	BF	H	R	ER	SO	BB	IBB	HBP	BLK	WP	HR	S	P	ERA	WHIP
Omar Daal, L ERA: 3.49 (1, 1)	7.0	W	27	4	1	1	5	3	0	0	0	0	1	61	99	1.29	1.000
John Frascatore, R ERA: 2.89 (8, 1)	0.1	H	1	0	0	0	0	0	0	0	0	0	0	3	3	0.00	0.000
Greg Swindell, L ERA: 3.47 (8, 1)	0.2	H	2	0	0	0	1	0	0	0	0	0	0	4	6	0.00	0.000
Gregg Olson, R ERA: 4.74 (9, 1)	1.0	S	6	2	0	0	2	1	0	0	0	0	0	15	28	0.00	3.000

Batter	1	2	3	4	5	6	7	8	9
Rickey Henderson, R OBP: 0.416, SLG: 0.423 (1, 7)	2-1 G5-3 ①		1-3 K ①			1-1 BB 1B		0-2 P3 ①	
Jermaine Allensworth, R OBP: 0.317, SLG: 0.380 Roger Cedeno, S OBP: 0.436, SLG: 0.371 (8, PH) (9, 9)	4-0 FC3-6 BB		1-2 G5-3 ②			0-1 P4 ①		2-3 K ②	
John Olerud, L OBP: 0.498, SLG: 0.606 (1, 3)	2-1 FC3-6 31 2B 1-2f		0-0 G6-3 ③			4-2 BB 1-2		0-0 F9 ③	
31 Mike Piazza, R OBP: 0.372, SLG: 0.562 (1, 2)	0-0 2B 1-3		0-1 F8 ①			2-1 L7 ②		2-2 FC5-4 1B 1B	
Edgardo Alfonzo, R OBP: 0.387, SLG: 0.457 (1, 4)	3-1 F8 ③		2-1 G6-3 ②			0-0 F8 ③		2-2 K ①	
Robin Ventura, L OBP: 0.350, SLG: 0.509 (1, 5)			0-3 K ③			1-1 F7 ①		0-0 FC5-4 1B 1-2	
Benny Agbayani, R OBP: 0.521, SLG: 0.955 (1, 8)			1-2 G6-4-3 1-2f			2-3 K ①		2-2 FC5-4 BB 1-2f 2-3	
Rey Ordonez, R OBP: 0.291, SLG: 0.319 Matt Franco, L OBP: 0.320, SLG: 0.400 (9, PH)			1-2 2B			3-3 K ②		4-2 BB 1-2	
Rick Reed, R OBP: 0.286, SLG: 0.231 Brian McRae, S OBP: 0.366, SLG: 0.393 Turk Wendell, L (8, 1) Luis Lopez, S OBP: 0.444, SLG: 0.478 (9, PH)			1-3 K ③			1-1 F9 ③		3-3 K ③	

Inning	R	H	E	K	S	H	LOB	BB	P
1	0	1	1	7	18	0	2	1	1
2	0	1	0	14	21	0	1	1	1
3	0	0	0	7	9	0	0	0	0
4	0	0	0	7	9	0	0	0	0
5	0	0	0	9	15	0	0	0	0
6	1	1	0	8	11	0	1	0	0
7	0	0	0	7	9	0	0	0	0
8	0	0	0	15	28	0	0	0	0
9	0	2	0	15	28	0	3	1	0

PITCHER	IP	WLS	BF	H	R	ER	SO	BB	IBB	HBP	BLK	WP	HR	S	P	ERA	WHIP
Omar Daal, L ERA: 3.49 (1, 1)	7.0	W	27	4	1	1	5	3	0	0	0	0	1	61	99	1.29	1.000
John Frascatore, R ERA: 2.89 (8, 1)	0.1	H	1	0	0	0	0	0	0	0	0	0	0	3	3	0.00	0.000
Greg Swindell, L ERA: 3.47 (8, 1)	0.2	H	2	0	0	0	1	0	0	0	0	0	0	4	6	0.00	0.000
Gregg Olson, R ERA: 4.74 (9, 1)	1.0	S	6	2	0	0	2	1	0	0	0	0	0	15	28	0.00	3.000



**Arizona Diamondbacks @ New York Mets**  
**Shea Stadium, Flushing, NY**  
 Sat May 29 1999, 1:40 PM EDT  
 Att. 35,167 - Sunny - 84 F

<b>AB</b>	<b>36</b>
<b>R</b>	<b>8</b>
<b>H</b>	<b>13</b>
<b>RBI</b>	<b>8</b>
<b>BB</b>	<b>7</b>
<b>SO</b>	<b>6</b>
<b>LOB</b>	<b>18</b>



<b>WP:</b>	0	<b>PA:</b>	44
<b>PB:</b>	0		
<b>SB:</b>	0		
<b>CS:</b>	2		

AB R H RBI BB SO LOB

4	2	1	0	1	1	0
3	2	2	3	2	0	0
4	2	2	1	1	0	2
4	0	1	1	1	1	2
2	0	1	0	0	0	1
3	0	1	1	0	1	2
3	0	2	1	1	0	0
0	0	0	0	0	0	0
0	0	0	0	0	0	0
0	0	0	0	0	0	0
5	0	1	0	0	1	5
4	2	2	1	1	0	2
3	0	0	0	0	1	4
0	0	0	0	0	0	0
1	0	0	0	0	1	0

Batter	1	2	3	4	5	6	7	8	9
<b>Steve Finley, L</b> (1, 8) OBP: 0.311, SLG: 0.450	1-3 K		2-1 F9		4-2 1B BB	2-1 HR 2B		3-2 G1-3	
<b>Jay Bell, R</b> (1, 4) OBP: 0.386, SLG: 0.593	2-0 F9		4-2 CS BB		2-2 1B 1B	0-0 HR		4-2 BB	
<b>Luis Gonzalez, L</b> (1, 7) OBP: 0.435, SLG: 0.650	4-2 2B BB		0-0 P6		1-2 1B 1B	0-0 F8-5 2B		2-1 F7	
<b>Matt Williams, R</b> (1, 5) OBP: 0.355, SLG: 0.620	1-0 1-H 2B			1-0 F7	0-3 K	4-0 IBB		0-0 G4-3	
<b>Greg Colbrunn, R</b> (1, 3) OBP: 0.343, SLG: 0.394	1-1 G5-3			1-2 BB 1B	3-2 1B 1B	3-2 F8-5		2-3 K	
<b>Travis Lee, L</b> (5, PH) OBP: 0.330, SLG: 0.356									
<b>Bernard Gilkey, R</b> (1, 9) OBP: 0.371, SLG: 0.513									
<b>Greg Swindell, L</b> (7, 1)									
<b>John Frascatore, R</b> (8, 1)									
<b>Andy Fox, L</b> (9, PH) OBP: 0.391, SLG: 0.446									
<b>Byung-Hyun Kim, R</b> (9, 1)									
<b>Damian Miller, R</b> (1, 2) OBP: 0.368, SLG: 0.533									
<b>Tony Batista, R</b> (1, 6) OBP: 0.325, SLG: 0.390									
<b>Armando Reynoso, R</b> (1, 1) OBP: 0.167, SLG: 0.222									
<b>Vladimir Nunez, R</b> (6, 1)									
<b>David Dellucci, L</b> (7, 9) OBP: 0.474, SLG: 0.515									

Inning Stats	R: 1	H: 1	E: 0	K: 1	S: 10	P: 19	R: 1	H: 1	E: 0	K: 1	S: 9	P: 15	R: 0	H: 0	E: 0	K: 0	S: 6	R: 0	H: 2	E: 0	K: 0	S: 14	P: 24	R: 3	H: 4	E: 0	K: 2	S: 23	P: 33	R: 3	H: 4	E: 0	K: 0	S: 12	P: 24	R: 0	H: 0	E: 0	K: 0	S: 9	P: 15	R: 0	H: 0	E: 0	K: 1	S: 10	P: 21	R: 0	H: 1	E: 0	K: 1	S: 7	P: 13
--------------	------	------	------	------	-------	-------	------	------	------	------	------	-------	------	------	------	------	------	------	------	------	------	-------	-------	------	------	------	------	-------	-------	------	------	------	------	-------	-------	------	------	------	------	------	-------	------	------	------	------	-------	-------	------	------	------	------	------	-------

PITCHER	IP	WLS	BF	H	R	ER	SO	BB	IBB	HBP	BLK	WP	HR	S	P	ERA	WHIP
<b>Allen Watson, L</b> (1, 1) ERA: 4.29	3.1		14	3	2	2	2	3	0	0	0	0	1	30	53	5.40	1.800
<b>Pat Mahomes, R</b> (4, 1) ERA: 4.32	0.2		7	3	3	3	0	2	0	0	0	0	0	21	36	40.50	7.500
<b>Turk Wendell, R</b> (5, 1) ERA: 3.14	1.0		4	2	0	0	2	0	0	0	0	0	0	11	14	0.00	2.000
<b>Rigo Beltran, L</b> (6, 1) ERA: 3.86	1.0	L	7	4	3	3	0	0	1	0	0	0	1	12	24	27.00	4.000
<b>Dennis Cook, L</b> (7, 1) ERA: 3.48	2.0		7	0	0	0	1	1	0	0	0	0	0	19	36	0.00	0.500

PITCHER	IP	WLS	BF	H	R	ER	SO	BB	IBB	HBP	BLK	WP	HR	S	P	ERA	WHIP
<b>John Franco, L</b> (9, 1) ERA: 1.83	1.0		5	1	0	0	1	0	0	1	0	0	0	7	13	0.00	1.000

BOTTOM

Arizona Diamondbacks @ New York Mets  
Shea Stadium, Flushing, NY  
Sat May 29 1999, 1:40 PM EDT  
Att. 35,167 - Sunny - 84 F

livebaseballscorecards.com

AB 34  
R 7  
H 11  
RBI 7  
BB 5  
SO 5  
LOB 13



WP: 1 PA: 40  
PB: 0  
SB: 3  
CS: 0

AB R H RBI BB SO LOB

5 1 2 0 0 1 1

5 3 3 0 0 0 1

4 1 1 2 1 0 2

4 0 2 2 0 1 0

2 0 0 1 2 0 2

1 0 0 0 0 1 1  
2 0 0 0 0 0 3  
0 0 0 0 0 0 0  
0 0 0 0 0 0 0  
0 0 0 0 0 0 0  
0 1 0 0 1 0 0

3 1 1 1 1 0 1

4 0 0 0 0 1 2

1 0 0 0 0 0 0  
1 0 0 0 0 1 0  
0 0 0 0 0 0 0  
2 0 2 1 0 0 0  
0 0 0 0 0 0 0

1B: 6 SF: 1  
2B: 4 SAC: 0  
3B: 0 DP: 2  
HR: 2 HBP: 0

Batter	1	2	3	4	5	6	7	8	9
Roger Cedeno, S OBP: 0.435, SLG: 0.380 (1, 9) (6, 8)	0-2 1B 31 2B S 1B		2-0 G4-3 1B		3-3 K 1B	2-1 S 2B 1-3		0-0 F7 1B	
Edgardo Alfonzo, R OBP: 0.392, SLG: 0.461 (1, 4)	3-2 31 2B G4-3 1B		0-1 31 WP 31 SF9 BB 1B		3-2 HR 1B	0-2 G6-3 2-3		3-2 F8 1B	
John Olerud, L OBP: 0.495, SLG: 0.616 (1, 3)	2-1 P5 1B		4-1 31 SF9 31 WP BB 1-2		1-0 HR 1-1		0-2 G4-3 1B	1-2 L7 1B	
31 Mike Piazza, R OBP: 0.373, SLG: 0.567 (1, 2)	1-1 G4-3 1-3 2B		2-0 SF9 1-3 2-H		1-2 P3 1B		2-1 G4-6-3 1B	0-3 K 1B	
Robin Ventura, L OBP: 0.353, SLG: 0.503 (1, 5)	2-1 G4-3 2-3 3-H		4-0 IBB 1B		4-2 BB 1B		2-1 G4-6-3 1-2f		
Brian McRae, S OBP: 0.364, SLG: 0.390 Jermaine Allensworth, R OBP: 0.319, SLG: 0.379 Rigo Beltran, L OBP: 0.333, SLG: 0.400 Dennis Cook, L OBP: 0.367, SLG: 0.449 Todd Pratt, R OBP: 0.333, SLG: 0.400 (1, 8) (2, 8) (6, 1) (7, 1) (8, PH) (8, PH) (8, PH) (9, 7)	3-3 K 1B		2-2 G1-3 1B		0-0 L7 1B			4-0 2B BB 1B	
Benny Agbayani, R OBP: 0.519, SLG: 0.979 (1, 7) (6, 9)		1-2 G6-3 1B		4-2 L5-3 BB 1B		1-0 HR 1B		3-1 F8 1B	
Luis Lopez, S OBP: 0.414, SLG: 0.440 (1, 6)		1-1 G4-3 1B		0-0 L5-3 1-2 1B		1-2 L8 1B		1-3 K 1B	
Allen Watson, L OBP: 0.300, SLG: 0.400 Pat Mahomes, R OBP: 0.333, SLG: 0.667 Turk Wendell, L OBP: 0.427, SLG: 0.450 Rickey Henderson, R OBP: 0.427, SLG: 0.450 John Franco, L (1, 1) (4, 1) (5, 1) (6, 7) (9, 1)		2-2 P5 1B		1-3 K 1B		3-2 2B S 1B		1-2 1-H 2B	
Inning Stats	R: 2 H: 3 E: 0 LOB: 1 K: 1 BB: 0 S: 16 P: 27	R: 0 H: 0 E: 0 LOB: 0 K: 0 BB: 0 S: 9 P: 13	R: 1 H: 1 E: 0 LOB: 2 K: 0 BB: 2 S: 8 P: 22	R: 0 H: 0 E: 0 LOB: 0 K: 1 BB: 1 S: 9 P: 14	R: 2 H: 2 E: 0 LOB: 1 K: 1 BB: 1 S: 17 P: 29	R: 1 H: 3 E: 0 LOB: 1 K: 0 BB: 0 S: 12 P: 19	R: 0 H: 1 E: 0 LOB: 0 K: 0 BB: 0 S: 7 P: 11	R: 1 H: 1 E: 0 LOB: 1 K: 1 BB: 1 S: 9 P: 18	R: 0 H: 0 E: 0 LOB: 0 K: 1 BB: 0 S: 13 P: 17
PITCHER	IP WLS BF H R ER SO BB IBB HBP BLK WP HR S P ERA WHIP	IP WLS BF H R ER SO BB IBB HBP BLK WP HR S P ERA WHIP	IP WLS BF H R ER SO BB IBB HBP BLK WP HR S P ERA WHIP	IP WLS BF H R ER SO BB IBB HBP BLK WP HR S P ERA WHIP	IP WLS BF H R ER SO BB IBB HBP BLK WP HR S P ERA WHIP	IP WLS BF H R ER SO BB IBB HBP BLK WP HR S P ERA WHIP	IP WLS BF H R ER SO BB IBB HBP BLK WP HR S P ERA WHIP	IP WLS BF H R ER SO BB IBB HBP BLK WP HR S P ERA WHIP	IP WLS BF H R ER SO BB IBB HBP BLK WP HR S P ERA WHIP
Armando Reynoso, R ERA: 4.41 (1, 1)	5.0 W 24 H 6 R 5 ER 5 SO 3 BB 3 IBB 1 HBP 0 BLK 0 WP 1 HR 1 S 59 P 105 ERA 9.00 WHIP 1.800	1.0 H 5 3 1 1 0 0 0 0 0 0 0 1 12 19 9.00 3.000	1.0 H 3 1 0 0 0 0 0 0 0 0 0 7 11 0.00 1.000	1.0 H 5 1 1 1 1 1 1 0 0 0 0 9 18 9.00 2.000	1.0 S 3 0 0 0 0 1 0 0 0 0 0 13 17 0.00 0.000				



Arizona Diamondbacks @ New York Mets  
Shea Stadium, Flushing, NY

Sun May 30 1999, 1:40 PM EDT  
Att. 38,302 - Unknown - 83 F

AB	40
R	10
H	15
RBI	10
BB	7
SO	9
LOB	29



WP:	0	PA:	47
PB:	0		
SB:	3		
CS:	0		

AB R H RBI BB SO LOB

6	1	4	1	0	0	3
5	0	0	0	1	4	5
4	2	2	0	1	1	1
5	1	1	0	0	0	5
5	3	4	5	0	0	2
2	2	0	0	3	1	1
4	0	0	0	1	1	7
4	1	2	3	1	0	2
4	0	2	1	0	2	3
1	0	0	0	0	0	0
0	0	0	0	0	0	0

Batter	1	2	3	4	5	6	7	8	9
Tony Womack, L (1, 9) OBP: 0.332, SLG: 0.333	0-1 HR 1B	1-1 G5-4-3 1B	2-0 F8			2-1 1B	0-0 L4		0-0 1B
Jay Bell, R (1, 4) OBP: 0.380, SLG: 0.578	1-3 K 1-2	1-0 G5-4-3 1-2		2-3 K		1-3 K		4-2 2B BB	2-3 K
Luis Gonzalez, L (1, 7) OBP: 0.439, SLG: 0.652	4-0 HR BB		0-0 HR 1B	1-1 F8		1-3 1-2		0-1 2B	
Matt Williams, R (1, 5) OBP: 0.351, SLG: 0.610	1-2 F8		0-0 G5-3 1-2	1-0 G6-3			2-0 2B 3B 1B	0-0 P4	
Steve Finley, L (1, 8) OBP: 0.323, SLG: 0.495	1-1 HR 1-H 2-H		2-2 HR 2-H		2-1 G4-3 1B		0-0 3B 2B	0-0 P3	
Travis Lee, L (1, 3) OBP: 0.337, SLG: 0.352	1-2 F7		4-0 1B BB		3-3 K 1-2		4-0 3B BB	4-0 BB	
Damian Miller, R (1, 2) OBP: 0.361, SLG: 0.514		1-2 G4-3	4-2 1B BB		2-2 G4-3		3-2 P3	1-3 K	
Andy Fox, L (1, 6) OBP: 0.406, SLG: 0.500		0-0 1B 2B	2-1 F7		4-0 IBB		3-2 3B 1-H 2-H 3-H	0-1 G4-3	
Randy Johnson, R (1, 1) OBP: 0.154, SLG: 0.205		1-1 1B	3-2 1B		2-3 K		1-3 K	3-1 F9	
Greg Colbrunn, R (9, PH) OBP: 0.333, SLG: 0.382									
Darren Holmes, R (9, 1)									

Inning Stats	R: 3	H: 2	E: 0	K: 1	S: 17	P: 25	R: 1	H: 3	E: 0	K: 0	S: 9	P: 13	R: 3	H: 3	E: 0	K: 0	S: 14	P: 31	R: 0	H: 0	E: 0	K: 1	S: 6	P: 10	R: 0	H: 1	E: 0	K: 2	S: 13	P: 26	R: 0	H: 1	E: 0	K: 2	S: 10	P: 13	R: 3	H: 3	E: 0	K: 1	S: 14	P: 27	R: 0	H: 1	E: 0	K: 1	S: 10	P: 19	R: 0	H: 1	E: 0	K: 1	S: 8	P: 13	1B: 9	2B: 3	3B: 1	HR: 2	SF: 0	SAC: 0	DP: 1	HBP: 0	WP: 0	PA: 47
--------------	------	------	------	------	-------	-------	------	------	------	------	------	-------	------	------	------	------	-------	-------	------	------	------	------	------	-------	------	------	------	------	-------	-------	------	------	------	------	-------	-------	------	------	------	------	-------	-------	------	------	------	------	-------	-------	------	------	------	------	------	-------	-------	-------	-------	-------	-------	--------	-------	--------	-------	--------

PITCHER	IP	WLS	BF	H	R	ER	SO	BB	IBB	HBP	BLK	WP	HR	S	P	ERA	WHIP
Masato Yoshii, R (1, 1) ERA: 4.94	2.2	L	18	8	7	7	1	3	0	0	0	0	2	39	66	23.62	4.125
Pat Mahomes, R (3, 1) ERA: 4.97	4.1		19	5	3	3	6	1	1	0	0	0	0	44	79	6.23	1.385
Rigo Beltran, L (8, 1) ERA: 3.52	2.0		10	2	0	0	2	2	0	0	0	0	0	18	32	0.00	2.000

Batter	1	2	3	4	5	6	7	8	9	AB	R	H	RBI	BB	SO	LOB
Rickey Henderson, R (1, 7) OBP: 0.430, SLG: 0.446	4-1 BB		1-2 CS 1B			0-1 F7		1-3 K		3	0	1	0	1	1	0
Roger Cedeno, S (1, 8) OBP: 0.430, SLG: 0.398	0-0 P9		1-1 CS 1-2	2-0 HR		1-3 K		2-3 K		4	1	1	1	0	2	1
John Olerud, L (1, 3) OBP: 0.491, SLG: 0.605	2-1 G6-3 1-2			1-1 G4-3		4-1 31 1B HBP		1-2 G3		3	0	0	0	0	0	1
31 Mike Piazza, R (1, 2) OBP: 0.379, SLG: 0.569 Matt Franco, L (8, 5) OBP: 0.346, SLG: 0.413	0-1 F9			0-0 1B		0-1 1-2 1B		3-2 1B		3	0	2	0	0	0	1
Edgardo Alfonzo, R (1, 4) OBP: 0.385, SLG: 0.451		3-3 K		3-2 F8		2-3 K		2-3 K		4	0	0	0	0	3	4
Benny Agbayani, R (1, 9) OBP: 0.500, SLG: 0.922		2-3 K		1-3 K		0-1 1B		2-2 P3		4	0	1	0	0	2	2
Robin Ventura, L (1, 5) OBP: 0.350, SLG: 0.497 Luis Lopez, S (6, 5) (8, 6) OBP: 0.400, SLG: 0.423		0-3 K		1-0 P4		0-0 L8		1-3 K		2	0	0	0	0	1	0
Melvin Mora, R (1, 6) Rigo Beltran, L (8, 1)			1-0 F8		0-0 F9		0-1 F9			3	0	0	0	0	0	1
Masato Yoshii, R (1, 1) OBP: 0.158, SLG: 0.158 Pat Mahomes, R (3, 1) OBP: 0.200, SLG: 0.400 Todd Pratt, R (7, PH) (8, 2) OBP: 0.363, SLG: 0.443			0-3 K		0-3 K		3-2 L7			0	0	0	0	0	0	0

Inning Stats	R: 0	H: 0	E: 0	K: 0	S: 6	R: 0	H: 0	E: 0	K: 3	S: 9	R: 0	H: 1	E: 0	K: 1	S: 9	R: 1	H: 2	E: 0	K: 1	S: 10	R: 0	H: 0	E: 0	K: 1	S: 8	R: 0	H: 1	E: 0	K: 2	S: 12	R: 0	H: 1	E: 0	K: 0	S: 9	R: 0	H: 0	E: 0	K: 2	S: 10	R: 0	H: 0	E: 0	K: 2	S: 13	1B: 5	2B: 0	3B: 0	HR: 1	SF: 0	SAC: 0	DP: 0	HBP: 1	WP: 0	PB: 0	SB: 1	CS: 1	PA: 35
PITCHER	IP	WLS	BF	H	R	ER	SO	BB	IBB	HBP	BLK	WP	HR	S	P	ERA	WHIP																																									
Randy Johnson, L (1, 1) ERA: 2.88	8.0	W	30	5	1	1	10	1	0	1	0	0	0	73	109	1.12	0.750																																									
Darren Holmes, R (9, 1) ERA: 2.66	1.0		4	1	0	0	2	0	0	0	0	0	0	13	21	0.00	1.000																																									

BOTTOM

Arizona Diamondbacks @ New York Mets  
Shea Stadium, Flushing, NY  
Sun May 30 1999, 1:40 PM EDT  
Att: 38,302 - Unknown - 83 F

livebaseballscorecards.com

AB	32
R	1
H	6
RBI	1
BB	1
SO	12
LOB	13





Batter	1	2	3	4	5	6	7	8	9	10	AB R H RBI BB SO LOB	TOP												
Tony Womack, L OBP: 0.332, SLG: 0.333	2-3 K		1-2 F9			0-0 FC5-4 1B	1-1 S 1B		0-3 K	0-0 G6-3	6 1 2 0 0 2 1													
Jay Bell, R OBP: 0.385, SLG: 0.578	2-1 G4-6-3 1B			1-2 1B		2-1 FC5-4 HR	1-2 HBP 1B		1-2 G5-3		5 1 3 1 0 0 1													
Luis Gonzalez, L OBP: 0.443, SLG: 0.667	2-1 G4-6-3 1-2f			1-1 1B		1-0 HR	0-0 P4		1-0 E1 1B		5 1 3 2 0 0 2													
Matt Williams, R OBP: 0.352, SLG: 0.605		1-1 G6-4-3 1B		0-1 F9		1-0 1B 2B	1-3 K		3-0 G6-3		5 1 2 0 0 1 4													
Steve Finley, L OBP: 0.324, SLG: 0.490		3-2 L9		2-0 P6		0-1 2B 1B	1-1 HBP			0-3 K2-3	4 1 1 0 0 1 3													
Travis Lee, L OBP: 0.333, SLG: 0.344		0-0 G6-4-3 1-2f		1-3 K		1-0 F7	1-0 P5			4-0 HR BB	4 1 0 0 1 1 7													
Kelly Stinnett, R OBP: 0.226, SLG: 0.356			0-1 G4-3		2-3 K	2-0 1-H 2-H 2B		2-0 G4-6-3 1B		0-0 HR	5 1 3 4 0 1 0													
Andy Fox, L OBP: 0.405, SLG: 0.484			0-0 SH1-4 1B		2-0 G4-3	4-0 IBB		2-0 G4-6-3 1-2f		0-3 K	4 0 1 0 1 1 1													
Andy Benes, R OBP: 0.200, SLG: 0.111			1-1 SH1-4		0-1 G6-3	1-3 K		3-2 F7		0-0 HR	2 0 0 0 0 0 1 2 1 0 1 1 1 1 0 0 0 0 0 0 0 0 0 0 0 0													
Bernard Gilkey, R OBP: 0.367, SLG: 0.506																								
Byung-Hyun Kim, R																								
Darren Holmes, R																								
Greg Colbrunn, R OBP: 0.351, SLG: 0.486																								
Gregg Olson, R																								
<b>Inning Stats</b>	R: 0 E: 0 K: 1 S: 7	H: 1 LOB: 0 BB: 0 P: 13	R: 0 E: 0 K: 0 S: 7	H: 1 LOB: 0 BB: 0 P: 11	R: 0 E: 0 K: 0 S: 8	H: 1 LOB: 1 BB: 0 P: 10	R: 0 E: 0 K: 1 S: 12	H: 2 LOB: 2 BB: 0 P: 17	R: 0 E: 0 K: 1 S: 9	H: 0 LOB: 0 BB: 0 P: 13	R: 4 E: 0 K: 1 S: 12	H: 5 LOB: 2 BB: 1 P: 24	R: 1 E: 0 K: 1 S: 11	H: 2 LOB: 2 BB: 0 P: 16	R: 0 E: 0 K: 0 S: 5	H: 1 LOB: 0 BB: 0 P: 12	R: 0 E: 1 K: 1 S: 8	H: 1 LOB: 1 BB: 0 P: 13	R: 3 E: 0 K: 2 S: 9	H: 2 LOB: 0 BB: 1 P: 13	1B: 12 2B: 1 3B: 0 HR: 3	SF: 0 SAC: 1 DP: 3 HBP: 1	WP: 0 PB: 0 SB: 1 CS: 0	PA: 46
<b>PITCHER</b>	IP WLS BF H R ER SO BB IBB HBP BLK WP HR S P ERA WHIP																							
Dustin Hermanson, R ERA: 5.09	(1, 1) 6.0 27 10 4 4 4 0 0 0 0 0 0 1 55 88 6.00 1.667																							
Ted Lilly, L ERA: 9.0	(7, 1) 1.0 6 2 1 1 1 0 0 0 1 0 0 0 11 16 9.00 2.000																							
J.D. Smart, R ERA: 5.14	(8, 1) 1.0 3 1 0 0 0 0 0 0 0 0 0 0 5 12 0.00 1.000																							
Anthony Telford, R ERA: 2.61	(9, 1) 1.0 4 1 0 0 1 0 0 0 0 0 0 0 8 13 0.00 1.000																							
Steve Kline, L ERA: 4.87	(10, 1) 1.0 L 6 2 3 3 2 1 0 0 0 0 0 2 9 13 27.00 3.000																							


Arizona Diamondbacks @ Montreal Expos  
Olympic Stadium, Montreal, QB  
Mon May 31 1999, 7:05 PM EDT  
Att. 5,048 - Dome - 72 F

AB	42
R	8
H	16
RBI	8
BB	2
SO	8
LOB	21







Batter	1	2	3	4	5	6	7	8	9	AB R H RBI BB SO LOB	TOP																									
Tony Womack, L (1, 9) OBP: 0.323, SLG: 0.324	0-2 G3	2-1 F8		0-1 B5-3		0-0 F7		0-0 L8		5 0 0 0 0 0 1																										
Jay Bell, R (1, 4) OBP: 0.389, SLG: 0.577	4-0 1B HR BB		1-0 1B 1B	0-0 1B 1B		1-3 K		2-1 FC5-4		4 3 2 0 1 1 1																										
Luis Gonzalez, L (1, 7) OBP: 0.451, SLG: 0.670	1-2 HR 1B		0-1 FC4-6 1B 1B	2-2 1B 1B		0-0 1B		3-3 K		5 2 4 0 0 1 0																										
Steve Finley, L (1, 8) OBP: 0.335, SLG: 0.527	2-0 HR		3-2 FC4-6 1B	3-0 1B		1-0 G3		2-1 HR		5 2 4 6 0 0 1																										
Tony Batista, R (1, 6) OBP: 0.323, SLG: 0.393 David Dellucci, L (9, PH) OBP: 0.462, SLG: 0.500	2-0 BLK 2B		0-1 P5	1-2 P2		0-2 G5-3		1-3 K		4 0 1 0 0 0 4 1 0 0 0 0 1 0																										
Travis Lee, L (1, 3) OBP: 0.330, SLG: 0.346	0-3 K		2 SAFE FC4-6 1B 1B	0-0 G6-3		0-0 F8 2B		2-1 L8		5 1 1 0 0 1 5																										
Damian Miller, R (1, 2) OBP: 0.358, SLG: 0.504 John Frascatore, R (7, 1) Amaury Telemaco, R (7, 1)	1-1 F8		0-2 1B 1B	2-2 G6-3		2 SAFE F8		0-0 F8		4 0 1 1 0 0 2 0 0 0 0 0 0 0 0 0 0 0 0 0 0	AB 41 R 8 H 14 RBI 8 BB 1 SO 6 LOB 16																									
Andy Fox, L (1, 5) OBP: 0.397, SLG: 0.471		1-0 G3	2-0 1B 1B	0-0 G5-3		0-0 G5-3		3-3 K		4 0 1 1 0 1 0																										
Brian Anderson, R (1, 1) OBP: 0.143, SLG: 0.143 Vladimir Nunez, R (4, 1) Kelly Stinnett, R (7, 2) OBP: 0.223, SLG: 0.352		0-0 G6-3	0-3 K	2-2 G1-5-3		2-2 G1-5-3		1-0 E5 FC5-4		2 0 0 0 0 1 2 1 0 0 0 0 0 0 1 0 0 0 0 0 0																										
<b>Inning Stats</b>	R: 3 E: 0 K: 1 S: 13	H: 3 LOB: 1 BB: 1 P: 23	R: 0 E: 0 K: 0 S: 4	H: 0 LOB: 0 BB: 0 P: 7	R: 3 E: 0 K: 1 S: 19	H: 5 LOB: 2 BB: 0 P: 26	R: 1 E: 0 K: 0 S: 15	H: 3 LOB: 2 BB: 0 P: 21	R: 0 E: 0 K: 1 S: 6	H: 1 LOB: 1 BB: 0 P: 8	R: 0 E: 0 K: 0 S: 5	H: 1 LOB: 0 BB: 0 P: 5	R: 0 E: 1 K: 1 S: 7	H: 0 LOB: 1 BB: 0 P: 13	R: 1 E: 0 K: 2 S: 10	H: 1 LOB: 0 BB: 0 P: 18	1B: 10 2B: 2 3B: 0 HR: 2	SF: 0 SAC: 0 DP: 0 HBP: 0	WP: 0 PB: 0 SB: 0 CS: 0	PA: 42																
<b>PITCHER</b>	IP WLS BF H R ER SO BB IBB HBP BLK WP HR S P ERA WHIP																																			
Carl Pavano, R (1, 1) ERA: 6.87	2.2		16	7	6	6	1	1	0	0	1	0	1	31	50	20.25	3.000																			
J.D. Smart, R (3, 1) ERA: 5.22	1.1		8	4	1	1	1	0	0	0	0	0	0	20	27	6.75	3.000																			
Guillermo Mota, R (5, 1) ERA: 1.38	3.0	W	10	2	0	0	1	0	0	0	0	0	0	20	26	0.00	0.667																			
Bobby Ayala, R (8, 1) ERA: 2.54	1.0	H	4	0	0	0	1	0	0	0	0	0	0	7	13	0.00	0.000																			
Ugueth Urbina, R (9, 1) ERA: 4.55	1.0	S	4	1	1	1	2	0	0	0	0	0	1	10	18	9.00	1.000																			

Arizona Diamondbacks @ Montreal Expos  
Olympic Stadium, Montreal, QB  
Tue Jun 01 1999, 7:05 PM EDT  
Att. 5,188 - Dome - 72 F

AB	41
R	8
H	14
RBI	8
BB	1
SO	6
LOB	16



BOTTOM

Arizona Diamondbacks @ Montreal Expos  
Olympic Stadium, Montreal, QB

livebaseballscorecards.com

AB	34
R	10
H	12
RBI	10
BB	5
SO	4
LOB	14



WP:	0	PA:	39
PB:	0	SB:	0
CS:	0		

Tue Jun 01 1999, 7:05 PM EDT  
Att. 5,188 - Dome - 72 F

AB	R	H	RBI	BB	SO	LOB	
4	0	2	1	0	1	1	
1	0	0	0	0	1	0	
4	1	2	1	0	0	2	
0	0	0	0	0	0	0	
0	0	0	0	1	0	0	
0	0	0	0	0	0	0	
5	0	1	0	0	0	4	
3	1	0	0	1	1	3	
2	2	0	0	2	0	2	
4	3	3	5	0	0	0	
4	1	2	2	0	1	0	
4	0	0	0	0	0	2	
1	0	0	0	0	0	0	
0	0	0	0	0	0	0	
1	0	1	0	0	0	0	
0	0	0	0	0	0	0	
0	0	0	0	0	0	0	
1	2	1	1	1	0	0	
1B:	6	SF:	0	WP:	0	PA:	39
2B:	2	SAC:	0	PB:	0		
3B:	1	DP:	2	SB:	0		
HR:	3	HBP:	0	CS:	0		

Batter	1	2	3	4	5	6	7	8	9
Wilton Guerrero, S OBP: 0.311, SLG: 0.357 Ryan McGuire, L OBP: 0.362, SLG: 0.440	1-2 G4-3		0-0 F7 1B	3-2 G4-3 1B			1-3 K	3-3 K	
Michael Barrett, R OBP: 0.345, SLG: 0.451 Bobby Ayala, R Orlando Merced, S OBP: 0.333, SLG: 0.406 Ugueth Urbina, R	1-0 F8		0-0 FC6-4 1B	1-2 G4-3 1B			2-2 BB 2B	4-2 G5-4-3 BB	
Rondell White, R OBP: 0.361, SLG: 0.527	1-1 FC6-4 1B		2-2 F7		0-2 F8		0-0 L4	2-2 G5-4-3	
Vladimir Guerrero, R OBP: 0.358, SLG: 0.542	2-2 FC6-4		2-1 F7		1-3 K		4-0 BB 2B IBB		
Chris Widger, R OBP: 0.336, SLG: 0.508		4-1 HR BB	0-0 FC6-4		0-2 F9		4-2 2B 3B BB		
Shane Andrews, R OBP: 0.384, SLG: 0.556		0-0 HR		0-1 HR		2-2 G5-3	0-0 3B 2B		
Manny Martinez, R OBP: 0.282, SLG: 0.402		2-2 G5-3		1-0 1B 1B		1-3 K	3-2 3B		
Orlando Cabrera, R OBP: 0.323, SLG: 0.423		1-2 F9		2-1 F8		2-2 P2	2-1 P5		
Carl Pavano, R OBP: 0.111, SLG: 0.111 J.D. Smart, R James Mouton, R OBP: 0.516, SLG: 0.522 Guillermo Mota, R Jose Vidro, S OBP: 0.353, SLG: 0.552		0-1 P4		1-1 1B			4-0 2B BB	1-0 HR	
<b>Inning Stats</b>	R: 0 H: 1 E: 0 K: 10 S: 10	R: 2 H: 1 E: 0 K: 0 S: 11	R: 0 H: 2 E: 0 K: 0 S: 8	R: 2 H: 4 E: 0 K: 0 S: 14	R: 0 H: 0 E: 0 K: 1 S: 9	R: 0 H: 0 E: 0 K: 1 S: 12	R: 5 H: 3 E: 0 K: 1 S: 18	R: 1 H: 1 E: 0 K: 1 S: 9	

PITCHER	IP	WLS	BF	H	R	ER	SO	BB	IBB	HBP	BLK	WP	HR	S	P	ERA	WHIP
Brian Anderson, L ERA: 8.76	3.1		19	8	4	4	0	1	0	0	0	0	2	40	63	10.80	2.700
Vladimir Nunez, R ERA: 2.16	3.0		10	1	2	2	3	1	0	0	0	0	0	31	45	6.00	0.667
John Frascatore, R ERA: 3.99	0.1	L	5	2	3	3	0	1	1	0	0	0	0	9	20	81.00	9.000
Amaury Telemaco, R ERA: 7.2	1.1		5	1	1	1	1	1	0	0	0	0	1	11	23	6.75	1.500



Batter	1	2	3	4	5	6	7	8	9	AB R H RBI BB SO LOB	TOP		
Tony Womack, L (1, 4) OBP: 0.328, SLG: 0.342	4-1 1B HR BB	1-3 K		0-0 1B 3B	0-0 F7		0-1 G1-3		0-0 G3 2B 2B	5 3 2 1 1 1 3			
David Dellucci, L (1, 9) OBP: 0.467, SLG: 0.550	1-2 SAFE 1-3 1B		0-0 1B 3B	3-0 1B 1B 3B 1B	0-0 F7			0-0 G3	2-1 G3	6 2 3 1 0 0 2			
Luis Gonzalez, L (1, 7) OBP: 0.452, SLG: 0.670	2-0 L3 1-2		3-0 2B BB 1B	1-1 1B 1B 3B 1B		2-0 F7		1-3 K	2-0 2B	6 2 3 2 0 1 2			
Matt Williams, R (1, 5) OBP: 0.357, SLG: 0.618 Tony Batista, R (9, PH) OBP: 0.321, SLG: 0.390 (9, 6)	2-1 HR		1-2 F9	0-0 3B 1B	1-2 G5-3		1-2 2B 1B	2-1 2B	0-3 K	5 3 3 2 0 0 1 1 0 0 0 0 1 1			
Steve Finley, L (1, 8) OBP: 0.343, SLG: 0.555	2-2 L5		2-1 BB 2B	1-2 G4-3 3B	3-2 2B		2-1 1B 2B	1-3 K		6 2 4 4 0 1 1			
Travis Lee, L (1, 3) OBP: 0.336, SLG: 0.354 Greg Swindell, L (9, 1)		1-0 E 2B	4-0 BB IBB	0-0 G4-3	2-2 G5-3		2-2 2B	1-1 2B 1B		4 2 2 2 1 0 1 0 0 0 0 0 0 0			
Kelly Stinnett, R (1, 2) OBP: 0.232, SLG: 0.359		1-0 G5-3	4-2 G6-3 BB	3-3 K		1-1 G1-3	1-2 2B			4 0 1 2 1 1 1			
Andy Fox, L (1, 6) OBP: 0.398, SLG: 0.458 (9, 5)		0-2 F7	0-1 G6-3		4-2 BB	0-0 1B	0-1 F9			4 0 1 0 1 0 5			
Omar Daal, L (1, 1) OBP: 0.192, SLG: 0.200 Bernard Gilkey, R (7, PH) OBP: 0.363, SLG: 0.500 Byung-Hyun Kim, R (7, 1) Greg Colbrunn, R (9, PH) OBP: 0.368, SLG: 0.528 (9, 3)		1-1 E6 2-H	0-3 K	3-2 L6		3-3 K		3-2 2B		3 0 0 0 0 1 1 1 0 0 0 0 1 1 0 0 0 0 0 0 0 1 1 1 0 0 0 0			
<b>Inning Stats</b>	R: 2 H: 2 E: 0 LOB: 0 K: 0 BB: 1 S: 14 P: 25	R: 1 H: 1 E: 1 LOB: 1 K: 1 BB: 0 S: 10 P: 14	R: 2 H: 3 E: 0 LOB: 2 K: 0 BB: 2 S: 12 P: 26	R: 5 H: 5 E: 0 LOB: 0 K: 2 BB: 0 S: 17 P: 25	R: 0 H: 0 E: 0 LOB: 1 K: 0 BB: 1 S: 8 P: 15	R: 0 H: 1 E: 0 LOB: 1 K: 0 BB: 0 S: 12 P: 20	R: 0 H: 1 E: 0 LOB: 1 K: 1 BB: 0 S: 9 P: 13	R: 3 H: 4 E: 0 LOB: 1 K: 1 BB: 0 S: 15 P: 22	R: 2 H: 3 E: 0 LOB: 1 K: 2 BB: 0 S: 15 P: 23	1B: 8 SF: 0 2B: 9 SAC: 0 3B: 3 DP: 2 HR: 1 HBP: 0	WP: 0 PA: 50 PB: 0 SB: 0 CS: 0		
<b>PITCHER</b>	IP WLS BF H R ER SO BB IBB HBP BLK WP HR S P ERA WHIP											<b>PITCHER</b>	IP WLS BF H R ER SO BB IBB HBP BLK WP HR S P ERA WHIP
Javier Vazquez, R (1, 1) ERA: 6.63	3.1 L 20 8 7 6 2 2 1 0 0 0 0 1 41 73 16.20 3.000												
J.D. Smart, R (4, 1) ERA: 5.81	1.2 9 3 3 3 1 1 0 0 0 0 0 0 20 32 16.20 2.400												
Anthony Telford, R (6, 1) ERA: 2.45	2.0 8 2 0 0 1 0 0 0 0 0 0 0 21 33 0.00 1.000												
Steve Kline, L (8, 1) ERA: 6.0	0.2 6 4 3 3 1 0 0 0 0 0 0 0 13 20 40.50 6.000												
Bobby Ayala, R (8, 1) ERA: 3.03	1.1 7 3 2 2 2 0 0 0 0 0 0 0 17 25 13.50 2.250												

**Arizona Diamondbacks @ Montreal Expos**  
 Olympic Stadium, Montreal, QB  
 Wed Jun 02 1999, 7:05 PM EDT  
 Att. 5,395 - Dome - 72 F

AB	46
R	15
H	20
RBI	14
BB	4
SO	7
LOB	19



BOTTOM

Arizona Diamondbacks @ Montreal Expos  
Olympic Stadium, Montreal, QB

livebaseballscorecards.com

AB	31
R	2
H	5
RBI	2
BB	5
SO	5
LOB	21



WP	0	PA	38
PB	0		
SB	0		
CS	0		

Wed Jun 02 1999, 7:05 PM EDT  
Att. 5,395 - Dome - 72 F

AB	4	R	0	H	0	RBI	0	BB	0	SO	1	LOB	1
	0	0	0	0	0	0	0	0	0	0	0	0	0
	1	0	0	0	0	0	0	0	0	0	0	0	2

AB	4	R	0	H	0	RBI	0	BB	1	SO	0	LOB	3
----	---	---	---	---	---	-----	---	----	---	----	---	-----	---

	3	0	1	0	0	0	1	1					
	0	0	0	0	0	1	0	0					

	3	1	1	0	1	0	2						
--	---	---	---	---	---	---	---	--	--	--	--	--	--

	2	0	0	0	1	1	3						
	0	0	0	0	0	0	0						
	1	0	1	0	0	0	0						

	3	0	0	1	0	1	4						
--	---	---	---	---	---	---	---	--	--	--	--	--	--

	2	1	1	1	0	0	0						
	1	0	0	0	0	1	2						

	3	0	1	0	1	0	0						
--	---	---	---	---	---	---	---	--	--	--	--	--	--

	1	0	0	0	0	0	0						
	0	0	0	0	0	0	0						
	1	0	0	0	0	0	0						
	0	0	0	0	0	0	0						
	2	0	0	0	0	0	3						

1B	2	SF	1
2B	2	SAC	0
3B	0	DP	1
HR	1	HBP	1

Batter	1	2	3	4	5	6	7	8	9
Wilton Guerrero, S (1, 4) OBP: 0.301, SLG: 0.345 Bobby Ayala, R (8, 1) Orlando Cabrera, R (9, PH) OBP: 0.322, SLG: 0.421	0-1 G6-3		1-3 K		1-0 F7		2-2 G6-3		2-2 F8
Michael Barrett, R (1, 5) OBP: 0.341, SLG: 0.439	4-1 BB BB		2-0 G3		1-0 P6			1-2 G6-3	1-0 G1-3
Rondell White, R (1, 7) OBP: 0.361, SLG: 0.529 Orlando Merced, S (8, 7) OBP: 0.342, SLG: 0.406	2-3 K		1-1 G1-3			0-1 F8 2B		4-2 1B BB	
Vladimir Guerrero, R (1, 9) OBP: 0.361, SLG: 0.544	4-2 SAFE SAFE 1-2 BB			0-0 F9 SF8 2B		1-1 G5-3		0-0 P3	
Shane Andrews, R (1, 3) OBP: 0.382, SLG: 0.538 Steve Kline, S (8, 1) Jose Vidro, S (8, 4) OBP: 0.357, SLG: 0.556	2-3 K			2-2 F9		4-2 BB		0-0 1-3 1B	
Manny Martinez, R (1, 8) OBP: 0.274, SLG: 0.392		3-2 G6-3		0-2 SF8		2-0 F8		0-3 K	
Chris Widger, R (1, 2) OBP: 0.338, SLG: 0.532 Darron Cox, R (6, 2) OBP: 0.320, SLG: 0.435		1-0 HR		3-2 L4		0-3 K			2-2 FC6-4 1B HBP
Mike Mordecai, R (1, 6) OBP: 0.345, SLG: 0.513		1-0 G6-3		0-0 F9			4-2 G4-6-3 BB		3-2 FC6-4 1B
Javier Vazquez, R (1, 1) OBP: 0.287, SLG: 0.154 J.D. Smart, R (4, 1) James Mouton, R (5, PH) OBP: 0.508, SLG: 0.511 Anthony Telford, R (8, 1) Ryan McGuire, L (7, PH) OBP: 0.390, SLG: 0.423		2-2 G5-3			2-2 E6		1-2 G4-6-3		0-0 FC6-4

Inning Stats	R: 0	H: 0	E: 0	K: 2	S: 12	R: 1	H: 1	E: 0	K: 0	S: 10	R: 0	H: 0	E: 0	K: 1	S: 7	R: 1	H: 1	E: 0	K: 0	S: 13	R: 0	H: 0	E: 1	K: 0	S: 6	R: 0	H: 1	E: 0	K: 1	S: 11	R: 0	H: 0	E: 0	K: 0	S: 11	R: 0	H: 1	E: 0	K: 1	S: 13	R: 0	H: 1	E: 0	K: 1	S: 11	R: 0	H: 1	E: 0	K: 0	S: 11	R: 0	H: 1	E: 0	K: 1	S: 13	1B: 2	2B: 2	3B: 0	HR: 1	SF: 1	SAC: 0	DP: 1	HBP: 1	WP: 0	PB: 0	SB: 0	CS: 0	PA: 38
--------------	------	------	------	------	-------	------	------	------	------	-------	------	------	------	------	------	------	------	------	------	-------	------	------	------	------	------	------	------	------	------	-------	------	------	------	------	-------	------	------	------	------	-------	------	------	------	------	-------	------	------	------	------	-------	------	------	------	------	-------	-------	-------	-------	-------	-------	--------	-------	--------	-------	-------	-------	-------	--------

PITCHER	IP	WLS	BF	H	R	ER	SO	BB	IBB	HBP	BLK	WP	HR	S	P	ERA	WHIP
Omar Daal, L (1, 1) ERA: 3.45	6.0		25	3	2	2	4	3	0	0	0	0	1	59	98	3.00	1.000
Byung-Hyun Kim, R (7, 1) ERA: 5.79	2.0		8	1	0	0	1	2	0	0	0	0	0	24	36	0.00	1.500
Greg Swindell, L (9, 1) ERA: 3.2	1.0		5	1	0	0	0	0	0	1	0	0	0	11	19	0.00	1.000



Batter	1	2	3	4	5	6	7	8	9	AB R H RBI BB SO LOB	TOP
Luis Alicea, S (1, 4) OBP: 0.276, SLG: 0.188	0-0 P4			3-2 F9		2-2 G6-3		0-3 K		4 0 0 0 0 1 0	
Mark McLemore, S (1, 7) OBP: 0.383, SLG: 0.428	2-0 F8			2-3 K			0-3 K		0-0 G4-3	4 0 0 0 0 2 0	
Ivan Rodriguez, R (1, 2) OBP: 0.347, SLG: 0.536	0-3 K			1-2 L4			1-2 G5-3		0-2 G6-3	4 0 0 0 0 1 0	
Juan Gonzalez, R (1, 9) OBP: 0.359, SLG: 0.611		1-2 P4			0-1 P4		2-1 1B		0-1 HR	4 1 2 1 0 0 0	
Todd Zeile, R (1, 5) OBP: 0.330, SLG: 0.482		1-3 K			1-0 G4-3		2-2 F9		2-2 F8	4 0 0 0 0 1 1	
Roberto Kelly, R (1, 8) OBP: 0.407, SLG: 0.530		2-3 K			4-1 BB					2 1 1 0 1 1 0	
Royce Clayton, R (1, 6) OBP: 0.258, SLG: 0.275			1-3 K2-3		1-3 K					3 1 1 2 0 2 1	
Jon Shave, R (1, 3) OBP: 0.306, SLG: 0.304			0-0 F9			2-3 K				3 0 0 0 0 2 0	
Mark Clark, R (1, 1) John Burkett, R (3, 1) Tom Goodwin, L (6, PH) Dan Kolb, R (6, 1) Mike Venafro, L (6, 1) Gregg Zaun, S (8, PH) Danny Patterson, R (8, 1)			1-3 K			1-2 G6-3			0-2 P3	1 0 0 0 0 1 0 0 0 0 0 0 0 0 1 0 1 0 0 0 0 0 0 0 0 0 0 0 0 0	
<b>Inning Stats</b>	R: 0 H: 0 E: 0 LOB: 0 K: 1 BB: 0 S: 6 P: 8	R: 0 H: 0 E: 0 LOB: 0 K: 2 BB: 0 S: 9 P: 13	R: 0 H: 0 E: 0 LOB: 0 K: 2 BB: 0 S: 7 P: 9	R: 0 H: 0 E: 0 LOB: 0 K: 1 BB: 0 S: 9 P: 15	R: 0 H: 0 E: 0 LOB: 1 K: 1 BB: 1 S: 7 P: 13	R: 0 H: 0 E: 0 LOB: 0 K: 1 BB: 0 S: 9 P: 14	R: 0 H: 1 E: 0 LOB: 1 K: 1 BB: 0 S: 14 P: 19	R: 2 H: 2 E: 0 LOB: 0 K: 2 BB: 0 S: 14 P: 19	R: 1 H: 1 E: 0 LOB: 0 K: 0 BB: 0 S: 9 P: 11	1B: 2 SF: 0 2B: 0 SAC: 0 3B: 0 DP: 0 HR: 2 HBP: 0	WP: 1 PA: 32 PB: 0 SB: 0 CS: 0
<b>PITCHER</b> Randy Johnson, L (1, 1) ERA: 2.83 Amaury Telemaco, R (9, 1) ERA: 7.5	IP WLS BF H R ER SO BB IBB HBP BLK WP HR S P ERA WHIP	8.0 W 28 3 2 2 11 1 0 0 0 1 1 75 110 2.25 0.500	1.0 4 1 1 1 0 0 0 0 0 0 0 1 9 11 9.00 1.000								

Texas Rangers @ Arizona Diamondbacks  
Bank One Ballpark, Phoenix, AZ  
Fri Jun 04 1999, 10:05 PM EDT  
Att. 41,029 - Unknown - 75 F

AB	31
R	3
H	4
RBI	3
BB	1
SO	11
LOB	2



Batter	1	2	3	4	5	6	7	8	9	AB	R	H	RBI	BB	SO	LOB
Tony Womack, L OBP: 0.330, SLG: 0.340 (1, 9)	1-1 F7		4-1 HR BB	1-0 G4-3		1-0 BB G1-3 1B	1-1 G3			4	1	1	1	1	0	1
Jay Bell, R OBP: 0.385, SLG: 0.582 (1, 4)	2-2 F8		2-1 HR 1-H	1-0 F7		2-2 G1-3	3-2 F8			5	1	1	3	0	0	3
Luis Gonzalez, L OBP: 0.456, SLG: 0.667 (1, 7)	1-0 L3		0-0 HR G5-3 1B			1-0 BB HBP		2-1 G4-6-3 1B		4	1	2	0	0	1	0
Matt Williams, R OBP: 0.354, SLG: 0.609 (1, 5)		2-3 K	0-0 G5-3		0-0 BB 1B	3-2 P3		3-2 G4-6-3		5	0	1	0	0	1	5
Steve Finley, L OBP: 0.357, SLG: 0.575 (1, 8)		4-0 HR BB E	2-1 HR 2-H		2-2 G5-3 BB 1B	4-0 BB		1-1 FC5 1B		3	2	3	3	2	0	0
Travis Lee, L OBP: 0.347, SLG: 0.375 (1, 3)		4-2 SAFE 1B SAFE	1-1 HR		4-2 G5-3 BB	0-2 G4-3		0-0 1B		3	2	2	1	2	0	3
Damian Miller, R OBP: 0.344, SLG: 0.483 (1, 2)		1-3 K	3-3 K		0-0 G5-3		1-0 G5-3	2-0 FC5		5	0	0	0	0	2	7
Andy Fox, L OBP: 0.402, SLG: 0.493 (1, 6)	1-1 HR 1-H 2-H		2-1 P7			4-2 1B E G1-3 BB	0-0 E4 1B G3			3	3	1	3	1	0	0
Randy Johnson, R OBP: 0.163, SLG: 0.209 Amaury Telemaco, R (9, 1)	1-1 G5-3			0-0 G5-3		0-1 G1-3 1B BB	0-1 G3			4	1	1	0	0	0	1
										0	0	0	0	0	0	0


Inning Stats	R: 0	H: 0	E: 0	K: 7	S: 7	R: 3	H: 1	E: 1	K: 2	S: 15	R: 5	H: 4	E: 0	K: 1	S: 15	R: 0	H: 2	E: 0	K: 11	S: 11	R: 2	H: 1	E: 1	K: 0	S: 15	R: 1	H: 1	E: 1	K: 0	S: 9	R: 0	H: 3	E: 0	K: 0	S: 9	
	LOB: 0	BB: 11				LOB: 0	BB: 2				LOB: 0	BB: 1				LOB: 2	BB: 1				LOB: 3	BB: 2				LOB: 1	BB: 0			LOB: 2	BB: 0					

**BOTTOM**

**Texas Rangers @ Arizona Diamondbacks**  
Bank One Ballpark, Phoenix, AZ

Fri Jun 04 1999, 10:05 PM EDT  
Att: 41,029 - Unknown - 75 F

AB	36
R	11
H	12
RBI	11
BB	6
SO	4
LOB	20



PITCHER	IP	WLS	BF	H	R	ER	SO	BB	IBB	HBP	BLK	WP	HR	S	P	ERA	WHIP
Mark Clark, R ERA: 7.55	2.1	L	15	5	8	8	2	3	0	0	0	0	4	31	57	30.86	3.429
John Burkett, R ERA: 9.6	3.1		10	2	0	0	2	1	0	0	0	0	0	20	35	0.00	1.125
Dan Kolb, R ERA: 13.5	0.2		6	1	2	1	0	1	0	1	0	0	0	12	23	13.50	3.000
Mike Venafro, L ERA: 2.38	6.1		7	1	1	0	0	1	0	0	0	0	0	12	21	0.00	1.500
Danny Patterson, R ERA: 5.85	8.1		5	3	0	0	0	0	0	0	0	0	0	9	17	0.00	3.000





Batter	1	2	3	4	5	6	7	8	9	AB	R	H	RBI	BB	SO	LOB
Tony Womack, L (1, 9) OBP: 0.332, SLG: 0.338	2-1 F8		1-0 2B	4-1 HR			3-2 G6-3		1-0 P4	4	2	1	0	1	0	0
Jay Bell, R (1, 4) OBP: 0.387, SLG: 0.599	2-2 F8		2-2 1B	3-1 HR			0-0 G4-3			4	2	2	4	0	0	0
Luis Gonzalez, L (1, 7) OBP: 0.448, SLG: 0.654	1-0 G3		3-3 K	0-0 F8			1-1 P6			4	0	0	0	0	1	1
Matt Williams, R (1, 5) OBP: 0.352, SLG: 0.603		0-1 G4-3	2-2 1B			0-1 G6-3		2-2 E5		4	0	1	1	0	0	0
Steve Finley, L (1, 8) OBP: 0.355, SLG: 0.573		3-2 HR	3-3 K			1-0 G4-3		1-1 FC3-6		4	1	1	0	0	1	2
Travis Lee, L (1, 3) OBP: 0.349, SLG: 0.390		0-1 HR		4-1 2B		0-3 K		1-2 G3		3	2	1	2	1	1	1
Kelly Stinnett, R (1, 2) OBP: 0.235, SLG: 0.368		0-0 G6-3		2-0 G6-3		1-2 G6-3		3-2 G3-1		3	1	1	0	0	0	0
David Dellucci, L (8, PH) OBP: 0.457, SLG: 0.537				1-3 HR						1	0	0	0	0	0	1
Byung-Hyun Kim, R (9, 1)				2B						0	0	0	0	0	0	0
Andy Fox, L (1, 6) OBP: 0.385, SLG: 0.468	2-2 F8			2-2 G6-3		2-2 G6-3			0-0 G3	4	0	0	1	0	0	1
Armando Reynoso, R (1, 1) OBP: 0.150, SLG: 0.200			1-3 K	0-1 G1-3		1-2 K			0-1 G1-3	2	0	0	0	0	1	1
Vladimir Nunez, R (6, 1)										1	0	0	0	0	1	0
Greg Swindell, L (7, 1)										0	0	0	0	0	0	0
Darren Holmes, R (7, 1)										0	0	0	0	0	0	0
Damian Miller, R (9, 2) OBP: 0.341, SLG: 0.479										1	0	0	0	0	0	0

Inning Stats	R: 0	H: 0	E: 0	K: 7	S: 7	R: 2	H: 2	E: 0	K: 11	S: 11	R: 2	H: 3	E: 0	K: 3	S: 19	R: 4	H: 2	E: 0	K: 14	S: 14	R: 0	H: 0	E: 0	K: 6	S: 6	R: 0	H: 0	E: 0	K: 13	S: 13	R: 0	H: 0	E: 0	K: 9	S: 9	R: 0	H: 0	E: 1	K: 12	S: 12	R: 0	H: 0	E: 0	K: 4	S: 4	R: 0	H: 0	E: 0	K: 5	S: 5	1B: 2	2B: 3	3B: 0	HR: 2	SF: 0	SAC: 0	DP: 0	HBP: 0	WP: 0	PB: 0	SB: 0	CS: 0	PA: 37
--------------	------	------	------	------	------	------	------	------	-------	-------	------	------	------	------	-------	------	------	------	-------	-------	------	------	------	------	------	------	------	------	-------	-------	------	------	------	------	------	------	------	------	-------	-------	------	------	------	------	------	------	------	------	------	------	-------	-------	-------	-------	-------	--------	-------	--------	-------	-------	-------	-------	--------

PITCHER	IP	WLS	BF	H	R	ER	SO	BB	IBB	HBP	BLK	WP	HR	S	P	ERA	WHIP
Ryan Glynn, R (1, 1) ERA: 8.66	4.0		21	7	8	8	3	2	0	0	0	0	2	51	88	18.00	2.250
Mike Munoz, L (5, 1) ERA: 4.37	2.0		6	0	0	0	2	0	0	0	0	0	0	19	24	0.00	0.000
Mike Venafro, L (7, 1) ERA: 2.28	1.0	W	3	0	0	0	0	0	0	0	0	0	0	9	13	0.00	0.000
59 Jeff Zimmerman, R (8, 1) ERA: 1.25	1.0	H	4	0	0	0	0	0	0	0	0	0	0	12	19	0.00	0.000
John Wetteland, R (9, 1) ERA: 3.42	1.0	S	3	0	0	0	0	0	0	0	0	0	0	4	5	0.00	0.000

BOTTOM

Texas Rangers @ Arizona Diamondbacks  
Bank One Ballpark, Phoenix, AZ  
Sat Jun 05 1999, 10:05 PM EDT  
Att: 41,820 - Unknown - 83 F

livebaseballscorecards.com

AB	35
R	8
H	7
RBI	8
BB	2
SO	5
LOB	7





Batter	1	2	3	4	5	6	7	8	9	AB R H RBI BB SO LOB	TOP											
Tom Goodwin, L (1, 8) OBP: 0.322, SLG: 0.321	0-3 K		0-0 G4-3		3-1 CS 1B			0-0 1B		4 0 2 0 0 1 0	<b>Texas Rangers @ Arizona Diamondbacks</b> Bank One Ballpark, Phoenix, AZ Sun Jun 06 1999, 8:05 PM EDT Att. 34,353 - Dome - 72 F <a href="http://livebaseballscorecards.com">livebaseballscorecards.com</a>											
Mark McLemore, S (1, 4) OBP: 0.380, SLG: 0.417	0-1 29 1B 1B		2-1 L7		1-1 CS 1-2	1-1 G4-3		0-0 F9		4 1 1 0 0 0 1												
29 Rusty Greer, L (1, 7) OBP: 0.391, SLG: 0.490	3-2 1B 1B		4-1 BB			0-1 G3-1		0-0 L8		3 0 1 0 1 0 1												
Juan Gonzalez, R (1, 9) OBP: 0.367, SLG: 0.622	0-1 FC4-6 1B 3-H		1-3 K			1-0 HR		3-1 G6-3		4 1 2 2 0 1 2												
Rafael Palmeiro, L (1, 3) OBP: 0.450, SLG: 0.684	1-2 F8			1-1 F7		3-2 1B		1-2 G4-3		4 0 1 0 0 0 2												
Ivan Rodriguez, R (1, 2) OBP: 0.342, SLG: 0.521	1-1 FC4-6 1-2f			0-0 G3		3-2 G6-3		0-0 F9		4 0 0 0 0 0 3												
Todd Zeile, R (1, 5) OBP: 0.318, SLG: 0.463		0-3 K		2-2 G4-3			1-3 K	2-0 G5-3		4 0 0 0 0 2 0												
Royce Clayton, R (1, 6) OBP: 0.280, SLG: 0.268		2-3 K2-3			0-3 K		2-3 K			3 0 0 0 0 3 0												
Rick Helling, R (1, 1)		1-3 K			1-3 K		2-3 K			2 0 0 0 0 2 0												
Mike Venafro, L (5, 1)										0 0 0 0 0 0 0												
Luis Alicea, S (7, PH) OBP: 0.269, SLG: 0.182										1 0 0 0 0 1 0												
Danny Patterson, R (7, 1)										0 0 0 0 0 0 0												
Mike Munoz, L (8, 1)										0 0 0 0 0 0 0												
<b>Inning Stats</b>	R: 1 E: 0 K: 1 S: 16	H: 3 LOB: 2 BB: 0 P: 21	R: 0 E: 0 K: 3 S: 11	H: 0 LOB: 0 BB: 0 P: 14	R: 0 E: 0 K: 1 S: 7	H: 0 LOB: 1 BB: 1 P: 14	R: 0 E: 0 K: 0 S: 6	H: 0 LOB: 0 BB: 0 P: 9	R: 0 E: 0 K: 2 S: 12	H: 1 LOB: 0 BB: 0 P: 17	R: 1 E: 0 K: 0 S: 11	H: 2 LOB: 1 BB: 0 P: 19	R: 0 E: 0 K: 3 S: 10	H: 0 LOB: 0 BB: 0 P: 15	R: 0 E: 0 K: 0 S: 5	H: 1 LOB: 1 BB: 0 P: 8	R: 0 E: 0 K: 0 S: 5	H: 0 LOB: 0 BB: 0 P: 8	1B: 6 2B: 0 3B: 0 HR: 1	SF: 0 SAC: 0 DP: 0 HBP: 0	WP: 0 PB: 0 SB: 0 CS: 1	PA: 35
<b>PITCHER</b>	IP WLS BF H R ER SO BB IBB HBP BLK WP HR S P ERA WHIP																					
Andy Benes, R (1, 1) ERA: 5.4	8.0 W 31 7 2 2 10 1 0 0 0 0 1 78 117 2.25 1.000																					
Gregg Olson, R (9, 1) ERA: 4.29	1.0 S 3 0 0 0 0 0 0 0 0 0 0 5 8 0.00 0.000																					

**Texas Rangers @ Arizona Diamondbacks**  
 Bank One Ballpark, Phoenix, AZ  
 Sun Jun 06 1999, 8:05 PM EDT  
 Att. 34,353 - Dome - 72 F

AB 33  
 R 2  
 H 7  
 RBI 2  
 BB 1  
 SO 10  
 LOB 9



Batter	1	2	3	4	5	6	7	8	9	AB	R	H	RBI	BB	SO	LOB
Tony Womack, L OBP: 0.326, SLG: 0.333 (1, 9)	G4-3		G4-3		SF8		K			3	0	0	1	0	1	0
Jay Bell, R OBP: 0.389, SLG: 0.602 (1, 4)	E6 FC6-4				1B 2B 1B		P9			4	1	2	1	0	0	0
Luis Gonzalez, L OBP: 0.444, SLG: 0.646 (1, 7)	F7		G4-3		2B 1B		P6			4	0	1	0	0	0	2
Matt Williams, R OBP: 0.351, SLG: 0.601 (1, 5)	FC6-4 1-2f				2B		F8			4	0	1	1	0	0	1
Steve Finley, L OBP: 0.350, SLG: 0.563 (1, 8)			G6-3		F8		K			4	0	0	0	0	2	2
Travis Lee, L OBP: 0.349, SLG: 0.386 (1, 3)					G4-3		G4-3			2	1	0	0	1	0	0
Damian Miller, R OBP: 0.341, SLG: 0.484 (1, 2)			2B BB				G4-3			3	1	1	1	0	0	0
Andy Fox, L OBP: 0.383, SLG: 0.463 (1, 6)			2B				E5 SH5-4 1B SF8			3	1	1	0	0	1	0
Andy Benes, R OBP: 0.182, SLG: 0.100 (1, 1)			L8				1B 1B			2	0	0	0	0	0	0
Gregg Olson, R (9, 1)			F9				SH5-4			0	0	0	0	0	0	0

Inning Stats	R: 0	H: 0	E: 1	LOB: 1	K: 0	BB: 0	S: 10	R: 1	H: 1	E: 0	LOB: 0	K: 0	BB: 1	S: 6	R: 0	H: 1	E: 0	LOB: 1	K: 0	BB: 0	S: 11	R: 0	H: 0	E: 0	LOB: 0	K: 0	BB: 0	S: 5	R: 3	H: 4	E: 1	LOB: 2	K: 1	BB: 0	S: 15	R: 0	H: 0	E: 0	LOB: 0	K: 1	BB: 0	S: 5	R: 0	H: 0	E: 0	LOB: 0	K: 1	BB: 0	S: 6	R: 0	H: 0	E: 0	LOB: 0	K: 1	BB: 0	S: 6	R: 0	H: 0	E: 0	LOB: 0	K: 1	BB: 0	S: 6	1B: 3	SF: 1	2B: 3	SAC: 1	3B: 0	DP: 0	HR: 0	HBP: 0	WP: 0	PA: 32
--------------	------	------	------	--------	------	-------	-------	------	------	------	--------	------	-------	------	------	------	------	--------	------	-------	-------	------	------	------	--------	------	-------	------	------	------	------	--------	------	-------	-------	------	------	------	--------	------	-------	------	------	------	------	--------	------	-------	------	------	------	------	--------	------	-------	------	------	------	------	--------	------	-------	------	-------	-------	-------	--------	-------	-------	-------	--------	-------	--------

PITCHER	IP	WLS	BF	H	R	ER	SO	BB	IBB	HBP	BLK	WP	HR	S	P	ERA	WHIP
Rick Helling, R ERA: 4.81 (1, 1)	4.2	L	22	6	4	1	0	1	0	0	0	0	0	44	70	1.93	1.500
Mike Venafro, L ERA: 2.16 (5, 1)	1.1		4	0	0	0	2	0	0	0	0	0	0	8	14	0.00	0.000
Danny Patterson, R ERA: 5.4 (7, 1)	1.2		5	0	0	0	1	0	0	0	0	0	0	8	9	0.00	0.000
Mike Munoz, L ERA: 4.3 (8, 1)	0.1		1	0	0	0	1	0	0	0	0	0	0	3	3	0.00	0.000

**TEXAS RANGERS @ ARIZONA DIAMONDBACKS**  
Bank One Ballpark, Phoenix, AZ

Sun Jun 06 1999, 8:05 PM EDT  
Att: 34,353 - Dome - 72 F

<b>AB</b>	<b>29</b>
<b>R</b>	<b>4</b>
<b>H</b>	<b>6</b>
<b>RBI</b>	<b>4</b>
<b>BB</b>	<b>1</b>
<b>SO</b>	<b>4</b>
<b>LOB</b>	<b>5</b>







Batter	1	2	3	4	5	6	7	8	9	AB R H RBI BB SO LOB
<b>Tony Womack, L</b> OBP: 0.332, SLG: 0.345 (1, 9)	1-1 1B		1-1 F8		0-2 1B 2B		0-1 1-2 1B		3-3 K	5 1 3 0 0 1 1
<b>Jay Bell, R</b> OBP: 0.381, SLG: 0.588 (1, 4)	1-2 F9		2-2 G3		3-2 L6-4 1B		2-3 K		1-1 F8	5 0 0 0 0 1 5
<b>Luis Gonzalez, L</b> OBP: 0.444, SLG: 0.654 (1, 7)	0-1 F7			0-2 HR	2-1 1-2 2-H 1B		2-3 K		2-1 G3-1	5 1 2 2 0 1 3
<b>Matt Williams, R</b> OBP: 0.349, SLG: 0.603 (1, 5)	0-0 G4-3			1-1 HR 3B	0-0 L6-4		0-0 G1-3			4 1 1 0 0 0 5
<b>Steve Finley, L</b> OBP: 0.348, SLG: 0.558 (1, 8)		1-0 L3		3-1 P9	3-0 G3			0-2 HR 1B		4 1 1 0 0 0 2
<b>Travis Lee, L</b> OBP: 0.352, SLG: 0.418 (1, 3)		0-0 F7		0-0 HR		1-3 K		1-1 1-H HR		4 2 2 4 0 1 0
<b>Damian Miller, R</b> OBP: 0.338, SLG: 0.480 (1, 2)			1-1 G5-3		3-1 FC6-4 1B		0-0 F9		0-3 K2-3	1 0 0 0 0 0 0 3 0 1 0 0 1 0
<b>Kelly Stinnett, R</b> OBP: 0.238, SLG: 0.367 (4, PH) (5, 2)										
<b>Andy Fox, L</b> OBP: 0.367, SLG: 0.442 (1, 6)			0-1 G4-3		1-0 F7		0-1 F8		3-2 G3	4 0 0 0 0 0 1
<b>Brian Anderson, R</b> OBP: 0.222, SLG: 0.222 (1, 1)			0-0 1B		1-1 FC6-4				0-0 F8	2 0 1 0 0 0 1 0 0 0 0 0 0 0 1 0 1 0 0 0 0 0 0 0 0 0 0 0 1 0
<b>John Frascatore, R</b> OBP: 0.370, SLG: 0.506 (7, PH)										
<b>Bernard Gilkey, R</b> OBP: 0.370, SLG: 0.506 (8, PH)										
<b>Vladimir Nunez, R</b> OBP: 0.370, SLG: 0.506 (9, 1)										
<b>Tony Batista, R</b> OBP: 0.370, SLG: 0.506 (9, 1)										
<b>Darren Holmes, R</b> OBP: 0.370, SLG: 0.506 (9, 1)										
<b>Greg Swindell, L</b> OBP: 0.370, SLG: 0.506 (9, 1)										
<b>Byung-Hyun Kim, R</b> OBP: 0.370, SLG: 0.506 (9, 1)										

Inning Stats	R: 0 E: 0 K: 0 S: 9	H: 1 LOB: 1 BB: 0 P: 11	R: 0 E: 0 K: 0 S: 4	H: 0 LOB: 0 BB: 0 P: 6	R: 0 E: 0 K: 0 S: 12	H: 1 LOB: 1 BB: 0 P: 15	R: 3 E: 0 K: 0 S: 13	H: 4 LOB: 1 BB: 0 P: 22	R: 1 E: 1 K: 0 S: 10	H: 2 LOB: 1 BB: 0 P: 18	R: 0 E: 0 K: 1 S: 6	H: 0 LOB: 0 BB: 0 P: 7	R: 0 E: 0 K: 2 S: 13	H: 2 LOB: 2 BB: 0 P: 20	R: 2 E: 0 K: 1 S: 12	H: 2 LOB: 0 BB: 0 P: 16	R: 0 E: 0 K: 1 S: 7	H: 0 LOB: 0 BB: 0 P: 13	1B: 7 2B: 2 3B: 1 HR: 3	SF: 0 SAC: 0 DP: 1 HBP: 0	WP: 0 PB: 0 SB: 0 CS: 0	PA: 39
--------------	------------------------------	----------------------------------	------------------------------	---------------------------------	-------------------------------	----------------------------------	-------------------------------	----------------------------------	-------------------------------	----------------------------------	------------------------------	---------------------------------	-------------------------------	----------------------------------	-------------------------------	----------------------------------	------------------------------	----------------------------------	----------------------------------	------------------------------------	----------------------------------	--------

PITCHER	IP	WLS	BF	H	R	ER	SO	BB	IBB	HBP	BLK	WP	HR	S	P	ERA	WHIP
<b>Kyle Farnsworth, R</b> ERA: 5.64 (1, 1)	5.0		23	8	4	4	0	0	0	0	0	0	2	48	72	7.20	1.600
<b>Dan Serafini, L</b> ERA: 3.94 (6, 1)	1.0	H	5	2	0	0	1	0	0	0	0	0	0	12	16	0.00	2.000
<b>Scott Sanders, R</b> ERA: 4.43 (7, 1)	1.0	H	3	0	0	0	2	0	0	0	0	0	0	7	11	0.00	0.000
<b>Felix Heredia, L</b> ERA: 3.57 (8, 1)	0.2	B	4	2	2	2	1	0	0	0	0	0	1	11	15	27.00	3.000
<b>Terry Adams, R</b> ERA: 3.94 (8, 1)	1.1	W	4	0	0	0	1	0	0	0	0	0	0	8	14	0.00	0.000


**BOTTOM**

**Chicago Cubs @ Arizona Diamondbacks**  
Bank One Ballpark, Phoenix, AZ

Mon Jun 07 1999, 10:05 PM EDT  
Att: 44,083 - Unknown - 95 F

livebaseballscorecards.com

<b>AB</b>	<b>39</b>
<b>R</b>	<b>6</b>
<b>H</b>	<b>12</b>
<b>RBI</b>	<b>6</b>
<b>BB</b>	<b>0</b>
<b>SO</b>	<b>5</b>
<b>LOB</b>	<b>18</b>





Batter	1	2	3	4	5	6	7	8	9	AB R H RBI BB SO LOB	TOP						
Mickey Morandini, L (1, 4) OBP: 0.350, SLG: 0.373	1-2 F8		2-2 F9			3-2 G3		0-0 G6-4-3		4 0 0 0 0 0 2	<p><b>Chicago Cubs @ Arizona Diamondbacks</b> Bank One Ballpark, Phoenix, AZ</p> <p>Tue Jun 08 1999, 10:05 PM EDT Att. 39,308 - Unknown - 83 F</p> <p>livebaseballscorecards.com</p>						
Manny Alexander, R (1, 5) OBP: 0.310, SLG: 0.342	2-0 L8		2-3 K			2-1 G6-3		0-0 G5-3		4 0 0 0 0 1 1							
Mark Grace, L (1, 3)	0-0 G3-1		2-2 F8			3-2 P3				4 1 1 0 0 0 0							
Sammy Sosa, R (1, 8) OBP: 0.373, SLG: 0.627		3-0 2B 3B		2-1 G5-3		2-3 K				4 1 1 0 0 2 1							
Glenallen Hill, R (1, 9) Terry Adams, R (9, 1) OBP: 0.423, SLG: 0.746		1-0 G5-3		1-3 K		1-3 K		0-0 P4		4 0 0 0 0 2 2 0 0 0 0 0 0 0							
Henry Rodriguez, L (1, 7) Lance Johnson, L (9, PR) OBP: 0.434, SLG: 0.647 OBP: 0.332, SLG: 0.365		0-0 2B		1-2 K		0-3 K		4-0 HR		3 0 1 1 1 2 0 0 1 0 0 0 0 0							
José Hernández, R (1, 6) Tyler Houston, L (9, PH) OBP: 0.340, SLG: 0.415 OBP: 0.379, SLG: 0.564		3-3 K		2-3 K			4-1 BB 1B G6-4-3	0-0 HR		2 1 0 0 1 2 1 1 1 1 3 0 0 0							
Benito Santiago, R (1, 2) OBP: 0.291, SLG: 0.372		4-0 IBB		3-3 K			0-0 G6-4-3 BB 1B	0-3 K		3 0 1 0 1 2 1							
Kevin Tapani, R (1, 1) Jeff Blauser, R (8, PH) Rick Aguilera, R (8, 1) Curtis Goodwin, L (9, 7) OBP: 0.167, SLG: 0.095 OBP: 0.384, SLG: 0.413		0-3 K		1-3 K			4-1 SAFE BB			2 0 0 0 0 2 2 0 0 0 0 1 0 0 0 0 0 0 0 0 0 0 0 0 0 0 0 0							
<b>Inning Stats</b>	R: 0 H: 0 E: 0 LOB: 0 K: 0 BB: 0 S: 5 P: 8	R: 1 H: 2 E: 0 LOB: 2 K: 2 BB: 1 S: 9 P: 20	R: 0 H: 0 E: 0 LOB: 0 K: 1 BB: 0 S: 13 P: 19	R: 0 H: 0 E: 0 LOB: 0 K: 2 BB: 0 S: 8 P: 12	R: 0 H: 0 E: 0 LOB: 0 K: 3 BB: 0 S: 9 P: 15	R: 0 H: 0 E: 0 LOB: 0 K: 3 BB: 0 S: 9 P: 17	R: 0 H: 0 E: 0 LOB: 0 K: 3 BB: 0 S: 9 P: 12	R: 1 H: 1 E: 0 LOB: 1 K: 0 BB: 2 S: 5 P: 13	R: 3 H: 2 E: 1 LOB: 1 K: 2 BB: 1 S: 11 P: 19	1B: 1 SF: 0 2B: 2 SAC: 0 3B: 1 DP: 1 HR: 1 HBP: 0	WP: 0 PA: 35 PB: 0 SB: 0 CS: 0						
<b>PITCHER</b>	IP WLS BF H R ER SO BB IBB HBP BLK WP HR S P ERA WHIP																
Omar Daal, L (1, 1) ERA: 3.44	8.0	30	4	3	3	11	2	1	0	0	0	0	0	70	122	3.38	0.750
Gregg Olson, R (9, 1) ERA: 4.91	1.0	L	5	1	2	2	0	1	0	0	0	1	8	13	18.00	1.000	



Batter	1	2	3	4	5	6	7	8	9	AB	R	H	RBI	BB	SO	LOB
Tony Womack, L OBP: 0.330, SLG: 0.343 (1, 9)	2-2 K		1-2 P4		1-0 F9			0-0 1B		4	0	1	0	0	1	0
Jay Bell, R OBP: 0.375, SLG: 0.578 (1, 4)	0-3 K		2-2 F8			2-3 K		1 SAFE 3-3 1 SAFE 1-2 K		4	0	0	0	0	3	1
Luis Gonzalez, L OBP: 0.436, SLG: 0.642 (1, 7)	0-0 G6-3			0-0 G4-3		2-0 P5		2-1 F7		4	0	0	0	0	0	0
Matt Williams, R OBP: 0.355, SLG: 0.610 (1, 5)		0-1 1B SF8 1B		0-1 PB G5-3 1B 1B		2-2 L8		0-0 2B		4	2	3	0	0	0	0
Steve Finley, L OBP: 0.346, SLG: 0.552 (1, 8)		0-1 1-3 1B		3-2 G5-3 1-2		1-2 K		1-3 K		4	0	1	0	0	2	2
Travis Lee, L OBP: 0.350, SLG: 0.414 (1, 3)		0-0 SF8 3-H		4-1 S 1B BB		1-0 L3		1-3 K		2	1	0	1	1	1	1
Kelly Stinnett, R OBP: 0.241, SLG: 0.366 (1, 2)		2-2 L4 1 SAFE		1-2 CS 1B		1-3 K				3	0	1	2	0	1	1
Andy Fox, L OBP: 0.356, SLG: 0.427 (1, 6)		0-1 P4 1 SAFE		1-1 CS 1-2		0-0 F8		0-1 L6		3	0	0	0	0	0	1
Omar Daal, L OBP: 0.172, SLG: 0.179 (1, 1)			0-0 G6-3		0-0 G4-3			2-2 G4-3		3	0	0	0	0	0	0
Gregg Olson, R (9, 1)										0	0	0	0	0	0	0

Inning Stats	R: 0	H: 0	E: 0	K: 2	S: 7	R: 1	H: 2	E: 0	K: 0	S: 10	R: 0	H: 0	E: 0	K: 0	S: 8	R: 2	H: 2	E: 0	K: 0	S: 12	R: 0	H: 0	E: 0	K: 1	S: 7	R: 0	H: 0	E: 0	K: 2	S: 7	R: 0	H: 1	E: 0	K: 1	S: 12	R: 0	H: 1	E: 0	K: 2	S: 10	1B: 5	SF: 1	2B: 1	SAC: 0	3B: 0	DP: 0	HR: 0	HBP: 0	WP: 0	PA: 34
PITCHER	IP	WLS	BF	H	R	ER	SO	BB	IBB	HBP	BLK	WP	HR	S	P	ERA	WHIP																																	
Kevin Tapani, R ERA: 2.39 (1, 1)	7.0		25	4	3	2	5	1	0	0	0	0	0	54	80	2.57	0.714																																	
Rick Aguilera, R ERA: 3.54 (8, 1)	1.0	W	4	1	0	0	1	0	0	0	0	0	0	12	17	0.00	1.000																																	
Terry Adams, R ERA: 3.71 (9, 1)	1.0	S	4	1	0	0	2	0	0	0	0	0	0	10	14	0.00	1.000																																	

BOTTOM

Chicago Cubs @ Arizona Diamondbacks  
Bank One Ballpark, Phoenix, AZ

livebaseballscorecards.com

AB	31
R	3
H	6
RBI	3
BB	1
SO	8
LOB	6



Tue Jun 08 1999, 10:05 PM EDT  
Att: 39,308 - Unknown - 83 F



Batter	1	2	3	4	5	6	7	8	9	AB R H RBI BB SO LOB	TOP		
<b>Jeff Blausler, R</b> (1, 5) <small>OBP: 0.377, SLG: 0.394</small> <b>Dan Serafini, S</b> (7, 1) <b>Roosevelt Brown, L</b> (8, PH) <b>Scott Sanders, R</b> (8, 1) <small>OBP: 0.182, SLG: 0.273</small> <b>Felix Heredia, L</b> (8, 1)	1-3 		0-3 		1-2 		1-2 	0-3 		3 0 0 0 0 2 1 0 0 0 0 0 0 0 1 0 0 0 0 0 1 2 0 0 0 0 0 0 0 0 0 0 0 0 0 0	<b>Chicago Cubs @ Arizona Diamondbacks</b> <b>Bank One Ballpark, Phoenix, AZ</b> Wed Jun 09 1999, 10:05 PM EDT Att. 46,033 - Unknown - 93 F		
<b>Manny Alexander, R</b> (1, 4) <small>OBP: 0.340, SLG: 0.372</small> (6, 6) (7, 5) (8, 6)	0-1 		2-2 			1-3 	2-3 	3-2 		5 1 3 1 0 2 3			
<b>Sammy Sosa, R</b> (1, 8) <small>OBP: 0.370, SLG: 0.631</small> (1, 8)	1-3 		1-1 			2-3 				5 1 1 1 0 3 3			
<b>Glenallen Hill, R</b> (1, 9) <small>OBP: 0.434, SLG: 0.763</small> (1, 9)	2-2 			0-0 		1-0 		3-2 	0-1 	5 1 3 1 0 0 0			
<b>Gary Gaetti, R</b> (1, 3) <small>OBP: 0.252, SLG: 0.333</small> <b>Mickey Morandini, L</b> (6, PH) <small>OBP: 0.349, SLG: 0.383</small> (6, 4)	2-3 			1-3 		1-3 		0-0 	3-2 	2 0 0 0 0 2 1 3 1 1 1 0 1 1			
<b>Henry Rodriguez, L</b> (1, 7) <small>OBP: 0.433, SLG: 0.635</small> <b>Lance Johnson, L</b> (9, PR) <small>OBP: 0.332, SLG: 0.365</small>		0-2 		2-3 			1-3 	4-1 	4-1 	3 1 0 0 2 2 0 0 0 0 0 0 0 0			
<b>Benito Santiago, R</b> (1, 2) <small>OBP: 0.300, SLG: 0.380</small> (7, 3) (8, 2)		0-0 			0-1 		1-1 	0-1 	0-0 	4 1 3 1 0 0 0			
<b>José Hernández, R</b> (1, 6) <small>OBP: 0.344, SLG: 0.412</small> (6, 3) (7, 6)		4-1 			2-3 		4-1 	0-1 		1 0 0 0 2 1 1			
<b>Mark Grace, L</b> (8, PH) <small>OBP: 0.411, SLG: 0.478</small> (8, 3)							1-2 	0-1 		1 0 0 0 0 0 2			
<b>Terry Mulholland, R</b> (1, 1) <small>OBP: 0.071, SLG: 0.071</small> <b>Rodney Myers, R</b> (4, 1) <small>OBP: 0.600, SLG: 0.800</small> <b>Tyler Houston, L</b> (7, PH) <small>OBP: 0.381, SLG: 0.573</small> (7, 2) (8, 5)		2-1 			1-3 		0-3 	1-1 		1 0 0 0 0 0 1 1 0 0 0 0 1 1 2 1 1 1 0 1 2			
<b>Inning Stats</b>	R: 1 H: 2 E: 0 LOB: 1 K: 3 BB: 0 S: 19 P: 25	R: 0 H: 0 E: 0 LOB: 1 K: 0 BB: 1 S: 7 P: 13	R: 0 H: 1 E: 0 LOB: 0 K: 1 BB: 0 S: 9 P: 12	R: 0 H: 0 E: 0 LOB: 0 K: 2 BB: 0 S: 7 P: 10	R: 0 H: 1 E: 0 LOB: 1 K: 2 BB: 0 S: 11 P: 15	R: 0 H: 1 E: 0 LOB: 1 K: 3 BB: 0 S: 10 P: 15	R: 0 H: 1 E: 0 LOB: 3 K: 3 BB: 1 S: 18 P: 27	R: 6 H: 6 E: 0 LOB: 1 K: 2 BB: 1 S: 21 P: 35	R: 0 H: 0 E: 0 LOB: 1 K: 0 BB: 1 S: 6 P: 13	1B: 7 SF: 0 2B: 3 SAC: 0 3B: 1 DP: 1 HR: 1 HBP: 1	WP: 0 PA: 43 PB: 1 SB: 2 CS: 1		
<b>PITCHER</b>	IP WLS BF H R ER SO BB IBB HBP BLK WP HR S P ERA WHIP											<b>PITCHER</b>	IP WLS BF H R ER SO BB IBB HBP BLK WP HR S P ERA WHIP
<b>Randy Johnson, L</b> (1, 1) <small>ERA: 3.15</small>	7.0 W 34 10 6 6 14 3 0 1 0 0 1 89 132 7.71 1.857												
<b>Byung-Hyun Kim, R</b> (8, 1) <small>ERA: 3.86</small>	1.0 H 5 2 1 0 2 0 0 0 0 0 0 0 13 20 0.00 2.000												
<b>Vladimir Nunez, R</b> (9, 1) <small>ERA: 1.86</small>	1.0 S 3 0 0 0 0 0 1 0 0 0 0 0 6 13 0.00 1.000												

AB	37
R	7
H	12
RBI	6
BB	4
SO	16
LOB	18







Batter	1	2	3	4	5	6	7	8	9	AB R H RBI BB SO LOB	TOP	
Tony Womack, L (1, 9) OBP: 0.324, SLG: 0.341	0-3 K		2-3 K		0-1 G1-3	1-1 SF8		0-0 P7	0-0 FC4-6 1B	5 0 0 1 0 2 1		
Jay Bell, R (1, 4) Hanley Frias, S (9, PH) OBP: 0.333, SLG: 0.143	0-1 G4-3		0-0 HR		2-2 1B	2-2 1B 2B		2-1 G1-3	0-0 FC6-4 1B	5 2 3 2 0 0 0 1 0 1 0 0 0 0		
Luis Gonzalez, L (1, 10) OBP: 0.438, SLG: 0.635	0-2 F8		2-2 1B		3-1 F7	4-2 1B BB		4-1 1B 2B BB	1-0 FC6-4 1B	4 1 1 0 2 0 3		
Matt Williams, R (1, 5) Tony Batista, R (9, 6) OBP: 0.361, SLG: 0.622 OBP: 0.335, SLG: 0.396		1-1 L5	2-1 2B			HR 1B		1-2 1B		5 2 4 2 0 0 0 0 0 0 0 0 0 0		
Travis Lee, L (1, 3) OBP: 0.364, SLG: 0.451		0-0 1B 2B		3-2 G4-3		F7 1B		2-2 1B		5 1 2 2 0 0 3		
Steve Finley, L (1, 8) OBP: 0.341, SLG: 0.550		0-2 L3		0-0 F7		HR		2-0 P7		5 1 1 2 0 0 2		
David Dellucci, L (1, 7) OBP: 0.471, SLG: 0.533		2-0 1B		2-2 G4-3		1B BB SF8 1B			0-0 G4-3	4 1 2 1 1 0 0		
Andy Fox, L (1, 6) OBP: 0.358, SLG: 0.452		0-0 L9			3-1 F8	4-1 1B 2B BB		2-2 F7	1-0 HR	4 2 1 1 1 0 2		
Kelly Stinnett, R (1, 2) OBP: 0.257, SLG: 0.406			2-1 G6-3		2-1 HR	1-2 1B 1B		1-1 P4	3-2 FC4-6 1B	5 2 3 1 0 0 1		
<b>Inning Stats</b>	R: 0 H: 0 E: 0 LOB: 0 K: 1 BB: 0 S: 8 P: 8	R: 1 H: 2 E: 0 LOB: 1 K: 0 BB: 0 S: 8 P: 11	R: 1 H: 3 E: 0 LOB: 2 K: 1 BB: 0 S: 14 P: 22	R: 0 H: 0 E: 0 LOB: 0 K: 0 BB: 0 S: 7 P: 12	R: 1 H: 2 E: 0 LOB: 1 K: 0 BB: 2 S: 12 P: 22	R: 6 H: 6 E: 0 LOB: 2 K: 0 BB: 2 S: 23 P: 40	R: 0 H: 0 E: 0 LOB: 1 K: 0 BB: 1 S: 11 P: 19	R: 2 H: 2 E: 0 LOB: 1 K: 0 BB: 1 S: 11 P: 22	R: 1 H: 3 E: 0 LOB: 2 K: 0 BB: 0 S: 8 P: 13	1B: 10 SF: 1 2B: 4 SAC: 0 3B: 0 DP: 0 HR: 4 HBP: 0	WP: 0 PA: 48 PB: 0 SB: 0 CS: 0	
<b>PITCHER</b>	IP WLS BF H R ER SO BB IBB HBP BLK WP HR S P ERA WHIP											
Ken Hill, R (1, 1) ERA: 4.87	5.1 L 24 9 5 5 2 0 0 0 0 0 0 3 55 84 8.44 1.688											
Mike Magnante, L (6, 1) ERA: 5.24	0.1 6 3 2 2 0 2 0 0 0 0 0 0 15 27 54.00 15.000											
Shigetoshi Hasegawa, R (6, 1) ERA: 4.18	2.1 12 3 4 4 0 2 0 0 0 0 0 0 24 45 15.43 2.143											
Al Levine, R (9, 1) ERA: 2.81	1.0 6 3 1 1 0 0 0 0 0 0 0 1 8 13 9.00 3.000											

Arizona Diamondbacks @ Anaheim Angels  
Edison International Field, Anaheim, CA

livebaseballscorecards.com

AB 43  
R 12  
H 18  
RBI 12  
BB 4  
SO 2  
LOB 12



Fri Jun 11 1999, 10:05 PM EDT  
Att. 37,042 - Cloudy - 69 F

Batter	1	2	3	4	5	6	7	8	9	AB R H RBI BB SO LOB
Orlando Palmeiro, L (1, 7) OBP: 0.373, SLG: 0.322	1-2 1B		4-2 1B BB		3-2 1-2 G5-3			1-2 F8		3 0 1 0 1 0 1
Randy Velarde, R (1, 4) OBP: 0.378, SLG: 0.401 Andy Sheets, R (8, PH) OBP: 0.263, SLG: 0.335 (9, 6)	1-1 P4		1-0 1-2 1B		1-1 F8			1-1 G4-3		3 0 1 0 0 0 2 1 0 0 0 0 0 0
Mo Vaughn, L (1, 10) OBP: 0.356, SLG: 0.541	0-0 F9		0-1 L8		0-0 G3			0-1 G5-3		4 0 0 0 0 0 3
16 Garret Anderson, L (1, 8) OBP: 0.300, SLG: 0.496	0-0 F8		1-1 G3		0-1 G1-3			1-1 G4-3		4 0 0 0 0 0 3
Todd Greene, R (1, 9) OBP: 0.308, SLG: 0.516 Reggie Williams, S (9, 9) OBP: 0.111, SLG: 0.111		3-2 G5-3		2-2 G4-3		0-3 K		0-0 G6-3		3 0 0 0 0 1 0 1 0 0 0 0 0 0
Darin Erstad, L (1, 3) OBP: 0.292, SLG: 0.363		1-2 1B		0-2 G1-3		0-3 K		2-1 HR 1B		4 1 2 0 0 1 0
Troy Glaus, R (1, 5) OBP: 0.328, SLG: 0.488		1-3 K		3-1 P4		2-0 FC3-6 1B		1-0 HR		4 1 2 2 0 1 1
Matt Walbeck, S (1, 2) OBP: 0.301, SLG: 0.352 Steve Decker, R (9, 2) OBP: 0.467, SLG: 0.538		1-1 G6-3			3-2 F8		1-2 FC3-6 1B		2-2 2B	3 0 0 0 0 0 2 1 0 1 0 0 0 0
Jeff Huson, L (1, 6) OBP: 0.304, SLG: 0.308 (9, 4)			3-1 G3		1-0 G5-3 1B		1-0 G1-3		0-1 F7	4 0 1 0 0 0 2

Inning Stats	R: 0 E: 0 K: 0 S: 7	H: 1 LOB: 1 BB: 0 P: 9	R: 0 E: 0 K: 1 S: 13	H: 1 LOB: 1 BB: 0 P: 19	R: 0 E: 0 K: 0 S: 10	H: 0 LOB: 0 BB: 0 P: 19	R: 0 E: 0 K: 0 S: 10	H: 1 LOB: 1 BB: 0 P: 18	R: 0 E: 0 K: 1 S: 6	H: 0 LOB: 0 BB: 0 P: 6	R: 0 E: 0 K: 1 S: 8	H: 1 LOB: 1 BB: 0 P: 12	R: 0 E: 0 K: 0 S: 7	H: 0 LOB: 0 BB: 0 P: 9	R: 2 E: 0 K: 0 S: 13	H: 3 LOB: 1 BB: 0 P: 19	1B: 6 2B: 1 3B: 0 HR: 1	SF: 0 SAC: 0 DP: 0 HBP: 0
--------------	------------------------------	---------------------------------	-------------------------------	----------------------------------	-------------------------------	----------------------------------	-------------------------------	----------------------------------	------------------------------	---------------------------------	------------------------------	----------------------------------	------------------------------	---------------------------------	-------------------------------	----------------------------------	----------------------------------	------------------------------------

PITCHER	IP	WLS	BF	H	R	ER	SO	BB	IBB	HBP	BLK	WP	HR	S	P	ERA	WHIP
Armando Reynoso, R (1, 1) ERA: 3.92	8.0	W	30	5	0	0	3	1	0	0	0	0	0	69	105	0.00	0.750
John Frascatore, R (9, 1) ERA: 4.09	1.0		6	3	2	2	0	0	0	0	0	0	1	13	19	18.00	3.000

**BOTTOM**

**Arizona Diamondbacks @ Anaheim Angels**  
Edison International Field, Anaheim, CA

AB	35
R	2
H	8
RBI	2
BB	1
SO	3
LOB	14



WP	PA	ERA	WHIP
0	36		

Fri Jun 11 1999, 10:05 PM EDT  
Att: 37,042 - Cloudy - 69 F

livebaseballscorecards.com



Batter	1	2	3	4	5	6	7	8	9	AB R H RBI BB SO LOB	TOP																
Steve Finley, L (1, 8) OBP: 0.343, SLG: 0.547	0-1 G4-3 1B	2-2 G4-3			1-1 G3-1		1-1 HBP			3 1 1 0 0 0 2																	
Jay Bell, R (1, 4) OBP: 0.378, SLG: 0.615	1-3 K		3-2 P3		2-0 HR		2-3 K			4 1 1 1 0 2 2																	
Luis Gonzalez, L (1, 7) OBP: 0.435, SLG: 0.628	0-0 G4-3		2-1 CS 1B		2-1 G6-3		1-3 K			4 0 1 0 0 1 2																	
Matt Williams, R (1, 5) OBP: 0.363, SLG: 0.631	2-1 1B		0-3 K			0-0 HR		2-1 G5-3		4 1 2 2 0 1 1																	
Greg Colbrunn, R (1, 10) OBP: 0.357, SLG: 0.500	1-3 K		0-1 CS	1-2 FC4-6 1B		1-1 F9		3-3 K		4 0 1 0 0 2 1																	
Travis Lee, L (1, 3) OBP: 0.358, SLG: 0.442		2-3 K		1-3 K		1-0 L8		0-0 G3		4 0 0 0 0 2 1																	
Bernard Gilkey, R (1, 9) OBP: 0.390, SLG: 0.500		4-2 WP BB BB		2-0 P4		4-2 BB			0-3 K	1 0 0 0 2 0 1	AB 32																
David Dellucci, L (9, PH) OBP: 0.462, SLG: 0.522										1 0 0 0 0 1 0	R 3																
Damian Miller, R (1, 2) OBP: 0.338, SLG: 0.478		0-1 F8		0-1 FC4-6		0-3 K			2-3 K	4 0 0 0 0 2 3	H 6																
Hanley Frias, S (1, 6) OBP: 0.333, SLG: 0.111		4-1 WP BB									RBI 3																
Tony Womack, L (9, PH) OBP: 0.322, SLG: 0.339					0-0 L8		2-2 G6-3		1-0 F9	2 0 0 0 1 0 0	BB 3																
										1 0 0 0 0 0 0	SO 11																
											LOB 13																
<b>Inning Stats</b>	R: 1 E: 0 K: 2 S: 12	H: 2 LOB: 1 BB: 0 P: 16	R: 0 E: 0 K: 1 S: 12	H: 0 LOB: 2 BB: 2 P: 24	R: 0 E: 0 K: 1 S: 9	H: 1 LOB: 0 BB: 0 P: 14	R: 0 E: 0 K: 1 S: 9	H: 1 LOB: 1 BB: 0 P: 13	R: 1 E: 0 K: 0 S: 6	H: 1 LOB: 0 BB: 0 P: 11	R: 1 E: 0 K: 1 S: 9	H: 1 LOB: 1 BB: 1 P: 15	R: 0 E: 0 K: 2 S: 10	H: 0 LOB: 1 BB: 0 P: 16	R: 0 E: 0 K: 1 S: 7	H: 0 LOB: 0 BB: 0 P: 12	R: 0 E: 0 K: 2 S: 8	H: 0 LOB: 0 BB: 0 P: 11	1B: 4 2B: 0 3B: 0 HR: 2	SF: 0 SAC: 0 DP: 0 HBP: 1	WP: 1 PB: 0 SB: 1 CS: 1	PA: 37					
<b>PITCHER</b>	IP WLS BF H R ER SO BB IBB HBP BLK WP HR S P ERA WHIP																										
Chuck Finley, L (1, 1) ERA: 4.31	7.0		30	6	3	3	8	3	0	1	0	1	2	67	109	3.86	1.286										
Mark Petkovsek, R (8, 1) ERA: 1.55	1.0	W	3	0	0	0	1	0	0	0	0	0	0	7	12	0.00	0.000										
Troy Percival, R (9, 1) ERA: 2.16	1.0	S	3	0	0	0	2	0	0	0	0	0	0	8	11	0.00	0.000										

Arizona Diamondbacks @ Anaheim Angels  
Edison International Field, Anaheim, CA

Sat Jun 12 1999, 10:05 PM EDT  
Att. 37,916 - Unknown - 70 F

livebaseballscorecards.com



Batter	1	2	3	4	5	6	7	8	9
Orlando Palmeiro, L (1, 7) OBP: 0.382, SLG: 0.329 (9, 9)	0-1 2B 1B		4-2 G4-6-3 BB BB		0-1 CS 1B		1-2 G3		
Randy Velarde, R (1, 4) OBP: 0.384, SLG: 0.409 (9, 9)	1-2 G3 2B 2B		4-0 G4-6-3 BB BB		3-2 PB 1B			3-2 F8	
Mo Vaughn, L (1, 10) OBP: 0.354, SLG: 0.552 (9, 9)	0-1 G3		0-0 G4-6-3		1-2 G4-3			2-2 HR	
16 Garret Anderson, L (1, 8) OBP: 0.296, SLG: 0.488 (9, 9)	0-3 K		1-1 F8		1-1 G4-3			0-0 G3	
Todd Greene, R (1, 2) OBP: 0.318, SLG: 0.527 Matt Walbeck, S (8, PR) OBP: 0.301, SLG: 0.352 (9, 2)	2-2 2B		0-1 SH5-3 1B		1-2 F8			2-2 BLK 1B	
Darin Erstad, L (1, 3) OBP: 0.296, SLG: 0.367 (9, 7)	0-3 K		0-0 SH5-3		1-1 1B			1-1 BLK BB 1B	
Troy Glaus, R (1, 5) OBP: 0.326, SLG: 0.481 (9, 9)		0-1 F9	1-3 K2-3		2-3 K			4-1 BLK BB	
Reggie Williams, S (1, 9) OBP: 0.095, SLG: 0.095 Jeff Huson, L (8, PH) OBP: 0.300, SLG: 0.303 (9, 3)		2-1 F8	1-3 K				1-2 G6-3	2-2 G4-3	
Andy Sheets, R (1, 6) OBP: 0.259, SLG: 0.330 (9, 9)		0-3 K			2-3 K		0-2 G4-3		

AB	R	H	RBI	BB	SO	LOB
3	1	2	0	1	0	0
3	1	2	1	1	0	0
4	1	1	1	0	0	4
4	0	0	0	0	1	2
4	0	3	1	0	0	0
0	1	0	0	0	0	0
3	0	2	0	0	1	1
3	0	0	0	1	2	2
3	0	0	0	0	1	1
1	0	0	0	0	0	2
3	0	0	0	0	2	0

**BOTTOM**

**Arizona Diamondbacks @ Anaheim Angels**  
Edison International Field, Anaheim, CA

Sat Jun 12 1999, 10:05 PM EDT  
Att: 37,916 - Unknown - 70 F

AB	31
R	4
H	10
RBI	3
BB	3
SO	7
LOB	12



1B:	7	SF:	0
2B:	2	SAC:	1
3B:	0	DP:	1
HR:	1	HBP:	0

WP:	0	PA:	35
PB:	1		
SB:	0		
CS:	1		

Inning	1	2	3	4	5	6	7	8	9
R:	2	0	0	0	0	0	0	2	0
H:	3	0	0	1	2	1	0	3	0
E:	0	0	0	0	0	0	0	0	0
K:	2	1	2	2	1	1	1	0	0
S:	16	7	9	13	11	10	10	19	12

PITCHER	IP	WLS	BF	H	R	ER	SO	BB	IBB	HBP	BLK	WP	HR	S	P	ERA	WHIP
Andy Benes, R ERA: 5.33	7.2	L	32	9	4	4	7	2	0	0	0	0	1	88	123	4.70	1.435
Greg Swindell, L ERA: 4.21	0.0		1	1	0	0	0	0	0	0	0	0	0	2	3	∞	∞
Byung-Hyun Kim, R ERA: 3.68	0.1		2	0	0	0	0	1	0	0	1	0	0	4	10	0.00	3.000



Batter	1	2	3	4	5	6	7	8	9	10	11	12	13	AB R H RBI BB SO LOB	TOP																			
Tony Womack, L OBP: 0.322, SLG: 0.344 (1, 9)	3-2 G6-4-3 1B		2-1 G4-3			1-2 P2		0-2 F8		X 0-0 G3			X 0-0 E6 SF9 2B	6 1 2 1 0 0 2																				
Jay Bell, R OBP: 0.370, SLG: 0.602 (1, 4)	1-0 G6-4-3 1-2f			2-3 K		1-3 K		2-3 K		X 0-0 F8			X 0-0 SF9	5 0 0 1 0 3 2																				
Luis Gonzalez, L OBP: 0.429, SLG: 0.615 Gregg Olson, R (1, 7) (13, 1)	2-1 G5-3			4-1 G4-6-3 BB		3-1 G3		0-0 G4-3		X 0-3 K			X 0-0 G6-3	5 0 0 0 1 1 2 0 0 0 0 0 0 0																				
Matt Williams, R OBP: 0.364, SLG: 0.631 (1, 5)		0-2 2B		1-1 G4-6-3 1-2f			1-1 G6-3 F8 1B		X 0-0 G6-3			X 0-0 G5-3		5 1 2 0 0 0 1																				
Steve Finley, L OBP: 0.341, SLG: 0.540 (1, 10) (13, 8)		2-2 K			3-3 K		2-0 F8		X 2-2 G4-3 1B			X 0-0 F8		5 0 1 0 0 2 2																				
Travis Lee, L OBP: 0.355, SLG: 0.437 (1, 3)		1-1 P6		1-1 HBP 1B		1-1 G6-3		1-0 G6-3		X 1-1 G4-3 1-2f			X 0-0 G4-3	5 0 1 0 0 0 3																				
David Dellucci, L OBP: 0.456, SLG: 0.490 (1, 8) (13, 7)		0-0 G6-3		3-1 G4-6-3 HBP		2-2 1B HBP		2-2 1B HBP		X 0-0 G4-3		X 0-0 G6-3		3 0 0 0 0 0 1																				
Andy Fox, L OBP: 0.360, SLG: 0.443 (1, 6)			1-1 F7-4 HBP		1-2 G4-6-3 1-2f		0-1 FC6-4 1B		X 0-3 K			X 0-3 K		4 0 1 1 0 2 2																				
Kelly Stinnett, R OBP: 0.271, SLG: 0.409 Hanley Frias, S OBP: 0.333, SLG: 0.111 Damian Miller, R OBP: 0.338, SLG: 0.478 (1, 2) (13, PR) (13, 2)			0-1 F7-4 1-2			1-0 WP HBP		1-1 FC6-4 1-2f		X 0-0 1B			X 0-0 E 1B	4 0 2 0 0 0 3 0 1 0 0 0 0 0 0 0 0 0 0 0 0																				
<b>Inning Stats</b>	R: 0 E: 0 K: 0 S: 7	H: 1 LOB: 0 BB: 0 P: 13	R: 0 E: 0 K: 1 S: 9	H: 1 LOB: 1 BB: 0 P: 12	R: 0 E: 0 K: 0 S: 5	H: 0 LOB: 0 BB: 0 P: 8	R: 0 E: 0 K: 1 S: 7	H: 0 LOB: 1 BB: 1 P: 14	R: 0 E: 0 K: 1 S: 11	H: 0 LOB: 1 BB: 0 P: 17	R: 1 E: 0 K: 0 S: 10	H: 2 LOB: 2 BB: 0 P: 17	R: 0 E: 0 K: 1 S: 10	H: 0 LOB: 0 BB: 0 P: 12	R: 0 E: 0 K: 0 S: 6	H: 1 LOB: 0 BB: 0 P: 9	R: 0 E: 0 K: 1 S: 5	H: 0 LOB: 0 BB: 0 P: 5	R: 0 E: 0 K: 0 S: 3	H: 0 LOB: 0 BB: 0 P: 3	R: 2 E: 1 K: 1 S: 7	H: 2 LOB: 1 BB: 0 P: 7	1B: 7 2B: 3 3B: 0 HR: 0	SF: 1 SAC: 0 DP: 5 HBP: 4	WP: 1 PB: 0 SB: 0 CS: 0	PA: 48								
<b>PITCHER</b>	IP WLS BF H R ER SO BB IBB HBP BLK WP HR S P ERA WHIP																																	
Omar Olivares, R ERA: 3.22 (1, 1)	8.1	32	6	1	1	1	5	1	0	0	0	0	0	0	0	0	72	116	1.08	0.840														
Scott Schoeneweis, L ERA: 4.18 (9, 1)	1.2	5	1	0	0	0	1	0	0	0	0	0	0	0	0	0	8	9	0.00	0.600														
Troy Percival, R ERA: 2.08 (11, 1)	1.0	3	0	0	0	0	1	0	0	0	0	0	0	0	0	0	5	5	0.00	0.000														
Mark Petkovsek, R ERA: 1.74 (12, 1)	2.0	L	8	2	2	1	1	0	0	0	0	0	0	0	0	0	10	10	4.50	1.000														

Arizona Diamondbacks @ Anaheim Angels  
Edison International Field, Anaheim, CA

Sun Jun 13 1999, 8:05 PM EDT  
Att: 29,176 - Unknown - 76 F

AB	42
R	3
H	9
RBI	3
BB	1
SO	8
LOB	18








Batter	1	2	3	4	5	6	7	8	9	AB R H RBI BB SO LOB	TOP									
Luis Castillo, S (1, 4) OBP: 0.351, SLG: 0.351	2-1 G6-3		2-1 G4-3			0-0 B1-3			0-3 K	4 0 0 0 0 1 0										
Dave Berg, R (1, 6) OBP: 0.375, SLG: 0.413	3-2 F7			0-2 2B		1-2 P9			2-1 1B 1B	4 0 2 0 0 0 0										
Bruce Aven, R (1, 7) OBP: 0.423, SLG: 0.648	1-1 P4			0-3 K			0-1 G5-3		2-1 1B 1B	4 0 1 0 0 1 1										
Kevin Millar, R (1, 3) OBP: 0.407, SLG: 0.408		1-3 K		0-0 P3			0-3 K		2-2 G1-3	3 0 0 0 0 2 1										
Tim Hyers, L (9, PH) OBP: 0.423, SLG: 0.591										1 0 0 0 0 0 2										
Preston Wilson, R (1, 8) OBP: 0.293, SLG: 0.506		1-3 K		3-3 K			0-2 F8			3 0 0 0 0 2 1										
Braden Loper, R (7, 1)										0 0 0 0 0 0 0										
Jesus Sanchez, L (8, 1) OBP: 0.167, SLG: 0.091										0 0 0 0 0 0 0										
Kevin Orie, R (1, 5) OBP: 0.324, SLG: 0.413		1-2 1B			1-2 P3			2-3 K		3 0 1 0 0 1 0										
Danny Bautista, R (1, 9) OBP: 0.429, SLG: 0.571		0-3 K			1-2 G6-3			3-1 G4-3		3 0 0 0 0 1 1										
Mike Redmond, R (1, 2) OBP: 0.355, SLG: 0.305			1-3 K		0-0 F8			0-2 F7		2 0 0 0 0 1 0										
Cliff Floyd, L (8, PH) OBP: 0.374, SLG: 0.458										1 0 0 0 0 0 0										
Jorge Fabregas, L (8, 2) OBP: 0.273, SLG: 0.344										0 0 0 0 0 0 0										
Ryan Dempster, R (1, 1) OBP: 0.133, SLG: 0.143			0-3 K		0-0 G5-3				1-2 G1-3	2 0 0 0 0 1 0										
Vic Darenbourg, L (7, 1)										0 0 0 0 0 0 0										
Mark Kotsay, L (7, 9) OBP: 0.295, SLG: 0.370										1 0 0 0 0 0 0										
<b>Inning Stats</b>	R: 0 E: 0 K: 0 S: 10	H: 0 LOB: 0 BB: 0 P: 16	R: 0 E: 0 K: 3 S: 13	H: 1 LOB: 1 BB: 0 P: 16	R: 0 E: 0 K: 2 S: 12	H: 0 LOB: 0 BB: 0 P: 15	R: 0 E: 0 K: 2 S: 14	H: 1 LOB: 1 BB: 0 P: 17	R: 0 E: 0 K: 0 S: 7	H: 0 LOB: 0 BB: 0 P: 9	R: 0 E: 0 K: 1 S: 13	H: 0 LOB: 0 BB: 0 P: 13	R: 0 E: 0 K: 1 S: 8	H: 0 LOB: 0 BB: 0 P: 13	R: 0 E: 0 K: 1 S: 13	H: 2 LOB: 2 BB: 0 P: 20	1B: 3 2B: 1 3B: 0 HR: 0	SF: 0 SAC: 0 DP: 0 HBP: 0	WP: 0 PB: 0 SB: 0 CS: 0	PA: 31
<b>PITCHER</b>	IP WLS BF H R ER SO BB IBB HBP BLK WP HR S P ERA WHIP																			
Randy Johnson, L (1, 1) ERA: 2.96	7.0 W 23 2 0 0 8 0 0 0 0 0 0 0 75 93 0.00 0.286																			
Byung-Hyun Kim, R (8, 1) ERA: 3.38	0.2 H 2 0 0 0 1 0 0 0 0 0 0 0 5 10 0.00 0.000																			
Dan Plesac, L (8, 1) ERA: 7.88	1.0 H 3 0 0 0 1 0 0 0 0 0 0 0 9 10 0.00 0.000																			
Gregg Olson, R (9, 1) ERA: 4.63	0.1 S 3 2 0 0 0 0 0 0 0 0 0 0 7 13 0.00 6.000																			

**Florida Marlins @ Arizona Diamondbacks**  
**Bank One Ballpark, Phoenix, AZ**  
 Mon Jun 14 1999, 10:05 PM EDT  
 Att: 39,314 - Unknown - 102 F

<b>AB</b>	<b>31</b>
<b>R</b>	<b>0</b>
<b>H</b>	<b>4</b>
<b>RBI</b>	<b>0</b>
<b>BB</b>	<b>0</b>
<b>SO</b>	<b>10</b>
<b>LOB</b>	<b>6</b>







Batter	1	2	3	4	5	6	7	8	9	AB R H RBI BB SO LOB	TOP
--------	---	---	---	---	---	---	---	---	---	----------------------	-----


<b>Dave Berg, R</b> (1, 4) <small>OBP: 0.376, SLG: 0.412</small>	1-0 		2-0 		1-0 			3-1 	1-1 	5 1 2 1 0 0 2	
<b>Alex Gonzalez, R</b> (1, 6) <small>OBP: 0.314, SLG: 0.455</small>	2-2 		0-3 			1-1 		1-0 	2-1 	4 0 1 0 0 1 0	
<b>Cliff Floyd, L</b> (1, 7) <small>OBP: 0.375, SLG: 0.463</small>	0-1 			2-1 		0-0 		3-3 	0-0 	5 0 2 0 0 1 5	
<b>Bruce Aven, R</b> (1, 9) <small>OBP: 0.417, SLG: 0.634</small>		2-1 		1-2 		1-2 		0-0 		4 0 1 1 0 0 2	
<b>Kevin Ori, R</b> (1, 5) <small>OBP: 0.322, SLG: 0.405</small>		3-3 		4-2 		0-1 		2-2 		3 0 0 0 1 1 3	
<b>Kevin Millar, R</b> (1, 3) <small>OBP: 0.400, SLG: 0.400</small>		1-2 		2-2 			0-0 		0-2 	4 0 1 0 0 0 1	
<b>Danny Bautista, R</b> (1, 8) <small>OBP: 0.455, SLG: 0.545</small>		0-0 			0-0 		2-3 		0-1 	4 1 2 0 0 1 0	
<b>Mike Redmond, R</b> (1, 2) <small>OBP: 0.354, SLG: 0.306</small> <b>Tim Hyers, L</b> (9, PH) <small>OBP: 0.434, SLG: 0.591</small> <b>Luis Castillo, S</b> (9, PR) <small>OBP: 0.351, SLG: 0.351</small>		1-1 			1-2 		0-0 		4-0 	3 0 1 0 0 0 2 0 0 0 0 1 0 0 0 0 0 0 0 0 0	
<b>Dennis Springer, R</b> (1, 1) <small>OBP: 0.167, SLG: 0.235</small> <b>Mike Lowell, R</b> (5, PH) <small>OBP: 0.300, SLG: 0.386</small> <b>Braden Loper, R</b> (5, 1) <small>OBP: 0.187, SLG: 0.081</small> <b>Jesus Sanchez, L</b> (7, 1) <small>OBP: 0.297, SLG: 0.533</small> <b>Preston Wilson, R</b> (8, PH) <small>OBP: 0.297, SLG: 0.533</small> <b>Antonio Alfonseca, R</b> (8, 1) <small>OBP: 0.294, SLG: 0.368</small> <b>Mark Kotsay, L</b> (9, PH) <small>OBP: 0.294, SLG: 0.368</small>			0-1 		1-0 		1-2 		1-3 	1 0 0 0 0 0 0 1 0 1 0 0 0 0 0 0 0 0 0 0 0 0 0 0 0 0 0 0 1 1 1 1 0 0 0 0 0 0 0 0 0 0 1 0 0 0 0 1 2	

Inning Stats	R: 0	H: 0	E: 0	K: 0	S: 6	P: 9	R: 0	H: 2	E: 0	K: 1	S: 11	P: 18	R: 0	H: 0	E: 0	K: 1	S: 9	P: 11	R: 0	H: 1	E: 0	K: 0	S: 10	P: 19	R: 0	H: 2	E: 0	K: 0	S: 7	P: 10	R: 0	H: 2	E: 0	K: 1	S: 8	P: 10	R: 0	H: 0	E: 0	K: 1	S: 5	P: 7	R: 2	H: 3	E: 0	K: 1	S: 13	P: 23	R: 1	H: 2	E: 0	K: 1	S: 12	P: 20	1B: 9	SF: 0	2B: 2	SAC: 0	3B: 0	DP: 2	HR: 1	HBP: 1	WP: 0	PA: 39
--------------	------	------	------	------	------	------	------	------	------	------	-------	-------	------	------	------	------	------	-------	------	------	------	------	-------	-------	------	------	------	------	------	-------	------	------	------	------	------	-------	------	------	------	------	------	------	------	------	------	------	-------	-------	------	------	------	------	-------	-------	-------	-------	-------	--------	-------	-------	-------	--------	-------	--------

PITCHER	IP	WLS	BF	H	R	ER	SO	BB	IBB	HBP	BLK	WP	HR	S	P	ERA	WHIP
<b>Brian Anderson, L</b> (1, 1) ERA: 8.0	7.0	W	28	9	2	2	3	1	0	0	0	0	1	61	93	2.57	1.429
<b>Darren Holmes, R</b> (8, 1) ERA: 2.77	1.0	H	4	1	0	0	1	0	0	0	0	0	0	8	14	0.00	1.000
<b>Vladimir Nunez, R</b> (9, 1) ERA: 2.08	0.1	H	3	1	1	1	0	1	0	0	0	0	0	5	9	27.00	6.000
<b>Dan Plesac, L</b> (9, 1) ERA: 7.77	0.1	H	1	0	0	0	1	0	0	0	0	0	0	3	4	0.00	0.000
<b>Gregg Olson, R</b> (9, 1) ERA: 4.56	0.1	S	3	1	0	0	0	0	0	1	0	0	0	4	7	0.00	3.000

**Florida Marlins @ Arizona Diamondbacks**  
 Bank One Ballpark, Phoenix, AZ  
 Tue Jun 15 1999, 10:05 PM EDT  
 Att: 30,096 - Cloudy - 104 F

AB	36
R	3
H	12
RBI	3
BB	2
SO	5
LOB	17








Batter	1	2	3	4	5	6	7	8	9	AB R H RBI BB SO LOB	TOP											
Luis Castillo, S (1, 4) OBP: 0.356, SLG: 0.358	0-0 B1-3		3-2 G4-3		1-1 CS 1B		2-0 PB 1B 2B		4-2 BB	4 1 2 0 1 0 1												
Alex Gonzalez, R (1, 6) OBP: 0.313, SLG: 0.452 Dave Berg, R (7, PR) OBP: 0.372, SLG: 0.407	1-1 F7		1-2 P3		2-2 F9		1-1 G3-1 WP 1B		2-3 K	4 0 1 1 0 0 2 1 1 0 0 0 1 1												
Cliff Floyd, L (1, 7) OBP: 0.372, SLG: 0.476 Kevin Orie, R (7, 3) OBP: 0.320, SLG: 0.403	1-0 HR			2-2 G4-3	2-2 L9		3-3 K		3-2 P3	4 1 1 1 0 1 1 1 0 0 0 0 0 1												
Danny Bautista, R (1, 9) OBP: 0.375, SLG: 0.438	1-2 G6-3			3-1 1B 1B		3-1 G4-3	1-1 G3-1		1-3 K	5 1 1 0 0 1 2												
Preston Wilson, R (1, 8) OBP: 0.311, SLG: 0.536		0-1 G4-6-3 1B		0-0 1B SF9 1B		1-1 FC3-6 1B	1-1 1B			4 1 4 1 0 0 0												
Mark Kotsay, L (1, 3) OBP: 0.293, SLG: 0.366		1-1 F7		3-2 SF9 1B		0-2 FC3-6 1B	1-2 P5			4 1 1 1 0 0 3												
Mike Lowell, R (1, 5) OBP: 0.296, SLG: 0.370		2-1 G4-6-3		1-1 SF9		3-2 1B HBP		2-2 G6-3		2 0 0 1 0 0 1												
Jorge Fabregas, L (1, 2) OBP: 0.286, SLG: 0.352			1-2 G4-3 SH3 1B		4-0 IBB	1-0 1B		3-1 F9		3 0 2 1 1 0 0												
Brian Meadows, R (1, 1) OBP: 0.192, SLG: 0.208 Vic Darenbourg, L (5, 1) Tim Hyers, L (6, PH) OBP: 0.428, SLG: 0.578 Brian Edmondson, R (6, 1) OBP: 0.444, SLG: 0.967 Bruce Aven, R (8, PH) OBP: 0.414, SLG: 0.628 Matt Mantel, R (8, 1)			1-0 SH3	3-2 G4-3		1-3 K		3-3 K		1 0 0 0 0 0 2 0 0 0 0 0 0 0 1 0 0 0 0 0 1 2 0 0 0 0 0 0 0 0 1 0 0 0 0 0 1 0 0 0 0 0 0 0 0 0												
<b>Inning Stats</b>	R: 1 E: 0 K: 0 S: 7	H: 1 LOB: 0 BB: 0 P: 10	R: 0 E: 0 K: 0 S: 6	H: 1 LOB: 0 BB: 0 P: 9	R: 0 E: 0 K: 0 S: 11	H: 1 LOB: 1 BB: 0 P: 17	R: 2 E: 0 K: 0 S: 14	H: 3 LOB: 2 BB: 1 P: 30	R: 0 E: 0 K: 0 S: 8	H: 1 LOB: 0 BB: 0 P: 13	R: 1 E: 0 K: 1 S: 14	H: 2 LOB: 2 BB: 0 P: 23	R: 2 E: 0 K: 1 S: 13	H: 3 LOB: 1 BB: 0 P: 22	R: 0 E: 0 K: 1 S: 8	H: 0 LOB: 0 BB: 0 P: 16	R: 0 E: 0 K: 2 S: 13	H: 0 LOB: 1 BB: 1 P: 23	1B: 10 2B: 1 3B: 0 HR: 1	SF: 1 SAC: 1 DP: 1 HBP: 1	WP: 1 PB: 1 SB: 0 CS: 1	PA: 40
<b>PITCHER</b>	IP WLS BF H R ER SO BB IBB HBP BLK WP HR S P ERA WHIP																				IP WLS BF H R ER SO BB IBB HBP BLK WP HR S P ERA WHIP	
Armando Reynoso, R (1, 1) ERA: 4.22	6.0 W 28 10 5 5 1 0 1 1 0 0 1 61 105 7.50 1.667																					
Byung-Hyun Kim, R (7, 1) ERA: 3.6	2.0 8 2 1 1 2 0 0 0 0 1 0 20 35 4.50 1.000																					
Vladimir Nunez, R (9, 1) ERA: 1.99	1.0 4 0 0 0 2 1 0 0 0 0 0 13 23 0.00 1.000																					

**Florida Marlins @ Arizona Diamondbacks**  
Bank One Ballpark, Phoenix, AZ  
Wed Jun 16 1999, 10:05 PM EDT  
Att: 30,567 - Unknown - 102 F

AB	35
R	6
H	12
RBI	6
BB	2
SO	5
LOB	16



Batter	1	2	3	4	5	6	7	8	9
<b>Tony Womack, L</b> OBP: 0.328, SLG: 0.369 (1, 9)	2-2 2B	0-1 1B		3-1 F7	0-0 1B 2B	F8		0-0 G4-6-3	
<b>Jay Bell, R</b> OBP: 0.364, SLG: 0.581 (1, 4)	4-1 1B BB	1-2 L1		1 SAFE 2-1 FC5-4	0-1 1B		0-2 F9		
<b>Luis Gonzalez, L</b> OBP: 0.426, SLG: 0.607 (1, 7)	1-2 1B 1B				G3		0-0 1B		
<b>Matt Williams, R</b> OBP: 0.372, SLG: 0.635 (1, 5)	2-2 P6			1-H HR	1-2 1B 1B WP	4-2 E WP BB	0-1 F7		
<b>Travis Lee, L</b> OBP: 0.360, SLG: 0.443 (1, 3)	1-2 1B			F8	2-0 WP 1B 1B	2-1 P6	2-1 L7		
<b>David Dellucci, L</b> OBP: 0.468, SLG: 0.500 (1, 8)	1-3 K			0-0 G1-3	3-1 WP 2B 1B	0-0 E7 WP FC3-6 1B		0-1 BB 1B SF9	
<b>Kelly Stinnett, R</b> OBP: 0.276, SLG: 0.404 (1, 2)		1-2 G5-3	0-0 G4-3		1-3 K	4-2 FC3-6 BB	2-2 SF9 BB 1B		
<b>Andy Fox, L</b> OBP: 0.378, SLG: 0.456 (1, 6)		3-3 K		2-1 FC5-4 HBP	4-0 WP 2B IBB	FC3-6 1B	4-2 G4-6-3 BB		
<b>Hanley Frias, S</b> OBP: 0.400, SLG: 0.100 (5, PH) (6, 6)									
<b>Armando Reynoso, R</b> OBP: 0.208, SLG: 0.250 (1, 1)		0-0 1B		0-3 K	0-3 K 2B	2-2 1B	0-1 SF9		
<b>Byung-Hyun Kim, R</b> (7, 1)									
<b>Bernard Gilkey, R</b> OBP: 0.386, SLG: 0.500 (8, PH)									
<b>Vladimir Nunez, R</b> (9, 1)									

Inning Stats	R: 1	H: 3	E: 0	K: 1	S: 17	LOB: 2	BB: 1	P: 28	R: 0	H: 2	E: 0	K: 1	S: 12	LOB: 2	BB: 0	P: 17	R: 2	H: 2	E: 0	K: 0	S: 8	LOB: 0	BB: 0	P: 8	R: 0	H: 0	E: 0	K: 1	S: 8	LOB: 1	BB: 0	P: 15	R: 6	H: 5	E: 1	K: 2	S: 18	LOB: 1	BB: 1	P: 29	R: 2	H: 2	E: 0	K: 0	S: 12	LOB: 2	BB: 2	P: 28	R: 0	H: 1	E: 0	K: 0	S: 8	LOB: 1	BB: 0	P: 10	R: 1	H: 2	E: 0	K: 0	S: 13	LOB: 1	BB: 1	P: 19
1B: 14	SF: 1	2B: 2	SAC: 0	3B: 0	DP: 1	HR: 1	HBP: 1	1B: 17	SF9: 1	BB: 5	FC3-6: 2	G4-6-3: 1	WP: 3	PA: 46																																																		

PITCHER	IP	WLS	BF	H	R	ER	SO	BB	IBB	HBP	BLK	WP	HR	S	P	ERA	WHIP
<b>Brian Meadows, R</b> ERA: 5.73 (1, 1)	4.2	L	27	10	8	8	5	1	1	1	0	2	1	58	92	15.43	2.357
<b>Vic Darenbourg, L</b> ERA: 7.23 (5, 1)	0.1		3	2	1	1	0	0	0	0	0	0	0	5	5	27.00	6.000
<b>Brian Edmondson, R</b> ERA: 4.5 (6, 1)	2.0		11	3	2	2	0	2	0	0	0	1	0	20	38	9.00	2.500
<b>Matt Mantei, R</b> ERA: 1.8 (8, 1)	1.0		5	2	1	1	0	1	0	0	0	0	0	13	19	9.00	3.000

**BOTTOM**

**Florida Marlins @ Arizona Diamondbacks**  
Bank One Ballpark, Phoenix, AZ

Wed Jun 16 1999, 10:05 PM EDT  
Att. 30,567 - Unknown - 102 F

<b>AB</b>	<b>39</b>
<b>R</b>	<b>12</b>
<b>H</b>	<b>17</b>
<b>RBI</b>	<b>9</b>
<b>BB</b>	<b>5</b>
<b>SO</b>	<b>5</b>
<b>LOB</b>	<b>22</b>



PITCHER	IP	WLS	BF	H	R	ER	SO	BB	IBB	HBP	BLK	WP	HR	S	P	ERA	WHIP
<b>Brian Meadows, R</b> ERA: 5.73 (1, 1)	4.2	L	27	10	8	8	5	1	1	1	0	2	1	58	92	15.43	2.357
<b>Vic Darenbourg, L</b> ERA: 7.23 (5, 1)	0.1		3	2	1	1	0	0	0	0	0	0	0	5	5	27.00	6.000
<b>Brian Edmondson, R</b> ERA: 4.5 (6, 1)	2.0		11	3	2	2	0	2	0	0	0	1	0	20	38	9.00	2.500
<b>Matt Mantei, R</b> ERA: 1.8 (8, 1)	1.0		5	2	1	1	0	1	0	0	0	0	0	13	19	9.00	3.000



Batter	1	2	3	4	5	6	7	8	9	AB R H RBI BB SO LOB	TOP											
Ozzie Guillen, L OBP: 0.290, SLG: 0.281 (1, 6)	2-2 G4-3		2-0 2B		2-1 G6-3	0-1 1B		3-2 1B	4-1 BB	5 1 3 1 1 0 0												
Bret Boone, R OBP: 0.321, SLG: 0.403 (1, 4)	1-2 G6-3		3-3 K2-3		1-1 3B	4-2 BB		0-0 F8	3-3 K	5 1 1 0 1 2 4												
10 Chipper Jones, S OBP: 0.387, SLG: 0.524 (1, 5)	3-3 K			1-0 F8	0-0 1B	1-2 1B		2-1 1B		5 1 3 2 0 1 0												
Brian Jordan, R OBP: 0.359, SLG: 0.515 (1, 9)		0-0 F9		1-1 HBP	2-2 1B	2-1 G6-3		2-2 P5		3 1 0 0 0 0 4												
Javy Lopez, R OBP: 0.382, SLG: 0.525 (1, 2)		1-1 G6-3		4-2 BB	4-2 1B		0-0 G6-3	0-2 F8		3 0 0 0 2 0 2												
Ryan Klesko, L OBP: 0.351, SLG: 0.479 30 Kevin McGlinchy, R Otis Nixon, S John Rocker, R		0-0 G4-3		0-0 F8	1-3 1B		2-3 K		0-0 E	4 0 1 2 0 1 2 0 0 0 0 0 0 0 1 1 1 0 0 0 0 0 0 0 0 0 0 0												
Andrew Jones, R OBP: 0.344, SLG: 0.470 (1, 8)			2-2 K	4-1 BB	0-0 F7		2-1 1B		2-3 K	4 0 1 0 1 2 3	AB 38 R 6 H 12 RBI 6 BB 6 SO 7 LOB 21											
Randall Simon, L OBP: 0.322, SLG: 0.392 (1, 3)			0-0 2B	1-2 G4-3		0-0 G3		4-1 BB	1-1 E9	4 1 2 1 1 0 3												
29 John Smoltz, R Keith Lockhart, L Gerald Williams, R			0-1 SH1		1-2 G4-3	2-3 K		2-1 F8	1-2 G2	2 0 0 0 0 1 0 0 0 0 0 0 0 0 2 0 0 0 0 0 3												
Inning Stats	R: 0 E: 0 K: 1 S: 10	H: 0 LOB: 0 BB: 0 P: 16	R: 0 E: 0 K: 0 S: 4	H: 0 LOB: 0 BB: 0 P: 5	R: 1 E: 0 K: 2 S: 10	H: 2 LOB: 1 BB: 0 P: 17	R: 0 E: 0 K: 0 S: 9	H: 0 LOB: 3 BB: 2 P: 20	R: 3 E: 0 K: 0 S: 16	H: 3 LOB: 2 BB: 1 P: 26	R: 1 E: 0 K: 1 S: 13	H: 2 LOB: 2 BB: 1 P: 22	R: 0 E: 0 K: 1 S: 10	H: 1 LOB: 2 BB: 1 P: 20	R: 0 E: 0 K: 0 S: 13	H: 2 LOB: 2 BB: 0 P: 20	R: 1 E: 1 K: 2 S: 13	H: 2 LOB: 2 BB: 1 P: 24	1B: 9 2B: 1 3B: 2 HR: 0	SF: 0 SAC: 1 DP: 0 HBP: 2	WP: 0 PB: 0 SB: 4 CS: 0	PA: 47
PITCHER	IP WLS BF H R ER SO BB IBB HBP BLK WP HR S P ERA WHIP												PITCHER	IP WLS BF H R ER SO BB IBB HBP BLK WP HR S P ERA WHIP								
Andy Benes, R ERA: 5.5	(1, 1) 5.2 L 30 7 5 5 4 4 0 2 0 0 0 0 60 102 7.94 1.941																					
Darren Holmes, R ERA: 2.67	(6, 1) 1.0 5 1 0 0 1 1 0 0 0 0 0 0 10 20 0.00 2.000																					
Ed Vosberg, L ERA: 9.0	(7, 1) 0.2 4 2 0 0 0 0 0 0 0 0 0 0 8 15 0.00 3.000																					
Vladimir Nunez, R ERA: 1.93	(8, 1) 0.2 2 0 0 0 0 0 0 0 0 0 0 0 7 9 0.00 0.000																					
Gregg Olson, R ERA: 4.74	(9, 1) 1.0 6 2 1 1 2 1 0 0 0 0 0 0 13 24 9.00 3.000																					

Atlanta Braves @ Arizona Diamondbacks  
Bank One Ballpark, Phoenix, AZ  
Fri Jun 18 1999, 10:05 PM EDT  
Att. 41,499 - Dome - 72 F

livebaseballscorecards.com



Batter	1	2	3	4	5	6	7	8	9	AB	R	H	RBI	BB	SO	LOB
Tony Womack, L OBP: 0.327, SLG: 0.367 (1, 4)	1-0 G4-3		2-2 G4-3		2-2 S 1B			1-3 K		4	0	1	0	0	1	0
David Dellucci, L OBP: 0.455, SLG: 0.474 (1, 9) (7, 8)	3-2 L6		2-3 K		2-1 F7			4-2 1B BB		3	0	0	0	1	1	1
Luis Gonzalez, L OBP: 0.424, SLG: 0.601 (1, 7)	2-2 P5		3-0 1B		0-1 G6-3			1-3 K		4	0	1	0	0	1	2
Matt Williams, R OBP: 0.373, SLG: 0.633 (1, 5)		0-1 1B	0-1 F7		1-1 F9			0-0 1B		4	0	2	0	0	0	1
Travis Lee, L OBP: 0.359, SLG: 0.437 Gregg Olson, R (9, 1)		4-2 1B BB		2-3 K		0-0 F8		0-0 G1-3		3	0	0	0	1	1	2
Steve Finley, L OBP: 0.338, SLG: 0.525 Ed Vosberg, L (7, 1) Vladimir Nunez, R (8, 1) Greg Colbrunn, R OBP: 0.341, SLG: 0.476 (9, 3)		3-2 F7		0-0 1B		1-1 G3			3-3 K	3	0	1	0	0	0	2
Kelly Stinnett, R OBP: 0.268, SLG: 0.390 (1, 2)		1-3 K		0-1 F9			1-3 K		3-3 K	4	0	0	0	0	3	3
Andy Fox, L OBP: 0.377, SLG: 0.448 59 Edwin Diaz, R OBP: 1.000, SLG: 2.000 (9, PH)		4-2 1B BB		3-2 F9		0-0 F9		0-0 F9		2	0	0	0	1	0	1
Andy Benes, R OBP: 0.167, SLG: 0.091 Darren Holmes, R (6, 1) Bernard Gilkey, R OBP: 0.379, SLG: 0.489 (7, 9)		1-3 K		2-2 G1-3			2-2 G6-3		0-0 F9	2	0	0	0	0	1	3

Inning Stats	R: 0	H: 0	E: 0	K: 0	S: 9	R: 0	H: 1	E: 0	K: 2	S: 19	R: 0	H: 1	E: 0	K: 1	S: 11	R: 0	H: 1	E: 0	K: 1	S: 10	R: 0	H: 0	E: 0	K: 0	S: 5	R: 0	H: 0	E: 0	K: 1	S: 9	R: 0	H: 1	E: 0	K: 2	S: 20	R: 0	H: 1	E: 0	K: 2	S: 10	1B: 5	2B: 1	3B: 0	HR: 0	SF: 0	SAC: 0	DP: 0	HBP: 0	WP: 0	PB: 0	SB: 1	CS: 0	PA: 36
--------------	------	------	------	------	------	------	------	------	------	-------	------	------	------	------	-------	------	------	------	------	-------	------	------	------	------	------	------	------	------	------	------	------	------	------	------	-------	------	------	------	------	-------	-------	-------	-------	-------	-------	--------	-------	--------	-------	-------	-------	-------	--------

PITCHER	IP	WLS	BF	H	R	ER	SO	BB	IBB	HBP	BLK	WP	HR	S	P	ERA	WHIP
29 John Smoltz, R ERA: 3.2 (1, 1)	6.0		24	4	0	0	4	2	0	0	0	0	0	67	106	0.00	1.000
30 Kevin McGlinchy, R ERA: 2.91 (7, 1)	2.0		8	1	0	0	3	1	0	0	0	0	0	29	38	0.00	1.000
John Rocker, L ERA: 2.05 (9, 1)	1.0		4	1	0	0	2	0	0	0	0	0	0	10	16	0.00	1.000

**BOTTOM**

**Atlanta Braves @ Arizona Diamondbacks**  
Bank One Ballpark, Phoenix, AZ

Fri Jun 18 1999, 10:05 PM EDT  
Att. 41,499 - Dome - 72 F

<b>AB</b>	<b>33</b>
<b>R</b>	<b>0</b>
<b>H</b>	<b>6</b>
<b>RBI</b>	<b>0</b>
<b>BB</b>	<b>3</b>
<b>SO</b>	<b>9</b>
<b>LOB</b>	<b>16</b>



PITCHER	IP	WLS	BF	H	R	ER	SO	BB	IBB	HBP	BLK	WP	HR	S	P	ERA	WHIP
---------	----	-----	----	---	---	----	----	----	-----	-----	-----	----	----	---	---	-----	------



Batter	1	2	3	4	5	6	7	8	9	AB R H RBI BB SO LOB	TOP	
Gerald Williams, R (1, 7) OBP: 0.321, SLG: 0.359	1-1 B1		0-0 10 1B BB		0-0 G1-3		0-0 1B		0-1 FC5-4 1-2f	5 1 2 0 0 0 1		
Bret Boone, R (1, 4) OBP: 0.320, SLG: 0.398	3-2 G6-3		4-1 10 1B FC6-4 BB		2-3 K		0-0 F7			3 1 0 0 1 1 1		
10 Chipper Jones, S (1, 5) OBP: 0.389, SLG: 0.521	2-0 P3		2-0 FC6-4 1B		3-2 E6 FC6-4			4-1 FC3-6 BB		3 0 1 1 1 0 0		
Brian Jordan, R (1, 9) OBP: 0.354, SLG: 0.508		2-1 G5-3	0-0 FC6-4		1-0 FC6-4			1-2 FC3-6 FC5-4		4 0 0 1 0 0 3		
Javy Lopez, R (1, 2) OBP: 0.379, SLG: 0.534		0-1 HR	1-3 K		2-0 F7			0-1 FC5-4 WP		4 1 1 1 0 1 2		
Andruw Jones, R (1, 8) OBP: 0.346, SLG: 0.470		0-0 1B		0-0 1B		0-0 G3		2-3 K		4 0 2 0 0 1 1		
Ryan Klesko, L (1, 3) OBP: 0.349, SLG: 0.473		3-3 K		1-0 F9		1-3 K2-3			2-2 FC6-4 1B	4 0 1 0 0 2 2	AB 35 R 3 H 7 RBI 3 BB 2 SO 7 LOB 15	
Ozzie Guillen, L (1, 6) OBP: 0.281, SLG: 0.271		1-0 G3		1-1 L7			3-2 F9		0-2 FC6-4 FC5-4	4 0 0 0 0 0 3		
Odalis Perez, L (1, 1) OBP: 0.087, SLG: 0.087			1-3 K		2-3 K				0-1 P2	2 0 0 0 0 2 1		
Justin Speier, R (5, 1) OBP: 0.333, SLG: 0.333										0 0 0 0 0 0 0		
Otis Nixon, S (7, PH) OBP: 0.288, SLG: 0.179										1 0 0 0 0 0 0		
Russ Springer, R (7, 1)										0 0 0 0 0 0 0		
Eddie Pérez, R (9, PH) OBP: 0.238, SLG: 0.244										1 0 0 0 0 0 1		
<b>Inning Stats</b>	R: 0 E: 0 K: 0 S: 6 H: 0 LOB: 0 BB: 0 P: 12	R: 1 E: 0 K: 1 S: 9 H: 2 LOB: 1 BB: 0 P: 15	R: 2 E: 0 K: 2 S: 10 H: 2 LOB: 1 BB: 1 P: 18	R: 0 E: 0 K: 1 S: 7 H: 1 LOB: 1 BB: 0 P: 11	R: 0 E: 1 K: 1 S: 10 H: 0 LOB: 1 BB: 0 P: 16	R: 0 E: 0 K: 1 S: 5 H: 0 LOB: 0 BB: 0 P: 8	R: 0 E: 0 K: 0 S: 8 H: 1 LOB: 1 BB: 0 P: 12	R: 0 E: 0 K: 1 S: 10 H: 0 LOB: 1 BB: 1 P: 17	R: 0 E: 0 K: 0 S: 12 H: 1 LOB: 1 BB: 0 P: 14	1B: 6 2B: 0 3B: 0 HR: 1 SF: 0 SAC: 0 DP: 0 HBP: 0	WP: 1 PB: 0 SB: 0 CS: 0 PA: 37	
<b>PITCHER</b>	IP WLS BF H R ER SO BB IBB HBP BLK WP HR S P ERA WHIP											
Omar Daal, L (1, 1) ERA: 3.29	7.0 W 29 6 3 3 6 1 0 0 0 0 1 55 92 3.86 1.000											
Byung-Hyun Kim, R (8, 1) ERA: 3.27	1.0 4 0 0 0 1 1 0 0 0 0 1 0 10 17 0.00 1.000											
Dan Plesac, L (9, 1) ERA: 7.66	0.1 2 1 0 0 0 0 0 0 0 0 0 0 8 10 0.00 3.000											
Vladimir Nunez, R (9, 1) ERA: 1.88	0.2 2 0 0 0 0 0 0 0 0 0 0 0 4 4 0.00 0.000											

Atlanta Braves @ Arizona Diamondbacks  
Bank One Ballpark, Phoenix, AZ  
Sat Jun 19 1999, 10:05 PM EDT  
Att: 46,726 - Dome - 72 F

livebaseballscorecards.com



Batter	1	2	3	4	5	6	7	8	9	AB	R	H	RBI	BB	SO	LOB
Tony Womack, L OBP: 0.321, SLG: 0.359 (1, 8) (9, 9)	0-0 P8	1-1 G3		0-0 G3	0-2 F7		0-2 G6-3			5	0	0	0	0	0	6
Jay Bell, R OBP: 0.368, SLG: 0.591 (1, 4)	4-0 HR BB		1-1 HR	2-0 E S FC6-4 1B	2-2 G6-3		1-1 F7			4	3	2	2	1	0	4
Luis Gonzalez, L OBP: 0.427, SLG: 0.610 (1, 7)	0-1 HR		1-1 BB S HBP	4-0 FC6-4 BB		2-2 G6-3		0-3 K		3	1	1	2	1	1	0
Matt Williams, R OBP: 0.367, SLG: 0.621 (1, 5)	2-0 F8		0-0 F8	0-0 FC6-4 FC1-6		2-2 F8		0-0 G5-3		5	0	0	1	0	0	2
Greg Colbrunn, R OBP: 0.354, SLG: 0.467 Travis Lee, L OBP: 0.361, SLG: 0.437 (8, PH) (9, 3)	2-2 F7		1-2 BB BB	1-2 FC1-6		1-0 1B		4-2 S BB		3	0	1	0	1	0	1
Bernard Gilkey, R OBP: 0.380, SLG: 0.500 Dan Plesac, L Vladimir Nunez, R (9, 1)		1-1 SF9 3B	4-2 1-2 2-3 BB		0-0 E5 1B 1B G4-3		0-1 F8		2-1 F9	4	2	1	0	1	0	2
Damian Miller, R OBP: 0.333, SLG: 0.465 (1, 2)		0-1 SF9	1-3 K		0-0 G4-3 1B 1-2 1B		0-1 G6-3 BB 1B			3	0	2	1	0	1	3
Hanley Frias, S OBP: 0.368, SLG: 0.143 Byung-Hyun Kim, R Steve Finley, L OBP: 0.338, SLG: 0.525 (1, 6) (8, 1) (9, 8)		1-3 K	1-0 G6-3		0-0 G4-3 1B 1-2 2-3 1B		1-0 F9			4	0	1	0	0	1	4
Omar Daal, L OBP: 0.219, SLG: 0.226 Andy Fox, L OBP: 0.382, SLG: 0.448 (7, PH) (8, 6)		2-2 1B		1-2 E5 BLK 1B 1B		1-2 G4-3		4-0 G6-3 BB		3	1	2	1	0	0	2

Inning Stats	R: 2	H: 1	E: 0	K: 0	S: 8	H: 1	LOB: 0	BB: 1	P: 16	R: 1	H: 2	E: 0	K: 1	S: 12	R: 1	H: 1	E: 0	K: 1	S: 12	R: 2	H: 2	E: 1	K: 0	S: 10	R: 1	H: 2	E: 1	K: 0	S: 13	R: 0	H: 1	E: 0	K: 0	S: 10	R: 0	H: 1	E: 0	K: 0	S: 8	R: 0	H: 0	E: 0	K: 1	S: 8	H: 0	LOB: 1	BB: 1	P: 14	1B: 7	2B: 0	3B: 1	HR: 2	SF: 1	SAC: 0	DP: 0	HBP: 1	WP: 0	PA: 42
--------------	------	------	------	------	------	------	--------	-------	-------	------	------	------	------	-------	------	------	------	------	-------	------	------	------	------	-------	------	------	------	------	-------	------	------	------	------	-------	------	------	------	------	------	------	------	------	------	------	------	--------	-------	-------	-------	-------	-------	-------	-------	--------	-------	--------	-------	--------

PITCHER	IP	WLS	BF	H	R	ER	SO	BB	IBB	HBP	BLK	WP	HR	S	P	ERA	WHIP
Odalis Perez, L ERA: 5.32 (1, 1)	4.0	L	26	8	7	5	2	4	0	0	1	0	2	45	78	11.25	3.000
Justin Speier, R ERA: 4.39 (5, 1)	2.0		7	1	0	0	0	0	0	0	0	0	0	20	28	0.00	0.500
Russ Springer, R ERA: 6.43 (7, 1)	2.0		9	1	0	0	1	2	0	0	0	0	0	16	28	0.00	1.500

BOTTOM


Atlanta Braves @ Arizona Diamondbacks  
Bank One Ballpark, Phoenix, AZ  
Sat Jun 19 1999, 10:05 PM EDT  
Att. 46,726 - Dome - 72 F

livebaseballscorecards.com

AB	34
R	7
H	10
RBI	7
BB	6
SO	3
LOB	24





Batter	1	2	3	4	5	6	7	8	9	AB R H RBI BB SO LOB	TOP											
Gerald Williams, R OBP: 0.323, SLG: 0.401 (1, 7) X	0-0 HR		2-3 K	0-3 K		1-3 K		0-0 1-H 2-H HR		5 2 2 4 0 3 2												
Bret Boone, R OBP: 0.318, SLG: 0.395 (1, 4) C S	0-3 K2-3		3-2 10 G5-3 1B		2-3 K	2-1 G4-6-3		1-1 G5-3		5 1 1 0 0 2 1												
10 Chipper Jones, S OBP: 0.386, SLG: 0.513 (1, 5) F B S	4-2 CS E BB		1-2 G5-3		3-2 G6-3		2-3 K		1-3 K	4 0 0 0 1 2 1												
Brian Jordan, R OBP: 0.358, SLG: 0.509 (1, 9) F X	0-1 E4		1-2 HR 1B		1-1 HR 1B		2-1 FC5-4 1B		1-1 P4	5 2 3 1 0 0 1												
Javy Lopez, R OBP: 0.380, SLG: 0.560 (1, 2) C S	0-3 K		1-1 HR		1-1 HR		0-1 FC5-4 CS		1-3 K2-3	5 2 2 4 0 2 3												
Andruw Jones, R OBP: 0.352, SLG: 0.482 (1, 8)			2-2 G5-3		1-2 HR		2-2 CS		4-0 BB HR BB	2 2 1 1 2 0 0												
Eddie Pérez, R OBP: 0.241, SLG: 0.247 Randall Simon, L OBP: 0.318, SLG: 0.388 (1, 3) (5, 3)		1 SAFE 0-1 L4		0-2 G6-3		0-0 1B		1-3 K		3 0 1 0 0 0 1 1 0 0 0 0 1 1	AB 36 R 10 H 12 RBI 10 BB 4 SO 12 LOB 14											
Ozzie Guillen, L OBP: 0.280, SLG: 0.270 (1, 6)		0-2 F7		2-2 SH5-4 1B		2-2 F9		1-3 K		4 0 1 0 0 1 3												
Tom Glavine, L OBP: 0.167, SLG: 0.138 Mike Reminger, L Rudy Seanez, R John Rocker, R (1, 1) (7, 1) (7, 1) (9, 1)		1-3 K		1-1 SH5-4		0-0 G4-6-3 1B		4-0 HR BB		2 0 1 0 0 1 1 0 0 0 0 0 0 0 0 1 0 0 1 0 0 0 0 0 0 0 0 0												
Inning Stats	R: 1 E: 1 K: 2 S: 12	H: 1 LOB: 2 BB: 1 P: 16	R: 0 E: 0 K: 1 S: 13	H: 0 LOB: 1 BB: 1 P: 18	R: 3 E: 0 K: 1 S: 23	H: 3 LOB: 0 BB: 0 P: 33	R: 0 E: 0 K: 1 S: 12	H: 1 LOB: 1 BB: 0 P: 15	R: 3 E: 0 K: 1 S: 21	H: 4 LOB: 1 BB: 0 P: 31	R: 0 E: 0 K: 1 S: 6	H: 1 LOB: 0 BB: 0 P: 9	R: 0 E: 0 K: 1 S: 10	H: 1 LOB: 0 BB: 0 P: 16	R: 3 E: 0 K: 2 S: 9	H: 1 LOB: 0 BB: 2 P: 20	R: 0 E: 0 K: 2 S: 8	H: 0 LOB: 0 BB: 0 P: 11	1B: 7 2B: 1 3B: 0 HR: 5	SF: 0 SAC: 1 DP: 2 HBP: 0	WP: 0 PB: 0 SB: 0 CS: 2	PA: 42
PITCHER	IP WLS BF H R ER SO BB IBB HBP BLK WP HR S P ERA WHIP																					
Randy Johnson, L ERA: 3.36 (1, 1)	5.0 L 26 9 7 7 6 2 0 0 0 0 0 4 81 113 12.60 2.200																					
Ed Vosberg, L ERA: 8.1 (6, 1)	1.0 3 1 0 0 1 0 0 0 0 0 0 6 9 0.00 1.000																					
Darren Holmes, R ERA: 2.89 (7, 1)	1.0 4 1 1 1 1 1 0 0 0 0 0 10 20 9.00 2.000																					
Dan Plesac, L ERA: 8.06 (8, 1)	1.0 5 1 2 2 2 1 0 0 0 0 1 9 16 18.00 2.000																					
Gregg Olson, R ERA: 4.56 (9, 1)	1.0 3 0 0 0 2 0 0 0 0 0 0 8 11 0.00 0.000																					

Atlanta Braves @ Arizona Diamondbacks  
Bank One Ballpark, Phoenix, AZ  
Sun Jun 20 1999, 8:05 PM EDT  
Att. 47,235 - Dome - 72 F

livebaseballscorecards.com

Batter	1	2	3	4	5	6	7	8	9	AB	R	H	RBI	BB	SO	LOB
Tony Womack, L OBP: 0.315, SLG: 0.352 (1, 9)	1-1 G1-3	2-3 K		0-1 B5		1-0 G1-3		0-0 FC4-6		5	0	0	0	0	1	2
Jay Bell, R OBP: 0.375, SLG: 0.608 (1, 4)	4-1 BB 1B SF8	3-2 S 1B		0-0 2B			2-2 HR	1-3 K2-3		4	2	3	2	1	1	1
Luis Gonzalez, L OBP: 0.427, SLG: 0.605 (1, 7)	2-2 SF8 BB 1-2 1B	2-1 F8		1-1 G5-3			3-2 1B 1B	0-1 G6-3		5	0	2	0	0	0	2
Matt Williams, R OBP: 0.368, SLG: 0.616 (1, 5)	4-2 BB 1-2 2-3 BB		2-1 FC4-6 1B SF8 1B	2-3 K			3-2 F8	0-3 K		4	1	1	0	1	2	2
Steve Finley, L OBP: 0.339, SLG: 0.525 (1, 8)	1-0 SF8		0-0 FC4-6 1-2 1B		1-3 K		0-0 1-2 1B	0-1 P7		4	0	2	1	0	1	0
Travis Lee, L OBP: 0.359, SLG: 0.432 (1, 3)	2-3 3-H 4-2 1-2 BB		1-2 FC4-6 1-2 2-3		0-0 G4-3		1-1 P5			3	0	0	0	1	0	4
Damian Miller, R OBP: 0.325, SLG: 0.456 (1, 2)	3-2 G4-3		0-0 SF8		0-0 G6-3		2-3 K			3	0	0	1	0	1	5
Andy Fox, L OBP: 0.386, SLG: 0.444 (1, 6)		2-2 E 1B	1 SAFE 4-1 1-2 IBB			0-0 G3-4-1		1-0 F8		3	1	1	0	1	0	0
Randy Johnson, R OBP: 0.187, SLG: 0.208 (1, 1)		1-2 FC	0-2 G4-3			2-1 F7		1-1 FC4-6 1B		2	0	0	0	0	0	3
Ed Vosberg, L (6, 1)										0	0	0	0	0	0	0
Greg Colbrunn, R OBP: 0.347, SLG: 0.457 (6, PH)										0	0	0	0	0	0	0
Darren Holmes, R (7, 1)										0	0	0	0	0	0	0
Dan Plesac, L (8, 1)										0	0	0	0	0	0	0
David Dellucci, L OBP: 0.483, SLG: 0.483 (8, PH)										1	0	1	0	0	0	0
Gregg Olson, R (9, 1)										0	0	0	0	0	0	0

Inning Stats	R: 1	H: 1	LOB: 3	K: 0	S: 22	R: 1	H: 2	LOB: 1	K: 1	S: 16	R: 1	H: 2	LOB: 2	K: 0	S: 11	R: 0	H: 1	LOB: 1	K: 1	S: 9	R: 0	H: 0	LOB: 0	K: 1	S: 5	R: 0	H: 0	LOB: 0	K: 0	S: 4	R: 1	H: 3	LOB: 2	K: 1	S: 18	R: 0	H: 1	LOB: 1	K: 1	S: 7	R: 0	H: 0	LOB: 0	K: 1	S: 7	1B: 8	SF: 2	3B: 0	DP: 0	HR: 1	HBP: 0	WP: 0	PA: 41
--------------	------	------	--------	------	-------	------	------	--------	------	-------	------	------	--------	------	-------	------	------	--------	------	------	------	------	--------	------	------	------	------	--------	------	------	------	------	--------	------	-------	------	------	--------	------	------	------	------	--------	------	------	-------	-------	-------	-------	-------	--------	-------	--------

PITCHER	IP	WLS	BF	H	R	ER	SO	BB	IBB	HBP	BLK	WP	HR	S	P	ERA	WHIP
Tom Glavine, L ERA: 4.76 (1, 1)	6.0	W	28	6	3	3	3	3	3	1	0	0	0	67	110	4.50	1.500
Mike Remlinger, L ERA: 1.62 (7, 1)	0.2		5	3	1	1	0	0	0	0	0	0	1	14	23	13.50	4.500
Rudy Seanez, R ERA: 2.3 (7, 1)	1.1	H	5	1	0	0	2	0	0	0	0	0	0	11	16	0.00	0.750
John Rocker, L ERA: 1.99 (9, 1)	1.0		3	0	0	0	1	0	0	0	0	0	0	7	7	0.00	0.000

**BOTTOM**

**Atlanta Braves @ Arizona Diamondbacks**  
Bank One Ballpark, Phoenix, AZ

Sun Jun 20 1999, 8:05 PM EDT  
Att. 47,235 - Dome - 72 F

livebaseballscorecards.com

AB	35
R	4
H	10
RBI	4
BB	4
SO	6
LOB	19







# Cincinnati Reds @ Arizona Diamondbacks

Bank One Ballpark, Phoenix, AZ

Mon Jun 21 1999, 10:05 PM EDT  
Att: 32,400 - Dome - 72 F

[livebaseballscorecards.com](http://livebaseballscorecards.com)

AB	36
R	4
H	9
RBI	4
BB	6
SO	7
LOB	24



WP	1	PA	44
PB	0		
SB	2		
CS	0		

AB R H RBI BB SO LOB

3 1 1 1 2 1 0

4 0 0 0 1 1 3

4 1 2 0 1 0 2

3 1 2 3 2 0 2

5 0 1 0 0 0 3

5 0 2 0 0 0 2

4 0 0 0 0 1 3

4 0 1 0 0 2 3

2 0 0 0 0 0 4  
0 0 0 0 0 0 0  
0 1 0 0 0 0 0  
0 0 0 0 0 0 0  
0 0 0 0 0 0 0  
0 0 0 0 0 0 0  
0 0 0 0 0 0 0  
1 0 0 0 0 1 0  
1 0 0 0 0 1 2

1B: 5 SF: 0  
2B: 5 SAC: 0  
3B: 0 DP: 3  
HR: 1 HBP: 2

ERA: 2.70 WHIP: 1.500

ERA: 7.71 WHIP: 1.286

ERA: 0.00 WHIP: 2.000

Inning Stats		PITCHER														ERA		WHIP			
R	H	E	K	S	IP	WLS	BF	H	R	ER	SO	BB	IBB	HBP	BLK	WP	HR	S	P	ERA	WHIP
0	1	0	0	8	6.2		29	6	2	2	2	4	0	2	0	1	0	52	97	2.70	1.500
0	0	0	0	8	2.1	W	10	1	2	2	3	2	0	0	0	0	1	26	42	7.71	1.286
0	0	0	0	8	1.0	S	5	2	0	0	2	0	0	0	0	0	0	9	9	0.00	2.000

Batter	1	2	3	4	5	6	7	8	9	10
Tony Womack, L OBP: 0.320, SLG: 0.356 (1, 9)	F7		F7 S F9-2 BB		1B S BB		1-0 HR 2B		K	
Jay Bell, R OBP: 0.372, SLG: 0.599 (1, 4)	F7		F7		F7		K		BB	
Luis Gonzalez, L OBP: 0.430, SLG: 0.608 (1, 7)	WP 2B		F9-2		L3 1B		HR BB		G4-3	
Matt Williams, R OBP: 0.375, SLG: 0.627 (1, 5)	BB			HBP 1B BB	L3		HR			FC4 1B
Steve Finley, L OBP: 0.337, SLG: 0.519 (1, 8)	L3			HBP 1B		G1-3	F9			FC4 1B
Travis Lee, L OBP: 0.360, SLG: 0.431 (1, 3)		F9		P3		G4-6-3 1B		F9		1B
Damian Miller, R OBP: 0.321, SLG: 0.444 (1, 2)		G5-3		HBP		G4-6-3		F8		K
Andy Fox, L OBP: 0.382, SLG: 0.446 (1, 6)				P1			K		K	
Brian Anderson, R OBP: 0.154, SLG: 0.154 (6, 1) Darren Holmes, R (7, PH) Greg Colbrunn, R OBP: 0.360, SLG: 0.457 (8, 1) Byung-Hyun Kim, R (9, 1) Dan Plesac, L (9, 1) Vladimir Nunez, R (9, 6) Hanley Frías, S OBP: 0.290, SLG: 0.133 (10, PH) David Dellucci, L OBP: 0.456, SLG: 0.475		G4-3		F7			2B HBP		K	

Inning Stats		PITCHER														ERA		WHIP			
R	H	E	K	S	IP	WLS	BF	H	R	ER	SO	BB	IBB	HBP	BLK	WP	HR	S	P	ERA	WHIP
0	1	0	0	8	6.2		29	6	2	2	2	4	0	2	0	1	0	52	97	2.70	1.500
0	0	0	0	8	2.1	W	10	1	2	2	3	2	0	0	0	0	1	26	42	7.71	1.286
0	0	0	0	8	1.0	S	5	2	0	0	2	0	0	0	0	0	0	9	9	0.00	2.000



Batter	1	2	3	4	5	6	7	8	9	AB R H RBI BB SO LOB	TOP																
<b>Pokey Reese, R</b> OBP: 0.326, SLG: 0.434 (1, 4)	1-1 F8		1-1 S 2B		2-1 E SF7 1B	0-0 E4 3B		0-1 1B BB 1B	1-0 CS 1B	6 3 5 1 0 0 0	<b>Cincinnati Reds @ Arizona Diamondbacks</b> Bank One Ballpark, Phoenix, AZ Tue Jun 22 1999, 10:05 PM EDT Att. 30,420 - Dome - 72 F <a href="http://livebaseballscorecards.com">livebaseballscorecards.com</a>																
<b>Michael Tucker, L</b> OBP: 0.323, SLG: 0.403 (1, 9)	2-0 P5		1-3 K		0-0 E1 1B	2-3 K		0-1 BB BB 1B	3-0 CS 1B	5 2 1 0 0 2 2																	
<b>Sean Casey, L</b> OBP: 0.432, SLG: 0.651 (1, 3)	0-2 WP 1B		0-0 P6		4-0 1B 1B IBB	2-2 F7		4-0 BB BB BB		3 1 1 0 2 0 1																	
<b>Greg Vaughn, R</b> OBP: 0.327, SLG: 0.484 (1, 7)	2-2 F7 1-2		4-1 S BB		3-1 SF7	3-1 G5-3		4-2 BB BB		2 0 0 2 2 0 1																	
<b>Barry Larkin, R</b> OBP: 0.387, SLG: 0.457 (1, 6)		1-1 G3 1B	3-2 F9 1-2 2-3		0-0 1B 1B		0-1 F9	4-2 BB		4 1 2 2 1 0 2																	
<b>Eddie Taubensee, L</b> OBP: 0.358, SLG: 0.472 (1, 2)		2-1 G3 1-2		0-1 F8	0-0 1B 1B		2-1 F8	0-0 G4-3		5 0 1 1 0 0 4																	
<b>Mike Cameron, R</b> OBP: 0.350, SLG: 0.416 (1, 8)		2-1 G6-3		1-1 F7	3-1 S 1B		3-1 G4-3		3-1 G1 SH1-3 1B 1B	5 1 2 1 0 0 1																	
<b>Aaron Boone, R</b> OBP: 0.322, SLG: 0.413 (1, 5)		4-0 IBB		1-0 G5-3	4-0 FC4-6 IBB			0-0 G5-3	0-0 SH1-3	2 0 0 0 2 0 0																	
<b>Pete Harnisch, S</b> OBP: 0.107, SLG: 0.250 (1, 1)		0-3 K2-3			G6-3			1-3 K	0-1 G1	3 0 0 0 0 1 5																	
<b>Dennys Reyes, R</b> (5, 1)										0 0 0 0 0 0 0																	
<b>Scott Sullivan, R</b> (7, 1)										1 0 0 0 0 1 0																	
<b>Dmitri Young, S</b> (9, PH)										1 0 0 0 0 0 1																	
<b>Danny Graves, R</b> (9, 1)										0 0 0 0 0 0 0																	
<b>Inning Stats</b>	R: 0 E: 0 K: 0 S: 11	H: 1 LOB: 1 BB: 0 P: 16	R: 0 E: 0 K: 1 S: 9	H: 1 LOB: 2 BB: 1 P: 18	R: 0 E: 0 K: 1 S: 10	H: 0 LOB: 0 BB: 0 P: 7	R: 4 E: 1 K: 0 S: 11	H: 4 LOB: 3 BB: 2 P: 27	R: 1 E: 1 K: 1 S: 9	H: 1 LOB: 0 BB: 0 P: 16	R: 0 E: 0 K: 0 S: 6	H: 0 LOB: 0 BB: 0 P: 11	R: 2 E: 0 K: 1 S: 13	H: 2 LOB: 3 BB: 3 P: 26	R: 1 E: 0 K: 0 S: 6	H: 2 LOB: 0 BB: 0 P: 13	1B: 10 2B: 1 3B: 1 HR: 0	SF: 1 SAC: 1 DP: 0 HBP: 0	WP: 1 PB: 0 SB: 3 CS: 1	PA: 47							
<b>PITCHER</b>	IP	WLS	BF	H	R	ER	SO	BB	IBB	HBP	BLK	WP	HR	S	P	ERA	WHIP										
<b>Armando Reynoso, R</b> (1, 1)	5.0		27	7	4	0	2	1	3	0	0	1	0	46	87	0.00	1.600										
<b>Ed Vosberg, L</b> (6, 1)	1.0	L	4	1	1	1	1	0	0	0	0	0	0	9	16	9.00	1.000										
<b>Dan Carlson, R</b> (7, 1)	1.2		7	2	2	2	1	0	0	0	0	0	0	14	20	10.80	1.200										
<b>Dan Plesac, L</b> (8, 1)	0.0		1	0	0	0	0	1	0	0	0	0	0	4	∞	∞	∞										
<b>Gregg Olson, R</b> (8, 1)	1.1		7	2	1	1	0	2	0	0	0	0	0	11	26	6.75	3.000										



Batter	1	2	3	4	5	6	7	8	9	AB	R	H	RBI	BB	SO	LOB	
Tony Womack, L OBP: 0.322, SLG: 0.357 (1, 9)	0-2 G4-3 F8 1B		0-1 S 2B 1B		1-1 P6	0-3 K		1-2 G4-3		5	1	2	0	0	1	4	
Jay Bell, R OBP: 0.373, SLG: 0.599 (1, 4)	1-0 F8 1-2		1-0 1-H 2B 1B		1-0 2B 1B		0-1 G5-3		1-2 G5-3	5	1	2	1	0	0	1	
Luis Gonzalez, L OBP: 0.432, SLG: 0.608 (1, 7)	2-0 G4-3 2-3		0-0 P6 2B		1-0 1-H 2-H 2B 2B		4-0 FC1-4 BB		4-1 3B BB	3	2	1	2	2	0	2	
Matt Williams, R OBP: 0.372, SLG: 0.623 (1, 5)	2-0 P4		3-2 F8		0-0 2-H 2B		0-0 FC1-4 1-2f		0-0 P4	5	0	1	1	0	0	4	
Steve Finley, L OBP: 0.332, SLG: 0.511 (1, 8)		3-2 G4-1		1-1 G3	2-3 K		2-0 F8		0-1 1-H 1B 3B	4	0	0	0	0	1	2	
Travis Lee, L OBP: 0.357, SLG: 0.426 (1, 3)		2-0 G6-3		0-2 G3		2-3 K		0-1 G1-3	1-0 1B 1B	5	0	1	1	0	1	0	
Kelly Stinnett, R OBP: 0.288, SLG: 0.434 (1, 2)		0-0 2B		3-3 K		4-1 1B BB		0-1 HR	1-0 1-2 1B	4	1	3	1	1	1	0	
Andy Fox, L OBP: 0.375, SLG: 0.436 (1, 6)		1-3 K			0-2 G3-1	0-3 K		1-2 1B	0-3 K	5	0	1	0	0	3	4	
Armando Reynoso, R Greg Colburn, R Eid Vosberg, L Bernard Gilley, R Dan Carlson, R Dan Plesac, L Gregg Olson, R David Dellucio, L Harley Tripp, S			1-3 K		1-1 1B 2B HBP	2-1 1B		1-2 K		1	0	0	0	0	0	1	0

Inning Stats	R: 0	H: 1	E: 0	LOB: 1	K: 0	BB: 0	S: 6	R: 0	H: 1	E: 0	LOB: 1	K: 1	BB: 0	S: 9	R: 1	H: 2	E: 0	LOB: 1	K: 1	BB: 0	S: 10	R: 0	H: 0	E: 0	LOB: 0	K: 1	BB: 0	S: 10	R: 3	H: 3	E: 0	LOB: 1	K: 1	BB: 0	S: 13	R: 0	H: 1	E: 0	LOB: 2	K: 3	BB: 1	S: 12	R: 0	H: 0	E: 0	LOB: 1	K: 0	BB: 1	S: 4	R: 1	H: 2	E: 0	LOB: 1	K: 1	BB: 0	S: 15	R: 2	H: 3	E: 0	LOB: 2	K: 1	BB: 1	S: 13	1B: 7	SF: 0	2B: 4	SAC: 0	3B: 1	DP: 0	HR: 1	HBP: 1	WP: 0	PA: 44
--------------	------	------	------	--------	------	-------	------	------	------	------	--------	------	-------	------	------	------	------	--------	------	-------	-------	------	------	------	--------	------	-------	-------	------	------	------	--------	------	-------	-------	------	------	------	--------	------	-------	-------	------	------	------	--------	------	-------	------	------	------	------	--------	------	-------	-------	------	------	------	--------	------	-------	-------	-------	-------	-------	--------	-------	-------	-------	--------	-------	--------

PITCHER	IP	WLS	BF	H	R	ER	SO	BB	IBB	HBP	BLK	WP	HR	S	P	ERA	WHIP
Pete Harnisch, R ERA: 3.55 (1, 1)	4.2		22	7	4	4	3	0	0	1	0	0	0	45	69	7.71	1.500
Dennys Reyes, L ERA: 2.08 (5, 1)	1.2	W	8	1	0	0	4	2	0	0	0	0	0	17	31	0.00	1.800
Scott Sullivan, R ERA: 2.08 (7, 1)	1.2	H	7	2	1	1	1	0	0	0	0	0	1	17	22	5.40	1.200
Danny Graves, R ERA: 3.67 (9, 1)	1.0	S	7	3	2	2	1	1	0	0	0	0	0	13	20	18.00	4.000

BOTTOM

Cincinnati Reds @ Arizona Diamondbacks  
Bank One Ballpark, Phoenix, AZ  
Tue Jun 22 1999, 10:05 PM EDT  
Att: 30,420 - Dome - 72 F

livebaseballscorecards.com

AB	40
R	7
H	13
RBI	7
BB	3
SO	9
LOB	18





Batter	1	2	3	4	5	6	7	8	9	AB R H RBI BB SO LOB	TOP											
Pokey Reese, R (1, 4) OBP: 0.325, SLG: 0.431	0-0 P3		3-1 WP 1B		2-1 F9	0-1 SH1-3		0-3 K		4 1 1 0 0 1 0												
Michael Tucker, L (1, 9) OBP: 0.331, SLG: 0.417	0-0 F7		2-2 1B 1B		3-2 HR 1B	3-1 1B 2B		3-2 F8		5 1 3 2 0 0 0												
Sean Casey, L (1, 3) OBP: 0.438, SLG: 0.665	2-2 G4-3		3-1 FC5-4 1B		0-2 HR 1B	1-2 G4-3 1B			2-1 FC2-6 1B	5 1 4 2 0 0 0												
Greg Vaughn, R (1, 7) OBP: 0.326, SLG: 0.493 Scott Sullivan, R (6, 1) Dennys Reyes, R (9, 1) Scott Williamson, R (9, 1)		2-2 P3	1-0 FC5-4 1B		0-0 HR	2-2 G4-3			0-0 FC2-6 1B	4 1 1 1 0 0 3 1 1 0 0 0 0 1 0 0 0 0 0 0 0 0 0 0 0 0 0 0												
Barry Larkin, R (1, 6) OBP: 0.387, SLG: 0.456		1-1 S 1B	0-3 K		1-0 G4-3		2-3 K2-3		1-1 1B E 1B	5 1 2 0 0 2 1												
Eddie Taubensee, L (1, 2) OBP: 0.359, SLG: 0.470		2-1 BB 1B			2-3 K	0-2 G4-3		2-2 P6	0-0 F9 E 1B	5 0 2 1 0 1 0												
Mike Cameron, R (1, 8) OBP: 0.355, SLG: 0.426		2-3 K			4-2 G6-3 BB	1-0 3B 2B	3-2 2B		1-1 E6 S	4 1 2 1 1 1 3	AB 42 R 9 H 17 RBI 9 BB 2 SO 6 LOB 18											
Aaron Boone, R (1, 5) OBP: 0.324, SLG: 0.423		4-1 BB			1-1 G6-3	1-2 1B 3B	0-1 P3		0-0 F9	4 1 1 1 1 0 4												
Steve Avery, L (1, 1) OBP: 0.087, SLG: 0.087 Hal Morris, L (6, PH) Jeffrey Hammonds, R (6, 7) OBP: 0.367, SLG: 0.358 OBP: 0.308, SLG: 0.466		0-2 G3-1			0-2 G1-3	0-0 SH1-3 2B 1B		1-3 K	3-2 P4	2 0 0 0 0 0 4 1 1 1 1 0 0 0 2 0 0 0 0 1 2												
<b>Inning Stats</b>	R: 0 E: 0 K: 0 S: 5	H: 0 LOB: 0 BB: 0 P: 7	R: 0 E: 0 K: 1 S: 14	H: 2 LOB: 3 BB: 1 P: 25	R: 1 E: 0 K: 1 S: 11	H: 3 LOB: 1 BB: 0 P: 20	R: 0 E: 0 K: 1 S: 10	H: 0 LOB: 1 BB: 1 P: 17	R: 3 E: 0 K: 0 S: 13	H: 3 LOB: 0 BB: 0 P: 19	R: 3 E: 0 K: 0 S: 16	H: 5 LOB: 1 BB: 0 P: 24	R: 0 E: 0 K: 1 S: 16	H: 1 LOB: 1 BB: 0 P: 23	R: 0 E: 0 K: 2 S: 9	H: 0 LOB: 0 BB: 0 P: 13	R: 2 E: 1 K: 0 S: 13	H: 3 LOB: 2 BB: 0 P: 20	1B: 11 2B: 3 3B: 1 HR: 2	SF: 0 SAC: 1 DP: 1 HBP: 0	WP: 1 PB: 0 SB: 2 CS: 0	PA: 45
<b>PITCHER</b>	IP WLS BF H R ER SO BB IBB HBP BLK WP HR S P ERA WHIP												<b>PITCHER</b>	IP WLS BF H R ER SO BB IBB HBP BLK WP HR S P ERA WHIP								
Andy Benes, R (1, 1) ERA: 5.87	5.1 L 28 11 7 7 3 2 0 0 0 1 2 60 97 11.81 2.438																					
Ed Vosberg, L (6, 1) ERA: 8.18	0.0 2 2 0 0 0 0 0 0 0 0 0 5 9 ∞ ∞																					
Darren Holmes, R (6, 1) ERA: 2.61	1.1 4 1 0 0 1 0 0 0 0 0 0 18 27 0.00 0.750																					
Dan Carlson, R (7, 1) ERA: 9.0	2.1 11 3 2 2 2 0 0 0 0 0 0 24 35 7.71 1.286																					

Cincinnati Reds @ Arizona Diamondbacks  
Bank One Ballpark, Phoenix, AZ  
Wed Jun 23 1999, 10:05 PM EDT  
Att: 31,648 - Dome - 72 F

livebaseballscorecards.com



Batter	1	2	3	4	5	6	7	8	9	AB R H RBI BB SO LOB
Tony Womack, L OBP: 0.323, SLG: 0.355 (1, 9)	4-0 S 1B BB	0-2 G4-3		3-2 1B			1-2 P2		3-2 F7	4 1 1 0 1 0 1
Jay Bell, R OBP: 0.370, SLG: 0.591 (1, 4)	4-1 1B 2B BB	1-1 P6		3-1 G5-3			3-1 F7		1-3 K	4 1 0 0 1 1 2
Luis Gonzalez, L OBP: 0.430, SLG: 0.603 (1, 7)	0-2 2B 1B 1B	1-1 F8				1-2 G3		2-3 K		4 1 1 1 0 1 0
Matt Williams, R OBP: 0.367, SLG: 0.615 (1, 5)	0-3 K		3-3 K			1-0 F7		0-0 G1-3		4 0 0 0 0 2 2
Steve Finley, L OBP: 0.334, SLG: 0.513 (1, 8)	3-2 1B 2B 2B		4-2 S BB			3-2 F8		0-2 F9		3 1 1 1 1 0 0
Damian Miller, R OBP: 0.325, SLG: 0.445 (1, 2)	2-2 2B 1B		0-3 K			1-1 P4			3-2 2B SF8 1B	4 2 2 1 0 1 1
Travis Lee, L OBP: 0.359, SLG: 0.435 (1, 3)	0-0 F8 2B		0-1 G6-3			0-3 K			1-2 1B 2B	4 1 2 2 0 1 1
Hanley Frias, S OBP: 0.333, SLG: 0.263 (1, 6)	1-0 F8		0-1 G5-3			0-0 F7			2-2 SF8	3 0 0 0 0 0 1
Dan Carlson, R (7, 1)										0 0 0 0 0 0 0
David Dellucci, L (9, PH) OBP: 0.449, SLG: 0.467										0 0 0 0 0 0 0
Greg Colbrunn, R (9, PH) OBP: 0.365, SLG: 0.457										0 0 0 1 0 0 0
Andy Benes, R (1, 1) OBP: 0.154, SLG: 0.083	0-2 F8		2-2 F9				1-0 G3		3-1 1B	2 0 0 0 0 0 1
Ed Vosberg, L (6, 1)										0 0 0 0 0 0 0
Darren Holmes, R (6, 1)										0 0 0 0 0 0 0
Andy Fox, L (7, 6) OBP: 0.372, SLG: 0.432										1 0 0 0 0 0 0
Bernard Gilkey, R (9, PH) OBP: 0.391, SLG: 0.511										1 0 1 1 0 0 0

Inning Stats	R: 5 E: 0 K: 1 S: 19	H: 4 LOB: 1 BB: 2 P: 33	R: 0 E: 0 K: 0 S: 7	H: 0 LOB: 0 BB: 0 P: 9	R: 0 E: 0 K: 2 S: 10	H: 0 LOB: 1 BB: 1 P: 17	R: 0 E: 0 K: 0 S: 11	H: 1 LOB: 1 BB: 0 P: 19	R: 0 E: 0 K: 0 S: 8	H: 0 LOB: 0 BB: 0 P: 13	R: 0 E: 0 K: 1 S: 6	H: 0 LOB: 0 BB: 0 P: 7	R: 0 E: 0 K: 0 S: 6	H: 0 LOB: 0 BB: 0 P: 11	R: 0 E: 0 K: 1 S: 9	H: 0 LOB: 0 BB: 0 P: 11	R: 2 E: 0 K: 1 S: 25	H: 3 LOB: 1 BB: 0 P: 38	1B: 5 2B: 3 3B: 0 HR: 0	SF: 1 SAC: 0 DP: 0 HBP: 0
--------------	-------------------------------	----------------------------------	------------------------------	---------------------------------	-------------------------------	----------------------------------	-------------------------------	----------------------------------	------------------------------	----------------------------------	------------------------------	---------------------------------	------------------------------	----------------------------------	------------------------------	----------------------------------	-------------------------------	----------------------------------	----------------------------------	------------------------------------

PITCHER	IP	WLS	BF	H	R	ER	SO	BB	IBB	HBP	BLK	WP	HR	S	P	ERA	WHIP
Steve Avery, L (1, 1) ERA: 4.5	5.0	W	23	5	5	5	3	3	0	0	0	0	0	55	91	9.00	1.600
Scott Sullivan, R (6, 1) ERA: 2.29	3.0	H	11	2	2	2	2	0	0	0	0	0	0	30	42	6.00	0.667
Dennys Reyes, L (9, 1) ERA: 2.05	0.1	H	1	0	0	0	0	0	0	0	0	0	0	3	5	0.00	0.000
Scott Williamson, R (9, 1) ERA: 1.7	0.2	S	3	1	0	0	1	0	0	0	0	0	0	13	20	0.00	1.500

BOTTOM

Cincinnati Reds @ Arizona Diamondbacks  
Bank One Ballpark, Phoenix, AZ  
Wed Jun 23 1999, 10:05 PM EDT  
Att: 31,648 - Dome - 72 F

livebaseballscorecards.com

AB	34
R	7
H	8
RBI	7
BB	3
SO	6
LOB	9



WP: 0	PA: 38
PB: 0	
SB: 2	
CS: 0	





Batter	1	2	3	4	5	6	7	8	9	AB	R	H	RBI	BB	SO	LOB
Tony Womack, L OBP: 0.324, SLG: 0.356 Vladimir Nunez, R (9, 1)	2-1 E S SF8 1B	2-3 K			2-2 BLK S 2B 1B	2-2 P5		0-0 L6		5	2	2	0	0	1	2
Jay Bell, R OBP: 0.373, SLG: 0.592	4-1 PB 1-3 BB		1-0 1B G6-4-3 2B		3-2 P4 1-2	4-2 BB		1-2 G4-3		3	1	1	0	0	2	0
Luis Gonzalez, L OBP: 0.433, SLG: 0.609	1-1 SF8		1-2 G6-4-3 1B		2-1 BLK 2B	0-2 F7		1-1 BB 1B		4	2	3	2	0	0	2
Matt Williams, R OBP: 0.364, SLG: 0.607	3-2 P2 1-2		1-1 G6-4-3 1-2f		4-0 BLK 3B IBB		2-1 P2		1-3 K	4	1	0	0	1	1	3
Greg Colbrunn, R OBP: 0.382, SLG: 0.500 Travis Lee, L OBP: 0.364, SLG: 0.435 (7, PH) (8, 3)	2-2 HBP		1-0 G5-3		3-1 3B		4-2 E FC6-2 BB		4-2 HBP 1B 2B BB	2	0	1	2	0	0	0
Bernard Gilkey, R OBP: 0.400, SLG: 0.510	3-2 G6-3			4-2 1B BB	0-0 P4		2-0 E1 1-3 1B		2-2 HBP 2B 1B	4	1	2	1	1	0	3
Kelly Stinnett, R OBP: 0.287, SLG: 0.429 Andy Fox, L OBP: 0.377, SLG: 0.432 (9, PH)		1-3 K		0-0 G6-3 1B	0-2 F8		2-2 FC6-2		1-2 2B HBP	4	0	1	0	0	1	3
Hanley Frias, S OBP: 0.345, SLG: 0.304		0-0 F8		0-2 L4		4-1 S BB		1-2 P6		4	0	1	2	1	0	4
Omar Daal, L OBP: 0.235, SLG: 0.219 David Dellucci, L OBP: 0.443, SLG: 0.459 Byung-Hyun Kim, R Steve Finley, L OBP: 0.333, SLG: 0.511 (8, PH) (9, 8)		4-2 BB		0-1 G6-3 1-2f		3-3 K		2-2 G6-3		1	0	0	0	1	0	2

Inning Stats	R: 1	H: 1	E: 0	K: 0	S: 13	LOB: 2	BB: 1	P: 28	R: 0	H: 0	E: 0	K: 2	S: 13	LOB: 1	BB: 1	P: 20	R: 1	H: 2	E: 0	K: 0	S: 7	LOB: 0	BB: 0	P: 11	R: 0	H: 1	E: 0	K: 0	S: 11	LOB: 1	BB: 1	P: 15	R: 3	H: 3	E: 0	K: 0	S: 14	LOB: 1	BB: 1	P: 28	R: 0	H: 0	E: 0	K: 1	S: 12	LOB: 2	BB: 2	P: 25	R: 0	H: 1	E: 1	K: 0	S: 12	LOB: 2	BB: 1	P: 23	R: 0	H: 0	E: 0	K: 0	S: 7	LOB: 0	BB: 0	P: 10	R: 3	H: 3	E: 0	K: 1	S: 19	LOB: 2	BB: 1	P: 31	1B: 7	2B: 3	3B: 1	HR: 0	SF: 1	SAC: 0	DP: 2	HBP: 2	WP: 0	PB: 1	SB: 3	CS: 0	PA: 44
--------------	------	------	------	------	-------	--------	-------	-------	------	------	------	------	-------	--------	-------	-------	------	------	------	------	------	--------	-------	-------	------	------	------	------	-------	--------	-------	-------	------	------	------	------	-------	--------	-------	-------	------	------	------	------	-------	--------	-------	-------	------	------	------	------	-------	--------	-------	-------	------	------	------	------	------	--------	-------	-------	------	------	------	------	-------	--------	-------	-------	-------	-------	-------	-------	-------	--------	-------	--------	-------	-------	-------	-------	--------

PITCHER	IP	WLS	BF	H	R	ER	SO	BB	IBB	HBP	BLK	WP	HR	S	P	ERA	WHIP
Darren Oliver, L ERA: 5.01	(1, 1)		5.0	7	5	4	2	3	1	1	2	0	0	58	102	7.20	2.000
Rick Croushore, R ERA: 3.1	(6, 1)		2.0	1	0	0	1	3	0	0	0	0	0	24	48	0.00	2.000
Scott Radinsky, L ERA: 5.64	(8, 1)	H	1.0	4	1	1	0	0	0	0	0	0	0	9	13	9.00	1.000
Ricky Bottalico, R ERA: 3.89	(9, 1)	L	0.1	5	2	2	1	1	0	1	0	0	0	17	28	54.00	9.000


**BOTTOM**

St. Louis Cardinals @ Arizona Diamondbacks  
Bank One Ballpark, Phoenix, AZ


Thu Jun 24 1999, 10:05 PM EDT  
Att. 41,459 - Dome - 72 F

AB	33
R	8
H	11
RBI	7
BB	8
SO	4
LOB	21

livebaseballscorecards.com





Batter	1	2	3	4	5	6	7	8	9	AB R H RBI BB SO LOB	TOP											
Joe McEwing, R (1, 4) OBP: 0.365, SLG: 0.426	2-1 F9			1-0 SH1-4 2B		1-3 K			2-3 K	4 0 1 0 0 2 1	<b>St. Louis Cardinals @ Arizona Diamondbacks</b> <b>Bank One Ballpark, Phoenix, AZ</b> Fri Jun 25 1999, 10:05 PM EDT Att. 45,540 - Dome - 72 F  livebaseballscorecards.com  <b>AB 29</b> <b>R 1</b> <b>H 5</b> <b>RBI 1</b> <b>BB 2</b> <b>SO 14</b> <b>LOB 10</b> 											
Darren Bragg, L (1, 8) OBP: 0.382, SLG: 0.358	2-2 G6-3			1-1 SH1-4		0-3 K			4-2 BB 1B BB	2 1 0 0 1 1 1												
Mark McGwire, R (1, 3) OBP: 0.413, SLG: 0.597	0-1 G6-3			3-3 K			0-0 F9		4-0 1B 1-2 BB	3 0 0 0 1 1 1												
Eric Davis, R (1, 9) OBP: 0.359, SLG: 0.403			1-3 K	1-1 G3			1-3 K		0-3 K	4 0 0 0 0 3 3												
Thomas Howard, S (1, 7) OBP: 0.400, SLG: 0.426			2-3 K		0-1 G4-3		1-1 F8		3-2 1B	4 0 1 1 0 1 0												
Ray Lankford, L (9, 8) OBP: 0.388, SLG: 0.614									1-3 2-H 1B	0 0 0 0 0 0 0												
Edgar Renteria, R (1, 6) OBP: 0.338, SLG: 0.412			1-3 K		1-0 L5-4 2B			1-3 K2-3		3 0 1 0 0 2 0												
Alberto Castillo, R (1, 2) OBP: 0.309, SLG: 0.337				1-3 K	1-2 L5-4			1-2 FC5-4 1B		3 0 1 0 0 1 1												
David Howard, S (1, 5) OBP: 0.357, SLG: 0.385				1-3 K		1-0 2B		0-2 FC5-4		3 0 1 0 0 1 1												
Jose Jimenez, R (1, 1) OBP: 0.172, SLG: 0.241				0-2 G6-3		0-3 K		2-3 K		3 0 0 0 0 2 2												
<b>Inning Stats</b>	R: 0 E: 0 K: 0 S: 7	H: 0 LOB: 0 BB: 0 P: 11	R: 0 E: 0 K: 3 S: 12	H: 0 LOB: 0 BB: 0 P: 16	R: 0 E: 0 K: 2 S: 9	H: 0 LOB: 0 BB: 0 P: 11	R: 0 E: 0 K: 1 S: 8	H: 1 LOB: 1 BB: 0 P: 14	R: 0 E: 0 K: 0 S: 6	H: 1 LOB: 0 BB: 0 P: 8	R: 0 E: 0 K: 3 S: 10	H: 1 LOB: 1 BB: 0 P: 12	R: 0 E: 0 K: 1 S: 6	H: 0 LOB: 0 BB: 0 P: 8	R: 0 E: 0 K: 2 S: 13	H: 1 LOB: 1 BB: 0 P: 17	R: 1 E: 0 K: 2 S: 13	H: 1 LOB: 2 BB: 2 P: 26	1B: 2 2B: 4 3B: 0 HR: 0	SF: 0 SAC: 1 DP: 1 HBP: 0	WP: 0 PB: 0 SB: 0 CS: 0	PA: 32
<b>PITCHER</b> Randy Johnson, L (1, 1) ERA: 3.19	IP 9.0 WLS L BF 32 H 5 R 1 ER 1 SO 14 BB 2 IBB 0 HBP 0 BLK 0 WP 0 HR 0 S 84 P 123 ERA 1.00 WHIP 0.778											<b>PITCHER</b>	IP WLS BF H R ER SO BB IBB HBP BLK WP HR S P ERA WHIP									

Batter	1	2	3	4	5	6	7	8	9	AB R H RBI BB SO LOB
Tony Womack, L OBP: 0.320, SLG: 0.351 (1, 9) B C X	1-1 F7 ①		1-3 K ③			0-0 G6-3 ③			0-1 G4-3 ③	4 0 0 0 0 1 1
Jay Bell, R OBP: 0.370, SLG: 0.585 (1, 4) C X	0-1 P4 ②			0-3 K ①			0-3 K ①			3 0 0 0 0 2 0
Luis Gonzalez, L OBP: 0.432, SLG: 0.604 (1, 7) C F S	0-3 K ③			0-0 P2 ②			4-1 G3-6-1 BB ②			2 0 0 0 1 1 0
Matt Williams, R OBP: 0.361, SLG: 0.601 (1, 5) B F X		1-1 G5-3 ①		3-3 K ③			1-2 G3-6-1 ② ③ 1-2f			3 0 0 0 0 1 1
Steve Finley, L OBP: 0.333, SLG: 0.507 (1, 8) B B B B B		4-1 BB ② ③ 3-6-3-4			2-1 G3 ①			0-0 G4-3 ①		2 0 0 0 1 0 0
Travis Lee, L OBP: 0.360, SLG: 0.430 (1, 3) B X		1-0 G3-6-3-4 ② ③ 1-2f			2-1 G3-1 ②			2-1 G3 ②		3 0 0 0 0 0 1
Damian Miller, R OBP: 0.320, SLG: 0.437 (1, 2) C F S			1-3 K ①		3-2 F8 ③			3-3 K ③		3 0 0 0 0 2 0
Andy Fox, L OBP: 0.376, SLG: 0.425 (1, 6) S H			1-1 G1-3 HBP			2-1 F9 ①			3-3 K ①	2 0 0 0 0 1 0
Randy Johnson, R OBP: 0.160, SLG: 0.200 David Dellucci, L OBP: 0.437, SLG: 0.452 (9, PH) B T C B B X			3-2 G1-3 ②			1-0 F8 ②			0-1 F9 ②	2 0 0 0 0 0 1 1 0 0 0 0 0 0

Inning Stats	R: 0	H: 0	E: 0	LOB: 0	K: 1	S: 7	P: 8	R: 0	H: 0	E: 0	LOB: 0	K: 0	S: 4	P: 10	R: 0	H: 0	E: 0	LOB: 1	K: 2	S: 10	P: 16	R: 0	H: 0	E: 0	LOB: 0	K: 0	S: 9	P: 16	R: 0	H: 0	E: 0	LOB: 0	K: 0	S: 4	P: 7	R: 0	H: 0	E: 0	LOB: 0	K: 1	S: 7	P: 12	R: 0	H: 0	E: 0	LOB: 0	K: 1	S: 7	P: 12	R: 0	H: 0	E: 0	LOB: 0	K: 1	S: 7	P: 10	1B: 0	SF: 0	2B: 0	SAC: 0	3B: 0	DP: 2	HR: 0	HBP: 1	WP: 0	PA: 28
PITCHER Jose Jimenez, R ERA: 6.02 (1, 1)	IP	WLS	BF	H	R	ER	SO	BB	IBB	HBP	BLK	WP	HR	S	P	ERA	WHIP													PITCHER	IP	WLS	BF	H	R	ER	SO	BB	IBB	HBP	BLK	WP	HR	S	P	ERA	WHIP																			

**BOTTOM**

**St. Louis Cardinals @ Arizona Diamondbacks**  
**Bank One Ballpark, Phoenix, AZ**  
 Fri Jun 25 1999, 10:05 PM EDT  
 Att. 45,540 - Dome - 72 F

[livebaseballscorecards.com](http://livebaseballscorecards.com)

<b>AB</b>	<b>25</b>
<b>R</b>	<b>0</b>
<b>H</b>	<b>0</b>
<b>RBI</b>	<b>0</b>
<b>BB</b>	<b>2</b>
<b>SO</b>	<b>8</b>
<b>LOB</b>	<b>4</b>





Batter	1	2	3	4	5	6	7	8	9	10	AB R H RBI BB SO LOB	TOP												
Joe McEwing, R (1, 4) OBP: 0.362, SLG: 0.422	0-3 		1-2 			0-1 		2-1 		0-0 	5 0 1 0 0 1 2													
Darren Bragg, L (1, 8) OBP: 0.380, SLG: 0.356	1-1 		1-1 			1-2 			1-0 		4 0 1 0 0 0 1													
Mark McGwire, R (1, 3) OBP: 0.413, SLG: 0.594	1-1 						2-2 		0-2 		1 0 0 0 1 0 1													
Willie McGee, S (4, PR) OBP: 0.321, SLG: 0.313											2 0 1 0 0 0 0													
Scott Radinsky, L (9, 1)											0 0 0 0 0 0 0													
Manny Aybar, R (9, 1) OBP: 0.100, SLG: 0.100											0 0 0 0 0 0 0													
Ray Lankford, L (1, 7) OBP: 0.380, SLG: 0.601	3-2 						2-0 		1-3 		4 1 0 0 0 1 2													
Thomas Howard, S (1, 9) OBP: 0.390, SLG: 0.412		2-3 				3-1 		2-0 		0-3 	4 0 1 0 0 2 1													
Edgar Renteria, R (1, 6) OBP: 0.340, SLG: 0.412		1-0 				1-1 		2-1 		4-0 	3 1 1 1 1 0 0													
Eli Marrero, R (1, 2) OBP: 0.253, SLG: 0.349		2-2 				2-2 		1-1 		0-0 	4 0 0 0 0 0 2													
David Howard, S (1, 5) OBP: 0.333, SLG: 0.313			2-2 			2-2 		1-3 		4-0 	3 0 0 0 1 1 0													
Kent Bottenfield, R (1, 1) OBP: 0.156, SLG: 0.219			1-3 			0-2 		1-3 		0-0 	3 0 0 0 0 2 0													
Alberto Castillo, R (9, 2) OBP: 0.305, SLG: 0.337										1-2 2-3 3-H 	0 0 0 1 0 0 0													
<b>Inning Stats</b>	R: 0 E: 0 K: 1 S: 10	H: 1 LOB: 1 BB: 0 P: 15	R: 0 E: 0 K: 1 S: 7	H: 0 LOB: 0 BB: 0 P: 12	R: 0 E: 0 K: 1 S: 12	H: 1 LOB: 1 BB: 0 P: 17	R: 0 E: 0 K: 0 S: 5	H: 0 LOB: 1 BB: 1 P: 13	R: 0 E: 0 K: 0 S: 9	H: 0 LOB: 0 BB: 1 P: 14	R: 0 E: 0 K: 0 S: 9	H: 2 LOB: 1 BB: 0 P: 18	R: 0 E: 0 K: 2 S: 8	H: 0 LOB: 0 BB: 0 P: 12	R: 0 E: 0 K: 1 S: 8	H: 1 LOB: 0 BB: 0 P: 10	R: 1 E: 1 K: 1 S: 6	H: 0 LOB: 2 BB: 2 P: 14	1B: 5 2B: 0 3B: 0 HR: 0	SF: 1 SAC: 0 DP: 0 HBP: 0	WP: 1 PB: 0 SB: 0 CS: 0	PA: 37		
<b>PITCHER</b>	IP WLS BF H R ER SO BB IBB HBP BLK WP HR S P ERA WHIP																							
Brian Anderson, L (1, 1) ERA: 6.57	8.0																							
Dan Plesac, L (9, 1) ERA: 7.67	1.1																							
Vladimir Nunez, R (10, 1) ERA: 2.96	0.2	L																						

St. Louis Cardinals @ Arizona Diamondbacks  
Bank One Ballpark, Phoenix, AZ  
Sat Jun 26 1999, 10:05 PM EDT  
Att. 48,053 - Dome - 72 F

livebaseballscorecards.com

AB	33
R	2
H	5
RBI	2
BB	3
SO	7
LOB	9







Batter	1	2	3	4	5	6	7	8	9	10	AB R H RBI BB SO LOB	TOP												
Joe McEwing, R OBP: 0.359, SLG: 0.421 (1, 4) C X	0-1 G6-3		0-2 G6-3		0-1 1B 2B			3-2 G1-6-3		0-3 K	5 0 1 0 0 1 1													
Willie McGee, S OBP: 0.324, SLG: 0.311 (1, 8) X	0-0 G3-1		1-0 L5		0-0 2-H 1B			1-1 F7		4-0 2B BB	4 0 1 0 1 0 1													
Ray Lankford, L OBP: 0.376, SLG: 0.589 (1, 7) C B S S	1-3 K			4-2 BB 1B SF7 BB	0-0 L9			2-1 E1		0-0 F7	4 1 0 0 1 1 2													
Thomas Howard, S OBP: 0.391, SLG: 0.429 (1, 9) X		0-0 G4-3		1 SAFE 0-1 C 1 SAFE BB 1 SAFE 1B SAFE		3-1 G6-3		2-2 G4-3		0-0 1-3 2B	5 0 2 0 0 0 1													
Fernando Tatis, R OBP: 0.416, SLG: 0.553 (1, 5) C B B C X		3-2 F9		4-2 1-2 BB 2-3		1-0 G6-3		1-2 3B 2B		4-0 IBB	3 1 1 0 2 0 0													
Edgar Renteria, R OBP: 0.341, SLG: 0.418 (1, 6) B T C C B C X		4-2 BB		1-0 SF7		1-1 F8		1-0 2-H FC4-2-5 3B		0-0 F9	3 0 1 2 1 0 3													
Alberto Castillo, R OBP: 0.296, SLG: 0.326 Mark McGwire, R OBP: 0.415, SLG: 0.594 Eric Davis, R OBP: 0.359, SLG: 0.403 Eli Marrero, R OBP: 0.253, SLG: 0.349 (1, 2) (9, PH) (9, PR) (9, 2) B X		1-0 F9		0-0 F7		3-2 P9		4-0 K IBB FC4-2-5			3 0 0 0 0 0 3 0 0 0 0 1 0 0 0 0 0 0 0 0 0 0 0 0 0 0 0 0	AB 35 R 2 H 7 RBI 2 BB 6 SO 5 LOB 17												
David Howard, S OBP: 0.273, SLG: 0.250 (1, 3) S T X		0-3 K		0-0 F8		1-3 K		0-0 FC4-2-5		1-2 3-3 K	4 0 0 0 0 2 4 3 0 1 0 0 0 0 0 0 0 0 0 0 0 1 0 0 0 0 1 2 0 0 0 0 0 0 0													
Kent Mercker, L OBP: 0.214, SLG: 0.231 Rick Croushore, R OBP: 0.500, SLG: 0.500 Darren Bragg, L OBP: 0.379, SLG: 0.354 Ricky Bottalico, L (1, 1) (8, 1) (9, PH) (9, 1) X		0-0 G6-3 2B		0-0 B1-3		0-1 G2-3																		
<b>Inning Stats</b>	R: 0 E: 0 K: 1 S: 6	H: 0 LOB: 0 BB: 0 P: 7	R: 0 E: 0 K: 0 S: 8	H: 0 LOB: 1 BB: 1 P: 16	R: 0 E: 0 K: 1 S: 8	H: 1 LOB: 1 BB: 0 P: 9	R: 1 E: 0 K: 0 S: 9	H: 1 LOB: 2 BB: 2 P: 18	R: 0 E: 0 K: 0 S: 5	H: 0 LOB: 0 BB: 0 P: 5	R: 0 E: 0 K: 1 S: 9	H: 0 LOB: 0 BB: 0 P: 13	R: 0 E: 1 K: 0 S: 13	H: 0 LOB: 1 BB: 1 P: 21	R: 1 E: 0 K: 1 S: 9	H: 2 LOB: 1 BB: 1 P: 18	R: 0 E: 0 K: 1 S: 6	H: 1 LOB: 3 BB: 2 P: 14	1B: 2 2B: 4 3B: 1 HR: 0	SF: 1 SAC: 0 DP: 0 HBP: 0	WP: 0 PB: 0 SB: 0 CS: 0	PA: 42		
<b>PITCHER</b>	IP WLS BF H R ER SO BB IBB HBP BLK WP HR S P ERA WHIP																							
Armando Reynoso, R ERA: 3.67 (1, 1)	8.0																							
Byung-Hyun Kim, R ERA: 3.45 (9, 1)	1.1	B	7	2	1	1	2	1	1	0	0	0	0	0	0	0	0	0	0	0	0	0	0	0
Dan Plesac, L ERA: 7.57 (10, 1)	0.1		2	1	0	0	0	0	0	0	0	0	0	0	0	0	0	0	0	0	0	0	0	0
Vladimir Nunez, R ERA: 2.93 (10, 1)	0.1	W	2	0	0	0	0	0	0	0	0	0	0	0	0	0	0	0	0	0	0	0	0	0

St. Louis Cardinals @ Arizona Diamondbacks  
Bank One Ballpark, Phoenix, AZ  
Sun Jun 27 1999, 8:05 PM EDT  
Att. 44,458 - Dome - 72 F

livebaseballscorecards.com



Batter	1	2	3	4	5	6	7	8	9	10	AB	R	H	RBI	BB	SO	LOB
Tony Womack, L (1, 9) OBP: 0.315, SLG: 0.348	0-1 2B		2-1 G3			3-3 K		0-1 F9			4	0	1	0	0	1	0
Jay Bell, R (1, 4) OBP: 0.364, SLG: 0.575	3-2 P6			1-2 P5			1-3 K	3-3 K			4	0	0	0	0	2	1
Luis Gonzalez, L (1, 7) OBP: 0.432, SLG: 0.605	3-3 K			1-0 F7			1-0 HR 1B		4-2 BB		3	1	1	0	1	1	1
Matt Williams, R (1, 5) OBP: 0.357, SLG: 0.599	1-1 P3			0-1 F7			0-0 HR		1-1 F7		4	1	1	2	0	0	2
Steve Finley, L (1, 8) OBP: 0.331, SLG: 0.500		2-0 G6-4-3 1B			2-3 K		0-0 G1-3 1B		2-3 K		4	0	2	0	0	2	1
Damian Miller, R (1, 2) OBP: 0.314, SLG: 0.429		2-2 G6-4-3		3-2 G5-3			3-2 G1-3		0-0 L4		3	0	0	0	0	0	2
David Dellucci, L (9, PH) OBP: 0.432, SLG: 0.446		1-2f					1-2				1	0	0	0	0	0	1
Kelly Stinnett, R (10, 2) OBP: 0.307, SLG: 0.433											0	0	0	0	0	0	0
Travis Lee, L (1, 3) OBP: 0.360, SLG: 0.434		2-2 G4-3		1-0 F7			4-0 FC6-4 IBB				3	1	1	0	1	0	0
Hanley Frias, S (1, 6) OBP: 0.324, SLG: 0.286			0-1 F7			1-1 G3	2-2 FC6-4				4	0	1	0	0	0	2
Amando Reynoso, R (1, 1) OBP: 0.195, SLG: 0.222			1-3 K			0-2 K		0-1 F8			2	0	0	0	0	2	0
Bernard Gilkey, R (8, PH) OBP: 0.335, SLG: 0.446											1	0	0	0	0	0	0
Byung-Hyun Kim, R (9, 1) OBP: 0.335, SLG: 0.446											0	0	0	0	0	0	0
Dan Plesac, L (10, 1) OBP: 0.335, SLG: 0.446											0	0	0	0	0	0	0
Vladimir Nunez, R (10, 1) OBP: 0.335, SLG: 0.446											0	0	0	0	0	0	0
Andy Fox, L (10, PH) OBP: 0.375, SLG: 0.427											1	0	1	1	0	0	0


Inning Stats	R: 0	H: 1	R: 0	H: 1	R: 0	H: 0	R: 0	H: 0	R: 0	H: 0	R: 0	H: 3	R: 0	H: 0	R: 0	H: 3	R: 1	H: 3	1B: 5	SF: 0	WP: 0	PA: 36
	E: 0	LOB: 1	E: 0	LOB: 0	E: 0	LOB: 0	E: 0	LOB: 0	E: 0	LOB: 0	E: 0	LOB: 2	E: 0	LOB: 0	E: 0	LOB: 1	E: 0	LOB: 2	2B: 1	SAC: 0	PB: 0	
	K: 1	BB: 0	K: 0	BB: 0	K: 1	BB: 0	K: 0	BB: 0	K: 2	BB: 0	K: 1	BB: 1	K: 1	BB: 0	K: 1	BB: 0	K: 0	BB: 0	3B: 1	DP: 1	SB: 0	
	S: 11	P: 18	S: 7	P: 13	S: 7	P: 10	S: 6	P: 8	S: 8	P: 14	S: 9	P: 13	S: 14	P: 25	S: 9	P: 12	S: 10	P: 17	HR: 1	HBP: 0	CS: 0	
PITCHER	IP	WLS	BF	H	R	ER	SO	BB	IBB	HBP	BLK	WP	HR	S	P	ERA	WHIP					
Kent Mercker, L (1, 1) ERA: 6.17	7.0		26	5	2	2	6	0	1	0	0	0	1	62	101	2.57	0.714					
Rick Croushore, R (8, 1) ERA: 3.0	1.0		3	0	0	0	1	0	0	0	0	0	0	9	12	0.00	0.000					
Ricky Bottalico, R (9, 1) ERA: 4.01	1.0	L	7	3	1	1	1	1	0	0	0	0	0	13	20	9.00	4.000					

**St. Louis Cardinals @ Arizona Diamondbacks**  
**Bank One Ballpark, Phoenix, AZ**

Sun Jun 27 1999, 8:05 PM EDT  
Att: 44,458 - Dome - 72 F

[livebaseballscorecards.com](http://livebaseballscorecards.com)

<b>AB</b>	<b>34</b>
<b>R</b>	<b>3</b>
<b>H</b>	<b>8</b>
<b>RBI</b>	<b>3</b>
<b>BB</b>	<b>2</b>
<b>SO</b>	<b>8</b>
<b>LOB</b>	<b>10</b>





Batter	1	2	3	4	5	6	7	8	9	AB R H RBI BB SO LOB	TOP		
Tony Womack, L (1, 9) OBP: 0.317, SLG: 0.358	4-0 WP S SF7 BB	3-3 K			0-1 SH1-3 1-2		2-2 P6		0-2 HR	3 2 1 1 1 1 0			
Jay Bell, R (1, 4) OBP: 0.374, SLG: 0.577	4-1 WP 2B BB		4-1 G6-4-3 BB		4-2 BB BB		4-1 1B BB		2-0 G3 1B	1 1 1 0 4 0 0			
Luis Gonzalez, L (1, 7) OBP: 0.429, SLG: 0.596 Vicente Padilla, R (9, 1)	4-2 2B BB		0-2 G6-4-3 1-2f		0-0 F9		0-0 P4		0-1 G3 1-2	4 1 0 0 1 0 5 0 0 0 0 0 0 0			
Matt Williams, R (1, 5) OBP: 0.361, SLG: 0.600	2-0 SF7 3-H		1-0 1B		4-0 1-2 2-3 BB		1-0 1-2 1B		1-0 G6-3	3 0 2 1 1 0 1			
Steve Finley, L (1, 8) OBP: 0.330, SLG: 0.500	0-1 2B 1-H 2-H		1-2 F7		3-2 F8		1-1 G3-1			4 0 1 2 0 0 6			
Damian Miller, R (1, 2) OBP: 0.307, SLG: 0.418	0-3 K			2-1 F8		0-0 P2		1-3 K		4 0 0 0 0 2 1			
Travis Lee, L (1, 3) OBP: 0.359, SLG: 0.429	1-1 F9			0-0 L4		4-2 FC4-6 BB		2-0 G4-3		3 0 0 0 1 0 1			
Hanley Frias, S (1, 6) OBP: 0.289, SLG: 0.250		1-1 G5-3		0-0 L7		0-0 FC4-6 WP 1-2f		0-0 L6		4 0 0 0 0 0 1			
Andy Benes, R (1, 1) OBP: 0.172, SLG: 0.077 Dan Plesac, L (8, 1) David Dellucci, L (9, PH) OBP: 0.427, SLG: 0.439 (9, 7)		1-1 G5-3		4-1 BB SH1-3 BB		1 SAFE 1-3 K		0-2 F9		2 0 0 0 1 1 1 0 0 0 0 0 0 0 1 0 0 0 0 0 0			
<b>Inning Stats</b>	R: 3 H: 1 E: 0 LOB: 1 K: 1 BB: 3 S: 12 P: 27	R: 0 H: 0 E: 0 LOB: 0 K: 1 BB: 0 S: 7 P: 12	R: 0 H: 1 E: 0 LOB: 1 K: 0 BB: 1 S: 8 P: 14	R: 0 H: 0 E: 0 LOB: 0 K: 0 BB: 0 S: 4 P: 6	R: 0 H: 0 E: 0 LOB: 3 K: 0 BB: 3 S: 10 P: 25	R: 0 H: 0 E: 0 LOB: 1 K: 1 BB: 1 S: 7 P: 12	R: 0 H: 1 E: 0 LOB: 2 K: 0 BB: 1 S: 9 P: 17	R: 0 H: 0 E: 0 LOB: 0 K: 1 BB: 0 S: 6 P: 9	R: 1 H: 2 E: 0 LOB: 1 K: 0 BB: 0 S: 11 P: 14	1B: 3 SF: 1 2B: 1 SAC: 1 3B: 0 DP: 1 HR: 1 HBP: 0	WP: 2 PA: 40 PB: 0 SB: 1 CS: 0		
<b>PITCHER</b>	IP WLS BF H R ER SO BB IBB HBP BLK WP HR S P ERA WHIP											<b>PITCHER</b>	IP WLS BF H R ER SO BB IBB HBP BLK WP HR S P ERA WHIP
Steve Avery, L (1, 1) ERA: 4.44 Danny Graves, R (8, 1) ERA: 3.67	7.0 32 3 3 3 3 9 0 0 0 2 0 57 113 3.86 1.714												

Arizona Diamondbacks @ Cincinnati Reds  
Cinergy Field, Cincinnati, OH  
Tue Jun 29 1999, 7:05 PM EDT  
Att. 24,672 - Cloudy - 75 F

AB	29
R	4
H	5
RBI	4
BB	9
SO	4
LOB	16







Batter	1	2	3	4	5	6	7	8	9	AB R H RBI BB SO LOB	TOP											
<b>Tony Womack, L</b> (1, 9) OBP: 0.316, SLG: 0.357	0-2 G1-3		2-3 K			2-1 1B			1-0 P6	4 0 1 0 0 1 0	<b>Arizona Diamondbacks @ Cincinnati Reds</b> Cinergy Field, Cincinnati, OH Wed Jun 30 1999, 7:05 PM EDT Att. 29,560 - Unknown - 81 F <a href="http://livebaseballscorecards.com">livebaseballscorecards.com</a>											
<b>Jay Bell, R</b> (1, 4) OBP: 0.370, SLG: 0.569	1-3 K			1-1 P4		2-2 G4-3			1-3 K	4 0 0 0 0 2 1												
<b>Greg Colbrunn, R</b> (1, 3) OBP: 0.362, SLG: 0.471 <b>Luis Gonzalez, L</b> (9, PH) OBP: 0.427, SLG: 0.594	2-3 K			2-2 G4-3			1-2 G5-3		2-1 G6-3	3 0 0 0 0 1 0 1 0 0 0 0 0 0												
<b>Matt Williams, R</b> (1, 5) OBP: 0.358, SLG: 0.594		0-1 G6-3		0-1 G6-3			2-3 K			3 0 0 0 0 1 0												
<b>Bernard Gilkey, R</b> (1, 7) OBP: 0.390, SLG: 0.481		4-2 BB			1-2 F8		4-2 BB			1 0 0 0 0 2 0 0												
<b>Damian Miller, R</b> (1, 2) OBP: 0.302, SLG: 0.411		1 SAFE 1-3 K			2-1 G4-3		0-0 G6-3			3 0 0 0 0 1 2												
<b>LeJon Powell, R</b> (1, 8) OBP: 0.333, SLG: 0.400		1 SAFE 1-1 G3			0-0 G4-3			0-0 G1-3		3 0 0 0 0 0 1												
<b>Hanley Frias, S</b> (1, 6) OBP: 0.268, SLG: 0.229			1-1 G6-3			1-2 G3		2-3 K		3 0 0 0 0 1 0												
<b>Randy Johnson, R</b> (1, 1) OBP: 0.151, SLG: 0.189			3-2 F9			0-2 G5-3		0-3 K		3 0 0 0 0 1 0												
<b>Inning Stats</b>	R: 0 E: 0 K: 2 S: 11	H: 0 LOB: 0 BB: 0 P: 14	R: 0 E: 0 K: 1 S: 9	H: 0 LOB: 1 BB: 1 P: 15	R: 0 E: 0 K: 1 S: 9	H: 0 LOB: 0 BB: 0 P: 15	R: 0 E: 0 K: 0 S: 7	H: 0 LOB: 0 BB: 0 P: 10	R: 0 E: 0 K: 0 S: 6	H: 0 LOB: 0 BB: 0 P: 9	R: 0 E: 0 K: 0 S: 12	H: 1 LOB: 1 BB: 0 P: 17	R: 0 E: 0 K: 1 S: 11	H: 0 LOB: 1 BB: 1 P: 18	R: 0 E: 0 K: 2 S: 8	H: 0 LOB: 0 BB: 0 P: 10	R: 0 E: 0 K: 1 S: 6	H: 0 LOB: 0 BB: 0 P: 10	1B: 1 2B: 0 3B: 0 HR: 0	SF: 0 SAC: 0 DP: 0 HBP: 0	WP: 0 PB: 0 SB: 0 CS: 0	PA: 30
<b>PITCHER</b>	IP WLS BF H R ER SO BB IBB HBP BLK WP HR S P ERA WHIP																					
<b>Ron Villone, L</b> (1, 1) ERA: 2.82	8.0 W 27 1 0 0 7 2 0 0 0 0 0 0 73 108 0.00 0.375																					
<b>Scott Williamson, R</b> (9, 1) ERA: 1.53	1.0 S 3 0 0 0 1 0 0 0 0 0 0 0 6 10 0.00 0.000																					



Batter	1	2	3	4	5	6	7	8	9
<b>Pokey Reese, R</b> OBP: 0.331, SLG: 0.443 (1, 4)	3-3 K		0-1 S 1B			2-3 K		0-3 SAFE K	
<b>Jeffrey Hammonds, R</b> OBP: 0.328, SLG: 0.478 (1, 9)	0-1 F9		1-3 SAFE K			2-2 K		2-2 2-H K	
<b>Dmitri Young, S</b> OBP: 0.266, SLG: 0.344 <b>Scott Williamson, R</b> (9, 1)	3-2 X HR			1-0 G3		1-3 SAFE K		1-3 K	
<b>Greg Vaughn, R</b> OBP: 0.321, SLG: 0.467 (1, 7)	2-2 L8			2-3 K			2-3 K		
<b>Barry Larkin, R</b> OBP: 0.389, SLG: 0.464 (1, 6)		2-2 K		2-3 K			3-2 K		
<b>Aaron Boone, R</b> OBP: 0.333, SLG: 0.433 (1, 5)		1-0 P4			0-3 K		1-3 SAFE K		
<b>Mike Cameron, R</b> OBP: 0.351, SLG: 0.420 (1, 8)		3-3 SAFE K			0-3 K		1-0 L8		
<b>Jason LaRue, R</b> (1, 2)			0-3 K			1-3 K		1-3 K	
<b>Ron Villone, L</b> OBP: 0.182, SLG: 0.100 <b>Chris Stynes, R</b> OBP: 0.200, SLG: 0.088 (8, PH) <b>Hal Morris, L</b> OBP: 0.348, SLG: 0.328 (9, 3)			0-3 K			0-1 G4-3		1-1 K	

Inning Stats	R: 1	H: 1	R: 0	H: 1	R: 0	H: 0	R: 0	H: 0	R: 0	H: 1	R: 0	H: 1	R: 1	H: 2
	E: 0	LOB: 0	E: 0	LOB: 0	E: 0	LOB: 0	E: 0	LOB: 0	E: 0	LOB: 1	E: 0	LOB: 1	E: 0	LOB: 1
	K: 1	BB: 0	K: 1	BB: 0	K: 2	BB: 0	K: 3	BB: 0	K: 2	BB: 0	K: 2	BB: 0	K: 3	BB: 0
	S: 15	P: 23	S: 10	P: 16	S: 12	P: 13	S: 9	P: 14	S: 10	P: 11	S: 11	P: 16	S: 13	P: 20
	S: 16	P: 21												

PITCHER	IP	WLS	BF	H	R	ER	SO	BB	IBB	HBP	BLK	WP	HR	S	P	ERA	WHIP
<b>Randy Johnson, L</b> ERA: 3.14 (1, 1)	8.0	L	30	7	2	2	17	0	0	0	0	0	1	96	134	2.25	0.875

**BOTTOM**

AB	R	H	RBI	BB	SO	LOB
4	0	1	0	0	3	1
4	0	2	1	0	1	1
4	1	1	1	0	2	2
0	0	0	0	0	0	0
3	0	0	0	0	2	0
3	0	2	0	0	1	0
3	0	0	0	0	2	2
3	0	0	0	0	2	2
3	0	0	0	0	3	0
2	0	0	0	0	1	0
1	1	1	0	0	0	0
0	0	0	0	0	0	0

<b>AB</b>	<b>30</b>
<b>R</b>	<b>2</b>
<b>H</b>	<b>7</b>
<b>RBI</b>	<b>2</b>
<b>BB</b>	<b>0</b>
<b>SO</b>	<b>17</b>
<b>LOB</b>	<b>8</b>



WP	PA
0	30
0	0
2	0
0	0

Arizona Diamondbacks @ Cincinnati Reds  
Cinergy Field, Cincinnati, OH  
Wed Jun 30 1999, 7:05 PM EDT  
Att: 29,560 - Unknown - 81 F



Batter	1	2	3	4	5	6	7	8	9	10	AB R H RBI BB SO LOB	TOP										
Tony Womack, L (1, 9) OBP: 0.321, SLG: 0.359	3-2 E6 PB 1B		1-1 P9		2-1 FC4-6 1-2f		4-0 BB		1-0 1B		4 1 2 0 1 0 1	<b>Arizona Diamondbacks @ Cincinnati Reds</b> Cinergy Field, Cincinnati, OH Thu Jul 01 1999, 7:05 PM EDT Att: 18,394 - Cloudy - 83 F										
Jay Bell, R (1, 4) OBP: 0.367, SLG: 0.563	2-3 SAFE SAFE K2-3		1-1 F7			2-2 WP WP 1B	0-1 SAFE G3		3-3 1B		5 0 1 0 0 2 4											
Luis Gonzalez, L (1, 7) OBP: 0.427, SLG: 0.590	1-3 K		1-1 F8			4-2 WP BB 1B		2-1 SH2-4 BB 1B	0-1 G4-3		4 0 1 0 1 1 3											
Travis Lee, L (1, 3) OBP: 0.356, SLG: 0.423	2-1 G3			2-0 G4-3		0-0 F8		4-0 SAFE SH2-4 BB 1B		0-0 G1-3	4 0 0 0 1 0 2											
Steve Finley, L (1, 8) OBP: 0.326, SLG: 0.493		0-0 F8		3-2 G4-3		2-0 P5		1-1 SH2-4		0-0 F7	4 0 0 0 0 0 2											
Andy Fox, L (1, 5) OBP: 0.387, SLG: 0.433		3-2 2B		0-1 G3		4-0 1B		4-1 G4-6-3 BB		0-0 G3	3 0 1 0 2 0 0 0 0 0 0 0 0 0											
Matt Williams, R (10, 5) OBP: 0.358, SLG: 0.594						1-2 2-3 IBB																
Kelly Stinnett, R (1, 2) OBP: 0.301, SLG: 0.423		0-0 F7		0-0 G3-1		2-3 K		0-0 G4-6-3 1-2f			3 0 0 0 0 1 4 1 0 0 0 0 0 3 0 0 0 0 0 0 0											
David Dellucci, L (8, PH) OBP: 0.421, SLG: 0.433																						
Damian Miller, R (8, 2) OBP: 0.302, SLG: 0.411																						
Hanley Frias, S (1, 6) OBP: 0.267, SLG: 0.211		4-0 IBB		1-0 G4-3			2-2 L7		1-0 G3		3 0 0 0 1 0 0											
Omar Daal, L (1, 1) OBP: 0.243, SLG: 0.229		0-0 G4-3									3 0 1 0 0 1 2 1 0 1 0											
Bernard Gilkey, R (9, PH) OBP: 0.395, SLG: 0.486																						
Vladimir Nunez, R (9, 1)																						
Dan Plesac, L (9, 1)																						
Byung-Hyun Kim, R (10, 1)																						
<b>Inning Stats</b>	R: 1 E: 2 K: 2 S: 11	H: 1 LOB: 0 BB: 0 P: 19	R: 0 E: 0 K: 0 S: 8	H: 1 LOB: 2 BB: 1 P: 15	R: 0 E: 0 K: 0 S: 6	H: 0 LOB: 0 BB: 0 P: 9	R: 0 E: 0 K: 0 S: 7	H: 0 LOB: 0 BB: 0 P: 12	R: 0 E: 0 K: 1 S: 15	H: 1 LOB: 3 BB: 2 P: 29	R: 0 E: 0 K: 1 S: 9	H: 0 LOB: 1 BB: 1 P: 18	R: 0 E: 0 K: 0 S: 6	H: 1 LOB: 2 BB: 2 P: 17	R: 0 E: 0 K: 1 S: 8	H: 2 LOB: 2 BB: 0 P: 13	R: 0 E: 0 K: 0 S: 3	H: 0 LOB: 0 BB: 0 P: 3	1B: 6 2B: 1 3B: 0 HR: 0	SF: 0 SAC: 1 DP: 1 HBP: 0	WP: 2 PB: 1 SB: 1 CS: 0	PA: 42
<b>PITCHER</b>	IP WLS BF H R ER SO BB IBB HBP BLK WP HR S P ERA WHIP																					
Brett Tomko, R (1, 1) ERA: 5.18	7.0	29	4	1	0	4	2	2	0	0	0	0	0	0	63	114	0.00	0.857				
Dennys Reyes, L (8, 1) ERA: 2.03	0.1	4	1	0	0	0	2	0	0	0	0	0	0	5	16	0.00	9.000					
Danny Graves, R (8, 1) ERA: 3.58	1.1	5	2	0	0	1	0	0	0	0	0	0	0	7	12	0.00	1.500					
Gabe White, L (9, 1) ERA: 4.03	0.1	1	0	0	0	0	0	0	0	0	0	0	0	2	2	0.00	0.000					
Scott Williamson, R (10, 1) ERA: 1.5	1.0	W 3	0	0	0	0	0	0	0	0	0	0	0	3	3	0.00	0.000					

AB	35
R	1
H	7
RBI	0
BB	6
SO	5
LOB	21



Batter	1	2	3	4	5	6	7	8	9	10	AB	R	H	RBI	BB	SO	LOB
<b>Pokey Reese, R</b> OBP: 0.327, SLG: 0.436 (1, 4)	G6-3		G6-3			F8		F9			4	0	0	0	0	0	2
<b>Jeffrey Hammonds, R</b> OBP: 0.318, SLG: 0.462 (1, 9)	K			F8		F8		K			4	0	0	0	0	2	1
<b>Sean Casey, L</b> OBP: 0.425, SLG: 0.645 (1, 3)	G5-3			F7			K		G4-3		4	0	0	0	0	1	0
<b>Greg Vaughn, R</b> OBP: 0.316, SLG: 0.460 (1, 7)		K		G4-3			L7		G4-3		4	0	0	0	0	1	0
<b>Barry Larkin, R</b> OBP: 0.390, SLG: 0.462 (1, 6)		G6-3			G5-3			BB	WP	1B	3	0	1	0	1	0	0
<b>Aaron Boone, R</b> OBP: 0.333, SLG: 0.438 (8, 1)			F8								3	0	1	0	0	0	1
<b>Denny Reyes, R</b> OBP: 0.341, SLG: 0.459 (9, PH)											0	0	0	0	0	0	0
<b>Danny Graves, R</b> OBP: 0.341, SLG: 0.459 (9, PH)											0	0	0	0	0	0	0
<b>Gabe White, L</b> OBP: 0.341, SLG: 0.459 (9, PH)											0	0	0	0	0	0	0
<b>Michael Tucker, L</b> OBP: 0.341, SLG: 0.459 (9, PH)											1	0	0	0	0	1	1
<b>Scott Williamson, R</b> OBP: 0.341, SLG: 0.459 (10, 1)											0	0	0	0	0	0	0
<b>Mike Cameron, R</b> OBP: 0.356, SLG: 0.436 (1, 8)			L7		K			1B		SH2-4	4	2	3	0	0	1	1
<b>Jason LaRue, R</b> OBP: 0.264, SLG: 0.341 (8, PH)			L7					3B									
<b>Dmitri Young, S</b> OBP: 0.264, SLG: 0.341 (8, PH)											2	0	0	0	0	1	2
<b>Eddie Taubensee, L</b> OBP: 0.350, SLG: 0.480 (9, 2)											1	0	0	0	0	0	1
<b>Brett Tomko, R</b> OBP: 0.261, SLG: 0.304 (1, 1)											0	0	0	0	0	0	0
<b>Mark Lewis, R</b> OBP: 0.282, SLG: 0.432 (8, 5)											0	0	0	0	0	0	0


Inning Stats	R: 0	H: 0	E: 0	K: 1	S: 7	R: 0	H: 0	E: 0	K: 1	S: 9	R: 0	H: 1	E: 0	K: 1	S: 10	R: 0	H: 0	E: 0	K: 0	S: 4	R: 0	H: 1	E: 0	K: 2	S: 14	R: 0	H: 0	E: 0	K: 0	S: 4	R: 0	H: 0	E: 0	K: 1	S: 9	R: 1	H: 2	E: 0	K: 1	S: 9	R: 0	H: 1	E: 0	K: 1	S: 15	R: 1	H: 2	E: 0	K: 0	S: 3	R: 0	H: 2	E: 0	K: 0	S: 3	1B: 3	2B: 3	3B: 1	HR: 0	SF: 0	SAC: 1	DP: 0	HBP: 0	WP: 1	PA: 36
--------------	------	------	------	------	------	------	------	------	------	------	------	------	------	------	-------	------	------	------	------	------	------	------	------	------	-------	------	------	------	------	------	------	------	------	------	------	------	------	------	------	------	------	------	------	------	-------	------	------	------	------	------	------	------	------	------	------	-------	-------	-------	-------	-------	--------	-------	--------	-------	--------

PITCHER	IP	WLS	BF	H	R	ER	SO	BB	IBB	HBP	BLK	WP	HR	S	P	ERA	WHIP
<b>Omar Daal, L</b> ERA: 3.36 (1, 1)	8.0		29	4	1	1	7	1	0	0	0	0	0	66	103	1.12	0.625
<b>Vladimir Nunez, R</b> ERA: 2.86 (9, 1)	0.2		3	1	0	0	0	0	0	0	0	0	0	12	16	0.00	1.500
<b>Dan Plesac, L</b> ERA: 7.53 (9, 1)	0.2	L	3	1	1	1	1	0	0	0	0	1	0	5	8	13.50	1.500
<b>Byung-Hyun Kim, R</b> ERA: 3.45 (10, 1)	0.0		1	1	0	0	0	0	0	0	0	0	0	1	1	∞	∞

**Arizona Diamondbacks @ Cincinnati Reds**  
Cinergy Field, Cincinnati, OH  
Thu Jul 01 1999, 7:05 PM EDT  
Att. 18,394 - Cloudy - 83 F

livebaseballscorecards.com

<b>AB</b>	34
<b>R</b>	2
<b>H</b>	7
<b>RBI</b>	2
<b>BB</b>	1
<b>SO</b>	8
<b>LOB</b>	10







Batter	1	2	3	4	5	6	7	8	9	AB R H RBI BB SO LOB
Joe McEwing, R OBP: 0.358, SLG: 0.424 (1, 4)	1-1 F8	1-0 L7			1-1 G5-3		0-1 2B		3-2 F9	5 0 1 0 0 0 2
J.D. Drew, L OBP: 0.360, SLG: 0.500 (1, 8)	0-0 HR 2B		0-0 1B 1B		2-0 HR 1B		0-1 F7		4-1 1B PB BB	4 2 3 0 1 0 1
Mark McGwire, R OBP: 0.420, SLG: 0.606 (1, 3)	1-0 HR 2-H		1-3 K		0-0 HR 1-H		4-0 BB		2-0 1B 1-3 2-H	4 2 3 5 1 1 1
Fernando Tatis, R OBP: 0.414, SLG: 0.559 (1, 5)	1-3 K		2-3 K		0-0 F9		2-1 F9		1-1 F9	5 0 0 0 0 2 5
Ray Lankford, L OBP: 0.376, SLG: 0.573 (1, 7)	4-2 BB		0-0 1B		2-3 K			0-3 K		3 0 1 0 1 2 0
Mike Busby, R (9, 1)										0 0 0 0 0 0 0
Edgar Renteria, R OBP: 0.337, SLG: 0.412 (1, 6)	2-2 F9		1-2 F7		1-1 P2		3-2 F9			4 0 0 0 0 0 3
Alberto Castillo, R OBP: 0.284, SLG: 0.303 (1, 2)		0-0 B1-3		3-3 K	0-0 F9		2-3 K			4 0 0 0 0 2 0
Darren Bragg, L OBP: 0.365, SLG: 0.340 (1, 9)		1-3 K		0-3 K	1-1 F9				1-3 K	3 0 0 0 0 2 0
Lance Painter, L (7, 1)										0 0 0 0 0 0 0
Rick Croushore, R OBP: 0.500, SLG: 0.500 (8, 1)										0 0 0 0 0 0 0
Thomas Howard, S OBP: 0.368, SLG: 0.400 (9, 7)										1 0 0 0 0 1 0
Darren Oliver, R OBP: 0.385, SLG: 0.444 (1, 1)		4-1 BB		1-3 K			0-2 F8		2-2 PB BB 1B 1B	1 0 0 0 1 1 0
Garrett Stephenson, R (5, 1)										0 0 0 0 0 0 0
Willie McGee, S OBP: 0.320, SLG: 0.302 (7, 9)										2 1 1 0 0 0 0

Inning Stats	R: 2	H: 2	E: 0	K: 1	S: 12	LOB: 1	BB: 1	P: 21	R: 0	H: 0	E: 0	K: 1	S: 7	LOB: 1	BB: 1	P: 13	R: 0	H: 2	E: 0	K: 2	S: 11	LOB: 2	BB: 0	P: 15	R: 0	H: 0	E: 0	K: 3	S: 9	LOB: 0	BB: 0	P: 13	R: 2	H: 2	E: 0	K: 1	S: 8	LOB: 0	BB: 0	P: 7	R: 0	H: 1	E: 0	K: 0	S: 10	LOB: 2	BB: 1	P: 16	R: 0	H: 0	E: 0	K: 2	S: 9	LOB: 0	BB: 0	P: 14	R: 1	H: 2	E: 0	K: 1	S: 15	LOB: 2	BB: 1	P: 28	1B: 5	2B: 2	3B: 0	HR: 2	SF: 0	SAC: 0	DP: 0	HBP: 0
--------------	------	------	------	------	-------	--------	-------	-------	------	------	------	------	------	--------	-------	-------	------	------	------	------	-------	--------	-------	-------	------	------	------	------	------	--------	-------	-------	------	------	------	------	------	--------	-------	------	------	------	------	------	-------	--------	-------	-------	------	------	------	------	------	--------	-------	-------	------	------	------	------	-------	--------	-------	-------	-------	-------	-------	-------	-------	--------	-------	--------

PITCHER	IP	WLS	BF	H	R	ER	SO	BB	IBB	HBP	BLK	WP	HR	S	P	ERA	WHIP
Brian Anderson, L ERA: 6.43 (1, 1)	6.2	W	29	7	4	4	8	2	0	0	0	0	2	60	90	5.40	1.350
Vicente Padilla, R ERA: 81.0 (7, 1)	0.1	H	2	0	0	0	0	1	0	0	0	0	0	2	8	0.00	3.000
Vladimir Nunez, R ERA: 2.67 (8, 1)	2.0		9	2	1	0	3	1	0	0	0	0	0	24	42	0.00	1.500

**BOTTOM**

Arizona Diamondbacks @ St. Louis Cardinals  
 Busch Stadium, St. Louis, MO  
 Fri Jul 02 1999, 7:10 PM CDT  
 Att. 39,693 - Cloudy - 91 F

AB	36
R	5
H	9
RBI	5
BB	4
SO	11
LOB	12



WP	HR	S	P	ERA	WHIP
0	0	0	0	0	0





BOTTOM

Arizona Diamondbacks @ St. Louis Cardinals  
Busch Stadium, St. Louis, MO

Sat Jul 03 1999, 3:10 PM CDT  
Att. 41,278 - Sunny - 95 F

livebaseballscorecards.com

AB 32  
R 2  
H 5  
RBI 2  
BB 5  
SO 6  
LOB 12



WP: 0 PA: 39  
PB: 0  
SB: 0  
CS: 0

AB R H RBI BB SO LOB

4 0 1 1 1 2 2

4 0 1 0 1 0 1

4 0 0 1 1 2 2

4 0 1 0 0 1 3

4 0 1 0 0 0 1

4 0 0 0 0 0 2

0 0 0 0 0 0 0

0 0 0 0 0 0 0

0 0 0 0 0 0 0

2 0 0 0 1 0 0

1B: 5 SF: 0  
2B: 0 SAC: 2  
3B: 0 DP: 1  
HR: 0 HBP: 0

Batter	1	2	3	4	5	6	7	8	9	10
Joe McEwing, R OBP: 0.358, SLG: 0.422 (1, 4)	G6-3		1-0 1B			4-1 FC6-4 BB		2-3 K		0-3 K
J.D. Drew, L OBP: 0.362, SLG: 0.489 (1, 8)	F7		0-0 G5-3			4-0 FC6-4 BB		0-0 F7		0-0 BB
Mark McGwire, R OBP: 0.417, SLG: 0.597 (1, 3)	K		1-2 E5			3-1 FC6-4		3-3 K		4-0 BB
Thomas Howard, S OBP: 0.361, SLG: 0.391 (1, 9)		3-3 K	0-0 F8			0-0 P4		2-1 1B		
Fernando Tatis, R OBP: 0.412, SLG: 0.554 (1, 5)		2-1 P6	0-2 G1-6-3			2-2 L6		2-0 1B		
Willie McGee, S OBP: 0.312, SLG: 0.294 (1, 7) Lance Painter, L (10, 1)		2-1 G6-3	0-0 F7			1-1 G4-3		0-0 F8		
Eli Marrero, R OBP: 0.257, SLG: 0.347 (1, 2) Scott Radinsky, L (8, 1) Ricky Bottalico, L (9, 1) Darren Bragg, L (10, 7) OBP: 0.368, SLG: 0.340		1-0 SH1-4 1B	2-2 P5			0-0 G5-3				4-0 SH1-4 BB
David Howard, S OBP: 0.240, SLG: 0.217 (1, 6) Manny Aybar, R (6, 1) Alberto Castillo, R (8, 2) OBP: 0.282, SLG: 0.300		0-3 K	0-0 G4-3			3-2 L7				0-0 SH1-4
Kent Mercker, L OBP: 0.214, SLG: 0.231 (1, 1) Edgar Renteria, R (6, 6) OBP: 0.337, SLG: 0.409		0-0 SH1-4	0-0 F9			1-1 G5-3				4-0 BB

Inning Stats	R: 0	H: 0	E: 0	K: 1	S: 9	R: 0	H: 0	E: 0	K: 1	S: 8	R: 1	H: 2	E: 0	K: 1	S: 7	R: 0	H: 0	E: 1	K: 0	S: 7	R: 0	H: 0	E: 0	K: 0	S: 5	R: 0	H: 0	E: 0	K: 0	S: 5	R: 0	H: 0	E: 0	K: 0	S: 6	R: 0	H: 0	E: 0	K: 1	S: 10	R: 0	H: 2	E: 0	K: 1	S: 8	R: 1	H: 1	E: 0	K: 1	S: 5	1B: 5	2B: 0	3B: 0	HR: 0	SF: 0	SAC: 2	DP: 1	HBP: 0
--------------	------	------	------	------	------	------	------	------	------	------	------	------	------	------	------	------	------	------	------	------	------	------	------	------	------	------	------	------	------	------	------	------	------	------	------	------	------	------	------	-------	------	------	------	------	------	------	------	------	------	------	-------	-------	-------	-------	-------	--------	-------	--------

PITCHER	IP	WLS	BF	H	R	ER	SO	BB	IBB	HBP	BLK	WP	HR	S	P	ERA	WHIP
Armando Reynoso, R (1, 1) ERA: 3.49	7.0		25	2	1	1	3	2	0	0	0	0	0	47	79	1.29	0.571
Bobby Chouinard, R (8, 1) ERA:	2.0		8	2	0	0	2	0	0	0	0	0	0	18	31	0.00	1.000
Byung-Hyun Kim, R (10, 1) ERA: 3.86	0.2	L	4	0	1	1	1	2	0	0	0	0	0	4	12	13.50	3.000
Dan Plesac, L (10, 1) ERA: 7.53	0.0		1	1	0	0	0	0	0	0	0	0	0	1	1	∞	∞
Vicente Padilla, R (10, 1) ERA: 81.0	0.0		1	0	0	0	0	1	0	0	0	0	0	4	4	∞	∞



Batter	1	2	3	4	5	6	7	8	9	AB	R	H	RBI	BB	SO	LOB	TOP								
<b>Tony Womack, L</b> (1, 4) <small>OBP: 0.336, SLG: 0.369</small> <b>Bobby Chouinard, R</b> (7, 1) <b>Greg Colbrunn, R</b> (8, PH) <small>OBP: 0.385, SLG: 0.500</small>	1-2 F9	2-1 2B		4-1 G4-6-3 BB	4-0 1B BB		1-1 G4-1 BB 2B 1B	2-2 1H 3-H 1B 2B		3	1	2	0	2	0	0									
<b>David Dellucci, L</b> (1, 9) <small>OBP: 0.434, SLG: 0.479</small>	3-2 HR	1-1 G4-3		2-0 G4-6-3 1-2f	1-0 1B		4-2 G4-1 2B BB	0-0 HR 1B		5	3	3	5	1	0	2									
<b>Luis Gonzalez, L</b> (1, 7) <small>OBP: 0.429, SLG: 0.597</small>	0-0 F9 BB 1B	2-1 F8			1-3 2-H 3-H 1B		3-2 G4-1 1-2 2-3	3-2 1-H HR		6	2	3	2	0	1	5									
<b>Matt Williams, R</b> (1, 5) <small>OBP: 0.360, SLG: 0.588</small> <b>Greg Swindell, L</b> (8, 1)	4-2 F9 BB 1-2		0-0 F7		0-1 E E 1B 1B	2-0 L6	0-0 2B	3-2 G4-3		5	1	2	2	1	0	0									
<b>Travis Lee, L</b> (1, 3) <small>OBP: 0.352, SLG: 0.413</small>	2-1 F9 1-2 2-3		2-2 F7		2-3 K	0-1 G3	1-0 G4-3		3-1 FC6-4 1B	6	0	1	0	0	1	5									
<b>Steve Finley, L</b> (1, 8) <small>OBP: 0.326, SLG: 0.492</small> <b>LeJon Powell, R</b> (8, 8) <small>OBP: 0.286, SLG: 0.333</small>	4-0 BB		1-1 1B 3B		2-1 E3 1B 1-2 2-3	2-3 K		0-0 1B 2B	1-2 FC6-4 BB 1-2f	4	3	2	0	1	1	2									
<b>Kelly Stinnett, R</b> (1, 2) <small>OBP: 0.296, SLG: 0.406</small>	1-1 L4		0-0 1B		2-2 E1 1B 1-2 2-3 3-H		1-0 HR HBP	2-1 G5-3	0-0 F8	5	2	1	1	0	0	7									
<b>Andy Fox, L</b> (1, 6) <small>OBP: 0.394, SLG: 0.448</small>		1-2 P2	2-3 K		0-0 SH1-4 1B 1-3 2-H 3-H		1-1 HR	0-3 K	4-1 BB	5	2	2	4	1	2	2									
<b>Andy Benes, R</b> (1, 1) <small>OBP: 0.194, SLG: 0.107</small> <b>Bernard Gilkey, R</b> (7, PH) <small>OBP: 0.391, SLG: 0.486</small> <b>Hanley Frias, S</b> (7, 4) <small>OBP: 0.283, SLG: 0.222</small>		0-1 2B G4-3 1B		1-3 K	2-2 SH1-4		1-3 K	0-0 2B 1B	0-0 F9	2	1	1	0	0	1	0									
<b>Inning Stats</b>	R: 1 E: 0 K: 0 S: 14	H: 2 LOB: 3 BB: 2 P: 29	R: 1 E: 0 K: 0 S: 11	H: 2 LOB: 1 BB: 0 P: 17	R: 1 E: 0 K: 1 S: 11	H: 2 LOB: 1 BB: 0 P: 16	R: 0 E: 0 K: 1 S: 5	H: 0 LOB: 0 BB: 1 P: 12	R: 5 E: 2 K: 2 S: 22	H: 4 LOB: 2 BB: 1 P: 38	R: 0 E: 0 K: 1 S: 6	H: 0 LOB: 0 BB: 0 P: 10	R: 4 E: 0 K: 1 S: 14	H: 3 LOB: 1 BB: 1 P: 26	R: 5 E: 0 K: 1 S: 18	H: 5 LOB: 0 BB: 0 P: 28	R: 0 E: 0 K: 0 S: 8	H: 1 LOB: 2 BB: 1 P: 16	1B: 11 2B: 4 3B: 1 HR: 3	SF: 0 SAC: 1 DP: 1 HBP: 1	WP: 0 PB: 0 SB: 0 CS: 0	PA: 54			
<b>PITCHER</b>	IP	WLS	BF	H	R	ER	SO	BB	IBB	HBP	BLK	WP	HR	S	P	ERA	WHIP								
<b>Juan Acevedo, R</b> (1, 1) <small>ERA: 6.22</small>	4.0		21	7	4	3	2	3	0	0	0	0	1	44	79	6.75	2.500								
<b>Rick Croushore, R</b> (5, 1) <small>ERA: 2.65</small>	1.0	L	9	3	4	0	2	1	0	0	0	0	0	19	33	0.00	4.000								
<b>Mike Busby, R</b> (6, 1) <small>ERA: 8.4</small>	2.0		11	3	4	4	2	1	0	1	0	0	1	20	36	18.00	2.000								
<b>Garrett Stephenson, R</b> (8, 1) <small>ERA: 8.59</small>	2.0		13	6	5	5	1	1	0	0	0	0	1	26	44	22.50	3.500								

**Arizona Diamondbacks @ St. Louis Cardinals**  
**Busch Stadium, St. Louis, MO**  
 Sun Jul 04 1999, 3:10 PM CDT  
 Att. 38,041 - Sunny - 95 F

**AB** 46  
**R** 17  
**H** 19  
**RBI** 16  
**BB** 6  
**SO** 7  
**LOB** 26



[livebaseballscorecards.com](http://livebaseballscorecards.com)

Batter	1	2	3	4	5	6	7	8	9	AB	R	H	RBI	BB	SO	LOB
Joe McEwing, R OBP: 0.359, SLG: 0.430 (1, 7)	1-2 E6 WP BB 1B	3-2 HR		3-2 F9		2-2 G6-3		4-1 BB		4	2	1	1	1	0	2
J.D. Drew, L OBP: 0.355, SLG: 0.468 (1, 8)	1 SAFE 0-3 K	4-1 FC5-4 BB		3-2 F7		3-2 F7		1-0 F7		4	0	0	0	1	1	5
Mark McGwire, R OBP: 0.418, SLG: 0.605 Darren Bragg, L OBP: 0.366, SLG: 0.338 (1, 3) (8, 9)	4-2 1B 1B BB	0-0 FC5-4			0-0 F8		1-1 HR	0-1 F9		3	2	1	1	1	0	1
Fernando Tatis, R OBP: 0.412, SLG: 0.555 (1, 5)	2-2 1B SF9 1B		0-0 P2		0-0 1B 2B		3-2 F9		1-3 K	5	1	2	1	0	1	0
Willie McGee, S OBP: 0.317, SLG: 0.299 Garrett Stephenson, R Thomas Howard, S OBP: 0.356, SLG: 0.385 (1, 9) (8, 1) (9, PH)	0-0 S 1B		2-2 CS 1B 1B		1-0 F9		0-3 K		1-3 K	4	0	2	1	0	1	1
Edgar Renteria, R OBP: 0.340, SLG: 0.413 Mike Busby, R Alberto Castillo, R OBP: 0.295, SLG: 0.314 (1, 6) (6, 1) (7, PH) (8, 2)	1 SAFE 1-2 SF9		1-2 SAFE 1B		1-0 S 1B		3-1 1B		0-1 1B	2	0	2	1	0	0	0
Eli Marrero, R OBP: 0.252, SLG: 0.339 (1, 2) (8, 3)	1 SAFE 1-1 L1		3-3 K		1-3 K		2-2 P4		0-3 K	5	0	0	0	0	3	7
Placido Polanco, R OBP: 0.348, SLG: 0.367 (1, 4)		1-0 G6-3		0-1 FC3-6 1B		1-1 G6-3		2-1 2B		4	0	2	0	0	0	0
Juan Acevedo, R Rick Croushore, R David Howard, S OBP: 0.500, SLG: 0.500 OBP: 0.259, SLG: 0.280 (1, 1) (5, 1) (6, 6)		0-3 K		0-0 FC3-6		2-0 G6-3 2B		2-3 K		2	0	0	0	0	1	1
										0	0	0	0	0	0	0
										2	0	1	0	0	1	1

Inning Stats	R: 3	H: 2	E: 1	LOB: 1	K: 1	BB: 1	S: 18	R: 1	H: 1	E: 0	LOB: 1	K: 1	BB: 1	S: 10	R: 0	H: 2	E: 0	LOB: 2	K: 1	BB: 0	S: 14	R: 0	H: 1	E: 0	LOB: 1	K: 0	BB: 0	S: 15	R: 0	H: 2	E: 0	LOB: 2	K: 1	BB: 0	S: 8	R: 0	H: 1	E: 0	LOB: 1	K: 0	BB: 0	S: 9	R: 1	H: 2	E: 0	LOB: 1	K: 1	BB: 0	S: 15	R: 0	H: 1	E: 0	LOB: 2	K: 1	BB: 1	S: 12	R: 0	H: 1	E: 0	LOB: 1	K: 3	BB: 0	S: 14	1B: 8	SF: 1	2B: 4	SAC: 0	3B: 0	DP: 1	HR: 2	HBP: 0	WP: 1	PA: 43
--------------	------	------	------	--------	------	-------	-------	------	------	------	--------	------	-------	-------	------	------	------	--------	------	-------	-------	------	------	------	--------	------	-------	-------	------	------	------	--------	------	-------	------	------	------	------	--------	------	-------	------	------	------	------	--------	------	-------	-------	------	------	------	--------	------	-------	-------	------	------	------	--------	------	-------	-------	-------	-------	-------	--------	-------	-------	-------	--------	-------	--------

PITCHER	IP	WLS	BF	H	R	ER	SO	BB	IBB	HBP	BLK	WP	HR	S	P	ERA	WHIP
Andy Benes, R ERA: 5.47 (1, 1)	6.0	W	29	9	4	2	4	2	0	0	0	1	1	74	114	3.00	1.833
Bobby Chouinard, R ERA: 1.29 (7, 1)	1.0		5	2	1	1	1	0	0	0	0	0	1	15	24	9.00	2.000
Greg Swindell, L ERA: 3.9 (8, 1)	2.0		9	2	0	0	4	1	0	0	0	0	0	21	32	0.00	1.500

**BOTTOM**

Arizona Diamondbacks @ St. Louis Cardinals  
 Busch Stadium, St. Louis, MO  
 Sun Jul 04 1999, 3:10 PM CDT  
 Att. 38,041 - Sunny - 95 F

AB	39
R	5
H	13
RBI	5
BB	3
SO	9
LOB	20





Batter	1	2	3	4	5	6	7	8	9	AB R H RBI BB SO LOB	TOP											
<b>Tony Womack, L</b> (1, 9) OBP: 0.332, SLG: 0.364	2-2 F9			2-1 G3		1-0 G3-6 1-2f			2-1 L8	4 0 0 0 0 0 1												
<b>Jay Bell, R</b> (1, 4) OBP: 0.364, SLG: 0.549	1-3 K			0-1 F9			0-1 G6-3		1-3 K	4 0 0 0 0 2 0												
<b>Luis Gonzalez, L</b> (1, 7) OBP: 0.425, SLG: 0.591	1-1 G3			1-2 G1-3			1-1 G1-3			3 0 0 0 0 0 0												
<b>Matt Williams, R</b> (1, 5) OBP: 0.357, SLG: 0.583		0-0 G4-3			0-0 G5-3			1-1 L7		3 0 0 0 0 0 0												
<b>Steve Finley, L</b> (1, 8) OBP: 0.329, SLG: 0.495		2-2 G3			3-1 2B			4-1 BB		2 0 1 0 1 0 0												
<b>Travis Lee, L</b> (1, 3) OBP: 0.348, SLG: 0.408		1-0 F9			2-2 F8			0-0 F8		3 0 0 0 0 0 2												
<b>Damian Miller, R</b> (1, 2) OBP: 0.294, SLG: 0.398				0-2 G6-3		2-3 K			1-3 K	3 0 0 0 0 2 2												
<b>Andy Fox, L</b> (1, 6) OBP: 0.393, SLG: 0.445				2-3 K			1-1 G3-6 1B		3-3 K	3 0 1 0 0 2 1												
<b>Randy Johnson, R</b> (1, 1) OBP: 0.145, SLG: 0.182 <b>David Dellucci, L</b> (9, PH) OBP: 0.429, SLG: 0.473				1-3 K			1-3 K		2-3 K	2 0 0 0 0 2 1 1 0 0 0 0 1 0												
<b>Inning Stats</b>	R: 0 E: 0 K: 1 S: 9	H: 0 LOB: 0 BB: 0 P: 13	R: 0 E: 0 K: 0 S: 5	H: 0 LOB: 0 BB: 0 P: 8	R: 0 E: 0 K: 2 S: 10	H: 0 LOB: 0 BB: 0 P: 13	R: 0 E: 0 K: 0 S: 7	H: 0 LOB: 0 BB: 0 P: 10	R: 0 E: 0 K: 1 S: 9	H: 1 LOB: 1 BB: 0 P: 16	R: 0 E: 0 K: 1 S: 6	H: 1 LOB: 0 BB: 0 P: 9	R: 0 E: 0 K: 0 S: 6	H: 0 LOB: 0 BB: 0 P: 8	R: 0 E: 0 K: 2 S: 9	H: 0 LOB: 1 BB: 1 P: 17	R: 0 E: 0 K: 2 S: 8	H: 0 LOB: 0 BB: 0 P: 13	1B: 1 2B: 1 3B: 0 HR: 0	SF: 0 SAC: 0 DP: 1 HBP: 0	WP: 0 PB: 0 SB: 0 CS: 0	PA: 29
<b>PITCHER</b> <b>Jose Jimenez, R</b> (1, 1) ERA: 5.85	IP: 9.0 WLS: W BF: 29 H: 2 R: 0 ER: 0 SO: 9 BB: 1 IBB: 0 HBP: 0 BLK: 0 WP: 0 HR: 0 S: 69 P: 107 ERA: 0.00 WHIP: 0.333											<b>PITCHER</b> IP: WLS: BF: H: R: ER: SO: BB: IBB: HBP: BLK: WP: HR: S: P: ERA: WHIP:										

Arizona Diamondbacks @ St. Louis Cardinals  
 Busch Stadium, St. Louis, MO  
 Mon Jul 05 1999, 3:10 PM CDT  
 Att. 33,700 - Sunny - 93 F

livebaseballscorecards.com

AB	28
R	0
H	2
RBI	0
BB	1
SO	9
LOB	7







Batter	1	2	3	4	5	6	7	8	9	AB R H RBI BB SO LOB	TOP		
<b>Craig Biggio, R</b> (1, 4) OBP: 0.365, SLG: 0.434	3-1 HBP SF9 5 1B 1B		3-3 K		2-2 FC4-6 1B		0-0 G6-3			4 1 2 0 0 1 0			
<b>Derek Bell, R</b> (1, 9) OBP: 0.297, SLG: 0.366	2-3 K		2-2 K		1-1 FC4-6 1-2f			1-0 FC5-4 1B		4 0 1 0 0 2 2			
<b>5 Jeff Bagwell, R</b> (1, 3) OBP: 0.461, SLG: 0.647	1-0 SF9 HBP 1-2 1B		3-2 G5-3			0-0 F8		1-2 F7		4 0 1 0 0 0 1			
<b>Carl Everett, S</b> (1, 8) OBP: 0.370, SLG: 0.493	1-0 1-2 2-3 HBP			0-3 K		2-0 HR 1B		1-0 F8		3 1 1 0 0 1 1			
<b>Richard Hidalgo, R</b> (1, 7) OBP: 0.326, SLG: 0.481	0-0 SF9 2-3 3-H			0-0 G5-3 1B		3-2 HR 1-H		1-2 FC5-4 1-2f		3 1 2 3 0 0 1			
<b>Ricky Gutierrez, R</b> (1, 6) OBP: 0.354, SLG: 0.402	0-1 L6			1-1 G5-3 1-2		3-3 K			3-1 G1-3	4 0 0 0 0 1 3			
<b>Randy Knorr, R</b> (1, 2)				0-1 F8		3-2 L4			1-3 K	4 0 0 0 0 1 1			
<b>Tim Bogar, R</b> (1, 5) OBP: 0.337, SLG: 0.379					0-0 G1-3			3-2 F8		3 0 0 0 1 0 0			
<b>Jose Lima, R</b> (1, 1) OBP: 0.182, SLG: 0.143					1-2 G3			2-3 K		3 0 0 0 0 2 0			
<b>Jay Powell, R</b> (8, 1)									1-2 CS	0 0 0 0 0 0 0			
<b>Billy Wagner, L</b> (8, 1)									1-2 CS	0 0 0 0 0 0 0			
<b>Inning Stats</b>	R: 1 E: 0 K: 1 S: 9 H: 2 LOB: 2 BB: 0 P: 16	R: 0 E: 0 K: 1 S: 8 H: 0 LOB: 0 BB: 0 P: 10	R: 0 E: 0 K: 2 S: 10 H: 0 LOB: 0 BB: 0 P: 18	R: 0 E: 0 K: 1 S: 10 H: 1 LOB: 1 BB: 0 P: 11	R: 0 E: 0 K: 0 S: 9 H: 1 LOB: 1 BB: 0 P: 13	R: 2 E: 0 K: 1 S: 12 H: 2 LOB: 0 BB: 0 P: 23	R: 0 E: 0 K: 1 S: 7 H: 0 LOB: 0 BB: 0 P: 12	R: 0 E: 0 K: 1 S: 10 H: 1 LOB: 1 BB: 0 P: 14	R: 0 E: 0 K: 1 S: 10 H: 0 LOB: 0 BB: 1 P: 19	1B: 6 2B: 0 3B: 0 HR: 1 SF: 1 SAC: 0 DP: 0 HBP: 1	WP: 0 PB: 0 SB: 0 CS: 1 PA: 36		
<b>PITCHER</b>	IP WLS BF H R ER SO BB IBB HBP BLK WP HR S P ERA WHIP											<b>PITCHER</b>	IP WLS BF H R ER SO BB IBB HBP BLK WP HR S P ERA WHIP
<b>Omar Daal, L</b> (1, 1) ERA: 3.39	7.0 L 28 6 3 3 7 0 0 1 0 0 1 65 103 3.86 0.857												
<b>Vicente Padilla, R</b> (8, 1) ERA: 20.25	1.0 4 1 0 0 0 0 0 0 0 0 0 10 14 0.00 1.000												
<b>Byung-Hyun Kim, R</b> (9, 1) ERA: 3.63	1.0 3 0 0 0 0 1 1 0 0 0 0 10 19 0.00 1.000												

**Houston Astros @ Arizona Diamondbacks**  
**Bank One Ballpark, Phoenix, AZ**  
Tue Jul 06 1999, 10:05 PM EDT  
Att: 31,672 - Dome - 72 F

AB	32
R	3
H	7
RBI	3
BB	1
SO	8
LOB	9



WP: 0	PA: 36
PB: 0	
SB: 0	
CS: 1	

Batter	1	2	3	4	5	6	7	8	9	AB	R	H	RBI	BB	SO	LOB
Tony Womack, L OBP: 0.331, SLG: 0.363 (1, 9)	1-2 1B		0-1 P3		1-2 G5-3			1-1 FC6		4	0	1	0	0	0	1
Jay Bell, R OBP: 0.365, SLG: 0.558 (1, 4)	3-2 1B		1-3 K2-3			1-1 HR		2-3 K		4	1	2	1	0	2	1
Luis Gonzalez, L OBP: 0.420, SLG: 0.583 (1, 7)	1-3 K				1-3 K		0-3 K	1-2 F8		4	0	0	0	0	3	2
Matt Williams, R OBP: 0.355, SLG: 0.577 (1, 5)	4-2 1B				1-0 F8		3-2 G6-3		2-3 K	3	0	0	0	1	1	0
Steve Finley, L OBP: 0.328, SLG: 0.490 (1, 8)	3-3 K				4-1 1B		1-2 P5		1-3 K	3	0	0	0	1	2	2
Travis Lee, L OBP: 0.347, SLG: 0.406 (1, 3)			0-3 K		0-0 1B		0-0 G3-1		0-3 K2-3	4	0	1	0	0	2	0
Kelly Stinnett, R OBP: 0.290, SLG: 0.397 (1, 2)			1-3 K		1-3 K		2-2 G5-3			3	0	0	0	0	2	2
Andy Fox, L OBP: 0.386, SLG: 0.436 (1, 6)			0-1 F9				1-0 F8		2-3 K	3	0	0	0	0	1	0
Omar Daal, L OBP: 0.231, SLG: 0.216 (1, 1)			2-2 F8				0-2 G3-1		0-0 FC6	2	0	0	0	0	0	0
Vicente Padilla, R (8, 1)										0	0	0	0	0	0	0
David Dellucci, L (8, PH)										1	0	1	0	0	0	0
Byung-Hyun Kim, R (9, 1)										0	0	0	0	0	0	0

Inning Stats	R: 0	H: 2	E: 0	K: 2	S: 24	R: 0	H: 0	E: 0	K: 2	S: 8	R: 0	H: 0	E: 0	K: 1	S: 8	R: 0	H: 1	E: 0	K: 2	S: 10	R: 0	H: 0	E: 0	K: 0	S: 7	R: 1	H: 1	E: 0	K: 1	S: 11	R: 0	H: 0	E: 0	K: 1	S: 8	R: 0	H: 1	E: 0	K: 1	S: 12	R: 0	H: 0	E: 0	K: 3	S: 11	1B: 4	2B: 0	3B: 0	HR: 1	SF: 0	SAC: 0	DP: 0	HBP: 0	WP: 0	PB: 0	SB: 1	CS: 0	PA: 33
--------------	------	------	------	------	-------	------	------	------	------	------	------	------	------	------	------	------	------	------	------	-------	------	------	------	------	------	------	------	------	------	-------	------	------	------	------	------	------	------	------	------	-------	------	------	------	------	-------	-------	-------	-------	-------	-------	--------	-------	--------	-------	-------	-------	-------	--------

PITCHER	IP	WLS	BF	H	R	ER	SO	BB	IBB	HBP	BLK	WP	HR	S	P	ERA	WHIP
Jose Lima, R (1, 1)	7.0	W	26	4	1	1	9	2	0	0	0	0	1	76	110	1.29	0.857
Jay Powell, R (8, 1)	0.2	H	3	1	0	0	1	0	0	0	0	0	0	7	10	0.00	1.500
Billy Wagner, L (8, 1)	1.1	S	4	0	0	0	3	0	0	0	0	0	0	16	20	0.00	0.000

BOTTOM

Houston Astros @ Arizona Diamondbacks  
Bank One Ballpark, Phoenix, AZ  
Tue Jul 06 1999, 10:05 PM EDT  
Att: 31,672 - Dome - 72 F

livebaseballscorecards.com

AB	31
R	1
H	5
RBI	1
BB	2
SO	13
LOB	8





**Houston Astros @ Arizona Diamondbacks**  
 Bank One Ballpark, Phoenix, AZ

Wed Jul 07 1999, 10:05 PM EDT  
 Att. 31,004 - Dome - 72 F

AB	36
R	7
H	11
RBI	7
BB	3
SO	5
LOB	12



WP:	0	PA:	39
PB:	1		
SB:	0		
CS:	0		

AB R H RBI BB SO LOB

5	3	4	2	0	1	0
5	1	2	1	0	1	2
5	1	1	3	0	0	4
4	0	1	1	0	1	0
3	0	0	0	1	0	1
3	0	0	0	0	0	1
0	0	0	0	0	0	0
0	0	0	0	1	0	0
0	0	0	0	0	0	0
4	0	1	0	0	1	1
3	1	1	0	1	0	2
1	0	0	0	0	1	0
1	1	1	0	0	0	0
0	0	0	0	0	0	0
2	0	0	0	0	0	1

Batter	1	2	3	4	5	6	7	8	9														
<b>Craig Biggio, R</b> (1, 4) OBP: 0.371, SLG: 0.454	1-2 HR		1-1 1B 5 HR 2B	0-0 1B			2-0 5 F9 2B		0-3 K G5-3														
<b>Derek Bell, R</b> (1, 9) OBP: 0.298, SLG: 0.367	2-2 L4		2-2 5 HR 1B	0-0 1B			0-3 K		0-0 G5-3														
<b>5 Jeff Bagwell, R</b> (1, 3) OBP: 0.457, SLG: 0.650	2-2 G5-3		2-2 1B SAFE SAFE HR	1-2 G1-3			1-1 F9		3-1 G4-3														
<b>Carl Everett, S</b> (1, 8) OBP: 0.369, SLG: 0.493	1-3 K		3-2 F8				2-2 2B																
<b>Richard Hidalgo, R</b> (1, 7) OBP: 0.325, SLG: 0.476			1-2 G6-3	2-2 P6			1-0 F9																
<b>Ricky Gutierrez, R</b> (1, 6) OBP: 0.347, SLG: 0.392			1-1 G5-3				0-1 L4-3																
<b>Trever Miller, R</b> (5, 1)																							
<b>Glen Barker, S</b> (8, PH) OBP: 0.400, SLG: 0.389																							
<b>Joe Slusarski, R</b> (8, 1)																							
<b>Randy Knorr, R</b> (1, 2) OBP: 0.125, SLG: 0.125																							
<b>Tim Bogar, R</b> (1, 5) OBP: 0.340, SLG: 0.378																							
<b>Wade Miller, R</b> (1, 1)																							
<b>Matt Mieske, R</b> (4, PH) OBP: 0.390, SLG: 0.648																							
<b>Brian Williams, R</b> (4, 1) OBP: 0.500, SLG: 0.500																							
<b>Bill Spiers, L</b> (5, 5) OBP: 0.348, SLG: 0.402																							
<b>Inning Stats</b>	R: 1 E: 0 K: 1 S: 13	H: 1 LOB: 0 BB: 0 P: 19	R: 0 E: 0 K: 0 S: 9	H: 1 LOB: 1 BB: 0 P: 13	R: 3 E: 0 K: 1 S: 19	H: 3 LOB: 0 BB: 0 P: 30	R: 2 E: 0 K: 0 S: 11	H: 4 LOB: 2 BB: 0 P: 13	R: 0 E: 0 K: 0 S: 6	H: 0 LOB: 0 BB: 1 P: 11	R: 0 E: 0 K: 0 S: 7	H: 0 LOB: 0 BB: 1 P: 13	R: 1 E: 0 K: 1 S: 10	H: 2 LOB: 1 BB: 0 P: 16	R: 0 E: 0 K: 1 S: 6	H: 0 LOB: 0 BB: 1 P: 13	R: 0 E: 0 K: 1 S: 9	H: 0 LOB: 1 BB: 0 P: 12	1B: 6 2B: 4 3B: 0 HR: 2	SF: 0 SAC: 0 DP: 3 HBP: 0	WP: 0 PA: 39		
<b>PITCHER</b>	IP	WLS	BF	H	R	ER	SO	BB	IBB	HBP	BLK	WP	HR	S	P	ERA	WHIP					ERA	WHIP
<b>Brian Anderson, L</b> (1, 1) ERA: 6.94	3.2		20	9	6	6	2	0	0	0	0	0	2	49	71	14.73	2.455						
<b>Bobby Chouinard, R</b> (4, 1) ERA: 1.74	3.1	W	12	2	1	1	1	2	0	0	0	0	0	26	44	2.70	1.200						
<b>Greg Swindell, L</b> (8, 1) ERA: 3.77	1.0		3	0	0	0	1	1	0	0	0	0	0	6	13	0.00	1.000						
<b>Vladimir Nunez, R</b> (9, 1) ERA: 2.59	1.0		4	0	0	0	1	0	0	0	0	0	0	9	12	0.00	0.000						

Batter	1	2	3	4	5	6	7	8	9	AB	R	H	RBI	BB	SO	LOB
Tony Womack, L (1, 9) OBP: 0.329, SLG: 0.358	2-2 G5-3		1-0 P4	4-1 FC4 BB 1B BB	2-0 G3	0-0 FC6-4				4	1	0	0	1	0	3
Jay Bell, R (1, 4) OBP: 0.374, SLG: 0.573	3-1 1B 2B		2-2 G6-3 HR 2B	4-0 FC4 BB	1-0 2B		2-0 HR 1B			4	3	4	1	1	0	0
Luis Gonzalez, L (1, 7) OBP: 0.417, SLG: 0.577	2-2 2-H 1B		0-2 G6-3	1-0 FC4 1B WP	0-1 F7		0-2 F8			5	0	1	1	0	0	5
Matt Williams, R (1, 5) OBP: 0.359, SLG: 0.585	2-3 K 1-2		1-0 HR	1-2 BB 1B		4-1 HR BB	1-0 P6			4	2	2	3	1	1	2
Steve Finley, L (1, 8) OBP: 0.332, SLG: 0.511	1-3 K		0-1 HR BB 1B	1-3 K		2-0 HR 1-H	0-1 HR 2-H			5	3	3	4	0	2	3
Travis Lee, L (1, 3) OBP: 0.348, SLG: 0.402		3-2 P6	4-1 HR BB	4-0 BB 1-2		1-3 K	3-1 P4			3	1	0	0	2	1	0
Damian Miller, R (1, 2) OBP: 0.297, SLG: 0.414		0-0 F9	1-1 HR 1-H 2-H	0-0 G1-3		1-2 HBP 1B		2-3 K		5	1	2	3	0	1	3
Andy Fox, L (1, 6) OBP: 0.392, SLG: 0.458		0-0 1B	0-0 HR		3-1 E4 SH1-4 2B	2-2 FC6-4 HBP		0-0 L7		4	2	2	1	0	0	0
Brian Anderson, R (1, 1) OBP: 0.150, SLG: 0.105		1-1 G6-3	0-3 K		0-0 SH1-4	3-3 K		0-0 F9		2	0	0	0	0	1	1
Bobby Chouinard, R (4, 1)										1	0	0	0	0	1	2
Greg Swindell, L (8, 1)										0	0	0	0	0	0	0
David Dellucci, L (8, PH) OBP: 0.430, SLG: 0.474										1	0	0	0	0	0	0
Vladimir Nunez, R (9, 1)										0	0	0	0	0	0	0

Inning Stats	R: 1	H: 2	E: 0	K: 2	S: 14	L: 1	LOB: 1	BB: 0	P: 24	R: 0	H: 1	E: 0	K: 0	S: 7	L: 1	LOB: 1	BB: 0	P: 11	R: 6	H: 5	E: 0	K: 1	S: 20	LOB: 0	BB: 1	P: 29	R: 1	H: 1	E: 0	K: 1	S: 11	LOB: 3	BB: 3	P: 26	R: 1	H: 1	E: 1	K: 0	S: 7	LOB: 1	BB: 0	P: 13	R: 2	H: 2	E: 0	K: 2	S: 14	LOB: 2	BB: 1	P: 27	R: 2	H: 2	E: 0	K: 0	S: 9	LOB: 0	BB: 0	P: 15	R: 0	H: 0	E: 0	K: 1	S: 5	LOB: 0	BB: 0	P: 7
--------------	------	------	------	------	-------	------	--------	-------	-------	------	------	------	------	------	------	--------	-------	-------	------	------	------	------	-------	--------	-------	-------	------	------	------	------	-------	--------	-------	-------	------	------	------	------	------	--------	-------	-------	------	------	------	------	-------	--------	-------	-------	------	------	------	------	------	--------	-------	-------	------	------	------	------	------	--------	-------	------

PITCHER	IP	WLS	BF	H	R	ER	SO	BB	IBB	HBP	BLK	WP	HR	S	P	ERA	WHIP
Wade Miller, R (1, 1) ERA: 21.0	3.0	L	18	8	7	7	3	1	0	0	0	0	3	41	64	21.00	3.000
Brian Williams, R (4, 1) ERA: 4.34	1.2		11	2	2	1	1	3	0	0	0	1	0	16	37	5.40	3.000
Trever Miller, L (5, 1) ERA: 6.39	2.1		13	4	4	4	2	1	0	1	0	0	2	25	44	15.43	2.143
Joe Slusarski, R (8, 1) ERA:	1.0		3	0	0	0	1	0	0	0	0	0	0	5	7	0.00	0.000


**BOTTOM**

**Houston Astros @ Arizona Diamondbacks**  
Bank One Ballpark, Phoenix, AZ

Wed Jul 07 1999, 10:05 PM EDT  
Att: 31,004 - Dome - 72 F

livebaseballscores.com

AB	38
R	13
H	14
RBI	13
BB	5
SO	7
LOB	19



1B:	6	SF:	0	WP:	1	PA:	45
2B:	3	SAC:	1	PB:	0		
3B:	0	DP:	0	SB:	2		
HR:	5	HBP:	1	CS:	0		





Batter	1	2	3	4	5	6	7	8	9	10	11	AB R H RBI BB SO LOB	BOTTOM													
<b>Tony Womack, L</b> (1, 9) OBP: 0.327, SLG: 0.358	0-2 F8		1-2 F9	2-2 FC5-2 2B		0-2 K		0-1 G1-3			0-0 F9	6 1 1 0 0 2 3	<b>Houston Astros @ Arizona Diamondbacks</b> Bank One Ballpark, Phoenix, AZ Thu Jul 08 1999, 10:05 PM EDT Att. 38,224 - Dome - 72 F													
<b>Jay Bell, R</b> (1, 4) OBP: 0.376, SLG: 0.578	0-1 1B		0-3 K	2-2 2B			2-2 F7		2-3 K		0-0 2B	6 1 3 3 0 2 0														
<b>Luis Gonzalez, L</b> (1, 7) OBP: 0.418, SLG: 0.578	2-1 P8		1-0 2B	3-2 F7			0-0 3B		2-3 K		0-0 1B	5 2 2 0 1 1 3														
<b>Matt Williams, R</b> (1, 5) OBP: 0.361, SLG: 0.587	0-1 1B		3-2 2B				0-1 G6-3		2-3 K		4-0 1B	6 0 3 2 0 1 1														
<b>Steve Finley, L</b> (1, 8) OBP: 0.331, SLG: 0.513	1-2 P3		2-3 K				3-2 G4-3		1-2 1B		0-0 1B	5 1 1 1 0 1 3														
<b>Travis Lee, L</b> (1, 3) OBP: 0.353, SLG: 0.403		0-1 G4-3		4-1 1B		4-2 S		3-2 S		0-0 G4-3		2 0 1 1 2 0 0														
<b>Hanley Frias, S</b> (11, 6) OBP: 0.283, SLG: 0.222				BB FC5-2		BB S		3-H 1B				0 0 0 0 0 0 0														
<b>Damian Miller, R</b> (1, 2) OBP: 0.299, SLG: 0.419		1-3 K		0-0 2B		2-0 F9		2-1 S		0-0 2B		6 1 2 1 0 2 2														
<b>LeJon Powell, R</b> (10, PR) OBP: 0.286, SLG: 0.333				1-2 1B		1-2 F9		1-3 S				0 0 0 0 0 0 0														
<b>Gregg Olson, R</b> (11, 1)				BB FC5-2		1-2 1B						0 0 0 0 0 0 0														
<b>Andy Fox, L</b> (1, 6) OBP: 0.394, SLG: 0.456		1-1 1B		4-1 2B				0-1 F8		1-3 K		3 1 1 0 1 0 0														
<b>Kelly Stinnett, R</b> (10, PH) OBP: 0.288, SLG: 0.394				BB FC5-2						2-H 2B		1 0 0 0 0 1 1														
<b>Armando Reynoso, R</b> (1, 1) OBP: 0.167, SLG: 0.200		0-3 K		1-3 K				0-3 K		0-3 K		3 0 0 0 0 3 4														
<b>Greg Swindell, L</b> (7, 1)												0 0 0 0 0 0 0														
<b>Byung-Hyun Kim, R</b> (7, 1)												0 0 0 0 0 0 0														
<b>Dan Plesac, L</b> (8, 1)												0 0 0 0 0 0 0														
<b>Vladimir Nunez, R</b> (8, 1)												0 0 0 0 0 0 0														
<b>Greg Colbrunn, R</b> (8, 3) OBP: 0.375, SLG: 0.483												2 0 0 0 0 0 0														
<b>Bernard Gilkey, R</b> (10, PH) OBP: 0.595, SLG: 0.500												1 1 1 0 0 0 0														
<b>Inning Stats</b>	R: 0 E: 0 K: 0 S: 12	H: 2 LOB: 2 BB: 0 P: 15	R: 0 E: 0 K: 2 S: 12	H: 1 LOB: 1 BB: 0 P: 14	R: 1 E: 0 K: 2 S: 15	H: 2 LOB: 1 BB: 0 P: 22	R: 2 E: 0 K: 1 S: 20	H: 2 LOB: 2 BB: 2 P: 36	R: 0 E: 0 K: 0 S: 8	H: 0 LOB: 1 BB: 1 P: 20	R: 0 E: 0 K: 2 S: 8	H: 0 LOB: 0 BB: 0 P: 8	R: 2 E: 0 K: 0 S: 16	H: 3 LOB: 1 BB: 0 P: 24	R: 0 E: 0 K: 1 S: 8	H: 0 LOB: 0 BB: 0 P: 10	R: 0 E: 0 K: 3 S: 12	H: 0 LOB: 0 BB: 0 P: 18	R: 1 E: 0 K: 2 S: 9	H: 2 LOB: 1 BB: 0 P: 9	R: 2 E: 0 K: 0 S: 4	H: 3 LOB: 2 BB: 1 P: 8	1B: 7 2B: 7 3B: 1 HR: 0	SF: 0 SAC: 0 DP: 0 HBP: 0	WP: 0 PB: 0 SB: 2 CS: 0	PA: 50
<b>PITCHER</b>	IP WLS BF H R ER SO BB IBB HBP BLK WP HR S P ERA WHIP												<b>PITCHER</b>	IP WLS BF H R ER SO BB IBB HBP BLK WP HR S P ERA WHIP												
<b>Scott Elarton, R</b> (1, 1) ERA: 3.23	4.0 21 7 3 3 5 2 0 0 0 0 0 0 59 87 6.75 2.250												<b>Brian Williams, R</b> (11, 1) ERA: 4.78	0.1 5 3 2 2 0 0 1 0 0 0 0 0 8 20 0.00 1.000												
<b>Joe Slusarski, R</b> (5, 1) ERA:	1.0 4 0 0 0 0 1 0 0 0 0 0 0 8 20 0.00 1.000																									
<b>Chris Holt, R</b> (6, 1) ERA: 5.27	1.0 3 0 0 0 2 0 0 0 0 0 0 0 8 8 0.00 0.000																									
<b>Jay Powell, R</b> (7, 1) ERA: 3.41	2.0 9 3 2 2 1 0 0 0 0 0 0 0 24 34 9.00 1.500																									
<b>Billy Wagner, L</b> (9, 1) ERA: 2.25	2.0 8 2 1 1 5 0 0 0 0 0 0 0 21 27 4.50 1.000																									

livebaseballscorecards.com

AB	46
R	8
H	15
RBI	8
BB	4
SO	13
LOB	17





Batter	1	2	3	4	5	6	7	8	9	AB R H RBI BB SO LOB	TOP	
Tony Phillips, S OBP: 0.357, SLG: 0.458 (1, 4) (8, 7)	0-0 P3		2-2 BB 1B	1-3 K		3-2 L4		2-1 BB 2B	2-2 F8	6 0 2 0 0 1 6		
Miguel Tejada, R OBP: 0.328, SLG: 0.431 (1, 6)	1-2 G5-3		4-0 BB		4-2 HR BB	0-2 2B		4-1 BB BB		2 1 1 0 3 0 0		
Ben Grieve, L OBP: 0.343, SLG: 0.433 (8, PH) John Jaha, R OBP: 0.401, SLG: 0.596 (8, PR) Jorge Velandia, R OBP: 0.194, SLG: 0.222 (8, 4)	1-0 2B		1-3 K		0-0 HR 1-H	1-3 K		4-2 BB 1-2 2-3		4 1 2 2 0 2 4 0 0 0 0 1 0 0 0 0 0 0 0 0 0		
Jason Giambi, L OBP: 0.384, SLG: 0.475 (1, 3)	1-3 K		2-2 P5		4-2 HR BB		2-1 F7	0-0 G3		4 1 0 0 1 1 7		
Matt Stairs, L OBP: 0.331, SLG: 0.486 (1, 9)			3-2 K		4-0 BB 3 BB 1-H HR	0-0 HR	2-2 G1-3		1-1 G4-3	4 1 1 2 1 1 0		
Ramon Hernandez, R OBP: 0.486, SLG: 0.613 (1, 2)			1-1 G5-3		2-3 K 1 SAFE	0-0 F8	0-0 HR	4-2 BB 1B		4 1 1 1 1 1 1		
3 Eric Chavez, L OBP: 0.328, SLG: 0.399 Doug Jones, R (7, 1) Buddy Groom, L (8, 1) Tim Raines, S OBP: 0.354, SLG: 0.336 (9, PH) Billy Taylor, R (9, 1)			0-2 F9		4-0 BB 1-2 BB	0-1 F8	2-0 F7	0-2 BB 1B		3 0 0 0 0 1 0 0 0 0 0 0 0 0 0 0 1 0 1 0 0 0 0 0 0 0 0 0 0 0 0 0		
Ryan Christenson, R OBP: 0.279, SLG: 0.260 (1, 8)			3-2 K		3-2 P8	2-2 P3		3-3 K 1 SAFE	4-0 BB 1-2 BB	4 0 0 0 1 2 2		
Gil Heredia, R (1, 1) Olmedo Saenz, R OBP: 0.351, SLG: 0.395 (7, 5)			4-2 BB 1B		0-0 E6 1-2 2-3		0-0 P6	0-2 G6-3	1-3 K	2 0 0 0 1 0 2 2 0 0 0 0 1 3		
Inning Stats	R: 0 E: 0 K: 1 S: 9 H: 1 LOB: 1 BB: 0 P: 12	R: 0 E: 0 K: 1 S: 8 H: 0 LOB: 0 BB: 0 P: 12	R: 0 E: 0 K: 2 S: 14 H: 1 LOB: 3 BB: 2 P: 30	R: 0 E: 1 K: 2 S: 10 H: 0 LOB: 3 BB: 2 P: 24	R: 4 E: 0 K: 0 S: 12 H: 2 LOB: 0 BB: 2 P: 22	R: 0 E: 0 K: 1 S: 12 H: 1 LOB: 1 BB: 0 P: 16	R: 1 E: 0 K: 0 S: 8 H: 1 LOB: 0 BB: 0 P: 14	R: 0 E: 0 K: 1 S: 12 H: 1 LOB: 3 BB: 2 P: 25	R: 0 E: 0 K: 1 S: 14 H: 1 LOB: 3 BB: 2 P: 26	1B: 2 2B: 3 3B: 0 HR: 3 SF: 0 SAC: 0 DP: 0 HBP: 0	WP: 0 PB: 0 SB: 0 CS: 0 PA: 46	
PITCHER	IP WLS BF H R ER SO BB IBB HBP BLK WP HR S P ERA WHIP											
Andy Benes, R ERA: 5.51 (1, 1)	5.2 L 29 5 4 4 6 6 0 0 0 0 0 2 62 112 6.35 1.941											
Greg Swindell, L ERA: 3.82 (6, 1)	1.1 5 1 1 1 1 0 0 0 0 0 1 11 18 6.75 0.750											
Erik Sabel, R ERA: (8, 1)	0.2 4 1 0 0 1 1 0 0 0 0 0 9 18 0.00 3.000											
Dan Plesac, L ERA: 7.36 (8, 1)	0.2 3 0 0 0 0 1 0 0 0 0 0 5 10 0.00 1.500											
Gregg Olson, R ERA: 4.71 (9, 1)	0.2 5 1 0 0 1 2 0 0 0 0 0 0 12 23 0.00 4.500											

Oakland Athletics @ Arizona Diamondbacks  
Bank One Ballpark, Phoenix, AZ  
Fri Jul 09 1999, 10:05 PM EDT  
Att: 33,635 - Dome - 72 F

AB	36
R	5
H	8
RBI	5
BB	10
SO	9
LOB	25



Batter	1	2	3	4	5	6	7	8	9	AB	R	H	RBI	BB	SO	LOB
Tony Womack, L OBP: 0.331, SLG: 0.364 (1, 9)	0-1 F8 1B		2-1 E S 1B	2-2 G4-3			1-1 E 2B		1-0 F8	5	2	3	0	0	0	4
Jay Bell, R OBP: 0.371, SLG: 0.569 (1, 4)	1-1 F8 1-2		2-3 K 1-3		2-1 G4-3		2-2 G6-3		3-2 G4-3 1-2f	5	0	0	0	0	1	4
Luis Gonzalez, L OBP: 0.422, SLG: 0.583 (1, 7)	1-0 1B		1-0 CS 1B 3-H		2-0 G3-1		1-2 E8 2B 2-H			4	0	3	2	0	0	0
Matt Williams, R OBP: 0.357, SLG: 0.580 (1, 5)	2-1 G4-3		3-3 K 1-2		0-0 L6		3-3 K			4	0	0	0	0	2	3
Steve Finley, L OBP: 0.332, SLG: 0.515 (1, 8)		2-0 G4-3 2B		0-2 1B FC5-2 1B		3-2 G3		1-2 G4-3		4	0	2	0	0	0	0
Travis Lee, L OBP: 0.357, SLG: 0.407 (1, 3)		1-1 G4-3		1-0 FC5-2 HBP 1-3 1B		1-1 1B		0-1 1B		4	0	3	0	0	0	1
Kelly Stinnett, R OBP: 0.281, SLG: 0.384 (1, 2)		2-3 K		0-0 F8		0-0 P6		2-3 K		4	0	0	0	0	2	5
Andy Fox, L OBP: 0.397, SLG: 0.450 (1, 6)		4-0 IBB		4-2 FC5-2 HBP 1-2		0-0 G4-3		1-2 F7		2	0	0	0	1	0	2
Gregg Olson, R (9, 1)										0	0	0	0	0	0	0
Andy Benes, R OBP: 0.182, SLG: 0.100 (1, 1)		0-3 K		0-0 FC5-2			1-3 K		2-2 G4-3 1B	2	0	0	0	0	1	5
Greg Swindell, L (6, 1)				1-2 2-3 3-Hf						0	0	0	0	0	0	0
Bernard Gilkey, R OBP: 0.392, SLG: 0.495 (7, PH)										1	0	0	0	0	1	0
Erik Sabel, R (8, 1)										0	0	0	0	0	0	0
Dan Plesac, L (8, 1)										0	0	0	0	0	0	0
Hanley Frias, S OBP: 0.296, SLG: 0.239 (9, 8)										1	0	1	0	0	0	0

Inning Stats	R: 0	H: 2	E: 0	LOB: 1	K: 0	P: 11	R: 0	H: 1	E: 0	LOB: 2	K: 2	P: 20	R: 1	H: 2	E: 1	LOB: 1	K: 2	P: 18	R: 0	H: 2	E: 0	LOB: 3	K: 0	P: 18	R: 0	H: 0	E: 0	LOB: 0	K: 0	P: 8	R: 0	H: 1	E: 0	LOB: 1	K: 0	P: 11	R: 1	H: 2	E: 1	LOB: 1	K: 2	P: 22	R: 0	H: 1	E: 0	LOB: 1	K: 1	P: 15	R: 0	H: 1	E: 0	LOB: 0	K: 0	P: 18	1B: 9	SF: 0	2B: 4	SAC: 0	3B: 0	DP: 2	HR: 0	HBP: 1	WP: 0	PA: 38
--------------	------	------	------	--------	------	-------	------	------	------	--------	------	-------	------	------	------	--------	------	-------	------	------	------	--------	------	-------	------	------	------	--------	------	------	------	------	------	--------	------	-------	------	------	------	--------	------	-------	------	------	------	--------	------	-------	------	------	------	--------	------	-------	-------	-------	-------	--------	-------	-------	-------	--------	-------	--------

PITCHER	IP	WLS	BF	H	R	ER	SO	BB	IBB	HBP	BLK	WP	HR	S	P	ERA	WHIP
Gil Heredia, R ERA: 5.51 (1, 1)	6.0	W	26	8	1	1	4	0	0	0	0	0	0	50	86	1.50	1.333
Doug Jones, R ERA: 3.62 (7, 1)	1.0		5	2	1	1	2	0	0	0	0	0	0	14	22	9.00	2.000
Buddy Groom, L ERA: 7.54 (8, 1)	1.0	H	4	1	0	0	1	0	0	0	0	0	0	11	15	0.00	1.000
Billy Taylor, R ERA: 2.45 (9, 1)	1.0	S	3	1	0	0	0	0	0	0	0	0	0	12	18	0.00	1.000

BOTTOM

Oakland Athletics @ Arizona Diamondbacks  
Bank One Ballpark, Phoenix, AZ  
Fri Jul 09 1999, 10:05 PM EDT  
Att: 33,635 - Dome - 72 F

livebaseballscorecards.com

AB	36
R	2
H	12
RBI	2
BB	1
SO	7
LOB	24







Batter	1	2	3	4	5	6	7	8	9	AB	R	H	RBI	BB	SO	LOB
Tony Womack, L OBP: 0.327, SLG: 0.360 (1, 9)	0-2 G3		3-2 G4-3			1-1 G3		1-0 G4-3		4	0	0	0	0	0	1
Jay Bell, R OBP: 0.367, SLG: 0.562 (1, 4)	1-2 G1		3-2 F7			2-2 F9			1-2 F8	4	0	0	0	0	0	0
Luis Gonzalez, L OBP: 0.423, SLG: 0.584 (1, 7)	2-2 2B				0-0 G6-3				4-2 FC6-4 BB	3	0	1	0	1	0	0
Matt Williams, R OBP: 0.353, SLG: 0.573 (1, 5)	1-3 K				2-0 G6-3				0-0 FC6-4	4	0	0	0	0	2	2
Steve Finley, L OBP: 0.329, SLG: 0.509 (1, 8)		3-2 G1-3			1-0 G3				2-2 F7	4	0	0	0	0	0	1
Travis Lee, L OBP: 0.357, SLG: 0.407 (1, 3)					3-2 G6-3					3	0	1	0	0	0	0
Damian Miller, R OBP: 0.295, SLG: 0.413 (1, 2)		1-1 1B				1-3 K			0-3 K	3	0	0	0	0	3	1
Andy Fox, L OBP: 0.401, SLG: 0.450 (1, 6)		2-3 K				4-2 BB			0-0 1B	2	0	1	0	1	1	1
Randy Johnson, R OBP: 0.140, SLG: 0.175 (1, 1)			0-3 K			2-3 K			1-3 K	2	0	0	0	0	2	1
Byung-Hyun Kim, R (8, 1)										0	0	0	0	0	0	0
Dan Plesac, L (8, 1)										0	0	0	0	0	0	0
David Dellucci, L (8, PH)										1	0	0	0	0	1	1
Erik Sabel, R (9, 1)										0	0	0	0	0	0	0

Inning Stats	R: 0	H: 1	E: 0	LOB: 1	K: 1	S: 12	R: 0	H: 1	E: 0	LOB: 1	K: 2	S: 11	R: 0	H: 0	E: 0	LOB: 0	K: 1	S: 9	R: 0	H: 0	E: 0	LOB: 0	K: 0	S: 3	R: 0	H: 0	E: 0	LOB: 1	K: 2	S: 11	R: 0	H: 0	E: 0	LOB: 0	K: 0	S: 9	R: 0	H: 1	E: 0	LOB: 1	K: 2	S: 8	R: 0	H: 0	E: 0	LOB: 1	K: 0	S: 10	R: 0	H: 0	E: 0	LOB: 1	K: 0	S: 10
	1B: 2	2B: 1	3B: 0	HR: 0	SF: 0	SAC: 0	DP: 0	HBP: 0	WP: 0	PA: 32																																												
PITCHER	IP	WLS	BF	H	R	ER	SO	BB	IBB	HBP	BLK	WP	HR	S	P	ERA	WHIP																																					
Tim Hudson, R (1, 1)	8.1	W	30	3	0	0	9	2	0	0	0	0	0	75	121	0.00	0.600																																					
Billy Taylor, R (9, 1)	0.2	S	2	0	0	0	0	0	0	0	0	0	0	4	6	0.00	0.000																																					

BOTTOM

Oakland Athletics @ Arizona Diamondbacks  
Bank One Ballpark, Phoenix, AZ

livebaseballscorecards.com

AB	30
R	0
H	3
RBI	0
BB	2
SO	9
LOB	8



WP: 0	PA: 32
PB: 0	
SB: 0	
CS: 0	
ERA	WHIP

Sat Jul 10 1999, 10:05 PM EDT  
Att: 36,042 - Dome - 72 F



Batter	1	2	3	4	5	6	7	8	9	AB R H RBI BB SO LOB	TOP											
<b>Tony Phillips, S</b> (1, 4) OBP: 0.356, SLG: 0.454	0-1 F9		2-3 K		2-2 G1-3			4-2 E G5-4-3 BB		3 1 0 0 1 1 1												
<b>Miguel Tejada, R</b> (1, 6) OBP: 0.329, SLG: 0.426	2-0 CS 1B		1-3 K2-3			3-1 G5-3		0-1 E2 G5-4-3		4 0 1 0 0 1 1												
<b>Tim Raines, S</b> (1, 7) OBP: 0.349, SLG: 0.355	2-3 F8		1-0 F8			2-3 K		1-2 G5-4-3		4 0 0 0 0 2 2												
<b>Jason Giambi, L</b> (1, 3) OBP: 0.382, SLG: 0.474				0-2 F7		0-1 F8		3-2 2B		4 0 1 0 0 0 0												
<b>Olmedo Saenz, R</b> (1, 5) OBP: 0.352, SLG: 0.399		1-1 FC6-4 BB HR 1B		0-0 G5-3			3-2 2B	0-1 G1-3		4 1 2 0 0 0 1												
<b>Matt Stairs, L</b> (1, 9) OBP: 0.345, SLG: 0.487		4-1 FC6-4 BB		1-2 FC6-4 1B		4-0 FC6-4 BB		4-2 FC3-6 BB		1 0 1 0 3 0 0												
<b>Ramon Hernandez, R</b> (1, 2) OBP: 0.400, SLG: 0.487		1-0 FC6-4 HR		1-0 FC6-4		1-2 F7		0-2 FC3-6		4 1 0 0 0 0 6												
<b>Jason McDonald, S</b> (1, 8) OBP: 0.308, SLG: 0.278		2-2 HR			4-2 CS BB		3-3 K	2-1 L8		2 1 1 3 1 1 2												
<b>Ben Grieve, L</b> (9, PH) OBP: 0.342, SLG: 0.431		1-H 3-H HR			0-3 K		0-1 FC6-4	2-3 K		1 0 0 0 0 0 1												
<b>Jimmy Haynes, R</b> (1, 1) <b>Tim Worrell, R</b> (6, 1) <b>John Jaha, R</b> (7, PH) <b>Buddy Groom, L</b> (7, 1) <b>Doug Jones, R</b> (8, 1) <b>3 Eric Chavez, L</b> (9, PH) OBP: 0.327, SLG: 0.397		0-0 F8								2 0 0 0 0 0 1 1 0 0 0 0 0 0 0 0 1 0 0 0 0 0 0 2 0 0 0 0 0 0 0 0 0 0 0 0 0 0 0 0 1 0 0 0 0 0 1 1												
<b>Inning Stats</b>	R: 0 E: 0 K: 1 S: 9	H: 1 LOB: 0 BB: 0 P: 13	R: 3 E: 0 K: 0 S: 10	H: 2 LOB: 0 BB: 1 P: 18	R: 0 E: 0 K: 2 S: 8	H: 0 LOB: 0 BB: 0 P: 12	R: 0 E: 0 K: 0 S: 8	H: 1 LOB: 1 BB: 0 P: 10	R: 0 E: 0 K: 1 S: 9	H: 0 LOB: 0 BB: 1 P: 15	R: 0 E: 0 K: 1 S: 7	H: 0 LOB: 0 BB: 0 P: 12	R: 0 E: 0 K: 1 S: 11	H: 1 LOB: 2 BB: 1 P: 22	R: 1 E: 1 K: 0 S: 14	H: 1 LOB: 1 BB: 1 P: 22	R: 0 E: 0 K: 1 S: 10	H: 0 LOB: 1 BB: 1 P: 18	1B: 3 2B: 2 3B: 0 HR: 1	SF: 0 SAC: 0 DP: 1 HBP: 0	WP: 0 PB: 0 SB: 1 CS: 2	PA: 36
<b>PITCHER</b>	IP WLS BF H R ER SO BB IBB HBP BLK WP HR S P ERA WHIP																					
<b>Omar Daal, L</b> (1, 1) ERA: 3.47	8.0 W 32 6 4 4 6 4 0 0 0 0 0 1 76 124 4.50 1.250																					
<b>Matt Mantei, R</b> (9, 1) ERA: 2.65	1.0 S 4 0 0 0 1 1 0 0 0 0 0 0 10 18 0.00 1.000																					

**Oakland Athletics @ Arizona Diamondbacks**  
Bank One Ballpark, Phoenix, AZ

AB	31
R	4
H	6
RBI	3
BB	5
SO	7
LOB	18



Sun Jul 11 1999, 4:05 PM EDT  
Att. 36,632 - Dome - 72 F

livebaseballscorecards.com

Batter	1	2	3	4	5	6	7	8	9
Tony Womack, L OBP: 0.328, SLG: 0.357 Matt Mantei, R	2-2 G4-3		2-3 K	2-2 G4-3		4-0 HR BB		4-1 BB SAFE	
Jay Bell, R OBP: 0.365, SLG: 0.566	1-2 P6		1-2 E5 HR		0-1 F9	3-2 HR 1-H 2-H 3-H		1-3 K	
Luis Gonzalez, L OBP: 0.421, SLG: 0.580	1-2 1B		0-0 F9		1-2 G4-3	2-1 G3			
Matt Williams, R OBP: 0.355, SLG: 0.581	3-2 1B		0-0 HR 1-H		3-1 P4		2-2 P3		
Steve Finley, L OBP: 0.331, SLG: 0.511	2-1 G4-3		4-1 BB			2-2 G4-3 2B	0-1 F7		
Travis Lee, L OBP: 0.356, SLG: 0.403		0-1 G1-3	2-0 F9			1-0 G4-3	4-2 CS BB		
David Dellucci, L OBP: 0.440, SLG: 0.500		0-1 F8 2B		4-0 BB BB		1-0 S HR 2B	0-2 CS 1-2	1-2 G4-3	
Damian Miller, R OBP: 0.299, SLG: 0.408		1-0 F8		0-0 F9		4-2 SH1-4 HR BB		4-2 BB BB	
Omar Daal, L OBP: 0.220, SLG: 0.205 Andy Fox, L OBP: 0.399, SLG: 0.447		1-1 G4-3		1-3 K		1-1 SH1-4		0-3 K	

Inning Stats	R: 0	H: 2	E: 0	LOB: 2	K: 0	S: 17	R: 0	H: 1	E: 0	LOB: 1	K: 0	S: 7	R: 2	H: 1	E: 1	LOB: 1	K: 1	S: 10	R: 0	H: 0	E: 0	LOB: 1	K: 1	S: 8	R: 0	H: 0	E: 0	LOB: 0	K: 0	S: 8	R: 5	H: 3	E: 0	LOB: 0	K: 0	S: 15	R: 0	H: 0	E: 0	LOB: 0	K: 0	S: 9	R: 0	H: 0	E: 0	LOB: 2	K: 2	S: 12		

PITCHER																	PITCHER																																		
IP	WLS	BF	H	R	ER	SO	BB	IBB	HBP	BLK	WP	HR	S	P	ERA	WHIP	IP	WLS	BF	H	R	ER	SO	BB	IBB	HBP	BLK	WP	HR	S	P	ERA	WHIP																		
Jimmy Haynes, R ERA: 4.61	(1, 1)	5.2	L	29	7	7	5	2	4	0	0	0	0	0	0	0	0	0	0	0	0	0	0	0	0	0	0	0	0	0	0	0	0	0	0	0	0	0	0	0	0	0	0	0	0	0	0	0	0	0	0
Tim Worrell, R ERA: 4.11	(6, 1)	0.1		1	0	0	0	0	0	0	0	0	0	0	0	0	0	0	0	0	0	0	0	0	0	0	0	0	0	0	0	0	0	0	0	0	0	0	0	0	0	0	0	0	0	0	0	0	0	0	0
Buddy Groom, L ERA: 7.13	(7, 1)	1.1		4	0	0	0	0	1	0	0	0	0	0	0	0	0	0	0	0	0	0	0	0	0	0	0	0	0	0	0	0	0	0	0	0	0	0	0	0	0	0	0	0	0	0	0	0	0	0	0
Doug Jones, R ERA: 3.58	(8, 1)	0.2		4	0	0	0	2	2	0	0	0	0	0	0	0	0	0	0	0	0	0	0	0	0	0	0	0	0	0	0	0	0	0	0	0	0	0	0	0	0	0	0	0	0	0	0	0	0	0	0

**BOTTOM**

**Oakland Athletics @ Arizona Diamondbacks**

Bank One Ballpark, Phoenix, AZ

Sun Jul 11 1999, 4:05 PM EDT  
Att: 36,632 - Dome - 72 F

AB	R	H	RBI	BB	SO	LOB
3	1	0	0	2	1	1
0	0	0	0	0	0	0
5	2	1	4	0	1	2
4	0	1	0	0	0	1
4	1	2	2	0	0	0
3	1	1	0	1	0	2
3	0	0	0	1	0	2
3	1	2	1	1	0	0
2	1	0	0	2	0	2
2	0	0	0	0	1	2
1	0	0	0	0	1	1

AB	30
R	7
H	7
RBI	7
BB	7
SO	4
LOB	13



WP: 0	PA: 39
PB: 0	
SB: 1	
CS: 1	

livebaseballscorecards.com



Arizona Diamondbacks @ Texas Rangers  
 The Ballpark at Arlington, Arlington, TX

Thu Jul 15 1999, 8:35 PM EDT  
 Att. 33,328 - Cloudy - 93 F

AB	31
R	2
H	5
RBI	2
BB	4
SO	5
LOB	13



WP:	0	PA:	35
PB:	0		
SB:	1		
CS:	0		

AB R H RBI BB SO LOB

3	1	1	0	1	0	0
3	1	1	1	1	0	2
4	0	1	0	0	0	2
3	0	1	1	1	0	0
3	0	0	0	1	2	3
4	0	1	0	0	1	1
4	0	0	0	0	1	2
4	0	0	0	0	1	2
3	0	0	0	0	0	1

Batter	1	2	3	4	5	6	7	8	9
Tony Womack, L (1, 9) OBP: 0.330, SLG: 0.356	4-1 G3-1 S 1B BB		1-1 E 1B		0-0 P9			2-2 G3	
Jay Bell, R (1, 4) OBP: 0.366, SLG: 0.572	2-2 G5-3		3-1 G6-3		4-2 FC4-6 BB			0-1 HR	
Luis Gonzalez, L (1, 10) OBP: 0.419, SLG: 0.576	2-0 G3-1		2-0 1B		1-0 FC4-6 1-2f			1-0 F8	
Matt Williams, R (1, 5) OBP: 0.356, SLG: 0.579	0-0 1B		4-1 BB		0-0 L6			1-0 F8	
Steve Finley, L (1, 8) OBP: 0.330, SLG: 0.506	1-3 K		1-1 G3		2-3 K			4-1 G6-3 BB	
David Dellucci, L (1, 7) OBP: 0.432, SLG: 0.500		1-2 E 2B		1-1 G4-3		3-3 K		0-0 G6-3 1-2	
Travis Lee, L (1, 3) OBP: 0.352, SLG: 0.397		3-2 P5		2-0 F7		1-0 F9		1-3 K	
Andy Fox, L (1, 6) OBP: 0.390, SLG: 0.436		3-3 K		2-1 L8		1-0 F8		0-0 G4-3	
Damian Miller, R (1, 2) OBP: 0.295, SLG: 0.402		3-1 P3		1-0 F7		1-1 G6-3			

Inning Stats	R: 1	H: 1	E: 0	LOB: 1	K: 1	BB: 1	S: 10	P: 19	R: 0	H: 1	E: 2	LOB: 1	K: 1	BB: 0	S: 17	P: 27	R: 0	H: 2	E: 1	LOB: 2	K: 0	BB: 1	S: 8	P: 19	R: 0	H: 0	E: 0	LOB: 0	K: 0	BB: 0	S: 5	P: 10	R: 0	H: 0	E: 0	LOB: 1	K: 0	BB: 1	S: 7	P: 13	R: 0	H: 0	E: 0	LOB: 0	K: 2	BB: 0	S: 7	P: 12	R: 0	H: 0	E: 0	LOB: 0	K: 0	BB: 0	S: 4	P: 7	R: 1	H: 1	E: 0	LOB: 0	K: 0	BB: 0	S: 7	P: 11	R: 0	H: 0	E: 0	LOB: 1	K: 1	BB: 1	S: 6	P: 11	1B: 3	SF: 0	2B: 1	SAC: 0	3B: 0	DP: 0	HR: 1	HBP: 0	WP: 0	PA: 35
--------------	------	------	------	--------	------	-------	-------	-------	------	------	------	--------	------	-------	-------	-------	------	------	------	--------	------	-------	------	-------	------	------	------	--------	------	-------	------	-------	------	------	------	--------	------	-------	------	-------	------	------	------	--------	------	-------	------	-------	------	------	------	--------	------	-------	------	------	------	------	------	--------	------	-------	------	-------	------	------	------	--------	------	-------	------	-------	-------	-------	-------	--------	-------	-------	-------	--------	-------	--------

PITCHER	IP	WLS	BF	H	R	ER	SO	BB	IBB	HBP	BLK	WP	HR	S	P	ERA	WHIP
Rick Helling, R (1, 1) ERA: 4.49	8.0		31	5	2	2	4	3	0	0	0	0	1	65	118	2.25	1.000
Mike Venafro, L (9, 1) ERA: 2.77	1.0	W	4	0	0	0	1	1	0	0	0	0	0	6	11	0.00	1.000

PITCHER	IP	WLS	BF	H	R	ER	SO	BB	IBB	HBP	BLK	WP	HR	S	P	ERA	WHIP
---------	----	-----	----	---	---	----	----	----	-----	-----	-----	----	----	---	---	-----	------

Batter	1	2	3	4	5	6	7	8	9	AB R H RBI BB SO LOB
Mark McLemore, S (1, 7) OBP: 0.367, SLG: 0.378	2-1 G5-3		1-1 G3		0-0 F9			2-2 1B	2-2 2B	5 0 2 3 0 0 0
Roberto Kelly, R (1, 9) OBP: 0.371, SLG: 0.450	1-3 K		0-1 PB 2B		1-1 G6-3			0-1 F9		4 0 1 0 0 1 1
Ivan Rodriguez, R (1, 2) OBP: 0.330, SLG: 0.487	1-1 1B		2-2 F7 2-3		1-0 CS 1B			0-2 K		4 0 2 0 0 1 2
Juan Gonzalez, R (1, 10) OBP: 0.355, SLG: 0.597	1-1 1-3 1B			2-3 K	1-0 CS 1-2	2-0 P3		1-3 K		4 0 1 0 0 2 1
Todd Zeile, R (1, 5) OBP: 0.347, SLG: 0.459	1-3 K			1-2 F9		2-2 F8		0-3 K		4 0 0 0 0 2 2
Ruben Mateo, R (1, 8) OBP: 0.216, SLG: 0.449		1-0 G5-3		2-2 BB 1B		1-2 P4		2-2 G1-3		4 0 1 0 0 0 0
Royce Clayton, R (1, 6) OBP: 0.289, SLG: 0.348		1-2 F9		4-1 BB 1-2 BB			3-3 K	4-2 BB 2B BB		2 0 0 0 1 1 0 0 1 0 0 1 0 0
29 Rusty Greer, L (9, PH) OBP: 0.376, SLG: 0.423										
Luis Alicea, S (1, 4) OBP: 0.308, SLG: 0.212										
Rafael Palmeiro, L (9, PH) OBP: 0.438, SLG: 0.626										
Scarborough Green, S (9, PR) OBP: 0.500, SLG: 0.333										
Jon Shave, R (1, 3) OBP: 0.300, SLG: 0.259										
Lee Stevens, L (9, PH) OBP: 0.372, SLG: 0.515										

Inning Stats	R: 0 E: 0 K: 2 S: 12	H: 2 LOB: 2 BB: 0 P: 18	R: 0 E: 0 K: 0 S: 5	H: 0 LOB: 0 BB: 0 P: 7	R: 0 E: 0 K: 0 S: 9	H: 1 LOB: 1 BB: 0 P: 12	R: 0 E: 0 K: 2 S: 18	H: 1 LOB: 3 BB: 2 P: 33	R: 0 E: 0 K: 0 S: 4	H: 1 LOB: 0 BB: 0 P: 7	R: 0 E: 0 K: 2 S: 10	H: 0 LOB: 0 BB: 0 P: 15	R: 0 E: 0 K: 2 S: 10	H: 0 LOB: 0 BB: 0 P: 13	R: 0 E: 0 K: 2 S: 11	H: 1 LOB: 1 BB: 0 P: 14	R: 3 E: 0 K: 1 S: 19	H: 1 LOB: 2 BB: 3 P: 35	1B: 5 2B: 2 3B: 0 HR: 0	SF: 0 SAC: 0 DP: 0 HBP: 0
--------------	-------------------------------	----------------------------------	------------------------------	---------------------------------	------------------------------	----------------------------------	-------------------------------	----------------------------------	------------------------------	---------------------------------	-------------------------------	----------------------------------	-------------------------------	----------------------------------	-------------------------------	----------------------------------	-------------------------------	----------------------------------	----------------------------------	------------------------------------

PITCHER	IP	WLS	BF	H	R	ER	SO	BB	IBB	HBP	BLK	WP	HR	S	P	ERA	WHIP
Randy Johnson, L (1, 1) ERA: 2.8	8.0		31	6	0	0	8	2	0	0	0	0	0	79	119	0.00	1.000
Matt Mantei, R (9, 1) ERA: 3.32	0.2	L	6	1	3	3	1	3	0	0	0	0	0	19	35	40.50	6.000

**BOTTOM**

**Arizona Diamondbacks @ Texas Rangers**  
The Ballpark at Arlington, Arlington, TX

Thu Jul 15 1999, 8:35 PM EDT  
Att: 33,328 - Cloudy - 93 F

livebaseballscorecards.com

AB	32
R	3
H	7
RBI	3
BB	5
SO	9
LOB	9



WP: 0	PA: 38
PB: 1	
SB: 0	
CS: 1	









TOP

Arizona Diamondbacks @ Texas Rangers  
The Ballpark at Arlington, Arlington, TX

Sat Jul 17 1999, 4:05 PM EDT  
Att: 34,421 - Cloudy - 89 F

livebaseballscorecards.com

AB	41
R	8
H	13
RBI	8
BB	6
SO	3
LOB	18



WP:	0	PA:	48
PB:	0		
SB:	0		
CS:	0		

AB R H RBI BB SO LOB

5	1	2	2	1	0	1
5	2	2	2	1	1	4
6	0	1	1	0	0	3
0	0	0	0	0	0	0
5	0	2	0	0	0	1
5	0	0	0	0	0	2
4	3	2	0	1	1	0
4	1	1	0	1	0	2
3	0	2	1	0	0	0
1	0	0	0	0	0	1
0	0	0	0	1	0	0
3	1	1	2	1	1	4

1-0	G4-3	1-0	F8	0-1	L3	4-2	BB	0-2	G3	0-0	2B
2-1	HR	2-0	F8	1-2	F9	2-3	K	0-1	HR	4-0	BB
2-0	G4-3	3-2	G4-3	0-1	L9	1-1	G4-3	0-1	F8	0-0	G1-3
1-1	2B	2-2	1B	0-2	G4-3	0-0	G4-3	1-0	P2		
0-2	G6-3	3-1	G1-3			2-2	G4-3	0-0	G3-1		P2
2-1	G4-3	2-2	1B	1B	SF9	4-2	G1-3	1-3	K	0-0	BB
0-0	G4-3	0-1	F8	0-1	F8	1-0	G1-3	2-1	G6-4-3	4-0	BB
0-0	E3	0-0	FC5-4	0-0	1B	2-0	BB	0-0	G6-4-3	4-0	BB
0-1	FC5-4	0-1	SF9	0-2	SF9	4-1	BB	0-1	HR	0-3	K

R: 1	H: 2	R: 0	H: 0	R: 1	H: 2	R: 0	H: 0	R: 1	H: 1	R: 0	H: 1	R: 2	H: 2	R: 2	H: 2	R: 0	H: 2	R: 1	H: 2	1B: 6	SF: 1
E: 0	LOB: 1	E: 1	LOB: 1	E: 0	LOB: 1	E: 0	LOB: 0	E: 0	LOB: 3	E: 0	LOB: 0	E: 0	LOB: 0	E: 0	LOB: 0	E: 0	LOB: 0	E: 0	LOB: 3	2B: 4	SAC: 0
K: 0	BB: 0	K: 0	BB: 0	K: 0	BB: 0	K: 0	BB: 0	K: 1	BB: 3	K: 0	BB: 0	K: 0	BB: 0	K: 0	BB: 0	K: 1	BB: 0	K: 1	BB: 3	3B: 0	DP: 2
S: 9	P: 15	S: 6	P: 8	S: 10	P: 21	S: 12	P: 14	S: 8	P: 9	S: 13	P: 32	S: 4	P: 5	S: 6	P: 9	S: 10	P: 11	S: 7	P: 19	HR: 3	HBP: 0

PITCHER	IP	WLS	BF	H	R	ER	SO	BB	IBB	HBP	BLK	WP	HR	S	P	ERA	WHIP										
John Burkett, R	(1, 1)		5.2	7	4	4	0	2	0	0	0	0	0	53	88	6.35	1.588										
Mike Munoz, L	(6, 1)	H	7	2	0	0	2	1	0	0	0	0	0	14	24	0.00	1.800										
Tim Crabtree, R	(8, 1)	H	1	0	0	0	0	0	0	0	0	0	0	1	1	0.00	0.000										
John Wetteland, R	(9, 1)	L	9	3	4	4	0	2	0	0	0	0	2	12	21	27.00	3.750										
Esteban Loaiza, R	(10, 1)		0.2	4	1	0	0	1	1	0	0	0	0	5	9	0.00	3.000										

Batter	(1, 4)	(1, 10)	(1, 7)	(10, 1)	(1, 5)	(1, 8)	(1, 9)	(1, 3)	(1, 6)	(1, 2)	Inning Stats																				
Tony Womack, L	OBP: 0.332, SLG: 0.362	Jay Bell, R	OBP: 0.365, SLG: 0.582	Luis Gonzalez, L	OBP: 0.415, SLG: 0.566	Matt Mantei, R	OBP: 0.358, SLG: 0.576	Steve Finley, L	OBP: 0.324, SLG: 0.503	David Dellucci, L	OBP: 0.452, SLG: 0.505	Travis Lee, L	OBP: 0.351, SLG: 0.394	Andy Fox, L	OBP: 0.391, SLG: 0.441	Bernard Gilkey, R	OBP: 0.398, SLG: 0.496	Hanley Frias, S	OBP: 0.309, SLG: 0.239	Kelly Stinnett, R	OBP: 0.284, SLG: 0.399										

BOTTOM

Arizona Diamondbacks @ Texas Rangers  
The Ballpark at Arlington, Arlington, TX

Sat Jul 17 1999, 4:05 PM EDT  
Att. 34,421 - Cloudy - 89 F

livebaseballscorecards.com

AB	41
R	6
H	11
RBI	6
BB	4
SO	7
LOB	20



WP:	0	PA:	46
PB:	1		
SB:	1		
CS:	1		

AB	R	H	RBI	BB	SO	LOB
4	1	1	0	1	0	1
5	1	2	0	0	0	2
4	2	2	2	1	1	2
4	1	1	3	1	1	1
5	0	0	0	0	0	4
4	1	2	0	1	0	1
5	0	2	0	0	0	2
5	0	1	1	0	2	4
4	0	0	0	0	2	2
1	0	0	0	0	1	1

Batter	1	2	3	4	5	6	7	8	9	10
Mark McLemore, S (1, 4) OBP: 0.370, SLG: 0.380	G4-3	G6-3			F7					
Ivan Rodriguez, R (1, 2) OBP: 0.332, SLG: 0.491	29 HR		FC6-5		L9		G6-3		F9	
29 Rusty Greer, L (1, 7) OBP: 0.379, SLG: 0.436	1-H				E1		CS		BB	
Juan Gonzalez, R (1, 9) OBP: 0.357, SLG: 0.598	K		FC6-5		HR		CS	P3		BB
Rafael Palmeiro, L (1, 10) OBP: 0.437, SLG: 0.614	G3		P5		E4			L3	G4-3	
Todd Zeile, R (1, 5) OBP: 0.354, SLG: 0.463		G3			F8		G6-4-3			PB
Lee Stevens, L (1, 3) OBP: 0.371, SLG: 0.511		G3					G4-3			G5-3
Ruben Mateo, R (1, 8) OBP: 0.233, SLG: 0.483		F8			P4		K			K
Royce Clayton, R (1, 6) OBP: 0.288, SLG: 0.341 Luis Alicea, S (10, PH) OBP: 0.306, SLG: 0.210		F8			F8		K			K

Inning Stats	R: 2	H: 2	E: 0	LOB: 0	K: 1	S: 11	P: 13	R: 1	H: 2	E: 0	LOB: 1	K: 0	BB: 0	S: 13	P: 22	R: 0	H: 1	E: 0	LOB: 1	K: 1	BB: 0	S: 7	P: 12	R: 0	H: 1	E: 0	LOB: 0	K: 0	BB: 0	S: 10	P: 16	R: 3	H: 2	E: 2	LOB: 0	K: 0	BB: 0	S: 18	P: 26	R: 0	H: 0	E: 0	LOB: 0	K: 2	BB: 0	S: 11	P: 15	R: 0	H: 0	E: 0	LOB: 0	K: 0	BB: 1	S: 6	P: 16	R: 0	H: 1	E: 0	LOB: 2	K: 0	BB: 1	S: 10	P: 17	R: 0	H: 1	E: 0	LOB: 3	K: 1	BB: 2	S: 16	P: 31	R: 0	H: 1	E: 0	LOB: 1	K: 2	BB: 0	S: 8	P: 9	1B: 6	SF: 0	2B: 3	SAC: 0	3B: 0	DP: 1	HR: 2	HBP: 0
PITCHER	IP	WLS	BF	H	R	ER	SO	BB	IBB	HBP	BLK	WP	HR	S	P	ERA	WHIP																																																																						
Andy Benes, R (1, 1) ERA: 5.58	6.2		30	8	6	5	4	1	0	0	0	0	2	74	116	6.75	1.350																																																																						
Byung-Hyun Kim, R (7, 1) ERA: 4.12	1.0		2	0	0	0	0	0	0	0	0	0	0	6	9	0.00	0.000																																																																						
Darren Holmes, R (8, 1) ERA: 2.53	1.0		8	2	0	0	1	3	0	0	0	0	0	21	40	0.00	5.000																																																																						
Dan Plesac, L (9, 1) ERA: 7.2	0.1	W	1	0	0	0	0	0	0	0	0	0	0	1	3	0.00	0.000																																																																						
Matt Mantei, R (10, 1) ERA: 3.23	1.0	S	4	1	0	0	2	0	0	0	0	0	0	8	9	0.00	1.000																																																																						





Batter	1	2	3	4	5	6	7	8	9	10	AB R H RBI BB SO LOB
David Bell, R OBP: 0.340, SLG: 0.471 (1, 4)	F9		F8		G6-3	SF8			WP BB		3 0 0 1 1 0 1
Alex Rodriguez, R OBP: 0.394, SLG: 0.638 (1, 6)	G5-3			F8		1B 1B			K		5 1 1 0 0 1 3
Ken Griffey Jr., L OBP: 0.409, SLG: 0.624 (1, 8)	G1-3			HR		SF9 1B	SF8 BB		S IBB		3 3 2 1 2 0 0
Edgar Martinez, R OBP: 0.434, SLG: 0.532 (1, 10)		G4-3		G4-3		1B BB 1B	SF8		K		4 1 1 2 0 1 2
David Segui, S OBP: 0.359, SLG: 0.460 (1, 3)		F7		FC5-4 1B		SF9	G3		F8		4 0 1 1 0 0 2
Jay Buhner, R OBP: 0.395, SLG: 0.489 John Mabry, L (10, PR) OBP: 0.289, SLG: 0.389				FC5-4 1B		1B 1B BB	K		S 1B BB		2 1 0 0 3 1 1 0 1 0 0 0 0 0
Butch Huskey, R OBP: 0.350, SLG: 0.504 Raul Ibanez, L (8, PH) OBP: 0.352, SLG: 0.403 (9, 7)		K				K		G6-3		F9	3 1 1 0 0 2 1 2 0 0 0 0 0 1
Russ Davis, R OBP: 0.295, SLG: 0.474 (1, 5)			K			K		G4-3			5 0 2 2 0 2 0
Dan Wilson, R OBP: 0.331, SLG: 0.404 (1, 2)			F7					K			4 0 2 1 0 1 0

Inning Stats	R: 0 E: 0 K: 0 S: 6	H: 0 LOB: 0 BB: 0 P: 10	R: 0 E: 0 K: 1 S: 9	H: 0 LOB: 1 BB: 1 P: 17	R: 0 E: 0 K: 1 S: 9	H: 0 LOB: 0 BB: 0 P: 15	R: 1 E: 0 K: 0 S: 12	H: 2 LOB: 1 BB: 0 P: 22	R: 0 E: 0 K: 2 S: 14	H: 1 LOB: 0 BB: 0 P: 21	R: 5 E: 0 K: 0 S: 25	H: 6 LOB: 2 BB: 1 P: 39	R: 1 E: 0 K: 1 S: 9	H: 0 LOB: 0 BB: 1 P: 19	R: 0 E: 0 K: 1 S: 8	H: 0 LOB: 0 BB: 0 P: 9	R: 0 E: 0 K: 2 S: 14	H: 0 LOB: 2 BB: 2 P: 25	R: 1 E: 0 K: 0 S: 2	H: 1 LOB: 1 BB: 1 P: 6	1B: 8 2B: 1 3B: 0 HR: 1	SF: 3 SAC: 0 DP: 0 HBP: 0
--------------	------------------------------	----------------------------------	------------------------------	----------------------------------	------------------------------	----------------------------------	-------------------------------	----------------------------------	-------------------------------	----------------------------------	-------------------------------	----------------------------------	------------------------------	----------------------------------	------------------------------	---------------------------------	-------------------------------	----------------------------------	------------------------------	---------------------------------	----------------------------------	------------------------------------


PITCHER	IP	WLS	BF	H	R	ER	SO	BB	IBB	HBP	BLK	WP	HR	S	P	ERA	WHIP
Omar Daal, L ERA: 3.74 (1, 1)	5.1		26	8	6	6	4	2	0	0	0	0	1	67	111	10.12	1.875
Bobby Chouinard, R ERA: 2.08 (6, 1)	1.2	B	7	1	1	0	1	1	0	0	0	0	0	17	32	0.00	1.200
Byung-Hyun Kim, R ERA: 4.09 (8, 1)	2.1	L	11	1	1	1	3	2	1	0	0	1	0	24	40	3.86	1.286

**BOTTOM**

**Arizona Diamondbacks @ Seattle Mariners**  
**Safeco Field, Seattle, WA**  
 Sun Jul 18 1999, 1:35 PM PDT  
 Att. 44,705 - Unknown - 64 F

livebaseballscorecards.com

<b>AB</b>	<b>35</b>
<b>R</b>	<b>8</b>
<b>H</b>	<b>10</b>
<b>RBI</b>	<b>8</b>
<b>BB</b>	<b>6</b>
<b>SO</b>	<b>8</b>
<b>LOB</b>	<b>11</b>



<b>WP</b>	<b>1</b>	<b>PA</b>	<b>44</b>
<b>PB</b>	<b>0</b>		
<b>SB</b>	<b>4</b>		
<b>CS</b>	<b>0</b>		



Batter	1	2	3	4	5	6	7	8	9	AB R H RBI BB SO LOB	TOP	
Tony Womack, L (1, 4) OBP: 0.331, SLG: 0.360	2-1 F7		3-2 G4-3	1-1 G1-3			2-2 1B		0-1 G1-3	5 0 1 0 0 0 0		
Jay Bell, R (1, 10) OBP: 0.361, SLG: 0.573	1-2 P4		1-0 BB 2B		1-1 L4		1-2 SAFE F7		0-1 P4	5 0 1 0 0 0 1		
Luis Gonzalez, L (1, 7) OBP: 0.417, SLG: 0.570	2-3 K		1-0 BB HBP		0-2 F8			2-2 HR	2-3 K	4 1 1 1 0 2 0		
Matt Williams, R (1, 5) OBP: 0.359, SLG: 0.571		1-3 K	4-1 BB 1-2 2-3 BB		1-1 G6-3			2-1 G3 BB 1B		3 0 1 0 1 1 0		
Steve Finley, L (1, 8) OBP: 0.326, SLG: 0.499		2-2 F7	1-0 G4-3			4-0 G6-3 BB		4-1 G3 BB		2 0 0 0 2 0 3		
David Dellucci, L (1, 9) OBP: 0.450, SLG: 0.495		1-1 2B 1B		4-1 HR BB		2-1 SAFE L6		0-3 K		3 2 1 0 1 1 3		
Travis Lee, L (1, 3) OBP: 0.354, SLG: 0.401		3-2 1-H 2B		1-3 SAFE K		0-0 1-2f G6-3		0-2 G3		4 0 1 1 0 1 4		
Andy Fox, L (1, 6) OBP: 0.383, SLG: 0.430		2-1 G4-3		0-0 SAFE SAFE P7			1-2 G3-1	1-3 K		4 0 0 0 0 1 4		
Kelly Stinnett, R (1, 2) OBP: 0.287, SLG: 0.429			3-3 K	2-0 1-H HR			1-0 F9		2-1 HR	4 2 2 3 0 1 0		
<b>Inning Stats</b>	R: 0 E: 0 K: 1 S: 8 H: 0 LOB: 0 BB: 0 P: 13	R: 1 E: 0 K: 1 S: 14 H: 2 LOB: 1 BB: 0 P: 23	R: 0 E: 0 K: 1 S: 9 H: 1 LOB: 3 BB: 1 P: 22	R: 2 E: 0 K: 1 S: 8 H: 1 LOB: 0 BB: 1 P: 16	R: 0 E: 0 K: 0 S: 7 H: 0 LOB: 0 BB: 0 P: 9	R: 0 E: 0 K: 0 S: 3 H: 0 LOB: 0 BB: 1 P: 9	R: 0 E: 0 K: 0 S: 12 H: 1 LOB: 1 BB: 0 P: 17	R: 1 E: 0 K: 2 S: 16 H: 2 LOB: 2 BB: 1 P: 25	R: 1 E: 0 K: 1 S: 9 H: 1 LOB: 0 BB: 0 P: 13	1B: 3 2B: 2 3B: 0 HR: 3 SF: 0 SAC: 0 DP: 1 HBP: 1	WP: 0 PB: 0 SB: 0 CS: 0 PA: 39	
<b>PITCHER</b>	IP WLS BF H R ER SO BB IBB HBP BLK WP HR S P ERA WHIP											
Gil Meche, R (1, 1) ERA: 5.02	7.0 W 29 5 3 3 4 3 0 1 0 0 1 61 109 3.86 1.143											
Paul Abbott, R (8, 1) ERA: 3.86	2.0 10 3 2 2 3 1 0 0 0 0 2 25 38 9.00 2.000											

Arizona Diamondbacks @ Seattle Mariners  
Safeco Field, Seattle, WA  
Mon Jul 19 1999, 7:05 PM PDT  
Att. 44,287 - Unknown - 76 F

AB	34
R	5
H	8
RBI	5
BB	4
SO	7
LOB	15



Batter	1	2	3	4	5	6	7	8	9
David Bell, R OBP: 0.341, SLG: 0.468 (1, 4)									
Alex Rodriguez, R OBP: 0.396, SLG: 0.648 (1, 6)									
Ken Griffey Jr., L OBP: 0.407, SLG: 0.620 (1, 8)									
Edgar Martinez, R OBP: 0.432, SLG: 0.526 (1, 10)									
David Segui, S OBP: 0.361, SLG: 0.461 (1, 3)									
Jay Buhner, R OBP: 0.398, SLG: 0.516 (1, 9)									
John Mabry, L OBP: 0.289, SLG: 0.389 (8, 9)									
Butch Huskey, R OBP: 0.352, SLG: 0.504 (1, 7)									
Raul Ibanez, L OBP: 0.352, SLG: 0.403 (8, 7)									
Russ Davis, R OBP: 0.295, SLG: 0.475 (1, 5)									
Dan Wilson, R OBP: 0.330, SLG: 0.402 (1, 2)									

Inning Stats	R: 0	H: 0	E: 0	K: 2	S: 15	LOB: 0	BB: 0	P: 20	R: 0	H: 0	E: 0	K: 1	S: 8	LOB: 0	BB: 0	P: 13	R: 0	H: 2	E: 0	K: 0	S: 22	LOB: 2	BB: 0	P: 29	R: 3	H: 5	E: 0	K: 0	S: 21	LOB: 1	BB: 0	P: 28	R: 0	H: 1	E: 0	K: 0	S: 9	LOB: 2	BB: 1	P: 16	R: 4	H: 2	E: 0	K: 0	S: 20	LOB: 0	BB: 2	P: 35	R: 0	H: 1	E: 0	K: 0	S: 10	LOB: 1	BB: 0	P: 17	R: 0	H: 0	E: 0	K: 1	S: 8	LOB: 0	BB: 0	P: 15	R: 0	H: 0	E: 0	K: 1	S: 8	LOB: 0	BB: 0	P: 15
1B: 8	SF: 0	2B: 1	SAC: 0	3B: 0	DP: 0	HR: 2	HBP: 0	WP: 0	PA: 37																																																															


PITCHER	IP	WLS	BF	H	R	ER	SO	BB	IBB	HBP	BLK	WP	HR	S	P	ERA	WHIP
Brian Anderson, L ERA: 7.03 (1, 1)	5.2	L	27	9	5	5	3	1	1	0	0	0	1	87	127	7.94	1.765
Vicente Padilla, R ERA: 16.88 (6, 1)	1.1		7	2	2	2	0	1	0	0	0	0	1	18	31	13.50	2.250
Gregg Olson, R ERA: 4.7 (8, 1)	1.0		3	0	0	0	1	0	0	0	0	0	0	8	15	0.00	0.000

**BOTTOM**

**Arizona Diamondbacks @ Seattle Mariners**  
Safeco Field, Seattle, WA

Mon Jul 19 1999, 7:05 PM PDT  
Att: 44,287 - Unknown - 76 F

AB	34
R	7
H	11
RBI	7
BB	3
SO	4
LOB	13





Batter	1	2	3	4	5	6	7	8	9	AB R H RBI BB SO LOB	TOP																
<b>Tony Womack, L</b> OBP: 0.332, SLG: 0.363 (1, 9) (5, 4)	0-1 G2-3		0-0 G4-3		1-2 G3-1	0-1 1B BB 1B		1-0 HR 2B		5 2 2 2 0 0 0																	
<b>Jay Bell, R</b> OBP: 0.361, SLG: 0.574 <b>Bernard Gilkey, R</b> OBP: 0.406, SLG: 0.521 (1, 4) (5, 7)	2-1 G5-3		0-0 G4-3 2B		3-1 G6-3	0-0 P4		1-0 HR		3 0 1 0 0 0 0 2 1 1 2 0 0 2																	
<b>Luis Gonzalez, L</b> OBP: 0.419, SLG: 0.568 (1, 10)	3-2 1B		2-1 G4-3 2-3		4-1 1B BB	4-1 1B BB 1-2 2-3		2-1 F8		3 0 1 0 2 0 1																	
<b>Matt Williams, R</b> OBP: 0.360, SLG: 0.569 (1, 5)	0-0 G4-3		0-0 F9		2-0 1B	0-1 1-3 2-H 3-H 1B		0-2 G6-3		5 0 2 2 0 0 2																	
<b>Steve Finley, L</b> OBP: 0.325, SLG: 0.500 (1, 8)		2-2 G1-3		1-2 G4-3	0-1 G3	2-2 F7		0-0 3B		5 0 1 0 0 0 4																	
<b>David Dellucci, L</b> OBP: 0.456, SLG: 0.500 (1, 7) (5, 9)		1-0 G1-6-3		0-1 G5-3 1B		0-0 1B 1B	0-0 1B	2-3 K		5 1 3 0 0 1 1																	
<b>Travis Lee, L</b> OBP: 0.354, SLG: 0.398 (1, 3)		4-1 1B BB		4-1 G5-3 1-2 BB		0-0 F8	2-2 F8		2-1 F7	3 0 0 0 2 0 2	<b>AB 41</b>																
<b>Andy Fox, L</b> OBP: 0.388, SLG: 0.435 (1, 6)		1-0 1-2 1B		1-2 G5-3 1-2 2-3		0-0 1B 1B	0-0 1-3 1B		1-3 K	5 1 3 0 0 1 2	<b>R 6</b>																
<b>Kelly Stinnett, R</b> OBP: 0.284, SLG: 0.422 (1, 2)		0-3 K		1-3 K		1-2 BB 1B 1B	1-2 G5-3		3-1 P3	5 1 1 0 0 2 5	<b>H 15</b>																
<b>Inning Stats</b>	R: 0 E: 0 K: 0 S: 9	H: 1 LOB: 1 BB: 0 P: 14	R: 0 E: 0 K: 1 S: 9	H: 1 LOB: 2 BB: 1 P: 17	R: 0 E: 0 K: 0 S: 5	H: 1 LOB: 1 BB: 0 P: 7	R: 0 E: 0 K: 1 S: 12	H: 1 LOB: 2 BB: 1 P: 19	R: 0 E: 0 K: 0 S: 13	H: 1 LOB: 2 BB: 1 P: 23	R: 4 E: 0 K: 0 S: 15	H: 5 LOB: 2 BB: 1 P: 22	R: 0 E: 0 K: 0 S: 9	H: 2 LOB: 1 BB: 0 P: 12	R: 2 E: 0 K: 1 S: 12	H: 3 LOB: 1 BB: 0 P: 18	R: 0 E: 0 K: 1 S: 7	H: 0 LOB: 0 BB: 0 P: 13	1B: 11 2B: 2 3B: 1 HR: 1	SF: 0 SAC: 0 DP: 0 HBP: 0	WP: 0 PB: 0 SB: 0 CS: 0	PA: 45					
<b>PITCHER</b>	IP WLS BF H R ER SO BB IBB HBP BLK WP HR S P ERA WHIP												<b>PITCHER</b>	IP WLS BF H R ER SO BB IBB HBP BLK WP HR S P ERA WHIP													
<b>Frankie Rodriguez, R</b> ERA: 6.49 <b>Damaso Marte, L</b> ERA: 9.35 (1, 1) (6, 1)	5.0 L	23 22	5 10	0 6	0 6	2 2	3 1	0 0	0 0	0 0	0 0	0 0	48 43	80 65	0.00 13.50	1.600 2.750											

**Arizona Diamondbacks @ Seattle Mariners**  
Safeco Field, Seattle, WA  
Tue Jul 20 1999, 7:05 PM PDT  
Att. 44,884 - Cloudy - 78 F

<b>AB</b>	41
<b>R</b>	6
<b>H</b>	15
<b>RBI</b>	6
<b>BB</b>	4
<b>SO</b>	4
<b>LOB</b>	19







Batter	1	2	3	4	5	6	7	8	9	AB R H RBI BB SO LOB	TOP																									
Tony Womack, L (1, 4) OBP: 0.335, SLG: 0.375	2-2 1B 2B 1B		1-1 L9		1-0 FC3-6 1B 1-2f		0-1 PB 1B	0-2 IHR		5 2 3 4 0 0 1																										
David Dellucci, L (1, 9) OBP: 0.454, SLG: 0.495	2-2 F8		3-1 1B		1-1 1B		2-3 K	0-0 G4-3		5 0 2 0 0 1 4																										
Luis Gonzalez, L (1, 7) OBP: 0.417, SLG: 0.562	3-1 F7		2-1 F8		1-0 G4-3		4-0 BB		2-2 G4-3	4 0 0 0 1 0 4																										
Matt Williams, R (1, 5) OBP: 0.358, SLG: 0.564	3-2 2B 1B		0-1 P4			1-1 F9	2-2 P6		2-1 E6 WP	5 1 1 0 0 0 4																										
Steve Finley, L (1, 8) OBP: 0.323, SLG: 0.499	0-2 2B			0-1 P6		0-3 K		2-3 K	2-2 G4-3	5 0 1 2 0 2 1																										
Travis Lee, L (1, 3) OBP: 0.352, SLG: 0.393	1-0 G6-3			0-0 G4-3		2-1 G4-3		4-0 IHR BB HBP	1-0 F7	4 1 0 0 1 0 2																										
Andy Fox, L (1, 6) OBP: 0.390, SLG: 0.434		2-1 P6		3-3 K			1-0 G5-3 1B	2-2 IHR BB HBP		3 2 1 0 0 1 0	AB 38																									
Hanley Frias, S (8, 6) OBP: 0.300, SLG: 0.235								1-2 IHR HBP		0 0 0 0 0 0 0	R 7																									
Kelly Stinnett, R (1, 2) OBP: 0.278, SLG: 0.412		2-3 K			3-2 G4-3		0-0 G5-3	0-3 K		4 0 0 0 0 2 3	H 10																									
Armando Reynoso, R (1, 1) OBP: 0.188, SLG: 0.219		2-2 G6-3			1-2 FC3-6 1B		0-0 PB 1B	4-0 IHR BB		2 0 1 0 0 0 0	RBI 7																									
Bernard Gilkey, R (7, PH) OBP: 0.410, SLG: 0.525										1 0 1 1 0 0 0	BB 3																									
Bobby Chouinard, R (7, 1) OBP: 0.362, SLG: 0.574										0 0 0 0 0 1 0	SO 6																									
Jay Bell, R (8, PH) OBP: 0.153, SLG: 0.105										0 0 0 0 0 0 0	LOB 19																									
Brian Anderson, R (8, PR)										0 1 0 0 0 0 0																										
Greg Swindell, L (8, 1)										0 0 0 0 0 0 0																										
Matt Mantei, R (9, 1)										0 0 0 0 0 0 0																										
<b>Inning Stats</b>	R: 2 E: 0 K: 0 S: 20	H: 3 LOB: 1 BB: 0 P: 31	R: 0 E: 0 K: 1 S: 8	H: 0 LOB: 0 BB: 0 P: 14	R: 0 E: 0 K: 1 S: 8	H: 1 LOB: 1 BB: 0 P: 14	R: 0 E: 0 K: 1 S: 10	H: 0 LOB: 0 BB: 0 P: 13	R: 0 E: 0 K: 0 S: 11	H: 2 LOB: 2 BB: 0 P: 18	R: 0 E: 0 K: 1 S: 7	H: 0 LOB: 0 BB: 0 P: 10	R: 1 E: 0 K: 1 S: 12	H: 3 LOB: 3 BB: 1 P: 21	R: 4 E: 0 K: 2 S: 12	H: 1 LOB: 1 BB: 2 P: 24	R: 0 E: 1 K: 0 S: 9	H: 0 LOB: 1 BB: 0 P: 16	1B: 8 2B: 1 3B: 0 HR: 1	SF: 0 SAC: 0 DP: 0 HBP: 1	WP: 1 PB: 1 SB: 0 CS: 0	PA: 42														
<b>PITCHER</b>	IP WLS BF H R ER SO BB IBB HBP BLK WP HR S P ERA WHIP																																			
Scott Elarton, R (1, 1) ERA: 3.03	5.0		21	6	2	2	2	0	0	0	0	0	0	57	90	3.60	1.200																			
Trever Miller, L (6, 1) ERA: 5.9	1.2	H	9	3	1	1	2	1	0	0	0	0	0	15	25	5.40	2.400																			
Jay Powell, R (7, 1) ERA: 4.33	1.0	L	6	0	3	3	2	2	0	1	0	0	0	12	26	27.00	2.000																			
Billy Wagner, L (8, 1) ERA: 2.18	0.1	B	2	1	1	1	0	0	0	0	0	0	0	4	4	27.00	3.000																			
Jose Cabrera, R (9, 1) ERA: 2.53	1.0		4	0	0	0	0	0	0	0	0	1	0	9	16	0.00	0.000																			

Arizona Diamondbacks @ Houston Astros  
Astrodome, Houston, TX  
Wed Jul 21 1999, 8:05 PM EDT  
Att. 23,985 - Dome - 72 F

livebaseballscorecards.com

AB 38  
R 7  
H 10  
RBI 7  
BB 3  
SO 6  
LOB 19







Batter	1	2	3	4	5	6	7	8	9	AB R H RBI BB SO LOB	TOP											
<b>Tony Womack, L</b> (1, 4) OBP: 0.334, SLG: 0.374	1-2 P6		1-1 FC5-4 SF9 1B		1-1 G4-3		1-2 G4-3			4 1 1 0 0 0 0	<b>Arizona Diamondbacks @ Houston Astros</b> Astrodome, Houston, TX Thu Jul 22 1999, 8:05 PM EDT Att: 31,861 - Dome - 72 F											
<b>David Dellucci, L</b> (1, 9) OBP: 0.463, SLG: 0.505	0-1 G5-3 1B		0-0 FC5-4 1B		1-2 1B		1-3 K			4 0 3 0 0 1 0												
<b>Luis Gonzalez, L</b> (1, 7) OBP: 0.413, SLG: 0.556	1-2 G5-3		3-1 FC5-4 1B		1-3 K		0-1 G4-3			4 0 0 0 0 1 4												
<b>Matt Williams, R</b> (1, 5) OBP: 0.355, SLG: 0.560	2-1 F8		1-0 SF9		1-3 K		0-1 F8			3 0 0 1 0 1 2												
<b>Steve Finley, L</b> (1, 8) OBP: 0.323, SLG: 0.496		1-1 L7	0-2 1B		1-0 F7		0-0 G3-1			4 0 1 0 0 0 0												
<b>Travis Lee, L</b> (1, 3) OBP: 0.349, SLG: 0.388		1-2 F8	2-3 K		3-3 K		0-0 G4-3			4 0 0 0 0 2 2												
<b>Hanley Frias, S</b> (1, 6) OBP: 0.297, SLG: 0.236		2-1 1B		0-3 K		1-1 G4-3		0-1 G4-3		4 0 1 0 0 1 0												
<b>Kelly Stinnett, R</b> (1, 2) OBP: 0.274, SLG: 0.405		0-1 F7		0-2 P6			2-3 K			3 0 0 0 0 1 1												
<b>Andy Benes, R</b> (1, 1) OBP: 0.200, SLG: 0.219			1-0 HR		1-1 G3		0-1 G5-3			2 1 1 1 0 0 0												
<b>Bernard Gilkey, R</b> (7, PH) OBP: 0.407, SLG: 0.521										1 0 0 0 0 0 0												
<b>Gregg Olson, R</b> (7, 1)										0 0 0 0 0 0 0												
<b>Greg Swindell, L</b> (7, 1)										0 0 0 0 0 0 0												
<b>Matt Mantei, R</b> (9, 1)										0 0 0 0 0 0 0												
<b>Inning Stats</b>	R: 0 E: 0 K: 0 S: 10	H: 1 LOB: 1 BB: 0 P: 14	R: 0 E: 0 K: 0 S: 9	H: 1 LOB: 1 BB: 0 P: 13	R: 2 E: 0 K: 1 S: 13	H: 4 LOB: 2 BB: 0 P: 21	R: 0 E: 0 K: 1 S: 8	H: 0 LOB: 0 BB: 0 P: 9	R: 0 E: 0 K: 1 S: 12	H: 1 LOB: 1 BB: 0 P: 16	R: 0 E: 0 K: 1 S: 8	H: 0 LOB: 0 BB: 0 P: 13	R: 0 E: 0 K: 1 S: 10	H: 0 LOB: 0 BB: 0 P: 13	R: 0 E: 0 K: 1 S: 8	H: 0 LOB: 0 BB: 0 P: 9	R: 0 E: 0 K: 0 S: 4	H: 0 LOB: 0 BB: 0 P: 4	1B: 6 2B: 0 3B: 0 HR: 1	SF: 1 SAC: 0 DP: 0 HBP: 0	WP: 0 PB: 0 SB: 0 CS: 0	PA: 34
<b>PITCHER</b>	IP WLS BF H R ER SO BB IBB HBP BLK WP HR S P ERA WHIP																					
<b>Jose Lima, R</b> (1, 1) ERA: 3.15	8.0 L 31 7 2 2 7 0 0 0 0 0 0 1 78 108 2.25 0.875																					
<b>Trever Miller, L</b> (9, 1) ERA: 5.7	1.0 3 0 0 0 0 0 0 0 0 0 0 0 4 4 0.00 0.000																					

AB	33
R	2
H	7
RBI	2
BB	0
SO	7
LOB	9







Batter	1	2	3	4	5	6	7	8	9	AB R H RBI BB SO LOB	TOP		
Eric Young Sr. R (1, 4) OBP: 0.350, SLG: 0.337 Onan Masaoka, R (7, 1)	0-1 F8		4-2 BB		0-0 1B		1-2 G4-3			3 0 1 0 1 0 0 0 0 0 0 0 0 0	<b>Los Angeles Dodgers @ Arizona Diamondbacks</b> <b>Bank One Ballpark, Phoenix, AZ</b> Fri Jul 23 1999, 10:05 PM EDT Att: 43,031 - Dome - 72 F		
Mark Grudzielanek, R (1, 6) OBP: 0.371, SLG: 0.395	1-1 F9		3-2 F9		0-0 G6-3			1-0 G1-3		4 0 0 0 0 0 2			
Gary Sheffield, R (1, 7) OBP: 0.410, SLG: 0.503 Todd Hollandsworth, L (6, 7) OBP: 0.359, SLG: 0.525	4-2 BB		4-1 BB		2-0 HR			1-0 G6-3		1 1 1 1 2 0 0 1 0 0 0 0 0 0			
Eric Karros, R (1, 3) OBP: 0.344, SLG: 0.562 Dave Hansen, L (8, PH) OBP: 0.440, SLG: 0.456	0-2 G4-3		3-3 K		0-0 L5			2-3 K		3 0 0 0 0 1 3 1 0 0 0 0 1 0			
22 Devon White, S (1, 8) OBP: 0.352, SLG: 0.425 Trenidad Hubbard, R (6, 8) OBP: 0.413, SLG: 0.438		4-1 FC5-4 BB		3-2 P4		1-0 F7		0-0 F9		2 0 0 0 1 0 0 1 0 0 0 0 0 0			
Raul Mondesi, R (1, 9) OBP: 0.325, SLG: 0.485		0-1 FC5-4		3-1 F9		4-2 BB		2-2 G1-3		3 0 0 0 1 0 1			
Adrian Beltré, R (1, 5) OBP: 0.369, SLG: 0.447		2-1 P3		1-0 F9		0-0 L7		1-2 G4-3		4 0 0 0 0 0 2			
Angel Pena, R (1, 2) OBP: 0.293, SLG: 0.400		3-1 P4		2-2 G6-3		0-0 G6-3				3 0 0 0 0 0 1			
Carlos Perez, L (1, 1) OBP: 0.345, SLG: 0.481 Jose Vizcaino, S (7, PH) OBP: 0.281, SLG: 0.274			0-3 K		0-2 G1-3		0-0 G4-3			2 0 0 0 0 1 0 1 0 0 0 0 0 0			
<b>Inning Stats</b>	R: 0 H: 0 E: 0 LOB: 1 K: 0 BB: 1 S: 11 P: 16	R: 0 H: 0 E: 0 LOB: 1 K: 0 BB: 1 S: 7 P: 16	R: 0 H: 0 E: 0 LOB: 2 K: 2 BB: 2 S: 15 P: 29	R: 0 H: 0 E: 0 LOB: 0 K: 0 BB: 0 S: 6 P: 13	R: 0 H: 1 E: 0 LOB: 1 K: 0 BB: 0 S: 8 P: 10	R: 1 H: 1 E: 0 LOB: 1 K: 0 BB: 1 S: 7 P: 14	R: 0 H: 0 E: 0 LOB: 0 K: 0 BB: 0 S: 5 P: 6	R: 0 H: 0 E: 0 LOB: 0 K: 1 BB: 0 S: 5 P: 9	R: 0 H: 0 E: 0 LOB: 0 K: 0 BB: 0 S: 7 P: 10	1B: 1 SF: 0 2B: 0 SAC: 0 3B: 0 DP: 0 HR: 1 HBP: 0		WP: 0 PA: 34 PB: 0 SB: 0 CS: 0	
<b>PITCHER</b>	IP WLS BF H R ER SO BB IBB HBP BLK WP HR S P ERA WHIP											<b>PITCHER</b>	IP WLS BF H R ER SO BB IBB HBP BLK WP HR S P ERA WHIP
Omar Daal, L (1, 1) ERA: 3.61	7.0 W 28 2 1 1 2 5 0 0 0 0 0 1 59 104 1.29 1.000												
Byung-Hyun Kim, R (8, 1) ERA: 3.75	2.0 6 0 0 0 1 0 0 0 0 0 0 0 12 19 0.00 0.000												

livebaseballscorecards.com

<b>AB</b>	<b>29</b>
<b>R</b>	<b>1</b>
<b>H</b>	<b>2</b>
<b>RBI</b>	<b>1</b>
<b>BB</b>	<b>5</b>
<b>SO</b>	<b>3</b>
<b>LOB</b>	<b>9</b>



Batter	1	2	3	4	5	6	7	8	9
<b>Tony Womack, L</b> OBP: 0.331, SLG: 0.370 (1, 9)	3-2 <b>K</b>		0-1 SH5-3	0-0 P4	1-2 G3-1			2-1 G4-3	
<b>Jay Bell, R</b> OBP: 0.366, SLG: 0.577 <b>Hanley Frias, S</b> OBP: 0.292, SLG: 0.232 (6, PR) (7, 6)	2-1 P3		3-1 BB 1B	1-0 E 2B		4-2 2B BB		1-3 <b>K</b>	
<b>Luis Gonzalez, L</b> OBP: 0.415, SLG: 0.558 (1, 7)	0-0 HR 1B		4-0 FC6-4 BB	2-1 E9 1B 2B		0-0 F7		1-3 <b>K</b>	
<b>Matt Williams, R</b> OBP: 0.356, SLG: 0.567 (1, 5)	3-2 HR		2-1 F8	0-1 FC5-4 1B		0-2 F8			
<b>Greg Colbrunn, R</b> OBP: 0.373, SLG: 0.470 (1, 3)	3-1 G5-3		1-0 FC6-4	1-1 FC5-4		3-2 1-2f 2B			
<b>Steve Finley, L</b> OBP: 0.322, SLG: 0.492 (1, 8)		0-2 G6-3		4-2 FC6-4 BB	2-2 P6		0-1 G4-3		
<b>Damian Miller, R</b> OBP: 0.294, SLG: 0.404 (1, 2)		2-3 <b>K</b>		1-0 FC6-4 1B 2B	3-1 59 2B		3-2 L8		
<b>59 Edwin Diaz, R</b> OBP: 0.800, SLG: 1.333 (7, 4)		3-2 P3		4-0 1B 2B	0-1 G3 2B		4-0 G5-4-3 BB		
<b>Omar Daal, L</b> OBP: 0.250, SLG: 0.262 <b>Bernard Gilkey, R</b> OBP: 0.404, SLG: 0.517 <b>Byung-Hyun Kim, R</b> (8, 1)			0-1 SH5-3 1B 2B	0-2 2B E 1B		0-0 G3		1-0 G5-4-3	


Inning Stats	R: 2	H: 2	E: 0	LOB: 0	K: 1	S: 11	P: 22	R: 0	H: 0	E: 0	LOB: 0	K: 1	S: 10	P: 15	R: 1	H: 2	E: 0	LOB: 2	K: 0	S: 9	P: 19	R: 5	H: 4	E: 1	LOB: 1	K: 0	S: 15	P: 28	R: 1	H: 1	E: 0	LOB: 2	K: 0	S: 12	P: 18	R: 1	H: 1	E: 0	LOB: 2	K: 0	S: 13	P: 20	R: 0	H: 0	E: 0	LOB: 0	K: 0	S: 4	P: 12	R: 0	H: 0	E: 0	LOB: 0	K: 2	S: 8	P: 12	R: 0	H: 0	E: 0	LOB: 0	K: 2	S: 8	P: 12
--------------	------	------	------	--------	------	-------	-------	------	------	------	--------	------	-------	-------	------	------	------	--------	------	------	-------	------	------	------	--------	------	-------	-------	------	------	------	--------	------	-------	-------	------	------	------	--------	------	-------	-------	------	------	------	--------	------	------	-------	------	------	------	--------	------	------	-------	------	------	------	--------	------	------	-------

PITCHER	IP	WLS	BF	H	R	ER	SO	BB	IBB	HBP	BLK	WP	HR	S	P	ERA	WHIP
<b>Carlos Perez, L</b> ERA: 7.43 (1, 1)	6.0	L	33	11	10	10	2	4	0	0	0	0	1	70	122	15.00	2.500
<b>Onan Masaoka, L</b> ERA: 3.69 (7, 1)	2.0		6	0	0	0	2	1	0	0	0	0	0	12	24	0.00	0.500

**BOTTOM**

AB	R	H	RBI	BB	SO	LOB
4	0	0	0	0	1	4
3	1	2	3	1	0	0
1	1	0	0	0	1	0
4	2	2	2	1	1	1
4	1	2	3	0	0	3
4	0	1	1	0	0	3
3	0	0	0	1	0	2
4	2	1	0	0	1	1
2	1	1	1	2	0	0
3	2	2	0	0	0	1
1	0	0	0	0	0	1
0	0	0	0	0	0	0

**AB 33**  
**R 10**  
**H 11**  
**RBI 10**  
**BB 5**  
**SO 4**  
**LOB 16**



WP	HR	S	P	ERA	WHIP
0	0	0	39		

**Los Angeles Dodgers @ Arizona Diamondbacks**  
Bank One Ballpark, Phoenix, AZ  
Fri Jul 23 1999, 10:05 PM EDT  
Att. 43,031 - Dome - 72 F

livebaseballscorecards.com



Batter	1	2	3	4	5	6	7	8	9	AB R H RBI BB SO LOB	TOP
Mark Grudzielanek, R (1, 6) OBP: 0.373, SLG: 0.401	2-2 1B 1B		1-1 2B		2-3 K			3-3 K		4 0 2 0 0 2 0	<b>Los Angeles Dodgers @ Arizona Diamondbacks</b> <b>Bank One Ballpark, Phoenix, AZ</b> Sat Jul 24 1999, 10:05 PM EDT Att. 42,824 - Dome - 72 F
Jose Vizcaino, S (1, 4) OBP: 0.275, SLG: 0.268	1-2 P4		0-0 F9			3-1 G6-3		1-0 F8		4 0 0 0 0 0 2	
Gary Sheffield, R (1, 7) OBP: 0.408, SLG: 0.500	1-3 K		1-2 F7			0-0 P5		2-1 BB 1B		4 0 1 0 0 1 2	
Eric Karros, R (1, 3) OBP: 0.346, SLG: 0.560	1-0 1B			2-2 F7		1-1 F9		4-1 BB 1B		3 0 1 0 1 0 0	
22 Devon White, S (1, 8) OBP: 0.350, SLG: 0.423	1-2 L6			1-1 1B			1-1 G6-3	3-3 K		4 0 1 0 0 1 4	
Raul Mondesi, R (1, 9) OBP: 0.322, SLG: 0.480		1-0 L4		2-3 K		2-1 G5-3		2-3 K		4 0 0 0 0 2 3	
Adrián Beltré, R (1, 5) OBP: 0.368, SLG: 0.447		0-3 K		0-1 F9		3-2 2B		2-3 K		4 0 1 0 0 2 3	
Todd Hundley, S (1, 2) OBP: 0.280, SLG: 0.453		2-3 K			2-3 K		2-3 K			3 0 0 0 0 3 1	
37 Darren Dreifort, R (1, 1) OBP: 0.244, SLG: 0.256 Pedro Borbon, R (7, 1) Trenidad Hubbard, R (8, PH) Alan Mills, R (8, 1)			0-0 F9		1-1 L1			0-0 B1-3		2 0 0 0 0 0 0 0 0 0 0 0 0 0 1 0 0 0 0 0 0 0 0 0 0 0 0 0	
<b>Inning Stats</b>	R: 0 H: 2 E: 0 LOB: 2 K: 1 BB: 0 S: 15 P: 21	R: 0 H: 0 E: 0 LOB: 0 K: 2 BB: 0 S: 7 P: 10	R: 0 H: 1 E: 0 LOB: 1 K: 0 BB: 0 S: 7 P: 9	R: 0 H: 1 E: 0 LOB: 1 K: 1 BB: 0 S: 10 P: 15	R: 0 H: 0 E: 0 LOB: 0 K: 2 BB: 0 S: 8 P: 13	R: 0 H: 0 E: 0 LOB: 0 K: 0 BB: 0 S: 5 P: 9	R: 0 H: 1 E: 0 LOB: 1 K: 1 BB: 0 S: 11 P: 19	R: 0 H: 0 E: 0 LOB: 0 K: 1 BB: 0 S: 8 P: 12	R: 0 H: 1 E: 0 LOB: 2 K: 3 BB: 1 S: 14 P: 27	1B: 4 SF: 0 2B: 2 SAC: 0 3B: 0 DP: 0 HR: 0 HBP: 0	WP: 0 PA: 34 PB: 0 SB: 0 CS: 0
<b>PITCHER</b>	IP WLS BF H R ER SO BB IBB HBP BLK WP HR S P ERA WHIP										
Brian Anderson, L (1, 1) ERA: 6.26	8.0 W 29 5 0 0 8 0 0 0 0 0 0 0 71 108 0.00 0.625										
Matt Mantei, R (9, 1) ERA: 3.0	1.0 S 5 1 0 0 3 1 0 0 0 0 0 0 14 27 0.00 2.000										

livebaseballscorecards.com

AB	33
R	0
H	6
RBI	0
BB	1
SO	11
LOB	15



Batter	1	2	3	4	5	6	7	8	9
<b>Tony Womack, L</b> OBP: 0.333, SLG: 0.369 (1, 4)	1-0 F7		2-0 HBP		3-1 FC4-6 1B		0-1 G4-3		
<b>Andy Fox, L</b> OBP: 0.388, SLG: 0.426 (1, 6)	2-3 K		0-0 G3		4-1 FC4-6 BB		1-2 P6		
<b>Luis Gonzalez, L</b> OBP: 0.413, SLG: 0.557 (1, 7)	2-3 K			1-1 F8	0-0 FC4-6 G1-4-3		1-0 G3 2B		
<b>Matt Williams, R</b> OBP: 0.355, SLG: 0.564 (1, 5)		0-0 G4-3		3-2 HR 1B	0-1 G1-4-3		2-1 F9		
<b>Steve Finley, L</b> OBP: 0.324, SLG: 0.499 (1, 8)		1-3 K		0-0 HR		4-1 CS BB	1-0 G3		
<b>Travis Lee, L</b> OBP: 0.348, SLG: 0.385 (1, 3)		3-1 G5-3		3-1 G6-3		3-2 F8	4-2 BB		
<b>Bernard Gilkey, R</b> OBP: 0.407, SLG: 0.537 (1, 9)			1-3 K	3-1 HR		4-0 BB	1-3 K		
<b>Kelly Stinnett, R</b> OBP: 0.275, SLG: 0.403 (1, 2)			2-0 P4	2-1 1B		1 SAFE 1-3 K			
<b>Brian Anderson, R</b> OBP: 0.174, SLG: 0.227 (1, 1) <b>Matt Mantei, R</b> (9, 1)			1-0 3B	3-3 K			1-1 F9		

Inning Stats	R: 0	H: 0	E: 0	K: 2	S: 7	R: 0	H: 0	E: 0	K: 1	S: 6	R: 0	H: 1	E: 0	K: 1	S: 7	R: 3	H: 4	E: 0	K: 1	S: 16	R: 0	H: 1	E: 0	K: 0	S: 6	R: 0	H: 0	E: 0	K: 1	S: 8	R: 0	H: 0	E: 0	K: 0	S: 7	R: 0	H: 1	E: 0	K: 1	S: 10
	LOB: 0	BB: 0	P: 12	LOB: 0	BB: 0	P: 10	LOB: 2	BB: 0	P: 13	LOB: 1	BB: 1	P: 13	LOB: 1	BB: 1	P: 13	LOB: 1	BB: 2	P: 20	LOB: 0	BB: 0	P: 9	LOB: 2	BB: 1	P: 19	1B: 3	2B: 1	3B: 1	SF: 0	SAC: 0	DP: 1	HBP: 1	1B: 3	SF: 0	SAC: 0	DP: 1	HBP: 1				

PITCHER	IP	WLS	BF	H	R	ER	SO	BB	IBB	HBP	BLK	WP	HR	S	P	ERA	WHIP
<b>37 Darren Dreifort, R</b> ERA: 5.68 (1, 1)	6.0	L	26	6	3	3	6	3	0	1	0	0	2	50	99	4.50	1.500
<b>Pedro Borbon, L</b> ERA: 1.86 (7, 1)	1.0		3	0	0	0	0	0	0	0	0	0	7	9	0.00	0.000	
<b>Alan Mills, R</b> ERA: 3.27 (8, 1)	1.0		5	1	0	0	1	1	0	0	0	0	10	19	0.00	2.000	

**BOTTOM**

AB R H RBI BB SO LOB

3 0 1 0 0 0 0

3 0 0 0 1 1 2

4 0 1 0 0 1 2

4 1 1 0 0 0 3

3 1 1 2 1 1 1

3 0 0 0 1 0 1

3 1 1 1 1 2 2

3 0 1 0 0 1 1

0 0 0 0 0 0 0

**Los Angeles Dodgers @ Arizona Diamondbacks**  
**Bank One Ballpark, Phoenix, AZ**

Sat Jul 24 1999, 10:05 PM EDT  
Att: 42,824 - Dome - 72 F

livebaseballscorecards.com

AB 29  
R 3  
H 7  
RBI 3  
BB 4  
SO 7  
LOB 13



WP: 0 PA: 34  
PB: 0  
SB: 1  
CS: 1



Batter	1	2	3	4	5	6	7	8	9	AB R H RBI BB SO LOB	TOP
Mark Grudzielanek, R (1, 6) OBP: 0.366, SLG: 0.392	2-3 K		2-3 K		1-0 F9		3-3 K		2-3 K	5 0 0 0 0 4 1	<b>Los Angeles Dodgers @ Arizona Diamondbacks</b> <b>Bank One Ballpark, Phoenix, AZ</b> Sun Jul 25 1999, 8:05 PM EDT Att: 47,238 - Dome - 72 F <a href="http://livebaseballscorecards.com">livebaseballscorecards.com</a>
Jose Vizcaino, S (1, 4) OBP: 0.280, SLG: 0.278	0-2 2B		0-0 G5-3		2-2 FC1-4			2-2 G4-3 1B		4 0 2 0 0 0 1	
Gary Sheffield, R (1, 7) OBP: 0.406, SLG: 0.497	3-3 K			1-2 F8	2-3 K			2-0 G4-3 1B		4 0 1 0 0 2 2	
Eric Karros, R (1, 3) OBP: 0.347, SLG: 0.567	1-2 G4-3			4-2 1B 22 1B SF8 BB		1-2 HR		2-2 P4		3 2 1 1 1 0 3	
22 Devon White, S (1, 8) OBP: 0.356, SLG: 0.426		1-2 G1-3 S 1B		0-1 SF8 1B		2-2 CS HBP		0-2 G4-3		3 0 2 0 0 0 2	
Raul Mondesi, R (1, 9) OBP: 0.324, SLG: 0.478		3-2 F9		2-1 S 1B		3-3 SAFE K		1-2 2-3 BB		3 0 1 0 1 1 2	
Adrian Beltré, R (1, 5) OBP: 0.364, SLG: 0.443		1-2 G1-3		0-0 SF8		2-3 K		0-0 P3		3 0 0 1 0 1 4	
Angel Pena, R (1, 2) OBP: 0.283, SLG: 0.385		0-3 K		2-3 K			1-3 K		2-3 K	4 0 0 0 0 4 3	
Kevin Brown, R (1, 1) OBP: 0.140, SLG: 0.104 Todd Hollandsworth, L (9, PH) OBP: 0.356, SLG: 0.521 Jeff Shaw, R (9, 1)			0-3 K		0-0 FC1-4 1B		2-1 P3		0-3 K	3 0 1 0 0 1 0 1 0 0 0 0 1 0 0 0 0 0 0 0 0	
<b>Inning Stats</b>	R: 0 H: 1 E: 0 LOB: 1 K: 2 BB: 0 S: 14 P: 20	R: 0 H: 1 E: 0 LOB: 1 K: 1 BB: 0 S: 15 P: 20	R: 0 H: 0 E: 0 LOB: 0 K: 2 BB: 0 S: 10 P: 12	R: 1 H: 2 E: 0 LOB: 2 K: 1 BB: 1 S: 17 P: 26	R: 0 H: 1 E: 0 LOB: 1 K: 1 BB: 0 S: 8 P: 13	R: 1 H: 1 E: 0 LOB: 0 K: 2 BB: 0 S: 12 P: 20	R: 0 H: 0 E: 0 LOB: 0 K: 2 BB: 0 S: 8 P: 14	R: 0 H: 2 E: 0 LOB: 3 K: 0 BB: 1 S: 19 P: 29	R: 0 H: 0 E: 0 LOB: 0 K: 3 BB: 0 S: 9 P: 13	1B: 6 SF: 1 2B: 2 SAC: 0 3B: 0 DP: 1 HR: 1 HBP: 1	WP: 0 PA: 37 PB: 0 SB: 2 CS: 1
<b>PITCHER</b>	IP WLS BF H R ER SO BB IBB HBP BLK WP HR S P ERA WHIP										
Randy Johnson, L (1, 1) ERA: 2.65	7.0 L 30 8 2 2 11 1 0 1 0 0 1 94 139 2.57 1.286										
Bobby Chouinard, R (8, 1) ERA: 1.69	2.0 7 0 0 0 3 1 0 0 0 0 0 0 18 28 0.00 0.500										

**Los Angeles Dodgers @ Arizona Diamondbacks**  
**Bank One Ballpark, Phoenix, AZ**  
 Sun Jul 25 1999, 8:05 PM EDT  
 Att: 47,238 - Dome - 72 F

AB	33
R	2
H	8
RBI	2
BB	2
SO	14
LOB	18



Batter	1	2	3	4	5	6	7	8	9	AB	R	H	RBI	BB	SO	LOB
Tony Womack, L (1, 4) OBP: 0.329, SLG: 0.365	0-0 G4-3		2-2 G4-3		2-2 E4		0-0 P6			4	0	0	0	0	0	1
Bernard Gilkey, R (1, 9) OBP: 0.409, SLG: 0.528	4-2 BB		3-3 K		4-2 BB			1-2 G6-3		2	0	0	0	2	1	0
Luis Gonzalez, L (1, 7) OBP: 0.409, SLG: 0.551	1-3 K			3-2 L1	1-0 G4-3			2-0 P5		4	0	0	0	0	1	3
Matt Williams, R (1, 5) OBP: 0.356, SLG: 0.565	1-0 G4-3			0-0 2B		1-1 G4-6-3 HBP		1-0 F8		3	0	1	0	0	0	1
Steve Finley, L (1, 8) OBP: 0.323, SLG: 0.496		3-2 G3 1B		1-3 K		1-0 G4-6-3		1-1 P5		4	0	1	0	0	1	2
Travis Lee, L (1, 3) OBP: 0.344, SLG: 0.380		2-1 G3		3-3 K		1-0 F9		1-1 G4-3		4	0	0	0	0	1	2
Andy Fox, L (1, 6) OBP: 0.390, SLG: 0.425		2-3 K			4-1 S BB		0-0 G3-1 PB 1B		0-3 K	3	1	1	0	1	2	1
Damian Miller, R (1, 2) OBP: 0.290, SLG: 0.398		3-2 G6-3			0-1 P3		1-1 G6-3			3	0	0	0	0	0	3
Randy Johnson, R (1, 1) OBP: 0.133, SLG: 0.167			1-3 K		1-3 K		1-2 G3-1			3	0	0	0	0	2	2
Bobby Chouinard, R (8, 1)										0	0	0	0	0	0	0

Inning Stats	R: 0	H: 0	E: 0	K: 1	S: 7	R: 0	H: 1	E: 0	K: 1	S: 13	R: 0	H: 0	E: 0	K: 2	S: 9	R: 0	H: 1	E: 0	K: 2	S: 13	R: 1	H: 0	E: 1	K: 1	S: 12	R: 0	H: 0	E: 0	K: 0	S: 3	R: 0	H: 1	E: 0	K: 0	S: 8	R: 0	H: 0	E: 0	K: 0	S: 5	R: 0	H: 0	E: 0	K: 1	S: 8	R: 0	H: 0	E: 0	K: 1	S: 10	1B: 2	2B: 1	3B: 0	HR: 0	SF: 0	SAC: 0	DP: 1	HBP: 1	WP: 0	PA: 34
PITCHER	IP	WLS	BF	H	R	ER	SO	BB	IBB	HBP	BLK	WP	HR	S	P	ERA	WHIP																																											
Kevin Brown, R (1, 1) ERA: 3.59	8.0	W	31	3	1	0	7	3	0	1	0	0	0	70	120	0.00	0.750																																											
Jeff Shaw, R (9, 1) ERA: 2.14	1.0	S	3	0	0	0	1	0	0	0	0	0	0	8	10	0.00	0.000																																											

BOTTOM

Los Angeles Dodgers @ Arizona Diamondbacks  
Bank One Ballpark, Phoenix, AZ

livebaseballscorecards.com

AB	30
R	1
H	3
RBI	0
BB	3
SO	8
LOB	15



Sun Jul 25 1999, 8:05 PM EDT  
Att. 47,238 - Dome - 72 F



Batter	1	2	3	4	5	6	7	8	9	AB R H RBI BB SO LOB	TOP	
Tony Womack, L (1, 9) OBP: 0.328, SLG: 0.361	1-2 G6-3	0-1 G5-3			2-3 K		2-0 G3		4-2 BB	4 0 0 0 1 1 1		
Jay Bell, R (1, 4) OBP: 0.364, SLG: 0.575	3-2 2B	1-0 P3			1-2 G6-3		2-2 G5-3		0-3 K	5 1 1 0 0 1 2		
Luis Gonzalez, L (1, 7) OBP: 0.408, SLG: 0.551	1-1 1B 2B				2-2 G4-3		2-1 G4-3			4 1 1 1 0 0 0		
Matt Williams, R (1, 5) OBP: 0.355, SLG: 0.560	2-1 P3				3-2 G5-3		2-2 F8		4-1 F7 BB	3 0 0 0 1 0 1		
Greg Colbrunn, R (1, 3) Travis Lee, L (7, 3) OBP: 0.385, SLG: 0.471 OBP: 0.343, SLG: 0.379	4-2 1B BB				2-3 K		3-0 1B		1-1 F7	2 0 1 0 1 1 0 1 0 0 0 0 0 1		
Steve Finley, L (1, 8) OBP: 0.327, SLG: 0.499	2-1 1B				2-1 E S 1B		1-0 WP 1B		1-3 K	4 0 3 1 0 1 1		
Damian Miller, R (1, 2) OBP: 0.284, SLG: 0.390	0-3 K				1-2 P6		2-3 K		3-3 K	4 0 0 0 0 3 6		
59 Edwin Diaz, R (1, 6) Andy Fox, L (9, PH) OBP: 0.625, SLG: 0.800 OBP: 0.388, SLG: 0.422					0-3 K2-3		4-0 IBB		1-2 G1-3	2 0 0 0 1 1 1 1 0 0 0 0 0 0		
Armando Reynoso, R (1, 1) Erubiel Durazo, L (9, PH) Matt Mantei, R (9, 1) OBP: 0.200, SLG: 0.257					2-1 G5-3		1-3 K		2-0 L7	3 0 1 0 0 1 4 1 0 0 0 0 0 0 0 0 0 0 0 0 0		
<b>Inning Stats</b>	R: 2 H: 3 E: 0 LOB: 2 K: 1 BB: 1 S: 19 P: 32	R: 0 H: 1 E: 0 LOB: 1 K: 0 BB: 0 S: 7 P: 9	R: 0 H: 0 E: 0 LOB: 0 K: 1 BB: 0 S: 9 P: 15	R: 0 H: 1 E: 0 LOB: 1 K: 1 BB: 0 S: 10 P: 15	R: 0 H: 0 E: 0 LOB: 0 K: 1 BB: 0 S: 9 P: 14	R: 0 H: 2 E: 0 LOB: 3 K: 2 BB: 1 S: 12 P: 25	R: 0 H: 0 E: 0 LOB: 0 K: 0 BB: 0 S: 7 P: 13	R: 0 H: 0 E: 0 LOB: 1 K: 2 BB: 1 S: 10 P: 19	R: 0 H: 0 E: 0 LOB: 1 K: 1 BB: 1 S: 11 P: 18	1B: 4 SF: 0 2B: 3 SAC: 0 3B: 0 DP: 0 HR: 0 HBP: 0	WP: 1 PA: 38 PB: 0 SB: 1 CS: 0	
<b>PITCHER</b>	IP WLS BF H R ER SO BB IBB HBP BLK WP HR S P ERA WHIP											
Sterling Hitchcock, L (1, 1) ERA: 3.99	8.0 L 34 7 2 2 8 2 1 0 0 1 0 83 142 2.25 1.125											
Will Cunnane, R (9, 1) ERA: 4.66	1.0 4 0 0 0 1 1 0 0 0 0 0 0 11 18 0.00 1.000											

Arizona Diamondbacks @ San Diego Padres  
Qualcomm Stadium, San Diego, CA  
Mon Jul 26 1999, 10:05 PM EDT  
Att. 20,042 - Unknown - 72 F

AB	34
R	2
H	7
RBI	2
BB	4
SO	9
LOB	17



Batter	1	2	3	4	5	6	7	8	9	AB R H RBI BB SO LOB
Quilvio Veras, S (1, 4) OBP: 0.365, SLG: 0.372	3-2 L7		0-0 L7			3-1 CS 1B		3-3		4 0 1 0 0 1 1
Eric Owens, R (1, 7) OBP: 0.349, SLG: 0.433	1-2 G4-3		0-3			1-1 FC1-6 1B		1-1 F8		4 0 1 0 0 1 1
Tony Gwynn, L (1, 9) OBP: 0.378, SLG: 0.426	2-0 1B				2-2 F8	1-0 FC1-6 1B		1-1 L8		4 0 1 0 0 0 1
Dave Magadan, L (1, 5) OBP: 0.353, SLG: 0.361	1-3 K				1-0 L6	2-0 G4-1		4-2 1B BB		3 0 0 0 1 1 2
Wally Joyner, L (1, 3) OBP: 0.377, SLG: 0.366		3-2 P5			1-0 P4		0-0 G3		1-2 1B	4 0 1 0 0 0 0
Ed Giovanola, L (9, PR) OBP: 0.328, SLG: 0.265										0 0 0 0 0 0 0
Ruben Rivera, R (1, 8) OBP: 0.310, SLG: 0.494		4-1 G3 BB			0-1 P5		2-2 G5-3		1-3 K	3 0 0 0 1 1 2
Ben Davis, S (1, 2) OBP: 0.345, SLG: 0.471		1-2 G3			0-0 FC5-4 1B		0-0 1B		0-2 F7	4 0 2 0 0 0 3
Damian Jackson, R (1, 6) OBP: 0.338, SLG: 0.399			4-2 FC2-6 BB		2-2 FC5-4 1B		1-0 L7			2 0 0 0 1 0 2
Sterling Hitchcock, L (1, 1) OBP: 0.154, SLG: 0.083			0-0 FC2-6		1-0 G5-3			1-2 L8		2 0 0 0 0 0 2
John Vander Wal, L (8, PH) OBP: 0.385, SLG: 0.477										1 0 0 0 0 0 0
Will Cunnane, R (9, 1)										0 0 0 0 0 0 0

Inning Stats	R: 0	H: 1	E: 0	K: 1	S: 11	LOB: 1	BB: 0	P: 18	R: 0	H: 0	E: 0	K: 0	S: 9	LOB: 0	BB: 1	P: 17	R: 0	H: 0	E: 0	K: 1	S: 8	LOB: 1	BB: 1	P: 12	R: 0	H: 0	E: 0	K: 0	S: 5	LOB: 0	BB: 0	P: 9	R: 0	H: 1	E: 0	K: 0	S: 7	LOB: 1	BB: 0	P: 10	R: 0	H: 2	E: 0	K: 0	S: 6	LOB: 1	BB: 0	P: 13	R: 0	H: 1	E: 0	K: 0	S: 6	LOB: 1	BB: 0	P: 9	R: 0	H: 0	E: 0	K: 1	S: 8	LOB: 0	BB: 0	P: 13	R: 0	H: 1	E: 0	K: 1	S: 16	LOB: 2	BB: 1	P: 23	1B: 6	SF: 0	2B: 0	SAC: 0	3B: 0	DP: 0	HR: 0	HBP: 0	WP: 0	PA: 34
PITCHER	IP	WLS	BF	H	R	ER	SO	BB	IBB	HBP	BLK	WP	HR	S	P	ERA	WHIP																																																																	
Armando Reynoso, R (1, 1) ERA: 3.77	8.0	W	29	5	0	0	3	2	0	0	0	0	0	60	101	0.00	0.875																																																																	
Matt Mantei, R (9, 1) ERA: 2.93	1.0	S	5	1	0	0	1	1	0	0	0	0	0	16	23	0.00	2.000																																																																	

**Arizona Diamondbacks @ San Diego Padres**  
Qualcomm Stadium, San Diego, CA

Mon Jul 26 1999, 10:05 PM EDT  
Att: 20,042 - Unknown - 72 F

AB	31
R	0
H	6
RBI	0
BB	3
SO	4
LOB	14



Batter	1	2	3	4	5	6	7	8	9	AB R H RBI BB SO LOB	TOP														
Tony Womack, L (1, 9) OBP: 0.329, SLG: 0.365	2-2 G6-3		0-1 P4		2-2 2B			1-2 1B	1-3 K	5 1 2 0 0 1 3															
Jay Bell, R (1, 4) OBP: 0.360, SLG: 0.569	1-0 F8		2-1 P4		2-1 G6-3			0-3 K	0-0 SF7	4 0 0 1 0 1 2															
Luis Gonzalez, L (1, 7) OBP: 0.410, SLG: 0.553	2-0 2B		4-1 BB		2-1 G4-3			0-0 1B	1-1 F9	4 1 2 1 1 0 3															
Matt Williams, R (1, 5) OBP: 0.357, SLG: 0.562	0-1 2B		2-3 K				2-1 FC3-6 1B	1-0 F9		4 0 2 1 0 1 2															
Steve Finley, L (1, 8) OBP: 0.326, SLG: 0.495	2-0 G5-3			1-2 G4-3		3-1 FC3-6 G4-6-3 1-2f		4-0 IBB		3 0 0 0 1 0 2															
Travis Lee, L (1, 3) OBP: 0.340, SLG: 0.375		1-2 G1-3		0-0 F8		2-1 G4-6-3 1-2f		2-0 G4-3		4 0 0 0 0 0 3															
Andy Fox, L (1, 6) OBP: 0.385, SLG: 0.418		2-1 G3		1-3 K			1-2 G3		0-0 BB 1B SF7 1B	4 1 1 0 0 1 0															
Kelly Stinnett, R (1, 2) OBP: 0.284, SLG: 0.433		2-0 2B			1-1 HR		3-2 F8		1-0 SF7 BB 1B	4 1 3 1 0 0 0															
Andy Benes, R (1, 1) OBP: 0.194, SLG: 0.212 Greg Swindell, L (3, 1) Byung-Hyun Kim, R (6, 1) Gregg Olson, R (7, 1) Hanley Frias, S (9, PH) Matt Mantel, R (9, 1)		3-3 K			0-0 F8		1-1 G4-3		4-1 BB	1 0 0 0 0 0 1 1 1 0 0 0 0 0 0 0 1 0 0 0 0 0 0 0 0 0 0 0 0 0 0 0 0 0 0 0 1 0 0 0 0 0 0 0 0 0 0 0															
<b>Inning Stats</b>	R: 1 E: 0 K: 0 S: 8	H: 2 LOB: 1 BB: 0 P: 15	R: 0 E: 0 K: 1 S: 12	H: 1 LOB: 1 BB: 0 P: 20	R: 0 E: 0 K: 1 S: 9	H: 0 LOB: 0 BB: 1 P: 17	R: 0 E: 0 K: 1 S: 7	H: 0 LOB: 0 BB: 0 P: 9	R: 1 E: 0 K: 0 S: 11	H: 2 LOB: 1 BB: 0 P: 18	R: 0 E: 0 K: 0 S: 6	H: 1 LOB: 0 BB: 0 P: 13	R: 0 E: 0 K: 0 S: 9	H: 0 LOB: 0 BB: 0 P: 14	R: 1 E: 0 K: 1 S: 9	H: 2 LOB: 2 BB: 1 P: 17	R: 1 E: 0 K: 1 S: 9	H: 2 LOB: 2 BB: 1 P: 16	1B: 5 2B: 4 3B: 0 HR: 1	SF: 1 SAC: 0 DP: 1 HBP: 0	WP: 0 PB: 0 SB: 1 CS: 0	PA: 39			
<b>PITCHER</b>	IP WLS BF H R ER SO BB IBB HBP BLK WP HR S P ERA WHIP																								
Woody Williams, R (1, 1) ERA: 4.59	7.0		6	2	2	3	1	0	0	0	0	0	1	62	106	2.57	1.000								
Carlos Reyes, R (8, 1) ERA: 2.87	1.0	L	6	2	1	1	0	1	0	0	0	0	0	9	17	9.00	2.000								
Trevor Hoffman, R (9, 1) ERA: 2.84	1.0		6	2	1	1	1	0	0	0	0	0	0	9	16	9.00	3.000								

Arizona Diamondbacks @ San Diego Padres  
Qualcomm Stadium, San Diego, CA  
Tue Jul 27 1999, 10:05 PM EDT  
Att. 29,224 - Unknown - 71 F

livebaseballscores.com

AB	35
R	4
H	10
RBI	4
BB	3
SO	5
LOB	16



Batter	1	2	3	4	5	6	7	8	9	AB R H RBI BB SO LOB
Quilvio Veras, S (1, 4) OBP: 0.363, SLG: 0.367	2-3 K		1-3 K			1-0 P3	4-2 BB		3-3 K	4 0 0 0 1 3 2
Eric Owens, R (1, 8) OBP: 0.353, SLG: 0.430	0-0 L7		4-2 BB			4-0 S 1B BB	1-0 F9		4-1 BB	2 0 0 0 3 0 2
Tony Gwynn, L (1, 9) OBP: 0.379, SLG: 0.430	0-0 2B		1-0 F7			2-2 S 1B	2-1 G4-3		0-0 L5	5 0 2 0 0 0 5
Reggie Sanders, R (1, 7) OBP: 0.388, SLG: 0.540	2-3 K			0-0 F9		2-3 K		3-1 G4-3		4 0 0 0 0 2 3
Wally Joyner, L (1, 3) OBP: 0.370, SLG: 0.358		1-0 F7		1-0 G3-1		0-0 G4-3		1-0 G3		4 0 0 0 0 0 2
Dave Magadan, L (1, 5) OBP: 0.356, SLG: 0.357		4-2 BB		2-1 G3			4-1 1B 2B BB	3-3 K		2 1 0 0 2 1 0
Trevor Hoffman, R (9, 1)										0 0 0 0 0 0 0
Ben Davis, S (1, 2) OBP: 0.351, SLG: 0.472		0-3 K			1-3 K		0-0 2B 1B		0-1 2B 1B	4 2 2 0 0 2 1
Damian Jackson, R (1, 6) OBP: 0.336, SLG: 0.401		3-3 K			3-2 F7		1-3 K		2-1 2B	4 0 1 1 0 2 3
Woody Williams, R (1, 1) OBP: 0.182, SLG: 0.190			2-2 CS 1B		0-0 F9		3-2 1-H 2-H 2B		1-3 K	2 0 1 0 0 0 0
John Vander Wal, L (7, PH) OBP: 0.388, SLG: 0.486										1 0 1 2 0 0 0
Carlos Reyes, S (8, 1)										0 0 0 0 0 0 0
Ed Giovanola, L (9, 5) OBP: 0.322, SLG: 0.260										1 0 0 0 0 1 1

BOTTOM	
Arizona Diamondbacks @ San Diego Padres Qualcomm Stadium, San Diego, CA	
Tue Jul 27 1999, 10:05 PM EDT Att: 29,224 - Unknown - 71 F	
AB 33	
R 3	
H 7	
RBI 3	
BB 6	
SO 11	
LOB 19	
WP: 0 PA: 39	
PB: 0	
SB: 2	
CS: 1	

PITCHER		IP	WLS	BF	H	R	ER	SO	BB	IBB	HBP	BLK	WP	HR	S	P	ERA	WHIP
Andy Benes, R (1, 1) ERA: 5.3		2.0		9	2	0	0	4	1	0	0	0	0	0	22	36	0.00	1.500
Greg Swindell, L (3, 1) ERA: 3.08		3.1		12	1	0	0	2	2	0	0	0	0	0	23	43	0.00	0.900
Byung-Hyun Kim, R (6, 1) ERA: 4.32		1.0	B	7	2	2	2	2	2	0	0	0	0	0	14	28	18.00	4.000
Gregg Olson, R (7, 1) ERA: 4.36		1.2	W	5	0	0	0	1	0	0	0	0	0	0	11	21	0.00	0.000
Matt Mantei, R (9, 1) ERA: 3.07		1.0	S	6	2	1	1	2	1	0	0	0	0	0	12	22	9.00	3.000



Batter	1	2	3	4	5	6	7	8	9	AB R H RBI BB SO LOB	TOP											
Tony Womack, L (1, 9) OBP: 0.328, SLG: 0.362	1-2 G1-3	0-0 F8		0-0 SH5-3		4-0 WP SF7 BB		1-3 K		3 1 0 0 1 1 1												
Jay Bell, R (1, 4) OBP: 0.358, SLG: 0.564	1-3 K	0-0 FC5-4		1-1 P3		2-2 SF7			4-1 G6-3 1B BB	3 0 0 1 1 1 3												
Luis Gonzalez, L (1, 7) OBP: 0.408, SLG: 0.548	1-1 G6-3		2-2 G4-3	1-0 F7		3-1 G3-1			2-1 G6-3 1B	5 0 1 0 0 0 2												
Steve Finley, L (1, 8) OBP: 0.325, SLG: 0.493		0-1 1B SF7 2B	1-1 G4-3		3-2 G4-3	1-1 G4-3			1-0 G6-3	5 1 1 0 0 0 2												
Erubiel Durazo, L (1, 3) OBP: 0.500, SLG: 0.500		2-2 1B SF7 HR 1B	1-0 BB 1B		1-2 1B FC6-4 1B		0-3 K		1-0 G3-1	5 2 3 0 0 1 1												
Travis Lee, L (9, 3) OBP: 0.340, SLG: 0.375										0 0 0 0 0 0 0												
Andy Fox, L (1, 5) OBP: 0.387, SLG: 0.419		1-1 SF7	4-0 BB		1-1 FC6-4 1B		1-0 P7			2 0 1 1 1 0 0												
Hanley Frias, S (1, 6) OBP: 0.300, SLG: 0.233		0-0 HR 1B	1-1 G3-1		0-1 FC6-4		1-3 K			4 2 1 1 0 1 3												
Kelly Stinnett, R (1, 2) OBP: 0.294, SLG: 0.459		0-0 HR		4-1 SH5-3 SH BB	0-1 2B			2-3 K		3 1 2 4 1 1 0												
Omar Daal, L (1, 1) OBP: 0.255, SLG: 0.267		1-0 FC5-4 1B		1-1 SH SH5-3	1-2 G6-3			0-0 G4-3		3 0 1 0 0 0 1												
Bobby Chouinard, R (8, 1)										0 0 0 0 0 0 0												
Dan Plesac, L (9, 1)										0 0 0 0 0 0 0												
<b>Inning Stats</b>	R: 0 E: 0 K: 1 S: 8	H: 0 LOB: 0 BB: 0 P: 11	R: 4 E: 0 K: 0 S: 12	H: 5 LOB: 1 BB: 0 P: 16	R: 0 E: 0 K: 0 S: 8	H: 1 LOB: 2 BB: 1 P: 17	R: 0 E: 1 K: 0 S: 7	H: 0 LOB: 2 BB: 1 P: 14	R: 2 E: 0 K: 0 S: 16	H: 3 LOB: 1 BB: 0 P: 22	R: 1 E: 0 K: 0 S: 9	H: 0 LOB: 0 BB: 1 P: 19	R: 0 E: 0 K: 2 S: 7	H: 0 LOB: 0 BB: 0 P: 9	R: 0 E: 0 K: 2 S: 7	H: 0 LOB: 0 BB: 0 P: 10	R: 0 E: 0 K: 0 S: 5	H: 1 LOB: 1 BB: 1 P: 13	1B: 7 2B: 2 3B: 0 HR: 1	SF: 2 SAC: 2 DP: 1 HBP: 0	WP: 1 PB: 0 SB: 1 CS: 0	PA: 41
<b>PITCHER</b>	IP WLS BF H R ER SO BB IBB HBP BLK WP HR S P ERA WHIP																					
Brian Boehringer, R (1, 1) ERA: 3.38	5.0 L 27 9 6 6 1 2 0 0 0 0 0 1 51 80 10.80 2.200																					
Carlos Almanzar, R (6, 1) ERA: 5.7	1.0 4 0 1 1 0 1 0 0 0 0 1 0 9 19 9.00 1.000																					
Donne Wall, R (7, 1) ERA: 3.3	1.0 3 0 0 0 2 0 0 0 0 0 0 0 7 9 0.00 0.000																					
Dan Miceli, R (8, 1) ERA: 3.74	2.0 7 1 0 0 2 1 0 0 0 0 0 0 12 23 0.00 1.000																					

Arizona Diamondbacks @ San Diego Padres  
Qualcomm Stadium, San Diego, CA  
Wed Jul 28 1999, 10:35 PM EDT  
Att. 28,806 - Unknown - 73 F

AB	33
R	7
H	10
RBI	7
BB	4
SO	5
LOB	13



Batter	1	2	3	4	5	6	7	8	9	AB	R	H	RBI	BB	SO	LOB
<b>Quilvio Veras, S</b> OBP: 0.364, SLG: 0.367 (1, 4)	1-0 G6-3 1B		4-1 BB		2-2 S 2-H 1B		1-3 K			3	0	1	1	1	1	0
<b>Tony Gwynn, L</b> OBP: 0.376, SLG: 0.426 (1, 9)	2-1 G4-6-3 1B		1-3 K		1-0 G3			0-0 G3-1		4	0	1	0	0	1	2
<b>Reggie Sanders, R</b> OBP: 0.393, SLG: 0.559 (1, 7)	1-0 G4-6-3 1-2f			1-1 SF8 3B		4-1 FC6-4 BB		0-2 HR		3	2	2	1	1	0	1
<b>Phil Nevin, R</b> OBP: 0.335, SLG: 0.531 (1, 3)		4-0 BB		1-2 SF8		1-2 FC6-4 2B		2-2 L4		1	1	0	1	1	0	1
<b>Wally Joyner, L</b> OBP: 0.368, SLG: 0.356 (8, PH) (9, 3)				3-H		1-2f				1	0	0	0	0	0	0
<b>Eric Owens, R</b> OBP: 0.348, SLG: 0.424 (1, 8)		1-2 P4		1-3 K		2-1 G5-3		0-0 G4-3		4	0	0	0	0	1	2
<b>George Arias, R</b> OBP: 0.271, SLG: 0.421 (1, 5)			3-3 K		2-3 K		1-0 2B		2-2 F7	3	0	1	1	0	2	1
<b>Dave Magadan, L</b> OBP: 0.354, SLG: 0.356 (9, PH)							2-H			1	0	0	0	0	0	0
<b>Ben Davis, S</b> OBP: 0.356, SLG: 0.468 (1, 2)		2-2 F9			2-1 SH1-3 1B		2-1 L4		4-1 BB	3	1	1	0	1	0	2
<b>Damian Jackson, R</b> OBP: 0.332, SLG: 0.395 (1, 6)			1-3 K		1-2 F7			2-2 F9		4	0	0	0	0	2	2
<b>Brian Boehringer, S</b> (1, 1)								0-0 G4-3								
<b>Carlos Baerga, S</b> OBP: 0.283, SLG: 0.310 (5, PH)			2-2 G3-1		0-0 SH1-3				1-2 G4-3	1	0	0	0	0	0	0
<b>Carlos Almanzar, R</b> (6, 1)					1-2					0	0	0	0	0	0	0
<b>Donne Wall, R</b> (7, 1)										0	0	0	0	0	0	0
<b>Ruben Rivera, R</b> OBP: 0.399, SLG: 0.492 (7, PH)										1	0	0	0	0	0	0
<b>Dan Miceli, R</b> (8, 1)										0	0	0	0	0	0	0
<b>John Vander Wal, L</b> OBP: 0.386, SLG: 0.483 (9, PH)										1	0	0	0	0	0	1

Inning Stats	R: 0	H: 1	E: 0	LOB: 0	K: 0	S: 4	P: 8	R: 0	H: 0	E: 0	LOB: 1	K: 1	S: 11	R: 0	H: 0	E: 0	LOB: 1	K: 2	S: 11	R: 1	H: 1	E: 0	LOB: 0	K: 2	S: 11	R: 1	H: 2	E: 0	LOB: 1	K: 0	S: 13	R: 1	H: 1	E: 1	LOB: 1	K: 0	S: 13	R: 0	H: 0	E: 0	LOB: 0	K: 1	S: 7	R: 1	H: 1	E: 0	LOB: 0	K: 0	S: 9	R: 0	H: 0	E: 0	LOB: 1	K: 1	S: 11	1B: 3	SF: 1	2B: 1	SAC: 1	3B: 1	DP: 1	HR: 1	HBP: 0	WP: 0	PA: 36
<b>PITCHER</b>	IP	WLS	BF	H	R	ER	SO	BB	IBB	HBP	BLK	WP	HR	S	P	ERA	WHIP																																																
<b>Omar Daal, L</b> ERA: 3.62 (1, 1)	7.1	W	30	6	4	3	6	3	0	0	0	0	0	75	121	3.68	1.227																																																
<b>Bobby Chouinard, R</b> ERA: 1.62 (8, 1)	0.2		2	0	0	0	0	0	0	0	0	0	0	4	6	0.00	0.000																																																
<b>Dan Plesac, L</b> ERA: 6.97 (9, 1)	1.0	S	4	0	0	0	1	1	0	0	0	0	0	11	19	0.00	1.000																																																

**Arizona Diamondbacks @ San Diego Padres**  
**Qualcomm Stadium, San Diego, CA**  
 Wed Jul 28 1999, 10:35 PM EDT  
 Att: 28,806 - Unknown - 73 F

<b>AB</b>	<b>30</b>
<b>R</b>	<b>4</b>
<b>H</b>	<b>6</b>
<b>RBI</b>	<b>4</b>
<b>BB</b>	<b>4</b>
<b>SO</b>	<b>7</b>
<b>LOB</b>	<b>12</b>







Batter	1	2	3	4	5	6	7	8	9	AB R H RBI BB SO LOB
Mark Grudzielanek, R (1, 6) OBP: 0.369, SLG: 0.413	1-1 G5-3		1-0 FC1-6 1B	1-1 3-H 1B		2-2 2B			1-2 F8	5 0 3 1 0 0 0
Jose Vizcaino, S (1, 4) OBP: 0.274, SLG: 0.274 Todd Hundley, S (9, PH) OBP: 0.289, SLG: 0.461 Craig Counsell, L (9, PR) OBP: 0.250, SLG: 0.241	0-0 F9		0-1 FC1-6 1B 1-2f	2-1 F9		1-1 L3			2-2 1B HBP	4 1 0 0 0 0 3 0 0 0 0 0 0 0 0 0 0 0 0 0 0
Gary Sheffield, R (1, 7) OBP: 0.410, SLG: 0.504	4-2 BB		0-0 22 1B 1-2		2-2 22 1B 1B		0-3 K		0-2 BB 1-3 1B	4 2 3 0 1 1 0
Eric Karros, R (1, 3) OBP: 0.347, SLG: 0.565 Todd Hollandsworth, L (7, PH) OBP: 0.361, SLG: 0.523	2-1 F9		2-2 22 1B 1-2 2-H		4-0 G5-3 22 1B BB		3-1 F7		4-1 BB 1-2 BB	2 0 1 1 1 0 1 1 0 0 0 1 0 0
22 Devon White, S (1, 8) OBP: 0.370, SLG: 0.443 Mike Maddux, L (9, 1) Trenidad Hubbard, R (9, PH) OBP: 0.395, SLG: 0.418		1-1 1B FC6-4 2B	1-2 E1 G6-4-3		1-2 G5-3 1B 1-2 2-H		0-2 G4-3		3-3 K	4 1 2 1 0 0 1 0 0 0 0 0 0 0 1 0 0 0 0 1 3
Raul Mondesi, R (1, 9) OBP: 0.326, SLG: 0.470		1-0 FC6-4 1B 2-3	0-2 G6-4-3		0-1 G5-3			1-2 G1-4-3		4 0 1 0 0 0 4
Adrian Beltré, R (1, 5) OBP: 0.353, SLG: 0.427		0-2 FC6-4 FC6-4 1-2f 3-H		0-2 G4-3 1B 2B		0-0 F7		2-3 K		4 1 1 1 0 1 2
Angel Pena, R (1, 2) OBP: 0.282, SLG: 0.368		0-0 FC6-4 1-2f		1-0 G4-3		1-2 F8		2-3 K		4 0 0 0 0 1 2
Kevin Brown, R (1, 1) OBP: 0.132, SLG: 0.098 Pedro Borbon, R (8, 1) Jeff Shaw, R (8, 1) Dave Hansen, L (8, 3) OBP: 0.433, SLG: 0.458		0-0 F9		0-3 K		0-1 F9		3-2 F7		3 0 0 0 0 1 2 0 0 0 0 0 0 0 0 0 0 0 0 0 0 1 0 0 0 0 0 0

Inning Stats	R: 0	H: 0	E: 0	K: 7	S: 7	R: 1	H: 2	E: 0	K: 8	S: 8	R: 2	H: 3	E: 1	K: 0	S: 13	R: 1	H: 2	E: 0	K: 1	S: 11	R: 1	H: 2	E: 0	K: 0	S: 9	R: 0	H: 1	E: 0	K: 0	S: 13	R: 0	H: 0	E: 0	K: 1	S: 9	R: 0	H: 0	E: 0	K: 2	S: 9	R: 0	H: 0	E: 0	K: 1	S: 20	R: 0	H: 1	E: 0	K: 1	S: 20	1B: 8	2B: 3	3B: 0	HR: 0	SF: 0	SAC: 0	DP: 2	HBP: 1	WP: 0	PB: 0	SB: 0	CS: 0	PA: 41
--------------	------	------	------	------	------	------	------	------	------	------	------	------	------	------	-------	------	------	------	------	-------	------	------	------	------	------	------	------	------	------	-------	------	------	------	------	------	------	------	------	------	------	------	------	------	------	-------	------	------	------	------	-------	-------	-------	-------	-------	-------	--------	-------	--------	-------	-------	-------	-------	--------

PITCHER	IP	WLS	BF	H	R	ER	SO	BB	IBB	HBP	BLK	WP	HR	S	P	ERA	WHIP
Brian Anderson, L (1, 1) ERA: 6.24	6.0		29	10	5	4	1	2	0	0	0	0	0	61	89	6.00	2.000
Bobby Chouinard, R (7, 1) ERA: 1.53	1.0	W	3	0	0	0	1	0	0	0	0	0	0	9	12	0.00	0.000
Gregg Olson, R (8, 1) ERA: 4.24	1.0	H	3	0	0	0	2	0	0	0	0	0	0	9	14	0.00	0.000
Matt Mantei, R (9, 1) ERA: 3.0	1.0	S	6	1	0	0	1	1	0	1	0	0	0	20	33	0.00	2.000

BOTTOM

Arizona Diamondbacks @ Los Angeles Dodgers  
Dodger Stadium, Los Angeles, CA

livebaseballscores.com

AB	37
R	5
H	11
RBI	4
BB	3
SO	5
LOB	18



Fri Jul 30 1999, 7:10 PM PDT  
Att: 45,839 - Unknown - 71 F



Batter	1	2	3	4	5	6	7	8	9	AB R H RBI BB SO LOB	TOP									
Tony Womack, L (1, 9) OBP: 0.330, SLG: 0.362	1-2 1B G6-4-3 1B		2-2 HR 1B		0-1 P6		2-1 F8		0-0 SF7	4 2 2 1 0 0 0										
Jay Bell, R (1, 4) OBP: 0.357, SLG: 0.556	0-0 1B G6-4-3 1B		2-2 F9		0-0 1B		0-2 E6		2-2 FC6-4	5 0 2 0 0 0 3										
Luis Gonzalez, L (1, 7) OBP: 0.406, SLG: 0.551	3-2 G6-4-3 1-2f 3-H		3-2 HR		2-3 K		2-1 F8			4 1 1 2 0 1 3										
Matt Williams, R (1, 5) OBP: 0.354, SLG: 0.557	0-1 2B		0-2 L3		1-0 FC5-4 1B		1-0 F9			4 0 2 0 0 0 1										
Erubiel Durazo, L (1, 3) OBP: 0.500, SLG: 0.417	3-3 K		0-1 G6-3		2-3 K		1-3 K			4 0 0 0 0 3 3										
Travis Lee, L (8, 3) OBP: 0.340, SLG: 0.375										0 0 0 0 0 0 0										
Steve Finley, L (1, 8) OBP: 0.323, SLG: 0.486		1-3 K		0-1 E9		0-3 K		1-1 WP SF7 1B		4 1 1 0 0 2 1										
Damian Miller, R (1, 2) OBP: 0.284, SLG: 0.388		2-2 F9		0-0 G5-3		1-1 FC5-4		0-1 WP 1B		4 0 1 0 0 0 2										
Andy Fox, L (1, 6) OBP: 0.383, SLG: 0.411		1-1 P6		2-3 K		2-2 G1-3		4-0 FC6-4 BB		3 0 0 0 1 1 1										
Randy Johnson, R (1, 1) OBP: 0.125, SLG: 0.156			0-3 K		1-3 K		1-3 K		1-3 K	4 0 0 0 0 4 3										
<b>Inning Stats</b>	R: 1 E: 0 K: 1 S: 14	H: 3 LOB: 1 BB: 0 P: 21	R: 0 E: 0 K: 1 S: 8	H: 0 LOB: 0 BB: 0 P: 12	R: 2 E: 0 K: 1 S: 18	H: 2 LOB: 0 BB: 0 P: 24	R: 0 E: 1 K: 1 S: 8	H: 0 LOB: 1 BB: 0 P: 10	R: 0 E: 0 K: 2 S: 9	H: 1 LOB: 1 BB: 0 P: 13	R: 0 E: 0 K: 1 S: 12	H: 0 LOB: 0 BB: 0 P: 17	R: 0 E: 1 K: 1 S: 9	H: 0 LOB: 1 BB: 0 P: 13	R: 1 E: 0 K: 1 S: 12	H: 2 LOB: 2 BB: 1 P: 20	1B: 7 2B: 1 3B: 0 HR: 1	SF: 1 SAC: 0 DP: 1 HBP: 0	WP: 1 PB: 0 SB: 1 CS: 0	PA: 38
<b>PITCHER</b>	IP WLS BF H R ER SO BB IBB HBP BLK WP HR S P ERA WHIP																			
Ismael Valdez, R (1, 1) ERA: 3.33	8.0 L 32 7 3 3 10 0 0 0 0 0 1 88 123 3.38 0.875																			
Pedro Borbon, L (9, 1) ERA: 2.29	0.0 3 2 1 1 0 1 0 0 0 0 1 4 9 ∞ ∞																			
Alan Mills, R (9, 1) ERA: 3.4	1.0 3 0 0 0 0 1 0 0 0 0 0 8 11 0.00 0.000																			

Arizona Diamondbacks @ Los Angeles Dodgers  
 Dodger Stadium, Los Angeles, CA  
 Sat Jul 31 1999, 7:10 PM PDT  
 Att. 37,114 - Sunny - 84 F

livebaseballscorecards.com

AB	36
R	4
H	9
RBI	3
BB	1
SO	11
LOB	17







Batter	1	2	3	4	5	6	7	8	9	AB R H RBI BB SO LOB	TOP																
Tony Womack, L (1, 9) OBP: 0.330, SLG: 0.363	1-3 		1-2 	3-2 		1-1 		3-0 		5 1 2 0 0 1 3																	
Jay Bell, R (1, 4) OBP: 0.355, SLG: 0.552	0-3 		2-1 	2-3 		2-3 		2-3 		5 0 1 0 0 4 4																	
Luis Gonzalez, L (1, 7) OBP: 0.408, SLG: 0.560	4-0 		2-1 		2-0 		2-2 		1-1 	4 1 2 2 1 0 0																	
Matt Williams, R (1, 5) OBP: 0.352, SLG: 0.553	1-3 		1-0 		0-0 		0-0 		0-1 	5 0 1 0 0 1 3																	
Steve Finley, L (1, 8) OBP: 0.326, SLG: 0.487		2-0 	4-0 		4-0 		2-2 		0-0 	3 0 2 0 2 0 1																	
Travis Lee, L (1, 3) OBP: 0.337, SLG: 0.370		0-1 	3-2 		3-2 		1-0 		3-2 	4 0 0 0 0 0 6																	
Bobby Chouinard, R (7, 1)										0 0 0 0 0 0 0																	
Erubiel Durazo, L (9, PH) OBP: 0.467, SLG: 0.385										1 0 0 0 0 0 1																	
Kelly Stinnett, R (1, 2) OBP: 0.301, SLG: 0.455		4-0 	0-3 		3-3 				0-0 	3 0 0 0 1 2 4																	
Andy Fox, L (1, 6) OBP: 0.381, SLG: 0.412		3-3 		1-0 		2-2 		0-2 		4 0 1 0 0 1 2																	
Andy Benes, R (1, 1) OBP: 0.205, SLG: 0.200		2-2 		4-2 		0-3 		4-0 		2 0 0 0 0 1 2																	
Greg Swindell, L (6, 1)										0 0 0 0 0 0 0																	
Greg Colbrunn, R (7, 3) OBP: 0.400, SLG: 0.493										0 0 0 0 1 0 0																	
<b>Inning Stats</b>	R: 0 E: 0 K: 3 S: 10	H: 0 LOB: 1 BB: 1 P: 16	R: 0 E: 0 K: 1 S: 12	H: 1 LOB: 2 BB: 1 P: 23	R: 1 E: 0 K: 1 S: 15	H: 3 LOB: 3 BB: 1 P: 28	R: 0 E: 0 K: 1 S: 9	H: 0 LOB: 1 BB: 0 P: 19	R: 1 E: 0 K: 1 S: 10	H: 1 LOB: 1 BB: 1 P: 22	R: 0 E: 0 K: 2 S: 14	H: 1 LOB: 1 BB: 0 P: 19	R: 0 E: 0 K: 0 S: 8	H: 1 LOB: 1 BB: 0 P: 13	R: 0 E: 0 K: 1 S: 9	H: 1 LOB: 2 BB: 1 P: 18	R: 0 E: 0 K: 0 S: 9	H: 1 LOB: 1 BB: 0 P: 13	1B: 6 2B: 2 3B: 0 HR: 1	SF: 0 SAC: 0 DP: 0 HBP: 1	WP: 1 PB: 0 SB: 1 CS: 0	PA: 42					
<b>PITCHER</b>	IP WLS BF H R ER SO BB IBB HBP BLK WP HR S P ERA WHIP																										
Chan Ho Park, R (1, 1) ERA: 5.97	5.0		25	5	2	2	7	3	1	1	0	1	1	56	108	3.60	1.600										
Onan Masaoka, L (6, 1) ERA: 3.81	2.0	W	8	2	0	0	2	0	0	0	0	0	0	22	32	0.00	1.000										
Mike Maddux, R (8, 1) ERA: 2.75	1.0	H	5	1	0	0	1	1	0	0	0	0	0	9	18	0.00	2.000										
Jeff Shaw, R (9, 1) ERA: 3.38	1.0	S	4	1	0	0	0	0	0	0	0	0	0	9	13	0.00	1.000										

Arizona Diamondbacks @ Los Angeles Dodgers  
 Dodger Stadium, Los Angeles, CA  
 Sun Aug 01 1999, 1:10 PM PDT  
 Att. 46,991 - Sunny - 80 F

AB	36
R	2
H	9
RBI	2
BB	5
SO	10
LOB	26



WP	1	PA	42
PB	0		
SB	1		
CS	0		

PITCHER	IP	WLS	BF	H	R	ER	SO	BB	IBB	HBP	BLK	WP	HR	S	P	ERA	WHIP
---------	----	-----	----	---	---	----	----	----	-----	-----	-----	----	----	---	---	-----	------





Batter	1	2	3	4	5	6	7	8	9	AB R H RBI BB SO LOB	TOP		
<b>Marvin Benard, L</b> (1, 8) OBP: 0.362, SLG: 0.479	2-1 HR	1-3 K			2-2 P5		1-2 HR		1-0 1B	5 2 3 2 0 1 0	<b>San Francisco Giants @ Arizona Diamondbacks</b> <b>Bank One Ballpark, Phoenix, AZ</b> Mon Aug 02 1999, 10:05 PM EDT Att. 40,470 - Dome - 72 F		
<b>Bill Mueller, S</b> (1, 5) OBP: 0.391, SLG: 0.343	0-1 F8 1B 2B		0-0 G6-3		1-0 1B		0-1 P3		3-2 BB 1B	5 2 3 0 0 0 0			
<b>Barry Bonds, L</b> (1, 7) OBP: 0.401, SLG: 0.588	1-0 F8 2-3		1-0 P4		3-2 F8		1-2 G4-3		4-2 2B BB	4 1 0 0 1 0 2			
<b>Jeff Kent, R</b> (1, 4) OBP: 0.376, SLG: 0.489 <b>Ramon Martinez, R</b> (8, 4) OBP: 0.324, SLG: 0.422	3-2 1B 1B		2-2 1B		1-2 F8		0-0 G3-1		1-0 2B	4 0 2 1 0 0 1 1 0 1 2 0 0 0			
<b>J.T. Snow, L</b> (1, 3) OBP: 0.372, SLG: 0.442	3-2 P4		1-1 F8			3-1 HR		1-0 F9	4-1 BB	4 1 1 1 1 0 2			
<b>Ellis Burks, R</b> (1, 9) OBP: 0.399, SLG: 0.565 <b>F.P. Santangelo, S</b> (8, 9) OBP: 0.431, SLG: 0.380	0-1 1-2 1B		0-0 G1-4-3 1B 1B		3-2 F9 2B		1-0 1B 1B		0-3 K	4 0 4 0 0 0 0 1 0 0 0 0 1 2			
<b>Rich Aurilia, R</b> (1, 6) OBP: 0.347, SLG: 0.454	3-3 K		0-0 G1-4-3 1-2 1B		3-1 G5-3		1-0 P6		2-2 F9	5 0 1 0 0 1 6			
<b>Scott Servais, R</b> (1, 2) OBP: 0.333, SLG: 0.411 <b>Brent Mayne, L</b> (8, PH) OBP: 0.369, SLG: 0.419 (8, 2)		1-0 G4-3	2-2 G1-4-3		1-0 F9		2-0 1-2 1B			3 0 0 0 0 0 3 1 0 1 0 0 0 0			
<b>Kirk Rueter, L</b> (1, 1) OBP: 0.205, SLG: 0.216 <b>Stan Javier, S</b> (8, PH) OBP: 0.330, SLG: 0.362 <b>Jerry Spradlin, S</b> (6, 1) <b>Rich Rodriguez, L</b> (7, 1) OBP: 1.000, SLG: 1.000 <b>Charlie Hayes, R</b> (8, PH) OBP: 0.281, SLG: 0.267 <b>Julian Javier, L</b> (8, 1) OBP: 0.200, SLG: 0.200 <b>Felix Rodriguez, R</b> (8, 1) OBP: 0.428, SLG: 1.000		0-0 F9	1-1 G3-1		3-2 G3-1		2-1 F8			2 0 0 0 0 0 1 1 0 0 0 0 0 1 0 0 0 0 0 0 0 0 0 0 0 0 0 0 1 0 0 0 0 0 2 0 0 0 0 0 0 0 0 0 0 0 0 0 0			
<b>Inning Stats</b>	R: 2 H: 4 E: 0 LOB: 2 K: 1 BB: 0 S: 18 P: 30	R: 0 H: 0 E: 0 LOB: 0 K: 1 BB: 0 S: 5 P: 7	R: 0 H: 1 E: 0 LOB: 1 K: 0 BB: 0 S: 7 P: 11	R: 0 H: 2 E: 0 LOB: 1 K: 0 BB: 0 S: 7 P: 10	R: 0 H: 1 E: 0 LOB: 1 K: 0 BB: 0 S: 14 P: 21	R: 1 H: 2 E: 0 LOB: 1 K: 0 BB: 0 S: 13 P: 26	R: 1 H: 1 E: 0 LOB: 0 K: 0 BB: 0 S: 10 P: 12	R: 0 H: 2 E: 0 LOB: 2 K: 0 BB: 0 S: 6 P: 13	R: 2 H: 3 E: 0 LOB: 2 K: 1 BB: 2 S: 16 P: 31	1B: 10 SF: 0 2B: 3 SAC: 0 3B: 0 DP: 1 HR: 3 HBP: 0	WP: 0 PA: 43 PB: 0 SB: 0 CS: 0		
<b>PITCHER</b>	IP WLS BF H R ER SO BB IBB HBP BLK WP HR S P ERA WHIP											<b>PITCHER</b>	IP WLS BF H R ER SO BB IBB HBP BLK WP HR S P ERA WHIP
<b>Armando Reynoso, R</b> (1, 1) ERA: 3.8	6.0 W 27 10 3 3 2 0 0 0 0 0 0 2 64 105 4.50 1.667												
<b>Greg Swindell, L</b> (7, 1) ERA: 3.07	1.1 6 2 1 1 0 0 0 0 0 0 0 1 12 16 6.75 1.500												
<b>Gregg Olson, R</b> (8, 1) ERA: 4.15	0.2 3 1 0 0 0 0 0 0 0 0 0 0 4 9 0.00 1.500												
<b>Dan Plesac, L</b> (9, 1) ERA: 7.31	1.0 7 3 2 2 1 2 0 0 0 0 0 0 16 31 18.00 5.000												

livebaseballscorecards.com

<b>AB</b>	41
<b>R</b>	6
<b>H</b>	16
<b>RBI</b>	6
<b>BB</b>	2
<b>SO</b>	3
<b>LOB</b>	20



Batter	1	2	3	4	5	6	7	8	9
<b>Tony Womack, L</b> OBP: 0.329, SLG: 0.360 (1, 6) (7, 9)	3-3 <b>K</b>		2-1 SAFE <b>SH5-4</b>	2-0 <b>F9</b>		0-3 <b>K</b>		1-2 BB 1B	
<b>Jay Bell, R</b> OBP: 0.360, SLG: 0.554 <b>Dan Plesac, L</b> (1, 4) (9, 1)	3-1 <b>G6-3</b>		2-2 <b>3B</b> 2B		4-2 <b>G6-4-3</b> BB		4-1 BB BB BB <b>G1-3</b> BB	4-0 BB BB <b>1B</b> BB	
<b>Luis Gonzalez, L</b> OBP: 0.408, SLG: 0.562 (1, 7)	2-1 <b>F9</b>		0-0 <b>1B</b> 3B		2-0 <b>P5</b>		1-1 <b>G1-3</b>	4-2 BB BB <b>1B</b> BB	
<b>Matt Williams, R</b> OBP: 0.355, SLG: 0.552 <b>59 Edwin Diaz, R</b> OBP: 0.625, SLG: 0.800 (1, 5) (8, PR) (9, 4)		2-0 <b>L5-3</b> 1B	1-0 <b>P3</b>		1-1 <b>G6-4-3</b> 1-2f		4-0 BB BB <b>1B</b> BB	4-0 BB BB <b>1B</b> BB	
<b>Greg Colbrunn, R</b> OBP: 0.398, SLG: 0.486 <b>Travis Lee, L</b> OBP: 0.340, SLG: 0.372 (1, 3) (7, 3)		2-1 <b>L5-3</b> 1-2	0-0 <b>HR</b> 1B		2-2 <b>F8</b>		4-2 BB BB <b>1B</b> BB	3-2 2B BB <b>SF9</b> 1B	
<b>Bernard Gilkey, R</b> OBP: 0.410, SLG: 0.545 <b>Andy Fox, L</b> OBP: 0.382, SLG: 0.418 (1, 9) (7, 6) (9, 5)		3-2 <b>G6-3</b>	1-1 SAFE <b>HR</b>		1-0 <b>1B</b> 1B		2-1 <b>P4</b>	2-2 SF9 BB <b>G3-1</b> 2B	
<b>Steve Finley, L</b> OBP: 0.329, SLG: 0.486 (1, 8)							0-0 <b>F9</b>	4-2 BB BB <b>BB</b>	0-2 <b>SF9</b>
<b>Damian Miller, R</b> OBP: 0.286, SLG: 0.388 (1, 2)			1-1 SAFE SAFE <b>SH</b> 1B	2-0 <b>F8</b>		2-2 <b>1B</b> 1B	0-3 <b>K</b>	1-2 <b>G3-1</b>	
<b>Armando Reynoso, R</b> OBP: 0.194, SLG: 0.250 <b>Erubiel Durazo, L</b> OBP: 0.500, SLG: 0.429 <b>Greg Swindell, L</b> <b>Gregg Olson, R</b> <b>Hanley Frias, S</b> OBP: 0.319, SLG: 0.246 (1, 1) (6, PH) (7, 1) (8, 1) (8, PH) (9, 8)			0-0 <b>SH</b> SH5-4 2B	2-3 <b>K</b>		1-1 <b>1B</b>		1-2 BB BB <b>1B</b> BB	

Inning Stats	R: 0	H: 0	E: 0	K: 1	S: 7	R: 0	H: 1	E: 0	K: 0	S: 6	R: 7	H: 6	E: 1	K: 0	S: 15	R: 0	H: 0	E: 0	K: 1	S: 5	R: 0	H: 0	E: 0	K: 0	S: 5	R: 1	H: 3	E: 0	K: 1	S: 15	R: 1	H: 0	E: 0	K: 1	S: 14	R: 7	H: 4	E: 0	K: 0	S: 22
	LOB: 0	BB: 15				LOB: 0	BB: 13				LOB: 0	BB: 23				LOB: 0	BB: 11				LOB: 2	BB: 20				LOB: 3	BB: 33							LOB: 2	BB: 47					

PITCHER	IP	WLS	BF	H	R	ER	SO	BB	IBB	HBP	BLK	WP	HR	S	P	ERA	WHIP
<b>Kirk Rueter, L</b> ERA: 5.22 (1, 1)	5.0	L	22	7	7	3	2	1	1	0	0	0	1	38	74	5.40	1.600
<b>Jerry Spradlin, R</b> ERA: 4.76 (6, 1)	1.1		9	3	2	2	1	1	1	0	0	0	0	18	32	13.50	3.000
<b>Rich Rodriguez, L</b> ERA: 4.23 (7, 1)	0.2		4	0	0	0	1	2	0	0	0	0	0	11	21	0.00	3.000
<b>Julian Tavarez, R</b> ERA: 6.5 (8, 1)	0.0		5	2	5	5	0	3	0	0	0	0	0	4	18	∞	∞
<b>Felix Rodriguez, R</b> ERA: 3.97 (8, 1)	1.0		6	2	2	2	0	1	0	0	0	0	0	18	29	18.00	3.000

**BOTTOM**


San Francisco Giants @ Arizona Diamondbacks  
Bank One Ballpark, Phoenix, AZ  
Mon Aug 02 1999, 10:05 PM EDT  
Att: 40,470 - Dome - 72 F

AB	R	H	RBI	BB	SO	LOB
5	1	1	0	0	2	4
2	3	1	1	3	0	0
0	0	0	0	0	0	0
4	2	1	2	1	0	2
3	0	1	1	2	0	2
0	1	0	0	0	0	0
3	1	1	1	0	0	1
1	1	1	2	1	0	0
3	2	2	2	0	0	0
2	1	1	1	0	0	3
3	1	1	2	1	0	1
5	1	2	1	0	1	4
1	1	0	1	0	1	0
1	0	1	0	0	0	0
0	0	0	0	0	0	0
0	0	0	0	0	0	0
1	1	1	0	1	0	0

AB	34
R	16
H	14
RBI	15
BB	9
SO	4
LOB	17

livebaseballscorecards.com

WP	PA
0	46
0	
0	





Batter	1	2	3	4	5	6	7	8	9	AB R H RBI BB SO LOB	TOP		
F.P. Santangelo, S (1, 8) OBP: 0.430, SLG: 0.374	3-3 K			1-2 G5-3		4-2 FC5-4 FC2-5 1-2 BB		3-2 HR HBP	0-2 F8	3 1 0 0 1 1 2	San Francisco Giants @ Arizona Diamondbacks Bank One Ballpark, Phoenix, AZ Tue Aug 03 1999, 10:05 PM EDT Att: 38,794 - Dome - 72 F		
Bill Mueller, S (1, 5) OBP: 0.389, SLG: 0.342	2-0 F9			0-2 G5-3		0-0 FC2-5 1-2 2-3f		0-1 HR 1B		4 1 1 0 0 0 2			
Charlie Hayes, R (1, 3) J.T. Snow, L (8, 3) OBP: 0.280, SLG: 0.282 OBP: 0.372, SLG: 0.442	0-0 F8			3-3 K		1-1 FC5-4 1-2f 2-3		1-0 HR		4 1 1 3 0 1 2 0 0 0 0 0 0 0			
Barry Bonds, L (1, 7) OBP: 0.398, SLG: 0.580						0-0 FC6-4 1-2f		1-1 1B		4 0 1 0 0 0 2			
Ellis Burks, R (1, 9) John Johnstone, R (8, 1) Alan Embree, L (8, 1) Robb Nen, R (9, 1)						4-2 1B BB		1-3 K		3 0 0 0 1 3 1 0			
Rich Aurilia, R (1, 6) OBP: 0.349, SLG: 0.454						0-0 1-2 1B				4 0 2 0 0 0 0			
Ramon Martinez, R (1, 4) OBP: 0.311, SLG: 0.403						1-1 F8				3 0 0 0 0 0 2			
Scott Servais, R (1, 2) OBP: 0.325, SLG: 0.400						1-3 K2-3				4 0 0 0 0 1 3			
Livan Hernandez, R (1, 1) Stan Javier, S (8, PH) OBP: 0.280, SLG: 0.449 OBP: 0.331, SLG: 0.361						2-1 FC2-5 BB 1B				2 0 1 0 0 0 0 1 0 0 0 1 0 0			
<b>Inning Stats</b>	R: 0 H: 0 E: 0 LOB: 0 K: 1 BB: 0 S: 5 P: 10	R: 0 H: 0 E: 0 LOB: 0 K: 1 BB: 0 S: 9 P: 17	R: 0 H: 0 E: 0 LOB: 0 K: 0 BB: 0 S: 5 P: 5	R: 0 H: 0 E: 0 LOB: 0 K: 1 BB: 0 S: 10 P: 14	R: 0 H: 1 E: 0 LOB: 2 K: 1 BB: 1 S: 10 P: 17	R: 0 H: 1 E: 0 LOB: 2 K: 0 BB: 1 S: 8 P: 15	R: 0 H: 0 E: 0 LOB: 0 K: 1 BB: 0 S: 7 P: 13	R: 3 H: 3 E: 0 LOB: 1 K: 1 BB: 0 S: 14 P: 23	R: 0 H: 1 E: 0 LOB: 2 K: 0 BB: 1 S: 8 P: 15	1B: 5 SF: 0 2B: 0 SAC: 1 3B: 0 DP: 0 HR: 1 HBP: 1	WP: 0 PA: 37 PB: 0 SB: 0 CS: 0		
<b>PITCHER</b>	IP WLS BF H R ER SO BB IBB HBP BLK WP HR S P ERA WHIP											<b>PITCHER</b>	IP WLS BF H R ER SO BB IBB HBP BLK WP HR S P ERA WHIP
Omar Daal, L (1, 1) ERA: 3.61	7.2 L 31 5 3 3 5 2 0 1 0 0 0 1 65 110 3.52 0.913												
Bobby Chouinard, R (8, 1) ERA: 1.33	1.1 6 1 0 0 1 1 0 0 0 0 0 0 11 19 0.00 1.500												

livebaseballscorecards.com



Batter	1	2	3	4	5	6	7	8	9	AB R H RBI BB SO LOB
Tony Womack, L OBP: 0.327, SLG: 0.357 (1, 9)	4-2 E S PB BB		2-2 G1-3		2-2 G4-3		2-2 P4		3-2 G4-3	4 1 0 0 1 0 5
Jay Bell, R OBP: 0.357, SLG: 0.549 (1, 4)	1 SAFE 1 SAFE 2-3 K		3-2 F7			1-2 G4-3		2-1 G5-3		4 0 0 0 0 1 1
Luis Gonzalez, L OBP: 0.407, SLG: 0.562 (1, 7)	2-2 G3			2-3 K		1-0 FC1-6 2B		2-1 G1-5-3		4 0 1 0 0 1 0
Matt Williams, R OBP: 0.354, SLG: 0.549 (1, 5)	2-3 K			2-3 K		1-2 E5 FC1-6		1-1 1B		4 0 1 0 0 2 1
Steve Finley, L OBP: 0.328, SLG: 0.483 (1, 8)		3-1 G3-1		4-1 FC4-6 BB		1-0 FC1-6 BB		1-1 P6		3 0 0 0 1 0 3
Travis Lee, L OBP: 0.341, SLG: 0.370 (1, 3)		0-1 G4-3		2-1 FC4-6		4-1 BB		4-0 SH5-4 WP BB		2 0 0 0 2 0 1
Damian Miller, R OBP: 0.283, SLG: 0.382 (1, 2)		1-3 K			2-1 F8	1-0 F9		4-1 SH5-4 BB		3 0 0 0 0 1 3
Erubiel Durazo, L OBP: 0.529, SLG: 0.429 (9, PH)								1-2 BB		0 0 0 0 1 0 0
LeJon Powell, R OBP: 0.286, SLG: 0.333 (9, PR)								1-2 BB		0 0 0 0 0 0 0
Andy Fox, L OBP: 0.386, SLG: 0.416 (1, 6)			4-1 G1-3 SH1-3 BB		4-2 CS BB		1-2 L1		1-0 SH5-4	1 0 0 0 2 0 0
Omar Daal, L OBP: 0.265, SLG: 0.277 (1, 1)			0-0 SH1-3		2-2 1B		1-1 G6-3		1-3 K	2 0 1 0 0 0 0
Bobby Chouinard, R (8, 1)										0 0 0 0 0 0 0
Bernard Gilkey, R OBP: 0.408, SLG: 0.541 (9, PH)										1 0 0 0 0 1 3

Inning Stats	R: 1	H: 0	E: 0	K: 2	S: 12	LOB: 0	BB: 1	P: 22	R: 0	H: 0	E: 0	K: 1	S: 7	LOB: 0	BB: 0	P: 11	R: 0	H: 0	E: 0	K: 0	S: 9	LOB: 1	BB: 1	P: 18	R: 0	H: 0	E: 0	K: 2	S: 10	LOB: 1	BB: 1	P: 20	R: 0	H: 1	E: 0	K: 0	S: 12	LOB: 3	BB: 1	P: 21	R: 0	H: 0	E: 0	K: 0	S: 9	LOB: 0	BB: 0	P: 13	R: 0	H: 1	E: 0	K: 0	S: 8	LOB: 1	BB: 0	P: 14	R: 0	H: 0	E: 0	K: 1	S: 8	LOB: 3	BB: 2	P: 21	1B: 2	2B: 1	3B: 0	HR: 0	SF: 0	SAC: 2	DP: 0	HBP: 0
--------------	------	------	------	------	-------	--------	-------	-------	------	------	------	------	------	--------	-------	-------	------	------	------	------	------	--------	-------	-------	------	------	------	------	-------	--------	-------	-------	------	------	------	------	-------	--------	-------	-------	------	------	------	------	------	--------	-------	-------	------	------	------	------	------	--------	-------	-------	------	------	------	------	------	--------	-------	-------	-------	-------	-------	-------	-------	--------	-------	--------


PITCHER	IP	WLS	BF	H	R	ER	SO	BB	IBB	HBP	BLK	WP	HR	S	P	ERA	WHIP
Livan Hernandez, R ERA: 4.68 (1, 1)	7.0	W	28	2	1	0	5	5	0	0	0	0	0	71	127	0.00	1.000
John Johnstone, R ERA: 1.53 (8, 1)	0.2	H	3	1	0	0	0	0	0	0	0	0	0	6	11	0.00	1.500
Alan Embree, L ERA: 3.35 (8, 1)	0.1	H	1	0	0	0	0	0	0	0	0	0	0	2	3	0.00	0.000
Robb Nen, R ERA: 4.21 (9, 1)	1.0	S	5	0	0	0	1	2	0	0	0	1	0	8	21	0.00	2.000

**BOTTOM**

**San Francisco Giants @ Arizona Diamondbacks**  
**Bank One Ballpark, Phoenix, AZ**  
 Tue Aug 03 1999, 10:05 PM EDT  
 Att: 38,794 - Dome - 72 F

<b>AB</b>	<b>28</b>
<b>R</b>	<b>1</b>
<b>H</b>	<b>3</b>
<b>RBI</b>	<b>0</b>
<b>BB</b>	<b>7</b>
<b>SO</b>	<b>6</b>
<b>LOB</b>	<b>17</b>

WP: 1 PA: 37  
 PB: 1  
 SB: 1  
 CS: 1



PITCHER	IP	WLS	BF	H	R	ER	SO	BB	IBB	HBP	BLK	WP	HR	S	P	ERA	WHIP
---------	----	-----	----	---	---	----	----	----	-----	-----	-----	----	----	---	---	-----	------



Batter	1	2	3	4	5	6	7	8	9	AB R H RBI BB SO LOB	TOP		
Marvin Benard, L (1, 8) OBP: 0.360, SLG: 0.477	0-1 F7		3-2 F9			0-0 1B 1B	0-1 G4-3			4 1 1 0 0 0 0	<p>San Francisco Giants @ Arizona Diamondbacks</p> <p>Bank One Ballpark, Phoenix, AZ</p> <p>Wed Aug 04 1999, 10:05 PM EDT</p> <p>Att: 41,503 - Dome - 72 F</p>		
Ramon Martinez, R (1, 4) OBP: 0.308, SLG: 0.394	3-1 L5			0-2 P4		0-0 FC3-6 1B 1B		3-2 G6-3		4 1 1 0 0 0 0			
Charlie Hayes, R (1, 5) OBP: 0.284, SLG: 0.282	4-2 BB			2-1 G6-3		1-0 FC3-6 1B		0-1 F8		3 0 1 1 1 0 0			
Barry Bonds, L (1, 7) OBP: 0.396, SLG: 0.573	0-1 P4			3-1 G6-3		2-2 FC3-6 1B		0-0 CS 1B		4 0 1 0 0 0 3			
Ellis Burks, R (1, 9) OBP: 0.399, SLG: 0.569		0-0 G5-3			0-0 HR	3-1 1B		2-1 CS 1-2	0-1 F7	4 1 2 2 0 0 0			
J.T. Snow, L (1, 3) OBP: 0.374, SLG: 0.450		2-1 F8			2-2 1B	0-0 P9		1-2 HR		4 1 2 1 0 0 2			
Rich Aurilia, R (1, 6) OBP: 0.348, SLG: 0.450		2-2 L7			0-0 F9	1-0 F9		4-0 BB		3 0 0 0 1 0 3			
Brent Mayne, L (1, 2) OBP: 0.363, SLG: 0.411			1-2 L3		1-3 K		0-0 G5-3		2-0 F7	4 0 0 0 0 1 2			
Joe Nathan, R (1, 1) Mark Gardner, R (2, 1) Alan Embree, L (6, 1) F.P. Santangelo, S (7, PH) Jerry Spradlin, S (7, 1) Rich Rodriguez, L (8, 1) Bill Mueller, S (9, PH)			1-1 L6		0-0 F9		3-2 P4		1-0 G4-3	0 0 0 0 0 0 0 2 0 0 0 0 0 0 1 0 0 0 0 0 0 0 0 1 0 1 0 0 0 0 0 0 1			
<b>Inning Stats</b>	R: 0 H: 0 E: 0 LOB: 1 K: 0 BB: 1 S: 8 P: 15	R: 0 H: 0 E: 0 LOB: 0 K: 0 BB: 0 S: 6 P: 10	R: 0 H: 0 E: 0 LOB: 0 K: 0 BB: 0 S: 9 P: 14	R: 0 H: 0 E: 0 LOB: 0 K: 0 BB: 0 S: 7 P: 12	R: 1 H: 2 E: 0 LOB: 1 K: 1 BB: 0 S: 9 P: 12	R: 2 H: 4 E: 0 LOB: 2 K: 0 BB: 0 S: 10 P: 17	R: 0 H: 0 E: 0 LOB: 0 K: 0 BB: 0 S: 6 P: 9	R: 0 H: 1 E: 0 LOB: 0 K: 0 BB: 0 S: 8 P: 13	R: 1 H: 1 E: 0 LOB: 1 K: 0 BB: 1 S: 7 P: 15	1B: 6 SF: 0 2B: 0 SAC: 0 3B: 0 DP: 0 HR: 2 HBP: 0		WP: 0 PA: 37 PB: 0 SB: 0 CS: 1	
<b>PITCHER</b>	IP WLS BF H R ER SO BB IBB HBP BLK WP HR S P ERA WHIP											<b>PITCHER</b>	IP WLS BF H R ER SO BB IBB HBP BLK WP HR S P ERA WHIP
Brian Anderson, L (1, 1) ERA: 6.17	5.1 W 23 6 3 3 1 1 0 0 0 0 0 1 47 77 5.06 1.312												
Greg Swindell, L (6, 1) ERA: 2.95	1.2 H 5 0 0 0 0 0 0 0 0 0 0 0 8 12 0.00 0.000												
Gregg Olson, R (8, 1) ERA: 4.17	2.0 8 2 1 1 0 1 0 0 0 0 0 1 15 28 4.50 1.500												

livebaseballscores.com

AB	34
R	4
H	8
RBI	4
BB	2
SO	1
LOB	12



Batter	1	2	3	4	5	6	7	8	9
<b>Tony Womack, L</b> OBP: 0.330, SLG: 0.358 (1, 9) C B B B B B	4-2 HR BB	2-2 G1-3 S 1B		3-2 G6-3		1-0 S 1B		2-2 G3-1	
<b>Jay Bell, R</b> OBP: 0.356, SLG: 0.553 (1, 4) C S 1 B X	1-2 HR 1-H	3-2 G1-3		0-1 G5-3		1-2 P2			
<b>Luis Gonzalez, L</b> OBP: 0.408, SLG: 0.567 (1, 7) B X	1-0 HR	0-3 K			1-1 F8			4-0 1B BB	
<b>Matt Williams, R</b> OBP: 0.353, SLG: 0.545 (1, 5) B B B B	4-0 HR BB	0-1 G4-3			0-0 L9			1-0 F8	
<b>Erubiel Durazo, L</b> OBP: 0.429, SLG: 0.333 <b>Gregg Olson, R</b> (8, 1) B C S	1-3 K			3-2 F8				1-3 K	
<b>Steve Finley, L</b> OBP: 0.334, SLG: 0.502 (1, 8) B C 1 SAFE X	2-1 HR 1-H			2-1 HR				1-2 1B	
<b>Kelly Stinnett, R</b> OBP: 0.300, SLG: 0.451 (1, 2) B X	1-0 P4			2-2 G5-3				2-0 F7	
<b>Andy Fox, L</b> OBP: 0.379, SLG: 0.410 (1, 6) X	0-0 F8			3-3 K				2-0 SF8	
<b>Brian Anderson, R</b> OBP: 0.185, SLG: 0.346 <b>Greg Swindell, L</b> (6, 1) <b>Travis Lee, L</b> OBP: 0.341, SLG: 0.369 (8, 3)		0-1 HR		0-0 G1-3				1-1 SH3-4	

Inning Stats	R: 5	H: 3	E: 0	K: 1	S: 13	LOB: 0	BB: 2	P: 27	R: 1	H: 2	E: 0	K: 1	S: 16	LOB: 1	BB: 0	P: 21	R: 1	H: 1	E: 0	K: 1	S: 11	LOB: 0	BB: 0	P: 21	R: 0	H: 0	E: 0	K: 0	S: 7	LOB: 0	BB: 0	P: 10	R: 0	H: 0	E: 0	K: 0	S: 4	LOB: 0	BB: 0	P: 5	R: 1	H: 3	E: 0	K: 0	S: 15	LOB: 2	BB: 0	P: 24	R: 0	H: 1	E: 0	K: 1	S: 6	LOB: 2	BB: 1	P: 14	R: 0	H: 0	E: 0	K: 0	S: 8	LOB: 0	BB: 0	P: 12
--------------	------	------	------	------	-------	--------	-------	-------	------	------	------	------	-------	--------	-------	-------	------	------	------	------	-------	--------	-------	-------	------	------	------	------	------	--------	-------	-------	------	------	------	------	------	--------	-------	------	------	------	------	------	-------	--------	-------	-------	------	------	------	------	------	--------	-------	-------	------	------	------	------	------	--------	-------	-------


PITCHER	IP	WLS	BF	H	R	ER	SO	BB	IBB	HBP	BLK	WP	HR	S	P	ERA	WHIP
<b>Joe Nathan, R</b> ERA: 4.35 (1, 1)	1.0	L	8	3	5	5	1	2	0	0	0	0	3	13	27	45.00	5.000
<b>Mark Gardner, R</b> ERA: 6.87 (2, 1)	4.0		17	5	3	3	2	0	0	0	0	1	2	46	69	6.75	1.250
<b>Alan Embree, L</b> ERA: 3.26 (6, 1)	1.0		4	1	0	0	0	0	0	0	0	0	0	7	12	0.00	1.000
<b>Jerry Spradlin, R</b> ERA: 4.65 (7, 1)	1.0		5	1	0	0	1	1	0	0	0	0	0	6	14	0.00	2.000
<b>Rich Rodriguez, L</b> ERA: 4.12 (8, 1)	1.0		3	0	0	0	0	0	0	0	0	0	0	8	12	0.00	0.000

**BOTTOM**

San Francisco Giants @ Arizona Diamondbacks  
Bank One Ballpark, Phoenix, AZ  
Wed Aug 04 1999, 10:05 PM EDT  
Att. 41,503 - Dome - 72 F

AB	R	H	RBI	BB	SO	LOB
4	1	2	0	1	0	0
4	1	1	2	0	0	3
3	1	1	1	1	1	1
3	1	0	0	1	0	2
4	0	0	0	0	2	2
0	0	0	0	0	0	0
4	3	4	3	0	0	0
4	0	1	0	0	0	2
3	0	0	1	0	1	0
2	1	1	1	0	0	0
0	0	0	0	0	0	0
1	0	0	0	0	0	0

AB	32
R	8
H	10
RBI	8
BB	3
SO	4
LOB	10



1B	5	SF	1	WP	1	PA	37
2B	0	SAC	1	PB	0		
3B	0	DP	0	SB	2		
HR	5	HBP	0	CS	0		





BOTTOM

Arizona Diamondbacks @ Philadelphia Phillies  
Veterans Stadium, Philadelphia, PA

Fri Aug 06 1999, 7:35 PM EDT  
Att: 27,742 - Unknown - 85 F

livebaseballscores.com

AB	37
R	4
H	8
RBI	4
BB	4
SO	11
LOB	16



WP:	0	PA:	43
PB:	0		
SB:	2		
CS:	0		

Batter	1	2	3	4	5	6	7	8	9	10	11	AB	R	H	RBI	BB	SO	LOB
Doug Glanville, R OBP: 0.381, SLG: 0.460	1-2 P6		0-2 G5-4-3			0-0 F8		0-1 HR 1B		0-0 G6-3		5	1	1	0	0	0	1
Ron Gant, R OBP: 0.352, SLG: 0.419	2-3 K			4-1 E S BB		0-0 F9		1-1 HR		4-0 23 G6-3 BB		3	1	1	2	2	1	0
23 Kevin Jordan, R OBP: 0.374, SLG: 0.455	1-3 K			0-3 K		1-2		1-0 G6-3		0-0 G6-3		5	0	1	0	0	2	2
Scott Rolen, R OBP: 0.364, SLG: 0.536		2-2 G4-3 HBP		0-3 K		2-3 K		1-0 K		0-0 L6		4	0	1	0	0	2	3
Mike Lieberthal, R OBP: 0.382, SLG: 0.584		0-3 K		2-3 K		1-3 K		1-0 P4		1-3 K		5	0	0	0	0	3	3
Kevin Seifick, R OBP: 0.356, SLG: 0.400		1-0 G4-3			0-1 G6-3		4-1 G5-3 BB			1-1 SH1-4 2B		4	1	2	0	1	0	1
Domingo Cedeño, S OBP: 0.288, SLG: 0.397		2-2 K			1-2 F9		1-2 G5-3			1-0 SH1-4		4	1	1	2	0	1	2
15 David Doster, R OBP: 0.329, SLG: 0.375			0-0 G6-3			1-0 K		1-3 K		1-3 K2-3		4	0	1	0	0	2	2
Randy Wolf, L OBP: 0.278, SLG: 0.188			4-1 G5-4-3 BB			1-1 G4-3		1-1 G5-3		0-2 L6		1	0	0	0	1	0	1
Scott Adreoni, L OBP: 0.385, SLG: 0.413												0	0	0	0	0	0	0
Alex Arias, R OBP: 0.385, SLG: 0.413												0	0	0	0	0	0	0
Amaury Telemaco, R OBP: 0.429, SLG: 0.566												1	0	0	0	0	0	1
Bobby Abreu, L OBP: 0.429, SLG: 0.566												0	0	0	0	0	0	0
Wayne Gomes, R												0	0	0	0	0	0	0

Inning Stats	R: 0	H: 0	R: 0	H: 0	R: 0	H: 0	R: 0	H: 1	R: 0	H: 1	R: 0	H: 0	R: 2	H: 3	R: 0	H: 1	R: 0	H: 0	R: 2	H: 2
	E: 0	LOB: 0	E: 0	LOB: 1	E: 0	LOB: 0	E: 0	LOB: 1	E: 0	LOB: 1	E: 0	LOB: 1	E: 0	LOB: 1	E: 0	LOB: 1	E: 0	LOB: 1	E: 0	LOB: 0
	K: 2	BB: 0	K: 2	BB: 0	K: 0	BB: 1	K: 3	BB: 1	K: 1	BB: 0	K: 1	BB: 1	K: 1	BB: 0	K: 1	BB: 1	K: 0	BB: 1	K: 0	BB: 0
	S: 10	P: 14	S: 9	P: 14	S: 5	P: 9	S: 11	P: 17	S: 8	P: 11	S: 10	P: 17	S: 11	P: 16	S: 11	P: 14	S: 3	P: 7	S: 3	P: 3

PITCHER	IP	WLS	BF	H	R	ER	SO	BB	IBB	HBP	BLK	WP	HR	S	P	ERA	WHIP
Randy Johnson, L ERA: 2.6	(1, 1)	8.0	32	5	2	2	10	3	0	1	0	0	1	72	109	2.25	1.000
Greg Swindell, L ERA: 2.89	(9, 1)	1.0	4	1	0	0	1	0	0	0	0	0	0	11	14	0.00	1.000
Bobby Chouinard, R ERA: 2.08	(10, 1)	1.1	L 7	2	2	2	0	1	0	0	0	0	1	6	10	13.50	2.250

PITCHER	IP	WLS	BF	H	R	ER	SO	BB	IBB	HBP	BLK	WP	HR	S	P	ERA	WHIP

1B:	5	SF:	0
2B:	1	SAC:	1
3B:	0	DP:	1
HR:	2	HBP:	1



Batter	1	2	3	4	5	6	7	8	9	AB R H RBI BB SO LOB	TOP									
Tony Womack, L (1, 9) OBP: 0.328, SLG: 0.355	2-2 HR 1B	1-2 F8			1-0 E S 1B		0-2 G5-3	2-2 F9		5 1 2 0 0 0 2										
Jay Bell, R (1, 4) OBP: 0.361, SLG: 0.558	1-0 HR		2-2 G4-3		1-3 K		4-1 HR BB	2-3 K		4 2 1 2 1 2 2										
Luis Gonzalez, L (1, 7) OBP: 0.405, SLG: 0.561	1-0 G4-3 1B		2-2 G6-3		4-1 BB		1-0 E3 HR		2-2 G4-3	4 2 1 0 1 0 1										
Matt Williams, R (1, 5) OBP: 0.352, SLG: 0.545	0-1 G5-3		1-0 G6-3		0-3 K		0-0 HR		3-2 F9	5 1 1 3 0 1 3										
Steve Finley, L (1, 8) OBP: 0.332, SLG: 0.495	3-2 G4-3			2-2 P5		4-1 BB	0-0 G3-1		3-1 F9	3 0 0 0 1 0 1										
LeJon Powell, R (9, PH) OBP: 0.267, SLG: 0.308	2-3									1 0 0 0 0 0 0										
Erubiel Durazo, L (1, 3) OBP: 0.462, SLG: 0.500	2-0			1-0 HR		1 SAFE 2-3 K	4-2 BB			3 1 2 2 1 1 1										
Dan Plesac, L (7, 1)										0 0 0 0 0 0 0										
Gregg Olson, R (7, 1)										0 0 0 0 0 0 0										
Matt Mantei, R (9, 1)	3-H 1B									0 0 0 0 0 0 0										
Andy Fox, L (1, 6) OBP: 0.371, SLG: 0.400	0-0 P5			3-3 K		2-3 K	1-1 G4-3			4 0 0 0 0 2 3										
Kelly Stinnett, R (1, 2) OBP: 0.285, SLG: 0.442		0-0 P5		0-1 P2		1 SAFE 1-3 K		0-0 P5		4 0 0 0 0 1 1										
Andy Benes, R (1, 1) OBP: 0.214, SLG: 0.211										3 1 1 0 0 0 0										
Travis Lee, L (7, 3) OBP: 0.343, SLG: 0.373		1-2 G1-3			2-2 F8		0-0 G5-3 1B	0-0 2B		1 0 1 0 0 0 0										
Inning Stats	R: 3 E: 0 K: 0 S: 13	H: 4 LOB: 1 BB: 0 P: 22	R: 0 E: 0 K: 0 S: 7	H: 0 LOB: 0 BB: 0 P: 9	R: 0 E: 0 K: 0 S: 7	H: 0 LOB: 0 BB: 0 P: 12	R: 1 E: 0 K: 1 S: 10	H: 1 LOB: 0 BB: 0 P: 16	R: 0 E: 0 K: 3 S: 11	H: 0 LOB: 1 BB: 1 P: 20	R: 4 E: 1 K: 0 S: 16	H: 2 LOB: 1 BB: 2 P: 26	R: 0 E: 0 K: 1 S: 9	H: 1 LOB: 1 BB: 0 P: 13	R: 0 E: 0 K: 0 S: 9	H: 0 LOB: 0 BB: 0 P: 17	1B: 4 2B: 2 3B: 0 HR: 3	SF: 0 SAC: 0 DP: 0 HBP: 0	WP: 0 PB: 0 SB: 1 CS: 0	PA: 41
PITCHER	IP WLS BF H R ER SO BB IBB HBP BLK WP HR S P ERA WHIP																			
Curt Schilling, R (1, 1) ERA: 3.49	6.1 L 31 8 8 7 6 3 0 0 0 0 0 3 68 112 9.95 1.737																			
Jim Poole, L (7, 1) ERA: 4.78	0.2 3 0 0 0 0 1 0 0 0 0 0 0 7 12 0.00 1.500																			
Steve Schrenk, R (8, 1) ERA: 1.99	1.0 4 1 0 0 1 0 0 0 0 0 0 0 9 13 0.00 1.000																			
Scott Aldred, L (9, 1) ERA: 4.09	1.0 3 0 0 0 0 0 0 0 0 0 0 0 9 17 0.00 0.000																			

Arizona Diamondbacks @ Philadelphia Phillies  
Veterans Stadium, Philadelphia, PA  
Sat Aug 07 1999, 7:05 PM EDT  
Att. 18,766 - Sunny - 83 F

AB	37
R	8
H	9
RBI	7
BB	4
SO	7
LOB	14



Batter	1	2	3	4	5	6	7	8	9	AB	R	H	RBI	BB	SO	LOB
--------	---	---	---	---	---	---	---	---	---	----	---	---	-----	----	----	-----

Doug Glanville, R OBP: 0.380, SLG: 0.458 (1, 8) C F X	0-2 G3-1 ①		0-1 G6-3 ①		0-1 PB 1B		1-3 K ②		2-1 G5-4-3 ② ③ 1-2f	5	1	1	0	0	1	3				
Rob Ducey, L OBP: 0.391, SLG: 0.474 Steve Schrenk, R Scott Aldred, L (1, 7) (8, 1) (9, 1) B S F B F B X	3-2 BB BB 1B		3-2 P4 ②		2-1 1H 1B		4-2 1B BB			3	0	2	1	1	0	0				
Bobby Abreu, L OBP: 0.430, SLG: 0.564 (1, 9) B C 1 B B SAFE B	4-1 BB BB 1-2		3-3 K ③		2-2 F7 ③		1-2 BB BB 1B			3	0	1	1	1	1	1				
Scott Rolen, R OBP: 0.361, SLG: 0.530 (1, 5) B F B F S	2-3 K ②			1-1 G5-3 ①		1-0 F9 ①		3-2 3-H X F8 ③		4	0	0	0	0	1	5				
Rico Brogna, L OBP: 0.338, SLG: 0.452 (1, 3) C B B B S B	4-2 BB BB 1-2 2-3			0-0 WP 1B		3-3 K ②		1-1 L7 ①		3	0	1	0	1	1	0				
Mike Lieberthal, R OBP: 0.378, SLG: 0.577 (1, 2) X	0-0 F9 ③			2-3 SAFE K ②		2-2 F8 ③		2-2 F8 ②		4	0	0	0	0	1	4				
Marlon Anderson, L OBP: 0.284, SLG: 0.368 (1, 4)		2-3 K ①		1-3 K ③		1-2 K		2-1 BB BB 1B 1B		3-2 F9 ③	4	1	1	0	0	2	1			
Domingo Cedenro, S OBP: 0.274, SLG: 0.377 (1, 6)		3-3 K ②			2-3 K ①		1-2 F8 ①		1-1 L5 ①	4	0	0	0	0	2	1				
Curt Schilling, R OBP: 0.226, SLG: 0.174 Jim Poole, L Kevin Sefcik, R OBP: 0.364, SLG: 0.404 (1, 1) (7, 1) (7, PH) (8, 7)		0-3 K ③			1-2 G3 ②		4-1 1B BB BB 1-2 BB		2-1 G5-4-3 1B	2	0	0	0	0	1	0				
<b>Inning Stats</b>	R: 0 E: 0 K: 1 S: 15	H: 1 LOB: 3 BB: 2 P: 28	R: 0 E: 0 K: 3 S: 9	H: 0 LOB: 0 BB: 0 P: 14	R: 0 E: 0 K: 1 S: 9	H: 1 LOB: 1 BB: 0 P: 13	R: 1 E: 0 K: 1 S: 13	H: 2 LOB: 1 BB: 0 P: 20	R: 0 E: 0 K: 1 S: 7	H: 0 LOB: 0 BB: 0 P: 13	R: 1 E: 0 K: 1 S: 22	H: 2 LOB: 3 BB: 2 P: 38	R: 0 E: 0 K: 0 S: 8	H: 0 LOB: 0 BB: 0 P: 14	R: 0 E: 0 K: 0 S: 6	H: 1 LOB: 0 BB: 0 P: 11	1B: 7 2B: 0 3B: 0 HR: 0	SF: 0 SAC: 0 DP: 1 HBP: 0	WP: 1 PB: 1 SB: 0 CS: 0	PA: 37

**BOTTOM**

Arizona Diamondbacks @ Philadelphia Phillies  
Veterans Stadium, Philadelphia, PA  
Sat Aug 07 1999, 7:05 PM EDT  
Att: 18,766 - Sunny - 83 F

livebaseballscorecards.com

<b>AB</b>	<b>33</b>
<b>R</b>	<b>2</b>
<b>H</b>	<b>7</b>
<b>RBI</b>	<b>2</b>
<b>BB</b>	<b>4</b>
<b>SO</b>	<b>10</b>
<b>LOB</b>	<b>15</b>



PITCHER	IP	WLS	BF	H	R	ER	SO	BB	IBB	HBP	BLK	WP	HR	S	P	ERA	WHIP
Andy Benes, R ERA: 5.18 (1, 1)	6.2	W	29	5	2	1	10	4	0	0	0	1	0	74	127	1.35	1.350
Dan Plesac, L ERA: 7.31 (7, 1)	0.0		1	1	0	0	0	0	0	0	0	0	0	3	4	∞	∞
Gregg Olson, R ERA: 4.03 (7, 1)	1.1		4	0	0	0	0	0	0	0	0	0	0	15	24	0.00	0.000
Matt Mantei, R ERA: 2.93 (9, 1)	1.0		3	1	0	0	0	0	0	0	0	0	0	6	11	0.00	1.000



Batter	1	2	3	4	5	6	7	8	9	AB R H RBI BB SO LOB	TOP	
Tony Womack, L (1, 9) OBP: 0.328, SLG: 0.360	3-2 G3 2B		2-1 HR 2B		0-1 G4-3		0-0 G6-3		0-3 K	5 1 2 1 0 1 0		
Jay Bell, R (1, 4) OBP: 0.359, SLG: 0.556	2-2 F7		1-0 P6		1-1 G6-3		1-3 K		1-0 1B 2B	5 1 1 0 0 1 2		
Luis Gonzalez, L (1, 7) OBP: 0.407, SLG: 0.568	0-0 G3 2-3		0-2 HR		2-1 F7		0-1 1B		4-0 1B BB	4 2 2 2 1 0 1		
Matt Williams, R (1, 5) OBP: 0.353, SLG: 0.543	2-2 F7		4-1 BB		2-0 E5 FC4-6 1B		0-1 G4-3		1-0 1B 1B 1B	4 1 1 1 1 0 2		
Erubiel Durazo, L (1, 3) OBP: 0.467, SLG: 0.480		2-1 P6	0-0 F7		0-0 FC4-6 1B		4-1 1B BB		3-1 P2	3 0 1 0 1 0 1		
Travis Lee, L (8, PR) OBP: 0.342, SLG: 0.372										1 0 0 0 0 0 2		
Steve Finley, L (1, 8) OBP: 0.333, SLG: 0.494		2-1 G3		0-0 L3		0-0 FC4-6 1B		1-0 1B	2-1 1B	5 0 2 1 0 0 2		
Damian Miller, R (1, 2) OBP: 0.283, SLG: 0.396		0-0 G1-3		1-0 HR		2-3 K		1-2 L4	2-1 FC4-6 1B	5 1 2 1 0 1 4		
Andy Fox, L (1, 6) OBP: 0.372, SLG: 0.405			3-2 SH1-4 2B		0-1 P6		0-0 1B		0-3 K	5 1 2 1 0 1 5		
Armando Reynoso, R (1, 1) OBP: 0.184, SLG: 0.237			1-0 SH1-4		0-3 K		1-3 K		1-0 P4	2 0 0 0 0 0 2 2		
Greg Swindell, L (7, 1)										0 0 0 0 0 0 0 0		
Bobby Chouinard, R (7, 1)										0 0 0 0 0 0 0 0		
Bernard Gilkey, R (8, PH) OBP: 0.491, SLG: 0.526										1 0 0 0 0 0 0 2		
Gregg Olson, R (8, 1)										0 0 0 0 0 0 0 0		
Matt Mantei, R (8, 1)										0 0 0 0 0 0 0 0		
<b>Inning Stats</b>	R: 0 H: 1 E: 0 LOB: 1 K: 0 BB: 0 S: 14 P: 21	R: 0 H: 0 E: 0 LOB: 0 K: 0 BB: 0 S: 5 P: 9	R: 3 H: 3 E: 0 LOB: 1 K: 0 BB: 1 S: 14 P: 25	R: 1 H: 1 E: 0 LOB: 0 K: 1 BB: 0 S: 7 P: 8	R: 0 H: 0 E: 0 LOB: 0 K: 0 BB: 0 S: 6 P: 9	R: 1 H: 2 E: 1 LOB: 2 K: 2 BB: 0 S: 12 P: 17	R: 0 H: 1 E: 0 LOB: 1 K: 1 BB: 0 S: 8 P: 9	R: 0 H: 1 E: 0 LOB: 2 K: 1 BB: 1 S: 11 P: 18	R: 2 H: 4 E: 0 LOB: 3 K: 1 BB: 1 S: 13 P: 28	1B: 7 SF: 0 2B: 4 SAC: 1 3B: 0 DP: 0 HR: 2 HBP: 0	WP: 0 PA: 44 PB: 0 SB: 0 CS: 0	
<b>PITCHER</b>	IP WLS BF H R ER SO BB IBB HBP BLK WP HR S P ERA WHIP											
Chad Ogea, R (1, 1) ERA: 5.02	6.0 L 27 7 5 4 3 1 0 0 0 0 0 2 58 89 6.00 1.333											
Billy Brewer, L (7, 1) ERA:	1.0 4 1 0 0 1 0 0 0 0 0 0 0 8 9 0.00 1.000											
Scott Aldred, L (8, 1) ERA: 3.97	1.0 5 1 0 0 1 1 0 0 0 0 0 0 11 18 0.00 2.000											
Amaury Telemaco, R (9, 1) ERA: 3.0	0.1 4 2 2 2 1 1 0 0 0 0 0 0 5 11 54.00 9.000											
Jim Poole, L (9, 1) ERA: 4.68	0.2 4 2 0 0 0 0 0 0 0 0 0 0 8 17 0.00 3.000											

Arizona Diamondbacks @ Philadelphia Phillies  
Veterans Stadium, Philadelphia, PA  
Sun Aug 08 1999, 1:35 PM EDT  
Att. 32,047 - Cloudy - 80 F

livebaseballscorecards.com

AB	40
R	7
H	13
RBI	7
BB	3
SO	6
LOB	23



Batter	1	2	3	4	5	6	7	8	9	AB	R	H	RBI	BB	SO	LOB
Rob Ducey, L (1, 8) OBP: 0.385, SLG: 0.458	1-1 G1-3	4-1 BB			1-0 G1-3		1-3 K		3-3 K	4	0	0	0	1	2	1
Ron Gant, R (1, 7) OBP: 0.355, SLG: 0.423	0-0 E1 2B	3-2 F8			4-0 E 1B BB		2-1 1B 23 1B 2B		2-2 F8	4	2	2	0	1	0	2
Bobby Abreu, L (1, 9) OBP: 0.436, SLG: 0.573	3-1 23 G6-3 2B		0-2 23 G5-4-3 1B		3-2 E7 23 FC5-4 1B		1-2 23 1B		0-0 1B	5	1	5	2	0	0	0
23 Kevin Jordan, R (1, 5) OBP: 0.370, SLG: 0.448	1-2 G6-3		0-1 G5-4-3		1-1 FC5-4		2-2 1B		0-0 G5-3	5	0	1	1	0	0	5
Rico Brogna, L (1, 3) OBP: 0.338, SLG: 0.452	2-0 3-H 2B		1-2 G3			2-3 K		2-2 F7		4	0	1	1	0	1	2
Mike Lieberthal, R (1, 2) OBP: 0.374, SLG: 0.570	2-1 G3			0-1 G5-3		1-1 G6-3		1-0 P2		4	0	0	0	0	0	3
Marlon Anderson, L (1, 4) OBP: 0.284, SLG: 0.365		0-1 G4-3		3-2 G3		4-1 WP BB		0-0 G4-3		3	0	0	0	1	0	0
Alex Arias, R (1, 6) OBP: 0.378, SLG: 0.405		3-2 G4-3		0-3 K		2-1 L9		3-2 F8		4	0	0	0	0	1	1
Chad Ogea, R (1, 1) OBP: 0.186, SLG: 0.108 Billy Brewer, L (7, 1) Doug Glanville, R (7, PH) OBP: 0.381, SLG: 0.458 Scott Alfred, L (8, 1) Kevin Setcik, R (8, PH) OBP: 0.362, SLG: 0.401 Amaury Telemaco, R (9, 1) Jim Poole, L (9, 1)		2-0 BB 1B			0-3 K		4-2 2B 1B BB		2-3 K	2	0	1	0	0	1	0

Inning Stats	R: 2	H: 3	LOB: 1	K: 0	BB: 0	S: 14	R: 0	H: 1	LOB: 2	K: 0	BB: 1	S: 12	R: 0	H: 1	LOB: 0	K: 0	BB: 0	S: 8	R: 0	H: 0	LOB: 0	K: 1	BB: 0	S: 8	R: 0	H: 1	LOB: 2	K: 1	BB: 1	S: 10	R: 0	H: 0	LOB: 1	K: 1	BB: 1	S: 8	R: 2	H: 3	LOB: 2	K: 1	BB: 1	S: 25	R: 0	H: 0	LOB: 0	K: 1	BB: 0	S: 9	R: 0	H: 1	LOB: 1	K: 1	BB: 0	S: 8	1B: 7	2B: 3	3B: 0	HR: 0	SF: 0	SAC: 0	DP: 1	HBP: 0
--------------	------	------	--------	------	-------	-------	------	------	--------	------	-------	-------	------	------	--------	------	-------	------	------	------	--------	------	-------	------	------	------	--------	------	-------	-------	------	------	--------	------	-------	------	------	------	--------	------	-------	-------	------	------	--------	------	-------	------	------	------	--------	------	-------	------	-------	-------	-------	-------	-------	--------	-------	--------

PITCHER	IP	WLS	BF	H	R	ER	SO	BB	IBB	HBP	BLK	WP	HR	S	P	ERA	WHIP
Armando Reynoso, R (1, 1) ERA: 3.9	6.1	W	29	7	4	4	4	4	4	0	0	1	0	71	121	5.68	1.737
Greg Swindell, L (7, 1) ERA: 2.86	0.1	H	3	2	0	0	0	0	0	0	0	0	0	13	18	0.00	6.000
Bobby Chouinard, R (7, 1) ERA: 2.05	0.1	H	1	0	0	0	0	0	0	0	0	0	0	1	2	0.00	0.000
Gregg Olson, R (8, 1) ERA: 3.92	1.0	H	3	0	0	0	1	0	0	0	0	0	0	9	14	0.00	0.000
Matt Mantei, R (9, 1) ERA: 2.87	1.0	S	4	1	0	0	1	0	0	0	0	0	0	8	13	0.00	1.000

**BOTTOM**

Arizona Diamondbacks @ Philadelphia Phillies  
Veterans Stadium, Philadelphia, PA

Sun Aug 08 1999, 1:35 PM EDT  
Att: 32,047 - Cloudy - 80 F

livebaseballscorecards.com

AB	36
R	4
H	10
RBI	4
BB	4
SO	6
LOB	14



WP: 1	PA: 40
PB: 0	
SB: 0	
CS: 0	





Batter	1	2	3	4	5	6	7	8	9	AB	R	H	RBI	BB	SO	LOB
Chad Meyers, R (1, 4) OBP: 0.176, SLG: 0.250 Mickey Morandini, L (9, PH) OBP: 0.330, SLG: 0.358	0-1 F8		1-1 F7		0-0 L7			1-0 G6-3 G4-3 2B	2-3 K	4	1	1	0	0	0	0
Jeff Blauser, R (1, 5) OBP: 0.361, SLG: 0.451 Tyler Houston, L (9, PH) OBP: 0.319, SLG: 0.420	2-3 K		1-1 2B 1B		2-1 G1-4-3			1-0 G6-3 2-3	0-3 K	4	1	1	0	0	1	1
Mark Grace, L (1, 3) OBP: 0.405, SLG: 0.483	1-2 G1-3		2-0 1-H 2B		1-1 F7			0-1 G4-3 3-H		4	0	1	2	0	0	0
Sammy Sosa, R (1, 8) OBP: 0.357, SLG: 0.642		3-2 F8	1-3 K		3-3 K			2-1 HR		4	1	1	1	0	2	1
Glenallen Hill, R (1, 9) OBP: 0.376, SLG: 0.642		3-3 K		0-1 G6-3		1-1 G1-3		0-0 P3		4	0	0	0	0	1	0
Henry Rodriguez, L (1, 7) OBP: 0.424, SLG: 0.609		3-2 2B 2B		1-1 E6 WP		1-1 G4-3		0-1 E6 1B HR		4	2	1	0	0	0	0
Jose Nieves, R (1, 6) OBP: 0.351, SLG: 0.382		2-1 2-H 2B		1-2 P3		0-3 K		1-1 HR 1B		4	1	2	1	0	1	1
Benito Santiago, R (1, 2) OBP: 0.300, SLG: 0.357		0-1 F9		4-2 1 SAFE 1 SAFE 1 SAFE 1-2 BB		1-2 G6-3		0-2 HR		3	1	1	3	1	0	1
Steve Trachsel, R (1, 1) OBP: 0.116, SLG: 0.119 Gary Gaetti, R (7, PH) OBP: 0.286, SLG: 0.346 Scott Sanders, R (8, 1) OBP: 0.294, SLG: 0.412 Felix Heredia, L (8, 1) OBP: 0.269, SLG: 0.500 Dan Serafini, S (9, 1) OBP: 0.286, SLG: 0.091 Manny Alexander, R (9, PH) OBP: 0.340, SLG: 0.382			0-0 F8		1-3 K		0-1 F9		2-2 L7	2	0	0	0	0	1	2

Inning Stats	R: 0	H: 0	E: 0	K: 1	S: 8	R: 1	H: 2	E: 0	K: 1	S: 15	R: 1	H: 2	E: 0	K: 1	S: 9	R: 0	H: 0	E: 1	K: 1	S: 12	R: 0	H: 0	E: 0	K: 1	S: 5	R: 0	H: 0	E: 0	K: 1	S: 7	R: 0	H: 0	E: 0	K: 1	S: 9	R: 2	H: 2	E: 0	K: 0	S: 7	R: 3	H: 2	E: 1	K: 2	S: 18	1B: 2	2B: 4	3B: 0	SF: 0	SAC: 0	DP: 0	HBP: 0	WP: 1	PA: 38
--------------	------	------	------	------	------	------	------	------	------	-------	------	------	------	------	------	------	------	------	------	-------	------	------	------	------	------	------	------	------	------	------	------	------	------	------	------	------	------	------	------	------	------	------	------	------	-------	-------	-------	-------	-------	--------	-------	--------	-------	--------


PITCHER	IP	WLS	BF	H	R	ER	SO	BB	IBB	HBP	BLK	WP	HR	S	P	ERA	WHIP
Omar Daal, L (1, 1) ERA: 3.57	7.0	W	27	4	2	2	6	1	0	0	0	1	0	65	100	2.57	0.714
Bobby Chouinard, R (8, 1) ERA: 2.74	1.0		5	2	2	2	0	0	0	0	0	0	1	7	11	18.00	2.000
Dan Plesac, L (9, 1) ERA: 7.79	0.1		4	2	3	2	0	0	0	0	0	0	1	10	13	54.00	6.000
Matt Mantei, R (9, 1) ERA: 2.83	0.2		2	0	0	0	2	0	0	0	0	0	0	8	10	0.00	0.000

**BOTTOM**

**Arizona Diamondbacks @ Chicago Cubs**  
Wrigley Field, Chicago, IL  
Mon Aug 09 1999, 7:05 PM CDT  
Att. 38,679 - Overcast - 72 F

livebaseballscorecards.com

AB	37
R	7
H	8
RBI	7
BB	1
SO	8
LOB	6





Batter	1	2	3	4	5	6	7	8	9	AB R H RBI BB SO LOB	TOP
Andy Fox, L (1, 6) OBP: 0.367, SLG: 0.402	1-0 P6		1-0 F7			2-3 K	0-0 F8		1-2 CS	4 0 0 0 0 1 0	<b>Arizona Diamondbacks @ Chicago Cubs</b> Wrigley Field, Chicago, IL Tue Aug 10 1999, 1:20 PM CDT Att. 32,787 - Sunny - 77 F
Jay Bell, R (1, 4) OBP: 0.359, SLG: 0.552	1-1 P6		3-3 K			3-2 E6		0-0 P5		4 1 0 0 0 1 0	
Luis Gonzalez, L (1, 7) OBP: 0.406, SLG: 0.562	4-2 BB				1-1 F8	0-2 E6 SF9		0-0 F9		3 1 0 0 1 0 1	
Matt Williams, R (1, 5) OBP: 0.354, SLG: 0.543	0-0 G6-3				0-0 P3	1-0 E7		1-1 1B 1B		4 0 1 0 0 0 2	
Erubiel Durazo, L (1, 3) OBP: 0.500, SLG: 0.483 Travis Lee, L (8, 3) OBP: 0.341, SLG: 0.370			2-1 F7		0-0 F8	1-2 SF9		2-0 1B 1-2 1B		3 0 1 1 0 0 0 0 0 0 0 0 0 0	
Steve Finley, L (1, 8) OBP: 0.333, SLG: 0.495			0-2 HR			2-3 K		1-0 G4-3		3 1 1 1 1 1 2	
Bernard Gilkey, R (1, 9) OBP: 0.398, SLG: 0.517 Gregg Olson, R (9, 1)			2-3 K			0-1 2B		1-1 F9		4 0 1 0 0 1 2 0 0 0 0 0 0 0	
Kelly Stinnett, R (1, 2) OBP: 0.292, SLG: 0.444			3-3 K			0-1 F7		0-1 G6-3		4 0 0 0 0 2 1	
Brian Anderson, R (1, 1) OBP: 0.185, SLG: 0.346 Erik Sabel, R (2, 1) Greg Swindell, L (5, 1) LeJon Powell, R (9, PH) OBP: 0.294, SLG: 0.333			2-3 K			0-3 K		1-1 CS 1B		0 0 0 0 0 0 0 2 0 0 0 0 2 1 1 0 0 0 0 1 0 1 0 1 0 0 0 0	
<b>Inning Stats</b>	R: 0 H: 0 E: 0 LOB: 1 K: 0 BB: 1 S: 8 P: 14	R: 1 H: 1 E: 0 LOB: 0 K: 2 BB: 0 S: 15 P: 22	R: 0 H: 0 E: 0 LOB: 0 K: 2 BB: 0 S: 12 P: 18	R: 0 H: 0 E: 0 LOB: 0 K: 0 BB: 0 S: 4 P: 5	R: 0 H: 1 E: 0 LOB: 1 K: 2 BB: 0 S: 11 P: 13	R: 2 H: 0 E: 3 LOB: 2 K: 1 BB: 1 S: 19 P: 32	R: 0 H: 0 E: 0 LOB: 0 K: 2 BB: 0 S: 7 P: 9	R: 0 H: 2 E: 0 LOB: 2 K: 0 BB: 0 S: 6 P: 10	R: 0 H: 1 E: 0 LOB: 0 K: 0 BB: 0 S: 8 P: 11	1B: 3 SF: 1 2B: 1 SAC: 0 3B: 0 DP: 0 HR: 1 HBP: 0	
<b>PITCHER</b>	IP WLS BF H R ER SO BB IBB HBP BLK WP HR S P ERA WHIP										
Jon Lieber, R (1, 1) ERA: 3.67	7.2 L 32 4 3 1 9 1 1 0 0 0 1 81 121 1.17 0.652										
Felix Heredia, L (8, 1) ERA: 4.43	0.1 1 0 0 0 0 0 0 0 0 0 0 1 2 0.00 0.000										
Terry Adams, R (9, 1) ERA: 3.62	1.0 3 1 0 0 0 0 0 0 0 0 0 8 11 0.00 1.000										

AB	33
R	3
H	5
RBI	2
BB	2
SO	9
LOB	9



Batter	1	2	3	4	5	6	7	8	9	AB	R	H	RBI	BB	SO	LOB
Mickey Morandini, L (1, 4) OBP: 0.332, SLG: 0.358 Manny Alexander, R (8, PH) OBP: 0.338, SLG: 0.380 (9, 4)	1-2 SH1-3 1B E	1-2 G1-6-4-3 1-2f			0-1 F7	4-2 BB		0-1 L4		3	1	1	0	1	0	3
Jose Nieves, R (1, 6) OBP: 0.341, SLG: 0.368	1-1 SH1-3 1-2		1-1 P4		0-0 2B 1B	0-2 P4		1-1 G5-3		4	0	1	0	0	0	2
Mark Grace, L (1, 3) OBP: 0.409, SLG: 0.487	4-2 E BB		2-1 F7		2-0 2B		0-0 BB 1B	4-1 L5-3 BB		3	0	2	0	2	0	0
Sammy Sosa, R (1, 8) OBP: 0.362, SLG: 0.641	0-1 E4 G3 1B 1-3 2-H		4-2 BB		4-0 IBB		4-2 BB	3-2 L5-3 1-2		2	0	1	0	3	0	1
Glenallen Hill, R (1, 9) OBP: 0.368, SLG: 0.628	0-0 G3 1-2		0-3 K		0-1 L4		0-3 K			4	0	0	0	0	2	8
Henry Rodriguez, L (1, 7) OBP: 0.422, SLG: 0.605		2-1 1B 1B 1B		1-2 L6	3-3 K		0-1 F8			4	0	1	0	0	1	5
Gary Gaetti, R (1, 5) OBP: 0.261, SLG: 0.340		1-1 P4		0-0 F7		0-0 E6 SH3		0-3 K		4	0	0	0	0	1	3
Benito Santiago, R (1, 2) OBP: 0.303, SLG: 0.359		3-2 1B 1-2 1B		2-2 1B		1-3 K		0-0 L6		4	0	2	0	0	1	1
Jon Lieber, L (1, 1) OBP: 0.233, SLG: 0.162 Felix Heredia, L (8, 1) OBP: 0.500, SLG: 0.500 Jeff Blauser, R (8, PH) OBP: 0.359, SLG: 0.448 Terry Adams, R (9, 1)		2-1 1B 1-2 2-3 1B		3-2 G4-3		0-1 SH3		2-3 K		2	0	1	0	0	0	1

Inning Stats	R: 1	H: 2	E: 1	K: 0	S: 12	H: 2	LOB: 1	BB: 1	P: 18	R: 0	H: 0	E: 0	K: 1	S: 11	R: 0	H: 1	E: 0	K: 0	S: 12	R: 0	H: 2	E: 0	K: 1	S: 11	R: 0	H: 1	E: 0	K: 2	S: 12	R: 0	H: 0	E: 0	K: 1	S: 6	R: 0	H: 0	E: 0	K: 0	S: 8	R: 0	H: 0	E: 0	K: 0	S: 8	1B: 8	SF: 0	2B: 2	SAC: 2	3B: 0	DP: 2	HR: 0	HBP: 0	WP: 0	PA: 40
--------------	------	------	------	------	-------	------	--------	-------	-------	------	------	------	------	-------	------	------	------	------	-------	------	------	------	------	-------	------	------	------	------	-------	------	------	------	------	------	------	------	------	------	------	------	------	------	------	------	-------	-------	-------	--------	-------	-------	-------	--------	-------	--------

PITCHER	IP	WLS	BF	H	R	ER	SO	BB	IBB	HBP	BLK	WP	HR	S	P	ERA	WHIP
Brian Anderson, L (1, 1) ERA: 6.09	1.0		6	3	1	0	0	1	1	0	0	0	0	14	22	0.00	4.000
Erik Sabel, R (2, 1) ERA:	3.2		17	5	0	0	1	1	1	0	0	0	0	39	65	0.00	1.636
Greg Swindell, L (5, 1) ERA: 2.66	3.1	W	14	1	0	0	5	2	0	0	0	0	0	35	49	0.00	0.900
Gregg Olson, R (9, 1) ERA: 3.83	1.0	S	3	0	0	0	0	1	0	0	0	0	0	8	16	0.00	1.000

BOTTOM

Arizona Diamondbacks @ Chicago Cubs

Wrigley Field, Chicago, IL

Tue Aug 10 1999, 1:20 PM CDT

Att: 32,787 - Sunny - 77 F


livebaseballscores.com

AB	32
R	1
H	9
RBI	0
BB	6
SO	6
LOB	24







Batter	1	2	3	4	5	6	7	8	9	10	11	AB R H RBI BB SO LOB	BOTTOM	
<b>Chad Meyers, R</b> (1, 8) OBP: 0.143, SLG: 0.200 <b>Tyler Houston, L</b> (9, PH) OBP: 0.316, SLG: 0.416 (10, 5)	1-2 G5-3	1 SAFE 2-2 CS	1-3 K		0-0 F7		0-0 P4		1-3 K		0-3 K	4 0 0 0 0 1 3 2 0 0 0 0 2 1	<b>Arizona Diamondbacks @ Chicago Cubs</b> Wrigley Field, Chicago, IL Wed Aug 11 1999, 1:20 PM CDT Att: 39,334 - Sunny - 83 F	
<b>Jeff Blausler, R</b> (1, 5) OBP: 0.362, SLG: 0.441 <b>Henry Rodriguez, L</b> (9, PH) OBP: 0.423, SLG: 0.607 (10, 7)	4-0 2B BB		3-2 F8			4-2 1B 1B FC6-4 BB	0-0 FC4-2		0-1 PB 1B 2B		0-0 L4	2 2 0 0 2 0 2 2 1 1 1 0 0 0		
<b>Sammy Sosa, R</b> (1, 9) OBP: 0.359, SLG: 0.634 (10, 8)	4-2 2B BB		2-3 K			1-3 K	1-3 K		3-3 K		0-0 F9	5 0 0 0 1 4 4		
<b>Glenallen Hill, R</b> (1, 7) OBP: 0.379, SLG: 0.638 (10, 9)	0-1 2B			2-2 L1-4-3 1B		1-1 1B E 1B		1-3 K	0-0 1B		0-0 1B	5 1 4 2 0 1 0		
<b>Gary Gaetti, R</b> (1, 3) OBP: 0.263, SLG: 0.341 (9, 5) (10, 6)	0-3 K			1-1 L1-4-3		0-0 FC6-4 1B		0-1 G5-3 1B	1-3 K			5 0 2 0 0 2 4		
<b>Manny Alexander, R</b> (1, 6) OBP: 0.327, SLG: 0.366 (10, 4)	0-3 K			2-3 K		3-2 FC6-4		1-1 G5-3		0-0 F8		5 0 0 1 0 2 4		
<b>Benito Santiago, R</b> (1, 2) OBP: 0.310, SLG: 0.363		4-2 FC3-6 BB			2-2 2B	1 SAFE 0-3 K		4-0 IBB		4-0 BB		2 0 1 0 3 1 1		<b>AB 40</b> <b>R 5</b> <b>H 9</b> <b>RBI 4</b> <b>BB 7</b> <b>SO 16</b> <b>LOB 27</b>
<b>Mickey Morandini, L</b> (1, 4) OBP: 0.331, SLG: 0.355 <b>Steve Rain, R</b> (11, 1) <b>Dan Serafini, S</b> (11, 1) OBP: 0.286, SLG: 0.091		2-1 FC3-6 CS			0-0 F7		4-2 SH FC4-2 BB	0-2 F9		0-3 K		3 0 0 0 1 0 4 0 0 0 0 0 0 0 0 0 0 0 0 0 0		
<b>Andrew Lorraine, L</b> (1, 1) <b>Jose Nieves, R</b> (7, PH) OBP: 0.341, SLG: 0.368 <b>Scott Sanderson, R</b> (8, 1) OBP: 0.294, SLG: 0.412 <b>Felix Heredia, L</b> (9, 1) OBP: 0.500, SLG: 0.500 <b>Terry Adams, R</b> (9, 1) <b>Mark Grace, L</b> (9, 3) OBP: 0.469, SLG: 0.492 <b>Jeff Reed, L</b> (10, PH) OBP: 0.349, SLG: 0.364		1-3 K			2-3 K		0-0 SH FC4-2		0-2 2B 3B		0-0 L4	2 0 0 0 0 2 2 0 2 1 1 0 0 0 1 1 0 0 0 0 1 1		
<b>Inning Stats</b> R: 1 H: 1 E: 0 LOB: 2 K: 2 BB: 2 S: 15 P: 24	R: 0 H: 0 E: 0 LOB: 0 K: 1 BB: 1 S: 11 P: 20	R: 0 H: 0 E: 0 LOB: 0 K: 2 BB: 0 S: 9 P: 15	R: 0 H: 1 E: 0 LOB: 0 K: 1 BB: 0 S: 10 P: 15	R: 0 H: 1 E: 0 LOB: 1 K: 1 BB: 0 S: 8 P: 12	R: 2 H: 2 E: 1 LOB: 2 K: 2 BB: 1 S: 15 P: 24	R: 0 H: 0 E: 1 LOB: 2 K: 1 BB: 1 S: 9 P: 14	R: 0 H: 1 E: 0 LOB: 2 K: 3 BB: 0 S: 10 P: 16	R: 2 H: 3 E: 0 LOB: 1 K: 3 BB: 0 S: 21 P: 26	R: 0 H: 0 E: 0 LOB: 1 K: 1 BB: 1 S: 5 P: 9	R: 0 H: 0 E: 0 LOB: 0 K: 1 BB: 0 S: 5 P: 5	1B: 5 SF: 0 2B: 4 SAC: 1 3B: 1 DP: 1 HR: 0 HBP: 0	WP: 0 PA: 49 PB: 1 SB: 0 CS: 1		
<b>PITCHER</b> <b>Randy Johnson, L</b> (1, 1) ERA: 2.59 <b>Matt Mantei, R</b> (9, 1) ERA: 2.98 <b>Bobby Chouinard, R</b> (9, 1) ERA: 2.66 <b>Dan Plesac, L</b> (10, 1) ERA: 7.49 <b>Gregg Olson, R</b> (11, 1) ERA: 3.79	IP WLS BF H R ER SO BB IBB HBP BLK WP HR S P ERA WHIP													<b>PITCHER</b> IP WLS BF H R ER SO BB IBB HBP BLK WP HR S P ERA WHIP

livebaseballscores.com



Batter	1	2	3	4	5	6	7	8	9	AB R H RBI BB SO LOB	TOP		
Mark Loretta, R (1, 3) OBP: 0.366, SLG: 0.410	0-0 G6-3		0-3 K		1-0 G3 1B 2B		0-0 G4-3			4 1 1 0 0 1 0	<b>Milwaukee Brewers @ Arizona Diamondbacks</b> Bank One Ballpark, Phoenix, AZ Fri Aug 13 1999, 10:05 PM EDT Att. 38,415 - Dome - 72 F <a href="http://livebaseballscorecards.com">livebaseballscorecards.com</a>		
Rich Becker, L (1, 9) OBP: 0.396, SLG: 0.430	2-2 F8		3-3 K		3-1 G3		3-2 P5			4 0 0 0 0 1 1			
Jeff Cirillo, R (1, 5) OBP: 0.397, SLG: 0.439	0-2 P3		4-2 BB		2-3 K		1-0 CS 1B			3 0 1 0 1 1 1			
Dave Nilsson, L (1, 2) OBP: 0.390, SLG: 0.562 Charlie Greene, R (9, 2)		4-2 2B BB	1-3 K		2-1 2B 1B		2-2 CS	1-3 K		3 1 1 1 1 2 1 0 0 0 0 0 0 0			
Geoff Jenkins, L (1, 7) OBP: 0.377, SLG: 0.587		1-2 P5		1-2 1B SF8 2B	1-0 2B		2-2 F8			4 1 2 0 0 0 1			
Marquis Grissom, R (1, 8) OBP: 0.324, SLG: 0.396		0-1 G3 1-H 2B		2-3 K	3-2 P6		3-2 P3			4 0 1 1 0 1 3			
Ronnie Belliard, R (1, 4) OBP: 0.388, SLG: 0.417		3-2 G3		0-1 FC5 SF8 1B		3-0 F9		0-0 G3		4 0 1 0 0 0 1			
Jose Valentin, S (1, 6) OBP: 0.371, SLG: 0.435		4-0 IBB		1-2 SF8		2-1 P2		3-2 F7		2 0 0 1 1 0 0			
Hideo Nomo, R (1, 1) OBP: 0.278, SLG: 0.361 52 Rafael Roque, L (7, 1) OBP: 0.176, SLG: 0.067 Rocky Coppinger, R (8, 1) OBP: 0.500, SLG: 0.500 Alex Ochoa, R (9, PH) OBP: 0.419, SLG: 0.535 Bob Wickman, R (9, 1)	1-1 F8		0-0 FC5		2-3 K		3-1 G6-3			3 0 0 0 0 1 3 0 0 0 0 0 0 0 0 0 0 0 0 0 0 1 0 0 0 0 0 0 0 0 0 0 0 0 0			
<b>Inning Stats</b>	R: 0 H: 0 E: 0 LOB: 0 K: 0 BB: 0 S: 7 P: 9	R: 1 H: 1 E: 0 LOB: 2 K: 0 BB: 2 S: 12 P: 25	R: 0 H: 0 E: 0 LOB: 1 K: 3 BB: 1 S: 14 P: 22	R: 1 H: 2 E: 0 LOB: 1 K: 1 BB: 0 S: 16 P: 20	R: 1 H: 3 E: 0 LOB: 2 K: 1 BB: 0 S: 15 P: 27	R: 0 H: 0 E: 0 LOB: 0 K: 1 BB: 0 S: 6 P: 13	R: 0 H: 1 E: 0 LOB: 0 K: 0 BB: 0 S: 8 P: 14	R: 0 H: 0 E: 0 LOB: 0 K: 1 BB: 0 S: 9 P: 15	R: 0 H: 0 E: 0 LOB: 0 K: 0 BB: 0 S: 6 P: 12	1B: 3 SF: 1 2B: 4 SAC: 0 3B: 0 DP: 0 HR: 0 HBP: 0	WP: 0 PA: 37 PB: 0 SB: 0 CS: 1		
<b>PITCHER</b>	IP WLS BF H R ER SO BB IBB HBP BLK WP HR S P ERA WHIP											<b>PITCHER</b>	IP WLS BF H R ER SO BB IBB HBP BLK WP HR S P ERA WHIP
Andy Benes, R (1, 1) ERA: 5.13	6.2 L 30 7 3 3 6 2 1 0 0 0 0 0 75 125 4.05 1.350												
Greg Swindell, L (7, 1) ERA: 2.64	0.1 0 0 0 0 0 0 0 0 0 0 0 0 3 5 0.00 0.000												
Dan Plesac, L (8, 1) ERA: 7.34	0.2 2 0 0 0 1 0 0 0 0 0 0 0 6 9 0.00 0.000												
Gregg Olson, R (8, 1) ERA: 3.67	1.1 4 0 0 0 0 0 0 0 0 0 0 0 9 18 0.00 0.000												

AB	32
R	3
H	7
RBI	3
BB	3
SO	7
LOB	11



Batter	1	2	3	4	5	6	7	8	9	AB	R	H	RBI	BB	SO	LOB
Tony Womack, L (1, 9) OBP: 0.328, SLG: 0.357	4-1 WP S G3 BB		3-1 P7			2-2 G4-3	1-3 K			3	1	0	0	1	1	3
Jay Bell, R (1, 4) OBP: 0.357, SLG: 0.546	1 SAFE 1 SAFE F8		2-3 K			2-2 F8		0-1 F8		4	0	0	0	0	1	2
Luis Gonzalez, L (1, 7) OBP: 0.406, SLG: 0.560	3-2 G3			0-0 CS 2B		4-2 BB BB		2-2 E6		3	0	1	1	1	0	0
Matt Williams, R (1, 5) OBP: 0.355, SLG: 0.547	3-3 K			1-1 F8		4-2 BB BB		0-2 P3		3	0	0	0	1	1	2
Erubiel Durazo, L (1, 3) OBP: 0.488, SLG: 0.438		0-0 G3-1		4-2 BB		0-2 L3		0-3 K		3	0	0	0	1	1	3
Steve Finley, L (1, 8) OBP: 0.330, SLG: 0.491		0-2 L3		3-3 K			1-2 P8		2-3 K	4	0	0	0	0	2	2
Kelly Stinnett, R (1, 2) OBP: 0.288, SLG: 0.438		3-0 G5-3			1-2 F7		3-1 F8		2-3 K	3	0	0	0	0	0	0
Travis Lee, L (9, PH) OBP: 0.338, SLG: 0.366										1	0	0	0	0	1	0
Andy Fox, L (1, 6) OBP: 0.367, SLG: 0.402			1-1 SH1-4 1B		0-0 P5		1-1 1B 1B		1-2 L6	4	0	2	0	0	0	0
Andy Benes, R (1, 1) OBP: 0.209, SLG: 0.205			1-2 SH1-4		2-3 K		1-0 1B			1	0	0	0	0	1	0
Greg Swindell, L (7, 1)										0	0	0	0	0	0	0
Bernard Gilkey, R (7, PH)										1	0	1	0	0	0	0
Dan Plesac, L (8, 1)										0	0	0	0	0	0	0
Gregg Olson, R (8, 1)										0	0	0	0	0	0	0

Inning Stats	R: 1	H: 0	E: 0	K: 1	S: 13	H: 0	LOB: 0	BB: 1	P: 26	R: 0	H: 0	E: 0	K: 0	S: 5	H: 0	LOB: 0	BB: 0	P: 8	R: 0	H: 1	E: 0	K: 1	S: 10	H: 1	LOB: 1	BB: 0	P: 17	R: 0	H: 1	E: 0	K: 1	S: 9	H: 0	LOB: 2	BB: 1	P: 17	R: 0	H: 0	E: 0	K: 1	S: 11	H: 0	LOB: 0	BB: 0	P: 14	R: 0	H: 0	E: 0	K: 0	S: 13	H: 0	LOB: 2	BB: 2	P: 25	R: 0	H: 2	E: 0	K: 1	S: 11	H: 2	LOB: 2	BB: 0	P: 18	R: 0	H: 0	E: 1	K: 1	S: 11	H: 0	LOB: 1	BB: 0	P: 13	R: 0	H: 0	E: 0	K: 2	S: 9	H: 0	LOB: 0	BB: 0	P: 14	1B: 3	2B: 2	3B: 0	HR: 0	SF: 0	SAC: 1	DP: 1	HBP: 0	WP: 1	PB: 0	SB: 1	CS: 1	PA: 35
--------------	------	------	------	------	-------	------	--------	-------	-------	------	------	------	------	------	------	--------	-------	------	------	------	------	------	-------	------	--------	-------	-------	------	------	------	------	------	------	--------	-------	-------	------	------	------	------	-------	------	--------	-------	-------	------	------	------	------	-------	------	--------	-------	-------	------	------	------	------	-------	------	--------	-------	-------	------	------	------	------	-------	------	--------	-------	-------	------	------	------	------	------	------	--------	-------	-------	-------	-------	-------	-------	-------	--------	-------	--------	-------	-------	-------	-------	--------

PITCHER	IP	WLS	BF	H	R	ER	SO	BB	IBB	HBP	BLK	WP	HR	S	P	ERA	WHIP
Hideo Nomo, R (1, 1) ERA: 4.42	6.2	W	27	4	1	1	4	4	0	0	0	1	0	69	121	1.35	1.200
52 Rafael Roque, L (7, 1) ERA: 5.16	0.1	H	1	0	0	0	1	0	0	0	0	0	0	3	4	0.00	0.000
Rocky Coppinger, R (8, 1) ERA: 6.14	1.0	H	4	0	0	0	1	0	0	0	0	0	0	11	13	0.00	0.000
Bob Wickman, R (9, 1) ERA: 3.17	1.0	S	3	0	0	0	2	0	0	0	0	0	0	9	14	0.00	0.000

**BOTTOM**

**Milwaukee Brewers @ Arizona Diamondbacks**  
**Bank One Ballpark, Phoenix, AZ**  
 Fri Aug 13 1999, 10:05 PM EDT  
 Att: 38,415 - Dome - 72 F

<b>AB</b>	<b>30</b>
<b>R</b>	<b>1</b>
<b>H</b>	<b>4</b>
<b>RBI</b>	<b>1</b>
<b>BB</b>	<b>4</b>
<b>SO</b>	<b>8</b>
<b>LOB</b>	<b>12</b>





Batter	1	2	3	4	5	6	7	8	9	AB R H RBI BB SO LOB	TOP	
Mark Loretta, R OBP: 0.367, SLG: 0.410 (1, 3)	4-1 BB 1B	1-1 G1			0-1 1B		1-1 P4		1 SAFE 0-0 SH2-4	3 1 1 0 1 0 1	<b>Milwaukee Brewers @ Arizona Diamondbacks</b> <b>Bank One Ballpark, Phoenix, AZ</b> Sat Aug 14 1999, 10:05 PM EDT Att: 40,937 - Dome - 72 F	
Rich Becker, L OBP: 0.384, SLG: 0.414 (1, 9)	1 SAFE 1-2 L7		3-1 G3-1		2-2 G4-3		0-0 F9		1-3 K	5 0 0 0 0 1 3		
Jeff Cirillo, R OBP: 0.399, SLG: 0.439 (1, 5)	4-2 1B SF7 BB		0-1 G6-3			1-1 1B 2B	4-1 BB BB		1-3 K	3 2 1 0 2 1 1		
Dave Nilsson, L OBP: 0.394, SLG: 0.563 Charlie Greene, R (9, 2)	2-2 1B		2-0 G3			1 SAFE 0-2 2B G5-3 1B	4-2 BB			3 1 2 1 1 0 0 0 0 0 0 0 0 0		
Geoff Jenkins, L OBP: 0.375, SLG: 0.588 Eric Plunk, R Bob Wickman, R (1, 7) (7, 1) (9, 1)	1-1 SF7			2-1 P8		1-0 2B	3-2 P5			3 0 1 2 0 0 2 0 0 0 0 0 0 0 0 0 0 0 0 0 0		
Marquis Grissom, R OBP: 0.321, SLG: 0.392 (1, 8)	1-1 F8		2-2 P3		2-3 K		1-1 G4-3			4 0 0 0 0 1 3		
Ronnie Belliard, R OBP: 0.383, SLG: 0.411 (1, 4)		1-2 P3		1-1 F7		2-1 G5-3		2-2 G6-3		4 0 0 1 0 0 1		
Jose Valentin, S OBP: 0.368, SLG: 0.427 (1, 6)		1-0 F9			1-2 L4		4-0 IBB		2-0 L9	3 0 0 0 1 0 0		
Scott Karl, L OBP: 0.191, SLG: 0.333 David Weathers, R OBP: 0.286, SLG: 0.167 52 Rafael Roque, L OBP: 0.176, SLG: 0.067 Alex Ochoa, R OBP: 0.421, SLG: 0.535 (1, 1) (7, 1) (7, 1) (7, 7)		2-1 1B			2-2 G1-3		3-2 F9		1-0 SH2-4 HBP	3 0 1 0 0 0 2 0		
<b>Inning Stats</b>	R: 2 H: 1 E: 0 LOB: 1 K: 0 BB: 2 S: 13 P: 26	R: 0 H: 1 E: 0 LOB: 1 K: 0 BB: 0 S: 8 P: 13	R: 0 H: 0 E: 0 LOB: 0 K: 0 BB: 0 S: 5 P: 10	R: 0 H: 0 E: 0 LOB: 0 K: 0 BB: 0 S: 7 P: 12	R: 0 H: 1 E: 0 LOB: 1 K: 0 BB: 0 S: 11 P: 16	R: 2 H: 3 E: 0 LOB: 2 K: 1 BB: 1 S: 17 P: 30	R: 0 H: 0 E: 0 LOB: 2 K: 0 BB: 2 S: 12 P: 24	R: 0 H: 0 E: 0 LOB: 0 K: 0 BB: 0 S: 6 P: 11	R: 0 H: 0 E: 0 LOB: 1 K: 2 BB: 0 S: 7 P: 10	1B: 5 SF: 1 2B: 1 SAC: 1 3B: 0 DP: 0 HR: 0 HBP: 1		WP: 0 PA: 39 PB: 0 SB: 0 CS: 0
<b>PITCHER</b> Armando Reynoso, R ERA: 3.97 Greg Swindell, L ERA: 2.63 Bobby Chouinard, R ERA: 2.55 Matt Mantel, R ERA: 2.92	IP WLS BF H R ER SO BB IBB HBP BLK WP HR S P ERA WHIP											<b>PITCHER</b> IP WLS BF H R ER SO BB IBB HBP BLK WP HR S P ERA WHIP
	6.2 L 30 6 4 4 1 3 1 0 0 0 0 0 65 116 5.40 1.350											
	0.1 2 0 0 0 0 1 0 0 0 0 0 0 8 15 0.00 3.000											
	1.0 3 0 0 0 0 0 0 0 0 0 0 0 6 11 0.00 0.000											
	1.0 4 0 0 0 2 0 0 1 0 0 0 0 7 10 0.00 0.000											

AB	31
R	4
H	6
RBI	4
BB	5
SO	3
LOB	13



BOTTOM

Milwaukee Brewers @ Arizona Diamondbacks  
Bank One Ballpark, Phoenix, AZ  
Sat Aug 14 1999, 10:05 PM EDT  
Att. 40,937 - Dome - 72 F

livebaseballscores.com

AB 37  
R 2  
H 10  
RBI 2  
BB 1  
SO 5  
LOB 16



WP: 0 PA: 39  
PB: 0  
SB: 0  
CS: 1

AB R H RBI BB SO LOB

5 0 4 1 0 0 0

4 0 1 1 1 1 2

4 0 1 0 0 1 4

4 0 0 0 0 2 3

4 0 1 0 0 0 0

3 0 1 0 0 0 2

0 0 0 0 0 0 0

0 0 0 0 0 0 0

1 0 0 0 0 1 0

0 0 0 0 0 0 0

4 0 1 0 0 0 2

3 1 1 0 0 0 2

1 0 0 0 0 0 0

2 0 0 0 0 0 0  
2 1 0 0 0 0 1

1B: 10 SF: 0  
2B: 0 SAC: 0  
3B: 0 DP: 0  
HR: 0 HBP: 0

Batter	1	2	3	4	5	6	7	8	9
Tony Womack, L OBP: 0.333, SLG: 0.362 (1, 6) (7, 9)	1-1 G1-3		1-2 CS 1B		0-2 BB 1B		1-0 1B 1B 3-H		2-1 1B
Jay Bell, R OBP: 0.358, SLG: 0.543 (1, 4)	0-1 G5-3		2-2 F9		4-2 BB		2-1 1B 1-3		3-3 K
Luis Gonzalez, L OBP: 0.405, SLG: 0.557 (1, 7)	1-1 F7		1-0 CS	1-1 F9 1B 1B	1-2 F7		1-3 K 1-3		
Matt Williams, R OBP: 0.352, SLG: 0.543 (1, 5)		1-0 F7		2-3 K		0-0 P7	3-3 K		
Greg Colbrunn, R OBP: 0.415, SLG: 0.519 (1, 3)		2-2 G5-3		1-0 1B		0-1 P4		2-2 F8	
Bernard Gilkey, R OBP: 0.394, SLG: 0.513 Greg Swindell, L Bobby Chouinard, R Travis Lee, L OBP: 0.337, SLG: 0.365 Matt Mantei, R		2-1 1B 1B		1-0 F9		2-2 G1-3		1-3 K	
Steve Finley, L OBP: 0.329, SLG: 0.488 (1, 8)		2-0 1B		1-2 1B	1-0 P6		3-2 G3	1-2 G3	
Damian Miller, R OBP: 0.290, SLG: 0.402 Andy Fox, L OBP: 0.366, SLG: 0.400 (9, PH)		1-1 P4			0-0 F7		2-0 1B 1B		1-1 G4-3
Armando Reynoso, R OBP: 0.175, SLG: 0.225 Hanley Frias, S OBP: 0.304, SLG: 0.235 (7, 6)			2-2 F8		1-1 P2		2-1 1B 1B		0-1 G4-3

Inning Stats	R: 0	H: 0	E: 0	K: 0	S: 6	H: 0	LOB: 0	BB: 0	P: 8	R: 0	H: 2	E: 0	K: 0	S: 11	H: 2	LOB: 2	BB: 0	P: 19	R: 0	H: 1	E: 0	K: 0	S: 12	H: 1	LOB: 0	BB: 0	P: 18	R: 0	H: 2	E: 0	K: 1	S: 8	H: 0	LOB: 0	BB: 0	P: 8	R: 0	H: 0	E: 0	K: 0	S: 6	R: 2	H: 3	E: 1	K: 2	S: 16	H: 3	LOB: 2	BB: 0	P: 30	R: 0	H: 0	E: 0	K: 1	S: 10	H: 0	LOB: 0	BB: 0	P: 14	R: 0	H: 1	E: 0	K: 1	S: 9	H: 1	LOB: 1	BB: 0	P: 15	1B: 10	SF: 0	2B: 0	SAC: 0	3B: 0	DP: 0	HR: 0	HBP: 0
--------------	------	------	------	------	------	------	--------	-------	------	------	------	------	------	-------	------	--------	-------	-------	------	------	------	------	-------	------	--------	-------	-------	------	------	------	------	------	------	--------	-------	------	------	------	------	------	------	------	------	------	------	-------	------	--------	-------	-------	------	------	------	------	-------	------	--------	-------	-------	------	------	------	------	------	------	--------	-------	-------	--------	-------	-------	--------	-------	-------	-------	--------

PITCHER	IP	WLS	BF	H	R	ER	SO	BB	IBB	HBP	BLK	WP	HR	S	P	ERA	WHIP
Scott Karl, L ERA: 4.97 (1, 1)	6.1	W	28	8	2	1	1	1	0	0	0	0	0	63	100	1.42	1.421
David Weathers, R ERA: 4.37 (7, 1)	0.0		1	1	0	0	0	0	0	0	0	0	0	2	4	∞	∞
52 Rafael Roque, L ERA: 5.13 (7, 1)	0.1	H	1	0	0	0	1	0	0	0	0	0	0	4	5	0.00	0.000
Eric Plunk, R ERA: 4.09 (7, 1)	1.1	H	4	0	0	0	2	0	0	0	0	0	0	13	20	0.00	0.000
Bob Wickman, R ERA: 3.11 (9, 1)	1.0	S	4	1	0	0	1	0	0	0	0	0	0	9	15	0.00	1.000

PITCHER	IP	WLS	BF	H	R	ER	SO	BB	IBB	HBP	BLK	WP	HR	S	P	ERA	WHIP
---------	----	-----	----	---	---	----	----	----	-----	-----	-----	----	----	---	---	-----	------









Batter	1	2	3	4	5	6	7	8	9	AB R H RBI BB SO LOB	TOP	
<b>Chad Meyers, R</b> (1, 4) <small>OBP: 0.250, SLG: 0.270</small>	1-0 		1-1 			2-2 		0-2 		3 1 0 0 0 0 0		
<b>Manny Alexander, R</b> (1, 5) <small>OBP: 0.325, SLG: 0.362</small>	2-3 			1-3 		2-3 		0-2 		4 0 1 0 0 3 1		
<b>Sammy Sosa, R</b> (1, 8) <small>OBP: 0.362, SLG: 0.650</small>	2-3 			1-3 		0-1 		1-3 		4 1 1 2 0 3 1		
<b>Glenallen Hill, R</b> (1, 9) <small>OBP: 0.380, SLG: 0.629</small>		0-0 		2-0 		0-0 		4-2 		3 0 2 0 1 0 0		
<b>Gary Gaetti, R</b> (1, 3) <small>OBP: 0.259, SLG: 0.333</small>		2-2 		3-2 		2-0 		0-0 		4 0 0 0 0 0 3		
<b>Henry Rodriguez, L</b> (1, 7) <small>OBP: 0.420, SLG: 0.602</small>		0-1 		1-2 			1-3 	1-2 		4 1 2 1 0 1 0		
<b>Jose Nieves, R</b> (1, 6) <small>OBP: 0.357, SLG: 0.360</small>		0-3 		0-0 		2-0 		1-0 		3 0 1 0 0 1 1		
<b>Rod Beck, R</b> (7, 1) <b>Steve Rain, R</b> (8, 1) <b>Tyler Houston, L</b> (9, PH) <small>OBP: 0.313, SLG: 0.403</small>				1-2 		0-1 		0-0 		0 0 0 0 0 0 0		
<b>Benito Santiago, R</b> (1, 2) <small>OBP: 0.308, SLG: 0.357</small>			1-2 		0-3 		1-3 		1 0 0 0 0 1 0	3 0 0 0 0 0 1		
<b>Jon Lieber, L</b> (1, 1) <small>OBP: 0.222, SLG: 0.154</small>										2 0 0 0 0 2 1		
<b>Dan Serafini, S</b> (5, 1) <small>OBP: 0.286, SLG: 0.091</small>										0 0 0 0 0 0 0		
<b>Jeff Blauser, R</b> (7, 6) <small>OBP: 0.360, SLG: 0.436</small>										1 0 0 0 0 1 0		
<b>Inning Stats</b>	R: 0 H: 0 E: 0 LOB: 0 K: 2 BB: 0 S: 8 P: 13	R: 0 H: 2 E: 0 LOB: 1 K: 1 BB: 0 S: 9 P: 11	R: 0 H: 0 E: 0 LOB: 0 K: 1 BB: 0 S: 8 P: 11	R: 0 H: 1 E: 0 LOB: 1 K: 2 BB: 0 S: 10 P: 17	R: 0 H: 1 E: 0 LOB: 1 K: 1 BB: 0 S: 12 P: 13	R: 2 H: 1 E: 0 LOB: 0 K: 1 BB: 0 S: 9 P: 15	R: 0 H: 0 E: 0 LOB: 0 K: 1 BB: 0 S: 5 P: 8	R: 0 H: 1 E: 0 LOB: 1 K: 2 BB: 0 S: 17 P: 19	R: 1 H: 1 E: 0 LOB: 0 K: 0 BB: 1 S: 9 P: 15	1B: 5 SF: 0 2B: 1 SAC: 0 3B: 0 DP: 2 HR: 2 HBP: 1	WP: 0 PA: 34 PB: 0 SB: 2 CS: 0	
<b>PITCHER</b> <b>Randy Johnson, L</b> (1, 1) <small>ERA: 2.58</small> <b>Darren Holmes, R</b> (9, 1) <small>ERA: 2.73</small>	IP WLS BF H R ER SO BB IBB HBP BLK WP HR S P ERA WHIP											<b>PITCHER</b> IP WLS BF H R ER SO BB IBB HBP BLK WP HR S P ERA WHIP

**Chicago Cubs @ Arizona Diamondbacks**  
 Bank One Ballpark, Phoenix, AZ  
 Mon Aug 16 1999, 10:05 PM EDT  
 Att: 42,225 - Dome - 72 F

livebaseballscorecards.com

AB	32
R	3
H	7
RBI	3
BB	1
SO	11
LOB	8



Batter	1	2	3	4	5	6	7	8	9	AB R H RBI BB SO LOB
Tony Womack, L OBP: 0.335, SLG: 0.372 (1, 9)	4-1 G4-3 HR BB	3-3 K 2-3		0-1 3B		1-0 1B 1B	0-1 F9			4 2 2 0 1 1 1
Jay Bell, R OBP: 0.355, SLG: 0.536 (1, 4)	1-0 F7	0-0 F7		0-0 G4-3		0-1 1B E 1B	4-2 BB			4 1 1 0 1 0 3
Luis Gonzalez, L OBP: 0.402, SLG: 0.550 (1, 7)	1-1 G4-3 1-2		0-1 G3-1		0-0 HR 1B	0-0 FC4-6 1B	1-0 F8			5 1 2 1 0 0 2
Matt Williams, R OBP: 0.356, SLG: 0.563 (1, 5)	3-0 HR 2-H		1-3 K		0-0 HR 1-H	0-0 P4	1-2 L1			5 2 2 4 0 1 2
Erubiel Durazo, L OBP: 0.500, SLG: 0.459 (1, 3)	1-0 F9		3-2 E 1B		0-1 FC5-4 BB 1B	0-0 FC4-6 HR 1-2f 2-H	1-1 FC3-6 1B			5 1 3 0 0 0 1
Steve Finley, L OBP: 0.335, SLG: 0.502 (1, 8)		1-1 1B 2B 1B	0-0 E3		4-0 FC5-4 BB 1-2	0-0 HR 1-H	0-0 FC3-6 1-2f			4 2 2 2 1 0 2
Damian Miller, R OBP: 0.289, SLG: 0.395 (1, 2)		2-1 F8	0-3 K		3-3 K	4-2 FC6-4 BB	1-1 G1-3			4 0 0 0 1 2 6
Andy Fox, L OBP: 0.364, SLG: 0.397 (1, 6)		1-0 2B 1B 1-3		0-0 G3	1-0 FC5-4 1-2f 2-3	1-2 FC6-4				4 1 1 0 0 0 3
Randy Johnson, R OBP: 0.123, SLG: 0.164 Darren Holmes, R (9, 1)		1-1 BLK 2B 1-H 3-H		0-3 K	2-0 G4-3		0-2 G5-3			4 0 1 2 0 1 2 0 0 0 0 0 0 0

Inning Stats	R: 2 E: 0 K: 0 S: 6	H: 1 LOB: 0 BB: 1 P: 16	R: 2 E: 0 K: 1 S: 12	H: 3 LOB: 1 BB: 0 P: 20	R: 0 E: 1 K: 2 S: 13	H: 1 LOB: 2 BB: 0 P: 17	R: 0 E: 0 K: 1 S: 7	H: 1 LOB: 1 BB: 0 P: 7	R: 2 E: 0 K: 1 S: 10	H: 3 LOB: 2 BB: 1 P: 20	R: 4 E: 1 K: 0 S: 13	H: 4 LOB: 1 BB: 1 P: 19	R: 0 E: 0 K: 0 S: 10	H: 0 LOB: 1 BB: 1 P: 15	R: 0 E: 0 K: 0 S: 8	H: 1 LOB: 1 BB: 0 P: 11
--------------	------------------------------	----------------------------------	-------------------------------	----------------------------------	-------------------------------	----------------------------------	------------------------------	---------------------------------	-------------------------------	----------------------------------	-------------------------------	----------------------------------	-------------------------------	----------------------------------	------------------------------	----------------------------------

PITCHER	IP	WLS	BF	H	R	ER	SO	BB	IBB	HBP	BLK	WP	HR	S	P	ERA	WHIP
Jon Lieber, R ERA: 3.93 (1, 1)	4.1	L	25	9	6	6	5	2	0	0	1	0	2	46	75	12.46	2.538
Dan Serafini, L ERA: 7.13 (5, 1)	1.2		10	4	4	4	0	1	0	0	0	0	1	15	24	21.60	3.000
Rod Beck, R ERA: 10.07 (7, 1)	1.0		4	0	0	0	0	1	0	0	0	0	0	10	15	0.00	1.000
Steve Rain, R ERA: 6.75 (8, 1)	1.0		4	1	0	0	0	0	0	0	0	0	0	8	11	0.00	1.000

**BOTTOM**

**Chicago Cubs @ Arizona Diamondbacks**  
Bank One Ballpark, Phoenix, AZ  
Mon Aug 16 1999, 10:05 PM EDT  
Att: 42,225 - Dome - 72 F

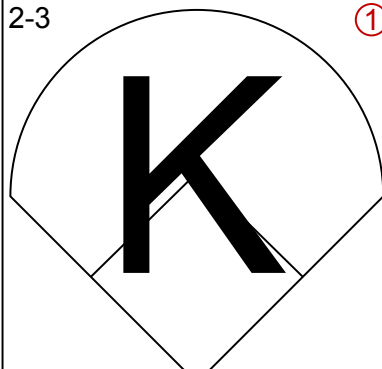
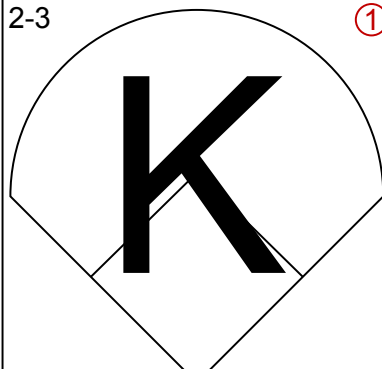
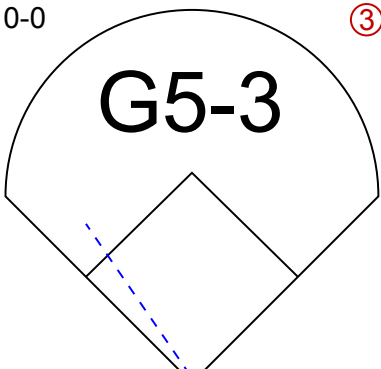
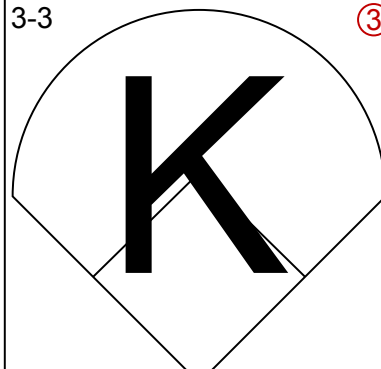
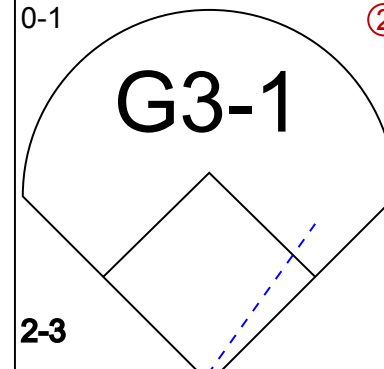
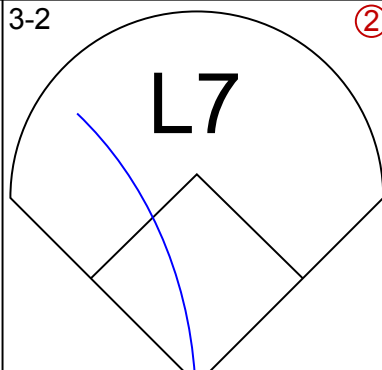
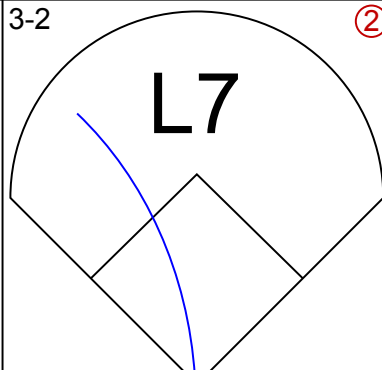
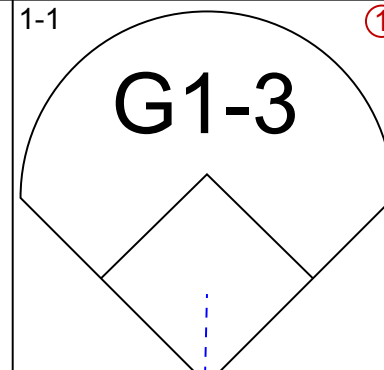
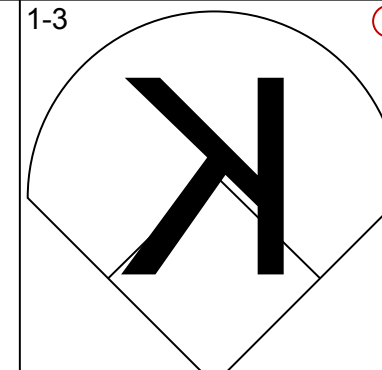
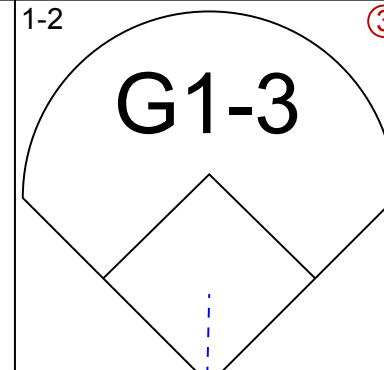
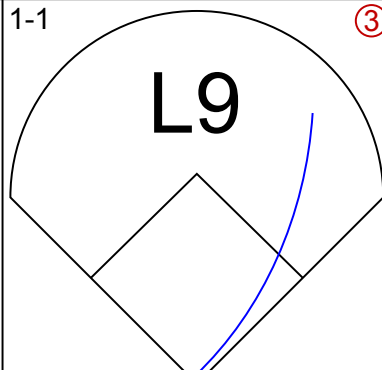
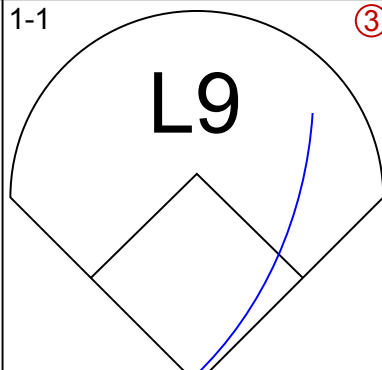
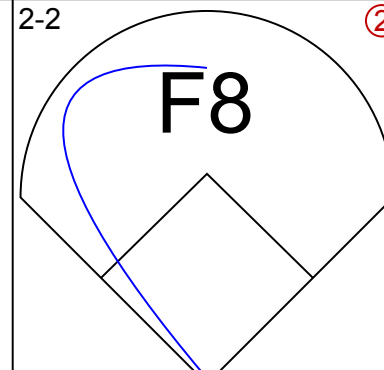
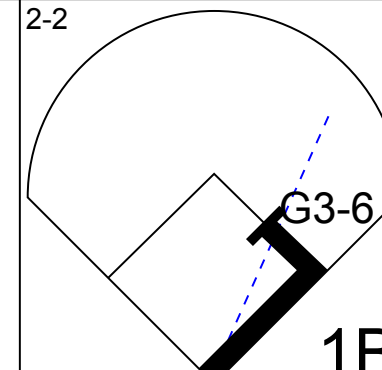
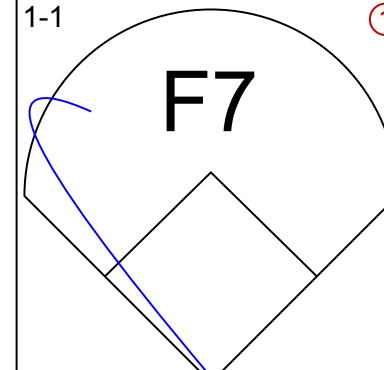
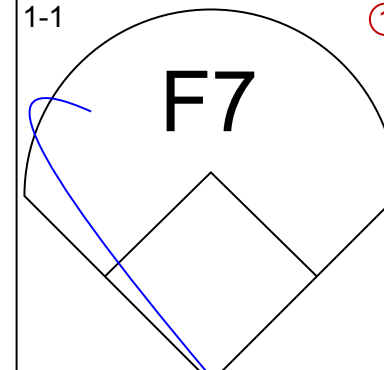
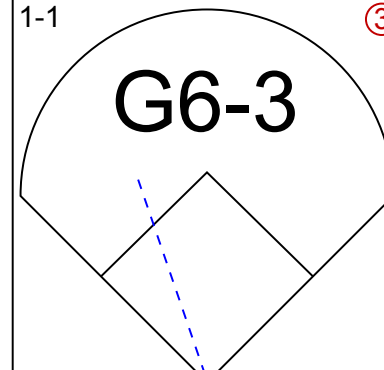
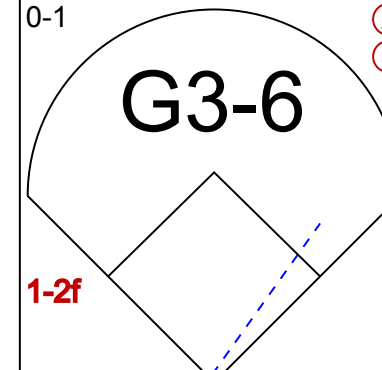
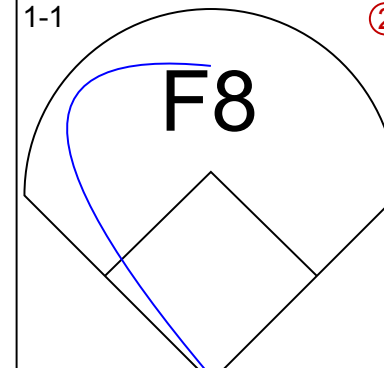
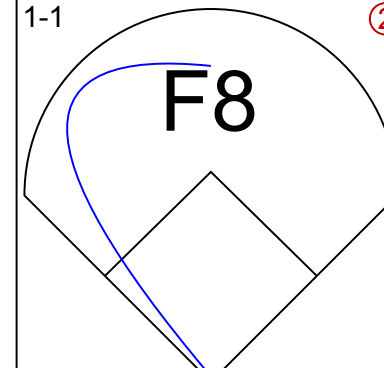
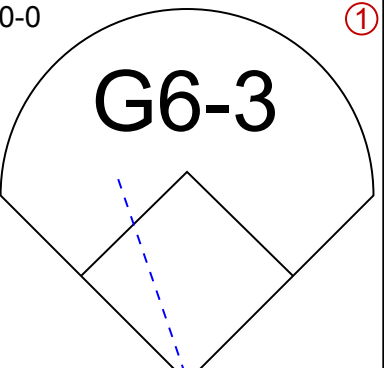
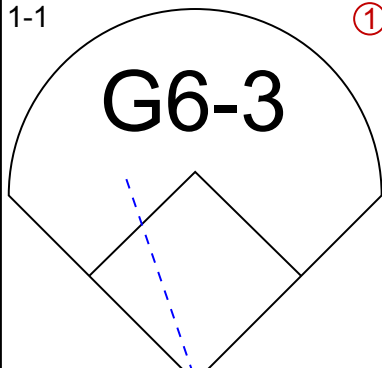
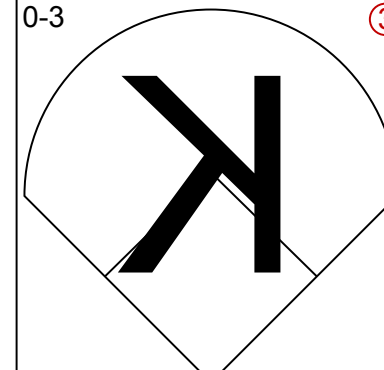
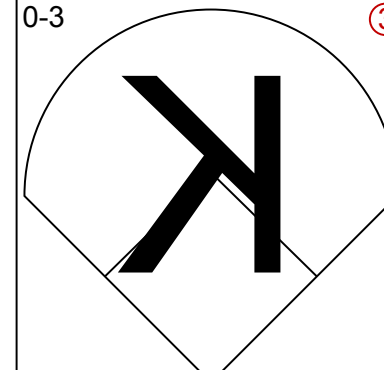
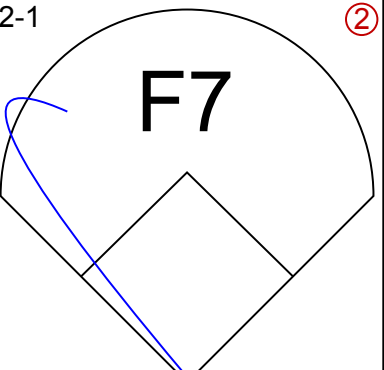
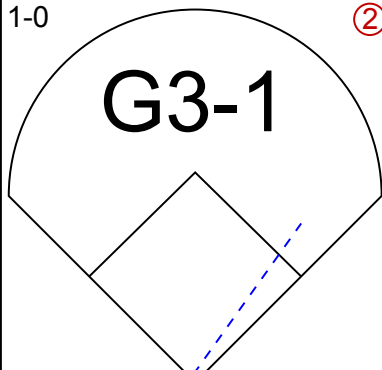
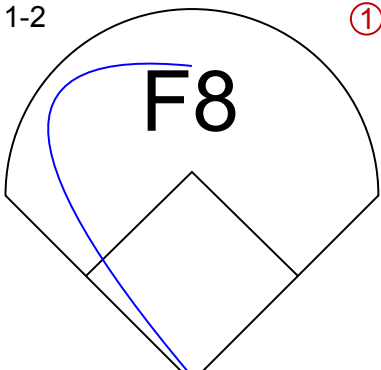
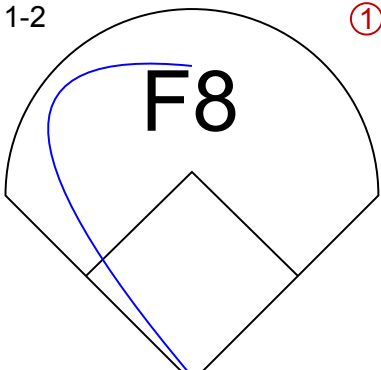
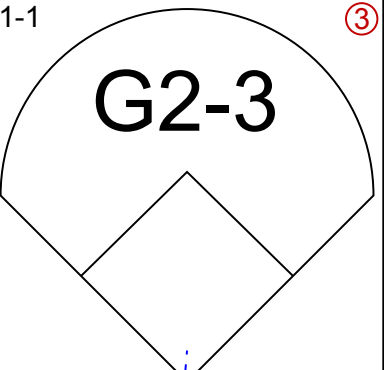
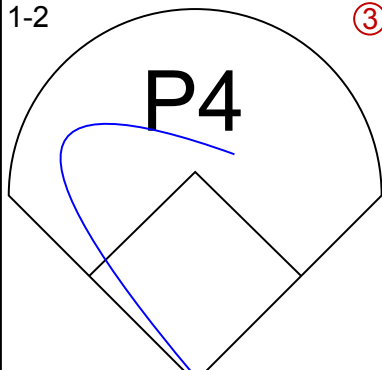
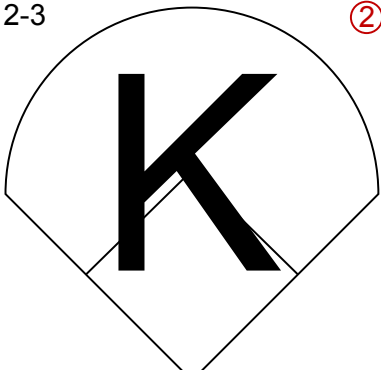
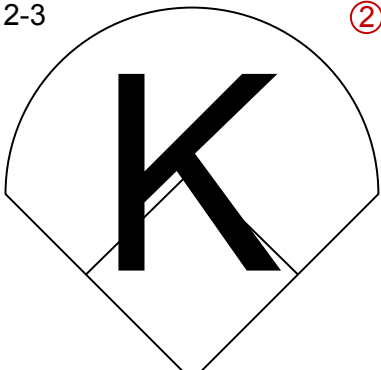
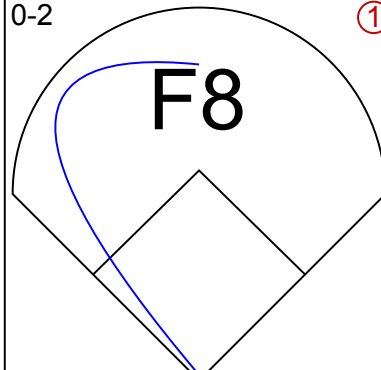
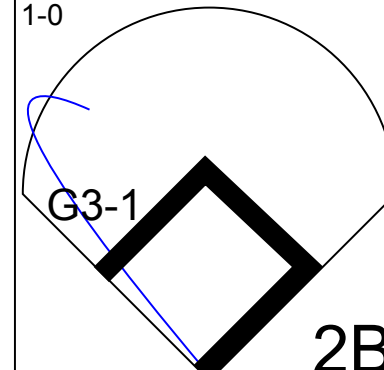
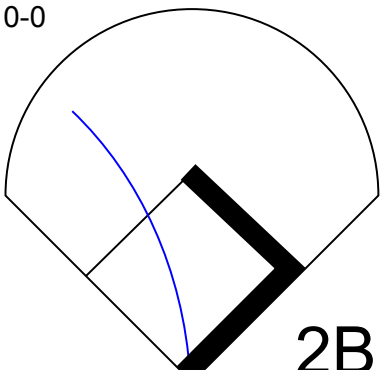
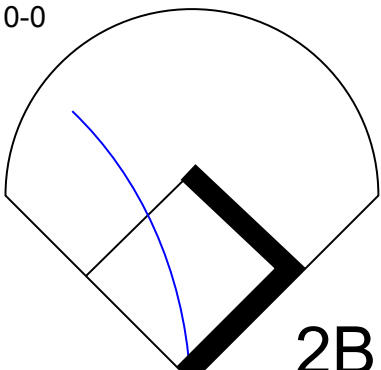
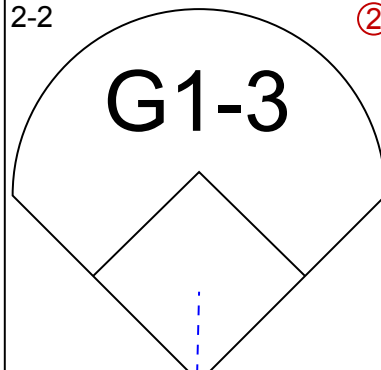
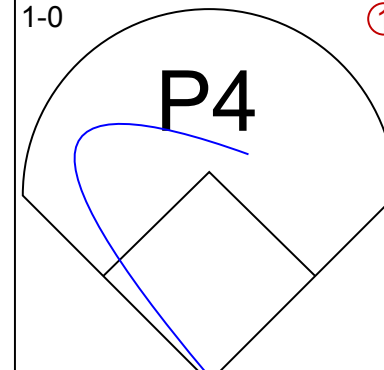
livebaseballscorecards.com

<b>AB</b>	<b>39</b>
<b>R</b>	<b>10</b>
<b>H</b>	<b>14</b>
<b>RBI</b>	<b>9</b>
<b>BB</b>	<b>4</b>
<b>SO</b>	<b>5</b>
<b>LOB</b>	<b>22</b>



1B: 9	SF: 0	WP: 0	PA: 43
2B: 1	SAC: 0	PB: 0	
3B: 1	DP: 0	SB: 1	
HR: 3	HBP: 0	CS: 0	



Batter	1	2	3	4	5	6	7	8	9	AB R H RBI BB SO LOB	TOP	
<b>Chad Meyers, R</b> (1, 8) OBP: 0.227, SLG: 0.244 B C C B S 	2-3 		0-0 G5-3 			3-3 			0-1 G3-1 	4 0 0 0 0 2 2		
<b>Mickey Morandini, L</b> (1, 4) OBP: 0.324, SLG: 0.346 <b>Glenallen Hill, R</b> (9, PH) OBP: 0.378, SLG: 0.626 C C C B B X 	3-2 			1-1 G1-3 			1-3 	1-2 G1-3 	3 0 0 0 0 1 0 1 0 0 0 0 0 1			
<b>Sammy Sosa, R</b> (1, 9) OBP: 0.362, SLG: 0.648 C B X 	1-1 			2-2 F8 			2-2 G3-6 1B 		3 0 1 0 0 0 0			
<b>Mark Grace, L</b> (1, 3) OBP: 0.408, SLG: 0.490 B C X 		1-1 F7 		1-1 G6-3 			0-1 G3-6 1-2f 		3 0 0 0 0 0 1			
<b>Gary Gaetti, R</b> (1, 5) OBP: 0.256, SLG: 0.329 F B X 		1-1 F8 			0-0 G6-3 			1-1 G6-3 	3 0 0 0 0 0 0			
<b>Henry Rodriguez, L</b> (1, 7) OBP: 0.416, SLG: 0.597 C T S 		0-3 			2-1 F7 			1-0 G3-1 	3 0 0 0 0 1 0			
<b>Jose Nieves, R</b> (1, 6) OBP: 0.339, SLG: 0.340 L B B X 			1-2 F8 		1-1 G2-3 			1-2 P4 	3 0 0 0 0 0 0			
<b>Benito Santiago, R</b> (1, 2) OBP: 0.308, SLG: 0.360 F B B F S 			2-3 			0-2 F8 		1-0 G3-1 2B 	3 0 1 0 0 1 0			
<b>Andrew Lorraine, L</b> (1, 1) OBP: 0.286, SLG: 0.333 <b>Manny Alexander, R</b> (9, PH) OBP: 0.323, SLG: 0.360 X 			0-0 			2-2 G1-3 		1-0 P4 	2 0 1 0 0 0 0 1 0 0 0 0 0 1			
<b>Inning Stats</b>	R: 0 H: 0 E: 0 LOB: 0 K: 1 BB: 0 S: 8 P: 14	R: 0 H: 0 E: 0 LOB: 0 K: 1 BB: 0 S: 7 P: 9	R: 0 H: 1 E: 0 LOB: 1 K: 1 BB: 0 S: 8 P: 11	R: 0 H: 0 E: 0 LOB: 0 K: 0 BB: 0 S: 7 P: 11	R: 0 H: 0 E: 0 LOB: 0 K: 0 BB: 0 S: 5 P: 8	R: 0 H: 0 E: 0 LOB: 0 K: 1 BB: 0 S: 9 P: 14	R: 0 H: 1 E: 0 LOB: 0 K: 1 BB: 0 S: 9 P: 12	R: 0 H: 0 E: 0 LOB: 0 K: 0 BB: 0 S: 6 P: 9	R: 0 H: 1 E: 0 LOB: 1 K: 0 BB: 0 S: 7 P: 10	1B: 1 SF: 0 2B: 2 SAC: 0 3B: 0 DP: 1 HR: 0 HBP: 0	WP: 0 PA: 29 PB: 0 SB: 0 CS: 0	
<b>PITCHER</b> <b>Brian Anderson, L</b> (1, 1) ERA: 5.51	IP WLS BF H R ER SO BB IBB HBP BLK WP HR S P ERA WHIP 9.0 W 29 3 0 0 5 0 0 0 0 0 0 0 66 98 0.00 0.333											<b>PITCHER</b> IP WLS BF H R ER SO BB IBB HBP BLK WP HR S P ERA WHIP

Chicago Cubs @ Arizona Diamondbacks  
 Bank One Ballpark, Phoenix, AZ  
 Tue Aug 17 1999, 10:05 PM EDT  
 Att: 39,403 - Dome - 72 F

livebaseballscorecards.com

AB	29
R	0
H	3
RBI	0
BB	0
SO	5
LOB	5



Batter	1	2	3	4	5	6	7	8	9
<b>Tony Womack, L</b> OBP: 0.332, SLG: 0.369 (1, 6) BB: 1, C: 1, X: 1 (9, 9)	2-1 F7	0-1 L7			1-3 K		1-0 F7		
<b>Jay Bell, R</b> OBP: 0.357, SLG: 0.534 (1, 4) BB: 1, C: 1, F: 1, B: 1 (9, 9)	4-2 BB 1B 3B BB		2-0 FC5-4 1B		1-2 G4-3		3-2 G5-3		
<b>Luis Gonzalez, L</b> OBP: 0.402, SLG: 0.550 (1, 7) BB: 1, X: 1 (9, 9)	0-0 BB 1-2 3B 1B		0-0 F8		1-0 1B		3-3 K		
<b>Matt Williams, R</b> OBP: 0.357, SLG: 0.562 (1, 5) BB: 1, C: 1, F: 1, B: 1 (9, 9)	4-0 BB 1-2 2-3 3B BB		0-0 FC5-4		1-3 K		1-1 1B		
<b>Greg Colbrunn, R</b> OBP: 0.412, SLG: 0.523 (1, 3) BB: 1, X: 1 (9, 9)	1-0 SF9 1-H 2-H 3-H 3B		0-0 P6		2-1 G6-3		3-0 F8		
<b>Bernard Gilkey, R</b> OBP: 0.378, SLG: 0.491 <b>Andy Fox, L</b> OBP: 0.364, SLG: 0.397 (1, 9) C: 1, F: 1, B: 1, X: 1 (9, 6)	1-2 SF9		0-1 G6-3		2-2 G6-3		0-0 F8		
<b>Steve Finley, L</b> OBP: 0.335, SLG: 0.503 (1, 8) BB: 1, S: 1, X: 1 (9, 9)	1-2 G3		1-1 2B		1-0 G3-1				
<b>Kelly Stinnett, R</b> OBP: 0.285, SLG: 0.435 (1, 2) C: 1, F: 1, B: 1, X: 1 (9, 9)		1-2 P2		3-2 G6-3		0-3 K			
<b>Brian Anderson, R</b> OBP: 0.200, SLG: 0.345 (1, 1) C: 1, F: 1, B: 1, X: 1 (9, 9)		3-2 F9		1-0 F9		1-2 1B			

Inning Stats	R: 4	H: 2	E: 0	LOB: 0	K: 0	S: 12	P: 25	R: 0	H: 0	E: 0	LOB: 0	K: 0	S: 10	P: 14	R: 0	H: 1	E: 0	LOB: 1	K: 0	S: 4	P: 6	R: 0	H: 1	E: 0	LOB: 1	K: 2	S: 10	P: 14	R: 0	H: 0	E: 0	LOB: 0	K: 0	S: 7	P: 12	R: 0	H: 1	E: 0	LOB: 1	K: 1	S: 10	P: 15	R: 0	H: 1	E: 0	LOB: 1	K: 1	S: 7	P: 14
	1B: 5	SF: 1	2B: 1	SAC: 0	3B: 1	DP: 0	HR: 0	1B: 5	SF: 1	2B: 1	SAC: 0	3B: 1	DP: 0	HR: 0	1B: 5	SF: 1	2B: 1	SAC: 0	3B: 1	DP: 0	HR: 0	1B: 5	SF: 1	2B: 1	SAC: 0	3B: 1	DP: 0	HR: 0	1B: 5	SF: 1	2B: 1	SAC: 0	3B: 1	DP: 0	HR: 0	1B: 5	SF: 1	2B: 1	SAC: 0	3B: 1	DP: 0	HR: 0	1B: 5	SF: 1	2B: 1	SAC: 0	3B: 1	DP: 0	HR: 0

PITCHER	IP	WLS	BF	H	R	ER	SO	BB	IBB	HBP	BLK	WP	HR	S	P	ERA	WHIP	PITCHER	IP	WLS	BF	H	R	ER	SO	BB	IBB	HBP	BLK	WP	HR	S	P	ERA	WHIP														
<b>Andrew Lorraine, L</b> ERA: 2.25 (1, 1)	8.0	L	33	7	4	4	4	2	0	0	0	0	0	70	115	4.50	1.125																																

**BOTTOM**

**Chicago Cubs @ Arizona Diamondbacks**  
Bank One Ballpark, Phoenix, AZ

Tue Aug 17 1999, 10:05 PM EDT  
Att: 39,403 - Dome - 72 F

livebaseballscorecards.com

<b>AB</b>	<b>30</b>
<b>R</b>	<b>4</b>
<b>H</b>	<b>7</b>
<b>RBI</b>	<b>4</b>
<b>BB</b>	<b>2</b>
<b>SO</b>	<b>4</b>
<b>LOB</b>	<b>10</b>



<b>WP: 0</b>	<b>PA: 33</b>
<b>PB: 0</b>	
<b>SB: 0</b>	
<b>CS: 0</b>	





Batter	1	2	3	4	5	6	7	8	9	AB	R	H	RBI	BB	SO	LOB
Tony Womack, L OBP: 0.331, SLG: 0.368 (1, 9)	0-1 F7	0-0 F9			3-1 CS 1B	2-2 F9				4	0	1	0	0	0	4
Jay Bell, R OBP: 0.356, SLG: 0.531 (1, 4)	2-2 G6-3	2-2 G6-3			4-2 BB		1-0 G5-3			3	0	0	0	1	0	2
Luis Gonzalez, L OBP: 0.401, SLG: 0.549 (1, 7)	0-0 2B		1-0 F7		0-0 P4		3-1 F8			4	0	1	0	0	0	1
Matt Williams, R OBP: 0.354, SLG: 0.557 (1, 5)	0-0 G6-3		2-2 P3		0-0 F9		3-3 K			4	0	0	0	0	1	2
Erubiel Durazo, L OBP: 0.519, SLG: 0.550 (1, 3)		0-0 HR	0-0 1B			2-2 G3		4-2 BB		3	1	2	1	1	0	0
Steve Finley, L OBP: 0.337, SLG: 0.512 (1, 8)		1-1 1B	3-3 K			0-0 HR		0-0 F8		4	2	2	1	0	1	2
Damian Miller, R OBP: 0.292, SLG: 0.397 (1, 2)		0-2 2B		0-2 G3-1		1-0 1B		2-1 F7		4	0	2	1	0	0	1
Andy Fox, L OBP: 0.363, SLG: 0.399 (1, 6)		1-2 2B		1-2 L6		2-1 F8		0-0 L4		4	0	1	0	0	0	2
Andy Benes, R OBP: 0.217, SLG: 0.214 (1, 1)		1-3 K		0-0 G3		1-2 1B				3	0	1	0	0	1	2
Matt Mantei, R (9, 1)										0	0	0	0	0	0	0

Inning Stats	R: 0	H: 1	E: 0	LOB: 1	K: 0	BB: 0	S: 7	R: 2	H: 4	E: 0	LOB: 2	K: 1	BB: 0	S: 16	R: 0	H: 1	E: 0	LOB: 1	K: 1	BB: 0	S: 10	R: 0	H: 0	E: 0	LOB: 0	K: 0	BB: 0	S: 8	R: 0	H: 1	E: 0	LOB: 1	K: 0	BB: 1	S: 6	R: 1	H: 3	E: 0	LOB: 2	K: 0	BB: 0	S: 17	R: 0	H: 0	E: 0	LOB: 0	K: 1	BB: 0	S: 9	R: 0	H: 0	E: 0	LOB: 1	K: 0	BB: 1	S: 6	1B: 5	SF: 0	2B: 3	SAC: 0	3B: 0	DP: 0	HR: 2	HBP: 0	WP: 0	PA: 35
--------------	------	------	------	--------	------	-------	------	------	------	------	--------	------	-------	-------	------	------	------	--------	------	-------	-------	------	------	------	--------	------	-------	------	------	------	------	--------	------	-------	------	------	------	------	--------	------	-------	-------	------	------	------	--------	------	-------	------	------	------	------	--------	------	-------	------	-------	-------	-------	--------	-------	-------	-------	--------	-------	--------

PITCHER	IP	WLS	BF	H	R	ER	SO	BB	IBB	HBP	BLK	WP	HR	S	P	ERA	WHIP
Kevin Tapani, R ERA: 4.5 (1, 1)	6.0	L	28	10	3	3	2	1	0	0	0	0	2	64	93	4.50	1.833
Scott Sanders, R ERA: 5.56 (7, 1)	1.0		3	0	0	0	1	0	0	0	0	0	0	9	16	0.00	0.000
Felix Heredia, L ERA: 4.29 (8, 1)	0.1		2	0	0	0	0	1	0	0	0	0	0	3	7	0.00	3.000
Rod Beck, R ERA: 9.78 (8, 1)	0.2		2	0	0	0	0	0	0	0	0	0	0	3	5	0.00	0.000

BOTTOM

Chicago Cubs @ Arizona Diamondbacks

Bank One Ballpark, Phoenix, AZ

Wed Aug 18 1999, 10:35 PM EDT

Att: 41,571 - Dome - 72 F

livebaseballscorecards.com

AB	33
R	3
H	10
RBI	3
BB	2
SO	3
LOB	16





Batter	1	2	3	4	5	6	7	8	9	AB R H RBI BB SO LOB	TOP	
Tony Womack, L (1, 9) OBP: 0.329, SLG: 0.365	0-1 G3		2-1 G3			0-2 G1-3		1-3 K		4 0 0 0 0 1 0		
Jay Bell, R (1, 4) OBP: 0.355, SLG: 0.535	2-1 HR		0-3 K			2-3 K		1-3 K		4 1 1 1 0 3 0		
Luis Gonzalez, L (1, 7) OBP: 0.400, SLG: 0.553	2-1 HR		2-1 F8			0-0 G3		3-3 K		4 1 1 1 0 1 0		
Matt Williams, R (1, 5) OBP: 0.352, SLG: 0.552	1-1 G5-3			3-2 G6-3			0-0 F7		1-0 G5-3	4 0 0 0 0 0 0		
Erubiel Durazo, L (1, 3) OBP: 0.500, SLG: 0.523	0-3 K			0-2 G4-3			2-1 2B WP 1B		3-2 G3	4 1 1 0 0 1 0		
Steve Finley, L (1, 8) OBP: 0.338, SLG: 0.513		2-2 F7		1-0 G4-3			1-0 WP BLK 2B		4-2 BB	3 1 1 0 1 0 0		
Kelly Stinnett, R (1, 2) OBP: 0.286, SLG: 0.431 Greg Colbrunn, R (9, PH) OBP: 0.408, SLG: 0.517		0-0 G5-3			2-2 F9		4-2 2-3 3-H BLK BB		1-3 K	2 0 0 0 1 0 0 1 0 0 0 0 1 1		
Andy Fox, L (1, 6) OBP: 0.362, SLG: 0.398		2-0 1B			1-3 K		3-3 SAFE K			3 0 1 0 0 2 2		
Todd Stottlemire, L (1, 1) OBP: 0.320, SLG: 0.238 Greg Swindell, L (5, 1) Rob Ryan, L (7, PH) Dan Plesac, L (7, 1) Gregg Olson, R (8, 1)		0-0 F8			2-2 G4-3		3-2 G4-3 1-2 3-H			2 0 0 0 0 0 1 0 0 0 0 0 0 0 1 0 0 0 0 0 1 0 0 0 0 0 0 0 0 0 0 0 0 0 0		
<b>Inning Stats</b>	R: 2 H: 2 E: 0 LOB: 0 K: 1 BB: 0 S: 11 P: 16	R: 0 H: 1 E: 0 LOB: 1 K: 0 BB: 0 S: 6 P: 10	R: 0 H: 0 E: 0 LOB: 0 K: 1 BB: 0 S: 7 P: 11	R: 0 H: 0 E: 0 LOB: 0 K: 0 BB: 0 S: 8 P: 12	R: 0 H: 0 E: 0 LOB: 0 K: 1 BB: 0 S: 11 P: 16	R: 0 H: 0 E: 0 LOB: 0 K: 1 BB: 0 S: 7 P: 9	R: 2 H: 2 E: 0 LOB: 1 K: 1 BB: 1 S: 15 P: 28	R: 0 H: 0 E: 0 LOB: 0 K: 3 BB: 0 S: 9 P: 14	R: 0 H: 0 E: 0 LOB: 1 K: 1 BB: 1 S: 12 P: 21	1B: 2 SF: 0 2B: 1 SAC: 0 3B: 0 DP: 0 HR: 2 HBP: 0	WP: 1 PA: 34 PB: 0 SB: 0 CS: 0	
<b>PITCHER</b>	IP WLS BF H R ER SO BB IBB HBP BLK WP HR S P ERA WHIP											
Todd Ritchie, R (1, 1) ERA: 3.6	6.1 W 24 5 4 4 4 0 0 0 0 0 2 54 81 5.68 0.789											
Marc Wilkins, R (7, 1) ERA: 3.93	0.2 H 3 0 0 0 1 1 0 0 1 1 0 11 21 0.00 1.500											
Jose Silva, R (8, 1) ERA: 6.07	1.0 H 3 0 0 0 3 0 0 0 0 0 0 9 14 0.00 0.000											
Mike Williams, R (9, 1) ERA: 2.79	1.0 S 4 0 0 0 1 1 0 0 0 0 0 12 21 0.00 1.000											

Arizona Diamondbacks @ Pittsburgh Pirates  
Three Rivers Stadium, Pittsburgh, PA

Fri Aug 20 1999, 7:05 PM EDT  
Att. 23,934 - Overcast - 74 F

AB	32
R	4
H	5
RBI	2
BB	2
SO	9
LOB	5



**BOTTOM**

**Arizona Diamondbacks @ Pittsburgh Pirates**  
 Three Rivers Stadium, Pittsburgh, PA  
 Fri Aug 20 1999, 7:05 PM EDT  
 Att. 23,934 - Overcast - 74 F

livebaseballscorecards.com

<b>AB</b>	<b>33</b>
<b>R</b>	<b>5</b>
<b>H</b>	<b>11</b>
<b>RBI</b>	<b>5</b>
<b>BB</b>	<b>2</b>
<b>SO</b>	<b>9</b>
<b>LOB</b>	<b>12</b>



WP: 0	PA: 35
PB: 0	
SB: 1	
CS: 0	

AB	R	H	RBI	BB	SO	LOB
4	0	0	0	0	2	1
3	1	0	0	1	1	1
4	2	2	3	0	0	1
4	1	1	0	0	1	0
4	1	2	1	0	1	0
4	0	2	0	0	2	1
3	0	2	1	0	0	1
0	0	0	0	0	0	0
0	0	0	0	1	0	0
0	0	0	0	0	0	0
3	0	1	0	0	1	1
1	0	0	0	0	0	3
2	0	0	0	0	1	3
1	0	1	0	0	0	0
1B: 5	SF: 0	WP: 0	PA: 35			
2B: 4	SAC: 0	PB: 0				
3B: 0	DP: 2	SB: 1				
HR: 2	HBP: 0	CS: 0				

Batter	1	2	3	4	5	6	7	8	9
<b>Al Martin, L</b> (1, 7) OBP: 0.334, SLG: 0.521	2-2 F8		2-2 K		2-3 K		2-2 P6		
<b>Abraham Nunez, S</b> (1, 6) OBP: 0.305, SLG: 0.242	2-2 G5-3		1-2 F8		4-0 S HR BB		2-3 K		
<b>Brian Giles, L</b> (1, 8) OBP: 0.397, SLG: 0.571	1-0 HR		1-0 G4-3		1 SAFE 1 SAFE 2-2 1-H HR		0-1 P5		
<b>Kevin Young, R</b> (1, 3) OBP: 0.386, SLG: 0.514	2-1 F8		3-2 2B		2-2 G5-3		1-3 K		
<b>Ed Sprague, R</b> (1, 5) OBP: 0.373, SLG: 0.516		1-2 P5	1-1 2B		0-3 K		2-2 1B FC5-2 1B		
<b>Warren Morris, L</b> (1, 4) OBP: 0.377, SLG: 0.453		3-3 K	2-3 K		0-0 G1-6-3 1B		1-1 FC5-2 1B		
<b>Brant Brown, L</b> (1, 9) OBP: 0.289, SLG: 0.425		0-0 1B	0-0 G4-3 2B		1-0 G1-6-3 1B		4-0 1BB		
<b>Marc Wilkins, R</b> (7, 1)					1-2f				
<b>Jose Silva, R</b> (8, 1) OBP: 0.100, SLG: 0.100									
<b>Dale Sveum, S</b> (8, PH) OBP: 0.268, SLG: 0.459									
<b>Mike Williams, R</b> (9, 1)									
<b>Joe Oliver, R</b> (1, 2) OBP: 0.314, SLG: 0.321		1-1 1B	1-1 G4-3		2-3 K		0-1 FC5-2		
<b>Keith Osik, R</b> (7, 2) OBP: 0.240, SLG: 0.255		1-3 1B	2-3				2-3 3-H		
<b>Todd Ritchie, R</b> (1, 1) OBP: 0.178, SLG: 0.182		0-2 G5-3	2-3 K						
<b>Adrian Brown, S</b> (7, 9) OBP: 0.344, SLG: 0.325									

Inning	R	H	E	K	S	H	LOB	BB	P
1	1	1	0	0	17	0	2	0	18
2	0	0	0	13	0	0	2	0	18
3	0	0	0	7	11	0	1	0	11
4	2	3	0	18	27	1	0	0	27
5	2	1	0	17	27	0	1	0	27
6	0	1	0	5	8	0	0	0	8
7	0	1	0	12	17	0	1	0	17
8	0	2	0	12	20	0	2	1	20
9	0	0	0	0	0	0	0	0	0

PITCHER	IP	WLS	BF	H	R	ER	SO	BB	IBB	HBP	BLK	WP	HR	S	P	ERA	WHIP
<b>Todd Stottlemyre, R</b> (1, 1) ERA: 4.04	4.2	L	22	7	5	5	5	1	0	0	0	0	2	62	97	9.64	1.714
<b>Greg Swindell, L</b> (5, 1) ERA: 2.55	1.1		4	1	0	0	2	0	0	0	0	0	0	8	11	0.00	0.750
<b>Dan Plesac, L</b> (7, 1) ERA: 7.13	1.0		4	1	0	0	1	0	0	0	0	0	0	12	17	0.00	1.000
<b>Gregg Olson, R</b> (8, 1) ERA: 3.59	1.0		5	2	0	0	1	0	1	0	0	0	0	12	20	0.00	2.000



Batter	1	2	3	4	5	6	7	8	9	AB R H RBI BB SO LOB	TOP																
<b>Tony Womack, L</b> OBP: 0.331, SLG: 0.365 (1, 6) (7, 9)	0-1 1B 1B	1-1 1B HBP		2-0 G3		4-2 S BB		1-3 K		3 1 1 0 1 1 0																	
<b>Jay Bell, R</b> OBP: 0.355, SLG: 0.533 (1, 4)	0-1 G5-4-3 1B 1-2	2-2 1B 1-2 2-3 3-H		2-1 L5		1-3 K		3-3 K		5 0 2 1 0 2 1																	
<b>Luis Gonzalez, L</b> OBP: 0.400, SLG: 0.552 (1, 7)	0-0 G5-4-3 1B 1-2 2-H	0-0 P4			0-1 S WP 1B		1-0 G6-3		0-2 G3-1	5 0 2 1 0 0 3																	
<b>Matt Williams, R</b> OBP: 0.350, SLG: 0.549 (1, 5)	3-2 G5-4-3 1-2f 2-3		0-0 G5-3 E 1B		2-3 K		0-0 P6		1-1 L8	5 1 1 0 0 1 3																	
<b>Greg Colbrunn, R</b> OBP: 0.398, SLG: 0.495 (1, 3)	1-3 K		2-0 L9		1-3 K		4-1 2B HBP		2-3 K	4 1 0 0 0 3 3																	
<b>Bernard Gilkey, R</b> OBP: 0.390, SLG: 0.494 <b>Andy Fox, L</b> OBP: 0.362, SLG: 0.398 (7, PR) (7, 6)		3-1 G5-3	1-1 G5-3		4-2 BB		0-0 1-H 2B			3 0 1 1 1 0 1 0 0 0 0 0 0 0																	
<b>Steve Finley, L</b> OBP: 0.339, SLG: 0.512 (1, 8)		1-2 HBP 1B 1B	2-1 E4		1-1 F8		4-0 IBB			3 1 1 0 1 0 2																	
<b>Damian Miller, R</b> OBP: 0.291, SLG: 0.394 (1, 2)		1-0 1B HBP 1B	3-2 G6-3			0-0 G1-3		3-0 F8		4 0 1 0 0 0 3																	
<b>Randy Johnson, R</b> OBP: 0.117, SLG: 0.156 (1, 1)		3-3 K		1-3 K		1-2 G1-3		1-1 G1-3		4 0 0 0 0 2 2																	
<b>Inning Stats</b>	R: 1 E: 0 K: 1 S: 11	H: 3 LOB: 1 BB: 0 P: 15	R: 1 E: 0 K: 1 S: 14	H: 3 LOB: 3 BB: 0 P: 25	R: 1 E: 1 K: 0 S: 9	H: 1 LOB: 1 BB: 0 P: 17	R: 0 E: 0 K: 1 S: 7	H: 0 LOB: 0 BB: 0 P: 12	R: 0 E: 0 K: 2 S: 12	H: 1 LOB: 2 BB: 1 P: 20	R: 0 E: 0 K: 1 S: 11	H: 0 LOB: 1 BB: 1 P: 17	R: 1 E: 0 K: 0 S: 5	H: 1 LOB: 2 BB: 1 P: 17	R: 0 E: 0 K: 2 S: 9	H: 0 LOB: 0 BB: 0 P: 14	R: 0 E: 0 K: 1 S: 9	H: 0 LOB: 0 BB: 0 P: 12	1B: 8 2B: 1 3B: 0 HR: 0	SF: 0 SAC: 0 DP: 1 HBP: 2	WP: 1 PB: 0 SB: 3 CS: 0	PA: 41					
<b>PITCHER</b>	IP	WLS	BF	H	R	ER	SO	BB	IBB	HBP	BLK	WP	HR	S	P	ERA	WHIP										
<b>Jimmy Anderson, L</b> ERA: 3.52 (1, 1)	5.2	L	28	8	3	2	5	2	0	1	0	1	0	61	102	3.18	1.765										
<b>Greg Hansell, R</b> ERA: 3.77 (6, 1)	1.1		7	1	1	1	1	0	1	1	0	0	0	8	21	6.75	0.750										
<b>Scott Sauerbeck, L</b> ERA: 2.57 (8, 1)	1.0		3	0	0	0	2	0	0	0	0	0	0	9	14	0.00	0.000										
<b>Marc Wilkins, R</b> ERA: 3.82 (9, 1)	1.0		3	0	0	0	1	0	0	0	0	0	0	9	12	0.00	0.000										

Arizona Diamondbacks @ Pittsburgh Pirates  
Three Rivers Stadium, Pittsburgh, PA

Sat Aug 21 1999, 7:05 PM EDT  
Att. 31,364 - Unknown - 68 F

AB	36
R	4
H	9
RBI	3
BB	3
SO	9
LOB	18



Batter	1	2	3	4	5	6	7	8	9	AB	R	H	RBI	BB	SO	LOB
<b>Adrian Brown, S</b> OBP: 0.342, SLG: 0.318 (1, 9)	0-0 G6-3		1-3 K			4-2 G4-3 SH1-4 BB		0-1 FC6-4 1B		3	0	0	0	1	1	1
<b>Abraham Nunez, S</b> OBP: 0.305, SLG: 0.243 Marc Wilkins, R (9, 1)	2-1 G3		2-3 K			0-0 SH1-4		1-2 FC5-4 1B		3	0	1	0	0	1	0
<b>Brian Giles, L</b> OBP: 0.394, SLG: 0.565 (1, 8)	3-2 P6				1-3 K	2-1 G4-3		1-0 FC5-4		4	0	0	0	0	1	3
<b>Kevin Young, R</b> OBP: 0.387, SLG: 0.527 (1, 3)		0-0 HR		1-2 HR		2-3 K		2-3 K		4	2	2	2	0	2	1
<b>Ed Sprague, R</b> OBP: 0.369, SLG: 0.511 (1, 5)		0-0 F9		2-0 P4			3-2 F7		0-1 F9	4	0	0	0	0	0	0
<b>John Wehner, R</b> OBP: 0.293, SLG: 0.368 (1, 7)		1-2 G4-3		0-1 P3			1-1 L5		1-1 1B	4	0	1	0	0	0	0
<b>Mike Benjamin, R</b> OBP: 0.277, SLG: 0.318 (1, 6)		2-1 1B			0-0 G4-3		2-0 F9		1-3 K	4	0	1	0	0	1	1
<b>Keith Osik, R</b> OBP: 0.243, SLG: 0.258 (1, 2)		2-1 F9			1-0 F7			1-0 FC6-4 1B		3	0	1	0	0	0	1
<b>Jimmy Anderson, L</b> OBP: 0.250, SLG: 0.500 Greg Hansell, R (6, 1) Scott Sauerbeck, R (8, 1) Dale Sveum, S (8, PH) (9, 4)			1-3 K		0-1 G4-3			1-3 K		2	0	0	0	0	1	0
										0	0	0	0	0	0	0
										0	0	0	0	0	0	0
										1	0	0	0	0	1	1

Inning Stats	R: 0	H: 0	E: 0	K: 0	S: 7	R: 1	H: 2	E: 0	K: 0	S: 9	R: 0	H: 0	E: 0	K: 3	S: 10	R: 1	H: 1	E: 0	K: 1	S: 9	R: 0	H: 0	E: 0	K: 0	S: 4	R: 0	H: 0	E: 0	K: 1	S: 8	R: 0	H: 0	E: 0	K: 0	S: 6	R: 0	H: 2	E: 0	K: 1	S: 10	R: 0	H: 1	E: 0	K: 2	S: 10	1B: 4	2B: 0	3B: 0	HR: 2	SF: 0	SAC: 1	DP: 0	HBP: 0	WP: 0	PA: 34
<b>Randy Johnson, L</b> ERA: 2.55 (1, 1)	IP	WLS	BF	H	R	ER	SO	BB	IBB	HBP	BLK	WP	HR	S	P	ERA	WHIP																																						
	9.0	W	34	6	2	2	8	1	0	0	0	0	2	73	114	2.00	0.778																																						
<b>PITCHER</b>	IP	WLS	BF	H	R	ER	SO	BB	IBB	HBP	BLK	WP	HR	S	P	ERA	WHIP																																						

BOTTOM

Arizona Diamondbacks @ Pittsburgh Pirates  
Three Rivers Stadium, Pittsburgh, PA

AB	32
R	2
H	6
RBI	2
BB	1
SO	8
LOB	8



Sat Aug 21 1999, 7:05 PM EDT  
Att: 31,364 - Unknown - 68 F

WP: 0	PA: 34
PB: 0	
SB: 0	
CS: 0	





Batter	1	2	3	4	5	6	7	8	9	AB R H RBI BB SO LOB
<b>Adrian Brown, S</b> OBP: 0.349, SLG: 0.329 (1, 9)	3-2 F9 2B		2-1 FC5-4 1B	0-1 G6-3			1-0 E5 1B		4-2 BB	4 0 2 0 1 0 0
<b>John Wehner, R</b> OBP: 0.289, SLG: 0.357 <b>Dale Sveum, S</b> OBP: 0.256, SLG: 0.436 (1, 7) (9, PH)	2-3 K		0-0 FC5-4 1B 2B		0-1 F8		0-1 1B		2-3 K	4 1 1 0 0 1 3 1 0 0 0 0 1 1
<b>Brian Giles, L</b> OBP: 0.395, SLG: 0.564 (1, 8)	4-0 BB		1-2 2B SF8 1B		1-3 K		1-2 F9			3 1 1 1 1 1 2
<b>Kevin Young, R</b> OBP: 0.388, SLG: 0.535 (1, 3)	1-0 F9		2-2 1B 2B		3-3 K			0-0 HR		4 2 2 2 0 1 2
<b>Ed Sprague, R</b> OBP: 0.366, SLG: 0.507 (1, 5)	1-2 F9		0-0 SF8		1-0 F7		0-1 G6-3			3 0 0 1 0 0 2
<b>Warren Morris, L</b> OBP: 0.376, SLG: 0.451 (1, 4)		1-1 G6-3	0-1 1B		1-2 G4-3		1-0 F8			4 0 1 1 0 0 0
<b>Mike Benjamin, R</b> OBP: 0.273, SLG: 0.313 (1, 6)		0-2 F9	0-0 P4		1-2 G5-3		2-1 G3			4 0 0 0 0 0 1
<b>Joe Oliver, R</b> OBP: 0.303, SLG: 0.309 <b>Al Martin, L</b> OBP: 0.333, SLG: 0.520 (1, 2) (9, PH)		2-2 F8		1-0 P3		2-0 P4		2-3 K		3 0 0 0 0 0 0 1 0 0 0 0 1 0
<b>Jason Schmidt, R</b> OBP: 0.125, SLG: 0.067 <b>Scott Sauerbeck, R</b> OBP: 0.304, SLG: 0.242 <b>Abraham Nunez, S</b> OBP: 0.304, SLG: 0.242 <b>Jason Christiansen, R</b> OBP: 0.100, SLG: 0.100 <b>Jose Silva, R</b> OBP: 0.288, SLG: 0.423 (1, 1) (6, 1) (7, PH) (8, 1) (8, 1) (9, PH)			4-2 FC5-4 1B BB	0-3 K		0-0 L8		2-3 K		1 1 0 0 0 1 1 0 0 0 0 0 0 0 0 0 1 0 1 0 0 0 0 0 1 0

Inning Stats	R: 0	H: 1	E: 0	K: 1	S: 10	LOB: 2	BB: 1	P: 21	R: 0	H: 0	E: 0	K: 0	S: 8	LOB: 0	BB: 0	P: 11	R: 4	H: 4	E: 0	K: 0	S: 16	LOB: 1	BB: 1	P: 25	R: 0	H: 0	E: 0	K: 1	S: 6	LOB: 0	BB: 0	P: 7	R: 0	H: 0	E: 0	K: 2	S: 8	LOB: 0	BB: 0	P: 12	R: 0	H: 1	E: 1	K: 0	S: 8	LOB: 2	BB: 0	P: 12	R: 1	H: 1	E: 0	K: 0	S: 6	LOB: 0	BB: 0	P: 9	R: 0	H: 0	E: 0	K: 3	S: 12	LOB: 1	BB: 1	P: 22	1B: 4	2B: 2	3B: 0	HR: 1	SF: 1	SAC: 0	DP: 0	HBP: 0
--------------	------	------	------	------	-------	--------	-------	-------	------	------	------	------	------	--------	-------	-------	------	------	------	------	-------	--------	-------	-------	------	------	------	------	------	--------	-------	------	------	------	------	------	------	--------	-------	-------	------	------	------	------	------	--------	-------	-------	------	------	------	------	------	--------	-------	------	------	------	------	------	-------	--------	-------	-------	-------	-------	-------	-------	-------	--------	-------	--------

PITCHER	IP	WLS	BF	H	R	ER	SO	BB	IBB	HBP	BLK	WP	HR	S	P	ERA	WHIP
<b>Omar Daal, L</b> ERA: 3.45 (1, 1)	7.0	W	30	6	4	4	4	2	0	0	0	0	0	64	99	5.14	1.143
<b>Gregg Olson, R</b> ERA: 3.71 (8, 1)	1.0	H	4	1	1	1	0	0	0	0	0	0	1	6	9	9.00	1.000
<b>Matt Mantei, R</b> ERA: 2.81 (9, 1)	1.0	S	4	0	0	0	3	1	0	0	0	0	0	12	22	0.00	1.000

**BOTTOM**

**Arizona Diamondbacks @ Pittsburgh Pirates**  
Three Rivers Stadium, Pittsburgh, PA

Sun Aug 22 1999, 1:35 PM EDT  
Att: 25,112 - Sunny - 77 F

<b>AB</b>	<b>34</b>
<b>R</b>	<b>5</b>
<b>H</b>	<b>7</b>
<b>RBI</b>	<b>5</b>
<b>BB</b>	<b>3</b>
<b>SO</b>	<b>7</b>
<b>LOB</b>	<b>11</b>



WP: 0	PA: 38
PB: 0	ERA
SB: 0	WHIP
CS: 0	



Batter	1	2	3	4	5	6	7	8	9	AB R H RBI BB SO LOB	TOP	
Tony Womack, L OBP: 0.335, SLG: 0.370 (1, 4) (9, 9)	1-1 L4-3 1B	1-1 G3-1		4-1 G4-3 S BB		0-2 P6			2-0 2B	4 0 2 0 1 0 2		
Rob Ryan, L OBP: 0.143, SLG: 0.571 Matt Mantei, R (1, 9) (9, 1)	1-0 L4-3 1-2		2-2 HR	1-1 G4-3		0-1 F8			1-3 K	5 1 1 1 0 1 3 0 0 0 0 0 0 0		
Luis Gonzalez, L OBP: 0.404, SLG: 0.564 (1, 7)	0-0 1B		0-1 WP BB 1B	4-0 IBB		2-2 G5-3				3 0 2 0 1 0 0		
Matt Williams, R OBP: 0.348, SLG: 0.549 (1, 5)	2-1 P6		0-3 K	0-0 G3		1-3 K				4 0 0 0 0 2 4		
Erubiel Durazo, L OBP: 0.462, SLG: 0.528 (1, 3)		1-0 2B 1B	1-1 F7		2-3 K			2-2 G3-1		4 1 1 0 0 1 1		
Steve Finley, L OBP: 0.339, SLG: 0.514 (1, 8)		3-2 G3 1-H 2B	4-0 WP BB	1-2 BB	2-1 F7			0-3 K		3 0 1 1 1 1 0		
Andy Fox, L OBP: 0.363, SLG: 0.393 (1, 6)		2-0 G3 2-3	4-0 IBB	1-2 IBB	3-2 G4-3			3-3 K		3 0 0 0 1 1 1		
Damian Miller, R OBP: 0.294, SLG: 0.394 (1, 2)		4-2 SH1-4 BB	1-3 K		1-3 K			0-0 K 1B		3 0 1 0 1 2 3		
Armando Reynoso, R OBP: 0.167, SLG: 0.214 Dan Plesac, L OBP: 0.167, SLG: 0.214 Bobby Chouinard, R OBP: 0.167, SLG: 0.214 Greg Swindell, L OBP: 0.167, SLG: 0.214 Jay Bell, R OBP: 0.355, SLG: 0.529 (1, 1) (7, 1) (7, 1) (8, 1) (9, PH) (9, 4)	0-0 SH1-4 1-2		1-3 K		2-2 G6-3			2-3 K 1-2		2 0 0 0 0 0 1 0 1 0 0 0 0 0 1 1		
<b>Inning Stats</b>	R: 0 E: 0 K: 0 S: 6 H: 2 LOB: 1 P: 10	R: 1 E: 0 K: 0 S: 12 H: 2 LOB: 2 P: 22	R: 1 E: 0 K: 2 S: 16 H: 2 LOB: 3 P: 28	R: 0 E: 0 K: 1 S: 7 H: 0 LOB: 2 P: 17	R: 0 E: 0 K: 1 S: 8 H: 0 LOB: 0 P: 15	R: 0 E: 0 K: 1 S: 15 H: 0 LOB: 0 P: 18	R: 0 E: 0 K: 1 S: 8 H: 0 LOB: 0 P: 11	R: 0 E: 0 K: 2 S: 12 H: 0 LOB: 0 P: 17	R: 0 E: 0 K: 2 S: 8 H: 2 LOB: 1 P: 13	1B: 5 2B: 3 3B: 0 HR: 1 SF: 0 SAC: 1 DP: 1 HBP: 0	WP: 1 PB: 0 SB: 1 CS: 0 PA: 38	
<b>PITCHER</b>	IP WLS BF H R ER SO BB IBB HBP BLK WP HR S P ERA WHIP											
67 Francisco Cordova, R ERA: 4.25 (1, 1)	6.0 L 28 6 2 2 5 3 2 0 0 1 1 64 110 3.00 1.500											
Greg Hansell, R ERA: 3.55 (7, 1)	2.0 6 0 0 0 3 0 0 0 0 0 0 20 28 0.00 0.000											
Mike Williams, R ERA: 2.74 (9, 1)	1.0 4 2 0 0 2 0 0 0 0 0 0 8 13 0.00 2.000											

Arizona Diamondbacks @ Pittsburgh Pirates  
 Three Rivers Stadium, Pittsburgh, PA  
 Mon Aug 23 1999, 7:05 PM EDT  
 Att. 11,768 - Cloudy - 78 F

AB	32
R	2
H	8
RBI	2
BB	5
SO	10
LOB	15









Batter	1	2	3	4	5	6	7	8	9	AB	R	H	RBI	BB	SO	LOB
Luis Castillo, S OBP: 0.364, SLG: 0.355 (1, 4)	1-2 G4-3 1B		3-2 F8			2-3 K	3-3 K			4	0	1	0	0	2	1
Alex Gonzalez, R OBP: 0.309, SLG: 0.428 (1, 6)	1-1 G4-3			0-0 P8		0-0 F9		2-2 F9		4	0	0	0	0	0	1
Bruce Aven, R OBP: 0.369, SLG: 0.476 (1, 7)	0-0 G1-3			1-3 K		1-2 F7		1-1 G5-3		4	0	0	0	0	1	1
Kevin Millar, R OBP: 0.392, SLG: 0.469 (1, 3)	1-2 F7			3-2 E5			0-0 1B G3-1 2B	1-1 G5-3		4	1	1	0	0	0	1
Mark Kotsay, L OBP: 0.302, SLG: 0.393 (1, 9)			2-3 K		1-0 P6		0-1 F8		4-1 FC6-4 BB	3	0	0	0	1	1	2
Preston Wilson, R OBP: 0.344, SLG: 0.533 (1, 8)			2-2 G6-3		1-1 HR		0-1 G3-1 BB E 1B	2-2 FC6-4		4	2	2	1	0	0	1
Mike Lowell, R OBP: 0.324, SLG: 0.390 (1, 5)			3-3 K		0-1 G6-3		4-1 G3-1 E BB	1-0 P5		3	1	0	0	1	1	1
Mike Redmond, R OBP: 0.365, SLG: 0.332 (1, 2)			1-0 F9		1-2 G1-3		1-2 G3-1	0-3 K		2	0	0	0	0	0	0
Todd Dunwoody, L OBP: 0.287, SLG: 0.331 (7, PH)							1-2 2-3 3-H			1	0	0	1	0	0	2
Jorge Fabregas, L OBP: 0.287, SLG: 0.308 (8, 2)							1-0 E4			1	0	0	0	0	1	1
Alex Fernandez, R OBP: 0.231, SLG: 0.410 (1, 1)			2-1 P5		3-2 G5-3					2	0	0	0	0	0	0
Chris Clapinski, S OBP: 0.386, SLG: 0.333 (7, PH)										1	0	0	0	0	0	0
Armando Almanza, L (8, 1)										0	0	0	0	0	0	0

Inning Stats	R: 0	H: 1	E: 0	K: 0	S: 10	R: 0	H: 0	E: 0	K: 2	S: 10	R: 0	H: 0	E: 0	K: 0	S: 14	R: 1	H: 1	E: 0	K: 0	S: 10	R: 0	H: 0	E: 0	K: 1	S: 7	R: 3	H: 2	E: 1	K: 1	S: 16	R: 0	H: 0	E: 0	K: 0	S: 7	R: 0	H: 0	E: 0	K: 1	S: 8	R: 0	H: 0	E: 0	K: 1	S: 8	1B: 2	2B: 1	3B: 0	HR: 1	SF: 0	SAC: 0	DP: 0	HBP: 0	WP: 0	PB: 0	SB: 1	CS: 0	PA: 35
--------------	------	------	------	------	-------	------	------	------	------	-------	------	------	------	------	-------	------	------	------	------	-------	------	------	------	------	------	------	------	------	------	-------	------	------	------	------	------	------	------	------	------	------	------	------	------	------	------	-------	-------	-------	-------	-------	--------	-------	--------	-------	-------	-------	-------	--------

PITCHER	IP	WLS	BF	H	R	ER	SO	BB	IBB	HBP	BLK	WP	HR	S	P	ERA	WHIP
Andy Benes, R ERA: 4.81 (1, 1)	7.0	W	28	4	4	2	5	1	0	0	0	0	1	76	114	2.57	0.714
Gregg Olson, R ERA: 3.63 (8, 1)	1.0	H	3	0	0	0	0	0	0	0	0	0	0	7	11	0.00	0.000
Matt Mantei, R ERA: 2.7 (9, 1)	1.0	S	4	0	0	0	1	1	0	0	0	0	0	8	15	0.00	1.000

**BOTTOM**

**Arizona Diamondbacks @ Florida Marlins**  
**Pro Player Stadium, Miami, FL**  
 Tue Aug 24 1999, 7:05 PM EDT  
 Att. 13,689 - Cloudy - 82 F

livebaseballscorecards.com

<b>AB</b>	<b>33</b>
<b>R</b>	<b>4</b>
<b>H</b>	<b>4</b>
<b>RBI</b>	<b>2</b>
<b>BB</b>	<b>2</b>
<b>SO</b>	<b>6</b>
<b>LOB</b>	<b>11</b>





Batter	1	2	3	4	5	6	7	8	9	AB R H RBI BB SO LOB	TOP											
Tony Womack, L (1, 9) OBP: 0.337, SLG: 0.374	1-0 E SF8 1B		1-2 2-3 2B		2-3 K		1-0 G6-3		0-3 K	5 1 2 0 0 2 1												
Jay Bell, R (1, 4) OBP: 0.352, SLG: 0.531	0-2 SF8 1-H		0-1 SF9			0-1 F7	3-3 K			2 0 0 2 0 1 0												
Luis Gonzalez, L (1, 7) OBP: 0.406, SLG: 0.566	1-0 G6-4-3 1B		2-3 K			1-2 PB 1B 2B	2-2 F8			4 1 2 0 0 1 1												
Matt Williams, R (1, 5) OBP: 0.347, SLG: 0.547	1-2 G6-4-3 1-2f			0-0 E5 L3		1-0 BB 2B 1B		0-0 F8		4 1 1 1 0 0 1												
Erubiel Durazo, L (1, 3) OBP: 0.452, SLG: 0.600		1-3 K		3-2 L3 1-2		2-3 K		2-2 HR		4 1 1 1 0 2 2												
Steve Finley, L (1, 8) OBP: 0.336, SLG: 0.506		1-1 P6		2-1 P7		4-0 2B 1B BB		1-3 K		3 1 0 0 1 1 0												
Kelly Stinnett, R (1, 2) OBP: 0.289, SLG: 0.429		2-3 K			2-2 F9	0-0 1B 2B		0-2 G5-3		4 1 1 1 0 1 0												
Hanley Frias, S (1, 6) OBP: 0.314, SLG: 0.233			4-2 2B SH1-4 SF9 BB		4-2 SH5-3 BB	0-0 2B 1B		0-1 G5-3		2 1 1 2 2 0 0												
Todd Stottlemire, L (1, 1) OBP: 0.308, SLG: 0.227 Bobby Chouinard, R (8, 1)			1-2 SH1-4		0-0 SH5-3	2-3 K		2-3 K		1 0 0 0 0 1 1 1 0 0 0 0 1 0												
<b>Inning Stats</b>	R: 1 E: 1 K: 0 S: 8	H: 2 LOB: 0 BB: 0 P: 11	R: 0 E: 0 K: 2 S: 12	H: 0 LOB: 0 BB: 0 P: 16	R: 1 E: 0 K: 1 S: 17	H: 1 LOB: 1 BB: 1 P: 25	R: 0 E: 1 K: 0 S: 6	H: 0 LOB: 0 BB: 0 P: 11	R: 0 E: 0 K: 1 S: 9	H: 0 LOB: 1 BB: 1 P: 17	R: 4 E: 0 K: 2 S: 20	H: 4 LOB: 1 BB: 1 P: 30	R: 0 E: 0 K: 1 S: 9	H: 0 LOB: 0 BB: 0 P: 15	R: 1 E: 0 K: 1 S: 10	H: 1 LOB: 0 BB: 0 P: 13	R: 0 E: 0 K: 2 S: 8	H: 0 LOB: 0 BB: 0 P: 10	1B: 4 2B: 4 3B: 0 HR: 1	SF: 2 SAC: 2 DP: 2 HBP: 0	WP: 0 PB: 1 SB: 0 CS: 0	PA: 37
<b>PITCHER</b>	IP WLS BF H R ER SO BB IBB HBP BLK WP HR S P ERA WHIP																					
Vladimir Nunez, R (1, 1) ERA: 3.88	5.2 L 25 6 6 5 5 3 0 0 0 0 0 0 66 102 7.94 1.588																					
Braden Looper, R (6, 1) ERA: 3.71	1.1 5 1 0 0 2 0 0 0 0 0 0 0 15 23 0.00 0.750																					
Brent Billingsley, L (8, 1) ERA: 9.82	1.0 4 1 1 1 1 0 0 0 0 0 1 10 13 9.00 1.000																					
Antonio Alfonseca, R (9, 1) ERA: 3.52	1.0 3 0 0 0 2 0 0 0 0 0 0 0 8 10 0.00 0.000																					

**Arizona Diamondbacks @ Florida Marlins**  
**Pro Player Stadium, Miami, FL**  
 Wed Aug 25 1999, 7:05 PM EDT  
 Att. 14,409 - Unknown - 81 F

AB	30
R	7
H	8
RBI	7
BB	3
SO	10
LOB	6



Batter	1	2	3	4	5	6	7	8	9	AB	R	H	RBI	BB	SO	LOB
Luis Castillo, S OBP: 0.365, SLG: 0.355 (1, 4)	K2-3		L7					G5-3 1B		3	0	1	0	1	1	0
Alex Gonzalez, R OBP: 0.309, SLG: 0.426 (1, 6)	P9		CS 1B		CS 1-2	K		G5-3 1-2		4	0	1	0	0	1	1
Todd Dunwoody, L OBP: 0.287, SLG: 0.348 (1, 7)	P3		HR 1-2			F8		F8		4	1	1	1	0	0	1
Kevin Millar, R OBP: 0.390, SLG: 0.464 (1, 3)		G6-4-3 BB	G5-3			L6			F9	3	0	0	0	1	0	0
Preston Wilson, R OBP: 0.345, SLG: 0.532 (1, 8)		G6-4-3 1-2f		L7			G6-4-3 1B			4	0	2	0	0	0	1
Danny Bautista, R OBP: 0.295, SLG: 0.411 (1, 9)		1B 2B	G6-3		G6-3	L8		G6-4-3 1-2f		4	1	1	0	0	0	2
Mike Lowell, R OBP: 0.324, SLG: 0.387 (1, 5)		1B BB	K		K		K			2	0	0	0	1	2	1
Jorge Fabregas, L OBP: 0.289, SLG: 0.309 (1, 2)		1B			P8		K			2	0	1	1	0	0	0
Mike Redmond, R OBP: 0.364, SLG: 0.330 (6, 2)		1B			G4-3					1	0	0	0	0	1	1
Vladimir Nunez, R OBP: 0.067, SLG: 0.067 (1, 1)		L4						F7		2	0	0	0	0	0	2
Braden Looper, R (6, 1)										0	0	0	0	0	0	0
Brent Billingsley, L (8, 1)										0	0	0	0	0	0	0
Mark Kotsay, L (8, PH)										1	0	0	0	0	0	0
Antonio Alfonseca, R (9, 1)										0	0	0	0	0	0	0

Inning Stats	R: 0	H: 0	E: 0	K: 1	S: 8	R: 1	H: 2	E: 0	K: 0	S: 9	R: 1	H: 2	E: 0	K: 0	S: 12	R: 0	H: 0	E: 0	K: 1	S: 6	R: 0	H: 0	E: 0	K: 0	S: 7	R: 0	H: 0	E: 0	K: 1	S: 7	R: 0	H: 1	E: 0	K: 2	S: 9	R: 0	H: 1	E: 0	K: 0	S: 6	R: 0	H: 1	E: 0	K: 0	S: 6	R: 0	H: 1	E: 0	K: 0	S: 6
	0	0	0	1	8	1	2	0	0	9	1	2	0	0	12	0	0	0	1	6	0	0	0	0	7	0	0	0	1	7	0	1	0	9	0	1	0	6	0	0	0	6	0	1	0	6	0	1	0	6

**BOTTOM**

**Arizona Diamondbacks @ Florida Marlins**  
**Pro Player Stadium, Miami, FL**  
 Wed Aug 25 1999, 7:05 PM EDT  
 Att: 14,409 - Unknown - 81 F

AB	30
R	2
H	7
RBI	2
BB	3
SO	5
LOB	9



WP: 0	PA: 34
PB: 0	
SB: 0	
CS: 2	



Batter	1	2	3	4	5	6	7	8	9	AB R H RBI BB SO LOB	TOP		
Tony Womack, L (1, 9) OBP: 0.339, SLG: 0.377	4-1 S 1B BB		2-2 S 1B 2B		2-1 2B 1B		1-0 F8		2-0 P7	4 3 2 0 1 0 2			
Jay Bell, R (1, 4) OBP: 0.354, SLG: 0.534	2-3 SAFE K		4-2 1B SF9 BB		1-1 P6		2-2 3B		4-2 1B HBP SF7 BB	3 2 1 0 2 1 2			
Luis Gonzalez, L (1, 7) OBP: 0.406, SLG: 0.564	3-3 SAFE K		2-0 1B		0-0 L8		2-3 K		2-1 BB 1B HR HBP	4 1 1 2 0 2 3			
Matt Williams, R (1, 5) OBP: 0.350, SLG: 0.550	0-1 2-H 1B		0-0 SF9		0-0 1-H 2B			1-0 F8	1-0 HR BB 1B	4 1 3 4 0 0 0			
Erubiel Durazo, L (1, 3) OBP: 0.423, SLG: 0.563	2-2 L4		0-1 F8		0-1 G4-3			2-3 K	2-2 SF7	4 0 0 1 0 1 3			
Steve Finley, L (1, 8) OBP: 0.335, SLG: 0.502		1-1 F9		1-0 G6-3		0-1 G4-3		0-1 L5	4-2 HR BB	4 1 0 0 1 0 0			
Damian Miller, R (1, 2) OBP: 0.296, SLG: 0.403		0-1 F7		2-2 F8		1-0 F9			1B HBP	4 2 1 4 0 0 0			
Andy Fox, L (1, 6) OBP: 0.358, SLG: 0.386		0-1 L5		1-1 1B		0-0 F8			1B HBP 1B	5 1 2 0 0 0 0			
Randy Johnson, R (1, 1) OBP: 0.113, SLG: 0.150			1-2 P3		2-3 K		2-2 G6-3		1-1 HBP BB 1B	3 0 0 0 0 1 1			
Gregg Olson, R (8, 1)									1-3 3-H	0 0 0 0 0 0 0			
Rob Ryan, L (9, PH) OBP: 0.250, SLG: 0.625										1 1 1 1 0 0 0			
Darren Holmes, R (9, 1)										0 0 0 0 0 0 0			
<b>Inning Stats</b>	R: 1 H: 1 E: 0 LOB: 1 K: 2 BB: 1 S: 17 P: 26	R: 0 H: 0 E: 0 LOB: 0 K: 0 BB: 0 S: 6 P: 7	R: 2 H: 2 E: 0 LOB: 1 K: 0 BB: 1 S: 15 P: 24	R: 0 H: 1 E: 0 LOB: 1 K: 1 BB: 0 S: 11 P: 17	R: 1 H: 2 E: 0 LOB: 1 K: 0 BB: 0 S: 8 P: 11	R: 0 H: 0 E: 0 LOB: 0 K: 0 BB: 0 S: 4 P: 5	R: 0 H: 1 E: 0 LOB: 1 K: 1 BB: 0 S: 10 P: 17	R: 0 H: 0 E: 0 LOB: 0 K: 1 BB: 0 S: 6 P: 9	R: 8 H: 4 E: 0 LOB: 0 K: 0 BB: 2 S: 17 P: 41	1B: 7 SF: 2 2B: 2 SAC: 0 3B: 1 DP: 0 HR: 1 HBP: 2	WP: 0 PA: 44 PB: 0 SB: 2 CS: 0		
<b>PITCHER</b>	IP WLS BF H R ER SO BB IBB HBP BLK WP HR S P ERA WHIP											<b>PITCHER</b>	IP WLS BF H R ER SO BB IBB HBP BLK WP HR S P ERA WHIP
Brian Meadows, R (1, 1) ERA: 5.51	6.2 L 29 7 4 4 3 2 0 0 0 0 0 0 68 102 5.40 1.350												
Vic Darensbourg, L (7, 1) ERA: 8.49	0.1 1 0 0 0 1 0 0 0 0 0 0 0 3 5 0.00 0.000												
Armando Almanza, L (8, 1) ERA: 2.13	1.0 3 0 0 0 1 0 0 0 0 0 0 0 6 9 0.00 0.000												
Brian Edmondson, R (9, 1) ERA: 5.64	0.1 5 2 4 4 0 1 0 1 0 0 0 0 7 20 108.00 9.000												
Brent Billingsley, L (9, 1) ERA: 16.62	0.2 6 2 4 4 0 1 0 1 0 0 0 1 10 21 54.00 4.500												

**Arizona Diamondbacks @ Florida Marlins**  
**Pro Player Stadium, Miami, FL**  
 Thu Aug 26 1999, 1:05 PM EDT  
 Att. 13,521 - Cloudy - 89 F

AB	36
R	12
H	11
RBI	12
BB	4
SO	5
LOB	11



Batter	1	2	3	4	5	6	7	8	9	AB	R	H	RBI	BB	SO	LOB
Luis Castillo, S OBP: 0.369, SLG: 0.358 (1, 4)	4-2 BB		1-1 1B 2B		0-0 P9		1-2 1B		3-2 1B	4	1	3	0	1	0	0
Dave Berg, R OBP: 0.366, SLG: 0.394 (1, 6)	2-3 1-2		0-1 1-3 1B 2B		1-1 FC5-4 1B		0-3 K		1-2 G6-3	5	0	2	0	0	2	4
Bruce Aven, R OBP: 0.368, SLG: 0.476 (1, 7)	1-3 K		0-1 1-3 2B		1-2 FC5-4 1-2f		0-0 L7			4	0	1	1	0	1	4
Kevin Millar, R OBP: 0.388, SLG: 0.459 (1, 3)	4-1 BB		1-2 K		2-3 K			2-3 K		3	0	0	0	1	3	3
Preston Wilson, R OBP: 0.344, SLG: 0.528 (1, 8)	0-3 K		0-0 P2			1-2 G6-3		4-2 2B BB		3	1	0	0	1	1	4
Danny Bautista, R OBP: 0.294, SLG: 0.413 (1, 9)		1-0 F9		0-0 F9		3-2 F7		2-2 1-H 2B		4	0	1	1	0	0	0
Chris Clapinski, S OBP: 0.354, SLG: 0.300 (1, 5)		1-3 K		0-2 P5		1-1 G6-3		1-3 K		4	0	0	0	0	2	0
Mike Redmond, R OBP: 0.366, SLG: 0.330 (1, 2)		1-3 K		4-1 BB			1-0 1B 1B		1-2 G6-3	3	0	1	0	1	1	0
Brian Meadows, R OBP: 0.182, SLG: 0.190 (7, 1) Vic Darenbourg, L OBP: 0.322, SLG: 0.385 (7, PH) Armando Almanza, L OBP: 0.284, SLG: 0.545 (8, 1) Brian Edmondson, R OBP: 0.284, SLG: 0.545 (9, 1) Brent Billingsley, L OBP: 0.285, SLG: 0.346 (9, PH)			0-3 K		2-2 F8		1-1 P7		1-1 G6-3	2	0	0	0	0	1	1

Inning Stats	R: 0	H: 0	E: 0	K: 3	S: 12	R: 0	H: 0	E: 0	K: 2	S: 7	R: 1	H: 3	E: 0	K: 2	S: 13	R: 0	H: 0	E: 0	K: 0	S: 8	R: 0	H: 1	E: 0	K: 1	S: 9	R: 0	H: 0	E: 0	K: 0	S: 9	R: 0	H: 2	E: 0	K: 1	S: 11	R: 1	H: 1	E: 0	K: 2	S: 11	R: 0	H: 1	E: 0	K: 0	S: 11	1B: 6	SF: 0	2B: 2	3B: 0	HR: 0	WP: 0	PA: 38
PITCHER	IP	WLS	BF	H	R	ER	SO	BB	IBB	HBP	BLK	WP	HR	S	P	ERA	WHIP																																			
Randy Johnson, L ERA: 2.51 (1, 1)	7.0	W	30	6	1	1	9	3	0	0	0	0	0	69	103	1.29	1.286																																			
Gregg Olson, R ERA: 3.74 (8, 1)	1.0	H	4	1	1	1	2	1	0	0	0	0	0	11	20	9.00	2.000																																			
Darren Holmes, R ERA: 2.65 (9, 1)	1.0		4	1	0	0	0	0	0	0	0	0	0	11	17	0.00	1.000																																			

**BOTTOM**

**Arizona Diamondbacks @ Florida Marlins**  
**Pro Player Stadium, Miami, FL**  
 Thu Aug 26 1999, 1:05 PM EDT  
 Att: 13,521 - Cloudy - 89 F

livebaseballscorecards.com

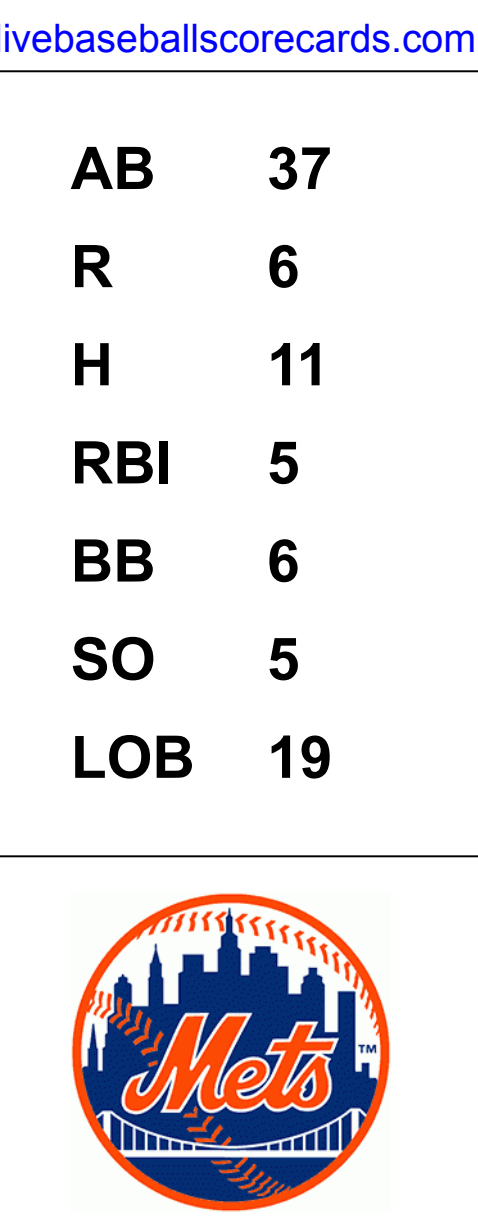
<b>AB</b>	<b>34</b>
<b>R</b>	<b>2</b>
<b>H</b>	<b>8</b>
<b>RBI</b>	<b>2</b>
<b>BB</b>	<b>4</b>
<b>SO</b>	<b>11</b>
<b>LOB</b>	<b>17</b>





Batter	1	2	3	4	5	6	7	8	9	AB R H RBI BB SO LOB	TOP		
Rickey Henderson, R OBP: 0.450, SLG: 0.502 (1, 7)	1-0 1B 2B		0-0 F7			0-0 G4-3			2-1 L3	4 1 1 0 1 0 2			
Edgardo Alfonzo, R OBP: 0.380, SLG: 0.508 (1, 4)	1-1 G6-3 1B		2-0 F8			4-1 BB 1-2 BB		1-1 G6-3 BLK 2B	0-2 31 2B 2B	4 2 3 1 1 0 0			
John Olerud, L OBP: 0.441, SLG: 0.472 (1, 3)	1-0 G6-3 1-2f		2-1 1B			0-2 G3		1-2 G6-3 2-3	4-2 31 2B BB	4 0 1 0 1 0 4			
31 Mike Piazza, R OBP: 0.368, SLG: 0.597 (1, 2)	2-1 F7		0-1 L7			1-0 F8		4-0 BLK IBB	2-0 1-3 2-H 2B	4 0 1 1 1 0 1			
Robin Ventura, L OBP: 0.376, SLG: 0.554 (1, 5)		2-2 G3		2-2 G3		0-0 2B 1B		3-1 P3 1-2 3-H	4-0 FC6-4 IBB	4 1 1 0 1 0 1			
Shawon Dunston, R OBP: 0.333, SLG: 0.448 (1, 8)		1-2 2B G6-3 1B		1-3 K		0-1 1B 2B		2-1 F9	3-1 P9	5 2 2 0 0 1 4			
Benny Agbayani, R OBP: 0.357, SLG: 0.506 (1, 9)		1-2 SAFE SAFE 2B		1-1 F9		4-0 1B IBB			2-2 FC6-4 1-2f	4 0 1 0 1 0 3 0 0 0 0 0 0 0 0 0 0 0 0 0 0	AB 37 R 6 H 11 RBI 5 BB 6 SO 5 LOB 19		
Billy Taylor, R (9, 1)		1-3 2B											
Armando Benitez, R (9, 1)													
Rey Ordonez, R OBP: 0.315, SLG: 0.318 (1, 6)		0-0 G6-3 3-H				0-1 F7		2-1 G3-1 1-2 2-H 3-H 1B	0-0 G3-1	4 0 1 3 0 0 1			
Octavio Dotel, R OBP: 0.227, SLG: 0.105 (1, 1)		1-3 K				1-3 K		1-3 K	0-3 K	4 0 0 0 0 4 3 0 0 0 0 0 0 0			
Roger Cedeno, S OBP: 0.390, SLG: 0.406 (9, 9)													
<b>Inning Stats</b>	R: 1 H: 2 E: 0 LOB: 0 K: 0 BB: 0 S: 6 P: 11	R: 1 H: 2 E: 0 LOB: 1 K: 1 BB: 0 S: 13 P: 18	R: 0 H: 1 E: 0 LOB: 1 K: 0 BB: 0 S: 6 P: 10	R: 0 H: 0 E: 0 LOB: 0 K: 1 BB: 0 S: 9 P: 13	R: 0 H: 0 E: 0 LOB: 2 K: 1 BB: 2 S: 10 P: 19	R: 2 H: 3 E: 0 LOB: 2 K: 1 BB: 1 S: 10 P: 18	R: 1 H: 1 E: 0 LOB: 1 K: 0 BB: 1 S: 9 P: 20	R: 0 H: 0 E: 0 LOB: 0 K: 1 BB: 0 S: 7 P: 10	R: 1 H: 2 E: 0 LOB: 3 K: 0 BB: 2 S: 14 P: 31	1B: 5 SF: 0 2B: 6 SAC: 0 3B: 0 DP: 1 HR: 0 HBP: 0	WP: 0 PA: 43 PB: 0 SB: 0 CS: 0		
<b>PITCHER</b>	IP WLS BF H R ER SO BB IBB HBP BLK WP HR S P ERA WHIP											<b>PITCHER</b>	IP WLS BF H R ER SO BB IBB HBP BLK WP HR S P ERA WHIP
Omar Daal, L ERA: 3.53 (1, 1)	6.0 L 28 8 4 4 4 2 1 0 0 0 0 54 89 6.00 1.667												
Brian Anderson, L ERA: 5.49 (7, 1)	2.0 8 1 1 1 1 0 1 0 1 0 0 16 30 4.50 0.500												
Darren Holmes, R ERA: 2.83 (9, 1)	1.0 7 2 1 1 0 1 1 0 0 0 0 14 31 9.00 3.000												

**New York Mets @ Arizona Diamondbacks**  
 Bank One Ballpark, Phoenix, AZ  
 Fri Aug 27 1999, 10:05 PM EDT  
 Att: 42,581 - Dome - 72 F



AB 37  
 R 6  
 H 11  
 RBI 5  
 BB 6  
 SO 5  
 LOB 19

WP: 0 PA: 43  
 PB: 0  
 SB: 0  
 CS: 0

livebaseballscorecards.com

Batter	1	2	3	4	5	6	7	8	9	AB	R	H	RBI	BB	SO	LOB
Tony Womack, L OBP: 0.339, SLG: 0.377 (1, 9)	0-2 G4-3 1B		3-2 F8			0-1 SH2-3		1-2 G4-3		3	0	1	0	0	0	1
Jay Bell, R OBP: 0.353, SLG: 0.532 (1, 4)	1-1 G6-3 1-2		1-0 F7			1-1 SF9			0-2 1B 1B 1B	3	1	1	1	0	0	2
Luis Gonzalez, L OBP: 0.405, SLG: 0.561 (1, 7)	2-2 G4-3 2-3				2-1 P5	3-2 L6			1-2 1B 1B 1B	4	1	1	0	0	0	1
Matt Williams, R OBP: 0.349, SLG: 0.548 (1, 5)	1-1 L8				1-3 K		0-0 P4		1-1 1B 1B 1B	4	0	1	1	0	1	1
Erubiel Durazo, L OBP: 0.415, SLG: 0.544 (1, 3)		2-2 G5-4-3 1B			2-3 K		0-0 F9		1-3 3-H K	4	0	1	0	0	2	2
Steve Finley, L OBP: 0.334, SLG: 0.502 (1, 8)		0-3 K				0-0 F9		2-2 2B	1-2 P2	4	0	1	0	0	1	3
Kelly Stinnett, R OBP: 0.289, SLG: 0.426 (1, 2)		2-2 G5-4-3 1-2				0-2 P6		0-3 K	0-0 1B 1-3	4	0	1	1	0	1	2
Andy Fox, L OBP: 0.357, SLG: 0.382 (1, 6)			4-2 SH1-4 BB			1-0 L4		2-3 K	0-0 P3	3	0	0	0	1	1	2
Omar Daal, L OBP: 0.259, SLG: 0.268 (1, 1)			0-0 SH1-4			3-2 SH2-3 SF9 2B		0-3 K		0	0	0	0	0	0	0
Bernard Gilkey, R OBP: 0.381, SLG: 0.500 (6, PH)										1	1	1	0	0	0	0
Brian Anderson, R OBP: 0.200, SLG: 0.345 (7, 1)										0	0	0	0	0	0	0
Rob Ryan, L OBP: 0.222, SLG: 0.556 (8, PH)										1	0	0	0	0	1	0
Darren Holmes, R (9, 1)										0	0	0	0	0	0	0

Inning Stats	R: 0	H: 1	E: 0	LOB: 1	K: 0	S: 11	R: 0	H: 1	E: 0	LOB: 0	K: 1	S: 13	R: 0	H: 0	E: 0	LOB: 0	K: 2	S: 8	R: 0	H: 0	E: 0	LOB: 0	K: 0	S: 5	R: 1	H: 1	E: 0	LOB: 0	K: 0	S: 11	R: 0	H: 1	E: 0	LOB: 1	K: 1	S: 11	R: 0	H: 0	E: 0	LOB: 0	K: 2	S: 11	R: 0	H: 0	E: 0	LOB: 0	K: 2	S: 11	R: 2	H: 4	E: 0	LOB: 2	K: 1	S: 20	1B: 6	SF: 1	2B: 2	SAC: 2	3B: 0	DP: 1	HR: 0	HBP: 0	WP: 0	PA: 35
--------------	------	------	------	--------	------	-------	------	------	------	--------	------	-------	------	------	------	--------	------	------	------	------	------	--------	------	------	------	------	------	--------	------	-------	------	------	------	--------	------	-------	------	------	------	--------	------	-------	------	------	------	--------	------	-------	------	------	------	--------	------	-------	-------	-------	-------	--------	-------	-------	-------	--------	-------	--------

PITCHER	IP	WLS	BF	H	R	ER	SO	BB	IBB	HBP	BLK	WP	HR	S	P	ERA	WHIP
Octavio Dotel, R ERA: 5.2 (1, 1)	8.0	W	28	4	1	1	6	1	0	0	0	0	0	76	110	1.12	0.625
Billy Taylor, R ERA: 5.36 (9, 1)	0.0		3	3	2	2	0	0	0	0	0	0	0	8	10	∞	∞
Armando Benitez, R ERA: 2.11 (9, 1)	1.0	S	4	1	0	0	1	0	0	0	0	0	0	12	14	0.00	1.000

BOTTOM

New York Mets @ Arizona Diamondbacks  
Bank One Ballpark, Phoenix, AZ  
Fri Aug 27 1999, 10:05 PM EDT  
Att: 42,581 - Dome - 72 F

livebaseballscorecards.com

AB	31
R	3
H	8
RBI	3
BB	1
SO	7
LOB	14





**New York Mets @ Arizona Diamondbacks**  
 Bank One Ballpark, Phoenix, AZ

Sat Aug 28 1999, 10:05 PM EDT  
 Att: 47,076 - Dome - 72 F

AB	33
R	3
H	6
RBI	3
BB	2
SO	6
LOB	12



Batter	1	2	3	4	5	6	7	8	9	AB R H RBI BB SO LOB	TOP	
Rickey Henderson, R OBP: 0.451, SLG: 0.502 (1, 7)	1-2 FC6-4 1B		2-2 G2-3		3-2 1B		2-1 P9			4 0 2 0 0 0 0		
Edgardo Alfonzo, R OBP: 0.377, SLG: 0.504 (1, 4)	1-3 K		3-3 K		0-0 G5-3		2-2 L7			4 0 0 0 0 2 2		
John Olerud, L OBP: 0.438, SLG: 0.468 (1, 3)	1-2 L7		0-0 G3			1-1 E4 31 G4-3 31 WP 2B		1-1 F7		4 1 0 0 0 0 1		
31 Mike Piazza, R OBP: 0.367, SLG: 0.592 (1, 2)	2-1 FC6-4 1-2f			4-2 G3-1 BLK 1B BB		2-0 G4-3		1-1 G4-3		3 1 0 0 1 0 2		
Robin Ventura, L OBP: 0.375, SLG: 0.553 (1, 5)		0-0 F8		2-2 G3-1		0-0 G4-3 1B 2B		0-0 G3		4 1 1 1 0 0 1		
Darryl Hamilton, L OBP: 0.390, SLG: 0.418 (1, 8)		4-2 1B BB		2-0 G4-3		2-1 G4-3		1-2 G6-3		3 0 0 0 1 0 2		
Roger Cedeno, S OBP: 0.392, SLG: 0.408 (1, 9)		1-1 F9		0-0 CS 1B		0-0 1B		2-3 K		3 0 2 2 0 0 1		
Dennis Cook, L (6, 1)										0 0 0 0 0 0 0		
Pat Mahomes, R OBP: 0.333, SLG: 0.533 (8, 1)										0 0 0 0 0 0 0		
Matt Franco, L (9, PH) OBP: 0.367, SLG: 0.393										1 0 0 0 0 1 0		
Rey Ordonez, R OBP: 0.314, SLG: 0.317 (1, 6)		0-1 CS 1-2 1B		0-1 CS 1-2		3-1 F9		2-3 K		4 0 1 0 0 1 1		
Orel Hershiser, R OBP: 0.151, SLG: 0.160 (1, 1)										2 0 0 0 0 2 2		
Shawon Dunston, R OBP: 0.332, SLG: 0.446 (6, 9)										1 0 0 0 0 0 0		
<b>Inning Stats</b>	R: 0 H: 1 E: 0 LOB: 1 K: 1 BB: 0 S: 11 P: 16	R: 0 H: 1 E: 0 LOB: 2 K: 1 BB: 1 S: 13 P: 18	R: 0 H: 0 E: 0 LOB: 0 K: 1 BB: 0 S: 8 P: 13	R: 1 H: 1 E: 0 LOB: 0 K: 0 BB: 1 S: 10 P: 18	R: 0 H: 1 E: 0 LOB: 1 K: 1 BB: 0 S: 9 P: 16	R: 2 H: 2 E: 1 LOB: 1 K: 0 BB: 0 S: 8 P: 13	R: 0 H: 0 E: 0 LOB: 0 K: 0 BB: 0 S: 6 P: 11	R: 0 H: 0 E: 0 LOB: 0 K: 2 BB: 0 S: 10 P: 15	R: 0 H: 0 E: 0 LOB: 0 K: 2 BB: 0 S: 10 P: 15	1B: 5 SF: 0 2B: 1 SAC: 0 3B: 0 DP: 0 HR: 0 HBP: 0	WP: 1 PA: 36 PB: 0 SB: 0 CS: 1	
<b>PITCHER</b>	IP WLS BF H R ER SO BB IBB HBP BLK WP HR S P ERA WHIP											
Armando Reynoso, R (1, 1) ERA: 3.74	7.0 W 29 6 3 1 4 2 0 0 1 1 0 65 105 1.29 1.143											
Greg Swindell, L (8, 1) ERA: 2.47	1.0 H 3 0 0 0 0 0 0 0 0 0 0 5 7 0.00 0.000											
Matt Mantei, R (9, 1) ERA: 2.65	1.0 S 3 0 0 0 2 0 0 0 0 0 0 10 15 0.00 0.000											

Batter	1	2	3	4	5	6	7	8	9
<b>Tony Womack, L</b> OBP: 0.338, SLG: 0.374 (1, 9)	1-1 G3			4-1 1B BB		2-0 G4-3	2-1 FC4-6 2B		
<b>Jay Bell, R</b> OBP: 0.356, SLG: 0.536 (1, 4)	3-3 K			2-2 G3 1B 1-H		1-2 1B 1B	1-0 2B 1-H		
<b>Luis Gonzalez, L</b> OBP: 0.404, SLG: 0.559 (1, 7)	0-2 G4-3			0-2 G3 1-2		1-2 1B 1B	2-0 F9		
<b>Matt Williams, R</b> OBP: 0.348, SLG: 0.551 (1, 5)		2-3 K		2-2 FC6-5-4-1 2-3		1-3 K		3-0 HR	
<b>Erubiel Durazo, L</b> OBP: 0.407, SLG: 0.528 (1, 3)		1-0 G4-3		0-0 L9		1-1 1B 1B 1-3 2-H	1-3 K		
<b>Steve Finley, L</b> OBP: 0.333, SLG: 0.500 (1, 8)		1-2 G3			3-1 F7	1-2 1B 3-H	0-1 P6		
<b>Damian Miller, R</b> OBP: 0.292, SLG: 0.397 (1, 2)			1-2 G6-3		3-2 G6-3	3-3 K	2-3 K		
<b>Hanley Frias, S</b> OBP: 0.326, SLG: 0.240 (1, 6)		1-3 K			2-2 1B		4-2 FC4-6 BB		
<b>Armando Reynoso, R</b> OBP: 0.159, SLG: 0.205 (1, 1)			2-3 K		1-1 P5		3-1 P3		
<b>Bernard Gilkey, R</b> OBP: 0.379, SLG: 0.497 (7, PH)									
<b>Greg Swindell, L</b> (8, 1)									
<b>Matt Mantei, R</b> (9, 1)									

AB	R	H	RBI	BB	SO	LOB
3	2	0	0	1	0	1
4	1	3	2	0	1	0
4	1	1	0	0	0	2
4	1	1	1	0	2	3
4	0	1	1	0	1	1
4	0	1	1	0	0	0
4	0	0	0	0	2	2
2	0	1	0	1	1	0
2	0	0	0	0	1	1
1	0	0	0	0	0	1
0	0	0	0	0	0	0
0	0	0	0	0	0	0

AB	R	H	RBI	BB	SO	LOB
32	5	8	5	2	8	11

Inning Stats		R: 0	H: 0	E: 0	K: 1	S: 9	R: 0	H: 0	E: 0	K: 1	S: 7	R: 0	H: 0	E: 0	K: 2	S: 9	R: 1	H: 1	E: 0	K: 0	S: 12	R: 0	H: 1	E: 0	K: 0	S: 13	R: 2	H: 4	E: 0	K: 2	S: 19	R: 1	H: 1	E: 0	K: 0	S: 11	R: 1	H: 1	E: 0	K: 2	S: 9													
PITCHER		IP	WLS	BF	H	R	ER	SO	BB	IBB	HBP	BLK	WP	HR	S	P	ERA	WHIP	PITCHER		IP	WLS	BF	H	R	ER	SO	BB	IBB	HBP	BLK	WP	HR	S	P	ERA	WHIP																	
<b>Orel Hershiser, R</b> ERA: 4.67 (1, 1)		5.2		23	5	3	3	5	1	0	0	0	0	0	63	98	4.76	1.059	<b>Dennis Cook, L</b> ERA: 3.47 (6, 1)		1.1	L	7	2	1	1	1	0	0	0	0	0	17	33	6.75	2.250	<b>Pat Mahomes, R</b> ERA: 3.28 (8, 1)		1.0		4	1	1	1	2	0	0	0	0	0	9	15	9.00	1.000

**New York Mets @ Arizona Diamondbacks**  
Bank One Ballpark, Phoenix, AZ

Sat Aug 28 1999, 10:05 PM EDT  
Att: 47,076 - Dome - 72 F

[livebaseballscorecards.com](http://livebaseballscorecards.com)

**AB** 32

**R** 5


**H** 8

**RBI** 5

**BB** 2

**SO** 8

**LOB** 11





Batter	1	2	3	4	5	6	7	8	9	AB R H RBI BB SO LOB	TOP														
Rickey Henderson, R OBP: 0.453, SLG: 0.503 (1, 7)	1-1 F9 1B	3-1 2B 1B		3-1 S 1B		1-0 G3-1 2-3			1-1 F9	5 1 3 1 0 0 1															
Edgardo Alfonzo, R OBP: 0.376, SLG: 0.503 (1, 4)	1-0 F9	3-2 2B 1B		2-2 G6-3 1-2		3-2 F8			2-1 P4	5 0 1 1 0 0 3															
John Olerud, L OBP: 0.437, SLG: 0.466 (1, 3)	1-2 FC4-6 1B	3-1 G6-3		3-1 P5					1-1 F8	4 0 1 0 0 0 2															
Robin Ventura, L OBP: 0.374, SLG: 0.550 (1, 5)	2-1 F9		4-2 1B 1B BB	2-2 G3					2-3 K	3 1 0 0 1 1 3															
Darryl Hamilton, L OBP: 0.389, SLG: 0.416 (1, 8)	2-1 FC4-6 1-2f		1-1 1B 1B		0-2 G1-3				0-0 G5-3	4 0 1 0 0 0 2															
Roger Cedeno, S OBP: 0.394, SLG: 0.410 (1, 9)		2-2 G5-3 1B	2-2 CS 1B		1-1 G1-3				2-3 K	3 1 2 1 0 0 0															
Shawon Dunston, R OBP: 0.330, SLG: 0.443 (8, PH)			1-3 3-H 1B		2-0 F8				0-3 K	1 0 0 0 0 1 0															
Todd Pratt, R OBP: 0.357, SLG: 0.376 (1, 2)		1 SAFE 1 SAFE G5-3	3-3 1 SAFE 1 SAFE K						2-2 P3	3 0 0 0 0 1 3															
Matt Franco, L OBP: 0.364, SLG: 0.390 (8, PH)		1-2 G5-3	1-2 K							1 0 0 0 0 1 0															
31 Mike Piazza, R OBP: 0.367, SLG: 0.592 (8, 2)										0 0 0 0 0 0 0															
Rey Ordonez, R OBP: 0.318, SLG: 0.320 (1, 6)		2-0 SH5-4 1B	4-0 IBB							3 1 2 1 1 0 0															
Al Leiter, L OBP: 0.130, SLG: 0.136 (1, 1)		0-1 SH5-4	2-3 K																						
Jeff Tam, R (7, 1)																									
Chuck McElroy, L (7, 1)																									
Billy Taylor, R (8, 1)																									
Luis Lopez, S (9, PH)																									
<b>Inning Stats</b>	R: 0 E: 0 K: 0 S: 10	H: 2 LOB: 2 BB: 0 P: 17	R: 3 E: 0 K: 0 S: 18	H: 4 LOB: 1 BB: 0 P: 33	R: 1 E: 0 K: 2 S: 20	H: 2 LOB: 2 BB: 2 P: 35	R: 0 E: 0 K: 0 S: 11	H: 1 LOB: 1 BB: 0 P: 21	R: 0 E: 0 K: 0 S: 6	H: 0 LOB: 0 BB: 0 P: 9	R: 0 E: 0 K: 1 S: 9	H: 1 LOB: 1 BB: 0 P: 14	R: 0 E: 0 K: 1 S: 6	H: 0 LOB: 0 BB: 0 P: 9	R: 0 E: 0 K: 2 S: 9	H: 0 LOB: 0 BB: 0 P: 13	R: 0 E: 0 K: 0 S: 6	H: 0 LOB: 0 BB: 0 P: 10	1B: 9 2B: 1 3B: 0 HR: 0	SF: 0 SAC: 2 DP: 0 HBP: 0	WP: 0 PB: 0 SB: 2 CS: 1	PA: 38			
<b>PITCHER</b>	IP WLS BF H R ER SO BB IBB HBP BLK WP HR S P ERA WHIP																								
Andy Benes, R (1, 1)	4.0		22	9	4	4	2	1	1	0	0	0	0	59	106	9.00	2.500								
Brian Anderson, L (5, 1)	2.0	W	7	1	0	0	0	0	0	0	0	0	0	15	23	0.00	0.500								
Greg Swindell, L (7, 1)	1.0	H	3	0	0	0	1	0	0	0	0	0	0	6	9	0.00	0.000								
Gregg Olson, R (8, 1)	2.0	S	6	0	0	0	2	0	0	0	0	0	0	15	23	0.00	0.000								

**New York Mets @ Arizona Diamondbacks**  
 Bank One Ballpark, Phoenix, AZ  
 Sun Aug 29 1999, 8:05 PM EDT  
 Att: 38,596 - Dome - 72 F

AB	34
R	4
H	10
RBI	4
BB	2
SO	5
LOB	16













Batter	1	2	3	4	5	6	7	8	9	AB R H RBI BB SO LOB	TOP	
James Mouton, R (1, 9) OBP: 0.364, SLG: 0.378	2-3 K		1-3 K 1B		2-3 K			0-1 F8		4 0 0 0 0 3 0		
Wilton Guerrero, S (1, 7) OBP: 0.331, SLG: 0.409 Anthony Telford, R (8, 1) Ryan McGuire, L (9, 3) OBP: 0.351, SLG: 0.362	2-1 G4-3		1-1 1-2 1B		1-0 G4-3			0-3 K		4 0 1 0 0 1 0 0 0 0 0 0 0 0 0 0 0 0 0 0 0		
Jose Vidro, S (1, 4) OBP: 0.355, SLG: 0.505	1-3 K		0-3 K		1-1 G5-3			3-2 G5-3		4 0 0 0 0 2 2		
Rondell White, R (1, 8) OBP: 0.361, SLG: 0.514 (8, 7)		1-0 PB 2B 1B	1-0 L6		2-3 K			1-0 1B L6-5 2B		4 1 2 0 0 1 2		
Chris Widger, R (1, 2) OBP: 0.333, SLG: 0.482		1 SAFE 2-3 K 1-2		4-2 G4-6-3 BB		2-3 K		4-2 1B BB		2 0 0 0 2 2 1		
Michael Barrett, R (1, 5) OBP: 0.346, SLG: 0.437 Ugueth Urbina, R (9, 1)		0-0 2-H 2B		0-1 G4-6-3 1-2f		0-0 G5-3		2-0 1-2 2-3 1B		4 0 2 1 0 0 1 0 0 0 0 0 0 0		
Shane Andrews, R (1, 3) OBP: 0.287, SLG: 0.337 (9, 5)		2-3 K		2-1 F8		0-3 K		2-1 L6-5 3-H		4 0 0 0 0 2 4		
Geoff Blum, S (1, 6) OBP: 0.364, SLG: 0.585		0-3 K			0-0 G1-3			3-1 HR		3 1 1 1 0 1 1		
Mike Thurman, R (1, 1) OBP: 0.081, SLG: 0.029 Mike Mordecai, R (8, PH) Manny Martinez, R (8, 8) OBP: 0.291, SLG: 0.353			2-3 K		0-3 K			2-2 F9		2 0 0 0 0 2 0 1 0 0 0 0 0 0 0 0 0 0 0 0 0		
<b>Inning Stats</b>	R: 0 H: 0 E: 0 LOB: 0 K: 2 BB: 0 S: 8 P: 13	R: 1 H: 2 E: 0 LOB: 1 K: 3 BB: 0 S: 12 P: 17	R: 0 H: 1 E: 0 LOB: 2 K: 3 BB: 0 S: 19 P: 24	R: 0 H: 0 E: 0 LOB: 0 K: 0 BB: 1 S: 6 P: 12	R: 0 H: 0 E: 0 LOB: 0 K: 2 BB: 0 S: 7 P: 9	R: 0 H: 0 E: 0 LOB: 0 K: 1 BB: 0 S: 6 P: 10	R: 0 H: 0 E: 0 LOB: 0 K: 2 BB: 0 S: 7 P: 9	R: 1 H: 1 E: 0 LOB: 0 K: 1 BB: 0 S: 11 P: 16	R: 0 H: 2 E: 0 LOB: 2 K: 0 BB: 1 S: 9 P: 21	1B: 3 SF: 0 2B: 3 SAC: 0 3B: 0 DP: 2 HR: 1 HBP: 0	WP: 0 PA: 34 PB: 2 SB: 0 CS: 0	
<b>PITCHER</b> Randy Johnson, L (1, 1) ERA: 2.47 Gregg Olson, R (9, 1) ERA: 3.51	IP WLS BF H R ER SO BB IBB HBP BLK WP HR S P ERA WHIP	8.0 L 29 4 2 1 14 1 0 0 0 0 0 1 76 110 1.12 0.625	1.0 5 2 0 0 0 1 0 0 0 0 0 0 9 21 0.00 3.000	<b>PITCHER</b> IP WLS BF H R ER SO BB IBB HBP BLK WP HR S P ERA WHIP								

**Montreal Expos @ Arizona Diamondbacks**  
Bank One Ballpark, Phoenix, AZ  
Tue Aug 31 1999, 9:35 PM EDT  
Att. 32,154 - Dome - 72 F

AB	32
R	2
H	6
RBI	2
BB	2
SO	14
LOB	11













Batter	1	2	3	4	5	6	7	8	9	AB R H RBI BB SO LOB	TOP											
Tony Womack, L (1, 9) OBP: 0.334, SLG: 0.366	1-3 K			0-2 E4 S 1B		3-2 G6-3		0-1 P7		4 0 0 0 0 1 3												
Jay Bell, R (1, 4) OBP: 0.359, SLG: 0.540	0-2 F8			1-1 SAFE L3 1-2 1B			3-3 K	0-3 K		4 0 1 0 0 2 3												
Luis Gonzalez, L (1, 7) OBP: 0.408, SLG: 0.568	2-3 K			2-2 L3 1-2			0-0 L7		4-0 1B 1B 1B BB	3 1 0 0 1 1 2												
Matt Williams, R (1, 5) OBP: 0.341, SLG: 0.537			1-3 K	1-3 K			0-3 K		0-1 F9	4 0 0 0 0 3 2												
Steve Finley, L (1, 8) OBP: 0.331, SLG: 0.489			2-2 F7		0-0 F7			2-2 1B G3 1B	2-2 1B 1-2 1B	4 2 2 0 0 0 0												
Erubiel Durazo, L (1, 3) OBP: 0.376, SLG: 0.512			1-3 K		0-3 K			2-2 G3	0-1 1B	3 0 0 0 0 2 1												
Greg Colbrunn, R (9, PH) OBP: 0.412, SLG: 0.505								1-2 1B	1-2 2-3 1B	1 0 1 0 0 0 0												
Damian Miller, R (1, 2) OBP: 0.295, SLG: 0.398				1-1 G6-3		0-0 F8		1-1 1B 1B	2-1 1-2 2-H 3-H 1B	4 0 2 2 0 0 0												
Hanley Frias, S (1, 6) OBP: 0.330, SLG: 0.250				3-2 P8			0-1 L8	1-0 1B	1-2 2-3 3-H 1B	4 0 1 1 0 1 2												
Armando Reynoso, R (1, 1) OBP: 0.196, SLG: 0.200				0-0 P6			1-3 K	1-0 1B	3-1 G5-3	1 0 0 0 0 0 0												
Erik Sabel, R (4, 1)										0 0 0 0 0 0 0												
Darren Holmes, R (5, 1)										0 0 0 0 0 0 0												
Rob Ryan, L (6, PH) OBP: 0.280, SLG: 0.550										1 0 0 0 0 0 1												
Brian Anderson, R (6, 1) OBP: 0.200, SLG: 0.345										0 0 0 0 0 0 0												
Lenny Harris, L (8, PH) OBP: 0.321, SLG: 0.370										1 0 1 0 0 0 0												
Bobby Chouinard, R (8, 1) OBP: 0.370, SLG: 0.494										0 0 0 0 0 0 0												
Bernard Gilkey, R (9, PH)										1 0 0 0 0 0 2												
<b>Inning Stats</b>	R: 0 E: 0 K: 2 S: 10	H: 0 LOB: 0 BB: 0 P: 13	R: 0 E: 0 K: 2 S: 10	H: 0 LOB: 0 BB: 0 P: 14	R: 0 E: 0 K: 0 S: 7	H: 0 LOB: 0 BB: 0 P: 11	R: 0 E: 1 K: 1 S: 15	H: 1 LOB: 1 BB: 0 P: 19	R: 0 E: 0 K: 1 S: 5	H: 0 LOB: 0 BB: 0 P: 5	R: 0 E: 0 K: 1 S: 8	H: 0 LOB: 0 BB: 0 P: 12	R: 0 E: 0 K: 2 S: 7	H: 0 LOB: 0 BB: 0 P: 10	R: 1 E: 0 K: 1 S: 16	H: 4 LOB: 3 BB: 0 P: 23	R: 2 E: 0 K: 1 S: 15	H: 3 LOB: 2 BB: 1 P: 28	1B: 8 2B: 1 3B: 0 HR: 0	SF: 0 SAC: 0 DP: 1 HBP: 0	WP: 0 PB: 0 SB: 1 CS: 0	PA: 36
<b>PITCHER</b>	IP WLS BF H R ER SO BB IBB HBP BLK WP HR S P ERA WHIP																					
Kevin Millwood, R (1, 1) ERA: 2.91	8.0 W 29 5 1 1 10 0 0 0 0 0 0 0 78 107 1.12 0.625																					
Bruce Chen, L (9, 1) ERA: 6.75	0.1 3 1 2 2 0 1 0 0 0 0 0 0 5 11 54.00 6.000																					
30 Kevin McGlinchy, R (9, 1) ERA: 3.03	0.2 4 2 0 0 0 1 0 0 0 0 0 0 10 17 0.00 3.000																					

**Arizona Diamondbacks @ Atlanta Braves**  
Turner Field, Atlanta, GA

**AB 35**  
**R 3**  
**H 8**  
**RBI 3**  
**BB 1**  
**SO 11**  
**LOB 15**



Fri Sep 03 1999, 7:40 PM EDT  
Att. 38,389 - Cloudy - 82 F

livebaseballscorecards.com

Batter	1	2	3	4	5	6	7	8	9
Gerald Williams, R (1, 7) OBP: 0.325, SLG: 0.429	F8		SH3 1B	1B 10 1B	FC6-4 BB			G6-3	
Bret Boone, R (1, 4) OBP: 0.316, SLG: 0.421	F9		SH3	10 1B	FC6-4			K	
10 Chipper Jones, S (1, 5) OBP: 0.442, SLG: 0.622	2B BB		L6	1-2 2-H 1B	F8			F7	
Brian Jordan, R (1, 9) OBP: 0.362, SLG: 0.493	1-1 1-3 2B		K	F9		L9			
Ryan Klesko, L (1, 3) OBP: 0.376, SLG: 0.544	1-2 P6			HR	WP 1B HBP BB	G4-3			
Brian Hunter, R (9, 3) OBP: 0.354, SLG: 0.429									
Andruw Jones, R (1, 8) OBP: 0.364, SLG: 0.500		F8		HR	WP 1B HBP	F8			
Greg Myers, L (1, 2) OBP: 0.359, SLG: 0.402		F8		SH3-4 1B BB			F7		
José Hernández, R (1, 6) OBP: 0.346, SLG: 0.436		F9		P6	BB 1B FC6-4 IBB		F8		
Walt Weiss, S (8, 6) OBP: 0.312, SLG: 0.313									
Kevin Millwood, R (1, 1) OBP: 0.197, SLG: 0.203			SH3 1B	SH3-4	FC6-4 BB		K		
Bruce Chen, L (9, 1)									
30 Kevin McGlinchy, R (9, 1)									

Inning Stats	R: 0	H: 1	E: 0	K: 0	S: 11	LOB: 2	BB: 1	P: 18	R: 0	H: 0	E: 0	K: 0	S: 7	LOB: 0	BB: 0	P: 11	R: 0	H: 2	E: 0	K: 1	S: 10	LOB: 2	BB: 0	P: 15	R: 4	H: 5	E: 0	K: 0	S: 15	LOB: 2	BB: 1	P: 27	R: 3	H: 1	E: 0	K: 1	S: 12	LOB: 2	BB: 3	P: 27	R: 0	H: 0	E: 0	K: 0	S: 4	LOB: 0	BB: 0	P: 8	R: 0	H: 0	E: 0	K: 1	S: 6	LOB: 0	BB: 0	P: 8	R: 0	H: 0	E: 0	K: 1	S: 8	LOB: 0	BB: 0	P: 10
--------------	------	------	------	------	-------	--------	-------	-------	------	------	------	------	------	--------	-------	-------	------	------	------	------	-------	--------	-------	-------	------	------	------	------	-------	--------	-------	-------	------	------	------	------	-------	--------	-------	-------	------	------	------	------	------	--------	-------	------	------	------	------	------	------	--------	-------	------	------	------	------	------	------	--------	-------	-------

PITCHER	IP	WLS	BF	H	R	ER	SO	BB	IBB	HBP	BLK	WP	HR	S	P	ERA	WHIP
Armando Reynoso, R (1, 1) ERA: 3.89	3.2	L	21	8	4	4	1	2	0	0	0	0	2	42	69	9.82	2.727
Erik Sabel, R (4, 1) ERA: 3.24	0.2		7	1	3	3	1	2	1	1	0	1	0	11	27	40.50	4.500
Darren Holmes, R (5, 1) ERA: 3.35	0.2		2	0	0	0	0	0	0	0	0	0	0	2	2	0.00	0.000
Brian Anderson, L (6, 1) ERA: 5.27	2.0		6	0	0	0	1	0	0	0	0	0	0	10	16	0.00	0.000
Bobby Chouinard, R (8, 1) ERA: 2.1	1.0		3	0	0	0	1	0	0	0	0	0	0	8	10	0.00	0.000

**BOTTOM**

AB R H RBI BB SO LOB

4	1	2	1	1	0	0
4	0	1	1	0	1	2
4	0	1	1	1	0	4
4	0	1	0	0	1	4
3	2	1	1	1	0	2
0	0	0	0	0	0	0
3	2	1	1	0	0	0
3	1	0	0	1	1	2
3	1	0	0	1	0	1
0	0	0	0	0	0	0
3	0	2	2	0	1	0
0	0	0	0	0	0	0
0	0	0	0	0	0	0

1B: 6 SF: 0  
2B: 1 SAC: 2  
3B: 0 DP: 0  
HR: 2 HBP: 1

WP: 1 PA: 39  
PB: 0  
SB: 0  
CS: 0

**Arizona Diamondbacks @ Atlanta Braves**  
Turner Field, Atlanta, GA

Fri Sep 03 1999, 7:40 PM EDT  
Att: 38,389 - Cloudy - 82 F

livebaseballscorecards.com

**AB 31**  
**R 7**  
**H 9**  
**RBI 7**  
**BB 5**  
**SO 4**  
**LOB 15**







Batter	1	2	3	4	5	6	7	8	9	AB	R	H	RBI	BB	SO	LOB
Walt Weiss, S (1, 6) OBP: 0.311, SLG: 0.309	1-1 F7	2-2 HBP		1-0 G3			1-2 E6			3	0	0	0	0	0	1
Keith Lockhart, L (1, 4) OBP: 0.309, SLG: 0.296	2-2 G4-3	0-1 G1-3		0-0 G3-1			3-3 K			3	0	0	0	0	0	3
Bret Boone, R (7, PH) OBP: 0.315, SLG: 0.421										1	0	0	0	0	1	1
10 Chipper Jones, S (1, 5) OBP: 0.441, SLG: 0.618	4-2 HR			2-2 G4-3		1-2 P4	0-1 G6-4-3			3	1	0	0	1	0	1
Brian Jordan, R (1, 9) OBP: 0.361, SLG: 0.490	4-0 HR			0-0 G5-3		1-0 L9		0-2 G6-3		3	1	0	0	1	0	0
Ryan Klesko, L (1, 7) OBP: 0.378, SLG: 0.552	0-0 HR			1-2 FC5-4		1-0 F9		1-3 K		4	1	2	3	0	1	0
Andruw Jones, R (1, 8) OBP: 0.361, SLG: 0.496	2-3 K			1-0 FC5-4				1-0 P3		4	0	0	0	0	2	1
Randall Simon, L (1, 3) OBP: 0.372, SLG: 0.459										4	1	2	1	0	1	0
Eddie Pérez, R (1, 2) OBP: 0.303, SLG: 0.372										4	0	1	0	0	1	1
29 John Smoltz, R (1, 1) OBP: 0.304, SLG: 0.353										2	0	0	0	1	1	2
Mike Remlinger, L (9, 1)										0	0	0	0	0	0	0
Greg Myers, L (9, PH) OBP: 0.357, SLG: 0.400										1	0	0	0	0	1	0

Inning Stats	R: 3	H: 1	E: 0	K: 1	S: 12	H: 1	LOB: 0	BB: 2	P: 25	R: 0	H: 0	E: 0	K: 0	S: 11	H: 1	LOB: 1	BB: 0	P: 17	R: 0	H: 2	E: 0	K: 1	S: 16	H: 2	LOB: 1	BB: 0	P: 24	R: 0	H: 0	E: 0	K: 0	S: 5	H: 1	LOB: 1	BB: 0	P: 8	R: 0	H: 1	E: 1	K: 1	S: 11	H: 0	LOB: 0	BB: 0	P: 12	R: 0	H: 0	E: 1	K: 1	S: 7	H: 0	LOB: 0	BB: 0	P: 9	R: 0	H: 0	E: 0	K: 3	S: 10	H: 0	LOB: 0	BB: 0	P: 12	1B: 2	2B: 1	3B: 0	HR: 2	SF: 0	SAC: 0	DP: 1	HBP: 1	WP: 0	PB: 0	SB: 1	CS: 0	PA: 36
--------------	------	------	------	------	-------	------	--------	-------	-------	------	------	------	------	-------	------	--------	-------	-------	------	------	------	------	-------	------	--------	-------	-------	------	------	------	------	------	------	--------	-------	------	------	------	------	------	-------	------	--------	-------	-------	------	------	------	------	------	------	--------	-------	------	------	------	------	------	-------	------	--------	-------	-------	-------	-------	-------	-------	-------	--------	-------	--------	-------	-------	-------	-------	--------

PITCHER	IP	WLS	BF	H	R	ER	SO	BB	IBB	HBP	BLK	WP	HR	S	P	ERA	WHIP
Andy Benes, R (1, 1) ERA: 4.95	6.0	W	27	5	4	4	3	3	0	1	0	0	2	63	103	6.00	1.333
Greg Swindell, L (7, 1) ERA: 2.32	2.0	H	6	0	0	0	2	0	0	0	0	0	0	15	21	0.00	0.000
Matt Mantei, R (9, 1) ERA: 2.56	1.0	S	3	0	0	0	3	0	0	0	0	0	0	10	12	0.00	0.000

**BOTTOM**

**Arizona Diamondbacks @ Atlanta Braves**  
Turner Field, Atlanta, GA

Sat Sep 04 1999, 7:10 PM EDT  
Att: 48,730 - Unknown - 82 F

livebaseballscores.com

AB	32
R	4
H	5
RBI	4
BB	3
SO	8
LOB	10





Batter	1	2	3	4	5	6	7	8	9	AB R H RBI BB SO LOB	TOP														
Tony Womack, L OBP: 0.335, SLG: 0.365 (1, 6) (9, 9)	1-2 F7 ①		2-2 G1-3 ③		4-2 S 1B BB		1-0 F7 ①		0-0 S 1B 1B 1-H	4 2 1 1 1 0 1															
Jay Bell, R OBP: 0.362, SLG: 0.538 (1, 4)	3-3 K ②			4-0 1B HR BB	2-2 G4-6-3 1B 1-H		3-2 G6-3 ②		4-0 S 1B IBB	3 2 1 1 2 1 0															
Luis Gonzalez, L OBP: 0.407, SLG: 0.566 (1, 7)	0-2 G4-3 ③			2-0 1B HR 1B	1-2 G4-6-3 ① ② 1-2f		0-1 F7 ③		2-2 1B 1B 1-H 2-H	5 1 2 2 0 0 1															
Matt Williams, R OBP: 0.341, SLG: 0.539 (1, 5)		1-3 K ①		1-0 HR 1B 1-H 2-H	1-0 1B		3-2 G4-6-3 1B 1B		1-2 P4 ③	5 1 3 3 0 1 1															
Greg Colbrunn, R OBP: 0.407, SLG: 0.495 Erubiel Durazo, L OBP: 0.377, SLG: 0.571 (8, PH) (8, 3)		3-1 G4-3 ②		2-0 F8 ① C	0-1 F7 ③		0-2 G4-6-3 ① ② 1-2f			3 0 0 0 0 0 1 1 0 0 0 0 0 1															
Bernard Gilkey, R OBP: 0.369, SLG: 0.483 Hanley Frias, S OBP: 0.337, SLG: 0.253 (1, 9) (9, 6)		0-0 P3 ③		3-2 F8 ②		1-3 K ①		1-2 F8 ③		4 0 0 0 0 1 0 0 0 0 0 0 0 0															
Steve Finley, L OBP: 0.330, SLG: 0.489 (1, 8)			0-2 G1-3 ①	1-0 2B		0-1 G4-3 ②			1-1 F8 ①	4 0 1 0 0 0 0															
Damian Miller, R OBP: 0.302, SLG: 0.404 (1, 2)			0-1 SH2-4 1B	4-0 IBB		1-2 2B			0-1 G5-3 ②	3 0 2 0 1 0 0															
Randy Johnson, R OBP: 0.107, SLG: 0.143 Gregg Olson, R (8, 1) Kelly Stinnett, R OBP: 0.286, SLG: 0.418 LeJon Powell, R OBP: 0.273, SLG: 0.350 Matt Mantei, R (9, 1)			0-0 SH2-4 ②	0-2 P4 ③		2-3 K ③			1-3 K 1B 1B	2 0 0 0 0 1 3 0 0 0 0 0 0 0 1 0 0 0 0 1 0 0 1 0 0 0 0 0 0 0 0 0 0 0 0															
<b>Inning Stats</b>	R: 0 E: 0 K: 1 S: 11	H: 0 LOB: 0 BB: 0 P: 15	R: 0 E: 0 K: 1 S: 6	H: 0 LOB: 0 BB: 0 P: 10	R: 0 E: 0 K: 0 S: 10	H: 1 LOB: 1 BB: 0 P: 12	R: 3 E: 0 K: 0 S: 12	H: 3 LOB: 2 BB: 2 P: 29	R: 1 E: 0 K: 0 S: 13	H: 2 LOB: 1 BB: 1 P: 21	R: 0 E: 0 K: 2 S: 11	H: 1 LOB: 1 BB: 0 P: 15	R: 0 E: 0 K: 0 S: 6	H: 0 LOB: 0 BB: 0 P: 10	R: 0 E: 0 K: 0 S: 9	H: 1 LOB: 0 BB: 0 P: 13	R: 3 E: 1 K: 1 S: 16	H: 2 LOB: 1 BB: 1 P: 24	1B: 7 2B: 2 3B: 0 HR: 1	SF: 0 SAC: 1 DP: 2 HBP: 0	WP: 0 PB: 0 SB: 3 CS: 0	PA: 40			
<b>PITCHER</b>	IP WLS BF H R ER SO BB IBB HBP BLK WP HR S P ERA WHIP																								
Tom Glavine, L ERA: 4.3 (1, 1)	7.0		30	7	4	4	4	2	1	0	0	0	1	69	112	5.14	1.286								
Russ Springer, R ERA: 4.19 (8, 1)	0.0		1	1	0	0	0	0	0	0	0	0	0	3	6	∞	∞								
Mike Remlinger, L ERA: 2.24 (8, 1)	1.0	H	2	0	0	0	0	0	0	0	0	0	0	6	7	0.00	0.000								
John Rocker, L ERA: 2.74 (9, 1)	1.0	L	7	2	3	0	1	0	1	0	0	0	0	16	24	0.00	2.000								

**Arizona Diamondbacks @ Atlanta Braves**  
Turner Field, Atlanta, GA  
Sun Sep 05 1999, 1:10 PM EDT  
Att. 44,549 - Sunny - 87 F

AB	35
R	7
H	10
RBI	7
BB	4
SO	5
LOB	8



WP: 0	PA: 40
-------	--------

Batter	1	2	3	4	5	6	7	8	9
Gerald Williams, R (1, 7) OBP: 0.327, SLG: 0.436	2-2 G5-3		0-3 K			0-0 G6-3	0-1 G1-3		
Bret Boone, R (1, 4) OBP: 0.313, SLG: 0.417	0-1 G5-3			2-3 K		2-2 G6-3	0-0 G1-3		
10 Chipper Jones, S (1, 5) OBP: 0.443, SLG: 0.631	0-0 HR			4-2 S BB		0-1 HR		1-0 F9	
Brian Jordan, R (1, 9) OBP: 0.358, SLG: 0.486	2-2 G5-3			3-3 K		0-1 L9		1-1 F9	
Andruw Jones, R (1, 8) OBP: 0.359, SLG: 0.492		2-3 K		2-3 K		0-3 K		1-1 P5	
José Hernández, R (1, 6) OBP: 0.344, SLG: 0.433		0-1 L8			1-3 K		1-3 K		1-3 K
Walt Weiss, S (9, 6) OBP: 0.310, SLG: 0.308									
Brian Hunter, R (1, 3) OBP: 0.359, SLG: 0.433		1-3 K			2-2 1B		1-2 1B		0-3 K2-3
Otis Nixon, S (7, PR) OBP: 0.289, SLG: 0.217									
Randall Simon, L (8, 3) OBP: 0.370, SLG: 0.457									
Eddie Pérez, R (1, 2) OBP: 0.300, SLG: 0.367			1-3 K		2-3 K		1-3 K		3-3 K
Keith Lockhart, L (9, PH) OBP: 0.307, SLG: 0.294									
Tom Glavine, L (1, 1) OBP: 0.167, SLG: 0.140			0-3 K		0-1 G5-3		1-0 2B		
Howard Battle, R (7, PH) OBP: 0.333, SLG: 0.333									
Russ Springer, R (8, 1)									
Mike Remlinger, L (8, 1)									
John Rocker, R (9, 1)									

Inning Stats	R: 1	H: 1	E: 0	K: 0	S: 9	LOB: 0	BB: 0	P: 13	R: 0	H: 0	E: 0	K: 2	S: 10	LOB: 0	BB: 0	P: 13	R: 0	H: 0	E: 0	K: 3	S: 9	LOB: 0	BB: 0	P: 10	R: 0	H: 0	E: 0	K: 3	S: 16	LOB: 1	BB: 1	P: 27	R: 0	H: 1	E: 0	K: 2	S: 12	LOB: 1	BB: 0	P: 17	R: 2	H: 2	E: 0	K: 1	S: 15	LOB: 0	BB: 0	P: 17	R: 2	H: 3	E: 0	K: 2	S: 15	LOB: 2	BB: 0	P: 19	R: 0	H: 0	E: 0	K: 0	S: 5	LOB: 0	BB: 0	P: 8	R: 0	H: 0	E: 0	K: 3	S: 10	LOB: 0	BB: 0	P: 14	1B: 3	SF: 0	2B: 2	SAC: 0	3B: 0	DP: 0	HR: 2	HBP: 0	WP: 0	PA: 35
--------------	------	------	------	------	------	--------	-------	-------	------	------	------	------	-------	--------	-------	-------	------	------	------	------	------	--------	-------	-------	------	------	------	------	-------	--------	-------	-------	------	------	------	------	-------	--------	-------	-------	------	------	------	------	-------	--------	-------	-------	------	------	------	------	-------	--------	-------	-------	------	------	------	------	------	--------	-------	------	------	------	------	------	-------	--------	-------	-------	-------	-------	-------	--------	-------	-------	-------	--------	-------	--------

PITCHER	IP	WLS	BF	H	R	ER	SO	BB	IBB	HBP	BLK	WP	HR	S	P	ERA	WHIP
Randy Johnson, L (1, 1) ERA: 2.58	7.0		29	7	5	5	13	1	0	0	0	0	2	86	116	6.43	1.143
Gregg Olson, R (8, 1) ERA: 3.44	1.0	W	3	0	0	0	0	0	0	0	0	0	0	5	8	0.00	0.000
Matt Mantei, R (9, 1) ERA: 2.51	1.0	S	3	0	0	0	3	0	0	0	0	0	0	10	14	0.00	0.000

**BOTTOM**

**Arizona Diamondbacks @ Atlanta Braves**  
Turner Field, Atlanta, GA

Sun Sep 05 1999, 1:10 PM EDT  
Att. 44,549 - Sunny - 87 F

livebaseballscorecards.com

AB	34
R	5
H	7
RBI	5
BB	1
SO	16
LOB	7





Batter	1	2	3	4	5	6	7	8	9	AB R H RBI BB SO LOB	TOP						
Tony Womack, L (1, 9) OBP: 0.332, SLG: 0.361	1-1 F8	1-0 L9			2-1 P6	1-0 FC6-2 HBP BB 1-2 HR 3-H	0-3 K		1-3 K	6 1 0 0 0 2 5	<b>Arizona Diamondbacks @ Milwaukee Brewers</b> <b>Milwaukee County Stadium, Milwaukee, WI</b> Tue Sep 07 1999, 8:05 PM EDT Att. 14,204 - Unknown - 71 F <a href="http://livebaseballscorecards.com">livebaseballscorecards.com</a>						
Jay Bell, R (1, 4) OBP: 0.364, SLG: 0.543	4-2 BB		2-2 F8		3-3 K	4-2 HBP 1-2 HR 2-3 BB	1-0 HR		3 2 1 2 2 1 0								
Luis Gonzalez, L (1, 7) OBP: 0.408, SLG: 0.571	1-2 F8		0-2 F7		0-2 HR	3-1 HR 1-2 HR 2-3 HBP 3-H	4-1 FC6 BB		3 2 1 2 1 0 1								
Matt Williams, R (1, 5) OBP: 0.343, SLG: 0.544	0-1 G1-3		4-0 BB		0-0 1B	0-0 HR 1-H 2-H 3-H	1-0 FC6		4 1 2 4 1 0 2								
Erubiel Durazo, L (1, 3) OBP: 0.369, SLG: 0.547		2-2 F7	2-3 K		1-0 G4-3	4-2 3B BB	0-0 G3-1		4 1 0 0 1 1 2								
Steve Finley, L (1, 8) OBP: 0.332, SLG: 0.502		3-2 1B 2B		1-3 K2-3		HR 3B	0-3 K		5 2 3 2 0 2 0								
Damian Miller, R (1, 2) OBP: 0.307, SLG: 0.406		4-2 1B BB		2-1 G3 1B		FC6 1B K	2-3 K		4 0 2 0 1 2 1								
Hanley Frias, S (1, 6) OBP: 0.350, SLG: 0.273		1-0 1B		1-1 G3		1-1 BB FC6-2 1-2 HBP 1B	2-2 HR 1B	0-1 P4	5 2 3 1 0 0 1								
Todd Stottlemyre, L Darren Holmes, R Rob Ryan, L Bernard Gilkey, R Bobby Chouinard, R Dan Plesac, L Erik Sabel, R Gregg Swindell, L Gregg Olson, R Lenny Harris, L Matt Manier, R		1-3 K		3-3 K		1-2 F8 2-3	0-3 K	1-2 P5	2 0 0 0 0 0 2 3 0 0 0 0 0 0 0 0 0 0 0 0 0 0 0 0 1 0 0 0 0 0 0 2 0 1 0 0 0 0 0 0 0 0 0 0 0 0 0 0 0								
<b>Inning Stats</b>	R: 0 H: 0 E: 0 LOB: 1 K: 0 BB: 1 S: 9 P: 15	R: 1 H: 2 E: 0 LOB: 2 K: 1 BB: 1 S: 16 P: 28	R: 0 H: 0 E: 0 LOB: 1 K: 1 BB: 1 S: 10 P: 18	R: 0 H: 1 E: 0 LOB: 1 K: 2 BB: 0 S: 13 P: 20	R: 1 H: 2 E: 0 LOB: 1 K: 1 BB: 0 S: 10 P: 16	R: 7 H: 5 E: 0 LOB: 1 K: 1 BB: 2 S: 23 P: 41	R: 2 H: 2 E: 0 LOB: 1 K: 2 BB: 1 S: 16 P: 24	R: 0 H: 0 E: 0 LOB: 0 K: 2 BB: 0 S: 7 P: 9	R: 0 H: 0 E: 0 LOB: 0 K: 1 BB: 0 S: 11 P: 13	1B: 6 SF: 0 2B: 1 SAC: 0 3B: 1 DP: 0 HR: 4 HBP: 1		WP: 0 PA: 46 PB: 0 SB: 0 CS: 0					
<b>PITCHER</b>	IP WLS BF H R ER SO BB IBB HBP BLK WP HR S P ERA WHIP											<b>PITCHER</b>	IP WLS BF H R ER SO BB IBB HBP BLK WP HR S P ERA WHIP				
21 Cal Eldred, R (1, 1) ERA: 7.6	3.0		2 1 1 2 3 0 0 0 0 0 0 0 0 35 61 3.00 1.667											Mike Myers, L (7, 1) ERA: 5.26	2.0		9 2 2 2 4 1 0 0 0 0 0 0 0 13 23 9.00 1.500
Jason Bere, R (4, 1) ERA: 6.7	1.0		4 1 0 0 2 0 0 0 0 0 0 0 0 13 20 0.00 1.000											Rocky Coppingier, R (9, 1) ERA: 6.32	1.0		3 0 0 0 1 0 0 0 0 0 0 0 0 11 13 0.00 0.000
Carl Dale, R (5, 1) ERA: 36.0	1.0 L		8 5 4 4 1 0 0 0 0 0 0 0 2 17 25 36.00 5.000														
52 Rafael Roque, L (6, 1) ERA: 5.31	0.2		4 0 0 0 0 1 0 1 0 0 0 0 0 8 17 0.00 1.500														
Eric Plunk, R (6, 1) ERA: 4.68	0.1		4 2 4 4 1 1 0 0 0 0 0 0 1 8 15 108.00 9.000														



BOTTOM

Arizona Diamondbacks @ Milwaukee Brewers  
Milwaukee County Stadium, Milwaukee, WI

livebaseballscores.com

AB 38  
R 9  
H 13  
RBI 9  
BB 6  
SO 5  
LOB 16



WP: 1 PA: 45  
PB: 0  
SB: 1  
CS: 1

Tue Sep 07 1999, 8:05 PM EDT  
Att: 14,204 - Unknown - 71 F

AB R H RBI BB SO LOB

4 2 3 2 1 0 0

5 1 2 4 0 1 2

3 1 1 0 2 0 2

5 0 2 1 0 0 2

4 0 0 0 1 0 2

5 0 1 0 0 0 4

3 2 1 1 2 0 1

4 1 1 0 0 2 2

1 0 0 0 0 0 1 0  
0 0 0 0 0 0 0 0  
1 0 0 0 1 0 0 0  
0 0 0 0 0 0 0 0  
0 0 0 0 0 0 0 0  
0 0 0 0 0 0 0 0  
0 0 0 0 0 0 0 0  
0 0 0 0 0 0 0 0  
0 0 0 0 0 0 0 0  
1 1 1 0 0 0 0 0  
1 1 1 0 0 0 0 0  
0 0 0 0 0 0 0 0  
1 0 0 0 0 0 1 1

1B: 8 SF: 0  
2B: 1 2B: 1 SAC: 1  
3B: 1 DP: 0  
HR: 3 HR: 3 HBP: 0

Table with 9 columns (Batter 1-9) and 8 rows of play-by-play data. Each cell contains a batter's name, statistics, and a diamond diagram showing the play. Batter 1: Marquis Grissom, Ronnie Belliard, Geoff Jenkins, Jeremy Burnitz, Jeff Cirillo, Kevin Barker, Jose Valentin, Robinson Cancel. Batter 2: Empty. Batter 3: Empty. Batter 4: Empty. Batter 5: Empty. Batter 6: Empty. Batter 7: Empty. Batter 8: Empty. Batter 9: Empty. The table shows various plays including hits, errors, and outs.

Inning Stats table with 18 columns (R, H, E, K, S) and 9 rows (Innings 1-9). It summarizes the performance of both teams in each inning.

Pitcher stats table with 20 columns (Pitcher Name, IP, WLS, BF, H, R, ER, SO, BB, IBB, HBP, BLK, WP, HR, S, P, ERA, WHIP) and 10 rows (Pitchers: Todd Stottlemyre, Darren Holmes, Bobby Chouinard, Dan Plesac, Erik Sabel, Greg Swindell, Gregg Olson, Matt Mantei).



Arizona Diamondbacks @ Milwaukee Brewers  
 Milwaukee County Stadium, Milwaukee, WI

Wed Sep 08 1999, 8:05 PM EDT  
 Att. 14,393 - Unknown - 79 F

AB	38
R	9
H	14
RBI	9
BB	4
SO	7
LOB	15



Batter	1	2	3	4	5	6	7	8	9	AB	R	H	RBI	BB	SO	LOB	TOP								
Tony Womack, L (1, 9) OBP: 0.331, SLG: 0.364	1-1 F7		2-1 P9		0-1 3B		0-0 SH5-3	1-2 FC6-4		4	0	1	1	0	0	1									
Jay Bell, R (1, 4) OBP: 0.362, SLG: 0.540	2-3 K		4-1 FC4-6 BB		1-0 G5-3		0-0 SF8	0-1 FC6-4		3	0	0	1	1	1	2									
Luis Gonzalez, L (1, 7) OBP: 0.410, SLG: 0.570	1-0 2B 1B		0-0 FC4-6			4-2 G1-3 HR BB	1-0 1B HR 1B	1-0 F7		4	3	2	0	1	0	2									
Matt Williams, R (1, 5) OBP: 0.343, SLG: 0.545	2-2 1-H 2B			0-2 P7		1-1 G1-3	0-0 HR 1B		3-1 F8	5	1	2	1	0	0	1									
Steve Finley, L (1, 8) OBP: 0.334, SLG: 0.520	1-3 K			2-2 P8		2-0 HR	0-1 HR		1-1 HR	5	3	3	6	0	1	1									
Erubiel Durazo, L (1, 3) OBP: 0.371, SLG: 0.540		1-2 G4-3		2-1 L3		1-3 K	1-1 1B		3-2 1B	5	0	2	0	0	1	0									
Hanley Frias, S (1, 6) OBP: 0.370, SLG: 0.293		0-1 G5-4-3 1B			1-0 3B 1B	4-2 PB S BB	3-2 1B		1-2 F8	4	1	3	0	1	0	1									
Kelly Stinnett, R (1, 2) OBP: 0.281, SLG: 0.410		0-1 G5-4-3			2-3 K	1-3 K	2-3 K		1-3 K	5	0	0	0	0	4	6									
Omar Daal, L (1, 1) OBP: 0.246, SLG: 0.254			0-0 G6-3		1-2 F7		1-0 SH5-3 SF8 2B	4-0 FC6-4 BB		2	0	0	0	0	0	1									
Rob Ryan, L (7, PH) OBP: 0.304, SLG: 0.591										1	1	1	0	0	0	0									
Gregg Olson, R (7, 1)										0	0	0	0	1	0	0									
Greg Swindell, L (9, 1)										0	0	0	0	0	0	0									
Inning Stats	R: 1 E: 0 K: 2 S: 14	H: 2 LOB: 1 BB: 0 P: 21	R: 0 E: 0 K: 0 S: 7	H: 1 LOB: 0 BB: 0 P: 8	R: 0 E: 0 K: 0 S: 5	H: 0 LOB: 1 BB: 1 P: 11	R: 0 E: 0 K: 0 S: 9	H: 0 LOB: 0 BB: 0 P: 13	R: 1 E: 0 K: 1 S: 10	H: 2 LOB: 1 BB: 0 P: 15	R: 2 E: 0 K: 2 S: 14	H: 1 LOB: 1 BB: 2 P: 27	R: 4 E: 0 K: 1 S: 17	H: 6 LOB: 2 BB: 0 P: 25	R: 0 E: 0 K: 0 S: 6	H: 0 LOB: 1 BB: 1 P: 12	R: 1 E: 0 K: 1 S: 13	H: 2 LOB: 1 BB: 0 P: 22	1B: 8 2B: 2 3B: 1 HR: 3	SF: 1 SAC: 1 DP: 1 HBP: 0	WP: 0 PB: 1 SB: 2 CS: 0	PA: 44			
PITCHER	IP	WLS	BF	H	R	ER	SO	BB	IBB	HBP	BLK	WP	HR	S	P	ERA	WHIP								
Hideo Nomo, R (1, 1) ERA: 4.57	6.2	L	31	9	7	7	5	3	0	0	0	0	1	64	102	9.45	1.800								
Mike Myers, L (7, 1) ERA: 5.5	0.0		3	3	1	1	0	0	0	0	0	0	1	8	12	∞	∞								
David Weathers, R (7, 1) ERA: 4.2	2.1		10	2	1	1	2	1	0	0	0	0	1	23	40	3.86	1.286								





Batter	1	2	3	4	5	6	7	8	9	AB R H RBI BB SO LOB	TOP														
Tony Womack, L (1, 6) OBP: 0.330, SLG: 0.362	1-1 F7		1-2 G6-3		2-2 CS 1B	0-0 F8		3-2 L7		5 0 1 0 0 0 3															
Jay Bell, R (1, 4) OBP: 0.361, SLG: 0.536	3-1 F7		2-1 F9		1-3 K		4-1 BB		3-3 K	4 0 0 0 1 2 2															
Luis Gonzalez, L (1, 7) OBP: 0.408, SLG: 0.566	3-1 P2			1-2 F9	1-1 CS	4-0 2B 1B BB	2-2 P6		1-3 K	4 1 0 0 1 1 1															
Matt Williams, R (1, 5) LeJon Powell, R (9, PR) OBP: 0.344, SLG: 0.544 OBP: 0.273, SLG: 0.350		1-1 L5		1-2 HR 1B		1-0 F8	3-1 L6		1-0 1B	5 1 2 0 0 0 2 0 0 0 0 0 0 0															
Steve Finley, L (1, 8) OBP: 0.335, SLG: 0.527		0-1 G3		2-1 HR		1-1 1B 2B	1-2 G4-3		1-0 P5	5 2 2 2 0 0 2															
Greg Colbrunn, R (1, 3) OBP: 0.402, SLG: 0.481		2-3 K		2-3 K		4-2 1B 2B BB		1-1 G5-3		3 1 0 0 1 2 0															
Bernard Gilkey, R (1, 9) Lenny Harris, L (6, PH) OBP: 0.368, SLG: 0.480 OBP: 0.322, SLG: 0.370			2-3 K	1-1 BLK 1B		3-1 2B 1B		2-1 G3-1		2 0 1 0 0 1 0 2 0 1 2 0 0 0															
Damian Miller, R (1, 2) OBP: 0.313, SLG: 0.423			0-0 HR	3-3 SAFE K		0-0 1-3 2-H		4-1 WP HR BB		3 2 2 2 1 1 1															
Armando Reynoso, R Danny Klesner, L Brian Anderson, R Ernie Young, R Bobby Chouinard, R Rob Ryan, L Darren Holmes, R Erbiel Durazo, L Dan Plesac, L			1-0 G6-3 1B		1-3 K	2-2 P6		2-2 HR		0 0 0 0 0 0 0 1 0 0 1 0 0 0 0 0 0 0 0 0 0 0 0 1 0 0 0 0 0 0 0 0 0 0 0 0 0 0 0 1 0 0 0 0 0 0 0 0 0 0 0 0 0 0 0 1 0 0 0 0 0 0 0 0 0 0 0 0 0 0 0 1 1 1 2 0 0 0 0 0 0 0 0 0 0 0 0															
<b>Inning Stats</b>	R: 0 E: 0 K: 0 S: 6	H: 0 LOB: 0 BB: 0 P: 13	R: 0 E: 0 K: 1 S: 8	H: 0 LOB: 0 BB: 0 P: 11	R: 1 E: 0 K: 1 S: 10	H: 2 LOB: 1 BB: 0 P: 16	R: 2 E: 0 K: 2 S: 22	H: 3 LOB: 1 BB: 0 P: 32	R: 0 E: 0 K: 2 S: 10	H: 1 LOB: 0 BB: 0 P: 15	R: 3 E: 0 K: 0 S: 13	H: 3 LOB: 2 BB: 2 P: 28	R: 0 E: 0 K: 0 S: 9	H: 0 LOB: 1 BB: 1 P: 19	R: 2 E: 0 K: 0 S: 11	H: 1 LOB: 0 BB: 1 P: 23	R: 0 E: 0 K: 2 S: 8	H: 1 LOB: 1 BB: 0 P: 14	1B: 6 2B: 2 3B: 0 HR: 3	SF: 0 SAC: 0 DP: 0 HBP: 0	WP: 1 PB: 0 SB: 0 CS: 1	PA: 42			
<b>PITCHER</b>	IP WLS BF H R ER SO BB IBB HBP BLK WP HR S P ERA WHIP	IP WLS BF H R ER SO BB IBB HBP BLK WP HR S P ERA WHIP	IP WLS BF H R ER SO BB IBB HBP BLK WP HR S P ERA WHIP	IP WLS BF H R ER SO BB IBB HBP BLK WP HR S P ERA WHIP	IP WLS BF H R ER SO BB IBB HBP BLK WP HR S P ERA WHIP	IP WLS BF H R ER SO BB IBB HBP BLK WP HR S P ERA WHIP	IP WLS BF H R ER SO BB IBB HBP BLK WP HR S P ERA WHIP	IP WLS BF H R ER SO BB IBB HBP BLK WP HR S P ERA WHIP	IP WLS BF H R ER SO BB IBB HBP BLK WP HR S P ERA WHIP	IP WLS BF H R ER SO BB IBB HBP BLK WP HR S P ERA WHIP	IP WLS BF H R ER SO BB IBB HBP BLK WP HR S P ERA WHIP	IP WLS BF H R ER SO BB IBB HBP BLK WP HR S P ERA WHIP	IP WLS BF H R ER SO BB IBB HBP BLK WP HR S P ERA WHIP	IP WLS BF H R ER SO BB IBB HBP BLK WP HR S P ERA WHIP	IP WLS BF H R ER SO BB IBB HBP BLK WP HR S P ERA WHIP	IP WLS BF H R ER SO BB IBB HBP BLK WP HR S P ERA WHIP	IP WLS BF H R ER SO BB IBB HBP BLK WP HR S P ERA WHIP	IP WLS BF H R ER SO BB IBB HBP BLK WP HR S P ERA WHIP	IP WLS BF H R ER SO BB IBB HBP BLK WP HR S P ERA WHIP	IP WLS BF H R ER SO BB IBB HBP BLK WP HR S P ERA WHIP	IP WLS BF H R ER SO BB IBB HBP BLK WP HR S P ERA WHIP	IP WLS BF H R ER SO BB IBB HBP BLK WP HR S P ERA WHIP	IP WLS BF H R ER SO BB IBB HBP BLK WP HR S P ERA WHIP		
Scott Karl, L (1, 1) ERA: 4.92	5.1 W 24 7 6 6 6 2 0 0 1 0 2 62 103 10.12 1.688	2.1 H 11 2 1 1 0 2 0 0 0 0 0 21 43 3.86 1.714	0.1 H 2 1 1 1 0 0 0 0 0 1 1 6 11 27.00 3.000	1.0 S 4 1 0 0 2 0 0 0 0 0 0 8 14 0.00 1.000																					
Hector Ramirez, R (6, 1) ERA: 2.7																									
52 Rafael Roque, L (8, 1) ERA: 5.4																									
Bob Wickman, R (9, 1) ERA: 3.58																									

Arizona Diamondbacks @ Milwaukee Brewers  
 Milwaukee County Stadium, Milwaukee, WI

AB	37
R	8
H	11
RBI	8
BB	4
SO	8
LOB	13



Thu Sep 09 1999, 2:05 PM EDT  
 Att. 10,856 - Cloudy - 65 F

WP: 1	PA: 42
PB: 0	
SB: 0	
CS: 1	





Batter	1	2	3	4	5	6	7	8	9	AB R H RBI BB SO LOB	TOP	
Doug Glanville, R (1, 8) OBP: 0.375, SLG: 0.441	4-0 BB S BB		1-3 K		0-2 G6-3			3-2 L5		3 0 0 0 1 1 1		
Kevin Sevcik, R (1, 7) OBP: 0.356, SLG: 0.376	1-2 SAFE L4		1-2 1B 1B		1-2 G1-3			1-1 G4-3		4 0 1 0 0 0 2		
Bobby Abreu, L (1, 9) OBP: 0.449, SLG: 0.580	4-2 SAFE 1-2 BB		0-0 23 S 1-3 1B		2-3 K			4-2 1B 23 1B G4-6-3 BB		2 1 1 0 2 1 0		
23 Kevin Jordan, R (1, 5) OBP: 0.354, SLG: 0.426	2-1 P4		2-2 P5		2-0 G6-3			0-2 G4-6-3 1B 1-2 1B		4 0 1 0 0 0 4		
Mike Lieberthal, R (1, 2) OBP: 0.367, SLG: 0.566	0-0 F8			1-0 F9		1-1 G5-3		0-2 G4-6-3 1-2 2-3 1B		4 0 1 0 0 0 2		
Torey Lovullo, S (1, 3) OBP: 0.333, SLG: 0.647		2-1 G1-6-3 1B		1-3 K2-3		0-3 K		2-1 G4-6-3 1-2 2-3 3-H		4 0 1 0 0 2 2		
Alex Arias, R (1, 6) OBP: 0.363, SLG: 0.385		1-2 G1-6-3 1-2		2-0 G3		2-2 G5-3		3-1 G6-3		4 0 0 0 0 0 2		
15 David Doster, R (1, 4) OBP: 0.303, SLG: 0.345		2-0 F8			1-0 2B		1-2 G4-3			3 0 1 0 0 0 0		
Robert Person, R (1, 1) OBP: 0.118, SLG: 0.091			0-3 K		2-3 K			2-3 K		2 0 0 0 0 2 1		
Scott Aldred, L (7, 1)										0 0 0 0 0 0 0		
Domingo Cedeno, S (8, PH) OBP: 0.252, SLG: 0.315										1 0 0 0 0 1 0		
Carlton Loewer, R (8, 1) OBP: 0.273, SLG: 0.238										0 0 0 0 0 0 0		
<b>Inning Stats</b>	R: 0 H: 0 E: 0 LOB: 2 K: 0 BB: 2 S: 8 P: 19	R: 0 H: 1 E: 0 LOB: 0 K: 0 BB: 0 S: 7 P: 12	R: 0 H: 2 E: 0 LOB: 2 K: 2 BB: 0 S: 17 P: 21	R: 0 H: 0 E: 0 LOB: 0 K: 1 BB: 0 S: 5 P: 9	R: 0 H: 1 E: 0 LOB: 1 K: 1 BB: 0 S: 10 P: 14	R: 0 H: 0 E: 0 LOB: 0 K: 1 BB: 0 S: 6 P: 11	R: 0 H: 0 E: 0 LOB: 0 K: 1 BB: 0 S: 13 P: 16	R: 0 H: 0 E: 0 LOB: 0 K: 1 BB: 0 S: 8 P: 14	R: 1 H: 2 E: 0 LOB: 1 K: 0 BB: 1 S: 13 P: 22	1B: 5 SF: 0 2B: 1 SAC: 0 3B: 0 DP: 2 HR: 0 HBP: 0	WP: 0 PA: 34 PB: 0 SB: 2 CS: 0	
<b>PITCHER</b> Randy Johnson, L (1, 1) ERA: 2.52	IP WLS BF H R ER SO BB IBB HBP BLK WP HR S P ERA WHIP	9.0 W 34 6 1 1 7 3 0 0 0 0 0 0 87 138 1.00 1.000										

Philadelphia Phillies @ Arizona Diamondbacks  
Bank One Ballpark, Phoenix, AZ  
Fri Sep 10 1999, 9:35 PM EDT  
Att: 34,700 - Dome - 72 F

livebaseballscorecards.com

AB 31  
R 1  
H 6  
RBI 0  
BB 3  
SO 7  
LOB 14







Batter	1	2	3	4	5	6	7	8	9	AB R H RBI BB SO LOB	TOP									
<b>Doug Glanville, R</b> (1, 8) OBP: 0.377, SLG: 0.444	1-0 G4-3 1B		0-0 1B		1-3 K2-3			1-1 F8 S 1B		4 0 3 0 0 1 0	<b>Philadelphia Phillies @ Arizona Diamondbacks</b> <b>Bank One Ballpark, Phoenix, AZ</b> Sat Sep 11 1999, 10:05 PM EDT Att: 42,442 - Dome - 72 F <a href="http://livebaseballscorecards.com">livebaseballscorecards.com</a>									
<b>Rob Ducey, L</b> (1, 7) OBP: 0.392, SLG: 0.489	1-1 L6		2-2 G4-3			1-2 E4		0-0 P7		4 0 0 0 0 0 3										
<b>Bobby Abreu, L</b> (1, 9) OBP: 0.448, SLG: 0.577	2-1 G4-3 1-2			4-2 1B BB		2-1 F7		2-2 F8 1-3		3 0 0 0 1 0 3										
<b>Mike Lieberthal, R</b> (1, 2) OBP: 0.367, SLG: 0.563	2-3 K			0-1 1 SAFE 1 SAFE 1 SAFE 1 SAFE	0-0 1-2 1B	0-0 P3		1-0 G6-3		4 0 1 0 0 1 3										
<b>Rico Brogna, L</b> (1, 3) OBP: 0.337, SLG: 0.464		1-3 K		0-0 F7		2-0 G3		3-1 F8		4 0 0 0 0 1 3										
<b>23 Kevin Jordan, R</b> (1, 5) OBP: 0.353, SLG: 0.423		3-1 G5-3		0-2 F9			1-1 FC6 1B		1-1 F7			4 0 1 0 0 0 2								
<b>Marlon Anderson, L</b> (1, 4) OBP: 0.290, SLG: 0.362		2-2 F9		2-2 G3			2-1 FC6 G6-3 1-2f		1-2 1B			4 0 1 0 0 0 3								
<b>Alex Arias, R</b> (1, 6) OBP: 0.358, SLG: 0.380			2-2 F7		3-1 G5-3		3-2 SAFE G6-3 1-2		2-2 L6			4 0 0 0 0 0 2								
<b>Randy Wolf, L</b> (1, 1) OBP: 0.286, SLG: 0.269			1-2 G4-3		2-2 G3-1		3-2 F8					2 0 0 0 0 0 0								
<b>Torey Lovullo, S</b> (7, PH) OBP: 0.316, SLG: 0.611												1 0 0 0 0 0 1								
<b>Amaury Telemaco, R</b> (7, 1)												0 0 0 0 0 0 0								
<b>Wayne Gomes, R</b> (8, 1)												0 0 0 0 0 0 0								
<b>Inning Stats</b>	R: 0 E: 0 K: 1 S: 8	H: 1 LOB: 1 BB: 0 P: 14	R: 0 E: 0 K: 1 S: 8	H: 0 LOB: 0 BB: 0 P: 14	R: 0 E: 0 K: 0 S: 11	H: 1 LOB: 1 BB: 0 P: 16	R: 0 E: 0 K: 0 S: 11	H: 1 LOB: 2 BB: 1 P: 17	R: 0 E: 1 K: 0 S: 7	H: 0 LOB: 0 BB: 0 P: 15	R: 0 E: 0 K: 0 S: 10	H: 1 LOB: 1 BB: 0 P: 19	R: 0 E: 0 K: 0 S: 7	H: 1 LOB: 1 BB: 0 P: 11	R: 0 E: 0 K: 0 S: 12	H: 1 LOB: 1 BB: 0 P: 19	1B: 6 2B: 0 3B: 0 HR: 0	SF: 0 SAC: 0 DP: 0 HBP: 0	WP: 0 PB: 0 SB: 1 CS: 0	PA: 35
<b>PITCHER</b>	IP WLS BF H R ER SO BB IBB HBP BLK WP HR S P ERA WHIP																			
<b>Andy Benes, R</b> (1, 1) ERA: 4.73	8.0 W 31 5 0 0 3 1 0 0 0 0 0 0 71 118 0.00 0.750																			
<b>Greg Swindell, L</b> (9, 1) ERA: 2.38	1.0 4 1 0 0 0 0 0 0 0 0 0 0 12 19 0.00 1.000																			



Batter	1	2	3	4	5	6	7	8	9	AB	R	H	RBI	BB	SO	LOB
Tony Womack, L OBP: 0.330, SLG: 0.362 (1, 6) (8, 9)	1-2 G1-4-3		1-3 K		2-2 HR 1B	0-0 P6		2-1 L7		5	1	1	0	0	1	2
Jay Bell, R OBP: 0.359, SLG: 0.536 (1, 4)	1-3 K		1-1 G3-1 3B 1B		1-0 HR 1-H	3-1 G5-3		3-3 K 1-2		5	2	2	2	0	2	2
Luis Gonzalez, L OBP: 0.405, SLG: 0.561 (1, 7)	2-1 2B		1-0 G3-1 1-2		2-3 K		3-1 F7			4	0	1	0	0	1	1
Matt Williams, R OBP: 0.346, SLG: 0.554 (1, 5)	0-2 F7		2-0 3B 2-H		0-0 HR		2-1 1B 1B			4	1	3	2	0	0	1
Greg Colbrunn, R OBP: 0.397, SLG: 0.472 (1, 3)		2-2 F7	1-0 P6		1-0 P4		1-2 1B			4	0	1	0	0	0	1
Bernard Gilkey, R OBP: 0.371, SLG: 0.484 Hanley Frias, S OBP: 0.375, SLG: 0.295 (1, 9) (8, 6)		4-2 BB BB		0-1 F8	0-2 2B		2-3 K			3	0	1	0	1	1	2
Steve Finley, L OBP: 0.332, SLG: 0.520 (1, 8)		3-0 P3		0-0 F9	2-3 K		2-1 G3			4	0	0	0	0	1	4
Damian Miller, R OBP: 0.319, SLG: 0.430 (1, 2)		4-1 1-2 BB		2-1 2B		2-1 SH3-4 1B		0-3 K		3	0	2	0	1	1	0
Andy Benes, R OBP: 0.208, SLG: 0.204 Lenny Harris, L OBP: 0.326, SLG: 0.373 Greg Swindell, L (8, PH) (9, 1)		2-3 K		0-3 K		1-0 SH3-4 1-2		0-2 1B		2	0	0	0	0	2	3
										1	0	1	0	0	0	0
										0	0	0	0	0	0	0

Inning Stats	R: 0	H: 1	E: 0	K: 1	S: 12	H: 1	LOB: 1	BB: 0	P: 16	R: 0	H: 0	E: 0	K: 1	S: 10	H: 0	LOB: 2	BB: 2	P: 25	R: 1	H: 2	E: 0	K: 1	S: 8	H: 2	LOB: 1	BB: 0	P: 14	R: 0	H: 1	E: 0	K: 1	S: 8	H: 4	LOB: 1	BB: 0	P: 26	R: 3	H: 4	E: 0	K: 2	S: 18	H: 1	LOB: 1	BB: 0	P: 12	R: 0	H: 1	E: 0	K: 1	S: 6	H: 2	LOB: 2	BB: 0	P: 22	R: 0	H: 1	E: 0	K: 2	S: 12	H: 1	LOB: 1	BB: 0	P: 17
--------------	------	------	------	------	-------	------	--------	-------	-------	------	------	------	------	-------	------	--------	-------	-------	------	------	------	------	------	------	--------	-------	-------	------	------	------	------	------	------	--------	-------	-------	------	------	------	------	-------	------	--------	-------	-------	------	------	------	------	------	------	--------	-------	-------	------	------	------	------	-------	------	--------	-------	-------

PITCHER	IP	WLS	BF	H	R	ER	SO	BB	IBB	HBP	BLK	WP	HR	S	P	ERA	WHIP
Randy Wolf, L ERA: 5.35 (1, 1)	6.0	L	29	9	4	4	6	2	0	0	0	0	2	62	103	6.00	1.833
Amaury Telemaco, R ERA: 5.63 (7, 1)	1.0		5	2	0	0	1	0	0	0	0	0	0	12	22	0.00	2.000
Wayne Gomes, R ERA: 4.41 (8, 1)	1.0		4	1	0	0	2	0	0	0	0	0	0	12	17	0.00	1.000


**BOTTOM**

Philadelphia Phillies @ Arizona Diamondbacks  
Bank One Ballpark, Phoenix, AZ

Sat Sep 11 1999, 10:05 PM EDT  
Att: 42,442 - Dome - 72 F

livebaseballscorecards.com

AB	35
R	4
H	12
RBI	4
BB	2
SO	9
LOB	16



WP: 0	PA: 38
PB: 0	
SB: 1	
CS: 0	



Batter	1	2	3	4	5	6	7	8	9	AB R H RBI BB SO LOB	TOP											
Doug Glanville, R (1, 8) OBP: 0.376, SLG: 0.441	0-1 F7 1B		2-2 G1-3		2-3 K		0-1 G6-3		0-1 G1-3	5 0 1 0 0 1 2												
Rob Ducey, L (1, 7) OBP: 0.392, SLG: 0.483 Kevin Sevcik, R (7, PH) OBP: 0.355, SLG: 0.374	3-1 F7		3-3 K		4-1 BB		2-1 L9			2 0 0 0 1 1 1 1 0 0 0 0 0 0												
Bobby Abreu, L (1, 9) OBP: 0.445, SLG: 0.572	2-1 F7 1-3		2-0 G4-3		2-3 K			2-2 P8		4 0 0 0 0 1 3												
Mike Lieberthal, R (1, 2) OBP: 0.366, SLG: 0.560	1-3 K			1-1 G5-3		0-0 P3		0-1 1B		4 0 1 0 0 1 1												
Rico Brogna, L (1, 3) OBP: 0.338, SLG: 0.464		0-0 F7		1-2 23 S 1B		2-1 23 HBP 1B		1-3 K		4 0 2 0 0 1 1												
23 Kevin Jordan, R (1, 5) OBP: 0.355, SLG: 0.422		2-1 FC6-4 1B		1-3 K 1-2		1-2 SAFE SAFE HBP		1-1 P3		3 0 1 0 0 1 2												
Marlon Anderson, L (1, 4) OBP: 0.287, SLG: 0.359		1-0 FC6-4 BB 1-2		1-1 F8		0-2 F7			1-3 K	4 0 0 0 0 1 4												
Alex Arias, R (1, 6) OBP: 0.363, SLG: 0.383		4-2 SAFE 1-2 BB			0-0 SH3 1B	2-3 K			0-2 1B	3 0 2 0 1 1 2												
Mike Grace, R (1, 1) Billy Brewer, L (6, 1) 15 David Doster, R (7, PH) OBP: 0.300, SLG: 0.341 Carlton Loewer, R (7, 1) OBP: 0.273, SLG: 0.238 Scott Aldred, L (8, 1) Torey Lovullo, S (9, PH) OBP: 0.300, SLG: 0.579		1-0 G4-3		1-0 SAFE 1-2 SH3			0-3 K		2-3 K	1 0 0 0 0 0 2 0 0 0 0 0 0 0 1 0 0 0 0 0 1 0 0 0 0 0 0 0 0 0 0 0 0 0 0 0 0 0 1 0 0 0 0 0 1 1												
<b>Inning Stats</b>	R: 0 E: 0 K: 1 S: 9	H: 1 LOB: 1 BB: 0 P: 15	R: 0 E: 0 K: 0 S: 8	H: 1 LOB: 2 BB: 1 P: 15	R: 0 E: 0 K: 1 S: 10	H: 0 LOB: 0 BB: 0 P: 17	R: 0 E: 0 K: 1 S: 10	H: 1 LOB: 1 BB: 0 P: 14	R: 0 E: 0 K: 1 S: 9	H: 1 LOB: 2 BB: 1 P: 18	R: 0 E: 0 K: 1 S: 13	H: 1 LOB: 2 BB: 0 P: 18	R: 0 E: 0 K: 1 S: 7	H: 0 LOB: 0 BB: 0 P: 9	R: 0 E: 0 K: 1 S: 11	H: 1 LOB: 1 BB: 0 P: 15	R: 0 E: 0 K: 2 S: 12	H: 1 LOB: 1 BB: 0 P: 15	1B: 7 2B: 0 3B: 0 HR: 0	SF: 0 SAC: 1 DP: 0 HBP: 1	WP: 0 PB: 0 SB: 2 CS: 0	PA: 37
<b>PITCHER</b>	IP WLS BF H R ER SO BB IBB HBP BLK WP HR S P ERA WHIP																					
Todd Stottlemyre, R (1, 1) ERA: 3.8	6.0 W 26 5 0 0 6 2 0 1 0 0 0 0 59 97 0.00 1.167																					
Greg Swindell, L (7, 1) ERA: 2.34	1.0 H 3 0 0 0 1 0 0 0 0 0 0 0 7 9 0.00 0.000																					
Dan Plesac, L (8, 1) ERA: 6.3	0.2 H 3 1 0 0 1 0 0 0 0 0 0 0 9 12 0.00 1.500																					
Gregg Olson, R (8, 1) ERA: 3.27	0.1 H 1 0 0 0 0 0 0 0 0 0 0 0 2 3 0.00 0.000																					
Matt Mantei, R (9, 1) ERA: 2.43	1.0 4 1 0 0 2 0 0 0 0 0 0 0 12 15 0.00 1.000																					

Philadelphia Phillies @ Arizona Diamondbacks  
Bank One Ballpark, Phoenix, AZ  
Sun Sep 12 1999, 8:05 PM EDT  
Att. 32,468 - Dome - 72 F

livebaseballscorecards.com

AB	33
R	0
H	7
RBI	0
BB	2
SO	10
LOB	19



Batter	1	2	3	4	5	6	7	8	9
<b>Tony Womack, L</b> OBP: 0.331, SLG: 0.366 (1, 9)	2-2 G5-3		2-2 G6-3		1-1 G4-3		2-0 1B 3B	0-0 1-3 2-H 1B	
<b>Jay Bell, R</b> OBP: 0.360, SLG: 0.539 (1, 4)	1-2 L9		0-2 3B		3-2 E5		3-1 1B		
<b>Luis Gonzalez, L</b> OBP: 0.404, SLG: 0.558 (1, 7)	1-1 P6		0-1 G4-3		4-2 BB		0-0 F8		
<b>Matt Williams, R</b> OBP: 0.345, SLG: 0.551 (1, 5)		0-2 L3 1B		0-0 G6-3	2-2 G4-3		0-0 F7		
<b>Erubiel Durazo, L</b> OBP: 0.384, SLG: 0.565 (1, 3)		3-2 L3 1-2 SAFE		3-2 1B FC4-6 1B		3-2 G5-3	4-2 FC4-6 BB		
<b>Steve Finley, L</b> OBP: 0.333, SLG: 0.522 (1, 8)		0-1 E4		3-1 FC4-6 1B		2-2 WP 2B	2-2 FC4-6 1-2f 1B		
<b>Hanley Frias, S</b> OBP: 0.362, SLG: 0.283 (1, 6)		1-3 K		0-0 FC4-6 1-2f 3-H		2-1 P3	1-3 K		
<b>Kelly Stinnett, R</b> OBP: 0.288, SLG: 0.424 (1, 2)			3-1 HR	1-1 F9		1-3 K2-3	2-2 1B 1B		
<b>Todd Stottlemyre, L</b> OBP: 0.250, SLG: 0.179 (7, 1) <b>Greg Swindell, L</b> OBP: 0.280, SLG: 0.542 (8, 1) <b>Rob Ryan, L</b> OBP: 0.280, SLG: 0.542 (8, 1) <b>Dan Plesac, L</b> OBP: 0.280, SLG: 0.542 (8, 1) <b>Gregg Olson, R</b> OBP: 0.280, SLG: 0.542 (8, 1) <b>Bernard Gilkey, R</b> OBP: 0.374, SLG: 0.486 (8, PH) <b>Matt Mantel, R</b> OBP: 0.374, SLG: 0.486 (8, PH)			1-1 G3		2-2 G4-3		1-1 F7	2-0 1B 1-2 1B	

Inning Stats	R: 0 E: 0 K: 0 S: 12	H: 0 LOB: 0 BB: 0 P: 16	R: 0 E: 1 K: 1 S: 17	H: 1 LOB: 1 BB: 0 P: 21	R: 1 E: 0 K: 0 S: 13	H: 2 LOB: 1 BB: 0 P: 19	R: 1 E: 0 K: 0 S: 9	H: 2 LOB: 1 BB: 0 P: 16	R: 0 E: 1 K: 0 S: 19	H: 0 LOB: 2 BB: 1 P: 31	R: 0 E: 0 K: 1 S: 14	H: 1 LOB: 1 BB: 0 P: 22	R: 1 E: 0 K: 0 S: 7	H: 2 LOB: 1 BB: 0 P: 13	R: 2 E: 0 K: 1 S: 17	H: 3 LOB: 2 BB: 1 P: 28
--------------	-------------------------------	----------------------------------	-------------------------------	----------------------------------	-------------------------------	----------------------------------	------------------------------	----------------------------------	-------------------------------	----------------------------------	-------------------------------	----------------------------------	------------------------------	----------------------------------	-------------------------------	----------------------------------

PITCHER																	1B: 7	SF: 0	WP: 3	PA: 37		
PITCHER																	2B: 2	SAC: 0	PB: 0			
PITCHER																	3B: 2	DP: 1	SB: 0			
PITCHER																	HR: 1	HBP: 0	CS: 0			
PITCHER																	BB: 1	IBB: 0	HBP: 0			
PITCHER																	BLK: 0	WP: 3	ERA: 3.60	WHIP: 1.200		
PITCHER																	WP: 0	HR: 1	S: 70	P: 103	ERA: 6.4	WHIP: 1.000
PITCHER																	WP: 1	HR: 0	S: 14	P: 22	ERA: 8.1	WHIP: 2.000
PITCHER																	WP: 0	HR: 0	S: 7	P: 13	ERA: 5.31	WHIP: 4.000
PITCHER																	WP: 1	HR: 0	S: 17	P: 28	ERA: 4.21	WHIP: 18.000

**BOTTOM**

Philadelphia Phillies @ Arizona Diamondbacks  
Bank One Ballpark, Phoenix, AZ

livebaseballscorecards.com

AB	35
R	5
H	11
RBI	5
BB	2
SO	3
LOB	13



2	0	0	0	0	0	0	0	0	0	0	0	0	0	0	0	0
0	0	0	0	0	0	0	0	0	0	0	0	0	0	0	0	0
1	0	0	0	0	0	0	0	0	0	0	0	0	0	0	0	0
0	0	0	0	0	0	0	0	0	0	0	0	0	0	0	0	0
0	0	0	0	0	0	0	0	0	0	0	0	0	0	0	0	0
1	0	1	0	0	0	0	0	0	0	0	0	0	0	0	0	0
0	0	0	0	0	0	0	0	0	0	0	0	0	0	0	0	0

Sun Sep 12 1999, 8:05 PM EDT  
Att: 32,468 - Dome - 72 F



Batter	1	2	3	4	5	6	7	8	9	AB R H RBI BB SO LOB	TOP	
Adrian Brown, S (1, 9) OBP: 0.364, SLG: 0.360	1-2 G3 1B	2-2 F9			0-1 G5-3			3-2 F8		4 0 1 0 0 0 2		
Mike Benjamin, R (1, 6) OBP: 0.285, SLG: 0.352	0-2 G3 1B		1-3 K		1-1 G4-3			1-2 1B 1B		4 0 2 0 0 1 0		
Brian Giles, L (1, 8) OBP: 0.416, SLG: 0.603	2-2 G3		1-1 G3-1		1-1 G1-4-3			0-0 G5-4-3 1B		4 0 1 0 0 0 2		
Kevin Young, R (1, 3) OBP: 0.390, SLG: 0.526	0-1 L4		1-0 HR		1-1 G5-3			1-1 G5-4-3		4 1 1 1 0 0 4		
Ed Sprague, R (1, 5) Aramis Ramirez, R (6, 5) OBP: 0.352, SLG: 0.470 OBP: 0.500, SLG: 0.250	1-0 G6-3		3-1 F7		0-0 P5				3-2 P3	3 0 0 0 0 0 2 1 0 0 0 0 0 0		
Chad Hermansen, R (1, 7) OBP: 0.294, SLG: 0.313		2-2 F8		1-2 CS 1B			1-2 FC6-4 1B		0-2 2B	4 0 3 0 0 0 0		
Keith Osik, R (1, 2) Brant Brown, L (9, PH) OBP: 0.269, SLG: 0.284 OBP: 0.293, SLG: 0.449		3-1 FC1-5 1B		2-3 SAFE 1B			1-2 L4		2-3 K	3 0 1 0 0 0 1 2 1 0 0 0 0 0 1 1		
Abraham Nunez, S (1, 4) OBP: 0.299, SLG: 0.243		1-2 FC1-5 1B		0-3 K			0-0 L4		2-3 K	4 0 1 0 0 0 2 3		
Jason Schmidt, R (1, 1) Tim Laker, R (7, PH) Jimmy Anderson, L (7, 1) Mike Garcia, R (8, 1) OBP: 0.138, SLG: 0.074 OBP: 0.333, SLG: 0.444		1-1 FC1-5		1-3 K			1-1 FC6-4			2 0 0 0 0 0 1 2 1 0 0 0 0 0 0 1 0 0 0 0 0 0 0 0 0 0 0 0 0 0 0 0		
<b>Inning Stats</b>	R: 0 H: 2 E: 0 LOB: 2 K: 0 BB: 0 S: 12 P: 16	R: 0 H: 2 E: 0 LOB: 2 K: 0 BB: 0 S: 13 P: 22	R: 1 H: 1 E: 0 LOB: 0 K: 1 BB: 0 S: 9 P: 15	R: 0 H: 1 E: 0 LOB: 0 K: 2 BB: 0 S: 9 P: 12	R: 0 H: 0 E: 0 LOB: 0 K: 1 BB: 0 S: 8 P: 10	R: 0 H: 0 E: 0 LOB: 0 K: 0 BB: 0 S: 5 P: 7	R: 0 H: 1 E: 0 LOB: 1 K: 0 BB: 0 S: 10 P: 13	R: 0 H: 2 E: 0 LOB: 1 K: 0 BB: 0 S: 9 P: 14	R: 0 H: 1 E: 0 LOB: 1 K: 2 BB: 0 S: 16 P: 23	1B: 8 SF: 0 2B: 1 SAC: 0 3B: 0 DP: 1 HR: 1 HBP: 0	WP: 0 PA: 35 PB: 0 SB: 0 CS: 1	
<b>PITCHER</b>	IP WLS BF H R ER SO BB IBB HBP BLK WP HR S P ERA WHIP											
Omar Daal, L (1, 1) ERA: 3.54	7.1 W 30 9 1 1 4 0 0 0 0 0 1 73 106 1.23 1.227											
Bobby Chouinard, R (8, 1) ERA: 2.43	1.2 S 5 1 0 0 2 0 0 0 0 0 0 0 18 26 0.00 0.600											

**Pittsburgh Pirates @ Arizona Diamondbacks**  
Bank One Ballpark, Phoenix, AZ  
Mon Sep 13 1999, 9:35 PM EDT  
Att. 32,147 - Dome - 72 F

AB	35
R	1
H	10
RBI	1
BB	0
SO	6
LOB	19



Batter	1	2	3	4	5	6	7	8	9	AB	R	H	RBI	BB	SO	LOB
Tony Womack, L OBP: 0.332, SLG: 0.367 (1, 9)	4-1 E S 1B BB	0-1 1-3 2B		1-2 G4-3			0-1 B3			3	1	1	0	1	0	0
Jay Bell, R OBP: 0.361, SLG: 0.538 (1, 4)	1-3 K 1-3 BB	4-1 BB			3-2 G6-3		3-2 G4-3 HR 1B			3	1	1	0	1	1	1
Luis Gonzalez, L OBP: 0.403, SLG: 0.556 (1, 7)	1-0 WP BB 1B	1-0 F7			3-1 G3-1		1-0 G4-3 1-2			4	0	1	1	0	0	4
Matt Williams, R OBP: 0.345, SLG: 0.549 (1, 5)	0-1 L4			0-0 G4-3		0-3 K	4-0 HR IBB			3	1	0	0	1	1	1
Erubiel Durazo, L OBP: 0.395, SLG: 0.604 (1, 3)	4-1 WP BB			2-3 K		0-0 P3 2B	1-1 HR			3	1	2	3	1	1	0
Steve Finley, L OBP: 0.331, SLG: 0.518 (1, 8)	1-3 K 1-2 2-3			0-1 G3		0-0 F8	0-3 K			4	0	0	0	0	2	3
Hanley Frias, S OBP: 0.367, SLG: 0.320 (1, 6)		0-1 G6-4-3 1B HR		2-0 HR		3-2 P3 2-3		3-2 F7		4	1	2	1	0	0	1
Damian Miller, R OBP: 0.318, SLG: 0.425 (1, 2)		0-0 G6-4-3 1-2f		1-1 F7		4-1 IBB		3-3 K		3	0	0	0	1	1	1
Omar Daal, L OBP: 0.250, SLG: 0.258 (1, 1)		0-1 2B 1B		0-1 F9		1-3 K		2-3 K		3	0	1	0	0	1	2
Bobby Chouinard, R (8, 1)										1	0	0	0	0	1	0

Inning Stats	R: 1	H: 1	E: 1	K: 2	S: 12	H: 1	LOB: 2	BB: 2	P: 23	R: 0	H: 3	E: 0	K: 0	S: 9	H: 0	LOB: 0	BB: 0	P: 9	R: 0	H: 0	E: 0	K: 1	S: 7	R: 1	H: 1	E: 0	K: 0	S: 8	R: 0	H: 0	E: 0	K: 1	S: 9	R: 0	H: 1	E: 0	K: 1	S: 10	R: 3	H: 2	E: 0	K: 1	S: 11	R: 0	H: 0	E: 0	K: 2	S: 9	H: 0	LOB: 0	BB: 0	P: 17
--------------	------	------	------	------	-------	------	--------	-------	-------	------	------	------	------	------	------	--------	-------	------	------	------	------	------	------	------	------	------	------	------	------	------	------	------	------	------	------	------	------	-------	------	------	------	------	-------	------	------	------	------	------	------	--------	-------	-------

PITCHER																	IP	WLS	BF	H	R	ER	SO	BB	IBB	HBP	BLK	WP	HR	S	P	ERA	WHIP
Jason Schmidt, R (1, 1) ERA: 4.15																	6.0	L	27	6	2	1	5	3	1	0	0	1	1	55	91	1.50	1.500
Jimmy Anderson, L (7, 1) ERA: 4.18																	1.0		6	2	3	3	1	0	1	0	0	0	1	11	20	27.00	2.000
Mike Garcia, R (8, 1) ERA: 4.5																	1.0		3	0	0	0	2	0	0	0	0	0	0	9	17	0.00	0.000

**BOTTOM**

**Pittsburgh Pirates @ Arizona Diamondbacks**  
**Bank One Ballpark, Phoenix, AZ**  
 Mon Sep 13 1999, 9:35 PM EDT  
 Att: 32,147 - Dome - 72 F

AB	31
R	5
H	8
RBI	5
BB	5
SO	8
LOB	13

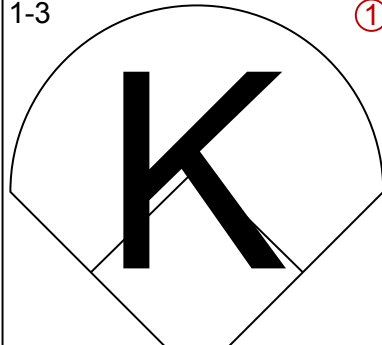
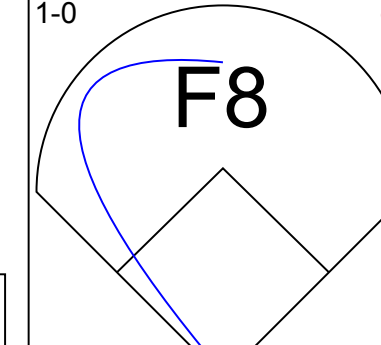
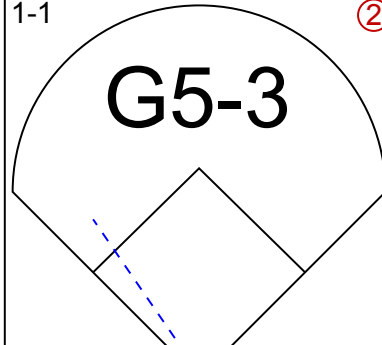
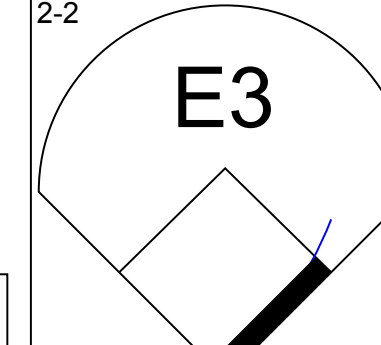
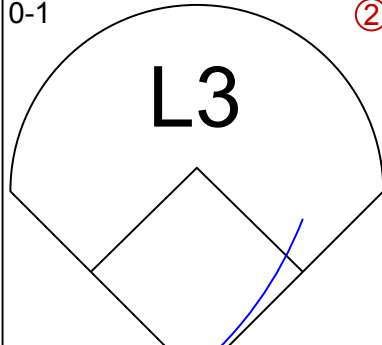
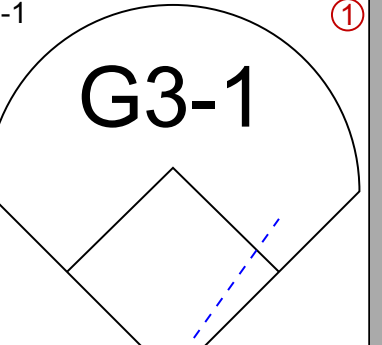
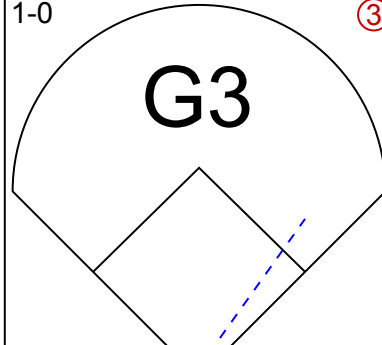
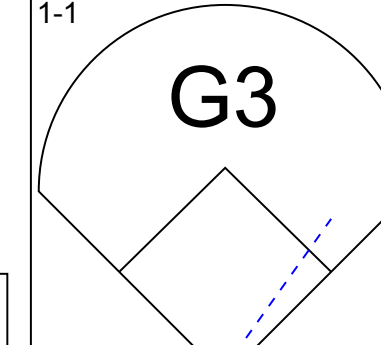
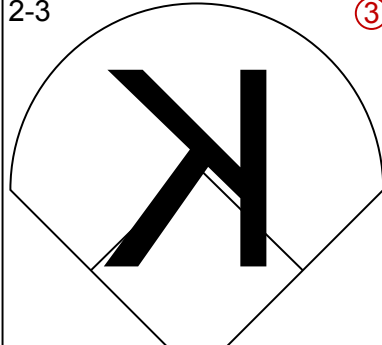
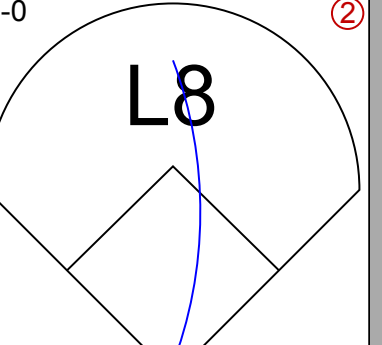
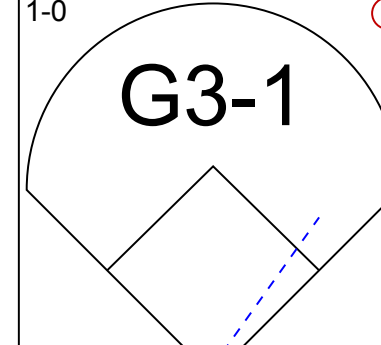
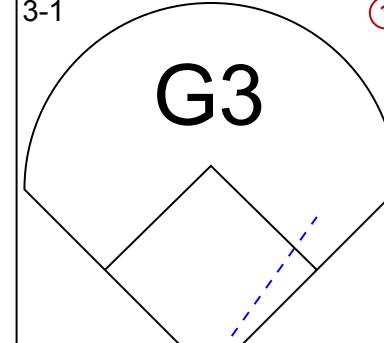
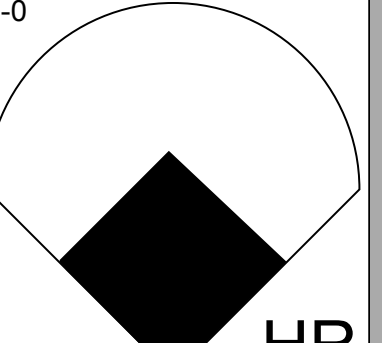
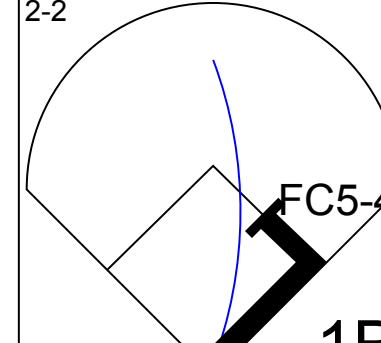
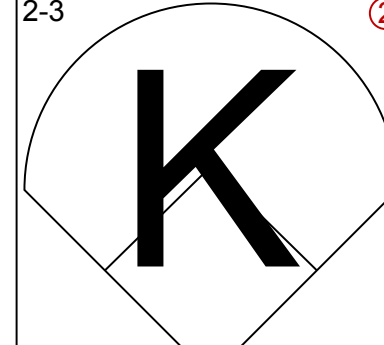
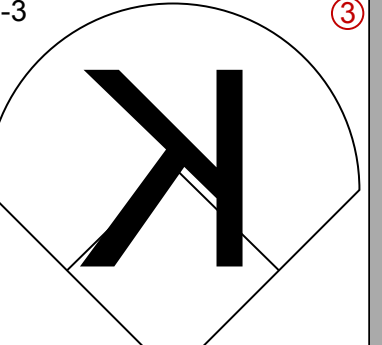
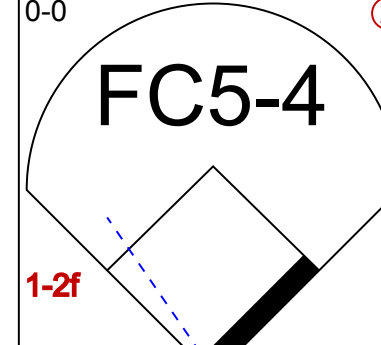
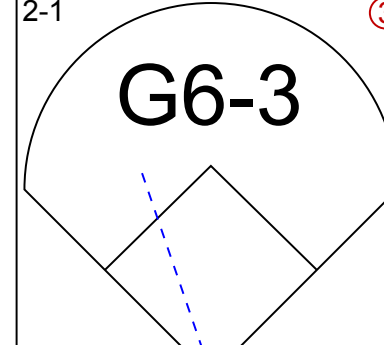
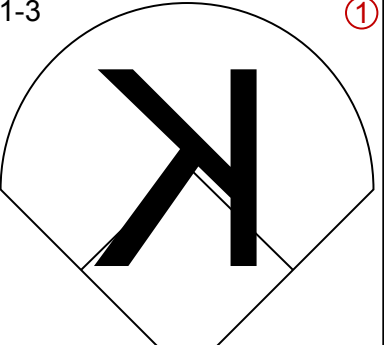
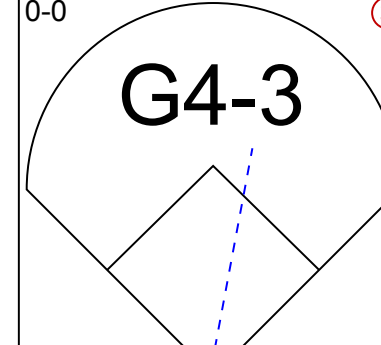
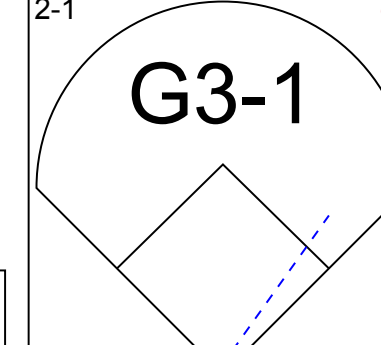
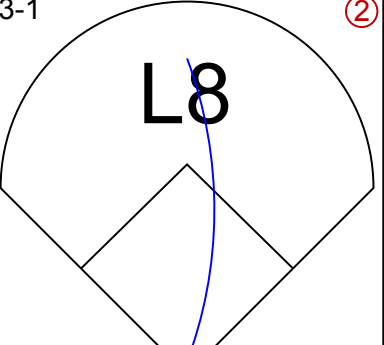
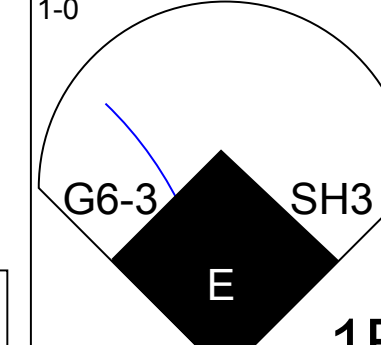
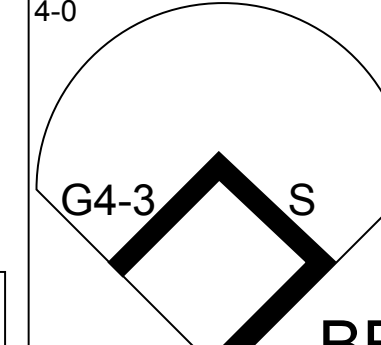
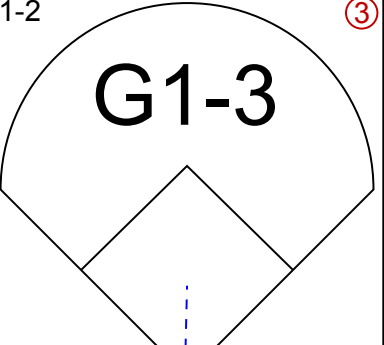
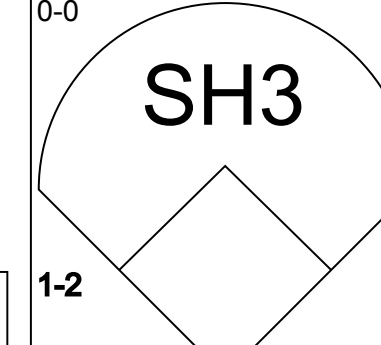
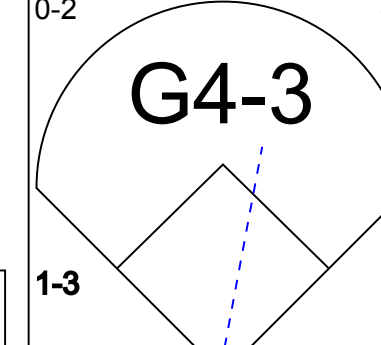
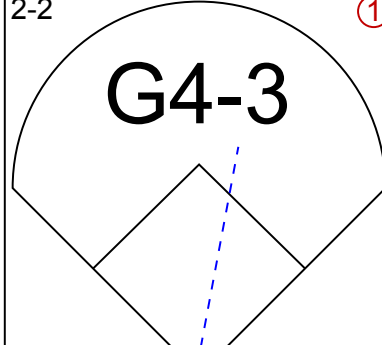
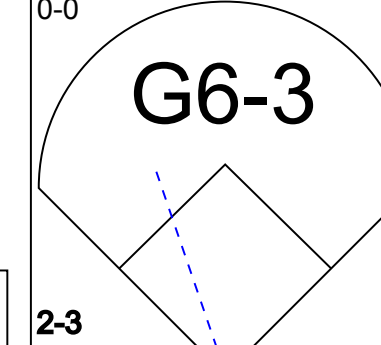


1B:	4	SF:	0	WP:	1	PA:	36
2B:	2	SAC:	0	PB:	0		
3B:	0	DP:	1	SB:	1		
HR:	2	HBP:	0	CS:	0		




Batter	1	2	3	4	5	6	7	8	9	AB R H RBI BB SO LOB	TOP																
Al Martin, L (1, 7) OBP: 0.344, SLG: 0.531	1-1 G1-3		2-1 G1-3			0-0 G4-3		0-0 G3-1		4 0 0 0 0 0 1	<b>Pittsburgh Pirates @ Arizona Diamondbacks</b> Bank One Ballpark, Phoenix, AZ Tue Sep 14 1999, 9:35 PM EDT Att. 30,372 - Dome - 72 F <a href="http://livebaseballscores.com">livebaseballscores.com</a>																
Mike Benjamin, R (1, 6) OBP: 0.282, SLG: 0.348	0-0 G1-3		0-0 F9			1-0 G6-3		0-3 K		4 0 0 0 0 1 2																	
Brian Giles, L (1, 8) OBP: 0.417, SLG: 0.601	4-1 1B BB				0-0 F7		2-1 L5		4-1 2B BB	2 0 0 0 2 0 0																	
Kevin Young, R (1, 3) OBP: 0.389, SLG: 0.524	2-2 1-2 1B				1-0 F9		2-2 G4-3		2-2 F9	4 0 1 0 0 0 1																	
Ed Sprague, R (1, 5) OBP: 0.351, SLG: 0.470 John Wehner, R (9, PR) OBP: 0.233, SLG: 0.281	0-1 F7				0-1 F9		1-0 F9		0-0 1-3 2B	4 0 1 0 0 0 2 0 0 0 0 0 0 0																	
Warren Morris, L (1, 4) OBP: 0.370, SLG: 0.439			0-1 G4-1			1-1 G4-3		3-1 G4-3		4 0 0 0 0 1 2																	
Chad Hermansen, R (1, 9) OBP: 0.286, SLG: 0.263			1-1 G3			4-2 BB		2-2 G4-3		3 0 0 0 1 1 2																	
Joe Oliver, R (1, 2) OBP: 0.272, SLG: 0.304 Brant Brown, L (8, PH) OBP: 0.295, SLG: 0.461 Keith Osik, R (8, 2) OBP: 0.269, SLG: 0.284			2-2 P3			1-3 K		3-2 HR		2 0 0 0 0 1 1 1 1 1 1 0 0 0 0 0 0 0 0 0 0																	
67 Francisco Cordova, R (1, 1) OBP: 0.222, SLG: 0.186 Dale Sveum, S (8, PH) OBP: 0.270, SLG: 0.474 Abraham Nunez, S (8, PR) OBP: 0.299, SLG: 0.243 Marc Wilkins, R (8, 1) Scott Sauerbeck, R (8, 1)			1-1 F9			0-3 K		0-1 G3-1 2B		2 0 0 0 0 1 1 1 0 1 0 0 0 0 0 0 0 0 0 0 0 0 0 0 0 0 0 0																	
<b>Inning Stats</b>	R: 0 E: 0 K: 0 S: 9	H: 1 LOB: 2 BB: 1 P: 16	R: 0 E: 0 K: 0 S: 7	H: 0 LOB: 0 BB: 0 P: 10	R: 0 E: 0 K: 0 S: 5	H: 0 LOB: 0 BB: 0 P: 8	R: 0 E: 0 K: 0 S: 4	H: 0 LOB: 0 BB: 0 P: 5	R: 0 E: 0 K: 2 S: 12	H: 0 LOB: 1 BB: 1 P: 18		R: 0 E: 0 K: 0 S: 4	H: 0 LOB: 0 BB: 0 P: 7	R: 0 E: 0 K: 0 S: 7	H: 0 LOB: 0 BB: 0 P: 13	R: 1 E: 0 K: 1 S: 13	H: 2 LOB: 2 BB: 0 P: 18	R: 0 E: 0 K: 2 S: 15	H: 1 LOB: 2 BB: 1 P: 24	1B: 1 2B: 2 3B: 0 HR: 1	SF: 0 SAC: 0 DP: 0 HBP: 0	WP: 0 PB: 0 SB: 0 CS: 0	PA: 34				
<b>PITCHER</b>	IP WLS BF H R ER SO BB IBB HBP BLK WP HR S P ERA WHIP																										
Brian Anderson, L (1, 1) ERA: 4.92	7.0		24	1	0	0	2	2	0	0	0	0	0	48	77	0.00	0.429										
Gregg Olson, R (8, 1) ERA: 3.42	0.1	B	3	2	1	1	0	0	0	0	0	0	1	9	14	27.00	6.000										
Greg Swindell, L (8, 1) ERA: 2.31	0.2	W	2	0	0	0	1	0	0	0	0	0	0	4	4	0.00	0.000										
Matt Mantel, R (9, 1) ERA: 2.39	1.0	S	5	1	0	0	2	1	0	0	0	0	0	15	24	0.00	2.000										



Batter	1	2	3	4	5	6	7	8	9
<b>Tony Womack, L</b> OBP: 0.329, SLG: 0.365 (1, 9)	1-3 		1-0 			1-1 		2-2 	
<b>Lenny Harris, L</b> OBP: 0.318, SLG: 0.365 (1, 5)	0-1 			2-1 		1-0 		1-1 	
<b>Luis Gonzalez, L</b> OBP: 0.401, SLG: 0.553 (1, 7)	2-3 			1-0 			1-0 		
<b>Erubiel Durazo, L</b> OBP: 0.402, SLG: 0.632 (1, 3)			3-1 		0-0 		2-2 		
<b>Jay Bell, R</b> OBP: 0.359, SLG: 0.535 (1, 4)		2-3 		0-3 			0-0 		
<b>Steve Finley, L</b> OBP: 0.329, SLG: 0.515 (1, 8)			2-1 			1-3 		0-0 	
<b>Hanley Frias, S</b> OBP: 0.366, SLG: 0.321 (1, 6)			2-1 		3-1 			1-0 	
<b>Kelly Stinnett, R</b> OBP: 0.290, SLG: 0.422 (1, 2)			4-0 		1-2 			0-0 	
<b>Brian Anderson, R</b> OBP: 0.188, SLG: 0.323 (1, 1)			0-2 			2-2 		0-0 	
<b>Gregg Olson, R</b> (8, 1)									
<b>Greg Swindell, L</b> (8, 1)									
<b>Greg Colbrunn, R</b> OBP: 0.394, SLG: 0.468 (8, PH)									
<b>Matt Mantei, R</b> (9, 1)									

AB	R	H	RBI	BB	SO	LOB
4	0	0	0	0	1	1
4	0	0	0	0	0	1
3	0	0	0	0	1	0
3	1	2	1	0	0	0
3	0	0	0	0	2	1
3	0	0	0	0	1	1
3	1	1	0	0	0	0
1	0	0	0	1	0	0
2	0	0	0	0	0	1
0	0	0	0	0	0	0
0	0	0	0	0	0	0
1	0	0	0	0	0	1
0	0	0	0	0	0	0

BOTTOM	
<b>AB</b>	27
<b>R</b>	2
<b>H</b>	3
<b>RBI</b>	1
<b>BB</b>	1
<b>SO</b>	5
<b>LOB</b>	6
	
<b>WP: 0</b>	<b>PA: 29</b>
<b>PB: 0</b>	
<b>SB: 1</b>	
<b>CS: 0</b>	

Inning Stats														
R	H	E	K	S	IP	WLS	BF	H	R	ER	SO	BB	IBB	HBP
0	0	0	2	11	7.0		24	2	1	1	5	1	0	0
0	0	0	1	7				0	0	0		0	0	0
0	0	0	0	6				0	0	0		0	0	0
1	1	0	1	8				1	1	0		0	0	11
0	0	0	1	8				0	0	0		0	0	13
0	0	0	0	6				0	0	0		0	0	10
0	1	0	0	9				0	1	0		0	0	12

PITCHER														
IP	WLS	BF	H	R	ER	SO	BB	IBB	HBP	BLK	WP	HR	S	P
67 Francisco Cordova, R	(1, 1)		7.0		24	2	1	1	5	1	0	0	0	0
Marc Wilkins, R	(8, 1)	0.2	L	3	1	1	0	0	0	0	0	0	3	4
Scott Sauerbeck, L	(8, 1)	0.1		2	0	0	0	0	0	0	0	0	5	8

**Pittsburgh Pirates @ Arizona Diamondbacks**  
**Bank One Ballpark, Phoenix, AZ**  
 Tue Sep 14 1999, 9:35 PM EDT  
 Att: 30,372 - Dome - 72 F



Batter	1	2	3	4	5	6	7	8	9	AB R H RBI BB SO LOB	TOP		
Al Martin, L (1, 7) OBP: 0.341, SLG: 0.527	0-1 G4-3	2-3 K			2-3 K		2-0 F7			4 0 0 0 0 2 2			
Abraham Nunez, S (1, 6) OBP: 0.294, SLG: 0.239	2-1 P5		1-1 G4-3		2-2 P4		2-2 P6			4 0 0 0 0 0 0			
Brian Giles, L (1, 8) OBP: 0.416, SLG: 0.604	3-1 F8		2-3 K			1-0 HR		2-0 F9		4 1 1 1 0 1 0			
Kevin Young, R (1, 3) OBP: 0.391, SLG: 0.528		4-0 BB 1B BB	3-2 F8			4-0 FC6-4 BB		0-2 G1-3-2 3B		2 1 1 0 2 0 0			
Brant Brown, L (1, 9) OBP: 0.296, SLG: 0.459		1-3 K		0-0 1B		0-0 FC6-4 1B 3B		4-0 IBB		3 1 1 0 0 1 2			
Ed Sprague, R (8, PH) OBP: 0.352, SLG: 0.470				1-0 F7		0-0 1B 3B				0 0 0 0 1 0 0			
Adrian Brown, S (8, PR) OBP: 0.364, SLG: 0.360				1-2 1B BB		1-2 1B		2-2 G1-3-2		0 0 0 0 0 0 0			
Warren Morris, L (1, 4) OBP: 0.371, SLG: 0.439		4-2 BB 1B BB		1-0 F7		1-2 3B 1B				3 2 1 0 1 0 3			
Aramis Ramirez, R (1, 5) OBP: 0.600, SLG: 0.714		4-2 1B BB		0-0 F7		2-1 B1-5 3B			0-1 G6-4-3 1B	3 0 2 2 1 0 1	AB 31 R 5 H 7 RBI 5 BB 5 SO 4 LOB 14		
Keith Osik, R (1, 2) OBP: 0.262, SLG: 0.275		1-0 P3		0-1 G1-3		0-0 B1-5			0-2 G6-4-3	4 0 0 0 0 0 6			
Kris Benson, R (1, 1) OBP: 0.194, SLG: 0.217		1-0 1B			0-0 G6-3				1-0 G6-3	4 0 1 2 0 0 0			
Jose Silva, R (9, 1) OBP: 0.100, SLG: 0.100										0 0 0 0 0 0 0			
<b>Inning Stats</b>	R: 0 E: 0 K: 0 S: 6 H: 0 LOB: 0 BB: 0 P: 11	R: 2 E: 0 K: 2 S: 14 H: 1 LOB: 2 BB: 3 P: 31	R: 0 E: 0 K: 1 S: 10 H: 0 LOB: 0 BB: 0 P: 15	R: 0 E: 0 K: 0 S: 5 H: 1 LOB: 1 BB: 0 P: 6	R: 0 E: 0 K: 1 S: 7 H: 0 LOB: 0 BB: 0 P: 11	R: 3 E: 0 K: 0 S: 6 H: 3 LOB: 0 BB: 1 P: 13	R: 0 E: 0 K: 0 S: 7 H: 0 LOB: 0 BB: 0 P: 13	R: 0 E: 0 K: 0 S: 7 H: 1 LOB: 1 BB: 1 P: 15	R: 0 E: 0 K: 0 S: 6 H: 1 LOB: 0 BB: 0 P: 7	1B: 4 2B: 2 3B: 2 HR: 1 SF: 0 SAC: 0 DP: 3 HBP: 0	WP: 0 PB: 0 SB: 0 CS: 0 PA: 36		
<b>PITCHER</b>	IP WLS BF H R ER SO BB IBB HBP BLK WP HR S P ERA WHIP											<b>PITCHER</b>	IP WLS BF H R ER SO BB IBB HBP BLK WP HR S P ERA WHIP
Armando Reynoso, R (1, 1) ERA: 4.34	5.1 L 24 4 5 5 4 4 0 0 0 0 0 1 45 82 8.44 1.500												
Darren Holmes, R (6, 1) ERA: 3.43	1.2 5 1 0 0 0 0 0 0 0 0 0 0 10 18 0.00 0.600												
Greg Swindell, L (8, 1) ERA: 2.28	1.0 4 1 0 0 0 0 0 1 0 0 0 0 7 15 0.00 1.000												
Bobby Chouinard, R (9, 1) ERA: 2.36	1.0 3 1 0 0 0 0 0 0 0 0 0 0 6 7 0.00 1.000												

**Pittsburgh Pirates @ Arizona Diamondbacks**  
Bank One Ballpark, Phoenix, AZ  
Wed Sep 15 1999, 10:35 PM EDT  
Att: 31,294 - Dome - 72 F

AB	31
R	5
H	7
RBI	5
BB	5
SO	4
LOB	14








# Florida Marlins @ Arizona Diamondbacks

## Bank One Ballpark, Phoenix, AZ

Fri Sep 17 1999, 9:35 PM EDT  
Att: 34,127 - Dome - 72 F

<b>AB</b>	<b>39</b>
<b>R</b>	<b>10</b>
<b>H</b>	<b>16</b>
<b>RBI</b>	<b>10</b>
<b>BB</b>	<b>2</b>
<b>SO</b>	<b>6</b>
<b>LOB</b>	<b>14</b>



<b>WP:</b>	0	<b>PA:</b>	44
<b>PB:</b>	0		
<b>SB:</b>	1		
<b>CS:</b>	0		

Batter	1	2	3	4	5	6	7	8	9	AB	R	H	RBI	BB	SO	LOB						
<b>Dave Berg, R</b> (1, 4) OBP: 0.358, SLG: 0.383	1-2 G6-3	1-1 1B		1-1 1B		0-1 2B	0-0 1B			5	2	4	1	0	0	0						
<b>Alex Gonzalez, R</b> (1, 6) OBP: 0.308, SLG: 0.436	0-0 F8	1-0 1B		1-2 F7		2-0 SF9	1-2 F7			5	2	3	0	0	0	2						
<b>Cliff Floyd, L</b> (1, 7) OBP: 0.378, SLG: 0.485	4-2 1B	0-0 1B		1-0 1B		4-0 S		2-1 F8		3	1	2	2	2	0	0						
<b>Kevin Millar, R</b> (1, 3) OBP: 0.369, SLG: 0.441	2-2 F8	2-2 G5-4-3		0-0 F9		2-1 SF9		1-1 G1-3		4	0	1	1	0	0	4						
<b>Braden Looper, R</b> (8, 1) <b>Mike Redmond, R</b> (9, 2) OBP: 0.388, SLG: 0.362	2-3 1B	1-3 1B		1-3 1B		2-3 3-H		2-3 K		0	0	0	0	0	0	0						
<b>Preston Wilson, R</b> (1, 8) OBP: 0.362, SLG: 0.528	0-1 1B	0-0 G5-4-3			0-0 G3	3-1 SF9		2-3 K		4	2	2	2	0	1	2						
<b>Mark Kotsay, L</b> (1, 9) OBP: 0.302, SLG: 0.402	0-0 1B		0-0 G3		0-0 G3	2-2 G4-3		0-0 P5		5	0	1	1	0	0	2						
<b>Kevin Orie, R</b> (1, 5) OBP: 0.326, SLG: 0.413	2-1 1B		3-1 F9		1-2 HR		1-1 G1-3	2-3 K		4	2	2	3	0	1	0						
<b>Ramon Castro, R</b> (1, 2) OBP: 0.250, SLG: 0.306	1-3 K		3-3 K		1-0 F7		0-0 F7	3-3 K		5	0	0	0	0	0	3						
<b>Antonio Alfonseca, R</b> (9, 1)										0	0	0	0	0	0	0						
<b>A.J. Burnett, R</b> (1, 1) OBP: 0.167, SLG: 0.167		1-1 1B		3-2 F8		2-3 K		3-2 G1-3		3	1	1	0	0	1	0						
<b>Hector Almonte, R</b> (6, 1)										0	0	0	0	0	0	0						
<b>John Roskos, R</b> (7, PH) OBP: 0.250, SLG: 0.500		1B								1	0	0	0	0	0	1						
<b>Jesus Sanchez, L</b> (7, 1) OBP: 0.154, SLG: 0.083		1B								0	0	0	0	0	0	0						
<b>Derrek Lee, R</b> (8, 3) OBP: 0.282, SLG: 0.328										0	0	0	0	0	0	0						
<b>Inning Stats</b>	R: 3 E: 0 K: 1 S: 19	H: 4 LOB: 2 BB: 1 P: 29	R: 2 E: 0 K: 0 S: 10	H: 5 LOB: 1 BB: 0 P: 15	R: 0 E: 0 K: 1 S: 6	H: 0 LOB: 0 BB: 0 P: 12	R: 0 E: 0 K: 0 S: 10	H: 2 LOB: 2 BB: 0 P: 16	R: 2 E: 0 K: 1 S: 10	H: 2 LOB: 0 BB: 0 P: 14	R: 2 E: 0 K: 0 S: 13	H: 2 LOB: 1 BB: 1 P: 26	R: 1 E: 0 K: 0 S: 10	H: 1 LOB: 1 BB: 0 P: 15	R: 0 E: 0 K: 1 S: 10	H: 0 LOB: 0 BB: 0 P: 15	R: 0 E: 0 K: 2 S: 12	H: 0 LOB: 0 BB: 0 P: 17	1B: 13 2B: 2 3B: 0 HR: 1	SF: 2 SAC: 0 DP: 1 HBP: 1	WP: 0 PB: 0 SB: 1 CS: 0	PA: 44
<b>PITCHER</b>	IP	WLS	BF	H	R	ER	SO	BB	IBB	HBP	BLK	WP	HR	S	P	ERA	WHIP					
<b>Andy Benes, R</b> (1, 1) ERA: 4.96	4.1	L	25	13	7	7	2	1	0	0	0	0	1	50	78	14.54	3.231					
<b>Darren Holmes, R</b> (5, 1) ERA: 3.38	0.2		2	0	0	0	1	0	0	0	0	0	0	5	8	0.00	0.000					
<b>Bobby Chouinard, R</b> (6, 1) ERA: 2.8	1.0		6	2	2	2	0	1	0	0	0	0	0	13	26	18.00	3.000					
<b>Erik Sabel, R</b> (7, 1) ERA: 6.52	1.0		5	1	1	1	0	0	0	1	0	0	0	10	15	9.00	1.000					
<b>Dan Plesac, L</b> (8, 1) ERA: 6.15	1.0		3	0	0	0	1	0	0	0	0	0	0	10	15	0.00	0.000					
<b>PITCHER</b>	IP	WLS	BF	H	R	ER	SO	BB	IBB	HBP	BLK	WP	HR	S	P	ERA	WHIP					
<b>Byung-Hyun Kim, R</b> (9, 1) ERA: 4.15	1.0		3	0	0	0	2	0	0	0	0	0	0	12	17	0.00	0.000					

livebaseballscorecards.com

Batter	1	2	3	4	5	6	7	8	9	AB	R	H	RBI	BB	SO	LOB
<b>Tony Womack, L</b> OBP: 0.330, SLG: 0.363 (1, 9)	4-2 G4-3 S BB	1-3 K		1-3 K		1-1 E7 1B		1-0 F8		4	0	1	0	1	2	3
<b>Jay Bell, R</b> OBP: 0.359, SLG: 0.537 (1, 4)	3-3 K	1-0 E7 BB 1B		3-2 HR		4-1 BB			0-3 K	4	2	2	3	1	2	1
<b>Luis Gonzalez, L</b> OBP: 0.397, SLG: 0.545 (1, 7)	3-1 G4-3	4-0 1B BB		1-2 G4-3		0-0 P4			1-2 F7	4	0	0	0	1	0	3
<b>Matt Williams, R</b> OBP: 0.345, SLG: 0.547 (1, 5)	0-0 G4-3	2-2 1B		0-0 G4-3		1-3 K			1-1 1B	5	0	2	2	0	1	3
<b>Erubiel Durazo, L</b> OBP: 0.390, SLG: 0.598 (1, 3)		K				2-2 F9		2-1 F7	0-3 K	5	0	0	0	0	2	3
<b>Steve Finley, L</b> OBP: 0.330, SLG: 0.512 (1, 8)		4-2 BB E BB	3-2 G3-1		0-0 F8		1-1 F8			3	1	0	0	1	0	0
<b>Hanley Frias, S</b> OBP: 0.366, SLG: 0.319 (1, 6)		4-1 E 1B BB	2-2 1B		0-1 FC6-4 1B		1-2 F9			3	1	2	0	1	0	0
<b>Kelly Stinnett, R</b> OBP: 0.288, SLG: 0.419 (1, 2)		1-0 E5 SH	3-3 K		2-2 FC6-4			3-2 G4-3		2	1	0	0	0	1	2
<b>Rob Ryan, L</b> OBP: 0.250, SLG: 0.500 (5, PH)		1-3 2-H 1B			1-2 1B					1	0	0	0	0	0	1
<b>Bobby Chouinard, R</b> OBP: 0.250, SLG: 0.500 (6, 1)										0	0	0	0	0	0	0
<b>Erik Sabel, R</b> OBP: 0.250, SLG: 0.500 (7, 1)										0	0	0	0	0	0	0
<b>Dan Plesac, L</b> OBP: 0.250, SLG: 0.500 (8, 1)										0	0	0	0	0	0	0
<b>Lenny Harris, L</b> OBP: 0.315, SLG: 0.362 (8, PH)										1	0	0	0	0	0	0
<b>Byung-Hyun Kim, R</b> OBP: 0.315, SLG: 0.362 (9, 1)										0	0	0	0	0	0	0
<b>Andy Benes, R</b> OBP: 0.204, SLG: 0.200 (1, 1)		0-0 SH	3-2 F7			1-2 G3-1			1-3 K	1	1	0	0	0	0	1
<b>Darren Holmes, R</b> OBP: 0.316, SLG: 0.421 (5, 1)		1-2 E 1B								0	0	0	0	0	0	0
<b>Damian Miller, R</b> OBP: 0.316, SLG: 0.421 (6, 2)		1-2 E 1B								2	0	0	0	0	1	0

Inning Stats	R: 0	H: 0	E: 0	K: 1	S: 8	LOB: 1	BB: 1	P: 18	R: 5	H: 2	E: 2	K: 2	S: 17	LOB: 2	BB: 3	P: 38	R: 0	H: 1	E: 0	K: 1	S: 13	LOB: 1	BB: 0	P: 24	R: 1	H: 1	E: 0	K: 1	S: 10	LOB: 0	BB: 0	P: 15	R: 0	H: 1	E: 0	K: 0	S: 10	LOB: 1	BB: 0	P: 14	R: 0	H: 1	E: 1	K: 1	S: 11	LOB: 2	BB: 1	P: 18	R: 0	H: 0	E: 0	K: 0	S: 8	LOB: 0	BB: 0	P: 12	R: 0	H: 0	E: 0	K: 1	S: 7	LOB: 0	BB: 0	P: 12	R: 0	H: 1	E: 0	K: 2	S: 11	LOB: 1	BB: 0	P: 13	1B: 6	2B: 0	3B: 0	HR: 1	SF: 0	SAC: 1	DP: 0	HBP: 0	WP: 0	PB: 0	SB: 1	CS: 0	PA: 41
--------------	------	------	------	------	------	--------	-------	-------	------	------	------	------	-------	--------	-------	-------	------	------	------	------	-------	--------	-------	-------	------	------	------	------	-------	--------	-------	-------	------	------	------	------	-------	--------	-------	-------	------	------	------	------	-------	--------	-------	-------	------	------	------	------	------	--------	-------	-------	------	------	------	------	------	--------	-------	-------	------	------	------	------	-------	--------	-------	-------	-------	-------	-------	-------	-------	--------	-------	--------	-------	-------	-------	-------	--------

PITCHER	IP	WLS	BF	H	R	ER	SO	BB	IBB	HBP	BLK	WP	HR	S	P	ERA	WHIP
<b>A.J. Burnett, R</b> ERA: 4.28 (1, 1)	5.0	W	26	5	6	1	5	4	0	0	0	0	1	58	109	1.80	1.800
<b>Hector Almonte, R</b> ERA: 2.7 (6, 1)	1.0	H	5	1	0	0	1	1	0	0	0	0	0	11	18	0.00	2.000
<b>Jesus Sanchez, L</b> ERA: 5.93 (7, 1)	1.0		3	0	0	0	0	0	0	0	0	0	0	8	12	0.00	0.000
<b>Braden Looper, R</b> ERA: 3.51 (8, 1)	1.0		3	0	0	0	1	0	0	0	0	0	0	7	12	0.00	0.000
<b>Antonio Alfonseca, R</b> ERA: 3.27 (9, 1)	1.0		4	1	0	0	2	0	0	0	0	0	0	11	13	0.00	1.000

**Florida Marlins @ Arizona Diamondbacks**  
Bank One Ballpark, Phoenix, AZ

Fri Sep 17 1999, 9:35 PM EDT  
Att: 34,127 - Dome - 72 F

livebaseballscorecards.com

<b>AB</b>	<b>35</b>
<b>R</b>	<b>6</b>
<b>H</b>	<b>7</b>
<b>RBI</b>	<b>5</b>
<b>BB</b>	<b>5</b>
<b>SO</b>	<b>9</b>
<b>LOB</b>	<b>17</b>





Batter	1	2	3	4	5	6	7	8	9	10	AB R H RBI BB SO LOB	TOP													
<b>Dave Berg, R</b> OBP: 0.361, SLG: 0.387 (1, 4)	2-2 F8 ①		3-1 2B ②		2-0 G6-3 ②	2-1 FC6-4 ③			4-1 1B 1B BB ①	0-0 1B ①	5 1 2 0 1 0 2	<b>Florida Marlins @ Arizona Diamondbacks</b> Bank One Ballpark, Phoenix, AZ Sat Sep 18 1999, 4:05 PM EDT Att. 40,903 - Dome - 72 F  livebaseballscorecards.com  <b>AB 45</b> <b>R 6</b> <b>H 15</b> <b>RBI 6</b> <b>BB 3</b> <b>SO 11</b> <b>LOB 28</b>													
<b>Alex Gonzalez, R</b> OBP: 0.308, SLG: 0.434 (1, 6)	2-0 P2 ②		0-3 K ②		0-0 1B ①		1-3 K 1B ①		0-3 K ①	0-0 1B 1-3 ①	6 0 2 0 0 3 2														
<b>Bruce Aven, R</b> OBP: 0.375, SLG: 0.455 (1, 7)	4-2 BB ③		1-0 L4 ③		1-0 P3 ③		3-2 G5-4-3 1B ①		2-2 F8 ②	0-0 P5 ③	5 0 1 0 1 0 5														
<b>Preston Wilson, R</b> OBP: 0.362, SLG: 0.527 (1, 9) (8, 8)	2-1 F9 ③			0-1 1B S 1B ①		1-3 K ①	1-3 K ①		3-2 1B 1-3 HR 1B ①		5 1 2 0 0 2 3														
<b>Derrek Lee, R</b> OBP: 0.275, SLG: 0.341 (1, 3)		3-2 1B ①		1-1 1B ①		2-2 HR 1B ①	0-1 G5-4-3 ② ③		1-2 HR 1B ①		5 2 4 1 0 0 2														
<b>Mike Lowell, R</b> OBP: 0.320, SLG: 0.398 (1, 5)		0-2 F8 ①		2-3 K ①		3-1 HR 1B ①		1-1 FC5-4 1B ①	3-1 HR ①		5 2 3 5 0 1 3														
<b>Julio Ramirez, R</b> OBP: 0.273, SLG: 0.200 <b>Mark Kotsay, L</b> OBP: 0.300, SLG: 0.400 (8, PH) (8, 9)		1 SAFE 0-0 F9 ②		1-3 K ②		4-2 1B BB ②		1-0 F7 ①	0-2 P6 ③		2 0 0 0 1 1 3 2 0 0 0 0 0 1														
<b>Mike Redmond, R</b> OBP: 0.384, SLG: 0.358 (1, 2)		0-3 K ③		2-3 K ③		1 SAFE 0-0 FC6-4 1B ②		0-0 FC5-4 ②		0-0 F8 ①	5 0 1 0 0 2 4														
<b>Brian Meadows, R</b> <b>John Rocker, R</b> <b>Rafael Medina, R</b> <b>Kevin Miller, R</b> <b>Brian Edmondson, R</b> <b>Carl Frye, L</b> <b>Vic Davensburg, L</b> <b>Antonio Alfonseca, R</b> <b>Kevin Orie, R</b> <b>Hector Almonte, R</b>			1-0 L4 ①		2-3 K ①	1-2 P3 ②		1-3 K ③		0-0 F9 ②	1 0 0 0 0 0 0 0 1 0 0 0 0 0 0 0 0 0 0 0 0 0 0 0 1 0 1 0 0 0 0 0 0 0 0 0 0 0 0 0 0 0														
<b>Inning Stats</b>	R: 0 E: 0 K: 0 S: 9	H: 0 LOB: 1 BB: 1 P: 19	R: 0 E: 0 K: 1 S: 12	H: 1 LOB: 1 BB: 0 P: 15	R: 0 E: 0 K: 1 S: 7	H: 1 LOB: 1 BB: 0 P: 12	R: 0 E: 0 K: 3 S: 14	H: 2 LOB: 2 BB: 0 P: 20	R: 0 E: 0 K: 1 S: 6	H: 1 LOB: 1 BB: 0 P: 11	R: 2 E: 0 K: 1 S: 16		H: 3 LOB: 2 BB: 1 P: 29	R: 0 E: 0 K: 2 S: 12	H: 1 LOB: 1 BB: 0 P: 17	R: 0 E: 0 K: 1 S: 7	H: 1 LOB: 1 BB: 0 P: 10	R: 4 E: 0 K: 1 S: 23	H: 3 LOB: 0 BB: 1 P: 36	R: 0 E: 0 K: 0 S: 5	H: 2 LOB: 2 BB: 0 P: 5	1B: 12 2B: 1 3B: 0 HR: 2	SF: 0 SAC: 0 DP: 1 HBP: 0	WP: 1 PB: 0 SB: 1 CS: 0	PA: 48
<b>PITCHER</b>	IP WLS BF H R ER SO BB IBB HBP BLK WP HR S P ERA WHIP																								
<b>Randy Johnson, L</b> ERA: 2.53 <b>Gregg Olson, R</b> ERA: 3.29 <b>Matt Mantei, R</b> ERA: 2.93 <b>Greg Swindell, L</b> ERA: 2.24	(1, 1) (7, 1) (9, 1) (10, 1)	6.0 2.0 1.0 1.0	WLS H B W	BF 8 7 5	H 2 3 2	R 0 4 0	ER 2 4 0	SO 7 1 0	BB 0 0 0	IBB 0 0 0	HBP 0 0 0	BLK 0 0 0	WP 0 0 0	HR 1 1 0	S 64 19 23 5	P 106 27 36 5	ERA 3.00 0.00 36.00 0.00	WHIP 1.667 1.000 4.000 2.000							

BOTTOM

Florida Marlins @ Arizona Diamondbacks  
Bank One Ballpark, Phoenix, AZ

Sat Sep 18 1999, 4:05 PM EDT  
Att: 40,903 - Dome - 72 F

livebaseballscorecards.com

AB	36
R	8
H	11
RBI	8
BB	2
SO	2
LOB	7



WP:	0	PA:	40
PB:	0		
SB:	1		
CS:	1		

AB R H RBI BB SO LOB

5 0 2 0 0 0 0

5 0 1 0 0 1 1  
0 1 0 0 0 0 0

4 2 1 2 1 0 0

3 1 1 0 1 0 0

4 1 2 2 0 0 3

4 1 1 2 0 0 1

4 1 2 0 0 0 1

3 1 1 2 0 0 1

2 0 0 0 0 1 0  
1 0 0 0 0 0 0  
0 0 0 0 0 0 0  
0 0 0 0 0 0 0  
1 0 0 0 0 0 0  
0 0 0 0 0 0 0

1B: 6 SF: 1  
2B: 0 SAC: 0  
3B: 2 DP: 1  
HR: 3 HBP: 0

Batter	1	2	3	4	5	6	7	8	9	10
Tony Womack, L OBP: 0.330, SLG: 0.363 (1, 9)	G5-3		G4-3		BB S 1B		F7		CS 1B	
Jay Bell, R OBP: 0.357, SLG: 0.534 LeJon Powell, R OBP: 0.273, SLG: 0.350 (10, PR)	G5-3			F8	K		G6-3		CS	HR 1B
Luis Gonzalez, L OBP: 0.397, SLG: 0.548 (1, 7)	G4-3			E3 3B	BB BB		F8			HR 1-H
Matt Williams, R OBP: 0.346, SLG: 0.546 (1, 5)		G4-3		3B 1B	BB BB			F9		
Erubiel Durazo, L OBP: 0.393, SLG: 0.611 (1, 3)				HR 3B	F7			F7		
Steve Finley, L OBP: 0.330, SLG: 0.516 (1, 8)				HR		L6		G4-3		
Hanley Frias, S OBP: 0.370, SLG: 0.342 (1, 6)				G6-4-3 1B		F8		SF8 3B		
Damian Miller, R OBP: 0.315, SLG: 0.431 (1, 2)			F8	G6-4-3				HR	SF8	
Randy Johnson, R OBP: 0.101, SLG: 0.135 (6, PH) Rob Ryan, L OBP: 0.255, SLG: 0.481 (7, 1) Gregg Olson, K (8, 1) Matt Mantei, R (9, PH) Lenny Harris, L OBP: 0.313, SLG: 0.360 Greg Swindell, L (10, 1)			K		G6-3		G3		G4-3	

Inning Stats	R: 0	H: 0	R: 0	H: 1	R: 0	H: 0	R: 4	H: 4	R: 0	H: 1	R: 1	H: 1	R: 0	H: 0	R: 0	H: 0	R: 1	H: 2	R: 2	H: 2	1B: 6	SF: 1
	E: 0	LOB: 0	E: 0	LOB: 1	E: 0	LOB: 0	E: 1	LOB: 4	E: 0	LOB: 3	E: 0	LOB: 0	E: 0	LOB: 0	E: 0	LOB: 0	E: 0	LOB: 2	E: 0	LOB: 1	2B: 0	SAC: 0
	K: 0	BB: 0	K: 0	BB: 0	K: 1	BB: 0	K: 0	BB: 0	K: 1	BB: 2	K: 0	BB: 0	K: 0	BB: 0	K: 0	BB: 0	K: 0	BB: 0	K: 0	BB: 0	3B: 2	DP: 1
	S: 7	P: 11	S: 9	P: 15	S: 8	P: 12	S: 14	P: 24	S: 13	P: 29	S: 12	P: 19	S: 6	P: 8	S: 5	P: 8	S: 8	P: 13	S: 2	P: 2	HR: 3	HBP: 0

PITCHER	IP	WLS	BF	H	R	ER	SO	BB	IBB	HBP	BLK	WP	HR	S	P	ERA	WHIP
Brian Meadows, R ERA: 5.77 (1, 1)	4.0		17	5	4	3	1	0	0	0	0	0	1	38	62	6.75	1.250
Rafael Medina, R ERA: 5.24 (5, 1)	1.0		6	1	0	0	1	2	0	0	0	0	0	13	29	0.00	3.000
Brian Edmondson, R ERA: 5.64 (6, 1)	2.0		7	1	1	1	0	0	0	0	0	0	1	18	27	4.50	0.500
Vic Darenbourg, L ERA: 9.19 (8, 1)	1.0		3	0	0	0	0	0	0	0	0	0	0	5	8	0.00	0.000
Antonio Alfonseca, R ERA: 3.34 (9, 1)	1.0	B	4	2	1	1	0	0	0	0	0	0	0	8	13	9.00	2.000

PITCHER	IP	WLS	BF	H	R	ER	SO	BB	IBB	HBP	BLK	WP	HR	S	P	ERA	WHIP
Hector Almonte, R ERA: 4.5 (10, 1)	0.0	L	2	2	2	2	0	0	0	0	0	0	1	2	2	∞	∞



Batter	1	2	3	4	5	6	7	8	9	AB R H RBI BB SO LOB	TOP																
Dave Berg, R (1, 4) OBP: 0.354, SLG: 0.380	2-3 K		2-0 L4	2-2 F8			1-2 G5-3		2-0 FC3-6	5 0 0 0 0 1 3																	
Alex Gonzalez, R (1, 6) OBP: 0.309, SLG: 0.434	1-1 G6-3			3-2 HR	1-1 CS		2-3 K2-3		1-0 FC4-6	5 1 2 0 0 1 1																	
Cliff Floyd, L (1, 7) OBP: 0.381, SLG: 0.500	3-2 1B			2-2 1 SAFE 1 SAFE 1-H HR	1-0 F7			2-2 HR	3-2 F7	5 2 3 2 0 0 2																	
Preston Wilson, R (1, 8) OBP: 0.363, SLG: 0.533	3-3 K			1-3 K	2-2 S			3-1 HR		4 1 2 2 0 2 1																	
Derrek Lee, R (1, 3) OBP: 0.270, SLG: 0.333			2-2 G4-3	3-3 K2-3	2-2 K			2-3 K		4 0 0 0 0 3 1																	
Mark Kotsay, L (1, 9) OBP: 0.301, SLG: 0.402			2-1 G3	2-2 BB		0-0 G3		3-2 F8		3 1 1 0 0 0 0																	
Bruce Aven, R (8, PH) OBP: 0.374, SLG: 0.453				2B						1 0 0 0 0 0 0																	
Mike Lowell, R (1, 5) OBP: 0.323, SLG: 0.408			1-0 L7	4-2 BB		1-1 F9		1-1 HR		3 2 1 1 1 0 0																	
Braden Looper, R (8, 1)				1B						0 0 0 0 0 0 0																	
Ramon Castro, R (1, 2) OBP: 0.250, SLG: 0.288			0-1 F8	4-2 1B		2-2 F9		2-3 K		3 0 0 0 1 1 0																	
Ryan Dempster, R (1, 1) OBP: 0.153, SLG: 0.136			0-2 G6-3	1-2 1B						2 0 1 2 0 0 0																	
Vic Darenbourg, L (6, 1)										0 0 0 0 0 0 0																	
John Roskos, R (7, PH) OBP: 0.290, SLG: 0.400										1 0 0 0 0 1 0																	
Brent Billingsley, L (7, 1)										0 0 0 0 0 0 0																	
Rafael Medina, R (7, 1)										0 0 0 0 0 0 0																	
Jesus Sanchez, L (7, 1) OBP: 0.154, SLG: 0.083										0 0 0 0 0 0 0																	
Kevin Orie, R (8, 5) OBP: 0.328, SLG: 0.414				1-2 2-H 3-H 1B					1-1 FC3-6	1 0 1 0 0 0 0																	
<b>Inning Stats</b>	R: 0 E: 0 K: 2 S: 11	H: 1 LOB: 1 BB: 0 P: 20	R: 0 E: 0 K: 0 S: 6	H: 0 LOB: 0 BB: 0 P: 11	R: 0 E: 0 K: 0 S: 6	H: 0 LOB: 0 BB: 0 P: 8	R: 4 E: 0 K: 2 S: 33	H: 4 LOB: 2 BB: 2 P: 55	R: 0 E: 0 K: 1 S: 10	H: 2 LOB: 1 BB: 0 P: 16	R: 0 E: 0 K: 0 S: 6	H: 0 LOB: 0 BB: 0 P: 9	R: 0 E: 0 K: 2 S: 10	H: 0 LOB: 0 BB: 0 P: 14	R: 3 E: 0 K: 2 S: 17	H: 3 LOB: 0 BB: 0 P: 30	R: 0 E: 0 K: 0 S: 8	H: 1 LOB: 1 BB: 0 P: 15	1B: 7 2B: 1 3B: 0 HR: 3	SF: 0 SAC: 0 DP: 0 HBP: 0	WP: 0 PB: 0 SB: 1 CS: 1	PA: 39					
<b>PITCHER</b>	IP	WLS	BF	H	R	ER	SO	BB	IBB	HBP	BLK	WP	HR	S	P	ERA	WHIP										
Todd Stottlemyre, R (1, 1) ERA: 4.03	4.0		19	5	4	4	4	2	0	0	0	0	1	56	94	9.00	1.750										
Darren Holmes, R (5, 1) ERA: 3.22	2.0		7	2	0	0	1	0	0	0	0	0	0	16	25	0.00	1.000										
Bobby Chouinard, R (7, 1) ERA: 2.72	1.0	H	3	0	0	0	2	0	0	0	0	0	0	10	14	0.00	0.000										
Greg Swindell, L (8, 1) ERA: 2.64	1.0	B	6	3	3	3	2	0	0	0	0	0	2	17	30	27.00	3.000										
Gregg Olson, R (9, 1) ERA: 3.23	1.0	W	4	1	0	0	0	0	0	0	0	0	0	8	15	0.00	1.000										

**Florida Marlins @ Arizona Diamondbacks**  
Bank One Ballpark, Phoenix, AZ

AB	37
R	7
H	11
RBI	7
BB	2
SO	9
LOB	8



Sun Sep 19 1999, 4:05 PM EDT  
Att. 34,752 - Dome - 72 F

[livebaseballscorecards.com](http://livebaseballscorecards.com)

BOTTOM

**Florida Marlins @ Arizona Diamondbacks**  
 Bank One Ballpark, Phoenix, AZ

AB 38  
 R 8  
 H 15  
 RBI 8  
 BB 10  
 SO 2  
 LOB 24



WP: 1 PA: 49  
 PB: 0  
 SB: 1  
 CS: 0

Sun Sep 19 1999, 4:05 PM EDT  
 Att: 34,752 - Dome - 72 F

livebaseballscorecards.com

Batter	1	2	3	4	5	6	7	8	9	AB	R	H	RBI	BB	SO	LOB
Tony Womack, L OBP: 0.333, SLG: 0.363 (1, 9)	L6	BB		1B WP		HR BB	1B BB		K	3	2	1	0	3	1	1
Jay Bell, R OBP: 0.360, SLG: 0.540 (1, 4)	F8	F8		1B		HR	1B		1B	6	1	4	3	0	0	3
Luis Gonzalez, L OBP: 0.398, SLG: 0.547 (1, 7)	1B		F8	F7		P6	1B		1B	5	0	2	1	1	0	2
Matt Williams, R OBP: 0.346, SLG: 0.545 (1, 5)	G4-3		F9			F9 BB	BLK		P6	5	0	2	1	0	0	3
Erubiel Durazo, L OBP: 0.400, SLG: 0.612 (1, 3)		K		2B		G6-4-3			F8	3	0	1	0	2	1	1
LeJon Powell, R OBP: 0.273, SLG: 0.350 (8, PR)						BB			1B	0	0	0	0	0	0	0
Travis Lee, L OBP: 0.336, SLG: 0.364 (9, 3)									BB	0	0	0	0	0	0	0
Steve Finley, L OBP: 0.332, SLG: 0.515 (1, 8)		2B		1B		F9	P3		FC1-4	4	1	2	0	1	0	3
Hanley Frias, S OBP: 0.371, SLG: 0.347 (1, 6)				IBB					1B	4	1	1	1	1	0	6
Gregg Olson, R (9, 1)						G6-4-3			F8	0	0	0	0	0	0	0
Damian Miller, R OBP: 0.313, SLG: 0.425 (1, 2)		FC6-5				F9	HR		FC1-4	4	1	0	0	1	0	4
Todd Stottlemyre, L OBP: 0.272, SLG: 0.179 (1, 1)										0	0	0	0	1	0	0
Rob Ryan, L OBP: 0.241, SLG: 0.464 (4, PH)						F7				1	0	0	0	0	0	0
Darren Holmes, R (5, 1)										0	0	0	0	0	0	0
Turner Ward, S OBP: 0.315, SLG: 0.269 (6, PH)										1	1	1	2	0	0	0
Bobby Chouinard, R (7, 1)										0	0	0	0	0	0	0
Bernard Gilkey, R OBP: 0.372, SLG: 0.484 (7, PH)										1	0	0	0	0	0	1
Greg Swindell, L (8, 1)										0	0	0	0	0	0	0
Andy Fox, L OBP: 0.359, SLG: 0.384 (9, 6)										1	1	1	0	0	0	0

Inning Stats	R: 0	H: 1	E: 0	LOB: 1	K: 0	P: 18	R: 1	H: 2	E: 0	LOB: 3	K: 1	P: 32	R: 0	H: 1	E: 0	LOB: 2	K: 0	P: 18	R: 0	H: 2	E: 0	LOB: 2	K: 0	P: 21	R: 0	H: 1	E: 0	LOB: 1	K: 0	P: 12	R: 4	H: 3	E: 0	LOB: 1	K: 0	P: 41	R: 2	H: 2	E: 0	LOB: 2	K: 0	P: 20	R: 0	H: 1	E: 0	LOB: 2	K: 0	P: 17	R: 1	H: 2	E: 0	LOB: 2	K: 1	P: 28	1B: 11	SF: 1	3B: 0	DP: 1	HBP: 0	WP: 1	PA: 49
<b>PITCHER</b>	IP	WLS	BF	H	R	ER	SO	BB	IBB	HBP	BLK	WP	HR	S	P	ERA	WHIP																																												
Ryan Dempster, R ERA: 5.11 (1, 1)	5.0		29	9	5	5	1	5	1	0	0	1	2	64	123	9.00	2.800																																												
Vic Darensbourg, L ERA: 8.91 (6, 1)	1.0		4	1	0	0	0	0	0	0	1	0	0	12	19	0.00	1.000																																												
Brent Billingsley, L ERA: 14.85 (7, 1)	0.1		2	0	1	1	0	1	0	0	0	0	0	2	6	27.00	3.000																																												
Rafael Medina, R ERA: 5.96 (7, 1)	0.1		3	1	0	0	0	1	0	0	0	0	0	5	11	0.00	6.000																																												
Jesus Sanchez, L ERA: 5.85 (7, 1)	1.0		5	2	1	1	0	1	0	0	0	0	0	8	17	9.00	3.000																																												
<b>PITCHER</b>	IP	WLS	BF	H	R	ER	SO	BB	IBB	HBP	BLK	WP	HR	S	P	ERA	WHIP																																												
Braden Looper, R ERA: 3.58 (8, 1)	1.0		6	2	1	1	1	0	1	0	0	0	0	1	31	9.00	2.000																																												



Batter	1	2	3	4	5	6	7	8	9	AB	R	H	RBI	BB	SO	LOB	TOP					
<b>Tony Womack, L</b> (1, 9) OBP: 0.332, SLG: 0.362	0-1 F7	0-1 G3-1			1-1 L4	0-0 G1-3		0-0 WP 1B		5	0	1	1	0	0	2						
<b>Jay Bell, R</b> (1, 4) OBP: 0.362, SLG: 0.550	1-2 G4-3		3-2 G3 1B		1-2 1B 3B		0-0 HR	2-1 F8		5	3	3	1	0	0	2						
<b>Luis Gonzalez, L</b> (1, 7) OBP: 0.398, SLG: 0.547	1-1 1B		1-0 G3 1B		1-0 BB 1B		1-1 F8	2-2 SF7		4	0	2	2	0	0	1						
<b>Matt Williams, R</b> (1, 5) OBP: 0.345, SLG: 0.542	2-2 F8		0-1 L9		0-1 P8		1-2 FC3-6 1B	1-0 F8		5	0	1	0	0	0	4						
<b>Erubiel Durazo, L</b> (1, 3) OBP: 0.406, SLG: 0.606		4-1 1B 2B BB	2-0 1B		4-1 1B BB		1-0 FC3-6 BB		1-3 K	3	1	1	1	2	1	1						
<b>Steve Finley, L</b> (1, 8) OBP: 0.332, SLG: 0.514		2-0 2B 1B	0-2 P8		0-0 F8		4-2 BB		1-1 P6	4	1	1	0	1	0	3						
<b>Hanley Frias, S</b> (1, 6) OBP: 0.372, SLG: 0.352		0-0 G4-3 2B		4-1 L4-3 BB		3-3 K	1-0 L4		1-2 G3-1	4	0	1	1	1	1	2						
<b>Kelly Stinnett, R</b> (1, 2) OBP: 0.285, SLG: 0.414		0-1 G3		0-1 L4-3		2-0 G6-3		1-0 1B 1B		3	0	0	0	0	0	3						
<b>Lenny Harris, L</b> (8, PH) OBP: 0.317, SLG: 0.364				1-2 1B						1	1	1	0	0	0	0						
<b>Byung-Hyun Kim, R</b> (8, 1)										0	0	0	0	0	0	0						
<b>Omar Daal, L</b> (1, 1) OBP: 0.242, SLG: 0.250		0-1 G4-3		1-0 G4-3		4-2 BB		3-2 F8 1B		2	0	0	1	0	0	1						
<b>Armando Reynoso, R</b> (4, 1) OBP: 0.188, SLG: 0.213										0	0	0	0	1	0	0						
<b>Travis Lee, L</b> (8, PH) OBP: 0.338, SLG: 0.366										1	1	1	0	0	0	0						
<b>Damian Miller, R</b> (8, 2) OBP: 0.313, SLG: 0.425		2-3 3-H						1-3 SF7 1B		0	0	0	0	0	0	0						
<b>Inning Stats</b>	R: 0 E: 0 K: 0 S: 10	H: 1 LOB: 1 BB: 0 P: 14	R: 2 E: 0 K: 0 S: 9	H: 2 LOB: 1 BB: 1 P: 15	R: 1 E: 0 K: 0 S: 11	H: 2 LOB: 1 BB: 0 P: 17	R: 0 E: 0 K: 0 S: 4	H: 0 LOB: 0 BB: 1 P: 9	R: 1 E: 0 K: 0 S: 10	H: 2 LOB: 2 BB: 1 P: 17	R: 0 E: 0 K: 1 S: 10	H: 0 LOB: 1 BB: 1 P: 19	R: 1 E: 0 K: 0 S: 10	H: 2 LOB: 2 BB: 1 P: 18	R: 2 E: 0 K: 0 S: 11	H: 3 LOB: 1 BB: 0 P: 20	R: 0 E: 0 K: 1 S: 8	H: 0 LOB: 0 BB: 0 P: 11	1B: 9 2B: 2 3B: 1 HR: 1	SF: 1 SAC: 0 DP: 1 HBP: 0	WP: 1 PB: 0 SB: 0 CS: 0	PA: 43
<b>PITCHER</b>	IP	WLS	BF	H	R	ER	SO	BB	IBB	HBP	BLK	WP	HR	S	P	ERA	WHIP					
<b>Jamey Wright, R</b> (1, 1) ERA: 4.3	7.0	W	34	9	5	5	1	5	0	0	0	0	1	64	109	6.43	2.000					
<b>Jerry Dipoto, R</b> (8, 1) ERA: 4.34	1.0		6	3	2	2	0	0	0	0	0	1	0	11	20	18.00	3.000					
<b>Dave Veres, R</b> (9, 1) ERA: 5.23	1.0		3	0	0	0	1	0	0	0	0	0	0	8	11	0.00	0.000					

Arizona Diamondbacks @ Colorado Rockies

Coors Field, Denver, CO

Mon Sep 20 1999, 6:05 PM MDT

Att. 41,174 - Cloudy - 52 F

AB	37
R	7
H	12
RBI	7
BB	5
SO	2
LOB	19



Batter	1	2	3	4	5	6	7	8	9
<b>Neifi Perez, S</b> OBP: 0.317, SLG: 0.416 (1, 6)	3-1 G6-3		2-2 3B 1B	1-2 SF8		0-1 F7		2-0 HR	
<b>Terry Shumpert, R</b> OBP: 0.421, SLG: 0.608 (1, 4) (9, 7)	1-2 32 HR 2B		2-2 32 2B 3B	2-1 32 HR 2B		1-2 F8		4-1 17 F7-4 32 WP BB	
<b>32 Derrick Gibson, R</b> OBP: 0.333, SLG: 0.706 (1, 9)	2-2 HR		0-1 F9 2B	1-2 HR		1-2 G6-3		2-2 G6-3	
<b>Dante Bichette, R</b> OBP: 0.346, SLG: 0.529 <b>Dave Veres, R</b> (9, 1)	1-1 F9		1-1 F9	1-1 F8			2-3 K2-3	4-1 BB	
<b>17 Todd Helton, L</b> OBP: 0.396, SLG: 0.592 (1, 3)	0-0 F8		2-3 K		0-1 1B 1B		1-1 2B 2B	0-0 F7-4	
<b>Vinny Castilla, R</b> OBP: 0.330, SLG: 0.479 (1, 5)		0-1 G4-3		1-0 1B BB SF8 1B	0-0 FC6-4 1B		1-1 G6-3		
<b>Edgard Clemente, R</b> OBP: 0.305, SLG: 0.522 (1, 8)		1-2 F9		4-2 SF8 1B 2B BB	0-0 P6		2-0 2B		
<b>Ben Petrick, R</b> OBP: 0.362, SLG: 0.512 (1, 2)		1-0 G1-3		1-2 2B 32 HR 1B	2-3 K		3-3 K		
<b>Jamey Wright, R</b> OBP: 0.107, SLG: 0.143 <b>Jerry Dipoto, R</b> (8, 1)			1-0 1B 1B	0-3 K	1-1 FC6-4			1-0 HR HBP	


AB	R	H	RBI	BB	SO	LOB
4	2	2	3	0	0	0
4	3	3	2	1	0	0
5	2	3	6	0	0	1
4	0	0	0	1	1	1
0	0	0	0	0	0	0
5	1	2	0	0	1	3
4	1	2	0	0	0	1
3	1	1	1	1	0	2
4	1	1	0	0	2	3
3	0	1	0	0	1	5
0	0	0	0	0	0	0
0	0	0	0	0	0	0
0	1	0	0	0	0	0

**BOTTOM**

**Arizona Diamondbacks @ Colorado Rockies**  
Coors Field, Denver, CO

Mon Sep 20 1999, 6:05 PM MDT  
Att: 41,174 - Cloudy - 52 F

<b>AB</b>	<b>36</b>
<b>R</b>	<b>12</b>
<b>H</b>	<b>15</b>
<b>RBI</b>	<b>12</b>
<b>BB</b>	<b>3</b>
<b>SO</b>	<b>5</b>
<b>LOB</b>	<b>16</b>



Inning Stats		R: 2	H: 2	E: 0	K: 0	S: 11	R: 0	H: 0	E: 0	K: 0	S: 6	R: 2	H: 4	E: 0	K: 1	S: 16	R: 5	H: 4	E: 0	K: 1	S: 21	R: 0	H: 2	E: 0	K: 1	S: 9	R: 1	H: 2	E: 0	K: 2	S: 14	R: 2	H: 1	E: 0	K: 0	S: 7	
LOB: 0		LOB: 0		LOB: 1		LOB: 0		LOB: 0		LOB: 2		LOB: 1		LOB: 1		LOB: 1		LOB: 0		LOB: 2		LOB: 0		LOB: 1		LOB: 1		LOB: 1		LOB: 0		LOB: 1		LOB: 1			
BB: 0		BB: 0		BB: 0		BB: 0		BB: 1		BB: 0		BB: 0		BB: 1		BB: 0		BB: 0		BB: 0		BB: 0		BB: 0		BB: 0		BB: 0		BB: 0		BB: 2		BB: 2		BB: 2	
P: 18		P: 8		P: 24		P: 32		P: 12		P: 23		P: 20		P: 20		P: 20		P: 20		P: 20		P: 20		P: 20		P: 20		P: 20		P: 20		P: 20		P: 20			
PITCHER		IP	WLS	BF	H	R	ER	SO	BB	IBB	HBP	BLK	WP	HR	S	P	ERA	WHIP																			
<b>Omar Daal, L</b> ERA: 3.83 (1, 1)		3.2	L	20	9	8	8	2	1	0	0	0	0	1	47	73	19.64	2.727																			
<b>Armando Reynoso, R</b> ERA: 4.36 (4, 1)		3.1		15	5	2	2	3	0	0	0	0	0	1	41	57	5.40	1.500																			
<b>Byung-Hyun Kim, R</b> ERA: 4.67 (8, 1)		1.0		6	1	2	2	0	2	0	1	0	1	1	7	20	18.00	3.000																			



Batter	1	2	3	4	5	6	7	8	9	AB R H RBI BB SO LOB	TOP			
Tony Womack, L OBP: 0.333, SLG: 0.364 (1, 6) (7, 9)	1-2 G6-4-3 1B		1-0 G1-3	1-0 2B			1-2 F7		2-1 G5-3	5 1 2 0 0 0 0				
Jay Bell, R OBP: 0.363, SLG: 0.547 (1, 4)	0-1 G6-4-3 1-2f		4-0 HBP 1B BB	2-3 2-H			0-0 P8		4-2 BB 1B BB	3 2 0 0 2 1 1				
Luis Gonzalez, L OBP: 0.402, SLG: 0.555 (1, 7)	1-1 1B		2-2 1B HBP				3-2 1B		0-2 BB BB 1B	4 1 4 1 0 0 0				
Matt Williams, R OBP: 0.345, SLG: 0.540 (1, 5)	0-3 K		2-1 1-2 2-H 1B				1-1 G5-4-3 BB		3-3 K	4 0 1 1 1 2 4				
Greg Colbrunn, R OBP: 0.385, SLG: 0.455 Travis Lee, L OBP: 0.339, SLG: 0.365 (1, 3) (8, PH) (8, 3)			0-0 G5-3	1-1 L6			1-2 G5-4-3 1-2f		4-0 BB BB	3 0 0 0 0 0 3 1 0 0 0 1 1 0				
Steve Finley, L OBP: 0.334, SLG: 0.513 (1, 8)			4-1 S HR BB	3-2 P6			1-3 K		4-2 BB BB	3 1 1 1 2 1 2				
Bernard Gilkey, R OBP: 0.367, SLG: 0.476 Hanley Frias, S OBP: 0.374, SLG: 0.354 (1, 9) (7, 6)			2-3 K	0-2 F8			2-3 K		0-1 1-2 1B	3 0 0 0 0 2 1 2 0 1 0 0 0 3				
Damian Miller, R OBP: 0.316, SLG: 0.446 Matt Mantei, R (9, 1)			1-0 2-H HR	1-0 HR			2-3 K		3-3 K	4 2 2 3 0 2 2 0 0 0 0 0 0 0				
Brian Anderson, R OBP: 0.171, SLG: 0.294 Bobby Chouinard, R Erubiel Durazo, L OBP: 0.494, SLG: 0.602 Dan Plesac, L Gregg Olson, R Kelly Stinnett, R OBP: 0.285, SLG: 0.414 (1, 1) (7, 1) (8, PH) (8, 1) (8, 1) (9, 2)			2-1 G6-3	0-0 G5-3			3-2 G6-3		2-3 K	3 0 0 0 0 0 0 0 0 0 0 0 0 0 1 0 0 0 0 1 2 0				
<b>Inning Stats</b>	R: 0 H: 2 E: 0 LOB: 1 K: 1 BB: 0 S: 10 P: 12	R: 2 H: 1 E: 0 LOB: 0 K: 1 BB: 1 S: 8 P: 17	R: 1 H: 1 E: 0 LOB: 2 K: 0 BB: 1 S: 11 P: 24	R: 2 H: 2 E: 0 LOB: 0 K: 1 BB: 0 S: 10 P: 14	R: 1 H: 1 E: 0 LOB: 0 K: 1 BB: 1 S: 10 P: 16	R: 0 H: 0 E: 0 LOB: 0 K: 2 BB: 0 S: 11 P: 18	R: 0 H: 1 E: 0 LOB: 1 K: 0 BB: 0 S: 11 P: 16	R: 0 H: 2 E: 0 LOB: 2 K: 3 BB: 0 S: 15 P: 23	R: 1 H: 1 E: 0 LOB: 3 K: 1 BB: 3 S: 15 P: 34	1B: 7 SF: 0 2B: 1 SAC: 0 3B: 0 DP: 2 HR: 3 HBP: 1	WP: 0 PA: 43 PB: 0 SB: 2 CS: 0			
<b>PITCHER</b>	IP WLS BF H R ER SO BB IBB HBP BLK WP HR S P ERA WHIP											<b>PITCHER</b>	IP WLS BF H R ER SO BB IBB HBP BLK WP HR S P ERA WHIP	
Brian Bohanon, L ERA: 5.87 Mike DeJean, R ERA: 8.1 Rigo Beltran, L ERA: 4.26 David Wainhouse, R ERA: 7.5 Roberto Ramirez, L ERA: 8.75	(1, 1) 5.0 (6, 1) 1.0 (7, 1) 1.0 (8, 1) 0.2 (8, 1) 0.2											Curt Leskanic, R ERA: 4.7 David Lee, R ERA: 3.94	(9, 1) 0.1 (9, 1) 0.1	

Arizona Diamondbacks @ Colorado Rockies  
Coors Field, Denver, CO  
Tue Sep 21 1999, 6:05 PM MDT  
Att. 41,559 - Unknown - 70 F

AB	36
R	7
H	11
RBI	6
BB	6
SO	10
LOB	18



BOTTOM

Arizona Diamondbacks @ Colorado Rockies

Coors Field, Denver, CO

Tue Sep 21 1999, 6:05 PM MDT

Att: 41,559 - Unknown - 70 F

livebaseballscorecards.com

AB	36
R	6
H	8
RBI	5
BB	5
SO	8
LOB	20



WP:	1	PA:	42
PB:	0		
SB:	2		
CS:	0		

AB R H RBI BB SO LOB

5	1	1	0	0	2	4
3	2	2	3	2	1	0
4	0	0	0	0	0	3
0	0	0	0	0	0	0
0	0	0	0	0	0	0
0	0	0	0	0	0	0
1	0	0	0	0	1	0
3	0	2	1	1	0	1
4	0	0	0	1	2	4
5	1	0	0	0	0	5
4	1	2	0	0	1	0
3	0	0	0	0	0	1
1	0	0	0	0	0	2
0	0	0	0	0	0	0
1	0	0	0	0	1	0
1	1	1	1	1	0	0
0	0	0	0	0	0	0
0	0	0	0	0	0	0
1B:	4	SF:	0			
2B:	3	SAC:	0			
3B:	1	DP:	1			
HR:	0	HBP:	1			

Batter	1	2	3	4	5	6	7	8	9
<b>Neifi Perez, S</b> OBP: 0.316, SLG: 0.417 (1, 6)	0-3 K		1-3 K			0-0 2B	3-1 F8	0-0 L6	
<b>Terry Shumpert, R</b> OBP: 0.429, SLG: 0.613 (1, 4) (8, 9) (9, 4)	4-2 32 S 1B BB		4-1 BB			0-0 17 G1-3 2B	1-1 32 S 32 E 1B		
<b>32 Derrick Gibson, R</b> OBP: 0.273, SLG: 0.571 <b>David Wainhouse, L</b> (8, 1)	1-2 F8		2-2 P5			0-0 P3	1-2 E4		
<b>Roberto Ramirez, L</b> OBP: 0.250, SLG: 0.143 <b>Jeff Barry, S</b> OBP: 0.348, SLG: 0.455 <b>Larry Walker, L</b> OBP: 0.458, SLG: 0.710 (9, PH)	1-2						1-H		
<b>Dante Bichette, R</b> OBP: 0.349, SLG: 0.531 (1, 7)	2-1 1B			2-1 17 2B		4-2 17 G1-3 BB	2-1 G5-3		1-0 17 BB HBP
<b>17 Todd Helton, L</b> OBP: 0.395, SLG: 0.588 (1, 3)	3-3 K			0-0 FC1-6-5 2B		3-2 G1-3		1-3 K	4-0 BB
<b>Vinny Castilla, R</b> OBP: 0.327, SLG: 0.475 (1, 5)		3-2 P2		0-0 G6-4-3 2B		3-1 F8		1-0 E5 7 1B	0-0 P3
<b>Edgard Clemente, R</b> OBP: 0.310, SLG: 0.529 (1, 8)		0-3 K		1-1 P6			2-2 F8 1B 2B	1-1 7 1B 1B	
<b>Ben Petrick, R</b> OBP: 0.340, SLG: 0.478 <b>J.R. Phillips, L</b> OBP: 0.294, SLG: 0.625 (8, PH) <b>Kirt Manwaring, R</b> OBP: 0.373, SLG: 0.379 (9, 2)		2-1 F9		0-0 F8			2-0 F8	3-2 F9	
<b>Brian Bohanon, L</b> OBP: 0.280, SLG: 0.279 (5, PH) <b>Juan Sosa, R</b> OBP: 0.250, SLG: 0.250 <b>Mike DeJean, R</b> <b>Rigo Beltran, L</b> <b>7 Kurt Abbott, R</b> OBP: 0.316, SLG: 0.443 (8, 4) <b>Curt Leskanic, R</b> OBP: 0.500, SLG: 1.250 <b>David Lee, R</b> OBP: 0.200, SLG: 0.200 (9, 1)			1-3 K		0-1 P4		4-0 WP 1B BB	0-0 1B	

Inning Stats	R: 1	H: 1	E: 0	K: 2	S: 13	R: 0	H: 0	E: 0	K: 1	S: 8	R: 0	H: 0	E: 0	K: 2	S: 11	R: 0	H: 1	E: 0	K: 0	S: 4	R: 0	H: 0	E: 0	K: 0	S: 5	R: 1	H: 2	E: 1	K: 0	S: 11	R: 3	H: 2	E: 1	K: 0	S: 15	R: 1	H: 2	E: 1	K: 1	S: 12	R: 0	H: 0	E: 0	K: 2	S: 7	1B: 4	2B: 3	3B: 1	HR: 0	SF: 0	SAC: 0	DP: 1	HBP: 1	WP: 1	PA: 42
--------------	------	------	------	------	-------	------	------	------	------	------	------	------	------	------	-------	------	------	------	------	------	------	------	------	------	------	------	------	------	------	-------	------	------	------	------	-------	------	------	------	------	-------	------	------	------	------	------	-------	-------	-------	-------	-------	--------	-------	--------	-------	--------

PITCHER	IP	WLS	BF	H	R	ER	SO	BB	IBB	HBP	BLK	WP	HR	S	P	ERA	WHIP
<b>Brian Anderson, L</b> ERA: 4.89 (1, 1)	6.1		26	5	3	3	5	3	0	0	0	0	0	57	97	4.26	1.263
<b>Bobby Chouinard, R</b> ERA: 2.92 (7, 1)	0.2		5	1	2	1	0	1	0	0	0	1	0	10	21	13.50	3.000
<b>Dan Plesac, L</b> ERA: 6.1 (8, 1)	0.1	H	1	0	0	0	1	0	0	0	0	0	0	3	4	0.00	0.000
<b>Gregg Olson, R</b> ERA: 3.2 (8, 1)	0.2	W	5	2	1	0	0	0	0	0	0	0	0	9	14	0.00	3.000
<b>Matt Mantei, R</b> ERA: 2.89 (9, 1)	1.0	S	5	0	0	0	2	1	0	1	0	0	0	7	13	0.00	1.000



Batter	1	2	3	4	5	6	7	8	9	AB R H RBI BB SO LOB	TOP											
Tony Womack, L (1, 9) OBP: 0.331, SLG: 0.363	0-1 F8	0-2 1B S FC4-6 1B		2-3 K		1-2 G4-3	1-0 SF7		0-2 F7	5 1 1 1 0 1 0												
Jay Bell, R (1, 4) OBP: 0.365, SLG: 0.548	0-1 HR	2-2 FC4-6 1B		1-2 G5-3		4-1 BB	1-3 K		4-2 G6-3 BB	4 1 2 0 2 1 2												
Luis Gonzalez, L (1, 7) OBP: 0.402, SLG: 0.552	4-2 HR	1-1 FC4-6		0-1 G1-3		0-1 P8		3-2 WP 2B	3-1 G6-3	5 2 1 1 1 0 3												
Matt Williams, R (1, 5) OBP: 0.346, SLG: 0.546	0-1 HR	1-0 F9			0-0 P4	0-1 L3		1-0 2B		5 2 2 4 0 0 2												
Erubiel Durazo, L (1, 3) OBP: 0.410, SLG: 0.596	4-2 3B	3-2 L9			0-1 BB 1B		4-0 G4-3 1B BB	1-1 P5		3 3 1 0 2 0 2												
Steve Finley, L (1, 8) OBP: 0.337, SLG: 0.516	0-0 3B		1-0 L8		4-1 BB 1B		2-1 BB G4-3 1B SF7	0-0 P2		4 2 2 1 1 0 1												
Hanley Frias, S (1, 6) OBP: 0.382, SLG: 0.349	0-1 P5		4-2 BB		4-1 1B BB		1-1 G4-3	4-1 2B BB		2 0 0 0 3 0 3												
Kelly Stinnett, R (1, 2) OBP: 0.290, SLG: 0.417	4-1 BB		1-3 K		0-3 K		4-2 BB BB	0-0 1-3 2-H 2B		3 0 1 1 2 2 4												
Andy Benes, R (1, 1) OBP: 0.220, SLG: 0.204	0-0 F9		0-1 F8		2-2 1B		4-2 BB BB	1-0 L9		4 0 1 3 1 0 5												
Greg Swindell, L (9, 1)					1-3 2-H 3-H		1-2 2-3 3-H			0 0 0 0 0 0 0												
Darren Holmes, R (9, 1)										0 0 0 0 0 0 0												
<b>Inning Stats</b>	R: 4 E: 0 K: 0 S: 15	H: 3 LOB: 2 BB: 3 P: 27	R: 1 E: 0 K: 0 S: 12	H: 2 LOB: 1 BB: 0 P: 19	R: 0 E: 0 K: 1 S: 9	H: 0 LOB: 1 BB: 1 P: 15	R: 0 E: 0 K: 1 S: 8	H: 0 LOB: 0 BB: 0 P: 11	R: 2 E: 0 K: 1 S: 12	H: 2 LOB: 2 BB: 2 P: 22	R: 0 E: 0 K: 0 S: 8	H: 0 LOB: 1 BB: 1 P: 13	R: 2 E: 0 K: 1 S: 14	H: 1 LOB: 2 BB: 3 P: 31	R: 2 E: 0 K: 0 S: 11	H: 3 LOB: 2 BB: 1 P: 21	R: 0 E: 0 K: 0 S: 7	H: 0 LOB: 0 BB: 1 P: 14	1B: 6 2B: 3 3B: 1 HR: 1	SF: 1 SAC: 0 DP: 1 HBP: 0	WP: 1 PB: 0 SB: 1 CS: 0	PA: 48
<b>PITCHER</b>	IP WLS BF H R ER SO BB IBB HBP BLK WP HR S P ERA WHIP																					
Luther Hackman, R (1, 1) ERA: 9.69	5.0 L 27 7 7 7 3 6 0 0 0 0 0 1 56 94 12.60 2.600																					
Mike Porzio, L (6, 1) ERA: 9.75	1.1 8 1 2 2 0 3 0 0 0 0 0 0 16 32 13.50 3.000																					
David Wainhouse, R (7, 1) ERA: 7.3	0.2 3 0 0 0 1 1 0 0 0 0 0 0 6 12 0.00 1.500																					
Rigo Beltran, L (8, 1) ERA: 4.62	1.0 7 3 2 2 0 1 0 0 0 1 0 11 21 18.00 4.000																					
Mike DeJean, R (9, 1) ERA: 7.96	1.0 3 0 0 0 0 1 0 0 0 0 0 7 14 0.00 1.000																					

Arizona Diamondbacks @ Colorado Rockies

Coors Field, Denver, CO

Wed Sep 22 1999, 3:05 PM MDT

Att. 40,115 - Sunny - 77 F

AB	35
R	11
H	11
RBI	11
BB	12
SO	4
LOB	22



Batter	1	2	3	4	5	6	7	8	9	AB	R	H	RBI	BB	SO	LOB	BOTTOM						
<b>Neifi Perez, S</b> <small>(1, 6) OBP: 0.315, SLG: 0.416</small> <b>Mike DeJean, R</b> <small>(9, 1)</small>	2-2  <small>(1)</small>		0-0  <small>(2)</small>		0-0  <small>(2)</small>			2-2  <small>(1)</small> <small>(2)</small>		4	0	1	0	0	0	0							
<b>Terry Shumpert, R</b> <small>(1, 5) OBP: 0.426, SLG: 0.607</small>	1-1  <small>(2)</small>		2-2  <small>(1)</small> <small>(2)</small>		3-2  <small>(3)</small>			0-1  <small>(1)</small> <small>(2)</small> <small>1-2f</small>		4	0	1	0	0	0	1							
<b>7 Kurt Abbott, R</b> <small>(1, 4) OBP: 0.317, SLG: 0.440</small>	1-2  <small>(3)</small>		1 SAFE  <small>(3)</small> <small>1-2</small>	1-0  <small>(1)</small> <small>(2)</small>		0-0  <small>(1)</small>		0-0  <small>(3)</small>		4	0	1	0	0	0	0							
<b>Angel Echevarria, R</b> <small>(1, 7) OBP: 0.357, SLG: 0.486</small>		2-0  <small>(1)</small>		2-2  <small>(1)</small> <small>1-2</small>		4-1  <small>(1)</small> <small>(2)</small> <small>SAFE</small>		0-2  <small>(1)</small>		3	0	0	0	1	0	1							
<b>17 Todd Helton, L</b> <small>(1, 3) OBP: 0.395, SLG: 0.587</small> <b>J.R. Phillips, L</b> <small>(8, 3) OBP: 0.278, SLG: 0.588</small>		3-1  <small>(2)</small>		1-2  <small>(1)</small> <small>(2)</small>		0-0  <small>(1)</small>		0-1  <small>(2)</small>		3	0	1	0	0	0	2							
<b>32 Derrick Gibson, R</b> <small>(1, 9) OBP: 0.240, SLG: 0.500</small> <b>David Wainhouse, L</b> <small>(7, 1)</small> <b>Rigo Beltran, L</b> <small>(8, 1)</small> <b>Juan Sosa, R</b> <small>(9, 6) OBP: 0.200, SLG: 0.200</small>		0-3  <small>(3)</small>		0-3  <small>(2)</small>		1-0  <small>(3)</small> <small>(2)</small> <small>1-2f</small>		1-0  <small>(3)</small>		3	0	0	0	0	2	4							
<b>Edgard Clemente, R</b> <small>(1, 8) OBP: 0.311, SLG: 0.525</small>			1-1  <small>(1)</small> <small>(2)</small>	2-3  <small>(3)</small>		3-1  <small>(1)</small>				3	1	1	0	0	1	2							
<b>Ben Petrick, R</b> <small>(1, 2) OBP: 0.358, SLG: 0.612</small>			2-2  <small>(1)</small>		2-0  <small>(1)</small>	1-1  <small>(2)</small>				3	2	2	3	0	0	0							
<b>Luther Hackman, R</b> <small>(1, 1) OBP: 0.250, SLG: 0.250</small> <b>John Cangelosi, S</b> <small>(5, PH) OBP: 0.167, SLG: 0.333</small> <b>Mike Porzio, L</b> <small>(6, 1)</small> <b>Jeff Barry, S</b> <small>(7, 9) OBP: 0.346, SLG: 0.452</small>			1-3  <small>(1)</small>		1-1  <small>(1)</small>	2-2  <small>(3)</small>				1	0	0	0	0	1	0							
<b>Inning Stats</b>	R: 0 E: 0 K: 0 S: 11	H: 0 LOB: 0 BB: 0 P: 15	R: 0 E: 0 K: 1 S: 6	H: 0 LOB: 0 BB: 0 P: 11	R: 2 E: 0 K: 1 S: 12	H: 3 LOB: 0 BB: 0 P: 18	R: 0 E: 0 K: 2 S: 16	H: 2 LOB: 2 BB: 0 P: 22	R: 1 E: 0 K: 0 S: 7	H: 1 LOB: 0 BB: 0 P: 13	R: 0 E: 1 K: 0 S: 4	H: 0 LOB: 1 BB: 1 P: 9	R: 0 E: 0 K: 0 S: 7	H: 0 LOB: 0 BB: 0 P: 13	R: 0 E: 0 K: 0 S: 6	H: 1 LOB: 0 BB: 0 P: 8	R: 0 E: 0 K: 0 S: 6	H: 0 LOB: 0 BB: 0 P: 7	1B: 5 2B: 0 3B: 0 HR: 2	SF: 0 SAC: 0 DP: 2 HBP: 0	WP: 0 PB: 0 SB: 1 CS: 0	PA: 34	
<b>PITCHER</b> <b>Andy Benes, R</b> <small>(1, 1) ERA: 4.9</small> <b>Greg Swindell, L</b> <small>(9, 1) ERA: 2.61</small> <b>Darren Holmes, R</b> <small>(9, 1) ERA: 3.2</small>	IP WLS BF H R ER SO	W W 30 7 3 3 4	H R ER SO	7 3 3 4	R R ER SO	3 3 3 4	BB IBB HBP BLK	1 0 0 0	WP HR S P	0 0 0 0	ERA WHIP	0.00 0.000	IP WLS BF H R ER SO	BB IBB HBP BLK	WP HR S P	ERA WHIP	0.00 0.000						

**Arizona Diamondbacks @ Colorado Rockies**  
**Coors Field, Denver, CO**

Wed Sep 22 1999, 3:05 PM MDT  
 Att: 40,115 - Sunny - 77 F

<b>AB</b>	<b>32</b>
<b>R</b>	<b>3</b>
<b>H</b>	<b>7</b>
<b>RBI</b>	<b>3</b>
<b>BB</b>	<b>1</b>
<b>SO</b>	<b>4</b>
<b>LOB</b>	<b>10</b>



WP: 0	PA: 34
PB: 0	
SB: 1	
CS: 0	

PITCHER	IP	WLS	BF	H	R	ER	SO	BB	IBB	HBP	BLK	WP	HR	S	P	ERA	WHIP
Andy Benes, R	(1, 1)	8.0	30	7	3	3	4	1	0	0	0	0	0	5	5	0.00	1.000
Greg Swindell, L	(9, 1)	0.2	2	0	0	0	0	0	0	0	0	0	0	1	2	0.00	0.000
Darren Holmes, R	(9, 1)	0.1	1	0	0	0	0	0	0	0	0	0	0	1	2	0.00	0.000



Batter	1	2	3	4	5	6	7	8	9	AB R H RBI BB SO LOB	TOP											
<b>Tony Womack, L</b> OBP: 0.331, SLG: 0.367 (1, 6) (8, 9)	0-1 PB 1B	3-2 G6-3	2-2 F8		0-0 HR		1-0 F8		2-1 G6-3	6 2 2 1 0 0 4												
<b>Jay Bell, R</b> OBP: 0.368, SLG: 0.550 (1, 4)	1-0 1B E 1B	3-0 2B	2-3 K		0-0 G4-3			4-1 1B BB	2-2 1B HBP	4 2 2 1 1 1 2												
<b>Luis Gonzalez, L</b> OBP: 0.404, SLG: 0.552 (1, 7)	2-2 E7 F8 2B 1B	2-2 HBP		3-2 P5		0-0 G5-3 E 1B		0-0 F7	0-0 FC5-4 1B	5 1 3 1 0 0 1												
<b>Matt Williams, R</b> OBP: 0.347, SLG: 0.544 (1, 5)	4-2 2B SF8 BB	1-2 G1-3		3-1 FC5-4 1B		0-0 E5 G5-3 1B		1-0 1B SF8 1B	2-1 FC5-4	5 2 2 0 1 0 5												
<b>Greg Colbrunn, R</b> OBP: 0.373, SLG: 0.440 <b>Erubiel Durazo, L</b> OBP: 0.414, SLG: 0.599 (8, PH) (8, 3)	0-0 F8		1-1 E6 1B E	0-1 FC5-4 WP		3-2 G5-3		0-2 1B		4 1 0 0 0 0 5 1 0 1 1 0 0 0												
<b>Bernard Gilkey, R</b> OBP: 0.368, SLG: 0.482 <b>Hanley Frias, S</b> OBP: 0.382, SLG: 0.349 (1, 9) (8, 6)	1-0 2B		2-3 K	2-3 K		0-2 1B		1-1 SF8		4 0 2 2 0 2 2 0 0 0 0 0 0 0												
<b>Steve Finley, L</b> OBP: 0.335, SLG: 0.514 (1, 8)	0-0 SF8		1-2 E 1B 1B		0-1 F8		0-1 G4-3	1-0 G3		4 1 1 1 0 0 1												
<b>Kelly Stinnett, R</b> OBP: 0.292, SLG: 0.428 (1, 2)	3-2 G4-3		0-0 E5 1B		3-0 HR		3-3 K		2-2 G6-3 1B 1B	5 2 2 1 0 1 2												
<b>Randy Johnson, R</b> OBP: 0.117, SLG: 0.160 (1, 1)		2-2 P3	2-0 SAFE 1B		2-1 G5-3		0-0 2B		0-1 G6-3	5 0 2 1 0 0 1												
<b>Inning Stats</b>	R: 4 E: 1 K: 0 S: 15	H: 4 LOB: 1 BB: 1 P: 26	R: 0 E: 0 K: 0 S: 13	H: 1 LOB: 2 BB: 0 P: 24	R: 2 E: 2 K: 2 S: 17	H: 2 LOB: 2 BB: 0 P: 27	R: 0 E: 0 K: 1 S: 10	H: 1 LOB: 1 BB: 0 P: 18	R: 2 E: 0 K: 0 S: 7	H: 2 LOB: 0 BB: 0 P: 12	R: 0 E: 1 K: 0 S: 8	H: 2 LOB: 2 BB: 0 P: 11	R: 0 E: 0 K: 1 S: 7	H: 1 LOB: 1 BB: 0 P: 11	R: 2 E: 0 K: 0 S: 10	H: 2 LOB: 1 BB: 1 P: 17	R: 1 E: 0 K: 0 S: 14	H: 2 LOB: 2 BB: 0 P: 22	1B: 12 2B: 3 3B: 0 HR: 2	SF: 2 SAC: 0 DP: 1 HBP: 2	WP: 1 PB: 1 SB: 0 CS: 0	PA: 49
<b>PITCHER</b>	IP WLS BF H R ER SO BB IBB HBP BLK WP HR S P ERA WHIP																					
<b>Shawn Estes, L</b> ERA: 4.79 (1, 1)	5.0 L 29 10 8 6 3 1 0 1 0 0 1 2 62 107 10.80 2.200																					
<b>Mark Gardner, R</b> ERA: 6.33 (6, 1)	2.0 8 3 0 0 1 0 0 0 0 0 0 15 22 0.00 1.500																					
<b>Felix Rodriguez, R</b> ERA: 4.0 (8, 1)	1.0 6 2 2 2 0 1 0 0 0 0 0 10 17 18.00 3.000																					
<b>Julian Tavarez, R</b> ERA: 6.04 (9, 1)	1.0 6 2 1 1 0 0 0 0 1 0 0 0 14 22 9.00 2.000																					

Arizona Diamondbacks @ San Francisco Giants  
3Com Park at Candlestick Point, San Francisco, CA

Fri Sep 24 1999, 10:35 PM EDT  
Att. 48,149 - Cloudy - 57 F

AB	43
R	11
H	17
RBI	9
BB	2
SO	4
LOB	23



Batter	1	2	3	4	5	6	7	8	9	AB	R	H	RBI	BB	SO	LOB
F.P. Santangelo, S OBP: 0.406, SLG: 0.388 (1, 8)	3-1 P4 1	3-3 K 3			0-1 F9 3		1-3 K 3			4	0	0	0	0	2	2
Bill Mueller, S OBP: 0.387, SLG: 0.352 (1, 5)	0-2 HR 2B		3-1 F9 1			1-1 G6-3 1		2-2 G4-3 1		4	1	1	0	0	0	0
Barry Bonds, L OBP: 0.391, SLG: 0.617 (1, 7)	2-2 HR		0-0 G4-3 2			1-2 E3		0-1 F7 2		4	1	0	0	0	0	1
Jeff Kent, R OBP: 0.369, SLG: 0.512 (1, 4)	1-0 F9 2		1-0 F8 3			2-0 F9 2		2-3 K 3		4	0	0	0	0	1	3
Ellis Burks, R OBP: 0.398, SLG: 0.575 (1, 9)	3-1 HR 1-H 2-H			2-0 G6-3 1		0-3 K 3			2-3 K 1	4	1	1	3	0	2	1
Rich Aurilia, R OBP: 0.336, SLG: 0.437 (1, 6)	1-2 1B		2-1 G6-3 2			2-1 F8 E 1B			2-0 WP 1B	4	0	3	0	0	0	0
J.T. Snow, L OBP: 0.372, SLG: 0.442 (1, 3)	1-1 F7 3		1-1 G6-3 3			2-0 E6 1-2			1-3 K 2	4	0	0	0	0	1	3
Scott Servais, R OBP: 0.327, SLG: 0.399 Doug Mirabelli, R OBP: 0.313, SLG: 0.351 (1, 2) (7, 2)		2-2 K 1			2-3 K 1		1-3 K 1		3-1 G5-3 3	2	0	0	0	0	2	0
Shawn Estes, R OBP: 0.203, SLG: 0.200 Jay Canzler, R OBP: 0.429, SLG: 1.000 Mark Gardner, R OBP: 0.167, SLG: 0.179 Ramon Martinez, R OBP: 0.317, SLG: 0.409 Felix Rodriguez, R OBP: 0.429, SLG: 1.000 Julian Tavarez, L OBP: 0.200, SLG: 0.200 (1, 1) (5, PH) (6, 1) (7, PH) (8, 1) (9, 1)		2-3 K 2			0-3 K 2		0-0 F8 2			1	0	0	0	0	1	0

Inning Stats	R: 3	H: 3	LOB: 1	K: 0	S: 16	P: 27	R: 0	H: 0	LOB: 0	K: 3	S: 13	P: 20	R: 0	H: 0	LOB: 0	K: 0	S: 4	P: 8	R: 0	H: 0	LOB: 0	K: 2	S: 9	P: 11	R: 0	H: 0	LOB: 1	K: 1	S: 9	P: 13	R: 0	H: 1	LOB: 2	K: 2	S: 10	P: 16	R: 0	H: 0	LOB: 0	K: 1	S: 8	P: 12	R: 0	H: 1	LOB: 1	K: 2	S: 10	P: 18	1B: 3	2B: 1	3B: 0	HR: 1	SF: 0	SAC: 0	DP: 0	HBP: 0	WP: 1	PA: 35
--------------	------	------	--------	------	-------	-------	------	------	--------	------	-------	-------	------	------	--------	------	------	------	------	------	--------	------	------	-------	------	------	--------	------	------	-------	------	------	--------	------	-------	-------	------	------	--------	------	------	-------	------	------	--------	------	-------	-------	-------	-------	-------	-------	-------	--------	-------	--------	-------	--------

PITCHER	IP	WLS	BF	H	R	ER	SO	BB	IBB	HBP	BLK	WP	HR	S	P	ERA	WHIP	PITCHER	IP	WLS	BF	H	R	ER	SO	BB	IBB	HBP	BLK	WP	HR	S	P	ERA	WHIP																
Randy Johnson, L ERA: 2.45 (1, 1)	9.0	W	35	5	3	0	11	0	0	0	0	1	1	84	135	0.00	0.556																																		

**BOTTOM**

Arizona Diamondbacks @ San Francisco Giants  
3Com Park at Candlestick Point, San Francisco, CA

Fri Sep 24 1999, 10:35 PM EDT  
Att: 48,149 - Cloudy - 57 F

livebaseballscorecards.com

AB	35
R	3
H	5
RBI	3
BB	0
SO	11
LOB	15





Batter	1	2	3	4	5	6	7	8	9	AB R H RBI BB SO LOB	TOP																									
<b>Tony Womack, L</b> (1, 4) OBP: 0.333, SLG: 0.369	1-1 L4-6 BB 1B		0-0 1B			1-2 F7	1-0 P5		0-1 G1-3 1B	5 1 3 1 0 0 1	<b>Arizona Diamondbacks @ San Francisco Giants</b> <b>3Com Park at Candlestick Point, San Francisco, CA</b> Sat Sep 25 1999, 4:05 PM EDT Att. 40,096 - Sunny - 67 F																									
<b>Hanley Frias, S</b> (1, 6) OBP: 0.389, SLG: 0.348	4-1 1-2 BB		0-0 1-3 1B			0-1 G4-3	4-0 BB		3-2 G1-3 1B	3 0 1 0 2 0 2																										
<b>Luis Gonzalez, L</b> (1, 7) OBP: 0.404, SLG: 0.550	2-2 L4-6 2-3		0-0 G4-3			1-1 FC6 1B	2-1 P8		4-0 F8 1B S IBB	4 1 1 0 1 0 6																										
<b>Erubiel Durazo, L</b> (1, 3) OBP: 0.413, SLG: 0.592	2-2 G3			2-3 K		1-2 FC6 1-2f		0-2 1B	0-2 1B	5 0 2 2 0 1 2																										
<b>Steve Finley, L</b> (1, 8) OBP: 0.336, SLG: 0.518		1-0 G3		2-0 CS 1B			0-0 HR	0-1 P5	3-1 F8 2-3	5 1 2 1 0 0 3																										
<b>Travis Lee, L</b> (1, 9) OBP: 0.340, SLG: 0.367		1-1 1B		3-3 K 1-2			3-0 SH3-4 2B 1B	2-3 K	2-2 P3 3-H	4 1 2 0 0 2 2 1 0 0 0 0 0 1																										
<b>LeJon Powell, R</b> (8, 9) OBP: 0.261, SLG: 0.333																																				
<b>Rod Barajas, R</b> (1, 2)		3-2 F9			1-1 F7		1-2 SH3-4	0-1 P3		3 0 0 0 0 0 1																										
<b>Andy Fox, L</b> (1, 5) OBP: 0.361, SLG: 0.384			2-2 G3		0-3 K		4-0 2B BB		2-2 1B 1B	3 2 1 0 1 1 0																										
<b>Todd Stottlemyre, L</b> (1, 1) OBP: 0.287, SLG: 0.167 <b>Lenny Harris, L</b> (7, PH) OBP: 0.321, SLG: 0.373 <b>Greg Swindell, L</b> (7, 1) <b>Gregg Olson, R</b> (8, 1) <b>Turner Ward, S</b> (9, PH) <b>Dan Plesac, L</b> (9, 1)			2-3 K		2-3 K		0-0 1-1 2-H 2B		0-0 G1-3 1B 1B	2 0 0 0 0 0 2 0 1 0 1 2 0 1 1 1 0 0 0 0 0 0 0 0 0 0 0 0 0																										
<b>Inning Stats</b>	R: 0 E: 0 K: 0 S: 10	H: 1 LOB: 1 BB: 1 P: 19	R: 0 E: 0 K: 0 S: 7	H: 1 LOB: 0 BB: 0 P: 12	R: 0 E: 0 K: 1 S: 9	H: 2 LOB: 2 BB: 0 P: 13	R: 0 E: 0 K: 2 S: 8	H: 1 LOB: 1 BB: 0 P: 15	R: 0 E: 0 K: 2 S: 9	H: 0 LOB: 0 BB: 0 P: 12	R: 0 E: 0 K: 0 S: 10	H: 1 LOB: 1 BB: 0 P: 13	R: 3 E: 0 K: 0 S: 7	H: 3 LOB: 2 BB: 2 P: 21	R: 0 E: 0 K: 1 S: 10	H: 1 LOB: 1 BB: 0 P: 12	R: 4 E: 0 K: 0 S: 20	H: 4 LOB: 1 BB: 1 P: 34	1B: 12 2B: 3 3B: 0 HR: 1	SF: 0 SAC: 1 DP: 2 HBP: 0	WP: 0 PB: 0 SB: 1 CS: 1	PA: 42														
<b>PITCHER</b>	IP WLS BF H R ER SO BB IBB HBP BLK WP HR S P ERA WHIP																																			
<b>Russ Ortiz, R</b> (1, 1) ERA: 3.9	6.2	29	9	3	3	5	3	0	0	0	0	0	1	58	101	4.05	1.800																			
<b>Rich Rodriguez, L</b> (7, 1) ERA: 5.0	0.1	1	0	0	0	0	0	0	0	0	0	0	0	2	4	0.00	0.000																			
<b>Jerry Spradlin, R</b> (8, 1) ERA: 4.79	1.0	4	1	0	0	1	0	0	0	0	0	0	0	10	12	0.00	1.000																			
<b>Robb Nen, R</b> (9, 1) ERA: 3.98	0.1	L 6	4	4	4	0	0	1	0	0	0	0	0	15	24	108.00	12.000																			
<b>Alan Embree, L</b> (9, 1) ERA: 3.14	0.2	2	0	0	0	0	0	0	0	0	0	0	0	5	10	0.00	0.000																			

<b>AB</b>	37
<b>R</b>	7
<b>H</b>	14
<b>RBI</b>	6
<b>BB</b>	4
<b>SO</b>	6
<b>LOB</b>	18



Batter	1	2	3	4	5	6	7	8	9	AB R H RBI BB SO LOB
Marvin Benard, L (1, 9) OBP: 0.356, SLG: 0.454	0-0 B4-3		0-1 G4-3		0-2 F7		0-0 P6		2-3 K	5 0 0 0 0 1 1
F.P. Santangelo, S (1, 8) OBP: 0.406, SLG: 0.383	1-3 K		2-2 S 2B HBP		0-1 G1-3		4-1 BB		2-2 F8	3 1 0 0 1 1 0
Armando Rios, L (1, 7) OBP: 0.425, SLG: 0.488	2-3 K		1-1 SAFE 1-H 2B		1-1 FC4-6 1B		1-2 P5		1-2 1B	5 0 3 1 0 1 2
Jeff Kent, R (1, 4) OBP: 0.369, SLG: 0.516		1-1 G5-3	4-1 BB		0-1 FC4-6 1-2f		2-0 HR		0-3 K	4 1 1 1 1 1 2
J.T. Snow, L (1, 3) OBP: 0.372, SLG: 0.441		1-1 1B 1B	2-3 K		1-0 F8		2-2 F7			4 0 1 0 0 1 2
Rich Aurilia, R (1, 6) OBP: 0.335, SLG: 0.441		0-0 L4		2-2 P7		0-2 G4-3		2-2 HR		4 1 1 1 0 0 1
Bill Mueller, S (1, 5) OBP: 0.386, SLG: 0.351		1-0 1-2 1B		2-1 F8		2-3 K		1-2 G1-4-3		4 0 1 0 0 1 0
Brent Mayne, L (1, 2) OBP: 0.395, SLG: 0.435		0-1 F8		4-0 BB		2-1 F9 2B		2-0 E5		3 0 1 0 1 0 2
Russ Ortiz, R (1, 1) OBP: 0.714, SLG: 0.285			0-2 G4-3		2-3 K		1-0 F9 2-3		2-1 G1-3	2 0 0 0 0 0 1 1
Rich Rodriguez, L (7, 1) OBP: 1.000, SLG: 1.000										0 0 0 0 0 0 0 0
Ramon Martinez, R (7, PH) OBP: 0.315, SLG: 0.406										1 0 0 0 0 0 0 1
Jerry Spradlin, S (8, 1)										0 0 0 0 0 0 0 0
Ellis Burks, R (8, PH) OBP: 0.387, SLG: 0.574										1 0 0 0 0 0 0 1
Robb Nen, R (9, 1)										0 0 0 0 0 0 0 0
Alan Embree, L (9, 1)										0 0 0 0 0 0 0 0

**BOTTOM**

Arizona Diamondbacks @ San Francisco Giants  
3Com Park at Candlestick Point, San Francisco, CA

Sat Sep 25 1999, 4:05 PM EDT  
Att. 40,096 - Sunny - 67 F

livebaseballscorecards.com

AB	36
R	3
H	8
RBI	3
BB	3
SO	7
LOB	13



Inning Stats		R: 0	H: 0	R: 0	H: 2	R: 0	H: 1	R: 0	H: 0	R: 0	H: 1	R: 2	H: 2	R: 0	H: 1	1B: 4	SF: 0	WP: 0	PA: 40
		E: 0	LOB: 0	E: 0	LOB: 2	E: 0	LOB: 1	E: 0	LOB: 0	E: 0	LOB: 0	E: 1	LOB: 1	E: 0	LOB: 1	2B: 2	SAC: 0	PB: 0	
		K: 2	BB: 0	K: 0	BB: 0	K: 1	BB: 1	K: 0	BB: 0	K: 0	BB: 0	K: 0	BB: 1	K: 2	BB: 0	3B: 0	DP: 0	SB: 1	
		S: 7	P: 10	S: 8	P: 11	S: 11	P: 21	S: 9	P: 10	S: 7	P: 10	S: 8	P: 16	S: 15	P: 20	HR: 2	HBP: 1	CS: 0	
PITCHER	IP	WLS	BF	H	R	ER	SO	BB	IBB	HBP	BLK	WP	HR	S	P	ERA	WHIP		
Todd Stottlemyre, R (1, 1) ERA: 3.87	6.0		25	4	1	1	5	2	0	0	0	0	0	59	88	1.50	1.000		
Greg Swindell, L (7, 1) ERA: 2.57	1.0	H	5	1	0	0	0	1	0	0	0	0	0	8	16	0.00	2.000		
Gregg Olson, R (8, 1) ERA: 3.45	1.0	W	6	2	2	2	0	0	0	0	0	0	2	16	27	18.00	2.000		
Dan Plesac, L (9, 1) ERA: 5.95	1.0		4	1	0	0	2	0	0	0	0	0	0	15	20	0.00	1.000		



Batter	1	2	3	4	5	6	7	8	9	AB R H RBI BB SO LOB	TOP
Turner Ward, S OBP: 0.325, SLG: 0.276 (1, 8) (9, 9)	F7		K	CS	F9	1B		FC5-4 BB		4 0 1 1 1 1 1	<b>Arizona Diamondbacks @ San Francisco Giants</b> <b>3Com Park at Candlestick Point, San Francisco, CA</b> Sun Sep 26 1999, 4:05 PM EDT Att. 40,567 - Unknown - 74 F  <b>livebaseballscorecards.com</b>
Jay Bell, R OBP: 0.368, SLG: 0.548 (1, 4) (9, 9)	L3		1B 2B 1B		K	BB		P3		4 1 1 0 1 1 1	
Greg Colbrunn, R OBP: 0.381, SLG: 0.471 Travis Lee, L OBP: 0.340, SLG: 0.367 (1, 3) (9, 3)	HR		2B 1B		1B	K		FC5-4		5 2 3 1 0 1 4 0 0 0 0 0 0 0	
Matt Williams, R OBP: 0.346, SLG: 0.543 (1, 5) (9, 9)	G3		L5		K		F8	1B 2B		5 1 1 0 0 1 4	
Bernard Gilkey, R OBP: 0.368, SLG: 0.482 Darren Holmes, R (9, 1)		F7	2B		F7	K		1B HBP		4 0 1 3 0 1 0 0 0 0 0 0 0 0	
Ernie Young, R OBP: 0.500, SLG: 0.250 Lenny Harris, L OBP: 0.319, SLG: 0.371 LeJon Powell, R OBP: 0.261, SLG: 0.333 (1, 9) (9, PH) (9, 8)		FC5-4 1B	F7		F9	BB BB		P9		3 0 1 0 1 0 1 1 0 0 0 0 0 2 0 0 0 0 0 0 0	
Hanley Frias, S OBP: 0.398, SLG: 0.356 Bobby Chouinard, R (7, 1) Rob Ryan, L OBP: 0.267, SLG: 0.483 (9, PH) (9, 7)		FC5-4 1-2f		CS 1B	1B 1B	BB BB		BB 1B		3 1 2 0 1 0 1 0 0 0 0 0 0 0 1 0 1 1 0 0 0	
Kelly Stinnett, R OBP: 0.294, SLG: 0.425 (1, 2) (9, 9)	F8			P4	1B 1B	F7		L3 BB		4 1 1 0 1 0 4	
Omar Daal, L OBP: 0.261, SLG: 0.269 Andy Fox, L OBP: 0.359, SLG: 0.381 (1, 1) (7, 6)			1B 2B 1B	B1		1B 1B		F7	L3	3 1 2 1 0 0 1 2 0 0 0 0 0 3	
<b>Inning Stats</b>	R: 1 E: 0 K: 0 S: 9 H: 1 LOB: 0 BB: 0 P: 17	R: 0 E: 0 K: 0 S: 7 H: 1 LOB: 1 BB: 0 P: 14	R: 3 E: 0 K: 1 S: 16 H: 4 LOB: 1 BB: 0 P: 25	R: 0 E: 0 K: 0 S: 7 H: 1 LOB: 0 BB: 0 P: 12	R: 0 E: 0 K: 2 S: 11 H: 1 LOB: 1 BB: 0 P: 16	R: 2 E: 0 K: 1 S: 15 H: 4 LOB: 3 BB: 1 P: 28	R: 0 E: 0 K: 1 S: 12 H: 0 LOB: 2 BB: 2 P: 23	R: 0 E: 0 K: 0 S: 9 H: 0 LOB: 1 BB: 1 P: 17	R: 1 E: 0 K: 0 S: 10 H: 2 LOB: 2 BB: 1 P: 20	1B: 11 2B: 3 3B: 0 HR: 1 SF: 0 SAC: 0 DP: 1 HBP: 1	
<b>PITCHER</b>	IP WLS BF H R ER SO BB IBB HBP BLK WP HR S P ERA WHIP	IP WLS BF H R ER SO BB IBB HBP BLK WP HR S P ERA WHIP	IP WLS BF H R ER SO BB IBB HBP BLK WP HR S P ERA WHIP	IP WLS BF H R ER SO BB IBB HBP BLK WP HR S P ERA WHIP	IP WLS BF H R ER SO BB IBB HBP BLK WP HR S P ERA WHIP	IP WLS BF H R ER SO BB IBB HBP BLK WP HR S P ERA WHIP	IP WLS BF H R ER SO BB IBB HBP BLK WP HR S P ERA WHIP	IP WLS BF H R ER SO BB IBB HBP BLK WP HR S P ERA WHIP	IP WLS BF H R ER SO BB IBB HBP BLK WP HR S P ERA WHIP	ERA WHIP	ERA WHIP
Kirk Rueter, L ERA: 5.37 (1, 1)	6.0 L 30 12 6 6 4 1 0 0 0 0 1 65 112 9.00 2.167										
Miguel Del Toro, R ERA: 4.05 (7, 1)	1.0 5 0 0 0 1 2 0 0 0 0 0 12 23 0.00 2.000										
Jerry Spradlin, R ERA: 4.84 (8, 1)	1.1 8 2 1 1 0 1 0 1 0 0 0 16 30 6.75 2.250										
Felix Rodriguez, R ERA: 3.96 (9, 1)	0.2 2 0 0 0 0 1 0 0 0 0 0 3 7 0.00 1.500										



Batter	1	2	3	4	5	6	7	8	9	AB	R	H	RBI	BB	SO	LOB
Calvin Murray, R OBP: 0.286, SLG: 0.385 (1, 8)	1-2 1B		3-2 E6		1-0 F8		2-2 E4 FC3-6		2-2 FC3-6	5	0	1	0	0	0	2
Marvin Benard, L OBP: 0.355, SLG: 0.451 (1, 7)	0-3 K		0-0 P7		2-0 HBP		0-2 FC3-6		2-3 K	4	0	0	0	0	2	5
Ellis Burks, R OBP: 0.396, SLG: 0.569 (1, 9)	1-1 F8		2-2 HBP		3-3 K		0-0 F9			3	0	0	0	0	1	4
Jeff Kent, R OBP: 0.367, SLG: 0.512 (1, 4)	3-2 P9		0-0 F8			1-1 G1-3		3-2 F7		4	0	0	0	0	0	3
J.T. Snow, L OBP: 0.372, SLG: 0.440 (1, 3)		0-1 G4-3		2-1 HBP		0-1 G4-3		2-0 G4-1 1B		3	0	1	0	0	0	0
Ramon Martinez, R OBP: 0.327, SLG: 0.407 (1, 5)		4-1 P9-3 BB		4-2 G4-6-3 BB		1-2 1B		1-1 G4-1		2	0	1	0	2	0	1
Doug Mirabelli, R OBP: 0.299, SLG: 0.333 (1, 2)		1-0 P9-3		1-3 K		0-0 G5-3		2-3 K		4	0	0	0	0	2	5
Wilson Delgado, S OBP: 0.353, SLG: 0.355 (1, 6)			3-2 G4-3 3B		0-2 G4-6-3		1-0 FC3-6 E 1B		2-1 G4-3	4	1	2	0	0	0	2
Kirk Rueter, L OBP: 0.186, SLG: 0.192 (1, 1)			1-1 G4-3		1-0 G3-1		0-0 P5		1-0 FC3-6 1B	2	0	0	1	0	0	0
Miguel Del Toro, R OBP: 0.379, SLG: 0.857 (7, PH)										0	0	0	0	0	0	0
Jay Canizaro, R OBP: 0.379, SLG: 0.857 (8, 1)										0	0	0	0	0	0	1
Jerry Spradlin, S OBP: 0.429, SLG: 1.000 (9, PH)										0	0	0	0	0	0	0
Felix Rodriguez, R OBP: 0.429, SLG: 0.492 (9, PH)										1	0	1	0	0	0	0

Inning Stats	R: 0	H: 1	E: 0	K: 1	S: 11	R: 0	H: 0	E: 0	K: 0	S: 4	R: 1	H: 1	E: 1	K: 0	S: 13	R: 0	H: 0	E: 0	K: 1	S: 10	R: 0	H: 0	E: 0	K: 1	S: 5	R: 0	H: 1	E: 0	K: 0	S: 8	R: 0	H: 1	E: 1	K: 0	S: 9	R: 0	H: 1	E: 0	K: 1	S: 9	R: 0	H: 1	E: 0	K: 1	S: 9	R: 0	H: 1	E: 0	K: 1	S: 9	1B: 5	2B: 1	3B: 1	HR: 0	SF: 0	SAC: 0	DP: 2	HBP: 3	WP: 0	PB: 0	SB: 1	CS: 0	PA: 38
--------------	------	------	------	------	-------	------	------	------	------	------	------	------	------	------	-------	------	------	------	------	-------	------	------	------	------	------	------	------	------	------	------	------	------	------	------	------	------	------	------	------	------	------	------	------	------	------	------	------	------	------	------	-------	-------	-------	-------	-------	--------	-------	--------	-------	-------	-------	-------	--------

PITCHER	IP	WLS	BF	H	R	ER	SO	BB	IBB	HBP	BLK	WP	HR	S	P	ERA	WHIP
Omar Daal, L ERA: 3.75 (1, 1)	6.2	W	29	4	1	1	3	2	0	3	0	0	0	59	97	1.35	0.900
Bobby Chouinard, R ERA: 2.82 (7, 1)	1.1		5	1	0	0	1	0	0	0	0	0	0	10	18	0.00	0.750
Darren Holmes, R ERA: 3.13 (9, 1)	1.0		4	1	0	0	1	0	0	0	0	0	0	9	16	0.00	1.000

BOTTOM

Arizona Diamondbacks @ San Francisco Giants  
3Com Park at Candlestick Point, San Francisco, CA

livebaseballscores.com

AB	33
R	1
H	6
RBI	1
BB	2
SO	5
LOB	23



Sun Sep 26 1999, 4:05 PM EDT  
Att: 40,567 - Unknown - 74 F




Batter	1	2	3	4	5	6	7	8	9	AB R H RBI BB SO LOB	TOP
<b>Neifi Perez, S</b> OBP: 0.308, SLG: 0.405 (1, 6) B X	1-0 F9 ①		1-1 L6 ①		0-1 B1-3 ②		0-0 F7 ③		1-1 P9 ②	5 0 0 0 0 0 4	
<b>Terry Shumpert, R</b> OBP: 0.414, SLG: 0.586 (1, 9) B X	2-0 G5-3 ②		2-2 L5 ②		0-0 1B ③			1-0 FC3-6 1B ①	1-1 F8 ③	5 0 2 1 0 0 2	
<b>7 Kurt Abbott, R</b> OBP: 0.312, SLG: 0.433 (1, 4) F B S S	1-3 K ③		3-2 F8 ③		0-0 P9 ③			2-1 F8 ①		4 0 0 0 0 1 2	
<b>Dante Bichette, R</b> OBP: 0.351, SLG: 0.527 (1, 7) X		0-0 HR 2B ①		2-3 K ①		0-0 F7 ①		1-0 FC3-6 1B 1-2f ②		4 1 1 0 0 1 1	
<b>Vinny Castilla, R</b> OBP: 0.331, SLG: 0.482 (1, 5) B B T X		2-1 HR ①		0-0 1B ②		1-0 G6-3 ②		1-0 1B ②		4 1 3 2 0 0 0	
<b>Angel Echevarria, R</b> OBP: 0.350, SLG: 0.475 (1, 3) X		0-0 G6-3 ①		0-1 L8 ②		2-2 G6-3 ③		1-1 P3 ③		4 0 0 0 0 0 3	
<b>Edgard Clemente, R</b> OBP: 0.295, SLG: 0.497 (1, 8) C T F B S X		1-3 K ②		1-2 G3 ③			2-2 G1-3 ①		1-1 G6-3 ①	4 0 0 0 0 1 1	
<b>Ben Petrick, R</b> OBP: 0.422, SLG: 0.607 (1, 2) C T F B S X		4-2 BB ①			0-0 B1-3 SH1-4 1B ①		1-1 1B ①		1-2 BB 1B ①	3 1 3 0 1 0 0	
<b>Brian Bohanon, L</b> OBP: 0.257, SLG: 0.275 (1, 1) <b>Chris Sexton, R</b> OBP: 0.338, SLG: 0.321 (7, PH) <b>David Wainhouse, L</b> (7, 1) <b>Juan Sosa, R</b> OBP: 0.333, SLG: 0.200 (9, PH)		0-0 G3 ③			0-2 SH1-4 ①		2-3 K ②		4-2 BB ①	1 0 0 0 0 0 1 1 0 0 0 0 1 1 0 0 0 0 0 0 0 0 0 0 0 1 0 0	
<b>Inning Stats</b>	R: 0 E: 0 K: 1 S: 5 H: 0 LOB: 0 BB: 0 P: 9	R: 2 E: 0 K: 1 S: 10 H: 2 LOB: 1 BB: 1 P: 17	R: 0 E: 0 K: 0 S: 8 H: 0 LOB: 0 BB: 0 P: 14	R: 0 E: 0 K: 1 S: 13 H: 1 LOB: 1 BB: 0 P: 16	R: 1 E: 0 K: 0 S: 8 H: 2 LOB: 1 BB: 0 P: 8	R: 0 E: 0 K: 0 S: 5 H: 0 LOB: 0 BB: 0 P: 8	R: 0 E: 0 K: 1 S: 9 H: 1 LOB: 1 BB: 0 P: 14	R: 0 E: 0 K: 0 S: 7 H: 2 LOB: 2 BB: 0 P: 13	R: 0 E: 0 K: 0 S: 11 H: 1 LOB: 2 BB: 1 P: 19	1B: 7 2B: 1 3B: 0 HR: 1 SF: 0 SAC: 1 DP: 0 HBP: 0	WP: 0 PB: 0 SB: 0 CS: 0 PA: 38
<b>PITCHER</b> <b>Brian Anderson, L</b> ERA: 4.75 (1, 1)	IP 9.0 WLS W BF 38 H 9 R 3 ER 3 SO 4 BB 2 IBB 0 HBP 0 BLK 0 WP 0 HR 1 S 76 P 118 ERA 3.00 WHIP 1.222										

**Colorado Rockies @ Arizona Diamondbacks**  
Bank One Ballpark, Phoenix, AZ

Mon Sep 27 1999, 9:35 PM EDT  
Att. 35,360 - Dome - 72 F

livebaseballscores.com

**AB 35**  
**R 3**  
**H 9**  
**RBI 3**  
**BB 2**  
**SO 4**  
**LOB 15**



Batter	1	2	3	4	5	6	7	8	9	AB	R	H	RBI	BB	SO	LOB	BOTTOM			
<b>Turner Ward, S</b> OBP: 0.328, SLG: 0.311 (1, 8)	F8	K		E5	1B			HR		5	1	2	3	0	1	0	<b>Colorado Rockies @ Arizona Diamondbacks</b> Bank One Ballpark, Phoenix, AZ Mon Sep 27 1999, 9:35 PM EDT Att: 35,360 - Dome - 72 F			
<b>Hanley Frias, S</b> OBP: 0.398, SLG: 0.353 (1, 6)	2B G6-3 BB		1B 2B 1B	L1		P4		G3		4	2	1	0	1	0	1				
<b>Greg Colbrunn, R</b> OBP: 0.389, SLG: 0.500 (1, 3)	G6-3 1-3 2B		1-3 2B 1B		1B 3B	P4		K2-3		5	2	3	0	0	1	0				
<b>Jay Bell, R</b> OBP: 0.368, SLG: 0.545 (1, 4)	G6-3 2-3 3-H		3-0 G5-3		S 1B 1B BB	F9				3	1	0	1	1	0	3				
<b>Bernard Gilkey, R</b> OBP: 0.379, SLG: 0.495 (1, 7)			1-1 2B		1B S FC4-6 1B		L1-3 1B			3	1	3	3	1	0	0				
<b>Ernie Young, R</b> OBP: 0.400, SLG: 0.143 (1, 9)	F9		1-0 F9		1-2 3-H FC4-6 1B BB		L1-3			3	1	0	0	1	0	4				
<b>Rod Barajas, R</b> OBP: 0.286, SLG: 0.167 (1, 2)		G3 WP SF9 BB	0-0 L6		1-2 2-3 3-H FC4-6 1B		P3			3	1	1	1	1	0	1				
<b>Andy Fox, L</b> OBP: 0.354, SLG: 0.375 (1, 5)		G3		F8	FC4-6 1B		F7			4	0	0	1	0	0	3				
<b>Brian Anderson, R</b> OBP: 0.179, SLG: 0.278 (1, 1)		SF9		G6-3	K		HR	BB		2	1	0	1	1	1	2				
<b>Inning Stats</b>	R: 1 E: 0 K: 0 S: 8	H: 1 LOB: 2 BB: 2 P: 20	R: 1 E: 0 K: 1 S: 9	H: 0 LOB: 0 BB: 1 P: 17	R: 2 E: 0 K: 0 S: 10	H: 3 LOB: 1 BB: 0 P: 16	R: 0 E: 1 K: 0 S: 9	H: 0 LOB: 1 BB: 0 P: 15	R: 4 E: 0 K: 1 S: 13	H: 4 LOB: 2 BB: 2 P: 28	R: 0 E: 0 K: 0 S: 7	H: 0 LOB: 0 BB: 0 P: 10	R: 0 E: 0 K: 0 S: 5	H: 1 LOB: 0 BB: 0 P: 8	R: 2 E: 0 K: 1 S: 10	H: 1 LOB: 0 BB: 1 P: 19	1B: 6 2B: 3 3B: 1 HR: 1	SF: 1 SAC: 0 DP: 1 HBP: 0	WP: 1 PB: 0 SB: 3 CS: 0	PA: 39
<b>PITCHER</b>	IP	WLS	BF	H	R	ER	SO	BB	IBB	HBP	BLK	WP	HR	S	P	ERA	WHIP			
<b>Brian Bohanon, L</b> ERA: 6.06 (1, 1)	6.0	L	31	8	8	8	2	5	0	0	0	1	0	56	106	12.00	2.167			
<b>David Wainhouse, R</b> ERA: 7.43 (7, 1)	2.0		8	2	2	2	1	1	0	0	0	0	1	15	27	9.00	1.500			






Batter	1	2	3	4	5	6	7	8	9	AB	R	H	RBI	BB	SO	LOB	TOP							
Terry Shumpert, R OBP: 0.408, SLG: 0.577 (1, 8) (3, 4)	1-1 G5-3		1-3 K		0-0 F8		2-1 G5-3			4	0	0	0	0	1	1								
Bobby Jones, R OBP: 0.200, SLG: 0.185 Edgard Clemente, R OBP: 0.295, SLG: 0.497 (7, 1) (8, 8)										0	0	0	0	0	0	0								
7 Kurt Abbott, R OBP: 0.310, SLG: 0.430 Jeff Barry, S OBP: 0.341, SLG: 0.447 (1, 4) (3, 8) (8, 9)	0-3 K		0-2 G4-3		2-2 F9			0-0 SF8 17 G4-3 2B		2	0	0	0	0	1	0								
17 Todd Helton, L OBP: 0.397, SLG: 0.596 Mike DeJean, R (1, 3) (8, 1)	1-2 P7		1-2 FC6-4 1B		2-0 G4-3			1-0 G4-3 2-3		4	0	1	0	0	0	1								
Dante Bichette, R OBP: 0.350, SLG: 0.525 (1, 7)		4-1 HR BB	1-0 FC6-4 1-2f		0-1 L8			0-0 SF8 3-H		2	1	0	1	1	0	1								
Vinny Castilla, R OBP: 0.332, SLG: 0.486 (1, 5)		3-2 SAFE HR 1-H		2-1 F9		0-0 F9		4-1 BB		3	1	1	2	1	0	0								
J.R. Phillips, L OBP: 0.286, SLG: 0.630 (1, 9) (8, 3)		0-0 G3 2B		2-3 K2-3		0-3 K		1-3 K		4	0	1	0	0	3	1								
Ben Petrick, R OBP: 0.412, SLG: 0.583 (1, 2)		1-3 K		1-1 S 1B		3-2 F8		3-3 K		4	0	1	0	0	2	1								
Juan Sosa, R OBP: 0.300, SLG: 0.125 (1, 6)		2-2 G3 2-3		4-2 1-2 BB		1-0 G1-3		2-0 G4-3		3	0	0	0	1	0	1								
Luther Hackman, R OBP: 0.200, SLG: 0.200 Angel Echevarria, R OBP: 0.348, SLG: 0.473 Roberto Ramirez, L OBP: 0.250, SLG: 0.143 Mike Porzio, L Chris Sexton, R OBP: 0.343, SLG: 0.328 (1, 1) (4, PH) (4, 1) (6, 1) (7, PH) (7, 4)		1-3 K		3-2 G6-3		1-1 E2 1B		2-1 G1-3		1	0	0	0	0	1	1								
										0	0	0	0	0	0	0								
										0	0	0	0	0	0	0								
										0	0	0	0	0	0	0								
										2	0	1	0	0	0	0								
<b>Inning Stats</b>	R: 0 E: 0 K: 1 S: 9	H: 0 LOB: 0 BB: 0 P: 11	R: 2 E: 0 K: 2 S: 15	H: 2 LOB: 1 BB: 1 P: 26	R: 0 E: 0 K: 1 S: 12	H: 1 LOB: 1 BB: 0 P: 15	R: 0 E: 0 K: 1 S: 15	H: 1 LOB: 2 BB: 1 P: 27	R: 0 E: 0 K: 0 S: 5	H: 0 LOB: 0 BB: 0 P: 9	R: 0 E: 0 K: 1 S: 6	H: 0 LOB: 0 BB: 0 P: 6	R: 0 E: 1 K: 0 S: 8	H: 1 LOB: 1 BB: 0 P: 15	R: 1 E: 0 K: 1 S: 7	H: 1 LOB: 1 BB: 1 P: 13	R: 0 E: 0 K: 1 S: 8	H: 0 LOB: 0 BB: 0 P: 15	1B: 3 2B: 2 3B: 0 HR: 1	SF: 1 SAC: 0 DP: 0 HBP: 0	WP: 0 PB: 0 SB: 1 CS: 0	PA: 36		
<b>PITCHER</b>	IP	WLS	BF	H	R	ER	SO	BB	IBB	HBP	BLK	WP	HR	S	P	ERA	WHIP							
Andy Benes, R ERA: 4.81 (1, 1)	7.0	W	28	5	2	2	6	2	0	0	0	0	1	70	109	2.57	1.000							
Gregg Olson, R ERA: 3.55 (8, 1)	1.0		5	1	1	1	1	1	0	0	0	0	0	7	13	9.00	2.000							
Matt Mantei, R ERA: 2.84 (9, 1)	1.0		3	0	0	0	1	0	0	0	0	0	0	8	15	0.00	0.000							

**Colorado Rockies @ Arizona Diamondbacks**  
Bank One Ballpark, Phoenix, AZ  
Tue Sep 28 1999, 9:35 PM EDT  
Att. 31,447 - Unknown - 93 F

AB	32
R	3
H	6
RBI	3
BB	3
SO	8
LOB	9



Batter	1	2	3	4	5	6	7	8	9	AB	R	H	RBI	BB	SO	LOB
Tony Womack, L OBP: 0.332, SLG: 0.368 (1, 4)	1-1 1B	1-0 F7		1-3 K		1-0 G4-3	0-1 E6			5	1	1	0	0	1	3
Turner Ward, S OBP: 0.323, SLG: 0.308 (1, 9)	1-3 K		3-2 G3-1	1-3 K		3-2 2B	3-2 SF8			4	1	1	1	0	2	2
Luis Gonzalez, L OBP: 0.402, SLG: 0.549 (1, 7)	1-0 F8		3-2 G4-3		3-2 K	2-0 2B	1-0 F7			5	0	1	1	0	1	3
Erubiel Durazo, L OBP: 0.419, SLG: 0.603 (1, 3)	1-1 HR		1-0 HR		1-0 P6	4-2 BB		1-1 F8		4	2	2	1	1	0	0
Steve Finley, L OBP: 0.336, SLG: 0.528 (1, 8)	0-2 HR		2-0 HR		1-3 K	0-1 G4-3		1-1 P6		5	3	2	4	0	1	2
Lenny Harris, L OBP: 0.332, SLG: 0.399 (1, 5)	3-1 E8		0-0 1B		1-0 1B			1-1 G6-3		5	1	4	2	0	0	0
Kelly Stinnett, R OBP: 0.296, SLG: 0.426 (1, 2)	1-0 P6		3-2 K		1-0 1B			1-1 FC6-4		4	0	2	0	0	1	2
Andy Fox, L OBP: 0.349, SLG: 0.369 (1, 6)		1-0 G1-3		2-1 G4-3		1-1 G1-3		1-2 FC6-4		4	1	0	0	0	0	3
Andy Benes, R OBP: 0.226, SLG: 0.211 (1, 1)		3-2 F8		0-0 1B				0-0 WP		3	0	1	0	0	1	0
Greg Colbrunn, R OBP: 0.393, SLG: 0.504 (7, PH)								1-2 E		1	0	1	0	0	0	0
Gregg Olson, R (8, 1)										0	0	0	0	0	0	0
Matt Mantei, R (9, 1)										0	0	0	0	0	0	0

Inning Stats	R	H	E	K	S	H	LOB	BB	P	R	H	E	K	S	H	LOB	BB	P	R	H	E	K	S	H	LOB	BB	P
1	3	4	1	14	22	0	1	0	17	0	3	0	17	29	0	1	0	13	1	2	0	13	21	0	2	0	13
2	0	0	0	6	11	0	0	6	11	0	0	0	6	11	0	0	0	6	11	0	0	6	11	0	0	6	
3	2	3	0	17	29	0	1	0	13	1	2	0	13	21	0	1	0	13	1	2	0	13	21	0	1	0	
4	0	1	0	9	13	0	0	9	13	0	1	0	9	13	0	0	0	9	13	0	0	9	13	0	0	9	
5	1	2	0	13	21	0	0	13	21	0	2	0	13	21	0	2	0	13	21	0	2	0	13	21	0	2	
6	1	2	0	13	26	0	0	13	26	0	2	0	13	26	0	2	0	13	26	0	2	0	13	26	0	2	
7	2	3	1	16	22	0	0	16	22	0	3	0	16	22	0	3	0	16	22	0	3	0	16	22	0	3	
8	0	0	0	6	9	0	0	6	9	0	0	0	6	9	0	0	0	6	9	0	0	6	9	0	0	6	
9	0	0	0	0	0	0	0	0	0	0	0	0	0	0	0	0	0	0	0	0	0	0	0	0	0	0	


PITCHER	IP	WLS	BF	H	R	ER	SO	BB	IBB	HBP	BLK	WP	HR	S	P	ERA	WHIP
Luther Hackman, R ERA: 10.69 (1, 1)	3.0	L	16	7	5	5	2	0	0	0	0	0	2	37	62	15.00	2.333
Roberto Ramirez, L ERA: 8.22 (4, 1)	2.0		10	3	1	0	4	0	0	0	0	0	0	22	34	0.00	1.500
Mike Porzio, L ERA: 9.69 (6, 1)	1.0		6	2	1	1	1	1	0	0	0	0	0	13	26	9.00	3.000
Bobby Jones, L ERA: 6.31 (7, 1)	1.0		7	3	2	1	0	0	0	0	0	1	1	16	22	9.00	3.000
Mike DeJean, R ERA: 7.86 (8, 1)	1.0		3	0	0	0	0	0	0	0	0	0	0	6	9	0.00	0.000

**BOTTOM**

**Colorado Rockies @ Arizona Diamondbacks**  
Bank One Ballpark, Phoenix, AZ

Tue Sep 28 1999, 9:35 PM EDT  
Att: 31,447 - Unknown - 93 F

AB	40
R	9
H	15
RBI	9
BB	1
SO	7
LOB	15



1B	10	SF	1	WP	1	PA	42
2B	1	SAC	0	PB	1		
3B	1	DP	0	SB	2		
HR	3	HBP	0	CS	0		



Batter	1	2	3	4	5	6	7	8	9	AB R H RBI BB SO LOB	TOP											
Neifi Perez, S OBP: 0.309, SLG: 0.407 (1, 6) C X	0-1 PB 2B		1-1 G3		1-2 1B			0-1 G4-3		4 1 2 0 0 0 0	<b>Colorado Rockies @ Arizona Diamondbacks</b> Bank One Ballpark, Phoenix, AZ Wed Sep 29 1999, 10:35 PM EDT Att. 32,505 - Unknown - 90 F											
Terry Shumpert, R OBP: 0.413, SLG: 0.591 (1, 4) B B B X	3-1 F8 2H 2B		1-1 2B		1-1 L5			1-0 2B		4 1 3 1 0 0 1												
17 Todd Helton, L OBP: 0.394, SLG: 0.592 (1, 3) X	0-0 F7		0-2 F7			2-1 P6		1-3 K		4 0 0 0 0 1 3												
Dante Bichette, R OBP: 0.354, SLG: 0.540 (1, 7) B C C B B	4-2 BB			0-1 HR		1-1 HR		1-2 2H 2B		3 2 3 3 1 0 0												
Vinny Castilla, R OBP: 0.330, SLG: 0.483 (1, 5) SAFE B B X C X	1-2 F8 2-3			3-2 G4-3		0-0 G5-3		0-0 G5-3		4 0 0 0 0 0 3												
J.R. Phillips, L OBP: 0.258, SLG: 0.567 (1, 9) Jeff Barry, S OBP: 0.339, SLG: 0.444 (8, 9) C B T B		2-3 K		0-0 G3-1		1-1 F8		0-1 G5-3		3 0 0 0 0 1 0 1 0 0 0 0 0 0												
Edgard Clemente, R OBP: 0.288, SLG: 0.484 (1, 8) C B T B		2-3 K		1-3 K			0-0 L6		1-0 P4	4 0 0 0 0 2 0												
Henry Blanco, R OBP: 0.319, SLG: 0.373 (1, 2) C B B X		2-1 F9			2-0 P6		2-3 K		1-1 F9	4 0 0 0 0 1 0												
Pedro Astacio, R OBP: 0.241, SLG: 0.279 (1, 1) F S X			0-2 G6-3		2-0 G1-3		0-3 K2-3			3 0 0 0 0 1 0												
<b>Inning Stats</b>	R: 1 E: 0 K: 0 S: 10	H: 2 LOB: 1 BB: 1 P: 18	R: 0 E: 0 K: 2 S: 8	H: 0 LOB: 0 BB: 0 P: 14	R: 0 E: 0 K: 0 S: 10	H: 1 LOB: 1 BB: 0 P: 12	R: 1 E: 0 K: 1 S: 9	H: 1 LOB: 0 BB: 0 P: 13	R: 0 E: 0 K: 0 S: 7	H: 1 LOB: 1 BB: 0 P: 13	R: 1 E: 0 K: 0 S: 7	H: 1 LOB: 0 BB: 0 P: 11	R: 0 E: 0 K: 2 S: 7	H: 0 LOB: 0 BB: 0 P: 9	R: 1 E: 0 K: 1 S: 11	H: 2 LOB: 1 BB: 0 P: 14	R: 0 E: 0 K: 0 S: 5	H: 0 LOB: 0 BB: 0 P: 7	1B: 1 2B: 5 3B: 0 HR: 2	SF: 0 SAC: 0 DP: 0 HBP: 0	WP: 0 PB: 1 SB: 0 CS: 0	PA: 35
<b>PITCHER</b>	IP WLS BF H R ER SO BB IBB HBP BLK WP HR S P ERA WHIP																					
Armando Reynoso, R ERA: 4.37 (1, 1)	6.0 L 24 6 3 3 3 1 0 0 0 0 0 2 51 81 4.50 1.167																					
Darren Holmes, R ERA: 3.19 (7, 1)	2.0 8 2 1 1 3 0 0 0 0 0 0 0 18 23 4.50 1.000																					
Greg Swindell, L ERA: 2.53 (9, 1)	1.0 3 0 0 0 0 0 0 0 0 0 0 0 5 7 0.00 0.000																					

livebaseballscorecards.com

<b>AB</b>	34
<b>R</b>	4
<b>H</b>	8
<b>RBI</b>	4
<b>BB</b>	1
<b>SO</b>	6
<b>LOB</b>	7



Batter	1	2	3	4	5	6	7	8	9	AB R H RBI BB SO LOB
<b>Tony Womack, L</b> OBP: 0.333, SLG: 0.369 (1, 4)	0-0 G4-3 F9-2 1B		1-0 CS 1B			0-0 L6		2-0 G3-1		4 0 2 0 0 0 0
<b>Steve Finley, L</b> OBP: 0.337, SLG: 0.528 (1, 8)	1-1 G4-3 1-3		0-1 CS 1-2	0-0 F8		4-2 G4-6-3 BB		0-0 2B		3 0 1 0 1 0 1
<b>Luis Gonzalez, L</b> OBP: 0.403, SLG: 0.548 (1, 7)	1-0 F9-2 3-H			2-0 CS 1B		1-0 G4-6-3 1-2f		4-1 BB		3 0 1 0 1 0 2
<b>Matt Williams, R</b> OBP: 0.345, SLG: 0.541 (1, 5)		1-2 G4-3		1-3 K		0-0 FC6-4 1B		3-3 K		4 0 1 0 0 2 3
<b>Erubiel Durazo, L</b> OBP: 0.415, SLG: 0.600 (1, 3)		0-0 F9		1-0 CS 1-2	1-1 2B		0-3 K		2-3 K	4 0 1 0 0 2 1
<b>Travis Lee, L</b> OBP: 0.337, SLG: 0.363 (1, 9)		2-1 G6-3			1-3 K		2-1 FC6-4 1B 1-2f		3-1 G4-3	4 0 0 0 0 1 2
<b>Rod Barajas, R</b> OBP: 0.300, SLG: 0.222 (1, 2)			1-0 F9		0-0 G5-3		0-0 1B		1-3 K	3 0 1 0 0 0 1 1 0 0 0 0 1 0
<b>Turner Ward, S</b> OBP: 0.320, SLG: 0.306 (9, PH)										
<b>Andy Fox, L</b> OBP: 0.352, SLG: 0.381 (1, 6)			1-1 HR		4-0 IBB		1-0 G4-3			2 1 1 1 1 0 2
<b>Armando Reynoso, R</b> OBP: 0.180, SLG: 0.204 (1, 1)			3-2 G5-3		0-3 K			3-1 G4-3		2 0 0 0 0 1 2 0 0 0 0 0 0 0 1 0 0 0 0 0 0 0 0 0 0 0 0 0
<b>Darren Holmes, R</b> (7, 1)										
<b>Lenny Harris, L</b> OBP: 0.330, SLG: 0.397 (8, PH)										
<b>Greg Swindell, L</b> (9, 1)										

BOTTOM	
<b>Colorado Rockies @ Arizona Diamondbacks</b> Bank One Ballpark, Phoenix, AZ Wed Sep 29 1999, 10:35 PM EDT Att: 32,505 - Unknown - 90 F	
<b>AB 31</b> <b>R 1</b> <b>H 8</b> <b>RBI 1</b> <b>BB 3</b> <b>SO 7</b> <b>LOB 14</b>	
	

Inning Stats	R: 0	H: 1	R: 0	H: 0	R: 1	H: 2	R: 0	H: 1	R: 0	H: 0	R: 0	H: 2	R: 0	H: 1	R: 0	H: 0	R: 0	H: 0	R: 0	H: 0	1B: 5	SF: 0	WP: 0	PA: 36			
	E: 0	LOB: 0	E: 0	LOB: 0	E: 0	LOB: 0	E: 0	LOB: 0	E: 0	LOB: 2	E: 0	LOB: 2	E: 0	LOB: 2	E: 0	LOB: 0	E: 0	LOB: 0	E: 0	LOB: 0	2B: 3	SAC: 0	PB: 0				
	K: 0	BB: 0	K: 0	BB: 0	K: 0	BB: 0	K: 1	BB: 0	K: 2	BB: 1	K: 1	BB: 0	K: 1	BB: 1	K: 2	BB: 0	K: 1	BB: 0	K: 2	BB: 0	3B: 0	DP: 2	SB: 1				
	S: 4	P: 6	S: 7	P: 10	S: 8	P: 14	S: 5	P: 9	S: 9	P: 15	S: 4	P: 9	S: 8	P: 11	S: 9	P: 17	S: 11	P: 17	S: 11	P: 17	HR: 1	HBP: 0	CS: 2				
<b>PITCHER</b> <b>Pedro Astacio, R</b> ERA: 5.04 (1, 1)	IP: 9.0	WLS: W	BF: 34	H: 8	R: 1	ER: 1	SO: 7	BB: 2	IBB: 1	HBP: 0	BLK: 0	WP: 0	HR: 1	S: 65	P: 112	ERA: 1.00	WHIP: 1.111										



Batter	1	2	3	4	5	6	7	8	9	AB R H RBI BB SO LOB	TOP
<b>Quilvio Veras, S</b> (1, 4) OBP: 0.371, SLG: 0.382 	0-1 		1-2 <b>F8</b> 		2-0 <b>F9</b> 			1-0 		4 1 2 1 0 0 0	<b>San Diego Padres @ Arizona Diamondbacks</b> Bank One Ballpark, Phoenix, AZ Thu Sep 30 1999, 9:35 PM EDT Att. 33,949 - Unknown - 94 F  <b>livebaseballscorecards.com</b>
<b>Tony Gwynn, L</b> (1, 9) OBP: 0.382, SLG: 0.469 	1-2 <b>G3-1</b> 		2-2 		0-0 <b>L5</b> 			0-2 <b>P5</b> 		4 0 1 0 0 0 1	
<b>Reggie Sanders, R</b> (1, 7) OBP: 0.379, SLG: 0.531 	1-0 		3-3 <b>K</b> 			1-2 <b>G5-3</b> 		3-2 <b>G1-3</b> 		4 1 1 0 0 1 2	
<b>Phil Nevin, R</b> (1, 5) OBP: 0.354, SLG: 0.531 	3-3 <b>K</b> 		0-3 <b>K</b> 			4-2 		1-0 <b>F9</b> 		3 0 0 0 1 2 2	
<b>Eric Owens, R</b> (1, 3) OBP: 0.328, SLG: 0.394 	0-0 			1-0 <b>G5-3</b> 		2-3 <b>K</b> 		1-1 		4 1 2 2 0 1 1	
<b>Ruben Rivera, R</b> (1, 8) OBP: 0.291, SLG: 0.400 	1-3 <b>K</b> 			4-2 		1-3 <b>K2-3</b> 		1-0 <b>G6-4-3</b> 		3 0 0 0 1 2 2	
<b>Ben Davis, S</b> (1, 2) OBP: 0.308, SLG: 0.363 		2-3 <b>K</b> 		0-3 <b>K</b> 		0-0 <b>L4</b> 				3 0 0 0 0 2 1	
<b>Damian Jackson, R</b> (1, 6) OBP: 0.324, SLG: 0.360 		1-0 <b>F9</b> 		2-3 <b>K</b> 		3-3 <b>K</b> 				3 0 0 0 0 2 1	
<b>Sterling Hitchcock, L</b> (1, 1) OBP: 0.125, SLG: 0.082 <b>Dan Miceli, R</b> (6, 1) <b>Gary Matthews, S</b> (7, PH) OBP: 0.351, SLG: 0.143 <b>Carlos Almanzar, R</b> (7, 1) <b>Matt Whiteside, R</b> (8, 1)		0-3 <b>K</b> 		2-2 <b>G1-3</b> 		0-1 <b>G1-3</b> 				2 0 0 0 0 1 0 0 0 0 0 0 0 0 1 0	
<b>Inning Stats</b>	R: 3 H: 3 E: 0 LOB: 0 K: 2 BB: 0 S: 14 P: 20	R: 0 H: 0 E: 0 LOB: 0 K: 2 BB: 0 S: 9 P: 12	R: 0 H: 1 E: 0 LOB: 1 K: 2 BB: 0 S: 12 P: 18	R: 0 H: 0 E: 0 LOB: 1 K: 2 BB: 1 S: 11 P: 18	R: 0 H: 0 E: 0 LOB: 0 K: 0 BB: 0 S: 5 P: 9	R: 0 H: 0 E: 0 LOB: 1 K: 1 BB: 0 S: 6 P: 9	R: 0 H: 1 E: 0 LOB: 0 K: 0 BB: 0 S: 7 P: 11	R: 0 H: 1 E: 0 LOB: 0 K: 0 BB: 0 S: 4 P: 7	1B: 3 SF: 0 2B: 1 SAC: 0 3B: 0 DP: 1 HR: 2 HBP: 0	WP: 0 PA: 33 PB: 0 SB: 1 CS: 1	
<b>PITCHER</b> <b>Randy Johnson, L</b> (1, 1) ERA: 2.48 <b>Bobby Chouinard, R</b> (8, 1) ERA: 2.75 <b>Matt Mantei, R</b> (9, 1) ERA: 2.8	IP WLS BF H R ER SO BB IBB HBP BLK WP HR S P ERA WHIP 7.0 W 27 4 3 3 11 2 0 0 0 0 2 69 106 3.86 0.857 1.0 H 3 1 0 0 0 0 0 0 0 0 0 0 7 11 0.00 1.000 1.0 S 3 1 0 0 0 0 0 0 0 0 0 0 4 7 0.00 1.000										

AB	31
R	3
H	6
RBI	3
BB	2
SO	11
LOB	10







Batter	1	2	3	4	5	6	7	8	9	AB R H RBI BB SO LOB	TOP		
Reggie Sanders, R (1, 7) OBP: 0.378, SLG: 0.532	1-3 K		0-3 K		2-2 P4		1-0 HR	0-1 FC5-4		5 1 1 0 0 2 3			
David Newhan, L (1, 4) OBP: 0.175, SLG: 0.333	0-0 HR		2-3 K		4-0 BB		2-0 G6-3		0-0 G4-3	2 1 1 1 1 1 2 0 0 0 0 0 1			
Quilvio Veras, S (7, PH) OBP: 0.369, SLG: 0.381													
Tony Gwynn, L (1, 9) OBP: 0.383, SLG: 0.479	1-0 G1-3			0-0 G4-3 2B	0-1 L6		1-2 HR		2-2 F9	4 2 2 2 0 0 1 1 0 0 0 0 0 0			
Eric Owens, R (7, 8) OBP: 0.327, SLG: 0.393													
Phil Nevin, R (1, 5) OBP: 0.354, SLG: 0.531	2-2 G1-3			2-2 G4-3		1-0 1B 2B	1-3 K		4-1 BB	4 0 1 0 1 1 1			
Wally Joyner, L (1, 3) OBP: 0.364, SLG: 0.351				2-2 G4-3		1-2 2B 1B	1-3 K		1-2 F9	5 2 2 1 0 1 1			
Mike Darr, L (1, 8) OBP: 0.353, SLG: 0.435				1-1 FC5-4 1B	1-1 FC5-4 1B					4 0 3 1 0 0 1			
Wiki Gonzalez, R (1, 2) OBP: 0.284, SLG: 0.430				1-1 P3		2-0 2B				4 0 1 1 0 0 3			
Chris Gomez, R (1, 6) OBP: 0.330, SLG: 0.306				2-2 FC5		4-2 BB				3 0 1 0 1 0 2			
Woody Williams, R (1, 1) OBP: 0.197, SLG: 0.233				0-3 K		1-3 K				3 0 0 0 0 2 3			
Donne Wall, R (6, 1)										0 0 0 0 0 0 0			
Dave Magadan, L (8, PH) OBP: 0.375, SLG: 0.355										0 0 0 0 1 0 0			
Matt Whisenant, R (8, 1)										0 0 0 0 0 0 0			
Carlos Reyes, S (9, 1)										0 0 0 0 0 0 0			
<b>Inning Stats</b>	R: 1 H: 1 E: 0 LOB: 0 K: 1 BB: 0 S: 9 P: 13	R: 0 H: 1 E: 0 LOB: 0 K: 0 BB: 0 S: 6 P: 7	R: 0 H: 1 E: 0 LOB: 1 K: 3 BB: 0 S: 12 P: 16	R: 2 H: 3 E: 0 LOB: 1 K: 0 BB: 0 S: 15 P: 23	R: 0 H: 0 E: 0 LOB: 1 K: 1 BB: 1 S: 8 P: 15	R: 1 H: 3 E: 0 LOB: 2 K: 0 BB: 1 S: 14 P: 26	R: 2 H: 2 E: 0 LOB: 0 K: 2 BB: 0 S: 11 P: 17	R: 0 H: 1 E: 0 LOB: 2 K: 0 BB: 1 S: 12 P: 21	R: 0 H: 0 E: 0 LOB: 1 K: 0 BB: 1 S: 8 P: 15	1B: 5 SF: 0 2B: 4 SAC: 0 3B: 1 DP: 1 HR: 2 HBP: 0	WP: 0 PA: 41 PB: 0 SB: 1 CS: 0		
<b>PITCHER</b>	IP WLS BF H R ER SO BB IBB HBP BLK WP HR S P ERA WHIP											<b>PITCHER</b>	IP WLS BF H R ER SO BB IBB HBP BLK WP HR S P ERA WHIP
Todd Stottlemyre, R (1, 1) ERA: 4.09	6.0 L 28 10 5 5 5 2 0 0 0 0 0 1 65 102 7.50 2.000												
Dan Plesac, L (7, 1) ERA: 6.02	1.0 5 2 1 1 2 0 0 0 0 0 0 1 14 20 9.00 2.000												
Gregg Olson, R (8, 1) ERA: 3.45	1.2 7 0 0 0 0 2 0 0 0 0 0 0 13 27 0.00 1.200												
Greg Swindell, L (9, 1) ERA: 2.52	0.1 1 0 0 0 0 0 0 0 0 0 0 0 3 4 0.00 0.000												

**San Diego Padres @ Arizona Diamondbacks**  
 Bank One Ballpark, Phoenix, AZ  
 Fri Oct 01 1999, 9:35 PM EDT  
 Att. 38,519 - Unknown - 94 F

AB	37
R	6
H	12
RBI	6
BB	4
SO	7
LOB	17



Batter	1	2	3	4	5	6	7	8	9	AB	R	H	RBI	BB	SO	LOB
Tony Womack, L OBP: 0.333, SLG: 0.368 (1, 9)	F7		G5-3			G4-3		CS 1B		4	0	1	0	0	0	0
Jay Bell, R OBP: 0.371, SLG: 0.547 (1, 4)	2B		K			1B SF8 1B		1-2 BB		3	1	2	0	1	1	0
Luis Gonzalez, L OBP: 0.402, SLG: 0.546 (1, 7)	P6		L4			1B 1-3 1B		G4-3		4	0	1	0	0	0	2
Erubiel Durazo, L OBP: 0.413, SLG: 0.596 (1, 3)					F8	SF8		G6-3		1	0	0	1	1	0	0
Greg Colbrunn, R OBP: 0.393, SLG: 0.523 (8, PH) (9, 3)										1	0	0	0	0	0	1
Steve Finley, L OBP: 0.337, SLG: 0.527 (1, 8)	K				F9	3-H 2-1 1-3 1B		G3-1		4	0	1	0	0	1	2
Andy Fox, L OBP: 0.352, SLG: 0.381 (1, 5)					F9	1-0 F8		G5-3		3	0	1	0	0	0	2
Greg Swindell, L (9, 1)										0	0	0	0	0	0	0
Bernard Gilkey, R OBP: 0.376, SLG: 0.485 (9, PH)										1	0	0	0	0	0	0
Rod Barajas, R OBP: 0.231, SLG: 0.167 (1, 2)						G6-3		K		3	0	0	0	0	1	1
Turner Ward, S OBP: 0.317, SLG: 0.303 (9, PH)										1	0	0	0	0	0	0
Hanley Frias, S OBP: 0.397, SLG: 0.349 (1, 6)						K		F9		3	0	0	0	0	1	1
Todd Stottlemyre, L OBP: 0.243, SLG: 0.156 (1, 1)						L4		K		2	0	0	0	0	1	1
Dan Plesac, L (7, 1)										0	0	0	0	0	0	0
Lenny Harris, L OBP: 0.332, SLG: 0.398 (7, 5)										1	0	0	0	0	1	0
Gregg Olson, R (8, 1)										0	0	0	0	0	0	0

Inning Stats	R: 0	H: 1	E: 0	LOB: 2	K: 1	S: 12	P: 20	R: 0	H: 1	E: 0	LOB: 1	K: 1	S: 10	P: 14	R: 0	H: 0	E: 0	LOB: 0	K: 1	S: 10	P: 14	R: 0	H: 0	E: 0	LOB: 0	K: 1	S: 10	P: 14	R: 1	H: 3	E: 0	LOB: 2	K: 0	S: 11	P: 19	R: 0	H: 0	E: 0	LOB: 0	K: 2	S: 7	P: 10	R: 0	H: 1	E: 0	LOB: 1	K: 0	S: 6	P: 13	R: 0	H: 0	E: 0	LOB: 0	K: 0	S: 7	P: 11	1B: 5	SF: 1	2B: 1	SAC: 0	3B: 0	DP: 0	HR: 0	HBP: 0
--------------	------	------	------	--------	------	-------	-------	------	------	------	--------	------	-------	-------	------	------	------	--------	------	-------	-------	------	------	------	--------	------	-------	-------	------	------	------	--------	------	-------	-------	------	------	------	--------	------	------	-------	------	------	------	--------	------	------	-------	------	------	------	--------	------	------	-------	-------	-------	-------	--------	-------	-------	-------	--------


PITCHER	IP	WLS	BF	H	R	ER	SO	BB	IBB	HBP	BLK	WP	HR	S	P	ERA	WHIP
Woody Williams, R ERA: 4.41 (1, 1)	5.2	W	23	5	1	1	4	1	0	0	0	0	0	59	89	1.59	1.059
Donne Wall, R ERA: 3.12 (6, 1)	1.1	H	4	0	0	0	2	0	0	0	0	0	0	8	12	0.00	0.000
Matt Whisenant, L ERA: 5.26 (8, 1)	1.1		5	1	0	0	0	1	0	0	0	0	0	8	16	0.00	1.500
Carlos Reyes, R ERA: 3.6 (9, 1)	0.2		2	0	0	0	0	0	0	0	0	0	0	5	8	0.00	0.000

**BOTTOM**

**San Diego Padres @ Arizona Diamondbacks**  
Bank One Ballpark, Phoenix, AZ

Fri Oct 01 1999, 9:35 PM EDT  
Att: 38,519 - Unknown - 94 F

AB	31
R	1
H	6
RBI	1
BB	2
SO	6
LOB	10



WP	PA	ERA	WHIP
0	34		





Batter	1	2	3	4	5	6	7	8	9	AB	R	H	RBI	BB	SO	LOB
Tony Womack, L OBP: 0.332, SLG: 0.370 (1, 4)	0-3 K		0-1 F8			1-0 1B	1-3 K			4	1	1	0	0	2	3
Steve Finley, L OBP: 0.336, SLG: 0.524 (1, 8)	2-3 K			1-0 F8		0-0 F9	4-2 BB			3	1	0	0	1	1	1
Luis Gonzalez, L OBP: 0.404, SLG: 0.548 (1, 7)	0-2 F7			3-1 F8-5		1-0 G1-4-3	4-0 BB			3	1	2	2	1	0	0
Matt Williams, R OBP: 0.344, SLG: 0.538 (1, 5)		0-1 F8		0-0 F8-5		0-1 G1-4-3	2-2 BB			4	0	1	3	0	0	2
Erubiel Durazo, L OBP: 0.415, SLG: 0.591 (1, 3)		1-2 K			1-2 BB					3	0	1	0	1	1	1
Turner Ward, S OBP: 0.323, SLG: 0.313 (1, 9)		0-1 P6			4-1 BB					3	1	1	0	1	0	0
Hanley Frias, S OBP: 0.393, SLG: 0.342 (1, 6)			2-1 G3		0-0 F9					3	1	0	0	1	0	2
Kelly Stinnett, R OBP: 0.302, SLG: 0.426 (1, 2)			4-2 FC1-6		0-0 P4					3	1	1	0	1	1	2
Omar Daal, L OBP: 0.254, SLG: 0.281 Darren Holmes, R Byung-Hyun Kim, R Lenny Harris, L Bernard Gilkey, R Bobby Chouinard, R Matt Mantei, R			1-1 FC1-6		0-2 F7					2	0	0	0	0	0	3

Inning Stats	R: 0	H: 0	E: 0	K: 2	S: 12	LOB: 0	BB: 0	P: 14	R: 0	H: 0	E: 0	K: 1	S: 7	LOB: 0	BB: 0	P: 8	R: 0	H: 0	E: 0	K: 0	S: 10	LOB: 1	BB: 1	P: 16	R: 0	H: 1	E: 0	K: 0	S: 4	LOB: 0	BB: 0	P: 8	R: 0	H: 1	E: 0	K: 0	S: 9	LOB: 2	BB: 1	P: 14	R: 1	H: 2	E: 0	K: 0	S: 5	LOB: 0	BB: 0	P: 7	R: 6	H: 3	E: 0	K: 1	S: 18	LOB: 1	BB: 5	P: 44	R: 0	H: 0	E: 0	K: 1	S: 8	LOB: 0	BB: 0	P: 11
1B: 3	SF: 0	2B: 4	SAC: 0	3B: 1	DP: 2	HR: 0	HBP: 0	WP: 0	PA: 35																																																							

PITCHER	IP	WLS	BF	H	R	ER	SO	BB	IBB	HBP	BLK	WP	HR	S	P	ERA	WHIP
Buddy Carlyle, R ERA: 5.97	(1, 1)	6.1	24	5	2	2	3	3	0	0	0	0	0	50	76	2.84	1.263
Dan Miceli, R ERA: 4.46	(7, 1)	0.0	2	1	0	0	0	1	0	0	0	0	0	2	6	∞	∞
Matt Whisenant, L ERA: 5.74	(7, 1)	0.1	L 4	0	2	2	1	3	0	0	0	0	0	6	19	54.00	9.000
Carlos Reyes, R ERA: 3.54	(7, 1)	1.1	B 5	1	3	3	1	0	0	0	0	0	0	15	21	20.25	0.750

**BOTTOM**

**San Diego Padres @ Arizona Diamondbacks**  
Bank One Ballpark, Phoenix, AZ

Sat Oct 02 1999, 10:05 PM EDT  
Att: 46,794 - Unknown - 91 F

livebaseballscorecards.com

AB	28
R	7
H	7
RBI	6
BB	7
SO	5
LOB	14





Batter	1	2	3	4	5	6	7	8	9	AB R H RBI BB SO LOB	TOP										
Reggie Sanders, R OBP: 0.376, SLG: 0.527 Domingo Guzman, R (5, 1) Carlos Reyes, S (6, 1) Donne Wall, R (7, 1) Tony Gwynn, L OBP: 0.381, SLG: 0.477 (8, PH) Matt Whisenant, R (8, 1)	1-1 F7 ①		1-2 1B ①		0-0 G5-3 ③			0-2 G4-3 ①		3 0 1 0 1 0 0 0 0 0 0 0 0 0 0 0 0 0											
David Newhan, L OBP: 0.159, SLG: 0.302 (1, 4)	1-0 G3 ②		0-2 L4 ①			0-3 K ①		2-2 F7 ②		4 0 0 0 0 1 1											
Eric Owens, R OBP: 0.327, SLG: 0.391 John Vander Wal, L OBP: 0.368, SLG: 0.419 (6, PH) (6, 3)	4-2 BLK BB ③		1-0 F9 ②			0-0 G3-1 ②		1-1 G1-3 ③		1 0 0 0 1 0 1 2 0 0 0 0 0 0											
Phil Nevin, R OBP: 0.352, SLG: 0.527 (1, 5) SAFE	2-1 F8 ③		2-2 L1 ③			0-2 G6-3 ③			1-1 BB 1B ③	4 1 1 0 0 0 2											
Ruben Rivera, R OBP: 0.295, SLG: 0.406 (1, 8)		0-0 F8 ①		0-1 G1-3 ①			1-1 HR		4-2 1B G5-4-3 BB ③	3 2 1 1 1 0 0											
Gary Matthews, S OBP: 0.378, SLG: 0.222 (1, 9) (7, 7)		0-1 G6-3 ②		1-2 K ②			1-1 G3 1B		3-1 G5-4-3 1B ③	4 0 2 1 0 1 0											
Ben Davis, S OBP: 0.307, SLG: 0.361 (1, 2)		2-1 1B 1B ③		1-1 F7 ③			0-0 G3 ①		1-2 G5-4-3 ②	4 0 1 0 0 0 2											
Chris Gomez, R OBP: 0.331, SLG: 0.308 Mike Darr, L OBP: 0.340, SLG: 0.417 (7, PH) (7, 9)		1-2 1B ③			0-0 P4 ①		3-2 K ②		1-2 K ③	2 0 1 0 0 0 0 2 0 0 0 0 2 1											
Heath Murray, L OBP: 0.214, SLG: 0.154 Matt Whiteside, R (3, 1) Damian Jackson, R OBP: 0.320, SLG: 0.356 (5, PH) (5, 7) (7, 6)		0-3 K ③		3-3 K ②			1-1 L3 ③			1 0 0 0 0 1 2 0 0 0 0 0 0 0 2 0 0 0 0 1 1											
<b>Inning Stats</b>	R: 0 E: 0 K: 0 S: 7	H: 0 LOB: 1 BB: 1 P: 15	R: 0 E: 0 K: 1 S: 11	H: 2 LOB: 2 BB: 0 P: 14	R: 0 E: 0 K: 0 S: 10	H: 1 LOB: 1 BB: 0 P: 14	R: 0 E: 0 K: 1 S: 7	H: 0 LOB: 0 BB: 0 P: 9	R: 0 E: 0 K: 1 S: 5	H: 0 LOB: 0 BB: 0 P: 8	R: 0 E: 0 K: 1 S: 8	H: 0 LOB: 0 BB: 0 P: 8	R: 1 E: 0 K: 1 S: 10	H: 2 LOB: 1 BB: 0 P: 16	R: 0 E: 0 K: 0 S: 9	H: 0 LOB: 0 BB: 0 P: 12	R: 2 E: 0 K: 1 S: 12	H: 2 LOB: 0 BB: 1 P: 22	1B: 6 2B: 0 3B: 0 HR: 1	SF: 0 SAC: 0 DP: 1 HBP: 0	WP: 0 PA: 35 PB: 0 SB: 0 CS: 0
<b>PITCHER</b>	IP WLS BF H R ER SO BB IBB HBP BLK WP HR S P ERA WHIP																				
Brian Anderson, L ERA: 4.57 (1, 1)	5.0 W 19 3 0 0 3 1 0 0 0 0 0 0 40 60 0.00 0.800																				
Andy Benes, R ERA: 4.81 (6, 1)	2.0 8 2 1 1 2 0 0 0 0 0 0 1 18 24 4.50 1.000																				
Dan Plesac, L ERA: 5.89 (8, 1)	1.0 3 0 0 0 0 0 0 0 0 0 0 0 9 12 0.00 0.000																				
Gregg Olson, R ERA: 3.71 (9, 1)	0.2 4 2 2 2 0 1 0 0 0 0 0 0 9 18 27.00 4.500																				
Greg Swindell, L ERA: 2.51 (9, 1)	0.1 1 0 0 0 1 0 0 0 0 0 0 0 3 4 0.00 0.000																				

**San Diego Padres @ Arizona Diamondbacks**  
Bank One Ballpark, Phoenix, AZ  
Sun Oct.03 1999, 4:05 PM EDT  
Att: 43,465 - Dome - 72 F

AB	33
R	3
H	7
RBI	2
BB	2
SO	6
LOB	10



Batter	1	2	3	4	5	6	7	8	9	AB	R	H	RBI	BB	SO	LOB	BOTTOM			
Tony Womack, L (1, 6) OBP: 0.332, SLG: 0.370 Andy Fox, L (6, PR) OBP: 0.351, SLG: 0.380 (7, 6)	0-1 G1-3	1-0 F8		1-3 K		0-2 SF9 BB E 1B	2-3 K			4	0	1	1	0	1	0	<b>San Diego Padres @ Arizona Diamondbacks</b> Bank One Ballpark, Phoenix, AZ Sun Oct 03 1999, 4:05 PM EDT Att: 43,465 - Dome - 72 F <a href="http://livebaseballscorecards.com">livebaseballscorecards.com</a>			
Jay Bell, R (1, 4) OBP: 0.374, SLG: 0.557 Hanley Frias, S (6, PR) OBP: 0.391, SLG: 0.340 (7, 4)	2-2 3B		4-1 2B BB		2-1 HR	4-0 E BB	2-1 F8			2	2	2	2	2	0	0				
Luis Gonzalez, L (1, 7) OBP: 0.403, SLG: 0.549 Ernie Young, R (8, 7) OBP: 0.400, SLG: 0.182	3-2 G4-3		1 SAFE 0-0 1-H 2B		2-1 P6	1-1 SF9	2-0 L9			3	0	1	2	0	0	1				
Matt Williams, R (1, 5) OBP: 0.344, SLG: 0.536 Lenny Harris, L (6, PR) OBP: 0.330, SLG: 0.396 (7, 5)	1-3 K		4-2 BB		0-0 F8	0-0 E4	2-1 P6			3	0	0	1	1	1	3				
Greg Colbrunn, R (1, 3) OBP: 0.392, SLG: 0.519 Andy Benes, R (6, 1) OBP: 0.222, SLG: 0.207 Dan Plesac, L (8, 1) Travis Lee, L (9, 3) OBP: 0.337, SLG: 0.363		0-0 G4-3 S HR 1B	2-3 K		0-0 F9	1-3 K				3	1	1	0	0	1	2				
Steve Finley, L (1, 8) OBP: 0.336, SLG: 0.525 LeJon Powell, R (7, 8) OBP: 0.222, SLG: 0.280		1-2 G4-3	3-3 K							4	1	1	0	0	1	5				
Bernard Gilkey, R (1, 9) OBP: 0.379, SLG: 0.500 Turner Ward, S (6, PH) OBP: 0.326, SLG: 0.316 (7, 9)		1-1 HR	1-3 K							2	1	1	2	0	1	2				
Rod Barajas, R (1, 2) OBP: 0.294, SLG: 0.500		1-0 HR		0-1 P6		1-2 1B BB 2B	2-2 F9			4	2	2	2	0	0	0				
Brian Anderson, R (1, 1) OBP: 0.171, SLG: 0.263 Erubiel Durazo, L (6, 3) OBP: 0.422, SLG: 0.594 Gregg Olson, R (9, 1) Greg Swindell, L (9, 1)		2-0 F9	2-3 K			4-0 BB 1B SF9 IBB	1-1 1B			2	0	0	0	0	1	0				
<b>Inning Stats</b>	R: 0 H: 1 E: 0 K: 12 S: 18	R: 3 H: 3 E: 0 K: 10 S: 10	R: 1 H: 1 E: 0 K: 16 S: 30	R: 0 H: 0 E: 0 K: 9 S: 12	R: 1 H: 1 E: 0 K: 6 S: 10	R: 5 H: 4 E: 1 K: 18 S: 31	R: 0 H: 1 E: 0 K: 11 S: 18	R: 0 H: 0 E: 0 K: 5 S: 11		1B: 4 2B: 2 3B: 2 HR: 3	SF: 1 SAC: 0 DP: 0 HBP: 0	WP: 0 PA: 40	ERA: 0.00 WHIP: 0.000							
<b>PITCHER</b>	IP WLS BF H R ER SO BB IBB HBP BLK WP HR S P ERA WHIP																			
Heath Murray, L (1, 1) ERA: 5.76	2.0	L	12	5	4	4	1	1	0	0	0	0	0	0	24	40	18.00	3.000		
Matt Whiteside, R (3, 1) ERA: 13.91	2.0		7	0	0	0	5	1	0	0	0	0	0	0	23	36	0.00	0.500		
Domingo Guzman, R (5, 1) ERA: 21.6	1.0		7	4	4	4	0	0	0	0	0	0	0	1	12	19	36.00	4.000		
Carlos Reyes, R (6, 1) ERA: 3.72	1.0		7	1	2	2	1	1	1	0	0	0	0	0	12	22	18.00	2.000		
Donne Wall, R (7, 1) ERA: 3.07	1.0		4	1	0	0	1	0	0	0	0	0	0	0	11	18	0.00	1.000		

**AB** 35  
**R** 10  
**H** 11  
**RBI** 10  
**BB** 4  
**SO** 8  
**LOB** 16





Batter	1	2	3	4	5	6	7	8	9	AB R H RBI BB SO LOB	TOP	
Rickey Henderson, R (1, 7) Armando Benitez, R (9, 1)	0-0 F8		4-0 HR BB	0-0 F9			4-0 BB BB BB		0-0 FC5-2 HR 1-2 2-3 3-Hf	3 2 0 0 2 0 4 0 0 0 0 0 0 0		
Edgardo Alfonzo, R (1, 4) OBP: 0.400, SLG: 1.600	0-0 HR		0-3 K		0-0 L5		0-0 F8		0-0 HR 1-H 2-H 3-H	5 2 2 5 0 1 2		
John Olerud, L (1, 3) OBP: 0.600, SLG: 1.200	0-0 1B 31 1B		0-0 HR 1-H		0-3 K			0-0 G4-3	0-0 1B	5 1 3 2 0 1 0		
31 Mike Piazza, R (1, 2) OBP: 0.200, SLG: 0.200	0-0 1B 1-2		0-0 F8		0-3 K			0-3 K	0-0 G3	5 0 1 0 0 2 1		
Benny Agbayani, R (1, 9) Turk Wendell, L (8, 1) Darryl Hamilton, L (9, 8)	0-3 K		0-3 K			0-0 G1-4-3		0-3 K		4 0 0 0 0 3 2 0 0 0 0 0 0 0 0 0 0 0 0 0 0		
Robin Ventura, L (1, 5) OBP: 0.500, SLG: 0.750	0-3 K			0-0 1B SH1-3 2B		0-3 K			0-0 BB FC5-2 1B 1B	4 1 2 0 0 2 2		
Shawon Dunston, R (1, 8) OBP: 0.333, SLG: 0.333 Dennis Cook, L (6, 1) Roger Cedeno, S (8, 9)		0-0 F9		0-0 SH1-3 1B 2-3		0-0 F9			0-0 B1	3 0 1 0 0 0 0 0 0 0 0 0 0 0 1 0 0 0 0 0 1		
Rey Ordonez, R (1, 6) OBP: 0.333, SLG: 0.333		0-3 K		0-0 SH1-3 1-2 3-H			0-0 G4-3		0-0 FC5-2 BB HR 1B 1-2	3 1 1 1 0 1 0		
Masato Yoshii, R (1, 1) Melvin Mora, R (6, 8) (9, 7)		0-3 K		0-0 G5-3			0-0 G5-3		4-0 BB BB BB BB HR BB 1-2 2-3	2 0 0 0 0 1 1 1 1 0 0 1 0 0		
<b>Inning Stats</b>	R: 1 H: 3 E: 0 LOB: 2 K: 2 BB: 0 S: 10 P: 10	R: 0 H: 0 E: 0 LOB: 0 K: 2 BB: 0 S: 7 P: 7	R: 2 H: 1 E: 0 LOB: 0 K: 2 BB: 1 S: 8 P: 12	R: 1 H: 2 E: 0 LOB: 1 K: 0 BB: 0 S: 5 P: 5	R: 0 H: 0 E: 0 LOB: 0 K: 2 BB: 0 S: 7 P: 7	R: 0 H: 0 E: 0 LOB: 0 K: 1 BB: 0 S: 5 P: 5	R: 0 H: 0 E: 0 LOB: 1 K: 0 BB: 1 S: 3 P: 7	R: 0 H: 0 E: 0 LOB: 0 K: 2 BB: 0 S: 7 P: 7	R: 4 H: 4 E: 0 LOB: 1 K: 0 BB: 1 S: 7 P: 11	1B: 6 SF: 0 2B: 1 SAC: 1 3B: 0 DP: 0 HR: 3 HBP: 0	WP: 0 PA: 40 PB: 0 SB: 2 CS: 0	
<b>PITCHER</b> Randy Johnson, L (1, 1) ERA: 7.56 Bobby Chouinard, R (9, 1) ERA: 13.5	IP WLS BF H R ER SO BB IBB HBP BLK WP HR S P ERA WHIP											<b>PITCHER</b> IP WLS BF H R ER SO BB IBB HBP BLK WP HR S P ERA WHIP

New York Mets @ Arizona Diamondbacks  
Bank One Ballpark, Phoenix, AZ  
Tue Oct 05 1999, 11:00 PM EDT  
Att. 49,584 - Unknown - 93 F

AB 36  
R 8  
H 10  
RBI 8  
BB 3  
SO 11  
LOB 13



Batter	1	2	3	4	5	6	7	8	9	AB	R	H	RBI	BB	SO	LOB
Tony Womack, L OBP: 0.250, SLG: 0.750 (1, 9)	0-0 F5 ①		0-0 SF8 3B		0-3 K ③		0-0 P7-4 2-3f			4	1	1	0	0	1	1
Jay Bell, R OBP: 0.250, SLG: 0.333 (1, 4)	0-0 F8 ②		0-0 SF8 3-H			0-0 HR 1B		0-0 F9 ①		3	1	1	1	0	0	0
Luis Gonzalez, L OBP: 0.750, SLG: 2.000 (1, 7)	0-0 2B		0-0 F8 ③			0-0 HR 1-H		4-0 BB G6-4-3		3	1	2	2	1	0	0
Matt Williams, R (1, 5)	0-0 P3 ③			0-0 G6-3 ①		0-3 K ①		0-0 G6-4-3 1-2f		4	0	0	0	0	1	2
Erubiel Durazo, L OBP: 0.250, SLG: 1.000 (1, 3)		0-0 F8 ①		0-0 HR		0-0 P1 ②			0-0 F7 ①	4	1	1	1	0	0	0
Steve Finley, L OBP: 0.500, SLG: 0.333 (1, 8)		0-0 FC1-6 1B		0-0 F8 ②		4-0 BB			0-0 F8 ②	3	0	1	0	1	0	0
Hanley Frias, S (1, 6)		0-0 FC1-6 1-2f		0-0 F9 ③		0-3 K ③			0-0 P5 ③	4	0	0	0	0	1	2
Kelly Stinnett, R (1, 2)		0-0 P6 ③			0-0 F3 ①		0-0 F9 ①			3	0	0	0	0	0	1
Randy Johnson, R OBP: 0.333, SLG: 0.667 Bobby Chouinard, R (9, 1)			0-0 G4-3 ①		0-3 K ②		0-0 P7-4 2B			3	0	1	0	0	1	0
										0	0	0	0	0	0	0


Inning Stats	R: 0	H: 1	E: 0	LOB: 1	K: 0	S: 4	R: 0	H: 1	E: 0	LOB: 1	K: 0	S: 4	R: 1	H: 1	E: 0	LOB: 0	K: 0	S: 4	R: 1	H: 1	E: 0	LOB: 0	K: 0	S: 4	R: 0	H: 0	E: 0	LOB: 0	K: 2	S: 7	R: 2	H: 2	E: 0	LOB: 1	K: 2	S: 9	R: 0	H: 1	E: 0	LOB: 0	K: 0	S: 3	R: 0	H: 0	E: 0	LOB: 0	K: 0	S: 2	R: 0	H: 0	E: 0	LOB: 0	K: 0	S: 3	R: 0	H: 0	E: 0	LOB: 0	K: 0	S: 3	1B: 2	SF: 1	2B: 3	SAC: 0	3B: 1	DP: 2	HR: 2	HBP: 0	WP: 0	PA: 34
--------------	------	------	------	--------	------	------	------	------	------	--------	------	------	------	------	------	--------	------	------	------	------	------	--------	------	------	------	------	------	--------	------	------	------	------	------	--------	------	------	------	------	------	--------	------	------	------	------	------	--------	------	------	------	------	------	--------	------	------	------	------	------	--------	------	------	-------	-------	-------	--------	-------	-------	-------	--------	-------	--------

PITCHER	IP	WLS	BF	H	R	ER	SO	BB	IBB	HBP	BLK	WP	HR	S	P	ERA	WHIP
Masato Yoshii, R ERA: 6.75 (1, 1)	5.1		22	6	4	4	3	0	0	0	0	0	2	28	28	6.75	1.125
Dennis Cook, L ERA: (6, 1)	1.2		6	1	0	0	1	1	0	0	0	0	0	7	11	0.00	1.200
Turk Wendell, R ERA: (8, 1)	1.0	W	3	0	0	0	0	1	0	0	0	0	0	2	6	0.00	1.000
Armando Benitez, R ERA: (9, 1)	1.0		3	0	0	0	0	0	0	0	0	0	0	3	3	0.00	0.000


**NEW YORK METS @ ARIZONA DIAMONDBACKS**  
Bank One Ballpark, Phoenix, AZ

Tue Oct 05 1999, 11:00 PM EDT  
Att: 49,584 - Unknown - 93 F

AB	31
R	4
H	7
RBI	4
BB	2
SO	4
LOB	6





Batter	1	2	3	4	5	6	7	8	9	AB R H RBI BB SO LOB	TOP														
Rickey Henderson, R OBP: 0.556, SLG: 0.333 (1, 7)	0-0 F9		0-0 F9 G6-3 1B		0-0 S 1B		4-0 S BB			3 1 2 0 1 0 0	<p><b>New York Mets @ Arizona Diamondbacks</b></p> <p>Bank One Ballpark, Phoenix, AZ</p> <p>Wed Oct 06 1999, 11:00 PM EDT Att. 49,328 - Unknown - 83 F</p> <p>livebaseballscorecards.com</p> <table border="1"> <tr><td>AB</td><td>31</td></tr> <tr><td>R</td><td>1</td></tr> <tr><td>H</td><td>5</td></tr> <tr><td>RBI</td><td>1</td></tr> <tr><td>BB</td><td>5</td></tr> <tr><td>SO</td><td>7</td></tr> <tr><td>LOB</td><td>16</td></tr> </table> 	AB	31	R	1	H	5	RBI	1	BB	5	SO	7	LOB	16
AB	31																								
R	1																								
H	5																								
RBI	1																								
BB	5																								
SO	7																								
LOB	16																								
Edgardo Alfonzo, R OBP: 0.222, SLG: 0.889 (1, 4)	0-0 G4-3		0-0 F9 1-3		0-0 G5-3 1-2		0-0 G5-3 1-2 2-3			4 0 0 0 0 0 4															
John Olerud, L OBP: 0.444, SLG: 0.750 (1, 3)	4-0 31 FC6-4 BB		0-0 G6-3 3-H		0-0 F7		0-0 G3			3 0 0 1 1 0 0															
31 Mike Piazza, R OBP: 0.222, SLG: 0.222 (1, 2)	0-0 FC6-4 1-2f		0-3 K 3-H		0-3 K		0-0 B5-3 1B			4 0 1 0 0 2 1															
Robin Ventura, L OBP: 0.500, SLG: 0.500 (1, 5)		0-0 G4-3		4-0 G4-3 E BB		4-0 BB		0-0 B5-3 1-2		2 0 0 0 2 0 1															
Darryl Hamilton, L (1, 8)		4-0 BB		0-0 E4 G4-3 1-2		0-0 G4-3		0-0 G6-3		2 0 0 0 1 0 2															
Benny Agbayani, R (8, PH) (8, 9)		1B BB								1 0 0 0 0 0 1															
Roger Cedeno, S OBP: 0.250, SLG: 0.250 (1, 9) (8, 8)		0-0 1B		0-0 G4-3 1-2f 2-3		0-3 K		0-3 K		3 0 1 0 0 1 2															
Shawon Dunston, R OBP: 0.250, SLG: 0.250 (9, PH)		1-2 1B								1 0 0 0 0 1 0															
Rey Ordonez, R OBP: 0.286, SLG: 0.429 (1, 6)		0-3 K		0-3 K		0-0 S 2B		0-0 G1-3		4 0 1 0 0 2 2															
Kenny Rogers, L (1, 1)		0-3 K		0-0 G6-3		0-0 F5		0-0 P4		2 0 0 0 0 1 2															
Pat Mahomes, R (5, 1)										0 0 0 0 0 0 0															
Bobby Bonilla, S (7, PH)										1 0 0 0 0 0 1															
Octavio Dotel, R (7, 1)										0 0 0 0 0 0 0															
John Franco, L (7, 1)										0 0 0 0 0 0 0															
Todd Pratt, R (8, PH)										1 0 0 0 0 0 0															
<b>Inning Stats</b>	R: 0 E: 0 K: 0 S: 3	H: 0 LOB: 1 BB: 1 P: 7	R: 0 E: 0 K: 2 S: 8	H: 1 LOB: 2 BB: 1 P: 12	R: 1 E: 0 K: 1 S: 6	H: 1 LOB: 0 BB: 0 P: 6	R: 0 E: 1 K: 0 S: 2	H: 0 LOB: 0 BB: 1 P: 6	R: 0 E: 0 K: 1 S: 6	H: 1 LOB: 1 BB: 0 P: 6	R: 0 E: 0 K: 1 S: 5	H: 0 LOB: 1 BB: 1 P: 9	R: 0 E: 0 K: 1 S: 6	H: 1 LOB: 2 BB: 1 P: 10	R: 0 E: 0 K: 0 S: 4	H: 1 LOB: 1 BB: 0 P: 4	R: 0 E: 0 K: 1 S: 5	H: 0 LOB: 0 BB: 0 P: 5	1B: 4 2B: 1 3B: 0 HR: 0	SF: 0 SAC: 0 DP: 1 HBP: 0	WP: 0 PB: 0 SB: 4 CS: 0	PA: 36			
<b>PITCHER</b>	IP WLS BF H R ER SO BB IBB HBP BLK WP HR S P ERA WHIP																				IP WLS BF H R ER SO BB IBB HBP BLK WP HR S P ERA WHIP				
Todd Stottlemyre, R ERA: 1.35 (1, 1)	6.2 W 28 4 1 1 6 5 0 0 0 0 0 35 55 1.35 1.350																								
Gregg Olson, R ERA: (7, 1)	0.1 H 1 0 0 0 0 0 0 0 0 0 0 1 1 0.00 0.000																								
Greg Swindell, L ERA: (8, 1)	2.0 7 1 0 0 0 1 0 0 0 0 0 0 9 9 0.00 0.500																								

Batter	1	2	3	4	5	6	7	8	9
Tony Womack, L OBP: 0.111, SLG: 0.333 (1, 6) (8, 9)	0-3 K		0-3 K	0-3 K		0-0 G4-3		0-0 G3-1	
Jay Bell, R OBP: 0.333, SLG: 0.375 (1, 4)	0-0 G5-3		0-0 1B HBP BB 1B		0-0 2B 1B		0-0 F7	0-0 G6-3	
Luis Gonzalez, L OBP: 0.750, SLG: 1.500 (1, 7)	4-0 BB		1-0 BB 1B 1-2 1B HBP		0-3 K		4-0 2B BB		
Matt Williams, R OBP: 0.375, SLG: 0.500 (1, 5)	0-0 G1-3		0-0 1-2 2-3 1B 1B		0-0 1-2 2B 1B		0-0 BB G4-3 1-3 2B		
Greg Colbrunn, R OBP: 0.750, SLG: 1.000 (1, 3)		0-0 2B	4-0 1-2 2-3 3-H 1B BB		0-3 K		1-0 G4-3 BB HBP		
Steve Finley, L OBP: 0.625, SLG: 0.667 (1, 8)	0-3 K		0-0 1-3 2-H 3-H 1B		0-0 1-H 2-H 2B		4-0 1-2 2-3 3-H BB G4-3		
Bernard Gilkey, R Turner Ward, S (7, PH) Greg Swindell, L (8, 1)		0-0 F7	0-0 G5-3		0-0 F2		0-0 G4-3		
Kelly Stinnett, R OBP: 0.143, SLG: 0.143 (1, 2)		0-0 F8		0-0 F8		0-0 G5-6-4 1B	0-0 G5-3		
Todd Stottlemire, L (1, 1) Gregg Olson, R (7, 1) Hanley Frias, S (8, 6)			0-0 G1-3	0-3 K		0-0 G5-6-4		0-3 K	

Inning Stats	R: 0 E: 0 K: 1 S: 5	H: 0 LOB: 1 BB: 1 P: 9	R: 0 E: 0 K: 1 S: 6	H: 1 LOB: 1 BB: 0 P: 6	R: 3 E: 0 K: 1 S: 8	H: 3 LOB: 2 BB: 1 P: 13	R: 0 E: 0 K: 2 S: 7	H: 0 LOB: 0 BB: 0 P: 7	R: 2 E: 0 K: 2 S: 10	H: 3 LOB: 1 BB: 0 P: 10	R: 0 E: 0 K: 0 S: 3	H: 1 LOB: 0 BB: 0 P: 3	R: 2 E: 0 K: 0 S: 4	H: 1 LOB: 2 BB: 2 P: 13	R: 0 E: 0 K: 1 S: 5	H: 0 LOB: 0 BB: 0 P: 5
1B: 6 2B: 3 3B: 0 HR: 0	SF: 0 SAC: 0 DP: 1 HBP: 2	WP: 0 PA: 38														

PITCHER	IP	WLS	BF	H	R	ER	SO	BB	IBB	HBP	BLK	WP	HR	S	P	ERA	WHIP
Kenny Rogers, L ERA: 8.31 (1, 1)	4.1	L	21	5	4	4	6	2	0	1	0	0	0	30	39	8.31	1.615
Pat Mahomes, R ERA: 5.4 (5, 1)	1.2		7	3	1	1	1	0	0	0	0	0	0	9	9	5.40	1.800
Octavio Dotel, R ERA: 54.0 (7, 1)	0.1		5	1	2	2	0	2	0	1	0	0	0	2	11	54.00	9.000
John Franco, L ERA: (7, 1)	1.2		5	0	0	0	1	0	0	0	0	0	0	7	7	0.00	0.000


**BOTTOM**

**New York Mets @ Arizona Diamondbacks**  
Bank One Ballpark, Phoenix, AZ

Wed Oct 06 1999, 11:00 PM EDT  
Att: 49,328 - Unknown - 83 F

livebaseballscorecards.com

AB	32
R	7
H	9
RBI	7
BB	4
SO	8
LOB	15





**Arizona Diamondbacks @ New York Mets**  
 Shea Stadium, Flushing, NY

Fri Oct 08 1999, 8:00 PM EDT  
 Att. 56,180 - Unknown - 58 F

[livebaseballscorecards.com](http://livebaseballscorecards.com)

<b>AB</b>	<b>31</b>
<b>R</b>	<b>2</b>
<b>H</b>	<b>5</b>
<b>RBI</b>	<b>2</b>
<b>BB</b>	<b>4</b>
<b>SO</b>	<b>3</b>
<b>LOB</b>	<b>12</b>




Batter	1	2	3	4	5	6	7	8	9	AB R H RBI BB SO LOB	TOP							
Tony Womack, L (1, 9) OBP: 0.077, SLG: 0.231	0-0 F8		0-0 G3-1		0-0 G4-3		0-0 L9			4 0 0 0 0 0 1								
Jay Bell, R (1, 4) OBP: 0.231, SLG: 0.250	0-0 F8		0-0 F7		0-0 F9		0-0 G4-3			4 0 0 0 0 0 1								
Luis Gonzalez, L (1, 7) OBP: 0.583, SLG: 0.857	4-0 WP BB			0-0 P4	0-0 G4-3			0-0 G4-3		3 0 0 0 1 0 0								
Matt Williams, R (1, 5) OBP: 0.417, SLG: 0.500	1-0 G6-3			0-0 FC3-6 BB 1B		0-0 G6-3		0-0 G4-6-3 1B		4 0 2 0 0 0 1								
Erubiel Durazo, L (1, 3) OBP: 0.250, SLG: 0.571		0-0 G3-1		4-0 FC3-6 BB 1-2		0-0 F8		0-0 G4-6-3 1-2f		3 0 0 0 1 0 1								
Steve Finley, L (1, 8) OBP: 0.583, SLG: 0.556		0-0 G1-3 1B		0-0 FC3-6 1-2f 2-3		4-0 BB		0-0 F8		3 0 1 0 1 0 2								
Andy Fox, L (1, 6) Dan Plesac, L (6, 1) Bobby Chouinard, R (6, 1) Greg Swindell, L (8, 1) Lenny Harris, L (9, PH)		0-0 G1-3		0-0 G3		0-3 K		0-0 F5		3 0 0 0 0 0 1 4								
Kelly Stinnett, R (1, 2) OBP: 0.273, SLG: 0.300		0-0 G6-3			0-0 HR 2B		4-0 BB	0-3 K		3 1 1 0 1 1 1								
Omar Daal, L (1, 1) Turner Ward, S (5, PH) Darren Holmes, R (5, 1) Hanley Frias, S (6, 6)			0-3 K		0-0 HR		0-0 F9			1 0 0 0 0 0 1 0								
<b>Inning Stats</b>	R: 0 H: 0 E: 0 K: 0 S: 3	H: 0 LOB: 1 BB: 1 P: 8	R: 0 H: 1 E: 0 K: 0 S: 4	H: 1 LOB: 1 BB: 0 P: 4	R: 0 H: 0 E: 0 K: 1 S: 5	H: 0 LOB: 0 BB: 0 P: 5	R: 0 H: 1 E: 0 K: 0 S: 4	H: 1 LOB: 2 BB: 1 P: 8	R: 2 H: 2 E: 0 K: 0 S: 5	H: 2 LOB: 0 BB: 0 P: 5	R: 0 H: 0 E: 0 K: 1 S: 5	H: 0 LOB: 1 BB: 1 P: 9	R: 0 H: 0 E: 0 K: 0 S: 3	H: 1 LOB: 0 BB: 0 P: 3	R: 0 H: 0 E: 0 K: 1 S: 5	H: 0 LOB: 0 BB: 0 P: 5	1B: 3 SF: 0 2B: 1 SAC: 0 3B: 0 DP: 1 HR: 1 HBP: 0	WP: 1 PA: 35 PB: 0 SB: 0 CS: 0
<b>PITCHER</b>	IP WLS BF H R ER SO BB IBB HBP BLK WP HR S P ERA WHIP																	
Rick Reed, R (1, 1) ERA: 3.0	6.0 W 25 4 2 2 2 3 0 0 0 1 1 26 39 3.00 1.167																	
Turk Wendell, R (7, 1) ERA:	1.0 4 0 0 0 0 1 0 0 0 0 0 3 7 0.00 1.000																	
John Franco, L (8, 1) ERA:	1.0 3 1 0 0 0 0 0 0 0 0 0 3 3 0.00 1.000																	
Orel Hershiser, R (9, 1) ERA:	1.0 3 0 0 0 0 1 0 0 0 0 0 0 5 5 0.00 0.000																	

Batter	1	2	3	4	5	6	7	8	9
Rickey Henderson, R (1, 7) Melvin Mora, R (9, 7)	0-0 G5-3		0-3 K	0-0 FC S 1B		0-0 E9 1B	0-0 1B		
Edgardo Alfonzo, R (1, 4)	0-0 F7		0-0 1B	4-0 FC BB		4-0 1B IBB	0-0 P4		
John Olerud, L (1, 3)	0-0 F8		0-0 1B FC3-6	0-3 FC		0-0 1B 1B	4-0 BB BB		
Benny Agbayani, R (1, 9) Roger Cedeno, S (5, PH)		0-0 G6-4-3 1B	0-0 FC3-6 1B		0-0 G4-3	0-0 1B S	4-0 BB		
Robin Ventura, L (1, 5)		4-0 BB G6-4-3	0-0 FC3-6		0-0 F8	0-0 G4-3	0-0 P6		
Shawon Dunston, R (1, 8) Darryl Hamilton, L (5, PH)		0-0 G6-4-3	0-0 G6-3		0-0 F8	0-0 1B	0-0 P6		
Todd Pratt, R (1, 2)		4-0 1B BB		0-3 K		0-0 SH3 BB	0-0 G3		
Rey Ordonez, R (1, 6)		0-0 1B		0-0 E1 FC SH1-3		0-0 SH3	0-0 P4		
Rick Reed, R (1, 1) Bobby Bonilla, S (6, PH) Turk Wendell, L (7, 1) John Franco, L (8, 1) Orel Hershiser, R (9, 1)		0-3 K		0-0 SH1-3		4-0 E 1B BB	0-3 K		

AB	R	H	RBI	BB	SO	LOB
5	1	3	1	0	1	0
0	0	0	0	0	0	0
3	2	1	0	2	0	1
4	2	2	3	1	0	3
2	1	2	0	0	0	0
2	1	1	1	1	0	0
4	0	0	1	1	0	4
2	0	0	0	0	0	3
3	0	1	2	0	0	1
2	1	0	0	2	1	1
3	0	1	1	0	0	0
1	0	0	0	0	1	2
0	1	0	0	1	0	0
1	0	0	0	0	1	0
0	0	0	0	0	0	0
0	0	0	0	0	0	0

**Arizona Diamondbacks @ New York Mets**  
 Shea Stadium, Flushing, NY  
 Fri Oct 08 1999, 8:00 PM EDT  
 Att: 56,180 - Unknown - 58 F

AB	32
R	9
H	11
RBI	9
BB	8
SO	4
LOB	15



Inning Stats	R: 0	H: 0	E: 0	K: 0	S: 3	LOB: 0	BB: 0	P: 3
R: 1	H: 2	E: 0	K: 1	S: 6	LOB: 2	BB: 2	P: 14	
R: 2	H: 3	E: 1	K: 1	S: 8	LOB: 1	BB: 0	P: 8	
R: 0	H: 1	E: 1	K: 1	S: 9	LOB: 3	BB: 1	P: 13	
R: 0	H: 0	E: 0	K: 0	S: 3	LOB: 0	BB: 0	P: 3	
R: 6	H: 4	E: 1	K: 0	S: 7	LOB: 1	BB: 3	P: 19	
R: 0	H: 1	E: 0	K: 1	S: 6	LOB: 1	BB: 0	P: 6	
R: 0	H: 0	E: 0	K: 0	S: 2	LOB: 1	BB: 2	P: 10	

PITCHER	IP	WLS	BF	H	R	ER	SO	BB	IBB	HBP	BLK	WP	HR	S	P	ERA	WHIP
Omar Daal, L (1, 1) ERA: 6.75	4.0	L	21	6	3	3	4	3	0	0	0	0	0	26	38	6.75	2.250
Darren Holmes, R (5, 1) ERA: 27.0	1.1		8	1	4	4	0	2	1	0	0	0	0	5	17	27.00	2.250
Dan Plesac, L (6, 1) ERA: 54.0	0.1		4	3	2	2	0	0	0	0	0	0	0	4	4	54.00	9.000
Bobby Chouinard, R (6, 1) ERA: 4.5	1.1		5	1	0	0	1	0	0	0	0	0	0	7	7	0.00	0.750
Greg Swindell, L (8, 1) ERA:	1.0		4	0	0	0	0	2	0	0	0	0	0	2	10	0.00	2.000

WP: 0	PA: 42
PB: 0	
SB: 2	
CS: 0	



Batter	1	2	3	4	5	6	7	8	9	10	AB R H RBI BB SO LOB	TOP											
Tony Womack, L OBP: 0.111, SLG: 0.222 (1, 6) (8, 9)	F8			K		K		2B 1B		G5-3	5 1 1 0 0 2 0	<b>Arizona Diamondbacks @ New York Mets</b> Shea Stadium, Flushing, NY Sat Oct 09 1999, 1:00 PM EDT Att. 56,177 - Cloudy - 65 F											
Jay Bell, R OBP: 0.353, SLG: 0.357 (1, 4) BB	CS BB			F8		FC5-4 HBP		1B 2B			2 0 1 2 1 0 0												
Luis Gonzalez, L OBP: 0.500, SLG: 0.600 (1, 7) 1-2	F8			L9		FC5-4		1B IBB			3 0 0 0 1 0 2												
Matt Williams, R OBP: 0.375, SLG: 0.438 Matt Mantei, R (8, 1)		G5-3		F7		F8		1B			4 0 1 0 0 0 0 0 0 0 0 0 0 0												
Greg Colbrunn, R OBP: 0.625, SLG: 1.200 (1, 3) BB		G4-6-3 BB		HR		F7			K		3 1 1 1 1 1 0												
Steve Finley, L OBP: 0.500, SLG: 0.462 (1, 8) 1-2r		G4-6-3		1B		G4-3		F9			4 0 1 0 0 0 1												
Bernard Gilkey, R Hanley Frias, S (1, 9) (8, 6)			G1-3	F7		F7		K			3 0 0 0 0 0 1 1 0 0 0 0 1 0												
Kelly Stinnett, R OBP: 0.200, SLG: 0.214 (1, 2) SS			K	K		G5-3		K			4 0 0 0 0 3 1												
Brian Anderson, R Turner Ward, S OBP: 0.667, SLG: 2.000 Gregg Olson, R Greg Swindell, L Lenny Harris, L (1, 1) (8, PH) (8, 1) (8, 1) (8, 5)			L3	F9		1B 2B BB		G1-3			2 0 0 0 0 0 0 0 1 0 0 1 0 0 0 0 0 0 0 0 0 0 0 0 0 0 0 0 1 0 0 0 0 0 0												
<b>Inning Stats</b>	R: 0 E: 0 K: 0 S: 2	H: 0 LOB: 0 BB: 1 P: 6	R: 0 E: 0 K: 0 S: 2	H: 0 LOB: 0 BB: 1 P: 6	R: 0 E: 0 K: 1 S: 5	H: 0 LOB: 0 BB: 0 P: 5	R: 0 E: 0 K: 1 S: 5	H: 0 LOB: 0 BB: 0 P: 5	R: 1 E: 0 K: 1 S: 7	H: 2 LOB: 1 BB: 0 P: 7	R: 0 E: 0 K: 0 S: 3		H: 0 LOB: 0 BB: 0 P: 3	R: 2 E: 0 K: 0 S: 5	H: 3 LOB: 2 BB: 2 P: 13	R: 0 E: 0 K: 2 S: 7	H: 0 LOB: 0 BB: 0 P: 7	R: 0 E: 0 K: 1 S: 5	H: 0 LOB: 0 BB: 0 P: 5	1B: 3 2B: 1 3B: 0 HR: 1	SF: 0 SAC: 0 DP: 1 HBP: 1	WP: 0 PB: 0 SB: 0 CS: 1	PA: 37
<b>PITCHER</b>	IP WLS BF H R ER SO BB IBB HBP BLK WP HR S P ERA WHIP																						
Al Leiter, L ERA: 3.52 (1, 1)	7.2																						
Armando Benitez, R ERA: (8, 1)	1.1	B	6	2	0	0	2	0	1	0	0	0	0	0	9	13	0.00	1.500					
John Franco, L ERA: (10, 1)	1.0	W	3	0	0	0	1	0	0	0	0	0	0	0	5	5	0.00	0.000					

livebaseballscorecards.com



BOTTOM

Arizona Diamondbacks @ New York Mets  
 Shea Stadium, Flushing, NY  
 Sat Oct 09 1999, 1:00 PM EDT  
 Att. 56,177 - Cloudy - 65 F

livebaseballscorecards.com

AB 35  
 R 4  
 H 8  
 RBI 4  
 BB 5  
 SO 5  
 LOB 18



WP: 0 PA: 42  
 PB: 0  
 SB: 0  
 CS: 0

AB R H RBI BB SO LOB

4	1	1	0	0	0	1
0	0	0	0	0	0	0
4	2	1	1	1	1	2
4	0	2	0	1	0	1
3	0	1	1	0	0	1
1	0	0	1	0	0	2
4	0	1	0	1	0	2
5	1	1	1	0	0	5
3	0	0	0	1	0	0
4	0	1	0	0	2	3
3	0	0	0	0	2	1
0	0	0	0	0	0	0
0	0	0	0	1	0	0
0	0	0	0	0	0	0
0	0	0	0	0	0	0

1B: 4 SF: 1  
 2B: 2 SAC: 1  
 3B: 0 DP: 0  
 HR: 2 HBP: 0

Batter	1	2	3	4	5	6	7	8	9	10
Rickey Henderson, R OBP: 0.500, SLG: 0.400 Melvin Mora, R (8, 7)	F9		G5-3			1B 2B 1B	F9		SH1-4	
Edgardo Alfonzo, R OBP: 0.368, SLG: 0.875 (1, 4)	K			HR		P5		SF8 BB	P6	
John Olerud, L OBP: 0.526, SLG: 0.625 (1, 3)				F8		2B 1-3 1B		E9 SF8 FC1	FC4-6 IBB	
Benny Agbayani, R OBP: 0.300, SLG: 0.400 Roger Cedeno, S OBP: 0.333, SLG: 0.286 (7, 9)	F7			F8		1-3 2B		SF8	FC4-6	
Robin Ventura, L OBP: 0.389, SLG: 0.357 (1, 5)		F7				G1-3		BB FC1 IBB	F9	
Todd Pratt, R OBP: 0.300, SLG: 0.500 (1, 2)		F7		G6-3		G5-3		FC1 BB		HR
Darryl Hamilton, L OBP: 0.300, SLG: 0.125 (1, 8)		F9				G6-3	F7			
Rey Ordonez, R OBP: 0.286, SLG: 0.357 (1, 6)			F8			K		K		
Al Leiter, L (1, 1)										
Armando Benitez, R (8, 1)										
Matt Franco, L (9, PH)										
Shawon Dunston, R OBP: 0.167, SLG: 0.167 John Franco, L (10, 1)			K				B1		SH1-4 BB	

Inning Stats	R: 0	H: 1	R: 0	H: 0	R: 0	H: 0	R: 1	H: 3	R: 0	H: 1	R: 1	H: 0	R: 0	H: 0	R: 1	H: 1	R: 1	H: 0	R: 0	H: 0	R: 1	H: 1	
E: 0	LOB: 1	E: 0	LOB: 0	E: 0	LOB: 0	E: 0	LOB: 2	E: 0	LOB: 1	E: 1	LOB: 3	E: 0	LOB: 2	E: 0	LOB: 1	E: 1	LOB: 0	E: 0	LOB: 3	E: 0	LOB: 2	E: 0	LOB: 0
K: 1	BB: 0	K: 0	BB: 0	K: 1	BB: 0	K: 2	BB: 0	K: 0	BB: 0	K: 1	BB: 3	K: 1	BB: 3	K: 0	BB: 0	K: 1	BB: 0	K: 0	BB: 2	K: 0	BB: 2	K: 0	BB: 0
S: 6	P: 6	S: 3	P: 3	S: 5	P: 5	S: 7	P: 7	S: 6	P: 6	S: 4	P: 4	S: 6	P: 18	S: 3	P: 11	S: 2	P: 2	S: 3	P: 11	S: 2	P: 2	S: 3	P: 11

PITCHER	IP	WLS	BF	H	R	ER	SO	BB	IBB	HBP	BLK	WP	HR	S	P	ERA	WHIP
Brian Anderson, L ERA: 2.57 (1, 1)	7.0		28	7	2	2	4	0	0	0	0	0	1	36	36	2.57	1.000
Gregg Olson, R ERA: (8, 1)	0.0		1	0	1	0	0	1	0	0	0	0	0	0	4	∞	∞
Greg Swindell, L ERA: (8, 1)	0.1	B	3	0	0	0	0	0	1	0	0	0	0	2	6	0.00	0.000
Matt Mantei, R ERA: 4.5 (8, 1)	2.0	L	10	1	1	1	1	2	1	0	0	0	1	9	21	4.50	1.500

PITCHER

PITCHER

IP WLS BF H R ER SO BB IBB HBP BLK WP HR S P ERA WHIP