

Arizona Diamondbacks - 1999

Batter	1	2	3	4	5	6	7	8	9	10	11	AB	R	H	RBI	BB	SO	LOB	TOP					
Steve Finley, L OBP: 0.333, SLG: 0.333 (1, 8)	F8		K			1B		P4		P6		6	1	2	0	0	1	1						
Jay Bell, R OBP: 0.500, SLG: 1.000 (1, 4)	G5-3		2B			K		1B		BB		5	1	2	3	1	2	1						
Travis Lee, L OBP: 0.333, SLG: 0.500 (1, 3)	F8					P6		L7				6	1	2	0	0	0	3						
Matt Williams, R OBP: 0.500, SLG: 0.250 (1, 5)								F8				4	0	1	1	1	1	2						
Luis Gonzalez, L OBP: 0.200, SLG: 0.400 David Dellucci, L (9, 7)			1B			P2		G3				5	0	1	0	0	1	6						
Bernard Gilkey, R OBP: 0.600, SLG: 1.800 LeJon Powell, R (9, 9)			2B					HR				5	2	3	2	0	1	0						
Tony Batista, R (1, 6)						F9		K		P3		4	0	0	0	1	1	0						
Kelly Stinnett, R OBP: 0.200, SLG: 0.200 (1, 2)			2B			P1		1B		K		5	1	1	0	0	1	3						
Randy Johnson, R Ernie Young, R Darren Holmes, R Greg Swindell, L Armando Reynoso, R Gregg Olson, R Andy Fox, L John Frascatore, R (10, 1)			K			K		K		BB		3	0	0	0	0	3	1						
Inning Stats	R: 0 E: 0 K: 0 S: 6	H: 0 LOB: 0 BB: 0 P: 12	R: 0 E: 0 K: 1 S: 10	H: 2 LOB: 2 BB: 1 P: 18	R: 0 E: 0 K: 2 S: 15	H: 2 LOB: 3 BB: 0 P: 20	R: 1 E: 0 K: 1 S: 8	H: 1 LOB: 0 BB: 0 P: 12	R: 0 E: 0 K: 1 S: 10	H: 1 LOB: 2 BB: 1 P: 17	R: 5 E: 0 K: 2 S: 28	H: 6 LOB: 1 BB: 0 P: 37	R: 0 E: 0 K: 2 S: 7	H: 0 LOB: 0 BB: 0 P: 13	R: 0 E: 0 K: 0 S: 11	H: 0 LOB: 2 BB: 2 P: 21	R: 0 E: 0 K: 1 S: 5	H: 0 LOB: 0 BB: 0 P: 5	R: 0 E: 0 K: 1 S: 5	H: 0 LOB: 0 BB: 0 P: 5	1B: 7 2B: 2 3B: 0 HR: 3	SF: 0 SAC: 0 DP: 1 HBP: 1	WP: 0 PB: 0 SB: 1 CS: 0	PA: 49
PITCHER	Kevin Brown, R ERA: 7.94 (1, 1)	IP: 5.2 WLS: 0 BF: 29	H: 10 R: 5 ER: 5 SO: 7	BB: 2 IBB: 0 HBP: 1 BLK: 0	WP: 0 HR: 3 S: 71 P: 108	ERA: 7.94 WHIP: 2.118	Jeff Shaw, R ERA: (10, 1)	IP: 2.0 WLS: 0 BF: 6	H: 0 R: 0 ER: 0 SO: 2	BB: 0 IBB: 0 HBP: 0 BLK: 0	WP: 0 HR: 0 S: 10 P: 10	ERA: 0.00 WHIP: 0.000												

Arizona Diamondbacks @ Los Angeles Dodgers
Dodger Stadium, Los Angeles, CA
Mon-Apr 05 1999, 1:10 PM PDT
Att: 53,109 - Sunny - 74 F

livebaseballscores.com

AB 44
R 6
H 12
RBI 6
BB 4
SO 12
LOB 17




Batter	1	2	3	4	5	6	7	8	9	10	11	AB	R	H	RBI	BB	SO	LOB	BOTTOM							
Eric Young Sr., R OBP: 0.667, SLG: 0.333 (1, 4)	1B		BB								F8	3	1	1	0	2	0	1								
Mark Grudzielanek, R Onan Masaoka, R Alan Mills, R Dave Hansen, L Jeff Shaw, R Rick Wilkins, L (10, 1)	K										K	2	0	0	0	2	2	3								
Gary Sheffield, R OBP: 0.333, SLG: 0.400 (1, 7)	P5		G5-4-3								HR	5	2	1	0	1	1	6								
Raul Mondesi, R OBP: 0.833, SLG: 2.000 (1, 9)						K					HR	5	2	4	6	1	1	0								
22 Devon White, S OBP: 0.400, SLG: 1.000 (1, 8)						HR						5	1	2	1	0	3	2								
Eric Karros, R OBP: 0.400, SLG: 0.250 (1, 3)						K						4	0	1	1	1	1	2								
Todd Hundley, S OBP: 0.200, SLG: 0.200 (1, 2)						K						5	0	1	0	0	4	3								
Adrian Beltré, R OBP: 0.200, SLG: 0.200 (1, 5)												5	0	1	0	0	2	4								
Kevin Brown, R Pedro Borbon, R Mel Rojas, R Jose Vizcaino, S OBP: 0.333, SLG: 0.333 (8, 6)												2	0	0	0	0	0	0								
Inning Stats	R: 1 E: 0 K: 1 S: 10	H: 1 LOB: 1 BB: 1 P: 19	R: 0 E: 0 K: 3 S: 10	H: 0 LOB: 1 BB: 1 P: 19	R: 0 E: 0 K: 0 S: 6	H: 0 LOB: 0 BB: 2 P: 16	R: 1 E: 0 K: 3 S: 10	H: 1 LOB: 0 BB: 0 P: 15	R: 0 E: 0 K: 0 S: 9	H: 0 LOB: 0 BB: 0 P: 12	R: 0 E: 0 K: 2 S: 12	H: 2 LOB: 2 BB: 2 P: 25	R: 0 E: 0 K: 2 S: 12	H: 2 LOB: 2 BB: 0 P: 20	R: 1 E: 1 K: 2 S: 13	H: 3 LOB: 2 BB: 0 P: 18	R: 3 E: 0 K: 2 S: 13	H: 3 LOB: 0 BB: 0 P: 24	R: 0 E: 0 K: 2 S: 8	H: 1 LOB: 1 BB: 0 P: 8	R: 2 E: 0 K: 1 S: 5	H: 1 LOB: 0 BB: 1 P: 9	1B: 9 2B: 1 3B: 0 HR: 3	SF: 0 SAC: 0 DP: 2 HBP: 1	WP: 0 PB: 0 SB: 3 CS: 1	PA: 50
PITCHER	Randy Johnson, L ERA: 2.57 (8, 1)	IP: 7.0 WLS: 0 BF: 29	H: 5 R: 3 ER: 2 SO: 9	BB: 6 IBB: 0 HBP: 1 BLK: 0	WP: 0 HR: 1 S: 69 P: 126	ERA: 2.57 WHIP: 1.571	John Frascatore, R ERA: 10.8 (10, 1)	IP: 1.2 WLS: 0 BF: 8	H: 2 R: 2 ER: 2 SO: 3	BB: 1 IBB: 0 HBP: 0 BLK: 0	WP: 0 HR: 1 S: 13 P: 17	ERA: 10.80 WHIP: 1.800														


Arizona Diamondbacks @ Los Angeles Dodgers
Dodger Stadium, Los Angeles, CA
Mon-Apr 05 1999, 1:10 PM PDT
Att: 53,109 - Sunny - 74 F

livebaseballscores.com

AB 41
R 8
H 13
RBI 8
BB 7
SO 16
LOB 23



Batter	1	2	3	4	5	6	7	8	9	AB	R	H	RBI	BB	SO	LOB	TOP										
Steve Finley, L (1, 8) OBP: 0.267, SLG: 0.533	F8		K		G3-1			P5		4	0	0	0	0	1	2	Arizona Diamondbacks @ Los Angeles Dodgers Dodger Stadium, Los Angeles, CA Wed Apr 07 1999, 7:35 PM PDT Att: 29,042 - Cloudy - 52 F										
Jay Bell, R (1, 4) OBP: 0.400, SLG: 0.538 Armando Reynoso, R (8, 1)	K			G3-1 HR		F7		P5 1B		4	1	2	0	0	1	0											
Travis Lee, L (1, 3) OBP: 0.143, SLG: 0.214	F7			G3		K		P2		4	0	0	0	0	1	3											
Matt Williams, R (1, 5) OBP: 0.357, SLG: 0.750		G1-3		G3-1		P3			HR	4	1	1	1	0	0	1											
Luis Gonzalez, L (1, 7) OBP: 0.385, SLG: 0.923	F9			HR			F7		HR	4	2	2	3	0	0	0											
Bernard Gilkey, R (1, 9) OBP: 0.385, SLG: 0.833	K			HR		L6		G5-3		4	0	1	0	0	1	0											
Kelly Stinnett, R (1, 2) OBP: 0.111, SLG: 0.111			G5-3	F8		K		G4-3		4	0	0	0	0	1	1											
Tony Batista, R (1, 6)			F8		F9			P2	G1-3	4	0	0	0	0	0	0											
Andy Benes, R (1, 1) OBP: 0.500, SLG: 0.500 John Frascatore, R (5, 1) Hanley Frias, S (8, PH) (8, 4)				F8				1B	BB	2	0	1	0	0	0	0											
Inning Stats	R: 0 E: 0 K: 1 S: 7	H: 0 LOB: 0 BB: 0 P: 12	R: 0 E: 0 K: 1 S: 5	H: 0 LOB: 0 BB: 0 P: 7	R: 0 E: 0 K: 1 S: 10	H: 1 LOB: 1 BB: 0 P: 17	R: 2 E: 0 K: 0 S: 13	H: 3 LOB: 1 BB: 0 P: 18	R: 0 E: 0 K: 1 S: 6	H: 0 LOB: 0 BB: 0 P: 8	R: 0 E: 0 K: 1 S: 5	H: 0 LOB: 0 BB: 0 P: 7	R: 0 E: 0 K: 1 S: 10	H: 1 LOB: 2 BB: 1 P: 18	R: 2 E: 0 K: 0 S: 13	H: 2 LOB: 0 BB: 0 P: 20		1B: 4 2B: 0 3B: 0 HR: 3	SF: 0 SAC: 0 DP: 0 HBP: 0	WP: 0 PB: 0 SB: 0 CS: 0	PA: 35						
PITCHER	IP	WLS	BF	H	R	ER	SO	BB	IBB	HBP	BLK	WP	HR	S	P	ERA	WHIP										
Ismael Valdez, R (1, 1) ERA: 2.35	7.2	W	29	5	2	2	5	1	0	0	0	0	1	62	97	2.35	0.783										
Onan Masaoka, L (8, 1) ERA:	0.1	H	1	0	0	0	0	0	0	0	0	0	0	1	1	0.00	0.000										
Mel Rojas, R (9, 1) ERA: 18.0	0.0		2	2	2	2	0	0	0	0	0	0	2	5	8	∞	∞										
Jeff Shaw, R (9, 1) ERA:	1.0	S	3	0	0	0	0	0	0	0	0	0	0	8	12	0.00	0.000										

Batter	1	2	3	4	5	6	7	8	9	AB	R	H	RBI	BB	SO	LOB	BOTTOM										
Eric Young Sr., R (1, 4) OBP: 0.600, SLG: 0.636	G5-3 1B		P6		G6-3 2B					4	1	3	1	0	0	0	Arizona Diamondbacks @ Los Angeles Dodgers Dodger Stadium, Los Angeles, CA Wed Apr 07 1999, 7:35 PM PDT Att: 29,042 - Cloudy - 52 F										
22 Devon White, S (1, 8) OBP: 0.482, SLG: 0.667	F9		L6		HR		K			4	1	1	1	0	1	1											
Gary Sheffield, R (1, 7) OBP: 0.400, SLG: 0.643	G5-3			F7	F7			SF7 1B		4	1	1	0	0	0	2											
Raul Mondesi, R (1, 9) OBP: 0.571, SLG: 1.250	K			G6-3	HR			G6-3 IBB		3	1	1	2	1	1	1											
Todd Hundley, S (1, 2) OBP: 0.214, SLG: 0.462		G1-3		BB	HR			SF7		3	1	2	2	0	0	0											
Eric Karros, R (1, 3) OBP: 0.385, SLG: 0.273	K				1B			G6-3		3	0	1	0	1	1	1											
Mark Grudzielanek, R (1, 6) OBP: 0.333, SLG: 0.111		BB		L4	1B			G6-3		3	0	1	0	1	0	2											
Adrián Beltré, R (1, 5) OBP: 0.308, SLG: 0.615	K				2B			L4-3 1B		4	1	2	0	0	1	3											
Ismael Valdez, R (1, 1) Onan Masaoka, R (8, 1) Dave Hansen, L (8, PH) Mel Rojas, R (9, 1) Jeff Shaw, R (9, 1)			F9					L4-3		2	0	0	0	0	0	0											
Inning Stats	R: 0 E: 0 K: 1 S: 9	H: 1 LOB: 1 BB: 0 P: 13	R: 0 E: 0 K: 2 S: 11	H: 0 LOB: 1 BB: 1 P: 19	R: 0 E: 0 K: 0 S: 4	H: 0 LOB: 0 BB: 0 P: 7	R: 0 E: 0 K: 0 S: 10	H: 1 LOB: 2 BB: 1 P: 19	R: 5 E: 0 K: 0 S: 18	H: 7 LOB: 2 BB: 0 P: 26	R: 0 E: 0 K: 1 S: 9	H: 1 LOB: 0 BB: 0 P: 14	R: 1 E: 0 K: 0 S: 4	H: 1 LOB: 0 BB: 1 P: 9	R: 0 E: 0 K: 0 S: 8	H: 1 LOB: 0 BB: 0 P: 11		1B: 7 2B: 4 3B: 0 HR: 2	SF: 1 SAC: 1 DP: 2 HBP: 0	WP: 0 PB: 0 SB: 1 CS: 0	PA: 36						
PITCHER	IP	WLS	BF	H	R	ER	SO	BB	IBB	HBP	BLK	WP	HR	S	P	ERA	WHIP										
Andy Benes, R (1, 1) ERA: 9.64	4.2	L	25	9	5	5	3	2	0	0	0	0	2	50	81	9.64	2.357										
John Frascatore, R (5, 1) ERA: 4.5	2.1		8	2	1	0	1	0	1	0	0	0	0	15	26	0.00	0.857										
Armando Reynoso, R (8, 1) ERA: 10.8	1.0		3	1	0	0	0	0	0	0	0	0	0	8	11	0.00	1.000										

Batter	1	2	3	4	5	6	7	8	9	AB	R	H	RBI	BB	SO	LOB	TOP										
Steve Finley, L (1, 8) OBP: 0.207, SLG: 0.321	G4-3		FC1-6			SH1-4 1B		FC4-6 BB		3	0	1	0	1	0	1	Arizona Diamondbacks @ Atlanta Braves Turner Field, Atlanta, GA Sun Apr 11 1999, 1:10 PM EDT Att: 32,454 - Cloudy - 70 F										
Jay Bell, R (1, 4) OBP: 0.286, SLG: 0.346	K		F8			SH1-4		F8		3	0	0	0	0	1	2											
Travis Lee, L (1, 3) OBP: 0.185, SLG: 0.333	HR		G3			P5		FC4-6 1B		4	1	1	1	0	0	3											
Matt Williams, R (1, 5) OBP: 0.444, SLG: 0.750	BB				F9	F9		1B		3	0	1	0	1	0	1											
Luis Gonzalez, L (1, 7) OBP: 0.375, SLG: 0.909	G3		G3-4-1				HR	P6		4	1	1	1	0	0	3											
Bernard Gilkey, R (1, 9) OBP: 0.400, SLG: 0.773 Gregg Olson, R (9, 1)	K		F8			F9		G4-3 2B		4	0	1	0	0	0	1											
Tony Batista, R (1, 6) OBP: 0.308, SLG: 0.440	P8				F9	F7		G4-3		4	0	0	0	0	0	1											
Damian Miller, R (1, 2) OBP: 0.400, SLG: 0.462	G1-3				K	K		P2		4	0	1	0	0	1	1											
Todd Stottlemyre, L (1, 1) OBP: 0.167, SLG: 0.167 David Dellucci, L (9, 9)					F7	F7		G1-3		3	0	1	0	0	0	1											
								K		1	0	0	0	0	1	1											
Inning Stats	R: 1 E: 0 K: 1 S: 13	H: 1 LOB: 1 BB: 1 P: 22	R: 0 E: 0 K: 1 S: 9	H: 0 LOB: 0 BB: 0 P: 14	R: 0 E: 0 K: 0 S: 6	H: 1 LOB: 1 BB: 0 P: 8	R: 0 E: 0 K: 0 S: 6	H: 0 LOB: 0 BB: 0 P: 8	R: 0 E: 0 K: 1 S: 7	H: 0 LOB: 0 BB: 0 P: 9	R: 0 E: 0 K: 0 S: 4	H: 1 LOB: 1 BB: 0 P: 6	R: 1 E: 0 K: 0 S: 14	H: 2 LOB: 1 BB: 0 P: 21	R: 0 E: 0 K: 0 S: 10	H: 1 LOB: 2 BB: 1 P: 18	R: 0 E: 0 K: 1 S: 12	H: 1 LOB: 1 BB: 0 P: 16	1B: 4 2B: 1 3B: 0 HR: 2	SF: 0 SAC: 1 DP: 0 HBP: 0	WP: 0 PB: 0 SB: 0 CS: 0	PA: 36					
PITCHER	IP	WLS	BF	H	R	ER	SO	BB	IBB	HBP	BLK	WP	HR	S	P	ERA	WHIP										
Greg Maddux, R (1, 1) ERA: 1.93	8.0		32	6	2	2	3	2	0	0	0	0	2	69	106	2.25	1.000										
30 Kevin McGlinchy, R (9, 1) ERA: 2.7	1.0	W	4	1	0	0	1	0	0	0	0	0	0	12	16	0.00	1.000										

Batter	1	2	3	4	5	6	7	8	9	AB	R	H	RBI	BB	SO	LOB	BOTTOM										
Otis Nixon, S (1, 7) OBP: 0.091, SLG: 0.091 Randall Simon, L (8, PH) OBP: 0.167, SLG: 0.200 30 Kevin McGlinchy, R (9, 1)	G6-3		L7			B1-3		F7		3	0	0	0	0	0	0	Arizona Diamondbacks @ Atlanta Braves Turner Field, Atlanta, GA Sun Apr 11 1999, 1:10 PM EDT Att: 32,454 - Cloudy - 70 F										
Ozzie Guillen, L (1, 6) OBP: 0.167, SLG: 0.333	F8				F9	K		E4 BB 1B		4	1	0	0	0	1	0											
10 Chipper Jones, S (1, 5) OBP: 0.267, SLG: 0.379	G6-3							F7		4	0	1	0	0	0	1											
Brian Jordan, R (1, 9) OBP: 0.517, SLG: 0.696	L7				K	G6-3		BB 1B BB		3	1	0	0	1	1	1											
Ryan Klesko, L (1, 3) OBP: 0.409, SLG: 0.526	FC6-4 1B				G5-3	G4-3		1B BB		3	0	1	0	1	0	1											
Andruw Jones, R (1, 8) OBP: 0.276, SLG: 0.240	K				G5-3			1B FC5-4 1B		4	1	2	2	0	1	1											
Eddie Pérez, R (1, 2) OBP: 0.250, SLG: 0.250 Walt Weiss, S (8, PH) OBP: 0.409, SLG: 0.353 Gerald Williams, R (9, 7) OBP: 0.273, SLG: 0.273	FC6-4				K	K		F7		2	0	0	0	0	1	1											
Keith Lockhart, L (1, 4) OBP: 0.200, SLG: 0.200					G3	G6-3		FC5-4 1B		3	0	1	0	0	0	0											
Greg Maddux, R (1, 1) OBP: 0.400, SLG: 1.000 Javy Lopez, R (8, PH) OBP: 0.300, SLG: 0.421					K	K		FC5-4		2	0	0	0	0	2	0											
								1-2 3-H		1	0	0	1	0	0	1											
Inning Stats	R: 0 E: 0 K: 0 S: 9	H: 0 LOB: 0 BB: 0 P: 17	R: 0 E: 0 K: 1 S: 11	H: 1 LOB: 1 BB: 0 P: 18	R: 0 E: 0 K: 1 S: 8	H: 0 LOB: 0 BB: 0 P: 11	R: 0 E: 0 K: 1 S: 7	H: 1 LOB: 1 BB: 0 P: 11	R: 0 E: 0 K: 2 S: 8	H: 0 LOB: 0 BB: 0 P: 10	R: 0 E: 0 K: 0 S: 8	H: 0 LOB: 0 BB: 0 P: 11	R: 1 E: 0 K: 0 S: 10	H: 2 LOB: 1 BB: 0 P: 12	R: 2 E: 1 K: 0 S: 12	H: 1 LOB: 2 BB: 2 P: 25	1B: 5 2B: 0 3B: 0 HR: 0	SF: 0 SAC: 0 DP: 0 HBP: 0	WP: 0 PB: 0 SB: 0 CS: 0	PA: 33							
PITCHER	IP	WLS	BF	H	R	ER	SO	BB	IBB	HBP	BLK	WP	HR	S	P	ERA	WHIP										
Todd Stottlemyre, R (1, 1) ERA: 1.78	8.0		28	4	1	1	6	0	0	0	0	0	0	71	103	1.12	0.500										
Gregg Olson, R (9, 1) ERA: 18.0	0.1	L	5	1	2	1	0	2	0	0	0	0	0	12	25	27.00	9.000										



Batter	1	2	3	4	5	6	7	8	9	AB	R	H	RBI	BB	SO	LOB	TOP										
Eric Young Sr. R (1.4) OBP: 0.514, SLG: 0.481	2-1 22 CS 1B		1-0 F9		4-0 22 FC6-4 BB	3-2 1-3 2-H 1B		0-1 3-H 1B		4	0	3	2	1	0	0	Los Angeles Dodgers @ Arizona Diamondbacks Bank One Ballpark, Phoenix, AZ Mon Apr 12, 1999, 10:05 PM EDT Att: 46,929 - Cloudy - 66 F										
22 Devon White S (1.8) OBP: 0.406, SLG: 0.500	2-1 F9		3-2 G4-3		2-2 FC6-4	0-1 G4-3		0-3 K		5	0	0	0	0	1	6											
Gary Sheffield, R (1.7) OBP: 0.393, SLG: 0.500	4-0 FC5-4 BB		2-3 K		0-1 P3		2-2 G5-4-3 1B		1-0 2B	4	0	2	0	1	1	2											
Raul Mondesi, R (1.9) OBP: 0.455, SLG: 0.800	2-2 FC5-4			4-1 HR BB	3-3 K		2-0 G5-4-3		3-3 K	4	1	0	0	1	2	5											
Todd Hundley, S (1.2) OBP: 0.286, SLG: 0.375 Pedro Borbon, R (7.1)		2-1 2B		0-2 L7		4-2 BB 1B		3-2 G3		4-2 BB	3	1	1	0	1	0											
Dave Hansen, L (9, PH) OBP: 0.833, SLG: 1.400				1-0 HR		4-2 BB 1B				4-2 BB	0	0	0	0	0	0											
Eric Karros, R (1.3) OBP: 0.484, SLG: 0.778		0-1 P7		1-0 HR		1-2 BB		3-2 BB 2B		1-3 K	4	3	2	2	1	1		3									
Mark Grudzielanek, R (1.6) OBP: 0.280, SLG: 0.182		1-1 G6-3		2-2 P3		1-2 F8		1-0 G5-3		0-1 P4	5	0	0	0	0	0		6									
Adrian Beltré, R (1.5) OBP: 0.379, SLG: 0.565		4-1 BB		1-1 G1-3		2-0 P3		3-1 BB 1B 3B			3	1	1	1	1	0		2									
Chan Ho Park, R (1.1) OBP: 0.250, SLG: 0.250 Jose Vizcaino, S (6, PH) OBP: 0.384, SLG: 0.455 Onan Masaoka, R (6.1) Mel Rojas, R (6.1) Paul Lo Duca, R (7.2)		0-1 F8		3-2 22 FC6-4 WP 1B		0-0 1B 1-2 2-H 1B		0-2 F8			2	0	1	0	0	0		2									
Inning Stats	R: 0 E: 0 K: 0 S: 7	H: 1 LOB: 1 BB: 1 P: 17	R: 0 E: 0 K: 0 S: 9	H: 1 LOB: 2 BB: 1 P: 16	R: 0 E: 0 K: 1 S: 7	H: 0 LOB: 0 BB: 0 P: 13	R: 2 E: 0 K: 0 S: 11	H: 1 LOB: 0 BB: 1 P: 19	R: 0 E: 0 K: 1 S: 11	H: 1 LOB: 2 BB: 1 P: 23	R: 2 E: 0 K: 0 S: 16	H: 2 LOB: 2 BB: 2 P: 30	R: 0 E: 0 K: 0 S: 9	H: 1 LOB: 0 BB: 0 P: 16	R: 2 E: 0 K: 1 S: 15	H: 3 LOB: 1 BB: 0 P: 22	R: 0 E: 0 K: 2 S: 14	H: 1 LOB: 2 BB: 1 P: 23	1B: 6 2B: 3 3B: 1 HR: 1	SF: 0 SAC: 0 DP: 1 HBP: 0	WP: 1 PB: 0 SB: 0 CS: 1	PA: 43					
PITCHER	IP	WLS	BF	H	R	ER	SO	BB	IBB	HBP	BLK	WP	HR	S	P	ERA	WHIP	PITCHER									
Andy Benes, R (1.1) ERA: 8.38	5.0	W	24	4	4	4	2	6	0	0	0	1	1	50	101	7.20	2.000										
Bobby Chouinard, R (6.1) ERA:	1.0	H	5	2	0	0	0	0	0	0	0	0	0	11	17	0.00	2.000										
John Frascatore, R (7.1) ERA: 5.06	1.0	H	3	1	0	0	0	0	0	0	0	0	0	9	16	0.00	1.000										
Greg Swindell, L (8.1) ERA: 10.8	1.0		6	3	2	2	1	0	0	0	0	0	0	15	22	18.00	3.000										
Darren Holmes, R (9.1) ERA: 2.7	1.0		5	1	0	0	2	1	0	0	0	0	0	14	23	0.00	2.000										
Batter	1	2	3	4	5	6	7	8	9	AB	R	H	RBI	BB	SO	LOB	BOTTOM										
Tony Womack, L (1.9) OBP: 0.400, SLG: 0.250	4-1 G1-3 BB		1-0 HR 1B	1-1 B1-3		1-2 P7	1-2 FC3-6 HR			4	2	1	0	1	0	4	Los Angeles Dodgers @ Arizona Diamondbacks Bank One Ballpark, Phoenix, AZ Mon Apr 12, 1999, 10:05 PM EDT Att: 46,929 - Cloudy - 66 F										
Jay Bell, R (1.4) OBP: 0.333, SLG: 0.448	0-1 G1-3		4-1 HR BB	3-3 K		4-0 FC5-4 BB	1-0 HR			3	2	1	3	2	1	1											
Travis Lee, L (1.3) OBP: 0.188, SLG: 0.419	1-0 L7		1-2 HR		1-2 F7	2-1 SF9	1-0 G4-3			4	1	1	5	0	0	1											
Matt Williams, R (1.5) OBP: 0.375, SLG: 0.621	0-0 P9		1-0 G6-3		1-1 G1-3	0-0 FC5-4		0-1 F7		5	0	0	0	0	0	3											
Steve Finley, L (1.8) OBP: 0.265, SLG: 0.323		0-1 G4-3	1-2 P6		0-1 1B		4-0 1B BB	4-0 BB		3	1	1	0	2	0	0											
Tony Batista, R (1.6) OBP: 0.323, SLG: 0.433	0-1 F7		1-0 1B		0-0 G5-3		1-0 1B BB	2-2 F9		5	2	2	0	0	0	2											
Luis Gonzalez, L (1.7) OBP: 0.448, SLG: 0.880	1-0 1B		1-1 E S 1B		4-0 1B BB	4-0 BB FC3-6 1B	2-0 F8			3	2	2	0	2	0	1											
Damian Miller, R (1.2) OBP: 0.421, SLG: 0.438	1-1 P6		3-3 K		4-0 1B BB	1-0 FC3-6 1B				3	1	1	2	1	1	2											
Andy Benes, R (1.1) OBP: 0.500, SLG: 0.333 Bobby Chouinard, R (6.1) Bernard Gilkey, R (6, PH) John Frascatore, R (7.1) David Dellucci, L (7, PH) Greg Swindell, L (8.1) Darren Holmes, R (9.1)			4-2 BB HR BB		2-3 K		1-2 BB 1B	0-0 P2		1	1	0	0	1	1	0											
Inning Stats	R: 0 E: 0 K: 0 S: 5	H: 0 LOB: 1 BB: 1 P: 10	R: 0 E: 0 K: 0 S: 7	H: 1 LOB: 0 BB: 0 P: 9	R: 5 E: 0 K: 1 S: 18	H: 4 LOB: 1 BB: 2 P: 35	R: 0 E: 0 K: 2 S: 12	H: 0 LOB: 0 BB: 0 P: 18	R: 0 E: 0 K: 0 S: 8	H: 1 LOB: 1 BB: 0 P: 10	R: 2 E: 0 K: 0 S: 9	H: 1 LOB: 2 BB: 3 P: 25	R: 5 E: 0 K: 0 S: 9	H: 3 LOB: 0 BB: 2 P: 23	R: 0 E: 0 K: 0 S: 6	H: 0 LOB: 1 BB: 1 P: 14		1B: 8 2B: 0 3B: 0 HR: 2	SF: 1 SAC: 0 DP: 0 HBP: 0	WP: 0 PB: 0 SB: 3 CS: 0	PA: 43						
PITCHER	IP	WLS	BF	H	R	ER	SO	BB	IBB	HBP	BLK	WP	HR	S	P	ERA	WHIP	PITCHER									
Chan Ho Park, R (1.1) ERA: 5.25	5.0	L	24	6	5	5	3	3	0	0	0	0	0	8	24	27.00	6.000										
Onan Masaoka, L (6.1) ERA: 9.0	0.2		6	1	2	2	0	3	0	0	0	0	0	8	24	27.00	6.000										
Mel Rojas, R (6.1) ERA: 15.75	1.0		8	3	5	5	0	1	1	0	0	0	1	9	22	45.00	4.000										
Pedro Borbon, L (7.1) ERA: 6.0	1.1		5	0	0	0	0	1	0	0	0	0	0	7	16	0.00	0.750										

Batter	1	2	3	4	5	6	7	8	9	10	11	12	13	14	15	16	AB	R	H	RBI	BB	SO	LOB	TOP						
Eric Young Sr., R OBP: 0.465, SLG: 0.457			G1-6-3			P3		F9	G5-3			G6-3			F9	F8	8	1	2	0	0	0	3							
22 Devon White, S OBP: 0.333, SLG: 0.405	K			P6		G6-3		F9		G4-3				K			7	0	0	0	0	2	2							
Gary Sheffield, R OBP: 0.371, SLG: 0.548	K			P4			HR			G6-3				P3			7	1	2	2	0	1	1							
Raul Mondesi, R OBP: 0.425, SLG: 0.677	K			PB				F9		K2-3				F8			6	1	1	0	1	2	2							
Todd Hundley, S OBP: 0.285, SLG: 0.387		F8							G6-3								6	0	1	0	0	2	1							
Jacob Brunfield, R OBP: 0.200, SLG: 0.200																	0	1	0	0	0	0	0							
Paul Lo Duca, R OBP: 0.425, SLG: 0.677																	0	0	0	0	0	0	0							
Eric Karros, R OBP: 0.447, SLG: 0.667		F8															6	0	1	0	0	0	2							
Mark Grudzielanski, R OBP: 0.300, SLG: 0.322																	5	1	2	0	0	0	1							
Dave Mlicki, R OBP: 1.000, SLG: 1.000		G5-3															0	0	0	0	0	0	0							
Pedro Borbon, R OBP: 0.417, SLG: 0.556																	0	0	0	0	0	0	0							
Adrian Beltré, R OBP: 0.417, SLG: 0.556																	4	1	1	1	3	1	1							
Ismail Valdez, R OBP: 0.385, SLG: 0.657																	2	0	0	0	0	0	2							
Onan Masacka, R OBP: 0.385, SLG: 0.657																	1	0	0	0	0	0	0							
Alan Mills, R OBP: 0.385, SLG: 0.657																	0	0	0	0	0	0	0							
Jeff Shaw, R OBP: 0.385, SLG: 0.657																	1	0	0	0	0	0	0							
Dave Mlicki, R OBP: 0.385, SLG: 0.657																	0	0	0	0	0	0	0							
Greg Swindell, L OBP: 0.385, SLG: 0.657																	3	0	0	1	0	0	4							
Inning Stats	R: 0 E: 0 K: 3 S: 13	H: 1 LOB: 1 BB: 22 P: 22	R: 0 E: 0 K: 6 S: 6	H: 0 LOB: 0 BB: 9 P: 9	R: 0 E: 0 K: 6 S: 6	H: 0 LOB: 0 BB: 9 P: 9	R: 0 E: 0 K: 1 S: 12	H: 1 LOB: 1 BB: 20 P: 20	R: 0 E: 0 K: 0 S: 6	H: 1 LOB: 1 BB: 15 P: 15	R: 1 E: 0 K: 0 S: 6	H: 2 LOB: 1 BB: 8 P: 8	R: 2 E: 0 K: 0 S: 13	H: 3 LOB: 1 BB: 0 P: 17	R: 0 E: 0 K: 1 S: 5	H: 0 LOB: 0 BB: 5 P: 5	R: 0 E: 0 K: 1 S: 6	H: 1 LOB: 2 BB: 10 P: 10	R: 0 E: 0 K: 3 S: 3	H: 0 LOB: 0 BB: 3 P: 3	R: 0 E: 0 K: 1 S: 6	H: 0 LOB: 0 BB: 3 P: 3	R: 2 E: 2 K: 0 S: 5	H: 0 LOB: 2 BB: 13 P: 13	1B: 6 2B: 3 3B: 1 HR: 1	SF: 0 SAC: 3 DP: 1 HBP: 1	WP: 0 PB: 1 SB: 0 CS: 0	PA: 64		
PITCHER	IP: 7.0 WLS: 26 BF: 5 H: 5 R: 1 ER: 0 SO: 4	BB: 1 IBB: 0 HBP: 0 BLK: 0	WP: 0 HR: 1 S: 58 P: 104	ERA: 1.29 WHIP: 0.857	PITCHER Bobby Chouinard, R ERA: 0.667												IP: 3.0 WLS: 15 BF: 1 H: 1 R: 0 ER: 0 SO: 1	BB: 1 IBB: 2 HBP: 0 BLK: 0	WP: 0 HR: 0 S: 14 P: 26	ERA: 0.00 WHIP: 0.667										

Los Angeles Dodgers @ Arizona Diamondbacks
Bank One Ballpark, Phoenix, AZ
Tue Apr 13 1999, 10:05 PM EDT
Att: 31,197 - Unknown - 67 F

AB	56
R	6
H	11
RBI	5
BB	4
SO	8
LOB	19



Batter	1	2	3	4	5	6	7	8	9	10	11	12	13	14	15	16	AB	R	H	RBI	BB	SO	LOB	BOTTOM						
Tony Womack, L OBP: 0.357, SLG: 0.273			P4	G3		SF9				F9		G6-3					7	0	2	1	1	0	2							
Jay Bell, R OBP: 0.385, SLG: 0.657	SH1-3																6	2	4	2	0	1	2							
LeJon Powell, R OBP: 0.400, SLG: 0.500	SH1-3																2	0	1	1	0	0	0							
Travis Lee, L OBP: 0.225, SLG: 0.378	P6																6	0	1	0	2	1	1							
Matt Williams, R OBP: 0.375, SLG: 0.595	G4-3																8	0	3	0	0	0	8							
Luis Gonzalez, L OBP: 0.459, SLG: 0.787		F7															5	1	1	0	3	0	1							
Steve Finley, L OBP: 0.262, SLG: 0.308	G4-3																8	1	2	0	0	1	4							
Andy Figlio, R OBP: 0.385, SLG: 0.657																	0	0	0	0	0	0	0							
Dave Mlicki, R OBP: 0.385, SLG: 0.657																	0	0	0	0	0	0	0							
Greg Swindell, L OBP: 0.385, SLG: 0.657																	0	0	0	0	0	0	0							
Jeff Shaw, R OBP: 0.385, SLG: 0.657																	0	0	0	0	0	0	0							
Dave Mlicki, R OBP: 0.385, SLG: 0.657																	0	0	0	0	0	0	0							
Damian Miller, R OBP: 0.370, SLG: 0.417	K																8	1	2	0	0	2	6							
Armando Reynoso, R OBP: 0.500, SLG: 0.500																	2	0	1	1	0	1	0							
Brian Anderson, R OBP: 0.333, SLG: 0.412																	4	1	1	0	1	0	5							
Inning Stats	R: 0 E: 0 K: 7 S: 7	H: 0 LOB: 1 BB: 15 P: 15	R: 0 E: 0 K: 1 S: 13	H: 1 LOB: 1 BB: 16 P: 16	R: 0 E: 0 K: 1 S: 11	H: 1 LOB: 2 BB: 1 P: 17	R: 1 E: 0 K: 1 S: 14	H: 3 LOB: 2 BB: 2 P: 25	R: 2 E: 0 K: 1 S: 11	H: 2 LOB: 0 BB: 0 P: 16	R: 0 E: 0 K: 1 S: 7	H: 0 LOB: 1 BB: 15 P: 15	R: 0 E: 0 K: 1 S: 5	H: 0 LOB: 2 BB: 1 P: 12	R: 0 E: 0 K: 1 S: 6	H: 0 LOB: 0 BB: 5 P: 5	R: 0 E: 0 K: 1 S: 7	H: 2 LOB: 3 BB: 11 P: 11	R: 0 E: 0 K: 0 S: 4	H: 2 LOB: 2 BB: 0 P: 4	R: 0 E: 0 K: 0 S: 3	H: 0 LOB: 0 BB: 3 P: 3	R: 0 E: 0 K: 0 S: 4	H: 1 LOB: 1 BB: 0 P: 4	R: 3 E: 0 K: 0 S: 6	H: 5 LOB: 2 BB: 6 P: 6	1B: 15 2B: 3 3B: 0 HR: 3	SF: 1 SAC: 2 DP: 0 HBP: 0	WP: 0 PB: 0 SB: 4 CS: 0	PA: 74
PITCHER	IP: 5.2 WLS: 29 BF: 9 H: 9 R: 4 ER: 4 SO: 3	BB: 3 IBB: 0 HBP: 0 BLK: 0	WP: 0 HR: 2 S: 65 P: 106	ERA: 6.35 WHIP: 2.118	PITCHER Pedro Borbon, L ERA: 6.0												IP: 0.0 WLS: 2 BF: 2 H: 2 R: 0 ER: 0 SO: 0	BB: 0 IBB: 0 HBP: 0 BLK: 0	WP: 0 HR: 0 S: 2 P: 2	ERA: ∞ WHIP: ∞										

Los Angeles Dodgers @ Arizona Diamondbacks
Bank One Ballpark, Phoenix, AZ
Tue Apr 13 1999, 10:05 PM EDT
Att: 31,197 - Unknown - 67 F

AB	63
R	7
H	21
RBI	7
BB	8
SO	8
LOB	35



Batter	1	2	3	4	5	6	7	8	9	AB	R	H	RBI	BB	SO	LOB	TOP								
Eric Young Sr. R OBP: 0.426, SLG: 0.410 (1, 4)	F7		G5-4-3		P5		L8			4	0	0	0	0	0	1	Los Angeles Dodgers @ Arizona Diamondbacks Bank One Ballpark, Phoenix, AZ Wed Apr 14 1999, 10:05 PM EDT Att: 30,561 - Unknown - 81 F								
Mark Grudzielanek R OBP: 0.324, SLG: 0.233 (1, 6)	F8			BB 22 1B	G1-3		G4-3			3	1	1	0	1	0	0									
Gary Sheffield R OBP: 0.359, SLG: 0.500 (1, 7)	K			BB 22 1B	G1-3		P5			3	1	0	0	1	1	1									
Raul Mondesi R OBP: 0.409, SLG: 0.618 (1, 9)		L6		F9 22 1B	G4-3		G4-3			3	0	0	0	1	0	1									
Eric Karros R OBP: 0.429, SLG: 0.622 (1, 3)				K		F9		L6		4	0	1	0	0	1	3									
22 Devon White S OBP: 0.348, SLG: 0.400 (1, 8)									G4-3	3	0	1	2	1	0	1									
Adrian Beltré R OBP: 0.400, SLG: 0.516 (1, 5)										4	0	1	0	0	0	4									
Paul Lo Duca R (1, 2)										1	0	0	0	2	0	1									
Rick Wilkins L (9, PH)										1	0	0	0	0	0	1									
Carlos Perez L (1, 1)										3	0	0	0	0	3	4									
Alan Mills R (7, 1)										0	0	0	0	0	0	0									
Mel Rojas R (8, 1)										0	0	0	0	0	0	0									
Jose Vizcaino S OBP: 0.308, SLG: 0.385 (9, PH)										1	0	0	0	0	0	1									
Inning Stats	R: 0 E: 0 K: 1 S: 10	H: 0 LOB: 0 BB: 0 P: 16	R: 0 E: 0 K: 0 S: 8	H: 1 LOB: 1 BB: 0 P: 13	R: 0 E: 0 K: 1 S: 5	H: 0 LOB: 0 BB: 1 P: 9	R: 2 E: 0 K: 2 S: 15	H: 2 LOB: 3 BB: 3 P: 29	R: 0 E: 0 K: 0 S: 6	H: 0 LOB: 1 BB: 1 P: 15	R: 0 E: 0 K: 1 S: 6	H: 0 LOB: 0 BB: 0 P: 7	R: 0 E: 0 K: 0 S: 10	H: 0 LOB: 0 BB: 0 P: 14	R: 0 E: 0 K: 0 S: 7	H: 1 LOB: 1 BB: 0 P: 12	1B: 4 2B: 0 3B: 0 HR: 0	SF: 0 SAC: 0 DP: 1 HBP: 0	WP: 1 PB: 0 SB: 0 CS: 0	PA: 36					
PITCHER	IP	WLS	BF	H	R	ER	SO	BB	IBB	HBP	BLK	WP	HR	S	P	ERA	WHIP								
Omar Daal L ERA: 1.35 (1, 1)	7.0	W	29	3	2	2	5	5	1	0	0	1	0	60	108	2.57	1.143								
John Frascatore R ERA: 3.69 (8, 1)	2.0		7	1	0	0	0	0	0	0	0	0	0	17	26	0.00	0.500								

AB 30
R 2
H 4
RBI 2
BB 6
SO 5
LOB 18



Batter	1	2	3	4	5	6	7	8	9	AB	R	H	RBI	BB	SO	LOB	BOTTOM								
Tony Womack L OBP: 0.333, SLG: 0.267 (1, 9)	P5		L4-3			G1-3	E9			4	1	1	0	0	0	1	Los Angeles Dodgers @ Arizona Diamondbacks Bank One Ballpark, Phoenix, AZ Wed Apr 14 1999, 10:05 PM EDT Att: 30,561 - Unknown - 81 F								
Jay Bell R OBP: 0.395, SLG: 0.769 (1, 4)	F9									4	1	2	2	0	0	0									
Greg Colbrunn R OBP: 0.400, SLG: 0.400 (1, 3)	G1-3									4	0	2	0	0	0	1									
Matt Williams R OBP: 0.386, SLG: 0.585 (1, 5)										4	0	2	0	0	0	1									
Tony Batista R OBP: 0.325, SLG: 0.421 (1, 6)		G5-3								4	0	1	0	0	1	1									
Steve Finley L OBP: 0.281, SLG: 0.372 (1, 8)										4	2	1	1	0	0	2									
Bernard Gilkey R OBP: 0.367, SLG: 0.667 (1, 7)										3	0	0	0	0	0	2									
Damian Miller R OBP: 0.400, SLG: 0.462 (1, 2)										2	1	1	0	1	0	0									
Omar Daal L (1, 1)										2	0	0	0	0	0	1									
David Dellucci L OBP: 0.500, SLG: 0.250 (7, PH)										1	1	1	2	0	0	0									
John Frascatore R (8, 1)										0	0	0	0	0	0	0									
Inning Stats	R: 0 E: 0 K: 0 S: 9	H: 0 LOB: 0 BB: 0 P: 16	R: 0 E: 0 K: 0 S: 10	H: 1 LOB: 1 BB: 0 P: 16	R: 0 E: 0 K: 0 S: 5	H: 0 LOB: 0 BB: 1 P: 9	R: 0 E: 0 K: 0 S: 5	H: 1 LOB: 0 BB: 0 P: 7	R: 1 E: 0 K: 0 S: 7	H: 1 LOB: 0 BB: 0 P: 10	R: 1 E: 0 K: 0 S: 12	H: 3 LOB: 1 BB: 0 P: 18	R: 4 E: 1 K: 0 S: 13	H: 5 LOB: 1 BB: 0 P: 18	R: 0 E: 0 K: 1 S: 6	H: 0 LOB: 0 BB: 0 P: 11	1B: 6 2B: 3 3B: 1 HR: 2	SF: 0 SAC: 0 DP: 2 HBP: 0	WP: 0 PB: 0 SB: 0 CS: 0	PA: 34					
PITCHER	IP	WLS	BF	H	R	ER	SO	BB	IBB	HBP	BLK	WP	HR	S	P	ERA	WHIP								
Carlos Perez L ERA: 6.59 (1, 1)	6.2	L	29	11	6	6	0	1	0	0	0	0	0	3	5	8.10	1.800								
Alan Mills R ERA: 1.8 (7, 1)	0.1		1	0	0	0	0	0	0	0	0	0	0	3	5	0.00	0.000								
Mel Rojas R ERA: 12.6 (8, 1)	1.0		3	0	0	0	1	0	0	0	0	0	0	6	11	0.00	0.000								

AB 32
R 6
H 11
RBI 5
BB 1
SO 1
LOB 9



Batter	1	2	3	4	5	6	7	8	9	AB	R	H	RBI	BB	SO	LOB	TOP																			
Marvin Benard, L (1.8) OBP: 0.378, SLG: 0.500	P3		F8						G5-3	5	1	2	0	0	0	1	San Francisco Giants @ Arizona Diamondbacks Bank One Ballpark, Phoenix, AZ Fri Apr 16 1999, 10:05 PM EDT Att: 34,516 - Unknown - 82 F																			
Rich Aurilia, R (1.6) OBP: 0.422, SLG: 0.591	K		HR						P5	5	1	3	2	0	1	0																				
Barry Bonds, L (1.7) OBP: 0.532, SLG: 0.861 F.P. Santangelo, S (7.7) OBP: 0.385, SLG: 0.111	K		BB						G6-3	2	0	0	0	1	1	2																				
Jeff Kent, R (1.4) OBP: 0.417, SLG: 0.474 Edwards Guzman, L (7.5)			F9						G5-4-3	3	0	0	0	1	1	3																				
Ellis Burks, R (1.9) OBP: 0.405, SLG: 0.444 Felix Rodriguez, R (7.1) OBP: 1.000, SLG: 4.000	P4								G6-3	3	1	0	0	1	0	2																				
J.T. Snow, L (1.3) OBP: 0.304, SLG: 0.349									G4-3	4	0	2	0	0	0	0																				
Charlie Hayes, R (1.5) OBP: 0.275, SLG: 0.417 Shawn Estes, R (6.7) OBP: 0.500, SLG: 0.667 Miguel Del Toro, R (6.1) Stan Javier, S (7.9) OBP: 0.391, SLG: 0.762									K	3	0	0	0	0	1	4																				
Brent Mayne, L (1.2) OBP: 0.395, SLG: 0.382			HR							2	1	1	1	1	0	1																				
Mark Gardner, R (1.1) OBP: 0.400, SLG: 0.250 Alan Embree, L (5.1) Ramon Martinez, R (6.7) OBP: 0.500, SLG: 0.857			K						G6-3	2	0	0	0	0	1	1																				
Inning Stats	R: 0 E: 0 K: 2 S: 10	H: 0 LOB: 0 BB: 0 P: 14	R: 0 E: 0 K: 1 S: 8	H: 1 LOB: 1 BB: 1 P: 14	R: 2 E: 0 K: 1 S: 12	H: 1 LOB: 1 BB: 1 P: 19	R: 0 E: 1 K: 0 S: 10	H: 0 LOB: 1 BB: 0 P: 15	R: 0 E: 0 K: 0 S: 11	H: 2 LOB: 1 BB: 0 P: 16	R: 1 E: 0 K: 1 S: 14	H: 2 LOB: 1 BB: 1 P: 21	R: 1 E: 0 K: 0 S: 14	H: 2 LOB: 1 BB: 0 P: 20	R: 0 E: 0 K: 1 S: 10	H: 0 LOB: 1 BB: 1 P: 16		R: 0 E: 0 K: 0 S: 5	H: 0 LOB: 0 BB: 0 P: 7	1B: 6 2B: 1 3B: 0 HR: 1	SF: 0 SAC: 0 DP: 2 HBP: 2	WP: 0 PB: 0 SB: 1 CS: 1	PA: 39													
PITCHER	IP	WLS	BF	H	R	ER	SO	BB	IBB	HBP	BLK	WP	HR	S	P	ERA	WHIP	PITCHER		IP	WLS	BF	H	R	ER	SO	BB	IBB	HBP	BLK	WP	HR	S	P	ERA	WHIP
Todd Stottlemyre, R (1.1) ERA: 2.97	5.2	W	26	6	3	3	5	3	0	1	0	0	1	61	93	4.76	1.588																			
Brian Anderson, L (6.1) ERA: 5.06	3.1	S	13	2	1	1	1	1	0	1	0	0	0	33	49	2.70	0.900																			

AB 33
R 4
H 8
RBI 3
BB 4
SO 6
LOB 17



Batter	1	2	3	4	5	6	7	8	9	AB	R	H	RBI	BB	SO	LOB	BOTTOM																			
Tony Womack, L (1.9) OBP: 0.333, SLG: 0.227	G4-3	G6-4-3		F8	F9				G5-3	5	0	1	0	0	0	4	San Francisco Giants @ Arizona Diamondbacks Bank One Ballpark, Phoenix, AZ Fri Apr 16 1999, 10:05 PM EDT Att: 34,516 - Unknown - 82 F																			
Jay Bell, R (1.4) OBP: 0.365, SLG: 0.688	F8		K						P5	5	2	2	0	0	1	1																				
Travis Lee, L (1.3) OBP: 0.265, SLG: 0.432	G4-3		1B						F8	4	3	2	2	1	0	1																				
Matt Williams, R (1.5) OBP: 0.377, SLG: 0.592	P4		E						G6-3	5	2	2	2	0	0	1																				
Steve Finley, L (1.8) OBP: 0.273, SLG: 0.440			SF8						G5-3	3	2	2	2	1	0	0																				
Tony Batista, R (1.6) OBP: 0.364, SLG: 0.571			HR						F9	4	1	3	3	0	0	1																				
Luis Gonzalez, L (1.7) OBP: 0.444, SLG: 0.737			1B						G4-3	4	0	2	0	0	0	2																				
Damian Miller, R (1.2) OBP: 0.378, SLG: 0.406			HR						F8	3	0	0	0	1	1	3																				
Todd Stottlemyre, L (1.1) OBP: 0.222, SLG: 0.125 Brian Anderson, R (6.1)			K						G6-3	2	0	0	0	1	2	2																				
Inning Stats	R: 0 E: 0 K: 0 S: 10	H: 1 LOB: 1 BB: 0 P: 16	R: 2 E: 0 K: 1 S: 18	H: 3 LOB: 1 BB: 1 P: 31	R: 2 E: 1 K: 1 S: 11	H: 2 LOB: 1 BB: 1 P: 22	R: 0 E: 0 K: 1 S: 6	H: 0 LOB: 0 BB: 0 P: 10	R: 4 E: 0 K: 0 S: 22	H: 5 LOB: 2 BB: 1 P: 41	R: 2 E: 0 K: 0 S: 14	H: 3 LOB: 2 BB: 1 P: 21	R: 0 E: 0 K: 0 S: 8	H: 0 LOB: 0 BB: 0 P: 10	R: 0 E: 0 K: 0 S: 4	H: 0 LOB: 0 BB: 0 P: 7		1B: 6 2B: 4 3B: 0 HR: 4	SF: 1 SAC: 0 DP: 1 HBP: 0	WP: 1 PB: 0 SB: 1 CS: 0	PA: 41															
PITCHER	IP	WLS	BF	H	R	ER	SO	BB	IBB	HBP	BLK	WP	HR	S	P	ERA	WHIP	PITCHER		IP	WLS	BF	H	R	ER	SO	BB	IBB	HBP	BLK	WP	HR	S	P	ERA	WHIP
Mark Gardner, R (1.1) ERA: 11.77	4.0	L	22	9	7	7	3	2	0	0	0	1	1	12	26	9.00	3.000																			
Alan Embree, L (5.1) ERA: 1.59	1.0		6	2	1	1	1	1	0	0	0	0	1	14	21	18.00	4.000																			
Miguel Del Toro, R (6.1) ERA: 4.5	1.0		7	3	2	2	0	1	0	0	0	0	0	12	17	0.00	0.000																			
Felix Rodriguez, R (7.1) ERA: 5.87	2.0		6	0	0	0	0	0	0	0	0	0	0	12	17	0.00	0.000																			

AB 36
R 10
H 14
RBI 9
BB 4
SO 4
LOB 15



Batter	1	2	3	4	5	6	7	8	9	AB	R	H	RBI	BB	SO	LOB	TOP				
Marvin Benard, L OBP: 0.391, SLG: 0.500 (1, 8)	1-2 K	1-1 F7	2-3 K			4-1 BB		3-1 FC6-2 1-3 2B		4	0	1	0	1	2	1	San Francisco Giants @ Arizona Diamondbacks Bank One Ballpark, Phoenix, AZ Sat Apr 17 1999, 4:05 PM EDT Att: 36,674 - Unknown - 86 F				
Rich Aurilia, R OBP: 0.420, SLG: 0.633 (1, 6)	1-1 F8	0-1 HR		0-1 G6-3 1B		1-0 F7		2-2 FC6-2		5	1	2	2	0	0	4					
Barry Bonds, L OBP: 0.500, SLG: 0.805 (1, 7)	0-0 HBP 2B	3-1 F7		0-0 G6-3 1-2		2-1 F8		0-1 F7		5	1	1	0	0	0	5					
Jeff Kent, R OBP: 0.434, SLG: 0.450 (1, 4)	4-2 HBP 2B BB	4-2 BB		0-0 L6			1-0 F9		4-1 BB BB BB	2	1	0	0	3	0	0					
J.T. Snow, L OBP: 0.294, SLG: 0.319 (1, 3)	1-1 2B HBP	1-2 F9			0-3 K		0-0 F8		0-0 F7	4	1	0	0	0	1	2					
Ellis Burks, R OBP: 0.426, SLG: 0.462 (1, 9)	3-1 1B 2B		4-1 HR BB		1-3 K		4-1 BB		2-3 K	3	2	1	3	2	2	1					
Charlie Hayes, R OBP: 0.289, SLG: 0.385 (1, 5)	1-0 1B BB		0-1 F2		3-2 F7		0-2 G5-3		4-2 BB BB	3	0	0	0	2	0	2					
Scott Servais, R OBP: 0.412, SLG: 0.500 (1, 2)	2-2 1B		1-1 HR		4-2 SH5-4 BB		1-0 SH5-4 BB		4-1 2B FC6-2 1B BB	3	1	3	3	2	0	0					
Kirk Rueter, L OBP: 0.230, SLG: 0.250 (8, 1)		0-1 HR 1B		0-0 G6-3				2-2 F8 BB	1-1 FC6-4 BB	2	1	1	0	0	0	0					
Inning Stats	R: 4 E: 0 K: 1 S: 15	H: 3 LOB: 2 BB: 2 P: 31	R: 2 E: 0 K: 0 S: 13	H: 2 LOB: 1 BB: 1 P: 22	R: 2 E: 0 K: 1 S: 9	H: 1 LOB: 0 BB: 1 P: 16	R: 0 E: 0 K: 0 S: 4	H: 1 LOB: 0 BB: 0 P: 4	R: 0 E: 0 K: 2 S: 12	H: 0 LOB: 0 BB: 0 P: 16	R: 0 E: 0 K: 0 S: 7	H: 0 LOB: 2 BB: 2 P: 19	R: 0 E: 0 K: 0 S: 6	H: 0 LOB: 1 BB: 1 P: 11	R: 0 E: 0 K: 0 S: 12	H: 2 LOB: 2 BB: 0 P: 20		R: 0 E: 0 K: 1 S: 10	H: 0 LOB: 3 BB: 3 P: 25	1B: 4 2B: 3 3B: 0 HR: 2	SF: 0 SAC: 1 DP: 1 HBP: 1
PITCHER	IP WLS BF H R ER SO BB IBB HBP BLK WP HR S P ERA WHIP	IP WLS BF H R ER SO BB IBB HBP BLK WP HR S P ERA WHIP	IP WLS BF H R ER SO BB IBB HBP BLK WP HR S P ERA WHIP	IP WLS BF H R ER SO BB IBB HBP BLK WP HR S P ERA WHIP	IP WLS BF H R ER SO BB IBB HBP BLK WP HR S P ERA WHIP	IP WLS BF H R ER SO BB IBB HBP BLK WP HR S P ERA WHIP	IP WLS BF H R ER SO BB IBB HBP BLK WP HR S P ERA WHIP	IP WLS BF H R ER SO BB IBB HBP BLK WP HR S P ERA WHIP	IP WLS BF H R ER SO BB IBB HBP BLK WP HR S P ERA WHIP	IP WLS BF H R ER SO BB IBB HBP BLK WP HR S P ERA WHIP	IP WLS BF H R ER SO BB IBB HBP BLK WP HR S P ERA WHIP	IP WLS BF H R ER SO BB IBB HBP BLK WP HR S P ERA WHIP	IP WLS BF H R ER SO BB IBB HBP BLK WP HR S P ERA WHIP	IP WLS BF H R ER SO BB IBB HBP BLK WP HR S P ERA WHIP	IP WLS BF H R ER SO BB IBB HBP BLK WP HR S P ERA WHIP	IP WLS BF H R ER SO BB IBB HBP BLK WP HR S P ERA WHIP	IP WLS BF H R ER SO BB IBB HBP BLK WP HR S P ERA WHIP	IP WLS BF H R ER SO BB IBB HBP BLK WP HR S P ERA WHIP	IP WLS BF H R ER SO BB IBB HBP BLK WP HR S P ERA WHIP	IP WLS BF H R ER SO BB IBB HBP BLK WP HR S P ERA WHIP	IP WLS BF H R ER SO BB IBB HBP BLK WP HR S P ERA WHIP

AB	33
R	8
H	9
RBI	8
BB	10
SO	5
LOB	19



Batter	1	2	3	4	5	6	7	8	9	AB	R	H	RBI	BB	SO	LOB	BOTTOM				
Tony Womack, L OBP: 0.344, SLG: 0.308 (1, 9)	1-2 G1-3	2-2 G1-3		2-2 G4-3		4-0 BB		0-1 G6-3 3B		4	1	1	1	1	0	2	San Francisco Giants @ Arizona Diamondbacks Bank One Ballpark, Phoenix, AZ Sat Apr 17 1999, 4:05 PM EDT Att: 36,674 - Unknown - 86 F				
Jay Bell, R OBP: 0.351, SLG: 0.679 (1, 4)	3-2 E 3B		2-2 G4-3		2-2 G1-3	3-3 K		1-1 G5-3		5	1	1	1	0	1	2					
Greg Colbrunn, R OBP: 0.333, SLG: 0.667 (8, PH)	2-0 E6		2-2 K		3-2 HR		1-2 L9		3-3 K	4	1	1	2	0	1	0					
Steve Finley, L OBP: 0.288, SLG: 0.431 (9, PH)	3-3 E6		2-0 K		2-2 HR		1-2 L9		2-3 K	1	0	0	0	0	1	0					
Matt Williams, R OBP: 0.379, SLG: 0.574 (1, 5)	0-0 F7		2-0 BB 1B		2-2 1B FC1-2 1B		1-2 G6-3		1-3 K	5	1	2	0	0	1	1					
Bernard Gilkey, R OBP: 0.371, SLG: 0.613 (8, 1)	1-0 F8		4-0 1B		1-0 CS FC1-2 1B		0-0 L6			3	0	1	0	1	0	1					
Tony Batista, R OBP: 0.354, SLG: 0.543 (1, 6)		1-0 P4	2-2 1B		1-1 FC1-2		0-3 K			4	0	1	1	0	1	2					
Damian Miller, R OBP: 0.366, SLG: 0.417 (1, 2)		2-0 SH5-4 2B	3-1 F8		3-0 CS	1-0 F3		2-2 F7		4	0	1	0	0	0	2					
LeJon Powell, R OBP: 0.444, SLG: 0.571 (1, 8)		4-2 SH5-4 BB		1-1 G4-3		0-0 2B		1-0 F9		3	0	1	0	1	0	0					
Andy Benes, R OBP: 0.500, SLG: 0.333 (4, 1)		0-0 SH5-4		2-1 F9		1-2 G1-3			0-0 3B 1B	0	0	0	0	0	0	0					
David Dellucci, L OBP: 0.429, SLG: 0.200 (7, 1)										1	0	0	0	0	0	1					
Luis Gonzalez, L OBP: 0.457, SLG: 0.744 (8, 7)										0	0	0	0	0	0	0					
Inning Stats	R: 1 E: 1 K: 0 S: 9	H: 1 LOB: 1 BB: 0 P: 16	R: 0 E: 0 K: 0 S: 9	H: 1 LOB: 2 BB: 1 P: 18	R: 1 E: 0 K: 1 S: 15	H: 2 LOB: 2 BB: 1 P: 30	R: 0 E: 0 K: 0 S: 7	H: 0 LOB: 0 BB: 0 P: 12	R: 1 E: 0 K: 0 S: 15	H: 3 LOB: 1 BB: 0 P: 27	R: 0 E: 0 K: 1 S: 9	H: 1 LOB: 2 BB: 1 P: 18	R: 0 E: 0 K: 0 S: 7	H: 0 LOB: 0 BB: 0 P: 9	R: 0 E: 0 K: 1 S: 7	H: 0 LOB: 0 BB: 0 P: 10	R: 2 E: 0 K: 2 S: 11	H: 2 LOB: 0 BB: 0 P: 15	1B: 5 2B: 2 3B: 2 HR: 1	SF: 0 SAC: 1 DP: 0 HBP: 0	WP: 0 PA: 41 CS: 1
PITCHER	IP WLS BF H R ER SO BB IBB HBP BLK WP HR S P ERA WHIP	IP WLS BF H R ER SO BB IBB HBP BLK WP HR S P ERA WHIP	IP WLS BF H R ER SO BB IBB HBP BLK WP HR S P ERA WHIP	IP WLS BF H R ER SO BB IBB HBP BLK WP HR S P ERA WHIP	IP WLS BF H R ER SO BB IBB HBP BLK WP HR S P ERA WHIP	IP WLS BF H R ER SO BB IBB HBP BLK WP HR S P ERA WHIP	IP WLS BF H R ER SO BB IBB HBP BLK WP HR S P ERA WHIP	IP WLS BF H R ER SO BB IBB HBP BLK WP HR S P ERA WHIP	IP WLS BF H R ER SO BB IBB HBP BLK WP HR S P ERA WHIP	IP WLS BF H R ER SO BB IBB HBP BLK WP HR S P ERA WHIP	IP WLS BF H R ER SO BB IBB HBP BLK WP HR S P ERA WHIP	IP WLS BF H R ER SO BB IBB HBP BLK WP HR S P ERA WHIP	IP WLS BF H R ER SO BB IBB HBP BLK WP HR S P ERA WHIP	IP WLS BF H R ER SO BB IBB HBP BLK WP HR S P ERA WHIP	IP WLS BF H R ER SO BB IBB HBP BLK WP HR S P ERA WHIP	IP WLS BF H R ER SO BB IBB HBP BLK WP HR S P ERA WHIP	IP WLS BF H R ER SO BB IBB HBP BLK WP HR S P ERA WHIP	IP WLS BF H R ER SO BB IBB HBP BLK WP HR S P ERA WHIP	IP WLS BF H R ER SO BB IBB HBP BLK WP HR S P ERA WHIP	IP WLS BF H R ER SO BB IBB HBP BLK WP HR S P ERA WHIP	IP WLS BF H R ER SO BB IBB HBP BLK WP HR S P ERA WHIP



Batter	1	2	3	4	5	6	7	8	9	AB	R	H	RBI	BB	SO	LOB	TOP				
Marvin Benard, L (1,8) F.P. Santangelo, S (8,8)	0-1 F8	1-2 F9		0-0 G4-3			3-3 K		2-3 K	4	0	1	0	0	1	0					
Stan Javier, S (1,7)	0-0 BB	0-0 F8			2-2 F7		3-2 G4-3			4	0	1	0	0	0	2					
Ellis Burks, R (1,9) Armando Rios, L (8,9)	4-2 BB	0-1 F9			4-0 1B		4-2 BB			1	0	0	0	3	0	2					
Jeff Kent, R (1,4)	1-0 P3	0-0 P3			1-2 BB		1-0 BB			4	0	1	0	0	0	5					
J.T. Snow, L (1,3)	1-0 F8		3-1 G4-6-3		0-1 F9			0-0 G4-3		4	0	1	0	0	0	4					
Charlie Hayes, R (1,5)		4-1 E	0-0 G4-6-3		1-1 L9			0-0 F8		3	1	0	0	1	0	3					
Brent Mayne, L (1,2) Edwards Guzman, L (8,2)		0-1 E3	1-1 G3			1-3 K		0-1 P3		4	1	0	0	0	1	1	AB 33				
Rich Aurilia, R (1,6)		1-0 HR		3-2 F7		1-2 P6		2-1 G6-3		4	1	1	3	0	0	0	R 3				
Russ Ortiz, R (1,1) Rich Rodriguez, L (7,1) Julian Tavaraz, L (7,1) Felix Rodriguez, R (7,1) Ramon Martinez, R (9,PH)		1-0 HR		0-2 G5-3		1-1 G4-3		1-0 F9		3	0	1	0	0	0	0	H 6				
Inning Stats	R: 0 E: 0 K: 0 S: 7	H: 1 LOB: 2 BB: 1 P: 13	R: 3 E: 1 K: 0 S: 12	H: 3 LOB: 2 BB: 1 P: 19	R: 0 E: 0 K: 0 S: 5	H: 1 LOB: 0 BB: 0 P: 9	R: 0 E: 0 K: 0 S: 7	H: 0 LOB: 0 BB: 0 P: 10	R: 0 E: 0 K: 1 S: 10	H: 1 LOB: 2 BB: 1 P: 18	R: 0 E: 0 K: 1 S: 11	H: 0 LOB: 0 BB: 0 P: 14	R: 0 E: 0 K: 1 S: 12	H: 0 LOB: 1 BB: 1 P: 23	R: 0 E: 0 K: 0 S: 4	H: 0 LOB: 0 BB: 0 P: 4	R: 0 E: 0 K: 1 S: 7	H: 0 LOB: 0 BB: 0 P: 12	1B: 5 2B: 0 3B: 0 HR: 1	SF: 0 SAC: 0 DP: 1 HBP: 0	WP: 0 PA: 37
PITCHER	IP WLS BF H R ER SO BB IBB HBP BLK WP HR S P ERA WHIP																				
Armando Reynoso, R (1,1)	7.0 W 31 6 3 2 2 4 0 0 0 0 0 1 64 106 2.57 1.429																				
Greg Swindell, L (8,1)	1.0 3 0 0 0 0 0 0 0 0 0 0 0 4 4 0.00 0.000																				
Gregg Olson, R (9,1)	1.0 3 0 0 0 1 0 0 0 0 0 0 0 7 12 0.00 0.000																				

San Francisco Giants @ Arizona Diamondbacks
Bank One Ballpark, Phoenix, AZ
Sun Apr 18 1999, 4:05 PM EDT
Att: 36,043 - Unknown - 88 F

AB 33
R 3
H 6
RBI 3
BB 4
SO 3
LOB 17



Batter	1	2	3	4	5	6	7	8	9	AB	R	H	RBI	BB	SO	LOB	BOTTOM		
Steve Finley, L (1,8)	4-2 BB		2-0 P4		1-1 G4-3					4	1	1	0	1	0	3			
Jay Bell, R (1,4)	2-0 G6-4-3		4-0 BB		1-3 K		1-0 BB	1-2 G1-3		4	2	1	1	1	1	2			
Travis Lee, L (1,3)	0-0 G6-3		4-2 BB		1-1 G3-1		1-2 BB	4-2 BB		3	2	1	1	2	0	1			
Matt Williams, R (1,5)		0-0 G6-3	1-1 2B			1-2 G6-3	3-2 G6-3	1-3 K		5	0	1	4	0	1	2			
Luis Gonzalez, L (1,7)		2-2 G1-3	3-3 K			3-2 WP	1-2 HR	3-1 G3-1		5	2	2	2	0	1	2			
Tony Batista, R (1,6)		1-3 K		2-0 G6-3		1-2 BB	4-1 HR			2	1	0	0	2	1	0			
David Dellucci, L (1,9)			1-2 E4		3-1 G4-3		1-3 K	3-1 HR		4	2	1	0	0	1	2	AB 34		
Damian Miller, R (1,2)			2-0 BB		0-3 K		3-2 BB	0-0 P4		4	1	2	1	0	1	2	R 12		
Armando Reynoso, R (1,1) Bernard Gilkey, R (7,PH) Greg Swindell, L (8,1) Gregg Olson, R (9,1)			0-0 SH1-4		2-1 G4-3		2-3 K	2-2 HR		2	0	1	0	0	1	2	H 11		
Inning Stats	R: 0 E: 0 K: 0 S: 4	H: 0 LOB: 0 BB: 1 P: 10	R: 0 E: 1 K: 1 S: 7	H: 0 LOB: 0 BB: 0 P: 10	R: 4 E: 1 K: 1 S: 13	H: 2 LOB: 1 BB: 2 P: 30	R: 0 E: 0 K: 1 S: 6	H: 0 LOB: 0 BB: 0 P: 11	R: 0 E: 0 K: 1 S: 9	H: 1 LOB: 1 BB: 0 P: 14	R: 1 E: 0 K: 2 S: 22	H: 2 LOB: 2 BB: 1 P: 36	R: 0 E: 0 K: 0 S: 21	H: 6 LOB: 0 BB: 1 P: 36	R: 0 E: 0 K: 1 S: 10	H: 0 LOB: 1 BB: 1 P: 19	1B: 5 2B: 4 3B: 0 HR: 2	SF: 0 SAC: 1 DP: 1 HBP: 0	WP: 1 PA: 41
PITCHER	IP WLS BF H R ER SO BB IBB HBP BLK WP HR S P ERA WHIP																		
Russ Ortiz, R (1,1)	6.0 L 27 5 1 6 1 4 0 0 0 0 0 0 61 11 1.50 1.500																		
Rich Rodriguez, L (7,1)	0.0 3 3 3 3 0 0 0 0 0 0 0 0 8 11 ∞ ∞																		
Julian Tavaraz, R (7,1)	0.1 4 2 1 1 0 1 0 0 0 0 0 1 8 18 27.00 9.000																		
Felix Rodriguez, R (7,1)	1.2 7 1 3 3 1 1 0 0 0 0 0 1 15 26 16.20 1.200																		

San Francisco Giants @ Arizona Diamondbacks
Bank One Ballpark, Phoenix, AZ
Sun Apr 18 1999, 4:05 PM EDT
Att: 36,043 - Unknown - 88 F

AB 34
R 12
H 11
RBI 12
BB 6
SO 7
LOB 16



Batter	1	2	3	4	5	6	7	8	9	AB	R	H	RBI	BB	SO	LOB	TOP								
Doug Glanville, R OBP: 0.316, SLG: 0.333	1-1 F8			1-1 L4		1-1 G6-3		2-1 FC4-6		4	0	0	0	0	0	1									
Marlon Anderson, L OBP: 0.250, SLG: 0.245	1-3 K			0-0 G4-3		0-1 L7			0-1 G1-3	4	0	0	0	0	1	0									
Scott Rolen, R OBP: 0.373, SLG: 0.640	2-2 K			2-1 HR		1-3 K			2-3 K	4	1	1	1	0	3	0									
Rico Brogna, L OBP: 0.328, SLG: 0.472		0-0 L6		3-2 F8					0-1 F9	4	0	0	0	0	0	0									
Ron Gant, R OBP: 0.213, SLG: 0.077		2-2 P4			1-0 P4				3-2 F9	3	0	0	0	0	0	0									
Bobby Abreu, L OBP: 0.333, SLG: 0.404		1-1 G4-3			2-1 2B				2-3 K	3	1	1	0	0	1	0									
Mike Lieberthal, R OBP: 0.511, SLG: 0.590			0-0 G6-3		3-0 G4-3 2B				1-0 G5-3	3	0	1	1	0	0	0									
Alex Arias, R OBP: 0.450, SLG: 0.722			0-1 F8		1-2 G4-3			2-2 FC4-6 1B		3	0	1	0	0	0	1									
Dest Relaford, S OBP: 0.355, SLG: 0.414					2-3 G4-3					0	0	0	0	0	0	0									
Paul Byrd, R 23 Kevin Jordan, R Yorkis Perez, L			2-1 F9		0-0 G5-3			1-1 P5		2	0	0	0	0	0	1									
Inning Stats	R: 0 E: 0 K: 2 S: 9	H: 0 LOB: 0 BB: 0 P: 13	R: 0 E: 0 K: 0 S: 6	H: 0 LOB: 0 BB: 0 P: 9	R: 0 E: 0 K: 0 S: 5	H: 0 LOB: 0 BB: 0 P: 7	R: 1 E: 0 K: 0 S: 8	H: 1 LOB: 0 BB: 0 P: 14	R: 1 E: 0 K: 0 S: 8	H: 2 LOB: 1 BB: 0 P: 15	R: 0 E: 0 K: 1 S: 7	H: 0 LOB: 0 BB: 0 P: 9	R: 0 E: 0 K: 1 S: 7	H: 0 LOB: 0 BB: 0 P: 13	R: 0 E: 0 K: 0 S: 9	H: 1 LOB: 1 BB: 0 P: 15	R: 0 E: 0 K: 1 S: 7	H: 0 LOB: 0 BB: 0 P: 9	1B: 1 2B: 2 3B: 0 HR: 1	SF: 0 SAC: 0 DP: 0 HBP: 0	WP: 0 PB: 0 SB: 0 CS: 0	PA: 31			
PITCHER	IP	WLS	BF	H	R	ER	SO	BB	IBB	HBP	BLK	WP	HR	S	P	ERA	WHIP								
Omar Daal, L ERA: 1.66	8.1	W	29	4	2	2	4	0	0	0	0	0	1	61	97	2.16	0.480								
Darren Holmes, R ERA: 5.4	0.1	H	1	0	0	0	1	0	0	0	0	0	0	3	5	0.00	0.000								
Greg Swindell, L ERA: 2.84	0.1	S	1	0	0	0	0	0	0	0	0	0	0	2	2	0.00	0.000								

Philadelphia Phillies @ Arizona Diamondbacks
Bank One Ballpark, Phoenix, AZ
Mon Apr 19 1999, 10:05 PM EDT
Att: 29,704 - Unknown - 93 F

AB	31
R	2
H	4
RBI	2
BB	0
SO	5
LOB	4



Batter	1	2	3	4	5	6	7	8	9	AB	R	H	RBI	BB	SO	LOB	BOTTOM								
Tony Womack, L OBP: 0.361, SLG: 0.333	2-2 F7		1-0 BLK 1B		0-1 P5			2-1 S 2B 1B		4	1	2	0	0	0	0									
Jay Bell, R OBP: 0.333, SLG: 0.623	0-2 G5-3		3-2 K			0-0 F7		2-2 L7		4	0	0	0	0	1	3									
Travis Lee, L OBP: 0.310, SLG: 0.440	4-2 BB		0-2 F8			3-1 G4-3		1-0 2B		3	0	1	1	1	0	2									
Matt Williams, R OBP: 0.388, SLG: 0.613	1-3 K			2-2 HR		0-2 2B 1B		4-0 IBB		3	2	2	1	1	1	1									
Luis Gonzalez, L OBP: 0.436, SLG: 0.750		0-0 F8		3-1 G3-1		2-2 2B		2-1 P5		4	0	1	1	0	0	2									
Steve Finley, L OBP: 0.277, SLG: 0.407		3-1 G4-3		0-2 CS 1B			1-0 G3	1-0 F8		4	0	1	0	0	0	2									
Kelly Stinnett, R OBP: 0.286, SLG: 0.417		0-0 G5-3		1-3 K			4-2 BB			2	0	0	0	1	1	1									
Tony Batista, R OBP: 0.345, SLG: 0.490			1-2 G5-3	0-0 CS	0-0 L5		1-0 P3			3	0	0	0	0	0	1									
Omar Daal, L Darren Holmes, R Greg Swindell, L			2-1 BLK 1B		0-0 G4-3		0-1 B2-3			3	0	1	0	0	0	1									
Inning Stats	R: 0 E: 0 K: 1 S: 11	H: 0 LOB: 1 BB: 1 P: 18	R: 0 E: 0 K: 0 S: 4	H: 0 LOB: 0 BB: 0 P: 7	R: 0 E: 0 K: 1 S: 13	H: 2 LOB: 0 BB: 0 P: 20	R: 1 E: 0 K: 1 S: 13	H: 2 LOB: 0 BB: 0 P: 19	R: 0 E: 0 K: 0 S: 10	H: 2 LOB: 1 BB: 0 P: 15	R: 0 E: 0 K: 0 S: 7	H: 0 LOB: 1 BB: 1 P: 13	R: 1 E: 0 K: 0 S: 9	H: 2 LOB: 2 BB: 1 P: 21	R: 0 E: 0 K: 0 S: 9	H: 0 LOB: 0 BB: 0 P: 9	1B: 5 2B: 2 3B: 0 HR: 1	SF: 0 SAC: 0 DP: 0 HBP: 0	WP: 0 PB: 0 SB: 1 CS: 1	PA: 34					
PITCHER	IP	WLS	BF	H	R	ER	SO	BB	IBB	HBP	BLK	WP	HR	S	P	ERA	WHIP								
Paul Byrd, R ERA: 5.4	7.0	L	27	6	2	2	3	2	0	0	0	0	1	62	96	2.57	1.143								
Yorkis Perez, L ERA: 8.44	1.0	L	6	2	1	1	0	0	1	0	0	0	0	9	21	9.00	2.000								

Philadelphia Phillies @ Arizona Diamondbacks
Bank One Ballpark, Phoenix, AZ
Mon Apr 19 1999, 10:05 PM EDT
Att: 29,704 - Unknown - 93 F

AB	30
R	3
H	8
RBI	3
BB	3
SO	3
LOB	13



Batter	1	2	3	4	5	6	7	8	9	10	11	AB	R	H	RBI	BB	SO	LOB	TOP								
Tony Womack, L OBP: 0.317, SLG: 0.296 (1, 9)	L7		G5-3		F7		F7		FC4-6		HR	6	1	1	0	0	0	3									
Jay Bell, R OBP: 0.360, SLG: 0.638 (1, 4)	HR		K			E5 G3 1B		SH5-3 SF8 2B	P4		HR	6	4	3	3	0	1	2									
Steve Finley, L OBP: 0.302, SLG: 0.474 (1, 8)	P3				P8		G3		SH5-3 HBP		1B	5	0	1	0	0	0	1									
Luis Gonzalez, L OBP: 0.448, SLG: 0.746 (1, 7)	E9 1B				1B BB		1B		SH5-3		1B	3	0	3	1	1	0	0									
Travis Lee, L OBP: 0.275, SLG: 0.348 Greg Swindell, L Gregg Olson, R (1, 3) (10, 1) (11, 1)	P6				F7		P5		SF8		G6-4-3 IBB	3	0	0	1	1	0	3									
Andy Fox, L OBP: 0.278, SLG: 0.235 (1, 5)		G4-3			1B		P4		K		K	5	0	1	0	0	2	5									
Damian Miller, R OBP: 0.351, SLG: 0.404 Matt Williams, R Kelly Stinnett, R (1, 2) (10, PH) (10, 2)	K				K				F7		G6-4-3	4	0	0	0	0	3	2									
Tony Batista, R OBP: 0.296, SLG: 0.409 (1, 6)		P2			F8				1B		P5	5	0	2	0	0	0	0									
Randy Johnson, R Bernard Gilkey, R Darren Holmes, R Greg Colbrunn, R (1, 1) (9, PH) (9, 1) (10, 3)			L8		K				K		FC4-6 1B	3	0	0	0	0	2	1									
Inning Stats	R: 1 E: 1 K: 0 S: 9	H: 2 LOB: 1 BB: 0 P: 16	R: 0 E: 0 K: 1 S: 9	H: 0 LOB: 0 BB: 0 P: 12	R: 0 E: 0 K: 1 S: 8	H: 0 LOB: 0 BB: 0 P: 8	R: 0 E: 0 K: 1 S: 9	H: 1 LOB: 2 BB: 1 P: 17	R: 0 E: 0 K: 1 S: 5	H: 0 LOB: 0 BB: 0 P: 7	R: 1 E: 1 K: 1 S: 15	H: 1 LOB: 1 BB: 0 P: 23	R: 0 E: 0 K: 1 S: 6	H: 1 LOB: 1 BB: 0 P: 6	R: 1 E: 0 K: 1 S: 7	H: 1 LOB: 1 BB: 0 P: 14	R: 0 E: 0 K: 1 S: 19	H: 2 LOB: 2 BB: 0 P: 27	R: 0 E: 0 K: 1 S: 6	H: 2 LOB: 2 BB: 1 P: 10	R: 2 E: 0 K: 1 S: 7	H: 2 LOB: 0 BB: 0 P: 7	1B: 9 2B: 1 3B: 0 HR: 2	SF: 1 SAC: 1 DP: 1 HBP: 1	WP: 0 PB: 0 SB: 2 CS: 0	PA: 48	
PITCHER	IP ERA WLS BF H R ER SO BB IBB HBP BLK WP HR S P ERA WHIP	58 Stan Spencer, R ERA: 6.23 (1, 1)	Ed Vosberg, L ERA: (8, 1)	Trevor Hoffman, R ERA: 1.0 (9, 1)	Dan Miceli, R ERA: 4.66 (11, 1)	PITCHER																					

Arizona Diamondbacks @ San Diego Padres
Qualcomm Stadium, San Diego, CA
Sun Apr 25 1999, 4:05 PM EDT
Att: 26,684 - Unknown - 63 F

AB 43
R 5
H 12
RBI 5
BB 2
SO 9
LOB 20



Batter	1	2	3	4	5	6	7	8	9	10	11	AB	R	H	RBI	BB	SO	LOB	BOTTOM						
Damian Jackson, R OBP: 0.364, SLG: 0.357 (1, 4)	1B HR BB		K		F7			L1		L4		4	1	0	0	1	1	1							
Reggie Sanders, R OBP: 0.409, SLG: 0.490 (1, 7)	HR		S BB		K			E S 1B		S BB		3	1	2	0	2	1	1							
Tony Gwynn, L OBP: 0.474, SLG: 0.600 (1, 9)	K		K		K		G4-3	E4		FC6-4 IBB		4	0	0	0	1	2	4							
Jim Levriz, R OBP: 0.356, SLG: 0.510 Trevor Hoffman, R (1, 3) (9, 1)	K		K		K		FC3-6 1B	K		FC6-4		4	0	1	0	0	3	5							
John Vander Wal, L OBP: 0.410, SLG: 0.529 Quilvio Veras, S Dan Miceli, R (10, PH) (10, PH) (11, 1)	K		K		K		FC3-6 1B	K		FC6-4		0	0	0	0	0	0	0							
Phil Nevin, R OBP: 0.375, SLG: 0.800 (1, 2)	HR		K		K		FC3-6	G5-3		F9		5	1	1	3	0	1	3							
Ruben Rivera, R OBP: 0.170, SLG: 0.277 (1, 8)	K		K		K		F9		G1-3		K	5	0	0	0	0	3	1							
Eric Owens, R OBP: 0.269, SLG: 0.250 Dave Magadan, L OBP: 0.360, SLG: 0.348 (1, 5) (8, 5)	5B CS BB		G6-3		G6-3			F9		L1		2	0	0	0	1	0	0							
Chris Gomez, R OBP: 0.283, SLG: 0.191 (1, 6)	P3				1B			L8		G6-3		4	0	1	0	0	0	1							
58 Stan Spencer, R Ed Vosberg, L Wally Joyner, L (1, 1) (8, 1) (9, 3)	G5-3				K			L8		F8		3	0	0	0	0	1	2							
Inning Stats	R: 0 E: 0 K: 3 S: 17	H: 2 LOB: 0 BB: 1 P: 29	R: 0 E: 0 K: 0 S: 8	H: 0 LOB: 0 BB: 1 P: 13	R: 0 E: 0 K: 3 S: 12	H: 0 LOB: 1 BB: 1 P: 21	R: 0 E: 0 K: 2 S: 12	H: 0 LOB: 0 BB: 0 P: 17	R: 0 E: 0 K: 2 S: 14	H: 1 LOB: 1 BB: 0 P: 16	R: 0 E: 0 K: 0 S: 4	H: 0 LOB: 0 BB: 0 P: 6	R: 0 E: 1 K: 1 S: 17	H: 0 LOB: 2 BB: 0 P: 22	R: 0 E: 0 K: 0 S: 4	H: 0 LOB: 0 BB: 0 P: 8	R: 0 E: 0 K: 0 S: 3	H: 0 LOB: 2 BB: 2 P: 11	R: 0 E: 0 K: 2 S: 7	H: 0 LOB: 0 BB: 0 P: 7	1B: 4 2B: 0 3B: 0 HR: 1	SF: 0 SAC: 0 DP: 0 HBP: 0	WP: 0 PB: 0 SB: 6 CS: 1	PA: 43	
PITCHER	IP ERA WLS BF H R ER SO BB IBB HBP BLK WP HR S P ERA WHIP	Randy Johnson, L ERA: 3.55 (1, 1)	Darren Holmes, R ERA: 4.7 (9, 1)	Greg Swindell, L ERA: 2.35 (10, 1)	Gregg Olson, R ERA: 5.14 (11, 1)	PITCHER																			

Arizona Diamondbacks @ San Diego Padres
Qualcomm Stadium, San Diego, CA
Sun Apr 25 1999, 4:05 PM EDT
Att: 26,684 - Unknown - 63 F

AB 38
R 3
H 5
RBI 3
BB 5
SO 13
LOB 20



Batter	1	2	3	4	5	6	7	8	9	AB	R	H	RBI	BB	SO	LOB	TOP					
Tony Womack, L (1, 9) OBP: 0.297, SLG: 0.276	G4-3		G3		G4-3		L4			4	0	0	0	0	0	1	Arizona Diamondbacks @ Houston Astros Astrodome, Houston, TX Mon Apr 26 1999, 8:05 PM EDT Att: 18,328 - Dome - 72 F					
Jay Bell, R (1, 4) OBP: 0.344, SLG: 0.607	K		P8		K			K	4	0	0	0	0	3	1							
Steve Finley, L (1, 8) OBP: 0.300, SLG: 0.463	1B			G3		G3-1		K	4	0	1	0	0	1	0							
Matt Williams, R (1, 5) OBP: 0.409, SLG: 0.723	F8			F8		2B 1B		F8	4	1	1	0	0	0	1							
Luis Gonzalez, L (1, 7)		P5		BB 1B		G4-3 1-H		2B	3	1	2	1	1	0	0							
Travis Lee, L (1, 3) OBP: 0.286, SLG: 0.370	G6-3			BB 1B		G4-3		1-H 2B	4	0	2	1	0	0	1							
Tony Batista, R (1, 6) OBP: 0.293, SLG: 0.391	F8			1-2 2-3 BB		G5-3		K	3	0	0	0	1	1	2							
Kelly Stinnett, R (1, 2) OBP: 0.200, SLG: 0.261			G5-3	P6			G6-3	K	4	0	0	0	0	1	4							
Todd Stottlemyre, L (1, 1) OBP: 0.357, SLG: 0.333					G4-3			K	2	0	1	0	0	0	0							
David Dellucci, L (7, PH) OBP: 0.357, SLG: 0.333							G4-3	K	1	0	0	0	0	0	0							
Vladimir Nunez, R (7, 1) OBP: 0.333, SLG: 0.583								K	1	0	0	0	0	0	1							
Greg Colbrunn, R (9, PH) OBP: 0.333, SLG: 0.583									1	0	0	0	0	1	1							
Inning Stats	R: 0 E: 0 K: 1 S: 10	H: 1 LOB: 1 BB: 0 P: 13	R: 0 E: 0 K: 0 S: 4	H: 0 LOB: 0 BB: 0 P: 5	R: 0 E: 0 K: 0 S: 8	H: 1 LOB: 1 BB: 0 P: 12	R: 0 E: 0 K: 0 S: 13	H: 2 LOB: 3 BB: 1 P: 22	R: 0 E: 0 K: 1 S: 7	H: 0 LOB: 0 BB: 0 P: 10	R: 1 E: 0 K: 0 S: 8	H: 2 LOB: 1 BB: 0 P: 12	R: 0 E: 0 K: 0 S: 6	H: 0 LOB: 0 BB: 0 P: 9	R: 0 E: 0 K: 2 S: 11	H: 0 LOB: 0 BB: 0 P: 11	R: 1 E: 0 K: 3 S: 14	H: 1 LOB: 1 BB: 1 P: 22	1B: 4 2B: 3 3B: 0 HR: 0	SF: 0 SAC: 0 DP: 0 HBP: 0	WP: 0 PB: 0 SB: 0 CS: 0	PA: 36
PITCHER	IP WLS BF H R ER SO BB IBB HBP BLK WP HR S P ERA WHIP	IP WLS BF H R ER SO BB IBB HBP BLK WP HR S P ERA WHIP															IP WLS BF H R ER SO BB IBB HBP BLK WP HR S P ERA WHIP					
Jose Lima, R (1, 1) ERA: 3.33	8.0 W 33 7 2 2 4 2 0 0 0 0 0 0 71 103 2.25 1.125	1.0 S 3 0 0 0 3 0 0 0 0 0 0 0 10 13 0.00 0.000																				
Billy Wagner, L (9, 1) ERA:																						

Batter	1	2	3	4	5	6	7	8	9	AB	R	H	RBI	BB	SO	LOB	BOTTOM			
Craig Biggio, R (1, 4) OBP: 0.390, SLG: 0.479	G6-3			K	5 2B					4	1	2	0	0	1	0	Arizona Diamondbacks @ Houston Astros Astrodome, Houston, TX Mon Apr 26 1999, 8:05 PM EDT Att: 18,328 - Dome - 72 F			
Derek Bell, R (1, 9) OBP: 0.324, SLG: 0.441	L9			E6 5 1B	5 2B BB		L9		3	2	0	0	1	0	1					
5 Jeff Bagwell, R (1, 3) OBP: 0.475, SLG: 0.641	G5-3			S BB 1B	1-3 2-H 1B		P6		4	2	2	2	0	0	0					
Ken Caminiti, S (1, 5) OBP: 0.304, SLG: 0.371		G3-1		K	K		F7		4	0	0	0	0	2	3					
Carl Everett, S (1, 8) OBP: 0.403, SLG: 0.500		K		BB S BB	1B		G3		2	0	0	0	2	1	0					
Richard Hidalgo, R (1, 7) OBP: 0.326, SLG: 0.516		F8		BB BB	BB		P9		3	0	1	2	1	0	0					
Tony Eusebio, R (1, 2) OBP: 0.342, SLG: 0.303			G6-3	FC5-4 BB	F9		G6-3		3	0	0	1	1	0	2					
Ricky Gutierrez, R (1, 6) OBP: 0.460, SLG: 0.512			G1-3	FC5-4 1-2			CS 1B		3	0	1	0	1	0	3					
Jose Lima, R (1, 1) ERA: 2.83			F8		G4-3		G6-3		4	0	0	0	0	1	2					
Billy Wagner, L (9, 1) ERA: 1.13								K	0	0	0	0	0	0	0					
Inning Stats	R: 0 E: 0 K: 0 S: 5	H: 0 LOB: 0 BB: 0 P: 8	R: 0 E: 0 K: 1 S: 10	H: 0 LOB: 0 BB: 0 P: 17	R: 0 E: 0 K: 0 S: 7	H: 0 LOB: 0 BB: 0 P: 11	R: 2 E: 1 K: 2 S: 16	H: 1 LOB: 3 BB: 3 P: 33	R: 3 E: 0 K: 1 S: 10	H: 3 LOB: 2 BB: 2 P: 22	R: 0 E: 0 K: 0 S: 8	H: 2 LOB: 1 BB: 0 P: 14	R: 0 E: 0 K: 0 S: 7	H: 0 LOB: 0 BB: 0 P: 11	R: 0 E: 0 K: 1 S: 5	H: 0 LOB: 1 BB: 1 P: 9	1B: 4 2B: 2 3B: 0 HR: 0	SF: 0 SAC: 0 DP: 0 HBP: 0	WP: 0 PB: 0 SB: 3 CS: 1	PA: 36
PITCHER	IP WLS BF H R ER SO BB IBB HBP BLK WP HR S P ERA WHIP	IP WLS BF H R ER SO BB IBB HBP BLK WP HR S P ERA WHIP															IP WLS BF H R ER SO BB IBB HBP BLK WP HR S P ERA WHIP			
Todd Stottlemyre, R (1, 1) ERA: 2.83	6.0 L 29 6 5 3 4 4 0 0 0 0 0 0 12 20 0.00 1.667	2.0 7 0 0 0 1 1 0 0 0 0 0 0 12 20 0.00 0.500																		
Vladimir Nunez, R (7, 1) ERA: 1.13																				

AB	34
R	2
H	7
RBI	2
BB	2
SO	7
LOB	11



Batter	1	2	3	4	5	6	7	8	9	AB	R	H	RBI	BB	SO	LOB	TOP				
Tony Womack, L OBP: 0.279, SLG: 0.258 (1, 9)	F7		P6			G4-3		L7		4	0	0	0	0	0	1					
Jay Bell, R OBP: 0.340, SLG: 0.591 Hanley Frias, S (8, FR) (8, 4)	K				F9	F9		1B	1B	4	0	1	0	0	1	0					
Steve Finley, L OBP: 0.309, SLG: 0.459 Greg Swindell, L (8, 1) (8, 1)				L4			P2	1B	1B	3	0	1	0	1	0	0					
Matt Williams, R OBP: 0.396, SLG: 0.698 David Dellucci, L OBP: 0.400, SLG: 0.333 (1, 5) (8, 9)	G2-3			G5-3			L1		1B	3	0	0	0	0	0	1					
Luis Gonzalez, L OBP: 0.467, SLG: 0.738 (1, 7)			G4-3				1B	1B	BB	3	0	1	0	1	0	1					
Travis Lee, L OBP: 0.295, SLG: 0.377 (1, 3)	G3				K		1B	1B		4	0	2	0	0	1	1					
Andy Fox, L OBP: 0.227, SLG: 0.190 (1, 6)	G3-1				K		G4-3			4	0	0	0	0	2	5					
Kelly Stinnett, R OBP: 0.207, SLG: 0.259 (1, 2)			K		P4			1B	1B	4	0	1	0	0	2	3					
Armando Reynoso, R OBP: 0.400, SLG: 0.900 John Frascatore, R OBP: 0.424, SLG: 0.700 Bernard Gilkey, R OBP: 0.424, SLG: 0.700 Brian Anderson, R OBP: 0.396, SLG: 0.538 Greg Colbrunn, R OBP: 0.396, SLG: 0.538 (1, 1) (4, 1) (6, PH) (6, 1) (8, PH) (8, 9)			K			G6-3		F9		1	0	0	0	0	1	0					
Inning Stats	R: 0 E: 0 K: 1 S: 10	H: 0 LOB: 1 BB: 1 P: 21	R: 0 E: 0 K: 0 S: 6	H: 0 LOB: 0 BB: 0 P: 8	R: 0 E: 0 K: 2 S: 9	H: 0 LOB: 0 BB: 0 P: 11	R: 0 E: 0 K: 0 S: 7	H: 0 LOB: 1 BB: 1 P: 11	R: 0 E: 0 K: 2 S: 4	H: 0 LOB: 0 BB: 0 P: 6	R: 0 E: 0 K: 0 S: 12	H: 2 LOB: 2 BB: 0 P: 20	R: 0 E: 0 K: 0 S: 7	H: 3 LOB: 2 BB: 0 P: 11	R: 0 E: 0 K: 2 S: 10	H: 1 LOB: 2 BB: 1 P: 18	1B: 6 2B: 0 3B: 0 HR: 0	SF: 0 SAC: 0 DP: 0 HBP: 0	WP: 0 PB: 0 CS: 0	PA: 35	
PITCHER	IP WLS BF H R ER SO BB IBB HBP BLK WP HR S P ERA WHIP	IP WLS BF H R ER SO BB IBB HBP BLK WP HR S P ERA WHIP	IP WLS BF H R ER SO BB IBB HBP BLK WP HR S P ERA WHIP	IP WLS BF H R ER SO BB IBB HBP BLK WP HR S P ERA WHIP	IP WLS BF H R ER SO BB IBB HBP BLK WP HR S P ERA WHIP	IP WLS BF H R ER SO BB IBB HBP BLK WP HR S P ERA WHIP	IP WLS BF H R ER SO BB IBB HBP BLK WP HR S P ERA WHIP	IP WLS BF H R ER SO BB IBB HBP BLK WP HR S P ERA WHIP	IP WLS BF H R ER SO BB IBB HBP BLK WP HR S P ERA WHIP	IP WLS BF H R ER SO BB IBB HBP BLK WP HR S P ERA WHIP	IP WLS BF H R ER SO BB IBB HBP BLK WP HR S P ERA WHIP	IP WLS BF H R ER SO BB IBB HBP BLK WP HR S P ERA WHIP	IP WLS BF H R ER SO BB IBB HBP BLK WP HR S P ERA WHIP	IP WLS BF H R ER SO BB IBB HBP BLK WP HR S P ERA WHIP	IP WLS BF H R ER SO BB IBB HBP BLK WP HR S P ERA WHIP	IP WLS BF H R ER SO BB IBB HBP BLK WP HR S P ERA WHIP	IP WLS BF H R ER SO BB IBB HBP BLK WP HR S P ERA WHIP	IP WLS BF H R ER SO BB IBB HBP BLK WP HR S P ERA WHIP	IP WLS BF H R ER SO BB IBB HBP BLK WP HR S P ERA WHIP	IP WLS BF H R ER SO BB IBB HBP BLK WP HR S P ERA WHIP	IP WLS BF H R ER SO BB IBB HBP BLK WP HR S P ERA WHIP
Shane Reynolds, R ERA: 2.65 (1, 1)	8.0	W	30	5	0	0	5	2	0	0	0	0	0	0	0	0	0.00	0.875			
Brian Williams, R ERA: 3.29 (9, 1)	1.0		5	1	0	0	2	1	0	0	0	0	0	0	0	0	0.00	2.000			

Arizona Diamondbacks @ Houston Astros
Astrodome, Houston, TX
Tue Apr 27 1999, 8:05 PM EDT
Att: 19,396 - Dome - 72 F

AB 32
R 0
H 6
RBI 0
BB 3
SO 7
LOB 13



Batter	1	2	3	4	5	6	7	8	9	AB	R	H	RBI	BB	SO	LOB	BOTTOM				
Craig Biggio, R OBP: 0.391, SLG: 0.526 (1, 4)	F9		FC5-4	1B		HR	F9			5	2	2	3	0	0	3					
Derek Bell, R OBP: 0.329, SLG: 0.431 (1, 9)	5B		K	5B	1B	F9		G4-3		4	2	1	1	1	1	1					
5 Jeff Bagwell, R OBP: 0.476, SLG: 0.647 Jack Howell, L OBP: 0.444, SLG: 0.571 (1, 3) (8, 3)	G4-3		K	1B		K		K		4	0	2	2	0	2	1					
Ken Caminiti, S OBP: 0.315, SLG: 0.379 Glen Barker, S OBP: 0.500, SLG: 0.500 (7, PR) (8, 8)	G4-3			1B		1B		1B		4	1	2	0	0	0	2					
Richard Hidalgo, R OBP: 0.320, SLG: 0.507 (1, 8) (8, 7)	K					P2		K		5	1	1	0	0	2	5					
Bill Spiers, L OBP: 0.397, SLG: 0.462 (1, 7) (8, 5)			K	K	L8	F7				4	0	0	0	0	2	3					
Tony Eusebio, R OBP: 0.381, SLG: 0.351 (1, 2)	F9			SH3	1B	1B		1B		4	2	3	1	0	0	0					
Ricky Gutierrez, R OBP: 0.462, SLG: 0.500 Tim Bogar, R OBP: 0.321, SLG: 0.360 (1, 6) (5, 6)	G6-3			SH3	1B	G4-6-3		1B		1	1	0	0	0	0	0					
Shane Reynolds, R OBP: 0.400, SLG: 0.444 Brian Williams, R (9, 1)			K	SH3		K		2B		3	0	1	3	0	2	0					
Inning Stats	R: 1 E: 0 K: 1 S: 18	H: 1 LOB: 1 BB: 1 P: 30	R: 0 E: 0 K: 1 S: 9	H: 0 LOB: 0 BB: 0 P: 13	R: 0 E: 0 K: 3 S: 12	H: 0 LOB: 1 BB: 0 P: 15	R: 6 E: 1 K: 1 S: 23	H: 6 LOB: 2 BB: 0 P: 41	R: 0 E: 0 K: 0 S: 4	H: 1 LOB: 0 BB: 0 P: 7	R: 1 E: 0 K: 2 S: 9	H: 1 LOB: 0 BB: 0 P: 12	R: 3 E: 0 K: 0 S: 13	H: 4 LOB: 2 BB: 0 P: 18	R: 0 E: 0 K: 2 S: 12	H: 1 LOB: 1 BB: 0 P: 18	1B: 9 2B: 4 3B: 0 HR: 1	SF: 0 SAC: 1 DP: 1 HBP: 1	WP: 1 PB: 0 SB: 2 CS: 0	PA: 41	
PITCHER	IP WLS BF H R ER SO BB IBB HBP BLK WP HR S P ERA WHIP	IP WLS BF H R ER SO BB IBB HBP BLK WP HR S P ERA WHIP	IP WLS BF H R ER SO BB IBB HBP BLK WP HR S P ERA WHIP	IP WLS BF H R ER SO BB IBB HBP BLK WP HR S P ERA WHIP	IP WLS BF H R ER SO BB IBB HBP BLK WP HR S P ERA WHIP	IP WLS BF H R ER SO BB IBB HBP BLK WP HR S P ERA WHIP	IP WLS BF H R ER SO BB IBB HBP BLK WP HR S P ERA WHIP	IP WLS BF H R ER SO BB IBB HBP BLK WP HR S P ERA WHIP	IP WLS BF H R ER SO BB IBB HBP BLK WP HR S P ERA WHIP	IP WLS BF H R ER SO BB IBB HBP BLK WP HR S P ERA WHIP	IP WLS BF H R ER SO BB IBB HBP BLK WP HR S P ERA WHIP	IP WLS BF H R ER SO BB IBB HBP BLK WP HR S P ERA WHIP	IP WLS BF H R ER SO BB IBB HBP BLK WP HR S P ERA WHIP	IP WLS BF H R ER SO BB IBB HBP BLK WP HR S P ERA WHIP	IP WLS BF H R ER SO BB IBB HBP BLK WP HR S P ERA WHIP	IP WLS BF H R ER SO BB IBB HBP BLK WP HR S P ERA WHIP	IP WLS BF H R ER SO BB IBB HBP BLK WP HR S P ERA WHIP	IP WLS BF H R ER SO BB IBB HBP BLK WP HR S P ERA WHIP	IP WLS BF H R ER SO BB IBB HBP BLK WP HR S P ERA WHIP	IP WLS BF H R ER SO BB IBB HBP BLK WP HR S P ERA WHIP	IP WLS BF H R ER SO BB IBB HBP BLK WP HR S P ERA WHIP
Armando Reynoso, R ERA: 5.31 (1, 1)	3.2	L	20	6	7	0	0	1	0	0	0	0	0	0	0	0	0.00	1.500			
John Frascatore, R ERA: 4.15 (4, 1)	1.1		6	2	0	0	0	0	0	0	0	0	0	0	0	0	0.00	1.500			
Brian Anderson, L ERA: 9.35 (6, 1)	2.0		11	5	4	4	2	0	0	0	0	0	0	0	0	0	18.00	2.500			
Greg Swindell, L ERA: 2.08 (8, 1)	1.0		4	1	0	0	2	0	0	0	0	0	0	0	0	0	0.00	1.000			

Arizona Diamondbacks @ Houston Astros
Astrodome, Houston, TX
Tue Apr 27 1999, 8:05 PM EDT
Att: 19,396 - Dome - 72 F

AB 38
R 11
H 14
RBI 11
BB 1
SO 10
LOB 16



Batter	1	2	3	4	5	6	7	8	9	AB	R	H	RBI	BB	SO	LOB	TOP								
Tony Womack, L (1,9) OBP: 0.297, SLG: 0.279										6	3	3	0	0	0	2									
Jay Bell, R (1,4) OBP: 0.347, SLG: 0.598										4	1	2	0	0	0	2									
Luis Gonzalez, L (1,7) OBP: 0.475, SLG: 0.754										4	2	2	3	1	0	1									
Matt Williams, R (1,5) OBP: 0.396, SLG: 0.678										4	1	1	1	1	1	2									
Travis Lee, L (1,3) OBP: 0.301, SLG: 0.370										4	2	1	2	1	0	2									
Steve Finley, L (1,8) OBP: 0.313, SLG: 0.461										4	0	1	0	1	1	5									
Tony Batista, R (1,6) OBP: 0.300, SLG: 0.384										4	0	1	2	1	0	1									
Damian Miller, R (1,2) OBP: 0.355, SLG: 0.404										5	0	2	2	0	1	1									
Andy Benes, R (1,1) OBP: 0.250, SLG: 0.143										2	0	0	0	0	0	3									
David Dellucci, L (7,PH) OBP: 0.438, SLG: 0.385										1	1	1	0	0	0	0									
Darren Holmes, R (7,1) OBP: 0.500, SLG: 0.500										1	0	0	0	0	0	0									
Bernard Gilkey, R (9,PH) OBP: 0.396, SLG: 0.683										1	0	0	0	0	0	2									
Gregg Olson, R (9,1) OBP: 0.396, SLG: 0.683										0	0	0	0	0	0	0									
Inning Stats	R: 3 E: 0 K: 0 S: 24	H: 5 LOB: 3 BB: 1 P: 41	R: 0 E: 0 K: 1 S: 9	H: 1 LOB: 1 BB: 0 P: 16	R: 0 E: 0 K: 0 S: 8	H: 1 LOB: 1 BB: 0 P: 12	R: 0 E: 1 K: 0 S: 10	H: 0 LOB: 0 BB: 0 P: 15	R: 0 E: 0 K: 0 S: 4	H: 0 LOB: 0 BB: 0 P: 7	R: 0 E: 0 K: 0 S: 8	H: 0 LOB: 0 BB: 0 P: 15	R: 2 E: 0 K: 0 S: 9	H: 3 LOB: 2 BB: 1 P: 19	R: 0 E: 0 K: 2 S: 8	H: 0 LOB: 0 BB: 0 P: 11	R: 5 E: 0 K: 1 S: 25	H: 4 LOB: 2 BB: 3 P: 46	1B: 10 2B: 5 3B: 0 HR: 0	SF: 0 SAC: 1 DP: 1 HBP: 0	WP: 0 PB: 0 SB: 1 CS: 0	PA: 46			
PITCHER	IP WLS BF H R ER SO BB IBB HBP BLK WP HR S P ERA WHIP	IP WLS BF H R ER SO BB IBB HBP BLK WP HR S P ERA WHIP	IP WLS BF H R ER SO BB IBB HBP BLK WP HR S P ERA WHIP	IP WLS BF H R ER SO BB IBB HBP BLK WP HR S P ERA WHIP	IP WLS BF H R ER SO BB IBB HBP BLK WP HR S P ERA WHIP	IP WLS BF H R ER SO BB IBB HBP BLK WP HR S P ERA WHIP	IP WLS BF H R ER SO BB IBB HBP BLK WP HR S P ERA WHIP	IP WLS BF H R ER SO BB IBB HBP BLK WP HR S P ERA WHIP	IP WLS BF H R ER SO BB IBB HBP BLK WP HR S P ERA WHIP	IP WLS BF H R ER SO BB IBB HBP BLK WP HR S P ERA WHIP	IP WLS BF H R ER SO BB IBB HBP BLK WP HR S P ERA WHIP	IP WLS BF H R ER SO BB IBB HBP BLK WP HR S P ERA WHIP	IP WLS BF H R ER SO BB IBB HBP BLK WP HR S P ERA WHIP	IP WLS BF H R ER SO BB IBB HBP BLK WP HR S P ERA WHIP	IP WLS BF H R ER SO BB IBB HBP BLK WP HR S P ERA WHIP	IP WLS BF H R ER SO BB IBB HBP BLK WP HR S P ERA WHIP	IP WLS BF H R ER SO BB IBB HBP BLK WP HR S P ERA WHIP	IP WLS BF H R ER SO BB IBB HBP BLK WP HR S P ERA WHIP	IP WLS BF H R ER SO BB IBB HBP BLK WP HR S P ERA WHIP	IP WLS BF H R ER SO BB IBB HBP BLK WP HR S P ERA WHIP	IP WLS BF H R ER SO BB IBB HBP BLK WP HR S P ERA WHIP	IP WLS BF H R ER SO BB IBB HBP BLK WP HR S P ERA WHIP	IP WLS BF H R ER SO BB IBB HBP BLK WP HR S P ERA WHIP	IP WLS BF H R ER SO BB IBB HBP BLK WP HR S P ERA WHIP	
Chris Holt, R (1,1) ERA: 6.04	6.0 26 7 3 3 1 1 0 0 0 0 0 63 106 4.50 1.333	2.0 10 3 2 2 2 1 0 0 0 0 0 17 30 9.00 2.000	0.0 5 3 5 5 0 2 0 0 0 0 0 0 12 21 0.00 2.000	1.0 5 1 0 0 1 1 0 0 0 0 0 0 0 0 0.00 2.000																					
Scott Elarton, R (7,1) ERA: 1.39	2.0 B 10 3 2 2 2 1 0 0 0 0 0 0 17 30 9.00 2.000																								
Billy Wagner, L (9,1) ERA: 6.43	0.0 L 5 3 5 5 0 2 0 0 0 0 0 0 0 12 21 0.00 2.000																								
Jay Powell, R (9,1) ERA: 7.36	1.0 5 1 0 0 1 1 0 0 0 0 0 0 0 0 0.00 2.000																								
Batter	1	2	3	4	5	6	7	8	9	AB	R	H	RBI	BB	SO	LOB	BOTTOM								
Craig Biggio, R (1,4) OBP: 0.370, SLG: 0.494										5	0	0	0	0	0	3									
Derek Bell, R (1,9) OBP: 0.333, SLG: 0.461										4	1	1	2	1	0	2									
5 Jeff Bagwell, R (1,3) OBP: 0.461, SLG: 0.658										5	1	1	2	0	0	2									
Carl Everett, S (1,8) OBP: 0.378, SLG: 0.467										5	0	0	0	0	1	2									
Richard Hidalgo, R (1,7) OBP: 0.316, SLG: 0.493										4	1	1	0	0	1	0									
Bill Skene, L (1,5) OBP: 0.287, SLG: 0.571										2	1	1	1	1	0	1									
Scott Elarton, R (7,1) ERA: 1.39										0	0	0	0	0	0	0									
Jack Howell, L (8,PH) OBP: 0.500, SLG: 0.500										1	0	0	0	0	0	0									
Clayton Kershaw, R (8,PH) OBP: 0.500, SLG: 0.500										0	0	0	0	0	0	0									
Billy Wagner, L (9,1) ERA: 6.43										0	0	0	0	0	0	0									
Jay Powell, R (9,1) ERA: 7.36										0	0	0	0	0	0	0									
Paul Bako, L (1,2) OBP: 0.500, SLG: 0.500										2	0	1	1	1	0	0									
Tim Lincecum, R (1,6) OBP: 0.281, SLG: 0.310										4	0	0	0	0	1	4									
Chris Holt, R (1,1) ERA: 6.04										1	1	0	0	1	0	0									
Ken Caminiti, S (7,5) OBP: 0.320, SLG: 0.382										2	1	1	0	0	0	0									
Inning Stats	R: 0 E: 0 K: 0 S: 7	H: 0 LOB: 0 BB: 0 P: 11	R: 0 E: 0 K: 0 S: 7	H: 1 LOB: 2 BB: 1 P: 13	R: 3 E: 0 K: 0 S: 10	H: 2 LOB: 0 BB: 1 P: 19	R: 1 E: 0 K: 0 S: 5	H: 1 LOB: 0 BB: 0 P: 6	R: 0 E: 1 K: 1 S: 6	H: 0 LOB: 1 BB: 0 P: 10	R: 1 E: 1 K: 1 S: 13	H: 1 LOB: 0 BB: 0 P: 19	R: 0 E: 1 K: 0 S: 9	H: 0 LOB: 1 BB: 1 P: 15	R: 0 E: 0 K: 2 S: 10	H: 1 LOB: 2 BB: 1 P: 18	R: 1 E: 1 K: 0 S: 11	H: 1 LOB: 1 BB: 0 P: 17	1B: 4 2B: 0 3B: 0 HR: 3	SF: 1 SAC: 0 DP: 0 HBP: 0	WP: 1 PB: 0 SB: 2 CS: 1	PA: 40			
PITCHER	IP WLS BF H R ER SO BB IBB HBP BLK WP HR S P ERA WHIP	IP WLS BF H R ER SO BB IBB HBP BLK WP HR S P ERA WHIP	IP WLS BF H R ER SO BB IBB HBP BLK WP HR S P ERA WHIP	IP WLS BF H R ER SO BB IBB HBP BLK WP HR S P ERA WHIP	IP WLS BF H R ER SO BB IBB HBP BLK WP HR S P ERA WHIP	IP WLS BF H R ER SO BB IBB HBP BLK WP HR S P ERA WHIP	IP WLS BF H R ER SO BB IBB HBP BLK WP HR S P ERA WHIP	IP WLS BF H R ER SO BB IBB HBP BLK WP HR S P ERA WHIP	IP WLS BF H R ER SO BB IBB HBP BLK WP HR S P ERA WHIP	IP WLS BF H R ER SO BB IBB HBP BLK WP HR S P ERA WHIP	IP WLS BF H R ER SO BB IBB HBP BLK WP HR S P ERA WHIP	IP WLS BF H R ER SO BB IBB HBP BLK WP HR S P ERA WHIP	IP WLS BF H R ER SO BB IBB HBP BLK WP HR S P ERA WHIP	IP WLS BF H R ER SO BB IBB HBP BLK WP HR S P ERA WHIP	IP WLS BF H R ER SO BB IBB HBP BLK WP HR S P ERA WHIP	IP WLS BF H R ER SO BB IBB HBP BLK WP HR S P ERA WHIP	IP WLS BF H R ER SO BB IBB HBP BLK WP HR S P ERA WHIP	IP WLS BF H R ER SO BB IBB HBP BLK WP HR S P ERA WHIP	IP WLS BF H R ER SO BB IBB HBP BLK WP HR S P ERA WHIP	IP WLS BF H R ER SO BB IBB HBP BLK WP HR S P ERA WHIP	IP WLS BF H R ER SO BB IBB HBP BLK WP HR S P ERA WHIP	IP WLS BF H R ER SO BB IBB HBP BLK WP HR S P ERA WHIP	IP WLS BF H R ER SO BB IBB HBP BLK WP HR S P ERA WHIP	IP WLS BF H R ER SO BB IBB HBP BLK WP HR S P ERA WHIP	
Andy Benes, R (1,1) ERA: 8.76	6.0 26 7 3 3 1 1 0 0 0 0 0 63 106 4.50 1.333	2.0 W 9 1 0 0 2 1 1 0 0 0 0 0 19 33 0.00 1.000	0.0 5 3 5 5 0 2 0 0 0 0 0 0 0 12 21 0.00 2.000	1.0 5 1 0 0 1 1 0 0 0 0 0 0 0 0 0.00 2.000																					
Darren Holmes, R (7,1) ERA: 3.72	2.0 W 9 1 0 0 2 1 1 0 0 0 0 0 19 33 0.00 1.000																								
Gregg Olson, R (9,1) ERA: 4.5	1.0 5 1 0 0 1 1 0 0 0 0 0 0 0 0 0.00 2.000																								

Arizona Diamondbacks @ Houston Astros
Astrodome, Houston, TX
Wed Apr 28 1999, 8:05 PM EDT
Att: 19,605 - Dome - 72 F

AB 40
R 10
H 14
RBI 10
BB 5
SO 4
LOB 21



WP: 0 PA: 46
PB: 0
SB: 1
CS: 0


AB 35
R 6
H 7
RBI 6
BB 4
SO 3
LOB 14

WP: 1 PA: 40
PB: 0
SB: 2
CS: 1

Arizona Diamondbacks @ Houston Astros
Astrodome, Houston, TX
Wed Apr 28 1999, 8:05 PM EDT
Att: 19,605 - Dome - 72 F

AB 35
R 6
H 7
RBI 6
BB 4
SO 3
LOB 14

WP: 1 PA: 40
PB: 0
SB: 2
CS: 1



Arizona Diamondbacks @ Houston Astros
Astrodome, Houston, TX
Wed Apr 28 1999, 8:05 PM EDT
Att: 19,605 - Dome - 72 F

Batter	1	2	3	4	5	6	7	8	9	AB	R	H	RBI	BB	SO	LOB	TOP					
Tony Womack, L (1, 9) OBP: 0.289, SLG: 0.263	1-2 L5	0-0			4-2 F9 S 1B BB		2-1 G1-3		2-1 B1	4	1	1	1	1	0	0	Arizona Diamondbacks @ Milwaukee Brewers Milwaukee County Stadium, Milwaukee, WI Fri Apr 30 1999, 7:05 PM EDT Att: 17,008 - Unknown - 62 F livebaseballscorecards.com					
Jay Bell, R (1, 4) OBP: 0.355, SLG: 0.586	2-1 B5-3	2-2 G1-6-3			4-1 1B CS BB		2-2		3-2 1B SF9 1B	4	1	2	0	1	0	2						
Greg Colbrunn, R (1, 3) Travis Lee, L (7, PH) OBP: 0.303, SLG: 0.368	4-0 2B BB		1-2 FC5-4 1B		0-0 F9		1-2 P6		0-0 SF9 1B	2	0	1	0	1	0	2						
Matt Williams, R (1, 5) OBP: 0.390, SLG: 0.694	0-1 2B		0-3 K 1B		1-0				0-0 SF9	4	0	2	2	0	2	1						
Bernard Gilkey, R (1, 7) Gregg Olson, R (9, 1)	4-2 BB		1-2 FC5-4		3-3 K				0-1 FC3-6 1B	4	0	1	0	1	2	4						
Steve Finley, L (1, 8) OBP: 0.292, SLG: 0.427	1-1 G3-1		0-1 G3		3-3 K				3-3 K	0	0	0	0	0	0	0						
Damian Miller, R (1, 2) OBP: 0.364, SLG: 0.460		1-1 1B 1B		1-0 F9					0-1 FC3-6	3	1	1	0	1	0	0						
Tony Batista, R (1, 6) OBP: 0.310, SLG: 0.380		2-2 1B 1B		1-0 F8					4-2 HBP BB	3	0	1	0	0	0	0						
Randy Johnson, R (1, 1)		1-2 1B		3-2 F9					1-0	3	0	0	0	0	0	0						
Hanley Frias, S (8, PH)		0-3 K		0-2 F9					0-0 F7	1	0	0	0	0	0	3						
David Dellucci, L (9, 7) OBP: 0.438, SLG: 0.385									G6-3	0	0	0	0	0	0	0						
Inning Stats	R: 0 E: 0 K: 0 S: 12	H: 1 LOB: 3 BB: 2 P: 24	R: 1 E: 0 K: 1 S: 13	H: 3 LOB: 1 BB: 0 P: 18	R: 0 E: 0 K: 1 S: 11	H: 1 LOB: 1 BB: 0 P: 13	R: 0 E: 0 K: 0 S: 6	H: 0 LOB: 0 BB: 0 P: 8	R: 1 E: 0 K: 1 S: 9	H: 1 LOB: 2 BB: 2 P: 21	R: 0 E: 0 K: 0 S: 7	H: 0 LOB: 0 BB: 0 P: 10	R: 0 E: 0 K: 0 S: 9	H: 1 LOB: 1 BB: 0 P: 14	R: 0 E: 1 K: 1 S: 11	H: 1 LOB: 3 BB: 1 P: 17	R: 1 E: 0 K: 1 S: 10	H: 2 LOB: 1 BB: 0 P: 18	1B: 8 2B: 3 3B: 0 HR: 0	SF: 1 SAC: 0 DP: 2 HBP: 1	WP: 0 PB: 0 SB: 2 CS: 1	PA: 41
PITCHER	IP WLS BF H R ER SO BB IBB HBP BLK WP HR S P ERA WHIP																					
Scott Karl, L (1, 1) ERA: 4.15	6.2	29	7	2	2	3	4	0	0	0	0	0	0	0	0	64	104	2.70	1.650			
Al Reyes, R (7, 1) ERA: 1.59	0.1	1	0	0	0	0	0	0	0	0	0	0	0	0	3	4	0.00	0.000				
Eric Plunk, R (8, 1) ERA: 1.8	1.0	6	1	0	0	1	1	0	1	0	0	0	0	11	17	0.00	2.000					
Mike Myers, L (9, 1) ERA: 12.71	0.1	L 3	2	1	1	0	0	0	0	0	0	0	0	6	11	27.00	6.000					
Bob Wickman, R (9, 1) ERA: 5.69	0.2	2	0	0	0	1	0	0	0	0	0	0	0	4	7	0.00	0.000					
Batter	1	2	3	4	5	6	7	8	9	AB	R	H	RBI	BB	SO	LOB	BOTTOM					
Fernando Vina, L (1, 4) OBP: 0.394, SLG: 0.364	2-1 1B		0-0 F7		1-0 G6-3			0-2 G6-3 SH5-4 1B		4	0	2	1	0	0	1	Arizona Diamondbacks @ Milwaukee Brewers Milwaukee County Stadium, Milwaukee, WI Fri Apr 30 1999, 7:05 PM EDT Att: 17,008 - Unknown - 62 F livebaseballscorecards.com					
Mark Loretta, R (1, 6) OBP: 0.301, SLG: 0.397	0-0 F8			2-1 FC3-6 1B	1-3 K			0-0 SH5-4	3	0	1	0	0	1	1							
Jeff Cirillo, R (1, 5) OBP: 0.384, SLG: 0.466	1-0 1B			1-3 K		2-0 F9		1-2 G6-3	4	0	1	0	0	1	2							
Jeremy Burnitz, L (1, 9) OBP: 0.406, SLG: 0.671	2-3 K			1-1 FC3-6	2-3 K			4-0 FC6-4 IBB	3	0	0	0	1	2	2							
Sean Berry, R (1, 3) OBP: 0.341, SLG: 0.393		2-2 F9		2-0 F8				2-1 FC6-4	4	0	0	0	0	1	3							
Marquis Grissom, R (1, 8) OBP: 0.286, SLG: 0.333		3-2 G6-3			0-1 BB 1B G6-3				1-1 F9	4	1	1	0	0	1	0						
Bobby Hughes, R (1, 2) OBP: 0.269, SLG: 0.423		2-3 K			0-1 BB 1B G6-3				1-2 CS 1B	3	1	1	0	0	1	0						
Dave Nilsson, L (9, PH) OBP: 0.333, SLG: 0.429					1-2 BB 1B G6-3					1	0	1	0	0	0	0						
Brian Banks, S (9, PR) OBP: 0.182, SLG: 0.200					1-2 BB 1B G6-3					0	0	0	0	0	0	0						
Alex Ochoa, R (1, 7) OBP: 0.333, SLG: 0.350			3-2 F9		4-1 BB 1B G6-3				3-3 K	1	0	0	0	2	0	0						
Rich Becker, L (9, PH) OBP: 0.364, SLG: 0.368					1-2 BB 1B G6-3				1-2 K	1	0	0	0	0	1	1						
Inning Stats	R: 0 E: 0 K: 1 S: 7	H: 2 LOB: 1 BB: 0 P: 12	R: 0 E: 0 K: 1 S: 12	H: 0 LOB: 0 BB: 0 P: 19	R: 0 E: 0 K: 1 S: 7	H: 0 LOB: 0 BB: 0 P: 11	R: 0 E: 1 K: 1 S: 8	H: 1 LOB: 1 BB: 0 P: 14	R: 2 E: 0 K: 2 S: 13	H: 2 LOB: 1 BB: 1 P: 21	R: 0 E: 0 K: 2 S: 8	H: 0 LOB: 0 BB: 0 P: 14	R: 0 E: 0 K: 1 S: 8	H: 0 LOB: 1 BB: 1 P: 14	R: 0 E: 0 K: 0 S: 10	H: 1 LOB: 2 BB: 1 P: 17	R: 0 E: 0 K: 1 S: 11	H: 1 LOB: 1 BB: 0 P: 16	1B: 7 2B: 1 3B: 0 HR: 0	SF: 0 SAC: 1 DP: 1 HBP: 0	WP: 0 PB: 0 SB: 0 CS: 1	PA: 35
PITCHER	IP WLS BF H R ER SO BB IBB HBP BLK WP HR S P ERA WHIP																					
Randy Johnson, L (1, 1) ERA: 3.4	7.0	27	5	2	2	0	2	0	0	0	0	0	0	10	17	0.00	1.000					
Darren Holmes, R (8, 1) ERA: 3.98	1.0	W 5	1	0	0	0	0	1	0	0	0	0	0	10	17	0.00	1.000					
Gregg Olson, R (9, 1) ERA: 4.0	1.0	S 3	1	0	0	1	0	0	0	0	0	0	0	11	16	0.00	1.000					

Batter	1	2	3	4	5	6	7	8	9	AB	R	H	RBI	BB	SO	LOB	TOP										
Steve Finley, L (1,8) OBP: 0.288, SLG: 0.416	P5		FC3-6 1B		G3				F7	5	1	1	2	0	0	1	Arizona Diamondbacks @ Milwaukee Brewers Milwaukee County Stadium, Milwaukee, WI Sat May 01 1999, 2:05 PM EDT Att: 28,415 - Sunny - 60 F livebaseballscorecards.com										
Jay Bell, R (1,4) OBP: 0.365, SLG: 0.615	K		1B							5	2	3	1	0	2												
Luis Gonzalez, L (1,7) OBP: 0.471, SLG: 0.730	F8		1B		K				P5	5	0	2	1	0	1												
Matt Williams, R (1,5) OBP: 0.391, SLG: 0.676		G1-3 BB	1B		F9				F9	4	0	1	1	1	0	2											
Travis Lee, L (1,3) OBP: 0.291, SLG: 0.352	G1-3		F8							4	0	0	0	0	0	3											
Bernard Gilkey, R (1,9) OBP: 0.350, SLG: 0.558	G5-3				G5-3				P4	4	0	0	0	0	0	1											
Kelly Stinnett, R (1,2) OBP: 0.250, SLG: 0.273	K		FC4-6 1B							3	1	2	0	0	1	1											
Tony Batista, R (1,6) OBP: 0.308, SLG: 0.366			L7		F7				K	3	1	0	0	1	1	2											
Todd Stottlemyre, L (1,1) OBP: 0.412, SLG: 0.357										2	0	1	0	1	0	1											
Greg Swindell, L (7,1)			FC3-6 1B		FC4-6				F9	1	0	0	0	0	0	1											
Gregg Olson, R (9,1)										0	0	0	0	0	0	0											
Inning Stats	R: 0 E: 0 K: 1 S: 6	H: 0 LOB: 0 BB: 0 P: 9	R: 0 E: 0 K: 1 S: 11	H: 0 LOB: 1 BB: 1 P: 19	R: 2 E: 0 K: 0 S: 16	H: 4 LOB: 2 BB: 0 P: 22	R: 0 E: 0 K: 0 S: 6	H: 1 LOB: 1 BB: 0 P: 8	R: 1 E: 0 K: 1 S: 13	H: 1 LOB: 0 BB: 0 P: 19	R: 2 E: 0 K: 1 S: 12	H: 2 LOB: 2 BB: 2 P: 25	R: 0 E: 0 K: 0 S: 3	H: 1 LOB: 0 BB: 0 P: 6	R: 0 E: 0 K: 1 S: 9	H: 0 LOB: 1 BB: 0 P: 15	R: 0 E: 0 K: 0 S: 4	H: 1 LOB: 1 BB: 0 P: 9	1B: 9 2B: 0 3B: 0 HR: 1	SF: 0 SAC: 0 DP: 1 HBP: 1	WP: 1 PB: 0 SB: 2 CS: 0	PA: 40					
PITCHER	IP	WLS	BF	H	R	ER	SO	BB	IBB	HBP	BLK	WP	HR	S	P	ERA	WHIP										
Jim Abbott, L (1,1) ERA: 9.74	5.2	L	28	8	5	5	3	2	1	0	0	1	1	61	97	7.94	1.765										
Steve Faltisek, R (6,1) ERA: 5.4	1.1		4	1	0	0	1	0	0	0	0	0	0	6	11	0.00	0.750										
Al Reyes, R (8,1) ERA: 1.42	2.0		8	1	0	0	1	0	0	1	0	0	0	13	24	0.00	0.500										

Batter	1	2	3	4	5	6	7	8	9	AB	R	H	RBI	BB	SO	LOB	BOTTOM										
Fernando Vina, L (1,4) OBP: 0.394, SLG: 0.359	G5-3 SF9 1B		F7						F9	4	1	1	0	1	0	2	Arizona Diamondbacks @ Milwaukee Brewers Milwaukee County Stadium, Milwaukee, WI Sat May 01 1999, 2:05 PM EDT Att: 28,415 - Sunny - 60 F livebaseballscorecards.com										
Mark Loretta, R (1,6) OBP: 0.284, SLG: 0.372	G5-3		L7		P6				G6-3	5	0	0	0	0	0	5											
Jeff Cirillo, R (1,5) OBP: 0.379, SLG: 0.462	SF9		K		FC5-4					3	0	1	2	0	1	2											
Jeremy Burnitz, L (1,9) OBP: 0.420, SLG: 0.684	1B HBP				FC6-4 1B				P5	3	0	2	1	0	0	0											
Sean Berry, R (1,3) OBP: 0.347, SLG: 0.398			F8							4	0	2	0	0	0	3											
Al Reyes, R (8,1)			1B						F7	0	0	0	0	0	0	0											
Dave Nilsson, L (1,2) OBP: 0.314, SLG: 0.400	K		F9							4	0	0	0	0	1	4											
Marquis Grissom, R (1,8) OBP: 0.274, SLG: 0.318			F7		FC6-4				G6-3	4	0	0	0	0	0	2											
Geoff Jenkins, L (1,7) OBP: 0.415, SLG: 0.596	P5									3	1	1	0	1	1	0											
Jim Abbott, L (1,1)										2	0	0	0	0	2	1											
Steve Faltisek, R (6,1)			K							0	0	0	0	0	0	0											
Brian Banks, S (7,PH) OBP: 0.231, SLG: 0.250					K					2	1	1	0	0	0	0											
Inning Stats	R: 1 E: 0 K: 1 S: 13	H: 2 LOB: 2 BB: 0 P: 21	R: 0 E: 0 K: 1 S: 5	H: 0 LOB: 0 BB: 0 P: 6	R: 0 E: 0 K: 1 S: 7	H: 0 LOB: 0 BB: 0 P: 10	R: 0 E: 0 K: 0 S: 14	H: 1 LOB: 1 BB: 0 P: 21	R: 0 E: 0 K: 0 S: 15	H: 1 LOB: 2 BB: 1 P: 25	R: 0 E: 0 K: 0 S: 8	H: 1 LOB: 1 BB: 0 P: 15	R: 2 E: 0 K: 0 S: 10	H: 3 LOB: 2 BB: 1 P: 18	R: 0 E: 0 K: 1 S: 11	H: 0 LOB: 0 BB: 0 P: 16	R: 0 E: 0 K: 0 S: 7	H: 0 LOB: 0 BB: 0 P: 12	1B: 7 2B: 1 3B: 0 HR: 0	SF: 1 SAC: 0 DP: 0 HBP: 1	WP: 0 PB: 0 SB: 0 CS: 0	PA: 38					
PITCHER	IP	WLS	BF	H	R	ER	SO	BB	IBB	HBP	BLK	WP	HR	S	P	ERA	WHIP										
Todd Stottlemyre, R (1,1) ERA: 3.02	6.2	W	30	7	3	3	4	2	0	1	0	0	0	70	111	4.05	1.350										
Greg Swindell, L (7,1) ERA: 1.8	1.1	H	5	1	0	0	1	0	0	0	0	0	0	13	21	0.00	0.750										
Gregg Olson, R (9,1) ERA: 3.6	1.0	S	3	0	0	0	0	0	0	0	0	0	0	7	12	0.00	0.000										



Batter	1	2	3	4	5	6	7	8	9	AB	R	H	RBI	BB	SO	LOB	TOP										
Tony Womack, L (1,8) OBP: 0.284, SLG: 0.250	F9		G6-3			P6	K		FC1-2 BB	4	0	0	0	1	1	2	Arizona Diamondbacks @ Milwaukee Brewers Milwaukee County Stadium, Milwaukee, WI Sun May 02 1999, 2:05 PM EDT Att: 23,811 - Sunny - 66 F livebaseballscorecards.com										
Jay Bell, R (1,4) OBP: 0.350, SLG: 0.587	G5-3		F9			K		G5-3	FC1-2	5	0	0	0	0	1	4											
Luis Gonzalez, L (1,7) OBP: 0.478, SLG: 0.727	G3-1								F9	3	1	1	0	2	0	3											
Matt Williams, R (1,5) OBP: 0.391, SLG: 0.720									L1	5	2	2	3	0	0	5											
Greg Colbrunn, R (1,3) OBP: 0.368, SLG: 0.500										2	0	0	0	0	1	0											
Travis Lee, L (7,PH) OBP: 0.295, SLG: 0.348										1	1	0	0	1	0	0											
Bernard Gilkey, R (1,9) OBP: 0.359, SLG: 0.571										4	0	2	0	0	0	1											
Greg Swindell, L (8,1) Gregg Olson, R (8,1)										0	0	0	0	0	0	0											
Damian Miller, R (1,2) OBP: 0.357, SLG: 0.438										4	1	1	2	0	0	2											
Tony Batista, R (1,6) OBP: 0.298, SLG: 0.353										3	0	0	0	0	1	1											
David Dellucci, L (9,PH) OBP: 0.471, SLG: 0.385										0	0	0	0	1	0	0											
Armando Reynoso, R (1,1) OBP: 0.429, SLG: 0.571										2	0	1	0	0	1	0											
Andy Fox, L (7,PH) OBP: 0.261, SLG: 0.190										0	0	0	0	1	0	0											
Brian Anderson, R (7,1) John Frascatore, R (7,1)										0	0	0	0	0	0	0											
Steve Finley, L (8,8) OBP: 0.295, SLG: 0.422										1	0	1	0	0	0	0											
Inning Stats	R: 0 E: 0 K: 0 S: 7	H: 0 LOB: 0 BB: 0 P: 13	R: 1 E: 0 K: 1 S: 13	H: 2 LOB: 1 BB: 0 P: 16	R: 0 E: 0 K: 1 S: 8	H: 0 LOB: 0 BB: 0 P: 13	R: 0 E: 0 K: 0 S: 6	H: 1 LOB: 0 BB: 0 P: 10	R: 0 E: 0 K: 0 S: 7	H: 0 LOB: 0 BB: 0 P: 12	R: 0 E: 0 K: 1 S: 11	H: 1 LOB: 2 BB: 1 P: 20	R: 2 E: 0 K: 2 S: 11	H: 1 LOB: 1 BB: 2 P: 24	R: 2 E: 0 K: 0 S: 15	H: 2 LOB: 1 BB: 2 P: 26		R: 0 E: 0 K: 0 S: 10	H: 1 LOB: 3 BB: 2 P: 22	1B: 3 2B: 2 3B: 0 HR: 3	SF: 0 SAC: 0 DP: 0 HBP: 0	WP: 0 PA: 40 PB: 0 CS: 0					
PITCHER	IP	WLS	BF	H	R	ER	SO	BB	IBB	HBP	BLK	WP	HR	S	P	ERA	WHIP										
52 Rafael Roque, L (1,1) ERA: 4.23	5.2		21	4	1	1	3	1	0	0	0	0	1	51	82	1.59	0.882										
Eric Plunk, R (6,1) ERA: 3.27	1.0		6	1	2	2	1	2	0	0	0	0	1	9	21	18.00	3.000										
Mike Myers, L (7,1) ERA: 12.0	0.1		1	0	0	0	1	0	0	0	0	0	0	3	5	0.00	0.000										
David Weathers, R (8,1) ERA: 2.66	1.0	W	6	2	2	2	0	1	0	0	0	0	1	15	26	18.00	3.000										
Bob Wickman, R (9,1) ERA: 4.63	1.0	S	6	1	0	0	0	2	0	0	0	0	0	10	22	0.00	3.000										

Batter	1	2	3	4	5	6	7	8	9	AB	R	H	RBI	BB	SO	LOB	BOTTOM										
Fernando Vina, L (1,4) OBP: 0.404, SLG: 0.381	L7								L6	5	2	3	0	0	0	2	Arizona Diamondbacks @ Milwaukee Brewers Milwaukee County Stadium, Milwaukee, WI Sun May 02 1999, 2:05 PM EDT Att: 23,811 - Sunny - 66 F livebaseballscorecards.com										
Rich Becker, L (1,8) OBP: 0.440, SLG: 0.429										2	0	2	0	1	0	0											
Marquis Grissom, R (8,PH) OBP: 0.281, SLG: 0.360										1	1	1	3	0	0	0											
Jeff Cirillo, R (1,5) OBP: 0.389, SLG: 0.457										3	0	1	2	2	0	2											
Jeremy Burnitz, L (1,9) OBP: 0.419, SLG: 0.663										4	0	1	1	1	1	3											
Dave Nilsson, L (1,2) OBP: 0.320, SLG: 0.415										5	0	2	0	0	0	5											
Bob Wickman, R (9,1)										0	0	0	0	0	0	0											
Sean Berry, R (1,3) OBP: 0.333, SLG: 0.380										4	0	0	0	0	0	3											
David Weathers, R (8,1) OBP: 0.333, SLG: 0.200										0	0	0	0	0	0	0											
Bobby Hughes, R (9,2) OBP: 0.269, SLG: 0.423										0	0	0	0	0	0	0											
Geoff Jenkins, L (1,7) OBP: 0.397, SLG: 0.567										3	0	0	0	0	0	1											
Alex Ochoa, R (8,PH) OBP: 0.320, SLG: 0.333										1	0	0	0	0	1	0											
Lou Collier, R (1,6) OBP: 0.250, SLG: 0.100										2	0	0	0	1	1	0											
Mike Myers, L (7,1) Briant Banks, S (8,3) OBP: 0.286, SLG: 0.308										0	0	0	0	0	0	0											
Brian Banks, S (8,3) OBP: 0.286, SLG: 0.308										1	1	1	0	0	0	0											
52 Rafael Roque, L (1,1) Eric Plunk, R (6,1) Mark Loretta, R (7,6) OBP: 0.300, SLG: 0.388										2	2	2	0	0	0	0											
Inning Stats	R: 0 E: 0 K: 1 S: 12	H: 1 LOB: 1 BB: 0 P: 19	R: 0 E: 0 K: 0 S: 13	H: 1 LOB: 2 BB: 1 P: 22	R: 0 E: 0 K: 0 S: 10	H: 2 LOB: 1 BB: 0 P: 13	R: 0 E: 0 K: 0 S: 7	H: 0 LOB: 0 BB: 0 P: 12	R: 1 E: 0 K: 0 S: 17	H: 1 LOB: 3 BB: 3 P: 34	R: 0 E: 0 K: 1 S: 12	H: 0 LOB: 0 BB: 0 P: 16	R: 2 E: 0 K: 0 S: 23	H: 4 LOB: 2 BB: 0 P: 34	R: 3 E: 0 K: 1 S: 21	H: 4 LOB: 2 BB: 1 P: 37	1B: 10 2B: 2 3B: 0 HR: 1	SF: 0 SAC: 1 DP: 0 HBP: 0	WP: 0 PA: 41 PB: 0 CS: 0								
PITCHER	IP	WLS	BF	H	R	ER	SO	BB	IBB	HBP	BLK	WP	HR	S	P	ERA	WHIP										
Armando Reynoso, R (1,1) ERA: 4.44	6.0		26	5	1	1	2	4	0	0	0	0	0	19	28	1.50	1.500										
Brian Anderson, L (7,1) ERA: 10.61	0.2	B	6	4	2	2	0	0	0	0	0	0	0	4	6	0.00	0.000										
John Frascatore, R (7,1) ERA: 3.77	0.1		1	0	0	0	0	0	0	0	0	0	0	4	6	0.00	0.000										
Greg Swindell, L (8,1) ERA: 3.38	0.2	H	4	2	2	2	1	0	0	0	0	0	0	13	19	27.00	3.000										
Gregg Olson, R (8,1) ERA: 4.35	0.1	L	4	2	1	1	0	1	0	0	0	0	1	8	18	27.00	9.000										

Batter	1	2	3	4	5	6	7	8	9	AB	R	H	RBI	BB	SO	LOB	TOP				
Tony Womack, L (1, 4) OBP: 0.289, SLG: 0.258	F9		BB 1B	P6		G6-3			FC6-4 WP	5	0	1	0	0	0	2					
David Dellucci, L (1, 9) OBP: 0.476, SLG: 0.375 Bernard Gilkey, R (7, PH) OBP: 0.364, SLG: 0.561	1B		1B HR	F7			FC5-4 BB		G5-3	2	1	1	0	1	0	1					
Luis Gonzalez, L (1, 7) OBP: 0.475, SLG: 0.694	1B		HR 1B				F8		G4-3	4	1	2	1	1	0	2					
Matt Williams, R (1, 5) OBP: 0.390, SLG: 0.730	F7		HR				FC5-4 1-2			4	1	2	3	0	0	3					
Travis Lee, L (1, 3) OBP: 0.310, SLG: 0.340	G4-3		1B				F7			3	0	1	0	1	0	3					
Steve Finley, L (1, 8) OBP: 0.292, SLG: 0.422		K							G4-3	4	0	0	0	0	3	3					
Kelly Stinnett, R (1, 2) OBP: 0.250, SLG: 0.250			G5-3				FC6-4 1-2			3	0	0	0	1	1	3					
Andy Fox, L (1, 6) OBP: 0.231, SLG: 0.167 Tony Batista, R (8, PH) OBP: 0.293, SLG: 0.344	G1-6-3			G6-3			F8		K	3	0	0	0	0	0	1					
Omar Daal, L (1, 1) OBP: 0.231, SLG: 0.250 John Frascatore, R (7, 1) Jay Bell, R (9, PH) OBP: 0.344, SLG: 0.575			1B 2B				B5-3			2	1	1	0	1	0	0					
Inning Stats	R: 0 E: 0 K: 0 S: 10	H: 2 LOB: 2 BB: 0 P: 13	R: 0 E: 0 K: 1 S: 4	H: 0 LOB: 0 BB: 1 P: 10	R: 4 E: 0 K: 1 S: 11	H: 5 LOB: 1 BB: 1 P: 18	R: 0 E: 0 K: 0 S: 6	H: 0 LOB: 1 BB: 1 P: 14	R: 0 E: 0 K: 1 S: 8	H: 1 LOB: 2 BB: 2 P: 22	R: 0 E: 0 K: 0 S: 12	H: 0 LOB: 1 BB: 1 P: 21	R: 0 E: 0 K: 2 S: 8	H: 0 LOB: 0 BB: 0 P: 12	R: 0 E: 0 K: 0 S: 5	H: 1 LOB: 1 BB: 0 P: 8	1B: 6 2B: 2 HR: 1	SF: 0 SAC: 0 DP: 1 HBP: 0	WP: 1 PB: 1 SB: 1 CS: 0	PA: 39	
PITCHER	IP	WLS	BF	H	R	ER	SO	BB	IBB	HBP	BLK	WP	HR	S	P	ERA	WHIP				
Jason Bere, R (1, 1) ERA: 6.39	4.1		22	8	4	4	2	4	0	0	0	0	1	33	64	8.31	2.769				
Dennys Reyes, L (5, 1) ERA: 1.95	1.2	W	6	0	0	0	1	1	0	0	0	0	0	11	21	0.00	0.600				
Scott Sullivan, R (7, 1) ERA: 2.0	0.2	H	3	0	0	0	0	1	0	0	0	0	0	7	13	0.00	1.500				
Gabe White, L (7, 1) ERA: 4.4	1.1	H	4	0	0	0	2	0	0	0	0	0	0	13	20	0.00	0.000				
Danny Graves, R (9, 1) ERA: 3.89	1.0	S	4	1	0	0	0	0	0	0	0	1	0	5	8	0.00	1.000				

Arizona Diamondbacks @ Cincinnati Reds
Cinergy Field, Cincinnati, OH
Tue May 04 1999, 7:05 PM EDT
Att: 14,660 - Unknown - 78 F

AB	33
R	4
H	9
RBI	4
BB	6
SO	5
LOB	19



Batter	1	2	3	4	5	6	7	8	9	AB	R	H	RBI	BB	SO	LOB	BOTTOM				
Mike Cameron, R (1, 8) OBP: 0.377, SLG: 0.473	K		G1-3							3	0	1	0	1	1	0					
Jeffrey Hammonds, R (1, 9) OBP: 0.172, SLG: 0.148	G6-3		G5-3				K			4	0	0	0	0	1	2					
Sean Casey, L (1, 3) OBP: 0.404, SLG: 0.578	G3-1									3	0	0	0	1	1	1					
Greg Vaughn, R (1, 7) OBP: 0.327, SLG: 0.365		E6 FC1-6		S 1B 1B			P3			3	2	1	0	1	0	2					
Barry Larkin, R (1, 6) OBP: 0.283, SLG: 0.375		FC1-6 2B		S 1B 1B				P9		4	3	2	2	0	0	1					
Aaron Boone, R (1, 5) OBP: 0.260, SLG: 0.295		2B 1B		K			F8			4	1	1	0	0	2	2					
Brian Johnson, R (1, 2) OBP: 0.231, SLG: 0.421 Gabe White, L (7, 1) Mark Sweeney, L (8, PH) OBP: 0.462, SLG: 1.000 Danny Graves, R (9, 1)				K			G6-3		K	3	0	1	2	0	1	2					
Pokey Reese, R (1, 4) OBP: 0.321, SLG: 0.397 Chris Stynes, R (7, 4) OBP: 0.300, SLG: 0.067									K	0	0	0	0	0	0	0					
Jason Bere, R (1, 1) OBP: 0.364, SLG: 0.300 Dennys Reyes, R (5, 1) Scott Sullivan, R (7, 1) Eddie Taubensee, L (7, 2) OBP: 0.308, SLG: 0.448				K						0	0	0	0	0	0	0					
Inning Stats	R: 0 E: 0 K: 1 S: 6	H: 0 LOB: 0 BB: 0 P: 12	R: 2 E: 1 K: 1 S: 15	H: 2 LOB: 1 BB: 0 P: 20	R: 0 E: 0 K: 1 S: 7	H: 0 LOB: 0 BB: 0 P: 10	R: 2 E: 0 K: 3 S: 23	H: 3 LOB: 1 BB: 0 P: 32	R: 0 E: 0 K: 0 S: 10	H: 1 LOB: 0 BB: 0 P: 13	R: 2 E: 0 K: 0 S: 13	H: 1 LOB: 2 BB: 1 P: 22	R: 0 E: 0 K: 1 S: 9	H: 0 LOB: 2 BB: 2 P: 22	R: 0 E: 0 K: 2 S: 9	H: 0 LOB: 0 BB: 0 P: 11	1B: 5 2B: 1 3B: 0 HR: 1	SF: 0 SAC: 0 DP: 0 HBP: 0	WP: 0 PB: 0 SB: 3 CS: 1	PA: 34	
PITCHER	IP	WLS	BF	H	R	ER	SO	BB	IBB	HBP	BLK	WP	HR	S	P	ERA	WHIP				
Omar Daal, L (1, 1) ERA: 3.99	6.0	L	26	7	0	0	3	1	1	0	0	0	0	74	109	7.50	1.333				
John Frascatore, R (7, 1) ERA: 3.31	2.0		8	0	0	0	3	1	1	0	0	0	0	18	33	0.00	0.500				

Arizona Diamondbacks @ Cincinnati Reds
Cinergy Field, Cincinnati, OH
Tue May 04 1999, 7:05 PM EDT
Att: 14,660 - Unknown - 78 F

AB	31
R	6
H	7
RBI	6
BB	3
SO	9
LOB	13




Batter	1	2	3	4	5	6	7	8	9	AB	R	H	RBI	BB	SO	LOB	TOP			
Jermaine Allensworth, R (1, 8) OBP: 0.310, SLG: 0.286	0-2 G4-6-3 1B		4-2 1B BB	0-2 HR		0-1 1-2 1B		1-0 F7		4	2	3	1	1	0	1				
Edgardo Alfonzo, R (1, 4) OBP: 0.406, SLG: 0.484	1-2 G4-6-3 1-2		2-0 BB BB SF8	2-2 F9		0-0 F9		0-1 1-3 1B		5	1	2	0	0	0	3				
Robin Ventura, L (1, 5) Roger Cedeno, S (5, PH) OBP: 0.405, SLG: 0.368	3-2 G3-1		4-2 BB BB		0-3 K		3-2 F9-4-6 31 1B	1-1 F7		1	0	0	0	1	0	0				
31 Mike Piazza, R (1, 2) OBP: 0.338, SLG: 0.493		0-0 1B BB	1-0 P3		4-0 BB		0-1 1-2 1B	1-2 HR		4	1	3	1	1	0	3				
Bobby Bonilla, S (1, 3) OBP: 0.280, SLG: 0.261		1-0 F7	4-2 BB		2-3 K		3-2 F9-4-6	2-2 G5-3		4	0	0	1	1	1	4				
Todd Pratt, R (1, 7) OBP: 0.406, SLG: 0.517		4-1 1B BB	3-1 SF8		1-1 F9		2-2 1-3 1B	1-1 HR		3	1	2	1	1	0	1				
Mike Kinkade, R (1, 9) OBP: 0.289, SLG: 0.463		1-2 K	0-2 G1-3		0-0 E6 G6-3		0-0 G3	0-0 HR		5	1	1	2	0	1	6				
Rey Ordenez, R (1, 6) Luis Lopez, S (8, PH) OBP: 0.313, SLG: 0.322 OBP: 0.419, SLG: 0.385	2-1 1B		3-2 G6-4-3 1B		1-0 G6-3		3-3 K	0-0 G4-3		3	0	2	0	0	0	1				
Rick Reed, R (1, 1) Rigo Beltan, L (2, 1) Brian McRae, S (5, PH) Josias Manzanillo, R (5, 1) Matt Franco, L (5, PH) Allen Watson, L (8, 1) John Olerud, L (9, PH) OBP: 0.197, SLG: 0.167 OBP: 0.342, SLG: 0.333 OBP: 0.375, SLG: 0.357 OBP: 0.375, SLG: 0.500 OBP: 0.485, SLG: 0.804	0-3 K		2-2 G6-4-3		0-1 1B		0-0 1B	2-3 K		1	0	0	0	0	1	3				
Inning Stats	R: 0 E: 0 K: 0 S: 9	H: 1 LOB: 0 BB: 0 P: 13	R: 0 E: 0 K: 2 S: 12	H: 2 LOB: 3 BB: 1 P: 20	R: 2 E: 0 K: 0 S: 14	H: 1 LOB: 2 BB: 3 P: 32	R: 1 E: 0 K: 2 S: 13	H: 2 LOB: 0 BB: 1 P: 20	R: 0 E: 1 K: 0 S: 7	H: 2 LOB: 2 BB: 0 P: 8	R: 0 E: 0 K: 0 S: 15	H: 3 LOB: 2 BB: 0 P: 23	R: 0 E: 0 K: 1 S: 9	H: 2 LOB: 2 BB: 0 P: 14	R: 3 E: 0 K: 1 S: 14	H: 3 LOB: 0 BB: 0 P: 20	1B: 13 2B: 1 3B: 0 HR: 3	SF: 1 SAC: 0 DP: 4 HBP: 0	WP: 0 PA: 45	
PITCHER	IP	WLS	BF	H	R	ER	SO	BB	IBB	HBP	BLK	WP	HR	S	P	ERA	WHIP			
Omar Daal, L (1, 1) ERA: 4.09	5.2	W	28	8	3	3	4	5	0	0	0	0	1	62	107	4.76	2.294			
John Frascatore, R (6, 1) ERA: 2.89	1.1		6	3	0	0	0	0	0	0	0	0	0	16	24	0.00	2.250			
Vladimir Nunez, R (8, 1) ERA: 0.87	1.0		5	2	0	0	1	0	0	0	0	0	0	9	14	0.00	2.000			
Greg Swindell, L (9, 1) ERA: 4.61	1.0		6	3	3	3	1	0	0	0	0	0	2	14	20	27.00	3.000			

New York Mets @ Arizona Diamondbacks
Bank One Ballpark, Phoenix, AZ
Sun May 09 1999, 4:05 PM EDT
Att: 38,250 - Dome - 72 F

livebaseballscorecards.com

AB 39
R 6
H 16
RBI 6
BB 5
SO 6
LOB 25

WP: 0 PA: 45
PB: 0
SB: 0
CS: 0




Batter	1	2	3	4	5	6	7	8	9	AB	R	H	RBI	BB	SO	LOB	BOTTOM			
Tony Womack, L (1, 9) OBP: 0.321, SLG: 0.340	1-2 2B HR	0-0 S 1B	2-1 L1-3			0-0 F8		1-0 L4		5	2	2	1	0	0	2				
Jay Bell, R (1, 4) OBP: 0.373, SLG: 0.643	2-1 HR	2-3 3-H 1B		3-1 F8		2-1 HR				3	3	2	1	1	0	0				
Luis Gonzalez, L (1, 7) OBP: 0.466, SLG: 0.735	0-0 HR	2-0 SF8		2-2 WP 2B		2-2 F7				3	2	2	4	0	0	0				
Matt Williams, R (1, 5) OBP: 0.386, SLG: 0.695	1-3 K	0-0 HR		3-2 G1-3		2-3 K				4	1	1	1	0	2	0				
Steve Finley, L (1, 8) OBP: 0.299, SLG: 0.431	0-0 G4-3	3-1 HR		0-0 F8		0-0 F9				4	1	1	3	0	0	0				
Tony Batista, R (1, 6) OBP: 0.287, SLG: 0.327 John Frascatore, L (6, 1) ERA: 7.56	0-1 F9	0-2 HR		2-2 F8		0-1 G3				3	0	1	0	0	0	0				
David Dellucci, L (7, PH) OBP: 0.459, SLG: 0.368 Vladimir Nunez, R (8, 1) Greg Swindell, L (9, 1) ERA: 0.75										0	0	0	0	0	0	0				
Travis Lee, L (1, 3) OBP: 0.308, SLG: 0.342		0-2 SH1-4 1B		3-2 G4-3		1-1 FC5-4 1B				4	1	2	0	0	1	1				
Kelly Stinnett, R (1, 2) OBP: 0.245, SLG: 0.227		0-2 1B SH1-4 SF8		3-2 K		1-2 F9				4	1	1	0	0	2	1				
Omar Daal, L (1, 1) OBP: 0.286, SLG: 0.308 Hanley Frias, S (6, 6)		0-0 SH1-4		1-2 L1-3 1B		1-2 K		0-0 FC5-4		1	0	1	0	0	0	0				
Inning Stats	R: 3 E: 0 K: 1 S: 13	H: 3 LOB: 0 BB: 0 P: 17	R: 6 E: 0 K: 1 S: 24	H: 6 LOB: 1 BB: 1 P: 36	R: 0 E: 0 K: 1 S: 9	H: 1 LOB: 0 BB: 0 P: 15	R: 1 E: 0 K: 0 S: 12	H: 1 LOB: 0 BB: 0 P: 20	R: 0 E: 0 K: 1 S: 10	H: 0 LOB: 0 BB: 0 P: 17	R: 1 E: 0 K: 1 S: 9	H: 1 LOB: 0 BB: 0 P: 14	R: 0 E: 0 K: 1 S: 6	H: 0 LOB: 0 BB: 0 P: 8	R: 0 E: 0 K: 0 S: 7	H: 1 LOB: 1 BB: 0 P: 10	1B: 8 2B: 3 3B: 0 HR: 3	SF: 1 SAC: 1 DP: 1 HBP: 0	WP: 2 PA: 37 PB: 0 SB: 1 CS: 0	
PITCHER	IP	WLS	BF	H	R	ER	SO	BB	IBB	HBP	BLK	WP	HR	S	P	ERA	WHIP			
Rick Reed, R (1, 1) ERA: 7.56	1.2	L	13	7	8	8	1	1	0	0	0	0	1	28	38	43.20	4.800			
Rigo Beltran, L (2, 1) ERA: 3.86	3.1		13	4	2	2	3	0	0	0	0	1	1	40	67	5.40	1.200			
Josias Manzanillo, R (6, 1) ERA: 0.75	2.0		7	1	1	1	2	0	0	0	0	0	1	15	22	4.50	0.500			
Allen Watson, L (8, 1) ERA: 4.21	1.0		4	1	0	0	0	0	0	0	0	0	0	7	10	0.00	1.000			

New York Mets @ Arizona Diamondbacks
Bank One Ballpark, Phoenix, AZ
Sun May 09 1999, 4:05 PM EDT
Att: 38,250 - Dome - 72 F

livebaseballscorecards.com


AB 34
R 11
H 13
RBI 10
BB 1
SO 6
LOB 5



Batter	1	2	3	4	5	6	7	8	9	AB	R	H	RBI	BB	SO	LOB	TOP				
James Mouton, R OBP: 0.548, SLG: 0.609 Bobby Ayala, R (8, 1)	0-1 P4		1-2 1B 1B		1-3 K		4-2 HBP 1B BB	1-1 3B		4	2	2	1	1	1	0					
Wilton Guerrero, S OBP: 0.273, SLG: 0.321 (1, 4)	0-2 1B		2-0 1B 1B		0-1 G6-3		1-0 1B HBP	1-0 G4-3		4	1	2	1	0	0	2					
Rondell White, R OBP: 0.377, SLG: 0.513 (1, 7)	1-3 K		1-1 FC6-4 1B		1-2 1B		1-0 P4		3-1 P2	5	0	2	1	0	1	3					
Vladimir Guerrero, R OBP: 0.348, SLG: 0.470 (1, 9)	0-3 K		0-2 FC6-4 1B		0-0 F9		0-1 1B		2-2 F7	5	0	1	1	0	1	3					
Chris Widger, R OBP: 0.316, SLG: 0.522 (1, 2)		2-3 K		0-0 1B G5-3 1B		1-1 WP 1B		0-1 G5-3		5	0	2	0	0	1	2					
Michael Barrett, R OBP: 0.330, SLG: 0.463 (1, 5)		2-2 F9		0-0 G5-3		0-0 P3		0-0 F8		4	0	0	0	0	0	2					
Shane Andrews, R OBP: 0.362, SLG: 0.424 (1, 3)		0-0 G6-3		2-1 1B 1B		1-3 K		0-3 K		4	1	1	0	0	2	1					
Orlando Cabrera, R OBP: 0.305, SLG: 0.440 (1, 6)			0-1 P3 1B	2-1 1B 1B		2-1 F8		2-2 1B 3B		4	1	2	1	0	0	1					
Javier Vazquez, R Mike Mendez, R Anthony Teiford, R Steve Kline, S Jose Vidro, S Manny Martinez, R (1, 1) (7, PH) (7, 1) (7, 1) (8, PH) (8, PH) (8, 8)			0-2 G5-3	0-3 K		0-0 G5-3		0-0 3B 1B		2	0	0	0	0	1	1					
Inning Stats	R: 0 E: 0 K: 2 S: 11	H: 1 LOB: 1 BB: 0 P: 12	R: 0 E: 0 K: 1 S: 15	H: 0 LOB: 0 BB: 0 P: 19	R: 2 E: 0 K: 0 S: 16	H: 3 LOB: 1 BB: 0 P: 20	R: 1 E: 0 K: 1 S: 9	H: 3 LOB: 1 BB: 0 P: 13	R: 0 E: 0 K: 1 S: 8	H: 1 LOB: 1 BB: 0 P: 12	R: 1 E: 0 K: 0 S: 12	H: 1 LOB: 2 BB: 1 P: 18	R: 2 E: 0 K: 1 S: 11	H: 3 LOB: 2 BB: 0 P: 15	R: 0 E: 0 K: 0 S: 7	H: 0 LOB: 0 BB: 0 P: 13	1B: 11 2B: 2 3B: 2 HR: 0	SF: 0 SAC: 0 DP: 0 HBP: 1	WP: 1 PB: 0 SB: 2 CS: 1	PA: 41	
PITCHER	IP WLS BF H R ER SO BB IBB HBP BLK WP HR S P ERA WHIP	IP WLS BF H R ER SO BB IBB HBP BLK WP HR S P ERA WHIP	IP WLS BF H R ER SO BB IBB HBP BLK WP HR S P ERA WHIP	IP WLS BF H R ER SO BB IBB HBP BLK WP HR S P ERA WHIP	IP WLS BF H R ER SO BB IBB HBP BLK WP HR S P ERA WHIP	IP WLS BF H R ER SO BB IBB HBP BLK WP HR S P ERA WHIP	IP WLS BF H R ER SO BB IBB HBP BLK WP HR S P ERA WHIP	IP WLS BF H R ER SO BB IBB HBP BLK WP HR S P ERA WHIP	IP WLS BF H R ER SO BB IBB HBP BLK WP HR S P ERA WHIP	IP WLS BF H R ER SO BB IBB HBP BLK WP HR S P ERA WHIP	IP WLS BF H R ER SO BB IBB HBP BLK WP HR S P ERA WHIP	IP WLS BF H R ER SO BB IBB HBP BLK WP HR S P ERA WHIP	IP WLS BF H R ER SO BB IBB HBP BLK WP HR S P ERA WHIP	IP WLS BF H R ER SO BB IBB HBP BLK WP HR S P ERA WHIP	IP WLS BF H R ER SO BB IBB HBP BLK WP HR S P ERA WHIP	IP WLS BF H R ER SO BB IBB HBP BLK WP HR S P ERA WHIP	IP WLS BF H R ER SO BB IBB HBP BLK WP HR S P ERA WHIP	IP WLS BF H R ER SO BB IBB HBP BLK WP HR S P ERA WHIP	IP WLS BF H R ER SO BB IBB HBP BLK WP HR S P ERA WHIP	IP WLS BF H R ER SO BB IBB HBP BLK WP HR S P ERA WHIP	IP WLS BF H R ER SO BB IBB HBP BLK WP HR S P ERA WHIP

Montreal Expos @ Arizona Diamondbacks
Bank One Ballpark, Phoenix, AZ
Mon May 10 1999, 10:05 PM EDT
Att: 31,208 - Cloudy - 86 F


AB	39
R	6
H	13
RBI	6
BB	1
SO	7
LOB	15



Batter	1	2	3	4	5	6	7	8	9	AB	R	H	RBI	BB	SO	LOB	BOTTOM					
Tony Womack, L OBP: 0.325, SLG: 0.336 (1, 9)	4-1 1B 1B HR		0-1 S 1B	1-2 FC1-6 1-2		3-2 L6		1 SAFE 0-1 G4-3		4	1	1	1	1	0	3						
Jay Bell, R OBP: 0.388, SLG: 0.667 (1, 4)	2-0 1B HR		4-2 1B BB	1-1 L7		4-1 2B BB		2-0 HR		3	3	2	1	2	0	1						
Luis Gonzalez, L OBP: 0.467, SLG: 0.735 (1, 7)	2-2 1B HR		0-1 P5		3-2 L9		0-2 L3-1 1B 2B			4	1	2	1	0	0	2						
Matt Williams, R OBP: 0.382, SLG: 0.681 (1, 5)	1-3 K		0-3 K		0-0 G4-3 1B		0-1 F8			4	0	1	0	0	2	6						
Steve Finley, L OBP: 0.298, SLG: 0.449 (1, 8)	1-2 HR		0-0 F8		3-2 G4-3		0-0 L3-1			4	1	1	4	0	0	2						
Travis Lee, L OBP: 0.299, SLG: 0.331 (1, 3)	0-2 F8		0-1 F7		3-2 G6-3		3-3 K			4	0	0	0	0	1	2						
Tony Batista, R OBP: 0.277, SLG: 0.315 (1, 6)	0-3 K		2-2 F9		0-0 F8		0-1 G5-3			4	0	0	0	0	1	0						
Damian Miller, R OBP: 0.365, SLG: 0.481 (1, 2)		1-2 1B 2B		0-0 G6-3		1-0 1B		0-0 G5-3		4	1	2	0	0	0	0						
Randy Johnson, R OBP: 0.083, SLG: 0.125 Darren Holmes, R (1, 1) (8, 1)		0-3 K		0-0 FC1-6 1B		1-3 K		1-1 1B		3	0	1	0	0	2	2						
David DeLucci, L OBP: 0.480, SLG: 0.400 Gregg Olson, R (8, PH) (9, 1)										1	0	1	0	0	0	0						
Inning Stats	R: 4 E: 0 K: 2 S: 19	H: 3 LOB: 0 BB: 1 P: 29	R: 1 E: 0 K: 2 S: 17	H: 2 LOB: 2 BB: 1 P: 22	R: 0 E: 0 K: 0 S: 9	H: 0 LOB: 0 BB: 0 P: 11	R: 0 E: 0 K: 0 S: 8	H: 1 LOB: 1 BB: 0 P: 10	R: 0 E: 0 K: 1 S: 12	H: 1 LOB: 1 BB: 0 P: 21	R: 0 E: 0 K: 1 S: 10	H: 1 LOB: 1 BB: 0 P: 15	R: 1 E: 0 K: 1 S: 11	H: 1 LOB: 1 BB: 1 P: 18	R: 0 E: 0 K: 0 S: 7	H: 1 LOB: 1 BB: 0 P: 8	R: 1 E: 0 K: 0 S: 1	H: 1 LOB: 0 BB: 0 P: 3	1B: 7 2B: 2 3B: 0 HR: 2	SF: 0 SAC: 0 DP: 0 HBP: 0	WP: 0 PB: 0 SB: 1 CS: 0	PA: 38
PITCHER	IP WLS BF H R ER SO BB IBB HBP BLK WP HR S P ERA WHIP	IP WLS BF H R ER SO BB IBB HBP BLK WP HR S P ERA WHIP	IP WLS BF H R ER SO BB IBB HBP BLK WP HR S P ERA WHIP	IP WLS BF H R ER SO BB IBB HBP BLK WP HR S P ERA WHIP	IP WLS BF H R ER SO BB IBB HBP BLK WP HR S P ERA WHIP	IP WLS BF H R ER SO BB IBB HBP BLK WP HR S P ERA WHIP	IP WLS BF H R ER SO BB IBB HBP BLK WP HR S P ERA WHIP	IP WLS BF H R ER SO BB IBB HBP BLK WP HR S P ERA WHIP	IP WLS BF H R ER SO BB IBB HBP BLK WP HR S P ERA WHIP	IP WLS BF H R ER SO BB IBB HBP BLK WP HR S P ERA WHIP	IP WLS BF H R ER SO BB IBB HBP BLK WP HR S P ERA WHIP	IP WLS BF H R ER SO BB IBB HBP BLK WP HR S P ERA WHIP	IP WLS BF H R ER SO BB IBB HBP BLK WP HR S P ERA WHIP	IP WLS BF H R ER SO BB IBB HBP BLK WP HR S P ERA WHIP	IP WLS BF H R ER SO BB IBB HBP BLK WP HR S P ERA WHIP	IP WLS BF H R ER SO BB IBB HBP BLK WP HR S P ERA WHIP	IP WLS BF H R ER SO BB IBB HBP BLK WP HR S P ERA WHIP	IP WLS BF H R ER SO BB IBB HBP BLK WP HR S P ERA WHIP	IP WLS BF H R ER SO BB IBB HBP BLK WP HR S P ERA WHIP	IP WLS BF H R ER SO BB IBB HBP BLK WP HR S P ERA WHIP	IP WLS BF H R ER SO BB IBB HBP BLK WP HR S P ERA WHIP	

Montreal Expos @ Arizona Diamondbacks
Bank One Ballpark, Phoenix, AZ
Mon May 10 1999, 10:05 PM EDT
Att: 31,208 - Cloudy - 86 F

AB	35
R	7
H	11
RBI	7
BB	3
SO	6
LOB	18



Batter	1	2	3	4	5	6	7	8	9	AB	R	H	RBI	BB	SO	LOB	TOP		
Darryl Hamilton, L (1, 8) OBP: 0.383, SLG: 0.435	G6-3		1B		F8		K		G6-3	5	0	1	0	0	1	0	Colorado Rockies @ Arizona Diamondbacks Bank One Ballpark, Phoenix, AZ Fri May 14, 1999, 10:05 PM EDT Att: 38,894 - Unknown - 88 F livebaseballscorecards.com		
3 Mike Lansing, R (1, 4) OBP: 0.353, SLG: 0.465	G6-3		K		2B			P3	G5-3	5	0	1	0	0	1	1			
Larry Walker, L (1, 9) OBP: 0.470, SLG: 0.784	2B		1B		BB			WP 1B BB	G4-3	3	1	2	0	2	0	0			
Dante Bichette, R (1, 7) OBP: 0.350, SLG: 0.484 Chris Sexton, R (9, 7) OBP: 0.353, SLG: 0.429	BB		K		F8			WP 1B		3	1	1	0	1	1	4			
Vinny Castilla, R (1, 5) OBP: 0.366, SLG: 0.500	F9				F8			1B BB		4	1	1	2	0	0	2			
17 Todd Helton, L (1, 3) OBP: 0.370, SLG: 0.518		F7			1B			1B BB		4	0	1	0	0	0	1			
Neifi Perez, S (1, 6) OBP: 0.297, SLG: 0.386	F9		P8					1B 3B		4	1	1	1	0	1	1			
Jeff Reed, L (1, 2) OBP: 0.387, SLG: 0.306	P6		G3					1B		4	0	1	1	0	0	1			
Brian Bohanon, L (1, 1) OBP: 0.182, SLG: 0.143			F8		G3			K	K	4	0	0	0	0	2	1			
Inning Stats	R: 0 H: 1 E: 0 K: 0 S: 14	H: 1 LOB: 2 BB: 1 P: 25	R: 0 H: 0 E: 0 K: 0 S: 7	H: 0 LOB: 0 BB: 0 P: 11	R: 0 H: 2 E: 0 K: 2 S: 10	H: 2 LOB: 2 BB: 0 P: 11	R: 0 H: 1 E: 0 K: 0 S: 9	H: 1 LOB: 1 BB: 0 P: 12	R: 0 H: 1 E: 0 K: 0 S: 8	H: 0 LOB: 0 BB: 0 P: 8	R: 0 H: 0 E: 0 K: 2 S: 7	H: 0 LOB: 0 BB: 0 P: 9	R: 4 H: 4 E: 0 K: 1 S: 15	H: 4 LOB: 1 BB: 1 P: 26	R: 0 H: 0 E: 0 K: 0 S: 7	H: 0 LOB: 0 BB: 0 P: 11	1B: 6 2B: 2 3B: 1 HR: 0	SF: 0 SAC: 0 DP: 0 HBP: 0	WP: 1 PA: 39 PB: 0 SB: 0 CS: 0
PITCHER	IP	WLS	BF	H	R	ER	SO	BB	IBB	HBP	BLK	WP	HR	S	P	ERA	WHIP		
Andy Benes, R (1, 1) ERA: 6.41	7.2	L	34	8	4	4	5	3	0	0	0	1	0	72	113	4.70	1.435		
Greg Swindell, L (8, 1) ERA: 5.06	1.1		5	1	0	0	1	0	0	0	0	0	0	12	17	0.00	0.750		


Batter	1	2	3	4	5	6	7	8	9	AB	R	H	RBI	BB	SO	LOB	BOTTOM		
Tony Womack, L (1, 9) OBP: 0.318, SLG: 0.322	G3-1		G1-3 S BB		F7		S 1B			3	0	1	0	1	0	1	Colorado Rockies @ Arizona Diamondbacks Bank One Ballpark, Phoenix, AZ Fri May 14, 1999, 10:05 PM EDT Att: 38,894 - Unknown - 88 F livebaseballscorecards.com		
Jay Bell, R (1, 4) OBP: 0.379, SLG: 0.655	2B		K		L3		G5-3			4	0	1	0	0	1	3			
Luis Gonzalez, L (1, 7) OBP: 0.456, SLG: 0.713	F8		G1-3		1B		1B			4	0	1	0	0	1	2			
Matt Williams, R (1, 5) OBP: 0.363, SLG: 0.660	P3		B1		F9		G6-3			4	0	0	0	0	0	3			
Steve Finley, L (1, 8) OBP: 0.294, SLG: 0.428		F8			G4-3		G4-3			4	0	1	0	0	0	0			
Travis Lee, L (1, 3) OBP: 0.308, SLG: 0.323		1B			F9		K		G3	4	1	1	0	0	1	2			
Kelly Stinnett, R (1, 2) OBP: 0.232, SLG: 0.216 Greg Colbrunn, R (9, PH) OBP: 0.304, SLG: 0.409		K			F8		K		F9	3	0	0	0	0	2	3			
Tony Batista, R (1, 6) OBP: 0.288, SLG: 0.319		2B			SH1-4 BB		F8		F7	3	0	1	1	1	0	0			
Andy Benes, R (1, 1) OBP: 0.231, SLG: 0.091 Greg Swindell, L (8, 1) ERA: 3.31		G4-3			SH1-4		G1-3			2	0	0	0	0	0	1			
Inning Stats	R: 0 H: 1 E: 0 K: 0 S: 10	H: 2 LOB: 1 BB: 0 P: 16	R: 1 H: 2 E: 0 K: 1 S: 15	H: 2 LOB: 1 BB: 0 P: 23	R: 0 H: 0 E: 0 K: 1 S: 6	H: 0 LOB: 1 BB: 1 P: 12	R: 0 H: 0 E: 0 K: 0 S: 10	H: 0 LOB: 0 BB: 0 P: 14	R: 0 H: 2 E: 0 K: 2 S: 13	H: 2 LOB: 2 BB: 0 P: 17	R: 0 H: 1 E: 0 K: 0 S: 11	H: 1 LOB: 1 BB: 0 P: 15	R: 0 H: 0 E: 0 K: 1 S: 6	H: 0 LOB: 0 BB: 0 P: 7	R: 0 H: 0 E: 0 K: 0 S: 6	H: 0 LOB: 0 BB: 0 P: 8	1B: 5 2B: 1 3B: 0 HR: 0	SF: 0 SAC: 1 DP: 0 HBP: 0	WP: 0 PA: 35 PB: 0 SB: 3 CS: 0
PITCHER	IP	WLS	BF	H	R	ER	SO	BB	IBB	HBP	BLK	WP	HR	S	P	ERA	WHIP		
Brian Bohanon, L (1, 1) ERA: 3.31	9.0	W	35	6	1	1	5	2	0	0	0	0	0	84	124	1.00	0.889		

Batter	1	2	3	4	5	6	7	8	9	AB	R	H	RBI	BB	SO	LOB	TOP		
Neft Perez, S (1, 6) OBP: 0.296, SLG: 0.404	2-1 HR		0-1 E1 3 BB G4-3-6-3		1-3 K		1-0 F8			4	2	1	1	0	1	2			
3 Mike Lansing, R (1, 4) OBP: 0.353, SLG: 0.458	2-3 K		4-0 E BB		2-3 K		2-0 F8			2	0	0	0	1	2	0			
7 Kurt Abbott, R (6, 4) OBP: 0.227, SLG: 0.200			1-2 BB							1	0	0	0	0	0	0			
Chris Sexton, R (1, 8) OBP: 0.333, SLG: 0.353	4-0 S BB		1-1 E4 BB		1-3 K		0-1 F7			3	0	0	0	1	1	2			
Dante Bichette, R (1, 7) OBP: 0.340, SLG: 0.468	3-3 K		1-2 G4-3-6-3-6		1-3 K		0-1 F9			4	0	0	0	0	2	3			
Vinny Castilla, R (1, 5) OBP: 0.355, SLG: 0.484	0-3 K			1-2 G6-3		1-2 F8			0-0 G1-3	4	0	0	0	0	1	1			
Angel Echevarria, R (1, 3) OBP: 0.323, SLG: 0.607		0-0 F9		2-1 F7		2-2 E5 3B 1B G1-3		3-3 K		4	0	0	0	0	1	0			
Henry Blanco, R (1, 2) OBP: 0.296, SLG: 0.440		2-0 3B G6-4-3 1B		4-2 BB		0-0 G1-3		1-0 G6-3		3	0	1	0	1	0	1			
32 Derrick Gibson, R (1, 9) OBP: 0.333, SLG: 0.333		1-0 G6-4-3		0-0 G5-3		3-2 1B				3	0	1	0	0	0	2			
Darryl Kile, R (1, 1) ERA: 5.98					2-3 K		0-3 K			2	0	0	0	0	0	2			
Roberto Ramirez, L (5, 1) ERA: 6.48										0	0	0	0	0	0	0			
Mike DeJean, R (6, 1) ERA: 10.29										0	0	0	0	0	0	0			
17 Todd Helton, L (7, 1) ERA: 7.5										1	0	0	0	0	1	2			
David Wainhouse, L (7, 1) ERA: 5.4										0	0	0	0	0	0	0			
Dave Veres, R (8, 1) ERA: 5.4										0	0	0	0	0	0	0			
Inning Stats	R: 1 E: 0 K: 3 S: 13	H: 1 LOB: 1 BB: 1 P: 24	R: 0 E: 0 K: 0 S: 3	H: 1 LOB: 0 BB: 0 P: 6	R: 1 E: 2 K: 1 S: 11	H: 0 LOB: 1 BB: 1 P: 18	R: 0 E: 0 K: 0 S: 8	H: 0 LOB: 1 BB: 1 P: 15	R: 0 E: 0 K: 2 S: 10	H: 0 LOB: 0 BB: 0 P: 16	R: 0 E: 1 K: 1 S: 12	H: 1 LOB: 2 BB: 0 P: 18	R: 0 E: 0 K: 0 S: 5	H: 0 LOB: 0 BB: 0 P: 7	R: 0 E: 0 K: 1 S: 6	H: 0 LOB: 0 BB: 0 P: 10	1B: 2 2B: 0 3B: 0 HR: 1	SF: 0 SAC: 0 DP: 2 HBP: 0	WP: 0 PA: 34 PB: 0 SB: 1 CS: 0
PITCHER Randy Johnson, L (1, 1) ERA: 3.18	IP: 9.0 WLS: W BF: 34 H: 3 R: 2 ER: 1 SO: 11 BB: 3 IBB: 0 HBP: 0 BLK: 0 WP: 0 HR: 1 S: 79 P: 127 ERA: 1.00 WHIP: 0.667																		

Colorado Rockies @ Arizona Diamondbacks
Bank One Ballpark, Phoenix, AZ
Sat May 15 1999, 4:05 PM EDT
Att: 40,853 - Dome - 72 F

livebaseballscorecards.com

AB 31
R 2
H 3
RBI 1
BB 3
SO 11
LOB 13




Batter	1	2	3	4	5	6	7	8	9	AB	R	H	RBI	BB	SO	LOB	BOTTOM		
Tony Womack, L (1, 9) OBP: 0.328, SLG: 0.350	1-1 1B 3B		0-0 F7		2-1 F8 1B S	0-1 1B 1B F9-2 1B		0-0 G6-3		5	2	3	0	0	0	0			
Jay Bell, R (1, 4) OBP: 0.373, SLG: 0.639	2-2 F9		1-2 G6-3		3-2 F8 1-3	0-2 1B 1B		2-3 K		5	0	1	0	0	1	2			
Luis Gonzalez, L (1, 7) OBP: 0.453, SLG: 0.700	2-1 G6-4-3 1B 3-H		1-1 G4-3		1-1 P9	1-1 1B 1-3 2-3		2-3 K		5	0	2	1	0	1	1			
Matt Williams, R (1, 5) OBP: 0.366, SLG: 0.656	1-0 G6-4-3			0-0 1B 2B 1B	3-1 HR 1B	0-0 F9-2				4	2	2	1	0	0	3			
Steve Finley, L (1, 8) OBP: 0.299, SLG: 0.451		0-3 K		3-2 2B G4-3 1B	1-2 HR 1B		0-2 G4-3			4	2	2	2	0	1	0			
Travis Lee, L (1, 3) OBP: 0.313, SLG: 0.331		2-2 P7		0-2 G4-3 1-3 3-H 2B	4-2 S 1B BB		0-0 G6-3			3	1	1	1	1	0	0			
Damian Miller, R (1, 2) OBP: 0.370, SLG: 0.512		0-0 1B 1B		1-1 G4-3	2-1 WP E 1B		2-2 HR			4	2	3	3	0	0	1			
Andy Fox, L (1, 6) OBP: 0.361, SLG: 0.424		2-2 1B 1B		2-3 P9 1-2 1B	1-2 E2 1B		4-2 HR			3	0	2	1	1	0	1			
Randy Johnson, R (1, 1) OBP: 0.071, SLG: 0.107		1-3 K		2-1 P9	0-2 G6-3		0-3 K			4	0	0	0	0	2	5			
Inning Stats	R: 1 E: 0 K: 0 S: 8	H: 2 LOB: 0 BB: 0 P: 14	R: 0 E: 0 K: 2 S: 16	H: 2 LOB: 0 BB: 0 P: 21	R: 0 E: 0 K: 0 S: 6	H: 0 LOB: 0 BB: 0 P: 8	R: 2 E: 0 K: 0 S: 13	H: 3 LOB: 1 BB: 0 P: 20	R: 5 E: 1 K: 0 S: 22	H: 5 LOB: 1 BB: 1 P: 39	R: 0 E: 0 K: 0 S: 8	H: 3 LOB: 1 BB: 0 P: 9	R: 1 E: 0 K: 1 S: 13	H: 1 LOB: 1 BB: 1 P: 19	R: 0 E: 0 K: 2 S: 9	H: 0 LOB: 0 BB: 0 P: 13	1B: 12 2B: 2 3B: 1 HR: 2	SF: 0 SAC: 0 DP: 2 HBP: 0	WP: 1 PA: 39 PB: 0 SB: 2 CS: 0
PITCHER Darryl Kile, R (1, 1) ERA: 5.98	IP: 4.2 WLS: L BF: 25 H: 11 R: 8 ER: 8 SO: 8 BB: 1 IBB: 0 HBP: 0 BLK: 0 WP: 1 HR: 1 S: 59 P: 95 ERA: 15.43 WHIP: 2.571																		
Roberto Ramirez, L (5, 1) ERA: 6.48	0.2 5 4 0 0 0																		
Mike DeJean, R (6, 1) ERA: 10.29	0.2 1 0 0 0 0																		
David Wainhouse, R (7, 1) ERA: 7.5	1.0 5 1 1 1 1																		
Dave Veres, R (8, 1) ERA: 5.4	1.0 3 0 0 0 2																		

Colorado Rockies @ Arizona Diamondbacks
Bank One Ballpark, Phoenix, AZ
Sat May 15 1999, 4:05 PM EDT
Att: 40,853 - Dome - 72 F

livebaseballscorecards.com

AB 37
R 9
H 16
RBI 9
BB 2
SO 5
LOB 13



Batter	1	2	3	4	5	6	7	8	9	AB	R	H	RBI	BB	SO	LOB	TOP			
Darryl Hamilton, L (1.8) OBP: 0.376, SLG: 0.425	G6-3		1-2 7 BB 1B		1-2 G4-3		0-2 G3-1	0-2 FC4-6		5	1	1	0	0	0	3				
7 Kurt Abbott, R (1.4) OBP: 0.222, SLG: 0.167	G4-3		4-2 1B E BB		0-0 F9		0-0 P3		0-1 G6-3	4	1	0	0	1	0	1				
Larry Walker, L (1.9) OBP: 0.476, SLG: 0.769	G1-3		0-0 E 1B		1-1 BB HBP		1-3 K		2-1 G6-4-3 HBP	3	0	1	2	0	1	1				
Dante Bichette, R (1.7) OBP: 0.342, SLG: 0.469 Chris Sexton, R (9.7) OBP: 0.333, SLG: 0.353		1-0 G3	0-0 E1 BB		4-0 FC6-4 BB			0-0 G5-3 E 2B	0-2 G6-4-3	4	1	1	0	1	0	2				
Vinny Castilla, R (1.5) OBP: 0.352, SLG: 0.472		1-2 K	4-2 3-H BB		1-0 FC6-4			2-0 G5-3		3	0	0	0	1	1	3				
17 Todd Helton, L (1.3) OBP: 0.364, SLG: 0.500		3-2 G3	3-3 K			2-3 K		4-0 E 1B IBB		3	1	0	0	1	2	3				
Neifi Perez, S (1.6) OBP: 0.288, SLG: 0.393			1-2 F8		0-2 F9		2-1 G5-3		0-0 E4 1B	4	0	0	0	0	0	1				
Henry Blanco, R (1.2) OBP: 0.290, SLG: 0.414			3-2 7 BB 1B 1B		3-2 G6-3		2-1 G4-3		1-2 F8	4	1	1	0	0	0	2				
Pedro Astacio, R (1.1) OBP: 0.300, SLG: 0.263			1-0 SAFE P4		0-0 L4			1-0 G3-1 1B	0-1 FC4-6 1B	4	0	2	1	0	0	1				
Inning Stats	R: 0 E: 0 K: 0 S: 8	H: 0 LOB: 0 BB: 0 P: 13	R: 0 E: 0 K: 1 S: 8	H: 0 LOB: 0 BB: 0 P: 13	R: 3 E: 1 K: 1 S: 25	H: 3 LOB: 3 BB: 2 P: 41	R: 0 E: 0 K: 0 S: 7	H: 0 LOB: 0 BB: 0 P: 10	R: 0 E: 0 K: 1 S: 6	H: 0 LOB: 2 BB: 1 P: 13	R: 0 E: 0 K: 1 S: 8	H: 1 LOB: 1 BB: 0 P: 10	R: 2 E: 1 K: 0 S: 11	H: 2 LOB: 2 BB: 1 P: 18	R: 0 E: 0 K: 0 S: 7	H: 0 LOB: 0 BB: 0 P: 9	1B: 5 2B: 1 3B: 0 HR: 0	SF: 0 SAC: 0 DP: 1 HBP: 2	WP: 0 PA: 40 PB: 0 SB: 0 CS: 0	
PITCHER	IP WLS BF H R ER SO BB IBB HBP BLK WP HR S P ERA WHIP	IP WLS BF H R ER SO BB IBB HBP BLK WP HR S P ERA WHIP	IP WLS BF H R ER SO BB IBB HBP BLK WP HR S P ERA WHIP	IP WLS BF H R ER SO BB IBB HBP BLK WP HR S P ERA WHIP	IP WLS BF H R ER SO BB IBB HBP BLK WP HR S P ERA WHIP	IP WLS BF H R ER SO BB IBB HBP BLK WP HR S P ERA WHIP	IP WLS BF H R ER SO BB IBB HBP BLK WP HR S P ERA WHIP	IP WLS BF H R ER SO BB IBB HBP BLK WP HR S P ERA WHIP	IP WLS BF H R ER SO BB IBB HBP BLK WP HR S P ERA WHIP	IP WLS BF H R ER SO BB IBB HBP BLK WP HR S P ERA WHIP	IP WLS BF H R ER SO BB IBB HBP BLK WP HR S P ERA WHIP	IP WLS BF H R ER SO BB IBB HBP BLK WP HR S P ERA WHIP	IP WLS BF H R ER SO BB IBB HBP BLK WP HR S P ERA WHIP	IP WLS BF H R ER SO BB IBB HBP BLK WP HR S P ERA WHIP	IP WLS BF H R ER SO BB IBB HBP BLK WP HR S P ERA WHIP	IP WLS BF H R ER SO BB IBB HBP BLK WP HR S P ERA WHIP	IP WLS BF H R ER SO BB IBB HBP BLK WP HR S P ERA WHIP	IP WLS BF H R ER SO BB IBB HBP BLK WP HR S P ERA WHIP	IP WLS BF H R ER SO BB IBB HBP BLK WP HR S P ERA WHIP	
Omar Daal, L (1.1) ERA: 3.88	7.0	L	30	4	3	2	4	3	0	1	0	0	0	0	0	0	69	113	2.57	1.000
Vladimir Nunez, R (8.1) ERA: 0.79	1.0		7	2	2	0	0	0	1	0	0	0	0	0	0	0	11	18	0.00	2.000
John Frascatore, R (9.1) ERA: 2.75	1.0		3	0	0	0	0	0	0	1	0	0	0	0	0	0	7	9	0.00	0.000

Colorado Rockies @ Arizona Diamondbacks
Bank One Ballpark, Phoenix, AZ
Sun May 16 1999, 8:05 PM EDT
Att: 38,869 - Dome - 72 F

livebaseballscorecards.com

AB 34
R 5
H 6
RBI 3
BB 4
SO 4
LOB 17



Batter	1	2	3	4	5	6	7	8	9	AB	R	H	RBI	BB	SO	LOB	BOTTOM				
Tony Womack, L (1.9) OBP: 0.326, SLG: 0.346	F7		2-2 G6-3			1-1 CS 1B		1-1 P4		4	0	1	0	0	0	0					
Jay Bell, R (1.4) OBP: 0.371, SLG: 0.629	K		3-2 G6-3			1-1 SAFE FC3-6 1B		3-2 L9		4	0	1	0	0	1	0					
Luis Gonzalez, L (1.7) OBP: 0.448, SLG: 0.694	E9 1B 2B			1-0 F7		1-1 FC3-6			1-0 G4-3	4	1	1	0	0	0	1					
Matt Williams, R (1.5) OBP: 0.364, SLG: 0.645	FC6-4 1B			0-3 K		1-3 K			0-1 F8	4	0	1	1	0	2	1					
Travis Lee, L (1.3) OBP: 0.312, SLG: 0.328	FC6-4			0-0 F8			1-0 FC1-5 1B		1-0 L3	4	0	1	0	0	0	1					
Steve Finley, L (1.8) OBP: 0.306, SLG: 0.455		1-0 F7			2-1 FC4-6 1B		2-0 FC1-5 1B			3	0	2	0	0	0	0					
Tony Batista, R (1.6) OBP: 0.281, SLG: 0.310		0-0 F8			0-2 SAFE F8		2-0 FC1-5			3	0	0	0	0	0	3					
Kelly Stinnett, R (1.2) OBP: 0.224, SLG: 0.208 Bernard Gilkey, R (7. PH) OBP: 0.361, SLG: 0.556 Damian Miller, R (8.2) OBP: 0.370, SLG: 0.512		1-0 G6-3			0-2 FC4-6		1-2 G6-4-3			2	0	0	0	0	0	1					
Omar Daal, L (1.1) OBP: 0.250, SLG: 0.267 Vladimir Nunez, R (8.1) Hanley Frias, S (8. PH) John Frascatore, R (9.1)			0-0 G5-3		0-3 K		0-3 K			2	0	0	0	0	1	1					
Inning Stats	R: 1 E: 1 K: 1 S: 9	H: 2 LOB: 1 BB: 0 P: 17	R: 0 E: 0 K: 0 S: 3	H: 0 LOB: 0 BB: 0 P: 5	R: 0 E: 0 K: 0 S: 9	H: 0 LOB: 0 BB: 0 P: 14	R: 0 E: 0 K: 1 S: 7	H: 0 LOB: 0 BB: 0 P: 8	R: 0 E: 0 K: 1 S: 14	H: 1 LOB: 1 BB: 0 P: 16	R: 0 E: 0 K: 1 S: 9	H: 2 LOB: 1 BB: 0 P: 15	R: 0 E: 0 K: 0 S: 6	H: 2 LOB: 1 BB: 0 P: 12	R: 0 E: 0 K: 1 S: 8	H: 0 LOB: 0 BB: 0 P: 12	R: 0 E: 0 K: 0 S: 4	H: 0 LOB: 0 BB: 0 P: 6	1B: 6 2B: 1 3B: 0 HR: 0	SF: 0 SAC: 0 DP: 1 HBP: 0	WP: 0 PA: 32 PB: 0 SB: 0 CS: 1
PITCHER	IP WLS BF H R ER SO BB IBB HBP BLK WP HR S P ERA WHIP	IP WLS BF H R ER SO BB IBB HBP BLK WP HR S P ERA WHIP	IP WLS BF H R ER SO BB IBB HBP BLK WP HR S P ERA WHIP	IP WLS BF H R ER SO BB IBB HBP BLK WP HR S P ERA WHIP	IP WLS BF H R ER SO BB IBB HBP BLK WP HR S P ERA WHIP	IP WLS BF H R ER SO BB IBB HBP BLK WP HR S P ERA WHIP	IP WLS BF H R ER SO BB IBB HBP BLK WP HR S P ERA WHIP	IP WLS BF H R ER SO BB IBB HBP BLK WP HR S P ERA WHIP	IP WLS BF H R ER SO BB IBB HBP BLK WP HR S P ERA WHIP	IP WLS BF H R ER SO BB IBB HBP BLK WP HR S P ERA WHIP	IP WLS BF H R ER SO BB IBB HBP BLK WP HR S P ERA WHIP	IP WLS BF H R ER SO BB IBB HBP BLK WP HR S P ERA WHIP	IP WLS BF H R ER SO BB IBB HBP BLK WP HR S P ERA WHIP	IP WLS BF H R ER SO BB IBB HBP BLK WP HR S P ERA WHIP	IP WLS BF H R ER SO BB IBB HBP BLK WP HR S P ERA WHIP	IP WLS BF H R ER SO BB IBB HBP BLK WP HR S P ERA WHIP	IP WLS BF H R ER SO BB IBB HBP BLK WP HR S P ERA WHIP	IP WLS BF H R ER SO BB IBB HBP BLK WP HR S P ERA WHIP	IP WLS BF H R ER SO BB IBB HBP BLK WP HR S P ERA WHIP		
Pedro Astacio, R (1.1) ERA: 5.09	9.0	W	32	7	1	0	5	0	0	0	0	0	0	0	0	0	69	105	0.00	0.778	

Colorado Rockies @ Arizona Diamondbacks
Bank One Ballpark, Phoenix, AZ
Sun May 16 1999, 8:05 PM EDT
Att: 38,869 - Dome - 72 F

livebaseballscorecards.com

AB 32
R 1
H 7
RBI 1
BB 0
SO 5
LOB 10



Batter	1	2	3	4	5	6	7	8	9	AB	R	H	RBI	BB	SO	LOB	TOP				
Tony Womack, L (1, 9) OBP: 0.324, SLG: 0.350	1-2 K	2-2 F8		1-1 1B		1-1 P5		3-1 F8		5	0	1	0	0	1	1					
Jay Bell, R (1, 4) OBP: 0.383, SLG: 0.615	4-2 HR		2-3 K	1-2 F8			0-1 2B	4-1 G4-3		3	2	1	0	2	1	1					
Luis Gonzalez, L (1, 7) OBP: 0.458, SLG: 0.722	2-1 HR		2-1 P4		0-0 G3		2-2 HR	3-2 G4-3		5	2	3	2	0	0	1					
Matt Williams, R (1, 5) OBP: 0.377, SLG: 0.656	1-2 1B		3-3 K		2-2 P9		4-0 HR			3	1	1	0	2	1	1					
Travis Lee, L (1, 3) OBP: 0.317, SLG: 0.350	0-0 F9		4-2 1B		0-0 G3		1-0 HR			4	1	1	4	1	0	4					
Steve Finley, L (1, 8) OBP: 0.304, SLG: 0.441	1-1 F9		2-2 P2		4-0 IBB		0-0 G4-3			4	0	1	0	1	0	3					
Kelly Stinnett, R (1, 2)		0-1 P3		3-1 HR		2-2 P6		3-2 F8		5	1	1	1	0	1	3					
Andy Fox, L (1, 6) OBP: 0.366, SLG: 0.421		0-0 1B		3-2 F7			2-0 F9			5	0	2	0	0	1	1					
Armando Reynoso, R (1, 1) OBP: 0.231, SLG: 0.308		3-1 P4		1-0 G5-3			1-3 K			4	0	0	0	0	2	2					
Darren Holmes, R (7, 1)										0	0	0	0	0	0	0					
David DeLucci, L (9, PH) OBP: 0.467, SLG: 0.480										1	0	0	0	0	1	1					
Greg Swindell, L (9, 1)										0	0	0	0	0	0	0					
Inning Stats	R: 2 E: 0 K: 1 S: 15	H: 2 LOB: 1 BB: 1 P: 24	R: 0 E: 0 K: 0 S: 9	H: 1 LOB: 1 BB: 0 P: 13	R: 0 E: 0 K: 2 S: 13	H: 0 LOB: 2 BB: 1 P: 26	R: 1 E: 0 K: 0 S: 15	H: 2 LOB: 1 BB: 0 P: 24	R: 0 E: 0 K: 0 S: 10	H: 0 LOB: 0 BB: 0 P: 10	R: 4 E: 0 K: 1 S: 18	H: 4 LOB: 1 BB: 1 P: 30	R: 0 E: 0 K: 0 S: 7	H: 0 LOB: 2 BB: 2 P: 22	R: 0 E: 0 K: 3 S: 11	H: 1 LOB: 1 BB: 0 P: 15	1B: 7 2B: 1 3B: 0 HR: 3	SF: 0 SAC: 0 DP: 0 HBP: 0	WP: 1 PB: 0 SB: 0 CS: 0	PA: 45	
PITCHER	IP	WLS	BF	H	R	ER	SO	BB	IBB	HBP	BLK	WP	HR	S	P	ERA	WHIP				
Chris Brock, R (1, 1) ERA: 4.01	6.0	L	29	7	4	4	4	2	1	0	0	1	2	70	117	6.00	1.500				
Rich Rodriguez, L (7, 1) ERA: 4.39	2.0		12	3	3	3	1	1	2	0	0	0	1	23	50	13.50	2.000				
Jerry Spradlin, R (9, 1) ERA: 8.59	1.0		4	1	0	0	3	0	0	0	0	0	0	11	15	0.00	1.000				

Arizona Diamondbacks @ San Francisco Giants
3Com Park at Candlestick Point, San Francisco, CA
Tue May 18 1999, 10:05 PM EDT
Att: 10,900 - Unknown - 59 F

AB 39
R 7
H 11
RBI 7
BB 6
SO 8
LOB 18





Batter	1	2	3	4	5	6	7	8	9	AB	R	H	RBI	BB	SO	LOB	BOTTOM					
Marvin Benard, L (1, 8) OBP: 0.309, SLG: 0.360	0-1 G4-3		2-2 G3		0-1 L4		2-2 FC5-4		0-0 E4	5	1	3	0	0	0	0						
Bill Mueller, S (1, 5) OBP: 0.286, SLG: 0.167	1-1 G4-3		2-0 G3		1-0 G6-3		2-3 K		0-0 1B	5	0	1	1	0	1	3						
Ellis Burks, R (1, 9) OBP: 0.400, SLG: 0.450	4-2 BB		3-3 K		0-0 1B		0-0 FC5-4		3-1 K	4	1	1	0	1	2	4						
Jeff Kent, R (1, 4) OBP: 0.379, SLG: 0.466	3-3 K		1-1 G5-3		1-0 F8		0-0 FC5-4			4	0	0	0	0	1	5						
J.T. Snow, L (1, 3) OBP: 0.396, SLG: 0.421		1-0 BB		2-1 HR		0-0 1B		2-1 G3-1		4	1	3	1	0	0	0						
Stan Javier, S (1, 7) OBP: 0.346, SLG: 0.436		4-0 BB		1-1 G3		0-0 1B		2-3 K		3	0	1	1	1	1	0						
Rich Aurilia, R (1, 6) OBP: 0.373, SLG: 0.504		4-0 BB		1-1 F7		0-1 1B		1-2 K		2	0	1	0	1	0	0						
Jerry Spradlin, S (9, 1)										0	0	0	0	0	0	0						
Brent Mayne, L (1, 2) OBP: 0.396, SLG: 0.400		2-1 G1-2-3		0-3 K		0-2 G4-6-3			0-0 P7	4	0	0	0	0	1	6						
Chris Brock, R (1, 1) OBP: 0.158, SLG: 0.111		1-2 2-3 3-H								2	0	0	0	0	1	2						
Rich Rodriguez, L (7, 1) ERA: 3.0										0	0	0	0	0	0	0						
Wilson Delgado, S (7, 6) OBP: 0.375, SLG: 0.500										2	0	1	0	0	0	0						
Armando Rios, L (8, PH) OBP: 0.319, SLG: 0.500										1	0	0	0	0	1	0						
Inning Stats	R: 0 E: 0 K: 1 S: 9	H: 0 LOB: 1 BB: 1 P: 17	R: 0 E: 0 K: 1 S: 7	H: 1 LOB: 2 BB: 2 P: 20	R: 0 E: 0 K: 1 S: 9	H: 1 LOB: 1 BB: 0 P: 17	R: 1 E: 0 K: 1 S: 9	H: 1 LOB: 0 BB: 0 P: 13	R: 0 E: 0 K: 0 S: 5	H: 0 LOB: 0 BB: 0 P: 6	R: 1 E: 0 K: 0 S: 10	H: 4 LOB: 2 BB: 0 P: 11	R: 0 E: 0 K: 1 S: 13	H: 2 LOB: 2 BB: 0 P: 18	R: 0 E: 0 K: 2 S: 9	H: 0 LOB: 0 BB: 0 P: 14	R: 1 E: 1 K: 1 S: 10	H: 2 LOB: 1 BB: 0 P: 11	1B: 9 2B: 1 3B: 0 HR: 1	SF: 0 SAC: 0 DP: 2 HBP: 0	WP: 0 PB: 0 SB: 0 CS: 0	PA: 39
PITCHER	IP	WLS	BF	H	R	ER	SO	BB	IBB	HBP	BLK	WP	HR	S	P	ERA	WHIP					
Armando Reynoso, R (1, 1) ERA: 3.89	6.0	W	28	9	2	2	4	3	0	0	0	0	0	56	94	3.00	2.000					
Darren Holmes, R (7, 1) ERA: 3.0	2.0		6	0	0	0	3	0	0	0	0	0	0	15	22	0.00	0.000					
Greg Swindell, L (9, 1) ERA: 4.42	1.0		5	2	1	0	1	0	0	0	0	0	0	10	11	0.00	2.000					

Arizona Diamondbacks @ San Francisco Giants
3Com Park at Candlestick Point, San Francisco, CA
Tue May 18 1999, 10:05 PM EDT
Att: 10,900 - Unknown - 59 F

AB 36
R 3
H 11
RBI 3
BB 3
SO 8
LOB 20



Batter	1	2	3	4	5	6	7	8	9	AB	R	H	RBI	BB	SO	LOB	TOP										
Tony Womack, L (1, 9) OBP: 0.333, SLG: 0.355	4-2 BB G6-4-3		2-1 G5-3		2-1 1B		2-1 1B		0-3 K	4	0	2	0	1	1	0	Arizona Diamondbacks @ Colorado Rockies Coors Field, Denver, CO Thu May 20 1999, 7:05 PM MDT Att: 40,021 - Cloudy - 62 F										
Jay Bell, R (1, 4) OBP: 0.365, SLG: 0.582	1-0 G6-4-3		2-3 K		1-1 F7		2-2 F8		2-1 P5	5	0	0	0	0	1	3											
Luis Gonzalez, L (1, 7) OBP: 0.441, SLG: 0.686	4-0 BB		2-3 K		2-0 F7		0-0 FC4-6			3	0	0	0	1	1	2											
Matt Williams, R (1, 5) OBP: 0.366, SLG: 0.632	2-1 P4				3-2 1B		1-3 K		2-1 FC5-4	4	1	1	0	0	1	3											
Travis Lee, L (1, 3)		4-0 FC4-6 BB		0-0 F8		4-1 HR BB		2-3 K	2	1	0	0	2	1	1												
Steve Finley, L (1, 8) OBP: 0.301, SLG: 0.463		1-2 FC4-6 1B BB		0-0 3B		2-2 HR		0-1 F7	4	1	2	3	0	0	1												
Kelly Stinnett, R (1, 2) OBP: 0.239, SLG: 0.311		4-0 1B BB		1-2 G6-3		1-0 F7		0-0 HR	3	1	1	1	1	0	1												
Andy Fox, L (1, 6) OBP: 0.356, SLG: 0.390		2-2 F8		4-0 DI IBB		1-1 F8		3-1 G3-1	3	0	0	0	1	0	2												
Randy Johnson, R (1, 1) OBP: 0.097, SLG: 0.129		1-0		3-3 K		2-3 K			2-2 F9	3	0	1	0	0	2	2	AB 32 R 4 H 7 RBI 4 BB 6 SO 7 LOB 15 										
John Frascatore, R (7, 1)				1-2						0	0	0	0	0	0	0											
Greg Colbrunn, R (9, PH) OBP: 0.321, SLG: 0.407		1-3 2-3		1-2						1	0	0	0	0	0	0											
Inning Stats	R: 0 E: 0 K: 0 S: 5	H: 0 LOB: 1 BB: 2 P: 16	R: 0 E: 0 K: 0 S: 7	H: 1 LOB: 3 BB: 2 P: 18	R: 0 E: 0 K: 2 S: 10	H: 0 LOB: 0 BB: 1 P: 16	R: 1 E: 0 K: 1 S: 14	H: 2 LOB: 2 BB: 1 P: 25	R: 0 E: 0 K: 1 S: 8	H: 1 LOB: 1 BB: 0 P: 14	R: 2 E: 0 K: 1 S: 10	H: 1 LOB: 1 BB: 0 P: 20	R: 0 E: 0 K: 0 S: 8	H: 1 LOB: 1 BB: 0 P: 14	R: 1 E: 0 K: 1 S: 8	H: 1 LOB: 0 BB: 0 P: 13		R: 0 E: 0 K: 1 S: 9	H: 0 LOB: 0 BB: 0 P: 13	1B: 4 2B: 0 3B: 1 HR: 2	SF: 0 SAC: 0 DP: 1 HBP: 0	WP: 0 PB: 0 SB: 1 CS: 0	PA: 38				
PITCHER	IP	WLS	BF	H	R	ER	SO	BB	IBB	HBP	BLK	WP	HR	S	P	ERA		WHIP									
Darryl Kile, R (1, 1) ERA: 5.7	7.0	W	31	6	3	3	5	5	1	0	0	0	0	1	62	123		3.86	1.571								
Chuck McElroy, L (8, 1) ERA: 7.5	1.0		4	1	1	1	1	0	0	0	0	0	0	1	8	13		9.00	1.000								
Dave Veres, R (9, 1) ERA: 4.76	1.0		3	0	0	0	1	0	0	0	0	0	0	0	9	13		0.00	0.000								

Batter	1	2	3	4	5	6	7	8	9	AB	R	H	RBI	BB	SO	LOB	BOTTOM										
Chris Sexton, R (1, 8) OBP: 0.345, SLG: 0.304	3-2 G3		4-1 3 BB		3-1 FC6-4		3-1 1B		4-2 3 G6-3 BB	3	1	1	0	2	0	2	Arizona Diamondbacks @ Colorado Rockies Coors Field, Denver, CO Thu May 20 1999, 7:05 PM MDT Att: 40,021 - Cloudy - 62 F										
3 Mike Lansing, R (1, 4) OBP: 0.344, SLG: 0.455	0-0 G6-3		2-3 K		3-3 K		2-0 1B		1-0 G6-3	5	0	1	0	0	2	2											
Angel Echevarria, R (1, 9) OBP: 0.333, SLG: 0.543	2-3 K		1-0 F8		2-3 K		2-1 1B			4	0	1	1	0	2	0											
Larry Walker, L (8, 9) OBP: 0.492, SLG: 0.794							1-2 2-H			0	0	0	0	0	0	0											
Dante Bichette, R (1, 7) OBP: 0.350, SLG: 0.521		0-2 P4		0-2 7 2B 1B		0-0 HR		2-2 P3	4	2	2	1	0	0	2												
Vinny Castilla, R (1, 5) OBP: 0.358, SLG: 0.478		3-3 K		4-1 7 2B 17 E BB		4-1 7 1B E BB		0-0 G3	2	2	0	0	2	1	0												
7 Kurt Abbott, R (1, 6) OBP: 0.257, SLG: 0.344		0-3 K		2-1 17 E 2B		0-1 E4 CS 1B		1-0 HR	4	2	3	2	0	1	0												
17 Todd Helton, L (1, 3) OBP: 0.365, SLG: 0.496			1-1 1B G4-6-3 1B		3-1 E6 E		2-1 HBP		1-1 P6	3	1	1	0	0	0	1											
Henry Blanco, R (1, 2) OBP: 0.326, SLG: 0.405			1-0 G4-6-3 1B		1-3 K		0-2 CS		0-1 G6-3	4	0	1	0	0	2	2											
Darryl Kile, R (1, 1) OBP: 0.158, SLG: 0.111			2-0 G4-6-3		2-2 E1		1-1 G6-3		0-0 P6	3	0	0	0	0	0	2	AB 33 R 8 H 10 RBI 4 BB 4 SO 8 LOB 11 										
Chuck McElroy, L (8, 1)										0	0	0	0	0	0	0											
Lenny Harris, L (8, PH) OBP: 0.227, SLG: 0.295										1	0	0	0	0	0	0											
Dave Veres, R (9, 1)										0	0	0	0	0	0	0											
Inning Stats	R: 0 E: 0 K: 1 S: 7	H: 0 LOB: 0 BB: 0 P: 12	R: 0 E: 0 K: 2 S: 11	H: 0 LOB: 0 BB: 0 P: 14	R: 1 E: 0 K: 1 S: 8	H: 2 LOB: 1 BB: 1 P: 18	R: 3 E: 2 K: 1 S: 17	H: 2 LOB: 2 BB: 1 P: 33	R: 2 E: 1 K: 2 S: 14	H: 2 LOB: 1 BB: 1 P: 25	R: 1 E: 0 K: 0 S: 12	H: 3 LOB: 2 BB: 0 P: 22	R: 1 E: 0 K: 1 S: 8	H: 1 LOB: 0 BB: 0 P: 11	R: 0 E: 0 K: 0 S: 4	H: 0 LOB: 0 BB: 0 P: 9		R: 0 E: 0 K: 0 S: 4	H: 0 LOB: 0 BB: 0 P: 9	1B: 7 2B: 1 3B: 0 HR: 2	SF: 0 SAC: 0 DP: 2 HBP: 1	WP: 0 PB: 0 SB: 1 CS: 1	PA: 39				
PITCHER	IP	WLS	BF	H	R	ER	SO	BB	IBB	HBP	BLK	WP	HR	S	P	ERA		WHIP									
Randy Johnson, L (1, 1) ERA: 3.4	6.0	L	31	9	7	4	7	3	0	1	0	0	0	1	69	124		6.00	2.000								
John Frascatore, R (7, 1) ERA: 2.66	2.0		7	1	1	1	1	1	0	0	0	0	0	1	12	20		4.50	1.000								

Batter	1	2	3	4	5	6	7	8	9	10	11	AB	R	H	RBI	BB	SO	LOB	TOP					
Tony Womack, L OBP: 0.329, SLG: 0.349 (1, 9)												5	1	1	0	0	0	3						
Jay Bell, R OBP: 0.369, SLG: 0.579 (1, 4)												6	0	3	0	0	1	3						
Luis Gonzalez, L OBP: 0.443, SLG: 0.685 (1, 7)												6	1	3	1	0	0	3						
Matt Williams, R OBP: 0.367, SLG: 0.651 (1, 5)												4	2	2	3	0	0	3						
Travis Lee, L OBP: 0.339, SLG: 0.345 Gregg Olson, R (9, 1)												3	1	1	0	2	0	0						
John Frascatore, R (9, 1)												0	0	0	0	0	0	0						
Steve Finley, L OBP: 0.338, SLG: 0.461 (1, 8)												5	0	1	2	0	0	3						
Kelly Stinnett, R OBP: 0.236, SLG: 0.348 (1, 2)												5	1	1	1	0	2	2						
Tony Batista, R OBP: 0.293, SLG: 0.339 Greg Swindell, L (8, 1)												4	0	2	0	0	2	2						
Greg Colbrunn, R OBP: 0.310, SLG: 0.393 (9, 3)												0	0	0	0	0	0	0						
Brian Anderson, R Amaury Telemaco, R (5, 1)												2	0	0	0	0	2	2						
Bernard Gilkey, R OBP: 0.353, SLG: 0.529 Darren Holmes, R (7, 1)												1	0	0	0	0	0	0						
Andy Fox, L OBP: 0.383, SLG: 0.442 (8, 6)												2	1	2	0	0	0	0						
Inning Stats	R: 1 E: 0 K: 0 S: 7	H: 2 LOB: 0 BB: 0 P: 16	R: 0 E: 0 K: 1 S: 7	H: 0 LOB: 0 BB: 0 P: 9	R: 0 E: 0 K: 1 S: 15	H: 2 LOB: 2 BB: 0 P: 19	R: 0 E: 0 K: 0 S: 8	H: 1 LOB: 1 BB: 1 P: 15	R: 1 E: 0 K: 2 S: 11	H: 2 LOB: 1 BB: 0 P: 12	R: 2 E: 0 K: 1 S: 12	H: 2 LOB: 1 BB: 1 P: 20	R: 0 E: 0 K: 2 S: 15	H: 1 LOB: 1 BB: 0 P: 22	R: 3 E: 0 K: 0 S: 13	H: 3 LOB: 0 BB: 0 P: 20	R: 0 E: 0 K: 0 S: 3	H: 0 LOB: 0 BB: 0 P: 3	R: 0 E: 0 K: 0 S: 4	H: 1 LOB: 1 BB: 0 P: 4	1B: 10 2B: 4 3B: 0 HR: 2	SF: 1 SAC: 1 DP: 1 HBP: 0	WP: 0 PB: 0 SB: 2 CS: 1	PA: 49
PITCHER	IP 7.0	WLS 4	BF 31	H 11	R 4	ER 4	SO 5	BB 2	IBB 0	HBP 0	BLK 0	WP 0	HR 0	S 15	P 105	ERA 5.14	WHIP 1.857							
Pedro Astacio, R ERA: 5.1 (1, 1)	1.0	H	4	1	0	0	2	0	0	0	0	0	0	15	22	0.00	1.000							
Mike DeJean, R ERA: 8.15 (8, 1)	1.0	B	6	3	3	3	0	0	0	0	0	0	1	13	20	27.00	3.000							
Dave Veres, R ERA: 6.0 (9, 1)	2.0	W	7	1	0	0	0	0	0	0	0	0	0	7	7	0.00	0.500							
Curt Leskanic, R ERA: 5.75 (10, 1)																								
PITCHER	IP 1.2	WLS L	BF 6	H 1	R 1	ER 1	SO 2	BB 0	IBB 0	HBP 0	BLK 0	WP 0	HR 1	S 12	P 15	ERA 5.40	WHIP 0.600							
John Frascatore, R ERA: 2.84 (9, 1)	1.2	L	6	1	1	1	1	0	0	0	0	0	0	11	23	0.00	1.500							
Brian Anderson, R ERA: 10.8 (1, 1)	1.1	7	2	0	0	0	0	0	0	0	0	0	0	11	23	0.00	1.500							
Amaury Telemaco, R ERA: 7.36 (5, 1)	1.0	4	1	0	0	0	0	0	0	0	0	0	0	8	12	0.00	1.000							
Darren Holmes, R ERA: 2.84 (7, 1)	1.0	4	1	0	0	0	2	0	0	0	0	0	0	8	12	0.00	1.000							
Greg Swindell, L ERA: 4.19 (8, 1)	0.2	3	0	0	0	1	1	0	0	0	0	0	0	6	13	0.00	1.500							
Gregg Olson, R ERA: 3.6 (9, 1)																								

Arizona Diamondbacks @ Colorado Rockies
Coors Field, Denver, CO
Fri May 21 1999, 7:05 PM MDT
Att: 44,205 - Cloudy - 75 F

AB 44
R 7
H 16
RBI 7
BB 2
SO 7
LOB 21



Arizona Diamondbacks @ Colorado Rockies
Coors Field, Denver, CO
Fri May 21 1999, 7:05 PM MDT
Att: 44,205 - Cloudy - 75 F

AB 44
R 8
H 14
RBI 7
BB 4
SO 7
LOB 18



Batter	1	2	3	4	5	6	7	8	9	AB	R	H	RBI	BB	SO	LOB	TOP							
Steve Finley, L (1, 8) OBP: 0.296, SLG: 0.456										4	0	1	1	0	2	0	Arizona Diamondbacks @ Colorado Rockies Coors Field, Denver, CO Sat May 22 1999, 1:05 PM MDT Att: 48,594 - Sunny - 78 F							
Jay Bell, R (1, 4) OBP: 0.380, SLG: 0.600										4	1	3	3	1	0	2								
Luis Gonzalez, L (1, 7) OBP: 0.442, SLG: 0.673										4	0	1	1	1	0	3								
Matt Williams, R (1, 5) OBP: 0.363, SLG: 0.644										5	1	1	0	0	2	4								
Greg Colbrunn, R (1, 3) OBP: 0.344, SLG: 0.400										2	0	1	0	1	1	0								
Travis Lee, L (7, PH) OBP: 0.326, SLG: 0.340										2	0	0	0	0	0	1								
Bernard Gilkey, R (1, 9) OBP: 0.353, SLG: 0.507										5	1	1	0	0	2	2								
Damian Miller, R (1, 2) OBP: 0.381, SLG: 0.556										5	1	3	1	0	2	1								
Tony Batista, R (1, 6) OBP: 0.310, SLG: 0.369										3	2	2	1	2	0	1								
Omar Daal, L (1, 1) OBP: 0.238, SLG: 0.250										5	2	1	1	0	1	6								
Inning Stats	R: 0 E: 0 K: 1 S: 10	H: 1 LOB: 1 BB: 0 P: 16	R: 0 E: 0 K: 2 S: 9	H: 0 LOB: 0 BB: 0 P: 15	R: 2 E: 0 K: 1 S: 16	H: 4 LOB: 1 BB: 0 P: 24	R: 0 E: 0 K: 1 S: 13	H: 1 LOB: 2 BB: 1 P: 21	R: 0 E: 0 K: 0 S: 7	H: 0 LOB: 1 BB: 0 P: 13	R: 5 E: 1 K: 1 S: 22	H: 4 LOB: 1 BB: 2 P: 44	R: 0 E: 0 K: 1 S: 7	H: 1 LOB: 1 BB: 0 P: 11	R: 0 E: 0 K: 2 S: 12	H: 1 LOB: 1 BB: 0 P: 21	R: 1 E: 0 K: 1 S: 12	H: 2 LOB: 2 BB: 1 P: 22	1B: 11 2B: 1 3B: 0 HR: 2	SF: 1 SAC: 0 DP: 1 HBP: 0	WP: 0 PB: 0 SB: 0 CS: 1	PA: 45		
PITCHER	IP WLS BF H R ER SO BB IBB HBP BLK WP HR S P ERA WHIP	5.2 L 28 9 6 4 5 3 0 0 0 0 1 70 119 6.35 2.118	6.1 7 2 1 0 2 1 0 0 0 0 0 1 14 25 0.00 2.250	8.1 4 1 0 0 2 0 0 0 0 0 0 0 12 21 0.00 1.000	9.1 6 2 1 1 1 1 0 0 0 0 0 0 12 22 9.00 3.000																			

Batter	1	2	3	4	5	6	7	8	9	AB	R	H	RBI	BB	SO	LOB	BOTTOM						
Darryl Hamilton, L (1, 8) OBP: 0.380, SLG: 0.434										4	1	3	0	0	0	0	Arizona Diamondbacks @ Colorado Rockies Coors Field, Denver, CO Sat May 22 1999, 1:05 PM MDT Att: 48,594 - Sunny - 78 F						
7 Kurt Abbott, R (1, 4) OBP: 0.238, SLG: 0.308										1	0	1	0	0	0	0							
Nelfi Perez, S (2, 6) OBP: 0.269, SLG: 0.367										2	0	0	0	0	0	1							
Larry Walker, L (1, 9) OBP: 0.477, SLG: 0.786										4	0	0	0	0	0	4							
Dante Bichette, R (1, 7) OBP: 0.360, SLG: 0.516										4	0	2	1	0	1	0							
Vinny Castilla, R (1, 5) OBP: 0.363, SLG: 0.490										3	1	1	1	1	0	3							
17 Todd Helton, L (1, 3) OBP: 0.376, SLG: 0.507										4	1	1	0	0	0	1							
Henry Blanco, R (1, 2) OBP: 0.345, SLG: 0.440										3	0	2	0	1	0	0							
Chris Sexton, R (1, 6) OBP: 0.368, SLG: 0.387										4	0	1	1	0	0	2							
Bobby Jones, R (1, 1) OBP: 0.400, SLG: 0.250										2	0	0	0	0	0	2							
David Lee, R (6, 1) OBP: 0.325, SLG: 0.528										1	0	0	0	0	1	1							
Chuck McElroy, L (8, 1) OBP: 0.325, SLG: 0.528										0	0	0	0	0	0	0							
David Wainhouse, L (9, 1) OBP: 0.325, SLG: 0.528										0	0	0	0	0	0	0							
Angel Echevarria, R (9, PH) OBP: 0.325, SLG: 0.528										1	0	0	0	0	0	1							
Inning Stats	R: 1 E: 0 K: 0 S: 9	H: 3 LOB: 1 BB: 0 P: 15	R: 0 E: 0 K: 0 S: 10	H: 1 LOB: 1 BB: 0 P: 15	R: 0 E: 0 K: 0 S: 6	H: 1 LOB: 0 BB: 0 P: 8	R: 2 E: 0 K: 1 S: 13	H: 3 LOB: 1 BB: 1 P: 22	R: 0 E: 0 K: 0 S: 13	H: 2 LOB: 2 BB: 0 P: 19	R: 0 E: 0 K: 1 S: 9	H: 1 LOB: 1 BB: 0 P: 13	R: 0 E: 0 K: 0 S: 6	H: 0 LOB: 0 BB: 0 P: 10	R: 0 E: 0 K: 0 S: 5	H: 0 LOB: 0 BB: 1 P: 11	R: 0 E: 1 K: 0 S: 9	H: 0 LOB: 0 BB: 0 P: 12	1B: 9 2B: 1 3B: 0 HR: 1	SF: 0 SAC: 1 DP: 3 HBP: 0	WP: 1 PB: 0 SB: 0 CS: 1	PA: 36	
PITCHER	IP WLS BF H R ER SO BB IBB HBP BLK WP HR S P ERA WHIP	9.0 W 36 11 3 3 2 2 0 0 0 1 1 80 125 3.00 1.444																					

AB	39
R	8
H	14
RBI	8
BB	5
SO	10
LOB	20



Batter	1	2	3	4	5	6	7	8	9	AB	R	H	RBI	BB	SO	LOB	TOP					
Quilvio Veras, S OBP: 0.339, SLG: 0.326	F7		K			G4-3			S G5-3 1B BB	4	2	1	0	1	1	3	San Diego Padres @ Arizona Diamondbacks Bank One Ballpark, Phoenix, AZ Mon May 24 1999, 10:05 PM EDT Att: 34,745 - Cloudy - 91 F livebaseballscorecards.com					
Eric Owens, R OBP: 0.330, SLG: 0.458 Ruben Rivera, R OBP: 0.204, SLG: 0.296	G1-4-3								G5-3	3	1	2	1	0	0	0						
Reggie Sanders, R OBP: 0.378, SLG: 0.500										1	0	0	0	1	0	1						
Dave Magadan, L OBP: 0.370, SLG: 0.374 Damian Jackson, R OBP: 0.292, SLG: 0.373										5	0	3	1	0	1	3						
Greg Myers, L OBP: 0.395, SLG: 0.441										5	0	1	1	0	0	3						
Mike Darr, L OBP: 0.250, SLG: 0.250 Phil Nevin, R OBP: 0.301, SLG: 0.435										0	0	0	0	0	0	0						
George Arias, R OBP: 0.245, SLG: 0.360										5	1	2	0	0	0	2						
Chris Gomez, R OBP: 0.299, SLG: 0.268 Ed Giovanola, L										3	1	1	0	0	2	1						
Andy Ashby, R John Vander Wal, L Brian Boehringer, S Ed Vosberg, L Jim Leyritz, R Carlos Reyes, S										1	0	0	0	0	0	0						
Inning Stats	R: 0 E: 0 K: 0 S: 7	H: 1 LOB: 1 BB: 0 P: 11	R: 0 E: 0 K: 1 S: 8	H: 0 LOB: 0 BB: 0 P: 12	R: 0 E: 0 K: 1 S: 10	H: 2 LOB: 2 BB: 0 P: 14	R: 0 E: 0 K: 1 S: 14	H: 1 LOB: 1 BB: 0 P: 24	R: 2 E: 0 K: 0 S: 9	H: 3 LOB: 1 BB: 0 P: 12	R: 0 E: 0 K: 0 S: 7	H: 1 LOB: 1 BB: 1 P: 13	R: 0 E: 0 K: 0 S: 7	H: 1 LOB: 1 BB: 0 P: 10	R: 1 E: 0 K: 1 S: 13	H: 1 LOB: 2 BB: 1 P: 20		1B: 8 2B: 5 3B: 0 HR: 0	SF: 0 SAC: 0 DP: 0 HBP: 0	WP: 0 PB: 0 SB: 2 CS: 1	PA: 41	
PITCHER	IP	WLS	BF	H	R	ER	SO	BB	IBB	HBP	BLK	WP	HR	S	P	ERA		WHIP				
Andy Benes, R ERA: 6.17	(1, 1)	6.0	W	30	11	4	4	4	2	0	0	0	0	0	64	106		6.00	2.167			
Greg Swindell, L ERA: 3.74	(7, 1)	1.1	H	4	1	0	0	0	0	0	0	0	0	8	11	0.00		0.750				
John Frascatore, R ERA: 3.12	(8, 1)	0.2	H	3	0	1	1	0	1	0	0	0	0	9	14	13.50		1.500				
Gregg Olson, R ERA: 5.4	(9, 1)	1.0	S	4	1	0	0	1	0	0	0	0	0	7	10	0.00		1.000				

Batter	1	2	3	4	5	6	7	8	9	AB	R	H	RBI	BB	SO	LOB	BOTTOM				
Tony Womack, L OBP: 0.327, SLG: 0.338	F8		G3							3	0	0	0	2	0	2	San Diego Padres @ Arizona Diamondbacks Bank One Ballpark, Phoenix, AZ Mon May 24 1999, 10:05 PM EDT Att: 34,745 - Cloudy - 91 F livebaseballscorecards.com				
Jay Bell, R OBP: 0.380, SLG: 0.600										5	1	2	0	0	0	3					
Luis Gonzalez, L OBP: 0.445, SLG: 0.675										5	2	3	0	0	0	4					
Matt Williams, R OBP: 0.360, SLG: 0.624										5	0	1	0	0	1	4					
Steve Finley, L OBP: 0.303, SLG: 0.458										5	1	2	3	0	1	3					
Travis Lee, L OBP: 0.335, SLG: 0.346										5	2	3	1	0	0	2					
Kelly Stinnett, R OBP: 0.213, SLG: 0.311										4	0	0	0	0	0	5					
Andy Fox, L OBP: 0.393, SLG: 0.429										3	0	1	1	1	2	5					
Andy Benes, R OBP: 0.222, SLG: 0.125 Greg Swindell, L John Frascatore, R Gregg Olson, R										3	0	1	1	0	0	1					
Inning Stats	R: 2 E: 1 K: 1 S: 19	H: 4 LOB: 3 BB: 0 P: 28	R: 0 E: 0 K: 0 S: 5	H: 0 LOB: 0 BB: 0 P: 7	R: 3 E: 0 K: 0 S: 17	H: 4 LOB: 2 BB: 1 P: 30	R: 0 E: 0 K: 0 S: 7	H: 1 LOB: 1 BB: 0 P: 9	R: 0 E: 0 K: 2 S: 15	H: 1 LOB: 2 BB: 1 P: 25	R: 1 E: 1 K: 0 S: 22	H: 1 LOB: 3 BB: 1 P: 33	R: 0 E: 1 K: 1 S: 13	H: 1 LOB: 2 BB: 0 P: 20	1B: 10 2B: 2 3B: 1 HR: 0	SF: 1 SAC: 2 DP: 0 HBP: 0		WP: 0 PB: 0 SB: 1 CS: 0	PA: 44		
PITCHER	IP	WLS	BF	H	R	ER	SO	BB	IBB	HBP	BLK	WP	HR	S	P	ERA		WHIP			
Andy Ashby, R ERA: 4.13 Brian Boehringer, R Ed Vosberg, L Carlos Reyes, R	(1, 1)	5.0	L	27	10	5	5	1	0	1	0	0	0	34	52	0.00		2.400			
(6, 1)	1.2		11	2	1	0	2	2	0	0	0	0	0	3	6	0.00		0.000			
(7, 1)	0.1		1	0	0	0	0	0	0	0	0	0	0	3	6	0.00		0.000			
(8, 1)	1.0		5	1	0	0	1	0	0	0	0	0	0	13	20	0.00		1.000			

Batter	1	2	3	4	5	6	7	8	9	AB	R	H	RBI	BB	SO	LOB	TOP
Tony Womack, L (1,9) OBP: 0.320, SLG: 0.321			G3		P2		PO	F8		4	0	0	0	0	1	0	
Jay Bell, R (1,4) OBP: 0.376, SLG: 0.576			F9					L6		4	0	1	0	0	1	0	
Luis Gonzalez, L (1,7) OBP: 0.431, SLG: 0.647	F7		1B		P6			L6		4	0	1	0	0	0	1	
Matt Williams, R (1,5) OBP: 0.353, SLG: 0.622		G6-3	1B						K	4	0	1	0	0	1	0	
Steve Finley, L (1,8) OBP: 0.309, SLG: 0.449		1B	G4-3							2	1	0	0	2	0	2	
Travis Lee, L (1,3) OBP: 0.330, SLG: 0.357					F7					4	0	0	0	0	1	2	
Kelly Stinnett, R (1,2) OBP: 0.205, SLG: 0.293		3B	G6-3							4	1	1	0	0	1	1	
Andy Fox, L (1,6) OBP: 0.381, SLG: 0.446		1B	G3				PO	SH1-4		3	0	2	2	0	0	0	
Omar Daal, L (1,1) OBP: 0.217, SLG: 0.227										2	0	0	0	0	2	1	
John Frascatore, R (8,1)										0	0	0	0	0	0	0	
Greg Swindell, L (8,1)										0	0	0	0	0	0	0	
Gregg Olson, R (9,1)										0	0	0	0	0	0	0	
Inning Stats	R: 0 H: 0 E: 0 K: 2 S: 7	H: 0 R: 2 ER: 0 SO: 12	H: 2 R: 0 ER: 0 SO: 12	H: 2 R: 0 ER: 0 SO: 9	H: 0 R: 0 ER: 0 SO: 10	H: 1 R: 0 ER: 0 SO: 8	H: 0 R: 0 ER: 0 SO: 6	H: 1 R: 0 ER: 0 SO: 7	H: 0 R: 0 ER: 0 SO: 12	H: 0 R: 0 ER: 0 SO: 17	1B: 5 2B: 0 3B: 1 HR: 0	SF: 0 SAC: 1 DP: 0 HBP: 0	WP: 0 PB: 0 SB: 0 CS: 0	PA: 35			
PITCHER	IP WLS BF H R ER SO BB IBB HBP BLK WP HR S P ERA WHIP																
Rick Reed, R (1,1) ERA: 5.27	7.0 L 27 6 2 2 6 1 0 0 0 0 0 0 59 93 2.57 1.000																
Turk Wendell, R (8,1) ERA: 3.25	2.0 7 0 0 0 1 1 0 0 0 0 0 0 29 40 0.00 0.500																

Arizona Diamondbacks @ New York Mets
Shea Stadium, Flushing, NY
Fri May 28 1999, 7:10 PM EDT
Att: 32,114 - Unknown - 77 F

AB 31
R 2
H 6
RBI 2
BB 2
SO 7
LOB 7

Batter	1	2	3	4	5	6	7	8	9	AB	R	H	RBI	BB	SO	LOB	BOTTOM
Rickey Henderson, R (1,7) OBP: 0.416, SLG: 0.423	G5-3							P3		4	0	1	0	0	1	0	
Jermaine Allensworth, R (1,9) OBP: 0.317, SLG: 0.390			G5-3							2	0	0	0	1	0	1	
Roger Cedeno, S (8,PH) OBP: 0.436, SLG: 0.371	FC3-6									1	0	0	0	0	1	0	
John Olerud, L (1,3) OBP: 0.498, SLG: 0.606	FC3-6		G6-3					F9		3	0	0	0	1	0	1	
31 Mike Piazza, R (1,2) OBP: 0.372, SLG: 0.562					F8			L7		4	0	2	0	0	0	2	
Edgardo Alfonzo, R (1,4) OBP: 0.387, SLG: 0.457			F8		G6-3			F8		4	0	0	0	0	1	5	
Robin Ventura, L (1,5) OBP: 0.350, SLG: 0.509								F7		3	0	1	0	1	1	0	
Benny Agbavani, R (1,8) OBP: 0.521, SLG: 0.955		G6-4-3								4	1	1	1	0	1	3	
Rey Ordenez, R (1,6) OBP: 0.291, SLG: 0.319										3	0	1	0	0	1	0	
Matt Franco, L (9,PH) OBP: 0.320, SLG: 0.400										0	0	0	0	1	0	0	
Rick Reed, R (1,1) OBP: 0.286, SLG: 0.231										2	0	0	0	0	1	1	
Brian McRae, S (7,PH) OBP: 0.366, SLG: 0.393										1	0	0	0	0	0	0	
Turk Wendell, L (8,1) ERA: 3.47										0	0	0	0	0	0	0	
Luis Lopez, S (9,PH) OBP: 0.444, SLG: 0.478										1	0	0	0	0	1	3	
Inning Stats	R: 0 H: 1 E: 1 K: 0 S: 7	H: 1 R: 0 ER: 0 SO: 14	H: 1 R: 0 ER: 0 SO: 14	H: 0 R: 0 ER: 0 SO: 7	H: 0 R: 0 ER: 0 SO: 7	H: 0 R: 0 ER: 0 SO: 9	H: 1 R: 0 ER: 0 SO: 9	H: 1 R: 1 ER: 0 SO: 8	H: 0 R: 0 ER: 0 SO: 7	H: 2 R: 0 ER: 0 SO: 15	1B: 3 2B: 2 3B: 0 HR: 1	SF: 0 SAC: 0 DP: 1 HBP: 0	WP: 0 PB: 0 SB: 0 CS: 0	PA: 36			
PITCHER	IP WLS BF H R ER SO BB IBB HBP BLK WP HR S P ERA WHIP																
Omar Daal, L (1,1) ERA: 3.49	7.0 W 27 4 1 1 5 3 0 0 0 0 0 0 3 3 0.00 0.000																
John Frascatore, R (8,1) ERA: 2.89	0.1 H 1 0 0 0 0 0 0 0 0 0 0 0 3 3 0.00 0.000																
Greg Swindell, L (8,1) ERA: 3.47	0.2 H 2 0 0 0 1 0 0 0 0 0 0 0 4 6 0.00 0.000																
Gregg Olson, R (9,1) ERA: 4.74	1.0 S 6 2 0 0 2 1 0 0 0 0 0 0 15 28 0.00 3.000																

Arizona Diamondbacks @ New York Mets
Shea Stadium, Flushing, NY
Fri May 28 1999, 7:10 PM EDT
Att: 32,114 - Unknown - 77 F

AB 32
R 1
H 6
RBI 1
BB 4
SO 8
LOB 16

Batter	1	2	3	4	5	6	7	8	9	AB	R	H	RBI	BB	SO	LOB	TOP					
Steve Finley, L (1.8) OBP: 0.311, SLG: 0.450										4	2	1	0	1	1	0	Arizona Diamondbacks @ New York Mets Shea Stadium, Flushing, NY Sat May 29 1999, 1:40 PM EDT Att: 35,167 - Sunny - 84 F					
Jay Bell, R (1.4) OBP: 0.386, SLG: 0.593										3	2	2	3	2	0	0						
Luis Gonzalez, L (1.7) OBP: 0.435, SLG: 0.650										4	2	2	1	1	0	2						
Matt Williams, R (1.5) OBP: 0.355, SLG: 0.620										4	0	1	1	1	1	2						
Greg Colbrunn, R (1.3) OBP: 0.343, SLG: 0.394										2	0	1	0	0	0	1						
Travis Lee, L (5. PH) OBP: 0.330, SLG: 0.356										3	0	1	1	0	1	2						
Bernard Gilkey, R (1.9) OBP: 0.371, SLG: 0.513										3	0	2	1	1	0	0						
Greg Swindell, L (7.1)										0	0	0	0	0	0	0						
John Frascatore, R (8.1)										0	0	0	0	0	0	0						
Andy Fox, L (9. PH) OBP: 0.391, SLG: 0.446										0	0	0	0	0	0	0						
Byung-Hyun Kim, R (9.1)										0	0	0	0	0	0	0						
Damian Miller, R (1.2) OBP: 0.368, SLG: 0.533										5	0	1	0	0	1	5						
Tony Batista, R (1.6) OBP: 0.325, SLG: 0.390										4	2	2	1	1	0	2						
Armando Reynoso, R (1.1) OBP: 0.167, SLG: 0.222										3	0	0	0	0	1	4						
Vladimir Nunez, R (6.1)										0	0	0	0	0	0	0						
David DeLucci, L (7.9) OBP: 0.474, SLG: 0.515										1	0	0	0	0	1	0						
Inning Stats	R: 1 E: 0 K: 1 S: 10	H: 1 LOB: 1 BB: 1 P: 19	R: 1 E: 0 K: 1 S: 9	H: 1 LOB: 0 BB: 1 P: 15	R: 0 E: 0 K: 0 S: 6	H: 0 LOB: 0 BB: 1 P: 12	R: 0 E: 0 K: 0 S: 14	H: 2 LOB: 3 BB: 1 P: 24	R: 3 E: 0 K: 2 S: 23	H: 4 LOB: 1 BB: 1 P: 33	R: 3 E: 0 K: 0 S: 12	H: 4 LOB: 1 BB: 1 P: 24	R: 0 E: 0 K: 0 S: 9	H: 0 LOB: 0 BB: 0 P: 15	R: 0 E: 0 K: 1 S: 10	H: 1 LOB: 1 BB: 1 P: 21	R: 0 E: 0 K: 1 S: 7	H: 1 LOB: 2 BB: 0 P: 13	1B: 7 2B: 5 3B: 0 HR: 2	SF: 0 SAC: 0 DP: 2 HBP: 1	WP: 0 PB: 0 SB: 0 CS: 2	PA: 44
PITCHER	IP WLS BF H R ER SO BB IBB HBP BLK WP HR S P ERA WHIP																					
Allen Watson, L (1.1) ERA: 4.29	3.1 14 3 2 2 2 3 0 0 0 0 0 1 30 53 5.40 1.800																					
Pat Mahomes, R (4.1) ERA: 4.32	0.2 7 3 3 3 0 2 0 0 0 0 0 0 21 36 40.50 7.500																					
Turk Wendell, R (5.1) ERA: 3.14	1.0 4 2 0 0 2 0 0 0 0 0 0 0 11 14 0.00 2.000																					
Rigo Beltran, L (6.1) ERA: 3.86	1.0 L 7 4 3 3 0 0 1 0 0 0 0 1 12 24 27.00 4.000																					
Dennis Cook, L (7.1) ERA: 3.49	2.0 7 0 0 0 1 1 0 0 0 0 0 0 19 36 0.00 0.500																					
PITCHER	IP WLS BF H R ER SO BB IBB HBP BLK WP HR S P ERA WHIP																					
John Franco, L (9.1) ERA: 1.83	1.0 5 1 0 0 1 0 0 1 0 0 0 0 7 13 0.00 1.000																					

Batter	1	2	3	4	5	6	7	8	9	AB	R	H	RBI	BB	SO	LOB	BOTTOM					
Roger Cedeno, S (1.9) OBP: 0.435, SLG: 0.380										5	1	2	0	0	1	1	Arizona Diamondbacks @ New York Mets Shea Stadium, Flushing, NY Sat May 29 1999, 1:40 PM EDT Att: 35,167 - Sunny - 84 F					
Edgardo Alfonzo, R (1.4) OBP: 0.392, SLG: 0.461										5	3	3	0	0	0	1						
John Olerud, L (1.3) OBP: 0.495, SLG: 0.616										4	1	1	2	1	0	2						
31 Mike Piazza, R (1.2) OBP: 0.373, SLG: 0.567										4	0	2	2	0	1	0						
Robin Ventura, L (1.5) OBP: 0.353, SLG: 0.503										2	0	0	1	2	0	2						
Brian Moran, S (1.8) OBP: 0.394, SLG: 0.390										1	0	0	0	0	1	1						
Jamaine Alexander, R (2.8) OBP: 0.310, SLG: 0.376										2	0	0	0	0	0	3						
Rigo Beltran, L (8.1) ERA: 3.33										0	0	0	0	0	0	0						
Dennis Cook, L (7.1) ERA: 3.49										0	0	0	0	0	0	0						
Todd Pratt, R (8. PH) OBP: 0.307, SLG: 0.449										0	0	0	0	0	0	0						
Matt Franco, L (9.7) OBP: 0.333, SLG: 0.400										0	1	0	0	0	0	0						
Benny Agbavani, R (1.7) OBP: 0.519, SLG: 0.979										3	1	1	1	1	0	1						
Luis Lopez, S (1.6) OBP: 0.414, SLG: 0.440										4	0	0	0	0	1	2						
Allen Watson, L (1.1) OBP: 0.300, SLG: 0.400										1	0	0	0	0	0	0						
Pat Mahomes, R (4.1) OBP: 0.333, SLG: 0.667										1	0	0	0	0	1	0						
Turk Wendell, L (5.1)										0	0	0	0	0	0	0						
Rickey Henderson, R (6.7) OBP: 0.427, SLG: 0.450										2	0	2	1	0	0	0						
John Franco, L (9.1)										0	0	0	0	0	0	0						
Inning Stats	R: 2 E: 0 K: 1 S: 16	H: 3 LOB: 1 BB: 0 P: 27	R: 0 E: 0 K: 0 S: 9	H: 0 LOB: 0 BB: 0 P: 13	R: 1 E: 0 K: 0 S: 8	H: 1 LOB: 2 BB: 2 P: 22	R: 0 E: 0 K: 1 S: 9	H: 0 LOB: 1 BB: 1 P: 14	R: 2 E: 0 K: 1 S: 17	H: 2 LOB: 1 BB: 1 P: 29	R: 1 E: 0 K: 0 S: 12	H: 3 LOB: 1 BB: 0 P: 19	R: 0 E: 0 K: 0 S: 7	H: 1 LOB: 0 BB: 0 P: 11	R: 1 E: 0 K: 1 S: 9	H: 1 LOB: 1 BB: 1 P: 18	R: 0 E: 0 K: 1 S: 13	H: 0 LOB: 0 BB: 0 P: 17	1B: 6 2B: 4 3B: 0 HR: 2	SF: 1 SAC: 0 DP: 2 HBP: 0	WP: 1 PB: 0 SB: 3 CS: 0	PA: 40
PITCHER	IP WLS BF H R ER SO BB IBB HBP BLK WP HR S P ERA WHIP																					
Armando Reynoso, R (1.1) ERA: 4.41	5.0 24 6 5 3 1 0 0 0 0 0 0 1 59 105 9.00 1.800																					
Vladimir Nunez, R (6.1) ERA: 1.32	1.0 H 5 3 1 1 0 0 0 0 0 0 0 1 12 19 9.00 3.000																					
Greg Swindell, L (7.1) ERA: 3.33	1.0 H 3 1 0 0 0 0 0 0 0 0 0 0 7 11 0.00 1.000																					
John Frascatore, R (8.1) ERA: 3.1	1.0 H 5 1 1 1 1 1 0 0 0 0 0 0 9 18 9.00 2.000																					
Byung-Hyun Kim, R (9.1)	1.0 S 3 0 0 0 1 0 0 0 0 0 0 0 13 17 0.00 0.000																					

Batter	1	2	3	4	5	6	7	8	9	AB	R	H	RBI	BB	SO	LOB	TOP						
Tony Womack, L OBP: 0.332, SLG: 0.333 (1, 9)										6	1	4	1	0	0	3							
Jay Bell, R OBP: 0.380, SLG: 0.578 (1, 4)										5	0	0	0	1	4	5							
Luis Gonzalez, L OBP: 0.439, SLG: 0.652 (1, 7)										4	2	2	0	1	1	1							
Matt Williams, R OBP: 0.351, SLG: 0.610 (1, 5)										5	1	1	0	0	0	5							
Steve Finley, L OBP: 0.323, SLG: 0.495 (1, 8)										5	3	4	5	0	0	2							
Travis Lee, L OBP: 0.337, SLG: 0.352 (1, 3)										2	2	0	0	3	1	1							
Damian Miller, R OBP: 0.361, SLG: 0.514 (1, 2)										4	0	0	0	1	1	7							
Andy Fox, L OBP: 0.406, SLG: 0.500 (1, 6)										4	1	2	3	1	0	2							
Randy Johnson, R OBP: 0.154, SLG: 0.205 (1, 1)										4	0	2	1	0	2	3							
Greg Colbrunn, R OBP: 0.333, SLG: 0.382 (9, PH)										1	0	0	0	0	0	0							
Darren Holmes, R (9, 1)										0	0	0	0	0	0	0							
Inning Stats	R: 3 E: 0 K: 1 S: 17	H: 2 LOB: 0 BB: 1 P: 25	R: 1 E: 0 K: 0 S: 9	H: 3 LOB: 1 BB: 0 P: 13	R: 3 E: 0 K: 0 S: 14	H: 3 LOB: 2 BB: 2 P: 31	R: 0 E: 0 K: 1 S: 6	H: 0 LOB: 0 BB: 0 P: 10	R: 0 E: 0 K: 2 S: 13	H: 1 LOB: 2 BB: 1 P: 26	R: 0 E: 0 K: 2 S: 10	H: 1 LOB: 0 BB: 0 P: 13	R: 3 E: 0 K: 1 S: 14	H: 3 LOB: 1 BB: 1 P: 27	R: 0 E: 0 K: 1 S: 10	H: 1 LOB: 3 BB: 2 P: 19	R: 0 E: 0 K: 1 S: 8	H: 1 LOB: 1 BB: 0 P: 13	1B: 9 2B: 3 3B: 1 HR: 2	SF: 0 SAC: 0 DP: 1 HBP: 0	WP: 0 PB: 0 SB: 3 CS: 0	PA: 47	
PITCHER	IP	WLS	BF	H	R	ER	SO	BB	IBB	HBP	BLK	WP	HR	S	P	ERA	WHIP					ERA	WHIP
Masato Yoshii, R ERA: 4.94 (1, 1)	2.2	L	18	8	7	7	1	3	0	0	0	0	2	39	66	23.62	4.125						
Pat Mahomes, R ERA: 4.97 (3, 1)	4.1		19	5	3	3	6	1	1	0	0	0	0	44	79	6.23	1.385						
Rigo Beltran, L ERA: 3.52 (8, 1)	2.0		10	2	0	0	2	2	0	0	0	0	0	18	32	0.00	2.000						

Arizona Diamondbacks @ New York Mets
Shea Stadium, Flushing, NY
Sun May 30 1999, 1:40 PM EDT
Att: 38,302 - Unknown - 83 F

livebaseballscorecards.com

AB	40
R	10
H	15
RBI	10
BB	7
SO	9
LOB	29



Batter	1	2	3	4	5	6	7	8	9	AB	R	H	RBI	BB	SO	LOB	BOTTOM						
Rickey Henderson, R OBP: 0.430, SLG: 0.446 (1, 7)										3	0	1	0	1	1	0							
Roger Cedeno, S OBP: 0.430, SLG: 0.398 (1, 8)										4	1	1	1	0	2	1							
John Olerud, L OBP: 0.491, SLG: 0.605 (1, 3)										3	0	0	0	0	0	1							
31 Mike Piazza, R OBP: 0.379, SLG: 0.569 (1, 2)										3	0	2	0	0	0	1							
Matt Franco, L OBP: 0.346, SLG: 0.413 (8, 5)										1	0	1	0	0	0	0							
Edgardo Alfonzo, R OBP: 0.385, SLG: 0.451 (1, 4)										4	0	0	0	0	3	4							
Benny Agbayani, R OBP: 0.500, SLG: 0.922 (1, 9)										4	0	1	0	0	2	2							
Robin Ventura, L OBP: 0.350, SLG: 0.497 (1, 5)										2	0	0	0	0	1	0							
Luis Lopez, S OBP: 0.400, SLG: 0.423 (6, 5)										2	0	0	0	0	1	2							
Melvin Mora, R (1, 6)										3	0	0	0	0	0	1							
Rigo Beltran, L (8, 1)										0	0	0	0	0	0	0							
Masato Yoshii, R OBP: 0.158, SLG: 0.158 (1, 1)										0	0	0	0	0	0	0							
Pat Mahomes, R OBP: 0.200, SLG: 0.400 (3, 1)										2	0	0	0	0	2	0							
Todd Pratt, R OBP: 0.363, SLG: 0.443 (7, PH)										1	0	0	0	0	0	1							
Inning Stats	R: 0 E: 0 K: 0 S: 6	H: 0 LOB: 1 BB: 1 P: 12	R: 0 E: 0 K: 3 S: 9	H: 0 LOB: 0 BB: 0 P: 14	R: 0 E: 0 K: 1 S: 9	H: 1 LOB: 0 BB: 0 P: 12	R: 1 E: 0 K: 1 S: 10	H: 2 LOB: 1 BB: 0 P: 17	R: 0 E: 0 K: 1 S: 8	H: 0 LOB: 0 BB: 0 P: 9	R: 0 E: 0 K: 2 S: 12	H: 1 LOB: 2 BB: 0 P: 19	R: 0 E: 0 K: 0 S: 9	H: 1 LOB: 1 BB: 0 P: 12	R: 0 E: 0 K: 2 S: 10	H: 0 LOB: 0 BB: 0 P: 14	R: 0 E: 0 K: 2 S: 13	H: 1 LOB: 1 BB: 0 P: 21	1B: 5 2B: 0 3B: 0 HR: 1	SF: 0 SAC: 0 DP: 0 HBP: 1	WP: 0 PB: 0 SB: 1 CS: 1	PA: 35	
PITCHER	IP	WLS	BF	H	R	ER	SO	BB	IBB	HBP	BLK	WP	HR	S	P	ERA	WHIP					ERA	WHIP
Randy Johnson, L ERA: 2.88 (1, 1)	8.0	W	30	5	1	1	10	1	0	0	0	0	0	73	109	1.12	0.750						
Darren Holmes, R ERA: 2.66 (9, 1)	1.0		4	1	0	0	2	0	0	0	0	0	0	13	21	0.00	1.000						

Arizona Diamondbacks @ New York Mets
Shea Stadium, Flushing, NY
Sun May 30 1999, 1:40 PM EDT
Att: 38,302 - Unknown - 83 F

livebaseballscorecards.com

AB	32
R	1
H	6
RBI	1
BB	1
SO	12
LOB	13



Batter	1	2	3	4	5	6	7	8	9	AB	R	H	RBI	BB	SO	LOB	TOP			
Tony Womack, L (1,9) OBP: 0.323, SLG: 0.324	G3	F8		B5-3		F7		L8		5	0	0	0	0	0	1	Arizona Diamondbacks @ Montreal Expos Olympic Stadium, Montreal, QB Tue Jun 01 1999, 7:05 PM EDT Att. 5,188 - Dome - 72 F			
Jay Bell, R (1,4) OBP: 0.389, SLG: 0.577	1B HR		1B	1B	1B	K		FC5-4		4	3	2	0	1	1					
Luis Gonzalez, L (1,7) OBP: 0.451, SLG: 0.670	HR		FC4-6	1B	1B				K	5	2	4	0	0	1	0				
Steve Finley, L (1,8) OBP: 0.335, SLG: 0.527	HR		FC4-6	1B	1B	G3			HR	5	2	4	6	0	0	1				
Tony Batista, R (1,6) OBP: 0.323, SLG: 0.393 David Dellucci, L (9,PH) OBP: 0.462, SLG: 0.500	2B		P5	P2		G5-3			K	4	0	1	0	0	0	4				
Travis Lee, L (1,3) OBP: 0.330, SLG: 0.346	K		FC4-6	G6-3		F8			L8	5	1	1	0	0	1	5				
Damian Miller, R (1,2) OBP: 0.358, SLG: 0.594 John Frascatore, R (7,1) Amaury Telemaco, R (7,1)	F8		1B		G6-3	F8				4	0	1	1	0	0	2				
Andy Fox, L (1,5) OBP: 0.397, SLG: 0.471		G3	1B		G5-3			K		4	0	1	1	0	1	0				
Brian Anderson, R (1,1) OBP: 0.143, SLG: 0.143 Vladimir Nunez, R (4,1) Kelly Stinnett, R (7,2) OBP: 0.223, SLG: 0.352	G6-3		K		G1-5-3			E5		2	0	0	0	0	1	2				
Inning Stats	R: 3 E: 0 K: 1 S: 13	H: 3 LOB: 1 BB: 1 P: 23	R: 0 E: 0 K: 0 S: 4	H: 0 LOB: 0 BB: 0 P: 7	R: 3 E: 0 K: 1 S: 19	H: 5 LOB: 2 BB: 0 P: 26	R: 1 E: 0 K: 0 S: 15	H: 3 LOB: 2 BB: 0 P: 21	R: 0 E: 0 K: 1 S: 6	H: 1 LOB: 1 BB: 0 P: 8	R: 0 E: 0 K: 0 S: 5	H: 1 LOB: 0 BB: 0 P: 5	R: 0 E: 1 K: 1 S: 7	H: 0 LOB: 1 BB: 0 P: 13	R: 1 E: 0 K: 2 S: 10	H: 1 LOB: 0 BB: 0 P: 18		1B: 10 2B: 2 3B: 0 HR: 2	SF: 0 SAC: 0 DP: 0 HBP: 0	WP: 0 PB: 0 SB: 0 CS: 0
PITCHER	IP WLS BF H R ER SO BB IBB HBP BLK WP HR S P ERA WHIP																			
Carl Pavano, R (1,1) ERA: 6.87	2.2	16	7	6	6	1	1	0	0	0	0	0	0	0	20	27	20.25	3.000		
J.D. Smart, R (3,1) ERA: 5.22	1.1	8	4	1	1	1	0	0	0	0	0	0	0	0	20	27	6.75	3.000		
Guillermo Mota, R (5,1) ERA: 1.38	3.0	W	10	2	0	0	1	0	0	0	0	0	0	0	20	26	0.00	0.667		
Bobby Ayala, R (8,1) ERA: 2.54	1.0	H	4	0	0	0	1	0	0	0	0	0	0	7	13	0.00	0.000			
Ugueth Urbina, R (9,1) ERA: 4.55	1.0	S	4	1	1	1	2	0	0	0	0	0	1	10	18	9.00	1.000			
Batter	1	2	3	4	5	6	7	8	9	AB	R	H	RBI	BB	SO	LOB	BOTTOM			
Wilton Guerrero, S (1,4) OBP: 0.311, SLG: 0.357 Ryan McGuire, L (8,3) OBP: 0.362, SLG: 0.440	G4-3		F7	G4-3			K	K		4	0	2	1	0	1	1	Arizona Diamondbacks @ Montreal Expos Olympic Stadium, Montreal, QB Tue Jun 01 1999, 7:05 PM EDT Att. 5,188 - Dome - 72 F			
Michael Barrett, R (1,5) OBP: 0.345, SLG: 0.451 Bobby Ayala, R (8,1)	F8		1B	G4-3						4	1	2	1	0	0	2				
Orlando Merced, S (8,PH) OBP: 0.353, SLG: 0.406 Ugueth Urbina, R (9,1)	FC6-4		1B	G4-3			2B	G5-4-3		0	0	0	0	1	0	0				
Rondell White, R (1,7) OBP: 0.361, SLG: 0.527	FC6-4		F7		F8		L4	G5-4-3		5	0	1	0	0	0	4				
Vladimir Guerrero, R (1,9) OBP: 0.358, SLG: 0.542	FC6-4		F7		K		2B	IBB		3	1	0	0	1	1	3				
Chris Widger, R (1,2) OBP: 0.336, SLG: 0.508	HR		FC6-4		F9		2B	3B		2	2	0	0	2	0	2				
Shane Andrews, R (1,3) OBP: 0.384, SLG: 0.556	HR			HR		G5-3	3B	2B		4	3	3	5	0	0	0				
Manny Martinez, R (1,8) OBP: 0.282, SLG: 0.402	G5-3		1B	1B		K	3B			4	1	2	2	0	1	0				
Orlando Cabrera, R (1,6) OBP: 0.323, SLG: 0.423	F9		F8		P2		P5			4	0	0	0	0	0	2				
Carl Pavano, R (1,1) J.D. Smart, R (3,1) James Mouton, R (4,PH) Guillermo Mota, R (5,1) Jose Vidro, S (7,PH)	P4		1B	1B			2B	HR		1	0	0	0	0	0	0				
Inning Stats	R: 0 E: 0 K: 0 S: 10	H: 1 LOB: 1 BB: 0 P: 15	R: 2 E: 0 K: 0 S: 11	H: 1 LOB: 0 BB: 1 P: 18	R: 0 E: 0 K: 0 S: 8	H: 2 LOB: 0 BB: 0 P: 12	R: 2 E: 0 K: 0 S: 14	H: 4 LOB: 1 BB: 0 P: 22	R: 0 E: 0 K: 1 S: 9	H: 0 LOB: 0 BB: 0 P: 10	R: 0 E: 0 K: 1 S: 12	H: 0 LOB: 0 BB: 0 P: 17	R: 5 E: 0 K: 1 S: 18	H: 3 LOB: 1 BB: 3 P: 38	R: 1 E: 0 K: 1 S: 9	H: 1 LOB: 0 BB: 1 P: 19	1B: 6 2B: 2 3B: 1 HR: 3	SF: 0 SAC: 0 DP: 2 HBP: 0	WP: 0 PB: 0 SB: 0 CS: 0	PA: 39
PITCHER	IP WLS BF H R ER SO BB IBB HBP BLK WP HR S P ERA WHIP																			
Brian Anderson, L (1,1) ERA: 8.76	3.1	19	8	4	4	0	1	0	0	0	0	0	0	31	45	6.00	0.667			
Vladimir Nunez, R (4,1) ERA: 2.16	3.0	10	1	2	2	3	1	0	0	0	0	0	0	9	20	81.00	9.000			
John Frascatore, R (7,1) ERA: 3.99	0.1	L	5	2	3	3	0	1	1	0	0	0	0	9	20	81.00	9.000			
Amaury Telemaco, R (7,1) ERA: 7.2	1.1	5	1	1	1	1	1	0	0	0	0	0	1	11	23	6.75	1.500			

Batter	1	2	3	4	5	6	7	8	9	AB	R	H	RBI	BB	SO	LOB	TOP										
Luis Alica, S OBP: 0.276, SLG: 0.188	P4			F9		G6-3		K		4	0	0	0	0	1	0											
Mark McLemore, S OBP: 0.383, SLG: 0.428	F8			K			K		G4-3	4	0	0	0	0	2	0											
Ivan Rodriguez, R OBP: 0.347, SLG: 0.536	K			L4			G5-3		G6-3	4	0	0	0	0	1	0											
Juan Gonzalez, R OBP: 0.359, SLG: 0.611		P4			P4					4	1	2	1	0	0	0											
Todd Zeile, R OBP: 0.330, SLG: 0.482		K			G4-3		F9		F8	4	0	0	0	0	1	1											
Roberto Kelly, R OBP: 0.407, SLG: 0.530										2	1	1	0	1	1	0											
Royce Clayton, R OBP: 0.256, SLG: 0.275				K2-3						3	1	1	2	0	2	1											
Jon Shave, R OBP: 0.306, SLG: 0.304				F9						3	0	0	0	0	2	0											
Mark Clark, R John Burkett, R Tom Goodwin, L Dan Kolb, R Mike Venafro, L Gregg Zaun, S Danny Patterson, R				K						1	0	0	0	0	0	1	0										
Inning Stats	R: 0 E: 0 K: 1 S: 6	H: 0 LOB: 0 BB: 0 P: 8	R: 0 E: 0 K: 2 S: 9	H: 0 LOB: 0 BB: 0 P: 13	R: 0 E: 0 K: 2 S: 7	H: 0 LOB: 0 BB: 0 P: 9	R: 0 E: 0 K: 1 S: 9	H: 0 LOB: 0 BB: 0 P: 15	R: 0 E: 0 K: 1 S: 7	H: 0 LOB: 1 BB: 1 P: 13	R: 0 E: 0 K: 1 S: 9	H: 0 LOB: 0 BB: 0 P: 14	R: 0 E: 0 K: 1 S: 14	H: 1 LOB: 1 BB: 0 P: 19	R: 2 E: 0 K: 2 S: 14	H: 2 LOB: 0 BB: 0 P: 19	R: 1 E: 0 K: 0 S: 9	H: 1 LOB: 0 BB: 0 P: 11	1B: 2 2B: 0 3B: 0 HR: 2	SF: 0 SAC: 0 DP: 0 HBP: 0	WP: 1 PB: 0 SB: 0 CS: 0	PA: 32					
PITCHER	IP	WLS	BF	H	R	ER	SO	BB	IBB	HBP	BLK	WP	HR	S	P	ERA	WHIP										
Randy Johnson, L ERA: 2.83	8.0	W	28	3	2	2	11	1	0	0	0	1	1	75	110	2.25	0.500										
Amaury Telemaco, R ERA: 7.5	1.0		4	1	1	1	0	0	0	0	0	0	1	9	11	9.00	1.000										

Texas Rangers @ Arizona Diamondbacks
Bank One Ballpark, Phoenix, AZ
Fri Jun 04 1999, 10:05 PM EDT
Att: 41,029 - Unknown - 75 F

livebaseballscorecards.com

AB	31
R	3
H	4
RBI	3
BB	1
SO	11
LOB	2



Batter	1	2	3	4	5	6	7	8	9	AB	R	H	RBI	BB	SO	LOB	BOTTOM										
Tony Womack, L OBP: 0.330, SLG: 0.340	F7			G4-3			G3			4	1	1	1	1	0	1											
Jay Bell, R OBP: 0.385, SLG: 0.582	F8				F7					5	1	1	3	0	0	3											
Luis Gonzalez, L OBP: 0.456, SLG: 0.667	L3									4	1	2	0	0	1	0											
Matt Williams, R OBP: 0.354, SLG: 0.609										5	0	1	0	0	1	5											
Steve Finley, L OBP: 0.357, SLG: 0.575										3	2	3	3	2	0	0											
Travis Lee, L OBP: 0.347, SLG: 0.375										3	2	2	1	2	0	3											
Damian Miller, R OBP: 0.344, SLG: 0.483										5	0	0	0	0	2	7											
Andy Fox, L OBP: 0.402, SLG: 0.493										3	3	1	3	1	0	0											
Randy Johnson, R OBP: 0.163, SLG: 0.209										4	1	1	0	0	0	1											
Amaury Telemaco, R ERA: 5.85										0	0	0	0	0	0	0											
Inning Stats	R: 0 E: 0 K: 0 S: 7	H: 0 LOB: 0 BB: 0 P: 11	R: 3 E: 1 K: 2 S: 15	H: 1 LOB: 0 BB: 2 P: 28	R: 5 E: 0 K: 1 S: 15	H: 4 LOB: 0 BB: 1 P: 29	R: 0 E: 0 K: 0 S: 3	H: 0 LOB: 0 BB: 0 P: 5	R: 0 E: 0 K: 1 S: 11	H: 2 LOB: 2 BB: 1 P: 19	R: 2 E: 1 K: 0 S: 15	H: 1 LOB: 3 BB: 2 P: 30	R: 1 E: 1 K: 0 S: 9	H: 1 LOB: 1 BB: 0 P: 14	R: 0 E: 0 K: 0 S: 9	H: 3 LOB: 2 BB: 0 P: 17	1B: 8 2B: 0 3B: 0 HR: 4	SF: 0 SAC: 0 DP: 2 HBP: 1	WP: 0 PB: 0 SB: 0 CS: 0	PA: 43							
PITCHER	IP	WLS	BF	H	R	ER	SO	BB	IBB	HBP	BLK	WP	HR	S	P	ERA	WHIP										
Mark Clark, R ERA: 7.55	2.1	L	15	5	8	8	2	3	0	0	0	0	0	20	35	0.00	1.125										
John Burkett, R ERA: 9.6	2.2		10	2	0	0	2	1	0	0	0	0	0	12	23	13.50	3.000										
Dan Kolb, R ERA: 13.5	0.2		6	1	2	1	0	1	0	1	0	0	0	12	21	0.00	1.500										
Mike Venafro, L ERA: 2.38	1.1		7	1	1	0	0	1	0	0	0	0	0	12	21	0.00	1.500										
Danny Patterson, R ERA: 5.85	1.0		5	3	0	0	0	0	0	0	0	0	0	9	17	0.00	3.000										

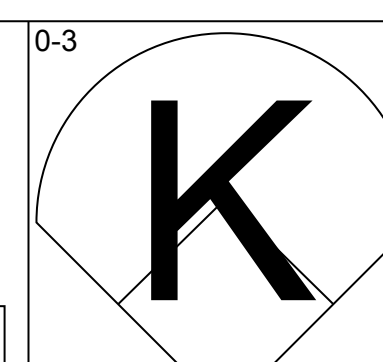
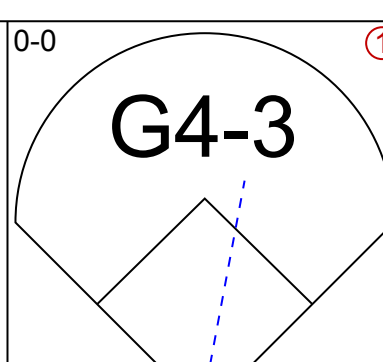
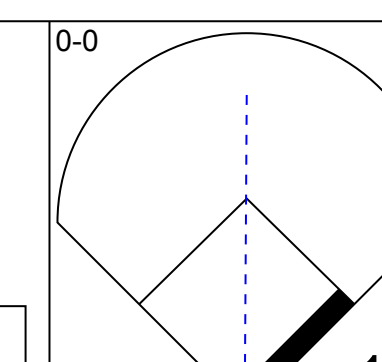
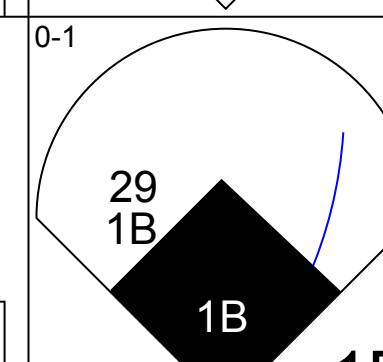
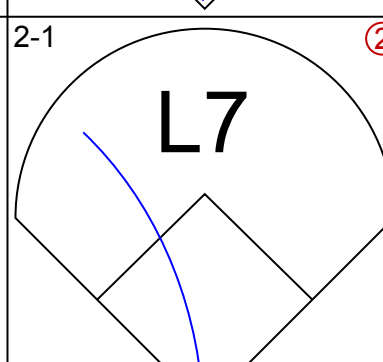
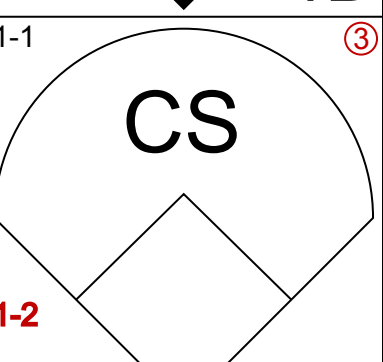
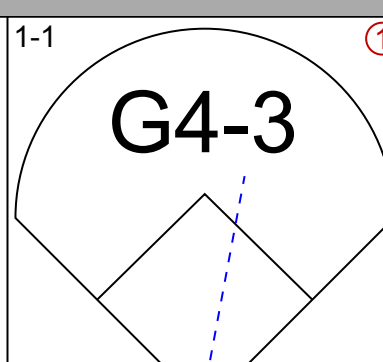
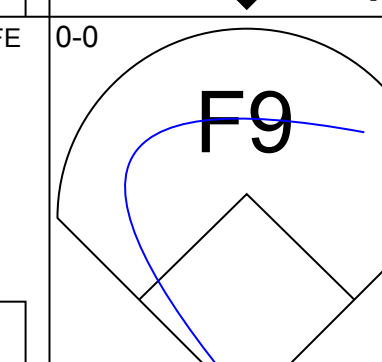
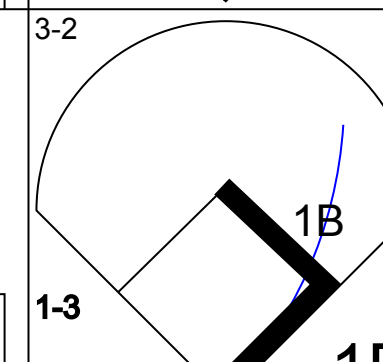
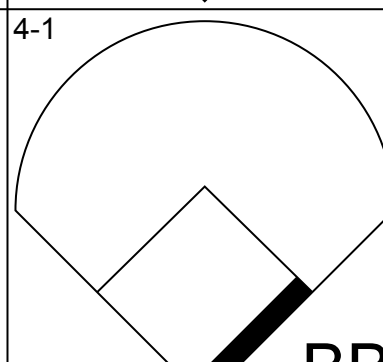
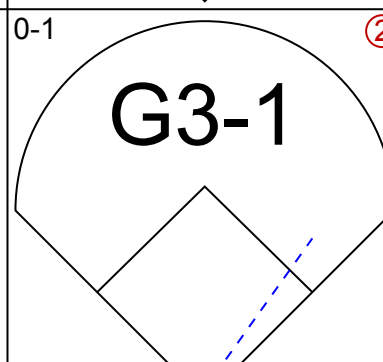
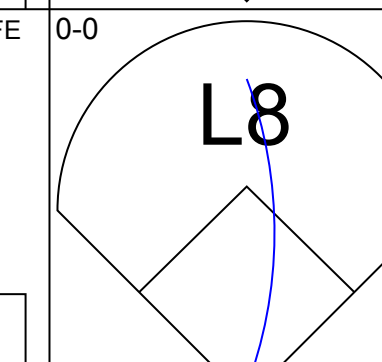
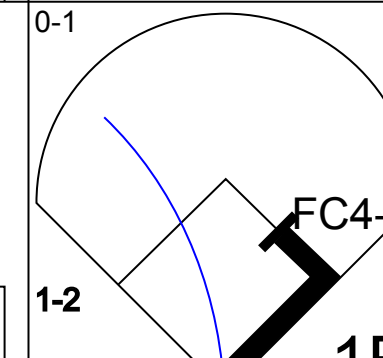
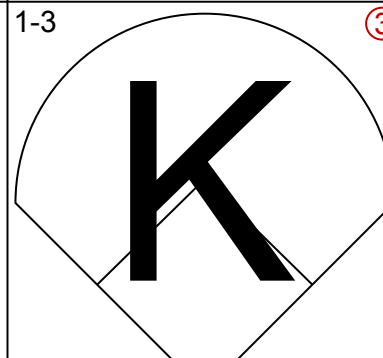
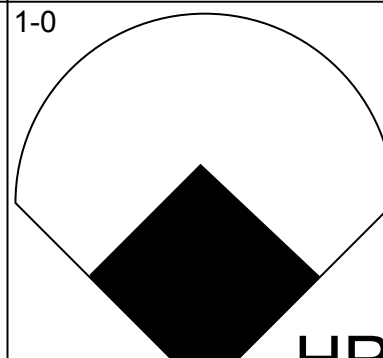
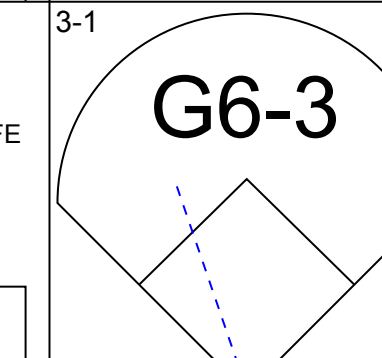
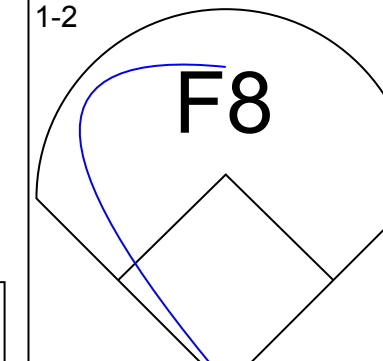
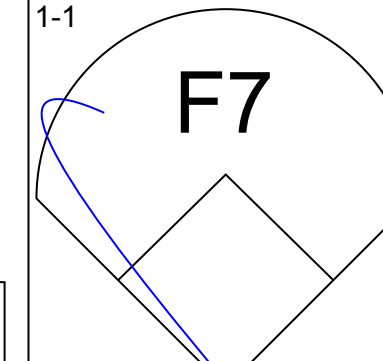
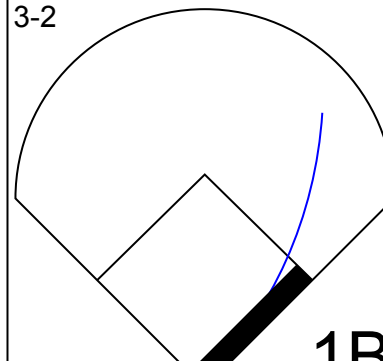
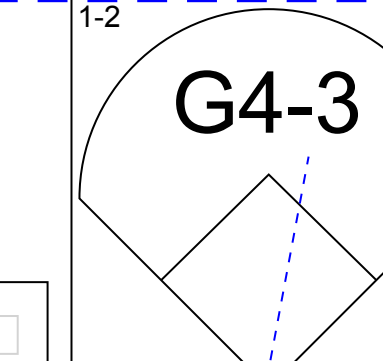
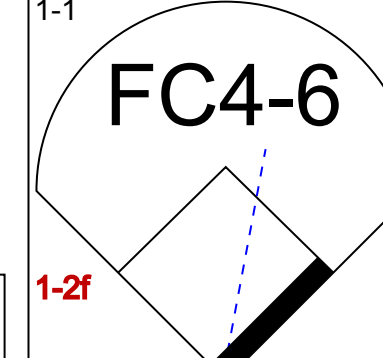
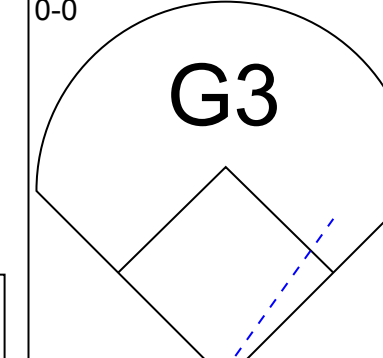
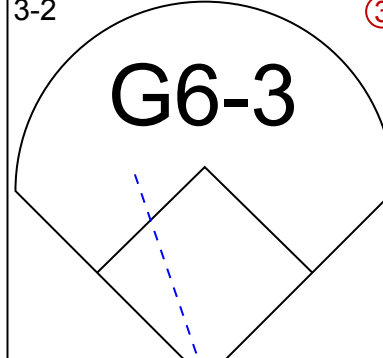
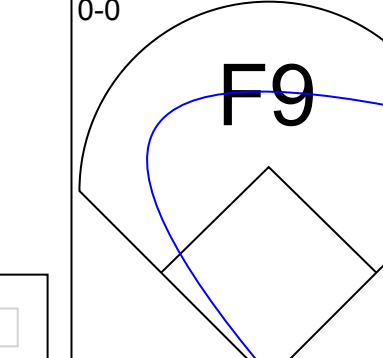
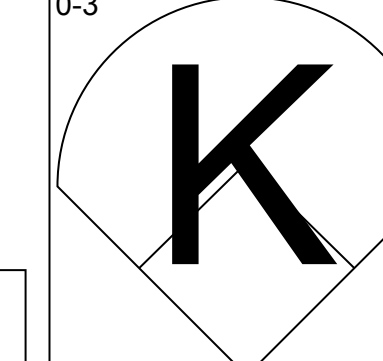
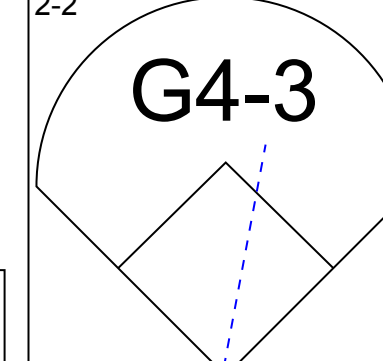
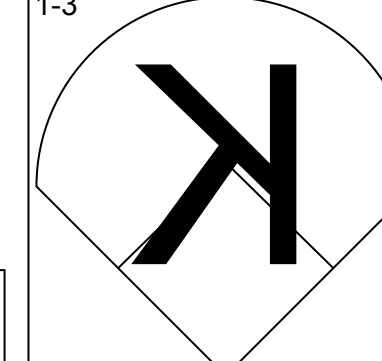
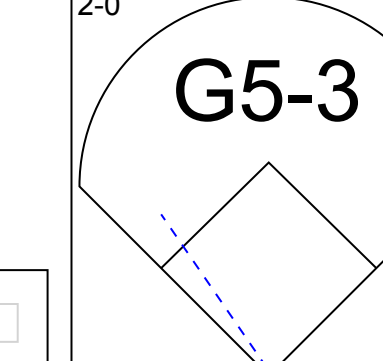
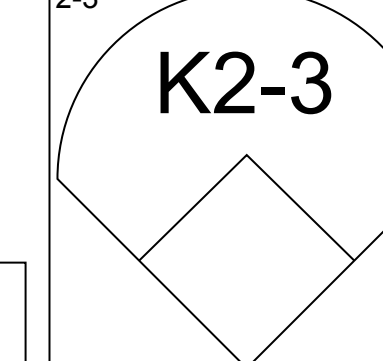
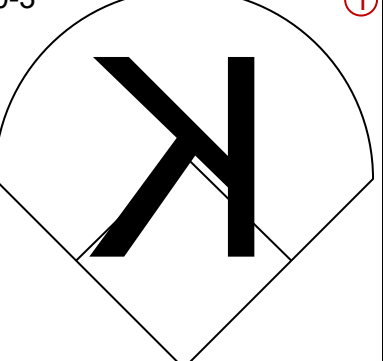
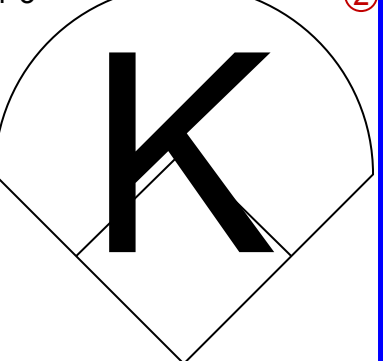
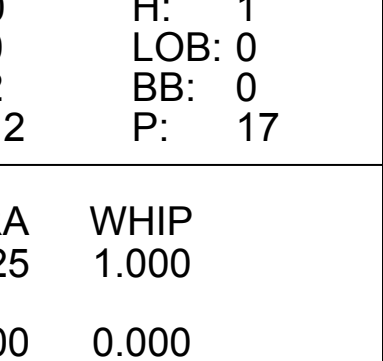
Texas Rangers @ Arizona Diamondbacks
Bank One Ballpark, Phoenix, AZ
Fri Jun 04 1999, 10:05 PM EDT
Att: 41,029 - Unknown - 75 F

livebaseballscorecards.com

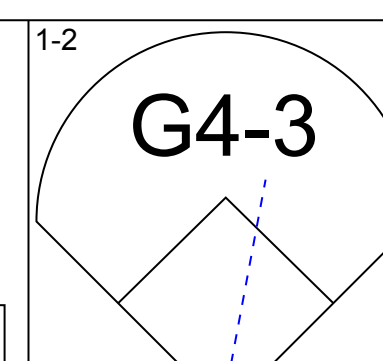
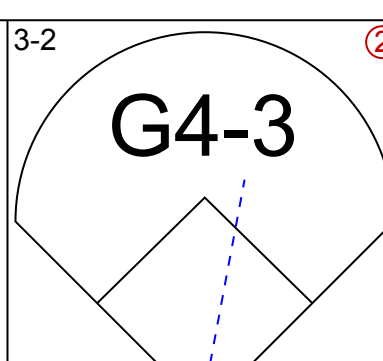
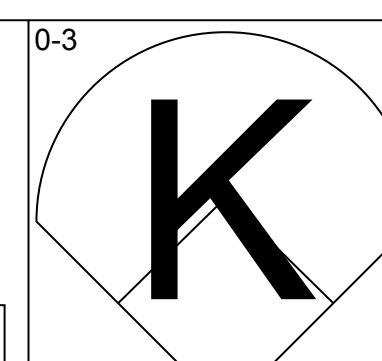
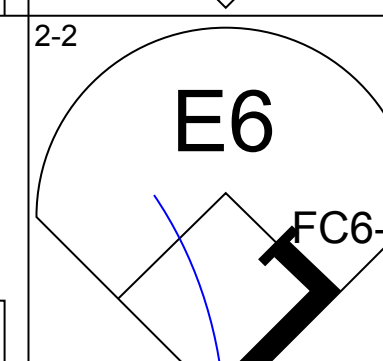
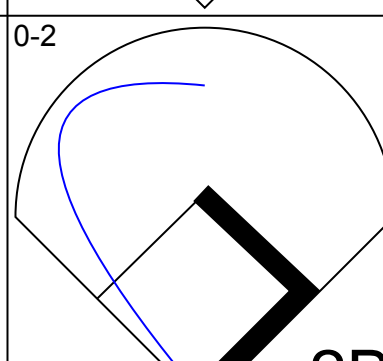
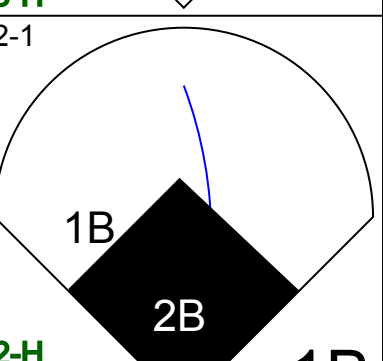
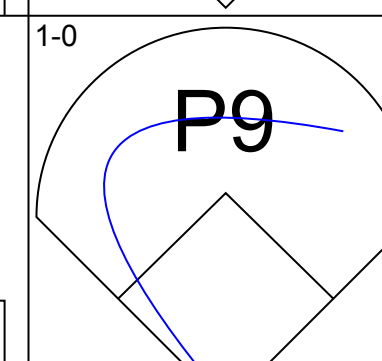
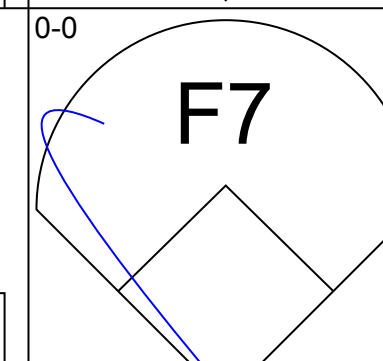
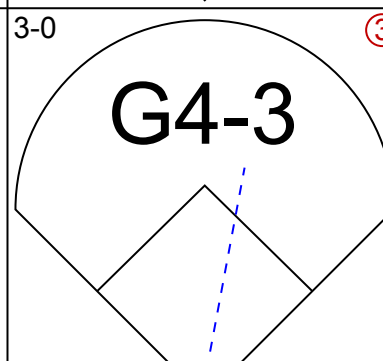
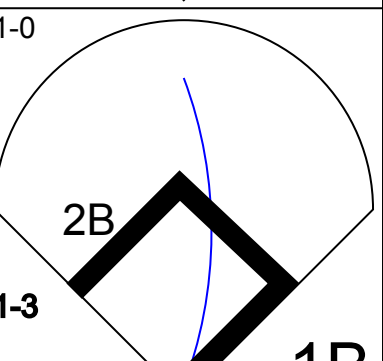
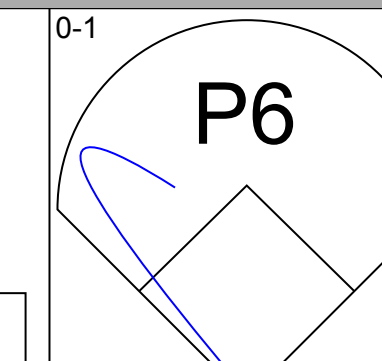
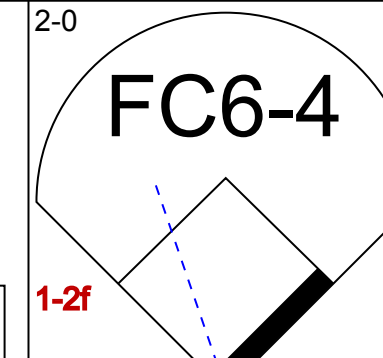
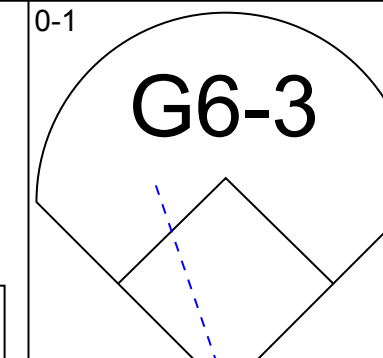
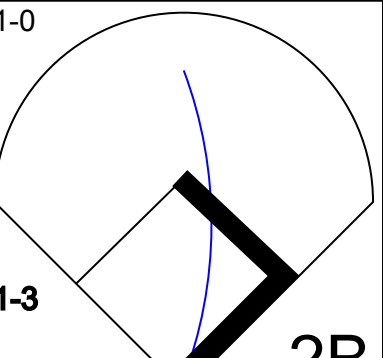

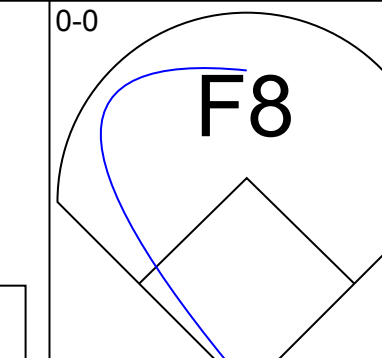
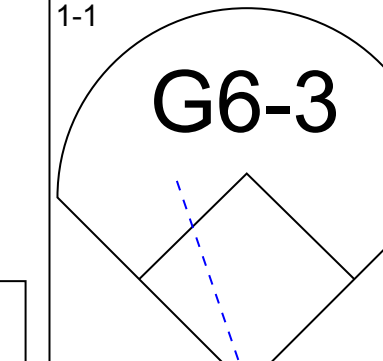
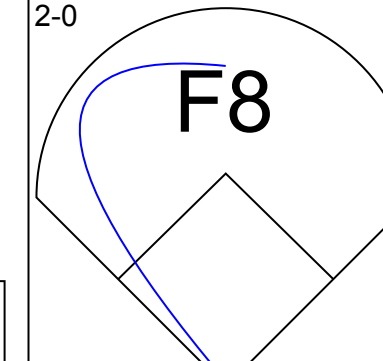
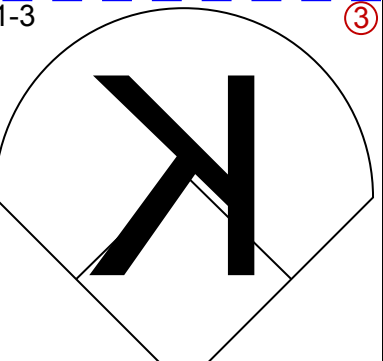
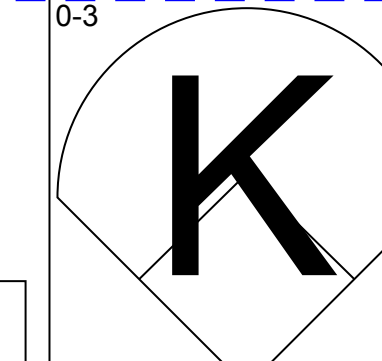
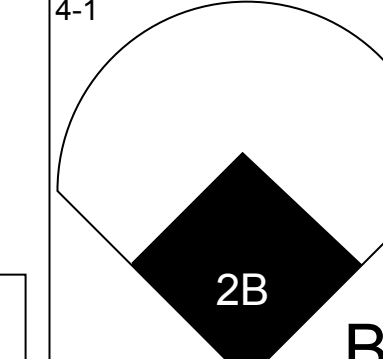
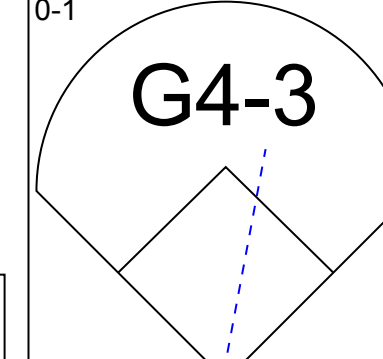
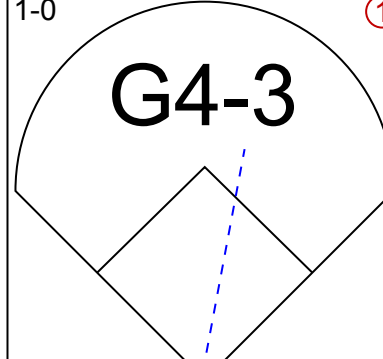
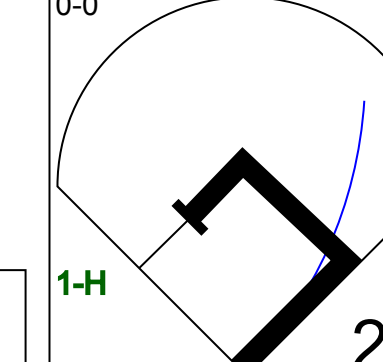
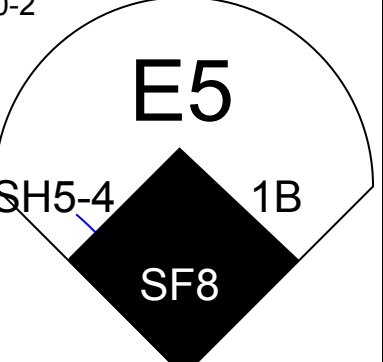
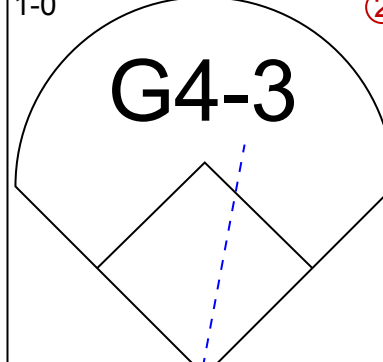
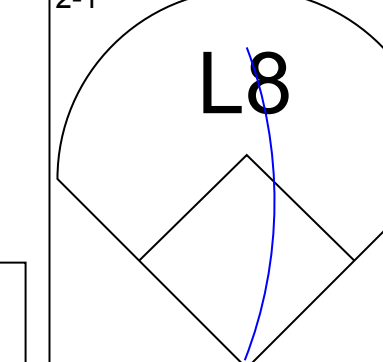
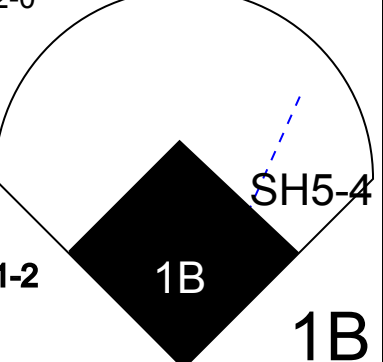
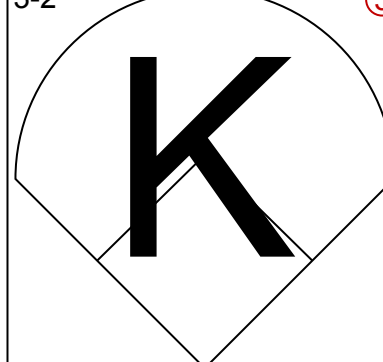
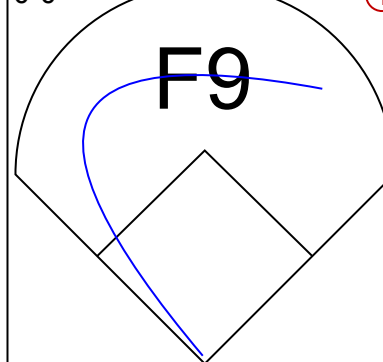
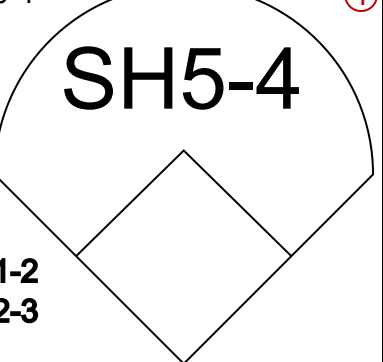
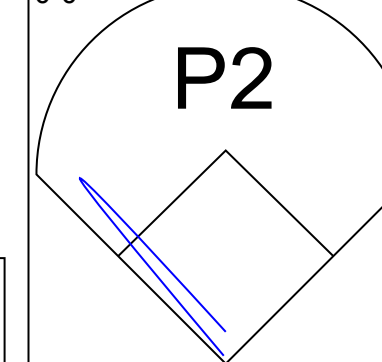
AB	36
R	11
H	12
RBI	11
BB	6
SO	4
LOB	20



Batter	1	2	3	4	5	6	7	8	9	AB	R	H	RBI	BB	SO	LOB	TOP			
Tom Goodwin, L (1, 8) Roberto Kelly, R (7, PH) OBP: 0.319, SLG: 0.317 (7, 8)	F7 1B 2B		F8		K		P3	K		3	1	1	0	0	1	0	Texas Rangers @ Arizona Diamondbacks Bank One Ballpark, Phoenix, AZ Sat Jun 05 1999, 10:05 PM EDT Att: 41,820 - Unknown - 83 F livebaseballscorecards.com			
Mark McLemore, S (1, 4) OBP: 0.383, SLG: 0.420	F7 2-3		F8		BB		HR 29 BB	G4-3		3	1	0	0	2	0	2				
29 Rusty Greer, L (1, 7) OBP: 0.389, SLG: 0.492	1B E BB		F9		G4-1		HR BB	G3-1		3	2	0	0	2	0	1				
Juan Gonzalez, R (1, 9) OBP: 0.365, SLG: 0.609	FC3-6 1B		HR BB		K 1B		K	G4-6-3 1B		4	1	2	1	1	2	3				
Rafael Palmeiro, L (1, 3) OBP: 0.454, SLG: 0.694	FC3-6 FC6		HR		F7		HR	G4-6-3		5	2	2	6	0	0	3				
Ivan Rodriguez, R (1, 2) OBP: 0.348, SLG: 0.532	FC6		1B 9-3		F9		K	F9		5	0	2	0	0	1	2				
Todd Zeile, R (1, 5) OBP: 0.324, SLG: 0.472	G6-3		L9-3		F9		K			4	0	0	0	0	1	3				
Royce Clayton, R (1, 6) OBP: 0.267, SLG: 0.277	G4-6-3 BB		F8		G6-3		E PB 1B			3	1	1	0	1	0	2				
Ryan Glynn, R (1, 1) Luis Alcala, S (5, PH) Mike Munoz, L (5, 1) Gregg Zaun, S (7, PH) Mike Venafro, L (7, 1) Lee Stevens, L (8, PH) 59 Jeff Zimmerman, R (8, 1) John Wetteland, R (9, 1)	G4-6-3		F8		F8		29 BB HR 1B	E3 PB		1	0	0	0	0	0	1				
Inning Stats	R: 2 E: 1 K: 0 S: 13	H: 2 LOB: 1 BB: 1 P: 19	R: 0 E: 0 K: 0 S: 8	H: 0 LOB: 0 BB: 1 P: 13	R: 0 E: 0 K: 0 S: 6	H: 0 LOB: 0 BB: 0 P: 10	R: 2 E: 0 K: 0 S: 6	H: 2 LOB: 1 BB: 1 P: 12	R: 0 E: 0 K: 1 S: 10	H: 1 LOB: 2 BB: 0 P: 16	R: 4 E: 0 K: 2 S: 19	H: 2 LOB: 0 BB: 2 P: 33	R: 1 E: 1 K: 2 S: 13	H: 1 LOB: 1 BB: 0 P: 22	R: 0 E: 0 K: 0 S: 8	H: 1 LOB: 1 BB: 0 P: 12		1B: 6 2B: 2 3B: 0 HR: 2	SF: 0 SAC: 0 DP: 2 HBP: 0	WP: 1 PB: 1 CS: 0
PITCHER	IP WLS BF H R ER SO	BB IBB HBP BLK	WP HR S P	ERA WHIP	PITCHER	IP WLS BF H R ER SO	BB IBB HBP BLK	WP HR S P	ERA WHIP											
Armando Reynoso, R (1, 1) ERA: 4.47	5.1 2 24 5 4 3 2	4 0 0 0 0	1 1 50 81	5.06 1.688	Vladimir Nunez, R (6, 1) ERA: 2.09	0.2 H 2 0 0 0	0 0 0 0	0 0 3 5	0.00 0.000											
Greg Swindell, L (7, 1) ERA: 4.21	0.1 L 8 2 2 1 4	0 0 0 0	0 0 9 18	81.00 9.000	Darren Holmes, R (7, 1) ERA: 2.82	1.2 L 8 2 2 1 4	0 0 0 0	0 1 23 37	5.40 1.200											
Byung-Hyun Kim, R (9, 1) ERA: 4.79	1.0 4 1 0 0 0	0 0 0 0	0 0 8 12	0.00 1.000																
Batter	1	2	3	4	5	6	7	8	9	AB	R	H	RBI	BB	SO	LOB	BOTTOM			
Tony Womack, L (1, 9) OBP: 0.332, SLG: 0.338	F8		2B 1B	HR BB			G6-3		P4	4	2	1	0	1	0	0	Texas Rangers @ Arizona Diamondbacks Bank One Ballpark, Phoenix, AZ Sat Jun 05 1999, 10:05 PM EDT Att: 41,820 - Unknown - 83 F livebaseballscorecards.com			
Jay Bell, R (1, 4) OBP: 0.387, SLG: 0.599	F8		1B 2B	HR			G4-3			4	2	2	4	0	0	0				
Luis Gonzalez, L (1, 7) OBP: 0.448, SLG: 0.654	G3		K	F8			P6			4	0	0	0	0	1	1				
Matt Williams, R (1, 5) OBP: 0.352, SLG: 0.603	G4-3		2H 1B				G6-3		E5 FC3-6	4	0	1	1	0	0	0				
Steve Finley, L (1, 8) OBP: 0.355, SLG: 0.573	HR 2B		K	G4-3			G4-3		FC3-6 G3	4	1	1	0	0	1	2				
Travis Lee, L (1, 3) OBP: 0.349, SLG: 0.390	HR		2B G6-3 BB				K		G3	3	2	1	2	1	1	1				
Kelly Stinnett, R (1, 2) OBP: 0.235, SLG: 0.368	G6-3		G6-3 HR 2B				G6-3		G3-1	3	1	1	0	0	0	0				
David DeLucci, L (6, PH) OBP: 0.457, SLG: 0.537	G6-3		G6-3 HR 2B				G6-3		G3-1	1	0	0	0	0	0	1				
Byung-Hyun Kim, R (9, 1)	G6-3		G6-3 HR 2B				G6-3		G3-1	0	0	0	0	0	0	0				
Andy Fox, L (1, 6) OBP: 0.385, SLG: 0.468	F8		G6-3				G6-3		G3	4	0	0	1	0	0	1				
Armando Reynoso, R (1, 1) OBP: 0.150, SLG: 0.200			K	G1-3			K		G1-3	2	0	0	0	0	1	1				
Vladimir Nunez, R (6, 1)										1	0	0	0	0	1	0				
Greg Swindell, L (7, 1)										0	0	0	0	0	0	0				
Darren Holmes, R (7, 1)										0	0	0	0	0	0	0				
Damian Miller, R (9, 2) OBP: 0.341, SLG: 0.479										1	0	0	0	0	0	0				
Inning Stats	R: 0 E: 0 K: 0 S: 7	H: 0 LOB: 0 BB: 0 P: 12	R: 2 E: 0 K: 0 S: 11	H: 2 LOB: 0 BB: 0 P: 16	R: 2 E: 0 K: 3 S: 19	H: 3 LOB: 1 BB: 0 P: 31	R: 4 E: 0 K: 0 S: 14	H: 2 LOB: 0 BB: 2 P: 29	R: 0 E: 0 K: 1 S: 6	H: 0 LOB: 0 BB: 0 P: 7	R: 0 E: 0 K: 0 S: 9	H: 0 LOB: 0 BB: 0 P: 13	R: 0 E: 0 K: 0 S: 12	H: 0 LOB: 0 BB: 0 P: 19	R: 0 E: 0 K: 0 S: 4	H: 0 LOB: 0 BB: 0 P: 5	1B: 2 2B: 3 3B: 0 HR: 2	SF: 0 SAC: 0 DP: 0 HBP: 0	WP: 0 PB: 0 CS: 0	PA: 37
PITCHER	IP WLS BF H R ER SO	BB IBB HBP BLK	WP HR S P	ERA WHIP	PITCHER	IP WLS BF H R ER SO	BB IBB HBP BLK	WP HR S P	ERA WHIP											
Ryan Glynn, R (1, 1) ERA: 8.66	4.0 0 6 0 0 0	0 0 0 0	0 0 19 24	0.00 0.000	Mike Munoz, L (5, 1) ERA: 4.37	2.0 W 3 0 0 0	0 0 0 0	0 0 9 13	0.00 0.000											
Mike Venafro, L (7, 1) ERA: 2.28	1.0 H 4 0 0 0	0 0 0 0	0 0 12 19	0.00 0.000	59 Jeff Zimmerman, R (8, 1) ERA: 1.25	1.0 S 3 0 0 0	0 0 0 0	0 0 4 5	0.00 0.000											
John Wetteland, R (9, 1) ERA: 3.42	1.0 S 3 0 0 0	0 0 0 0	0 0 4 5	0.00 0.000																

Batter	1	2	3	4	5	6	7	8	9	AB	R	H	RBI	BB	SO	LOB	TOP						
Tom Goodwin, L (1, 8) OBP: 0.322, SLG: 0.321										4	0	2	0	0	1	0	Texas Rangers @ Arizona Diamondbacks Bank One Ballpark, Phoenix, AZ Sun Jun 06 1999, 8:05 PM EDT Att: 34,353 - Dome - 72 F livebaseballscorecards.com						
Mark McLemore, S (1, 4) OBP: 0.380, SLG: 0.417										4	1	1	0	0	0	1							
29 Rusty Greer, L (1, 7) OBP: 0.391, SLG: 0.490										3	0	1	0	1	0	1							
Juan Gonzalez, R (1, 9) OBP: 0.367, SLG: 0.622										4	1	2	2	0	1	2							
Rafael Palmeiro, L (1, 3) OBP: 0.450, SLG: 0.684										4	0	1	0	0	0	2							
Ivan Rodriguez, R (1, 2) OBP: 0.342, SLG: 0.521										4	0	0	0	0	0	3							
Todd Zeile, R (1, 5)										4	0	0	0	0	2	0							
Royce Clayton, R (1, 6) OBP: 0.260, SLG: 0.268										3	0	0	0	0	3	0							
Rick Helling, R (1, 1)										2	0	0	0	0	2	0							
Mike Venafro, L (5, 1)										0	0	0	0	0	0	0							
Luis Alicea, S (7, PH) OBP: 0.269, SLG: 0.182 Danny Patterson, R (7, 1)										1	0	0	0	0	1	0							
Mike Munoz, L (8, 1)										0	0	0	0	0	0	0							
Inning Stats	R: 1 E: 0 K: 1 S: 16	H: 3 LOB: 2 BB: 0 P: 21	R: 0 E: 0 K: 3 S: 11	H: 0 LOB: 0 BB: 0 P: 14	R: 0 E: 0 K: 1 S: 7	H: 0 LOB: 1 BB: 1 P: 14	R: 0 E: 0 K: 0 S: 6	H: 0 LOB: 0 BB: 0 P: 9	R: 0 E: 0 K: 2 S: 12	H: 1 LOB: 0 BB: 0 P: 17	R: 1 E: 0 K: 0 S: 11	H: 2 LOB: 1 BB: 0 P: 19	R: 0 E: 0 K: 3 S: 10	H: 0 LOB: 0 BB: 0 P: 15	R: 0 E: 0 K: 0 S: 5	H: 1 LOB: 1 BB: 0 P: 8	R: 0 E: 0 K: 0 S: 5	H: 0 LOB: 0 BB: 0 P: 8	1B: 6 2B: 0 3B: 0 HR: 1	SF: 0 SAC: 0 DP: 0 HBP: 0	WP: 0 PB: 0 SB: 0 CS: 1	PA: 35	
PITCHER	IP WLS BF H R ER SO BB IBB HBP BLK WP HR S P ERA WHIP	IP WLS BF H R ER SO BB IBB HBP BLK WP HR S P ERA WHIP	IP WLS BF H R ER SO BB IBB HBP BLK WP HR S P ERA WHIP	IP WLS BF H R ER SO BB IBB HBP BLK WP HR S P ERA WHIP	IP WLS BF H R ER SO BB IBB HBP BLK WP HR S P ERA WHIP	IP WLS BF H R ER SO BB IBB HBP BLK WP HR S P ERA WHIP	IP WLS BF H R ER SO BB IBB HBP BLK WP HR S P ERA WHIP	IP WLS BF H R ER SO BB IBB HBP BLK WP HR S P ERA WHIP	IP WLS BF H R ER SO BB IBB HBP BLK WP HR S P ERA WHIP	IP WLS BF H R ER SO BB IBB HBP BLK WP HR S P ERA WHIP	IP WLS BF H R ER SO BB IBB HBP BLK WP HR S P ERA WHIP	IP WLS BF H R ER SO BB IBB HBP BLK WP HR S P ERA WHIP	IP WLS BF H R ER SO BB IBB HBP BLK WP HR S P ERA WHIP	IP WLS BF H R ER SO BB IBB HBP BLK WP HR S P ERA WHIP	IP WLS BF H R ER SO BB IBB HBP BLK WP HR S P ERA WHIP	IP WLS BF H R ER SO BB IBB HBP BLK WP HR S P ERA WHIP	IP WLS BF H R ER SO BB IBB HBP BLK WP HR S P ERA WHIP	IP WLS BF H R ER SO BB IBB HBP BLK WP HR S P ERA WHIP	IP WLS BF H R ER SO BB IBB HBP BLK WP HR S P ERA WHIP	IP WLS BF H R ER SO BB IBB HBP BLK WP HR S P ERA WHIP	IP WLS BF H R ER SO BB IBB HBP BLK WP HR S P ERA WHIP	IP WLS BF H R ER SO BB IBB HBP BLK WP HR S P ERA WHIP	IP WLS BF H R ER SO BB IBB HBP BLK WP HR S P ERA WHIP



Batter	1	2	3	4	5	6	7	8	9	AB	R	H	RBI	BB	SO	LOB	BOTTOM						
Tony Womack, L (1, 9) OBP: 0.326, SLG: 0.333										3	0	0	1	0	1	0	Texas Rangers @ Arizona Diamondbacks Bank One Ballpark, Phoenix, AZ Sun Jun 06 1999, 8:05 PM EDT Att: 34,353 - Dome - 72 F livebaseballscorecards.com						
Jay Bell, R (1, 4) OBP: 0.389, SLG: 0.602										4	1	2	1	0	0	0							
Luis Gonzalez, L (1, 7) OBP: 0.444, SLG: 0.646										4	0	1	0	0	0	2							
Matt Williams, R (1, 5) OBP: 0.351, SLG: 0.601										4	0	1	1	0	0	1							
Steve Finley, L (1, 8) OBP: 0.350, SLG: 0.563										4	0	0	0	0	2	2							
Travis Lee, L (1, 3) OBP: 0.349, SLG: 0.386										2	1	0	0	1	0	0							
Damian Miller, R (1, 2) OBP: 0.341, SLG: 0.484										3	1	1	1	0	0	0							
Andy Fox, L (1, 6) OBP: 0.383, SLG: 0.463										3	1	1	0	0	1	0							
Andy Benes, R (1, 1) OBP: 0.182, SLG: 0.100 Gregg Olson, R (9, 1)										2	0	0	0	0	0	0							
Inning Stats	R: 0 E: 1 K: 0 S: 10	H: 0 LOB: 1 BB: 0 P: 15	R: 1 E: 0 K: 0 S: 6	H: 1 LOB: 0 BB: 1 P: 13	R: 0 E: 0 K: 0 S: 11	H: 1 LOB: 1 BB: 0 P: 17	R: 0 E: 0 K: 0 S: 5	H: 0 LOB: 0 BB: 0 P: 7	R: 0 E: 0 K: 1 S: 15	H: 4 LOB: 2 BB: 0 P: 22	R: 0 E: 0 K: 1 S: 5	H: 0 LOB: 0 BB: 0 P: 10	R: 0 E: 0 K: 1 S: 5	H: 0 LOB: 0 BB: 0 P: 6	R: 0 E: 0 K: 1 S: 6	H: 0 LOB: 0 BB: 0 P: 6		1B: 3 2B: 3 3B: 0 HR: 0	SF: 1 SAC: 1 DP: 0 HBP: 0	WP: 0 PB: 0 SB: 0 CS: 0	PA: 32		
PITCHER	IP WLS BF H R ER SO BB IBB HBP BLK WP HR S P ERA WHIP	IP WLS BF H R ER SO BB IBB HBP BLK WP HR S P ERA WHIP	IP WLS BF H R ER SO BB IBB HBP BLK WP HR S P ERA WHIP	IP WLS BF H R ER SO BB IBB HBP BLK WP HR S P ERA WHIP	IP WLS BF H R ER SO BB IBB HBP BLK WP HR S P ERA WHIP	IP WLS BF H R ER SO BB IBB HBP BLK WP HR S P ERA WHIP	IP WLS BF H R ER SO BB IBB HBP BLK WP HR S P ERA WHIP	IP WLS BF H R ER SO BB IBB HBP BLK WP HR S P ERA WHIP	IP WLS BF H R ER SO BB IBB HBP BLK WP HR S P ERA WHIP	IP WLS BF H R ER SO BB IBB HBP BLK WP HR S P ERA WHIP	IP WLS BF H R ER SO BB IBB HBP BLK WP HR S P ERA WHIP	IP WLS BF H R ER SO BB IBB HBP BLK WP HR S P ERA WHIP	IP WLS BF H R ER SO BB IBB HBP BLK WP HR S P ERA WHIP	IP WLS BF H R ER SO BB IBB HBP BLK WP HR S P ERA WHIP	IP WLS BF H R ER SO BB IBB HBP BLK WP HR S P ERA WHIP	IP WLS BF H R ER SO BB IBB HBP BLK WP HR S P ERA WHIP	IP WLS BF H R ER SO BB IBB HBP BLK WP HR S P ERA WHIP	IP WLS BF H R ER SO BB IBB HBP BLK WP HR S P ERA WHIP	IP WLS BF H R ER SO BB IBB HBP BLK WP HR S P ERA WHIP	IP WLS BF H R ER SO BB IBB HBP BLK WP HR S P ERA WHIP	IP WLS BF H R ER SO BB IBB HBP BLK WP HR S P ERA WHIP	IP WLS BF H R ER SO BB IBB HBP BLK WP HR S P ERA WHIP	IP WLS BF H R ER SO BB IBB HBP BLK WP HR S P ERA WHIP



Batter	1	2	3	4	5	6	7	8	9	AB	R	H	RBI	BB	SO	LOB	TOP				
Mickey Morandini, L OBP: 0.356, SLG: 0.381	F7		FC6-4 1B		1B 1B				L3	5	1	3	0	0	0	1					
Jeff Blausler, R OBP: 0.375, SLG: 0.413	K		FC6-4 1-2		1B 1B				G4-3	5	1	1	0	0	1	3					
Mark Grace, L OBP: 0.415, SLG: 0.480	F7			HR 1B	1B 1B				1B	5	2	3	2	0	0	0					
Sammy Sosa, R OBP: 0.376, SLG: 0.625		FC4-6 1B		HR 1B	1B 1B				F8	5	1	3	4	0	0	1					
Glenallen Hill, R OBP: 0.446, SLG: 0.791	P4			P4	1B					4	0	1	1	0	1	1					
Curtis Goodwin, L OBP: 0.200, SLG: 0.208					1B					0	0	0	0	0	0	0					
Henry Rodriguez, L OBP: 0.433, SLG: 0.647	FC4-6 1-2			K	P5				F9	4	0	0	0	0	1	3					
Lance Johnson, L OBP: 0.332, SLG: 0.365										0	0	0	0	0	0	0					
Gary Gaetti, R OBP: 0.339	K			G4-3	G6-3				G1-3	4	0	0	0	0	1	3					
Terry Adams, R										0	0	0	0	0	0	0					
Benito Santiago, R OBP: 0.287, SLG: 0.373			F9		FC1-6 1B				K	4	0	1	0	0	1	0					
Kyle Farnsworth, R OBP: 0.255, SLG: 0.287			G1-3		FC1-6 1B					2	1	0	0	0	0	1					
Roosevelt Brown, L										1	0	0	0	0	0	0					
Dan Serafini, S										0	0	0	0	0	0	0					
Scott Sanders, R OBP: 0.326, SLG: 0.273										0	0	0	0	0	0	0					
Felix Heredia, L										0	0	0	0	0	0	0					
José Hernández, R OBP: 0.361, SLG: 0.415										1	1	1	0	0	0	0					
Inning Stats	R: 0 E: 0 K: 1 S: 6	H: 0 LOB: 0 BB: 0 P: 9	R: 0 E: 0 K: 1 S: 9	H: 1 LOB: 1 BB: 0 P: 12	R: 0 E: 0 K: 0 S: 6	H: 1 LOB: 1 BB: 0 P: 8	R: 2 E: 0 K: 1 S: 12	H: 2 LOB: 0 BB: 0 P: 20	R: 4 E: 0 K: 0 S: 14	H: 6 LOB: 2 BB: 0 P: 19	R: 0 E: 0 K: 1 S: 5	H: 1 LOB: 1 BB: 0 P: 6	R: 0 E: 0 K: 1 S: 8	H: 0 LOB: 0 BB: 0 P: 12	R: 0 E: 0 K: 1 S: 6	H: 0 LOB: 0 BB: 0 P: 9	R: 1 E: 0 K: 0 S: 10	H: 2 LOB: 1 BB: 0 P: 18	1B: 11 2B: 0 3B: 1 HR: 1	SF: 0 SAC: 0 DP: 0 HBP: 0	WP: 0 PA: 40
PITCHER	IP WLS BF H R ER SO	IP WLS BF H R ER SO	IP WLS BF H R ER SO	IP WLS BF H R ER SO	IP WLS BF H R ER SO	IP WLS BF H R ER SO	IP WLS BF H R ER SO	IP WLS BF H R ER SO	IP WLS BF H R ER SO	IP WLS BF H R ER SO	IP WLS BF H R ER SO	IP WLS BF H R ER SO	IP WLS BF H R ER SO	IP WLS BF H R ER SO	IP WLS BF H R ER SO	IP WLS BF H R ER SO	IP WLS BF H R ER SO	IP WLS BF H R ER SO	ERA WHIP	ERA WHIP	ERA WHIP
Brian Anderson, L ERA: 9.31	4.1	21	8	6	6	3	0	0	0	0	0	0	0	0	0	0	0	0	0	12.46	1.846
John Frascatore, R ERA: 3.69	2.2	11	3	0	0	1	0	0	0	0	0	22	31	0.00	1.125					0.00	1.125
Vladimir Nunez, R ERA: 1.96	1.0	3	0	0	0	1	0	0	0	0	0	6	9	0.00	0.000					0.00	0.000
Darren Holmes, R ERA: 3.13	0.2	L	3	1	1	1	0	0	0	0	0	5	11	13.50	1.500					13.50	1.500
Greg Swindell, L ERA: 4.21	0.0	1	1	0	0	0	0	0	0	0	0	2	2	∞	∞					∞	∞
Byung-Hyun Kim, R ERA: 4.5	0.1	1	0	0	0	0	0	0	0	0	0	3	5	0.00	0.000					0.00	0.000

Chicago Cubs @ Arizona Diamondbacks
Bank One Ballpark, Phoenix, AZ

AB 40
R 7
H 13
RBI 7
BB 0
SO 5
LOB 13



WP: 0 PA: 40
PB: 0
SB: 0
CS: 0

Chicago Cubs @ Arizona Diamondbacks
Bank One Ballpark, Phoenix, AZ

AB 39
R 6
H 12
RBI 6
BB 0
SO 5
LOB 18



WP: 0 PA: 39
PB: 0
SB: 0
CS: 0

Batter	1	2	3	4	5	6	7	8	9	AB	R	H	RBI	BB	SO	LOB	BOTTOM					
Tony Womack, L OBP: 0.332, SLG: 0.345	1B		F8		1B 2B				K	5	1	3	0	0	1	1						
Jay Bell, R OBP: 0.381, SLG: 0.588	F9		G3		E6 L6-4 1B				F8	5	0	0	0	0	1	5						
Luis Gonzalez, L OBP: 0.444, SLG: 0.654	F7			HR	1B				G3-1	5	1	2	2	0	1	3						
Matt Williams, R OBP: 0.349, SLG: 0.603	G4-3			HR	L6-4				G1-3	4	1	1	0	0	0	5						
Steve Finley, L OBP: 0.346, SLG: 0.558		L3		P9	G3				HR 1B	4	1	1	0	0	0	2						
Travis Lee, L OBP: 0.352, SLG: 0.418	F7			HR					HR	4	2	2	4	0	1	0						
Damian Miller, R OBP: 0.338, SLG: 0.480				HR						1	0	0	0	0	0	0						
Kelly Stinnett, R OBP: 0.238, SLG: 0.367	G5-3			FC6-4 1B					K2-3	3	0	1	0	0	1	0						
Andy Fox, L OBP: 0.367, SLG: 0.442			G4-3	F7					G3	4	0	0	0	0	0	1						
Brian Anderson, R OBP: 0.222, SLG: 0.222										2	0	1	0	0	0	1						
John Frascatore, R										0	0	0	0	0	0	0						
Bernard Gilkey, R										1	0	1	0	0	0	0						
Vladimir Nunez, R										0	0	0	0	0	0	0						
Tony Batista, R OBP: 0.302, SLG: 0.367										1	0	0	0	0	0	0						
Darren Holmes, R										0	0	0	0	0	0	0						
Greg Swindell, L										0	0	0	0	0	0	0						
Byung-Hyun Kim, R										0	0	0	0	0	0	0						
Inning Stats	R: 0 E: 0 K: 0 S: 9	H: 1 LOB: 0 BB: 0 P: 11	R: 0 E: 0 K: 0 S: 4	H: 0 LOB: 0 BB: 0 P: 6	R: 0 E: 0 K: 0 S: 12	H: 1 LOB: 1 BB: 0 P: 15	R: 3 E: 0 K: 0 S: 13	H: 4 LOB: 1 BB: 0 P: 22	R: 1 E: 0 K: 1 S: 10	H: 2 LOB: 1 BB: 0 P: 18	R: 0 E: 0 K: 2 S: 13	H: 0 LOB: 2 BB: 0 P: 20	R: 2 E: 0 K: 1 S: 12	H: 2 LOB: 0 BB: 0 P: 16	R: 0 E: 0 K: 1 S: 7	H: 0 LOB: 0 BB: 0 P: 13	1B: 7 2B: 2 3B: 1 HR: 3	SF: 0 SAC: 0 DP: 1 HBP: 0	WP: 0 PA: 39			
PITCHER	IP WLS BF H R ER SO	IP WLS BF H R ER SO	IP WLS BF H R ER SO	IP WLS BF H R ER SO	IP WLS BF H R ER SO	IP WLS BF H R ER SO	IP WLS BF H R ER SO	IP WLS BF H R ER SO	IP WLS BF H R ER SO	IP WLS BF H R ER SO	IP WLS BF H R ER SO	IP WLS BF H R ER SO	IP WLS BF H R ER SO	IP WLS BF H R ER SO	IP WLS BF H R ER SO	IP WLS BF H R ER SO	IP WLS BF H R ER SO	IP WLS BF H R ER SO	ERA WHIP	ERA WHIP	ERA WHIP	
Kyle Farnsworth, R ERA: 5.64	5.0	23	8	4	4	0	0	0	0	0	0	12	16	0.00	2.000					0.00	2.000	
Dan Serafini, L ERA: 3.94	1.0	H	5	2	0	0	0	0	0	0	0	7	11	0.00	0.000					0.00	0.000	
Scott Sanders, R ERA: 4.43	1.0	H	3	0	0	0	2	0	0	0	0	1	11	15	27.00	3.000					15	27.00
Felix Heredia, L ERA: 3.57	0.2	B	4	2	2	2	1	0	0	0	1	11	15	27.00	3.000					27.00	3.000	
Terry Adams, R ERA: 3.94	1.1	W	4	0	0	0	1	0	0	0	0	8	14	0.00	0.000					0.00	0.000	

WP: 0 PA: 39
PB: 0
SB: 0
CS: 0

Batter	1	2	3	4	5	6	7	8	9	AB	R	H	RBI	BB	SO	LOB	TOP																
Mickey Morandini, L (1,4) OBP: 0.350, SLG: 0.373	F8		F9			G3		G6-4-3		4	0	0	0	0	0	2	Chicago Cubs @ Arizona Diamondbacks Bank One Ballpark, Phoenix, AZ Tue Jun 08 1999, 10:05 PM EDT Att: 39,308 - Unknown - 83 F																
Manny Alexander, R (1,5) OBP: 0.310, SLG: 0.342	L8		K			G6-3		G5-3		4	0	0	0	0	1	1																	
Mark Grace, L (1,3) OBP: 0.413, SLG: 0.480	G3-1		F8			P3			E9 HR	4	1	1	0	0	0	0																	
Sammy Sosa, R (1,8) OBP: 0.373, SLG: 0.627				G5-3			K		K	4	1	1	0	0	2	1																	
Glenallen Hill, R (1,9) OBP: 0.423, SLG: 0.746 Terry Adams, R (9,1)	G5-3			K		K			P4	4	0	0	0	0	2	2																	
Henry Rodriguez, L (1,7) OBP: 0.434, SLG: 0.647 Lance Johnson, L (9, PR) OBP: 0.332, SLG: 0.365				K		K			HR	3	0	1	1	1	2	0																	
José Hernández, R (1,6) OBP: 0.340, SLG: 0.415 Tyler Houston, L (9, PH) OBP: 0.379, SLG: 0.564						K				2	1	0	0	1	2	1																	
Benito Santiago, R (1,2) OBP: 0.291, SLG: 0.372										1	1	1	3	0	0	0																	
Kevin Tapani, R (1,1) OBP: 0.167, SLG: 0.095 Jeff Blausler, R (8, PH) OBP: 0.384, SLG: 0.413 Rick Aguilera, R (8,1) Curtis Goodwin, L (9,7) OBP: 0.200, SLG: 0.208										3	0	1	0	1	2	1																	
										2	0	0	0	0	2	2																	
										0	0	0	0	1	0	0																	
										0	0	0	0	0	0	0																	
										0	0	0	0	0	0	0																	
Inning Stats	R: 0 E: 0 K: 0 S: 5	H: 0 LOB: 0 BB: 0 P: 8	R: 1 E: 0 K: 2 S: 9	H: 2 LOB: 2 BB: 1 P: 20	R: 0 E: 0 K: 1 S: 13	H: 0 LOB: 0 BB: 0 P: 19	R: 0 E: 0 K: 2 S: 8	H: 0 LOB: 0 BB: 0 P: 12	R: 0 E: 0 K: 3 S: 9	H: 0 LOB: 0 BB: 0 P: 17	R: 0 E: 0 K: 3 S: 9	H: 0 LOB: 0 BB: 0 P: 12	R: 1 E: 0 K: 0 S: 5	H: 1 LOB: 1 BB: 2 P: 13	R: 3 E: 1 K: 2 S: 11	H: 2 LOB: 1 BB: 1 P: 19	1B: 1 2B: 2 3B: 1 HR: 1	SF: 0 SAC: 0 DP: 1 HBP: 0	WP: 0 PB: 0 SB: 0 CS: 0	PA: 35													
PITCHER	IP WLS BF H R ER SO BB IBB HBP BLK WP HR S P ERA WHIP																																
Omar Daal, L (1,1) ERA: 3.44	8.0	30	4	3	3	11	2	1	0	0	0	0	0	70	122	3.38	0.750																
Gregg Olson, R (9,1) ERA: 4.91	1.0	L 5	1	2	2	2	0	1	0	0	0	0	1	8	13	18.00	1.000																

AB	31
R	5
H	5
RBI	4
BB	4
SO	13
LOB	10



Batter	1	2	3	4	5	6	7	8	9	AB	R	H	RBI	BB	SO	LOB	BOTTOM																
Tony Womack, L (1,9) OBP: 0.330, SLG: 0.343	K		P4		F9					4	0	1	0	0	1	0	Chicago Cubs @ Arizona Diamondbacks Bank One Ballpark, Phoenix, AZ Tue Jun 08 1999, 10:05 PM EDT Att: 39,308 - Unknown - 83 F																
Jay Bell, R (1,4) OBP: 0.375, SLG: 0.578	K		F8			K				4	0	0	0	0	3	1																	
Luis Gonzalez, L (1,7) OBP: 0.436, SLG: 0.642	G6-3			G4-3		P5			F7	4	0	0	0	0	0	0																	
Matt Williams, R (1,5) OBP: 0.355, SLG: 0.610						L8				4	2	3	0	0	0	0																	
Steve Finley, L (1,8) OBP: 0.346, SLG: 0.552										4	0	1	0	0	2	2																	
Travis Lee, L (1,3) OBP: 0.350, SLG: 0.414										2	1	0	1	1	1	1																	
Kelly Stinnett, R (1,2) OBP: 0.241, SLG: 0.366										3	0	1	2	0	1	1																	
Andy Fox, L (1,6) OBP: 0.356, SLG: 0.427										3	0	0	0	0	0	1																	
Omar Daal, L (1,1) OBP: 0.172, SLG: 0.179 Gregg Olson, R (9,1) ERA: 3.71										3	0	0	0	0	0	0																	
										0	0	0	0	0	0	0																	
Inning Stats	R: 0 E: 0 K: 2 S: 7	H: 0 LOB: 0 BB: 0 P: 9	R: 1 E: 0 K: 0 S: 10	H: 2 LOB: 1 BB: 0 P: 12	R: 0 E: 0 K: 0 S: 8	H: 0 LOB: 0 BB: 0 P: 11	R: 2 E: 0 K: 0 S: 12	H: 2 LOB: 0 BB: 1 P: 21	R: 0 E: 0 K: 1 S: 7	H: 0 LOB: 0 BB: 0 P: 13	R: 0 E: 0 K: 2 S: 7	H: 0 LOB: 0 BB: 0 P: 10	R: 0 E: 0 K: 1 S: 12	H: 1 LOB: 1 BB: 0 P: 17	R: 0 E: 0 K: 2 S: 10	H: 1 LOB: 1 BB: 0 P: 14		1B: 5 2B: 1 3B: 0 HR: 0	SF: 1 SAC: 0 DP: 0 HBP: 0	WP: 0 PB: 1 SB: 2 CS: 1	PA: 34												
PITCHER	IP WLS BF H R ER SO BB IBB HBP BLK WP HR S P ERA WHIP																																
Kevin Tapani, R (1,1) ERA: 2.39	7.0	25	4	3	2	5	1	0	0	0	0	0	0	12	17	0.00	1.000																
Rick Aguilera, R (8,1) ERA: 3.54	1.0	W 4	1	0	0	1	0	0	0	0	0	0	0	10	14	0.00	1.000																
Terry Adams, R (9,1) ERA: 3.71	1.0	S 4	1	0	0	2	0	0	0	0	0	0	0	10	14	0.00	1.000																

AB	31
R	3
H	6
RBI	3
BB	1
SO	8
LOB	6



Batter	1	2	3	4	5	6	7	8	9	AB	R	H	RBI	BB	SO	LOB	TOP								
Tony Womack, L (1, 9) OBP: 0.324, SLG: 0.341	0-3 K		2-3 K		0-1 G1-3	1-1 SF8		0-0 P7	0-0 FC4-6	5	0	0	1	0	2	1									
Jay Bell, R (1, 4) OBP: 0.380, SLG: 0.608 Hanley Frias, S (9, FH) OBP: 0.333, SLG: 0.143	0-1 G4-3		0-0 HR		2-2 1B	2-2 1B		2-1 G1-3	0-0 FC6-4	5	2	3	2	0	0	0									
Luis Gonzalez, L (1, 10) OBP: 0.438, SLG: 0.635	0-2 F8		2-2 2B		3-1 F7	4-2 1B		4-1 1B	1-0 FC6-4	4	1	1	0	2	0	3									
Matt Williams, R (1, 5) OBP: 0.361, SLG: 0.622 Tony Batista, R (9, 6) OBP: 0.335, SLG: 0.396		1-1 L5	2-1 1B					1-2 2B		5	2	4	2	0	0	0									
Travis Lee, L (1, 3) OBP: 0.364, SLG: 0.451	0-0 1B		1-1 2B		3-2 G4-3			2-2 1B		5	1	2	2	0	0	3									
Steve Finley, L (1, 8) OBP: 0.341, SLG: 0.550	0-2 L3				0-0 F7			2-0 P7		5	1	1	2	0	0	2									
David Dellucci, L (1, 7) OBP: 0.471, SLG: 0.533	2-0 1B				2-2 G4-3			0-0 1B		4	1	2	1	1	0	0									
Andy Fox, L (1, 6) OBP: 0.358, SLG: 0.452	0-0 L9				3-1 F8	4-1 1B		2-2 F7		4	2	1	1	1	0	2									
Kelly Stinnett, R (1, 2) OBP: 0.257, SLG: 0.406			2-1 G6-3		2-1 HR	1-2 2B		1-1 P4		5	2	3	1	0	0	1									
Inning Stats	R: 0 E: 0 K: 1 S: 8	H: 0 LOB: 0 BB: 0 P: 8	R: 1 E: 0 K: 0 S: 8	H: 2 LOB: 1 BB: 0 P: 11	R: 1 E: 0 K: 1 S: 14	H: 3 LOB: 2 BB: 0 P: 22	R: 0 E: 0 K: 0 S: 7	H: 0 LOB: 0 BB: 0 P: 12	R: 1 E: 0 K: 0 S: 12	H: 2 LOB: 1 BB: 0 P: 22	R: 6 E: 0 K: 0 S: 23	H: 6 LOB: 2 BB: 2 P: 40	R: 0 E: 0 K: 0 S: 11	H: 0 LOB: 1 BB: 1 P: 19	R: 2 E: 0 K: 0 S: 11	H: 2 LOB: 1 BB: 1 P: 22	R: 1 E: 0 K: 0 S: 8	H: 3 LOB: 2 BB: 0 P: 13	1B: 10 2B: 4 3B: 0 HR: 4	SF: 1 SAC: 0 DP: 0 HBP: 0	WP: 0 PB: 0 SB: 0 CS: 0	PA: 48			
PITCHER	IP	WLS	BF	H	R	ER	SO	BB	IBB	HBP	BLK	WP	HR	S	P	ERA	WHIP								
Ken Hill, R (1, 1) ERA: 4.87	5.1	L	24	9	5	5	2	0	0	0	0	0	3	55	84	8.44	1.688								
Mike Magnante, L (6, 1) ERA: 5.24	0.1		6	3	2	2	0	2	0	0	0	0	0	15	27	54.00	15.000								
Shigetoshi Hasegawa, R (6, 1) ERA: 4.18	2.1		12	3	4	4	0	2	0	0	0	0	0	24	45	15.43	2.143								
Al Levine, R (9, 1) ERA: 2.81	1.0		6	3	1	1	0	0	0	0	0	0	1	8	13	9.00	3.000								

Arizona Diamondbacks @ Anaheim Angels
Edison International Field, Anaheim, CA
Fri Jun 11 1999, 10:05 PM EDT
Att: 37,042 - Cloudy - 69 F

AB 43
R 12
H 18
RBI 12
BB 4
SO 2
LOB 12



Batter	1	2	3	4	5	6	7	8	9	AB	R	H	RBI	BB	SO	LOB	BOTTOM								
Orlando Palmeiro, L (1, 7) OBP: 0.373, SLG: 0.322	1-2 1B		4-2 1B		3-2 G5-3			1-2 F8		3	0	1	0	1	0	1									
Randy Velarde, R (1, 4) OBP: 0.378, SLG: 0.401 Andy Sheets, R (8, FH) OBP: 0.263, SLG: 0.335	1-1 P4		1-0 1B		1-1 F8			1-1 G4-3		3	0	1	0	0	0	2									
Mo Vaughn, L (1, 10) OBP: 0.356, SLG: 0.541	0-0 F9		0-1 L8					0-1 G5-3		4	0	0	0	0	0	3									
16 Garret Anderson, L (1, 8) OBP: 0.300, SLG: 0.496	0-0 F8		1-1 G3					0-1 G1-3		4	0	0	0	0	0	3									
Todd Greene, R (1, 9) OBP: 0.308, SLG: 0.516 Reggie Williams, S (9, 9) OBP: 0.111, SLG: 0.111		3-2 G5-3			2-2 G4-3			0-3 K		3	0	0	0	0	1	0									
Darin Erstad, L (1, 3) OBP: 0.292, SLG: 0.363	1-2 1B				0-2 G1-3					4	1	2	0	0	1	0									
Troy Glaus, R (1, 5) OBP: 0.328, SLG: 0.488	1-3 K				3-1 P4			2-0 FC3-6		4	1	2	2	0	1	1									
Matt Walbeck, S (1, 2) OBP: 0.301, SLG: 0.352 Steve Decker, R (9, 2) OBP: 0.467, SLG: 0.538		1-1 G6-3			3-2 F8			1-2 FC3-6		3	0	0	0	0	0	2									
Jeff Huson, L (1, 6) OBP: 0.304, SLG: 0.308			3-1 G3		1-0 G5-3			1-0 G1-3		4	0	1	0	0	0	2									
Inning Stats	R: 0 E: 0 K: 0 S: 7	H: 1 LOB: 1 BB: 0 P: 9	R: 0 E: 0 K: 1 S: 13	H: 1 LOB: 0 BB: 0 P: 19	R: 0 E: 0 K: 0 S: 10	H: 1 LOB: 2 BB: 1 P: 19	R: 0 E: 0 K: 0 S: 8	H: 0 LOB: 0 BB: 0 P: 13	R: 0 E: 0 K: 1 S: 10	H: 1 LOB: 1 BB: 0 P: 18	R: 0 E: 0 K: 1 S: 6	H: 0 LOB: 0 BB: 0 P: 6	R: 0 E: 0 K: 1 S: 8	H: 1 LOB: 1 BB: 0 P: 12	R: 0 E: 0 K: 0 S: 7	H: 0 LOB: 0 BB: 0 P: 9	R: 2 E: 0 K: 0 S: 13	H: 3 LOB: 1 BB: 0 P: 19	1B: 6 2B: 1 3B: 0 HR: 1	SF: 0 SAC: 0 DP: 0 HBP: 0	WP: 0 PB: 0 SB: 0 CS: 0	PA: 36			
PITCHER	IP	WLS	BF	H	R	ER	SO	BB	IBB	HBP	BLK	WP	HR	S	P	ERA	WHIP								
Armando Reynoso, R (1, 1) ERA: 3.92	8.0	W	30	5	0	0	3	1	0	0	0	0	0	69	105	0.00	0.750								
John Frascatore, R (9, 1) ERA: 4.09	1.0		6	3	2	2	0	0	0	0	0	0	1	13	19	18.00	3.000								

Arizona Diamondbacks @ Anaheim Angels
Edison International Field, Anaheim, CA
Fri Jun 11 1999, 10:05 PM EDT
Att: 37,042 - Cloudy - 69 F

AB 35
R 2
H 8
RBI 2
BB 1
SO 3
LOB 14



Batter	1	2	3	4	5	6	7	8	9	AB	R	H	RBI	BB	SO	LOB	TOP										
Steve Finley, L (1,8) OBP: 0.343, SLG: 0.547										3	1	1	0	0	0	2											
Jay Bell, R (1,4) OBP: 0.378, SLG: 0.615										4	1	1	1	0	2	2											
Luis Gonzalez, L (1,7) OBP: 0.435, SLG: 0.628										4	0	1	0	0	1	2											
Matt Williams, R (1,5) OBP: 0.363, SLG: 0.631										4	1	2	2	0	1	1											
Greg Colbrunn, R (1,10) OBP: 0.357, SLG: 0.500										4	0	1	0	0	2	1											
Travis Lee, L (1,3) OBP: 0.358, SLG: 0.442										4	0	0	0	0	2	1											
Bernard Gilkey, R (1,9) David DeLucci, L (9, PH) OBP: 0.390, SLG: 0.500 OBP: 0.462, SLG: 0.522										1	0	0	0	2	0	1	AB 32										
Damian Miller, R (1,2) OBP: 0.338, SLG: 0.478										1	0	0	0	0	1	0	R 3										
Hanley Frias, S (1,6) Tony Womack, L (9, PH) OBP: 0.333, SLG: 0.111 OBP: 0.322, SLG: 0.339										4	0	0	0	0	2	3	H 6										
Inning Stats	R: 1 E: 0 K: 2 S: 12	H: 2 LOB: 1 BB: 0 P: 16	R: 0 E: 0 K: 1 S: 12	H: 0 LOB: 2 BB: 2 P: 24	R: 0 E: 0 K: 1 S: 9	H: 1 LOB: 0 BB: 0 P: 14	R: 0 E: 0 K: 1 S: 9	H: 1 LOB: 1 BB: 0 P: 13	R: 1 E: 0 K: 0 S: 6	H: 1 LOB: 0 BB: 0 P: 11	R: 1 E: 0 K: 0 S: 9	H: 1 LOB: 1 BB: 1 P: 15	R: 0 E: 0 K: 1 S: 10	H: 0 LOB: 0 BB: 0 P: 16	R: 0 E: 0 K: 1 S: 7	H: 0 LOB: 0 BB: 0 P: 12	R: 0 E: 0 K: 2 S: 8	H: 0 LOB: 0 BB: 0 P: 11	1B: 4 2B: 0 3B: 0 HR: 2	SF: 0 SAC: 0 DP: 0 HBP: 1	WP: 1 PB: 0 SB: 1 CS: 1	PA: 37					
PITCHER	IP	WLS	BF	H	R	ER	SO	BB	IBB	HBP	BLK	WP	HR	S	P	ERA	WHIP										
Chuck Finley, L (1,1) ERA: 4.31	7.0		30	6	3	3	8	3	0	1	0	1	2	67	109	3.86	1.286										
Mark Petkovsek, R (8,1) ERA: 1.55	1.0	W	3	0	0	0	1	0	0	0	0	0	0	7	12	0.00	0.000										
Troy Percival, R (9,1) ERA: 2.16	1.0	S	3	0	0	0	2	0	0	0	0	0	0	8	11	0.00	0.000										

Arizona Diamondbacks @ Anaheim Angels
Edison International Field, Anaheim, CA
Sat Jun 12 1999, 10:05 PM EDT
Att: 37,916 - Unknown - 70 F

AB 32
R 3
H 6
RBI 3
BB 3
SO 11
LOB 13



Batter	1	2	3	4	5	6	7	8	9	AB	R	H	RBI	BB	SO	LOB	BOTTOM										
Orlando Palmeiro, L (1,7) (9,9) OBP: 0.382, SLG: 0.329										3	1	2	0	1	0	0											
Randy Velarde, R (1,4) OBP: 0.384, SLG: 0.409										3	1	2	1	1	0	0											
Mo Vaughn, L (1,10) OBP: 0.354, SLG: 0.552										4	1	1	1	0	0	4											
16 Garret Anderson, L (1,8) OBP: 0.296, SLG: 0.488										4	0	0	0	0	1	2											
Todd Greene, R (1,2) OBP: 0.318, SLG: 0.527										4	0	3	1	0	0	0											
Matt Walbeck, S (8, PR) OBP: 0.301, SLG: 0.352										0	1	0	0	0	0	0											
Darin Erstad, L (1,3) (9,7) OBP: 0.296, SLG: 0.367										3	0	2	0	0	1	1											
Troy Glaus, R (1,5) OBP: 0.326, SLG: 0.481										3	0	0	0	1	2	2	AB 31										
Reggie Williams, S (1,9) OBP: 0.095, SLG: 0.095										3	0	0	0	0	1	1	R 4										
Jeff Huson, L (8, PH) OBP: 0.300, SLG: 0.303										1	0	0	0	0	0	2	H 10										
Andy Sheets, R (1,6) OBP: 0.259, SLG: 0.330										3	0	0	0	0	2	0	RBI 3										
Inning Stats	R: 2 E: 0 K: 2 S: 16	H: 3 LOB: 1 BB: 0 P: 19	R: 0 E: 0 K: 1 S: 7	H: 0 LOB: 0 BB: 0 P: 9	R: 0 E: 0 K: 0 S: 8	H: 0 LOB: 1 BB: 2 P: 16	R: 0 E: 0 K: 2 S: 13	H: 1 LOB: 1 BB: 0 P: 15	R: 0 E: 0 K: 1 S: 11	H: 2 LOB: 1 BB: 0 P: 17	R: 0 E: 0 K: 1 S: 10	H: 1 LOB: 1 BB: 0 P: 15	R: 0 E: 0 K: 0 S: 10	H: 0 LOB: 0 BB: 0 P: 12	R: 2 E: 0 K: 0 S: 19	H: 3 LOB: 3 BB: 1 P: 33	1B: 7 2B: 2 3B: 0 HR: 1	SF: 0 SAC: 1 DP: 1 HBP: 0	WP: 0 PB: 1 SB: 0 CS: 1	PA: 35							
PITCHER	IP	WLS	BF	H	R	ER	SO	BB	IBB	HBP	BLK	WP	HR	S	P	ERA	WHIP										
Andy Benes, R (1,1) ERA: 5.33	7.2	L	32	9	4	4	7	2	0	0	0	0	1	88	123	4.70	1.435										
Greg Swindell, L (8,1) ERA: 4.21	0.0		1	1	0	0	0	0	0	0	0	0	0	2	3	∞	∞										
Byung-Hyun Kim, R (8,1) ERA: 3.68	0.1		2	0	0	0	0	1	0	0	1	0	0	4	10	0.00	3.000										

Arizona Diamondbacks @ Anaheim Angels
Edison International Field, Anaheim, CA
Sat Jun 12 1999, 10:05 PM EDT
Att: 37,916 - Unknown - 70 F

AB 31
R 4
H 10
RBI 3
BB 3
SO 7
LOB 12



Batter	1	2	3	4	5	6	7	8	9	10	11	12	13	AB R H RBI BB SO LOB	TOP																
Tony Wornack, L OBP: 0.322, SLG: 0.344 (1, 9)														6 1 2 1 0 0 2	<p>Arizona Diamondbacks @ Anaheim Angels Edison International Field, Anaheim, CA</p> <p>Sun Jun 13 1999, 8:05 PM EDT Att. 29,176 - Unknown - 76 F</p> <p>livebaseballscorecards.com</p> <p>AB 42 R 3 H 9 RBI 3 BB 1 SO 8 LOB 18</p>																
Jay Bell, R OBP: 0.370, SLG: 0.602 (1, 4)														5 0 0 1 0 3 2																	
Luis Gonzalez, L OBP: 0.429, SLG: 0.615 Gregg Olson, R (13, 1)														5 0 0 0 1 1 2 0 0 0 0 0 0 0																	
Matt Williams, R OBP: 0.364, SLG: 0.631 (1, 5)														5 1 2 0 0 0 1																	
Steve Finley, L OBP: 0.341, SLG: 0.540 (13, 8)														5 0 1 0 0 2 2																	
Travis Lee, L OBP: 0.355, SLG: 0.437 (1, 3)														5 0 1 0 0 0 3																	
David Dellucci, L OBP: 0.456, SLG: 0.490 (13, 7)														3 0 0 0 0 0 1																	
Andy Fox, L OBP: 0.360, SLG: 0.443 (1, 6)														4 0 1 1 0 2 2																	
Kelly Stinnett, R OBP: 0.271, SLG: 0.409 Hanley Firas, S OBP: 0.333, SLG: 0.111 Damian Miller, R OBP: 0.336, SLG: 0.478 (1, 2)														4 0 2 0 0 0 3 0 1 0 0 0 0 0 0 0 0 0 0 0 0																	
Inning Stats	R: 0 E: 0 K: 0 S: 7	H: 1 LOB: 0 BB: 0 P: 13	R: 0 E: 0 K: 1 S: 9	H: 1 LOB: 1 BB: 0 P: 12	R: 0 E: 0 K: 0 S: 5	H: 0 LOB: 0 BB: 0 P: 8	R: 0 E: 0 K: 1 S: 7	H: 0 LOB: 0 BB: 1 P: 14	R: 0 E: 0 K: 1 S: 11	H: 1 LOB: 1 BB: 0 P: 17	R: 0 E: 0 K: 0 S: 10	H: 0 LOB: 0 BB: 0 P: 12	R: 0 E: 0 K: 1 S: 6	H: 1 LOB: 0 BB: 0 P: 9		R: 0 E: 0 K: 1 S: 6	H: 1 LOB: 1 BB: 0 P: 6	R: 0 E: 0 K: 1 S: 5	H: 0 LOB: 0 BB: 0 P: 5	R: 0 E: 0 K: 0 S: 3	H: 0 LOB: 0 BB: 0 P: 3	R: 2 E: 1 K: 1 S: 7	H: 2 LOB: 1 BB: 0 P: 7	1B: 7 2B: 3 3B: 0 HR: 0	SF: 1 SAC: 0 DP: 5 HBP: 4	WP: 1 PB: 0 SB: 0 CS: 0	PA: 48				
PITCHER	IP WLS BF H R ER SO BB IBB HBP BLK WP HR S P ERA WHIP																														
Omar Olivares, R ERA: 3.22 Scott Schumeweis, L ERA: 4.18 Troy Parfitt, R ERA: 2.08 Mark Petkovsek, R ERA: 1.74 (1, 1) (9, 1) (11, 1) (12, 1)	8.1 1.2 1.0 2.0	WLS 32 5 3 L	BF 32 5 3 8	H 6 1 0 2	R 1 0 0 2	ER 1 0 0 1	SO 5 1 0 1	BB 1 0 0 0	IBB 0 0 0 0	HBP 4 0 0 0	BLK 0 0 0 0	WP 1 0 0 0	HR 0 0 0 0	S 72 8 5 10		P 116 9 5 10	ERA 1.08 0.00 0.00 4.50	WHIP 0.840 0.600 0.000 1.000													

Batter	1	2	3	4	5	6	7	8	9	10	11	12	13	AB R H RBI BB SO LOB	BOTTOM																
Mike Cotangelo, R OBP: 0.607, SLG: 0.500 Orlando Palmeiro, L OBP: 0.381, SLG: 0.325 (1, 7) (7, 7)														2 0 1 0 1 0 0 2 0 0 0 0 0 2	<p>Arizona Diamondbacks @ Anaheim Angels Edison International Field, Anaheim, CA</p> <p>Sun Jun 13 1999, 8:05 PM EDT Att. 29,176 - Unknown - 76 F</p> <p>livebaseballscorecards.com</p> <p>AB 43 R 1 H 9 RBI 1 BB 5 SO 10 LOB 21</p>																
Randy Velarde, R OBP: 0.375, SLG: 0.398 (1, 4)														6 0 0 0 0 3 4																	
Mo Vaughn, L OBP: 0.365, SLG: 0.554 Steve Sparks, R OBP: 0.333, SLG: 0.667 Jeff Huson, L OBP: 0.296, SLG: 0.299 (1, 10) (10, PR) (13, PH)														3 0 2 0 2 0 0 0 0 0 0 0 0 0 1 0 0 0 0 0 0																	
Todd Greene, R OBP: 0.317, SLG: 0.521 16 Garret Anderson, L OBP: 0.293, SLG: 0.484 (1, 9) (8, PR) (9, 8)														4 0 1 0 0 0 5 2 0 0 0 0 1 2																	
Troy Glaus, R OBP: 0.322, SLG: 0.469 (1, 5)														5 0 0 0 1 1 2																	
Darin Erstad, L OBP: 0.296, SLG: 0.372 (1, 3)														5 1 2 0 0 1 3																	
Matt Walbeck, S OBP: 0.296, SLG: 0.346 (1, 2)														5 0 1 1 0 1 1																	
Reggie Williams, S OBP: 0.154, SLG: 0.154 (1, 8) (9, 9)														5 0 2 0 0 1 1																	
Andy Sheets, R OBP: 0.259, SLG: 0.324 (1, 6)														3 0 0 0 1 2 1																	
Inning Stats	R: 0 E: 0 K: 1 S: 12	H: 2 LOB: 3 BB: 1 P: 23	R: 0 E: 0 K: 1 S: 8	H: 1 LOB: 1 BB: 0 P: 12	R: 0 E: 0 K: 0 S: 8	H: 1 LOB: 1 BB: 0 P: 14	R: 0 E: 0 K: 2 S: 8	H: 0 LOB: 0 BB: 0 P: 11	R: 0 E: 0 K: 0 S: 8	H: 0 LOB: 0 BB: 1 P: 17	R: 1 E: 0 K: 0 S: 13	H: 2 LOB: 1 BB: 1 P: 23	R: 0 E: 0 K: 0 S: 9	H: 1 LOB: 1 BB: 0 P: 16		R: 0 E: 0 K: 1 S: 12	H: 0 LOB: 0 BB: 0 P: 16	R: 0 E: 0 K: 1 S: 5	H: 0 LOB: 2 BB: 1 P: 10	R: 0 E: 0 K: 3 S: 9	H: 0 LOB: 0 BB: 0 P: 9	R: 0 E: 0 K: 1 S: 6	H: 1 LOB: 1 BB: 0 P: 6	1B: 8 2B: 2 3B: 0 HR: 0	SF: 0 SAC: 1 DP: 3 HBP: 1	WP: 0 PB: 0 SB: 0 CS: 1	PA: 50				
PITCHER	IP WLS BF H R ER SO BB IBB HBP BLK WP HR S P ERA WHIP																														
Omar Daal, L ERA: 3.25 Darren Holmes, R ERA: 2.88 Dan Plesac, L ERA: 8.22 Vladimir Nunez, R ERA: 1.69 Gregg Olson, R ERA: 4.7 (1, 1) (8, 1) (10, 1) (11, 1) (13, 1)	7.2 2.0 0.1 2.0 1.0	WLS 30 1 W S	BF 30 9 1 7 3	H 7 1 0 0	R 1 0 0 0	ER 1 0 0 0	SO 4 1 0 4 0	BB 4 0 0 0 0	IBB 0 1 0 0 0	HBP 0 1 0 0 0	BLK 0 0 0 0 0	WP 0 0 0 0 0	HR 0 0 0 0 0	S 67 18 3 15 3		P 121 30 3 15 3	ERA 1.17 0.00 0.00 0.00 0.00	WHIP 1.435 0.500 0.000 0.500 0.000													

Batter	1	2	3	4	5	6	7	8	9	AB	R	H	RBI	BB	SO	LOB	TOP				
Luis Castillo, S OBP: 0.351, SLG: 0.351	G6-3		G4-3			B1-3			K	4	0	0	0	0	1	0					
Dave Berg, R OBP: 0.375, SLG: 0.413	F7				2B	P9			1B	4	0	2	0	0	0	0					
Bruce Aven, R OBP: 0.423, SLG: 0.648	P4				K			G5-3	1B	4	0	1	0	0	1	1					
Kevin Millar, R OBP: 0.407, SLG: 0.408			K		P3			K	1B	3	0	0	0	0	2	1					
Tim Hyers, L OBP: 0.423, SLG: 0.591								G1-3		1	0	0	0	0	0	2					
Preston Wilson, R OBP: 0.293, SLG: 0.506			K		K					3	0	0	0	0	2	1					
Braden Looper, R OBP: 0.374, SLG: 0.458								F8		0	0	0	0	0	0	0					
Jesus Sanchez, L OBP: 0.167, SLG: 0.091										0	0	0	0	0	0	0					
Kevin Orie, R OBP: 0.324, SLG: 0.413					1B	P3			K	3	0	1	0	0	1	0					
Danny Bautista, R OBP: 0.429, SLG: 0.571			K			G6-3			G4-3	3	0	0	0	0	1	1					
Mike Redmond, R OBP: 0.355, SLG: 0.305										2	0	0	0	0	1	0					
Cliff Floyd, L OBP: 0.374, SLG: 0.458			K			F8			F7	1	0	0	0	0	0	0					
Jorge Fabregas, L OBP: 0.273, SLG: 0.344										0	0	0	0	0	0	0					
Ryan Dempster, R OBP: 0.133, SLG: 0.143										2	0	0	0	0	1	0					
Vic Darensbourg, L OBP: 0.295, SLG: 0.370			K			G5-3			G1-3	0	0	0	0	0	0	0					
Mark Kotsay, L OBP: 0.295, SLG: 0.370										1	0	0	0	0	0	0					
Inning Stats	R: 0 H: 0 E: 0 K: 0 S: 10	H: 0 LOB: 0 BB: 0 P: 16	R: 0 H: 1 E: 0 K: 3 S: 13	LOB: 1 BB: 0 P: 16	R: 0 H: 0 E: 0 K: 2 S: 12	LOB: 0 BB: 0 P: 15	R: 0 H: 1 E: 0 K: 2 S: 14	LOB: 1 BB: 0 P: 17	R: 0 H: 0 E: 0 K: 0 S: 7	LOB: 0 BB: 0 P: 9	R: 0 H: 0 E: 0 K: 1 S: 13	LOB: 0 BB: 0 P: 13	R: 0 H: 0 E: 0 K: 1 S: 8	LOB: 0 BB: 0 P: 13	R: 0 H: 2 E: 0 K: 1 S: 13	LOB: 2 BB: 0 P: 20	1B: 3 2B: 1 3B: 0 HR: 0	SF: 0 SAC: 0 DP: 0 HBP: 0	WP: 0 PB: 0 SB: 0 CS: 0	PA: 31	
PITCHER	IP	WLS	BF	H	R	ER	SO	BB	IBB	HBP	BLK	WP	HR	S	P	ERA	WHIP				
Randy Johnson, L ERA: 2.96	7.0	W	23	2	0	0	8	0	0	0	0	0	0	75	93	0.00	0.286				
Byung-Hyun Kim, R ERA: 3.39	0.2	H	2	0	0	0	1	0	0	0	0	0	0	5	10	0.00	0.000				
Dan Plesac, L ERA: 7.88	1.0	H	3	0	0	0	1	0	0	0	0	0	0	9	10	0.00	0.000				
Gregg Olson, R ERA: 4.63	0.1	S	3	2	0	0	0	0	0	0	0	0	0	7	13	0.00	6.000				

Florida Marlins @ Arizona Diamondbacks
Bank One Ballpark, Phoenix, AZ
Mon Jun 14 1999, 10:05 PM EDT
Att: 39,314 - Unknown - 102 F

AB 31
R 0
H 4
RBI 0
BB 0
SO 10
LOB 6



Batter	1	2	3	4	5	6	7	8	9	AB	R	H	RBI	BB	SO	LOB	BOTTOM					
Tony Womack, L OBP: 0.325, SLG: 0.360	G5-3		FC6-4			HR			BLK	4	2	2	1	0	0	1						
Jay Bell, R OBP: 0.368, SLG: 0.595	G5-3				1B	G5-3		G5-3		3	0	0	0	1	0	1						
Luis Gonzalez, L OBP: 0.430, SLG: 0.617	G4-3				L9					4	0	2	1	0	0	1						
Matt Williams, R OBP: 0.366, SLG: 0.627					1B					3	0	1	0	1	1	1						
Steve Finley, L OBP: 0.336, SLG: 0.532					1B					4	0	0	0	0	0	5						
Travis Lee, L OBP: 0.354, SLG: 0.434										4	0	1	0	0	1	2						
Damian Miller, R OBP: 0.331, SLG: 0.467										3	0	0	0	0	3	1						
Andy Fox, L OBP: 0.360, SLG: 0.440										3	0	1	0	0	0	1						
Randy Johnson, R OBP: 0.170, SLG: 0.213										2	0	1	0	0	1	1						
Greg Colbrunn, R OBP: 0.349, SLG: 0.488										1	0	0	0	0	1	1						
Byung-Hyun Kim, R ERA: 6.87										0	0	0	0	0	0	0						
Dan Plesac, L ERA: 3.89										0	0	0	0	0	0	0						
Gregg Olson, R ERA: 6.47										0	0	0	0	0	0	0						
Inning Stats	R: 0 H: 0 E: 0 K: 0 S: 5	H: 0 LOB: 0 BB: 0 P: 8	R: 0 H: 0 E: 0 K: 0 S: 7	LOB: 0 BB: 0 P: 11	R: 0 H: 1 E: 0 K: 1 S: 8	LOB: 1 BB: 0 P: 12	R: 0 H: 1 E: 0 K: 0 S: 6	LOB: 1 BB: 1 P: 13	R: 0 H: 1 E: 0 K: 2 S: 8	LOB: 1 BB: 0 P: 11	R: 1 H: 2 E: 0 K: 1 S: 14	LOB: 1 BB: 0 P: 21	R: 0 H: 1 E: 0 K: 2 S: 11	LOB: 1 BB: 0 P: 12	R: 1 H: 2 E: 0 K: 1 S: 9	LOB: 2 BB: 1 P: 17	1B: 6 2B: 2 3B: 0 HR: 1	SF: 0 SAC: 0 DP: 1 HBP: 0	WP: 0 PB: 0 SB: 0 CS: 0	PA: 33		
PITCHER	IP	WLS	BF	H	R	ER	SO	BB	IBB	HBP	BLK	WP	HR	S	P	ERA	WHIP					
Ryan Dempster, R ERA: 2.5	6.1	L	25	6	1	1	5	1	0	0	0	0	0	1	53	81	1.42	1.105				
Vic Darensbourg, L ERA: 6.87	0.1		1	0	0	0	0	0	0	0	0	0	0	1	1	0.00	0.000					
Braden Looper, R ERA: 3.89	0.2		3	1	1	1	1	0	0	0	1	0	0	9	11	13.50	1.500					
Jesus Sanchez, L ERA: 6.47	0.2		4	1	0	0	1	0	1	0	0	0	0	5	12	0.00	1.500					

Florida Marlins @ Arizona Diamondbacks
Bank One Ballpark, Phoenix, AZ
Mon Jun 14 1999, 10:05 PM EDT
Att: 39,314 - Unknown - 102 F

AB 31
R 2
H 8
RBI 2
BB 2
SO 7
LOB 15



Batter	1	2	3	4	5	6	7	8	9	AB	R	H	RBI	BB	SO	LOB	TOP					
Dave Berg, R OBP: 0.376, SLG: 0.412 (1, 4)	F8		G6-3		G5-4-3			G4-3	G4-3	5	1	2	1	0	0	2						
Alex Gonzalez, R OBP: 0.314, SLG: 0.455 (1, 6)	F8		K			G5-3		G4-3	G4-3	4	0	1	0	0	0	1						
Cliff Floyd, L OBP: 0.375, SLG: 0.463 (1, 7)	G3-1						G4-3	K	FC6	5	0	2	0	0	1	5						
Bruce Aven, R OBP: 0.417, SLG: 0.634 (1, 9)		F8		F9				G4-3		4	0	1	1	0	0	2						
Kevin Orle, R OBP: 0.322, SLG: 0.405 (1, 5)		K				G6-4-3		G5-3		3	0	0	0	1	1	3						
Kevin Millar, R OBP: 0.400, SLG: 0.400 (1, 3)				G1-3			F9		G4-3	4	0	1	0	0	0	1						
Danny Bautista, R OBP: 0.455, SLG: 0.545 (1, 8)					G1-3					4	1	2	0	0	1	0						
Mike Redmond, R OBP: 0.354, SLG: 0.306 (9, PH)							F9			3	0	1	0	0	0	2						
Tim Hyers, L OBP: 0.434, SLG: 0.591 (9, PH)										0	0	0	0	1	0	0						
Luis Castillo, S OBP: 0.351, SLG: 0.351 (9, PH)										0	0	0	0	0	0	0						
Dennis Springer, R OBP: 0.167, SLG: 0.235 (5, PH)										1	0	0	0	0	0	0						
Mike Lowell, R OBP: 0.306, SLG: 0.386 (5, PH)										1	0	1	0	0	0	0						
Braden Looper, R OBP: 0.306, SLG: 0.386 (5, PH)										0	0	0	0	0	0	0						
Jesus Sanchez, L OBP: 0.157, SLG: 0.157 (8, PH)										0	0	0	0	0	0	0						
Preston Wilson, R OBP: 0.157, SLG: 0.157 (8, PH)										1	1	1	1	0	0	0						
Antonio Alfonseca, R OBP: 0.248, SLG: 0.368 (9, PH)										1	0	0	0	0	1	2						
Mark Kotsay, L OBP: 0.248, SLG: 0.368 (9, PH)										1	0	0	0	0	1	2						
Inning Stats	R: 0 E: 0 K: 0 S: 6	H: 0 LOB: 0 BB: 0 P: 9	R: 0 E: 0 K: 1 S: 11	H: 2 LOB: 2 BB: 0 P: 18	R: 0 E: 0 K: 1 S: 9	H: 0 LOB: 0 BB: 0 P: 11	R: 0 E: 0 K: 0 S: 10	H: 1 LOB: 1 BB: 1 P: 19	R: 0 E: 0 K: 0 S: 7	H: 2 LOB: 1 BB: 0 P: 10	R: 0 E: 0 K: 0 S: 8	H: 2 LOB: 1 BB: 0 P: 10	R: 0 E: 0 K: 1 S: 5	H: 0 LOB: 0 BB: 0 P: 7	R: 2 E: 0 K: 1 S: 13	H: 3 LOB: 1 BB: 0 P: 23	R: 1 E: 0 K: 1 S: 12	H: 2 LOB: 3 BB: 1 P: 20	1B: 9 2B: 2 3B: 0 HR: 1	SF: 0 SAC: 0 DP: 2 HBP: 1	WP: 0 PB: 0 SB: 0 CS: 0	PA: 39
PITCHER	IP	WLS	BF	H	R	ER	SO	BB	IBB	HBP	BLK	WP	HR	S	P	ERA	WHIP					
Brian Anderson, L ERA: 8.0 (1, 1)	7.0	W	28	9	2	2	3	1	0	0	0	0	1	61	93	2.57	1.429					
Darren Holmes, R ERA: 2.77 (8, 1)	1.0	H	4	1	0	0	1	0	0	0	0	0	0	8	14	0.00	1.000					
Vladimir Nunez, R ERA: 2.08 (9, 1)	0.1	H	3	1	1	0	0	1	0	0	0	0	0	5	9	27.00	6.000					
Dan Plesac, L ERA: 7.77 (9, 1)	0.1	H	1	0	0	0	1	0	0	0	0	0	0	3	4	0.00	0.000					
Gregg Olson, R ERA: 4.59 (9, 1)	0.1	S	3	1	0	0	0	0	0	1	0	0	0	4	7	0.00	3.000					

Florida Marlins @ Arizona Diamondbacks
Bank One Ballpark, Phoenix, AZ
Tue Jun 15 1999, 10:05 PM EDT
Att: 30,096 - Cloudy - 104 F

AB 36
R 3
H 12
RBI 3
BB 2
SO 5
LOB 17



Batter	1	2	3	4	5	6	7	8	9	AB	R	H	RBI	BB	SO	LOB	BOTTOM				
Tony Womack, L OBP: 0.324, SLG: 0.357 (1, 9)	G6-3		SF9	P4						2	0	0	1	1	0	2					
Jay Bell, R OBP: 0.363, SLG: 0.586 (1, 4)	F7		F8		G5-3					4	0	0	0	0	1	1					
Luis Gonzalez, L OBP: 0.423, SLG: 0.607 (1, 7)	F8			G3-1	F7					4	0	0	0	0	1	0					
Matt Williams, R OBP: 0.367, SLG: 0.625 (1, 5)					P3			F8		4	1	2	0	0	0	0					
Steve Finley, L OBP: 0.338, SLG: 0.528 (1, 8)								G4-3		2	1	0	0	2	1	1					
Travis Lee, L OBP: 0.360, SLG: 0.443 (1, 3)										4	1	3	1	0	0	1					
Damian Miller, R OBP: 0.329, SLG: 0.461 (1, 2)										4	0	1	1	0	1	4					
Andy Fox, L OBP: 0.376, SLG: 0.461 (1, 6)										2	1	2	1	1	0	0					
Brian Anderson, R OBP: 0.182, SLG: 0.182 (8, 1)										2	0	0	0	0	0	4					
Darren Holmes, R ERA: 3.69 (8, 1)										0	0	0	0	0	0	0					
Vladimir Nunez, R ERA: 2.08 (9, 1)										0	0	0	0	0	0	0					
Dan Plesac, L ERA: 7.77 (9, 1)										0	0	0	0	0	0	0					
Gregg Olson, R ERA: 4.59 (9, 1)										0	0	0	0	0	0	0					
Inning Stats	R: 0 E: 0 K: 0 S: 13	H: 0 LOB: 0 BB: 0 P: 19	R: 0 E: 0 K: 1 S: 9	H: 1 LOB: 1 BB: 0 P: 17	R: 1 E: 0 K: 0 S: 8	H: 1 LOB: 0 BB: 0 P: 11	R: 3 E: 0 K: 0 S: 16	H: 4 LOB: 2 BB: 1 P: 29	R: 0 E: 0 K: 0 S: 4	H: 0 LOB: 0 BB: 0 P: 6	R: 0 E: 0 K: 2 S: 8	H: 1 LOB: 2 BB: 2 P: 14	R: 0 E: 0 K: 2 S: 8	H: 0 LOB: 0 BB: 1 P: 15	R: 0 E: 0 K: 1 S: 10	H: 1 LOB: 1 BB: 0 P: 11	1B: 6 2B: 3 3B: 0 HR: 0	SF: 1 SAC: 1 DP: 1 HBP: 0	WP: 0 PB: 0 SB: 3 CS: 0	PA: 34	
PITCHER	IP	WLS	BF	H	R	ER	SO	BB	IBB	HBP	BLK	WP	HR	S	P	ERA	WHIP				
Dennis Springer, R ERA: 4.34 (1, 1)	4.0	L	19	6	4	4	1	1	0	0	0	0	0	46	76	9.00	1.750				
Braden Looper, R ERA: 3.69 (5, 1)	2.0		8	1	0	0	0	1	1	0	0	0	0	10	20	0.00	1.000				
Jesus Sanchez, L ERA: 0.94 (7, 1)	1.0		3	0	0	0	2	1	0	0	0	0	0	8	15	0.00	1.000				
Antonio Alfonseca, R ERA: 3.89 (8, 1)	1.0		4	1	0	0	1	0	0	0	0	0	0	10	11	0.00	1.000				

Florida Marlins @ Arizona Diamondbacks
Bank One Ballpark, Phoenix, AZ
Tue Jun 15 1999, 10:05 PM EDT
Att: 30,096 - Cloudy - 104 F

AB 28
R 4
H 8
RBI 4
BB 4
SO 4
LOB 13



Batter	1	2	3	4	5	6	7	8	9	AB	R	H	RBI	BB	SO	LOB	TOP								
Ozzie Guillen, L (1,6) OBP: 0.290, SLG: 0.281	G4-3		2B		G6-3	1B		1B		5	1	3	1	1	0	0									
Bret Boone, R (1,4) OBP: 0.321, SLG: 0.403	G6-3		2B		3B	BB		F8		5	1	1	0	1	2	4									
10 Chipper Jones, S (1,5) OBP: 0.387, SLG: 0.524	K				1B	BB		1B		5	1	3	2	0	1	0									
Brian Jordan, R (1,9) OBP: 0.359, SLG: 0.515		F9			HBP	HBP		G6-3		3	1	0	0	0	0	4									
Javy Lopez, R (1,2) OBP: 0.382, SLG: 0.525	G6-3				BB	BB		F8		3	0	0	0	2	0	2									
Ryan Klesko, L (1,7) OBP: 0.351, SLG: 0.479 30 Kevin McGlinchy, R (7,1) Otis Nixon, S (9,PH) John Rocker, R (9,1)	G4-3				F8	BB		K		4	0	1	2	0	1	2									
Andruw Jones, R (1,8) OBP: 0.344, SLG: 0.470			K		BB			BB		4	0	1	0	1	2	3									
Randall Simon, L (1,3) OBP: 0.322, SLG: 0.392			2B		G4-3			G3		4	1	2	1	1	0	3									
29 John Smoltz, R (1,1) OBP: 0.393, SLG: 0.593 Keith Lockhart, L (7,PH) Gerald Williams, R (7,PH)			SH1		G4-3			K		2	0	0	0	0	1	0									
								F8		2	0	0	0	0	0	0									
										2	0	0	0	0	0	3									
Inning Stats	R: 0 E: 0 K: 1 S: 10	H: 0 LOB: 0 BB: 0 P: 16	R: 0 E: 0 K: 0 S: 4	H: 0 LOB: 0 BB: 0 P: 5	R: 1 E: 0 K: 2 S: 10	H: 2 LOB: 1 BB: 0 P: 17	R: 0 E: 0 K: 0 S: 9	H: 0 LOB: 3 BB: 2 P: 20	R: 3 E: 0 K: 0 S: 16	H: 3 LOB: 2 BB: 1 P: 26	R: 1 E: 0 K: 1 S: 13	H: 2 LOB: 2 BB: 1 P: 22	R: 0 E: 0 K: 1 S: 10	H: 1 LOB: 2 BB: 1 P: 20	R: 0 E: 0 K: 0 S: 13	H: 2 LOB: 2 BB: 0 P: 20	R: 1 E: 1 K: 2 S: 13	H: 2 LOB: 2 BB: 1 P: 24	1B: 9 2B: 1 3B: 2 HR: 0	SF: 0 SAC: 1 DP: 0 HBP: 2	WP: 0 PB: 0 SB: 4 CS: 4	PA: 47			
PITCHER	IP	WLS	BF	H	R	ER	SO	BB	IBB	HBP	BLK	WP	HR	S	P	ERA	WHIP								
Andy Benes, R (1,1) ERA: 5.5	5.2	L	30	7	5	5	4	4	0	2	0	0	0	60	102	7.94	1.941								
Darren Holmes, R (6,1) ERA: 2.67	1.0	5	1	0	0	1	1	1	0	0	0	0	0	10	20	0.00	2.000								
Ed Vosberg, L (7,1) ERA: 9.0	0.2	4	2	0	0	0	0	0	0	0	0	0	0	8	15	0.00	3.000								
Vladimir Nunez, R (8,1) ERA: 1.93	0.2	2	0	0	0	0	0	0	0	0	0	0	0	7	9	0.00	0.000								
Gregg Olson, R (9,1) ERA: 4.74	1.0	6	2	1	1	2	1	0	0	0	0	0	0	13	24	9.00	3.000								

Atlanta Braves @ Arizona Diamondbacks
Bank One Ballpark, Phoenix, AZ
Fri Jun 18 1999, 10:05 PM EDT
Att: 41,499 - Dome - 72 F

AB	38
R	6
H	12
RBI	6
BB	6
SO	7
LOB	21



Batter	1	2	3	4	5	6	7	8	9	AB	R	H	RBI	BB	SO	LOB	BOTTOM								
Tony Womack, L (1,4) OBP: 0.327, SLG: 0.367	G4-3		G4-3		S			K		4	0	1	0	0	1	0									
David Dellucci, L (1,9) OBP: 0.455, SLG: 0.474	L6		K		F7			1B		3	0	0	0	1	1	1									
Luis Gonzalez, L (1,7) OBP: 0.424, SLG: 0.601	P5		1B		G6-3			K		4	0	1	0	0	1	2									
Matt Williams, R (1,5) OBP: 0.373, SLG: 0.633		BB			F7			F9		4	0	2	0	0	0	1									
Travis Lee, L (1,3) OBP: 0.359, SLG: 0.437 Gregg Olson, R (9,1)		BB			K			F8		3	0	0	0	1	1	2									
Steve Finley, L (1,8) OBP: 0.338, SLG: 0.525 Ed Vosberg, L (7,1)		F7						G3		3	0	1	0	0	0	2									
Vladimir Nunez, R (8,1) Greg Colbrunn, R (9,3)					1B					0	0	0	0	0	0	0									
Kelly Stinnett, R (1,2) OBP: 0.268, SLG: 0.390		K			F9			K		4	0	0	0	0	3	3									
Andy Fox, L (1,6) OBP: 0.377, SLG: 0.448 59 Edwin Diaz, R (9,PH)					F9			F9		2	0	0	0	1	0	1									
Andy Benes, R (1,1) Darren Holmes, R (6,1)										1	0	1	0	0	0	0									
Bernard Gilkey, R (7,9) OBP: 0.379, SLG: 0.489		K			G1-3			G6-3		2	0	0	0	0	1	3									
										2	0	0	0	0	0	1									
Inning Stats	R: 0 E: 0 K: 0 S: 9	H: 1 LOB: 3 BB: 2 P: 15	R: 0 E: 0 K: 2 S: 19	H: 1 LOB: 2 BB: 0 P: 32	R: 0 E: 0 K: 1 S: 11	H: 1 LOB: 1 BB: 0 P: 18	R: 0 E: 0 K: 1 S: 10	H: 1 LOB: 1 BB: 0 P: 15	R: 0 E: 0 K: 0 S: 13	H: 1 LOB: 1 BB: 0 P: 19	R: 0 E: 0 K: 0 S: 5	H: 0 LOB: 0 BB: 0 P: 7	R: 0 E: 0 K: 1 S: 9	H: 0 LOB: 0 BB: 0 P: 12	R: 0 E: 0 K: 2 S: 20	H: 1 LOB: 2 BB: 1 P: 26	R: 0 E: 0 K: 2 S: 10	H: 1 LOB: 1 BB: 0 P: 16	1B: 5 2B: 1 3B: 0 HR: 0	SF: 0 SAC: 0 DP: 0 HBP: 0	WP: 0 PB: 0 SB: 1 CS: 0	PA: 36			
PITCHER	IP	WLS	BF	H	R	ER	SO	BB	IBB	HBP	BLK	WP	HR	S	P	ERA	WHIP								
29 John Smoltz, R (1,1) ERA: 3.2	6.0	W	24	4	0	0	4	2	0	0	0	0	0	67	106	0.00	1.000								
30 Kevin McGlinchy, R (7,1) ERA: 2.91	2.0	8	1	0	0	3	1	0	0	0	0	0	0	29	38	0.00	1.000								
John Rocker, L (9,1) ERA: 2.05	1.0	4	1	0	0	2	0	0	0	0	0	0	0	10	16	0.00	1.000								

Atlanta Braves @ Arizona Diamondbacks
Bank One Ballpark, Phoenix, AZ
Fri Jun 18 1999, 10:05 PM EDT
Att: 41,499 - Dome - 72 F

AB	33
R	0
H	6
RBI	0
BB	3
SO	9
LOB	16



Batter	1	2	3	4	5	6	7	8	9	AB	R	H	RBI	BB	SO	LOB	TOP										
Gerald Williams, R (1, 7) OBP: 0.321, SLG: 0.359	B1		BB 10 1B		G1-3		1B		FC5-4	5	1	2	0	0	0	1											
Bret Boone, R (1, 4) OBP: 0.320, SLG: 0.398	G6-3		BB 10 1B FC6-4		K		F7			3	1	0	0	1	1												
10 Chipper Jones, S (1, 5) OBP: 0.389, SLG: 0.521	P3		FC6-4 1-3 2-H		E6				FC3-6 BB	3	0	1	1	1	0	0											
Brian Jordan, R (1, 9) OBP: 0.354, SLG: 0.508		G5-3	FC6-4 1-2 3-H		FC6-4				FC3-6 FC5-4	4	0	0	1	0	0	3											
Javy Lopez, R (1, 2) OBP: 0.379, SLG: 0.534		HR	K				F7		FC5-4 WP	4	1	1	1	0	1	2											
Andruw Jones, R (1, 8) OBP: 0.346, SLG: 0.470							G3		K	4	0	2	0	0	1	1											
Ryan Klesko, L (1, 3) OBP: 0.349, SLG: 0.473										4	0	1	0	0	2	2											
Ozzie Guillen, L (1, 6) OBP: 0.281, SLG: 0.271										4	0	0	0	0	0	3											
Odalis Perez, L (1, 1) OBP: 0.087, SLG: 0.087										2	0	0	0	0	2	1											
Justin Speier, R (5, 1) OBP: 0.333, SLG: 0.333										0	0	0	0	0	0	0											
Otis Nixon, S (7, PH) OBP: 0.288, SLG: 0.179										1	0	0	0	0	0	0											
Russ Springer, R (7, 1) OBP: 0.238, SLG: 0.244										1	0	0	0	0	0	1											
Eddie Pérez, R (9, PH) OBP: 0.238, SLG: 0.244										1	0	0	0	0	0	1											
Inning Stats	R: 0 E: 0 K: 0 S: 6	H: 0 LOB: 0 BB: 0 P: 12	R: 1 E: 0 K: 1 S: 9	H: 2 LOB: 1 BB: 0 P: 15	R: 2 E: 0 K: 2 S: 10	H: 2 LOB: 1 BB: 1 P: 18	R: 0 E: 0 K: 1 S: 7	H: 1 LOB: 1 BB: 0 P: 11	R: 0 E: 0 K: 1 S: 10	H: 0 LOB: 0 BB: 0 P: 16	R: 0 E: 0 K: 0 S: 5	H: 1 LOB: 1 BB: 0 P: 12	R: 0 E: 0 K: 1 S: 10	H: 0 LOB: 1 BB: 1 P: 17	R: 0 E: 0 K: 0 S: 12	H: 1 LOB: 1 BB: 0 P: 14	1B: 6 2B: 0 3B: 0 HR: 1	SF: 0 SAC: 0 DP: 0 HBP: 0	WP: 1 PA: 37 PB: 0 SB: 0 CS: 0								
PITCHER	IP	WLS	BF	H	R	ER	SO	BB	IBB	HBP	BLK	WP	HR	S	P	ERA	WHIP										
Omar Daal, L (1, 1) ERA: 3.29	7.0	W	29	6	3	3	6	1	0	0	0	0	1	55	92	3.86	1.000										
Byung-Hyun Kim, R (8, 1) ERA: 3.27	1.0	4	0	0	0	1	1	0	0	0	0	1	0	10	17	0.00	1.000										
Dan Plesac, L (9, 1) ERA: 7.66	0.1	2	1	0	0	0	0	0	0	0	0	0	0	8	10	0.00	3.000										
Vladimir Nunez, R (9, 1) ERA: 1.88	0.2	2	0	0	0	0	0	0	0	0	0	0	0	4	4	0.00	0.000										

Atlanta Braves @ Arizona Diamondbacks
Bank One Ballpark, Phoenix, AZ
Sat Jun 19 1999, 10:05 PM EDT
Att: 46,726 - Dome - 72 F

AB 35
R 3
H 7
RBI 3
BB 2
SO 7
LOB 15



Batter	1	2	3	4	5	6	7	8	9	AB	R	H	RBI	BB	SO	LOB	BOTTOM										
Tony Womack, L (1, 8) OBP: 0.321, SLG: 0.359	P8	G3		G3	F7		G6-3			5	0	0	0	0	0	6											
Jay Bell, R (1, 4) OBP: 0.368, SLG: 0.591	HR		HR	FC6-4 1B	G6-3		F7			4	3	2	2	1	0	4											
Luis Gonzalez, L (1, 7) OBP: 0.427, SLG: 0.610	HR		BB S HBP	FC6-4 BB		G6-3		K		3	1	1	2	1	1	0											
Matt Williams, R (1, 5) OBP: 0.367, SLG: 0.621	F8		F8	FC6-4 FC1-6		F8		G5-3		5	0	0	1	0	0	2											
Greg Colbrunn, R (1, 3) OBP: 0.354, SLG: 0.467	F7		BB	FC1-6						3	0	1	0	1	0	1											
Travis Lee, L (8, PH) OBP: 0.361, SLG: 0.437			BB					S BB		0	0	0	0	1	0	0											
Bernard Gilkey, R (1, 9) OBP: 0.380, SLG: 0.500			SF9 3B		E5 1B 1B G4-3		F8		F9	4	2	1	0	1	0	2											
Dan Plesac, L (9, 1) OBP: 0.219, SLG: 0.226			BB							0	0	0	0	0	0	0											
Vladimir Nunez, R (9, 1) OBP: 0.219, SLG: 0.226			BB							0	0	0	0	0	0	0											
Damian Miller, R (1, 2) OBP: 0.333, SLG: 0.465		SF9		K						3	0	2	1	0	1	3											
Hanley Frias, S (1, 6) OBP: 0.368, SLG: 0.143										4	0	1	0	0	1	4											
Byung-Hyun Kim, R (8, 1) OBP: 0.338, SLG: 0.525				G6-3						0	0	0	0	0	0	0											
Steve Finley, L (9, 8) OBP: 0.338, SLG: 0.525										0	0	0	0	0	0	0											
Omar Daal, L (1, 1) OBP: 0.219, SLG: 0.226										3	1	2	1	0	0	2											
Andy Fox, L (7, PH) OBP: 0.382, SLG: 0.448				E5 BLK 1B 1B	G4-3					0	0	0	0	1	0	0											
Inning Stats	R: 2 E: 0 K: 0 S: 8	H: 1 LOB: 0 BB: 1 P: 16	R: 1 E: 0 K: 1 S: 12	H: 2 LOB: 1 BB: 0 P: 17	R: 1 E: 0 K: 1 S: 12	H: 1 LOB: 3 BB: 2 P: 24	R: 2 E: 1 K: 0 S: 10	H: 2 LOB: 1 BB: 1 P: 18	R: 1 E: 1 K: 0 S: 13	H: 2 LOB: 2 BB: 0 P: 16	R: 0 E: 0 K: 0 S: 10	H: 1 LOB: 1 BB: 0 P: 15	R: 0 E: 0 K: 0 S: 8	H: 1 LOB: 2 BB: 1 P: 14	R: 0 E: 0 K: 1 S: 8	H: 0 LOB: 1 BB: 1 P: 14	1B: 7 2B: 0 3B: 1 HR: 2	SF: 1 SAC: 0 DP: 0 HBP: 1	WP: 0 PA: 42 PB: 0 SB: 3 CS: 0								
PITCHER	IP	WLS	BF	H	R	ER	SO	BB	IBB	HBP	BLK	WP	HR	S	P	ERA	WHIP										
Odalis Perez, L (1, 1) ERA: 5.32	4.0	L	26	8	7	5	2	4	0	1	1	0	0	20	28	11.25	3.000										
Justin Speier, R (5, 1) ERA: 4.39	2.0	7	1	0	0	0	0	0	0	0	0	0	0	20	28	0.00	0.500										
Russ Springer, R (7, 1) ERA: 6.43	2.0	9	1	0	0	1	2	2	0	0	0	0	0	16	28	0.00	1.500										

Atlanta Braves @ Arizona Diamondbacks
Bank One Ballpark, Phoenix, AZ
Sat Jun 19 1999, 10:05 PM EDT
Att: 46,726 - Dome - 72 F

AB 34
R 7
H 10
RBI 7
BB 6
SO 3
LOB 24



Batter	1	2	3	4	5	6	7	8	9	10	AB	R	H	RBI	BB	SO	LOB								
Pokey Reese, R OBP: 0.315, SLG: 0.413											6	1	2	1	0	2	4								
Jeffrey Hammonds, R OBP: 0.313, SLG: 0.475											6	1	2	1	0	2	5								
Sean Casey, L OBP: 0.429, SLG: 0.655											5	0	2	0	1	1	2								
Danny Graves, R OBP: 0.325, SLG: 0.489											6	0	1	1	0	1	4								
Greg Vaughn, R OBP: 0.325, SLG: 0.489											4	2	2	1	1	1	2								
Barry Larkin, R OBP: 0.363, SLG: 0.457											4	0	1	0	0	2	1								
Mark Lewis, R OBP: 0.284, SLG: 0.409											4	0	1	0	0	2	1								
Gabe White, L OBP: 0.273, SLG: 0.331											0	0	0	0	0	0	0								
Dmitri Young, S OBP: 0.273, SLG: 0.331											1	1	1	0	0	0	0								
Hal Morris, L OBP: 0.356, SLG: 0.346											0	0	0	0	0	0	0								
Eddie Taubensee, L OBP: 0.362, SLG: 0.480											4	1	3	2	1	0	2								
Mike Cameron, R OBP: 0.349, SLG: 0.416											4	0	0	0	1	0	3								
Steve Parris, R OBP: 0.357, SLG: 0.357											3	0	1	1	0	2	1								
Aaron Boone, R OBP: 0.317, SLG: 0.419											1	1	0	0	1	1	1								
Inning Stats	R: 1 E: 0 K: 2 S: 11	H: 2 LOB: 1 BB: 0 P: 16	R: 0 E: 0 K: 2 S: 11	H: 1 LOB: 1 BB: 0 P: 15	R: 0 E: 0 K: 1 S: 8	H: 1 LOB: 0 BB: 0 P: 12	R: 1 E: 0 K: 1 S: 9	H: 1 LOB: 1 BB: 1 P: 14	R: 1 E: 0 K: 1 S: 9	H: 2 LOB: 1 BB: 0 P: 13	R: 1 E: 0 K: 1 S: 10	H: 2 LOB: 3 BB: 2 P: 23	R: 0 E: 0 K: 1 S: 10	H: 1 LOB: 1 BB: 0 P: 16	R: 0 E: 0 K: 1 S: 8	H: 1 LOB: 1 BB: 0 P: 15	R: 0 E: 0 K: 2 S: 8	H: 1 LOB: 1 BB: 0 P: 9	R: 3 E: 0 K: 1 S: 8	H: 3 LOB: 2 BB: 2 P: 16	1B: 10 2B: 1 3B: 1 HR: 3	SF: 0 SAC: 0 DP: 1 HBP: 0	WP: 1 PB: 0 SB: 4 CS: 0	PA: 49	
PITCHER	IP	WLS	BF	H	R	ER	SO	BB	IBB	HBP	BLK	WP	HR	S	P	ERA	WHIP								
Brian Anderson, L ERA: 7.84	(1, 1)	5.1	27	9	4	4	6	2	0	0	0	0	0	14	22	6.75	2.062								
Darren Holmes, R ERA: 2.73	(6, 1)	1.2	6	1	0	0	2	0	0	0	0	0	0	9	16	0.00	0.600								
Byung-Hyun Kim, R ERA: 2.92	(8, 1)	1.1	5	1	0	0	1	0	0	0	0	0	0	1	1	∞	∞								
Dan Plesac, L ERA: 8.06	(9, 1)	0.0	1	1	0	0	0	0	0	0	0	0	0	1	1	∞	∞								
Vladimir Nunez, R ERA: 2.81	(9, 1)	1.2	L	10	3	3	3	1	1	0	0	1	1	14	23	16.20	2.400								

Cincinnati Reds @ Arizona Diamondbacks
Bank One Ballpark, Phoenix, AZ
Mon Jun 21 1999, 10:05 PM EDT
Alt. 32,400 - Dome - 72 F

AB	44
R	7
H	15
RBI	7
BB	5
SO	12
LOB	25



Batter	1	2	3	4	5	6	7	8	9	10	AB	R	H	RBI	BB	SO	LOB									
Tony Womack, L OBP: 0.320, SLG: 0.356											3	1	1	1	2	1	0									
Jay Bell, R OBP: 0.372, SLG: 0.599											4	0	0	0	1	1	3									
Luis Gonzalez, L OBP: 0.430, SLG: 0.608											4	1	2	0	1	0	2									
Matt Williams, R OBP: 0.375, SLG: 0.627											3	1	2	3	2	0	2									
Steve Finley, L OBP: 0.337, SLG: 0.519											5	0	1	0	0	0	3									
Travis Lee, L OBP: 0.360, SLG: 0.431											5	0	2	0	0	0	2									
Damian Miller, R OBP: 0.321, SLG: 0.444											4	0	0	0	0	1	3									
Andy Fox, L OBP: 0.382, SLG: 0.446											4	0	1	0	0	2	3									
Brian Anderson, R ERA: 4.47	(1, 1)	6.2	29	6	2	2	3	2	0	0	0	1	0	1	1	2.70	1.500									
Darren Holmes, R ERA: 4.17	(7, 1)	2.1	W	10	1	2	2	3	2	0	0	0	0	1	26	42	7.71	1.286								
Danny Graves, R ERA: 3.38	(10, 1)	1.0	S	5	2	0	0	2	0	0	0	0	0	9	9	0.00	2.000									
Inning Stats	R: 0 E: 0 K: 0 S: 8	H: 1 LOB: 2 BB: 1 P: 20	R: 0 E: 0 K: 0 S: 9	H: 1 LOB: 1 BB: 0 P: 14	R: 0 E: 0 K: 0 S: 5	H: 0 LOB: 0 BB: 1 P: 11	R: 0 E: 0 K: 0 S: 11	H: 1 LOB: 3 BB: 1 P: 22	R: 0 E: 0 K: 0 S: 7	H: 1 LOB: 1 BB: 1 P: 11	R: 0 E: 0 K: 0 S: 4	H: 1 LOB: 0 BB: 0 P: 7	R: 4 E: 0 K: 2 S: 13	H: 2 LOB: 0 BB: 1 P: 22	R: 0 E: 0 K: 1 S: 9	H: 0 LOB: 0 BB: 0 P: 13	R: 0 E: 0 K: 2 S: 12	H: 0 LOB: 1 BB: 0 P: 19	R: 0 E: 0 K: 2 S: 9	H: 2 LOB: 2 BB: 0 P: 9	1B: 5 2B: 5 3B: 0 HR: 1	SF: 0 SAC: 0 DP: 3 HBP: 2	WP: 1 PB: 0 SB: 2 CS: 0	PA: 44		
PITCHER	IP	WLS	BF	H	R	ER	SO	BB	IBB	HBP	BLK	WP	HR	S	P	ERA	WHIP									
Steve Parris, R ERA: 4.47	(1, 1)	6.2	29	6	2	2	3	2	0	0	0	1	0	1	1	2.70	1.500									
Gabe White, L ERA: 4.17	(7, 1)	2.1	W	10	1	2	2	3	2	0	0	0	0	1	26	42	7.71	1.286								
Danny Graves, R ERA: 3.38	(10, 1)	1.0	S	5	2	0	0	2	0	0	0	0	0	9	9	0.00	2.000									

Cincinnati Reds @ Arizona Diamondbacks
Bank One Ballpark, Phoenix, AZ
Mon Jun 21 1999, 10:05 PM EDT
Alt. 32,400 - Dome - 72 F


AB	36
R	4
H	9
RBI	4
BB	6
SO	7
LOB	24



Batter	1	2	3	4	5	6	7	8	9	AB	R	H	RBI	BB	SO	LOB	TOP								
Pokey Reese, R OBP: 0.326, SLG: 0.434	1-1 F8		1-1 S 2B		2-1 E SF7 1B	0-0 E4 3B		0-1 1B BB 1B	1-0 CS 1B	6	3	5	1	0	0	0									
Michael Tucker, L OBP: 0.323, SLG: 0.403	2-0 P5		1-3 K		0-0 E1 1B	2-3 K		0-1 BB BB 1B	3-0 CS	5	2	1	0	0	2	2									
Sean Casey, L OBP: 0.432, SLG: 0.651	0-2 WP 1B		0-0 P6		4-0 1B 1B	2-2 F7		4-0 BB BB BB		3	1	1	0	2	0	1									
Greg Vaughn, R OBP: 0.327, SLG: 0.484	2-2 F7		4-1 S BB		3-1 SF7	3-1 G5-3		4-2 BB BB		2	0	0	2	2	0	1									
Barry Larkin, R OBP: 0.387, SLG: 0.457		1-1 G3 1B	3-2 F9		0-0 1B 1B		0-1 F9			4	1	2	2	1	0	2									
Eddie Taubensee, L OBP: 0.358, SLG: 0.472		2-1 G3		0-1 F8	0-0 1B 1B		2-1 F8		0-0 G4-3	5	0	1	1	0	0	4									
Mike Cameron, R OBP: 0.350, SLG: 0.416		2-1 G6-3		1-1 F7	3-1 S 1B		3-1 G4-3		3-1 G1 SH1-3 1B	5	1	2	1	0	0	1	AB 37								
Aaron Boone, R OBP: 0.322, SLG: 0.413		4-0 IBB		1-0 G5-3	4-0 FC4-6 IBB			0-0 G5-3	0-0 SH1-3	2	0	0	0	2	0	0	R 8								
Pete Harnisch, S OBP: 0.107, SLG: 0.250		0-3 K2-3			G6-3			1-3 K	0-1 G1	3	0	0	0	0	1	5	H 12								
Dennys Reyes, R OBP: 0.271, SLG: 0.328										0	0	0	0	0	0	0	RBI 7								
Scott Sullivan, R OBP: 0.271, SLG: 0.328										1	0	0	0	0	1	0	BB 7								
Dmitri Young, S OBP: 0.271, SLG: 0.328										1	0	0	0	0	0	1	SO 4								
Danny Graves, R OBP: 0.271, SLG: 0.328										0	0	0	0	0	0	0	LOB 17								
Inning Stats	R: 0 E: 0 K: 0 S: 11	H: 1 LOB: 1 BB: 0 P: 16	R: 0 E: 0 K: 1 S: 9	H: 1 LOB: 2 BB: 1 P: 18	R: 0 E: 0 K: 1 S: 10	H: 1 LOB: 2 BB: 1 P: 19	R: 0 E: 0 K: 0 S: 5	H: 0 LOB: 0 BB: 0 P: 7	R: 4 E: 1 K: 1 S: 9	H: 4 LOB: 3 BB: 2 P: 27	R: 1 E: 1 K: 1 S: 9	H: 1 LOB: 0 BB: 0 P: 16	R: 0 E: 0 K: 0 S: 6	H: 0 LOB: 0 BB: 0 P: 11	R: 2 E: 0 K: 1 S: 13	H: 2 LOB: 3 BB: 3 P: 26	R: 1 E: 0 K: 0 S: 6	H: 2 LOB: 0 BB: 0 P: 13	1B: 10 2B: 1 3B: 1 HR: 0	SF: 1 SAC: 1 DP: 0 HBP: 0	WP: 1 PB: 0 SB: 3 CS: 1	PA: 47			
PITCHER	IP	WLS	BF	H	R	ER	SO	BB	IBB	HBP	BLK	WP	HR	S	P	ERA	WHIP								
Armando Reynoso, R ERA: 3.94	(1, 1)	5.0		7	4	0	2	1	3	0	0	1	0	46	87	0.00	1.600								
Ed Vosberg, L ERA: 8.18	(6, 1)	1.0	L	4	1	1	1	0	0	0	0	0	0	9	16	9.00	1.000								
Dan Carlson, R ERA: 10.8	(7, 1)	1.2		7	2	2	1	0	0	0	0	0	0	14	20	10.80	1.200								
Dan Plesac, L ERA: 8.06	(8, 1)	0.0		1	0	0	0	1	0	0	0	0	0	4	∞	∞	∞								
Gregg Olson, R ERA: 4.67	(8, 1)	1.1		7	2	1	1	2	0	0	0	0	0	11	26	6.75	3.000								

Cincinnati Reds @ Arizona Diamondbacks
Bank One Ballpark, Phoenix, AZ
Tue Jun 22 1999, 10:05 PM EDT
Att: 30,420 - Dome - 72 F


AB 37
R 8
H 12
RBI 7
BB 7
SO 4
LOB 17



Batter	1	2	3	4	5	6	7	8	9	AB	R	H	RBI	BB	SO	LOB	BOTTOM								
Tony Womack, L OBP: 0.322, SLG: 0.357	0-2 G4-3 F8 1B		0-1 S 2B 1B		1-1 P6	0-3 K		1-2 G4-3		5	1	2	0	0	1	4									
Jay Bell, R OBP: 0.373, SLG: 0.599	1-0 F8		1-0 1-H 2B		1-0 2B 1B		0-1 G5-3		1-2 G5-3	5	1	2	1	0	0	1									
Luis Gonzalez, L OBP: 0.432, SLG: 0.608	2-0 G4-3		0-0 P6		1-0 1-H 2-H 2B		4-0 FC1-4 BB		4-1 3B BB	3	2	1	2	2	0	2									
Matt Williams, R OBP: 0.372, SLG: 0.623	2-0 P4		3-2 F8		0-0 2-H 2B		0-0 FC1-4		0-0 P4	5	0	1	1	0	0	4									
Steve Finley, L OBP: 0.332, SLG: 0.511		3-2 G4-1		1-1 G3	2-3 K		2-0 F8		0-1 1-H 1B 3B	4	0	0	0	0	1	2									
Travis Lee, L OBP: 0.357, SLG: 0.426		2-0 G6-3		0-2 G3		2-3 K		0-1 G1-3	1-0 1B	5	0	1	1	0	1	0									
Kelly Stinnett, R OBP: 0.288, SLG: 0.434		0-0		3-3 K		4-1 1B BB		0-1 HR	1-0 1B	4	1	3	1	1	1	0	AB 40								
Andy Fox, L OBP: 0.375, SLG: 0.436		1-3 K			0-2 G3-1	0-3 K		1-2 1B	0-3 K	5	0	1	0	0	3	4	R 7								
Armando Reynoso, R ERA: 3.94	(1, 1)	4.2		7	4	4	3	0	0	1	0	0	0	45	69	7.71	1.500	H 13							
Dennys Reyes, L ERA: 2.05	(5, 1)	1.2	W	8	1	0	4	2	0	0	0	0	0	17	31	0.00	1.800	RBI 7							
Scott Sullivan, R ERA: 2.08	(7, 1)	1.2	H	7	2	1	1	0	0	0	0	0	1	17	22	5.40	1.200	BB 3							
Danny Graves, R ERA: 3.67	(9, 1)	1.0	S	7	3	2	2	1	0	0	0	0	0	13	20	18.00	4.000	SO 9							
Inning Stats	R: 0 E: 0 K: 0 S: 6	H: 1 LOB: 1 BB: 0 P: 11	R: 0 E: 0 K: 1 S: 9	H: 1 LOB: 0 BB: 0 P: 15	R: 1 E: 0 K: 1 S: 10	H: 2 LOB: 1 BB: 0 P: 15	R: 0 E: 0 K: 1 S: 10	H: 0 LOB: 0 BB: 0 P: 14	R: 3 E: 0 K: 3 S: 12	H: 3 LOB: 1 BB: 1 P: 20	R: 0 E: 0 K: 0 S: 4	H: 0 LOB: 1 BB: 1 P: 10	R: 1 E: 0 K: 1 S: 15	H: 2 LOB: 1 BB: 0 P: 18	R: 2 E: 0 K: 1 S: 13	H: 3 LOB: 2 BB: 1 P: 20	1B: 7 2B: 4 3B: 1 HR: 1	SF: 0 SAC: 0 DP: 0 HBP: 1	WP: 0 PB: 0 SB: 1 CS: 0	PA: 44					
PITCHER	IP	WLS	BF	H	R	ER	SO	BB	IBB	HBP	BLK	WP	HR	S	P	ERA	WHIP								
Pete Harnisch, R ERA: 3.55	(1, 1)	4.2		7	4	4	3	0	0	1	0	0	0	45	69	7.71	1.500								
Dennys Reyes, L ERA: 2.05	(5, 1)	1.2	W	8	1	0	4	2	0	0	0	0	0	17	31	0.00	1.800								
Scott Sullivan, R ERA: 2.08	(7, 1)	1.2	H	7	2	1	1	0	0	0	0	0	1	17	22	5.40	1.200								
Danny Graves, R ERA: 3.67	(9, 1)	1.0	S	7	3	2	2	1	0	0	0	0	0	13	20	18.00	4.000								

Cincinnati Reds @ Arizona Diamondbacks
Bank One Ballpark, Phoenix, AZ
Tue Jun 22 1999, 10:05 PM EDT
Att: 30,420 - Dome - 72 F

AB 40
R 7
H 13
RBI 7
BB 3
SO 9
LOB 18



Batter	1	2	3	4	5	6	7	8	9	AB	R	H	RBI	BB	SO	LOB	TOP									
Pokey Reese, R OBP: 0.325, SLG: 0.431	0-0 P3		3-1 WP 1B		2-1 F9	0-1 SH1-3		0-3 K		4	1	1	0	0	1	0										
Michael Tucker, L OBP: 0.331, SLG: 0.417	0-0 F7		2-2 1B		3-2 HR	3-1 1B 2B		3-2 F8		5	1	3	2	0	0	0										
Sean Casey, L OBP: 0.438, SLG: 0.665	2-2 G4-3		3-1 FC5-4 1B		0-2 HR	1-2 G4-3 1B			2-1 FC2-6 1B	5	1	4	2	0	0	0										
Greg Vaughn, R OBP: 0.326, SLG: 0.493 Scott Sullivan, R (6, 1)		2-2 P3	1-0 FC5-4		0-0 HR	2-2 G4-3			0-0 FC2-6 1B	4	1	1	1	0	0	3										
Dennys Reyes, R (9, 1) Scott Williamson, R (9, 1)			1-2						1-2	1	1	0	0	0	0	1										
Barry Larkin, R OBP: 0.387, SLG: 0.456		1-1 S 1B	0-3 K		1-0 G4-3		2-3 K2-3		1-1 1B E 1B	5	1	2	0	0	2	1										
Eddie Taubensee, L OBP: 0.359, SLG: 0.470		2-1 BB 1B			2-3 K	0-2 G4-3		2-2 P6	0-0 F9 E 1B	5	0	2	1	0	1	0										
Mike Cameron, R OBP: 0.355, SLG: 0.426		2-3 K			4-2 G6-3 BB	1-0 3B 2B	3-2 2B		1-1 E6 S 1B	4	1	2	1	1	1	3										
Aaron Boone, R OBP: 0.324, SLG: 0.423		4-1 BB			1-1 G6-3	1-2 1B 3B	0-1 P3		0-0 F9	4	1	1	1	1	0	4										
Steve Avery, L OBP: 0.087, SLG: 0.087 Hal Morris, L OBP: 0.357, SLG: 0.358 Jeffrey Hammonds, R OBP: 0.308, SLG: 0.466		0-2 G3-1			0-2 G1-3	0-0 SH1-3 2B 1B		1-3 K	3-2 P4	2	0	0	0	0	0	4										
										1	1	1	1	0	0	2										
Inning Stats	R: 0 E: 0 K: 0 S: 5	H: 0 LOB: 0 BB: 0 P: 7	R: 0 E: 0 K: 1 S: 14	H: 2 LOB: 3 BB: 1 P: 25	R: 1 E: 0 K: 1 S: 11	H: 3 LOB: 1 BB: 0 P: 20	R: 0 E: 0 K: 1 S: 10	H: 0 LOB: 1 BB: 1 P: 17	R: 3 E: 0 K: 0 S: 13	H: 3 LOB: 0 BB: 0 P: 19	R: 3 E: 0 K: 0 S: 16	H: 5 LOB: 1 BB: 0 P: 24	R: 0 E: 0 K: 1 S: 16	H: 1 LOB: 0 BB: 0 P: 23	R: 0 E: 0 K: 2 S: 9	H: 0 LOB: 0 BB: 0 P: 13	R: 2 E: 1 K: 0 S: 13	H: 3 LOB: 2 BB: 0 P: 20	1B: 11 2B: 3 3B: 1 HR: 2	SF: 0 SAC: 1 DP: 1 HBP: 0	WP: 1 PB: 0 SB: 2 CS: 0	PA: 45				
PITCHER	IP	WLS	BF	H	R	ER	SO	BB	IBB	HBP	BLK	WP	HR	S	P	ERA	WHIP									
Andy Benes, R ERA: 5.87	(1, 1)	5.1	L	28	11	7	7	3	2	0	0	0	1	2	60	97	11.81	2.438								
Ed Vosberg, L ERA: 8.18	(6, 1)	0.0		2	2	0	0	0	0	0	0	0	0	0	5	9	∞	∞								
Darren Holmes, R ERA: 2.61	(6, 1)	1.1		4	1	0	0	1	0	0	0	0	0	0	18	27	0.00	0.750								
Dan Carlson, R ERA: 9.0	(7, 1)	2.1		11	3	2	2	2	0	0	0	0	0	0	24	35	7.71	1.286								

Cincinnati Reds @ Arizona Diamondbacks
Bank One Ballpark, Phoenix, AZ
Wed Jun 23 1999, 10:05 PM EDT
Att: 31,648 - Dome - 72 F

AB	42
R	9
H	17
RBI	9
BB	2
SO	6
LOB	18



Batter	1	2	3	4	5	6	7	8	9	AB	R	H	RBI	BB	SO	LOB	BOTTOM									
Tony Womack, L OBP: 0.323, SLG: 0.355	4-0 S 1B BB	0-2 G4-3		3-2 1B			1-2 P2		3-2 F7	4	1	1	0	1	0	1										
Jay Bell, R OBP: 0.370, SLG: 0.591	4-1 1B 2B BB	1-1 P6		3-1 G5-3			3-1 F7		1-3 K	4	1	0	0	1	1	2										
Luis Gonzalez, L OBP: 0.430, SLG: 0.603	0-2 2B 1B	1-1 F8			1-2 G3			2-3 K		4	1	1	1	0	1	0										
Matt Williams, R OBP: 0.367, SLG: 0.615	0-3 K		3-3 K		1-0 F7			0-0 G1-3		4	0	0	0	0	2	2										
Steve Finley, L OBP: 0.334, SLG: 0.513	3-2 1B 2B		4-2 S BB		3-2 F8			0-2 F9		3	1	1	1	1	0	0										
Damian Miller, R OBP: 0.325, SLG: 0.445	2-2 2B 1B		0-3 K		1-1 P4			3-2 2B SF8 1B		4	2	2	1	0	1	1										
Travis Lee, L OBP: 0.359, SLG: 0.435	0-0 F8 1B 2B		0-1 G6-3			0-3 K		1-2 1B 2B		4	1	2	2	0	1	1										
Hanley Frias, S OBP: 0.333, SLG: 0.263 Dan Carlson, R (7, 1)		1-0 F8		0-1 G5-3			0-0 F7		2-2 SF8	3	0	0	0	0	0	1										
David Dellucci, L OBP: 0.449, SLG: 0.467 Greg Colbrunn, R OBP: 0.365, SLG: 0.457										0	0	0	0	0	0	0										
Andy Benes, R OBP: 0.154, SLG: 0.083 Ed Vosberg, L (6, 1) Darren Holmes, R (6, 1) Andy Fox, L OBP: 0.372, SLG: 0.432 Bernard Gilkey, R OBP: 0.391, SLG: 0.511		0-2 F8		2-2 F9			1-0 G3		3-1 1B	2	0	0	0	0	0	1										
Inning Stats	R: 5 E: 0 K: 1 S: 19	H: 4 LOB: 1 BB: 2 P: 33	R: 0 E: 0 K: 0 S: 7	H: 0 LOB: 0 BB: 0 P: 9	R: 0 E: 0 K: 2 S: 10	H: 0 LOB: 1 BB: 1 P: 17	R: 0 E: 0 K: 0 S: 11	H: 1 LOB: 0 BB: 0 P: 19	R: 0 E: 0 K: 0 S: 8	H: 0 LOB: 0 BB: 0 P: 13	R: 0 E: 0 K: 1 S: 6	H: 0 LOB: 0 BB: 0 P: 7	R: 0 E: 0 K: 0 S: 6	H: 0 LOB: 0 BB: 0 P: 11	R: 0 E: 0 K: 1 S: 9	H: 0 LOB: 0 BB: 0 P: 11	R: 2 E: 0 K: 1 S: 25	H: 3 LOB: 1 BB: 0 P: 38	1B: 5 2B: 3 3B: 0 HR: 0	SF: 1 SAC: 0 DP: 0 HBP: 0	WP: 0 PB: 0 SB: 2 CS: 0	PA: 38				
PITCHER	IP	WLS	BF	H	R	ER	SO	BB	IBB	HBP	BLK	WP	HR	S	P	ERA	WHIP									
Steve Avery, L ERA: 4.5	(1, 1)	5.0	W	23	5	5	5	3	3	0	0	0	0	0	55	91	6.00	1.600								
Scott Sullivan, R ERA: 2.29	(6, 1)	3.0	H	11	2	2	2	2	0	0	0	0	0	0	30	42	6.00	0.667								
Dennys Reyes, L ERA: 2.05	(9, 1)	0.1	H	1	0	0	0	0	0	0	0	0	0	0	3	5	0.00	0.000								
Scott Williamson, R ERA: 1.7	(9, 1)	0.2	S	3	1	0	0	1	0	0	0	0	0	0	13	20	0.00	1.500								

Cincinnati Reds @ Arizona Diamondbacks
Bank One Ballpark, Phoenix, AZ
Wed Jun 23 1999, 10:05 PM EDT
Att: 31,648 - Dome - 72 F

AB	34
R	7
H	8
RBI	7
BB	3
SO	6
LOB	9




Batter	1	2	3	4	5	6	7	8	9	AB	R	H	RBI	BB	SO	LOB	TOP		
Joe McEwing, R OBP: 0.365, SLG: 0.426	(1,4) F9			(1,0) SH1-4 2B		(1,3) K			(2,3) K	4	0	1	0	0	2	1			
Darren Bragg, L OBP: 0.392, SLG: 0.358	(1,8) G6-3			(1,1) SH1-4		(0,3) K			(4,2) BB 1B	2	1	0	0	1	1	1			
Mark McGwire, R OBP: 0.413, SLG: 0.597	(1,3) G6-3			(3,3) K				(0,0) F9	(4,0) BB 1B	3	0	0	0	1	1	1			
Eric Davis, R OBP: 0.359, SLG: 0.403		(1,3) K		(1,1) G3				(1,3) K	(0,3) K	4	0	0	0	0	3	3			
Thomas Howard, S OBP: 0.400, SLG: 0.426		(2,3) K			(0,1) G4-3				(3,2) BB	4	0	1	1	0	1	0			
Ray Lankford, L OBP: 0.388, SLG: 0.614									(1,3) 2H 1B	0	0	0	0	0	0	0			
Edgar Renteria, R OBP: 0.336, SLG: 0.412		(1,3) K			(1,0) L5-4 2B				(1,3) K2-3	3	0	1	0	0	2	0			
Alberto Castillo, R OBP: 0.369, SLG: 0.337			(1,3) K		(1,2) L5-4 2B				(1,2) FC5-4 1B	3	0	1	0	0	1	1			
David Howard, S OBP: 0.357, SLG: 0.385			(1,3) K			(1,0) 2B			(0,2) FC5-4 1-2	3	0	1	0	0	1	1			
Jose Jimenez, R OBP: 0.172, SLG: 0.241			(0,2) G6-3			(0,3) K			(2,3) K	3	0	0	0	0	2	2			
Inning Stats	R: 0 H: 0 E: 0 K: 0 S: 7	H: 0 LOB: 0 BB: 0 P: 11	R: 0 H: 0 E: 0 K: 3 S: 12	H: 0 LOB: 0 BB: 0 P: 16	R: 0 H: 0 E: 0 K: 2 S: 9	H: 0 LOB: 0 BB: 0 P: 11	R: 0 H: 1 E: 0 K: 1 S: 8	H: 1 LOB: 1 BB: 0 P: 14	R: 0 H: 1 E: 0 K: 3 S: 10	H: 1 LOB: 1 BB: 0 P: 12	R: 0 H: 0 E: 0 K: 1 S: 6	H: 0 LOB: 0 BB: 0 P: 8	R: 0 H: 1 E: 0 K: 2 S: 13	H: 1 LOB: 1 BB: 2 P: 17	R: 1 H: 1 E: 0 K: 2 S: 13	H: 1 LOB: 2 BB: 2 P: 26	1B: 2 2B: 4 3B: 0 HR: 0	SF: 0 SAC: 1 DP: 1 HBP: 0	WP: 0 PA: 32 PB: 0 SB: 0 CS: 0
PITCHER Randy Johnson, L ERA: 3.19	(1,1)	IP: 9.0 WLS: L BF: 32	H: 5 R: 1 ER: 1 SO: 14	BB: 2 IBB: 0 HBP: 0 BLK: 0	WP: 0 HR: 0 S: 84 P: 123	ERA: 1.00 WHIP: 0.778		PITCHER	IP: 9.0 WLS: L BF: 32	H: 5 R: 1 ER: 1 SO: 14	BB: 2 IBB: 0 HBP: 0 BLK: 0	WP: 0 HR: 0 S: 84 P: 123	ERA: 1.00 WHIP: 0.778						

St. Louis Cardinals @ Arizona Diamondbacks
Bank One Ballpark, Phoenix, AZ
Fri Jun 25 1999, 10:05 PM EDT
Att: 45,540 - Dome - 72 F

livebaseballscorecards.com

AB	29
R	1
H	5
RBI	1
BB	2
SO	14
LOB	10




Batter	1	2	3	4	5	6	7	8	9	AB	R	H	RBI	BB	SO	LOB	BOTTOM		
Tony Womack, L OBP: 0.320, SLG: 0.351	(1,9) F7		(1,3) K			(0,0) G6-3			(0,1) G4-3	4	0	0	0	0	1	1			
Jay Bell, R OBP: 0.370, SLG: 0.585	(1,4) P4			(0,3) K					(0,3) K	3	0	0	0	0	2	0			
Luis Gonzalez, L OBP: 0.432, SLG: 0.604	(1,7) K			(0,0) P2					(4,1) BB G3-6-1	2	0	0	0	1	1	0			
Matt Williams, R OBP: 0.361, SLG: 0.601		(1,1) G5-3		(3,3) K					(1,2) BB G3-6-1 1-2	3	0	0	0	0	1	1			
Steve Finley, L OBP: 0.333, SLG: 0.507		(4,1) BB			(2,1) G3				(0,0) G4-3	2	0	0	0	1	0	0			
Travis Lee, L OBP: 0.360, SLG: 0.430		(1,0) G3-6-3-4 1-2			(2,1) G3-1				(2,1) G3	3	0	0	0	0	1	1			
Damian Miller, R OBP: 0.320, SLG: 0.437			(1,3) K			(3,2) F8			(3,3) K	3	0	0	0	0	2	0			
Andy Fox, L OBP: 0.376, SLG: 0.425			(1,1) G1-3 HBP						(2,1) K	2	0	0	0	0	1	0			
Randy Johnson, R OBP: 0.160, SLG: 0.200			(3,2) G1-3						(0,1) F9	2	0	0	0	0	0	1			
David Dellucci, L OBP: 0.437, SLG: 0.452			(1,2) G1-3						(1,0) F9	1	0	0	0	0	0	0			
Inning Stats	R: 0 H: 0 E: 0 K: 1 S: 7	H: 0 LOB: 0 BB: 1 P: 8	R: 0 H: 0 E: 0 K: 0 S: 4	H: 0 LOB: 0 BB: 1 P: 10	R: 0 H: 0 E: 0 K: 2 S: 10	H: 0 LOB: 0 BB: 0 P: 16	R: 0 H: 0 E: 0 K: 2 S: 7	H: 0 LOB: 0 BB: 0 P: 10	R: 0 H: 0 E: 0 K: 0 S: 4	H: 0 LOB: 0 BB: 0 P: 7	R: 0 H: 0 E: 0 K: 1 S: 7	H: 0 LOB: 0 BB: 1 P: 12	R: 0 H: 0 E: 0 K: 1 S: 7	H: 0 LOB: 0 BB: 0 P: 12	R: 0 H: 0 E: 0 K: 1 S: 7	H: 0 LOB: 0 BB: 0 P: 10	1B: 0 2B: 0 3B: 0 HR: 0	SF: 0 SAC: 0 DP: 2 HBP: 1	WP: 0 PA: 28 PB: 0 SB: 0 CS: 0
PITCHER Jose Jimenez, R ERA: 6.02	(1,1)	IP: 9.0 WLS: W BF: 28	H: 0 R: 0 ER: 0 SO: 8	BB: 2 IBB: 0 HBP: 1 BLK: 0	WP: 0 HR: 0 S: 62 P: 101	ERA: 0.00 WHIP: 0.222		PITCHER	IP: 9.0 WLS: W BF: 28	H: 0 R: 0 ER: 0 SO: 8	BB: 2 IBB: 0 HBP: 1 BLK: 0	WP: 0 HR: 0 S: 62 P: 101	ERA: 0.00 WHIP: 0.222						

St. Louis Cardinals @ Arizona Diamondbacks
Bank One Ballpark, Phoenix, AZ
Fri Jun 25 1999, 10:05 PM EDT
Att: 45,540 - Dome - 72 F

livebaseballscorecards.com

AB	25
R	0
H	0
RBI	0
BB	2
SO	8
LOB	4



Batter	1	2	3	4	5	6	7	8	9	10	AB	R	H	RBI	BB	SO	LOB	TOP							
Joe McEwing, R OBP: 0.362, SLG: 0.422 (1,4)											5	0	1	0	0	1	2								
Darren Bragg, L OBP: 0.380, SLG: 0.356 (1,8)											4	0	1	0	0	0	1								
Mark McGwire, R OBP: 0.413, SLG: 0.594 (1,3)											1	0	0	0	1	0	1								
Willie McCree, S OBP: 0.321, SLG: 0.313 (4,3)											2	0	1	0	0	0	0								
Scott Radinsky, L (9,1)											0	0	0	0	0	0	0								
Manny Aybar, R OBP: 0.100, SLG: 0.100 (9,1)											0	0	0	0	0	0	0								
Ray Lankford, L OBP: 0.380, SLG: 0.601 (1,7)											4	1	0	0	0	1	2								
Thomas Howard, S OBP: 0.390, SLG: 0.412 (1,9)											4	0	1	0	0	2	1								
Edgar Renteria, R OBP: 0.340, SLG: 0.412 (1,6)											3	1	1	1	1	0	0								
Eli Marrero, R OBP: 0.253, SLG: 0.349 (1,2)											4	0	0	0	0	0	2								
David Howard, S OBP: 0.333, SLG: 0.313 (1,5)											3	0	0	0	1	1	0								
Kent Bottenfield, R OBP: 0.156, SLG: 0.219 (1,1)											3	0	0	0	0	2	0								
Alberto Castillo, R OBP: 0.305, SLG: 0.337 (9,2)											0	0	0	1	0	0	0								
Inning Stats	R: 0 E: 0 K: 1 S: 10	H: 1 LOB: 1 BB: 0 P: 15	R: 0 E: 0 K: 1 S: 7	H: 0 LOB: 0 BB: 0 P: 12	R: 0 E: 0 K: 1 S: 12	H: 1 LOB: 1 BB: 0 P: 17	R: 0 E: 0 K: 0 S: 5	H: 0 LOB: 1 BB: 1 P: 13	R: 0 E: 0 K: 0 S: 9	H: 0 LOB: 0 BB: 0 P: 14	R: 0 E: 0 K: 0 S: 9	H: 0 LOB: 0 BB: 0 P: 10	R: 1 E: 1 K: 0 S: 9	H: 2 LOB: 1 BB: 0 P: 18	R: 0 E: 0 K: 2 S: 8	H: 0 LOB: 0 BB: 0 P: 12	R: 0 E: 0 K: 1 S: 8	H: 1 LOB: 0 BB: 0 P: 10	R: 1 E: 1 K: 1 S: 6	H: 0 LOB: 2 BB: 2 P: 14	1B: 5 2B: 0 3B: 0 HR: 0	SF: 1 SAC: 0 DP: 0 HBP: 0	WP: 1 PB: 0 SB: 0 CS: 0	PA: 37	
PITCHER	IP	WLS	BF	H	R	ER	SO	BB	IBB	HBP	BLK	WP	HR	S	P	ERA	WHIP								
Brian Anderson, L ERA: 6.57 (1,1)	8.0		28	4	1	0	5	1	0	0	0	0	0	69	111	0.00	0.625								
Dan Plesac, L ERA: 7.67 (9,1)	1.1		4	1	0	0	2	0	0	0	0	0	0	11	13	0.00	0.750								
Vladimir Nunez, R ERA: 2.96 (10,1)	0.2	L	5	0	1	0	0	1	1	0	0	1	0	3	11	0.00	1.500								

St. Louis Cardinals @ Arizona Diamondbacks
Bank One Ballpark, Phoenix, AZ
Sat Jun 26 1999, 10:05 PM EDT
Att. 48,053 - Dome - 72 F

AB 33
R 2
H 5
RBI 2
BB 3
SO 7
LOB 9



Batter	1	2	3	4	5	6	7	8	9	10	AB	R	H	RBI	BB	SO	LOB	BOTTOM							
Tony Womack, L OBP: 0.316, SLG: 0.345 (1,4)											4	0	0	0	0	1	2								
Bernard Gilkey, R OBP: 0.387, SLG: 0.490 (1,9)											4	1	0	0	0	2	2								
Dan Plesac, L (9,1)											0	0	0	0	0	0	0								
Hanley Frias, S OBP: 0.333, SLG: 0.292 (10,6)											1	0	0	0	0	0	0								
Luis Gonzalez, L OBP: 0.431, SLG: 0.608 (1,7)											5	0	2	1	0	0	1								
Matt Williams, R OBP: 0.359, SLG: 0.594 (1,5)											5	0	1	0	0	3	2								
Steve Finley, L OBP: 0.329, SLG: 0.500 (1,8)											4	0	0	0	0	1	1								
Travis Lee, L OBP: 0.359, SLG: 0.427 (1,3)											4	0	1	0	0	0	1								
Kelly Stinnett, R OBP: 0.307, SLG: 0.433 (1,2)											1	0	1	0	3	0	0								
Andy Fox, L OBP: 0.375, SLG: 0.423 (1,6)											3	0	1	0	0	1	3								
Jay Bell, R OBP: 0.369, SLG: 0.583 (9,PH)											1	0	0	0	0	0	2								
Brian Anderson, R OBP: 0.133, SLG: 0.133 (1,1)											2	0	0	0	0	0	2								
David Dellucci, L OBP: 0.438, SLG: 0.453 (8,PH)											2	0	1	0	0	1	2								
Vladimir Nunez, R (10,1)											0	0	0	0	0	0	0								
Inning Stats	R: 0 E: 0 K: 1 S: 7	H: 0 LOB: 0 BB: 0 P: 9	R: 0 E: 1 K: 2 S: 10	H: 1 LOB: 2 BB: 1 P: 18	R: 0 E: 2 K: 1 S: 9	H: 0 LOB: 1 BB: 0 P: 13	R: 0 E: 0 K: 1 S: 9	H: 0 LOB: 0 BB: 0 P: 14	R: 0 E: 0 K: 0 S: 15	H: 1 LOB: 1 BB: 1 P: 21	R: 0 E: 0 K: 0 S: 10	H: 0 LOB: 0 BB: 0 P: 14	R: 0 E: 0 K: 0 S: 7	H: 1 LOB: 1 BB: 0 P: 10	R: 1 E: 0 K: 1 S: 8	H: 2 LOB: 1 BB: 0 P: 14	R: 0 E: 0 K: 1 S: 9	H: 1 LOB: 2 BB: 1 P: 16	R: 0 E: 0 K: 0 S: 4	H: 1 LOB: 1 BB: 0 P: 4	1B: 6 2B: 0 3B: 1 HR: 0	SF: 0 SAC: 1 DP: 1 HBP: 0	WP: 0 PB: 0 SB: 1 CS: 0	PA: 40	
PITCHER	IP	WLS	BF	H	R	ER	SO	BB	IBB	HBP	BLK	WP	HR	S	P	ERA	WHIP								
Kent Bottenfield, R ERA: 3.51 (1,1)	8.0		31	5	1	1	8	2	0	0	0	0	0	75	113	1.12	0.875								
Scott Radinsky, L ERA: 3.56 (9,1)	0.1		3	1	0	0	0	1	0	0	0	0	0	3	8	0.00	6.000								
Manny Aybar, R ERA: 3.86 (9,1)	1.2	W	6	1	0	0	1	0	0	0	0	0	0	10	12	0.00	0.600								

St. Louis Cardinals @ Arizona Diamondbacks
Bank One Ballpark, Phoenix, AZ
Sat Jun 26 1999, 10:05 PM EDT
Att. 48,053 - Dome - 72 F

AB 36
R 1
H 7
RBI 1
BB 3
SO 9
LOB 18



Batter	1	2	3	4	5	6	7	8	9	10	AB	R	H	RBI	BB	SO	LOB	TOP				
Joe McEwing, R OBP: 0.359, SLG: 0.421 (1, 4)	G6-3		G6-3		1B 2B			G1-6-3		K	5	0	1	0	0	1	1	St. Louis Cardinals @ Arizona Diamondbacks Bank One Ballpark, Phoenix, AZ Sun Jun 27 1999, 8:05 PM EDT Att. 44,458 - Dome - 72 F				
Willie McGee, S OBP: 0.324, SLG: 0.311 (1, 8)	G3-1		L5		2-H 1B			F7		2B BB	4	0	1	0	1	0	1					
Ray Lankford, L OBP: 0.376, SLG: 0.589 (1, 7)	K				BB SF7 1B			E1		F7	4	1	0	0	1	1	2					
Thomas Howard, S OBP: 0.391, SLG: 0.429 (1, 9)					SAFE SAFE SAFE 1B			G6-3		G4-3	5	0	2	0	0	0	1					
Fernando Tatis, R OBP: 0.418, SLG: 0.553 (1, 5)					BB 1B			G6-3		3B 2B	3	1	1	0	2	0	0					
Edgar Renteria, R OBP: 0.341, SLG: 0.418 (1, 6)					SF7 BB			F8		F9	3	0	1	2	1	0	3					
Alberto Castillo, R OBP: 0.298, SLG: 0.326 Mark McGwire, R OBP: 0.415, SLG: 0.594 Eric Davis, R OBP: 0.399, SLG: 0.403 El Marrero, R OBP: 0.253, SLG: 0.349 (1, 2)					F7			P9		K IBB	3	0	0	0	0	0	3					
David Howard, S OBP: 0.273, SLG: 0.250 (1, 3)					F8			K		FC4-2-5	4	0	0	0	0	2	4					
Kent Mercker, L OBP: 0.214, SLG: 0.231 Rick Croushore, R OBP: 0.500, SLG: 0.500 Darren Bragg, L OBP: 0.379, SLG: 0.354 Ricky Bottalico, L (8, 1)					B1-3			G2-3		K	0	0	0	0	0	0	0					
Inning Stats	R: 0 E: 0 K: 1 S: 6	H: 0 LOB: 0 BB: 0 P: 7	R: 0 E: 0 K: 0 S: 8	H: 0 LOB: 1 BB: 1 P: 16	R: 0 E: 0 K: 1 S: 8	H: 1 LOB: 1 BB: 0 P: 9	R: 1 E: 0 K: 0 S: 9	H: 1 LOB: 2 BB: 2 P: 18	R: 0 E: 0 K: 1 S: 5	H: 2 LOB: 1 BB: 0 P: 5	R: 0 E: 0 K: 0 S: 5	H: 0 LOB: 0 BB: 0 P: 10	R: 0 E: 1 K: 0 S: 13	H: 0 LOB: 1 BB: 0 P: 21	R: 1 E: 0 K: 1 S: 9	H: 2 LOB: 1 BB: 2 P: 18	R: 0 E: 0 K: 1 S: 6		H: 1 LOB: 3 BB: 2 P: 14	1B: 2 2B: 4 3B: 1 HR: 0	SF: 1 SAC: 0 DP: 0 HBP: 0	WP: 0 PB: 0 SB: 0 CS: 0
PITCHER	IP	WLS	BF	H	R	ER	SO	BB	IBB	HBP	BLK	WP	HR	S	P	ERA	WHIP					
Armando Reynoso, R ERA: 3.67 Byung-Hyun Kim, R ERA: 3.45 Dan Plesac, L ERA: 7.57 Vladimir Nunez, R ERA: 2.93 (1, 1)	8.0		31	4	1	1	3	3	0	0	0	0	0	63	99	1.12	0.875					
(9, 1)	1.1	B	7	2	1	1	2	1	1	0	0	0	0	12	25	6.75	2.250					
(10, 1)	0.1		2	1	0	0	0	0	0	0	0	0	0	2	2	0.00	3.000					
(10, 1)	0.1	W	2	0	0	0	0	0	1	0	0	0	0	1	5	0.00	0.000					

AB	35
R	2
H	7
RBI	2
BB	6
SO	5
LOB	17



Batter	1	2	3	4	5	6	7	8	9	10	AB	R	H	RBI	BB	SO	LOB	BOTTOM						
Tony Womack, L OBP: 0.315, SLG: 0.348 (1, 9)	2B		G3			K		F9			4	0	1	0	0	1	0	St. Louis Cardinals @ Arizona Diamondbacks Bank One Ballpark, Phoenix, AZ Sun Jun 27 1999, 8:05 PM EDT Att. 44,458 - Dome - 72 F						
Jay Bell, R OBP: 0.364, SLG: 0.575 (1, 4)	P6				P5			K		K	4	0	0	0	0	2	1							
Luis Gonzalez, L OBP: 0.432, SLG: 0.605 (1, 7)	K				F7			HR 1B		BB	3	1	1	0	1	1	1							
Matt Williams, R OBP: 0.357, SLG: 0.599 (1, 5)	P3				F7			HR		F7	4	1	1	2	0	0	2							
Steve Finley, L OBP: 0.331, SLG: 0.500 (1, 8)					G6-4-3 1B			G1-3 1B		K	4	0	2	0	0	2	1							
Damian Miller, R OBP: 0.314, SLG: 0.429 David Dellucci, L OBP: 0.432, SLG: 0.446 Kelly Stinnett, R OBP: 0.307, SLG: 0.433 (1, 2)					G6-4-3			G5-3		G1-3	3	0	0	0	0	2								
(9, PH)					G6-4-3			G1-3		L4	1	0	0	0	0	1								
(10, 2)					G6-4-3			G1-3		L4	0	0	0	0	0	0								
Travis Lee, L OBP: 0.360, SLG: 0.434 (1, 3)					G4-3			F7		FC6-4 IBB	3	1	1	0	1	0	0							
Hanley Frias, S OBP: 0.324, SLG: 0.286 (1, 6)					F7			G3		FC6-4	4	0	1	0	0	0	2							
Armando Reynoso, R OBP: 0.318, SLG: 0.222 Bernard Gilkey, R OBP: 0.385, SLG: 0.494 Byung-Hyun Kim, R OBP: 0.399, SLG: 0.403 Dan Plesac, L OBP: 0.379, SLG: 0.354 Vladimir Nunez, R OBP: 0.253, SLG: 0.349 Andy Cox, L OBP: 0.379, SLG: 0.427 (1, 1)					K			K		F8	2	0	0	0	0	2	0							
(8, PH)					K			K		F8	1	0	0	0	0	0	0							
(9, 1)					K			K		F8	0	0	0	0	0	0	0							
(10, 1)					K			K		F8	0	0	0	0	0	0	0							
(10, PH)					K			K		F8	1	0	0	1	0	0	0							
Inning Stats	R: 0 E: 0 K: 1 S: 11	H: 1 LOB: 1 BB: 0 P: 18	R: 0 E: 0 K: 0 S: 7	H: 1 LOB: 0 BB: 0 P: 13	R: 0 E: 0 K: 1 S: 7	H: 0 LOB: 0 BB: 0 P: 10	R: 0 E: 0 K: 0 S: 6	H: 0 LOB: 0 BB: 0 P: 8	R: 0 E: 0 K: 1 S: 8	H: 0 LOB: 0 BB: 0 P: 14	R: 0 E: 0 K: 2 S: 9	H: 0 LOB: 0 BB: 0 P: 13	R: 2 E: 0 K: 1 S: 14	H: 3 LOB: 2 BB: 1 P: 25	R: 0 E: 0 K: 1 S: 9	H: 0 LOB: 0 BB: 0 P: 12	R: 0 E: 0 K: 1 S: 10	H: 0 LOB: 1 BB: 0 P: 17	R: 1 E: 0 K: 0 S: 3	H: 3 LOB: 2 BB: 0 P: 3	1B: 5 2B: 1 3B: 1 HR: 1	SF: 0 SAC: 0 DP: 1 HBP: 0	WP: 0 PB: 0 SB: 0 CS: 0	PA: 36
PITCHER	IP	WLS	BF	H	R	ER	SO	BB	IBB	HBP	BLK	WP	HR	S	P	ERA	WHIP							
Kent Mercker, L ERA: 6.17 Rick Croushore, R ERA: 3.0 Ricky Bottalico, R ERA: 4.01 (1, 1)	7.0		26	5	2	2	6	6	1	0	0	0	1	62	101	2.57	0.714							
(8, 1)	1.0		3	0	0	0	1	0	0	0	0	0	0	9	12	0.00	0.000							
(9, 1)	1.0	L	7	3	1	1	1	1	0	0	0	0	0	13	20	9.00	4.000							

AB	34
R	3
H	8
RBI	3
BB	2
SO	8
LOB	10



Batter	1	2	3	4	5	6	7	8	9	AB	R	H	RBI	BB	SO	LOB	TOP										
Tony Womack, L (1, 9) OBP: 0.317, SLG: 0.358	4-0 WP SF7 BB	3-3 K			0-1 SH1-3		2-2 P6		0-2 HR	3	2	1	1	1	1	0	Arizona Diamondbacks @ Cincinnati Reds Cinergy Field, Cincinnati, OH Tue Jun 29 1999, 7:05 PM EDT Att: 24,672 - Cloudy - 75 F										
Jay Bell, R (1, 4) OBP: 0.374, SLG: 0.577	4-1 WP 2B BB		4-1 G6-4-3 BB		4-2 BB BB		4-1 1B BB		2-0 G3 1B	1	1	1	0	4	0	0											
Luis Gonzalez, L (1, 7) OBP: 0.429, SLG: 0.596 Vicente Padilla, R (9, 1)	4-2 2B BB		0-2 G6-4-3 1-2		0-0 F9		0-0 P4		0-1 G3 1-2	4	1	0	0	1	0	5											
Matt Williams, R (1, 5) OBP: 0.361, SLG: 0.600	2-0 SF7		1-0 1B		4-0 1-2 2-3 BB		1-0 1-2 1B		1-0 G6-3	3	0	2	1	1	0	1											
Steve Finley, L (1, 8) OBP: 0.330, SLG: 0.500	3-H 0-1 1-H 2-H 2B		1-2 F7		3-2 F8		1-1 G3-1			4	0	1	2	0	0	6											
Damian Miller, R (1, 2) OBP: 0.307, SLG: 0.418	0-3 K		2-1 F8		0-0 P2		1-3 K			4	0	0	0	0	2	1											
Travis Lee, L (1, 3) OBP: 0.359, SLG: 0.429	1-1 F9		0-0 L4		4-2 FC4-6 BB		2-0 G4-3			3	0	0	0	1	0	1											
Hanley Frias, S (1, 6) OBP: 0.289, SLG: 0.250		1-1 G5-3		0-0 L7		0-0 FC4-6 1-2 WP		0-0 L6		4	0	0	0	0	0	1											
Andy Benes, R (1, 1) OBP: 0.172, SLG: 0.077 Dan Plesac, L (8, 1)	1-1 G5-3				4-1 BB SH1-3 BB		1-3 K		0-2 F9	2	0	0	0	1	1	1											
David DeLucci, L (9, PH) OBP: 0.427, SLG: 0.439 (9, 7)					1-2 K					1	0	0	0	0	0	0											
Inning Stats	R: 3 E: 0 K: 1 S: 12	H: 1 LOB: 1 BB: 3 P: 27	R: 0 E: 0 K: 1 S: 7	H: 0 LOB: 0 BB: 0 P: 12	R: 0 E: 0 K: 0 S: 8	H: 1 LOB: 1 BB: 1 P: 14	R: 0 E: 0 K: 0 S: 4	H: 0 LOB: 0 BB: 0 P: 6	R: 0 E: 0 K: 1 S: 7	H: 0 LOB: 1 BB: 1 P: 12	R: 0 E: 0 K: 0 S: 9	H: 1 LOB: 2 BB: 1 P: 17	R: 0 E: 0 K: 1 S: 6	H: 0 LOB: 0 BB: 0 P: 9	R: 1 E: 0 K: 0 S: 11	H: 2 LOB: 1 BB: 0 P: 14	1B: 3 2B: 1 3B: 0 HR: 1	SF: 1 SAC: 1 DP: 1 HBP: 0	WP: 2 PB: 0 SB: 1 CS: 0	PA: 40							
PITCHER	IP	WLS	BF	H	R	ER	SO	BB	IBB	HBP	BLK	WP	HR	S	P	ERA	WHIP										
Steve Avery, L (1, 1) ERA: 4.44	7.0		32	3	3	3	3	9	0	0	0	2	0	57	113	3.86	1.714										
Danny Graves, R (8, 1) ERA: 3.67	2.0	W	8	2	1	1	1	0	0	0	0	0	1	17	23	4.50	1.000										

Batter	1	2	3	4	5	6	7	8	9	AB	R	H	RBI	BB	SO	LOB	BOTTOM										
Pokey Reese, R (1, 4) OBP: 0.332, SLG: 0.445	0-2 HR		1-0 G5-3		3-2 G4-3			1-0 L8		4	1	1	1	0	0	3	Arizona Diamondbacks @ Cincinnati Reds Cinergy Field, Cincinnati, OH Tue Jun 29 1999, 7:05 PM EDT Att: 24,672 - Cloudy - 75 F										
Michael Tucker, L (1, 9) OBP: 0.343, SLG: 0.462 Jeffrey Hammonds, R (8, PH) OBP: 0.323, SLG: 0.477 (9, 9)	1-3 K		0-0 F8		0-0 F8		3-2 F8			3	0	0	0	0	1	1											
Sean Casey, L (1, 3) OBP: 0.430, SLG: 0.655	2-0 F9		1-1 F7		1-3 K		1-2 L8			4	0	0	0	0	1	0											
Greg Vaughn, R (1, 7) OBP: 0.324, SLG: 0.473	3-3 K		3-0 G4-3		2-2 L8		1-2 2B 1B		1-2 2B 1B	4	1	1	0	0	1	0											
Barry Larkin, R (1, 6) OBP: 0.386, SLG: 0.462		3-1 FC3-6 1B		2-2 G6-3		1-2 G6-3		0-2 2B 2B		4	1	2	0	0	0	0											
Eddie Taubensee, L (1, 2) OBP: 0.350, SLG: 0.480 Chris Stynes, R (8, FR) OBP: 0.179, SLG: 0.061	1-1 FC3-6 BB FC G3-1		1-3 K2-3		0-0 F7		1-1 SH 1B 2B		1-1 SH 1B 2B	4	1	1	2	0	1	1											
Mike Cameron, R (1, 8) OBP: 0.355, SLG: 0.425		0-0 FC G3-1 BB		1-0 G5-3		2-3 K		0-0 SH 1B		3	0	0	0	0	1	1											
Aaron Boone, R (1, 5) OBP: 0.339, SLG: 0.442		4-2 G3-1 BB		3-1 WP 2B		4-2 BB		1-0 1B		2	0	2	1	2	0	0											
Steve Avery, L (1, 1) OBP: 0.080, SLG: 0.080 Hal Morris, L (7, PH) OBP: 0.348, SLG: 0.328 Danny Graves, R (8, 1)	0-1 G3-1				1-3 K		3-3 K			2	0	0	1	0	1	3											
Inning Stats	R: 1 E: 0 K: 2 S: 12	H: 1 LOB: 0 BB: 0 P: 18	R: 0 E: 0 K: 0 S: 10	H: 1 LOB: 2 BB: 1 P: 20	R: 0 E: 0 K: 0 S: 4	H: 0 LOB: 0 BB: 0 P: 8	R: 0 E: 0 K: 1 S: 7	H: 0 LOB: 0 BB: 0 P: 11	R: 0 E: 0 K: 1 S: 11	H: 1 LOB: 1 BB: 0 P: 18	R: 0 E: 0 K: 1 S: 10	H: 0 LOB: 0 BB: 0 P: 14	R: 0 E: 0 K: 2 S: 13	H: 0 LOB: 1 BB: 1 P: 22	R: 0 E: 0 K: 0 S: 7	H: 0 LOB: 0 BB: 0 P: 12	R: 3 E: 0 K: 0 S: 12	H: 4 LOB: 2 BB: 0 P: 15	1B: 3 2B: 3 3B: 0 HR: 1	SF: 0 SAC: 1 DP: 0 HBP: 0	WP: 1 PB: 0 SB: 0 CS: 0	PA: 35					
PITCHER	IP	WLS	BF	H	R	ER	SO	BB	IBB	HBP	BLK	WP	HR	S	P	ERA	WHIP										
Andy Benes, R (1, 1) ERA: 5.62	7.1		28	3	2	2	7	2	0	0	0	1	1	68	113	2.46	0.682										
Dan Plesac, L (8, 1) ERA: 7.39	0.2	H	2	0	0	0	0	0	0	0	0	0	0	6	10	0.00	0.000										
Vicente Padilla, R (9, 1) ERA:	0.0	L	5	4	3	3	0	0	0	0	0	0	0	12	15	∞	∞										



Batter	1	2	3	4	5	6	7	8	9	AB	R	H	RBI	BB	SO	LOB	TOP			
Tony Womack, L (1, 9) OBP: 0.316, SLG: 0.357	0-2 G1-3		2-3 K			2-1 1B G4-3			1-0 P6	4	0	1	0	0	1	0				
Jay Bell, R (1, 4) OBP: 0.370, SLG: 0.569	1-3 K			1-1 P4					1-3 K	4	0	0	0	0	2	1				
Greg Colbrunn, R (1, 3) OBP: 0.362, SLG: 0.471	2-3 K			2-2 G4-3					2-1 G6-3	3	0	0	0	0	1	0				
Luis Gonzalez, L (9, PH) OBP: 0.427, SLG: 0.594										1	0	0	0	0	0	0				
Matt Williams, R (1, 5) OBP: 0.358, SLG: 0.594		0-1 G6-3		0-1 G6-3					2-3 K	3	0	0	0	0	1	0				
Bernard Gilkey, R (1, 7) OBP: 0.390, SLG: 0.481		4-2 BB			1-2 F8				4-2 BB	1	0	0	0	2	0	0				
Damian Miller, R (1, 2) OBP: 0.302, SLG: 0.411		1-3 K			2-1 G4-3				0-0 G6-3	3	0	0	0	0	1	2				
LeJon Powell, R (1, 8) OBP: 0.333, SLG: 0.400		1-1 G3			0-0 G4-3				0-0 G1-3	3	0	0	0	0	0	1				
Hanley Frias, S (1, 6) OBP: 0.268, SLG: 0.229			1-1 G6-3			1-2 G3			2-3 K	3	0	0	0	0	1	0				
Randy Johnson, R (1, 1) OBP: 0.151, SLG: 0.189			3-2 F9			0-2 G5-3			0-3 K	3	0	0	0	0	1	0				
Inning Stats	R: 0 E: 0 K: 2 S: 11	H: 0 LOB: 0 BB: 0 P: 14	R: 0 E: 0 K: 1 S: 9	H: 0 LOB: 1 BB: 1 P: 15	R: 0 E: 0 K: 1 S: 9	H: 0 LOB: 0 BB: 0 P: 15	R: 0 E: 0 K: 0 S: 7	H: 0 LOB: 0 BB: 0 P: 10	R: 0 E: 0 K: 0 S: 6	H: 1 LOB: 1 BB: 0 P: 9	R: 0 E: 0 K: 1 S: 12	H: 0 LOB: 1 BB: 1 P: 18	R: 0 E: 0 K: 2 S: 8	H: 0 LOB: 0 BB: 0 P: 10	R: 0 E: 0 K: 1 S: 6	H: 0 LOB: 0 BB: 0 P: 10	1B: 1 2B: 0 3B: 0 HR: 0	SF: 0 SAC: 0 DP: 0 HBP: 0	WP: 0 PA: 30 PB: 0 SB: 0 CS: 0	
PITCHER	IP: 8.0 WLS: W BF: 27 ERA: 2.82 ERA+: 1.53	WLS: W BF: 3 ERA: 2.82 ERA+: 1.53	H: 1 R: 0 ER: 0 SO: 7 BB: 2 IBB: 0 HBP: 0 BLK: 0 WP: 0 HR: 0 S: 73 P: 108 ERA: 0.00 WHIP: 0.375	H: 0 R: 0 ER: 0 SO: 1 BB: 0 IBB: 0 HBP: 0 BLK: 0 WP: 0 HR: 0 S: 6 P: 10 ERA: 0.00 WHIP: 0.000	H: 1 R: 0 ER: 0 SO: 7 BB: 2 IBB: 0 HBP: 0 BLK: 0 WP: 0 HR: 0 S: 73 P: 108 ERA: 0.00 WHIP: 0.375	H: 1 R: 0 ER: 0 SO: 7 BB: 2 IBB: 0 HBP: 0 BLK: 0 WP: 0 HR: 0 S: 73 P: 108 ERA: 0.00 WHIP: 0.375	H: 1 R: 0 ER: 0 SO: 7 BB: 2 IBB: 0 HBP: 0 BLK: 0 WP: 0 HR: 0 S: 73 P: 108 ERA: 0.00 WHIP: 0.375	H: 1 R: 0 ER: 0 SO: 7 BB: 2 IBB: 0 HBP: 0 BLK: 0 WP: 0 HR: 0 S: 73 P: 108 ERA: 0.00 WHIP: 0.375	H: 1 R: 0 ER: 0 SO: 7 BB: 2 IBB: 0 HBP: 0 BLK: 0 WP: 0 HR: 0 S: 73 P: 108 ERA: 0.00 WHIP: 0.375	H: 1 R: 0 ER: 0 SO: 7 BB: 2 IBB: 0 HBP: 0 BLK: 0 WP: 0 HR: 0 S: 73 P: 108 ERA: 0.00 WHIP: 0.375	H: 1 R: 0 ER: 0 SO: 7 BB: 2 IBB: 0 HBP: 0 BLK: 0 WP: 0 HR: 0 S: 73 P: 108 ERA: 0.00 WHIP: 0.375	H: 1 R: 0 ER: 0 SO: 7 BB: 2 IBB: 0 HBP: 0 BLK: 0 WP: 0 HR: 0 S: 73 P: 108 ERA: 0.00 WHIP: 0.375	H: 1 R: 0 ER: 0 SO: 7 BB: 2 IBB: 0 HBP: 0 BLK: 0 WP: 0 HR: 0 S: 73 P: 108 ERA: 0.00 WHIP: 0.375	H: 1 R: 0 ER: 0 SO: 7 BB: 2 IBB: 0 HBP: 0 BLK: 0 WP: 0 HR: 0 S: 73 P: 108 ERA: 0.00 WHIP: 0.375	H: 1 R: 0 ER: 0 SO: 7 BB: 2 IBB: 0 HBP: 0 BLK: 0 WP: 0 HR: 0 S: 73 P: 108 ERA: 0.00 WHIP: 0.375	H: 1 R: 0 ER: 0 SO: 7 BB: 2 IBB: 0 HBP: 0 BLK: 0 WP: 0 HR: 0 S: 73 P: 108 ERA: 0.00 WHIP: 0.375	H: 1 R: 0 ER: 0 SO: 7 BB: 2 IBB: 0 HBP: 0 BLK: 0 WP: 0 HR: 0 S: 73 P: 108 ERA: 0.00 WHIP: 0.375	H: 1 R: 0 ER: 0 SO: 7 BB: 2 IBB: 0 HBP: 0 BLK: 0 WP: 0 HR: 0 S: 73 P: 108 ERA: 0.00 WHIP: 0.375	H: 1 R: 0 ER: 0 SO: 7 BB: 2 IBB: 0 HBP: 0 BLK: 0 WP: 0 HR: 0 S: 73 P: 108 ERA: 0.00 WHIP: 0.375	H: 1 R: 0 ER: 0 SO: 7 BB: 2 IBB: 0 HBP: 0 BLK: 0 WP: 0 HR: 0 S: 73 P: 108 ERA: 0.00 WHIP: 0.375

Arizona Diamondbacks @ Cincinnati Reds
Cinergy Field, Cincinnati, OH
Wed Jun 30 1999, 7:05 PM EDT
Att: 29,560 - Unknown - 81 F

AB	28
R	0
H	1
RBI	0
BB	2
SO	8
LOB	4



Batter	1	2	3	4	5	6	7	8	9	AB	R	H	RBI	BB	SO	LOB	BOTTOM			
Pokey Reese, R (1, 4) OBP: 0.331, SLG: 0.443	3-3 K		0-1 S 1B			2-3 K			0-3 K	4	0	1	0	0	3	1				
Jeffrey Hammonds, R (1, 9) OBP: 0.328, SLG: 0.478	0-1 F9		1-3 K			2-2 1B			2-2 1B	4	0	2	1	0	1	1				
Dmitri Young, S (1, 3) OBP: 0.268, SLG: 0.344	3-2 HR		1-2 K		1-0 G3				1-3 K	4	1	1	1	0	2	2				
Scott Williamson, R (9, 1) ERA: 1.53										0	0	0	0	0	0	0				
Greg Vaughn, R (1, 7) OBP: 0.321, SLG: 0.467	2-2 L8			2-3 K					2-3 K	3	0	0	0	0	2	0				
Barry Larkin, R (1, 6) OBP: 0.389, SLG: 0.464		2-2 1B		2-3 K					3-2 1B	3	0	2	0	0	1	0				
Aaron Boone, R (1, 5) OBP: 0.333, SLG: 0.433		1-0 P4			0-3 K				1-3 K	3	0	0	0	0	2	2				
Mike Cameron, R (1, 8) OBP: 0.351, SLG: 0.420		3-3 K			0-3 K				1-0 L8	3	0	0	0	0	2	2				
Jason LaRue, R (1, 2)			0-3 K			1-3 K				3	0	0	0	0	3	0				
Ron Villone, L (1, 1) OBP: 0.182, SLG: 0.100			0-3 K			0-1 G4-3			1-1 S 1B	2	0	0	0	0	1	0				
Chris Stynes, R (8, PH) OBP: 0.200, SLG: 0.088										1	1	1	0	0	0	0				
Hal Morris, L (9, 3) OBP: 0.348, SLG: 0.328										0	0	0	0	0	0	0				
Inning Stats	R: 1 E: 0 K: 1 S: 15	H: 1 LOB: 0 BB: 0 P: 23	R: 0 E: 0 K: 1 S: 10	H: 1 LOB: 0 BB: 0 P: 16	R: 0 E: 0 K: 3 S: 12	H: 1 LOB: 1 BB: 0 P: 13	R: 0 E: 0 K: 2 S: 9	H: 0 LOB: 0 BB: 0 P: 14	R: 0 E: 0 K: 3 S: 10	H: 0 LOB: 0 BB: 0 P: 11	R: 0 E: 0 K: 2 S: 11	H: 1 LOB: 1 BB: 0 P: 16	R: 0 E: 0 K: 2 S: 13	H: 1 LOB: 1 BB: 0 P: 20	R: 1 E: 0 K: 3 S: 16	H: 2 LOB: 1 BB: 0 P: 21	1B: 6 2B: 0 3B: 0 HR: 1	SF: 0 SAC: 0 DP: 0 HBP: 0	WP: 0 PA: 30 PB: 0 SB: 2 CS: 0	
PITCHER	IP: 8.0 WLS: L BF: 30 ERA: 3.14	WLS: L BF: 30 ERA: 3.14	H: 2 R: 2 ER: 2 SO: 17 BB: 0 IBB: 0 HBP: 0 BLK: 0 WP: 0 HR: 1 S: 96 P: 134 ERA: 2.25 WHIP: 0.875	H: 2 R: 2 ER: 2 SO: 17 BB: 0 IBB: 0 HBP: 0 BLK: 0 WP: 0 HR: 1 S: 96 P: 134 ERA: 2.25 WHIP: 0.875	H: 2 R: 2 ER: 2 SO: 17 BB: 0 IBB: 0 HBP: 0 BLK: 0 WP: 0 HR: 1 S: 96 P: 134 ERA: 2.25 WHIP: 0.875	H: 2 R: 2 ER: 2 SO: 17 BB: 0 IBB: 0 HBP: 0 BLK: 0 WP: 0 HR: 1 S: 96 P: 134 ERA: 2.25 WHIP: 0.875	H: 2 R: 2 ER: 2 SO: 17 BB: 0 IBB: 0 HBP: 0 BLK: 0 WP: 0 HR: 1 S: 96 P: 134 ERA: 2.25 WHIP: 0.875	H: 2 R: 2 ER: 2 SO: 17 BB: 0 IBB: 0 HBP: 0 BLK: 0 WP: 0 HR: 1 S: 96 P: 134 ERA: 2.25 WHIP: 0.875	H: 2 R: 2 ER: 2 SO: 17 BB: 0 IBB: 0 HBP: 0 BLK: 0 WP: 0 HR: 1 S: 96 P: 134 ERA: 2.25 WHIP: 0.875	H: 2 R: 2 ER: 2 SO: 17 BB: 0 IBB: 0 HBP: 0 BLK: 0 WP: 0 HR: 1 S: 96 P: 134 ERA: 2.25 WHIP: 0.875	H: 2 R: 2 ER: 2 SO: 17 BB: 0 IBB: 0 HBP: 0 BLK: 0 WP: 0 HR: 1 S: 96 P: 134 ERA: 2.25 WHIP: 0.875	H: 2 R: 2 ER: 2 SO: 17 BB: 0 IBB: 0 HBP: 0 BLK: 0 WP: 0 HR: 1 S: 96 P: 134 ERA: 2.25 WHIP: 0.875	H: 2 R: 2 ER: 2 SO: 17 BB: 0 IBB: 0 HBP: 0 BLK: 0 WP: 0 HR: 1 S: 96 P: 134 ERA: 2.25 WHIP: 0.875	H: 2 R: 2 ER: 2 SO: 17 BB: 0 IBB: 0 HBP: 0 BLK: 0 WP: 0 HR: 1 S: 96 P: 134 ERA: 2.25 WHIP: 0.875	H: 2 R: 2 ER: 2 SO: 17 BB: 0 IBB: 0 HBP: 0 BLK: 0 WP: 0 HR: 1 S: 96 P: 134 ERA: 2.25 WHIP: 0.875	H: 2 R: 2 ER: 2 SO: 17 BB: 0 IBB: 0 HBP: 0 BLK: 0 WP: 0 HR: 1 S: 96 P: 134 ERA: 2.25 WHIP: 0.875	H: 2 R: 2 ER: 2 SO: 17 BB: 0 IBB: 0 HBP: 0 BLK: 0 WP: 0 HR: 1 S: 96 P: 134 ERA: 2.25 WHIP: 0.875	H: 2 R: 2 ER: 2 SO: 17 BB: 0 IBB: 0 HBP: 0 BLK: 0 WP: 0 HR: 1 S: 96 P: 134 ERA: 2.25 WHIP: 0.875	H: 2 R: 2 ER: 2 SO: 17 BB: 0 IBB: 0 HBP: 0 BLK: 0 WP: 0 HR: 1 S: 96 P: 134 ERA: 2.25 WHIP: 0.875	H: 2 R: 2 ER: 2 SO: 17 BB: 0 IBB: 0 HBP: 0 BLK: 0 WP: 0 HR: 1 S: 96 P: 134 ERA: 2.25 WHIP: 0.875

Arizona Diamondbacks @ Cincinnati Reds
Cinergy Field, Cincinnati, OH
Wed Jun 30 1999, 7:05 PM EDT
Att: 29,560 - Unknown - 81 F

AB	30
R	2
H	7
RBI	2
BB	0
SO	17
LOB	8




Batter	1	2	3	4	5	6	7	8	9	10	AB	R	H	RBI	BB	SO	LOB			
Tony Womack, L OBP: 0.321, SLG: 0.359	E6 PB 1B		P9		FC4-6 1-2		BB					4	1	2	0	1	0	1		
Jay Bell, R OBP: 0.367, SLG: 0.563	K2-3		F7			WP 1B	G3				5	0	1	0	0	2	4			
Luis Gonzalez, L OBP: 0.427, SLG: 0.590	K		F8			WP BB 1B		SH2-4 BB 1B	G4-3		4	0	1	0	1	1	3			
Travis Lee, L OBP: 0.356, SLG: 0.423	G3			G4-3		F8		SH2-4 BB 1B		G1-3	4	0	0	0	1	0	2			
Steve Finley, L OBP: 0.326, SLG: 0.493		F8		G4-3		P5		SH2-4 BB 1B		F7	4	0	0	0	0	0	2			
Andy Fox, L OBP: 0.387, SLG: 0.433				G3				G4-6-3 BB		G3	3	0	1	0	2	0	0			
Matt Williams, R OBP: 0.358, SLG: 0.594		2B				IBB					0	0	0	0	0	0	0			
Kelly Stinnett, R OBP: 0.301, SLG: 0.423						G3-1		G4-6-3 1-2			3	0	0	0	0	1	4			
David Dellucci, L OBP: 0.421, SLG: 0.433		F7				K					1	0	0	0	0	0	3			
Damian Miller, R OBP: 0.302, SLG: 0.411											0	0	0	0	0	0	0			
Hanley Frias, S OBP: 0.267, SLG: 0.211						G4-3		L7		G3	3	0	0	0	1	0	0			
Omar Daal, L OBP: 0.243, SLG: 0.229											3	0	1	0	0	1	2			
Bernard Gilkey, R OBP: 0.355, SLG: 0.486		G4-3						K			1	0	1	0	0	0	0			
Vladimir Nunez, R OBP: 0.302, SLG: 0.411						FC4-6 1B				S 1B	0	0	0	0	0	0	0			
Dan Plesac, L OBP: 0.302, SLG: 0.411											0	0	0	0	0	0	0			
Byung-Hyun Kim, R OBP: 0.302, SLG: 0.411											0	0	0	0	0	0	0			
Inning Stats	R: 1 E: 2 K: 2 S: 11	H: 1 LOB: 0 BB: 0 P: 19	R: 0 E: 0 K: 0 S: 8	H: 1 LOB: 2 BB: 1 P: 15	R: 0 E: 0 K: 0 S: 6	H: 0 LOB: 0 BB: 0 P: 9	R: 0 E: 0 K: 0 S: 7	H: 0 LOB: 0 BB: 0 P: 12	R: 0 E: 0 K: 0 S: 7	H: 1 LOB: 1 BB: 0 P: 12	R: 0 E: 0 K: 1 S: 9	H: 0 LOB: 1 BB: 1 P: 18	R: 0 E: 0 K: 0 S: 6	H: 1 LOB: 2 BB: 2 P: 17	R: 0 E: 0 K: 1 S: 8	H: 2 LOB: 2 BB: 0 P: 13	R: 0 E: 0 K: 0 S: 3	H: 0 LOB: 0 BB: 0 P: 3	1B: 6 2B: 1 3B: 0 HR: 0	SF: 0 SAC: 1 DP: 1 HBP: 0
PITCHER	IP WLS BF H R ER SO BB IBB HBP BLK WP HR S P ERA WHIP	IP WLS BF H R ER SO BB IBB HBP BLK WP HR S P ERA WHIP	IP WLS BF H R ER SO BB IBB HBP BLK WP HR S P ERA WHIP	IP WLS BF H R ER SO BB IBB HBP BLK WP HR S P ERA WHIP	IP WLS BF H R ER SO BB IBB HBP BLK WP HR S P ERA WHIP	IP WLS BF H R ER SO BB IBB HBP BLK WP HR S P ERA WHIP	IP WLS BF H R ER SO BB IBB HBP BLK WP HR S P ERA WHIP	IP WLS BF H R ER SO BB IBB HBP BLK WP HR S P ERA WHIP	IP WLS BF H R ER SO BB IBB HBP BLK WP HR S P ERA WHIP	IP WLS BF H R ER SO BB IBB HBP BLK WP HR S P ERA WHIP	IP WLS BF H R ER SO BB IBB HBP BLK WP HR S P ERA WHIP	IP WLS BF H R ER SO BB IBB HBP BLK WP HR S P ERA WHIP	IP WLS BF H R ER SO BB IBB HBP BLK WP HR S P ERA WHIP	IP WLS BF H R ER SO BB IBB HBP BLK WP HR S P ERA WHIP	IP WLS BF H R ER SO BB IBB HBP BLK WP HR S P ERA WHIP	IP WLS BF H R ER SO BB IBB HBP BLK WP HR S P ERA WHIP	IP WLS BF H R ER SO BB IBB HBP BLK WP HR S P ERA WHIP	IP WLS BF H R ER SO BB IBB HBP BLK WP HR S P ERA WHIP	IP WLS BF H R ER SO BB IBB HBP BLK WP HR S P ERA WHIP	

Arizona Diamondbacks @ Cincinnati Reds
Cinergy Field, Cincinnati, OH
Thu Jul 01 1999, 7:05 PM EDT
Att. 18,394 - Cloudy - 83 F

AB	35
R	1
H	7
RBI	0
BB	6
SO	5
LOB	21

WP: 2 PA: 42
PB: 1
SB: 1
CS: 0




Batter	1	2	3	4	5	6	7	8	9	10	AB	R	H	RBI	BB	SO	LOB			
Pokey Reese, R OBP: 0.327, SLG: 0.436	G6-3		G6-3			F8		F9			4	0	0	0	0	2				
Jeffrey Hammonds, R OBP: 0.318, SLG: 0.462	K			F8		F8		K			4	0	0	0	0	2	1			
Sean Casey, L OBP: 0.425, SLG: 0.645	G5-3			F7			K		G4-3		4	0	0	0	1	0				
Greg Vaughn, R OBP: 0.316, SLG: 0.460		K			G4-3		L7		G4-3		4	0	0	0	1	0				
Barry Larkin, R OBP: 0.390, SLG: 0.462		G6-3			G5-3			BB	WP 1B		3	0	1	0	1	0	0			
Aaron Boone, R OBP: 0.333, SLG: 0.438											3	0	1	0	0	0	1			
Danny Graves, R OBP: 0.333, SLG: 0.438											0	0	0	0	0	0	0			
Danny Graves, R OBP: 0.333, SLG: 0.438											0	0	0	0	0	0	0			
Gabe White, L OBP: 0.333, SLG: 0.438											0	0	0	0	0	0	0			
Michael Tucker, L OBP: 0.333, SLG: 0.438											1	0	0	0	0	1	1			
Scott Williamson, R OBP: 0.333, SLG: 0.438											0	0	0	0	0	0	0			
Mike Cameron, R OBP: 0.356, SLG: 0.436			L7 2B			K				SH2-4 2B 1B	4	2	3	0	0	1	1			
Jason LaRue, R OBP: 0.356, SLG: 0.436											2	0	0	0	0	1	2			
Dmitri Young, S OBP: 0.264, SLG: 0.341			L7					G5-3		SH2-4	1	0	0	0	0	0	1			
Eddie Taubensee, L OBP: 0.350, SLG: 0.480											0	0	0	0	0	0	0			
Brett Tomko, R OBP: 0.261, SLG: 0.394											2	0	0	0	0	1	1			
Mark Lewis, R OBP: 0.282, SLG: 0.432						P9					2	0	2	2	0	0	0			
Inning Stats	R: 0 E: 0 K: 1 S: 7	H: 0 LOB: 0 BB: 0 P: 10	R: 0 E: 0 K: 1 S: 9	H: 0 LOB: 0 BB: 0 P: 15	R: 0 E: 0 K: 1 S: 10	H: 1 LOB: 1 BB: 0 P: 14	R: 0 E: 0 K: 0 S: 4	H: 0 LOB: 0 BB: 0 P: 5	R: 0 E: 0 K: 2 S: 14	H: 1 LOB: 1 BB: 0 P: 19	R: 0 E: 0 K: 1 S: 9	H: 0 LOB: 1 BB: 1 P: 17	R: 1 E: 1 K: 1 S: 9	H: 2 LOB: 1 BB: 0 P: 16	R: 0 E: 0 K: 1 S: 15	H: 1 LOB: 1 BB: 0 P: 22	R: 1 E: 0 K: 0 S: 3	H: 2 LOB: 1 BB: 0 P: 3	1B: 3 2B: 3 3B: 1 HR: 0	SF: 0 SAC: 1 DP: 0 HBP: 0
PITCHER	IP WLS BF H R ER SO BB IBB HBP BLK WP HR S P ERA WHIP	IP WLS BF H R ER SO BB IBB HBP BLK WP HR S P ERA WHIP	IP WLS BF H R ER SO BB IBB HBP BLK WP HR S P ERA WHIP	IP WLS BF H R ER SO BB IBB HBP BLK WP HR S P ERA WHIP	IP WLS BF H R ER SO BB IBB HBP BLK WP HR S P ERA WHIP	IP WLS BF H R ER SO BB IBB HBP BLK WP HR S P ERA WHIP	IP WLS BF H R ER SO BB IBB HBP BLK WP HR S P ERA WHIP	IP WLS BF H R ER SO BB IBB HBP BLK WP HR S P ERA WHIP	IP WLS BF H R ER SO BB IBB HBP BLK WP HR S P ERA WHIP	IP WLS BF H R ER SO BB IBB HBP BLK WP HR S P ERA WHIP	IP WLS BF H R ER SO BB IBB HBP BLK WP HR S P ERA WHIP	IP WLS BF H R ER SO BB IBB HBP BLK WP HR S P ERA WHIP	IP WLS BF H R ER SO BB IBB HBP BLK WP HR S P ERA WHIP	IP WLS BF H R ER SO BB IBB HBP BLK WP HR S P ERA WHIP	IP WLS BF H R ER SO BB IBB HBP BLK WP HR S P ERA WHIP	IP WLS BF H R ER SO BB IBB HBP BLK WP HR S P ERA WHIP	IP WLS BF H R ER SO BB IBB HBP BLK WP HR S P ERA WHIP	IP WLS BF H R ER SO BB IBB HBP BLK WP HR S P ERA WHIP	IP WLS BF H R ER SO BB IBB HBP BLK WP HR S P ERA WHIP	

Arizona Diamondbacks @ Cincinnati Reds
Cinergy Field, Cincinnati, OH
Thu Jul 01 1999, 7:05 PM EDT
Att. 18,394 - Cloudy - 83 F

AB	34
R	2
H	7
RBI	2
BB	1
SO	8
LOB	10

WP: 1 PA: 36
PB: 0
SB: 0
CS: 0



Batter	1	2	3	4	5	6	7	8	9	10	AB	R	H	RBI	BB	SO	LOB	TOP									
Steve Finley, L OBP: 0.322, SLG: 0.482 (1, 8)	L8		G4-3		P6			G6-3		FC4-6	5	0	0	0	0	0	4	Arizona Diamondbacks @ St. Louis Cardinals Busch Stadium, St. Louis, MO Sat Jul 03 1999, 3:10 PM CDT Alt. 41,278 - Sunny - 95 F									
Jay Bell, R OBP: 0.368, SLG: 0.556 Byung-Hyun Kim, R OBP: 0.101, SLG: 0.101 Dan Plesac, L OBP: 0.101, SLG: 0.101 Vicente Padilla, R OBP: 0.101, SLG: 0.101	F8		F8		K				FC1-2 1B	P4	5	0	1	0	0	1	2										
Luis Gonzalez, L OBP: 0.427, SLG: 0.589 (1, 7)	FC6-4 1B		K2-3		G4-3				FC1-2 2B		4	0	2	0	0	1	0										
Matt Williams, R OBP: 0.357, SLG: 0.588 (1, 5)	FC6-4		L8		K				FC1-2 E		4	1	0	0	0	1	3										
Greg Colbrunn, R OBP: 0.375, SLG: 0.474 Tony Womack, L OBP: 0.329, SLG: 0.363 (7, 9)	K		F9		F7				FC3-5-2		2	0	0	0	0	1	0										
Bernard Gilkey, R OBP: 0.394, SLG: 0.491 Travis Lee, L OBP: 0.355, SLG: 0.418 (7, 3)	P4		SH1-4 2B		P5						2	0	1	0	0	0	0										
Kelly Stinnett, R OBP: 0.295, SLG: 0.414 David Dellucci, L OBP: 0.416, SLG: 0.426 Damian Miller, R OBP: 0.299, SLG: 0.405 (9, 2)	K		K		F9						3	0	0	0	0	2	1										
Andy Fox, L OBP: 0.390, SLG: 0.426 (1, 6)			G4-3 SH2-4 BB		SH1-4 BB						2	0	0	0	2	2	0										
Armando Reynoso, R OBP: 0.185, SLG: 0.222 LeJon Powell, R OBP: 0.308, SLG: 0.364 Bobby Chouinard, R OBP: 0.299, SLG: 0.405 Hanley Frias, S OBP: 0.275, SLG: 0.209 (10, 4)			SH2-4		SH1-4						0	0	0	0	0	0	0										
Inning Stats	R: 0 E: 0 K: 1 S: 10	H: 1 LOB: 1 BB: 0 P: 14	R: 0 E: 0 K: 2 S: 9	H: 0 LOB: 0 BB: 0 P: 13	R: 0 E: 0 K: 0 S: 6	H: 0 LOB: 1 BB: 1 P: 13	R: 0 E: 0 K: 1 S: 17	H: 0 LOB: 2 BB: 0 P: 27	R: 0 E: 0 K: 0 S: 8	H: 0 LOB: 0 BB: 0 P: 14	R: 0 E: 0 K: 0 S: 4	H: 0 LOB: 0 BB: 0 P: 6	R: 0 E: 0 K: 1 S: 7	H: 0 LOB: 0 BB: 0 P: 13	R: 1 E: 1 K: 1 S: 12	H: 2 LOB: 2 BB: 1 P: 24	R: 0 E: 0 K: 1 S: 5		H: 0 LOB: 1 BB: 1 P: 9	1B: 2 2B: 2 3B: 0 HR: 0	SF: 0 SAC: 2 DP: 0 HBP: 0	WP: 0 PA: 38 PB: 0 SB: 0 CS: 0					
PITCHER	IP 5.0	WLS 19	H 2	R 0	ER 0	SO 4	BB 2	IBB 0	HBP 0	BLK 0	WP 0	HR 0	S 51	P 82	ERA 0.00	WHIP 0.800											
Kent Mercker, L ERA: 5.64 Manny Aybar, R ERA: 3.56 Scott Radinsky, L ERA: 5.25 Ricky Bottalico, R ERA: 3.83 Lance Painter, L ERA: 6.1	IP 2.0	WLS H	BF 6	H 0	R 0	ER 0	SO 2	BB 0	IBB 0	HBP 0	BLK 0	WP 0	HR 0	S 12	P 20	ERA 0.00	WHIP 0.000										

Batter	1	2	3	4	5	6	7	8	9	10	AB	R	H	RBI	BB	SO	LOB	BOTTOM									
Joe McEwing, R OBP: 0.358, SLG: 0.422 (1, 4)	G6-3		1B			FC6-4 BB		K		K	4	0	1	1	1	2	2	Arizona Diamondbacks @ St. Louis Cardinals Busch Stadium, St. Louis, MO Sat Jul 03 1999, 3:10 PM CDT Alt. 41,278 - Sunny - 95 F									
J.D. Drew, L OBP: 0.362, SLG: 0.489 (1, 8)	F7		G5-3			FC6-4 BB				F7	4	0	1	0	1	0	1										
Mark McGwire, R OBP: 0.417, SLG: 0.597 (1, 3)	K				E5 G1-6-3	FC6-4					4	0	0	1	1	2	2										
Thomas Howard, S OBP: 0.361, SLG: 0.391 (1, 9)			K		F8	P4					4	0	1	0	0	1	3										
Fernando Tatis, R OBP: 0.412, SLG: 0.554 (1, 5)			P6		G1-6-3	L6					4	0	1	0	0	0	1										
Willie McGee, S OBP: 0.312, SLG: 0.294 Lance Painter, L OBP: 0.101, SLG: 0.101	G6-3				F7	G4-3				F8	4	0	0	0	0	0	2										
Eli Marrero, R OBP: 0.257, SLG: 0.347 Scott Radinsky, L OBP: 0.101, SLG: 0.101 Ricky Bottalico, L OBP: 0.101, SLG: 0.101 Darren Bragg, L OBP: 0.368, SLG: 0.340 (10, 7)			SH1-4 1B		P5	G5-3					3	1	1	0	0	0	0										
David Howard, S OBP: 0.240, SLG: 0.217 Manny Aybar, R OBP: 0.101, SLG: 0.101 Alberto Castillo, R OBP: 0.282, SLG: 0.300 (8, 2)			K		G4-3	L7				SH1-4	2	0	0	0	0	1	1										
Kent Mercker, L OBP: 0.214, SLG: 0.231 Edgar Renteria, R OBP: 0.337, SLG: 0.409 (6, 6)			SH1-4		F9	G5-3					2	0	0	0	1	0	0										
Inning Stats	R: 0 E: 0 K: 1 S: 9	H: 0 LOB: 0 BB: 0 P: 15	R: 0 E: 0 K: 1 S: 8	H: 0 LOB: 0 BB: 0 P: 15	R: 1 E: 1 K: 1 S: 7	H: 2 LOB: 1 BB: 0 P: 9	R: 0 E: 1 K: 0 S: 7	H: 0 LOB: 0 BB: 0 P: 8	R: 0 E: 0 K: 0 S: 5	H: 0 LOB: 2 BB: 2 P: 16	R: 0 E: 0 K: 0 S: 6	H: 0 LOB: 0 BB: 0 P: 9	R: 0 E: 0 K: 1 S: 10	H: 0 LOB: 0 BB: 0 P: 16	R: 0 E: 0 K: 1 S: 8	H: 2 LOB: 2 BB: 3 P: 15	R: 1 E: 0 K: 1 S: 5		H: 1 LOB: 3 BB: 3 P: 17	1B: 5 2B: 0 3B: 0 HR: 0	SF: 0 SAC: 2 DP: 1 HBP: 0	WP: 0 PA: 39 PB: 0 SB: 0 CS: 0					
PITCHER	IP 7.0	WLS 25	H 2	R 1	ER 1	SO 3	BB 2	IBB 0	HBP 0	BLK 0	WP 0	HR 0	S 47	P 79	ERA 1.29	WHIP 0.571											
Armando Reynoso, R ERA: 3.49 Bobby Chouinard, R ERA: 3.86 Byung-Hyun Kim, R ERA: 7.53 Dan Plesac, L ERA: 7.53 Vicente Padilla, R ERA: 81.0	IP 2.0	WLS L	BF 4	H 0	R 1	ER 1	SO 2	BB 0	IBB 0	HBP 0	BLK 0	WP 0	HR 0	S 4	P 12	ERA 13.50	WHIP 3.000										

AB	32
R	1
H	4
RBI	0
BB	4
SO	9
LOB	13

AB	32
R	2
H	5
RBI	2
BB	5
SO	6
LOB	12



Batter	1	2	3	4	5	6	7	8	9	AB	R	H	RBI	BB	SO	LOB	TOP								
Tony Womack, L (1,4) OBP: 0.336, SLG: 0.369 Bobby Chouinard, R (7,1) Greg Colbrunn, R (8,PH) OBP: 0.385, SLG: 0.500 (8,5)	1-2 F9 1-3 2B	2-1 2B		4-1 G4-6-3 BB	4-0 1B BB		1-1 G4-1 2B 1B	2-2 1B 2B		3	1	2	0	2	0	0	Arizona Diamondbacks @ St. Louis Cardinals Busch Stadium, St. Louis, MO Sun Jul 04 1999, 3:10 PM CDT Att: 38,041 - Sunny - 95 F								
David Dellucci, L (1,9) OBP: 0.434, SLG: 0.479	3-2 HR	1-1 G4-3		2-0 G4-6-3 1-2	1-0 1B		4-2 G4-1 2B BB	0-0 HR 1B		5	3	3	5	1	0	2									
Luis Gonzalez, L (1,7) OBP: 0.429, SLG: 0.597	0-0 F9 1B	3-1 F8					3-2 G4-1 BB	3-2 HR 1B		6	2	3	2	0	1	5									
Matt Williams, R (1,5) OBP: 0.360, SLG: 0.492 Greg Swindell, L (8,8)	4-2 F9 1-2 BB		0-0 F7		0-1 F7 1B	2-0 L6	0-0 G4-3 2B	3-2 G4-3		5	1	2	2	1	0	0									
Travis Lee, L (1,3) OBP: 0.352, SLG: 0.413	2-1 F9 1-2 2-3		2-2 F7		2-3 K	0-1 G3	1-0 G4-3		3-1 FC6-4 1B	6	0	1	0	0	1	5									
Steve Finley, L (1,8) OBP: 0.326, SLG: 0.486 LeJon Powell, R (8,8)	4-0 BB		1-1 1B 3B		2-1 E3 1B	2-3 K		0-0 1B 2B	1-2 FC6-4 BB	4	3	2	0	1	1	2									
Kelly Stinnett, R (1,2) OBP: 0.296, SLG: 0.406	1-1 L4		0-0 1B		2-2 E1 1B		1-0 HR HBP	2-1 G5-3	0-0 F8	5	2	1	1	0	0	7									
Andy Fox, L (1,6) OBP: 0.394, SLG: 0.448		1-2 P2		3-1 K	1-3 SH1-4 1B		1-1 HR	0-3 K	4-1 BB	5	2	2	4	1	2	2									
Andy Benes, R (1,1) OBP: 0.194, SLG: 0.107 Bernard Gilkey, R (7,PH) Hanley Frías, S (7,4)		0-1 G4-3 1B		1-3 K	2-2 SH1-4		1-3 K	0-0 2B 1B	0-0 F9	2	1	1	0	0	1	0									
Inning Stats	R: 1 E: 0 K: 0 S: 14	H: 2 LOB: 3 BB: 2 P: 29	R: 1 E: 0 K: 0 S: 11	H: 2 LOB: 1 BB: 0 P: 17	R: 1 E: 0 K: 1 S: 11	H: 2 LOB: 1 BB: 0 P: 16	R: 0 E: 0 K: 1 S: 5	H: 0 LOB: 0 BB: 1 P: 12	R: 5 E: 2 K: 2 S: 22	H: 4 LOB: 2 BB: 1 P: 38	R: 0 E: 0 K: 1 S: 6	H: 0 LOB: 0 BB: 0 P: 10	R: 4 E: 0 K: 1 S: 14	H: 3 LOB: 1 BB: 1 P: 26	R: 5 E: 0 K: 1 S: 18	H: 5 LOB: 0 BB: 0 P: 28		R: 0 E: 0 K: 0 S: 8	H: 1 LOB: 2 BB: 1 P: 16	1B: 11 2B: 4 3B: 1 HR: 3	SF: 0 SAC: 1 DP: 1 HBP: 1	WP: 0 PB: 0 SB: 2 CS: 0	PA: 54		
PITCHER	IP	WLS	BF	H	R	ER	SO	BB	IBB	HBP	BLK	WP	HR	S	P	ERA	WHIP								
Juan Acevedo, R (1,1) ERA: 6.22	4.0		21	7	4	3	2	3	0	0	0	0	1	44	79	6.75	2.500								
Rick Croushore, R (5,1) ERA: 2.65	1.0	L	9	3	4	0	2	1	0	0	0	0	0	19	33	0.00	4.000								
Mike Busby, R (6,1) ERA: 8.4	2.0		11	3	4	4	2	1	0	1	0	0	1	20	36	18.00	2.000								
Garrett Stephenson, R (8,1) ERA: 8.59	2.0		13	6	5	5	1	1	0	0	0	0	1	26	44	22.50	3.500								

Batter	1	2	3	4	5	6	7	8	9	AB	R	H	RBI	BB	SO	LOB	BOTTOM								
Joe McEwing, R (1,7) OBP: 0.359, SLG: 0.430	1-2 E6 1B	3-2 HR		3-2 F9		2-2 G6-3		4-1 BB		4	2	1	1	1	0	2	Arizona Diamondbacks @ St. Louis Cardinals Busch Stadium, St. Louis, MO Sun Jul 04 1999, 3:10 PM CDT Att: 38,041 - Sunny - 95 F								
J.D. Drew, L (1,8) OBP: 0.355, SLG: 0.468	0-3 K	4-1 FC5-4 BB		3-2 F7		3-2 F7		1-0 F7		4	0	0	0	1	1	5									
Mark McGwire, R (1,3) OBP: 0.418, SLG: 0.605 Darren Bragg, L (8,9) OBP: 0.368, SLG: 0.338	4-2 1B BB	0-0 FC5-4			0-0 F8		1-1 HR	0-1 F9		3	2	1	1	1	0	1									
Fernando Tatis, R (1,5) OBP: 0.412, SLG: 0.555	2-2 1B SF9		0-0 P2		0-0 1B 2B		3-2 F9		1-3 K	5	1	2	1	0	1	0									
Willie McGee, S (1,9) OBP: 0.317, SLG: 0.299 Garrett Stephenson, R (8,1) Thomas Howard, S (9,PH) OBP: 0.350, SLG: 0.385	0-0 S		2-2 CS 1B		1-0 F9		0-3 K		1-3 K	4	0	2	1	0	1	1									
Edger Renteria, R (1,6) OBP: 0.340, SLG: 0.413 Mike Busby, R (6,1) Alberto Castillo, R (8,2) OBP: 0.295, SLG: 0.314	1-2 SF9		1-2 CS 1B		1-0 S		3-1 1B		0-1 1B	2	0	2	1	0	0	0									
Eli Marrero, R (1,2) OBP: 0.252, SLG: 0.339	1-1 L1		3-3 K		1-3 K		2-2 P4		0-3 K	5	0	0	0	0	3	7									
Piacleo Polanco, R (1,4) OBP: 0.348, SLG: 0.367		1-0 G6-3		0-1 FC3-6 1B		1-1 G6-3		2-1 K		4	0	2	0	0	0	0									
Juan Acevedo, R (1,1) Rick Croushore, R (5,1) David Howard, S (6,6) OBP: 0.259, SLG: 0.280		0-3 K		0-0 FC3-6		2-0 G6-3 2B		2-3 K		2	0	0	0	0	1	1									
Inning Stats	R: 3 E: 1 K: 1 S: 18	H: 2 LOB: 1 BB: 1 P: 27	R: 1 E: 0 K: 1 S: 10	H: 1 LOB: 1 BB: 1 P: 18	R: 0 E: 0 K: 1 S: 14	H: 2 LOB: 2 BB: 0 P: 20	R: 0 E: 0 K: 0 S: 15	H: 1 LOB: 1 BB: 0 P: 21	R: 0 E: 0 K: 1 S: 8	H: 2 LOB: 2 BB: 0 P: 11	R: 0 E: 0 K: 0 S: 9	H: 1 LOB: 1 BB: 0 P: 17	R: 1 E: 0 K: 0 S: 15	H: 2 LOB: 1 BB: 0 P: 24	R: 0 E: 0 K: 1 S: 9	H: 1 LOB: 2 BB: 1 P: 18		R: 0 E: 0 K: 3 S: 12	H: 1 LOB: 1 BB: 0 P: 14	1B: 8 2B: 4 3B: 0 HR: 2	SF: 1 SAC: 0 DP: 1 HBP: 0	WP: 1 PB: 0 SB: 2 CS: 1	PA: 43		
PITCHER	IP	WLS	BF	H	R	ER	SO	BB	IBB	HBP	BLK	WP	HR	S	P	ERA	WHIP								
Andy Benes, R (1,1) ERA: 5.47	6.0		29	9	4	2	4	2	0	0	0	0	1	74	114	3.00	1.833								
Bobby Chouinard, R (7,1) ERA: 1.29	1.0		5	2	1	1	1	0	0	0	0	0	1	15	24	9.00	2.000								
Greg Swindell, L (8,1) ERA: 3.9	2.0		9	2	0	0	4	1	0	0	0	0	0	21	32	0.00	1.500								



Batter	1	2	3	4	5	6	7	8	9	AB	R	H	RBI	BB	SO	LOB	TOP				
Tony Womack, L (1,9) OBP: 0.332, SLG: 0.364	F9			G3		G3-6			L8	4	0	0	0	0	0	1					
Jay Bell, R (1,4) OBP: 0.364, SLG: 0.549	K			F9			G6-3		K	4	0	0	0	0	2	0					
Luis Gonzalez, L (1,7) OBP: 0.425, SLG: 0.591	G3			G1-3			G1-3			3	0	0	0	0	0	0					
Matt Williams, R (1,5) OBP: 0.357, SLG: 0.583		G4-3			G5-3			L7		3	0	0	0	0	0	0					
Steve Finley, L (1,8) OBP: 0.326, SLG: 0.495		G3			2B				BB	2	0	1	0	1	0	0					
Travis Lee, L (1,3) OBP: 0.348, SLG: 0.408		F9			F8				F8	3	0	0	0	0	0	2					
Damian Miller, R (1,2) OBP: 0.294, SLG: 0.398			G6-3		K				K	3	0	0	0	0	2	2					
Andy Fox, L (1,6) OBP: 0.393, SLG: 0.445			K						K	3	0	1	0	0	2	1					
Randy Johnson, R (1,1) OBP: 0.145, SLG: 0.182			K						K	2	0	0	0	0	2	1					
David Dellucci, L (9, PH) OBP: 0.429, SLG: 0.473			K						K	1	0	0	0	0	1	0					
Inning Stats	R: 0 H: 0 E: 0 K: 1 S: 9	H: 0 LOB: 0 BB: 0 P: 13	R: 0 H: 0 E: 0 K: 0 S: 5	H: 0 LOB: 0 BB: 0 P: 8	R: 0 H: 0 E: 0 K: 2 S: 10	H: 0 LOB: 0 BB: 0 P: 13	R: 0 H: 0 E: 0 K: 0 S: 7	H: 0 LOB: 1 BB: 0 P: 10	R: 0 H: 1 E: 0 K: 1 S: 9	H: 1 LOB: 0 BB: 0 P: 16	R: 0 H: 1 E: 0 K: 1 S: 6	H: 1 LOB: 0 BB: 0 P: 9	R: 0 H: 0 E: 0 K: 0 S: 6	H: 0 LOB: 1 BB: 0 P: 8	R: 0 H: 0 E: 0 K: 2 S: 9	H: 0 LOB: 1 BB: 1 P: 17	R: 0 H: 0 E: 0 K: 2 S: 8	H: 0 LOB: 0 BB: 0 P: 13	1B: 1 2B: 1 3B: 0 HR: 0	SF: 0 SAC: 0 DP: 1 HBP: 0	WP: 0 PA: 29 PB: 0 SB: 0 CS: 0
PITCHER Jose Jimenez, R (1,1) ERA: 5.85	IP: 9.0 WLS: W BF: 29 H: 2 R: 0 ER: 0 SO: 9 BB: 1 IBB: 0 HBP: 0 BLK: 0 WP: 0 HR: 0 S: 69 P: 107 ERA: 0.00 WHIP: 0.333															PITCHER					

Arizona Diamondbacks @ St. Louis Cardinals
 Busch Stadium, St. Louis, MO
 Mon Jul 05 1999, 3:10 PM CDT
 Att: 33,700 - Sunny - 93 F

AB 28
 R 0
 H 2
 RBI 0
 BB 1
 SO 9
 LOB 7



Batter	1	2	3	4	5	6	7	8	9	AB	R	H	RBI	BB	SO	LOB	BOTTOM				
Joe McEwing, R (1,8) OBP: 0.355, SLG: 0.424	L5			P3	K				L7	4	0	0	0	0	1	4					
Placido Polanco, R (1,4) OBP: 0.345, SLG: 0.360	CS BB			G5-3		L5			K	3	0	0	0	1	1	0					
Mark McGwire, R (1,3) OBP: 0.416, SLG: 0.600	K			WP 1B		K			K	4	1	1	0	0	3	1					
Fernando Tatis, R (1,5) OBP: 0.413, SLG: 0.553		K		1B BB		CS 1B			K	3	0	1	0	1	2	0					
Thomas Howard, S (1,9) OBP: 0.355, SLG: 0.382		K		1-3 2-H 1B		CS 1-2			K	3	0	1	1	0	2	0					
Edgar Renteria, R (1,6) OBP: 0.340, SLG: 0.410		F9		F8		FC S BB			FC S BB	2	0	0	0	1	0	2					
Alberto Castillo, R (1,2) OBP: 0.287, SLG: 0.305			K		K				P3	3	0	0	0	0	2	1					
David Howard, S (1,7) OBP: 0.300, SLG: 0.333			P3						FC IBB	2	0	1	0	1	0	0					
Jose Jimenez, R (1,1) OBP: 0.147, SLG: 0.206			K		F8				FC	3	0	0	0	0	1	3					
Inning Stats	R: 0 H: 0 E: 0 K: 1 S: 7	H: 0 LOB: 1 BB: 1 P: 13	R: 0 H: 0 E: 0 K: 2 S: 9	H: 0 LOB: 0 BB: 0 P: 11	R: 0 H: 0 E: 0 K: 2 S: 7	H: 0 LOB: 0 BB: 0 P: 11	R: 1 H: 2 E: 0 K: 0 S: 12	H: 2 LOB: 2 BB: 1 P: 22	R: 0 H: 1 E: 0 K: 2 S: 10	H: 1 LOB: 1 BB: 0 P: 16	R: 0 H: 1 E: 0 K: 1 S: 8	H: 1 LOB: 0 BB: 0 P: 14	R: 0 H: 0 E: 0 K: 1 S: 11	H: 0 LOB: 3 BB: 2 P: 27	R: 0 H: 0 E: 0 K: 3 S: 12	H: 0 LOB: 0 BB: 0 P: 18	R: 0 H: 0 E: 0 K: 3 S: 12	H: 0 LOB: 0 BB: 0 P: 18	1B: 3 2B: 2 3B: 0 HR: 0	SF: 0 SAC: 0 DP: 1 HBP: 0	WP: 1 PA: 32 PB: 0 SB: 1 CS: 2
PITCHER Randy Johnson, L (1,1) ERA: 3.03	IP: 8.0 WLS: L BF: 31 H: 4 R: 1 ER: 1 SO: 12 BB: 3 IBB: 1 HBP: 0 BLK: 0 WP: 1 HR: 0 S: 76 P: 132 ERA: 1.12 WHIP: 0.875															PITCHER					

Arizona Diamondbacks @ St. Louis Cardinals
 Busch Stadium, St. Louis, MO
 Mon Jul 05 1999, 3:10 PM CDT
 Att: 33,700 - Sunny - 93 F

AB 27
 R 1
 H 4
 RBI 1
 BB 4
 SO 12
 LOB 11



Batter	1	2	3	4	5	6	7	8	9	AB	R	H	RBI	BB	SO	LOB	TOP							
Craig Biggio, R OBP: 0.371, SLG: 0.454	1-2 HR		1-1 1B 5 HR 2B	0-0 1B			2-0 5 F9 2B		0-3 K G5-3	5	3	4	2	0	1	0								
Derek Bell, R OBP: 0.286, SLG: 0.367	2-2 L4		2-2 5 HR 1B	0-0 1B			0-3 K		0-0 G5-3	5	1	2	1	0	1	2								
5 Jeff Bagwell, R OBP: 0.357, SLG: 0.650	2-2 G5-3		2-2 1B	1-2 G1-3			1-1 F9		3-1 G4-3	5	1	1	3	0	0	4								
Carl Everett, S OBP: 0.369, SLG: 0.493	1-3 K		3-2 F8		1-2 L8		2-2 2B			4	0	1	1	0	1	0								
Richard Hidalgo, R OBP: 0.325, SLG: 0.476		1-2 G6-3	2-2 P6		4-1 L4-3 BB		3-H F9			3	0	0	0	1	0	1								
Ricky Gutierrez, R OBP: 0.347, SLG: 0.392	1-1 G5-3			1-1 F9	0-1 L4-3			4-2 G6-4-3 BB		3	0	0	0	0	0	1								
Trever Miller, R OBP: 0.400, SLG: 0.389										0	0	0	0	0	0	0								
Glen Barker, S OBP: 0.348, SLG: 0.402										0	0	0	0	1	0	0								
Joe Slusarski, R OBP: 0.348, SLG: 0.402										0	0	0	0	0	0	0								
Randy Knorr, R OBP: 0.125, SLG: 0.125	1-0 FC4-6 1B			0-0 G5-3		0-2 G5-3		3-3 K		4	0	1	0	0	1	1								
Tim Bogar, R OBP: 0.340, SLG: 0.378	1-2 FC4-6			0-0 1B 1B		4-2 G1-6-3 BB		0-0 G6-4-3		3	1	1	0	1	0	2								
Wade Miller, R OBP: 0.399, SLG: 0.648			1-3 K	0-1 1B 1B		2-1 G1-6-3			0-2 F8	1	0	0	0	0	1	0								
Matt Mieske, R OBP: 0.500, SLG: 0.500				1-3 1B 1B						1	1	1	0	0	0	0								
Brian Williams, R OBP: 0.348, SLG: 0.402										2	0	0	0	0	0	1								
Inning Stats	R: 1 E: 0 K: 1 S: 13	H: 1 LOB: 0 BB: 0 P: 19	R: 0 E: 0 K: 0 S: 9	H: 1 LOB: 1 BB: 0 P: 13	R: 3 E: 0 K: 1 S: 19	H: 3 LOB: 0 BB: 0 P: 30	R: 2 E: 0 K: 0 S: 11	H: 4 LOB: 2 BB: 0 P: 13	R: 0 E: 0 K: 0 S: 6	H: 0 LOB: 0 BB: 1 P: 11	R: 0 E: 0 K: 0 S: 7	H: 0 LOB: 0 BB: 0 P: 13	R: 1 E: 0 K: 1 S: 10	H: 2 LOB: 1 BB: 0 P: 16	R: 0 E: 0 K: 1 S: 6	H: 0 LOB: 0 BB: 1 P: 13	R: 0 E: 0 K: 1 S: 9	H: 0 LOB: 1 BB: 0 P: 12	1B: 6 2B: 4 3B: 0 HR: 2	SF: 0 SAC: 0 DP: 3 HBP: 0	WP: 0 PB: 1 SB: 0 CS: 0	PA: 39		
PITCHER	IP	WLS	BF	H	R	ER	SO	BB	IBB	HBP	BLK	WP	HR	S	P	ERA	WHIP							
Brian Anderson, L ERA: 6.94	3.2		20	9	6	6	2	0	0	0	0	0	2	49	71	14.73	2.455							
Bobby Chouinard, R ERA: 1.74	3.1	W	12	2	1	1	1	2	0	0	0	0	0	26	44	2.70	1.200							
Greg Swindell, L ERA: 3.77	1.0		3	0	0	0	1	1	0	0	0	0	0	6	13	0.00	1.000							
Vladimir Nunez, R ERA: 2.99	1.0		4	0	0	0	1	0	0	0	0	0	0	9	12	0.00	0.000							

Houston Astros @ Arizona Diamondbacks
Bank One Ballpark, Phoenix, AZ
Wed Jul 07 1999, 10:05 PM EDT
Att: 31,004 - Dome - 72 F

AB 36
R 7
H 11
RBI 7
BB 3
SO 5
LOB 12



Batter	1	2	3	4	5	6	7	8	9	AB	R	H	RBI	BB	SO	LOB	BOTTOM							
Tony Womack, L OBP: 0.329, SLG: 0.358	2-2 G5-3		1-0 P4	4-1 FC4 BB 1B	2-0 G3	0-0 FC6-4				4	1	0	0	1	0	3								
Jay Bell, R OBP: 0.374, SLG: 0.573	3-1 1B 2B		2-2 G6-3 HR 2B	1 SAFE 4-0 FC4 BB	1-0 2B	2-0 S HR 1B				4	3	4	1	1	0	0								
Luis Gonzalez, L OBP: 0.417, SLG: 0.577	2-2 S 1B		0-2 G6-3	1-0 FC4 WP 1B	0-1 F7	0-2 F8				5	0	1	1	0	0	5								
Matt Williams, R OBP: 0.359, SLG: 0.585	2-3 K		1-0 HR	1-2 BB 1B		4-1 HR BB			2-0 P6	4	2	2	3	1	1	2								
Steve Finley, L OBP: 0.332, SLG: 0.511	1-3 K		0-1 BB HR 1B	1-3 K		2-0 HR BB		0-1 HR	2-0 HR	5	3	3	4	0	2	3								
Travis Lee, L OBP: 0.348, SLG: 0.402		3-2 P6	4-1 HR BB	4-0 BB		1-3 K		3-1 P4		3	1	0	0	2	1	0								
Damian Miller, R OBP: 0.297, SLG: 0.414		0-0 F9	1-1 HR	0-0 G1-3		1-2 HBP 1B		2-3 K		5	1	2	3	0	1	3								
Andy Fox, L OBP: 0.392, SLG: 0.458		0-0 1B			3-1 E4 SH1-4 2B	2-2 FC6-4 HBP		0-0 L7		4	2	2	1	0	0	0								
Brian Anderson, R OBP: 0.150, SLG: 0.105	1-1 G6-3		0-3 K		0-0 SH1-4	3-3 K		0-0 F9		2	0	0	0	0	1	1								
Bobby Chouinard, R ERA: 4.34										1	0	0	0	0	1	2								
Greg Swindell, L ERA: 6.39										0	0	0	0	0	0	0								
David Dellucci, L OBP: 0.430, SLG: 0.474										0	0	0	0	0	0	0								
Vladimir Nunez, R ERA:										0	0	0	0	0	0	0								
Inning Stats	R: 1 E: 0 K: 2 S: 14	H: 2 LOB: 1 BB: 0 P: 24	R: 0 E: 0 K: 0 S: 7	H: 1 LOB: 1 BB: 0 P: 11	R: 6 E: 0 K: 1 S: 20	H: 5 LOB: 0 BB: 1 P: 29	R: 1 E: 0 K: 1 S: 11	H: 1 LOB: 3 BB: 3 P: 26	R: 1 E: 1 K: 2 S: 7	H: 1 LOB: 1 BB: 0 P: 13	R: 2 E: 0 K: 2 S: 14	H: 2 LOB: 2 BB: 1 P: 27	R: 2 E: 0 K: 0 S: 9	H: 2 LOB: 0 BB: 0 P: 15	R: 0 E: 0 K: 1 S: 5	H: 0 LOB: 0 BB: 0 P: 7	1B: 6 2B: 3 3B: 0 HR: 5	SF: 0 SAC: 1 DP: 0 HBP: 1	WP: 1 PB: 0 SB: 2 CS: 0	PA: 45				
PITCHER	IP	WLS	BF	H	R	ER	SO	BB	IBB	HBP	BLK	WP	HR	S	P	ERA	WHIP							
Wade Miller, R ERA: 21.0	3.0	L	18	8	7	7	3	1	0	0	0	1	0	16	37	5.40	3.000							
Brian Williams, R ERA: 4.34	1.2		11	2	2	1	1	3	0	0	0	0	2	25	44	15.43	2.143							
Trever Miller, L ERA: 6.39	2.1		13	4	4	4	2	1	0	1	0	0	2	25	44	15.43	2.143							
Joe Slusarski, R ERA:	1.0		3	0	0	0	1	0	0	0	0	0	0	5	7	0.00	0.000							

Houston Astros @ Arizona Diamondbacks
Bank One Ballpark, Phoenix, AZ
Wed Jul 07 1999, 10:05 PM EDT
Att: 31,004 - Dome - 72 F

AB 38
R 13
H 14
RBI 13
BB 5
SO 7
LOB 19



Batter	1	2	3	4	5	6	7	8	9	10	11	AB	R	H	RBI	BB	SO	LOB	TOP									
Craig Biggio, R OBP: 0.373, SLG: 0.469 (1.4)	1-1 2B		2-3 K			1-0 HR	0-1 P3		0-0 G4-6-3		0-0 1B 2B	6	2	3	1	0	1	4										
Derek Bell, R OBP: 0.301, SLG: 0.375 (1.9)	0-3 K		2-2 F8			2-2 2B		2-3 K	0-2 2B		0-0 1B	6	0	3	2	0	2	1										
Jeff Bagwell, R OBP: 0.453, SLG: 0.639 (1.3)	2-2 P3			2-1 L6		3-2 G6-3		4-1 1B 2B BB	0-1 G6-3		0-0 P4	5	1	0	0	1	0	4										
Carl Everett, S OBP: 0.369, SLG: 0.498 (1.8)	3-1 G3			1-2 G3		0-0 G1-3		1-0 2B 1B	0-1 2B		0-0 SF9 3B	5	2	2	0	0	0	2										
Bill Spiers, L OBP: 0.353, SLG: 0.417 (1.5)		3-2 F9 2B		0-0 G3-1		4-2 WP 1B BB		2-2 2B	0-1 SF9		0-0 SF9	3	1	2	3	1	0	0										
Richard Hidalgo, R OBP: 0.323, SLG: 0.471 (1.7)		0-0 F9		1-3 K		2-2 SH1-3 1B		1-1 K	0-1 K		0-0 K	5	0	1	1	0	3	2										
Paul Bako, L OBP: 0.384, SLG: 0.415 (1.2)		0-0 P5		4-2 PO G1-3 BB		1-1 SH1-3		3-2 F8			0-0 CS 1B	3	0	1	0	1	0	2										
Ricky Gutierrez, R OBP: 0.342, SLG: 0.385 (1.6)		3-2 G6-3		0-1 G1-3		3-2 F9			0-1 G4-6-3 2B 1B		0-0 CS G1	5	1	1	0	0	0	3										
Scott Elarton, R WHL: 0.000, SLG: 0.000 Joe Blanton, R WHL: 0.000, SLG: 0.000 Chris Hill, R WHL: 0.000, SLG: 0.000 Travis Lee, L WHL: 0.000, SLG: 0.000 LeJon Powell, R WHL: 0.000, SLG: 0.000 Gregg Olson, R WHL: 0.000, SLG: 0.000 Dan Plesac, L WHL: 0.000, SLG: 0.000 Vladimir Nunez, R WHL: 0.000, SLG: 0.000 Greg Colburn, R WHL: 0.000, SLG: 0.000 Bernard Gilkey, R WHL: 0.000, SLG: 0.000			1-3 K		0-1 PO	3-3 K		4-1 BB	4-2 G4-6-3 2B 1B		0-3 K	1	0	0	0	0	1	0										
Inning Stats	R: 0 E: 0 K: 1 S: 11	H: 1 LOB: 1 BB: 0 P: 17	R: 0 E: 0 K: 0 S: 9	H: 1 LOB: 1 BB: 0 P: 15	R: 0 E: 0 K: 2 S: 9	H: 0 LOB: 0 BB: 0 P: 14	R: 0 E: 0 K: 0 S: 6	H: 0 LOB: 0 BB: 1 P: 9	R: 1 E: 0 K: 1 S: 14	H: 2 LOB: 1 BB: 2 P: 23	R: 1 E: 0 K: 0 S: 15	H: 1 LOB: 2 BB: 2 P: 29	R: 2 E: 0 K: 2 S: 14	H: 2 LOB: 1 BB: 1 P: 26	R: 1 E: 0 K: 0 S: 11	H: 2 LOB: 1 BB: 1 P: 15	R: 1 E: 0 K: 1 S: 7	H: 2 LOB: 1 BB: 0 P: 6	R: 1 E: 0 K: 1 S: 7	H: 2 LOB: 1 BB: 0 P: 7	1B: 5 2B: 6 3B: 1 HR: 1	SF: 1 SAC: 1 DP: 1 HBP: 0	WP: 1 PB: 0 SB: 0 CS: 1	PA: 50				
PITCHER	IP WLS BF H R ER SO BB IBB HBP BLK WP HR S P ERA WHIP	6.0 3.46 24 5 0 0 0 0 1 0 0 0 0 0 8 16 0.00 1.500	7.1 3.68 24 4 1 2 2 1 1 0 0 0 0 0 7 14 27.00 3.000	8.1 4.5 24 1 1 0 0 0 0 0 0 0 0 0 3 5 ∞	8.1 7.53 24 2 2 2 2 1 0 0 0 0 0 23 30 6.75 1.875	11.1 4.82 24 1 1 1 1 0 0 0 0 0 0 0 5 16 3.00 1.167	11.1 9.00 24 2 1 1 1 0 0 0 0 0 0 0 7 14 9.00 2.000																					

Houston Astros @ Arizona Diamondbacks
Bank One Ballpark, Phoenix, AZ
Thu Jul 08 1999, 10:05 PM EDT
Att: 38,224 - Dome - 72 F

AB	41
R	7
H	13
RBI	7
BB	5
SO	9
LOB	18



Batter	1	2	3	4	5	6	7	8	9	10	11	AB	R	H	RBI	BB	SO	LOB	BOTTOM							
Tony Womack, L OBP: 0.327, SLG: 0.358 (1.9)	0-2 F8		1-2 F9	2-2 FC5-2 2B		0-2 K		0-1 G1-3			0-0 F9	6	1	1	0	0	2	3								
Jay Bell, R OBP: 0.376, SLG: 0.578 (1.4)	0-1 1B		0-3 K	1-3 2H 3H 2B		2-2 F7		0-0 3B 2B	2-3 K		0-0 2B	6	1	3	3	0	2	0								
Luis Gonzalez, L OBP: 0.418, SLG: 0.578 (1.7)	2-1 P8		1-0 2B 1B	3-2 F7		0-0 3B 2B		2-3 K	2-3 K		0-0 1B 2B	5	2	2	0	1	1	3								
Matt Williams, R OBP: 0.361, SLG: 0.587 (1.5)	0-1 1B		3-2 SAFE 2B	3-1 P3		0-1 G6-3		2-3 K	2-3 K		4-0 1B IBB	6	0	3	2	0	1	1								
Steve Finley, L OBP: 0.331, SLG: 0.513 (1.8)	1-2 P3		2-3 K	3-2 G4-3		1-2 2H 1B 3B		0-0 K	0-3 K		0-0 1B	5	1	1	1	0	1	3								
Travis Lee, L OBP: 0.353, SLG: 0.403 Hanley Frías, S OBP: 0.283, SLG: 0.222		0-1 G4-3		4-1 BB FC5-2 1B		3-2 S 1B		3-2 S 1B	3-2 G4-3		0-0 G4-3	2	0	1	1	2	0	0								
Damian Miller, R OBP: 0.299, SLG: 0.419 LeJon Powell, R OBP: 0.289, SLG: 0.333 Gregg Olson, R OBP: 0.288, SLG: 0.394		1-3 K		0-0 FC5-2 2B 1B		2-0 F9		2-1 S	2-1 S		0-0 2B	6	1	2	1	0	2	2								
Andy Fox, L OBP: 0.394, SLG: 0.456 Kelly Stinnett, R OBP: 0.288, SLG: 0.394		1-1 1B		4-1 2B BB		1-2 2B BB		0-1 F8	1-3 K		0-0 2B	3	1	1	0	1	0	0								
Armando Reynoso, R WHL: 0.000, SLG: 0.000 Greg Swindell, L WHL: 0.000, SLG: 0.000 Byung-Hyun Kim, R WHL: 0.000, SLG: 0.000 Dan Plesac, L WHL: 0.000, SLG: 0.000 Vladimir Nunez, R WHL: 0.000, SLG: 0.000 Greg Colburn, R WHL: 0.000, SLG: 0.000 Bernard Gilkey, R WHL: 0.000, SLG: 0.000		0-3 K		1-3 K		0-3 K		1-1 G4-3	0-3 K		0-3 K	3	0	0	0	0	3	4								
Inning Stats	R: 0 E: 0 K: 0 S: 12	H: 2 LOB: 2 BB: 0 P: 15	R: 0 E: 0 K: 2 S: 12	H: 1 LOB: 1 BB: 0 P: 14	R: 1 E: 0 K: 2 S: 15	H: 2 LOB: 2 BB: 0 P: 22	R: 2 E: 0 K: 1 S: 20	H: 2 LOB: 2 BB: 2 P: 36	R: 0 E: 0 K: 2 S: 8	H: 0 LOB: 0 BB: 0 P: 8	R: 2 E: 0 K: 0 S: 16	H: 3 LOB: 1 BB: 0 P: 24	R: 0 E: 0 K: 1 S: 8	H: 0 LOB: 0 BB: 0 P: 10	R: 0 E: 0 K: 3 S: 12	H: 0 LOB: 0 BB: 1 P: 18	R: 1 E: 0 K: 2 S: 9	H: 2 LOB: 1 BB: 0 P: 9	R: 2 E: 0 K: 0 S: 8	H: 3 LOB: 2 BB: 1 P: 8	1B: 7 2B: 7 3B: 1 HR: 0	SF: 0 SAC: 0 DP: 0 HBP: 0	WP: 0 PB: 0 SB: 2 CS: 0	PA: 50		
PITCHER	IP WLS BF H R ER SO BB IBB HBP BLK WP HR S P ERA WHIP	4.0 3.23 21 7 0 0 0 0 1 0 0 0 0 0 5 9 6.75 1.000	5.1 3.23 21 0 0 0 0 0 1 0 0 0 0 0 8 20 0.00 1.000	6.1 5.27 21 0 0 0 2 0 0 0 0 0 0 0 8 8 0.00 0.000	7.1 3.41 21 3 2 2 1 0 0 0 0 0 0 24 34 9.00 1.500	9.1 2.25 21 2 1 1 5 0 0 0 0 0 0 21 27 4.50 1.000	11.1 4.78 21 1 1 1 1 0 0 0 0 0 0 0 5 16 3.00 1.167	11.1 54.00 21 2 1 1 1 0 0 0 0 0 0 0 0 7 14 54.00 9.000																		

Houston Astros @ Arizona Diamondbacks
Bank One Ballpark, Phoenix, AZ
Thu Jul 08 1999, 10:05 PM EDT
Att: 38,224 - Dome - 72 F

AB	46
R	8
H	15
RBI	8
BB	4
SO	13
LOB	17



Batter	1	2	3	4	5	6	7	8	9	AB	R	H	RBI	BB	SO	LOB	TOP										
Tony Phillips, S OBP: 0.357, SLG: 0.458 (1, 4)	P3		BB	K		L4		BB	F8	6	0	2	0	0	1	6											
Miguel Tejada, R OBP: 0.326, SLG: 0.431 (1, 6)	G5-3		BB		HR	BB		BB		2	1	1	0	3	0	0											
Ben Griever, L OBP: 0.343, SLG: 0.433 John Jaha, R OBP: 0.401, SLG: 0.596 Jorge Velandria, R OBP: 0.194, SLG: 0.222 (1, 7)	2B		BB		HR			BB		4	1	2	2	0	2	4											
Jason Giambi, L OBP: 0.384, SLG: 0.475 (1, 3)	K		P5		HR			G3		4	1	0	0	1	1	7											
Matt Stairs, L OBP: 0.331, SLG: 0.486 (1, 9)		K			HR			G1-3	G4-3	4	1	1	2	1	1	0											
Ramon Hernandez, R OBP: 0.486, SLG: 0.613 (1, 2)	G5-3				F8			HR	1B	4	1	1	1	1	1	1											
3 Eric Chavez, L OBP: 0.328, SLG: 0.399 Doug Jones, R Buddy Groom, L Tim Raines, S Billy Taylor, R (1, 5)	F9				F8			F7	1B	3	0	0	0	1	0	0											
Ryan Christenson, R OBP: 0.279, SLG: 0.260 (1, 8)			K	P8	P3				BB	4	0	0	0	1	2	2											
Gil Heredia, R Olmedo Saenz, R OBP: 0.351, SLG: 0.395 (1, 1)	1B		BB	E6		P6		G6-3	K	2	0	0	0	1	0	2											
Inning Stats	R: 0 E: 0 K: 1 S: 9	H: 1 LOB: 1 BB: 0 P: 12	R: 0 E: 0 K: 1 S: 8	H: 0 LOB: 0 BB: 0 P: 12	R: 0 E: 0 K: 2 S: 14	H: 1 LOB: 3 BB: 2 P: 30	R: 0 E: 1 K: 2 S: 10	H: 0 LOB: 3 BB: 2 P: 24	R: 4 E: 0 K: 0 S: 12	H: 2 LOB: 0 BB: 0 P: 22	R: 1 E: 0 K: 0 S: 8	H: 1 LOB: 1 BB: 0 P: 14	R: 0 E: 0 K: 1 S: 12	H: 1 LOB: 3 BB: 2 P: 25	R: 0 E: 0 K: 1 S: 14	H: 1 LOB: 3 BB: 2 P: 26	1B: 2 2B: 3 3B: 0 HR: 3	SF: 0 SAC: 0 DP: 0 HBP: 0	WP: 0 PB: 0 SB: 0 CS: 0	PA: 46							
PITCHER	IP	WLS	BF	H	R	ER	SO	BB	IBB	HBP	BLK	WP	HR	S	P	ERA	WHIP										
Andy Benes, R ERA: 5.51 Greg Swindell, L ERA: 3.52 Erik Sabel, R ERA: Dan Plesac, L ERA: 7.36 Gregg Olson, R ERA: 4.71	5.2	L	29	5	4	4	6	6	0	0	0	0	2	62	112	6.35	1.941										

Oakland Athletics @ Arizona Diamondbacks
Bank One Ballpark, Phoenix, AZ
Fri Jul 09 1999, 10:05 PM EDT
Att: 33,635 - Dome - 72 F

AB	36
R	5
H	8
RBI	5
BB	10
SO	9
LOB	25



Batter	1	2	3	4	5	6	7	8	9	AB	R	H	RBI	BB	SO	LOB	BOTTOM										
Tony Womack, L OBP: 0.331, SLG: 0.364 (1, 9)	F8		E	G4-3			E		F8	5	2	3	0	0	0	4											
Jay Bell, R OBP: 0.371, SLG: 0.569 (1, 4)	F8		K		G4-3		G6-3		G4-3	5	0	0	0	0	1	4											
Luis Gonzalez, L OBP: 0.422, SLG: 0.583 (1, 7)	1B		CS		G3-1		E8			4	0	3	2	0	0	0											
Matt Williams, R OBP: 0.357, SLG: 0.580 (1, 5)	G4-3		K		L6		K			4	0	0	0	0	2	3											
Steve Finley, L OBP: 0.332, SLG: 0.515 (1, 8)	G4-3		1B		G3		G4-3			4	0	2	0	0	0	0											
Travis Lee, L OBP: 0.397, SLG: 0.407 (1, 3)	G4-3		FC5-2		1B		1B			4	0	3	0	0	0	1											
Kelly Stinnett, R OBP: 0.281, SLG: 0.384 (1, 2)	K		F8		F8		P6		K	4	0	0	0	0	2	5											
Andy Fox, L OBP: 0.397, SLG: 0.450 Gregg Olson, R (1, 6)			IBB		FC5-2		G4-3		F7	2	0	0	0	1	0	2											
Andy Benes, R Greg Swindell, L Bernard Gilkey, R Erik Sabel, R Dan Plesac, L Hanley Frias, S OBP: 0.296, SLG: 0.239 (1, 1)	K		FC5-2				K		G4-3	2	0	0	0	0	1	5											
Inning Stats	R: 0 E: 0 K: 0 S: 7	H: 2 LOB: 1 BB: 0 P: 11	R: 0 E: 0 K: 2 S: 11	H: 1 LOB: 2 BB: 1 P: 20	R: 1 E: 1 K: 2 S: 10	H: 2 LOB: 1 BB: 0 P: 18	R: 0 E: 0 K: 0 S: 11	H: 2 LOB: 3 BB: 0 P: 18	R: 0 E: 0 K: 0 S: 4	H: 0 LOB: 0 BB: 0 P: 8	R: 0 E: 0 K: 0 S: 7	H: 1 LOB: 1 BB: 0 P: 11	R: 1 E: 1 K: 2 S: 14	H: 2 LOB: 1 BB: 0 P: 22	R: 0 E: 0 K: 1 S: 11	H: 1 LOB: 1 BB: 0 P: 15	R: 0 E: 0 K: 0 S: 12	H: 1 LOB: 0 BB: 0 P: 18	1B: 9 2B: 4 3B: 0 HR: 0	SF: 0 SAC: 0 DP: 2 HBP: 1	WP: 0 PB: 0 SB: 1 CS: 1	PA: 38					
PITCHER	IP	WLS	BF	H	R	ER	SO	BB	IBB	HBP	BLK	WP	HR	S	P	ERA	WHIP										
Gil Heredia, R Doug Jones, R Buddy Groom, L Billy Taylor, R ERA: 2.45	6.0	W	26	8	1	1	4	0	0	0	0	0	0	14	22	9.00	2.000										

Oakland Athletics @ Arizona Diamondbacks
Bank One Ballpark, Phoenix, AZ
Fri Jul 09 1999, 10:05 PM EDT
Att: 33,635 - Dome - 72 F

AB	36
R	2
H	12
RBI	2
BB	1
SO	7
LOB	24



Batter	1	2	3	4	5	6	7	8	9	AB	R	H	RBI	BB	SO	LOB	TOP				
Tim Raines, S (1, 7) OBP: 0.358, SLG: 0.367 Jason McDonald, S (8, 7) OBP: 0.300, SLG: 0.250	1-0 HR		2-3 K			3-2 S 1B		3-2 G4-3		4	1	2	1	0	1	0					
Miguel Tejada, R (1, 6) OBP: 0.330, SLG: 0.429	1-2 G5-3			4-0 F SF9 BB		3-3 SAFE K		2-2 HBP HBP		2	1	0	0	1	1	1					
Olmedo Saenz, R (1, 5) OBP: 0.349, SLG: 0.389	2-2 F9			1-2 SF9 1-H		1-3 K		2-1 SAFE SAFE HBP		2	0	0	1	0	1	1					
John Jaha, R (1, 3) OBP: 0.397, SLG: 0.588 Jason Giambi, L (6, 3) OBP: 0.353, SLG: 0.474	3-3 K			0-3 K		1-2 P3		1-3 K		3	0	0	0	0	2	1					
Matt Stairs, L (1, 9) OBP: 0.336, SLG: 0.486		4-0 CS BB		4-1 BB			2-2 G5-4-3 1B		2-1 P3	2	0	1	0	2	0	0					
Ramon Hernandez, R (1, 2) OBP: 0.439, SLG: 0.543	2-3 K			0-2 F8			2-2 G5-4-3 1-2		1-1 G6-3	4	0	0	0	0	1	3					
Ryan Christenson, R (1, 8) OBP: 0.279, SLG: 0.254	2-2 F9 1-2					1-3 K		4-0 BB		2-1 F8	3	0	0	0	1	1					
Jorge Velandia, R (1, 4) OBP: 0.179, SLG: 0.205			2-3 K		2-0 P3		0-3 K			3	0	0	0	0	2	1					
Tim Hudson, R (1, 1) OBP: 0.400, SLG: 0.250 Billy Taylor, R (9, 1)			3-3 K		1-3 K			3-2 G1-3		3	0	0	0	0	2	0					
Inning Stats	R: 1 E: 0 K: 1 S: 11	H: 1 LOB: 0 BB: 0 P: 18	R: 0 E: 0 K: 1 S: 7	H: 0 LOB: 0 BB: 1 P: 15	R: 0 E: 0 K: 3 S: 10	H: 0 LOB: 0 BB: 0 P: 17	R: 1 E: 1 K: 1 S: 12	H: 0 LOB: 1 BB: 2 P: 21	R: 0 E: 0 K: 2 S: 14	H: 1 LOB: 1 BB: 0 P: 22	R: 0 E: 0 K: 1 S: 12	H: 1 LOB: 1 BB: 1 P: 20	R: 0 E: 0 K: 1 S: 16	H: 0 LOB: 2 BB: 0 P: 27	R: 0 E: 0 K: 0 S: 6	H: 0 LOB: 0 BB: 0 P: 11	1B: 2 2B: 0 3B: 0 HR: 1	SF: 1 SAC: 0 DP: 1 HBP: 2	WP: 0 PB: 0 SB: 1 CS: 1	PA: 34	
PITCHER	IP WLS BF H R ER SO BB IBB HBP BLK WP HR S P ERA WHIP	IP WLS BF H R ER SO BB IBB HBP BLK WP HR S P ERA WHIP	IP WLS BF H R ER SO BB IBB HBP BLK WP HR S P ERA WHIP	IP WLS BF H R ER SO BB IBB HBP BLK WP HR S P ERA WHIP	IP WLS BF H R ER SO BB IBB HBP BLK WP HR S P ERA WHIP	IP WLS BF H R ER SO BB IBB HBP BLK WP HR S P ERA WHIP	IP WLS BF H R ER SO BB IBB HBP BLK WP HR S P ERA WHIP	IP WLS BF H R ER SO BB IBB HBP BLK WP HR S P ERA WHIP	IP WLS BF H R ER SO BB IBB HBP BLK WP HR S P ERA WHIP	IP WLS BF H R ER SO BB IBB HBP BLK WP HR S P ERA WHIP	IP WLS BF H R ER SO BB IBB HBP BLK WP HR S P ERA WHIP	IP WLS BF H R ER SO BB IBB HBP BLK WP HR S P ERA WHIP	IP WLS BF H R ER SO BB IBB HBP BLK WP HR S P ERA WHIP	IP WLS BF H R ER SO BB IBB HBP BLK WP HR S P ERA WHIP	IP WLS BF H R ER SO BB IBB HBP BLK WP HR S P ERA WHIP	IP WLS BF H R ER SO BB IBB HBP BLK WP HR S P ERA WHIP	IP WLS BF H R ER SO BB IBB HBP BLK WP HR S P ERA WHIP	IP WLS BF H R ER SO BB IBB HBP BLK WP HR S P ERA WHIP	IP WLS BF H R ER SO BB IBB HBP BLK WP HR S P ERA WHIP	IP WLS BF H R ER SO BB IBB HBP BLK WP HR S P ERA WHIP	IP WLS BF H R ER SO BB IBB HBP BLK WP HR S P ERA WHIP

Oakland Athletics @ Arizona Diamondbacks
Bank One Ballpark, Phoenix, AZ
Sat Jul 10 1999, 10:05 PM EDT
Att: 36,042 - Dome - 72 F


AB 27
R 2
H 3
RBI 2
BB 4
SO 12
LOB 10



Batter	1	2	3	4	5	6	7	8	9	AB	R	H	RBI	BB	SO	LOB	BOTTOM					
Tony Womack, L (1, 9) OBP: 0.327, SLG: 0.360	0-2 G3		3-2 G4-3			1-1 G3		1-0 SAFE G4-3		4	0	0	0	0	0	1						
Jay Bell, R (1, 4) OBP: 0.397, SLG: 0.562	1-2 G1		3-2 F7			2-2 F9			1-2 F8	4	0	0	0	0	0	0						
Luis Gonzalez, L (1, 7) OBP: 0.423, SLG: 0.584	2-2 2B			0-0 G6-3		1-1 F7			4-2 FC6-4 BB	3	0	1	0	1	0	0						
Matt Williams, R (1, 5) OBP: 0.353, SLG: 0.573	1-3 K			2-0 G6-3			1-3 K		0-0 FC6-4 1-2	4	0	0	0	0	2	2						
Steve Finley, L (1, 8) OBP: 0.325, SLG: 0.509		3-2 G1-3		1-0 G3			2-1 G3		2-2 F7	4	0	0	0	0	0	1						
Travis Lee, L (1, 3) OBP: 0.397, SLG: 0.407		1-1 1B			3-2 G6-3		1-0 P6			3	0	1	0	0	0	0						
Damian Miller, R (1, 2) OBP: 0.295, SLG: 0.413	SAFE SAFE SAFE SAFE SAFE	2-3 K			1-3 K			0-3 K		3	0	0	0	0	3	1						
Andy Fox, L (1, 6) OBP: 0.401, SLG: 0.450	SAFE SAFE SAFE SAFE SAFE	2-3 K			4-2 BB			0-0 1B		2	0	1	0	1	1	1						
Randy Johnson, R (1, 1) OBP: 0.140, SLG: 0.175 Byung-Hyun Kim, R (8, 1) Dan Plesac, L (8, 1) David Delucci, L (8, PH) Erik Sabel, R (9, 1)			0-3 K		2-3 K			1-3 SAFE K		2	0	0	0	0	2	1						
Inning Stats	R: 0 E: 0 K: 1 S: 12	H: 1 LOB: 1 BB: 0 P: 16	R: 0 E: 0 K: 2 S: 11	H: 1 LOB: 0 BB: 0 P: 19	R: 0 E: 0 K: 1 S: 9	H: 0 LOB: 0 BB: 0 P: 15	R: 0 E: 0 K: 0 S: 3	H: 0 LOB: 0 BB: 0 P: 6	R: 0 E: 0 K: 2 S: 11	H: 0 LOB: 1 BB: 1 P: 21	R: 0 E: 0 K: 0 S: 9	H: 0 LOB: 0 BB: 0 P: 13	R: 0 E: 0 K: 1 S: 6	H: 0 LOB: 0 BB: 0 P: 10	R: 0 E: 0 K: 2 S: 8	H: 1 LOB: 1 BB: 0 P: 10	R: 0 E: 0 K: 0 S: 10	H: 0 LOB: 1 BB: 1 P: 17	1B: 2 2B: 1 3B: 0 HR: 0	SF: 0 SAC: 0 DP: 0 HBP: 0	WP: 0 PB: 0 SB: 0 CS: 0	PA: 32
PITCHER	IP WLS BF H R ER SO BB IBB HBP BLK WP HR S P ERA WHIP	IP WLS BF H R ER SO BB IBB HBP BLK WP HR S P ERA WHIP	IP WLS BF H R ER SO BB IBB HBP BLK WP HR S P ERA WHIP	IP WLS BF H R ER SO BB IBB HBP BLK WP HR S P ERA WHIP	IP WLS BF H R ER SO BB IBB HBP BLK WP HR S P ERA WHIP	IP WLS BF H R ER SO BB IBB HBP BLK WP HR S P ERA WHIP	IP WLS BF H R ER SO BB IBB HBP BLK WP HR S P ERA WHIP	IP WLS BF H R ER SO BB IBB HBP BLK WP HR S P ERA WHIP	IP WLS BF H R ER SO BB IBB HBP BLK WP HR S P ERA WHIP	IP WLS BF H R ER SO BB IBB HBP BLK WP HR S P ERA WHIP	IP WLS BF H R ER SO BB IBB HBP BLK WP HR S P ERA WHIP	IP WLS BF H R ER SO BB IBB HBP BLK WP HR S P ERA WHIP	IP WLS BF H R ER SO BB IBB HBP BLK WP HR S P ERA WHIP	IP WLS BF H R ER SO BB IBB HBP BLK WP HR S P ERA WHIP	IP WLS BF H R ER SO BB IBB HBP BLK WP HR S P ERA WHIP	IP WLS BF H R ER SO BB IBB HBP BLK WP HR S P ERA WHIP	IP WLS BF H R ER SO BB IBB HBP BLK WP HR S P ERA WHIP	IP WLS BF H R ER SO BB IBB HBP BLK WP HR S P ERA WHIP	IP WLS BF H R ER SO BB IBB HBP BLK WP HR S P ERA WHIP	IP WLS BF H R ER SO BB IBB HBP BLK WP HR S P ERA WHIP	IP WLS BF H R ER SO BB IBB HBP BLK WP HR S P ERA WHIP	

Oakland Athletics @ Arizona Diamondbacks
Bank One Ballpark, Phoenix, AZ
Sat Jul 10 1999, 10:05 PM EDT
Att: 36,042 - Dome - 72 F

AB 30
R 0
H 3
RBI 0
BB 2
SO 9
LOB 8



Batter	1	2	3	4	5	6	7	8	9	AB	R	H	RBI	BB	SO	LOB	TOP								
Tony Womack, L (1, 9) OBP: 0.330, SLG: 0.356	4-1 G3-1 S 1B BB		1-1 E 1B		0-0 P9			2-2 G3		3	1	1	0	1	0	0									
Jay Bell, R (1, 4) OBP: 0.366, SLG: 0.572	2-2 G5-3		3-1 G6-3		4-2 FC4-6 BB			0-1 HR		3	1	1	1	1	0	2									
Luis Gonzalez, L (1, 10) OBP: 0.419, SLG: 0.576	2-0 G3-1		2-0 1B		1-0 FC4-6 1-2			1-0 F8		4	0	1	0	0	0	2									
Matt Williams, R (1, 5) OBP: 0.356, SLG: 0.579	0-0 1B		4-1 BB		0-0 L6			1-0 F8		3	0	1	1	1	0	0									
Steve Finley, L (1, 8) OBP: 0.330, SLG: 0.506	3-H K		1-1 G3		2-3 K			4-1 G6-3 BB		3	0	0	0	1	2	3									
David Dellucci, L (1, 7) OBP: 0.432, SLG: 0.500		1-2 E 2B		1-1 G4-3				0-0 G6-3 1-2		4	0	1	0	0	1	1									
Travis Lee, L (1, 3) OBP: 0.352, SLG: 0.397		3-2 P5		2-0 F7				1-3 K		4	0	0	0	0	1	2									
Andy Fox, L (1, 6) OBP: 0.390, SLG: 0.436		3-3 K		2-1 L8				0-0 G4-3		4	0	0	0	0	1	2									
Damian Miller, R (1, 2) OBP: 0.295, SLG: 0.402		3-1 P3		1-0 F7				1-1 G6-3		3	0	0	0	0	0	1									
Inning Stats	R: 1 E: 0 K: 1 S: 10	H: 1 LOB: 1 BB: 1 P: 19	R: 0 E: 2 K: 1 S: 17	H: 1 LOB: 1 BB: 0 P: 27	R: 0 E: 1 K: 0 S: 8	H: 2 LOB: 2 BB: 1 P: 19	R: 0 E: 0 K: 0 S: 5	H: 0 LOB: 0 BB: 0 P: 10	R: 0 E: 0 K: 2 S: 7	H: 0 LOB: 1 BB: 1 P: 13	R: 0 E: 0 K: 0 S: 7	H: 0 LOB: 0 BB: 0 P: 12	R: 0 E: 0 K: 0 S: 4	H: 0 LOB: 0 BB: 0 P: 7	R: 1 E: 0 K: 0 S: 7	H: 1 LOB: 0 BB: 1 P: 11	R: 0 E: 0 K: 1 S: 6	H: 0 LOB: 1 BB: 1 P: 11	1B: 3 2B: 1 3B: 0 HR: 1	SF: 0 SAC: 0 DP: 0 HBP: 0	WP: 0 PB: 0 SB: 1 CS: 0	PA: 35			
PITCHER	IP	WLS	BF	H	R	ER	SO	BB	IBB	HBP	BLK	WP	HR	S	P	ERA	WHIP								
Rick Helling, R (1, 1) ERA: 4.49	8.0		31	5	2	2	4	3	0	0	0	0	1	65	118	2.25	1.000								
Mike Venafro, L (9, 1) ERA: 2.77	1.0	W	4	0	0	0	1	1	0	0	0	0	0	6	11	0.00	1.000								

Arizona Diamondbacks @ Texas Rangers
The Ballpark at Arlington, Arlington, TX
Thu Jul 15 1999, 8:35 PM EDT
Att: 33,328 - Cloudy - 93 F

AB 31
R 2
H 5
RBI 2
BB 4
SO 5
LOB 13



Batter	1	2	3	4	5	6	7	8	9	AB	R	H	RBI	BB	SO	LOB	BOTTOM								
Mark McLemore, S (1, 7) OBP: 0.367, SLG: 0.378	2-1 G5-3		1-1 G3		0-0 F9			2-2 1B	2-2 2B	5	0	2	3	0	0	0									
Roberto Kelly, R (1, 9) OBP: 0.371, SLG: 0.450	1-3 K		0-1 PB 2B		1-1 G6-3			0-1 F9		4	0	1	0	0	1	1									
Ivan Rodriguez, R (1, 2) OBP: 0.330, SLG: 0.487	1-1 1B		2-2 F7		1-0 CS 1B			0-2 K		4	0	2	0	0	1	2									
Juan Gonzalez, R (1, 10) OBP: 0.355, SLG: 0.597	1-1 1B		2-3 K		1-0 CS		2-0 P3	1-3 K		4	0	1	0	0	2	1									
Todd Zeile, R (1, 5) OBP: 0.347, SLG: 0.459	1-3 K		1-2 F9		2-2 F8			0-3 K		4	0	0	0	0	2	2									
Ruben Mateo, R (1, 8) OBP: 0.216, SLG: 0.449		1-0 G5-3		2-2 BB 1B		1-2 P4		2-2 G1-3		4	0	1	0	0	0	0									
Royce Clayton, R (1, 6) OBP: 0.269, SLG: 0.348		1-2 F9		4-1 BB BB				4-2 BB BB 2B BB		2	0	0	0	1	1	0									
29 Rusty Greer, L (9, PH) OBP: 0.376, SLG: 0.423							3-3 K			0	1	0	0	1	0	0									
Luis Alicea, S (1, 4) OBP: 0.308, SLG: 0.212		0-0 G6-3		4-2 BB BB			0-0 G6-3		4-1 BB BB 2B BB	2	0	0	0	1	0	0									
Rafael Palmeiro, L (9, PH) OBP: 0.438, SLG: 0.628										0	0	0	0	1	0	0									
Scarborough Green, S (9, PR) OBP: 0.550, SLG: 0.333										0	1	0	0	0	0	0									
Jon Shave, R (1, 3) OBP: 0.300, SLG: 0.259							0-3 K		4-2 BB BB 2B BB	3	0	0	0	0	2	3									
Lee Stevens, L (9, PH) OBP: 0.372, SLG: 0.515									1-2 2-3 BB	0	1	0	0	1	0	0									
Inning Stats	R: 0 E: 0 K: 2 S: 12	H: 2 LOB: 2 BB: 0 P: 18	R: 0 E: 0 K: 0 S: 5	H: 0 LOB: 0 BB: 0 P: 7	R: 0 E: 0 K: 2 S: 9	H: 1 LOB: 3 BB: 2 P: 12	R: 0 E: 0 K: 2 S: 18	H: 1 LOB: 0 BB: 2 P: 33	R: 0 E: 0 K: 0 S: 4	H: 0 LOB: 0 BB: 0 P: 7	R: 0 E: 0 K: 0 S: 10	H: 0 LOB: 0 BB: 0 P: 15	R: 0 E: 0 K: 2 S: 10	H: 0 LOB: 0 BB: 0 P: 13	R: 0 E: 0 K: 0 S: 11	H: 1 LOB: 1 BB: 0 P: 14	R: 3 E: 0 K: 1 S: 19	H: 1 LOB: 2 BB: 3 P: 35	1B: 5 2B: 2 3B: 0 HR: 0	SF: 0 SAC: 0 DP: 0 HBP: 0	WP: 0 PB: 1 SB: 0 CS: 1	PA: 38			
PITCHER	IP	WLS	BF	H	R	ER	SO	BB	IBB	HBP	BLK	WP	HR	S	P	ERA	WHIP								
Randy Johnson, L (1, 1) ERA: 2.8	8.0	L	6	1	3	3	1	3	0	0	0	0	0	19	35	40.50	6.000								
Matt Mantei, R (9, 1) ERA: 3.32	0.2		6	1	3	3	1	3	0	0	0	0	0	19	35	40.50	6.000								

Arizona Diamondbacks @ Texas Rangers
The Ballpark at Arlington, Arlington, TX
Thu Jul 15 1999, 8:35 PM EDT
Att: 33,328 - Cloudy - 93 F

AB 32
R 3
H 7
RBI 3
BB 5
SO 9
LOB 9



Batter	1	2	3	4	5	6	7	8	9	10	AB	R	H	RBI	BB	SO	LOB	TOP			
Tony Womack, L OBP: 0.332, SLG: 0.362 (1.4) (10, 9)	G4-3		F8 G4-3 2B	L3					G3		5	1	2	2	1	0	1				
Jay Bell, R OBP: 0.365, SLG: 0.582 (1, 10) (10, 4)			F8		F9				HR		5	2	2	2	1	1	4				
Luis Gonzalez, L OBP: 0.415, SLG: 0.566 Matt Mantei, R (1, 7) (10, 1)	G4-3		G4-3		L9				F8		6	0	1	1	0	0	3				
Matt Williams, R OBP: 0.358, SLG: 0.576 (1, 5) (10, 4)					G4-3						5	0	2	0	0	0	1				
Steve Finley, L OBP: 0.324, SLG: 0.503 (1, 8) (10, 7)	G6-3		G1-3						P2		5	0	0	0	0	0	2				
David Dellucci, L OBP: 0.452, SLG: 0.595 (1, 9) (10, 7)			G4-3								4	3	2	0	1	1	0				
Travis Lee, L OBP: 0.351, SLG: 0.394 (1, 3) (10, 7)			G4-3								4	1	1	0	1	0	2				
Andy Fox, L OBP: 0.391, SLG: 0.441 Bernard Gilkey, R OBP: 0.398, SLG: 0.496 Hanley Frias, S OBP: 0.309, SLG: 0.239 (1, 6) (8, PH) (8, 6)			E3								3	0	2	1	0	0	0				
Kelly Stinnett, R OBP: 0.284, SLG: 0.399 (1, 2) (10, 7)			FC5-4								1	0	0	0	0	0	1				
Inning Stats	R: 1 E: 0 K: 0 S: 9	H: 2 LOB: 1 BB: 0 P: 15	R: 0 E: 1 K: 0 S: 6	H: 0 LOB: 1 BB: 0 P: 8	R: 1 E: 0 K: 0 S: 10	H: 2 LOB: 1 BB: 0 P: 21	R: 1 E: 0 K: 0 S: 12	H: 1 LOB: 3 BB: 3 P: 14	R: 0 E: 0 K: 1 S: 8	H: 1 LOB: 0 BB: 0 P: 9	R: 0 E: 0 K: 1 S: 6	H: 1 LOB: 0 BB: 0 P: 9	R: 2 E: 0 K: 0 S: 10	H: 2 LOB: 0 BB: 0 P: 11	R: 2 E: 0 K: 1 S: 7	H: 2 LOB: 3 BB: 3 P: 19	1B: 6 2B: 4 3B: 0 HR: 3	SF: 1 SAC: 0 DP: 2 HBP: 0	WP: 0 PB: 0 SB: 0 CS: 0	PA: 48	
PITCHER	IP	WLS	BF	H	R	ER	SO	BB	IBB	HBP	BLK	WP	HR	S	P	ERA	WHIP				
John Burkett, R ERA: 5.71 Mike Munoz, L ERA: 3.25 Tim Crabtree, R ERA: 3.55 John Wetteland, R ERA: 4.89 Esteban Loaiza, R ERA: 7.14	(1, 1)	5.2	27	7	4	4	0	2	0	0	0	0	0	14	24	6.35	1.588				
PITCHER	IP	WLS	BF	H	R	ER	SO	BB	IBB	HBP	BLK	WP	HR	S	P	ERA	WHIP				
John Burkett, R ERA: 5.71 Mike Munoz, L ERA: 3.25 Tim Crabtree, R ERA: 3.55 John Wetteland, R ERA: 4.89 Esteban Loaiza, R ERA: 7.14	(6, 1)	1.2	7	2	0	0	2	1	0	0	0	0	0	14	24	0.00	1.800				
PITCHER	IP	WLS	BF	H	R	ER	SO	BB	IBB	HBP	BLK	WP	HR	S	P	ERA	WHIP				
John Burkett, R ERA: 5.71 Mike Munoz, L ERA: 3.25 Tim Crabtree, R ERA: 3.55 John Wetteland, R ERA: 4.89 Esteban Loaiza, R ERA: 7.14	(8, 1)	0.2	1	0	0	0	0	0	0	0	0	0	0	1	1	0.00	0.000				
PITCHER	IP	WLS	BF	H	R	ER	SO	BB	IBB	HBP	BLK	WP	HR	S	P	ERA	WHIP				
John Burkett, R ERA: 5.71 Mike Munoz, L ERA: 3.25 Tim Crabtree, R ERA: 3.55 John Wetteland, R ERA: 4.89 Esteban Loaiza, R ERA: 7.14	(9, 1)	1.1	9	3	4	4	0	2	0	0	0	0	2	12	21	27.00	3.750				
PITCHER	IP	WLS	BF	H	R	ER	SO	BB	IBB	HBP	BLK	WP	HR	S	P	ERA	WHIP				
John Burkett, R ERA: 5.71 Mike Munoz, L ERA: 3.25 Tim Crabtree, R ERA: 3.55 John Wetteland, R ERA: 4.89 Esteban Loaiza, R ERA: 7.14	(10, 1)	0.2	4	1	0	0	1	1	0	0	0	0	0	5	9	0.00	3.000				

Arizona Diamondbacks @ Texas Rangers
The Ballpark at Arlington, Arlington, TX
Sat Jul 17 1999, 4:05 PM EDT
Att: 34,421 - Cloudy - 89 F

AB 41
R 8
H 13
RBI 8
BB 6
SO 3
LOB 18



Batter	1	2	3	4	5	6	7	8	9	10	AB	R	H	RBI	BB	SO	LOB	BOTTOM				
Mark McLemore, S OBP: 0.370, SLG: 0.380 (1, 4) (10, 9)	G4-3										4	1	1	0	1	0	1					
Ivan Rodriguez, R OBP: 0.332, SLG: 0.491 (1, 2) (10, 4)											5	1	2	0	0	0	2					
29 Rusty Greer, L OBP: 0.379, SLG: 0.436 (1, 7) (10, 4)											4	2	2	2	1	1	2					
Juan Gonzalez, R OBP: 0.357, SLG: 0.598 (1, 9) (10, 4)											4	1	1	3	1	1	1					
Rafael Palmeiro, L OBP: 0.437, SLG: 0.614 (1, 10) (10, 4)											5	0	0	0	0	0	4					
Todd Zeile, R OBP: 0.354, SLG: 0.483 (1, 5) (10, 4)											4	1	2	0	1	0	1					
Lee Stevens, L OBP: 0.371, SLG: 0.511 (1, 3) (10, 4)											5	0	2	0	0	0	2					
Ruben Mateo, R OBP: 0.233, SLG: 0.483 (1, 8) (10, 4)											5	0	1	1	0	2	4					
Royce Clayton, R OBP: 0.288, SLG: 0.341 Luis Alicea, S OBP: 0.306, SLG: 0.210 (1, 6) (10, PH)											4	0	0	0	0	2	2					
Inning Stats	R: 2 E: 0 K: 1 S: 11	H: 2 LOB: 0 BB: 0 P: 13	R: 1 E: 0 K: 0 S: 13	H: 2 LOB: 1 BB: 0 P: 22	R: 0 E: 0 K: 1 S: 7	H: 1 LOB: 1 BB: 0 P: 12	R: 0 E: 0 K: 0 S: 10	H: 1 LOB: 1 BB: 0 P: 16	R: 3 E: 2 K: 0 S: 18	H: 2 LOB: 0 BB: 0 P: 26	R: 0 E: 0 K: 2 S: 6	H: 0 LOB: 0 BB: 0 P: 16	R: 0 E: 0 K: 2 S: 10	H: 1 LOB: 2 BB: 1 P: 17	R: 0 E: 0 K: 1 S: 16	H: 1 LOB: 3 BB: 2 P: 31	R: 0 E: 0 K: 2 S: 8	H: 1 LOB: 1 BB: 0 P: 9	1B: 6 2B: 3 3B: 0 HR: 2	SF: 0 SAC: 0 DP: 1 HBP: 0	WP: 0 PB: 1 SB: 1 CS: 1	PA: 46
PITCHER	IP	WLS	BF	H	R	ER	SO	BB	IBB	HBP	BLK	WP	HR	S	P	ERA	WHIP					
Andy Benes, R ERA: 5.58 Byung-Hyun Kim, R ERA: 4.12 Darren Holmes, R ERA: 2.53 Dan Plesac, L ERA: 7.2 Matt Mantei, R ERA: 3.23	(1, 1)	6.2	30	8	6	5	4	1	0	0	0	0	0	7	9	6.75	1.350					
PITCHER	IP	WLS	BF	H	R	ER	SO	BB	IBB	HBP	BLK	WP	HR	S	P	ERA	WHIP					
Andy Benes, R ERA: 5.58 Byung-Hyun Kim, R ERA: 4.12 Darren Holmes, R ERA: 2.53 Dan Plesac, L ERA: 7.2 Matt Mantei, R ERA: 3.23	(7, 1)	1.0	2	0	0	0	0	0	0	0	0	0	0	6	9	0.00	0.000					
PITCHER	IP	WLS	BF	H	R	ER	SO	BB	IBB	HBP	BLK	WP	HR	S	P	ERA	WHIP					
Andy Benes, R ERA: 5.58 Byung-Hyun Kim, R ERA: 4.12 Darren Holmes, R ERA: 2.53 Dan Plesac, L ERA: 7.2 Matt Mantei, R ERA: 3.23	(8, 1)	1.0	8	2	0	0	1	3	0	0	0	0	0	21	40	0.00	5.000					
PITCHER	IP	WLS	BF	H	R	ER	SO	BB	IBB	HBP	BLK	WP	HR	S	P	ERA	WHIP					
Andy Benes, R ERA: 5.58 Byung-Hyun Kim, R ERA: 4.12 Darren Holmes, R ERA: 2.53 Dan Plesac, L ERA: 7.2 Matt Mantei, R ERA: 3.23	(9, 1)	0.1	1	0	0	0	0	0	0	0	0	0	0	1	3	0.00	0.000					
PITCHER	IP	WLS	BF	H	R	ER	SO	BB	IBB	HBP	BLK	WP	HR	S	P	ERA	WHIP					
Andy Benes, R ERA: 5.58 Byung-Hyun Kim, R ERA: 4.12 Darren Holmes, R ERA: 2.53 Dan Plesac, L ERA: 7.2 Matt Mantei, R ERA: 3.23	(10, 1)	1.0	4	1	0	0	2	0	0	0	0	0	0	8	9	0.00	1.000					

Arizona Diamondbacks @ Texas Rangers
The Ballpark at Arlington, Arlington, TX
Sat Jul 17 1999, 4:05 PM EDT
Att: 34,421 - Cloudy - 89 F


AB 41
R 6
H 11
RBI 6
BB 4
SO 7
LOB 20



Batter	1	2	3	4	5	6	7	8	9	10	AB	R	H	RBI	BB	SO	LOB						
Tony Womack, L OBP: 0.332, SLG: 0.362 (7, 9)	G6-3		G4-3	G4-3		F8		CS			5	1	2	0	0	0	0						
Jay Bell, R OBP: 0.363, SLG: 0.575 (1, 4)	F8		1B	F7		P3		CS	L4		4	1	0	0	1	0	0						
Luis Gonzalez, L OBP: 0.417, SLG: 0.565 (1, 7)	G4-3		1B	E2		G4-3			1B		4	1	2	2	1	0	0						
Matt Williams, R OBP: 0.358, SLG: 0.573 (1, 5)		G6-3	1B	K			L9		1B		5	1	2	1	0	1	1						
Greg Colbrunn, R OBP: 0.390, SLG: 0.468 (9, PH)		L6	L6		1B	BB		BB	K		2	1	0	0	2	0	2						
David Delucci, L OBP: 0.448, SLG: 0.500 (9, PH)										K	1	0	0	0	0	1	2						
Bernard Gilkey, R OBP: 0.404, SLG: 0.496 (7, PH)						F8			F7		2	1	1	1	1	0	1						
Steve Finley, L OBP: 0.325, SLG: 0.501 (7, 8)								G4-6-3			1	0	0	0	1	0	2						
Travis Lee, L OBP: 0.355, SLG: 0.400 (1, 3)								G4-6-3			5	0	3	2	0	0	2						
Hanley Frias, S OBP: 0.300, SLG: 0.235 (1, 6)																							
Kelly Stinnett, R OBP: 0.282, SLG: 0.389 (1, 2)																							
Inning Stats	R: 0 E: 0 K: 0 S: 13	H: 0 LOB: 0 BB: 0 P: 19	R: 1 E: 0 K: 0 S: 16	H: 1 LOB: 1 BB: 1 P: 27	R: 5 E: 0 K: 1 S: 26	H: 5 LOB: 2 BB: 1 P: 38	R: 0 E: 1 K: 1 S: 11	H: 1 LOB: 1 BB: 0 P: 19	R: 1 E: 0 K: 0 S: 10	H: 2 LOB: 1 BB: 1 P: 18	R: 0 E: 0 K: 0 S: 9	H: 0 LOB: 0 BB: 0 P: 15	R: 0 E: 0 K: 0 S: 10	H: 0 LOB: 1 BB: 2 P: 20	R: 0 E: 0 K: 1 S: 9	H: 1 LOB: 0 BB: 0 P: 15	R: 0 E: 0 K: 0 S: 11	H: 1 LOB: 2 BB: 1 P: 20	R: 0 E: 0 K: 0 S: 3	H: 0 LOB: 0 BB: 0 P: 3	1B: 10 2B: 1 3B: 0 HR: 0	SF: 0 SAC: 0 DP: 1 HBP: 1	WP: 0 PA: 46
PITCHER	IP	WLS	BF	H	R	ER	SO	BB	IBB	HBP	BLK	WP	HR	S	P	ERA	WHIP						
John Halama, L ERA: 3.4	(1, 1)	2.1	16	6	6	6	0	2	0	0	0	0	0	50	77	23.14	3.429						
28 Ken Cloude, R ERA: 7.09	(3, 1)	3.2	14	3	1	1	2	1	0	0	0	0	0	35	59	2.46	1.091						
Jose Paniagua, R ERA: 3.76	(7, 1)	2.0	7	1	0	0	1	2	0	0	0	0	0	19	35	0.00	1.500						
Jose Mesa, R ERA: 6.98	(9, 1)	2.0	W	8	1	0	0	1	1	0	0	0	0	14	23	0.00	1.000						

Arizona Diamondbacks @ Seattle Mariners
Safeco Field, Seattle, WA
Sun Jul 18 1999, 1:35 PM PDT
Att. 44,705 - Unknown - 64 F


AB	38
R	7
H	11
RBI	7
BB	6
SO	4
LOB	16



Batter	1	2	3	4	5	6	7	8	9	10	AB	R	H	RBI	BB	SO	LOB						
David Bell, R OBP: 0.340, SLG: 0.471 (1, 4)	F9		F8		G6-3	SF8					3	0	0	1	1	0	1						
Alex Rodriguez, R OBP: 0.394, SLG: 0.638 (1, 6)	G5-3			F8							5	1	1	0	0	1	3						
Ken Griffey Jr., L OBP: 0.409, SLG: 0.624 (1, 8)	G1-3				HR						3	3	2	1	2	0	0						
Edgar Martinez, R OBP: 0.434, SLG: 0.532 (1, 10)		G4-3		G4-3							4	1	1	2	0	1	2						
David Segui, S OBP: 0.350, SLG: 0.460 (1, 3)		F7			FC5-4						4	0	1	1	0	0	2						
Jay Buhner, R OBP: 0.395, SLG: 0.489 (1, 9)											2	1	0	0	3	1	1						
John Mabry, L OBP: 0.289, SLG: 0.389 (10, PR)					FC5-4						0	1	0	0	0	0	0						
Butch Huskey, R OBP: 0.350, SLG: 0.504 (8, PH)											2	0	0	0	0	0	1						
Raul Ibanez, L OBP: 0.352, SLG: 0.403 (9, 7)											2	0	0	0	0	0	1						
Russ Davis, R OBP: 0.295, SLG: 0.474 (1, 5)											5	0	2	2	0	2	0						
Dan Wilson, R OBP: 0.331, SLG: 0.404 (1, 2)											4	0	2	1	0	1	0						
Inning Stats	R: 0 E: 0 K: 0 S: 6	H: 0 LOB: 0 BB: 0 P: 10	R: 0 E: 0 K: 1 S: 9	H: 0 LOB: 1 BB: 1 P: 17	R: 0 E: 0 K: 1 S: 9	H: 0 LOB: 0 BB: 0 P: 15	R: 1 E: 0 K: 0 S: 12	H: 2 LOB: 1 BB: 0 P: 22	R: 0 E: 0 K: 2 S: 14	H: 1 LOB: 1 BB: 0 P: 21	R: 5 E: 0 K: 0 S: 25	H: 6 LOB: 2 BB: 1 P: 39	R: 1 E: 0 K: 1 S: 9	H: 0 LOB: 0 BB: 1 P: 19	R: 0 E: 0 K: 1 S: 8	H: 0 LOB: 0 BB: 0 P: 9	R: 0 E: 0 K: 2 S: 14	H: 0 LOB: 2 BB: 2 P: 25	R: 1 E: 0 K: 0 S: 2	H: 1 LOB: 1 BB: 1 P: 6	1B: 8 2B: 1 3B: 0 HR: 1	SF: 3 SAC: 0 DP: 0 HBP: 0	WP: 1 PA: 44
PITCHER	IP	WLS	BF	H	R	ER	SO	BB	IBB	HBP	BLK	WP	HR	S	P	ERA	WHIP						
Omar Daal, L ERA: 3.74	(1, 1)	5.1	26	8	6	6	4	2	0	0	0	0	0	67	111	10.12	1.875						
Bobby Chouinard, R ERA: 2.06	(6, 1)	1.2	B	7	1	1	0	1	0	0	0	0	0	17	32	0.00	1.200						
Byung-Hyun Kim, R ERA: 4.09	(8, 1)	2.1	L	11	1	1	3	2	1	0	0	1	0	24	40	3.86	1.286						

Arizona Diamondbacks @ Seattle Mariners
Safeco Field, Seattle, WA
Sun Jul 18 1999, 1:35 PM PDT
Att. 44,705 - Unknown - 64 F

AB	35
R	8
H	10
RBI	8
BB	6
SO	8
LOB	11



Batter	1	2	3	4	5	6	7	8	9	AB	R	H	RBI	BB	SO	LOB	TOP				
Tony Womack, L (1,4) OBP: 0.331, SLG: 0.360	F7		G4-3	G1-3					G1-3	5	0	1	0	0	0	0					
Jay Bell, R (1,10) OBP: 0.361, SLG: 0.573	P4		BB		L4		F7		P4	5	0	1	0	0	0	1					
Luis Gonzalez, L (1,7) OBP: 0.417, SLG: 0.570	K			BB	F8			HR	K	4	1	1	1	0	2	0					
Matt Williams, R (1,5) OBP: 0.359, SLG: 0.571		K			G6-3					3	0	1	0	1	1	0					
Steve Finley, L (1,8) OBP: 0.326, SLG: 0.499	F7		G4-3			G6-3		G3		2	0	0	0	2	0	3					
David Dellucci, L (1,9) OBP: 0.342, SLG: 0.495	2B			HR	L6			K		3	2	1	0	1	1	3					
Travis Lee, L (1,3) OBP: 0.354, SLG: 0.401	1B			BB	G6-3			G3		4	0	1	1	0	1	4					
Andy Fox, L (1,6) OBP: 0.383, SLG: 0.430	2B						G3-1		K	4	0	0	0	0	1	4					
Kelly Stinnett, R (1,2) OBP: 0.287, SLG: 0.429	G4-3			P7						4	2	2	3	0	1	0					
Inning Stats	R: 0 E: 0 K: 1 S: 8	H: 0 LOB: 0 BB: 0 P: 13	R: 1 E: 0 K: 1 S: 14	H: 2 LOB: 1 BB: 0 P: 23	R: 0 E: 0 K: 1 S: 9	H: 1 LOB: 3 BB: 1 P: 22	R: 2 E: 0 K: 1 S: 8	H: 1 LOB: 0 BB: 1 P: 16	R: 0 E: 0 K: 0 S: 7	H: 0 LOB: 0 BB: 0 P: 9	R: 0 E: 0 K: 0 S: 12	H: 1 LOB: 1 BB: 0 P: 17	R: 1 E: 0 K: 2 S: 16	H: 2 LOB: 2 BB: 1 P: 25	R: 1 E: 0 K: 1 S: 9	H: 1 LOB: 0 BB: 0 P: 13	1B: 3 2B: 2 3B: 0 HR: 3	SF: 0 SAC: 0 DP: 1 HBP: 1	WP: 0 PB: 0 SB: 0 CS: 0	PA: 39	
PITCHER	IP	WLS	BF	H	R	ER	SO	BB	IBB	HBP	BLK	WP	HR	S	P	ERA	WHIP				
Gil Meche, R (1,1) ERA: 5.02	7.0	W	29	5	3	3	4	3	0	1	0	0	1	61	109	3.86	1.143				
Paul Abbott, R (8,1) ERA: 3.95	2.0		10	3	2	2	3	1	0	0	0	0	2	25	38	9.00	2.000				

Arizona Diamondbacks @ Seattle Mariners
Safeco Field, Seattle, WA
Mon Jul 19 1999, 7:05 PM PDT
Att: 44,287 - Unknown - 76 F

AB 34
R 5
H 8
RBI 5
BB 4
SO 7
LOB 15



Batter	1	2	3	4	5	6	7	8	9	AB	R	H	RBI	BB	SO	LOB	BOTTOM				
David Bell, R (1,4) OBP: 0.341, SLG: 0.468	K				P4			G3-1		4	1	1	0	1	1	0					
Alex Rodriguez, R (1,6) OBP: 0.396, SLG: 0.648	G6-3			1B	F7					4	1	2	4	0	0	2					
Ken Griffey Jr., L (1,8) OBP: 0.407, SLG: 0.620	K				F9					4	1	1	0	0	1	1					
Edgar Martinez, R (1,10) OBP: 0.432, SLG: 0.526		F8			P4			L4		3	0	0	0	1	0	1					
David Segui, S (1,3) OBP: 0.361, SLG: 0.461		G4-3			HR		FC6-4			4	0	2	0	0	0	2					
Jay Buhner, R (1,9) OBP: 0.398, SLG: 0.516										3	1	1	2	1	1	1					
John Mabry, L (8,9) OBP: 0.289, SLG: 0.389	K				HR					0	0	0	0	0	0	0					
Butch Huskey, R (1,7) OBP: 0.352, SLG: 0.504										4	1	2	0	0	0	2					
Raul Ibanez, L (8,7) OBP: 0.352, SLG: 0.403										0	0	0	0	0	0	0					
Russ Davis, R (1,5) OBP: 0.295, SLG: 0.475										4	1	1	1	0	1	2					
Dan Wilson, R (1,2) OBP: 0.330, SLG: 0.402										4	1	1	0	0	0	2					
Inning Stats	R: 0 E: 0 K: 2 S: 15	H: 0 LOB: 0 BB: 0 P: 20	R: 0 E: 0 K: 1 S: 8	H: 0 LOB: 0 BB: 0 P: 13	R: 0 E: 0 K: 0 S: 22	H: 2 LOB: 2 BB: 0 P: 29	R: 3 E: 0 K: 0 S: 21	H: 5 LOB: 1 BB: 0 P: 28	R: 0 E: 0 K: 0 S: 9	H: 1 LOB: 2 BB: 1 P: 16	R: 4 E: 0 K: 0 S: 20	H: 2 LOB: 0 BB: 2 P: 35	R: 0 E: 0 K: 0 S: 10	H: 1 LOB: 1 BB: 0 P: 17	R: 0 E: 0 K: 1 S: 8	H: 0 LOB: 0 BB: 0 P: 15	1B: 8 2B: 1 3B: 0 HR: 2	SF: 0 SAC: 0 DP: 0 HBP: 0	WP: 0 PB: 0 SB: 1 CS: 0	PA: 37	
PITCHER	IP	WLS	BF	H	R	ER	SO	BB	IBB	HBP	BLK	WP	HR	S	P	ERA	WHIP				
Brian Anderson, L (1,1) ERA: 7.03	5.2	L	27	9	5	5	3	1	0	0	0	0	1	18	31	13.50	2.250				
Vicente Padilla, R (6,1) ERA: 16.88	1.1		7	2	2	2	0	1	0	0	0	0	1	8	15	0.00	0.000				
Gregg Olson, R (8,1) ERA: 4.7	1.0		3	0	0	0	1	0	0	0	0	0	0	8	15	0.00	0.000				

Arizona Diamondbacks @ Seattle Mariners
Safeco Field, Seattle, WA
Mon Jul 19 1999, 7:05 PM PDT
Att: 44,287 - Unknown - 76 F

AB 34
R 7
H 11
RBI 7
BB 3
SO 4
LOB 13



Batter	1	2	3	4	5	6	7	8	9	AB	R	H	RBI	BB	SO	LOB	TOP			
Tony Womack, L (1, 4) OBP: 0.335, SLG: 0.375			L9		FC3-6 1B		PB 1B	IHR		5	2	3	4	0	0	1	Arizona Diamondbacks @ Houston Astros Astrodome, Houston, TX Wed Jul 21 1999, 8:05 PM EDT Att: 23,985 - Dome - 72 F			
David Dellucci, L (1, 9) OBP: 0.454, SLG: 0.495	F8						K	G4-3		5	0	2	0	0	1	4				
Luis Gonzalez, L (1, 7) OBP: 0.417, SLG: 0.562	F7		F8		G4-3				G4-3	4	0	0	0	1	0	4				
Matt Williams, R (1, 5) OBP: 0.358, SLG: 0.564			P4			F9	P6		E6 WP	5	1	1	0	0	0	4				
Steve Finley, L (1, 8) OBP: 0.323, SLG: 0.499				P6		K		K	G4-3	5	0	1	2	0	2	1				
Travis Lee, L (1, 3) OBP: 0.352, SLG: 0.393	G6-3			G4-3		G4-3		BB HBP IHR BB	F7	4	1	0	0	1	0	2				
Andy Fox, L (1, 6) OBP: 0.390, SLG: 0.434		P6					G5-3 1B	BB HBP IHR BB		3	2	1	0	0	1	0				
Hanley Frias, S (8, 6) OBP: 0.300, SLG: 0.235				K						0	0	0	0	0	0	0				
Kelly Stinnett, R (1, 2) OBP: 0.278, SLG: 0.412		K			G4-3		G5-3	K		4	0	0	0	0	2	3				
Armando Reynoso, R (7, PH) OBP: 0.410, SLG: 0.550			G6-3							2	0	1	0	0	0	0				
Bertrand Garibay, S (7, PH) OBP: 0.410, SLG: 0.550										1	0	1	1	0	0	0				
Bobby Chouinard, R (7, PH) OBP: 0.410, SLG: 0.550										0	0	0	0	0	0	0				
Jay Bell, R (8, PH) OBP: 0.390, SLG: 0.574										0	0	0	0	0	1	0				
Brian Anderson, R (8, PH) OBP: 0.390, SLG: 0.574										0	0	0	0	0	0	0				
Greg Swindell, L (8, PH) OBP: 0.390, SLG: 0.574										0	0	0	0	0	0	0				
Matt Mantei, R (9, PH) OBP: 0.390, SLG: 0.574										0	0	0	0	0	0	0				
Inning Stats	R: 2 E: 0 K: 0 S: 20	H: 3 LOB: 1 BB: 0 P: 31	R: 0 E: 0 K: 1 S: 8	H: 0 LOB: 0 BB: 0 P: 14	R: 0 E: 0 K: 1 S: 8	H: 1 LOB: 0 BB: 0 P: 14	R: 0 E: 0 K: 1 S: 10	H: 0 LOB: 0 BB: 0 P: 13	R: 0 E: 0 K: 1 S: 7	H: 0 LOB: 0 BB: 0 P: 10	R: 1 E: 0 K: 1 S: 12	H: 3 LOB: 3 BB: 1 P: 21	R: 4 E: 0 K: 2 S: 12	H: 1 LOB: 1 BB: 2 P: 24	R: 0 E: 1 K: 0 S: 9	H: 0 LOB: 1 BB: 0 P: 16	1B: 8 2B: 1 3B: 0 HR: 1	SF: 0 SAC: 0 DP: 0 HBP: 1	WP: 1 PB: 1 CS: 0	PA: 42
PITCHER	IP WLS BF H R ER SO BB IBB HBP BLK WP HR S P ERA WHIP																			
Scott Elarton, R (1, 1) ERA: 3.03	5.0	21	6	2	2	2	0	0	0	0	0	0	0	0	57	90	3.60	1.200		
Trever Miller, L (6, 1) ERA: 5.9	1.2	9	3	1	1	2	1	0	0	0	0	0	0	0	15	25	5.40	2.400		
Jay Powell, R (7, 1) ERA: 4.33	1.0	6	0	3	3	2	2	0	1	0	0	0	0	0	12	26	27.00	2.000		
Billy Wagner, L (8, 1) ERA: 2.18	0.1	2	1	1	1	0	0	0	0	0	0	0	0	4	4	27.00	3.000			
Jose Cabrera, R (9, 1) ERA: 2.53	1.0	4	0	0	0	0	0	0	0	0	1	0	0	9	16	0.00	0.000			

Batter	1	2	3	4	5	6	7	8	9	AB	R	H	RBI	BB	SO	LOB	BOTTOM					
Craig Biggio, R (1, 4) OBP: 0.380, SLG: 0.473	G6-3		L6		SF8				K	4	0	1	1	0	1	1	Arizona Diamondbacks @ Houston Astros Astrodome, Houston, TX Wed Jul 21 1999, 8:05 PM EDT Att: 23,985 - Dome - 72 F					
Bill Sciers, L (1, 5) OBP: 0.358, SLG: 0.403	G3						L5		F9	5	1	2	0	0	0	2						
Jeff Bagwell, R (1, 3) OBP: 0.462, SLG: 0.666	K		F9							4	1	2	3	0	1	1						
Richard Hidalgo, R (1, 8) OBP: 0.324, SLG: 0.442								G6-3		2	0	0	0	2	0	2						
17 Lance Berkman, S (1, 7) OBP: 0.176, SLG: 0.125				FC6-4	G3			K		4	0	1	0	0	1	1						
Derek Bell, R (1, 9) OBP: 0.297, SLG: 0.354							F7		G4-3	4	0	0	0	0	2	3						
Jose Cabrera, R (9, 1) ERA: 2.53		K								0	0	0	0	0	0	0						
Paul Bako, L (1, 2) OBP: 0.356, SLG: 0.379										3	0	0	0	0	0	3						
Tony Eusebio, R (8, PH) OBP: 0.336, SLG: 0.314		F8							G3	1	0	0	0	0	0	0						
Tim Bogar, R (1, 6) OBP: 0.335, SLG: 0.364										3	1	1	0	0	0	2						
Jay Powell, R (7, 1) ERA: 1.93		G5-3								0	0	0	0	0	0	0						
Billy Wagner, L (8, 1) ERA: 4.33										0	0	0	0	0	0	0						
Matt Mieske, R (9, 9) OBP: 0.359, SLG: 0.543										0	0	0	0	1	0	0						
Scott Elarton, R (1, 1) ERA: 3.03										1	0	0	0	0	0	0						
Russ Johnson, R (6, PH) OBP: 0.354, SLG: 0.359										1	1	1	0	0	0	0						
Trever Miller, R (6, 1) ERA: 5.9										0	0	0	0	0	0	0						
Carlos Hernandez, R (7, 6) ERA: 3.15										2	0	0	0	0	0	1						
Inning Stats	R: 0 E: 0 K: 1 S: 11	H: 0 LOB: 0 BB: 0 P: 16	R: 0 E: 0 K: 1 S: 9	H: 1 LOB: 2 BB: 1 P: 18	R: 0 E: 0 K: 1 S: 11	H: 1 LOB: 1 BB: 0 P: 14	R: 0 E: 0 K: 1 S: 7	H: 0 LOB: 1 BB: 1 P: 11	R: 4 E: 0 K: 0 S: 15	H: 4 LOB: 0 BB: 0 P: 22	R: 0 E: 0 K: 0 S: 4	H: 0 LOB: 0 BB: 0 P: 5	R: 0 E: 0 K: 0 S: 10	H: 2 LOB: 2 BB: 0 P: 16	R: 0 E: 0 K: 1 S: 8	H: 0 LOB: 0 BB: 0 P: 12	R: 0 E: 0 K: 1 S: 13	H: 0 LOB: 1 BB: 1 P: 20	1B: 6 2B: 1 3B: 0 HR: 1	SF: 1 SAC: 0 DP: 0 HBP: 0	WP: 1 PB: 0 CS: 0	PA: 38
PITCHER	IP WLS BF H R ER SO BB IBB HBP BLK WP HR S P ERA WHIP																					
Armando Reynoso, R (1, 1) ERA: 4.05	6.0	26	6	4	4	3	2	0	0	0	0	0	0	0	57	86	6.00	1.333				
Bobby Chouinard, R (7, 1) ERA: 1.93	1.0	5	2	0	0	0	0	0	0	0	0	0	0	10	16	0.00	2.000					
Greg Swindell, L (8, 1) ERA: 3.51	1.0	3	0	0	0	1	0	0	0	0	0	0	0	8	12	0.00	0.000					
Matt Mantei, R (9, 1) ERA: 3.15	1.0	4	0	0	0	1	1	0	0	0	1	0	0	13	20	0.00	1.000					



Batter	1	2	3	4	5	6	7	8	9	AB	R	H	RBI	BB	SO	LOB	TOP					
Tony Womack, L (1,4) OBP: 0.334, SLG: 0.374	P6		FC5-4 1B		G4-3		G4-3			4	1	1	0	0	0	0	Arizona Diamondbacks @ Houston Astros Astrodome, Houston, TX Thu Jul 22 1999, 8:05 PM EDT Att: 31,861 - Dome - 72 F livebaseballscores.com					
David Dellucci, L (1,9) OBP: 0.463, SLG: 0.505	G5-3 1B		FC5-4 1B		1B			K		4	0	3	0	0	1	0						
Luis Gonzalez, L (1,7) OBP: 0.413, SLG: 0.556	G5-3		FC5-4 1B		K			G4-3		4	0	0	0	0	1	4						
Matt Williams, R (1,5) OBP: 0.355, SLG: 0.560	F8		SF9		K			F8		3	0	0	1	0	1	2						
Steve Finley, L (1,8) OBP: 0.323, SLG: 0.496		L7						G3-1		4	0	1	0	0	0	0						
Travis Lee, L (1,3) OBP: 0.349, SLG: 0.388	F8		K					G4-3		4	0	0	0	0	2	2						
Hanley Frias, S (1,6) OBP: 0.297, SLG: 0.236								G4-3		4	0	1	0	0	1	0						
Kelly Stinnett, R (1,2) OBP: 0.274, SLG: 0.405	F7									3	0	0	0	0	1	1						
Andy Benes, R (1,1) OBP: 0.200, SLG: 0.219										2	1	1	1	0	0	0						
Bernard Gilkey, R (7,PH) OBP: 0.407, SLG: 0.521										1	0	0	0	0	0	0						
Gregg Olson, R (7,1) OBP: 0.399, SLG: 0.659										0	0	0	0	0	0	0						
Greg Swindell, L (7,1) OBP: 0.338, SLG: 0.514										0	0	0	0	0	0	0						
Matt Mantei, R (9,1) OBP: 0.336, SLG: 0.314										0	0	0	0	0	0	0						
Inning Stats	R: 0 E: 0 K: 0 S: 10	H: 1 LOB: 1 BB: 0 P: 14	R: 0 E: 0 K: 0 S: 9	H: 1 LOB: 1 BB: 0 P: 13	R: 2 E: 0 K: 1 S: 13	H: 4 LOB: 2 BB: 0 P: 21	R: 0 E: 0 K: 1 S: 8	H: 0 LOB: 0 BB: 0 P: 9	R: 0 E: 0 K: 1 S: 12	H: 0 LOB: 1 BB: 0 P: 16	R: 0 E: 0 K: 1 S: 10	H: 0 LOB: 0 BB: 0 P: 13	R: 0 E: 0 K: 1 S: 10	H: 0 LOB: 0 BB: 0 P: 13	R: 0 E: 0 K: 0 S: 4	H: 0 LOB: 0 BB: 0 P: 4	R: 0 E: 0 K: 0 S: 4	H: 0 LOB: 0 BB: 0 P: 4	1B: 6 2B: 0 3B: 0 HR: 1	SF: 1 SAC: 0 DP: 0 HBP: 0	WP: 0 PB: 0 SB: 0 CS: 0	PA: 34
PITCHER	IP WLS BF H R ER SO BB IBB HBP BLK WP HR S P ERA WHIP	8.0 L 31 7 2 2 7 0 0 0 0 0 0 4 108 2.25 0.875	1.0 3 0 0 0 0 0 0 0 0 0 0 0 4 4 0.00 0.000	PITCHER																		

Batter	1	2	3	4	5	6	7	8	9	AB	R	H	RBI	BB	SO	LOB	BOTTOM					
Craig Biggio, R (1,4) OBP: 0.376, SLG: 0.467	F8		K		K					5	0	0	0	0	3	4	Arizona Diamondbacks @ Houston Astros Astrodome, Houston, TX Thu Jul 22 1999, 8:05 PM EDT Att: 31,861 - Dome - 72 F livebaseballscores.com					
Bill Spiers, L (1,5) OBP: 0.363, SLG: 0.409	5 1B		2B		F8			CS		4	0	2	0	1	1	3						
5 Jeff Bagwell, R (1,3) OBP: 0.359, SLG: 0.659	L6-4 17 S 1B		L8							5	0	1	0	0	2	2						
17 Lance Berkman, S (1,7) OBP: 0.182, SLG: 0.100	1-2 BB		P6		F8					4	0	0	0	1	2	2						
Richard Hidalgo, R (1,8) OBP: 0.325, SLG: 0.439	L6-4 2-3		P6		S BB			BB HBP		2	0	0	0	1	0	3						
Derek Bell, R (1,9) OBP: 0.299, SLG: 0.357	F8		F8		1B 2B					3	1	1	0	1	0	1						
Paul Bako, L (1,2) OBP: 0.365, SLG: 0.387										3	0	2	1	0	1	0						
Matt Mieske, R (7,PH) OBP: 0.354, SLG: 0.535										1	0	0	0	0	0	3						
Tony Eusebio, R (8,2) OBP: 0.336, SLG: 0.314					FC1-5 2H 1B			G5-3		0	0	0	0	0	0	0						
Tim Bogar, R (1,6) OBP: 0.338, SLG: 0.361					WP FC1-5 BB					2	0	0	0	2	2	1						
Jose Lima, R (1,1) OBP: 0.167, SLG: 0.130					FC1-5 WP					2	0	0	0	0	1	3						
Russ Johnson, R (8,PH) OBP: 0.363, SLG: 0.369					1-2 2-3					1	0	1	0	0	0	0						
Trevor Miller, R (9,1) ERA: 3.07										0	0	0	0	0	0	0						
Inning Stats	R: 0 E: 0 K: 0 S: 13	H: 2 LOB: 2 BB: 1 P: 21	R: 0 E: 0 K: 2 S: 12	H: 1 LOB: 1 BB: 0 P: 20	R: 0 E: 0 K: 1 S: 9	H: 1 LOB: 1 BB: 0 P: 17	R: 1 E: 0 K: 1 S: 10	H: 2 LOB: 3 BB: 1 P: 18	R: 0 E: 0 K: 1 S: 10	H: 0 LOB: 1 BB: 1 P: 20	R: 0 E: 0 K: 1 S: 11	H: 0 LOB: 1 BB: 1 P: 17	R: 0 E: 0 K: 2 S: 17	H: 0 LOB: 3 BB: 2 P: 36	R: 0 E: 0 K: 2 S: 10	H: 1 LOB: 0 BB: 0 P: 15	R: 0 E: 0 K: 2 S: 8	H: 0 LOB: 0 BB: 0 P: 12	1B: 5 2B: 3 3B: 0 HR: 0	SF: 0 SAC: 1 DP: 1 HBP: 1	WP: 1 PB: 0 SB: 3 CS: 1	PA: 41
PITCHER	IP WLS BF H R ER SO BB IBB HBP BLK WP HR S P ERA WHIP	6.0 W 28 6 1 1 6 4 0 0 0 0 0 12 28 1.50 1.667	0.2 H 5 0 0 0 2 2 0 1 0 0 0 12 28 0.00 3.000	1.1 H 4 1 0 0 2 0 0 0 0 0 0 15 23 0.00 0.750	1.0 S 3 0 0 0 2 0 0 0 0 0 0 8 12 0.00 0.000	PITCHER																



Batter	1	2	3	4	5	6	7	8	9	AB	R	H	RBI	BB	SO	LOB	TOP						
Eric Young Sr. R (1.4) Onan Masaoka, R (7.1)	F8		BB		1B		G4-3			3	0	1	0	1	0	0	Los Angeles Dodgers @ Arizona Diamondbacks Bank One Ballpark, Phoenix, AZ Fri Jul 23 1999, 10:05 PM EDT Att: 43,031 - Dome - 72 F						
Mark Grudzielanek R (1.6) Gary Sheffield, R (1.7) Todd Hollandsworth, L (6.7)	F9		F9		G6-3			G1-3		4	0	0	0	0	0	2							
Eric Karros, R (1.3) Dave Hansen, L (8.3)	G4-3		BB		HR		L5	K		1	1	1	1	2	0	0							
22 Devon White, S (1.8) Trendad Hubbard, R (6.8)		FC5-4		P4		F7		F9		2	0	0	0	1	0	0							
Raul Mondesi, R (1.9)	FC5-4		F9		F9		BB	G1-3		3	0	0	0	1	0	1							
Adrian Beltré, R (1.5)	P3		F9		L7		G4-3			4	0	0	0	0	0	2							
Angel Pena, R (1.2)	P4				G6-3		G6-3			3	0	0	0	0	0	1							
Carlos Perez, L (1.1) Jose Vizcaino, S (7.4)			K		G1-3		G4-3			2	0	0	0	0	1	0							
Inning Stats	R: 0 E: 0 K: 0 S: 11	H: 0 LOB: 1 BB: 1 P: 16	R: 0 E: 0 K: 0 S: 7	H: 0 LOB: 1 BB: 1 P: 16	R: 0 E: 0 K: 2 S: 15	H: 0 LOB: 2 BB: 2 P: 29	R: 0 E: 0 K: 0 S: 6	H: 0 LOB: 0 BB: 0 P: 13	R: 0 E: 0 K: 0 S: 8	H: 1 LOB: 1 BB: 0 P: 10	R: 1 E: 0 K: 0 S: 7	H: 1 LOB: 1 BB: 1 P: 14	R: 0 E: 0 K: 0 S: 5	H: 0 LOB: 0 BB: 0 P: 6	R: 0 E: 0 K: 1 S: 5	H: 0 LOB: 0 BB: 0 P: 9		R: 0 E: 0 K: 0 S: 7	H: 0 LOB: 0 BB: 0 P: 10	1B: 1 2B: 0 3B: 0 HR: 1	SF: 0 SAC: 0 DP: 0 HBP: 0	WP: 0 PB: 0 SB: 0 CS: 0	PA: 34
PITCHER	IP WLS BF H R ER SO BB IBB HBP BLK WP HR S P ERA WHIP																						
Omar Daal, L (1.1) Byung-Hyun Kim, R (8.1)	7.0 W 28 2 1 1 2 5 0 0 0 0 0 1 59 104 1.29 1.000																						
IP WLS BF H R ER SO BB IBB HBP BLK WP HR S P ERA WHIP																							

AB	29
R	1
H	2
RBI	1
BB	5
SO	3
LOB	9



Batter	1	2	3	4	5	6	7	8	9	AB	R	H	RBI	BB	SO	LOB	BOTTOM			
Tony Womack, L (1.9)	K		SH5-3	P4	G3-1			G4-3		4	0	0	0	0	1	4	Los Angeles Dodgers @ Arizona Diamondbacks Bank One Ballpark, Phoenix, AZ Fri Jul 23 1999, 10:05 PM EDT Att: 43,031 - Dome - 72 F			
Jay Bell, R (1.4) Hanley Frias, S (7.6)	P3		BB	E	2B		2B	K		3	1	2	3	1	0	0				
Luis Gonzalez, L (1.7)	HR		FC6-4	E9	1B		F7	K		4	2	2	2	1	1	1				
Matt Williams, R (1.5)	HR		F8	FC5-4	1B		F8			4	1	2	3	0	0	3				
Greg Colbrunn, R (1.3)	G5-3		FC6-4	FC5-4	2B		2B			4	0	1	1	0	0	3				
Steve Finley, L (1.8)	G6-3			FC6-4	P6		G4-3			3	0	0	0	1	0	2				
Damian Miller, R (1.2)	K		FC6-4	59 BB	2B		L8			4	2	1	0	0	1	1				
59 Edwin Diaz, R (1.6) Omar Daal, L (1.1) Bernard Gilkey, R (7.4) Byung-Hyun Kim, R (8.1)	P3		P3	1B	2B		G3	G5-4-3		2	1	1	1	2	0	0				
	SH5-3		1B	2B	1B		G3	G5-4-3		3	2	2	0	0	0	1				
	1B		2B	1B	2B		G5-4-3			1	0	0	0	0	0	1				
	1B		2B	1B	2B		G5-4-3			0	0	0	0	0	0	0				
Inning Stats	R: 2 E: 0 K: 1 S: 11	H: 2 LOB: 0 BB: 0 P: 22	R: 0 E: 0 K: 1 S: 10	H: 0 LOB: 0 BB: 0 P: 15	R: 1 E: 0 K: 0 S: 9	H: 2 LOB: 2 BB: 1 P: 19	R: 5 E: 1 K: 0 S: 15	H: 4 LOB: 1 BB: 2 P: 28	R: 1 E: 0 K: 0 S: 12	H: 2 LOB: 1 BB: 0 P: 18	R: 1 E: 0 K: 0 S: 13	H: 1 LOB: 2 BB: 1 P: 20	R: 0 E: 0 K: 0 S: 4	H: 0 LOB: 0 BB: 1 P: 12	R: 0 E: 0 K: 2 S: 8	H: 0 LOB: 0 BB: 0 P: 12	1B: 4 2B: 6 3B: 0 HR: 1	SF: 0 SAC: 1 DP: 1 HBP: 0	WP: 0 PB: 0 SB: 0 CS: 0	PA: 39
PITCHER	IP WLS BF H R ER SO BB IBB HBP BLK WP HR S P ERA WHIP																			
IP WLS BF H R ER SO BB IBB HBP BLK WP HR S P ERA WHIP																				
IP WLS BF H R ER SO BB IBB HBP BLK WP HR S P ERA WHIP																				

AB	33
R	10
H	11
RBI	10
BB	5
SO	4
LOB	16



Batter	1	2	3	4	5	6	7	8	9	AB	R	H	RBI	BB	SO	LOB	TOP									
Mark Grudzielanek, R OBP: 0.369, SLG: 0.392	(1,6) C K		(2) K		(1) F9		(3) K		(3) K	5	0	0	0	0	4	1										
Jose Vizcaino, S OBP: 0.290, SLG: 0.278	(1,4) C 2B		(3) G5-3		(2) FC1-4			(1B) 22 G4-3		4	0	2	0	0	0	1										
Gary Sheffield, R OBP: 0.406, SLG: 0.497	(1,7) C K			(1) F8	(3) K			(1B) 22 G4-3		4	0	1	0	0	2	2										
Eric Karros, R OBP: 0.347, SLG: 0.567	(1,3) C G4-3			(1) F8	(3) K			(1) P4		3	2	1	1	1	0	3										
22 Devon White, S OBP: 0.356, SLG: 0.426		(1,8) C G1-3		(1) SF8	(1) BB			(2) G4-3		3	0	2	0	0	0	2										
Raul Mondesi, R OBP: 0.324, SLG: 0.478	(1,9) C F9		(1) SF8	(1) HBP				(1) G4-3		3	0	1	0	1	1	2										
Adrian Beltré, R OBP: 0.364, SLG: 0.443	(1,5) C G1-3		(2) SF8					(1) BB		3	0	0	1	0	1	4										
Angel Pena, R OBP: 0.283, SLG: 0.385	(1,2) C K		(3) K					(1) P3		4	0	0	0	0	4	3										
Kevin Brown, R OBP: 0.140, SLG: 0.104	(1,1) C K		(1) K					(2) P3		3	0	1	0	0	1	0										
Todd Hollandsworth, L OBP: 0.336, SLG: 0.551	(9, PH) C K							(1) FC1-4		1	0	0	0	0	1	0										
Jeff Shaw, R OBP: 0.336, SLG: 0.551	(9, 1) C K							(1) BB		0	0	0	0	0	0	0										
Inning Stats	R: 0 E: 0 K: 2 S: 14	H: 1 LOB: 1 BB: 0 P: 20	R: 0 E: 0 K: 1 S: 15	H: 1 LOB: 1 BB: 0 P: 20	R: 0 E: 0 K: 2 S: 10	H: 0 LOB: 0 BB: 0 P: 12	R: 1 E: 0 K: 1 S: 17	H: 2 LOB: 2 BB: 1 P: 26	R: 0 E: 0 K: 2 S: 8	H: 1 LOB: 0 BB: 0 P: 13	R: 1 E: 0 K: 2 S: 12	H: 1 LOB: 0 BB: 0 P: 20	R: 0 E: 0 K: 2 S: 8	H: 0 LOB: 0 BB: 0 P: 14	R: 0 E: 0 K: 3 S: 19	H: 2 LOB: 3 BB: 1 P: 29	R: 0 E: 0 K: 3 S: 9	H: 0 LOB: 0 BB: 0 P: 13	1B: 6 2B: 2 3B: 0 HR: 1	SF: 1 SAC: 0 DP: 1 HBP: 1	WP: 0 PB: 0 SB: 2 CS: 1	PA: 37				
PITCHER	IP	WLS	BF	H	R	ER	SO	BB	IBB	HBP	BLK	WP	HR	S	P	ERA	WHIP									
Randy Johnson, L ERA: 2.65	(1, 1)	7.0	L	30	8	2	2	11	1	0	1	0	0	1	94	139	2.57	1.286								
Bobby Chouinard, R ERA: 1.69	(8, 1)	2.0		7	0	0	0	3	1	0	0	0	0	0	18	28	0.00	0.500								

Los Angeles Dodgers @ Arizona Diamondbacks
Bank One Ballpark, Phoenix, AZ
Sun Jul 25 1999, 8:05 PM EDT
Att: 47,238 - Dome - 72 F

AB	33
R	2
H	8
RBI	2
BB	2
SO	14
LOB	18





Batter	1	2	3	4	5	6	7	8	9	AB	R	H	RBI	BB	SO	LOB	BOTTOM								
Tony Womack, L OBP: 0.329, SLG: 0.365	(1,4) X G4-3		(2) G4-3		(1) E4		(3) P6			4	0	0	0	0	0	1									
Bernard Gilkey, R OBP: 0.409, SLG: 0.528	(1,9) C BB		(3) K		(1) BB			(1) G6-3		2	0	0	0	2	1	0									
Luis Gonzalez, L OBP: 0.409, SLG: 0.551	(1,7) C K			(1) L1	(3) G4-3			(2) P5		4	0	0	0	0	1	3									
Matt Williams, R OBP: 0.356, SLG: 0.565	(1,5) X G4-3			(1) 2B				(3) F8		3	0	1	0	0	0	1									
Steve Finley, L OBP: 0.323, SLG: 0.496		(1,8) C G3		(2) K	(1) G4-6-3			(1) P5		4	0	1	0	0	1	2									
Travis Lee, L OBP: 0.344, SLG: 0.380	(1,3) C G3		(1) K		(3) F9			(2) G4-3		4	0	0	0	0	1	2									
Andy Fox, L OBP: 0.390, SLG: 0.425	(1,6) C K		(2) K		(1) S			(3) G3-1		3	1	1	0	1	2	1									
Damian Miller, R OBP: 0.290, SLG: 0.398	(1,2) C G6-3		(3) G6-3		(1) P3			(1) G6-3		3	0	0	0	0	0	3									
Randy Johnson, R OBP: 0.133, SLG: 0.167	(1, 1)		(1) K		(2) K			(1) G3-1		3	0	0	0	0	2	2									
Bobby Chouinard, R ERA: 2.14	(8, 1)				(1) K			(2) G3-1		0	0	0	0	0	0	0									
Inning Stats	R: 0 E: 0 K: 1 S: 7	H: 0 LOB: 1 BB: 1 P: 13	R: 0 E: 0 K: 1 S: 13	H: 1 LOB: 0 BB: 0 P: 23	R: 0 E: 0 K: 2 S: 9	H: 0 LOB: 0 BB: 0 P: 15	R: 0 E: 0 K: 2 S: 13	H: 1 LOB: 1 BB: 0 P: 20	R: 1 E: 1 K: 1 S: 12	H: 0 LOB: 2 BB: 2 P: 24	R: 0 E: 0 K: 0 S: 3	H: 0 LOB: 0 BB: 0 P: 6	R: 0 E: 0 K: 0 S: 8	H: 1 LOB: 1 BB: 0 P: 10	R: 0 E: 0 K: 0 S: 5	H: 0 LOB: 0 BB: 0 P: 9	R: 0 E: 0 K: 1 S: 8	H: 0 LOB: 0 BB: 0 P: 10	1B: 2 2B: 1 3B: 0 HR: 0	SF: 0 SAC: 0 DP: 1 HBP: 1	WP: 0 PB: 1 SB: 2 CS: 0	PA: 34			
PITCHER	IP	WLS	BF	H	R	ER	SO	BB	IBB	HBP	BLK	WP	HR	S	P	ERA	WHIP								
Kevin Brown, R ERA: 3.59	(1, 1)	8.0	W	31	3	1	0	7	3	0	1	0	0	70	120	0.00	0.750								
Jeff Shaw, R ERA: 2.14	(9, 1)	1.0	S	3	0	0	0	1	0	0	0	0	0	8	10	0.00	0.000								

Los Angeles Dodgers @ Arizona Diamondbacks
Bank One Ballpark, Phoenix, AZ
Sun Jul 25 1999, 8:05 PM EDT
Att: 47,238 - Dome - 72 F

AB	30
R	1
H	3
RBI	0
BB	3
SO	8
LOB	15



Batter	1	2	3	4	5	6	7	8	9	AB	R	H	RBI	BB	SO	LOB	TOP				
Tony Womack, L (1.9) OBP: 0.329, SLG: 0.365	G6-3		P4					S 1B	K	5	1	2	0	0	1	3	Arizona Diamondbacks @ San Diego Padres Qualcomm Stadium, San Diego, CA Tue Jul 27 1999, 10:05 PM EDT Att: 29,224 - Unknown - 71 F livebaseballscorecards.com				
Jay Bell, R (1.4) OBP: 0.360, SLG: 0.569	F8		P4					K	SF7	4	0	0	1	0	1	2					
Luis Gonzalez, L (1.7) OBP: 0.410, SLG: 0.553	2B								F9	4	1	2	1	1	0	3					
Matt Williams, R (1.5) OBP: 0.357, SLG: 0.562	2B		BB							4	0	2	1	0	1	2					
Steve Finley, L (1.8) OBP: 0.326, SLG: 0.495	G5-3									3	0	0	0	1	0	2					
Travis Lee, L (1.3) OBP: 0.340, SLG: 0.375										4	0	0	0	0	0	3					
Andy Fox, L (1.6) OBP: 0.385, SLG: 0.418										4	1	1	0	0	1	0					
Kelly Stinnett, R (1.2) OBP: 0.284, SLG: 0.433										4	1	3	1	0	0	0					
Andy Benes, R (1.1) Greg Swindell, L (3.1) Byung-Hyun Kim, R (6.1) Gregg Olson, R (7.1) Hanley Frías, S (9. PH) Matt Mantei, R (9.1)										1	0	0	0	0	1	1	AB 35 R 4 H 10 RBI 4 BB 3 SO 5 LOB 16 				
Inning Stats	R: 1 E: 0 K: 0 S: 8	H: 2 LOB: 1 BB: 0 P: 15	R: 0 E: 0 K: 1 S: 12	H: 1 LOB: 1 BB: 0 P: 20	R: 0 E: 0 K: 1 S: 9	H: 0 LOB: 0 BB: 1 P: 17	R: 0 E: 0 K: 1 S: 7	H: 0 LOB: 0 BB: 0 P: 9	R: 1 E: 0 K: 0 S: 11	H: 2 LOB: 1 BB: 0 P: 18	R: 0 E: 0 K: 0 S: 6	H: 1 LOB: 0 BB: 0 P: 13	R: 0 E: 0 K: 0 S: 9	H: 0 LOB: 0 BB: 0 P: 14	R: 1 E: 0 K: 1 S: 9	H: 2 LOB: 2 BB: 1 P: 16		1B: 5 2B: 4 3B: 0 HR: 1	SF: 1 SAC: 0 DP: 1 HBP: 0	WP: 0 PB: 0 SB: 1 CS: 0	PA: 39
PITCHER	IP	WLS	BF	H	R	ER	SO	BB	IBB	HBP	BLK	WP	HR	S	P	ERA	WHIP				
Woody Williams, R (1.1) ERA: 4.59	7.0		27	6	2	2	3	1	0	0	0	0	1	62	106	2.57	1.000				
Carlos Reyes, R (8.1) ERA: 2.57	1.0	L	6	2	1	1	1	0	1	0	0	0	0	9	17	9.00	2.000				
Trevor Hoffman, R (9.1) ERA: 2.84	1.0		6	2	1	1	1	1	0	0	0	0	0	9	16	9.00	3.000				

Batter	1	2	3	4	5	6	7	8	9	AB	R	H	RBI	BB	SO	LOB	BOTTOM					
QuiVio Veras, S (1.4) OBP: 0.363, SLG: 0.367	K		K						K	4	0	0	0	1	3	2	Arizona Diamondbacks @ San Diego Padres Qualcomm Stadium, San Diego, CA Tue Jul 27 1999, 10:05 PM EDT Att: 29,224 - Unknown - 71 F livebaseballscorecards.com					
Eric Owens, R (1.8) OBP: 0.353, SLG: 0.430	L7									2	0	0	0	3	0	2						
Tony Gwynn, L (1.9) OBP: 0.379, SLG: 0.430	2B		F7						L5	5	0	2	0	0	0	5						
Reggie Sanders, R (1.7) OBP: 0.388, SLG: 0.540	K									4	0	0	0	0	2	3						
Wally Joyner, L (1.3) OBP: 0.370, SLG: 0.358										4	0	0	0	0	0	2						
Dave Magadan, L (1.5) OBP: 0.356, SLG: 0.357 Trevor Hoffman, R (9.1)										2	1	0	0	2	1	0						
Ben Davis, S (1.2) OBP: 0.351, SLG: 0.472										4	2	2	0	0	2	1						
Damian Jackson, R (1.6) OBP: 0.336, SLG: 0.401										4	0	1	1	0	2	3						
Woody Williams, R (1.1) John Vander Wal, L (7. PH) Carlos Reyes, S (8.1) Ed Giovanola, L (9.5) OBP: 0.322, SLG: 0.260										2	0	1	0	0	0	0	AB 33 R 3 H 7 RBI 3 BB 6 SO 11 LOB 19 					
Inning Stats	R: 0 E: 0 K: 2 S: 9	H: 1 LOB: 1 BB: 0 P: 13	R: 0 E: 0 K: 2 S: 9	H: 0 LOB: 1 BB: 1 P: 17	R: 0 E: 0 K: 1 S: 11	H: 1 LOB: 1 BB: 1 P: 19	R: 0 E: 0 K: 0 S: 4	H: 0 LOB: 0 BB: 0 P: 7	R: 0 E: 0 K: 1 S: 8	H: 0 LOB: 0 BB: 0 P: 12	R: 0 E: 0 K: 1 S: 8	H: 1 LOB: 2 BB: 1 P: 17	R: 2 E: 0 K: 1 S: 13	H: 2 LOB: 2 BB: 2 P: 28	R: 0 E: 0 K: 1 S: 8	H: 0 LOB: 0 BB: 0 P: 15		R: 1 E: 0 K: 2 S: 12	H: 2 LOB: 2 BB: 1 P: 22	1B: 4 2B: 3 3B: 0 HR: 0	SF: 0 SAC: 0 DP: 0 HBP: 0	WP: 0 PB: 0 SB: 2 CS: 1
PITCHER	IP	WLS	BF	H	R	ER	SO	BB	IBB	HBP	BLK	WP	HR	S	P	ERA	WHIP					
Andy Benes, R (1.1) ERA: 5.3	2.0		12	1	0	0	2	2	0	0	0	0	0	23	43	0.00	0.900					
Greg Swindell, L (3.1) ERA: 3.08	3.1		12	1	0	0	2	2	0	0	0	0	0	23	43	0.00	0.900					
Byung-Hyun Kim, R (6.1) ERA: 4.32	1.0	B	7	2	2	2	2	2	0	0	0	0	0	14	28	18.00	4.000					
Gregg Olson, R (7.1) ERA: 4.36	1.2	W	5	0	0	0	1	0	0	0	0	0	0	11	21	0.00	0.000					
Matt Mantei, R (9.1) ERA: 3.07	1.0	S	6	2	1	1	2	1	0	0	0	0	0	12	22	9.00	3.000					

Batter	1	2	3	4	5	6	7	8	9	AB	R	H	RBI	BB	SO	LOB	TOP		
Tony Womack, L (1.9) OBP: 0.328, SLG: 0.362	G1-3	F8		SH5-3		WP SF7 BB		K		3	1	0	0	1	1	1			
Jay Bell, R (1.4) OBP: 0.358, SLG: 0.564	K	FC5-4		P3		SF7			G6-3 1B	3	0	0	1	1	1	3			
Luis Gonzalez, L (1.7) OBP: 0.408, SLG: 0.548	G6-3		G4-3	F7		G3-1			G6-3 1B	5	0	1	0	0	0	2			
Steve Finley, L (1.8) OBP: 0.325, SLG: 0.493		1B SF7 2B	G4-3		G4-3	G4-3			G6-3	5	1	1	0	0	0	2			
Erubiel Durazo, L (1.3) OBP: 0.500, SLG: 0.500		1B SF7 HR 1B		BB 1B		1B FC6-4 1B			G3-1	5	2	3	0	0	1	1			
Travis Lee, L (9.3) OBP: 0.340, SLG: 0.375								K		0	0	0	0	0	0	0			
Andy Fox, L (1.5) OBP: 0.387, SLG: 0.419		SF7		BB		FC6-4 1B		P7		2	0	1	1	1	0	0			
Hanley Frias, S (1.6) OBP: 0.300, SLG: 0.233		HR 1B	G3-1		FC6-4 2B			K		4	2	1	1	0	1	3			
Kelly Stinnett, R (1.2) OBP: 0.294, SLG: 0.459		HR		SH5-3 SH BB		HR 2B		K		3	1	2	4	1	1	0			
Omar Daal, L (1.1) OBP: 0.255, SLG: 0.267		HR		SH		G6-3		G4-3		3	0	1	0	0	0	1			
Bobby Chouinard, R (8.1)		FC5-4 1B		SH						0	0	0	0	0	0	0			
Dan Plesac, L (9.1)				SH5-3						0	0	0	0	0	0	0			
Inning Stats	R: 0 E: 0 K: 1 S: 8	H: 0 LOB: 0 BB: 0 P: 11	R: 4 E: 0 K: 0 S: 12	H: 5 LOB: 1 BB: 0 P: 16	R: 0 E: 0 K: 0 S: 8	H: 1 LOB: 2 BB: 1 P: 17	R: 0 E: 1 K: 0 S: 7	H: 0 LOB: 2 BB: 1 P: 14	R: 2 E: 0 K: 0 S: 16	H: 3 LOB: 1 BB: 0 P: 22	R: 1 E: 0 K: 0 S: 9	H: 0 LOB: 0 BB: 1 P: 19	R: 0 E: 0 K: 2 S: 7	H: 0 LOB: 0 BB: 0 P: 9	R: 0 E: 0 K: 2 S: 7	H: 0 LOB: 1 BB: 1 P: 13	1B: 7 2B: 2 3B: 0 HR: 1	SF: 2 SAC: 2 DP: 1 HBP: 0	WP: 1 PA: 41 PB: 0 SB: 1 CS: 0
PITCHER	IP WLS BF H R ER SO BB IBB HBP BLK WP HR S P ERA WHIP																		
Brian Boehringer, R (1.1) ERA: 3.38	5.0 L 27 9 6 6 1 2 0 0 0 0 0 1 51 80 10.80 2.200																		
Carlos Almanzar, R (6.1) ERA: 5.7	1.0 4 0 1 1 0 1 0 0 0 0 1 0 9 19 9.00 1.000																		
Donne Wall, R (7.1) ERA: 3.3	1.0 3 0 0 0 2 0 0 0 0 0 0 0 7 9 0.00 0.000																		
Dan Miceli, R (8.1) ERA: 3.74	2.0 7 1 0 0 2 1 0 0 0 0 0 0 12 23 0.00 1.000																		

Arizona Diamondbacks @ San Diego Padres
Qualcomm Stadium, San Diego, CA
Wed Jul 28 1999, 10:35 PM EDT
Att: 28,806 - Unknown - 73 F

AB 33
R 7
H 10
RBI 7
BB 4
SO 5
LOB 13



Batter	1	2	3	4	5	6	7	8	9	AB	R	H	RBI	BB	SO	LOB	BOTTOM				
Quilvio Veras, S (1.4) OBP: 0.364, SLG: 0.367	G6-3							K		3	0	1	1	1	1	0					
Tony Gwynn, L (1.9) OBP: 0.376, SLG: 0.426	G4-6-3 1B								G3-1	4	0	1	0	0	1	2					
Reggie Sanders, R (1.7) OBP: 0.393, SLG: 0.559	G4-6-3									3	2	2	1	1	0	1					
Phil Nevin, R (1.3) OBP: 0.335, SLG: 0.531										1	1	0	1	1	0	1					
Wally Joyner, L (8. PH) OBP: 0.368, SLG: 0.356										1	0	0	0	0	0	0					
Eric Owens, R (1.8) OBP: 0.348, SLG: 0.424										4	0	0	0	0	1	2					
George Arias, R (1.5) OBP: 0.271, SLG: 0.421										3	0	1	1	0	2	1					
Dave Magadan, L (8. PH) OBP: 0.354, SLG: 0.356										1	0	0	0	0	0	0					
Ben Davis, S (1.2) OBP: 0.356, SLG: 0.468										3	1	1	0	1	0	2					
Damian Jackson, R (1.6) OBP: 0.332, SLG: 0.395										4	0	0	0	0	2	2					
Brian Boehringer, S (1.1) ERA: 3.62										1	0	0	0	0	0	0					
Carlos Baerena, S (5. PH) OBP: 0.287, SLG: 0.310										0	0	0	0	0	0	0					
Carlos Almanzar, R (8.1) ERA: 1.62										0	0	0	0	0	0	0					
Donne Wall, R (7.1) OBP: 0.356, SLG: 0.492										1	0	0	0	0	0	0					
Ruben Rivera, R (8.1) OBP: 0.356, SLG: 0.492										0	0	0	0	0	0	0					
Dan Miceli, R (9. PH) OBP: 0.366, SLG: 0.483										1	0	0	0	0	0	1					
Inning Stats	R: 0 E: 0 K: 0 S: 4	H: 1 LOB: 0 BB: 0 P: 8	R: 0 E: 0 K: 1 S: 11	H: 0 LOB: 1 BB: 1 P: 21	R: 0 E: 0 K: 2 S: 11	H: 0 LOB: 1 BB: 1 P: 19	R: 1 E: 0 K: 2 S: 11	H: 1 LOB: 0 BB: 0 P: 16	R: 1 E: 0 K: 0 S: 13	H: 2 LOB: 1 BB: 0 P: 19	R: 1 E: 1 K: 0 S: 13	H: 1 LOB: 1 BB: 1 P: 23	R: 0 E: 0 K: 1 S: 7	H: 0 LOB: 0 BB: 0 P: 10	R: 1 E: 0 K: 0 S: 9	H: 1 LOB: 0 BB: 0 P: 11	R: 0 E: 0 K: 1 S: 11	H: 0 LOB: 1 BB: 1 P: 19	1B: 3 2B: 1 3B: 1 HR: 1	SF: 1 SAC: 1 DP: 1 HBP: 0	WP: 0 PA: 36 PB: 0 SB: 1 CS: 0
PITCHER	IP WLS BF H R ER SO BB IBB HBP BLK WP HR S P ERA WHIP																				
Omar Daal, L (1.1) ERA: 3.62	7.1 W 30 6 4 3 6 3 0 0 0 0 0 0 1 75 121 3.68 1.227																				
Bobby Chouinard, R (8.1) ERA: 1.62	0.2 2 0 0 0 0 0 0 0 0 0 0 0 4 6 0.00 0.000																				
Dan Plesac, L (9.1) ERA: 6.97	1.0 S 4 0 0 0 1 1 0 0 0 0 0 0 11 19 0.00 1.000																				

Arizona Diamondbacks @ San Diego Padres
Qualcomm Stadium, San Diego, CA
Wed Jul 28 1999, 10:35 PM EDT
Att: 28,806 - Unknown - 73 F

AB 30
R 4
H 6
RBI 4
BB 4
SO 7
LOB 12



Batter	1	2	3	4	5	6	7	8	9	AB	R	H	RBI	BB	SO	LOB	TOP								
Tony Womack, L (1,6) OBP: 0.329, SLG: 0.361	L6		BB		WP		FC6-4	L4		4	0	1	0	1	0	3	Arizona Diamondbacks @ Los Angeles Dodgers Dodger Stadium, Los Angeles, CA Fri Jul 30 1999, 7:10 PM PDT Att: 45,839 - Unknown - 71 F								
Jay Bell, R (1,4) OBP: 0.356, SLG: 0.558	F8		BB		BB			F7	G5-3	4	0	0	1	1	1	2									
Luis Gonzalez, L (1,7) OBP: 0.408, SLG: 0.547	G4-3		G1-2-3					L7	G1-3	5	1	2	0	0	0	3									
Matt Williams, R (1,5) OBP: 0.353, SLG: 0.556		K			G4-3			G6-3	G1-3	5	0	0	0	0	1	2									
Steve Finley, L (1,8) OBP: 0.323, SLG: 0.488		K			K			P5	F9	4	1	0	0	1	2	2									
Bernard Gilkey, R (1,9) OBP: 0.405, SLG: 0.519								G5-3	G1-3	4	1	1	1	0	0	1									
Hanley Frías, S (9,6) OBP: 0.300, SLG: 0.233					G5-3					0	0	0	0	0	0	0									
Erubiel Durazo, L (1,3) OBP: 0.700, SLG: 0.625			BB		WP			BB	BB	2	2	2	0	2	0	0									
Travis Lee, L (8,3) OBP: 0.340, SLG: 0.375			BB		BB			BB	BB	0	0	0	0	0	0	0									
Kelly Stinnett, R (1,2) OBP: 0.302, SLG: 0.462			BB		K			BB	BB	3	1	2	2	0	1	1									
Brian Anderson, R (1,1) OBP: 0.161, SLG: 0.208								L3		2	0	0	0	0	2	3									
Andy Fico, L (7,PH) OBP: 0.306, SLG: 0.457										1	0	0	0	0	0	2									
Bobby Chouinard, R (7,1) OBP: 0.306, SLG: 0.457										0	0	0	0	0	0	0									
Greg Colburn, R (8,PH) OBP: 0.306, SLG: 0.457										1	0	1	2	0	0	0									
Gregg Olson, R (8,1) OBP: 0.306, SLG: 0.457										0	0	0	0	0	0	0									
Matt Mantei, R (9,1) OBP: 0.306, SLG: 0.457										0	0	0	0	0	0	0									
Inning Stats	R: 0 E: 0 K: 0 S: 9	H: 0 LOB: 0 BB: 0 P: 13	R: 0 E: 0 K: 2 S: 9	H: 0 LOB: 0 BB: 0 P: 11	R: 1 E: 0 K: 1 S: 14	H: 2 LOB: 2 BB: 1 P: 22	R: 0 E: 0 K: 1 S: 5	H: 0 LOB: 0 BB: 0 P: 7	R: 0 E: 0 K: 3 S: 14	H: 1 LOB: 2 BB: 1 P: 22	R: 0 E: 0 K: 0 S: 5	H: 0 LOB: 0 BB: 0 P: 8	R: 0 E: 0 K: 0 S: 14	H: 1 LOB: 2 BB: 1 P: 23	R: 5 E: 0 K: 0 S: 16	H: 4 LOB: 1 BB: 2 P: 26	R: 0 E: 0 K: 0 S: 13	H: 1 LOB: 1 BB: 0 P: 17	1B: 8 2B: 1 3B: 0 HR: 0	SF: 0 SAC: 0 DP: 2 HBP: 1	WP: 1 PB: 1 SB: 0 CS: 0	PA: 41			
PITCHER	IP	WLS	BF	H	R	ER	SO	BB	IBB	HBP	BLK	WP	HR	S	P	ERA	WHIP								
Kevin Brown, R (1,1) ERA: 3.53	7.2		31	5	2	2	7	3	0	1	0	1	0	77	113	2.35	1.043								
Pedro Borbon, L (8,1) ERA: 2.06	0.0		1	0	0	0	0	1	0	0	0	0	0	1	5	∞	∞								
Jeff Shaw, R (8,1) ERA: 3.45	0.1	L	5	3	4	4	0	1	0	0	0	0	0	8	14	108.00	12.000								
Mike Maddux, R (9,1) ERA: 2.82	1.0		4	1	0	0	0	0	0	0	0	0	0	13	17	0.00	1.000								

Batter	1	2	3	4	5	6	7	8	9	AB	R	H	RBI	BB	SO	LOB	BOTTOM								
Mark Grudzielanek, R (1,6) OBP: 0.369, SLG: 0.413	G5-3		FC1-6						F8	5	0	3	1	0	0	0	Arizona Diamondbacks @ Los Angeles Dodgers Dodger Stadium, Los Angeles, CA Fri Jul 30 1999, 7:10 PM PDT Att: 45,839 - Unknown - 71 F								
Jose Vizcaino, S (1,4) OBP: 0.274, SLG: 0.274	F9		FC1-6					L3	BB	4	1	0	0	0	0	3									
Todd Hundley, S (9,PH) OBP: 0.289, SLG: 0.461			BB						HBP	0	0	0	0	0	0	0									
Craig Counsell, L (9,PR) OBP: 0.250, SLG: 0.241			BB							0	0	0	0	0	0	0									
Gary Sheffield, R (1,7) OBP: 0.410, SLG: 0.504			BB						BB	4	2	3	0	1	1	0									
Eric Karros, R (1,3) OBP: 0.347, SLG: 0.565	F9		BB						BB	2	0	1	1	1	0	1									
Todd Hollandsworth, L (8,3) OBP: 0.361, SLG: 0.523			BB						BB	1	0	0	0	1	0	0									
22 Devon White, S (1,8) OBP: 0.370, SLG: 0.443			BB						BB	2	0	1	1	1	0	1									
Mike Maddux, L (9,1) OBP: 0.395, SLG: 0.418			BB						BB	1	0	0	0	0	0	0									
Trenidad Hubbard, R (9,PH) OBP: 0.395, SLG: 0.418			BB						BB	1	0	0	0	0	1	3									
Raul Mondesi, R (1,9) OBP: 0.326, SLG: 0.470			BB						BB	4	0	1	0	0	0	4									
Adrian Beltré, R (1,5) OBP: 0.353, SLG: 0.427			BB						BB	4	1	1	1	0	1	2									
Angel Pena, R (1,2) OBP: 0.282, SLG: 0.368			BB						BB	4	0	0	0	0	1	2									
Kevin Brown, R (1,1) OBP: 0.132, SLG: 0.098									F7	3	0	0	0	0	1	2									
Pedro Borbon, R (8,1) ERA: 1.53										0	0	0	0	0	0	0									
Jeff Shaw, R (8,1) ERA: 4.24										0	0	0	0	0	0	0									
Dave Hansen, L (8,3) OBP: 0.433, SLG: 0.458										1	0	0	0	0	0	0									
Inning Stats	R: 0 E: 0 K: 0 S: 7	H: 0 LOB: 1 BB: 1 P: 14	R: 1 E: 0 K: 0 S: 8	H: 2 LOB: 1 BB: 0 P: 10	R: 2 E: 1 K: 0 S: 13	H: 3 LOB: 1 BB: 0 P: 17	R: 1 E: 0 K: 1 S: 11	H: 2 LOB: 1 BB: 0 P: 15	R: 1 E: 0 K: 0 S: 9	H: 2 LOB: 1 BB: 1 P: 16	R: 0 E: 0 K: 0 S: 13	H: 1 LOB: 0 BB: 0 P: 17	R: 0 E: 0 K: 1 S: 9	H: 0 LOB: 0 BB: 0 P: 12	R: 0 E: 0 K: 2 S: 9	H: 0 LOB: 0 BB: 0 P: 14	R: 0 E: 0 K: 1 S: 20	H: 1 LOB: 3 BB: 1 P: 33	1B: 8 2B: 3 3B: 0 HR: 0	SF: 0 SAC: 0 DP: 2 HBP: 1	WP: 0 PB: 0 SB: 0 CS: 0	PA: 41			
PITCHER	IP	WLS	BF	H	R	ER	SO	BB	IBB	HBP	BLK	WP	HR	S	P	ERA	WHIP								
Brian Anderson, L (1,1) ERA: 6.24	6.0		29	10	5	4	1	0	0	0	0	0	0	9	12	0.00	0.000								
Bobby Chouinard, R (7,1) ERA: 1.53	1.0	W	3	0	0	0	1	0	0	0	0	0	0	9	12	0.00	0.000								
Gregg Olson, R (8,1) ERA: 4.24	1.0	H	3	0	0	0	2	0	0	0	0	0	0	9	14	0.00	0.000								
Matt Mantei, R (9,1) ERA: 3.0	1.0	S	6	1	0	0	1	1	0	1	0	0	0	20	33	0.00	2.000								



Batter	1	2	3	4	5	6	7	8	9	AB	R	H	RBI	BB	SO	LOB	TOP					
Tony Womack, L (1,9) OBP: 0.330, SLG: 0.362	1-2 1B G6-4-3		2-2 HR 1B		0-1 P6		2-1 F8		0-0 SF7	4	2	2	1	0	0	0	Arizona Diamondbacks @ Los Angeles Dodgers Dodger Stadium, Los Angeles, CA Sat Jul 31 1999, 7:10 PM PDT Att: 37,114 - Sunny - 84 F					
Jay Bell, R (1,4) OBP: 0.357, SLG: 0.556	0-0 1B G6-4-3		2-2 F9		0-0 1B			0-2 E6	3-H 2-2 FC6-4	5	0	2	0	0	0	3						
Luis Gonzalez, L (1,7) OBP: 0.406, SLG: 0.551	3-2 1B G6-4-3		3-2 HR		2-3 K			2-1 F8		4	1	1	2	0	1	3						
Matt Williams, R (1,5) OBP: 0.354, SLG: 0.557	0-1 2B		0-2 L3		1-0 FC5-4 1B			1-0 F9		4	0	2	0	0	0	1						
Erubiel Durazo, L (1,3) OBP: 0.500, SLG: 0.417	3-3 K		0-1 G6-3		2-3 K			1-3 K		4	0	0	0	0	3	3						
Travis Lee, L (8,3) OBP: 0.340, SLG: 0.375										0	0	0	0	0	0	0						
Steve Finley, L (1,8) OBP: 0.323, SLG: 0.486		1-3 K		0-1 E9		0-3 K			1-1 WP SF7 1B	4	1	1	0	0	2	1						
Damian Miller, R (1,2) OBP: 0.284, SLG: 0.388		2-2 F9		0-0 G5-3		1-1 FC5-4			0-1 WP 1B	4	0	1	0	0	0	2						
Andy Fox, L (1,6) OBP: 0.383, SLG: 0.411		1-1 P6		2-3 K				2-2 G1-3	4-0 FC6-4 BB	3	0	0	0	1	1							
Randy Johnson, R (1,1) OBP: 0.125, SLG: 0.156			0-3 K		1-3 K			1-3 K	1-3 K	4	0	0	0	0	4	3						
Inning Stats	R: 1 E: 0 K: 1 S: 14	H: 3 LOB: 1 BB: 0 P: 21	R: 0 E: 0 K: 1 S: 8	H: 0 LOB: 0 BB: 0 P: 12	R: 2 E: 0 K: 1 S: 18	H: 2 LOB: 0 BB: 0 P: 24	R: 0 E: 1 K: 1 S: 8	H: 0 LOB: 1 BB: 0 P: 10	R: 0 E: 0 K: 2 S: 10	H: 1 LOB: 1 BB: 0 P: 13	R: 0 E: 0 K: 1 S: 12	H: 0 LOB: 0 BB: 0 P: 17	R: 0 E: 1 K: 1 S: 9	H: 0 LOB: 1 BB: 0 P: 13	R: 0 E: 0 K: 1 S: 12	H: 0 LOB: 1 BB: 0 P: 13	R: 1 E: 0 K: 1 S: 12	H: 2 LOB: 2 BB: 1 P: 20	1B: 7 2B: 1 3B: 0 HR: 1	SF: 1 SAC: 0 DP: 1 HBP: 0	WP: 1 PB: 0 SB: 1 CS: 0	PA: 38
PITCHER	IP WLS BF H R ER SO BB IBB HBP BLK WP HR S P ERA WHIP	8.0 L 32 7 3 3 10 0 0 0 0 0 1 88 123 3.38 0.875	0.0 3 2 1 1 0 1 0 0 0 0 0 0 4 9 ∞ ∞	1.0 3 0 0 0 1 0 0 0 0 0 0 0 8 11 0.00 0.000	PITCHER										IP WLS BF H R ER SO BB IBB HBP BLK WP HR S P ERA WHIP							

Batter	1	2	3	4	5	6	7	8	9	AB	R	H	RBI	BB	SO	LOB	BOTTOM					
Mark Grudzielanek, R (1,6) OBP: 0.367, SLG: 0.410	0-1 F9			0-2 HR 1B		3-0 G5-3		2-3 K		4	1	1	0	0	1	2	Arizona Diamondbacks @ Los Angeles Dodgers Dodger Stadium, Los Angeles, CA Sat Jul 31 1999, 7:10 PM PDT Att: 37,114 - Sunny - 84 F					
Trenidad Hubbard, R (1,9) OBP: 0.378, SLG: 0.398	0-3 K			0-1 F9		0-3 K		3-2 F8		4	0	0	0	0	2	3						
Pedro Borbon, R (9,1) Alan Mills, R (9,1)										0	0	0	0	0	0	0						
Gary Sheffield, R (1,7) OBP: 0.409, SLG: 0.500	0-1 G6-3			1-2 L9					4-1 BB	3	0	0	0	1	1	1						
Eric Karros, R (1,3) OBP: 0.349, SLG: 0.572		1-3 K		0-1 HR		0-0 CS 2B 1B			0-3 K	4	1	2	2	0	2	1						
22 Devon White, S (1,8) OBP: 0.369, SLG: 0.440		2-2 L3		3-3 K		0-2 1B			0-3 K	4	0	1	0	0	2	1						
Adrián Beltré, R (1,5) OBP: 0.346, SLG: 0.422		2-1 G5-3		1-1 L8		1-2 1B			1-3 K	4	0	0	0	0	2	3						
Angel Pena, R (1,2) OBP: 0.276, SLG: 0.358			0-0 F8		1-2 G5-3			2-3 K		3	0	0	0	0	1	0						
Jose Vizcaino, S (1,4) OBP: 0.275, SLG: 0.275			2-2 L4		0-0 G5-3			3-2 1B 1B		3	0	1	0	0	0	0						
Ismael Valdez, R (1,1) OBP: 0.070, SLG: 0.048			0-1 G4-3			0-3 K		1-1 1B		2	0	0	0	0	1	0						
Raul Mondesi, R (8,PH) (9,9)								1-2 1B		1	0	1	0	0	0	0						
Inning Stats	R: 0 E: 0 K: 1 S: 8	H: 0 LOB: 0 BB: 0 P: 8	R: 0 E: 0 K: 1 S: 9	H: 0 LOB: 0 BB: 0 P: 14	R: 0 E: 0 K: 0 S: 6	H: 0 LOB: 0 BB: 0 P: 8	R: 2 E: 0 K: 1 S: 14	H: 2 LOB: 0 BB: 0 P: 18	R: 0 E: 0 K: 0 S: 7	H: 0 LOB: 0 BB: 0 P: 9	R: 0 E: 0 K: 2 S: 8	H: 0 LOB: 0 BB: 0 P: 11	R: 0 E: 0 K: 2 S: 10	H: 2 LOB: 2 BB: 0 P: 14	R: 0 E: 0 K: 2 S: 18	H: 2 LOB: 2 BB: 0 P: 29	R: 0 E: 0 K: 3 S: 10	H: 0 LOB: 1 BB: 1 P: 15	1B: 5 2B: 1 3B: 0 HR: 1	SF: 0 SAC: 0 DP: 1 HBP: 0	WP: 0 PB: 0 SB: 0 CS: 1	PA: 33
PITCHER	IP WLS BF H R ER SO BB IBB HBP BLK WP HR S P ERA WHIP	9.0 W 33 6 2 2 12 1 0 0 0 0 1 90 126 2.00 0.778	PITCHER										IP WLS BF H R ER SO BB IBB HBP BLK WP HR S P ERA WHIP									

Batter	1	2	3	4	5	6	7	8	9	AB	R	H	RBI	BB	SO	LOB	TOP										
Tony Womack, L (1,9) OBP: 0.330, SLG: 0.363										5	1	2	0	0	1	3	Arizona Diamondbacks @ Los Angeles Dodgers Dodger Stadium, Los Angeles, CA Sun Aug 01 1999, 1:10 PM PDT Att: 46,991 - Sunny - 80 F										
Jay Bell, R (1,4) OBP: 0.355, SLG: 0.552										5	0	1	0	0	4	4											
Luis Gonzalez, L (1,7) OBP: 0.408, SLG: 0.560										4	1	2	2	1	0	0											
Matt Williams, R (1,5) OBP: 0.352, SLG: 0.553										5	0	1	0	0	1	3											
Steve Finley, L (1,8) OBP: 0.326, SLG: 0.487										3	0	2	0	2	0	1											
Travis Lee, L (1,3) OBP: 0.337, SLG: 0.370										4	0	0	0	0	0	6											
Bobby Chounard, R (7,1)										0	0	0	0	0	0	0											
Erubiel Durazo, L (9,PH) OBP: 0.497, SLG: 0.385										1	0	0	0	0	0	1											
Kelly Stinnett, R (1,2) OBP: 0.301, SLG: 0.455										3	0	0	0	1	2	4											
Andy Fox, L (1,6) OBP: 0.381, SLG: 0.412										4	0	1	0	0	1	2											
Andy Benes, R (1,1) OBP: 0.205, SLG: 0.200										2	0	0	0	0	1	2											
Greg Swindell, L (6,1)										0	0	0	0	0	0	0											
Greg Colbrunn, R (7,3) OBP: 0.400, SLG: 0.493										0	0	0	0	1	0	0											
Inning Stats	R: 0 E: 0 K: 3 S: 10	H: 0 LOB: 1 BB: 1 P: 16	R: 0 E: 0 K: 1 S: 12	H: 1 LOB: 2 BB: 1 P: 23	R: 1 E: 0 K: 1 S: 15	H: 3 LOB: 3 BB: 1 P: 28	R: 0 E: 0 K: 1 S: 9	H: 0 LOB: 0 BB: 0 P: 19	R: 1 E: 0 K: 1 S: 10	H: 1 LOB: 1 BB: 1 P: 22	R: 0 E: 0 K: 2 S: 14	H: 1 LOB: 1 BB: 0 P: 19	R: 0 E: 0 K: 0 S: 8	H: 1 LOB: 1 BB: 0 P: 13	R: 0 E: 0 K: 1 S: 9	H: 1 LOB: 2 BB: 1 P: 18	R: 0 E: 0 K: 0 S: 9	H: 1 LOB: 1 BB: 1 P: 13	1B: 6 2B: 2 3B: 0 HR: 1	SF: 0 SAC: 0 DP: 0 HBP: 1	WP: 1 PB: 0 SB: 1 CS: 0	PA: 42					
PITCHER	IP	WLS	BF	H	R	ER	SO	BB	IBB	HBP	BLK	WP	HR	S	P	ERA	WHIP										
Chan Ho Park, R (1,1) ERA: 5.97	5.0		25	5	2	2	7	3	1	1	0	1	1	56	108	3.60	1.600										
Onan Masaoka, L (6,1) ERA: 3.81	2.0	W	8	2	0	0	2	0	0	0	0	0	0	22	32	0.00	1.000										
Mike Maddux, R (8,1) ERA: 2.75	1.0	H	5	1	0	0	1	1	0	0	0	0	0	9	18	0.00	2.000										
Jeff Shaw, R (9,1) ERA: 3.38	1.0	S	4	1	0	0	0	0	0	0	0	0	0	9	13	0.00	1.000										

Batter	1	2	3	4	5	6	7	8	9	AB	R	H	RBI	BB	SO	LOB	BOTTOM										
Craig Counsell, L (1,4) OBP: 0.248, SLG: 0.239										5	0	1	0	0	0	0	Arizona Diamondbacks @ Los Angeles Dodgers Dodger Stadium, Los Angeles, CA Sun Aug 01 1999, 1:10 PM PDT Att: 46,991 - Sunny - 80 F										
Mark Czuzdzianek, R (1,6) OBP: 0.367, SLG: 0.410										5	1	2	0	0	0	1											
Todd Hollandsworth, L (1,7) OBP: 0.365, SLG: 0.522										4	0	2	0	0	0	1											
Eric Karros, R (1,3) OBP: 0.353, SLG: 0.571										2	0	1	0	2	1	2											
22 Devon White, S (1,8) OBP: 0.370, SLG: 0.441										4	1	2	1	0	0	3											
Raul Mondesi, R (1,9) OBP: 0.329, SLG: 0.472										4	1	2	0	0	0	3											
Todd Hundley, S (1,2) OBP: 0.292, SLG: 0.472										3	1	1	3	1	1	4											
Dave Hansen, L (1,5) OBP: 0.421, SLG: 0.442										3	0	0	0	0	0	3											
Gary Sheffield, R (7,PH) OBP: 0.408, SLG: 0.499										1	0	0	0	0	0	3											
Mike Maddux, L (8,1) OBP: 0.348, SLG: 0.421										0	0	0	0	0	0	0											
Chan Ho Park, R (1,1) OBP: 0.105, SLG: 0.114										1	0	0	0	0	0	0											
Trendad Hubbard, R (6,PH) OBP: 0.374, SLG: 0.393										1	0	0	0	0	0	0											
Onan Masaoka, R (6,1)										1	0	0	0	0	0	0											
Adrian Beltré, R (8,5) OBP: 0.348, SLG: 0.421										1	0	0	0	0	0	0											
Inning Stats	R: 0 E: 0 K: 0 S: 7	H: 0 LOB: 0 BB: 0 P: 11	R: 0 E: 0 K: 0 S: 13	H: 0 LOB: 1 BB: 1 P: 22	R: 0 E: 0 K: 0 S: 15	H: 0 LOB: 0 BB: 0 P: 23	R: 1 E: 0 K: 0 S: 13	H: 3 LOB: 3 BB: 1 P: 19	R: 0 E: 0 K: 2 S: 15	H: 2 LOB: 2 BB: 0 P: 22	R: 3 E: 1 K: 0 S: 13	H: 4 LOB: 1 BB: 0 P: 21	R: 0 E: 0 K: 1 S: 15	H: 2 LOB: 3 BB: 1 P: 27	R: 0 E: 0 K: 0 S: 7	H: 0 LOB: 0 BB: 0 P: 9	R: 0 E: 0 K: 0 S: 9	H: 0 LOB: 0 BB: 0 P: 13	1B: 10 2B: 0 3B: 0 HR: 1	SF: 0 SAC: 0 DP: 0 HBP: 0	WP: 0 PB: 0 SB: 1 CS: 0	PA: 38					
PITCHER	IP	WLS	BF	H	R	ER	SO	BB	IBB	HBP	BLK	WP	HR	S	P	ERA	WHIP										
Andy Benes, R (1,1) ERA: 5.37	5.0	L	25	8	4	4	2	2	0	0	0	0	0	69	109	7.20	2.000										
Greg Swindell, L (6,1) ERA: 2.95	1.2		9	3	0	0	1	1	0	0	0	0	0	19	30	0.00	2.400										
Bobby Chounard, R (7,1) ERA: 1.42	1.1		4	0	0	0	0	0	0	0	0	0	0	10	15	0.00	0.000										

Batter	1	2	3	4	5	6	7	8	9	AB	R	H	RBI	BB	SO	LOB	TOP					
Marvin Benard, L (1.8) OBP: 0.362, SLG: 0.479										5	2	3	2	0	1	0						
Bill Mueller, S (1.5) OBP: 0.391, SLG: 0.343										5	2	3	0	0	0	0						
Barry Bonds, L (1.7) OBP: 0.401, SLG: 0.588										4	1	0	0	1	0	2						
Jeff Kent, R (1.4) OBP: 0.376, SLG: 0.489										4	0	2	1	0	0	1						
Ramon Martinez, R (8.4) OBP: 0.324, SLG: 0.422										1	0	1	2	0	0	0						
J.T. Snow, L (1.3) OBP: 0.372, SLG: 0.442										4	1	1	1	1	0	2						
Ellis Burks, R (1.9) OBP: 0.399, SLG: 0.565										4	0	4	0	0	0	0						
F.P. Santangelo, S (8.9) OBP: 0.431, SLG: 0.380										1	0	0	0	0	1	2						
Rich Aurilia, R (1.6) OBP: 0.347, SLG: 0.454										5	0	1	0	0	1	6						
Scott Servais, R (1.2) OBP: 0.333, SLG: 0.411										3	0	0	0	0	0	3						
Brent Mayne, L (8. PH) OBP: 0.369, SLG: 0.419										1	0	1	0	0	0	0						
Kirk Rueter, L (11.1) Starlin, S (5. PH) Jerry Spradlin, S (8.1) Rich Rodriguez, L (7.1) Charlie Hayes, R (8. PH) Julian Tavaraz, L (8.1) Felix Rodriguez, R (8.1)										2	0	0	0	0	0	1						
Inning Stats	R: 2 E: 0 K: 1 S: 18	H: 4 LOB: 2 BB: 0 P: 30	R: 0 E: 0 K: 1 S: 5	H: 0 LOB: 0 BB: 0 P: 7	R: 0 E: 0 K: 0 S: 7	H: 1 LOB: 1 BB: 0 P: 11	R: 0 E: 0 K: 0 S: 7	H: 2 LOB: 1 BB: 0 P: 10	R: 0 E: 0 K: 0 S: 14	H: 1 LOB: 1 BB: 0 P: 21	R: 1 E: 0 K: 0 S: 13	H: 2 LOB: 1 BB: 0 P: 26	R: 1 E: 0 K: 0 S: 10	H: 1 LOB: 0 BB: 0 P: 12	R: 0 E: 0 K: 0 S: 6	H: 2 LOB: 2 BB: 0 P: 13	R: 2 E: 0 K: 1 S: 16	H: 3 LOB: 2 BB: 2 P: 31	1B: 10 2B: 3 3B: 0 HR: 3	SF: 0 SAC: 0 DP: 1 HBP: 0	WP: 0 PB: 0 SB: 0 CS: 0	PA: 43
PITCHER	IP WLS BF H R ER SO BB IBB HBP BLK WP HR S P ERA WHIP																					
Armando Reynoso, R (1.1) ERA: 3.8	6.0 W 27 10 3 3 2 0 0 0 0 0 0 2 64 105 4.50 1.667																					
Greg Swindell, L (7.1) ERA: 3.07	1.1 6 2 1 1 0 0 0 0 0 0 0 1 12 16 6.75 1.500																					
Gregg Olson, R (8.1) ERA: 4.15	0.2 3 1 0 0 0 0 0 0 0 0 0 0 4 9 0.00 1.500																					
Dan Plesac, L (9.1) ERA: 7.31	1.0 7 3 2 2 1 2 0 0 0 0 0 0 16 31 18.00 5.000																					

San Francisco Giants @ Arizona Diamondbacks
Bank One Ballpark, Phoenix, AZ
Mon Aug 02 1999, 10:05 PM EDT
Att: 40,470 - Dome - 72 F

livebaseballscores.com

AB 41
R 6
H 16
RBI 6
BB 2
SO 3
LOB 20

Batter	1	2	3	4	5	6	7	8	9	AB	R	H	RBI	BB	SO	LOB	BOTTOM			
Tony Womack, L (1.6) OBP: 0.329, SLG: 0.360										5	1	1	0	0	2	4				
Jay Bell, R (1.4) OBP: 0.360, SLG: 0.554										2	3	1	1	3	0	0				
Dan Plesac, L (9.1) ERA: 7.31										4	2	1	2	1	0	2				
Luis Gonzalez, L (1.7) OBP: 0.408, SLG: 0.562										3	0	1	1	2	0	2				
Matt Williams, R (1.5) OBP: 0.355, SLG: 0.552										0	1	0	0	0	0	0				
59 Edwin Diaz, R (9.4) OBP: 0.625, SLG: 0.800										0	1	0	0	0	0	0				
Greg Colbrunn, R (1.3) OBP: 0.398, SLG: 0.486										3	1	1	1	0	0	1				
Travis Lee, L (7.3) OBP: 0.340, SLG: 0.372										1	1	1	2	1	0	0				
Bernard Gilkey, R (1.9) OBP: 0.410, SLG: 0.545										3	2	2	2	0	0	0				
Andy Fox, L (7.6) OBP: 0.382, SLG: 0.418										2	1	1	1	0	0	3				
Steve Finley, L (1.8) OBP: 0.329, SLG: 0.486										3	1	1	2	1	0	1				
Damian Miller, R (1.2) OBP: 0.286, SLG: 0.388										5	1	2	1	0	1	4				
Armando Reynoso, R (11.1) Eruel, L (5. PH) Greg Swindell, L (7.1) Gregg Olson, R (8.1) Hanley Frías, S (8. PH)										1	1	0	1	0	1	0				
Inning Stats	R: 0 E: 0 K: 1 S: 7	H: 0 LOB: 0 BB: 0 P: 15	R: 0 E: 0 K: 0 S: 6	H: 1 LOB: 0 BB: 0 P: 13	R: 7 E: 1 K: 0 S: 15	H: 6 LOB: 0 BB: 0 P: 23	R: 0 E: 0 K: 1 S: 5	H: 0 LOB: 0 BB: 0 P: 11	R: 0 E: 0 K: 0 S: 5	H: 0 LOB: 0 BB: 1 P: 12	R: 1 E: 0 K: 0 S: 15	H: 3 LOB: 2 BB: 0 P: 20	R: 1 E: 0 K: 0 S: 14	H: 0 LOB: 3 BB: 4 P: 33	R: 7 E: 0 K: 0 S: 22	H: 4 LOB: 2 BB: 4 P: 47	1B: 10 2B: 3 3B: 1 HR: 1	SF: 1 SAC: 2 DP: 2 HBP: 0	WP: 0 PB: 0 SB: 0 CS: 0	PA: 46
PITCHER	IP WLS BF H R ER SO BB IBB HBP BLK WP HR S P ERA WHIP																			
Kirk Rueter, L (1.1) ERA: 5.22	5.0 L 22 7 3 3 2 1 1 1 0 0 0 0 18 38 74 5.40 1.600																			
Jerry Spradlin, R (6.1) ERA: 4.79	1.1 9 3 2 2 1 1 1 0 0 0 0 0 18 32 13.50 3.000																			
Rich Rodriguez, L (7.1) ERA: 4.23	0.2 4 0 0 0 0 1 2 0 0 0 0 0 11 21 0.00 3.000																			
Julian Tavaraz, R (8.1) ERA: 6.5	0.0 5 2 5 5 0 3 0 0 0 0 0 0 4 18 ∞ ∞																			
Felix Rodriguez, R (8.1) ERA: 3.97	1.0 6 2 2 2 0 1 0 0 0 0 0 0 18 29 18.00 3.000																			

San Francisco Giants @ Arizona Diamondbacks
Bank One Ballpark, Phoenix, AZ
Mon Aug 02 1999, 10:05 PM EDT
Att: 40,470 - Dome - 72 F

livebaseballscores.com

AB 34
R 16
H 14
RBI 15
BB 9
SO 4
LOB 17

Batter	1	2	3	4	5	6	7	8	9	AB	R	H	RBI	BB	SO	LOB	TOP		
F.P. Santangelo, S (1, 8) OBP: 0.430, SLG: 0.374	3-3 K			1-2 G5-3		4-2 FC5-4 FC2-5 BB		3-2 1B HR HBP	0-2 F8	3	1	0	0	1	1	2			
Bill Mueller, S (1, 5) OBP: 0.389, SLG: 0.342	2-0 F9			0-2 G5-3		0-0 FC2-5 FC5-4		0-1 HR 1B		4	1	1	0	0	0	2			
Charlie Hayes, R (1, 3) OBP: 0.260, SLG: 0.282 J.T. Snow, L (8, 3) OBP: 0.372, SLG: 0.442	0-0 F8			3-3 K		1-1 FC5-4 FC6-4		1-0 HR		4	1	1	3	0	1	2			
Barry Bonds, L (1, 7) OBP: 0.398, SLG: 0.580		3-2 L8			1-1 G5-3	0-0 FC6-4		1-1 1B		4	0	1	0	0	0	2			
Ellis Burks, R (1, 9) OBP: 0.397, SLG: 0.558 John Johnstone, R (8, 1)		3-3 K			4-2 1B BB			2-3 K	1-3 K	3	0	0	0	1	3	1			
Alan Embree, L (8, 1) Robb Nen, R (9, 1)					0-0 1B BB					4	0	2	0	0	0	0			
Rich Aurilia, R (1, 6) OBP: 0.348, SLG: 0.454		2-1 G5-3			1-2 1B		3-1 P3		3-1 SH1-4 1B	4	0	2	0	0	0	0			
Ramon Martinez, R (1, 4) OBP: 0.311, SLG: 0.403			0-2 G4-3		1-1 F8		1-1 L8		0-0 SH1-4 1-2	3	0	0	0	0	0	2			
Scott Servais, R (1, 2) OBP: 0.325, SLG: 0.400			0-0 F8		1-3 K2-3			3-1 G6-3	0-1 F8	4	0	0	0	0	1	3			
Livan Hernandez, R (1, 1) OBP: 0.280, SLG: 0.449 Stan Javier, S (8, PH) OBP: 0.331, SLG: 0.361			0-0 P3			2-1 FC2-5 BB 1B		0-1 F8	4-0 BB	2	0	1	0	0	0	0			
Inning Stats	R: 0 H: 0 E: 0 K: 1 S: 5	H: 0 LOB: 0 BB: 0 P: 10	R: 0 H: 0 E: 0 K: 1 S: 9	H: 0 LOB: 0 BB: 0 P: 17	R: 0 H: 0 E: 0 K: 0 S: 5	H: 0 LOB: 0 BB: 0 P: 5	R: 0 H: 0 E: 0 K: 1 S: 10	H: 0 LOB: 0 BB: 0 P: 14	R: 0 H: 1 E: 0 K: 0 S: 8	H: 1 LOB: 2 BB: 1 P: 15	R: 0 H: 0 E: 0 K: 1 S: 7	H: 0 LOB: 0 BB: 0 P: 13	R: 3 H: 3 E: 0 K: 1 S: 14	H: 3 LOB: 1 BB: 0 P: 23	R: 0 H: 1 E: 0 K: 0 S: 8	H: 1 LOB: 2 BB: 1 P: 15	1B: 5 2B: 0 3B: 0 HR: 1	SF: 0 SAC: 1 DP: 0 HBP: 1	WP: 0 PA: 37 PB: 0 SB: 0 CS: 0
PITCHER	IP	WLS	BF	H	R	ER	SO	BB	IBB	HBP	BLK	WP	HR	S	P	ERA	WHIP		
Omar Daal, L (1, 1) ERA: 3.61	7.2	L	31	5	3	3	5	2	0	1	0	0	1	65	110	3.52	0.913		
Bobby Chouinard, R (8, 1) ERA: 1.33	1.1		6	1	0	0	1	1	0	0	0	0	0	11	19	0.00	1.500		

San Francisco Giants @ Arizona Diamondbacks
Bank One Ballpark, Phoenix, AZ
Tue Aug 03 1999, 10:05 PM EDT
Att: 38,794 - Dome - 72 F

AB 32
R 3
H 6
RBI 3
BB 3
SO 6
LOB 14



Batter	1	2	3	4	5	6	7	8	9	AB	R	H	RBI	BB	SO	LOB	BOTTOM		
Tony Womack, L (1, 9) OBP: 0.327, SLG: 0.357	4-2 E S PB BB		2-2 G1-3		2-2 G4-3		2-2 P4		3-2 G4-3	4	1	0	0	1	0	5			
Jay Bell, R (1, 4) OBP: 0.357, SLG: 0.549	2-3 K 1-H		3-2 F7			1-2 G4-3		2-1 G5-3		4	0	0	0	0	1	1			
Luis Gonzalez, L (1, 7) OBP: 0.407, SLG: 0.562	2-2 G3			2-3 K		1-0 FC1-6 2B		2-1 G1-5-3		4	0	1	0	0	1	0			
Matt Williams, R (1, 5) OBP: 0.354, SLG: 0.549	2-3 K			2-3 K		1-2 E5 FC1-6		1-1 1B		4	0	1	0	0	2	1			
Steve Finley, L (1, 8) OBP: 0.326, SLG: 0.483		3-1 G3-1		4-1 FC4-6 BB		1-0 FC1-6 BB		1-1 P6		3	0	0	0	1	0	3			
Travis Lee, L (1, 3) OBP: 0.341, SLG: 0.370		0-1 G4-3		1 SAFE 2-1 FC4-6 1-2		4-1 BB		1-2 BB	4-0 SH5-4 WP BB	2	0	0	0	2	0	1			
Damian Miller, R (1, 2) OBP: 0.283, SLG: 0.382 Erubiel Durazo, L (9, PH) OBP: 0.529, SLG: 0.429 LeJon Powell, R (9, PR) OBP: 0.286, SLG: 0.333			1-3 K		2-1 F8	1-0 F9		4-1 SH5-4 BB		3	0	0	0	0	1	3			
Andy Fox, L (1, 6) OBP: 0.386, SLG: 0.416			4-1 G1-3 SH1-3 BB		4-2 CS BB		1-2 L1	1-0 SH5-4		1	0	0	0	2	0	0			
Omar Daal, L (1, 1) OBP: 0.265, SLG: 0.277 Bobby Chouinard, R (8, 1) ERA: 1.53 Bernard Gilkey, R (9, PH) OBP: 0.408, SLG: 0.541			0-0 SH1-3		1 SAFE 2-2 BB 1-2	2-2 BB	1-1 G6-3	1-3 K		2	0	1	0	0	0	0			
Inning Stats	R: 1 H: 0 E: 0 K: 2 S: 12	H: 0 LOB: 1 BB: 1 P: 22	R: 0 H: 0 E: 0 K: 1 S: 7	H: 0 LOB: 0 BB: 0 P: 11	R: 0 H: 0 E: 0 K: 0 S: 9	H: 0 LOB: 1 BB: 1 P: 18	R: 0 H: 0 E: 0 K: 2 S: 10	H: 0 LOB: 1 BB: 1 P: 20	R: 0 H: 1 E: 0 K: 0 S: 12	H: 1 LOB: 3 BB: 1 P: 21	R: 0 H: 0 E: 0 K: 0 S: 9	H: 0 LOB: 0 BB: 0 P: 13	R: 0 H: 1 E: 0 K: 0 S: 8	H: 1 LOB: 1 BB: 0 P: 14	R: 0 H: 0 E: 0 K: 1 S: 8	H: 0 LOB: 3 BB: 2 P: 21	1B: 2 2B: 1 3B: 0 HR: 0	SF: 0 SAC: 2 DP: 0 HBP: 0	WP: 1 PA: 37 PB: 1 SB: 1 CS: 1
PITCHER	IP	WLS	BF	H	R	ER	SO	BB	IBB	HBP	BLK	WP	HR	S	P	ERA	WHIP		
Livan Hernandez, R (1, 1) ERA: 4.68	7.0	W	28	2	1	0	5	5	0	0	0	0	0	6	11	0.00	1.500		
John Johnstone, R (8, 1) ERA: 1.53	0.2	H	3	1	0	0	0	0	0	0	0	0	0	6	11	0.00	1.500		
Alan Embree, L (8, 1) ERA: 3.35	0.1	H	1	0	0	0	0	0	0	0	0	0	0	2	3	0.00	0.000		
Robb Nen, R (9, 1) ERA: 4.21	1.0	S	5	0	0	0	1	2	0	0	0	1	0	8	21	0.00	2.000		

San Francisco Giants @ Arizona Diamondbacks
Bank One Ballpark, Phoenix, AZ
Tue Aug 03 1999, 10:05 PM EDT
Att: 38,794 - Dome - 72 F

AB 28
R 1
H 3
RBI 0
BB 7
SO 6
LOB 17



Batter	1	2	3	4	5	6	7	8	9	AB	R	H	RBI	BB	SO	LOB	TOP				
Marvin Benard, L OBP: 0.360, SLG: 0.477 (1, 8)	F7		F9			1B	G4-3			4	1	1	0	0	0	0					
Ramon Martinez, R OBP: 0.398, SLG: 0.394 (1, 4)	L5			P4		FC3-6 1B		G6-3		4	1	1	0	0	0	0					
Charlie Hayes, R OBP: 0.284, SLG: 0.282 (1, 5)				G6-3		FC3-6 1B		F8		3	0	1	1	1	0	0					
Barry Bonds, L OBP: 0.396, SLG: 0.573 (1, 7)	P4			G6-3		FC3-6 1B				4	0	1	0	0	0	3					
Ellis Burks, R OBP: 0.399, SLG: 0.569 (1, 9)						HR		CS	F7	4	1	2	2	0	0	0					
J.T. Snow, L OBP: 0.374, SLG: 0.450 (1, 3)						1B			HR	4	1	2	1	0	0	2					
Rich Aurilia, R OBP: 0.348, SLG: 0.450 (1, 6)						F9				3	0	0	0	1	0	3					
Brent Mayne, L OBP: 0.363, SLG: 0.411 (1, 2)				L3		K			F7	4	0	0	0	0	1	2					
Joe Nathan, R Mark Gardner, R Alan Embree, L F.P. Santangelo, S Jerry Spradlin, S Rich Rodriguez, L Bill Mueller, S (1, 1) (2, 1) (6, 1) (7, PH) (7, 1) (8, 1) (9, PH)				L6		F9			G4-3	0	0	0	0	0	0	0					
Inning Stats	R: 0 E: 0 K: 0 S: 8	H: 0 LOB: 1 BB: 1 P: 15	R: 0 E: 0 K: 0 S: 6	H: 0 LOB: 0 BB: 0 P: 10	R: 0 E: 0 K: 0 S: 9	H: 0 LOB: 0 BB: 0 P: 14	R: 0 E: 0 K: 0 S: 7	H: 0 LOB: 0 BB: 0 P: 12	R: 1 E: 0 K: 1 S: 9	H: 2 LOB: 1 BB: 0 P: 12	R: 2 E: 0 K: 0 S: 10	H: 4 LOB: 2 BB: 0 P: 17	R: 0 E: 0 K: 0 S: 6	H: 0 LOB: 0 BB: 0 P: 9	R: 0 E: 0 K: 0 S: 8	H: 1 LOB: 0 BB: 0 P: 13	R: 1 E: 0 K: 0 S: 7	H: 1 LOB: 1 BB: 1 P: 15	1B: 6 2B: 0 3B: 0 HR: 2	SF: 0 SAC: 0 DP: 0 HBP: 0	WP: 0 PA: 37 CS: 1
PITCHER	IP WLS BF H R ER SO BB IBB HBP BLK WP HR S P ERA WHIP	IP WLS BF H R ER SO BB IBB HBP BLK WP HR S P ERA WHIP	IP WLS BF H R ER SO BB IBB HBP BLK WP HR S P ERA WHIP	IP WLS BF H R ER SO BB IBB HBP BLK WP HR S P ERA WHIP	IP WLS BF H R ER SO BB IBB HBP BLK WP HR S P ERA WHIP	IP WLS BF H R ER SO BB IBB HBP BLK WP HR S P ERA WHIP	IP WLS BF H R ER SO BB IBB HBP BLK WP HR S P ERA WHIP	IP WLS BF H R ER SO BB IBB HBP BLK WP HR S P ERA WHIP	IP WLS BF H R ER SO BB IBB HBP BLK WP HR S P ERA WHIP	IP WLS BF H R ER SO BB IBB HBP BLK WP HR S P ERA WHIP	IP WLS BF H R ER SO BB IBB HBP BLK WP HR S P ERA WHIP	IP WLS BF H R ER SO BB IBB HBP BLK WP HR S P ERA WHIP	IP WLS BF H R ER SO BB IBB HBP BLK WP HR S P ERA WHIP	IP WLS BF H R ER SO BB IBB HBP BLK WP HR S P ERA WHIP	IP WLS BF H R ER SO BB IBB HBP BLK WP HR S P ERA WHIP	IP WLS BF H R ER SO BB IBB HBP BLK WP HR S P ERA WHIP	IP WLS BF H R ER SO BB IBB HBP BLK WP HR S P ERA WHIP	IP WLS BF H R ER SO BB IBB HBP BLK WP HR S P ERA WHIP	IP WLS BF H R ER SO BB IBB HBP BLK WP HR S P ERA WHIP	IP WLS BF H R ER SO BB IBB HBP BLK WP HR S P ERA WHIP	IP WLS BF H R ER SO BB IBB HBP BLK WP HR S P ERA WHIP

San Francisco Giants @ Arizona Diamondbacks
Bank One Ballpark, Phoenix, AZ
Wed Aug 04 1999, 10:05 PM EDT
Att: 41,503 - Dome - 72 F

AB 34
R 4
H 8
RBI 4
BB 2
SO 1
LOB 12

GIANTS

Batter	1	2	3	4	5	6	7	8	9	AB	R	H	RBI	BB	SO	LOB	BOTTOM				
Tony Womack, L OBP: 0.330, SLG: 0.358 (1, 9)	HR	G1-3 S 1B		G6-3				G3-1		4	1	2	0	1	0	0					
Jay Bell, R OBP: 0.356, SLG: 0.553 (1, 4)	HR	G1-3		G5-3		P2				4	1	1	2	0	0	3					
Luis Gonzalez, L OBP: 0.408, SLG: 0.567 (1, 7)	HR	K				F8				3	1	1	1	1	1	1					
Matt Williams, R OBP: 0.353, SLG: 0.545 (1, 5)	HR	G4-3				L9				3	1	0	0	1	0	2					
Erubiel Durazo, L OBP: 0.429, SLG: 0.333 Gregg Olson, R (1, 3) (8, 1)	K			F8		G3-1				4	0	0	0	0	2	2					
Steve Finley, L OBP: 0.334, SLG: 0.502 (1, 8)	HR			HR						4	3	4	3	0	0	0					
Kelly Stinnett, R OBP: 0.300, SLG: 0.451 (1, 2)	P4			G5-3		SF8 1B SH3-4 1B		F7		4	0	1	0	0	0	2					
Andy Fox, L OBP: 0.379, SLG: 0.410 (1, 6)	F8			K		SF8		B1-3		3	0	0	1	0	1	0					
Brian Anderson, R OBP: 0.185, SLG: 0.346 Greg Swindell, L Travis Lee, L (1, 1) (6, 1) (8, 3)				HR		G1-3				2	1	1	1	0	0	0					
Inning Stats	R: 5 E: 0 K: 1 S: 13	H: 3 LOB: 0 BB: 2 P: 27	R: 1 E: 0 K: 1 S: 16	H: 2 LOB: 1 BB: 0 P: 21	R: 1 E: 0 K: 1 S: 11	H: 1 LOB: 0 BB: 0 P: 21	R: 0 E: 0 K: 0 S: 7	H: 0 LOB: 0 BB: 0 P: 10	R: 0 E: 0 K: 0 S: 4	H: 0 LOB: 0 BB: 0 P: 5	R: 1 E: 0 K: 0 S: 15	H: 3 LOB: 2 BB: 0 P: 24	R: 0 E: 0 K: 1 S: 6	H: 1 LOB: 2 BB: 1 P: 14	R: 0 E: 0 K: 0 S: 8	H: 0 LOB: 0 BB: 0 P: 12	1B: 5 2B: 0 3B: 0 HR: 5	SF: 1 SAC: 1 DP: 0 HBP: 0	WP: 1 PA: 37 CS: 0		
PITCHER	IP WLS BF H R ER SO BB IBB HBP BLK WP HR S P ERA WHIP	IP WLS BF H R ER SO BB IBB HBP BLK WP HR S P ERA WHIP	IP WLS BF H R ER SO BB IBB HBP BLK WP HR S P ERA WHIP	IP WLS BF H R ER SO BB IBB HBP BLK WP HR S P ERA WHIP	IP WLS BF H R ER SO BB IBB HBP BLK WP HR S P ERA WHIP	IP WLS BF H R ER SO BB IBB HBP BLK WP HR S P ERA WHIP	IP WLS BF H R ER SO BB IBB HBP BLK WP HR S P ERA WHIP	IP WLS BF H R ER SO BB IBB HBP BLK WP HR S P ERA WHIP	IP WLS BF H R ER SO BB IBB HBP BLK WP HR S P ERA WHIP	IP WLS BF H R ER SO BB IBB HBP BLK WP HR S P ERA WHIP	IP WLS BF H R ER SO BB IBB HBP BLK WP HR S P ERA WHIP	IP WLS BF H R ER SO BB IBB HBP BLK WP HR S P ERA WHIP	IP WLS BF H R ER SO BB IBB HBP BLK WP HR S P ERA WHIP	IP WLS BF H R ER SO BB IBB HBP BLK WP HR S P ERA WHIP	IP WLS BF H R ER SO BB IBB HBP BLK WP HR S P ERA WHIP	IP WLS BF H R ER SO BB IBB HBP BLK WP HR S P ERA WHIP	IP WLS BF H R ER SO BB IBB HBP BLK WP HR S P ERA WHIP	IP WLS BF H R ER SO BB IBB HBP BLK WP HR S P ERA WHIP	IP WLS BF H R ER SO BB IBB HBP BLK WP HR S P ERA WHIP	IP WLS BF H R ER SO BB IBB HBP BLK WP HR S P ERA WHIP	IP WLS BF H R ER SO BB IBB HBP BLK WP HR S P ERA WHIP

San Francisco Giants @ Arizona Diamondbacks
Bank One Ballpark, Phoenix, AZ
Wed Aug 04 1999, 10:05 PM EDT
Att: 41,503 - Dome - 72 F

AB 32
R 8
H 10
RBI 8
BB 3
SO 4
LOB 10

GIANTS

Batter	1	2	3	4	5	6	7	8	9	AB	R	H	RBI	BB	SO	LOB	TOP				
Tony Womack, L (1,9) OBP: 0.328, SLG: 0.355	2-2 HR 1B	1-2 F8			1-0 E S 1B		0-2 G5-3	2-2 F9		5	1	2	0	0	0	2					
Jay Bell, R (1,4) OBP: 0.361, SLG: 0.558	1-0 HR		2-2 G4-3		1-3 K		4-1 HR BB	2-3 K		4	2	1	2	1	2	2					
Luis Gonzalez, L (1,7) OBP: 0.405, SLG: 0.561	1-0 G4-3 1B		2-2 G6-3		4-1 BB		1-0 E3 HR		2-2 G4-3	4	2	1	0	1	0	1					
Matt Williams, R (1,5) OBP: 0.352, SLG: 0.545	0-1 G5-3		1-0 G6-3		0-3 K		0-0 HR		3-2 F9	5	1	1	3	0	1	3					
Steve Finley, L (1,8) OBP: 0.332, SLG: 0.495	3-2 G4-3			2-2 P5		4-1 BB			3-1 F9	3	0	0	0	1	0	1					
LeJon Powell, R (9, PH) OBP: 0.267, SLG: 0.308	2-3 G4-3			1-0 HR		2-3 K			3-1 F9	1	0	0	0	0	0	0					
Erubiel Durazo, L (1,3) OBP: 0.482, SLG: 0.500	2-0 HR			3-3 HR		1-3 K				3	1	2	2	1	1	1					
Dan Plesac, L (7,1)										0	0	0	0	0	0	0					
Gregg Olson, R (7,1)										0	0	0	0	0	0	0					
Matt Mantei, R (9,1)	3-H 1B									0	0	0	0	0	0	0					
Andy Fox, L (1,6) OBP: 0.371, SLG: 0.400	0-0 P5			0-1 P2		2-3 K			1-1 G4-3	4	0	0	0	0	2	3					
Kelly Stinnett, R (1,2) OBP: 0.295, SLG: 0.442		0-0 P5				1-3 K			0-0 P5	4	0	0	0	0	1	1					
Andy Benes, R (1,1) OBP: 0.214, SLG: 0.211		1-2 G1-3			2-2 F8				0-0 G5-3 E 1B	3	1	1	0	0	0	0					
Travis Lee, L (7,3) OBP: 0.343, SLG: 0.373										1	0	1	0	0	0	0					
Inning Stats	R: 3 E: 0 K: 0 S: 13	H: 4 LOB: 1 BB: 0 P: 22	R: 0 E: 0 K: 0 S: 7	H: 0 LOB: 0 BB: 0 P: 9	R: 0 E: 0 K: 0 S: 7	H: 0 LOB: 0 BB: 0 P: 12	R: 1 E: 0 K: 1 S: 10	H: 1 LOB: 0 BB: 0 P: 16	R: 0 E: 0 K: 3 S: 11	H: 0 LOB: 1 BB: 1 P: 20	R: 4 E: 1 K: 0 S: 16	H: 2 LOB: 1 BB: 2 P: 26	R: 0 E: 0 K: 1 S: 9	H: 1 LOB: 1 BB: 0 P: 13	R: 0 E: 0 K: 0 S: 9	H: 0 LOB: 0 BB: 0 P: 17	1B: 4 2B: 2 3B: 0 HR: 3	SF: 0 SAC: 0 DP: 0 HBP: 0	WP: 0 PB: 0 SB: 1 CS: 0	PA: 41	
PITCHER	IP WLS BF H R ER SO BB IBB HBP BLK WP HR S P ERA WHIP	IP WLS BF H R ER SO BB IBB HBP BLK WP HR S P ERA WHIP	IP WLS BF H R ER SO BB IBB HBP BLK WP HR S P ERA WHIP	IP WLS BF H R ER SO BB IBB HBP BLK WP HR S P ERA WHIP	IP WLS BF H R ER SO BB IBB HBP BLK WP HR S P ERA WHIP	IP WLS BF H R ER SO BB IBB HBP BLK WP HR S P ERA WHIP	IP WLS BF H R ER SO BB IBB HBP BLK WP HR S P ERA WHIP	IP WLS BF H R ER SO BB IBB HBP BLK WP HR S P ERA WHIP	IP WLS BF H R ER SO BB IBB HBP BLK WP HR S P ERA WHIP	IP WLS BF H R ER SO BB IBB HBP BLK WP HR S P ERA WHIP	IP WLS BF H R ER SO BB IBB HBP BLK WP HR S P ERA WHIP	IP WLS BF H R ER SO BB IBB HBP BLK WP HR S P ERA WHIP	IP WLS BF H R ER SO BB IBB HBP BLK WP HR S P ERA WHIP	IP WLS BF H R ER SO BB IBB HBP BLK WP HR S P ERA WHIP	IP WLS BF H R ER SO BB IBB HBP BLK WP HR S P ERA WHIP	IP WLS BF H R ER SO BB IBB HBP BLK WP HR S P ERA WHIP	IP WLS BF H R ER SO BB IBB HBP BLK WP HR S P ERA WHIP	IP WLS BF H R ER SO BB IBB HBP BLK WP HR S P ERA WHIP	IP WLS BF H R ER SO BB IBB HBP BLK WP HR S P ERA WHIP	IP WLS BF H R ER SO BB IBB HBP BLK WP HR S P ERA WHIP	IP WLS BF H R ER SO BB IBB HBP BLK WP HR S P ERA WHIP

Arizona Diamondbacks @ Philadelphia Phillies
Veterans Stadium, Philadelphia, PA
Sat Aug 07 1999, 7:05 PM EDT
Att: 18,766 - Sunny - 83 F

AB	37
R	8
H	9
RBI	7
BB	4
SO	7
LOB	14



Batter	1	2	3	4	5	6	7	8	9	AB	R	H	RBI	BB	SO	LOB	BOTTOM					
Doug Glanville, R (1,8) OBP: 0.380, SLG: 0.458	0-2 G3-1		0-1 G6-3		0-1 PB 1B		1-3 K		2-1 G5-4-3	5	1	1	0	0	1	3						
Rob Ducey, L (1,7) OBP: 0.391, SLG: 0.474	3-2 BB BB 1B		3-2 P4		2-1 1B		4-2 1B BB			3	0	2	1	1	0	0						
Steve Schrenk, R (8,1) ERA: 4.79					1-H 1B		1-2 2-3 BB			0	0	0	0	0	0	0						
Scott Aldred, L (9,1) ERA: 1.99							1-2 2-3 1B			3	0	1	1	1	1	1						
Bobby Abreu, L (1,9) OBP: 0.430, SLG: 0.564	4-1 BB 1-2 BB		3-3 K		2-2 F7		1-2 2-3 1B			4	0	0	0	0	1	5						
Scott Rolen, R (1,5) OBP: 0.361, SLG: 0.530	2-3 K			1-1 G5-3		1-0 F9			3-2 F8	4	0	0	0	0	1	5						
Rico Brogna, L (1,3) OBP: 0.338, SLG: 0.452	4-2 BB			0-0 WP 1B		3-3 K		1-1 L7		3	0	1	0	1	1	0						
Mike Lieberthal, R (1,2) OBP: 0.378, SLG: 0.577	1-2 2-3 BB			2-3 K		2-2 F8		2-2 F8		4	0	0	0	0	1	4						
Marlon Anderson, L (1,4) OBP: 0.284, SLG: 0.368		2-3 K		1-3 K		1-3 K		2-1 BB BB 1B	3-2 F9	4	1	1	0	0	2	1						
Domingo Cedenio, S (1,6) OBP: 0.274, SLG: 0.377		3-3 K			2-3 K		1-2 F8		1-1 L5	4	0	0	0	0	2	1						
Curt Schilling, R (1,1) OBP: 0.226, SLG: 0.174		0-3 K			1-2 G3		4-1 1B BB		2-1 G5-4-3 1B	2	0	0	0	0	1	0						
Jim Poole, L (7,1)										0	0	0	0	0	0	0						
Kevin Seick, R (7, PH) OBP: 0.364, SLG: 0.404										1	0	1	0	1	0	0						
Inning Stats	R: 0 E: 0 K: 1 S: 15	H: 1 LOB: 3 BB: 2 P: 28	R: 0 E: 0 K: 3 S: 9	H: 0 LOB: 0 BB: 0 P: 14	R: 0 E: 0 K: 1 S: 9	H: 0 LOB: 0 BB: 0 P: 15	R: 0 E: 0 K: 2 S: 9	H: 1 LOB: 1 BB: 0 P: 13	R: 1 E: 0 K: 1 S: 13	H: 2 LOB: 1 BB: 0 P: 20	R: 0 E: 0 K: 1 S: 7	H: 0 LOB: 0 BB: 0 P: 13	R: 1 E: 0 K: 1 S: 22	H: 2 LOB: 3 BB: 2 P: 38	R: 0 E: 0 K: 0 S: 8	H: 0 LOB: 0 BB: 0 P: 14	R: 0 E: 0 K: 0 S: 6	H: 1 LOB: 0 BB: 0 P: 11	1B: 7 2B: 7 3B: 0 HR: 0	SF: 0 SAC: 0 DP: 1 HBP: 0	WP: 1 PB: 1 SB: 0 CS: 0	PA: 37
PITCHER	IP WLS BF H R ER SO BB IBB HBP BLK WP HR S P ERA WHIP	IP WLS BF H R ER SO BB IBB HBP BLK WP HR S P ERA WHIP	IP WLS BF H R ER SO BB IBB HBP BLK WP HR S P ERA WHIP	IP WLS BF H R ER SO BB IBB HBP BLK WP HR S P ERA WHIP	IP WLS BF H R ER SO BB IBB HBP BLK WP HR S P ERA WHIP	IP WLS BF H R ER SO BB IBB HBP BLK WP HR S P ERA WHIP	IP WLS BF H R ER SO BB IBB HBP BLK WP HR S P ERA WHIP	IP WLS BF H R ER SO BB IBB HBP BLK WP HR S P ERA WHIP	IP WLS BF H R ER SO BB IBB HBP BLK WP HR S P ERA WHIP	IP WLS BF H R ER SO BB IBB HBP BLK WP HR S P ERA WHIP	IP WLS BF H R ER SO BB IBB HBP BLK WP HR S P ERA WHIP	IP WLS BF H R ER SO BB IBB HBP BLK WP HR S P ERA WHIP	IP WLS BF H R ER SO BB IBB HBP BLK WP HR S P ERA WHIP	IP WLS BF H R ER SO BB IBB HBP BLK WP HR S P ERA WHIP	IP WLS BF H R ER SO BB IBB HBP BLK WP HR S P ERA WHIP	IP WLS BF H R ER SO BB IBB HBP BLK WP HR S P ERA WHIP	IP WLS BF H R ER SO BB IBB HBP BLK WP HR S P ERA WHIP	IP WLS BF H R ER SO BB IBB HBP BLK WP HR S P ERA WHIP	IP WLS BF H R ER SO BB IBB HBP BLK WP HR S P ERA WHIP	IP WLS BF H R ER SO BB IBB HBP BLK WP HR S P ERA WHIP	IP WLS BF H R ER SO BB IBB HBP BLK WP HR S P ERA WHIP	

Arizona Diamondbacks @ Philadelphia Phillies
Veterans Stadium, Philadelphia, PA
Sat Aug 07 1999, 7:05 PM EDT
Att: 18,766 - Sunny - 83 F

AB	33
R	2
H	7
RBI	2
BB	4
SO	10
LOB	15



Batter	1	2	3	4	5	6	7	8	9	AB	R	H	RBI	BB	SO	LOB	TOP						
Andy Fox, L OBP: 0.373, SLG: 0.409 (1,6)										5	1	2	2	0	2	1							
Jay Bell, R OBP: 0.362, SLG: 0.557 (1,4)										5	1	3	0	0	1	3							
Luis Gonzalez, L OBP: 0.407, SLG: 0.566 (1,7)										5	2	2	0	0	0	4							
Matt Williams, R OBP: 0.355, SLG: 0.545 (1,5)										5	2	3	3	0	1	1							
Erubiel Durazo, L OBP: 0.529, SLG: 0.500 (1,3)										1	1	1	0	2	0	0							
Travis Lee, L OBP: 0.341, SLG: 0.370 (8,3)										4	0	0	0	1	1	7							
Steve Finley, L OBP: 0.331, SLG: 0.489 (1,8)										4	1	1	2	1	2	2							
Bernard Gilkey, R OBP: 0.518 (8, PH)										0	0	0	0	0	0	0							
Dan Plesac, L OBP: 0.414, SLG: 0.527 (8, PH)										0	0	0	0	0	0	0							
Matt Mantei, R OBP: 0.297, SLG: 0.453 (9,1)										4	1	2	2	0	1	2							
Kelly Stinnett, R OBP: 0.297, SLG: 0.453 (1,2)										4	1	2	2	0	1	2							
Omar Daal, L OBP: 0.269, SLG: 0.280 (1,1)										3	1	1	0	0	0	2							
Greg Colbrunn, R OBP: 0.414, SLG: 0.527 (8, PH)										1	0	0	0	0	0	2							
Bobby Chouinard, R OBP: 0.297, SLG: 0.453 (8, PH)										0	0	0	0	0	0	0							
LeJon Powell, R OBP: 0.250, SLG: 0.286 (9, PH)										1	0	0	0	0	0	2							
Inning Stats	R: 0 E: 0 K: 1 S: 10	H: 1 LOB: 1 BB: 0 P: 14	R: 0 E: 0 K: 1 S: 13	H: 1 LOB: 1 BB: 0 P: 19	R: 2 E: 0 K: 0 S: 15	H: 3 LOB: 2 BB: 0 P: 25	R: 0 E: 0 K: 1 S: 4	H: 0 LOB: 0 BB: 1 P: 8	R: 0 E: 0 K: 1 S: 9	H: 1 LOB: 0 BB: 0 P: 15	R: 0 E: 0 K: 2 S: 8	H: 0 LOB: 1 BB: 1 P: 16	R: 0 E: 0 K: 1 S: 7	H: 1 LOB: 1 BB: 0 P: 11	R: 6 E: 2 K: 1 S: 23	H: 5 LOB: 1 BB: 1 P: 36	R: 2 E: 0 K: 0 S: 10	H: 3 LOB: 2 BB: 1 P: 20	1B: 11 2B: 5 3B: 0 HR: 0	SF: 1 SAC: 0 DP: 3 HBP: 1	WP: 0 PB: 0 SB: 1 CS: 1	PA: 45	
PITCHER	IP WLS BF H R ER SO BB IBB HBP BLK WP HR S P ERA WHIP																						
Steve Trachsel, R ERA: 6.1 (1,1)	7.0	28	7	2	2	7	2	0	1	0	0	0	0	0	0	8	14	∞	∞				
Scott Sanders, R ERA: 5.52 (8,1)	0.0	L	4	3	4	3	0	0	0	0	0	0	0	0	8	14	∞	∞					
Felix Heredia, L ERA: 4.46 (8,1)	1.0		6	2	2	0	1	0	0	0	0	0	0	15	22	0.00	2.000						
Dan Serafini, L ERA: 6.79 (9,1)	1.0		7	3	2	2	0	1	0	0	0	0	0	10	20	18.00	4.000						

Arizona Diamondbacks @ Chicago Cubs
Wrigley Field, Chicago, IL
Mon Aug 09 1999, 7:05 PM CDT
Att: 38,679 - Overcast - 72 F

livebaseballscores.com

AB 39
R 10
H 15
RBI 9
BB 4
SO 8
LOB 28

Batter	1	2	3	4	5	6	7	8	9	AB	R	H	RBI	BB	SO	LOB	BOTTOM						
Chad Meyers, R OBP: 0.176, SLG: 0.250 (1,4)										4	1	1	0	0	0	0							
Mickey Morandini, L OBP: 0.330, SLG: 0.358 (9, PH)										1	0	0	0	0	1	0							
Jeff Blausler, R OBP: 0.361, SLG: 0.451 (1,5)										4	1	1	0	0	1	1							
Tyler Houston, L OBP: 0.319, SLG: 0.420 (9, PH)										1	0	0	0	0	1	0							
Mark Grace, L OBP: 0.405, SLG: 0.483 (1,3)										4	0	1	2	0	0	0							
Sammy Sosa, R OBP: 0.357, SLG: 0.642 (1,8)										4	1	1	1	0	2	1							
Glenallen Hill, R OBP: 0.376, SLG: 0.642 (1,9)										4	0	0	0	0	1	0							
Henry Rodriguez, L OBP: 0.424, SLG: 0.609 (1,7)										4	2	1	0	0	0	0							
Jose Nieves, R OBP: 0.351, SLG: 0.382 (1,6)										4	1	2	1	0	1	1							
Benito Santiago, R OBP: 0.300, SLG: 0.357 (1,2)										3	1	1	3	1	0	1							
Steve Trachsel, R OBP: 0.116, SLG: 0.119 (7, PH)										2	0	0	0	0	1	2							
Gary Sheffield, R OBP: 0.295, SLG: 0.346 (8,1)										1	0	0	0	0	0	0							
Scott Sanders, R OBP: 0.295, SLG: 0.346 (8,1)										0	0	0	0	0	0	0							
Felix Heredia, L OBP: 0.295, SLG: 0.346 (8,1)										0	0	0	0	0	0	0							
Dan Serafini, S OBP: 0.295, SLG: 0.346 (9,1)										0	0	0	0	0	0	0							
Manny Alexander, R OBP: 0.295, SLG: 0.346 (9, PH)										1	0	0	0	0	0	0							
Inning Stats	R: 0 E: 0 K: 1 S: 8	H: 0 LOB: 0 BB: 0 P: 11	R: 1 E: 0 K: 1 S: 15	H: 2 LOB: 1 BB: 0 P: 26	R: 1 E: 0 K: 1 S: 9	H: 2 LOB: 1 BB: 0 P: 14	R: 0 E: 1 K: 1 S: 12	H: 0 LOB: 2 BB: 1 P: 19	R: 0 E: 0 K: 0 S: 5	H: 0 LOB: 0 BB: 0 P: 8	R: 0 E: 0 K: 1 S: 7	H: 0 LOB: 0 BB: 0 P: 12	R: 0 E: 0 K: 1 S: 9	H: 0 LOB: 0 BB: 0 P: 10	R: 2 E: 0 K: 0 S: 7	H: 2 LOB: 0 BB: 0 P: 11	R: 3 E: 1 K: 2 S: 18	H: 2 LOB: 0 BB: 0 P: 23	1B: 2 2B: 4 3B: 0 HR: 2	SF: 0 SAC: 0 DP: 0 HBP: 0	WP: 1 PB: 0 SB: 0 CS: 0	PA: 38	
PITCHER	IP WLS BF H R ER SO BB IBB HBP BLK WP HR S P ERA WHIP																						
Omar Daal, L ERA: 3.57 (1,1)	7.0	27	4	2	2	6	1	0	0	0	0	0	0	7	11	18.00	2.000						
Bobby Chouinard, R ERA: 2.74 (8,1)	1.0		5	2	2	2	0	0	0	0	0	1	7	11	18.00	2.000							
Dan Plesac, L ERA: 7.79 (9,1)	0.1		4	2	3	2	0	0	0	0	0	1	10	13	54.00	6.000							
Matt Mantei, R ERA: 2.83 (9,1)	0.2		2	0	0	0	2	0	0	0	0	0	8	10	0.00	0.000							

Arizona Diamondbacks @ Chicago Cubs
Wrigley Field, Chicago, IL
Mon Aug 09 1999, 7:05 PM CDT
Att: 38,679 - Overcast - 72 F

livebaseballscores.com

AB 37
R 7
H 8
RBI 7
BB 1
SO 8
LOB 6

Batter	1	2	3	4	5	6	7	8	9	AB	R	H	RBI	BB	SO	LOB	TOP					
Mark Loretta, R (1, 3) OBP: 0.366, SLG: 0.410	G6-3		K				G4-3			4	1	1	0	0	1	0	Milwaukee Brewers @ Arizona Diamondbacks Bank One Ballpark, Phoenix, AZ Fri Aug 13 1999, 10:05 PM EDT Att: 38,415 - Dome - 72 F livebaseballscorecards.com					
Rich Becker, L (1, 9) OBP: 0.395, SLG: 0.430	F8		K				P5			4	0	0	0	0	1	1						
Jeff Cirillo, R (1, 5) OBP: 0.397, SLG: 0.439	P3						K			3	0	1	0	1	1	1						
Dave Nilsson, L (1, 2) OBP: 0.390, SLG: 0.562 Charlie Greene, R (9, 2)		2B	K				CS			3	1	1	1	1	2	1						
Geoff Jenkins, L (1, 7) OBP: 0.377, SLG: 0.587	P5						F8			4	1	2	0	0	0	1						
Marquis Grissom, R (1, 8) OBP: 0.324, SLG: 0.396	G3						P3			4	0	1	1	0	1	3						
Ronnie Belliard, R (1, 4) OBP: 0.388, SLG: 0.417	G3						F9			4	0	1	0	0	0	1						
Jose Valentin, S (1, 6) OBP: 0.371, SLG: 0.435							P2			2	0	0	1	1	0	0						
Hideo Nomo, R (1, 1) OBP: 0.278, SLG: 0.361 52 Rafael Roque, L (7, 1) Rocky Coppinger, R (8, 1) Alex Ochoa, R (9, PH) Bob Wickman, R (9, 1)	F8						K			3	0	0	0	0	1	3						
										0	0	0	0	0	0	0						
										0	0	0	0	0	0	0						
										1	0	0	0	0	0	0						
										0	0	0	0	0	0	0						
Inning Stats	R: 0 E: 0 K: 0 S: 7	H: 0 LOB: 0 BB: 0 P: 9	R: 1 E: 0 K: 0 S: 12	H: 1 LOB: 2 BB: 2 P: 25	R: 0 E: 0 K: 3 S: 14	H: 0 LOB: 1 BB: 1 P: 22	R: 1 E: 0 K: 1 S: 16	H: 2 LOB: 1 BB: 0 P: 20	R: 1 E: 0 K: 1 S: 15	H: 3 LOB: 2 BB: 0 P: 27	R: 0 E: 0 K: 1 S: 6	H: 0 LOB: 0 BB: 0 P: 13	R: 0 E: 0 K: 0 S: 8	H: 1 LOB: 0 BB: 0 P: 14	R: 0 E: 0 K: 1 S: 9	H: 0 LOB: 0 BB: 0 P: 15		R: 0 E: 0 K: 0 S: 6	H: 0 LOB: 0 BB: 0 P: 12	1B: 3 2B: 4 3B: 0 HR: 0	SF: 1 SAC: 0 DP: 0 HBP: 0	WP: 0 PA: 37 SB: 0 CS: 1
PITCHER	IP WLS BF H R ER SO BB IBB HBP BLK WP HR S P ERA WHIP																					
Andy Benes, R (1, 1) ERA: 5.13	6.2 L 30 7 3 3 6 2 1 0 0 0 0 0 75 125 4.05 1.350																					
Greg Swindell, L (7, 1) ERA: 2.54	0.1 0 0 0 0 0 0 0 0 0 0 0 0 3 5 0.00 0.000																					
Dan Plesac, L (8, 1) ERA: 7.34	0.2 2 0 0 0 1 0 0 0 0 0 0 0 6 9 0.00 0.000																					
Gregg Olson, R (8, 1) ERA: 3.67	1.1 4 0 0 0 0 0 0 0 0 0 0 0 9 18 0.00 0.000																					

Batter	1	2	3	4	5	6	7	8	9	AB	R	H	RBI	BB	SO	LOB	BOTTOM				
Tony Womack, L (1, 9) OBP: 0.328, SLG: 0.357	WP		P7				G4-3			3	1	0	0	1	1	3	Milwaukee Brewers @ Arizona Diamondbacks Bank One Ballpark, Phoenix, AZ Fri Aug 13 1999, 10:05 PM EDT Att: 38,415 - Dome - 72 F livebaseballscorecards.com				
Jay Bell, R (1, 4) OBP: 0.357, SLG: 0.546	F8		K				F8			4	0	0	0	0	1	2					
Luis Gonzalez, L (1, 7) OBP: 0.406, SLG: 0.560	G3						CS			3	0	1	1	1	0	0					
Matt Williams, R (1, 5) OBP: 0.355, SLG: 0.547	K						F8			3	0	0	0	1	1	2					
Erubiel Durazo, L (1, 3) OBP: 0.488, SLG: 0.438	G3-1						L3			3	0	0	0	1	1	3					
Steve Finley, L (1, 8) OBP: 0.330, SLG: 0.491	L3						P8			4	0	0	0	0	2	2					
Kelly Stinnett, R (1, 2) OBP: 0.258, SLG: 0.438 Travis Lee, L (9, PH) OBP: 0.338, SLG: 0.366	G5-3						F7			3	0	0	0	0	0	0					
										1	0	0	0	0	1	0					
Andy Fox, L (1, 6) OBP: 0.367, SLG: 0.402							P5			4	0	2	0	0	0	0					
										1	0	0	0	0	1	0					
										0	0	0	0	0	0	0					
										1	0	1	0	0	0	0					
										0	0	0	0	0	0	0					
										0	0	0	0	0	0	0					
Inning Stats	R: 1 E: 0 K: 1 S: 13	H: 0 LOB: 0 BB: 1 P: 26	R: 0 E: 0 K: 0 S: 5	H: 0 LOB: 0 BB: 0 P: 8	R: 0 E: 0 K: 1 S: 10	H: 1 LOB: 1 BB: 0 P: 17	R: 0 E: 0 K: 1 S: 9	H: 1 LOB: 2 BB: 1 P: 17	R: 0 E: 0 K: 1 S: 11	H: 0 LOB: 0 BB: 0 P: 14	R: 0 E: 0 K: 0 S: 13	H: 0 LOB: 2 BB: 2 P: 25	R: 0 E: 1 K: 1 S: 11	H: 2 LOB: 1 BB: 0 P: 18	R: 0 E: 0 K: 1 S: 11	H: 0 LOB: 0 BB: 0 P: 13		R: 0 E: 0 K: 2 S: 9	H: 0 LOB: 0 BB: 0 P: 14	1B: 3 2B: 2 3B: 0 HR: 0	SF: 0 SAC: 1 DP: 1 HBP: 0
PITCHER	IP WLS BF H R ER SO BB IBB HBP BLK WP HR S P ERA WHIP																				
Hideo Nomo, R (1, 1) ERA: 4.42	6.2 H 1 0 0 0 1 0 0 0 0 0 0 0 69 121 1.35 1.200																				
52 Rafael Roque, L (7, 1) ERA: 5.16	0.1 H 4 0 0 0 1 0 0 0 0 0 0 0 11 13 0.00 0.000																				
Rocky Coppinger, R (8, 1) ERA: 6.14	1.0 H 4 0 0 0 1 0 0 0 0 0 0 0 9 14 0.00 0.000																				
Bob Wickman, R (9, 1) ERA: 3.17	1.0 S 3 0 0 0 2 0 0 0 0 0 0 0 9 14 0.00 0.000																				

Batter	1	2	3	4	5	6	7	8	9	AB	R	H	RBI	BB	SO	LOB	TOP			
Mark Loretta, R OBP: 0.366, SLG: 0.407 (1,3) C	0-1 F7		4-0 G4-3 BB		1-1 F8			1-1 P5		3	0	0	0	1	0	2	Milwaukee Brewers @ Arizona Diamondbacks Bank One Ballpark, Phoenix, AZ Sun Aug 15 1999, 8:05 PM EDT Att: 32,869 - Dome - 72 F livebaseballscorecards.com			
Ronnie Belliard, R OBP: 0.382, SLG: 0.407 (1,4) X	0-0 F8		0-1 G4-3			0-1 F7		4-1 G3 BB		3	0	0	0	1	0	1				
Jeff Cirillo, R OBP: 0.400, SLG: 0.441 (1,5) B	1-2 F7			1-0 1B		3-2 G6-3 2B		1-1 G3	1-2 2-3	4	0	2	0	0	0	2				
Alex Ochoa, R OBP: 0.418, SLG: 0.529 (1,9) C		1-3 K		0-0 G5-4-3 1B		0-1 G6-3		0-1 F9		4	0	1	0	0	1	3				
Geoff Jenkins, L OBP: 0.371, SLG: 0.581 (1,7) C	1-2 G3		0-3 K		1-0 P6			0-1 G4-3		4	0	0	0	0	1	3				
Marquis Grissom, R OBP: 0.322, SLG: 0.393 (1,8) B	2-0 2B 1B		1-2 G5-4-3			0-1 F8		1-0 1B		4	0	2	0	0	0	2				
Lou Collier, R OBP: 0.306, SLG: 0.373 (1,6) F	2-2 1B 2B		1-3 K		1-3 K			1-3 K		4	0	1	0	0	3	1				
Charlie Greene, R OBP: 0.200, SLG: 0.111 Brian Banks, S OBP: 0.313, SLG: 0.352 (9, PH) B	1-3 K		0-0 SH1-4 1B		2-2 G3			2-3 K2-3		3	0	1	0	0	1	2				
Bill Pulsipher, L OBP: 0.077, SLG: 0.077 David Weathers, R OBP: 0.288, SLG: 0.167 Sean Berry, R OBP: 0.289, SLG: 0.313 Mike Myers, L Reggie Harris, R (8,1) B	1-2 G6-3		0-0 SH1-4 1B		1-2 SH1-4			4-2 G3 BB BB		1	0	0	0	0	0	0				
Inning Stats	R: 0 E: 0 K: 0 S: 6	H: 0 LOB: 0 BB: 0 P: 7	R: 0 E: 0 K: 2 S: 14	H: 2 LOB: 2 BB: 0 P: 21	R: 0 E: 0 K: 1 S: 6	H: 0 LOB: 0 BB: 1 P: 11	R: 0 E: 0 K: 1 S: 9	H: 1 LOB: 1 BB: 0 P: 11	R: 0 E: 0 K: 1 S: 9	H: 1 LOB: 1 BB: 0 P: 12	R: 0 E: 0 K: 1 S: 11	H: 0 LOB: 0 BB: 0 P: 14	R: 0 E: 0 K: 2 S: 9	H: 0 LOB: 2 BB: 2 P: 19	R: 0 E: 0 K: 2 S: 10	H: 1 LOB: 1 BB: 0 P: 14		1B: 5 2B: 2 3B: 0 HR: 0	SF: 0 SAC: 1 DP: 2 HBP: 0	WP: 0 PB: 0 CS: 0
PITCHER Omar Daal, L ERA: 3.38 (1,1)	IP: 9.0 WLS: W BF: 35 H: 7 R: 0 ER: 0 SO: 7 BB: 3 IBB: 0 HBP: 0 BLK: 0 WP: 0 HR: 0 S: 82 P: 120 ERA: 0.00 WHIP: 1.111															PITCHER Omar Daal, L ERA: 3.38 (1,1)	IP: 9.0 WLS: W BF: 35 H: 7 R: 0 ER: 0 SO: 7 BB: 3 IBB: 0 HBP: 0 BLK: 0 WP: 0 HR: 0 S: 82 P: 120 ERA: 0.00 WHIP: 1.111			

Batter	1	2	3	4	5	6	7	8	9	AB	R	H	RBI	BB	SO	LOB	BOTTOM			
Tony Womack, L OBP: 0.332, SLG: 0.367 (1,6) C	0-2 L5		1-0 2H 3B		3-2 SF8		1-0 F9			3	0	1	2	0	0	0	Milwaukee Brewers @ Arizona Diamondbacks Bank One Ballpark, Phoenix, AZ Sun Aug 15 1999, 8:05 PM EDT Att: 32,869 - Dome - 72 F livebaseballscorecards.com			
Jay Bell, R OBP: 0.355, SLG: 0.538 (1,4) B	3-1 P4		1-2 F8		3-2 F7		1-0 F8			4	0	0	0	0	0	2				
Luis Gonzalez, L OBP: 0.402, SLG: 0.552 (1,7) B	1-1 G1-3		2-1 F8		1-0 F8			1-3 K		4	0	0	0	0	1	1				
Matt Williams, R OBP: 0.355, SLG: 0.552 (1,5) C		0-1 G6-3		0-0 HR		0-0 G3-1 2B		4-2 1B BB		3	1	2	1	1	0	0				
Greg Colbrunn, R OBP: 0.418, SLG: 0.512 (1,3) C		4-2 G5-4-3 BB		2-2 G6-3		1-2 G6-3		0-0 1B		3	0	1	0	1	0	1				
Bernard Gilkey, R OBP: 0.386, SLG: 0.500 Andy Fox, L OBP: 0.366, SLG: 0.400 (9,6) B	2-1 G5-4-3		0-2 L1		0-2 L1		0-2 G3-1		2-3 K	4	0	0	0	0	1	4				
Steve Finley, L OBP: 0.333, SLG: 0.495 (1,8) B			4-0 CS 3B BB		1-1 HR		4-0 IBB		0-2 F7	2	2	1	1	2	0	2				
Kelly Stinnett, R OBP: 0.289, SLG: 0.441 (1,2) C		0-3 SAFE K		2-1 1B SF8 2B		1-2 F9				3	1	1	0	0	1	3				
Omar Daal, L OBP: 0.273, SLG: 0.283 (1,1) C			1-2 G1-3		0-1 1B		0-0 G5-3			3	0	1	0	0	0	1				
Inning Stats	R: 0 E: 0 K: 0 S: 7	H: 0 LOB: 0 BB: 1 P: 11	R: 0 E: 0 K: 0 S: 6	H: 0 LOB: 0 BB: 1 P: 12	R: 1 E: 0 K: 1 S: 11	H: 1 LOB: 1 BB: 1 P: 18	R: 1 E: 0 K: 0 S: 9	H: 1 LOB: 0 BB: 0 P: 13	R: 2 E: 0 K: 0 S: 15	H: 3 LOB: 1 BB: 0 P: 25	R: 0 E: 0 K: 0 S: 12	H: 1 LOB: 2 BB: 1 P: 18	R: 0 E: 0 K: 2 S: 12	H: 0 LOB: 0 BB: 0 P: 5	R: 0 E: 0 K: 2 S: 12	H: 1 LOB: 2 BB: 1 P: 19		1B: 2 2B: 2 3B: 1 HR: 2	SF: 1 SAC: 0 DP: 1 HBP: 0	WP: 0 PB: 0 CS: 1
PITCHER Bill Pulsipher, L ERA: 4.44 David Weathers, R ERA: 4.24 Mike Myers, L ERA: 4.91 Reggie Harris, R ERA: 3.0 (8,1)	IP: 5.0 WLS: L BF: 21 H: 5 R: 4 ER: 3 SO: 4 BB: 2 IBB: 0 HBP: 0 BLK: 0 WP: 0 HR: 2 S: 28 P: 48 ERA: 5.40 WHIP: 1.400															PITCHER Bill Pulsipher, L ERA: 4.44 David Weathers, R ERA: 4.24 Mike Myers, L ERA: 4.91 Reggie Harris, R ERA: 3.0 (8,1)	IP: 5.0 WLS: L BF: 21 H: 5 R: 4 ER: 3 SO: 4 BB: 2 IBB: 0 HBP: 0 BLK: 0 WP: 0 HR: 2 S: 28 P: 48 ERA: 5.40 WHIP: 1.400			

Batter	1	2	3	4	5	6	7	8	9	AB	R	H	RBI	BB	SO	LOB	TOP								
Chad Meyers, R OBP: 0.250, SLG: 0.270 (1, 4)	F7		G6-3			HR		F9		3	1	0	0	0	0	0									
Manny Alexander, R OBP: 0.325, SLG: 0.362 (1, 5)	K			K		K		1B		4	0	1	0	0	3	1									
Sammy Sosa, R OBP: 0.362, SLG: 0.650 (1, 8)	K			K		HR		K		4	1	1	2	0	3	1									
Glenallen Hill, R OBP: 0.380, SLG: 0.629 (1, 9)				1B		G5-3				3	0	2	0	1	0	0									
Gary Gaetti, R OBP: 0.259, SLG: 0.333 (1, 3)	G6-4-3			G5-3		G5-3		G5-3-6		4	0	0	0	0	0	3									
Henry Rodriguez, L OBP: 0.420, SLG: 0.602 (1, 7)	1B			1B				HR		4	1	2	1	0	1	0									
Jose Nieves, R OBP: 0.357, SLG: 0.360 (1, 6)						G6-3		G3-1		3	0	1	0	0	1	1									
Rod Beck, R (7, 1)										0	0	0	0	0	0	0									
Steve Rain, R (8, 1)										0	0	0	0	0	0	0									
Tyler Houston, L OBP: 0.313, SLG: 0.403 (9, PH)										1	0	0	0	0	0	0									
Benito Santiago, R OBP: 0.308, SLG: 0.357 (1, 2)			G5-3		P4			F9		3	0	0	0	0	0	1									
Jon Lieber, L OBP: 0.222, SLG: 0.154 (1, 1)										2	0	0	0	0	2	1									
Dan Serafini, S OBP: 0.286, SLG: 0.091 (5, 1)										0	0	0	0	0	0	0									
Jeff Blauser, R OBP: 0.360, SLG: 0.436 (7, 6)										1	0	0	0	0	1	0									
Inning Stats	R: 0 E: 0 K: 2 S: 8	H: 0 LOB: 0 BB: 0 P: 13	R: 0 E: 0 K: 1 S: 9	H: 2 LOB: 1 BB: 0 P: 11	R: 0 E: 0 K: 1 S: 8	H: 0 LOB: 0 BB: 0 P: 11	R: 0 E: 0 K: 2 S: 10	H: 1 LOB: 1 BB: 0 P: 17	R: 0 E: 0 K: 1 S: 12	H: 1 LOB: 1 BB: 0 P: 13	R: 2 E: 0 K: 1 S: 9	H: 1 LOB: 0 BB: 0 P: 15	R: 0 E: 0 K: 1 S: 5	H: 0 LOB: 0 BB: 0 P: 8	R: 0 E: 0 K: 2 S: 17	H: 1 LOB: 1 BB: 0 P: 19	R: 1 E: 0 K: 0 S: 9	H: 1 LOB: 0 BB: 1 P: 15	1B: 5 2B: 1 3B: 0 HR: 2	SF: 0 SAC: 0 DP: 2 HBP: 1	WP: 0 PB: 0 SB: 2 CS: 0	PA: 34			
PITCHER	IP	WLS	BF	H	R	ER	SO	BB	IBB	HBP	BLK	WP	HR	S	P	ERA	WHIP								
Randy Johnson, L ERA: 2.58 (1, 1)	8.0	W	30	6	2	2	11	0	0	1	0	0	1	78	107	2.25	0.750								
Darren Holmes, R ERA: 2.73 (9, 1)	1.0		4	1	1	1	0	1	0	0	0	0	1	9	15	9.00	2.000								

Chicago Cubs @ Arizona Diamondbacks
Bank One Ballpark, Phoenix, AZ
Mon Aug 16 1999, 10:05 PM EDT
Att: 42,225 - Dome - 72 F

livebaseballscores.com

AB 32
R 3
H 7
RBI 3
BB 1
SO 11
LOB 8



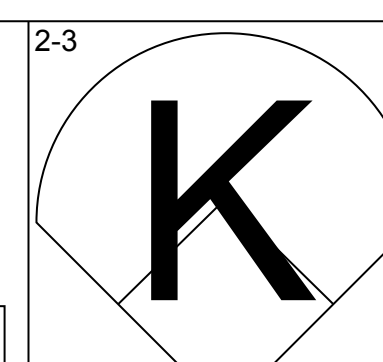
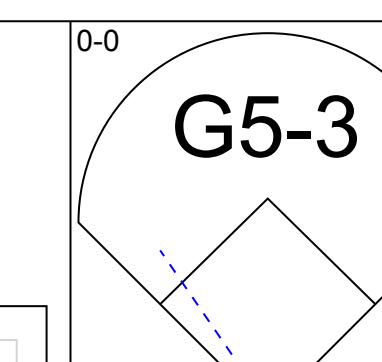
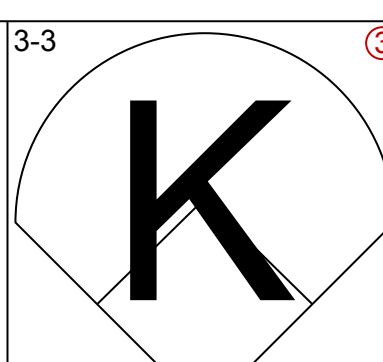
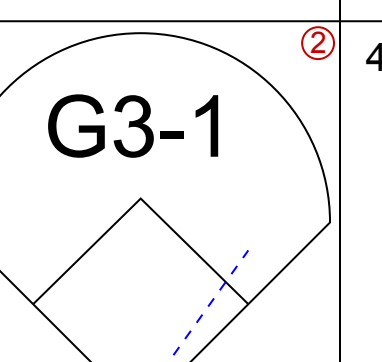
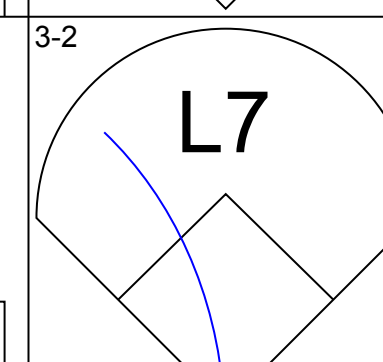
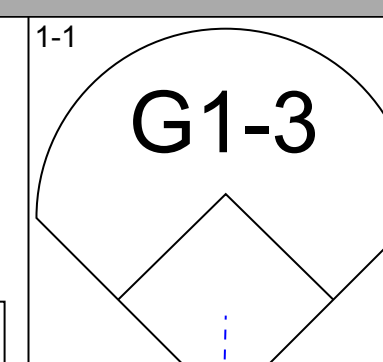
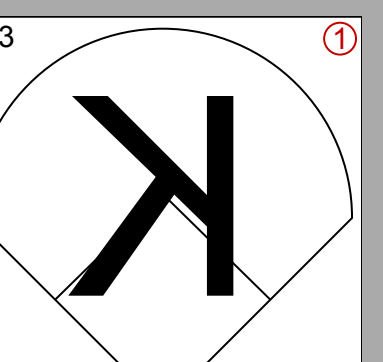
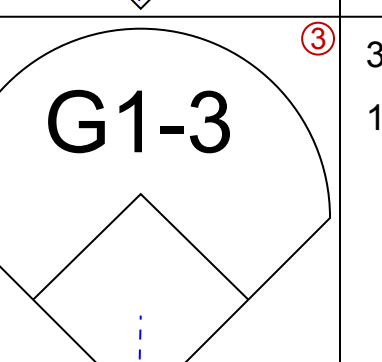
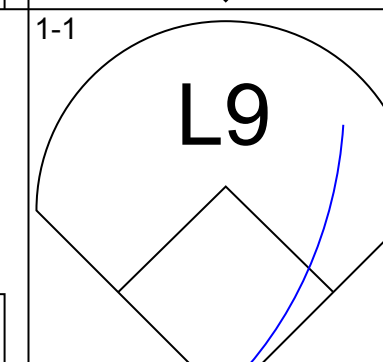
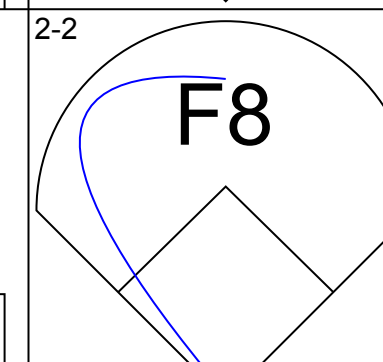
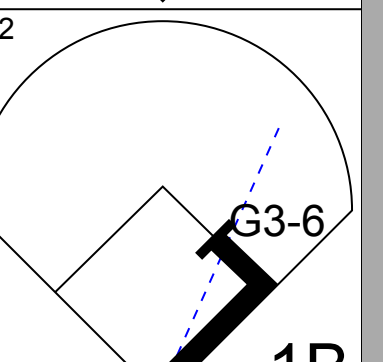
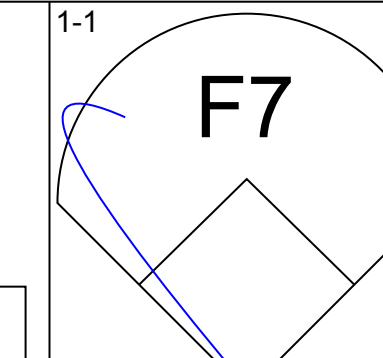
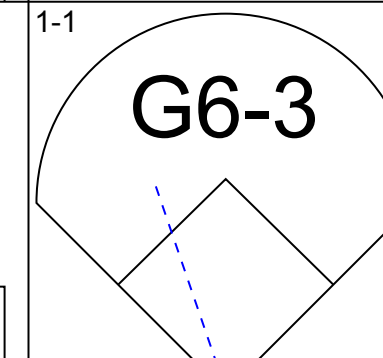
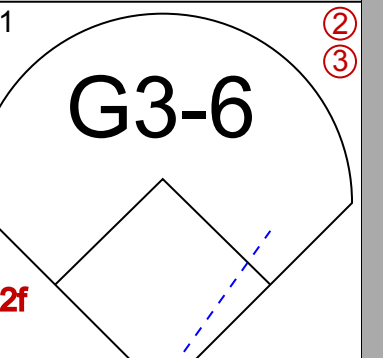
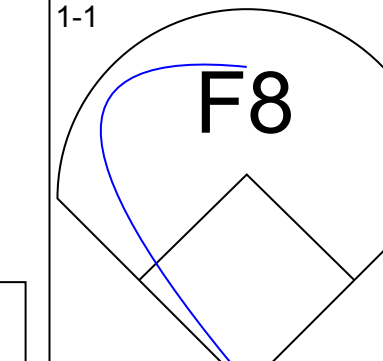
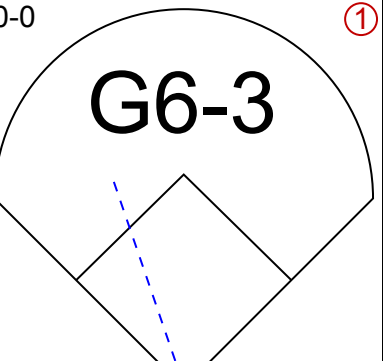
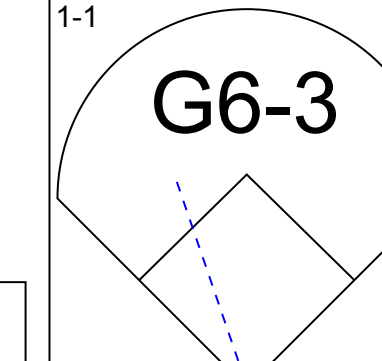
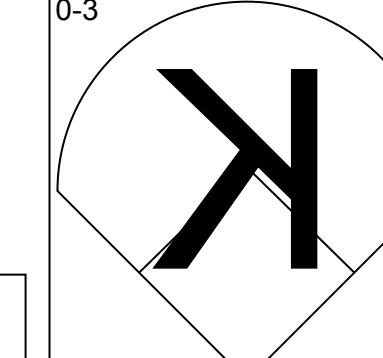
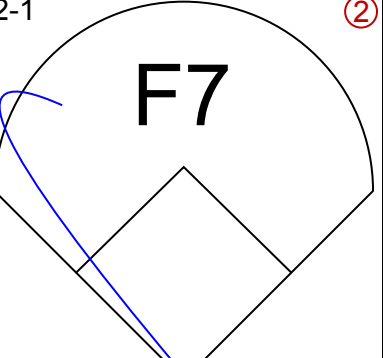
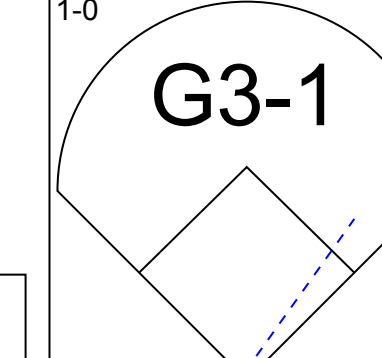
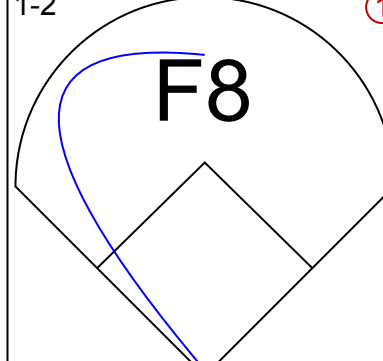
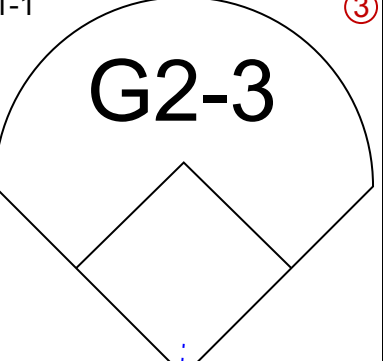
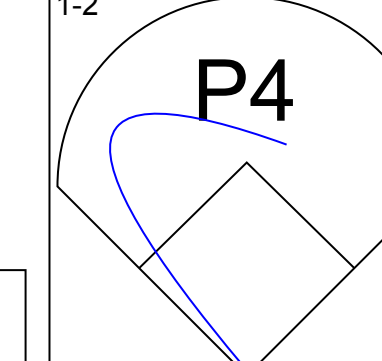
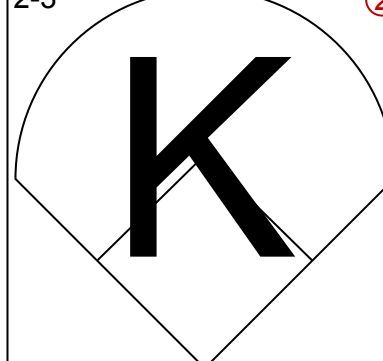
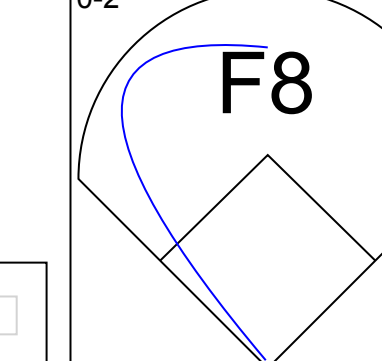
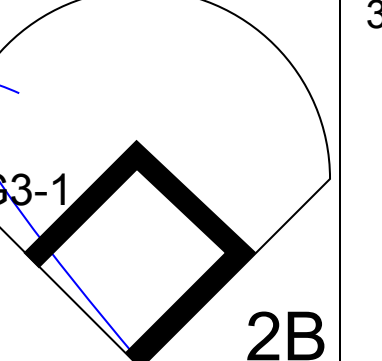
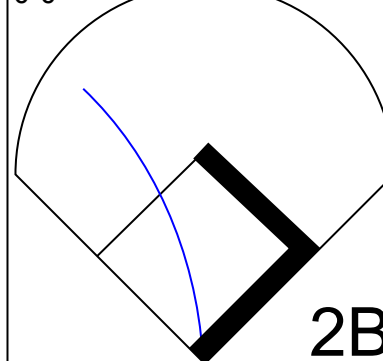
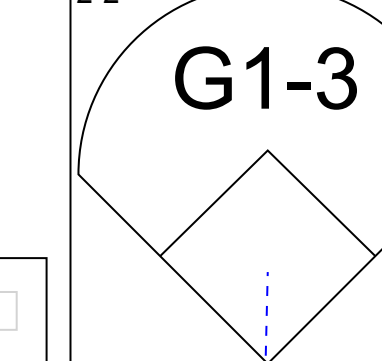
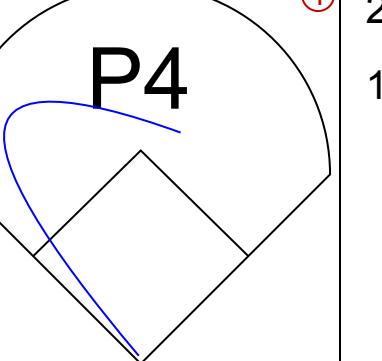
Batter	1	2	3	4	5	6	7	8	9	AB	R	H	RBI	BB	SO	LOB	BOTTOM								
Tony Womack, L OBP: 0.335, SLG: 0.372 (1, 9)	HR	K		3B		1B		F9		4	2	2	0	1	1	1									
Jay Bell, R OBP: 0.355, SLG: 0.536 (1, 4)	F7	F7		G4-3		1B				4	1	1	0	1	0	3									
Luis Gonzalez, L OBP: 0.402, SLG: 0.550 (1, 7)	G4-3		G3-1		HR	1B		F8		5	1	2	1	0	0	2									
Matt Williams, R OBP: 0.356, SLG: 0.563 (1, 5)	HR		K		HR	P4		L1		5	2	2	4	0	1	2									
Erubiel Durazo, L OBP: 0.500, SLG: 0.459 (1, 3)	F9		1B		FC5-4	FC4-6		FC3-6		5	1	3	0	0	0	1									
Steve Finley, L OBP: 0.335, SLG: 0.502 (1, 8)		1B	E3		FC5-4	HR		FC3-6		4	2	2	2	1	0	2									
Damian Miller, R OBP: 0.289, SLG: 0.395 (1, 2)	F8		K		K	HR		G1-3		4	0	0	0	1	2	6									
Andy Fox, L OBP: 0.364, SLG: 0.397 (1, 6)		2B		G3	FC5-4	FC6-4				4	1	1	0	0	0	3									
Randy Johnson, R OBP: 0.123, SLG: 0.164 (1, 1)		1B		K	G4-3			G5-3		4	0	1	2	0	1	2									
Darren Holmes, R (9, 1)		2B								0	0	0	0	0	0	0									
Inning Stats	R: 2 E: 0 K: 0 S: 6	H: 1 LOB: 0 BB: 1 P: 16	R: 2 E: 0 K: 1 S: 12	H: 3 LOB: 1 BB: 0 P: 20	R: 0 E: 1 K: 2 S: 13	H: 1 LOB: 2 BB: 0 P: 17	R: 0 E: 0 K: 1 S: 7	H: 1 LOB: 1 BB: 0 P: 7	R: 2 E: 0 K: 0 S: 10	H: 3 LOB: 2 BB: 1 P: 20	R: 4 E: 1 K: 0 S: 13	H: 4 LOB: 1 BB: 1 P: 19	R: 0 E: 0 K: 0 S: 10	H: 0 LOB: 1 BB: 1 P: 15	R: 0 E: 0 K: 0 S: 8	H: 1 LOB: 1 BB: 0 P: 11	R: 0 E: 0 K: 0 S: 8	H: 1 LOB: 0 BB: 0 P: 11	1B: 9 2B: 1 3B: 1 HR: 3	SF: 0 SAC: 0 DP: 0 HBP: 0	WP: 0 PB: 0 SB: 1 CS: 0	PA: 43			
PITCHER	IP	WLS	BF	H	R	ER	SO	BB	IBB	HBP	BLK	WP	HR	S	P	ERA	WHIP								
Jon Lieber, R ERA: 3.93 (1, 1)	4.1	L	25	9	6	6	5	2	0	0	1	0	1	15	24	12.46	2.538								
Dan Serafini, L ERA: 7.13 (5, 1)	1.2		10	4	4	4	0	1	0	0	0	0	1	15	24	21.60	3.000								
Rod Beck, R ERA: 10.07 (7, 1)	1.0		4	0	0	0	0	1	0	0	0	0	0	10	15	0.00	1.000								
Steve Rain, R ERA: 6.75 (8, 1)	1.0		4	1	0	0	0	0	0	0	0	0	0	8	11	0.00	1.000								

Chicago Cubs @ Arizona Diamondbacks
Bank One Ballpark, Phoenix, AZ
Mon Aug 16 1999, 10:05 PM EDT
Att: 42,225 - Dome - 72 F

livebaseballscores.com

AB 39
R 10
H 14
RBI 9
BB 4
SO 5
LOB 22



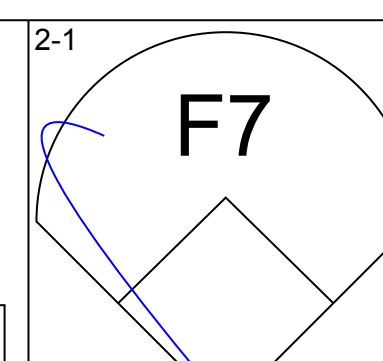
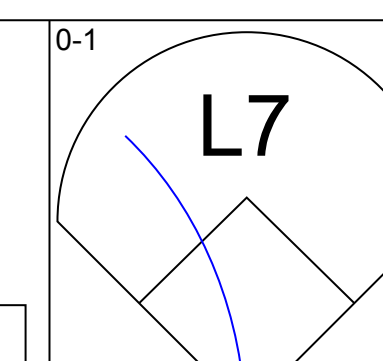
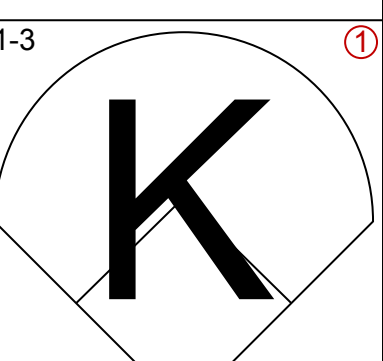
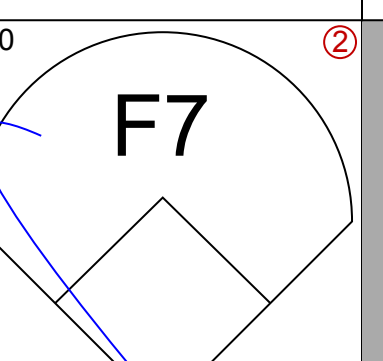
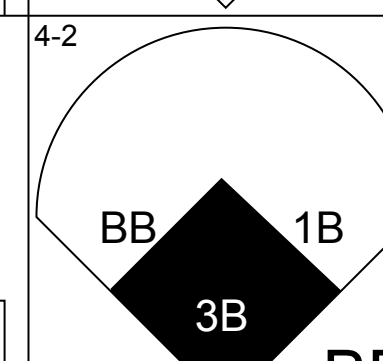
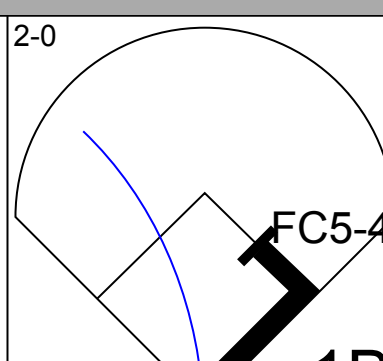
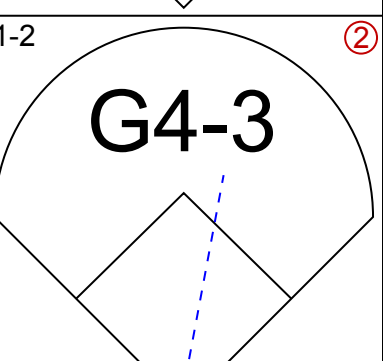
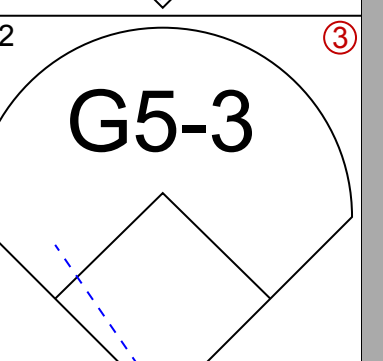
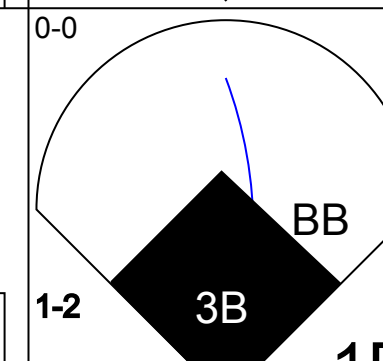
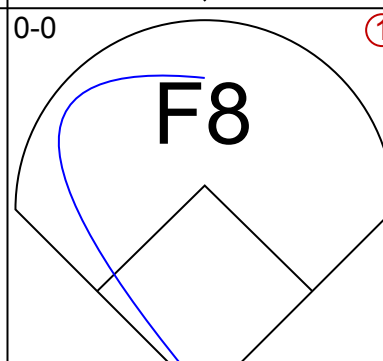
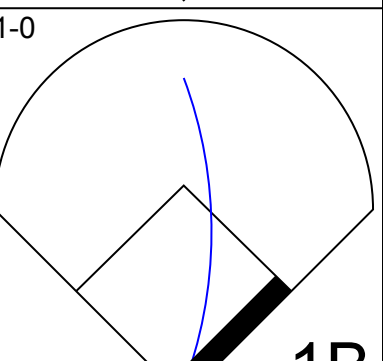
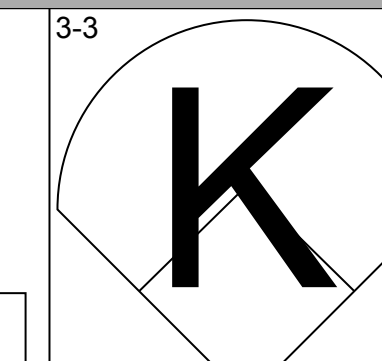
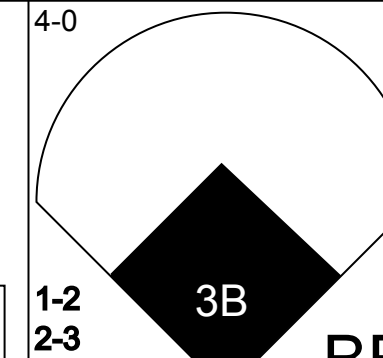
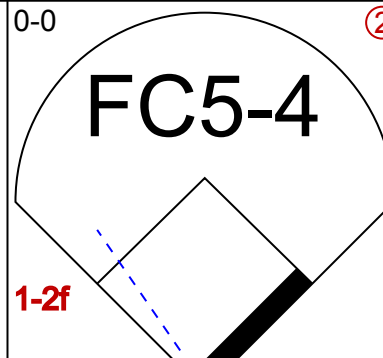
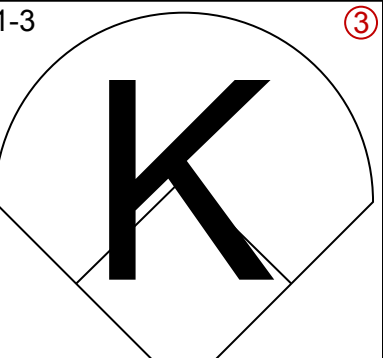
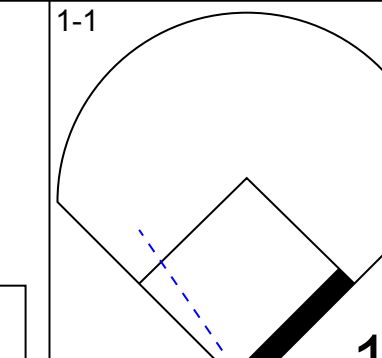
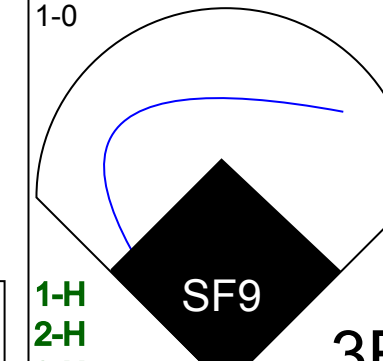
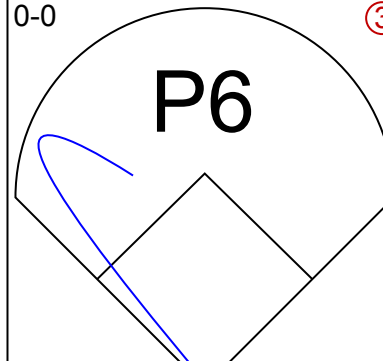
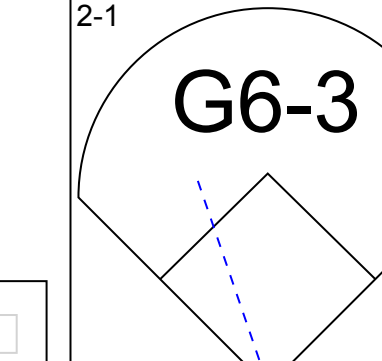
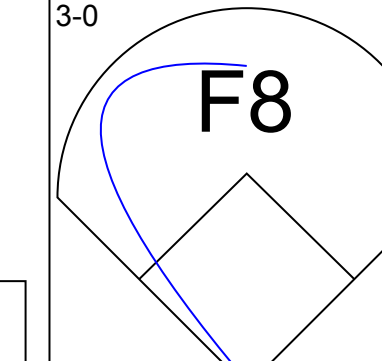
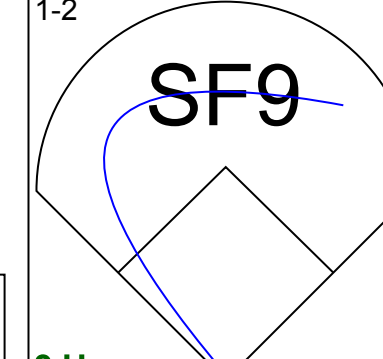
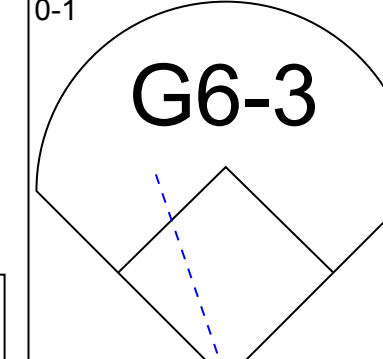
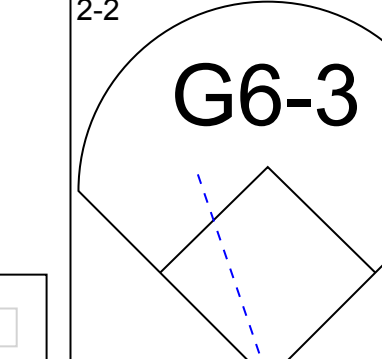
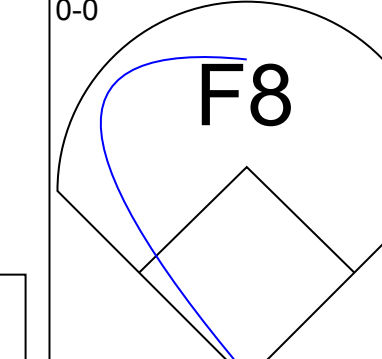
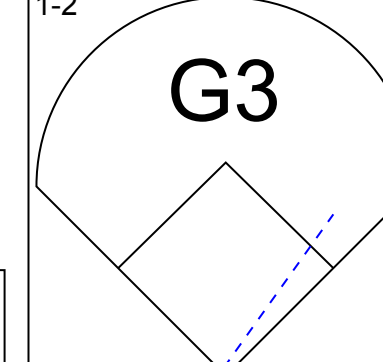
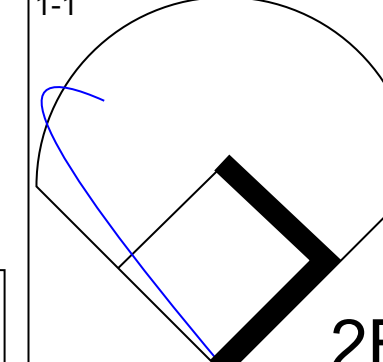
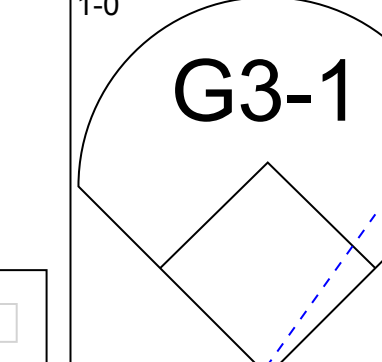
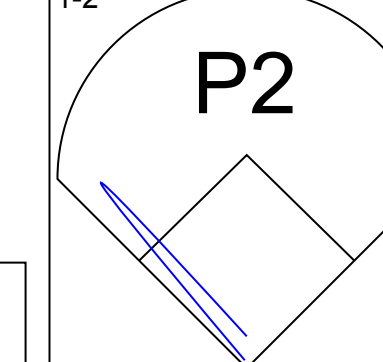
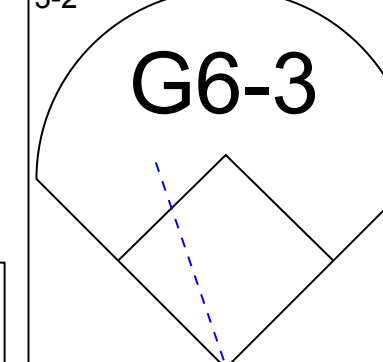

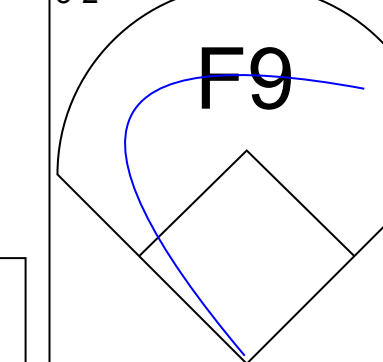
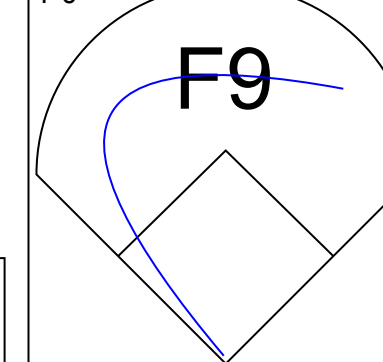
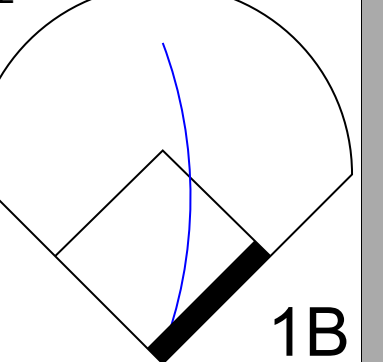
Batter	1	2	3	4	5	6	7	8	9	AB	R	H	RBI	BB	SO	LOB	TOP					
Chad Meyers, R (1, 8) OBP: 0.227, SLG: 0.244										4	0	0	0	0	2	2						
Mickey Morandini, L (1, 4) OBP: 0.334, SLG: 0.346 Glenallen Hill, R (9, PH) OBP: 0.378, SLG: 0.626										3	0	0	0	0	1	0						
Sammy Sosa, R (1, 9) OBP: 0.362, SLG: 0.648										3	0	1	0	0	0	0						
Mark Grace, L (1, 3) OBP: 0.408, SLG: 0.490										3	0	0	0	0	0	1						
Gary Gaetti, R (1, 5) OBP: 0.256, SLG: 0.329										3	0	0	0	0	0	0						
Henry Rodriguez, L (1, 7) OBP: 0.416, SLG: 0.597										3	0	0	0	0	1	0						
Jose Nieves, R (1, 6) OBP: 0.339, SLG: 0.340										3	0	0	0	0	0	0						
Benito Santiago, R (1, 2) OBP: 0.308, SLG: 0.360										3	0	1	0	0	1	0						
Andrew Lorraine, L (1, 1) OBP: 0.286, SLG: 0.333 Manny Alexander, R (9, PH) OBP: 0.323, SLG: 0.360										2	0	1	0	0	0	0						
Inning Stats	R: 0 E: 0 K: 1 S: 8	H: 0 LOB: 0 BB: 0 P: 14	R: 0 E: 0 K: 1 S: 7	H: 0 LOB: 0 BB: 0 P: 9	R: 0 E: 0 K: 1 S: 8	H: 1 LOB: 1 BB: 0 P: 11	R: 0 E: 0 K: 0 S: 7	H: 0 LOB: 0 BB: 0 P: 11	R: 0 E: 0 K: 0 S: 5	H: 0 LOB: 0 BB: 0 P: 8	R: 0 E: 0 K: 1 S: 9	H: 0 LOB: 0 BB: 0 P: 14	R: 0 E: 0 K: 1 S: 9	H: 1 LOB: 0 BB: 0 P: 12	R: 0 E: 0 K: 0 S: 6	H: 0 LOB: 0 BB: 0 P: 9	R: 0 E: 0 K: 0 S: 7	H: 1 LOB: 1 BB: 0 P: 10	1B: 1 2B: 2 3B: 0 HR: 0	SF: 0 SAC: 0 DP: 1 HBP: 0	WP: 0 PB: 0 SB: 0 CS: 0	PA: 29
PITCHER Brian Anderson, L (1, 1) ERA: 5.51	IP: 9.0 WLS: W BF: 29 H: 3 R: 0 ER: 0 SO: 5 BB: 0 IBB: 0 HBP: 0 BLK: 0 WP: 0 HR: 0 S: 66 P: 98 ERA: 0.00 WHIP: 0.333															PITCHER IP: WLS: BF: H: R: ER: SO: BB: IBB: HBP: BLK: WP: HR: S: P: ERA: WHIP:						

Chicago Cubs @ Arizona Diamondbacks
Bank One Ballpark, Phoenix, AZ
Tue Aug 17 1999, 10:05 PM EDT
Att: 39,403 - Dome - 72 F

livebaseballscorecards.com

AB 29
R 0
H 3
RBI 0
BB 0
SO 5
LOB 5



Batter	1	2	3	4	5	6	7	8	9	AB	R	H	RBI	BB	SO	LOB	BOTTOM			
Tony Womack, L (1, 6) OBP: 0.332, SLG: 0.369										4	0	0	0	0	1	1				
Jay Bell, R (1, 4) OBP: 0.357, SLG: 0.534										3	1	1	0	1	0	1				
Luis Gonzalez, L (1, 7) OBP: 0.402, SLG: 0.550										4	1	2	0	0	1	1				
Matt Williams, R (1, 5) OBP: 0.357, SLG: 0.562										3	1	1	0	1	1	2				
Greg Colbrunn, R (1, 3) OBP: 0.412, SLG: 0.523										4	1	1	3	0	0	2				
Bernard Gilkey, R (1, 9) OBP: 0.378, SLG: 0.491 Andy Fox, L (9, 6) OBP: 0.364, SLG: 0.397										3	0	0	1	0	0	1				
Steve Finley, L (1, 8) OBP: 0.335, SLG: 0.503										3	0	1	0	0	0	0				
Kelly Stinnett, R (1, 2) OBP: 0.285, SLG: 0.435										3	0	0	0	0	1	1				
Brian Anderson, R (1, 1) OBP: 0.200, SLG: 0.345										3	0	1	0	0	0	1				
Inning Stats	R: 4 E: 0 K: 0 S: 12	H: 2 LOB: 0 BB: 2 P: 25	R: 0 E: 0 K: 0 S: 10	H: 0 LOB: 0 BB: 0 P: 14	R: 0 E: 0 K: 0 S: 4	H: 1 LOB: 1 BB: 0 P: 6	R: 0 E: 0 K: 0 S: 10	H: 1 LOB: 1 BB: 0 P: 15	R: 0 E: 0 K: 0 S: 7	H: 0 LOB: 0 BB: 0 P: 12	R: 0 E: 0 K: 1 S: 10	H: 1 LOB: 1 BB: 0 P: 15	R: 0 E: 0 K: 1 S: 7	H: 1 LOB: 1 BB: 0 P: 14	R: 0 E: 0 K: 1 S: 7	H: 1 LOB: 1 BB: 0 P: 14	1B: 5 2B: 1 3B: 1 HR: 0	SF: 1 SAC: 0 DP: 0 HBP: 0	WP: 0 PB: 0 SB: 0 CS: 0	PA: 33
PITCHER Andrew Lorraine, L (1, 1) ERA: 2.25	IP: 8.0 WLS: L BF: 33 H: 7 R: 4 ER: 4 SO: 4 BB: 2 IBB: 0 HBP: 0 BLK: 0 WP: 0 HR: 0 S: 70 P: 115 ERA: 4.50 WHIP: 1.125															PITCHER IP: WLS: BF: H: R: ER: SO: BB: IBB: HBP: BLK: WP: HR: S: P: ERA: WHIP:				

Chicago Cubs @ Arizona Diamondbacks
Bank One Ballpark, Phoenix, AZ
Tue Aug 17 1999, 10:05 PM EDT
Att: 39,403 - Dome - 72 F

livebaseballscorecards.com

AB 30
R 4
H 7
RBI 4
BB 2
SO 4
LOB 10



Batter	1	2	3	4	5	6	7	8	9	AB	R	H	RBI	BB	SO	LOB	TOP	
Chad Meyers, R OBP: 0.245, SLG: 0.267 (1, 8)	G5-3		S BB		1-3 2B			B5-3	L1	4	0	1	0	1	0	3	Chicago Cubs @ Arizona Diamondbacks Bank One Ballpark, Phoenix, AZ Wed Aug 18 1999, 10:35 PM EDT Att: 41,571 - Dome - 72 F	
Mickey Morandini, L OBP: 0.323, SLG: 0.344 (1, 4)	G4-3		2-3 K		F8			FC6-4 BB		3	0	0	0	1	1	3		
Mark Grace, L OBP: 0.404, SLG: 0.485 (1, 3)	E7			1-1 G5-3		3-2 G3		FC6-4 1-2 BB		4	0	0	0	0	0	1		
Sammy Sosa, R OBP: 0.359, SLG: 0.642 (1, 9)	G6-3			0-3 K2-3		1-1 P4		K		4	0	0	0	0	2	2		
Henry Rodriguez, L OBP: 0.420, SLG: 0.666 (1, 7)		1-0 F8		2-0 1B		0-0 HR			4-0 BB 1B BB	3	1	2	1	1	0	0		
Jeff Reed, L OBP: 0.346, SLG: 0.362 (1, 2)		2-2 G3		0-2 G1-3		1-1 F7			0-2 BB 1-2 1B	4	0	1	0	0	0	1		
Jeff Blauser, R OBP: 0.360, SLG: 0.436 (9, PR)										0	0	0	0	0	0	0		
Jose Nieves, R OBP: 0.317, SLG: 0.316 (1, 6)					1-2 G5-3			F8	1-3 K	4	0	0	0	0	1	2		
Tyler Houston, L OBP: 0.312, SLG: 0.397 (1, 5)			1-2 G3		1-1 F9		3-2 L4		4-2 BB 2-3 BB	3	0	0	0	1	0	0		
Kevin Tapani, R OBP: 0.119, SLG: 0.277 (7, PH)			2-1 P4		0-2 2B 1B		1-2 F8		1-3 K	2	0	1	0	0	0	0		
Inning Stats	R: 0 E: 1 K: 0 S: 12	H: 0 LOB: 1 BB: 0 P: 17	R: 0 E: 0 K: 0 S: 5	H: 0 LOB: 1 BB: 1 P: 9	R: 0 E: 0 K: 1 S: 9	H: 0 LOB: 1 BB: 1 P: 18	R: 0 E: 0 K: 1 S: 9	H: 1 LOB: 1 BB: 0 P: 12	R: 0 E: 0 K: 0 S: 8	H: 0 LOB: 0 BB: 0 P: 12	R: 0 E: 0 K: 1 S: 9	H: 0 LOB: 1 BB: 1 P: 18	R: 0 E: 0 K: 2 S: 19	H: 1 LOB: 3 BB: 2 P: 29	1B: 3 2B: 1 3B: 0 HR: 1	SF: 0 SAC: 0 DP: 0 HBP: 0	WP: 0 PA: 37 PB: 0 SB: 1 CS: 0	
PITCHER	IP	WLS	BF	H	R	ER	SO	BB	IBB	HBP	BLK	WP	HR	S	P	ERA	WHIP	
Andy Benes, R ERA: 4.91 (1, 1)	8.0	W	31	4	1	1	3	2	0	0	0	0	1	72	113	1.12	0.750	
Matt Mantei, R ERA: 2.66 (9, 1)	1.0	S	6	1	0	0	2	2	0	0	0	0	0	19	29	0.00	3.000	

AB	33
R	1
H	5
RBI	1
BB	4
SO	5
LOB	15



Batter	1	2	3	4	5	6	7	8	9	AB	R	H	RBI	BB	SO	LOB	BOTTOM		
Tony Womack, L OBP: 0.331, SLG: 0.368 (1, 9)	F7	F9			3-1 CS 1B	2-2 F9				4	0	1	0	0	0	4	Chicago Cubs @ Arizona Diamondbacks Bank One Ballpark, Phoenix, AZ Wed Aug 18 1999, 10:35 PM EDT Att: 41,571 - Dome - 72 F		
Jay Bell, R OBP: 0.356, SLG: 0.531 (1, 4)	G6-3	G6-3			4-2 1-2 BB		1-0 G5-3			3	0	0	0	1	0	2			
Luis Gonzalez, L OBP: 0.401, SLG: 0.549 (1, 7)	0-0 2B		1-0 F7		0-0 P4		3-1 F8			4	0	1	0	0	0	1			
Matt Williams, R OBP: 0.354, SLG: 0.557 (1, 5)	0-0 G6-3		2-2 P3		0-0 F9		3-3 K			4	0	0	0	0	1	2			
Erubiel Durazo, L OBP: 0.519, SLG: 0.550 (1, 3)		0-0 HR	0-0 1B		2-2 G3		4-2 BB			3	1	2	1	1	0	0			
Steve Finley, L OBP: 0.337, SLG: 0.512 (1, 8)		1-1 1B 2B	3-3 K		0-0 HR		0-0 F8			4	2	2	1	0	1	2			
Damian Miller, R OBP: 0.292, SLG: 0.397 (1, 2)		0-2 2B 1B		0-2 G3-1		1-0 1B 1B		2-1 F7		4	0	2	1	0	0	1			
Andy Fox, L OBP: 0.363, SLG: 0.399 (1, 6)		1-2 K		1-2 L6		2-1 F8		0-0 L4		4	0	1	0	0	0	2			
Andy Benes, R OBP: 0.217, SLG: 0.214 (1, 1)		1-3 K		0-0 G3		1-2 1B				3	0	1	0	0	1	2			
Matt Mantei, R (9, 1)										0	0	0	0	0	0	0			
Inning Stats	R: 0 E: 0 K: 0 S: 7	H: 1 LOB: 1 BB: 0 P: 9	R: 2 E: 0 K: 1 S: 16	H: 4 LOB: 2 BB: 0 P: 21	R: 0 E: 0 K: 1 S: 10	H: 1 LOB: 1 BB: 0 P: 16	R: 0 E: 0 K: 0 S: 8	H: 0 LOB: 0 BB: 0 P: 9	R: 0 E: 0 K: 0 S: 6	H: 1 LOB: 1 BB: 1 P: 13	R: 1 E: 0 K: 0 S: 17	H: 3 LOB: 2 BB: 0 P: 25	R: 0 E: 0 K: 1 S: 9	H: 0 LOB: 0 BB: 0 P: 16	R: 0 E: 0 K: 0 S: 6	H: 0 LOB: 1 BB: 1 P: 12	1B: 5 2B: 3 3B: 0 HR: 2	SF: 0 SAC: 0 DP: 0 HBP: 0	WP: 0 PA: 35 PB: 0 SB: 0 CS: 1
PITCHER	IP	WLS	BF	H	R	ER	SO	BB	IBB	HBP	BLK	WP	HR	S	P	ERA	WHIP		
Kevin Tapani, R ERA: 4.5 (1, 1)	6.0	L	28	10	3	3	2	1	0	0	0	0	0	64	93	4.50	1.833		
Scott Sanders, R ERA: 5.56 (7, 1)	1.0		3	0	0	0	1	0	0	0	0	0	0	9	16	0.00	0.000		
Felix Heredia, L ERA: 4.29 (8, 1)	0.1		2	0	0	0	0	1	0	0	0	0	0	3	7	0.00	3.000		
Rod Beck, R ERA: 9.78 (8, 1)	0.2		2	0	0	0	0	0	0	0	0	0	0	3	5	0.00	0.000		

AB	33
R	3
H	10
RBI	3
BB	2
SO	3
LOB	16



Batter	1	2	3	4	5	6	7	8	9	AB	R	H	RBI	BB	SO	LOB	TOP			
Tony Womack, L (1, 9) OBP: 0.329, SLG: 0.365	0-1 G3		2-1 G3			0-2 G1-3		1-3 K		4	0	0	0	0	1	0	Arizona Diamondbacks @ Pittsburgh Pirates Three Rivers Stadium, Pittsburgh, PA Fri Aug 20 1999, 7:05 PM EDT Att: 23,934 - Overcast - 74 F livebaseballscorecards.com			
Jay Bell, R (1, 4) OBP: 0.355, SLG: 0.535	2-1 HR		0-3 K			2-3 K		1-3 K		4	1	1	1	0	3	0				
Luis Gonzalez, L (1, 7) OBP: 0.400, SLG: 0.553	2-1 HR		2-1 F8			0-0 G3		3-3 K		4	1	1	1	0	1	0				
Matt Williams, R (1, 5) OBP: 0.352, SLG: 0.552	1-1 G5-3			3-2 G6-3			0-0 F7		1-0 G5-3	4	0	0	0	0	0	0				
Erubiel Durazo, L (1, 3) OBP: 0.500, SLG: 0.523	0-3 K			0-2 G4-3			2-1 2B WP 1B		3-2 G3	4	1	1	0	0	1	0				
Steve Finley, L (1, 8) OBP: 0.338, SLG: 0.513		2-2 F7		1-0 G4-3			1-0 WP 1-3 BLK 2B		4-2 BB	3	1	1	0	1	0	0				
Kelly Stinnett, R (1, 2) Greg Colbrunn, R (9, PH) OBP: 0.408, SLG: 0.517	0-0 G5-3				2-2 F9		4-2 BLK BB		1-3 K	2	0	0	0	1	0	0				
Andy Fox, L (1, 6) OBP: 0.362, SLG: 0.398	2-0 1B				1-3 K		2-3 3-H 3-3 SAFE			3	0	1	0	0	2	2				
Todd Stottlemyre, L (1, 1) Greg Swindell, L (5, 1) Rob Ryan, L (7, PH) Dan Plesac, L (7, 1) Gregg Olson, R (8, 1)	0-0 F8				2-2 G4-3		3-2 G4-3			2	0	0	0	0	0	1				
Inning Stats	R: 2 E: 0 K: 1 S: 11	H: 2 LOB: 0 BB: 0 P: 16	R: 0 E: 0 K: 0 S: 6	H: 1 LOB: 1 BB: 0 P: 10	R: 0 E: 0 K: 1 S: 7	H: 0 LOB: 0 BB: 0 P: 11	R: 0 E: 0 K: 0 S: 8	H: 0 LOB: 0 BB: 0 P: 12	R: 0 E: 0 K: 1 S: 7	H: 0 LOB: 0 BB: 0 P: 9	R: 2 E: 0 K: 1 S: 15	H: 2 LOB: 1 BB: 1 P: 28	R: 0 E: 0 K: 3 S: 9	H: 0 LOB: 0 BB: 0 P: 14	R: 0 E: 0 K: 1 S: 12	H: 0 LOB: 1 BB: 1 P: 21		1B: 2 2B: 1 3B: 0 HR: 2	SF: 0 SAC: 0 DP: 0 HBP: 0	WP: 1 PB: 0 SB: 0 CS: 0
PITCHER	IP WLS BF H R ER SO BB IBB HBP BLK WP HR S P ERA WHIP																			
Todd Ritchie, R (1, 1) ERA: 3.6	6.1 W 24 5 4 4 4 0 0 0 0 0 2 54 81 5.68 0.789																			
Marc Wilkins, R (7, 1) ERA: 3.93	0.2 H 3 0 0 0 1 1 0 0 1 1 0 11 21 0.00 1.500																			
Jose Silva, R (8, 1) ERA: 6.07	1.0 H 3 0 0 0 3 0 0 0 0 0 0 9 14 0.00 0.000																			
Mike Williams, R (9, 1) ERA: 2.79	1.0 S 4 0 0 0 1 1 0 0 0 0 0 0 12 21 0.00 1.000																			

Batter	1	2	3	4	5	6	7	8	9	AB	R	H	RBI	BB	SO	LOB	BOTTOM			
Al Martin, L (1, 7) OBP: 0.334, SLG: 0.521	2-2 F8		2-2 K		2-3 K		2-2 P6			4	0	0	0	0	2	1	Arizona Diamondbacks @ Pittsburgh Pirates Three Rivers Stadium, Pittsburgh, PA Fri Aug 20 1999, 7:05 PM EDT Att: 23,934 - Overcast - 74 F livebaseballscorecards.com			
Abraham Nunez, S (1, 6) OBP: 0.305, SLG: 0.242	2-2 G5-3		1-2 F8		4-0 S HR BB		2-3 K			3	1	0	0	1	1	1				
Brian Giles, L (1, 8) OBP: 0.397, SLG: 0.571	1-0 HR		1-0 G4-3		1 SAFE 1-H HR		0-1 P5			4	2	2	3	0	0	1				
Kevin Young, R (1, 3) OBP: 0.386, SLG: 0.514	2-1 F8			3-2 2B 2B	2-2 G5-3			1-3 K		4	1	1	0	0	1	0				
Ed Sprague, R (1, 5) OBP: 0.373, SLG: 0.516		1-2 P5		1-1 2H 2B 2B	0-3 K			2-2 1B FC5-2 1B		4	1	2	1	0	1	0				
Warren Morris, L (1, 4) OBP: 0.377, SLG: 0.453		3-3 K		2-3 K		0-0 G1-6-3 1B		1-1 FC5-2 1B		4	0	2	0	0	2	1				
Brant Brown, L (1, 9) Marc Wilkins, R (7, 1) Jose Silva, R (8, 1) Dale Sveum, S (9, PH) Mike Williams, R (9, 1)	0-0 1B				0-0 G4-3 2H 2B		1-0 G1-6-3 1B		4-0 1B IBB	3	0	2	1	0	0	1				
Joe Oliver, R (1, 2) Keith Osik, R (7, 2)	1 SAFE 1-1 1B			1-1 G4-3		2-3 K		0-1 FC5-2		3	0	1	0	0	1	1				
Todd Ritchie, R (1, 1) Adrian Brown, S (7, 9) OBP: 0.344, SLG: 0.325	1-3 1B			2-3 K			1-2 2B			1	0	1	0	0	0	0				
Inning Stats	R: 1 E: 0 K: 0 S: 10	H: 1 LOB: 0 BB: 0 P: 17	R: 0 E: 0 K: 1 S: 13	H: 2 LOB: 2 BB: 0 P: 18	R: 0 E: 0 K: 1 S: 7	H: 0 LOB: 0 BB: 0 P: 11	R: 2 E: 0 K: 2 S: 18	H: 3 LOB: 1 BB: 0 P: 27	R: 2 E: 0 K: 2 S: 17	H: 1 LOB: 0 BB: 1 P: 27	R: 0 E: 0 K: 1 S: 5	H: 1 LOB: 0 BB: 0 P: 8	R: 0 E: 0 K: 1 S: 12	H: 1 LOB: 1 BB: 0 P: 17	R: 0 E: 0 K: 1 S: 12	H: 2 LOB: 1 BB: 1 P: 20		1B: 5 2B: 4 3B: 0 HR: 2	SF: 0 SAC: 0 DP: 2 HBP: 0	WP: 0 PB: 0 SB: 1 CS: 0
PITCHER	IP WLS BF H R ER SO BB IBB HBP BLK WP HR S P ERA WHIP																			
Todd Stottlemyre, R (1, 1) Greg Swindell, L (5, 1) Dan Plesac, L (7, 1) Gregg Olson, R (8, 1)	4.2 L 22 7 5 5 5 1 0 0 0 0 0 0 0 8 11 0.00 0.750																			
	1.1 4 1 0 0 2 0 0 0 0 0 0 0 0 12 17 0.00 1.000																			
	1.0 5 2 0 0 1 0 1 0 0 0 0 0 0 12 20 0.00 2.000																			

Batter	1	2	3	4	5	6	7	8	9	AB	R	H	RBI	BB	SO	LOB	TOP								
Tony Womack, L (1,6) OBP: 0.331, SLG: 0.365 (7,9)										3	1	1	0	1	1	0	Arizona Diamondbacks @ Pittsburgh Pirates Three Rivers Stadium, Pittsburgh, PA Sat Aug 21 1999, 7:05 PM EDT Att: 31,364 - Unknown - 68 F livebaseballscorecards.com								
Jay Bell, R (1,4) OBP: 0.355, SLG: 0.533										5	0	2	1	0	2	1									
Luis Gonzalez, L (1,7) OBP: 0.400, SLG: 0.552										5	0	2	1	0	0	3									
Matt Williams, R (1,5) OBP: 0.350, SLG: 0.549										5	1	1	0	0	1	3									
Greg Colbrunn, R (1,3) OBP: 0.398, SLG: 0.495										4	1	0	0	0	3	3									
Bernard Gilkey, R (1,9) OBP: 0.380, SLG: 0.494 Andy Fox, L (7, PR) OBP: 0.362, SLG: 0.398 (7,6)										3	0	1	1	1	0	1									
Steve Finley, L (1,8) OBP: 0.339, SLG: 0.512										3	1	1	0	1	0	2									
Damian Miller, R (1,2) OBP: 0.291, SLG: 0.394										4	0	1	0	0	0	3									
Randy Johnson, R (1,1) OBP: 0.117, SLG: 0.156										4	0	0	0	0	2	2									
Inning Stats	R: 1 E: 0 K: 1 S: 11	H: 3 LOB: 1 BB: 0 P: 15	R: 1 E: 0 K: 1 S: 14	H: 3 LOB: 3 BB: 0 P: 25	R: 1 E: 1 K: 0 S: 9	H: 1 LOB: 1 BB: 0 P: 17	R: 0 E: 0 K: 1 S: 7	H: 0 LOB: 0 BB: 0 P: 12	R: 0 E: 0 K: 1 S: 12	H: 1 LOB: 2 BB: 1 P: 20	R: 0 E: 0 K: 1 S: 11	H: 0 LOB: 1 BB: 1 P: 17	R: 1 E: 0 K: 0 S: 5	H: 1 LOB: 2 BB: 1 P: 17	R: 0 E: 0 K: 2 S: 9	H: 0 LOB: 0 BB: 0 P: 14	R: 0 E: 0 K: 1 S: 9	H: 0 LOB: 0 BB: 0 P: 12	1B: 8 2B: 1 3B: 0 HR: 0	SF: 0 SAC: 0 DP: 1 HBP: 2	WP: 1 PB: 0 SB: 3 CS: 0	PA: 41			
PITCHER	IP	WLS	BF	H	R	ER	SO	BB	IBB	HBP	BLK	WP	HR	S	P	ERA	WHIP								
Jimmy Anderson, L (1,1) ERA: 3.52	5.2	L	28	8	3	2	5	2	0	1	0	1	0	61	102	3.18	1.765								
Greg Hansell, R (6,1) ERA: 3.77	1.1		7	1	1	1	1	0	1	1	0	0	0	8	21	6.75	0.750								
Scott Sauerbeck, L (8,1) ERA: 2.57	1.0		3	0	0	0	2	0	0	0	0	0	0	9	14	0.00	0.000								
Marc Wilkins, R (9,1) ERA: 3.82	1.0		3	0	0	0	1	0	0	0	0	0	0	9	12	0.00	0.000								

Batter	1	2	3	4	5	6	7	8	9	AB	R	H	RBI	BB	SO	LOB	BOTTOM								
Adrian Brown, S (1,9) OBP: 0.342, SLG: 0.318										3	0	0	0	1	1	1	Arizona Diamondbacks @ Pittsburgh Pirates Three Rivers Stadium, Pittsburgh, PA Sat Aug 21 1999, 7:05 PM EDT Att: 31,364 - Unknown - 68 F livebaseballscorecards.com								
Abraham Nunez, S (1,4) OBP: 0.305, SLG: 0.243 Marc Wilkins, R (9,1)										3	0	1	0	0	1	0									
Brian Giles, L (1,8) OBP: 0.394, SLG: 0.565										4	0	0	0	0	1	3									
Kevin Young, R (1,3) OBP: 0.387, SLG: 0.527										4	2	2	2	0	2	1									
Ed Sprague, R (1,5) OBP: 0.369, SLG: 0.511										4	0	0	0	0	0	0									
John Wehner, R (1,7) OBP: 0.293, SLG: 0.368										4	0	1	0	0	0	0									
Mike Benjamin, R (1,6) OBP: 0.277, SLG: 0.318										4	0	1	0	0	1	1									
Keith Osik, R (1,2) OBP: 0.243, SLG: 0.258										3	0	1	0	0	0	1									
Jimmy Anderson, L (1,1) OBP: 0.250, SLG: 0.500 Greg Hansell, R (6,1) Scott Sauerbeck, R (8,1) Dale Sveum, S (8, PH) OBP: 0.262, SLG: 0.447 (9,4)										2	0	0	0	0	1	0									
Inning Stats	R: 0 E: 0 K: 0 S: 7	H: 0 LOB: 0 BB: 0 P: 12	R: 1 E: 0 K: 0 S: 9	H: 2 LOB: 1 BB: 0 P: 14	R: 0 E: 0 K: 3 S: 10	H: 0 LOB: 0 BB: 0 P: 14	R: 1 E: 0 K: 1 S: 9	H: 1 LOB: 0 BB: 0 P: 13	R: 0 E: 0 K: 0 S: 4	H: 0 LOB: 0 BB: 0 P: 5	R: 0 E: 0 K: 1 S: 8	H: 0 LOB: 1 BB: 1 P: 16	R: 0 E: 0 K: 0 S: 6	H: 0 LOB: 0 BB: 0 P: 12	R: 0 E: 0 K: 1 S: 10	H: 2 LOB: 2 BB: 0 P: 14	R: 0 E: 0 K: 2 S: 10	H: 1 LOB: 1 BB: 0 P: 14	1B: 4 2B: 0 3B: 0 HR: 2	SF: 0 SAC: 1 DP: 0 HBP: 0	WP: 0 PB: 0 SB: 0 CS: 0	PA: 34			
PITCHER	IP	WLS	BF	H	R	ER	SO	BB	IBB	HBP	BLK	WP	HR	S	P	ERA	WHIP								
Randy Johnson, L (1,1) ERA: 2.55	9.0	W	34	6	2	2	8	1	0	0	0	0	2	73	114	2.00	0.778								

Batter	1	2	3	4	5	6	7	8	9	AB	R	H	RBI	BB	SO	LOB	TOP					
Tony Womack, L OBP: 0.332, SLG: 0.367 (1, 9)	1-2 E7 HR 1B	0-1 F8		3-1 G3 2B		0-2 P1		0-0 P5		5	1	2	0	0	0	0						
Jay Bell, R OBP: 0.356, SLG: 0.530 (1, 4)	4-2 HR BB	0-3 K		2-2 G3 2-3		4-1 1B BB		2-2 G6-3		3	1	0	0	2	1	1						
Luis Gonzalez, L OBP: 0.402, SLG: 0.564 (1, 7)	2-0 1-H 2-H HR	4-2 BB		0-0 G4-3		0-1 F8			1-2 HR	4	2	2	4	1	0	2						
Matt Williams, R OBP: 0.351, SLG: 0.553 (1, 5)	1-2 HR	1-3 K		0-0 G6-3		0-0 1B			0-3 K	5	1	2	1	0	2	2						
Erubiel Durazo, L OBP: 0.475, SLG: 0.551 (1, 3)	3-1 HR		0-0 F7		2-3 K		2-3 K		0-3 K	5	1	1	1	0	3	2						
Steve Finley, L OBP: 0.338, SLG: 0.513 (1, 8)	1-2 G6-3		0-3 K		0-1 BLK 3B		3-1 G3-1		0-2 G3	5	1	1	0	0	1	0						
Kelly Stinnett, R OBP: 0.289, SLG: 0.429 (1, 2)	0-0 G4-3		2-2 BB 1B		4-2 BLK BB		0-0 G1-3			3	0	1	0	1	0	0						
Andy Fox, L OBP: 0.364, SLG: 0.397 (1, 6)	0-1 WP 1B		4-0 BB		2-1 P6		2-1 G4-3			3	0	1	0	1	0	1						
Omar Daal, L OBP: 0.259, SLG: 0.268 (8, PH)	1-3 K		0-1 P5		2-3 K			2-2 P5		3	0	0	0	0	2	4						
Rob Ryan, L (8, PH)										1	0	0	0	0	0	0						
Gregg Olson, R (8, 1)										0	0	0	0	0	0	0						
Matt Mantei, R (9, 1)										0	0	0	0	0	0	0						
Inning Stats	R: 5 E: 1 K: 1 S: 25	H: 5 LOB: 1 BB: 1 P: 38	R: 0 E: 0 K: 2 S: 12	H: 0 LOB: 1 BB: 1 P: 17	R: 0 E: 0 K: 1 S: 10	H: 1 LOB: 2 BB: 1 P: 16	R: 0 E: 0 K: 0 S: 7	H: 1 LOB: 1 BB: 0 P: 12	R: 1 E: 0 K: 2 S: 13	H: 1 LOB: 1 BB: 1 P: 23	R: 0 E: 0 K: 1 S: 10	H: 1 LOB: 2 BB: 1 P: 16	R: 0 E: 0 K: 0 S: 5	H: 0 LOB: 0 BB: 0 P: 10	R: 0 E: 0 K: 0 S: 7	H: 0 LOB: 0 BB: 0 P: 11	R: 1 E: 0 K: 2 S: 14	H: 1 LOB: 0 BB: 0 P: 15	1B: 4 2B: 1 3B: 1 HR: 4	SF: 0 SAC: 0 DP: 0 HBP: 0	WP: 1 PB: 0 SB: 0 CS: 0	PA: 42
PITCHER	IP WLS BF H R ER SO BB IBB HBP BLK WP HR S P ERA WHIP																					
Jason Schmidt, R ERA: 4.2	(1, 1) 5.0 L 27 8 6 6 6 4 0 0 0 1 1 3 67 106 10.80 2.400																					
Scott Sauerbeck, L ERA: 2.47	(6, 1) 2.0 8 1 0 0 1 1 0 0 0 0 0 0 15 26 0.00 1.000																					
Jason Christiansen, L ERA: 4.48	(8, 1) 0.0 0 0 0 0 0 0 0 0 0 0 0 0 0 0 ∞ ∞																					
Jose Silva, R ERA: 6.03	(8, 1) 2.0 7 1 1 1 2 0 0 0 0 0 0 1 21 26 4.50 0.500																					

Arizona Diamondbacks @ Pittsburgh Pirates
Three Rivers Stadium, Pittsburgh, PA
Sun Aug 22 1999, 1:35 PM EDT
Att: 25,112 - Sunny - 77 F

AB	37
R	7
H	10
RBI	6
BB	5
SO	9
LOB	12

Batter	1	2	3	4	5	6	7	8	9	AB	R	H	RBI	BB	SO	LOB	BOTTOM					
Adrian Brown, S OBP: 0.349, SLG: 0.329 (1, 9)	3-2 F9 2B		2-1 FC5-4 1B	0-1 G6-3			1-0 E5 1B		4-2 BB	4	0	2	0	1	0	0						
John Wehner, R OBP: 0.285, SLG: 0.357 (1, 7)	2-3 K		0-0 FC5-4 1B 2B		0-1 F8		0-1 1B		2-3 K	4	1	1	0	0	1	3						
Dale Sveum, S OBP: 0.256, SLG: 0.436 (9, PH)			1-2 2-3 2B				1-2 1B			1	0	0	0	0	1	1						
Brian Giles, L OBP: 0.395, SLG: 0.564 (1, 8)	4-0 BB		1-2 2B SF8 1B		1-3 K		1-2 F9			3	1	1	1	1	1	2						
Kevin Young, R OBP: 0.388, SLG: 0.535 (1, 3)	1-0 F9		1-3 3-H 2-2 1B 2B		3-3 K			0-0 HR		4	2	2	2	0	1	2						
Ed Sprague, R OBP: 0.366, SLG: 0.507 (1, 5)	2-3 F9		1-3 3-H SF8			1-0 F7		0-1 G6-3		3	0	0	1	0	0	2						
Warren Morris, L OBP: 0.376, SLG: 0.451 (1, 4)		1-1 G6-3	0-1 1B		1-2 G4-3		1-0 F8			4	0	1	1	0	0	0						
Mike Benjamin, R OBP: 0.273, SLG: 0.313 (1, 6)		0-2 F9	1 SAFE P4		1-2 G5-3		2-1 G3			4	0	0	0	0	0	1						
Joe Oliver, R OBP: 0.303, SLG: 0.309 (9, PH)		2-2 F8		1-0 P3		2-0 P4		2-3 K		3	0	0	0	0	0	0						
Al Martin, L OBP: 0.333, SLG: 0.520 (9, PH)				4-2 FC5-4 1B BB		0-3 K		2-3 K		1	0	0	0	0	1	0						
Jason Schmidt, R ERA: 4.2	(1, 1) 5.0 L 27 8 6 6 6 4 0 0 0 1 1 3 67 106 10.80 2.400																					
Scott Sauerbeck, L ERA: 2.47	(6, 1) 2.0 8 1 0 0 1 1 0 0 0 0 0 0 15 26 0.00 1.000																					
Jason Christiansen, R ERA: 4.48	(8, 1) 0.0 0 0 0 0 0 0 0 0 0 0 0 0 0 0 ∞ ∞																					
Jose Silva, R ERA: 6.03	(8, 1) 2.0 7 1 1 1 2 0 0 0 0 0 0 1 21 26 4.50 0.500																					
Inning Stats	R: 0 E: 0 K: 1 S: 10	H: 1 LOB: 2 BB: 1 P: 21	R: 0 E: 0 K: 0 S: 8	H: 0 LOB: 0 BB: 0 P: 11	R: 4 E: 0 K: 0 S: 16	H: 4 LOB: 1 BB: 1 P: 25	R: 0 E: 0 K: 1 S: 6	H: 0 LOB: 0 BB: 0 P: 7	R: 0 E: 0 K: 0 S: 8	H: 0 LOB: 0 BB: 0 P: 12	R: 0 E: 0 K: 0 S: 8	H: 0 LOB: 0 BB: 0 P: 11	R: 0 E: 1 K: 0 S: 8	H: 1 LOB: 2 BB: 0 P: 12	R: 1 E: 0 K: 0 S: 6	H: 1 LOB: 0 BB: 0 P: 9	R: 0 E: 0 K: 3 S: 12	H: 0 LOB: 1 BB: 1 P: 22	1B: 4 2B: 2 3B: 0 HR: 1	SF: 1 SAC: 0 DP: 0 HBP: 0	WP: 0 PB: 0 SB: 0 CS: 0	PA: 38
PITCHER	IP WLS BF H R ER SO BB IBB HBP BLK WP HR S P ERA WHIP																					
Omar Daal, L ERA: 3.45	(1, 1) 7.0 W 30 4 4 4 4 2 0 0 0 0 0 0 64 99 5.14 1.143																					
Gregg Olson, R ERA: 3.71	(8, 1) 1.0 H 4 1 1 1 0 0 0 0 0 0 0 1 6 9 9.00 1.000																					
Matt Mantei, R ERA: 2.81	(9, 1) 1.0 S 4 0 0 0 3 1 0 0 0 0 0 0 0 12 22 0.00 1.000																					

Arizona Diamondbacks @ Pittsburgh Pirates
Three Rivers Stadium, Pittsburgh, PA
Sun Aug 22 1999, 1:35 PM EDT
Att: 25,112 - Sunny - 77 F

AB	34
R	5
H	7
RBI	5
BB	3
SO	7
LOB	11

Batter	1	2	3	4	5	6	7	8	9	AB	R	H	RBI	BB	SO	LOB	TOP					
Tony Womack, L OBP: 0.335, SLG: 0.370 (1, 4)	1-1 L4-3 1B	1-1 G3-1		4-1 G4-3 BB		0-2 P6			2-0 2B	4	0	2	0	1	0	2						
Rob Ryan, L OBP: 0.143, SLG: 0.571 Matt Mantei, R (9, 1)	1-0 L4-3		2-2 HR	1-1 G4-3			0-1 F8		1-3 K	5	1	1	1	0	1	3						
Luis Gonzalez, L OBP: 0.404, SLG: 0.564 (1, 7)	0-0 1B		0-1 WP BB	4-0 1B			2-2 G5-3			3	0	2	0	1	0	0						
Matt Williams, R OBP: 0.348, SLG: 0.549 (1, 5)	2-1 P6		0-3 K	0-0 G3			1-3 K			4	0	0	0	0	2	4						
Erubiel Durazo, L OBP: 0.462, SLG: 0.528 (1, 3)		1-0 2B 1B	1-1 F7		2-3 K			2-2 G3-1		4	1	1	0	0	1	1						
Steve Finley, L OBP: 0.335, SLG: 0.514 (1, 8)	3-2 G3 1-H		4-0 WP BB	1-2 BB	2-1 F7			0-3 K		3	0	1	1	1	1	0						
Andy Fox, L OBP: 0.363, SLG: 0.393 (1, 6)	2-0 G3		4-0 1-2 2-3 IBB		3-2 G4-3			3-3 K		3	0	0	0	1	1	1						
Damian Miller, R OBP: 0.294, SLG: 0.394 (1, 2)	4-2 SH1-4 BB		1-3 K		1-3 K			0-0 K 1B		3	0	1	0	1	2	3						
Armando Reynoso, R OBP: 0.167, SLG: 0.214 Dan Plesac, L Bobby Chouinard, R Greg Swindell, L Jay Bell, R OBP: 0.355, SLG: 0.529 (7, 1) (7, 1) (8, 1) (6, PH) (9, 4)	0-0 SH1-4		1-3 K		2-2 G6-3			2-3 K 1-2		2	0	0	0	0	1	0						
Inning Stats	R: 0 E: 0 K: 0 S: 6	H: 2 LOB: 1 BB: 0 P: 10	R: 1 E: 0 K: 0 S: 12	H: 2 LOB: 2 BB: 1 P: 22	R: 1 E: 0 K: 2 S: 16	H: 2 LOB: 3 BB: 2 P: 28	R: 0 E: 0 K: 1 S: 7	H: 0 LOB: 2 BB: 2 P: 17	R: 0 E: 0 K: 1 S: 15	H: 0 LOB: 0 BB: 0 P: 18	R: 0 E: 0 K: 1 S: 8	H: 0 LOB: 0 BB: 0 P: 11	R: 0 E: 0 K: 2 S: 12	H: 0 LOB: 0 BB: 0 P: 17	R: 0 E: 0 K: 2 S: 8	H: 2 LOB: 1 BB: 0 P: 13	1B: 5 2B: 3 3B: 0 HR: 1	SF: 0 SAC: 1 DP: 1 HBP: 0	WP: 1 PB: 0 SB: 1 CS: 0	PA: 38		
PITCHER	IP WLS BF H R ER SO BB IBB HBP BLK WP HR S P ERA WHIP	IP WLS BF H R ER SO BB IBB HBP BLK WP HR S P ERA WHIP	IP WLS BF H R ER SO BB IBB HBP BLK WP HR S P ERA WHIP	IP WLS BF H R ER SO BB IBB HBP BLK WP HR S P ERA WHIP	IP WLS BF H R ER SO BB IBB HBP BLK WP HR S P ERA WHIP	IP WLS BF H R ER SO BB IBB HBP BLK WP HR S P ERA WHIP	IP WLS BF H R ER SO BB IBB HBP BLK WP HR S P ERA WHIP	IP WLS BF H R ER SO BB IBB HBP BLK WP HR S P ERA WHIP	IP WLS BF H R ER SO BB IBB HBP BLK WP HR S P ERA WHIP	IP WLS BF H R ER SO BB IBB HBP BLK WP HR S P ERA WHIP	IP WLS BF H R ER SO BB IBB HBP BLK WP HR S P ERA WHIP	IP WLS BF H R ER SO BB IBB HBP BLK WP HR S P ERA WHIP	IP WLS BF H R ER SO BB IBB HBP BLK WP HR S P ERA WHIP	IP WLS BF H R ER SO BB IBB HBP BLK WP HR S P ERA WHIP	IP WLS BF H R ER SO BB IBB HBP BLK WP HR S P ERA WHIP	IP WLS BF H R ER SO BB IBB HBP BLK WP HR S P ERA WHIP	IP WLS BF H R ER SO BB IBB HBP BLK WP HR S P ERA WHIP	IP WLS BF H R ER SO BB IBB HBP BLK WP HR S P ERA WHIP	IP WLS BF H R ER SO BB IBB HBP BLK WP HR S P ERA WHIP	IP WLS BF H R ER SO BB IBB HBP BLK WP HR S P ERA WHIP	IP WLS BF H R ER SO BB IBB HBP BLK WP HR S P ERA WHIP	
67 Francisco Cordova, R ERA: 4.25 Greg Hansell, R ERA: 3.55 Mike Williams, R ERA: 2.74 (1, 1) (7, 1) (9, 1)	6.0 L 28 6 2 2 5 3 2 0 0 1 1 64 110 3.00 1.500	2.0 6 0 0 0 3 0 0 0 0 0 0 0 20 28 0.00 0.000	1.0 4 2 0 0 2 0 0 0 0 0 0 0 8 13 0.00 2.000																			
Batter	1	2	3	4	5	6	7	8	9	AB	R	H	RBI	BB	SO	LOB	BOTTOM					
Al Martin, L OBP: 0.334, SLG: 0.517 (1, 7)	2-1 L4-3 1B	4-2 BB		2-0 G3			1-1 F9		1-2 F7	4	0	1	0	1	0	2						
Abraham Nunez, S OBP: 0.301, SLG: 0.241 (1, 6)	1-1 L4-3	1-0 F8			2-3 K		0-1 S 1B		3-3 K	5	0	1	0	0	2	4						
Brian Giles, L OBP: 0.394, SLG: 0.568 (1, 8)	1-0 HR		2-2 K		1-0 F8		1-3 K			4	1	1	1	0	2	1						
Kevin Young, R OBP: 0.387, SLG: 0.532 (1, 3)	4-2 BB		2-3 K		1-0 L5		2-3 K			3	0	0	0	1	2	1						
Ed Sprague, R OBP: 0.370, SLG: 0.508 (1, 5)	4-2 BB		1-2 1B		0-0 BB 1B			1-0 F9		3	0	2	0	1	0	0						
Warren Morris, L OBP: 0.373, SLG: 0.447 (1, 4)	2-2 P5		0-1 P5		0-3 K		1-3 K			4	0	0	0	0	2	4						
Brant Brown, L OBP: 0.285, SLG: 0.418 John Wehner, R OBP: 0.283, SLG: 0.349 Mike Williams, R (1, 9) (6, PH) (9, 1)		1-1 F7		1-0 P7		0-2 F9		3-3 K		3	0	0	0	0	0	1						
Keith Osik, R OBP: 0.243, SLG: 0.250 (1, 2)	1-0 F8		1-2 F9		4-1 BB			1-1 F8		3	0	0	0	1	0	0						
67 Francisco Cordova, R OBP: 0.270, SLG: 0.229 Dale Sveum, S OBP: 0.250, SLG: 0.425 Greg Hansell, R Adrian Brown, S OBP: 0.353, SLG: 0.329 (1, 1) (6, PH) (7, 1) (9, 9)		1-1 BB 1B		0-2 1B		2-1 F7		4-2 BB		2	0	2	0	0	0	0						
Inning Stats	R: 1 E: 0 K: 0 S: 13	H: 2 LOB: 2 BB: 2 P: 27	R: 0 E: 0 K: 0 S: 10	H: 1 LOB: 1 BB: 1 P: 18	R: 0 E: 0 K: 2 S: 14	H: 1 LOB: 1 BB: 0 P: 19	R: 0 E: 0 K: 0 S: 8	H: 1 LOB: 1 BB: 0 P: 12	R: 0 E: 0 K: 1 S: 10	H: 1 LOB: 2 BB: 1 P: 16	R: 0 E: 0 K: 2 S: 10	H: 1 LOB: 1 BB: 0 P: 14	R: 0 E: 0 K: 2 S: 7	H: 0 LOB: 0 BB: 0 P: 12	R: 0 E: 0 K: 1 S: 13	H: 0 LOB: 1 BB: 1 P: 22	1B: 6 2B: 1 3B: 0 HR: 1	SF: 0 SAC: 0 DP: 1 HBP: 0	WP: 0 PB: 0 SB: 1 CS: 0	PA: 38		
PITCHER	IP WLS BF H R ER SO BB IBB HBP BLK WP HR S P ERA WHIP	IP WLS BF H R ER SO BB IBB HBP BLK WP HR S P ERA WHIP	IP WLS BF H R ER SO BB IBB HBP BLK WP HR S P ERA WHIP	IP WLS BF H R ER SO BB IBB HBP BLK WP HR S P ERA WHIP	IP WLS BF H R ER SO BB IBB HBP BLK WP HR S P ERA WHIP	IP WLS BF H R ER SO BB IBB HBP BLK WP HR S P ERA WHIP	IP WLS BF H R ER SO BB IBB HBP BLK WP HR S P ERA WHIP	IP WLS BF H R ER SO BB IBB HBP BLK WP HR S P ERA WHIP	IP WLS BF H R ER SO BB IBB HBP BLK WP HR S P ERA WHIP	IP WLS BF H R ER SO BB IBB HBP BLK WP HR S P ERA WHIP	IP WLS BF H R ER SO BB IBB HBP BLK WP HR S P ERA WHIP	IP WLS BF H R ER SO BB IBB HBP BLK WP HR S P ERA WHIP	IP WLS BF H R ER SO BB IBB HBP BLK WP HR S P ERA WHIP	IP WLS BF H R ER SO BB IBB HBP BLK WP HR S P ERA WHIP	IP WLS BF H R ER SO BB IBB HBP BLK WP HR S P ERA WHIP	IP WLS BF H R ER SO BB IBB HBP BLK WP HR S P ERA WHIP	IP WLS BF H R ER SO BB IBB HBP BLK WP HR S P ERA WHIP	IP WLS BF H R ER SO BB IBB HBP BLK WP HR S P ERA WHIP	IP WLS BF H R ER SO BB IBB HBP BLK WP HR S P ERA WHIP	IP WLS BF H R ER SO BB IBB HBP BLK WP HR S P ERA WHIP	IP WLS BF H R ER SO BB IBB HBP BLK WP HR S P ERA WHIP	IP WLS BF H R ER SO BB IBB HBP BLK WP HR S P ERA WHIP
Armando Reynoso, R ERA: 3.87 Dan Plesac, L ERA: 7.0 Bobby Chouinard, R ERA: 2.49 Greg Swindell, L ERA: 2.52 Matt Mantei, R ERA: 2.75 (1, 1) (7, 1) (7, 1) (8, 1) (9, 1)	6.0 W 27 6 1 1 4 4 0 0 0 0 0 0 7 9 0.00 1.500	0.2 H 3 1 0 0 1 0 0 0 0 0 0 4 7 0.00 0.000	0.2 H 2 0 0 0 1 0 0 0 0 0 0 6 10 0.00 0.000	0.2 H 2 0 0 0 2 0 0 0 0 0 0 6 10 0.00 0.000	1.0 S 4 0 0 0 1 1 0 0 0 0 0 13 22 0.00 1.000																	

Arizona Diamondbacks @ Pittsburgh Pirates
Three Rivers Stadium, Pittsburgh, PA
Mon Aug 23 1999, 7:05 PM EDT
Att: 11,768 - Cloudy - 78 F

Arizona Diamondbacks @ Pittsburgh Pirates
Three Rivers Stadium, Pittsburgh, PA
Mon Aug 23 1999, 7:05 PM EDT
Att: 11,768 - Cloudy - 78 F

AB	32
R	2
H	8
RBI	2
BB	5
SO	10
LOB	15



AB	33
R	1
H	7
RBI	1
BB	5
SO	9
LOB	15



Batter	1	2	3	4	5	6	7	8	9	AB	R	H	RBI	BB	SO	LOB	TOP								
Tony Womack, L (1, 9) OBP: 0.337, SLG: 0.374										5	1	2	0	0	2	1	Arizona Diamondbacks @ Florida Marlins Pro Player Stadium, Miami, FL Wed Aug 25 1999, 7:05 PM EDT Att: 14,409 - Unknown - 81 F								
Jay Bell, R (1, 4) OBP: 0.352, SLG: 0.531										2	0	0	2	0	1	0									
Luis Gonzalez, L (1, 7) OBP: 0.406, SLG: 0.566										4	1	2	0	0	1	1									
Matt Williams, R (1, 5) OBP: 0.347, SLG: 0.547										4	1	1	1	0	0	1									
Erubiel Durazo, L (1, 3)										4	1	1	1	0	2	2									
Steve Finley, L (1, 8) OBP: 0.336, SLG: 0.506										3	1	0	0	1	1	0									
Kelly Stinnett, R (1, 2) OBP: 0.289, SLG: 0.429										4	1	1	1	0	1	0									
Hanley Frias, S (1, 6) OBP: 0.314, SLG: 0.233										2	1	1	2	2	0	0									
Todd Stottlemyre, L (1, 1) OBP: 0.308, SLG: 0.227										1	0	0	0	0	1	1									
Bobby Chouinard, R (8, 1)										1	0	0	0	0	1	0									
Inning Stats	R: 1 E: 1 K: 0 S: 8	H: 2 LOB: 0 BB: 0 P: 11	R: 0 E: 0 K: 2 S: 12	H: 0 LOB: 0 BB: 0 P: 16	R: 1 E: 0 K: 1 S: 17	H: 1 LOB: 1 BB: 1 P: 25	R: 0 E: 1 K: 0 S: 6	H: 0 LOB: 0 BB: 0 P: 11	R: 0 E: 0 K: 1 S: 9	H: 0 LOB: 1 BB: 1 P: 17	R: 4 E: 0 K: 2 S: 20	H: 4 LOB: 1 BB: 1 P: 30	R: 0 E: 0 K: 1 S: 9	H: 0 LOB: 0 BB: 0 P: 15	R: 1 E: 0 K: 1 S: 10	H: 1 LOB: 0 BB: 0 P: 13	R: 0 E: 0 K: 2 S: 8	H: 0 LOB: 0 BB: 0 P: 10	1B: 4 2B: 4 3B: 0 HR: 1	SF: 2 SAC: 2 DP: 2 HBP: 0	WP: 0 PB: 1 SB: 0 CS: 0	PA: 37			
PITCHER	IP	WLS	BF	H	R	ER	SO	BB	IBB	HBP	BLK	WP	HR	S	P	ERA	WHIP								
Vladimir Nunez, R (1, 1) ERA: 3.88	5.2	L	25	6	6	5	5	3	0	0	0	0	0	66	102	7.94	1.588								
Braden Looper, R (8, 1) ERA: 3.71	1.1		5	1	0	0	2	0	0	0	0	0	0	15	23	0.00	0.750								
Brent Billingsley, L (8, 1) ERA: 9.82	1.0		4	1	1	1	1	0	0	0	0	0	1	10	13	9.00	1.000								
Antonio Alfonseca, R (9, 1) ERA: 3.52	1.0		3	0	0	0	2	0	0	0	0	0	0	8	10	0.00	0.000								

Batter	1	2	3	4	5	6	7	8	9	AB	R	H	RBI	BB	SO	LOB	BOTTOM								
Luis Castillo, S (1, 4) OBP: 0.365, SLG: 0.355										3	0	1	0	1	1	0	Arizona Diamondbacks @ Florida Marlins Pro Player Stadium, Miami, FL Wed Aug 25 1999, 7:05 PM EDT Att: 14,409 - Unknown - 81 F								
Alex Gonzalez, R (1, 6) OBP: 0.309, SLG: 0.426										4	0	1	0	0	1	1									
Todd Dunwoody, L (1, 7) OBP: 0.287, SLG: 0.348										4	1	1	1	0	0	1									
Kevin Millar, R (1, 3) OBP: 0.390, SLG: 0.464										3	0	0	0	1	0	0									
Preston Wilson, R (1, 8) OBP: 0.345, SLG: 0.532										4	0	2	0	0	0	1									
Danny Bautista, R (1, 9) OBP: 0.295, SLG: 0.411										4	1	1	0	0	0	2									
Mike Lowell, R (1, 5) OBP: 0.324, SLG: 0.387										2	0	0	0	1	2	1									
Jorge Fabregas, L (1, 2) OBP: 0.289, SLG: 0.309										2	0	1	1	0	0	0									
Mike Redmond, R (8, 2) OBP: 0.354, SLG: 0.330										1	0	0	0	0	1	1									
Vladimir Nunez, R (1, 1) OBP: 0.067, SLG: 0.067										2	0	0	0	0	0	2									
Braden Looper, R (8, 1) ERA: 3.89										0	0	0	0	0	0	0									
Brent Billingsley, L (8, 1)										0	0	0	0	0	0	0									
Mark Kotsay, L (8, PH) OBP: 0.301, SLG: 0.392										1	0	0	0	0	0	0									
Antonio Alfonseca, R (9, 1) ERA: 2.3										0	0	0	0	0	0	0									
Inning Stats	R: 0 E: 0 K: 1 S: 8	H: 0 LOB: 0 BB: 0 P: 11	R: 1 E: 0 K: 0 S: 9	H: 2 LOB: 2 BB: 2 P: 22	R: 1 E: 0 K: 0 S: 12	H: 2 LOB: 0 BB: 0 P: 19	R: 0 E: 0 K: 1 S: 6	H: 0 LOB: 0 BB: 0 P: 8	R: 0 E: 0 K: 0 S: 7	H: 0 LOB: 0 BB: 1 P: 12	R: 0 E: 0 K: 1 S: 7	H: 0 LOB: 0 BB: 0 P: 9	R: 0 E: 0 K: 2 S: 9	H: 1 LOB: 1 BB: 0 P: 15	R: 0 E: 0 K: 0 S: 6	H: 1 LOB: 0 BB: 0 P: 9	R: 0 E: 0 K: 0 S: 6	H: 1 LOB: 0 BB: 0 P: 8	1B: 5 2B: 1 3B: 0 HR: 1	SF: 0 SAC: 0 DP: 2 HBP: 0	WP: 0 PB: 0 SB: 0 CS: 2	PA: 34			
PITCHER	IP	WLS	BF	H	R	ER	SO	BB	IBB	HBP	BLK	WP	HR	S	P	ERA	WHIP								
Todd Stottlemyre, R (1, 1) ERA: 2.3	7.0	W	26	5	2	2	5	3	0	0	0	0	0	58	96	2.57	1.143								
Bobby Chouinard, R (8, 1)	2.0		7	2	0	0	0	0	0	0	0	0	0	12	17	0.00	1.000								

AB	30
R	7
H	8
RBI	7
BB	3
SO	10
LOB	6



Batter	1	2	3	4	5	6	7	8	9	AB	R	H	RBI	BB	SO	LOB	TOP					
Rondell White, R OBP: 0.360, SLG: 0.512 (1, 8)										5	0	1	0	0	1	0						
Orlando Merced, S OBP: 0.348, SLG: 0.460 Manny Martinez, R OBP: 0.291, SLG: 0.353 (7, 8)										4	2	3	0	0	0	0						
Jose Vidro, S OBP: 0.358, SLG: 0.510 (1, 4)										3	1	1	2	2	0	1						
Vladimir Guerrero, R OBP: 0.368, SLG: 0.584 (1, 9)										4	1	1	1	0	1	4						
Brad Fullmer, L OBP: 0.345, SLG: 0.509 (1, 3)										3	0	1	1	0	0	3						
Chris Widger, R OBP: 0.331, SLG: 0.485 (1, 2)										4	0	0	0	0	1	3						
Shane Andrews, R OBP: 0.290, SLG: 0.342 (1, 5)										3	0	0	0	1	2	0						
Geoff Blum, S OBP: 0.365, SLG: 0.548 Miguel Batista, R OBP: 0.250, SLG: 0.333 (8, 1)										4	0	1	0	0	1	0						
Jeremy Powell, R OBP: 0.143, SLG: 0.053 Wilton Guerrero, S OBP: 0.332, SLG: 0.411 Steve Kline, S (6, 1)										2	0	0	0	0	0	0						
Mike Mordecai, R OBP: 0.323, SLG: 0.384 Ryan McGuire, L OBP: 0.351, SLG: 0.362 (9, PH)										1	0	0	0	0	0	2						
Inning Stats	R: 1 E: 0 K: 1 S: 16	H: 2 LOB: 2 BB: 0 P: 24	R: 0 E: 0 K: 0 S: 9	H: 0 LOB: 0 BB: 0 P: 16	R: 2 E: 0 K: 1 S: 15	H: 2 LOB: 1 BB: 1 P: 25	R: 0 E: 0 K: 1 S: 9	H: 0 LOB: 0 BB: 0 P: 10	R: 1 E: 0 K: 0 S: 7	H: 1 LOB: 2 BB: 1 P: 8	R: 0 E: 0 K: 0 S: 14	H: 1 LOB: 2 BB: 1 P: 27	R: 0 E: 0 K: 1 S: 12	H: 1 LOB: 3 BB: 1 P: 22	R: 0 E: 0 K: 2 S: 9	H: 0 LOB: 0 BB: 0 P: 15	R: 0 E: 0 K: 2 S: 10	H: 1 LOB: 1 BB: 0 P: 15	1B: 2 2B: 5 3B: 1 HR: 0	SF: 0 SAC: 0 DP: 0 HBP: 1	WP: 0 PB: 0 SB: 2 CS: 0	PA: 39
PITCHER	IP WLS BF H R ER SO BB IBB HBP BLK WP HR S P ERA WHIP																					
Todd Stottlemyre, R ERA: 3.98 Darren Holmes, R ERA: 2.8 Greg Swindell, L ERA: 2.41 Bobby Chouinard, R ERA: 2.17 Matt Mantel, R ERA: 2.6	5.2 26 6 4 3 3 2 0 1 0 0 0 66 103 4.76 1.412																					

Montreal Expos @ Arizona Diamondbacks
 Bank One Ballpark, Phoenix, AZ
 Mon Aug 30 1999, 9:35 PM EDT
 Att: 30,483 - Dome - 72 F
livebaseballscorecards.com

AB	35
R	4
H	8
RBI	4
BB	3
SO	8
LOB	14



Batter	1	2	3	4	5	6	7	8	9	AB	R	H	RBI	BB	SO	LOB	BOTTOM			
Tony Womack, L OBP: 0.338, SLG: 0.370 (1, 6)										5	1	1	0	0	0	3				
Jay Bell, R OBP: 0.358, SLG: 0.535 (1, 4)										4	1	1	0	0	3	1				
Luis Gonzalez, L OBP: 0.409, SLG: 0.573 (1, 7)										3	0	1	1	1	1	1				
Matt Williams, R OBP: 0.348, SLG: 0.549 (1, 5)										4	0	1	1	0	0	2				
Erubiel Durazo, L OBP: 0.389, SLG: 0.500 (1, 3)										4	0	0	0	0	3	3				
Steve Finley, L OBP: 0.332, SLG: 0.495 (1, 8)										3	2	1	0	1	1	0				
Rob Ryan, L OBP: 0.357, SLG: 0.786 (1, 9)										4	1	3	2	0	1	0				
Kelly Stinnett, R OBP: 0.291, SLG: 0.424 (1, 2)										3	0	1	0	1	1	3				
Todd Stottlemyre, L ERA: 2.26, SLG: 0.208 Darren Holmes, R ERA: 2.8 Bernard Gilkey, R ERA: 0.900 Greg Swindell, L ERA: 2.41 Bobby Chouinard, R ERA: 2.17 Greg Colburn, R ERA: 0.07, SLG: 0.320 Matt Mantel, R ERA: 2.6	5.0 23 7 4 4 7 1 0 0 0 0 0 22 42 0.00 1.000																			
Inning Stats	R: 1 E: 0 K: 3 S: 16	H: 2 LOB: 1 BB: 0 P: 20	R: 0 E: 0 K: 2 S: 8	H: 0 LOB: 1 BB: 1 P: 14	R: 0 E: 0 K: 1 S: 5	H: 0 LOB: 0 BB: 0 P: 6	R: 2 E: 0 K: 0 S: 9	H: 3 LOB: 1 BB: 0 P: 12	R: 1 E: 0 K: 1 S: 13	H: 2 LOB: 1 BB: 0 P: 17	R: 0 E: 0 K: 0 S: 9	H: 1 LOB: 2 BB: 1 P: 20	R: 0 E: 0 K: 2 S: 13	H: 0 LOB: 1 BB: 1 P: 22	R: 1 E: 0 K: 1 S: 16	H: 1 LOB: 1 BB: 1 P: 25	1B: 6 2B: 2 3B: 0 HR: 1	SF: 1 SAC: 0 DP: 0 HBP: 0	WP: 0 PB: 0 SB: 2 CS: 0	PA: 37
PITCHER	IP WLS BF H R ER SO BB IBB HBP BLK WP HR S P ERA WHIP																			
Jeremy Powell, R ERA: 3.51 Steve Kline, L ERA: 3.3 Miguel Batista, R ERA: 5.13	2.0 9 1 0 0 2 1 1 0 0 0 0 22 42 0.00 1.000																			

Montreal Expos @ Arizona Diamondbacks
 Bank One Ballpark, Phoenix, AZ
 Mon Aug 30 1999, 9:35 PM EDT
 Att: 30,483 - Dome - 72 F
livebaseballscorecards.com

AB	32
R	5
H	9
RBI	5
BB	4
SO	10
LOB	15



Batter	1	2	3	4	5	6	7	8	9	AB	R	H	RBI	BB	SO	LOB	TOP			
James Mouton, R (1.9) OBP: 0.364, SLG: 0.378										4	0	0	0	0	3	0	Montreal Expos @ Arizona Diamondbacks Bank One Ballpark, Phoenix, AZ Tue Aug 31 1999, 9:35 PM EDT Att: 32,154 - Dome - 72 F			
Wilton Guerrero, S (1.7) OBP: 0.331, SLG: 0.409 Anthony Telford, R (8.1)										4	0	1	0	0	1	0				
Ryan McGuire, L (9.3) OBP: 0.351, SLG: 0.362										0	0	0	0	0	0	0				
Jose Vidro, S (1.4) OBP: 0.355, SLG: 0.505										4	0	0	0	0	2	2				
Rondell White, R (1.8) OBP: 0.361, SLG: 0.514										4	1	2	0	0	1	2				
Chris Widger, R (1.2) OBP: 0.333, SLG: 0.482										2	0	0	0	2	2	1				
Michael Barrett, R (1.5) OBP: 0.346, SLG: 0.437 Ugueth Urbina, R (9.1)										4	0	2	1	0	0	1				
Shane Andrews, R (1.3) OBP: 0.287, SLG: 0.337										4	0	0	0	0	2	4				
Geoff Blum, S (1.6) OBP: 0.364, SLG: 0.585										3	1	1	1	0	1	1				
Mike Thurman, R (1.1) OBP: 0.081, SLG: 0.029 Mike Mordecai, R (8, PH) Manny Martinez, R (8.8) OBP: 0.321, SLG: 0.382 OBP: 0.291, SLG: 0.353										2	0	0	0	0	2	0				
Inning Stats	R: 0 E: 0 K: 2 S: 8	H: 0 W: 0 L: 13	R: 1 E: 0 K: 3 S: 12	H: 2 LOB: 1 BB: 0 P: 17	R: 0 E: 0 K: 3 S: 19	H: 1 LOB: 2 BB: 0 P: 24	R: 0 E: 0 K: 0 S: 6	H: 0 LOB: 0 BB: 1 P: 12	R: 0 E: 0 K: 2 S: 7	H: 0 LOB: 0 BB: 0 P: 10	R: 0 E: 0 K: 2 S: 7	H: 0 LOB: 0 BB: 0 P: 9	R: 1 E: 0 K: 1 S: 11	H: 1 LOB: 0 BB: 0 P: 16	R: 0 E: 0 K: 0 S: 9	H: 2 LOB: 2 BB: 1 P: 21	1B: 3 2B: 3 3B: 0 HR: 1	SF: 0 SAC: 0 DP: 2 HBP: 0	WP: 0 PB: 2 SB: 0 CS: 0	PA: 34
PITCHER	IP WLS BF H R ER SO BB IBB HBP BLK WP HR S P ERA WHIP																			
Randy Johnson, L (1.1) ERA: 2.47	8.0 L 29 4 2 1 14 1 0 0 0 0 1 76 110 1.12 0.625																			
Gregg Olson, R (9.1) ERA: 3.51	1.0 5 2 0 0 0 1 0 0 0 0 0 9 21 0.00 3.000																			



Batter	1	2	3	4	5	6	7	8	9	AB	R	H	RBI	BB	SO	LOB	BOTTOM					
Tony Womack, L (1.6) OBP: 0.337, SLG: 0.369										4	0	1	0	0	1	0	Montreal Expos @ Arizona Diamondbacks Bank One Ballpark, Phoenix, AZ Tue Aug 31 1999, 9:35 PM EDT Att: 32,154 - Dome - 72 F					
Jay Bell, R (1.4) OBP: 0.359, SLG: 0.536										4	0	2	0	0	0	1						
Luis Gonzalez, L (1.7) OBP: 0.408, SLG: 0.570										4	0	1	0	0	0	2						
Matt Williams, R (1.5) OBP: 0.346, SLG: 0.545										4	0	0	0	0	2	2						
Steve Finley, L (1.8) OBP: 0.332, SLG: 0.492										3	0	0	0	1	1	0						
Erubiel Durazo, L (1.3) OBP: 0.394, SLG: 0.532										3	1	1	1	1	2	0						
Rob Ryan, L (1.9) OBP: 0.333, SLG: 0.647										3	0	0	0	1	1	2						
Damian Miller, R (1.2) OBP: 0.292, SLG: 0.396										3	0	1	0	0	0	0						
Randy Johnson, R (1.1) OBP: 0.110, SLG: 0.146 Lenny Harris, L (8, PH) Gregg Olson, R (9.1) OBP: 0.321, SLG: 0.371 ERA: 3.57										2	0	0	0	0	1	2						
Inning Stats	R: 0 E: 0 K: 2 S: 13	H: 1 W: 0 L: 26	R: 0 E: 0 K: 1 S: 12	H: 1 LOB: 2 BB: 1 P: 18	R: 0 E: 0 K: 0 S: 8	H: 1 LOB: 1 BB: 0 P: 14	R: 0 E: 0 K: 2 S: 9	H: 0 LOB: 0 BB: 0 P: 13	R: 0 E: 0 K: 1 S: 7	H: 0 LOB: 0 BB: 0 P: 9	R: 0 E: 0 K: 0 S: 7	H: 1 LOB: 0 BB: 0 P: 11	R: 1 E: 0 K: 1 S: 8	H: 1 LOB: 0 BB: 0 P: 10	R: 0 E: 0 K: 0 S: 7	H: 1 LOB: 0 BB: 0 P: 10		R: 0 E: 0 K: 1 S: 7	H: 0 LOB: 2 BB: 2 P: 18	1B: 4 2B: 1 3B: 0 HR: 1	SF: 0 SAC: 0 DP: 1 HBP: 0	WP: 0 PB: 0 SB: 0 CS: 1
PITCHER	IP WLS BF H R ER SO BB IBB HBP BLK WP HR S P ERA WHIP																					
Mike Thurman, R (1.1) ERA: 4.17	7.0 W 26 5 1 1 7 1 0 0 0 0 1 64 91 1.29 0.857																					
Anthony Telford, R (8.1) ERA: 3.39	1.0 H 3 1 0 0 0 0 0 0 0 0 0 7 10 0.00 1.000																					
Ugueth Urbina, R (9.1) ERA: 3.57	1.0 S 5 0 0 0 0 1 2 0 0 0 0 0 7 18 0.00 2.000																					



Batter	1	2	3	4	5	6	7	8	9	AB	R	H	RBI	BB	SO	LOB	TOP
Tony Womack, L (1, 9) OBP: 0.334, SLG: 0.366	K			E4		G6-3		P7		4	0	0	0	0	1	3	Arizona Diamondbacks @ Atlanta Braves Turner Field, Atlanta, GA Fri Sep 03 1999, 7:40 PM EDT Att: 38,389 - Cloudy - 82 F
Jay Bell, R (1, 4) OBP: 0.359, SLG: 0.540	F8			1-1 1-2 1B			K	K		4	0	1	0	0	2	3	
Luis Gonzalez, L (1, 7) OBP: 0.408, SLG: 0.568	K			L3			L7		3	1	0	0	0	1	1	2	
Matt Williams, R (1, 5) OBP: 0.341, SLG: 0.537		K		K			K		4	0	0	0	0	0	3	2	
Steve Finley, L (1, 8) OBP: 0.331, SLG: 0.489		F7					F7		4	2	2	0	0	0	0	0	
Erubiel Durazo, L (1, 3) OBP: 0.376, SLG: 0.512							K		3	0	0	0	0	0	2	1	
Greg Colbrunn, R (9, PH) OBP: 0.412, SLG: 0.505	K						K		1	0	1	0	0	0	0	0	
Damian Miller, R (1, 2) OBP: 0.295, SLG: 0.398				G6-3			F8		4	0	2	2	0	0	0	0	
Hanley Frias, S (1, 6) OBP: 0.330, SLG: 0.250				P8			L8		4	0	1	1	0	1	2		
Armando Reynoso, R (1, 1) ERA: 2.91				P6			K		1	0	0	0	0	0	0	0	
Erik Sabel, R (4, 1) ERA: 3.24									0	0	0	0	0	0	0	0	
Darren Holmes, R (5, 1) ERA: 3.35									0	0	0	0	0	0	0	0	
Rob Ryan, L (6, PH) ERA: 5.27									1	0	0	0	0	0	0	0	
Brian Anderson, L (8, 1) ERA: 2.1									0	0	0	0	0	0	0	0	
Lenny Harris, L (8, PH) ERA: 2.1									0	0	0	0	0	0	0	0	
Bobby Chouinard, R (8, 1) ERA: 2.1									0	0	0	0	0	0	0	0	
Bernard Gilkey, R (9, PH) ERA: 2.1									1	0	0	0	0	0	0	2	
Inning Stats	R: 0 H: 0 E: 0 K: 2 S: 10	H: 0 LOB: 0 BB: 0 P: 13	R: 0 H: 0 E: 0 K: 2 S: 10	H: 0 LOB: 0 BB: 0 P: 14	R: 0 H: 0 E: 0 K: 0 S: 7	H: 1 LOB: 1 BB: 0 P: 11	R: 0 H: 1 E: 0 K: 1 S: 15	H: 0 LOB: 0 BB: 0 P: 5	R: 0 H: 0 E: 0 K: 1 S: 8	H: 0 LOB: 0 BB: 0 P: 10	R: 1 H: 4 E: 0 K: 1 S: 16	H: 3 LOB: 3 BB: 1 P: 23	R: 2 H: 3 E: 0 K: 1 S: 15	H: 3 LOB: 2 BB: 1 P: 28	1B: 8 2B: 1 3B: 0 HR: 0	SF: 0 SAC: 0 DP: 1 HBP: 0	WP: 0 PA: 36 PB: 0 SB: 1 CS: 0
PITCHER	IP WLS BF H R ER SO BB IBB HBP BLK WP HR S P ERA WHIP																
Kevin Millwood, R (1, 1) ERA: 2.91	8.0 W 29 5 1 1 10 0 0 0 0 0 0 78 107 1.12 0.625																
Bruce Chen, L (9, 1) ERA: 6.75	0.1 3 1 2 2 0 1 0 0 0 0 0 5 11 54.00 6.000																
30 Kevin McGlinchy, R (9, 1) ERA: 3.03	0.2 4 2 0 0 1 0 0 0 0 0 0 10 17 0.00 3.000																

Batter	1	2	3	4	5	6	7	8	9	AB	R	H	RBI	BB	SO	LOB	BOTTOM		
Gerald Williams, R (1, 7) OBP: 0.325, SLG: 0.429	F8			SH3				G6-3		4	1	2	1	1	0	0	Arizona Diamondbacks @ Atlanta Braves Turner Field, Atlanta, GA Fri Sep 03 1999, 7:40 PM EDT Att: 38,389 - Cloudy - 82 F		
Bret Boone, R (1, 4) OBP: 0.316, SLG: 0.421	F9			SH3			FC6-4		4	0	1	1	0	1	2				
10 Chipper Jones, S (1, 5) OBP: 0.442, SLG: 0.622	2B			L6			F8		4	0	1	1	1	0	4				
Brian Jordan, R (1, 9) OBP: 0.362, SLG: 0.493				K			F9		4	0	1	0	0	1	4				
Ryan Klesko, L (1, 3) OBP: 0.376, SLG: 0.544									3	2	1	1	1	0	2				
Brian Hunter, R (9, 3) OBP: 0.354, SLG: 0.429	P6								0	0	0	0	0	0	0				
Andruw Jones, R (1, 8) OBP: 0.364, SLG: 0.500				HR			HR		3	2	1	1	0	0	0				
Greg Myers, L (1, 2) OBP: 0.359, SLG: 0.402				HR			HR		3	1	0	0	1	1	2				
José Hernández, R (1, 6) OBP: 0.346, SLG: 0.436				SH3-4			SH3-4		3	1	0	0	1	0	1				
Watt Weiss, S (8, 6) OBP: 0.312, SLG: 0.313				BB			BB		0	0	0	0	0	0	0				
Kevin Millwood, R (1, 1) OBP: 0.197, SLG: 0.203				SH3			SH3-4		3	0	2	2	0	1	0				
Bruce Chen, L (9, 1) ERA: 2.1									0	0	0	0	0	0	0				
30 Kevin McGlinchy, R (9, 1) ERA: 2.1									0	0	0	0	0	0	0				
Inning Stats	R: 0 H: 1 E: 0 K: 0 S: 11	H: 0 LOB: 2 BB: 1 P: 18	R: 0 H: 0 E: 0 K: 0 S: 7	H: 0 LOB: 0 BB: 0 P: 11	R: 0 H: 2 E: 0 K: 1 S: 10	H: 2 LOB: 2 BB: 0 P: 15	R: 4 H: 5 E: 0 K: 0 S: 15	H: 5 LOB: 2 BB: 1 P: 27	R: 3 H: 1 E: 0 K: 1 S: 12	H: 1 LOB: 3 BB: 3 P: 27	R: 0 H: 0 E: 0 K: 0 S: 4	H: 0 LOB: 0 BB: 0 P: 8	R: 0 H: 0 E: 0 K: 1 S: 6	H: 0 LOB: 0 BB: 0 P: 8	R: 0 H: 0 E: 0 K: 1 S: 8	H: 0 LOB: 0 BB: 0 P: 10	1B: 6 2B: 1 3B: 0 HR: 2	SF: 0 SAC: 2 DP: 0 HBP: 1	WP: 1 PA: 39 PB: 0 SB: 0 CS: 0
PITCHER	IP WLS BF H R ER SO BB IBB HBP BLK WP HR S P ERA WHIP																		
Armando Reynoso, R (1, 1) ERA: 3.89	3.2 L 21 8 4 4 1 2 1 1 0 1 0 11 27 40.50 4.500																		
Erik Sabel, R (4, 1) ERA: 3.24	0.2 7 1 3 3 1 2 1 1 0 0 0 2 2 0.00 0.000																		
Darren Holmes, R (5, 1) ERA: 3.35	0.2 2 0 0 0 0 0 0 0 0 0 0 2 2 0.00 0.000																		
Brian Anderson, L (6, 1) ERA: 5.27	2.0 6 0 0 0 1 0 0 0 0 0 0 10 16 0.00 0.000																		
Bobby Chouinard, R (8, 1) ERA: 2.1	1.0 3 0 0 0 1 0 0 0 0 0 0 8 10 0.00 0.000																		

Batter	1	2	3	4	5	6	7	8	9	AB	R	H	RBI	BB	SO	LOB	TOP								
Tony Womack, L (1,6) OBP: 0.335, SLG: 0.365	F7		G1-3				F7		F7	4	2	1	1	1	0	1									
Jay Bell, R (1,4) OBP: 0.362, SLG: 0.538	K			HR			G6-3		G6-3	3	2	1	1	2	1	0									
Luis Gonzalez, L (1,7) OBP: 0.407, SLG: 0.566	G4-3			HR			G4-6-3		F7	5	1	2	2	0	0	1									
Matt Williams, R (1,5) OBP: 0.341, SLG: 0.539		K							G4-6-3	5	1	3	3	0	1	1									
Greg Colbrunn, R (1,3) OBP: 0.407, SLG: 0.495		G4-3								3	0	0	0	0	0	1									
Erubiel Durazo, L (8,PH) OBP: 0.377, SLG: 0.571				F8					G4-6-3	1	0	0	0	0	0	1									
Bernard Gilkey, R (1,9) OBP: 0.369, SLG: 0.483				F8						4	0	0	0	0	1	0									
Hanley Frias, S (9,6) OBP: 0.337, SLG: 0.253		P3							F8	0	0	0	0	0	0	0									
Steve Finley, L (1,8) OBP: 0.330, SLG: 0.489			G1-3						G4-3	4	0	1	0	0	0	0									
Damian Miller, R (1,2) OBP: 0.302, SLG: 0.404				SH2-4					G5-3	3	0	2	0	1	0	0									
Randy Johnson, R (1,1) OBP: 0.107, SLG: 0.143										2	0	0	0	0	1	3									
Gregg Olson, R (8,1)				SH2-4					K	0	0	0	0	0	0	0									
Kelly Stinnett, R (9,PH) OBP: 0.286, SLG: 0.418										1	0	0	0	0	1	0									
LeJon Powell, R (9,PR) OBP: 0.273, SLG: 0.350										0	1	0	0	0	0	0									
Matt Mantei, R (9,1)										0	0	0	0	0	0	0									
Inning Stats	R: 0 E: 0 K: 1 S: 11	H: 0 LOB: 0 BB: 0 P: 15	R: 0 E: 0 K: 1 S: 6	H: 0 LOB: 0 BB: 0 P: 10	R: 0 E: 0 K: 0 S: 10	H: 1 LOB: 1 BB: 0 P: 12	R: 3 E: 0 K: 0 S: 12	H: 3 LOB: 2 BB: 2 P: 29	R: 1 E: 0 K: 0 S: 13	H: 2 LOB: 1 BB: 1 P: 21	R: 0 E: 0 K: 2 S: 11	H: 1 LOB: 1 BB: 0 P: 15	R: 0 E: 0 K: 0 S: 6	H: 0 LOB: 0 BB: 0 P: 10	R: 0 E: 0 K: 0 S: 9	H: 1 LOB: 0 BB: 0 P: 13	R: 3 E: 1 K: 1 S: 16	H: 2 LOB: 1 BB: 1 P: 24	1B: 7 2B: 2 3B: 0 HR: 1	SF: 0 SAC: 1 DP: 2 HBP: 0	WP: 0 PB: 0 SB: 3 CS: 0	PA: 40			
PITCHER	IP	WLS	BF	H	R	ER	SO	BB	IBB	HBP	BLK	WP	HR	S	P	ERA	WHIP								
Tom Glavine, L (1,1) ERA: 4.3	7.0		30	7	4	4	4	2	1	0	0	0	1	69	112	5.14	1.286								
Russ Springer, R (8,1) ERA: 4.19	0.0	1	1	0	0	0	0	0	0	0	0	0	0	3	6	∞	∞								
Mike Remlinger, L (8,1) ERA: 2.24	1.0	H	2	0	0	0	0	0	0	0	0	0	0	6	7	0.00	0.000								
John Rocker, L (9,1) ERA: 2.74	1.0	L	7	2	3	0	1	0	1	0	0	0	0	16	24	0.00	2.000								

Arizona Diamondbacks @ Atlanta Braves
Turner Field, Atlanta, GA
Sun Sep 05 1999, 1:10 PM EDT
Att. 44,549 - Sunny - 87 F

AB 35
R 7
H 10
RBI 7
BB 4
SO 5
LOB 8



Batter	1	2	3	4	5	6	7	8	9	AB	R	H	RBI	BB	SO	LOB	BOTTOM								
Gerald Williams, R (1,7) OBP: 0.327, SLG: 0.436	G5-3		K							4	1	2	2	0	1	0									
Bret Boone, R (1,4) OBP: 0.313, SLG: 0.417	G5-3			K						4	0	0	1	0	1	2									
10 Chipper Jones, S (1,5) OBP: 0.443, SLG: 0.631				HR						3	2	2	2	1	0	0									
Brian Jordan, R (1,9) OBP: 0.358, SLG: 0.486	G5-3			K						4	0	0	0	0	1	1									
Andruw Jones, R (1,8) OBP: 0.359, SLG: 0.492			K							4	0	0	0	0	3	1									
José Hernández, R (1,6) OBP: 0.344, SLG: 0.433										3	0	0	0	0	2	0									
Walt Weiss, S (9,6) OBP: 0.310, SLG: 0.308			L8							1	0	0	0	0	1	0									
Brian Hunter, R (1,3) OBP: 0.359, SLG: 0.433										3	0	2	0	0	1	0									
Otis Nixon, S (7,PR) OBP: 0.289, SLG: 0.217										0	1	0	0	0	0	0									
Randall Simon, L (8,3) OBP: 0.370, SLG: 0.457										1	0	0	0	0	1	0									
Eddie Pérez, R (1,2) OBP: 0.300, SLG: 0.367										3	0	0	0	0	3	2									
Keith Lockhart, L (9,PH) OBP: 0.307, SLG: 0.294										1	0	0	0	0	1	0									
Tom Glavine, L (1,1) OBP: 0.167, SLG: 0.140										2	0	0	0	0	1	1									
Howard Battle, R (7,PH) OBP: 0.333, SLG: 0.333										1	1	1	0	0	0	0									
Russ Springer, R (8,1)										0	0	0	0	0	0	0									
Mike Remlinger, L (8,1)										0	0	0	0	0	0	0									
John Rocker, R (9,1)										0	0	0	0	0	0	0									
Inning Stats	R: 1 E: 0 K: 0 S: 9	H: 1 LOB: 0 BB: 0 P: 13	R: 0 E: 0 K: 2 S: 10	H: 0 LOB: 0 BB: 0 P: 13	R: 0 E: 0 K: 3 S: 9	H: 0 LOB: 0 BB: 0 P: 10	R: 0 E: 0 K: 3 S: 16	H: 0 LOB: 1 BB: 1 P: 27	R: 0 E: 0 K: 2 S: 12	H: 1 LOB: 1 BB: 0 P: 17	R: 2 E: 0 K: 1 S: 15	H: 2 LOB: 0 BB: 0 P: 17	R: 2 E: 0 K: 2 S: 15	H: 3 LOB: 2 BB: 0 P: 19	R: 0 E: 0 K: 0 S: 5	H: 0 LOB: 0 BB: 0 P: 8	R: 0 E: 0 K: 3 S: 10	H: 0 LOB: 0 BB: 0 P: 14	1B: 3 2B: 2 3B: 0 HR: 2	SF: 0 SAC: 0 DP: 0 HBP: 0	WP: 0 PB: 0 SB: 3 CS: 0	PA: 35			
PITCHER	IP	WLS	BF	H	R	ER	SO	BB	IBB	HBP	BLK	WP	HR	S	P	ERA	WHIP								
Randy Johnson, L (1,1) ERA: 2.58	7.0		29	7	5	5	13	1	0	0	0	0	0	2	86	6.43	1.143								
Gregg Olson, R (8,1) ERA: 3.44	1.0	W	3	0	0	0	0	0	0	0	0	0	0	5	8	0.00	0.000								
Matt Mantei, R (9,1) ERA: 2.51	1.0	S	3	0	0	0	3	0	0	0	0	0	0	10	14	0.00	0.000								

Arizona Diamondbacks @ Atlanta Braves
Turner Field, Atlanta, GA
Sun Sep 05 1999, 1:10 PM EDT
Att. 44,549 - Sunny - 87 F

AB 34
R 5
H 7
RBI 5
BB 1
SO 16
LOB 7



Batter	1	2	3	4	5	6	7	8	9	AB	R	H	RBI	BB	SO	LOB	TOP					
Doug Glanville, R (1.8) OBP: 0.375, SLG: 0.441	4-0 S BB		1-3 K		0-2 G6-3			3-2 L5		3	0	0	0	1	1	1	Philadelphia Phillies @ Arizona Diamondbacks Bank One Ballpark, Phoenix, AZ Fri Sep 10 1999, 9:35 PM EDT Att: 34,700 - Dome - 72 F					
Kevin Seick, R (1.7) OBP: 0.356, SLG: 0.376	1-2 L4		1-2 1B		1-2 G1-3			1-1 G4-3		4	0	1	0	0	0	2						
Bobby Abreu, L (1.9) OBP: 0.449, SLG: 0.580	4-2 BB		0-0 1B		2-3 K			4-2 1B 2B BB G4-6-3		2	1	1	0	2	1	0						
23 Kevin Jordan, R (1.5) OBP: 0.354, SLG: 0.426	2-1 P4		2-2 P5		2-0 G6-3			0-2 G4-6-3 1B		4	0	1	0	0	0	4						
Mike Lieberthal, R (1.2) OBP: 0.367, SLG: 0.566	0-0 F8				1-1 G5-3			0-2 G4-6-3 1B		4	0	1	0	0	0	2						
Torey Lovullo, S (1.3) OBP: 0.333, SLG: 0.647		2-1 G1-6-3 1B		1-3 K2-3				2-1 G4-6-3		4	0	1	0	0	2	2						
Alex Arias, R (1.6) OBP: 0.363, SLG: 0.385		1-2 G1-6-3		2-0 G3				1-2 2-3 3-H G6-3		4	0	0	0	0	0	2						
15 David Doster, R (1.4) OBP: 0.303, SLG: 0.345		2-0 F8			1-0 2B					3	0	1	0	0	0	0						
Robert Person, R (1.1) OBP: 0.118, SLG: 0.091			0-3 K		2-3 K			2-3 K		2	0	0	0	0	2	1						
Scott Aldred, L (7.1)										0	0	0	0	0	0	0						
Domingo Cedeno, S (8. PH) OBP: 0.252, SLG: 0.315										1	0	0	0	0	1	0						
Carlton Loewer, R (8.1) OBP: 0.273, SLG: 0.238										0	0	0	0	0	0	0						
Inning Stats	R: 0 E: 0 K: 0 S: 8	H: 0 LOB: 2 BB: 2 P: 19	R: 0 E: 0 K: 0 S: 7	H: 1 LOB: 0 BB: 12	R: 0 E: 0 K: 2 S: 17	H: 2 LOB: 2 BB: 0 P: 21	R: 0 E: 0 K: 1 S: 5	H: 0 LOB: 0 BB: 0 P: 9	R: 0 E: 0 K: 1 S: 10	H: 1 LOB: 1 BB: 0 P: 14	R: 0 E: 0 K: 1 S: 6	H: 0 LOB: 0 BB: 0 P: 11	R: 0 E: 0 K: 1 S: 13	H: 0 LOB: 0 BB: 0 P: 16	R: 0 E: 0 K: 1 S: 8	H: 0 LOB: 0 BB: 0 P: 14	R: 1 E: 0 K: 0 S: 13	H: 2 LOB: 1 BB: 1 P: 22	1B: 5 2B: 1 3B: 0 HR: 0	SF: 0 SAC: 0 DP: 2 HBP: 0	WP: 0 PB: 0 SB: 2 CS: 0	PA: 34
PITCHER Randy Johnson, L (1.1) ERA: 2.52	IP: 9.0 WLS: W BF: 34 H: 6 R: 1 ER: 1 SO: 7 BB: 3 IBB: 0 HBP: 0 BLK: 0 WP: 0 HR: 0 S: 87 P: 138 ERA: 1.00 WHIP: 1.000															PITCHER	IP: 9.0 WLS: W BF: 34 H: 6 R: 1 ER: 1 SO: 7 BB: 3 IBB: 0 HBP: 0 BLK: 0 WP: 0 HR: 0 S: 87 P: 138 ERA: 1.00 WHIP: 1.000					

AB	31
R	1
H	6
RBI	0
BB	3
SO	7
LOB	14



Batter	1	2	3	4	5	6	7	8	9	AB	R	H	RBI	BB	SO	LOB	BOTTOM			
Tony Womack, L (1.9) OBP: 0.331, SLG: 0.363	2-1 1B		1-3 K		3-1 F8		0-0 G4-3 S 1B			4	0	2	0	0	1	0	Philadelphia Phillies @ Arizona Diamondbacks Bank One Ballpark, Phoenix, AZ Fri Sep 10 1999, 9:35 PM EDT Att: 34,700 - Dome - 72 F			
Jay Bell, R (1.4) OBP: 0.359, SLG: 0.532	1-2 F7		0-3 K		3-2 F9		2-0 G4-3			4	0	0	0	0	1	2				
Luis Gonzalez, L (1.7) OBP: 0.406, SLG: 0.562	0-0 P4		2-2 G3-1		0-0 P8		1-0 G3-4			4	0	0	0	0	0	2				
Matt Williams, R (1.5) OBP: 0.343, SLG: 0.543	0-2 F8				1-0 G4-3 1B 2B		2-1 F8		0-0 P4	4	1	1	0	0	0	2				
Steve Finley, L (1.8) OBP: 0.334, SLG: 0.524			0-3 K		2-1 G4-3		4-2 1B BB		1-0 G4-3	3	1	0	0	1	1	1				
Erubiel Durazo, L (1.3) OBP: 0.380, SLG: 0.571			3-1 G3-1		0-0 1B		1-2 1B BB		2-2 F7	4	1	2	1	0	0	0				
Hanley Frias, S (1.6) OBP: 0.375, SLG: 0.295			4-1 BB BB		3-H P5		3-1 1B 1B		0-0 B1-3	3	0	1	1	1	0	1				
Kelly Stinnett, R (1.2) OBP: 0.285, SLG: 0.410			4-2 BB		1-0 F8		2-1 1B			2	0	1	1	1	0	1				
Randy Johnson, R (1.1) OBP: 0.103, SLG: 0.138			0-3 K		2-3 K		1-3 K			3	0	0	0	0	3	4				
Inning Stats	R: 0 E: 0 K: 0 S: 10	H: 1 LOB: 1 BB: 0 P: 13	R: 0 E: 0 K: 2 S: 11	H: 0 LOB: 2 BB: 2 P: 22	R: 0 E: 0 K: 2 S: 9	H: 0 LOB: 0 BB: 0 P: 12	R: 1 E: 0 K: 0 S: 8	H: 2 LOB: 1 BB: 0 P: 14	R: 0 E: 0 K: 1 S: 8	H: 0 LOB: 0 BB: 0 P: 16	R: 2 E: 0 K: 1 S: 16	H: 3 LOB: 2 BB: 1 P: 29	R: 0 E: 0 K: 0 S: 4	H: 1 LOB: 1 BB: 0 P: 7	R: 0 E: 0 K: 0 S: 5	H: 0 LOB: 0 BB: 0 P: 8		1B: 6 2B: 1 3B: 0 HR: 0	SF: 0 SAC: 0 DP: 0 HBP: 0	WP: 0 PB: 0 SB: 1 CS: 0
PITCHER Robert Person, R (1.1) ERA: 5.01	IP: 6.0 WLS: L BF: 27 H: 6 R: 3 ER: 3 SO: 6 BB: 3 IBB: 0 HBP: 0 BLK: 0 WP: 0 HR: 0 S: 62 P: 106 ERA: 4.50 WHIP: 1.500															PITCHER	IP: 6.0 WLS: L BF: 27 H: 6 R: 3 ER: 3 SO: 6 BB: 3 IBB: 0 HBP: 0 BLK: 0 WP: 0 HR: 0 S: 62 P: 106 ERA: 4.50 WHIP: 1.500			
Scott Aldred, L (7.1) ERA: 3.93	1.0 4 1 0 0 0																4 7 0.00 1.000			
Carlton Loewer, R (8.1) ERA: 5.27	1.0 3 0 0 0 0																5 8 0.00 0.000			

AB	31
R	3
H	7
RBI	3
BB	3
SO	6
LOB	13



Batter	1	2	3	4	5	6	7	8	9	AB	R	H	RBI	BB	SO	LOB	TOP				
Doug Glanville, R (1, 8) OBP: 0.376, SLG: 0.441	0-1 F7 S 1B		2-2 G1-3		2-3 K		0-1 G6-3		0-1 G1-3	5	0	1	0	0	1	2	Philadelphia Phillies @ Arizona Diamondbacks Bank One Ballpark, Phoenix, AZ Sun Sep 12 1999, 8:05 PM EDT Att: 32,468 - Dome - 72 F				
Rob Ducey, L (1, 7) OBP: 0.382, SLG: 0.483 Kevin Sefcik, R (7, PH) OBP: 0.355, SLG: 0.374	3-1 F7 1B		3-3 K		4-1 BB		2-1 L9			2	0	0	0	1	1	1					
Bobby Abreu, L (1, 9) OBP: 0.445, SLG: 0.572	2-1 F7 1-3		2-0 G4-3		2-3 K			2-2 P8		4	0	0	0	0	1	3					
Mike Lieberthal, R (1, 2) OBP: 0.366, SLG: 0.560	1-3 K			1-1 G5-3		0-0 P3		0-1 1B		4	0	1	0	0	1	1					
Rico Brogna, L (1, 3) OBP: 0.338, SLG: 0.464		0-0 F7		1-2 23 S 1B		2-1 23 HBP 1B		1-3 K		4	0	2	0	0	1	1					
23 Kevin Jordan, R (1, 5) OBP: 0.355, SLG: 0.422		2-1 FC6-4 1B		1-3 K		1-2 HBP		1-1 P3		3	0	1	0	0	1	2					
Marlon Anderson, L (1, 4) OBP: 0.287, SLG: 0.359		1-0 FC6-4 BB 1-2		1-1 F8		0-2 F7			1-3 K	4	0	0	0	0	1	4					
Alex Arias, R (1, 6) OBP: 0.363, SLG: 0.383		4-2 BB			0-0 SH3 1B	2-3 K		0-2 1B		3	0	2	0	1	1	2					
Mike Grace, R (1, 1) Billy Brewer, L (6, 1) 15 David Doster, R (7, PH) Carlton Loewer, R (7, 1) Scott Aldred, L (8, 1) Torey Lovullo, S (8, PH) OBP: 0.300, SLG: 0.579		1-0 G4-3			1-0 SH3		0-3 K		2-3 K	1	0	0	0	0	0	2					
Inning Stats	R: 0 E: 0 K: 1 S: 9	H: 1 LOB: 1 BB: 0 P: 15	R: 0 E: 0 K: 0 S: 8	H: 1 LOB: 2 BB: 1 P: 15	R: 0 E: 0 K: 1 S: 10	H: 0 LOB: 0 BB: 0 P: 17	R: 0 E: 0 K: 1 S: 10	H: 1 LOB: 1 BB: 0 P: 14	R: 0 E: 0 K: 2 S: 13	H: 1 LOB: 2 BB: 1 P: 18	R: 0 E: 0 K: 1 S: 7	H: 0 LOB: 0 BB: 0 P: 9	R: 0 E: 0 K: 1 S: 11	H: 1 LOB: 1 BB: 0 P: 15	R: 0 E: 0 K: 2 S: 12	H: 1 LOB: 1 BB: 0 P: 15		1B: 7 2B: 0 3B: 0 HR: 0	SF: 0 SAC: 1 DP: 0 HBP: 1	WP: 0 PB: 0 SB: 2 CS: 0	PA: 37
PITCHER	IP WLS BF H R ER SO	IP WLS BF H R ER SO	IP WLS BF H R ER SO	IP WLS BF H R ER SO	IP WLS BF H R ER SO	IP WLS BF H R ER SO	IP WLS BF H R ER SO	IP WLS BF H R ER SO	IP WLS BF H R ER SO	IP WLS BF H R ER SO	IP WLS BF H R ER SO	IP WLS BF H R ER SO	IP WLS BF H R ER SO	IP WLS BF H R ER SO	IP WLS BF H R ER SO	IP WLS BF H R ER SO	ERA WHIP	ERA WHIP			
Todd Stottlemyre, R (1, 1) ERA: 3.8	6.0 W 26	5 0 0 6	2 0 1 0	0 0 0 0	0 0 7 9	0 0 9 12	0 0 2 3	0 0 12 15	0.00 1.167	0.00 0.000	0.00 1.500	0.00 0.000	0.00 1.000								
Greg Swindell, L (7, 1) ERA: 2.34	1.0 H 3	0 0 0 1	0 0 0 0	0 0 0 0	0 0 9 12	0 0 2 3	0 0 12 15	0.00 0.000	0.00 1.000												
Dan Plesac, L (8, 1) ERA: 6.3	0.2 H 3	1 0 0 1	0 0 0 0	0 0 0 0	0 0 2 3	0 0 12 15	0.00 0.000	0.00 1.000													
Gregg Olson, R (8, 1) ERA: 3.27	0.1 H 1	0 0 0 0	0 0 0 0	0 0 0 0	0 0 2 3	0 0 12 15	0.00 0.000	0.00 1.000													
Matt Mantel, R (9, 1) ERA: 2.45	1.0 H 4	1 0 0 2	0 0 0 2	0 0 0 0	0 0 12 15	0.00 1.000															

Batter	1	2	3	4	5	6	7	8	9	AB	R	H	RBI	BB	SO	LOB	BOTTOM				
Tony Womack, L (1, 9) OBP: 0.331, SLG: 0.366	2-2 G5-3		2-2 G6-3		1-1 G4-3		2-0 1B 3B	0-0 1-3 2H 1B		5	1	2	1	0	0	0	Philadelphia Phillies @ Arizona Diamondbacks Bank One Ballpark, Phoenix, AZ Sun Sep 12 1999, 8:05 PM EDT Att: 32,468 - Dome - 72 F				
Jay Bell, R (1, 4) OBP: 0.360, SLG: 0.539	1-2 L9		0-2 3B		3-2 E5		3-1 1B			4	0	2	1	0	0	0					
Luis Gonzalez, L (1, 7) OBP: 0.404, SLG: 0.558	1-1 P6		0-1 G4-3		4-2 BB		3-H 0-0 F8			3	0	0	0	1	0	2					
Matt Williams, R (1, 5) OBP: 0.345, SLG: 0.551		0-2 L3 1B		0-0 G6-3	2-2 G4-3		0-0 F7			4	0	1	0	0	0	3					
Erubiel Durazo, L (1, 3) OBP: 0.384, SLG: 0.565		3-2 L3 1-2		3-2 1B FC4-6 1B		3-2 G5-3		4-2 FC4-6 BB		3	1	1	0	1	0	1					
Steve Finley, L (1, 8) OBP: 0.333, SLG: 0.522		0-1 E4		3-1 FC4-6 1B		2-2 WP 2B		2-2 FC4-6 1B 1-2		4	1	2	0	0	0	1					
Hanley Frias, S (1, 6) OBP: 0.362, SLG: 0.283		1-3 K		0-0 FC4-6 1-2 3-H		2-1 P3		1-3 K		4	0	0	1	0	2	4					
Kelly Stinnett, R (1, 2) OBP: 0.288, SLG: 0.424			3-1 HR		1-1 F9		1-3 K2-3		2-2 1B 1B	4	2	2	2	0	1	2					
Todd Stottlemyre, L (1, 1) ERA: 6.4 Rob Ryan, L (7, PH) Dan Plesac, L (8, 1) Gregg Olson, R (8, 1) Bernard Gilkey, R (8, PH) Matt Mantel, R (9, 1) OBP: 0.256, SLG: 0.179			1-1 G3		2-2 G4-3		1-1 F7		3-H 2-0 1B 1-2 1B	2	0	0	0	0	0	0					
Inning Stats	R: 0 E: 0 K: 0 S: 12	H: 0 LOB: 0 BB: 0 P: 16	R: 0 E: 1 K: 1 S: 17	H: 1 LOB: 1 BB: 0 P: 21	R: 1 E: 0 K: 0 S: 13	H: 2 LOB: 1 BB: 0 P: 19	R: 1 E: 0 K: 0 S: 9	H: 2 LOB: 1 BB: 0 P: 16	R: 0 E: 1 K: 1 S: 14	H: 1 LOB: 1 BB: 0 P: 22	R: 1 E: 0 K: 0 S: 7	H: 2 LOB: 1 BB: 0 P: 13	R: 2 E: 0 K: 1 S: 17	H: 3 LOB: 2 BB: 1 P: 28	R: 2 E: 0 K: 1 S: 17	H: 3 LOB: 2 BB: 1 P: 28		1B: 7 2B: 2 3B: 2 HR: 1	SF: 0 SAC: 0 DP: 1 HBP: 0	WP: 3 PB: 0 SB: 0 CS: 0	PA: 37
PITCHER	IP WLS BF H R ER SO	IP WLS BF H R ER SO	IP WLS BF H R ER SO	IP WLS BF H R ER SO	IP WLS BF H R ER SO	IP WLS BF H R ER SO	IP WLS BF H R ER SO	IP WLS BF H R ER SO	IP WLS BF H R ER SO	IP WLS BF H R ER SO	IP WLS BF H R ER SO	IP WLS BF H R ER SO	IP WLS BF H R ER SO	IP WLS BF H R ER SO	IP WLS BF H R ER SO	IP WLS BF H R ER SO	ERA WHIP	ERA WHIP			
Mike Grace, R (1, 1) ERA: 6.4	5.0 L 22	2 2 2 1	2 2 2 1	2 2 2 1	1 0 0 0	1 0 14 22	0.00 1.000	0.00 1.000													
Billy Brewer, L (6, 1) ERA: 8.1	1.0 H 4	1 0 0 1	0 0 0 0	0 0 0 0	0 0 7 13	9.00 2.000															
Carlton Loewer, R (7, 1) ERA: 5.31	1.0 H 5	2 1 1 0	0 0 0 0	0 0 0 0	0 0 7 13	9.00 2.000															
Scott Aldred, L (8, 1) ERA: 4.21	1.0 H 6	3 2 2 1	1 0 0 0	1 0 0 0	1 0 17 28	18.00 4.000															



Batter	1	2	3	4	5	6	7	8	9	AB	R	H	RBI	BB	SO	LOB	TOP										
Al Martin, L OBP: 0.344, SLG: 0.531 (1, 7)	1-1 G1-3		2-1 G1-3			0-0 G4-3		0-0 G3-1		4	0	0	0	0	0	1	Pittsburgh Pirates @ Arizona Diamondbacks Bank One Ballpark, Phoenix, AZ Tue Sep 14 1999, 9:35 PM EDT Att: 30,372 - Dome - 72 F livebaseballscorecards.com										
Mike Benjamin, R OBP: 0.292, SLG: 0.348 (1, 6)	0-0 G1-3		0-0 F9			1-0 G6-3		0-3 K		4	0	0	0	0	1	2											
Brian Giles, L OBP: 0.417, SLG: 0.601 (1, 8)	4-1 1B BB			0-0 F7		2-1 L5			4-1 2B BB	2	0	0	0	2	0	0											
Kevin Young, R OBP: 0.389, SLG: 0.524 (1, 3)	2-2 1-2 1B			1-0 F9			2-2 G4-3		2-2 F9	4	0	1	0	0	0	1											
Ed Sprague, R OBP: 0.351, SLG: 0.470 (1, 5) John Wehner, R OBP: 0.233, SLG: 0.281 (9, PR)	0-1 F7			0-1 F9			1-0 F9		0-0 1-3 2B	4	0	1	0	0	0	2											
Warren Morris, L OBP: 0.370, SLG: 0.439 (1, 4)		0-1 G4-1			1-1 G4-3				1-3 K	4	0	0	0	0	1	2											
Chad Hermansen, R OBP: 0.286, SLG: 0.263 (1, 9)		1-1 G3			4-2 BB			2-2 G4-3	2-3 K	3	0	0	0	1	1	2											
Joe Oliver, R OBP: 0.272, SLG: 0.304 (8, PH) Brant Brown, L OBP: 0.295, SLG: 0.461 (8, PH) Keith Osik, R OBP: 0.269, SLG: 0.284 (8, 2)		2-2 P3			1-3 K			3-2 HR		2	0	0	0	0	1	1											
67 Francisco Cordova, R OBP: 0.222, SLG: 0.186 (1, 1) Dale Sveum, S OBP: 0.270, SLG: 0.474 (8, PH) Abraham Nunez, S OBP: 0.299, SLG: 0.243 (8, PR) Marc Wilkins, R OBP: 0.289, SLG: 0.284 (8, 1) Scott Sauerbeck, R OBP: 0.289, SLG: 0.284 (8, 1)			1-1 F9		0-3 K			0-1 G3-1 2B		2	0	0	0	0	1	1											
Inning Stats	R: 0 E: 0 K: 0 S: 9	H: 1 LOB: 2 BB: 1 P: 16	R: 0 E: 0 K: 0 S: 7	H: 0 LOB: 0 BB: 0 P: 10	R: 0 E: 0 K: 0 S: 5	H: 0 LOB: 0 BB: 0 P: 8	R: 0 E: 0 K: 0 S: 4	H: 0 LOB: 1 BB: 1 P: 5	R: 0 E: 0 K: 0 S: 12	H: 0 LOB: 0 BB: 0 P: 18	R: 0 E: 0 K: 0 S: 4	H: 0 LOB: 0 BB: 0 P: 7	R: 0 E: 0 K: 0 S: 7	H: 0 LOB: 0 BB: 0 P: 13	R: 1 E: 0 K: 1 S: 13	H: 2 LOB: 2 BB: 0 P: 18		R: 0 E: 0 K: 2 S: 15	H: 1 LOB: 2 BB: 1 P: 24	1B: 1 2B: 2 3B: 0 HR: 1	SF: 0 SAC: 0 DP: 0 HBP: 0	WP: 0 PB: 0 SB: 0 CS: 0	PA: 34				
PITCHER	IP	WLS	BF	H	R	ER	SO	BB	IBB	HBP	BLK	WP	HR	S	P	ERA	WHIP										
Brian Anderson, L ERA: 4.92 (1, 1)	7.0		24	1	0	0	2	2	0	0	0	0	0	48	77	0.00	0.429										
Gregg Olson, R ERA: 3.42 (8, 1)	0.1	B	3	2	1	1	0	0	0	0	0	0	1	9	14	27.00	6.000										
Greg Swindell, L ERA: 2.31 (8, 1)	0.2	W	2	0	0	0	1	0	0	0	0	0	0	4	4	0.00	0.000										
Matt Mantei, R ERA: 2.39 (9, 1)	1.0	S	5	1	0	0	2	1	0	0	0	0	0	15	24	0.00	2.000										

Batter	1	2	3	4	5	6	7	8	9	AB	R	H	RBI	BB	SO	LOB	BOTTOM										
Tony Womack, L OBP: 0.329, SLG: 0.365 (1, 9)	1-3 K		1-0 F8			1-1 G5-3		2-2 E3		4	0	0	0	0	1	1	Pittsburgh Pirates @ Arizona Diamondbacks Bank One Ballpark, Phoenix, AZ Tue Sep 14 1999, 9:35 PM EDT Att: 30,372 - Dome - 72 F livebaseballscorecards.com										
Lenny Harris, L OBP: 0.318, SLG: 0.365 (1, 5)	0-1 L3			2-1 G3-1		1-0 G3		3-H G3		4	0	0	0	0	1												
Luis Gonzalez, L OBP: 0.401, SLG: 0.553 (1, 7)	2-3 K			1-0 L8			1-0 G3-1			3	0	0	0	0	1	0											
Erubiel Durazo, L OBP: 0.402, SLG: 0.632 (1, 3)		3-1 G3		0-0 HR			2-2 FC5-4 1B			3	1	2	1	0	0	0											
Jay Bell, R OBP: 0.359, SLG: 0.535 (1, 4)		2-3 K		0-3 K			1 SAFE FC5-4			3	0	0	0	0	2	1											
Steve Finley, L OBP: 0.325, SLG: 0.515 (1, 8)		2-1 G6-3			1-3 K			0-0 G4-3		3	0	0	0	0	1	1											
Hanley Frias, S OBP: 0.366, SLG: 0.321 (1, 6)			2-1 G3-1		3-1 L8			1-0 G6-3 SH3 1B E		3	1	1	0	0	0	0											
Kelly Stinnett, R OBP: 0.290, SLG: 0.422 (1, 2)			4-0 G4-3 S BB		1-2 G1-3			0-0 SH3		1	0	0	0	1	0	0											
Brian Anderson, R OBP: 0.188, SLG: 0.323 (1, 1) Gregg Olson, R ERA: 4.48 (8, 1) Greg Swindell, L ERA: 4.23 (8, 1) Greg Colbrunn, R OBP: 0.394, SLG: 0.468 (8, PH) Matt Mantei, R ERA: 2.09 (9, 1)			0-2 G4-3			2-2 G4-3		0-0 G6-3		2	0	0	0	0	0	1											
Inning Stats	R: 0 E: 0 K: 2 S: 11	H: 0 LOB: 0 BB: 0 P: 14	R: 0 E: 0 K: 1 S: 7	H: 0 LOB: 0 BB: 0 P: 14	R: 0 E: 0 K: 0 S: 6	H: 0 LOB: 1 BB: 1 P: 13	R: 1 E: 0 K: 1 S: 8	H: 1 LOB: 0 BB: 0 P: 11	R: 0 E: 0 K: 1 S: 8	H: 0 LOB: 0 BB: 0 P: 13	R: 0 E: 0 K: 0 S: 6	H: 0 LOB: 0 BB: 0 P: 10	R: 0 E: 0 K: 0 S: 6	H: 1 LOB: 1 BB: 0 P: 9	R: 1 E: 1 K: 0 S: 8	H: 1 LOB: 1 BB: 0 P: 12		1B: 2 2B: 0 3B: 0 HR: 1	SF: 0 SAC: 1 DP: 0 HBP: 0	WP: 0 PB: 0 SB: 1 CS: 0	PA: 29						
PITCHER	IP	WLS	BF	H	R	ER	SO	BB	IBB	HBP	BLK	WP	HR	S	P	ERA	WHIP										
67 Francisco Cordova, R ERA: 4.48 (1, 1)	7.0		24	2	1	1	5	1	0	0	0	0	0	52	84	1.29	0.429										
Marc Wilkins, R ERA: 4.23 (8, 1)	0.2	L	3	1	1	0	0	0	0	0	0	0	0	3	4	0.00	1.500										
Scott Sauerbeck, L ERA: 2.09 (8, 1)	0.1		2	0	0	0	0	0	0	0	0	0	0	5	8	0.00	0.000										

AB	31
R	1
H	4
RBI	1
BB	3
SO	5
LOB	12


AB	27
R	2
H	3
RBI	1
BB	1
SO	5
LOB	6



Batter	1	2	3	4	5	6	7	8	9	AB	R	H	RBI	BB	SO	LOB	TOP								
Al Martin, L OBP: 0.341, SLG: 0.527 (1, 7)	G4-3	K				K		F7		4	0	0	0	0	2	2									
Abraham Nunez, S OBP: 0.294, SLG: 0.239 (1, 6)	P5		G4-3			P4		P6		4	0	0	0	0	0	0									
Brian Giles, L OBP: 0.416, SLG: 0.604 (1, 8)	F8		K					F9		4	1	1	1	0	1	0									
Kevin Young, R OBP: 0.391, SLG: 0.528 (1, 3)		BB 1B BB	F8					HR		2	1	1	0	2	0	0									
Brant Brown, L OBP: 0.296, SLG: 0.459 (8, PH)										3	1	1	0	0	1	2									
Ed Sprague, R OBP: 0.352, SLG: 0.470 (8, PR)		K				FC6-4		BB		0	0	0	0	1	0	0									
Adrian Brown, S OBP: 0.364, SLG: 0.360 (8, 9)						1B		BB		0	0	0	0	0	0	0									
Warren Morris, L OBP: 0.371, SLG: 0.439 (1, 4)		BB				F7		BB		3	2	1	0	1	0	3									
Aramis Ramirez, R OBP: 0.600, SLG: 0.714 (1, 5)		BB				F7		BB		3	0	2	2	1	0	1									
Keith Osik, R OBP: 0.262, SLG: 0.275 (1, 2)		BB				G1-3		BB		4	0	0	0	0	0	6									
Kris Benson, R OBP: 0.194, SLG: 0.217 (9, 1)						G6-3		G1-3		4	0	1	2	0	0	0									
Jose Silva, R OBP: 0.100, SLG: 0.100 (9, 1)								G6-3		0	0	0	0	0	0	0									
Inning Stats	R: 0 E: 0 K: 0 S: 6	H: 0 LOB: 0 BB: 0 P: 11	R: 2 E: 0 K: 2 S: 14	H: 1 LOB: 2 BB: 3 P: 31	R: 0 E: 0 K: 1 S: 10	H: 0 LOB: 0 BB: 0 P: 15	R: 0 E: 0 K: 0 S: 5	H: 1 LOB: 1 BB: 0 P: 6	R: 0 E: 0 K: 1 S: 7	H: 0 LOB: 0 BB: 0 P: 11	R: 3 E: 0 K: 0 S: 6	H: 3 LOB: 0 BB: 1 P: 13	R: 0 E: 0 K: 0 S: 7	H: 0 LOB: 0 BB: 0 P: 13	R: 0 E: 0 K: 0 S: 7	H: 1 LOB: 1 BB: 1 P: 15	R: 0 E: 0 K: 0 S: 6	H: 1 LOB: 0 BB: 0 P: 7	1B: 4 2B: 2 3B: 2 HR: 1	SF: 0 SAC: 0 DP: 3 HBP: 0	WP: 0 PB: 0 SB: 0 CS: 0	PA: 36			
PITCHER	IP	WLS	BF	H	R	ER	SO	BB	IBB	HBP	BLK	WP	HR	S	P	ERA	WHIP								
Armando Reynoso, R ERA: 4.34 (1, 1)	5.1	L	24	4	5	5	4	4	0	0	0	0	1	45	82	8.44	1.500								
Darren Holmes, R ERA: 3.43 (6, 1)	1.2	5	1	0	0	0	0	0	0	0	0	0	0	10	18	0.00	0.600								
Greg Swindell, L ERA: 2.28 (8, 1)	1.0	4	1	0	0	0	0	0	1	0	0	0	0	7	15	0.00	1.000								
Bobby Chouinard, R ERA: 2.36 (9, 1)	1.0	3	1	0	0	0	0	0	0	0	0	0	0	6	7	0.00	1.000								

Pittsburgh Pirates @ Arizona Diamondbacks
Bank One Ballpark, Phoenix, AZ
Wed Sep 15 1999, 10:35 PM EDT
Att: 31,294 - Dome - 72 F


AB 31
R 5
H 7
RBI 5
BB 5
SO 4
LOB 14



Batter	1	2	3	4	5	6	7	8	9	AB	R	H	RBI	BB	SO	LOB	BOTTOM								
Tony Womack, L OBP: 0.329, SLG: 0.364 (1, 9)	G6-3		F7					G6-3		4	0	1	0	0	0	1									
Lenny Harris, L OBP: 0.317, SLG: 0.364 (1, 5)	F7							G3		3	0	1	1	0	0	0									
Luis Gonzalez, L OBP: 0.398, SLG: 0.549 (1, 7)	G3-1		E4					K		4	0	0	0	0	1	3									
Erubiel Durazo, L OBP: 0.404, SLG: 0.624 (1, 3)			K							3	0	1	0	1	1	3									
Jay Bell, R OBP: 0.357, SLG: 0.531 (1, 4)								BB		4	0	0	0	0	0	2									
Steve Finley, L OBP: 0.331, SLG: 0.515 (1, 8)										4	0	2	0	0	0	1									
Hanley Frias, S OBP: 0.354, SLG: 0.309 (1, 6)										4	0	0	0	0	0	3									
Damian Miller, R OBP: 0.318, SLG: 0.424 (9, PH)										3	0	1	0	0	1	0									
Armando Reynoso, R OBP: 0.175, SLG: 0.213 (8, 1)										1	0	0	0	0	0	1									
Darren Holmes, R OBP: 0.336, SLG: 0.364 (7, PH)										0	0	0	0	0	0	0									
Greg Swindell, L OBP: 0.336, SLG: 0.364 (8, 1)										0	0	0	0	0	0	0									
Bobby Chouinard, R OBP: 0.336, SLG: 0.364 (9, 1)										0	0	0	0	0	0	0									
Rob Ryan, L OBP: 0.200, SLG: 0.520 (9, PH)										1	0	0	0	0	0	1									
Inning Stats	R: 0 E: 0 K: 0 S: 5	H: 0 LOB: 0 BB: 0 P: 8	R: 0 E: 0 K: 0 S: 10	H: 1 LOB: 1 BB: 0 P: 17	R: 0 E: 1 K: 2 S: 18	H: 2 LOB: 3 BB: 0 P: 25	R: 0 E: 0 K: 0 S: 7	H: 0 LOB: 0 BB: 0 P: 10	R: 1 E: 1 K: 1 S: 14	H: 2 LOB: 1 BB: 0 P: 19	R: 0 E: 0 K: 0 S: 9	H: 1 LOB: 1 BB: 0 P: 13	R: 0 E: 0 K: 1 S: 5	H: 0 LOB: 0 BB: 0 P: 7	R: 0 E: 0 K: 1 S: 9	H: 0 LOB: 1 BB: 1 P: 14	R: 0 E: 0 K: 1 S: 11	H: 1 LOB: 0 BB: 0 P: 15	1B: 7 2B: 0 3B: 0 HR: 0	SF: 1 SAC: 0 DP: 0 HBP: 0	WP: 0 PB: 0 SB: 0 CS: 0	PA: 36			
PITCHER	IP	WLS	BF	H	R	ER	SO	BB	IBB	HBP	BLK	WP	HR	S	P	ERA	WHIP								
Kris Benson, R ERA: 4.2 (1, 1)	8.1	W	34	7	1	1	4	1	0	0	0	0	0	83	122	1.08	0.960								
Jose Silva, R ERA: 5.73 (9, 1)	0.2	2	0	0	0	1	4	0	0	0	0	0	0	5	6	0.00	0.000								

Pittsburgh Pirates @ Arizona Diamondbacks
Bank One Ballpark, Phoenix, AZ
Wed Sep 15 1999, 10:35 PM EDT
Att: 31,294 - Dome - 72 F

AB 34
R 1
H 7
RBI 1
BB 1
SO 5
LOB 16



Batter	1	2	3	4	5	6	7	8	9	AB	R	H	RBI	BB	SO	LOB	TOP			
Dave Berg, R OBP: 0.358, SLG: 0.383 (1, 4)	G6-3	1B		1B		2B SF9	1B			5	2	4	1	0	0	0	Florida Marlins @ Arizona Diamondbacks Bank One Ballpark, Phoenix, AZ Fri Sep 17 1999, 9:35 PM EDT Att: 34,127 - Dome - 72 F AB 39 R 10 H 16 RBI 10 BB 2 SO 6 LOB 14			
Alex Gonzalez, R OBP: 0.398, SLG: 0.436 (1, 6)	F8	1B		F7		SF9	F7			5	2	3	0	0	0	2				
Cliff Floyd, L OBP: 0.378, SLG: 0.485 (1, 7)	1B	1B		1B						3	1	2	2	2	0	0				
Kevin Millar, R OBP: 0.369, SLG: 0.441 Braden Looper, R (8, 1)	F8			F9		SF9				4	0	1	1	0	0	4				
Mike Redmond, R OBP: 0.388, SLG: 0.362 (9, 2)										0	0	0	0	0	0	0				
Preston Wilson, R OBP: 0.362, SLG: 0.528 (1, 8)	1B	G5-4-3				SF9				4	2	2	2	0	1	2				
Mark Kotsay, L OBP: 0.302, SLG: 0.402 (1, 9)	1B			G3		G3				5	0	1	1	0	0	2				
Kevin Orte, R OBP: 0.326, SLG: 0.413 (1, 5)	1B			F9						4	2	2	3	0	1	0				
Ramon Castro, R OBP: 0.250, SLG: 0.306 Antonio Alfonseca, R (9, 1)	K			K		F7				5	0	0	0	0	3	3				
A.J. Burnett, R OBP: 0.167, SLG: 0.167 Hector Almonte, R (6, 1)		1B								3	1	1	0	0	1	0				
John Roskos, R OBP: 0.250, SLG: 0.500 Jesus Sanchez, L OBP: 0.154, SLG: 0.083 Derek Lee, R OBP: 0.262, SLG: 0.328 (8, 3)		1B				K				1	0	0	0	0	0	0				
Inning Stats	R: 3 E: 0 K: 1 S: 19	H: 4 LOB: 2 BB: 1 P: 29	R: 2 E: 0 K: 0 S: 10	H: 5 LOB: 1 BB: 0 P: 15	R: 0 E: 0 K: 1 S: 6	H: 0 LOB: 0 BB: 0 P: 12	R: 0 E: 0 K: 0 S: 10	H: 2 LOB: 2 BB: 0 P: 16	R: 2 E: 0 K: 1 S: 13	H: 2 LOB: 0 BB: 1 P: 26	R: 1 E: 0 K: 0 S: 10	H: 1 LOB: 1 BB: 0 P: 15	R: 0 E: 0 K: 1 S: 10	H: 0 LOB: 0 BB: 0 P: 17	R: 0 E: 0 K: 2 S: 12	H: 0 LOB: 0 BB: 0 P: 17	1B: 13 2B: 2 3B: 0 HR: 1	SF: 2 SAC: 0 DP: 1 HBP: 1	WP: 0 PB: 0 SB: 1 CS: 0	PA: 44
PITCHER	IP WLS BF H R ER SO BB IBB HBP BLK WP HR S P ERA WHIP																			
Andy Benes, R ERA: 4.96 (1, 1)	4.1 L 25 13 7 7 2 1 0 0 0 0 0 1 50 78 14.54 3.231																			
Darren Holmes, R ERA: 3.39 (5, 1)	0.2 2 0 0 0 1 0 0 0 0 0 0 5 8 0.00 0.000																			
Bobby Chouinard, R ERA: 2.8 (6, 1)	1.0 6 2 2 2 0 1 0 0 0 0 0 0 13 26 18.00 3.000																			
Erik Sabel, R ERA: 6.52 Dan Plesac, L ERA: 6.15 (8, 1)	1.0 3 0 0 0 1 0 0 0 0 0 0 0 10 15 9.00 1.000																			

Batter	1	2	3	4	5	6	7	8	9	AB	R	H	RBI	BB	SO	LOB	BOTTOM			
Tony Womack, L OBP: 0.330, SLG: 0.363 (1, 9)	G4-3	K		K		E7		F8		4	0	1	0	1	2	3	Florida Marlins @ Arizona Diamondbacks Bank One Ballpark, Phoenix, AZ Fri Sep 17 1999, 9:35 PM EDT Att: 34,127 - Dome - 72 F AB 35 R 6 H 7 RBI 5 SO 9 LOB 17			
Jay Bell, R OBP: 0.359, SLG: 0.537 (1, 4)	K	E7		HR						4	2	2	3	1	2	1				
Luis Gonzalez, L OBP: 0.397, SLG: 0.545 (1, 7)	G4-3	1B		G4-3		P4		F7		4	0	0	0	1	0	3				
Matt Williams, R OBP: 0.345, SLG: 0.547 (1, 5)	G4-3			G4-3		K				5	0	2	2	0	1	3				
Erubiel Durazo, L OBP: 0.390, SLG: 0.598 (1, 3)		K				F9		F7		5	0	0	0	0	2	3				
Steve Finley, L OBP: 0.330, SLG: 0.512 (1, 8)		E		G3-1		F8		F8		3	1	0	0	1	0	0				
Hanley Frias, S OBP: 0.366, SLG: 0.319 (1, 6)		E				FC6-4		F9		3	1	2	0	1	0	0				
Kelly Stinetz, R OBP: 0.299, SLG: 0.419 Rob Ryan, L OBP: 0.299, SLG: 0.419 Bobby Chouinard, R (8, 1) Erik Sabel, R (7, 1) Dan Plesac, L (8, 1) Lenny Harris, L OBP: 0.299, SLG: 0.419 Byung-Hyun Kim, R (8, 1)		E5		K		FC6-4				2	1	0	0	0	1	2				
Andy Benes, R OBP: 0.204, SLG: 0.200 Darren Holmes, R (5, 1)		SH								1	1	0	0	0	0	1				
Damian Miller, R OBP: 0.316, SLG: 0.421 (6, 2)		1B		F7		G3-1		K		2	0	0	0	0	1	0				
Inning Stats	R: 0 E: 0 K: 1 S: 8	H: 0 LOB: 1 BB: 1 P: 18	R: 5 E: 2 K: 2 S: 17	H: 2 LOB: 2 BB: 3 P: 38	R: 0 E: 0 K: 1 S: 13	H: 1 LOB: 1 BB: 0 P: 24	R: 1 E: 0 K: 1 S: 10	H: 1 LOB: 0 BB: 0 P: 15	R: 0 E: 1 K: 1 S: 11	H: 1 LOB: 2 BB: 1 P: 18	R: 0 E: 0 K: 0 S: 8	H: 0 LOB: 0 BB: 0 P: 12	R: 0 E: 0 K: 1 S: 7	H: 0 LOB: 0 BB: 0 P: 12	R: 0 E: 0 K: 2 S: 11	H: 1 LOB: 1 BB: 0 P: 13	1B: 6 2B: 0 3B: 0 HR: 1	SF: 0 SAC: 1 DP: 0 HBP: 0	WP: 0 PB: 0 SB: 1 CS: 0	PA: 41
PITCHER	IP WLS BF H R ER SO BB IBB HBP BLK WP HR S P ERA WHIP																			
A.J. Burnett, R ERA: 4.28 (1, 1)	5.0 W 26 5 0 0 0 4 0 0 0 0 0 0 11 18 1.80 1.800																			
Hector Almonte, R ERA: 2.7 (6, 1)	1.0 H 5 1 0 0 1 1 0 0 0 0 0 0 11 18 0.00 2.000																			
Jesus Sanchez, L ERA: 5.93 (7, 1)	1.0 3 0 0 0 0 0 0 0 0 0 0 0 8 12 0.00 0.000																			
Braden Looper, R ERA: 3.51 Antonio Alfonseca, R ERA: 3.27 (9, 1)	1.0 3 0 0 0 1 0 0 0 0 0 0 0 7 12 0.00 0.000																			
Antonio Alfonseca, R ERA: 3.27 (9, 1)	1.0 4 1 0 0 2 0 0 0 0 0 0 0 11 13 0.00 1.000																			

Batter	1	2	3	4	5	6	7	8	9	10	AB	R	H	RBI	BB	SO	LOB	TOP						
Dave Berg, R OBP: 0.361, SLG: 0.387 (1, 4)	F8					G6-3	FC6-4		1B	1B	5	1	2	0	1	0	2							
Alex Gonzalez, R OBP: 0.308, SLG: 0.434 (1, 6)	P2		K						K	1B	6	0	2	0	0	3	2							
Bruce Aven, R OBP: 0.375, SLG: 0.455 (1, 7)			L4				P3		F8	P5	5	0	1	0	1	0	5							
Preston Wilson, R OBP: 0.362, SLG: 0.527 (1, 9)	F9								K	K	5	1	2	0	0	2	3							
Derrek Lee, R OBP: 0.275, SLG: 0.341 (1, 3)									K	K	5	2	4	1	0	0	2							
Mike Lowell, R OBP: 0.320, SLG: 0.398 (1, 5)	F8								K	G5-4-3	5	2	3	5	0	1	3							
Julio Ramirez, R OBP: 0.273, SLG: 0.200 Mark Kotsay, L OBP: 0.300, SLG: 0.400 (8, PH)	F9								K	K	2	0	0	0	1	1	3							
Mike Redmond, R OBP: 0.384, SLG: 0.358 (1, 2)	K								K	K	2	0	0	0	0	0	1							
Brian Meadows, R John Romano, R Rafael Medina, R Kevin Miller, R Brian Edmondson, R Vic Darenbourg, L Antonio Alfonseca, R Kevin Goss, R Hector Almonte, R	L4								K	P3	1	0	0	0	0	0	0							
Inning Stats	R: 0 E: 0 K: 0 S: 9	H: 0 LOB: 1 BB: 1 P: 19	R: 0 E: 0 K: 1 S: 12	H: 1 LOB: 1 BB: 0 P: 15	R: 0 E: 0 K: 1 S: 7	H: 1 LOB: 1 BB: 0 P: 12	R: 0 E: 0 K: 3 S: 14	H: 2 LOB: 2 BB: 0 P: 20	R: 0 E: 0 K: 1 S: 6	H: 1 LOB: 1 BB: 0 P: 11	R: 2 E: 0 K: 2 S: 16	H: 3 LOB: 2 BB: 1 P: 29	R: 0 E: 0 K: 1 S: 7	H: 1 LOB: 1 BB: 0 P: 10	R: 4 E: 0 K: 1 S: 23	H: 3 LOB: 0 BB: 2 P: 36	R: 0 E: 0 K: 0 S: 5	H: 2 LOB: 2 BB: 0 P: 5	1B: 12 2B: 1 3B: 0 HR: 2	SF: 0 SAC: 0 DP: 1 HBP: 0	WP: 1 PB: 0 SB: 1 CS: 0	PA: 48		
PITCHER	IP WLS BF H R ER SO BB IBB HBP BLK WP HR S P ERA WHIP	IP WLS BF H R ER SO BB IBB HBP BLK WP HR S P ERA WHIP	IP WLS BF H R ER SO BB IBB HBP BLK WP HR S P ERA WHIP	IP WLS BF H R ER SO BB IBB HBP BLK WP HR S P ERA WHIP	IP WLS BF H R ER SO BB IBB HBP BLK WP HR S P ERA WHIP	IP WLS BF H R ER SO BB IBB HBP BLK WP HR S P ERA WHIP	IP WLS BF H R ER SO BB IBB HBP BLK WP HR S P ERA WHIP	IP WLS BF H R ER SO BB IBB HBP BLK WP HR S P ERA WHIP	IP WLS BF H R ER SO BB IBB HBP BLK WP HR S P ERA WHIP	IP WLS BF H R ER SO BB IBB HBP BLK WP HR S P ERA WHIP	IP WLS BF H R ER SO BB IBB HBP BLK WP HR S P ERA WHIP	IP WLS BF H R ER SO BB IBB HBP BLK WP HR S P ERA WHIP	IP WLS BF H R ER SO BB IBB HBP BLK WP HR S P ERA WHIP	IP WLS BF H R ER SO BB IBB HBP BLK WP HR S P ERA WHIP	IP WLS BF H R ER SO BB IBB HBP BLK WP HR S P ERA WHIP	IP WLS BF H R ER SO BB IBB HBP BLK WP HR S P ERA WHIP	IP WLS BF H R ER SO BB IBB HBP BLK WP HR S P ERA WHIP	IP WLS BF H R ER SO BB IBB HBP BLK WP HR S P ERA WHIP	IP WLS BF H R ER SO BB IBB HBP BLK WP HR S P ERA WHIP	IP WLS BF H R ER SO BB IBB HBP BLK WP HR S P ERA WHIP	IP WLS BF H R ER SO BB IBB HBP BLK WP HR S P ERA WHIP	IP WLS BF H R ER SO BB IBB HBP BLK WP HR S P ERA WHIP	IP WLS BF H R ER SO BB IBB HBP BLK WP HR S P ERA WHIP	IP WLS BF H R ER SO BB IBB HBP BLK WP HR S P ERA WHIP
Randy Johnson, L ERA: 2.53 (1, 1)	6.0	2.0	1.0	1.0	1.0	1.0	1.0	1.0	1.0	1.0	6.0	2.0	1.0	1.0	1.0	1.0	1.0	3.00	1.667					
Gregg Olson, R ERA: 3.29 (7, 1)	2.0	1.0	1.0	1.0	1.0	1.0	1.0	1.0	1.0	1.0	2.0	1.0	1.0	1.0	1.0	1.0	1.0	0.00	1.000					
Matt Mantel, R ERA: 2.93 (9, 1)	1.0	1.0	1.0	1.0	1.0	1.0	1.0	1.0	1.0	1.0	1.0	1.0	1.0	1.0	1.0	1.0	1.0	36.00	4.000					
Greg Swindell, L ERA: 2.24 (10, 1)	1.0	1.0	1.0	1.0	1.0	1.0	1.0	1.0	1.0	1.0	1.0	1.0	1.0	1.0	1.0	1.0	1.0	0.00	2.000					

Florida Marlins @ Arizona Diamondbacks
Bank One Ballpark, Phoenix, AZ
Sat Sep 18 1999, 4:05 PM EDT
Att. 40,903 - Dome - 72 F


AB 45
R 6
H 15
RBI 6
BB 3
SO 11
LOB 28



Batter	1	2	3	4	5	6	7	8	9	10	AB	R	H	RBI	BB	SO	LOB	BOTTOM							
Tony Womack, L OBP: 0.330, SLG: 0.363 (1, 9)	G5-3		G4-3								5	0	2	0	0	0	0								
Jay Bell, R OBP: 0.357, SLG: 0.534 LeJon Powell, R OBP: 0.273, SLG: 0.350 (10, PR)	G5-3										5	0	1	0	0	1	1								
Luis Gonzalez, L OBP: 0.397, SLG: 0.548 (1, 7)	G4-3										4	2	1	2	1	0	0								
Matt Williams, R OBP: 0.348, SLG: 0.546 (1, 5)											3	1	1	0	1	0	0								
Erubiel Durazo, L OBP: 0.333, SLG: 0.611 (1, 3)											4	1	2	2	0	0	3								
Steve Finley, L OBP: 0.330, SLG: 0.516 (1, 8)											4	1	1	2	0	0	1								
Hanley Frias, S OBP: 0.370, SLG: 0.342 (1, 6)											4	1	2	0	0	0	1								
Damian Miller, R OBP: 0.315, SLG: 0.431 (1, 2)											3	1	1	2	0	0	1								
Randy Johnson, R Rob Ryan, L Gregg Olson, R Matt Mantel, R Lenny Harris, L Greg Swindell, L											2	0	0	0	0	1	0								
Inning Stats	R: 0 E: 0 K: 0 S: 7	H: 0 LOB: 0 BB: 0 P: 11	R: 0 E: 0 K: 0 S: 9	H: 1 LOB: 1 BB: 0 P: 15	R: 0 E: 0 K: 1 S: 8	H: 0 LOB: 0 BB: 0 P: 12	R: 4 E: 1 K: 0 S: 14	H: 4 LOB: 0 BB: 0 P: 24	R: 0 E: 0 K: 1 S: 13	H: 1 LOB: 3 BB: 2 P: 29	R: 1 E: 0 K: 0 S: 12	H: 1 LOB: 0 BB: 0 P: 19	R: 0 E: 0 K: 0 S: 6	H: 0 LOB: 0 BB: 0 P: 8	R: 0 E: 0 K: 0 S: 5	H: 0 LOB: 0 BB: 0 P: 8	R: 1 E: 0 K: 0 S: 8	H: 2 LOB: 0 BB: 0 P: 13	R: 2 E: 0 K: 0 S: 2	H: 2 LOB: 1 BB: 0 P: 2	1B: 6 2B: 0 3B: 2 HR: 3	SF: 1 SAC: 0 DP: 1 HBP: 0	WP: 0 PB: 0 SB: 1 CS: 1	PA: 40	
PITCHER	IP WLS BF H R ER SO BB IBB HBP BLK WP HR S P ERA WHIP	IP WLS BF H R ER SO BB IBB HBP BLK WP HR S P ERA WHIP	IP WLS BF H R ER SO BB IBB HBP BLK WP HR S P ERA WHIP	IP WLS BF H R ER SO BB IBB HBP BLK WP HR S P ERA WHIP	IP WLS BF H R ER SO BB IBB HBP BLK WP HR S P ERA WHIP	IP WLS BF H R ER SO BB IBB HBP BLK WP HR S P ERA WHIP	IP WLS BF H R ER SO BB IBB HBP BLK WP HR S P ERA WHIP	IP WLS BF H R ER SO BB IBB HBP BLK WP HR S P ERA WHIP	IP WLS BF H R ER SO BB IBB HBP BLK WP HR S P ERA WHIP	IP WLS BF H R ER SO BB IBB HBP BLK WP HR S P ERA WHIP	IP WLS BF H R ER SO BB IBB HBP BLK WP HR S P ERA WHIP	IP WLS BF H R ER SO BB IBB HBP BLK WP HR S P ERA WHIP	IP WLS BF H R ER SO BB IBB HBP BLK WP HR S P ERA WHIP	IP WLS BF H R ER SO BB IBB HBP BLK WP HR S P ERA WHIP	IP WLS BF H R ER SO BB IBB HBP BLK WP HR S P ERA WHIP	IP WLS BF H R ER SO BB IBB HBP BLK WP HR S P ERA WHIP	IP WLS BF H R ER SO BB IBB HBP BLK WP HR S P ERA WHIP	IP WLS BF H R ER SO BB IBB HBP BLK WP HR S P ERA WHIP	IP WLS BF H R ER SO BB IBB HBP BLK WP HR S P ERA WHIP	IP WLS BF H R ER SO BB IBB HBP BLK WP HR S P ERA WHIP	IP WLS BF H R ER SO BB IBB HBP BLK WP HR S P ERA WHIP	IP WLS BF H R ER SO BB IBB HBP BLK WP HR S P ERA WHIP	IP WLS BF H R ER SO BB IBB HBP BLK WP HR S P ERA WHIP	IP WLS BF H R ER SO BB IBB HBP BLK WP HR S P ERA WHIP	IP WLS BF H R ER SO BB IBB HBP BLK WP HR S P ERA WHIP
Brian Meadows, R ERA: 5.77 (1, 1)	4.0	1.0	2.0	1.0	1.0	1.0	1.0	1.0	1.0	1.0	4.0	1.0	1.0	1.0	1.0	1.0	1.0	6.75	1.250						
Rafael Medina, R ERA: 5.24 (8, 1)	1.0	2.0	1.0	1.0	1.0	1.0	1.0	1.0	1.0	1.0	1.0	1.0	1.0	1.0	1.0	1.0	1.0	0.00	3.000						
Brian Edmondson, R ERA: 5.04 (8, 1)	2.0	1.0	1.0	1.0	1.0	1.0	1.0	1.0	1.0	1.0	2.0	1.0	1.0	1.0	1.0	1.0	1.0	18.27	4.500						
Vic Darenbourg, L ERA: 9.19 (8, 1)	1.0	1.0	1.0	1.0	1.0	1.0	1.0	1.0	1.0	1.0	1.0	1.0	1.0	1.0	1.0	1.0	1.0	0.00	0.000						
Antonio Alfonseca, R ERA: 3.24 (8, 1)	1.0	1.0	1.0	1.0	1.0	1.0	1.0	1.0	1.0	1.0	1.0	1.0	1.0	1.0	1.0	1.0	1.0	9.00	2.000						

Florida Marlins @ Arizona Diamondbacks
Bank One Ballpark, Phoenix, AZ
Sat Sep 18 1999, 4:05 PM EDT
Att. 40,903 - Dome - 72 F

AB 36
R 8
H 11
RBI 8
BB 2
SO 2
LOB 7



Batter	1	2	3	4	5	6	7	8	9	AB	R	H	RBI	BB	SO	LOB	TOP														
Dave Berg, R OBP: 0.354, SLG: 0.380 (1, 4)										5	0	0	0	0	1	3	Florida Marlins @ Arizona Diamondbacks Bank One Ballpark, Phoenix, AZ Sun Sep 19 1999, 4:05 PM EDT Att: 34,752 - Dome - 72 F livebaseballscorecards.com														
Alex Gonzalez, R OBP: 0.309, SLG: 0.434 (1, 6)										5	1	2	0	0	1	1															
Cliff Floyd, L OBP: 0.381, SLG: 0.500 (1, 7)										5	2	3	2	0	0	2															
Preston Wilson, R OBP: 0.363, SLG: 0.533 (1, 8)										4	1	2	2	0	2	1															
Derrek Lee, R OBP: 0.270, SLG: 0.333 (1, 3)										4	0	0	0	0	3	1															
Mark Kotsay, L OBP: 0.301, SLG: 0.402 (8, PH)										3	1	1	0	0	0	0															
Bruce Aven, R OBP: 0.374, SLG: 0.453 (8, 9)										1	0	0	0	0	0	0															
Mike Lowell, R OBP: 0.408 Braden Loper, R (8, 1)										3	2	1	1	1	0	0															
Ramon Castro, R OBP: 0.250, SLG: 0.288 (1, 2)										3	0	0	0	1	1	0															
Ryan Dempster, R Vic Darenbourg, L John Roskos, R Brent Billingsley, L Rafael Medina, R Jesus Sanchez, L Kevin Ortiz, R (1, 1) (6, 1) (7, PH) (7, 1) (7, 1) (7, 1) (8, 9)										2	0	1	2	0	0	0															
Inning Stats	R: 0 E: 0 K: 2 S: 11	H: 1 LOB: 1 BB: 0 P: 20	R: 0 E: 0 K: 0 S: 6	H: 0 LOB: 0 BB: 0 P: 11	R: 0 E: 0 K: 0 S: 6	H: 0 LOB: 0 BB: 0 P: 8	R: 4 E: 0 K: 2 S: 33	H: 4 LOB: 2 BB: 2 P: 55	R: 0 E: 0 K: 1 S: 10	H: 2 LOB: 1 BB: 0 P: 16	R: 0 E: 0 K: 0 S: 6	H: 0 LOB: 0 BB: 0 P: 9	R: 0 E: 0 K: 2 S: 10	H: 0 LOB: 0 BB: 0 P: 14	R: 3 E: 0 K: 2 S: 17	H: 3 LOB: 0 BB: 0 P: 30	R: 0 E: 0 K: 0 S: 8	H: 1 LOB: 1 BB: 0 P: 15	1B: 7 2B: 1 3B: 0 HR: 3	SF: 0 SAC: 0 DP: 0 HBP: 0	WP: 0 PB: 0 SB: 1 CS: 1	PA: 39									
PITCHER	IP WLS BF H R ER SO BB IBB HBP BLK WP HR S P ERA WHIP																														
Todd Stottlemyre, R ERA: 4.03 Darren Holmes, R ERA: 3.22 Bobby Chounard, R ERA: 2.72 Greg Swindell, L ERA: 2.64 Gregg Olson, R ERA: 3.25	(1, 1) (5, 1) (7, 1) (8, 1) (9, 1)	4.0 2.0 1.0 1.0 1.0	19 7 H B W	5 2 0 3 1	4 0 0 3 0	4 0 0 3 0	1 1 2 0 0	0 0 0 0 0	0 0 0 0 0	0 0 0 2 0	1 16 10 17 8	56 25 14 30 15	94 25 14 30 15	9.00 0.00 0.00 27.00 0.00	1.750 1.000 1.000 3.000 1.000																

Batter	1	2	3	4	5	6	7	8	9	AB	R	H	RBI	BB	SO	LOB	BOTTOM														
Tony Womack, L OBP: 0.333, SLG: 0.363 (1, 9)										3	2	1	0	3	1	1	Florida Marlins @ Arizona Diamondbacks Bank One Ballpark, Phoenix, AZ Sun Sep 19 1999, 4:05 PM EDT Att: 34,752 - Dome - 72 F livebaseballscorecards.com														
Jay Bell, R OBP: 0.360, SLG: 0.540 (1, 4)										6	1	4	3	0	0	3															
Luis Gonzalez, L OBP: 0.398, SLG: 0.547 (1, 7)										5	0	2	1	1	0	2															
Matt Williams, R OBP: 0.346, SLG: 0.545 (1, 5)										5	0	2	1	0	0	3															
Erubiel Durazo, L OBP: 0.400, SLG: 0.612 LeJon Powell, R OBP: 0.273, SLG: 0.350 Travis Lee, L OBP: 0.336, SLG: 0.364 (1, 3) (8, PR) (9, 3)										3	0	1	0	2	1	1															
Steve Finley, L OBP: 0.332, SLG: 0.515 (1, 8)										4	1	2	0	1	0	3															
Hanley Frias, S OBP: 0.347 Gregg Olson, R (1, 6) (9, 1)										4	1	1	1	1	0	6															
Damian Miller, R OBP: 0.313, SLG: 0.425 (1, 2)										4	1	0	0	1	0	4															
Todd Stottlemyre, L Rob Ryan, L Darren Holmes, R Turner Ward, S Bobby Chounard, R Bernard Gilkey, R Greg Swindell, L Andy Fox, L (1, 1) (4, PH) (5, 1) (6, PH) (7, 1) (7, PH) (8, 1) (8, 6)										0	0	0	0	1	0	0															
Inning Stats	R: 0 E: 0 K: 0 S: 11	H: 1 LOB: 1 BB: 0 P: 18	R: 1 E: 0 K: 1 S: 17	H: 2 LOB: 2 BB: 2 P: 32	R: 0 E: 0 K: 0 S: 8	H: 1 LOB: 2 BB: 1 P: 18	R: 0 E: 0 K: 0 S: 14	H: 2 LOB: 0 BB: 0 P: 21	R: 0 E: 0 K: 0 S: 5	H: 1 LOB: 1 BB: 1 P: 12	R: 4 E: 0 K: 0 S: 21	H: 3 LOB: 1 BB: 2 P: 41	R: 2 E: 0 K: 0 S: 10	H: 2 LOB: 2 BB: 2 P: 20	R: 0 E: 0 K: 0 S: 6	H: 1 LOB: 2 BB: 1 P: 17		R: 1 E: 0 K: 1 S: 16	H: 2 LOB: 2 BB: 1 P: 28	1B: 11 2B: 2 3B: 0 HR: 2	SF: 1 SAC: 0 DP: 1 HBP: 0	WP: 1 PB: 0 SB: 1 CS: 0	PA: 49								
PITCHER	IP WLS BF H R ER SO BB IBB HBP BLK WP HR S P ERA WHIP																														
Ryan Dempster, R Vic Darenbourg, L Brent Billingsley, L Rafael Medina, R Jesus Sanchez, L (1, 1) (6, 1) (7, 1) (7, 1) (7, 1)	(1, 1) (6, 1) (7, 1) (7, 1) (7, 1)	5.0 1.0 0.1 0.1 1.0	29 4 2 3 5	5 1 0 1 2	5 0 1 0 1	5 0 0 0 1	1 0 0 0 0	0 0 0 0 0	0 0 0 0 0	0 0 0 5 8	2 12 2 6 17	64 19 11 6 17	123 19 6 11 17	9.00 0.00 27.00 0.00 9.00	2.800 1.000 3.000 6.000 3.000																

Batter	1	2	3	4	5	6	7	8	9	AB	R	H	RBI	BB	SO	LOB	TOP										
Tony Womack, L OBP: 0.331, SLG: 0.367 (1, 6)										6	2	2	1	0	0	4	Arizona Diamondbacks @ San Francisco Giants 3Com Park at Candlestick Point, San Francisco, CA Fri Sep 24 1999, 10:35 PM EDT Att: 48,149 - Cloudy - 57 F										
Jay Bell, R OBP: 0.368, SLG: 0.550 (1, 4)										4	2	2	1	1	1	2											
Luis Gonzalez, L OBP: 0.404, SLG: 0.552 (1, 7)										5	1	3	1	0	0	1											
Matt Williams, R OBP: 0.347, SLG: 0.544 (1, 5)										5	2	2	0	1	0	5											
Greg Colbrunn, R OBP: 0.373, SLG: 0.440 Erubiel Durazo, L OBP: 0.414, SLG: 0.599 (8, 3)										4	1	0	0	0	0	5											
Bernard Gilkey, R OBP: 0.368, SLG: 0.482 Hanley Frias, S OBP: 0.382, SLG: 0.349 (8, 6)										4	0	2	2	0	2	2											
Steve Finley, L OBP: 0.335, SLG: 0.514 (1, 8)										4	1	1	1	0	0	1											
Kelly Stinnett, R OBP: 0.292, SLG: 0.428 (1, 2)										5	2	2	1	0	1	2											
Randy Johnson, R OBP: 0.117, SLG: 0.160 (1, 1)										5	0	2	1	0	0	1											
Inning Stats	R: 4 E: 1 K: 0 S: 15	H: 4 LOB: 1 BB: 1 P: 26	R: 0 E: 0 K: 0 S: 13	H: 1 LOB: 2 BB: 0 P: 24	R: 2 E: 2 K: 2 S: 17	H: 2 LOB: 2 BB: 0 P: 27	R: 0 E: 0 K: 1 S: 10	H: 1 LOB: 1 BB: 0 P: 18	R: 2 E: 0 K: 0 S: 7	H: 2 LOB: 0 BB: 0 P: 12	R: 0 E: 1 K: 0 S: 8	H: 2 LOB: 2 BB: 0 P: 11	R: 0 E: 0 K: 1 S: 7	H: 1 LOB: 1 BB: 0 P: 11	R: 2 E: 0 K: 0 S: 10	H: 2 LOB: 1 BB: 1 P: 17		R: 1 E: 0 K: 0 S: 14	H: 2 LOB: 2 BB: 0 P: 22	1B: 12 2B: 3 3B: 0 HR: 2	SF: 2 SAC: 0 DP: 1 HBP: 2	WP: 1 PB: 1 CS: 0	PA: 49				
PITCHER	IP	WLS	BF	H	R	ER	SO	BB	IBB	HBP	BLK	WP	HR	S	P	ERA	WHIP										
Shawn Estes, L ERA: 4.79	(1, 1)	5.0	L	29	10	8	6	3	1	0	0	1	2	62	107	10.80	2.200										
Mark Gardner, R ERA: 6.33	(6, 1)	2.0		8	3	0	0	1	0	0	0	0	0	15	22	0.00	1.500										
Felix Rodriguez, R ERA: 4.0	(8, 1)	1.0		6	2	2	2	0	1	0	0	0	0	10	17	18.00	3.000										
Julian Tavaraz, R ERA: 6.04	(9, 1)	1.0		6	2	1	1	0	0	0	1	0	0	14	22	9.00	2.000										

Batter	1	2	3	4	5	6	7	8	9	AB	R	H	RBI	BB	SO	LOB	BOTTOM										
F.P. Santangelo, S OBP: 0.406, SLG: 0.388 (1, 8)										4	0	0	0	0	2	2	Arizona Diamondbacks @ San Francisco Giants 3Com Park at Candlestick Point, San Francisco, CA Fri Sep 24 1999, 10:35 PM EDT Att: 48,149 - Cloudy - 57 F										
Bill Mueller, S OBP: 0.387, SLG: 0.352 (1, 5)										4	1	1	0	0	0	0											
Barry Bonds, L OBP: 0.391, SLG: 0.617 (1, 7)										4	1	0	0	0	0	1											
Jeff Kent, R OBP: 0.369, SLG: 0.512 (1, 4)										4	0	0	0	0	1	3											
Ellis Burks, R OBP: 0.398, SLG: 0.575 (1, 9)										4	1	1	3	0	2	1											
Rich Aurilia, R OBP: 0.336, SLG: 0.437 (1, 6)										4	0	3	0	0	0	0											
J.T. Snow, L OBP: 0.372, SLG: 0.442 (1, 3)										4	0	0	0	0	1	3											
Scott Servais, R OBP: 0.327, SLG: 0.399 Doug Miretelli, R OBP: 0.313, SLG: 0.351 (1, 2)										2	0	0	0	0	2	0											
Shawn Estes, R OBP: 0.203, SLG: 0.200 Jay Cantorero, R OBP: 0.426, SLG: 1.000 Mark Sargent, R OBP: 0.187, SLG: 0.179 Ramon Martinez, R OBP: 0.187, SLG: 0.179 Felix Rodriguez, R OBP: 0.426, SLG: 1.000 Julian Tavaraz, L OBP: 0.203, SLG: 0.200 (1, 1)										1	0	0	0	0	1	0											
Inning Stats	R: 3 E: 1 K: 0 S: 16	H: 3 LOB: 1 BB: 0 P: 27	R: 0 E: 0 K: 3 S: 13	H: 0 LOB: 0 BB: 0 P: 20	R: 0 E: 0 K: 0 S: 4	H: 0 LOB: 0 BB: 0 P: 8	R: 0 E: 0 K: 0 S: 5	H: 0 LOB: 0 BB: 0 P: 10	R: 0 E: 0 K: 2 S: 9	H: 0 LOB: 0 BB: 0 P: 11	R: 0 E: 1 K: 1 S: 9	H: 0 LOB: 1 BB: 0 P: 13	R: 0 E: 1 K: 2 S: 10	H: 1 LOB: 2 BB: 0 P: 16	R: 0 E: 0 K: 1 S: 8	H: 0 LOB: 0 BB: 0 P: 12		R: 0 E: 0 K: 2 S: 10	H: 1 LOB: 1 BB: 0 P: 18	1B: 3 2B: 1 3B: 0 HR: 1	SF: 0 SAC: 0 DP: 0 HBP: 0	WP: 1 PB: 0 CS: 0	PA: 35				
PITCHER	IP	WLS	BF	H	R	ER	SO	BB	IBB	HBP	BLK	WP	HR	S	P	ERA	WHIP										
Randy Johnson, L ERA: 2.45	(1, 1)	9.0	W	35	5	3	0	11	0	0	0	1	1	84	135	0.00	0.556										



Batter	1	2	3	4	5	6	7	8	9	AB R H RBI BB SO LOB	TOP																
Tony Womack, L OBP: 0.333, SLG: 0.369 (1, 4)	1-1 L4-6 BB 1B		0-0 1B			1-2 F7	1-0 P5		0-1 G1-3 1B	5 1 3 1 0 0 1	Arizona Diamondbacks @ San Francisco Giants 3Com Park at Candlestick Point, San Francisco, CA Sat Sep 25 1999, 4:05 PM EDT Att: 40,096 - Sunny - 67 F																
Hanley Frias, S OBP: 0.389, SLG: 0.348 (1, 6)	4-1 BB		0-0 1B			0-1 G4-3	4-0 BB		1-2 G1-3 1B	3 0 1 0 2 0 2																	
Luis Gonzalez, L OBP: 0.404, SLG: 0.550 (1, 7)	2-2 L4-6		0-0 G4-3			1-1 FC6 1B	2-1 P8		4-0 F8 1B S IBB	4 1 1 0 1 0 6																	
Erubiel Durazo, L OBP: 0.413, SLG: 0.592 (1, 3)	2-2 G3				2-3 K	1-2 FC6 1B		0-2 1B	0-2 1B	5 0 2 2 0 1 2																	
Steve Finley, L OBP: 0.336, SLG: 0.518 (1, 8)		1-0 G3		2-0 CS 1B			0-0 HR	0-1 P5	0-1 F8	5 1 2 1 0 0 3																	
Travis Lee, L OBP: 0.340, SLG: 0.367 (1, 9)		1-1 1B		3-3 K			3-0 SH3-4 2B	2-3 K	2-2 P3	4 1 2 0 0 2 2																	
LeJon Powell, R OBP: 0.261, SLG: 0.333 (8, 9)				1-2 K					3-H P3	1 0 0 0 0 0 1																	
Rod Barajas, R (1, 2)		3-2 F9			1-1 F7		0-0 SH3-4 1B	0-1 P3		3 0 0 0 0 0 1																	
Andy Fox, L OBP: 0.361, SLG: 0.384 (1, 5)			2-2 G3		0-3 K		4-0 2B BB		2-2 1B 1B 1B	3 2 1 0 1 1 0																	
Todd Stottlemyre, L OBP: 0.287, SLG: 0.167 (7, PH) Len Litsch, L OBP: 0.327, SLG: 0.373 (7, PH) Greg Swindell, L (8, PH) Gregg Olson, R (8, PH) Turner Ward, S OBP: 0.327, SLG: 0.277 (9, PH) Dan Plesac, L (9, PH)			2-3 K		2-3 K		0-0 1-H 2-H 2B		0-0 G1-3 1B 1B	2 0 0 0 0 0 2 0 1 0 1 2 0 1 1 1 0 0 0 0 0 0 0 0 0 0 0 0 0																	
Inning Stats	R: 0 E: 0 K: 0 S: 10	H: 1 LOB: 1 BB: 1 P: 19	R: 0 E: 0 K: 0 S: 7	H: 1 LOB: 0 BB: 0 P: 12	R: 0 E: 0 K: 1 S: 9	H: 2 LOB: 2 BB: 0 P: 13	R: 0 E: 0 K: 2 S: 8	H: 1 LOB: 1 BB: 0 P: 15	R: 0 E: 0 K: 0 S: 9	H: 0 LOB: 0 BB: 0 P: 12	R: 0 E: 0 K: 0 S: 10	H: 1 LOB: 1 BB: 0 P: 13	R: 3 E: 0 K: 0 S: 7	H: 3 LOB: 2 BB: 2 P: 21	R: 0 E: 0 K: 1 S: 10	H: 1 LOB: 1 BB: 0 P: 12	R: 4 E: 0 K: 0 S: 20	H: 4 LOB: 1 BB: 1 P: 34	1B: 12 2B: 3 3B: 0 HR: 1	SF: 0 SAC: 1 DP: 2 HBP: 0	WP: 0 PB: 0 CS: 1	PA: 42					
PITCHER	IP WLS BF H R ER SO BB IBB HBP BLK WP HR S P ERA WHIP											PITCHER	IP WLS BF H R ER SO BB IBB HBP BLK WP HR S P ERA WHIP														
Russ Ortiz, R ERA: 3.9 (1, 1)	6.2	29	9	3	3	5	3	0	0	0	0	0	1	58	101	4.05	1.800										
Rich Rodriguez, L ERA: 5.0 (7, 1)	0.1	1	0	0	0	0	0	0	0	0	0	0	0	2	4	0.00	0.000										
Jerry Spradlin, R ERA: 4.79 (8, 1)	1.0	4	1	0	0	1	0	0	0	0	0	0	0	10	12	0.00	1.000										
Robb Nen, R ERA: 3.98 (9, 1)	0.1	L	6	4	4	0	0	1	0	0	0	0	0	15	24	108.00	12.000										
Alan Embree, L ERA: 3.14 (9, 1)	0.2	2	0	0	0	0	0	0	0	0	0	0	0	5	10	0.00	0.000										
Batter	1	2	3	4	5	6	7	8	9	AB R H RBI BB SO LOB	BOTTOM																
Marvin Benard, L OBP: 0.356, SLG: 0.454 (1, 9)	0-0 B4-3		0-1 G4-3		0-2 F7		0-0 P6		2-3 K	5 0 0 0 0 1 1	Arizona Diamondbacks @ San Francisco Giants 3Com Park at Candlestick Point, San Francisco, CA Sat Sep 25 1999, 4:05 PM EDT Att: 40,096 - Sunny - 67 F																
F.P. Santangelo, S OBP: 0.406, SLG: 0.383 (1, 8)	1-3 K		2-2 S 2B HBP		0-1 G1-3		4-1 BB		2-2 F8	3 1 0 0 1 1 0																	
Armando Rios, L OBP: 0.425, SLG: 0.488 (1, 7)	2-3 K		1-1 1-H 2B		1-1 FC4-6 1B		1-2 P5		1-2 1B	5 0 3 1 0 1 2																	
Jeff Kent, R OBP: 0.369, SLG: 0.516 (1, 4)		1-1 G5-3	4-1 BB		0-1 FC4-6 1-2			2-0 HR	0-3 K	4 1 1 1 1 1 2																	
J.T. Snow, L OBP: 0.372, SLG: 0.441 (1, 3)		1-1 1B 1B	2-3 K		1-0 F8		0-2 G4-3		2-2 F7	4 0 1 0 0 1 2																	
Rich Aurilia, R OBP: 0.335, SLG: 0.441 (1, 6)		0-0 L4		2-2 P7		0-2 G4-3		2-2 HR		4 1 1 1 0 0 1																	
Bill Mueller, S OBP: 0.386, SLG: 0.351 (1, 5)		1-0 1B		2-1 F8		2-3 K		1-2 G1-4-3		4 0 1 0 0 1 0																	
Brent Mayne, L OBP: 0.395, SLG: 0.435 (1, 2)		0-1 F8		4-0 BB			2-1 F9 2B	2-0 E5		3 0 1 0 1 0 2																	
Russ Ortiz, R OBP: 0.214, SLG: 0.265 (7, PH) Rich Rodriguez, L OBP: 0.000, SLG: 1.000 (7, PH) Ramon Martinez, R OBP: 0.316, SLG: 0.406 (8, PH) Jerry Spradlin, S (8, PH) Ellis Burks, R OBP: 0.367, SLG: 0.574 (9, PH) Robb Nen, R (9, PH) Alan Embree, L (9, PH)			0-2 G4-3		2-3 K		1-0 F9	2-1 G1-3		2 0 0 0 0 0 1 1 0 0 0 0 0 0 0 0 1 0 0 0 0 0 0 1 0 0 0 0 0 0 0 0 1 0 0 0 0 0 0 1 0 0 0 0 0 0 0 0 0 0 0 0 0 0 0 0																	
Inning Stats	R: 0 E: 0 K: 2 S: 7	H: 0 LOB: 0 BB: 0 P: 10	R: 0 E: 0 K: 0 S: 8	H: 2 LOB: 0 BB: 0 P: 11	R: 1 E: 0 K: 1 S: 17	H: 1 LOB: 1 BB: 1 P: 26	R: 0 E: 0 K: 1 S: 11	H: 0 LOB: 1 BB: 1 P: 21	R: 0 E: 0 K: 0 S: 9	H: 1 LOB: 0 BB: 0 P: 10		R: 0 E: 0 K: 1 S: 7	H: 0 LOB: 0 BB: 0 P: 10	R: 0 E: 0 K: 0 S: 8	H: 1 LOB: 2 BB: 1 P: 16	R: 2 E: 1 K: 0 S: 16	H: 2 LOB: 1 BB: 0 P: 27	R: 0 E: 0 K: 2 S: 15	H: 1 LOB: 1 BB: 0 P: 20	1B: 4 2B: 2 3B: 0 HR: 2	SF: 0 SAC: 0 DP: 0 HBP: 1	WP: 0 PB: 0 CS: 0	PA: 40				
PITCHER	IP WLS BF H R ER SO BB IBB HBP BLK WP HR S P ERA WHIP											PITCHER	IP WLS BF H R ER SO BB IBB HBP BLK WP HR S P ERA WHIP														
Todd Stottlemyre, R ERA: 3.87 (1, 1)	6.0	25	4	1	1	5	2	0	1	0	0	0	0	8	16	0.00	2.000										
Greg Swindell, L ERA: 2.57 (7, 1)	1.0	H	5	1	0	0	1	0	0	0	0	0	0	8	16	0.00	2.000										
Gregg Olson, R ERA: 3.45 (8, 1)	1.0	W	6	2	2	2	0	0	0	0	0	0	2	16	27	18.00	2.000										
Dan Plesac, L ERA: 5.95 (9, 1)	1.0	4	1	0	0	2	0	0	0	0	0	0	0	15	20	0.00	1.000										
GIANTS																											

Batter	1	2	3	4	5	6	7	8	9	AB	R	H	RBI	BB	SO	LOB	TOP										
Turner Ward, S OBP: 0.325, SLG: 0.276 (1, 8)	F7		K	CS	F9	1B		FC5-4 BB		4	0	1	1	1	1	1	Arizona Diamondbacks @ San Francisco Giants 3Com Park at Candlestick Point, San Francisco, CA Sun Sep 26 1999, 4:05 PM EDT Att: 40,567 - Unknown - 74 F										
Jay Bell, R OBP: 0.368, SLG: 0.548 (1, 4)	L3		1B 2B 1B		K	BB		P3		4	1	1	0	1	1												
Greg Colbrunn, R OBP: 0.381, SLG: 0.471 Travis Lee, L OBP: 0.340, SLG: 0.367 (1, 3) (9, 3)	HR		2B 1B		1B	K		FC5-4		5	2	3	1	0	1	4											
Matt Williams, R OBP: 0.346, SLG: 0.543 (1, 5)	G3		L5		K			F8	1B 2B	5	1	1	0	0	1	4											
Bernard Gilkey, R OBP: 0.368, SLG: 0.482 Darren Holmes, R (9, 1)	F7		2B		F7	K		1B HBP		4	0	1	3	0	1	0											
Ernie Young, R OBP: 0.500, SLG: 0.250 Lenny Harris, L OBP: 0.319, SLG: 0.371 LeJon Powell, R OBP: 0.261, SLG: 0.333 (1, 9) (9, PH) (9, 8)	FC5-4 1B		F7		F9	BB		P9		3	0	1	0	1	0	1											
Hanley Frias, S OBP: 0.356, SLG: 0.356 Bobby Chouinard, R (7, 1) Rob Ryan, L OBP: 0.267, SLG: 0.483 (9, PH) (9, 7)	FC5-4 1-2		1B 1B	CS 1B	1B 1B	BB		BB 1B		3	1	2	0	1	0	1											
Kelly Stinnett, R OBP: 0.294, SLG: 0.425 (1, 2)	F8		P4		F7	1B		L3 BB		4	1	1	0	1	0	4											
Omar Daal, L OBP: 0.261, SLG: 0.269 Andy Fox, L OBP: 0.359, SLG: 0.361 (1, 1) (7, 6)	1B 1B 2B 1B		B1		1B 1B			F7	L3	3	1	2	1	0	0	1											
Inning Stats	R: 1 E: 0 K: 0 S: 9	H: 1 LOB: 0 BB: 0 P: 17	R: 0 E: 0 K: 0 S: 7	H: 1 LOB: 1 BB: 0 P: 14	R: 3 E: 0 K: 1 S: 16	H: 4 LOB: 1 BB: 0 P: 25	R: 0 E: 0 K: 0 S: 7	H: 1 LOB: 0 BB: 0 P: 12	R: 0 E: 0 K: 1 S: 11	H: 1 LOB: 1 BB: 0 P: 16	R: 2 E: 0 K: 1 S: 15	H: 4 LOB: 3 BB: 1 P: 28	R: 0 E: 0 K: 1 S: 12	H: 0 LOB: 2 BB: 2 P: 23	R: 0 E: 0 K: 0 S: 9	H: 0 LOB: 1 BB: 1 P: 17		R: 1 E: 0 K: 0 S: 10	H: 2 LOB: 2 BB: 1 P: 20	1B: 11 2B: 3 3B: 0 HR: 1	SF: 0 SAC: 0 DP: 1 HBP: 1	WP: 0 PA: 46 PB: 0 CS: 1					
PITCHER	IP	WLS	BF	H	R	ER	SO	BB	IBB	HBP	BLK	WP	HR	S	P	ERA	WHIP										
Kirk Rueter, L ERA: 5.37 (1, 1)	6.0	L	30	12	6	6	4	1	0	0	0	0	1	65	112	9.00	2.167										
Miguel Del Toro, R ERA: 4.05 (7, 1)	1.0		5	0	0	0	1	2	0	0	0	0	0	12	23	0.00	2.000										
Jerry Spradlin, R ERA: 4.84 (8, 1)	1.1		8	2	1	1	0	1	0	1	0	0	0	16	30	6.75	2.250										
Felix Rodriguez, R ERA: 3.96 (9, 1)	0.2		2	0	0	0	0	1	0	0	0	0	0	3	7	0.00	1.500										

Batter	1	2	3	4	5	6	7	8	9	AB	R	H	RBI	BB	SO	LOB	BOTTOM										
Calvin Murray, R OBP: 0.286, SLG: 0.385 (1, 8)	1B		E6		F8		E4 FC3-6		FC3-6	5	0	1	0	0	0	2	Arizona Diamondbacks @ San Francisco Giants 3Com Park at Candlestick Point, San Francisco, CA Sun Sep 26 1999, 4:05 PM EDT Att: 40,567 - Unknown - 74 F										
Marvin Benard, L OBP: 0.355, SLG: 0.451 (1, 7)	K		P7		HBP		FC3-6		K	4	0	0	0	0	2	5											
Ellis Burks, R OBP: 0.396, SLG: 0.569 (1, 9)	F8		HBP		K		F9			3	0	0	0	0	1	4											
Jeff Kent, R OBP: 0.367, SLG: 0.512 (1, 4)	P9		F8		G1-3		F7			4	0	0	0	0	0	3											
J.T. Snow, L OBP: 0.372, SLG: 0.440 (1, 3)	G4-3		HBP		G4-3		G4-1 1B			3	0	1	0	0	0	0											
Ramon Martinez, R OBP: 0.327, SLG: 0.407 (1, 5)	P9-3 BB		G4-6-3 BB		1B		G4-1			2	0	1	0	2	0	1											
Doug Mirabeli, R OBP: 0.299, SLG: 0.333 (1, 2)	P9-3 1-1		K		G5-3		K			4	0	0	0	0	2	5											
Wilson Delgado, S OBP: 0.353, SLG: 0.355 (1, 6)	G4-3		G4-6-3 3B		G4-3		FC3-6 E 1B		G4-3	4	1	2	0	0	0	2											
Kirk Rueter, L OBP: 0.188, SLG: 0.152 Miguel Del Toro, R OBP: 0.275, SLG: 0.352 Jay Canizaro, R OBP: 0.252, SLG: 0.352 Jerry Spradlin, R OBP: 0.252, SLG: 0.352 Felix Rodriguez, R OBP: 0.252, SLG: 0.352 Armando Rios, L OBP: 0.252, SLG: 0.352 (1, 1) (7, 1) (9, PH) (8, 1) (9, 1) (9, PH)	G4-3		G4-3		G3-1		P5		FC3-6 1B	2	0	0	1	0	0	0											
Inning Stats	R: 0 E: 0 K: 1 S: 11	H: 1 LOB: 1 BB: 0 P: 16	R: 0 E: 0 K: 0 S: 4	H: 0 LOB: 0 BB: 1 P: 9	R: 1 E: 1 K: 0 S: 13	H: 1 LOB: 2 BB: 0 P: 22	R: 0 E: 0 K: 1 S: 10	H: 0 LOB: 1 BB: 1 P: 17	R: 0 E: 0 K: 0 S: 5	H: 0 LOB: 1 BB: 0 P: 12	R: 0 E: 1 K: 0 S: 8	H: 1 LOB: 2 BB: 0 P: 10	R: 0 E: 0 K: 1 S: 9	H: 1 LOB: 1 BB: 0 P: 12	R: 0 E: 0 K: 1 S: 9	H: 1 LOB: 1 BB: 0 P: 17		R: 0 E: 0 K: 1 S: 9	H: 1 LOB: 1 BB: 0 P: 16	1B: 5 2B: 1 3B: 1 HR: 0	SF: 0 SAC: 0 DP: 2 HBP: 3	WP: 0 PA: 38 PB: 0 SB: 1 CS: 0					
PITCHER	IP	WLS	BF	H	R	ER	SO	BB	IBB	HBP	BLK	WP	HR	S	P	ERA	WHIP										
Omar Daal, L ERA: 3.75 (1, 1)	6.2	W	29	4	1	1	3	2	0	0	0	0	0	59	97	1.35	0.900										
Bobby Chouinard, R ERA: 2.92 (7, 1)	1.1		5	1	0	0	1	0	0	0	0	0	0	10	18	0.00	0.750										
Darren Holmes, R ERA: 3.13 (9, 1)	1.0		4	1	0	0	1	0	0	0	0	0	0	9	16	0.00	1.000										



Batter	1	2	3	4	5	6	7	8	9	AB	R	H	RBI	BB	SO	LOB	TOP					
Neft Perez, S OBP: 0.308, SLG: 0.405	F9		L6		B1-3		F7		P9	5	0	0	0	0	0	4	Colorado Rockies @ Arizona Diamondbacks Bank One Ballpark, Phoenix, AZ Mon Sep 27 1999, 9:35 PM EDT Att: 35,360 - Dome - 72 F livebaseballscorecards.com					
Terry Shumpert, R OBP: 0.414, SLG: 0.586	G5-3		L5		1B			FC3-6 1B	F8	5	0	2	1	0	0	2						
7 Kurt Abbott, R OBP: 0.312, SLG: 0.433	K		F8		P9			F8		4	0	0	0	0	1	2						
Dante Bichette, R OBP: 0.351, SLG: 0.527		HR 2B		K		F7		FC3-6 1B		4	1	1	0	0	1	1						
Vinny Castilla, R OBP: 0.331, SLG: 0.482		HR		1B		G6-3		1B		4	1	3	2	0	0	0						
Angel Echevarria, R OBP: 0.350, SLG: 0.475		G6-3		L8		G6-3		P3		4	0	0	0	0	0	3						
Edgard Clemente, R OBP: 0.295, SLG: 0.497		K		G3		G1-3		G6-3		4	0	0	0	0	1	1						
Ben Petrick, R OBP: 0.422, SLG: 0.607					B1-3 SH1-4 1B		1B		BB 1B	3	1	3	0	1	0	0						
Brian Bohanon, L OBP: 0.257, SLG: 0.275					SH1-4					1	0	0	0	0	0	1						
Chris Sexton, R OBP: 0.338, SLG: 0.321										1	0	0	0	0	1	1						
David Wainhouse, L OBP: 0.333, SLG: 0.200										0	0	0	0	0	0	0						
Juan Sosa, R OBP: 0.333, SLG: 0.200										0	0	0	0	1	0	0						
Inning Stats	R: 0 E: 0 K: 1 S: 5	H: 0 LOB: 0 BB: 0 P: 9	R: 2 E: 0 K: 1 S: 10	H: 2 LOB: 1 BB: 1 P: 17	R: 0 E: 0 K: 0 S: 8	H: 0 LOB: 0 BB: 0 P: 14	R: 0 E: 0 K: 1 S: 13	H: 1 LOB: 1 BB: 0 P: 16	R: 1 E: 0 K: 0 S: 8	H: 2 LOB: 1 BB: 0 P: 8	R: 0 E: 0 K: 0 S: 5	H: 0 LOB: 0 BB: 0 P: 8	R: 0 E: 0 K: 1 S: 9	H: 1 LOB: 1 BB: 0 P: 14	R: 0 E: 0 K: 0 S: 7	H: 2 LOB: 2 BB: 0 P: 13	R: 0 E: 0 K: 0 S: 11	H: 1 LOB: 2 BB: 1 P: 19	1B: 7 2B: 1 3B: 0 HR: 1	SF: 0 SAC: 1 DP: 0 HBP: 0	WP: 0 PB: 0 SB: 0 CS: 0	PA: 38
PITCHER Brian Anderson, L ERA: 4.75	IP: 9.0 WLS: W BF: 38 H: 9 R: 3 ER: 3 SO: 4 BB: 2 IBB: 0 HBP: 0 BLK: 0 WP: 0 HR: 1 S: 76 P: 118 ERA: 3.00 WHIP: 1.222															PITCHER						

Batter	1	2	3	4	5	6	7	8	9	AB	R	H	RBI	BB	SO	LOB	BOTTOM			
Turner Ward, S OBP: 0.328, SLG: 0.311	F8	K		E5	1B			HR		5	1	2	3	0	1	0	Colorado Rockies @ Arizona Diamondbacks Bank One Ballpark, Phoenix, AZ Mon Sep 27 1999, 9:35 PM EDT Att: 35,360 - Dome - 72 F livebaseballscorecards.com			
Hanley Frias, S OBP: 0.398, SLG: 0.353	2B G6-3 BB		1B 2B	L1		P4		G3		4	2	1	0	1	0	1				
Greg Colbrunn, R OBP: 0.389, SLG: 0.500	G6-3		1B 2B		1B	3B		K2-3		5	2	3	0	0	1	0				
Jay Bell, R OBP: 0.368, SLG: 0.545	G6-3		G5-3		G5-3	1B BB		F9		3	1	0	1	1	0	3				
Bernard Gilkey, R OBP: 0.379, SLG: 0.495			2B		1B S			L1-3		3	1	3	3	1	0	0				
Ernie Young, R OBP: 0.400, SLG: 0.143	F9		F9		FC4-6 1B BB			L1-3		3	1	0	0	1	0	4				
Rod Barajas, R OBP: 0.286, SLG: 0.167		G3 WP SF9 BB	L6		FC4-6 1B			P3		3	1	1	1	1	0	1				
Andy Fox, L OBP: 0.354, SLG: 0.375		G3		F8	FC4-6 1B			F7		4	0	0	1	0	0	3				
Brian Anderson, R OBP: 0.179, SLG: 0.278		SF9		G6-3	K			HR		2	1	0	1	1	1	2				
Inning Stats	R: 1 E: 0 K: 0 S: 8	H: 1 LOB: 2 BB: 2 P: 20	R: 1 E: 0 K: 1 S: 9	H: 0 LOB: 0 BB: 1 P: 17	R: 2 E: 0 K: 0 S: 10	H: 3 LOB: 1 BB: 0 P: 16	R: 0 E: 1 K: 0 S: 9	H: 0 LOB: 1 BB: 0 P: 15	R: 4 E: 0 K: 1 S: 13	H: 4 LOB: 2 BB: 2 P: 28	R: 0 E: 0 K: 0 S: 7	H: 0 LOB: 0 BB: 0 P: 10	R: 0 E: 0 K: 0 S: 5	H: 1 LOB: 0 BB: 0 P: 8	R: 2 E: 0 K: 1 S: 10	H: 1 LOB: 0 BB: 1 P: 19		1B: 6 2B: 3 3B: 1 HR: 1	SF: 1 SAC: 0 DP: 1 HBP: 0	WP: 1 PB: 0 SB: 3 CS: 0
PITCHER Brian Bohanon, L ERA: 6.06	IP: 6.0 WLS: L BF: 31 H: 8 R: 8 ER: 8 SO: 2 BB: 5 IBB: 0 HBP: 0 BLK: 0 WP: 1 HR: 0 S: 56 P: 106 ERA: 12.00 WHIP: 2.167															PITCHER				
David Wainhouse, R ERA: 7.43	IP: 2.0 WLS: L BF: 8 H: 2 R: 2 ER: 2 SO: 1 BB: 1 IBB: 0 HBP: 0 BLK: 0 WP: 0 HR: 1 S: 15 P: 27 ERA: 9.00 WHIP: 1.500															PITCHER				



Batter	1	2	3	4	5	6	7	8	9	AB	R	H	RBI	BB	SO	LOB	TOP										
Terry Shupert, R OBP: 0.408, SLG: 0.577 (1, 8)	G5-3		K		F8		G5-3			4	0	0	0	0	1	1	Colorado Rockies @ Arizona Diamondbacks Bank One Ballpark, Phoenix, AZ Tue Sep 28 1999, 9:35 PM EDT Att: 31,447 - Unknown - 93 F livebaseballscorecards.com										
Bobby Jones, R OBP: 0.200, SLG: 0.185 Edgard Clemente, R OBP: 0.295, SLG: 0.497 (7, 1)										0	0	0	0	0	0	0											
7 Kurt Abbott, R OBP: 0.310, SLG: 0.430 Jeff Barry, S OBP: 0.341, SLG: 0.447 (3, 8)	K		G4-3		F9			17 G4-3 SF8 2B		2	0	0	0	0	1	0											
17 Todd Helton, L OBP: 0.397, SLG: 0.596 Mike DeJean, R (8, 1)	P7		FC6-4 1B		G4-3			G4-3		4	0	1	0	0	0	1											
Dante Bichette, R OBP: 0.350, SLG: 0.525 (1, 7)		4-1 HR BB	FC6-4 1-2			L8		SF8		2	1	0	1	1	0	1											
Vinny Castilla, R OBP: 0.332, SLG: 0.486 (1, 5)		3-2 1-H HR			F9		F9	3-H 4-1 BB		3	1	1	2	1	0	0											
J.R. Phillips, L OBP: 0.286, SLG: 0.630 (8, 3)		0-0 G3 2B			K2-3		K	1-3 BB		4	0	1	0	0	3	1											
Ben Petrick, R OBP: 0.412, SLG: 0.583 (1, 2)		1-3 K			1-1 S 1B		F8		3-3 K	4	0	1	0	0	2	1											
Juan Sosa, R OBP: 0.300, SLG: 0.125 (1, 6)		2-2 G3			4-2 1-2 BB		G1-3		2-0 G4-3	3	0	0	0	1	0	1											
Luther Hackman, R OBP: 0.200, SLG: 0.300 Arno Echeverria, R OBP: 0.246, SLG: 0.475 Roberto Ramirez, L OBP: 0.250, SLG: 0.143 Mike Porzio, L OBP: 0.340, SLG: 0.328 (4, PH) (4, 1) (8, 1) (7, PH) (7, 4)		1-3 K			3-2 G6-3		E2 1B		2-1 G1-3	1	0	0	0	0	1	1											
Inning Stats	R: 0 E: 0 K: 1 S: 9	H: 0 LOB: 0 BB: 0 P: 11	R: 2 E: 0 K: 2 S: 15	H: 2 LOB: 1 BB: 1 P: 26	R: 0 E: 0 K: 1 S: 12	H: 1 LOB: 1 BB: 0 P: 15	R: 0 E: 0 K: 1 S: 15	H: 1 LOB: 2 BB: 1 P: 27	R: 0 E: 0 K: 0 S: 5	H: 0 LOB: 0 BB: 0 P: 9	R: 0 E: 1 K: 0 S: 8	H: 1 LOB: 1 BB: 0 P: 15	R: 1 E: 0 K: 1 S: 7	H: 1 LOB: 1 BB: 1 P: 13	R: 0 E: 0 K: 1 S: 8	H: 0 LOB: 0 BB: 0 P: 15	1B: 3 2B: 2 3B: 0 HR: 1	SF: 1 SAC: 0 DP: 0 HBP: 0	WP: 0 PB: 0 SB: 1 CS: 0	PA: 36							
PITCHER	IP	WLS	BF	H	R	ER	SO	BB	IBB	HBP	BLK	WP	HR	S	P	ERA	WHIP										
Andy Benes, R ERA: 4.81 (1, 1)	7.0	W	28	5	2	2	6	2	0	0	0	0	1	70	109	2.57	1.000										
Gregg Olson, R ERA: 3.55 (8, 1)	1.0		5	1	1	1	1	1	0	0	0	0	0	7	13	9.00	2.000										
Matt Mantei, R ERA: 2.84 (9, 1)	1.0		3	0	0	0	1	0	0	0	0	0	0	8	15	0.00	0.000										

Batter	1	2	3	4	5	6	7	8	9	AB	R	H	RBI	BB	SO	LOB	BOTTOM										
Tony Womack, L OBP: 0.332, SLG: 0.368 (1, 4)	S 1B	F7		K		G4-3	E6 WP			5	1	1	0	0	1	3	Colorado Rockies @ Arizona Diamondbacks Bank One Ballpark, Phoenix, AZ Tue Sep 28 1999, 9:35 PM EDT Att: 31,447 - Unknown - 93 F livebaseballscorecards.com										
Turner Ward, S OBP: 0.323, SLG: 0.308 (1, 9)	K		G3-1	K		2B	SF8			4	1	1	1	0	2	2											
Luis Gonzalez, L OBP: 0.402, SLG: 0.549 (1, 7)	F8		G4-3		K	1-H 2B	F7			5	0	1	1	0	1	3											
Erubiel Durazo, L OBP: 0.419, SLG: 0.603 (1, 3)	HR 2H 1B		HR 3B		P6	BB		F8		4	2	2	1	1	0	0											
Steve Finley, L OBP: 0.336, SLG: 0.528 (1, 8)	HR		HR		K S 1B	G4-3		P6		5	3	2	4	0	1	2											
Lenny Harris, L OBP: 0.332, SLG: 0.399 (1, 5)	E8 1B		1B		1-H 1B			G6-3		5	1	4	2	0	0	0											
Kelly Stinnett, R OBP: 0.296, SLG: 0.426 (1, 2)	P6		K		SAFE 1B			HR		4	0	2	0	0	1	2											
Andy Fox, L OBP: 0.349, SLG: 0.369 (1, 6)		G1-3		G4-3	G1-3		FC6-4 E 1B SF8 1-2			4	1	0	0	0	0	3											
Andy Benes, R OBP: 0.226, SLG: 0.211 Greg Colbrunn, R OBP: 0.393, SLG: 0.504 Gregg Olson, R ERA: 9.22 Matt Mantei, R (7, PH) (8, 1) (9, 1)		F8				K	WP E 1B			3	0	1	0	0	1	0											
Inning Stats	R: 3 E: 1 K: 1 S: 14	H: 4 LOB: 1 BB: 0 P: 22	R: 0 E: 0 K: 0 S: 6	H: 0 LOB: 0 BB: 0 P: 11	R: 2 E: 0 K: 1 S: 17	H: 3 LOB: 1 BB: 0 P: 29	R: 0 E: 0 K: 2 S: 9	H: 1 LOB: 1 BB: 0 P: 13	R: 1 E: 0 K: 2 S: 13	H: 2 LOB: 2 BB: 1 P: 26	R: 2 E: 1 K: 0 S: 16	H: 3 LOB: 2 BB: 0 P: 22	R: 0 E: 0 K: 0 S: 6	H: 0 LOB: 0 BB: 0 P: 9	1B: 10 2B: 1 3B: 1 HR: 3	SF: 1 SAC: 0 DP: 0 HBP: 0		WP: 1 PB: 1 SB: 2 CS: 0	PA: 42								
PITCHER	IP	WLS	BF	H	R	ER	SO	BB	IBB	HBP	BLK	WP	HR	S	P	ERA	WHIP										
Luther Hackman, R ERA: 10.69 (1, 1)	3.0	L	16	7	5	5	2	0	0	0	0	0	0	22	34	0.00	1.500										
Roberto Ramirez, L ERA: 9.22 (4, 1)	2.0		10	3	1	0	4	0	0	0	0	0	0	13	26	9.00	3.000										
Mike Porzio, L ERA: 9.69 (6, 1)	1.0		6	2	1	1	1	1	0	0	0	0	0	16	22	9.00	3.000										
Bobby Jones, L ERA: 6.31 (7, 1)	1.0		7	3	2	1	0	0	0	0	0	1	1	16	22	9.00	3.000										
Mike DeJean, R ERA: 7.96 (8, 1)	1.0		3	0	0	0	0	0	0	0	0	0	0	6	9	0.00	0.000										

Batter	1	2	3	4	5	6	7	8	9	AB	R	H	RBI	BB	SO	LOB	TOP				
Neft Perez, S (1, 6) OBP: 0.309, SLG: 0.407										4	1	2	0	0	0	0	Colorado Rockies @ Arizona Diamondbacks Bank One Ballpark, Phoenix, AZ Wed Sep 29 1999, 10:35 PM EDT Att: 32,505 - Unknown - 90 F livebaseballscorecards.com				
Terry Shumert, R (1, 4) OBP: 0.415, SLG: 0.591										4	1	3	1	0	0	1					
17 Todd Helton, L (1, 3) OBP: 0.394, SLG: 0.592										4	0	0	0	0	1	3					
Dante Bichette, R (1, 7) OBP: 0.354, SLG: 0.540										3	2	3	3	1	0	0					
Vinny Castilla, R (1, 5) OBP: 0.330, SLG: 0.483										4	0	0	0	0	0	3					
J.R. Phillips, L (1, 9) OBP: 0.298, SLG: 0.567										3	0	0	0	0	1	0					
Jeff Barry, S (8, 9) OBP: 0.339, SLG: 0.444										1	0	0	0	0	0	0					
Edgard Clemente, R (1, 8) OBP: 0.288, SLG: 0.484										4	0	0	0	0	2	0					
Henry Blanco, R (1, 2) OBP: 0.319, SLG: 0.373										4	0	0	0	0	1	0					
Pedro Astacio, R (1, 1) OBP: 0.241, SLG: 0.279										3	0	0	0	0	1	0					
Inning Stats	R: 1 E: 0 K: 0 S: 10	H: 2 LOB: 1 BB: 1 P: 18	R: 0 E: 0 K: 2 S: 8	H: 0 LOB: 0 BB: 0 P: 14	R: 0 E: 0 K: 0 S: 10	H: 1 LOB: 0 BB: 0 P: 12	R: 1 E: 0 K: 1 S: 9	H: 1 LOB: 0 BB: 0 P: 13	R: 0 E: 0 K: 0 S: 7	H: 0 LOB: 0 BB: 0 P: 11	R: 0 E: 0 K: 2 S: 7	H: 0 LOB: 0 BB: 0 P: 9	R: 1 E: 0 K: 1 S: 11	H: 2 LOB: 1 BB: 0 P: 14	R: 0 E: 0 K: 0 S: 5	H: 0 LOB: 0 BB: 0 P: 7	1B: 1 2B: 5 3B: 0 HR: 2	SF: 0 SAC: 0 DP: 0 HBP: 0	WP: 0 PB: 1 SB: 0 CS: 0	PA: 35	
PITCHER	IP	WLS	BF	H	R	ER	SO	BB	IBB	HBP	BLK	WP	HR	S	P	ERA	WHIP				
Armando Reynoso, R (1, 1) ERA: 4.37	6.0	L	24	6	3	3	3	1	0	0	0	0	2	51	81	4.50	1.167				
Darren Holmes, R (7, 1) ERA: 3.19	2.0		8	2	1	1	3	0	0	0	0	0	0	18	23	4.50	1.000				
Greg Swindell, L (9, 1) ERA: 2.53	1.0		3	0	0	0	0	0	0	0	0	0	0	5	7	0.00	0.000				

Batter	1	2	3	4	5	6	7	8	9	AB	R	H	RBI	BB	SO	LOB	BOTTOM					
Tony Womack, L (1, 4) OBP: 0.333, SLG: 0.369										4	0	2	0	0	0	0	Colorado Rockies @ Arizona Diamondbacks Bank One Ballpark, Phoenix, AZ Wed Sep 29 1999, 10:35 PM EDT Att: 32,505 - Unknown - 90 F livebaseballscorecards.com					
Steve Finley, L (1, 8) OBP: 0.337, SLG: 0.528										3	0	1	0	1	0	1						
Luis Gonzalez, L (1, 7) OBP: 0.403, SLG: 0.548										3	0	1	0	1	0	2						
Matt Williams, R (1, 5) OBP: 0.345, SLG: 0.541										4	0	1	0	0	2	3						
Erubiel Durazo, L (1, 3) OBP: 0.415, SLG: 0.600										4	0	1	0	0	2	1						
Travis Lee, L (1, 9) OBP: 0.337, SLG: 0.363										4	0	0	0	0	1	2						
Rod Barajas, R (1, 2) OBP: 0.300, SLG: 0.222										3	0	1	0	0	0	1						
Turner Ward, S (9, PH) OBP: 0.320, SLG: 0.306										1	0	0	0	0	1	0						
Andy Fox, L (1, 6) OBP: 0.352, SLG: 0.381										2	1	1	1	1	0	2						
Armando Reynoso, R (1, 1) OBP: 0.180, SLG: 0.204										2	0	0	0	0	1	2						
Darren Holmes, R (7, 1) OBP: 0.330, SLG: 0.397										0	0	0	0	0	0	0						
Lenny Harris, L (8, PH) OBP: 0.330, SLG: 0.397										1	0	0	0	0	0	0						
Greg Swindell, L (9, 1) ERA: 5.04										0	0	0	0	0	0	0						
Inning Stats	R: 0 E: 0 K: 0 S: 4	H: 1 LOB: 0 BB: 0 P: 6	R: 0 E: 0 K: 0 S: 7	H: 0 LOB: 0 BB: 0 P: 10	R: 1 E: 0 K: 0 S: 8	H: 2 LOB: 0 BB: 0 P: 14	R: 0 E: 0 K: 1 S: 5	H: 1 LOB: 0 BB: 0 P: 9	R: 0 E: 0 K: 2 S: 9	H: 0 LOB: 0 BB: 1 P: 15	R: 0 E: 0 K: 0 S: 4	H: 0 LOB: 0 BB: 1 P: 9	R: 0 E: 0 K: 1 S: 8	H: 2 LOB: 2 BB: 0 P: 11	R: 0 E: 0 K: 1 S: 9	H: 1 LOB: 1 BB: 1 P: 21	R: 0 E: 0 K: 2 S: 11	H: 0 LOB: 0 BB: 0 P: 17	1B: 5 2B: 3 3B: 0 HR: 1	SF: 0 SAC: 0 DP: 2 HBP: 0	WP: 0 PB: 0 SB: 1 CS: 2	PA: 36
PITCHER	IP	WLS	BF	H	R	ER	SO	BB	IBB	HBP	BLK	WP	HR	S	P	ERA	WHIP					
Pedro Astacio, R (1, 1) ERA: 5.04	9.0	W	34	8	1	1	7	2	1	0	0	0	1	65	112	1.00	1.111					

Batter	1	2	3	4	5	6	7	8	9	AB	R	H	RBI	BB	SO	LOB	TOP								
Quilvio Veras, S OBP: 0.371, SLG: 0.382 (1, 4)										4	1	2	1	0	0	0	San Diego Padres @ Arizona Diamondbacks Bank One Ballpark, Phoenix, AZ Thu Sep 30 1999, 9:35 PM EDT Att: 33,949 - Unknown - 94 F livebaseballscorecards.com								
Tony Gwynn, L OBP: 0.382, SLG: 0.469 (1, 9)										4	0	1	0	0	0	1									
Reggie Sanders, R OBP: 0.379, SLG: 0.531 (1, 7)										4	1	1	0	0	1	2									
Phil Nevin, R OBP: 0.354, SLG: 0.531 (1, 5)										3	0	0	0	1	2	2									
Eric Owens, R OBP: 0.328, SLG: 0.394 (1, 3)										4	1	2	2	0	1	1									
Ruben Rivera, R OBP: 0.291, SLG: 0.400 (1, 8)										3	0	0	0	1	2	2									
Ben Davis, S OBP: 0.308, SLG: 0.363 (1, 2)										3	0	0	0	0	2	1									
Damian Jackson, R OBP: 0.324, SLG: 0.360 (1, 6)										3	0	0	0	0	2	1									
Sterling Hitchcock, L OBP: 0.125, SLG: 0.082 Dan Miceli, R Gary Matthews, S Carlos Almanzar, R Matt Whiteside, R										2	0	0	0	0	1	0									
Inning Stats	R: 3 E: 0 K: 2 S: 14	H: 3 LOB: 0 BB: 0 P: 20	R: 0 E: 0 K: 2 S: 9	H: 0 LOB: 0 BB: 0 P: 12	R: 0 E: 0 K: 2 S: 12	H: 1 LOB: 1 BB: 0 P: 18	R: 0 E: 0 K: 2 S: 11	H: 0 LOB: 1 BB: 1 P: 18	R: 0 E: 0 K: 1 S: 5	H: 0 LOB: 0 BB: 0 P: 9	R: 0 E: 0 K: 1 S: 12	H: 0 LOB: 0 BB: 0 P: 20	R: 0 E: 0 K: 1 S: 6	H: 0 LOB: 0 BB: 0 P: 9	R: 0 E: 0 K: 0 S: 7	H: 1 LOB: 0 BB: 0 P: 11	R: 0 E: 0 K: 0 S: 4	H: 1 LOB: 0 BB: 0 P: 7	1B: 3 2B: 1 3B: 0 HR: 2	SF: 0 SAC: 0 DP: 1 HBP: 0	WP: 0 PB: 0 SB: 1 CS: 1	PA: 33			
PITCHER	IP	WLS	BF	H	R	ER	SO	BB	IBB	HBP	BLK	WP	HR	S	P	ERA	WHIP								
Randy Johnson, L ERA: 2.48	7.0	W	27	4	3	3	11	2	0	0	0	0	2	69	106	3.86	0.857								
Bobby Chouinard, R ERA: 2.75	1.0	H	3	1	0	0	0	0	0	0	0	0	0	7	11	0.00	1.000								
Matt Mantei, R ERA: 2.8	1.0	S	3	1	0	0	0	0	0	0	0	0	0	4	7	0.00	1.000								

Batter	1	2	3	4	5	6	7	8	9	AB	R	H	RBI	BB	SO	LOB	BOTTOM								
Hanley Frias, S OBP: 0.404, SLG: 0.357 (1, 6)										4	1	2	1	1	0	1	San Diego Padres @ Arizona Diamondbacks Bank One Ballpark, Phoenix, AZ Thu Sep 30 1999, 9:35 PM EDT Att: 33,949 - Unknown - 94 F livebaseballscorecards.com								
Jay Bell, R OBP: 0.368, SLG: 0.545 (1, 4)										4	1	2	1	0	1	1									
Greg Colbrunn, R OBP: 0.396, SLG: 0.527 (1, 3)										4	1	2	3	0	0	4									
Matt Williams, R OBP: 0.345, SLG: 0.539 (1, 5)										3	0	0	0	1	0	1									
Bernard Gilkey, R OBP: 0.377, SLG: 0.488 (1, 7)										3	0	0	0	1	2	1									
Ernie Young, R OBP: 0.425, SLG: 0.200 (1, 9)										3	0	1	0	0	1	3									
Kelly Stinnett, R OBP: 0.299, SLG: 0.427 (1, 2)										4	1	2	0	0	0	2									
LeJon Powell, R OBP: 0.222, SLG: 0.280 (1, 8)										4	1	0	0	0	2	3									
Randy Johnson, R OBP: 0.124, SLG: 0.165 Bobby Chouinard, R Lenny Harris, L Matt Mantei, R										3	0	1	0	0	1	2									
Inning Stats	R: 3 E: 1 K: 0 S: 12	H: 2 LOB: 0 BB: 0 P: 19	R: 1 E: 0 K: 0 S: 9	H: 2 LOB: 0 BB: 0 P: 13	R: 0 E: 0 K: 1 S: 11	H: 1 LOB: 1 BB: 0 P: 19	R: 0 E: 0 K: 1 S: 12	H: 1 LOB: 1 BB: 0 P: 21	R: 0 E: 0 K: 2 S: 14	H: 3 LOB: 2 BB: 1 P: 27	R: 0 E: 0 K: 1 S: 16	H: 0 LOB: 1 BB: 0 P: 22	R: 0 E: 0 K: 1 S: 9	H: 1 LOB: 0 BB: 0 P: 15	1B: 10 2B: 0 3B: 0 HR: 1	SF: 0 SAC: 0 DP: 1 HBP: 1	WP: 0 PB: 0 SB: 1 CS: 2	PA: 39							
PITCHER	IP	WLS	BF	H	R	ER	SO	BB	IBB	HBP	BLK	WP	HR	S	P	ERA	WHIP								
Sterling Hitchcock, L ERA: 4.11	5.1	L	28	9	5	4	5	3	0	0	0	0	1	67	117	6.75	2.250								
Dan Miceli, R ERA: 4.19	0.2		2	1	0	0	0	0	0	0	0	0	0	5	11	0.00	1.500								
Carlos Almanzar, R ERA: 7.43	1.2		7	1	0	0	2	0	0	1	0	0	0	25	36	0.00	0.600								
Matt Whiteside, R ERA: 17.0	0.1		0	0	0	0	0	0	0	0	0	0	0	0	1	0.00	0.000								

Batter	1	2	3	4	5	6	7	8	9	AB	R	H	RBI	BB	SO	LOB	TOP																	
Quilvio Veras, S OBP: 0.368, SLG: 0.379	G5-3			F8	FC6-4		1B		K	5	1	1	1	0	1	3	San Diego Padres @ Arizona Diamondbacks Bank One Ballpark, Phoenix, AZ Sat Oct 02 1999, 10:05 PM EDT Att: 46,794 - Unknown - 91 F livebaseballscorecards.com																	
Eric Owens, R Wally Joyner, L OBP: 0.326, SLG: 0.392 OBP: 0.363, SLG: 0.350	F9			G3		P4	1B		P5	4	0	1	1	0	0	0																		
Reggie Sanders, R OBP: 0.377, SLG: 0.528	L5			G6-3		F7	BB			3	0	0	0	1	0	0																		
Phil Nevin, R OBP: 0.353, SLG: 0.530					F7				K	4	0	1	0	0	1	2																		
Wiki Gonzalez, R OBP: 0.271, SLG: 0.410	G5-3				E6				G6-3	4	1	0	0	0	0	1																		
Ruben Rivera, R OBP: 0.293, SLG: 0.400	G6-3				1B				G6-3	3	2	1	0	1	0	0																		
Gary Matthews, S OBP: 0.366, SLG: 0.188				L8					P7	4	1	2	2	0	0	0																		
Damian Jackson, R Dave Magadan, L David Newhan, L OBP: 0.321, SLG: 0.358 OBP: 0.377, SLG: 0.355 OBP: 0.175, SLG: 0.333				K						3	0	0	0	0	2	3																		
Buddy Carlyle, L Dan Miceli, R Matt Whisenant, R Carlos Reyes, S Tony Gwynn, L OBP: 0.364, SLG: 0.222 OBP: 0.382, SLG: 0.478	G3			G3					F7	3	0	1	1	0	0	1																		
Inning Stats	R: 0 E: 0 K: 0 S: 7	H: 0 LOB: 0 BB: 0 P: 12	R: 0 E: 0 K: 0 S: 5	H: 0 LOB: 0 BB: 0 P: 7	R: 0 E: 0 K: 1 S: 6	H: 0 LOB: 0 BB: 1 P: 10	R: 0 E: 0 K: 0 S: 7	H: 0 LOB: 0 BB: 0 P: 9	R: 2 E: 1 K: 1 S: 13	H: 2 LOB: 2 BB: 1 P: 23	R: 0 E: 0 K: 0 S: 6	H: 1 LOB: 1 BB: 0 P: 10	R: 3 E: 1 K: 1 S: 19	H: 4 LOB: 2 BB: 1 P: 37	R: 0 E: 0 K: 0 S: 4	H: 0 LOB: 0 BB: 0 P: 5		R: 0 E: 0 K: 1 S: 9	H: 0 LOB: 2 BB: 1 P: 16	1B: 6 2B: 1 3B: 0 HR: 0	SF: 0 SAC: 0 DP: 0 HBP: 0	WP: 1 PA: 38 PB: 0 SB: 5 CS: 0												
PITCHER	IP WLS BF H R ER SO BB IBB HBP BLK WP HR S P ERA WHIP																																	
Omar Daal, L ERA: 3.85	6.0	23	3	2	0	2	1	0	0	0	0	0	0	0	44	71	0.00	0.667																
Darren Holmes, R ERA: 3.7	0.2	6	4	3	3	0	0	0	0	1	0	0	0	15	26	40.50	6.000																	
Byung-Hyun Kim, R ERA: 4.61	0.1	W	2	0	0	0	1	0	0	0	0	0	0	4	11	0.00	3.000																	
Bobby Chouinard, R ERA: 2.88	1.0	H	3	0	0	0	0	0	0	0	0	0	0	4	5	0.00	0.000																	
Matt Mantei, R ERA: 2.79	1.0	S	4	0	0	0	1	1	0	0	0	1	0	9	16	0.00	1.000																	
Batter	1	2	3	4	5	6	7	8	9	AB	R	H	RBI	BB	SO	LOB	BOTTOM																	
Tony Womack, L OBP: 0.332, SLG: 0.370	K		F8			1B	K			4	1	1	0	0	2	3	San Diego Padres @ Arizona Diamondbacks Bank One Ballpark, Phoenix, AZ Sat Oct 02 1999, 10:05 PM EDT Att: 46,794 - Unknown - 91 F livebaseballscorecards.com																	
Steve Finley, L OBP: 0.336, SLG: 0.524	K			F8		F9	BB			3	1	0	0	1	1	1																		
Luis Gonzalez, L OBP: 0.404, SLG: 0.548	F7			F8-5		G1-4-3	BB			3	1	2	2	1	0	0																		
Matt Williams, R OBP: 0.344, SLG: 0.538		F8		F8-5		G1-4-3	BB			4	0	1	3	0	0	2																		
Erubiel Durazo, L OBP: 0.415, SLG: 0.591	K						BB			3	0	1	0	1	1	1																		
Turner Ward, S OBP: 0.323, SLG: 0.313	P6						BB			3	1	1	0	1	0	0																		
Hanley Frias, S OBP: 0.393, SLG: 0.342			G3			F9				3	1	0	0	1	0	2																		
Kelly Stinnett, R OBP: 0.302, SLG: 0.426			FC1-8			P4				3	1	1	0	1	1	2																		
Omar Daal, L Darren Holmes, R Byung-Hyun Kim, R Lenny Harris, L Bernard Colkey, R Bobby Chouinard, R Matt Mantei, R			FC1-6			F7				2	0	0	0	0	0	3																		
Inning Stats	R: 0 E: 0 K: 2 S: 12	H: 0 LOB: 0 BB: 0 P: 14	R: 0 E: 0 K: 1 S: 7	H: 0 LOB: 0 BB: 0 P: 8	R: 0 E: 0 K: 0 S: 10	H: 0 LOB: 1 BB: 1 P: 16	R: 0 E: 0 K: 0 S: 4	H: 1 LOB: 0 BB: 0 P: 8	R: 0 E: 0 K: 0 S: 9	H: 1 LOB: 2 BB: 1 P: 14	R: 1 E: 0 K: 0 S: 5	H: 2 LOB: 0 BB: 0 P: 7	R: 6 E: 0 K: 1 S: 18	H: 3 LOB: 1 BB: 5 P: 44	R: 0 E: 0 K: 1 S: 8	H: 0 LOB: 0 BB: 0 P: 11		1B: 3 2B: 4 3B: 1 HR: 0	SF: 0 SAC: 0 DP: 2 HBP: 0	WP: 0 PA: 35 PB: 1 SB: 0 CS: 0														
PITCHER	IP WLS BF H R ER SO BB IBB HBP BLK WP HR S P ERA WHIP																																	
Buddy Carlyle, R ERA: 5.97	6.1	24	5	2	2	3	3	0	0	0	0	0	0	2	6	∞	∞																	
Dan Miceli, R ERA: 4.46	0.0	2	1	0	0	0	1	0	0	0	0	0	0	2	6	∞	∞																	
Matt Whisenant, L ERA: 5.74	0.1	L	4	0	2	2	3	0	0	0	0	0	0	6	19	54.00	9.000																	
Carlos Reyes, R ERA: 3.54	1.1	B	5	1	3	3	1	0	0	0	0	0	0	15	21	20.25	0.750																	

Batter	1	2	3	4	5	6	7	8	9	AB	R	H	RBI	BB	SO	LOB	TOP			
Reggie Sanders, R Domingo Guzman, R Carlos Reyes, S Donne Wall, R Tony Gwynn, L Matt Whisenant, R	F7		1B		G5-3			G4-3		3	0	1	0	0	0	0	San Diego Padres @ Arizona Diamondbacks Bank One Ballpark, Phoenix, AZ Sun Oct 03 1999, 4:05 PM EDT Att: 43,465 - Dome - 72 F			
David Newhan, L	G3		L4			K		F7		4	0	0	0	0	1					
Eric Owens, R John Vander Wal, L	BLK BB		F9			G3-1		G1-3		1	0	0	0	1	0					
Phil Nevin, R	F8		L1			G6-3		BB 1B		4	1	1	0	0	2					
Ruben Rivera, R		F8		G1-3			HR	BB 1B		3	2	1	1	1	0	0				
Gary Matthews, S		G6-3		K			G3 1B	G5-4-3 1B		4	0	2	1	0	1	0				
Ben Davis, S		1B		F7			G3	G5-4-3		4	0	1	0	0	2					
Chris Gomez, R Mike Darr, L		1B			P4		K	K		2	0	1	0	0	0	0				
Heath Murray, L Matt Whiteside, R						K		L3		1	0	0	0	0	1	2				
Damian Jackson, R										2	0	0	0	0	1	1				
Inning Stats	R: 0 E: 0 K: 0 S: 7	H: 0 LOB: 1 BB: 1 P: 15	R: 0 E: 0 K: 1 S: 11	H: 2 LOB: 2 BB: 0 P: 14	R: 0 E: 0 K: 0 S: 10	H: 1 LOB: 1 BB: 0 P: 14	R: 0 E: 0 K: 1 S: 7	H: 0 LOB: 0 BB: 0 P: 9	R: 0 E: 0 K: 1 S: 5	H: 0 LOB: 0 BB: 0 P: 8	R: 1 E: 0 K: 1 S: 10	H: 2 LOB: 1 BB: 0 P: 16	R: 0 E: 0 K: 0 S: 9	H: 0 LOB: 0 BB: 1 P: 12	R: 2 E: 0 K: 1 S: 12	H: 2 LOB: 0 BB: 1 P: 22	1B: 6 2B: 0 3B: 0 HR: 1	SF: 0 SAC: 0 DP: 1 HBP: 0	WP: 0 PB: 0 SB: 0 CS: 0	PA: 35
PITCHER	IP WLS BF H R ER SO BB IBB HBP BLK WP HR S P ERA WHIP																			
Brian Anderson, L Andy Benes, R Dan Plesac, L Gregg Olson, R Greg Swindell, L	5.0 W 19 3 0 0 3 1 0 0 0 0 0 0 1 18 24 0.00 0.800																			
Batter	1	2	3	4	5	6	7	8	9	AB	R	H	RBI	BB	SO	LOB	BOTTOM			
Tony Womack, L Andy Fox, L	G1-3	F8		K		SF9 BB E 1B	K			4	0	1	1	0	1	0	San Diego Padres @ Arizona Diamondbacks Bank One Ballpark, Phoenix, AZ Sun Oct 03 1999, 4:05 PM EDT Att: 43,465 - Dome - 72 F			
Jay Bell, R Hanley Frias, S	3B		2B BB		HR	E BB	F8			2	2	2	2	2	0	0				
Luis Gonzalez, L Ernie Young, R	G4-3		1H 2B		P6	SF9 BB	L9			3	0	1	2	0	0	1				
Matt Williams, R Lenny Harris, L	K		BB		F8	E4	P6			3	0	0	1	1	1	3				
Greg Colbrunn, R Andy Benes, R Dan Plesac, L Travis Lee, L		G4-3 HR 1B		K		F9	K			3	1	1	0	0	1	2				
Steve Finley, L LeJon Powell, R	G4-3		3B		F8					4	1	1	0	0	1	5				
Bernard Gilkey, R Turner Ward, S		HR		K		2B 1B	F8			2	1	1	2	0	1	2				
Rod Barajas, R		HR			P6	1B BB 2B	F9			4	2	2	2	0	0	0				
Brian Anderson, R Erubiel Durazo, L Gregg Olson, R Greg Swindell, L		HR		K		BB 1B SF9 IBB	1B			2	0	0	0	0	1	0				
Inning Stats	R: 0 E: 0 K: 1 S: 12	H: 1 LOB: 0 BB: 0 P: 18	R: 3 E: 0 K: 0 S: 10	H: 3 LOB: 0 BB: 0 P: 16	R: 1 E: 0 K: 3 S: 16	H: 1 LOB: 2 BB: 2 P: 30	R: 0 E: 0 K: 2 S: 9	H: 0 LOB: 0 BB: 0 P: 12	R: 1 E: 0 K: 0 S: 6	H: 1 LOB: 0 BB: 0 P: 10	R: 5 E: 1 K: 1 S: 18	H: 4 LOB: 2 BB: 2 P: 31	R: 0 E: 0 K: 1 S: 11	H: 1 LOB: 1 BB: 0 P: 18	R: 0 E: 0 K: 0 S: 5	H: 0 LOB: 0 BB: 0 P: 11		1B: 4 2B: 2 3B: 2 HR: 3	SF: 1 SAC: 0 DP: 0 HBP: 0	WP: 0 PB: 0 SB: 1 CS: 0
PITCHER	IP WLS BF H R ER SO BB IBB HBP BLK WP HR S P ERA WHIP																			
Heath Murray, L Matt Whiteside, R Domingo Guzman, R Carlos Reyes, R Donne Wall, R	2.0 L 12 5 4 4 4 1 0 0 0 0 0 0 23 36 0.00 0.500																			
Matt Whisenant, L	1.0 3 0 0 0 0 0 0 0 0 0 0 0 11 18 0.00 1.000																			

Batter	1	2	3	4	5	6	7	8	9	AB	R	H	RBI	BB	SO	LOB	TOP			
Rickey Henderson, R Armando Benitez, R	F8		HR	F9					FC5-2	3	2	0	0	2	0	4				
Edgardo Alfonso, R OBP: 0.400, SLG: 1.600	HR		K		L5		F8		HR	5	2	2	5	0	1	2				
John Olerud, L OBP: 0.600, SLG: 1.200	1B		HR		K			G4-3	1B	5	1	3	2	0	1	0				
31 Mike Piazza, R OBP: 0.200, SLG: 0.200	1B		F8		K			K	G3	5	0	1	0	0	2	1				
Benny Agbayani, R Turk Wendell, L Darryl Hamilton, L	K		K				G1-4-3		K	4	0	0	0	0	3	2				
Robin Ventura, L OBP: 0.500, SLG: 0.750	K			1B	K				BB	4	1	2	0	0	2	2				
Shawon Dunston, R Dennis Cook, L Roger Cedeno, S	F9		SH1-3	1B	F9				B1	3	0	1	0	0	0	0				
Rey Ordenez, R OBP: 0.333, SLG: 0.333	K		SH1-3				G4-3		FC5-2	3	1	1	1	0	1	0				
Masato Yoshii, R Melvin Mora, R	K		G5-3				G5-3		HR	2	0	0	0	0	1	1				
Inning Stats	R: 1 E: 0 K: 2 S: 10	H: 3 LOB: 2 BB: 0 P: 10	R: 0 E: 0 K: 2 S: 7	H: 0 LOB: 0 BB: 0 P: 7	R: 2 E: 0 K: 2 S: 8	H: 1 LOB: 1 BB: 1 P: 12	R: 1 E: 0 K: 0 S: 5	H: 2 LOB: 1 BB: 0 P: 5	R: 0 E: 0 K: 1 S: 5	H: 0 LOB: 0 BB: 0 P: 5	R: 0 E: 0 K: 0 S: 3	H: 0 LOB: 1 BB: 1 P: 7	R: 0 E: 0 K: 2 S: 7	H: 0 LOB: 0 BB: 0 P: 7	R: 4 E: 0 K: 0 S: 7	H: 4 LOB: 1 BB: 1 P: 11	1B: 6 2B: 1 3B: 0 HR: 3	SF: 0 SAC: 1 DP: 0 HBP: 0	WP: 0 PB: 0 CS: 2	PA: 40
PITCHER	IP	WLS	BF	H	R	ER	SO	BB	IBB	HBP	BLK	WP	HR	S	P	ERA	WHIP			
Randy Johnson, L ERA: 7.56	8.1	L	36	8	7	7	11	3	0	0	0	0	2	55	67	7.56	1.320			
Bobby Chouinard, R ERA: 13.5	0.2		4	2	1	1	0	0	0	0	0	0	1	4	4	13.50	3.000			

New York Mets @ Arizona Diamondbacks
Bank One Ballpark, Phoenix, AZ
Tue Oct 05 1999, 11:00 PM EDT
Att: 49,584 - Unknown - 93 F

AB 36
R 8
H 10
RBI 8
BB 3
SO 11
LOB 13



Batter	1	2	3	4	5	6	7	8	9	AB	R	H	RBI	BB	SO	LOB	BOTTOM			
Tony Womack, L OBP: 0.250, SLG: 0.750	F5		SF8		K		P7-4			4	1	1	0	0	1	1				
Jay Bell, R OBP: 0.250, SLG: 0.333	F8		SF8			HR		F9		3	1	1	1	0	0	0				
Luis Gonzalez, L OBP: 0.750, SLG: 2.000	2B		F8		HR	HR		G6-4-3	BB	3	1	2	2	1	0	0				
Matt Williams, R	P3			G6-3		K		G6-4-3		4	0	0	0	0	1	2				
Erubiel Durazo, L OBP: 0.250, SLG: 1.000	F8			HR		P1		F7		4	1	1	1	0	0	0				
Steve Finley, L OBP: 0.500, SLG: 0.333	FC1-6		F8		F8	BB		F8		3	0	1	0	1	0	0				
Hanley Frias, S	FC1-6		F9		F9	K		P5		4	0	0	0	0	1	2				
Kelly Stinnett, R	P6				F3			F9		3	0	0	0	0	0	1				
Randy Johnson, R Bobby Chouinard, R	G4-3				K		P7-4			3	0	1	0	0	1	0				
Inning Stats	R: 0 E: 0 K: 0 S: 4	H: 1 LOB: 1 BB: 0 P: 4	R: 0 E: 0 K: 0 S: 4	H: 1 LOB: 1 BB: 0 P: 4	R: 1 E: 0 K: 0 S: 4	H: 1 LOB: 0 BB: 0 P: 4	R: 0 E: 0 K: 2 S: 7	H: 0 LOB: 0 BB: 0 P: 7	R: 2 E: 0 K: 2 S: 9	H: 2 LOB: 1 BB: 1 P: 13	R: 0 E: 0 K: 0 S: 3	H: 1 LOB: 0 BB: 0 P: 3	R: 0 E: 0 K: 0 S: 2	H: 0 LOB: 0 BB: 1 P: 6	R: 0 E: 0 K: 0 S: 3	H: 0 LOB: 0 BB: 0 P: 3	1B: 2 2B: 3 3B: 1 HR: 2	SF: 1 SAC: 0 DP: 2 HBP: 0	WP: 0 PB: 0 CS: 0	PA: 34
PITCHER	IP	WLS	BF	H	R	ER	SO	BB	IBB	HBP	BLK	WP	HR	S	P	ERA	WHIP			
Masato Yoshii, R ERA: 6.75	5.1		22	6	4	4	3	0	0	0	0	0	0	7	11	0.00	1.125			
Dennis Cook, L ERA:	1.2	W	3	0	0	0	1	1	0	0	0	0	0	2	6	0.00	1.000			
Turk Wendell, R ERA:	1.0		3	0	0	0	0	0	0	0	0	0	0	3	3	0.00	0.000			

New York Mets @ Arizona Diamondbacks
Bank One Ballpark, Phoenix, AZ
Tue Oct 05 1999, 11:00 PM EDT
Att: 49,584 - Unknown - 93 F

AB 31
R 4
H 7
RBI 4
BB 2
SO 4
LOB 6



Batter	1	2	3	4	5	6	7	8	9	AB	R	H	RBI	BB	SO	LOB	TOP										
Rickey Henderson, R OBP: 0.556, SLG: 0.333 (1, 7)	F9		F9 G6-3 1B							3	1	2	0	1	0	0	New York Mets @ Arizona Diamondbacks Bank One Ballpark, Phoenix, AZ Wed Oct 06 1999, 11:00 PM EDT Att: 49,328 - Unknown - 83 F livebaseballscorecards.com										
Eduardo Alfonso, R OBP: 0.222, SLG: 0.889 (1, 4)	G4-3		F9							4	0	0	0	0	0	4											
John Olerud, L OBP: 0.444, SLG: 0.750 (1, 3)	FC6-4 BB		G6-3							3	0	0	1	1	0	0											
31 Mike Piazza, R OBP: 0.222, SLG: 0.222 (1, 2)	FC6-4 1-2		K							4	0	1	0	0	2	1											
Robin Ventura, L OBP: 0.500, SLG: 0.500 (1, 5)		G4-3								2	0	0	0	2	0	1											
Darryl Hamilton, L Benny Agbayani, R (8, PH) (8, 9)		1B BB								2	0	0	0	1	0	2											
Roger Cedeno, S OBP: 0.250, SLG: 0.250 (8, 8)										3	0	1	0	0	1	2											
Shawon Dunston, R OBP: 0.250, SLG: 0.250 (9, PH)										1	0	0	0	0	1	0											
Rey Ordóñez, R OBP: 0.286, SLG: 0.429 (1, 6)										4	0	1	0	0	2	2											
Kenny Rogers, L Pat Mahomes, R Bobby Bonilla, S Octavio Dotel, R John Franco, L Todd Pratt, R (5, 1) (5, 1) (7, PH) (7, 1) (7, 1) (8, PH)										2	0	0	0	0	1	2											
Inning Stats	R: 0 E: 0 K: 0 S: 3	H: 0 LOB: 1 BB: 1 P: 7	R: 0 E: 0 K: 2 S: 8	H: 1 LOB: 2 BB: 1 P: 12	R: 1 E: 0 K: 1 S: 6	H: 1 LOB: 0 BB: 0 P: 6	R: 0 E: 1 K: 0 S: 2	H: 0 LOB: 0 BB: 1 P: 6	R: 0 E: 0 K: 1 S: 5	H: 1 LOB: 1 BB: 1 P: 9	R: 0 E: 0 K: 1 S: 6	H: 1 LOB: 2 BB: 1 P: 10	R: 0 E: 0 K: 0 S: 4	H: 1 LOB: 1 BB: 0 P: 4	R: 0 E: 0 K: 1 S: 5	H: 0 LOB: 0 BB: 0 P: 5	1B: 4 2B: 1 3B: 0 HR: 0	SF: 0 SAC: 0 DP: 1 HBP: 0	WP: 0 PB: 0 SB: 4 CS: 0	PA: 36							
PITCHER	IP	WLS	BF	H	R	ER	SO	BB	IBB	HBP	BLK	WP	HR	S	P	ERA	WHIP										
Todd Stottlemyre, R ERA: 1.35 (1, 1)	6.2	W	28	4	1	1	6	5	0	0	0	0	0	35	55	1.35	1.350										
Gregg Olson, R ERA: (7, 1)	0.1	H	1	0	0	0	0	0	0	0	0	0	0	1	1	0.00	0.000										
Greg Swindell, L ERA: (8, 1)	2.0		7	1	0	0	1	0	0	0	0	0	0	9	9	0.00	0.500										

Batter	1	2	3	4	5	6	7	8	9	AB	R	H	RBI	BB	SO	LOB	BOTTOM										
Tony Womack, L OBP: 0.111, SLG: 0.333 (8, 9)	K		K	K						5	0	0	0	0	3	0	New York Mets @ Arizona Diamondbacks Bank One Ballpark, Phoenix, AZ Wed Oct 06 1999, 11:00 PM EDT Att: 49,328 - Unknown - 83 F livebaseballscorecards.com										
Jay Bell, R OBP: 0.333, SLG: 0.375 (1, 4)	G5-3		1B HBP BB 1B							5	2	2	0	0	0	0											
Luis Gonzalez, L OBP: 0.750, SLG: 1.500 (1, 7)			BB 1B HBP 1B							1	2	0	0	2	1	1											
Matt Williams, R OBP: 0.375, SLG: 0.500 (1, 5)	G1-3		1-2 2-3 1B 1B							4	3	3	0	0	0	1											
Greg Colbrunn, R OBP: 0.750, SLG: 1.000 (1, 3)			1B 1-2 2-3 3-H BB							2	0	1	1	1	1	2											
Steve Finley, L OBP: 0.625, SLG: 0.667 (1, 8)	K		1-3 2-H 3-H 1B							3	0	2	5	1	1	1											
Bernard Gilkey, R Turner Ward, S Greg Swindell, L (1, 9) (7, PH) (8, 1)	F7		G5-3							3	0	0	0	0	0	4											
Kelly Stinnett, R OBP: 0.143, SLG: 0.143 (1, 2)	F8									4	0	1	0	0	0	3											
Todd Stottlemyre, L Gregg Olson, R Hanley Frias, S (1, 1) (7, 1) (8, 6)			G1-3							3	0	0	0	0	1	1											
Inning Stats	R: 0 E: 0 K: 1 S: 5	H: 0 LOB: 1 BB: 1 P: 9	R: 0 E: 0 K: 1 S: 6	H: 1 LOB: 0 BB: 0 P: 6	R: 3 E: 0 K: 1 S: 8	H: 3 LOB: 2 BB: 1 P: 13	R: 0 E: 0 K: 2 S: 7	H: 0 LOB: 0 BB: 0 P: 7	R: 2 E: 0 K: 2 S: 10	H: 3 LOB: 1 BB: 0 P: 10	R: 0 E: 0 K: 0 S: 3	H: 1 LOB: 0 BB: 0 P: 3	R: 2 E: 0 K: 0 S: 4	H: 1 LOB: 2 BB: 2 P: 13	R: 0 E: 0 K: 1 S: 5	H: 0 LOB: 0 BB: 0 P: 5		1B: 6 2B: 3 3B: 0 HR: 0	SF: 0 SAC: 0 DP: 1 HBP: 2	WP: 0 PB: 0 SB: 0 CS: 0	PA: 38						
PITCHER	IP	WLS	BF	H	R	ER	SO	BB	IBB	HBP	BLK	WP	HR	S	P	ERA	WHIP										
Kenny Rogers, L ERA: 8.31 (5, 1)	1.2	L	7	3	1	1	1	0	0	0	0	0	0	9	9	5.40	1.800										
Pat Mahomes, R ERA: 5.4 (7, 1)	0.1		5	1	2	2	0	2	0	1	0	0	0	2	11	54.00	9.000										
John Franco, L ERA: (7, 1)	1.2		5	0	0	0	1	0	0	0	0	0	0	7	7	0.00	0.000										

Batter	1	2	3	4	5	6	7	8	9	10	AB	R	H	RBI	BB	SO	LOB	
Tony Womack, L (1.6) OBP: 0.111, SLG: 0.222 (8, 9)	F8			K		K		2B		G5-3	5	1	1	0	0	2	0	
Jay Bell, R (1.4) OBP: 0.353, SLG: 0.357	F8			F8		FC5-4 HBP		1B			2	0	1	2	1	0	0	
Luis Gonzalez, L (1.7) OBP: 0.500, SLG: 0.600	F8			L9		FC5-4		1B			3	0	0	0	1	0	2	
Matt Williams, R (1.5) OBP: 0.375, SLG: 0.438 Matt Mantei, R (8, 1)	G5-3					F7		F8			4	0	1	0	0	0	0	
Greg Colbrunn, R (1.3) OBP: 0.625, SLG: 1.200	G4-6-3 BB					HR		F7			3	1	1	1	1	1	0	
Steve Finley, L (1.8) OBP: 0.500, SLG: 0.462	G4-6-3					1B		G4-3			4	0	1	0	0	0	1	
Bernard Gilkey, R (1.9) Hanley Frias, S (8, 6)				G1-3		F7		F7			3	0	0	0	0	0	1	
Kelly Stinnett, R (1.2) OBP: 0.200, SLG: 0.214				K		K		G5-3			4	0	0	0	0	3	1	
Brian Anderson, R (1.1) Turner Ward, S (8, PH) Gregg Olson, R (8, 1) Greg Swindell, L (8, 1) Lenny Harris, L (8, 5)				L3				F9			2	0	0	0	0	0	0	
								1B			0	1	0	0	1	0	0	
								2B			0	0	0	0	0	0	0	
								BB			1	0	0	0	0	0	0	
Inning Stats	R: 0 E: 0 K: 0 S: 2	H: 0 LOB: 0 BB: 1 P: 6	R: 0 E: 0 K: 0 S: 2	H: 0 LOB: 0 BB: 1 P: 6	R: 0 E: 0 K: 1 S: 5	H: 0 LOB: 0 BB: 0 P: 5	R: 0 E: 0 K: 1 S: 5	H: 0 LOB: 1 BB: 0 P: 6	R: 0 E: 0 K: 0 S: 3	H: 0 LOB: 0 BB: 0 P: 3	R: 2 E: 0 K: 0 S: 5	H: 3 LOB: 2 BB: 2 P: 13	R: 0 E: 0 K: 2 S: 7	H: 0 LOB: 0 BB: 0 P: 7	R: 0 E: 0 K: 1 S: 5	H: 0 LOB: 0 BB: 0 P: 5	1B: 3 2B: 1 3B: 0 HR: 1	SF: 0 SAC: 0 DP: 1 HBP: 1
PITCHER	IP 7.2	WLS 28	H 3	R 3	ER 3	SO 4	BB 3	IBB 0	HBP 1	BLK 0	WP 0	HR 1	S 32	P 45	ERA 3.52	WHIP 0.783		
Al Leiter, L (1.1) ERA: 3.52																		
Armando Benitez, R (8, 1) ERA:	1.1	B	6	2	0	0	2	0	1	0	0	0	9	13	0.00	1.500		
John Franco, L (10, 1) ERA:	1.0	W	3	0	0	0	1	0	0	0	0	0	5	5	0.00	0.000		

Arizona Diamondbacks @ New York Mets
Shea Stadium, Flushing, NY
Sat Oct 09 1999, 1:00 PM EDT
Att. 56,177 - Cloudy - 65 F

AB	32
R	3
H	5
RBI	3
BB	4
SO	7
LOB	5

WP: 0 PA: 37
PB: 0
SB: 0
CS: 1



Batter	1	2	3	4	5	6	7	8	9	10	AB	R	H	RBI	BB	SO	LOB	
Rickey Henderson, R (1.7) OBP: 0.500, SLG: 0.400 Melvin Mora, R (8, 7)	F9		G5-3			1B		F9		SH1-4	4	1	1	0	0	0	1	
Edgardo Alfonzo, R (1.4) OBP: 0.368, SLG: 0.875	K					HR		P5		P6	4	2	1	1	1	1	2	
John Olerud, L (1.3) OBP: 0.526, SLG: 0.625						F8		2B		E9	4	0	2	0	1	0	1	
Benny Agbayani, R (1.9) OBP: 0.300, SLG: 0.400 Roger Cedeno, S (7, 9) OBP: 0.333, SLG: 0.286	F7					F8		2B		SF8	3	0	1	1	0	0	1	
Robin Ventura, L (1.5) OBP: 0.389, SLG: 0.357						F7		G1-3		BB	4	0	1	0	1	0	2	
Todd Pratt, R (1.2) OBP: 0.300, SLG: 0.500						F7		G6-3		G5-3	5	1	1	1	0	0	5	
Darryl Hamilton, L (1.8) OBP: 0.300, SLG: 0.125						F9		G6-3			3	0	0	0	1	0	0	
Rey Ordenez, R (1.6) OBP: 0.286, SLG: 0.357						F8		K		K	4	0	1	0	0	2	3	
Al Leiter, L (1.1) ERA: 2.57						K		K			3	0	0	0	0	2	1	
Armando Benitez, R (8, 1) ERA:											0	0	0	0	0	0	0	
Matt Franco, L (9, PH) Shawon Dunston, R (9, PR) John Franco, L (10, 1)											0	0	0	0	1	0	0	
											0	0	0	0	0	0	0	
											0	0	0	0	0	0	0	
											0	0	0	0	0	0	0	
Inning Stats	R: 0 E: 0 K: 1 S: 6	H: 1 LOB: 1 BB: 0 P: 6	R: 0 E: 0 K: 0 S: 3	H: 0 LOB: 0 BB: 0 P: 3	R: 0 E: 0 K: 1 S: 5	H: 0 LOB: 0 BB: 0 P: 5	R: 1 E: 0 K: 0 S: 6	H: 3 LOB: 2 BB: 0 P: 6	R: 0 E: 0 K: 0 S: 4	H: 1 LOB: 1 BB: 0 P: 4	R: 1 E: 1 K: 1 S: 6	H: 0 LOB: 3 BB: 3 P: 18	R: 0 E: 0 K: 0 S: 3	H: 0 LOB: 2 BB: 2 P: 11	R: 1 E: 0 K: 0 S: 2	H: 1 LOB: 0 BB: 0 P: 2	1B: 4 2B: 2 3B: 0 HR: 2	SF: 1 SAC: 1 DP: 0 HBP: 0
PITCHER	IP 7.0	WLS 28	H 7	R 2	ER 2	SO 4	BB 7	IBB 0	HBP 0	BLK 0	WP 0	HR 1	S 36	P 36	ERA 2.57	WHIP 1.000		
Brian Anderson, L (8, 1) ERA:	0.0		1	0	1	0	0	1	0	0	0	0	0	4	∞	∞		
Gregg Olson, R (8, 1) ERA:	0.1	B	3	0	0	0	0	1	0	0	0	0	2	6	0.00	0.000		
Matt Mantei, R (8, 1) ERA: 4.5	2.0	L	10	1	1	1	1	2	1	0	0	0	1	9	4.50	1.500		

Arizona Diamondbacks @ New York Mets
Shea Stadium, Flushing, NY
Sat Oct 09 1999, 1:00 PM EDT
Att. 56,177 - Cloudy - 65 F

AB	35
R	4
H	8
RBI	4
BB	5
SO	5
LOB	18

WP: 0 PA: 42
PB: 0
SB: 0
CS: 0

