

Arizona Diamondbacks - 2000

Batter	1	2	3	4	5	6	7	8	9	AB R H RBI BB SO LOB	TOP		
Doug Glanville, R (1, 8) C F X	0-2 F9		2-1 F7		1-3 K			3-2 G4-3	1-2 L5	5 0 0 0 0 1 3			
Ron Gant, R (1, 7) B B B	4-0 BB		1-3 K			0-0 G4-3		2-3 K		3 0 0 0 1 2 0			
Scott Rolen, R (1, 5) OBP: 0.250, SLG: 1.000 C B C S	1-3 K				0-0 L8		3-2 HR	2-3 K		4 1 1 1 0 2 1			
Mike Lieberthal, R (1, 2) OBP: 0.250, SLG: 0.500 B F X	2-1 F9				2-2 2B		2-3 K		1-2 L9	4 0 1 0 0 1 1			
23 Kevin Jordan, R (1, 4) B B B B S		4-2 BB			0-3 K		1-0 F7		2-2 E6 1B	3 1 0 0 1 1 1			
Rico Brogna, L (1, 3) S S S		0-3 K			2-1 L4			2-1 G4-3	1-3 K	4 0 0 0 0 2 3			
Kevin Sevcik, R (1, 9) Rob Ducey, L (9, PH)		1-0 F9				0-0 G5-3		1-1 G1-4-3	4-2 1B 1B BB	3 0 0 0 0 0 1 0 1 0 0 1 0 0			
Desi Relaford, S (1, 6) OBP: 0.750, SLG: 1.500 B X		1-0 F8				2-0 SH3-4 1B		2-2 HR	1-1 1B 1B	4 1 3 2 0 0 1			
Andy Ashby, R (1, 1) Alex Arias, R (7, PH) Steve Schrenk, R (7, 1) Trever Miller, R (8, 1) Bobby Abreu, L (9, PH) OBP: 1.000, SLG: 1.000			2-3 K			0-0 SH3-4		0-1 F8	3-1 1B	1 0 0 0 0 1 0 1 0 1 0 1 1 0 0 0			
Inning Stats	R: 0 H: 0 E: 0 LOB: 1 K: 1 BB: 1 S: 8 P: 15	R: 0 H: 0 E: 0 LOB: 1 K: 1 BB: 1 S: 7 P: 13	R: 0 H: 0 E: 0 LOB: 0 K: 2 BB: 0 S: 8 P: 13	R: 0 H: 1 E: 0 LOB: 1 K: 1 BB: 0 S: 9 P: 13	R: 0 H: 1 E: 0 LOB: 1 K: 1 BB: 0 S: 8 P: 11	R: 1 H: 1 E: 0 LOB: 0 K: 1 BB: 0 S: 10 P: 16	R: 1 H: 1 E: 0 LOB: 0 K: 0 BB: 0 S: 9 P: 14	R: 0 H: 0 E: 0 LOB: 0 K: 2 BB: 0 S: 11 P: 18	R: 2 H: 2 E: 1 LOB: 2 K: 1 BB: 1 S: 25 P: 38	1B: 3 SF: 0 2B: 1 SAC: 1 3B: 0 DP: 0 HR: 2 HBP: 0	WP: 0 PA: 37 PB: 0 SB: 0 CS: 0		
PITCHER	IP WLS BF H R ER SO BB IBB HBP BLK WP HR S P ERA WHIP											PITCHER	IP WLS BF H R ER SO BB IBB HBP BLK WP HR S P ERA WHIP
Randy Johnson, L (1, 1) ERA: 2.08	8.2 W 33 4 3 3 10 2 0 0 0 0 2 86 133 3.12 0.692												
Russ Springer, R (9, 1) ERA:	0.0 2 1 0 0 0 1 0 0 0 0 0 4 9 ∞ ∞												
Dan Plesac, L (9, 1) ERA:	0.0 1 1 1 0 0 0 0 0 0 0 0 2 5 ∞ ∞												
Darren Holmes, R (9, 1) ERA:	0.1 S 1 0 0 0 0 0 0 0 0 0 0 3 4 0.00 0.000												

Philadelphia Phillies @ Arizona Diamondbacks
Bank One Ballpark, Phoenix, AZ
Tue Apr 04 2000, 10:05 PM EDT
Att. 44,298 - Sunny - 90 F

livebaseballscorecards.com

AB	33
R	4
H	6
RBI	4
BB	3
SO	10
LOB	11



Batter	1	2	3	4	5	6	7	8	9	AB R H RBI BB SO LOB	TOP											
Doug Glanville, R (1, 8) OBP: 0.200, SLG: 0.200	2-1 L4	0-1 1B		0-3 K			0-0 G4-6-3 1B		3-2 F9	5 0 2 0 0 1 3												
Ron Gant, R (1, 7) OBP: 0.222, SLG: 0.125	1-1 G5-3	2-3 1B		3-1 F9			2-2 G4-6-3 1B		1-0 G5-3	5 0 1 0 0 1 5												
Bobby Abreu, L (1, 9) OBP: 0.400, SLG: 0.250	2-0 G5-3		4-1 1B		2-2 F7		1-0 G4-6-3 1B			3 0 0 0 1 0 2												
Scott Rolen, R (1, 5) OBP: 0.375, SLG: 1.250		0-0 HR	2-3 K		0-1 2B		1-3 K			4 1 2 1 0 2 2												
Rico Brogna, L (1, 3) OBP: 0.125, SLG: 0.125		1-1 1B	2-1 F7		2-1 F8		3-1 G4-3			4 1 1 0 0 0 2												
Mike Lieberthal, R (1, 2) OBP: 0.250, SLG: 0.375		2-0 1B	1-3 K		2-0 F9		1-3 K			4 1 1 0 0 2 2												
Tom Prince, R (8, 2)		1-2 G6-4-3 1B								0 0 0 0 0 0 0												
Mickey Morandini, L (1, 4) OBP: 0.250, SLG: 0.250		2-0 G6-4-3 1B		0-0 E1		0-0 G4-3		1-2 G3		4 0 1 1 0 0 0												
Desi Relaford, S (1, 6) OBP: 0.375, SLG: 0.750		1-0 G6-4-3		2-2 F7		2-2 L4		1-2 G3-1		4 0 0 0 0 0 2												
Paul Byrd, R Amaury Telemaco, R Rob Ducey, L Trever Miller, R Kevin Seick, R Scott Adcox, L Wayne Gomes, R Kirk Bullinger, R Alex Arias, R		4-2 1B		4-2 1B		0-1 P6		1-1 1B		0 0 0 0 0 0 0 0 0 0 0 0 1 0 1 0 0 1 0 0 0 0 0												
Inning Stats	R: 0 E: 0 K: 0 S: 5	H: 0 LOB: 0 BB: 0 P: 10	R: 3 E: 0 K: 1 S: 13	H: 5 LOB: 2 BB: 1 P: 25	R: 0 E: 0 K: 2 S: 10	H: 0 LOB: 1 BB: 1 P: 19	R: 0 E: 1 K: 1 S: 15	H: 0 LOB: 2 BB: 1 P: 24	R: 0 E: 0 K: 0 S: 9	H: 1 LOB: 1 BB: 0 P: 15	R: 0 E: 0 K: 0 S: 6	H: 0 LOB: 0 BB: 0 P: 8	R: 0 E: 0 K: 1 S: 8	H: 2 LOB: 1 BB: 0 P: 12	R: 0 E: 0 K: 1 S: 9	H: 0 LOB: 0 BB: 0 P: 14	R: 0 E: 0 K: 0 S: 9	H: 1 LOB: 1 BB: 0 P: 15	1B: 7 2B: 1 3B: 0 HR: 1	SF: 0 SAC: 0 DP: 2 HBP: 0	WP: 0 PB: 0 SB: 2 CS: 0	PA: 38
PITCHER	IP WLS BF H R ER SO BB IBB HBP BLK WP HR S P ERA WHIP																					
Todd Stottlemyre, R (1, 1) ERA: 5.4	5.0 W 24 6 3 3 4 3 0 0 0 0 1 52 93 5.40 1.800																					
Mike Morgan, R (6, 1) ERA:	4.0 S 14 3 0 0 2 0 0 0 0 0 0 32 49 0.00 0.750																					

Philadelphia Phillies @ Arizona Diamondbacks
Bank One Ballpark, Phoenix, AZ
Wed Apr 05 2000, 9:35 PM EDT
Att. 29,291 - Sunny - 77 F

livebaseballscorecards.com



Batter	1	2	3	4	5	6	7	8	9	10	11	AB R H RBI BB SO LOB	BOTTOM																								
Tony Womack, L (1, 6) OBP: 0.143, SLG: 0.286	0-1 F7		2-2 G1-3		0-3 K		2-2 G5-3			2-2 L6		5 0 0 0 0 1 0	Philadelphia Phillies @ Arizona Diamondbacks Bank One Ballpark, Phoenix, AZ Thu Apr 06 2000, 9:35 PM EDT Att: 28,774 - Sunny - 82 F																								
Jay Bell, R (1, 4) OBP: 0.429, SLG: 0.636	1-0 1B		2-1 HR		4-2 1B BB			1-0 F7		3-3 K		4 1 2 1 1 1 0																									
Luis Gonzalez, L (1, 7) OBP: 0.500, SLG: 0.727	4-2 BB		4-1 BB		2-0 1B			2-1 G3			1-0 F8	3 0 1 0 2 0 0																									
Erubiel Durazo, L (1, 3) Hanley Frias, S (11, PR) OBP: 0.357, SLG: 0.182	1-3 K		0-0 L9		3-2 P6			1-0 1B			4-2 BB BB FC4-6 BB	4 0 1 0 1 1 4 0 1 0 0 0 0 0																									
Steve Finley, L (1, 8) OBP: 0.643, SLG: 0.833		2-2 G3 SF8 1B		4-2 FC5-4 BB		1-1 G4-3		0-0 G4-3			4-0 FC4-6 BB 1-2 BB	3 1 1 0 2 0 1																									
Travis Lee, L (1, 9) OBP: 0.429, SLG: 0.600		3-2 G3 1-2		2-2 F8		1-2 L4-3 1B			2-0 F7		4-1 FC4-6 1-2 2-3 BB	4 0 1 0 1 0 2																									
Lenny Harris, L (1, 5) OBP: 0.231, SLG: 0.455		1-0 SF8 2-H		1-1 FC5-4 1-2f		2-0 L4-3 1-2			0-2 G6-4-3 1B		1-1 FC4-6 1-2f 2-3 3-H	4 0 1 2 0 0 4																									
Damian Miller, R (1, 2) OBP: 0.286, SLG: 0.857		2-3 K		3-3 K 1-2			1-0 G4-3		1-1 G6-4-3 1-2f			4 0 0 0 0 2 2																									
Omar Daal, L (1, 1) Byung-Hyun Kim, R (8, 1) David Dellucci, L (10, PH) Russ Springer, R (11, 1)			0-3 K		1-0 F5		1-0 G6-3			2-3 K		3 0 0 0 0 1 0 0 0 0 0 0 0 0 1 0 0 0 0 1 0 0 0 0 0 0 0 0																									
Inning Stats	R: 0 H: 1 E: 0 K: 1 S: 10	H: 1 LOB: 1 BB: 1 P: 16	R: 1 H: 1 E: 0 K: 1 S: 11	H: 1 LOB: 1 BB: 1 P: 19	R: 1 H: 1 E: 0 K: 1 S: 11	H: 1 LOB: 1 BB: 1 P: 19	R: 0 H: 0 E: 0 K: 1 S: 14	H: 0 LOB: 1 BB: 1 P: 24	R: 0 H: 1 E: 0 K: 1 S: 10	H: 1 LOB: 2 BB: 1 P: 20	R: 0 H: 1 E: 0 K: 0 S: 6	H: 1 LOB: 1 BB: 0 P: 9		R: 0 H: 1 E: 0 K: 0 S: 5	H: 1 LOB: 1 BB: 0 P: 9	R: 0 H: 0 E: 2 K: 2 S: 10	H: 0 LOB: 3 BB: 3 P: 22	R: 1 H: 0 E: 0 K: 0 S: 8	H: 0 LOB: 3 BB: 3 P: 22	1B: 6 SF: 1 2B: 1 SAC: 0 3B: 0 DP: 2 HR: 1 HBP: 0	WP: 0 PA: 43 PB: 0 SB: 1 CS: 0																
PITCHER	IP WLS BF H R ER SO BB IBB HBP BLK WP HR S P ERA WHIP																																				
Robert Person, R (1, 1) ERA: 3.6	5.0	22	4	2	2	5	4	0	0	0	0	0	0	1	56	98	3.60	1.600																			
Scott Aldred, L (6, 1) ERA:	2.0	6	1	0	0	0	0	0	0	0	0	0	0	0	12	20	0.00	0.500																			
Wayne Gomes, R (8, 1) ERA: 3.0	2.0	7	2	0	0	0	0	0	0	0	0	0	0	0	11	18	0.00	1.000																			
Steve Schrenk, R (10, 1) ERA: 3.38	1.2	L 8	0	1	1	2	3	0	0	0	0	0	0	0	18	39	5.40	1.800																			

livebaseballscorecards.com

AB	35
R	3
H	7
RBI	3
BB	7
SO	7
LOB	13



Batter	1	2	3	4	5	6	7	8	9	AB R H RBI BB SO LOB	TOP			
18 Jason Kendall, R OBP: 0.211, SLG: 0.118 (1, 2)	1-1 F7		0-0 F7		3-3 K			2-0 E9 1B	0-1 G6-3	5 1 1 0 0 1 0				
Pat Meares, R OBP: 0.316, SLG: 0.389 (1, 6)	1-2 PO 1B		3-3 K			2-0 F8		4-0 1B 2B BB	1-1 G3 1B 2B	4 2 2 0 1 1 0				
Brian Giles, L OBP: 0.556, SLG: 1.063 (1, 9)	1-3 K		2-0 G4-3			0-0 F7		1-1 E3 2B 1B	1-2 G3	5 1 0 1 0 1 4				
John Vander Wal, L OBP: 0.600, SLG: 1.400 Kevin Young, R OBP: 0.333, SLG: 0.231 (1, 3) (8, PH) (8, 3)	0-1 PO 1-2	1-0 G4-3		3-1 1B		3-1 2B		2-1 2B SF7 1B	2-2 1B	3 0 2 0 0 0 0 2 1 2 2 0 0 0				
Wil Cordero, R OBP: 0.389, SLG: 0.438 (1, 7)		3-2 BB 1B 1B		0-0 L7		1-0 F9		0-0 2B 2B	0-3 K	5 1 2 2 0 1 3				
Warren Morris, L OBP: 0.333, SLG: 0.375 (1, 4)		0-0 BB 1B		3-2 F7			0-0 F8	0-0 SF7		3 0 1 1 0 0 1				
Aramis Ramirez, R OBP: 0.353, SLG: 0.375 (1, 5)		1-0 L7		3-2 F9			2-0 F9	0-2 P4		4 0 0 0 0 0 4				
Chad Hermansen, R OBP: 0.273, SLG: 0.111 Jose Silva, R (8, 1) Scott Sauerbeck, R (9, 1)		4-2 BB			0-0 G1-3		1-3 K	3-1 2B		2 0 0 0 1 1 0 0 0 0 0 0 0 0 0 0 0 0 0 0 0				
Todd Ritchie, R (1, 1) Jason Christiansen, R (7, 1) Adrian Brown, S OBP: 0.500, SLG: 0.750 Bruce Aven, R OBP: 0.333, SLG: 0.667 (8, PH)	0-1 P6				1-1 L7			1-1 E 2B	2-2 G4-1	2 0 0 0 0 0 3 0 0 0 0 0 0 0 2 1 1 0 0 0 1 1 0 1 1 0 0 0				
Inning Stats	R: 0 E: 0 K: 1 S: 9 H: 1 LOB: 0 BB: 0 P: 12	R: 0 E: 0 K: 0 S: 12 H: 2 LOB: 3 BB: 1 P: 21	R: 0 E: 0 K: 1 S: 7 H: 0 LOB: 0 BB: 0 P: 12	R: 0 E: 0 K: 0 S: 10 H: 1 LOB: 1 BB: 0 P: 19	R: 0 E: 0 K: 1 S: 6 H: 0 LOB: 0 BB: 0 P: 10	R: 0 E: 0 K: 0 S: 5 H: 1 LOB: 1 BB: 0 P: 11	R: 0 E: 0 K: 1 S: 5 H: 0 LOB: 0 BB: 0 P: 8	R: 6 E: 2 K: 0 S: 18 H: 5 LOB: 1 BB: 1 P: 33	R: 1 E: 0 K: 1 S: 13 H: 2 LOB: 1 BB: 0 P: 17	1B: 7 2B: 5 3B: 0 HR: 0 SF: 1 SAC: 0 DP: 0 HBP: 0	WP: 0 PB: 0 SB: 0 CS: 0 PA: 42			
PITCHER	IP WLS BF H R ER SO BB IBB HBP BLK WP HR S P ERA WHIP												PITCHER	IP WLS BF H R ER SO BB IBB HBP BLK WP HR S P ERA WHIP
Armando Reynoso, R ERA: 3.86 (1, 1)	7.0 L 29 7 3 3 4 2 0 0 0 0 0 0 57 103 3.86 1.286													
Dan Plesac, L ERA: (8, 1)	0.0 B 1 0 0 0 0 0 0 0 0 0 0 0 2 3 ∞ ∞													
Darren Holmes, R ERA: 13.5 (8, 1)	1.0 6 3 3 2 0 0 0 0 0 0 0 0 13 20 18.00 3.000													
Greg Swindell, L ERA: 9.0 (9, 1)	1.0 5 2 1 1 1 0 0 0 0 0 0 0 13 17 9.00 2.000													

Pittsburgh Pirates @ Arizona Diamondbacks
Bank One Ballpark, Phoenix, AZ
Fri Apr 07 2000, 10:05 PM EDT
Att. 32,536 - Sunny - 85 F

AB	38
R	7
H	12
RBI	7
BB	2
SO	5
LOB	16



Batter	1	2	3	4	5	6	7	8	9	AB	R	H	RBI	BB	SO	LOB
Tony Womack, L (1, 6) OBP: 0.111, SLG: 0.222	3-1 F8		3-2 G4-3			1-0 G4-3		0-0 L9		4	0	0	0	0	0	1
Jay Bell, R (1, 4) OBP: 0.333, SLG: 0.467	0-1 G5-3		0-3 K			3-2 G5-3		1-2 G2-3		4	0	0	0	0	1	1
Luis Gonzalez, L (1, 7) OBP: 0.611, SLG: 1.000	2-1 2B					1-0 G4-6-3 1B		1-2 G4-3 2B		4	1	4	0	0	0	0
Erubiel Durazo, L (1, 3) OBP: 0.294, SLG: 0.143 Greg Colbrunn, R (9, PH) OBP: 1.000, SLG: 1.000	2-0 F7					1-0 F8		0-0 G4-3		3	0	0	0	0	0	3
Steve Finley, L (1, 8) OBP: 0.556, SLG: 0.875						0-1 G4-6-3 1-2f		2-1 L4		1	0	1	1	0	1	3
Travis Lee, L (1, 9) OBP: 0.412, SLG: 0.500 Bernard Gilkey, R (9, PH)						2-3 K		4-2 BB		2	0	0	0	1	2	0
Lenny Harris, L (1, 5) OBP: 0.188, SLG: 0.357 Greg Swindell, L (9, 1) Hanley Frias, S (9, PH)						1-1 G6-3		0-0 G1-3		3	0	0	0	0	0	2
Kelly Stinnett, R (1, 2) OBP: 0.286, SLG: 0.429						1-0 G5-3		1-2 F9		3	0	0	0	0	0	0
Armando Reynoso, R (1, 1) Dan Plesac, L (8, 1) Darren Holmes, R (8, 1) Danny Klassen, R (8, 5) OBP: 1.000, SLG: 1.000						0-0 G5-3		1-2 G6-3		2	0	0	0	0	0	0
								0-2 1B		0	0	0	0	0	0	0
										1	0	1	0	0	0	0

Inning Stats	R: 0	H: 1	E: 0	LOB: 1	K: 0	BB: 0	S: 7	R: 1	H: 1	E: 0	LOB: 0	K: 1	BB: 0	S: 10	R: 0	H: 0	E: 0	LOB: 0	K: 1	BB: 0	S: 7	R: 0	H: 0	E: 0	LOB: 0	K: 1	BB: 0	S: 7	R: 0	H: 1	E: 0	LOB: 2	K: 0	BB: 1	S: 10	R: 0	H: 1	E: 0	LOB: 1	K: 0	BB: 0	S: 10	R: 1	H: 2	E: 0	LOB: 1	K: 2	BB: 0	S: 10	1B: 3	SF: 0	2B: 3	SAC: 0	3B: 0	DP: 1	HR: 1	HBP: 0
--------------	------	------	------	--------	------	-------	------	------	------	------	--------	------	-------	-------	------	------	------	--------	------	-------	------	------	------	------	--------	------	-------	------	------	------	------	--------	------	-------	-------	------	------	------	--------	------	-------	-------	------	------	------	--------	------	-------	-------	-------	-------	-------	--------	-------	-------	-------	--------

PITCHER	IP	WLS	BF	H	R	ER	SO	BB	IBB	HBP	BLK	WP	HR	S	P	ERA	WHIP
Todd Ritchie, R (1, 1) ERA: 1.5	6.0		21	4	1	1	3	0	0	0	0	0	1	46	71	1.50	0.667
Jason Christiansen, L (7, 1) ERA:	1.0	W	4	0	0	0	0	1	0	0	0	0	0	6	12	0.00	1.000
Jose Silva, R (8, 1) ERA:	1.0		4	1	0	0	0	0	0	0	0	0	0	10	12	0.00	1.000
Scott Sauerbeck, L (9, 1) ERA: 19.29	1.0		5	2	1	1	2	0	0	0	0	0	0	10	15	9.00	2.000

BOTTOM

Pittsburgh Pirates @ Arizona Diamondbacks
Bank One Ballpark, Phoenix, AZ
 Fri Apr 07 2000, 10:05 PM EDT
 Att. 32,536 - Sunny - 85 F

AB	33
R	2
H	7
RBI	2
BB	1
SO	5
LOB	12



Batter	1	2	3	4	5	6	7	8	9	AB R H RBI BB SO LOB	TOP																
18 Jason Kendall, R OBP: 0.250, SLG: 0.143 (1, 2)	3-2 E 1B		4-1 CS BB		1-3 K		1-0 F8		1-2 F9	4 0 1 0 1 1 1																	
Pat Meares, R OBP: 0.333, SLG: 0.500 (1, 6)	1-1 E5 G5-4-3		2-0 1-2 HR HBP		0-0 F7		1-1 HR		2-1 L8	4 2 1 1 0 0 2																	
Brian Giles, L OBP: 0.522, SLG: 1.048 (1, 9)	2-2 F8		0-1 1-H HR		0-0 G4-3		3-2 P5		0-0 1B	5 1 2 2 0 0 2																	
Kevin Young, R OBP: 0.350, SLG: 0.333 (1, 3)	2-1 G5-4-3 1-2f		0-0 G4-6-3 1B		1-0 1B 2B		1-3 K		3-3 K	5 1 2 0 0 2 4																	
Wil Cordero, R OBP: 0.364, SLG: 0.400 (1, 7)		0-0 L6	1-0 G4-6-3 1-2f		1-1 1B 1B 2-H		0-1 G5-3			4 0 1 1 0 0 1																	
Warren Morris, L OBP: 0.462, SLG: 0.400 (1, 4)		4-2 S 1B BB		0-0 F8		2-0 1B 1B		4-2 BB		2 1 1 0 2 0 0																	
Luis Sojo, R OBP: 0.500, SLG: 0.500 (1, 5)		1-3 K		2-2 G6-4-3 1B		0-0 1-2 2-3 1B		2-0 P3		4 0 2 0 0 1 2																	
Chad Hermansen, R OBP: 0.267, SLG: 0.154 (1, 8)		3-2 FC6-4 1B		3-2 G6-4-3 1-2f		0-0 F3		0-0 P3		4 0 1 1 0 0 5																	
Jimmy Anderson, L Marc Wilkins, R Bruce Aven, R Chris Peters, L Adrian Brown, S Jason Christiansen, R		0-0 FC6-4 1-2f		0-1 F9		0-2 F8			1-1 1B 1B	2 0 0 0 0 0 1 0 0 0 0 0 0 0 1 0 0 0 0 0 0 3 0 0 0 0 0 0 0 0 1 0 1 0 0 0 0 0 0 0 0 0 0 0 0 0																	
Inning Stats	R: 0 E: 1 K: 0 S: 10	H: 1 LOB: 1 BB: 0 P: 18	R: 1 E: 0 K: 1 S: 14	H: 1 LOB: 1 BB: 1 P: 22	R: 2 E: 0 K: 0 S: 5	H: 2 LOB: 0 BB: 1 P: 12	R: 0 E: 0 K: 0 S: 10	H: 1 LOB: 0 BB: 0 P: 15	R: 0 E: 0 K: 1 S: 7	H: 0 LOB: 0 BB: 0 P: 8	R: 1 E: 0 K: 0 S: 10	H: 4 LOB: 3 BB: 0 P: 14	R: 1 E: 0 K: 1 S: 11	H: 1 LOB: 0 BB: 0 P: 17	R: 0 E: 0 K: 0 S: 8	H: 0 LOB: 1 BB: 1 P: 13	R: 0 E: 0 K: 1 S: 13	H: 2 LOB: 2 BB: 0 P: 20	1B: 9 2B: 1 3B: 0 HR: 2	SF: 0 SAC: 0 DP: 3 HBP: 1	WP: 0 PB: 0 SB: 1 CS: 1	PA: 40					
PITCHER	IP WLS BF H R ER SO BB IBB HBP BLK WP HR S P ERA WHIP																										
Brian Anderson, L ERA: 6.75 (1, 1)	5.1		24	8	4	4	2	2	0	1	0	0	1	51	84	6.75	1.875										
Russ Springer, R ERA: 4.91 (6, 1)	2.2	B	11	2	1	1	1	1	0	0	0	0	1	24	35	3.38	1.125										
Greg Swindell, L ERA: 4.5 (9, 1)	1.0	W	5	2	0	0	1	0	0	0	0	0	0	13	20	0.00	2.000										

Pittsburgh Pirates @ Arizona Diamondbacks
 Bank One Ballpark, Phoenix, AZ
 Sat Apr 08 2000, 4:35 PM EDT
 Att. 33,298 - Cloudy - 86 F

AB	36
R	5
H	12
RBI	5
BB	3
SO	4
LOB	21



Batter	1	2	3	4	5	6	7	8	9	AB	R	H	RBI	BB	SO	LOB
--------	---	---	---	---	---	---	---	---	---	----	---	---	-----	----	----	-----

Hanley Frias, S <small>OBP: 0.333, SLG: 0.200</small> (1, 6)	2-1 		0-1 F7 	2-0 G6-3 		0-0 L4 			4-1 	4	2	1	0	1	0	2
Jay Bell, R <small>OBP: 0.391, SLG: 0.684</small> (1, 4)	1-1 		3-3 K 		0-0 	2-3 K 			4-0 	4	1	2	1	1	2	0
Luis Gonzalez, L <small>OBP: 0.591, SLG: 1.053</small> (1, 7)	3-0 G4-3 		2-0 		1-1 F3 			1-1 	1-0 SH5-3 	4	1	2	2	0	0	1
Greg Colbrunn, R <small>OBP: 0.833, SLG: 0.667</small> (1, 3)	4-2 		2-1 		4-2 			0-2 G5-4-3 	4-0 	2	1	1	0	3	0	1
Steve Finley, L <small>OBP: 0.478, SLG: 0.762</small> (1, 8)	2-1 G3 		2-2 G3-1 		2-0 			1-3 K 	0-2 P4 	5	1	1	0	0	1	6
Bernard Gilkey, R <small>OBP: 0.143, SLG: 0.167</small> (1, 9)	1-1 F7 			0-0 G6-3 		1-0 SF7 			1-1 	4	0	1	2	0	0	2
Danny Klassen, R <small>OBP: 0.750, SLG: 0.750</small> (1, 5)		2-1 F9 		3-1 		1-2 			1-1 L3 	3	0	2	1	0	0	0
Russ Springer, R (6, 1)				1-0 		1-0 FC6-4 				0	0	0	0	0	0	0
Erubiel Durazo, L <small>OBP: 0.278, SLG: 0.133</small> (8, PH)				1-2 		1-2 				1	0	0	0	0	0	0
Greg Swindell, L (9, 1)				1-0 		1-0 FC6-4 			2-0 	4	0	2	0	0	0	1
Damian Miller, R <small>OBP: 0.364, SLG: 0.818</small> (1, 2)				1-0 G6-3 				1-1 F8 		2	0	0	0	0	1	2
Brian Anderson, R (1, 1)				1-2 K 				0-1 G3 		2	0	0	0	0	0	1
Lenny Harris, L <small>OBP: 0.167, SLG: 0.313</small> (6, 5)				1-2 K 					1-1 F8 	2	0	0	0	0	0	1

Inning Stats	R: 1	H: 2	E: 0	K: 0	S: 11	H: 2	LOB: 2	BB: 1	P: 24	R: 0	H: 0	E: 0	K: 0	S: 5	R: 0	H: 2	E: 0	K: 1	S: 11	R: 0	H: 2	E: 0	K: 1	S: 8	R: 3	H: 3	E: 0	K: 0	S: 11	R: 0	H: 0	E: 0	K: 1	S: 6	R: 0	H: 1	E: 0	K: 1	S: 10	R: 0	H: 1	E: 0	K: 0	S: 8	R: 1	H: 1	E: 0	K: 0	S: 7	1B: 7	SF: 1	2B: 3	3B: 0	HR: 2
--------------	------	------	------	------	-------	------	--------	-------	-------	------	------	------	------	------	------	------	------	------	-------	------	------	------	------	------	------	------	------	------	-------	------	------	------	------	------	------	------	------	------	-------	------	------	------	------	------	------	------	------	------	------	-------	-------	-------	-------	-------

PITCHER	IP	WLS	BF	H	R	ER	SO	BB	IBB	HBP	BLK	WP	HR	S	P	ERA	WHIP
Jimmy Anderson, L <small>ERA: 10.38</small> (1, 1)	4.1		23	8	5	5	2	2	0	0	0	0	2	41	80	10.38	2.308
Marc Wilkins, R <small>ERA: 7.71</small> (5, 1)	0.2		3	1	0	0	0	0	0	0	0	0	0	5	8	0.00	1.500
Chris Peters, L <small>ERA:</small> (6, 1)	3.0		10	2	0	0	2	0	0	0	0	0	0	24	34	0.00	0.667
Jason Christiansen, L <small>ERA: 3.38</small> (9, 1)	0.2	L	6	1	1	1	0	2	1	0	0	0	0	7	21	13.50	4.500


BOTTOM

Pittsburgh Pirates @ Arizona Diamondbacks
 Bank One Ballpark, Phoenix, AZ
 Sat Apr 08 2000, 4:35 PM EDT
 Att: 33,298 - Cloudy - 86 F

AB	35
R	6
H	12
RBI	6
BB	5
SO	4
LOB	16



WP	HR	S	P	ERA	WHIP
0	0	0	42		

Batter	1	2	3	4	5	6	7	8	9	AB R H RBI BB SO LOB	TOP
18 Jason Kendall, R OBP: 0.286, SLG: 0.240 (1, 2) X	0-0 CS 2B			2-1 G4-3		0-3 K			0-0 FC4-6 1B	4 0 2 0 0 1 2	Pittsburgh Pirates @ Arizona Diamondbacks Bank One Ballpark, Phoenix, AZ Sun Apr 09 2000, 4:35 PM EDT Att. 34,204 - Sunny - 92 F livebaseballscorecards.com AB 30 R 0 H 5 RBI 0 BB 0 SO 13 LOB 13 
Pat Meares, R OBP: 0.321, SLG: 0.462 (1, 6) B C S S	1-3 K			2-3 K		1-1 G5-4-3 1-2f			0-1 FC4-6 1B	4 0 1 0 0 2 3	
Brian Giles, L OBP: 0.444, SLG: 0.880 (1, 9) F B C	1-3 K			1-2 F7			2-2 G6-3		2-2 FC4-6 1-2f 2-3	4 0 0 0 0 1 3	
Kevin Young, R OBP: 0.333, SLG: 0.318 (1, 3) B B C C C		3-2 F8			0-1 FC4-6 1B		1-3 K		1-3 K	4 0 1 0 0 2 2	
Wil Cordero, R OBP: 0.320, SLG: 0.348 (1, 7) B C X		1-1 G6-3			0-0 P4		0-1 G5-3			3 0 0 0 0 0 1	
Adrian Brown, S OBP: 0.375, SLG: 0.500 (1, 8) F B X		1-1 L1			1-0 FC4-6 1-2f			2-3 K		3 0 0 0 0 1 1	
Aramis Ramirez, R OBP: 0.300, SLG: 0.316 (1, 5) Mike Williams, R (8, 1)			1-3 K		0-3 K			1-3 K		3 0 0 0 0 3 1 0 0 0 0 0 0 0	
Mike Benjamin, R OBP: 0.455, SLG: 0.545 (1, 4) S S S C			2-3 K			0-1 SH 1B		3-3 K		3 0 1 0 0 2 0	
Jason Schmidt, R (1, 1) Luis Sojo, R (8, 5) OBP: 0.400, SLG: 0.400			1-3 K			1-1 SH G5-4-3 1-2			0-0 G4-3	1 0 0 0 0 1 0 1 0 0 0 0 0 0	
Inning Stats	R: 0 H: 1 E: 0 LOB: 0 K: 2 BB: 0 S: 7 P: 9	R: 0 H: 0 E: 0 LOB: 0 K: 0 BB: 0 S: 9 P: 14	R: 0 H: 0 E: 0 LOB: 0 K: 3 BB: 0 S: 9 P: 13	R: 0 H: 0 E: 0 LOB: 0 K: 1 BB: 0 S: 10 P: 15	R: 0 H: 1 E: 0 LOB: 1 K: 1 BB: 0 S: 7 P: 8	R: 0 H: 1 E: 0 LOB: 1 K: 1 BB: 0 S: 9 P: 11	R: 0 H: 0 E: 0 LOB: 0 K: 1 BB: 0 S: 10 P: 13	R: 0 H: 0 E: 0 LOB: 0 K: 3 BB: 0 S: 10 P: 16	R: 0 H: 2 E: 0 LOB: 2 K: 1 BB: 0 S: 10 P: 13	1B: 4 SF: 0 2B: 1 SAC: 1 3B: 0 DP: 1 HR: 0 HBP: 0	
PITCHER Randy Johnson, L (1, 1) ERA: 1.02	IP WLS BF H R ER SO BB IBB HBP BLK WP HR S P ERA WHIP										
	9.0 W 31 5 0 0 13 0 0 0 0 0 0 0 81 112 0.00 0.556										

Batter	1	2	3	4	5	6	7	8	9
Tony Womack, L OBP: 0.136, SLG: 0.227 (1, 6)	0-2 G4-3		1-1 F8			2-2 PO 1B		1-2 G3	
Jay Bell, R OBP: 0.407, SLG: 0.636 (1, 4)	4-2 BB			1-2 WP 1B		0-3 K		1-1 P2	
Luis Gonzalez, L OBP: 0.500, SLG: 0.870 (1, 7)	1-2 F8			2-0 F9		1-1 F8		3-1 G4-3	
Erubiel Durazo, L OBP: 0.286, SLG: 0.118 (1, 3)	1-2 G1-3			4-2 BB		1-0 PO 1-2	3-3 K		
Steve Finley, L OBP: 0.462, SLG: 0.708 (1, 8)		2-1 G4-3		0-3 K			2-1 1B SF7 1B		
Travis Lee, L OBP: 0.450, SLG: 0.500 (1, 9)		4-2 CS BB		2-3 K			3-2 1-3 1B		
Lenny Harris, L OBP: 0.143, SLG: 0.278 (1, 5)		1-2 F9 1-2			2-2 G1-3		0-0 SF7		
Damian Miller, R OBP: 0.357, SLG: 0.692 (1, 2)			3-2 F8		2-2 L3		3-H 4-2 1-2 IBB		
Randy Johnson, R (1, 1)			1-1 G4-3		1-2 G6-3		0-3 K		

AB	R	H	RBI	BB	SO	LOB
4	0	1	0	0	0	0
3	0	1	0	1	1	1
4	0	0	0	0	0	3
2	0	0	0	1	1	1
3	1	1	0	0	1	2
2	0	1	0	1	1	2
2	0	0	1	0	0	1
2	0	0	0	1	0	0
3	0	0	0	0	1	2

BOTTOM

Pittsburgh Pirates @ Arizona Diamondbacks
Bank One Ballpark, Phoenix, AZ

Sun Apr 09 2000, 4:35 PM EDT
Att: 34,204 - Sunny - 92 F

AB	25
R	1
H	4
RBI	1
BB	4
SO	5
LOB	12



Inning Stats	R: 0	H: 0	E: 0	LOB: 1	K: 0	S: 13	R: 0	H: 0	E: 0	LOB: 0	K: 0	S: 9	R: 0	H: 0	E: 0	LOB: 0	K: 0	S: 7	R: 0	H: 1	E: 0	LOB: 2	K: 2	S: 15	R: 0	H: 0	E: 0	LOB: 0	K: 0	S: 11	R: 0	H: 1	E: 0	LOB: 0	K: 1	S: 8	R: 1	H: 2	E: 0	LOB: 2	K: 2	S: 15	R: 0	H: 0	E: 0	LOB: 0	K: 0	S: 7
	19	1	16	12	24	16																																										

PITCHER	IP	WLS	BF	H	R	ER	SO	BB	IBB	HBP	BLK	WP	HR	S	P	ERA	WHIP
Jason Schmidt, R ERA: 4.15 (1, 1)	7.0	L	27	4	1	1	5	3	1	0	0	1	0	78	126	1.29	1.000
Mike Williams, R ERA: (8, 1)	1.0		3	0	0	0	0	0	0	0	0	0	0	7	12	0.00	0.000

WP	HR	S	P	ERA	WHIP
1	0	0	0	0.00	0.000

Batter	1	2	3	4	5	6	7	8	9	AB R H RBI BB SO LOB	TOP											
Tony Womack, L (1, 6) OBP: 0.111, SLG: 0.185	0-2 G1-3		1-3 K		2-1 F9	0-1 L4	2-2 G3-1			5 0 0 0 0 1 3												
Jay Bell, R (1, 4) OBP: 0.438, SLG: 0.731	0-2 F9		2-2 HR		0-1 1B HR	4-2 BB		2-3 K		4 2 2 1 1 1 0												
Luis Gonzalez, L (1, 7) OBP: 0.452, SLG: 0.750	3-2 F7		3-1 P6		0-1 1B HR	3-3 K		3-3 K		5 1 1 0 0 2 1												
Erubiel Durazo, L (1, 3) OBP: 0.385, SLG: 0.524		4-2 1B BB		2-1 HR	2-1 1B HR		2-2 1B 1B	2-3 K		4 3 3 4 1 1 0												
Steve Finley, L (1, 8) OBP: 0.452, SLG: 0.759		0-3 K		3-0 HR	0-1 1B		1-0 F7	1-0 F8		5 1 2 1 0 1 2												
Travis Lee, L (1, 9) OBP: 0.440, SLG: 0.474		2-1 1B FC5-4		1-3 K	2-0 F8		0-0 BB 1B	0-0 G4-3		5 0 2 0 0 1 1												
Lenny Harris, L (1, 5) OBP: 0.192, SLG: 0.273		3-2 F8		4-0 BB	3-3 K		1-0 BB 1B	2-1 G6-3		4 0 1 1 1 1 3												
Kelly Stinnett, R (1, 2) OBP: 0.273, SLG: 0.636		0-0 FC5-4		0-1 F9		0-0 HR	1-3 K			4 1 1 1 0 1 5												
Todd Stottlemire, L (1, 1) David Dellucci, L (7, PH) Mike Morgan, R (7, 1) OBP: 1.000, SLG: 1.000			0-0 B1-3		2-3 K	1-3 K	4-2 BB			3 0 0 0 0 2 1 0 0 0 0 1 0 0 0 0 0 0 0 0 0												
Inning Stats	R: 0 E: 0 K: 0 S: 10	H: 0 LOB: 0 BB: 0 P: 13	R: 0 E: 0 K: 1 S: 12	H: 1 LOB: 2 BB: 1 P: 21	R: 1 E: 0 K: 1 S: 10	H: 1 LOB: 0 BB: 0 P: 16	R: 2 E: 0 K: 2 S: 13	H: 2 LOB: 1 BB: 1 P: 25	R: 3 E: 0 K: 1 S: 14	H: 4 LOB: 1 BB: 0 P: 23	R: 1 E: 0 K: 2 S: 12	H: 1 LOB: 1 BB: 1 P: 20	R: 1 E: 0 K: 1 S: 16	H: 3 LOB: 3 BB: 1 P: 27	R: 0 E: 0 K: 3 S: 10	H: 0 LOB: 0 BB: 0 P: 17	R: 0 E: 0 K: 0 S: 4	H: 0 LOB: 0 BB: 0 P: 7	1B: 7 2B: 0 3B: 0 HR: 5	SF: 0 SAC: 0 DP: 0 HBP: 0	WP: 0 PB: 0 SB: 1 CS: 0	PA: 43
PITCHER	IP WLS BF H R ER SO BB IBB HBP BLK WP HR S P ERA WHIP																					
Woody Williams, R (1, 1) ERA: 5.23	4.1 L 22 7 6 6 4 2 0 0 0 0 0 4 53 87 12.46 2.077																					
Dan Serafini, L (5, 1) ERA: 18.0	2.0 12 5 2 2 3 1 0 0 0 0 0 1 25 42 9.00 3.000																					
Will Cunnane, R (7, 1) ERA:	1.2 6 0 0 0 4 1 0 0 0 0 0 0 19 33 0.00 0.600																					
Matt Whisenant, L (9, 1) ERA:	1.0 3 0 0 0 0 0 0 0 0 0 0 0 4 7 0.00 0.000																					

Arizona Diamondbacks @ San Diego Padres
Qualcomm Stadium, San Diego, CA
Mon Apr 10 2000, 6:05 PM EDT
Att. 60,021 - Sunny - 68 F

AB	39
R	8
H	12
RBI	8
BB	4
SO	11
LOB	16



Batter	1	2	3	4	5	6	7	8	9	10	11	12	13	AB R H RBI BB SO LOB	TOP																	
Tony Womack, L (1, 6) OBP: 0.121, SLG: 0.182	1-1 L1-3 1B		1-1 F8		2-2 F7		3-2 G3		0-3 K			0-0 G6-3		6 0 1 0 0 1 1																		
Jay Bell, R (1, 4) OBP: 0.447, SLG: 0.667	1-2 L1-3		1-2 L5		4-1 BB BB		4-2 BB BB			3-2 G4-6-3 1B			2-1 G4-3	4 0 1 0 2 0 2																		
Luis Gonzalez, L (1, 7) OBP: 0.432, SLG: 0.656	0-2 G4-3			4-1 BB 1B BB	1-2 P5		1-0 F9			2-2 G4-6-3			4-0 BB BB	4 1 0 0 2 0 3																		
Erubiel Durazo, L (1, 3) OBP: 0.387, SLG: 0.458		2-1 G3-1		4-1 1B BB	4-2 BB		0-0 G3			1-3 K			4-2 BB L5-3 BB	3 1 0 0 2 1 1																		
Byung-Hyun Kim, R (10, 1)				1-2 1B BB	1-2 BB								1-2 BB	0 0 0 0 0 0 0																		
Bernard Gilkey, R (13, PH) OBP: 0.250, SLG: 0.167													0-1 L5-3	0 0 0 0 1 0 0																		
Russ Springer, R (13, 1)													1-2 BB	0 0 0 0 0 0 0																		
Steve Finley, L (1, 8) OBP: 0.405, SLG: 0.657		0-1 1B		2-2 P5	0-3 K			1-3 K			0-0 G3		0-1 L5-3	6 0 1 0 0 2 6																		
Travis Lee, L (1, 9) OBP: 0.400, SLG: 0.417		0-0 P3		0-1 1B G1-2-3 1B		0-0 F7		1-1 G3			1-2 G1-3			5 0 1 1 0 0 1																		
Lenny Harris, L (1, 5) OBP: 0.194, SLG: 0.259		2-0 G5-3		0-1 BB 1B		0-1 B1-3		2-0 G4-3			3-1 G4-3			5 0 1 1 0 0 1																		
Damian Miller, R (1, 2) OBP: 0.368, SLG: 0.588			2-3 K	4-0 BB 1B	1-2 BB		1-1 1B		0-0 G5-3			0-1 F9		4 0 1 0 1 1 0																		
Omar Daal, L (1, 1) OBP: 0.143, SLG: 0.286			0-0 2B	1-0 G1-2-3		1-0 F8			1-1 G1-3			2-1 G5-3		4 0 1 0 0 0 4																		
Greg Colbrunn, R (10, 3) OBP: 0.714, SLG: 0.500					3-H									1 0 0 0 0 0 0																		
Inning Stats	R: 0 E: 0 K: 0 S: 8	H: 1 LOB: 0 BB: 0 P: 10	R: 0 E: 0 K: 0 S: 6	H: 1 LOB: 1 BB: 0 P: 10	R: 0 E: 0 K: 1 S: 9	H: 1 LOB: 1 BB: 0 P: 13	R: 2 E: 0 K: 0 S: 11	H: 2 LOB: 2 BB: 3 P: 26	R: 0 E: 0 K: 1 S: 13	H: 0 LOB: 2 BB: 2 P: 24	R: 0 E: 0 K: 0 S: 6	H: 1 LOB: 1 BB: 0 P: 8	R: 0 E: 0 K: 1 S: 9	H: 0 LOB: 0 BB: 0 P: 10	R: 0 E: 0 K: 1 S: 9	H: 0 LOB: 0 BB: 0 P: 10	R: 0 E: 0 K: 0 S: 6	H: 0 LOB: 0 BB: 0 P: 10	R: 0 E: 0 K: 0 S: 5	H: 0 LOB: 0 BB: 0 P: 7	R: 0 E: 0 K: 0 S: 7	H: 0 LOB: 1 BB: 2 P: 17	1B: 6 2B: 3 3B: 0 HR: 0	SF: 0 SAC: 0 DP: 4 HBP: 0	WP: 0 PB: 0 SB: 0 CS: 0	PA: 50						
PITCHER	IP WLS BF H R ER SO BB IBB HBP BLK WP HR S P ERA WHIP																															
Matt Clement, R (1, 1) ERA: 1.98	7.0																															
Carlos Almanzar, R (8, 1) ERA:	1.0		3	0	0	0	1	0	0	0	0	0	0	0	0	0	6	10	0.00	0.000												
Trevor Hoffman, R (9, 1) ERA:	2.0		6	1	0	0	2	0	0	0	0	0	0	0	0	0	18	25	0.00	0.500												
Donne Wall, R (11, 1) ERA: 6.35	2.0		6	0	0	0	0	0	0	0	0	0	0	0	0	0	11	17	0.00	0.000												
Matt Whisenant, L (13, 1) ERA:	1.0	W	4	0	0	0	0	2	0	0	0	0	0	0	0	0	7	17	0.00	2.000												

Arizona Diamondbacks @ San Diego Padres
Qualcomm Stadium, San Diego, CA
Tue Apr 11 2000, 10:05 PM EDT
Att: 19,035 - Sunny - 70 F

AB	42
R	2
H	7
RBI	2
BB	8
SO	5
LOB	19



Batter	1	2	3	4	5	6	7	8	9	10	11	12	13
Damian Jackson, R OBP: 0.405, SLG: 0.364 (1, 6)	2-2 P6		2-2 1B			2-1 L1		1-1 P6		2-2 G3		1-0 SH1-4	
Eric Owens, R OBP: 0.370, SLG: 0.400 (1, 8)	2-2 F8		0-1 G5-3			0-1 1B		1-0 F9		1-3 K		2-1 HBP	
John Roskos, R Al Martin, L OBP: 0.306, SLG: 0.303 (1, 7) (10, 7)	2-1 G1-3				1-0 G6-3	0-1 F9		2-3 K		4-0 IBB		2-2 F9	
Phil Nevin, R OBP: 0.371, SLG: 0.727 (1, 5)		1-2 1B			0-1 F9	1-0 F8		1-2 G6-3		1-2 F8		3-3 K	
Ed Sprague, R OBP: 0.286, SLG: 1.000 (1, 3)		0-2 F8			0-0 F8			0-1 G6-3		0-0 HR		0-3 K	1-0 HR
Bret Boone, R OBP: 0.313, SLG: 0.484 (1, 4)		1-2 G4-3			1-0 G1-6-3	3-2 E		0-0 F7		0-0 K		0-3 K	
Wiki Gonzalez, R OBP: 0.400, SLG: 0.412 (1, 2)		1-1 G4-3			1-1 G1-6-3	0-2 E3		1-2 1B		1-2 K		4-2 BB	
David Newhan, L OBP: 0.125, SLG: 0.500 (1, 9)		2-2 G1-3			2-1 G6-3	1-3 K		2-3 K		2-3 K		2-3 K	
Matt Clement, R Ben Davis, S Carlos Almanzar, R Trevor Hoffman, R Franco Hernandez, L Donnie Williams, R Chris Gomez, R Ruben Rivera, R Matt Wiseman, R		1-3 K			0-0 G4-3	1-1 G4-3		0-1 G4-3		0-1 P5		4-2 F9	

Inning Stats	R: 0	H: 0	R: 0	H: 2	R: 0	H: 1	R: 0	H: 0	R: 1	H: 1	R: 0	H: 1	R: 0	H: 0	R: 1	H: 2	R: 0	H: 0	R: 0	H: 0	R: 0	H: 0	R: 1	H: 0	R: 0	H: 1	R: 1	H: 1	1B: 6	SF: 0	WP: 0	PA: 50
E: 0	LOB: 0	E: 0	LOB: 1	E: 0	LOB: 0	E: 0	LOB: 0	E: 0	LOB: 1	E: 1	LOB: 2	E: 0	LOB: 0	E: 0	LOB: 1	E: 0	LOB: 2	E: 0	LOB: 1	E: 0	LOB: 0	E: 0	LOB: 1	E: 0	LOB: 0	E: 0	LOB: 0	2B: 1 <td>SAC: 1 <td>PB: 1 </td></td>	SAC: 1 <td>PB: 1 </td>	PB: 1		
K: 0	BB: 0	K: 0	BB: 0	K: 1	BB: 0	K: 0	BB: 0	K: 0	BB: 0	K: 1	BB: 0	K: 1	BB: 0	K: 1	BB: 0	K: 1	BB: 1	K: 3	BB: 1	K: 1	BB: 1	K: 0	BB: 0	K: 0	BB: 0	K: 0	BB: 0	3B: 0	DP: 1 <td>SB: 1 </td>	SB: 1		
S: 8	P: 14	S: 12	P: 15	S: 12	P: 17	S: 4	P: 5	S: 6	P: 10	S: 7	P: 10	S: 13	P: 18	S: 6	P: 10	S: 11	P: 15	S: 12	P: 20	S: 11	P: 17	S: 12	P: 24	S: 1	P: 2	S: 1	P: 2	HR: 2	HBP: 1	CS: 0		

PITCHER	IP	WLS	BF	H	R	ER	SO	BB	IBB	HBP	BLK	WP	HR	S	P	ERA	WHIP
Omar Daal, L ERA: 2.16 (1, 1)	9.0		35	8	2	2	4	0	0	0	0	0	1	79	114	2.00	0.889
Byung-Hyun Kim, R ERA: (10, 1)	3.0		14	0	0	0	5	2	1	1	0	0	0	35	61	0.00	0.667
Russ Springer, R ERA: 7.36 (13, 1)	0.0	L	1	1	1	1	0	0	0	0	0	0	1	1	2	∞	∞

BOTTOM

Arizona Diamondbacks @ San Diego Padres
Qualcomm Stadium, San Diego, CA

Tue Apr 11 2000, 10:05 PM EDT
Att: 19,035 - Sunny - 70 F

livebaseballscorecards.com

AB	45
R	3
H	9
RBI	3
BB	3
SO	9
LOB	21



Batter	1	2	3	4	5	6	7	8	9	AB R H RBI BB SO LOB	TOP
Tony Womack, L (1, 6) OBP: 0.162, SLG: 0.216	3-2 G4-3 S 1B		1-1 L5-3 1B			0-1 F7		1-0 G4-3		4 0 2 0 0 0 0	Arizona Diamondbacks @ San Diego Padres Qualcomm Stadium, San Diego, CA Wed Apr 12 2000, 10:05 PM EDT Att. 15,801 - Sunny - 65 F
Jay Bell, R (1, 4) OBP: 0.429, SLG: 0.606	3-2 G6-3 1-2		0-1 L5-3 1-2			4-0 G4-6-3 BB		2-3 K		3 0 0 0 1 1 2	
Luis Gonzalez, L (1, 7) OBP: 0.390, SLG: 0.583	1-0 G4-3 2-3		0-1 P4			0-0 G4-6-3 1-2f		3-2 P6		4 0 0 0 0 0 2	
Erubiel Durazo, L (1, 3) OBP: 0.371, SLG: 0.407	4-0 BB				2-2 G3		3-3 K		1-3 K	3 0 0 0 1 2 0	
Steve Finley, L (1, 8) OBP: 0.390, SLG: 0.615	0-0 G3				0-2 P4		1-1 3B 1B		1-0 F5	4 1 1 0 0 0 2	
Travis Lee, L (1, 9) OBP: 0.394, SLG: 0.519		2-0 HR			0-0 G4-3		2-3 K			3 1 1 1 0 1 1	
Lenny Harris, L (1, 5) OBP: 0.235, SLG: 0.367		2-1 G4-6-3 1B			2-1 G3-1		0-0 1-H 3B			3 0 2 1 0 0 0	
Kelly Stinnett, R (1, 2) OBP: 0.214, SLG: 0.500		0-0 G4-6-3 1-2f			1-1 G6-3		0-0 F7			3 0 0 0 0 0 2	
Armando Reynoso, R (1, 1) Darren Holmes, R (7, 1) Hanley Frias, S (8, PH) Dan Plesac, L (8, 1)		0-0 P4			1-1 G6-3			1-3 K		2 0 0 0 0 0 0 0 0 0 0 0 0 0 1 0 0 0 0 1 0 0 0 0 0 0 0 0	
Inning Stats	R: 0 H: 1 E: 0 LOB: 2 K: 0 BB: 1 S: 9 P: 20	R: 1 H: 2 E: 0 LOB: 0 K: 0 BB: 0 S: 5 P: 9	R: 0 H: 1 E: 0 LOB: 0 K: 0 BB: 0 S: 6 P: 7	R: 0 H: 0 E: 0 LOB: 0 K: 0 BB: 0 S: 7 P: 9	R: 0 H: 0 E: 0 LOB: 0 K: 0 BB: 0 S: 6 P: 10	R: 0 H: 0 E: 0 LOB: 0 K: 2 BB: 1 S: 3 P: 7	R: 1 H: 2 E: 0 LOB: 1 K: 2 BB: 0 S: 10 P: 16	R: 0 H: 0 E: 0 LOB: 0 K: 1 BB: 0 S: 8 P: 13	1B: 4 SF: 0 2B: 1 SAC: 0 3B: 1 DP: 3 HR: 1 HBP: 0	WP: 0 PA: 32 PB: 0 SB: 1 CS: 0	
PITCHER	IP WLS BF H R ER SO BB IBB HBP BLK WP HR S P ERA WHIP										
Brian Meadows, R (1, 1) ERA: 4.38	7.0 W 26 6 2 2 2 2 2 0 0 0 0 1 46 78 2.57 1.143										
Carlos Almanzar, R (8, 1) ERA:	1.0 H 3 0 0 0 2 0 0 0 0 0 0 0 7 11 0.00 0.000										
Trevor Hoffman, R (9, 1) ERA:	1.0 S 3 0 0 0 1 0 0 0 0 0 0 0 8 13 0.00 0.000										

AB	30
R	2
H	6
RBI	2
BB	2
SO	5
LOB	9



Batter	1	2	3	4	5	6	7	8	9	AB R H RBI BB SO LOB	TOP											
Hanley Frias, S (1, 6) OBP: 0.167, SLG: 0.091	3-2 G5-3		0-0 F5		0-1 F8		3-2 E4		1-3 K	5 0 0 0 0 1 0												
Jay Bell, R (1, 4) OBP: 0.447, SLG: 0.605	1-0 E S 1B		1-3 K		3-1 F7		3-1 1B		3-2 FC5-4 BB 1B	5 0 3 0 0 1 0												
Luis Gonzalez, L (1, 7) OBP: 0.370, SLG: 0.525	3-3 K		0-1 F7		1-3 K		3-3 K		4-1 FC5-4 1-2 BB	4 0 0 0 1 3 3												
Greg Colbrunn, R (1, 3) OBP: 0.667, SLG: 0.571	4-1 E BB			4-2 HR BB		0-0 E9 HR 2B	1-2 F6		2-2 FC5-4 1-2f 2-3	3 2 1 0 2 0 4												
Steve Finley, L (1, 8) OBP: 0.391, SLG: 0.727	2-0 E3			1-0 HR		2-1 HR		3-2 G4-3	0-1 G1-3	5 2 2 4 0 0 4												
Bernard Gilkey, R (1, 9) OBP: 0.273, SLG: 0.333	1-0 F4			2-2 1B 2B		2-1 F9		1-3 K		3 1 1 0 0 0 3 1 0 0 0 0 1 0												
Travis Lee, L (8, PH) OBP: 0.382, SLG: 0.500																						
Danny Klassen, R (1, 5) OBP: 0.500, SLG: 0.500			0-1 F7		1-2 CS 1B		0-3 K		1-0 E6 1B	4 0 1 1 0 1 0												
Damian Miller, R (1, 2) OBP: 0.348, SLG: 0.524			2-3 K		3-3 K		1-2 F8		2-1 1B	4 0 1 0 0 2 1												
Brian Anderson, R (1, 1) OBP: 0.229, SLG: 0.355			1-1 G1-3		1-2 G2-3			0-1 G5-3	1-0 G6-3	3 0 0 0 0 0 0 1 0 0 0 0 0 2 0 0 0 0 0 0 0												
Mike Morgan, R (8, 1) OBP: 1.000, SLG: 1.000																						
Inning Stats	R: 0 E: 1 K: 1 S: 11	H: 1 LOB: 3 BB: 1 P: 25	R: 0 E: 0 K: 1 S: 7	H: 0 LOB: 0 BB: 0 P: 10	R: 0 E: 0 K: 1 S: 6	H: 0 LOB: 0 BB: 0 P: 7	R: 3 E: 0 K: 1 S: 15	H: 3 LOB: 0 BB: 1 P: 27	R: 0 E: 0 K: 1 S: 7	H: 0 LOB: 0 BB: 0 P: 11	R: 2 E: 1 K: 1 S: 12	H: 2 LOB: 0 BB: 0 P: 17	R: 0 E: 1 K: 1 S: 14	H: 1 LOB: 2 BB: 0 P: 24	R: 0 E: 1 K: 1 S: 10	H: 1 LOB: 2 BB: 0 P: 18	R: 0 E: 0 K: 1 S: 14	H: 1 LOB: 2 BB: 1 P: 24	1B: 5 2B: 3 3B: 0 HR: 2	SF: 0 SAC: 0 DP: 1 HBP: 0	WP: 0 PB: 0 SB: 1 CS: 1	PA: 41
PITCHER	IP WLS BF H R ER SO BB IBB HBP BLK WP HR S P ERA WHIP																					
Sterling Hitchcock, L (1, 1) ERA: 6.38	7.0 L 31 7 5 5 7 2 0 0 0 0 0 2 72 121 6.43 1.286																					
Will Cunnane, R (8, 1) ERA:	1.1 7 2 0 0 2 0 0 0 0 0 0 0 17 29 0.00 1.500																					
Matt Whisenant, L (9, 1) ERA:	0.2 3 0 0 0 0 1 0 0 0 0 0 0 7 13 0.00 1.500																					

Arizona Diamondbacks @ San Diego Padres
Qualcomm Stadium, San Diego, CA
Thu Apr 13 2000, 6:05 PM EDT
Att. 28,131 - Sunny - 73 F

AB	38
R	5
H	9
RBI	5
BB	3
SO	9
LOB	17



Batter	1	2	3	4	5	6	7	8	9	AB	R	H	RBI	BB	SO	LOB
Al Martin, L (1, 7) OBP: 0.341, SLG: 0.400	2-0 CS 1B		2-2 HBP		0-0 CS 1B		3-3 K			3	0	2	0	0	1	1
Damian Jackson, R (1, 6) OBP: 0.390, SLG: 0.351	1-3 K		2-1 G1-3		1-1 CS 1-2	3-2 F6		1-2 E S G4-3 1B		4	1	1	0	0	1	3
Eric Owens, R (1, 8) OBP: 0.400, SLG: 0.406	0-1 G1-3 1-2			0-0 HR 1B		1-1 F9		1-2 G4-3 1-H		4	1	1	1	0	0	1
Phil Nevin, R (1, 5) OBP: 0.349, SLG: 0.780		1-3 K		0-0 HR 1-H		0-1 HR		2-1 G6-3		4	2	2	3	0	1	0
Ed Sprague, R (1, 3) OBP: 0.368, SLG: 0.941		1-0 G6-4-3 1B		0-1 F5		0-0 2B		1-0 G6-3		4	0	2	0	0	0	0
Bret Boone, R (1, 4) OBP: 0.300, SLG: 0.421		1-0 G6-4-3 1-2f		3-3 K		0-0 F7			1-3 K	4	0	0	0	0	2	2
John Roskos, R (1, 9)			1-3 K	2-1 F9		1-2 F3			0-3 K	4	0	0	0	0	2	0
Wiki Gonzalez, R (1, 2) OBP: 0.417, SLG: 0.476			3-0 2B		2-2 F8		2-1 1B		1-1 F8	4	0	2	0	0	0	0
Sterling Hitchcock, L (1, 1) Ben Davis, S (7, PH) Will Cunnane, R (8, 1) Matt Whisenant, R (9, 1)			0-2 G5-3		1-3 K		3-3 K			2	0	0	0	0	1	1

Inning Stats	R: 0	H: 1	E: 0	LOB: 0	K: 1	S: 6	R: 0	H: 1	E: 0	LOB: 0	K: 1	S: 5	R: 0	H: 1	E: 0	LOB: 2	K: 1	S: 11	R: 2	H: 2	E: 0	LOB: 0	K: 1	S: 9	R: 0	H: 1	E: 0	LOB: 0	K: 1	S: 8	R: 1	H: 2	E: 0	LOB: 1	K: 0	S: 9	R: 0	H: 1	E: 0	LOB: 1	K: 2	S: 14	R: 1	H: 1	E: 0	LOB: 0	K: 0	S: 9	R: 0	H: 0	E: 0	LOB: 0	K: 2	S: 8	1B: 6	SF: 0	2B: 2	SAC: 0	3B: 0	DP: 1	HR: 2	HBP: 1	WP: 0	PA: 36
--------------	------	------	------	--------	------	------	------	------	------	--------	------	------	------	------	------	--------	------	-------	------	------	------	--------	------	------	------	------	------	--------	------	------	------	------	------	--------	------	------	------	------	------	--------	------	-------	------	------	------	--------	------	------	------	------	------	--------	------	------	-------	-------	-------	--------	-------	-------	-------	--------	-------	--------

PITCHER	IP	WLS	BF	H	R	ER	SO	BB	IBB	HBP	BLK	WP	HR	S	P	ERA	WHIP
Brian Anderson, L (1, 1) ERA: 5.11	7.0	W	28	9	3	3	7	0	0	1	0	0	0	62	98	3.86	1.286
Mike Morgan, R (8, 1) ERA: 2.0	2.0	S	7	1	1	1	2	0	0	0	0	0	0	17	24	4.50	0.500

BOTTOM

Arizona Diamondbacks @ San Diego Padres
Qualcomm Stadium, San Diego, CA

Thu Apr 13 2000, 6:05 PM EDT
Att: 28,131 - Sunny - 73 F

AB	34
R	4
H	10
RBI	4
BB	0
SO	9
LOB	9



Batter	1	2	3	4	5	6	7	8	9	AB R H RBI BB SO LOB	TOP	
Tony Womack, L (1, 6) OBP: 0.146, SLG: 0.195	1-3 K		1-0 L3		0-2 FC4-6			0-1 G6-3		4 0 0 0 0 1 2		
Jay Bell, R (1, 4) OBP: 0.412, SLG: 0.548	0-0 G5-3		0-1 P4			2-3 K		1-3 K		4 0 0 0 0 2 0		
Luis Gonzalez, L (1, 7) OBP: 0.380, SLG: 0.535	3-1 2B			4-2 G4-6-3 BB		1-2 F7		3-2 G4-3		3 0 1 0 1 0 0		
Erubiel Durazo, L (1, 3) OBP: 0.385, SLG: 0.419 Hanley Frias, S (9, PR) OBP: 0.167, SLG: 0.091 Greg Colbrunn, R (9, 3) OBP: 0.667, SLG: 0.571	0-2 F8		3-1 F8		0-0 0-0 G4-6-3		0-0 1B		3-0 1B SH1-4 FC1-2-5 1B	4 0 2 0 0 0 2 0 0 0 0 0 0 0 0 0 0 0 0 0 0		
Steve Finley, L (1, 8) OBP: 0.367, SLG: 0.681		2-2 G4-3		0-0 G4-6-3		1-0 F8			0-1 SH1-4	3 0 0 0 0 0 2		
Travis Lee, L (1, 9) OBP: 0.421, SLG: 0.613		1-0 HR			2-0 G6-3		4-2 BB		1-0 2B FC1-2-5 1B	3 2 2 1 1 0 0		
Lenny Harris, L (1, 5) OBP: 0.205, SLG: 0.314		1-0 G5-3			2-3 K		1-0 F7		1-2 FC1-2-5 2B	4 1 0 0 0 1 3		
Damian Miller, R (1, 2) OBP: 0.370, SLG: 0.560		1-2 G3			0-1 1B 1B		0-1 F9		1-0 3-H 2B	4 0 2 2 0 0 1		
Randy Johnson, R (1, 1) OBP: 0.111, SLG: 0.111			1-3 K		0-1 FC4-6 1B		1-2 F9		2-2 G3-1	4 0 1 0 0 1 3		
Inning Stats	R: 0 E: 0 K: 1 S: 9 H: 1 LOB: 1 BB: 0 P: 13	R: 1 E: 0 K: 0 S: 8 H: 1 LOB: 0 BB: 0 P: 13	R: 0 E: 0 K: 1 S: 6 H: 0 LOB: 0 BB: 0 P: 8	R: 0 E: 0 K: 0 S: 5 H: 0 LOB: 0 BB: 1 P: 12	R: 0 E: 0 K: 1 S: 11 H: 2 LOB: 2 BB: 0 P: 15	R: 0 E: 0 K: 1 S: 11 H: 1 LOB: 1 BB: 0 P: 15	R: 0 E: 0 K: 0 S: 8 H: 0 LOB: 1 BB: 1 P: 14	R: 0 E: 0 K: 1 S: 10 H: 0 LOB: 0 BB: 0 P: 14	R: 2 E: 0 K: 0 S: 13 H: 3 LOB: 2 BB: 0 P: 20	1B: 5 2B: 2 3B: 0 HR: 1 SF: 0 SAC: 1 DP: 1 HBP: 0	WP: 0 PB: 0 SB: 0 CS: 0 PA: 36	
PITCHER Livan Hernandez, R (1, 1) ERA: 5.49	IP WLS BF H R ER SO BB IBB HBP BLK WP HR S P ERA WHIP	9.0 L 36 8 3 3 5 2 0 0 0 0 0 1 81 124 3.00 1.111										
PITCHER	IP WLS BF H R ER SO BB IBB HBP BLK WP HR S P ERA WHIP											

Arizona Diamondbacks @ San Francisco Giants
PacBell Park, San Francisco, CA
Fri Apr 14 2000, 10:35 PM EDT
Att. 40,930 - Sunny - 59 F

AB	33
R	3
H	8
RBI	3
BB	2
SO	5
LOB	13



Batter	1	2	3	4	5	6	7	8	9	AB R H RBI BB SO LOB	TOP											
Tony Womack, L (1, 6) OBP: 0.152, SLG: 0.178	0-3 K		4-1 G5-4-3 BB		1-0 G1-3		2-1 FC5 1-2 2-3f		0-3 K	4 0 0 0 1 2 2	<p>Arizona Diamondbacks @ San Francisco Giants</p> <p>PacBell Park, San Francisco, CA</p> <p>Sat Apr 15 2000, 4:05 PM EDT</p> <p>Att. 40,930 - Cloudy - 59 F</p> <p>livebaseballscorecards.com</p>											
Jay Bell, R (1, 4) OBP: 0.393, SLG: 0.511	1-0 P4-3 1B		0-0 G5-4-3 1-2f		0-0 G4-3		2-1 F9		1-2 F7	5 0 1 0 0 0 3												
Luis Gonzalez, L (1, 7) OBP: 0.364, SLG: 0.489	1-2 P4-3 1-2f			2-2 P5	2-0 F8			4-2 1B BB	0-1 F8	4 1 0 0 1 0 1												
Erubiel Durazo, L (1, 3) OBP: 0.419, SLG: 0.441		4-0 FC6-4 BB		2-2 BB BB SF7 1B		2-2 G3		0-1 1B BB	1-2 1B 1B	3 2 2 0 1 0 0												
Steve Finley, L (1, 8) OBP: 0.377, SLG: 0.660		0-1 F9		4-2 BB HR BB		1-1 G3		0-1 S 1B 1B	1-2 2-H	3 1 1 1 1 0 1												
Travis Lee, L (1, 9) OBP: 0.405, SLG: 0.559		1-2 FC6-4 FC4-6 1-2f		4-2 HR BB		2-2 G4-3		0-3 K		3 1 0 0 1 1 3												
Lenny Harris, L (1, 5) OBP: 0.209, SLG: 0.316		0-0 FC4-6 1-2f		3-1 SF7			2-2 F9	3-2 S 1B		3 0 1 2 0 0 1												
Kelly Stinnett, R (1, 2) OBP: 0.333, SLG: 0.889			0-0 HR	3-2 HR			2-2 FC5 1B	1-3 K	1-2 2-3	4 2 3 4 0 1 2												
Todd Stottlemire, L (1, 1)			0-1 L6	2-1 F7			1-1 FC5 1B	2-3 K		2 0 0 0 0 0 0												
Darren Holmes, R (6, 1)										0 0 0 0 0 0 0												
Dan Plesac, L (6, 1)										0 0 0 0 0 0 0												
David Dellucci, L (7, PH) OBP: 0.667, SLG: 0.500										1 0 1 0 0 0 0												
Greg Swindell, L (7, 1)										1 0 0 0 0 1 2												
Inning Stats	R: 0 E: 0 K: 1 S: 7	H: 1 LOB: 0 BB: 0 P: 9	R: 0 E: 0 K: 0 S: 6	H: 0 LOB: 1 BB: 1 P: 11	R: 1 E: 0 K: 0 S: 5	H: 1 LOB: 0 BB: 1 P: 9	R: 4 E: 0 K: 0 S: 19	H: 2 LOB: 0 BB: 2 P: 39	R: 0 E: 0 K: 0 S: 3	H: 0 LOB: 0 BB: 0 P: 6	R: 0 E: 0 K: 0 S: 9	H: 0 LOB: 0 BB: 0 P: 14	R: 0 E: 0 K: 0 S: 14	H: 2 LOB: 2 BB: 0 P: 23	R: 2 E: 0 K: 3 S: 20	H: 3 LOB: 2 BB: 1 P: 30	R: 0 E: 0 K: 1 S: 9	H: 0 LOB: 0 BB: 0 P: 10	1B: 7 2B: 1 3B: 0 HR: 2	SF: 1 SAC: 0 DP: 2 HBP: 0	WP: 0 PB: 0 SB: 2 CS: 0	PA: 39
PITCHER	IP WLS BF H R ER SO BB IBB HBP BLK WP HR S P ERA WHIP																					
Russ Ortiz, R (1, 1) ERA: 3.86	5.0 L 21 4 5 5 1 4 0 0 0 0 0 2 40 74 9.00 1.600																					
Aaron Fultz, L (6, 1) ERA: 1.42	1.0 3 0 0 0 0 0 0 0 0 0 0 0 9 14 0.00 0.000																					
Scott Linebrink, R (7, 1) ERA:	1.0 5 2 0 0 0 0 0 0 0 0 0 0 14 23 0.00 2.000																					
Alan Embree, L (8, 1) ERA: 6.0	2.0 10 3 2 2 4 1 0 0 0 0 0 0 29 40 9.00 2.000																					



Batter	1	2	3	4	5	6	7	8	9	AB R H RBI BB SO LOB
Marvin Benard, L (1, 8) OBP: 0.234, SLG: 0.267	0-2 G4-3		1-2 CS 1B		4-1 BB	2-3 K			1-2 G6-3	4 0 1 0 1 1 1
Bill Mueller, S (1, 5) Alan Embree, L (8, 1) OBP: 0.300, SLG: 0.361	3-2 F9		1-0 L9		1-1 F9		1-1 F9			4 0 0 0 0 0 3 0 0 0 0 0 0 0
Barry Bonds, L (1, 7) OBP: 0.360, SLG: 0.659	0-1 HR		3-2 G3		3-0 G3		2-1 F6			4 1 1 1 0 0 3
Jeff Kent, R (1, 4) OBP: 0.280, SLG: 0.511	2-3 K			0-0 F9		1-2 1B 2B	3-3 K			4 1 1 0 0 2 0
J.T. Snow, L (1, 3) OBP: 0.300, SLG: 0.333		2-2 FC6-4 1B		2-2 1B		2-1 BB FC6-4 1B		1-0 F9		4 1 3 0 0 0 0
Armando Rios, L (1, 9) OBP: 0.286, SLG: 0.429		2-2 FC6-4	3-2 F7		0-0 FC6-4 WP 1B		2-3 K			4 1 1 1 0 1 2
Rich Aurilia, R (1, 6) OBP: 0.227, SLG: 0.357		0-0 F9	2-3 K		4-2 FC6-4 BB		1-2 G5-3			3 0 0 0 1 1 2
Bobby Estalella, R (1, 2) OBP: 0.296, SLG: 0.400		4-2 BB		0-0 BB 1B		2-3 K		1-3 K		3 0 1 0 1 2 3
Russ Ortiz, R (1, 1) Ramon Martinez, R (5, PH) Aaron Fultz, L (6, 1) Felipe Crespo, S (6, PH) Scott Linebrink, R (7, 1) Russ Davis, R (8, 5) OBP: 0.304, SLG: 0.409		3-2 L4		0-1 F6		3-2 FC6-4 WP		0-1 F8		1 0 0 0 0 0 2 0 0 0 0 0 0 1 0 0 0 0 0 0 0 1 0 0 1 0 0 2 0 0 0 0 0 0 0 1 0 0 0 0 0 0

Inning Stats	R: 1 E: 0 K: 1 S: 13	H: 1 LOB: 0 BB: 0 P: 18	R: 0 E: 0 K: 0 S: 16	H: 1 LOB: 2 BB: 1 P: 26	R: 0 E: 0 K: 0 S: 8	H: 1 LOB: 0 BB: 0 P: 13	R: 0 E: 0 K: 1 S: 13	H: 1 LOB: 1 BB: 0 P: 20	R: 0 E: 0 K: 0 S: 7	H: 1 LOB: 2 BB: 1 P: 15	R: 3 E: 0 K: 1 S: 18	H: 3 LOB: 1 BB: 1 P: 32	R: 0 E: 0 K: 1 S: 9	H: 0 LOB: 0 BB: 0 P: 15	R: 0 E: 0 K: 1 S: 8	H: 0 LOB: 0 BB: 0 P: 12	R: 0 E: 0 K: 1 S: 9	H: 0 LOB: 0 BB: 0 P: 11	1B: 6 3B: 0 HR: 1	SF: 0 SAC: 0 DP: 0 HBP: 0	WP: 1 PB: 0 SB: 1 CS: 1	PA: 37
--------------	-------------------------------	----------------------------------	-------------------------------	----------------------------------	------------------------------	----------------------------------	-------------------------------	----------------------------------	------------------------------	----------------------------------	-------------------------------	----------------------------------	------------------------------	----------------------------------	------------------------------	----------------------------------	------------------------------	----------------------------------	-------------------------	------------------------------------	----------------------------------	--------

PITCHER	IP	WLS	BF	H	R	ER	SO	BB	IBB	HBP	BLK	WP	HR	S	P	ERA	WHIP
Todd Stottlemyre, R (1, 1) ERA: 5.06	5.0	W	23	7	3	3	2	2	0	0	0	0	1	62	100	5.40	1.800
Darren Holmes, R (6, 1) ERA: 11.57	0.1	H	3	1	0	0	1	1	0	0	0	0	0	6	12	0.00	6.000
Dan Plesac, L (6, 1) ERA:	0.2	H	2	0	1	1	1	0	0	0	0	1	0	7	12	13.50	0.000
Greg Swindell, L (7, 1) ERA: 1.8	3.0	S	9	0	0	0	3	0	0	0	0	0	0	26	38	0.00	0.000


BOTTOM

Arizona Diamondbacks @ San Francisco Giants
PacBell Park, San Francisco, CA
Sat Apr 15 2000, 4:05 PM EDT
Att: 40,930 - Cloudy - 59 F

livebaseballscorecards.com

AB	34
R	4
H	8
RBI	3
BB	3
SO	7
LOB	19



Batter	1	2	3	4	5	6	7	8	9	AB R H RBI BB SO LOB	TOP																															
												<p style="text-align: center;">Arizona Diamondbacks @ San Francisco Giants</p> <p style="text-align: center;">PacBell Park, San Francisco, CA</p> <p style="text-align: center;">Sun Apr 16 2000, 8:05 PM EDT</p> <p style="text-align: right;">livebaseballscorecards.com</p> <table style="width: 100%; border-collapse: collapse;"> <tr><td style="width: 50%;">AB</td><td style="width: 50%; text-align: right;">0</td></tr> <tr><td>R</td><td style="text-align: right;">0</td></tr> <tr><td>H</td><td style="text-align: right;">0</td></tr> <tr><td>RBI</td><td style="text-align: right;">0</td></tr> <tr><td>BB</td><td style="text-align: right;">0</td></tr> <tr><td>SO</td><td style="text-align: right;">0</td></tr> <tr><td>LOB</td><td style="text-align: right;">0</td></tr> </table> <div style="text-align: center; margin-top: 10px;">  </div> <table style="width: 100%; border-collapse: collapse; margin-top: 10px;"> <tr> <td style="width: 50%;">1B: 0</td> <td style="width: 50%;">SF: 0</td> <td style="width: 50%;">WP: 0</td> <td style="width: 50%;">PA: 0</td> </tr> <tr> <td>2B: 0</td> <td>SAC: 0</td> <td>PB: 0</td> <td></td> </tr> <tr> <td>3B: 0</td> <td>DP: 0</td> <td>SB: 0</td> <td></td> </tr> <tr> <td>HR: 0</td> <td>HBP: 0</td> <td>CS: 0</td> <td></td> </tr> </table>	AB	0	R	0	H	0	RBI	0	BB	0	SO	0	LOB	0	1B: 0	SF: 0	WP: 0	PA: 0	2B: 0	SAC: 0	PB: 0		3B: 0	DP: 0	SB: 0		HR: 0	HBP: 0	CS: 0	
AB											0																															
R											0																															
H											0																															
RBI											0																															
BB											0																															
SO											0																															
LOB											0																															
1B: 0											SF: 0		WP: 0	PA: 0																												
2B: 0											SAC: 0		PB: 0																													
3B: 0	DP: 0	SB: 0																																								
HR: 0	HBP: 0	CS: 0																																								
Inning Stats																																										
PITCHER	IP	WLS	BF	H	R	ER	SO	BB	IBB	HBP	BLK	WP	HR	S	P	ERA	WHIP	PITCHER	IP	WLS	BF	H	R	ER	SO	BB	IBB	HBP	BLK	WP	HR	S	P	ERA	WHIP							

Batter	1	2	3	4	5	6	7	8	9	AB R H RBI BB SO LOB	TOP											
Brian Hunter, R OBP: 0.333, SLG: 0.286 (1, 8) (8, 7)										6 1 2 0 0 1 3												
3 Mike Lansing, R OBP: 0.424, SLG: 0.608 (1, 4)										5 1 2 0 1 1 5												
Larry Walker, L OBP: 0.370, SLG: 0.347 (1, 9)										5 3 1 1 0 1 2												
Jeff Cirillo, R OBP: 0.451, SLG: 0.610 (1, 5)										4 2 2 1 0 0 1												
17 Todd Helton, L OBP: 0.484, SLG: 0.692 Jeff Manto, R OBP: 0.833, SLG: 1.800 (1, 3) (9, 3)										5 1 2 3 0 0 2 0 0 0 0 0 0 0												
Terry Shumpert, R OBP: 0.297, SLG: 0.353 Mike Myers, L Jose Jimenez, R (1, 7) (8, 1) (9, 1)										5 1 2 2 0 1 2 0 0 0 0 0 0 0 0 0 0 0 0 0 0												
Neifi Perez, S OBP: 0.230, SLG: 0.321 (1, 6)										4 0 0 1 0 0 2												
Scott Servais, R OBP: 0.393, SLG: 0.409 (1, 2)										3 0 2 0 2 0 0												
Masato Yoshii, R OBP: 0.375, SLG: 0.375 Tom Goodwin, L OBP: 0.300, SLG: 0.391 (1, 1) (8, 8)										4 0 2 1 0 0 2 1 0 0 0 0 0 1												
Inning Stats	R: 5 E: 0 K: 1 S: 18	H: 6 LOB: 2 BB: 1 P: 29	R: 0 E: 0 K: 1 S: 6	H: 0 LOB: 1 BB: 0 P: 12	R: 0 E: 0 K: 0 S: 16	H: 3 LOB: 3 BB: 0 P: 22	R: 0 E: 0 K: 0 S: 4	H: 0 LOB: 0 BB: 0 P: 7	R: 0 E: 0 K: 0 S: 4	H: 1 LOB: 1 BB: 1 P: 9	R: 3 E: 1 K: 0 S: 12	H: 3 LOB: 1 BB: 0 P: 23	R: 0 E: 0 K: 0 S: 8	H: 0 LOB: 0 BB: 0 P: 13	R: 1 E: 0 K: 1 S: 14	H: 1 LOB: 1 BB: 1 P: 23	R: 0 E: 1 K: 1 S: 12	H: 1 LOB: 2 BB: 0 P: 19	1B: 12 2B: 2 3B: 1 HR: 0	SF: 1 SAC: 0 DP: 1 HBP: 1	WP: 0 PB: 0 SB: 1 CS: 0	PA: 47
PITCHER	IP WLS BF H R ER SO BB IBB HBP BLK WP HR S P ERA WHIP																					
Omar Daal, L ERA: 4.5 (1, 1)	5.1 L 32 13 8 7 2 0 2 1 0 0 0 0 57 94 11.81 2.438																					
Mike Morgan, R ERA: 1.69 (6, 1)	1.2 5 0 0 0 0 0 0 0 0 0 0 0 11 21 0.00 0.000																					
Russ Springer, R ERA: 7.71 (8, 1)	1.0 5 1 1 1 1 1 1 0 0 0 0 0 14 23 9.00 2.000																					
Byung-Hyun Kim, R ERA: (9, 1)	1.0 5 1 0 0 1 0 0 0 0 0 0 0 12 19 0.00 1.000																					

Colorado Rockies @ Arizona Diamondbacks
Bank One Ballpark, Phoenix, AZ
Mon Apr 17 2000, 9:35 PM EDT
Att. 33,743 - Sunny - 87 F

AB	42
R	9
H	15
RBI	9
BB	3
SO	4
LOB	20



Batter	1	2	3	4	5	6	7	8	9	AB	R	H	RBI	BB	SO	LOB
Hanley Frias, S OBP: 0.250, SLG: 0.143 (1, 6) (9, 4)	2-1 F8 S 1B		0-0 G4-3			1-0 F7	4-1 BB			3	0	1	0	1	0	0
Jay Bell, R OBP: 0.400, SLG: 0.510 Danny Klassen, R OBP: 0.500, SLG: 0.500 (1, 4) (9, 6)	3-2 F8 1-3			3-2 E 1B		2-2 BB 1B	2-2 F7			4	1	2	0	0	0	3
Luis Gonzalez, L OBP: 0.339, SLG: 0.451 (1, 7)	2-0 P6			0-1 F8		2-2 F8		0-1 F8		4	0	0	0	0	0	3
Erubiel Durazo, L OBP: 0.413, SLG: 0.417 Greg Colbrunn, R OBP: 0.615, SLG: 0.500 (1, 3) (8, PH) (9, 3)	1-0 F8			0-3 K		4-1 BB 1B	1-2 BB	1-3 K		2	0	0	0	1	1	2
Steve Finley, L OBP: 0.386, SLG: 0.648 Byung-Hyun Kim, R (1, 8) (9, 1)		2-1 G6-3		0-1 E4 1-3 1B		0-0 1-2 2-H 1B		1-1 G3		4	0	2	1	0	0	0
Travis Lee, L OBP: 0.370, SLG: 0.500 (1, 9) (9, 8)		0-2 G4-3		1-2 G4-3		1-0 G3			0-3 K	4	0	0	0	0	1	4
Lenny Harris, L OBP: 0.234, SLG: 0.333 (1, 5)		1-0 F7			1-0 G5-4-3 1B		0-2 F5		3-2 G5-4-3 1B	4	0	2	0	0	0	0
Kelly Stinnett, R OBP: 0.273, SLG: 0.727 (1, 2)			0-3 K		0-1 G5-4-3 1-2f		0-0 F7		0-0 G5-4-3 1-2f	4	0	0	0	0	1	2
Omar Daal, L OBP: 0.111, SLG: 0.222 Mike Morgan, R OBP: 1.000, SLG: 1.000 Bernard Gilkey, R OBP: 0.333, SLG: 0.400 Russ Springer, R Andy Fox, L (1, 1) (6, 1) (7, PH) (8, 1) (9, 9)			1-1 F9		1-2 G6-3		3-2 BB 1B			2	0	0	0	0	0	0

Inning Stats	R: 0	H: 1	E: 0	K: 0	S: 8	R: 0	H: 0	E: 0	K: 0	S: 8	R: 0	H: 0	E: 0	K: 1	S: 6	R: 0	H: 2	E: 1	K: 1	S: 13	R: 0	H: 1	E: 0	K: 0	S: 7	R: 1	H: 2	E: 0	K: 0	S: 11	R: 0	H: 1	E: 0	K: 0	S: 16	R: 0	H: 0	E: 0	K: 1	S: 7	R: 0	H: 1	E: 0	K: 1	S: 8	1B: 8	SF: 0	2B: 0	3B: 0	HR: 0	SAC: 0	DP: 2	HBP: 0	WP: 0	PB: 0	SB: 1	CS: 0	PA: 35
--------------	------	------	------	------	------	------	------	------	------	------	------	------	------	------	------	------	------	------	------	-------	------	------	------	------	------	------	------	------	------	-------	------	------	------	------	-------	------	------	------	------	------	------	------	------	------	------	-------	-------	-------	-------	-------	--------	-------	--------	-------	-------	-------	-------	--------

PITCHER	IP	WLS	BF	H	R	ER	SO	BB	IBB	HBP	BLK	WP	HR	S	P	ERA	WHIP
Masato Yoshii, R ERA: 3.38 (1, 1)	7.0		29	7	1	1	2	2	0	0	0	0	0	69	106	1.29	1.286
Mike Myers, L ERA: (8, 1)	1.0		3	0	0	0	1	0	0	0	0	0	0	7	9	0.00	0.000
Jose Jimenez, R ERA: 2.08 (9, 1)	1.0		3	1	0	0	1	0	0	0	0	0	0	8	11	0.00	1.000

BOTTOM

Colorado Rockies @ Arizona Diamondbacks
Bank One Ballpark, Phoenix, AZ
 Mon Apr 17 2000, 9:35 PM EDT
 Att: 33,743 - Sunny - 87 F

AB	33
R	1
H	8
RBI	1
BB	2
SO	4
LOB	14



PITCHER	IP	WLS	BF	H	R	ER	SO	BB	IBB	HBP	BLK	WP	HR	S	P	ERA	WHIP
---------	----	-----	----	---	---	----	----	----	-----	-----	-----	----	----	---	---	-----	------

Batter	1	2	3	4	5	6	7	8	9	AB R H RBI BB SO LOB	TOP											
Tom Goodwin, L (1, 8) OBP: 0.278, SLG: 0.360	0-2 G6-3			1-1 G3-1	2-1 L4-6			3-3 K		4 0 0 0 0 1 2												
3 Mike Lansing, R (1, 4) OBP: 0.413, SLG: 0.600	3-3 K			1-2 1B 2B		2-1 G6-3		1-2 P6		4 1 1 0 0 1 0												
Larry Walker, L (1, 9) OBP: 0.362, SLG: 0.327	0-0 G3			4-0 1B BB		1-0 G1-3		0-0 F7		3 0 0 0 1 0 0												
Jeff Cirillo, R (1, 5) OBP: 0.455, SLG: 0.591			1-0 G1-3	1-1 1B		1-1 G3		4-1 FC6-4 17 1B BB		3 0 1 1 1 0 0												
17 Todd Helton, L (1, 3) OBP: 0.470, SLG: 0.661			0-1 G4-3	0-0 F2			2-2 G4-3	0-1 FC6-4 1B		4 0 1 0 0 0 2												
Darren Bragg, L (1, 7) OBP: 0.269, SLG: 0.441			2-2 G3-1	1-2 G5-3			1-1 G4-3	1-2 FC6-4 1B		3 0 0 0 0 0 2												
Terry Shumpert, R (9, PH) OBP: 0.269, SLG: 0.343								1-2 FC6-4 1-2 2-3		1 0 0 0 0 0 2												
Neifi Perez, S (1, 6) OBP: 0.234, SLG: 0.339			1-2 F9		0-1 SH1-4 2B		3-1 G3			3 0 1 0 0 0 0												
Brent Mayne, L (1, 2) OBP: 0.448, SLG: 0.348			0-1 G4-3		4-1 L4-6 SH1-4 BB			0-1 G1-3		2 0 0 0 1 0 0												
Scott Karl, L (1, 1) OBP: 0.600, SLG: 0.500			1-0 G4-3		0-0 SH1-4			3-2 P4		1 0 0 0 0 0 0												
Mike Myers, L (7, 1)										0 0 0 0 0 0 0												
Aaron Ledesma, R (8, PH) OBP: 0.333, SLG: 0.417										1 0 0 0 0 0 0												
Stan Belinda, R (8, 1)										0 0 0 0 0 0 0												
Jerry Dipoto, R (8, 1)										0 0 0 0 0 0 0												
Inning Stats	R: 0 E: 0 K: 1 S: 8	H: 0 LOB: 0 BB: 0 P: 11	R: 0 E: 0 K: 0 S: 6	H: 0 LOB: 0 BB: 0 P: 9	R: 0 E: 0 K: 0 S: 6	H: 0 LOB: 0 BB: 0 P: 8	R: 1 E: 0 K: 0 S: 11	H: 2 LOB: 2 BB: 1 P: 19	R: 0 E: 0 K: 0 S: 6	H: 1 LOB: 1 BB: 1 P: 12	R: 0 E: 0 K: 0 S: 5	H: 0 LOB: 0 BB: 0 P: 9	R: 0 E: 0 K: 0 S: 7	H: 0 LOB: 0 BB: 0 P: 13	R: 0 E: 0 K: 1 S: 9	H: 0 LOB: 0 BB: 0 P: 15	R: 0 E: 0 K: 0 S: 11	H: 1 LOB: 2 BB: 1 P: 17	1B: 2 2B: 3 3B: 0 HR: 0	SF: 0 SAC: 1 DP: 1 HBP: 0	WP: 0 PB: 0 SB: 0 CS: 0	PA: 33
PITCHER	IP WLS BF H R ER SO BB IBB HBP BLK WP HR S P ERA WHIP																					
Armando Reynoso, R (1, 1) ERA: 2.95	8.0 W 28 3 1 1 2 2 0 0 0 0 0 0 58 96 1.12 0.625																					
Greg Swindell, L (9, 1) ERA: 1.5	1.0 5 1 0 0 0 1 0 0 0 0 0 0 11 17 0.00 2.000																					

Colorado Rockies @ Arizona Diamondbacks
Bank One Ballpark, Phoenix, AZ

AB	29
R	1
H	4
RBI	1
BB	3
SO	2
LOB	8



Tue Apr 18 2000, 9:35 PM EDT
Att. 30,275 - Sunny - 75 F

WP: 0	PA: 33
PB: 0	
SB: 0	
CS: 0	

Batter	1	2	3	4	5	6	7	8	9
Tony Womack, L OBP: 0.196, SLG: 0.260 (1, 6)	1-1 F7		2-3 K		2-1 CS S 1B		0-0 BB 1B	0-1 1-H 2-H 2B 3B	
Jay Bell, R OBP: 0.415, SLG: 0.545 (1, 4)	1-0 2B		3-0 F8		4-2 1-2 BB		1-0 F7	2-0 HR 2B	
Luis Gonzalez, L OBP: 0.328, SLG: 0.482 (1, 7)	2-1 F7		3-2 G3-1		2-3 K		2-0 F9	2-2 2-H HR	
Greg Colbrunn, R OBP: 0.611, SLG: 0.455 (1, 3)	4-1 BB			0-1 FC4-6 1B	0-0 G4-3		4-2 1-2 BB	3-3 K	
Steve Finley, L OBP: 0.361, SLG: 0.603 (1, 8)	2-0 F8			1-2 FC4-6 HR		0-0 E1 G6-4-3	2-3 K		
Bernard Gilkey, R OBP: 0.333, SLG: 0.615 Travis Lee, L OBP: 0.383, SLG: 0.500 (8, PH) (9, 9)		2-0 G6-3		0-0 1-H HR		2-1 G6-4-3		4-2 SH SH FC3-2-5 BB	
Damian Miller, R OBP: 0.367, SLG: 0.536 (1, 2)		1-0 L4		2-0 G6-3		0-0 2B 1B		0-0 SH FC3-2-5 SH	
Danny Klassen, R OBP: 0.545, SLG: 0.636 (1, 5)		1-3 K		2-0 1B		1-0 1-3 2B		1-0 SH FC3-2-5 3B	
Armando Reynoso, R OBP: 0.143, SLG: 0.143 Lenny Harris, L OBP: 0.229, SLG: 0.326 Greg Swindell, L (9, 1)			0-1 WP 1B	2-0 G5-3		1-1 G5-3		1-1 FC3-2-5 3B	

Inning Stats	R: 0 E: 0 K: 0 S: 7	H: 1 LOB: 2 BB: 1 P: 17	R: 0 E: 0 K: 1 S: 5	H: 0 LOB: 0 BB: 0 P: 9	R: 0 E: 0 K: 1 S: 9	H: 1 LOB: 1 BB: 0 P: 17	R: 2 E: 0 K: 0 S: 10	H: 3 LOB: 1 BB: 0 P: 17	R: 0 E: 0 K: 1 S: 9	H: 1 LOB: 1 BB: 1 P: 17	R: 0 E: 1 K: 0 S: 7	H: 2 LOB: 2 BB: 0 P: 11	R: 0 E: 0 K: 1 S: 8	H: 1 LOB: 2 BB: 1 P: 17	R: 5 E: 1 K: 1 S: 18	H: 3 LOB: 0 BB: 1 P: 31
--------------	------------------------------	----------------------------------	------------------------------	---------------------------------	------------------------------	----------------------------------	-------------------------------	----------------------------------	------------------------------	----------------------------------	------------------------------	----------------------------------	------------------------------	----------------------------------	-------------------------------	----------------------------------

PITCHER	IP	WLS	BF	H	R	ER	SO	BB	IBB	HBP	BLK	WP	HR	S	P	ERA	WHIP
Scott Karl, L ERA: 5.17 (1, 1)	6.2	L	31	9	2	2	3	3	0	0	0	1	1	52	100	2.70	1.800
Mike Myers, L ERA: (7, 1)	0.1		1	0	0	0	1	0	0	0	0	0	0	3	5	0.00	0.000
Stan Belinda, R ERA: 1.42 (8, 1)	0.2		5	1	3	1	0	1	0	0	0	0	0	10	16	13.50	3.000
Jerry Dipoto, R ERA: 11.57 (8, 1)	0.1		3	2	2	1	1	0	0	0	0	0	1	8	15	27.00	6.000

BOTTOM

Colorado Rockies @ Arizona Diamondbacks
Bank One Ballpark, Phoenix, AZ


Tue Apr 18 2000, 9:35 PM EDT
Att: 30,275 - Sunny - 75 F

AB	R	H	RBI	BB	SO	LOB
5	1	3	2	0	1	1
4	1	2	1	1	0	2
5	1	1	2	0	1	5
3	0	1	0	2	1	1
4	1	0	0	0	1	5
3	1	1	2	0	0	1
0	0	0	0	1	0	0
3	0	1	0	0	0	0
3	1	2	0	0	1	0
3	0	1	0	0	0	3
1	1	0	0	0	0	3
0	0	0	0	0	0	0

AB	34
R	7
H	12
RBI	7
BB	4
SO	5
LOB	21

WP: 1 PA: 40
PB: 0
SB: 1
CS: 1

1B: 6 SF: 0
2B: 3 SAC: 2
3B: 1 DP: 2
HR: 2 HBP: 0



PITCHER	IP	WLS	BF	H	R	ER	SO	BB	IBB	HBP	BLK	WP	HR	S	P	ERA	WHIP
---------	----	-----	----	---	---	----	----	----	-----	-----	-----	----	----	---	---	-----	------

Colorado Rockies @ Arizona Diamondbacks
Bank One Ballpark, Phoenix, AZ

Wed Apr 19 2000, 9:35 PM EDT
 Att. 31,237 - Sunny - 77 F

AB	36
R	7
H	12
RBI	7
BB	2
SO	4
LOB	15



Batter	1	2	3	4	5	6	7	8	9	AB R H RBI BB SO LOB
Tom Goodwin, L (1, 8) OBP: 0.293, SLG: 0.370	2-2 G3		0-1 G5-4-3 1B		0-1 F8		0-0 1B		2-1 SH1-4	4 1 2 1 0 0 0
3 Mike Lansing, R (1, 4) OBP: 0.426, SLG: 0.593	3-2 F9		0-0 G5-4-3 1-2f			1-1 17 BB 3B 1B	2-2 1B 1B		4-2 1B BB	4 1 2 0 1 0 1
Larry Walker, L (1, 9) OBP: 0.397, SLG: 0.368	0-0 1B			0-0 G6-4-3 1B		0-0 17 BB 3B 1B	2-2 1B 1B		3-2 1B	5 1 4 1 0 0 1
Jeff Cirillo, R (1, 5) OBP: 0.417, SLG: 0.531	0-1 G3			0-0 G6-4-3 1-2f		0-1 L8	2-2 F3		0-2 G5-3	5 0 0 0 0 0 9
17 Todd Helton, L (1, 3) OBP: 0.471, SLG: 0.661		0-1 L4		2-1 3B 2B		4-1 3B BB	1-0 F8			3 2 1 0 1 0 2
Terry Shumpert, R (1, 7) OBP: 0.310, SLG: 0.462		3-2 F8		2-0 3B		1-0 FC6 3B		2-3 K		4 1 2 4 0 1 0
Neifi Perez, S (1, 6) OBP: 0.221, SLG: 0.317		1-2 G4-3		1-3 K		0-2 FC6 F8-3		0-1 G6-3		4 0 0 1 0 1 1
Ben Petrick, R (1, 2) OBP: 0.250, SLG: 0.500 Julian Tavarez, L (8, 1)			0-0 SH2-4 1B 2B		2-3 K	2-2 F8-3		1-2 G6-3		4 1 1 0 0 1 1 0 0 0 0 0 0 0
Pedro Astacio, R (1, 1) OBP: 0.111, SLG: 0.111 Jose Jimenez, R (6, 1) Gabe White, L (7, 1) Brent Mayne, L (8, 2) Brian Hunter, R (9, PR) OBP: 0.333, SLG: 0.286			1-1 SH2-4		2-2 F9		1-3 K		1-2 E4 CS SH1-4	1 0 0 0 0 0 0 1 0 0 0 0 1 0 0 0 0 0 0 0 0 1 0 0 0 0 0 0 0 0 0 0 0 0 0

Inning Stats	R: 0 E: 0 K: 0 S: 13	H: 1 LOB: 1 BB: 0 P: 18	R: 0 E: 0 K: 0 S: 8	H: 0 LOB: 0 BB: 0 P: 12	R: 1 E: 0 K: 0 S: 6	H: 2 LOB: 0 BB: 0 P: 7	R: 1 E: 0 K: 1 S: 8	H: 3 LOB: 1 BB: 0 P: 13	R: 0 E: 0 K: 1 S: 9	H: 0 LOB: 0 BB: 0 P: 13	R: 4 E: 1 K: 0 S: 15	H: 2 LOB: 0 BB: 1 P: 23	R: 1 E: 0 K: 1 S: 14	H: 3 LOB: 2 BB: 0 P: 22	R: 0 E: 0 K: 1 S: 8	H: 0 LOB: 0 BB: 0 P: 11	R: 0 E: 1 K: 0 S: 15	H: 1 LOB: 3 BB: 1 P: 25	1B: 8 2B: 3 3B: 2 HR: 0	SF: 0 SAC: 2 DP: 3 HBP: 0	WP: 0 PB: 0 SB: 1 CS: 1	PA: 40
--------------	-------------------------------	----------------------------------	------------------------------	----------------------------------	------------------------------	---------------------------------	------------------------------	----------------------------------	------------------------------	----------------------------------	-------------------------------	----------------------------------	-------------------------------	----------------------------------	------------------------------	----------------------------------	-------------------------------	----------------------------------	----------------------------------	------------------------------------	----------------------------------	--------

PITCHER	IP	WLS	BF	H	R	ER	SO	BB	IBB	HBP	BLK	WP	HR	S	P	ERA	WHIP
Brian Anderson, L (1, 1) ERA: 6.11	5.1		24	8	6	5	2	1	0	0	0	0	0	51	76	8.44	1.688
Russ Springer, R (6, 1) ERA: 6.75	0.2		2	0	0	0	0	0	0	0	0	0	0	8	10	0.00	0.000
Dan Plesac, L (7, 1) ERA: 3.38	1.0		6	3	1	1	1	0	0	0	0	0	0	14	22	9.00	3.000
Mike Morgan, R (8, 1) ERA: 1.54	1.0	W	3	0	0	0	1	0	0	0	0	0	0	8	11	0.00	0.000
Greg Swindell, L (9, 1) ERA: 1.42	0.1	H	2	0	0	0	0	0	0	0	0	0	0	5	8	0.00	0.000

PITCHER	IP	WLS	BF	H	R	ER	SO	BB	IBB	HBP	BLK	WP	HR	S	P	ERA	WHIP
Byung-Hyun Kim, R (9, 1) ERA:	0.2		3	1	0	0	0	1	0	0	0	0	0	10	17	0.00	3.000

Batter	1	2	3	4	5	6	7	8	9
Tony Womack, L (1, 6) OBP: 0.232, SLG: 0.345	0-2 G3-1		0-0 HR		1-0 F8		0-1 1B PB	0-1 1B	
Jay Bell, R (1, 4) OBP: 0.400, SLG: 0.517	0-0 F8		2-1 G6-3		1-1 FC6-4		3-2 1B PB HR	1-0 L4-6	
Luis Gonzalez, L (1, 7) OBP: 0.324, SLG: 0.483	3-2 F8		3-2 F8			2-0 1B 2B	2-3 K		
Erubiel Durazo, L (1, 3) OBP: 0.429, SLG: 0.436		0-0 G3-1		3-2 G3 1B		0-0 1B 1B	0-2 F8		
Greg Colbrunn, R (7, PH) (8, 3) OBP: 0.579, SLG: 0.417									
Steve Finley, L (1, 8) OBP: 0.369, SLG: 0.661		2-0 2B		1-0 G3		2-1 F9	1-1 HR		
Travis Lee, L (1, 9) OBP: 0.373, SLG: 0.476		1-3 K		1-0 F9		3-1 1B 1B	2-3 K		
Andy Fox, L (1, 5) OBP: 0.250, SLG: 0.250		1-0 G5-3		2-2 F8		1-1 1B		0-1 G6-3	
Kelly Stinnett, R (1, 2) OBP: 0.269, SLG: 0.692			0-1 FC1-5 2B		0-0 F7	1-3 K		0-1 E5 1B BB	
Hanley Frias, S (8, PR) OBP: 0.250, SLG: 0.143									
Damian Miller, R (9, 2) OBP: 0.367, SLG: 0.536									
Brian Anderson, R (1, 1) OBP: 0.143, SLG: 0.143									
Russ Springer, R (6, 1) OBP: 0.224, SLG: 0.318									
Lenny Harris, L (6, PH) OBP: 0.224, SLG: 0.318									
Dan Plesac, L (7, 1) OBP: 0.224, SLG: 0.318									
Mike Morgan, R (8, 1) OBP: 0.224, SLG: 0.318									
Bernard Gilkey, R (8, PH) OBP: 0.375, SLG: 0.615									
Greg Swindell, L (9, 1) OBP: 0.375, SLG: 0.615									
Byung-Hyun Kim, R (9, 1) OBP: 0.375, SLG: 0.615									

Inning Stats	R: 0	H: 0	E: 0	K: 0	S: 8	H: 0	LOB: 0	BB: 0	P: 11	R: 0	H: 1	E: 0	K: 1	S: 6	H: 1	LOB: 1	BB: 0	P: 10	R: 2	H: 2	E: 0	K: 0	S: 10	H: 2	LOB: 0	BB: 0	P: 15	R: 0	H: 1	E: 0	K: 0	S: 10	H: 1	LOB: 1	BB: 0	P: 17	R: 0	H: 4	E: 0	K: 1	S: 13	H: 4	LOB: 2	BB: 0	P: 22	R: 3	H: 3	E: 0	K: 2	S: 17	H: 3	LOB: 0	BB: 0	P: 25	R: 1	H: 1	E: 1	K: 0	S: 8	H: 1	LOB: 2	BB: 1	P: 13
1B: 8	SF: 0	2B: 4	SAC: 0	3B: 0	DP: 1	HR: 2	HBP: 0	WP: 0	PA: 38	PB: 2	SB: 0	CS: 0																																																			

PITCHER	IP	WLS	BF	H	R	ER	SO	BB	IBB	HBP	BLK	WP	HR	S	P	ERA	WHIP
Pedro Astacio, R (1, 1) ERA: 5.18	5.1		25	9	4	4	1	0	0	0	0	0	1	47	77	6.75	1.688
Jose Jimenez, R (6, 1) ERA: 3.86	0.2	H	4	2	2	2	1	0	0	0	0	0	0	10	14	27.00	3.000
Gabe White, L (7, 1) ERA: 2.92	1.1	B	5	1	1	1	2	0	0	0	0	0	1	14	19	6.75	0.750
Julian Tavarez, R (8, 1) ERA: 5.14	0.2	L	4	1	1	0	0	1	0	0	0	0	0	6	11	0.00	3.000

BOTTOM

Colorado Rockies @ Arizona Diamondbacks
Bank One Ballpark, Phoenix, AZ
Wed Apr 19 2000, 9:35 PM EDT
Att: 31,237 - Sunny - 77 F

livebaseballscorecards.com

AB	37
R	8
H	13
RBI	7
BB	1
SO	4
LOB	17



Batter	1	2	3	4	5	6	7	8	9	AB R H RBI BB SO LOB	TOP																						
Brian Hunter, R (1, 8) OBP: 0.324, SLG: 0.258	0-3 K		2-2 F8			1-3 K		4-0 BB		3 0 0 0 1 2 1	Colorado Rockies @ Arizona Diamondbacks Bank One Ballpark, Phoenix, AZ Thu Apr 20 2000, 9:35 PM EDT Att. 34,458 - Cloudy - 86 F																						
3 Mike Lansing, R (1, 4) OBP: 0.403, SLG: 0.556	3-1 F8			1-3 K		1-0 G5-3		3-3 K		4 0 0 0 0 2 4																							
Larry Walker, L (1, 9) OBP: 0.388, SLG: 0.350	0-3 K			4-1 BB			0-0 F7		2-2 G4-3	3 0 0 0 1 1 0																							
Jeff Cirillo, R (1, 5) OBP: 0.403, SLG: 0.510 Aaron Ledesma, R (7, PH) (7, 5) OBP: 0.286, SLG: 0.357		1-3 K		0-0 G4-6-3			0-1 G1		0-2 F7	2 0 0 0 0 1 1 2 0 0 0 0 0 0																							
17 Todd Helton, L (1, 3) OBP: 0.459, SLG: 0.651		0-2 2B			0-0 F7		0-1 G5-3		0-1 G3	4 0 1 0 0 0 0																							
Terry Shumpert, R (1, 7) OBP: 0.289, SLG: 0.429		3-2 F5			0-0 G5-3			0-0 F8		3 0 0 0 0 0 1																							
Neifi Perez, S (1, 6) OBP: 0.239, SLG: 0.333		0-3 K			0-0 1B			0-2 BB 1B		3 0 2 0 0 1 1																							
Ben Petrick, R (1, 2) OBP: 0.286, SLG: 0.571			2-3 K			0-0 SH5-4 2B		1-1 F4		3 0 1 0 0 1 1																							
Rolando Arrojo, R (1, 1) OBP: 0.500, SLG: 0.750 Brian Bohanon, L (2, 1) Jeff Manto, R (8, PH) OBP: 0.857, SLG: 1.800 Jerry Dipoto, R (8, 1)			1-1 G5-3			0-0 SH5-4		4-0 BB		0 0 0 0 0 0 0 1 0 0 0 0 0 0 0 0 0 0 1 0 0 0 0 0 0 0 0 0																							
Inning Stats	R: 0 E: 0 K: 2 S: 8	H: 0 LOB: 0 BB: 0 P: 11	R: 0 E: 0 K: 2 S: 14	H: 1 LOB: 1 BB: 0 P: 18	R: 0 E: 0 K: 1 S: 9	H: 0 LOB: 0 BB: 0 P: 14	R: 0 E: 0 K: 1 S: 5	H: 0 LOB: 0 BB: 1 P: 10	R: 0 E: 0 K: 0 S: 3	H: 1 LOB: 1 BB: 0 P: 3		R: 0 E: 0 K: 1 S: 6	H: 1 LOB: 1 BB: 0 P: 8	R: 0 E: 0 K: 0 S: 5	H: 0 LOB: 0 BB: 0 P: 5	R: 0 E: 0 K: 1 S: 10	H: 1 LOB: 3 BB: 2 P: 22	R: 0 E: 0 K: 0 S: 8	H: 0 LOB: 0 BB: 0 P: 10	1B: 2 2B: 2 3B: 0 HR: 0	SF: 0 SAC: 1 DP: 1 HBP: 0	WP: 0 PB: 0 SB: 0 CS: 0	PA: 32										
PITCHER Randy Johnson, L (1, 1) ERA: 0.76	IP 9.0	WLS W	BF 32	H 4	R 0	ER 0	SO 8	BB 3	IBB 0	HBP 0	BLK 0	WP 0	HR 0	S 68	P 101	ERA 0.00	WHIP 0.778																
											PITCHER	IP	WLS	BF	H	R	ER	SO	BB	IBB	HBP	BLK	WP	HR	S	P	ERA	WHIP					

AB	28
R	0
H	4
RBI	0
BB	3
SO	8
LOB	9



Batter	1	2	3	4	5	6	7	8	9	AB	R	H	RBI	BB	SO	LOB
Tony Womack, L OBP: 0.233, SLG: 0.339 (1, 6)	F5		G4-3			G1-3 1B				4	0	1	0	0	0	1
Jay Bell, R OBP: 0.392, SLG: 0.492 (1, 4)	FC3-6 PB BB		G5-3			G1-3 1-3			K	3	1	0	0	1	1	1
Luis Gonzalez, L OBP: 0.333, SLG: 0.468 (1, 7)	FC3-6 1-2 BB		G6-3			BB			G6-3	2	0	0	0	2	0	0
Erubiel Durazo, L OBP: 0.434, SLG: 0.429 (1, 3)	FC3-6 PB 1-2f 2-3					K			1B 1B	3	0	1	0	1	1	4
Steve Finley, L OBP: 0.377, SLG: 0.646 (1, 8)	K					FC4-6 G3 1-2f			F9 PB BB 1B	3	1	1	0	1	1	2
Travis Lee, L OBP: 0.382, SLG: 0.467 (1, 9)			FC3-6 E 1B			G3 1-2			PB F9 1B BB	3	1	1	0	1	0	3
Damian Miller, R OBP: 0.353, SLG: 0.484 (1, 2)			E1 FC3-6 1-2			IBB			F9 1-2 2-3	3	0	0	0	1	0	3
Andy Fox, L OBP: 0.250, SLG: 0.143 (1, 5)			FC3-6 G4-6-3 1-2f 2-3			K			PB 1B IBB	3	0	0	0	1	1	4
Randy Johnson, R OBP: 0.154, SLG: 0.154 (1, 1)			G4-6-3 1-2f			L8			1B 1-H 2-H 3-H	4	0	1	1	0	1	2

Inning Stats	R: 1	H: 0	E: 0	K: 1	S: 9	H: 0	LOB: 1	BB: 2	P: 22	R: 0	H: 1	E: 1	K: 0	S: 7	H: 0	LOB: 0	BB: 0	P: 10	R: 0	H: 0	E: 0	K: 1	S: 10	H: 1	LOB: 2	BB: 2	P: 25	R: 0	H: 1	E: 0	K: 1	S: 11	H: 1	LOB: 1	BB: 3	P: 20	R: 0	H: 2	E: 0	K: 1	S: 9	H: 0	LOB: 0	BB: 0	P: 9
--------------	------	------	------	------	------	------	--------	-------	-------	------	------	------	------	------	------	--------	-------	-------	------	------	------	------	-------	------	--------	-------	-------	------	------	------	------	-------	------	--------	-------	-------	------	------	------	------	------	------	--------	-------	------

PITCHER	IP	WLS	BF	H	R	ER	SO	BB	IBB	HBP	BLK	WP	HR	S	P	ERA	WHIP
Rolando Arrojo, R ERA: 7.02 (1, 1)	1.0	L	7	1	1	0	1	2	0	0	0	0	0	13	29	0.00	3.000
Brian Bohanon, L ERA: 10.47 (2, 1)	6.0		26	4	2	1	3	4	2	0	0	0	0	47	96	1.50	1.333
Jerry Dipoto, R ERA: 8.1 (8, 1)	1.0		3	0	0	0	1	0	0	0	0	0	0	8	9	0.00	0.000

BOTTOM

Colorado Rockies @ Arizona Diamondbacks
Bank One Ballpark, Phoenix, AZ
 Thu Apr 20 2000, 9:35 PM EDT
 Att. 34,458 - Cloudy - 86 F

AB	28
R	3
H	5
RBI	1
BB	8
SO	5
LOB	20



1B:	5	SF:	0	WP:	0	PA:	36
2B:	0	SAC:	0	PB:	2		
3B:	0	DP:	1	SB:	1		
HR:	0	HBP:	0	CS:	0		

Batter	1	2	3	4	5	6	7	8	9	AB R H RBI BB SO LOB	TOP		
Marvin Benard, L (1, 8) OBP: 0.306, SLG: 0.368 (7, 9)	2-3 		4-0 	1-0 	4-2 		2-1 		0-0 	4 3 3 4 2 1 0	San Francisco Giants @ Arizona Diamondbacks Bank One Ballpark, Phoenix, AZ Fri Apr 21 2000, 10:05 PM EDT Att. 40,929 - Sunny - 78 F		
Bill Mueller, S (1, 5) OBP: 0.327, SLG: 0.396 (1, 5)	3-2 		0-0 	4-0 	1-3 		0-0 		2-3 	4 1 2 1 1 2 5			
Barry Bonds, L (1, 7) OBP: 0.400, SLG: 0.642 Armando Rios, L (6, PR) OBP: 0.333, SLG: 0.421 (6, 7)	0-2 		4-0 	0-0 		3-2 	2-1 		1-1 	3 1 1 0 1 0 1 2 1 1 1 0 0 2			
Jeff Kent, R (1, 4) Felipe Crespo, S (9, 4) OBP: 0.500, SLG: 0.778	1-0 		1-0 		3-2 	1-0 	0-0 		0-0 	5 1 3 5 0 0 1 0 0 0 0 0 0 0			
J.T. Snow, L (1, 3) OBP: 0.310, SLG: 0.327		2-1 	1-0 		0-1 	4-0 		1-3 		4 1 1 0 1 1 1			
Ellis Burks, R (1, 9) Calvin Murray, R (7, 8) OBP: 0.500, SLG: 0.600	0-0 			0-0 	1-0 	4-1 		4-0 		3 0 0 0 1 0 2 0 0 0 0 1 0 0			
Rich Aurilia, R (1, 6) Alan Embree, L (8, 1) John Johnstone, R (9, 1)	1-0 		2-0 	1-3 	1-2 		1-0 		1-0 	5 1 2 0 0 1 5 0 0 0 0 0 0 0 0 0 0 0 0 0 0			
Doug Mirabelli, R (1, 2) OBP: 0.351, SLG: 0.667	0-2 		1-1 	4-2 	0-2 				0-0 	4 0 0 0 1 0 6			
Russ Ortiz, R (1, 1) Ramon Martinez, R (8, 6) OBP: 0.333, SLG: 0.667			0-1 	3-1 	4-2 		2-2 		1-2 	3 2 2 0 1 0 0 1 0 1 0 0 0 0			
Inning Stats	R: 1 H: 1 E: 0 LOB: 0 K: 1 BB: 0 S: 13 P: 19	R: 0 H: 2 E: 0 LOB: 1 K: 0 BB: 0 S: 7 P: 10	R: 3 H: 2 E: 0 LOB: 0 K: 0 BB: 2 S: 5 P: 15	R: 3 H: 3 E: 0 LOB: 1 K: 0 BB: 1 S: 8 P: 19	R: 2 H: 1 E: 1 LOB: 3 K: 2 BB: 3 S: 20 P: 38	R: 0 H: 1 E: 0 LOB: 3 K: 0 BB: 2 S: 13 P: 26	R: 2 H: 4 E: 0 LOB: 1 K: 0 BB: 0 S: 9 P: 15	R: 0 H: 0 E: 0 LOB: 0 K: 1 BB: 1 S: 4 P: 10	R: 0 H: 2 E: 0 LOB: 2 K: 1 BB: 0 S: 12 P: 16	1B: 10 SF: 0 2B: 4 SAC: 1 3B: 0 DP: 2 HR: 3 HBP: 0		WP: 0 PA: 48 PB: 0 SB: 0 CS: 1	
PITCHER	IP WLS BF H R ER SO BB IBB HBP BLK WP HR S P ERA WHIP											PITCHER	IP WLS BF H R ER SO BB IBB HBP BLK WP HR S P ERA WHIP
Todd Stottlemyre, R (1, 1) ERA: 7.32	3.2 L 20 8 7 7 1 2 1 0 0 0 2 32 62 17.18 2.727												
Russ Springer, R (4, 1) ERA: 7.11	1.0 8 1 2 1 1 3 0 0 0 0 1 18 35 9.00 4.000												
Dan Plesac, L (5, 1) ERA: 2.25	1.1 7 1 0 0 1 2 0 0 0 0 0 16 30 0.00 2.250												
Mike Morgan, R (7, 1) ERA: 2.63	2.0 8 4 2 2 1 1 0 0 0 0 0 13 25 9.00 2.500												
Greg Swindell, L (9, 1) ERA: 1.23	1.0 5 2 0 0 1 0 0 0 0 0 0 12 16 0.00 2.000												

livebaseballscorecards.com

AB	38
R	11
H	16
RBI	11
BB	9
SO	5
LOB	23



Batter	1	2	3	4	5	6	7	8	9	AB	R	H	RBI	BB	SO	LOB
Tony Womack, L (1, 6) OBP: 0.250, SLG: 0.365 Mike Morgan, R (7, 1) OBP: 1.000, SLG: 1.000 Bernard Gilkey, R (8, PH) OBP: 0.353, SLG: 0.571 Greg Swindell, L (9, 1)	1-1 CS 1B	1-0 F7			1-0 F8 2B	2-2 L9		3-3 K		4	0	2	0	0	0	3
Jay Bell, R (1, 4) OBP: 0.380, SLG: 0.515	2-3 K 1-2		2-1 G6-3		3-2 F8 2-3		0-1 HR	2-0 G6-3		5	1	1	1	0	1	3
Luis Gonzalez, L (1, 7) OBP: 0.351, SLG: 0.507	0-1 BB 1B		2-1 G4-3 2B		1-0 G4-3		0-2 G6-3		0-0 2B	5	1	3	0	0	0	1
Erubiel Durazo, L (1, 3) OBP: 0.448, SLG: 0.478	4-1 BB 1-2 BB		1-2 G4-3 2-3		2-0 1B BB 2B		1-1 F8		0-1 2B 2-H	4	1	2	1	1	0	1
Steve Finley, L (1, 8) OBP: 0.392, SLG: 0.638	4-2 BB 1-2 2-3 BB		0-1 G4-3		0-0 BB BB 1B 2-3		0-0 2B 1B		1-2 F5	4	1	2	0	1	0	2
Travis Lee, L (1, 9) OBP: 0.367, SLG: 0.460	3-1 F8				2-3 K		1-0 P5		2-1 F5	5	0	1	1	0	1	6
Kelly Stinnett, R (1, 2) OBP: 0.290, SLG: 0.733					0-1 G5-3		4-0 BB BB		2-3 K	4	1	1	1	1	2	2
Lenny Harris, L (1, 5) OBP: 0.216, SLG: 0.304 Dan Plesac, L (5, 1) Greg Colbrunn, R (6, PH) OBP: 0.550, SLG: 0.385 Hanley Frias, S (7, 6) OBP: 0.235, SLG: 0.133			1-1 G4-3		0-1 G4-3		1-3 K		0-1 E8	2	0	0	0	0	0	0
Todd Stottlemire, L (1, 1) Russ Springer, R (4, 1) Andy Fox, L (5, 5) OBP: 0.300, SLG: 0.125 Danny Klassen, R (8, PH) OBP: 0.500, SLG: 0.583			1-3 K				0-0 F9		0-1 F9	1	0	0	0	0	1	0


Inning Stats	R: 0	H: 2	E: 0	K: 1	S: 13	H: 2	LOB: 3	BB: 2	P: 27	R: 1	H: 1	E: 0	K: 1	S: 7	H: 1	LOB: 0	BB: 0	P: 12	R: 0	H: 1	E: 0	K: 0	S: 10	H: 0	LOB: 0	BB: 0	P: 15	R: 0	H: 1	E: 0	K: 0	S: 9	H: 1	LOB: 1	BB: 0	P: 11	R: 1	H: 2	E: 0	K: 1	S: 11	H: 2	LOB: 3	BB: 2	P: 25	R: 2	H: 3	E: 0	K: 1	S: 12	H: 3	LOB: 1	BB: 0	P: 16	R: 0	H: 0	E: 1	K: 1	S: 9	H: 0	LOB: 1	BB: 0	P: 14	R: 1	H: 2	E: 0	K: 1	S: 11	H: 2	LOB: 1	BB: 0	P: 16	1B: 4	2B: 6	3B: 0	HR: 2	SF: 0	SAC: 0	DP: 0	HBP: 0	WP: 0	PB: 0	SB: 0	CS: 1	PA: 43
PITCHER	IP	WLS	BF	H	R	ER	SO	BB	IBB	HBP	BLK	WP	HR	S	P	ERA	WHIP																																																																				
Russ Ortiz, R (1, 1) ERA: 4.21	7.0		34	10	4	4	5	4	0	0	0	0	2	68	117	5.14	2.000																																																																				
Alan Embree, L (8, 1) ERA: 7.88	1.0		4	0	0	0	1	0	0	0	0	0	0	9	14	0.00	0.000																																																																				
John Johnstone, R (9, 1) ERA: 7.5	1.0		5	2	1	1	1	0	0	0	0	0	0	11	16	9.00	2.000																																																																				

BOTTOM

San Francisco Giants @ Arizona Diamondbacks
Bank One Ballpark, Phoenix, AZ

Fri Apr 21 2000, 10:05 PM EDT
Att. 40,929 - Sunny - 78 F

AB	39
R	5
H	12
RBI	5
BB	4
SO	7
LOB	23



Batter	1	2	3	4	5	6	7	8	9	AB R H RBI BB SO LOB	TOP		
Calvin Murray, R (1, 8) OBP: 0.515, SLG: 0.556	4-2 G6-4-3 BB		4-0 G3 HR BB		1-0 P3		0-1 F7	4-2 BB		2 1 0 0 3 0 0	<p>San Francisco Giants @ Arizona Diamondbacks</p> <p>Bank One Ballpark, Phoenix, AZ</p> <p>Sat Apr 22 2000, 4:35 PM EDT</p> <p>Att. 45,659 - Sunny - 88 F</p>		
Bill Mueller, S (1, 5) OBP: 0.333, SLG: 0.385	1-2 G6-4-3 1-2f		2-1 G3			1-0 G5-3 E 1B	1-1 BB E HBP	0-1 F8		4 2 1 0 0 0 4			
Barry Bonds, L (1, 7) OBP: 0.400, SLG: 0.667	2-2 F9		2-0 HR			1-1 L4	4-2 E BB		3-3 K	4 2 1 2 1 1 1			
Jeff Kent, R (1, 4) OBP: 0.311, SLG: 0.530		3-2 F7	2-3 K			0-0 G5-3	2-0 E6 SF8 2B		3-2 P4	5 1 1 2 0 1 1			
Ellis Burks, R (1, 9) OBP: 0.411, SLG: 0.500		3-1 F8 1B 2B		1-0 F7		1-1 E6 1B BB	2-2 SF8		4-0 S BB	3 2 1 1 1 0 0			
Russ Davis, R (1, 3) OBP: 0.355, SLG: 0.448		3-2 F8		4-0 CS BB		1-1 BB BB 1B	0-3 K		2-1 G4-3	2 0 1 0 1 0 1			
J.T. Snow, L (6, 3) OBP: 0.300, SLG: 0.315										2 0 0 0 0 1 1			
Rich Aurilia, R (1, 6) OBP: 0.270, SLG: 0.373		0-0 1B		3-3 K		4-2 BB BB		1-2 SH3-4 2B		3 0 2 1 1 1 1			
Doug Mirabeli, R (1, 2) OBP: 0.350, SLG: 0.625		0-0 G1-3				4-2 BB BB		2-1 SH3-4		2 0 0 1 1 0 1			
Kirk Rueter, L (1, 1) Marvin Benard, L (8, PH) John Johnstone, R (8, 1) Aaron Fultz, L (8, 1) Robb Nen, R (9, 1)			2-1 G4-3		1-3 K	0-0 G3		1-1 F3		3 0 0 0 0 1 3			
Inning Stats	R: 0 E: 0 K: 0 S: 9 H: 0 LOB: 0 BB: 1 P: 16	R: 1 E: 0 K: 0 S: 10 H: 2 LOB: 1 BB: 0 P: 19	R: 2 E: 0 K: 1 S: 8 H: 1 LOB: 0 BB: 1 P: 20	R: 0 E: 0 K: 1 S: 6 H: 0 LOB: 1 BB: 1 P: 14	R: 0 E: 0 K: 1 S: 6 H: 0 LOB: 0 BB: 0 P: 9	R: 2 E: 2 K: 0 S: 13 H: 2 LOB: 3 BB: 2 P: 25	R: 3 E: 1 K: 1 S: 14 H: 1 LOB: 0 BB: 1 P: 23	R: 0 E: 0 K: 0 S: 11 H: 1 LOB: 2 BB: 1 P: 19	R: 0 E: 0 K: 1 S: 9 H: 0 LOB: 1 BB: 1 P: 21	1B: 3 2B: 4 3B: 0 HR: 1 SF: 1 SAC: 1 DP: 2 HBP: 1	WP: 0 PB: 0 SB: 1 CS: 1 PA: 42		
PITCHER	IP WLS BF H R ER SO BB IBB HBP BLK WP HR S P ERA WHIP											PITCHER	IP WLS BF H R ER SO BB IBB HBP BLK WP HR S P ERA WHIP
Omar Daal, L (1, 1) ERA: 4.5	6.0 L 27 5 5 3 3 5 0 0 0 0 0 1 52 103 4.50 1.667												
Byung-Hyun Kim, R (7, 1) ERA: 2.0	2.0 11 2 3 2 1 2 0 1 0 0 0 0 25 42 9.00 2.000												
Matt Mantei, R (9, 1) ERA:	1.0 4 0 0 0 0 1 1 0 0 0 0 0 9 21 0.00 1.000												

livebaseballscorecards.com

AB	31
R	8
H	7
RBI	7
BB	8
SO	5
LOB	14



Batter	1	2	3	4	5	6	7	8	9	AB	R	H	RBI	BB	SO	LOB
Hanley Frias, S (1, 6) OBP: 0.190, SLG: 0.105 Erubiel Durazo, L (9, PH) OBP: 0.441, SLG: 0.468	2-1 G4-3	2-2 G6-3			1-1 F9		2-0 G1-3		0-3 K	4	0	0	0	0	0	1
Jay Bell, R (1, 4) OBP: 0.393, SLG: 0.507	4-2 HR BB		0-3 K		1-1 L4			0-1 BB 2B 1B	4-2 BB	3	2	1	0	2	1	0
Luis Gonzalez, L (1, 7) OBP: 0.354, SLG: 0.535	0-0 HR		0-1 F8		0-0 F7			4-2 BB 2B BB	0-3 K	4	2	1	2	1	1	2
Greg Colbrunn, R (1, 3) OBP: 0.583, SLG: 0.563	1-0 E 2B		4-0 HR BB		0-0 F7			0-1 G3-1 1-3 2-H 2B		3	1	2	1	1	0	0
Steve Finley, L (1, 8) OBP: 0.385, SLG: 0.658	0-0 E3		2-2 HR		3-3 K			1-3 K		4	1	1	2	0	2	3
Bernard Gilkey, R (1, 9) OBP: 0.300, SLG: 0.471 Byung-Hyun Kim, R (7, 1) Lenny Harris, L (8, PH) OBP: 0.212, SLG: 0.298 Matt Mantei, R (9, 1)	1-3 K		1-1 G4-3		2-0 G2-3			1-2 G3-1		3	0	0	0	0	1	2
Damian Miller, R (1, 2) OBP: 0.351, SLG: 0.500 Kelly Stinnett, R (7, PR) OBP: 0.281, SLG: 0.710 (8, 2)	3-3 K				0-0 G5-3			0-0 2B	1-1 G3-1	3	0	1	0	0	1	2
Danny Klassen, R (1, 5) OBP: 0.400, SLG: 0.467 Andy Fox, L (9, PH) OBP: 0.273, SLG: 0.111		0-3 K			2-2 G1-3			1-0 G5-3	0-3 K2-3	3	0	0	0	0	1	1
Omar Daal, L (1, 1) OBP: 0.091, SLG: 0.182 Travis Lee, L (7, 9) OBP: 0.371, SLG: 0.481		2-1 G3-1			0-0 P5			3-3 K	0-0 2B	1	0	0	0	0	0	0

Inning Stats	R: 2	H: 2	E: 1	LOB: 2	K: 2	P: 13	R: 0	H: 0	E: 0	LOB: 0	K: 1	P: 9	R: 0	H: 1	E: 0	LOB: 0	K: 1	P: 17	R: 0	H: 0	E: 0	LOB: 0	K: 0	P: 7	R: 0	H: 0	E: 0	LOB: 0	K: 1	P: 7	R: 0	H: 0	E: 0	LOB: 0	K: 1	P: 10	R: 0	H: 1	E: 0	LOB: 1	K: 1	P: 12	R: 2	H: 2	E: 0	LOB: 1	K: 1	P: 21	R: 0	H: 1	E: 0	LOB: 2	K: 3	P: 16	1B: 1	2B: 4	3B: 0	HR: 2	SF: 0	SAC: 0	DP: 0	HBP: 0	WP: 0	PB: 0	SB: 0	CS: 0	PA: 39
--------------	------	------	------	--------	------	-------	------	------	------	--------	------	------	------	------	------	--------	------	-------	------	------	------	--------	------	------	------	------	------	--------	------	------	------	------	------	--------	------	-------	------	------	------	--------	------	-------	------	------	------	--------	------	-------	------	------	------	--------	------	-------	-------	-------	-------	-------	-------	--------	-------	--------	-------	-------	-------	-------	--------


PITCHER	IP	WLS	BF	H	R	ER	SO	BB	IBB	HBP	BLK	WP	HR	S	P	ERA	WHIP
Kirk Rueter, L (1, 1) ERA: 6.16	7.0	W	28	4	4	4	6	2	0	0	0	0	2	53	90	5.14	0.857
John Johnstone, R (8, 1) ERA: 10.5	0.0		3	2	2	2	0	1	0	0	0	0	0	6	10	∞	∞
Aaron Fultz, L (8, 1) ERA: 4.82	1.0	H	3	0	0	0	1	0	0	0	0	0	0	8	11	0.00	0.000
Robb Nen, R (9, 1) ERA:	1.0	S	5	1	0	0	3	1	0	0	0	0	0	12	16	0.00	2.000

BOTTOM

San Francisco Giants @ Arizona Diamondbacks
Bank One Ballpark, Phoenix, AZ
 Sat Apr 22 2000, 4:35 PM EDT
 Att. 45,659 - Sunny - 88 F

livebaseballscorecards.com

AB	35
R	6
H	7
RBI	6
BB	4
SO	10
LOB	15



Batter	1	2	3	4	5	6	7	8	9	AB R H RBI BB SO LOB	TOP											
Marvin Benard, L <small>(1, 8) OBP: 0.309, SLG: 0.365</small> <small>(9, 7)</small>										5 2 2 0 0 0 1												
Bill Mueller, S <small>(1, 5) OBP: 0.328, SLG: 0.429</small>										4 1 1 2 0 0 0												
Barry Bonds, L <small>(1, 7) OBP: 0.413, SLG: 0.710</small> Alan Embree, L <small>(9, 1)</small>										5 2 3 2 0 1 0 0 0 0 0 0 0 0												
Jeff Kent, R <small>(1, 4) OBP: 0.316, SLG: 0.563</small>										5 2 2 1 0 0 1												
J.T. Snow, L <small>(1, 3) OBP: 0.292, SLG: 0.322</small>										5 1 1 1 0 1 1												
Ellis Burks, R <small>(1, 9) OBP: 0.417, SLG: 0.490</small>										3 1 1 0 1 0 0												
Rich Aurilia, R <small>(1, 6) OBP: 0.284, SLG: 0.429</small>										4 2 2 3 0 1 1												
Bobby Estalella, R <small>(1, 2) OBP: 0.400, SLG: 0.567</small>										3 1 2 2 1 0 1												
Joe Nathan, R <small>(1, 1) OBP: 0.125, SLG: 0.250</small> Aaron Fultz, L <small>(6, 1) OBP: 1.000, SLG: 1.000</small> Russ Davis, R <small>(8, PH) OBP: 0.344, SLG: 0.433</small> John Johnstone, R <small>(8, 1)</small> Calvin Murray, R <small>(9, 8) OBP: 0.515, SLG: 0.556</small>										2 0 0 0 0 0 0 0 0 0 0 0 0 0 1 0 0 0 0 1 1 0 0 0 0 0 0 0 0 0 0 0 0 0 0												
Inning Stats	R: 8 E: 0 K: 0 S: 24	H: 7 LOB: 0 BB: 1 P: 39	R: 0 E: 0 K: 0 S: 4	H: 1 LOB: 0 BB: 0 P: 5	R: 0 E: 0 K: 1 S: 8	H: 1 LOB: 0 BB: 0 P: 12	R: 0 E: 0 K: 0 S: 12	H: 0 LOB: 0 BB: 0 P: 17	R: 1 E: 0 K: 1 S: 10	H: 1 LOB: 0 BB: 0 P: 16	R: 0 E: 0 K: 0 S: 8	H: 0 LOB: 1 BB: 1 P: 17	R: 0 E: 0 K: 1 S: 8	H: 0 LOB: 0 BB: 0 P: 10	R: 1 E: 0 K: 1 S: 16	H: 2 LOB: 1 BB: 0 P: 25	R: 2 E: 0 K: 0 S: 7	H: 2 LOB: 0 BB: 0 P: 9	1B: 8 2B: 1 3B: 0 HR: 5	SF: 0 SAC: 2 DP: 2 HBP: 0	WP: 0 PB: 0 SB: 0 CS: 0	PA: 41
PITCHER	IP WLS BF H R ER SO BB IBB HBP BLK WP HR S P ERA WHIP																					
Armando Reynoso, R <small>(1, 1) ERA: 5.91</small>	0.0 L 7 6 7 7 0 1 0 0 0 0 0 1 16 26 ∞ ∞																					
Brian Anderson, L <small>(1, 1) ERA: 5.4</small>	4.0 13 3 1 1 1 0 0 0 1 0 1 32 47 2.25 0.750																					
Mike Morgan, R <small>(5, 1) ERA: 2.87</small>	2.0 8 1 1 1 1 1 0 0 0 0 1 18 33 4.50 1.000																					
Greg Swindell, L <small>(7, 1) ERA: 1.93</small>	2.0 8 2 1 1 2 0 0 0 0 0 1 24 35 4.50 1.000																					
Dan Plesac, L <small>(9, 1) ERA: 5.4</small>	1.0 5 2 2 2 0 0 0 0 0 0 1 7 9 18.00 2.000																					

San Francisco Giants @ Arizona Diamondbacks
 Bank One Ballpark, Phoenix, AZ
 Sun Apr 23 2000, 4:35 PM EDT
 Att: 35,879 - Dome - 72 F

AB	37
R	12
H	14
RBI	11
BB	2
SO	4
LOB	6



BOTTOM

San Francisco Giants @ Arizona Diamondbacks
Bank One Ballpark, Phoenix, AZ

AB 37
R 7
H 11
RBI 7
BB 4
SO 3
LOB 23



WP: 0 PA: 43
PB: 0
SB: 2
CS: 0

Sun Apr 23 2000, 4:35 PM EDT
Att: 35,879 - Dome - 72 F

AB R H RBI BB SO LOB

5 1 1 0 0 1 4

4 0 0 0 1 1 5

4 2 2 2 1 1 0

4 3 2 2 1 0 2

4 1 1 0 0 0 4

5 0 2 2 0 0 1

4 0 1 0 0 0 1

4 0 1 1 0 0 3

0 0 0 0 0 0 0
1 0 0 0 0 0 2
0 0 0 0 1 0 0
0 0 0 0 0 0 0
1 0 0 0 0 0 1
0 0 0 0 0 0 0
1 0 1 0 0 0 0
1 0 1 0 0 0 0
0 0 0 0 0 0 0

1B: 5 SF: 0
2B: 5 SAC: 0
3B: 0 DP: 1
HR: 2 HBP: 2

WP: 0 PA: 43
PB: 0
SB: 2
CS: 0

ERA 10.80 WHIP 2.000
ERA 0.00 WHIP 0.500
ERA 9.00 WHIP 2.000
ERA 8.00 WHIP 2.000

Batter	1	2	3	4	5	6	7	8	9
Tony Womack, L OBP: 0.246, SLG: 0.368 (1, 6)	1-2 F9 1B 2B	2-1 G4-3		1-2 FC3-6 F9-3 1-2f		0-0 L4		2-3 K 1-2 2-3	
Jay Bell, R OBP: 0.382, SLG: 0.480 (1, 4)	3-2 F9 2-3	4-1 BB BB		1-2 F9-3 1-2		2-2 F8		0-3 K	
Luis Gonzalez, L OBP: 0.368, SLG: 0.573 (1, 7)	1-0 HR 1B 3-H	4-1 BB 1-2			1-2 HR		3-1 G1-3	2-3 K	
Erubiel Durazo, L OBP: 0.453, SLG: 0.549 (1, 3)	2-0 HR 1-H	3-2 F8			2-2 F8 G6-3 2B		2-2 G4-3	4-2 2B BB	
Steve Finley, L OBP: 0.386, SLG: 0.636 (1, 8)	2-1 1B FC3-6 1B	3-2 G3			0-0 F8 2-3		3-2 HBP	3-2 P3	
Travis Lee, L OBP: 0.373, SLG: 0.491 (1, 9)	1-0 FC3-6 HBP 1-3 1B		2-1 F7		2-1 G6-3		2-1 G4-3	1-1 2B 1-H	
Kelly Stinnett, R OBP: 0.297, SLG: 0.657 (1, 2)	4-1 FC3-6 HBP 1-2		1-2 F7		0-1 F7		1-1 FC3-6 1B	2-1 F3	
Andy Fox, L OBP: 0.267, SLG: 0.231 (1, 5)	0-0 FC3-6 FC6 1-2f 2-3 3-H		2-1 F8			2-1 2B	1-0 FC3-6 S 1B 1-2f		
Armando Reynoso, R OBP: 0.143, SLG: 0.143 Brian Anderson, R OBP: 0.125, SLG: 0.125 Hanley Frías, S OBP: 0.227, SLG: 0.105 Mike Morgan, R OBP: 1.000, SLG: 1.000 Bernard Gilkey, R OBP: 0.286, SLG: 0.444 Greg Swindell, L Lenny Harris, L OBP: 0.226, SLG: 0.313 Dan Plesac, L (1, 1) (1, 1) (4, PH) (5, 1) (6, PH) (7, 1) (8, PH) (9, 1)	0-0 FC6 1-2f			4-1 FC3-6 BB		0-2 G5-3	0-2 S 1B 1-2		

Inning Stats	R: 4 E: 0 K: 0 S: 17	H: 5 LOB: 2 BB: 0 P: 31	R: 0 E: 0 K: 10 S: 10	H: 0 LOB: 2 BB: 2 P: 26	R: 0 E: 0 K: 0 S: 8	H: 0 LOB: 0 BB: 0 P: 13	R: 0 E: 0 K: 0 S: 9	H: 0 LOB: 0 BB: 1 P: 15	R: 2 E: 0 K: 0 S: 13	H: 2 LOB: 0 BB: 0 P: 18	R: 0 E: 0 K: 0 S: 10	H: 1 LOB: 1 BB: 0 P: 14	R: 0 E: 0 K: 0 S: 9	H: 0 LOB: 1 BB: 0 P: 19	R: 0 E: 0 K: 2 S: 15	H: 2 LOB: 2 BB: 0 P: 19	R: 1 E: 0 K: 1 S: 15	H: 1 LOB: 1 BB: 1 P: 27	1B: 5 2B: 5 3B: 0 HR: 2	SF: 0 SAC: 0 DP: 1 HBP: 2
--------------	-------------------------------	----------------------------------	--------------------------------	----------------------------------	------------------------------	----------------------------------	------------------------------	----------------------------------	-------------------------------	----------------------------------	-------------------------------	----------------------------------	------------------------------	----------------------------------	-------------------------------	----------------------------------	-------------------------------	----------------------------------	----------------------------------	------------------------------------

PITCHER	IP	WLS	BF	H	R	ER	SO	BB	IBB	HBP	BLK	WP	HR	S	P	ERA	WHIP
Joe Nathan, R ERA: 5.23 (1, 1)	5.0	W	25	7	6	6	0	3	0	1	0	0	2	57	103	10.80	2.000
Aaron Fultz, L ERA: 3.97 (6, 1)	2.0	H	8	1	0	0	0	0	0	1	0	0	0	19	33	0.00	0.500
John Johnstone, R ERA: 9.0 (8, 1)	1.0		5	2	0	0	2	0	0	0	0	0	0	15	19	0.00	2.000
Alan Embree, L ERA: 8.0 (9, 1)	1.0		5	1	1	1	1	1	0	0	0	0	0	15	27	9.00	2.000

Batter	1	2	3	4	5	6	7	8	9	AB R H RBI BB SO LOB	TOP											
Tony Womack, L (1, 6) OBP: 0.243, SLG: 0.384	2-3 K		2-2 G6-3 3B	0-1 P6			1-1 G4-3	0-0 F7		5 1 1 0 0 1 3												
Jay Bell, R (1, 4) OBP: 0.372, SLG: 0.456	4-0 FC4-6 BB		2-1 G6-3		0-3 K		2-3 K	3-2 P6		4 0 0 1 1 2 2												
Luis Gonzalez, L (1, 7) OBP: 0.370, SLG: 0.551	3-1 FC4-6 1-2f		4-1 3-H BB		0-3 K		1-1 WP HR HBP	1-0 L6		3 1 0 0 1 1 2												
Erubiel Durazo, L (1, 3) OBP: 0.448, SLG: 0.537 Greg Colbrunn, R (7, PH) OBP: 0.615, SLG: 0.563 (7, 3)	2-2 G4-3		0-0 F9		0-2 1B		4-2 1-2 3-H HR BB	4-2 FC3-6 BB		3 0 1 0 0 0 2 0 1 0 0 2 0 0												
Steve Finley, L (1, 8) OBP: 0.386, SLG: 0.671		2-0 G3 HR 2B	3-2 F2		0-0 F7		1-0 1-H 2-H HR	1-0 FC3-6 1-2f		5 2 2 3 0 0 3												
Travis Lee, L (1, 9) OBP: 0.375, SLG: 0.532		1-0 G3		0-1 HR		0-1 G3-1	1-2 HR 1B	2-2 F7		5 2 2 1 0 0 2												
Kelly Stinnett, R (1, 2) OBP: 0.310, SLG: 0.775		0-1 HR		0-1 G6-3		2-1 G4-3	3-2 1-H HR	2-2 F9		5 2 2 4 0 0 1												
Andy Fox, L (1, 5) OBP: 0.263, SLG: 0.188		0-2 G3		4-2 BB		0-0 G4-3	0-3 K			3 0 0 0 1 1 0												
Randy Johnson, R (1, 1) OBP: 0.188, SLG: 0.250 Russ Springer, R (7, 1) OBP: 1.000, SLG: 1.000		1-1 F9		0-3 K			0-0 G4-3 WP 2B	1-0 1B		3 1 1 0 0 1 1 1 0 1 0 0 0 0												
Inning Stats	R: 0 E: 0 K: 1 S: 12	H: 0 LOB: 1 BB: 1 P: 23	R: 2 E: 0 K: 0 S: 9	H: 2 LOB: 0 BB: 0 P: 13	R: 1 E: 0 K: 0 S: 12	H: 1 LOB: 1 BB: 1 P: 23	R: 1 E: 0 K: 1 S: 12	H: 1 LOB: 1 BB: 1 P: 16	R: 0 E: 0 K: 2 S: 10	H: 1 LOB: 1 BB: 0 P: 10	R: 0 E: 0 K: 0 S: 5	H: 0 LOB: 0 BB: 0 P: 7	R: 6 E: 0 K: 2 S: 22	H: 4 LOB: 0 BB: 1 P: 35	R: 0 E: 0 K: 0 S: 6	H: 1 LOB: 1 BB: 0 P: 11	R: 0 E: 0 K: 0 S: 11	H: 0 LOB: 1 BB: 1 P: 20	1B: 3 2B: 2 3B: 1 HR: 4	SF: 0 SAC: 0 DP: 0 HBP: 1	WP: 1 PB: 0 SB: 0 CS: 0	PA: 43
PITCHER	IP WLS BF H R ER SO BB IBB HBP BLK WP HR S P ERA WHIP																					
Chris Brock, R (1, 1) ERA: 6.38	6.2 L 29 6 5 5 5 3 0 0 0 0 2 67 102 6.75 1.350																					
Trever Miller, L (7, 1) ERA: 11.12	0.0 4 2 3 3 0 1 0 1 0 1 1 9 16 ∞ ∞																					
Amaury Telemaco, R (7, 1) ERA: 7.27	0.1 2 1 2 2 1 0 0 0 0 0 1 6 9 54.00 3.000																					
Steve Schrenk, R (8, 1) ERA: 7.0	2.0 8 1 0 0 0 1 0 0 0 0 0 0 17 31 0.00 1.000																					

Arizona Diamondbacks @ Philadelphia Phillies
Veterans Stadium, Philadelphia, PA
Tue Apr 25 2000, 7:05 PM EDT
Att. 11,926 - Cloudy - 53 F

livebaseballscorecards.com

AB 37
R 10
H 10
RBI 9
BB 5
SO 6
LOB 16



Batter	1	2	3	4	5	6	7	8	9	AB	R	H	RBI	BB	SO	LOB
Doug Glanville, R (1, 8) OBP: 0.313, SLG: 0.342	2-2 F7		2-2 BB 1B		1-3 K			3-1 F9 2B		4	0	2	2	0	1	0
Ron Gant, R (1, 7) OBP: 0.256, SLG: 0.347	2-3 K		4-1 1-2 BB			3-2 G4-3 G5-3 1B		0-1 F9 2-3		3	0	1	0	1	1	1
Brian Hunter, R (1, 3) OBP: 0.300, SLG: 0.600	2-3 K		1-3 K			1-2 G5-3 1-2		2-3 K		4	0	0	0	0	3	4
Scott Rolen, R (1, 5) OBP: 0.309, SLG: 0.507		2-3 K	0-3 K			0-1 G4-3 2-3		3-2 F2		4	0	0	0	0	2	4
Mike Lieberthal, R (1, 2) OBP: 0.310, SLG: 0.369		0-1 P4		0-3 K		1-2 G6-3			1-3 K	3	0	0	0	0	1	1
Tom Prince, R (9, 2) OBP: 0.286, SLG: 0.167		1-2 P5								1	0	0	0	0	1	0
23 Kevin Jordan, R (1, 4) OBP: 0.129, SLG: 0.167		1-2 P5		2-3 K			0-1 G4-3		2-2 2B	4	0	1	0	0	1	0
Kevin Sevcik, R (1, 9) OBP: 0.235, SLG: 0.353			1-2 SH1-3 BB 1B		1-3 K		2-3 K		0-3 K	3	1	1	0	0	2	0
Rob Ducey, L (9, PH) OBP: 0.389, SLG: 0.154										1	0	0	0	0	1	1
Desi Relaford, S (1, 6) OBP: 0.396, SLG: 0.278			4-0 SH1-3 1B BB		3-3 K		4-1 BB		4-2 BB	1	1	0	0	3	1	0
Chris Brock, R (1, 1) OBP: 0.296, SLG: 0.857			0-2 SH1-3		0-2 G3		1-0 F9		0-0 P6	1	0	0	0	0	0	0
Trevor Miller, R (7, 1)										0	0	0	0	0	0	0
Amaury Telemaco, R (7, 1)										0	0	0	0	0	0	0
Alex Arias, R (7, PH) OBP: 0.154, SLG: 0.043										1	0	0	0	0	0	1
Steve Schrenk, R (8, 1)										0	0	0	0	0	0	0
Mickey Morandini, L (9, PH) OBP: 0.364, SLG: 0.277			1-2 2-3							1	0	0	0	0	0	2

Inning Stats	R: 0	H: 0	E: 0	K: 2	S: 14	R: 0	H: 0	E: 0	K: 1	S: 8	R: 0	H: 2	E: 0	K: 2	S: 17	R: 0	H: 0	E: 0	K: 3	S: 10	R: 0	H: 1	E: 0	K: 0	S: 12	R: 0	H: 0	E: 0	K: 1	S: 7	R: 0	H: 1	E: 0	K: 1	S: 10	R: 0	H: 1	E: 0	K: 2	S: 15	1B: 3	2B: 2	3B: 0	HR: 0	SF: 0	SAC: 1	DP: 0	HBP: 0	WP: 0	PA: 36
--------------	------	------	------	------	-------	------	------	------	------	------	------	------	------	------	-------	------	------	------	------	-------	------	------	------	------	-------	------	------	------	------	------	------	------	------	------	-------	------	------	------	------	-------	-------	-------	-------	-------	-------	--------	-------	--------	-------	--------

PITCHER	IP	WLS	BF	H	R	ER	SO	BB	IBB	HBP	BLK	WP	HR	S	P	ERA	WHIP
Randy Johnson, L (1, 1) ERA: 1.06	6.2	W	26	3	2	2	11	3	0	0	0	0	0	78	117	2.70	0.900
Russ Springer, R (7, 1) ERA: 5.19	2.1		10	2	0	0	3	1	0	0	0	0	0	26	42	0.00	1.286

BOTTOM

Arizona Diamondbacks @ Philadelphia Phillies
Veterans Stadium, Philadelphia, PA

Tue Apr 25 2000, 7:05 PM EDT
Att: 11,926 - Cloudy - 53 F

livebaseballscorecards.com

AB	31
R	2
H	5
RBI	2
BB	4
SO	14
LOB	14



Batter	1	2	3	4	5	6	7	8	9	AB R H RBI BB SO LOB	TOP																							
Tony Womack, L (1, 6) OBP: 0.250, SLG: 0.405	0-2 F9	2-1 3B		0-1 WP 2B 1B		0-3 K	2-2 G6-3		1-1 F9	6 1 2 2 0 1 2																								
Jay Bell, R (1, 4) OBP: 0.384, SLG: 0.444	2-0 F9	2-0 F9		4-1 2B SF9 BB		4-2 HR BB		4-2 1B BB		2 2 0 0 3 0 1																								
Luis Gonzalez, L (1, 7) OBP: 0.381, SLG: 0.598	4-2 HR BB	0-0 P5		2-2 2B		1-2 HR		1-3 K		4 2 2 3 1 1 2																								
Erubiel Durazo, L (1, 3) OBP: 0.444, SLG: 0.586	2-0 HR		3-3 K	1-2 SF9		1-2 F9		0-0 1B		4 1 2 3 0 1 0																								
Steve Finley, L (1, 8) OBP: 0.387, SLG: 0.647	4-1 WP 1B BB		3-2 G4-3	1-1 F9		4-1 BB		2-3 K		3 1 0 0 2 1 3																								
Travis Lee, L (1, 9) OBP: 0.364, SLG: 0.500	4-0 1B BB		1-0 G4-3		2-1 G4-3	0-0 G4-3		0-3 K		4 0 0 0 1 1 3																								
Kelly Stinnett, R (1, 2) OBP: 0.340, SLG: 0.744	1-2 1B			2-2 E 1B HBP	2-1 F7		4-2 SH3-4 BB		0-1 G1-3	3 1 1 1 1 0 0																								
Andy Fox, L (1, 5) OBP: 0.208, SLG: 0.143	3-1 F7			1-2 E3 1B SH5-4	2-1 G3		0-0 L9		2-0 P5	5 1 0 0 0 0 4																								
Todd Stottlemire, L (1, 1) OBP: 0.200, SLG: 0.444		0-3 K		2-1 SH5-4		0-0 HR		0-0 SH3-4		2 1 1 1 0 1 0																								
Greg Swindell, L (6, 1)										0 0 0 0 0 0 0																								
Lenny Harris, L (9, PH) OBP: 0.241, SLG: 0.327										1 0 1 0 0 0 0																								
Byung-Hyun Kim, R (9, 1)										0 0 0 0 0 0 0																								
Inning Stats	R: 3 E: 0 K: 0 S: 16	H: 2 LOB: 2 BB: 3 P: 36	R: 0 E: 0 K: 1 S: 7	H: 1 LOB: 1 BB: 0 P: 11	R: 0 E: 0 K: 1 S: 7	H: 0 LOB: 0 BB: 0 P: 14	R: 4 E: 1 K: 0 S: 22	H: 2 LOB: 1 BB: 1 P: 35	R: 0 E: 0 K: 0 S: 6	H: 0 LOB: 0 BB: 0 P: 12	R: 3 E: 0 K: 1 S: 20	H: 2 LOB: 1 BB: 2 P: 30	R: 0 E: 0 K: 0 S: 7	H: 0 LOB: 1 BB: 1 P: 13	R: 0 E: 0 K: 3 S: 12	H: 1 LOB: 2 BB: 1 P: 19	R: 0 E: 0 K: 0 S: 7	H: 1 LOB: 1 BB: 0 P: 12	1B: 4 2B: 1 3B: 1 HR: 3	SF: 1 SAC: 2 DP: 0 HBP: 1	WP: 2 PB: 0 SB: 0 CS: 0	PA: 46												
PITCHER	IP WLS BF H R ER SO BB IBB HBP BLK WP HR S P ERA WHIP	IP WLS BF H R ER SO BB IBB HBP BLK WP HR S P ERA WHIP	IP WLS BF H R ER SO BB IBB HBP BLK WP HR S P ERA WHIP	IP WLS BF H R ER SO BB IBB HBP BLK WP HR S P ERA WHIP	IP WLS BF H R ER SO BB IBB HBP BLK WP HR S P ERA WHIP	IP WLS BF H R ER SO BB IBB HBP BLK WP HR S P ERA WHIP	IP WLS BF H R ER SO BB IBB HBP BLK WP HR S P ERA WHIP	IP WLS BF H R ER SO BB IBB HBP BLK WP HR S P ERA WHIP	IP WLS BF H R ER SO BB IBB HBP BLK WP HR S P ERA WHIP	IP WLS BF H R ER SO BB IBB HBP BLK WP HR S P ERA WHIP	IP WLS BF H R ER SO BB IBB HBP BLK WP HR S P ERA WHIP	IP WLS BF H R ER SO BB IBB HBP BLK WP HR S P ERA WHIP	IP WLS BF H R ER SO BB IBB HBP BLK WP HR S P ERA WHIP	IP WLS BF H R ER SO BB IBB HBP BLK WP HR S P ERA WHIP	IP WLS BF H R ER SO BB IBB HBP BLK WP HR S P ERA WHIP	IP WLS BF H R ER SO BB IBB HBP BLK WP HR S P ERA WHIP	IP WLS BF H R ER SO BB IBB HBP BLK WP HR S P ERA WHIP	IP WLS BF H R ER SO BB IBB HBP BLK WP HR S P ERA WHIP	IP WLS BF H R ER SO BB IBB HBP BLK WP HR S P ERA WHIP	IP WLS BF H R ER SO BB IBB HBP BLK WP HR S P ERA WHIP	IP WLS BF H R ER SO BB IBB HBP BLK WP HR S P ERA WHIP	IP WLS BF H R ER SO BB IBB HBP BLK WP HR S P ERA WHIP	IP WLS BF H R ER SO BB IBB HBP BLK WP HR S P ERA WHIP	IP WLS BF H R ER SO BB IBB HBP BLK WP HR S P ERA WHIP	IP WLS BF H R ER SO BB IBB HBP BLK WP HR S P ERA WHIP									
Andy Ashby, R (1, 1) ERA: 5.17	3.1	L	21	5	7	5	2	4	0	1	0	2	1	47	89	13.50	2.700	Wayne Gomes, R (9, 1) ERA: 0.75	1.0	L	4	1	0	0	0	0	0	0	7	12	0.00	1.000		
Trever Miller, L (4, 1) ERA: 8.59	1.2		5	0	0	0	0	0	0	0	0	0	0	11	19	0.00	0.000																	
Amaury Telemaco, R (6, 1) ERA: 9.31	1.0		7	2	3	3	1	2	0	0	0	0	2	20	30	27.00	4.000																	
Carlos Reyes, R (7, 1) ERA: 3.52	1.0		4	0	0	0	0	1	0	0	0	0	0	7	13	0.00	1.000																	
Scott Aldred, L (8, 1) ERA: 4.82	1.0		5	1	0	0	3	1	0	0	0	0	0	12	19	0.00	2.000																	

Arizona Diamondbacks @ Philadelphia Phillies
Veterans Stadium, Philadelphia, PA
Wed Apr 26 2000, 7:05 PM EDT
Att. 12,250 - Cloudy - 53 F

livebaseballscorecards.com

AB	34
R	10
H	9
RBI	10
BB	8
SO	6
LOB	15



BOTTOM

Arizona Diamondbacks @ Philadelphia Phillies
Veterans Stadium, Philadelphia, PA

livebaseballscorecards.com

AB 32
R 4
H 6
RBI 4
BB 4
SO 7
LOB 11



WP: 0 PA: 36
PB: 0
SB: 0
CS: 0

Wed Apr 26 2000, 7:05 PM EDT
Att. 12,250 - Cloudy - 53 F

AB R H RBI BB SO LOB
4 0 1 0 0 1 2
0 0 0 0 0 0 0
0 0 0 0 0 0 0

4 0 0 0 0 1 3

4 1 1 0 0 0 0

3 1 1 2 1 0 0
0 0 0 0 0 0 0

4 0 0 0 0 2 1

3 1 1 0 1 1 0

4 1 2 2 0 0 2

3 0 0 0 1 1 1

0 0 0 0 0 1 0 0
0 0 0 0 0 0 0 0
1 0 0 0 0 0 0 1
0 0 0 0 0 0 0 0
0 0 0 0 0 0 0 0
2 0 0 0 0 0 1 1

1B: 2 SF: 0
2B: 2 SAC: 0
3B: 0 DP: 1
HR: 2 HBP: 0

Batter	1	2	3	4	5	6	7	8	9
Doug Glanville, R (1, 8) OBP: 0.310, SLG: 0.338 Scott Aldred, L (8, 1) Alex Arias, R (9, 5) OBP: 0.154, SLG: 0.043	1-3 K		0-2 F8		3-2 G4-3		2-2 1B		
Mickey Morandini, L (1, 4) OBP: 0.339, SLG: 0.255	1-1 F9		2-2 G6-4-3		0-0 G6-3		1-3 K		
Bobby Abreu, L (1, 9) OBP: 0.430, SLG: 0.529	2-1 F7			1-1 G4-3		2-1 HR		1-1 F7	
Scott Rolen, R (1, 5) Wayne Gomes, R (9, 1) OBP: 0.318, SLG: 0.539		2-2 G5-3		4-2 FC6-4 BB		2-2 HR		2-1 F7	
Rico Brogna, L (1, 3) OBP: 0.250, SLG: 0.304		2-2 F9		1-2 FC6-4 BB		2-3 K		0-3 K	
Mike Lieberthal, R (1, 2) OBP: 0.320, SLG: 0.382		0-0 HR		4-1 BB		2-3 K			1-1 F9
Rob Ducey, L (1, 7) OBP: 0.409, SLG: 0.412		1-1 HR		2-2 G4-3		0-1 F9			1-0 1B
Desi Relaford, S (1, 6) OBP: 0.385, SLG: 0.256		2-2 P4			4-0 G4-3 BB		1-2 G1-3		3-3 K
Andy Ashby, R (1, 1) Trevor Miller, R (4, 1) Kevin Seifick, R (5, PH) Amaury Telemaco, R (6, 1) Carlos Reyes, S (7, 1) Brian Hunter, R (7, PH) OBP: 0.290, SLG: 0.500			4-0 G6-4-3 BB		3-2 F5		3-3 K		1-1 F9

Inning Stats	R: 0	H: 0	E: 0	K: 1	S: 8	LOB: 0	BB: 0	P: 12
	R: 2	H: 2	E: 0	K: 0	S: 13	LOB: 0	BB: 0	P: 20
	R: 0	H: 0	E: 0	K: 0	S: 6	LOB: 0	BB: 1	P: 12
	R: 0	H: 0	E: 0	K: 0	S: 12	LOB: 2	BB: 2	P: 24
	R: 0	H: 0	E: 0	K: 0	S: 9	LOB: 1	BB: 1	P: 19
	R: 2	H: 2	E: 0	K: 2	S: 13	LOB: 0	BB: 0	P: 21
	R: 0	H: 1	E: 0	K: 2	S: 13	LOB: 1	BB: 0	P: 20
	R: 0	H: 0	E: 0	K: 1	S: 7	LOB: 0	BB: 0	P: 10
	R: 0	H: 1	E: 0	K: 1	S: 8	LOB: 1	BB: 0	P: 14

PITCHER	IP	WLS	BF	H	R	ER	SO	BB	IBB	HBP	BLK	WP	HR	S	P	ERA	WHIP
Todd Stottlemyre, R (1, 1) ERA: 7.3	5.0	W	22	4	4	4	1	4	0	0	0	0	2	53	96	7.20	1.600
Greg Swindell, L (6, 1) ERA: 1.46	3.0		10	1	0	0	5	0	0	0	0	0	0	28	42	0.00	0.333
Byung-Hyun Kim, R (9, 1) ERA: 1.8	1.0		4	1	0	0	1	0	0	0	0	0	0	8	14	0.00	1.000

Batter	1	2	3	4	5	6	7	8	9	AB R H RBI BB SO LOB	TOP																
Tony Womack, L (1, 6) OBP: 0.259, SLG: 0.417	1-3 K		1-1 F7		2-1 1B		3-1 1B 2B		0-0 G3	5 1 2 0 0 1 0																	
Jay Bell, R (1, 4) OBP: 0.379, SLG: 0.435	3-3 K		0-2 F9		0-2 F8		1-1 HR 1B			4 1 1 2 0 1 2																	
Luis Gonzalez, L (1, 7) OBP: 0.386, SLG: 0.624	4-1 BB BB			3-1 F7		1-1 G4-3	1-0 HR			3 1 1 2 1 0 0																	
Erubiel Durazo, L (1, 3) OBP: 0.447, SLG: 0.590	4-1 1-2 BB			3-2 2B		0-1 F9	0-0 F7			3 0 1 0 1 0 0																	
Steve Finley, L (1, 8) OBP: 0.381, SLG: 0.625	2-2 F9			2-2 F7		4-1 BB		3-1 G4-3		3 0 0 0 1 0 3																	
Travis Lee, L (1, 9) OBP: 0.350, SLG: 0.478		2-3 K		3-1 F7		2-3 K		3-2 G6-3		3 0 0 0 0 2 2																	
Dan Plesac, L (8, 1)										0 0 0 0 0 0 0																	
Byung-Hyun Kim, R (8, 1)										0 0 0 0 0 0 0																	
Kelly Stinnett, R (1, 2) OBP: 0.314, SLG: 0.681		3-2 G5-3				0-0 G6-3		0-3 K	2-3 K	4 0 0 0 0 2 0																	
Lenny Harris, L (1, 5) (6, 9)		2-0 G6-3				2-0 F7		1-1 G4-3	0-1 G5-3	4 0 0 0 0 0 0																	
Omar Daal, L (1, 1) OBP: 0.154, SLG: 0.167			1-2 B1-3		4-1 1B BB		0-1 2B 1B		1-0 F9	1 0 0 0 1 0 0																	
Mike Morgan, R (6, 1) OBP: 1.000, SLG: 1.000										0 0 0 0 0 0 0																	
Andy Fox, L (6, 5) OBP: 0.231, SLG: 0.174										2 1 1 0 0 0 0																	
Bernard Gilkey, R (8, PH) OBP: 0.273, SLG: 0.421										1 0 0 0 0 0 0																	
Inning Stats	R: 0 E: 0 K: 2 S: 12	H: 0 LOB: 2 BB: 2 P: 26	R: 0 E: 0 K: 1 S: 7	H: 0 LOB: 0 BB: 0 P: 14	R: 0 E: 0 K: 0 S: 8	H: 0 LOB: 0 BB: 0 P: 10	R: 0 E: 0 K: 0 S: 16	H: 1 LOB: 1 BB: 0 P: 27	R: 0 E: 0 K: 1 S: 9	H: 0 LOB: 1 BB: 1 P: 16	R: 4 E: 0 K: 1 S: 13	H: 4 LOB: 0 BB: 0 P: 19	R: 0 E: 0 K: 1 S: 8	H: 0 LOB: 0 BB: 0 P: 16	R: 0 E: 0 K: 0 S: 4	H: 0 LOB: 0 BB: 0 P: 5	1B: 3 2B: 2 3B: 0 HR: 1	SF: 0 SAC: 0 DP: 0 HBP: 0	WP: 0 PB: 0 SB: 0 CS: 0	PA: 37							
PITCHER	IP WLS BF H R ER SO BB IBB HBP BLK WP HR S P ERA WHIP																										
Paul Byrd, R (1, 1) ERA: 10.19	6.2		29	5	3	3	5	4	0	0	0	0	0	71	125	4.05	1.350										
Scott Aldred, L (7, 1) ERA: 5.06	1.1	B	5	1	1	1	1	0	0	0	0	0	1	10	19	6.75	0.750										
Wayne Gomes, R (9, 1) ERA: 0.69	1.0	W	3	0	0	0	0	0	0	0	0	0	0	4	5	0.00	0.000										

Arizona Diamondbacks @ Philadelphia Phillies
Veterans Stadium, Philadelphia, PA
Thu Apr 27 2000, 3:05 PM EDT
Att. 13,560 - Cloudy - 48 F

AB	33
R	4
H	6
RBI	4
BB	4
SO	6
LOB	7



Batter	1	2	3	4	5	6	7	8	9	AB R H RBI BB SO LOB
Doug Glanville, R (1, 8) OBP: 0.304, SLG: 0.329	3-2 G6-3		0-0 F8		1-1 F8		0-0 G1-3		1-0 BB BB 1B	5 0 1 0 0 0 0
Ron Gant, R (1, 7) OBP: 0.287, SLG: 0.410	0-0 G4-3 2B		3-1 HR		1-2 G5-3		4-2 PO BB		4-2 BB BB	3 1 2 1 2 0 0
Bobby Abreu, L (1, 9) OBP: 0.440, SLG: 0.528	3-2 G4-3		3-2 BB 2B 1B		0-2 G1-3		1-0 PO 1-2	1-2 BB 1B	4-0 BB BB	4 1 2 1 1 0 1
Scott Rolen, R (1, 5) OBP: 0.337, SLG: 0.577	0-1 F2		4-2 2B BB			1-2 HR		4-1 BB 1B		2 1 1 1 2 0 1
Rico Brogna, L (1, 3) OBP: 0.263, SLG: 0.370		0-0 G1-3	3-2 1-3 2-H 2B			2-1 HR		2-2 P4		4 1 2 2 0 0 2
23 Kevin Jordan, R (1, 4) OBP: 0.147, SLG: 0.182		3-2	0-0 F8		2-2 P3		1-3 K			3 0 1 0 0 0 2
Scott Aldred, L (7, 1)										0 0 0 0 0 0 0
Kevin Seifick, R (8, PH) OBP: 0.222, SLG: 0.333										0 0 0 0 0 0 0
Rob Ducey, L (8, PH) OBP: 0.391, SLG: 0.389										1 0 0 0 0 1 2
Wayne Gomes, R (9, 1)										0 0 0 0 0 0 0
Alex Arias, R (1, 6) OBP: 0.167, SLG: 0.038		4-2 G4-6-3 BB		2-1 F9		2-0 G5-3		1-3 K		3 0 0 0 1 1 2
Tom Prince, R (1, 2) OBP: 0.200, SLG: 0.111		2-2 G4-6-3		0-0 P5		0-3 K			0-3 K	3 0 0 0 0 1 2
Mike Lieberthal, R (9, PH) OBP: 0.316, SLG: 0.377										1 0 0 0 0 1 0
Paul Byrd, R (1, 1) OBP: 0.200, SLG: 0.200			0-2 G5-3		2-2 G1-3		1-1 G4-3		2-1 1B BB 1B	2 0 0 0 0 0 0
Mickey Morandini, L (7, 4) OBP: 0.344, SLG: 0.264										2 1 1 0 0 0 0

Inning Stats	R: 0 E: 0 K: 0 S: 11	H: 1 LOB: 1 BB: 0 P: 17	R: 0 E: 0 K: 0 S: 12	H: 1 LOB: 1 BB: 1 P: 21	R: 2 E: 0 K: 0 S: 16	H: 3 LOB: 2 BB: 1 P: 29	R: 0 E: 0 K: 0 S: 10	H: 0 LOB: 0 BB: 0 P: 14	R: 0 E: 0 K: 1 S: 11	H: 2 LOB: 0 BB: 0 P: 19	R: 0 E: 0 K: 0 S: 5	H: 0 LOB: 0 BB: 1 P: 11	R: 0 E: 0 K: 2 S: 15	H: 1 LOB: 2 BB: 1 P: 24	R: 1 E: 0 K: 1 S: 9	H: 2 LOB: 3 BB: 2 P: 20	1B: 5 2B: 2 3B: 0 HR: 3	SF: 0 SAC: 0 DP: 1 HBP: 0
--------------	-------------------------------	----------------------------------	-------------------------------	----------------------------------	-------------------------------	----------------------------------	-------------------------------	----------------------------------	-------------------------------	----------------------------------	------------------------------	----------------------------------	-------------------------------	----------------------------------	------------------------------	----------------------------------	----------------------------------	------------------------------------

PITCHER	IP	WLS	BF	H	R	ER	SO	BB	IBB	HBP	BLK	WP	HR	S	P	ERA	WHIP
Omar Daal, L (1, 1) ERA: 4.91	5.0		23	7	4	4	0	2	0	0	0	0	3	65	102	7.20	1.800
Mike Morgan, R (6, 1) ERA: 2.55	2.0		6	0	0	0	1	1	0	0	0	0	0	12	22	0.00	0.500
Dan Plesac, L (8, 1) ERA: 5.06	0.1		3	1	0	0	0	1	0	0	0	0	0	7	14	0.00	6.000
Byung-Hyun Kim, R (8, 1) ERA: 2.45	1.0	L	7	2	1	1	3	2	0	0	0	0	0	17	30	9.00	4.000

BOTTOM

Arizona Diamondbacks @ Philadelphia Phillies
Veterans Stadium, Philadelphia, PA

Thu Apr 27 2000, 3:05 PM EDT
Att: 13,560 - Cloudy - 48 F

AB	33
R	5
H	10
RBI	5
BB	6
SO	4
LOB	12

WP: 0 PA: 40
PB: 0
SB: 0
CS: 0



PITCHER	IP	WLS	BF	H	R	ER	SO	BB	IBB	HBP	BLK	WP	HR	S	P	ERA	WHIP
---------	----	-----	----	---	---	----	----	----	-----	-----	-----	----	----	---	---	-----	------

Batter	1	2	3	4	5	6	7	8	9	AB R H RBI BB SO LOB	TOP											
Tony Womack, L (1, 6) OBP: 0.244, SLG: 0.393	1-1 G1-3		1-0 E7			2-2 G4-3		1-2 G6-3	0-1 G4-6-3	5 0 0 0 0 0 1												
Jay Bell, R (1, 4) OBP: 0.383, SLG: 0.438	1-1 G5-3		3-3 K			3-1 WP 1B		1-1 HR 1B		4 1 2 0 0 1 1												
Luis Gonzalez, L (1, 7) OBP: 0.390, SLG: 0.648	1-0 L7		1-0 G3-1			4-1 G4-3 1-2 BB		1-1 HR 1B		3 1 1 2 1 0 1												
Erubiel Durazo, L (1, 3) OBP: 0.438, SLG: 0.569		2-3 K		1-3 K		0-1 G4-3		1-1 1B		4 0 1 0 0 2 2												
Matt Mantei, R (8, 1)										0 0 0 0 0 0 0												
Steve Finley, L (1, 8) OBP: 0.376, SLG: 0.641		2-3 K		0-0 G4-3			1-1 HR	1-2 G4-3		4 1 1 1 0 1 1												
Travis Lee, L (1, 9) OBP: 0.357, SLG: 0.486		2-2 2B		1-2 G4-3			0-0 G3-1		4-1 HR BB	3 1 1 0 1 0 0												
Kelly Stinnett, R (1, 2) OBP: 0.327, SLG: 0.720		4-1 BB			0-0 G6-3		2-1 G5-3		0-0 HR	3 1 1 2 1 0 0												
Andy Fox, L (1, 5) OBP: 0.233, SLG: 0.154		0-1 P4			3-3 K		1-2 G3		4-0 FC4-6 BB	3 0 0 0 1 1 2												
Armando Reynoso, R (1, 1) OBP: 0.111, SLG: 0.111			0-3 K		1-1 L5			0-0 G3	1-1 FC4-6	2 0 0 0 0 1 0												
Russ Springer, R (7, 1) OBP: 1.000, SLG: 1.000										0 0 0 0 0 0 0												
Lenny Harris, L (8, PH) OBP: 0.217, SLG: 0.291									1-2f G4-6-3	2 0 0 0 0 0 1												
Inning Stats	R: 0 E: 0 K: 0 S: 5	H: 0 LOB: 0 BB: 0 P: 8	R: 0 E: 0 K: 2 S: 13	H: 1 LOB: 2 BB: 1 P: 23	R: 0 E: 1 K: 2 S: 8	H: 0 LOB: 1 BB: 0 P: 13	R: 0 E: 0 K: 1 S: 7	H: 0 LOB: 0 BB: 0 P: 9	R: 0 E: 0 K: 1 S: 8	H: 0 LOB: 0 BB: 0 P: 12	R: 0 E: 0 K: 0 S: 11	H: 1 LOB: 1 BB: 1 P: 20	R: 1 E: 0 K: 0 S: 9	H: 1 LOB: 0 BB: 0 P: 13	R: 2 E: 0 K: 0 S: 14	H: 3 LOB: 1 BB: 0 P: 19	R: 2 E: 0 K: 0 S: 6	H: 1 LOB: 0 BB: 2 P: 15	1B: 3 2B: 1 3B: 0 HR: 3	SF: 0 SAC: 0 DP: 2 HBP: 0	WP: 1 PB: 0 SB: 0 CS: 0	PA: 37
PITCHER	IP WLS BF H R ER SO BB IBB HBP BLK WP HR S P ERA WHIP																					
Kevin Tapani, R (1, 1) ERA: 5.75	7.0 W 26 3 1 1 6 2 0 0 0 0 1 1 61 98 1.29 0.714																					
Kyle Farnsworth, R (8, 1) ERA: 8.71	0.2 H 4 2 2 2 0 0 0 0 0 0 0 1 8 11 27.00 3.000																					
Mark Guthrie, L (8, 1) ERA: 2.77	0.1 H 2 1 0 0 0 0 0 0 0 0 0 0 6 8 0.00 3.000																					
Rick Aguilera, R (9, 1) ERA: 3.86	1.0 S 5 1 2 2 0 2 0 0 0 0 0 1 6 15 18.00 3.000																					

Arizona Diamondbacks @ Chicago Cubs
 Wrigley Field, Chicago, IL
 Fri Apr 28 2000, 2:20 PM CDT
 Att. 27,507 - Sunny - 60 F

AB	33
R	5
H	7
RBI	5
BB	4
SO	6
LOB	9



Batter	1	2	3	4	5	6	7	8	9	AB	R	H	RBI	BB	SO	LOB
Eric Young Sr., R OBP: 0.388, SLG: 0.472 (1, 4)	0-1 F9		2-1 F9 SH1-3 1B		2-2 FC6-4 S 1B		0-0 G4-3	1-2 1B		5	0	3	2	0	0	0
Ricky Gutierrez, R OBP: 0.429, SLG: 0.588 (1, 6)	2-1 1B		0-1 SH1-3		4-1 FC6-4 BB		1-0 HR			2	1	2	0	1	0	0
Mark Grace, L OBP: 0.409, SLG: 0.453 (1, 3)	2-1 F9		3-2 F9		2-0 FC6-4		4-2 HR	BB		3	1	0	0	1	0	4
Sammy Sosa, R OBP: 0.412, SLG: 0.625 (1, 9)	3-2 1B		3-3 K			1-2 CS 1B	3-2 HR			4	1	3	3	0	1	1
Henry Rodriguez, L OBP: 0.266, SLG: 0.493 (1, 7)	1-0 F7			1-3 K		3-3 K	0-1 G3			4	0	0	0	0	2	3
Willie Greene, L OBP: 0.375, SLG: 0.333 Jeff Huson, L OBP: 0.200, SLG: 0.214 (8, PR) (9, 5)		1-1 P6		0-0 F8		4-2 BB		2-1 SH4-1 BB 1B		3	0	1	0	1	0	0
Jeff Reed, L OBP: 0.457, SLG: 0.528 (1, 2)		4-1 BB		2-3 K		2-0 P4		4-2 SH4-1 1B BB		2	1	0	0	2	1	1
Damon Buford, R OBP: 0.275, SLG: 0.393 (1, 8)		0-3 K			3-3 K		2-2 HR	2-1 SH4-1		3	1	1	1	0	2	1
Kevin Tapani, R OBP: 0.286, SLG: 0.394 Roosevelt Brown, L OBP: 0.316, SLG: 0.389 Kyle Farnsworth, R Mark Guthrie, R Glenallen Hill, R Rick Aguilera, R (1, 1) (7, PH) (8, 1) (8, 1) (8, PH) (9, 1)		0-2 G1-3			2-1 B1-3		1-1 G1-6-3	2-3 K		2	0	0	0	0	0	1

Inning Stats	R: 0	H: 2	E: 0	K: 10	S: 10	R: 0	H: 0	E: 0	K: 1	S: 9	R: 0	H: 1	E: 0	K: 1	S: 10	R: 0	H: 0	E: 0	K: 2	S: 11	R: 0	H: 1	E: 0	K: 1	S: 14	R: 0	H: 1	E: 0	K: 1	S: 9	R: 4	H: 3	E: 0	K: 0	S: 15	R: 2	H: 2	E: 0	K: 1	S: 13	1B: 8	2B: 1	3B: 0	HR: 2	SF: 0	SAC: 2	DP: 1	HBP: 0	WP: 0	PB: 0	SB: 2	CS: 1	PA: 37
--------------	------	------	------	-------	-------	------	------	------	------	------	------	------	------	------	-------	------	------	------	------	-------	------	------	------	------	-------	------	------	------	------	------	------	------	------	------	-------	------	------	------	------	-------	-------	-------	-------	-------	-------	--------	-------	--------	-------	-------	-------	-------	--------

PITCHER	IP	WLS	BF	H	R	ER	SO	BB	IBB	HBP	BLK	WP	HR	S	P	ERA	WHIP
Armando Reynoso, R ERA: 4.94 (1, 1)	6.0		26	6	1	1	6	3	0	0	0	0	1	66	115	1.50	1.500
Russ Springer, R ERA: 7.45 (7, 1)	1.0	L	6	2	3	3	0	1	0	0	0	0	1	12	21	27.00	3.000
Matt Mantei, R ERA: 9.0 (8, 1)	1.0		5	2	2	2	1	1	0	0	0	0	0	13	24	18.00	3.000

Arizona Diamondbacks @ Chicago Cubs
Wrigley Field, Chicago, IL
Fri Apr 28 2000, 2:20 PM CDT
Att: 27,507 - Sunny - 60 F

AB	30
R	6
H	10
RBI	6
BB	5
SO	7
LOB	14



Batter	1	2	3	4	5	6	7	8	9	10	AB R H RBI BB SO LOB	TOP											
Hanley Frias, S OBP: 0.286, SLG: 0.167 (1, 6)	1-1 F8		2-2 F2		3-2 1B		2-2 F3		1-0 1B	4-2 BB	5 0 2 1 1 0 2												
Jay Bell, R OBP: 0.389, SLG: 0.424 (1, 4)	0-3 K		3-1 P4		3-3 K		4-1 BB		4-1 BB	4-1 BB	3 0 0 1 3 2 3												
Luis Gonzalez, L OBP: 0.378, SLG: 0.617 Mike Morgan, R OBP: 1.000, SLG: 1.000 (1, 7) (10, 1)	0-0 G3-1			1-1 F9		2-2 3B 1B	2-2 G3-1		2-3 K	1-2 G4-3	6 1 1 0 0 1 6 0 0 0 0 0 0 0												
Greg Colbrunn, R OBP: 0.677, SLG: 0.900 Travis Lee, L OBP: 0.357, SLG: 0.486 (1, 3) (10, PR) (10, 9)		1-1 FC4-6 1B		3-1 HR		1-0 1B 3B		4-2 FC6-4 BB		0-2 WP SH2-4 FC3-2 1B	4 2 4 2 1 0 0 0 0 0 0 0 0 0												
Steve Finley, L OBP: 0.371, SLG: 0.625 (1, 8)		2-2 FC4-6 CS		0-0 P6		1-1 S 1B		1-2 FC6-4 CS		0-0 SH2-4	4 0 1 1 0 0 2												
Bernard Gilkey, R OBP: 0.296, SLG: 0.364 (1, 9) (10, 7)		2-1 L9		4-2 BB		1-3 K		2-3 K		4-0 FC3-2 WP 1B IBB	3 1 0 0 2 2 3												
Kelly Stinnett, R OBP: 0.333, SLG: 0.685 (1, 2)	1-2 CS		0-0 FC4-6 BB 1B		3-2 P5		1-1 F9		1-2 CS	2-3 K	4 1 1 0 1 1 2												
Danny Klassen, R OBP: 0.421, SLG: 0.412 Lenny Harris, L OBP: 0.213, SLG: 0.286 (1, 5) (10, PH) (10, 5)			4-2 FC4-6 BB		2-3 K		2-3 K		4-2 SH1-4 1B BB	0-2 FC3-2	2 1 0 0 2 2 1 1 1 0 0 0 0 3												
Brian Anderson, R OBP: 0.091, SLG: 0.091 Matt Mantei, R (9, 1)			0-1 FC4-6		1-3 K2-3		0-1 G1-3		0-0 SH1-4	2-2 BB S	3 0 0 0 0 1 2 0 0 0 0 0 0 0												
Erubiel Durazo, L OBP: 0.444, SLG: 0.576 (10, PH) (10, 3)			1-2f 2-3						1-2 SH1-4	1-3 2-H 3-H	1 0 1 2 0 0 0												
Inning Stats	R: 0 E: 0 K: 1 S: 7	H: 0 LOB: 0 BB: 0 P: 8	R: 0 E: 0 K: 0 S: 11	H: 1 LOB: 0 BB: 0 P: 17	R: 0 E: 0 K: 0 S: 11	H: 1 LOB: 2 BB: 1 P: 20	R: 1 E: 0 K: 0 S: 15	H: 1 LOB: 1 BB: 1 P: 26	R: 0 E: 0 K: 3 S: 14	H: 1 LOB: 1 BB: 0 P: 23	R: 2 E: 0 K: 2 S: 15	H: 3 LOB: 1 BB: 0 P: 22	R: 0 E: 0 K: 1 S: 12	H: 0 LOB: 0 BB: 1 P: 20	R: 1 E: 0 K: 2 S: 13	H: 1 LOB: 2 BB: 2 P: 26	R: 3 E: 0 K: 0 S: 21	H: 2 LOB: 3 BB: 4 P: 40	1B: 8 2B: 0 3B: 1 HR: 1	SF: 0 SAC: 2 DP: 0 HBP: 0	WP: 1 PB: 0 SB: 3 CS: 2	PA: 50	
PITCHER	IP	WLS	BF	H	R	ER	SO	BB	IBB	HBP	BLK	WP	HR	S	P	ERA	WHIP						
Scott Downs, L ERA: 6.26 (1, 1)	5.0		22	6	3	3	4	2	1	0	0	0	0	23	35	0.00	1.600						
76 Daniel Garibay, L ERA: (6, 1)	2.0		8	1	0	0	2	1	0	0	0	0	0	22	41	5.40	2.400						
Brian Williams, R ERA: 13.09 (8, 1)	1.2		8	1	1	1	2	3	0	0	0	0	0	3	5	0.00	0.000						
Felix Heredia, L ERA: 2.77 (9, 1)	0.1		1	0	0	0	1	0	0	0	0	0	0	3	5	0.00	0.000						
Mark Guthrie, L ERA: 4.73 (10, 1)	0.1	L	4	1	3	3	0	0	2	0	0	1	0	5	13	81.00	3.000						
PITCHER	IP	WLS	BF	H	R	ER	SO	BB	IBB	HBP	BLK	WP	HR	S	P	ERA	WHIP						
Rick Aguilera, R ERA: 3.65 (10, 1)	0.2		5	1	0	0	0	2	0	0	0	0	0	16	27	0.00	4.500						

Arizona Diamondbacks @ Chicago Cubs
Wrigley Field, Chicago, IL
Sat Apr 29 2000, 1:20 PM CDT
Att. 37,484 - Sunny - 47 F

AB	36
R	7
H	10
RBI	7
BB	10
SO	9
LOB	24



BOTTOM

Arizona Diamondbacks @ Chicago Cubs
Wrigley Field, Chicago, IL
Sat Apr 29 2000, 1:20 PM CDT
Att. 37,484 - Sunny - 47 F

livebaseballscorecards.com

AB 39
R 4
H 9
RBI 4
BB 1
SO 5
LOB 11



WP: 1 PA: 41
PB: 0
SB: 1
CS: 0

AB R H RBI BB SO LOB

5 1 1 0 0 1 0

4 0 2 0 0 0 0

5 0 1 1 0 0 2

5 0 0 0 0 2 2

5 1 2 1 0 0 1

4 0 1 0 0 0 0

4 0 1 0 0 0 2

3 1 0 0 1 1 1

2 0 0 0 0 0 1 3
1 0 0 0 0 0 0 0
0 0 0 0 0 0 0 0
0 0 0 0 0 0 0 0
0 0 0 0 0 0 0 0
1 1 1 2 0 0 0 0
0 0 0 0 0 0 0 0

1B: 6 SF: 0
2B: 1 SAC: 1
3B: 0 DP: 0
HR: 2 HBP: 0

Batter	1	2	3	4	5	6	7	8	9	10
Eric Young Sr. R (1.4) OBP: 0.380, SLG: 0.459	1-0 SH2-3 1B		3-3 K		0-0 F9		0-1 F8		0-0 P4	
Ricky Gutierrez, R (1.6) OBP: 0.431, SLG: 0.584	0-0 SH2-3		1-0 WP 1B		1-2 FC4-6 1B		0-0 F9		2-2 G3	
Mark Grace, L (1.3) OBP: 0.400, SLG: 0.440	1-1 2-H 1B		3-1 F5		0-0 FC4-6 1-2f			1-2 G5-3		0-1 G6-3
Sammy Sosa, R (1.9) OBP: 0.395, SLG: 0.594	1-0 F9			0-0 G1-3	1-2 P4			3-3 K		0-3 K
Glenallen Hill, R (1.7) OBP: 0.231, SLG: 0.500	2-1 L8			0-1 1B 2B		0-0 G5-3		2-2 HR		1-0 G3-1
Jose Nieves, R (1.5) OBP: 0.278, SLG: 0.235		1-0 F9		2-0 IBB 1B		0-1 L7		2-2 G5-3		
Damon Buford, R (1.8) OBP: 0.274, SLG: 0.386		2-2 P1		1-2 F3		1-0 1B			2-1 P3	
Joe Girardi, R (1.2) OBP: 0.343, SLG: 0.271		2-3 K		4-0 IBB		3-2 P4			1-1 E7 HR	
Scott Downs, L (1.1) 70 Daniel Garibay, L (1.1) Jeff Hoggan, L (1.1) Brian Williams, R (1.1) Felix Heredia, L (1.1) Shane Andrews, R (1.1) Henry Rodriguez, L (1.1) Mark Guthrie, R (1.1) Rick Aguilera, R (1.1)			0-3 K	2-1 G1-3			0-1 G5-3		2-1 HR	

Inning Stats	R: 1	H: 2	R: 0	H: 0	R: 0	H: 1	R: 0	H: 1	R: 0	H: 0	R: 1	H: 1	R: 2	H: 1	R: 0	H: 0	1B: 6	SF: 0
	E: 0	LOB: 1	E: 0	LOB: 0	E: 0	LOB: 3	E: 0	LOB: 1	E: 0	LOB: 0	E: 0	LOB: 0	E: 1	LOB: 0	E: 0	LOB: 0	2B: 1	SAC: 1
	K: 0	BB: 0	K: 1	BB: 0	K: 2	BB: 1	K: 0	BB: 0	K: 0	BB: 0	K: 1	BB: 0	K: 0	BB: 0	K: 1	BB: 0	3B: 0	DP: 0
	S: 7	P: 12	S: 8	P: 13	S: 9	P: 16	S: 9	P: 18	S: 9	P: 11	S: 7	P: 11	S: 5	P: 5	S: 13	P: 21	S: 11	P: 18

PITCHER	IP	WLS	BF	H	R	ER	SO	BB	IBB	HBP	BLK	WP	HR	S	P	ERA	WHIP
Brian Anderson, L (1.1) ERA: 4.5	8.1		35	8	3	3	4	0	1	0	0	1	1	71	114	3.24	0.960
Matt Mantei, R (9.1) ERA: 10.13	0.2	W	3	1	1	0	0	0	0	0	0	0	1	7	11	0.00	1.500
Mike Morgan, R (10.1) ERA: 2.41	1.0	S	3	0	0	0	1	0	0	0	0	0	0	6	7	0.00	0.000

Batter	1	2	3	4	5	6	7	8	9	AB R H RBI BB SO LOB	TOP														
Hanley Frias, S (1, 6) OBP: 0.273, SLG: 0.172	1-1 F8		0-1 P4	3-2 G6-3			2-0 G1-3		0-1 L7-4 1B	5 0 1 0 0 0 2															
Jay Bell, R (1, 4) OBP: 0.398, SLG: 0.464	0-1 HR		3-3 K		2-2 CS 1B		1-0 G5-3		1-1 1B 1-2 2-3 1B	5 1 3 1 0 1 0															
Luis Gonzalez, L (1, 7) OBP: 0.371, SLG: 0.592	3-3 K			4-0 BB 1B BB	1-3 SAFE 1-2 1-2 K		2-0 F7		2-0 L7-4 2-3	4 1 0 0 1 2 4															
Greg Colbrunn, R (1, 3) OBP: 0.629, SLG: 0.792	2-2 1B			2-1 L8	1-3 K		3-2 G5-3			4 0 1 0 0 1 1															
Steve Finley, L (1, 8) OBP: 0.376, SLG: 0.620	1-3 K			0-0 1B 1-2 1B 1B		1-1 F8		2-2 WP HR 1B		4 2 2 0 0 1 1															
Bernard Gilkey, R (1, 9) OBP: 0.355, SLG: 0.520		0-0 F3		4-2 1B 1-2 2-3 BB		3-2 FC5-4 1B		1-2 1-H HR		3 2 2 2 1 0 0															
Kelly Stinnett, R (1, 2) OBP: 0.313, SLG: 0.638		0-3 K		1-3 K		2-0 F9		1-2 P6		4 0 0 0 0 2 4															
Danny Klassen, R (1, 5) OBP: 0.391, SLG: 0.381		2-2 L8		2-2 1B 1-2 2-3 3-H 1B		1-0 FC5-4 1-2f			0-3 K	4 0 1 1 0 1 1															
Randy Johnson, R (1, 1) OBP: 0.211, SLG: 0.263 Mike Morgan, R (8, 1) OBP: 1.000, SLG: 1.000			0-1 G6-3	1-0 1B 1-2 2-H 3-H 1B		1-3 K		2-1 1B 1B 1B		3 0 1 2 0 1 0 1 0 1 0 0 0 0															
Inning Stats	R: 1 E: 0 K: 2 S: 18	H: 2 LOB: 1 BB: 0 P: 25	R: 0 E: 0 K: 1 S: 7	H: 0 LOB: 0 BB: 0 P: 9	R: 0 E: 0 K: 1 S: 8	H: 0 LOB: 0 BB: 0 P: 11	R: 3 E: 0 K: 1 S: 17	H: 3 LOB: 2 BB: 2 P: 34	R: 0 E: 0 K: 2 S: 10	H: 1 LOB: 0 BB: 0 P: 14	R: 0 E: 0 K: 0 S: 8	H: 1 LOB: 1 BB: 0 P: 15	R: 0 E: 0 K: 1 S: 5	H: 0 LOB: 0 BB: 0 P: 9	R: 2 E: 0 K: 0 S: 15	H: 2 LOB: 0 BB: 0 P: 24	R: 0 E: 0 K: 1 S: 10	H: 3 LOB: 2 BB: 0 P: 15	1B: 10 2B: 1 3B: 0 HR: 2	SF: 0 SAC: 0 DP: 1 HBP: 0	WP: 1 PB: 0 SB: 0 CS: 1	PA: 39			
PITCHER	IP	WLS	BF	H	R	ER	SO	BB	IBB	HBP	BLK	WP	HR	S	P	ERA	WHIP								
Andrew Lorraine, L (1, 1) ERA: 5.83	4.0	L	19	5	4	4	5	2	0	0	0	0	1	50	79	9.00	1.750								
76 Daniel Garibay, L (5, 1) ERA:	1.0		3	1	0	0	2	0	0	0	0	0	0	10	14	0.00	1.000								
Matt Karchner, R (6, 1) ERA: 6.48	2.0		7	1	0	0	1	0	0	0	0	0	0	13	24	0.00	0.500								
Felix Heredia, L (8, 1) ERA: 3.86	1.0		5	2	2	2	0	0	0	0	0	1	1	15	24	18.00	2.000								
Kyle Farnsworth, R (9, 1) ERA: 8.44	1.0		5	3	0	0	1	0	0	0	0	0	0	10	15	0.00	3.000								

Arizona Diamondbacks @ Chicago Cubs

Wrigley Field, Chicago, IL

Sun Apr 30 2000, 1:20 PM CDT

Att. 37,274 - Sunny - 59 F

livebaseballscorecards.com

AB	37
R	6
H	12
RBI	6
BB	2
SO	9
LOB	13



Batter	1	2	3	4	5	6	7	8	9	AB R H RBI BB SO LOB	TOP											
Tony Womack, L (1, 6) OBP: 0.263, SLG: 0.404	0-0 CS 1B		1-1 E5 1B	1-3 K			0-1 G5-4-3 1B		1-0 P6	5 0 3 0 0 1 2	Arizona Diamondbacks @ Milwaukee Brewers Milwaukee County Stadium, Milwaukee, WI Tue May 02 2000, 8:05 PM EDT Att. 8,281 - Sunny - 55 F livebaseballscorecards.com											
Jay Bell, R (1, 4) OBP: 0.398, SLG: 0.465	4-2 G3 WP 1-2 BB		2-3 K		3-2 F7		2-0 G5-4-3 1-2f	1-1 2B 1-H	4 0 1 1 1 1 2													
Luis Gonzalez, L (1, 7) OBP: 0.364, SLG: 0.569	4-2 G3 1-2 BB		1-2 G3		1-0 G4-3		1-2 F8	0-0 F5	4 0 0 0 1 0 2													
Erubiel Durazo, L (1, 3) OBP: 0.447, SLG: 0.565	1-0 G3 1-2 2-3			2-0 HR 1B	4-0 BB BB			2-1 P6	3 1 1 0 1 0 2													
Steve Finley, L (1, 8) OBP: 0.389, SLG: 0.680	2-1 F9			0-0 HR 1-H	4-2 BB 1-2			1-0 HR	3 2 2 3 1 0 2													
Travis Lee, L (1, 9) OBP: 0.352, SLG: 0.513		1-0 G4-3		3-2 HR	1-1 G1-3			1-0 F9	4 1 1 1 0 0 2													
Damian Miller, R (1, 2) OBP: 0.341, SLG: 0.459		0-0 G6-3		4-0 SH1-4 BB		1-2 F8		1-1 F3	3 0 0 0 1 0 0													
Andy Fox, L (1, 5) OBP: 0.206, SLG: 0.133		2-3 K		1-0 F8		3-2 G4-3		2-2 L7	4 0 0 0 0 1 1													
Todd Stottlemire, L (1, 1) OBP: 0.167, SLG: 0.364 Greg Swindell, L (8, 1) Lenny Harris, L (9, PH) Dan Plesac, L (9, 1)			1-0 G6-3	1-0 SH1-4		2-1 F7		2-2 2B 1B	2 0 0 0 0 0 0 0 0 0 0 0 0 0 1 1 1 0 0 0 0 0 0 0 0 0 0 0													
Inning Stats	R: 0 E: 0 K: 0 S: 12	H: 1 LOB: 2 BB: 2 P: 22	R: 0 E: 0 K: 1 S: 5	H: 0 LOB: 0 BB: 0 P: 8	R: 0 E: 1 K: 1 S: 12	H: 1 LOB: 1 BB: 0 P: 17	R: 3 E: 0 K: 1 S: 11	H: 3 LOB: 1 BB: 1 P: 23	R: 0 E: 0 K: 0 S: 12	H: 0 LOB: 2 BB: 2 P: 25	R: 0 E: 0 K: 0 S: 8	H: 0 LOB: 0 BB: 0 P: 14	R: 0 E: 0 K: 0 S: 6	H: 1 LOB: 0 BB: 0 P: 9	R: 1 E: 0 K: 0 S: 6	H: 1 LOB: 0 BB: 0 P: 11	R: 1 E: 0 K: 0 S: 11	H: 2 LOB: 1 BB: 0 P: 17	1B: 5 2B: 1 3B: 0 HR: 3	SF: 0 SAC: 1 DP: 1 HBP: 0	WP: 1 PB: 0 SB: 0 CS: 1	PA: 39
PITCHER	IP WLS BF H R ER SO BB IBB HBP BLK WP HR S P ERA WHIP																					
Jimmy Haynes, R (1, 1) ERA: 3.96	7.0 L 30 6 3 3 3 5 0 0 0 1 2 66 118 3.86 1.571																					
Ray King, L (8, 1) ERA: 6.75	1.0 4 1 1 1 0 0 0 0 0 0 1 6 11 9.00 1.000																					
Juan Acevedo, R (9, 1) ERA: 3.0	1.0 5 2 1 1 0 0 0 0 0 0 0 0 11 17 9.00 2.000																					



Batter	1	2	3	4	5	6	7	8	9	AB R H RBI BB SO LOB	TOP											
Tony Womack, L (1, 6) OBP: 0.263, SLG: 0.398	0-1 G3		1-1 E4		1-2 G1-3			0-0 G4-6-3 1B		4 0 1 1 0 0 1	Arizona Diamondbacks @ Milwaukee Brewers Milwaukee County Stadium, Milwaukee, WI Wed May 03 2000, 8:05 PM EDT Att. 9,600 - Sunny - 65 F											
Jay Bell, R (1, 4) OBP: 0.394, SLG: 0.467	2-0 F8		3-1 FC5-2-6			2-2 G3 2B		3-1 G4-6-3 1-2f	4 0 1 0 0 0 3													
Luis Gonzalez, L (1, 7) OBP: 0.352, SLG: 0.547	3-1 G3-1			2-2 F8		1-2 G3 2-3		1-2 G4-3	4 0 0 0 0 0 1													
Greg Colbrunn, R (1, 3) Lenny Harris, L (9, PH) OBP: 0.632, SLG: 0.760 OBP: 0.222, SLG: 0.293		4-1 CS BB		4-2 G1-3 BB		1-1 F4		1-3 K	1 0 0 0 2 0 1 1 0 0 0 0 1 0													
Steve Finley, L (1, 8) OBP: 0.376, SLG: 0.654		3-3 K 1-2		1-0 G1-3 1-2		2-1 G4-3		1-1 G4-3	4 0 0 0 0 1 3													
Bernard Gilkey, R (1, 9) OBP: 0.353, SLG: 0.481		1-2 G6-3		4-2 BB		0-0 G1-3			2 0 0 0 1 0 0													
Damian Miller, R (1, 2) OBP: 0.341, SLG: 0.475			0-0 1B E 2B		3-1 F8		0-0 F8		3 1 1 0 0 0 2													
Danny Klassen, R (1, 5) OBP: 0.346, SLG: 0.333			1-2 F3			0-0 G4-3		1-3 K	3 0 0 0 0 1 1													
Omar Daal, L (1, 1) Russ Springer, R (7, 1) Andy Fox, L (8, PH) Byung-Hyun Kim, R (8, 1) OBP: 0.200, SLG: 0.214 OBP: 1.000, SLG: 1.000 OBP: 0.200, SLG: 0.129			0-0 E FC5-2-6 1B			0-0 G6-3		1-0 F9	2 0 1 0 0 0 0 0 0 0 0 0 0 0 1 0 0 0 0 0 0 0 0 0 0 0 0 0													
Inning Stats	R: 0 E: 0 K: 0 S: 5	H: 0 LOB: 0 BB: 0 P: 10	R: 0 E: 0 K: 1 S: 7	H: 0 LOB: 0 BB: 1 P: 15	R: 1 E: 1 K: 0 S: 9	H: 2 LOB: 1 BB: 0 P: 14	R: 0 E: 0 K: 0 S: 12	H: 0 LOB: 2 BB: 2 P: 26	R: 0 E: 0 K: 0 S: 5	H: 0 LOB: 0 BB: 0 P: 6	R: 0 E: 0 K: 1 S: 13	H: 1 LOB: 1 BB: 0 P: 19	R: 0 E: 0 K: 1 S: 5	H: 0 LOB: 0 BB: 0 P: 6	R: 0 E: 0 K: 0 S: 4	H: 1 LOB: 0 BB: 0 P: 8	R: 0 E: 0 K: 1 S: 10	H: 0 LOB: 0 BB: 0 P: 13	1B: 2 2B: 3 3B: 0 HR: 0	SF: 0 SAC: 0 DP: 2 HBP: 0	WP: 0 PB: 0 SB: 0 CS: 1	PA: 32
PITCHER	IP WLS BF H R ER SO BB IBB HBP BLK WP HR S P ERA WHIP																					
Horacio Estrada, L (1, 1) ERA: 1.29	7.0 W 26 3 1 1 2 3 0 0 0 0 0 0 56 96 1.29 0.857																					
David Weathers, R (8, 1) ERA: 0.47	1.0 H 3 1 0 0 0 0 0 0 0 0 0 0 4 8 0.00 1.000																					
Bob Wickman, R (9, 1) ERA:	1.0 S 3 0 0 0 1 0 0 0 0 0 0 0 10 13 0.00 0.000																					

AB	29
R	1
H	4
RBI	1
BB	3
SO	3
LOB	12



BOTTOM

Arizona Diamondbacks @ Milwaukee Brewers
Milwaukee County Stadium, Milwaukee, WI

livebaseballscores.com

AB 34
R 4
H 10
RBI 4
BB 1
SO 6
LOB 12



WP: 1 PA: 35
PB: 0
SB: 2
CS: 0

Wed May 03 2000, 8:05 PM EDT
Att. 9,600 - Sunny - 65 F

AB	R	H	RBI	BB	SO	LOB	
4	1	2	0	0	0	0	
4	0	2	0	0	0	1	
4	0	0	1	0	0	3	
4	0	1	0	0	0	2	
3	2	2	1	1	0	1	
4	1	2	2	0	2	1	
0	0	0	0	0	0	0	
4	0	1	0	0	2	1	
4	0	0	0	0	1	3	
2	0	0	0	0	1	0	
1	0	0	0	0	0	0	
0	0	0	0	0	0	0	
0	0	0	0	0	0	0	
1B: 5	SF: 0	2B: 3	SAC: 0	3B: 0	DP: 0	HR: 2	HBP: 0

Batter	1	2	3	4	5	6	7	8	9										
Ronnie Belliard, R (1, 4) OBP: 0.363, SLG: 0.450	1-2 E S G3-1 1B		X 0-0 L7		C 0-1 G6-3		L 1-2 F9 1B 1B												
Marquis Grissom, R (1, 8) OBP: 0.282, SLG: 0.343	1-1 P6		B 1-0 F9		C 3-2 2B		C 2-2 S 1-2 1B												
Jeremy Burnitz, L (1, 9) OBP: 0.353, SLG: 0.441	2-1 G3-1 1-H		B 1-1 G3		B 3-1 G3		C 2-2 F9 2-3												
Charlie Hayes, R (1, 3) OBP: 0.409, SLG: 0.481 (9, 5)	1-2 2B		F 0-1 P5		B 2-2 F7		C 2-2 P4 1-2												
Geoff Jenkins, L (1, 7) OBP: 0.330, SLG: 0.683	0-0 F7		S 1-1 HR		B 4-0 HR BB		C 0-2 WP 2B												
Sean Berry, R (1, 5) OBP: 0.292, SLG: 0.333 Bob Wickman, R (9, 1)		2-3 K	C 1-1 1B 1B		X 0-0 HR		C 2-3 K												
Henry Blanco, R (1, 2) OBP: 0.333, SLG: 0.344		1-3 K	B 1-0 1B		B 1-0 F8		C 0-3 K												
Luis Lopez, S (1, 6) OBP: 0.190, SLG: 0.333		0-1 G6-3	X 0-0 G5-3		X 0-0 G6-3		C 0-3 K												
Horacio Estrada, L (1, 1) James Mouton, R (7, PH) David Weathers, R (8, 1) Kevin Barker, L (9, 3) OBP: 0.349, SLG: 0.353			C 0-1 G1-3		C 0-3 K		X 0-0 L6												
Inning Stats	R: 1 H: 2 E: 0 LOB: 1 K: 0 BB: 0 S: 12 P: 17	R: 0 H: 0 E: 0 LOB: 0 K: 2 BB: 0 S: 10 P: 13	R: 0 H: 0 E: 0 LOB: 0 K: 0 BB: 0 S: 4 P: 5	R: 1 H: 3 E: 0 LOB: 2 K: 0 BB: 0 S: 10 P: 14	R: 0 H: 1 E: 0 LOB: 1 K: 1 BB: 0 S: 11 P: 17	R: 2 H: 1 E: 0 LOB: 0 K: 0 BB: 1 S: 8 P: 15	R: 0 H: 2 E: 0 LOB: 2 K: 0 BB: 0 S: 20 P: 27	R: 0 H: 1 E: 0 LOB: 1 K: 3 BB: 0 S: 13 P: 15											
PITCHER	IP WLS BF H R ER SO BB IBB HBP BLK WP HR S P ERA WHIP																		
Omar Daal, L (1, 1) ERA: 4.99	6.2 L 30 9 4 4 3 1 0 0 0 0 0 2 66 97 5.40 1.500																		
Russ Springer, R (7, 1) ERA: 7.2	0.1 1 0 0 0 0 0 0 0 0 0 0 9 11 0.00 0.000																		
Byung-Hyun Kim, R (8, 1) ERA: 2.25	1.0 4 1 0 0 3 0 0 0 0 1 0 13 15 0.00 1.000																		

Batter	1	2	3	4	5	6	7	8	9	AB R H RBI BB SO LOB	TOP											
Tony Womack, L (1, 6) OBP: 0.279, SLG: 0.402	4-1 BB 1B	1-1 G3		1-1 G3		1-1 1B		0-0 FC4-6 1B		4 1 2 0 1 0 0	Arizona Diamondbacks @ Milwaukee Brewers Milwaukee County Stadium, Milwaukee, WI Thu May 04 2000, 8:05 PM EDT Att: 8,405 - Cloudy - 80 F											
Jay Bell, R (1, 4) OBP: 0.409, SLG: 0.495	4-1 1B 1-2 HR BB	3-2 HR		4-1 BB		2-0 P4		4-2 FC4-6 1-2 BB		2 2 1 1 3 0 1												
Luis Gonzalez, L (1, 7) OBP: 0.354, SLG: 0.541	1-1 HR 1-2 2-H 1B	2-0 1B		1-1 F9			1-1 F8	0-0 FC4-6 1-2 2-3		5 1 2 1 0 0 3												
Erubiel Durazo, L (1, 3) OBP: 0.456, SLG: 0.616	0-0 HR 1-H 2-H		1-0 2B		0-3 K		4-2 1B BB	0-1 G1-3		4 2 2 3 1 1 2												
Steve Finley, L (1, 8) OBP: 0.377, SLG: 0.643	2-0 F8		0-3 K2-3		1-2 1B		1-1 HBP 1-3 1B	3-2 G6-3		5 0 2 0 0 1 1												
Travis Lee, L (1, 9) OBP: 0.355, SLG: 0.513	4-1 BB		0-1 2B 2-H		1-1 P6		1-3 K	0-0 F8		4 0 1 1 1 1 3												
Kelly Stinnett, R (1, 2) OBP: 0.304, SLG: 0.597	0-3 K		0-3 K		2-0 F7		1-2 HBP	2-3 K		4 0 0 0 0 3 3												
Andy Fox, L (1, 5) OBP: 0.179, SLG: 0.114	0-0 F7		2-3 K2-3			0-1 G4-3	1-2 F9			4 0 0 0 0 1 5												
Armando Reynoso, R (1, 1) OBP: 0.083, SLG: 0.083		2-3 K		2-3 K		0-3 K		1-2 G3		3 0 0 0 0 3 0												
Dan Plesac, L (6, 1)										0 0 0 0 0 0 0												
Mike Morgan, R (6, 1)										1 0 0 0 0 0 0												
Matt Mantei, R (9, 1)										0 0 0 0 0 0 0												
Byung-Hyun Kim, R (9, 1)										0 0 0 0 0 0 0												
Inning Stats	R: 4 E: 0 K: 1 S: 11	H: 2 LOB: 1 BB: 3 P: 26	R: 1 E: 0 K: 1 S: 10	H: 2 LOB: 1 BB: 0 P: 18	R: 1 E: 0 K: 3 S: 12	H: 2 LOB: 1 BB: 0 P: 15	R: 0 E: 0 K: 1 S: 8	H: 0 LOB: 1 BB: 1 P: 16	R: 0 E: 0 K: 1 S: 9	H: 1 LOB: 1 BB: 0 P: 13	R: 0 E: 0 K: 1 S: 9	H: 1 LOB: 1 BB: 0 P: 12	R: 0 E: 0 K: 1 S: 14	H: 1 LOB: 3 BB: 1 P: 23	R: 0 E: 0 K: 0 S: 9	H: 1 LOB: 2 BB: 1 P: 14	R: 0 E: 0 K: 1 S: 9	H: 0 LOB: 0 BB: 0 P: 14	1B: 6 2B: 2 3B: 0 HR: 2	SF: 0 SAC: 0 DP: 0 HBP: 1	WP: 0 PB: 0 SB: 1 CS: 0	PA: 43
PITCHER	IP WLS BF H R ER SO BB IBB HBP BLK WP HR S P ERA WHIP																					
Everett Stull, R (1, 1) ERA: 7.77	2.0 L 12 4 5 5 2 3 0 0 0 0 0 2 21 44 22.50 3.500																					
Valerio De Los Santos, L (3, 1) ERA: 4.24	4.0 17 4 1 1 6 1 0 0 0 0 0 0 38 56 2.25 1.250																					
Jim Bruske, R (7, 1) ERA: 4.4	2.0 11 2 0 0 1 2 0 1 0 0 0 0 23 37 0.00 2.000																					
Juan Acevedo, R (9, 1) ERA: 2.25	1.0 3 0 0 0 1 0 0 0 0 0 0 0 9 14 0.00 0.000																					

AB	36
R	6
H	10
RBI	6
BB	6
SO	10
LOB	18



Batter	1	2	3	4	5	6	7	8	9	AB R H RBI BB SO LOB	TOP											
Damian Jackson, R (1, 6) OBP: 0.418, SLG: 0.537	2-3 K		4-1 BB			1-1 F8		1-2 G5-4-3 2B		3 0 1 0 1 1 1	San Diego Padres @ Arizona Diamondbacks Bank One Ballpark, Phoenix, AZ Fri May 05 2000, 10:05 PM EDT Att. 42,297 - Sunny - 90 F											
Eric Owens, R (1, 9) OBP: 0.408, SLG: 0.441	1-3 K		0-3 K			2-2 E6 BB 1B		2-1 G5-4-3 1B		4 1 1 0 0 2 2												
John Roskos, R (1, 7) OBP: 0.100, SLG: 0.105	1-0 F8					0-0 E6 1B BB		0-1 G5-4-3 1-2f 2-3		4 0 0 0 0 1 4												
Phil Nevin, R (1, 5) OBP: 0.372, SLG: 0.602		2-3 K				4-1 1B 1-2 2-3 3-H		2-0 G5-3		3 0 0 1 1 2 1												
Ed Sprague, R (1, 3) OBP: 0.357, SLG: 0.769		1-3 K				1-1 G6-4-3 1B		0-0 HR		4 1 2 2 0 1 0												
Bret Boone, R (1, 4) OBP: 0.314, SLG: 0.363		4-1 BB				1-1 G6-4-3 1-2f		2-1 P4		3 0 0 0 1 1 3												
Carlos Hernandez, R (1, 2) OBP: 0.327, SLG: 0.326		0-0 G3				0-0 G6-3		0-1 G6-3		4 0 0 0 0 0 1												
Ruben Rivera, R (1, 8) OBP: 0.240, SLG: 0.478			1-0 F4			3-3 K		1-3 K		4 0 0 0 0 2 0												
Sterling Hitchcock, L (1, 1) Chris Gomez, R (8, PH) Vicente Palacios, R (6, 1) Wiki Gonzalez, R (7, PH) Carlos Almanzar, R (7, 1) Kevin Walker, L (8, 1)			3-3 K			0-0 E BB 1B		1-2 G6-3		1 0 0 0 0 1 0 1 1 1 0 0 0 0 0 0 0 0 0 0 0 1 0												
Inning Stats	R: 0 E: 0 K: 2 S: 8	H: 0 LOB: 0 BB: 0 P: 12	R: 0 E: 0 K: 2 S: 13	H: 0 LOB: 1 BB: 1 P: 20	R: 0 E: 0 K: 2 S: 9	H: 0 LOB: 1 BB: 1 P: 17	R: 0 E: 0 K: 2 S: 8	H: 0 LOB: 0 BB: 0 P: 10	R: 0 E: 0 K: 2 S: 8	H: 0 LOB: 0 BB: 0 P: 12	R: 2 E: 2 K: 0 S: 13	H: 2 LOB: 2 BB: 1 P: 22	R: 0 E: 0 K: 0 S: 11	H: 0 LOB: 0 BB: 0 P: 14	R: 0 E: 0 K: 0 S: 8	H: 2 LOB: 1 BB: 0 P: 13	R: 1 E: 0 K: 1 S: 8	H: 1 LOB: 0 BB: 0 P: 11	1B: 3 2B: 1 3B: 0 HR: 1	SF: 0 SAC: 0 DP: 2 HBP: 0	WP: 0 PB: 0 SB: 0 CS: 0	PA: 35
PITCHER Randy Johnson, L (1, 1) ERA: 0.93	IP: 9.0 WLS: W BF: 35 H: 5 R: 3 ER: 1 SO: 11 BB: 3 IBB: 0 HBP: 0 BLK: 0 WP: 0 HR: 1 S: 86 P: 131 ERA: 1.00 WHIP: 0.889											PITCHER IP: WLS: BF: H: R: ER: SO: BB: IBB: HBP: BLK: WP: HR: S: P: ERA: WHIP										

AB	32
R	3
H	5
RBI	3
BB	3
SO	11
LOB	12



Batter	1	2	3	4	5	6	7	8	9	AB R H RBI BB SO LOB	TOP											
Al Martin, L (1, 7) OBP: 0.378, SLG: 0.508	0-0 G1-3		2-1 L6		0-0 G3		2-1 G1-3			4 0 0 0 0 0 0												
Damian Jackson, R (1, 6) OBP: 0.413, SLG: 0.523	4-2 FC4-6 BB		1-2 F7		0-1 B3			0-3 K		3 0 0 0 1 1 0												
Eric Owens, R (1, 9) OBP: 0.395, SLG: 0.426	2-0 L6		2-2 G6-3		1-1 G6-3			1-3 K		4 0 0 0 0 1 1												
Phil Nevin, R (1, 5) OBP: 0.376, SLG: 0.598	1-0 FC4-6 1-2f			1-0 2B HR 1B		3-1 1B		0-3 K		4 1 2 0 0 1 1												
Ed Sprague, R (1, 3) OBP: 0.413, SLG: 0.953				1-0 HR 2B		0-1 L4-3 1B		1-2 HR		4 3 4 2 0 0 0												
Bret Boone, R (1, 4) OBP: 0.320, SLG: 0.393				0-0 HR		0-2 L4-3 1-2		2-1 F3		4 1 2 3 0 0 2												
Wiki Gonzalez, R (1, 2) OBP: 0.350, SLG: 0.396				2-2 F8		0-0 F7		1-2 F9		4 0 0 0 0 0 2												
Ruben Rivera, R (1, 8) OBP: 0.207, SLG: 0.407				1-2 G6-3			0-0 F9		2-3 K	4 0 0 0 0 1 1												
Rodrigo Lopez, R (1, 1) Kevin Walker, L (2, 1) Vicente Palacios, R (5, 1) John Roskos, R (7, PH) Matt Whisenant, R (7, 1) Rodney Myers, R (8, 1)				1-1 G6-3			1-2 G6-3			1 0 0 0 0 1 1 1 0 0 0 0 0 0 0 0 0 0 0 0 0 1 0												
Inning Stats	R: 0 E: 0 K: 0 S: 6	H: 0 LOB: 1 BB: 1 P: 13	R: 1 E: 0 K: 1 S: 12	H: 2 LOB: 1 BB: 0 P: 21	R: 0 E: 0 K: 0 S: 8	H: 0 LOB: 0 BB: 0 P: 13	R: 3 E: 0 K: 0 S: 11	H: 3 LOB: 0 BB: 0 P: 17	R: 0 E: 0 K: 0 S: 5	H: 0 LOB: 0 BB: 0 P: 6	R: 0 E: 0 K: 0 S: 8	H: 2 LOB: 1 BB: 0 P: 11	R: 0 E: 0 K: 3 S: 7	H: 0 LOB: 0 BB: 0 P: 10	R: 0 E: 0 K: 3 S: 11	H: 0 LOB: 0 BB: 0 P: 12	R: 1 E: 0 K: 1 S: 14	H: 1 LOB: 0 BB: 0 P: 20	1B: 4 2B: 2 3B: 0 HR: 3	SF: 0 SAC: 0 DP: 1 HBP: 0	WP: 0 PB: 0 SB: 1 CS: 0	PA: 35
PITCHER	IP WLS BF H R ER SO BB IBB HBP BLK WP HR S P ERA WHIP																					
Brian Anderson, L (1, 1) ERA: 4.62	7.0 W 28 7 4 4 1 1 0 0 0 0 2 57 91 5.14 1.143																					
Byung-Hyun Kim, R (8, 1) ERA: 2.03	1.0 3 0 0 0 3 0 0 0 0 0 0 11 12 0.00 0.000																					
Russ Springer, R (9, 1) ERA: 7.36	1.0 4 1 1 1 1 0 0 0 0 0 1 14 20 9.00 1.000																					

San Diego Padres @ Arizona Diamondbacks
 Bank One Ballpark, Phoenix, AZ
 Sat May 06 2000, 4:35 PM EDT
 Att. 36,827 - Dome - 72 F

AB	34
R	5
H	8
RBI	5
BB	1
SO	5
LOB	8



Batter	1	2	3	4	5	6	7	8	9	AB R H RBI BB SO LOB	TOP
Al Martin, L (1, 7) OBP: 0.381, SLG: 0.508 Ruben Rivera, R (8, 7) OBP: 0.200, SLG: 0.393	0-2 1B		3-2 1B		1-1 1		0-2 1		0-3 3	4 1 2 0 0 0 0 1 0 0 0 0 1 0	
Damian Jackson, R (1, 6) OBP: 0.400, SLG: 0.504 Chris Gomez, R (7, 6) OBP: 0.429, SLG: 0.250	2-3 1-2		2-2 1-2		1-0 2		0-3 2			4 0 0 0 0 2 2 0 0 0 0 0 0 0	
Ryan Klesko, L (1, 9) OBP: 0.355, SLG: 0.541	3-2 2-3		1-0 2-H		4-1 BB		1-0 3			3 0 1 1 1 0 1	
Phil Nevin, R (1, 5) OBP: 0.372, SLG: 0.586 Donne Wall, R (8, 1)		1-1 1B	2-3 3		1-1 3		2-2 1			4 0 1 0 0 1 2 0 0 0 0 0 0 0	
Ed Sprague, R (1, 3) OBP: 0.380, SLG: 0.872		1-3 1		2-2 1		0-3 1		3-3 2		4 0 0 0 0 3 1	
Bret Boone, R (1, 4) OBP: 0.326, SLG: 0.392		2-2 1-2		1-3 2		1-1 2		0-2 1B		3 0 1 0 0 1 0	
Eric Owens, R (1, 8) OBP: 0.398, SLG: 0.429		1-3 2		1-0 1B		1-0 1B		0-2 1-2f		4 0 2 0 0 1 3	
Carlos Hernandez, R (1, 2) OBP: 0.339, SLG: 0.327		1-1 3		0-1 1-3		4-0 1-2		2-2 1		3 0 1 0 1 0 2	
Matt Clement, R (1, 1) OBP: 0.118, SLG: 0.188 Carlos Almanzar, R (5, 1) OBP: 0.192, SLG: 0.200 29 Kory DeHaan, L (6, PH) OBP: 0.091, SLG: 0.095 John Roskos, R (6, PH) OBP: 0.091, SLG: 0.095 Matt Whisenant, R (6, 1) OBP: 0.300, SLG: 0.125 Dave Magadan, L (8, 5)			0-3 1	0-1 3		3-2 3		2-3 2		2 0 0 0 0 1 2 0 0 0 0 0 0 0 0 0 0 0 0 0 0 1 0 0 0 0 0 2 0 0 0 0 0 0 0 1 0 0 0 0 1 0	
Inning Stats	R: 0 H: 1 E: 0 LOB: 0 K: 1 BB: 0 S: 10 P: 15	R: 0 H: 1 E: 0 LOB: 2 K: 2 BB: 0 S: 12 P: 18	R: 1 H: 2 E: 0 LOB: 1 K: 2 BB: 0 S: 13 P: 21	R: 0 H: 2 E: 0 LOB: 2 K: 1 BB: 0 S: 11 P: 15	R: 0 H: 0 E: 0 LOB: 1 K: 0 BB: 1 S: 6 P: 13	R: 0 H: 1 E: 0 LOB: 2 K: 1 BB: 1 S: 10 P: 19	R: 0 H: 0 E: 0 LOB: 0 K: 1 BB: 0 S: 7 P: 8	R: 0 H: 1 E: 0 LOB: 1 K: 1 BB: 0 S: 13 P: 18	R: 0 H: 0 E: 0 LOB: 0 K: 2 BB: 0 S: 9 P: 13	1B: 8 SF: 0 2B: 0 SAC: 0 3B: 0 DP: 0 HR: 0 HBP: 1	WP: 0 PA: 37 PB: 0 SB: 2 CS: 1
PITCHER Todd Stottlemyre, R (1, 1) ERA: 5.3 Greg Swindell, L (6, 1) ERA: 1.23 Vicente Padilla, R (8, 1) ERA:	IP WLS BF H R ER SO BB IBB HBP BLK WP HR S P ERA WHIP 5.2 W 26 7 1 1 7 2 0 1 0 0 0 58 94 1.59 1.588 1.1 4 0 0 0 1 0 0 0 0 0 0 11 15 0.00 0.000 2.0 7 1 0 0 3 0 0 0 0 0 0 22 31 0.00 0.500	PITCHER IP WLS BF H R ER SO BB IBB HBP BLK WP HR S P ERA WHIP									

San Diego Padres @ Arizona Diamondbacks
 Bank One Ballpark, Phoenix, AZ
 Sun May 07 2000, 4:35 PM EDT
 Att. 38,060 - Dome - 72 F

AB	34
R	1
H	8
RBI	1
BB	2
SO	11
LOB	15



Batter	1	2	3	4	5	6	7	8	9
Tony Womack, L OBP: 0.289, SLG: 0.411 (1, 6)	0-1 WP BB SF8 1B		1-0 G3	2-1 L4	0-0 2B 1-3 2-H			0-3 K	
Jay Bell, R OBP: 0.418, SLG: 0.479 (1, 4)	4-0 FC4-6 WP 1-2 BB		2-2 WP 1B		1B BB HBP			0-0 F8	
Luis Gonzalez, L OBP: 0.361, SLG: 0.521 (1, 7)	4-2 FC4-6 1-2 2-3 BB		1-0 F8		1B BB 2B			4-2 BB	
Erubiel Durazo, L OBP: 0.460, SLG: 0.630 (1, 3)	2-3 K		1-0 G4-3		4-1 1B 1-2 FC6-4 BB		1-1 G4-6-3 1B		
Steve Finley, L OBP: 0.381, SLG: 0.633 (1, 8)	3-2 SF8			1-0 F8	0-0 FC6-4 1B		0-3 K		
Travis Lee, L OBP: 0.347, SLG: 0.483 (1, 9)	2-0 FC4-6 1-2f 2-3			3-2 1B	1-2 FC6-4 2B		2-1 G4-6-3		
Damian Miller, R OBP: 0.365, SLG: 0.553 (1, 2)		0-0 F7		2-1 F7	1-0 FC7-6-2 1-H 2B		1-1 G6-3		
Lenny Harris, L OBP: 0.224, SLG: 0.290 (1, 5)		1-1 G4-3		0-1 BB 1-3 1B	2-2 FC7-6-2 2B		3-1 G6-3		
Todd Stottlemyre, L OBP: 0.267, SLG: 0.385 (1, 1)		0-0 G6-3		4-2 BB 1-2 BB	3-2 2B 1-2 2B 1B		3-1 F2		
Greg Swindell, L (6, 1)									
Bernard Gilkey, R OBP: 0.308, SLG: 0.406 (7, PH)									
Vicente Padilla, R (8, 1)									

Inning Stats	R: 1	H: 1	E: 0	K: 1	S: 11	LOB: 2	BB: 2	P: 26	R: 0	H: 0	E: 0	K: 0	S: 4	LOB: 0	BB: 0	P: 5	R: 0	H: 1	E: 0	K: 0	S: 7	LOB: 1	BB: 0	P: 12	R: 0	H: 2	E: 0	K: 0	S: 12	LOB: 3	BB: 1	P: 24	R: 7	H: 6	E: 0	K: 0	S: 20	LOB: 2	BB: 2	P: 39	R: 0	H: 1	E: 0	K: 1	S: 7	LOB: 0	BB: 0	P: 10	R: 0	H: 0	E: 0	K: 0	S: 6	LOB: 0	BB: 0	P: 13	R: 0	H: 0	E: 0	K: 1	S: 11	LOB: 1	BB: 1	P: 16
--------------	------	------	------	------	-------	--------	-------	-------	------	------	------	------	------	--------	-------	------	------	------	------	------	------	--------	-------	-------	------	------	------	------	-------	--------	-------	-------	------	------	------	------	-------	--------	-------	-------	------	------	------	------	------	--------	-------	-------	------	------	------	------	------	--------	-------	-------	------	------	------	------	-------	--------	-------	-------

PITCHER	IP	WLS	BF	H	R	ER	SO	BB	IBB	HBP	BLK	WP	HR	S	P	ERA	WHIP
Matt Clement, R ERA: 5.48 (1, 1)	4.2	L	28	9	8	8	1	5	0	0	0	2	0	50	99	15.43	3.000
Carlos Almanzar, R ERA: 4.91 (5, 1)	0.1		2	1	0	0	0	0	0	1	0	0	0	4	7	0.00	3.000
Matt Whisenant, L ERA: 2.4 (6, 1)	2.0		6	1	0	0	1	0	0	0	0	0	0	13	23	0.00	0.500
Donne Wall, R ERA: 3.0 (8, 1)	1.0		4	0	0	0	1	1	0	0	0	0	0	11	16	0.00	1.000

BOTTOM


San Diego Padres @ Arizona Diamondbacks
Bank One Ballpark, Phoenix, AZ

Sun May 07 2000, 4:35 PM EDT
Att: 38,060 - Dome - 72 F

AB	R	H	RBI	BB	SO	LOB
5	2	2	1	0	1	3
2	1	1	0	2	0	0
3	1	2	2	2	0	1
4	1	1	0	1	1	5
3	0	1	3	0	1	1
4	1	1	1	0	0	4
4	0	1	1	0	0	1
4	1	1	0	0	0	1
2	1	1	0	1	0	0
0	0	0	0	0	0	0
1	0	0	0	0	0	0
0	0	0	0	0	0	0

1B	8	SF	1	WP	2	PA	40
2B	3	SAC	0	PB	0		
3B	0	DP	1	SB	0		
HR	0	HBP	1	CS	0		

AB	32
R	8
H	11
RBI	8
BB	6
SO	3
LOB	16



Batter	1	2	3	4	5	6	7	8	9	AB R H RBI BB SO LOB	TOP		
F.P. Santangelo, S OBP: 0.267, SLG: 0.045 (1, 8) (6, 7)	2-2 G6-3		4-2 BB		1-1 F8		1-0 SF8		4-1 G4-6-3 BB	2 0 0 1 2 0 0			
Mark Grudzielanek, R OBP: 0.304, SLG: 0.372 (1, 4)	1-2 G5-3		0-0 F8		1-0 G5-3		0-1 G6-3		0-2 G4-6-3 1-2f 2-3	5 0 0 0 0 0 3			
Shawn Green, L OBP: 0.407, SLG: 0.546 Todd Hollandsworth, L OBP: 0.324, SLG: 0.477 (1, 9) (6, 8)	0-1 G4-3		3-2 G3			1-2 F8 FC5-4 2B		0-1 P6	1-2 F5	3 1 1 0 0 0 1 2 0 0 0 0 0 1			
Gary Sheffield, R OBP: 0.423, SLG: 0.670 Alan Mills, R (1, 7) (6, 1)		1-1 HR 2B		3-2 G6-3		2-0 F8 2-3		1-0 G4-3		3 1 1 0 0 0 1 1 0 0 0 0 0 0			
Eric Karros, R OBP: 0.344, SLG: 0.529 (1, 3)		1-1 F5		1-2 G5-3		4-0 FC5-4 BB		1-0 E 2B		3 1 1 0 1 0 1			
Adrián Beltré, R OBP: 0.361, SLG: 0.444 (1, 5)		1-1 HR 2-H		0-0 HR 1B		0-0 FC5-4 1-2f 3-H		1-1 E5 2-H		4 2 2 3 0 0 1			
Todd Hundley, S OBP: 0.352, SLG: 0.608 Chad Kreuter, S OBP: 0.455, SLG: 0.406 (1, 2) (7, 2)		2-2 F9		3-2 HR 1-H		3-1 F7		4-1 BB		3 1 1 2 0 0 1 0 0 0 0 1 0 0			
Jose Vizcaino, S OBP: 0.302, SLG: 0.243 (1, 6)		0-0 G4-3		0-0 F7			0-0 P6	3-2 G6-3		4 0 0 0 0 0 2			
Chan Ho Park, R OBP: 0.167, SLG: 0.278 Matt Herges, L Geronimo Berroa, R OBP: 0.409, SLG: 0.450 (1, 1) (4, 1) (6, 9)			0-0 G5-3		0-3 K		1-0 SF8 3B		4-1 G4-6-3 BB BB	1 0 0 0 0 0 0 1 0 0 0 0 1 0 1 1 1 0 1 0 0			
Inning Stats	R: 0 E: 0 K: 0 S: 9 H: 0 LOB: 0 BB: 0 P: 12	R: 2 E: 0 K: 0 S: 11 H: 2 LOB: 0 BB: 0 P: 16	R: 0 E: 0 K: 0 S: 7 H: 0 LOB: 1 BB: 1 P: 14	R: 2 E: 0 K: 0 S: 11 H: 2 LOB: 0 BB: 0 P: 18	R: 0 E: 0 K: 1 S: 6 H: 0 LOB: 0 BB: 0 P: 8	R: 1 E: 0 K: 0 S: 7 H: 1 LOB: 1 BB: 1 P: 17	R: 1 E: 0 K: 0 S: 5 H: 1 LOB: 0 BB: 0 P: 7	R: 1 E: 1 K: 0 S: 10 H: 1 LOB: 2 BB: 1 P: 20	R: 0 E: 0 K: 0 S: 8 H: 0 LOB: 1 BB: 2 P: 17	1B: 1 2B: 3 3B: 1 HR: 2 SF: 1 SAC: 0 DP: 1 HBP: 0	WP: 0 PB: 0 SB: 0 CS: 0 PA: 39		
PITCHER	IP WLS BF H R ER SO BB IBB HBP BLK WP HR S P ERA WHIP											PITCHER	IP WLS BF H R ER SO BB IBB HBP BLK WP HR S P ERA WHIP
Omar Daal, L ERA: 5.4 (1, 1)	7.0 W 29 6 6 6 1 2 0 0 0 0 0 2 56 92 7.71 1.143												
Dan Plesac, L ERA: 3.52 (8, 1)	1.0 6 1 1 0 0 1 0 0 0 0 0 0 10 20 0.00 2.000												
Russ Springer, R ERA: 6.75 (9, 1)	1.0 4 0 0 0 0 2 0 0 0 0 0 0 8 17 0.00 2.000												

Los Angeles Dodgers @ Arizona Diamondbacks
Bank One Ballpark, Phoenix, AZ
Mon May 08 2000, 9:35 PM EDT
Att. 33,338 - Sunny - 92 F

livebaseballscorecards.com

AB 33
R 7
H 7
RBI 6
BB 5
SO 1
LOB 11




Batter	1	2	3	4	5	6	7	8	9
Tony Womack, L OBP: 0.292, SLG: 0.432 (1, 6)									
Jay Bell, R OBP: 0.421, SLG: 0.496 (1, 4) Hanley Frias, S OBP: 0.263, SLG: 0.265 (8, PR) (9, 4)									
Luis Gonzalez, L OBP: 0.367, SLG: 0.528 (1, 7)									
Erubiel Durazo, L OBP: 0.453, SLG: 0.600 (1, 3)									
Steve Finley, L OBP: 0.381, SLG: 0.648 (1, 8)									
Travis Lee, L OBP: 0.368, SLG: 0.505 (1, 9)									
Kelly Stinnett, R OBP: 0.321, SLG: 0.586 (1, 2)									
Andy Fox, L OBP: 0.250, SLG: 0.273 (1, 5)									
Omar Daal, L OBP: 0.278, SLG: 0.294 (1, 1) Bernard Gilkey, R OBP: 0.300, SLG: 0.394 (7, PH) Dan Plesac, L (8, 1) Russ Springer, R OBP: 1.000, SLG: 1.000 (9, 1)									

AB	R	H	RBI	BB	SO	LOB
6	2	2	1	0	1	5
6	2	3	0	0	0	0
0	0	0	0	0	0	0
6	3	3	1	0	0	2
4	1	0	1	2	0	4
5	2	2	2	0	0	5
4	3	3	4	1	0	0
4	1	1	1	1	1	3
5	1	4	4	0	1	1
3	0	2	1	0	0	1
1	0	0	0	0	0	1
0	0	0	0	0	0	0
0	0	0	0	0	0	0

Inning Stats	R	H	E	K	S	LOB	BB	IBB	HBP	BLK	WP	HR	S	P	ERA	WHIP
	5	5	0	22	36	2	2	0	0	0	0	1	49	79	21.60	3.300
	0	0	0	7	14	1	2	0	0	0	0	2	31	49	37.80	6.000
	0	0	0	0	14	0	0	0	0	0	1	0	24	45	0.00	1.000

Los Angeles Dodgers @ Arizona Diamondbacks
Bank One Ballpark, Phoenix, AZ
 Mon May 08 2000, 9:35 PM EDT
 Att. 33,338 - Sunny - 92 F

AB	44
R	15
H	20
RBI	15
BB	4
SO	3
LOB	22



WP	1	PA	49
PB	0		
SB	0		
CS	0		

PITCHER	IP	WLS	BF	H	R	ER	SO	BB	IBB	HBP	BLK	WP	HR	S	P	ERA	WHIP
Chan Ho Park, R ERA: 5.72 (1, 1)	3.1	L	22	9	8	8	2	2	0	0	0	0	1	49	79	21.60	3.300
Matt Herges, R ERA: 3.0 (4, 1)	1.2		15	8	7	7	0	2	0	0	0	0	2	31	49	37.80	6.000
Alan Mills, R ERA: 4.86 (6, 1)	3.0		12	3	0	0	1	0	0	0	0	1	0	24	45	0.00	1.000


Batter	1	2	3	4	5	6	7	8	9	10	11	12	AB	R	H	RBI	BB	SO	LOB
Tony Womack, L OBP: 0.294, SLG: 0.427 (1, 6)	1-3 K		2-2 P6		1-2 1B			0-1 BB 1B 1B 1B	1-0 F7		1-3 K		6	1	2	0	0	2	1
Jay Bell, R OBP: 0.424, SLG: 0.512 (1, 4)	3-2 HR 3B		1-2 G6-3		0-0 P3			2-1 1B BB 1B 1B	1-2 G4-3		3-2 1B BB SF7 1B		6	3	3	0	0	0	2
Luis Gonzalez, L OBP: 0.372, SLG: 0.542 (1, 7)	1-0 HR		1-1 G6-3			2-2 WP HBP		1-3 K		3-2 G4-3		4-2 HBP 1B HR BB		4	2	1	2	1	2
Greg Colbrunn, R OBP: 0.587, SLG: 0.781 Erubiel Durazo, L OBP: 0.459, SLG: 0.598 (8, PH) (9, 3)	3-2 F8			2-1 G4-3		1-0 F8		4-0 1B BB		3-3 K		2-0 HBP HR 1B		3	0	0	0	0	1
Steve Finley, L OBP: 0.379, SLG: 0.646 (1, 8)	1-2 F5			0-0 F5		1-3 K		0-0 1B		1-0 2B		1-2 SF7		5	0	2	3	0	1
Travis Lee, L OBP: 0.364, SLG: 0.495 Byung-Hyun Kim, R (9, 1)		0-2 P5		0-2 1B		2-1 F8		1-0 G6-4-3		4-2 2B		1-1 HR HBP		4	0	1	0	0	3
Hanley Frias, S OBP: 0.282, SLG: 0.265 Vicente Padilla, R (11, 1)								1-2 1B				1-2 HR HBP		0	0	0	0	1	0
Kelly Stinnett, R OBP: 0.329, SLG: 0.586 (12, PH)														0	0	0	0	0	0
Damian Miller, R OBP: 0.362, SLG: 0.642 (1, 2)		3-1 HR		0-0 G5-3				3-2 F9		0-0 F9		2-1 HR		6	2	2	5	0	3
Danny Klassen, R OBP: 0.343, SLG: 0.455 (1, 5)		3-2 F8		0-0 G5-3				0-1 G6-4-3 1B		1-0 PB 1B 2B		0-0 G6-3		5	1	2	0	0	0
Armando Reynoso, R OBP: 0.077, SLG: 0.077 Russ Springer, R OBP: 1.000, SLG: 1.000 Bernard Gilkey, R OBP: 0.230, SLG: 0.382 Mike Morgan, R OBP: 0.167, SLG: 0.667 Lenny Harris, L OBP: 0.221, SLG: 0.286 Greg Swindell, L (8, 1) Andy Fox, L OBP: 0.280, SLG: 0.283 (9, 9)		1-1 P5		0-1 F9		0-0 G6-4-3		0-0 G6-4-3		1-1 F7 1B		3-3 K		1	0	0	0	0	0

Inning Stats	R: 2	H: 2	E: 0	LOB: 0	K: 1	S: 15	R: 1	H: 1	E: 0	LOB: 0	K: 0	S: 11	R: 0	H: 0	E: 0	LOB: 0	K: 0	S: 8	R: 0	H: 1	E: 0	LOB: 1	K: 0	S: 7	R: 0	H: 1	E: 0	LOB: 1	K: 1	S: 8	R: 0	H: 0	E: 0	LOB: 0	K: 0	S: 7	R: 0	H: 0	E: 0	LOB: 0	K: 0	S: 6	R: 2	H: 3	E: 0	LOB: 1	K: 1	S: 9	R: 1	H: 2	E: 0	LOB: 1	K: 0	S: 9	R: 0	H: 1	E: 0	LOB: 2	K: 1	S: 14	R: 0	H: 0	E: 0	LOB: 0	K: 2	S: 7	R: 5	H: 3	E: 0	LOB: 0	K: 0	S: 13	1B: 9	2B: 2	3B: 1	HR: 3	SF: 1	SAC: 0	DP: 2	HBP: 2	WP: 1	PA: 52
--------------	------	------	------	--------	------	-------	------	------	------	--------	------	-------	------	------	------	--------	------	------	------	------	------	--------	------	------	------	------	------	--------	------	------	------	------	------	--------	------	------	------	------	------	--------	------	------	------	------	------	--------	------	------	------	------	------	--------	------	------	------	------	------	--------	------	-------	------	------	------	--------	------	------	------	------	------	--------	------	-------	-------	-------	-------	-------	-------	--------	-------	--------	-------	--------

PITCHER	IP	WLS	BF	H	R	ER	SO	BB	IBB	HBP	BLK	WP	HR	S	P	ERA	WHIP
Carlos Perez, L ERA: 4.58 (1, 1)	7.0		27	6	3	3	2	0	0	1	0	1	2	62	94	3.86	0.857
Terry Adams, R ERA: 2.82 (8, 1)	1.0	H	6	3	2	2	1	1	0	0	0	0	0	9	17	18.00	4.000
Jeff Shaw, R ERA: 7.71 (9, 1)	1.0	B	5	2	1	1	0	0	0	0	0	0	0	9	13	9.00	2.000
Antonio Osuna, R ERA: (10, 1)	2.0		8	1	0	0	3	1	0	0	0	0	0	21	37	0.00	1.000
Orel Hershiser, R ERA: 10.7 (12, 1)	0.1	L	6	3	5	5	0	1	0	1	0	0	1	13	26	135.00	12.000

Los Angeles Dodgers @ Arizona Diamondbacks
Bank One Ballpark, Phoenix, AZ
 Tue May 09 2000, 9:35 PM EDT
 Att. 32,326 - Sunny - 94 F

AB	46
R	11
H	15
RBI	11
BB	3
SO	6
LOB	14



Batter	1	2	3	4	5	6	7	8	9	AB R H RBI BB SO LOB
--------	---	---	---	---	---	---	---	---	---	----------------------

F.P. Santangelo, S (1, 8) <small>OBP: 0.265, SLG: 0.077</small> Todd Hollandsworth, L (9, PH) <small>OBP: 0.316, SLG: 0.493</small> (9, 8)	1-3 	0-2 			2-3 		1-1 		2-3 	4 0 1 0 0 2 0 1 0 0 0 0 1 2
---	---------	---------	--	--	---------	--	---------	--	---------	--------------------------------

Mark Grudzielanek, R (1, 4) <small>OBP: 0.302, SLG: 0.362</small>	4-1 	0-1 			0-0 			0-1 		3 0 0 0 1 0 2
---	---------	---------	--	--	---------	--	--	---------	--	---------------

Shawn Green, L (1, 9) <small>OBP: 0.433, SLG: 0.563</small>	0-0 				0-0 			2-1 		4 0 3 0 0 0 0
---	---------	--	--	--	---------	--	--	---------	--	---------------

Gary Sheffield, R (1, 7) <small>OBP: 0.421, SLG: 0.667</small>	1-3 				3-3 			2-3 		4 0 0 0 0 3 4
--	---------	--	--	--	---------	--	--	---------	--	---------------

Eric Karros, R (1, 3) <small>OBP: 0.341, SLG: 0.518</small>	2-3 				0-0 			3-3 		4 0 1 0 0 2 3
---	---------	--	--	--	---------	--	--	---------	--	---------------

Adrian Beltré, R (1, 5) <small>OBP: 0.341, SLG: 0.415</small>					0-3 			1-3 		4 0 0 0 0 4 1
---	--	--	--	--	---------	--	--	---------	--	---------------

Todd Hundley, S (1, 2) <small>OBP: 0.356, SLG: 0.614</small>					2-3 			0-3 		4 1 1 1 0 2 1
--	--	--	--	--	---------	--	--	---------	--	---------------

Jose Vizcaino, S (1, 6) <small>OBP: 0.354, SLG: 0.333</small>					2-0 			2-0 		4 0 3 0 0 0 0
---	--	--	--	--	---------	--	--	---------	--	---------------

Kevin Brown, R (1, 1) <small>OBP: 0.091, SLG: 0.091</small> Dave Hansen, L (9, PH) <small>OBP: 0.500, SLG: 0.700</small> Terry Adams, R (9, 1)					1-2 			2-3 		2 0 0 0 0 1 1 1 0 0 0 0 1 2 0 0 0 0 0 0 0
---	--	--	--	--	---------	--	--	---------	--	---

Inning Stats	R: 0	H: 1	E: 0	K: 3	S: 11	P: 19	R: 1	H: 3	E: 0	K: 1	S: 13	P: 17	R: 0	H: 1	E: 0	K: 1	S: 5	P: 8	R: 0	H: 1	E: 0	K: 2	S: 12	P: 17	R: 0	H: 0	E: 0	K: 1	S: 6	P: 10	R: 0	H: 1	E: 0	K: 2	S: 16	P: 22	R: 0	H: 0	E: 0	K: 1	S: 6	P: 11	R: 0	H: 1	E: 0	K: 2	S: 15	P: 22	R: 0	H: 1	E: 1	K: 3	S: 12	P: 18	1B: 6	2B: 2	3B: 0	HR: 1	SF: 0	SAC: 1	DP: 0	HBP: 0	WP: 1	PB: 0	SB: 0	CS: 1	PA: 37
--------------	------	------	------	------	-------	-------	------	------	------	------	-------	-------	------	------	------	------	------	------	------	------	------	------	-------	-------	------	------	------	------	------	-------	------	------	------	------	-------	-------	------	------	------	------	------	-------	------	------	------	------	-------	-------	------	------	------	------	-------	-------	-------	-------	-------	-------	-------	--------	-------	--------	-------	-------	-------	-------	--------

PITCHER	IP	WLS	BF	H	R	ER	SO	BB	IBB	HBP	BLK	WP	HR	S	P	ERA	WHIP
Randy Johnson, L (1, 1) <small>ERA: 0.95</small>	8.0		32	8	1	1	13	1	0	0	0	1	1	84	126	1.12	1.125
Byung-Hyun Kim, R (9, 1) <small>ERA: 1.69</small>	1.0	W	5	1	0	0	3	0	0	0	0	0	0	12	18	0.00	1.000

TOP

Los Angeles Dodgers @ Arizona Diamondbacks
Bank One Ballpark, Phoenix, AZ
 Wed May 10 2000, 10:05 PM EDT
 Att. 43,345 - Sunny - 93 F

livebaseballscorecards.com

AB	35
R	1
H	9
RBI	1
BB	1
SO	16
LOB	16

Batter	1	2	3	4	5	6	7	8	9	AB R H RBI BB SO LOB
Tony Womack, L OBP: 0.290, SLG: 0.419 (1, 6) C B X	1-1 G4-3 ①		0-0 G3 ①		1-1 F7 ①		1-0 P4 ②		1-2 3-H 1B	5 0 1 1 0 0 0
Jay Bell, R OBP: 0.432, SLG: 0.515 (1, 4) S X	0-1 F9 ②		2-2 G4-3 1B 1B		0-0 BB 1B		4-2 2B BB			3 1 2 0 1 0 0
Luis Gonzalez, L OBP: 0.388, SLG: 0.560 (1, 7) B X	1-0 1B		2-2 G4-3 1B		4-0 1-2 BB		0-0 1-H 2B			3 0 3 1 1 0 0
Erubiel Durazo, L OBP: 0.442, SLG: 0.571 (1, 3) X	0-0 F7 ③		3-2 G4-3 ② 1-2 2-3		0-2 F9 ②		3-2 F7 ③			4 0 0 0 0 0 6
Steve Finley, L OBP: 0.383, SLG: 0.647 (1, 8)		0-0 G6-3 2B	4-2 BB		0-0 G3-1 ③			1-1 L5 ①		3 0 1 0 1 0 2
Bernard Gilkey, R OBP: 0.267, SLG: 0.342 Byung-Hyun Kim, R (9, 1)		1-1 E5 G6-3	2-3 K ③		0-3 K ①		2-3 K ②			4 0 0 0 0 3 4 0 0 0 0 0 0 0
Kelly Stinnett, R OBP: 0.313, SLG: 0.554 (1, 2)		1-2 G6-3 ① 1-2 2-3		2-2 G6-3 ①		0-0 L7 ②		0-2 F7 ③		4 0 0 0 0 0 2
Andy Fox, L OBP: 0.259, SLG: 0.280 (1, 5)		0-3 K ②		2-1 G3 ②		3-2 P6 ③			3-1 1B 1B	4 1 1 0 0 1 2
Randy Johnson, R OBP: 0.269, SLG: 0.280 Travis Lee, L OBP: 0.369, SLG: 0.500 (9, 9)		1-3 K ③		1-1 G6-3 ③		0-3 K ①			1-1 1B 1B 1-3	3 0 0 0 0 2 2 1 0 1 0 0 0 0

Inning Stats	R: 0	H: 1	E: 0	LOB: 1	K: 0	BB: 0	S: 6	P: 8	R: 0	H: 1	E: 1	LOB: 2	K: 2	BB: 0	S: 13	P: 16	R: 0	H: 2	E: 0	LOB: 3	K: 1	BB: 1	S: 17	P: 30	R: 0	H: 0	E: 0	LOB: 0	K: 0	BB: 0	S: 7	P: 12	R: 0	H: 1	E: 0	LOB: 2	K: 0	BB: 1	S: 7	P: 12	R: 0	H: 0	E: 0	LOB: 0	K: 1	BB: 0	S: 7	P: 10	R: 1	H: 1	E: 0	LOB: 1	K: 1	BB: 1	S: 11	P: 19	R: 0	H: 0	E: 0	LOB: 0	K: 1	BB: 0	S: 8	P: 11	R: 1	H: 3	E: 0	LOB: 2	K: 0	BB: 0	S: 7	P: 12	1B: 7	SF: 0	2B: 2	SAC: 0	3B: 0	DP: 0	HR: 0	HBP: 0
--------------	------	------	------	--------	------	-------	------	------	------	------	------	--------	------	-------	-------	-------	------	------	------	--------	------	-------	-------	-------	------	------	------	--------	------	-------	------	-------	------	------	------	--------	------	-------	------	-------	------	------	------	--------	------	-------	------	-------	------	------	------	--------	------	-------	-------	-------	------	------	------	--------	------	-------	------	-------	------	------	------	--------	------	-------	------	-------	-------	-------	-------	--------	-------	-------	-------	--------

PITCHER	IP	WLS	BF	H	R	ER	SO	BB	IBB	HBP	BLK	WP	HR	S	P	ERA	WHIP
Kevin Brown, R ERA: 2.2 (1, 1)	8.0		34	6	1	1	6	3	0	0	0	0	0	76	118	1.12	1.125
Terry Adams, R ERA: 3.22 (9, 1)	0.0	L	3	3	1	1	0	0	0	0	0	0	0	7	12	∞	∞

BOTTOM

Los Angeles Dodgers @ Arizona Diamondbacks
Bank One Ballpark, Phoenix, AZ

Wed May 10 2000, 10:05 PM EDT
Att. 43,345 - Sunny - 93 F

livebaseballscorecards.com

AB	34
R	2
H	9
RBI	2
BB	3
SO	6
LOB	18



WP	PA	ERA	WHIP
0	37		

Batter	1	2	3	4	5	6	7	8	9	AB R H RBI BB SO LOB	TOP											
Tony Womack, L (1, 6) OBP: 0.294, SLG: 0.414	1-2 G4-3		1-0 F8			4-0 G5-3 1B BB	2-2 2-H 3-H 1B		0-1 G4-3	4 1 1 2 1 0 1												
Jay Bell, R (1, 4) OBP: 0.428, SLG: 0.504	4-1 2B BB			0-0 F9		0-0 F7	2-2 L5			3 0 0 0 1 0 2												
Luis Gonzalez, L (1, 7) OBP: 0.384, SLG: 0.558	3-2 1-H 2B			0-1 F8		1-2 G5-3		2-1 G4-3		4 0 1 0 0 0 1												
Erubiel Durazo, L (1, 3) OBP: 0.436, SLG: 0.558	3-0 G4-3			3-0 E3 HR		0-0 2-H 1B		1-2 G4-3		4 1 1 1 0 0 1												
Steve Finley, L (1, 8) OBP: 0.379, SLG: 0.657			1-1 L6		2-1 1-H HR	3-3 K		2-1 G4-3		4 1 1 2 0 1 1												
Travis Lee, L (1, 9) OBP: 0.365, SLG: 0.490			2-1 E3 G5-4-3		0-0 F8		0-1 G4-3		2-2 2B 1B	4 1 1 0 0 0 0												
Damian Miller, R (1, 2) OBP: 0.371, SLG: 0.649			2-0 G5-4-3 1-2f			1-2 G6-3	1-1 SH2-4 1B 1B		0-1 F8 1-H 2B	4 1 2 1 0 0 1												
Lenny Harris, L (1, 5) OBP: 0.222, SLG: 0.284			3-1 G4-3		1-0 F9		0-0 SH2-4 1B 1B		0-3 K	4 1 1 0 0 1 1												
Brian Anderson, R (1, 1) OBP: 0.125, SLG: 0.133			0-1 F7		0-1 P6		2-2 SH2-4		1-2 F8	2 0 0 0 0 0 0												
Mike Morgan, R (8, 1) OBP: 0.667, SLG: 0.667										0 0 0 0 0 0 0												
Andy Fox, L (9, PH) OBP: 0.255, SLG: 0.275										1 0 0 0 0 0 1												
Greg Swindell, L (9, 1)										0 0 0 0 0 0 0												
Byung-Hyun Kim, R (9, 1)										0 0 0 0 0 0 0												
Inning Stats	R: 0 E: 0 K: 0 S: 9	H: 1 LOB: 1 BB: 1 P: 20	R: 0 E: 1 K: 0 S: 5	H: 0 LOB: 0 BB: 0 P: 10	R: 0 E: 0 K: 0 S: 5	H: 0 LOB: 0 BB: 0 P: 9	R: 2 E: 1 K: 0 S: 7	H: 1 LOB: 0 BB: 0 P: 12	R: 0 E: 0 K: 0 S: 6	H: 0 LOB: 0 BB: 0 P: 8	R: 1 E: 0 K: 1 S: 9	H: 1 LOB: 1 BB: 1 P: 17	R: 2 E: 0 K: 0 S: 15	H: 3 LOB: 1 BB: 0 P: 22	R: 0 E: 0 K: 0 S: 7	H: 0 LOB: 0 BB: 0 P: 12	R: 1 E: 0 K: 1 S: 13	H: 2 LOB: 1 BB: 0 P: 16	1B: 5 2B: 2 3B: 0 HR: 1	SF: 0 SAC: 1 DP: 1 HBP: 0	WP: 0 PB: 0 SB: 0 CS: 0	PA: 37
PITCHER	IP WLS BF H R ER SO BB IBB HBP BLK WP HR S P ERA WHIP																					
Matt Clement, R (1, 1) ERA: 5.01	6.0 L 23 3 3 1 1 2 0 0 0 0 0 1 41 76 1.50 0.833																					
Carlos Almanzar, R (7, 1) ERA: 5.06	1.0 6 3 2 2 0 0 0 0 0 0 0 0 15 22 18.00 3.000																					
Matt Whisenant, L (8, 1) ERA: 3.12	1.0 3 0 0 0 0 0 0 0 0 0 0 0 7 12 0.00 0.000																					
Brandon Kolb, R (9, 1) ERA: 9.0	1.0 5 2 1 1 1 0 0 0 0 0 0 0 13 16 9.00 2.000																					

Arizona Diamondbacks @ San Diego Padres
Qualcomm Stadium, San Diego, CA
Fri May 12 2000, 10:05 PM EDT
Att. 24,391 - Sunny - 72 F

AB	34
R	6
H	8
RBI	6
BB	2
SO	2
LOB	9



Batter	1	2	3	4	5	6	7	8	9	AB	R	H	RBI	BB	SO	LOB
Eric Owens, R OBP: 0.397, SLG: 0.449 (1, 9) C C F X (9, 8)	0-2 G5-3 ①		X 0-0 G3-1 1B		C S B B X 2-2 G5-3 ① C B B X	2-1 G1-3 ③		C B B B B 4-2 1-2 HR BB	4 1 1 0 1 0 0							
Al Martin, L OBP: 0.368, SLG: 0.483 (1, 7) X	0-0 G5-3 ②		C X 0-1 G3-1 ① 1-2		C B B F X 1-2 G1 ②		F B B F B B 2-2 F9 ①	0-3 K ①	5 0 0 0 0 1 3							
Ed Sprague, R OBP: 0.377, SLG: 0.821 (1, 3) B B B X C	3-1 1B		F B B C X 2-2 F7 ②		B B B B B 4-1 BB 1B BB		C B B F B B 2-3 K ②	2-1 1-H 2-H HR	4 2 2 3 1 1 1							
Phil Nevin, R OBP: 0.350, SLG: 0.535 (1, 5) C C B B X	3-2 F9 ③		X 0-0 G6-3 ③		B B C X 2-2 1B BB 1-2 1B		B B B B X 3-1 G5-3 ③	1-1 G4-3 ②	5 0 1 0 0 0 2							
Bret Boone, R OBP: 0.340, SLG: 0.437 (1, 4)		C B B B B 4-1 FC1-5 E BB		B B B X 1-2 F8 ①		B B B B B 4-1 1B 1-2 2-3 BB		C X 0-2 F9 ①	0-1 G6-3 ③	3 0 0 0 2 0 0						
Carlos Hernandez, R OBP: 0.304, SLG: 0.290 (1, 2)		X 0-0 E6 F9 FC1-5 1-2		B X 1-0 1B 1B		B X 1-0 1B 1-2 2-3 3-H 1B		X 0-0 G6-3 ②		4 0 2 1 0 0 1						
Damian Jackson, R OBP: 0.392, SLG: 0.496 (1, 6)		X 0-0 FC1-5 F9 1-2 2-3f		X 0-0 F9 ② C B B X		C B B X 2-2 P6 ③		B B B X 2-1 1B		4 0 1 0 0 0 6						
Ruben Rivera, R OBP: 0.267, SLG: 0.366 (1, 8)		C X 0-1 F9 ②		X 0-0 1B		B X 1-0 F2 ①		B B B X 1-1 G4-3 ③		3 0 1 0 0 0 2						
Dave Magadan, L OBP: 0.400, SLG: 0.385 (8, PH)		C X 1-2 2-3		X 1-2 1B		B X 1-2 1B				1 0 0 0 0 0 1						
29 Kory DeHaan, L OBP: 0.182, SLG: 0.200 (9, 9)		C X 2-3 K ③		X 1-1 G4-3 ③		B X 1-2 F8 ②				0 0 0 0 0 0 0						
Matt Clement, R OBP: 0.185, SLG: 0.167 (6, PH)		C B B B X 2-3 K ③		S B X 1-1 G4-3 ③		F B B X 1-2 F8 ②		C B B B X 1-2 HR BB 1B		2 0 0 0 0 0 1 4						
John Roskos, R OBP: 0.111, SLG: 0.080 (7, 1)										1 0 0 0 0 0 0						
Carlos Almanzar, R (8, 1)										0 0 0 0 0 0 0						
Matt Whisenant, R (9, 1)										0 0 0 0 0 0 0						
Brandon Kolb, R (9, PH)										1 1 1 0 0 0 0						
Chris Gomez, R OBP: 0.456, SLG: 0.316 (9, PH)										1 1 1 0 0 0 0						

Inning Stats	R: 0	H: 1	E: 0	LOB: 1	K: 0	P: 16	R: 0	H: 0	E: 1	LOB: 2	K: 1	P: 14	R: 0	H: 1	E: 0	LOB: 1	K: 0	P: 9	R: 0	H: 2	E: 0	LOB: 2	K: 0	P: 11	R: 1	H: 2	E: 0	LOB: 3	K: 0	P: 32	R: 0	H: 0	E: 0	LOB: 0	K: 0	P: 12	R: 0	H: 0	E: 0	LOB: 0	K: 1	P: 17	R: 0	H: 1	E: 0	LOB: 1	K: 0	P: 11	R: 3	H: 2	E: 0	LOB: 0	K: 1	P: 23	1B: 8	SF: 0	2B: 0	SAC: 0	3B: 0	DP: 0	HR: 1	HBP: 0	WP: 0	PA: 41
--------------	------	------	------	--------	------	-------	------	------	------	--------	------	-------	------	------	------	--------	------	------	------	------	------	--------	------	-------	------	------	------	--------	------	-------	------	------	------	--------	------	-------	------	------	------	--------	------	-------	------	------	------	--------	------	-------	------	------	------	--------	------	-------	-------	-------	-------	--------	-------	-------	-------	--------	-------	--------

PITCHER	IP	WLS	BF	H	R	ER	SO	BB	IBB	HBP	BLK	WP	HR	S	P	ERA	WHIP
Brian Anderson, L ERA: 4.09 (1, 1)	7.0	W	31	6	1	1	2	3	0	0	0	0	0	67	111	1.29	1.286
Mike Morgan, R ERA: 1.73 (8, 1)	1.0		4	1	0	0	0	0	0	0	0	0	0	8	11	0.00	1.000
Greg Swindell, L ERA: 2.76 (9, 1)	0.1		4	2	3	3	1	1	0	0	0	0	1	11	18	81.00	9.000
Byung-Hyun Kim, R ERA: 1.62 (9, 1)	0.2	S	2	0	0	0	0	0	0	0	0	0	0	4	5	0.00	0.000

BOTTOM

Arizona Diamondbacks @ San Diego Padres
Qualcomm Stadium, San Diego, CA

livebaseballscores.com

AB	37
R	4
H	9
RBI	4
BB	4
SO	3
LOB	20



Fri May 12 2000, 10:05 PM EDT
Att. 24,391 - Sunny - 72 F

Batter	1	2	3	4	5	6	7	8	9	AB	R	H	RBI	BB	SO	LOB
Eric Owens, R OBP: 0.397, SLG: 0.447 (1, 9)	3-2 L4		1-3 K	0-0 FC6-4			2-2 FC5-4 1B		0-1 G1-3 1B	5	0	2	0	0	1	3
Al Martin, L OBP: 0.367, SLG: 0.476 Ed Sprague, R OBP: 0.365, SLG: 0.793 (7, PH) (8, 3)	0-3 K		4-0 1B 1-2 BB		2-2 G4-3		1-0 FC5-4 2-5 1B 1-2f		0-1 G1-3 1-2	2	0	0	0	1	1	0
Ryan Klesko, L OBP: 0.352, SLG: 0.518 (1, 3) (8, 7)	0-0 P5		1-0 1-2 2-3 1B		3-3 K		0-0 1-2 1B		3-2 F7	5	0	2	0	0	1	1
Phil Nevin, R OBP: 0.340, SLG: 0.519 (1, 5)		1-3 K	1-3 K		0-0 F9		3-2 2-5	1-3 K		4	0	0	0	0	3	3
Bret Boone, R OBP: 0.338, SLG: 0.428 (1, 4)		1-3 K		1-1 G4-3		1-2 G6-3		4-2 FC5-4 BB		3	0	0	0	1	1	0
Carlos Hernandez, R OBP: 0.315, SLG: 0.303 (1, 2)		0-1 1B		0-0 E7 32 1B		2-2 BB 1B		3-1 FC5-4 1-2f		4	1	2	0	0	0	1
Damian Jackson, R OBP: 0.388, SLG: 0.485 (1, 6)		0-1 G3		0-3 K		4-1 G4-6-3 BB		1-0 F3		3	0	0	0	1	1	3
Ruben Rivera, R OBP: 0.286, SLG: 0.432 (1, 8)			2-3 K	4-2 32 1B BB		1-1 G4-6-3 1-2f			0-1 HR	3	1	1	1	1	1	2
32 Stan Spencer, R OBP: 1.000, SLG: 1.000 Dave Magadan, L OBP: 0.375, SLG: 0.357 Kevin Walker, L OBP: 0.333, SLG: 0.333 Matt Whiteside, R (8, 1) (9, 1)			0-0 1B BB	3-2 FC6-4 1B			2-2 F7		1-1 G6-3	2	0	2	1	0	0	0
29 Kory DeHaan, L OBP: 0.174, SLG: 0.190 (9, PH)			1-3 2-H 1B							1	0	0	0	0	0	0

Inning Stats	R: 0	H: 0	E: 0	K: 1	S: 8	H: 0	LOB: 0	BB: 0	P: 11	R: 0	H: 1	E: 0	K: 2	S: 11	H: 1	LOB: 1	BB: 0	P: 13	R: 0	H: 2	E: 0	K: 3	S: 11	R: 1	H: 1	E: 1	K: 1	S: 12	H: 1	LOB: 2	BB: 1	P: 20	R: 0	H: 0	E: 0	K: 1	S: 8	H: 0	LOB: 0	BB: 0	P: 13	R: 0	H: 1	E: 0	K: 0	S: 10	H: 1	LOB: 1	BB: 1	P: 18	R: 0	H: 2	E: 0	K: 0	S: 10	H: 2	LOB: 2	BB: 0	P: 18	R: 0	H: 0	E: 0	K: 1	S: 8	H: 0	LOB: 1	BB: 1	P: 17	R: 1	H: 2	E: 0	K: 0	S: 11	H: 2	LOB: 1	BB: 0	P: 15	1B: 8	SF: 0	2B: 0	SAC: 0	3B: 0	DP: 1	HR: 1	HBP: 0	WP: 0	PA: 39
--------------	------	------	------	------	------	------	--------	-------	-------	------	------	------	------	-------	------	--------	-------	-------	------	------	------	------	-------	------	------	------	------	-------	------	--------	-------	-------	------	------	------	------	------	------	--------	-------	-------	------	------	------	------	-------	------	--------	-------	-------	------	------	------	------	-------	------	--------	-------	-------	------	------	------	------	------	------	--------	-------	-------	------	------	------	------	-------	------	--------	-------	-------	-------	-------	-------	--------	-------	-------	-------	--------	-------	--------

PITCHER	IP	WLS	BF	H	R	ER	SO	BB	IBB	HBP	BLK	WP	HR	S	P	ERA	WHIP
Todd Stottlemire, R ERA: 4.57 (1, 1)	6.0	W	26	5	1	0	8	3	0	0	0	0	0	60	95	0.00	1.333
Greg Swindell, L ERA: 2.7 (7, 1)	0.1	H	2	1	0	0	0	0	0	0	0	0	0	6	10	0.00	3.000
Mike Morgan, R ERA: 1.88 (7, 1)	2.2	S	12	3	1	1	1	1	0	0	0	0	1	23	40	3.38	1.500

BOTTOM

Arizona Diamondbacks @ San Diego Padres
Qualcomm Stadium, San Diego, CA

Sat May 13 2000, 10:05 PM EDT
Att: 44,044 - Sunny - 68 F

livebaseballscorecards.com

AB	35
R	2
H	9
RBI	2
BB	4
SO	9
LOB	15



Batter	1	2	3	4	5	6	7	8	9	AB R H RBI BB SO LOB	TOP											
Tony Womack, L (1, 6) OBP: 0.297, SLG: 0.437	0-1 HR	1-1 F7			0-1 B1-3			0-0 FC6-4 G4-3 1-2f		4 1 1 1 0 0 2	Arizona Diamondbacks @ San Diego Padres Qualcomm Stadium, San Diego, CA Sun May 14 2000, 4:05 PM EDT Att. 31,555 - Cloudy - 70 F											
Lenny Harris, L (1, 5) Vicente Padilla, R (8, 1) OBP: 0.211, SLG: 0.268	1-0 G4-3		1-0 G4-3		0-0 G6-3			0-0 G4-3 1-2		4 0 0 0 0 0 2 0 0 0 0 0 0 0												
Luis Gonzalez, L (1, 7) OBP: 0.378, SLG: 0.538	4-0 1B BB		0-0 G4-3			0-0 G3		1-1 F8		3 0 0 0 1 0 1												
Erubiel Durazo, L (1, 3) OBP: 0.411, SLG: 0.520	2-3 K		1-1 F7			2-2 G3			0-3 K	4 0 0 0 0 2 1												
Steve Finley, L (1, 8) OBP: 0.373, SLG: 0.641	0-1 BB 1-3 1B			0-0 G4-3		2-0 G3			0-0 F2	4 0 1 0 0 0 0												
Travis Lee, L (1, 9) OBP: 0.366, SLG: 0.481	4-2 1-2 BB			0-3 K			0-0 B5-3		3-3 K	3 0 0 0 1 2 0												
Damian Miller, R (1, 2) OBP: 0.354, SLG: 0.617	1-0 F8			1-2 G5-3			0-0 F9			3 0 0 0 0 0 3												
Hanley Frias, S (1, 4) OBP: 0.286, SLG: 0.250		2-2 G3-1			4-2 B1-3 SH1-4 BB		0-1 G4-3			2 0 0 0 1 0 0												
Omar Daal, L (1, 1) Andy Fox, L (8, PH) OBP: 0.263, SLG: 0.278 OBP: 0.250, SLG: 0.286		1-1 G1-3			1-0 SH1-4			3-2 E6 FC6-4		1 0 0 0 0 0 0 1 0 0 0 0 0 0												
Inning Stats	R: 1 E: 0 K: 1 S: 13	H: 2 LOB: 3 BB: 2 P: 25	R: 0 E: 0 K: 0 S: 7	H: 0 LOB: 0 BB: 0 P: 11	R: 0 E: 0 K: 1 S: 4	H: 0 LOB: 0 BB: 0 P: 6	R: 0 E: 0 K: 1 S: 7	H: 0 LOB: 0 BB: 0 P: 8	R: 0 E: 0 K: 0 S: 6	H: 0 LOB: 1 BB: 1 P: 11	R: 0 E: 0 K: 0 S: 7	H: 0 LOB: 0 BB: 0 P: 11	R: 0 E: 1 K: 0 S: 4	H: 0 LOB: 0 BB: 0 P: 4	R: 0 E: 1 K: 0 S: 7	H: 0 LOB: 1 BB: 0 P: 11	R: 0 E: 0 K: 2 S: 7	H: 0 LOB: 0 BB: 0 P: 10	1B: 1 2B: 0 3B: 0 HR: 1	SF: 0 SAC: 1 DP: 0 HBP: 0	WP: 0 PB: 0 SB: 0 CS: 0	PA: 33
PITCHER Brian Meadows, R (1, 1) Trevor Hoffman, R (9, 1) ERA: 3.76 ERA: 2.63	IP: 8.0 WLS: W BF: 30 H: 2 R: 1 ER: 1 SO: 2 BB: 3 IBB: 0 HBP: 0 BLK: 0 WP: 0 HR: 1 S: 55 P: 87 ERA: 1.12 WHIP: 0.625	IP: 1.0 WLS: S BF: 3 H: 0 R: 0 ER: 0 SO: 2 BB: 0 IBB: 0 HBP: 0 BLK: 0 WP: 0 HR: 0 S: 7 P: 10 ERA: 0.00 WHIP: 0.000											PITCHER IP: 1.0 WLS: S BF: 3 H: 0 R: 0 ER: 0 SO: 2 BB: 0 IBB: 0 HBP: 0 BLK: 0 WP: 0 HR: 0 S: 7 P: 10 ERA: 0.00 WHIP: 0.000									

AB	29
R	1
H	2
RBI	1
BB	3
SO	4
LOB	9



Batter	1	2	3	4	5	6	7	8	9	AB R H RBI BB SO LOB	TOP											
Tony Womack, L (1, 6) OBP: 0.295, SLG: 0.432	3-2 1B 1B		1-2 G4-3		1-3 K			1-1 G1-3		4 0 1 0 0 1 0												
Jay Bell, R (1, 4) OBP: 0.429, SLG: 0.514	2-3 K		3-1 F9			0-2 F8		2-2 G6-3		4 0 0 0 0 1 1												
Luis Gonzalez, L (1, 7) OBP: 0.381, SLG: 0.534	3-1 S 1B			4-2 FC3-6 1B BB		0-0 F7		1-2 P6		3 0 1 0 1 0 0												
Erubiel Durazo, L (1, 3) OBP: 0.414, SLG: 0.519	2-2 L3			0-0 FC3-6 1B		0-0 L3			0-0 BB BB 1B	4 0 2 0 0 0 2												
Steve Finley, L (1, 8) OBP: 0.370, SLG: 0.638	1-3 K			0-2 FC3-6 FC5-4 1-2f 2-3			1-1 2B		0-1 F8	4 0 1 0 0 1 5												
Travis Lee, L (1, 9) OBP: 0.357, SLG: 0.468		0-3 K		2-3 K			2-1 G1-3		4-2 BB BB	3 0 0 0 0 2 3												
Greg Colbrunn, R (9, PH) OBP: 0.604, SLG: 0.788									1-2 BB	0 0 0 0 1 0 0												
Hanley Frias, S (9, PR) OBP: 0.286, SLG: 0.250										0 0 0 0 0 0 0												
Kelly Stinnett, R (1, 2) OBP: 0.297, SLG: 0.506		1-3 K2-3		0-0 FC5-4 1-2f			1-1 G5-3		4-2 G6-4-3 BB	3 0 0 0 1 1 3												
Lenny Harris, L (1, 5) OBP: 0.213, SLG: 0.257		0-1 G3				2-0 G6-3		4-0 IBB	0-0 G6-4-3 1-2f	3 0 0 0 1 0 3												
Randy Johnson, R (1, 1) OBP: 0.241, SLG: 0.250			2-1 G1-3		1-0 F8		1-3 K			3 0 0 0 0 1 2												
Inning Stats	R: 0 E: 0 K: 2 S: 19	H: 2 LOB: 2 BB: 0 P: 30	R: 0 E: 0 K: 2 S: 9	H: 0 LOB: 0 BB: 0 P: 10	R: 0 E: 0 K: 0 S: 7	H: 0 LOB: 0 BB: 0 P: 13	R: 0 E: 0 K: 1 S: 11	H: 1 LOB: 2 BB: 1 P: 17	R: 0 E: 0 K: 1 S: 5	H: 0 LOB: 0 BB: 0 P: 9	R: 0 E: 0 K: 0 S: 6	H: 0 LOB: 0 BB: 0 P: 6	R: 0 E: 0 K: 1 S: 9	H: 1 LOB: 2 BB: 1 P: 18	R: 0 E: 0 K: 0 S: 9	H: 0 LOB: 0 BB: 0 P: 13	R: 0 E: 0 K: 0 S: 12	H: 1 LOB: 3 BB: 2 P: 20	1B: 4 2B: 1 3B: 0 HR: 0	SF: 0 SAC: 0 DP: 1 HBP: 0	WP: 0 PB: 0 SB: 1 CS: 0	PA: 35
PITCHER	IP WLS BF H R ER SO BB IBB HBP BLK WP HR S P ERA WHIP																					
Javier Vazquez, R (1, 1) ERA: 2.75	8.0 W 31 5 0 0 7 1 1 0 0 0 0 76 117 0.00 0.750																					
Steve Kline, L (9, 1) ERA: 1.17	0.1 H 1 0 0 0 0 0 0 0 0 0 0 2 2 0.00 0.000																					
Dustin Hermanson, R (9, 1) ERA: 5.28	0.2 S 3 0 0 0 0 2 0 0 0 0 0 0 9 17 0.00 3.000																					

Arizona Diamondbacks @ Montreal Expos
Olympic Stadium, Montreal, QB
Tue May 16 2000, 7:05 PM EDT
Att: 11,898 - Dome - 72 F

AB	31
R	0
H	5
RBI	0
BB	4
SO	7
LOB	19



Batter	1	2	3	4	5	6	7	8	9
Wilton Guerrero, S <small>OBP: 0.293, SLG: 0.250</small> Terry Jones, S <small>OBP: 0.280, SLG: 0.261</small>	0-2 		1-2 			2-2 		1 SAFE 2-0 	
Jose Vidro, S <small>OBP: 0.423, SLG: 0.589</small>	1-1 			1-3 		0-3 			
Rondell White, R <small>OBP: 0.367, SLG: 0.520</small>	1-3 			1-3 			3-2 		
Vladimir Guerrero, R <small>OBP: 0.451, SLG: 0.701</small>		0-0 		0-1 			0-3 		
Chris Widger, R <small>OBP: 0.355, SLG: 0.564</small>		1-3 			0-1 		1-3 		
Lee Stevens, L <small>OBP: 0.390, SLG: 0.549</small>		0-3 			1-3 		0-3 		
Orlando Cabrera, R <small>OBP: 0.278, SLG: 0.423</small>			2-1 		1-1 			0-1 	
Mike Mordecai, R <small>OBP: 0.412, SLG: 0.882</small>			2-2 			3-3 		1 SAFE 2-2 	
Javier Vazquez, R <small>OBP: 0.158, SLG: 0.167</small> Steve Kline, S <small>OBP: 0.188, SLG: 0.133</small> Dustin Hermanson, R <small>OBP: 0.188, SLG: 0.133</small>			1-0 			1-1 		1-3 	

AB	R	H	RBI	BB	SO	LOB	
3	0	1	0	0	0	1	
1	0	0	0	0	0	1	
3	0	0	0	0	2	1	
3	1	1	1	0	2	0	
3	0	0	0	0	1	0	
3	0	0	0	0	2	0	
3	0	0	0	0	3	0	
3	1	1	0	0	0	0	
3	0	1	1	0	1	0	
3	0	1	0	0	1	1	
0	0	0	0	0	0	0	
0	0	0	0	0	0	0	
1B: 3	SF: 0	2B: 1	SAC: 0	3B: 0	DP: 0	HR: 1	HBP: 0

BOTTOM

Arizona Diamondbacks @ Montreal Expos
 Olympic Stadium, Montreal, QB
 Tue May 16 2000, 7:05 PM EDT
 Att. 11,898 - Dome - 72 F

livebaseballscorecards.com

AB	28
R	2
H	5
RBI	2
BB	0
SO	12
LOB	4



Inning Stats		R: 0	H: 0	R: 0	H: 0	R: 0	H: 1	R: 0	H: 0	R: 0	H: 1	R: 1	H: 1	R: 1	H: 2
		E: 0	LOB: 0	E: 0	LOB: 0	E: 0	LOB: 1	E: 0	LOB: 0	E: 0	LOB: 1	E: 0	LOB: 0	E: 1	LOB: 0
		K: 1	BB: 0	K: 2	BB: 0	K: 0	BB: 0	K: 2	BB: 0	K: 1	BB: 0	K: 3	BB: 0	K: 1	BB: 0
		S: 8	P: 10	S: 7	P: 8	S: 10	P: 16	S: 8	P: 10	S: 7	P: 9	S: 12	P: 16	S: 9	P: 14

PITCHER														
IP	WLS	BF	H	R	ER	SO	BB	IBB	HBP	BLK	WP	HR	S	P
8.0	L	28	5	2	1	12	0	0	0	0	0	1	76	104
ERA: 0.97														

PITCHER														
IP	WLS	BF	H	R	ER	SO	BB	IBB	HBP	BLK	WP	HR	S	P
ERA: 1.12														

WP	PA	ERA	WHIP
0	28		
0			
0			

Batter	1	2	3	4	5	6	7	8	9
Peter Bergeron, L OBP: 0.283, SLG: 0.331 (1, 8) X	0-0 2B 1B	0-0 F7		1-0 HR	2-3 K		1-2 FC5-4 1-2f		
Jose Vidro, S OBP: 0.435, SLG: 0.614 (1, 4) C F X	0-2 1-H 1B 2B	2-1 3-H 2B		2-1 2B 2B	4-0 BB			1-2 G3-1	
Rondell White, R OBP: 0.368, SLG: 0.523 Terry Jones, S OBP: 0.280, SLG: 0.261 (1, 7) X (9, 7)	0-0 2-H 2B 1B	1-0 F3		1-1 2-H 2B	0-3 K			3-3 K	
Vladimir Guerrero, R OBP: 0.462, SLG: 0.739 Wilton Guerrero, S OBP: 0.293, SLG: 0.250 (1, 9) C F B X (8, PR) X (9, 9)	2-2 G4-3 1-3 2B		3-2 HR	4-0 IBB		1-1 F8		1-2 2B	
Lee Stevens, L OBP: 0.377, SLG: 0.528 (1, 3) B X	1-0 G4-3		3-2 G3	0-2 G6-3		2-0 P6		0-3 K	
Andy Tracy, L OBP: 0.286, SLG: 0.400 Mike Mordecai, R OBP: 0.412, SLG: 0.882 (1, 5) B X (9, 5)	1-0 F9		1-0 P4		1-0 1B E 1B	2-3 K			
Chris Widger, R OBP: 0.352, SLG: 0.549 (1, 2) B C S X	2-3 K		1-0 F3		4-2 1-2 E BB		3-1 F3		
Orlando Cabrera, R OBP: 0.285, SLG: 0.433 (1, 6) C B X		1-1 SH3-4 2B 2B		1-2 G3-1	0-1 E8 WP 1B		1-0 G4-3		
Carl Pavano, R OBP: 0.200, SLG: 0.200 Matt Blank, L (9, 1) X		0-0 SH3-4		1-0 F9	1-2 G5-3		1-1 FC5-4 1B		

AB	R	H	RBI	BB	SO	LOB
5	2	2	1	0	1	2
4	2	3	2	1	0	0
5	1	2	2	0	2	2
0	0	0	0	0	0	0
4	1	3	1	1	0	0
0	0	0	0	0	0	0
5	0	0	1	0	1	4
4	1	1	0	0	1	1
0	0	0	0	0	0	0
3	1	0	0	1	1	1
4	2	2	0	0	0	0
3	0	1	0	0	0	1
0	0	0	0	0	0	0

BOTTOM

Arizona Diamondbacks @ Montreal Expos
Olympic Stadium, Montreal, QB
Wed May 17 2000, 7:05 PM EDT
Att. 8,766 - Dome - 72 F

livebaseballscorecards.com

AB	37
R	10
H	14
RBI	7
BB	3
SO	6
LOB	11



1B: 5	SF: 0	WP: 1	PA: 41
2B: 7	SAC: 1	PB: 0	
3B: 0	DP: 0	SB: 0	
HR: 2	HBP: 0	CS: 0	

Inning Stats	R	H	E	K	S	R	H	E	K	S	R	H	E	K	S	R	H	E	K	S	R	H	E	K	S
Armando Reynoso, R ERA: 6.64 (1, 1)	3	4	0	13	12	1	1	0	8	12	0	0	0	0	0	0	0	0	0	0	0	0	0	0	0
Dan Plesac, L ERA: 4.15 (4, 1)	0	0	0	0	0	0	0	0	0	0	0	0	0	0	0	0	0	0	0	0	0	0	0	0	0
Russ Springer, R ERA: 5.79 (5, 1)	0	0	0	0	0	0	0	0	0	0	0	0	0	0	0	0	0	0	0	0	0	0	0	0	0
Vicente Padilla, R ERA: 1.29 (7, 1)	0	0	0	0	0	0	0	0	0	0	0	0	0	0	0	0	0	0	0	0	0	0	0	0	0

PITCHER	IP	WLS	BF	H	R	ER	SO	BB	IBB	HBP	BLK	WP	HR	S	P	ERA	WHIP
Armando Reynoso, R ERA: 6.64 (1, 1)	3.2	L	22	10	7	7	1	0	0	0	0	0	0	15	27	9.00	4.000
Dan Plesac, L ERA: 4.15 (4, 1)	1.0		7	2	3	1	1	2	0	0	0	1	0	15	27	9.00	4.000
Russ Springer, R ERA: 5.79 (5, 1)	1.1		4	0	0	0	2	0	0	0	0	0	0	10	15	0.00	0.000
Vicente Padilla, R ERA: 1.29 (7, 1)	2.0		8	2	0	0	2	0	0	0	0	0	0	25	36	0.00	1.000

Batter	1	2	3	4	5	6	7	8	9
Wilton Guerrero, S (1, 8) <small>OBP: 0.289, SLG: 0.325</small> Anthony Telford, R (8, 1) Matt Blank, L (9, 1) Geoff Blum, S (9, 6) <small>OBP: 0.282, SLG: 0.324</small>	3-2 G5-3		1-2 G6-3		0-1 HR		1-1 G6-3		
Orlando Cabrera, R (1, 6) <small>OBP: 0.276, SLG: 0.420</small>	1-1 F9		1-1 F8		0-0 G1-3			1-0 F8	
Rondell White, R (1, 7) <small>OBP: 0.365, SLG: 0.515</small>	2-2 HR 1B		2-3 K			1-3 K		0-3 K	
Vladimir Guerrero, R (1, 9) <small>OBP: 0.463, SLG: 0.768</small>	0-0 HR			2-3 K		0-0 G4-3 3B		2-3 K	
Jose Vidro, S (1, 4) <small>OBP: 0.436, SLG: 0.631</small>	0-1 G4-3			1-2 HR		1-1 G4-3		0-2 DI 1B	
Lee Stevens, L (1, 3) <small>OBP: 0.374, SLG: 0.542</small>		0-1 L8		2-2 F9		3-H HR		1-0 P6	
Chris Widger, R (1, 2) <small>OBP: 0.341, SLG: 0.530</small>		1-0 G6-3		1-0 G4-3		0-1 G6-3		2-3 K	
Trace Coquillette, R (1, 5) <small>OBP: 0.346, SLG: 0.458</small> Peter Bergeron, L (8, 8) <small>OBP: 0.268, SLG: 0.331</small>		1-2 1B			1-2 F3		1-1 F7	4-2 BB	
Mike Thurman, R (1, 1) Felipe Lira, R (2, 1) Terry Jones, S (5, PH) <small>OBP: 0.269, SLG: 0.250</small> Mike Johnson, L (8, 1) <small>OBP: 0.500, SLG: 0.500</small> Steve Kline, S (7, 1) Andy Tracy, L (7, PH) <small>OBP: 0.273, SLG: 0.381</small> Mike Mordecai, R (8, 5) <small>OBP: 0.389, SLG: 0.833</small>		1-3 K			1-1 F2		2-2 G4-3	1-3 K	

AB	R	H	RBI	BB	SO	LOB
4	1	1	1	0	0	0
0	0	0	0	0	0	0
0	0	0	0	0	0	0
0	0	0	0	0	0	0
4	0	0	0	0	0	0
4	1	1	0	0	3	0
4	2	2	2	0	2	0
4	1	2	2	0	0	0
4	1	1	1	0	0	1
4	0	0	0	0	1	1
3	0	1	0	0	0	0
0	0	0	0	1	0	0
0	0	0	0	0	0	0
0	0	0	0	0	0	0
0	0	0	0	0	0	0
1	0	0	0	0	0	0
1	0	0	0	0	1	2

BOTTOM

Arizona Diamondbacks @ Montreal Expos
Olympic Stadium, Montreal, QB
 Thu May 18 2000, 7:05 PM EDT
 Att. 11,073 - Dome - 72 F

livebaseballscorecards.com

AB	35
R	6
H	8
RBI	6
BB	1
SO	8
LOB	5



Inning Stats	R: 2	H: 2	E: 0	K: 0	S: 11	H: 2	LOB: 0	BB: 0	P: 17	R: 0	H: 1	E: 0	K: 1	S: 9	H: 1	LOB: 1	BB: 0	P: 12	R: 0	H: 0	E: 0	K: 1	S: 9	H: 0	LOB: 0	BB: 0	P: 13	R: 1	H: 1	E: 0	K: 1	S: 10	H: 1	LOB: 0	BB: 0	P: 16	R: 1	H: 1	E: 0	K: 0	S: 8	H: 2	LOB: 0	BB: 0	P: 14	R: 0	H: 0	E: 0	K: 0	S: 7	H: 0	LOB: 0	BB: 0	P: 11	R: 0	H: 0	E: 0	K: 2	S: 8	H: 0	LOB: 0	BB: 0	P: 11	R: 0	H: 1	E: 0	K: 2	S: 14	H: 1	LOB: 2	BB: 1	P: 22	1B: 3	SF: 0	2B: 0	SAC: 0	3B: 1	DP: 0	HR: 4	HBP: 0	WP: 0	PA: 36
--------------	------	------	------	------	-------	------	--------	-------	-------	------	------	------	------	------	------	--------	-------	-------	------	------	------	------	------	------	--------	-------	-------	------	------	------	------	-------	------	--------	-------	-------	------	------	------	------	------	------	--------	-------	-------	------	------	------	------	------	------	--------	-------	-------	------	------	------	------	------	------	--------	-------	-------	------	------	------	------	-------	------	--------	-------	-------	-------	-------	-------	--------	-------	-------	-------	--------	-------	--------

PITCHER	IP	WLS	BF	H	R	ER	SO	BB	IBB	HBP	BLK	WP	HR	S	P	ERA	WHIP
Brian Anderson, L (1, 1) <small>ERA: 4.71</small>	5.2		24	7	6	6	4	0	0	0	0	0	4	55	80	9.53	1.235
Mike Morgan, R (6, 1) <small>ERA: 1.8</small>	1.1		4	0	0	0	0	0	0	0	0	0	0	9	13	0.00	0.000
Byung-Hyun Kim, R (8, 1) <small>ERA: 1.45</small>	2.0	W	8	1	0	0	4	1	0	0	0	0	0	22	33	0.00	1.000

WP	PA	ERA	WHIP
0	36		

Batter	1	2	3	4	5	6	7	8	9	AB R H RBI BB SO LOB	TOP		
Tony Womack, L (1, 6) OBP: 0.307, SLG: 0.453	0-1 S 1B	0-2 G6-3			1-2 P6		0-1 2B 1B		3-3 K 2-3	5 0 2 0 0 1 2			
Jay Bell, R (1, 4) OBP: 0.436, SLG: 0.520	4-1 BB		3-2 CS 1B		1-1 FC5 SF8 1B		1-1 1-H 2B			3 0 3 0 1 0 0			
Luis Gonzalez, L (1, 7) OBP: 0.380, SLG: 0.522	2-2 F9		0-1 P6		0-1 SF8			1-3 K		3 0 0 1 0 1 3			
Erubiel Durazo, L (1, 3) OBP: 0.401, SLG: 0.500 Greg Colbrunn, R (8, PH) OBP: 0.596, SLG: 0.750 (8, 3)	2-3 K		1-0 F9		1-0 FC5			1-0 G6-3		3 0 0 0 0 1 4 1 0 0 0 0 0 0			
Steve Finley, L (1, 8) OBP: 0.367, SLG: 0.652	2-0 G3		0-2 CS 1-2	1-3 K		1-3 K		3-2 S HBP		3 0 0 0 0 2 2			
Travis Lee, L (1, 9) OBP: 0.358, SLG: 0.454		1-1 S 1B		4-2 BB		3-2 F5		0-3 K 1-2		3 1 1 0 1 1 1			
Damian Miller, R (1, 2) OBP: 0.329, SLG: 0.552		4-2 S 1B BB		1-0 F7		2-3 K		1-2 F8		3 1 0 0 1 1 1			
Lenny Harris, L (1, 5) OBP: 0.207, SLG: 0.247		0-1 F8		1-0 P5			2-2 G6-3		3-2 S 1B	4 0 1 0 0 0 3			
Todd Stottlemire, L (1, 1) OBP: 0.300, SLG: 0.444 Hanley Frias, S (7, PH) OBP: 0.267, SLG: 0.231 Vicente Padilla, R (7, 1) Bernard Gilkey, R (9, PH) OBP: 0.255, SLG: 0.325		2-2 1-H 2-H 1B		2-1 1B SF8 2B			1-1 G5-3		3-3 K 1-2	2 1 2 2 0 0 0 1 0 0 0 0 0 0 0 0 0 0 0 0 0 1 0 0 0 0 1 1			
Inning Stats	R: 0 H: 1 E: 0 LOB: 2 K: 1 BB: 1 S: 10 P: 20	R: 2 H: 2 E: 0 LOB: 0 K: 0 BB: 1 S: 14 P: 21	R: 0 H: 1 E: 0 LOB: 0 K: 0 BB: 0 S: 8 P: 12	R: 0 H: 0 E: 0 LOB: 1 K: 1 BB: 1 S: 8 P: 15	R: 1 H: 2 E: 0 LOB: 1 K: 0 BB: 0 S: 11 P: 16	R: 0 H: 0 E: 0 LOB: 0 K: 2 BB: 0 S: 17 P: 23	R: 0 H: 2 E: 0 LOB: 2 K: 0 BB: 0 S: 10 P: 14	R: 0 H: 0 E: 0 LOB: 1 K: 2 BB: 0 S: 10 P: 15	R: 0 H: 1 E: 0 LOB: 1 K: 2 BB: 0 S: 14 P: 24	1B: 7 SF: 1 2B: 2 SAC: 0 3B: 0 DP: 0 HR: 0 HBP: 1	WP: 0 PA: 38 PB: 0 SB: 7 CS: 1		
PITCHER	IP WLS BF H R ER SO BB IBB HBP BLK WP HR S P ERA WHIP											PITCHER	IP WLS BF H R ER SO BB IBB HBP BLK WP HR S P ERA WHIP
Bobby Jones, R (1, 1) ERA: 10.66	6.0 W 25 6 3 3 4 3 0 0 0 0 0 0 68 107 4.50 1.500												
Turk Wendell, R (7, 1) ERA: 3.42	1.0 H 4 2 0 0 0 0 0 0 0 0 0 0 0 10 14 0.00 2.000												
John Franco, L (8, 1) ERA: 3.32	1.0 H 4 0 0 0 2 0 0 0 1 0 0 0 0 10 15 0.00 0.000												
Armando Benitez, R (9, 1) ERA: 5.09	1.0 S 4 1 0 0 2 0 0 0 0 0 0 0 0 14 24 0.00 1.000												

Arizona Diamondbacks @ New York Mets
 Shea Stadium, Flushing, NY
 Fri May 19 2000, 7:10 PM EDT
 Att. 25,292 - Overcast - 48 F

AB	32
R	3
H	9
RBI	3
BB	3
SO	8
LOB	17



Batter	1	2	3	4	5	6	7	8	9
Joe McEwing, R OBP: 0.261, SLG: 0.333 (1, 5)	G5-3		SH1-4	E4 1B SF9		K		G6-3	
Derek Bell, R OBP: 0.430, SLG: 0.553 Jon Nunnally, L OBP: 0.355, SLG: 0.426 (1, 9) (8, 9)	K			E 1B			E8 HR		
Edgardo Alfonzo, R OBP: 0.457, SLG: 0.665 Pat Mahomes, R OBP: 0.222, SLG: 0.333 Rich Rodriguez, L (9, 1) John Franco, L (9, 1) Armando Benitez, R (9, 1) Robin Ventura, L OBP: 0.347, SLG: 0.503 (1, 4) (8, 1) (9, 1) (9, 1) (9, 1) (9, 5)	F8		P2	SF9					
31 Mike Piazza, R OBP: 0.411, SLG: 0.723 Todd Pratt, R OBP: 0.415, SLG: 0.543 (1, 2) (7, PH) (8, 2)			F9	F8			K		
Todd Zeile, R OBP: 0.382, SLG: 0.483 20 Kurt Abbott, R OBP: 0.275, SLG: 0.292 (1, 3) (7, PH) (8, 4)		G3-1		G1-4-3			F3		
Benny Agbayani, R OBP: 0.351, SLG: 0.453 (1, 7)		G6-3		1B 1B		K			
Jay Payton, R OBP: 0.275, SLG: 0.348 (1, 8)		G1-3		1B 1B		G5-4-3			
Rey Ordonez, R OBP: 0.297, SLG: 0.234 (1, 6)			SH1-4 1B	1B E		L9		F7	
Mike Hampton, R OBP: 0.346, SLG: 0.261 Matt Franco, L OBP: 0.256, SLG: 0.135 Dennis Cook, L (1, 1) (6, PH) (7, 1) Mark Johnson, L (8, 3)			E1 SH1-4	E 1B		K		K	

Inning Stats	R: 0	H: 0	E: 0	K: 1	S: 7	H: 0	LOB: 0	BB: 0	P: 12	R: 0	H: 1	E: 0	K: 0	S: 8	R: 1	H: 2	E: 1	K: 0	S: 13	R: 5	H: 5	E: 2	K: 0	S: 17	R: 0	H: 1	E: 0	K: 1	S: 10	R: 0	H: 0	E: 0	K: 2	S: 7	R: 2	H: 2	E: 1	K: 2	S: 19	R: 0	H: 0	E: 0	K: 1	S: 8	R: 0	H: 0	E: 0	K: 1	S: 13
PITCHER	IP	WLS	BF	H	R	ER	SO	BB	IBB	HBP	BLK	WP	HR	S	P	ERA	WHIP																																
Omar Daal, L ERA: 5.21 (1, 1)	3.1	L	20	8	6	4	1	0	0	0	1	0	0	43	62	10.80	2.400																																
Russ Springer, R ERA: 4.86 (4, 1)	2.2		8	1	0	0	3	0	0	0	0	0	0	19	24	0.00	0.375																																
Greg Swindell, L ERA: 3.06 (7, 1)	1.0		6	2	2	1	2	0	0	0	0	0	1	19	25	9.00	2.000																																
Dan Plesac, L ERA: 3.72 (8, 1)	1.0		3	0	0	0	1	0	0	0	0	0	0	8	13	0.00	0.000																																

BOTTOM

AB R H RBI BB SO LOB


4	1	0	1	0	1	1
4	1	2	2	0	1	0
0	0	0	0	0	0	0
3	1	1	3	0	0	2
0	0	0	0	0	0	0
0	0	0	0	0	0	0
0	0	0	0	0	0	0
0	0	0	0	0	0	0
0	0	0	0	0	0	0
3	0	1	0	0	0	3
1	0	0	0	0	1	0
3	0	1	0	0	0	1
1	0	0	0	0	0	0
4	1	2	0	0	1	2
4	1	1	0	0	1	3
4	2	2	0	0	0	0
2	1	1	2	0	0	1
1	0	0	0	0	1	0
0	0	0	0	0	0	0
1	0	0	0	0	1	0

WP: 0 PA: 37
PB: 0
SB: 0
CS: 0

Arizona Diamondbacks @ New York Mets
Shea Stadium, Flushing, NY
Sat May 20 2000, 1:10 PM EDT
Att: 37,121 - Cloudy - 50 F

livebaseballscorecards.com

AB 35
R 8
H 11
RBI 8
BB 0
SO 7
LOB 13



Arizona Diamondbacks @ New York Mets
Shea Stadium, Flushing, NY
 Sun May 21 2000, 1:10 PM EDT
 Att. 38,826 - Cloudy - 56 F

AB	37
R	6
H	10
RBI	6
BB	0
SO	6
LOB	8



WP:	0	PA:	38
PB:	0		
SB:	0		
CS:	0		

AB	R	H	RBI	BB	SO	LOB
5	1	1	0	0	0	0
5	1	1	0	0	2	0
3	1	2	1	0	0	0
3	0	1	0	0	0	3
1	0	0	0	0	1	0
4	2	3	3	0	0	1
4	1	1	2	0	1	3
4	0	1	0	0	0	0
4	0	0	0	0	1	1
3	0	0	0	0	1	0
0	0	0	0	0	0	0
0	0	0	0	0	0	0
1	0	0	0	0	0	0
0	0	0	0	0	0	0

Batter	1	2	3	4	5	6	7	8	9
Tony Womack, L (1, 6) OBP: 0.306, SLG: 0.444	2-2 P5		0-1 1B 1B		1-0 F7		2-0 F8		3-2 G4-3
Jay Bell, R (1, 4) OBP: 0.426, SLG: 0.503	1-3 K		1-0 F9 1B 1B G3-1		3-2 G6-3		0-2 G3-1		2-3 K
Luis Gonzalez, L (1, 7) OBP: 0.390, SLG: 0.521	1-2 1B 1B		0-0 G3-1 1B 1-2 2-H		4-2 HBP		2-2 G4-3		
Erubiel Durazo, L (1, 3) OBP: 0.397, SLG: 0.492 Greg Colbrunn, R (8, PH) OBP: 0.603, SLG: 0.805 (8, 3)	2-2 FC6-4 1B 1-3 1B		0-0 F9 2-3		1-0 P6			0-3 K	
Steve Finley, L (1, 8) OBP: 0.376, SLG: 0.673	1-1 FC6-4 1-2 1B 3-H		2-2 G3-1 1-2 3-H		2-1 HR 1B			0-0 HR	
Travis Lee, L (1, 9) OBP: 0.352, SLG: 0.472	1-1 FC6-4 1-2 2-3		1-1 G6-3		0-2 HR 1-H			1-3 K	
Damian Miller, R (1, 2) OBP: 0.333, SLG: 0.542		1-1 G5-3		0-1 L8		0-0 F9		2-2 1B	
Andy Fox, L (1, 5) OBP: 0.236, SLG: 0.265		0-0 G4-3		0-3 K		0-0 G3-1		3-1 F8	
Randy Johnson, R (1, 1) OBP: 0.219, SLG: 0.226 Mike Morgan, R (7, 1) OBP: 0.500, SLG: 0.500 Dan Plesac, L (8, 1) Lenny Harris, L (9, PH) OBP: 0.202, SLG: 0.241 Byung-Hyun Kim, R (9, 1)		2-3 K		1-1 G4-3		0-0 G6-3			0-1 G4-3
Inning Stats	R: 1 E: 0 K: 1 S: 18 H: 3 LOB: 2 BB: 0 P: 26	R: 0 E: 0 K: 1 S: 7 H: 0 LOB: 0 BB: 0 P: 10	R: 2 E: 0 K: 0 S: 16 H: 3 LOB: 1 BB: 0 P: 19	R: 0 E: 0 K: 1 S: 7 H: 0 LOB: 0 BB: 0 P: 8	R: 0 E: 0 K: 0 S: 7 H: 0 LOB: 1 BB: 0 P: 16	R: 2 E: 0 K: 0 S: 8 H: 2 LOB: 0 BB: 0 P: 10	R: 0 E: 0 K: 0 S: 7 H: 0 LOB: 0 BB: 0 P: 11	R: 1 E: 0 K: 2 S: 15 H: 2 LOB: 1 BB: 0 P: 21	R: 0 E: 0 K: 1 S: 8 H: 0 LOB: 0 BB: 0 P: 13

PITCHER	IP	WLS	BF	H	R	ER	SO	BB	IBB	HBP	BLK	WP	HR	S	P	ERA	WHIP
Rick Reed, R (1, 1) ERA: 3.71	7.0		30	8	5	5	3	0	0	1	0	0	1	70	100	6.43	1.143
Dennis Cook, L (8, 1) ERA: 6.16	1.0		5	2	1	1	2	0	0	0	0	0	1	15	21	9.00	2.000
Turk Wendell, R (9, 1) ERA: 3.29	1.0	W	3	0	0	0	1	0	0	0	0	0	0	8	13	0.00	0.000

Batter	1	2	3	4	5	6	7	8	9	AB R H RBI BB SO LOB	TOP											
Warren Morris, L (1, 4) OBP: 0.348, SLG: 0.291	0-0 1B	2-2 L6			0-2 F7			1-2 G5-4-3		4 0 1 0 0 0 3												
18 Jason Kendall, R (1, 2) OBP: 0.468, SLG: 0.483	0-1 3B		1-2 F8			1-2 1B		4-2 BB		3 1 2 0 1 0 0												
Wil Cordero, R (1, 7) OBP: 0.331, SLG: 0.514	2-1 SF8		1-2 1B			1-0 F5		1-1 G3-1		3 0 1 1 0 0 2												
Brian Giles, L (1, 8) OBP: 0.429, SLG: 0.665	3-2 1B		1-0 G5-4-3			0-0 G5-4-3		0-2 F7		4 0 1 0 0 0 3												
Kevin Young, R (1, 3) OBP: 0.262, SLG: 0.428	1-3 K			0-0 P4			2-1 G5-3		0-0 P1	4 0 0 0 0 1 2												
Bruce Aven, R (1, 9) OBP: 0.288, SLG: 0.464		1-0 1B		0-1 G4-3			3-3 K			3 0 1 0 0 1 0												
Josias Manzanillo, R (7, 1)										0 0 0 0 0 0 0												
Pat Meares, R (1, 6) OBP: 0.289, SLG: 0.381		2-1 P4		0-3 K			0-0 G4-3			3 0 0 0 0 1 1												
Mike Benjamin, R (1, 5) OBP: 0.413, SLG: 0.521		1-2 1B			1-0 G5-3			2-1 F8		3 0 1 0 0 0 0												
Jimmy Anderson, L (1, 1) OBP: 0.154, SLG: 0.231		0-0 FC2-5			0-1 G6-3			0-1 1B		2 0 0 0 0 0 2												
Rich Loiselle, R (5, 1)										0 0 0 0 0 0 0												
Adrian Brown, S (7, 9) OBP: 0.311, SLG: 0.458		1-2 2-3f								1 0 1 0 0 0 0												
Inning Stats	R: 1 E: 0 K: 1 S: 11	H: 3 LOB: 1 BB: 0 P: 17	R: 0 E: 0 K: 0 S: 10	H: 2 LOB: 2 BB: 0 P: 16	R: 0 E: 0 K: 0 S: 7	H: 1 LOB: 0 BB: 0 P: 10	R: 0 E: 0 K: 1 S: 6	H: 0 LOB: 0 BB: 0 P: 6	R: 0 E: 0 K: 0 S: 6	H: 0 LOB: 0 BB: 0 P: 7	R: 0 E: 0 K: 0 S: 6	H: 1 LOB: 0 BB: 0 P: 8	R: 0 E: 0 K: 1 S: 7	H: 0 LOB: 0 BB: 0 P: 12	R: 0 E: 0 K: 0 S: 7	H: 1 LOB: 0 BB: 0 P: 10	R: 0 E: 0 K: 0 S: 11	H: 0 LOB: 1 BB: 1 P: 16	1B: 7 2B: 0 3B: 1 HR: 0	SF: 1 SAC: 0 DP: 3 HBP: 0	WP: 0 PB: 0 SB: 0 CS: 0	PA: 32
PITCHER Brian Anderson, L (1, 1) ERA: 4.21	IP: 8.0 WLS: W BF: 28 H: 8 R: 1 ER: 1 SO: 3 BB: 0 IBB: 0 HBP: 0 BLK: 0 WP: 0 HR: 0 S: 60 P: 86 ERA: 1.12 WHIP: 1.000																					
Matt Mantei, R (9, 1) ERA: 6.23	IP: 1.0 WLS: 4 BF: 0 H: 0 R: 0 ER: 0 SO: 0 BB: 1 IBB: 0 HBP: 0 BLK: 0 WP: 0 HR: 0 S: 11 P: 16 ERA: 0.00 WHIP: 1.000																					

Pittsburgh Pirates @ Arizona Diamondbacks
 Bank One Ballpark, Phoenix, AZ
 Tue May 23 2000, 10:05 PM EDT
 Att: 31,726 - Dome - 72 F

AB	30
R	1
H	8
RBI	1
BB	1
SO	3
LOB	13



Batter	1	2	3	4	5	6	7	8	9
Tony Womack, L OBP: 0.309, SLG: 0.439 (1, 6)	0-1 G3-1		1-1 G5-3		3-2 3B HBP	1-2 G4-3		2-2 1B	
Jay Bell, R OBP: 0.426, SLG: 0.512 (1, 4)	0-0 G4-3		0-0 F8		0-0 2B 3B	0-1 1B 1B		1-0 F9	
Luis Gonzalez, L OBP: 0.402, SLG: 0.536 (1, 7)	1-1 1B HR 1B		4-1 BB		2-1 1B SF3 2B	2-0 1B			
Matt Williams, R OBP: 0.500, SLG: 0.500 (1, 5)	0-1 1-3 HR 1B		3-0 F9		0-0 2B 1B	0-0 P4			
Steve Finley, L OBP: 0.384, SLG: 0.695 (1, 8)	3-2 1-H HR			2-1 G6-3 1B	0-1 SF8		4-0 G6-4-3 BB		
Greg Colbrunn, R OBP: 0.581, SLG: 0.778 (1, 3)	0-3 K			2-1 F9	2-2 2B		3-1 G6-4-3		
Damian Miller, R OBP: 0.329, SLG: 0.520 (1, 2)		3-0 F3		3-2 G6-3	4-2 G4-6-3 BB		1-2 G4-3		
Bernard Gilkey, R OBP: 0.255, SLG: 0.298 Matt Mantei, R (9, 1)		2-1 F8		4-0 IBB	0-2 G4-6-3		0-0 F9		
Brian Anderson, R OBP: 0.091, SLG: 0.095 Travis Lee, L OBP: 0.349, SLG: 0.469 (8, PH) (9, 9)		1-3 K		0-0 F9		2-3 K		1-1 G5-3	

Inning Stats	R: 3	H: 3	E: 0	K: 1	S: 16	LOB: 0	BB: 0	P: 20	R: 0	H: 0	E: 0	K: 1	S: 6	LOB: 0	BB: 0	P: 12	R: 0	H: 0	E: 0	K: 0	S: 5	LOB: 1	BB: 1	P: 13	R: 0	H: 1	E: 0	K: 0	S: 8	LOB: 2	BB: 1	P: 19	R: 3	H: 4	E: 0	K: 0	S: 18	LOB: 2	BB: 1	P: 29	R: 0	H: 2	E: 0	K: 1	S: 11	LOB: 2	BB: 0	P: 16	R: 0	H: 0	E: 0	K: 0	S: 6	LOB: 0	BB: 1	P: 14	R: 0	H: 1	E: 0	K: 0	S: 9	LOB: 1	BB: 0	P: 13
--------------	------	------	------	------	-------	--------	-------	-------	------	------	------	------	------	--------	-------	-------	------	------	------	------	------	--------	-------	-------	------	------	------	------	------	--------	-------	-------	------	------	------	------	-------	--------	-------	-------	------	------	------	------	-------	--------	-------	-------	------	------	------	------	------	--------	-------	-------	------	------	------	------	------	--------	-------	-------

PITCHER	IP	WLS	BF	H	R	ER	SO	BB	IBB	HBP	BLK	WP	HR	S	P	ERA	WHIP
Jimmy Anderson, L ERA: 5.48 (1, 1)	4.1	L	23	7	6	6	2	1	1	1	0	0	1	43	77	12.46	1.846
Rich Loiselle, R ERA: (5, 1)	1.2		8	3	0	0	1	1	0	0	0	0	0	21	32	0.00	2.400
Josias Manzanillo, R ERA: 1.93 (7, 1)	2.0		7	1	0	0	0	1	0	0	0	0	0	15	27	0.00	1.000

AB R H RBI BB SO LOB

BOTTOM

4	1	1	0	0	0	0
5	1	2	1	0	0	1
3	2	3	1	1	0	0
4	1	2	0	0	0	3
2	1	2	4	1	0	0
4	0	1	0	0	1	2
3	0	0	0	1	0	1
3	0	0	0	1	0	3
0	0	0	0	0	0	0
3	0	0	0	0	2	2
1	0	0	0	0	0	0


AB	32
R	6
H	11
RBI	6
BB	4
SO	3
LOB	12



1B: 7	SF: 1	WP: 0	PA: 38
2B: 2	SAC: 0	PB: 0	
3B: 1	DP: 2	SB: 0	
HR: 1	HBP: 1	CS: 0	

Pittsburgh Pirates @ Arizona Diamondbacks
Bank One Ballpark, Phoenix, AZ
 Tue May 23 2000, 10:05 PM EDT
 Att: 31,726 - Dome - 72 F

livebaseballscorecards.com

Batter	1	2	3	4	5	6	7	8	9	AB R H RBI BB SO LOB	TOP											
Warren Morris, L (1, 4) OBP: 0.340, SLG: 0.283	0-0 G6-3	1-0 F7			1-2 F9		3-2 G6-3		1-1 CS	4 0 0 0 0 0 1												
18 Jason Kendall, R (1, 2) OBP: 0.463, SLG: 0.477	2-2 F9		2-2 S 1B		1-2 F9			0-2 F4		4 0 1 0 0 0 0												
Wil Cordero, R (1, 7) OBP: 0.329, SLG: 0.503	1-1 G6-3		2-0 F9			2-1 F7		4-2 HR BB		3 1 0 0 1 0 1												
Brian Giles, L (1, 8) OBP: 0.441, SLG: 0.695		2-2 HR 1B	4-1 F9-6 BB		3-1 FC5 2B		2-1 HR			3 2 3 2 1 0 0												
Kevin Young, R (1, 3) OBP: 0.262, SLG: 0.423		2-2 HR 1B	0-1 F9-6		1-1 F8		2-3 K			4 1 1 0 0 1 3												
John Vander Wal, L (1, 9) OBP: 0.444, SLG: 0.627		0-1 HR		3-2 F7		4-0 FC5 IBB		1-2 P6		3 1 1 3 1 0 0												
Pat Meares, R (1, 6) OBP: 0.282, SLG: 0.372		1-2 F9		0-0 F9		2-2 FC5			2-3 K	4 0 0 0 0 1 2	AB 33 R 5 H 8 RBI 5 BB 3 SO 4 LOB 9											
Luis Sojo, R (1, 5) OBP: 0.354, SLG: 0.505 Mike Benjamin, R (9, PR) OBP: 0.413, SLG: 0.521		2-2 1B		0-1 G6-3			1-0 F8		3-2 CS 1B	4 0 2 0 0 0 0 0 0 0 0 0 0 0												
Jason Schmidt, R (1, 1) Jeff Wallace, L (7, 1) Jose Silva, R (7, 1) Scott Sauerbeck, R (7, 1) Jason Christiansen, R (8, 1) Ivan Cruz, L (9, PH) OBP: 0.167, SLG: 0.167		1-3 K		1-2 F8			0-1 G6-3		1-3 K	3 0 0 0 0 0 1 1 0 1 0 0 0 0 0 1 1												
Inning Stats	R: 0 E: 0 K: 0 S: 7	H: 0 LOB: 0 BB: 0 P: 10	R: 3 E: 0 K: 1 S: 18	H: 4 LOB: 1 BB: 0 P: 27	R: 0 E: 0 K: 0 S: 7	H: 1 LOB: 1 BB: 1 P: 15	R: 0 E: 0 K: 0 S: 6	H: 0 LOB: 0 BB: 0 P: 9	R: 0 E: 0 K: 0 S: 9	H: 0 LOB: 0 BB: 0 P: 12	R: 0 E: 0 K: 0 S: 9	H: 1 LOB: 2 BB: 1 P: 21	R: 0 E: 0 K: 0 S: 6	H: 0 LOB: 0 BB: 0 P: 10	R: 2 E: 0 K: 1 S: 14	H: 1 LOB: 0 BB: 1 P: 23	R: 0 E: 0 K: 2 S: 10	H: 1 LOB: 1 BB: 0 P: 17	1B: 5 2B: 2 3B: 0 HR: 2	SF: 0 SAC: 0 DP: 1 HBP: 0	WP: 0 PB: 0 SB: 1 CS: 1	PA: 37
PITCHER	IP WLS BF H R ER SO BB IBB HBP BLK WP HR S P ERA WHIP																					
Todd Stottlemyre, R (1, 1) ERA: 4.63	7.0 W 28 6 3 3 1 1 1 0 0 0 1 62 104 3.86 1.000																					
Mike Morgan, R (8, 1) ERA: 2.59	0.1 H 3 1 2 2 0 1 0 0 0 0 0 1 8 14 54.00 6.000																					
Byung-Hyun Kim, R (8, 1) ERA: 1.77	1.2 S 5 1 0 0 3 0 0 0 0 0 0 0 16 26 0.00 0.600																					

Pittsburgh Pirates @ Arizona Diamondbacks
Bank One Ballpark, Phoenix, AZ
Wed May 24 2000, 10:05 PM EDT
Att. 30,462 - Dome - 72 F

livebaseballscores.com

Batter	1	2	3	4	5	6	7	8	9	AB	R	H	RBI	BB	SO	LOB
Tony Womack, L (1, 6) OBP: 0.308, SLG: 0.435	0-3 K	0-3 K			0-0 P5		0-1 1B			4	1	1	1	0	2	3
Jay Bell, R (1, 4) OBP: 0.422, SLG: 0.503	1-1 F9	0-0 FC5			1-1 F7		4-2 1B 2B BB			3	1	0	0	1	0	3
Luis Gonzalez, L (1, 7) OBP: 0.404, SLG: 0.541	0-3 K		0-0 F9 2B		3-3 K		3-1 2B 1B			4	1	2	1	0	2	0
Matt Williams, R (1, 5) OBP: 0.375, SLG: 0.375		0-3 K	0-1 G1-3		0-1 1B		1-3 K			4	0	1	0	0	2	3
Steve Finley, L (1, 8) OBP: 0.386, SLG: 0.696		1-2 1B BB	1-1 F9		0-0 F8		2-2 2B			4	1	2	2	0	0	2
Erubiel Durazo, L (1, 3) OBP: 0.393, SLG: 0.479		4-2 1B BB	1-1 L6		2-1 F8		1-2 G3-1			3	1	0	0	1	0	3
Mike Morgan, R (8, 1) OBP: 0.500, SLG: 0.500		1-2 1B BB								0	0	0	0	0	0	0
Byung-Hyun Kim, R (8, 1)										0	0	0	0	0	0	0
Travis Lee, L (1, 9) OBP: 0.349, SLG: 0.466		1-0 1B BB		0-1 G3		0-0 P6		0-1 G4-3		3	0	1	1	0	0	1
Bernard Gilkey, R (8, 9) OBP: 0.250, SLG: 0.292		1-3 2-H 1B								1	0	0	0	0	0	0
Kelly Stinnett, R (1, 2) OBP: 0.292, SLG: 0.463		4-1 FC5 1B BB	1-2 F8		1-2 F8		1-3 K	1-3 K		3	0	0	0	1	2	0
Todd Stottlemyre, L (1, 1) OBP: 0.318, SLG: 0.450		3-2 FC5 1B		1-3 K			1-0 1B 2B	2-3 K		2	0	1	1	0	1	0
Lenny Harris, L (7, PH) OBP: 0.211, SLG: 0.262										1	1	1	0	0	0	0
Greg Colbrunn, R (8, 3) OBP: 0.571, SLG: 0.761		1-2 2-3 3-H 1B								1	0	0	0	0	1	0

Inning Stats	R: 0	H: 0	E: 0	K: 2	S: 8	R: 2	H: 3	E: 0	K: 2	S: 19	R: 0	H: 1	E: 0	K: 0	S: 7	R: 0	H: 0	E: 0	K: 1	S: 9	R: 0	H: 0	E: 0	K: 1	S: 7	R: 0	H: 1	E: 0	K: 0	S: 6	R: 4	H: 4	E: 0	K: 2	S: 26	R: 0	H: 0	E: 0	K: 2	S: 9	1B: 6	2B: 3	3B: 0	HR: 0	SF: 0	SAC: 0	DP: 0	HBP: 0	WP: 0	PB: 0	SB: 0	CS: 0	PA: 36
--------------	------	------	------	------	------	------	------	------	------	-------	------	------	------	------	------	------	------	------	------	------	------	------	------	------	------	------	------	------	------	------	------	------	------	------	-------	------	------	------	------	------	-------	-------	-------	-------	-------	--------	-------	--------	-------	-------	-------	-------	--------

PITCHER	IP	WLS	BF	H	R	ER	SO	BB	IBB	HBP	BLK	WP	HR	S	P	ERA	WHIP
Jason Schmidt, R (1, 1) ERA: 5.05	6.1	L	29	7	5	5	7	3	0	0	0	0	0	70	100	7.11	1.579
Jeff Wallace, L (7, 1) ERA: 3.09	0.0		1	1	0	0	0	0	0	0	0	0	0	2	5	∞	∞
Jose Silva, R (7, 1) ERA: 4.67	0.1		2	1	1	1	1	0	0	0	0	0	0	7	10	27.00	3.000
Scott Sauerbeck, L (7, 1) ERA: 3.55	0.1		1	0	0	0	0	0	0	0	0	0	0	3	4	0.00	0.000
Jason Christiansen, L (8, 1) ERA: 1.53	1.0		3	0	0	0	2	0	0	0	0	0	0	9	12	0.00	0.000

BOTTOM

Pittsburgh Pirates @ Arizona Diamondbacks
Bank One Ballpark, Phoenix, AZ
 Wed May 24 2000, 10:05 PM EDT
 Att: 30,462 - Dome - 72 F

livebaseballscorecards.com

AB	33
R	6
H	9
RBI	6
BB	3
SO	10
LOB	15



Batter	1	2	3	4	5	6	7	8	9	AB R H RBI BB SO LOB	TOP		
Mike Benjamin, R (1, 4) OBP: 0.388, SLG: 0.487	1-0 F9	2-2 PO	0-1 F8	0-0 F9		0-0 F8			2-2 F8	5 0 0 0 0 0 3			
18 Jason Kendall, R (1, 2) OBP: 0.462, SLG: 0.471	3-2 L4		2-1 F8		3-2 G5-3		2-0 G6-3 G4-3 E 1B		4-2 2B BB	4 2 1 0 1 0 0			
Wil Cordero, R (1, 7) OBP: 0.331, SLG: 0.497	2-1 BB 1B		4-1 BB		1-0 G5-3		0-1 G4-3		0-0 L6	4 0 1 0 1 0 2			
Brian Giles, L (1, 8) OBP: 0.445, SLG: 0.698	1-0 BB 1B		0-1 G3		1-2 HR 1B		1-2 G6-3		2-1 1-H 2B	5 1 3 1 0 0 2			
Kevin Young, R (1, 3) OBP: 0.296, SLG: 0.434	4-1 BB			0-0 G5-3 2B	4-2 HR BB		1-2 E1 1B		0-2 F8	3 1 2 1 2 0 1			
Bruce Aven, R (1, 9) OBP: 0.286, SLG: 0.500	1-0 F8		2-1 G1-3	0-0 HR		3-H 1-3 K				4 1 1 3 0 1 5			
Pat Meares, R (1, 6) OBP: 0.287, SLG: 0.371		1-2 P6-3 1B	1-1 G5-3 HBP		2-2 F8			3-2 G5-3		3 0 1 0 0 0 0			
Luis Sojo, R (1, 5) OBP: 0.340, SLG: 0.485		2-0 P6-3	1-0 G5-3			3-1 G6-3		3-3 K		4 0 0 0 0 1 3			
Kris Benson, R (1, 1) OBP: 0.273, SLG: 0.167		0-1 E6	4-2 BB			1-3 K		1-1 G3		2 0 0 0 1 1 0			
Scott Sauerbeck, R (7, 1)										0 0 0 0 0 0 0			
Adrian Brown, S (8, PH) OBP: 0.306, SLG: 0.450										1 0 0 0 0 0 0			
Mike Williams, R (8, 1)										0 0 0 0 0 0 0			
Inning Stats	R: 0 H: 2 E: 0 LOB: 3 K: 0 BB: 1 S: 10 P: 22	R: 0 H: 1 E: 1 LOB: 0 K: 0 BB: 0 P: 13	R: 0 H: 0 E: 0 LOB: 1 K: 0 BB: 1 P: 13	R: 0 H: 1 E: 0 LOB: 3 K: 0 BB: 1 P: 16	R: 3 H: 2 E: 0 LOB: 0 K: 0 BB: 1 P: 25	R: 0 H: 0 E: 0 LOB: 0 K: 1 BB: 0 P: 10	R: 1 H: 2 E: 1 LOB: 1 K: 1 BB: 0 P: 19	R: 0 H: 0 E: 0 LOB: 0 K: 1 BB: 0 P: 16	R: 1 H: 1 E: 0 LOB: 1 K: 0 BB: 1 P: 19	1B: 6 SF: 0 2B: 3 SAC: 0 3B: 0 DP: 1 HR: 1 HBP: 1	WP: 0 PA: 42 PB: 0 SB: 0 CS: 0		
PITCHER	IP WLS BF H R ER SO BB IBB HBP BLK WP HR S P ERA WHIP											PITCHER	IP WLS BF H R ER SO BB IBB HBP BLK WP HR S P ERA WHIP
Omar Daal, L (1, 1) ERA: 5.14	6.0 W 28 6 3 3 1 4 0 1 0 0 0 1 53 99 4.50 1.667												
Mike Morgan, R (7, 1) ERA: 2.84	0.1 H 2 1 1 1 0 0 0 0 0 0 0 0 3 5 27.00 3.000												
Dan Plesac, L (7, 1) ERA: 3.48	0.1 H 1 0 0 0 0 0 0 0 0 0 0 0 4 5 0.00 0.000												
Russ Springer, R (7, 1) ERA: 4.5	1.1 H 5 1 0 0 2 0 0 0 0 0 0 0 16 25 0.00 0.750												
Matt Mantei, R (9, 1) ERA: 6.75	1.0 S 5 1 1 1 0 1 0 0 0 0 0 0 11 19 9.00 2.000												

Pittsburgh Pirates @ Arizona Diamondbacks
 Bank One Ballpark, Phoenix, AZ
 Thu May 25 2000, 10:05 PM EDT
 Att. 30,759 - Sunny - 95 F

AB	35
R	5
H	9
RBI	5
BB	5
SO	3
LOB	16



WP: 0	PA: 42
PB: 0	
SB: 0	
CS: 0	

ERA	4.50
WHIP	1.667

livebaseballscores.com

Batter	1	2	3	4	5	6	7	8	9	AB	R	H	RBI	BB	SO	LOB	TOP								
Ronnie Belliard, R (1, 4) OBP: 0.394, SLG: 0.445 Luis Lopez, S (6, PR) OBP: 0.194, SLG: 0.343 (6, 4)	0-0 F7			4-1 BB		1-1 FC6-4 G5-4-3 1-2f		0-2 G6-3	0-0 P7	2	0	0	0	1	0	1									
Mark Loretta, R (1, 6) OBP: 0.383, SLG: 0.441	0-2 L8			0-1 F9		1-0 G5-4-3 1-2f		0-1 1B		4	0	1	1	0	0	2									
James Mouton, R (1, 7) OBP: 0.317, SLG: 0.294 Steve Woodard, L (8, 1) OBP: 0.158, SLG: 0.059	1-3 K			0-1 L9			1-0 G3 1B	0-3 K		4	0	1	0	0	2	3									
Charlie Hayes, R (1, 3) OBP: 0.373, SLG: 0.449		0-0 F8		0-3 K			2-2 G3 1-2		0-0 BB BB 2B	4	1	1	0	0	1	2									
José Hernández, R (1, 5) OBP: 0.280, SLG: 0.378 (5, 7)		1-0 F9			2-3 K		1-3 K		4-2 BB BB BB	3	0	0	0	1	2	1									
Lyle Mouton, R (1, 9) OBP: 0.344, SLG: 0.438 Sean Berry, R (5, 5) OBP: 0.257, SLG: 0.258		2-3 K			2-2 1B		0-3 K		1-3 K	2	0	1	0	0	1	0									
Marquis Grissom, R (1, 8) OBP: 0.272, SLG: 0.287			1-1 F9		1-3 K			1-1 F8	1-2 P4	4	0	0	0	0	1	3									
Henry Blanco, R (1, 2) OBP: 0.394, SLG: 0.466 Jeremy Burnitz, L (8, 9) OBP: 0.363, SLG: 0.485			1-3 K		3-1 P6			4-1 G6-3 1B BB	4-1 BB BB	2	1	0	0	1	1	1									
John Snyder, R (1, 1) Hector Ramirez, R (4, 1) OBP: 1.000, SLG: 1.000 Raul Casanova, S (8, PH) OBP: 0.206, SLG: 0.129 (8, 2)			0-1 G4-3			1-0 FC6-4 1B		1-0 1B G6-3 1B	4-2 BB	1	0	0	0	0	0	0									
Inning Stats	R: 0 E: 0 K: 1 S: 7	H: 0 LOB: 0 BB: 0 P: 8	R: 0 E: 0 K: 1 S: 5	H: 0 LOB: 0 BB: 0 P: 8	R: 0 E: 0 K: 1 S: 8	H: 0 LOB: 0 BB: 0 P: 10	R: 0 E: 0 K: 1 S: 9	H: 0 LOB: 1 BB: 1 P: 13	R: 0 E: 0 K: 2 S: 13	H: 1 LOB: 1 BB: 0 P: 21	R: 0 E: 0 K: 0 S: 4	H: 1 LOB: 1 BB: 0 P: 7	R: 0 E: 0 K: 2 S: 12	H: 1 LOB: 1 BB: 0 P: 16	R: 1 E: 0 K: 1 S: 12	H: 2 LOB: 2 BB: 1 P: 18	R: 1 E: 0 K: 1 S: 13	H: 1 LOB: 3 BB: 3 P: 27	1B: 5 2B: 1 3B: 0 HR: 0	SF: 0 SAC: 0 DP: 1 HBP: 0	WP: 0 PB: 0 SB: 0 CS: 0	PA: 37			
PITCHER	IP	WLS	BF	H	R	ER	SO	BB	IBB	HBP	BLK	WP	HR	S	P	ERA	WHIP								
Randy Johnson, L (1, 1) ERA: 1.33	7.0	W	24	3	0	0	8	1	0	0	0	0	0	58	83	0.00	0.571								
Greg Swindell, L (8, 1) ERA: 3.38	1.0		6	2	1	1	1	1	0	0	0	0	0	12	18	9.00	3.000								
Russ Springer, R (9, 1) ERA: 4.82	0.2		6	1	1	1	1	3	0	0	0	0	0	12	26	13.50	6.000								
Dan Plesac, L (9, 1) ERA: 3.38	0.1		1	0	0	0	0	0	0	0	0	0	0	1	1	0.00	0.000								

Milwaukee Brewers @ Arizona Diamondbacks
Bank One Ballpark, Phoenix, AZ
Fri May 26 2000, 10:05 PM EDT
Att. 34,846 - Sunny - 96 F

AB	32
R	2
H	6
RBI	2
BB	5
SO	10
LOB	21



Batter	1	2	3	4	5	6	7	8	9	AB	R	H	RBI	BB	SO	LOB	TOP
Ronnie Belliard, R (1, 4) OBP: 0.396, SLG: 0.440	2-2 SH1-3 SF8		3-2 G6-3		4-1 F9 2B BB		4-1 G6-4-3 BB			2	2	0	0	2	0	0	
Mark Loretta, R (1, 6) OBP: 0.387, SLG: 0.444	0-1 SH1-3		2-1 1B		1-0 2B 1B		3-1 G6-4-3 1-2f			3	0	2	1	0	0	1	
Jeromy Burnitz, L (1, 9) OBP: 0.356, SLG: 0.477	2-1 SF8		3-0 F7		1-2 F9			0-0 P3		3	0	0	1	0	0	3	
Mark Sweeney, L (1, 7) OBP: 0.429, SLG: 0.500 James Mouton, R (8, PH) OBP: 0.313, SLG: 0.288 (8, 7)	2-1 FC6-4 2B		3-3 K		1-2 2B			1-3 K		3	0	2	1	0	1	1	
José Hernández, R (1, 5) OBP: 0.280, SLG: 0.371	4-1 FC6-4 BB				1-2 2B			2-2 F8		3	0	0	0	1	0	2	
Marquis Grissom, R (1, 8) OBP: 0.272, SLG: 0.286	2-2 FC6-4 1-2f 2-3				1-0 F8			0-0 FC3-6 1B		4	0	1	0	0	1	2	
Kevin Barker, L (1, 3) OBP: 0.352, SLG: 0.330 Valerio De Los Santos, L (6, 1) David Weathers, R (7, 1) Luis Lopez, S (9, PH) OBP: 0.189, SLG: 0.333		0-0 G4-3		0-0 F7		1-1 FC3-6 G6-4-3 1-2f		0-3 K2-3		3	0	0	0	0	0	1	
Henry Blanco, R (1, 2) OBP: 0.381, SLG: 0.446		0-1 G6-3			0-0 F7		2-1 G6-4-3 1-2f		0-0 L6	4	0	0	0	0	0	1	
Jason Bere, R (1, 1) OBP: 0.250, SLG: 0.350 Juan Acevedo, R (5, 1) Charlie Hayes, R (6, 3) OBP: 0.370, SLG: 0.444		1-3 K			1-2 1B 3B		1-0 G6-3			2	1	1	0	0	1	0	
										0	0	0	0	0	0	0	
										1	0	0	0	0	0	0	
Inning Stats	R: 1 H: 1 E: 1 LOB: 2 K: 0 BB: 1 S: 14 P: 26	R: 0 H: 0 E: 0 LOB: 0 K: 1 BB: 0 S: 6 P: 7	R: 0 H: 1 E: 0 LOB: 1 K: 1 BB: 0 S: 9 P: 20	R: 0 H: 0 E: 0 LOB: 0 K: 0 BB: 0 S: 6 P: 10	R: 2 H: 3 E: 0 LOB: 2 K: 0 BB: 1 S: 15 P: 24	R: 0 H: 1 E: 0 LOB: 0 K: 0 BB: 0 S: 5 P: 8	R: 0 H: 0 E: 0 LOB: 0 K: 0 BB: 1 S: 4 P: 12	R: 0 H: 0 E: 0 LOB: 0 K: 1 BB: 0 S: 7 P: 10	R: 0 H: 0 E: 0 LOB: 0 K: 2 BB: 0 S: 8 P: 10	1B: 3 SF: 1 2B: 2 SAC: 1 3B: 1 DP: 2 HR: 0 HBP: 0	WP: 0 PA: 35 PB: 0 SB: 0 CS: 0						
PITCHER	IP WLS BF H R ER SO BB IBB HBP BLK WP HR S P ERA WHIP																
Armando Reynoso, R (1, 1) ERA: 6.17	6.0 W 26 6 3 2 2 2 0 0 0 0 0 0 55 95 3.00 1.333																
Mike Morgan, R (7, 1) ERA: 2.76	1.0 H 3 0 0 0 0 1 0 0 0 0 0 0 4 12 0.00 1.000																
Dan Plesac, L (8, 1) ERA: 3.27	0.1 H 1 0 0 0 0 0 0 0 0 0 0 0 1 1 0.00 0.000																
Byung-Hyun Kim, R (8, 1) ERA: 1.64	1.2 S 5 0 0 0 3 0 0 0 0 0 0 0 14 19 0.00 0.000																

Milwaukee Brewers @ Arizona Diamondbacks
Bank One Ballpark, Phoenix, AZ
Sat May 27 2000, 4:35 PM EDT
Att. 35,163 - Dome - 72 F

AB	30
R	3
H	6
RBI	3
BB	3
SO	5
LOB	11



Batter	1	2	3	4	5	6	7	8	9	10	11	AB R H RBI BB SO LOB	TOP																		
Ronnie Belliard, R OBP: 0.392, SLG: 0.434 (1, 4)	G1-3		K					K		K		5 0 1 0 0 3 0	Milwaukee Brewers @ Arizona Diamondbacks Bank One Ballpark, Phoenix, AZ Sun May 28 2000, 4:35 PM EDT Att. 35,121 - Dome - 72 F livebaseballscorecards.com																		
Mark Loretta, R OBP: 0.377, SLG: 0.432 (1, 6)	F8			F9	FC6-4			F8			L5	5 0 0 0 0 0 1																			
Jeremy Burnitz, L OBP: 0.362, SLG: 0.497 (1, 9)	K										G6-3	5 2 3 1 0 1 0																			
Charlie Hayes, R OBP: 0.387, SLG: 0.466 (1, 3)												4 2 3 0 1 1 0																			
José Hernández, R OBP: 0.283, SLG: 0.372 (1, 5)												5 0 2 0 0 1 4																			
Marquis Grissom, R OBP: 0.275, SLG: 0.296 (1, 8)												4 0 2 3 0 1 1																			
James Mouton, R OBP: 0.290, SLG: 0.263 (1, 7)												5 0 0 0 0 2 5																			
Henry Blanco, R OBP: 0.368, SLG: 0.427 (1, 2)												4 0 0 0 0 1 0																			
Jamey Wright, R (1, 1)												2 0 0 0 0 1 0																			
Sean Berry, R OBP: 0.250, SLG: 0.250 (7, PH)												1 0 0 0 0 1 0																			
Steve Woodard, L OBP: 0.158, SLG: 0.059 (7, 1)												0 0 0 0 0 0 0																			
Mark Sweeney, L OBP: 0.400, SLG: 0.462 (10, PH)												1 0 0 0 0 0 0																			
Bob Wickman, R (10, 1)												0 0 0 0 0 0 0																			
Inning Stats	R: 0 H: 0 E: 0 K: 1 S: 10	H: 0 LOB: 0 BB: 0 P: 15	R: 1 H: 2 E: 0 K: 0 S: 11	H: 2 LOB: 0 BB: 0 P: 17	R: 0 H: 0 E: 0 K: 2 S: 7	H: 0 LOB: 0 BB: 0 P: 10	R: 1 H: 3 E: 0 K: 0 S: 15	H: 3 LOB: 2 BB: 0 P: 23	R: 0 H: 1 E: 0 K: 1 S: 11	H: 1 LOB: 1 BB: 0 P: 17	R: 0 H: 0 E: 0 K: 2 S: 9	H: 0 LOB: 0 BB: 0 P: 14	R: 1 H: 1 E: 0 K: 2 S: 15	H: 1 LOB: 0 BB: 0 P: 20	R: 0 H: 0 E: 0 K: 2 S: 8	H: 0 LOB: 0 BB: 0 P: 13	R: 0 H: 0 E: 0 K: 1 S: 13	H: 0 LOB: 0 BB: 0 P: 20	R: 1 H: 2 E: 0 K: 1 S: 18	H: 2 LOB: 2 BB: 1 P: 27	1B: 8 SF: 1 2B: 2 SAC: 0 3B: 0 DP: 2 HR: 1 HBP: 0	WP: 0 PA: 43 PB: 0 SB: 0 CS: 0									
PITCHER	IP WLS BF H R ER SO BB IBB HBP BLK WP HR S P ERA WHIP																														
Brian Anderson, L ERA: 4.13 (1, 1)	7.2	30	9	3	3	7	0	0	0	0	0	0	0	1	82	122	3.52	1.174													
Byung-Hyun Kim, R ERA: 1.54 (8, 1)	1.1	4	0	0	0	3	0	0	0	0	0	0	0	0	11	16	0.00	0.000													
Matt Mantei, R ERA: 5.68 (10, 1)	1.0	3	0	0	0	1	0	0	0	0	0	0	0	0	13	20	0.00	0.000													
Greg Swindell, L ERA: 3.66 (11, 1)	1.0	L 6	2	1	1	1	1	0	0	0	0	0	0	0	18	27	9.00	3.000													



Batter	1	2	3	4	5	6	7	8	9	10	11	AB R H RBI BB SO LOB	BOTTOM																			
Tony Womack, L (1, 6) OBP: 0.317, SLG: 0.439	1-3 K		3-1 1B 1B	3-2 CS 1B			1-3 K2-3 1-2			0-1 G1-3		5 1 2 0 0 2 1	Milwaukee Brewers @ Arizona Diamondbacks Bank One Ballpark, Phoenix, AZ Sun May 28 2000, 4:35 PM EDT Att. 35,121 - Dome - 72 F																			
Jay Bell, R (1, 4) OBP: 0.420, SLG: 0.484	1-1 G2-3		1-2 1B 1B	2-1 CS 1-2	1-1 F8		0-0 P4			2-3 K		5 1 1 0 0 1 1																				
Luis Gonzalez, L (1, 7) OBP: 0.405, SLG: 0.533	4-0 BB		4-2 1B 1-2 BB		1-0 G6-3		2-2 CS HBP HBP			3-3 K		2 0 0 0 2 1 0																				
Matt Williams, R (1, 5) OBP: 0.286, SLG: 0.316	1-2 F8		2-3 K		2-1 P4		1-2 HBP			0-1 P4		4 0 0 0 0 1 4																				
Steve Finley, L (1, 8)		1-1 2B 2B	3-3 K		0-0 G4-3		1-2 F7			1-2 P4		5 1 1 0 0 1 5																				
Erubiel Durazo, L (1, 3) OBP: 0.413, SLG: 0.477		1-1 2B HBP	2-1		1-1 G4-3		3-3 K			1-1 S 1B		4 0 2 2 0 1 2																				
Andy Fox, L (11, PR) OBP: 0.259, SLG: 0.299			1-2 2-H 3-H	1B			2-3					0 0 0 0 0 0 0																				
Turner Ward, S (1, 9) OBP: 0.286, SLG: 0.357		2-0 1-H 2-H	2-3 K		2-1 G3				0-1 B1-3	3-2 P5 1-2		5 0 1 1 0 1 3																				
Kelly Stinnett, R (1, 2) OBP: 0.307, SLG: 0.490		0-3 K2-3			0-2 G6-3 1B		4-2 WP BB		2-3 K			3 0 1 0 1 2 1																				
Brian Anderson, R (1, 1) OBP: 0.080, SLG: 0.083		3-2 G4-3			1-0 G6-3		0-0 F9		0-2 F5			3 0 0 0 0 0 3																				
Byung-Hyun Kim, R (8, 1)												0 0 0 0 0 0 0																				
Lenny Harris, L (9, PH) OBP: 0.209, SLG: 0.259												1 0 0 0 0 0 0																				
Matt Mantei, R (10, 1)												0 0 0 0 0 0 0																				
Greg Swindell, L (11, 1)												0 0 0 0 0 0 0																				
Inning Stats	R: 0 E: 0 K: 1 S: 10	H: 0 LOB: 1 BB: 1 P: 17	R: 1 E: 0 K: 1 S: 10	H: 2 LOB: 1 BB: 0 P: 17	R: 2 E: 0 K: 3 S: 20	H: 3 LOB: 2 BB: 1 P: 37	R: 0 E: 0 K: 0 S: 10	H: 2 LOB: 0 BB: 0 P: 15	R: 0 E: 0 K: 0 S: 5	H: 0 LOB: 0 BB: 0 P: 9	R: 0 E: 0 K: 0 S: 5	H: 0 LOB: 0 BB: 0 P: 8	R: 0 E: 0 K: 1 S: 8	H: 0 LOB: 1 BB: 1 P: 13	R: 0 E: 0 K: 1 S: 11	H: 0 LOB: 2 BB: 0 P: 18	R: 0 E: 0 K: 1 S: 9	H: 0 LOB: 0 BB: 0 P: 11	R: 0 E: 0 K: 2 S: 11	H: 0 LOB: 0 BB: 0 P: 16	R: 0 E: 0 K: 0 S: 12	H: 1 LOB: 2 BB: 0 P: 17	1B: 6 2B: 3 3B: 0 HR: 0	SF: 0 SAC: 0 DP: 2 HBP: 3	WP: 1 PB: 0 SB: 1 CS: 2	PA: 44						
PITCHER	IP WLS BF H R ER SO BB IBB HBP BLK WP HR S P ERA WHIP																															
Jeremy Wright, R (1, 1) ERA: 6.35	6.0		25	7	3	3	5	2	0	1	0	0	0	0	60	103	4.50	1.500														
Steve Woodard, R (7, 1) ERA: 5.34	3.0		11	0	0	0	3	1	0	2	0	1	0	28	42	0.00	0.333															
Bob Wickman, R (10, 1) ERA: 0.74	2.0	W	7	1	0	0	2	0	0	0	0	0	0	23	33	0.00	0.500															

livebaseballscores.com

AB	37
R	3
H	8
RBI	3
BB	3
SO	10
LOB	20



Batter	1	2	3	4	5	6	7	8	9	AB R H RBI BB SO LOB	TOP	
Fernando Vina, L (1, 4) OBP: 0.426, SLG: 0.471	1-2 F8		1-1 G6-3		1-1 G4-3		0-2 1B		1-2 F7	5 0 1 2 0 0 2		
Edgar Renteria, R (1, 6) OBP: 0.307, SLG: 0.443	0-0 F8		0-1 15 CS 1B			2-3 K	0-0 L4			4 0 1 1 0 1 2		
15 Jim Edmonds, L (1, 8) OBP: 0.488, SLG: 0.719	1-1 F8		0-2 CS 1-2	4-0 BB BB		3-2 F8		0-2 F7		3 0 0 0 1 0 0		
Mark McGwire, R (1, 3)		4-2 FC3-6 BB		0-0 F9		3-3 K		0-1 1B		3 0 1 0 1 1 1		
Ray Lankford, L (1, 7) OBP: 0.350, SLG: 0.478	1-2 F8			4-1 1-2 BB			4-2 BB 1B BB	0-1 F7		2 1 0 0 2 0 2		
Craig Paquette, R (1, 5) OBP: 0.323, SLG: 0.497		2-3 K		3-2 P3			2-3 K	1-0 F9		4 0 0 0 0 2 5		
J.D. Drew, L (1, 9) OBP: 0.420, SLG: 0.532		1-0 FC3-6 1-2		3-3 K			4-0 BB 1B IBB	2-1 F9		3 1 0 0 1 1 3		
Mike Matheny, R (1, 2) OBP: 0.338, SLG: 0.392			0-1 SH3 1B		1-2 L4		1-0 F9	0-1 SH1-4 1B		4 1 2 0 0 0 2		
Garrett Stephenson, R (1, 1)			1-0 SH3		0-3 K		4-1 1B BB	0-1 SH1-4		1 0 0 0 1 1 0		
Inning Stats	R: 0 E: 0 K: 0 S: 7 H: 0 LOB: 0 BB: 0 P: 9	R: 0 E: 0 K: 1 S: 11 H: 0 LOB: 1 BB: 1 P: 19	R: 1 E: 0 K: 0 S: 9 H: 2 LOB: 0 BB: 0 P: 11	R: 0 E: 0 K: 1 S: 8 H: 0 LOB: 2 BB: 2 P: 22	R: 0 E: 0 K: 1 S: 8 H: 0 LOB: 0 BB: 0 P: 10	R: 0 E: 0 K: 2 S: 14 H: 0 LOB: 0 BB: 0 P: 22	R: 2 E: 0 K: 1 S: 16 H: 1 LOB: 2 BB: 3 P: 31	R: 0 E: 0 K: 0 S: 10 H: 1 LOB: 1 BB: 0 P: 11	R: 0 E: 0 K: 0 S: 9 H: 1 LOB: 1 BB: 0 P: 12	1B: 5 2B: 0 3B: 0 HR: 0 SF: 0 SAC: 2 DP: 0 HBP: 0	WP: 0 PB: 0 SB: 1 CS: 1 PA: 38	
PITCHER	IP WLS BF H R ER SO BB IBB HBP BLK WP HR S P ERA WHIP											
Todd Stottliemyre, R (1, 1) ERA: 4.38	5.1 L 20 2 1 1 4 3 0 0 0 0 0 0 50 80 1.69 0.938											
Russ Springer, R (6, 1) ERA: 5.31	1.2 9 1 2 2 2 2 1 0 0 0 0 23 44 10.80 1.800											
Greg Swindell, L (8, 1) ERA: 3.32	2.0 8 2 0 0 0 0 0 0 0 0 0 19 23 0.00 1.000											

St. Louis Cardinals @ Arizona Diamondbacks
Bank One Ballpark, Phoenix, AZ
Mon May 29 2000, 4:05 PM EDT
Att: 47,014 - Dome - 72 F

livebaseballscorecards.com

AB	29
R	3
H	5
RBI	3
BB	6
SO	6
LOB	17



Batter	1	2	3	4	5	6	7	8	9	AB	R	H	RBI	BB	SO	LOB
Tony Womack, L (1, 6) OBP: 0.325, SLG: 0.450	0-1 1B		3-1 F3			0-1 2B		0-0 1B		4	0	3	0	0	0	0
Jay Bell, R (1, 4) OBP: 0.413, SLG: 0.474	3-1 F9		1-2 P6			0-1 G5-3		1-1 F8		4	0	0	0	0	0	3
Luis Gonzalez, L (1, 7) OBP: 0.407, SLG: 0.532	1-0 1B				0-0 1B			0-0 P6		4	0	2	0	0	1	2
Erubiel Durazo, L (1, 3) OBP: 0.402, SLG: 0.463	2-3 K				2-3 K				3-3 K	4	0	0	0	0	3	4
Steve Finley, L (1, 8) OBP: 0.384, SLG: 0.679	1-2 L9				1-1 P6				0-3 K	4	0	1	0	0	1	3
Turner Ward, S (1, 9) OBP: 0.222, SLG: 0.278		1-3 K			2-0 F8				0-0 G3	4	0	0	0	0	1	2
Andy Fox, L (1, 5) OBP: 0.250, SLG: 0.288		2-2 F9				1-1 P6				3	0	0	0	0	0	1
Greg Swindell, L (8, 1)										0	0	0	0	0	0	0
Damian Miller, R (1, 2) OBP: 0.333, SLG: 0.488		3-0 G6-3				1-3 K				3	0	0	0	0	1	1
Todd Stottlemyre, L (1, 1) OBP: 0.292, SLG: 0.409			3-2 F7							2	0	0	0	0	1	0
Russ Springer, R (6, 1) OBP: 0.333, SLG: 0.333										0	0	0	0	0	0	0
Hanley Frias, S (8, 5) OBP: 0.286, SLG: 0.256										1	0	0	0	0	0	0

Inning Stats	R: 0	H: 2	R: 0	H: 0	R: 0	H: 0	R: 0	H: 1	R: 0	H: 0	R: 0	H: 1	R: 0	H: 1	R: 0	H: 1	R: 0	H: 0	R: 0	H: 0	1B: 5	SF: 0	WP: 0	PA: 33
E: 0	LOB: 2	E: 0	LOB: 0	E: 0	LOB: 0	E: 0	LOB: 1	E: 0	LOB: 0	E: 0	LOB: 0	E: 0	LOB: 1	E: 0	LOB: 1	E: 0	LOB: 0	E: 0	LOB: 0	E: 0	LOB: 0	2B: 1	SAC: 0	PB: 0
K: 1	BB: 0	K: 1	BB: 0	K: 0	BB: 0	K: 1	BB: 0	K: 1	BB: 0	K: 0	BB: 0	K: 0	BB: 0	K: 2	BB: 0	K: 0	BB: 0	K: 2	BB: 0	K: 0	BB: 0	3B: 0	DP: 0	SB: 0
S: 12	P: 18	S: 7	P: 13	S: 13	P: 20	S: 8	P: 13	S: 9	P: 14	S: 8	P: 8	S: 9	P: 16	S: 7	P: 8	S: 9	P: 12	S: 9	P: 12	S: 9	P: 12	HR: 0	HBP: 0	CS: 0


PITCHER	IP	WLS	BF	H	R	ER	SO	BB	IBB	HBP	BLK	WP	HR	S	P	ERA	WHIP	PITCHER	IP	WLS	BF	H	R	ER	SO	BB	IBB	HBP	BLK	WP	HR	S	P	ERA	WHIP	
Garrett Stephenson, R (1, 1) ERA: 3.76	9.0	W	33	6	0	0	8	0	0	0	0	0	0	82	122	0.00	0.667																			

BOTTOM

St. Louis Cardinals @ Arizona Diamondbacks
Bank One Ballpark, Phoenix, AZ
 Mon May 29 2000, 4:05 PM EDT
 Att. 47,014 - Dome - 72 F

livebaseballscorecards.com

AB	33
R	0
H	6
RBI	0
BB	0
SO	8
LOB	16



Batter	1	2	3	4	5	6	7	8	9	AB R H RBI BB SO LOB	TOP											
Fernando Vina, L (1, 4) OBP: 0.419, SLG: 0.461	1-1 G4-3			3-2 G4-3		0-0 F7	0-1 SH4-3		1-0 F8	4 0 0 0 0 0 1	St. Louis Cardinals @ Arizona Diamondbacks Bank One Ballpark, Phoenix, AZ Tue May 30 2000, 10:05 PM EDT Att. 36,180 - Dome - 72 F											
Edgar Renteria, R (1, 6) OBP: 0.309, SLG: 0.442	0-1 G6-3			0-1 G6-3		1-2 F7	0-0 FC6-4 1B		0-0 1B	5 0 2 1 0 0 0												
15 Jim Edmonds, L (1, 8) OBP: 0.481, SLG: 0.709	0-3 K			0-0 F8		2-2 1B HR 2B	3-3 K		3-3 K	5 1 1 0 0 3 3												
Mark McGwire, R (1, 3) OBP: 0.508, SLG: 0.848		1-0 G3			4-0 1B SF8 BB	4-0 1B HR IBB	0-0 FC6-4			2 2 0 0 2 0 2												
Eric Davis, R (1, 9) OBP: 0.406, SLG: 0.516		4-2 G5-4-3 BB			0-0 SF8 1B	3-1 1-2 2-3 HR 1B		2-2 G6-3		3 1 2 0 1 0 0												
Shawon Dunston, R (1, 7) OBP: 0.231, SLG: 0.438		1-0 G5-4-3			0-1 1B	0-0 HR		3-2 3B		4 1 3 4 0 0 1												
J.D. Drew, L (8, 7) OBP: 0.420, SLG: 0.532		1-2f			1-2 2-3 1B	1-H 2-H 3-H HR				0 0 0 0 0 0 0												
Craig Paquette, R (1, 5) OBP: 0.321, SLG: 0.490			0-0 F3		0-0 P4	0-2 FC4-6 1B		3-3 K		4 0 1 0 0 1 3												
Mike Matheny, R (1, 2) OBP: 0.336, SLG: 0.391			3-3 K		0-0 SF8	1-0 FC4-6		1-2 F8 SH3-4 1B 1B		3 1 1 1 0 1 1												
Rick Ankiel, L (1, 1) OBP: 0.308, SLG: 0.600			1-3 K		1-1 F9		2-0 E3 1B SH4-3		0-0 SH3-4	3 0 0 0 0 1 2												
Matt Morris, R (7, 1)									1-2	0 0 0 0 0 0 0												
Inning Stats	R: 0 E: 0 K: 1 S: 7	H: 0 LOB: 0 BB: 0 P: 8	R: 0 E: 0 K: 0 S: 5	H: 0 LOB: 0 BB: 1 P: 11	R: 0 E: 0 K: 2 S: 8	H: 0 LOB: 0 BB: 0 P: 12	R: 0 E: 0 K: 0 S: 6	H: 0 LOB: 0 BB: 0 P: 9	R: 1 E: 0 K: 0 S: 7	H: 2 LOB: 2 BB: 1 P: 12	R: 4 E: 0 K: 0 S: 17	H: 4 LOB: 1 BB: 1 P: 28	R: 0 E: 1 K: 1 S: 8	H: 1 LOB: 2 BB: 0 P: 13	R: 0 E: 0 K: 1 S: 10	H: 1 LOB: 0 BB: 0 P: 18	R: 1 E: 0 K: 1 S: 11	H: 2 LOB: 1 BB: 0 P: 16	1B: 7 2B: 1 3B: 1 HR: 1	SF: 1 SAC: 2 DP: 1 HBP: 0	WP: 0 PB: 0 SB: 0 CS: 0	PA: 39
PITCHER	IP WLS BF H R ER SO BB IBB HBP BLK WP HR S P ERA WHIP																					
Omar Daal, L (1, 1) ERA: 5.3	6.2 L 30 7 5 5 4 2 1 0 0 0 1 57 92 6.75 1.350																					
Mike Morgan, R (7, 1) ERA: 2.65	1.1 4 1 0 0 1 0 0 0 0 0 0 0 11 19 0.00 0.750																					
Dan Plesac, L (9, 1) ERA: 3.75	1.0 5 2 1 1 1 0 0 0 0 0 0 0 11 16 9.00 2.000																					

livebaseballscorecards.com

AB	33
R	6
H	10
RBI	6
BB	3
SO	6
LOB	13



Batter	1	2	3	4	5	6	7	8	9	AB	R	H	RBI	BB	SO	LOB
Tony Womack, L OBP: 0.319, SLG: 0.443 (1, 6)	0-2 G4-3		1-2 G4-3			1-0 SF8		1-0 G4-1		3	0	0	1	0	0	0
Jay Bell, R OBP: 0.415, SLG: 0.474 (1, 4)	2-3 K			3-2 F8		1-2 1B		0-1 1B		4	0	2	0	0	1	0
Luis Gonzalez, L OBP: 0.413, SLG: 0.534 (1, 7)	1-3 K			4-2 BB		0-1 1B		3-2 1B		3	0	2	0	1	1	0
Greg Colbrunn, R OBP: 0.529, SLG: 0.673 (1, 3)		2-3 K		0-1 L7		0-2 P4		0-1 G5-3		4	0	0	0	0	1	5
Steve Finley, L OBP: 0.386, SLG: 0.672 (1, 8)		4-1 BLK BB		3-2 F8		0-0 L8			4-1 BB	2	0	0	0	2	0	3
Bernard Gilkey, R OBP: 0.226, SLG: 0.259 (1, 9)		2-1 F8			2-1 G6-3		1-0 G5-3		3-2 F8	4	0	0	0	0	0	2
Kelly Stinnett, R OBP: 0.297, SLG: 0.472 (1, 2)		3-3 K			2-3 K		0-0 G6-3		2-1 F8	4	0	0	0	0	2	2
Hanley Frias, S OBP: 0.264, SLG: 0.234 (1, 5)			0-0 G6-3		1-1 G6-3		2-3 K		1-1 G5-3	4	0	0	0	0	1	1
Omar Daal, L OBP: 0.250, SLG: 0.261 (1, 1)			0-0 G3			0-2 E2 SF8 1B		0-0 G6-3		2	1	1	0	0	0	0
Mike Morgan, R OBP: 0.500, SLG: 0.500 (7, 1)										0	0	0	0	0	0	0
Andy Fox, L OBP: 0.247, SLG: 0.284 (8, PH)										1	0	0	0	0	0	0
Dan Plesac, L (9, 1)										0	0	0	0	0	0	0

Inning Stats	R: 0	H: 0	E: 0	K: 2	S: 11	LOB: 0	BB: 0	P: 14	R: 0	H: 0	E: 0	K: 2	S: 13	LOB: 1	BB: 1	P: 24	R: 0	H: 0	E: 0	K: 0	S: 6	LOB: 0	BB: 0	P: 7	R: 0	H: 0	E: 0	K: 0	S: 10	LOB: 1	BB: 1	P: 20	R: 0	H: 0	E: 0	K: 1	S: 7	LOB: 0	BB: 0	P: 12	R: 1	H: 3	E: 1	K: 0	S: 13	LOB: 2	BB: 0	P: 15	R: 0	H: 0	E: 0	K: 1	S: 5	LOB: 0	BB: 0	P: 8	R: 0	H: 2	E: 0	K: 0	S: 10	LOB: 2	BB: 0	P: 14	R: 0	H: 0	E: 0	K: 0	S: 9	LOB: 1	BB: 1	P: 19	1B: 5	SF: 1	2B: 0	SAC: 0	3B: 0	DP: 0	HR: 0	HBP: 0	WP: 0	PA: 35
--------------	------	------	------	------	-------	--------	-------	-------	------	------	------	------	-------	--------	-------	-------	------	------	------	------	------	--------	-------	------	------	------	------	------	-------	--------	-------	-------	------	------	------	------	------	--------	-------	-------	------	------	------	------	-------	--------	-------	-------	------	------	------	------	------	--------	-------	------	------	------	------	------	-------	--------	-------	-------	------	------	------	------	------	--------	-------	-------	-------	-------	-------	--------	-------	-------	-------	--------	-------	--------

PITCHER	IP	WLS	BF	H	R	ER	SO	BB	IBB	HBP	BLK	WP	HR	S	P	ERA	WHIP
Rick Ankiel, L ERA: 3.7 (1, 1)	6.0	W	23	3	1	0	5	2	0	0	1	0	0	60	92	0.00	0.833
Matt Morris, R ERA: (7, 1)	3.0	S	12	2	0	0	1	1	0	0	0	0	0	24	41	0.00	1.000


BOTTOM

St. Louis Cardinals @ Arizona Diamondbacks
Bank One Ballpark, Phoenix, AZ
Tue May 30 2000, 10:05 PM EDT
Att: 36,180 - Dome - 72 F

livebaseballscorecards.com

AB	31
R	1
H	5
RBI	1
BB	3
SO	6
LOB	13



Batter	1	2	3	4	5	6	7	8	9	AB R H RBI BB SO LOB	TOP											
Placido Polanco, R OBP: 0.372, SLG: 0.545 (1, 4) (8, 5)	1-0 G5-3		0-0 2B		1-1 8-2-6 1B		1-1 G1-3			4 0 2 0 0 0 0												
Edgar Renteria, R OBP: 0.318, SLG: 0.446 (1, 6)	0-0 G5-4-3 1B		4-1 BB		0-2 E3 8-2-6 1B			0-0 G5-4-3 1B		3 0 2 0 1 0 2												
Shawon Dunston, R OBP: 0.232, SLG: 0.426 (1, 7)	2-2 G5-4-3 1-2f		1-2 P4		0-0 1B			0-0 G5-4-3 1-2f		4 0 1 1 0 0 4												
Mark McGwire, R OBP: 0.503, SLG: 0.853 (1, 3)		2-3 K		1-3 K	0-2 8-2-6			1-0 HR		4 1 1 1 0 2 3												
Eric Davis, R OBP: 0.404, SLG: 0.521 Fernando Vina, L OBP: 0.417, SLG: 0.459 (8, PH) (8, 4)		1-3 K		3-2 2B		0-0 G6-3		2-3 K		3 0 1 0 0 1 0 1 0 0 0 0 1 0												
Craig Paquette, R OBP: 0.327, SLG: 0.487 (1, 5) (8, 9)		4-2 BB		4-2 BB		1-3 K		3-3 K		1 0 0 0 2 1 0 1 0 0 0 0 1 0												
15 Jim Edmonds, L OBP: 0.479, SLG: 0.705 (9, PH)																						
Mike Matheny, R OBP: 0.329, SLG: 0.382 Ray Lankford, L OBP: 0.348, SLG: 0.474 (1, 2) (9, PH)		0-3 K		3-3 K		3-3 K		1-2 P3		3 0 0 0 0 3 3 1 0 0 0 0 0 0	AB 33 R 2 H 10 RBI 2 BB 3 SO 13 LOB 16											
J.D. Drew, L OBP: 0.422, SLG: 0.530 (1, 8)			0-2 CS 1B	1-3 K			0-0 F3	1-2 1B		4 0 2 0 0 1 2												
Pat Hentgen, R OBP: 0.375, SLG: 0.318 Mike Matthews, L (7, 1) Mark Thompson, R (7, 1) Dave Veres, R (8, 1) Thomas Howard, S OBP: 0.285, SLG: 0.533 (9, PH)		2-3 K		2-1 E 1B 1B			0-3 K	1-3 K		3 1 1 0 0 2 1 0 1 0 0 0 0 1 1												
Inning Stats	R: 0 E: 0 K: 0 S: 5	H: 1 LOB: 0 BB: 0 P: 8	R: 0 E: 0 K: 3 S: 11	H: 0 LOB: 1 BB: 1 P: 18	R: 0 E: 0 K: 1 S: 14	H: 2 LOB: 2 BB: 1 P: 21	R: 0 E: 0 K: 3 S: 15	H: 1 LOB: 2 BB: 1 P: 27	R: 1 E: 1 K: 0 S: 11	H: 3 LOB: 1 BB: 0 P: 14	R: 0 E: 0 K: 2 S: 9	H: 0 LOB: 0 BB: 0 P: 13	R: 0 E: 0 K: 1 S: 6	H: 0 LOB: 0 BB: 0 P: 7	R: 1 E: 0 K: 1 S: 7	H: 2 LOB: 0 BB: 0 P: 10	R: 0 E: 0 K: 2 S: 12	H: 1 LOB: 1 BB: 0 P: 18	1B: 7 2B: 2 3B: 1 HR: 1	SF: 0 SAC: 0 DP: 2 HBP: 0	WP: 0 PB: 0 SB: 0 CS: 1	PA: 36
PITCHER Randy Johnson, L ERA: 1.41 Byung-Hyun Kim, R ERA: 1.46	IP 7.2 WLS W BF 31 H 9 R 2 ER 2 SO 10 BB 3 IBB 0 HBP 0 BLK 0 WP 0 HR 1 S 74 P 112 ERA 2.35 WHIP 1.565	IP 1.1 WLS S BF 5 H 1 R 0 ER 0 SO 3 BB 0 IBB 0 HBP 0 BLK 0 WP 0 HR 0 S 16 P 24 ERA 0.00 WHIP 0.750	PITCHER IP WLS BF H R ER SO BB IBB HBP BLK WP HR S P ERA WHIP																			

St. Louis Cardinals @ Arizona Diamondbacks
Bank One Ballpark, Phoenix, AZ
Wed May 31 2000, 10:05 PM EDT
Att. 39,761 - Dome - 72 F

livebaseballscorecards.com

Batter	1	2	3	4	5	6	7	8	9	AB	R	H	RBI	BB	SO	LOB
Tony Womack, L OBP: 0.318, SLG: 0.440 (1, 6)	1-2 G4-3		1-0 F9		0-1 L6		1-0 S 1B			4	0	1	1	0	0	0
Jay Bell, R OBP: 0.412, SLG: 0.469 (1, 4)	4-2 1B WP BB		3-1 F9		0-1 P4		1-1 SF7			2	1	0	1	1	0	0
Luis Gonzalez, L OBP: 0.415, SLG: 0.531 (1, 7)	0-0 F8				0-1 1B 1B		0-0 P6		4-1 1-2 BB	3	1	1	0	1	0	1
Matt Williams, R OBP: 0.320, SLG: 0.391 (1, 5)	1-1 WP 1B				2-1 F9		3-0 2B		3-3 K	4	0	2	0	0	1	3
Steve Finley, L OBP: 0.388, SLG: 0.674 (1, 8)	1-3 K				0-2 1B SF9 1B		1-1 F2		2-1 F8 WP 2B	4	2	2	0	0	1	2
Greg Colbrunn, R OBP: 0.514, SLG: 0.643 (1, 3)					0-0 1B		3-3 K		0-1 F8	4	0	1	1	0	1	2
Turner Ward, S OBP: 0.227, SLG: 0.286 (1, 9)					0-1 SF9 1B				3-2 SH1-4 S 1B 1B	3	1	1	1	0	0	1
Damian Miller, R OBP: 0.330, SLG: 0.471 (1, 2)					0-0 F8				4-2 1B SH1-4 SF7 BB	3	1	0	0	1	1	1
Randy Johnson, R OBP: 0.243, SLG: 0.250 (1, 1)					2-3 K				0-1 SH1-4	2	0	0	0	0	1	0
Byung-Hyun Kim, R (8, 1)									1-2 2-3	0	0	0	0	0	0	0

Inning Stats	R: 1	H: 1	E: 0	K: 1	S: 13	LOB: 1	BB: 1	P: 20	R: 0	H: 0	E: 0	K: 1	S: 9	LOB: 0	BB: 0	P: 16	R: 0	H: 0	E: 0	K: 1	S: 6	LOB: 0	BB: 0	P: 12	R: 2	H: 3	E: 0	K: 0	S: 11	LOB: 1	BB: 0	P: 13	R: 0	H: 0	E: 0	K: 0	S: 7	LOB: 0	BB: 0	P: 7	R: 0	H: 1	E: 0	K: 1	S: 9	LOB: 1	BB: 0	P: 16	R: 2	H: 2	E: 0	K: 1	S: 14	LOB: 2	BB: 2	P: 30	R: 1	H: 1	E: 0	K: 0	S: 10	LOB: 0	BB: 0	P: 16
--------------	------	------	------	------	-------	--------	-------	-------	------	------	------	------	------	--------	-------	-------	------	------	------	------	------	--------	-------	-------	------	------	------	------	-------	--------	-------	-------	------	------	------	------	------	--------	-------	------	------	------	------	------	------	--------	-------	-------	------	------	------	------	-------	--------	-------	-------	------	------	------	------	-------	--------	-------	-------

PITCHER	IP	WLS	BF	H	R	ER	SO	BB	IBB	HBP	BLK	WP	HR	S	P	ERA	WHIP
Pat Hentgen, R ERA: 5.68 (1, 1)	6.1	L	27	6	5	5	4	2	0	0	0	1	0	62	98	7.11	1.263
Mike Matthews, L ERA: (7, 1)	0.0		1	1	0	0	0	0	0	0	0	0	0	1	2	∞	∞
Mark Thompson, R ERA: 3.72 (7, 1)	0.2		3	0	0	0	1	1	0	0	0	0	0	6	14	0.00	1.500
Dave Veres, R ERA: 3.96 (8, 1)	1.0		4	1	1	1	0	0	0	0	0	1	0	10	16	9.00	1.000


BOTTOM

St. Louis Cardinals @ Arizona Diamondbacks
Bank One Ballpark, Phoenix, AZ


Wed May 31 2000, 10:05 PM EDT
Att: 39,761 - Dome - 72 F

AB	29
R	6
H	8
RBI	4
BB	3
SO	5
LOB	10

livebaseballscorecards.com



WP	HR	S	P	ERA	WHIP
2	0	16	35		

Batter	1	2	3	4	5	6	7	8	9	AB R H RBI BB SO LOB	TOP		
Fernando Vina, L (1, 4) OBP: 0.418, SLG: 0.457	0-0 G6-3 G4-3 1B		1-1 G6-4-3 HBP			1-2 G3		1-1 G4-3		3 0 1 0 0 0 1	St. Louis Cardinals @ Arizona Diamondbacks Bank One Ballpark, Phoenix, AZ Thu Jun 01 2000, 10:05 PM EDT Att: 37,131 - Dome - 72 F		
Placido Polanco, R (1, 6) OBP: 0.354, SLG: 0.519	2-0 G4-3 1-2		2-1 G6-4-3 1-2			3-2 G1-3		0-3 K		4 0 0 0 0 1 4			
Shawon Dunston, R (1, 3) OBP: 0.219, SLG: 0.403	2-2 G6-3 2-3			1-0 F8			3-2 G6-3		2-3 K	4 0 0 0 0 1 1			
15 Jim Edmonds, L (1, 8) OBP: 0.475, SLG: 0.695	1-0 G4-3			0-3 K			2-2 FC6-4 1B 1B		1-2 G3	4 0 1 0 0 1 1			
Ray Lankford, L (1, 7) OBP: 0.351, SLG: 0.471		0-1 F7		1-0 G4-1			0-0 FC6-4 1-2 1B		4-2 BB BB	3 0 1 0 1 0 0			
Craig Paquette, R (1, 5) OBP: 0.331, SLG: 0.484		1-1 1B			0-0 F7		1-1 F7		4-2 BB 1-2 BB	3 0 1 0 1 0 2			
J.D. Drew, L (1, 9) OBP: 0.410, SLG: 0.513		2-3 K			2-2 G3		0-0 FC6-4 1-2 2-3		0-2 F8	4 0 0 0 0 1 5			
Mike Matheny, R (1, 2) OBP: 0.325, SLG: 0.377		2-3 K			0-3 K			3-3 K		2 0 0 0 0 2 1			
Edgar Renteria, R (8, PH) OBP: 0.316, SLG: 0.443										1 0 0 0 0 1 0			
Alan Benes, R (8, 1)										0 0 0 0 0 0 0			
Andy Benes, R (1, 1) OBP: 0.125, SLG: 0.250			2-1 F9			3-2 L6		0-0 E3 G4-3		2 0 0 0 0 0 0			
Scott Radinsky, L (7, 1) OBP: 0.280, SLG: 0.522										0 0 0 0 0 0 0			
Heathcliff Slocumb, R (7, 1) OBP: 0.311, SLG: 0.529										0 0 0 0 0 0 0	Cardinals		
Thomas Howard, S (8, PH) OBP: 0.311, SLG: 0.529										1 0 0 0 0 0 0			
Eli Marrero, R (8, PR)										0 0 0 0 0 0 0			
Inning Stats	R: 0 H: 1 E: 0 LOB: 1 K: 0 BB: 0 S: 7 P: 12	R: 0 H: 1 E: 0 LOB: 1 K: 2 BB: 0 S: 10 P: 15	R: 0 H: 0 E: 0 LOB: 0 K: 0 BB: 0 S: 5 P: 10	R: 0 H: 0 E: 0 LOB: 0 K: 1 BB: 0 S: 6 P: 8	R: 0 H: 0 E: 0 LOB: 0 K: 1 BB: 0 S: 7 P: 9	R: 0 H: 0 E: 0 LOB: 0 K: 0 BB: 0 S: 10 P: 17	R: 0 H: 2 E: 0 LOB: 2 K: 0 BB: 0 S: 11 P: 17	R: 0 H: 0 E: 1 LOB: 2 K: 2 BB: 0 S: 11 P: 15	R: 0 H: 0 E: 0 LOB: 2 K: 1 BB: 2 S: 19 P: 30	1B: 4 SF: 0 2B: 0 SAC: 0 3B: 0 DP: 1 HR: 0 HBP: 1	WP: 0 PA: 34 PB: 0 SB: 0 CS: 0		
PITCHER	IP WLS BF H R ER SO BB IBB HBP BLK WP HR S P ERA WHIP											PITCHER	IP WLS BF H R ER SO BB IBB HBP BLK WP HR S P ERA WHIP
Armando Reynoso, R (1, 1) ERA: 5.37	7.0 W 25 4 0 0 4 0 0 1 0 0 0 0 56 88 0.00 0.571												
Vicente Padilla, R (8, 1) ERA: 0.9	1.0 4 0 0 0 2 0 0 0 0 0 0 0 11 15 0.00 0.000												
Matt Mantei, R (9, 1) ERA: 4.91	1.0 5 0 0 0 1 2 0 0 0 0 0 0 19 30 0.00 2.000												

livebaseballscorecards.com

AB	31
R	0
H	4
RBI	0
BB	2
SO	7
LOB	15

Batter	1	2	3	4	5	6	7	8	9	AB	R	H	RBI	BB	SO	LOB
Tony Womack, L (1, 6) OBP: 0.312, SLG: 0.431	1-2 G4-3		2-0 F5			1-1 F7	2-2 FC5-2			4	0	0	0	0	0	4
Jay Bell, R (1, 4) OBP: 0.409, SLG: 0.465	1-2 G4-6-3 1B		3-1 F7			2-1 G6-3	0-3 K			4	0	1	0	0	1	4
Luis Gonzalez, L (1, 7) OBP: 0.412, SLG: 0.540	2-0 G4-6-3 1-2f				1-2 P3	2-1 HR		0-3 K		4	1	1	1	0	1	1
Matt Williams, R (1, 5) OBP: 0.310, SLG: 0.481		3-1 HR		1-1 P4		1-3 K2-3		0-1 P4		4	1	1	1	0	1	0
Steve Finley, L (1, 8) OBP: 0.395, SLG: 0.689		1-1 G6-4-3 1B		3-2 HR			3-1 G3	4-2 1B BB		3	1	2	1	1	0	0
Greg Colbrunn, R (1, 3) OBP: 0.513, SLG: 0.627		0-1 G6-4-3 1-2f		3-2 F3			4-2 BB 2B BB	1-2 1B		3	1	1	0	1	0	1
Turner Ward, S (1, 9) OBP: 0.231, SLG: 0.250		1-3 K			0-0 G3		4-2 2B FC5-2 BB	0-0 L9		3	0	0	0	1	1	2
Kelly Stinnett, R (1, 2) OBP: 0.298, SLG: 0.477			1-1 E5 SH1-3		3-3 K2-3		2-2 FC5-2 2B			3	0	1	1	0	1	0
Armando Reynoso, R (1, 1) OBP: 0.118, SLG: 0.118			2-2 SH1-3		1-3 K		4-1 FC5-2 BB			1	0	0	0	0	1	0
Hanley Frias, S (7, PH) OBP: 0.278, SLG: 0.234										0	0	0	0	1	0	0
Vicente Padilla, R (8, 1)										0	0	0	0	0	0	0
Matt Mantei, R (9, 1)										0	0	0	0	0	0	0

Inning Stats	R: 0	H: 1	E: 0	LOB: 0	K: 0	S: 8	R: 1	H: 2	E: 0	LOB: 0	K: 1	S: 9	R: 0	H: 0	E: 1	LOB: 1	K: 0	S: 8	R: 1	H: 1	E: 0	LOB: 0	K: 0	S: 12	R: 0	H: 0	E: 0	LOB: 0	K: 2	S: 7	R: 1	H: 1	E: 0	LOB: 0	K: 1	S: 9	R: 1	H: 1	E: 0	LOB: 3	K: 1	S: 19	R: 0	H: 1	E: 0	LOB: 2	K: 1	S: 11	
	0	1	0	0	0	12	1	2	0	0	1	14	0	0	1	1	0	0	16	1	1	0	0	20	0	0	0	0	0	2	0	0	0	0	0	15	1	1	0	3	1	1	0	1	1	1	2	1	16

PITCHER	IP	WLS	BF	H	R	ER	SO	BB	IBB	HBP	BLK	WP	HR	S	P	ERA	WHIP
Andy Benes, R (1, 1) ERA: 4.7	6.1	L	26	6	4	4	4	2	0	0	0	0	3	65	113	5.68	1.263
Scott Radinsky, L (7, 1) ERA: 4.97	0.0		1	0	0	0	0	1	0	0	0	0	0	1	5	∞	∞
Heathcliff Slocumb, R (7, 1) ERA: 4.97	0.2		2	0	0	0	1	0	0	0	0	0	0	6	8	0.00	0.000
Alan Benes, R (8, 1) ERA: 5.06	1.0		5	1	0	0	1	1	0	0	0	0	0	11	16	0.00	2.000


BOTTOM

St. Louis Cardinals @ Arizona Diamondbacks
Bank One Ballpark, Phoenix, AZ

Thu Jun 01 2000, 10:05 PM EDT
Att: 37,131 - Dome - 72 F

AB	29
R	4
H	7
RBI	4
BB	4
SO	6
LOB	12

livebaseballscorecards.com



WP	HR	S	P	ERA	WHIP
0	0	0	0	0	0
0	0	0	0	0	0
0	0	0	0	0	0
0	0	0	0	0	0

Batter	1	2	3	4	5	6	7	8	9	AB R H RBI BB SO LOB	TOP											
Tony Womack, L (1, 6) OBP: 0.309, SLG: 0.426	0-1 G6-3	0-2 G4-3		1-0 F8		2-1 F8			1-1 SF7 1B	5 1 1 0 0 0 1												
Jay Bell, R (1, 10) OBP: 0.417, SLG: 0.488	2-2 G5-3		0-2 2B 1B		3-2 1B 1B		2-1 HR		3-2 BB 1B 1-3 1B	5 2 4 1 0 0 0												
Luis Gonzalez, L (1, 7) OBP: 0.407, SLG: 0.532	4-2 1B BB		1-0 F7		3-2 P4		1-1 L4		1-1 SF7	3 0 0 1 1 0 2												
Matt Williams, R (1, 5) OBP: 0.353, SLG: 0.500	1-2 1-2 1B		0-1 F9		2-2 BB 1-3 1B		0-0 F8		1-1 3-H BB 1-2 1B	5 0 3 0 0 0 1												
Steve Finley, L (1, 8) OBP: 0.399, SLG: 0.688	2-2 G4-3		0-1 1-3 2B 2B		4-1 1-2 BB		0-0 G4-3		4-1 G5-4-3 BB 1-2 2-3	3 1 1 0 2 0 2												
Greg Colbrunn, R (1, 3) OBP: 0.506, SLG: 0.625		0-0 F5	3-2 2B		2-2 P4		1-2 G3-1 BLK 1B		1-0 G5-4-3	5 0 2 2 0 0 6												
Turner Ward, S (1, 9) OBP: 0.200, SLG: 0.214		3-2 F8	1-2 G3		2-3 K		1-3 K			4 0 0 0 0 2 5												
Craig Counsell, L (1, 4) OBP: 0.250, SLG: 0.500		0-2 2B 2B		0-1 G1-4-3		1-2 P6		3-2 G3-1		4 1 1 0 0 0 1												
Damian Miller, R (1, 2) OBP: 0.327, SLG: 0.473		1-0 2B		2-3 K		2-3 K		1-3 K		4 0 1 1 0 3 1												
Inning Stats	R: 0 E: 0 K: 0 S: 15	H: 1 LOB: 2 BB: 1 P: 24	R: 1 E: 0 K: 0 S: 13	H: 2 LOB: 1 BB: 0 P: 17	R: 2 E: 0 K: 0 S: 15	H: 3 LOB: 1 BB: 0 P: 20	R: 0 E: 0 K: 1 S: 7	H: 0 LOB: 0 BB: 0 P: 10	R: 0 E: 0 K: 1 S: 18	H: 2 LOB: 3 BB: 1 P: 34	R: 0 E: 0 K: 1 S: 10	H: 0 LOB: 0 BB: 0 P: 15	R: 1 E: 0 K: 0 S: 6	H: 1 LOB: 0 BB: 0 P: 9	R: 0 E: 0 K: 2 S: 14	H: 1 LOB: 1 BB: 0 P: 19	R: 1 E: 0 K: 0 S: 12	H: 3 LOB: 2 BB: 1 P: 23	1B: 8 2B: 4 3B: 0 HR: 1	SF: 1 SAC: 0 DP: 1 HBP: 0	WP: 0 PB: 0 SB: 1 CS: 0	PA: 42
PITCHER	IP WLS BF H R ER SO BB IBB HBP BLK WP HR S P ERA WHIP																					
Rick Helling, R (1, 1) ERA: 3.45	7.0 L 32 9 4 4 3 2 0 0 0 0 0 1 84 129 5.14 1.571																					
59 Jeff Zimmerman, R (8, 1) ERA: 6.04	1.0 4 1 0 0 2 0 0 0 0 1 0 0 14 19 0.00 1.000																					
Mike Venafro, L (9, 1) ERA: 3.79	0.1 5 3 1 1 0 1 0 0 0 0 0 0 11 21 27.00 12.000																					
Tim Crabtree, R (9, 1) ERA: 5.81	0.2 1 0 0 0 0 0 0 0 0 0 0 0 1 2 0.00 0.000																					

Arizona Diamondbacks @ Texas Rangers
The Ballpark at Arlington, Arlington, TX
Fri Jun 02 2000, 8:35 PM EDT
Att. 40,770 - Cloudy - 84 F

AB	38
R	5
H	13
RBI	5
BB	3
SO	5
LOB	19



Batter	1	2	3	4	5	6	7	8	9	AB	R	H	RBI	BB	SO	LOB
Luis Alicea, S (1, 4) OBP: 0.391, SLG: 0.456 Scott Sheldon, R (9, 6) OBP: 0.348, SLG: 0.250	3-2 F7 ①		1-0 F8 ②		2-0 F7 ③			1-3 K ③		4	0	0	0	0	1	0
29 Rusty Greer, L (1, 7) OBP: 0.309, SLG: 0.362	2-3 K ②		2-2 G4-3 ③			2-2 G6-3 ①			2-2 FC3-6 1B WP 1B	4	1	1	0	0	1	0
Ivan Rodriguez, R (1, 2) OBP: 0.400, SLG: 0.713	0-1 G4-3 ③			1-0 F9 ①		0-1 CS 1B			1-1 FC3-6 1B	4	0	2	0	0	0	0
Rafael Palmeiro, L (1, 3) OBP: 0.389, SLG: 0.582 Jason McDonald, S (9, PR) OBP: 0.344, SLG: 0.333		1-2 G1-3 ①		1-0 HR		1-1 F7 ②			0-2 FC3-6 ① F9 WP	4	1	1	1	0	0	3
David Segui, S (1, 10) OBP: 0.393, SLG: 0.513		2-1 F3 ②		1-2 2B		1-2 CS ③ SAFE	1-0 G6-3 ①		4-2 BB	3	0	1	0	1	0	0
Chad Curtis, R (1, 9) OBP: 0.337, SLG: 0.451		1-0 G4-3 ③		1-2 F7 ②			0-1 P4 ②		0-1 F9 ②	4	0	0	0	0	0	3
Ruben Mateo, R (1, 8) OBP: 0.339, SLG: 0.447 Scarborough Green, S (8, 8) OBP: 0.174, SLG: 0.182			1-0 F8 ①	0-3 K ③			0-0 G4-3 ③		1-2 F8 ③	3	0	0	0	0	1	1
Mike Lamb, L (1, 5) OBP: 0.358, SLG: 0.484			3-1 HR 2B		2-3 K ①			1-0 F7 ①		3	1	1	0	0	1	0
Royce Clayton, R (1, 6) OBP: 0.298, SLG: 0.442 Frank Catalanotto, L (8, PH) OBP: 0.617, SLG: 0.737			0-0 HR 2-H		0-3 K ②			0-0 P4 ②		2	1	1	2	0	1	0

Inning Stats	R: 0	H: 0	E: 0	K: 1	S: 9	R: 0	H: 0	E: 0	K: 0	S: 7	R: 2	H: 2	E: 0	K: 0	S: 8	R: 1	H: 2	E: 0	K: 1	S: 11	R: 0	H: 0	E: 0	K: 2	S: 7	R: 0	H: 1	E: 0	K: 0	S: 10	R: 0	H: 0	E: 0	K: 0	S: 4	R: 0	H: 0	E: 0	K: 1	S: 5	R: 1	H: 2	E: 0	K: 0	S: 19	1B: 3	SF: 0	2B: 2	SAC: 0	3B: 0	DP: 0	HR: 2	HBP: 0	WP: 1	PA: 35
--------------	------	------	------	------	------	------	------	------	------	------	------	------	------	------	------	------	------	------	------	-------	------	------	------	------	------	------	------	------	------	-------	------	------	------	------	------	------	------	------	------	------	------	------	------	------	-------	-------	-------	-------	--------	-------	-------	-------	--------	-------	--------

PITCHER	IP	WLS	BF	H	R	ER	SO	BB	IBB	HBP	BLK	WP	HR	S	P	ERA	WHIP
Brian Anderson, L (1, 1) ERA: 4.11	7.0	W	25	5	3	3	4	0	0	0	0	0	2	56	85	3.86	0.714
Byung-Hyun Kim, R (8, 1) ERA: 1.4	1.0	H	3	0	0	0	1	0	0	0	0	0	0	5	7	0.00	0.000
Matt Mantei, R (9, 1) ERA: 5.4	1.0	S	6	2	1	1	0	1	0	0	0	1	0	19	27	9.00	3.000

BOTTOM

Arizona Diamondbacks @ Texas Rangers
The Ballpark at Arlington, Arlington, TX

Fri Jun 02 2000, 8:35 PM EDT
Att: 40,770 - Cloudy - 84 F

livebaseballscorecards.com

AB	33
R	4
H	7
RBI	3
BB	1
SO	5
LOB	9



Arizona Diamondbacks @ Texas Rangers
 The Ballpark at Arlington, Arlington, TX

Sat Jun 03 2000, 8:35 PM EDT
 Att. 46,222 - Cloudy - 75 F

AB	30
R	3
H	7
RBI	3
BB	2
SO	6
LOB	13



WP:	0	PA:	35
PB:	0		
SB:	0		
CS:	2		

AB R H RBI BB SO LOB

4	1	1	0	0	0	1
3	0	1	1	1	0	1
4	0	1	1	0	2	2
3	0	1	0	1	0	1
3	1	1	0	0	1	0
2	0	0	0	0	1	2
0	0	0	0	0	0	0
4	0	1	1	0	0	3
4	0	0	0	0	1	3
3	1	1	0	0	1	0

Batter	1	2	3	4	5	6	7	8	9
Hanley Frias, S (1, 6) OBP: 0.276, SLG: 0.255	2-1 G6-3		2-2 2B			0-0 F8		1-2 G1-3	
Jay Bell, R (1, 4) OBP: 0.418, SLG: 0.490	3-2 G5-3		2-0 2B			4-2 BB		2-1 G5-3	
Luis Gonzalez, L (1, 7) OBP: 0.405, SLG: 0.532	0-3 K		3-3 K			1-0 F9		0-1 2B	
Matt Williams, R (1, 5) OBP: 0.368, SLG: 0.486		2-2 G5-3 HBP 1B		0-0 G6-3		4-0 CS 1B BB		1-0 G6-3	
Steve Finley, L (1, 10) OBP: 0.401, SLG: 0.683		4-2 1-2 HBP		1-3 K		1-1 CS 1B 1B		2-2 F9	
Greg Colbrunn, R (1, 3) OBP: 0.506, SLG: 0.606		0-1 F9		2-3 K		2-1 L4-6 1B HBP		2-2 HBP	
Tony Womack, L (9, PR) OBP: 0.309, SLG: 0.426						1-2 2-3 HBP			
Turner Ward, S (1, 8) OBP: 0.206, SLG: 0.219		0-0 G5-3 2-3f			1-0 L6		1-2 1-2 2-H 1B		1-1 F7
Bernard Gilkey, R (1, 9) OBP: 0.212, SLG: 0.241			0-3 K		3-2 P4		1-0 L4-6		2-2 F7
Damian Miller, R (1, 2) OBP: 0.327, SLG: 0.468			0-0 G3-1		1-3 K			3-2 G1-3 2B 1B	

Inning Stats	R: 0	H: 0	E: 0	K: 1	S: 8	P: 13	R: 0	H: 1	E: 0	K: 0	S: 8	P: 14	R: 1	H: 2	E: 0	K: 2	S: 11	R: 0	H: 0	E: 0	K: 1	S: 7	P: 12	R: 0	H: 0	E: 0	K: 0	S: 4	P: 9	R: 1	H: 2	E: 0	K: 0	S: 7	P: 16	R: 1	H: 2	E: 0	K: 0	S: 11	P: 18	R: 0	H: 0	E: 0	K: 0	S: 14	P: 21	1B: 4	2B: 4	3B: 0	HR: 0	SF: 0	SAC: 0	DP: 2	HBP: 3	WP: 0	PA: 35
--------------	------	------	------	------	------	-------	------	------	------	------	------	-------	------	------	------	------	-------	------	------	------	------	------	-------	------	------	------	------	------	------	------	------	------	------	------	-------	------	------	------	------	-------	-------	------	------	------	------	-------	-------	-------	-------	-------	-------	-------	--------	-------	--------	-------	--------

PITCHER	IP	WLS	BF	H	R	ER	SO	BB	IBB	HBP	BLK	WP	HR	S	P	ERA	WHIP
Kenny Rogers, L (1, 1) ERA: 4.0	6.0	W	23	4	2	2	6	2	0	1	0	0	0	47	83	3.00	1.000
Tim Crabtree, R (7, 1) ERA: 5.79	1.2	H	6	2	1	1	0	0	0	1	0	0	0	13	23	5.40	1.200
Mike Venafo, L (8, 1) ERA: 3.79	0.0		1	1	0	0	0	0	0	0	0	0	0	2	2	∞	∞
59 Jeff Zimmerman, R (8, 1) ERA: 5.96	0.1	H	1	0	0	0	0	0	0	0	0	0	0	1	2	0.00	0.000
John Wetteland, R (9, 1) ERA: 4.07	1.0	S	4	0	0	0	0	0	0	1	0	0	0	14	21	0.00	0.000

PITCHER	IP	WLS	BF	H	R	ER	SO	BB	IBB	HBP	BLK	WP	HR	S	P	ERA	WHIP
---------	----	-----	----	---	---	----	----	----	-----	-----	-----	----	----	---	---	-----	------

Batter	1	2	3	4	5	6	7	8	9	AB R H RBI BB SO LOB
Luis Alicea, S OBP: 0.388, SLG: 0.452 (1, 4)	0-1 G3		1-2 P5		3-3 K		1-0 29 G3 1B			4 0 1 0 0 1 1
29 Rusty Greer, L OBP: 0.305, SLG: 0.373 (1, 7)	3-2 G6-3		0-2 F7		1-2 2B		0-1 G3			4 0 1 1 0 0 2
Ivan Rodriguez, R OBP: 0.393, SLG: 0.699 (1, 2)	0-1 E5			2-2 E5 CS WP	0-0 G5-3		1-3 K			4 0 0 0 0 1 2
Rafael Palmeiro, L OBP: 0.391, SLG: 0.575 (1, 3)	3-1 G6-3			4-0 S 1-2 1B BB		0-0 F8		4-1 1B 1B BB		2 1 0 0 2 0 1
David Segui, S OBP: 0.399, SLG: 0.517 (1, 10)		0-1 G2-3		3-2 HR 1-2 1B		0-0 WP 1B		2-2 1B 1-2 1B		4 1 3 1 0 0 0
Chad Curtis, R OBP: 0.337, SLG: 0.467 (1, 9)		2-1 F7		3-1 HR 1-2 HR		2-3 K		1-0 1B 1-2 2-3 1B		3 1 1 2 0 1 1
Scarborough Green, S OBP: 0.208, SLG: 0.217 (8, 8)										1 0 1 0 0 0 0
Mike Lamb, L OBP: 0.348, SLG: 0.468 (1, 5)		0-0 F7		0-0 F7		2-1 G4-3		0-1 F7		4 0 0 0 0 0 4
Royce Clayton, R OBP: 0.292, SLG: 0.433 (1, 6)			1-2 G5-3	0-0 F5			1-1 G5-3	2-2 F9		4 0 0 0 0 0 3
Jason McDonald, S OBP: 0.350, SLG: 0.341 (1, 8)			2-1 1B		1-2 F9		1-0 1B 29 G3 1B	1-2 G6-3		4 1 2 0 0 0 3

Inning Stats	R: 0	H: 0	R: 0	H: 0	R: 0	H: 1	R: 0	H: 1	R: 1	H: 2	R: 0	H: 2	R: 0	H: 2	1B: 7	SF: 0
	E: 1	LOB: 1	E: 0	LOB: 0	E: 1	LOB: 1	E: 0	LOB: 1	E: 0	LOB: 1	E: 0	LOB: 1	E: 0	LOB: 3	2B: 1	SAC: 0
	K: 0	BB: 0	K: 0	BB: 0	K: 0	BB: 0	K: 1	BB: 0	K: 1	BB: 0	K: 1	BB: 0	K: 0	BB: 1	3B: 0	DP: 0
	S: 9	P: 15	S: 5	P: 7	S: 11	P: 15	S: 10	P: 15	S: 7	P: 11	S: 9	P: 13	S: 17	P: 27	HR: 1	HBP: 0

PITCHER	IP	WLS	BF	H	R	ER	SO	BB	IBB	HBP	BLK	WP	HR	S	P	ERA	WHIP
Nelson Figueroa, R ERA: 5.68 (1, 1)	6.1	L	28	7	4	4	2	1	0	0	0	2	1	57	93	5.68	1.263
Greg Swindell, L ERA: 3.09 (7, 1)	1.2		8	2	0	0	1	1	0	0	0	0	0	22	33	0.00	1.800

BOTTOM

Arizona Diamondbacks @ Texas Rangers
 The Ballpark at Arlington, Arlington, TX
 Sat Jun 03 2000, 8:35 PM EDT
 Att: 46,222 - Cloudy - 75 F

AB	34
R	4
H	9
RBI	4
BB	2
SO	3
LOB	17



WP: 2	PA: 36
PB: 0	
SB: 1	
CS: 1	

Arizona Diamondbacks @ Texas Rangers
 The Ballpark at Arlington, Arlington, TX

Sun Jun 04 2000, 8:05 PM EDT
 Att. 46,366 - Sunny - 81 F

AB	39
R	6
H	14
RBI	6
BB	4
SO	6
LOB	23



WP	1	PA	43
PB	0		
SB	0		
CS	0		

AB R H RBI BB SO LOB

4	1	1	0	1	0	3
5	0	2	1	0	1	1
5	1	2	1	0	0	2
5	1	2	0	0	2	4
5	1	1	2	0	0	2
4	2	4	1	1	0	0
3	0	1	0	2	0	2
4	0	1	1	0	2	4
4	0	0	0	0	1	5

Batter	1	2	3	4	5	6	7	8	9
Tony Womack, L (1, 6) OBP: 0.311, SLG: 0.423	2-1 3B 1B	1-1 G4-3			0-1 G6-3	1-1 F7		4-1 BB	
Jay Bell, R (1, 4) OBP: 0.418, SLG: 0.498	2-2 1-H 3B		1-1 L5		2-2 1B 1B		3-2 F8	2-3 K	
Luis Gonzalez, L (1, 7) OBP: 0.405, SLG: 0.543	1-2 F5		0-0 F9		1-2 1B		1-1 HR	0-0 L4	
Matt Williams, R (1, 10) OBP: 0.372, SLG: 0.475	2-3 K		2-0 1B		2-3 K		0-2 HR 1B	1-2 F8	
Steve Finley, L (1, 8) OBP: 0.397, SLG: 0.686	0-0 G3		3-2 G4-3			1-0 F5	1-1 1-H HR	0-1 F9	
Craig Counsell, L (1, 5) OBP: 0.667, SLG: 1.250		2-1 HR		3-2 G1-4-3 1B		0-0 2B	4-1 WP BB	1-1 G6-4-3 1B	
Turner Ward, S (1, 9) OBP: 0.256, SLG: 0.257		2-2 2B		0-0 F8		4-2 2B FC5-2 BB	4-1 1-2 BB	0-1 G6-4-3 1-2f	
Andy Fox, L (1, 3) OBP: 0.247, SLG: 0.294		2-3 K		1-2 G1-4-3 1-2f		0-1 2B	1-3 K		
Kelly Stinnett, R (1, 2) OBP: 0.288, SLG: 0.460		1-2 G5-3			1-1 F7	3-2 FC5-2 3-H	3-3 K		

Inning Stats	R: 1	H: 2	E: 0	K: 1	S: 14	P: 21	R: 1	H: 2	E: 0	K: 1	S: 16	P: 24	R: 0	H: 1	E: 0	K: 0	S: 8	P: 14	R: 0	H: 1	E: 0	K: 0	S: 8	P: 12	R: 0	H: 2	E: 0	K: 1	S: 14	P: 20	R: 1	H: 2	E: 0	K: 0	S: 13	P: 22	R: 3	H: 3	E: 0	K: 2	S: 19	P: 36	R: 0	H: 0	E: 0	K: 1	S: 9	P: 16	R: 0	H: 1	E: 0	K: 0	S: 6	P: 7	1B: 7	2B: 3	3B: 1	HR: 3	SF: 0	SAC: 0	DP: 2	HBP: 0	WP: 1	PA: 43
--------------	------	------	------	------	-------	-------	------	------	------	------	-------	-------	------	------	------	------	------	-------	------	------	------	------	------	-------	------	------	------	------	-------	-------	------	------	------	------	-------	-------	------	------	------	------	-------	-------	------	------	------	------	------	-------	------	------	------	------	------	------	-------	-------	-------	-------	-------	--------	-------	--------	-------	--------

PITCHER	IP	WLS	BF	H	R	ER	SO	BB	IBB	HBP	BLK	WP	HR	S	P	ERA	WHIP
Esteban Loaiza, R (1, 1) ERA: 4.99	5.1		26	10	3	3	3	1	0	0	0	0	1	67	103	5.06	2.062
Francisco Cordero, R (6, 1) ERA: 3.21	1.0	B	7	3	3	3	0	1	0	0	0	0	2	17	30	27.00	4.000
40 Matt Perisho, L (7, 1) ERA: 7.56	0.2	W	4	0	0	0	2	2	0	0	0	1	0	9	21	0.00	3.000
59 Jeff Zimmerman, R (8, 1) ERA: 5.7	1.0	H	3	0	0	0	1	0	0	0	0	0	0	8	11	0.00	0.000
John Wetteland, R (9, 1) ERA: 3.91	1.0	S	3	1	0	0	0	0	0	0	0	0	0	6	7	0.00	1.000

PITCHER	IP	WLS	BF	H	R	ER	SO	BB	IBB	HBP	BLK	WP	HR	S	P	ERA	WHIP
---------	----	-----	----	---	---	----	----	----	-----	-----	-----	----	----	---	---	-----	------

Batter	1	2	3	4	5	6	7	8	9	AB	R	H	RBI	BB	SO	LOB
Luis Alicea, S OBP: 0.392, SLG: 0.455 (1, 4)	0-1 G4-6-3 1B		4-0 G4-6-3 BB		0-0 SH G4-6-3 1B		1-1 SF7 1-H			1	0	1	1	1	0	0
29 Rusty Greer, L OBP: 0.317, SLG: 0.370 (1, 7)	3-2 G4-6-3 1-2f		2-1 G4-6-3 1-2f		0-0 G4-6-3 1B		4-1 HR BB			3	1	1	1	1	0	2
Ivan Rodriguez, R OBP: 0.395, SLG: 0.724 (1, 2)	0-1 HR				0-0 G5-3		1-0 HR			4	2	2	3	0	0	2
Rafael Palmeiro, L OBP: 0.397, SLG: 0.590 (1, 3)	1-1 HR				4-0 1B SF8 BB		1-1 F9			2	2	1	1	2	0	0
David Segui, S OBP: 0.396, SLG: 0.512 (1, 10)	1-2 F8				1-1 SF8 1B		0-1 P6			4	0	1	0	0	1	2
Chad Curtis, R OBP: 0.335, SLG: 0.462 (1, 9)		1-1 P6			1-1 1B		0-3 K			4	0	1	0	0	1	0
Mike Lamb, L OBP: 0.348, SLG: 0.468 (9, 5)					1-2 2-3 1B				0-2 G5-3	0	0	0	0	0	0	0
Royce Clayton, R OBP: 0.287, SLG: 0.427 (1, 6)		2-1 F8			2-2 SF8		2-2 F8		1-3 K	3	0	0	1	0	1	0
Scott Sheldon, R OBP: 0.333, SLG: 0.250 (1, 5)					2-3 3-H		2-2 G5-3		0-1 CS 1B	4	0	1	0	0	1	2
Jason McDonald, S OBP: 0.350, SLG: 0.341 (8, PR) (9, 9)					0-0 F7					0	0	0	0	0	0	0
Scarborough Green, S OBP: 0.259, SLG: 0.269 (1, 8)					1-2 G6-3		1-0 E1 SH 29 1B		0-1 CS	3	2	2	0	0	0	0

Inning Stats	R: 2	H: 3	E: 0	K: 0	S: 13	H: 3	LOB: 0	BB: 0	P: 18	R: 0	H: 0	E: 0	K: 1	S: 7	H: 0	LOB: 0	BB: 0	P: 13	R: 0	H: 0	E: 0	K: 0	S: 6	H: 0	LOB: 0	BB: 1	P: 13	R: 1	H: 2	E: 0	K: 0	S: 9	H: 2	LOB: 2	BB: 1	P: 17	R: 1	H: 2	E: 2	K: 1	S: 10	H: 2	LOB: 2	BB: 1	P: 18	R: 0	H: 0	E: 0	K: 1	S: 9	H: 0	LOB: 0	BB: 0	P: 13	R: 3	H: 2	E: 0	K: 0	S: 9	H: 2	LOB: 0	BB: 1	P: 17	R: 0	H: 1	E: 0	K: 1	S: 9	H: 1	LOB: 1	BB: 0	P: 10
1B: 7	SF: 2	2B: 0	SAC: 1	3B: 0	DP: 3	HR: 3	HBP: 0	WP: 0	PA: 36																																																															

PITCHER	IP	WLS	BF	H	R	ER	SO	BB	IBB	HBP	BLK	WP	HR	S	P	ERA	WHIP
Omar Daal, L ERA: 5.35 (1, 1)	6.0		27	8	5	4	3	2	1	0	0	0	2	55	94	6.00	1.667
Byung-Hyun Kim, R ERA: 2.03 (7, 1)	1.0	L	5	1	2	2	0	1	0	0	1	0	1	8	15	18.00	2.000
Russ Springer, R ERA: 5.06 (8, 1)	1.0		3	1	0	0	1	0	0	0	0	0	0	9	10	0.00	1.000

BOTTOM

Arizona Diamondbacks @ Texas Rangers
The Ballpark at Arlington, Arlington, TX

Sun Jun 04 2000, 8:05 PM EDT
Att. 46,366 - Sunny - 81 F

livebaseballscorecards.com

AB	28
R	7
H	10
RBI	7
BB	4
SO	4
LOB	8



Batter	1	2	3	4	5	6	7	8	9	10	AB	R	H	RBI	BB	SO	LOB	TOP							
Tony Womack, L (1, 6) OBP: 0.305, SLG: 0.413	3-2 G6-3			3-2 L8		0-0 L6		0-1 G6-3		1-2 E9 2B	5	1	0	0	0	0	1								
Jay Bell, R (1, 4) OBP: 0.414, SLG: 0.495	2-3 K			1-3 K		3-2 F9			1-3 K	5	1	1	1	1	0	3	0								
Luis Gonzalez, L (1, 7) OBP: 0.409, SLG: 0.563	0-1 L6			1-0 HR		3-2 F8			1-1 BB 2B	5	1	3	2	0	0	0	0								
Matt Williams, R (1, 5) OBP: 0.375, SLG: 0.489				0-0 F9		0-0 F8 2B			0-0 G5-3	5	0	2	0	0	0	0	2								
Steve Finley, L (1, 8) OBP: 0.394, SLG: 0.676				1-2 G6-4-3		0-0 F8			4-0 BB IBB	3	0	0	0	0	1	0	2								
Greg Colbrunn, R (1, 3) OBP: 0.516, SLG: 0.603				0-0 G4-3		2-1 G3 1B			4-2 FC4-6 BB	2	0	1	0	1	0	0	0								
Turner Ward, S (1, 9) OBP: 0.233, SLG: 0.231				0-0 B3-1		1-2 G3			1-1 FC4-6	4	0	0	0	0	0	0	6								
Byung-Hyun Kim, R (9, 1)						1-2				0	0	0	0	0	0	0	0								
Matt Mantei, R (10, 1)										0	0	0	0	0	0	0	0								
Kelly Stinnett, R (1, 2) OBP: 0.287, SLG: 0.448				3-1 F9		4-0 IBB			0-0 F7	3	0	0	0	0	1	0	0								
Mike Morgan, R (1, 1) OBP: 0.333, SLG: 0.333				1-3 K		1-0 G5-3			2-2 G6-3 1B	2	0	0	0	0	0	1	2								
Dan Plesac, L (6, 1)										0	0	0	0	0	0	0	0								
Vicente Padilla, R (6, 1)										0	0	0	0	0	0	0	0								
Craig Counsell, L (8, PH) OBP: 0.700, SLG: 1.222										1	0	1	0	0	0	0	0								
Greg Swindell, L (8, 1)										0	0	0	0	0	0	0	0								
Andy Fox, L (9, 9) OBP: 0.244, SLG: 0.291										1	0	0	0	0	0	0	0								
Inning Stats	R: 0 E: 0 K: 1 S: 10	H: 0 LOB: 0 BB: 0 P: 15	R: 0 E: 0 K: 0 S: 8	H: 1 LOB: 0 BB: 0 P: 10	R: 0 E: 0 K: 1 S: 6	H: 0 LOB: 0 BB: 0 P: 10	R: 1 E: 0 K: 1 S: 9	H: 1 LOB: 0 BB: 0 P: 14	R: 0 E: 0 K: 0 S: 7	H: 1 LOB: 2 BB: 1 P: 15	R: 0 E: 0 K: 0 S: 13	H: 0 LOB: 0 BB: 0 P: 19	R: 0 E: 0 K: 0 S: 5	H: 1 LOB: 1 BB: 0 P: 7	R: 0 E: 0 K: 0 S: 7	H: 1 LOB: 0 BB: 0 P: 9	R: 0 E: 0 K: 1 S: 10	H: 1 LOB: 3 BB: 2 P: 21	R: 2 E: 1 K: 0 S: 14	H: 2 LOB: 1 BB: 0 P: 18	1B: 4 2B: 3 3B: 0 HR: 1	SF: 0 SAC: 0 DP: 3 HBP: 1	WP: 0 PB: 0 SB: 0 CS: 0	PA: 40	
PITCHER	IP	WLS	BF	H	R	ER	SO	BB	IBB	HBP	BLK	WP	HR	S	P	ERA	WHIP								
Ismael Valdez, R (1, 1) ERA: 5.45	8.0		28	5	1	1	3	0	1	0	0	0	0	65	99	1.12	0.625								
Tim Worrell, R (9, 1) ERA: 4.26	1.0		6	1	0	0	1	1	1	0	0	0	0	10	21	0.00	2.000								
Rick Aguilera, R (10, 1) ERA: 5.82	0.2		4	1	2	0	0	0	0	0	0	0	0	11	15	0.00	1.500								
Felix Heredia, L (10, 1) ERA: 5.87	0.1	W	2	1	0	0	0	0	0	0	0	0	0	3	3	0.00	3.000								

Arizona Diamondbacks @ Chicago Cubs
 Wrigley Field, Chicago, IL
 Mon Jun 05 2000, 7:05 PM CDT
 Att. 32,197 - Sunny - 52 F

AB	36
R	3
H	8
RBI	3
BB	3
SO	4
LOB	13



BOTTOM

Arizona Diamondbacks @ Chicago Cubs

Wrigley Field, Chicago, IL

Mon Jun 05 2000, 7:05 PM CDT

Att. 32,197 - Sunny - 52 F

livebaseballscorecards.com

AB	35
R	4
H	10
RBI	4
BB	4
SO	10
LOB	12



WP	1	PA	43
PB	0		
SB	0		
CS	0		

AB R H RBI BB SO LOB

5 1 1 0 0 1 2

4 0 0 0 0 2 0

4 1 3 1 0 0 0

3 1 1 0 2 0 0

5 0 1 1 0 2 4

4 0 1 0 1 3 2

4 0 1 2 0 1 1

3 0 2 0 1 0 0

2 0 0 0 0 0 3

0 0 0 0 0 0 0

1 0 0 0 0 1 0

0 0 0 0 0 0 0

0 0 0 0 0 0 0

1B

2B

1B

2B

1B

2B

1B

2B

1B

1B

2B

1B

2B

1B

2B

1B

2B

1B

2B

1B

2B

1B

2B

1B

1B

2B

1B

2B

1B

2B

1B

2B

1B

2B

1B

2B

1B

2B

1B

2B

1B

2B

1B

2B

1B

2B

1B

2B

1B

2B

1B

2B

1B

2B

1B

2B

1B

2B

1B

2B

1B

2B

1B

2B

1B

2B

1B

2B

1B

2B

1B

2B

1B

2B

1B

2B

1B

2B

1B

2B

1B

2B

1B

2B

1B

2B

1B

2B

1B

2B

1B

2B

1B

2B

1B

2B

1B

2B

1B

2B

1B

2B

1B

2B

1B

2B

1B

2B

1B

2B

1B

2B

1B

2B

1B

2B

1B

2B

1B

2B

1B

2B

1B

2B

1B

2B

1B

2B

1B

2B

1B

2B

1B

2B

1B

2B

1B

2B

1B

2B

1B

2B

1B

2B

1B

2B

1B

2B

1B

2B

1B

2B

1B

2B

1B

2B

1B

2B

1B

2B

1B

2B

1B

2B

1B

2B

1B

2B

1B

2B

1B

2B

1B

2B

1B

2B

1B

2B

1B

2B

1B

2B

1B

2B

1B

2B

1B

2B

1B

2B

1B

2B

1B

2B

1B

2B

1B

2B

1B

2B

1B

2B

1B

2B

1B

2B

1B

2B

1B

2B

1B

2B

1B

2B

1B

2B

1B

2B

1B

2B

1B

2B

1B

2B

1B

2B

1B

2B

1B

2B

1B

2B

1B

2B

1B

2B

1B

2B

1B

2B

1B

2B

1B

2B

1B

2B

1B

2B

1B

2B

1B

2B

1B

2B

1B

2B

1B

2B

1B

2B

1B

2B

1B

2B

1B

2B

1B

2B

1B

2B

1B

2B

1B

2B

1B

2B

1B

2B

1B

2B

1B

2B

1B

2B

1B

2B

1B

2B

1B

2B

1B

2B

1B

2B

1B

2B

1B

2B

1B

2B

1B

2B

1B

2B

1B

2B

1B

2B

Batter	1	2	3	4	5	6	7	8	9	AB R H RBI BB SO LOB	TOP												
Tony Womack, L OBP: 0.304, SLG: 0.410 (1, 6)	2-2 F9			0-1 S 1B		0-1 G4-3			0-1 F7	4 0 1 0 0 0 0													
Craig Counsell, L OBP: 0.643, SLG: 1.231 (1, 4)	3-2 G6-3			1-2 P4			2-2 1B		1-0 HR	4 1 2 1 0 0 1													
Luis Gonzalez, L OBP: 0.402, SLG: 0.553 (1, 7)	2-3 K			0-3 K			1-3 K		0-0 P6	4 0 0 0 0 3 2													
Matt Williams, R OBP: 0.346, SLG: 0.449 (1, 5)		1-3 K		2-1 G6-3			1-0 F7		1-3 K	4 0 0 0 0 2 2													
Steve Finley, L OBP: 0.389, SLG: 0.667 (1, 8)		1-2 F7			0-0 G3		1-2 G4-3			3 0 0 0 0 0 1													
Greg Colbrunn, R OBP: 0.500, SLG: 0.577 (1, 3)		2-3 K			2-2 G6-3			0-0 G5-3		3 0 0 0 0 1 0													
Turner Ward, S OBP: 0.239, SLG: 0.262 (1, 9)			0-1 G5-3		0-2 G5-3			0-1 F8 2B		3 0 1 0 0 0 0													
Damian Miller, R OBP: 0.327, SLG: 0.464 (1, 2)			0-0 G6-3			2-2 G5-4-3 1B		1-1 F8		3 0 1 0 0 0 1													
Armando Reynoso, R OBP: 0.111, SLG: 0.111 (1, 1)			2-3 K			3-2 G5-4-3		2-1 G3-1		1 0 0 0 0 0 1 0													
Dan Plesac, L (5, 1)										0 0 0 0 0 0 0 0													
Bernard Gilkey, R OBP: 0.239, SLG: 0.237 (6, PH)										1 0 0 0 0 0 0 1													
Russ Springer, R OBP: 0.333, SLG: 0.333 (6, 1)										0 0 0 0 0 0 0 0													
Greg Swindell, L (7, 1)										0 0 0 0 0 0 0 0													
Hanley Frias, S OBP: 0.271, SLG: 0.250 (8, PH)										1 0 0 0 0 0 0 1													
Vicente Padilla, R (8, 1)										0 0 0 0 0 0 0 0													
Inning Stats	R: 0 E: 0 K: 1 S: 9	H: 0 LOB: 0 BB: 0 P: 16	R: 0 E: 0 K: 2 S: 9	H: 0 LOB: 0 BB: 0 P: 13	R: 0 E: 0 K: 1 S: 6	H: 0 LOB: 0 BB: 0 P: 8	R: 0 E: 0 K: 1 S: 10	H: 1 LOB: 1 BB: 0 P: 13	R: 0 E: 0 K: 0 S: 7	H: 0 LOB: 0 BB: 0 P: 9	R: 0 E: 0 K: 0 S: 9	H: 1 LOB: 0 BB: 0 P: 14	R: 0 E: 0 K: 1 S: 11	H: 1 LOB: 1 BB: 0 P: 16	R: 0 E: 0 K: 0 S: 7	H: 1 LOB: 1 BB: 0 P: 10	R: 1 E: 0 K: 1 S: 8	H: 1 LOB: 0 BB: 0 P: 10	1B: 3 2B: 1 3B: 0 HR: 1	SF: 0 SAC: 0 DP: 1 HBP: 0	WP: 0 PB: 0 SB: 1 CS: 0	PA: 31	
PITCHER Kevin Tapani, R ERA: 4.68 (1, 1)	IP 9.0	WLS W	BF 31	H 5	R 1	ER 1	SO 7	BB 0	IBB 0	HBP 0	BLK 0	WP 0	HR 1	S 76	P 109	ERA 1.00	WHIP 0.556						PITCHER IP WLS BF H R ER SO BB IBB HBP BLK WP HR S P ERA WHIP

Arizona Diamondbacks @ Chicago Cubs
 Wrigley Field, Chicago, IL
 Tue Jun 06 2000, 7:05 PM CDT
 Att. 35,933 - Sunny - 68 F

livebaseballscorecards.com

AB	31
R	1
H	5
RBI	1
BB	0
SO	7
LOB	9



Batter	1	2	3	4	5	6	7	8	9	AB	R	H	RBI	BB	SO	LOB
Eric Young Sr., R OBP: 0.360, SLG: 0.444 (1, 4)	G1-6-3 ①		K ②		1B HBP		WP S 2B BB	G3 ③		3	2	0	0	1	1	2
Joe Girardi, R OBP: 0.373, SLG: 0.439 (1, 2)	K ②		F9 ③		1B 1B		1-H 2B			4	0	2	2	0	1	0
Mark Grace, L OBP: 0.425, SLG: 0.470 (1, 3)	FC5-4 1B			P4 ①	1B		P6 ②			4	0	2	1	0	0	1
Sammy Sosa, R OBP: 0.407, SLG: 0.604 (1, 9)	FC5-4 ③			1B	K ②		4-0 IBB			3	0	1	0	1	1	3
Willie Greene, L OBP: 0.336, SLG: 0.476 (1, 5)			K ①		L9 ②		2-3 K ③			4	0	0	0	0	3	5
Dave Martinez, L OBP: 0.287, SLG: 0.325 (1, 7)					K ③		0-0 B1 ①		F9 ①	4	0	1	0	0	1	1
Damon Buford, R OBP: 0.345, SLG: 0.466 (1, 8)							0-0 F3 ②		G6-3 ②	3	1	0	0	1	0	1
Augie Ojeda, S OBP: 0.500, SLG: 0.700 (1, 6)							0-0 L4 ③		4-2 1B BB	3	1	1	1	1	0	1
Kevin Tapani, R OBP: 0.161, SLG: 0.290 (1, 1)			K2-3 ①		K ①		1-3 K ①		1-1 1B	4	0	1	0	0	3	1

Inning Stats	R: 0	H: 1	E: 0	LOB: 1	K: 1	S: 10	R: 0	H: 1	E: 0	LOB: 1	K: 1	S: 11	R: 0	H: 0	E: 0	LOB: 0	K: 1	S: 8	R: 0	H: 1	E: 0	LOB: 1	K: 1	S: 9	R: 3	H: 3	E: 0	LOB: 2	K: 3	S: 16	R: 0	H: 0	E: 0	LOB: 0	K: 0	S: 5	R: 1	H: 1	E: 0	LOB: 2	K: 2	S: 13	R: 0	H: 1	E: 0	LOB: 2	K: 0	S: 9	1B: 6	SF: 0	2B: 1	SAC: 0	3B: 1	DP: 0	HR: 0	HBP: 1
WP: 1	PA: 37	PB: 0	SB: 1	CS: 0	1B: 6	SF: 0	2B: 1	SAC: 0	3B: 1	DP: 0	HR: 0	HBP: 1	WP: 1	PA: 37	PB: 0	SB: 1	CS: 0																																							


PITCHER	IP	WLS	BF	H	R	ER	SO	BB	IBB	HBP	BLK	WP	HR	S	P	ERA	WHIP
Armando Reynoso, R ERA: 5.4 (1, 1)	4.2	L	22	6	3	3	7	1	0	0	0	0	0	51	87	5.79	1.500
Dan Plesac, L ERA: 3.38 (5, 1)	0.1		1	0	0	0	1	0	0	0	0	0	0	3	6	0.00	0.000
Russ Springer, R ERA: 5.09 (6, 1)	1.2		8	1	1	1	1	1	1	0	0	1	0	15	29	5.40	1.200
Greg Swindell, L ERA: 2.88 (7, 1)	0.1		1	0	0	0	1	0	0	0	0	0	0	3	5	0.00	0.000
Vicente Padilla, R ERA: 0.73 (8, 1)	1.0		5	1	0	0	0	1	0	0	0	0	0	9	16	0.00	2.000

BOTTOM

Arizona Diamondbacks @ Chicago Cubs
 Wrigley Field, Chicago, IL
 Tue Jun 06 2000, 7:05 PM CDT
 Att: 35,933 - Sunny - 68 F

livebaseballscorecards.com

AB	32
R	4
H	8
RBI	4
BB	4
SO	10
LOB	15



Batter	1	2	3	4	5	6	7	8	9	AB R H RBI BB SO LOB	TOP											
Tony Womack, L (1, 6) OBP: 0.310, SLG: 0.412	2-3 K		4-2 E G5-3 BB		1-2 F7		2-2 E9 G4-3 2-H 1B		2-2 G6-4-3 1B	4 1 2 1 1 1 1												
Jay Bell, R (1, 4) OBP: 0.406, SLG: 0.484	3-3 K		3-2 G5-3		2-2 F7		3-2 G4-3		1-1 G6-4-3	5 0 0 0 0 1 6												
Luis Gonzalez, L (1, 7) OBP: 0.400, SLG: 0.561	3-1 F7		3-2 E4 FC5-4			1-1 HR		1-2 F7		4 1 1 1 0 0 1												
Matt Williams, R (1, 5) OBP: 0.357, SLG: 0.453		1-1 FC3-6 1B	1-1 FC5-4			1-2 1B G6-4-3 1B		3-1 F8		4 1 2 0 0 0 1												
Steve Finley, L (1, 8) OBP: 0.387, SLG: 0.659		1-0 FC3-6 HBP 1-2f		0-1 F7		0-1 G6-4-3 1B		1-0 F8		4 0 1 0 0 0 1												
Greg Colbrunn, R (1, 3) OBP: 0.500, SLG: 0.568		1-1 HBP		3-2 L4		0-0 G6-4-3 1-2f 3-H		1-0 1B		3 0 1 0 0 0 1												
Bernard Gilkey, R (1, 9) OBP: 0.197, SLG: 0.222		2-1 F8		1-0 F9		0-0 F8		1-3 K		4 0 0 0 0 1 3												
Kelly Stinnett, R (1, 2) OBP: 0.293, SLG: 0.458		2-1 G6-3			1-3 K		0-0 E 2B		2-1 1B 1B	4 1 2 0 0 1 2												
Brian Anderson, R (1, 1) OBP: 0.148, SLG: 0.154										2 0 2 0 0 0 0												
Mike Morgan, R (6, 1) OBP: 0.333, SLG: 0.333										0 0 0 0 0 0 0												
Hanley Frías, S (7, PH) OBP: 0.297, SLG: 0.245										1 0 0 0 0 0 1												
Dan Plesac, L (7, 1)										0 0 0 0 0 0 0												
Matt Mantei, R (8, 1)										0 0 0 0 0 0 0												
Craig Counsell, L (9, PH) OBP: 0.600, SLG: 1.143										1 0 0 0 0 0 1												
Inning Stats	R: 0 E: 0 K: 2 S: 8	H: 0 LOB: 0 BB: 0 P: 16	R: 0 E: 0 K: 0 S: 8	H: 1 LOB: 2 BB: 0 P: 15	R: 1 E: 1 K: 0 S: 16	H: 1 LOB: 1 BB: 1 P: 27	R: 0 E: 0 K: 0 S: 8	H: 0 LOB: 0 BB: 0 P: 12	R: 0 E: 0 K: 1 S: 12	H: 1 LOB: 1 BB: 0 P: 19	R: 2 E: 0 K: 0 S: 9	H: 3 LOB: 0 BB: 0 P: 11	R: 1 E: 1 K: 0 S: 16	H: 2 LOB: 1 BB: 0 P: 23	R: 0 E: 0 K: 1 S: 7	H: 1 LOB: 1 BB: 0 P: 13	R: 0 E: 0 K: 0 S: 11	H: 2 LOB: 1 BB: 0 P: 16	1B: 9 2B: 1 3B: 0 HR: 1	SF: 0 SAC: 0 DP: 3 HBP: 1	WP: 0 PB: 0 SB: 0 CS: 0	PA: 38
PITCHER	IP WLS BF H R ER SO BB IBB HBP BLK WP HR S P ERA WHIP																					
Scott Downs, L (1, 1) ERA: 5.34	6.0 W 25 6 3 2 3 1 0 1 0 0 0 1 61 100 3.00 1.167																					
Todd Van Poppel, R (7, 1) ERA: 0.98	3.0 S 13 5 1 1 1 0 0 0 0 0 0 0 34 52 3.00 1.667																					

Arizona Diamondbacks @ Chicago Cubs
 Wrigley Field, Chicago, IL
 Wed Jun 07 2000, 1:20 PM CDT
 Att. 37,596 - Sunny - 72 F

livebaseballscorecards.com

AB	36
R	4
H	11
RBI	2
BB	1
SO	4
LOB	18



Batter	1	2	3	4	5	6	7	8	9	AB R H RBI BB SO LOB	TOP											
Darin Erstad, L OBP: 0.446, SLG: 0.585 (1, 8) (7, 7)	1-3 K		2-1 E S HBP			2-1 E4 1-2		2-2 F7		3 0 0 0 0 1 1	Anaheim Angels @ Arizona Diamondbacks Bank One Ballpark, Phoenix, AZ Fri Jun 09 2000, 10:05 PM EDT Att. 39,468 - Sunny - 86 F											
Kevin Stocker, S OBP: 0.378, SLG: 0.387 (1, 6)	1-3 K		2-1 P5 1-3			1-3 K		1-3 K		4 0 0 0 0 3 3												
Mo Vaughn, L OBP: 0.384, SLG: 0.592 (1, 3)	0-3 K					2-3 K				4 0 2 0 0 2 2												
Tim Salmon, R OBP: 0.412, SLG: 0.540 (1, 9)						1-0 L4				4 0 0 0 0 0 4												
Troy Glaus, R OBP: 0.452, SLG: 0.681 (1, 5)						2-3 K				3 1 1 1 1 1 1												
Bengie Molina, R OBP: 0.358, SLG: 0.429 (1, 2)						1-0 P6				4 0 0 0 0 1 1												
Edgard Clemente, R OBP: 0.191, SLG: 0.196 Orlando Palmeiro, L OBP: 0.432, SLG: 0.393 Mike Holtz, L (7, 1) Lou Pote, R (8, 1)						3-2 P4				2 0 0 0 0 1 0 1 0 1 0 0 0 0 0 0 0 0 0 0 0 0 0 0 0 0 0 0												
Benji Gil, R OBP: 0.280, SLG: 0.284 Adam Kennedy, L OBP: 0.311, SLG: 0.403 (7, 4) (7, 4)						1-1 P6				2 0 0 0 0 0 0 1 0 0 0 0 0 1												
Brian Cooper, R (1, 1) Scott Spiezio, S OBP: 0.359, SLG: 0.426 (6, PH) Eric Weaver, R (6, 1) 16 Garret Anderson, L OBP: 0.271, SLG: 0.475 (7, 8)						2-2 E 1B				1 0 0 0 0 1 0 1 0 1 0 0 0 0 0 0 0 0 0 0 0 1 0 0 0 0 0 0												
Inning Stats	R: 0 E: 0 K: 3 S: 10	H: 0 LOB: 0 BB: 0 P: 12	R: 1 E: 0 K: 1 S: 15	H: 1 LOB: 0 BB: 0 P: 23	R: 0 E: 0 K: 1 S: 9	H: 0 LOB: 1 BB: 0 P: 16	R: 0 E: 0 K: 0 S: 5	H: 1 LOB: 0 BB: 1 P: 11	R: 0 E: 0 K: 1 S: 10	H: 0 LOB: 0 BB: 0 P: 16	R: 0 E: 1 K: 2 S: 14	H: 1 LOB: 2 BB: 0 P: 22	R: 0 E: 0 K: 1 S: 11	H: 1 LOB: 1 BB: 0 P: 16	R: 0 E: 0 K: 1 S: 9	H: 0 LOB: 0 BB: 0 P: 12	R: 0 E: 0 K: 0 S: 11	H: 1 LOB: 1 BB: 0 P: 17	1B: 3 2B: 1 3B: 0 HR: 1	SF: 0 SAC: 0 DP: 1 HBP: 1	WP: 0 PB: 0 SB: 1 CS: 1	PA: 34
PITCHER	IP WLS BF H R ER SO BB IBB HBP BLK WP HR S P ERA WHIP																					
Randy Johnson, L ERA: 1.42 (1, 1)	6.0 W 22 3 1 1 8 1 0 1 0 0 0 1 63 100 1.50 0.667																					
Vicente Padilla, R ERA: 0.68 (7, 1)	1.0 H 4 1 0 0 1 0 0 0 0 0 0 0 11 16 0.00 1.000																					
Dan Plesac, L ERA: 2.87 (8, 1)	1.0 H 3 0 0 0 1 0 0 0 0 0 0 0 9 12 0.00 0.000																					
Byung-Hyun Kim, R ERA: 1.91 (9, 1)	1.0 S 4 1 0 0 0 0 0 0 0 0 0 0 11 17 0.00 1.000																					

livebaseballscorecards.com

AB	31
R	1
H	5
RBI	1
BB	1
SO	10
LOB	13



Batter	1	2	3	4	5	6	7	8	9
Tony Womack, L OBP: 0.313, SLG: 0.419 (1, 6) C C H	1-2 1B HBP		0-2 F7		2-2 1B 3B	0-0 F7			
Jay Bell, R OBP: 0.404, SLG: 0.480 (1, 4) C B B X	2-1 F3		2-0 F8		3-2 HR 1B	3-2 F7			
Luis Gonzalez, L OBP: 0.401, SLG: 0.573 (1, 7) B B X	2-0 CS 1B		3-1 G4-3		0-0 HR		2-3 K		
Matt Williams, R OBP: 0.367, SLG: 0.446 (1, 5) B B C F B 1 X SAFE	3-2 G5-3			0-0 E BB 1B	3-2 G1-3		4-0 BB		
Steve Finley, L OBP: 0.389, SLG: 0.659 (1, 8)		2-1 F7		4-2 E BB 1B	0-0 E 2B		0-1 F5		
Turner Ward, S OBP: 0.240, SLG: 0.244 (1, 9) C B B B X		4-2 G4-3 BB		0-1 F7	0-0 E3		1-0 G5-3		
Travis Lee, L OBP: 0.346, SLG: 0.459 (1, 3) C B C X		1-2 G4-3		0-0 E3 G5-4-3	3-3 K		3-2 1B		
Kelly Stinnett, R OBP: 0.292, SLG: 0.447 (1, 2) B B X		4-0 IBB		1-1 G5-4-3		0-2 F7		0-3 K	
Randy Johnson, R OBP: 0.231, SLG: 0.237 (6, PH) Hanley Fildes, S OBP: 0.279, SLG: 0.259 (7, 1) Vicente Padilla, R (8, 1) Dan Plesac, L (8, PH) Bernard Gilkey, R OBP: 0.194, SLG: 0.239 (9, 1)		2-0 G5-3		1-0 F8		2-0 S 1B		0-0 F7	

Inning Stats	R: 0	H: 1	E: 0	LOB: 1	K: 0	BB: 0	S: 9	P: 17
	R: 0	H: 0	E: 0	LOB: 2	K: 0	BB: 2	S: 8	P: 21
	R: 0	H: 0	E: 0	LOB: 0	K: 0	BB: 0	S: 6	P: 11
	R: 0	H: 1	E: 1	LOB: 2	K: 0	BB: 1	S: 11	P: 16
	R: 4	H: 4	E: 1	LOB: 1	K: 1	BB: 0	S: 20	P: 32
	R: 0	H: 1	E: 0	LOB: 1	K: 0	BB: 0	S: 9	P: 14
	R: 0	H: 0	E: 0	LOB: 1	K: 1	BB: 1	S: 6	P: 13
	R: 0	H: 1	E: 0	LOB: 0	K: 1	BB: 0	S: 7	P: 10

PITCHER	IP	WLS	BF	H	R	ER	SO	BB	IBB	HBP	BLK	WP	HR	S	P	ERA	WHIP
Brian Cooper, R ERA: 4.15 (1, 1)	5.0	L	25	6	4	3	1	2	1	1	0	0	1	54	97	5.40	1.600
Eric Weaver, R ERA: 6.35 (6, 1)	1.0		4	1	0	0	0	0	0	0	0	0	0	9	14	0.00	1.000
Mike Holtz, L ERA: 4.5 (7, 1)	1.2		6	1	0	0	2	1	0	0	0	0	0	12	22	0.00	1.200
Lou Pote, R ERA: 4.63 (8, 1)	0.1		1	0	0	0	0	0	0	0	0	0	0	1	1	0.00	0.000

BOTTOM

Anaheim Angels @ Arizona Diamondbacks
Bank One Ballpark, Phoenix, AZ

Fri Jun 09 2000, 10:05 PM EDT
Att: 39,468 - Sunny - 86 F

AB	R	H	RBI	BB	SO	LOB
3	1	1	0	0	0	1
4	1	1	1	0	0	2
4	1	2	2	0	1	0
3	0	1	0	1	0	2
3	1	1	0	1	0	1
3	0	0	0	1	0	3
4	0	1	0	0	1	4
3	0	0	0	1	1	3
2	0	0	0	0	0	2
1	0	1	0	0	0	0
0	0	0	0	0	0	0
0	0	0	0	0	0	0
1	0	0	0	0	0	0
0	0	0	0	0	0	0

AB	31
R	4
H	8
RBI	3
BB	4
SO	3
LOB	18



1B	5	SF	0
2B	1	SAC	0
3B	1	DP	1
HR	1	HBP	1

WP	0	PA	36
PB	0		
SB	1		
CS	1		

PITCHER	IP	WLS	BF	H	R	ER	SO	BB	IBB	HBP	BLK	WP	HR	S	P	ERA	WHIP
---------	----	-----	----	---	---	----	----	----	-----	-----	-----	----	----	---	---	-----	------

Batter	1	2	3	4	5	6	7	8	9	AB	R	H	RBI	BB	SO	LOB	TOP										
Darin Erstad, L (1,7) OBP: 0.445, SLG: 0.584 Orlando Palmeiro, L (7,7) OBP: 0.432, SLG: 0.393	1-2 G4-3	2-1 2B	0-2 FC6-4		4-0 BB		1-1 F7			4	0	1	2	1	0	3											
Benji Gil, R (1,6) OBP: 0.277, SLG: 0.302	0-1 G4-3	3-2 F8		0-1 HR	1-0 F9		1-0 F8			5	1	1	1	0	0	5											
Mo Vaughn, L (1,3) OBP: 0.380, SLG: 0.584	1-3 K		2-0 G1-3	2-1 HR	0-0 F7			1-2 G4-3		5	1	1	0	0	1	2											
Tim Salmon, R (1,9) OBP: 0.412, SLG: 0.555 Lou Pote, R (8,1) Mike Holtz, L (8,1) Mike Fyhrie, R (9,1)		1-3 K	1-0 G3-1 1B	3-1 HR	0-0 F8			1-0 F6		5	2	2	2	0	1	0											
16 Garret Anderson, L (1,8) OBP: 0.273, SLG: 0.486		1-1 2B BB 1B	1-1 G3-1	2-0 F7	1-0 HR			0-1 G4-3		5	2	2	1	0	0	1											
Troy Glaus, R (1,5) OBP: 0.449, SLG: 0.671 Scott Spiezio, S (8,5) OBP: 0.357, SLG: 0.423		1-0 F7	4-0 1B 1B IBB	2-3 K	2-0 F3			0-3 K		3	1	0	0	1	1	1											
Matt Walbeck, S (1,2) OBP: 0.221, SLG: 0.333		1-0 BB 2B	0-1 1B	2-1 G4-3	0-2 G4-3			0-3 K2-3		5	2	2	1	0	1	0											
Adam Kennedy, L (1,4) OBP: 0.320, SLG: 0.409		4-0 BB 2B IBB	0-1 FC6-4 1B		0-1 SH5-4 1B			1-3 K		4	1	3	1	1	1	0											
Jarrod Washburn, L (1,1) OBP: 1.000, SLG: 1.000 Edgard Clemente, R (8,9) OBP: 0.191, SLG: 0.196		4-1 2B BB	1-0 FC6-4 1B		0-1 SH5-4			0-0 SH3-4		1	0	1	2	1	0	0											
Inning Stats	R: 0 E: 0 K: 1 S: 8	H: 0 LOB: 0 BB: 0 P: 10	R: 3 E: 0 K: 0 S: 13	H: 3 LOB: 2 BB: 2 P: 30	R: 3 E: 0 K: 0 S: 12	H: 4 LOB: 2 BB: 1 P: 21	R: 3 E: 0 K: 1 S: 12	H: 3 LOB: 0 BB: 0 P: 23	R: 0 E: 0 K: 0 S: 6	H: 1 LOB: 2 BB: 1 P: 11	R: 1 E: 0 K: 0 S: 7	H: 1 LOB: 0 BB: 0 P: 10	R: 0 E: 0 K: 0 S: 6	H: 1 LOB: 1 BB: 0 P: 8	R: 0 E: 0 K: 3 S: 11	H: 0 LOB: 0 BB: 0 P: 12	1B: 7 2B: 3 3B: 0 HR: 3	SF: 0 SAC: 2 DP: 0 HBP: 0	WP: 0 PB: 0 SB: 0 CS: 0	PA: 44							
PITCHER	IP	WLS	BF	H	R	ER	SO	BB	IBB	HBP	BLK	WP	HR	S	P	ERA	WHIP										
Omar Daal, L (1,1) ERA: 5.83	3.0	L	19	7	6	6	2	1	2	0	0	0	0	33	61	18.00	2.667										
Mike Morgan, R (4,1) ERA: 3.07	2.0		11	4	3	3	1	1	0	0	0	0	2	18	34	13.50	2.500										
Russ Springer, R (6,1) ERA: 5.04	2.0		8	2	1	1	0	0	0	0	0	0	1	13	18	4.50	1.000										
Greg Swindell, L (8,1) ERA: 2.77	1.0		3	0	0	0	0	0	0	0	0	0	0	6	8	0.00	0.000										
Matt Mantei, R (9,1) ERA: 6.75	1.0		3	0	0	0	3	0	0	0	0	0	0	11	12	0.00	0.000										

Anaheim Angels @ Arizona Diamondbacks
Bank One Ballpark, Phoenix, AZ
Sat Jun 10 2000, 4:05 PM EDT
Att: 35,213 - Dome - 72 F

AB	38
R	10
H	13
RBI	10
BB	4
SO	6
LOB	12



Batter	1	2	3	4	5	6	7	8	9	AB	R	H	RBI	BB	SO	LOB
Tony Womack, L OBP: 0.316, SLG: 0.425 (1, 6)	1-2 G5-3 ①		X 0-0 S 2B			C X 0-1 F8 ②		X 0-0 1-2 2B 1B		4	1	2	0	0	0	0
Jay Bell, R OBP: 0.399, SLG: 0.474 Craig Counsell, L OBP: 0.563, SLG: 1.067 (1, 4) (8, PH) (9, 4)	2-0 F8 ②		1-3 K ③			X 0-0 G1-3 ③		B B C X 2-1 F5 ②		3	0	0	0	0	1	1
Luis Gonzalez, L OBP: 0.410, SLG: 0.602 (1, 7)	3-2 2B					X 0-2 G6-4-3 1B		X 0-1 1-H 2-H 2B		4	1	4	3	0	0	0
Matt Williams, R OBP: 0.349, SLG: 0.424 Greg Swindell, L OBP: 0.344, SLG: 0.456 Travis Lee, L OBP: 0.344, SLG: 0.456 Matt Mantel, R (1, 5) (8, 1) (8, PH) (9, 1)	1-3 K ③		X 0-0 G6-4-3 ① ② 1-2f			X 0-0 L7 ①		X 0-0 P5 ③		3	0	0	0	0	1	2
Steve Finley, L OBP: 0.387, SLG: 0.652 (1, 8)		2-1 F3 ①		C X 2-2 F7 ③		B B B X 2-0 1B		X 0-2 G6-3 ①		4	0	1	0	0	0	0
Greg Colbrunn, R OBP: 0.480, SLG: 0.538 (1, 3)		0-3 K ②		B B C X 3-2 F8 ①		X 0-0 F8 ②		X 0-0 G6-3 ②		4	0	0	0	0	1	1
Danny Bautista, R OBP: 0.229, SLG: 0.363 Russ Springer, R OBP: 0.333, SLG: 0.333 Hanley Frias, S OBP: 0.270, SLG: 0.250 (1, 9) (6, 1) (7, PH) (8, 5)		2-3 K ③		B B B X 2-0 F8 ②		B B C X 2-3 K ③		C X 1-2 G3-1 ③		2	0	0	0	0	1	0
Damian Miller, R OBP: 0.318, SLG: 0.450 (1, 2)			B B S X 2-1 F8 ①		F B B F B X 3-2 G6-3 ③		C X 0-1 G5-3 ①			3	0	0	0	0	0	0
Omar Daal, L OBP: 0.250, SLG: 0.261 Bernard Gilkey, R OBP: 0.192, SLG: 0.215 Mike Morgan, R OBP: 0.333, SLG: 0.333 Turner Ward, S OBP: 0.250, SLG: 0.239 (1, 1) (3, PH) (4, 1) (6, 9)			B B B X 3-1 F8 ②		B B C B 3-3 K ①		B B B B 4-0 2B 1B BB			0	0	0	0	0	0	0

Inning Stats	R: 0	H: 1	E: 0	K: 1	S: 14	H: 0	LOB: 1	BB: 0	P: 21	R: 0	H: 0	E: 0	K: 2	S: 11	R: 0	H: 1	E: 0	K: 1	S: 10	R: 0	H: 1	E: 0	K: 0	S: 8	R: 0	H: 0	E: 0	K: 0	S: 9	R: 1	H: 2	E: 0	K: 1	S: 8	R: 2	H: 2	E: 0	K: 0	S: 8	R: 0	H: 0	E: 0	K: 0	S: 8	1B: 3	2B: 3	3B: 0	HR: 1	SF: 0	SAC: 0	DP: 1	HBP: 0	WP: 0	PB: 0	SB: 1	CS: 0	PA: 34
--------------	------	------	------	------	-------	------	--------	-------	-------	------	------	------	------	-------	------	------	------	------	-------	------	------	------	------	------	------	------	------	------	------	------	------	------	------	------	------	------	------	------	------	------	------	------	------	------	-------	-------	-------	-------	-------	--------	-------	--------	-------	-------	-------	-------	--------

PITCHER	IP	WLS	BF	H	R	ER	SO	BB	IBB	HBP	BLK	WP	HR	S	P	ERA	WHIP
Jarrod Washburn, L ERA: 4.42 (1, 1)	7.0		25	5	1	1	6	0	0	0	0	0	1	69	103	1.29	0.714
Lou Pote, R ERA: 5.84 (8, 1)	0.2		5	2	2	2	0	1	0	0	0	0	0	7	13	27.00	4.500
Mike Holtz, L ERA: 4.35 (8, 1)	0.1		1	0	0	0	0	0	0	0	0	0	0	1	1	0.00	0.000
Mike Fyhrie, R ERA: 3.29 (9, 1)	1.0		3	0	0	0	0	0	0	0	0	0	0	8	9	0.00	0.000

BOTTOM

Anaheim Angels @ Arizona Diamondbacks
Bank One Ballpark, Phoenix, AZ

Sat Jun 10 2000, 4:05 PM EDT
Att: 35,213 - Dome - 72 F

AB	33
R	3
H	7
RBI	3
BB	1
SO	6
LOB	8



Batter	1	2	3	4	5	6	7	8	9	AB	R	H	RBI	BB	SO	LOB
--------	---	---	---	---	---	---	---	---	---	----	---	---	-----	----	----	-----

Tony Womack, L <small>OBP: 0.319, SLG: 0.426</small> (1, 6) B F S F B F B F X	3-2 			0-1 	1-3 			0-1 		4	1	2	0	0	1	1
Jay Bell, R <small>OBP: 0.401, SLG: 0.472</small> (1, 4) B C C B B S	2-3 			0-0 		1-2 		4-1 		3	0	1	0	1	1	0
Luis Gonzalez, L <small>OBP: 0.408, SLG: 0.594</small> (1, 7) B B S B C C X	3-2 			0-0 		0-0 		4-1 		3	0	0	0	1	0	2
Matt Williams, R <small>OBP: 0.328, SLG: 0.397</small> (1, 5)			1-2 	1-0 		1-1 		3-1 		4	0	0	1	0	0	4
Steve Finley, L <small>OBP: 0.388, SLG: 0.646</small> (1, 8) C X			0-1 	4-2 			1-3 	4-0 		2	0	0	0	2	1	0
Greg Colbrunn, R <small>OBP: 0.472, SLG: 0.561</small> (1, 3) B B B B X			3-0 	3-1 			0-0 	0-1 		4	1	1	1	0	0	5
Travis Lee, L <small>OBP: 0.344, SLG: 0.456</small> (9, 3)										0	0	0	0	0	0	0
Danny Bautista, R <small>OBP: 0.232, SLG: 0.394</small> (1, 9)			0-0 		0-1 		2-0 			3	1	1	1	0	0	0
Damian Miller, R <small>OBP: 0.319, SLG: 0.447</small> (1, 2) B B F B X			3-1 		1-0 		2-1 			3	0	1	0	0	0	0
Armando Reynoso, R <small>OBP: 0.100, SLG: 0.100</small> (1, 1) F B B X			2-1 		0-3 		0-1 			2	0	0	0	0	1	1
Dan Plesac, L (7, 1)										0	0	0	0	0	0	0
Bernard Gilkey, R <small>OBP: 0.189, SLG: 0.212</small> (7, PH)										1	0	0	0	0	0	0
Byung-Hyun Kim, R (8, 1)										0	0	0	0	0	0	0

Inning Stats	R: 0	H: 0	E: 0	LOB: 0	K: 1	BB: 0	S: 11	P: 19	R: 0	H: 0	E: 0	LOB: 0	K: 0	BB: 0	S: 6	P: 10	R: 0	H: 0	E: 0	LOB: 0	K: 0	BB: 0	S: 5	P: 10	R: 1	H: 2	E: 0	LOB: 2	K: 0	BB: 1	S: 9	P: 17	R: 0	H: 1	E: 0	LOB: 1	K: 2	BB: 0	S: 11	P: 13	R: 0	H: 0	E: 0	LOB: 0	K: 0	BB: 0	S: 6	P: 8	R: 2	H: 2	E: 0	LOB: 0	K: 1	BB: 0	S: 9	P: 14	R: 0	H: 1	E: 0	LOB: 3	K: 0	BB: 3	S: 8	P: 23
--------------	------	------	------	--------	------	-------	-------	-------	------	------	------	--------	------	-------	------	-------	------	------	------	--------	------	-------	------	-------	------	------	------	--------	------	-------	------	-------	------	------	------	--------	------	-------	-------	-------	------	------	------	--------	------	-------	------	------	------	------	------	--------	------	-------	------	-------	------	------	------	--------	------	-------	------	-------

PITCHER	IP	WLS	BF	H	R	ER	SO	BB	IBB	HBP	BLK	WP	HR	S	P	ERA	WHIP
Scott Schoeneweis, L <small>ERA: 4.84</small> (1, 1)	7.0	L	30	6	3	3	4	3	0	0	0	0	2	61	103	3.86	1.286
Al Levine, R <small>ERA: 3.66</small> (8, 1)	1.0		3	0	0	0	0	0	1	0	0	0	0	4	11	0.00	0.000

BOTTOM

Anaheim Angels @ Arizona Diamondbacks
 Bank One Ballpark, Phoenix, AZ
 Sun Jun 11 2000, 4:35 PM EDT
 Att. 36,349 - Dome - 72 F

AB 29 R 3 H 6 RBI 3 BB 4 SO 4 LOB 13	
---	--

WP	HR	S	P	ERA	WHIP
0	0	0	0	0	0

Batter	1	2	3	4	5	6	7	8	9	AB	R	H	RBI	BB	SO	LOB
Shawn Gilbert, R (1, 8) Terry Adams, R (8, 1)	4-2 G3-6-1 1B 1B BB		2-2 F3		0-0 F7		1-2 G5-3			3	1	0	0	1	0	0
Mark Grudzielanek, R (1, 4) OBP: 0.339, SLG: 0.409	2-1 G3-6-1 1-2 1B		0-1 1B 1B		1-0 L9		1-3 K			4	0	2	0	0	1	0
Shawn Green, L (1, 9) OBP: 0.444, SLG: 0.587	0-1 G3-6-1 1-2f 2-3		3-2 1-3 1B		1-2 L4		1-1 G4-3			4	0	1	0	0	0	2
Gary Sheffield, R (1, 7) OBP: 0.446, SLG: 0.624	2-2 1B		2-3 K		1-1 1B 1B G1-2-3		0-1 P3			4	0	2	1	0	1	2
Eric Karros, R (1, 3) OBP: 0.341, SLG: 0.559	3-H 1-2 F9		3-2 1-2 F7		3-1 1-2 1B 1B G1-2-3		0-0 P6			4	0	1	0	0	0	1
Kevin Elster, R (1, 6) OBP: 0.333, SLG: 0.496		1-3 K		0-0 HR		1-0 1B 1B G1-2-3		1-2 2-3 G4-3		4	1	2	1	0	1	0
Chad Kreuter, S (1, 2) OBP: 0.462, SLG: 0.519		2-1 G6-3		4-2 FC3-6 BB		1-2 1-2 2-3 G1-2-3		2-3 K		3	0	0	0	1	1	3
Jose Vizcaino, S (1, 5) OBP: 0.276, SLG: 0.239		3-3 K		0-0 FC3-6 37 FC6-4		2-3 1-2 2-3 K		0-3 K		4	0	0	0	0	3	3
37 Darren Dreifort, R (1, 1) OBP: 0.080, SLG: 0.120 F.P. Santangelo, S (7, PH) OBP: 0.327, SLG: 0.215 (8, 8)			1-2 G5-3		1-0 1-2f FC6-4		1-0 G6-3			2	0	0	0	0	0	1
										1	0	0	0	0	0	0

Inning Stats	R: 1	H: 2	E: 0	K: 0	S: 13	LOB: 1	BB: 1	P: 22	R: 0	H: 0	E: 0	K: 2	S: 9	LOB: 0	BB: 0	P: 15	R: 0	H: 2	E: 0	K: 1	S: 14	LOB: 2	BB: 0	P: 22	R: 1	H: 1	E: 1	K: 0	S: 9	LOB: 1	BB: 1	P: 17	R: 0	H: 0	E: 0	K: 0	S: 5	LOB: 0	BB: 0	P: 7	R: 0	H: 3	E: 0	K: 1	S: 12	LOB: 2	BB: 0	P: 20	R: 0	H: 0	E: 0	K: 1	S: 8	LOB: 0	BB: 0	P: 11	R: 0	H: 0	E: 0	K: 0	S: 11	LOB: 0	BB: 0	P: 14	1B: 7	2B: 0	3B: 0	HR: 1	SF: 0	SAC: 0	DP: 2	HBP: 0	WP: 0	PB: 0	SB: 0	CS: 0	PA: 35
PITCHER	IP	WLS	BF	H	R	ER	SO	BB	IBB	HBP	BLK	WP	HR	S	P	ERA	WHIP																																																												
Brian Anderson, L (1, 1) ERA: 4.71	6.0	W	26	8	2	2	4	2	0	0	0	0	0	62	103	3.00	1.667																																																												
Vicente Padilla, R (7, 1) ERA: 0.59	2.0	H	6	0	0	0	1	0	0	0	0	0	0	13	17	0.00	0.000																																																												
Byung-Hyun Kim, R (9, 1) ERA: 1.72	1.0	S	3	0	0	0	2	0	0	0	0	0	0	11	14	0.00	0.000																																																												

BOTTOM

Arizona Diamondbacks @ Los Angeles Dodgers
 Dodger Stadium, Los Angeles, CA
 Mon Jun 12 2000, 7:10 PM PDT
 Att. 25,552 - Sunny - 68 F

livebaseballscores.com

AB	33
R	2
H	8
RBI	2
BB	2
SO	7
LOB	12



Batter	1	2	3	4	5	6	7	8	9	AB R H RBI BB SO LOB	TOP									
Tony Womack, L (1, 6) OBP: 0.317, SLG: 0.421	2-1 F7		1-1 1B			0-2 G5-3		2-2 F7		4 0 1 0 0 0 1	<p>Arizona Diamondbacks @ Los Angeles Dodgers Dodger Stadium, Los Angeles, CA</p> <p>Tue Jun 13 2000, 7:10 PM PDT Att. 34,067 - Sunny - 78 F</p>									
Jay Bell, R (1, 4) OBP: 0.394, SLG: 0.462	0-0 P6		2-1 P6			1-3 K		2-2 F8	4 0 0 0 0 1 1											
Luis Gonzalez, L (1, 7) OBP: 0.404, SLG: 0.583	1-1 F7			0-1 1B		2-0 G4-3		0-1 G3	4 0 1 0 0 0 0											
Steve Finley, L (1, 8) OBP: 0.377, SLG: 0.624		2-2 F7		1-2 F3			2-3 K	2-3 K	4 0 0 0 0 2 1											
Travis Lee, L (1, 3) OBP: 0.354, SLG: 0.493		0-0 2B		2-0 G4-6-3			2-0 P6		3 0 1 0 0 0 1											
Turner Ward, S (1, 9) OBP: 0.241, SLG: 0.250		0-1 P6			1-0 G4-3		2-1 G4-3		3 0 0 0 0 0 1											
Damian Miller, R (1, 2) OBP: 0.319, SLG: 0.472		1-1 G5-3			1-0 HR		0-3 K2-3		3 1 1 1 0 1 1											
Craig Counsell, L (1, 5) OBP: 0.522, SLG: 0.850			4-1 1B SH1-4 BB		3-2 G4-3		1-1 G5-3 1B		2 0 1 0 1 0 0											
Mike Morgan, R (1, 1) OBP: 0.286, SLG: 0.286			0-0 SH1-4		2-2 G6-3		3-1 G5-3		1 0 0 0 0 0 0											
Greg Swindell, L (5, 1)									0 0 0 0 0 0 0											
Russ Springer, R (7, 1) OBP: 0.333, SLG: 0.333									0 0 0 0 0 0 0											
Hanley Frias, S (8, PH) OBP: 0.266, SLG: 0.246			1-2						1 0 0 0 0 0 1											
Matt Mantei, R (8, 1)									0 0 0 0 0 0 0											
Inning Stats	R: 0 E: 0 K: 0 S: 5	H: 0 LOB: 0 BB: 0 P: 8	R: 0 E: 0 K: 0 S: 8	H: 1 LOB: 1 BB: 0 P: 11	R: 0 E: 0 K: 0 S: 6	H: 1 LOB: 0 BB: 0 P: 9	R: 1 E: 0 K: 0 S: 9	H: 1 LOB: 0 BB: 0 P: 16	R: 0 E: 0 K: 1 S: 8	H: 0 LOB: 0 BB: 0 P: 11	R: 0 E: 0 K: 1 S: 6	H: 0 LOB: 0 BB: 0 P: 12	R: 0 E: 0 K: 1 S: 10	H: 1 LOB: 1 BB: 0 P: 16	R: 0 E: 0 K: 1 S: 8	H: 0 LOB: 0 BB: 0 P: 12	1B: 3 2B: 1 3B: 0 HR: 1	SF: 0 SAC: 1 DP: 1 HBP: 0	WP: 0 PB: 0 SB: 0 CS: 0	PA: 31
PITCHER Chan Ho Park, R (1, 1) ERA: 3.99	IP: 9.0 WLS: W BF: 31 H: 5 R: 1 ER: 1 SO: 4 BB: 1 IBB: 0 HBP: 0 BLK: 0 WP: 0 HR: 1 S: 66 P: 108 ERA: 1.00 WHIP: 0.667																			

livebaseballscorecards.com

AB	29
R	1
H	5
RBI	1
BB	1
SO	4
LOB	7



Batter	1	2	3	4	5	6	7	8	9	AB R H RBI BB SO LOB
F.P. Santangelo, S OBP: 0.333, SLG: 0.219 (1, 8)	4-1 HR BB	0-1 FC4-6 1-2f 2-3			1-0 2B 1B		1-1 F9			3 2 1 0 1 0 2
Mark Grudzielanek, R OBP: 0.341, SLG: 0.414 (1, 4)	0-0 F9	1-1 G5-3			1-2 E 1-H 2B		1-1 WP SF9 1B			4 2 2 1 0 0 3
Gary Sheffield, R OBP: 0.447, SLG: 0.637 (1, 7)	2-1 HR 1-H		1-2 P6		4-0 FC5-4 BB		3-2 SF9 1-H			2 1 1 3 1 0 0
Shawn Green, L OBP: 0.442, SLG: 0.581 (1, 9)	2-1 G3-1		2-1 G5-4-3 1B		3-1 FC5-4 1B 1-2f 2-H		3-3 K			4 0 1 0 0 1 1
Eric Karros, R OBP: 0.347, SLG: 0.575 (1, 3)	0-2 1B		0-0 G5-4-3 1-2f		3-2 1-3 1B		2-1 HR			4 1 3 1 0 0 1
Dave Hansen, L OBP: 0.462, SLG: 0.667 Kevin Elster, R OBP: 0.329, SLG: 0.489 (5, PH) (6, 5)	2-3 K		1-0 G4-6-3 1B		3-2 L7		1-1 F9			2 0 1 0 0 1 1 2 0 0 0 0 0 2
Chad Kreuter, S OBP: 0.455, SLG: 0.500 (1, 2)		2-3 K	1-1 G4-6-3 1-2f		0-0 F9		4-1 BB			3 0 0 0 1 1 1
Alex Cora, L OBP: 0.367, SLG: 0.403 (1, 6)		0-2 FC4-6 SH 1B	2-1 G6-3		1-3 K		0-3 K			4 0 1 0 0 2 1
Chan Ho Park, R OBP: 0.133, SLG: 0.200 (1, 1)		0-0 SH FC4-6 1-2			0-1 F9		1-3 K			3 0 0 0 0 2 1

Inning Stats	R: 2 E: 0 K: 1 S: 12	H: 2 LOB: 1 BB: 1 P: 22	R: 0 E: 1 K: 1 S: 12	H: 1 LOB: 2 BB: 0 P: 15	R: 0 E: 0 K: 0 S: 6	H: 1 LOB: 0 BB: 0 P: 9	R: 0 E: 0 K: 0 S: 5	H: 1 LOB: 0 BB: 0 P: 9	R: 2 E: 1 K: 0 S: 15	H: 3 LOB: 2 BB: 1 P: 30	R: 0 E: 0 K: 2 S: 7	H: 0 LOB: 0 BB: 0 P: 8	R: 1 E: 0 K: 1 S: 11	H: 1 LOB: 0 BB: 0 P: 19	R: 1 E: 0 K: 2 S: 11	H: 1 LOB: 1 BB: 1 P: 19	1B: 7 2B: 1 3B: 0 HR: 2	SF: 1 SAC: 1 DP: 2 HBP: 0	WP: 1 PB: 0 SB: 2 CS: 0	PA: 36
--------------	-------------------------------	----------------------------------	-------------------------------	----------------------------------	------------------------------	---------------------------------	------------------------------	---------------------------------	-------------------------------	----------------------------------	------------------------------	---------------------------------	-------------------------------	----------------------------------	-------------------------------	----------------------------------	----------------------------------	------------------------------------	----------------------------------	--------

PITCHER	IP	WLS	BF	H	R	ER	SO	BB	IBB	HBP	BLK	WP	HR	S	P	ERA	WHIP
Mike Morgan, R ERA: 3.55 (1, 1)	4.2	L	23	8	4	4	2	2	0	0	0	0	1	46	78	7.71	2.143
Greg Swindell, L ERA: 2.6 (5, 1)	1.2		5	0	0	0	2	0	0	0	0	0	0	13	18	0.00	0.000
Russ Springer, R ERA: 5.26 (7, 1)	0.2		3	1	1	1	1	0	0	0	0	1	0	9	16	13.50	1.500
Matt Mantei, R ERA: 6.94 (8, 1)	1.0		5	1	1	1	2	1	0	0	0	0	1	11	19	9.00	2.000

BOTTOM

Arizona Diamondbacks @ Los Angeles Dodgers
 Dodger Stadium, Los Angeles, CA
 Tue Jun 13 2000, 7:10 PM PDT
 Att: 34,067 - Sunny - 78 F

AB	31
R	6
H	10
RBI	5
BB	3
SO	7
LOB	13



Batter	1	2	3	4	5	6	7	8	9	AB R H RBI BB SO LOB	TOP											
Tony Womack, L (1, 6) OBP: 0.322, SLG: 0.424	3-2 F8	1-1 1B			1-0 1B		1-0 1B		0-0 G3	5 0 3 1 0 0 0												
Jay Bell, R (1, 4) OBP: 0.394, SLG: 0.465	2-1 2B	3-1 P3			1-1 1B		0-0 F8-3		2-2 G4-3	5 0 2 0 0 0 2												
Luis Gonzalez, L (1, 7) OBP: 0.400, SLG: 0.575	3-2 F9			1-0 G3	1-2 FC3-6 HR		2-0 1B		2-3 K	5 1 1 0 0 1 2												
Matt Williams, R (1, 5) OBP: 0.320, SLG: 0.423	0-3 K			0-0 1B	1-2 HR		2-2 F8			4 1 2 2 0 1 2												
Greg Colbrunn, R (1, 3) OBP: 0.468, SLG: 0.588		1-2 HR		1-1 F9	3-3 K			4-2 G6-3 BB		3 1 1 1 0 1 1												
Travis Lee, L (6, 3) OBP: 0.358, SLG: 0.493										0 0 0 0 1 0 0												
Steve Finley, L (1, 8) OBP: 0.375, SLG: 0.616		1-2 F7		0-0 G3		2-2 HBP		1-3 K		3 0 0 0 0 1 2												
Danny Bautista, R (1, 9) OBP: 0.233, SLG: 0.398		2-2 1B 2B		0-0 G5-3		1-0 F9		3-1 G6-3		4 1 1 0 0 0 2												
Damian Miller, R (1, 2) OBP: 0.325, SLG: 0.468		0-1 1B 1B		0-0 F3		1-3 K		4-0 IBB		3 1 1 1 1 1 1												
Randy Johnson, R (1, 1) OBP: 0.209, SLG: 0.214		0-0 G5-3		1-3 K		0-0 G6-3		2-3 K		4 0 0 0 0 2 4												
Byung-Hyun Kim, R (9, 1)										0 0 0 0 0 0 0												
Inning Stats	R: 0 E: 0 K: 1 S: 12	H: 1 LOB: 1 BB: 0 P: 20	R: 3 E: 0 K: 0 S: 16	H: 4 LOB: 1 BB: 0 P: 24	R: 0 E: 0 K: 0 S: 5	H: 1 LOB: 1 BB: 0 P: 7	R: 0 E: 0 K: 1 S: 5	H: 0 LOB: 0 BB: 0 P: 6	R: 2 E: 0 K: 1 S: 18	H: 3 LOB: 0 BB: 0 P: 25	R: 0 E: 0 K: 1 S: 7	H: 0 LOB: 1 BB: 0 P: 11	R: 0 E: 0 K: 0 S: 7	H: 2 LOB: 1 BB: 0 P: 12	R: 0 E: 0 K: 2 S: 11	H: 0 LOB: 2 BB: 2 P: 25	R: 0 E: 0 K: 1 S: 7	H: 0 LOB: 0 BB: 0 P: 11	1B: 7 2B: 3 3B: 0 HR: 2	SF: 0 SAC: 0 DP: 1 HBP: 1	WP: 0 PB: 0 SB: 0 CS: 1	PA: 39
PITCHER	IP WLS BF H R ER SO BB IBB HBP BLK WP HR S P ERA WHIP																					
Carlos Perez, L (1, 1) ERA: 5.28	7.0 L 31 11 5 5 4 0 0 1 0 0 0 2 70 105 6.43 1.571																					
Onan Masaoka, L (8, 1) ERA: 4.22	1.0 5 0 0 0 2 1 1 0 0 0 0 11 25 0.00 1.000																					
Antonio Osuna, R (9, 1) ERA: 4.19	1.0 3 0 0 0 1 0 0 0 0 0 0 7 11 0.00 0.000																					

Arizona Diamondbacks @ Los Angeles Dodgers
Dodger Stadium, Los Angeles, CA
Wed Jun 14 2000, 7:05 PM PDT
Att. 27,332 - Sunny - 74 F

livebaseballscorecards.com

AB	36
R	5
H	11
RBI	5
BB	2
SO	7
LOB	16



Batter	1	2	3	4	5	6	7	8	9	AB R H RBI BB SO LOB
Shawn Gilbert, R (1, 8) C B S C	1-3 K ①	1-3 K ②			3-3 K ①			1-1 P3 ①		4 0 0 0 0 3 3
Mark Grudzielanek, R (1, 4) OBP: 0.337, SLG: 0.408 C X	0-1 G5-3 ②	1-2 F9 ③			3-3 K ②			3-2 G6-3 ②		4 0 0 0 0 1 3
Shawn Green, L (1, 9) OBP: 0.439, SLG: 0.574 B B B B	4-0 BB ③			0-0 G3 ①	1-1 G1-6-3 ③			1-3 K ③		3 0 0 0 1 1 0
Gary Sheffield, R (1, 7) OBP: 0.451, SLG: 0.642 B B C S	2-3 K ③			1-1 2B ②		1-0 G1-6-3 1B ①		4-0 FC4-6 BB ①		3 0 2 0 1 1 1
Eric Karros, R (1, 3) OBP: 0.346, SLG: 0.568 B B C B		4-1 HBP 1B BB ②		3-3 K ②		0-0 G1-6-3 1-2f ①		0-1 FC4-6 1B 1-2f ①		3 1 0 0 1 1 3
Kevin Elster, R (1, 6) OBP: 0.327, SLG: 0.481 X		0-0 1B HBP 1B ②		2-3 K ③		2-0 G4-3 ③		1-3 K ②		4 0 1 0 0 2 2
Jose Vizcaino, S (1, 5) OBP: 0.284, SLG: 0.242 C B B B C		4-2 1B HBP ②			2-1 F9 ①			2-2 FC4-6 1B ②		3 0 1 0 0 0 0
Paul Lo Duca, R (1, 2) OBP: 0.353, SLG: 0.588 X F		0-1 1B ②			0-1 1B ②			1-1 FC4-6 1-2f 2-3 ③		4 0 2 1 0 0 2
Carlos Perez, L (1, 1) OBP: 0.045, SLG: 0.091 F.P. Santangelo, S (7, PH) OBP: 0.331, SLG: 0.216 Onan Masaoka, R (8, 1) Antonio Osuna, R (9, 1)		0-3 K ①			0-3 K ③			3-3 K ③		2 0 0 0 0 2 3 1 0 0 0 0 1 0 0 0 0 0 0 0 0 0 0 0 0 0 0 0

BOTTOM

Arizona Diamondbacks @ Los Angeles Dodgers
 Dodger Stadium, Los Angeles, CA
 Wed Jun 14 2000, 7:05 PM PDT
 Att. 27,332 - Sunny - 74 F


livebaseballscores.com


AB	31
R	1
H	6
RBI	1
BB	3
SO	12
LOB	17



Inning Stats	R: 0	H: 0	E: 0	K: 2	S: 8	LOB: 1	BB: 1	P: 15	R: 1	H: 2	E: 0	K: 2	S: 15	LOB: 3	BB: 1	P: 25	R: 0	H: 1	E: 0	K: 2	S: 10	LOB: 0	BB: 0	P: 9	R: 0	H: 0	E: 0	K: 2	S: 13	LOB: 0	BB: 0	P: 20	R: 0	H: 1	E: 0	K: 0	S: 6	LOB: 0	BB: 0	P: 6	R: 0	H: 0	E: 0	K: 1	S: 8	LOB: 0	BB: 0	P: 16	R: 0	H: 0	E: 0	K: 1	S: 11	LOB: 2	BB: 1	P: 19	1B: 5	SF: 0	2B: 1	SAC: 0	3B: 0	DP: 1	HR: 0	HBP: 1	WP: 0	PA: 35	PB: 0	SB: 0	CS: 0
--------------	------	------	------	------	------	--------	-------	-------	------	------	------	------	-------	--------	-------	-------	------	------	------	------	-------	--------	-------	------	------	------	------	------	-------	--------	-------	-------	------	------	------	------	------	--------	-------	------	------	------	------	------	------	--------	-------	-------	------	------	------	------	-------	--------	-------	-------	-------	-------	-------	--------	-------	-------	-------	--------	-------	--------	-------	-------	-------

PITCHER	IP	WLS	BF	H	R	ER	SO	BB	IBB	HBP	BLK	WP	HR	S	P	ERA	WHIP
Randy Johnson, L (1, 1) ERA: 1.4	8.0	W	30	5	1	1	11	2	0	1	0	0	0	72	120	1.12	0.875
Byung-Hyun Kim, R (9, 1) ERA: 1.67	1.0		5	1	0	0	1	1	0	0	0	0	0	11	19	0.00	2.000

Batter	1	2	3	4	5	6	7	8	9	AB R H RBI BB SO LOB	TOP														
Tony Womack, L (1, 6) OBP: 0.321, SLG: 0.425	1-1 G4-3 2B		0-2 G3			1-0 G3-1			0-1 G1-3	4 0 1 0 0 0 1	<p>Arizona Diamondbacks @ Los Angeles Dodgers Dodger Stadium, Los Angeles, CA</p> <p>Thu Jun 15 2000, 7:10 PM PDT Att. 30,103 - Sunny - 72 F</p> <p>livebaseballscorecards.com</p> <table border="1"> <tr><td>AB</td><td>31</td></tr> <tr><td>R</td><td>0</td></tr> <tr><td>H</td><td>4</td></tr> <tr><td>RBI</td><td>0</td></tr> <tr><td>BB</td><td>0</td></tr> <tr><td>SO</td><td>10</td></tr> <tr><td>LOB</td><td>9</td></tr> </table> 	AB	31	R	0	H	4	RBI	0	BB	0	SO	10	LOB	9
AB	31																								
R	0																								
H	4																								
RBI	0																								
BB	0																								
SO	10																								
LOB	9																								
Jay Bell, R (1, 4) OBP: 0.388, SLG: 0.457	1-2 G6-3		2-3 K			3-3 K			1-1 G5-3	4 0 0 0 0 2 2															
Luis Gonzalez, L (1, 7) OBP: 0.398, SLG: 0.570	1-0 G4-3								0-0 1B	4 0 1 0 0 1 1															
Matt Williams, R (1, 5) OBP: 0.316, SLG: 0.427	2-3 K								3-2 F9	4 0 1 0 0 1 2															
Steve Finley, L (1, 8) OBP: 0.371, SLG: 0.608										3 0 0 0 0 2 1															
Travis Lee, L (1, 3) OBP: 0.352, SLG: 0.483										3 0 0 0 0 0 1															
Bernard Gilkey, R (1, 9) OBP: 0.182, SLG: 0.203										3 0 0 0 0 1 0															
Kelly Stinnett, R (1, 2) OBP: 0.292, SLG: 0.442										3 0 1 0 0 1 0															
Todd Stottlemire, L (1, 1) OBP: 0.269, SLG: 0.375										2 0 0 0 0 2 1															
Dan Plesac, L (7, 1)										0 0 0 0 0 0 0															
Craig Counsell, L (8, PH) OBP: 0.500, SLG: 0.810										1 0 0 0 0 0 0															
Vicente Padilla, R (8, 1)										0 0 0 0 0 0 0															
Inning Stats	R: 0 H: 1 E: 0 LOB: 1 K: 1 BB: 0 S: 9 P: 14	R: 0 H: 0 E: 0 LOB: 0 K: 1 BB: 0 S: 7 P: 11	R: 0 H: 1 E: 0 LOB: 1 K: 2 BB: 0 S: 10 P: 13	R: 0 H: 0 E: 0 LOB: 0 K: 2 BB: 0 S: 9 P: 12	R: 0 H: 0 E: 0 LOB: 0 K: 0 BB: 0 S: 9 P: 10	R: 0 H: 0 E: 0 LOB: 0 K: 2 BB: 0 S: 10 P: 16	R: 0 H: 1 E: 0 LOB: 1 K: 0 BB: 0 S: 8 P: 14	R: 0 H: 0 E: 0 LOB: 0 K: 2 BB: 0 S: 7 P: 10	R: 0 H: 1 E: 0 LOB: 1 K: 0 BB: 0 S: 11 P: 15	1B: 1 SF: 0 2B: 3 SAC: 0 3B: 0 DP: 0 HR: 0 HBP: 0	WP: 0 PA: 31 PB: 0 SB: 0 CS: 0														
PITCHER Kevin Brown, R (1, 1) ERA: 2.18	IP WLS BF H R ER SO BB IBB HBP BLK WP HR S P ERA WHIP																								
	9.0 W 31 4 0 0 10 0 0 0 0 0 0 0 80 115 0.00 0.444																								
PITCHER	IP WLS BF H R ER SO BB IBB HBP BLK WP HR S P ERA WHIP																								

Batter	1	2	3	4	5	6	7	8	9	AB R H RBI BB SO LOB	TOP																								
												Arizona Diamondbacks @ Colorado Rockies Coors Field, Denver, CO Fri Jun 16 2000, 7:05 PM MDT livebaseballscorecards.com																							
											AB 0 R 0 H 0 RBI 0 BB 0 SO 0 LOB 0																								
																																			
Inning Stats											1B: 0 SF: 0 2B: 0 SAC: 0 3B: 0 DP: 0 HR: 0 HBP: 0 WP: 0 PA: 0 PB: 0 SB: 0 CS: 0																								
PITCHER	IP	WLS	BF	H	R	ER	SO	BB	IBB	HBP	BLK	WP	HR	S	P	ERA	WHIP	PITCHER	IP	WLS	BF	H	R	ER	SO	BB	IBB	HBP	BLK	WP	HR	S	P	ERA	WHIP

Batter	1	2	3	4	5	6	7	8	9	AB R H RBI BB SO LOB	TOP									
Tony Womack, L (1, 6) OBP: 0.320, SLG: 0.434	0-1 L3		2-2 L7			1-2 HR	2-2 F8			4 1 1 2 0 0 1										
Jay Bell, R (1, 4) OBP: 0.386, SLG: 0.454	2-2 G6-3			2-2 F9		3-2 F8		2-2 1B		4 0 1 0 0 0 0										
Luis Gonzalez, L (1, 7) OBP: 0.393, SLG: 0.561	1-0 F7			2-0 G3		1-2 L7		0-0 F8		4 0 0 0 0 0 1										
Matt Williams, R (1, 5) OBP: 0.325, SLG: 0.430		0-0 FC4 1B		0-0 G5-3			3-1 E 1B 2B	1-3 K		4 1 2 0 0 1 1										
Steve Finley, L (1, 8) OBP: 0.366, SLG: 0.598		0-1 F7			1-2 P3		2-1 P4	1-3 K		4 0 0 0 0 1 3										
Greg Colbrunn, R (1, 3) OBP: 0.469, SLG: 0.584		0-0 FC4 FC3-6			3-3 K		1-0 E 2B 1B	2-2 FC6-4 1B		4 1 2 0 0 1 1										
Danny Bautista, R (1, 9) OBP: 0.224, SLG: 0.382		0-0 FC3-6			1-1 G4-3		2-2 E6 2B	0-0 FC6-4		4 1 0 0 0 0 4										
Damian Miller, R (1, 2) OBP: 0.331, SLG: 0.478			2-0 G6-3			2-1 HR 1B	2-1 1-H 2-H 3-H 2B	3-1 F8		4 1 2 3 0 0 1										
Brian Anderson, R Russ Springer, R Bernard Gilkey, R Greg Swindell, L Hanley Travis, S Mike Higgins, R Matt Marten, R Vicente Padilla, R Craig Counsell, L			0-0 G5-3			1-0 F9	0-2 F7	0-1 F7		1 0 0 0 0 0 0 0 0 0 0 0 0 0 0 0 1 0 1 0 0 0 0 0 0 0										
Inning Stats	R: 0 E: 0 K: 0 S: 6	H: 0 LOB: 0 BB: 0 P: 9	R: 0 E: 0 K: 0 S: 5	H: 1 LOB: 1 BB: 0 P: 5	R: 0 E: 0 K: 0 S: 5	H: 0 LOB: 0 BB: 0 P: 9	R: 0 E: 0 K: 1 S: 9	H: 0 LOB: 0 BB: 0 P: 14	R: 2 E: 0 K: 0 S: 12	H: 2 LOB: 0 BB: 0 P: 20	R: 3 E: 1 K: 0 S: 17	H: 3 LOB: 1 BB: 0 P: 29	R: 0 E: 0 K: 2 S: 10	H: 1 LOB: 1 BB: 0 P: 14	R: 0 E: 0 K: 0 S: 8	H: 1 LOB: 1 BB: 0 P: 13	1B: 6 2B: 1 3B: 0 HR: 1	SF: 0 SAC: 0 DP: 0 HBP: 0	WP: 0 PB: 0 SB: 0 CS: 0	PA: 36
PITCHER	IP WLS BF H R ER SO BB IBB HBP BLK WP HR S P ERA WHIP																			
Brian Bohanon, L (1, 1) ERA: 6.63	6.1 W 24 5 4 4 1 0 0 0 0 0 0 1 47 77 5.68 0.789																			
Stan Belinda, R (7, 1) ERA: 5.4	0.0 2 1 1 0 0 0 0 0 0 0 0 0 5 9 ∞ ∞																			
Gabe White, L (7, 1) ERA: 2.0	1.2 H 6 1 0 0 2 0 0 0 0 0 0 0 17 23 0.00 0.600																			
Mike DeJean, R (9, 1) ERA: 4.12	1.0 4 1 0 0 0 0 0 0 0 0 0 0 8 13 0.00 1.000																			

Arizona Diamondbacks @ Colorado Rockies
 Coors Field, Denver, CO
 Sat Jun 17 2000, 6:05 PM MDT
 Att. 48,043 - Sunny - 68 F

livebaseballscorecards.com

AB	36
R	5
H	8
RBI	5
BB	0
SO	3
LOB	15



Batter	1	2	3	4	5	6	7	8	9
Brian Hunter, R OBP: 0.377, SLG: 0.301 (1, 8) C F B B C	2-3 K	0-2 FC6-4 1-2f 2-3		0-0 G4-3	4-2 BB			0-0 3 HR 1B	
3 Mike Lansing, R OBP: 0.347, SLG: 0.456 (1, 4) C B B C F F X	2-2 F9		1-1 1B SF9 2B		1-2 1B K			1-0 HR	
Larry Walker, L OBP: 0.424, SLG: 0.535 Tom Goodwin, L OBP: 0.422, SLG: 0.488 (1, 7) (9, 8) F F B B S	2-3 K		3-2 17 FC4-6 1B		1-1 F8	1-2 G4-3		1-0 17 HR 2B	
Jeff Cirillo, R OBP: 0.411, SLG: 0.504 (1, 5)		2-0 17 2B SF8 1B	2-1 SF9		1-1 17 1B 2B	3-1 2B		4-1 17 HR BB	
17 Todd Helton, L OBP: 0.493, SLG: 0.761 (1, 3)		0-1 SF8 FC4 2B	2-2 FC4-6 1-2f		1-2 E S HR 1B	1-2 L5		1-1 1-H 2-H HR	
Jeffrey Hammonds, R OBP: 0.440, SLG: 0.715 (1, 9)		1-2 SF8	0-1 F3		1-2 1-H HR		0-1 HR	4-2 3B BB	
Scott Servais, R OBP: 0.301, SLG: 0.307 (1, 2)		0-0 FC4 FC6-4		1-3 K	1-0 BB 2B		2-1 G4-3	1-3 K	
Neifi Perez, S OBP: 0.289, SLG: 0.410 (1, 6)		1-2 FC6-4 FC6-4 BB 1-2f		2-2 SH5-4 1B	4-1 BB BB		0-1 F7	0-0 1-H FC8-2-5 3B	
Brian Bohanon, L Stan Belinda, R Gabe White, L OBP: 0.250, SLG: 1.000 Darren Bragg, L OBP: 0.279, SLG: 0.330 Mike DeJean, R (1, 1) (7, 1) (7, 1) (8, PH) (9, 1)		4-0 FC6-4 BB		1-2 SH5-4	1-3 K		0-0 G3	1-2 3-H	

Inning Stats	R: 0 E: 0 K: 2 S: 11	H: 0 LOB: 0 BB: 0 P: 17	R: 2 E: 0 K: 0 S: 13	H: 2 LOB: 2 BB: 1 P: 21	R: 1 E: 0 K: 0 S: 14	H: 2 LOB: 1 BB: 0 P: 22	R: 0 E: 0 K: 1 S: 10	H: 1 LOB: 1 BB: 0 P: 14	R: 4 E: 0 K: 2 S: 24	H: 5 LOB: 3 BB: 2 P: 38	R: 0 E: 0 K: 0 S: 8	H: 1 LOB: 0 BB: 0 P: 13	R: 1 E: 0 K: 0 S: 7	H: 1 LOB: 0 BB: 0 P: 9	R: 6 E: 0 K: 1 S: 16	H: 5 LOB: 0 BB: 2 P: 29
--------------	-------------------------------	----------------------------------	-------------------------------	----------------------------------	-------------------------------	----------------------------------	-------------------------------	----------------------------------	-------------------------------	----------------------------------	------------------------------	----------------------------------	------------------------------	---------------------------------	-------------------------------	----------------------------------

PITCHER	IP	WLS	BF	H	R	ER	SO	BB	IBB	HBP	BLK	WP	HR	S	P	ERA	WHIP
Brian Anderson, L ERA: 5.2 (1, 1)	4.1	L	24	9	7	7	3	1	0	0	0	0	1	59	89	14.54	2.308
Russ Springer, R ERA: 5.13 (5, 1)	0.2		5	1	0	0	2	2	0	0	0	0	0	13	23	0.00	4.500
Greg Swindell, L ERA: 2.51 (6, 1)	1.0		3	1	0	0	0	0	0	0	0	0	0	8	13	0.00	1.000
Mike Morgan, R ERA: 3.66 (7, 1)	1.0		4	1	1	1	0	0	0	0	0	0	1	7	9	9.00	1.000
Matt Mantei, R ERA: 11.57 (8, 1)	0.0		6	4	6	6	0	2	0	0	0	0	2	8	19	∞	∞

AB	R	H	RBI	BB	SO	LOB
4	1	1	0	1	1	3
5	3	3	2	0	1	3
5	1	2	0	0	1	1
0	0	0	0	0	0	0
3	3	3	2	1	0	0
5	3	3	4	0	0	1
3	3	2	4	1	0	1
5	0	1	1	0	2	1
4	0	2	1	1	0	1
1	0	0	0	1	1	2
0	0	0	0	0	0	0
1	0	0	0	0	0	1
0	0	0	0	0	0	0

WP	PA	1B	SF	2B	SAC	3B	DP	HR	HBP
0	45	6	2	7	0	1	1	4	0
0		0	0	0	0	0	0	0	0
0		0	0	0	0	0	0	0	0
0		0	0	0	0	0	0	0	0
0		0	0	0	0	0	0	0	0

Arizona Diamondbacks @ Colorado Rockies
Coors Field, Denver, CO
 Sat Jun 17 2000, 6:05 PM MDT
 Att: 48,043 - Sunny - 68 F

AB	37
R	14
H	17
RBI	14
BB	5
SO	6
LOB	14



Batter	1	2	3	4	5	6	7	8	9	AB R H RBI BB SO LOB	TOP		
Tony Womack, L (1, 6) OBP: 0.317, SLG: 0.429 Damian Miller, R (8, PH) OBP: 0.328, SLG: 0.474 (8, 3)	0-1 F7		1-2 F9			0-2 F8		1-2 F9		3 0 0 0 0 0 0 1 0 0 0 0 0 0	Arizona Diamondbacks @ Colorado Rockies Coors Field, Denver, CO Sun Jun 18 2000, 1:05 PM MDT Att. 48,117 - Cloudy - 73 F		
Jay Bell, R (1, 4) OBP: 0.388, SLG: 0.457 Byung-Hyun Kim, R (8, 1)	2-2 F8		1-0 L8			1-0 F8 2B		4-0 BB		3 0 1 0 1 0 0 0 0 0 0 0 0 0			
Luis Gonzalez, L (1, 7) OBP: 0.395, SLG: 0.566 Dan Plesac, L (6, 1) Danny Bautista, R (7, 8)	2-1 2B			1-0 G5-4-3 1B		2-0 F8 2-3		0-2 F8		3 0 2 0 0 0 1 0 0 0 0 0 0 0 1 0 0 0 0 0 1			
Matt Williams, R (1, 5) OBP: 0.318, SLG: 0.420 Russ Springer, R (4, 1) Bernard Gilkey, R (6, PH) OBP: 0.175, SLG: 0.194 (6, 7)	1-2 F7			0-1 G5-4-3 1-2f		0-0 P4			1-0 F7	2 0 0 0 0 0 2 0 0 0 0 0 0 0 2 0 0 0 0 0 1			
Steve Finley, L (1, 8) OBP: 0.365, SLG: 0.595 Greg Swindell, L (7, 1) Hanley Frias, S (8, 4)		1-2 L9		0-0 F5			2-0 E8 F8 1B		2-2 G3-1	3 0 1 0 0 0 0 0 0 0 0 0 0 0 1 0 0 0 0 0 0			
Greg Colbrunn, R (1, 3) OBP: 0.479, SLG: 0.634 (8, 5)		1-0 HR			2-2 G4-3 1B 2B		0-0 F8 2-3		1-2 1B	4 2 3 1 0 0 1			
Travis Lee, L (1, 9) OBP: 0.343, SLG: 0.470		1-2 G3-1			3-2 G4-3 2-3		1-1 P6		2-1 F2	4 0 0 0 0 0 3			
Kelly Stinnett, R (1, 2) OBP: 0.293, SLG: 0.439		0-3 K			1-1 G4-6-3 1B		0-0 G6-3			3 0 1 1 0 1 1			
Armando Reynoso, R (1, 1) OBP: 0.095, SLG: 0.095 Omar Daal, L (3, 1) OBP: 0.250, SLG: 0.261 Craig Counsell, L (4, 5) OBP: 0.444, SLG: 0.708 (8, 6)			3-3 K		2-1 G4-6-3 1-2f			1-3 K		1 0 0 0 0 1 0 0 0 0 0 0 0 0 2 0 0 0 0 1 1			
Inning Stats	R: 0 H: 1 E: 0 LOB: 1 K: 0 BB: 0 S: 11 P: 16	R: 1 H: 1 E: 0 LOB: 0 K: 1 BB: 0 S: 10 P: 13	R: 0 H: 0 E: 0 LOB: 0 K: 1 BB: 0 S: 8 P: 13	R: 0 H: 1 E: 0 LOB: 0 K: 0 BB: 0 S: 4 P: 5	R: 1 H: 2 E: 0 LOB: 0 K: 0 BB: 0 S: 14 P: 22	R: 0 H: 1 E: 0 LOB: 1 K: 0 BB: 0 S: 6 P: 9	R: 0 H: 1 E: 1 LOB: 1 K: 0 BB: 0 S: 5 P: 8	R: 0 H: 0 E: 0 LOB: 1 K: 1 BB: 1 S: 9 P: 15	R: 0 H: 1 E: 0 LOB: 1 K: 0 BB: 0 S: 9 P: 15	1B: 4 SF: 0 2B: 3 SAC: 0 3B: 0 DP: 2 HR: 1 HBP: 0	WP: 0 PA: 34 PB: 0 SB: 0 CS: 0		
PITCHER	IP WLS BF H R ER SO BB IBB HBP BLK WP HR S P ERA WHIP											PITCHER	IP WLS BF H R ER SO BB IBB HBP BLK WP HR S P ERA WHIP
Masato Yoshii, R (1, 1) ERA: 5.45	7.0 W 26 7 2 2 2 0 0 0 0 0 0 1 58 86 2.57 1.000												
Mike Myers, L (8, 1) ERA:	1.0 4 0 0 0 1 1 0 0 0 0 0 0 9 15 0.00 1.000												
Jose Jimenez, R (9, 1) ERA: 3.38	1.0 4 1 0 0 0 0 0 0 0 0 0 0 9 15 0.00 1.000												

AB	33
R	2
H	8
RBI	2
BB	1
SO	3
LOB	11



Batter	1	2	3	4	5	6	7	8	9	AB R H RBI BB SO LOB
Tony Womack, L OBP: 0.314, SLG: 0.425 (1, 6)	0-1 F9		0-0 1B 1-2 1B		1-1 F9		1-2 P6		2-0 F2	5 0 1 0 0 0 1
Jay Bell, R OBP: 0.388, SLG: 0.451 (1, 4)	2-1 F9		2-3 K		4-2 CS BB			4-2 1B BB	3-2 G1-3	3 1 0 0 2 1 3
Luis Gonzalez, L OBP: 0.402, SLG: 0.567 (1, 7)	4-0 FC6-4 BB		0-0 1-2 2-3 1B		2-2 CS 1-2	2-0 G4-3		1-2 WP FC4-6 1B	4-0 BB DI IBB	3 1 2 0 2 0 0
Matt Williams, R OBP: 0.322, SLG: 0.412 (1, 5)	1-0 FC6-4 1-2f		1-1 G6-3			1-2 HBP 1B		2-3 H 1B	4-2 BB BB	4 0 1 0 1 1 6
Steve Finley, L OBP: 0.366, SLG: 0.590 (1, 8)		1-1 L8		2-1 G4-3		0-0 F7		0-0 FC4-6 WP 1-2 2-H 1B	4-1 BB	4 0 1 2 1 0 1
Greg Colbrunn, R OBP: 0.488, SLG: 0.628 (1, 3)		0-2 P6		4-2 FC6-4 BB		2-1 1-2 HBP		4-2 FC4-6 BB		1 0 0 0 2 0 0
Travis Lee, L OBP: 0.335, SLG: 0.458 (1, 9)		1-0 F7		0-1 F9		2-1 F8		0-0 FC4-6 FC6-4 1-2f 2-3 3-H		4 0 0 1 0 0 5
Damian Miller, R OBP: 0.318, SLG: 0.458 (1, 2)			0-3 H	0-1 FC6-4 1-2f			2-3 K	0-0 FC6-4 1-2f		4 0 0 0 0 2 3
Randy Johnson, R OBP: 0.222, SLG: 0.227 (1, 1)			0-1 1B 1B 1B		0-2 G4-3		1-0 G5-3		2-1 WP BB G1-3 1B	2 0 1 0 0 0 0 1 0 0 0 0 0 0 0 0 0 0 0 0 0 1 1 1 0 0 0 0

Inning Stats	R: 0 E: 0 K: 5 S: 5	H: 0 LOB: 1 BB: 1 P: 12	R: 0 E: 0 K: 7 S: 7	H: 0 LOB: 0 BB: 0 P: 9	R: 0 E: 0 K: 12 S: 12	H: 3 LOB: 3 BB: 0 P: 15	R: 0 E: 0 K: 0 S: 11	H: 0 LOB: 1 BB: 1 P: 17	R: 0 E: 0 K: 12 S: 12	H: 0 LOB: 0 BB: 1 P: 19	R: 0 E: 0 K: 8 S: 8	H: 1 LOB: 2 BB: 0 P: 15	R: 0 E: 0 K: 1 S: 7	H: 0 LOB: 0 BB: 0 P: 11	R: 2 E: 0 K: 14 S: 14	H: 2 LOB: 2 BB: 2 P: 25	R: 1 E: 0 K: 9 S: 9	H: 1 LOB: 3 BB: 3 P: 28	1B: 7 2B: 0 3B: 0 HR: 0	SF: 0 SAC: 0 DP: 0 HBP: 1
--------------	------------------------------	----------------------------------	------------------------------	---------------------------------	--------------------------------	----------------------------------	-------------------------------	----------------------------------	--------------------------------	----------------------------------	------------------------------	----------------------------------	------------------------------	----------------------------------	--------------------------------	----------------------------------	------------------------------	----------------------------------	----------------------------------	------------------------------------

PITCHER	IP	WLS	BF	H	R	ER	SO	BB	IBB	HBP	BLK	WP	HR	S	P	ERA	WHIP
32 Stan Spencer, R ERA: 3.26 (1, 1)	5.0		20	3	0	0	2	3	0	0	0	0	0	47	72	0.00	1.200
Carlos Reyes, R ERA: 4.58 (6, 1)	2.0	H	8	1	0	0	1	0	0	1	0	0	0	15	26	0.00	0.500
Matt Whiteside, R ERA: 3.13 (8, 1)	0.1	H	4	2	2	2	1	1	0	0	0	0	0	10	17	54.00	9.000
Brandon Kolb, R ERA: 4.91 (8, 1)	1.1	L	9	1	1	1	0	3	1	0	0	2	0	13	36	6.75	3.000

BOTTOM

San Diego Padres @ Arizona Diamondbacks
 Bank One Ballpark, Phoenix, AZ
 Mon Jun 19 2000, 10:05 PM EDT
 Att. 37,336 - Dome - 72 F

AB	32
R	3
H	7
RBI	3
BB	8
SO	4
LOB	19



WP: 2	PA: 42
PB: 0	
SB: 0	
CS: 1	

livebaseballscorecards.com

Batter	1	2	3	4	5	6	7	8	9	AB R H RBI BB SO LOB	TOP											
Eric Owens, R OBP: 0.381, SLG: 0.428 (1, 9) (8, 7)	1-1 G6-3		0-3 K			0-0 G6-3		3-2 G4-3		4 0 0 0 0 1 1												
Al Martin, L OBP: 0.358, SLG: 0.506 Ed Sprague, R OBP: 0.359, SLG: 0.667 29 Kory DeHaan, L OBP: 0.220, SLG: 0.255 (1, 7) (8, PH) (8, PR) (8, 9)	1-1 L6			1-3 K		0-1 P4		4-0 S IBB		3 0 0 0 0 1 0 0 0 0 0 1 0 0 0 0 0 0 0 0 0												
Ryan Klesko, L OBP: 0.408, SLG: 0.613 (1, 3)	3-2 1B			2-1 HR		0-2 HR		3-3 K		4 2 3 2 0 1 2												
Phil Nevin, R OBP: 0.342, SLG: 0.535 (1, 5)	1-1 F3			0-3 K		1-1 G6-3			0-0 2B	4 0 1 0 0 1 1												
Carlos Hernandez, R OBP: 0.319, SLG: 0.344 (1, 2)				1-0 G6-3			1-1 G5-3		2-3 K	4 0 0 0 0 1 1												
Bret Boone, R OBP: 0.310, SLG: 0.395 (1, 4)					2-2 E S SF9 1B		1-3 K		0-3 K	4 1 1 0 0 2 1												
Ruben Rivera, R OBP: 0.335, SLG: 0.474 (1, 8)					2-2 SF9 1-H		1-3 K		3-1 P4	3 0 0 1 0 2 1												
Damian Jackson, R OBP: 0.368, SLG: 0.395 (1, 6)					0-3 K 1B			0-0 G4-3 S 1B		3 0 2 0 0 1 0												
Brian Tollberg, R Dave Magadan, L OBP: 0.288, SLG: 0.235 Kevin Walker, L OBP: 0.250, SLG: 0.250 Trevor Hoffman, R (1, 1) (8, PH) (8, 1) (9, 1)				0-1 K 1B		0-3 K		2-3 K		2 0 0 0 0 2 1 1 0 0 0 0 1 1 0 0 0 0 0 0 0 0 0 0 0 0 0 0												
Inning Stats	R: 0 E: 0 K: 0 S: 9	H: 1 LOB: 1 BB: 0 P: 15	R: 0 E: 0 K: 1 S: 8	H: 0 LOB: 0 BB: 0 P: 10	R: 0 E: 0 K: 2 S: 8	H: 1 LOB: 0 BB: 0 P: 8	R: 1 E: 0 K: 2 S: 9	H: 1 LOB: 0 BB: 0 P: 13	R: 1 E: 0 K: 2 S: 12	H: 1 LOB: 0 BB: 0 P: 17	R: 1 E: 0 K: 0 S: 8	H: 1 LOB: 0 BB: 0 P: 9	R: 0 E: 0 K: 2 S: 8	H: 0 LOB: 0 BB: 0 P: 11	R: 0 E: 0 K: 2 S: 10	H: 1 LOB: 3 BB: 1 P: 22	R: 0 E: 0 K: 2 S: 9	H: 1 LOB: 1 BB: 0 P: 14	1B: 4 2B: 1 3B: 0 HR: 2	SF: 1 SAC: 0 DP: 0 HBP: 0	WP: 0 PB: 0 SB: 3 CS: 0	PA: 34
PITCHER	IP WLS BF H R ER SO BB IBB HBP BLK WP HR S P ERA WHIP																				IP WLS BF H R ER SO BB IBB HBP BLK WP HR S P ERA WHIP	
Todd Stottliemyre, R ERA: 4.18 Dan Plesac, L ERA: 2.95 Matt Mantei, R ERA: 10.66 (1, 1) (8, 1) (9, 1)	7.2 L 28 6 3 2 10 0 0 0 0 0 2 69 95 2.35 0.783																					

San Diego Padres @ Arizona Diamondbacks
Bank One Ballpark, Phoenix, AZ
Tue Jun 20 2000, 10:05 PM EDT
Att. 30,011 - Cloudy - 82 F

AB	32
R	3
H	7
RBI	3
BB	1
SO	13
LOB	9



Batter	1	2	3	4	5	6	7	8	9	AB R H RBI BB SO LOB	TOP																									
Eric Owens, R (1, 9) OBP: 0.389, SLG: 0.442	0-0 BB HBP 1B	3-2 HBP		1-0 1-H HR		4-1 CS BB			0-0 E3 HR	3 3 2 2 1 0 0																										
Ruben Rivera, R (1, 8) OBP: 0.333, SLG: 0.464 Dave Magadan, L (9, PH) OBP: 0.283, SLG: 0.231	4-2 HBP BB 1-2 SF8 BB	3-2 P3		2-3 K		2-1 G6-3			3-3 K	3 1 0 0 1 1 3 1 0 0 0 0 1 1																										
Ed Sprague, R (1, 3) OBP: 0.364, SLG: 0.667 Ryan Klesko, L (9, PH) OBP: 0.411, SLG: 0.631	2-3 K			2-0 F9 2B		4-2 2B BB			0-1 1-H HR	3 1 1 0 1 1 2 1 1 1 2 0 0 0																										
Phil Nevin, R (1, 5) OBP: 0.343, SLG: 0.535	4-0 SF8 HBP 1-2 BB 2-3			0-0 F9		3-2 G3 1-H 2B			2-3 K	4 1 1 1 1 2 1																										
Carlos Hernandez, R (1, 2) OBP: 0.318, SLG: 0.338 Matt Whiteside, R (7, 1) 29 Kory DeHaan, L (9, PH) OBP: 0.216, SLG: 0.250	2-1 HBP			2-1 G3		1-1 G3			2-2 G4-3	3 0 0 1 0 0 2 0 0 0 0 0 0 0 1 0 0 0 0 1 0																										
Bret Boone, R (1, 4) OBP: 0.309, SLG: 0.394	3-2 SF8 2-3 3-H			1-0 F2		0-0 G1-6-3 1B			1-0 F9	3 0 1 2 0 0 1																										
Damian Jackson, R (1, 7) OBP: 0.364, SLG: 0.390 Wiki Gonzalez, R (7, 2) OBP: 0.352, SLG: 0.376	3-2 G6-3			0-0 F8		0-1 G1-6-3			1-3 K	3 0 0 0 0 0 3 1 0 0 0 0 1 0																										
Chris Gomez, R (1, 6) OBP: 0.306, SLG: 0.222				1-0 F8					2-2 1B	4 0 1 0 0 0 0																										
Brian Meadows, R (1, 1) OBP: 0.115, SLG: 0.115 Brandon Kolb, R (3, 1) Carlos Reyes, S (5, 1) Al Martin, L (5, 7) OBP: 0.359, SLG: 0.515 Carlos Almanzar, R (6, 1)				0-1 G6-3		0-1 E6 HR			0-1 G3	1 0 0 0 0 0 0 1 1 0 0 0 0 0 0 0 0 0 0 0 0 2 0 1 0 0 0 1 0 0 0 0 0 0 0																										
Inning Stats	R: 2 E: 0 K: 1 S: 14	H: 1 LOB: 2 BB: 2 P: 32	R: 0 E: 0 K: 0 S: 9	H: 0 LOB: 1 BB: 0 P: 16	R: 0 E: 0 K: 0 S: 5	H: 1 LOB: 1 BB: 0 P: 10	R: 2 E: 1 K: 1 S: 8	H: 1 LOB: 0 BB: 0 P: 12	R: 2 E: 0 K: 0 S: 10	H: 2 LOB: 0 BB: 1 P: 18	R: 0 E: 0 K: 0 S: 6	H: 1 LOB: 1 BB: 1 P: 15	R: 0 E: 0 K: 1 S: 11	H: 0 LOB: 0 BB: 0 P: 16	R: 0 E: 0 K: 1 S: 9	H: 1 LOB: 1 BB: 0 P: 13	R: 2 E: 1 K: 3 S: 14	H: 1 LOB: 0 BB: 0 P: 21	1B: 3 2B: 2 3B: 1 HR: 2	SF: 1 SAC: 0 DP: 1 HBP: 2	WP: 0 PB: 0 SB: 0 CS: 1	PA: 41														
PITCHER	IP WLS BF H R ER SO BB IBB HBP BLK WP HR S P ERA WHIP																																			
Omar Daal, L (1, 1) ERA: 6.75	4.0		22	4	6	4	2	3	0	2	0	0	1	41	82	9.00	1.750																			
Mike Morgan, R (5, 1) ERA: 3.44	3.0	W	10	2	0	0	1	1	0	0	0	0	0	22	37	0.00	1.000																			
Vicente Padilla, R (8, 1) ERA: 0.89	1.0		4	1	0	0	1	0	0	0	0	0	0	9	13	0.00	1.000																			
Byung-Hyun Kim, R (9, 1) ERA: 2.1	1.0		5	1	2	1	3	0	0	0	0	0	1	14	21	9.00	1.000																			

San Diego Padres @ Arizona Diamondbacks
Bank One Ballpark, Phoenix, AZ
Wed Jun 21 2000, 10:05 PM EDT
Att: 33,003 - Dome - 72 F

AB	34
R	8
H	8
RBI	8
BB	4
SO	7
LOB	14



Batter	1	2	3	4	5	6	7	8	9	AB R H RBI BB SO LOB	TOP											
Tom Goodwin, L (1, 8) OBP: 0.416, SLG: 0.468	1-1 P6		2-2 G3			2-3 K			3-3 K	4 0 0 0 0 2 0												
3 Mike Lansing, R (1, 4) OBP: 0.345, SLG: 0.475	2-0 G6-3			1-1 F9			2-2 F9		2-3 K	4 0 0 0 0 1 0												
Larry Walker, L (1, 7) OBP: 0.427, SLG: 0.540	4-1 BB			1-1 G3			0-1 1B			2 0 1 0 1 0 0												
Jeff Cirillo, R (1, 5) OBP: 0.408, SLG: 0.504	1-2 P5			2-1 F7			0-0 F2			3 0 0 0 0 0 2												
17 Todd Helton, L (1, 3) OBP: 0.474, SLG: 0.747		1-1 G4-3			1-0 F7		2-2 F7			3 0 0 0 0 0 1												
Jeffrey Hammonds, R (1, 9) OBP: 0.432, SLG: 0.663		1-0 F9			0-0 1B			0-1 F9		3 0 1 0 0 0 0												
Scott Servais, R (1, 2) OBP: 0.303, SLG: 0.321		1-2 F9		1 SAFE F8				1-0 G6-3		3 0 0 0 0 0 1												
Neifi Perez, S (1, 6) OBP: 0.298, SLG: 0.422			0-0 F9			2-1 B4-3		1-1 F8		3 0 0 0 0 0 0												
Julian Tavarez, L (8, 1)										0 0 0 0 0 0 0												
Brian Bohanon, L (1, 1)			0-1 G5-3			1-0 G3-1			2-3 K	2 0 0 0 0 0 0												
Stan Belinda, R (7, 1)										0 0 0 0 0 0 0												
Mike Myers, L (8, 1)										0 0 0 0 0 0 0												
Terry Shumpert, R (8, 6) OBP: 0.368, SLG: 0.509										1 0 0 0 0 1 0												
Inning Stats	R: 0 E: 0 K: 0 S: 8	H: 0 LOB: 1 BB: 1 P: 16	R: 0 E: 0 K: 0 S: 9	H: 0 LOB: 0 BB: 0 P: 12	R: 0 E: 0 K: 0 S: 6	H: 0 LOB: 0 BB: 0 P: 8	R: 0 E: 0 K: 0 S: 6	H: 0 LOB: 0 BB: 0 P: 10	R: 0 E: 0 K: 1 S: 3	H: 1 LOB: 0 BB: 0 P: 4	R: 0 E: 0 K: 1 S: 8	H: 0 LOB: 0 BB: 0 P: 13	R: 0 E: 0 K: 0 S: 10	H: 1 LOB: 1 BB: 0 P: 14	R: 0 E: 0 K: 0 S: 5	H: 0 LOB: 0 BB: 0 P: 7	R: 0 E: 0 K: 3 S: 10	H: 0 LOB: 0 BB: 0 P: 17	1B: 2 2B: 0 3B: 0 HR: 0	SF: 0 SAC: 0 DP: 0 HBP: 0	WP: 0 PB: 0 SB: 0 CS: 1	PA: 29
PITCHER	IP WLS BF H R ER SO BB IBB HBP BLK WP HR S P ERA WHIP																					
Brian Anderson, L (1, 1) ERA: 4.76	8.0 W 26 2 0 0 1 1 0 0 0 0 0 0 55 84 0.00 0.375																					
Byung-Hyun Kim, R (9, 1) ERA: 2.04	1.0 S 3 0 0 0 3 0 0 0 0 0 0 0 10 17 0.00 0.000																					

Colorado Rockies @ Arizona Diamondbacks
Bank One Ballpark, Phoenix, AZ
Fri Jun 23 2000, 10:05 PM EDT
Att: 37,089 - Dome - 72 F

AB	28
R	0
H	2
RBI	0
BB	1
SO	4
LOB	4



Batter	1	2	3	4	5	6	7	8	9	AB	R	H	RBI	BB	SO	LOB
Tony Womack, L OBP: 0.318, SLG: 0.435 (1, 6)	0-1 G1-3		1-2 G4-3			4-2 BB		0-0 SH3		2	0	0	0	1	0	0
Jay Bell, R OBP: 0.379, SLG: 0.439 (1, 4)	0-0 F7		3-1 G5-3			0-1 G5-3		1-3 K2-3		4	0	0	0	0	1	3
Luis Gonzalez, L OBP: 0.400, SLG: 0.555 (1, 7)	0-1 G3		3-2 F5					4-0 IBB		3	0	0	0	1	0	0
Matt Williams, R OBP: 0.316, SLG: 0.391 (1, 5)		0-0 P6		2-3 K		1-0 E SF7 1B 1B		0-1 G5-3		4	1	1	0	0	1	2
Steve Finley, L OBP: 0.377, SLG: 0.585 (1, 8)		4-0 BB BB BB		1-2 F8		0-0 E9 1-3 1B		1-1 G4-3		3	0	1	0	1	0	0
Greg Colbrunn, R OBP: 0.466, SLG: 0.584 (1, 3)		4-1 BB BB		2-3 K		2-2 SF7		1-2 P4		1	0	0	1	1	1	0
Travis Lee, L OBP: 0.344, SLG: 0.453 (8, 3)		1-2 BB BB				3-H F8		1-0 F7		1	0	0	0	0	0	0
Damian Miller, R OBP: 0.319, SLG: 0.468 (1, 2)		1-3 K				3-2 F8		0-0 F8		4	0	0	0	0	1	3
Danny Bautista, R OBP: 0.241, SLG: 0.409 (1, 9)		4-2 1-2 2-3 BB				0-3 K		1-1 HR		2	1	1	1	1	1	0
Brian Anderson, R OBP: 0.182, SLG: 0.219 (1, 1)		0-2 G1				2-2 2B		1-1 SH3 1B		3	0	2	0	0	0	3
Byung-Hyun Kim, R (9, 1)										0	0	0	0	0	0	0

Inning Stats	R: 0	H: 0	E: 0	K: 5	S: 5	LOB: 0	BB: 5	P: 5
	R: 0	H: 0	E: 0	K: 10	S: 10	LOB: 3	BB: 3	P: 23
	R: 0	H: 0	E: 0	K: 9	S: 9	LOB: 0	BB: 0	P: 16
	R: 0	H: 0	E: 0	K: 2	S: 10	LOB: 0	BB: 0	P: 15
	R: 0	H: 1	E: 0	K: 16	S: 16	LOB: 2	BB: 1	P: 25
	R: 1	H: 2	E: 1	K: 7	S: 7	LOB: 1	BB: 0	P: 10
	R: 1	H: 2	E: 0	K: 10	S: 10	LOB: 2	BB: 1	P: 17
	R: 0	H: 0	E: 0	K: 7	S: 7	LOB: 0	BB: 0	P: 10

PITCHER	IP	WLS	BF	H	R	ER	SO	BB	IBB	HBP	BLK	WP	HR	S	P	ERA	WHIP
Brian Bohanon, L (1, 1)	6.1	L	28	5	2	1	4	4	0	0	0	0	1	62	101	1.42	1.421
Stan Belinda, R (7, 1)	0.2		3	0	0	0	1	0	1	0	0	0	0	5	10	0.00	0.000
Mike Myers, L (8, 1)	0.2		2	0	0	0	0	0	0	0	0	0	0	6	8	0.00	0.000
Julian Tavarez, R (8, 1)	0.1		1	0	0	0	0	0	0	0	0	0	0	1	2	0.00	0.000


BOTTOM

Colorado Rockies @ Arizona Diamondbacks
Bank One Ballpark, Phoenix, AZ

Fri Jun 23 2000, 10:05 PM EDT
Att: 37,089 - Dome - 72 F

AB	27
R	2
H	5
RBI	2
BB	5
SO	5
LOB	11

livebaseballscorecards.com



WP	HR	S	P	ERA	WHIP
0	1	0	34		

Batter	1	2	3	4	5	6	7	8	9	AB	R	H	RBI	BB	SO	LOB
Tony Womack, L OBP: 0.317, SLG: 0.433 (1, 6)	1-2 S 1B		0-2 F7		3-1 G6-3		0-0 F8			4	0	1	0	0	0	3
Jay Bell, R OBP: 0.378, SLG: 0.437 (1, 4)	3-1 F9		3-2 F9			0-2 1B		1-1 F8		4	0	1	0	0	0	1
Luis Gonzalez, L OBP: 0.395, SLG: 0.547 (1, 7)	3-2 P6		2-0 L8			0-0 F9		3-1 F8		4	0	0	0	0	0	2
Erubiel Durazo, L OBP: 0.399, SLG: 0.453 (1, 3)	4-1 BB			1-2 G3		2-2 F9		1-2 L8		3	0	0	0	1	0	1
Steve Finley, L OBP: 0.375, SLG: 0.580 (1, 8)	1-0 F7			2-0 P7		2-0 1B			2-1 F7	4	0	1	0	0	0	2
Travis Lee, L OBP: 0.339, SLG: 0.445 (1, 9)		0-0 F9		2-3 K		1-3 K			0-1 2B	3	0	0	0	0	2	2
Danny Bautista, R OBP: 0.248, SLG: 0.423 (9, PH)										1	0	1	0	0	0	0
Kelly Stinnett, R OBP: 0.288, SLG: 0.428 (1, 2)		1-2 BLK 1B			3-3 K		1-1 F3		1-1 L6	3	0	1	0	0	1	0
Hanley Frias, S OBP: 0.264, SLG: 0.222 (9, PH)										1	0	0	0	0	0	1
Craig Counsell, L OBP: 0.462, SLG: 0.606 (1, 5)			3-3 K			3-2 SH 1B		0-2 1B		4-1 BB	3	0	2	0	1	1
Randy Johnson, R OBP: 0.217, SLG: 0.222 (1, 1)			1-3 K			0-0 SH G6-3		0-0 P4		2-2 G1-3	1	0	0	0	0	1
Matt Williams, R OBP: 0.313, SLG: 0.387 (7, PH)										1	0	0	0	0	0	1
Russ Springer, R OBP: 0.335, SLG: 0.333 (8, 1)										0	0	0	0	0	0	0
Greg Swindell, L OBP: 0.335, SLG: 0.333 (8, 1)										0	0	0	0	0	0	0
Matt Mantei, R OBP: 0.462, SLG: 0.578 (9, PH)										0	0	0	0	0	0	0
Greg Colbrunn, R OBP: 0.462, SLG: 0.578 (9, PH)										1	0	0	0	0	0	2

Inning Stats	R: 0	H: 1	E: 0	LOB: 2	K: 0	BB: 1	S: 14	R: 0	H: 1	E: 0	LOB: 1	K: 2	BB: 0	S: 13	R: 0	H: 0	E: 0	LOB: 0	K: 0	BB: 0	S: 12	R: 0	H: 0	E: 0	LOB: 0	K: 1	BB: 0	S: 10	R: 0	H: 1	E: 1	LOB: 1	K: 1	BB: 0	S: 13	R: 0	H: 2	E: 0	LOB: 2	K: 1	BB: 0	S: 15	R: 0	H: 1	E: 0	LOB: 1	K: 0	BB: 0	S: 7	R: 0	H: 0	E: 0	LOB: 0	K: 0	BB: 0	S: 7	R: 0	H: 1	E: 0	LOB: 2	K: 0	BB: 1	S: 10	1B: 6	SF: 0	2B: 1	SAC: 1	3B: 0	DP: 1	HR: 0	HBP: 0
--------------	------	------	------	--------	------	-------	-------	------	------	------	--------	------	-------	-------	------	------	------	--------	------	-------	-------	------	------	------	--------	------	-------	-------	------	------	------	--------	------	-------	-------	------	------	------	--------	------	-------	-------	------	------	------	--------	------	-------	------	------	------	------	--------	------	-------	------	------	------	------	--------	------	-------	-------	-------	-------	-------	--------	-------	-------	-------	--------

PITCHER	IP	WLS	BF	H	R	ER	SO	BB	IBB	HBP	BLK	WP	HR	S	P	ERA	WHIP
Masato Yoshii, R ERA: 5.07 (1, 1)	5.2	W	23	5	0	0	4	1	0	0	1	0	0	70	110	0.00	1.059
Gabe White, L ERA: 1.83 (6, 1)	2.1	H	8	1	0	0	1	0	0	0	0	0	0	21	28	0.00	0.429
Mike Myers, L ERA: (9, 1)	0.1		1	0	0	0	0	0	0	0	0	0	0	2	4	0.00	0.000
Jose Jimenez, R ERA: 3.19 (9, 1)	0.2		4	1	0	0	0	1	0	0	0	0	0	8	15	0.00	3.000


BOTTOM

Colorado Rockies @ Arizona Diamondbacks
Bank One Ballpark, Phoenix, AZ

Sat Jun 24 2000, 10:05 PM EDT
Att. 42,559 - Dome - 72 F

livebaseballscorecards.com

AB	33
R	0
H	7
RBI	0
BB	2
SO	5
LOB	17



WP: 0	PA: 36
PB: 0	
SB: 1	
CS: 0	

Batter	1	2	3	4	5	6	7	8	9	AB R H RBI BB SO LOB	TOP																										
Tom Goodwin, L (1, 8) OBP: 0.409, SLG: 0.467	1-2 L3		3-2 G5-3		0-0 F7		1-1 2B		3-2 G4-3	5 0 1 0 0 0 2																											
3 Mike Lansing, R (1, 4) OBP: 0.342, SLG: 0.468	1-1 G3-1		1-1 1B		1-0 G3		2-2 F3			4 0 1 0 0 0 2																											
Larry Walker, L (1, 7) OBP: 0.429, SLG: 0.549	1-0 E 3B		1-0 F7		4-2 17 F9 1B SF9 BB		0-0 G4-3			3 2 1 0 1 0 1																											
Jeffrey Hammonds, R (1, 9) OBP: 0.440, SLG: 0.676	2-1 E5 1B			4-0 G6-4-3 17 BB BB		3-1 1-2 1B		1-1 L7		3 0 2 1 1 0 0																											
17 Todd Helton, L (1, 3) OBP: 0.470, SLG: 0.735	0-0 F8			4-0 G6-4-3 1-2 BB		2-0 F9		2-3 K		3 0 0 0 1 1 3																											
Jeff Cirillo, R (1, 5) OBP: 0.400, SLG: 0.496		1-2 G6-3		0-1 G6-4-3 1-2f 2-3		0-0 SF9		2-2 1B SF8 1B		3 1 1 1 0 0 2																											
Brent Mayne, L (1, 2) OBP: 0.399, SLG: 0.439		2-0 G2-3		0-0 F8		0-1 G1-3		1-1 1-3 1B		4 0 1 0 0 0 2																											
Neifi Perez, S (1, 6) OBP: 0.293, SLG: 0.411		1-0 G4-3			0-1 F7		0-1 G5-3		1-3 K	4 0 0 0 0 1 2																											
Pedro Astacio, R (1, 1) OBP: 0.085, SLG: 0.085 Scott Kari, L (4, 1) OBP: 0.462, SLG: 0.364 Adam Melhuse, S (7, PH) Mike DeJean, R (7, 1) Mike Myers, L (8, 1) Darren Bragg, L (9, PH) OBP: 0.276, SLG: 0.320			1-0 G4-3		1-0 1B		1-3 K		1-0 SF8	1 0 0 0 0 0 0 1 0 1 0 0 0 0 1 0 0 0 0 0 1 0 1 0 0 0 0																											
Inning Stats	R: 1 E: 1 K: 0 S: 9	H: 2 LOB: 1 BB: 0 P: 14	R: 0 E: 0 K: 0 S: 5	H: 0 LOB: 0 BB: 0 P: 9	R: 0 E: 0 K: 0 S: 7	H: 1 LOB: 1 BB: 0 P: 13	R: 0 E: 0 K: 0 S: 3	H: 0 LOB: 1 BB: 2 P: 11	R: 0 E: 0 K: 0 S: 5	H: 1 LOB: 1 BB: 0 P: 7	R: 1 E: 0 K: 0 S: 8	H: 1 LOB: 1 BB: 1 P: 17	R: 0 E: 0 K: 1 S: 11	H: 1 LOB: 1 BB: 0 P: 15	R: 0 E: 0 K: 1 S: 6	H: 0 LOB: 0 BB: 0 P: 9	R: 1 E: 0 K: 1 S: 15	H: 2 LOB: 1 BB: 0 P: 23	1B: 6 2B: 1 3B: 1 HR: 0	SF: 2 SAC: 0 DP: 1 HBP: 0	WP: 0 PB: 0 SB: 0 CS: 0	PA: 37															
PITCHER	IP WLS BF H R ER SO BB IBB HBP BLK WP HR S P ERA WHIP																																				
Todd Stottlemyre, R (1, 1) ERA: 4.24	1.0	5	2	1	1	0	0	0	0	0	0	0	0	9	14	9.00	2.000																				
Mike Morgan, R (2, 1) ERA: 3.35	4.0	W	17	3	1	1	0	3	0	0	0	0	0	24	51	2.25	1.500																				
Greg Swindell, L (6, 1) ERA: 2.25	2.0		7	1	0	0	1	0	0	0	0	0	0	15	21	0.00	0.500																				
Dan Plesac, L (8, 1) ERA: 2.79	1.0		3	0	0	0	1	0	0	0	0	0	0	6	9	0.00	0.000																				
Vicente Padilla, R (9, 1) ERA: 1.27	1.0		5	2	1	1	1	0	0	0	0	0	0	15	23	9.00	2.000																				

Colorado Rockies @ Arizona Diamondbacks
Bank One Ballpark, Phoenix, AZ
Sun Jun 25 2000, 4:35 PM EDT
Att: 35,887 - Dome - 72 F

AB	32
R	3
H	8
RBI	3
BB	3
SO	3
LOB	14



Batter	1	2	3	4	5	6	7	8	9
Tony Womack, L OBP: 0.318, SLG: 0.432 (1, 6)									
Jay Bell, R OBP: 0.381, SLG: 0.440 (1, 4)									
Luis Gonzalez, L OBP: 0.398, SLG: 0.548 (1, 7)									
Erubiel Durazo, L OBP: 0.395, SLG: 0.469 (1, 3)									
Danny Bautista, R OBP: 0.246, SLG: 0.420 (8, PH) (9, 9)									
Steve Finley, L OBP: 0.375, SLG: 0.577 (1, 8)									
Travis Lee, L OBP: 0.337, SLG: 0.440 (1, 9) (9, 3)									
Damian Miller, R OBP: 0.324, SLG: 0.465 (1, 2)									
Craig Counsell, L OBP: 0.442, SLG: 0.556 (1, 5)									
Todd Stottlemyre, L OBP: 0.250, SLG: 0.300 (1, PH) Brian Anderson, R OBP: 0.206, SLG: 0.219 Mike Morgan, R OBP: 0.300, SLG: 0.300 Greg Swindell, L Hanley Frias, S OBP: 0.274, SLG: 0.234 Dan Plesac, L Vicente Padilla, R									

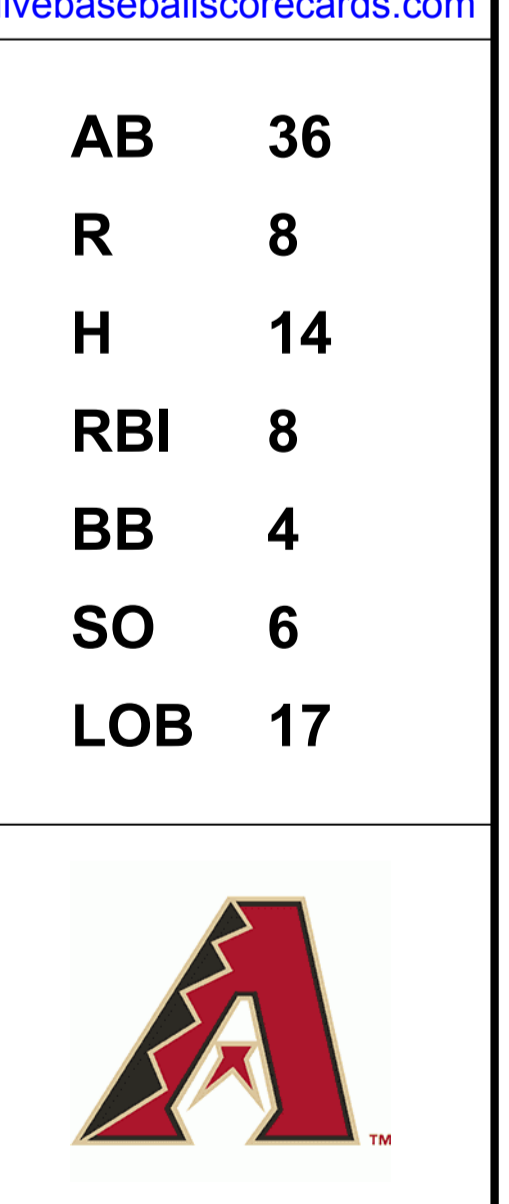
AB	R	H	RBI	BB	SO	LOB
5	1	2	2	0	1	3
5	2	3	0	0	1	3
5	2	3	1	0	1	1
4	1	1	3	0	0	4
1	0	0	0	0	0	0
3	0	1	1	1	1	0
4	0	1	1	0	1	2
3	1	1	0	1	0	2
3	1	0	0	1	0	1
0	0	0	0	0	0	0
0	0	0	0	1	0	0
2	0	1	0	0	1	1
0	0	0	0	0	0	0
1	0	1	0	0	0	0
0	0	0	0	0	0	0
0	0	0	0	0	0	0

AB	R	H	RBI	BB	SO	LOB
36	8	14	8	4	6	17

Inning Stats	R	H	E	K	S	LOB	BB	P
1	6	6	0	3	23	2	41	
2	0	1	0	0	12	1	19	
3	0	0	0	2	18	1	28	
4	1	2	0	0	8	1	13	
5	0	1	0	0	10	1	18	
6	1	3	0	0	15	2	22	
7	0	1	0	0	9	1	14	
8	0	0	0	1	7	0	9	
9	0	0	0	0	0	0	0	

WP	PA
0	41

Colorado Rockies @ Arizona Diamondbacks
 Bank One Ballpark, Phoenix, AZ
 Sun Jun 25 2000, 4:35 PM EDT
 Att: 35,887 - Dome - 72 F



PITCHER	IP	WLS	BF	H	R	ER	SO	BB	IBB	HBP	BLK	WP	HR	S	P	ERA	WHIP
Pedro Astacio, R ERA: 5.08 (1, 1)	3.0	L	21	9	7	7	5	4	0	0	0	0	1	57	95	21.00	4.333
Scott Karl, L ERA: 6.31 (4, 1)	3.0		13	4	1	1	0	0	0	0	0	0	0	29	46	3.00	1.333
Mike DeJean, R ERA: 3.74 (7, 1)	1.0		4	1	0	0	0	0	0	0	0	0	0	9	14	0.00	1.000
Mike Myers, L ERA: (8, 1)	1.0		3	0	0	0	1	0	0	0	0	0	0	7	9	0.00	0.000

Batter	1	2	3	4	5	6	7	8	9	AB R H RBI BB SO LOB	TOP																						
Julio Lugo, R (1, 6) OBP: 0.400, SLG: 0.451	3-1 G6-3			0-1 G5-3		2-1 1B		2-3 K		4 0 1 0 0 1 1	Houston Astros @ Arizona Diamondbacks Bank One Ballpark, Phoenix, AZ Mon Jun 26 2000, 10:05 PM EDT Att. 31,388 - Dome - 72 F livebaseballscorecards.com																						
Craig Biggio, R (1, 4) OBP: 0.402, SLG: 0.372	1-2 P3			1-1 G5-3		0-2 1B		1-3 K	4 0 1 0 0 1 0																								
5 Jeff Bagwell, R (1, 3) OBP: 0.397, SLG: 0.539	2-1 F7			1-2 L4		0-1 F9		0-1 P3	4 0 0 0 0 0 2																								
17 Lance Berkman, S (1, 9) OBP: 0.377, SLG: 0.565		0-0 G6-4-3 1B		0-0 HR		2-2 G3-1		0-3 K	4 1 2 1 0 1 0																								
Moises Alou, R (1, 7) OBP: 0.393, SLG: 0.587		0-1 F9		0-0 G5-3		2-2 F8			3 0 0 0 0 0 1																								
Tony Eusebio, R (1, 2) OBP: 0.331, SLG: 0.330		2-2 G6-4-3 1-2f		0-1 F7		2-1 L3			3 0 0 0 0 0 1																								
Chris Truby, R (1, 5) OBP: 0.345, SLG: 0.571			0-0 P4	0-1 G6-3		0-2 FC3-8 1B			3 0 1 0 0 0 0																								
Glen Barker, S (1, 8) OBP: 0.293, SLG: 0.306			2-3 K			1-3 K		0-0 FC3-6 1-2f	3 0 0 0 0 2 1																								
Octavio Dotel, R (1, 1) OBP: 0.069, SLG: 0.036			1-1 G6-3			2-1 G1-3		3-3 K 1-2	2 0 0 0 0 0 0																								
Marc Valdes, R (7, 1)									0 0 0 0 0 0 0																								
Daryle Ward, L (8, PH) OBP: 0.265, SLG: 0.483									1 0 0 0 0 1 1																								
Yorkis Perez, L (8, 1)									0 0 0 0 0 0 0																								
Inning Stats	R: 0 E: 0 K: 0 S: 7	H: 0 LOB: 0 BB: 0 P: 13	R: 0 E: 0 K: 0 S: 6	H: 1 LOB: 0 BB: 0 P: 8	R: 0 E: 0 K: 1 S: 7	H: 0 LOB: 0 BB: 0 P: 10	R: 0 E: 0 K: 0 S: 7	H: 0 LOB: 0 BB: 0 P: 9	R: 1 E: 0 K: 0 S: 6	H: 1 LOB: 0 BB: 0 P: 6	R: 0 E: 0 K: 1 S: 12	H: 2 LOB: 2 BB: 0 P: 17	R: 0 E: 0 K: 0 S: 8	H: 0 LOB: 0 BB: 0 P: 14	R: 0 E: 0 K: 2 S: 13	H: 1 LOB: 1 BB: 0 P: 18	R: 0 E: 0 K: 2 S: 10	H: 0 LOB: 0 BB: 0 P: 11	1B: 4 2B: 0 3B: 0 HR: 1	SF: 0 SAC: 0 DP: 1 HBP: 0	WP: 0 PB: 0 SB: 1 CS: 0	PA: 31											
PITCHER Armando Reynoso, R (1, 1) ERA: 5.69 Byung-Hyun Kim, R (8, 1) ERA: 1.95	IP 7.1	WLS W	BF 26	H 5	R 1	ER 1	SO 2	BB 0	IBB 0	HBP 0	BLK 0	WP 0	HR 1	S 57	P 81	ERA 1.23	WHIP 0.682																
											PITCHER	IP	WLS	BF	H	R	ER	SO	BB	IBB	HBP	BLK	WP	HR	S	P	ERA	WHIP					

Houston Astros @ Arizona Diamondbacks
 Bank One Ballpark, Phoenix, AZ
 Mon Jun 26 2000, 10:05 PM EDT
 Att. 31,388 - Dome - 72 F

AB	31
R	1
H	5
RBI	1
BB	0
SO	6
LOB	7



Batter	1	2	3	4	5	6	7	8	9	AB	R	H	RBI	BB	SO	LOB
Tony Womack, L (1, 6) OBP: 0.313, SLG: 0.425	0-3 K		2-3 K		2-3 K		1-2 F7	0-0 F8		5	0	0	0	0	3	3
Jay Bell, R (1, 4) OBP: 0.377, SLG: 0.433	3-1 F9		0-3 K		1-1 G4-3		2-3 K			4	0	0	0	0	2	1
Luis Gonzalez, L (1, 7) OBP: 0.399, SLG: 0.556	0-3 K				4-2 BB		0-0 HR			3	1	1	1	1	1	0
Erubiel Durazo, L (1, 3) OBP: 0.394, SLG: 0.462			4-2 1B BB		2-2 F7		2-2 F8			2	0	0	0	1	0	1
Danny Bautista, R (8, PH) OBP: 0.252, SLG: 0.434 (9, 9)										1	0	1	0	0	0	0
Steve Finley, L (1, 8) OBP: 0.374, SLG: 0.576			2-3 K		1-3 K		1-1 WP 1B 2B			4	2	1	0	0	2	3
Travis Lee, L (1, 9) OBP: 0.337, SLG: 0.439			2-1 S 1B		2-3 K		0-3 K			3	0	1	0	0	2	2
39 Alex Cabrera, R (8, PH) OBP: 1.000, SLG: 4.000 (9, 3)			1-3 1B							1	1	1	2	0	0	0
Danny Klassen, R (1, 5) OBP: 0.372, SLG: 0.525			3-3 K				2-2 HR 2B 1B			4	2	2	2	0	1	2
Damian Miller, R (1, 2) OBP: 0.329, SLG: 0.470			2-1 F9				1-1 1-H 2B			3	0	1	1	1	1	2
Armando Reynoso, R (1, 1) OBP: 0.125, SLG: 0.087			1-3 K				4-2 BB			2	0	0	0	1	2	1
Byung-Hyun Kim, R (8, 1)										0	0	0	0	1	0	0

Inning Stats	R: 0	H: 0	E: 0	K: 2	S: 8	H: 0	LOB: 0	BB: 0	P: 11	R: 0	H: 1	E: 0	K: 2	S: 17	H: 0	LOB: 2	BB: 1	P: 30	R: 0	H: 0	E: 0	K: 3	S: 9	H: 0	LOB: 0	BB: 0	P: 12	R: 0	H: 0	E: 0	K: 2	S: 12	H: 0	LOB: 1	BB: 1	P: 21	R: 1	H: 1	E: 0	K: 2	S: 17	H: 4	LOB: 1	BB: 0	P: 23	R: 0	H: 0	E: 0	K: 1	S: 7	H: 0	LOB: 0	BB: 0	P: 11	R: 2	H: 2	E: 0	K: 0	S: 12	H: 2	LOB: 2	BB: 2	P: 25
--------------	------	------	------	------	------	------	--------	-------	-------	------	------	------	------	-------	------	--------	-------	-------	------	------	------	------	------	------	--------	-------	-------	------	------	------	------	-------	------	--------	-------	-------	------	------	------	------	-------	------	--------	-------	-------	------	------	------	------	------	------	--------	-------	-------	------	------	------	------	-------	------	--------	-------	-------

PITCHER	IP	WLS	BF	H	R	ER	SO	BB	IBB	HBP	BLK	WP	HR	S	P	ERA	WHIP
Octavio Dotel, R (1, 1) ERA: 5.38	6.0	L	27	6	4	4	13	3	0	0	0	1	2	80	124	6.00	1.500
Marc Valdes, R (7, 1) ERA: 1.62	1.0		3	0	0	0	1	0	0	0	0	0	0	7	11	0.00	0.000
Yorkis Perez, L (8, 1) ERA: 5.68	1.0		7	2	2	2	0	2	0	0	0	0	1	12	25	18.00	4.000


BOTTOM

Houston Astros @ Arizona Diamondbacks
Bank One Ballpark, Phoenix, AZ

Mon Jun 26 2000, 10:05 PM EDT
Att: 31,388 - Dome - 72 F

AB	32
R	6
H	8
RBI	6
BB	5
SO	14
LOB	15

WP: 1 PA: 37
PB: 1
SB: 1
CS: 0



PITCHER	IP	WLS	BF	H	R	ER	SO	BB	IBB	HBP	BLK	WP	HR	S	P	ERA	WHIP
---------	----	-----	----	---	---	----	----	----	-----	-----	-----	----	----	---	---	-----	------

Houston Astros @ Arizona Diamondbacks
 Bank One Ballpark, Phoenix, AZ
 Tue Jun 27 2000, 10:05 PM EDT
 Att. 30,115 - Dome - 72 F

AB	39
R	12
H	13
RBI	11
BB	7
SO	6
LOB	17



AB R H RBI BB SO LOB

4	2	0	0	2	2	0
5	1	1	0	0	0	1
4	3	3	2	1	0	0
1	0	0	0	0	0	1
4	2	2	1	0	0	1
5	2	4	4	0	0	1
0	0	0	0	0	0	0
2	1	0	0	3	0	1
5	1	3	4	0	0	2
0	0	0	0	0	0	0
4	0	0	0	1	1	5
4	0	0	0	0	2	5
1	0	0	0	0	1	0
0	0	0	0	0	0	0

Batter	1	2	3	4	5	6	7	8	9
Julio Lugo, R (1, 6) OBP: 0.395, SLG: 0.427	1-3 K		1-0 G6-3		4-0 5 2B HBP BB	4-2 5 E 5 S 1B BB	0-3 K		1-0 F9
Craig Biggio, R (1, 4) OBP: 0.401, SLG: 0.369	0-1 G4-3		0-0 G5-3		1-1 5 2B E HBP	0-1 F3	0-1 G6-3		1-1 1B
5 Jeff Bagwell, R (1, 3) Daryle Ward, L (8, 3) OBP: 0.402, SLG: 0.545 OBP: 0.264, SLG: 0.480	2-0 1B		4-2 E 1B BB		0-1 E 2B	2-1 2B 1B		1-1 P2	0-0 G5-3
Richard Hidalgo, R (1, 8) (8, 9) OBP: 0.387, SLG: 0.610	3-1 G1-3		3-2 SAFE 1B		1-2 E 1B HBP	1-2 2B		1-2 P4	
Moises Alou, R (1, 7) Glen Barker, S (8, 8) OBP: 0.404, SLG: 0.600 OBP: 0.293, SLG: 0.306		0-1 G6-4-3 17 BB 1B	3-2 F7		2-0 E8 1B	1-0 1B 2B		2-1 17 BB E 1B	
17 Lance Berkman, S (1, 9) (8, 7) OBP: 0.384, SLG: 0.556		4-0 G6-4-3 1B BB		0-0 G6-3	4-0 1B IBB	0-0 P4		4-1 E BB	
Mitch Meluskey, S (1, 2) Tony Eusebio, R (9, 2) OBP: 0.387, SLG: 0.509 OBP: 0.331, SLG: 0.330		0-0 G6-4-3 1-2f 2-3		2-2 F8	0-2 1B	1-0 2H 1B		2-1 E4 1H 2H 2B	
Chris Truby, R (1, 5) OBP: 0.324, SLG: 0.500		4-0 FC6-4 IBB		1-2 P6	0-3 K	1-2 F7		1-2 P6	
Scott Elarton, R (1, 1) Matt Mieske, R (9, PH) Jose Cabrera, R (9, 1) OBP: 0.250, SLG: 0.261 OBP: 0.230, SLG: 0.250		0-2 FC6-4			K		1-3 K		0-3 K

Inning Stats	R: 0	H: 1	E: 0	K: 1	S: 9	P: 15	R: 0	H: 1	E: 0	K: 0	S: 6	P: 14	R: 1	H: 1	E: 1	K: 0	S: 10	P: 21	R: 0	H: 0	E: 0	K: 0	S: 7	P: 10	R: 4	H: 3	E: 1	K: 2	S: 19	P: 34	R: 4	H: 4	E: 0	K: 0	S: 15	P: 25	R: 0	H: 0	E: 0	K: 2	S: 9	P: 10	R: 3	H: 2	E: 1	K: 0	S: 13	P: 24	R: 0	H: 1	E: 0	K: 1	S: 7	P: 9	1B: 9	2B: 4	3B: 0	HR: 0	SF: 0	SAC: 0	DP: 1	HBP: 2	WP: 0	PA: 48
--------------	------	------	------	------	------	-------	------	------	------	------	------	-------	------	------	------	------	-------	-------	------	------	------	------	------	-------	------	------	------	------	-------	-------	------	------	------	------	-------	-------	------	------	------	------	------	-------	------	------	------	------	-------	-------	------	------	------	------	------	------	-------	-------	-------	-------	-------	--------	-------	--------	-------	--------

PITCHER	IP	WLS	BF	H	R	ER	SO	BB	IBB	HBP	BLK	WP	HR	S	P	ERA	WHIP
Omar Daal, L (1, 1) ERA: 6.83	4.1	L	25	6	5	4	2	3	2	2	0	0	0	45	86	8.31	2.077
Russ Springer, R (5, 1) ERA: 5.76	1.0		7	3	4	4	1	1	0	0	0	0	0	16	26	36.00	4.000
Greg Swindell, L (6, 1) ERA: 2.14	1.2		6	1	0	0	2	0	0	0	0	0	0	14	17	0.00	0.600
Matt Mantel, R (8, 1) ERA: 10.43	1.0		6	2	3	2	0	1	0	0	0	0	0	13	24	18.00	3.000
Mike Morgan, R (9, 1) ERA: 3.29	1.0		4	1	0	0	1	0	0	0	0	0	0	7	9	0.00	1.000

Batter	1	2	3	4	5	6	7	8	9	AB	R	H	RBI	BB	SO	LOB
Tony Womack, L OBP: 0.311, SLG: 0.421 (1, 6)	3-2 F8 ①		0-2 F8 ②		0-0 F9 ②			2-0 1B ②	1-1 G4-3 ③	5	0	1	0	0	0	3
Jay Bell, R OBP: 0.373, SLG: 0.429 Greg Swindell, L (6, 1)	3-2 G4-3 ②		2-2 F8 ③		1-1 F3 ③			0-1 F3 ②		3	0	0	0	0	0	2
Matt Mantei, R (8, 1)										0	0	0	0	0	0	0
Greg Colbrunn, R OBP: 0.459, SLG: 0.573 Mike Morgan, R OBP: 0.300, SLG: 0.300 (8, PH)										0	0	0	0	0	0	0
Mike Morgan, R (9, 1)										1	0	0	0	0	0	1
Luis Gonzalez, L OBP: 0.395, SLG: 0.549 (1, 7)	2-3 K ③				3-2 G6-3 ①			1-0 P6 ③		4	0	0	0	0	1	1
Steve Finley, L OBP: 0.369, SLG: 0.567 (1, 8)					0-0 P4 ②			2-3 K ②	1-0 F7 ①	4	0	0	0	0	1	0
39 Alex Cabrera, R OBP: 0.800, SLG: 2.000 (1, 3)					4-1 BB ③			2-3 K ③	1-0 2B 2B 1B	3	1	2	0	1	1	0
Travis Lee, L OBP: 0.333, SLG: 0.434 Russ Springer, R OBP: 0.333, SLG: 0.333 Hanley Frias, S OBP: 0.280, SLG: 0.258 (1, 9)					0-0 G3 ③			2-2 F5 ①	2-1 2B 2B	2	0	0	0	0	0	2
Russ Springer, R (5, 1)									1-3 2B 2B	0	0	0	0	0	0	0
Hanley Frias, S (6, 4)										2	1	1	0	0	0	0
Danny Klassen, R OBP: 0.362, SLG: 0.488 (1, 5)					1-1 F8 ①			1-2 G6-3 ②	4-2 2B BB	3	1	0	0	1	0	1
Kelly Stinnett, R OBP: 0.293, SLG: 0.437 (1, 2)					0-0 1B 1B			3-2 F2 ③	1-2 2B	4	0	2	3	0	0	0
Omar Daal, L OBP: 0.296, SLG: 0.423 Danny Bautista, R OBP: 0.254, SLG: 0.431 (1, 1)					0-1 HR			0-1 G5-3 ①	1-2 F7 ②	1	1	1	1	0	0	0
Danny Bautista, R (5, 9)					1-2 1B					3	0	1	0	0	0	1

Inning Stats	R: 0	H: 0	E: 0	K: 1	S: 15	LOB: 0	BB: 0	P: 23	R: 0	H: 1	E: 0	K: 0	S: 10	LOB: 1	BB: 0	P: 14	R: 1	H: 1	E: 0	K: 0	S: 10	LOB: 0	BB: 0	P: 13	R: 0	H: 0	E: 0	K: 0	S: 7	LOB: 1	BB: 1	P: 14	R: 0	H: 2	E: 0	K: 0	S: 7	LOB: 2	BB: 0	P: 11	R: 0	H: 0	E: 0	K: 2	S: 12	LOB: 0	BB: 0	P: 19	R: 0	H: 0	E: 0	K: 0	S: 10	LOB: 0	BB: 0	P: 16	R: 0	H: 1	E: 0	K: 0	S: 6	LOB: 1	BB: 0	P: 9	R: 3	H: 3	E: 0	K: 0	S: 14	LOB: 1	BB: 1	P: 25	1B: 4	2B: 2	3B: 1	HR: 1	SF: 0	SAC: 0	DP: 0	HBP: 0	WP: 0	PB: 0	SB: 0	CS: 0	PA: 37
PITCHER	IP	WLS	BF	H	R	ER	SO	BB	IBB	HBP	BLK	WP	HR	S	P	ERA	WHIP																																																																				
Scott Elarton, R ERA: 6.43 (1, 1)	8.0	W	30	5	1	1	3	1	0	0	0	0	1	77	119	1.12	0.750																																																																				
Jose Cabrera, R ERA: 5.94 (9, 1)	1.0		7	3	3	3	0	1	0	0	0	0	0	14	25	27.00	4.000																																																																				

BOTTOM

Houston Astros @ Arizona Diamondbacks

Bank One Ballpark, Phoenix, AZ

Tue Jun 27 2000, 10:05 PM EDT

Att. 30,115 - Dome - 72 F

livebaseballscores.com

AB	35
R	4
H	8
RBI	4
BB	2
SO	3
LOB	11



Batter	1	2	3	4	5	6	7	8	9	AB R H RBI BB SO LOB	TOP									
Julio Lugo, R (1, 6) OBP: 0.389, SLG: 0.430	0-1 G4-3		1-3 K			0-0 G5-3		2-2 1-H 2B		4 0 1 1 0 1 0										
Craig Biggio, R (1, 4) OBP: 0.402, SLG: 0.369	0-0 1B 1B		1-1 P4			1-1 L6		4-2 BB		3 0 1 0 1 0 0										
5 Jeff Bagwell, R (1, 3) OBP: 0.398, SLG: 0.538	1-0 F9				2-1 P4	1-2 G4-3		1-3 K		4 0 0 0 0 1 3										
Richard Hidalgo, R (1, 8) OBP: 0.388, SLG: 0.608	2-2 1-2 1B				1-3 K		0-0 F8 1B		2-3 K	4 0 2 0 0 2 0										
Moises Alou, R (1, 7) OBP: 0.401, SLG: 0.591	0-1 F9				2-2 G5-3		0-0 F8		0-1 BB 1B 1B	4 1 1 0 0 0 3										
Matt Mieske, R (1, 9) OBP: 0.231, SLG: 0.237		0-0 F7			0-1 F9		1 SAFE 1-1 F8		4-1 1B BB	3 0 0 0 1 0 1										
Tony Eusebio, R (1, 2) OBP: 0.328, SLG: 0.327		2-3 K			1-1 G4-3			1-2 G5-3	1-2 1-2 2-H 1B	4 0 1 1 0 1 0										
Chris Truby, R (1, 5) OBP: 0.342, SLG: 0.500		1-3 K			0-0 1B			0-0 2B 1B	2-3 K	4 1 2 0 0 2 2										
Jose Lima, R (1, 1) OBP: 0.065, SLG: 0.065			0-0 G1-3		0-1 F7			2-3 K	0-0 F9	2 0 0 0 0 0 1										
Joe Slusarski, R (7, 1)										0 0 0 0 0 0 0										
Mitch Meluskey, S (8, PH)										1 0 0 0 0 1 1										
Doug Henry, R (8, 1)										0 0 0 0 0 0 0										
Daryle Ward, L (9, PH)										1 0 0 0 0 0 2										
Inning Stats	R: 0 E: 0 K: 0 S: 10	H: 2 LOB: 2 BB: 0 P: 13	R: 0 E: 0 K: 2 S: 7	H: 0 LOB: 0 BB: 0 P: 10	R: 0 E: 0 K: 1 S: 8	H: 0 LOB: 0 BB: 0 P: 13	R: 0 E: 0 K: 0 S: 7	H: 1 LOB: 1 BB: 0 P: 8	R: 0 E: 0 K: 0 S: 6	H: 0 LOB: 0 BB: 0 P: 8	R: 0 E: 0 K: 0 S: 4	H: 1 LOB: 0 BB: 0 P: 5	R: 1 E: 0 K: 2 S: 16	H: 2 LOB: 2 BB: 1 P: 26	R: 1 E: 0 K: 2 S: 15	H: 2 LOB: 2 BB: 1 P: 24	1B: 7 2B: 1 3B: 0 HR: 0	SF: 0 SAC: 0 DP: 0 HBP: 0	WP: 0 PB: 0 SB: 0 CS: 0	PA: 36
PITCHER	IP WLS BF H R ER SO BB IBB HBP BLK WP HR S P ERA WHIP																			
Brian Anderson, L (1, 1) ERA: 4.5	7.2 W 29 6 1 1 5 1 0 0 0 0 0 0 63 89 1.17 0.913																			
Vicente Padilla, R (8, 1) ERA: 1.64	0.2 5 2 1 1 2 1 0 0 0 0 0 0 13 21 13.50 4.500																			
Byung-Hyun Kim, R (9, 1) ERA: 1.91	0.2 S 2 0 0 0 1 0 0 0 0 0 0 0 5 7 0.00 0.000																			

Houston Astros @ Arizona Diamondbacks
Bank One Ballpark, Phoenix, AZ
Wed Jun 28 2000, 10:05 PM EDT
Att. 29,540 - Dome - 72 F

AB	34
R	2
H	8
RBI	2
BB	2
SO	8
LOB	13



Batter	1	2	3	4	5	6	7	8	9	AB	R	H	RBI	BB	SO	LOB
Tony Womack, L OBP: 0.310, SLG: 0.419 (1, 6)	0-2 G6-3		0-2 P4		0-1 FC4-6		2-2 S 1B			4	1	1	1	0	0	2
Jay Bell, R OBP: 0.372, SLG: 0.426 (1, 4)	2-2 F8			0-0 G5-3		2-2 F8	1-0 1B			4	0	1	1	0	0	0
Luis Gonzalez, L OBP: 0.393, SLG: 0.545 (1, 7)	1-2 G3-1			1-0 P6		1-0 2B 1B	1-2 F7			4	1	1	0	0	0	1
Steve Finley, L OBP: 0.374, SLG: 0.583 (1, 8)		4-1 CS 39 1B BB		1-1 HR		1-0 39 SF9 2B	2-0 F8			3	2	2	2	1	0	1
39 Alex Cabrera, R OBP: 0.556, SLG: 1.266 (1, 3)		1-2 CS 1B		0-0 F8		2-2 SF9		2-3 K		3	0	1	1	0	1	0
Travis Lee, L OBP: 0.327, SLG: 0.424 (1, 9)		3-3 K		1-1 F7		0-0 F7		1-1 G3-1		4	0	0	0	0	1	2
Damian Miller, R OBP: 0.333, SLG: 0.471 (1, 2)		1-3 K		1-1 FC4-6 1B 1B			1-2 2B E 1B	3-3 K		4	1	2	0	0	2	1
Danny Klassen, R OBP: 0.360, SLG: 0.500 (1, 5)			1-3 K		1-3 K		1-0 E8 1B 2B			3	1	1	0	0	2	1
Brian Anderson, R OBP: 0.216, SLG: 0.229 (1, 1)			1-1 P6		1-2 FC4-6 1B		0-3 K			3	0	1	0	0	1	1
Vicente Padilla, R (8, 1)										0	0	0	0	0	0	0
Byung-Hyun Kim, R (9, 1)										0	0	0	0	0	0	0

Inning Stats	R: 0	H: 0	E: 0	K: 0	S: 12	H: 0	LOB: 0	BB: 0	P: 15	R: 0	H: 1	E: 0	K: 2	S: 14	H: 1	LOB: 1	BB: 1	P: 23	R: 0	H: 0	E: 0	K: 1	S: 10	H: 0	LOB: 0	BB: 0	P: 12	R: 1	H: 1	E: 0	K: 0	S: 5	H: 1	LOB: 0	BB: 0	P: 7	R: 0	H: 2	E: 0	K: 1	S: 12	H: 2	LOB: 2	BB: 0	P: 16	R: 2	H: 2	E: 0	K: 0	S: 9	H: 2	LOB: 0	BB: 0	P: 15	R: 3	H: 4	E: 1	K: 1	S: 21	H: 0	LOB: 1	BB: 0	P: 29	R: 0	H: 0	E: 0	K: 2	S: 8	H: 0	LOB: 0	BB: 0	P: 14
1B: 7	SF: 1	2B: 3	SAC: 0	3B: 0	DP: 1	HR: 1	HBP: 0	WP: 0	PA: 34																																																															

PITCHER	IP	WLS	BF	H	R	ER	SO	BB	IBB	HBP	BLK	WP	HR	S	P	ERA	WHIP
Jose Lima, R (1, 1)	6.0	L	26	8	5	5	4	1	0	0	0	0	1	67	95	7.50	1.500
Joe Slusarski, R (7, 1)	1.0		5	2	1	1	1	0	0	0	0	0	0	16	22	9.00	2.000
Doug Henry, R (8, 1)	1.0		3	0	0	0	2	0	0	0	0	0	0	8	14	0.00	0.000

BOTTOM

Houston Astros @ Arizona Diamondbacks
Bank One Ballpark, Phoenix, AZ

Wed Jun 28 2000, 10:05 PM EDT
Att: 29,540 - Dome - 72 F

livebaseballscorecards.com

AB	32
R	6
H	10
RBI	5
BB	1
SO	7
LOB	9



Batter	1	2	3	4	5	6	7	8	9	AB	R	H	RBI	BB	SO	LOB
Tony Womack, L (1, 6) OBP: 0.306, SLG: 0.412	0-2 P4		0-0 G1-3	1-2 G4-3			0-3 K	1-2 FC6		5	0	0	0	0	1	4
Jay Bell, R (1, 4) OBP: 0.370, SLG: 0.427	0-1 G2-3		2-2 HR			2-1 F9	0-0 F8			4	1	1	1	0	0	0
Luis Gonzalez, L (1, 7) OBP: 0.394, SLG: 0.542	1-0 F8		4-2 HR			3-0		0-0 G3		3	1	1	0	1	0	0
Steve Finley, L (1, 8) OBP: 0.375, SLG: 0.591		4-2 BB	0-0 HR			1-2 P6		0-1 F8		3	1	1	3	1	0	1
Greg Colbrunn, R (1, 3) OBP: 0.456, SLG: 0.566		1-3 K	0-1			3-2 G6-3		0-0		3	0	1	0	0	1	2
Danny Bautista, R (7, 9) OBP: 0.260, SLG: 0.436										1	1	1	0	0	0	0
Travis Lee, L (1, 9) OBP: 0.325, SLG: 0.425		1-3 K	1-3 K				1-3 K	0-0		4	1	1	1	0	3	2
Danny Klassen, R (1, 5) OBP: 0.352, SLG: 0.480		1-2 G4-3				3-1 G6-3		2-2 G5-3		4	1	1	1	0	0	1
Damian Miller, R (1, 2) OBP: 0.344, SLG: 0.489			1-2 G1-3	0-1 G5-3			1-1 G6-3	2-1		3	1	2	0	0	0	0
Randy Johnson, R (1, 1) OBP: 0.204, SLG: 0.208			0-3 K	1-1 G5-3			2-2 G1-3	1-2		3	0	0	0	0	1	2
Jason Conti, L (8, PH) OBP: 1.000, SLG: 1.000										1	0	1	1	0	0	0
Matt Mantei, R (9, 1)										0	0	0	0	0	0	0

Inning Stats	R: 0	H: 0	E: 0	K: 0	S: 7	R: 0	H: 0	E: 0	K: 2	S: 11	R: 4	H: 4	E: 0	K: 2	S: 21	R: 0	H: 1	E: 0	K: 0	S: 9	R: 0	H: 1	E: 0	K: 0	S: 10	R: 0	H: 0	E: 0	K: 1	S: 11	R: 0	H: 0	E: 0	K: 1	S: 7	R: 3	H: 4	E: 0	K: 0	S: 17
	LOB: 0	BB: 0	P: 8	LOB: 1	BB: 1	P: 18	LOB: 1	BB: 1	P: 29	LOB: 1	BB: 0	P: 14	LOB: 0	BB: 0	P: 19	LOB: 0	BB: 0	P: 9	LOB: 2	BB: 0	P: 23	LOB: 2	BB: 0	P: 23	LOB: 0	BB: 0	P: 23	LOB: 2	BB: 0	P: 23	LOB: 2	BB: 0	P: 23	LOB: 2	BB: 0	P: 23	LOB: 2	BB: 0	P: 23	


PITCHER	IP	WLS	BF	H	R	ER	SO	BB	IBB	HBP	BLK	WP	HR	S	P	ERA	WHIP
Shane Reynolds, R (1, 1) ERA: 3.99	7.2	L	33	8	6	6	6	2	0	0	0	0	1	81	117	7.04	1.304
Marc Valdes, R (8, 1) ERA: 2.12	0.1		4	2	1	1	0	0	0	1	0	0	0	12	18	27.00	6.000

BOTTOM

Houston Astros @ Arizona Diamondbacks
Bank One Ballpark, Phoenix, AZ

Thu Jun 29 2000, 10:05 PM EDT
Att: 31,518 - Dome - 72 F

AB	34
R	7
H	10
RBI	7
BB	2
SO	6
LOB	12



WP	PA	ERA	WHIP
0	37		

Batter	1	2	3	4	5	6	7	8	9	AB R H RBI BB SO LOB	TOP	
Barry Larkin, R (1, 6) OBP: 0.382, SLG: 0.504	0-0 P5		1-1 2B	2-2 1B			1-1 L7		1-1 B1-3	5 0 2 0 0 0 0	Cincinnati Reds @ Arizona Diamondbacks Bank One Ballpark, Phoenix, AZ Fri Jun 30 2000, 10:05 PM EDT Att. 38,197 - Dome - 72 F livebaseballscorecards.com	
Dmitri Young, S (1, 7) Alex Ochoa, R (9, PR) OBP: 0.322, SLG: 0.442 OBP: 0.370, SLG: 0.492	3-1 G4-3		0-0 G6-3		1-0 G4-3		0-2 F7		2-2 CS 1B	5 0 1 0 0 0 1 0 0 0 0 0 0 0		
Ken Griffey Jr., L (1, 8) OBP: 0.398, SLG: 0.565	3-1 F8			1-2 G6-3	4-2 1B BB		0-0 P4		0-3 K	4 0 0 0 1 1 1		
Dante Bichette, R (1, 9) OBP: 0.350, SLG: 0.475		1-0 G3 SF8 2B		1-1 1B 1B G6-3 1B	0-0 F3		1-0 E S 1B		0-1 CS	4 3 3 0 0 0 1		
Sean Casey, L (1, 3) OBP: 0.339, SLG: 0.353		1-1 G3		1-0 G6-3 1B 1B	1-0 1B		3-3 K			4 1 2 0 0 1 2		
Aaron Boone, R (1, 5) OBP: 0.356, SLG: 0.457		2-1 SF8		1-0 G6-3 1B 1B	0-0 F9		0-0 G3 S 1B			3 1 2 2 0 0 2		
Eddie Taubensee, L (1, 2) Benito Santiago, R (8, 2) OBP: 0.326, SLG: 0.372 OBP: 0.311, SLG: 0.409		0-1 G3		0-0 G6-3		2-2 F7		1-2 G3		4 0 0 1 0 0 3 0 0 0 0 0 0 0		
Pokey Reese, R (1, 4) OBP: 0.333, SLG: 0.392			1-0 G6-3	4-0 1B 1B IBB	1-0 F9		4-2 S BB			2 0 0 0 2 0 0		
Pete Harnisch, S (1, 1) Scott Sullivan, R (7, 1) Hal Morris, L (8, PH) Dennys Reyes, R (8, 1) Danny Graves, R (8, 1) OBP: 0.200, SLG: 0.200 OBP: 0.250, SLG: 0.250 OBP: 0.359, SLG: 0.353			0-1 G5-3	2-2 1B 1B		1-2 G5-3		2-2 L6		3 0 1 2 0 0 0 0 0 0 0 0 0 0 1 0 0 0 0 0 2 0 0 0 0 0 0 0 0 0 0 0 0 0 0		
Inning Stats	R: 0 E: 0 K: 0 S: 5 H: 0 LOB: 0 BB: 0 P: 11	R: 1 E: 0 K: 0 S: 7 H: 1 LOB: 0 BB: 0 P: 11	R: 0 E: 0 K: 0 S: 6 H: 1 LOB: 1 BB: 0 P: 8	R: 3 E: 0 K: 0 S: 14 H: 5 LOB: 2 BB: 1 P: 26	R: 0 E: 0 K: 0 S: 8 H: 1 LOB: 2 BB: 1 P: 14	R: 0 E: 0 K: 0 S: 7 H: 0 LOB: 0 BB: 0 P: 11	R: 0 E: 0 K: 0 S: 7 H: 0 LOB: 0 BB: 0 P: 8	R: 1 E: 0 K: 1 S: 23 H: 2 LOB: 2 BB: 1 P: 34	R: 0 E: 0 K: 1 S: 9 H: 1 LOB: 1 BB: 0 P: 12	1B: 9 2B: 2 3B: 0 HR: 0 SF: 1 SAC: 0 DP: 0 HBP: 0		WP: 0 PB: 0 SB: 3 CS: 1 PA: 40
PITCHER	IP WLS BF H R ER SO BB IBB HBP BLK WP HR S P ERA WHIP											
Mike Morgan, R (1, 1) ERA: 3.62	5.0 L 24 8 4 4 0 1 1 0 0 0 0 0 40 70 7.20 1.800											
Greg Swindell, L (6, 1) ERA: 2.02	2.0 6 0 0 0 0 0 0 0 0 0 0 0 14 19 0.00 0.000											
Matt Mantei, R (8, 1) ERA: 9.72	1.0 6 2 1 1 1 1 1 0 0 0 0 0 23 34 9.00 3.000											
Vicente Padilla, R (9, 1) ERA: 1.57	1.0 3 1 0 0 0 1 0 0 0 0 0 0 9 12 0.00 1.000											



Batter	1	2	3	4	5	6	7	8	9	AB R H RBI BB SO LOB
Tony Womack, L (1, 6) OBP: 0.304, SLG: 0.409	1-2 HR 1B	0-0 F8			1-1 L7		1-3 K		0-0 FC4-6 1-2f	5 1 1 0 0 1 3
Jay Bell, R (1, 4) OBP: 0.372, SLG: 0.436	2-0 HR 1B		3-2 F8		2-0 F8			4-0 1B WP BB		3 2 1 2 1 0 1
Luis Gonzalez, L (1, 7) OBP: 0.393, SLG: 0.538	2-0 G3		1-1 P6			3-1 L8		3-2 BLK WP 1B		4 1 1 0 0 0 0
Steve Finley, L (1, 8) OBP: 0.377, SLG: 0.587	4-0 39 1B BB		0-3 K			4-1 1B BB		3-3 K		2 0 0 0 2 2 1
39 Alex Cabrera, R (1, 3) OBP: 0.462, SLG: 0.909	0-0 G6-4-3 1B			1-3 K		2-3 K		0-3 K		4 0 1 0 0 3 2
Vicente Padilla, R (9, 1)										0 0 0 0 0 0 0
Travis Lee, L (1, 9) OBP: 0.324, SLG: 0.422	2-2 G6-4-3 1-2f		0-0 F8		1-1 F8	1-3 1B		3-2 F7 2-H		4 0 1 0 0 0 2
Danny Klassen, R (1, 5) OBP: 0.333, SLG: 0.453		1-3 K		2-3 K		0-1 G1-3			1-1 FC4-6 1B	3 0 0 0 0 2 2
Craig Counsell, L (9, PH) OBP: 0.455, SLG: 0.568										1 0 1 0 0 0 0
Kelly Stinnett, R (1, 2) OBP: 0.286, SLG: 0.425		2-2 F8			1-2 G6-3		1-3 K		0-3 K	4 0 0 0 0 2 1
Mike Morgan, R (1, 1) OBP: 0.284, SLG: 0.364		0-2 1B			4-2 BB		1-0 F8		0-1 F8	1 0 1 0 0 0 0
Jason Conti, L (5, PH) OBP: 1.000, SLG: 1.000										0 0 0 0 0 1 0 0
Greg Swindell, L (6, 1)										0 0 0 0 0 0 0 0
Hanley Frías, S (7, PH) OBP: 0.278, SLG: 0.254										1 0 0 0 0 0 0 0
Matt Mantel, R (8, 1)										0 0 0 0 0 0 0 0
Danny Bautista, R (9, 9) OBP: 0.258, SLG: 0.432										1 0 0 0 0 0 0 1

Inning Stats	R: 2	H: 3	E: 0	K: 0	S: 9	LOB: 1	BB: 1	P: 20	R: 0	H: 1	E: 0	K: 1	S: 11	LOB: 1	BB: 0	P: 14	R: 0	H: 0	E: 0	K: 1	S: 8	LOB: 0	BB: 0	P: 12	R: 0	H: 0	E: 0	K: 2	S: 8	LOB: 0	BB: 0	P: 11	R: 0	H: 1	E: 0	K: 1	S: 10	LOB: 2	BB: 1	P: 20	R: 0	H: 0	E: 0	K: 2	S: 8	LOB: 0	BB: 0	P: 11	R: 2	H: 1	E: 0	K: 2	S: 14	LOB: 0	BB: 1	P: 27	R: 0	H: 1	E: 0	K: 1	S: 9	LOB: 1	BB: 0	P: 10	1B: 6	2B: 0	3B: 0	HR: 1	SF: 0	SAC: 0	DP: 1	HBP: 0	WP: 2	PB: 0	SB: 0	CS: 0	PA: 37
--------------	------	------	------	------	------	--------	-------	-------	------	------	------	------	-------	--------	-------	-------	------	------	------	------	------	--------	-------	-------	------	------	------	------	------	--------	-------	-------	------	------	------	------	-------	--------	-------	-------	------	------	------	------	------	--------	-------	-------	------	------	------	------	-------	--------	-------	-------	------	------	------	------	------	--------	-------	-------	-------	-------	-------	-------	-------	--------	-------	--------	-------	-------	-------	-------	--------

PITCHER	IP	WLS	BF	H	R	ER	SO	BB	IBB	HBP	BLK	WP	HR	S	P	ERA	WHIP
Pete Harnisch, R (1, 1) ERA: 8.62	6.0	W	25	5	2	2	5	3	0	0	0	0	1	58	97	3.00	1.333
Scott Sullivan, R (7, 1) ERA: 4.68	1.0	H	3	0	0	0	2	0	0	0	0	0	0	8	11	0.00	0.000
Dennys Reyes, L (8, 1) ERA: 6.29	0.1	H	3	1	2	2	1	1	0	0	0	1	0	8	18	54.00	6.000
Danny Graves, R (8, 1) ERA: 1.75	1.2	S	6	1	0	0	2	0	0	0	1	1	0	15	19	0.00	0.600

BOTTOM

Cincinnati Reds @ Arizona Diamondbacks

Bank One Ballpark, Phoenix, AZ

Fri Jun 30 2000, 10:05 PM EDT
Att: 38,197 - Dome - 72 F

livebaseballscorecards.com

AB	33
R	4
H	7
RBI	2
BB	4
SO	10
LOB	13



Batter	1	2	3	4	5	6	7	8	9	AB R H RBI BB SO LOB	TOP																								
Barry Larkin, R OBP: 0.384, SLG: 0.502 (1, 6)	1-0 F7		0-1 G5-6-3 1B		2-2 P4		4-2 BB			3 0 1 0 1 0 2	Cincinnati Reds @ Arizona Diamondbacks Bank One Ballpark, Phoenix, AZ Sat Jul 01 2000, 4:05 PM EDT Att. 39,385 - Dome - 72 F livebaseballscorecards.com																								
Michael Tucker, L OBP: 0.386, SLG: 0.569 (1, 7) (5, 8)	1-0 G4-3		3-2 F7		1-1 G6-3 3B		1-2 P6			4 1 1 2 0 0 3																									
Ken Griffey Jr., L OBP: 0.398, SLG: 0.563 Alex Ochoa, R OBP: 0.360, SLG: 0.477 (5, PH) (5, 7)	2-2 HR HBP		0-1 G5-6-3 1-2f		0-0 G6-3		0-0 F3			1 1 0 0 0 0 1 2 0 0 1 0 0 3																									
Dante Bichette, R OBP: 0.349, SLG: 0.482 (1, 9)	3-2 HR			2-1 F9	1-0 G5-3		0-1 P4			4 1 1 2 0 0 1																									
Sean Casey, L OBP: 0.333, SLG: 0.347 (1, 3)	0-1 L4			0-1 F7		1-0 G3	0-2 G4-3			4 0 0 0 0 0 0																									
Aaron Boone, R OBP: 0.354, SLG: 0.464 (1, 5)				0-1 F9		2-2 G4-3	2-0 F9			4 1 1 1 0 0 0																									
Benito Santiago, R OBP: 0.303, SLG: 0.398 Eddie Taubensee, L OBP: 0.324, SLG: 0.371 (9, PH)				3-1 G5-3	2-1 G5-3	1-1 G4-3		1-1 G3		3 0 0 0 0 0 0 1 0 0 0 0 0 0																									
Pokey Reese, R OBP: 0.337, SLG: 0.397 Chris Stynes, R OBP: 0.458, SLG: 0.606 (5, PR) (5, 4)				2-1 2B		2-2 BB 3B HBP	0-0 FC3-6 1B	2-1 L6		1 0 1 0 0 0 0 2 1 1 0 0 0 0																									
Oswaldo Fernandez, R OBP: 0.188, SLG: 0.133 Manny Aybar, R Dennys Reyes, R Hal Morris, L OBP: 0.354, SLG: 0.346 Elmer Dessens, R OBP: 0.600, SLG: 0.333 Dmitri Young, S OBP: 0.321, SLG: 0.440 (8, PH)				0-1 G6-3		4-2 BB 3B	0-0 FC3-6 BB	3-3 K		1 0 0 0 0 0 1 0 1 0 0 1 0 0 0 0 0 0 0 0 0 1 0 0 0 0 0 1 0 0 0 0 0 0 0 1 0 0 0 0 1 0																									
Inning Stats	R: 2 E: 0 K: 0 S: 13	H: 1 LOB: 0 BB: 0 P: 20	R: 0 E: 0 K: 0 S: 8	H: 1 LOB: 1 BB: 0 P: 13	R: 0 E: 0 K: 0 S: 7	H: 1 LOB: 0 BB: 0 P: 10	R: 1 E: 0 K: 0 S: 8	H: 1 LOB: 0 BB: 0 P: 12	R: 3 E: 0 K: 0 S: 12	H: 1 LOB: 1 BB: 1 P: 22	R: 0 E: 0 K: 0 S: 6	H: 0 LOB: 0 BB: 0 P: 10	R: 0 E: 0 K: 0 S: 8	H: 1 LOB: 2 BB: 1 P: 13	R: 0 E: 0 K: 0 S: 6	H: 0 LOB: 0 BB: 0 P: 8	R: 0 E: 0 K: 1 S: 7	H: 0 LOB: 0 BB: 0 P: 13	1B: 2 2B: 1 3B: 1 HR: 2	SF: 0 SAC: 0 DP: 1 HBP: 2	WP: 0 PB: 0 SB: 0 CS: 0	PA: 36													
PITCHER	IP WLS BF H R ER SO BB IBB HBP BLK WP HR S P ERA WHIP																																		
Armando Reynoso, R ERA: 6.06 (1, 1)	4.1		5	6	6	0	1	0	2	0	0	2	46	74	12.46	1.385																			
Russ Springer, R ERA: 5.46 (5, 1)	1.2	W	6	1	0	0	0	0	0	0	0	0	9	14	0.00	0.600																			
Dan Plesac, L ERA: 2.7 (7, 1)	0.2	H	3	0	0	0	1	0	0	0	0	0	6	11	0.00	1.500																			
Vicente Padilla, R ERA: 1.48 (7, 1)	1.1	H	4	0	0	0	0	0	0	0	0	0	7	9	0.00	0.000																			
Byung-Hyun Kim, R ERA: 1.86 (9, 1)	1.0	S	3	0	0	0	1	0	0	0	0	0	7	13	0.00	0.000																			



Batter	1	2	3	4	5	6	7	8	9	AB	R	H	RBI	BB	SO	LOB
Tony Womack, L OBP: 0.305, SLG: 0.405 (1, 6)	0-2 G4-3		4-1 G5-3		2-0 HBP		0-0 FC6-4			3	1	0	0	1	0	3
Jay Bell, R OBP: 0.375, SLG: 0.449 (1, 4)	2-1 WP 39 1B 2B		2-2 2B 1-2 HR 1B	3-1 1B 3B	1-0 F9		2-0 L5			5	3	3	0	0	0	2
Luis Gonzalez, L OBP: 0.398, SLG: 0.543 (1, 7)	4-1 WP 39 1B BB		0-0 HR 2B	1-2 39 2B 1B		4-1 1B BB		1-2 F8		3	3	2	2	2	0	0
Steve Finley, L OBP: 0.374, SLG: 0.590 (1, 8)	1-1 P6		0-0 HR	3-1 F7		0-0 L9		3-0 G4-3		5	1	1	3	0	0	4
39 Alex Cabrera, R OBP: 0.563, SLG: 1.000 (1, 3)	0-0		0-0 E9 G3-1 1B	0-0 1B 2B		0-0 1B		1-3		3	1	3	3	0	0	0
Danny Bautista, R OBP: 0.262, SLG: 0.433 (4, PR) (5, 9)	2-H 3-H 1B		0-0 G3-1 1B	1-H 2B		1-3 1B				2	0	1	0	0	1	0
Travis Lee, L OBP: 0.318, SLG: 0.413 (1, 9) (5, 3)	0-0 G3-1		2-1 G3-1	1-1 F7		0-0 L5				4	0	0	0	0	0	5
Damian Miller, R OBP: 0.342, SLG: 0.483 (1, 2)		2-3 K	0-0 SH1-4 WP 1B	0-0 F9		2-0 F9				4	0	1	1	0	1	3
Craig Counsell, L OBP: 0.438, SLG: 0.525 (1, 5)		2-1 F7	4-1 SH1-4 BB		2-1 F8		2-2 F8			3	0	0	0	1	0	0
Armando Reynoso, R OBP: 0.120, SLG: 0.083 (1, 1)		0-0 G1-3	2-2 SH1-4		1-1 G6-3		0-1 FC6-4 1B			1	0	0	0	0	0	0
Russ Springer, R OBP: 0.250, SLG: 0.250 (5, 1)										1	0	0	0	0	0	0
Dan Plesac, L (7, 1)										0	0	0	0	0	0	0
Vicente Padilla, R OBP: 1.000, SLG: 1.000 (7, 1)										1	0	1	0	0	0	0
Byung-Hyun Kim, R (9, 1)										0	0	0	0	0	0	0

Inning Stats	R: 2	H: 2	E: 0	LOB: 1	K: 0	P: 18	R: 0	H: 0	E: 0	LOB: 0	K: 1	P: 11	R: 5	H: 5	E: 1	LOB: 2	K: 0	P: 31	R: 2	H: 3	E: 0	LOB: 1	K: 0	P: 19	R: 0	H: 0	E: 0	LOB: 1	K: 0	P: 11	R: 0	H: 1	E: 0	LOB: 2	K: 0	P: 11	R: 0	H: 1	E: 0	LOB: 1	K: 0	P: 15	R: 0	H: 0	E: 0	LOB: 0	K: 1	P: 12	
1B: 7	2B: 3	3B: 1	HR: 1	SF: 0	SAC: 1	DP: 0	HBP: 1	WP: 2	PA: 41	PB: 0	SB: 0	CS: 0																																					

PITCHER	IP	WLS	BF	H	R	ER	SO	BB	IBB	HBP	BLK	WP	HR	S	P	ERA	WHIP
Oswaldo Fernandez, R (1, 1) ERA: 4.32	2.1	L	16	7	7	7	1	2	0	0	0	1	1	28	47	27.00	3.857
Manny Aybar, R (3, 1) ERA: 5.19	2.1		12	3	2	2	0	1	0	1	0	1	0	22	41	7.71	1.714
Dennys Reyes, L (5, 1) ERA: 5.06	1.1		6	1	0	0	0	1	0	0	0	0	0	6	13	0.00	1.500
Elmer Dessens, R (7, 1) ERA: 4.85	2.0		7	1	0	0	1	0	0	0	0	0	0	18	27	0.00	0.500

BOTTOM

Cincinnati Reds @ Arizona Diamondbacks

Bank One Ballpark, Phoenix, AZ

Sat Jul 01 2000, 4:05 PM EDT
Att: 39,385 - Dome - 72 F

AB	35
R	9
H	12
RBI	9
BB	4
SO	2
LOB	17

livebaseballscorecards.com

Batter	1	2	3	4	5	6	7	8	9	AB	R	H	RBI	BB	SO	LOB	TOP							
Chris Stynes, R (1, 4) OBP: 0.474, SLG: 0.606	2-2 G3-1 2B 1B	1-0 2B 1B	0-0 G5-3		1-2 1B 1B	1-3 K		4-0 BB		5	3	3	0	1	1	1								
Barry Larkin, R (1, 6) OBP: 0.394, SLG: 0.519	0-0 G3-1 1B	2-0 1B 2B	0-1		0-0 BB 1B 1B	1-3 K		0-1 F7		4	3	4	0	0	0	0								
Juan Castro, R (5, 6) OBP: 0.254, SLG: 0.381	1-3 1B 2B	1-3 1B 2B	2-3 1B		1-2 1B 1B					2	0	0	0	0	1	1								
Ken Griffey Jr., L (1, 8) OBP: 0.397, SLG: 0.558	0-0 G3-1	1-3 K	2-0 F7		0-0 1B BB 1B	3-1 WP HBP			1-0 E3 G5-3	4	1	1	2	0	1	5								
Michael Tucker, L (5, 8) OBP: 0.388, SLG: 0.565	2-3 3-H				1-2 2-H					1	0	0	0	0	0	0								
Dante Bichette, R (1, 9) OBP: 0.355, SLG: 0.482	2-0 BB 2B 1B	4-0 1B IBB			1-2 HR 1B	4-2 1B 1B BB		3-2 F9	3-2 G5-3	4	3	2	1	2	0	2								
Aaron Boone, R (1, 5) OBP: 0.360, SLG: 0.477	4-0 1-2 2B BB	1-0 1-2 2-H 3-H 1B			1-2 1-H HR	1-0 1B G5-3 1B		0-1 F7	2-1 G5-3	5	3	3	5	1	0	1								
Dmitri Young, S (1, 3) OBP: 0.318, SLG: 0.436	1-3 K	2-3 K			1-3 K	1-1 G5-3 1B 1B		2-2 G6-4-3 1B	2-3 K	3	0	0	0	0	3	4								
Hal Morris, L (5, PH) OBP: 0.368, SLG: 0.364										3	0	2	1	0	1	1								
Alex Ochoa, R (1, 7) OBP: 0.375, SLG: 0.500	2-0 1-H 2-H 1B 2B	0-0 G4-3			2-2 G6-4-3 1B	2-2 G5-3 1B		0-0 G6-4-3		5	1	3	3	0	0	3								
Benito Santiago, R (1, 2) OBP: 0.299, SLG: 0.385	4-0 1B IBB				1-2 G6-4-3	1-2 G5-3		0-3 K		4	0	0	1	1	2	3								
Andy Larkin, R (8, 1)										0	0	0	0	0	0	0								
Denny Neagle, L (1, 1) OBP: 0.243, SLG: 0.257	0-2 1-3 2-H 1B				1-0 1B 2B			1-2 F5		4	0	2	1	0	1	2								
Eddie Taubensee, L (8, PH) OBP: 0.323, SLG: 0.369										1	0	0	0	0	0	0								
Inning Stats	R: 5 E: 0 K: 1 S: 16	H: 5 LOB: 2 BB: 2 P: 31	R: 2 E: 0 K: 2 S: 12	H: 3 LOB: 2 BB: 1 P: 23	R: 0 E: 0 K: 1 S: 8	H: 2 LOB: 2 BB: 0 P: 12	R: 2 E: 0 K: 1 S: 16	H: 3 LOB: 0 BB: 0 P: 22	R: 5 E: 0 K: 1 S: 23	H: 6 LOB: 2 BB: 1 P: 35	R: 0 E: 0 K: 2 S: 12	H: 0 LOB: 1 BB: 0 P: 20	R: 0 E: 0 K: 0 S: 6	H: 1 LOB: 0 BB: 0 P: 8	R: 0 E: 0 K: 1 S: 8	H: 0 LOB: 1 BB: 1 P: 13	R: 0 E: 1 K: 1 S: 12	H: 0 LOB: 1 BB: 0 P: 20	1B: 15 2B: 4 3B: 0 HR: 1	SF: 0 SAC: 0 DP: 2 HBP: 1	WP: 1 PB: 0 SB: 0 CS: 0	PA: 51		
PITCHER	IP WLS BF H R ER SO BB IBB HBP BLK WP HR S P ERA WHIP	IP WLS BF H R ER SO BB IBB HBP BLK WP HR S P ERA WHIP													IP WLS BF H R ER SO BB IBB HBP BLK WP HR S P ERA WHIP									
Omar Daal, L (1, 1) ERA: 7.43	1.1 L 13 7 7 7 2 1 2 0 0 0 0 21 44 47.25 6.000	3.0 17 9 5 5 3 0 0 0 0 0 1 39 55 15.00 3.000	1.2 10 3 2 2 3 1 0 1 0 1 0 27 44 10.80 2.400	1.0 3 1 0 0 0 0 0 0 0 0 0 6 8 0.00 1.000	1.0 4 0 0 0 1 1 0 0 0 0 0 8 13 0.00 1.000													1.0 1.0 4 0 0 0 1 0 0 0 0 0 12 20 0.00 0.000						
Mike Morgan, R (2, 1) ERA: 4.16																								
Russ Springer, R (5, 1) ERA: 5.73																								
Greg Swindell, L (7, 1) ERA: 1.96																								
Dan Plesac, L (8, 1) ERA: 2.57																								

Cincinnati Reds @ Arizona Diamondbacks
Bank One Ballpark, Phoenix, AZ
Sun Jul 02 2000, 4:35 PM EDT
Att. 39,841 - Dome - 72 F

AB	45
R	14
H	20
RBI	14
BB	5
SO	10
LOB	23



livebaseballscorecards.com

Batter	1	2	3	4	5	6	7	8	9	AB R H RBI BB SO LOB	TOP		
Chris Stynes, R (1, 4) OBP: 0.463, SLG: 0.587 Pokey Reese, R (7, 4) OBP: 0.337, SLG: 0.397	1-1 E5 2B SF8		2-3 K			2-2 FC6-4 1B	1-0 F2			4 1 1 0 0 1 2 0 0 0 0 0 0 0	<p>Cincinnati Reds @ Arizona Diamondbacks</p> <p>Bank One Ballpark, Phoenix, AZ</p> <p>Mon Jul 03 2000, 4:35 PM EDT</p> <p>Att. 38,287 - Dome - 72 F</p> <p>livebaseballscorecards.com</p>		
Barry Larkin, R (1, 6) OBP: 0.392, SLG: 0.519	2-1 2B		1-3 K			1-1 FC6-4 1B	1-1 FC6-4			4 0 1 0 0 1 3			
Ken Griffey Jr., L (1, 8) OBP: 0.392, SLG: 0.550	0-1 P6				0-1 F5	0-1 F8		1-0 F7		4 0 0 0 0 0 3			
Dante Bichette, R (1, 9) OBP: 0.353, SLG: 0.481	2-2 SF8				1-0 F8	0-1 1B		1-0 G4-3		3 0 1 1 0 0 0			
Aaron Boone, R (1, 5) OBP: 0.356, SLG: 0.471	0-0 F9				2-3 K	1-0 F9		2-2 E6		4 0 0 0 0 1 3			
Dmitri Young, S (1, 3) OBP: 0.320, SLG: 0.437		2-3 K2-3			1-2 HR 1B	0-0 1B 1B		2-1 G5-3		4 1 2 0 0 1 1			
Alex Ochoa, R (1, 7) OBP: 0.381, SLG: 0.541		2-2 G6-3			1-0 HR	3-2 FC6-4 1B 1B		1-1 G6-3		4 1 2 1 0 0 0			
Benito Santiago, R (1, 2) OBP: 0.298, SLG: 0.380		1-3 K			2-0 F3	0-0 FC6-4 1B		2-2 G6-3		4 0 1 1 0 1 0			
Steve Parris, R (1, 1) OBP: 0.111, SLG: 0.192 Scott Sullivan, R (7, 1) OBP: 0.250, SLG: 0.250 Hal Morris, L (9, PH) OBP: 0.382, SLG: 0.357 Danny Graves, R (9, 1) OBP: 0.500, SLG: 2.000			0-2 G6-3		1-1 P4	0-3 K		0-0 G3		3 0 0 0 0 1 2 0 0 0 0 0 0 0 1 0 0 0 0 0 0 0 0 0 0 0 0 0			
Inning Stats	R: 1 H: 1 E: 1 LOB: 1 K: 0 BB: 0 S: 10 P: 15	R: 0 H: 0 E: 0 LOB: 0 K: 2 BB: 0 S: 12 P: 17	R: 0 H: 0 E: 0 LOB: 0 K: 2 BB: 0 S: 10 P: 13	R: 0 H: 0 E: 0 LOB: 0 K: 1 BB: 0 S: 6 P: 9	R: 1 H: 2 E: 0 LOB: 0 K: 0 BB: 0 S: 8 P: 13	R: 0 H: 2 E: 0 LOB: 2 K: 0 BB: 0 S: 10 P: 14	R: 1 H: 3 E: 0 LOB: 2 K: 1 BB: 0 S: 11 P: 16	R: 0 H: 0 E: 1 LOB: 1 K: 0 BB: 0 S: 9 P: 15	R: 0 H: 0 E: 0 LOB: 0 K: 0 BB: 0 S: 11 P: 14	1B: 6 SF: 1 2B: 1 SAC: 0 3B: 0 DP: 0 HR: 1 HBP: 0	WP: 0 PA: 36 PB: 0 SB: 0 CS: 0		
PITCHER	IP WLS BF H R ER SO BB IBB HBP BLK WP HR S P ERA WHIP											PITCHER	IP WLS BF H R ER SO BB IBB HBP BLK WP HR S P ERA WHIP
Brian Anderson, L (1, 1) ERA: 4.4	6.1 L 27 8 3 2 6 0 0 0 0 0 0 1 64 92 2.84 1.263												
Vicente Padilla, R (7, 1) ERA: 1.38	1.2 6 0 0 0 0 0 0 0 0 0 0 0 12 20 0.00 0.000												
Byung-Hyun Kim, R (9, 1) ERA: 1.82	1.0 3 0 0 0 0 0 0 0 0 0 0 0 0 11 14 0.00 0.000												

AB	35
R	3
H	8
RBI	3
BB	0
SO	6
LOB	14



Batter	1	2	3	4	5	6	7	8	9	AB	R	H	RBI	BB	SO	LOB
Tony Womack, L OBP: 0.304, SLG: 0.401 (1, 6)	1-1 G3		0-1 G3		1-2 P5		2-1 1B		0-0 F9	5	0	1	1	0	0	1
Jay Bell, R OBP: 0.369, SLG: 0.441 (1, 4)	0-3 K		2-2 1B			2-2 G4-3	2-2 F7		2-2 FC6-4	5	0	1	0	0	1	3
Luis Gonzalez, L OBP: 0.399, SLG: 0.539 (1, 7)	4-0 BB		1-3 K			1-0 1B		1-3 K		3	0	1	0	1	2	1
Steve Finley, L OBP: 0.376, SLG: 0.604 (1, 8)	3-1 G6-3			3-2 3B		2-1 P6		0-0 G4-3		4	0	1	0	0	0	2
Travis Lee, L OBP: 0.310, SLG: 0.402 (1, 3)		1-2 G4-3		2-2 G1-3		2-1 F7		1-1 1B		3	0	0	0	0	0	2
Vicente Padilla, R OBP: 1.000, SLG: 1.000 (7, 1)										0	0	0	0	0	0	0
Craig Counsell, L OBP: 0.440, SLG: 0.524 (8, PH)										1	0	1	0	0	0	0
Byung-Hyun Kim, R OBP: 0.333, SLG: 0.250 (9, 1)										0	0	0	0	0	0	0
Jason Conti, L OBP: 0.333, SLG: 0.250 (1, 9)		0-1 1B		1-1 F7		0-3 K2-3		2-2 G3		4	0	1	0	0	1	2
Damian Miller, R OBP: 0.350, SLG: 0.479 (1, 2)		0-3 K		1-1 G6-3		2-0 PB 1B CS 1B		4-1 G1-3 1B BB		3	1	1	0	1	1	2
Danny Klassen, R OBP: 0.338, SLG: 0.433 (1, 5)		1-3 K		2-3 K		3-1 CS 1B		0-0 G1-3		4	1	1	0	0	2	2
Brian Anderson, R OBP: 0.205, SLG: 0.216 (1, 1)			0-0 G3-1		0-2 G4-3		4-2 1B BB		0-0 FC6-4 1B	2	0	0	0	0	0	0
Greg Colbrunn, R OBP: 0.451, SLG: 0.550 (7, 3)										1	0	1	1	1	0	0
Hanley Frias, S OBP: 0.282, SLG: 0.261 (9, PR)										0	0	0	0	0	0	0

Inning Stats	R: 0	H: 0	E: 0	K: 1	S: 9	H: 0	LOB: 1	BB: 1	P: 17	R: 0	H: 1	E: 0	K: 2	S: 11	H: 1	LOB: 1	BB: 0	P: 13	R: 0	H: 1	E: 0	K: 1	S: 10	H: 1	LOB: 1	BB: 0	P: 13	R: 0	H: 0	E: 0	K: 1	S: 9	H: 1	LOB: 1	BB: 0	P: 12	R: 0	H: 1	E: 0	K: 0	S: 8	H: 1	LOB: 1	BB: 0	P: 15	R: 1	H: 3	E: 0	K: 1	S: 18	H: 3	LOB: 2	BB: 1	P: 31	R: 0	H: 1	E: 0	K: 1	S: 13	H: 1	LOB: 1	BB: 0	P: 17	R: 1	H: 1	E: 0	K: 0	S: 9	H: 1	LOB: 1	BB: 1	P: 15	1B: 8	2B: 0	3B: 1	HR: 0	SF: 0	SAC: 0	DP: 0	HBP: 0	WP: 0	PA: 38
--------------	------	------	------	------	------	------	--------	-------	-------	------	------	------	------	-------	------	--------	-------	-------	------	------	------	------	-------	------	--------	-------	-------	------	------	------	------	------	------	--------	-------	-------	------	------	------	------	------	------	--------	-------	-------	------	------	------	------	-------	------	--------	-------	-------	------	------	------	------	-------	------	--------	-------	-------	------	------	------	------	------	------	--------	-------	-------	-------	-------	-------	-------	-------	--------	-------	--------	-------	--------

PITCHER	IP	WLS	BF	H	R	ER	SO	BB	IBB	HBP	BLK	WP	HR	S	P	ERA	WHIP
Steve Parris, R ERA: 5.36 (1, 1)	6.2	W	28	7	1	1	6	2	0	0	0	0	0	72	113	1.35	1.350
Scott Sullivan, R ERA: 4.56 (7, 1)	1.1	H	5	1	0	0	1	0	0	0	0	0	0	17	23	0.00	0.750
Danny Graves, R ERA: 1.89 (9, 1)	1.0	S	5	1	1	1	0	1	0	0	0	0	0	9	15	9.00	2.000

BOTTOM

Cincinnati Reds @ Arizona Diamondbacks

Bank One Ballpark, Phoenix, AZ

Mon Jul 03 2000, 4:35 PM EDT
Att: 38,287 - Dome - 72 F

AB	35
R	2
H	9
RBI	2
BB	3
SO	7
LOB	15



Arizona Diamondbacks @ Houston Astros
Enron Field, Houston, TX

Tue Jul 04 2000, 8:05 PM EDT
 Att: 42,147 - Dome - 72 F

AB	39
R	10
H	11
RBI	9
BB	5
SO	2
LOB	17



Batter	1	2	3	4	5	6	7	8	9	AB	R	H	RBI	BB	SO	LOB
Tony Womack, L (1, 6) OBP: 0.305, SLG: 0.401	G4-3		1B	G5-3		FC3-6 1B		G6-3		5	1	2	0	0	0	0
Jay Bell, R (1, 4) OBP: 0.367, SLG: 0.440	P5		FC6-2 BB 1B			L5		G6-3		5	1	1	0	0	0	3
Luis Gonzalez, L (1, 7) OBP: 0.402, SLG: 0.538			BB 2B 1B			FC3-6 FC6-4			FC3-6 BB 1B	4	2	2	1	1	0	2
Steve Finley, L (1, 8) OBP: 0.380, SLG: 0.601	G4-3		BB 2B BB			FC6-4			FC3-6 BB	3	2	1	0	2	0	2
Travis Lee, L (1, 3) OBP: 0.312, SLG: 0.414			BB 2B BB			HR 1B			F9	4	2	1	3	1	0	2
Jason Conti, L (1, 9) OBP: 0.308, SLG: 0.333			HR 2B			G3			FC3-6	4	1	1	3	0	1	0
Danny Bautista, R (9, PH) OBP: 0.252, SLG: 0.416			HR 2B						FC3-6	1	0	0	0	0	0	2
Damian Miller, R (1, 2) OBP: 0.357, SLG: 0.507			HR			G6-3 2B			E1	4	1	2	2	1	0	1
Craig Counsell, L (1, 5) OBP: 0.407, SLG: 0.478			F9			G6-3			F8	4	0	0	0	0	0	2
Vicente Padilla, R (8, 1) OBP: 1.000, SLG: 1.000			F8							0	0	0	0	0	0	0
Greg Colbrunn, R (9, PH) OBP: 0.448, SLG: 0.545										1	0	0	0	0	0	2
Matt Mantei, R (9, 1)										0	0	0	0	0	0	0
Randy Johnson, R (1, 1) OBP: 0.212, SLG: 0.216			FC6-2 1B			K			F9	3	0	1	0	0	1	1
Greg Swindell, L (7, 1)										0	0	0	0	0	0	0
Danny Klassen, R (8, PH) OBP: 0.333, SLG: 0.426										1	0	0	0	0	0	0

Inning Stats	R: 0	H: 0	E: 0	K: 0	S: 9	P: 18	R: 0	H: 0	E: 0	K: 0	S: 8	P: 13	R: 7	H: 5	E: 0	K: 0	S: 22	P: 44	R: 0	H: 1	E: 0	K: 0	S: 8	P: 10	R: 2	H: 3	E: 0	K: 1	S: 13	P: 24	R: 0	H: 1	E: 0	K: 0	S: 7	P: 9	R: 0	H: 0	E: 0	K: 1	S: 11	P: 16	R: 0	H: 0	E: 0	K: 0	S: 5	P: 8	R: 1	H: 1	E: 1	K: 0	S: 14	P: 25	1B: 6	2B: 3	3B: 0	HR: 2	SF: 0	SAC: 0	DP: 0	HBP: 0	WP: 0	PB: 0	SB: 0	CS: 0	PA: 44
--------------	------	------	------	------	------	-------	------	------	------	------	------	-------	------	------	------	------	-------	-------	------	------	------	------	------	-------	------	------	------	------	-------	-------	------	------	------	------	------	------	------	------	------	------	-------	-------	------	------	------	------	------	------	------	------	------	------	-------	-------	-------	-------	-------	-------	-------	--------	-------	--------	-------	-------	-------	-------	--------

PITCHER	IP	WLS	BF	H	R	ER	SO	BB	IBB	HBP	BLK	WP	HR	S	P	ERA	WHIP
Jose Lima, R (1, 1) ERA: 7.52	3.0	L	17	5	7	7	0	3	0	0	0	0	1	39	75	21.00	2.667
Joe Slusarski, R (4, 1) ERA: 4.25	2.0		10	4	2	2	1	0	0	0	0	0	1	21	34	9.00	2.000
Mike Maddux, R (6, 1) ERA: 6.26	2.0		8	1	0	0	1	1	0	0	0	0	0	18	25	0.00	1.000
Doug Henry, R (8, 1) ERA: 4.3	1.0		3	0	0	0	0	0	0	0	0	0	0	5	8	0.00	0.000
Yorkis Perez, L (9, 1) ERA: 5.31	1.0		6	1	1	0	0	1	0	0	0	0	0	14	25	0.00	2.000

PITCHER	IP	WLS	BF	H	R	ER	SO	BB	IBB	HBP	BLK	WP	HR	S	P	ERA	WHIP
---------	----	-----	----	---	---	----	----	----	-----	-----	-----	----	----	---	---	-----	------

Batter	1	2	3	4	5	6	7	8	9	AB	R	H	RBI	BB	SO	LOB
Bill Spiers, L OBP: 0.379, SLG: 0.372 (1, 5) C C B B C C	3-3 K ①		3-1 G4-1 2-3 ①		0-1 L6 ①		1-3 K ①	3-1 F7 ③		5	0	0	0	0	2	3
Craig Biggio, R OBP: 0.396, SLG: 0.356 (1, 4) C F C	0-3 K ②		1-1 SF9 3-H ②		0-1 P6 ②		1-0 17 BB 5 1B 1B		4-2 5 1B BB	3	1	1	1	1	1	0
5 Jeff Bagwell, R OBP: 0.406, SLG: 0.572 (1, 3) B C C B B B	1-2 17 HR 1B		4-1 17 BB HR BB		4-2 17 E BB		2-1 17 BB 1B		2-2 P2 1-3 ①	3	3	2	0	2	0	1
17 Lance Berkman, S OBP: 0.382, SLG: 0.579 Doug Henry, R Mitch Meluskey, S OBP: 0.387, SLG: 0.484 (9, PH) B F C B C B	3-2 1-H HR		4-1 HR BB		2-1 E2 1-H 2B		4-2 G6-4-3 BB		4-2 1B BB	2	3	2	3	2	0	0
Moises Alou, R OBP: 0.416, SLG: 0.641 (1, 7) B B B B C C X	3-1 G5-3 ③		0-0 1-H 2-H HR		0-0 1B		1-0 G6-4-3 1-2 2-3 ② ③		0-0 1-3 3-H 1B	5	1	3	4	0	0	3
Richard Hidalgo, R OBP: 0.385, SLG: 0.619 (1, 8) C B B X		1-1 G5-3 ①	0-1 G5-3 ③		1-0 F8 ③			4-0 S BB	2-3 K ②	4	0	0	0	1	1	3
Julio Lugo, R OBP: 0.330, SLG: 0.356 (1, 6) B X		1-0 B1-3 ②		0-3 K ①		1-1 CS 1B		3-3 K ①	2-3 K ③	5	0	1	0	0	3	3
Tony Eusebio, R OBP: 0.317, SLG: 0.308 (1, 2) C C C X		0-2 G4-3 ③		1-0 F9 ②		3-2 F8 1-2 ② ③		1-2 HBP		3	0	0	0	0	0	1
Shane Reynolds, R OBP: 0.282, SLG: 0.351 Daryle Ward, L OBP: 0.263, SLG: 0.468 Jose Cabrera, R Marc Valdes, R Chris Truby, R OBP: 0.322, SLG: 0.439 (8, 5) X B F B B X			0-0 G4-1 SF9 2B		3-1 G6-3 ③		0-1 F7 ③		3-2 F3 ②	2	1	1	0	0	0	0

Inning Stats	R: 2	H: 2	E: 0	LOB: 0	K: 2	BB: 0	S: 15	R: 0	H: 0	E: 0	LOB: 0	K: 0	BB: 0	S: 6	R: 4	H: 2	E: 0	LOB: 0	K: 0	BB: 2	S: 10	R: 0	H: 0	E: 0	LOB: 0	K: 1	BB: 0	S: 6	R: 2	H: 2	E: 1	LOB: 1	K: 0	BB: 1	S: 12	R: 0	H: 1	E: 0	LOB: 0	K: 0	BB: 0	S: 7	R: 0	H: 2	E: 0	LOB: 2	K: 1	BB: 1	S: 14	R: 0	H: 0	E: 0	LOB: 2	K: 1	BB: 1	S: 10	R: 1	H: 1	E: 0	LOB: 2	K: 2	BB: 2	S: 18	1B: 6	SF: 1	2B: 2	SAC: 0	3B: 0	DP: 1	HR: 2	HBP: 1	WP: 0	PA: 43
--------------	------	------	------	--------	------	-------	-------	------	------	------	--------	------	-------	------	------	------	------	--------	------	-------	-------	------	------	------	--------	------	-------	------	------	------	------	--------	------	-------	-------	------	------	------	--------	------	-------	------	------	------	------	--------	------	-------	-------	------	------	------	--------	------	-------	-------	------	------	------	--------	------	-------	-------	-------	-------	-------	--------	-------	-------	-------	--------	-------	--------

PITCHER	IP	WLS	BF	H	R	ER	SO	BB	IBB	HBP	BLK	WP	HR	S	P	ERA	WHIP
Nelson Figueroa, R ERA: 8.71 (1, 1)	4.0		18	4	6	6	3	2	0	0	0	0	0	19	30	9.00	2.000
Mike Morgan, R ERA: 4.31 (5, 1)	2.0	W	9	3	2	2	0	1	0	0	0	0	0	14	23	0.00	3.000
Vicente Padilla, R ERA: 1.29 (7, 1)	1.0	H	5	2	0	0	1	1	0	0	0	0	0	28	56	4.50	2.000
Byung-Hyun Kim, R ERA: 1.94 (8, 1)	2.0	S	11	1	1	1	3	3	0	1	0	0	0				

BOTTOM

Arizona Diamondbacks @ Houston Astros
Enron Field, Houston, TX
Wed Jul 05 2000, 8:05 PM EDT
Att: 36,218 - Dome - 72 F

livebaseballscorecards.com

AB	34
R	9
H	10
RBI	8
BB	7
SO	7
LOB	16



Batter	1	2	3	4	5	6	7	8	9	AB R H RBI BB SO LOB	TOP		
Tony Womack, L (1, 6) OBP: 0.305, SLG: 0.398	0-1 E 1B SF7 1B	1-1 G3			0-1 F8			1-2 G6-3		4 1 1 0 0 0 2			
Jay Bell, R (1, 4) OBP: 0.361, SLG: 0.431	2-3 K		1-1 F9		2-2 G6-3			0-0 F7		4 0 0 0 0 1 1			
Luis Gonzalez, L (1, 7) OBP: 0.404, SLG: 0.556	1-0 E8 SF7 1B		2-3 K			1-0 G3			2-3 K	4 0 1 0 0 2 0			
Steve Finley, L (1, 8) OBP: 0.381, SLG: 0.601 Danny Bautista, R (9, PH) OBP: 0.244, SLG: 0.403 (9, 8)	3-0 SF7		2-2 G4-3			2-2 L3			0-0 G3-1	2 0 0 1 0 0 0 1 0 0 0 0 0 0			
Travis Lee, L (1, 3) OBP: 0.309, SLG: 0.411	2-3 K			1-2 G6-3		3-3 K			1-1 G4-3	4 0 0 0 0 2 1			
Jason Conti, L (1, 9) OBP: 0.316, SLG: 0.444		2-1 BB 1B		2-1 SF9 3B			3-2 G3-1			3 1 2 0 0 0 0			
Damian Miller, R (1, 2) OBP: 0.358, SLG: 0.529		2-3 K		0-2 SF9			2-2 F9			2 0 0 1 0 1 1			
Danny Klassen, R (1, 5) OBP: 0.338, SLG: 0.394		4-2 BB		3-H 1-1 G4-3			3-2 L8			2 0 0 0 1 0 0			
Geraldo Guzman, R (1, 1) Matt Mantei, R (9, 1)		2-3 K			1-1 G6-3			1-3 K		3 0 0 0 0 2 2 0 0 0 0 0 0 0			
Inning Stats	R: 1 H: 2 E: 1 LOB: 1 K: 2 BB: 0 S: 12 P: 20	R: 0 H: 1 E: 0 LOB: 2 K: 2 BB: 1 S: 12 P: 23	R: 0 H: 0 E: 0 LOB: 0 K: 1 BB: 0 S: 9 P: 14	R: 1 H: 1 E: 0 LOB: 0 K: 0 BB: 0 S: 10 P: 14	R: 0 H: 0 E: 0 LOB: 0 K: 0 BB: 0 S: 7 P: 10	R: 0 H: 0 E: 0 LOB: 0 K: 1 BB: 0 S: 10 P: 16	R: 0 H: 0 E: 0 LOB: 0 K: 0 BB: 0 S: 12 P: 20	R: 0 H: 0 E: 0 LOB: 0 K: 1 BB: 0 S: 9 P: 11	R: 0 H: 0 E: 0 LOB: 0 K: 1 BB: 0 S: 7 P: 10	1B: 3 SF: 2 2B: 0 SAC: 0 3B: 1 DP: 0 HR: 0 HBP: 0	WP: 0 PA: 32 PB: 0 SB: 0 CS: 0		
PITCHER	IP WLS BF H R ER SO BB IBB HBP BLK WP HR S P ERA WHIP											PITCHER	IP WLS BF H R ER SO BB IBB HBP BLK WP HR S P ERA WHIP
Chris Holt, R (1, 1) ERA: 4.99	8.0 L 29 4 2 1 7 1 0 0 0 0 0 0 81 128 1.12 0.625												
Octavio Dotel, R (9, 1) ERA: 5.71	1.0 3 0 0 0 1 0 0 0 0 0 0 0 7 10 0.00 0.000												

Arizona Diamondbacks @ Houston Astros
 Enron Field, Houston, TX
 Thu Jul 06 2000, 8:05 PM EDT
 Att. 36,471 - Dome - 72 F

AB	29
R	2
H	4
RBI	2
BB	1
SO	8
LOB	7



Batter	1	2	3	4	5	6	7	8	9	AB R H RBI BB SO LOB
Bill Spiers, L (1, 6) OBP: 0.382, SLG: 0.371 Glen Barker, S (9, PR) OBP: 0.286, SLG: 0.297	0-1 G6-4-3 1B		1-1 F5			1-0 F5			4-0 S BB	3 0 1 0 1 0 0 0 0 0 0 0 0 0
Craig Biggio, R (1, 4) OBP: 0.394, SLG: 0.353	0-0 G6-4-3 1-2f			1-1 P4		2-2 G1-3			4-1 17 G6-4-3 BB	3 0 0 0 1 0 1
5 Jeff Bagwell, R (1, 3) OBP: 0.405, SLG: 0.568	2-0 1B			2-1 G5-3			0-3 K		1-3 K	4 0 1 0 0 2 2
17 Lance Berkman, S (1, 9) OBP: 0.373, SLG: 0.564	0-1 F9			2-0 F7			3-2 G3		1-0 G6-4-3 1-2f	4 0 0 0 0 0 3
Moises Alou, R (1, 7) OBP: 0.415, SLG: 0.636		1-3 K			0-0 1B G6-4-3 1B		0-3 K			3 1 1 0 0 2 0
Richard Hidalgo, R (1, 8) OBP: 0.388, SLG: 0.619		2-1 F9			2-1 G6-4-3 1B			4-2 SH3 BB		2 0 1 0 1 0 0
Chris Truby, R (1, 5) OBP: 0.311, SLG: 0.424		0-2 F7			3-2 G6-4-3 1-2f 3-H			0-0 SH3		2 0 0 0 0 0 1
Tony Eusebio, R (1, 2) OBP: 0.310, SLG: 0.301			0-0 F9		1-2 F8			2-0 F9		3 0 0 0 0 0 1
Chris Holt, R (1, 1) OBP: 0.189, SLG: 0.118 Mitch Meluskey, S (8, PH) OBP: 0.385, SLG: 0.482 Octavio Dotel, R (9, 1) OBP: 0.067, SLG: 0.034			0-1 F9			0-1 G6-3		3-1 F8		2 0 0 0 0 0 0 1 0 0 0 0 0 1 0 0 0 0 0 0 0

Inning Stats	R: 0	H: 2	E: 0	K: 0	S: 6	LOB: 1	BB: 0	P: 8	R: 0	H: 0	E: 0	K: 1	S: 9	LOB: 0	BB: 0	P: 12	R: 0	H: 0	E: 0	K: 0	S: 5	LOB: 0	BB: 0	P: 6	R: 1	H: 2	E: 0	K: 0	S: 12	LOB: 0	BB: 0	P: 18	R: 0	H: 0	E: 0	K: 0	S: 7	LOB: 0	BB: 0	P: 10	R: 0	H: 0	E: 0	K: 2	S: 10	LOB: 0	BB: 0	P: 13	R: 0	H: 0	E: 0	K: 0	S: 7	LOB: 1	BB: 1	P: 16	R: 0	H: 0	E: 0	K: 1	S: 5	LOB: 2	BB: 2	P: 15	1B: 4	SF: 0	2B: 0	SAC: 1	3B: 0	DP: 3	HR: 0	HBP: 0
--------------	------	------	------	------	------	--------	-------	------	------	------	------	------	------	--------	-------	-------	------	------	------	------	------	--------	-------	------	------	------	------	------	-------	--------	-------	-------	------	------	------	------	------	--------	-------	-------	------	------	------	------	-------	--------	-------	-------	------	------	------	------	------	--------	-------	-------	------	------	------	------	------	--------	-------	-------	-------	-------	-------	--------	-------	-------	-------	--------

PITCHER	IP	WLS	BF	H	R	ER	SO	BB	IBB	HBP	BLK	WP	HR	S	P	ERA	WHIP
Geraldo Guzman, R (1, 1) ERA: 1.13 Matt Mantei, R (9, 1) ERA: 8.24	8.0	W	27	4	1	1	3	1	0	0	0	0	0	61	93	1.12	0.625
	1.0	S	4	0	0	0	1	2	0	0	0	0	0	5	15	0.00	2.000

Arizona Diamondbacks @ Houston Astros
 Enron Field, Houston, TX
 Thu Jul 06 2000, 8:05 PM EDT
 Att: 36,471 - Dome - 72 F

AB	27
R	1
H	4
RBI	0
BB	3
SO	4
LOB	9



Batter	1	2	3	4	5	6	7	8	9	10	11	AB R H RBI BB SO LOB	TOP														
Tony Womack, L (1, 6) OBP: 0.303, SLG: 0.394	G3-1		E1 G3-1 1B		F7		FC4 1B		G6-3		L9	6 0 1 0 0 0 4	Arizona Diamondbacks @ Oakland Athletics Network Associates Coliseum, Oakland, CA Fri Jul 07 2000, 10:05 PM EDT Att: 17,287 - Sunny - 64 F														
Craig Counsell, L (1, 4) OBP: 0.410, SLG: 0.462 (7, 5)	G5-3		K		K		K S 1B		K			5 0 1 1 0 3 2															
Luis Gonzalez, L (1, 7) OBP: 0.402, SLG: 0.549	G6-3		G3-1 IBB		G1-3		K					4 0 0 0 1 1 2															
Travis Lee, L (1, 3) OBP: 0.306, SLG: 0.403		G3	G3-1			FC4-6 1B BB	G6-3					4 1 0 1 1 1 4															
Rob Ryan, L (1, 10) OBP: 0.333, SLG: 0.333 Greg Colbrunn, R (8, PH) OBP: 0.448, SLG: 0.544		F8	K			FC4-6 1B		FC1-6 1B				3 0 1 0 0 1 2 2 0 1 0 0 1 0															
Jason Conti, L (1, 9) OBP: 0.333, SLG: 0.409		WP S BB			K	FC4-6 G6-4-3 1-2f 3-H		FC1-6 1-2f				4 0 1 1 1 1 2															
Danny Bautista, R (1, 8) OBP: 0.252, SLG: 0.402		WP BB			S SH1-3 1B	G6-4-3 1-2f		L7				3 1 1 0 1 0 2															
Danny Klassen, R (1, 5) OBP: 0.342, SLG: 0.397 Brian Anderson, R (7, PR) OBP: 0.205, SLG: 0.216 Jay Bell, R (7, 4) OBP: 0.359, SLG: 0.428		K			SH1-3		1B 1B	F8				2 0 1 1 0 1 2 0 1 0 0 0 0 0 2 0 0 0 0 0 2															
Kelly Stinnett, R (1, 2) OBP: 0.302, SLG: 0.431 Hanley Frias, S (11, PH) OBP: 0.288, SLG: 0.268 Damian Miller, R (11, 2) OBP: 0.358, SLG: 0.529			E G3-1 HBP		P4		FC4 1B		K			3 1 1 0 0 1 0 1 0 1 0 0 0 0 0 0 0 0 0 0 0															
Inning Stats	R: 0 E: 0 K: 0 S: 3	H: 0 LOB: 0 BB: 0 P: 6	R: 0 E: 0 K: 1 S: 7	H: 0 LOB: 2 BB: 2 P: 20	R: 1 E: 1 K: 2 S: 9	H: 1 LOB: 2 BB: 1 P: 19	R: 1 E: 0 K: 1 S: 10	H: 1 LOB: 0 BB: 0 P: 16	R: 0 E: 0 K: 1 S: 8	H: 0 LOB: 0 BB: 0 P: 14	R: 1 E: 0 K: 0 S: 8	H: 1 LOB: 0 BB: 1 P: 15		R: 0 E: 0 K: 0 S: 6	H: 1 LOB: 1 BB: 0 P: 9	R: 0 E: 0 K: 2 S: 10	H: 0 LOB: 0 BB: 0 P: 15	R: 0 E: 0 K: 2 S: 8	H: 0 LOB: 0 BB: 0 P: 12	R: 0 E: 0 K: 0 S: 12	H: 2 LOB: 2 BB: 0 P: 16	1B: 9 2B: 0 3B: 0 HR: 0	SF: 0 SAC: 2 DP: 1 HBP: 1	WP: 1 PB: 0 SB: 4 CS: 0	PA: 46		
PITCHER	IP	WLS	BF	H	R	ER	SO	BB	IBB	HBP	BLK	WP		HR	S	P	ERA	WHIP									
Tim Hudson, R (1, 1) ERA: 4.27	6.1		29	6	4	4	5	3	1	1	0	1	0	59	112	5.68	1.421										
Mike Magnante, L (7, 1) ERA: 4.74	1.2		6	1	0	0	1	0	0	0	0	0	0	13	18	0.00	0.600										
Jason Isringhausen, R (9, 1) ERA: 2.87	2.0		6	0	0	0	4	0	0	0	0	0	0	18	27	0.00	0.000										
Jeff Tam, R (11, 1) ERA: 2.47	1.0	W	5	2	0	0	0	0	0	0	0	0	0	12	16	0.00	2.000										

livebaseballscorecards.com

AB	39
R	4
H	9
RBI	4
BB	4
SO	10
LOB	22



Batter	1	2	3	4	5	6	7	8	9	10	11	AB R H RBI BB SO LOB
Terrence Long, L OBP: 0.344, SLG: 0.451 Olmedo Saenz, R OBP: 0.373, SLG: 0.497 Ryan Christenson, R OBP: 0.409, SLG: 0.446	(1, 8) 2-3 K		(1, 4) 2-3 K		(1, 0) 1-0 F6		(1, 2) 1-2 G4-6-3		(1, 1) 0-1 1B L4-5 1B		(1, 0) 1-0 HR	3 0 0 0 0 2 0 1 0 0 0 0 0 2 2 1 2 1 0 0 0
Randy Velarde, R OBP: 0.399, SLG: 0.432	(1, 4) 3-1 E BB 1B		(2, 1) 2-1 G4-3		(4, 2) 4-2 BB BB		(3, 1) 3-1 2B		(0, 0) 0-0 B1			4 0 2 1 1 0 1
Jason Giambi, L OBP: 0.477, SLG: 0.636	(1, 3) 4-0 BB BB		(2, 3) 2-3 K		(4, 1) 4-1 BB		(4, 0) 4-0 BB		(1, 1) 1-1 1B			2 0 1 0 3 1 0
Ben Grieve, L OBP: 0.354, SLG: 0.515	(1, 7) 2-0 P6			(1, 0) 1-0 G4-3		(1, 0) 1-0 F8		(1, 3) 1-3 K		(1, 2) 1-2 L4-5		5 0 0 0 0 1 8
Matt Stairs, L OBP: 0.339, SLG: 0.422	(1, 9) 4-2 SAFE BB			(0, 3) 0-3 K		(1, 0) 1-0 G3		(0, 1) 0-1 HR 2B		(3, 3) 3-3 K		4 1 1 0 1 2 0
Jeremy Giambi, L OBP: 0.355, SLG: 0.444	(1, 10) 1-0 F9			(0, 0) 0-0 FC6 1B		(3, 2) 3-2 L8		(1, 1) 1-1 HR		(0, 0) 0-0 F8		5 1 2 2 0 0 3
Miguel Tejada, R OBP: 0.310, SLG: 0.426		(1, 6) 1-2 P8		(2, 2) 2-2 FC6 1B		(3, 2) 3-2 F7		(1, 1) 1-1 G5-3		(2, 2) 2-2 1B		5 0 1 0 0 0 1
3 Eric Chavez, L OBP: 0.363, SLG: 0.486		(1, 5) 3-3 K			(2, 1) 2-1 HR		(0, 2) 0-2 G4-6-3 BB 2B 1B		(0, 3) 0-3 K		(1, 2) 1-2 L8	5 2 2 1 0 2 1
Ramon Hernandez, R OBP: 0.331, SLG: 0.394		(1, 2) 3-2 G4-3			(1, 3) 1-3 K		(4, 0) 4-0 G4-6-3 BB		(1, 1) 1-1 F3		(1, 1) 1-1 G6-3	4 0 0 0 1 1 0


Inning Stats	R: 0	H: 1	E: 1	K: 1	S: 10	LOB: 3	P: 26	R: 0	H: 0	E: 0	K: 1	S: 9	LOB: 0	P: 16	R: 0	H: 0	E: 0	K: 2	S: 9	LOB: 0	P: 15	R: 0	H: 1	E: 0	K: 1	S: 8	LOB: 1	P: 11	R: 1	H: 1	E: 0	K: 1	S: 11	LOB: 2	P: 24	R: 0	H: 0	E: 0	K: 0	S: 8	LOB: 0	P: 15	R: 1	H: 2	E: 0	K: 1	S: 17	LOB: 2	P: 30	R: 2	H: 2	E: 0	K: 1	S: 13	LOB: 0	P: 16	R: 0	H: 2	E: 0	K: 0	S: 10	LOB: 1	P: 12	R: 0	H: 1	E: 0	K: 1	S: 12	LOB: 1	P: 18	R: 1	H: 1	E: 0	K: 0	S: 3	LOB: 0	P: 5
1B: 6	SF: 0	2B: 3	SAC: 0	3B: 0	DP: 2	HR: 3	HBP: 0	WP: 0	PA: 46	1B: 6	SF: 0	2B: 3	SAC: 0	3B: 0	DP: 2	HR: 3	HBP: 0	WP: 0	PA: 46	1B: 6	SF: 0	2B: 3	SAC: 0	3B: 0	DP: 2	HR: 3	HBP: 0	WP: 0	PA: 46	1B: 6	SF: 0	2B: 3	SAC: 0	3B: 0	DP: 2	HR: 3	HBP: 0	WP: 0	PA: 46	1B: 6	SF: 0	2B: 3	SAC: 0	3B: 0	DP: 2	HR: 3	HBP: 0	WP: 0	PA: 46																												

BOTTOM

Arizona Diamondbacks @ Oakland Athletics
Network Associates Coliseum, Oakland, CA

livebaseballscores.com

AB 40
R 5
H 11
RBI 5
BB 6
SO 9
LOB 16



WP: 0 PA: 46
PB: 0
SB: 0
CS: 0

Fri Jul 07 2000, 10:05 PM EDT
Att. 17,287 - Sunny - 64 F

TOP

Arizona Diamondbacks @ Oakland Athletics
Network Associates Coliseum, Oakland, CA

Sat Jul 08 2000, 9:05 PM EDT
Att. 54,268 - Sunny - 64 F

livebaseballscores.com

AB	37
R	7
H	9
RBI	6
BB	3
SO	6
LOB	11



WP	1	PA	41
PB	0		
SB	2		
CS	0		

AB R H RBI BB SO LOB

4	2	1	0	1	0	0
5	0	0	0	0	1	3
5	1	3	2	0	0	0
5	1	1	1	0	1	2
5	0	1	1	0	0	1
2	0	0	0	2	0	0
3	1	1	0	0	0	1
0	0	0	1	0	0	0
4	0	0	0	0	4	4
4	2	2	1	0	0	0

Batter	1	2	3	4	5	6	7	8	9	10
Tony Womack, L OBP: 0.304, SLG: 0.393	1-1 F9			1-1 F2		4-2 2B BB		0-0 E2 1B S 1-3 1B 1B	1-2 F8	
Jay Bell, R OBP: 0.354, SLG: 0.422	2-1 P4			2-3 K		2-2 F2		2-0 F3 1-2 1-2 3-H	0-2 P3	
Luis Gonzalez, L OBP: 0.404, SLG: 0.553	1-0 G4-3			3-2 F5		1-1 1-H 2-H 2B		1-0 1B 2-3 1B 1B		2-1 G4-6-3 1B
Steve Finley, L OBP: 0.379, SLG: 0.594			1-2 P6		1-0 G4-3	1-1 G3		0-1 1B 1-2 SF8 1B		2-3 K
Travis Lee, L OBP: 0.304, SLG: 0.398			3-1 G1-4-3		1-1 F9		0-2 F8	0-2 1B 1-3 2-H		1-0 G4-6-3 1-2f
Jason Conti, L OBP: 0.357, SLG: 0.375			2-0 L3		0-1 G3		4-2 S BB	4-0 IBB		
Rob Ryan, L OBP: 0.333, SLG: 0.667					0-0 G4-3		2-2 2B 3B	2-1 SF8		
Danny Bautista, R OBP: 0.250, SLG: 0.402							1-1 P6	1-2 3-H		
Damian Miller, R OBP: 0.350, SLG: 0.516			1-3 K				0-3 K	3-3 K	1-3 K	
Craig Counsell, L OBP: 0.415, SLG: 0.482			2-2 G5-3				0-1 2B 3-H	2-1 E 1B WP 1B	2-2 F9	

Inning Stats	R: 0	H: 0	E: 0	K: 0	S: 5	R: 0	H: 0	E: 0	K: 0	S: 6	R: 0	H: 0	E: 0	K: 1	S: 7	R: 0	H: 0	E: 0	K: 1	S: 8	R: 0	H: 0	E: 0	K: 0	S: 5	R: 0	H: 3	E: 0	K: 1	S: 22	R: 0	H: 0	E: 0	K: 1	S: 12	R: 0	H: 0	E: 0	K: 1	S: 18	R: 0	H: 0	E: 0	K: 0	S: 10	R: 0	H: 1	E: 0	K: 1	S: 6	1B: 6	2B: 2	3B: 1	HR: 0	SF: 1	SAC: 0	DP: 1	HBP: 0
--------------	------	------	------	------	------	------	------	------	------	------	------	------	------	------	------	------	------	------	------	------	------	------	------	------	------	------	------	------	------	-------	------	------	------	------	-------	------	------	------	------	-------	------	------	------	------	-------	------	------	------	------	------	-------	-------	-------	-------	-------	--------	-------	--------

PITCHER	IP	WLS	BF	H	R	ER	SO	BB	IBB	HBP	BLK	WP	HR	S	P	ERA	WHIP
Kevin Appier, R ERA: 4.37	7.0		28	5	5	5	4	2	0	0	0	0	0	68	109	6.43	1.000
Doug Jones, R ERA: 5.12	0.1		1	0	0	0	0	0	0	0	0	1	0	1	3	0.00	0.000
Mike Magnante, L ERA: 5.68	0.0		4	3	1	1	0	0	1	0	0	0	0	8	15	∞	∞
Jeff Tam, R ERA: 2.4	1.2		5	0	1	1	1	0	0	0	0	0	0	16	22	5.40	0.000
Jason Isringhausen, R ERA: 2.79	1.0	W	3	1	0	0	1	0	0	0	0	0	0	6	11	0.00	1.000

Batter	1	2	3	4	5	6	7	8	9	10	AB	R	H	RBI	BB	SO	LOB
Terrence Long, L OBP: 0.345, SLG: 0.453 (1, 8)	G4-3		G5-3 1B		G3		G4-3 2B	G4-3			5	0	2	0	0	0	1
Randy Velarde, R OBP: 0.399, SLG: 0.446 (1, 4)	HR		G5-3			G6-3	F7			CS 1B	5	1	2	1	0	0	3
Jason Giambi, L OBP: 0.476, SLG: 0.629 (1, 3)	G5-4-3 BB		L3			F7		K		G4-6-3 HBP	3	0	0	0	1	1	1
Olmedo Saenz, R OBP: 0.376, SLG: 0.497 (1, 5)	G5-4-3					1B		BB 1B HR 1B		G4-6-3	4	0	2	0	0	1	1
Frank Menechino, R OBP: 0.342, SLG: 0.475 (8, PR)						1B					0	1	0	0	0	0	0
3 Eric Chavez, L OBP: 0.362, SLG: 0.485 (9, PH)											1	0	0	0	0	0	1
Ben Grieva, L OBP: 0.360, SLG: 0.521 (1, 7)						G3					4	1	3	0	1	0	0
Ryan Christenson, R OBP: 0.409, SLG: 0.446 (10, PR)								BB 1B		BB 1B	0	1	0	0	0	0	0
John Jaha, R OBP: 0.398, SLG: 0.216 (1, 10)			G6-3					HR BB		1B BB	2	1	0	0	3	1	3
Jeremy Giambi, L OBP: 0.357, SLG: 0.463 (1, 9)			G5-3								5	1	2	5	0	1	2
Miguel Tejada, R OBP: 0.312, SLG: 0.445 (1, 6)			G6-3					HR		1B	4	2	2	2	0	0	1
Sal Fasano, R OBP: 0.286, SLG: 0.316 (1, 2)								HR			3	0	0	0	0	0	0
Matt Stairs, L OBP: 0.337, SLG: 0.421 (8, PH)											1	0	0	0	0	0	1
Ramon Hernandez, R OBP: 0.331, SLG: 0.394 (9, 2)			E6 1B					F8			0	0	0	0	0	0	0

Inning Stats	R: 1	H: 1	E: 0	K: 0	S: 7	H: 1	LOB: 0	BB: 1	P: 12	R: 0	H: 1	E: 0	K: 0	S: 11	H: 1	LOB: 1	BB: 0	P: 18	R: 0	H: 1	E: 1	K: 0	S: 10	H: 1	LOB: 1	BB: 0	P: 13	R: 0	H: 0	E: 0	K: 2	S: 8	H: 0	LOB: 1	BB: 1	P: 18	R: 0	H: 0	E: 0	K: 0	S: 8	H: 0	LOB: 0	BB: 0	P: 11	R: 0	H: 2	E: 0	K: 1	S: 10	H: 2	LOB: 2	BB: 0	P: 15	R: 1	H: 2	E: 0	K: 0	S: 8	H: 2	LOB: 1	BB: 0	P: 15	R: 5	H: 4	E: 0	K: 1	S: 21	H: 4	LOB: 1	BB: 1	P: 36	R: 0	H: 1	E: 0	K: 0	S: 8	H: 1	LOB: 0	BB: 0	P: 12	R: 1	H: 2	E: 0	K: 0	S: 7	H: 1	LOB: 2	BB: 2	P: 17	1B: 7	SF: 0	2B: 2	SAC: 0	3B: 0	DP: 3	HR: 4	HBP: 1	WP: 0	PA: 43
--------------	------	------	------	------	------	------	--------	-------	-------	------	------	------	------	-------	------	--------	-------	-------	------	------	------	------	-------	------	--------	-------	-------	------	------	------	------	------	------	--------	-------	-------	------	------	------	------	------	------	--------	-------	-------	------	------	------	------	-------	------	--------	-------	-------	------	------	------	------	------	------	--------	-------	-------	------	------	------	------	-------	------	--------	-------	-------	------	------	------	------	------	------	--------	-------	-------	------	------	------	------	------	------	--------	-------	-------	-------	-------	-------	--------	-------	-------	-------	--------	-------	--------

PITCHER	IP	WLS	BF	H	R	ER	SO	BB	IBB	HBP	BLK	WP	HR	S	P	ERA	WHIP
Brian Anderson, L ERA: 4.31 (1, 1)	6.2		28	7	2	2	3	2	0	0	0	0	2	60	99	2.70	1.350
Vicente Padilla, R ERA: 2.15 (7, 1)	0.2	H	5	2	3	3	1	1	0	0	0	0	0	11	18	40.50	4.500
Dan Plesac, L ERA: 3.8 (8, 1)	0.0		1	1	1	1	0	0	0	0	0	0	1	3	6	∞	∞
Byung-Hyun Kim, R ERA: 2.11 (8, 1)	1.0	B	5	2	1	1	0	0	0	1	0	0	1	13	22	9.00	2.000
Greg Swindell, L ERA: 2.29 (9, 1)	0.2	L	4	1	1	1	0	2	0	0	0	0	0	11	22	13.50	4.500

BOTTOM

Arizona Diamondbacks @ Oakland Athletics
 Network Associates Coliseum, Oakland, CA

Sat Jul 08 2000, 9:05 PM EDT
 Att. 54,268 - Sunny - 64 F

livebaseballscorecards.com

AB	37
R	8
H	13
RBI	8
BB	5
SO	4
LOB	14



Batter	1	2	3	4	5	6	7	8	9	AB R H RBI BB SO LOB	TOP											
Tony Womack, L (1, 6) OBP: 0.308, SLG: 0.396	2-2 G3	0-0 1B		1-1 G5-3 1B		0-0 L5-3 1B		1-1 L4		5 0 3 1 0 0 1												
Jay Bell, R (1, 4) OBP: 0.349, SLG: 0.415	3-2 F8	2-0 G6-3		2-2 G5-3		1-0 L5-3		0-2 G5-3		5 0 0 0 0 0 5												
Luis Gonzalez, L (1, 7) OBP: 0.402, SLG: 0.548	1-0 1B		0-1 P5	3-2 G3		0-0 G4-3			0-0 G4-3	5 0 1 0 0 0 1												
Steve Finley, L (1, 8) OBP: 0.379, SLG: 0.601	1-2 G4-3		2-2 F7		0-1 F7		0-0 HR		1-1 1B	5 1 2 1 0 0 1												
Greg Colbrunn, R (1, 10) OBP: 0.447, SLG: 0.538		0-1 G4-3	2-2 2B 1B		1-0 1B E 1B		1-1 P6		0-3 K	5 1 2 0 0 1 1												
Jason Conti, L (1, 9) OBP: 0.364, SLG: 0.414		0-0 2B 1B	2-2 1-3 2B		2-2 L4		3-2 F7		0-3 K	5 1 2 0 0 1 2												
Travis Lee, L (1, 3) OBP: 0.311, SLG: 0.404		1-1 G6-3 1B 1-H 2B	4-0 IBB		4-2 E BB		2-3 K			2 1 1 1 2 1 0												
Damian Miller, R (1, 2) OBP: 0.353, SLG: 0.521		2-2 G6-3	0-0 L9		0-0 E2 1-3 2-H 1B			0-0 2B		4 0 2 0 0 0 4												
Craig Counsell, L (1, 5) OBP: 0.406, SLG: 0.458		4-0 1B BB		2-2 P5	2-2 L9			0-2 F9		3 0 0 0 1 0 3												
Inning Stats	R: 0 E: 0 K: 0 S: 14	H: 1 LOB: 1 BB: 0 P: 21	R: 2 E: 0 K: 0 S: 10	H: 3 LOB: 2 BB: 1 P: 19	R: 0 E: 0 K: 0 S: 12	H: 2 LOB: 3 BB: 1 P: 22	R: 0 E: 0 K: 0 S: 13	H: 1 LOB: 1 BB: 0 P: 21	R: 1 E: 2 K: 0 S: 12	H: 2 LOB: 2 BB: 1 P: 21	R: 0 E: 0 K: 0 S: 3	H: 1 LOB: 0 BB: 0 P: 4	R: 1 E: 0 K: 1 S: 9	H: 1 LOB: 0 BB: 0 P: 15	R: 0 E: 0 K: 0 S: 11	H: 1 LOB: 1 BB: 0 P: 12	R: 0 E: 0 K: 2 S: 9	H: 1 LOB: 1 BB: 0 P: 10	1B: 9 2B: 4 3B: 0 HR: 1	SF: 0 SAC: 0 DP: 1 HBP: 0	WP: 0 PB: 0 SB: 0 CS: 0	PA: 42
PITCHER	IP WLS BF H R ER SO BB IBB HBP BLK WP HR S P ERA WHIP																					
Gil Heredia, R (1, 1) ERA: 3.99	6.0 L 31 11 4 3 0 2 1 0 0 0 0 1 65 109 4.50 2.167																					
T.J. Mathews, R (7, 1) ERA: 5.63	2.0 7 1 0 0 1 0 0 0 0 0 0 0 19 26 0.00 0.500																					
Doug Jones, R (9, 1) ERA: 4.99	1.0 4 1 0 0 2 0 0 0 0 0 0 0 9 10 0.00 1.000																					

Arizona Diamondbacks @ Oakland Athletics
Network Associates Coliseum, Oakland, CA

Sun Jul 09 2000, 4:05 PM EDT
Att. 25,513 - Sunny - 66 F

AB	39
R	4
H	13
RBI	3
BB	3
SO	3
LOB	18



Batter	1	2	3	4	5	6	7	8	9	AB	R	H	RBI	BB	SO	LOB
Ryan Christenson, R OBP: 0.391, SLG: 0.423 (1, 8)	1-3 K		2-3 K		1-2 F9		3-1 G5-3			4	0	0	0	0	2	0
Randy Velarde, R OBP: 0.397, SLG: 0.447 (1, 4)	1-2 G5-3			1-3 K	3-1 2B			1-1 L4		4	0	1	0	0	1	0
Jason Giambi, L OBP: 0.474, SLG: 0.624 (1, 3)	3-2 1B			3-3 K	1-0 L4			2-1 L7		4	0	1	0	0	1	1
Olmedo Saenz, R OBP: 0.378, SLG: 0.497 Tim Hudson, R (8, PR)	1-3 K			1-0 BB 1B 1B		0-2 G6-3		2-2 FC6 1B		4	1	2	0	0	1	1
Ben Grieve, L OBP: 0.362, SLG: 0.520 (1, 7)		0-1 G4-3		0-2 BB 1B		4-1 BB		1-0 FC6		3	1	1	0	1	0	1
Miguel Tejada, R OBP: 0.314, SLG: 0.443 (1, 6)		1-3 K		4-2 1B BB		1-0 F8		4-1 BB		2	0	0	0	2	1	1
Matt Stairs, L OBP: 0.336, SLG: 0.418 (1, 9)		2-3 K		2-2 1B		3-3 K		2-3 K		4	0	1	2	0	3	2
Ramon Hernandez, R OBP: 0.327, SLG: 0.389 Jeremy Giambi, L OBP: 0.355, SLG: 0.460 (9, PH)			0-0 G5-3	3-3 K			0-3 K		0-3 K	3	0	0	0	0	2	2
Frank Menechino, R OBP: 0.333, SLG: 0.462 3 Eric Chavez, L OBP: 0.361, SLG: 0.483 (9, PH)			2-3 K		1-3 K		1-3 K		1-3 K	1	0	0	0	0	1	1

Inning Stats	R: 0	H: 1	E: 0	K: 2	S: 13	R: 0	H: 0	E: 0	K: 2	S: 10	R: 0	H: 0	E: 0	K: 2	S: 7	R: 2	H: 3	E: 0	K: 3	S: 19	R: 0	H: 1	E: 0	K: 1	S: 10	R: 0	H: 0	E: 0	K: 2	S: 9	R: 0	H: 1	E: 0	K: 0	S: 8	R: 0	H: 0	E: 0	K: 2	S: 9	R: 0	H: 1	E: 0	K: 0	S: 8	R: 0	H: 0	E: 0	K: 3	S: 10	1B: 5	2B: 1	3B: 0	HR: 0	SF: 0	SAC: 0	DP: 0	HBP: 0	WP: 0	PB: 0	SB: 0	CS: 0	PA: 36
--------------	------	------	------	------	-------	------	------	------	------	-------	------	------	------	------	------	------	------	------	------	-------	------	------	------	------	-------	------	------	------	------	------	------	------	------	------	------	------	------	------	------	------	------	------	------	------	------	------	------	------	------	-------	-------	-------	-------	-------	-------	--------	-------	--------	-------	-------	-------	-------	--------

PITCHER	IP	WLS	BF	H	R	ER	SO	BB	IBB	HBP	BLK	WP	HR	S	P	ERA	WHIP
Randy Johnson, L ERA: 1.8 (1, 1)	7.0	W	28	5	2	2	13	2	0	0	0	0	0	76	121	2.57	1.000
Mike Morgan, R ERA: 4.25 (8, 1)	1.0	H	5	1	0	0	0	1	0	0	0	0	0	9	19	0.00	2.000
Matt Mantei, R ERA: 7.36 (9, 1)	1.0	S	3	0	0	0	3	0	0	0	0	0	0	9	12	0.00	0.000

BOTTOM

Arizona Diamondbacks @ Oakland Athletics
 Network Associates Coliseum, Oakland, CA
 Sun Jul 09 2000, 4:05 PM EDT
 Att. 25,513 - Sunny - 66 F

livebaseballscorecards.com

AB	33
R	2
H	6
RBI	2
BB	3
SO	16
LOB	10



Batter	1	2	3	4	5	6	7	8	9	AB R H RBI BB SO LOB	TOP																
Luis Alicea, S (1, 4) OBP: 0.394, SLG: 0.435 John Wetteland, R (9, 1)	2-2 F7		2-1 1B			2-1 P9		2-1 P7	0-1 1B	5 0 2 2 0 0 0 0 0 0 0 0 0 0																	
29 Rusty Greer, L (1, 7) OBP: 0.357, SLG: 0.437	2-2 1B		2-2 F7			1-1 F7			1-3 HBP 1B BB F8	4 1 1 0 1 0 3																	
Ivan Rodriguez, R (1, 2) OBP: 0.388, SLG: 0.699	1-0 L6			2-0 P4		1-3 K			0-3 K	4 0 0 0 0 2 2																	
Rafael Palmeiro, L (1, 3) OBP: 0.404, SLG: 0.569	0-1 L4			2-2 F2			0-0 F7		1-2 1B 3B HBP	3 1 0 0 0 0 1																	
Chad Curtis, R (1, 9) OBP: 0.322, SLG: 0.431 Frank Catalanotto, L (9, PH) OBP: 0.495, SLG: 0.578 (9, 4)			0-1 G1-3	0-0 G4-3			1-3 K		0-2 3B 1B 1-3 2-H	3 0 0 0 0 1 0 1 1 1 1 0 0 0																	
Gabe Kapler, R (1, 8) OBP: 0.310, SLG: 0.366 David Segui, S (9, PH) OBP: 0.399, SLG: 0.528 Scarborough Green, S (9, PR) OBP: 0.297, SLG: 0.286 (9, 8)			3-2 F8		2-0 L7		2-3 K		2-1 1B 3B 1-H 3-H	3 0 0 0 0 1 0 1 0 1 2 0 0 0 0 1 0 0 0 0 0																	
Mike Lamb, L (1, 5) OBP: 0.356, SLG: 0.430			0-1 G4-3		1-1 1B			0-2 G3	4-0 1B BB IBB	3 1 1 0 1 0 0																	
Royce Clayton, R (1, 6) OBP: 0.294, SLG: 0.426			1-2 G5-3		1-3 K			2-3 K	0-3 K	4 0 0 0 0 3 3																	
Rick Helling, R (1, 1) Doug Davis, R (7, 1) Scott Sheldon, R (8, PH) OBP: 0.950, SLG: 0.500 Francisco Cordero, R (8, 1) Mike Venafro, L (8, 1) 59 Jeff Zimmerman, R (8, 1) Dave Martinez, L (9, PH) OBP: 0.311, SLG: 0.343 (9, 9)			2-2 G6-3		1-3 K			2-1 HR	4-1 1B BB 1-2	2 0 0 0 0 1 1 0 0 0 0 0 0 0 1 1 1 1 0 1 0 0																	
Inning Stats	R: 0 E: 0 K: 0 S: 9	H: 1 LOB: 1 BB: 0 P: 14	R: 0 E: 0 K: 0 S: 7	H: 0 LOB: 0 BB: 0 P: 10	R: 0 E: 0 K: 0 S: 11	H: 1 LOB: 1 BB: 0 P: 18	R: 0 E: 0 K: 0 S: 5	H: 0 LOB: 0 BB: 0 P: 9	R: 0 E: 0 K: 2 S: 9	H: 1 LOB: 1 BB: 0 P: 14	R: 0 E: 0 K: 1 S: 7	H: 0 LOB: 0 BB: 0 P: 11	R: 0 E: 0 K: 2 S: 8	H: 0 LOB: 0 BB: 0 P: 11	R: 1 E: 0 K: 1 S: 12	H: 1 LOB: 0 BB: 0 P: 18	R: 5 E: 0 K: 2 S: 19	H: 3 LOB: 2 BB: 3 P: 34	1B: 5 2B: 0 3B: 1 HR: 1	SF: 0 SAC: 0 DP: 0 HBP: 1	WP: 0 PB: 0 SB: 0 CS: 0	PA: 38					
PITCHER	IP WLS BF H R ER SO BB IBB HBP BLK WP HR S P ERA WHIP																										
Brian Anderson, L (1, 1) ERA: 4.1	8.0		28	4	1	1	6	0	0	0	0	0	1	68	105	1.12	0.500										
Byung-Hyun Kim, R (9, 1) ERA: 3.12	0.2	L	9	3	5	5	2	2	1	1	0	0	0	17	32	67.50	7.500										
Dan Plesac, L (9, 1) ERA: 3.74	0.1		1	0	0	0	0	0	0	0	0	0	0	2	2	0.00	0.000										

Texas Rangers @ Arizona Diamondbacks
 Bank One Ballpark, Phoenix, AZ
 Thu Jul 13 2000, 10:05 PM EDT
 Att: 32,541 - Dome - 72 F

AB	34
R	6
H	7
RBI	6
BB	3
SO	8
LOB	10




Batter	1	2	3	4	5	6	7	8	9	AB	R	H	RBI	BB	SO	LOB
Tony Womack, L OBP: 0.307, SLG: 0.393 (1, 6)	1-2 L5		0-1 P4		3-2 HR 1B	0-0 F8		0-2 FC5-2 1B		5	1	1	0	0	0	4
Jay Bell, R OBP: 0.355, SLG: 0.437 (1, 4)	3-1 F3		1-0 HR		1-1 HR		4-2 BB	0-0 1B		4	2	3	4	1	0	0
Luis Gonzalez, L OBP: 0.396, SLG: 0.540 (1, 7)	1-0 P6		0-3 K		1-2 G3		2-3 K	0-2 F7		5	0	0	0	0	2	4
Matt Williams, R OBP: 0.317, SLG: 0.392 (1, 5)		0-2 G1-3		4-2 2B BB	1-0 G3-1 2B		1-3 K		0-1 F8	4	0	1	0	1	1	1
Steve Finley, L OBP: 0.379, SLG: 0.599 (1, 8)		4-2 1B BB		0-0 2B	1-2 G3-1		1-3 K		2-1 F9	4	0	1	0	1	1	2
Erubiel Durazo, L OBP: 0.391, SLG: 0.456 (1, 3)		1-1		0-3 K	1-1 G6-3		2-3 K		2-2	4	0	1	0	0	2	3
Byung-Hyun Kim, R (9, 1)										0	0	0	0	0	0	0
Dan Plesac, L (9, 1)										0	0	0	0	0	0	0
Craig Counsell, L OBP: 0.414, SLG: 0.467 (9, PH)		1-3 1B								1	0	1	0	0	0	0
Damian Miller, R OBP: 0.360, SLG: 0.521 (1, 2)		0-1 L4		4-2 FC4-6 BB		0-0 SH5-2-4 1B		0-0 1B FC5-2 1B		4	0	2	0	1	1	3
Travis Lee, L OBP: 0.310, SLG: 0.401 (1, 9)		2-2 F7		0-3 K		0-0 F7		1-0 FC5-2 BB 1B		4	1	1	0	0	1	6
Brian Anderson, R OBP: 0.195, SLG: 0.205 (1, 1)			0-0 F8		2-2 FC4-6		0-1 SH5-2-4		4-1 1B FC5-2 BB	2	0	0	0	0	0	3
Jason Conti, L OBP: 0.382, SLG: 0.414 (8, PH)					1-2f					0	0	0	0	1	0	0
Jason Conti, L (9, 9)																

Inning Stats	R: 0	H: 0	E: 0	K: 0	S: 6	H: 0	LOB: 0	BB: 0	P: 11	R: 0	H: 1	E: 0	K: 0	S: 14	H: 1	LOB: 2	BB: 1	P: 21	R: 1	H: 1	E: 0	K: 1	S: 8	H: 1	LOB: 0	BB: 0	P: 9	R: 0	H: 1	E: 0	K: 2	S: 16	H: 3	LOB: 3	BB: 2	P: 26	R: 2	H: 3	E: 0	K: 0	S: 14	H: 1	LOB: 1	BB: 0	P: 22	R: 0	H: 1	E: 0	K: 3	S: 5	H: 0	LOB: 1	BB: 1	P: 27	R: 1	H: 3	E: 0	K: 1	S: 14	H: 3	LOB: 3	BB: 1	P: 21	R: 0	H: 1	E: 0	K: 1	S: 11	H: 1	LOB: 1	BB: 0	P: 16	1B: 7	2B: 2	3B: 0	HR: 2	SF: 0	SAC: 1	DP: 0	HBP: 0	WP: 0	HR: 0	S: 11	P: 16	ERA: 0.00	WHIP: 1.000	WP: 0	PA: 43
--------------	------	------	------	------	------	------	--------	-------	-------	------	------	------	------	-------	------	--------	-------	-------	------	------	------	------	------	------	--------	-------	------	------	------	------	------	-------	------	--------	-------	-------	------	------	------	------	-------	------	--------	-------	-------	------	------	------	------	------	------	--------	-------	-------	------	------	------	------	-------	------	--------	-------	-------	------	------	------	------	-------	------	--------	-------	-------	-------	-------	-------	-------	-------	--------	-------	--------	-------	-------	-------	-------	-----------	-------------	-------	--------

PITCHER	IP	WLS	BF	H	R	ER	SO	BB	IBB	HBP	BLK	WP	HR	S	P	ERA	WHIP
Rick Helling, R ERA: 3.88 (1, 1)	6.0		29	7	3	3	3	4	0	0	0	0	0	70	105	4.50	1.833
Doug Davis, L ERA: 7.15 (7, 1)	1.0		3	0	0	0	3	0	0	0	0	0	0	12	16	0.00	0.000
Francisco Cordero, R ERA: 4.58 (8, 1)	0.1		4	2	1	1	1	1	0	0	0	0	0	6	13	27.00	9.000
Mike Venafro, L ERA: 4.45 (8, 1)	0.1		1	0	0	0	0	0	0	0	0	0	0	3	3	0.00	0.000
59 Jeff Zimmerman, R ERA: 6.19 (8, 1)	0.1	W	2	1	0	0	0	0	0	0	0	0	0	5	5	0.00	3.000

TEXAS RANGERS @ ARIZONA DIAMONDBACKS
Bank One Ballpark, Phoenix, AZ
Thu Jul 13 2000, 10:05 PM EDT
Att: 32,541 - Dome - 72 F

AB	37
R	4
H	11
RBI	4
BB	5
SO	8
LOB	26



Batter	1	2	3	4	5	6	7	8	9	AB R H RBI BB SO LOB	TOP											
Frank Catalanotto, L (1, 4) OBP: 0.476, SLG: 0.552	1-2 G4-3		1-2 P6		2-1 F8			1-1 G3		4 0 0 0 0 0 2												
29 Rusty Greer, L (1, 7) OBP: 0.351, SLG: 0.428	3-2 F7		2-3 K			1-3 K		0-0 G6-3		4 0 0 0 0 2 1												
Rafael Palmeiro, L (1, 3) OBP: 0.400, SLG: 0.562	3-3 K			1-3 K		2-2 F5			2-1 F9	4 0 0 0 0 2 0												
Ivan Rodriguez, R (1, 2) OBP: 0.384, SLG: 0.691		0-0 F9		0-1 F9		1-2 G4-3			3-2 F8	4 0 0 0 0 0 0												
Dave Martinez, L (1, 9) OBP: 0.314, SLG: 0.346		1-3 K		2-2 1B			0-0 F8		3-2 1B	4 0 2 0 0 1 0												
Mike Lamb, L (1, 5) OBP: 0.351, SLG: 0.423		2-1 F8		2-2 G4-3			3-2 G6-3		2-2 F8	4 0 0 0 0 0 2												
Gabe Kapler, R (1, 8) OBP: 0.315, SLG: 0.371			1-2 F8			0-0 1B				3 0 2 0 0 0 0												
Royce Clayton, R (1, 6) OBP: 0.294, SLG: 0.436			0-0 HR			1-0 F8				3 1 1 1 0 0 2												
Kenny Rogers, L (1, 1) OBP: 0.500, SLG: 0.500			0-0 1B			0-1 F2				2 0 1 0 0 0 1												
Scarborough Green, S (8, PH) OBP: 0.289, SLG: 0.278								1-2 G4-3		1 0 0 0 0 0 0												
Tim Crabtree, R (8, 1)										0 0 0 0 0 0 0												
Inning Stats	R: 0 E: 0 K: 1 S: 9	H: 0 LOB: 0 BB: 0 P: 16	R: 0 E: 0 K: 1 S: 6	H: 0 LOB: 0 BB: 0 P: 9	R: 1 E: 0 K: 1 S: 14	H: 2 LOB: 1 BB: 0 P: 18	R: 0 E: 0 K: 1 S: 12	H: 1 LOB: 1 BB: 0 P: 17	R: 0 E: 0 K: 0 S: 6	H: 1 LOB: 1 BB: 0 P: 9	R: 0 E: 0 K: 0 S: 9	H: 0 LOB: 0 BB: 0 P: 13	R: 0 E: 0 K: 0 S: 7	H: 1 LOB: 1 BB: 0 P: 10	R: 0 E: 0 K: 0 S: 6	H: 0 LOB: 0 BB: 0 P: 8	R: 0 E: 0 K: 0 S: 18	H: 1 LOB: 1 BB: 0 P: 28	1B: 5 2B: 0 3B: 0 HR: 1	SF: 0 SAC: 0 DP: 0 HBP: 0	WP: 0 PB: 0 SB: 0 CS: 0	PA: 33
PITCHER Armando Reynoso, R (1, 1) ERA: 5.34	IP: 9.0 WLS: W BF: 33 H: 6 R: 1 ER: 1 SO: 5 BB: 0 IBB: 0 HBP: 0 BLK: 0 WP: 0 HR: 1 S: 87 P: 128 ERA: 1.00 WHIP: 0.667																				PITCHER IP: WLS: BF: H: R: ER: SO: BB: IBB: HBP: BLK: WP: HR: S: P: ERA: WHIP:	

Texas Rangers @ Arizona Diamondbacks
Bank One Ballpark, Phoenix, AZ

Fri Jul 14 2000, 10:05 PM EDT
Att. 34,415 - Dome - 72 F

AB	33
R	1
H	6
RBI	1
BB	0
SO	5
LOB	8



Batter	1	2	3	4	5	6	7	8	9
Tony Womack, L OBP: 0.305, SLG: 0.396 (1, 6)	1-3 K		2-2 G6-3 3B		2-2 G4-3	0-0 F7		0-2 G4-3	
Jay Bell, R OBP: 0.356, SLG: 0.440 (1, 4)	0-3 K		0-0 G6-3		0-0 1B 3B	0-1 1-3 2-H 2B		1-1 G4-3	
Luis Gonzalez, L OBP: 0.400, SLG: 0.541 (1, 7)	3-1 1B 1B		4-0 BB		1-0 3B 1B	1-2 G6-3			
Matt Williams, R OBP: 0.324, SLG: 0.390 (1, 5)	0-0 1-2 1B		0-0 F8		4-1 3B BB		0-2 F3		
Steve Finley, L OBP: 0.381, SLG: 0.614 (1, 8)	0-3 K			0-0 L8	0-0 3B		1-0 HR		
Greg Colbrunn, R OBP: 0.435, SLG: 0.520 (1, 3)		3-3 K		0-2 F8	0-0 F7		3-1 G5-3		
Travis Lee, L OBP: 0.310, SLG: 0.401 (8, 3)									
Damian Miller, R OBP: 0.363, SLG: 0.520 (1, 2)		0-3 K		0-0 1B		3-2 E 2B 1B		0-2 F8	
Danny Bautista, R OBP: 0.243, SLG: 0.390 (1, 9)		0-1 G5-3		0-0 F8		0-0 L4		1-1 F8	
Armando Reynoso, R OBP: 0.138, SLG: 0.074 (1, 1)			1-3 K		1-3 K	0-0 E2 2B		4-1 G4-3 BB	

Inning Stats	R: 0	H: 2	E: 0	LOB: 2	K: 3	BB: 0	S: 12	R: 0	H: 0	E: 0	LOB: 0	K: 2	BB: 0	S: 8	R: 1	H: 1	E: 0	LOB: 1	K: 1	BB: 1	S: 9	R: 0	H: 1	E: 0	LOB: 1	K: 0	BB: 0	S: 6	R: 3	H: 3	E: 0	LOB: 1	K: 1	BB: 1	S: 11	R: 1	H: 2	E: 1	LOB: 2	K: 0	BB: 0	S: 13	R: 1	H: 1	E: 0	LOB: 0	K: 0	BB: 0	S: 11	R: 0	H: 0	E: 0	LOB: 1	K: 0	BB: 1	S: 8	1B: 6	SF: 0	2B: 1	SAC: 0	3B: 2	DP: 0	HR: 1	HBP: 0
--------------	------	------	------	--------	------	-------	-------	------	------	------	--------	------	-------	------	------	------	------	--------	------	-------	------	------	------	------	--------	------	-------	------	------	------	------	--------	------	-------	-------	------	------	------	--------	------	-------	-------	------	------	------	--------	------	-------	-------	------	------	------	--------	------	-------	------	-------	-------	-------	--------	-------	-------	-------	--------

PITCHER	IP	WLS	BF	H	R	ER	SO	BB	IBB	HBP	BLK	WP	HR	S	P	ERA	WHIP
Kenny Rogers, L ERA: 4.34 (1, 1)	7.0	L	34	10	6	5	7	2	0	0	0	0	1	70	100	6.43	1.714
Tim Crabtree, R ERA: 5.82 (8, 1)	1.0		4	0	0	0	0	1	0	0	0	0	0	8	14	0.00	1.000

BOTTOM

AB	R	H	RBI	BB	SO	LOB
5	1	1	0	0	1	3
5	1	2	2	0	1	1
3	1	2	0	1	0	2
3	1	1	0	1	0	1
4	1	2	4	0	1	2
4	0	0	0	0	1	1
0	0	0	0	0	0	0
4	1	2	0	0	1	0
4	0	0	0	0	0	2
3	0	0	0	1	2	1

AB	35
R	6
H	10
RBI	6
BB	3
SO	7
LOB	13




WP	HR	S	P	ERA	WHIP
0	0	0	0	0	0

Texas Rangers @ Arizona Diamondbacks
 Bank One Ballpark, Phoenix, AZ
 Fri Jul 14 2000, 10:05 PM EDT
 Att: 34,415 - Dome - 72 F

livebaseballscorecards.com

Batter	1	2	3	4	5	6	7	8	9	10	11	AB R H RBI BB SO LOB	BOTTOM																
Tony Womack, L (1, 6) OBP: 0.303, SLG: 0.390	4-2 G4-3 S SF9 BB		2-2 FC5-2 G5-4-3 1-2 3-H		0-3 K		0-1 G4-3		0-1 G6-3		1-3 K	5 1 0 0 1 2 2	Texas Rangers @ Arizona Diamondbacks Bank One Ballpark, Phoenix, AZ Sat Jul 15 2000, 10:05 PM EDT Att. 37,856 - Dome - 72 F																
Jay Bell, R (1, 4) OBP: 0.354, SLG: 0.436	3-2 G4-3		2-0 G5-4-3 1-2f		1-2		0-0 P3		0-2 E5		4-0 1B BB	5 0 1 1 0 0 0 3 0 0 0 0 0 0 0 0 0 0 0 0 0 1 0 0 0 0 0 0 0 0 0 0																	
Greg Swindell, L (10, 1)																													
Erubiel Durazo, L (11, PH) OBP: 0.394, SLG: 0.456	1-3																												
Brian Anderson, R (11, PR) OBP: 0.195, SLG: 0.205																													
Luis Gonzalez, L (1, 7) OBP: 0.399, SLG: 0.539	0-1 SF9 3-H			0-0 HR 1B			1-3 K		1-2 G4-3		0-0 1B 1B	5 1 2 1 0 1 2																	
Matt Williams, R (1, 5) OBP: 0.336, SLG: 0.438	0-0 G6-3			2-2 HR 1B			2-2 F9		1-1 FC6-4 1B		1-1 2B	5 1 3 2 0 0 1 1 0 0 0 0 0 2																	
Hanley Frias, S (10, PR) OBP: 0.284, SLG: 0.264																													
Steve Finley, L (1, 8) OBP: 0.384, SLG: 0.612		1-2 CS 1B		3-2 G5-4-3 1B			3-3 K		1-1 FC6-4 1B		4-0 IBB	4 0 2 0 1 1 1																	
Greg Colbrunn, R (1, 3) OBP: 0.427, SLG: 0.508		3-3 K		0-0 G5-4-3 1B			1-0 G2-3		0-3 K		2-2 F9	3 0 0 0 0 1 2 2 0 0 0 0 1 3																	
Travis Lee, L (7, 3) OBP: 0.308, SLG: 0.397																													
Damian Miller, R (1, 2) OBP: 0.369, SLG: 0.520		2-2 F7		1-1 BB 1B			1-2 2B 2B 1B		4-2 BB		1-3 K	4 1 2 0 1 1 2																	
Danny Bautista, R (1, 9) OBP: 0.259, SLG: 0.406																													
Jason Conti, L (8, PH) OBP: 0.361, SLG: 0.387																													
Randy Johnson, R (1, 1) OBP: 0.222, SLG: 0.245																													
Vicente Padilla, R (8, 1) OBP: 1.000, SLG: 1.000																													
Craig Counsell, L (9, PH) OBP: 0.403, SLG: 0.452																													
Inning Stats	R: 1 E: 0 K: 0 S: 8	H: 0 LOB: 0 BB: 1 P: 15	R: 0 E: 0 K: 1 S: 9	H: 1 LOB: 0 BB: 0 P: 15	R: 0 E: 1 K: 0 S: 7	H: 1 LOB: 1 BB: 0 P: 12	R: 2 E: 0 K: 1 S: 15	H: 4 LOB: 2 BB: 1 P: 25	R: 0 E: 0 K: 2 S: 12	H: 1 LOB: 1 BB: 0 P: 16	R: 2 E: 0 K: 1 S: 15	H: 3 LOB: 1 BB: 0 P: 24	R: 0 E: 0 K: 0 S: 6	H: 0 LOB: 0 BB: 0 P: 7	R: 0 E: 0 K: 2 S: 13	H: 1 LOB: 2 BB: 1 P: 20	R: 0 E: 1 K: 1 S: 12	H: 0 LOB: 1 BB: 0 P: 15	R: 0 E: 0 K: 2 S: 13	H: 1 LOB: 2 BB: 1 P: 21	R: 0 E: 0 K: 1 S: 7	H: 1 LOB: 2 BB: 1 P: 15	1B: 9 2B: 4 3B: 0 HR: 1	SF: 1 SAC: 1 DP: 3 HBP: 0	WP: 0 PB: 0 SB: 2 CS: 1	PA: 49			
PITCHER	IP WLS BF H R ER SO BB IBB HBP BLK WP HR S P ERA WHIP														PITCHER	IP WLS BF H R ER SO BB IBB HBP BLK WP HR S P ERA WHIP													
40 Matt Perisho, L (1, 1) ERA: 5.34	5.2 26 9 5 5 5 2 0 0 0 0 1 63 103 7.94 1.941														John Wetteland, R (11, 1) ERA: 3.38	1.0 S 5 1 0 0 1 1 0 0 0 0 0 7 15 0.00 2.000													
Francisco Cordero, R (6, 1) ERA: 4.54	0.1 1 1 0 0 0 0 0 0 0 0 0 3 4 0.00 3.000																												
Doug Davis, L (7, 1) ERA: 6.85	1.0 3 0 0 0 0 0 0 0 0 0 0 6 7 0.00 0.000																												
Mike Venafro, L (8, 1) ERA: 4.36	0.2 3 1 0 0 1 0 0 0 0 0 0 7 9 0.00 1.500																												
59 Jeff Zimmerman, R (8, 1) ERA: 5.62	2.1 W 11 1 0 0 4 1 1 0 0 0 0 31 47 0.00 0.857																												

AB	42
R	5
H	13
RBI	5
BB	5
SO	11
LOB	24



WP:	0
PB:	0
SB:	2
CS:	1

livebaseballscores.com

Batter	1	2	3	4	5	6	7	8	9	AB	R	H	RBI	BB	SO	LOB
Tony Womack, L (1, 6) OBP: 0.302, SLG: 0.388	2-3 K		2-2 F7			1-0 E1 1B	1-0 G4-3		0-1 G1-3	5	1	1	0	0	1	0
Jay Bell, R (1, 4) OBP: 0.350, SLG: 0.431	1-0 P4		2-0 P2			2-2 G6-3		1-0 F9		4	0	0	1	0	0	1
Luis Gonzalez, L (1, 7) OBP: 0.402, SLG: 0.540	1-2 FC6-4 1B		4-1			2-2 G3-1 1B		2-2 G6-3		3	0	2	1	1	0	0
Matt Williams, R (1, 5) OBP: 0.333, SLG: 0.431	0-1 FC6-4		0-1 F8			0-0 G3-1 1B		0-1 F9		4	0	1	0	0	0	2
Steve Finley, L (1, 8) OBP: 0.380, SLG: 0.605		2-2 F5			3-3 K	1-0 G3-1		2-3 K		4	0	0	0	0	2	2
Erubiel Durazo, L (1, 3) OBP: 0.399, SLG: 0.464		1-0			1-1 P6	4-0		2-1 F9		2	1	1	0	1	0	0
Greg Colbrunn, R (8, PH) OBP: 0.424, SLG: 0.504		3B								1	0	0	0	0	0	0
Damian Miller, R (1, 2) OBP: 0.366, SLG: 0.514		1-1 G6-3			0-0	1-2 F9		0-3 K		4	0	1	0	0	1	4
Jason Conti, L (1, 9) OBP: 0.359, SLG: 0.441		3-2			1-1 F9			2-3 K		3	0	1	1	0	1	1
Danny Bautista, R (9, PH) OBP: 0.257, SLG: 0.403		2-H 3B							1-3 K2-3	1	0	0	0	0	1	0
Nelson Figueroa, R (1, 1) OBP: 0.353, SLG: 0.333		0-1 F9				1-0 E G6-3 1B		0-1 L4		2	1	1	0	0	0	1
Omar Dadel, L (6, 1) OBP: 0.296, SLG: 0.423										0	0	0	0	0	0	0
Hanley Frías, S (6, PH) OBP: 0.280, SLG: 0.260										0	0	0	0	0	0	0
Russ Springer, R (7, 1) OBP: 0.250, SLG: 0.250										0	0	0	0	0	0	0
Dan Plesac, L (8, 1) OBP: 0.417, SLG: 0.417										0	0	0	0	0	0	0
Mike Morgan, R (8, 1) OBP: 0.417, SLG: 0.417										0	0	0	0	0	0	0
Matt Mantel, R (9, 1) OBP: 0.397, SLG: 0.444										0	0	0	0	0	0	0
Craig Counsell, L (9, PH) OBP: 0.397, SLG: 0.444										1	0	0	0	0	0	0

Inning Stats	R: 0	H: 1	E: 0	LOB: 1	K: 1	S: 10	R: 1	H: 2	E: 0	LOB: 1	K: 0	S: 11	R: 0	H: 0	E: 0	LOB: 1	K: 0	S: 8	R: 0	H: 1	E: 0	LOB: 1	K: 1	S: 8	R: 2	H: 4	E: 1	LOB: 3	K: 0	S: 18	R: 0	H: 0	E: 0	LOB: 0	K: 1	S: 6	R: 0	H: 0	E: 0	LOB: 0	K: 0	S: 6	R: 0	H: 0	E: 0	LOB: 0	K: 2	S: 11	R: 0	H: 0	E: 0	LOB: 0	K: 1	S: 8	R: 0	H: 0	E: 0	LOB: 0	K: 1	S: 8	R: 0	H: 0	E: 0	LOB: 0	K: 1	S: 8	1B: 6	SF: 0	2B: 1	SAC: 0	3B: 1	DP: 0	HR: 0	HBP: 0	WP: 0	PA: 37
--------------	------	------	------	--------	------	-------	------	------	------	--------	------	-------	------	------	------	--------	------	------	------	------	------	--------	------	------	------	------	------	--------	------	-------	------	------	------	--------	------	------	------	------	------	--------	------	------	------	------	------	--------	------	-------	------	------	------	--------	------	------	------	------	------	--------	------	------	------	------	------	--------	------	------	-------	-------	-------	--------	-------	-------	-------	--------	-------	--------

PITCHER	IP	WLS	BF	H	R	ER	SO	BB	IBB	HBP	BLK	WP	HR	S	P	ERA	WHIP
Paul Abbott, R (1, 1) ERA: 4.27	6.0		28	8	3	3	3	1	1	0	0	0	0	61	100	4.50	1.500
Jose Mesa, R (7, 1) ERA: 5.52	1.0	W	3	0	0	0	0	0	0	0	0	0	0	6	9	0.00	0.000
Arthur Rhodes, L (8, 1) ERA: 2.57	1.0	H	3	0	0	0	2	0	0	0	0	0	0	11	15	0.00	0.000
Kazuhiko Sasaki, R (9, 1) ERA: 3.53	1.0	S	3	0	0	0	1	0	0	0	0	0	0	8	11	0.00	0.000

BOTTOM

Seattle Mariners @ Arizona Diamondbacks

Bank One Ballpark, Phoenix, AZ

Sun Jul 16 2000, 4:35 PM EDT
Att: 34,144 - Dome - 72 F

livebaseballscores.com

AB	35
R	3
H	8
RBI	3
BB	2
SO	6
LOB	11



Batter	1	2	3	4	5	6	7	8	9	AB R H RBI BB SO LOB	TOP							
Rickey Henderson, R OBP: 0.367, SLG: 0.312 (1, 7)	4-2 G6-3 BB		0-3 K		0-0 F8			0-0 P4		3 0 0 0 1 1 2	Seattle Mariners @ Arizona Diamondbacks Bank One Ballpark, Phoenix, AZ Mon Jul 17 2000, 10:05 PM EDT Att. 35,504 - Dome - 72 F							
David Bell, R OBP: 0.295, SLG: 0.353 (1, 4)	1-0 G6-3 1-2f		2-2 F8		3-2 P4			3-2 1B		4 0 1 0 0 0 3								
Mike Cameron, R OBP: 0.350, SLG: 0.452 (1, 8)	2-2 G6-3		0-3 K		0-0 F2			2-3 K		4 0 0 0 0 2 2								
John Olerud, L OBP: 0.419, SLG: 0.495 (1, 3)		4-1 1B BB		0-0 F7		1-2 F7		1-2 G3		3 0 0 0 1 0 0								
Jay Buhner, R OBP: 0.378, SLG: 0.500 (1, 9)		2-3 K		3-3 K		0-0 F9		0-0 G4-3 2B		4 0 1 0 0 2 1								
John Mabry, L OBP: 0.330, SLG: 0.337 (1, 5)		0-0 1B		0-0 1B		2-2 F7		0-1 G4-3		3 0 2 0 0 0 0								
Edgar Martinez, R OBP: 0.446, SLG: 0.663 (9, PH)		1-2 1B						2-3 F8		1 0 0 0 0 0 1								
Dan Wilson, R OBP: 0.285, SLG: 0.338 (1, 2)		0-3 K		3-3 K		1-3 K		0-0 F8		4 0 0 0 0 3 4								
Carlos Guillen, S OBP: 0.250, SLG: 0.154 (1, 6)		0-1 G4-3			4-1 SH3-4 BB		0-1 F7			2 0 0 0 1 0 2								
37 Robert Ramsay, L (7, 1)										0 0 0 0 0 0 0								
John Halama, L OBP: 0.500, SLG: 0.500 (1, 1)			0-1 1B		0-0 SH3-4			1-3 K		1 0 1 0 0 0 0								
Charles Gipson, R OBP: 0.346, SLG: 0.333 (7, 6)										1 0 0 0 0 1 0								
Inning Stats	R: 0 E: 0 K: 0 S: 6	H: 0 LOB: 0 BB: 1 P: 13	R: 0 E: 0 K: 2 S: 10	H: 1 LOB: 2 BB: 1 P: 16	R: 0 E: 0 K: 2 S: 13	H: 1 LOB: 1 BB: 0 P: 15	R: 0 E: 0 K: 2 S: 8	H: 0 LOB: 1 BB: 1 P: 15	R: 0 E: 0 K: 1 S: 9	H: 0 LOB: 0 BB: 0 P: 12	R: 0 E: 0 K: 2 S: 11	H: 1 LOB: 1 BB: 0 P: 17	R: 0 E: 0 K: 0 S: 8	H: 1 LOB: 1 BB: 0 P: 9	1B: 4 2B: 1 3B: 0 HR: 0	SF: 0 SAC: 1 DP: 1 HBP: 0	WP: 0 PB: 0 SB: 0 CS: 0	PA: 34
PITCHER	IP WLS BF H R ER SO BB IBB HBP BLK WP HR S P ERA WHIP																	
Geraldo Guzman, R ERA: 0.56 (1, 1)	8.0 W 30 4 0 0 9 3 0 0 0 0 0 0 70 108 0.00 0.875																	
Greg Swindell, L ERA: 2.34 (9, 1)	1.0 4 1 0 0 0 0 0 0 0 0 0 0 8 9 0.00 1.000																	

AB	30
R	0
H	5
RBI	0
BB	3
SO	9
LOB	15



Batter	1	2	3	4	5	6	7	8	9
Tony Womack, L OBP: 0.303, SLG: 0.392 (1, 6)	1-2 F9		2-1 3B 1B	2-2 1B 2B		1-2 E6		3-2 SF8	
Jay Bell, R OBP: 0.353, SLG: 0.439 (1, 4)	1-0 FC3-6 1B		2-1 3B 1B	1-2 1B		1 SAFE 0-0 CS	1-1 F7	2-2 F7	
Luis Gonzalez, L OBP: 0.401, SLG: 0.539 (1, 7)	1-1 FC3-6 2B		0-3 K	0-0 F8			1-0 1B 39 SF8 2B		
Matt Williams, R OBP: 0.339, SLG: 0.442 (1, 5)	1-2 2B		3-1 P4		0-0 L8		2-1 1B		
39 Alex Cabrera, R OBP: 0.500, SLG: 1.059 (1, 9)	0-0 F9		0-1 F8		0-1 HR		1-0 SF8		
Greg Colbrunn, R OBP: 0.420, SLG: 0.496 (1, 3)		0-0 F8		2-2 2B SF8 1B	3-0 F8		3-3 K		
Damian Miller, R OBP: 0.364, SLG: 0.514 (1, 2)		3-3 K		3-0 SF8 2B 2B	1-0 F8			1-3 K	
Danny Bautista, R OBP: 0.263, SLG: 0.404 (1, 8)		0-0 1B		0-0 SF8		1-2 L7		4-0 1B SF8 BB	
Geraldo Guzman, R Hanley Frias, S (8, PH) Greg Swindell, L (9, 1)		1-3 K		3-3 K		1-3 K		2-2 1B	

Inning Stats	R: 0	H: 2	E: 0	K: 0	S: 10	R: 0	H: 1	E: 0	K: 2	S: 8	R: 1	H: 2	E: 0	K: 1	S: 11	R: 3	H: 4	E: 0	K: 1	S: 17	R: 1	H: 1	E: 0	K: 0	S: 5	R: 0	H: 0	E: 1	K: 1	S: 9	R: 1	H: 2	E: 0	K: 1	S: 9	R: 1	H: 1	E: 0	K: 1	S: 13	
	LOB: 2	BB: 0	P: 14	LOB: 1	BB: 0	P: 12	LOB: 1	BB: 0	P: 18	LOB: 1	BB: 0	P: 28	LOB: 0	BB: 0	P: 9	LOB: 0	BB: 0	P: 12	LOB: 1	BB: 1	LOB: 1	BB: 1	LOB: 1	BB: 1	LOB: 0	BB: 0	LOB: 1	BB: 0	LOB: 1	BB: 0	LOB: 1	BB: 1	LOB: 1	BB: 0	LOB: 0	BB: 0	LOB: 0	BB: 0	LOB: 0	BB: 0	LOB: 0

PITCHER	IP	WLS	BF	H	R	ER	SO	BB	IBB	HBP	BLK	WP	HR	S	P	ERA	WHIP
John Halama, L ERA: 5.11 (1, 1)	6.1	L	31	12	6	6	5	0	0	0	0	0	1	65	102	8.53	1.895
37 Robert Ramsay, L ERA: 3.26 (7, 1)	1.2		7	1	1	1	2	1	0	0	0	0	0	17	33	5.40	1.200

AB R H RBI BB SO LOB

BOTTOM

4	2	2	2	0	0	0
5	0	3	2	0	0	1
4	1	1	0	0	1	3
4	0	2	0	0	0	1
3	1	1	2	0	0	3
4	1	1	0	0	1	1
4	1	1	0	0	2	0
2	1	1	1	1	0	0
3	0	0	0	0	3	2
1	0	1	0	0	0	0
0	0	0	0	0	0	0

AB	34
R	7
H	13
RBI	7
BB	1
SO	7
LOB	11



WP: 0	PA: 39
PB: 0	
SB: 0	
CS: 1	

WP: 0 PA: 39
PB: 0
SB: 0
CS: 1

Seattle Mariners @ Arizona Diamondbacks
Bank One Ballpark, Phoenix, AZ
Mon Jul 17 2000, 10:05 PM EDT
Att: 35,504 - Dome - 72 F

livebaseballscorecards.com

Batter	1	2	3	4	5	6	7	8	9	AB	R	H	RBI	BB	SO	LOB
Tony Womack, L (1, 6) OBP: 0.303, SLG: 0.391	0-0 G4-3			2-1 F7		2-0 SH1-3 1B		1-2 SF9		3	0	1	1	0	0	0
Jay Bell, R (1, 4) OBP: 0.353, SLG: 0.438	1-1 F7			1-2 G1-3		1-1 SH1-3		1-2 G6-3 1B		3	0	1	0	0	0	0
Luis Gonzalez, L (1, 7) OBP: 0.402, SLG: 0.538	1-0 G3			1-0 1B		4-0 G4-6-3 IBB		0-1 G6-3 1-2f		3	0	1	0	1	0	2
Matt Williams, R (1, 5) OBP: 0.328, SLG: 0.427			2-1 G1-3	0-3 K		0-0 G4-6-3 1-2f			1-3 K	4	0	0	0	0	2	4
Steve Finley, L (1, 8) OBP: 0.378, SLG: 0.601			1-2 G3		0-2 SF8 1B		1-0 F9		1-1 F8	4	1	1	0	0	0	0
39 Alex Cabrera, R (1, 9) Vicente Padilla, R (8, 1) Dan Plesac, L (9, 1) Byung-Hyun Kim, R (9, 1) Mike Morgan, R (9, 1) Craig Counsell, L (9, PH) OBP: 0.439, SLG: 0.900 OBP: 1.000, SLG: 1.000 OBP: 0.417, SLG: 0.417 OBP: 0.392, SLG: 0.438			0-3 K		1-3 K		2-2 G1-3		2-3 K2-3	3	0	0	0	0	2	1
Erubiel Durazo, L (1, 3) OBP: 0.392, SLG: 0.458			1-0 G4-3		1-0 SF8		0-0 F9			2	0	0	1	0	0	0
Damian Miller, R (1, 2) OBP: 0.364, SLG: 0.508			0-0 F9		3-2 F8			4-2 1B SF9 BB		2	1	0	0	1	0	0
Brian Anderson, R (1, 1) Danny Bautista, R (8, 9) OBP: 0.209, SLG: 0.220 OBP: 0.268, SLG: 0.408			0-0 L6			0-0 SH1-3 1B		1-1 1B		2	0	1	0	0	0	0

Inning Stats	R: 0	H: 0	E: 0	LOB: 0	K: 0	S: 4	P: 6	R: 0	H: 0	E: 0	LOB: 0	K: 1	S: 10	P: 13	R: 0	H: 1	E: 0	LOB: 1	K: 1	S: 9	R: 1	H: 1	E: 0	LOB: 0	K: 1	S: 11	P: 16	R: 0	H: 2	E: 0	LOB: 2	K: 0	S: 5	R: 0	H: 0	E: 0	LOB: 0	K: 0	S: 6	R: 1	H: 2	E: 0	LOB: 1	K: 0	S: 13	P: 20	R: 0	H: 0	E: 0	LOB: 0	K: 2	S: 8	P: 12	1B: 6	SF: 2	2B: 0	SAC: 1	3B: 0	DP: 2	HR: 0	HBP: 0	WP: 0	PA: 33
--------------	------	------	------	--------	------	------	------	------	------	------	--------	------	-------	-------	------	------	------	--------	------	------	------	------	------	--------	------	-------	-------	------	------	------	--------	------	------	------	------	------	--------	------	------	------	------	------	--------	------	-------	-------	------	------	------	--------	------	------	-------	-------	-------	-------	--------	-------	-------	-------	--------	-------	--------

PITCHER	IP	WLS	BF	H	R	ER	SO	BB	IBB	HBP	BLK	WP	HR	S	P	ERA	WHIP
Freddy Garcia, R (1, 1) ERA: 4.3	7.0		27	5	2	1	3	1	1	0	0	0	0	52	82	1.29	0.857
Arthur Rhodes, L (8, 1) ERA: 2.51	1.0	W	3	1	0	0	0	0	0	0	0	0	0	9	11	0.00	1.000
Kazuhiko Sasaki, R (9, 1) ERA: 3.44	1.0	S	3	0	0	0	2	0	0	0	0	0	0	8	12	0.00	0.000

BOTTOM

Seattle Mariners @ Arizona Diamondbacks

Bank One Ballpark, Phoenix, AZ

Tue Jul 18 2000, 10:05 PM EDT
Att: 32,090 - Dome - 72 F

livebaseballscorecards.com

AB	28
R	2
H	6
RBI	2
BB	2
SO	5
LOB	7



Batter	1	2	3	4	5	6	7	8	9	AB R H RBI BB SO LOB	TOP																
Fernando Vina, L (1, 4) OBP: 0.389, SLG: 0.405	0-1 F9		2-1 F7		2-3 K		1-1 L5			4 0 0 0 0 1 1																	
Edgar Renteria, R (1, 6) OBP: 0.336, SLG: 0.420	4-0 FC4-6 BB		1-1 P6			1-0 15 1B 1B	1-2 F9			3 1 1 0 1 0 0																	
15 Jim Edmonds, L (1, 8) OBP: 0.441, SLG: 0.640	0-0 FC4-6 1-2f			1-2 F7		0-0 1B 1-2 2B 1B		0-1 F7		4 1 1 0 0 0 1																	
Fernando Tatis, R (1, 5) OBP: 0.471, SLG: 0.748	2-2 P3			2-2 G6-3		0-0 2B 1-2 2-H G6-3 1B		3-2 P6		4 1 1 1 0 0 1																	
Ray Lankford, L (1, 7) OBP: 0.361, SLG: 0.502		3-1 F7		4-2 FC6-4 BB		3-2 2B 1-3 2-H 2B		3-2 F7		3 0 1 1 1 0 0																	
Craig Paquette, R (1, 9) OBP: 0.309, SLG: 0.444		2-3 K		1-2 FC6-4 1-2f		0-1 G6-3		3-2 F8		3 0 0 1 0 1 2																	
Placido Polanco, R (9, PH) OBP: 0.335, SLG: 0.406										1 0 0 0 0 0 0																	
Eduardo Perez, R (1, 3) OBP: 0.423, SLG: 0.583		1-0 2B			2-3 K	0-0 F8		1-1 F8		4 0 1 0 0 1 1																	
Mike Matheny, R (1, 2) OBP: 0.299, SLG: 0.332		0-0 G6-3			1-2 SH3 1B	3-3 K		2-3 K		3 0 1 0 0 1 2																	
Shawon Dunston, R (9, PH) OBP: 0.293, SLG: 0.523										1 0 0 0 0 1 0																	
Garrett Stephenson, R (1, 1) OBP: 0.114, SLG: 0.031			3-2 G6-3		0-0 SH3		1-0 P5			1 0 0 0 0 0 0																	
Chris Richard, L (7, PH) OBP: 0.400, SLG: 1.000										0 0 0 0 0 0 0																	
Eric Davis, R (7, PH) OBP: 0.412, SLG: 0.494										1 0 0 0 0 0 0																	
Matt Morris, R (7, 1)										0 0 0 0 0 0 0																	
Inning Stats	R: 0 E: 0 K: 0 S: 6	H: 0 LOB: 1 BB: 1 P: 12	R: 0 E: 0 K: 1 S: 10	H: 1 LOB: 1 BB: 0 P: 16	R: 0 E: 0 K: 0 S: 7	H: 0 LOB: 0 BB: 0 P: 13	R: 0 E: 0 K: 0 S: 12	H: 0 LOB: 1 BB: 1 P: 20	R: 0 E: 0 K: 2 S: 11	H: 1 LOB: 1 BB: 0 P: 16	R: 3 E: 0 K: 1 S: 13	H: 4 LOB: 1 BB: 0 P: 20	R: 0 E: 0 K: 0 S: 6	H: 0 LOB: 0 BB: 0 P: 9	R: 0 E: 0 K: 0 S: 8	H: 0 LOB: 0 BB: 0 P: 14	R: 0 E: 0 K: 1 S: 8	H: 0 LOB: 0 BB: 0 P: 14	1B: 4 2B: 2 3B: 0 HR: 0	SF: 0 SAC: 1 DP: 0 HBP: 0	WP: 0 PB: 0 SB: 0 CS: 0	PA: 35					
PITCHER	IP	WLS	BF	H	R	ER	SO	BB	IBB	HBP	BLK	WP	HR	S	P	ERA	WHIP										
Armando Reynoso, R (1, 1) ERA: 5.34	5.0	W	23	6	3	3	3	2	0	0	0	0	0	53	88	5.40	1.600										
Russ Springer, R (6, 1) ERA: 5.91	1.0	H	3	0	0	0	1	0	0	0	0	0	0	6	9	0.00	0.000										
Greg Swindell, L (7, 1) ERA: 2.23	2.0	H	6	0	0	0	0	0	0	0	0	0	0	14	23	0.00	0.000										
Matt Mantel, R (9, 1) ERA: 7.13	1.0	S	3	0	0	0	1	0	0	0	0	0	0	8	14	0.00	0.000										

St. Louis Cardinals @ Arizona Diamondbacks
Bank One Ballpark, Phoenix, AZ

AB 32
R 3
H 6
RBI 3
BB 2
SO 5
LOB 8



Wed Jul 19 2000, 10:05 PM EDT
Att: 37,119 - Dome - 72 F

livebaseballscorecards.com

Batter	1	2	3	4	5	6	7	8	9	AB R H RBI BB SO LOB	TOP
Placido Polanco, R (1, 4) OBP: 0.328, SLG: 0.397	0-3 K			1-0 G4-3		1-0 G5-4-3		1-1 G1-3		4 0 0 0 0 1 3	
Edgar Renteria, R (1, 6) OBP: 0.335, SLG: 0.418	1-3 K			1-0 P6			0-3 K		1-0 1B SH5-3 SF9 1B	4 1 1 0 0 2 0	
Shawon Dunston, R (1, 8) OBP: 0.294, SLG: 0.526 Ray Lankford, L (9, 7) OBP: 0.361, SLG: 0.502	2-3 K			0-2 P6			1-2 2B		2-0 SH5-3	3 0 1 0 0 1 0 0 0 0 0 0 0 0	
Fernando Tatis, R (1, 5) OBP: 0.466, SLG: 0.733			3-3 K		3-2 F8		2-3 K		2-1 SF9 1B	4 0 1 0 0 2 1	
Eric Davis, R (1, 9) OBP: 0.404, SLG: 0.486 Dave Veres, R (9, 1)			2-3 K		1-3 K		1-3 K		1-0 SF9	3 0 0 1 0 3 1 0 0 0 0 0 0 0	
Craig Paquette, R (1, 7) OBP: 0.308, SLG: 0.444			1-2 G1-3		0-1 G5-3			0-1 2B	2-1 G4-3	4 0 1 0 0 0 1	
Eduardo Perez, R (1, 3) OBP: 0.414, SLG: 0.667				0-1 F2		3-1 HR		2-2 G5-3		3 1 1 1 0 0 1	
Mike Matheny, R (1, 2) OBP: 0.296, SLG: 0.328			1-3 K		0-2 L4			0-0 G5-3		3 0 0 0 0 1 1	
Darryl Kile, R (1, 1) OBP: 0.191, SLG: 0.159 15 Jim Edmonds, L (9, 8) OBP: 0.441, SLG: 0.640			2-3 K		1-1 G5-4-3 1B			4-0 BB		2 0 1 0 1 1 0 0 0 0 0 0 0 0	
Inning Stats	R: 0 H: 0 E: 0 LOB: 0 K: 3 BB: 0 S: 10 P: 13	R: 0 H: 0 E: 0 LOB: 0 K: 2 BB: 0 S: 13 P: 19	R: 0 H: 0 E: 0 LOB: 0 K: 2 BB: 0 S: 8 P: 11	R: 0 H: 0 E: 0 LOB: 0 K: 0 BB: 0 S: 6 P: 8	R: 0 H: 0 E: 0 LOB: 0 K: 1 BB: 0 S: 9 P: 13	R: 1 H: 2 E: 0 LOB: 0 K: 0 BB: 0 S: 8 P: 13	R: 0 H: 1 E: 0 LOB: 1 K: 3 BB: 0 S: 12 P: 16	R: 0 H: 1 E: 0 LOB: 2 K: 0 BB: 1 S: 9 P: 16	R: 1 H: 2 E: 0 LOB: 1 K: 0 BB: 0 S: 7 P: 15	1B: 3 SF: 1 2B: 2 SAC: 1 3B: 0 DP: 1 HR: 1 HBP: 0	WP: 0 PA: 33 PB: 0 SB: 0 CS: 0
PITCHER Randy Johnson, L (1, 1) ERA: 2.01	IP WLS BF H R ER SO BB IBB HBP BLK WP HR S P ERA WHIP										
	9.0 W 33 6 2 2 11 1 0 0 0 0 0 1 82 124 2.00 0.778										

St. Louis Cardinals @ Arizona Diamondbacks
Bank One Ballpark, Phoenix, AZ

AB 30
R 2
H 6
RBI 2
BB 1
SO 11
LOB 8



Thu Jul 20 2000, 4:35 PM EDT
Att. 40,937 - Dome - 72 F

livebaseballscorecards.com

Batter	1	2	3	4	5	6	7	8	9	AB R H RBI BB SO LOB
Tony Womack, L (1, 6) OBP: 0.307, SLG: 0.404	0-3 K			3-2 CS 1B		0-2 L3			1-1 HR	4 1 2 2 0 1 0
Craig Counsell, L (1, 5) OBP: 0.377, SLG: 0.418	0-1 G3			1-1 F8			0-2 G1-3			3 0 0 0 0 0 1
Luis Gonzalez, L (1, 7) OBP: 0.398, SLG: 0.532	1-1 F7			0-3 K			2-1 G3-6-3 1B			3 0 1 0 0 1 1
Steve Finley, L (1, 8) OBP: 0.374, SLG: 0.594		0-0 F8		1-1 CS 1-2	0-2 G3		0-0 G3-6-3 1-2f			3 0 0 0 0 0 1
Erubiel Durazo, L (1, 3) OBP: 0.389, SLG: 0.463		1-0 G3-1			2-3 K			1-3 K		3 0 0 0 0 2 0
39 Alex Cabrera, R (1, 9) OBP: 0.379, SLG: 0.731 Danny Bautista, R (9, 9) OBP: 0.273, SLG: 0.413		1-3 K			1-2 P4			1-3 K2-3		3 0 0 0 0 2 0 0 0 0 0 0 0 0
Kelly Stinnett, R (1, 2) OBP: 0.297, SLG: 0.423			1-2 G5-3			1-2 F3		3-3 K		3 0 0 0 0 1 0
Hanley Frias, S (1, 4) OBP: 0.302, SLG: 0.316		0-0 F7				3-2 HR			4-2 SH3 HR BB	2 2 1 1 1 0 0
Randy Johnson, R (1, 1) OBP: 0.214, SLG: 0.236 Jay Bell, R (9, PH) OBP: 0.350, SLG: 0.435			1-3 K			0-3 K			0-1 SH3	2 0 0 0 0 2 0 0 0 0 0 0 0 0

Inning Stats	R: 0 E: 0 K: 1 S: 7	H: 0 LOB: 0 BB: 0 P: 8	R: 0 E: 0 K: 1 S: 5	H: 0 LOB: 0 BB: 0 P: 7	R: 0 E: 0 K: 1 S: 7	H: 0 LOB: 0 BB: 0 P: 9	R: 0 E: 0 K: 1 S: 9	H: 1 LOB: 0 BB: 0 P: 14	R: 0 E: 0 K: 1 S: 9	H: 0 LOB: 0 BB: 0 P: 12	R: 1 E: 0 K: 1 S: 13	H: 1 LOB: 0 BB: 0 P: 17	R: 0 E: 0 K: 0 S: 6	H: 1 LOB: 0 BB: 0 P: 8	R: 0 E: 0 K: 3 S: 10	H: 0 LOB: 0 BB: 0 P: 15	R: 2 E: 0 K: 0 S: 6	H: 1 LOB: 0 BB: 1 P: 11	1B: 2 2B: 0 3B: 0 HR: 2	SF: 0 SAC: 1 DP: 1 HBP: 0
--------------	------------------------------	---------------------------------	------------------------------	---------------------------------	------------------------------	---------------------------------	------------------------------	----------------------------------	------------------------------	----------------------------------	-------------------------------	----------------------------------	------------------------------	---------------------------------	-------------------------------	----------------------------------	------------------------------	----------------------------------	----------------------------------	------------------------------------

PITCHER	IP	WLS	BF	H	R	ER	SO	BB	IBB	HBP	BLK	WP	HR	S	P	ERA	WHIP
Darryl Kile, R (1, 1) ERA: 4.56	8.0		25	3	1	1	9	0	0	0	0	0	1	66	90	1.12	0.375
Dave Veres, R (9, 1) ERA: 3.33	0.1	L	3	1	2	2	0	1	0	0	0	0	1	6	11	54.00	6.000


BOTTOM

St. Louis Cardinals @ Arizona Diamondbacks
Bank One Ballpark, Phoenix, AZ

Thu Jul 20 2000, 4:35 PM EDT
Att. 40,937 - Dome - 72 F

AB	26
R	3
H	4
RBI	3
BB	1
SO	9
LOB	3

livebaseballscorecards.com



Batter	1	2	3	4	5	6	7	8	9	AB R H RBI BB SO LOB
Chris Stynes, R OBP: 0.480, SLG: 0.645 (1, 5)	3-2 G5-3 L	0-1 G6-4-3 1-2f 2-3		2-0 F9		1-1 G6-3			2-3 K	5 0 0 0 0 1 2
Barry Larkin, R OBP: 0.398, SLG: 0.527 (1, 6)	4-2 1B 2B BB	0-0 G4-3			3-2 F9		1-1 F3		4-0 BB	3 1 0 0 2 0 1
Ken Griffey Jr., L OBP: 0.381, SLG: 0.539 (1, 8)	2-3 K		0-0 F8		1-0 CS 1B		3-2 G4-3		0-3 K	5 0 1 0 0 2 2
Dante Bichette, R OBP: 0.355, SLG: 0.483 (1, 9)	0-1 2B 1B		1-0 F7		2-2 SAFE 1B 2B		1-3 K2-3			4 2 2 0 0 1 0
Sean Casey, L OBP: 0.361, SLG: 0.414 (1, 3)	1-0 1B 2B		0-1 E 1B 1B		4-0 1B IBB		1-0 L6			3 0 2 2 1 0 0
Dmitri Young, S OBP: 0.334, SLG: 0.466 (1, 7)	0-0 G4-3		1-2 E9 1B		2-0 FC6-4 1B		0-0 1B			4 0 3 1 0 0 1
Juan Castro, R OBP: 0.301, SLG: 0.416 (1, 4)		0-0 1B 1B	0-0 G6-3		0-1 FC6-4 1-2f		1-1 F8			4 1 1 0 0 0 5
Benito Santiago, R OBP: 0.286, SLG: 0.353 Eddie Taubensee, L OBP: 0.311, SLG: 0.333 (8, PH) (9, 2)		0-1 G6-4-3 1B 1B		2-1 G5-3		0-0 G1-3		0-0 P6		3 0 1 0 0 0 0 1 0 0 0 0 0 1
Steve Parris, R OBP: 0.131, SLG: 0.188 Brooks Kieschnick, L OBP: 0.200, SLG: 0.200 Scott Sullivan, R OBP: 0.200, SLG: 0.200 Dennys Reyes, R OBP: 0.200, SLG: 0.200 Danny Graves, R OBP: 0.200, SLG: 0.200 Michael Tucker, L OBP: 0.379, SLG: 0.544 (1, 1) (6, PH) (7, 1) (8, 1) (8, 1) (8, 9)		0-0 G6-4-3 1B	0-3 K		2-3 K			0-0 F8		2 0 1 1 0 1 0 1 0 0 0 0 1 0 1 0 0 0 0 0 0

Inning Stats	R: 2	H: 2	E: 0	K: 12	S: 12	LOB: 1	BB: 1	P: 22	R: 1	H: 3	E: 0	K: 0	S: 7	LOB: 1	BB: 0	P: 7	R: 0	H: 2	E: 1	K: 0	S: 8	LOB: 2	BB: 0	P: 10	R: 0	H: 0	E: 0	K: 1	S: 6	LOB: 0	BB: 0	P: 10	R: 1	H: 3	E: 0	K: 10	S: 10	LOB: 2	BB: 1	P: 22	R: 0	H: 0	E: 0	K: 1	S: 6	LOB: 0	BB: 0	P: 9	R: 0	H: 0	E: 0	K: 1	S: 9	LOB: 0	BB: 0	P: 14	R: 0	H: 1	E: 0	K: 0	S: 5	LOB: 1	BB: 0	P: 7	R: 0	H: 0	E: 0	K: 2	S: 8	LOB: 1	BB: 1	P: 14	1B: 9	2B: 2	3B: 0	HR: 0	SF: 0	SAC: 0	DP: 1	HBP: 0	WP: 0	PB: 0	SB: 0	CS: 1	PA: 39
--------------	------	------	------	-------	-------	--------	-------	-------	------	------	------	------	------	--------	-------	------	------	------	------	------	------	--------	-------	-------	------	------	------	------	------	--------	-------	-------	------	------	------	-------	-------	--------	-------	-------	------	------	------	------	------	--------	-------	------	------	------	------	------	------	--------	-------	-------	------	------	------	------	------	--------	-------	------	------	------	------	------	------	--------	-------	-------	-------	-------	-------	-------	-------	--------	-------	--------	-------	-------	-------	-------	--------


PITCHER	IP	WLS	BF	H	R	ER	SO	BB	IBB	HBP	BLK	WP	HR	S	P	ERA	WHIP
Mike Morgan, R ERA: 4.38 (1, 1)	5.0		25	10	4	4	2	1	1	0	0	0	0	43	71	7.20	2.200
Russ Springer, R ERA: 5.7 (6, 1)	1.1		4	0	0	0	1	0	0	0	0	0	0	8	12	0.00	0.000
Greg Swindell, L ERA: 2.2 (7, 1)	0.2	W	2	0	0	0	1	0	0	0	0	0	0	7	11	0.00	0.000
Dan Plesac, L ERA: 3.63 (8, 1)	0.1	H	1	0	0	0	0	0	0	0	0	0	0	1	2	0.00	0.000
Vicente Padilla, R ERA: 2.45 (8, 1)	0.2	H	3	1	0	0	0	0	0	0	0	0	0	4	5	0.00	1.500

BOTTOM

Arizona Diamondbacks @ Cincinnati Reds
Cinergy Field, Cincinnati, OH
Fri Jul 21 2000, 7:35 PM EDT
Att: 46,101 - Cloudy - 77 F

livebaseballscorecards.com

AB	36
R	4
H	11
RBI	4
BB	3
SO	6
LOB	12



Arizona Diamondbacks @ Cincinnati Reds
Cinergy Field, Cincinnati, OH

Sat Jul 22 2000, 1:15 PM EDT
Att. 42,568 - Sunny - 68 F

AB	33
R	3
H	8
RBI	2
BB	6
SO	5
LOB	24



Batter	1	2	3	4	5	6	7	8	9	AB	R	H	RBI	BB	SO	LOB	TOP	
Tony Womack, L (1, 6) OBP: 0.304, SLG: 0.400	2-2 1B 2B	2-2 E5		4-0 1B BB		3-2 G1-3		1-1 F9		4	0	1	0	1	0	2		
Jay Bell, R (1, 4) OBP: 0.354, SLG: 0.433	0-0 L3 1B	4-2 BB		1-0 1B		0-0 G5-3		4-0 WP BB		3	0	2	1	2	0	0		
Luis Gonzalez, L (1, 7) OBP: 0.395, SLG: 0.527	1-1 L3	2-2 G3		0-3 K			3-1 P6	4-2 FC5-4 BB		4	0	0	0	1	1	7		
Matt Williams, R (1, 5) OBP: 0.324, SLG: 0.423	4-2 BB		0-0 F9	0-0 P6			2-0 1B 1B	0-0 FC5-4		4	0	1	0	1	0	5		
Steve Finley, L (1, 8) OBP: 0.377, SLG: 0.602	1-1 G3		2-2 HBP		1-1 G4-3		2-1 1B	2-2 G3-1		4	0	1	0	0	0	2		
39 Alex Cabrera, R (1, 3) OBP: 0.406, SLG: 0.821		4-0 SH1-4 1B E BB	2-2 P3		2-1 HR		2-3 K	1-2 F8		2	2	1	1	1	0	1		
Erubiel Durazo, L (7, PH) OBP: 0.387, SLG: 0.455										1	0	0	0	0	1	2		
Byung-Hyun Kim, R (7, 3)										0	0	0	0	0	0	0		
Byung-Hyun Kim, R (7, 1)										1	0	0	0	0	0	0		
Craig Counsell, L (9, PH) OBP: 0.367, SLG: 0.406										0	0	0	0	0	0	0		
Damian Miller, R (1, 2) OBP: 0.360, SLG: 0.492		3-3 K	3-2 L7		3-2 G5-3		3-3 K	2-1 G5-3		5	0	0	0	0	2	4		
Danny Bautista, R (1, 9) OBP: 0.301, SLG: 0.436		2-1 E SH1-4 1B		1-1 SH3 1B HBP		3-2 P4		2-2 WP S 1B		3	1	2	0	0	0	0		
Geraldo Guzman, R (1, 1)		1-2 SH1-4		0-0 SH3		0-3 K		2-1 F9		0	0	0	0	0	0	0		
Omar Daal, L (3, 1) OBP: 0.286, SLG: 0.407										1	0	0	0	0	1	0		
Greg Colbrunn, R (7, 3) OBP: 0.421, SLG: 0.492		1-2 2-3								1	0	0	0	0	0	1		
Inning Stats	R: 0 E: 0 K: 0 S: 16 H: 2 LOB: 2 BB: 1 P: 24	R: 1 E: 1 K: 1 S: 22 H: 1 LOB: 3 BB: 2 P: 40	R: 0 E: 0 K: 0 S: 10 H: 0 LOB: 1 BB: 0 P: 17	R: 1 E: 0 K: 1 S: 7 H: 1 LOB: 2 BB: 1 P: 13	R: 1 E: 0 K: 0 S: 10 H: 1 LOB: 0 BB: 0 P: 19	R: 0 E: 0 K: 1 S: 7 H: 0 LOB: 0 BB: 0 P: 10	R: 0 E: 0 K: 2 S: 12 H: 2 LOB: 2 BB: 0 P: 24	R: 0 E: 0 K: 0 S: 10 H: 1 LOB: 3 BB: 2 P: 23	R: 0 E: 0 K: 0 S: 10 H: 0 LOB: 0 BB: 0 P: 15	1B: 6 2B: 2 3B: 0 HR: 1 SF: 0 SAC: 2 DP: 1 HBP: 2	WP: 1 PB: 0 SB: 3 CS: 0 PA: 43							
PITCHER	IP	WLS	BF	H	R	ER	SO	BB	IBB	HBP	BLK	WP	HR	S	P	ERA	WHIP	
Ron Villone, L (1, 1) ERA: 5.91	6.0	W	29	5	3	2	3	4	0	2	0	0	1	72	123	3.00	1.500	
Scott Sullivan, R (7, 1) ERA: 4.15	1.0	H	5	2	0	0	2	0	0	0	0	0	0	12	24	0.00	2.000	
Mark Wohlers, R (8, 1) ERA:	2.0		9	1	0	0	0	2	0	0	0	1	0	20	38	0.00	1.500	

Batter	1	2	3	4	5	6	7	8	9
Chris Stynes, R OBP: 0.471, SLG: 0.627 (1, 5)	2-1 F9	3-3 K		2-1 G4-3 HBP		2-2 FC5-2 FC5-4	0-0 F7		
Barry Larkin, R OBP: 0.395, SLG: 0.522 (1, 6)	1-0 CS WP 1B		3-3 K	3-2 G4-3 1-2f		3-1 FC5-4 1-2f		2-3 K	
Ken Griffey Jr., L OBP: 0.383, SLG: 0.538 (1, 8)	0-1 F9		4-2 G4-3 2B BB		2-2 F7		1-0 2B BB 1B	1-0 1B 1B	
Dante Bichette, R OBP: 0.353, SLG: 0.479 (1, 9)	3-2 CS 1-3	0-0 P4	2-1 G4-3 1-3		0-0 F9		2-0 F8 1-3	0-0 WP 1B	
Sean Casey, L OBP: 0.366, SLG: 0.424 (1, 3)		4-2 1B 2B BB	2-0 1B 2B		1-3 K		0-1 BB 1-3 BB 2B	1-3 K 1-2	
Benito Santiago, R OBP: 0.284, SLG: 0.350 (8, 2)			3-H						
Dmitri Young, S OBP: 0.341, SLG: 0.469 (1, 7) (8, 3)		2-0 2B 1-2 1B 1B	1-2 1B			1-1 1B FC5-2 1B	4-0 BB BB IBB	2-2 G6-3	
Eddie Taubensee, L OBP: 0.311, SLG: 0.333 (1, 2)		3-1 F7	2-3 K2-3			0-0 FC5-2 1-2 1B	4-1 BB BB		
Alex Ochoa, R OBP: 0.385, SLG: 0.505 (7, PH) (8, 7)						1-2 1B FC5-2 1B	1-2 2-3 3-H BB		
Juan Castro, R OBP: 0.322, SLG: 0.469 (1, 4)		0-1 1B 1-3 2-H 2B		1-1 3B		0-1 FC5-2 1-2 2-3 1B	3-3 K		
Ron Villone, L OBP: 0.138, SLG: 0.172 (1, 1)		0-1 1B		0-3 K2-3		0-1 P6	4-2 BB		
Mike Bell, R (6, PH)									
Scott Sullivan, R (7, 1)									
Michael Tucker, L (7, PH)									
Mark Wohlers, R (8, 1)		2-H 3-H 1B					1-2 2-3 3-H BB		

Inning Stats	R: 0	H: 1	E: 0	LOB: 0	K: 0	P: 7	S: 7	R: 3	H: 3	E: 0	LOB: 1	K: 1	P: 13	S: 13	R: 2	H: 2	E: 0	LOB: 1	K: 2	P: 30	R: 0	H: 1	E: 0	LOB: 1	K: 1	P: 9	S: 9	R: 0	H: 0	E: 0	LOB: 0	K: 1	P: 11	R: 0	H: 3	E: 0	LOB: 3	K: 0	P: 18	R: 2	H: 2	E: 0	LOB: 3	K: 1	P: 29	R: 0	H: 2	E: 0	LOB: 2	K: 2	P: 17
--------------	------	------	------	--------	------	------	------	------	------	------	--------	------	-------	-------	------	------	------	--------	------	-------	------	------	------	--------	------	------	------	------	------	------	--------	------	-------	------	------	------	--------	------	-------	------	------	------	--------	------	-------	------	------	------	--------	------	-------

PITCHER	IP	WLS	BF	H	R	ER	SO	BB	IBB	HBP	BLK	WP	HR	S	P	ERA	WHIP
Geraldo Guzman, R ERA: 2.89 (1, 1)	2.2	L	15	6	5	5	2	2	0	0	0	1	0	33	63	16.88	3.000
Omar Daal, L ERA: 7.22 (3, 1)	3.2		19	6	2	2	3	1	1	1	0	0	0	37	65	4.91	1.909
Byung-Hyun Kim, R ERA: 3.0 (7, 1)	1.2		8	2	0	0	3	1	0	0	0	1	0	17	30	0.00	1.800

AB R H RBI BB SO LOB

4	0	0	0	0	1	7
5	0	1	0	0	2	5
4	2	2	0	1	0	1
5	0	1	0	0	0	2
3	3	2	1	1	1	0
1	0	0	0	0	1	2
4	1	3	1	1	0	2
3	0	1	0	0	1	3
0	0	0	1	1	0	0
4	1	3	1	0	1	3
2	0	1	2	0	1	1
1	0	0	0	0	0	3
0	0	0	0	0	0	0
0	0	0	1	1	0	0
0	0	0	0	0	0	0

AB	36
R	7
H	14
RBI	7
BB	5
SO	8
LOB	29



WP	PA	43
WP: 2	PA: 43	
PB: 0		
SB: 1		
CS: 1		

Arizona Diamondbacks @ Cincinnati Reds
Cinergy Field, Cincinnati, OH
Sat Jul 22 2000, 1:15 PM EDT
Att. 42,568 - Sunny - 68 F

livebaseballscorecards.com

Batter	1	2	3	4	5	6	7	8	9	AB R H RBI BB SO LOB	TOP																	
Tony Womack, L (1, 6) OBP: 0.305, SLG: 0.397	2-1 G1-3		1-3 K		0-0 F8			4-2 1B BB	4-1 BB	3 1 0 0 2 1 2	Arizona Diamondbacks @ Cincinnati Reds Cinergy Field, Cincinnati, OH Sun Jul 23 2000, 1:15 PM EDT Att. 34,822 - Sunny - 80 F																	
Jay Bell, R (1, 4) OBP: 0.350, SLG: 0.427	1-3 K		1-3 K		1-2 G5-3			2-1 F2	1-3 K2-3	5 0 0 0 0 3 4																		
Luis Gonzalez, L (1, 7) OBP: 0.399, SLG: 0.532	2-1 1B			1-1 G6-3 2B		1-2 L4		0-1 F9 1B		4 0 3 0 0 0 0																		
Matt Williams, R (1, 5) Hanley Frias, S (8, PR) OBP: 0.322, SLG: 0.418 OBP: 0.302, SLG: 0.316	0-0 F8			1-1 G6-3		0-0 G5-3		2-1 BB 1B		4 0 1 1 0 0 2 0 0 0 0 0 0 0																		
Steve Finley, L (1, 8) OBP: 0.373, SLG: 0.595		1-3 K		1-3 K		1-1 G4-3		0-0 F9		4 0 0 0 0 2 3																		
Erubiel Durazo, L (1, 3) OBP: 0.394, SLG: 0.476		0-0 G6-3 1B		0-0 F8			2-1 HR	4-1 BB		3 1 2 1 1 0 1																		
Danny Bautista, R (1, 9) OBP: 0.299, SLG: 0.438		0-1 G6-3			2-2 1B FC3-6 2B		2-0 F9	1-2 G4-3		4 1 1 0 0 0 4																		
Kelly Stinnett, R (1, 2) OBP: 0.301, SLG: 0.421			0-0 G5-3		1-2 FC3-6 1B		0-1 F8		4-2 G6-4-3 BB	3 0 1 0 1 0 0																		
Brian Anderson, R (1, 1) Russ Springer, R (6, 1) Craig Counsell, L (7, PH) Vicente Padilla, R (7, 1) Greg Colbrunn, R (9, PH) OBP: 0.217, SLG: 0.227 OBP: 0.250, SLG: 0.250 OBP: 0.363, SLG: 0.400 OBP: 1.000, SLG: 1.000 OBP: 0.418, SLG: 0.489			1-0 1B		0-0 FC3-6		1-0 F7		0-0 G6-4-3	2 0 1 1 0 0 1 0 0 0 0 0 0 0 1 0 0 0 0 0 0 0 0 0 0 0 0 0 1 0 0 0 0 0 1																		
Inning Stats	R: 0 E: 0 K: 1 S: 8	H: 1 LOB: 1 BB: 0 P: 13	R: 0 E: 0 K: 1 S: 6	H: 1 LOB: 0 BB: 0 P: 7	R: 0 E: 0 K: 2 S: 8	H: 1 LOB: 1 BB: 0 P: 11	R: 0 E: 0 K: 1 S: 9	H: 1 LOB: 1 BB: 0 P: 12	R: 1 E: 0 K: 0 S: 12	H: 2 LOB: 1 BB: 0 P: 16		R: 0 E: 0 K: 0 S: 8	H: 0 LOB: 0 BB: 0 P: 10	R: 1 E: 0 K: 0 S: 6	H: 1 LOB: 0 BB: 0 P: 11	R: 1 E: 0 K: 0 S: 13	H: 2 LOB: 3 BB: 2 P: 26	R: 0 E: 0 K: 1 S: 8	H: 0 LOB: 1 BB: 2 P: 17	1B: 6 2B: 2 3B: 0 HR: 1	SF: 0 SAC: 0 DP: 2 HBP: 0	WP: 0 PB: 0 SB: 0 CS: 0	PA: 38					
PITCHER Elmer Dessens, R (1, 1) ERA: 4.85 Danny Graves, R (8, 1) ERA: 1.95	IP: 7.1 WLS: W BF: 30 H: 8 R: 3 ER: 3 SO: 5 BB: 1 IBB: 0 HBP: 0 BLK: 0 WP: 0 HR: 1 S: 63 P: 92 ERA: 3.68 WHIP: 1.227	IP: 1.2 WLS: S BF: 8 H: 1 R: 0 ER: 0 SO: 1 BB: 3 IBB: 0 HBP: 0 BLK: 0 WP: 0 HR: 0 S: 15 P: 31 ERA: 0.00 WHIP: 2.400											PITCHER	IP: 7.1 WLS: W BF: 30 H: 8 R: 3 ER: 3 SO: 5 BB: 1 IBB: 0 HBP: 0 BLK: 0 WP: 0 HR: 1 S: 63 P: 92 ERA: 3.68 WHIP: 1.227	IP: 1.2 WLS: S BF: 8 H: 1 R: 0 ER: 0 SO: 1 BB: 3 IBB: 0 HBP: 0 BLK: 0 WP: 0 HR: 0 S: 15 P: 31 ERA: 0.00 WHIP: 2.400											PITCHER	IP: 7.1 WLS: W BF: 30 H: 8 R: 3 ER: 3 SO: 5 BB: 1 IBB: 0 HBP: 0 BLK: 0 WP: 0 HR: 1 S: 63 P: 92 ERA: 3.68 WHIP: 1.227	IP: 1.2 WLS: S BF: 8 H: 1 R: 0 ER: 0 SO: 1 BB: 3 IBB: 0 HBP: 0 BLK: 0 WP: 0 HR: 0 S: 15 P: 31 ERA: 0.00 WHIP: 2.400

livebaseballscorecards.com

AB	34
R	3
H	9
RBI	3
BB	4
SO	6
LOB	18



Batter	1	2	3	4	5	6	7	8	9	AB	R	H	RBI	BB	SO	LOB
Juan Castro, R OBP: 0.308, SLG: 0.447 (1, 4)	0-0 G4-3		2-0 F8		0-1 G6-3	2-3 K				4	0	0	0	0	1	2
Barry Larkin, R OBP: 0.393, SLG: 0.518 (1, 6)	1-2 G6-3			2-1 G6-3	2-1 2B 1B		2-2 G4-3			4	1	1	0	0	0	0
Ken Griffey Jr., L OBP: 0.384, SLG: 0.541 (1, 8)	1-1 F7			1-1 HR 1B	0-0 E3 1-H 2B		2-3 K			4	1	2	1	0	1	0
Dante Bichette, R OBP: 0.357, SLG: 0.488 (1, 9)		1-1 F9		0-0 HR	4-2 BB		4-2 BB			2	1	1	2	2	0	0
Danny Graves, R OBP: 0.500, SLG: 2.000 (8, 1)										0	0	0	0	0	0	0
Dmitri Young, S OBP: 0.340, SLG: 0.475 (1, 3)		0-2 HR		1-0 G5-3	0-1 L4		0-3 K			4	1	1	1	0	1	2
Alex Ochoa, R OBP: 0.381, SLG: 0.495 (1, 7)		2-1 G6-3		2-2 1B 2B 1B		2-2 G6-3		1-0 L7		4	1	1	0	0	0	0
Mike Bell, R OBP: 0.333, SLG: 0.333 (1, 5)		1-2 P6		0-0 2B 1-2 1B		0-0 1B 1B		1-0 F9		4	0	2	0	0	0	0
Benito Santiago, R OBP: 0.283, SLG: 0.355 (1, 2)			0-0 G4-3	1-0 2B		1-1 F8		0-2 F7		4	0	1	1	0	0	1
Elmer Dessens, R OBP: 0.357, SLG: 0.250 (1, 1)			1-3 K	3-3 K		1-0 1B				3	0	1	0	0	2	2
Michael Tucker, L OBP: 0.383, SLG: 0.544 (8, 9)										0	0	0	0	0	0	0

Inning Stats	R: 0	H: 0	E: 0	K: 0	S: 6	R: 1	H: 1	E: 0	K: 0	S: 12	R: 0	H: 0	E: 0	K: 1	S: 5	R: 3	H: 5	E: 0	K: 1	S: 16	R: 1	H: 2	E: 1	K: 0	S: 9	R: 0	H: 0	E: 0	K: 2	S: 11	R: 0	H: 0	E: 0	K: 0	S: 5	
	0	0	0	0	8	1	1	0	0	16	0	0	0	0	8	0	2	0	0	0	26	0	2	0	0	19	0	0	0	0	19	0	0	0	0	7

PITCHER	IP	WLS	BF	H	R	ER	SO	BB	IBB	HBP	BLK	WP	HR	S	P	ERA	WHIP
Brian Anderson, L ERA: 4.07 (1, 1)	5.0	L	23	8	5	5	2	1	0	0	0	0	2	48	73	9.00	1.800
Russ Springer, R ERA: 5.54 (6, 1)	1.0		5	2	0	0	1	0	0	0	0	0	0	12	18	0.00	2.000
Vicente Padilla, R ERA: 2.31 (7, 1)	2.0		7	0	0	0	2	1	0	0	0	0	0	16	26	0.00	0.500

BOTTOM

Arizona Diamondbacks @ Cincinnati Reds

Cinergy Field, Cincinnati, OH

Sun Jul 23 2000, 1:15 PM EDT
Att. 34,822 - Sunny - 80 F

livebaseballscorecards.com

AB	33
R	5
H	10
RBI	5
BB	2
SO	5
LOB	7



WP: 0	PA: 35
PB: 0	
SB: 0	
CS: 0	

Batter	1	2	3	4	5	6	7	8	9	AB R H RBI BB SO LOB	TOP											
Tony Womack, L (1, 6) OBP: 0.302, SLG: 0.393	1-1 F9		0-2 G3-1		2-2 F7			0-2 G1-3		4 0 0 0 0 0 1	<p>Arizona Diamondbacks @ St. Louis Cardinals</p> <p>Busch Stadium, St. Louis, MO</p> <p>Tue Jul 25 2000, 7:10 PM CDT</p> <p>Att. 44,454 - Cloudy - 82 F</p>											
Craig Counsell, L (1, 4) OBP: 0.357, SLG: 0.392	1-1 G3			0-1 G6-3	2-1 G4-3			1-1 1B 1B		4 0 1 0 0 0 0												
Luis Gonzalez, L (1, 7) OBP: 0.400, SLG: 0.530	3-1 G6-3			4-2 PB 1B 2B BB		3-3 K		3-1 1-2 1B		3 1 1 0 0 1 0												
Steve Finley, L (1, 8) OBP: 0.372, SLG: 0.591		3-2 F7		2-1 PB 2B 1B		0-0 G5-3		2-3 K		4 1 1 0 0 1 2												
Matt Williams, R (1, 5) OBP: 0.320, SLG: 0.409		3-2 P6		4-0 2B 1B BB		1-0 P4		2-2 F7		3 1 0 0 0 1 0 0												
Erubiel Durazo, L (1, 3) OBP: 0.396, SLG: 0.480		2-1 G3-1		2-2 1-3 2-H 3-H 2B		4-0 FC5-4 BB		1-1 G3		3 0 1 2 1 0 0												
Danny Bautista, R (1, 9) OBP: 0.298, SLG: 0.433			2-1 F8	3-2 G6-4-3 1B		1-2 FC5-4 F9-4-3		2-1 P4		4 0 1 1 0 0 0 1												
Kelly Stinnett, R (1, 2) OBP: 0.296, SLG: 0.414			1-1 G6-3	3-2 G6-4-3		1-0 F9-4-3				3 0 0 0 0 0 0 3												
Randy Johnson, R (1, 1) OBP: 0.224, SLG: 0.232			4-2 BB		0-2 F9		0-0 G6-3			1 0 0 0 0 1 0 0												
Dan Plesac, L (6, 1)										0 0 0 0 0 0 0 0												
Russ Springer, R (6, 1) OBP: 0.250, SLG: 0.250										0 0 0 0 0 0 0 0												
Hanley Frias, S (8, PH) OBP: 0.299, SLG: 0.312										1 0 0 0 0 0 0 0												
Mike Morgan, R (8, 1) OBP: 0.500, SLG: 0.500										0 0 0 0 0 0 0 0												
Inning Stats	R: 0 E: 0 K: 0 S: 6	H: 0 LOB: 0 BB: 0 P: 11	R: 0 E: 0 K: 0 S: 8	H: 0 LOB: 0 BB: 0 P: 16	R: 0 E: 0 K: 0 S: 9	H: 0 LOB: 1 BB: 1 P: 16	R: 3 E: 0 K: 0 S: 21	H: 3 LOB: 1 BB: 2 P: 39	R: 0 E: 0 K: 0 S: 13	H: 0 LOB: 0 BB: 0 P: 17	R: 0 E: 0 K: 1 S: 6	H: 0 LOB: 0 BB: 0 P: 10	R: 0 E: 0 K: 0 S: 4	H: 0 LOB: 0 BB: 1 P: 10	R: 0 E: 0 K: 1 S: 12	H: 2 LOB: 2 BB: 0 P: 18	R: 0 E: 0 K: 0 S: 7	H: 0 LOB: 0 BB: 0 P: 12	1B: 4 2B: 2 3B: 0 HR: 0	SF: 0 SAC: 0 DP: 2 HBP: 0	WP: 0 PB: 1 SB: 0 CS: 0	PA: 34
PITCHER	IP WLS BF H R ER SO BB IBB HBP BLK WP HR S P ERA WHIP																					
Garrett Stephenson, R (1, 1) ERA: 4.4	8.0 W 31 5 3 3 2 4 0 0 0 0 0 0 79 137 3.38 1.125																					
Mike James, R (9, 1) ERA: 4.38	1.0 3 0 0 0 0 0 0 0 0 0 0 0 7 12 0.00 0.000																					

livebaseballscorecards.com

AB	30
R	3
H	5
RBI	3
BB	4
SO	2
LOB	7



Batter	1	2	3	4	5	6	7	8	9	AB R H RBI BB SO LOB	TOP											
Tony Womack, L (1, 6) OBP: 0.301, SLG: 0.393	0-3 K		0-0 P6			0-1 FC4-6 2B		2-2 E1 1B 2B	1-1 G5-3	5 1 1 0 0 1 3												
Hanley Frias, S (1, 4) OBP: 0.297, SLG: 0.309	2-3 K		2-0 F7			1-0 FC4-6 1B		0-3 K		4 0 1 0 0 2 3												
Luis Gonzalez, L (1, 7) OBP: 0.403, SLG: 0.539	2-0 HR			4-1 G4-6-3 BB		1-2 FC4-6 1-2f 2-3		1-0 2B 1B		3 2 2 2 1 0 2												
Steve Finley, L (1, 8) OBP: 0.369, SLG: 0.584	2-2 G3-1			0-2 G4-6-3 1-2f		1-0 G4-3		1-0 F7		4 0 0 0 0 0 5												
Matt Williams, R (1, 5) OBP: 0.325, SLG: 0.418		2-2 L4		0-2 L9			0-0 G4-6-3 1B	0-0 1B 2B		4 0 2 2 0 0 0												
Erubiel Durazo, L (1, 3) OBP: 0.389, SLG: 0.469		2-3 K			3-2 F8		0-0 G4-6-3 1-2f	0-0 G4-3		4 0 0 0 0 1 2												
Damian Miller, R (1, 2) OBP: 0.367, SLG: 0.500		4-2 CS BB			1-2 F9		0-0 FC4-6 1B		3-2 2B	3 0 2 0 1 0 0												
Danny Bautista, R (1, 9) OBP: 0.297, SLG: 0.429		2-2 CS 1-2	1-2 SH1-4 1B		0-0 G5-3		0-0 FC4-6 1-2f		3-2 F9	4 0 1 0 0 0 2												
Armando Reynoso, R (1, 1) OBP: 0.129, SLG: 0.069			0-0 SH1-4			2-2 G4-3		1-1 E 1B		0 0 0 0 0 0 0												
Craig Counsell, L (8, PH) OBP: 0.353, SLG: 0.387										1 0 0 0 0 0 0												
Greg Swindell, L (6, 1)										0 0 0 0 0 0 0												
Byung-Hyun Kim, R (7, 1)										0 0 0 0 0 0 0												
Greg Colbrunn, R (8, PH) OBP: 0.422, SLG: 0.493										1 1 1 0 0 0 0												
Dan Plesac, L (8, 1)										0 0 0 0 0 0 0												
Mike Morgan, R (8, 1) OBP: 0.500, SLG: 0.500										0 0 0 0 0 0 0												
39 Alex Cabrera, R (9, PH) OBP: 0.394, SLG: 0.793										1 0 0 0 0 0 1												
Inning Stats	R: 1 E: 0 K: 2 S: 11	H: 1 LOB: 0 BB: 0 P: 17	R: 0 E: 0 K: 1 S: 13	H: 0 LOB: 0 BB: 1 P: 23	R: 0 E: 0 K: 0 S: 7	H: 1 LOB: 1 BB: 0 P: 10	R: 0 E: 0 K: 0 S: 7	H: 0 LOB: 0 BB: 1 P: 11	R: 0 E: 0 K: 0 S: 8	H: 0 LOB: 0 BB: 0 P: 12	R: 0 E: 0 K: 0 S: 14	H: 2 LOB: 2 BB: 0 P: 19	R: 0 E: 0 K: 0 S: 4	H: 2 LOB: 1 BB: 0 P: 4	R: 3 E: 1 K: 1 S: 12	H: 3 LOB: 1 BB: 0 P: 17	R: 0 E: 0 K: 0 S: 12	H: 1 LOB: 1 BB: 0 P: 20	1B: 6 2B: 3 3B: 0 HR: 1	SF: 0 SAC: 1 DP: 2 HBP: 0	WP: 0 PB: 0 SB: 0 CS: 1	PA: 38
PITCHER	IP WLS BF H R ER SO BB IBB HBP BLK WP HR S P ERA WHIP																					
Darryl Kile, R (1, 1) ERA: 4.36	8.0 W 34 10 4 1 4 2 0 0 0 0 0 1 79 119 1.12 1.500																					
Heathcliff Slocumb, R (9, 1) ERA: 5.55	1.0 3 0 0 0 0 0 0 0 0 0 0 0 9 14 0.00 0.000																					

Arizona Diamondbacks @ St. Louis Cardinals
 Busch Stadium, St. Louis, MO
 Wed Jul 26 2000, 7:10 PM CDT
 Att. 42,762 - Sunny - 88 F

livebaseballscorecards.com

AB	34
R	4
H	10
RBI	4
BB	2
SO	4
LOB	18



BOTTOM

Arizona Diamondbacks @ St. Louis Cardinals
Busch Stadium, St. Louis, MO
Wed Jul 26 2000, 7:10 PM CDT
Att: 42,762 - Sunny - 88 F

livebaseballscores.com

AB 29
R 8
H 11
RBI 8
BB 8
SO 5
LOB 17



WP: 0 PA: 40
PB: 0
SB: 1
CS: 1

AB	R	H	RBI	BB	SO	LOB
4	1	1	0	1	0	2
5	2	2	0	0	1	3
4	2	3	1	1	0	0
2	1	0	1	2	0	4
2	1	0	1	1	2	3
3	0	2	1	0	0	2
1	0	0	0	0	0	0
4	1	2	4	0	0	0
3	0	1	0	1	1	2
1	0	0	0	2	1	1
0	0	0	0	0	0	0
1B: 9	SF: 2	2B: 2	SAC: 1	3B: 0	DP: 2	HR: 1
	HBP: 0					

Batter	1	2	3	4	5	6	7	8	9							
Fernando Vina, L (1, 4) OBP: 0.392, SLG: 0.421	2-1 1B 15 2B 1B	0-0 F7		0-1 FC4-6 CS 1-2f		2-1 F3		4-1 G5-3 BB 1-2								
Edgar Renteria, R (1, 6) OBP: 0.341, SLG: 0.424	0-0 15 2B SF9 1B		2-2 15 1B 15 S SF9 1B	2-3 K 1-2		1-0 F8		1-1 G5-3 1-2 2-3f								
15 Jim Edmonds, L (1, 8) OBP: 0.443, SLG: 0.642	1-1 SF9 1B 1B 2B 3-H		2-2 1B 1B		1-0 G1-3	2-1 BB 1B		4-1 BB BB								
Fernando Tatis, R (1, 5) OBP: 0.443, SLG: 0.685	2-2 P5		2-1 SF9		4-2 BB HR BB	4-1 BB 1-2 BB		3-2 L8								
Ray Lankford, L (1, 7) OBP: 0.357, SLG: 0.494	1-0 SF9		2-3 K		4-2 BB HR BB	1-3 K										
Eduardo Perez, R (1, 3) OBP: 0.444, SLG: 0.675	1-1 1B		1-0 1B		1-0 F7		0-0 G3-1									
Chris Richard, L (7, PH) OBP: 0.222, SLG: 0.313			1-2 1B													
Thomas Howard, S (1, 9) OBP: 0.244, SLG: 0.407		1-0 F8	0-2 FC5-4 1B 1-3 2-H		3-1 HR		3-1 F8									
Mike Matheny, R (1, 2) OBP: 0.303, SLG: 0.341		3-1 SH1-4 1B	0-1 FC5-4		4-2 BB		1-3 K									
Darryl Kile, R (1, 1) OBP: 0.220, SLG: 0.156		1-1 SH1-4		4-2 FC4-6 BB		1-3 K		4-0 G5-3 BB BB								
Heathcliff Slocumb, R (9, 1)																
Inning Stats	R: 3 E: 0 K: 0 S: 11	H: 4 LOB: 1 BB: 0 P: 18	R: 0 E: 0 K: 0 S: 6	H: 1 LOB: 1 BB: 0 P: 11	R: 2 E: 0 K: 1 S: 18	H: 4 LOB: 2 BB: 0 P: 27	R: 0 E: 0 K: 1 S: 7	H: 0 LOB: 1 BB: 1 P: 13	R: 3 E: 0 K: 1 S: 14	H: 1 LOB: 1 BB: 3 P: 32	R: 0 E: 0 K: 1 S: 9	H: 1 LOB: 2 BB: 1 P: 19	R: 0 E: 0 K: 1 S: 6	H: 0 LOB: 0 BB: 0 P: 10	R: 0 E: 0 K: 0 S: 7	H: 0 LOB: 2 BB: 3 P: 23

PITCHER	IP	WLS	BF	H	R	ER	SO	BB	IBB	HBP	BLK	WP	HR	S	P	ERA	WHIP
Armando Reynoso, R (1, 1) ERA: 5.79	5.0	L	27	10	8	8	3	4	0	0	0	0	1	56	101	14.40	2.800
Greg Swindell, L (6, 1) ERA: 2.15	1.0		5	1	0	0	1	1	0	0	0	0	0	9	19	0.00	2.000
Byung-Hyun Kim, R (7, 1) ERA: 2.93	1.0		3	0	0	0	1	0	0	0	0	0	0	6	10	0.00	0.000
Dan Plesac, L (8, 1) ERA: 3.91	0.2		4	0	0	0	0	3	0	0	0	0	0	4	17	0.00	4.500
Mike Morgan, R (8, 1) ERA: 4.3	0.1		1	0	0	0	0	0	0	0	0	0	0	3	6	0.00	0.000

PITCHER	IP	WLS	BF	H	R	ER	SO	BB	IBB	HBP	BLK	WP	HR	S	P	ERA	WHIP
Armando Reynoso, R (1, 1) ERA: 5.79	5.0	L	27	10	8	8	3	4	0	0	0	0	1	56	101	14.40	2.800
Greg Swindell, L (6, 1) ERA: 2.15	1.0		5	1	0	0	1	1	0	0	0	0	0	9	19	0.00	2.000
Byung-Hyun Kim, R (7, 1) ERA: 2.93	1.0		3	0	0	0	1	0	0	0	0	0	0	6	10	0.00	0.000
Dan Plesac, L (8, 1) ERA: 3.91	0.2		4	0	0	0	0	3	0	0	0	0	0	4	17	0.00	4.500
Mike Morgan, R (8, 1) ERA: 4.3	0.1		1	0	0	0	0	0	0	0	0	0	0	3	6	0.00	0.000

BOTTOM

Arizona Diamondbacks @ St. Louis Cardinals
Busch Stadium, St. Louis, MO
Thu Jul 27 2000, 7:10 PM CDT
Att: 42,963 - Cloudy - 88 F

livebaseballscorecards.com

AB 36
R 5
H 10
RBI 5
BB 4
SO 10
LOB 17



WP: 2 PA: 41
PB: 0
SB: 1
CS: 0

AB R H RBI BB SO LOB

3 0 0 0 1 0 2

4 0 0 0 0 2 4
1 0 1 0 0 0 0

3 3 2 1 1 0 1
1 0 0 0 0 1 2

5 1 2 3 0 1 2

3 0 0 0 1 1 1
1 0 0 0 0 1 2

4 0 0 0 0 2 1

4 1 2 0 0 0 0

2 0 0 0 1 1 2
1 0 0 0 0 1 0

1 0 1 0 0 0 0
0 0 0 0 0 0 0
1 0 1 0 0 0 0
0 0 0 0 0 0 0
1 0 1 1 0 0 0
1 0 0 0 0 0 0

1B: 7 SF: 0
2B: 2 SAC: 0
3B: 0 DP: 1
HR: 2 HBP: 1

WP: 2 PA: 41
PB: 0
SB: 1
CS: 0

Batter	1	2	3	4	5	6	7	8	9
Fernando Vina, L OBP: 0.392, SLG: 0.417	0-1 F7		0-0 FC6-4 FC5-4		3-2 L4-3	4-2 BB			2-1 WP 1B HBP
Edgar Renteria, R OBP: 0.338, SLG: 0.420 Placido Polanco, R OBP: 0.342, SLG: 0.415	2-3 K		1-2 FC5-4		1-3 K	0-2 F9			0-0 WP 1B
15 Jim Edmonds, L OBP: 0.446, SLG: 0.651 Craig Paquette, R OBP: 0.307, SLG: 0.435	0-0 S 1B		1-0 F9			4-2 HR BB	2-1 HR		3-3 K
Ray Lankford, L OBP: 0.358, SLG: 0.504	1-2 WP 1B			2-1 P5		2-1 HR	2-2 G4-3		1-3 K
Fernando Tatis, R OBP: 0.439, SLG: 0.671 Mike Matheny, R OBP: 0.302, SLG: 0.340	3-3 K			4-2 2B BB		1-1 F9	2-2 F7		1-3 K
Thomas Howard, S OBP: 0.236, SLG: 0.393		0-2 G6-3		0-1 F8		3-3 K	0-3 K		
J.D. Drew, L OBP: 0.393, SLG: 0.535		2-1 F9		1-0 2B		0-0 BB 1B		0-0 P4	
Rick Wilkins, L OBP: 0.385, SLG: 0.273 Shawon Dunston, R OBP: 0.283, SLG: 0.507		1-1 F5		0-3 K		4-2 BB 1B BB		0-3 K	
Rick Ankiel, L OBP: 0.353, SLG: 0.512 Mike James, K OBP: 0.457, SLG: 0.683 Eduardo Perez, R OBP: 0.416, SLG: 0.489 Mark Thompson, R OBP: 0.333, SLG: 0.667			0-2 FC6-4 1B		0-0 L4-3 1B	1-1 BB 1B		0-1 F9	

Inning Stats	R: 1	H: 2	E: 0	K: 2	S: 14	H: 0	LOB: 1	BB: 0	P: 20	R: 0	H: 0	E: 0	K: 0	S: 7	R: 0	H: 1	E: 0	K: 0	S: 8	R: 0	H: 1	E: 0	K: 1	S: 10	R: 0	H: 1	E: 0	K: 1	S: 9	R: 3	H: 3	E: 0	K: 1	S: 26	R: 1	H: 1	E: 0	K: 1	S: 15	R: 0	H: 0	E: 0	K: 1	S: 6	R: 0	H: 1	E: 0	K: 3	S: 12	1B: 7	2B: 2	3B: 0	HR: 2	SF: 0	SAC: 0	DP: 1	HBP: 1	WP: 2	PA: 41
--------------	------	------	------	------	-------	------	--------	-------	-------	------	------	------	------	------	------	------	------	------	------	------	------	------	------	-------	------	------	------	------	------	------	------	------	------	-------	------	------	------	------	-------	------	------	------	------	------	------	------	------	------	-------	-------	-------	-------	-------	-------	--------	-------	--------	-------	--------

PITCHER	IP	WLS	BF	H	R	ER	SO	BB	IBB	HBP	BLK	WP	HR	S	P	ERA	WHIP
Geraldo Guzman, R ERA: 3.7	(1, 1)	5.2	26	7	4	4	5	3	0	0	0	1	1	65	101	6.35	1.765
Mike Morgan, R ERA: 4.28	(6, 1)	0.1	3	1	0	0	0	1	0	0	0	0	0	9	14	0.00	6.000
Greg Swindell, L ERA: 2.25	(7, 1)	2.0	7	1	1	1	2	0	0	0	0	0	1	21	27	4.50	0.500
Matt Mantei, R ERA: 6.58	(9, 1)	1.0	5	1	0	0	3	0	0	1	0	1	0	12	19	0.00	1.000

Batter	1	2	3	4	5	6	7	8	9	AB R H RBI BB SO LOB	TOP											
Tony Womack, L (1, 6) OBP: 0.300, SLG: 0.390	1-3 K		1-1 CS 2-3 1B		3-2 E6 2-H 3-H		1-3 K		0-0 F8	5 0 1 0 0 2 3												
Danny Bautista, R (1, 9) OBP: 0.303, SLG: 0.462	2-1 2B 1B		2-2 P3		0-1 G1-6-3			1-3 K		4 1 1 0 0 1 2												
Luis Gonzalez, L (1, 7) OBP: 0.403, SLG: 0.547	1-2 L8			1-3 K		4-2 CS BB		1-2 P6		3 0 0 0 1 1 1												
Matt Williams, R (1, 5) OBP: 0.327, SLG: 0.422	1-0 1-H 2B			1-1 F7		3-1 F9		4-2 BB		3 0 1 1 1 0 1												
Steve Finley, L (1, 8) OBP: 0.365, SLG: 0.578	0-1 G4-3			1-2 F7		2-3 K 1-2		1-3 K		4 0 0 0 0 2 3												
Erubiel Durazo, L (1, 3) OBP: 0.384, SLG: 0.461		2-0 G4-3			0-2 SH5-4 E G5-3 1B		0-2 G3		0-1 F8	4 1 1 0 0 0 0												
Jay Bell, R (1, 4) OBP: 0.349, SLG: 0.424		0-0 G5-3			3-2 G5-3 1-2		4-2 SH1-4 BB BB		0-1 L6	3 0 0 0 1 0 1												
Damian Miller, R (1, 2) OBP: 0.369, SLG: 0.488		3-1 G5-3			4-0 SH5-4 E BB		4-1 SH1-4 BB 1-2		4-1 2B BB	1 2 0 0 3 0 0												
Curt Schilling, R (1, 1) OBP: 0.219, SLG: 0.258					0-1 SH5-4		0-0 SH1-4		0-1 2B	1 0 1 0 0 0 0												
Rob Ryan, L (9, PH) OBP: 0.375, SLG: 0.750					1-2 2-3				1-H	1 0 1 1 0 0 0												
Matt Mantei, R (9, 1)										0 0 0 0 0 0 0												
Inning Stats	R: 1 E: 0 K: 1 S: 11	H: 2 LOB: 1 BB: 0 P: 16	R: 0 E: 0 K: 0 S: 4	H: 0 LOB: 0 BB: 0 P: 9	R: 0 E: 0 K: 0 S: 7	H: 2 LOB: 0 BB: 0 P: 9	R: 0 E: 0 K: 1 S: 9	H: 0 LOB: 0 BB: 0 P: 12	R: 2 E: 1 K: 0 S: 14	H: 1 LOB: 1 BB: 1 P: 24	R: 0 E: 0 K: 1 S: 7	H: 0 LOB: 1 BB: 1 P: 16	R: 0 E: 0 K: 1 S: 10	H: 0 LOB: 2 BB: 2 P: 19	R: 0 E: 0 K: 2 S: 13	H: 0 LOB: 1 BB: 1 P: 20	R: 1 E: 0 K: 0 S: 8	H: 1 LOB: 1 BB: 1 P: 12	1B: 3 2B: 4 3B: 0 HR: 0	SF: 0 SAC: 2 DP: 1 HBP: 0	WP: 0 PB: 0 SB: 0 CS: 3	PA: 37
PITCHER	IP WLS BF H R ER SO BB IBB HBP BLK WP HR S P ERA WHIP																					
38 Reid Cornelius, R (1, 1) ERA: 4.29	6.2 L 27 5 3 1 3 4 0 0 0 0 0 0 59 101 1.35 1.350																					
Vic Darenbourg, L (7, 1) ERA: 4.6	0.1 1 0 0 0 1 0 0 0 0 0 0 0 3 4 0.00 0.000																					
Manny Aybar, R (8, 1) ERA: 4.98	2.0 9 1 1 1 2 2 0 0 0 0 0 0 21 32 4.50 1.500																					

Arizona Diamondbacks @ Florida Marlins
Pro Player Stadium, Miami, FL
 Fri Jul 28 2000, 7:05 PM EDT
 Att. 12,548 - Cloudy - 86 F

livebaseballscorecards.com

AB	29
R	4
H	6
RBI	2
BB	6
SO	6
LOB	11



Batter	1	2	3	4	5	6	7	8	9	AB	R	H	RBI	BB	SO	LOB
Luis Castillo, S OBP: 0.456, SLG: 0.433 (1, 4)	2-2 G1-3		4-1 BB		1-1 BB 1B 2-H 1B		1-2 G5-3			3	0	1	1	1	0	0
Mark Kotsay, L OBP: 0.338, SLG: 0.445 (1, 9)	2-3 K		2-2 G1-3		0-1 BB 1B 1-2 1B			0-0 F5		4	0	1	0	0	1	2
Cliff Floyd, L OBP: 0.368, SLG: 0.518 (1, 7)	1-1 G3-1			3-2 F8 2B	4-1 BB 1B 1-2 2-3 BB			2-1 1B		3	0	2	0	1	0	0
Dave Berg, R OBP: 0.377, SLG: 0.369 (8, PR) (9, 6)										0	0	0	0	0	0	0
Preston Wilson, R OBP: 0.327, SLG: 0.490 (1, 8)		1-3 K		1-0 G5-3	0-3 K			0-0 F9		4	0	0	0	0	2	5
Mike Lowell, R OBP: 0.330, SLG: 0.468 (1, 5)		1-3 K		1-2 F8		0-0 F9		0-1 F9		4	0	0	0	0	1	2
Derrek Lee, R OBP: 0.379, SLG: 0.551 (1, 3)		0-0 F8		0-1 P4		1-1 G6-3			2-3 K	4	0	0	0	0	1	1
Andy Fox, L OBP: 0.232, SLG: 0.259 (1, 6) (9, 7)			0-0 F8		0-1 G4-3		0-3 K		0-3 K	4	0	0	0	0	2	0
Ramon Castro, R OBP: 0.364, SLG: 0.333 (1, 2)			1-1 38 SH3-4 1B		2-1 38 SH1-4 1B		2-1 L8		2-3 K	4	1	2	0	0	1	0
38 Reid Cornelius, R OBP: 0.111, SLG: 0.167 (1, 1)			0-0 SH3-4		0-0 SH1-4		2-2 F7			0	0	0	0	0	0	0
Vic Darenbourg, L OBP: 0.286, SLG: 0.286 (7, 1)										0	0	0	0	0	0	0
Kevin Millar, R OBP: 0.379, SLG: 0.489 (7, PH)										1	0	0	0	0	0	0
Manny Aybar, R (8, 1)										0	0	0	0	0	0	0


Inning Stats	R: 0	H: 0	E: 0	K: 1	S: 8	R: 0	H: 0	E: 0	K: 2	S: 9	R: 0	H: 1	E: 0	K: 0	S: 9	R: 1	H: 3	E: 0	K: 1	S: 13	R: 0	H: 0	E: 0	K: 1	S: 6	R: 0	H: 0	E: 0	K: 0	S: 10	R: 0	H: 1	E: 0	K: 0	S: 6	R: 0	H: 0	E: 0	K: 3	S: 10	1B: 5	SF: 0	2B: 1	SAC: 2	3B: 0	DP: 0	HR: 0	HBP: 0	WP: 0	PA: 35												
PITCHER	IP	WLS	BF	H	R	ER	SO	BB	IBB	HBP	BLK	WP	HR	S	P	ERA	WHIP													PITCHER	IP	WLS	BF	H	R	ER	SO	BB	IBB	HBP	BLK	WP	HR	S	P	ERA	WHIP															
Curt Schilling, R ERA: 3.73 (1, 1)	8.0	W	32	6	1	1	5	2	0	0	0	0	0	70	104	1.12	1.000																																													
Matt Mantei, R ERA: 6.33 (9, 1)	1.0	S	3	0	0	0	3	0	0	0	0	0	0	10	14	0.00	0.000																																													

BOTTOM

Arizona Diamondbacks @ Florida Marlins
Pro Player Stadium, Miami, FL
 Fri Jul 28 2000, 7:05 PM EDT
 Att: 12,548 - Cloudy - 86 F

livebaseballscorecards.com

AB	31
R	1
H	6
RBI	1
BB	2
SO	8
LOB	10



Batter	1	2	3	4	5	6	7	8	9	AB R H RBI BB SO LOB	TOP									
Tony Womack, L (1, 6) OBP: 0.300, SLG: 0.388	1-3 K		4-1 G4-3 WP S BB	0-0 G1-3			2-2 F9			3 1 0 0 1 1 1										
Danny Bautista, R (1, 8) OBP: 0.302, SLG: 0.454	4-0 BB BB		2-2 G4-3		1-0 G5-3		0-3 K			3 0 0 0 1 1 1										
Luis Gonzalez, L (1, 7) OBP: 0.406, SLG: 0.546	4-1 1-2 BB		4-2 3-H BB		4-0 BB			1-2 G4-3		1 0 0 0 3 0 0										
Matt Williams, R (1, 5) OBP: 0.319, SLG: 0.411	0-0 F8		1-1 F8		0-1 F9			0-0 F7		4 0 0 0 0 0 4										
Greg Colbrunn, R (1, 3) OBP: 0.429, SLG: 0.507	1-3 K		1-3 K		2-0 F7			2-2 G6-3		3 0 0 0 0 2 4										
Steve Finley, L (7, 8) OBP: 0.364, SLG: 0.577										1 0 0 0 0 0 0										
39 Alex Cabrera, R (1, 9) OBP: 0.381, SLG: 0.763		3-2 L5		2-2 F9		0-3 K		0-1 G4-3		3 0 0 0 0 1 0										
Erubiel Durazo, L (9, PH) OBP: 0.382, SLG: 0.459										1 0 0 0 0 0 0										
Jay Bell, R (1, 4) OBP: 0.348, SLG: 0.420		4-0 FC5-4 BB		1-0 G5-3		2-1 G5-3		3-2 F9		3 0 0 0 1 0 0										
Damian Miller, R (1, 2) OBP: 0.367, SLG: 0.498		1-1 F7		1-2 HR		0-0 G4-3		0-2 G6-3		4 1 1 1 0 0 1										
Brian Anderson, R (1, 1) OBP: 0.224, SLG: 0.255		0-2 FC5-4		1-0 2B			2-2 F9			3 0 1 0 0 0 1										
Byung-Hyun Kim, R (7, 1)										0 0 0 0 0 0 0										
Mike Morgan, R (8, 1) OBP: 0.500, SLG: 0.500		1-2								0 0 0 0 0 0 0										
Inning Stats	R: 0 E: 0 K: 2 S: 8	H: 0 LOB: 2 BB: 2 P: 18	R: 0 E: 0 K: 0 S: 12	H: 0 LOB: 1 BB: 1 P: 20	R: 1 E: 0 K: 1 S: 11	H: 0 LOB: 1 BB: 2 P: 23	R: 1 E: 0 K: 0 S: 13	H: 2 LOB: 1 BB: 0 P: 18	R: 0 E: 0 K: 1 S: 8	H: 0 LOB: 0 BB: 0 P: 10	R: 0 E: 0 K: 1 S: 12	H: 0 LOB: 0 BB: 0 P: 16	R: 0 E: 0 K: 0 S: 7	H: 0 LOB: 0 BB: 0 P: 10	R: 0 E: 0 K: 0 S: 8	H: 0 LOB: 0 BB: 0 P: 11	1B: 0 2B: 1 3B: 0 HR: 1	SF: 0 SAC: 0 DP: 0 HBP: 0	WP: 1 PB: 0 SB: 1 CS: 0	PA: 35
PITCHER	IP WLS BF H R ER SO BB IBB HBP BLK WP HR S P ERA WHIP																			IP WLS BF H R ER SO BB IBB HBP BLK WP HR S P ERA WHIP
Jesus Sanchez, L (1, 1) ERA: 4.99	7.0 29 2 2 2 5 6 0 0 0 1 1 68 116 2.57 1.143																			
Dan Miceli, R (8, 1) ERA: 3.04	1.0 3 0 0 0 0 0 0 0 0 0 0 7 10 0.00 0.000																			
Antonio Alfonseca, R (9, 1) ERA: 4.18	1.0 3 0 0 0 0 0 0 0 0 0 0 8 11 0.00 0.000																			

Arizona Diamondbacks @ Florida Marlins
Pro Player Stadium, Miami, FL
 Sat Jul 29 2000, 7:05 PM EDT
 Att. 15,860 - Cloudy - 83 F

AB	29
R	2
H	2
RBI	1
BB	6
SO	5
LOB	12



Batter	1	2	3	4	5	6	7	8	9	AB R H RBI BB SO LOB	TOP															
Tony Womack, L (1, 6) OBP: 0.299, SLG: 0.385	0-2 P4		4-0 BB		1-1 G4-3		1-3 K			3 0 0 0 1 1 1																
Danny Bautista, R (1, 9) OBP: 0.295, SLG: 0.444	0-1 G1-3		2-1 P4			0-0 E6 HR	1-1 G1-3			4 1 0 0 0 0 2																
Luis Gonzalez, L (1, 7) OBP: 0.409, SLG: 0.565	0-1 2B			2-0 HR		0-0 HR		1-0 F8		4 2 3 3 0 0 0																
Matt Williams, R (1, 5) OBP: 0.317, SLG: 0.406	3-2 G4-3			1-1 G5-3		3-2 1B		1-2 F9		4 0 1 0 0 0 1																
Steve Finley, L (1, 8) OBP: 0.366, SLG: 0.575		3-2 CS 1B		4-2 BB		2-3 K		1-3 K		3 0 1 0 1 2 1																
Jay Bell, R (1, 4) OBP: 0.345, SLG: 0.416		1-3 K 1-2		0-3 K		3-2 P4		3-2 F7		4 0 0 0 0 2 3																
Erubiel Durazo, L (1, 3) OBP: 0.376, SLG: 0.449		2-3 K		0-3 K		1-3 K		1-1 P4		4 0 0 0 0 3 2																
Kelly Stinnett, R (1, 2) OBP: 0.297, SLG: 0.409			1-2 G6-3		0-0 F9		4-0 SH3-4 BB		2-1 FC5-4 1B	2 0 0 0 1 0 0																
Rob Ryan, L (9, PH) OBP: 0.444, SLG: 0.778										1 0 1 0 0 0 0																
Hanley Frias, S (9, PR) OBP: 0.313, SLG: 0.318										0 0 0 0 0 0 0																
Randy Johnson, R (1, 1) OBP: 0.217, SLG: 0.224			3-2 G1-3		0-0 G5-3		1-1 SH3-4		3-1 FC5-4	2 0 0 0 0 0 0																
Mike Morgan, R (8, 1) OBP: 0.500, SLG: 0.500										0 0 0 0 0 0 0																
Greg Swindell, L (8, 1)										0 0 0 0 0 0 0																
Greg Colbrunn, R (9, PH) OBP: 0.426, SLG: 0.503									1-2	1 0 0 0 0 0 1																
Inning Stats	R: 0 E: 0 K: 0 S: 10	H: 1 LOB: 1 BB: 0 P: 13	R: 0 E: 0 K: 2 S: 9	H: 1 LOB: 0 BB: 0 P: 15	R: 0 E: 0 K: 0 S: 13	H: 0 LOB: 1 BB: 1 P: 22	R: 1 E: 0 K: 2 S: 12	H: 1 LOB: 1 BB: 1 P: 19	R: 0 E: 0 K: 0 S: 4	H: 0 LOB: 0 BB: 0 P: 5	R: 2 E: 1 K: 2 S: 18	H: 2 LOB: 1 BB: 0 P: 27	R: 0 E: 0 K: 1 S: 7	H: 0 LOB: 1 BB: 1 P: 14	R: 0 E: 0 K: 1 S: 8	H: 0 LOB: 0 BB: 0 P: 11	R: 0 E: 0 K: 0 S: 9	H: 1 LOB: 1 BB: 0 P: 18	1B: 3 2B: 1 3B: 0 HR: 2	SF: 0 SAC: 1 DP: 0 HBP: 0	WP: 0 PB: 0 SB: 0 CS: 1	PA: 36				
PITCHER	IP WLS BF H R ER SO BB IBB HBP BLK WP HR S P ERA WHIP																									
Ryan Dempster, R (1, 1) ERA: 3.98	7.0	29	5	3	2	7	3	0	0	0	0	2	73	115	2.57	1.143										
Armando Almanza, L (8, 1) ERA: 2.08	1.0	W	3	0	0	0	1	0	0	0	0	0	8	11	0.00	0.000										
Antonio Alfonseca, R (9, 1) ERA: 4.1	1.0	S	4	1	0	0	0	0	0	0	0	0	9	18	0.00	1.000										

Arizona Diamondbacks @ Florida Marlins
Pro Player Stadium, Miami, FL
 Sun Jul 30 2000, 4:05 PM EDT
 Att. 16,770 - Overcast - 89 F

AB	32
R	3
H	6
RBI	3
BB	3
SO	8
LOB	11




Batter	1	2	3	4	5	6	7	8	9
Luis Castillo, S OBP: 0.451, SLG: 0.431 (1, 4)	3-2 WP 2B		1-2 G5-3 1B		3-2 F9		3-3 K	1-3 K	
Dave Berg, R OBP: 0.370, SLG: 0.362 (1, 6)	2-3 K		3-1 L9		2-3 K		2-2 L6		
Mark Smith, R OBP: 0.339, SLG: 0.407 (1, 9) (9, 7)	0-1 G5-3		2-2 G5-3			0-3 K		2-2 E 1B	
Preston Wilson, R OBP: 0.326, SLG: 0.486 (1, 8)	3-2 F7 2-H		0-3 K			2-2 G5-3 2B		1-1 L6 1-2	
Mike Lowell, R OBP: 0.331, SLG: 0.468 (1, 5)		4-2 1B BLK BB			1-3 K2-3		3-1 G5-3 2-3	0-3 K	
Derrek Lee, R OBP: 0.378, SLG: 0.543 (1, 3)		0-3 K			1-3 K		1-3 K	3-2 2B 1B 2-H	
Kevin Millar, R OBP: 0.388, SLG: 0.524 (1, 7)		3-2 1B			2-2 2B		1-0 HR	0-0 BB 2B	
Mark Kotsay, L OBP: 0.340, SLG: 0.446 (8, PR) (9, 9)		2-3 1B						2-H 2B	
Mike Redmond, R OBP: 0.340, SLG: 0.329 (1, 2)		0-2 P3			1-3 K		2-2 1B	4-0 BB IBB	
Jesus Sanchez, L OBP: 0.222, SLG: 0.222 (7, PR)									
Ramon Castro, R OBP: 0.370, SLG: 0.304 (8, 2)									
Ryan Dempster, R OBP: 0.080, SLG: 0.120 (1, 1)		2-3 K				0-1 G5-3		4-1 BB	
Armando Almanza, L (8, 1)									
Mendy López, R (8, PH)									
Antonio Alfonseca, R (9, 1)								1-2 2-3 BB	

AB	R	H	RBI	BB	SO	LOB
5	1	2	0	0	2	4
4	0	0	0	0	2	3
4	1	1	0	0	1	2
4	0	1	0	0	1	2
3	0	0	0	1	2	2
4	1	1	1	0	3	2
4	1	4	2	0	0	0
0	0	0	0	0	0	0
3	0	1	0	0	1	3
0	0	0	0	0	0	0
0	0	0	0	1	0	0
0	0	0	0	0	0	0
1B: 5	SF: 0					
2B: 4	SAC: 0					
3B: 0	DP: 0					
HR: 1	HBP: 0					

BOTTOM

Arizona Diamondbacks @ Florida Marlins
Pro Player Stadium, Miami, FL
 Sun Jul 30 2000, 4:05 PM EDT
 Att. 16,770 - Overcast - 89 F

AB	34
R	4
H	10
RBI	3
BB	3
SO	13
LOB	21



Inning Stats	R	H	E	K	S	R	H	E	K	S	R	H	E	K	S	R	H	E	K	S	R	H	E	K	S	R	H	E	K	S	R	H	E	K	S			
	1	1	0	1	16	0	1	0	2	19	0	1	0	1	11	0	1	0	3	15	0	1	0	1	9	0	1	0	2	18	1	2	0	2	24	2	3	14

PITCHER	IP	WLS	BF	H	R	ER	SO	BB	IBB	HBP	BLK	WP	HR	S	P	ERA	WHIP
Randy Johnson, L ERA: 2.18 (1, 1)	7.0		29	7	2	2	11	1	0	0	1	1	1	98	145	2.57	1.143
Mike Morgan, R ERA: 4.44 (8, 1)	0.2	L	7	3	2	2	1	1	1	0	0	0	0	17	31	27.00	6.000
Greg Swindell, L ERA: 2.23 (8, 1)	0.1		1	0	0	0	1	0	0	0	0	0	0	3	4	0.00	0.000

WP	PA	ERA	WHIP
1	37		
0			
2			
0			

Batter	1	2	3	4	5	6	7	8	9	AB R H RBI BB SO LOB	TOP																									
Rafael Furcal, S OBP: 0.395, SLG: 0.372 (1, 6)	1-2 F8		1-0 P6		2-3 K			3-1 F7		4 0 0 0 0 1 1																										
Andruw Jones, R OBP: 0.381, SLG: 0.550 (1, 8)	3-3 K		2-1 10 E 1B		2-0 F9			1-2 1-H HR		4 1 2 2 0 1 0																										
10 Chipper Jones, S OBP: 0.419, SLG: 0.593 (1, 5)	0-1 1B		1-1 L9		0-0 F8			1-1 HR 2B		4 1 2 0 0 0 1																										
Brian Jordan, R OBP: 0.328, SLG: 0.456 (1, 9)	2-1 F9		2-2 G5-3		0-2 G4-3			0-1 2-H HR		4 1 1 2 0 0 2																										
Andres Galarraga, R OBP: 0.362, SLG: 0.530 (1, 3)		2-3 K		0-0 1B		1-1 F8		0-3 K		4 0 1 0 0 2 1																										
B.J. Surhoff, L OBP: 0.340, SLG: 0.453 (1, 7)		3-2 2B		2-2 F9		0-1 G5-3		0-2 G4-3		4 0 1 0 0 0 2																										
Javy Lopez, R OBP: 0.344, SLG: 0.509 (1, 2)		3-2 HBP		2-0 F9		1-1 F9		0-0 G6-3		3 0 0 0 0 0 1																										
Keith Lockhart, L OBP: 0.297, SLG: 0.366 (1, 4)		1-3 K		0-2 F7		0-1 F5		2-3 K		4 0 0 0 0 2 3																										
Kevin Millwood, R OBP: 0.128, SLG: 0.132 (8, PH) Wally Joyner, L OBP: 0.339, SLG: 0.396 (8, PR) George Lombard, L OBP: 0.154, SLG: 0.093 Kerry Ligtenberg, R (8, 1) Bobby Bonilla, S OBP: 0.366, SLG: 0.393 John Rocker, R (9, 1) Mike Remlinger, L (9, 1)		1-3 K		0-0 F3				1-1 HR 1B		2 0 0 0 0 0 1 2 1 0 1 0 0 0 0 0 0 1 0 0 0 0 0 0 0 0 0 0 0 0 0 0 1 0																										
Inning Stats	R: 0 E: 0 K: 1 S: 10	H: 1 LOB: 1 BB: 0 P: 16	R: 0 E: 0 K: 3 S: 17	H: 1 LOB: 2 BB: 0 P: 27	R: 0 E: 1 K: 0 S: 8	H: 1 LOB: 1 BB: 0 P: 14	R: 0 E: 0 K: 1 S: 6	H: 0 LOB: 0 BB: 0 P: 10	R: 0 E: 0 K: 0 S: 6	H: 0 LOB: 0 BB: 0 P: 7	R: 0 E: 0 K: 0 S: 6	H: 0 LOB: 0 BB: 0 P: 7	R: 4 E: 0 K: 1 S: 17	H: 4 LOB: 1 BB: 0 P: 23	R: 0 E: 0 K: 1 S: 5	H: 0 LOB: 0 BB: 0 P: 7	1B: 4 2B: 2 3B: 0 HR: 2	SF: 0 SAC: 0 DP: 0 HBP: 1	WP: 0 PB: 0 SB: 0 CS: 0	PA: 36																
PITCHER	IP WLS BF H R ER SO BB IBB HBP BLK WP HR S P ERA WHIP																																			
Armando Reynoso, R ERA: 5.56 (1, 1)	7.1		29	6	3	3	5	0	0	1	0	0	1	70	107	3.68	0.818																			
Greg Swindell, L ERA: 2.42 (8, 1)	0.0	L	1	1	0	0	0	0	0	0	0	0	0	2	3	∞	∞																			
Johnny Ruffin, R ERA: 5.4 (8, 1)	1.2		6	1	1	1	2	0	0	0	0	0	1	13	15	5.40	0.600																			

Atlanta Braves @ Arizona Diamondbacks
Bank One Ballpark, Phoenix, AZ
Tue Aug 01 2000, 10:05 PM EDT
Att: 35,138 - Dome - 72 F

AB	35
R	4
H	8
RBI	4
BB	0
SO	7
LOB	13



Batter	1	2	3	4	5	6	7	8	9	AB	R	H	RBI	BB	SO	LOB
Tony Womack, L (1, 6) OBP: 0.297, SLG: 0.382 Greg Colbrunn, R (9, PH) OBP: 0.424, SLG: 0.500	1-3 K			1-1 B1-3			0-2 F7		0-2 F8	3	0	0	0	0	1	0
Jay Bell, R (1, 4) OBP: 0.346, SLG: 0.414	2-2 L6			1-1 F8			4-1 2B BB		4-0 1-2 BB	2	1	0	0	2	0	0
Luis Gonzalez, L (1, 7) OBP: 0.407, SLG: 0.565	2-2 F9			1-3 K			1-1 1-H SF7 2B		1-0 F8	4	1	1	1	0	1	2
Matt Williams, R (1, 5) OBP: 0.310, SLG: 0.399			0-1 G6-3		0-0 P3		2-0 SF7		1-2 F9	3	0	0	1	0	0	2
Steve Finley, L (1, 8) OBP: 0.365, SLG: 0.573			0-1 F8		1-2 39 G6-3 1B		3-H 1-2 F8			3	0	1	0	0	0	0
39 Alex Cabrera, R (1, 3) OBP: 0.356, SLG: 0.707			0-1 F9		1-2 G6-3 1-2f					3	0	0	0	0	0	1
Jason Conti, L (1, 9) OBP: 0.333, SLG: 0.405			0-3 K		2-3 K				1-1 L9	3	0	0	0	0	2	0
Damian Miller, R (1, 2) OBP: 0.362, SLG: 0.491			3-1 F8		2-0 F9				0-1 P6	3	0	0	0	0	1	0
Armando Reynoso, R (1, 1) OBP: 0.121, SLG: 0.065 Greg Swindell, L (8, 1) Johnny Ruffin, R (8, 1) Danny Bautista, R (9, PH) OBP: 0.299, SLG: 0.444			1-1 F9		0-0 F8				4-1 F8 BB BB	2	0	0	0	0	0	0

Inning Stats	R: 0	H: 0	E: 0	K: 1	S: 11	R: 0	H: 0	E: 0	K: 0	S: 6	R: 0	H: 0	E: 0	K: 1	S: 8	R: 0	H: 0	E: 0	K: 1	S: 7	R: 0	H: 1	E: 0	K: 0	S: 7	R: 2	H: 1	E: 0	K: 0	S: 11	R: 0	H: 0	E: 0	K: 1	S: 7	R: 0	H: 0	E: 0	K: 0	S: 9	1B: 1	2B: 1	3B: 0	HR: 0	SF: 1	SAC: 0	DP: 1	HBP: 0	WP: 0	PB: 0	SB: 0	CS: 0	PA: 31
--------------	------	------	------	------	-------	------	------	------	------	------	------	------	------	------	------	------	------	------	------	------	------	------	------	------	------	------	------	------	------	-------	------	------	------	------	------	------	------	------	------	------	-------	-------	-------	-------	-------	--------	-------	--------	-------	-------	-------	-------	--------

PITCHER	IP	WLS	BF	H	R	ER	SO	BB	IBB	HBP	BLK	WP	HR	S	P	ERA	WHIP
Kevin Millwood, R (1, 1) ERA: 4.98	7.0	W	23	2	2	2	4	1	0	0	0	0	0	55	81	2.57	0.429
Kerry Ligtenberg, R (8, 1) ERA: 3.48	1.0	H	3	0	0	0	1	0	0	0	0	0	0	7	8	0.00	0.000
John Rucker, L (9, 1) ERA: 4.4	0.1	H	3	0	0	0	0	2	0	0	0	0	0	4	12	0.00	6.000
Mike Remlinger, L (9, 1) ERA: 3.06	0.2	S	2	0	0	0	0	0	0	0	0	0	0	5	7	0.00	0.000

BOTTOM


Atlanta Braves @ Arizona Diamondbacks
Bank One Ballpark, Phoenix, AZ

Tue Aug 01 2000, 10:05 PM EDT
Att. 35,138 - Dome - 72 F

livebaseballscorecards.com

AB	27
R	2
H	2
RBI	2
BB	3
SO	5
LOB	6



Batter	1	2	3	4	5	6	7	8	9	AB R H RBI BB SO LOB	TOP														
Rafael Furcal, S (1, 6) OBP: 0.393, SLG: 0.370	0-3 K		2-3 K		1-1 1B			3-2 G6-3		4 0 1 0 0 2 0	<p>Atlanta Braves @ Arizona Diamondbacks Bank One Ballpark, Phoenix, AZ</p> <p>Wed Aug 02 2000, 10:05 PM EDT Att: 40,643 - Dome - 72 F</p> <p>livebaseballscorecards.com</p> <table border="1"> <tr><td>AB</td><td>32</td></tr> <tr><td>R</td><td>0</td></tr> <tr><td>H</td><td>6</td></tr> <tr><td>RBI</td><td>0</td></tr> <tr><td>BB</td><td>1</td></tr> <tr><td>SO</td><td>4</td></tr> <tr><td>LOB</td><td>14</td></tr> </table> <p></p>	AB	32	R	0	H	6	RBI	0	BB	1	SO	4	LOB	14
AB	32																								
R	0																								
H	6																								
RBI	0																								
BB	1																								
SO	4																								
LOB	14																								
Andruw Jones, R (1, 8) OBP: 0.382, SLG: 0.550	0-0 E4		1-0 10 FC3-6 1B		0-1 10 G6-4-3 1B			0-2 G5-3		4 0 2 0 0 0 0															
10 Chipper Jones, S (1, 5) OBP: 0.415, SLG: 0.586	0-0 F7		1-2 FC3-6 1-2f		2-1 G6-4-3 1-2f			0-1 G4-3		4 0 0 0 0 0 4															
Wally Joyner, L (1, 3) OBP: 0.331, SLG: 0.386	2-2 F7		1-0 F7			0-0 F7			0-0 F7	4 0 0 0 0 0 2															
Brian Jordan, R (1, 9) OBP: 0.330, SLG: 0.455		0-0 1B		4-2 FC4-6 BB		0-0 P6			0-3 K	3 0 1 0 1 1 0															
B.J. Surhoff, L (1, 7) OBP: 0.339, SLG: 0.451		1-2 G1-3 1-3 1B		1-2 FC4-6 1-2f 1B		2-2 G6-3			0-1 F7	4 0 1 0 0 0 1															
Keith Lockhart, L (1, 4) OBP: 0.298, SLG: 0.365		0-2 E6 G1-3 1-2		3-2 G3-6-3 1-2 1B			0-0 F7			3 0 1 0 0 0 1															
Paul Bako, L (1, 2) OBP: 0.325, SLG: 0.306		2-0 G1-3 1-2 2-3		1-0 G3-6-3 1-2f			0-0 F7			3 0 0 0 0 0 4															
Greg Maddux, R (1, 1) OBP: 0.231, SLG: 0.245 George Lombard, L (7, PH) OBP: 0.143, SLG: 0.077 Scott Kamieniecki, R (7, 1) Terry Mulholland, R (8, 1) OBP: 0.250, SLG: 0.333		0-1 G5-3			0-0 G5-3			1-3 K		2 0 0 0 0 0 2 1 0 0 0 0 1 0 0 0 0 0 0 0 0 0 0 0 0 0 0 0															
Inning Stats	R: 0 E: 1 K: 1 S: 10	H: 0 LOB: 1 BB: 0 P: 12	R: 0 E: 1 K: 0 S: 13	H: 2 LOB: 2 BB: 0 P: 16	R: 0 E: 0 K: 1 S: 8	H: 1 LOB: 1 BB: 0 P: 13	R: 0 E: 0 K: 0 S: 13	H: 1 LOB: 1 BB: 1 P: 22	R: 0 E: 0 K: 0 S: 7	H: 2 LOB: 1 BB: 0 P: 10	R: 0 E: 0 K: 0 S: 5	H: 0 LOB: 0 BB: 0 P: 7	R: 0 E: 0 K: 1 S: 6	H: 0 LOB: 0 BB: 0 P: 7	R: 0 E: 0 K: 0 S: 9	H: 0 LOB: 0 BB: 0 P: 12	R: 0 E: 0 K: 1 S: 6	H: 0 LOB: 0 BB: 0 P: 6	R: 0 E: 0 K: 1 S: 6	H: 0 LOB: 0 BB: 0 P: 6	1B: 6 2B: 0 3B: 0 HR: 0	SF: 0 SAC: 0 DP: 2 HBP: 0	WP: 0 PB: 0 SB: 0 CS: 0	PA: 33	
PITCHER Curt Schilling, R (1, 1) ERA: 3.47	IP: 9.0 WLS: W BF: 33 H: 6 R: 0 ER: 0 SO: 4 BB: 1 IBB: 0 HBP: 0 BLK: 0 WP: 0 HR: 0 S: 77 P: 105 ERA: 0.00 WHIP: 0.778											PITCHER	IP: WLS: BF: H: R: ER: SO: BB: IBB: HBP: BLK: WP: HR: S: P: ERA: WHIP:												

Batter	1	2	3	4	5	6	7	8	9	AB R H RBI BB SO LOB	TOP															
Rafael Furcal, S OBP: 0.391, SLG: 0.368 (1, 4)	2-2 G5-3 1B			3-2 HR 1B		0-1 B3 1B		1-2 G3 1B		4 1 1 0 0 0 0	<p>Atlanta Braves @ Arizona Diamondbacks Bank One Ballpark, Phoenix, AZ</p> <p>Thu Aug 03 2000, 10:05 PM EDT Att: 35,441 - Dome - 72 F</p> <p>livebaseballscorecards.com</p>															
Andruw Jones, R OBP: 0.383, SLG: 0.549 (1, 8)	0-0 FC5-4 1B			2-3 K 1B		1-0 G5-3 1B		0-0 1B 1B		4 0 2 0 0 1 1																
10 Chipper Jones, S OBP: 0.416, SLG: 0.588 (1, 5)	1-2 FC5-4 CS 1-2f			1-2 HR 1B		0-0 1B 2B		0-0 F5 1B		4 1 2 0 0 0 2																
Brian Jordan, R OBP: 0.334, SLG: 0.471 (1, 9)	0-0 CS 1-2	1-2 F9-5 2B		1-0 HR 1B 1-H 2-H		1-2 FC5-4 1B 2-3		2-2 F8 1B		4 1 3 3 0 0 1																
Andres Galarraga, R OBP: 0.361, SLG: 0.527 (1, 3)			0-0 F9-5 2-3	1-0 G5-4-3 1B		2-1 FC5-4 1-2f		1-3 K 1B		4 0 1 0 0 1 3																
Javy Lopez, R OBP: 0.340, SLG: 0.503 (1, 2)			1-1 F8 1B	1-1 G5-4-3 1-2f		1-0 G1-6-3 1B		2-3 K 1B		4 0 0 0 0 1 1																
B.J. Surhoff, L OBP: 0.336, SLG: 0.447 (1, 7)			2-1 F9 1B		1-0 G4-3 1B		2-2 G5-3 1B		1-2 F7 1B			4 0 0 0 0 0 0														
Walt Weiss, S OBP: 0.373, SLG: 0.323 (1, 6)			2-1 G6-3 1B		3-2 F9 1B		0-2 G4-3 1B					3 0 0 0 0 0 0														
Andy Ashby, R OBP: 0.189, SLG: 0.143 Terry Mulholland, R OBP: 0.250, SLG: 0.333 Stan Belinda, R (7, 1) Wally Joyner, L OBP: 0.335, SLG: 0.409 John Rocker, R (8, 1)			1-3 K 1B		0-0 F9 1B			1-0 HR 1B				2 0 0 0 0 1 0 0 0 0 0 0 0 0 0 0 0 0 0 0 0 1 1 1 1 0 0 0 0 0 0 0 0 0 0														
Inning Stats	R: 0 E: 0 K: 0 S: 7	H: 1 LOB: 0 BB: 0 P: 10	R: 0 E: 0 K: 0 S: 6	H: 1 LOB: 0 BB: 0 P: 8	R: 0 E: 0 K: 1 S: 7	H: 0 LOB: 0 BB: 0 P: 12	R: 3 E: 0 K: 1 S: 15	H: 4 LOB: 0 BB: 0 P: 24	R: 0 E: 0 K: 0 S: 5	H: 0 LOB: 0 BB: 0 P: 9	R: 0 E: 0 K: 0 S: 9	H: 2 LOB: 2 BB: 0 P: 13	R: 0 E: 0 K: 0 S: 8	H: 0 LOB: 0 BB: 0 P: 11	R: 1 E: 0 K: 0 S: 11	H: 2 LOB: 1 BB: 0 P: 15	R: 0 E: 0 K: 2 S: 11	H: 0 LOB: 0 BB: 0 P: 15	1B: 6 2B: 3 3B: 0 HR: 2	SF: 0 SAC: 0 DP: 2 HBP: 0	WP: 0 PB: 0 SB: 0 CS: 1	PA: 35				
PITCHER	IP WLS BF H R ER SO BB IBB HBP BLK WP HR S P ERA WHIP	IP WLS BF H R ER SO BB IBB HBP BLK WP HR S P ERA WHIP	IP WLS BF H R ER SO BB IBB HBP BLK WP HR S P ERA WHIP	IP WLS BF H R ER SO BB IBB HBP BLK WP HR S P ERA WHIP	IP WLS BF H R ER SO BB IBB HBP BLK WP HR S P ERA WHIP	IP WLS BF H R ER SO BB IBB HBP BLK WP HR S P ERA WHIP	IP WLS BF H R ER SO BB IBB HBP BLK WP HR S P ERA WHIP	IP WLS BF H R ER SO BB IBB HBP BLK WP HR S P ERA WHIP	IP WLS BF H R ER SO BB IBB HBP BLK WP HR S P ERA WHIP	IP WLS BF H R ER SO BB IBB HBP BLK WP HR S P ERA WHIP	IP WLS BF H R ER SO BB IBB HBP BLK WP HR S P ERA WHIP	IP WLS BF H R ER SO BB IBB HBP BLK WP HR S P ERA WHIP	IP WLS BF H R ER SO BB IBB HBP BLK WP HR S P ERA WHIP	IP WLS BF H R ER SO BB IBB HBP BLK WP HR S P ERA WHIP	IP WLS BF H R ER SO BB IBB HBP BLK WP HR S P ERA WHIP	IP WLS BF H R ER SO BB IBB HBP BLK WP HR S P ERA WHIP	IP WLS BF H R ER SO BB IBB HBP BLK WP HR S P ERA WHIP	IP WLS BF H R ER SO BB IBB HBP BLK WP HR S P ERA WHIP	IP WLS BF H R ER SO BB IBB HBP BLK WP HR S P ERA WHIP	IP WLS BF H R ER SO BB IBB HBP BLK WP HR S P ERA WHIP	IP WLS BF H R ER SO BB IBB HBP BLK WP HR S P ERA WHIP	IP WLS BF H R ER SO BB IBB HBP BLK WP HR S P ERA WHIP	IP WLS BF H R ER SO BB IBB HBP BLK WP HR S P ERA WHIP	IP WLS BF H R ER SO BB IBB HBP BLK WP HR S P ERA WHIP	IP WLS BF H R ER SO BB IBB HBP BLK WP HR S P ERA WHIP	IP WLS BF H R ER SO BB IBB HBP BLK WP HR S P ERA WHIP



Batter	1	2	3	4	5	6	7	8	9
Tony Womack, L OBP: 0.298, SLG: 0.378 (1, 6)	1-2 E3 HR	1-2 G4-3		0-2 1B	0-2 F8			4-2 BB	
Jay Bell, R OBP: 0.348, SLG: 0.416 (1, 4)	4-2 HR BB		1-1 2B 1B	3-2 G1-3 1-2		1-1 FC1-6 1B		3-3 K 1-3	
Luis Gonzalez, L OBP: 0.412, SLG: 0.582 (1, 7)	2-2 HR		1-0 2B		2-0 HR		0-1 F5 BB	4-0 BB	
Matt Williams, R OBP: 0.306, SLG: 0.395 (1, 5)	2-3 K		1-3 K		1-2 1B 2B		1-1 FC1-6 1-2f	2-2 G5-3 1-2	
Steve Finley, L OBP: 0.366, SLG: 0.569 (1, 8)	1-1 G3		4-0 IBB 39 G5-4-3		1-1 1B 39 HBP		2-0 F8		
39 Alex Cabrera, R OBP: 0.346, SLG: 0.660 (1, 3)	0-0 G6-3		0-0 G5-4-3 1-2f		1-0 F9 1B HBP		1-3 K		
Jason Conti, L OBP: 0.347, SLG: 0.409 (1, 9)		1-1 SH1-4 1B		0-2 SH1-3 1B	0-2 PB 1B		2-3 K		
Damian Miller, R OBP: 0.356, SLG: 0.480 (1, 2)		0-0 P4		2-3 K	1-0 F9		0-0 G5-3		
Brian Anderson, R OBP: 0.220, SLG: 0.250 (1, 1) Johnny Ruffin, R (6, 1) Greg Colbrunn, R OBP: 0.421, SLG: 0.497 (8, PH) Matt Mantei, R (9, 1)		0-0 SH1-4		0-1 SH1-3	3-2 L9		2-2 P4		

Inning Stats	R: 3	H: 1	E: 1	LOB: 0	K: 1	S: 16	P: 25	R: 0	H: 1	E: 0	LOB: 1	K: 0	S: 7	R: 1	H: 2	E: 0	LOB: 1	K: 1	S: 8	R: 1	H: 2	E: 0	LOB: 1	K: 1	S: 21	R: 3	H: 4	E: 0	LOB: 2	K: 0	S: 16	R: 0	H: 1	E: 0	LOB: 1	K: 2	S: 7	R: 0	H: 0	E: 0	LOB: 0	K: 2	S: 7	R: 0	H: 0	E: 0	LOB: 2	K: 1	S: 14	

PITCHER	IP	WLS	BF	H	R	ER	SO	BB	IBB	HBP	BLK	WP	HR	S	P	ERA	WHIP
Andy Ashby, R ERA: 5.05 (1, 1)	4.0	L	22	8	7	6	3	1	1	0	0	0	2	56	82	13.50	2.250
Terry Mulholland, L ERA: 5.67 (5, 1)	2.0		10	3	1	1	0	0	0	1	0	0	0	19	29	4.50	1.500
Stan Belinda, R ERA: 6.87 (7, 1)	1.0		3	0	0	0	2	0	0	0	0	0	0	7	10	0.00	0.000
John Rocker, L ERA: 4.26 (8, 1)	1.0		5	0	0	0	1	2	0	0	0	0	0	14	29	0.00	2.000

BOTTOM

AB R H RBI BB SO LOB

4	1	1	1	1	0	3
4	2	2	0	1	1	2
4	2	3	5	1	0	1
5	1	1	0	0	2	4
3	1	1	0	1	0	1
3	0	0	0	0	1	2
4	1	3	2	0	1	0
4	0	0	0	0	1	4
1	0	0	0	0	0	2
0	0	0	0	0	0	0
1	0	0	0	0	0	0
0	0	0	0	0	0	0


1B: 7 SF: 0
2B: 2 SAC: 2
3B: 0 DP: 1
HR: 2 HBP: 1

WP: 0 PA: 40
PB: 1
SB: 6
CS: 0

Atlanta Braves @ Arizona Diamondbacks
Bank One Ballpark, Phoenix, AZ

Thu Aug 03 2000, 10:05 PM EDT
Att: 35,441 - Dome - 72 F

livebaseballscorecards.com



Batter	1	2	3	4	5	6	7	8	9	AB R H RBI BB SO LOB	TOP											
Mike Bordick, R (1, 6) OBP: 0.351, SLG: 0.481	1-0 F8		3-2 31 1B	4-2 BB 31 1B E		2-0 F3		3-1 G6-3		4 1 1 0 1 0 1												
Derek Bell, R (1, 9) OBP: 0.371, SLG: 0.462	0-3 K		1-3 K	3-2 E6 31 1B BB		1-3 K		0-0 BB 1B G4-1 1B		5 2 1 0 0 3 2												
Edgardo Alfonzo, R (1, 4) OBP: 0.419, SLG: 0.512	0-0 1B		1-2 F8	4-0 31 1B BB		1-0 G6-3		0-1 G4-1 BB 1-2 1B		4 0 2 0 1 0 1												
31 Mike Piazza, R (1, 2) OBP: 0.411, SLG: 0.664	1-3 K		1-2 1B	1-2 1B			0-3 K	1-3 K		5 0 2 2 0 3 3												
Todd Zeile, R (1, 3) OBP: 0.373, SLG: 0.505		1-0 G4-3	0-3 K	0-0 F8			2-3 K	4-0 G4-1 BB 1-2 2-3		4 0 0 0 1 2 4												
Benny Agbayani, R (1, 7) OBP: 0.393, SLG: 0.484		0-1 G5-3		0-1 1B SF9 2B	2-2 HBP		1-3 K	0-0 G4-1		2 1 1 0 0 0 0												
Bubba Trammell, R (5, 7) OBP: 0.354, SLG: 0.475								1-2 2-3 3-H G4-1		2 0 0 1 0 1 2												
Jay Payton, R (1, 8) OBP: 0.327, SLG: 0.434		3-2 2B		0-0 WP SH5-4 E 1B	1-0 F8			0-2 G5-3	1-2 F8	5 2 2 0 0 0 3												
Joe McEwing, R (1, 5) OBP: 0.267, SLG: 0.426		3-1 2B		2-0 SF9	0-1 P3			1-2 SH1-4 1B		3 0 2 2 0 0 1												
Rick Reed, R (1, 1) OBP: 0.212, SLG: 0.172		1-3 K		0-1 SH5-4	0-1 B1-3			0-1 SH1-4		2 0 0 0 0 1 2												
Dennis Cook, L (8, 1)				1-2 1B				1-2		0 0 0 0 0 0 0												
Inning Stats	R: 0 E: 0 K: 2 S: 8	H: 1 LOB: 1 BB: 0 P: 10	R: 1 E: 0 K: 1 S: 13	H: 2 LOB: 1 BB: 0 P: 21	R: 0 E: 0 K: 2 S: 18	H: 2 LOB: 2 BB: 0 P: 24	R: 4 E: 1 K: 0 S: 21	H: 3 LOB: 2 BB: 2 P: 35	R: 0 E: 0 K: 0 S: 7	H: 0 LOB: 1 BB: 0 P: 10	R: 0 E: 0 K: 1 S: 5	H: 0 LOB: 0 BB: 0 P: 9	R: 0 E: 0 K: 3 S: 9	H: 0 LOB: 0 BB: 0 P: 12	R: 0 E: 0 K: 0 S: 11	H: 1 LOB: 1 BB: 0 P: 15	R: 1 E: 0 K: 1 S: 10	H: 2 LOB: 2 BB: 1 P: 16	1B: 8 2B: 3 3B: 0 HR: 0	SF: 1 SAC: 2 DP: 0 HBP: 1	WP: 1 PB: 0 SB: 0 CS: 0	PA: 43
PITCHER	IP WLS BF H R ER SO BB IBB HBP BLK WP HR S P ERA WHIP																					
Randy Johnson, L (1, 1) ERA: 2.23	3.2 L 22 8 5 2 5 2 0 0 0 0 1 0 59 89 4.91 2.727																					
Russ Springer, R (4, 1) ERA: 5.14	3.1 11 0 0 0 4 0 0 1 0 0 0 0 22 32 0.00 0.000																					
Dan Plesac, L (8, 1) ERA: 3.75	1.0 4 1 0 0 0 0 0 0 0 0 0 0 11 15 0.00 1.000																					
Mike Morgan, R (9, 1) ERA: 4.5	1.0 6 2 1 1 1 1 0 0 0 0 0 0 10 16 9.00 3.000																					

New York Mets @ Arizona Diamondbacks
Bank One Ballpark, Phoenix, AZ
 Fri Aug 04 2000, 10:05 PM EDT
 Att: 41,832 - Dome - 72 F

AB	36
R	6
H	11
RBI	5
BB	3
SO	10
LOB	19



WP: 1	PA: 43
PB: 0	
SB: 0	
CS: 0	

livebaseballscorecards.com

Batter	1	2	3	4	5	6	7	8	9	AB R H RBI BB SO LOB	TOP											
Lenny Harris, L (1, 7) OBP: 0.298, SLG: 0.375 Bubba Trammell, R (6, PH) OBP: 0.351, SLG: 0.470 Joe McEwing, R (9, 7) OBP: 0.267, SLG: 0.426	2-2 1B 1B	1-3 K		0-0 2B 1B		2-3 K		0-2 G1		3 2 2 0 0 1 1 2 0 0 0 0 1 1 0 0 0 0 0 0 0												
Derek Bell, R (1, 9) OBP: 0.374, SLG: 0.466	1-2 1B 31 1B	2-1 1B		0-2 1B 2B		0-0 F8		1-2 G5-3		5 1 3 1 0 0 1												
Edgardo Alfonzo, R (1, 4) OBP: 0.421, SLG: 0.513	2-1 G1-4-3 1B	0-3 K		0-2 1B			2-3 K		1-0 1B 1B	5 0 3 2 0 2 2												
31 Mike Piazza, R (1, 2) OBP: 0.411, SLG: 0.661 Todd Pratt, R (4, 2) OBP: 0.350, SLG: 0.476	1-2 G1-4-3 1B		1-3 K		0-0 G5-3		4-2 HR BB		0-0 F9	3 0 1 1 0 1 2 1 1 0 0 1 0 1												
Robin Ventura, L (1, 5) OBP: 0.349, SLG: 0.471	2-1 G1-4-3		1-1 G3		1-3 K		1-2 HR		2-3 K	5 1 1 2 0 2 3												
Todd Zeile, R (1, 3) OBP: 0.371, SLG: 0.501	3-3 K		0-3 K		1-2 F9		0-0 G5-3		0-1 1B	5 0 1 0 0 2 2												
Jay Payton, R (1, 8) OBP: 0.328, SLG: 0.433	2-3 K			0-1 G6-3		0-1 CS 1B		2-2 FC5-4 1B	2-3 K	5 0 2 0 0 2 4												
Mike Bordick, R (1, 6) OBP: 0.352, SLG: 0.480		4-0 1B BB		1-0 F8	0-2 CS	0-1 SH1-3 1B		1-1 FC5-4		3 0 1 0 1 0 1												
Bobby Jones, R (1, 1) Rick White, R (7, 1)		0-1 F2		4-0 1B 2B BB		0-0 SH1-3		1-0 G1-3		1 1 0 0 1 0 1 1 0 0 0 0 0 0												
Inning Stats	R: 2 E: 0 K: 2 S: 22	H: 4 LOB: 2 BB: 0 P: 35	R: 0 E: 0 K: 2 S: 10	H: 1 LOB: 2 BB: 1 P: 17	R: 0 E: 0 K: 2 S: 10	H: 0 LOB: 0 BB: 0 P: 12	R: 2 E: 0 K: 0 S: 11	H: 3 LOB: 2 BB: 1 P: 16	R: 0 E: 0 K: 1 S: 11	H: 1 LOB: 0 BB: 0 P: 13	R: 0 E: 0 K: 1 S: 7	H: 1 LOB: 1 BB: 0 P: 9	R: 2 E: 0 K: 1 S: 14	H: 2 LOB: 1 BB: 1 P: 24	R: 0 E: 0 K: 0 S: 7	H: 0 LOB: 0 BB: 0 P: 9	R: 0 E: 0 K: 2 S: 10	H: 2 LOB: 2 BB: 0 P: 15	1B: 12 2B: 1 3B: 0 HR: 1	SF: 0 SAC: 1 DP: 0 HBP: 0	WP: 0 PB: 0 SB: 0 CS: 1	PA: 44
PITCHER	IP WLS BF H R ER SO BB IBB HBP BLK WP HR S P ERA WHIP																					
Geraldo Guzman, R (1, 1) ERA: 4.45	4.0 L 22 8 4 4 6 2 0 0 0 0 0 0 53 80 9.00 2.500																					
Greg Swindell, L (5, 1) ERA: 2.32	2.0 7 2 0 0 2 0 0 0 0 0 0 0 18 22 0.00 1.000																					
Johnny Ruffin, R (7, 1) ERA: 5.68	2.1 11 3 2 2 1 1 0 0 0 0 0 1 23 36 7.71 1.714																					
Dan Plesac, L (9, 1) ERA: 3.65	0.2 3 1 0 0 2 0 0 0 0 0 0 0 8 12 0.00 1.500																					

New York Mets @ Arizona Diamondbacks
 Bank One Ballpark, Phoenix, AZ
 Sat Aug 05 2000, 10:05 PM EDT
 Att: 41,656 - Dome - 72 F

AB	39
R	6
H	14
RBI	6
BB	3
SO	11
LOB	19



Batter	1	2	3	4	5	6	7	8	9	AB	R	H	RBI	BB	SO	LOB
--------	---	---	---	---	---	---	---	---	---	----	---	---	-----	----	----	-----

Tony Womack, L <small>(1, 6) OBP: 0.303, SLG: 0.384</small>	2-1 2B	0-0 1B		0-2 G1-3			0-1 G5-3		2-0 1B	5	1	3	0	0	0	2
Jay Bell, R <small>(1, 4) OBP: 0.346, SLG: 0.410</small>	1-2 G6-3	1-2 F7		4-2 G4-6-3 BB			2-1 G5-3		0-3 K	4	0	0	0	1	1	4
Luis Gonzalez, L <small>(1, 7) OBP: 0.405, SLG: 0.571</small>	2-2 SF9		3-1 F7		0-1 G4-6-3 1-2f		1-2 P4		0-1 G2-3	4	0	0	1	0	0	2
Matt Williams, R <small>(1, 5) OBP: 0.298, SLG: 0.383</small>	0-0 2B 1B		0-0 P2		1-1 L1			0-2 F8		4	0	1	0	0	0	0
Steve Finley, L <small>(1, 8) OBP: 0.371, SLG: 0.580</small>	1-1 1-3 2B		1-3 K		0-1 HR			1-1 39 1B		4	1	3	1	0	1	0
39 Alex Cabrera, R <small>(1, 3) OBP: 0.317, SLG: 0.582</small>	1-2 F8			0-1 G6-3			2-2 P4		1-0 1B	4	0	1	0	0	0	2
Jason Conti, L <small>(1, 9) OBP: 0.321, SLG: 0.373</small>		0-0 F8		2-2 1B 1B			2-2 F7		2-2 F7	4	0	1	0	0	0	2
Damian Miller, R <small>(1, 2) OBP: 0.362, SLG: 0.482</small>		4-2 1B BB		1-2 1-2 1B			1-0 1B		2-3 K	3	0	2	0	1	1	2
Geraldo Guzman, R <small>(1, 1) OBP: 0.364, SLG: 0.636</small> Rob Ryan, L <small>(4, PH) OBP: 0.364, SLG: 0.636</small> Greg Swindell, L <small>(5, 1) OBP: 0.419, SLG: 0.493</small> Greg Colbrunn, R <small>(6, PH) OBP: 0.419, SLG: 0.493</small> Johnny Ruffin, R <small>(7, 1) OBP: 0.419, SLG: 0.493</small> Dan Plesac, L <small>(9, 1) OBP: 0.364, SLG: 0.390</small> Craig Counsell, L <small>(9, PH) OBP: 0.364, SLG: 0.390</small>		0-1 F3		1-1 P6			1-2 F7		3-2 F8	1	0	0	0	0	0	1

Inning Stats	R: 1	H: 3	E: 0	K: 0	S: 19	LOB: 2	BB: 0	P: 26	R: 0	H: 1	E: 0	K: 0	S: 11	LOB: 2	BB: 1	P: 15	R: 0	H: 0	E: 0	K: 1	S: 7	LOB: 0	BB: 0	P: 11	R: 0	H: 2	E: 0	K: 0	S: 16	LOB: 2	BB: 0	P: 20	R: 0	H: 0	E: 0	K: 0	S: 6	LOB: 0	BB: 1	P: 11	R: 1	H: 2	E: 0	K: 0	S: 13	LOB: 1	BB: 0	P: 19	R: 0	H: 0	E: 0	K: 0	S: 7	LOB: 0	BB: 0	P: 10	R: 0	H: 2	E: 0	K: 1	S: 13	LOB: 2	BB: 0	P: 19	R: 0	H: 1	E: 0	K: 1	S: 11	LOB: 1	BB: 0	P: 16	1B: 8	SF: 1	2B: 2	3B: 0	HR: 1	SAC: 0	DP: 1	HBP: 0
--------------	------	------	------	------	-------	--------	-------	-------	------	------	------	------	-------	--------	-------	-------	------	------	------	------	------	--------	-------	-------	------	------	------	------	-------	--------	-------	-------	------	------	------	------	------	--------	-------	-------	------	------	------	------	-------	--------	-------	-------	------	------	------	------	------	--------	-------	-------	------	------	------	------	-------	--------	-------	-------	------	------	------	------	-------	--------	-------	-------	-------	-------	-------	-------	-------	--------	-------	--------

PITCHER	IP	WLS	BF	H	R	ER	SO	BB	IBB	HBP	BLK	WP	HR	S	P	ERA	WHIP
Bobby Jones, R <small>(1, 1) ERA: 5.58</small>	6.0	W	27	8	2	2	1	2	0	0	0	0	1	72	102	3.00	1.667
Rick White, R <small>(7, 1) ERA: 3.18</small>	3.0	S	12	3	0	0	2	0	0	0	0	0	0	31	45	0.00	1.000

BOTTOM

New York Mets @ Arizona Diamondbacks
 Bank One Ballpark, Phoenix, AZ
 Sat Aug 05 2000, 10:05 PM EDT
 Att. 41,656 - Dome - 72 F

livebaseballscorecards.com

AB	36
R	2
H	11
RBI	2
BB	2
SO	3
LOB	18



WP: 0	PA: 39
PB: 0	
SB: 0	
CS: 0	

Batter	1	2	3	4	5	6	7	8	9	AB R H RBI BB SO LOB	TOP											
Peter Bergeron, L (1, 8) OBP: 0.324, SLG: 0.338	1-1 P4	1-1 G1-3		0-0 1B			2-1 F8			4 0 1 2 0 0 2	Montreal Expos @ Arizona Diamondbacks Bank One Ballpark, Phoenix, AZ Mon Aug 07 2000, 10:05 PM EDT Att. 31,526 - Dome - 72 F livebaseballscorecards.com											
Jose Vidro, S (1, 4) OBP: 0.380, SLG: 0.539	0-0 G6-3		2-1 G6-3	0-0 F8			0-1 G3			4 0 0 0 0 0 2												
Andy Tracy, L (1, 5) OBP: 0.352, SLG: 0.466	1-2 2B		1-3 K				0-2 F8	0-0 F7		4 0 1 0 0 1 0												
Vladimir Guerrero, R (1, 9) OBP: 0.423, SLG: 0.652	4-1 BB		0-0 G5-3	L6-3 1B			0-0 L6-3 1B	1-0 F9		3 0 1 0 1 0 0												
Lee Stevens, L (1, 3) OBP: 0.346, SLG: 0.503	3-3 K			2-1 FC5-4 1B			0-1 L6-3	3-3 K		4 0 1 0 0 2 3												
Geoff Blum, S (1, 6) OBP: 0.337, SLG: 0.452		2-2 2B FC5-2 1B		0-2 F8			1-2 F8	0-0 F9		4 0 1 0 0 0 1												
Chris Widger, R (1, 2) OBP: 0.311, SLG: 0.441		1-2 SH5-4 2B		2-0 FC5-4 1B 1B			0-0 F8	0-2 G4-3		4 1 1 0 0 0 1												
Wilton Guerrero, S (1, 7) OBP: 0.316, SLG: 0.326		0-1 FC5-2 SH5-4		1-1 1B 1B			0-3 K	1-3 K		3 1 1 0 0 1 2												
Julio Santana, R (6, 1) Fernando Seguinol, S (9, PH) OBP: 0.415, SLG: 0.667		0-1 3-H SH5-4		1-2 1B 1B						0 0 0 0 0 0 0												
Trey Moore, L (1, 1) OBP: 0.500, SLG: 0.500		0-1 SH5-4		1-2 1B						1 0 1 0 0 0 0												
Terry Jones, S (6, 7) OBP: 0.289, SLG: 0.333		1-2 2-3 1B		1-2 2-3 1B						1 0 0 0 0 0 0												
Inning Stats	R: 0 E: 0 K: 1 S: 11	H: 1 LOB: 2 BB: 1 P: 20	R: 0 E: 0 K: 0 S: 12	H: 2 LOB: 2 BB: 0 P: 16	R: 0 E: 0 K: 1 S: 8	H: 0 LOB: 0 BB: 0 P: 11	R: 2 E: 0 K: 0 S: 13	H: 4 LOB: 2 BB: 0 P: 19	R: 0 E: 0 K: 1 S: 9	H: 0 LOB: 0 BB: 0 P: 10	R: 0 E: 0 K: 0 S: 6	H: 0 LOB: 0 BB: 0 P: 8	R: 0 E: 0 K: 1 S: 6	H: 0 LOB: 0 BB: 0 P: 10	R: 0 E: 0 K: 1 S: 9	H: 0 LOB: 0 BB: 0 P: 10	R: 0 E: 0 K: 1 S: 9	H: 0 LOB: 0 BB: 0 P: 10	1B: 6 2B: 3 3B: 0 HR: 0	SF: 0 SAC: 1 DP: 1 HBP: 0	WP: 0 PB: 0 SB: 0 CS: 0	PA: 35
PITCHER Curt Schilling, R (1, 1) ERA: 3.38	IP: 9.0 WLS: W BF: 35 H: 8 R: 2 ER: 2 SO: 5 BB: 1 IBB: 0 HBP: 0 BLK: 0 WP: 0 HR: 0 S: 80 P: 110 ERA: 2.00 WHIP: 1.000																				PITCHER ERA: 3.38	

AB	33
R	2
H	8
RBI	2
BB	1
SO	5
LOB	11



Batter	1	2	3	4	5	6	7	8	9
Tony Womack, L OBP: 0.301, SLG: 0.381 (1, 6)	1-2 G6-3	2-0 G3			0-0 FC3-6 1B	0-2 S 1B			
Jay Bell, R OBP: 0.347, SLG: 0.408 (1, 4)	2-2 HBP E 1B		2-0 F9		0-0 F8	4-2 B 1-3 BB			
Luis Gonzalez, L OBP: 0.405, SLG: 0.566 (1, 7)	2-2 1-2 1B HBP		1-1 F9		1-0 1-2 1B	1-1 G4-3			
Matt Williams, R OBP: 0.310, SLG: 0.418 (1, 5)	2-2 F3		0-0 2B		1-0 P4		3-2 G4-6-3 1B		
Steve Finley, L OBP: 0.366, SLG: 0.570 (1, 8)	1-3 K 1B 1-2 2-H		0-0 G4-3			1-3 K 2B	0-0 G4-6-3 1B 1-2f		
Greg Colbrunn, R OBP: 0.417, SLG: 0.513 (1, 3)	0-0 1-1 1B			1-0 F9		0-0 F9	2-2 F8		
Damian Miller, R OBP: 0.363, SLG: 0.481 (1, 2)					3-2 F9	2-0 1-1 1B 2B	0-0 L5		
Danny Bautista, R OBP: 0.312, SLG: 0.464 (1, 9)					2-2 F8	0-1 SH5-3 1B 2-H	1-0 G6-3		
Curt Schilling, R OBP: 0.211, SLG: 0.243 (1, 1)						0-2 FC3-6 1B	0-0 SH5-3	3-1 G4-3	

Inning Stats	R: 2	H: 2	E: 1	K: 1	S: 16	LOB: 2	BB: 0	P: 24	R: 0	H: 0	E: 0	K: 0	S: 4	LOB: 1	BB: 1	P: 10	R: 0	H: 1	E: 0	K: 0	S: 5	LOB: 1	BB: 0	P: 8	R: 0	H: 0	E: 0	K: 0	S: 10	LOB: 0	BB: 0	P: 16	R: 0	H: 2	E: 0	K: 0	S: 7	LOB: 2	BB: 0	P: 9	R: 3	H: 3	E: 0	K: 1	S: 20	LOB: 2	BB: 1	P: 28	R: 0	H: 1	E: 0	K: 0	S: 8	LOB: 0	BB: 0	P: 13	R: 0	H: 0	E: 0	K: 0	S: 4	LOB: 0	BB: 0	P: 8
--------------	------	------	------	------	-------	--------	-------	-------	------	------	------	------	------	--------	-------	-------	------	------	------	------	------	--------	-------	------	------	------	------	------	-------	--------	-------	-------	------	------	------	------	------	--------	-------	------	------	------	------	------	-------	--------	-------	-------	------	------	------	------	------	--------	-------	-------	------	------	------	------	------	--------	-------	------

PITCHER	IP	WLS	BF	H	R	ER	SO	BB	IBB	HBP	BLK	WP	HR	S	P	ERA	WHIP
Trey Moore, L ERA: 0.84 (1, 1)	5.2	L	29	8	5	1	2	2	0	1	0	0	0	60	92	1.59	1.765
Julio Santana, R ERA: 4.64 (6, 1)	2.1		7	1	0	0	0	0	0	0	0	0	0	14	24	0.00	0.429

BOTTOM

Montreal Expos @ Arizona Diamondbacks
Bank One Ballpark, Phoenix, AZ

Mon Aug 07 2000, 10:05 PM EDT
Att: 31,526 - Dome - 72 F

AB	R	H	RBI	BB	SO	LOB
4	0	1	1	0	0	2
3	1	1	0	1	0	1
3	1	1	0	0	0	2
4	0	2	0	0	0	4
4	1	0	0	0	2	3
4	0	1	1	0	0	1
4	1	1	1	0	0	0
3	1	1	1	1	0	0
3	0	1	0	0	0	1

AB	32
R	5
H	9
RBI	4
BB	2
SO	2
LOB	14



WP: 0	PA: 36
PB: 1	
SB: 3	
CS: 0	

PITCHER	IP	WLS	BF	H	R	ER	SO	BB	IBB	HBP	BLK	WP	HR	S	P	ERA	WHIP
---------	----	-----	----	---	---	----	----	----	-----	-----	-----	----	----	---	---	-----	------

Batter	1	2	3	4	5	6	7	8	9	AB R H RBI BB SO LOB	TOP											
Terry Jones, S OBP: 0.281, SLG: 0.321 (1, 8) (6, 7)	1-3 K		2-3 K		0-1 P3	3-3 K	1-0 F3		0-0 FC4-6 1B	6 0 1 0 0 3 2	Montreal Expos @ Arizona Diamondbacks Bank One Ballpark, Phoenix, AZ Tue Aug 08 2000, 10:05 PM EDT Att: 33,113 - Dome - 72 F livebaseballscorecards.com											
Jose Vidro, S OBP: 0.383, SLG: 0.544 (1, 4)	4-1 FC5-4 BB		0-0 HR 1B		1-1 1B 3B	1-1 1B		1-2 G1-3	0-2 FC4-6 1-2f	5 2 3 0 1 0 2												
Geoff Blum, S OBP: 0.338, SLG: 0.456 (1, 6)	3-1 FC5-4 1-2f		1-0 F9		2-1 HR 1B	0-3 K		0-1 2B		5 1 2 1 0 1 3												
Vladimir Guerrero, R OBP: 0.425, SLG: 0.672 (1, 9)	2-2 P4		2-1 HR		0-0 HR		1-2 SF7 3B	1-3 K		5 3 3 4 0 1 2												
Lee Stevens, L OBP: 0.346, SLG: 0.510 (1, 3)		2-2 F7	1-0 HR		4-2 FC4-6 BB		0-1 SF7	0-0 F7		3 1 1 2 1 0 1												
Fernando Seguignol, S OBP: 0.397, SLG: 0.635 Peter Bergeron, L OBP: 0.325, SLG: 0.339 (1, 7) (6, 8)		2-3 K	0-1 G3-1		1-2 FC4-6 1B 1-2f		1-0 15 CS BB 1B	0-0 F7		3 0 0 0 0 1 1 2 0 1 0 0 0 0												
Mike Mordecai, R OBP: 0.340, SLG: 0.473 (1, 5)		3-2 2B		2-3 K	2-2 1B		4-0 15 CS 1B BB	0-0 15 E 2B		4 2 3 0 1 1 0												
15 Lenny Webster, R OBP: 0.239, SLG: 0.212 (1, 2)		4-0 IBB		1-0 P6	0-3 K		4-2 1B BB	1-2 E9 1B 1B		3 0 1 1 2 1 2												
Scott Downs, L OBP: 0.133, SLG: 0.071 Felipe Lira, R OBP: 0.273, SLG: 0.600 Andy Tracy, L OBP: 0.256, SLG: 0.472 Steve Kline, S Wilton Guerrero, S OBP: 0.214, SLG: 0.324 Anthony Ielford, R (1, 1) (4, 1) (7, PH) (7, 1) (9, PH) (9, 1)		0-2 G1-3		0-0 G4-3		1-3 K	0-0 1B	2-3 K		2 0 0 0 0 0 2 1 0 0 0 0 1 0 1 0 1 1 0 0 0 0 0 0 0 0 0 0 1 0 0 0 0 1 1 0 0 0 0 0 0 0												
Inning Stats	R: 0 E: 0 K: 1 S: 10	H: 0 LOB: 1 BB: 1 P: 20	R: 0 E: 0 K: 1 S: 13	H: 1 LOB: 2 BB: 1 P: 24	R: 3 E: 0 K: 1 S: 10	H: 3 LOB: 0 BB: 0 P: 16	R: 0 E: 0 K: 1 S: 5	H: 0 LOB: 0 BB: 0 P: 8	R: 3 E: 0 K: 1 S: 19	H: 4 LOB: 2 BB: 1 P: 29	R: 0 E: 0 K: 3 S: 12	H: 1 LOB: 1 BB: 0 P: 17	R: 2 E: 0 K: 0 S: 10	H: 3 LOB: 2 BB: 2 P: 21	R: 0 E: 0 K: 1 S: 9	H: 1 LOB: 1 BB: 0 P: 11	R: 1 E: 1 K: 1 S: 12	H: 3 LOB: 2 BB: 0 P: 15	1B: 8 2B: 3 3B: 2 HR: 3	SF: 1 SAC: 0 DP: 0 HBP: 0	WP: 0 PB: 0 SB: 0 CS: 2	PA: 47
PITCHER	IP WLS BF H R ER SO BB IBB HBP BLK WP HR S P ERA WHIP												PITCHER	IP WLS BF H R ER SO BB IBB HBP BLK WP HR S P ERA WHIP								
Brian Anderson, L ERA: 4.23 (1, 1)	4.1 L 23 7 6 6 4 2 1 0 0 0 0 3 47 84 12.46 2.077																					
Russ Springer, R ERA: 5.11 (5, 1)	1.2 8 3 1 1 4 0 0 0 0 0 0 0 25 34 5.40 1.800																					
Dan Plesac, L ERA: 3.96 (7, 1)	0.1 3 1 0 0 0 1 0 0 0 0 0 0 3 8 0.00 6.000																					
Johnny Ruffin, R ERA: 5.0 (7, 1)	2.2 13 5 2 2 2 1 0 0 0 0 0 0 25 35 6.75 2.250																					

AB	41
R	9
H	16
RBI	9
BB	5
SO	10
LOB	16



Batter	1	2	3	4	5	6	7	8	9	AB	R	H	RBI	BB	SO	LOB
Tony Womack, L OBP: 0.301, SLG: 0.380 (1, 6)	F8		G5-3 1B	L4-6			K			4	0	1	0	0	1	3
Jay Bell, R OBP: 0.345, SLG: 0.404 (1, 4)	G4-3		G5-3			G5-3	F8			4	0	0	0	0	0	1
Luis Gonzalez, L OBP: 0.404, SLG: 0.563 (1, 7)	P6		G3					F9		4	0	1	0	0	0	1
Matt Williams, R OBP: 0.313, SLG: 0.420 (1, 5)			F9			P4				4	1	2	0	0	0	1
Steve Finley, L OBP: 0.388, SLG: 0.568 Jason Conti, L OBP: 0.316, SLG: 0.365 (1, 8) (8, PH) (9, 8)			1B BB			F9		FC4-6 1B		1	2	0	0	2	0	1
Greg Colbrunn, R OBP: 0.424, SLG: 0.519 (1, 3)			1B			1B		FC4-6 1-2f		1	0	0	0	0	0	1
Kelly Stinnett, R OBP: 0.302, SLG: 0.406 (1, 2)			1B			1B		F8		4	0	3	1	0	0	1
Danny Bautista, R OBP: 0.312, SLG: 0.462 Johnny Ruffin, R Rob Ryan, L OBP: 0.333, SLG: 0.583 (1, 9) (7, 1) (9, PH)			1B			1B		F2		3	0	1	1	1	1	1
Brian Anderson, R OBP: 0.212, SLG: 0.240 Russ Springer, R OBP: 0.200, SLG: 0.200 Dan Plesac, L 39 Alex Cabrera, R OBP: 0.317, SLG: 0.561 (1, 1) (5, 1) (7, 1) (7, 9)			1B			1B		G6-4-3		0	0	1	1	0	0	3
			G6-4-3			1B		G3		0	0	0	0	0	0	0
			1B			1B		P3		1	0	0	0	0	0	0
			1B			1B				2	0	0	0	0	0	3
			1B			1B				0	0	0	0	0	0	0
			1B			1B				0	0	0	0	0	0	0
			1B			1B				2	0	0	0	0	1	0

BOTTOM

Montreal Expos @ Arizona Diamondbacks
Bank One Ballpark, Phoenix, AZ
Tue Aug 08 2000, 10:05 PM EDT
Att. 33,113 - Dome - 72 F

livebaseballscorecards.com

AB	33
R	3
H	9
RBI	3
BB	3
SO	3
LOB	16



Inning Stats	R: 0	H: 0	E: 0	K: 0	S: 7	LOB: 0	BB: 0	P: 13	R: 1	H: 2	E: 0	K: 0	S: 8	LOB: 1	BB: 1	P: 16	R: 0	H: 1	E: 0	K: 0	S: 10	LOB: 1	BB: 0	P: 17	R: 2	H: 3	E: 0	K: 0	S: 12	LOB: 2	BB: 2	P: 24	R: 0	H: 1	E: 0	K: 0	S: 10	LOB: 1	BB: 0	P: 13	R: 0	H: 1	E: 0	K: 0	S: 6	LOB: 0	BB: 0	P: 8	R: 0	H: 0	E: 0	K: 2	S: 7	LOB: 0	BB: 0	P: 13	R: 0	H: 1	E: 0	K: 0	S: 11	LOB: 1	BB: 0	P: 18	R: 0	H: 0	E: 0	K: 1	S: 6	LOB: 0	BB: 0	P: 8	1B: 9	SF: 0	2B: 1	SAC: 0	3B: 0	DP: 3	HR: 0	HBP: 0	WP: 0	PA: 36	PB: 0	SB: 1	CS: 0	ERA	WHIP
--------------	------	------	------	------	------	--------	-------	-------	------	------	------	------	------	--------	-------	-------	------	------	------	------	-------	--------	-------	-------	------	------	------	------	-------	--------	-------	-------	------	------	------	------	-------	--------	-------	-------	------	------	------	------	------	--------	-------	------	------	------	------	------	------	--------	-------	-------	------	------	------	------	-------	--------	-------	-------	------	------	------	------	------	--------	-------	------	-------	-------	-------	--------	-------	-------	-------	--------	-------	--------	-------	-------	-------	-----	------

PITCHER	IP	WLS	BF	H	R	ER	SO	BB	IBB	HBP	BLK	WP	HR	S	P	ERA	WHIP
Scott Downs, L ERA: 5.29 (1, 1)	3.0		16	5	3	3	0	3	0	0	0	0	0	32	64	9.00	2.667
Felipe Lira, R ERA: 4.4 (4, 1)	3.0	W	10	3	0	0	0	0	0	0	0	0	0	21	27	0.00	1.000
Steve Kline, L ERA: 2.52 (7, 1)	2.0		7	1	0	0	2	0	0	0	0	0	0	18	31	0.00	0.500
Anthony Telford, R ERA: 4.43 (9, 1)	1.0		3	0	0	0	1	0	0	0	0	0	0	6	8	0.00	0.000

Batter	1	2	3	4	5	6	7	8	9	AB	R	H	RBI	BB	SO	LOB
Tony Womack, L OBP: 0.300, SLG: 0.379 (1, 6)	1-1 G5-4-3 1B			3-3 K	0-0 FC4-6 1-2f 3-H			1-2 G1-3		4	0	1	1	0	1	1
Danny Bautista, R OBP: 0.311, SLG: 0.455 (1, 8)	2-2 G5-4-3 1-2f			1-1 F8	4-1 BB			3-1 P4		3	0	0	0	1	0	1
Luis Gonzalez, L OBP: 0.405, SLG: 0.567 (1, 7)	1-1 G4-3			1-0 2B	0-0 F8			1-1 2B		4	0	2	0	0	0	2
Matt Williams, R OBP: 0.307, SLG: 0.411 (1, 5)				3-2 G5-3				2-1 G6-3		4	0	0	0	0	1	2
Greg Colbrunn, R OBP: 0.426, SLG: 0.525 (1, 3)				3-1 G1-6-3 1B	1-1 2B			0-1 F8		4	1	2	0	0	0	0
Jason Conti, L OBP: 0.311, SLG: 0.375 (1, 9)				1-2 G1-6-3 1-2f	0-1 2B 1B 2B			2-3 K		4	1	1	1	0	1	1
Craig Counsell, L OBP: 0.359, SLG: 0.395 (1, 4)				3-3 K	2-1 1B FC4-6 2B			3-2 G4-3		4	1	1	0	0	2	0
Kelly Stinnett, R OBP: 0.302, SLG: 0.405 (1, 2)				0-0 F9	0-0 FC4-6 1B			2-2 G5-3		3	0	1	1	0	0	0
Randy Johnson, R OBP: 0.206, SLG: 0.213 (1, 1)				2-3 K	0-3 K			0-3 K		2	0	0	0	0	2	2
Rob Ryan, L OBP: 0.308, SLG: 0.538 (7, PH)										1	0	0	0	0	1	0
Geraldo Guzman, R (8, 1)										0	0	0	0	0	0	0
Greg Swindell, L (8, 1)										0	0	0	0	0	0	0

Inning Stats	R: 0	H: 1	E: 0	LOB: 0	K: 0	S: 7	R: 0	H: 1	E: 0	LOB: 0	K: 1	S: 9	R: 0	H: 0	E: 0	LOB: 0	K: 2	S: 11	R: 3	H: 4	E: 0	LOB: 2	K: 1	S: 13	R: 0	H: 0	E: 0	LOB: 0	K: 1	S: 10	R: 0	H: 1	E: 0	LOB: 1	K: 0	S: 10	R: 0	H: 0	E: 0	LOB: 0	K: 1	S: 6	1B: 3	SF: 0	2B: 5	SAC: 0	3B: 0	DP: 2	HR: 0	HBP: 0	WP: 0	PA: 34
--------------	------	------	------	--------	------	------	------	------	------	--------	------	------	------	------	------	--------	------	-------	------	------	------	--------	------	-------	------	------	------	--------	------	-------	------	------	------	--------	------	-------	------	------	------	--------	------	------	-------	-------	-------	--------	-------	-------	-------	--------	-------	--------

PITCHER	IP	WLS	BF	H	R	ER	SO	BB	IBB	HBP	BLK	WP	HR	S	P	ERA	WHIP
Javier Vazquez, R ERA: 4.27 (1, 1)	6.0		24	7	3	3	6	1	0	0	0	0	0	57	89	4.50	1.333
Scott Strickland, R ERA: 3.72 (7, 1)	1.2	W	6	1	0	0	1	0	0	0	0	0	0	18	28	0.00	0.600
Anthony Telford, R ERA: 4.33 (8, 1)	1.1	S	4	0	0	0	1	0	0	0	0	0	0	8	10	0.00	0.000

BOTTOM

Montreal Expos @ Arizona Diamondbacks
Bank One Ballpark, Phoenix, AZ
 Wed Aug 09 2000, 10:05 PM EDT
 Att: 33,500 - Dome - 72 F

AB	33
R	3
H	8
RBI	3
BB	1
SO	8
LOB	9



Arizona Diamondbacks @ Pittsburgh Pirates
 Three Rivers Stadium, Pittsburgh, PA

Fri Aug 11 2000, 7:05 PM EDT
 Att. 25,281 - Sunny - 74 F

AB	33
R	6
H	10
RBI	6
BB	7
SO	7
LOB	17



Batter	1	2	3	4	5	6	7	8	9	AB R H RBI BB SO LOB	TOP											
Tony Womack, L (1, 6) OBP: 0.301, SLG: 0.379	2-2 G2-3		2-3 K		1-2 1B		0-1 S 2B 1B		1-3 K	5 1 2 0 0 2 0												
Jay Bell, R (1, 4) OBP: 0.347, SLG: 0.407	4-2 G3-6 BB		2-0 F9		1-2 1B		0-1 HR 2B		1-3 K	4 1 2 2 1 1 0												
Luis Gonzalez, L (1, 7) OBP: 0.405, SLG: 0.571	2-1 G3-6 1-2f			1-2 G4-3	1-2 F5		1-1 HR		4-1 BB 1B BB	4 2 1 2 1 0 3												
Matt Williams, R (1, 5) OBP: 0.305, SLG: 0.403		1-0 F7		1-0 G5-3	0-0 P6		1-3 K		4-1 1B 1B BB	4 1 0 0 1 1 2												
Greg Colbrunn, R (1, 3) OBP: 0.435, SLG: 0.533		4-2 1B BB		4-0 FC4-6 BB BB		0-0 F9		0-0 G6-3 2B	3-2 E 1B 1B 1-2 2-H	3 0 2 1 2 0 0												
Danny Bautista, R (1, 8) OBP: 0.318, SLG: 0.456		2-1 1B		4-1 FC4-6 BB		0-0 F8		1-0 G6-3	2-2 E9 1B 1-3 2-H	4 0 2 1 1 0 1												
Damian Miller, R (1, 2) OBP: 0.356, SLG: 0.471		2-3 K		0-0 FC4-6 1-2f 2-3		3-2 G5-3		2-2 G1-3	0-0 F8	5 0 0 0 0 1 7												
Jason Conti, L (1, 9) OBP: 0.338, SLG: 0.379		2-3 K			0-0 1B SH2-4 1B 1B		2-0 1B SH3-4 HBP		4-0 IBB	2 1 1 0 1 1 2												
Armando Reynoso, R (1, 1) OBP: 0.111, SLG: 0.059			1-2 F7		1-2 SH2-4		1-0 SH3-4		3-3 K	1 0 0 0 0 0 0												
Hanley Frias, S (8, PH) OBP: 0.309, SLG: 0.314										1 0 0 0 0 1 2												
Greg Swindell, L (8, 1)										0 0 0 0 0 0 0												
Byung-Hyun Kim, R (9, 1)										0 0 0 0 0 0 0												
Inning Stats	R: 0 E: 0 K: 0 S: 10	H: 0 LOB: 0 BB: 1 P: 18	R: 0 E: 0 K: 2 S: 11	H: 1 LOB: 2 BB: 1 P: 22	R: 0 E: 0 K: 1 S: 9	H: 0 LOB: 0 BB: 0 P: 14	R: 0 E: 0 K: 0 S: 6	H: 0 LOB: 2 BB: 2 P: 16	R: 1 E: 0 K: 0 S: 16	H: 3 LOB: 2 BB: 0 P: 20	R: 0 E: 0 K: 0 S: 6	H: 0 LOB: 0 BB: 0 P: 9	R: 3 E: 0 K: 1 S: 10	H: 3 LOB: 0 BB: 0 P: 15	R: 0 E: 0 K: 1 S: 8	H: 1 LOB: 2 BB: 1 P: 18	R: 2 E: 1 K: 2 S: 17	H: 2 LOB: 2 BB: 2 P: 32	1B: 7 2B: 2 3B: 0 HR: 1	SF: 0 SAC: 2 DP: 1 HBP: 1	WP: 0 PB: 0 SB: 1 CS: 0	PA: 43
PITCHER	IP WLS BF H R ER SO BB IBB HBP BLK WP HR S P ERA WHIP												PITCHER	IP WLS BF H R ER SO BB IBB HBP BLK WP HR S P ERA WHIP								
Dan Serafini, L (1, 1) ERA: 6.61	6.2 L 30 7 4 4 3 4 0 1 0 0 0 1 65 110 5.40 1.650																					
Rich Loiselle, R (7, 1) ERA: 7.0	0.1 1 0 0 0 1 0 0 0 0 0 0 0 3 4 0.00 0.000																					
Marc Wilkins, R (8, 1) ERA: 5.01	1.0 5 1 0 0 1 0 1 0 0 0 0 0 8 18 0.00 1.000																					
Jeff Wallace, L (9, 1) ERA: 5.96	0.2 6 2 2 2 2 2 0 0 0 0 0 0 16 31 27.00 6.000																					
Josias Manzanillo, R (9, 1) ERA: 2.92	0.1 1 0 0 0 0 0 0 0 0 0 0 0 1 1 0.00 0.000																					

livebaseballscores.com

BOTTOM

Arizona Diamondbacks @ Pittsburgh Pirates
Three Rivers Stadium, Pittsburgh, PA

livebaseballscorecards.com

AB	29
R	1
H	4
RBI	1
BB	3
SO	5
LOB	8



WP:	0	PA:	33
PB:	0		
SB:	0		
CS:	0		

PITCHER	IP	WLS	BF	H	R	ER	SO	BB	IBB	HBP	BLK	WP	HR	S	P	ERA	WHIP	
Armando Reynoso, R	(1, 1)	7.0	W	27	4	1	1	3	3	0	0	0	0	0	8	11	0.00	1.000
Greg Swindell, L	(8, 1)	1.0	H	3	0	0	0	0	0	0	0	0	0	0	10	13	0.00	0.000
Byung-Hyun Kim, R	(9, 1)	1.0		3	0	0	0	2	0	0	0	0	0	0	13	0.00	0.000	

Fri Aug 11 2000, 7:05 PM EDT
Att. 25,281 - Sunny - 74 F

AB R H RBI BB SO LOB

4 0 0 0 0 0 2

3 0 0 0 1 0 0

4 0 0 0 0 0 1

4 0 1 0 0 2 0

4 1 2 0 0 1 0

2 0 0 0 1 0 2

3 0 1 1 0 0 1

2 0 0 0 1 0 0

2 0 0 0 0 2 2
0 0 0 0 0 0 0
1 0 0 0 0 0 0
0 0 0 0 0 0 0
0 0 0 0 0 0 0
0 0 0 0 0 0 0

1B: 4 SF: 0
2B: 1 SAC: 1
3B: 0 DP: 1
HR: 0 HBP: 0

Batter	1	2	3	4	5	6	7	8	9
Adrian Brown, S OBP: 0.363, SLG: 0.461 (1, 8)	0-0 F6		2-2 G4-3		0-2 FC6-4			1-1 F7	
18 Jason Kendall, R OBP: 0.426, SLG: 0.458 (1, 2)	4-0 F9-3 BB			3-2 P4		1-2 F3		1-0 G5-3	
Brian Giles, L OBP: 0.409, SLG: 0.576 (1, 7)	1-1 F9-3			1-0 G4-3		1-0 G4-3		1-2 L6	
Kevin Young, R OBP: 0.318, SLG: 0.447 (1, 3)		1-3 K		2-2 G5-3		2-0 1B		3-3 K	
Aramis Ramirez, R OBP: 0.284, SLG: 0.378 (1, 5)		0-0 F9			2-2 SH2-3 1B	1-1 1B		0-3 K	
Warren Morris, L OBP: 0.337, SLG: 0.339 (1, 4)		4-2 BB			0-0 SH2-3	3-2 G4-3		0-1 G4-3	
Alex Ramirez, R OBP: 0.308, SLG: 0.467 (1, 9)		2-1 F9			2-2 FC6-4 1B		1-2 F7		
Pat Meares, R OBP: 0.299, SLG: 0.383 (1, 6)			0-1 F7		4-1 FC6-4 BB		1-0 G5-3		
Dan Serafini, S Rich Loiselle, R Enrique Wilson, S Marc Wilkins, R Jeff Wallace, L Josias Manzanillo, R			0-3 K		3-3 K		2-1 F9		

Inning Stats	R: 0	H: 0	E: 0	K: 0	S: 3	LOB: 0	BB: 1	P: 8	R: 0	H: 0	E: 0	K: 1	S: 9	LOB: 1	BB: 1	P: 16	R: 0	H: 0	E: 0	K: 1	S: 8	LOB: 0	BB: 0	P: 10	R: 0	H: 0	E: 0	K: 0	S: 7	LOB: 0	BB: 0	P: 13	R: 1	H: 2	E: 0	K: 1	S: 15	LOB: 2	BB: 1	P: 26	R: 0	H: 2	E: 0	K: 0	S: 11	LOB: 2	BB: 0	P: 19	R: 0	H: 0	E: 0	K: 0	S: 6	LOB: 0	BB: 0	P: 10	R: 0	H: 0	E: 0	K: 0	S: 8	LOB: 0	BB: 0	P: 11	R: 0	H: 0	E: 0	K: 2	S: 10	LOB: 0	BB: 0	P: 13	1B: 4	SF: 0	2B: 1	SAC: 1	3B: 0	DP: 1	HR: 0	HBP: 0	WP: 0	PA: 33
--------------	------	------	------	------	------	--------	-------	------	------	------	------	------	------	--------	-------	-------	------	------	------	------	------	--------	-------	-------	------	------	------	------	------	--------	-------	-------	------	------	------	------	-------	--------	-------	-------	------	------	------	------	-------	--------	-------	-------	------	------	------	------	------	--------	-------	-------	------	------	------	------	------	--------	-------	-------	------	------	------	------	-------	--------	-------	-------	-------	-------	-------	--------	-------	-------	-------	--------	-------	--------

PITCHER	IP	WLS	BF	H	R	ER	SO	BB	IBB	HBP	BLK	WP	HR	S	P	ERA	WHIP	
Armando Reynoso, R	(1, 1)	7.0	W	27	4	1	1	3	3	0	0	0	0	0	8	11	0.00	1.000
Greg Swindell, L	(8, 1)	1.0	H	3	0	0	0	0	0	0	0	0	0	0	10	13	0.00	0.000
Byung-Hyun Kim, R	(9, 1)	1.0		3	0	0	0	2	0	0	0	0	0	0	13	0.00	0.000	

Batter	1	2	3	4	5	6	7	8	9	AB R H RBI BB SO LOB	TOP																
Tony Womack, L (1, 6) OBP: 0.304, SLG: 0.382	1-2 1B S 1B	0-1 E6 S			0-1 G4-3 2B		4-2 HR BB	3-3 K		4 2 2 0 1 1 2																	
Jay Bell, R (1, 4) OBP: 0.348, SLG: 0.414	3-1 G3 1B 1B	3-1 F7			0-0 F2		1-2 HR	1-2 F8		5 1 2 2 0 0 2																	
Luis Gonzalez, L (1, 7) OBP: 0.409, SLG: 0.580	1-2 G3 1B				2-1 G4-3 2B		4-1 BB	1-1 HR		4 1 3 2 1 0 1																	
Matt Williams, R (1, 5) OBP: 0.302, SLG: 0.413	1-3 K				2-2 G5-3		1-3 K	3-2 HR		5 1 1 1 0 2 5																	
Steve Finley, L (1, 8) OBP: 0.364, SLG: 0.561	1-1 G3				2-2 F9		0-3 K	0-1 G4-3	0-0 G1-3	5 0 0 0 0 1 3																	
Erubiel Durazo, L (1, 3) OBP: 0.379, SLG: 0.455	2-1 G4-3				3-1 2B		4-2 BB	2-3 K	1-3 K	2 0 1 0 1 0 2																	
Danny Bautista, R (8, PH) OBP: 0.315, SLG: 0.451										2 0 0 0 0 2 0																	
Damian Miller, R (1, 2) OBP: 0.354, SLG: 0.471		1-1 G3 SH1 2B			0-0 G5-3		1-1 F9	0-0 G1-3		4 1 1 0 0 0 2																	
Jason Conti, L (1, 9) OBP: 0.324, SLG: 0.361		2-2 G3			1-3 K		3-3 K	4-1 BB		3 0 0 0 0 2 3																	
Greg Colbrunn, R (8, PH) OBP: 0.438, SLG: 0.533		2-3 SH1						BB		0 0 0 0 1 0 0																	
Curt Schilling, R (1, 1) OBP: 0.200, SLG: 0.231		1-0 SH1			0-0 G5-3		0-3 K	4-2 BB		2 0 0 1 0 1 1																	
Hanley Frias, S (8, PH) OBP: 0.316, SLG: 0.314										0 0 0 0 1 0 0																	
Johnny Ruffin, R (8, 1)										0 0 0 0 0 0 0																	
Dan Plesac, L (8, 1)										0 0 0 0 0 0 0																	
Inning Stats	R: 1 E: 0 K: 1 S: 15	H: 3 LOB: 2 BB: 0 P: 24	R: 1 E: 1 K: 0 S: 11	H: 1 LOB: 1 BB: 0 P: 17	R: 0 E: 0 K: 0 S: 9	H: 1 LOB: 0 BB: 0 P: 11	R: 0 E: 0 K: 1 S: 7	H: 1 LOB: 1 BB: 0 P: 11	R: 0 E: 0 K: 0 S: 8	H: 1 LOB: 1 BB: 0 P: 12	R: 0 E: 0 K: 2 S: 18	H: 0 LOB: 1 BB: 1 P: 26	R: 2 E: 0 K: 2 S: 14	H: 1 LOB: 1 BB: 2 P: 24	R: 0 E: 0 K: 2 S: 12	H: 0 LOB: 2 BB: 2 P: 25	R: 2 E: 0 K: 1 S: 13	H: 2 LOB: 0 BB: 0 P: 19	1B: 4 2B: 3 3B: 0 HR: 3	SF: 0 SAC: 1 DP: 1 HBP: 0	WP: 0 PB: 0 SB: 2 CS: 0	PA: 42					
PITCHER	IP	WLS	BF	H	R	ER	SO	BB	IBB	HBP	BLK	WP	HR	S	P	ERA	WHIP										
Todd Ritchie, R (1, 1) ERA: 4.73	5.0		22	7	2	2	2	0	0	0	0	0	0	50	75	3.60	1.400										
Marc Wilkins, R (6, 1) ERA: 4.86	1.0		4	0	0	0	2	1	0	0	0	0	0	18	26	0.00	1.000										
Rich Loiselle, R (7, 1) ERA: 7.71	0.2	B	5	1	2	2	2	2	0	0	0	0	1	12	22	27.00	4.500										
Scott Sauerbeck, L (7, 1) ERA: 3.61	1.1	W	6	0	0	0	2	2	0	0	0	0	0	14	27	0.00	1.500										
Mike Williams, R (9, 1) ERA: 3.49	1.0	H	5	2	2	2	1	0	0	0	0	0	2	13	19	18.00	2.000										

Arizona Diamondbacks @ Pittsburgh Pirates
Three Rivers Stadium, Pittsburgh, PA

Sat Aug 12 2000, 7:05 PM EDT
Att. 34,101 - Overcast - 73 F

AB	36
R	6
H	10
RBI	6
BB	5
SO	9
LOB	21



Batter	1	2	3	4	5	6	7	8	9	AB	R	H	RBI	BB	SO	LOB
Adrian Brown, S OBP: 0.367, SLG: 0.462 (1, 8)	1-1 G6-4-3 1B			1-1 18 HR 1B	1-1 G6-3		3-2 G1-3			4	1	2	0	0	0	1
18 Jason Kendall, R OBP: 0.426, SLG: 0.470 (1, 2)	0-1 G6-4-3 1-2f			0-1 1-H HR		2-2 F8		1-0 HR 3B		4	2	2	2	0	0	1
Brian Giles, L OBP: 0.410, SLG: 0.579 (1, 7)	1-0 F8			1-1 1B 3B		3-2 G1-3		4-0 1B HR IBB		3	2	1	0	1	0	0
John Vander Wal, L OBP: 0.390, SLG: 0.543 (1, 3)		0-3 K		3-3 K		0-0 P4		1-0 HR 1B		3	0	0	0	0	2	1
Rich Loiselle, R (7, 1)										0	0	0	0	0	0	0
Scott Sauerbeck, R (7, 1)										0	0	0	0	0	0	0
Mike Benjamin, R (8, PH) OBP: 0.332, SLG: 0.437 (9, 6)								1-2 HR 1B		1	1	1	0	0	0	0
Aramis Ramirez, R OBP: 0.292, SLG: 0.403 (1, 5)		0-0 P5		0-2 G4-3 1B				0-2 1B 2B HR		4	2	3	5	0	0	0
Warren Morris, L OBP: 0.334, SLG: 0.335 (1, 4)		3-2 G3		1-1 G4-3 1-2				0-0 L1		4	0	0	0	0	1	2
Alex Ramirez, R OBP: 0.307, SLG: 0.461 (1, 9)			1-2 F8	1-0 G6-3				2-2 1B E S 2-3		4	1	1	0	0	1	1
Enrique Wilson, S OBP: 0.335, SLG: 0.437 (1, 6)			3-3 K		0-0 G6-3			3-3 K		4	0	0	0	0	2	2
Mike Williams, R (9, 1)								1-2 G6-3		0	0	0	0	0	0	0
Todd Ritchie, R OBP: 0.227, SLG: 0.250 (1, 1)			0-0 F8		0-0 P5			3-2 E5 1B		1	0	0	0	0	0	0
Pat Meares, R (5, PH) OBP: 0.298, SLG: 0.382 (6, 1)										1	0	0	0	0	0	0
Marc Wilkins, R OBP: 0.333, SLG: 0.333 (7, 3)										0	0	0	0	0	0	0
Kevin Young, R OBP: 0.320, SLG: 0.449 (7, 3)										1	0	1	1	0	0	0

Inning Stats	R: 0	H: 1	E: 0	K: 0	S: 5	LOB: 0	BB: 0	P: 7	R: 0	H: 0	E: 0	K: 1	S: 8	LOB: 0	BB: 0	P: 11	R: 0	H: 0	E: 0	K: 1	S: 7	LOB: 0	BB: 0	P: 11	R: 3	H: 4	E: 0	K: 1	S: 17	LOB: 1	BB: 0	P: 24	R: 0	H: 0	E: 0	K: 0	S: 4	LOB: 0	BB: 0	P: 5	R: 0	H: 0	E: 0	K: 0	S: 7	LOB: 0	BB: 0	P: 12	R: 2	H: 3	E: 1	K: 1	S: 21	LOB: 1	BB: 0	P: 32	R: 4	H: 3	E: 0	K: 2	S: 17	LOB: 0	BB: 1	P: 25
--------------	------	------	------	------	------	--------	-------	------	------	------	------	------	------	--------	-------	-------	------	------	------	------	------	--------	-------	-------	------	------	------	------	-------	--------	-------	-------	------	------	------	------	------	--------	-------	------	------	------	------	------	------	--------	-------	-------	------	------	------	------	-------	--------	-------	-------	------	------	------	------	-------	--------	-------	-------

PITCHER	IP	WLS	BF	H	R	ER	SO	BB	IBB	HBP	BLK	WP	HR	S	P	ERA	WHIP
Curt Schilling, R ERA: 3.46 (1, 1)	7.0	L	28	8	5	4	4	0	0	0	0	0	1	69	102	5.14	1.143
Johnny Ruffin, R ERA: 9.0 (8, 1)	0.0		4	3	4	4	0	0	1	0	0	0	1	5	11	∞	∞
Dan Plesac, L ERA: 3.81 (8, 1)	1.0		3	0	0	0	2	0	0	0	0	0	0	12	14	0.00	0.000

BOTTOM

Arizona Diamondbacks @ Pittsburgh Pirates
 Three Rivers Stadium, Pittsburgh, PA
 Sat Aug 12 2000, 7:05 PM EDT
 Att. 34,101 - Overcast - 73 F

AB	R	H	RBI	BB	SO	LOB
34	9	11	8	1	6	8

WP: 0 PA: 35
 PB: 0 SB: 1
 CS: 0



PITCHER	IP	WLS	BF	H	R	ER	SO	BB	IBB	HBP	BLK	WP	HR	S	P	ERA	WHIP
---------	----	-----	----	---	---	----	----	----	-----	-----	-----	----	----	---	---	-----	------

Batter	1	2	3	4	5	6	7	8	9	AB R H RBI BB SO LOB	TOP																																						
Tony Womack, L (1, 6) OBP: 0.305, SLG: 0.382 Hanley Frias, S (4, 6) OBP: 0.320, SLG: 0.310	3-2 G6-3		0-1 2B 1B	2-0 G4-3		4-0 FC5-4 BB		0-0 F8		3 1 1 0 0 0 1 1 0 0 0 1 0 0																																							
Jay Bell, R (1, 4) OBP: 0.350, SLG: 0.417	3-1 S 1B		0-1 1B 1B 2B	4-0 HBP 1B BB		0-1 FC5-4 2B		1-3 H		4 2 2 1 1 1 1																																							
Luis Gonzalez, L (1, 7) OBP: 0.412, SLG: 0.582	2-3 K 1-2		1-1 1B 1B 1B	1-2 1B HBP		3-1 F8 1-2 2B		4-1 1B BB		3 0 2 1 1 1 1																																							
Matt Williams, R (1, 5) OBP: 0.309, SLG: 0.417	3-0 G5-3		3-2 G4-3 1B 1-2 3-H	0-0 1B		1-0 F8 2-3		1-2 1B		5 0 3 2 0 0 2																																							
Steve Finley, L (1, 8) OBP: 0.369, SLG: 0.567		1-1 G6-3 3B	0-0 1-2 2-H 1B		4-1 HR BB	4-0 FC6-4 IBB		1-1 F7		3 2 2 0 2 0 2																																							
Greg Colbrunn, R (1, 3) OBP: 0.432, SLG: 0.541		0-0 G6-3 3-H	0-2 G4-3 1-2 2-3		1-0 HR	2-1 FC6-4		2-0 G6-3		5 1 1 3 0 0 4																																							
Danny Bautista, R (1, 9) OBP: 0.312, SLG: 0.445		2-1 G4-3	0-0 F9		0-1 P6		1-0 FC3-6 1B		2-1 G6-3		5 0 1 0 0 0 2																																						
Kelly Stinnett, R (1, 2) OBP: 0.299, SLG: 0.399		1-0 1B		0-3 K	1-2 P5		0-1 FC3-6 G4-3		0-1 F7		5 0 1 0 0 1 1																																						
Brian Anderson, R (1, 1) OBP: 0.222, SLG: 0.250 Mike Morgan, R (4, 1) OBP: 0.467, SLG: 0.467 Erubiel Durazo, L (7, PH) OBP: 0.378, SLG: 0.452 Byung-Hyun Kim, R (7, 1) Matt Mantei, R (9, 1)		0-2 G1-3		0-1 HBP G4-3 1B 1B	1-0 P6		2-2 G4-3				2 1 1 0 0 0 1 1 0 0 0 0 0 0 1 0 0 0 0 0 1 0 0 0 0 0 0 0 0 0 0 0 0 0 0																																						
Inning Stats	R: 0 E: 0 K: 1 S: 9	H: 1 LOB: 1 BB: 0 P: 20	R: 1 E: 0 K: 0 S: 9	H: 2 LOB: 1 BB: 0 P: 13	R: 2 E: 0 K: 0 S: 15	H: 5 LOB: 2 BB: 0 P: 19	R: 1 E: 0 K: 1 S: 9	H: 2 LOB: 2 BB: 1 P: 16	R: 2 E: 0 K: 0 S: 9	H: 1 LOB: 0 BB: 1 P: 16	R: 1 E: 0 K: 0 S: 7	H: 1 LOB: 2 BB: 2 P: 21	R: 0 E: 0 K: 0 S: 7	H: 1 LOB: 0 BB: 0 P: 10	R: 0 E: 0 K: 1 S: 10	H: 1 LOB: 2 BB: 1 P: 17	R: 0 E: 0 K: 0 S: 5	H: 0 LOB: 0 BB: 0 P: 9	1B: 10 2B: 2 3B: 1 HR: 1	SF: 0 SAC: 0 DP: 1 HBP: 1	WP: 0 PB: 0 SB: 1 CS: 0	PA: 44																											
PITCHER	IP	WLS	BF	H	R	ER	SO	BB	IBB	HBP	BLK	WP	HR	S	P	ERA	WHIP	PITCHER										IP	WLS	BF	H	R	ER	SO	BB	IBB	HBP	BLK	WP	HR	S	P	ERA	WHIP					
Jimmy Anderson, L (1, 1) ERA: 4.51	2.1		14	8	3	3	1	0	0	0	0	0	0	29	48	11.57	3.429																																
Bronson Arroyo, R (3, 1) ERA: 6.89	3.0	L	16	4	4	4	1	3	0	1	0	0	1	26	47	12.00	2.333																																
Josias Manzanillo, R (6, 1) ERA: 2.72	2.2		11	2	0	0	1	1	1	0	0	0	0	20	37	0.00	1.125																																
Mike Williams, R (9, 1) ERA: 3.42	1.0		3	0	0	0	0	0	0	0	0	0	0	5	9	0.00	0.000																																

Arizona Diamondbacks @ Pittsburgh Pirates
 Three Rivers Stadium, Pittsburgh, PA
 Sun Aug 13 2000, 1:35 PM EDT
 Att. 25,321 - Sunny - 78 F

AB	38
R	7
H	14
RBI	7
BB	5
SO	3
LOB	16



BOTTOM

Arizona Diamondbacks @ Pittsburgh Pirates
Three Rivers Stadium, Pittsburgh, PA

Sun Aug 13 2000, 1:35 PM EDT
Att. 25,321 - Sunny - 78 F

livebaseballscorecards.com

AB	38
R	6
H	12
RBI	6
BB	4
SO	9
LOB	22



WP:	0	PA:	43
PB:	0		
SB:	3		
CS:	0		

AB	R	H	RBI	BB	SO	LOB
5	0	1	0	0	1	4
5	2	1	0	0	0	3
4	2	2	2	1	1	0
5	1	4	3	0	0	0
3	0	1	1	1	1	1
3	0	0	0	1	3	3
1	0	0	0	0	0	2
5	0	1	0	0	0	5
3	0	1	0	0	1	2
1	0	0	0	0	0	0
1	0	0	0	0	1	1
2	1	1	0	0	1	1
0	0	0	0	0	0	0
0	0	0	0	1	0	0
0	0	0	0	0	0	0

Batter	1	2	3	4	5	6	7	8	9
Adrian Brown, S OBP: 0.361, SLG: 0.452 (1, 8)	2-2 FC6-4 1B	2-2 P6		1-3 K	3-2 G3			3-2 P6	
18 Jason Kendall, R OBP: 0.424, SLG: 0.469 (1, 2)	0-0 FC6-4 HR	0-1 F8		1-2 1B SF7 2B		1-2 G5-3		1-2 P5	
Brian Giles, L OBP: 0.412, SLG: 0.590 (1, 7)	1-2 HR		2-0 HR 3B	4-0 1B IBB		0-1 G4-3		1-3 K	
Kevin Young, R OBP: 0.325, SLG: 0.463 (1, 3)	2-1 G6-3 S 1B		0-0 HR 3B	1-2 1B		1-0 L5		1-2 2B	
Aramis Ramirez, R OBP: 0.295, SLG: 0.402 (1, 5)	2-2 G6-3		1-2 1B	1-0 SF7		0-3 K		4-2 BB	
Emil Brown, R OBP: 0.309, SLG: 0.408 Enrique Wilson, S OBP: 0.333, SLG: 0.434 (9, PH)	4-2 BB		3-3 K	0-3 K		2-3 K		1-1 P5	
Mike Benjamin, R OBP: 0.329, SLG: 0.431 (9, 6)	0-0 F9		0-0 L6		1-2 S 1B		1-2 F2	0-0 P5	
Pat Meares, R OBP: 0.299, SLG: 0.382 Warren Morris, L OBP: 0.333, SLG: 0.334 (8, PH)		0-0 1B	0-2 F3		0-3 K		0-1 G4-3		
Jimmy Anderson, L OBP: 0.121, SLG: 0.152 Bronson Arroyo, R OBP: 0.167, SLG: 0.278 Josias Manzanillo, R OBP: 0.392, SLG: 0.543 John Vander Wal, L OBP: 0.392, SLG: 0.543 Mike Williams, R (9, 1)		1-3 K		0-0 18 2B 1B 1B	0-3 K		4-0 18 S BB		

Inning	R	H	E	K	S	H	LOB	BB	P
1	2	3	0	0	18	1	2	1	29
2	0	1	0	1	9	0	1	0	12
3	2	3	0	1	14	3	1	0	20
4	0	1	0	2	17	3	2	1	25
5	0	1	0	1	13	1	1	0	16
6	0	0	0	6	6	0	0	0	8
7	0	0	0	9	12	0	0	0	12
8	0	0	0	11	19	0	1	1	19
9	0	1	0	11	18	1	2	1	18

PITCHER	IP	WLS	BF	H	R	ER	SO	BB	IBB	HBP	BLK	WP	HR	S	P	ERA	WHIP
Brian Anderson, L ERA: 4.48 (1, 1)	3.1		21	9	6	6	3	1	1	0	0	0	2	51	77	16.20	3.000
Mike Morgan, R ERA: 4.48 (4, 1)	2.2	W	10	2	0	0	3	0	0	0	0	0	0	26	33	0.00	0.750
Byung-Hyun Kim, R ERA: 3.06 (7, 1)	2.0	H	7	0	0	0	2	1	0	0	0	0	0	20	31	0.00	0.500
Matt Mantei, R ERA: 5.83 (9, 1)	1.0	S	5	1	0	0	1	1	0	0	0	0	0	11	18	0.00	2.000

Batter	1	2	3	4	5	6	7	8	9	10	11	AB R H RBI BB SO LOB	TOP																		
Tony Womack, L (1, 6) OBP: 0.306, SLG: 0.387 Greg Swindell, L (8, 1)	G5-3			BB 1B		1B 3B		K		G6-3		4 1 2 0 0 1 1 0 0 0 0 0 0 0 1 0 0 0 0 0 1 0 0 0 0 0 0 0 0 0 0 0 0 0 0	Arizona Diamondbacks @ Philadelphia Phillies Veterans Stadium, Philadelphia, PA Mon Aug 14 2000, 7:35 PM EDT Att: 14,083 - Cloudy - 66 F																		
David Dellucci, L (10, PH) OBP: 0.500, SLG: 0.333 Dan Plesac, L (10, 1) Danny Bautista, R (11, 7) OBP: 0.312, SLG: 0.445	K			F7		1B 2B BB		G5-3			G4-3 1B 2B	4 2 1 0 1 1 1																			
Luis Gonzalez, L (1, 7) OBP: 0.412, SLG: 0.579 Matt Mantel, R (11, 1)	G3			G6-4-3 BB		2B 1B			K		G4-3	4 1 1 1 1 1 1 0 0 0 0 0 0 0																			
Matt Williams, R (1, 5) OBP: 0.311, SLG: 0.422			F9	G6-4-3		2B			F8		G4-3 1B	5 0 2 3 0 0 2																			
Steve Finley, L (1, 8) OBP: 0.367, SLG: 0.561			K			2B					G3 1B	4 0 0 0 1 1 2																			
Erubiel Durazo, L (1, 3) OBP: 0.374, SLG: 0.447 Greg Colbrunn, R (7, PH) OBP: 0.431, SLG: 0.535			G4-3								G3 1B	2 0 0 0 0 1 0 2 0 0 0 0 0 1																			
Damian Miller, R (1, 2) OBP: 0.351, SLG: 0.466			G5-3								FC5-4 HBP	5 0 1 0 0 1 2																			
Jason Conti, L (1, 9) OBP: 0.306, SLG: 0.338			K								FC5-4 1B	4 0 0 0 0 2 1																			
Randy Johnson, R (1, 1) OBP: 0.200, SLG: 0.206 Russ Springer, R (7, 1) OBP: 0.200, SLG: 0.200 Hanley Frias, S (8, PH) OBP: 0.324, SLG: 0.307			K								FC3-6 1B	2 0 0 0 0 2 0 0 0 0 0 0 0 0 1 0 0 0 1 0 1																			
Inning Stats	R: 0 H: 0 E: 0 K: 1 S: 17	H: 0 LOB: 0 BB: 0 P: 24	R: 0 H: 0 E: 0 K: 1 S: 6	H: 0 LOB: 0 BB: 0 P: 10	R: 0 H: 0 E: 0 K: 2 S: 8	H: 0 LOB: 0 BB: 0 P: 12	R: 0 H: 1 E: 0 K: 0 S: 4	H: 1 LOB: 1 BB: 1 P: 11	R: 0 H: 0 E: 0 K: 2 S: 10	H: 0 LOB: 0 BB: 0 P: 15	R: 3 H: 3 E: 0 K: 2 S: 25	H: 3 LOB: 1 BB: 1 P: 37		R: 0 H: 0 E: 0 K: 1 S: 8	H: 0 LOB: 0 BB: 1 P: 16	R: 0 H: 0 E: 0 K: 1 S: 6	H: 0 LOB: 1 BB: 1 P: 14	R: 0 H: 1 E: 0 K: 0 S: 11	H: 1 LOB: 1 BB: 1 P: 17	R: 1 H: 2 E: 0 K: 0 S: 10	H: 2 LOB: 2 BB: 0 P: 17	1B: 4 SF: 0 2B: 2 SAC: 0 3B: 1 DP: 1 HR: 0 HBP: 1	WP: 0 PA: 43 PB: 0 SB: 1 CS: 0								
PITCHER	IP WLS BF H R ER SO BB IBB HBP BLK WP HR S P ERA WHIP														PITCHER	IP WLS BF H R ER SO BB IBB HBP BLK WP HR S P ERA WHIP															
Kent Bottenfield, R (1, 1) ERA: 5.52	6.0	23	4	3	3	8	2	0	0	0	0	0	0	0	70	109	4.50	1.000													
Ed Vosberg, L (7, 1) ERA: 1.72	2.2	9	0	0	0	2	2	0	0	0	0	0	0	0	17	37	0.00	0.750													
Vicente Padilla, R (8, 1) ERA: 3.2	1.1	5	1	0	0	0	0	0	0	0	0	0	0	0	12	19	0.00	0.750													
Jeff Brantley, R (11, 1) ERA: 6.19	1.0	L	6	2	1	1	0	0	0	1	0	0	0	0	17	17	9.00	2.000													

AB	38
R	4
H	7
RBI	4
BB	4
SO	10
LOB	13



livebaseballscorecards.com

Batter	1	2	3	4	5	6	7	8	9	10	11	AB R H RBI BB SO LOB	BOTTOM	
Doug Glanville, R (1, 8) OBP: 0.303, SLG: 0.369	4-0 S BB		2-2 E5 G6-3 1-3 1B		3-2 S 1B		0-0 HR		0-0 SH3-4 1-2		2-2 L3	4 2 3 1 1 0 0	Arizona Diamondbacks @ Philadelphia Phillies Veterans Stadium, Philadelphia, PA Mon Aug 14 2000, 7:35 PM EDT Att: 14,083 - Cloudy - 66 F	
Kevin Sefcik, R (1, 9) OBP: 0.315, SLG: 0.321 Bobby Abreu, L (7, PH) OBP: 0.403, SLG: 0.545	2-3 K		1-1 G6-3 2-3 3-H		1-2 P6 1-2		3-3 K		2-2 F7 2-3			3 0 0 1 0 1 3 2 0 0 0 0 1 1		
Scott Rolen, R (1, 5) OBP: 0.368, SLG: 0.539	0-3 K 1-2		0-1 F7		1-2 FC4 23 1B 2-H		1-2 F9		4-0 DI IBB			4 0 1 1 1 1 2		
Pat Burrell, R (1, 7) OBP: 0.342, SLG: 0.481	1-3 K			2-3 K	2-1 F8		2-3 K		2-3 K 1-2			5 0 0 0 0 4 4		
23 Kevin Jordan, R (1, 4) OBP: 0.262, SLG: 0.333		3-3 K		2-2 1B BB 1B	0-1 FC4 1-2f			1-1 P3		1-3 K2-3		5 0 1 0 0 2 1		
Brian Hunter, R (1, 3) OBP: 0.305, SLG: 0.479 Vicente Padilla, R (9, 1) OBP: 1.000, SLG: 1.000 Rob Ducey, L (10, PH) OBP: 0.306, SLG: 0.384 Jeff Brantley, R (11, 1)		1-3 K		4-0 1B BB		1-3 K		4-2 BB		2-0 G3		2 0 0 0 2 2 0 0 0 0 0 0 0 0 1 0 0 0 0 0 0 0 0 0 0 0 0 0		
Alex Arias, R (1, 6) OBP: 0.259, SLG: 0.298		2-3 K		1-1 1B 1-2 2-3		4-2 FC5-4 BB		1-1 F8		2-2 F9		4 0 1 0 1 1 1		
Tom Prince, R (1, 2) OBP: 0.287, SLG: 0.312			4-2 FC2-6 BB	3-3 K		1-0 P6		2-2 F7			1-3 K	4 0 0 0 1 2 5		
Kent Bottenfield, R (1, 1) OBP: 0.222, SLG: 0.222 Tomas Perez, S (6, PH) OBP: 0.326, SLG: 0.425 Ed Vosberg, L (7, 1) Travis Lee, L (9, 3) OBP: 0.332, SLG: 0.391			1-2 FC2-6 E G6-3 1-2f	0-3 K		1-2 FC5-4 1-2f			4-0 F7 SH3-4 BB		2-3 K	2 1 0 0 0 1 4 1 0 0 0 0 0 1 0 0 0 0 0 0 0 1 0 0 0 1 1 0		
Inning Stats	R: 0 H: 0 E: 0 LOB: 1 K: 3 BB: 1 S: 11 P: 18	R: 0 H: 0 E: 0 LOB: 0 K: 3 BB: 0 S: 13 P: 19	R: 1 H: 1 E: 1 LOB: 1 K: 0 BB: 1 S: 12 P: 20	R: 0 H: 2 E: 0 LOB: 3 K: 3 BB: 1 S: 16 P: 28	R: 1 H: 2 E: 0 LOB: 1 K: 0 BB: 0 S: 18 P: 25	R: 0 H: 0 E: 0 LOB: 1 K: 1 BB: 1 S: 10 P: 17	R: 1 H: 1 E: 0 LOB: 0 K: 2 BB: 0 S: 11 P: 17	R: 0 H: 0 E: 0 LOB: 1 K: 0 BB: 1 S: 11 P: 19	R: 0 H: 0 E: 0 LOB: 2 K: 1 BB: 2 S: 7 P: 19	R: 0 H: 0 E: 0 LOB: 0 K: 1 BB: 0 S: 7 P: 12	R: 0 H: 0 E: 0 LOB: 0 K: 2 BB: 0 S: 10 P: 15	1B: 5 SF: 0 2B: 0 LOB: 0 3B: 0 SAC: 1 HR: 1 HBP: 0		WP: 0 PA: 46 PB: 0 SB: 2 CS: 0
PITCHER	IP WLS BF H R ER SO BB IBB HBP BLK WP HR S P ERA WHIP													
Randy Johnson, L (1, 1) ERA: 2.22	6.0		5 2 1 10 4 0 0 0 0 0 0 0 80 127 1.50 1.500											
Russ Springer, R (7, 1) ERA: 5.2	1.0	B 4 1 1 1 2 0 0 0 0 0 1 11 17 9.00 1.000												
Greg Swindell, L (8, 1) ERA: 2.1	2.0	9 0 0 0 1 2 1 0 0 0 0 0 18 38 0.00 1.000												
Dan Plesac, L (10, 1) ERA: 3.67	1.0	W 3 0 0 0 1 0 0 0 0 0 0 0 7 12 0.00 0.000												
Matt Mantei, R (11, 1) ERA: 5.64	1.0	S 3 0 0 0 2 0 0 0 0 0 0 0 10 15 0.00 0.000												

livebaseballscores.com

AB	38
R	3
H	6
RBI	3
BB	7
SO	16
LOB	22



Batter	1	2	3	4	5	6	7	8	9	AB R H RBI BB SO LOB	TOP																
Tony Womack, L (1, 6) OBP: 0.309, SLG: 0.393	0-2 G6-3		1-0 SF8		4-1 1B BB		0-0 SF7 3B		0-0 1B 2B 1B	3 2 2 3 1 0 0																	
Jay Bell, R (1, 4) OBP: 0.351, SLG: 0.419	3-2 F3		0-1 F2		3-2 G4-6-3 1B		1-0 SF7		0-2 1B 2B 1B	4 1 2 1 0 0 0																	
Luis Gonzalez, L (1, 7) OBP: 0.414, SLG: 0.581	3-3 K			0-1 HR 2B	1-0 G4-6-3		4-0 BB		2-1 2B 1B	4 2 2 0 1 1 3																	
Matt Williams, R (1, 5) OBP: 0.317, SLG: 0.442		4-2 2B BB		0-0 HR		0-3 K	1-2 F7		2-1 2B	4 1 2 5 1 1 1																	
Steve Finley, L (1, 8) OBP: 0.363, SLG: 0.554	1-0 F5		2-0 P5		2-2 G1-3			1-3 K	3-1 G4-3	5 0 0 0 0 1 1																	
Greg Colbrunn, R (1, 3) OBP: 0.435, SLG: 0.542	1-1 2B		2-1 G5-4-3 1B		2-1 F8			0-2 1B 2B 1B	0-2 F9	5 1 3 0 0 0 0																	
Damian Miller, R (1, 2) OBP: 0.354, SLG: 0.466	3-1 F9		1-0 G5-4-3			1-1 1B 3B 1B		0-2 2B 1B		4 2 2 0 0 0 2																	
Danny Bautista, R (1, 9) OBP: 0.324, SLG: 0.463			1-1 SH1-4 SF8 2B		4-1 FC1-6 BB		1-1 1B 3B 1B	1-2 2B		3 2 3 2 1 0 0																	
Geraldo Guzman, R (1, 1)			0-1 SH1-4		1-0 FC1-6 1B		0-0 F2	1-3 K		1 0 0 0 0 0 1																	
Mike Morgan, R (5, 1) OBP: 0.467, SLG: 0.467										0 0 0 0 0 0 0																	
Hanley Frias, S (7, PH) OBP: 0.320, SLG: 0.303										1 0 0 0 0 0 2																	
Dan Plesac, L (7, 1)										0 0 0 0 0 0 0																	
Byung-Hyun Kim, R (7, 1)			2-3							1 0 0 0 0 1 0																	
Inning Stats	R: 0 E: 0 K: 1 S: 10	H: 0 LOB: 0 BB: 0 P: 16	R: 0 E: 0 K: 0 S: 8	H: 1 LOB: 1 BB: 1 P: 17	R: 1 E: 0 K: 0 S: 7	H: 1 LOB: 0 BB: 0 P: 9	R: 2 E: 0 K: 0 S: 7	H: 3 LOB: 0 BB: 0 P: 12	R: 0 E: 1 K: 0 S: 8	H: 1 LOB: 2 BB: 2 P: 21	R: 0 E: 0 K: 1 S: 8	H: 0 LOB: 0 BB: 0 P: 12	R: 3 E: 0 K: 0 S: 11	H: 3 LOB: 1 BB: 1 P: 19	R: 2 E: 0 K: 2 S: 16	H: 3 LOB: 0 BB: 0 P: 19	R: 3 E: 0 K: 0 S: 13	H: 4 LOB: 0 BB: 0 P: 20	1B: 9 2B: 5 3B: 1 HR: 1	SF: 2 SAC: 1 DP: 2 HBP: 0	WP: 0 PB: 0 SB: 0 CS: 0	PA: 42					
PITCHER	IP WLS BF H R ER SO BB IBB HBP BLK WP HR S P ERA WHIP																										
Randy Wolf, L (1, 1) ERA: 4.21	6.2		30	9	6	6	2	4	0	0	0	0	1	55	101	8.10	1.950										
Wayne Gomes, R (7, 1) ERA: 3.88	1.1	L	6	3	2	2	2	0	0	0	0	0	0	20	24	13.50	2.250										
Jason Boyd, R (9, 1) ERA: 7.08	1.0		6	4	3	3	0	0	0	0	0	0	0	13	20	27.00	4.000										

Arizona Diamondbacks @ Philadelphia Phillies
Veterans Stadium, Philadelphia, PA
Tue Aug 15 2000, 7:35 PM EDT
Att. 16,949 - Sunny - 80 F

livebaseballscorecards.com

AB	35
R	11
H	16
RBI	11
BB	4
SO	4
LOB	10



Batter	1	2	3	4	5	6	7	8	9	AB	R	H	RBI	BB	SO	LOB
Doug Glanville, R (1, 8) OBP: 0.304, SLG: 0.369	0-2 L8		1-3 K		0-0 1B 1B	0-1 1B		0-0 G5-3		5	1	2	1	0	1	3
Tomas Perez, S (1, 6) OBP: 0.292, SLG: 0.378	1-1 G3			1-3 K	1-2 P6	1-3 K		0-0 G3		5	0	0	0	0	2	4
Bobby Abreu, L (1, 9) OBP: 0.401, SLG: 0.541	1-3 K			2-0 F7	3-2 1B 1B		1-2 F5		0-3 K	5	1	1	0	0	2	0
Scott Rolen, R (1, 5) OBP: 0.370, SLG: 0.548		0-1 F7		1-1 1B 1B	1-2 1B 1B		0-1 HR		1-3 K	5	2	3	2	0	1	0
Travis Lee, L (1, 3) OBP: 0.333, SLG: 0.391		0-0 F8		0-1 1B	1-0 1B 1B		2-0 F8		0-0 G3	5	0	2	1	0	0	0
Pat Burrell, R (1, 7) OBP: 0.341, SLG: 0.477		2-2 G5-3		0-0 G1-3	3-2 FC6-4 1B		0-1 G3			4	0	1	1	0	0	2
Marlon Anderson, L (1, 4) OBP: 0.314, SLG: 0.412			0-2 SH5-4 1B		WP 1B SF8 1B	FC6-4		0-3 K		4	1	2	0	0	1	2
Tom Prince, R (1, 2) OBP: 0.297, SLG: 0.313			2-3 K		SF8 WP 1B	G4-3		4-0 G5-3 1B BB		3	1	1	0	1	1	1
Randy Wolf, L (1, 1) Wayne Gomes, R (7, 1) Rob Ducey, L (8, PH) Jason Boyd, R (9, 1)			0-0 SH5-4		SF8	G4-3		3-1 G5-3 1B		1	0	0	1	0	0	0
			1-2		1-3 2-H			1-2 1B		0	0	0	0	0	0	0
										1	0	1	0	0	0	0
										0	0	0	0	0	0	0
										0	0	0	0	0	0	0

Inning Stats	R: 0	H: 0	E: 0	K: 1	S: 10	H: 0	LOB: 0	BB: 0	P: 12	R: 0	H: 0	E: 0	K: 0	S: 6	H: 0	LOB: 0	BB: 0	P: 8	R: 0	H: 1	E: 0	K: 2	S: 10	H: 1	LOB: 1	BB: 0	P: 13	R: 0	H: 2	E: 0	K: 1	S: 10	H: 7	LOB: 2	BB: 0	P: 40	R: 0	H: 1	E: 0	K: 1	S: 11	H: 1	LOB: 1	BB: 0	P: 13	R: 1	H: 1	E: 0	K: 0	S: 8	H: 1	LOB: 0	BB: 0	P: 11	R: 0	H: 1	E: 0	K: 1	S: 11	H: 1	LOB: 2	BB: 1	P: 18	R: 0	H: 0	E: 0	K: 2	S: 7	H: 0	LOB: 0	BB: 0	P: 8	1B: 12	SF: 1	2B: 0	SAC: 1	3B: 0	DP: 0	HR: 1	HBP: 0	WP: 1	PA: 41	PB: 0	SB: 0	CS: 0
PITCHER	IP	WLS	BF	H	R	ER	SO	BB	IBB	HBP	BLK	WP	HR	S	P	ERA	WHIP																																																																				
Geraldo Guzman, R (1, 1) ERA: 5.45	4.2		21	7	4	4	4	0	0	0	0	1	0	52	70	7.71	1.500																																																																				
Mike Morgan, R (5, 1) ERA: 4.52	1.1		8	4	1	1	1	0	0	0	0	0	0	20	30	6.75	3.000																																																																				
Dan Plesac, L (7, 1) ERA: 3.62	0.1	H	1	0	0	0	0	0	0	0	0	0	0	3	4	0.00	0.000																																																																				
Byung-Hyun Kim, R (7, 1) ERA: 3.08	2.2	W	11	2	1	1	3	1	0	0	0	0	1	23	33	3.38	1.125																																																																				

BOTTOM

Arizona Diamondbacks @ Philadelphia Phillies
Veterans Stadium, Philadelphia, PA

AB	38
R	6
H	13
RBI	6
BB	1
SO	8
LOB	12



WP: 1	PA: 41
PB: 0	
SB: 0	
CS: 0	

Tue Aug 15 2000, 7:35 PM EDT
Att. 16,949 - Sunny - 80 F

livebaseballscores.com

Batter	1	2	3	4	5	6	7	8	9	AB R H RBI BB SO LOB	TOP	
Tony Womack, L (1, 6) OBP: 0.308, SLG: 0.390	4-1 SH5-3 S SF9 BB		0-0 L6		1-3 K		3-2 L7		2-0 L8	4 1 0 0 1 1 1		
Jay Bell, R (1, 4) OBP: 0.352, SLG: 0.426	1-1 SH5-3		1-2 HR			3-2 1B 2B 1B	2-3 K G3 WP		0-0 L4	4 2 2 1 0 1 0		
Luis Gonzalez, L (1, 7) OBP: 0.413, SLG: 0.579	1-0 SF9		2-3 K			0-2 2B 2B 1B	2-2 G3			3 1 1 1 0 1 1		
Matt Williams, R (1, 5) OBP: 0.316, SLG: 0.438	3-1 G5-3			0-0 FC1-6 1B		1-0 F8	0-0 G5-3			4 0 1 0 0 0 3		
Steve Finley, L (1, 8) OBP: 0.362, SLG: 0.550		1-2 G3		0-0 FC1-6 G6-4-3		1-0 F5		4-2 G5-4-3 BB		3 0 0 0 1 0 3		
Greg Colbrunn, R (1, 3) OBP: 0.431, SLG: 0.541		0-1 P4		2-2 G6-4-3		0-0 2B		0-0 G5-4-3		4 1 1 1 0 0 2		
Damian Miller, R (1, 2) OBP: 0.363, SLG: 0.478		2-2 1B			1-2 SH3-4 1B	0-2 2B		0-0 2B 1B		4 0 4 2 0 0 0		
Danny Bautista, R (1, 9) OBP: 0.328, SLG: 0.466		0-3 K			1-2 F8	4-0 IBB		2-2 2B		3 0 1 0 1 1 2		
Armando Reynoso, R (1, 1) OBP: 0.105, SLG: 0.056			2-3 K		1-0 SH3-4	0-3 K			1-3 K	2 0 0 0 0 2 2		
Byung-Hyun Kim, R (8, 1)										0 0 0 0 0 0 0		
David Dellucci, L (9, PH) OBP: 0.400, SLG: 0.250										1 0 0 0 0 1 0		
Matt Mantei, R (9, 1)										0 0 0 0 0 0 0		
Inning Stats	R: 1 H: 0 E: 0 LOB: 0 K: 0 BB: 1 S: 6 P: 15	R: 0 H: 1 E: 0 LOB: 1 K: 1 BB: 0 S: 11 P: 14	R: 1 H: 1 E: 0 LOB: 0 K: 2 BB: 0 S: 11 P: 16	R: 0 H: 1 E: 0 LOB: 0 K: 0 BB: 0 S: 5 P: 7	R: 0 H: 1 E: 0 LOB: 1 K: 1 BB: 0 S: 10 P: 14	R: 3 H: 4 E: 0 LOB: 2 K: 1 BB: 1 S: 16 P: 25	R: 0 H: 0 E: 0 LOB: 1 K: 1 BB: 0 S: 12 P: 19	R: 0 H: 2 E: 0 LOB: 2 K: 0 BB: 1 S: 9 P: 15	R: 0 H: 0 E: 0 LOB: 0 K: 1 BB: 0 S: 7 P: 10	1B: 6 SF: 1 2B: 3 SAC: 2 3B: 0 DP: 2 HR: 1 HBP: 0	WP: 2 PA: 38 PB: 0 SB: 1 CS: 0	
PITCHER	IP WLS BF H R ER SO BB IBB HBP BLK WP HR S P ERA WHIP											
Bruce Chen, L (1, 1) ERA: 3.36	7.0 L 31 8 5 5 6 1 1 0 0 2 1 71 110 6.43 1.286											
Vicente Padilla, R (8, 1) ERA: 3.13	1.0 4 2 0 0 0 1 0 0 0 0 0 9 15 0.00 3.000											
Jeff Brantley, R (9, 1) ERA: 6.03	1.0 3 0 0 0 0 1 0 0 0 0 0 7 10 0.00 0.000											

Arizona Diamondbacks @ Philadelphia Phillies
Veterans Stadium, Philadelphia, PA
Wed Aug 16 2000, 1:05 PM EDT
Att. 23,498 - Sunny - 82 F

livebaseballscorecards.com

AB	32
R	5
H	10
RBI	5
BB	3
SO	7
LOB	14



Batter	1	2	3	4	5	6	7	8	9	AB	R	H	RBI	BB	SO	LOB
Doug Glanville, R (1, 8) OBP: 0.305, SLG: 0.369	3-2 L9		4-2 2B BB		1-2 G4-3			1-1 1B 1B		3	0	1	0	1	0	0
Bobby Abreu, L (1, 9) OBP: 0.404, SLG: 0.545	0-0 WP 1B 1B		2-2 1-3 2-H 2B			1-1 F7		3-2 1-3 1B		4	0	3	1	0	0	0
Scott Rolen, R (1, 5) OBP: 0.369, SLG: 0.545	3-2 1-H 1B		1-3 K			1-3 K		2-3 K		4	0	1	0	0	3	4
Mike Lieberthal, R (1, 2) OBP: 0.366, SLG: 0.507	2-3 K		0-1 P6			3-2 G5-3			3-2 G6-3	4	0	0	0	0	1	3
Travis Lee, L (1, 3) OBP: 0.332, SLG: 0.387		1-2 G4-3		2-3 K			2-1 F2		4-1 1B BB BB	3	0	0	0	1	1	0
Pat Burrell, R (1, 7) OBP: 0.340, SLG: 0.472		1-2 F8		2-3 K			1-2 F9		4-1 1-2 1B BB	3	0	0	0	1	1	0
Marlon Anderson, L (1, 4) OBP: 0.282, SLG: 0.368		2-2 G4-3		1-3 K			2-1 F7		1-3 K	4	0	0	0	0	2	2
Tomas Perez, S (1, 6) OBP: 0.294, SLG: 0.375			1-0 SH1-4 2B 1B		1-2 G3-1			0-0 F7	0-0 23 FC6-4 1B	3	1	1	0	0	0	0
Brian Hunter, R (9, PH) OBP: 0.311, SLG: 0.484									1-2 2-3 1B	1	0	1	0	0	0	0
Bruce Chen, L (1, 1) OBP: 0.059, SLG: 0.059			0-0 SH1-4		0-3 K			0-0 F8	1-0 FC6-4	1	0	0	0	0	1	0
Vicente Padilla, R (8, 1) OBP: 1.000, SLG: 1.000										0	0	0	0	0	0	0
Rob Ducey, L (8, PH) OBP: 0.309, SLG: 0.386										1	0	0	0	0	0	0
Jeff Brantley, R (9, 1) OBP: 0.261, SLG: 0.332									1-2	1	0	0	0	0	0	3

Inning Stats	R: 0	H: 2	E: 0	K: 1	S: 13	R: 0	H: 0	E: 0	K: 0	S: 10	R: 1	H: 2	E: 0	K: 1	S: 13	R: 0	H: 0	E: 0	K: 3	S: 10	R: 0	H: 0	E: 0	K: 1	S: 11	R: 0	H: 0	E: 0	K: 0	S: 8	R: 0	H: 0	E: 0	K: 0	S: 7	R: 0	H: 2	E: 0	K: 1	S: 11	R: 0	H: 1	E: 0	K: 1	S: 10	1B: 6	SF: 0	3B: 0	HR: 0	WP: 1	PA: 36
--------------	------	------	------	------	-------	------	------	------	------	-------	------	------	------	------	-------	------	------	------	------	-------	------	------	------	------	-------	------	------	------	------	------	------	------	------	------	------	------	------	------	------	-------	------	------	------	------	-------	-------	-------	-------	-------	-------	--------

PITCHER	IP	WLS	BF	H	R	ER	SO	BB	IBB	HBP	BLK	WP	HR	S	P	ERA	WHIP
Armando Reynoso, R (1, 1) ERA: 5.02	7.2	W	29	6	1	1	7	1	0	0	0	1	0	79	120	1.17	0.913
Byung-Hyun Kim, R (8, 1) ERA: 3.06	0.1	H	1	0	0	0	1	0	0	0	0	0	0	4	6	0.00	0.000
Matt Mantei, R (9, 1) ERA: 5.46	1.0		6	1	0	0	1	2	0	0	0	0	0	10	23	0.00	3.000

BOTTOM

Arizona Diamondbacks @ Philadelphia Phillies
Veterans Stadium, Philadelphia, PA

livebaseballscores.com

AB	32
R	1
H	7
RBI	1
BB	3
SO	9
LOB	12



PITCHER	IP	WLS	BF	H	R	ER	SO	BB	IBB	HBP	BLK	WP	HR	S	P	ERA	WHIP
---------	----	-----	----	---	---	----	----	----	-----	-----	-----	----	----	---	---	-----	------

Wed Aug 16 2000, 1:05 PM EDT
Att. 23,498 - Sunny - 82 F

Batter	1	2	3	4	5	6	7	8	9	AB R H RBI BB SO LOB	TOP	
Eric Young Sr. R (1, 4) OBP: 0.370, SLG: 0.405 Willie Greene, L (8, 5) OBP: 0.308, SLG: 0.365	1-1 G5-3		0-1 1-2 1B		0-0 L3			2-1 F8		4 0 1 0 0 0 1 0 0 0 0 0 0 0		
Ricky Gutierrez, R (1, 6) OBP: 0.371, SLG: 0.395 Chad Meyers, R (6, 5) OBP: 0.250, SLG: 0.296 (8, 4)	0-3 K		0-3 K			0-2 G5-3		1-3 K		3 0 0 0 0 2 2 1 0 0 0 0 1 0		
Sammy Sosa, R (1, 9) OBP: 0.407, SLG: 0.641	2-3 K			0-0 HR		0-0 FC5-4 1B			0-0 HR	4 2 3 2 0 1 0		
Mark Grace, L (1, 3) OBP: 0.393, SLG: 0.458 Brant Brown, L (7, 3) OBP: 0.235, SLG: 0.325		2-2 G3-1		0-1 L3		0-2 P6			2-3 K	3 0 0 0 0 0 1 1 0 0 0 0 1 0		
Rondell White, R (1, 7) OBP: 0.365, SLG: 0.479 Steve Rain, R (7, 1) Jose Nieves, R (9, PH) OBP: 0.250, SLG: 0.363		1-3 K		0-0 G5-3		1-0 FC5-4 1-2f			0-1 F9	3 0 0 0 0 1 1 0 0 0 0 0 0 0 1 0 0 0 0 0 0		
Jeff Reed, L (1, 2) OBP: 0.342, SLG: 0.348		0-1 F7		0-3 K			1-3 K		2-3 K	4 0 0 0 0 3 0		
Damon Buford, R (1, 8) OBP: 0.333, SLG: 0.417			0-3 K		2-0 F9		0-2 P4			3 0 0 0 0 1 0		
Jeff Huson, L (1, 5) OBP: 0.323, SLG: 0.314 (6, 6)		2-2 G5-3		1-2 G3		1-2 G3				3 0 0 0 0 0 0		
Ruben Quevedo, R (1, 1) OBP: 0.200, SLG: 0.200 Kyle Farnsworth, R (4, 1) OBP: 0.083, SLG: 0.167 Gary Matthews, S (7, 7) OBP: 0.241, SLG: 0.247			0-0 1B 1B		0-0 2B			0-0 P6		1 0 1 0 0 0 0 1 0 1 0 0 0 0 1 0 0 0 0 0 0		
Inning Stats	R: 0 H: 0 E: 0 LOB: 0 K: 2 BB: 0 S: 8 P: 11	R: 0 H: 0 E: 0 LOB: 0 K: 1 BB: 0 S: 12 P: 15	R: 0 H: 2 E: 0 LOB: 2 K: 2 BB: 0 S: 14 P: 16	R: 1 H: 1 E: 0 LOB: 0 K: 1 BB: 0 S: 8 P: 8	R: 0 H: 1 E: 0 LOB: 1 K: 0 BB: 0 S: 6 P: 9	R: 0 H: 1 E: 0 LOB: 1 K: 0 BB: 0 S: 8 P: 9	R: 0 H: 0 E: 0 LOB: 0 K: 1 BB: 0 S: 10 P: 12	R: 0 H: 0 E: 0 LOB: 0 K: 1 BB: 0 S: 6 P: 9	R: 1 H: 1 E: 0 LOB: 0 K: 2 BB: 0 S: 9 P: 13	1B: 3 SF: 0 2B: 1 SAC: 0 3B: 0 DP: 0 HR: 2 HBP: 0	WP: 0 PA: 33 PB: 0 SB: 0 CS: 0	
PITCHER Curt Schilling, R (1, 1) ERA: 3.38	IP WLS BF H R ER SO BB IBB HBP BLK WP HR S P ERA WHIP	9.0 W 33 6 2 2 10 0 0 0 0 0 2 81 102 2.00 0.667										

Chicago Cubs @ Arizona Diamondbacks
Bank One Ballpark, Phoenix, AZ
Fri Aug 18 2000, 10:05 PM EDT
Att. 44,440 - Dome - 72 F

AB	33
R	2
H	6
RBI	2
BB	0
SO	10
LOB	5



WP: 0	PA: 33
PB: 0	
SB: 0	
CS: 0	

Batter	1	2	3	4	5	6	7	8	9
Tony Womack, L OBP: 0.309, SLG: 0.396 Hanley Frias, S OBP: 0.320, SLG: 0.303 (1, 6) (7, PR) (8, 6)	2-3 K	0-0 HR	0-3 K		0-3 K		1-0 1B		
Jay Bell, R OBP: 0.351, SLG: 0.424 (1, 4)	1-3 K	2-2 G4-3	0-0 F8			2-1 BB 1B SF9 1B	2-0 G5-3		
Luis Gonzalez, L OBP: 0.412, SLG: 0.576 Craig Counsell, L OBP: 0.355, SLG: 0.390 (1, 7) (8, PH) (9, 5)	2-2 G6-3	1-1 P6		0-2 E6 G4-3 1B		1-2 SF9 BB 1B	0-0 F7		
Matt Williams, R OBP: 0.324, SLG: 0.436 Jason Conti, L OBP: 0.301, SLG: 0.333 (1, 5) (8, PH) (9, 9)		4-2 HR BB	4-2 1B 3B BB	0-0 P4		4-2 1B BB	2-3 K		
Steve Finley, L OBP: 0.361, SLG: 0.555 David Dellucci, L OBP: 0.500, SLG: 0.400 (1, 8) (8, PH) (9, 7)		3-2 HR	2-2 L7	2-2 G4-3		0-0 F7	1-2 1B		
Greg Colbrunn, R OBP: 0.437, SLG: 0.565 Erubiel Durazo, L OBP: 0.373, SLG: 0.445 (1, 3) (8, PH) (9, 3)		1-1 HR	1-0 3B 1B	2-1 1B		3-2 SF9	2-3 K		
Damian Miller, R OBP: 0.361, SLG: 0.473 (1, 2)		0-0 F8	4-2 3B BB	0-0 F9		1-3 K			
Danny Bautista, R OBP: 0.330, SLG: 0.476 (1, 9) (9, 8)		1-2 1B HR 1B	0-0 3B		0-1 F9		2-3 K		
Curt Schilling, R OBP: 0.205, SLG: 0.233 (1, 1)		1-0 HR 1B	2-2 FC6		1-3 K		0-0 F8		

Inning Stats	R: 0	H: 0	E: 0	K: 2	S: 11	LOB: 0	BB: 0	P: 16
	R: 6	H: 5	E: 0	K: 0	S: 23	LOB: 0	BB: 1	P: 36
	R: 3	H: 2	E: 0	K: 1	S: 27	LOB: 2	BB: 2	P: 40
	R: 1	H: 1	E: 1	K: 0	S: 11	LOB: 1	BB: 0	P: 15
	R: 0	H: 0	E: 0	K: 2	S: 8	LOB: 0	BB: 0	P: 9
	R: 1	H: 2	E: 0	K: 1	S: 16	LOB: 2	BB: 1	P: 27
	R: 0	H: 1	E: 0	K: 1	S: 8	LOB: 1	BB: 0	P: 13
	R: 0	H: 1	E: 0	K: 2	S: 10	LOB: 1	BB: 0	P: 15


PITCHER	IP	WLS	BF	H	R	ER	SO	BB	IBB	HBP	BLK	WP	HR	S	P	ERA	WHIP
Ruben Quevedo, R ERA: 7.21 (1, 1)	3.0	L	20	7	9	9	3	3	0	0	0	0	3	61	92	27.00	3.333
Kyle Farnsworth, R ERA: 7.6 (4, 1)	3.0		14	3	2	1	3	1	0	0	0	0	0	35	51	3.00	1.333
Steve Rain, R ERA: 3.71 (7, 1)	2.0		8	2	0	0	3	0	0	0	0	0	0	18	28	0.00	1.000

BOTTOM

AB	R	H	RBI	BB	SO	LOB
5	1	2	3	0	3	2
0	0	0	0	0	0	0
5	1	1	0	0	1	3
4	1	1	0	0	0	0
1	0	0	0	0	0	0
1	2	0	0	3	0	1
1	0	0	0	0	1	0
4	1	1	2	0	0	5
1	0	1	0	0	0	0
3	2	3	3	0	0	0
1	0	0	0	0	1	1
3	1	0	0	1	1	3
4	1	2	3	0	1	0
4	1	1	0	0	1	1

AB 37
R 11
H 12
RBI 11
BB 4
SO 9
LOB 16

livebaseballscorecards.com



Chicago Cubs @ Arizona Diamondbacks
Bank One Ballpark, Phoenix, AZ
Fri Aug 18 2000, 10:05 PM EDT
Att. 44,440 - Dome - 72 F

WP	PA
0	42
PB: 0	SB: 0
CS: 0	

Batter	1	2	3	4	5	6	7	8	9	AB R H RBI BB SO LOB	TOP		
Eric Young Sr. R (1, 4) OBP: 0.369, SLG: 0.402	0-2 G4-3		1-0 F8			0-1 G6-3		4-1 FC6-4 BB		3 0 0 0 1 0 0	<p>Chicago Cubs @ Arizona Diamondbacks Bank One Ballpark, Phoenix, AZ</p> <p>Sat Aug 19 2000, 10:05 PM EDT Att: 47,404 - Dome - 72 F</p> <p>livebaseballscorecards.com</p>		
Ricky Gutierrez, R (1, 6) OBP: 0.375, SLG: 0.402	1-1 G4-3 1B		1-1 2B			3-2 HR 1B		0-1 F9		4 1 3 0 0 0 1			
Sammy Sosa, R (1, 9) OBP: 0.406, SLG: 0.644 Brant Brown, L (8, 9) OBP: 0.235, SLG: 0.325	1-0 G4-3 1-2f		2-2 F8			2-2 HR 1-H		2-0 FC6-4 1-2f		4 1 1 2 0 0 2 0 0 0 0 0 0 0			
Mark Grace, L (1, 3) OBP: 0.390, SLG: 0.453		0-0 G4-3		1-3 K		1-0 G4-3		1-2 F7		4 0 0 0 0 1 0			
Rondell White, R (1, 7) OBP: 0.363, SLG: 0.476		3-2 G6-3 BLK 1B 1B		2-1 G4-3		1-2 F9		0-0 P4		4 1 1 0 0 0 0			
Damon Buford, R (1, 8) OBP: 0.331, SLG: 0.414 Tim Worrell, R (7, 1) Chad Meyers, R (9, PH) OBP: 0.241, SLG: 0.286		2-2 G6-3		0-0 F9		1-0 G6-3		1-3 K		3 0 0 0 0 0 1 0 0 0 0 0 0 0 1 0 0 0 0 1 0			
Jose Nieves, R (1, 5) OBP: 0.251, SLG: 0.363		2-2 1B 1B 3-H		1-0 G5-3		0-2 L3				3 0 1 1 0 0 0			
Joe Girardi, R (1, 2) OBP: 0.367, SLG: 0.418		0-0 1B 1B 1-2		0-0 G3		2-1 F7				3 0 1 0 0 0 0			
Jon Lieber, L (1, 1) OBP: 0.206, SLG: 0.246 Todd Van Poppel, R (3, 1) Gary Matthews, S (7, 8) OBP: 0.238, SLG: 0.244		1-0 F8		2-3 K		3-2 F7				1 0 0 0 0 0 2 1 0 0 0 0 1 0 1 0 0 0 0 0 0			
Inning Stats	R: 0 H: 1 E: 0 LOB: 0 K: 0 BB: 0 S: 6 P: 8	R: 1 H: 3 E: 0 LOB: 2 K: 0 BB: 0 S: 14 P: 22	R: 0 H: 1 E: 0 LOB: 0 K: 0 BB: 0 S: 6 P: 10	R: 0 H: 0 E: 0 LOB: 0 K: 1 BB: 0 S: 6 P: 9	R: 0 H: 0 E: 0 LOB: 0 K: 1 BB: 0 S: 5 P: 8	R: 2 H: 2 E: 0 LOB: 0 K: 0 BB: 0 S: 14 P: 21	R: 0 H: 0 E: 0 LOB: 0 K: 0 BB: 0 S: 6 P: 9	R: 0 H: 0 E: 0 LOB: 1 K: 0 BB: 1 S: 7 P: 16	R: 0 H: 0 E: 0 LOB: 0 K: 1 BB: 0 S: 7 P: 9	1B: 5 SF: 0 2B: 1 SAC: 0 3B: 0 DP: 1 HR: 1 HBP: 0	WP: 0 PA: 33 PB: 0 SB: 0 CS: 0		
PITCHER	IP WLS BF H R ER SO BB IBB HBP BLK WP HR S P ERA WHIP											PITCHER	IP WLS BF H R ER SO BB IBB HBP BLK WP HR S P ERA WHIP
Brian Anderson, L (1, 1) ERA: 4.45	7.0 W 26 7 3 3 2 0 0 0 0 0 0 1 57 87 3.86 1.000												
Russ Springer, R (8, 1) ERA: 5.09	1.0 4 0 0 0 0 1 0 0 0 0 0 0 7 16 0.00 1.000												
Greg Swindell, L (9, 1) ERA: 2.06	1.0 3 0 0 0 0 1 0 0 0 0 0 0 7 9 0.00 0.000												

Chicago Cubs @ Arizona Diamondbacks
Bank One Ballpark, Phoenix, AZ

Sat Aug 19 2000, 10:05 PM EDT
Att: 47,404 - Dome - 72 F

AB	32
R	3
H	7
RBI	3
BB	1
SO	3
LOB	6



Batter	1	2	3	4	5	6	7	8	9	AB R H RBI BB SO LOB	TOP													
Eric Young Sr. R (1, 4) OBP: 0.366, SLG: 0.399	0-3 K2-3		1-2 F9		1-2 G6-3			2-1 F8		4 0 0 0 0 1 1														
Ricky Gutierrez, R (1, 6) OBP: 0.376, SLG: 0.400	0-3 K		4-2 HR BB			4-2 G6-3 BB		2-2 G3		2 1 0 0 2 1 0														
Sammy Sosa, R (1, 9) OBP: 0.405, SLG: 0.647	3-3 K		0-0 HR			2-0 G6-3 1-2f		3-3 K		4 1 1 3 0 2 1														
Rondell White, R (1, 7) OBP: 0.365, SLG: 0.474		1-3 K2-3	2-3 K			0-0 HBP 1B		4-1 G6-3 BB		3 0 1 0 1 2 0														
Mark Grace, L (1, 3) OBP: 0.389, SLG: 0.449		0-2 F9		1-0 G3-1		1-0 HBP		1-3 K		3 0 0 0 0 1 1														
Joe Girardi, R (1, 2) OBP: 0.362, SLG: 0.412		2-3 K2-3		1-2 G1-3		0-3 K		0-0 G6-3 1-2f		4 0 0 0 0 2 3														
Damon Buford, R (1, 8) OBP: 0.331, SLG: 0.416			3-1 1B 2B		0-0 F8			2-1 F8		3 1 1 0 0 0 0														
Jose Nieves, R (1, 5) OBP: 0.253, SLG: 0.362			1-2 76 FC5-4 1B		2-3 K			0-3 K		3 0 1 1 0 2 0														
76 Daniel Garibay, L (1, 1) OBP: 0.111, SLG: 0.111			0-0 FC5-4 1B		1-3 K			2-3 K		2 1 0 0 0 1 1														
Steve Rain, R (6, 1)			FC5-4 BB							0 0 0 0 0 0 0														
Chad Meyers, R (7, PH) OBP: 0.233, SLG: 0.276			HR							1 0 0 0 0 1 0														
Kyle Farnsworth, R (7, 1) OBP: 0.083, SLG: 0.167										0 0 0 0 0 0 0														
Tim Worrell, R (8, 1)										0 0 0 0 0 0 0														
Inning Stats	R: 0 E: 0 K: 3 S: 11	H: 0 LOB: 0 BB: 0 P: 14	R: 0 E: 0 K: 2 S: 9	H: 0 LOB: 0 BB: 0 P: 12	R: 4 E: 0 K: 1 S: 17	H: 3 LOB: 0 BB: 1 P: 28	R: 0 E: 0 K: 0 S: 5	H: 0 LOB: 0 BB: 0 P: 7	R: 0 E: 0 K: 2 S: 9	H: 0 LOB: 0 BB: 0 P: 13	R: 0 E: 0 K: 1 S: 8	H: 1 LOB: 2 BB: 1 P: 15	R: 0 E: 0 K: 2 S: 8	H: 0 LOB: 0 BB: 0 P: 12	R: 0 E: 0 K: 1 S: 9	H: 0 LOB: 0 BB: 0 P: 16	R: 0 E: 0 K: 1 S: 5	H: 0 LOB: 0 BB: 1 P: 10	1B: 2 2B: 1 3B: 0 HR: 1	SF: 0 SAC: 0 DP: 2 HBP: 1	WP: 0 PB: 0 SB: 0 CS: 0	PA: 33		
PITCHER Randy Johnson, L (1, 1) ERA: 2.3	IP 9.0	WLS W	BF 33	H 4	R 4	ER 4	SO 13	BB 3	IBB 0	HBP 1	BLK 0	WP 0	HR 1	S 81	P 127	ERA 4.00	WHIP 0.778							

Chicago Cubs @ Arizona Diamondbacks
Bank One Ballpark, Phoenix, AZ
Sun Aug 20 2000, 4:35 PM EDT
Att: 43,636 - Dome - 72 F

AB	29
R	4
H	4
RBI	4
BB	3
SO	13
LOB	7



Batter	1	2	3	4	5	6	7	8	9	AB R H RBI BB SO LOB
Tony Womack, L OBP: 0.309, SLG: 0.393 (1, 6) C C C B B F B F B X	2-2 CS 1B		2-2 G6-3 1-2		1-1 F8	1-3 K		1-3 K		5 0 1 0 0 2 5
Jay Bell, R OBP: 0.352, SLG: 0.423 (1, 4) 1 SAFE C C C C X	0-2 G5-3 1-2		3-2 G6-3			2-2 FC4-6 1B	4-0 1B BB			3 0 1 0 1 0 2
Luis Gonzalez, L OBP: 0.412, SLG: 0.580 (1, 7) B F X	1-1 G3-1			3-3 K		1-1 FC4-6 1B BB 1-2f	1-1 G1-6-3 1B			4 1 1 0 0 1 1
Matt Williams, R OBP: 0.324, SLG: 0.430 (1, 5) C C C B B X		2-3 K		1-0 F7		4-0 1B 2B 1-2	2-1 G1-6-3 1-2f			3 1 0 0 1 1 2
Steve Finley, L OBP: 0.369, SLG: 0.563 (1, 8) B B B B B		4-1 BB		3-0 2B 1B		0-2 2B 1B 1-2 2-3	1-3 K			3 2 2 0 1 1 1
Greg Colbrunn, R OBP: 0.442, SLG: 0.580 (1, 3) F B X		0-1 F9		1-2 1-H 2B		0-0 1B 2B 1-3 2-H 3-H	0-2 1B 1B			4 1 3 3 0 0 1
Damian Miller, R OBP: 0.364, SLG: 0.479 (1, 2) B B X		1-0 F9		0-0 P4		4-0 1B BB	0-2 F3			3 0 0 0 1 0 3
Danny Bautista, R OBP: 0.333, SLG: 0.477 (1, 9) B B C C X			2-1 F9		1-3 K	1-0 1B 1-3 2-H 3-H	0-0 1B 1-2			4 0 2 2 0 1 0
Randy Johnson, R OBP: 0.203, SLG: 0.197 (1, 1) B S B B C B			4-2 G6-3 BB		2-3 K	1-3 K	1-3 K			3 0 0 0 1 3 4

Inning Stats	R: 0 E: 0 K: 0 S: 10	H: 1 LOB: 0 BB: 0 P: 13	R: 0 E: 0 K: 1 S: 7	H: 0 LOB: 1 BB: 1 P: 14	R: 0 E: 0 K: 0 S: 10	H: 0 LOB: 1 BB: 1 P: 21	R: 1 E: 0 K: 1 S: 9	H: 2 LOB: 1 BB: 0 P: 17	R: 0 E: 0 K: 2 S: 9	H: 0 LOB: 0 BB: 0 P: 13	R: 4 E: 0 K: 2 S: 17	H: 4 LOB: 2 BB: 2 P: 31	R: 0 E: 0 K: 1 S: 8	H: 1 LOB: 1 BB: 1 P: 16	R: 0 E: 0 K: 2 S: 14	H: 2 LOB: 2 BB: 0 P: 16
--------------	-------------------------------	----------------------------------	------------------------------	----------------------------------	-------------------------------	----------------------------------	------------------------------	----------------------------------	------------------------------	----------------------------------	-------------------------------	----------------------------------	------------------------------	----------------------------------	-------------------------------	----------------------------------

PITCHER	IP	WLS	BF	H	R	ER	SO	BB	IBB	HBP	BLK	WP	HR	S	P	ERA	WHIP
76 Daniel Garibay, L ERA: 4.72 (1, 1)	5.1		23	5	4	4	4	3	0	0	0	0	0	53	93	6.75	1.500
Steve Rain, R ERA: 3.89 (6, 1)	0.2	L	5	2	1	1	2	1	0	0	0	0	0	9	16	13.50	4.500
Kyle Farnsworth, R ERA: 7.47 (7, 1)	1.0		4	1	0	0	1	1	0	0	0	0	0	8	16	0.00	2.000
Tim Worrell, R ERA: 3.24 (8, 1)	1.0		5	2	0	0	2	0	0	0	0	0	0	14	16	0.00	2.000


BOTTOM

Chicago Cubs @ Arizona Diamondbacks
Bank One Ballpark, Phoenix, AZ

Sun Aug 20 2000, 4:35 PM EDT
Att. 43,636 - Dome - 72 F

livebaseballscorecards.com

AB	32
R	5
H	10
RBI	5
BB	5
SO	9
LOB	19



WP: 0	PA: 37
PB: 0	
SB: 0	
CS: 1	

Batter	1	2	3	4	5	6	7	8	9	AB	R	H	RBI	BB	SO	LOB
Tony Womack, L OBP: 0.306, SLG: 0.389 (1, 6) (6, 9)	0-1 B1-3		3-3 K	0-1 L4		1-3 K		0-0 P4		5	0	0	0	0	2	4
Jay Bell, R OBP: 0.353, SLG: 0.423 Byung-Hyun Kim, R (8, PH) 39 Alex Cabrera, R OBP: 0.313, SLG: 0.552 (9, 7)	1-1 F7		2-3 K	2-1 1B 1-3 2-H 1B		4-1 BB		2-2 F2		3	0	1	1	1	1	0
Luis Gonzalez, L OBP: 0.410, SLG: 0.576 Matt Mantei, R (1, 7) (9, 1)	2-2 G4-3		1-0 F7	2-0 1B 1-3 3-H 1B		1-2 G4-3		1-1 P4		5	0	1	1	0	0	3
Matt Williams, R OBP: 0.329, SLG: 0.429 (1, 5)		3-3 K		G6-3 IBB			0-1 BB 1B		4-1 3B BB	3	1	1	0	2	1	0
Steve Finley, L OBP: 0.373, SLG: 0.572 (1, 8)		0-2 2B		1B F8		4-1 BB G4-6-3 BB		2-1 3B 1-H		4	2	3	1	1	0	3
Greg Colbrunn, R OBP: 0.442, SLG: 0.573 (1, 3)		4-2 2B G5-3 BB		1-0 2B 1-2 1B 1B		0-1 G5-3		2-1 F8		4	2	1	0	1	0	3
Damian Miller, R OBP: 0.365, SLG: 0.487 Kelly Stinnett, R OBP: 0.298, SLG: 0.397 (1, 2) (8, 2)		1-1 G5-3 1-3 2-H 2B		2-2 1B 1-3 2-H 2B		0-3 K		0-1 G4-6-3 1-2f		4	1	2	2	0	1	2
Danny Bautista, R OBP: 0.333, SLG: 0.475 Greg Swindell, L (6, 1) Craig Counsell, L OBP: 0.350, SLG: 0.386 (7, 4)		1-2 G5-3		0-0 1B 1B		1-1 F9		2-2 1B 1B		3	1	1	2	0	0	1
Armando Reynoso, R OBP: 0.105, SLG: 0.056 Russ Springer, R OBP: 0.200, SLG: 0.200 David Dellucci, L OBP: 0.500, SLG: 0.400 Mike Morgan, R OBP: 0.467, SLG: 0.467 Jason Conti, L OBP: 0.307, SLG: 0.338 Dan Plesac, L Hanley Frias, S OBP: 0.324, SLG: 0.308 (1, 1) (2, 1) (2, PH) (3, 1) (4, PH) (5, 1) (6, 8)		0-3 K		1-0 1B 1-2 1B 1B		0-1 G3		0-1 1B		0	0	0	0	0	0	0

Inning Stats	R: 0	H: 0	E: 0	K: 0	S: 8	H: 0	LOB: 0	BB: 0	P: 11	R: 2	H: 2	E: 0	K: 2	S: 20	H: 0	LOB: 0	BB: 0	P: 14	R: 0	H: 0	E: 0	K: 1	S: 7	R: 0	H: 0	E: 0	K: 10	S: 10	H: 0	LOB: 1	BB: 1	R: 0	H: 1	E: 0	K: 0	S: 8	R: 0	H: 2	E: 0	K: 0	S: 11	R: 1	H: 1	E: 0	K: 0	S: 9	1B: 9	2B: 3	3B: 1	SF: 0	SAC: 0	DP: 1	HBP: 0	WP: 0	PA: 44
--------------	------	------	------	------	------	------	--------	-------	-------	------	------	------	------	-------	------	--------	-------	-------	------	------	------	------	------	------	------	------	-------	-------	------	--------	-------	------	------	------	------	------	------	------	------	------	-------	------	------	------	------	------	-------	-------	-------	-------	--------	-------	--------	-------	--------


PITCHER	IP	WLS	BF	H	R	ER	SO	BB	IBB	HBP	BLK	WP	HR	S	P	ERA	WHIP
John Snyder, R ERA: 5.77 (1, 1)	3.2		20	8	7	7	4	1	0	0	0	0	0	52	79	17.18	2.455
Valerio De Los Santos, L ERA: 5.8 (4, 1)	0.1		3	1	0	0	0	0	1	0	0	0	0	3	11	0.00	3.000
Everett Stull, R ERA: 6.39 (5, 1)	4.0	W	16	3	0	0	2	2	0	0	0	0	0	36	52	0.00	1.250
52 Rafael Roque, L ERA: 7.2 (9, 1)	1.0		5	1	1	1	0	1	0	0	0	0	0	9	20	9.00	2.000

BOTTOM

Milwaukee Brewers @ Arizona Diamondbacks
Bank One Ballpark, Phoenix, AZ

Mon Aug 21 2000, 10:05 PM EDT
Att: 31,752 - Dome - 72 F

AB	39
R	8
H	13
RBI	8
BB	5
SO	6
LOB	21



PITCHER	IP	WLS	BF	H	R	ER	SO	BB	IBB	HBP	BLK	WP	HR	S	P	ERA	WHIP
---------	----	-----	----	---	---	----	----	----	-----	-----	-----	----	----	---	---	-----	------

Batter	1	2	3	4	5	6	7	8	9	AB	R	H	RBI	BB	SO	LOB
Tony Womack, L OBP: 0.305, SLG: 0.388 (1, 6)	1-1 L1		0-1 2B 1B		0-0 G4-3			0-0 G4-3		4	1	1	0	0	0	1
Jay Bell, R OBP: 0.354, SLG: 0.428 Mike Morgan, R OBP: 0.467, SLG: 0.467 (1, 4) (9, 1)	2-1 F9		0-0 1-H 2B			0-3 K		1-0 2B		4	0	2	2	0	1	0
Luis Gonzalez, L OBP: 0.407, SLG: 0.571 (1, 7)	1-2 F8		0-2 G3-1			2-0 L9		0-3 K		4	0	0	0	0	1	2
Matt Williams, R OBP: 0.324, SLG: 0.421 (1, 5)		0-2 G5-3		0-1 F3		0-0 G5-3		0-0 P4		4	0	0	0	0	0	0
Steve Finley, L OBP: 0.372, SLG: 0.574 (1, 8)		0-1 3B		2-3 K		2-2 G3-1		1-1 F8		4	0	1	0	0	1	0
Greg Colbrunn, R OBP: 0.443, SLG: 0.574 (1, 3)		1-2 P6		4-1 BB		1-1 G5-3		3-2 1B 2B		3	1	1	0	1	0	1
Damian Miller, R OBP: 0.364, SLG: 0.484 Jason Conti, L OBP: 0.307, SLG: 0.338 (1, 2) (9, PR)		2-1 F9		0-3 K		1-1 G4-3		1-2 1B 1B		4	0	1	1	0	1	2
Danny Bautista, R OBP: 0.336, SLG: 0.475 (1, 9)			0-0 G3		2-2 G6-3		1-1 G4-3 2B SH5-3 1B		3-1 1B	4	1	2	0	0	0	0
Geraldo Guzman, R David Dellucci, L Dan Plesac, L Russ Springer, R Craig Counsell, L (1, 1) (5, PH) (6, 1) (7, 1) (8, PH) (9, 4)			2-3 K		0-0 G3		0-0 SH5-3		2-2 G3-1	1	0	0	0	0	1	0

Inning Stats	R: 0	H: 0	E: 0	K: 0	S: 8	R: 0	H: 1	E: 0	K: 0	S: 10	R: 1	H: 2	E: 0	K: 1	S: 11	R: 0	H: 0	E: 0	K: 2	S: 9	R: 0	H: 0	E: 0	K: 0	S: 5	R: 0	H: 0	E: 0	K: 1	S: 5	R: 0	H: 0	E: 0	K: 0	S: 7	R: 1	H: 2	E: 0	K: 1	S: 8	R: 1	H: 3	E: 0	K: 0	S: 14	1B: 4	2B: 3	3B: 1	HR: 0	SF: 0	SAC: 1	DP: 0	HBP: 0	WP: 0	PA: 36
PITCHER	IP	WLS	BF	H	R	ER	SO	BB	IBB	HBP	BLK	WP	HR	S	P	ERA	WHIP																																						
Jeff D'Amico, R ERA: 1.94 (1, 1)	8.2	W	33	6	3	3	5	1	0	0	0	0	0	69	98	3.12	0.808																																						
Curt Leskanic, R ERA: 2.88 (9, 1)	0.1	S	3	2	0	0	0	0	0	0	0	0	0	8	14	0.00	6.000																																						

Milwaukee Brewers @ Arizona Diamondbacks
 Bank One Ballpark, Phoenix, AZ
 Tue Aug 22 2000, 10:05 PM EDT
 Att: 31,057 - Dome - 72 F

AB	34
R	3
H	8
RBI	3
BB	1
SO	5
LOB	8



Batter	1	2	3	4	5	6	7	8	9	AB R H RBI BB SO LOB	TOP
Marquis Grissom, R (1, 8) <small>OBP: 0.285, SLG: 0.343</small>	3-3 			0-0 	0-1 		1-0 		1-0 	5 1 1 0 0 1 1	Milwaukee Brewers @ Arizona Diamondbacks Bank One Ballpark, Phoenix, AZ Wed Aug 23 2000, 10:05 PM EDT Att. 29,954 - Dome - 72 F livebaseballscorecards.com
Mark Loretta, R (1, 6) <small>OBP: 0.381, SLG: 0.462</small>	1-1 			0-2 		3-1 		4-2 	4 2 1 1 1 0 2		
Geoff Jenkins, L (1, 7) <small>OBP: 0.360, SLG: 0.580</small>	3-3 			0-1 		1-2 		1-3 	4 1 1 1 0 2 1		
Richie Sexson, R (1, 3) <small>OBP: 0.332, SLG: 0.502</small>				4-1 		1-3 		3-1 	3 2 2 2 1 1 0		
Jeremy Burnitz, L (1, 9) <small>OBP: 0.341, SLG: 0.443</small>				0-1 		0-2 		2-2 	4 0 1 0 0 0 2		
Charlie Hayes, R (1, 5) <small>OBP: 0.356, SLG: 0.378</small>				1-0 		2-0 		3-3 	4 0 1 2 0 1 1		
Raul Casanova, S (1, 2) <small>OBP: 0.324, SLG: 0.392</small>				1-0 				4-0 	3 1 0 0 1 0 1		
Luis Lopez, S (1, 4) <small>OBP: 0.282, SLG: 0.365</small>				1-0 		1-0 		0-1 	3 1 1 1 0 0 0		
Jimmy Haynes, R (1, 1) <small>OBP: 0.137, SLG: 0.216</small> Ray King, L (7, 1) Juan Acevedo, R (7, 1) Mark Sweeney, L (9, PH) James Mouton, R (9, PR) Curt Leskanic, R (9, 1)				0-1 		1-0 		3-2 	3 0 1 0 1 1 0 0 0 0 0 0 0 0 0 0 0 0 0 0 0 0 0		
Inning Stats	R: 0 H: 0 E: 0 LOB: 0 K: 2 BB: 0 S: 11 P: 18	R: 0 H: 1 E: 0 LOB: 0 K: 0 BB: 0 S: 7 P: 10	R: 0 H: 0 E: 0 LOB: 0 K: 0 BB: 0 S: 6 P: 10	R: 3 H: 3 E: 0 LOB: 1 K: 0 BB: 1 S: 11 P: 17	R: 0 H: 0 E: 0 LOB: 0 K: 0 BB: 0 S: 4 P: 6	R: 1 H: 2 E: 0 LOB: 1 K: 1 BB: 0 S: 14 P: 21	R: 1 H: 1 E: 0 LOB: 0 K: 0 BB: 0 S: 9 P: 12	R: 2 H: 1 E: 0 LOB: 0 K: 2 BB: 1 S: 15 P: 28	R: 1 H: 1 E: 0 LOB: 1 K: 0 BB: 1 S: 9 P: 20	1B: 4 SF: 0 2B: 2 SAC: 1 3B: 0 DP: 0 HR: 3 HBP: 0	WP: 1 PA: 38 PB: 0 SB: 0 CS: 0
PITCHER Curt Schilling, R (1, 1) <small>ERA: 3.51</small> Byung-Hyun Kim, R (8, 1) <small>ERA: 3.23</small> Matt Mantei, R (9, 1) <small>ERA: 5.4</small>	IP WLS BF H R ER SO BB IBB HBP BLK WP HR S P ERA WHIP 7.0 L 28 7 5 5 3 1 0 0 0 0 2 62 94 6.43 1.143 1.0 5 1 2 2 2 1 0 0 1 0 1 15 28 18.00 2.000 1.0 5 1 1 1 0 1 0 0 0 1 0 9 20 9.00 2.000	PITCHER IP WLS BF H R ER SO BB IBB HBP BLK WP HR S P ERA WHIP									



Batter	1	2	3	4	5	6	7	8	9	AB	R	H	RBI	BB	SO	LOB
Tony Womack, L OBP: 0.304, SLG: 0.386 (1, 6)	0-1 F8	0-2 F7			0-0 G5-3		2-1 B1-3		0-1 BB	5	0	1	0	0	0	3
Jay Bell, R OBP: 0.355, SLG: 0.426 (1, 4)	2-3 K		2-2 G6-3		4-2 G3-6-1 BB		2-2 1B		2-2 P6	4	0	1	0	1	1	1
Luis Gonzalez, L OBP: 0.407, SLG: 0.572 (1, 7)	1-2 2B		0-2 G3		2-2 G3-6-1		3-2 SF9		4-0 G5-4-3 BB	3	0	1	1	1	0	1
Matt Williams, R OBP: 0.326, SLG: 0.425 (1, 5)	1-0 F7		2-1 G5-3			0-0 1B	1-3 1B		1-2 G5-4-3	5	1	2	0	0	0	3
Steve Finley, L OBP: 0.371, SLG: 0.571 (1, 8)		2-3 K		2-1 1B SF8		2-1 F7	1-2 F9			4	1	1	0	0	1	3
Greg Colbrunn, R OBP: 0.444, SLG: 0.573 (1, 3)		0-0 E 1B		0-0 F9		1-2 1B		2-3 K		4	1	2	1	0	1	1
Damian Miller, R OBP: 0.362, SLG: 0.480 (1, 2)		0-3 K		0-0 1B		2-3 K		2-2 F8		4	0	1	0	0	2	2
Danny Bautista, R OBP: 0.339, SLG: 0.489 (1, 9)		4-0 1B		2-1 SF8		0-0 F8		3-1 HR		2	1	1	2	1	0	1
Curt Schilling, R OBP: 0.217, SLG: 0.244 (1, 1)		1-0 1B		1-3 3-H		1-3 K		3-2 G4-3		2	0	1	1	0	1	1
David Dellucci, L OBP: 0.500, SLG: 0.364 (7, PH)										0	1	0	0	1	0	0
Byung-Hyun Kim, R (8, 1)										0	0	0	0	0	0	0
Hanley Frias, S OBP: 0.321, SLG: 0.304 (8, PH)		1-2 1B								1	0	0	0	0	0	0
Matt Mantei, R (9, 1)										0	0	0	0	0	0	0

Inning Stats	R: 0	H: 1	E: 0	K: 1	S: 9	H: 1	LOB: 1	BB: 0	P: 13	R: 1	H: 2	E: 0	K: 1	S: 9	H: 0	LOB: 0	BB: 0	P: 13	R: 1	H: 2	E: 0	K: 0	S: 9	H: 0	LOB: 0	BB: 1	P: 20	R: 1	H: 2	E: 0	K: 1	S: 12	H: 2	LOB: 1	BB: 0	P: 17	R: 1	H: 2	E: 0	K: 0	S: 14	H: 2	LOB: 2	BB: 1	P: 26	R: 1	H: 1	E: 0	K: 1	S: 13	H: 1	LOB: 0	BB: 0	P: 23	R: 0	H: 1	E: 0	K: 0	S: 11	H: 1	LOB: 1	BB: 1	P: 18	1B: 8	SF: 2	2B: 2	SAC: 0	3B: 0	DP: 2	HR: 1	HBP: 0	WP: 0	PA: 40
--------------	------	------	------	------	------	------	--------	-------	-------	------	------	------	------	------	------	--------	-------	-------	------	------	------	------	------	------	--------	-------	-------	------	------	------	------	-------	------	--------	-------	-------	------	------	------	------	-------	------	--------	-------	-------	------	------	------	------	-------	------	--------	-------	-------	------	------	------	------	-------	------	--------	-------	-------	-------	-------	-------	--------	-------	-------	-------	--------	-------	--------

PITCHER	IP	WLS	BF	H	R	ER	SO	BB	IBB	HBP	BLK	WP	HR	S	P	ERA	WHIP
Jimmy Haynes, R (1, 1)	6.1	W	29	8	4	4	5	2	1	0	0	0	0	70	109	5.68	1.579
Ray King, L (7, 1)	0.1	H	1	0	0	0	0	0	0	0	0	0	0	4	7	0.00	0.000
Juan Acevedo, R (7, 1)	1.1	H	6	2	1	1	1	0	0	0	0	0	1	17	28	6.75	1.500
Curt Leskanic, R (9, 1)	1.0	S	4	1	0	0	0	1	0	0	0	0	0	11	18	0.00	2.000

BOTTOM

Milwaukee Brewers @ Arizona Diamondbacks
Bank One Ballpark, Phoenix, AZ
Wed Aug 23 2000, 10:05 PM EDT
Att: 29,954 - Dome - 72 F

AB	34
R	5
H	11
RBI	5
BB	4
SO	6
LOB	16



Batter	1	2	3	4	5	6	7	8	9	AB R H RBI BB SO LOB	TOP	
Tony Womack, L (1, 6) OBP: 0.302, SLG: 0.382	0-2 G4-3		1-2 G4-3		1-1 P6		0-2 F2		0-0 G4-3	5 0 0 0 0 0 2		
Jay Bell, R (1, 4) OBP: 0.356, SLG: 0.424	3-2 F7		2-2 G5-3			2-1 HR HBP		4-2 2B BB		2 1 0 0 1 0 1		
Hanley Frias, S (8, 4) OBP: 0.321, SLG: 0.304										0 0 0 0 0 0 0		
Luis Gonzalez, L (1, 7) OBP: 0.404, SLG: 0.567	1-1 F7									4 0 0 0 0 1 2		
Matt Williams, R (1, 5) OBP: 0.325, SLG: 0.426		2-0 L4								4 1 1 0 0 0 1		
Craig Counsell, L (8, 5) OBP: 0.347, SLG: 0.382										0 0 0 0 0 0 0		
Steve Finley, L (1, 8) OBP: 0.372, SLG: 0.577		1-1 G4-3								4 1 2 3 0 1 2		
Greg Swindell, L (8, 1)										0 0 0 0 0 0 0		
Greg Colbrunn, R (1, 3) OBP: 0.444, SLG: 0.571		1-2 1B								4 0 2 0 0 0 2		
Damian Miller, R (1, 2) OBP: 0.361, SLG: 0.475		2-2 P6								3 0 0 0 1 1 3		
Danny Bautista, R (1, 9) OBP: 0.337, SLG: 0.489			1-1 G4-3 2B							4 0 1 0 0 1 1		
Randy Johnson, R (1, 1) OBP: 0.200, SLG: 0.194			0-2 B1							1 0 0 0 0 0 1		
Mike Morgan, R (3, 1) OBP: 0.438, SLG: 0.438										1 0 0 0 0 0 1 0		
Dan Plesac, L (6, 1)										0 0 0 0 0 0 0 0		
Jason Conti, L (7, PH) OBP: 0.303, SLG: 0.333										1 0 0 0 0 0 0 0		
Russ Springer, R (7, 1) OBP: 0.200, SLG: 0.200										0 0 0 0 0 0 0 0		
David DeLuca, L (8, 9) OBP: 0.467, SLG: 0.333										1 0 0 0 0 0 0 1		
Inning Stats	R: 0 H: 0 E: 0 LOB: 0 K: 0 BB: 0 S: 14 P: 18	R: 0 H: 1 E: 0 LOB: 1 K: 0 BB: 0 S: 13 P: 19	R: 0 H: 1 E: 0 LOB: 1 K: 0 BB: 0 S: 16 P: 20	R: 0 H: 2 E: 0 LOB: 2 K: 1 BB: 0 S: 14 P: 17	R: 0 H: 0 E: 0 LOB: 0 K: 1 BB: 0 S: 7 P: 13	R: 3 H: 1 E: 1 LOB: 0 K: 1 BB: 0 S: 12 P: 18	R: 0 H: 0 E: 0 LOB: 0 K: 0 BB: 0 S: 7 P: 8	R: 0 H: 1 E: 0 LOB: 2 K: 1 BB: 1 S: 15 P: 20	R: 0 H: 0 E: 0 LOB: 1 K: 1 BB: 1 S: 11 P: 15	1B: 3 SF: 0 2B: 2 SAC: 0 3B: 0 DP: 0 HR: 1 HBP: 1	WP: 0 PA: 37 PB: 0 SB: 0 CS: 0	
PITCHER	IP WLS BF H R ER SO BB IBB HBP BLK WP HR S P ERA WHIP											
Rick Reed, R (1, 1) ERA: 4.33	7.0 W 28 5 3 2 3 0 0 1 0 0 0 1 83 113 2.57 0.714											
Rick White, R (8, 1) ERA: 2.94	1.0 5 1 0 0 1 1 0 0 0 0 0 0 15 20 0.00 2.000											
Turk Wendell, R (9, 1) ERA: 3.31	1.0 4 0 0 0 1 1 0 0 0 0 0 0 11 15 0.00 1.000											

Arizona Diamondbacks @ New York Mets
Shea Stadium, Flushing, NY
Fri Aug 25 2000, 7:10 PM EDT
Att. 38,237 - Sunny - 74 F

livebaseballscorecards.com

AB	34
R	3
H	6
RBI	3
BB	2
SO	5
LOB	16



BOTTOM

Arizona Diamondbacks @ New York Mets
Shea Stadium, Flushing, NY
Sat Aug 26 2000, 7:10 PM EDT
Att. 43,985 - Sunny - 77 F

livebaseballscorecards.com

AB	34
R	1
H	5
RBI	1
BB	5
SO	3
LOB	14



WP:	0	PA:	39
PB:	0		
SB:	0		
CS:	0		

AB	R	H	RBI	BB	SO	LOB
4	0	0	0	1	0	1

4	0	0	0	1	1	1
---	---	---	---	---	---	---

4	0	0	0	1	0	2
---	---	---	---	---	---	---

3	1	3	1	1	0	0
---	---	---	---	---	---	---

3	0	0	0	1	0	3
0	0	0	0	0	0	0
0	0	0	0	0	0	0

4	0	0	0	0	1	4
---	---	---	---	---	---	---

4	0	0	0	0	0	1
---	---	---	---	---	---	---

4	0	2	0	0	0	0
---	---	---	---	---	---	---

2	0	0	0	0	0	1
1	0	0	0	0	0	1
0	0	0	0	0	0	0
0	0	0	0	0	0	0
0	0	0	0	0	0	0
1	0	0	0	0	1	0

1B:	2	SF:	0
2B:	2	SAC:	0
3B:	0	DP:	1
HR:	1	HBP:	0

Batter	1	2	3	4	5	6	7	8	9	10
Benny Agbayani, R OBP: 0.406, SLG: 0.502 (1, 7)	L8		F8		G3			F8		F7 BB
Derek Bell, R OBP: 0.358, SLG: 0.438 (1, 9)	G6-3			K		G6-3		G3 BB		F7
Edgardo Alfonzo, R OBP: 0.427, SLG: 0.516 (1, 4)	G6-3			BB 31 1B BB		F7		G3		F3
31 Mike Piazza, R OBP: 0.417, SLG: 0.658 (1, 2)		G4-3 2B		BB 1B		HR		IBB		
Todd Zeile, R OBP: 0.369, SLG: 0.491 Armando Benitez, R (9, 1) Rick White, R OBP: 0.333, SLG: 0.333 (10, 1)	G4-3			G3-6-1 BB		F7		G4-3		
Robin Ventura, L OBP: 0.350, SLG: 0.456 (1, 5)	G6-3			G3-6-1						
Jay Payton, R OBP: 0.330, SLG: 0.434 (1, 8)	G6-3					F9		P9		G5-3
Mike Bordick, R OBP: 0.348, SLG: 0.479 (1, 6)				G5-3 2B				1B		L9
Bobby Jones, R Bubba Trammell, R OBP: 0.348, SLG: 0.472 Dennis Cook, L (8, 1) Lenny Harris, L OBP: 0.316, SLG: 0.396 20 Kurt Abbott, R OBP: 0.269, SLG: 0.398 Darryl Hamilton, L OBP: 0.262, SLG: 0.417 (10, PH)	G4-3			G4-3		F8		F9		K

Inning Stats	R: 0	H: 0	E: 0	K: 0	S: 12	R: 0	H: 1	E: 0	K: 0	S: 8	R: 0	H: 0	E: 0	K: 0	S: 10	R: 0	H: 1	E: 0	K: 1	S: 8	R: 0	H: 1	E: 0	K: 0	S: 6	R: 1	H: 1	E: 0	K: 0	S: 9	R: 0	H: 1	E: 0	K: 0	S: 8	R: 0	H: 0	E: 0	K: 1	S: 7	R: 0	H: 0	E: 0	K: 1	S: 12	R: 0	H: 0	E: 0	K: 1	S: 12
	LOB: 0	BB: 0	P: 19	LOB: 1	BB: 0	P: 11	LOB: 0	BB: 0	P: 14	LOB: 2	BB: 2	P: 18	LOB: 1	BB: 0	P: 8	LOB: 0	BB: 0	P: 14	LOB: 1	BB: 0	P: 10	LOB: 2	BB: 2	P: 23	LOB: 0	BB: 0	P: 13	LOB: 0	BB: 1	P: 22	LOB: 0	BB: 1	P: 22	LOB: 0	BB: 0	P: 13	LOB: 1	BB: 1	P: 22	LOB: 0	BB: 0	P: 22								

PITCHER	IP	WLS	BF	H	R	ER	SO	BB	IBB	HBP	BLK	WP	HR	S	P	ERA	WHIP
Brian Anderson, L ERA: 4.35 (1, 1)	6.0		23	4	1	1	1	2	0	0	0	0	1	53	84	1.50	1.000
Greg Swindell, L ERA: 3.0 (7, 1)	1.0		4	1	0	0	0	0	0	0	0	0	0	8	10	0.00	1.000
Byung-Hyun Kim, R ERA: 3.18 (8, 1)	1.0		5	0	0	0	0	1	1	0	0	0	0	8	23	0.00	1.000
Dan Plesac, L ERA: 3.23 (9, 1)	1.0	W	3	0	0	0	1	0	0	0	0	0	0	7	13	0.00	0.000
Matt Mantei, R ERA: 5.24 (10, 1)	1.0		4	0	0	0	1	1	0	0	0	0	0	12	22	0.00	1.000

Arizona Diamondbacks @ New York Mets
 Shea Stadium, Flushing, NY

Sun Aug 27 2000, 1:10 PM EDT
 Att. 42,277 - Cloudy - 78 F

AB	30
R	1
H	3
RBI	1
BB	2
SO	5
LOB	9



WP: 0	PA: 33
PB: 0	
SB: 2	
CS: 1	

AB	R	H	RBI	BB	SO	LOB
4	0	1	1	0	0	0
4	0	1	0	0	0	0
4	0	0	0	0	0	1
0	0	0	0	0	0	0
4	0	0	0	0	1	2
4	0	0	0	0	1	1
3	0	1	0	0	0	0
2	1	0	0	1	0	1
0	0	0	0	0	0	0
2	0	0	0	1	1	1
2	0	0	0	0	1	3
1	0	0	0	0	1	0

Batter	1	2	3	4	5	6	7	8	9										
Danny Bautista, R (1, 9) OBP: 0.341, SLG: 0.483	1-1 P4		1-1 B1-3		2-2 CS			1-0 F9											
Jay Bell, R (1, 4) OBP: 0.356, SLG: 0.429	2-2 G6-3 S 1B		0-1 L5		0-0 CS	1-1 F9		1-1 F7											
Luis Gonzalez, L (1, 7) OBP: 0.401, SLG: 0.563 Tony Womack, L (9, PR) OBP: 0.303, SLG: 0.381	1-1 G6-3		1-0 G1-3			0-0 G6-3		2-2 E8 S											
Matt Williams, R (1, 5) OBP: 0.314, SLG: 0.411	2-1 G4-3			2-2 F7		3-0 G5-3		2-3 K											
Greg Colbrunn, R (1, 3) OBP: 0.433, SLG: 0.557		0-0 G3-1		3-2 F9			1-1 G4-3	1-3 K											
Steve Finley, L (1, 8) OBP: 0.372, SLG: 0.572		2-2 FC5-4 1B		2-2 G3			1-0 G4-3	1-2 K											
Kelly Stinnett, R (1, 2) OBP: 0.299, SLG: 0.392 Byung-Hyun Kim, R (7, 1)		1-2 FC5-4 BB			4-1 G4-3 1B BB		2-2 L3												
Hanley Frias, S (1, 6) OBP: 0.321, SLG: 0.298		4-0 BB			3-2 G4-3			2-3 K											
Armando Reynoso, R (1, 1) OBP: 0.100, SLG: 0.053 Damian Miller, R (7, 2) OBP: 0.364, SLG: 0.477		1-2 BB			0-1 G5-3			2-3 K											
Inning Stats	R: 0 H: 1 E: 0 LOB: 1 K: 0 BB: 0 S: 9 P: 15	R: 0 H: 1 E: 0 LOB: 2 K: 1 BB: 1 S: 10 P: 18	R: 0 H: 0 E: 0 LOB: 0 K: 0 BB: 0 S: 5 P: 7	R: 0 H: 0 E: 0 LOB: 0 K: 0 BB: 0 S: 12 P: 19	R: 1 H: 1 E: 0 LOB: 0 K: 0 BB: 1 S: 9 P: 18	R: 0 H: 0 E: 0 LOB: 0 K: 0 BB: 0 S: 4 P: 8	R: 0 H: 0 E: 0 LOB: 0 K: 0 BB: 0 S: 6 P: 10	R: 0 H: 0 E: 0 LOB: 0 K: 2 BB: 0 S: 7 P: 12	R: 0 H: 0 E: 1 LOB: 2 K: 2 BB: 0 S: 15 P: 21										
PITCHER	IP WLS BF H R ER SO BB IBB HBP BLK WP HR S P ERA WHIP																		
Mike Hampton, L (1, 1) ERA: 3.27	8.0 W 28 3 1 1 3 2 0 0 0 0 0 0 62 107 1.12 0.625																		
Armando Benitez, R (9, 1) ERA: 2.35	1.0 S 4 0 0 0 2 0 0 0 0 0 0 0 15 21 0.00 0.000																		

livebaseballscorecards.com


Batter	1	2	3	4	5	6	7	8	9
Benny Agbayani, R (1, 7) OBP: 0.404, SLG: 0.509 Armando Benitez, R (9, 1)	3-2 F9 ①			1-0 HR		1-1 F9 ③		3-3 K ③	
Darryl Hamilton, L (1, 9) OBP: 0.344, SLG: 0.392	2-0 G2-3 ②			3-2 G6-3 ①			3-2 F8 ①		
Edgardo Alfonzo, R (1, 4) OBP: 0.427, SLG: 0.515	0-3 K ③			0-0 P5 ②			1-2 BB 31 1B FC6-4 1B		
31 Mike Piazza, R (1, 2) OBP: 0.417, SLG: 0.656			1-2 F8 ①	1-0 P4 ③			1-1 FC6-4 BB 1B		
Robin Ventura, L (1, 5) OBP: 0.350, SLG: 0.454			2-1 F9 ②		2-1 F8 ①		4-1 FC6-4 BB 1B		
Todd Zeile, R (1, 3) OBP: 0.366, SLG: 0.488			0-2 P4 ③		1-1 G5-3 ②		2-2 FC6-4 ②		
Jay Payton, R (1, 8) OBP: 0.330, SLG: 0.433			0-1 G1-6-3 1B		1-1 F9 ③		1-2 F2 ③		
Mike Bordick, R (1, 6) OBP: 0.346, SLG: 0.476			2-1 G1-6-3 ① ②			1-2 P4 ①		2-3 K ①	
Mike Hampton, R (1, 1) OBP: 0.328, SLG: 0.283 Lenny Harris, L (8, PH) OBP: 0.314, SLG: 0.394 Joe McEwing, R (9, 7) OBP: 0.246, SLG: 0.386			1-3 K ③			0-1 F8 ②		2-3 K ②	

AB	R	H	RBI	BB	SO	LOB
4	1	1	1	0	1	0
0	0	0	0	0	0	0
3	0	0	0	0	0	0
3	1	1	0	0	1	0
3	0	1	0	0	0	0
2	0	0	0	1	0	0
3	0	0	1	0	0	2
3	0	1	0	0	0	2
3	0	0	0	0	1	1
2	0	0	0	0	1	0
1	0	0	0	0	1	0
0	0	0	0	0	0	0

Arizona Diamondbacks @ New York Mets
Shea Stadium, Flushing, NY
 Sun Aug 27 2000, 1:10 PM EDT
 Att: 42,277 - Cloudy - 78 F

livebaseballscorecards.com


AB	27
R	2
H	4
RBI	2
BB	1
SO	5
LOB	5



Inning Stats		R: 0	H: 0	R: 0	H: 0	R: 0	H: 1	R: 1	H: 1	R: 0	H: 0	R: 0	H: 0	R: 1	H: 2	R: 0	H: 0
		E: 0	LOB: 0	E: 0	LOB: 0	E: 0	LOB: 0	E: 0	LOB: 0	E: 0	LOB: 0	E: 0	LOB: 0	E: 0	LOB: 2	E: 0	LOB: 0
		K: 1	BB: 0	K: 0	BB: 0	K: 1	BB: 0	K: 0	BB: 0	K: 0	BB: 0	K: 0	BB: 0	K: 0	BB: 1	K: 3	BB: 0
		S: 7	P: 12	S: 8	P: 11	S: 8	P: 10	S: 6	P: 11	S: 6	P: 10	S: 8	P: 10	S: 16	P: 29	S: 11	P: 18

PITCHER		IP	WLS	BF	H	R	ER	SO	BB	IBB	HBP	BLK	WP	HR	S	P	ERA	WHIP
Armando Reynoso, R (1, 1)	ERA: 5.23	6.2	L	24	4	2	2	2	1	0	0	0	0	1	55	87	2.70	0.750
Byung-Hyun Kim, R (7, 1)	ERA: 3.1	1.1		4	0	0	0	3	0	0	0	0	0	0	15	24	0.00	0.000

WP	PA	ERA	WHIP
0	28		

Batter	1	2	3	4	5	6	7	8	9	AB R H RBI BB SO LOB	TOP	
Tony Womack, L OBP: 0.303, SLG: 0.385 (1, 6)	2-2 G4-3		0-1 FC5-4 1B		2-2 F7		0-0 2-H 3B		1-0 G6-3	5 0 2 1 0 0 0		
Jay Bell, R OBP: 0.352, SLG: 0.424 (1, 4)	1-0 G5-3		2-2 FC5-4 L9-4-3 1-2		0-1 P5		0-1 G4-3		0-2 G1-3	5 0 0 0 0 0 2		
Luis Gonzalez, L OBP: 0.400, SLG: 0.560 (1, 7)	1-1 G1-3		1-1 L9-4-3 1-2		2-1 F9		2-1 1B 2B 1B			4 1 1 0 0 0 1		
Greg Colbrunn, R OBP: 0.434, SLG: 0.556 (1, 3)		2-2 P4		1-1 G1-4-3 G4-3 1B		0-1 G5-3		0-0 2B 1-2 G5-3 1B		4 2 2 0 0 0 0		
Steve Finley, L OBP: 0.375, SLG: 0.575 (1, 8)		4-2 1B S BB		1-0 E4 G4-3 G1-4-3 1-2		1-1 1B		0-1 1-3 2-H 2B		3 1 2 1 1 0 1		
Matt Williams, R OBP: 0.309, SLG: 0.405 (1, 5)		0-3 K		2-1 G1-4-3 1-2 2-3		1-1 F9		0-0 G3		4 0 0 0 0 1 6		
Danny Bautista, R OBP: 0.340, SLG: 0.479 Mike Morgan, R OBP: 0.438, SLG: 0.438 Greg Swindell, L (8, 1)		2-2 1-H S 1B		2-2 G4-3 2-3 3-H		1-3 K		0-1 3-H G5-3		4 0 1 3 0 1 2 0 0 0 0 0 0 0 0 0 0 0 0 0 0	AB 35 R 5 H 9 RBI 5 BB 2 SO 5 LOB 16	
Damian Miller, R OBP: 0.365, SLG: 0.476 (1, 2)		4-0 1-2 IBB		0-0 F7		0-0 SH3-4 3B 1B		3-3 K		3 1 1 0 1 1 2		
Curt Schilling, R OBP: 0.208, SLG: 0.234 Jason Conti, L OBP: 0.295, SLG: 0.324 (8, 9)		2-3 K		3-2 F9		2-2 SH3-4 1-2		0-3 K		2 0 0 0 0 1 2 1 0 0 0 0 1 0		
Inning Stats	R: 0 E: 0 K: 0 S: 7 H: 0 LOB: 0 BB: 0 P: 11	R: 1 E: 0 K: 2 S: 18 H: 1 LOB: 2 BB: 2 P: 32	R: 0 E: 0 K: 0 S: 7 H: 1 LOB: 0 BB: 0 P: 10	R: 1 E: 1 K: 0 S: 11 H: 1 LOB: 1 BB: 0 P: 17	R: 0 E: 0 K: 0 S: 8 H: 0 LOB: 0 BB: 0 P: 13	R: 0 E: 0 K: 0 S: 8 H: 1 LOB: 1 BB: 0 P: 12	R: 1 E: 0 K: 1 S: 11 H: 2 LOB: 1 BB: 0 P: 14	R: 2 E: 0 K: 1 S: 12 H: 3 LOB: 1 BB: 0 P: 17	R: 0 E: 0 K: 1 S: 10 H: 0 LOB: 0 BB: 0 P: 11	1B: 7 2B: 2 3B: 1 HR: 0 SF: 0 SAC: 1 DP: 1 HBP: 0	WP: 0 PB: 0 SB: 2 CS: 0 PA: 38	
PITCHER	IP WLS BF H R ER SO BB IBB HBP BLK WP HR S P ERA WHIP											
Mike Thurman, R ERA: 5.06 (1, 1)	7.0 W 29 6 3 2 3 1 1 0 0 0 0 70 109 2.57 1.000											
Steve Kline, L ERA: 2.99 (8, 1)	0.0 3 3 2 2 0 0 0 0 0 0 0 5 7 ∞ ∞											
Anthony Telford, R ERA: 3.96 (8, 1)	2.0 S 6 0 0 0 2 0 0 0 0 0 0 0 17 21 0.00 0.000											

Arizona Diamondbacks @ Montreal Expos
 Olympic Stadium, Montreal, QB
 Mon Aug 28 2000, 7:05 PM EDT
 Att. 6,389 - Dome - 72 F

livebaseballscorecards.com

Batter	1	2	3	4	5	6	7	8	9
Peter Bergeron, L (1, 7) OBP: 0.314, SLG: 0.323	2-2 F7			1-1 P6		1-2 F7	0-0 SF7	1-1 1B	
Milton Bradley, S (1, 8) OBP: 0.285, SLG: 0.291	1-3 K			0-0 F8		0-0 CS 1B	1-2 P4	2-0 F8	
Jose Vidro, S (1, 4) OBP: 0.384, SLG: 0.551	1-0 G5-3			1-0 F9		2-2 G4-3		2-1 G1-3 1B 1B	
Vladimir Guerrero, R (1, 9) OBP: 0.410, SLG: 0.644		1-3 K			2-2 G6-3		4-2 1B 2B BB	0-1 G1-3 1B 1B	
Lee Stevens, L (1, 3) OBP: 0.340, SLG: 0.491		1-1 F7			1-2 1B 2B		0-3 K	0-1 G1-3	
Geoff Blum, S (1, 5) OBP: 0.346, SLG: 0.465		2-3 K			0-1 1B 1B		2-2 2B 1B	4-0 1B 1B IBB	
Orlando Cabrera, R (1, 6) OBP: 0.293, SLG: 0.387			0-1 G6-3		0-1 1B 1B		2-1 2B 1B	2-2 1B FC5-2 1B	
Michael Barrett, R (1, 2) OBP: 0.276, SLG: 0.292			2-3 K		0-0 1B		0-1 1B SF7 2B	0-0 1B FC5-2 1B	
Mike Thurman, R (1, 1) OBP: 0.176, SLG: 0.067			2-3 K		3-3 K		1-0 1B	0-1 FC5-2 1B	
Wilton Guerrero, S (7, PH) OBP: 0.335, SLG: 0.342									
Steve Kline, S (8, 1)									
Anthony Telford, R (8, 1)									

AB	R	H	RBI	BB	SO	LOB
4	0	1	1	0	0	0
5	0	1	0	0	1	4
4	1	1	0	0	0	1
3	2	1	0	1	1	0
4	1	1	0	0	1	3
3	3	2	1	1	1	0
4	1	3	3	0	0	0
4	1	3	3	0	1	0
2	0	0	0	0	2	1
1	0	1	1	0	0	0
0	0	0	0	0	0	0
1	0	0	0	0	0	2


BOTTOM

Arizona Diamondbacks @ Montreal Expos
Olympic Stadium, Montreal, QB

Mon Aug 28 2000, 7:05 PM EDT
Att. 6,389 - Dome - 72 F

AB	35
R	9
H	14
RBI	9
BB	2
SO	7
LOB	11

livebaseballscorecards.com



Inning Stats		R: 0	H: 0	E: 0	LOB: 0	K: 1	BB: 0	S: 8	P: 12								
PITCHER	IP	WLS	BF	H	R	ER	SO	BB	IBB	HBP	BLK	WP	HR	S	P	ERA	WHIP
Curt Schilling, R (1, 1) ERA: 3.68	7.0	L	29	9	6	6	7	1	0	0	0	0	0	70	103	7.71	1.429
Mike Morgan, R (8, 1) ERA: 4.87	0.2		7	4	3	3	0	0	1	0	0	0	0	12	20	40.50	6.000
Greg Swindell, L (8, 1) ERA: 2.98	0.1		2	1	0	0	0	0	0	0	0	0	0	3	6	0.00	3.000

WP	PA	3B	DP	HBP	CS
0	38	0	0	0	1

Batter	1	2	3	4	5	6	7	8	9	AB R H RBI BB SO LOB	TOP																	
Tony Womack, L (1, 6) OBP: 0.306, SLG: 0.388	0-0 1B 2B	1-2 FC4 1B			0-0 G4-3		4-0 G1-3 1B BB		1-0 F7	4 2 2 0 1 0 0																		
Danny Bautista, R (1, 9) OBP: 0.341, SLG: 0.475	1-0 2B WP 1B	0-1 FC4			0-0 G6-3		4-0 1B G1-3 SF7 BB		1-3 K	4 2 1 1 1 1 1																		
Luis Gonzalez, L (1, 7) OBP: 0.400, SLG: 0.560	1-2 WP 2B 2B	1-3 K			4-2 HR BB		0-2 G1-3		3-2 F8	4 2 1 0 1 1 3																		
Greg Colbrunn, R (1, 3) OBP: 0.435, SLG: 0.568	3-3 K				1-2 F8		0-1 FC6-4 1B			4 1 2 3 0 1 1																		
Steve Finley, L (1, 8) OBP: 0.374, SLG: 0.573	2-0 G3				0-2 F8		4-1 SF7 BB			2 0 0 1 1 0 1																		
Matt Williams, R (1, 5) OBP: 0.309, SLG: 0.400	1-0 2B HBP				1-3 K		1-1 G4-3			3 1 0 0 0 1 2																		
Craig Counsell, L (1, 4) OBP: 0.352, SLG: 0.398	3-2 1-H 3-H 2B				2-1 P5		1-2 G4-3		1-1 CS 1B	4 0 2 2 0 0 0																		
Damian Miller, R (1, 2) OBP: 0.361, SLG: 0.469	1-3 K				0-0 G6-3		2-2 F9		2-3 K	4 0 0 0 0 2 2																		
Geraldo Guzman, R (1, 1)					0-0 G4-3		0-1 F7		0-0 G1-3	3 0 0 0 0 1 0																		
Dan Plesac, L (6, 1)										0 0 0 0 0 0 0																		
Byung-Hyun Kim, R (7, 1)										1 0 0 0 0 0 0																		
Greg Swindell, L (8, 1)										0 0 0 0 0 0 0																		
Matt Mantei, R (9, 1)										0 0 0 0 0 0 0																		
Inning Stats	R: 4 E: 0 K: 2 S: 17	H: 4 LOB: 1 BB: 0 P: 29	R: 0 E: 0 K: 2 S: 13	H: 1 LOB: 1 BB: 0 P: 16	R: 0 E: 0 K: 1 S: 9	H: 0 LOB: 0 BB: 0 P: 11	R: 0 E: 0 K: 0 S: 4	H: 0 LOB: 0 BB: 0 P: 6	R: 2 E: 0 K: 0 S: 11	H: 1 LOB: 1 BB: 2 P: 21	R: 0 E: 0 K: 0 S: 11	H: 0 LOB: 0 BB: 0 P: 14	R: 2 E: 0 K: 0 S: 8	H: 1 LOB: 1 BB: 2 P: 21	R: 0 E: 0 K: 1 S: 8	H: 1 LOB: 0 BB: 0 P: 11	R: 0 E: 0 K: 1 S: 7	H: 0 LOB: 0 BB: 0 P: 12	1B: 4 2B: 4 3B: 0 HR: 1	SF: 1 SAC: 0 DP: 1 HBP: 1	WP: 1 PB: 0 SB: 1 CS: 1	PA: 39						
PITCHER	IP WLS BF H R ER SO BB IBB HBP BLK WP HR S P ERA WHIP												PITCHER	IP WLS BF H R ER SO BB IBB HBP BLK WP HR S P ERA WHIP														
Javier Vazquez, R (1, 1) ERA: 4.38	5.0		24	6	6	6	5	2	0	1	0	1	1	54	83	10.80	1.600											
Mike Johnson, R (6, 1) ERA: 6.34	1.0		3	0	0	0	0	0	0	0	0	0	0	11	14	0.00	0.000											
51 Scott Forster, L (7, 1) ERA: 7.25	0.1	L	3	0	2	2	0	2	0	0	0	0	0	3	11	54.00	6.000											
Julio Santana, R (7, 1) ERA: 5.0	1.2		6	2	0	0	1	0	0	0	0	0	0	13	21	0.00	1.200											
Scott Strickland, R (9, 1) ERA: 4.0	1.0		3	0	0	0	1	0	0	0	0	0	0	7	12	0.00	0.000											

Arizona Diamondbacks @ Montreal Expos
Olympic Stadium, Montreal, QB
Tue Aug 29 2000, 7:05 PM EDT
Att. 6,029 - Dome - 72 F

AB	33
R	8
H	8
RBI	7
BB	4
SO	7
LOB	10



BOTTOM

Arizona Diamondbacks @ Montreal Expos
Olympic Stadium, Montreal, QB

livebaseballscores.com

AB	37
R	7
H	12
RBI	7
BB	4
SO	9
LOB	15



WP	0	PA	41
PB	0		
SB	1		
CS	0		

Tue Aug 29 2000, 7:05 PM EDT
Att. 6,029 - Dome - 72 F

AB	2	R	1	H	1	RBI	0	BB	1	SO	0	LOB	0
	1	0	0	0	0	0	0	0	0	0	1		
	0	0	0	0	0	0	0	0	0	0	0		
	0	0	0	0	0	0	0	0	0	0	0		
	0	0	0	0	0	0	0	0	0	0	0		
	0	0	0	0	0	0	0	0	0	0	0		
	0	0	0	0	0	0	0	0	0	0	0		

AB	5	R	3	H	3	RBI	0	BB	0	SO	0	LOB	2
----	---	---	---	---	---	-----	---	----	---	----	---	-----	---

AB	5	R	1	H	2	RBI	3	BB	0	SO	1	LOB	2
----	---	---	---	---	---	-----	---	----	---	----	---	-----	---

AB	5	R	1	H	2	RBI	1	BB	0	SO	1	LOB	1
----	---	---	---	---	---	-----	---	----	---	----	---	-----	---

AB	5	R	0	H	1	RBI	1	BB	0	SO	2	LOB	2
----	---	---	---	---	---	-----	---	----	---	----	---	-----	---

AB	3	R	0	H	2	RBI	1	BB	1	SO	0	LOB	0
----	---	---	---	---	---	-----	---	----	---	----	---	-----	---

AB	3	R	1	H	0	RBI	0	BB	1	SO	1	LOB	5
----	---	---	---	---	---	-----	---	----	---	----	---	-----	---

AB	4	R	0	H	1	RBI	1	BB	0	SO	1	LOB	1
----	---	---	---	---	---	-----	---	----	---	----	---	-----	---

AB	1	R	0	H	0	RBI	0	BB	0	SO	0	LOB	0
	1	0	0	0	0	0	0	0	0	0	0		
	0	0	0	0	0	0	0	0	0	0	0		
	2	0	0	0	0	0	1	1					

1B	8	SF	0
2B	3	SAC	0
3B	0	DP	2
HR	1	HBP	0

Batter	1	2	3	4	5	6	7	8	9
Peter Bergeron, L OBP: 0.316, SLG: 0.524 Fernando Seguinol, S OBP: 0.351, SLG: 0.563 51 Scott Forster, R (7, 1) Julio Santana, R (7, 1) Andy Tracy, L OBP: 0.354, SLG: 0.459 Mike Mordecai, R OBP: 0.333, SLG: 0.489 Scott Strickland, R (8, PR) (8, 1)	4-2 FC3-6 BB	0-3 K			1-2 1B HR 1B	2-2 G5-3		4-1 BB	
Milton Bradley, S OBP: 0.296, SLG: 0.311 (1, 8)	0-0 FC3-6 1B 1-2f 1B		2-1 G5-4-3 1B		3-2 1B HR 1B		1-1 1B 1B 2B	1-1 P4	
Jose Vidro, S OBP: 0.384, SLG: 0.555 (1, 4)	0-0 F7		1-3 K		0-2 1B HR		0-2 G4-6-3 1B 2-3 1B		1-0 F7
Vladimir Guerrero, R OBP: 0.410, SLG: 0.642 (1, 9)	0-0 1B 1-3 1B		2-2 G5-4-3 1-2f		0-1 F9		1-2 G4-6-3 1B 1-2 3-H 1B	1-3 K2-3	
Lee Stevens, L OBP: 0.338, SLG: 0.487 (1, 3)	2-1 1B 1-3 3-H 1B			1-3 K	2-3 K		3-2 G4-6-3 1-2f 2-3	3-1 F2	
Geoff Blum, S OBP: 0.352, SLG: 0.472 (1, 5)	0-2 1-2 3-H 1B		1-0 2B		0-1 F9		4-0 S IBB		
Orlando Cabrera, R OBP: 0.292, SLG: 0.384 (1, 6)	1-1 G4-3		2-0 F2		4-2 2B BB		3-3 K		
Michael Barrett, R OBP: 0.276, SLG: 0.296 (1, 2)		2-1 G4-3		0-0 F9		2-1 1-H 2B		2-3 K	
Javier Vazquez, R OBP: 0.231, SLG: 0.240 Terry Jones, S OBP: 0.302, SLG: 0.325 Mike Johnson, L OBP: 0.211, SLG: 0.167 Wilton Guerrero, S OBP: 0.332, SLG: 0.338 (6, PH) (6, 1) (7, 7)		1-3 K		0-1 G6-3		2-3 K		2-2 G3	

Inning Stats	R	H	E	K	S	R	H	E	K	S	R	H	E	K	S	R	H	E	K	S	R	H	E	K	S	R	H	E	K	S	R	H	E	K	S	R	H	E	K	S	R	H	E	K	S	1B	2B	3B	HR	SF	SAC	DP	HBP
	2	3	0	12	19	0	0	0	8	11	0	1	0	7	11	3	3	0	17	23	1	1	0	12	22	1	3	0	17	29	0	0	0	10	19	0	0	0	6	11	0	0	0	1	1	8	3	0	1	0	0	2	0
PITCHER	IP	WLS	BF	H	R	ER	SO	BB	IBB	HBP	BLK	WP	HR	S	P	ERA	WHIP																																				
Geraldo Guzman, R ERA: 6.23 (1, 1)	5.1		26	9	6	6	5	2	0	0	0	0	1	58	89	10.12	2.062																																				
Dan Plesac, L ERA: 3.16 (6, 1)	0.2	W	2	0	0	0	1	0	0	0	0	0	0	6	10	0.00	0.000																																				
Byung-Hyun Kim, R ERA: 3.17 (7, 1)	1.2	H	9	3	1	1	2	1	1	0	0	0	0	25	45	5.40	2.400																																				
Greg Swindell, L ERA: 2.97 (8, 1)	0.1	H	1	0	0	0	0	0	0	0	0	0	0	2	3	0.00	0.000																																				
Matt Mantei, R ERA: 5.09 (9, 1)	1.0	S	3	0	0	0	1	0	0	0	0	0	0	6	11	0.00	0.000																																				

Batter	1	2	3	4	5	6	7	8	9	AB R H RBI BB SO LOB	TOP											
Tony Womack, L OBP: 0.307, SLG: 0.387 (1, 6) B F H	2-2 3B HBP	1-1 G1-6-3 1B		1-2 G4-3		0-1 G4-3			1-3 K	4 1 1 0 0 1 0												
Danny Bautista, R OBP: 0.338, SLG: 0.478 (1, 9) S X	0-1 1-H SF7 3B	1-1 G1-6-3		1-3 K			1-1 G6-3		0-0 G4-3	5 1 1 1 0 1 1												
Luis Gonzalez, L OBP: 0.399, SLG: 0.563 (1, 7) B C B X	2-1 SF7		3-2 HR		1-1 F7		0-2 G4-3		3-2 F9	4 1 1 2 0 0 0												
Greg Colbrunn, R OBP: 0.439, SLG: 0.570 (1, 3) B B X	2-0 3-H HR 1B		4-1 1B BB		0-1 F9		1-1 BB 1B			3 1 2 0 1 0 0												
Steve Finley, L OBP: 0.377, SLG: 0.586 (1, 8) C X	0-1 1-H HR		1-3 K		1-2 HR		4-1 BB		1-2 BB	3 2 2 3 1 1 1												
Jay Bell, R OBP: 0.352, SLG: 0.423 (1, 4) C B F B X	1-3 K		0-0 1-2 1B		3-2 F8		1-3 K			4 0 1 0 0 2 2												
Craig Counsell, L OBP: 0.367, SLG: 0.427 (1, 5) C B C B F B X	3-2 1B		1-0 F8			0-1 SF7 3B		2-0 G6-4-3 HBP		3 1 2 0 0 0 2												
Damian Miller, R OBP: 0.356, SLG: 0.464 (1, 2) F S B X	1-2 P6		1-0 G6-3			1-1 SF7		0-0 G6-4-3		3 0 0 1 0 0 4												
Randy Johnson, R OBP: 0.189, SLG: 0.183 (1, 1) B F B F B B X		3-2 F9		3-2 G6-3		1-3 K		1-3 K		4 0 0 0 0 2 0												
Inning Stats	R: 4 E: 0 K: 1 S: 19	H: 4 LOB: 1 BB: 0 P: 30	R: 0 E: 0 K: 0 S: 9	H: 1 LOB: 0 BB: 0 P: 14	R: 1 E: 0 K: 1 S: 11	H: 2 LOB: 2 BB: 1 P: 21	R: 0 E: 0 K: 1 S: 12	H: 0 LOB: 0 BB: 0 P: 17	R: 1 E: 0 K: 0 S: 10	H: 1 LOB: 0 BB: 0 P: 15	R: 1 E: 0 K: 1 S: 9	H: 1 LOB: 0 BB: 0 P: 11	R: 0 E: 0 K: 1 S: 11	H: 1 LOB: 2 BB: 1 P: 18	R: 0 E: 0 K: 1 S: 4	H: 0 LOB: 0 BB: 0 P: 7	R: 0 E: 0 K: 1 S: 9	H: 0 LOB: 0 BB: 0 P: 13	1B: 5 2B: 0 3B: 2 HR: 3	SF: 2 SAC: 0 DP: 2 HBP: 2	WP: 0 PB: 0 SB: 0 CS: 0	PA: 39
PITCHER	IP WLS BF H R ER SO BB IBB HBP BLK WP HR S P ERA WHIP																					
Felipe Lira, R ERA: 5.1 (1, 1)	2.1 L 15 7 5 5 2 1 0 1 0 0 0 2 37 61 19.29 3.429																					
Mike Johnson, R ERA: 6.25 (3, 1)	2.2 9 1 1 1 1 0 0 0 0 0 0 1 24 36 3.38 0.375																					
51 Scott Forster, L ERA: 7.03 (6, 1)	2.0 9 2 1 1 2 1 0 0 0 0 0 0 20 29 4.50 1.500																					
Julio Santana, R ERA: 4.89 (8, 1)	1.0 3 0 0 0 1 0 0 1 0 0 0 0 4 7 0.00 0.000																					
Steve Kline, L ERA: 2.95 (9, 1)	1.0 3 0 0 0 1 0 0 0 0 0 0 0 9 13 0.00 0.000																					

Arizona Diamondbacks @ Montreal Expos
 Olympic Stadium, Montreal, QB
 Wed Aug 30 2000, 7:05 PM EDT
 Att. 7,650 - Dome - 72 F

AB	33
R	7
H	10
RBI	7
BB	2
SO	7
LOB	10



Batter	1	2	3	4	5	6	7	8	9	AB R H RBI BB SO LOB
Wilton Guerrero, S (1, 7) OBP: 0.330, SLG: 0.337	3-3 K		1-2 1B		1-2 G5-3			0-1 G6-3		4 0 1 0 0 1 0
Milton Bradley, S (1, 8) OBP: 0.288, SLG: 0.302	0-3 K		2-3 K			0-3 K		1-2 G5-3	4 0 0 0 0 3 2	
Jose Vidro, S (1, 4) OBP: 0.383, SLG: 0.555	2-2 F9			0-0 2B		1-0 G4-3		0-2 G5-3	4 0 1 0 0 0 0	
Vladimir Guerrero, R (1, 9) OBP: 0.408, SLG: 0.638		2-3 K		2-1 1B		0-1 F9		1-2 P4	4 0 1 0 0 1 0	
Geoff Blum, S (1, 5) OBP: 0.348, SLG: 0.466		2-3 K		2-3 K		2-1 F9			3 0 0 0 0 2 2	
Fernando Seguinol, S (1, 3) OBP: 0.351, SLG: 0.556		2-1 F9		1-3 K		0-0 1B			3 0 1 0 0 1 2	
Orlando Cabrera, R (1, 6) OBP: 0.290, SLG: 0.380			0-0 F8	2-0 F8		2-2 G4-6-3			3 0 0 0 0 0 3	
Julio Santana, R (8, 1)									0 0 0 0 0 0 0	
Steve Kline, S (9, 1)									0 0 0 0 0 0 0	
Michael Barrett, R (1, 2) OBP: 0.273, SLG: 0.292			2-3 K		1-0 F2			2-2 G5-3	3 0 0 0 0 1 0	
Felipe Lira, R (1, 1) OBP: 0.214, SLG: 0.462			2-2 1B		1-3 K			0-1 F9	0 0 0 0 0 0 0	
Mike Johnson, L (3, 1) OBP: 0.250, SLG: 0.211									1 0 1 0 0 0 0	
Terry Jones, S (5, PH) OBP: 0.299, SLG: 0.322									1 0 0 0 0 1 0	
51 Scott Forster, R (6, 1)									0 0 0 0 0 0 0	
Mike Mordecai, R (8, 6) OBP: 0.333, SLG: 0.466									1 0 0 0 0 0 0	

Inning Stats	R: 0	H: 0	R: 0	H: 0	R: 0	H: 2	R: 0	H: 0	R: 0	H: 1	R: 0	H: 0	R: 0	H: 0	R: 0	H: 0	R: 0	H: 0	1B: 4	SF: 0	WP: 0	PA: 31	
E: 0	LOB: 0	E: 0	LOB: 0	E: 0	LOB: 2	E: 1	LOB: 2	E: 0	LOB: 0	E: 0	LOB: 0	E: 0	LOB: 0	E: 0	LOB: 0	E: 0	LOB: 0	E: 0	LOB: 0	2B: 1	SAC: 0	PB: 0	
K: 2	BB: 0	K: 2	BB: 0	K: 2	BB: 0	K: 2	BB: 0	K: 1	BB: 0	K: 0	BB: 0	K: 0	BB: 0	K: 0	BB: 0	K: 0	BB: 0	K: 0	BB: 0	3B: 0	DP: 1	SB: 0	
S: 10	P: 15	S: 10	P: 16	S: 16	P: 23	S: 12	P: 19	S: 7	P: 10	S: 6	P: 10	S: 8	P: 10	S: 11	P: 13	S: 11	P: 13	S: 11	P: 13	HR: 0	HBP: 0	CS: 0	

PITCHER	IP	WLS	BF	H	R	ER	SO	BB	IBB	HBP	BLK	WP	HR	S	P	ERA	WHIP	PITCHER	IP	WLS	BF	H	R	ER	SO	BB	IBB	HBP	BLK	WP	HR	S	P	ERA	WHIP		
Randy Johnson, L (1, 1) ERA: 2.31	9.0	W	31	5	0	0	10	0	0	0	0	0	0	87	124	0.00	0.556																				

BOTTOM

Arizona Diamondbacks @ Montreal Expos
 Olympic Stadium, Montreal, QB
 Wed Aug 30 2000, 7:05 PM EDT
 Att. 7,650 - Dome - 72 F

AB	31
R	0
H	5
RBI	0
BB	0
SO	10
LOB	9



Batter	1	2	3	4	5	6	7	8	9	10	11	AB R H RBI BB SO LOB
Tony Womack, L (1, 6) OBP: 0.311, SLG: 0.390	1-1 SF8 1B		4-0 2B BB		2-2 P4		2-1 1B 2B		3-2 G4-3		4-0 G4-3 SH5-3 BB	4 3 2 0 2 0 0
Jay Bell, R (1, 4) OBP: 0.356, SLG: 0.432	3-3 K 1-3		4-1 2B BB		2-2 HR		2-1 G4-3 1B 2-H 3-H		0-1 FC4-6 1B		0-0 SH5-3 1-2 2-3	4 2 3 3 1 1 1
Luis Gonzalez, L (1, 7) OBP: 0.396, SLG: 0.560	2-2 SF8 3-H		1-0 P6		1-1 F9		1-0 G4-3 1B		1-1 F8		0-1 G4-3 2-3 3-H	5 0 1 2 0 0 4
Greg Colbrunn, R (1, 3) OBP: 0.441, SLG: 0.572	1-1 1B		1-1 2B 1-H 2-H			2-1 1B		0-0 G4-3		2-2 FC4-6 1-2f	0-2 G4-3	6 0 3 2 0 0 5
Steve Finley, L (1, 8) OBP: 0.373, SLG: 0.580	0-2 G4-3		0-0 G4-3			2-0 F9		3-2 G4-3			1-3 K	5 0 0 0 0 1 5
Matt Williams, R (1, 5) OBP: 0.307, SLG: 0.396		0-0 F9		1-0 F9		0-1 F9		2-1 CS 1B		2-3 K		5 0 1 0 0 1 1
Danny Bautista, R (1, 9) OBP: 0.336, SLG: 0.472		1-1 P4		0-2 F9		3-2 G1-3		1-2 F9 1-2		0-0 FC6-4 1B		5 0 1 0 0 0 2
Damian Miller, R (1, 8) Armando Reynoso, R (1, 8) Dan Plesac, L (1, 8) Mike Morgan, R (1, 8) Craig Costello, L (1, 8) Byung-Hyun Kim, R (1, 8) David DeLuco, L (1, 8) Matt Mieske, R (1, 8) Matt Mieske, R (1, 8) Greg Swindell, L (1, 8)		3-1 G6-3		1-1 P4			2-2 2B 1B 1B		1-2 2B		2-2 FC6-4 1-2f	2 0 1 1 1 0 0 0 0 0 0 0 0 0 0 0 1 0
Brian Anderson, R (1, 1) OBP: 0.207, SLG: 0.232 Kelly Stinnett, R (5, 2) OBP: 0.294, SLG: 0.386 Rob Ryan, L (11, PH) OBP: 0.357, SLG: 0.538 Hanley Frias, S (11, PR) OBP: 0.321, SLG: 0.298			1-2 G6-3		2-1 G6-3		1-2 F9		1-2 F5		4-0 SH5-3 PB G4-3 BB	1 0 0 0 0 0 0 3 0 0 0 0 0 2 0 0 0 0 1 0 0 0 1 0 0 0 0 0

Inning Stats	R: 1	H: 2	R: 0	H: 0	R: 2	H: 1	R: 0	H: 0	R: 1	H: 1	R: 0	H: 1	R: 2	H: 4	R: 0	H: 2	R: 0	H: 1	R: 1	H: 0	1B: 9	SF: 1	WP: 0	PA: 49
	E: 1	LOB: 1	E: 0	LOB: 0	E: 0	LOB: 1	E: 0	LOB: 0	E: 0	LOB: 1	E: 0	LOB: 1	E: 0	LOB: 2	E: 0	LOB: 1	E: 0	LOB: 1	E: 0	LOB: 2	2B: 3	SAC: 1	SB: 1	
	K: 1	BB: 0	K: 0	BB: 0	K: 0	BB: 2	K: 0	BB: 0	K: 0	BB: 0	K: 0	BB: 0	K: 0	BB: 0	K: 0	BB: 0	K: 0	BB: 0	K: 2	BB: 2	3B: 0	DP: 0	CS: 1	
	S: 13	P: 20	S: 5	P: 9	S: 8	P: 19	S: 6	P: 8	S: 10	P: 17	S: 9	P: 16	S: 17	P: 28	S: 12	P: 17	S: 11	P: 17	S: 11	P: 16	HR: 1	HBP: 0		

PITCHER	IP	WLS	BF	H	R	ER	SO	BB	IBB	HBP	BLK	WP	HR	S	P	ERA	WHIP
Jesus Sanchez, L (1, 1) ERA: 5.01	5.0		21	4	4	4	1	2	0	0	0	0	1	42	73	7.20	1.200
Ricky Bones, R (6, 1) ERA: 3.39	1.1	H	6	2	1	1	0	0	0	0	0	0	0	17	27	6.75	1.500
Armando Almanza, L (7, 1) ERA: 4.1	0.0		1	1	0	0	0	0	0	0	0	0	0	2	4	∞	∞
BradenLooper, R (7, 1) ERA: 3.92	0.2	B	4	2	1	1	0	0	0	0	0	0	0	7	13	13.50	3.000
Dan Miceli, R (8, 1) ERA: 4.38	1.0		4	2	0	0	0	0	0	0	0	0	0	12	17	0.00	2.000

PITCHER	IP	WLS	BF	H	R	ER	SO	BB	IBB	HBP	BLK	WP	HR	S	P	ERA	WHIP
Vic Darenbourg, L (9, 1) ERA: 4.37	2.0	W	8	2	0	0	2	0	0	0	0	0	0	22	33	0.00	1.000
Antonio Alfonseca, R (11, 1) ERA: 4.7	1.0	S	5	0	1	1	0	2	0	0	0	0	0	6	14	9.00	2.000

BOTTOM

Florida Marlins @ Arizona Diamondbacks
Bank One Ballpark, Phoenix, AZ

livebaseballscores.com

AB	43
R	7
H	13
RBI	7
BB	4
SO	3
LOB	21



Fri Sep 01 2000, 10:05 PM EDT
Att. 31,791 - Sunny - 92 F

Batter	1	2	3	4	5	6	7	8	9	AB R H RBI BB SO LOB	TOP											
Luis Castillo, S OBP: 0.435, SLG: 0.405 (1, 4)	1-0 G4-3		1-2 G3		1-2 G5-3		2-2 SF8 3B		1-2 G6-3	5 1 1 1 0 0 1												
Mark Kotsay, L OBP: 0.337, SLG: 0.444 (1, 9)	1-2 G4-3			0-1 G6-4-3 1B	2-1 2B		0-0 SF8		1-1 1B HR 2B	4 1 3 2 0 0 0												
Henry Rodriguez, L OBP: 0.324, SLG: 0.493 Mark Smith, R OBP: 0.335, SLG: 0.423 (1, 7) (7, 7)	0-3 K			1-2 G6-4-3 1B	2-3 K		2-3 K		0-1 HR 1B	4 0 1 0 0 3 1 1 1 1 0 0 0 0												
Preston Wilson, R OBP: 0.319, SLG: 0.456 (1, 8)		1-2 P4		0-0 G6-4-3		0-0 HR		0-0 1B 1B	0-0 HR	5 2 3 4 0 0 2												
Mike Lowell, R OBP: 0.348, SLG: 0.506 (1, 5)		0-2 L5		0-2 F9		2-1 HR 2B		1-2 1B	1-2 1B HBP	4 1 2 0 0 0 1												
Derrek Lee, R OBP: 0.380, SLG: 0.515 (1, 3)		1-1 1B			2-2 1B 1B	0-1 HR		0-2 F9	1-1 F9	5 2 3 2 0 0 3												
Alex Gonzalez, R OBP: 0.235, SLG: 0.323 (1, 6)		0-0 F8			1-1 1B G5-3 1B	0-3 K		1-1 F7	0-0 1B	5 1 2 0 0 1 1												
Mike Redmond, R OBP: 0.320, SLG: 0.310 (1, 2)			1-2 F7		0-0 G5-3 SH2-4 2B 1B	0-0 F9		1-2 L4	3-2 F3	5 1 1 1 0 0 2												
Ryan Dempster, R OBP: 0.091, SLG: 0.108 Ricky Bones, R (9, 1)			1-1 G4-3		0-0 SH2-4	0-0 G5-3		0-0 G6-3		3 0 0 0 0 0 0 0 0 0 0 0 0 0												
Inning Stats	R: 0 E: 0 K: 1 S: 9	H: 0 LOB: 0 BB: 0 P: 11	R: 0 E: 0 K: 0 S: 9	H: 1 LOB: 1 BB: 0 P: 11	R: 0 E: 0 K: 0 S: 9	H: 0 LOB: 0 BB: 0 P: 12	R: 0 E: 0 K: 0 S: 9	H: 2 LOB: 1 BB: 0 P: 10	R: 3 E: 0 K: 1 S: 16	H: 4 LOB: 1 BB: 0 P: 24	R: 3 E: 0 K: 1 S: 10	H: 3 LOB: 0 BB: 0 P: 12	R: 1 E: 0 K: 1 S: 16	H: 3 LOB: 2 BB: 0 P: 21	R: 0 E: 0 K: 0 S: 6	H: 0 LOB: 0 BB: 0 P: 8	R: 3 E: 0 K: 0 S: 18	H: 4 LOB: 2 BB: 0 P: 25	1B: 10 2B: 3 3B: 1 HR: 3	SF: 1 SAC: 1 DP: 1 HBP: 1	WP: 0 PB: 0 SB: 0 CS: 0	PA: 44
PITCHER	IP WLS BF H R ER SO BB IBB HBP BLK WP HR S P ERA WHIP											PITCHER	IP WLS BF H R ER SO BB IBB HBP BLK WP HR S P ERA WHIP									
Curt Schilling, R ERA: 3.86 (1, 1)	6.0 L 27 10 6 6 3 0 0 0 0 0 2 62 80 9.00 1.667																					
Greg Swindell, L ERA: 3.32 (7, 1)	0.2 4 2 1 1 1 0 0 0 0 0 0 0 9 13 13.50 3.000																					
Russ Springer, R ERA: 5.15 (7, 1)	1.1 5 1 0 0 0 0 0 0 0 0 0 0 13 16 0.00 0.750																					
40 Darren Holmes, R ERA: 15.43 (9, 1)	1.0 8 4 3 3 0 0 0 0 1 0 0 1 18 25 27.00 4.000																					

Florida Marlins @ Arizona Diamondbacks
Bank One Ballpark, Phoenix, AZ

AB	41
R	10
H	17
RBI	10
BB	0
SO	4
LOB	11



Sat Sep 02 2000, 10:05 PM EDT
Att. 38,422 - Cloudy - 84 F

livebaseballscorecards.com

Batter	1	2	3	4	5	6	7	8	9	AB	R	H	RBI	BB	SO	LOB
Tony Womack, L (1, 6) OBP: 0.310, SLG: 0.392 Craig Counsell, L (9, PH) OBP: 0.369, SLG: 0.429	1-0 F5		2-1 P4		2-3 K		2-1 3B		2-0 G4-6-3	4	0	1	0	0	1	1
Jay Bell, R (1, 4) OBP: 0.357, SLG: 0.430 39 Alex Cabrera, R (9, PH) OBP: 0.308, SLG: 0.542	4-1 E BB			1-1 E3 1B G5-3	2-2 F7		1-0 FC4-6 HBP		2-1 G6-3	2	1	0	0	1	0	1
Luis Gonzalez, L (1, 7) OBP: 0.397, SLG: 0.559	2-1 E1 G1-6-3			0-0 G5-3 1B	2-0 1B	2-0 1B	1-0 FC4-6			4	0	2	0	0	0	3
Greg Colbrunn, R (1, 3) OBP: 0.442, SLG: 0.571	0-0 G1-6-3			2-0 G5-3 1B	1-1 1B	1-1 1B		0-1 F8		4	0	2	0	0	0	2
Steve Finley, L (1, 8) OBP: 0.372, SLG: 0.577		1-2 G6-3		2-3 K	2-3 K	2-3 K		0-0 1B 1B		4	0	1	0	0	2	5
Matt Williams, R (1, 5) OBP: 0.302, SLG: 0.390		1-3 K		0-0 G5-3	3-2 L9	3-2 L9		0-0 F8		4	0	0	1	0	1	5
Danny Bautista, R (1, 9) OBP: 0.332, SLG: 0.467 Russ Springer, R (7, 1) OBP: 0.200, SLG: 0.200 Rob Ryan, L (8, PH) OBP: 0.400, SLG: 0.571 Rod Barajas, R (9, 2)		1-2 G5-3		0-0 G4-3	0-0 F9	0-0 F9		0-0 1B		3	0	0	0	0	0	4
Damian Miller, R (1, 2) OBP: 0.353, SLG: 0.458 40 Darren Holmes, R (9, 1)			2-3 K		0-1 1B	0-1 1B		0-0 F9		4	0	1	0	0	2	2
Curt Schilling, R (1, 1) OBP: 0.200, SLG: 0.224 Greg Swindell, L (7, 1) David Dellucci, L (7, 9) OBP: 0.526, SLG: 0.500			0-3 K		0-3 K	0-3 K		1-3 K		2	0	0	0	0	2	1

Inning Stats	R: 0	H: 0	R: 0	H: 0	R: 0	H: 0	R: 1	H: 2	R: 0	H: 1	R: 0	H: 2	R: 0	H: 1	R: 0	H: 2	R: 0	H: 1	R: 0	H: 1	1B: 8	SF: 0	WP: 0	PA: 38
	E: 1	LOB: 1	E: 0	LOB: 0	E: 0	LOB: 0	E: 1	LOB: 2	E: 0	LOB: 1	E: 0	LOB: 2	E: 0	LOB: 2	E: 0	LOB: 2	E: 0	LOB: 0	E: 0	LOB: 0	2B: 0	SAC: 0	PB: 0	
	K: 0	BB: 1	K: 1	BB: 0	K: 2	BB: 0	K: 1	BB: 0	K: 2	BB: 0	K: 1	BB: 0	K: 1	BB: 0	K: 1	BB: 0	K: 0	BB: 0	K: 0	BB: 0	3B: 1	DP: 2	SB: 0	
	S: 5	P: 12	S: 9	P: 12	S: 9	P: 13	S: 9	P: 14	S: 18	P: 22	S: 10	P: 18	S: 7	P: 12	S: 8	P: 10	S: 4	P: 9	S: 4	P: 9	HR: 0	HBP: 1	CS: 0	

PITCHER	IP	WLS	BF	H	R	ER	SO	BB	IBB	HBP	BLK	WP	HR	S	P	ERA	WHIP
Ryan Dempster, R (1, 1) ERA: 3.58	8.0	W	35	8	1	0	9	1	0	1	0	0	0	75	113	0.00	1.125
Ricky Bones, R (9, 1) ERA: 3.34	1.0		3	1	0	0	0	0	0	0	0	0	0	4	9	0.00	1.000

BOTTOM

Florida Marlins @ Arizona Diamondbacks
Bank One Ballpark, Phoenix, AZ

Sat Sep 02 2000, 10:05 PM EDT
Att: 38,422 - Cloudy - 84 F

livebaseballscorecards.com

AB	36
R	1
H	9
RBI	1
BB	1
SO	9
LOB	25



Batter	1	2	3	4	5	6	7	8	9	AB R H RBI BB SO LOB	TOP		
Tony Womack, L (1, 6) OBP: 0.314, SLG: 0.393	3-2 E S SF7 1B		1-2 G6-3		1-1 G4-3			0-0 G4-3		4 1 1 0 0 0 0			
Jay Bell, R (1, 4) OBP: 0.358, SLG: 0.431	1-3 K 1-3		1-2 G3			0-0 FC4-6 1B		3-1 BB 1B		4 0 2 0 0 1 1			
Luis Gonzalez, L (1, 7) OBP: 0.398, SLG: 0.558	3-2 SF7 3-H		2-1 F8			1-1 L7		4-2 BB 1-2 BB		2 0 0 1 1 0 1			
Greg Colbrunn, R (1, 3) OBP: 0.438, SLG: 0.574	0-1 E6 1B			2-0 HR		3-1 P4		1-2 G1-3		4 1 1 1 0 0 3			
Steve Finley, L (1, 8) OBP: 0.377, SLG: 0.589	3-2 1B 1-2		1-2 CS 1B			1-2 FC4-6 1-2f			2-3 K	4 0 2 0 0 1 1			
Matt Williams, R (1, 5) OBP: 0.300, SLG: 0.385	3-3 K		2-3 SAFE K 1-2			2-0 G1-3			0-2 E 1B	4 0 1 0 0 2 3			
Danny Bautista, R (1, 9) OBP: 0.329, SLG: 0.466			1-1 P3		2-1 F9		0-2 L6		1-2 E4 1-2	4 0 0 0 0 0 1			
Damian Miller, R (1, 2) OBP: 0.349, SLG: 0.452			1-0 F9		2-1 G6-3		1-1 G6-3		3-3 K	4 0 0 0 0 1 2			
Randy Johnson, R (1, 1) OBP: 0.184, SLG: 0.178			2-3 K					3-3 K	1-3 K	2 0 0 0 0 2 0			
Mike Morgan, R (7, 1) OBP: 0.438, SLG: 0.438										0 0 0 0 0 0 0			
Matt Mieske, R (8, PH) OBP: 0.242, SLG: 0.265										1 0 0 0 0 1 0			
Russ Springer, R (8, 1) OBP: 0.200, SLG: 0.200										0 0 0 0 0 0 0			
39 Alex Cabrera, R (9, PH) OBP: 0.303, SLG: 0.533										1 0 0 0 0 1 2			
Inning Stats	R: 1 H: 2 E: 1 LOB: 2 K: 2 BB: 0 S: 24 P: 37	R: 0 H: 0 E: 0 LOB: 0 K: 1 BB: 0 S: 7 P: 11	R: 0 H: 0 E: 0 LOB: 0 K: 0 BB: 0 S: 8 P: 12	R: 1 H: 2 E: 0 LOB: 0 K: 1 BB: 0 S: 10 P: 17	R: 0 H: 0 E: 0 LOB: 0 K: 1 BB: 0 S: 7 P: 11	R: 0 H: 1 E: 0 LOB: 1 K: 0 BB: 0 S: 10 P: 15	R: 0 H: 0 E: 0 LOB: 0 K: 0 BB: 0 S: 6 P: 9	R: 0 H: 1 E: 0 LOB: 2 K: 1 BB: 1 S: 16 P: 27	R: 0 H: 1 E: 1 LOB: 2 K: 3 BB: 0 S: 15 P: 22	1B: 6 SF: 1 2B: 0 SAC: 0 3B: 0 DP: 0 HR: 1 HBP: 0	WP: 0 PA: 36 PB: 0 SB: 1 CS: 1		
PITCHER	IP WLS BF H R ER SO BB IBB HBP BLK WP HR S P ERA WHIP											PITCHER	IP WLS BF H R ER SO BB IBB HBP BLK WP HR S P ERA WHIP
Tom Glavine, L (1, 1) ERA: 3.61	7.0 W 26 5 2 1 5 0 0 0 0 0 0 1 72 112 1.29 0.714												
Mike Remlinger, L (8, 1) ERA: 3.48	0.2 4 1 0 0 1 1 0 0 0 0 0 0 8 18 0.00 3.000												
John Rocker, L (8, 1) ERA: 3.45	1.1 S 6 1 0 0 3 0 0 0 0 0 0 0 23 31 0.00 0.750												

Arizona Diamondbacks @ Atlanta Braves
 Turner Field, Atlanta, GA
 Tue Sep 05 2000, 7:40 PM EDT
 Att. 29,722 - Overcast - 75 F

AB	34
R	2
H	7
RBI	2
BB	1
SO	9
LOB	14



Batter	1	2	3	4	5	6	7	8	9	AB R H RBI BB SO LOB	TOP											
Tony Womack, L (1, 6) OBP: 0.315, SLG: 0.395	1-2 S 2B 1B		2-3 K		0-1 G6-3			2-2 2B		4 1 2 0 0 1 0	Arizona Diamondbacks @ Atlanta Braves Turner Field, Atlanta, GA Wed Sep 06 2000, 7:40 PM EDT Att. 25,529 - Overcast - 61 F											
Jay Bell, R (1, 4) OBP: 0.357, SLG: 0.430	2-2 F7		2-1 1B			1-2 G5-3		1-2 G1-6-3		4 0 1 0 0 0 2												
Luis Gonzalez, L (1, 7) OBP: 0.397, SLG: 0.555	2-2 P6 1-2		0-0 F8			1-3 K		2-2 G6-4-3 1B		4 0 1 0 0 1 2												
Greg Colbrunn, R (1, 3) OBP: 0.439, SLG: 0.581	0-1 2-H 2B			2-2 G3 2B		1-3 K		3-2 G6-4-3 1-2f		4 0 2 1 0 1 1												
Steve Finley, L (1, 8) OBP: 0.375, SLG: 0.584	1-1 F9			0-0 G3 2-3			0-1 G4-3		0-2 F5	4 0 0 0 0 0 2												
Matt Williams, R (1, 5) OBP: 0.297, SLG: 0.381		1-1 F9		2-3 K			0-1 G6-3			3 0 0 0 0 1 1												
Danny Bautista, R (1, 9) OBP: 0.325, SLG: 0.461		3-1 P4		1-1 G5-3			2-3 K			3 0 0 0 0 1 1												
Damian Miller, R (1, 2) OBP: 0.346, SLG: 0.448		0-1 L7			3-3 K			1-3 K		3 0 0 0 0 2 0												
Armando Reynoso, R (1, 1) OBP: 0.095, SLG: 0.050			2-3 K					1-2 F9		2 0 0 0 0 1 0												
David Dellucci, L (8, PH) OBP: 0.524, SLG: 0.556					0-0 P5					1 0 0 0 0 0 0												
Byung-Hyun Kim, R (8, 1)										0 0 0 0 0 0 0												
Mike Morgan, R (8, 1) OBP: 0.438, SLG: 0.438										0 0 0 0 0 0 0												
Inning Stats	R: 1 E: 0 K: 0 S: 13	H: 2 LOB: 1 BB: 0 P: 19	R: 0 E: 0 K: 0 S: 6	H: 0 LOB: 0 BB: 0 P: 10	R: 0 E: 0 K: 2 S: 11	H: 1 LOB: 1 BB: 0 P: 17	R: 0 E: 0 K: 1 S: 9	H: 1 LOB: 1 BB: 0 P: 14	R: 0 E: 0 K: 1 S: 7	H: 0 LOB: 0 BB: 0 P: 10	R: 0 E: 0 K: 2 S: 9	H: 0 LOB: 0 BB: 0 P: 12	R: 0 E: 0 K: 1 S: 7	H: 0 LOB: 0 BB: 0 P: 9	R: 0 E: 0 K: 1 S: 15	H: 1 LOB: 1 BB: 0 P: 20	R: 0 E: 0 K: 0 S: 14	H: 1 LOB: 0 BB: 0 P: 19	1B: 3 2B: 3 3B: 0 HR: 0	SF: 0 SAC: 0 DP: 1 HBP: 0	WP: 0 PB: 0 SB: 1 CS: 0	PA: 32
PITCHER	IP WLS BF H R ER SO BB IBB HBP BLK WP HR S P ERA WHIP																					
Kevin Millwood, R (1, 1) ERA: 4.61	8.0 W 29 5 1 1 8 0 0 0 0 0 0 0 77 111 1.12 0.625																					
Terry Mulholland, L (9, 1) ERA: 5.2	1.0 3 1 0 0 0 0 0 0 0 0 0 0 14 19 0.00 1.000																					

livebaseballscorecards.com

AB	32
R	1
H	6
RBI	1
BB	0
SO	8
LOB	9



Batter	1	2	3	4	5	6	7	8	9
Rafael Furcal, S OBP: 0.387, SLG: 0.357 (1, 6)	1-1 B1-3		2-2 G4-3			2-1 FC5 10 1B 2B		4-0 10 1B 1B BB	
Andruw Jones, R OBP: 0.374, SLG: 0.540 (1, 8)	2-2 F8			4-2 10 G3 1B BB		0-0 FC5 10 1B G6-4-3		2-1 10 1B E 1B	
10 Chipper Jones, S OBP: 0.388, SLG: 0.566 (1, 5)	2-2 F8			2-1 G3		3-2 G6-4-3 1B		1-0 FC4-6 E 1B	
Andres Galarraga, R OBP: 0.374, SLG: 0.536 (1, 3)		1-1 F9		3-3 K		2-0 G6-4-3		1-0 E6 FC4-6	
B.J. Surhoff, L OBP: 0.347, SLG: 0.451 (1, 7)		2-1 FC5-4 1B		2-2 1B		0-1 G4-3		1-0 FC4-6 G6-3 1B	
Javy Lopez, R OBP: 0.326, SLG: 0.484 (1, 2)		0-0 F9		1-2 P6			0-0 F3	0-1 G6-3 1B	
Brian Jordan, R OBP: 0.318, SLG: 0.428 (1, 9)		1-1 FC5-4 1-2f			0-0 F8		1-1 G5-3	3-2 G6-3	
Keith Lockhart, L OBP: 0.323, SLG: 0.361 (1, 4)			0-0 G4-3		1-0 F8		1-1 G3	1-3 K	
Kevin Millwood, R OBP: 0.130, SLG: 0.135 (1, 1)			2-3 K		0-0 G5-3			3-2 PB 1B HBP	
Wally Joyner, L OBP: 0.354, SLG: 0.406 (8, PH)									
George Lombard, L OBP: 0.130, SLG: 0.091 (8, PR)									
Terry Mulholland, R OBP: 0.250, SLG: 0.333 (9, 1)									

AB	R	H	RBI	BB	SO	LOB
3	2	1	0	1	0	0
3	3	1	1	1	0	1
4	1	2	2	0	0	1
4	0	0	1	0	1	3
4	0	2	1	0	0	2
4	0	1	1	0	0	2
4	0	0	0	0	0	3
4	0	0	0	0	1	3
2	0	0	0	0	1	0
0	0	0	0	0	0	0
0	1	0	0	0	0	0
0	0	0	0	0	0	0

Arizona Diamondbacks @ Atlanta Braves
Turner Field, Atlanta, GA
Wed Sep 06 2000, 7:40 PM EDT
Att. 25,529 - Overcast - 61 F

AB	32
R	7
H	7
RBI	6
BB	2
SO	3
LOB	15



1B:	6	SF:	0
2B:	1	SAC:	0
3B:	0	DP:	1
HR:	0	HBP:	1

WP:	0	PA:	35
PB:	1		
SB:	0		
CS:	0		

Inning Stats														
R:	H:	E:	K:	S:	H:	LOB:	BB:	P:	R:	H:	E:	K:	S:	P:
0	0	0	11	0	0	0	16	0	0	1	0	0	7	11
0	0	0	8	0	0	0	12	1	1	0	0	1	16	28
0	0	0	3	0	0	0	4	0	0	0	0	0	3	4
2	2	0	9	0	0	0	16	0	0	0	0	0	16	16
0	0	0	5	0	0	0	15	0	0	0	0	0	15	15
0	0	0	5	0	0	0	16	0	0	0	0	0	16	16

PITCHER														
IP	WLS	BF	H	R	ER	SO	BB	IBB	HBP	BLK	WP	HR	S	P
7.0	L	26	4	3	3	2	1	0	0	0	0	0	59	94
0.0		4	2	4	3	0	1	0	1	0	0	0	5	15
1.0		5	1	0	0	1	0	0	0	0	0	0	10	16

PITCHER														
IP	WLS	BF	H	R	ER	SO	BB	IBB	HBP	BLK	WP	HR	S	P
4.0		15	3	3	3	1	1	0	0	0	0	0	31	31

ERA	WHIP
3.86	0.714
∞	∞
0.00	1.000

Batter	1	2	3	4	5	6	7	8	9	AB R H RBI BB SO LOB	TOP											
Tony Womack, L (1, 6) OBP: 0.313, SLG: 0.392	1-0 G3-1			1-2 G1-3		1-2 G3		0-0 G6-3		4 0 0 0 0 0 2												
Jay Bell, R (1, 4) OBP: 0.355, SLG: 0.427 Craig Counsell, L (6, 4) OBP: 0.366, SLG: 0.424	1-1 G1-3			0-0 G5-3		0-1 G6-3			1-3 K	3 0 0 0 0 0 0 1 0 0 0 0 0 1 0												
Luis Gonzalez, L (1, 7) OBP: 0.396, SLG: 0.553	0-1 G4-3			0-3 K			0-0 G1-3		1-0 1B	4 0 1 0 0 0 1 0												
Greg Colbrunn, R (1, 3) OBP: 0.433, SLG: 0.572		2-3 K			0-1 G5-3		1-1 G5-3		2-3 K	4 0 0 0 0 0 2 1												
Steve Finley, L (1, 8) OBP: 0.374, SLG: 0.581		0-2 G3			2-3 K		1-2 1B		1-2 G3	4 0 1 0 0 0 1 1												
Matt Williams, R (1, 5) OBP: 0.294, SLG: 0.377		0-0 G5-3			1-2 E6 1B		0-0 F9			3 0 0 0 0 0 0 1												
Danny Bautista, R (1, 9) OBP: 0.329, SLG: 0.463			1-2 G4-3		1-1 1B			0-0 E 1B		3 0 2 0 0 0 0 0												
Kelly Stinnett, R (1, 2) OBP: 0.289, SLG: 0.377			0-0 G4-3		0-1 F8			0-0 P6		3 0 0 0 0 0 0 3												
Curt Schilling, R (1, 1) OBP: 0.192, SLG: 0.216 Greg Swindell, L (7, 1) Russ Springer, R (7, 1) OBP: 0.200, SLG: 0.200 David Dellucci, L (8, PH) OBP: 0.500, SLG: 0.526 Dan Plesac, L (8, 1)			2-2 G4-3		0-3 K			0-0 E4 G6-3		2 0 0 0 0 0 1 0 0 0 0 0 0 0 0 0 0 0 0 0 0 0 0 0 1 0 0 0 0 0 0 1 0 0 0 0 0 0 0 0												
Inning Stats	R: 0 E: 0 K: 0 S: 5	H: 0 LOB: 0 BB: 0 P: 7	R: 0 E: 0 K: 1 S: 7	H: 0 LOB: 0 BB: 0 P: 9	R: 0 E: 0 K: 0 S: 8	H: 0 LOB: 0 BB: 0 P: 11	R: 0 E: 0 K: 1 S: 7	H: 0 LOB: 0 BB: 0 P: 8	R: 0 E: 1 K: 1 S: 12	H: 1 LOB: 2 BB: 0 P: 16	R: 0 E: 0 K: 1 S: 8	H: 0 LOB: 0 BB: 0 P: 9	R: 0 E: 0 K: 0 S: 7	H: 1 LOB: 1 BB: 0 P: 9	R: 0 E: 1 K: 0 S: 4	H: 1 LOB: 1 BB: 0 P: 4	R: 0 E: 0 K: 2 S: 11	H: 1 LOB: 1 BB: 0 P: 16	1B: 4 2B: 0 3B: 0 HR: 0	SF: 0 SAC: 0 DP: 1 HBP: 0	WP: 0 PB: 0 SB: 0 CS: 0	PA: 32
PITCHER Greg Maddux, R (1, 1) ERA: 3.21	IP: 9.0 WLS: W BF: 32 H: 4 R: 0 ER: 0 SO: 6 BB: 0 IBB: 0 HBP: 0 BLK: 0 WP: 0 HR: 0 S: 69 P: 89 ERA: 0.00 WHIP: 0.444											PITCHER	IP: WLS: BF: H: R: ER: SO: BB: IBB: HBP: BLK: WP: HR: S: P: ERA: WHIP:									

Arizona Diamondbacks @ Atlanta Braves
Turner Field, Atlanta, GA
Thu Sep 07 2000, 7:40 PM EDT
Att. 30,446 - Overcast - 64 F

AB	32
R	0
H	4
RBI	0
BB	0
SO	6
LOB	9



Batter	1	2	3	4	5	6	7	8	9	AB	R	H	RBI	BB	SO	LOB
Rafael Furcal, S OBP: 0.388, SLG: 0.359 (1, 6) (9, 4)	2-2 G6-4-3 1B		1-0 G4-3	3-3 K			2-2 10 1B			4	0	2	0	0	1	1
Andruw Jones, R OBP: 0.372, SLG: 0.537 (1, 8)	1-2 G6-4-3 1-2f		1-3 K			1-3 K	2-2 F5			4	0	0	0	0	2	3
10 Chipper Jones, S OBP: 0.389, SLG: 0.565 (1, 5)	4-1 1B BB		3-2 F9			0-1 P4	1-0 1-2 2-3 1B			3	1	1	0	1	0	0
B.J. Surhoff, L OBP: 0.348, SLG: 0.452 George Lombard, L OBP: 0.115, SLG: 0.080 (1, 7) (1, PR) (2, 7)	1-2 1-3 1B			3-2 F7	0-3 K		0-0 F9			1	0	1	0	0	0	0
Wally Joyner, L OBP: 0.361, SLG: 0.413 (1, 3)	2-1 1-3 3-H 1B					3-2 1B 1B	2-2 L4		0-1 1B	4	1	3	1	0	0	0
Brian Jordan, R OBP: 0.317, SLG: 0.427 (1, 9)				1-1 F7		2-2 P4	2-0 1-2 1B			4	0	1	0	0	1	3
Keith Lockhart, L OBP: 0.323, SLG: 0.361 Bobby Bonilla, S OBP: 0.370, SLG: 0.406 Walt Weiss, S OBP: 0.378, SLG: 0.339 (1, 4) (8, PH) (9, 6)			0-3 K2-3	1-2 1B 2B 1B		1-0 G4-3		0-3 K		3	1	1	0	0	1	0
Paul Bako, L OBP: 0.319, SLG: 0.320 (1, 2)			2-1 L7	1-0 2B 1B			1-2 FC2-6 1B	0-1 F8		4	1	2	1	0	0	2
Greg Maddux, R OBP: 0.225, SLG: 0.250 (1, 1)			0-3 K	3-2 2B			0-1 10 1B 1B	0-1 G5-3		4	0	1	2	0	1	3

Inning Stats	R: 1	H: 3	E: 0	K: 1	S: 18	LOB: 2	BB: 1	P: 30	R: 0	H: 0	E: 0	K: 2	S: 8	LOB: 0	BB: 0	P: 10	R: 0	H: 0	E: 0	K: 1	S: 7	LOB: 0	BB: 0	P: 12	R: 3	H: 4	E: 0	K: 1	S: 21	LOB: 1	BB: 0	P: 36	R: 0	H: 0	E: 0	K: 2	S: 8	LOB: 0	BB: 0	P: 9	R: 0	H: 0	E: 0	K: 0	S: 9	LOB: 0	BB: 0	P: 14	R: 0	H: 3	E: 0	K: 0	S: 16	LOB: 3	BB: 0	P: 22	R: 0	H: 2	E: 0	K: 1	S: 10	LOB: 2	BB: 0	P: 12	1B: 11	SF: 0	2B: 1	SAC: 0	3B: 0	DP: 1	HR: 0	HBP: 0
--------------	------	------	------	------	-------	--------	-------	-------	------	------	------	------	------	--------	-------	-------	------	------	------	------	------	--------	-------	-------	------	------	------	------	-------	--------	-------	-------	------	------	------	------	------	--------	-------	------	------	------	------	------	------	--------	-------	-------	------	------	------	------	-------	--------	-------	-------	------	------	------	------	-------	--------	-------	-------	--------	-------	-------	--------	-------	-------	-------	--------

PITCHER	IP	WLS	BF	H	R	ER	SO	BB	IBB	HBP	BLK	WP	HR	S	P	ERA	WHIP
Curt Schilling, R ERA: 3.94 (1, 1)	6.0	L	25	7	4	4	7	1	0	0	0	0	0	71	111	6.00	1.333
Greg Swindell, L ERA: 3.25 (7, 1)	0.1		3	2	0	0	0	0	0	0	0	0	0	11	14	0.00	6.000
Russ Springer, R ERA: 4.99 (7, 1)	0.2		3	1	0	0	0	0	0	0	0	0	0	5	8	0.00	1.500
Dan Plesac, L ERA: 2.94 (8, 1)	1.0		5	2	0	0	1	0	0	0	0	0	0	10	12	0.00	2.000

BOTTOM

Arizona Diamondbacks @ Atlanta Braves
Turner Field, Atlanta, GA

Thu Sep 07 2000, 7:40 PM EDT
Att. 30,446 - Overcast - 64 F

AB	35
R	4
H	12
RBI	4
BB	1
SO	8
LOB	17

livebaseballscorecards.com



WP	HR	S	P	ERA	WHIP
0	0	0	0	0.00	1.333
0	0	0	0	0.00	6.000
0	0	0	0	0.00	1.500
0	0	0	0	0.00	2.000

Batter	1	2	3	4	5	6	7	8	9	AB R H RBI BB SO LOB	TOP														
Tony Womack, L (1, 6) OBP: 0.311, SLG: 0.389	2-2 F7		0-1 G5-3			1-1 G4-3		2-2 G4-3	1-1 F9	5 0 0 0 0 0 3															
Jay Bell, R (1, 4) OBP: 0.355, SLG: 0.428	1-3 K		1-2 G6-3			2-2 P3		0-0 2B		4 0 1 0 0 1 1															
Luis Gonzalez, L (1, 7) OBP: 0.396, SLG: 0.554	2-2 G4-3			2-1 G6-3		1-1 2B		4-2 BB		3 0 1 0 1 0 0															
Greg Colbrunn, R (1, 3) OBP: 0.431, SLG: 0.567		1-0 G3-6 1B		1-2 G5-3		1-2 P6		2-2 F8		4 0 1 0 0 0 3															
Steve Finley, L (1, 8) OBP: 0.373, SLG: 0.580		1-0 G3-6 1-2f		0-1 F9			2-2 F9		1-2 PB SF7 2B	4 1 1 0 0 0 1															
Matt Williams, R (1, 5) OBP: 0.300, SLG: 0.390		0-0 1B			2-1 G5-3		0-0 HR		2-0 PB HBP	3 1 2 1 0 0 0															
Danny Bautista, R (1, 9) OBP: 0.331, SLG: 0.462		1-2 G1-3			2-2 1B		2-2 G5-3		3-1 1-2 2-3 HBP	3 0 1 0 0 0 1															
Damian Miller, R (1, 2) OBP: 0.342, SLG: 0.442			1-0 F9		2-0 F3		1-0 F9		0-3 K HBP	4 0 0 0 0 1 4															
Brian Anderson, R (1, 1) OBP: 0.213, SLG: 0.254			0-0 2B			1-0 F7		0-0 G1-3	2-0 SF7	3 0 1 0 0 0 1															
Dan Plesac, L (8, 1)										0 0 0 0 0 0 0															
Byung-Hyun Kim, R (8, 1)										0 0 0 0 0 0 0															
David Dellucci, L (9, PH) OBP: 0.590, SLG: 0.526										0 0 0 0 0 0 0															
Matt Mieske, R (9, PH) OBP: 0.239, SLG: 0.265										0 0 0 1 0 0 0															
Matt Mantel, R (9, 1)										0 0 0 0 0 0 0															
Inning Stats	R: 0 E: 0 K: 1 S: 10	H: 0 LOB: 0 BB: 0 P: 15	R: 0 E: 0 K: 0 S: 7	H: 2 LOB: 1 BB: 0 P: 10	R: 0 E: 0 K: 0 S: 8	H: 1 LOB: 1 BB: 0 P: 10	R: 0 E: 0 K: 0 S: 8	H: 0 LOB: 0 BB: 0 P: 11	R: 0 E: 0 K: 0 S: 8	H: 1 LOB: 1 BB: 0 P: 15	R: 1 E: 0 K: 0 S: 11	H: 1 LOB: 0 BB: 0 P: 16	R: 1 E: 0 K: 0 S: 8	H: 1 LOB: 0 BB: 0 P: 13	R: 0 E: 0 K: 0 S: 11	H: 1 LOB: 2 BB: 1 P: 19	R: 1 E: 0 K: 1 S: 10	H: 1 LOB: 2 BB: 0 P: 19	1B: 3 2B: 4 3B: 0 HR: 1	SF: 1 SAC: 0 DP: 1 HBP: 2	WP: 0 PB: 1 SB: 0 CS: 0	PA: 37			
PITCHER	IP	WLS	BF	H	R	ER	SO	BB	IBB	HBP	BLK	WP	HR	S	P	ERA	WHIP								
Brad Penny, R (1, 1) ERA: 5.01	7.2		29	7	1	1	1	0	0	0	0	0	1	65	97	1.17	0.913								
Armando Almanza, L (8, 1) ERA: 4.43	0.1		2	0	0	0	0	1	0	0	0	0	0	6	12	0.00	3.000								
Ricky Bones, R (9, 1) ERA: 3.48	0.1	L	4	1	1	1	1	0	0	2	0	0	0	7	13	27.00	3.000								
Vic Darenbourg, L (9, 1) ERA: 4.18	0.2		2	0	0	0	0	0	0	0	0	0	0	3	6	0.00	0.000								

Arizona Diamondbacks @ Florida Marlins
Pro Player Stadium, Miami, FL
 Fri Sep 08 2000, 7:05 PM EDT
 Att. 10,929 - Cloudy - 80 F

AB	33
R	2
H	8
RBI	2
BB	1
SO	2
LOB	14



Batter	1	2	3	4	5	6	7	8	9	AB	R	H	RBI	BB	SO	LOB
Luis Castillo, S OBP: 0.426, SLG: 0.395 (1, 4)	1-1 G5-3		1-3 K		2-2 G4-3			0-0 SH1-4		3	0	0	0	0	1	2
Alex Gonzalez, R OBP: 0.235, SLG: 0.326 (1, 6)	0-0 G5-3			1-1 1B		0-1 G6-3		1-3 K		4	0	1	0	0	1	2
Cliff Floyd, L OBP: 0.381, SLG: 0.519 (1, 7)	0-1 FC6-4 1B			1-3 K		0-2 F9		0-0 1B		4	0	2	1	0	1	1
Preston Wilson, R OBP: 0.324, SLG: 0.460 (1, 8)	1-0 FC6-4			0-2 G5-3		2-2 G5-3		4-2 HBP		3	0	0	0	0	0	2
Mike Lowell, R OBP: 0.351, SLG: 0.502 (1, 5)		0-1 F9		1-1 F9			2-2 E5 1B	1-3 K		4	0	1	0	0	1	3
Derrek Lee, R OBP: 0.374, SLG: 0.506 (1, 3)		0-0 F8			1-2 FC5-4 1B		0-0 F7		1-3 K	4	0	1	0	0	1	1
Mark Smith, R OBP: 0.332, SLG: 0.415 (1, 9)		2-0 F8			0-0 FC5-4 1B		3-1 G6-3		3-3 K	3	0	1	0	0	0	1
Mark Kotsay, L OBP: 0.334, SLG: 0.437 (9, PH)					1-2 FC5-4 1B					1	0	0	0	0	1	0
Ramon Castro, R OBP: 0.313, SLG: 0.273 (1, 2)			3-3 K		3-2 FC5-4 G1-3		1-0 F8		3-2 P6	2	0	0	0	0	1	2
Kevin Millar, R OBP: 0.380, SLG: 0.522 (7, PH)					1-2f 2-3					1	0	0	0	0	0	1
Mike Redmond, R OBP: 0.316, SLG: 0.305 (8, 2)										0	0	0	0	0	0	0
Henry Rodriguez, L OBP: 0.330, SLG: 0.492 (9, PH)										1	0	0	0	0	0	0
Brad Penny, R OBP: 0.086, SLG: 0.056 (1, 1)								4-2 SH1-4 1B BB		2	0	0	0	0	1	2
Armando Almanza, L (8, 1)										0	0	0	0	0	0	0
Dave Berg, R OBP: 0.347, SLG: 0.337 (8, PH)										0	0	0	0	1	0	0
Andy Fox, L OBP: 0.301, SLG: 0.330 (8, PR)										0	1	0	0	0	0	0
Ricky Bones, R (9, 1)										0	0	0	0	0	0	0
Vic Darenbourg, L OBP: 0.290, SLG: 0.250 (9, 1)										0	0	0	0	0	0	0

Inning Stats	R: 0	H: 1	E: 0	LOB: 1	K: 0	BB: 0	S: 6	P: 8	R: 0	H: 0	E: 0	LOB: 0	K: 0	BB: 0	S: 4	P: 6	R: 0	H: 0	E: 0	LOB: 0	K: 3	BB: 0	S: 12	P: 16	R: 0	H: 1	E: 0	LOB: 1	K: 1	BB: 0	S: 11	P: 14	R: 0	H: 2	E: 0	LOB: 2	K: 0	BB: 0	S: 13	P: 19	R: 0	H: 0	E: 1	LOB: 0	K: 0	BB: 0	S: 8	P: 10	R: 0	H: 1	E: 1	LOB: 1	K: 0	BB: 0	S: 7	P: 13	R: 1	H: 1	E: 0	LOB: 2	K: 2	BB: 1	S: 19	P: 29	R: 0	H: 0	E: 1	LOB: 0	K: 2	BB: 0	S: 14	P: 21	1B: 6	SF: 0	2B: 0	SAC: 1	3B: 0	DP: 0	HR: 0	HBP: 1	WP: 0	PA: 35
--------------	------	------	------	--------	------	-------	------	------	------	------	------	--------	------	-------	------	------	------	------	------	--------	------	-------	-------	-------	------	------	------	--------	------	-------	-------	-------	------	------	------	--------	------	-------	-------	-------	------	------	------	--------	------	-------	------	-------	------	------	------	--------	------	-------	------	-------	------	------	------	--------	------	-------	-------	-------	------	------	------	--------	------	-------	-------	-------	-------	-------	-------	--------	-------	-------	-------	--------	-------	--------


PITCHER	IP	WLS	BF	H	R	ER	SO	BB	IBB	HBP	BLK	WP	HR	S	P	ERA	WHIP
Brian Anderson, L ERA: 4.31 (1, 1)	7.2		29	5	1	1	5	1	0	0	0	0	0	74	104	1.17	0.783
Dan Plesac, L ERA: 2.94 (8, 1)	0.0	B	1	1	0	0	0	0	0	0	0	0	0	1	1	∞	∞
Byung-Hyun Kim, R ERA: 3.48 (8, 1)	0.1	W	2	0	0	0	1	0	0	1	0	0	0	5	10	0.00	0.000
Matt Mantei, R ERA: 4.58 (9, 1)	1.0	S	3	0	0	0	2	0	0	0	0	0	0	14	21	0.00	0.000

BOTTOM

Arizona Diamondbacks @ Florida Marlins
Pro Player Stadium, Miami, FL
 Fri Sep 08 2000, 7:05 PM EDT
 Att: 10,929 - Cloudy - 80 F

AB	32
R	1
H	6
RBI	1
BB	1
SO	8
LOB	17



Batter	1	2	3	4	5	6	7	8	9	AB R H RBI BB SO LOB	TOP	
Tony Womack, L (1, 6) OBP: 0.313, SLG: 0.392	2-1 FC5 1B		0-2 1B G4-6-3 2B		2-1 G3			4-0 G4-3 SH1-4 1B BB		3 2 2 0 1 0 0		
Jay Bell, R (1, 4) OBP: 0.355, SLG: 0.427	1-1 P6		1-2 G4-6-3 1B			1-2 G6-3		0-0 SH1-4		3 0 1 0 0 0 1		
Luis Gonzalez, L (1, 7) OBP: 0.395, SLG: 0.551	0-1 FC5 1B		0-0 G4-6-3			1-0 P5		1-1 G4-3		4 0 1 0 0 0 2		
Greg Colbrunn, R (1, 3) OBP: 0.428, SLG: 0.562	3-2 F9		1-0 G5-3			0-1 F9		0-0 HR 1B		4 1 1 1 0 0 2		
Steve Finley, L (1, 8) OBP: 0.374, SLG: 0.586	1-1 FC5			3-3 K			0-0 1B	2-0 HR		4 1 2 2 0 1 2		
Matt Williams, R (1, 5) OBP: 0.299, SLG: 0.388		0-0 F8		0-1 F8			1-2 FC4 1B	3-1 G6-3		4 0 1 0 0 0 0		
Danny Bautista, R (1, 9) OBP: 0.327, SLG: 0.455		0-3 K		3-3 K			0-1 F9		0-0 G5-3	4 0 0 0 0 2 2	AB 34 R 4 H 9 RBI 3 BB 1 SO 7 LOB 14	
Kelly Stinnett, R (1, 2) OBP: 0.288, SLG: 0.374		2-2 1B			2-3 K		1-3 K		1-0 G6-3	4 0 1 0 0 2 2		
Todd Stottlemire, L (1, 1) OBP: 0.281, SLG: 0.379		2-3 K			3-3 K		2-1 FC4		1-0 G2-3	3 0 0 0 0 2 3		
Dan Plesac, L (8, 1)									0 0 0 0 0 0 0			
David Dellucci, L (9, PH) OBP: 0.478, SLG: 0.500									1 0 0 0 0 0 0			
Matt Mantei, R (9, 1)									0 0 0 0 0 0 0			
Inning Stats	R: 0 H: 2 E: 0 LOB: 2 K: 0 BB: 0 S: 12 P: 18	R: 0 H: 1 E: 0 LOB: 1 K: 2 BB: 0 S: 11 P: 15	R: 1 H: 2 E: 0 LOB: 0 K: 0 BB: 0 S: 8 P: 10	R: 0 H: 0 E: 0 LOB: 0 K: 2 BB: 0 S: 9 P: 15	R: 0 H: 0 E: 0 LOB: 0 K: 2 BB: 0 S: 8 P: 15	R: 0 H: 0 E: 0 LOB: 0 K: 0 BB: 0 S: 6 P: 8	R: 0 H: 2 E: 0 LOB: 2 K: 1 BB: 0 S: 11 P: 15	R: 3 H: 2 E: 0 LOB: 0 K: 0 BB: 1 S: 7 P: 17	R: 0 H: 0 E: 0 LOB: 0 K: 0 BB: 0 S: 3 P: 5	1B: 7 SF: 0 2B: 1 SAC: 1 3B: 0 DP: 1 HR: 1 HBP: 0	WP: 0 PA: 36 PB: 0 SB: 0 CS: 0	
PITCHER	IP WLS BF H R ER SO BB IBB HBP BLK WP HR S P ERA WHIP											
A.J. Burnett, R (1, 1) ERA: 4.2	8.0 L 33 9 4 4 7 1 0 0 0 0 0 1 72 113 4.50 1.250											
Braden Looper, R (9, 1) ERA: 4.48	1.0 3 0 0 0 0 0 0 0 0 0 0 0 3 5 0.00 0.000											

Arizona Diamondbacks @ Florida Marlins
Pro Player Stadium, Miami, FL
 Sat Sep 09 2000, 7:05 PM EDT
 Att. 16,610 - Cloudy - 84 F

livebaseballscorecards.com

Batter	1	2	3	4	5	6	7	8	9	AB	R	H	RBI	BB	SO	LOB
Luis Castillo, S OBP: 0.425, SLG: 0.394 (1, 4)	1-0 CS 1B			0-1 G1-3		1-0 G6-3		1-0 F2		4	0	1	0	0	0	0
Mark Kotsay, L OBP: 0.333, SLG: 0.438 (1, 9)	3-2 G4-3 1-2			0-0 2B		0-0 L3			2-3 K	4	0	1	0	0	1	1
Cliff Floyd, L OBP: 0.382, SLG: 0.526 (1, 7)	2-2 G4-3			0-0 F8			1-1 HR		1-0 DI HBP	3	1	1	1	0	0	1
Preston Wilson, R OBP: 0.322, SLG: 0.456 (1, 8)			1-1 G6-3	1-0 G1-3			0-1 G3		3-3 K 1-2	4	0	0	0	0	1	2
Mike Lowell, R OBP: 0.350, SLG: 0.500 (1, 5)		1-2 F9			1-1 1B		0-0 F9		0-0 G5-3	4	0	1	0	0	0	1
Derrek Lee, R OBP: 0.374, SLG: 0.505 (1, 3)			1-3 K		0-2 F7		1-0 1B			3	0	1	0	0	1	1
Alex Gonzalez, R OBP: 0.233, SLG: 0.323 (1, 6)			1-3 K		0-1 F3		1-2 G1-3			3	0	0	0	0	1	2
Ramon Castro, R OBP: 0.308, SLG: 0.267 (1, 2)			0-1 P5		0-3 K			0-0 F8		2	0	0	0	0	1	1
Mark Smith, R OBP: 0.330, SLG: 0.412 (8, PH)										1	0	0	0	0	0	0
Mike Redmond, R OBP: 0.316, SLG: 0.305 (9, 2)										0	0	0	0	0	0	0
A.J. Burnett, R OBP: 0.364, SLG: 0.474 (1, 1)			2-3 K				1-2 G3-1		0-0 F8	2	0	0	0	0	1	0
Henry Rodriguez, L OBP: 0.330, SLG: 0.492 (8, PH)										0	0	0	0	0	0	0
Kevin Millar, R OBP: 0.379, SLG: 0.520 (8, PH)										1	0	0	0	0	0	0
Braden Loooper, R (9, 1)										0	0	0	0	0	0	0

Inning Stats	R: 0	H: 1	E: 0	LOB: 0	K: 0	BB: 0	S: 10	R: 0	H: 0	E: 0	LOB: 0	K: 1	BB: 0	S: 10	R: 0	H: 0	E: 0	LOB: 0	K: 2	BB: 0	S: 8	R: 0	H: 1	E: 0	LOB: 1	K: 0	BB: 0	S: 5	R: 0	H: 1	E: 0	LOB: 1	K: 1	BB: 0	S: 10	R: 1	H: 2	E: 0	LOB: 1	K: 0	BB: 0	S: 9	R: 0	H: 0	E: 0	LOB: 0	K: 0	BB: 0	S: 3	R: 0	H: 0	E: 0	LOB: 1	K: 2	BB: 0	S: 9	R: 0	H: 0	E: 0	LOB: 1	K: 2	BB: 0	S: 9	1B: 3	SF: 0	2B: 1	SAC: 0	3B: 0	DP: 0	HR: 1	HBP: 1	WP: 0	PA: 32
--------------	------	------	------	--------	------	-------	-------	------	------	------	--------	------	-------	-------	------	------	------	--------	------	-------	------	------	------	------	--------	------	-------	------	------	------	------	--------	------	-------	-------	------	------	------	--------	------	-------	------	------	------	------	--------	------	-------	------	------	------	------	--------	------	-------	------	------	------	------	--------	------	-------	------	-------	-------	-------	--------	-------	-------	-------	--------	-------	--------

PITCHER	IP	WLS	BF	H	R	ER	SO	BB	IBB	HBP	BLK	WP	HR	S	P	ERA	WHIP
Todd Stottlemire, R ERA: 4.18 (1, 1)	7.1	W	26	5	1	1	4	0	0	0	0	0	1	58	77	1.23	0.682
Dan Plesac, L ERA: 2.88 (8, 1)	0.2		2	0	0	0	0	0	0	0	0	0	0	2	3	0.00	0.000
Matt Mantei, R ERA: 4.46 (9, 1)	1.0	S	4	0	0	0	2	0	0	1	0	0	0	9	15	0.00	0.000

BOTTOM

Arizona Diamondbacks @ Florida Marlins
Pro Player Stadium, Miami, FL
 Sat Sep 09 2000, 7:05 PM EDT
 Att: 16,610 - Cloudy - 84 F

AB	31
R	1
H	5
RBI	1
BB	0
SO	6
LOB	9



Batter	1	2	3	4	5	6	7	8	9	10	11	12	AB R H RBI BB SO LOB	TOP											
Tony Womack, L OBP: 0.313, SLG: 0.389	1-1 L4		4-2 G4-6-3 BB			1-2 P3		3-2 F7			1-3 K		4 0 0 0 1 1 1												
Jay Bell, R OBP: 0.355, SLG: 0.428	2-3 K		0-2 G4-6-3 1-2f			1-2 P6		1-2 P6			4-0 G4-3 BB		4 1 1 0 1 1 1												
Luis Gonzalez, L OBP: 0.394, SLG: 0.548	1-0 F8			4-1 G6-4-3 BB		2-0 SF7				1-1 G4-3	0-1 G4-3		3 0 0 1 1 0 1												
Greg Colbrunn, R OBP: 0.428, SLG: 0.569		4-0 1B BB		1-0 G6-4-3 1-2f		3-H 2-2 HR				3-1 F8	1-3 K		4 1 1 2 1 1 2												
Steve Finley, L OBP: 0.370, SLG: 0.580		1-3 K		2-2 G4-3		1-1 F8				0-1 F8		0-2 G4-3	5 0 0 0 0 1 1												
Matt Williams, R OBP: 0.302, SLG: 0.390		3-1			0-2 F9		0-0 G6-3			0-1 SH3 1B		4-2 BB BB	4 0 2 0 0 0 0												
Craig Counsell, L OBP: 0.366, SLG: 0.424		1-2 1B											0 0 0 0 0 0 0												
Matt Mieseke, R OBP: 0.247, SLG: 0.265													0 0 0 0 1 0 0												
Russ Springer, R OBP: 0.200, SLG: 0.200													0 0 0 0 0 0 0												
Danny Bautista, R OBP: 0.323, SLG: 0.448		0-0 P3				2-3 K		2-3 K		0-1 SH3		1-3 K	4 0 0 0 0 3 3												
Kelly Stinnett, R OBP: 0.284, SLG: 0.369		2-3 K				1-3 K		2-2 F9		2-2 P6		4-0 BB	3 0 0 0 0 2 2												
Rob Ryan, L OBP: 0.412, SLG: 0.533												1-2 BB	1 0 0 0 0 0 2												
Damian Miller, R OBP: 0.344, SLG: 0.442													0 0 0 0 1 0 0												
Nandy Johnson, R David DeJesus, L Byung-Hyun Kim, R Jason Conti, L Greg Swirek, L Mike Morgan, R Dan Plesac, L Hanley Eras, S			1-3 K			4-2 2B SF7 BB		0-0 G3		0-1 F8		2-3 K	1 1 0 0 0 1 1 0 1 0 0 0 0 0 1 2												
Inning Stats	R: 0 E: 0 K: 1 S: 6	H: 0 LOB: 0 BB: 0 P: 10	R: 0 E: 0 K: 2 S: 9	H: 1 LOB: 2 BB: 1 P: 19	R: 0 E: 0 K: 1 S: 9	H: 0 LOB: 0 BB: 1 P: 14	R: 0 E: 0 K: 2 S: 9	H: 0 LOB: 0 BB: 0 P: 13	R: 3 E: 0 K: 0 S: 17	H: 2 LOB: 0 BB: 1 P: 28	R: 0 E: 0 K: 1 S: 7	H: 0 LOB: 0 BB: 0 P: 11	R: 0 E: 0 K: 0 S: 6	H: 0 LOB: 0 BB: 0 P: 10	R: 0 E: 0 K: 2 S: 10	H: 0 LOB: 1 BB: 0 P: 12	R: 0 E: 0 K: 2 S: 9	H: 0 LOB: 1 BB: 1 P: 15	R: 0 E: 0 K: 2 S: 11	H: 0 LOB: 2 BB: 2 P: 22	1B: 2 2B: 1 3B: 0 HR: 1	SF: 1 SAC: 1 DP: 2 HBP: 0	WP: 0 PB: 0 SB: 0 CS: 0	PA: 45	
PITCHER	IP WLS BF H R ER SO BB IBB HBP BLK WP HR S P ERA WHIP																								
23 Chuck Smith, R ERA: 3.47	(1, 1) 7.0 26 3 3 3 7 4 0 0 0 0 0 0 1 62 107 3.86 1.000																								
Dan Miceli, R ERA: 4.89	(8, 1) 2.0 6 0 0 0 0 0 0 0 0 0 0 0 0 14 22 0.00 0.000																								
Antonio Alfonseca, R ERA: 4.48	(10, 1) 2.0 8 1 0 0 2 1 0 0 0 0 0 0 0 19 27 0.00 1.000																								
Armando Almanza, L ERA: 4.4	(12, 1) 0.1 1 0 0 0 0 0 0 0 0 0 0 0 0 3 3 0.00 0.000																								
Braden Loper, R ERA: 4.43	(12, 1) 0.2 W 4 0 0 0 2 2 0 0 0 0 0 0 0 8 19 0.00 3.000																								

Arizona Diamondbacks @ Florida Marlins
 Pro Player Stadium, Miami, FL
 Sun Sep 10 2000, 4:05 PM EDT
 Att. 13,117 - Overcast - 84 F

livebaseballscorecards.com

AB	36
R	3
H	4
RBI	3
BB	7
SO	11
LOB	17




Batter	1	2	3	4	5	6	7	8	9	10	11	12	AB R H RBI BB SO LOB
Luis Castillo, S OBP: 0.423, SLG: 0.392 (1, 4)	2-3 K		1-2 FC3-6 CS		1-1 G3		3-3 K			2-2 G4-3 SH1-3 1B		0-0 SH1-3	5 0 1 0 0 2 4
Dave Berg, R OBP: 0.351, SLG: 0.347 (1, 6)	1-1 1B		1-1 CS	2-3 K	0-1 2B			1-3 K		0-0 SH1-3		0-3 K	3 0 2 2 0 1 0
Henny Rodriguez, L OBP: 0.329, SLG: 0.490 (8, PH)										1-2 1B			1 0 0 0 0 1 0
Alex Gonzalez, R OBP: 0.232, SLG: 0.322 (9, 6)					2-H 3-H 2B					2-2 G4-3			1 0 0 0 0 1 1
Kevin Millar, R OBP: 0.378, SLG: 0.515 (1, 7)	1-3 K			4-2 BB	2-2 P5			1-3 K2-3		2-2 2-3 G4-3		4-0 1B IBB	2 0 0 0 1 1 2
Cliff Floyd, L OBP: 0.392, SLG: 0.523 (8, PH)										3-3 K		1-2 1B	2 0 0 0 1 1 1
Preston Wilson, R OBP: 0.322, SLG: 0.454 (1, 8)	1-1 G4-3			1-3 K		1-3 K		4-1 BB				1-2 1B	5 0 1 1 1 3 3
Mike Lowell, R OBP: 0.350, SLG: 0.497 (1, 5)		1-3 K		1-3 K		4-1 PB S BB		2-2 F8				4-1 FC5-4 BB	3 0 0 0 2 2 2
Derrek Lee, R OBP: 0.370, SLG: 0.499 (1, 3)		2-3 K			0-3 K	2-3 K			0-2 F8			3-2 F9	5 0 0 0 0 3 2
Mark Smith, R OBP: 0.326, SLG: 0.406 (1, 9)			0-3 K		2-2 1B 23 E 1B	2-3 K			2-3 K			1-0 FC5-4	5 1 1 0 0 3 2
Armando Almanza, L (12, 1)												1-2 K	0 0 0 0 0 0 0
Braden Loper, R (12, 1)													0 0 0 0 0 0 0
Mike Redmond, R OBP: 0.321, SLG: 0.311 (1, 2)			1-2 L9		1-1 G3 23 E 2B 1B		1-2 CS 1B		4-0 BB			1-3 K	3 1 2 0 0 0 0
Andy Fox, L OBP: 0.301, SLG: 0.330 (7, PR)													0 0 0 0 0 0 0
Ramon Castro, R OBP: 0.314, SLG: 0.267 (8, 2)													0 0 0 0 1 0 0
Pablo Ozuna, R OBP: 0.211, SLG: 0.211 (9, PR)													0 0 0 0 0 0 0
Sandy Martinez, L OBP: 0.133, SLG: 0.200 (10, 2)													1 0 0 0 0 1 1
23 Chuck Smith, R OBP: 0.121, SLG: 0.121 (7, PH)			1-1 FC3-6 1B		0-0 E1 G3		1-3 K		3-3 K			0-1 SH1-3 1B	2 1 1 1 0 0 1
Chris Cappelletti, S OBP: 0.188, SLG: 0.479 (8, 1)													1 0 0 0 0 0 1
Dan Miceli, R (8, 1)													1 0 0 0 0 0 0
26 Nate Rollison, L (9, PH)													0 0 0 0 0 1 1
Antonio Alfonseca, R (10, 1)													0 0 0 0 0 0 0
Mark Kotsay, L (12, 9)													1 1 1 0 0 0 0

Inning Stats	R: 0	H: 1	E: 0	LOB: 1	K: 2	BB: 0	S: 10	P: 15	R: 0	H: 0	E: 0	LOB: 0	K: 3	BB: 0	S: 10	P: 13	R: 0	H: 1	E: 0	LOB: 0	K: 0	BB: 0	S: 9	P: 13	R: 0	H: 0	E: 0	LOB: 1	K: 3	BB: 1	S: 11	P: 19	R: 3	H: 3	E: 1	LOB: 1	K: 1	BB: 0	S: 16	P: 22	R: 0	H: 0	E: 0	LOB: 1	K: 3	BB: 1	S: 11	P: 20	R: 0	H: 1	E: 0	LOB: 1	K: 2	BB: 0	S: 12	P: 17	R: 0	H: 0	E: 0	LOB: 1	K: 2	BB: 1	S: 10	P: 18	R: 0	H: 0	E: 0	LOB: 1	K: 2	BB: 1	S: 9	P: 18	R: 0	H: 1	E: 0	LOB: 1	K: 1	BB: 0	S: 10	P: 17	R: 0	H: 0	E: 0	LOB: 1	K: 1	BB: 1	S: 9	P: 18	R: 1	H: 2	E: 1	LOB: 2	K: 1	BB: 1	S: 12	P: 17	1B: 8	2B: 1	3B: 0	HR: 0	SF: 0	SAC: 2	DP: 0	HBP: 0	WP: 0	PA: 50
--------------	------	------	------	--------	------	-------	-------	-------	------	------	------	--------	------	-------	-------	-------	------	------	------	--------	------	-------	------	-------	------	------	------	--------	------	-------	-------	-------	------	------	------	--------	------	-------	-------	-------	------	------	------	--------	------	-------	-------	-------	------	------	------	--------	------	-------	-------	-------	------	------	------	--------	------	-------	-------	-------	------	------	------	--------	------	-------	------	-------	------	------	------	--------	------	-------	-------	-------	------	------	------	--------	------	-------	------	-------	------	------	------	--------	------	-------	-------	-------	-------	-------	-------	-------	-------	--------	-------	--------	-------	--------

PITCHER	IP	WLS	BF	H	R	ER	SO	BB	IBB	HBP	BLK	WP	HR	S	P	ERA	WHIP
Randy Johnson, L (1, 1) ERA: 2.41	7.0		28	6	3	1	14	2	0	0	0	0	0	79	119	1.29	1.143
Byung-Hyun Kim, R (8, 1) ERA: 3.38	2.0		8	0	0	0	4	2	0	0	0	0	0	19	36	0.00	1.000
Greg Swindell, L (10, 1) ERA: 3.22	0.2		3	1	0	0	0	0	0	0	0	0	0	7	11	0.00	1.500
Mike Morgan, R (10, 1) ERA: 4.63	1.0		4	0	0	0	1	1	0	0	0	0	0	9	20	0.00	1.000
Dan Plesac, L (11, 1) ERA: 2.86	0.1		1	0	0	0	1	0	0	0	0	0	0	3	4	0.00	0.000

BOTTOM	
Arizona Diamondbacks @ Florida Marlins	
Pro Player Stadium, Miami, FL	
Sun Sep 10 2000, 4:05 PM EDT	
Att: 13,117 - Overcast - 84 F	
livebaseballscorecards.com	
AB	41
R	4
H	9
RBI	4
BB	6
SO	21
LOB	21



Batter	1	2	3	4	5	6	7	8	9	AB R H RBI BB SO LOB	TOP		
Tom Goodwin, L (1, 8) OBP: 0.359, SLG: 0.368	0-0 P6	1-2 G3			1-0 HR	0-1 G3		2-0 F8		5 1 1 1 0 0 2			
Mark Grudzielanek, R (1, 4) OBP: 0.338, SLG: 0.390	4-2 2B BB		1-1 P4		1-1 2B	1-2 F7		1-2 G5-3		4 2 1 0 1 0 1			
Gary Sheffield, R (1, 7) OBP: 0.447, SLG: 0.662 Paul Lo Duca, R (9, 7) OBP: 0.313, SLG: 0.397	0-1 E 1-H 2B		4-1 FC4-6 BB		0-0 1B 2B	0-0 F8			3-3 K	4 1 2 2 1 1 0 0 0 0 0 0 0 0			
Shawn Green, L (1, 9) OBP: 0.372, SLG: 0.487	3-2 F8		0-0 FC4-6		1-1 2B 1B		2-1 G4-3		4-0 S 1B BB	4 2 1 1 1 0 2			
Eric Karros, R (1, 3) OBP: 0.332, SLG: 0.483	3-2 E6 2-3		2-2 L5		3-2 F7		0-0 2B		2-0 1B	5 0 2 1 0 0 3			
Todd Hundley, S (1, 2) OBP: 0.396, SLG: 0.623	1-2 F7			3-2 SH1-3 2B	4-0 2B IBB		3-2 1B		1-2 F8	4 0 2 0 1 0 3			
Adrián Beltré, R (1, 5) OBP: 0.354, SLG: 0.470		2-2 P4		0-0 SH1-3	0-1 2B		3-2 F3		4-0 IBB	3 0 1 1 1 0 1			
Alex Cora, L (1, 6) OBP: 0.304, SLG: 0.362		0-2 F7		3-1 F5	1-3 K			0-1 F7	1-1 F8	5 0 0 0 0 1 5			
Eric Gagne, R (1, 1) OBP: 0.167, SLG: 0.167 Terry Adams, R (7, 1) Antonio Osuna, R (7, 1) Dave Hansen, L (8, PH) Mike Fetters, R (8, 1) Jeff Shaw, R (8, 1)		0-1 1B		1-0 G5-3	0-3 K			4-1 BB		3 0 1 0 0 1 3 0 0 0 0 0 0 0 0 0 0 0 0 0 0 0 0 0 0 0 1 0 0 0 0 0 0 0 0 0 0 0 0 0 0 0 0			
Inning Stats	R: 1 H: 1 E: 1 LOB: 2 K: 0 BB: 1 S: 17 P: 28	R: 0 H: 1 E: 0 LOB: 1 K: 0 BB: 0 S: 12 P: 15	R: 0 H: 0 E: 0 LOB: 1 K: 0 BB: 1 S: 8 P: 15	R: 0 H: 1 E: 0 LOB: 1 K: 0 BB: 0 S: 7 P: 14	R: 4 H: 5 E: 0 LOB: 2 K: 2 BB: 1 S: 17 P: 28	R: 0 H: 0 E: 0 LOB: 0 K: 0 BB: 0 S: 6 P: 7	R: 0 H: 2 E: 0 LOB: 1 K: 0 BB: 0 S: 10 P: 18	R: 0 H: 0 E: 0 LOB: 1 K: 0 BB: 1 S: 8 P: 15	R: 1 H: 1 E: 0 LOB: 2 K: 1 BB: 2 S: 9 P: 24	1B: 4 SF: 0 2B: 6 SAC: 1 3B: 0 DP: 0 HR: 1 HBP: 0	WP: 0 PA: 44 PB: 0 SB: 2 CS: 0		
PITCHER	IP WLS BF H R ER SO BB IBB HBP BLK WP HR S P ERA WHIP											PITCHER	IP WLS BF H R ER SO BB IBB HBP BLK WP HR S P ERA WHIP
Armando Reynoso, R (1, 1) ERA: 5.4	4.1 L 25 8 5 5 0 2 1 0 0 0 1 55 93 10.38 2.308												
Russ Springer, R (5, 1) ERA: 4.85	2.2 9 2 0 0 2 0 0 0 0 0 0 22 32 0.00 0.750												
Geraldo Guzman, R (8, 1) ERA: 6.25	1.1 7 1 1 1 1 2 0 0 0 0 0 12 28 6.75 2.250												
Greg Swindell, L (9, 1) ERA: 3.18	0.2 3 0 0 0 0 0 0 1 0 0 0 0 5 11 0.00 0.000												

Los Angeles Dodgers @ Arizona Diamondbacks
Bank One Ballpark, Phoenix, AZ
Mon Sep 11 2000, 9:35 PM EDT
Att: 37,589 - Dome - 72 F

AB	37
R	6
H	11
RBI	6
BB	6
SO	3
LOB	20



WP: 0	PA: 44
PB: 0	
SB: 2	
CS: 0	

Batter	1	2	3	4	5	6	7	8	9	AB R H RBI BB SO LOB
Tony Womack, L OBP: 0.310, SLG: 0.386 (1, 6)	F8	F9			F8		F8		K	5 0 0 0 0 1 3
Jay Bell, R OBP: 0.353, SLG: 0.424 Gerald Guzman, R (8, 1)	K		K			F8	K			4 0 0 0 0 3 2
Greg Swindell, L (9, 1)										0 0 0 0 0 0 0
David Dellucci, L OBP: 0.480, SLG: 0.500 (9, PH)									1B	1 0 1 0 0 0 0
Luis Gonzalez, L OBP: 0.394, SLG: 0.546 (1, 7)	BB BB 1B		K			BB		K	G1-3	4 0 1 0 1 2 1
Greg Colbrunn, R OBP: 0.429, SLG: 0.564 (1, 3)	BB BB 1-2 BB		F8			F9		BB BB		2 0 0 0 2 0 1
Steve Finley, L OBP: 0.371, SLG: 0.577 (1, 8)	BB BB 1-2 2-3 BB			K		F9		G5-4-3 BB		2 0 0 0 2 1 1
Matt Williams, R OBP: 0.301, SLG: 0.391 (1, 5)	K		F8		F8		1B 2B	G5-4-3 1-2f		4 1 1 0 0 1 5
Rob Ryan, L OBP: 0.368, SLG: 0.471 Russ Springer, R OBP: 0.200, SLG: 0.200 Craig Counsell, L OBP: 0.368, SLG: 0.420 (7, PH) (8, 4)		K		K			1B BB		F7	2 0 0 0 0 2 0
Kelly Stinnett, R OBP: 0.290, SLG: 0.370 Hanley Frias, S OBP: 0.324, SLG: 0.313 (9, PH)					F3		1-2 2-H 1B		HR 2B	2 0 1 1 1 0 0
Armando Reynoso, R OBP: 0.093, SLG: 0.049 Jason Conti, L OBP: 0.293, SLG: 0.360 (5, 9)		B1			G3-1		K		HR	1 0 0 0 0 0 1

Inning Stats	R: 0 E: 0 K: 2 S: 20	H: 1 LOB: 3 BB: 2 P: 34	R: 0 E: 0 K: 1 S: 10	H: 0 LOB: 1 BB: 1 P: 18	R: 0 E: 0 K: 2 S: 8	H: 0 LOB: 0 BB: 0 P: 13	R: 0 E: 0 K: 2 S: 10	H: 0 LOB: 0 BB: 0 P: 16	R: 0 E: 0 K: 0 S: 7	H: 0 LOB: 0 BB: 0 P: 11	R: 0 E: 0 K: 0 S: 8	H: 0 LOB: 1 BB: 1 P: 18	R: 1 E: 0 K: 2 S: 12	H: 2 LOB: 2 BB: 1 P: 23	R: 0 E: 0 K: 1 S: 7	H: 0 LOB: 1 BB: 2 P: 17	R: 2 E: 0 K: 1 S: 13	H: 3 LOB: 1 BB: 0 P: 19	1B: 3 2B: 2 3B: 0 HR: 1	SF: 0 SAC: 0 DP: 1 HBP: 0
--------------	-------------------------------	----------------------------------	-------------------------------	----------------------------------	------------------------------	----------------------------------	-------------------------------	----------------------------------	------------------------------	----------------------------------	------------------------------	----------------------------------	-------------------------------	----------------------------------	------------------------------	----------------------------------	-------------------------------	----------------------------------	----------------------------------	------------------------------------

BOTTOM

Los Angeles Dodgers @ Arizona Diamondbacks
Bank One Ballpark, Phoenix, AZ

Mon Sep 11 2000, 9:35 PM EDT
Att. 37,589 - Dome - 72 F

AB	32
R	3
H	6
RBI	3
BB	7
SO	11
LOB	16

WP: 0 PA: 39
PB: 0
SB: 0
CS: 0



PITCHER	IP	WLS	BF	H	R	ER	SO	BB	IBB	HBP	BLK	WP	HR	S	P	ERA	WHIP
Eric Gagne, R ERA: 5.44 (1, 1)	6.0	W	23	1	0	0	7	4	0	0	0	0	0	63	110	0.00	0.833
Terry Adams, R ERA: 3.33 (7, 1)	0.0		3	2	1	1	0	1	0	0	0	0	0	5	13	∞	∞
Antonio Osuna, R ERA: 3.6 (7, 1)	1.0	H	3	0	0	0	2	0	0	0	0	0	0	7	10	0.00	0.000
Mike Fetters, R ERA: 3.15 (8, 1)	1.0		4	0	0	0	1	2	0	0	0	0	0	7	17	0.00	2.000
Jeff Shaw, R ERA: 4.73 (9, 1)	1.0		6	3	2	2	1	0	0	0	0	0	1	13	19	18.00	3.000

Batter	1	2	3	4	5	6	7	8	9	AB R H RBI BB SO LOB	TOP																	
Tom Goodwin, L (1, 8) OBP: 0.358, SLG: 0.367	2-1 G4-3		1-2 G4-3			0-0 G1-3 1B	1-1 F9			4 0 1 0 0 0 1	Los Angeles Dodgers @ Arizona Diamondbacks Bank One Ballpark, Phoenix, AZ Tue Sep 12 2000, 9:35 PM EDT Att. 32,102 - Dome - 72 F																	
Alex Cora, L (1, 6) OBP: 0.301, SLG: 0.357	2-2 F7		2-3 K			0-0 G1-3		0-0 B1-3		4 0 0 0 0 1 2																		
Gary Sheffield, R (1, 7) OBP: 0.446, SLG: 0.660	2-3 K				0-1 F9 SF7 2B	1-0 P6		0-1 F4		4 1 1 0 0 1 1																		
Shawn Green, L (1, 9) OBP: 0.372, SLG: 0.485		0-2 G4-3			1-1 F9	3-3 K		0-1 K 1B		4 0 1 0 0 1 2																		
Eric Karros, R (1, 3) OBP: 0.332, SLG: 0.482		1-1 K 1B			2-0 SF7		3-1 F8	0-0 G1-3		3 0 1 1 0 0 1																		
Todd Hundley, S (1, 2) OBP: 0.394, SLG: 0.616		1-3 K			3-H 0-3 K		4-0 K 1B HR BB	1-0 P4		3 1 0 0 1 2 1																		
Adrian Beltré, R (1, 5) OBP: 0.353, SLG: 0.468		3-2 G6-3			1-2 G2-3		0-0 K 1B HR	0-2 F9		4 1 1 0 0 0 1																		
Jeff Branson, L (1, 4) OBP: 0.294, SLG: 0.313			1-0 G4-3 SH1-4 1B		0-2 F2		2-3 K	1-1 G3		4 0 1 0 0 1 2																		
Luke Prokopec, L (1, 1) Jeff Williams, R (5, 1) Dave Hansen, L (7, PH) Onan Masaoka, R (7, 1) Matt Herges, L (8, 1) OBP: 0.083, SLG: 0.083			0-0 SH1-4		0-2 G3		0-0 K HR			1 0 0 0 0 0 0 0 0 0 0 0 0 0 1 1 1 3 0 0 0 0 0 0 0 0 0 0 0 0 0 0 0 0 0																		
Inning Stats	R: 0 E: 0 K: 1 S: 12	H: 0 LOB: 0 BB: 0 P: 18	R: 0 E: 0 K: 1 S: 11	H: 1 LOB: 1 BB: 0 P: 16	R: 0 E: 0 K: 1 S: 11	H: 1 LOB: 1 BB: 0 P: 15	R: 1 E: 0 K: 1 S: 8	H: 1 LOB: 0 BB: 0 P: 11	R: 0 E: 0 K: 1 S: 9	H: 0 LOB: 0 BB: 0 P: 10	R: 0 E: 0 K: 1 S: 6	H: 1 LOB: 1 BB: 0 P: 10	R: 3 E: 0 K: 1 S: 10	H: 2 LOB: 0 BB: 1 P: 20	R: 0 E: 0 K: 0 S: 6	H: 1 LOB: 1 BB: 0 P: 6	R: 0 E: 0 K: 0 S: 6	H: 0 LOB: 0 BB: 0 P: 8	1B: 5 2B: 1 3B: 0 HR: 1	SF: 1 SAC: 1 DP: 0 HBP: 0	WP: 0 PB: 0 SB: 0 CS: 0	PA: 35						
PITCHER	IP WLS BF H R ER SO BB IBB HBP BLK WP HR S P ERA WHIP																											
Curt Schilling, R (1, 1) ERA: 3.98	7.0		28	6	4	4	6	1	0	0	0	0	0	1	67	100	5.14	1.000										
Byung-Hyun Kim, R (8, 1) ERA: 3.32	1.0	W	4	1	0	0	0	0	0	0	0	0	0	6	6	0.00	1.000											
Matt Mantei, R (9, 1) ERA: 4.35	1.0	S	3	0	0	0	0	0	0	0	0	0	0	6	8	0.00	0.000											

livebaseballscorecards.com

AB	32
R	4
H	7
RBI	4
BB	1
SO	6
LOB	11



Batter	1	2	3	4	5	6	7	8	9
Tony Womack, L OBP: 0.308, SLG: 0.383 (1, 6) (9, 9)	1-3 K		0-1 F2	0-2 F7		0-0 G6-3			
Craig Counsell, L OBP: 0.376, SLG: 0.422 Jay Bell, R OBP: 0.352, SLG: 0.424 (1, 5) (7, PH) (8, 4)	1-2 S HBP		3-2 F9		1-2 2B 1B		0-2 G6-3		
Luis Gonzalez, L OBP: 0.396, SLG: 0.548 (1, 7)	2-2 G4-6-3 HBP		4-2 1-2 BB		1-0 F9 E 2B		3-3 K		
Greg Colbrunn, R OBP: 0.423, SLG: 0.556 (1, 3)	0-1 G4-6-3 1-2f		1-1 G4-3		2-2 F9 2-3		3-2 F8		
Steve Finley, L OBP: 0.372, SLG: 0.576 Matt Mieske, R OBP: 0.247, SLG: 0.265 Matt Williams, R OBP: 0.301, SLG: 0.391 (1, 8) (8, PR) (9, 5)		2-1 1B		2-1 F8		1-2 E4 G4-6-3		1-2 F9 SH1-4 1B HBP	
Jason Conti, L OBP: 0.286, SLG: 0.351 Danny Bautista, R OBP: 0.322, SLG: 0.447 (1, 9) (5, PH) (6, 9) (9, 8)		1-3 K		1-3 K		1-1 G4-6-3 1-2f		0-0 SH1-4	
Hanley Frias, S OBP: 0.330, SLG: 0.340 (1, 4) (8, 5) (9, 6)		1-0 F9		2-0 E 2B		0-0 2B		0-0 F9	
Kelly Stinnett, R OBP: 0.286, SLG: 0.365 David Dellucci, L OBP: 0.500, SLG: 0.522 Damian Miller, R OBP: 0.344, SLG: 0.442 (1, 2) (8, PH) (9, 2)		1-0 G5-3		1-0 E6 2B		1-0 F2		2-0 1B	
Curt Schilling, R OBP: 0.218, SLG: 0.259 Byung-Hyun Kim, R Rob Ryan, L OBP: 0.350, SLG: 0.444 Matt Mantei, R (1, 1) (8, 1) (8, PH) (9, 1)			0-0 BB 1B	0-1 1-H 2B		1-3 K		1-0 L9	

Inning Stats	R: 0 E: 0 K: 1 S: 11	H: 0 LOB: 1 BB: 0 P: 15	R: 0 E: 0 K: 1 S: 7	H: 1 LOB: 1 BB: 0 P: 12	R: 0 E: 0 K: 0 S: 11	H: 1 LOB: 2 BB: 1 P: 19	R: 2 E: 1 K: 1 S: 15	H: 2 LOB: 1 BB: 0 P: 21	R: 2 E: 1 K: 0 S: 12	H: 2 LOB: 0 BB: 0 P: 18	R: 0 E: 0 K: 1 S: 6	H: 1 LOB: 1 BB: 0 P: 8	R: 0 E: 0 K: 1 S: 12	H: 0 LOB: 0 BB: 0 P: 18	R: 1 E: 0 K: 0 S: 6	H: 1 LOB: 1 BB: 0 P: 10
--------------	-------------------------------	----------------------------------	------------------------------	----------------------------------	-------------------------------	----------------------------------	-------------------------------	----------------------------------	-------------------------------	----------------------------------	------------------------------	---------------------------------	-------------------------------	----------------------------------	------------------------------	----------------------------------

PITCHER	IP	WLS	BF	H	R	ER	SO	BB	IBB	HBP	BLK	WP	HR	S	P	ERA	WHIP
Luke Prokepec, R ERA: 1.23 (1, 1)	4.1		22	6	4	1	3	1	0	0	0	0	0	51	78	2.08	1.615
Jeff Williams, L ERA: 11.57 (5, 1)	1.2		6	1	0	0	1	0	0	0	0	0	0	11	15	0.00	0.600
Onan Masaoka, L ERA: 4.24 (7, 1)	1.0	L	4	0	1	1	1	0	0	1	0	0	0	14	21	9.00	0.000
Matt Herges, R ERA: 3.41 (8, 1)	1.0		4	1	0	0	0	0	0	0	0	0	0	4	7	0.00	1.000

BOTTOM

Los Angeles Dodgers @ Arizona Diamondbacks
Bank One Ballpark, Phoenix, AZ

Tue Sep 12 2000, 9:35 PM EDT
Att: 32,102 - Dome - 72 F

AB	R	H	RBI	BB	SO	LOB
4	0	0	0	0	1	3
2	1	1	0	0	0	1
1	0	0	0	0	0	0
2	1	1	1	1	1	0
4	0	0	0	0	0	5
3	0	1	0	0	0	0
0	1	0	0	0	0	0
0	0	0	0	0	0	0
2	0	0	0	0	2	1
1	0	0	0	0	0	1
4	1	2	0	0	0	3
3	1	0	0	0	0	2
1	0	1	1	0	0	0
0	0	0	0	0	0	0
3	0	2	1	0	1	1
0	0	0	0	0	0	0
1	0	0	0	0	0	1
0	0	0	0	0	0	0

AB	31
R	5
H	8
RBI	3
BB	1
SO	5
LOB	18

WP: 0 PA: 36
PB: 0
SB: 1
CS: 0



WP	HR	S	P	ERA	WHIP
0	0	0	0	0.00	0.600
0	0	0	0	9.00	0.000
0	0	0	0	0.00	1.000

Batter	1	2	3	4	5	6	7	8	9	AB R H RBI BB SO LOB	TOP					
Tom Goodwin, L (1, 8) OBP: 0.357, SLG: 0.366	0-0 G3-1 BLK 1B		1-0 G4-3			2-3 K		0-0 FC5-2		4 0 1 0 0 1 3						
Mark Grudzielanek, R (1, 4) OBP: 0.336, SLG: 0.387	1-2 F9		1-0 G6-3			0-2 G6-3		1-2 3-H 3-3 K		4 0 0 0 0 1 3						
Shawn Green, L (1, 9) OBP: 0.372, SLG: 0.485	0-0 G3-1			0-2 F8			0-0 G5-4-3 1B		4-0 S 1B BB	3 1 1 0 1 0 1						
Gary Sheffield, R (1, 7) OBP: 0.443, SLG: 0.655	1-3 K			1-0 F9			0-1 G5-4-3 1-2f		1-2 P5	4 0 0 0 0 1 3						
Eric Karros, R (1, 3) OBP: 0.329, SLG: 0.478					2-3 K		1-0 F8		2-3 K 1-2	4 0 0 0 0 3 1						
Adrian Beltré, R (1, 5) OBP: 0.356, SLG: 0.476						2-2 L7		1-1 HR	0-0 2-H 1B	3 1 2 2 1 0 0						
Todd Hundley, S (1, 2) OBP: 0.394, SLG: 0.617						1-2 L4		2-1 G4-3 FC5-2 2B	1-3 K	3 0 1 0 0 0 1						
Paul Lo Duca, R (8, PR) OBP: 0.313, SLG: 0.397										0 0 0 0 0 0 0	AB 31					
Dave Hansen, L (9, PH) OBP: 0.407, SLG: 0.589										1 0 0 0 0 1 1	R 2					
Chad Kreuter, S (9, 2) OBP: 0.431, SLG: 0.414										0 0 0 0 0 0 0	H 5					
Alex Cora, L (1, 6) OBP: 0.299, SLG: 0.355										2 0 0 0 0 0 1	RBI 2					
Kevin Elster, R (8, PH) OBP: 0.339, SLG: 0.434										1 0 0 0 0 0 1	BB 2					
Jeff Branson, L (8, 6) OBP: 0.294, SLG: 0.313										0 0 0 0 0 0 0	SO 8					
Kevin Brown, R (1, 1) OBP: 0.125, SLG: 0.082										2 0 0 0 0 1 0	LOB 15					
Jim Leyritz, R (8, PH) OBP: 0.305, SLG: 0.270										0 0 0 0 0 0 0						
Hiram Bocachica, R (8, PR)										0 0 0 0 0 0 0						
Terry Adams, R (8, 1)										0 0 0 0 0 0 0						
Inning Stats	R: 0 H: 1 E: 0 LOB: 1 K: 1 BB: 0 S: 10 P: 12	R: 0 H: 0 E: 0 LOB: 1 K: 1 BB: 1 S: 8 P: 16	R: 0 H: 0 E: 0 LOB: 0 K: 1 BB: 0 S: 5 P: 8	R: 0 H: 0 E: 0 LOB: 0 K: 1 BB: 0 S: 7 P: 10	R: 0 H: 0 E: 0 LOB: 0 K: 0 BB: 0 S: 10 P: 14	R: 0 H: 0 E: 0 LOB: 0 K: 1 BB: 0 S: 8 P: 11	R: 0 H: 1 E: 0 LOB: 0 K: 0 BB: 0 S: 4 P: 5	R: 1 H: 2 E: 0 LOB: 2 K: 1 BB: 0 S: 11 P: 20	R: 1 H: 1 E: 0 LOB: 1 K: 2 BB: 1 S: 11 P: 19	1B: 3 SF: 0 2B: 1 SAC: 0 3B: 0 DP: 1 HR: 1 HBP: 1	WP: 0 PA: 34 PB: 0 SB: 1 CS: 0					
PITCHER	IP WLS BF H R ER SO BB IBB HBP BLK WP HR S P ERA WHIP															
Brian Anderson, L (1, 1) ERA: 4.18	8.0	29	4	1	1	6	1	0	1	1	0	1	63	96	1.12	0.625
Matt Mantei, R (9, 1) ERA: 4.5	0.2	B	4	1	1	1	1	0	0	0	0	0	8	15	13.50	3.000
Dan Plesac, L (9, 1) ERA: 2.83	0.1	W	1	0	0	1	0	0	0	0	0	0	3	4	0.00	0.000

Los Angeles Dodgers @ Arizona Diamondbacks
Bank One Ballpark, Phoenix, AZ
Wed Sep 13 2000, 9:35 PM EDT
Att. 34,526 - Dome - 72 F

livebaseballscorecards.com



Batter	1	2	3	4	5	6	7	8	9	AB	R	H	RBI	BB	SO	LOB
Tony Womack, L OBP: 0.306, SLG: 0.381 (1, 6)	3-3 K ①		1-1 G4-3 ③		0-0 F8 ③		0-1 L1 ③			4	0	0	0	0	1	2
Jay Bell, R OBP: 0.351, SLG: 0.428 (1, 4)	1-1 F9 ②			0-0 G5-3 ①		1-1 HR		1-3 K ①		4	1	1	1	0	1	0
Luis Gonzalez, L OBP: 0.395, SLG: 0.547 (1, 7)	0-2 G4-3 ③			1-1 G6-3 2B		3-1 G4-3 ①		0-1 F5 ②		4	0	1	0	0	0	0
Greg Colbrunn, R OBP: 0.421, SLG: 0.563 (1, 3)		1-0 F9 ①		0-0 G6-3 ②		2-1 HR		1-3 K ③		4	1	1	1	0	1	1
David Dellucci, L OBP: 0.517, SLG: 0.520 (1, 9)		1-0 G4-3 1B		4-0 BB		1-2 G6-3 ②		0-0 G4-3 1B		2	0	1	0	1	0	0
Jason Conti, L OBP: 0.294, SLG: 0.359 (9, 9)										1	1	1	0	0	0	0
Matt Williams, R OBP: 0.301, SLG: 0.389 (1, 5)		1-1 G4-3 ②		3-3 K ③		0-0 G6-3 ③		2-0 G4-3 1B		4	0	1	0	0	1	3
Danny Bautista, R OBP: 0.324, SLG: 0.451 (1, 8)		0-1 F9 ③						1-0 G4-3 ①		4	0	2	0	0	0	3
Kelly Stinnett, R OBP: 0.282, SLG: 0.359 (1, 2)			0-1 F9 ①					4-2 G4-3 1B		3	0	0	0	0	1	2
Craig Counsell, L OBP: 0.381, SLG: 0.422 (9, PH)								0-0 BB		0	0	0	0	1	0	0
Brian Anderson, R OBP: 0.206, SLG: 0.246 (1, 1)			0-3 K ②					0-0 SH1-4 ②		2	0	0	0	0	1	1
Matt Mantei, R (9, 1)								1-2 SH1-4 1B		0	0	0	0	0	0	0
Dan Plesac, L (9, 1)										0	0	0	0	0	0	0
Rob Ryan, L OBP: 0.381, SLG: 0.474 (9, PH)								1-2 SH1-4 1B		1	0	1	1	0	0	0

Inning Stats	R: 0	H: 0	E: 0	K: 1	S: 8	R: 0	H: 1	E: 0	K: 0	S: 6	R: 0	H: 0	E: 0	K: 1	S: 7	R: 0	H: 1	E: 0	K: 1	S: 10	R: 2	H: 2	E: 0	K: 0	S: 10	R: 0	H: 1	E: 0	K: 0	S: 7	R: 0	H: 0	E: 0	K: 2	S: 12	R: 1	H: 3	E: 0	K: 0	S: 7	1B: 5	2B: 2	3B: 0	HR: 2	SF: 0	SAC: 1	DP: 1	HBP: 0	WP: 0	PA: 36
--------------	------	------	------	------	------	------	------	------	------	------	------	------	------	------	------	------	------	------	------	-------	------	------	------	------	-------	------	------	------	------	------	------	------	------	------	-------	------	------	------	------	------	-------	-------	-------	-------	-------	--------	-------	--------	-------	--------

PITCHER	IP	WLS	BF	H	R	ER	SO	BB	IBB	HBP	BLK	WP	HR	S	P	ERA	WHIP
Kevin Brown, R ERA: 2.71 (1, 1)	7.0		28	6	2	2	4	1	0	0	0	0	0	56	83	2.57	1.000
Terry Adams, R ERA: 3.38 (8, 1)	1.2	L	8	3	1	1	2	1	0	0	0	0	0	19	28	5.40	2.400

BOTTOM

Los Angeles Dodgers @ Arizona Diamondbacks
Bank One Ballpark, Phoenix, AZ
Wed Sep 13 2000, 9:35 PM EDT
Att: 34,526 - Dome - 72 F

livebaseballscorecards.com

AB	33
R	3
H	9
RBI	3
BB	2
SO	6
LOB	12



Batter	1	2	3	4	5	6	7	8	9	AB R H RBI BB SO LOB	TOP									
Rafael Furcal, S (1, 4) OBP: 0.393, SLG: 0.366	3-2 CS 1B		2-3 K		3-2 S 1B			2-3 K		4 0 2 0 0 2 0										
Andruw Jones, R (1, 8) OBP: 0.368, SLG: 0.524	1-3 K 1-2		1-0 10 1B		2-2 F3 1-2			4-1 10 S BB		3 0 1 0 1 1 2										
10 Chipper Jones, S (1, 5) OBP: 0.393, SLG: 0.559	2-3 K		3-1 1-2 1B			3-1 HR		4-0 1-2 IBB		3 1 2 1 1 1 0										
Andres Galarraga, R (1, 3) OBP: 0.368, SLG: 0.525		2-3 K	1-3 K		1-1 G5-3			1-3 K		4 0 0 0 0 3 4										
Brian Jordan, R (1, 9) OBP: 0.322, SLG: 0.433		0-0 1B 1B		3-3 K		1-0 G4-3		1-3 K		4 0 1 0 0 2 2										
Javy Lopez, R (1, 2) OBP: 0.326, SLG: 0.471		1-0 1-3 1B		2-3 K		3-1 F9		1-0 F2		4 0 1 0 0 1 0										
Reggie Sanders, R (1, 7) OBP: 0.275, SLG: 0.346		3-3 K		3-2 F7		2-0 G6-3		3-2 F7		3 0 0 0 0 1 2										
Bobby Bonilla, S (9, PH) OBP: 0.369, SLG: 0.398										1 0 0 0 0 0 0										
Walt Weiss, S (1, 6) OBP: 0.379, SLG: 0.339		1-2 G5-3		0-3 K		1-3 K		4-0 WP S BB		3 0 0 0 0 2 2										
Wally Joyner, L (9, PH) OBP: 0.361, SLG: 0.399										0 0 0 0 1 0 0										
George Lombard, L (9, PR) OBP: 0.176, SLG: 0.125										0 0 0 0 0 0 0										
Tom Glavine, L (1, 1) OBP: 0.225, SLG: 0.169			0-3 K		1-3 K		3-3 K		2-2 F7		3 0 0 0 0 3 0									
Kerry Ligtenberg, R (8, 1)										0 0 0 0 0 0 0										
Terry Mulholland, R (8, 1)										0 0 0 0 0 0 0										
Keith Lockhart, L (9, PH) OBP: 0.328, SLG: 0.366										1 0 0 0 0 0 1										
Inning Stats	R: 0 E: 0 K: 2 S: 10	H: 1 LOB: 0 BB: 0 P: 16	R: 0 E: 0 K: 2 S: 11	H: 2 LOB: 2 BB: 0 P: 18	R: 0 E: 0 K: 3 S: 12	H: 0 LOB: 0 BB: 0 P: 19	R: 0 E: 0 K: 2 S: 11	H: 1 LOB: 1 BB: 0 P: 18	R: 1 E: 0 K: 0 S: 7	H: 1 LOB: 0 BB: 0 P: 15	R: 0 E: 0 K: 2 S: 9	H: 0 LOB: 0 BB: 0 P: 15	R: 0 E: 0 K: 3 S: 10	H: 0 LOB: 2 BB: 2 P: 22	R: 0 E: 0 K: 0 S: 7	H: 0 LOB: 2 BB: 1 P: 17	1B: 6 2B: 0 3B: 0 HR: 1	SF: 0 SAC: 0 DP: 0 HBP: 0	WP: 1 PB: 0 SB: 3 CS: 1	PA: 36
PITCHER	IP WLS BF H R ER SO BB IBB HBP BLK WP HR S P ERA WHIP																			
Randy Johnson, L (1, 1) ERA: 2.38	7.0 W 27 7 1 1 13 0 0 0 0 0 1 72 120 1.29 1.000																			
Byung-Hyun Kim, R (8, 1) ERA: 3.27	1.0 H 5 0 0 0 3 1 1 0 0 0 0 10 22 0.00 1.000																			
Matt Mantei, R (9, 1) ERA: 4.4	1.0 S 4 0 0 0 0 1 0 0 0 1 0 7 17 0.00 1.000																			

Atlanta Braves @ Arizona Diamondbacks
Bank One Ballpark, Phoenix, AZ
Fri Sep 15 2000, 10:05 PM EDT
Att: 39,774 - Dome - 72 F

livebaseballscorecards.com

AB	33
R	1
H	7
RBI	1
BB	3
SO	16
LOB	13



Batter	1	2	3	4	5	6	7	8	9	AB R H RBI BB SO LOB	TOP
Rafael Furcal, S OBP: 0.394, SLG: 0.373 (1, 6)	1-1 G6-3		4-1 10 2B G1-3 BB	1-3 K	2-2 1-H 3-H HR		4-2 1B BB		2-1 F7	4 2 1 3 2 1 0	
Andruw Jones, R OBP: 0.368, SLG: 0.523 (1, 8)	1-0 F9		0-0 G1-3	3-2 2B	0-0 P4		2-1 1B		1-3 K	6 0 2 0 0 1 1	
10 Chipper Jones, S OBP: 0.395, SLG: 0.561 Wes Helms, R (6, PR) (6, 5)	1-1 G6-3		1-1 S G4-3 2B	4-0 IBB		1-1 1B 1B 1B	1-3 K			3 1 2 1 1 0 0 1 0 0 0 0 1 2	
Brian Jordan, R OBP: 0.326, SLG: 0.434 George Lombard, L OBP: 0.171, SLG: 0.121 (1, 9) (7, 9)		0-2 WP BLK HR 1B	1-1 G4-3 1B HBP	2-3 K		3-2 G5-3 1B 1B		0-3 K		3 2 2 0 0 1 2 1 0 0 0 0 1 0	
Andres Galarraga, R OBP: 0.369, SLG: 0.530 (1, 3)		2-3 K L4-3 1B	0-1 G4-3		2-3 K	2-1 1B 1B		2-2 HR		5 1 2 2 0 2 2	
Javy Lopez, R OBP: 0.326, SLG: 0.473 Mike Hubbard, R (1, 2) (9, 2)		1-1 L4-3 1B	0-1 HR 1B		2-1 F9	0-1 P6		0-1 2B		5 1 2 1 0 0 5 0 0 0 0 0 0 0	
Reggie Sanders, R OBP: 0.280, SLG: 0.369 (1, 7)		0-0 HR	0-0 HR		4-2 S 1B BB	1-1 G5-3		2-3 K		4 3 2 4 1 1 4	
Keith Lockhart, L OBP: 0.330, SLG: 0.362 (1, 4)		4-1 BB	2-0 G6-3		4-0 1B HR IBB		3-2 G4-3	0-0 F8		3 1 0 0 2 0 1	
John Burkett, R OBP: 0.290, SLG: 0.162 Mike Remlinger, L B.J. Surhoff, L OBP: 0.346, SLG: 0.451 Scott Kamieniecki, R Terry Mulholland, R OBP: 0.250, SLG: 0.333 John Rocker, R (1, 1) (7, 1) (9, PH) (9, 1) (9, 1) (9, 1)		1-0 G5-3		0-1 G4-3		1-1 HR 1B		1-0 F9	2-0 G4-3	4 1 1 1 0 0 1 0 0 0 0 0 0 0 1 0	
Inning Stats	R: 0 E: 0 K: 0 S: 5 H: 0 LOB: 0 BB: 0 P: 8	R: 2 E: 0 K: 1 S: 14 H: 2 LOB: 1 BB: 1 P: 22	R: 5 E: 0 K: 0 S: 11 H: 3 LOB: 0 BB: 1 P: 19	R: 0 E: 0 K: 2 S: 13 H: 1 LOB: 2 BB: 1 P: 23	R: 4 E: 0 K: 1 S: 15 H: 2 LOB: 0 BB: 2 P: 30	R: 0 E: 0 K: 0 S: 11 H: 3 LOB: 2 BB: 0 P: 18	R: 0 E: 0 K: 1 S: 12 H: 1 LOB: 2 BB: 1 P: 23	R: 1 E: 0 K: 2 S: 12 H: 2 LOB: 1 BB: 0 P: 16	R: 0 E: 0 K: 1 S: 7 H: 0 LOB: 0 BB: 0 P: 12	1B: 7 2B: 4 3B: 0 HR: 4 SF: 0 SAC: 0 DP: 2 HBP: 1	WP: 1 PB: 0 SB: 2 CS: 0 PA: 47
PITCHER	IP WLS BF H R ER SO BB IBB HBP BLK WP HR S P ERA WHIP	IP WLS BF H R ER SO BB IBB HBP BLK WP HR S P ERA WHIP	IP WLS BF H R ER SO BB IBB HBP BLK WP HR S P ERA WHIP	IP WLS BF H R ER SO BB IBB HBP BLK WP HR S P ERA WHIP	IP WLS BF H R ER SO BB IBB HBP BLK WP HR S P ERA WHIP	IP WLS BF H R ER SO BB IBB HBP BLK WP HR S P ERA WHIP	IP WLS BF H R ER SO BB IBB HBP BLK WP HR S P ERA WHIP	IP WLS BF H R ER SO BB IBB HBP BLK WP HR S P ERA WHIP	IP WLS BF H R ER SO BB IBB HBP BLK WP HR S P ERA WHIP	IP WLS BF H R ER SO BB IBB HBP BLK WP HR S P ERA WHIP	IP WLS BF H R ER SO BB IBB HBP BLK WP HR S P ERA WHIP
Todd Stottlemyre, R ERA: 4.73 (1, 1)	3.0 L 17 5 7 7 1 2 0 1 1 1 2 30 49 21.00 2.333										
Russ Springer, R ERA: 5.34 (4, 1)	1.2 11 3 4 4 3 1 0 0 0 0 0 1 27 52 21.60 2.400										
40 Darren Holmes, R ERA: 14.26 (5, 1)	1.1 6 3 0 0 0 0 0 0 0 0 0 0 12 19 0.00 2.250										
Geraldo Guzman, R ERA: 6.17 (7, 1)	2.0 10 3 1 1 3 1 0 0 0 0 0 1 24 39 4.50 2.000										
Mike Morgan, R ERA: 4.58 (9, 1)	1.0 3 0 0 0 0 1 0 0 0 0 0 0 7 12 0.00 0.000										

Atlanta Braves @ Arizona Diamondbacks
Bank One Ballpark, Phoenix, AZ
Sat Sep 16 2000, 4:05 PM EDT
Att: 41,470 - Dome - 72 F

AB	40
R	12
H	14
RBI	12
BB	6
SO	8
LOB	18



Batter	1	2	3	4	5	6	7	8	9	AB R H RBI BB SO LOB	TOP											
Rafael Furcal, S OBP: 0.395, SLG: 0.373 (1, 6)	1-2 F8	0-1 F7			1-0 G6-3 1B		0-0 CS 1B	1-2 G1-3		5 0 2 0 0 0 4												
Andruw Jones, R OBP: 0.370, SLG: 0.532 (1, 8)	0-1 10 BB 1B		3-1 HR		0-0 G6-3		1-0 CS	1-2 3B		5 3 3 1 0 0 4												
10 Chipper Jones, S OBP: 0.397, SLG: 0.560 (1, 5)	4-2 1B 1-2 BB		0-2 G4-6-3 1B		2-1 G4-3			4-2 BB 2B BB	1-1 F9	3 1 1 0 2 0 1												
Wally Joyner, L OBP: 0.364, SLG: 0.401 (1, 3)	0-2 G4-6-3 1B		2-0 G4-6-3		2-2 F8			2-1 BB 2B 1B	0-0 G6-3	4 0 2 2 0 0 1												
Mark DeRosa, R OBP: 0.400, SLG: 0.385 (8, PR)										0 1 0 0 0 0 0												
Andres Galarraga, R OBP: 0.368, SLG: 0.529 (8, 3)										1 0 0 0 0 0 0												
Brian Jordan, R OBP: 0.327, SLG: 0.433 (1, 9)	2-1 G4-6-3 1-2f		2-3 K		2-0 G5-3			4-1 2B 1B BB	0-2 1B 1B	4 1 1 0 1 1 2												
Javy Lopez, R OBP: 0.331, SLG: 0.478 (1, 2)					1-0 G4-3			3-2 1B 1B 2B	1-0 1B	4 1 3 2 1 0 0												
Reggie Sanders, R OBP: 0.279, SLG: 0.366 (1, 7)			1-3 K		2-0 G5-3		2-1 FC6-4	1-2 G1-3 1B 1B	3-2 F9	5 0 1 1 0 1 4												
Keith Lockhart, L OBP: 0.332, SLG: 0.364 (1, 4)					0-0 G3-1			0-2 F8	0-0 G1-3 1B	4 0 2 1 0 0 0												
Kevin Millwood, R OBP: 0.143, SLG: 0.148 (1, 1)								1-2 1B	2-3 K	2 0 1 0 0 1 0												
Bobby Bonilla, S OBP: 0.368, SLG: 0.396 (8, PH)										1 0 0 0 0 1 2												
Mike Remlinger, L (8, 1)										0 0 0 0 0 0 0												
Terry Mulholland, R OBP: 0.250, SLG: 0.333 (9, 1)										0 0 0 0 0 0 0												
Inning Stats	R: 1 E: 0 K: 0 S: 17	H: 2 LOB: 1 BB: 1 P: 24	R: 0 E: 0 K: 1 S: 11	H: 2 LOB: 2 BB: 0 P: 13	R: 1 E: 0 K: 1 S: 9	H: 2 LOB: 0 BB: 0 P: 16	R: 0 E: 0 K: 0 S: 3	H: 0 LOB: 0 BB: 0 P: 6	R: 0 E: 0 K: 1 S: 7	H: 1 LOB: 1 BB: 0 P: 12	R: 0 E: 0 K: 0 S: 10	H: 0 LOB: 1 BB: 1 P: 20	R: 0 E: 0 K: 0 S: 8	H: 2 LOB: 0 BB: 0 P: 10	R: 5 E: 0 K: 1 S: 23	H: 5 LOB: 3 BB: 2 P: 40	R: 0 E: 0 K: 0 S: 13	H: 2 LOB: 2 BB: 0 P: 18	1B: 13 2B: 1 3B: 1 HR: 1	SF: 0 SAC: 1 DP: 2 HBP: 0	WP: 0 PB: 0 SB: 0 CS: 1	PA: 44
PITCHER	IP WLS BF H R ER SO BB IBB HBP BLK WP HR S P ERA WHIP																				PITCHER	IP WLS BF H R ER SO BB IBB HBP BLK WP HR S P ERA WHIP
Curt Schilling, R ERA: 3.93 (1, 1)	7.0 L 28 9 2 2 3 2 0 0 0 0 1 65 101 2.57 1.571																					
Byung-Hyun Kim, R ERA: 3.95 (8, 1)	0.0 5 3 5 5 0 2 0 0 0 0 0 0 11 24 ∞ ∞																					
Mike Morgan, R ERA: 4.58 (8, 1)	0.0 2 2 0 0 0 0 0 0 0 0 0 0 4 5 ∞ ∞																					
Greg Swindell, L ERA: 3.09 (8, 1)	2.0 8 2 0 0 1 0 0 0 0 0 0 0 21 29 0.00 1.000																					

Atlanta Braves @ Arizona Diamondbacks
Bank One Ballpark, Phoenix, AZ
Sun Sep 17 2000, 4:35 PM EDT
Att. 38,364 - Dome - 72 F

AB	38
R	7
H	16
RBI	7
BB	4
SO	4
LOB	18



Batter	1	2	3	4	5	6	7	8	9	AB	R	H	RBI	BB	SO	LOB
Tony Womack, L OBP: 0.305, SLG: 0.381 (1, 6)	0-3 K		2-2 E3 CS		1-2 P6			3-2 G4-3		4	0	0	0	0	1	1
Jay Bell, R OBP: 0.350, SLG: 0.431 (1, 4)	0-3 K		3-2 CS	0-1 E5 BB 1B		1-0 P4		1-1 L7		4	0	0	0	0	1	0
Luis Gonzalez, L OBP: 0.394, SLG: 0.541 (1, 7)	2-3 K			2-2 F8		0-0 1B		0-0 F8		4	0	1	0	0	1	1
Greg Colbrunn, R OBP: 0.416, SLG: 0.560 (1, 3)		2-2 HR		1-1 BB 1B		1-1 F8		1-1 G6-3		4	1	2	1	0	0	1
Steve Finley, L OBP: 0.372, SLG: 0.574 39 Alex Cabrera, R OBP: 0.306, SLG: 0.515 (1, 8)		0-1 F7		4-2 BB G6-4-3		1-0 G3		1-0 E5		2	0	0	0	1	0	1
Matt Williams, R OBP: 0.294, SLG: 0.379 (1, 5)		2-1 G5-3		1-2 BB		0-0 G6-4-3		3-3 K		1	0	0	0	0	0	0
David Dellucci, L OBP: 0.500, SLG: 0.533 Byung-Hyun Kim, R (8, 1)		1-2 G3		0-0 SH3-4 1B		1-1 K		1-2 G4-3		3	0	1	0	0	0	0
Mike Morgan, R OBP: 0.438, SLG: 0.438 Greg Swindell, L (8, 1)				1-2 P6		1-3 K		2-2 F7		3	0	0	0	0	1	1
Kelly Stinnett, R OBP: 0.283, SLG: 0.358 (1, 2)				1-3 K		0-0 SH3-4		1-1 F8		1	0	0	0	0	1	0
Curt Schilling, R OBP: 0.214, SLG: 0.255 Jason Conti, L OBP: 0.315, SLG: 0.407 Matt Mieske, R OBP: 0.250, SLG: 0.267 (8, 9)				1-2 P6		1-2 K				1	0	0	0	0	0	0
				1-3 K		1-2 SH3-4				1	0	0	0	0	0	0
										1	0	0	0	0	0	0

Inning Stats	R: 0	H: 0	E: 0	K: 3	S: 12	R: 1	H: 1	E: 0	K: 0	S: 10	R: 0	H: 0	E: 1	K: 1	S: 14	R: 0	H: 1	E: 1	K: 0	S: 12	R: 0	H: 1	E: 0	K: 1	S: 9	R: 0	H: 1	E: 0	K: 0	S: 5	R: 0	H: 0	E: 0	K: 0	S: 10	R: 0	H: 0	E: 1	K: 1	S: 8	1B: 3	2B: 0	3B: 0	HR: 1	SF: 0	SAC: 1	DP: 1	HBP: 0	WP: 0	PB: 0	SB: 1	CS: 1	PA: 34
PITCHER	IP	WLS	BF	H	R	ER	SO	BB	IBB	HBP	BLK	WP	HR	S	P	ERA	WHIP																																				
Kevin Millwood, R ERA: 4.57 (1, 1)	7.0	W	26	4	1	1	5	1	0	0	0	0	1	72	105	1.29	0.714																																				
Mike Remlinger, L ERA: 3.29 (8, 1)	1.0		3	0	0	0	0	0	0	0	0	0	0	7	12	0.00	0.000																																				
Terry Mulholland, L ERA: 5.08 (9, 1)	1.0		4	0	0	0	1	0	0	0	0	0	0	8	13	0.00	0.000																																				

BOTTOM

Atlanta Braves @ Arizona Diamondbacks
Bank One Ballpark, Phoenix, AZ

livebaseballscorecards.com

AB	31
R	1
H	4
RBI	1
BB	1
SO	6
LOB	9



Sun Sep 17 2000, 4:35 PM EDT
Att: 38,364 - Dome - 72 F

Batter	1	2	3	4	5	6	7	8	9	AB R H RBI BB SO LOB	TOP																
Tony Womack, L (1, 6) OBP: 0.304, SLG: 0.380	0-1 G6-3		1-3 K		1-3 K			0-2 G5-3 1B		4 1 1 0 0 2 3	<p>Arizona Diamondbacks @ Los Angeles Dodgers Dodger Stadium, Los Angeles, CA</p> <p>Mon Sep 18 2000, 7:10 PM PDT Att. 31,345 - Cloudy - 75 F</p>																
Jay Bell, R (1, 4) OBP: 0.351, SLG: 0.430	4-2 G6-3 BB		2-2 G4-3			0-1 S 1B		1-0 G5-3 1-2	3 0 1 0 1 0 3																		
Luis Gonzalez, L (1, 7) OBP: 0.393, SLG: 0.539	1-2 G6-3 1-2f			1-0 F5		3-3 K 1-2		0-1 1B	4 0 1 1 0 1 2																		
Greg Colbrunn, R (1, 3) OBP: 0.414, SLG: 0.554		1-0 FC6-4 HBP		0-3 K		1-1 G5-3		1-1 F9	3 0 0 0 0 1 2																		
Steve Finley, L (1, 8) OBP: 0.371, SLG: 0.571		0-3 K		0-0 1B		0-3 K		3-2 G3	4 0 1 0 0 2 3																		
Danny Bautista, R (1, 9) OBP: 0.320, SLG: 0.452		0-1 FC6-4 CS 1-2f		0-2 G5-3		2-2 G5-3		0-2 P4	4 0 0 0 0 0 2																		
Craig Counsell, L (1, 5) OBP: 0.397, SLG: 0.455	2-1 CS 1-2	2-1 1B 1B		2-2 F7		3-2 G3 1B		2-0 2B	4 0 3 0 0 0 0																		
Damian Miller, R (1, 2) OBP: 0.346, SLG: 0.442			0-1 1B		0-3 K		0-1 G3	3-2 F8	3 0 1 0 0 1 1																		
Rob Ryan, L (9, PH) OBP: 0.348, SLG: 0.429			1-3 1B			1-2 G3			1 0 0 0 0 0 1																		
Greg Swindell, L (9, 1)									0 0 0 0 0 0 0																		
Armando Reynoso, R (1, 1) OBP: 0.111, SLG: 0.070			0-3 K		3-2 1B		1-1 G3	2-2 G3-1	2 0 1 0 0 1 2																		
David Dellucci, L (7, PH) OBP: 0.486, SLG: 0.516									1 0 0 0 0 0 1																		
Mike Morgan, R (7, 1) OBP: 0.436, SLG: 0.438									0 0 0 0 0 0 0																		
Dan Plesac, L (8, 1)									0 0 0 0 0 0 0																		
Jason Conti, L (9, PH) OBP: 0.311, SLG: 0.402									1 0 0 0 0 0 1																		
Kelly Srinnett, R (9, 2) OBP: 0.283, SLG: 0.358									0 0 0 0 0 0 0																		
Inning Stats	R: 0 E: 0 K: 0 S: 8	H: 0 LOB: 0 BB: 1 P: 13	R: 0 E: 0 K: 1 S: 6	H: 0 LOB: 0 BB: 0 P: 9	R: 0 E: 0 K: 2 S: 14	H: 2 LOB: 2 BB: 0 P: 19	R: 0 E: 0 K: 1 S: 10	H: 1 LOB: 1 BB: 0 P: 11	R: 0 E: 0 K: 2 S: 15	H: 1 LOB: 1 BB: 0 P: 21	R: 0 E: 0 K: 2 S: 12	H: 1 LOB: 1 BB: 0 P: 16	R: 0 E: 0 K: 0 S: 10	H: 1 LOB: 1 BB: 0 P: 16	R: 1 E: 0 K: 0 S: 13	H: 2 LOB: 1 BB: 0 P: 18	R: 0 E: 0 K: 0 S: 13	H: 1 LOB: 1 BB: 0 P: 20	1B: 8 2B: 1 3B: 0 HR: 0	SF: 0 SAC: 0 DP: 1 HBP: 1	WP: 0 PB: 0 SB: 1 CS: 1	PA: 37					
PITCHER	IP WLS BF H R ER SO BB IBB HBP BLK WP HR S P ERA WHIP																										
Kevin Brown, R (1, 1) ERA: 2.63	7.0		27	6	0	0	8	1	0	1	0	0	0	75	105	0.00	1.000										
Mike Fetters, R (8, 1) ERA: 3.19	1.0	B	5	2	1	1	0	0	0	0	0	0	0	13	18	9.00	2.000										
Jeff Shaw, R (9, 1) ERA: 4.47	1.0	W	4	1	0	0	0	0	0	0	0	0	0	13	20	0.00	1.000										

livebaseballscorecards.com

AB	34
R	1
H	9
RBI	1
BB	1
SO	8
LOB	21



Batter	1	2	3	4	5	6	7	8	9	AB	R	H	RBI	BB	SO	LOB
Tom Goodwin, L OBP: 0.352, SLG: 0.358 (1, 8)	F8		G1-3				FC4-6			4	0	1	0	0	0	2
Mark Grudzielanek, R OBP: 0.333, SLG: 0.391 (1, 4)	F9			1B			G5-3			4	1	1	0	0	0	3
Gary Sheffield, R OBP: 0.433, SLG: 0.638 (1, 7)	F7			K			F9			4	0	0	0	0	1	1
Shawn Green, L OBP: 0.376, SLG: 0.484 (1, 9)		F7		FC3-6			F7			3	0	1	0	1	0	0
Eric Karros, R OBP: 0.329, SLG: 0.473 (1, 3)		G5-3		FC3-6			P6			4	0	1	1	0	0	1
Todd Hundley, S OBP: 0.387, SLG: 0.599 (1, 2)			FC6-4				G4-3			3	0	0	0	1	0	3
Adrian Beltré, R OBP: 0.361, SLG: 0.484 (1, 5)		FC6-4		K			FC4-6			4	0	1	0	0	2	3
Alex Cora, L OBP: 0.310, SLG: 0.370 (1, 6)			G1-3				SH3-4			2	0	0	0	0	0	0
Kevin Elster, R OBP: 0.344, SLG: 0.451 (9, PH)							B1-3			1	1	1	1	0	0	0
Kevin Brown, R OBP: 0.121, SLG: 0.079 (1, 1)			B1-3				K			2	0	0	0	0	1	0
Chris Donnels, L OBP: 0.379, SLG: 0.808 (7, PH)										0	0	0	0	1	0	0
Mike Fetters, R (8, 1)										0	0	0	0	0	0	0
Jeff Shaw, R (9, 1)										0	0	0	0	0	0	0

Inning Stats	R: 0	H: 0	E: 0	K: 0	S: 9	H: 0	LOB: 0	BB: 0	P: 13	R: 0	H: 0	E: 0	K: 0	S: 7	H: 0	LOB: 1	BB: 1	P: 13	R: 0	H: 0	E: 0	K: 0	S: 7	H: 0	LOB: 0	BB: 0	P: 8	R: 1	H: 3	E: 0	K: 2	S: 18	H: 1	LOB: 1	BB: 0	P: 7	R: 0	H: 0	E: 0	K: 0	S: 10	H: 0	LOB: 1	BB: 1	P: 17	R: 0	H: 1	E: 0	K: 0	S: 7	H: 1	LOB: 2	BB: 1	P: 16	R: 0	H: 0	E: 0	K: 0	S: 5	H: 0	LOB: 0	BB: 0	P: 11	R: 1	H: 1	E: 0	K: 1	S: 12	H: 1	LOB: 0	BB: 0	P: 19	1B: 5	SF: 0	2B: 0	SAC: 1	3B: 0	DP: 0	HR: 1	HBP: 0	WP: 0	PA: 35
--------------	------	------	------	------	------	------	--------	-------	-------	------	------	------	------	------	------	--------	-------	-------	------	------	------	------	------	------	--------	-------	------	------	------	------	------	-------	------	--------	-------	------	------	------	------	------	-------	------	--------	-------	-------	------	------	------	------	------	------	--------	-------	-------	------	------	------	------	------	------	--------	-------	-------	------	------	------	------	-------	------	--------	-------	-------	-------	-------	-------	--------	-------	-------	-------	--------	-------	--------

PITCHER	IP	WLS	BF	H	R	ER	SO	BB	IBB	HBP	BLK	WP	HR	S	P	ERA	WHIP
Armando Reynoso, R ERA: 5.25 (1, 1)	6.0		24	4	1	1	3	2	0	0	0	0	0	57	88	1.50	1.000
Mike Morgan, R ERA: 4.52 (7, 1)	1.1		6	1	0	0	0	1	0	0	0	0	0	8	20	0.00	1.500
Dan Plesac, L ERA: 2.78 (8, 1)	0.2		2	0	0	0	0	0	0	0	0	0	0	4	7	0.00	0.000
Greg Swindell, L ERA: 3.19 (9, 1)	0.2	L	3	1	1	1	1	0	0	0	0	0	1	12	19	13.50	1.500

BOTTOM

Arizona Diamondbacks @ Los Angeles Dodgers
 Dodger Stadium, Los Angeles, CA

Mon Sep 18 2000, 7:10 PM PDT
 Att: 31,345 - Cloudy - 75 F

AB	31
R	2
H	6
RBI	2
BB	3
SO	4
LOB	13

livebaseballscorecards.com



Batter	1	2	3	4	5	6	7	8	9	AB R H RBI BB SO LOB	TOP											
Tony Womack, L (1, 6) OBP: 0.303, SLG: 0.378	0-1 G6-3		1-0 F8		0-3 K		1-1 F9			4 0 0 0 0 1 3	<p>Arizona Diamondbacks @ Los Angeles Dodgers Dodger Stadium, Los Angeles, CA</p> <p>Tue Sep 19 2000, 7:10 PM PDT Att. 29,753 - Sunny - 70 F</p> <p>livebaseballscorecards.com</p>											
Jay Bell, R (1, 4) OBP: 0.350, SLG: 0.429	1-0 F8		3-2 P4			1-1 F7		0-1 1B	4 0 1 0 0 0 0													
Luis Gonzalez, L (1, 7) OBP: 0.392, SLG: 0.537	2-1 1B			1-0 F7		0-3 K		0-0 F8	4 0 1 0 0 1 1													
Greg Colbrunn, R (1, 3) OBP: 0.415, SLG: 0.552	2-2 F9			0-1 G6-3		4-2 BB		1-1 1B	3 0 1 0 1 0 1													
Steve Finley, L (1, 8) OBP: 0.370, SLG: 0.568		1-0 G1		1-3 K		4-2 BB		3-3 K	3 0 0 0 1 2 2													
Matt Williams, R (1, 5) OBP: 0.293, SLG: 0.377		0-0 G1-3			0-3 K	0-0 G1-3		1-3 K	4 0 1 0 0 2 4													
David Dellucci, L (1, 9) OBP: 0.462, SLG: 0.486		1-0 G1-3			2-1 CS		0-1 G4-3	2-1 G3-1	4 0 1 0 0 0 1													
Damian Miller, R (1, 2) OBP: 0.348, SLG: 0.441		1-1 G5-3			4-2 1B		4-0 BB	1-2 P6	1 0 0 0 2 0 1													
Craig Counsell, L (9, PH) OBP: 0.394, SLG: 0.450					1-2 BB				1 0 0 0 0 0 0													
Brian Anderson, R (1, 1) OBP: 0.212, SLG: 0.250			2-3 K		0-0 1B		1-3 K	1-1 F3	3 0 1 0 0 2 1													
Rob Ryan, L (9, PH) OBP: 0.333, SLG: 0.409					1-2 1B				1 0 0 0 0 0 0													
Inning Stats	R: 0 E: 0 K: 0 S: 9	H: 1 LOB: 1 BB: 0 P: 14	R: 0 E: 0 K: 0 S: 5	H: 1 LOB: 1 BB: 0 P: 8	R: 0 E: 0 K: 1 S: 7	H: 0 LOB: 0 BB: 0 P: 13	R: 0 E: 0 K: 1 S: 6	H: 0 LOB: 0 BB: 0 P: 8	R: 0 E: 0 K: 2 S: 12	H: 2 LOB: 2 BB: 1 P: 18	R: 0 E: 0 K: 1 S: 12	H: 0 LOB: 2 BB: 2 P: 21	R: 0 E: 0 K: 1 S: 8	H: 0 LOB: 1 BB: 1 P: 14	R: 0 E: 0 K: 2 S: 14	H: 2 LOB: 2 BB: 0 P: 19	R: 0 E: 0 K: 0 S: 7	H: 0 LOB: 0 BB: 0 P: 11	1B: 6 2B: 0 3B: 0 HR: 0	SF: 0 SAC: 0 DP: 0 HBP: 0	WP: 0 PB: 0 SB: 0 CS: 1	PA: 36
PITCHER	IP WLS BF H R ER SO BB IBB HBP BLK WP HR S P ERA WHIP												PITCHER	IP WLS BF H R ER SO BB IBB HBP BLK WP HR S P ERA WHIP								
Chan Ho Park, R (1, 1) ERA: 3.53	8.0 W 33 6 0 0 8 4 0 0 0 0 0 0 73 115 0.00 1.250																					
Jeff Shaw, R (9, 1) ERA: 4.39	1.0 S 3 0 0 0 0 0 0 0 0 0 0 0 7 11 0.00 0.000																					



Batter	1	2	3	4	5	6	7	8	9
Tom Goodwin, L (1, 8) OBP: 0.351, SLG: 0.357	1-2 G1-3			1-2 F7		0-2 G4-3		2-2 1B	
Mark Grudzielanek, R (1, 4) OBP: 0.335, SLG: 0.393	1-2 F9			0-0 G4-6-3 1B		1-2 1B		1-0 1B	
Shawn Green, L (1, 9) OBP: 0.374, SLG: 0.481	0-2 L7			0-0 G4-6-3 1-2f		0-2 G1-3		1-2 G3-1	
Eric Karros, R (1, 3) OBP: 0.327, SLG: 0.471		2-1 F8			1-1 G5-3		2-1 P4		
Adrian Beltré, R (1, 5) OBP: 0.359, SLG: 0.481		1-1 F9			1-2 G6-3		2-2 F9		
Bruce Aven, R (1, 7) OBP: 0.291, SLG: 0.462		2-2 F7			0-1 1B		1-2 1B		
Chad Kreuter, S (1, 2) OBP: 0.430, SLG: 0.423			2-2 G6-3		0-1 1B		1-3 K		
Alex Cora, L (1, 6) OBP: 0.308, SLG: 0.367			2-0 F7		1-3 K		2-2 G1-3		
Kevin Elster, R (8, PH) OBP: 0.343, SLG: 0.449									
Jeff Shaw, R (9, 1)									
Chan Ho Park, R (1, 1) OBP: 0.239, SLG: 0.323								1-1 F7	
Paul Lo Duca, R (8, PH) OBP: 0.303, SLG: 0.383									
Jeff Branson, L (9, 6) OBP: 0.294, SLG: 0.313									

AB	R	H	RBI	BB	SO	LOB
4	1	1	0	0	0	0
4	0	3	1	0	0	0
4	0	0	0	0	0	3
3	0	0	0	0	0	0
3	0	0	0	0	0	0
3	0	2	0	0	0	0
3	0	1	0	0	1	1
2	0	0	0	0	1	2
1	0	0	0	0	0	0
0	0	0	0	0	0	0
2	0	0	0	0	1	0
1	0	0	0	0	0	0
0	0	0	0	0	0	0

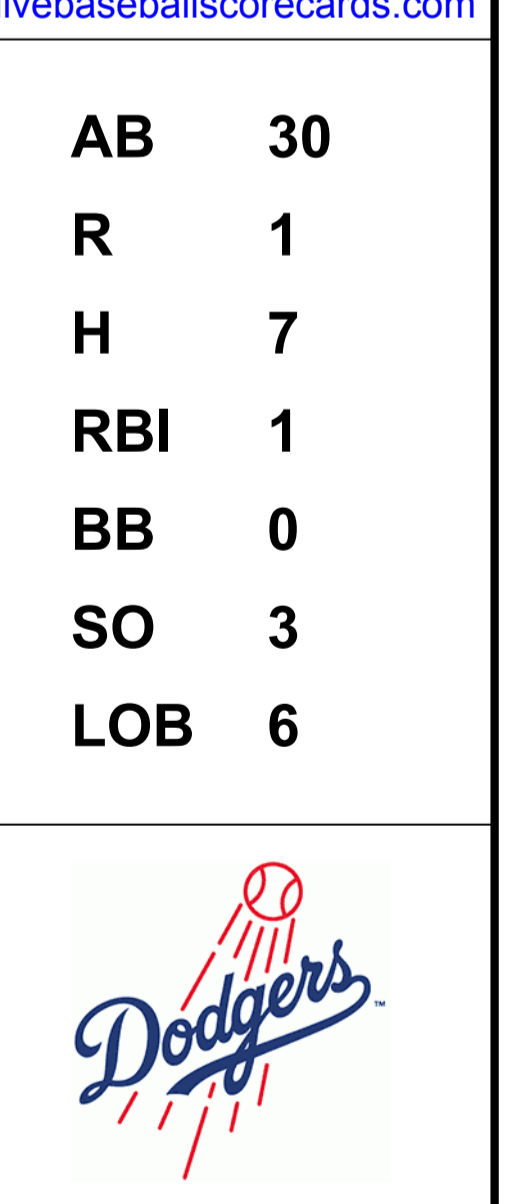
WP	PA
30	30

Inning Stats	R	H	E	K	S	H	LOB	BB	P
R: 0 E: 0 K: 0 S: 9	0	0	0	0	11	R: 0 E: 0 K: 0 S: 7	0	0	12
R: 0 E: 0 K: 1 S: 7	0	0	0	0	11	R: 0 E: 0 K: 1 S: 7	0	0	11
R: 0 E: 0 K: 0 S: 5	0	1	0	0	6	R: 0 E: 0 K: 0 S: 5	1	0	6
R: 0 E: 0 K: 1 S: 14	0	2	0	0	17	R: 0 E: 0 K: 1 S: 14	2	0	17
R: 0 E: 0 K: 0 S: 12	0	1	0	0	14	R: 0 E: 0 K: 0 S: 12	1	0	14
R: 0 E: 0 K: 1 S: 14	0	1	0	0	20	R: 0 E: 0 K: 1 S: 14	1	0	20
R: 1 E: 0 K: 0 S: 16	1	2	0	0	23	R: 1 E: 0 K: 0 S: 16	2	0	23

1B	2B	3B	HR	SF	SAC	DP	HBP
7	0	0	0	0	1	0	0

PITCHER	IP	WLS	BF	H	R	ER	SO	BB	IBB	HBP	BLK	WP	HR	S	P	ERA	WHIP
Brian Anderson, L (1, 1) ERA: 4.05	8.0	L	30	7	1	1	3	0	0	0	0	0	0	84	114	1.12	0.875

Arizona Diamondbacks @ Los Angeles Dodgers
Dodger Stadium, Los Angeles, CA
 Tue Sep 19 2000, 7:10 PM PDT
 Att. 29,753 - Sunny - 70 F



Batter	1	2	3	4	5	6	7	8	9	AB	R	H	RBI	BB	SO	LOB
Tom Goodwin, L OBP: 0.352, SLG: 0.358 (1, 8)	1-3 K		2-2 F7			1-1 1B		0-0 1B		4	0	2	0	0	1	0
Mark Grudzielanek, R OBP: 0.336, SLG: 0.396 (1, 6) (9, 4)	2-2 3B			4-2 CS 1B BB	1-3 K			3-2 G6-3		3	0	1	0	1	1	3
Shawn Green, L OBP: 0.373, SLG: 0.479 (1, 9)	1-3 K			3-1 S CS 1B		2-2 F9		1-3 K		4	0	1	0	0	2	2
Eric Karros, R OBP: 0.326, SLG: 0.475 (1, 3)	3-3 K			3-3 K	1-2 2-3	1-2 F8			2-0 HR	4	1	1	1	0	2	3
Adrian Beltré, R OBP: 0.361, SLG: 0.481 (1, 5)		3-2 F8		4-1 BB		1-2 CS 1B				2	0	1	0	1	0	0
Bruce Aven, R OBP: 0.286, SLG: 0.453 (1, 7)		1-3 K		0-0 G3		3-1 CS	2-2 P5			3	0	0	0	0	1	2
Paul Lo Duca, R OBP: 0.290, SLG: 0.365 (1, 2)		1-3 K			1-2 G5-3		0-1 F7			3	0	0	0	0	1	0
Hiram Bocachica, R OBP: 0.429, SLG: 0.429 Alex Cora, L OBP: 0.308, SLG: 0.367 (1, 4) (9, 6)			3-1 F8		3-1 1B 1B		2-2 G4-3			3	0	1	0	0	0	0
37 Darren Dreifort, R OBP: 0.197, SLG: 0.359 Terry Adams, R (8, 1) Kevin Elster, R OBP: 0.341, SLG: 0.447 Matt Herges, L OBP: 0.077, SLG: 0.077 (8, PH) (9, 1)			0-3 K		0-0 F9		0-2 F2			2	0	0	0	0	1	1

Inning Stats	R: 0	H: 1	E: 0	K: 3	S: 12	LOB: 1	BB: 0	P: 19	R: 0	H: 0	E: 0	K: 2	S: 11	LOB: 0	BB: 0	P: 16	R: 0	H: 0	E: 0	K: 1	S: 9	LOB: 0	BB: 0	P: 14	R: 0	H: 1	E: 0	K: 1	S: 13	LOB: 2	BB: 2	P: 27	R: 0	H: 2	E: 0	K: 1	S: 13	LOB: 2	BB: 0	P: 19	R: 0	H: 1	E: 0	K: 0	S: 10	LOB: 0	BB: 0	P: 17	R: 0	H: 0	E: 0	K: 0	S: 9	LOB: 0	BB: 0	P: 13	R: 0	H: 1	E: 0	K: 1	S: 10	LOB: 1	BB: 0	P: 14	R: 1	H: 1	E: 0	K: 0	S: 1	LOB: 0	BB: 0	P: 3	1B: 5	SF: 0	2B: 1	SAC: 0	3B: 1	DP: 1	HR: 1	HBP: 0	WP: 0	PA: 32	PB: 0	SB: 2	CS: 3
--------------	------	------	------	------	-------	--------	-------	-------	------	------	------	------	-------	--------	-------	-------	------	------	------	------	------	--------	-------	-------	------	------	------	------	-------	--------	-------	-------	------	------	------	------	-------	--------	-------	-------	------	------	------	------	-------	--------	-------	-------	------	------	------	------	------	--------	-------	-------	------	------	------	------	-------	--------	-------	-------	------	------	------	------	------	--------	-------	------	-------	-------	-------	--------	-------	-------	-------	--------	-------	--------	-------	-------	-------

PITCHER	IP	WLS	BF	H	R	ER	SO	BB	IBB	HBP	BLK	WP	HR	S	P	ERA	WHIP
Randy Johnson, L ERA: 2.31 (1, 1)	7.0		26	5	0	0	8	2	0	0	0	0	0	77	125	0.00	1.000
Dan Plesac, L ERA: 2.7 (8, 1)	1.0		4	1	0	0	1	0	0	0	0	0	0	10	14	0.00	1.000
Byung-Hyun Kim, R ERA: 4.09 (9, 1)	0.0	L	1	1	1	1	0	0	0	0	0	0	1	3	∞	∞	

BOTTOM


Arizona Diamondbacks @ Los Angeles Dodgers
Dodger Stadium, Los Angeles, CA

Wed Sep 20 2000, 7:05 PM PDT
Att: 31,630 - Sunny - 73 F

livebaseballscores.com

AB	29
R	1
H	7
RBI	1
BB	2
SO	9
LOB	11



Batter	1	2	3	4	5	6	7	8	9	AB R H RBI BB SO LOB	TOP		
Tony Womack, L (1, 6) OBP: 0.307, SLG: 0.385	1-0 F7			1-2 SF8 3B	2-2 1B 1B		0-3 K		3-2 2B 1B	5 3 3 1 0 1 1			
Danny Bautista, R (1, 9) OBP: 0.325, SLG: 0.468	1-1 G5-3			1-0 SF8	1-0 1B SF8 1B		1-2 FC5-4		1-0 2B	4 1 2 2 0 0 1			
Luis Gonzalez, L (1, 7) OBP: 0.389, SLG: 0.529	3-1 G4-3			4-1 1B 1B BB	1-1 1B		1-3 K		0-0 G4-3	4 1 1 2 1 1 2			
Greg Colbrunn, R (1, 3) OBP: 0.410, SLG: 0.542		0-0 L6		1-0 P4	0-1 SF8			0-1 G6-3		3 0 0 1 0 0 1			
Steve Finley, L (1, 8) OBP: 0.369, SLG: 0.565		0-1 F7		1-0 1B 1-2 1B	0-3 K			1-0 G1-3		4 0 1 0 0 1 1			
Matt Williams, R (1, 5) OBP: 0.297, SLG: 0.379		0-0 G1-3		3-2 FC6-4 1-3 2-H 1B		1-2 G5-3		0-1 G6-3		4 0 1 1 0 0 0			
Craig Counsell, L (1, 4) OBP: 0.390, SLG: 0.437			1-3 K	1-2 FC6-4 1-2f		2-3 K			1-3 K	4 0 0 0 0 3 2	AB 35 R 7 H 11 RBI 7 BB 1 SO 6 LOB 8		
Kelly Stinnett, R (1, 2) OBP: 0.283, SLG: 0.356			1-2 G5-3		2-2 P3	1-0 F9			0-1 SH1-4 1B 1B	4 1 1 0 0 0 0			
Curt Schilling, R (1, 1) OBP: 0.237, SLG: 0.276			0-1 G4-3		0-0 1B 1B 1B		1-1 FC5-4 1B		0-1 SH1-4	3 1 2 0 0 0 0			
Inning Stats	R: 0 E: 0 K: 0 S: 5 H: 0 LOB: 0 BB: 0 P: 10	R: 0 E: 0 K: 0 S: 4 H: 0 LOB: 0 BB: 0 P: 4	R: 0 E: 0 K: 1 S: 10 H: 0 LOB: 0 BB: 0 P: 12	R: 2 E: 0 K: 0 S: 13 H: 3 LOB: 2 BB: 1 P: 25	R: 3 E: 0 K: 1 S: 17 H: 4 LOB: 1 BB: 0 P: 23	R: 0 E: 0 K: 1 S: 8 H: 0 LOB: 0 BB: 0 P: 12	R: 0 E: 0 K: 2 S: 11 H: 1 LOB: 1 BB: 0 P: 14	R: 0 E: 0 K: 0 S: 5 H: 0 LOB: 0 BB: 0 P: 6	R: 2 E: 0 K: 1 S: 13 H: 3 LOB: 1 BB: 0 P: 18	1B: 9 2B: 1 3B: 1 HR: 0 SF: 2 SAC: 1 DP: 0 HBP: 0	WP: 0 PB: 0 SB: 0 CS: 0 PA: 39		
PITCHER	IP WLS BF H R ER SO BB IBB HBP BLK WP HR S P ERA WHIP											PITCHER	IP WLS BF H R ER SO BB IBB HBP BLK WP HR S P ERA WHIP
Mark Gardner, R (1, 1) ERA: 4.18	5.0 L 23 7 5 5 2 1 0 0 0 0 0 0 49 74 9.00 1.600												
Aaron Fultz, L (6, 1) ERA: 4.93	2.0 7 1 0 0 3 0 0 0 0 0 0 0 19 26 0.00 0.500												
41 Chad Zerbe, L (8, 1) ERA: 6.0	2.0 9 3 2 2 1 0 0 0 0 0 0 0 18 24 9.00 1.500												

Arizona Diamondbacks @ San Francisco Giants
PacBell Park, San Francisco, CA
Fri Sep 22 2000, 10:35 PM EDT
Att. 40,930 - Cloudy - 65 F

livebaseballscorecards.com

Batter	1	2	3	4	5	6	7	8	9	AB R H RBI BB SO LOB
Marvin Benard, L (1, 8) OBP: 0.351, SLG: 0.407	0-3 K			1-0 G4-3		1-2 F3			0-0 1B	4 0 1 0 0 1 0
Bill Mueller, S (1, 5) OBP: 0.332, SLG: 0.390	0-3 K			2-3 K		1-0 G4-3			2-2 F8	4 0 0 0 0 2 1
Barry Bonds, L (1, 7) OBP: 0.447, SLG: 0.702	0-0 F8			2-2 2B		2-2 F7			1-0 F8	4 0 1 0 0 0 1
Jeff Kent, R (1, 4) OBP: 0.423, SLG: 0.605			1-2 G5-4-3 1B	4-1 BB		1-1 G6-3			1-3 K	3 0 1 0 1 1 1
J.T. Snow, L (1, 3) OBP: 0.371, SLG: 0.458			1-3 K	3-2 F9		0-0 F7				3 0 0 0 0 1 3
Rich Aurilia, R (1, 6) OBP: 0.333, SLG: 0.438 41 Chad Zerbe, L (8, 1)			1-0 G5-4-3		0-0 P5		0-3 K2-3			3 0 0 0 0 1 1 0 0 0 0 0 0 0
Armando Rios, L (1, 9) OBP: 0.348, SLG: 0.520			1-2 P3		2-0 SF8 3B			1-3 K		3 1 1 0 0 1 0
Doug Mirabelli, R (1, 2) OBP: 0.335, SLG: 0.362			2-2 G5-3		2-2 SF8			1-3 K		2 0 0 1 0 1 0
Mark Gardner, R (1, 1) OBP: 0.098, SLG: 0.098 Damon Minor, L (5, PH) OBP: 0.333, SLG: 0.833 Aaron Fultz, L (6, 1) OBP: 0.333, SLG: 0.333 Ramon Martinez, R (8, 6) OBP: 0.337, SLG: 0.475			1-3 K		1-0 F8			0-3 K		1 0 0 0 0 1 0 1 0 0 0 0 0 0 0 0 0 0 0 0 0 1 0 0 0 0 1 0

Inning Stats	R: 0	H: 0	E: 0	K: 2	S: 9	R: 0	H: 1	E: 0	K: 1	S: 8	R: 0	H: 0	E: 0	K: 1	S: 10	R: 1	H: 1	E: 0	K: 0	S: 6	R: 0	H: 0	E: 0	K: 1	S: 10	R: 0	H: 0	E: 0	K: 3	S: 9	R: 0	H: 0	E: 0	K: 1	S: 9	R: 0	H: 1	E: 0	K: 1	S: 9	1B: 2	SF: 1	2B: 1	SAC: 0	3B: 1	DP: 1	HR: 0	HBP: 0	WP: 0	PA: 31											
PITCHER Curt Schilling, R (1, 1) ERA: 3.8	IP	WLS	BF	H	R	ER	SO	BB	IBB	HBP	BLK	WP	HR	S	P	ERA	WHIP																			IP	WLS	BF	H	R	ER	SO	BB	IBB	HBP	BLK	WP	HR	S	P	ERA	WHIP									
	9.0	W	31	4	1	1	10	1	0	0	0	0	0	85	120	1.00	0.556																																												

BOTTOM

Arizona Diamondbacks @ San Francisco Giants
PacBell Park, San Francisco, CA
Fri Sep 22 2000, 10:35 PM EDT
Att: 40,930 - Cloudy - 65 F

livebaseballscorecards.com

AB	29
R	1
H	4
RBI	1
BB	1
SO	10
LOB	7



Batter	1	2	3	4	5	6	7	8	9	AB R H RBI BB SO LOB
Calvin Murray, R (1, 8) OBP: 0.350, SLG: 0.335 Marvin Benard, L (8, PH) OBP: 0.352, SLG: 0.407 (9, 8)	1-1 F7 ①		4-1 1B G6-3 BB		1-2 F8 ③			0-0 1B 1B	2-2 F6 ②	2 1 0 0 1 0 0 2 0 1 0 0 0 3
Ramon Martinez, R (1, 6) OBP: 0.344, SLG: 0.478	2-1 F8 ②		2-2 E G6-3 1-3 1B			0-2 G5-3 ①		0-0 1B 1-2 1B	1-2 1B 1-2 2-H 3-H 1B	5 0 3 2 0 0 0
Felipe Crespo, S (1, 7) OBP: 0.350, SLG: 0.397 (9, 9)	3-2 G6-3 ③		0-0 G6-3 ②			1-0 G3 ②		2-3 K ①	1-0 F8 ③	5 0 0 1 0 1 5
Ellis Burks, R (1, 9) OBP: 0.423, SLG: 0.618 Terrell Lowery, R (6, PR) OBP: 0.595, SLG: 0.733 (7, 9) Barry Bonds, L (8, PH) OBP: 0.446, SLG: 0.701 (9, 7)		3-3 K ①	2-3 K ③			3-2 HR 1B		1-3 K ②		3 0 1 0 0 2 1 0 1 0 0 0 0 0 1 0 0 0 0 1 2
Damon Minor, L (1, 3) OBP: 0.444, SLG: 1.125 Jeff Kent, R (8, PH) OBP: 0.423, SLG: 0.604 (9, 3)		4-2 1B BB		2-2 F7 ①		0-1 HR 1-H		3-2 P4 ③		2 1 1 2 1 0 0 1 0 0 0 0 0 2
Russ Davis, R (1, 5) OBP: 0.298, SLG: 0.420		2-0 1B		1-2 G5-3 ②		2-2 F9 ③			4-0 BB 1B BB	3 1 1 0 1 0 1
28 Juan Melo, S (1, 4) OBP: 0.100, SLG: 0.100 Bill Mueller, S (9, PH) OBP: 0.333, SLG: 0.391		1-0 F5 ②		0-0 G6-3 ③			1-3 K ①		1-1 BB 1B 1B	3 0 0 0 0 1 2 1 1 1 0 0 0 0
Bobby Estalella, R (1, 2) OBP: 0.365, SLG: 0.488 J.T. Snow, L (9, PH) OBP: 0.370, SLG: 0.457		3-3 K ③		2-1 P6 ①			1-3 K ②		0-0 F7 ①	3 0 0 0 0 2 2 1 0 0 0 0 0 2
Shawn Estes, R (1, 1) OBP: 0.224, SLG: 0.308 Pedro Feliz, R (5, PH) OBP: 0.333, SLG: 0.333 Ryan Vogelsong, R (6, 1) Armando Rios, L (7, PH) OBP: 0.348, SLG: 0.518 John Johnstone, R (8, 1) Alan Embree, L (9, 1) Rich Aurilia, R (9, PH) OBP: 0.335, SLG: 0.438			1-3 K ①		2-1 G5-3 ②		2-2 F7 ③		4-0 1B BB	1 0 0 0 0 1 0 1 0 0 0 0 0 0 0 0 0 0 0 0 0 1 0 1 0 0

Inning Stats	R: 0 E: 0 K: 0 S: 7	H: 0 LOB: 0 BB: 0 P: 13	R: 0 E: 0 K: 2 S: 13	H: 1 LOB: 2 BB: 1 P: 26	R: 1 E: 1 K: 2 S: 12	H: 1 LOB: 1 BB: 1 P: 21	R: 0 E: 0 K: 0 S: 9	H: 0 LOB: 0 BB: 0 P: 12	R: 0 E: 0 K: 0 S: 9	H: 0 LOB: 0 BB: 0 P: 14	R: 2 E: 0 K: 0 S: 14	H: 2 LOB: 1 BB: 0 P: 20	R: 0 E: 0 K: 2 S: 10	H: 0 LOB: 0 BB: 0 P: 14	R: 0 E: 0 K: 2 S: 11	H: 2 LOB: 2 BB: 0 P: 17	R: 2 E: 0 K: 0 S: 11	H: 2 LOB: 2 BB: 2 P: 24	1B: 7 2B: 0 3B: 0 HR: 1	SF: 0 SAC: 0 DP: 0 HBP: 0
--------------	------------------------------	----------------------------------	-------------------------------	----------------------------------	-------------------------------	----------------------------------	------------------------------	----------------------------------	------------------------------	----------------------------------	-------------------------------	----------------------------------	-------------------------------	----------------------------------	-------------------------------	----------------------------------	-------------------------------	----------------------------------	----------------------------------	------------------------------------

PITCHER	IP	WLS	BF	H	R	ER	SO	BB	IBB	HBP	BLK	WP	HR	S	P	ERA	WHIP
Geraldo Guzman, R (1, 1) ERA: 6.02	5.2	W	23	4	3	3	4	2	0	0	0	0	1	59	99	4.76	1.059
Russ Springer, R (6, 1) ERA: 5.22	1.1		4	0	0	0	2	0	0	0	0	0	0	15	21	0.00	0.000
Byung-Hyun Kim, R (8, 1) ERA: 4.07	0.1		3	2	0	0	1	0	0	0	0	0	0	5	7	0.00	6.000
Dan Plesac, L (8, 1) ERA: 2.65	0.1	H	1	0	0	0	1	0	0	0	0	0	0	3	4	0.00	0.000
Matt Mantei, R (8, 1) ERA: 4.67	1.1	S	8	2	2	2	0	2	0	0	0	0	0	14	30	13.50	3.000

BOTTOM

Arizona Diamondbacks @ San Francisco Giants
PacBell Park, San Francisco, CA

Sat Sep 23 2000, 4:05 PM EDT
Att: 40,930 - Sunny - 68 F

AB	35
R	5
H	8
RBI	5
BB	4
SO	8
LOB	20

WP: 0 PA: 39
PB: 0
SB: 0
CS: 0



PITCHER	IP	WLS	BF	H	R	ER	SO	BB	IBB	HBP	BLK	WP	HR	S	P	ERA	WHIP
---------	----	-----	----	---	---	----	----	----	-----	-----	-----	----	----	---	---	-----	------

Batter	1	2	3	4	5	6	7	8	9	AB R H RBI BB SO LOB	TOP											
Tony Womack, L (1, 6) OBP: 0.308, SLG: 0.386	2-2 F7		1-0 SH1-3		2-2 HR		2-2 SF8	3-2 F7		4 2 2 0 0 0 1	<p>Arizona Diamondbacks @ San Francisco Giants</p> <p>PacBell Park, San Francisco, CA</p> <p>Sat Sep 23 2000, 10:05 PM EDT</p> <p>Att. 40,930 - Sunny - 67 F</p> <p>livebaseballscorecards.com</p>											
Danny Bautista, R (1, 9) OBP: 0.333, SLG: 0.470	1-0 G1-3		1-1 G4-6-3 HBP		1-1 HR		2-0 P3	3-2 G4-3	4 1 1 1 0 0 1													
Luis Gonzalez, L (1, 7) OBP: 0.389, SLG: 0.538	2-0 G6-3		0-0 G4-6-3		0-0 HR		2-1 SF8	2-3 K	4 1 1 4 0 1 2													
Greg Colbrunn, R (1, 3) OBP: 0.404, SLG: 0.528		4-2 1B BB		2-3 K		0-0 F8	4-2 BB BB	0-2 G6-3	3 0 0 0 2 1 0													
Steve Finley, L (1, 8) OBP: 0.369, SLG: 0.562		0-3 K		1-0 G6-3		0-3 K	4-2 BB		3 0 0 0 1 2 1													
Matt Williams, R (1, 5) OBP: 0.307, SLG: 0.395		0-0 1B		4-2 BB		2-2 G5-4-3 1B	0-1 F7		3 0 2 0 1 0 2													
Craig Counsell, L (1, 4) OBP: 0.386, SLG: 0.426		2-2 P2		2-0 F7		0-0 G5-4-3		4-2 BB	3 0 0 0 1 0 4													
Rod Barajas, R (1, 2) OBP: 0.400, SLG: 1.000		0-3 K			3-3 K	1-2 1B		3-2 F7	4 0 1 0 0 2 3													
Armando Reynoso, R (1, 1) OBP: 0.130, SLG: 0.091			3-2 SH1-3 1B		1-2 1B 1B	2-1 G5-3		1-3 K	1 0 1 0 0 0 0 1 1 1 0 0 0 0 0 0 0 0 0 0 0 1 0 0 0 0 0 1 0 0 0 0 0 0 0 1 0 0 0 0 1 1 0 0 0 0 0 0 0													
Rob Ryan, L (5, PH) OBP: 0.393, SLG: 0.440																						
Mike Morgan, R (5, PH) OBP: 0.438, SLG: 0.438																						
David Dellucci, L (6, PH) OBP: 0.400, SLG: 0.415																						
Greg Swindell, L (6, PH)																						
Jason Conti, L (8, PH) OBP: 0.292, SLG: 0.375																						
40 Darren Holmes, R (8, PH)																						
Inning Stats	R: 0 E: 0 K: 0 S: 6	H: 0 LOB: 0 BB: 0 P: 11	R: 0 E: 0 K: 2 S: 15	H: 1 LOB: 2 BB: 1 P: 21	R: 0 E: 0 K: 0 S: 7	H: 1 LOB: 1 BB: 0 P: 12	R: 0 E: 0 K: 1 S: 9	H: 0 LOB: 1 BB: 1 P: 18	R: 4 E: 0 K: 2 S: 18	H: 4 LOB: 0 BB: 0 P: 25	R: 0 E: 0 K: 0 S: 11	H: 2 LOB: 1 BB: 0 P: 16	R: 1 E: 0 K: 0 S: 13	H: 1 LOB: 2 BB: 2 P: 27	R: 0 E: 0 K: 1 S: 15	H: 0 LOB: 1 BB: 1 P: 26	R: 0 E: 0 K: 1 S: 9	H: 0 LOB: 0 BB: 0 P: 14	1B: 8 2B: 0 3B: 0 HR: 1	SF: 1 SAC: 1 DP: 2 HBP: 1	WP: 0 PB: 0 SB: 1 CS: 0	PA: 40
PITCHER	IP WLS BF H R ER SO BB IBB HBP BLK WP HR S P ERA WHIP																					
Miguel Del Toro, R (1, 1) ERA: 5.4	5.0 W 23 6 4 4 5 2 0 1 0 0 0 1 55 87 7.20 1.600																					
Doug Henry, R (6, 1) ERA: 3.76	1.1 6 3 1 0 0 0 0 0 0 0 0 0 15 24 0.00 2.250																					
Alan Embree, L (7, 1) ERA: 4.73	0.1 3 0 0 0 0 2 0 0 0 0 0 0 7 17 0.00 6.000																					
Felix Rodriguez, R (7, 1) ERA: 2.72	1.1 H 5 0 0 0 1 1 0 0 0 0 0 0 17 28 0.00 0.750																					
Robb Nen, R (9, 1) ERA: 1.43	1.0 3 0 0 0 0 1 0 0 0 0 0 0 9 14 0.00 0.000																					

AB	32
R	5
H	9
RBI	5
BB	5
SO	7
LOB	16



Batter	1	2	3	4	5	6	7	8	9	AB	R	H	RBI	BB	SO	LOB
Marvin Benard, L (1, 8) OBP: 0.350, SLG: 0.409	2-1 F7	0-0 FC1-2		3-2 SF9 3B	0-2 G6-3		1-1 G5-3			5	1	1	2	0	0	4
Bill Mueller, S (1, 5) OBP: 0.334, SLG: 0.394	3-2 2B		0-0 L4-3 1B	1-1 SF9	0-1 G1-3			2-3 K		4	0	2	1	0	1	1
Barry Bonds, L (1, 7) OBP: 0.442, SLG: 0.693	1-3 K		1-0 L4-3 1-2	1-2 F9		0-0 F2		1-3 K		5	0	0	0	0	2	2
Jeff Kent, R (1, 4) OBP: 0.423, SLG: 0.601	1-3 K		0-0 G5-3		0-1 2B BB 1B	4-1 2B BB		2-3 K		4	1	1	0	1	2	1
J.T. Snow, L (1, 3) OBP: 0.369, SLG: 0.457		3-2 SH FC1-2 2B		1-3 K	3-2 F7	3-3 K				4	0	1	0	0	2	2
Rich Aurilia, R (1, 6) OBP: 0.338, SLG: 0.444		0-1 SH FC1-2 G3 FC1-2 2-3		4-2 BB 1B BB	0-0 BB 2B	0-0 2B	1-3 2B	1-3 2B		2	2	2	0	1	0	0
Armando Rios, L (1, 9) OBP: 0.349, SLG: 0.516		0-0 G3		2-0 BB 1B	4-0 BB 2B IBB	0-1 G4-3				3	2	1	0	1	0	4
Alan Embree, L (7, 1)										0	0	0	0	0	0	0
Felix Rodriguez, R (7, 1)										0	0	0	0	0	0	0
Robb Nen, R (9, 1)		1-2		1-2 1B	2B IBB					0	0	0	0	0	0	0
Scott Servais, R (1, 2) OBP: 0.288, SLG: 0.290		4-0 FC1-2 FC1-2 IBB		4-1 1B 3B BB	4-1 2B BB		0-2 F8			0	1	0	0	2	0	0
Ellis Burks, R (5, PH) OBP: 0.424, SLG: 0.618										0	1	0	1	1	0	0
Doug Henry, R (6, 1)										0	0	0	0	0	0	0
Terrell Lowery, R (7, 9) OBP: 0.579, SLG: 0.710										1	0	0	0	0	0	0
Miguel Del Toro, R (1, 1) OBP: 0.500, SLG: 0.500		1-0 FC1-2		1-1 3B 1B	1-2 G6-3 2B		0-3 K			2	1	1	2	0	0	3
Bobby Estalella, R (5, PH) OBP: 0.366, SLG: 0.491										2	0	1	3	0	1	0

Inning Stats	R: 0	H: 1	E: 0	LOB: 1	K: 2	P: 20	R: 0	H: 1	E: 0	LOB: 3	K: 0	P: 17	R: 0	H: 1	E: 0	LOB: 0	K: 0	P: 4	R: 5	H: 3	E: 0	LOB: 0	K: 1	P: 37	R: 4	H: 3	E: 0	LOB: 1	K: 0	P: 27	R: 0	H: 1	E: 0	LOB: 2	K: 1	P: 16	R: 0	H: 0	E: 0	LOB: 0	K: 1	P: 10	R: 0	H: 0	E: 0	LOB: 0	K: 3	P: 14	
1B: 4	SF: 1	2B: 6	SAC: 1	3B: 1	DP: 1	HR: 0	HBP: 0	WP: 0	PA: 40	CS: 0																																							

PITCHER	IP	WLS	BF	H	R	ER	SO	BB	IBB	HBP	BLK	WP	HR	S	P	ERA	WHIP
Armando Reynoso, R (1, 1) ERA: 5.4	4.0	L	21	6	5	5	3	2	1	0	0	0	0	45	78	11.25	2.000
Mike Morgan, R (5, 1) ERA: 4.94	1.0		8	3	4	4	0	1	1	0	0	0	0	15	27	36.00	4.000
Greg Swindell, L (6, 1) ERA: 3.27	2.0		8	1	0	0	2	1	0	0	0	0	0	18	26	0.00	1.000
40 Darren Holmes, R (8, 1) ERA: 13.5	1.0		3	0	0	0	3	0	0	0	0	0	0	9	14	0.00	0.000

BOTTOM

Arizona Diamondbacks @ San Francisco Giants
PacBell Park, San Francisco, CA
Sat Sep 23 2000, 10:05 PM EDT
Att: 40,930 - Sunny - 67 F

livebaseballscores.com

AB	32
R	9
H	10
RBI	9
BB	6
SO	8
LOB	17



Batter	1	2	3	4	5	6	7	8	9	AB R H RBI BB SO LOB	TOP											
Tony Womack, L (1, 6) OBP: 0.307, SLG: 0.384	2-2 G5-3	0-1 F8 HR 1B		2-2 G4-3		0-0 G3-1		2-2 L6		5 1 1 1 0 0 1												
Danny Bautista, R (1, 9) OBP: 0.334, SLG: 0.469	0-0 P4	1-0 F8		0-1 2B 1B		1-2 P4			2-1 1B	5 1 2 0 0 0 2												
Luis Gonzalez, L (1, 7) OBP: 0.390, SLG: 0.537	1-1 1B	4-0 HR IBB		2-1 F9		0-1 G4-3			3-1 F9	4 1 1 0 1 0 2												
Matt Williams, R (1, 5) OBP: 0.309, SLG: 0.406	1-2 G4-3	1-1 HR		0-2 2B			1-3 K		0-1 F9	5 1 2 5 0 1 2												
Steve Finley, L (1, 8) OBP: 0.367, SLG: 0.558				0-1 G3			1-1 G4-3		1-0 L3	4 1 0 0 1 0 2												
39 Alex Cabrera, R (1, 3) OBP: 0.301, SLG: 0.513		0-1 1B SF8 1B		1-0 G6-3		0-0 G5-3				4 1 1 0 0 1 0												
Craig Counsell, L (1, 4) OBP: 0.382, SLG: 0.421		2-1 1B BB 1B		1-1 L4		1-2 G6-3			3-1 G1	4 1 1 1 0 0 0												
Kelly Stinnett, R (1, 2) OBP: 0.286, SLG: 0.354		4-2 F8 HR BB 1B		2-0 1B		2-2 E6			0-2 1B	3 1 2 0 1 0 0												
Brian Anderson, R (1, 1) OBP: 0.200, SLG: 0.239		0-1 SF8		3-3 K		0-0 G1-3			2-3 K	3 0 0 1 0 2 3												
Inning Stats	R: 0 E: 0 K: 0 S: 12	H: 1 LOB: 1 BB: 0 P: 16	R: 7 E: 0 K: 0 S: 17	H: 4 LOB: 0 BB: 3 P: 35	R: 0 E: 0 K: 1 S: 7	H: 1 LOB: 1 BB: 0 P: 14	R: 1 E: 0 K: 0 S: 14	H: 2 LOB: 1 BB: 0 P: 18	R: 0 E: 1 K: 0 S: 8	H: 0 LOB: 1 BB: 0 P: 11	R: 0 E: 0 K: 0 S: 6	H: 0 LOB: 0 BB: 0 P: 7	R: 0 E: 0 K: 2 S: 8	H: 0 LOB: 0 BB: 0 P: 11	R: 0 E: 0 K: 1 S: 13	H: 1 LOB: 1 BB: 0 P: 20	R: 0 E: 0 K: 0 S: 7	H: 1 LOB: 1 BB: 0 P: 13	1B: 8 2B: 1 3B: 0 HR: 1	SF: 1 SAC: 0 DP: 0 HBP: 0	WP: 0 PB: 0 SB: 0 CS: 0	PA: 41
PITCHER	IP WLS BF H R ER SO BB IBB HBP BLK WP HR S P ERA WHIP																					
Livan Hernandez, R (1, 1) ERA: 3.84	6.0 L 30 8 8 8 1 2 1 0 0 0 0 1 64 101 12.00 1.667																					
41 Chad Zerbe, L (7, 1) ERA: 3.6	2.0 7 1 0 0 3 0 0 0 0 0 0 0 21 31 0.00 0.500																					
Aaron Fultz, L (9, 1) ERA: 4.86	1.0 4 1 0 0 0 0 0 0 0 0 0 0 7 13 0.00 1.000																					

Arizona Diamondbacks @ San Francisco Giants
PacBell Park, San Francisco, CA
Sun Sep 24 2000, 4:05 PM EDT
Att. 40,930 - Sunny - 70 F

livebaseballscorecards.com

AB	37
R	8
H	10
RBI	8
BB	3
SO	4
LOB	12



Batter	1	2	3	4	5	6	7	8	9	AB	R	H	RBI	BB	SO	LOB
Marvin Benard, L (1, 8) OBP: 0.349, SLG: 0.407 Pedro Feliz, R (7, 5) OBP: 0.286, SLG: 0.286	1-0 G3		2-2 G4-3			2-2 B3		1-0 G1-3		3	0	0	0	0	0	0
Russ Davis, R (1, 5) OBP: 0.304, SLG: 0.442 Terrell Lowery, R (7, 7) OBP: 0.590, SLG: 0.710	1-0 E6 1B		0-1 F9			0-0 HR		4-0 BB		3	1	2	1	0	0	0
Barry Bonds, L (1, 7) OBP: 0.440, SLG: 0.689 41 Chad Zerbe, L (7, 1) Felipe Crespo, S (8, PH) OBP: 0.347, SLG: 0.394 Aaron Fultz, L (9, 1) OBP: 0.333, SLG: 0.333	3-2 G1-3				1-2 G1-3	3-2 F7		0-0 F8		3	0	0	0	0	0	1
Jeff Kent, R (1, 4) OBP: 0.423, SLG: 0.601 Ramon Martinez, R (6, 6) OBP: 0.345, SLG: 0.495	0-1 F9				2-1 L1-3 1B		0-0 F9		0-2 HR	2	0	1	0	0	0	1
Ellis Burks, R (1, 9) OBP: 0.421, SLG: 0.613 Armando Rios, L (8, 9) OBP: 0.347, SLG: 0.513			2-2 F8		0-1 L1-3		2-2 G1-3		1-3 K	3	0	0	0	0	0	1
Rich Aurilia, R (1, 6) OBP: 0.337, SLG: 0.443 28 Juan Melo, S (6, 4) OBP: 0.083, SLG: 0.083			0-2 F8		1-1 P6		1-3 K		0-0 F9	2	0	0	0	0	0	0
J.T. Snow, L (1, 3) OBP: 0.371, SLG: 0.464 Damon Minor, L (9, 3) OBP: 0.500, SLG: 1.125			1-2 1B		1-2 F9			0-1 HR	4-2 BB	3	1	2	1	0	0	0
Bobby Estalella, R (1, 2) OBP: 0.364, SLG: 0.488 Doug Mirabelli, R (6, 2) OBP: 0.337, SLG: 0.369 Bill Mueller, S (8, PR) OBP: 0.334, SLG: 0.394 Scott Servais, R (9, 2) OBP: 0.286, SLG: 0.287			1-1 P5		2-3 K			1-2 G1-3 2B	2-2 P4	2	0	0	0	0	1	1
Livan Hernandez, R (1, 1) OBP: 0.253, SLG: 0.314 Calvin Murray, R (6, PH) OBP: 0.347, SLG: 0.332			0-0 G4-3			2-2 G5-3		1-1 G5-3		1	0	0	0	0	0	0

Inning Stats	R: 0	H: 1	E: 1	LOB: 1	K: 0	BB: 0	S: 10	R: 0	H: 1	E: 0	LOB: 1	K: 0	BB: 0	S: 13	R: 0	H: 0	E: 0	LOB: 0	K: 0	BB: 0	S: 6	R: 0	H: 1	E: 0	LOB: 0	K: 0	BB: 0	S: 7	R: 0	H: 0	E: 0	LOB: 0	K: 1	BB: 0	S: 9	R: 1	H: 1	E: 0	LOB: 0	K: 0	BB: 0	S: 12	R: 0	H: 0	E: 0	LOB: 0	K: 1	BB: 0	S: 9	R: 1	H: 2	E: 0	LOB: 3	K: 0	BB: 1	S: 9	R: 1	H: 1	E: 0	LOB: 1	K: 1	BB: 1	S: 13	1B: 3	SF: 0	2B: 2	SAC: 0	3B: 0	DP: 1	HR: 3	HBP: 0	WP: 0	PA: 35
--------------	------	------	------	--------	------	-------	-------	------	------	------	--------	------	-------	-------	------	------	------	--------	------	-------	------	------	------	------	--------	------	-------	------	------	------	------	--------	------	-------	------	------	------	------	--------	------	-------	-------	------	------	------	--------	------	-------	------	------	------	------	--------	------	-------	------	------	------	------	--------	------	-------	-------	-------	-------	-------	--------	-------	-------	-------	--------	-------	--------

PITCHER	IP	WLS	BF	H	R	ER	SO	BB	IBB	HBP	BLK	WP	HR	S	P	ERA	WHIP
Brian Anderson, L (1, 1) ERA: 4.01	9.0	W	35	7	3	3	3	2	0	0	0	0	3	88	130	3.00	1.000

BOTTOM

Arizona Diamondbacks @ San Francisco Giants
PacBell Park, San Francisco, CA

Sun Sep 24 2000, 4:05 PM EDT
Att. 40,930 - Sunny - 70 F

livebaseballscorecards.com

AB	33
R	3
H	7
RBI	3
BB	2
SO	3
LOB	10



Batter	1	2	3	4	5	6	7	8	9	AB R H RBI BB SO LOB	TOP											
Craig Counsell, L (1, 6) OBP: 0.392, SLG: 0.426	2-2 CI G6-4-3		4-0 FC6-4 BB		1-2 1B 1B		2-1 2B 1B	2-1 F8		3 1 2 0 1 0 1												
Danny Bautista, R (1, 9) OBP: 0.332, SLG: 0.468	0-2 G6-4-3 1-2f		0-0 FC6-4 1B SF9		0-2 G3		1-0 1B 2B	1-2 G4-3		5 2 1 0 0 0 5												
Luis Gonzalez, L (1, 7) OBP: 0.391, SLG: 0.537	2-2 G1		0-1 1B		2-2 1B		1-2 FC5 1B		0-3 K	5 0 3 3 0 1 0												
Matt Williams, R (1, 5) OBP: 0.307, SLG: 0.405		0-0 F9	1-0 SF9		0-3 K		0-0 FC5 1B		1-3 K	4 0 1 1 0 2 1												
Steve Finley, L (1, 8) OBP: 0.364, SLG: 0.552		2-1 G4-3	2-1 F8		1-1 P6		1-1 F5		1-2 F7	5 0 0 0 0 0 4												
Greg Colbrunn, R (1, 3) OBP: 0.405, SLG: 0.537		1-1 2B 1B		1-3 K		0-0 HR	0-0 FC5			4 1 2 1 0 1 2												
Jay Bell, R (1, 4) OBP: 0.349, SLG: 0.429		1-0 2B		2-0 F8		3-1 F4		1-0 G1-3 1B 2B		4 1 2 0 0 0 0												
Kelly Stinnett, R (1, 2) OBP: 0.286, SLG: 0.349		4-0 IBB		2-1 G4-3		3-3 K		1-2 G1-3		3 0 0 0 1 1 1												
Randy Johnson, R (1, 1) OBP: 0.198, SLG: 0.183		1-2 G1-3			1-0 G3 1B 1B		0-3 K		1-1 1B	4 1 2 1 0 1 3												
Greg Swindell, L (8, 1)										0 0 0 0 0 0 0												
Matt Mantei, R (9, 1)										0 0 0 0 0 0 0												
Inning Stats	R: 0 E: 1 K: 0 S: 10	H: 0 LOB: 0 BB: 0 P: 14	R: 0 E: 0 K: 0 S: 9	H: 2 LOB: 3 BB: 1 P: 18	R: 1 E: 0 K: 0 S: 6	H: 1 LOB: 1 BB: 1 P: 13	R: 0 E: 0 K: 1 S: 8	H: 0 LOB: 0 BB: 0 P: 13	R: 2 E: 0 K: 1 S: 15	H: 3 LOB: 1 BB: 0 P: 20	R: 1 E: 0 K: 2 S: 11	H: 1 LOB: 0 BB: 0 P: 17	R: 1 E: 0 K: 0 S: 11	H: 4 LOB: 2 BB: 0 P: 16	R: 1 E: 0 K: 0 S: 15	H: 2 LOB: 1 BB: 0 P: 20	R: 0 E: 0 K: 2 S: 10	H: 0 LOB: 0 BB: 0 P: 12	1B: 9 2B: 3 3B: 0 HR: 1	SF: 1 SAC: 0 DP: 1 HBP: 0	WP: 0 PB: 0 SB: 0 CS: 0	PA: 41
PITCHER	IP WLS BF H R ER SO BB IBB HBP BLK WP HR S P ERA WHIP																					
Brian Rose, R (1, 1) ERA: 5.74	6.0 L 27 7 4 4 4 1 1 0 0 0 0 1 59 95 6.00 1.333																					
Jerry Dipoto, R (7, 1) ERA: 4.63	0.1 2 2 1 1 0 0 0 0 0 0 0 0 3 6 27.00 6.000																					
Gabe White, L (7, 1) ERA: 2.34	1.2 9 4 1 1 0 0 0 0 0 0 0 0 23 30 5.40 2.400																					
Mike Myers, L (9, 1) ERA: 2.03	1.0 3 0 0 0 0 2 0 0 0 0 0 0 10 12 0.00 0.000																					

Arizona Diamondbacks @ Colorado Rockies
 Coors Field, Denver, CO
 Mon Sep 25 2000, 7:05 PM MDT
 Att. 37,131 - Sunny - 47 F

AB	37
R	6
H	13
RBI	6
BB	2
SO	6
LOB	17



Batter	1	2	3	4	5	6	7	8	9	AB R H RBI BB SO LOB	TOP																										
Craig Counsell, L OBP: 0.392, SLG: 0.421 (1, 6) (8, 4)	0-2 G6-3		1-2 G1-3		3-2 FC6-4 1B		4-2 HR BB		2-3 K	4 1 1 0 1 1 0																											
Danny Bautista, R OBP: 0.334, SLG: 0.477 (1, 9)	0-1 HR 1B		2-2 P4		0-1 FC6-4 2B		3-1 HR			4 3 2 3 0 0 1																											
Luis Gonzalez, L OBP: 0.390, SLG: 0.537 (1, 7)	1-1 F8		1-0 F9		2-1 2B		0-3 K			4 0 1 1 0 1 1																											
Matt Williams, R OBP: 0.307, SLG: 0.411 (1, 5)	0-0 HR			2-2 G6-3	1-2 G6-3		0-1 G5-3			4 1 1 2 0 0 1																											
Steve Finley, L OBP: 0.362, SLG: 0.548 (1, 8)	1-1 G6-3			1-2 P6		2-0 G3		2-2 F9		4 0 0 0 0 0 0																											
Greg Colbrunn, R OBP: 0.403, SLG: 0.533 (1, 3)		0-0 P4		0-0 1B		1-0 P6		3-2 L4		4 0 1 0 0 0 0																											
Jay Bell, R OBP: 0.348, SLG: 0.428 Dan Plesac, L (8, 1)		1-3 K		1-0 P3		1-0 1B		0-1 G6-3		4 0 1 0 0 1 1 0 0 0 0 0 0 0																											
Kelly Stinnett, R OBP: 0.286, SLG: 0.346 Jason Conti, L OBP: 0.289, SLG: 0.371 (1, 2) (9, PH)		4-0 BB			2-0 G5-3	3-2 F8		2-3 K		2 0 0 0 1 0 1 1 0 0 0 0 1 0																											
Byung-Hyun Kim, R Russ Springer, R OBP: 0.209, SLG: 0.200 Rob Ryan, L OBP: 0.414, SLG: 0.440 Greg Swindell, L David Dellucci, L OBP: 0.391, SLG: 0.405 Mike Morgan, R OBP: 0.338, SLG: 0.438 Hanley Frías, S OBP: 0.317, SLG: 0.324 (1, 1) (3, 1) (5, PH) (5, 1) (7, PH) (7, 1) (8, 8)		3-3 K			4-2 1B FC6-4 BB		1-3 K		2-1 G1-3	1 0 0 0 0 1 1 0 0 0 0 0 0 0 0 1 0 0 0 1 0 0 0 0 0 0 0 0 1 0 0 0 0 1 0 0 0 0 0 0 0 0 1 0 0 0 0 0 0																											
Inning Stats	R: 2 E: 0 K: 0 S: 10	H: 2 LOB: 0 BB: 0 P: 12	R: 0 E: 0 K: 2 S: 8	H: 0 LOB: 1 BB: 1 P: 16	R: 0 E: 0 K: 0 S: 9	H: 1 LOB: 1 BB: 0 P: 13	R: 0 E: 0 K: 0 S: 8	H: 1 LOB: 1 BB: 0 P: 12	R: 2 E: 0 K: 2 S: 16	H: 2 LOB: 1 BB: 1 P: 28	R: 0 E: 0 K: 0 S: 10	H: 1 LOB: 1 BB: 0 P: 17	R: 2 E: 0 K: 2 S: 13	H: 1 LOB: 0 BB: 1 P: 21	R: 0 E: 0 K: 0 S: 11	H: 0 LOB: 0 BB: 0 P: 16	R: 0 E: 0 K: 2 S: 8	H: 0 LOB: 0 BB: 0 P: 14	1B: 4 2B: 1 3B: 0 HR: 2	SF: 0 SAC: 0 DP: 0 HBP: 0	WP: 0 PB: 0 SB: 0 CS: 0	PA: 37															
PITCHER	IP WLS BF H R ER SO BB IBB HBP BLK WP HR S P ERA WHIP																																				
Kevin Jarvis, R ERA: 5.84 (1, 1)	6.0		26	6	4	4	2	2	0	0	0	0	1	61	98	6.00	1.333																				
Bobby Chouinard, R ERA: 3.62 (7, 1)	1.0	W	5	1	2	2	2	1	0	0	0	0	1	13	21	18.00	2.000																				
Mike Myers, L ERA: 2.01 (8, 1)	0.1	H	1	0	0	0	0	0	0	0	0	0	0	5	7	0.00	0.000																				
Jose Jimenez, R ERA: 3.33 (8, 1)	1.2	S	5	0	0	0	2	0	0	0	0	0	0	14	23	0.00	0.000																				

Arizona Diamondbacks @ Colorado Rockies
Coors Field, Denver, CO
 Tue Sep 26 2000, 7:05 PM MDT
 Att. 35,703 - Sunny - 65 F

AB	34
R	6
H	7
RBI	6
BB	3
SO	6
LOB	6



Batter	1	2	3	4	5	6	7	8	9
Juan Pierre, L OBP: 0.364, SLG: 0.328 (1, 8)	0-1 F7	0-3 K		1-1 F9		1-2 SH1-3	1-1 G4-3		
Neifi Perez, S OBP: 0.314, SLG: 0.434 (1, 6)	2-2 G4-3		1-2 P6	1-1 F8		2-1 E6 1B	2-0 G4-3		
Jeff Cirillo, R OBP: 0.391, SLG: 0.478 (1, 5)	1-0 2-5 17 BB 1B		1-1 17 HR 2B	2-1 1B		3-2 FC6-4 2-H 1B	0-0 G5-3		
17 Todd Helton, L OBP: 0.465, SLG: 0.696 (1, 3)	4-2 1-2 BB		2-1 HR	3-2 L9		4-0 FC6-4 IBB	1-0 G5-3		
Todd Walker, L OBP: 0.345, SLG: 0.472 Bobby Chouinard, R OBP: 0.333, SLG: 0.333 Mike Myers, L (8, 1) Ben Petrick, R OBP: 0.407, SLG: 0.474 (8, 2)	0-0 2-5	1-2 G4-3	4-1 HR BB		1-0 1B	2-2 FC6-4 1-2 2-3	0-0 L6		
Todd Hollandsworth, L OBP: 0.330, SLG: 0.436 (1, 9)		0-0 E3	2-2 HR		2-3 K	2-3 K			
Terry Shumpert, R OBP: 0.343, SLG: 0.449 (1, 7)		4-0 BB 1-3 BB	2-2 G4-3 1B		1-1 F8		2-2 SH1-4 G4-3 2B		
Brent Mayne, L OBP: 0.379, SLG: 0.415 Jose Jimenez, R OBP: 0.500, SLG: 0.500 (8, 1)		4-0 BB	1-0 G4-3		0-3 K		0-0 SH1-4		
Kevin Jarvis, L OBP: 0.167, SLG: 0.121 Jeff Frye, R OBP: 0.379, SLG: 0.376 (6, PH) (7, 4)		2-3 K	0-0 F8			3-2 SH1-3 E 2B	4-1 G4-3 BB		

Inning Stats	R: 0	H: 1	E: 0	LOB: 2	K: 0	BB: 1	S: 11	R: 0	H: 0	E: 1	LOB: 3	K: 2	BB: 2	S: 11	R: 4	H: 4	E: 0	LOB: 1	K: 0	BB: 1	S: 20	R: 0	H: 1	E: 0	LOB: 1	K: 2	BB: 0	S: 11	R: 2	H: 2	E: 1	LOB: 2	K: 1	BB: 1	S: 21	R: 1	H: 1	E: 0	LOB: 1	K: 0	BB: 1	S: 9	R: 0	H: 0	E: 0	LOB: 0	K: 0	BB: 0	S: 3		

PITCHER	IP	WLS	BF	H	R	ER	SO	BB	IBB	HBP	BLK	WP	HR	S	P	ERA	WHIP
Byung-Hyun Kim, R ERA: 4.46 (1, 1)	2.1		16	4	4	4	2	4	0	0	0	0	2	37	65	15.43	3.429
Russ Springer, R ERA: 5.07 (3, 1)	1.2		7	2	0	0	0	0	0	0	0	0	0	16	26	0.00	1.200
Greg Swindell, L ERA: 3.28 (5, 1)	2.0		11	3	2	1	3	0	1	0	0	0	0	32	53	4.50	1.500
Mike Morgan, R ERA: 4.97 (7, 1)	1.1	L	6	1	1	1	0	1	0	0	0	0	0	10	19	6.75	1.500
Dan Plesac, L ERA: 2.61 (8, 1)	0.2		2	0	0	0	0	0	0	0	0	0	0	2	3	0.00	0.000

BOTTOM

AB R H RBI BB SO LOB

4 0 0 1 0 1 4

5 1 0 1 0 0 1

5 1 4 1 0 0 0

3 1 1 2 2 0 1

3 1 1 0 1 0 2

0 0 0 0 0 0 0

0 0 0 0 0 0 0

1 0 0 0 0 0 0

4 1 1 2 0 2 3

3 1 2 0 1 0 1

2 0 0 0 1 1 2

0 0 0 0 0 0 0

2 0 0 0 0 1 4

1 1 1 0 1 0 0

1B: 5 SF: 0
2B: 3 SAC: 2
3B: 0 DP: 0
HR: 2 HBP: 0

WP: 0 PA: 41
PB: 0
SB: 1
CS: 0

Arizona Diamondbacks @ Colorado Rockies
Coors Field, Denver, CO

Tue Sep 26 2000, 7:05 PM MDT
Att: 35,703 - Sunny - 65 F

livebaseballscorecards.com

AB 33
R 7
H 10
RBI 7
BB 6
SO 5
LOB 18



Batter	1	2	3	4	5	6	7	8	9	AB R H RBI BB SO LOB	TOP																									
Danny Bautista, R (1, 9) OBP: 0.331, SLG: 0.471	2-1 F8		1-0 F7			1-1 G6-3		1-2 L7		4 0 0 0 0 0 0	Arizona Diamondbacks @ Colorado Rockies Coors Field, Denver, CO Wed Sep 27 2000, 7:05 PM MDT Att. 36,519 - Sunny - 76 F																									
Luis Gonzalez, L (1, 7) OBP: 0.391, SLG: 0.541	1-0 HR				1-1 F9	2-1 2B HBP		1-0 F6		3 2 1 1 0 0 0																										
Greg Colbrunn, R (1, 3) OBP: 0.404, SLG: 0.530	2-3 K				0-2 G4-3	4-2 2B BB		4-1 BB		2 1 0 0 2 1 0																										
Steve Finley, L (1, 8) OBP: 0.361, SLG: 0.548	3-1 G3				2-2 G3-1	2-1 WP 1-H 2-H 2B		0-0 F9		4 0 1 2 0 0 1																										
Matt Williams, R (1, 5) OBP: 0.303, SLG: 0.407					1-1 G5-3	3-2 P6 2-3		0-0 G4-3		4 0 0 0 0 0 1																										
Craig Counsell, L (1, 4) OBP: 0.395, SLG: 0.423					0-0 G1-6-3		1-2 1B G6-3 1B		3-2 S 1B	4 1 2 0 0 1 0																										
Kelly Stinnett, R (1, 2) OBP: 0.291, SLG: 0.350 Rob Ryan, L (9, PH) OBP: 0.400, SLG: 0.423							0-0 G6-3 1B		1-2 F8	3 0 2 0 0 1 0 1 0 0 0 0 0 1																										
Hanley Frias, S (1, 6) OBP: 0.309, SLG: 0.315 Jay Bell, R (9, PH) OBP: 0.348, SLG: 0.427					1-0 G4-3	1-0 G2-3		0-0 G6-3		2-2 F7		3 0 0 0 0 0 2 1 0 0 0 0 0 1																								
Curt Schilling, R (1, 1) OBP: 0.226, SLG: 0.262 Dan Plesac, L (7, 1) Russ Springer, R (8, 1) OBP: 0.200, SLG: 0.200					1-1 F9		0-0 G1-3			0-1 G6-3		3 0																								
Inning Stats	R: 1 E: 0 K: 1 S: 8	H: 1 LOB: 0 BB: 0 P: 16	R: 0 E: 0 K: 2 S: 8	H: 0 LOB: 0 BB: 0 P: 11	R: 0 E: 0 K: 0 S: 4	H: 0 LOB: 0 BB: 0 P: 7	R: 0 E: 0 K: 0 S: 9	H: 0 LOB: 0 BB: 0 P: 12	R: 0 E: 0 K: 0 S: 6	H: 1 LOB: 1 BB: 0 P: 10		R: 2 E: 0 K: 0 S: 12	H: 1 LOB: 1 BB: 1 P: 24	R: 1 E: 0 K: 0 S: 7	H: 2 LOB: 0 BB: 0 P: 8	R: 0 E: 0 K: 0 S: 6	H: 0 LOB: 1 BB: 1 P: 12	R: 0 E: 0 K: 0 S: 10	H: 1 LOB: 1 BB: 0 P: 16	1B: 4 2B: 1 3B: 0 HR: 1	SF: 0 SAC: 0 DP: 1 HBP: 1	WP: 1 PB: 0 SB: 1 CS: 0	PA: 35													
PITCHER	IP WLS BF H R ER SO BB IBB HBP BLK WP HR S P ERA WHIP																																			
Julian Tavarez, R (1, 1) ERA: 4.46	6.0		23	3	3	3	3	1	0	1	0	1	1	47	80	4.50	0.667																			
Gabe White, L (7, 1) ERA: 2.4	2.0	W	8	2	1	1	0	1	0	0	0	0	0	13	20	4.50	1.500																			
Jose Jimenez, R (9, 1) ERA: 3.28	1.0	S	4	1	0	0	0	0	0	0	0	0	0	10	16	0.00	1.000																			

livebaseballscorecards.com

AB	32
R	4
H	6
RBI	3
BB	2
SO	3
LOB	6



Batter	1	2	3	4	5	6	7	8	9	AB R H RBI BB SO LOB	TOP											
Danny Bautista, R (1, 9) OBP: 0.329, SLG: 0.467	1-3 K2-3		0-1 G6-3			1-1 2B 1B	0-0 FC5-4		1-2 FC6-4 HBP 1B	5 1 1 1 0 1 2												
Luis Gonzalez, L (1, 7) Jason Conti, L (9, 7) OBP: 0.391, SLG: 0.540 OBP: 0.289, SLG: 0.371	0-1 P6			2-0 G4-3		0-0 2B	1-3 K		2-0 1B SF8 HBP 1B	4 1 1 0 0 1 1 0 0 0 0 0 0 0												
Greg Colbrunn, R (1, 3) OBP: 0.407, SLG: 0.528	1-3 K			4-1 G4-6-3 BB			4-1 1B 2B BB	0-2 F8	1-0 1B HR 1B	3 2 1 1 2 1 0												
Steve Finley, L (1, 8) OBP: 0.361, SLG: 0.547		1-3 K		0-1 G4-6-3			2-1 2B 1B	4-2 HR BB	0-0 SF8	3 2 1 1 1 1 1												
Matt Williams, R (1, 5) OBP: 0.307, SLG: 0.412		1-0 G3			0-0 G4-6-3 1B		1-2 E 2B	0-0 F7	1-2 HR 1B	5 2 3 2 0 0 1												
Jay Bell, R (1, 4) OBP: 0.351, SLG: 0.440		0-1 1B			3-1 F8		4-0 E 1B BB	2-1 HR	1-2 HR	4 3 3 5 1 0 1												
Craig Counsell, L (1, 6) OBP: 0.395, SLG: 0.418		0-1 F7			1-0 G4-6-3		0-1 E8 1B FC5-4 1B	4-1 BB	3-1 G3-1	4 1 1 1 1 0 2												
Rod Barajas, R (1, 2) OBP: 0.333, SLG: 0.667		0-1 P6				0-1 G6-3	1-2 FC5-4 1B	1-1 G1-3		4 0 1 1 0 0 1												
Armando Reynoso, R (1, 1) OBP: 0.140, SLG: 0.104			1-3 K			2-3 K	1-0 F2		0-0 FC6-4 1B	4 0 1 0 0 2 2												
Inning Stats	R: 0 E: 0 K: 2 S: 8	H: 0 LOB: 0 BB: 0 P: 10	R: 0 E: 0 K: 1 S: 9	H: 1 LOB: 1 BB: 0 P: 11	R: 0 E: 0 K: 1 S: 7	H: 0 LOB: 0 BB: 0 P: 8	R: 0 E: 0 K: 0 S: 4	H: 0 LOB: 0 BB: 1 P: 10	R: 0 E: 0 K: 0 S: 4	H: 1 LOB: 0 BB: 0 P: 8	R: 0 E: 0 K: 1 S: 8	H: 2 LOB: 2 BB: 0 P: 11	R: 5 E: 1 K: 1 S: 17	H: 4 LOB: 1 BB: 2 P: 31	R: 2 E: 0 K: 0 S: 12	H: 1 LOB: 1 BB: 2 P: 23	R: 5 E: 0 K: 0 S: 14	H: 4 LOB: 0 BB: 0 P: 23	1B: 9 2B: 2 3B: 0 HR: 2	SF: 1 SAC: 0 DP: 2 HBP: 1	WP: 0 PB: 0 SB: 0 CS: 0	PA: 43
PITCHER	IP WLS BF H R ER SO BB IBB HBP BLK WP HR S P ERA WHIP																					
John Wasdin, R (1, 1) ERA: 5.38	6.0 L 23 6 3 3 5 2 0 0 0 0 0 0 46 71 4.50 1.333																					
Bobby Chouinard, R (7, 1) ERA: 3.86	0.1 4 2 1 1 0 1 0 0 0 0 0 0 6 12 27.00 9.000																					
Jerry Dipoto, R (7, 1) ERA: 4.38	0.2 2 0 1 0 1 0 0 0 0 0 0 0 5 6 0.00 0.000																					
48 Craig House, R (8, 1) ERA: 7.24	1.0 6 1 2 2 0 2 0 0 0 0 0 1 12 23 18.00 3.000																					
David Moraga, L (9, 1) ERA: 40.5	1.0 8 4 5 5 0 0 0 0 1 0 0 1 14 23 45.00 4.000																					

Arizona Diamondbacks @ Colorado Rockies
Coors Field, Denver, CO
Thu Sep 28 2000, 1:05 PM MDT
Att. 36,659 - Sunny - 78 F

AB	36
R	12
H	13
RBI	12
BB	5
SO	6
LOB	11



Batter	1	2	3	4	5	6	7	8	9	AB R H RBI BB SO LOB	TOP											
Marvin Benard, L (1, 8) OBP: 0.342, SLG: 0.398	1-2 F7		1-0 2B		0-0 B2-3		0-0 G1-6-3		1-0 G4-3	5 0 1 1 0 0 0	<p>San Francisco Giants @ Arizona Diamondbacks</p> <p>Bank One Ballpark, Phoenix, AZ</p> <p>Fri Sep 29 2000, 10:05 PM EDT</p> <p>Att. 38,435 - Dome - 72 F</p>											
Russ Davis, R (1, 5) OBP: 0.300, SLG: 0.438 Bill Mueller, S (7, PR) OBP: 0.333, SLG: 0.390	2-1 G6-3		0-0 P4		1-0 F7		0-0 G1-3 2B		0-3 K	4 0 1 0 0 0 1 1 0 0 0 0 1 0												
Barry Bonds, L (1, 7) OBP: 0.440, SLG: 0.689	1-2 G1-3		1-0 F9		1-1 G6-3		1-2 G1-3			4 0 0 0 0 0 2												
Jeff Kent, R (1, 4) OBP: 0.422, SLG: 0.597		1-2 G4-6-3 BB 1B		0-0 F8		1-1 HR 3B	4-2 FC5-4 BB			3 1 2 0 1 0 0												
Ellis Burks, R (1, 9) OBP: 0.419, SLG: 0.602		4-2 G4-6-3 BB		0-1 F2		0-1 P3	0-0 FC5-4			3 0 0 0 1 0 4												
J.T. Snow, L (1, 3) OBP: 0.368, SLG: 0.462		1-2 G4-6-3 1-2f 2-3		0-1 2B 1B		1-3 K	0-3 K			4 1 1 0 0 2 3												
Rich Aurilia, R (1, 6) OBP: 0.338, SLG: 0.447		1-0 F9		0-0 1-H 2B		0-1 HR	2-1 G5-3			4 1 2 3 0 0 1												
Bobby Estalella, R (1, 2) OBP: 0.361, SLG: 0.475			4-2 2B BB		4-1 IBB	4-2 BB	0-0 G5-3			1 1 0 0 3 0 0												
Livan Hernandez, R (1, 1) OBP: 0.244, SLG: 0.303 Terrell Lowery, R (9, PH) OBP: 0.561, SLG: 0.667 Robb Nen, R (9, 1)			0-3 K		0-0 P3	0-0 G6-3		1-0 F9		3 0 0 0 0 1 4 1 0 0 0 0 0 0 0 0 0 0 0 0 0												
Inning Stats	R: 0 E: 0 K: 0 S: 10	H: 0 LOB: 0 BB: 0 P: 14	R: 0 E: 0 K: 0 S: 11	H: 1 LOB: 1 BB: 1 P: 18	R: 1 E: 0 K: 1 S: 9	H: 1 LOB: 1 BB: 1 P: 15	R: 1 E: 0 K: 0 S: 8	H: 2 LOB: 2 BB: 1 P: 12	R: 0 E: 0 K: 0 S: 4	H: 0 LOB: 0 BB: 0 P: 6	R: 2 E: 0 K: 1 S: 15	H: 2 LOB: 1 BB: 1 P: 21	R: 0 E: 0 K: 0 S: 9	H: 1 LOB: 3 BB: 1 P: 14	R: 0 E: 0 K: 1 S: 6	H: 0 LOB: 0 BB: 0 P: 8	R: 0 E: 0 K: 1 S: 5	H: 0 LOB: 0 BB: 0 P: 7	1B: 2 2B: 3 3B: 1 HR: 1	SF: 0 SAC: 0 DP: 1 HBP: 0	WP: 0 PB: 0 SB: 0 CS: 0	PA: 38
PITCHER	IP WLS BF H R ER SO BB IBB HBP BLK WP HR S P ERA WHIP																				PITCHER	IP WLS BF H R ER SO BB IBB HBP BLK WP HR S P ERA WHIP
Brian Anderson, L (1, 1) ERA: 4.05	6.2 L 31 7 4 4 2 4 1 0 0 0 1 65 99 5.40 1.650																					
Russ Springer, R (7, 1) ERA: 5.02	0.1 1 0 0 0 0 0 0 0 0 0 0 0 1 1 0.00 0.000																					
Greg Swindell, L (8, 1) ERA: 3.2	2.0 6 0 0 0 0 2 0 0 0 0 0 0 11 15 0.00 0.000																					

livebaseballscorecards.com

AB	33
R	4
H	7
RBI	4
BB	5
SO	4
LOB	15



Batter	1	2	3	4	5	6	7	8	9	AB	R	H	RBI	BB	SO	LOB
Danny Bautista, R OBP: 0.328, SLG: 0.468 (1, 9)	0-1 B3		0-2 G1-3		3-2 G6-3		0-1 2B		0-0 SH2-4	4	0	1	0	0	0	0
Luis Gonzalez, L OBP: 0.390, SLG: 0.538 (1, 7)	2-2 1B		1-1 F8		1-1 G3		1-0 P5		1-0 G6-3	5	0	1	1	0	0	3
Greg Colbrunn, R OBP: 0.404, SLG: 0.526 (1, 3)	2-2 P4		0-1 2B		1-1 G6-3			0-0 F8	1-2 G6-3	5	0	1	0	0	0	3
Steve Finley, L OBP: 0.361, SLG: 0.544 (1, 8)	1-0 G4-3		1-0 F7			1-1 F7		4-1 FC6-4 1B BB		3	0	0	0	1	0	2
Matt Williams, R OBP: 0.314, SLG: 0.425 (1, 5)		4-2 1B E BB		1-2 HR		2-0 1B 1B		0-1 FC6-4 1B		3	2	3	1	1	0	0
Craig Counsell, L OBP: 0.398, SLG: 0.421 (1, 6)		1-2 FC6-4 1B		2-1 F7		0-1 CS 1B		2-3 K		4	0	2	0	0	1	2
Jay Bell, R OBP: 0.349, SLG: 0.437 (1, 4)		1-1 FC6-4		3-2 G5-3		3-3 K		1-2 FC6-4		4	0	0	0	0	1	5
Kelly Stinnett, R OBP: 0.291, SLG: 0.350 Hanley Frias, S OBP: 0.315, SLG: 0.315 (1, 2) (9, PH)		3-3 K		1-1 1B		0-0 F3			4-2 SH2-4 BB G6-3 BB	3	0	1	0	0	1	1
Brian Anderson, R OBP: 0.194, SLG: 0.232 Russ Springer, R OBP: 0.200, SLG: 0.200 David Dellucci, L OBP: 0.353, SLG: 0.395 Greg Swindell, L OBP: 0.419, SLG: 0.423 Rob Ryan, L OBP: 0.289, SLG: 0.371 (1, 1) (7, 1) (7, PH) (8, 1) (9, PH) (9, PR)		1-0 G3		1-1 F8		1-2 F8			4-2 SH2-4 BB	0	1	0	0	1	0	0

Inning Stats	R: 0	H: 1	E: 0	LOB: 1	K: 0	BB: 0	S: 10	R: 1	H: 1	E: 1	LOB: 1	K: 1	BB: 1	S: 14	R: 0	H: 1	E: 0	LOB: 1	K: 0	BB: 0	S: 8	R: 1	H: 2	E: 0	LOB: 1	K: 0	BB: 0	S: 13	R: 0	H: 0	E: 0	LOB: 0	K: 0	BB: 0	S: 8	R: 0	H: 2	E: 0	LOB: 2	K: 1	BB: 0	S: 8	R: 0	H: 1	E: 0	LOB: 1	K: 0	BB: 0	S: 7	R: 0	H: 1	E: 0	LOB: 2	K: 1	BB: 1	S: 12	R: 1	H: 0	E: 0	LOB: 2	K: 0	BB: 2	S: 11	R: 0	H: 0	E: 0	LOB: 2	K: 0	BB: 2	S: 11	1B: 6	SF: 0	2B: 3	SAC: 1	3B: 0	DP: 1	HR: 1	HBP: 0	WP: 0	PA: 39
--------------	------	------	------	--------	------	-------	-------	------	------	------	--------	------	-------	-------	------	------	------	--------	------	-------	------	------	------	------	--------	------	-------	-------	------	------	------	--------	------	-------	------	------	------	------	--------	------	-------	------	------	------	------	--------	------	-------	------	------	------	------	--------	------	-------	-------	------	------	------	--------	------	-------	-------	------	------	------	--------	------	-------	-------	-------	-------	-------	--------	-------	-------	-------	--------	-------	--------

PITCHER	IP	WLS	BF	H	R	ER	SO	BB	IBB	HBP	BLK	WP	HR	S	P	ERA	WHIP
Livan Hernandez, R ERA: 3.75 (1, 1)	8.0	W	34	9	2	1	3	2	0	0	0	0	1	80	125	1.12	1.375
Robb Nen, R ERA: 1.5 (9, 1)	1.0	S	5	0	1	1	0	2	0	0	0	0	0	11	21	9.00	2.000

BOTTOM

San Francisco Giants @ Arizona Diamondbacks
Bank One Ballpark, Phoenix, AZ
 Fri Sep 29 2000, 10:05 PM EDT
 Att: 38,435 - Dome - 72 F

livebaseballscorecards.com

AB	34
R	3
H	9
RBI	2
BB	4
SO	3
LOB	18



Batter	1	2	3	4	5	6	7	8	9	AB R H RBI BB SO LOB	TOP		
Marvin Benard, L (1, 8) OBP: 0.340, SLG: 0.395	2-0 F7		1-2 FC3-6			1-0 G4-3		0-0 F7		4 0 0 0 0 0 1			
Bill Mueller, S (1, 5) OBP: 0.334, SLG: 0.388	4-2 2B BB		0-0 F8			4-1 FC6-4 BB		0-1 F8		2 0 0 0 2 0 1			
Barry Bonds, L (1, 7) OBP: 0.441, SLG: 0.689	2-1 1-H 2B				0-0 G6-3		0-1 FC6-4		4-1 BB	3 0 1 0 1 0 1			
Jeff Kent, R (1, 4) OBP: 0.421, SLG: 0.595	1-0 F8				2-1 G4-6-3 1B		0-0 F8		1-3 K	4 0 1 0 0 1 2			
J.T. Snow, L (1, 3) OBP: 0.365, SLG: 0.459					0-1 G4-6-3		0-0 F7		2-3 K	4 0 0 0 0 1 2			
Rich Aurilia, R (1, 6) OBP: 0.338, SLG: 0.447							3-3 K		3-3 K	3 0 1 0 0 2 0			
Armando Rios, L (1, 9) OBP: 0.346, SLG: 0.504										3 0 0 0 0 1 1			
Doug Mirabelli, R (1, 2) OBP: 0.337, SLG: 0.370										2 0 0 0 0 1 0			
Felipe Crespo, S (8, PH) OBP: 0.349, SLG: 0.419										1 0 0 0 0 0 0			
Scott Servais, R (8, 2) OBP: 0.286, SLG: 0.287										0 0 0 0 0 0 0			
Mark Gardner, R (1, 1) OBP: 0.116, SLG: 0.116										2 0 1 0 0 1 0			
Damon Minor, L (8, PH) OBP: 0.545, SLG: 1.444										1 1 1 1 0 0 0			
Alan Embree, L (8, 1)										0 0 0 0 0 0 0			
John Johnstone, R (8, 1)										0 0 0 0 0 0 0			
Doug Henry, R (8, 1)										0 0 0 0 0 0 0			
Inning Stats	R: 0 H: 1 E: 0 LOB: 1 K: 0 BB: 1 S: 7 P: 16	R: 0 H: 1 E: 0 LOB: 0 K: 0 BB: 0 S: 8 P: 12	R: 0 H: 1 E: 0 LOB: 1 K: 0 BB: 0 S: 10 P: 13	R: 0 H: 1 E: 0 LOB: 0 K: 0 BB: 0 S: 5 P: 7	R: 0 H: 0 E: 0 LOB: 0 K: 3 BB: 0 S: 12 P: 18	R: 0 H: 0 E: 0 LOB: 1 K: 1 BB: 1 S: 7 P: 12	R: 0 H: 0 E: 0 LOB: 0 K: 1 BB: 0 S: 6 P: 9	R: 1 H: 1 E: 0 LOB: 0 K: 0 BB: 0 S: 5 P: 9	R: 0 H: 0 E: 0 LOB: 1 K: 2 BB: 1 S: 9 P: 16	1B: 3 SF: 0 2B: 1 SAC: 0 3B: 0 DP: 2 HR: 1 HBP: 0	WP: 0 PA: 32 PB: 0 SB: 0 CS: 0		
PITCHER	IP WLS BF H R ER SO BB IBB HBP BLK WP HR S P ERA WHIP											PITCHER	IP WLS BF H R ER SO BB IBB HBP BLK WP HR S P ERA WHIP
Geraldo Guzman, R (1, 1) ERA: 5.37	8.0 W 28 5 1 1 5 2 0 0 0 0 0 1 60 96 1.12 0.875												
Dan Plesac, L (9, 1) ERA: 3.15	1.0 4 0 0 0 2 1 0 0 0 0 0 0 9 16 0.00 1.000												

San Francisco Giants @ Arizona Diamondbacks
Bank One Ballpark, Phoenix, AZ
Sat Sep 30 2000, 10:05 PM EDT
Att: 42,794 - Dome - 72 F

livebaseballscorecards.com

AB	29
R	1
H	5
RBI	1
BB	3
SO	7
LOB	8



Batter	1	2	3	4	5	6	7	8	9
Craig Counsell, L OBP: 0.400, SLG: 0.430 (1, 4)	1-0 L5		1-1 3B 2B		1-2 G6-3			1-2 1B HR 1B	
Danny Bautista, R OBP: 0.330, SLG: 0.474 (1, 8)	1-0 F8		3-1 2-H 3B		2-2 G6-3			1-1 1-3 HR 1B	
Luis Gonzalez, L OBP: 0.390, SLG: 0.542 (1, 7)	0-1 1B		0-1 P5			2-2 F7		3-2 1-H 3-H HR	
Matt Williams, R OBP: 0.314, SLG: 0.423 (1, 5)	2-2 L8			1-1 39 1B 1B		1-2 F7		1-0 F8	
David Dellucci, L OBP: 0.380, SLG: 0.391 Jason Conti, L OBP: 0.296, SLG: 0.378 (1, 9) (8, 9)				0-1 F7		2-2 G3		0-2 FC5 39 G5-3 1B	
39 Alex Cabrera, R OBP: 0.299, SLG: 0.500 (1, 3)			1-3 K	3-0 1-2 1B			0-2 F8	0-0 G5-3	
Hanley Frias, S OBP: 0.313, SLG: 0.306 (1, 6)			2-3 K	0-1 P6			1-0 F2	4-0 FC5 BB	
Rod Barajas, R OBP: 0.231, SLG: 0.462 (1, 2)			0-1 G5-3	0-3 K			0-3 K	0-0 FC5	
Geraldo Guzman, R Matt Mieske, R Dan Plesac, L (1, 1) (8, PH) (9, 1)			0-0 G4-3		0-3 K			0-0 HR	

Inning Stats	R: 0 E: 0 K: 11 S: 11	H: 1 LOB: 1 BB: 0 P: 15	R: 0 E: 0 K: 2 S: 10	H: 1 LOB: 0 BB: 0 P: 15	R: 1 E: 0 K: 0 S: 9	H: 2 LOB: 1 BB: 0 P: 13	R: 0 E: 0 K: 1 S: 10	H: 2 LOB: 2 BB: 0 P: 14	R: 0 E: 0 K: 1 S: 9	H: 0 LOB: 0 BB: 0 P: 12	R: 0 E: 0 K: 10 S: 10	H: 0 LOB: 0 BB: 0 P: 15	R: 0 E: 0 K: 1 S: 7	H: 0 LOB: 0 BB: 0 P: 8	R: 4 E: 0 K: 0 S: 16	H: 5 LOB: 2 BB: 1 P: 26
--------------	--------------------------------	----------------------------------	-------------------------------	----------------------------------	------------------------------	----------------------------------	-------------------------------	----------------------------------	------------------------------	----------------------------------	--------------------------------	----------------------------------	------------------------------	---------------------------------	-------------------------------	----------------------------------

PITCHER	IP	WLS	BF	H	R	ER	SO	BB	IBB	HBP	BLK	WP	HR	S	P	ERA	WHIP
Mark Gardner, R ERA: 4.05 (1, 1)	7.0		26	6	1	1	5	0	0	0	0	0	0	66	92	1.29	0.857
Alan Embree, L ERA: 4.95 (8, 1)	0.0	L	2	2	2	2	0	0	0	0	0	0	1	5	6	∞	∞
John Johnstone, R ERA: 6.3 (8, 1)	0.1		4	3	2	2	0	0	0	0	0	0	1	9	14	54.00	9.000
Doug Henry, R ERA: 3.84 (8, 1)	0.2		3	0	0	0	0	1	0	0	0	0	0	2	6	0.00	1.500

BOTTOM


AB	R	H	RBI	BB	SO	LOB
4	2	2	0	0	0	0
4	1	2	1	0	0	0
4	1	2	3	0	0	1
4	0	1	0	0	0	1
3	0	1	0	0	0	1
1	0	1	0	0	0	0
4	0	1	0	0	1	2
3	0	0	0	1	1	3
4	0	0	0	0	2	4
2	0	0	0	0	1	0
1	1	1	1	0	0	0
0	0	0	0	0	0	0

San Francisco Giants @ Arizona Diamondbacks
Bank One Ballpark, Phoenix, AZ

Sat Sep 30 2000, 10:05 PM EDT
Att: 42,794 - Dome - 72 F

AB	34
R	5
H	11
RBI	5
BB	1
SO	5
LOB	12

livebaseballscorecards.com



WP	PA	35
PB	0	
SB	0	
CS	1	

Batter	1	2	3	4	5	6	7	8	9	AB R H RBI BB SO LOB	TOP	
Marvin Benard, L (1, 7) OBP: 0.342, SLG: 0.396 Armando Rios, L (5, 7) OBP: 0.347, SLG: 0.502	2-1 		2-2 	1-0 	1-3 		1-0 		4-0 	3 3 2 0 0 1 1 1 1 0 0 1 0 0	San Francisco Giants @ Arizona Diamondbacks Bank One Ballpark, Phoenix, AZ Sun Oct 01 2000, 4:35 PM EDT Att: 41,483 - Dome - 72 F	
Bill Mueller, S (1, 5) OBP: 0.333, SLG: 0.388 Russ Davis, R (5, 5) OBP: 0.302, SLG: 0.439	0-0 		2-2 	0-0 	2-3 		0-0 		1-1 	4 1 1 0 0 1 3 2 0 1 0 0 0 1		
Jeff Kent, R (1, 3) OBP: 0.424, SLG: 0.596 Felipe Crespo, S (7, PH) OBP: 0.351, SLG: 0.443 (7, 3)	1-1 		4-2 	4-1 	2-2 		0-1 		1-1 	2 2 2 0 2 0 0 2 1 1 2 0 0 1		
Ellis Burks, R (1, 9) OBP: 0.419, SLG: 0.606 Terrell Lowery, R (7, 9) OBP: 0.548, SLG: 0.647	3-2 		1-0 	0-0 	1-1 		1-0 		0-3 	4 1 2 4 0 0 2 1 0 0 0 0 1 0		
Rich Aurilia, R (1, 6) OBP: 0.339, SLG: 0.444 28 Juan Melo, S (8, 4) OBP: 0.077, SLG: 0.077	1-0 		4-1 	4-2 	2-0 				1-3 	3 1 0 0 2 1 4 1 0 0 0 0 1 0		
Calvin Murray, R (1, 8) OBP: 0.348, SLG: 0.345			2-1 	1-0 		0-1 			4-1 	4 1 1 4 1 1 2		
Ramon Martinez, R (1, 4) OBP: 0.354, SLG: 0.487 (8, 6)			4-2 	2-2 		3-2 			4-2 	2 0 1 0 2 0 0		
Bobby Estalella, R (1, 2) OBP: 0.357, SLG: 0.468 Aaron Fultz, L (7, 1) OBP: 0.333, SLG: 0.333 Barry Bonds, L (8, PH) OBP: 0.440, SLG: 0.688 Doug Henry, R (8, 1) OBP: 0.440, SLG: 0.688 Felix Rodriguez, R (9, 1) OBP: 0.500, SLG: 0.500 Miguel Del Toro, R (9, 1)			1-3 	0-3 	1-2 		1-2 		2-1 	4 0 0 0 0 0 2 5 0 0 0 0 0 0 0 0 1 0 0 0 0 0 0 2 0		
Russ Ortiz, R (1, 1) OBP: 0.290, SLG: 0.230 Scott Servais, R (7, 2) OBP: 0.283, SLG: 0.284			1-3 		1-3 		0-0 		2-2 	4 0 1 0 0 3 2 1 0 0 0 0 0 2		
Inning Stats	R: 1 H: 2 E: 0 LOB: 1 K: 0 BB: 0 S: 9 P: 16	R: 0 H: 1 E: 0 LOB: 1 K: 3 BB: 0 S: 12 P: 18	R: 2 H: 2 E: 0 LOB: 3 K: 1 BB: 3 S: 21 P: 40	R: 6 H: 2 E: 1 LOB: 0 K: 1 BB: 2 S: 17 P: 31	R: 0 H: 3 E: 0 LOB: 3 K: 2 BB: 0 S: 15 P: 23	R: 0 H: 0 E: 0 LOB: 1 K: 1 BB: 0 S: 13 P: 19	R: 0 H: 1 E: 0 LOB: 1 K: 0 BB: 0 S: 5 P: 7	R: 0 H: 0 E: 0 LOB: 2 K: 1 BB: 2 S: 15 P: 28	R: 2 H: 1 E: 0 LOB: 0 K: 2 BB: 1 S: 12 P: 20	1B: 9 SF: 1 2B: 0 SAC: 0 3B: 1 DP: 0 HR: 2 HBP: 2		WP: 1 PA: 50 PB: 0 SB: 2 CS: 0
PITCHER Randy Johnson, L (1, 1) ERA: 2.64 40 Darren Holmes, R (4, 1) ERA: 13.03 Mike Morgan, R (5, 1) ERA: 4.87 Byung-Hyun Kim, R (7, 1) ERA: 4.46 Russ Springer, R (9, 1) ERA: 5.08	IP WLS BF H R ER SO BB IBB HBP BLK WP HR S P ERA WHIP											PITCHER IP WLS BF H R ER SO BB IBB HBP BLK WP HR S P ERA WHIP

livebaseballscores.com

AB	39
R	11
H	12
RBI	10
BB	8
SO	11
LOB	25



