

# Arizona Diamondbacks - 2000





Batter	1	2	3	4	5	6	7	8	9	AB	R	H	RBI	BB	SO	LOB	TOP			
Doug Glanville, R OBP: 0.200, SLG: 0.200	(1, 8) L4	0-1 S		0-3 K			0-0 G4-6-3 1B		3-2 F9	5	0	2	0	0	1	3	Philadelphia Phillies @ Arizona Diamondbacks Bank One Ballpark, Phoenix, AZ Wed Apr 05 2000, 9:35 PM EDT Att: 29,291 - Sunny - 77 F			
Ron Cant, R OBP: 0.222, SLG: 0.125	(1, 7) G5-3	2-3 K 1B		3-1 F9			2-2 G4-6-3 1B		1-0 G5-3	5	0	1	0	0	1	5				
Bobby Abreu, L OBP: 0.400, SLG: 0.250	(1, 9) G5-3		4-1 S BB		2-2 F7		1-0 G4-6-3			3	0	0	0	1	0	2				
Scott Rolen, R OBP: 0.375, SLG: 1.250			0-0 HR	2-3 K	0-1		1-3 K			4	1	2	1	0	2	2				
Rico Brogna, L OBP: 0.125, SLG: 0.125		1-1 1B 1B	2-1 F7		2-1 F8			3-1 G4-3		4	1	1	0	0	0	2				
Mike Lieberthal, R OBP: 0.250, SLG: 0.375 Tom Prince, R (8, 2)		2-0 1B 1B	1-3 K		2-0 F9			1-3 K		4	1	1	0	0	2	2				
Mickey Morandini, L OBP: 0.250, SLG: 0.250		2-0 G6-4-3 1B		0-0 E1 BB				1-2 G3		4	0	1	1	0	0	0				
Desi Relaford, S OBP: 0.375, SLG: 0.750		1-0 G6-4-3	2-2 F7	2-2 L4				1-2 G3-1		4	0	0	0	0	0	2				
Paul Byrd, R Armaury Telemaco, R Rob Doody, L Trever Miller, L Kevin Saitta, R Scott Aldred, L Wayne Gomes, R Kirk Bullinger, R Mike Morgan, R		4-2 1B BB	4-2 BB	1-2 BB	0-1 P6			1-1 1B		8	0	0	0	0	0	0				
<b>Inning Stats</b>	R: 0 E: 0 K: 0 S: 5	H: 0 LOB: 0 BB: 0 P: 10	R: 3 E: 0 K: 1 S: 13	H: 5 LOB: 2 BB: 1 P: 25	R: 0 E: 0 K: 2 S: 10	H: 0 LOB: 1 BB: 1 P: 19	R: 0 E: 1 K: 1 S: 15	H: 0 LOB: 2 BB: 1 P: 24	R: 0 E: 0 K: 0 S: 9	H: 1 LOB: 1 BB: 0 P: 15	R: 0 E: 0 K: 1 S: 8	H: 2 LOB: 1 BB: 0 P: 12	R: 0 E: 0 K: 1 S: 9	H: 0 LOB: 0 BB: 0 P: 14	R: 0 E: 0 K: 0 S: 9	H: 1 LOB: 1 BB: 0 P: 15	1B: 7 2B: 1 3B: 0 HR: 1	SF: 0 SAC: 0 DP: 2 HBP: 0	WP: 0 PB: 0 SB: 2 CS: 0	PA: 38
<b>PITCHER</b>	IP WLS BF H R ER SO BB IBB HBP BLK WP HR S P ERA WHIP																			
Todd Stottlemyre, R ERA: 5.4	(1, 1) 5.0 W 24 6 3 3 4 3 0 0 0 0 0 1 52 93 5.40 1.800																			
Mike Morgan, R ERA:	(6, 1) 4.0 S 14 3 0 0 2 0 0 0 0 0 0 0 32 49 0.00 0.750																			

Batter	1	2	3	4	5	6	7	8	9	AB	R	H	RBI	BB	SO	LOB	BOTTOM			
Tony Womack, L OBP: 0.222, SLG: 0.444	(1, 6) K		1-2 G3-1		0-1 F7		1-2 G6-3			5	1	1	0	0	1	4	Philadelphia Phillies @ Arizona Diamondbacks Bank One Ballpark, Phoenix, AZ Wed Apr 05 2000, 9:35 PM EDT Att: 29,291 - Sunny - 77 F			
Jay Bell, R OBP: 0.333, SLG: 0.286	(1, 4) SF9	2-0 G5-3	4-2 BB			1-1 1B		2-3 K		3	0	1	1	1	0	0				
Luis Gonzalez, L OBP: 0.444, SLG: 0.875	(1, 7) 1B BB	3-2 G4-3 2B	1-3 K			1-0 F9		2-0 1B 1B		4	2	2	0	1	1	3				
Erubiel Durazo, L OBP: 0.333, SLG: 0.143	(1, 3) 1B HR BB	1-0 G4-3		4-0 G6-3 G4-3 BB		3-2 F7		3-2 1B SF7 1B		3	2	1	0	2	0	2				
Steve Finley, L OBP: 0.667, SLG: 1.000	(1, 8) 1B HR	2-2 F8	0-2 G4-3	1-2 G4-3		1-3 K		1-1 1B		5	1	2	2	0	1	3				
Travis Lee, L OBP: 0.444, SLG: 0.833	(1, 9) 1-2 HR BB		4-2 BB 2B BB	1-0 G6-3			0-1 HR	2-1 SF7		2	3	1	2	2	0	1				
Lenny Harris, L OBP: 0.250, SLG: 0.571	(1, 5) 1-2 HR		4-2 BB 2B BB	1-1 G3-1			0-0 F8	2-1 G1-3		4	2	1	4	1	0	2				
Kelly Stinnett, R OBP: 0.500, SLG: 0.750	(1, 2) F7		2-1 G3-1 2B		1-0 F9		2-2 1B			4	0	2	2	0	0	0				
Todd Stottlemyre, L Bernard Gilkey, R Mike Morgan, R	(1, 1) (5, PH) (6, 1)	4-2 BB	0-3 K		3-3 K		0-1 G6-3 1B			1	0	0	0	1	1	1				
<b>Inning Stats</b>	R: 6 E: 0 K: 1 S: 33	H: 3 LOB: 4 BB: 4 P: 54	R: 0 E: 0 K: 0 S: 8	H: 1 LOB: 0 BB: 0 P: 14	R: 2 E: 0 K: 2 S: 21	H: 1 LOB: 3 BB: 3 P: 37	R: 0 E: 0 K: 0 S: 6	H: 0 LOB: 1 BB: 1 P: 13	R: 0 E: 0 K: 1 S: 9	H: 0 LOB: 0 BB: 0 P: 10	R: 0 E: 0 K: 1 S: 9	H: 1 LOB: 1 BB: 0 P: 15	R: 1 E: 0 K: 0 S: 13	H: 3 LOB: 1 BB: 0 P: 16	R: 2 E: 0 K: 1 S: 17	H: 3 LOB: 1 BB: 0 P: 29	1B: 7 2B: 2 3B: 1 HR: 2	SF: 2 SAC: 0 DP: 1 HBP: 0	WP: 0 PB: 0 SB: 0 CS: 0	PA: 43
<b>PITCHER</b>	IP WLS BF H R ER SO BB IBB HBP BLK WP HR S P ERA WHIP																			
Paul Byrd, R ERA: 81.0	(1, 1) 0.2 L 9 3 6 0 0 0 0 0 0 0 0 0 30 50 81.00 10.500																			
Armaury Telemaco, R ERA: 7.71	(1, 1) 2.1 12 2 2 2 3 3 0 0 0 0 0 0 32 55 7.71 2.143																			
Trever Miller, L ERA:	(4, 1) 2.0 7 0 0 0 1 1 0 0 0 0 0 0 12 23 0.00 0.500																			
Scott Aldred, L ERA:	(6, 1) 1.0 4 1 0 0 1 0 0 0 0 0 0 0 9 15 0.00 1.000																			
Wayne Gomes, R ERA: 9.0	(7, 1) 1.0 5 3 1 1 0 0 0 0 0 0 0 1 13 16 9.00 3.000																			

AB	35
R	3
H	9
RBI	2
BB	3
SO	6
LOB	18









Batter	1	2	3	4	5	6	7	8	9	AB	R	H	RBI	BB	SO	LOB	TOP								
18 Jason Kendall, R OBP: 0.211, SLG: 0.118	1-1 F7		0-0 F7			3-3 K		2-0 E9 1B	0-1 G6-3	5	1	1	0	0	1	0									
Pat Meares, R OBP: 0.316, SLG: 0.389	1-2 PO 1B		3-3 K			2-0 F8		4-0 1B 2B E BB	1-1 G3 1B 2B	4	2	2	0	1	1	0									
Brian Giles, L OBP: 0.556, SLG: 1.063	1-3 K		2-0 G4-3			0-0 F7		1-1 E3 1B 2B	1-2 G3	5	1	0	1	0	1	4									
John Vander Wal, L OBP: 0.600, SLG: 1.400 Kevin Young, R OBP: 0.333, SLG: 0.231	0-1 PO 1-2	1-0 G4-3		3-1 1B		3-1 2B		2-1 2B SF7 1B	2-2 1B	3	0	2	0	0	0	0									
Wil Cordero, R OBP: 0.389, SLG: 0.438		3-2 BB 1B 1B		0-0 L7 1B		1-0 F9		1-3 2H 3H 2B 2B	0-3 K	5	1	2	2	0	1	3									
Warren Morris, L OBP: 0.333, SLG: 0.375		0-0 BB 1B		3-2 F7		0-0 F8		0-0 SF7		3	0	1	1	0	0	1									
Aramis Ramirez, R OBP: 0.353, SLG: 0.375		1-0 L7		3-2 F9		2-0 F9		3-H 0-2 P4		4	0	0	0	0	0	4									
Chad Hermansen, R OBP: 0.273, SLG: 0.111 Jose Silva, R OBP: 0.333, SLG: 0.375		4-2 BB		0-0 G1-3		1-3 K		3-1 2B		2	0	0	0	1	1	0									
Scott Sauerbeck, R OBP: 0.333, SLG: 0.667	1-2 2-3 BB		1-1 L7					2-H G4-1		0	0	0	0	0	0	0									
Todd Ritchie, R OBP: 0.333, SLG: 0.375	0-1 P6									2	0	0	0	0	0	3									
Jason Christiansen, R OBP: 0.500, SLG: 0.750 Bruce Aven, R OBP: 0.333, SLG: 0.667										0	0	0	0	0	0	0									
										2	1	1	0	0	0	1									
										1	0	1	1	0	0	0									
<b>Inning Stats</b>	R: 0 E: 0 K: 1 S: 9	H: 1 LOB: 0 BB: 0 P: 12	R: 0 E: 0 K: 0 S: 12	H: 2 LOB: 3 BB: 1 P: 21	R: 0 E: 0 K: 1 S: 7	H: 0 LOB: 0 BB: 0 P: 12	R: 0 E: 0 K: 0 S: 10	H: 1 LOB: 1 BB: 0 P: 19	R: 0 E: 0 K: 1 S: 6	H: 0 LOB: 0 BB: 0 P: 10	R: 0 E: 0 K: 0 S: 5	H: 1 LOB: 1 BB: 0 P: 11	R: 0 E: 0 K: 1 S: 5	H: 0 LOB: 0 BB: 0 P: 8	R: 6 E: 2 K: 0 S: 18	H: 5 LOB: 1 BB: 1 P: 33	R: 1 E: 0 K: 1 S: 13	H: 2 LOB: 1 BB: 0 P: 17	1B: 7 2B: 5 3B: 0 HR: 0	SF: 1 SAC: 0 DP: 0 HBP: 0	WP: 0 PB: 0 SB: 0 CS: 0	PA: 42			
<b>PITCHER</b>	IP	WLS	BF	H	R	ER	SO	BB	IBB	HBP	BLK	WP	HR	S	P	ERA	WHIP								
Armando Reynoso, R ERA: 3.86	7.0	L	29	7	3	3	4	2	0	0	0	0	0	57	103	3.86	1.286								
Dan Plesac, L ERA:	0.0	B	1	0	0	0	0	0	0	0	0	0	0	2	3	∞	∞								
Darren Holmes, R ERA: 13.5	1.0		6	3	3	2	0	0	0	0	0	0	0	13	20	18.00	3.000								
Greg Swindell, L ERA: 9.0	1.0		5	2	1	1	1	0	0	0	0	0	0	13	17	9.00	2.000								

Pittsburgh Pirates @ Arizona Diamondbacks  
Bank One Ballpark, Phoenix, AZ  
Fri Apr 07 2000, 10:05 PM EDT  
Att: 32,536 - Sunny - 85 F

AB 38  
R 7  
H 12  
RBI 7  
BB 2  
SO 5  
LOB 16



Batter	1	2	3	4	5	6	7	8	9	AB	R	H	RBI	BB	SO	LOB	BOTTOM								
Tony Womack, L OBP: 0.111, SLG: 0.222	3-1 F8		3-2 G4-3			1-0 G4-3		0-0 L9		4	0	0	0	0	0	1									
Jay Bell, R OBP: 0.333, SLG: 0.467	0-1 G5-3		0-3 K			3-2 G5-3		1-2 G2-3		4	0	0	0	0	1	1									
Luis Gonzalez, L OBP: 0.611, SLG: 1.000	2-1 2B			1-0 G4-6-3 1B		1-2 G4-3 2B		2-1 1B 2B		4	1	4	0	0	0	0									
Erubiel Durazo, L OBP: 0.294, SLG: 0.143 Greg Colbrunn, R OBP: 1.000, SLG: 1.000	2-0 F7		1-0 F8		1-0 F8		0-0 G4-3		0-0 1B	3	0	0	0	0	0	3									
Steve Finley, L OBP: 0.556, SLG: 0.875		1-2 HR		0-1 G4-6-3		2-1 L4		0-3 K		4	1	1	1	0	1	3									
Travis Lee, L OBP: 0.412, SLG: 0.500 Bernard Gilkey, R OBP: 0.333, SLG: 0.467	1-3 K			2-3 K		4-2 BB		2-0 F9		2	0	0	0	1	2	0									
Lenny Harris, L OBP: 0.188, SLG: 0.357 Greg Swindell, L OBP: 1.000, SLG: 1.000	0-0 F7		0-0 F7		1-1 G6-3		0-0 G1-3		1-3 K	3	0	0	0	0	0	2									
Hanley Frias, S OBP: 0.333, SLG: 0.467										1	0	0	0	0	1	1									
Kelly Stinnett, R OBP: 0.286, SLG: 0.429		1-0 G6-3		1-0 G5-3		1-2 F9				3	0	0	0	0	0	0									
Armando Reynoso, R OBP: 0.333, SLG: 0.467										2	0	0	0	0	0	0									
Dan Plesac, L OBP: 0.333, SLG: 0.467										0	0	0	0	0	0	0									
Darren Holmes, R OBP: 0.333, SLG: 0.467										0	0	0	0	0	0	0									
Danny Klassen, R OBP: 1.000, SLG: 1.000										1	0	1	0	0	0	0									
<b>Inning Stats</b>	R: 0 E: 0 K: 0 S: 7	H: 1 LOB: 1 BB: 0 P: 14	R: 1 E: 0 K: 1 S: 10	H: 1 LOB: 0 BB: 0 P: 13	R: 0 E: 0 K: 1 S: 7	H: 0 LOB: 0 BB: 0 P: 10	R: 0 E: 0 K: 0 S: 4	H: 1 LOB: 0 BB: 0 P: 6	R: 0 E: 0 K: 1 S: 7	H: 0 LOB: 0 BB: 0 P: 11	R: 0 E: 0 K: 0 S: 7	H: 0 LOB: 0 BB: 0 P: 12	R: 0 E: 0 K: 0 S: 10	H: 1 LOB: 2 BB: 1 P: 17	R: 0 E: 0 K: 0 S: 10	H: 1 LOB: 1 BB: 0 P: 12	R: 1 E: 0 K: 2 S: 10	H: 2 LOB: 1 BB: 0 P: 15	1B: 3 2B: 3 3B: 0 HR: 1	SF: 0 SAC: 0 DP: 1 HBP: 0	WP: 0 PB: 0 SB: 0 CS: 0	PA: 34			
<b>PITCHER</b>	IP	WLS	BF	H	R	ER	SO	BB	IBB	HBP	BLK	WP	HR	S	P	ERA	WHIP								
Todd Ritchie, R ERA: 1.5	6.0		21	4	1	1	3	0	0	0	0	0	0	46	71	1.50	0.667								
Jason Christiansen, L ERA:	1.0	W	4	0	0	0	0	1	0	0	0	0	0	6	12	0.00	1.000								
Jose Silva, R ERA:	1.0		4	1	0	0	0	0	0	0	0	0	0	10	12	0.00	1.000								
Scott Sauerbeck, L ERA: 19.29	1.0		5	2	1	1	2	0	0	0	0	0	0	10	15	9.00	2.000								

Pittsburgh Pirates @ Arizona Diamondbacks  
Bank One Ballpark, Phoenix, AZ  
Fri Apr 07 2000, 10:05 PM EDT  
Att: 32,536 - Sunny - 85 F

AB 33  
R 2  
H 7  
RBI 2  
BB 1  
SO 5  
LOB 12





Batter	1	2	3	4	5	6	7	8	9	AB	R	H	RBI	BB	SO	LOB	TOP					
18 Jason Kendall, R OBP: 0.250, SLG: 0.143										4	0	1	0	1	1	1	<b>Pittsburgh Pirates @ Arizona Diamondbacks</b> Bank One Ballpark, Phoenix, AZ Sat Apr 08 2000, 4:35 PM EDT Att: 33,298 - Cloudy - 86 F					
Pat Meares, R OBP: 0.333, SLG: 0.500										4	2	1	1	0	0	2						
Brian Giles, L OBP: 0.522, SLG: 1.048										5	1	2	2	0	0	2						
Kevin Young, R OBP: 0.350, SLG: 0.333										5	1	2	0	0	2	4						
Wil Cordero, R OBP: 0.364, SLG: 0.400										4	0	1	1	0	0	1						
Warren Morris, L OBP: 0.482, SLG: 0.400										2	1	1	0	2	0	0						
Luis Sojo, R OBP: 0.500, SLG: 0.500										4	0	2	0	0	1	2						
Chad Hermansen, R OBP: 0.267, SLG: 0.154										4	0	1	1	0	0	5						
Jimmy Anderson, L Marc Wilkins, R Bruce Aven, R Chris Peters, L Adrian Brown, S Jason Christiansen, R										2	0	0	0	0	0	1						
<b>Inning Stats</b>	R: 0 E: 1 K: 0 S: 10	H: 1 LOB: 1 BB: 0 P: 18	R: 1 E: 0 K: 1 S: 14	H: 1 LOB: 1 BB: 1 P: 22	R: 2 E: 0 K: 0 S: 5	H: 2 LOB: 0 BB: 1 P: 12	R: 0 E: 0 K: 0 S: 10	H: 1 LOB: 0 BB: 0 P: 15	R: 0 E: 0 K: 1 S: 7	H: 0 LOB: 0 BB: 0 P: 8	R: 1 E: 0 K: 0 S: 10	H: 4 LOB: 3 BB: 0 P: 14	R: 1 E: 0 K: 1 S: 11	H: 1 LOB: 0 BB: 0 P: 17	R: 0 E: 0 K: 0 S: 8	H: 0 LOB: 1 BB: 1 P: 13		R: 0 E: 0 K: 1 S: 13	H: 2 LOB: 2 BB: 0 P: 20	1B: 9 2B: 1 3B: 0 HR: 2	SF: 0 SAC: 0 DP: 3 HBP: 1	WP: 0 PB: 0 SB: 1 CS: 1
<b>PITCHER</b>	IP WLS BF H R ER SO BB IBB HBP BLK WP HR S P ERA WHIP																					
Brian Anderson, L ERA: 6.75	(1, 1) 5.1 24 8 4 4 2 2 0 1 0 0 1 51 84 6.75 1.875																					
Russ Springer, R ERA: 4.91	(6, 1) 2.2 B 11 2 1 1 1 1 0 0 0 0 1 24 35 3.38 1.125																					
Greg Swindell, L ERA: 4.5	(9, 1) 1.0 W 5 2 0 0 1 0 0 0 0 0 0 0 13 20 0.00 2.000																					

AB	36
R	5
H	12
RBI	5
BB	3
SO	4
LOB	21



Batter	1	2	3	4	5	6	7	8	9	AB	R	H	RBI	BB	SO	LOB	BOTTOM					
Hanley Frias, S OBP: 0.333, SLG: 0.200										4	2	1	0	1	0	2	<b>Pittsburgh Pirates @ Arizona Diamondbacks</b> Bank One Ballpark, Phoenix, AZ Sat Apr 08 2000, 4:35 PM EDT Att: 33,298 - Cloudy - 86 F					
Jay Bell, R OBP: 0.391, SLG: 0.684										4	1	2	1	1	2	0						
Luis Gonzalez, L OBP: 0.591, SLG: 1.053										4	1	2	2	0	0	1						
Greg Colbrunn, R OBP: 0.833, SLG: 0.667										2	1	1	0	3	0	1						
Steve Finley, L OBP: 0.478, SLG: 0.762										5	1	1	0	0	1	6						
Bernard Gilkey, R OBP: 0.143, SLG: 0.167										4	0	1	2	0	0	2						
Danny Klassen, R OBP: 0.750, SLG: 0.750										3	0	2	1	0	0	0						
Russ Springer, R ERA: 10.38	(6, 1) 0.2 3 1 0 0 0 0 0 0 0 0 0 5 8 0.00 1.500																					
Erubiel Durazo, L OBP: 0.278, SLG: 0.133	(8, PH) 3.0 10 2 0 0 2 0 0 0 0 0 0 24 34 0.00 0.667																					
Greg Swindell, L ERA: 3.38	(9, 1) 0.2 L 6 1 1 1 0 2 2 1 0 0 0 0 7 21 13.50 4.500																					
Damian Miller, R OBP: 0.364, SLG: 0.818										4	0	2	0	0	0	1						
Brian Anderson, R Lenny Harris, L										2	0	0	0	0	1	2						
<b>Inning Stats</b>	R: 1 E: 0 K: 0 S: 11	H: 2 LOB: 2 BB: 1 P: 24	R: 0 E: 0 K: 0 S: 5	H: 0 LOB: 0 BB: 0 P: 8	R: 1 E: 0 K: 1 S: 11	H: 2 LOB: 1 BB: 0 P: 20	R: 0 E: 0 K: 1 S: 8	H: 2 LOB: 2 BB: 0 P: 15	R: 3 E: 0 K: 0 S: 11	H: 3 LOB: 1 BB: 1 P: 21	R: 0 E: 0 K: 1 S: 6	H: 0 LOB: 0 BB: 0 P: 8	R: 0 E: 0 K: 1 S: 10	H: 1 LOB: 0 BB: 0 P: 12	R: 0 E: 0 K: 0 S: 8	H: 1 LOB: 1 BB: 0 P: 14	R: 1 E: 0 K: 0 S: 7	H: 1 LOB: 3 BB: 3 P: 21	1B: 7 2B: 3 3B: 0 HR: 2	SF: 1 SAC: 1 DP: 1 HBP: 0	WP: 0 PB: 0 SB: 2 CS: 0	PA: 42
<b>PITCHER</b>	IP WLS BF H R ER SO BB IBB HBP BLK WP HR S P ERA WHIP																					
Jimmy Anderson, L ERA: 10.38	(1, 1) 4.1 23 8 5 2 2 2 0 0 0 0 0 2 41 80 10.38 2.308																					
Marc Wilkins, R ERA: 7.71	(5, 1) 0.2 3 1 0 0 0 0 0 0 0 0 0 5 8 0.00 1.500																					
Chris Peters, L ERA: 3.38	(6, 1) 3.0 10 2 0 0 2 0 0 0 0 0 0 24 34 0.00 0.667																					
Jason Christiansen, L ERA: 3.38	(9, 1) 0.2 L 6 1 1 1 0 2 2 1 0 0 0 0 7 21 13.50 4.500																					

AB	35
R	6
H	12
RBI	6
BB	5
SO	4
LOB	16





Batter	1	2	3	4	5	6	7	8	9	AB	R	H	RBI	BB	SO	LOB	TOP			
18 Jason Kendall, R OBP: 0.286, SLG: 0.240	0-0 CS 2B			2-1 G4-3		0-3 K			0-0 FC4-6 1B	4	0	2	0	0	1	2				
Pat Meares, R OBP: 0.321, SLG: 0.462	1-3 K			2-3 K		1-1 G5-4-3			0-1 FC4-6 1B	4	0	1	0	0	2	3				
Brian Giles, L OBP: 0.444, SLG: 0.880	1-3 K			1-2 F7					2-2 FC4-6	4	0	0	0	0	1	3				
Kevin Young, R OBP: 0.333, SLG: 0.318		3-2 F8			0-1 FC4-6 1B				1-3 K	4	0	1	0	0	2	2				
Wil Cordero, R OBP: 0.320, SLG: 0.348		1-1 G6-3			0-0 P4				0-1 G5-3	3	0	0	0	0	0	1				
Adrian Brown, S OBP: 0.375, SLG: 0.500		1-1 L1			1-0 FC4-6				2-3 K	3	0	0	0	0	1	1				
Aramis Ramirez, R OBP: 0.300, SLG: 0.316			1-3 K		0-3 K				1-3 K	3	0	0	0	0	3	1	AB 30			
Mike Williams, R (8, 1)										0	0	0	0	0	0	0	R 0			
Mike Benjamin, R OBP: 0.355, SLG: 0.545			2-3 K		0-1 SH 1B				3-3 K	3	0	1	0	0	2	0	H 5			
Jason Schmidt, R (1, 1)			1-3 K		1-1 SH				0-0 G4-3	1	0	0	0	0	1	0	RBI 0			
Luis Sojo, R OBP: 0.400, SLG: 0.400					1-2 G5-4-3					1	0	0	0	0	0	0	BB 0			
<b>Inning Stats</b>	R: 0 K: 2 S: 7	H: 1 LOB: 0 BB: 0 P: 9	R: 0 K: 0 S: 9	H: 0 LOB: 0 BB: 0 P: 14	R: 0 K: 3 S: 9	H: 0 LOB: 0 BB: 0 P: 13	R: 0 K: 1 S: 10	H: 0 LOB: 0 BB: 0 P: 15	R: 0 K: 1 S: 7	H: 1 LOB: 1 BB: 0 P: 8	R: 0 K: 1 S: 10	H: 0 LOB: 0 BB: 0 P: 13	R: 0 K: 3 S: 10	H: 0 LOB: 0 BB: 0 P: 16	R: 0 K: 1 S: 10	H: 2 LOB: 2 BB: 0 P: 13	1B: 4 2B: 1 3B: 0 HR: 0	SF: 0 SAC: 1 DP: 1 HBP: 0	WP: 0 PB: 0 CS: 1	PA: 31
<b>PITCHER</b> Randy Johnson, L ERA: 1.02	IP: 9.0 WLS: W BF: 31	H: 5 R: 0 ER: 0 SO: 13	BB: 0 IBB: 0 HBP: 0 BLK: 0	WP: 0 HR: 0 S: 81 P: 112	ERA: 0.00 WHIP: 0.556	<b>PITCHER</b> IP: 9.0 WLS: W BF: 31 H: 5 R: 0 ER: 0 SO: 13 BB: 0 IBB: 0 HBP: 0 BLK: 0 WP: 0 HR: 0 S: 81 P: 112 ERA: 0.00 WHIP: 0.556										ERA: 0.00 WHIP: 0.556				

Pittsburgh Pirates @ Arizona Diamondbacks  
Bank One Ballpark, Phoenix, AZ  
Sun Apr 09 2000, 4:35 PM EDT  
Att: 34,204 - Sunny - 92 F

AB	30
R	0
H	5
RBI	0
BB	0
SO	13
LOB	13



Batter	1	2	3	4	5	6	7	8	9	AB	R	H	RBI	BB	SO	LOB	BOTTOM			
Tony Womack, L OBP: 0.136, SLG: 0.227	0-2 G4-3		1-1 F8			2-2 PO 1B			1-2 G3	4	0	1	0	0	0	0				
Jay Bell, R OBP: 0.407, SLG: 0.636	4-2 BB			1-2 WP 1B		0-3 K		1-1 P2		3	0	1	0	1	1	1				
Luis Gonzalez, L OBP: 0.500, SLG: 0.870	1-2 F8			2-0 F9		1-1 F8		3-1 G4-3		4	0	0	0	0	0	3				
Erubiel Durazo, L OBP: 0.286, SLG: 0.118	1-2 G1-3			4-2 BB		1-0 PO	3-3 K			2	0	0	0	1	1	1				
Steve Finley, L OBP: 0.462, SLG: 0.708		2-1 G4-3			0-3 K		2-1 1B SF7 1B			3	1	1	0	0	1	2				
Travis Lee, L OBP: 0.450, SLG: 0.500		4-2 CS BB		2-3 K		3-2 K		1-3 S 1B		2	0	1	0	1	1	2				
Lenny Harris, L OBP: 0.143, SLG: 0.278		1-2 F9			2-2 G1-3		0-0 SF7			2	0	0	1	0	0	1	AB 25			
Damian Miller, R OBP: 0.357, SLG: 0.692			3-2 F8		2-2 L3		3-H 4-2 IBB			2	0	0	0	1	0	0	R 1			
Randy Johnson, R (1, 1)			1-1 G4-3		1-2 G6-3		0-3 K			3	0	0	0	0	1	2	H 4			
<b>Inning Stats</b>	R: 0 K: 0 S: 13	H: 0 LOB: 1 BB: 1 P: 19	R: 0 K: 0 S: 9	H: 0 LOB: 0 BB: 1 P: 16	R: 0 K: 0 S: 7	H: 0 LOB: 0 BB: 0 P: 12	R: 0 K: 2 S: 15	H: 1 LOB: 2 BB: 1 P: 24	R: 0 K: 1 S: 11	H: 0 LOB: 0 BB: 0 P: 16	R: 0 K: 1 S: 8	H: 1 LOB: 0 BB: 0 P: 12	R: 1 K: 2 S: 15	H: 2 LOB: 2 BB: 1 P: 27	R: 0 K: 0 S: 7	H: 0 LOB: 0 BB: 0 P: 12	1B: 4 2B: 0 3B: 0 HR: 0	SF: 1 SAC: 0 DP: 0 HBP: 0	WP: 1 PB: 0 SB: 1 CS: 1	PA: 31
<b>PITCHER</b> Jason Schmidt, R ERA: 4.15	IP: 7.0 WLS: L BF: 27	H: 4 R: 1 ER: 1 SO: 5	BB: 3 IBB: 0 HBP: 0 BLK: 0	WP: 1 HR: 0 S: 78 P: 126	ERA: 1.29 WHIP: 1.000	<b>PITCHER</b> IP: 7.0 WLS: L BF: 27 H: 4 R: 1 ER: 1 SO: 5 BB: 3 IBB: 0 HBP: 0 BLK: 0 WP: 1 HR: 0 S: 78 P: 126 ERA: 1.29 WHIP: 1.000										ERA: 1.29 WHIP: 1.000				
Mike Williams, R ERA:	IP: 1.0 WLS: 3 BF: 0	H: 0 R: 0 ER: 0 SO: 0	BB: 0 IBB: 0 HBP: 0 BLK: 0	WP: 0 HR: 0 S: 7 P: 12	ERA: 0.00 WHIP: 0.000															

Pittsburgh Pirates @ Arizona Diamondbacks  
Bank One Ballpark, Phoenix, AZ  
Sun Apr 09 2000, 4:35 PM EDT  
Att: 34,204 - Sunny - 92 F

AB	25
R	1
H	4
RBI	1
BB	4
SO	5
LOB	12





Batter	1	2	3	4	5	6	7	8	9	AB	R	H	RBI	BB	SO	LOB	TOP										
Tony Womack, L (1,6) OBP: 0.111, SLG: 0.185	G1-3		K		F9	L4	G3-1			5	0	0	0	0	1	3	<b>Arizona Diamondbacks @ San Diego Padres</b> Qualcomm Stadium, San Diego, CA Mon Apr 10 2000, 6:05 PM EDT Att: 60,021 - Sunny - 68 F										
Jay Bell, R (1,4) OBP: 0.438, SLG: 0.731	F9		HR		1B	1B		K		4	2	2	1	1	1	0											
Luis Gonzalez, L (1,7) OBP: 0.452, SLG: 0.750	F7		P6		1B			K		5	1	1	0	0	2	1											
Erubiel Durazo, L (1,3) OBP: 0.385, SLG: 0.524		1B			HR	HR		1B	K	4	3	3	4	1	1	0											
Steve Finley, L (1,8) OBP: 0.452, SLG: 0.759	K				HR		F7		F8	5	1	2	1	0	1	2											
Travis Lee, L (1,9) OBP: 0.440, SLG: 0.474	FC5-4				K		F8		G4-3	5	0	2	0	0	1	1											
Lenny Harris, L (1,5) OBP: 0.192, SLG: 0.273	F8								G6-3	4	0	1	1	1	1	3											
Kelly Stinnett, R (1,2) OBP: 0.273, SLG: 0.636	FC5-4				F9					4	1	1	1	0	1	5											
Todd Stottlemyre, L (1,1) (7, PH)										3	0	0	0	0	2	1											
David Dellucci, L (7, PH)			B1-3		K					0	0	0	0	1	0	0											
Mike Morgan, R (7,1) OBP: 1.000, SLG: 1.000										0	0	0	0	0	0	0											
<b>Inning Stats</b>	R: 0 E: 0 K: 0 S: 10	H: 0 LOB: 0 BB: 0 P: 13	R: 0 E: 0 K: 1 S: 12	H: 1 LOB: 2 BB: 1 P: 21	R: 1 E: 0 K: 1 S: 10	H: 1 LOB: 0 BB: 0 P: 16	R: 2 E: 0 K: 2 S: 13	H: 2 LOB: 1 BB: 1 P: 25	R: 3 E: 0 K: 2 S: 14	H: 4 LOB: 3 BB: 1 P: 23	R: 1 E: 0 K: 2 S: 12	H: 1 LOB: 1 BB: 1 P: 20	R: 1 E: 0 K: 1 S: 16	H: 3 LOB: 3 BB: 1 P: 27	R: 0 E: 0 K: 3 S: 10	H: 0 LOB: 0 BB: 0 P: 17	R: 0 E: 0 K: 0 S: 4	H: 0 LOB: 0 BB: 0 P: 7	1B: 7 2B: 0 3B: 0 HR: 5	SF: 0 SAC: 0 DP: 0 HBP: 0	WP: 0 PB: 0 SB: 1 CS: 0	PA: 43					
<b>PITCHER</b>	IP	WLS	BF	H	R	ER	SO	BB	IBB	HBP	BLK	WP	HR	S	P	ERA	WHIP										
Woody Williams, R (1,1) ERA: 5.23	4.1	L	22	7	6	6	4	2	0	0	0	0	4	53	87	12.46	2.077										
Dan Serafini, L (5,1) ERA: 18.0	2.0		12	5	2	2	3	1	0	0	0	0	1	25	42	9.00	3.000										
Will Cunnane, R (7,1) ERA:	1.2		6	0	0	0	4	1	0	0	0	0	0	19	33	0.00	0.600										
Matt Whisenant, L (9,1) ERA:	1.0		3	0	0	0	0	0	0	0	0	0	0	4	7	0.00	0.000										

Batter	1	2	3	4	5	6	7	8	9	AB	R	H	RBI	BB	SO	LOB	BOTTOM										
Al Martin, L (1,7) OBP: 0.294, SLG: 0.313	G3		K		K				G6-3	5	1	2	0	0	2	1	<b>Arizona Diamondbacks @ San Diego Padres</b> Qualcomm Stadium, San Diego, CA Mon Apr 10 2000, 6:05 PM EDT Att: 60,021 - Sunny - 68 F										
Damian Jackson, R (1,6) OBP: 0.438, SLG: 0.393	SF9				K				G6-3	4	0	2	0	1	1	0											
Tony Gwynn, L (1,9) OBP: 0.235, SLG: 0.250	G3		P6		G1-3				G4-3	4	0	0	0	0	0	6											
Phil Nevin, R (1,5) OBP: 0.414, SLG: 0.852	SF9		F7							3	1	1	2	0	1	2											
Ryan Klesko, L (1,3) OBP: 0.240, SLG: 0.542	G1-4-3				F9				G4-3	4	0	2	0	0	0	1											
Bret Boone, R (1,4) OBP: 0.259, SLG: 0.423										3	1	1	0	0	0	1											
Will Cunnane, R (7,1)										0	0	0	0	0	0	0											
Dave Magadan, L (8, PH)										1	0	0	0	0	0	1											
Matt Whisenant, R (9,1)										0	0	0	0	0	0	0											
Eric Owens, R (1,8) OBP: 0.381, SLG: 0.450	F8				L1-3				G5-3	4	0	1	0	0	0	2											
Wiki Gonzalez, R (1,2) OBP: 0.400, SLG: 0.462	K								G6-3	4	0	1	1	0	1	0											
Woody Williams, R (1,1)										1	0	0	0	1	0	1											
Dan Serafini, S (5,1)										0	0	0	0	0	0	0											
David Newhan, L (7,4) OBP: 0.333, SLG: 1.333										2	1	1	1	0	1	0											
<b>Inning Stats</b>	R: 1 E: 0 K: 0 S: 9	H: 2 LOB: 1 BB: 0 P: 15	R: 0 E: 0 K: 1 S: 8	H: 0 LOB: 0 BB: 0 P: 12	R: 0 E: 0 K: 1 S: 14	H: 0 LOB: 2 BB: 2 P: 29	R: 1 E: 0 K: 0 S: 11	H: 3 LOB: 1 BB: 0 P: 16	R: 0 E: 0 K: 2 S: 9	H: 0 LOB: 0 BB: 0 P: 11	R: 1 E: 0 K: 0 S: 11	H: 2 LOB: 0 BB: 0 P: 13	R: 0 E: 0 K: 1 S: 10	H: 2 LOB: 2 BB: 0 P: 15	R: 0 E: 0 K: 1 S: 11	H: 1 LOB: 1 BB: 0 P: 17	R: 1 E: 0 K: 0 S: 7	H: 1 LOB: 0 BB: 0 P: 14	1B: 7 2B: 3 3B: 0 HR: 2	SF: 1 SAC: 0 DP: 1 HBP: 0	WP: 0 PB: 0 SB: 0 CS: 1	PA: 38					
<b>PITCHER</b>	IP	WLS	BF	H	R	ER	SO	BB	IBB	HBP	BLK	WP	HR	S	P	ERA	WHIP										
Todd Stottlemyre, R (1,1) ERA: 4.91	6.0	W	25	7	3	3	4	2	0	0	0	0	1	62	96	4.50	1.500										
Mike Morgan, R (7,1) ERA: 1.29	3.0	S	13	4	1	1	2	0	0	0	0	0	1	28	46	3.00	1.333										

AB 39  
R 8  
H 12  
RBI 8  
BB 4  
SO 11  
LOB 16



AB 35  
R 4  
H 11  
RBI 4  
BB 2  
SO 6  
LOB 15















Batter	1	2	3	4	5	6	7	8	9	AB	R	H	RBI	BB	SO	LOB	TOP										
Hanley Frias, S OBP: 0.167, SLG: 0.091 (1, 6)	G5-3		F5		F8		E4		K	5	0	0	0	0	1	0	<b>Arizona Diamondbacks @ San Diego Padres</b> Qualcomm Stadium, San Diego, CA Thu Apr 13 2000, 6:05 PM EDT Att: 28,131 - Sunny - 73 F <a href="http://livebaseballscorecards.com">livebaseballscorecards.com</a>										
Jay Bell, R OBP: 0.447, SLG: 0.605 (1, 4)	F		K		F7				FC5-4	5	0	3	0	0	1	0											
Luis Gonzalez, L OBP: 0.370, SLG: 0.525 (1, 7)	K		F7		K		K		FC5-4	4	0	0	0	1	3	3											
Greg Colbrunn, R OBP: 0.667, SLG: 0.571 (1, 3)	E				HR		F6		FC5-4	3	2	1	0	2	0	4											
Steve Finley, L OBP: 0.391, SLG: 0.727 (1, 8)	E3				HR		G4-3		G1-3	5	2	2	4	0	0	4											
Bernard Gilkey, R OBP: 0.273, SLG: 0.333 Travis Lee, L OBP: 0.382, SLG: 0.500 (8, PH) (8, 9)	F4				1B		F9		K	3	1	1	0	0	0	3											
Danny Klassen, R OBP: 0.500, SLG: 0.500 (1, 5)			F7		2B		K		E6	4	0	1	1	0	1	0											
Damian Miller, R OBP: 0.348, SLG: 0.524 (1, 2)			K		1B		F8			4	0	1	0	0	2	1											
Brian Anderson, R Lenny Harris, L Mike Morgan, R OBP: 1.000, SLG: 1.000 (8, PH) (8, 1)	G1-3				G2-3		G5-3		G6-3	3	0	0	0	0	0	0	<b>AB 38</b> <b>R 5</b> <b>H 9</b> <b>RBI 5</b> <b>BB 3</b> <b>SO 9</b> <b>LOB 17</b> 										
<b>Inning Stats</b>	R: 0 E: 1 K: 1 S: 11	H: 1 LOB: 3 BB: 1 P: 25	R: 0 E: 0 K: 1 S: 7	H: 0 LOB: 0 BB: 0 P: 10	R: 0 E: 0 K: 1 S: 6	H: 0 LOB: 0 BB: 1 P: 7	R: 3 E: 0 K: 1 S: 15	H: 3 LOB: 0 BB: 1 P: 27	R: 0 E: 0 K: 1 S: 7	H: 0 LOB: 0 BB: 0 P: 11	R: 2 E: 1 K: 1 S: 12	H: 2 LOB: 0 BB: 0 P: 17	R: 0 E: 1 K: 1 S: 14	H: 1 LOB: 2 BB: 0 P: 24	R: 0 E: 0 K: 1 S: 10	H: 1 LOB: 2 BB: 1 P: 18		R: 0 E: 0 K: 1 S: 14	H: 1 LOB: 2 BB: 1 P: 24	1B: 5 2B: 3 3B: 0 HR: 2	SF: 0 SAC: 0 DP: 1 HBP: 0	WP: 0 PB: 0 SB: 1 CS: 1	PA: 41				
<b>PITCHER</b>	IP	WLS	BF	H	R	ER	SO	BB	IBB	HBP	BLK	WP	HR	S	P	ERA	WHIP										
Sterling Hitchcock, L ERA: 6.38	7.0	L	31	7	5	5	7	2	0	0	0	0	2	72	121	6.43	1.286										
Will Cunnane, R ERA:	1.1		7	2	0	0	2	0	0	0	0	0	0	17	29	0.00	1.500										
Matt Whisenant, L ERA:	0.2		3	0	0	0	0	1	0	0	0	0	0	7	13	0.00	1.500										

Batter	1	2	3	4	5	6	7	8	9	AB	R	H	RBI	BB	SO	LOB	BOTTOM										
Al Martin, L OBP: 0.341, SLG: 0.400 (1, 7)	CS				CS		K			3	0	2	0	0	1	1	<b>Arizona Diamondbacks @ San Diego Padres</b> Qualcomm Stadium, San Diego, CA Thu Apr 13 2000, 6:05 PM EDT Att: 28,131 - Sunny - 73 F <a href="http://livebaseballscorecards.com">livebaseballscorecards.com</a>										
Damian Jackson, R OBP: 0.390, SLG: 0.351 (1, 6)	K		G1-3		CS		F6		E	4	1	1	0	0	1	3											
Eric Owens, R OBP: 0.400, SLG: 0.406 (1, 8)	G1-3				HR		F9		G4-3	4	1	1	1	0	0	1											
Phil Nevin, R OBP: 0.349, SLG: 0.780 (1, 5)			K		HR				G6-3	4	2	2	3	0	1	0											
Ed Sprague, R OBP: 0.368, SLG: 0.941 (1, 3)					F5				G6-3	4	0	2	0	0	0	0											
Bret Boone, R OBP: 0.300, SLG: 0.421 (1, 4)	G6-4-3				K		F7			4	0	0	0	0	2	2											
John Roskos, R (1, 9)			K		F9				K	4	0	0	0	0	2	0											
Wiki Gonzalez, R OBP: 0.417, SLG: 0.476 (1, 2)					F8				F8	4	0	2	0	0	0	0											
Sterling Hitchcock, L Ben Davis, S Will Cunnane, R Matt Whisenant, R (1, 1) (7, PH) (8, 1) (9, 1)					G5-3				K	2	0	0	0	0	1	1	<b>AB 34</b> <b>R 4</b> <b>H 10</b> <b>RBI 4</b> <b>BB 0</b> <b>SO 9</b> <b>LOB 9</b> 										
<b>Inning Stats</b>	R: 0 E: 0 K: 1 S: 6	H: 1 LOB: 0 BB: 0 P: 9	R: 0 E: 0 K: 1 S: 5	H: 1 LOB: 0 BB: 0 P: 8	R: 0 E: 0 K: 1 S: 11	H: 1 LOB: 2 BB: 0 P: 19	R: 2 E: 0 K: 1 S: 9	H: 2 LOB: 0 BB: 0 P: 14	R: 0 E: 0 K: 0 S: 9	H: 1 LOB: 1 BB: 0 P: 13	R: 0 E: 0 K: 2 S: 14	H: 1 LOB: 0 BB: 0 P: 23	R: 1 E: 0 K: 0 S: 9	H: 1 LOB: 0 BB: 0 P: 14	R: 0 E: 0 K: 2 S: 8	H: 0 LOB: 0 BB: 0 P: 10		1B: 6 2B: 2 3B: 0 HR: 2	SF: 0 SAC: 0 DP: 1 HBP: 1	WP: 0 PB: 0 SB: 1 CS: 2	PA: 36						
<b>PITCHER</b>	IP	WLS	BF	H	R	ER	SO	BB	IBB	HBP	BLK	WP	HR	S	P	ERA	WHIP										
Brian Anderson, L ERA: 5.11	7.0		28	9	3	3	7	0	0	0	0	0	0	17	24	3.86	1.286										
Mike Morgan, R ERA: 2.0	2.0	S	7	1	1	1	2	0	0	0	0	0	0	17	24	4.50	0.500										



Batter	1	2	3	4	5	6	7	8	9	AB	R	H	RBI	BB	SO	LOB	TOP			
Tony Womack, L (1, 6) OBP: 0.146, SLG: 0.195	1-3 K		1-0 L3		0-2 FC4-6			0-1 G6-3		4	0	0	0	0	1	2	Arizona Diamondbacks @ San Francisco Giants PacBell Park, San Francisco, CA Fri Apr 14 2000, 10:35 PM EDT Att: 40,930 - Sunny - 59 F			
Jay Bell, R (1, 4) OBP: 0.412, SLG: 0.548	0-0 G5-3		0-1 P4			2-3 K		1-3 K		4	0	0	0	0	2	0				
Luis Gonzalez, L (1, 7) OBP: 0.380, SLG: 0.535	3-1 2B			4-2 G4-6-3 BB		1-2 F7		3-2 G4-3		3	0	1	0	1	0	0				
Erubiel Durazo, L (1, 3) OBP: 0.385, SLG: 0.419	0-2 F8		3-1 F8		0-0 1B			3-0 1B SH1-4		4	0	2	0	0	0	2				
Hanley Frías, S (9, PR) OBP: 0.167, SLG: 0.091										0	0	0	0	0	0	0				
Greg Colbrunn, R (9, 3) OBP: 0.667, SLG: 0.571										0	0	0	0	0	0	0				
Steve Finley, L (1, 8) OBP: 0.367, SLG: 0.681		2-2 G4-3		0-0 G4-6-3		1-0 F8				3	0	0	0	0	0	2				
Travis Lee, L (1, 9) OBP: 0.421, SLG: 0.613		1-0 HR			2-0 G6-3		4-2 BB			3	2	2	1	1	0	0				
Lenny Harris, L (1, 5) OBP: 0.205, SLG: 0.314		1-0 G5-3		2-3 K		1-0 F7		1-2 FC1-2-5		4	1	0	0	0	1	3				
Damian Miller, R (1, 2) OBP: 0.370, SLG: 0.560		1-2 G3		0-1 1B		0-1 F9		1-0 2B		4	0	2	2	0	0	1				
Randy Johnson, R (1, 1) OBP: 0.111, SLG: 0.111			1-3 K		0-1 FC4-6		1-2 F9		2-2 G3-1		4	0	1	0	0	1	3			
<b>Inning Stats</b>	R: 0 E: 0 K: 1 S: 9	H: 1 LOB: 1 BB: 0 P: 13	R: 1 E: 0 K: 0 S: 8	H: 1 LOB: 0 BB: 0 P: 13	R: 0 E: 0 K: 1 S: 6	H: 0 LOB: 0 BB: 0 P: 8	R: 0 E: 0 K: 0 S: 5	H: 0 LOB: 0 BB: 1 P: 12	R: 0 E: 0 K: 1 S: 11	H: 2 LOB: 2 BB: 0 P: 15	R: 0 E: 0 K: 0 S: 8	H: 0 LOB: 1 BB: 1 P: 14	R: 0 E: 0 K: 1 S: 10	H: 0 LOB: 0 BB: 0 P: 14	R: 2 E: 0 K: 0 S: 13	H: 3 LOB: 2 BB: 0 P: 20	1B: 5 2B: 2 3B: 0 HR: 1	SF: 0 SAC: 1 DP: 1 HBP: 0	WP: 0 PB: 0 SB: 0 CS: 0	PA: 36
<b>PITCHER</b> Livan Hernandez, R (1, 1) ERA: 5.49	IP: 9.0 WLS: L BF: 36	H: 8 R: 3 ER: 3 SO: 5	BB: 2 IBB: 0 HBP: 0 BLK: 0	WP: 0 HR: 1 S: 81 P: 124	ERA: 3.00 WHIP: 1.111	<b>PITCHER</b>														

Batter	1	2	3	4	5	6	7	8	9	AB	R	H	RBI	BB	SO	LOB	BOTTOM					
Calvin Murray, R (1, 8) OBP: 0.529, SLG: 0.733	1-3 K			2-1 1B		0-2 2B 1B		2-2 1B		4	1	3	0	0	1	0	Arizona Diamondbacks @ San Francisco Giants PacBell Park, San Francisco, CA Fri Apr 14 2000, 10:35 PM EDT Att: 40,930 - Sunny - 59 F					
Bill Mueller, S (1, 5) OBP: 0.333, SLG: 0.406	1-3 K			2-3 K		1-2 1B		0-0 G1-3		4	0	1	1	0	2	3						
Barry Bonds, L (1, 7) OBP: 0.370, SLG: 0.625	2-0 F8			0-0 F8		0-1 F8			0-1 G3		4	0	0	0	0	2						
Jeff Kent, R (1, 4) OBP: 0.283, SLG: 0.512		1-3 K		3-3 K		3-3 K			2-2 F8		4	0	0	0	3	1						
Ellis Burks, R (1, 9) OBP: 0.378, SLG: 0.500		2-3 K			0-2 P6		2-3 K		2-1 G5-3		4	0	0	0	2	0						
Russ Davis, R (1, 3) OBP: 0.318, SLG: 0.429		0-1 G5-3			0-0 G5-3		1-3 K				3	0	0	0	1	0						
J.T. Snow, L (9, 3) OBP: 0.250, SLG: 0.281											0	0	0	0	0	0						
Rich Aurilla, R (1, 6) OBP: 0.225, SLG: 0.385			0-0 G5-3		2-3 K			0-0 F8		3	0	0	0	0	1	0						
Doug Mirabeli, R (1, 2) OBP: 0.391, SLG: 0.667			0-0 G6-3			0-2 G4-3		2-3 K		3	0	0	0	0	1	0						
Livan Hernandez, R (1, 1) OBP: 0.286, SLG: 0.286			0-0 G4-3			1-0 G1-3		2-0 1B		3	0	1	0	0	0	0						
<b>Inning Stats</b>	R: 0 E: 0 K: 2 S: 8	H: 0 LOB: 0 BB: 0 P: 12	R: 0 E: 0 K: 2 S: 8	H: 0 LOB: 0 BB: 0 P: 11	R: 0 E: 0 K: 0 S: 3	H: 0 LOB: 0 BB: 0 P: 3	R: 0 E: 0 K: 2 S: 10	H: 1 LOB: 1 BB: 0 P: 17	R: 0 E: 0 K: 1 S: 8	H: 0 LOB: 0 BB: 0 P: 10	R: 1 E: 0 K: 0 S: 13	H: 2 LOB: 1 BB: 0 P: 15	R: 0 E: 0 K: 3 S: 9	H: 0 LOB: 0 BB: 0 P: 15	R: 0 E: 0 K: 1 S: 9	H: 2 LOB: 2 BB: 0 P: 15	R: 0 E: 0 K: 0 S: 7	H: 0 LOB: 0 BB: 0 P: 11	1B: 4 2B: 1 3B: 0 HR: 0	SF: 0 SAC: 0 DP: 0 HBP: 0	WP: 0 PB: 0 SB: 1 CS: 0	PA: 32
<b>PITCHER</b> Randy Johnson, L (1, 1) ERA: 1.01	IP: 9.0 WLS: W BF: 32	H: 5 R: 1 ER: 1 SO: 11	BB: 0 IBB: 0 HBP: 0 BLK: 0	WP: 0 HR: 0 S: 75 P: 109	ERA: 1.00 WHIP: 0.556	<b>PITCHER</b>																





Batter	1	2	3	4	5	6	7	8	9	AB	R	H	RBI	BB	SO	LOB	TOP			
Tony Womack, L (1, 6) OBP: 0.152, SLG: 0.178										4	0	0	0	1	2	2	Arizona Diamondbacks @ San Francisco Giants PacBell Park, San Francisco, CA Sat Apr 15 2000, 4:05 PM EDT Att: 40,930 - Cloudy - 59 F			
Jay Bell, R (1, 4) OBP: 0.393, SLG: 0.511										5	0	1	0	0	0	3				
Luis Gonzalez, L (1, 7) OBP: 0.364, SLG: 0.489										4	1	0	0	1	0	1				
Erubiel Durazo, L (1, 3) OBP: 0.419, SLG: 0.441										3	2	2	0	1	0	0				
Steve Finley, L (1, 8) OBP: 0.377, SLG: 0.660										3	1	1	1	1	0	1				
Travis Lee, L (1, 9) OBP: 0.405, SLG: 0.559										3	1	0	0	1	1	3				
Lenny Harris, L (1, 5) OBP: 0.209, SLG: 0.316										3	0	1	2	0	0	1				
Kelly Stinnett, R (1, 2) OBP: 0.333, SLG: 0.889										4	2	3	4	0	1	2				
Todd Stottlemyre, L (1, 1) Darren Holmes, R (6, 1) Dan Plesac, L (6, 1) David Dellucci, L (7, PH) Greg Swindell, L (7, 1)										2	0	0	0	0	0	0				
<b>Inning Stats</b>	R: 0 E: 0 K: 1 S: 7	H: 1 LOB: 0 BB: 0 P: 9	R: 0 E: 0 K: 0 S: 6	H: 0 LOB: 1 BB: 1 P: 11	R: 1 E: 0 K: 0 S: 5	H: 1 LOB: 0 BB: 1 P: 9	R: 4 E: 0 K: 0 S: 19	H: 2 LOB: 0 BB: 2 P: 39	R: 0 E: 0 K: 0 S: 9	H: 0 LOB: 0 BB: 0 P: 14	R: 0 E: 0 K: 0 S: 14	H: 2 LOB: 2 BB: 0 P: 23	R: 2 E: 0 K: 3 S: 20	H: 3 LOB: 2 BB: 1 P: 30	R: 0 E: 0 K: 1 S: 9	H: 0 LOB: 0 BB: 0 P: 10		1B: 7 2B: 1 3B: 0 HR: 2	SF: 1 SAC: 0 DP: 2 HBP: 0	WP: 0 PB: 0 SB: 2 CS: 0
<b>PITCHER</b>	IP WLS BF H R ER SO BB IBB HBP BLK WP HR S P ERA WHIP																			
Russ Ortiz, R (1, 1) ERA: 3.86	5.0 L 21 4 5 5 1 4 0 0 0 0 0 2 40 74 9.00 1.600																			
Aaron Fultz, L (6, 1) ERA: 1.42	1.0 3 0 0 0 0 0 0 0 0 0 0 0 9 14 0.00 0.000																			
Scott Linebrink, R (7, 1) ERA:	1.0 5 2 0 0 0 0 0 0 0 0 0 0 14 23 0.00 2.000																			
Alan Embree, L (8, 1) ERA: 6.0	2.0 10 3 2 2 4 1 0 0 0 0 0 0 29 40 9.00 2.000																			

Batter	1	2	3	4	5	6	7	8	9	AB	R	H	RBI	BB	SO	LOB	BOTTOM					
Marvin Benard, L (1, 8) OBP: 0.234, SLG: 0.267										4	0	1	0	1	1	1	Arizona Diamondbacks @ San Francisco Giants PacBell Park, San Francisco, CA Sat Apr 15 2000, 4:05 PM EDT Att: 40,930 - Cloudy - 59 F					
Bill Mueller, S (1, 5) OBP: 0.300, SLG: 0.361 Alan Embree, L (8, 1)										4	0	0	0	0	0	3						
Barry Bonds, L (1, 7) OBP: 0.360, SLG: 0.659										4	1	1	1	0	0	3						
Jeff Kent, R (1, 4) OBP: 0.280, SLG: 0.511										4	1	1	0	0	2	0						
J.T. Snow, L (1, 3) OBP: 0.300, SLG: 0.333										4	1	3	0	0	0	0						
Armando Rios, L (1, 9) OBP: 0.286, SLG: 0.429										4	1	1	1	0	1	2						
Rich Aurilia, R (1, 6) OBP: 0.227, SLG: 0.357										3	0	0	0	1	1	2						
Bobby Estalella, R (1, 2) OBP: 0.296, SLG: 0.400										3	0	1	0	1	2	3						
Russ Ortiz, R (1, 1) Ramon Martinez, R (5, PH) Aaron Fultz, L (6, 1) Felipe Crespo, R (6, PH) Scott Linebrink, R (7, 1) Russ Davis, R (8, 9)										1	0	0	0	0	0	2						
<b>Inning Stats</b>	R: 1 E: 0 K: 1 S: 13	H: 1 LOB: 0 BB: 0 P: 18	R: 0 E: 0 K: 0 S: 16	H: 1 LOB: 2 BB: 1 P: 26	R: 0 E: 0 K: 0 S: 8	H: 1 LOB: 0 BB: 0 P: 13	R: 0 E: 0 K: 1 S: 13	H: 1 LOB: 1 BB: 0 P: 20	R: 0 E: 0 K: 0 S: 7	H: 1 LOB: 2 BB: 1 P: 15	R: 3 E: 0 K: 2 S: 18	H: 3 LOB: 1 BB: 1 P: 32	R: 0 E: 0 K: 1 S: 9	H: 0 LOB: 0 BB: 0 P: 15	R: 0 E: 0 K: 1 S: 8	H: 0 LOB: 0 BB: 0 P: 12		R: 0 E: 0 K: 1 S: 9	H: 0 LOB: 0 BB: 0 P: 11	1B: 6 2B: 1 3B: 0 HR: 1	SF: 0 SAC: 0 DP: 0 HBP: 0	WP: 1 PB: 0 SB: 1 CS: 1
<b>PITCHER</b>	IP WLS BF H R ER SO BB IBB HBP BLK WP HR S P ERA WHIP																					
Todd Stottlemyre, R (1, 1) Darren Holmes, R (6, 1) Dan Plesac, L (6, 1) Greg Swindell, L (7, 1)	5.0 W 23 7 3 3 2 2 1 0 0 0 0 0 62 100 5.40 1.800																					
5.0 H 3 1 0 0 1 1 0 0 0 0 0 6 12 0.00 6.000																						
0.1 H 2 0 1 1 1 0 0 0 0 0 1 0 7 12 13.50 0.000																						
3.0 S 9 0 0 0 3 0 0 0 0 0 0 0 26 38 0.00 0.000																						





Batter	1	2	3	4	5	6	7	8	9	AB R H RBI BB SO LOB	TOP																								
											<p>Arizona Diamondbacks @ San Francisco Giants PacBell Park, San Francisco, CA Sun Apr 16 2000, 8:05 PM EDT</p> <p><a href="http://livebaseballscorecards.com">livebaseballscorecards.com</a></p> <p>AB 0 R 0 H 0 RBI 0 BB 0 SO 0 LOB 0</p> 																								
Inning Stats										1B: 0 SF: 0 WP: 0 PA: 0 2B: 0 SAC: 0 FB: 0 3B: 0 DP: 0 SB: 0 HR: 0 HBP: 0 CS: 0																									
PITCHER	IP	WLS	BF	H	R	ER	SO	BB	IBB	HBP	BLK	WP	HR	S	P	ERA	WHIP	PITCHER	IP	WLS	BF	H	R	ER	SO	BB	IBB	HBP	BLK	WP	HR	S	P	ERA	WHIP

Batter	1	2	3	4	5	6	7	8	9	AB R H RBI BB SO LOB	BOTTOM																								
											<p>Arizona Diamondbacks @ San Francisco Giants PacBell Park, San Francisco, CA Sun Apr 16 2000, 8:05 PM EDT</p> <p><a href="http://livebaseballscorecards.com">livebaseballscorecards.com</a></p> <p>AB 0 R 0 H 0 RBI 0 BB 0 SO 0 LOB 0</p> 																								
Inning Stats										1B: 0 SF: 0 WP: 0 PA: 0 2B: 0 SAC: 0 FB: 0 3B: 0 DP: 0 SB: 0 HR: 0 HBP: 0 CS: 0																									
PITCHER	IP	WLS	BF	H	R	ER	SO	BB	IBB	HBP	BLK	WP	HR	S	P	ERA	WHIP	PITCHER	IP	WLS	BF	H	R	ER	SO	BB	IBB	HBP	BLK	WP	HR	S	P	ERA	WHIP







Batter	1	2	3	4	5	6	7	8	9	AB	R	H	RBI	BB	SO	LOB	TOP										
Tom Goodwin, L (1,8) OBP: 0.278, SLG: 0.360	G6-3			G3-1	L4-6			K		4	0	0	0	0	1	2											
3 Mike Lansing, R (1,4) OBP: 0.413, SLG: 0.600	K			1B	2B		G6-3		P6	4	1	1	0	0	1	0											
Larry Walker, L (1,9) OBP: 0.362, SLG: 0.327	G3			1B	BB		G1-3		F7	3	0	0	0	1	0	0											
Jeff Cirillo, R (1,5) OBP: 0.455, SLG: 0.591		G1-3		1B			G3		FC6-4 17 1B	3	0	1	1	1	0	0											
17 Todd Helton, L (1,3) OBP: 0.470, SLG: 0.661		G4-3		1B			G4-3		FC6-4 1B	4	0	1	0	0	0	2											
Darren Bragg, L (1,7) OBP: 0.288, SLG: 0.441		G3-1		G5-3			G4-3		FC6-4 1B	3	0	0	0	0	0	2											
Terry Shumpert, R (9,PH) OBP: 0.288, SLG: 0.343							G4-3		FC6-4 1-2 2-3	1	0	0	0	0	0	2											
Neifi Perez, S (1,6) OBP: 0.234, SLG: 0.339			F9		SH1-4 2B		G3			3	0	1	0	0	0	0											
Brent Mayne, L (1,2) OBP: 0.448, SLG: 0.348		G4-3		L4-6 SH1-4 BB			G1-3			2	0	0	0	1	0	0											
Scott Karl, L (1,1) OBP: 0.600, SLG: 0.500		G4-3		SH1-4			P4			1	0	0	0	0	0	0											
Mike Myers, L (7,1)										0	0	0	0	0	0	0											
Aaron Ledesma, R (8,PH) OBP: 0.333, SLG: 0.417										0	0	0	0	0	0	0											
Stan Belinda, R (8,1)										0	0	0	0	0	0	0											
Jerry Dipoto, R (8,1)										0	0	0	0	0	0	0											
<b>Inning Stats</b>	R: 0 E: 0 K: 1 S: 8	H: 0 LOB: 0 BB: 0 P: 11	R: 0 E: 0 K: 0 S: 6	H: 0 LOB: 0 BB: 0 P: 9	R: 0 E: 0 K: 0 S: 6	H: 0 LOB: 0 BB: 0 P: 8	R: 1 E: 0 K: 0 S: 11	H: 2 LOB: 2 BB: 1 P: 19	R: 0 E: 0 K: 0 S: 6	H: 1 LOB: 1 BB: 1 P: 12	R: 0 E: 0 K: 0 S: 5	H: 0 LOB: 0 BB: 0 P: 9	R: 0 E: 0 K: 0 S: 7	H: 0 LOB: 0 BB: 0 P: 13	R: 0 E: 0 K: 1 S: 9	H: 0 LOB: 0 BB: 0 P: 15	R: 0 E: 0 K: 0 S: 11	H: 1 LOB: 2 BB: 1 P: 17	1B: 2 2B: 3 3B: 0 HR: 0	SF: 0 SAC: 1 DP: 1 HBP: 0	WP: 0 PA: 33 PB: 0 SB: 0 CS: 0						
<b>PITCHER</b>	IP	WLS	BF	H	R	ER	SO	BB	IBB	HBP	BLK	WP	HR	S	P	ERA	WHIP										
Armando Reynoso, R (1,1) ERA: 2.95	8.0	W	28	3	1	1	2	2	0	0	0	0	0	58	96	1.12	0.625										
Greg Swindell, L (9,1) ERA: 1.5	1.0		5	1	0	0	0	1	0	0	0	0	0	11	17	0.00	2.000										

**Colorado Rockies @ Arizona Diamondbacks**  
Bank One Ballpark, Phoenix, AZ  
Tue Apr 18 2000, 9:35 PM EDT  
Att: 30,275 - Sunny - 75 F

**AB 29**  
**R 1**  
**H 4**  
**RBI 1**  
**BB 3**  
**SO 2**  
**LOB 8**



Batter	1	2	3	4	5	6	7	8	9	AB	R	H	RBI	BB	SO	LOB	BOTTOM										
Tony Womack, L (1,6) OBP: 0.196, SLG: 0.260	F7		K		CS S 1B		BB	2B		5	1	3	2	0	1	1											
Jay Bell, R (1,4) OBP: 0.415, SLG: 0.545	2B		F8		BB		F7	HR		4	1	2	1	1	0	2											
Luis Gonzalez, L (1,7) OBP: 0.328, SLG: 0.482	F7		G3-1		K		F9	HR		5	1	1	2	0	1	5											
Greg Colbrunn, R (1,3) OBP: 0.611, SLG: 0.455	BB				FC4-6 1B		G4-3	K		3	0	1	0	2	1	1											
Steve Finley, L (1,8) OBP: 0.361, SLG: 0.603	F8		FC4-6 HR		E1 G6-4-3		K			4	1	0	0	0	1	5											
Bernard Gilkey, R (1,9) OBP: 0.333, SLG: 0.615		G6-3		HR			G6-4-3	SH SH BB		3	1	1	2	0	0	1											
Travis Lee, L (8,PH) OBP: 0.383, SLG: 0.500										0	0	0	0	1	0	0											
Damian Miller, R (1,2) OBP: 0.367, SLG: 0.536	L4			G6-3			2B	SH SH BB		3	0	1	0	0	0	0											
Danny Klassen, R (1,5) OBP: 0.545, SLG: 0.636	K				1B		1B	SH SH 3B		3	1	2	0	0	1	0											
Armando Reynoso, R (1,1) OBP: 0.143, SLG: 0.143								FC3-2-5 3B		3	0	1	0	0	0	3											
Lenny Harris, L (8,PH) OBP: 0.229, SLG: 0.326										1	1	0	0	0	0	3											
Greg Swindell, L (9,1) ERA: 11.57										0	0	0	0	0	0	0											
<b>Inning Stats</b>	R: 0 E: 0 K: 0 S: 7	H: 1 LOB: 2 BB: 1 P: 17	R: 0 E: 0 K: 1 S: 5	H: 0 LOB: 0 BB: 0 P: 9	R: 0 E: 0 K: 1 S: 9	H: 1 LOB: 1 BB: 0 P: 17	R: 2 E: 0 K: 0 S: 10	H: 3 LOB: 1 BB: 0 P: 17	R: 0 E: 1 K: 0 S: 7	H: 2 LOB: 2 BB: 0 P: 11	R: 0 E: 0 K: 1 S: 8	H: 1 LOB: 2 BB: 1 P: 17	R: 0 E: 0 K: 1 S: 18	H: 3 LOB: 0 BB: 1 P: 31	R: 5 E: 1 K: 1 S: 18	H: 3 LOB: 0 BB: 1 P: 31	1B: 6 2B: 3 3B: 1 HR: 2	SF: 0 SAC: 2 DP: 2 HBP: 0	WP: 1 PA: 40 PB: 0 SB: 1 CS: 1								
<b>PITCHER</b>	IP	WLS	BF	H	R	ER	SO	BB	IBB	HBP	BLK	WP	HR	S	P	ERA	WHIP										
Scott Karl, L (1,1) ERA: 5.17	6.2	L	31	9	2	2	3	3	0	0	0	0	0	3	5	0.00	0.000										
Mike Myers, L (7,1) ERA	0.1		1	0	0	0	1	0	0	0	0	0	0	3	5	0.00	0.000										
Stan Belinda, R (8,1) ERA: 1.42	0.2		5	1	3	1	0	1	0	0	0	0	0	10	16	13.50	3.000										
Jerry Dipoto, R (8,1) ERA: 11.57	0.1		3	2	2	1	1	0	0	0	0	0	1	8	15	27.00	6.000										

**Colorado Rockies @ Arizona Diamondbacks**  
Bank One Ballpark, Phoenix, AZ  
Tue Apr 18 2000, 9:35 PM EDT  
Att: 30,275 - Sunny - 75 F

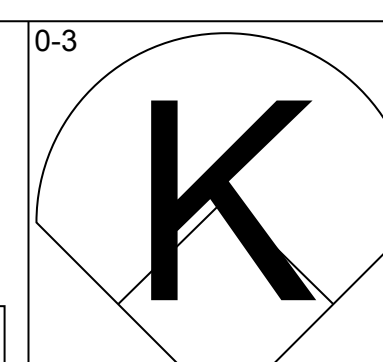
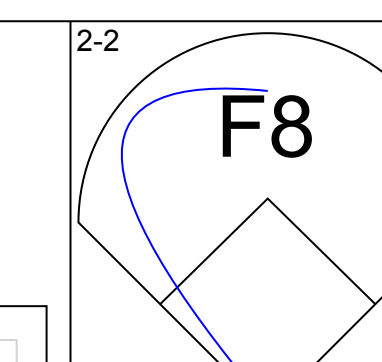
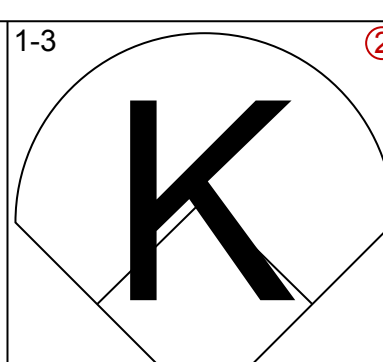
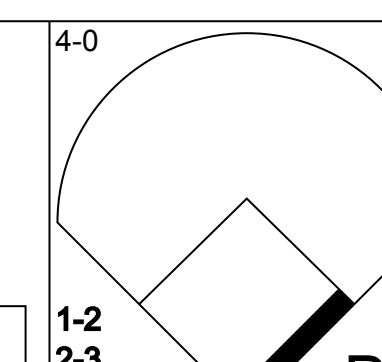
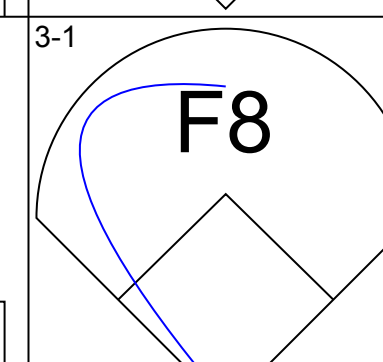
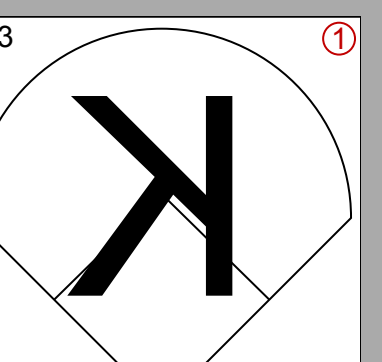
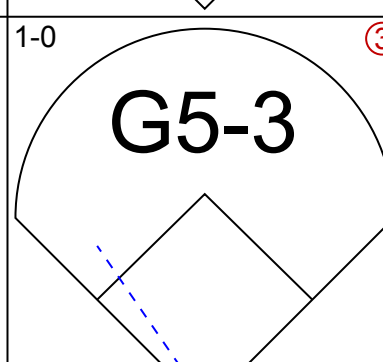
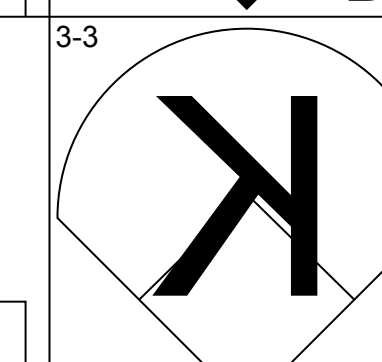
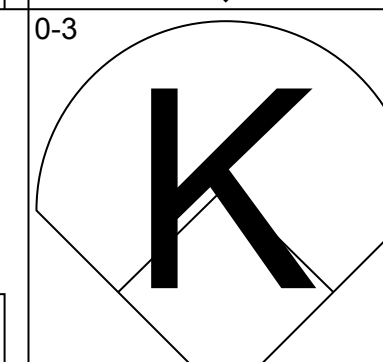
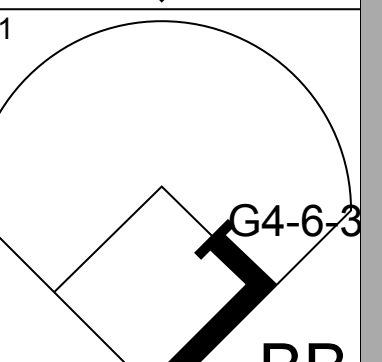
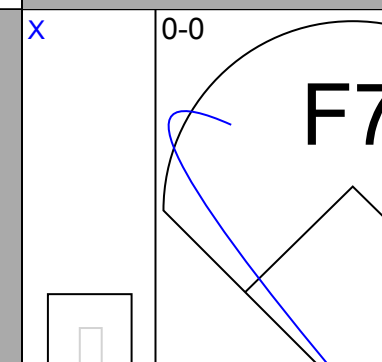
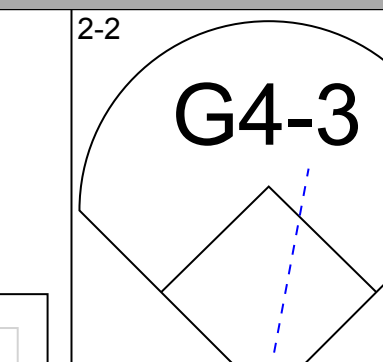
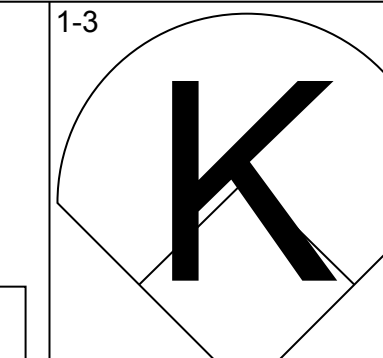
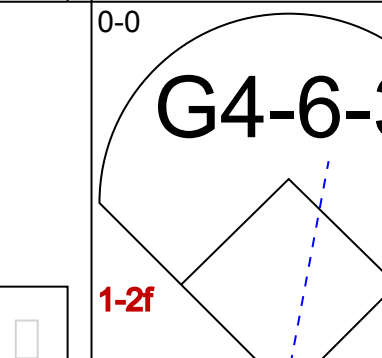
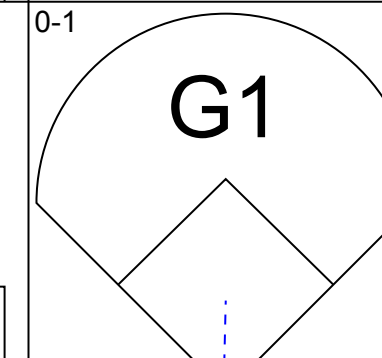
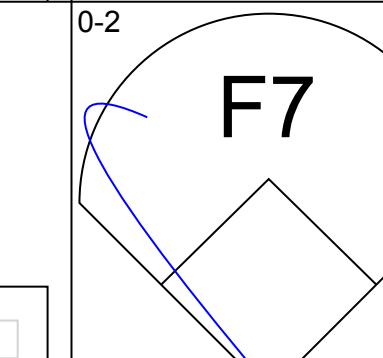
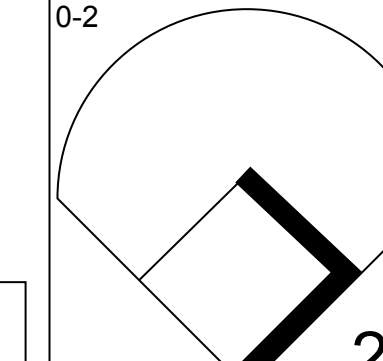
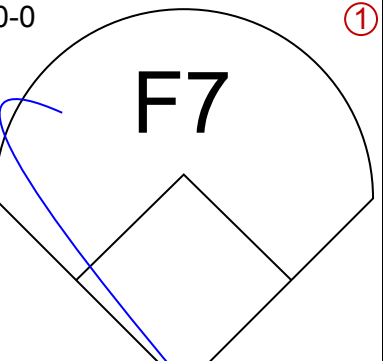
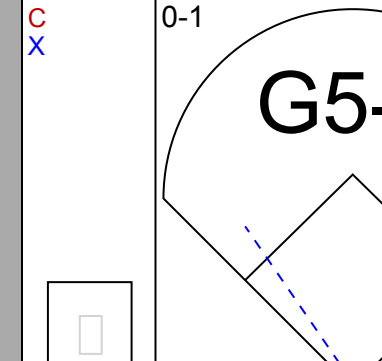
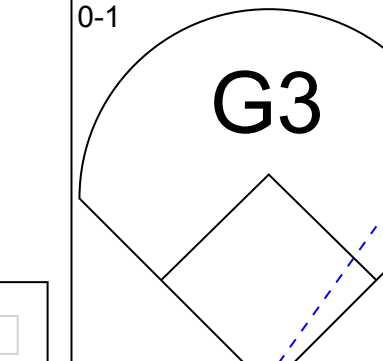
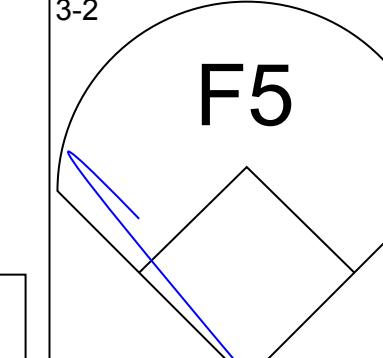
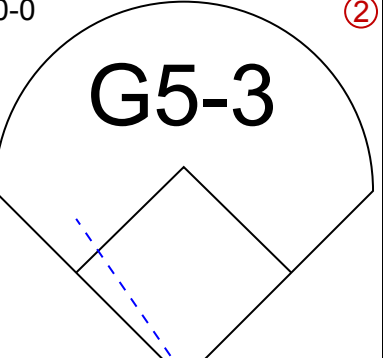
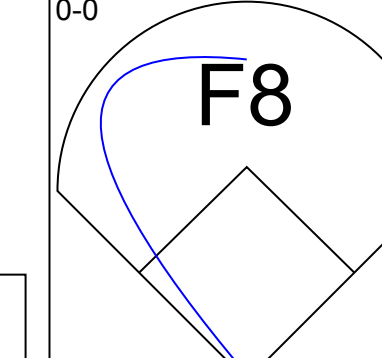
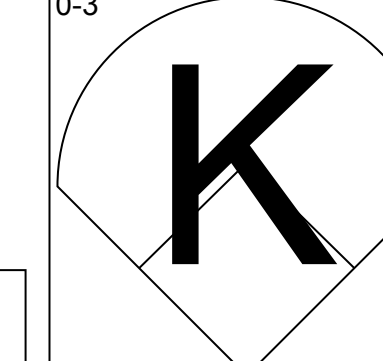
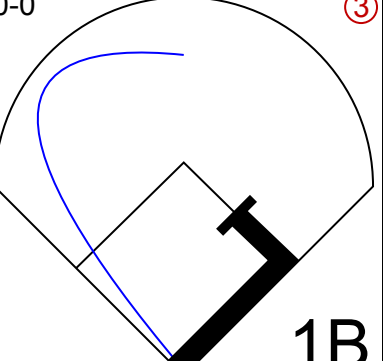
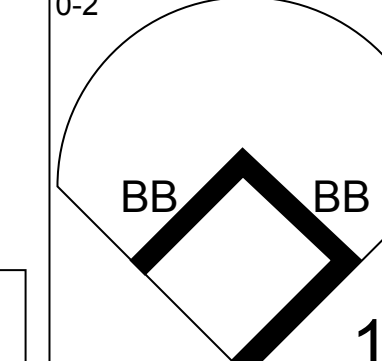
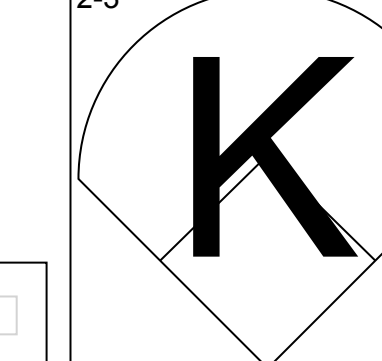
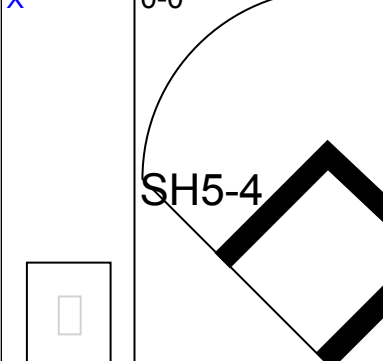
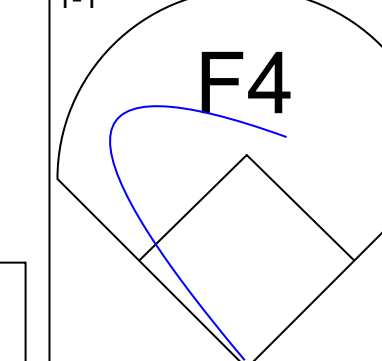
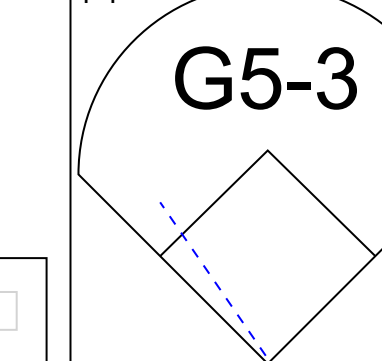
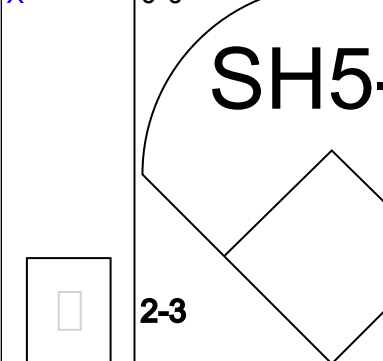
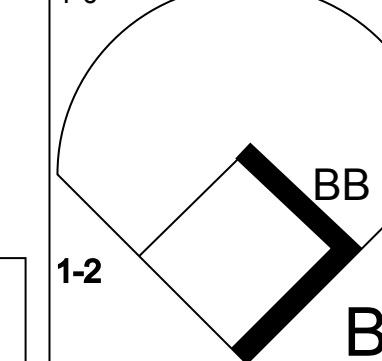
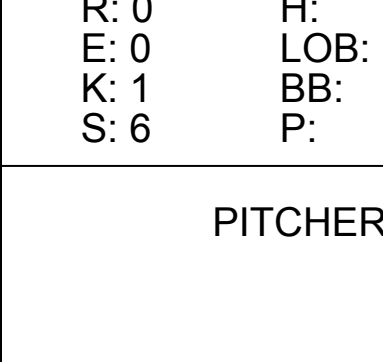
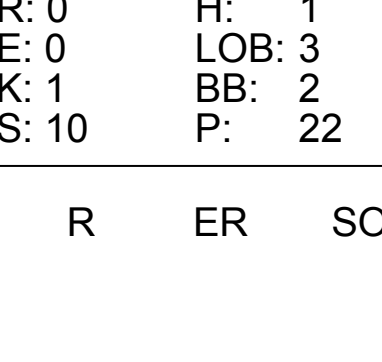
**AB 34**  
**R 7**  
**H 12**  
**RBI 7**  
**BB 4**  
**SO 5**  
**LOB 21**

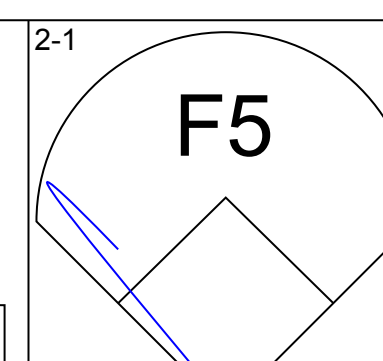
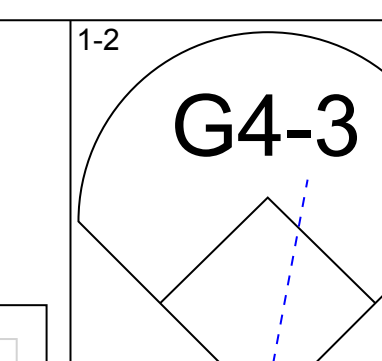
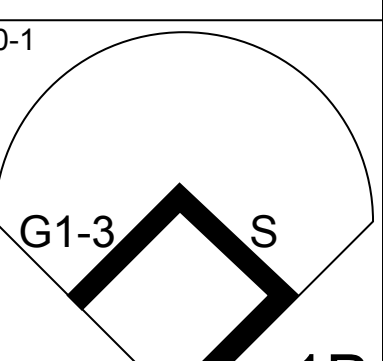
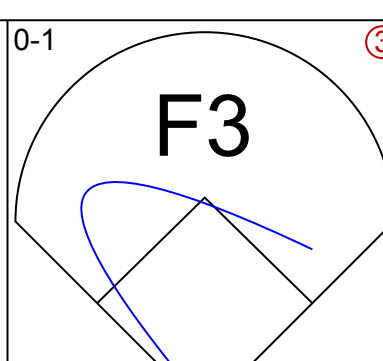
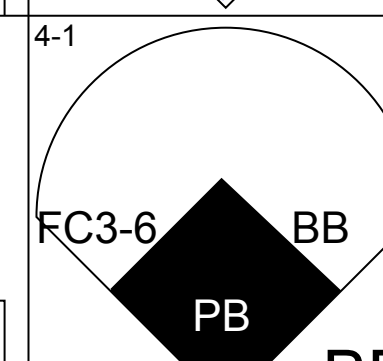
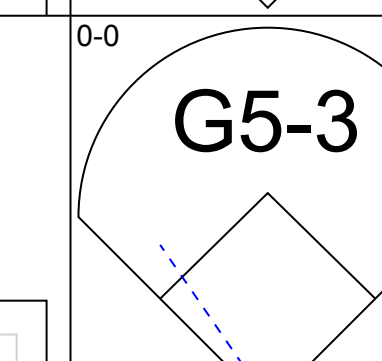
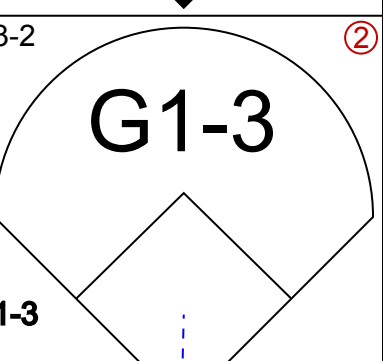
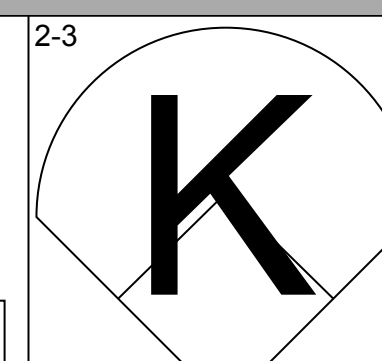

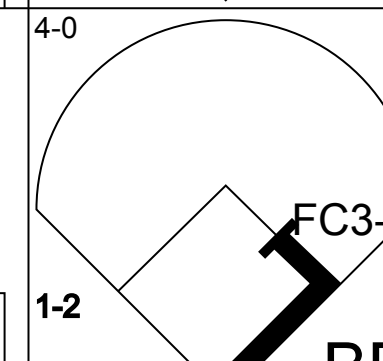
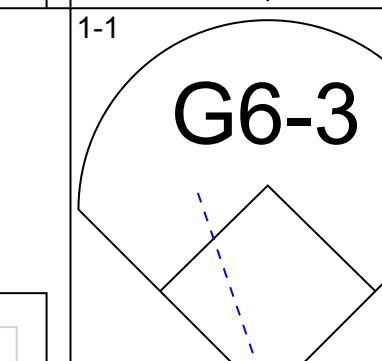
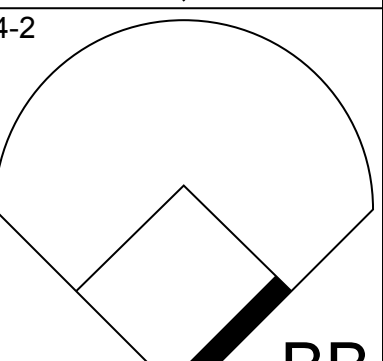
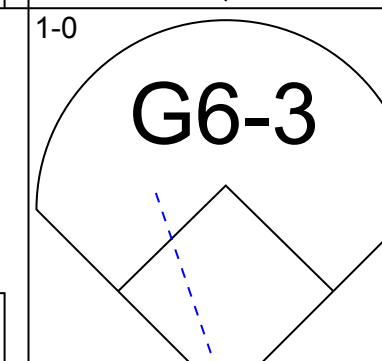

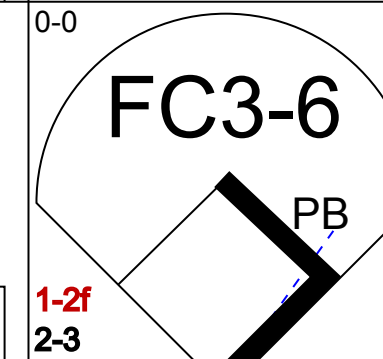
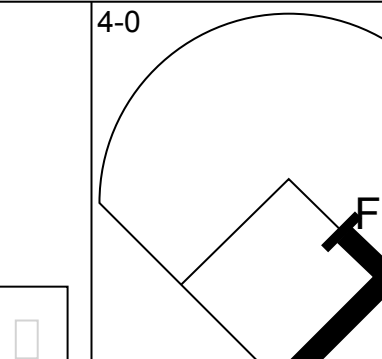
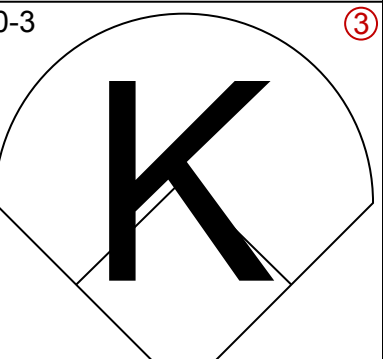
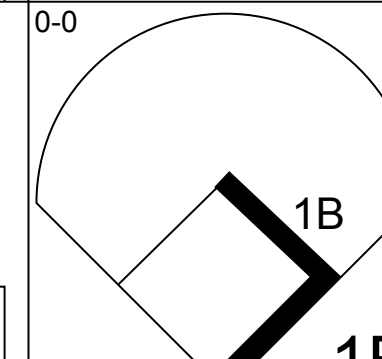

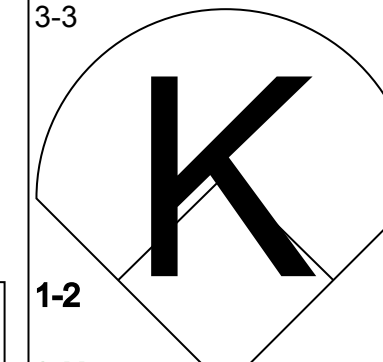
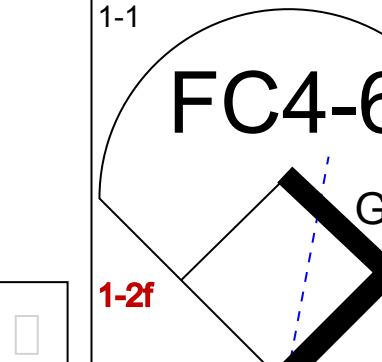
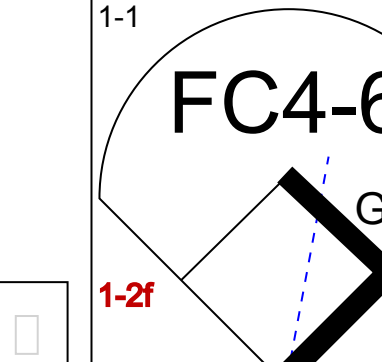
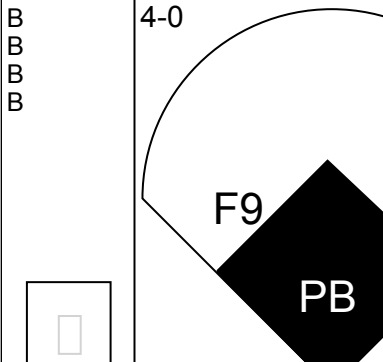
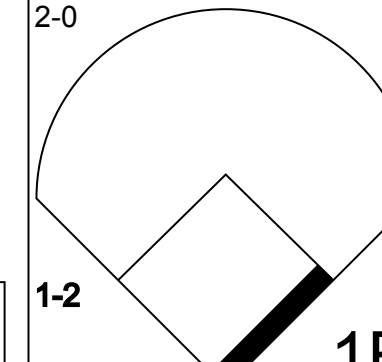
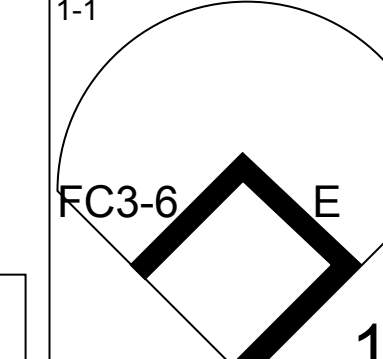
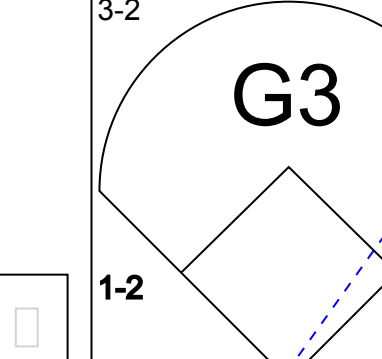
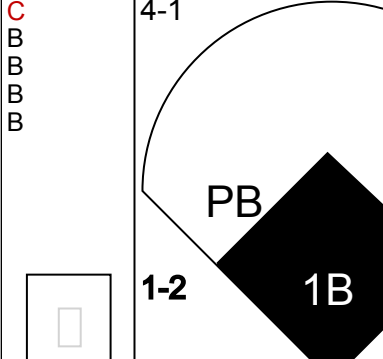
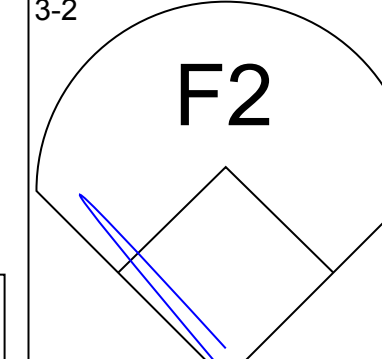
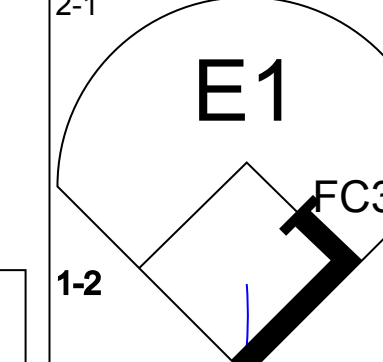
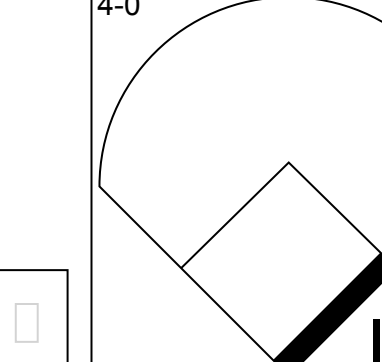
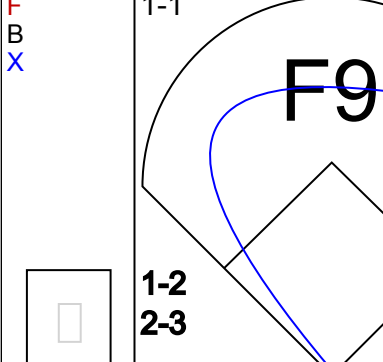
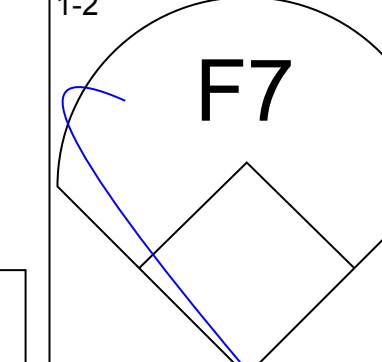
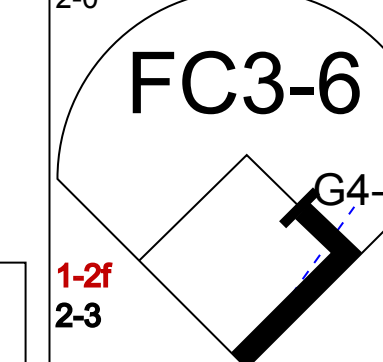
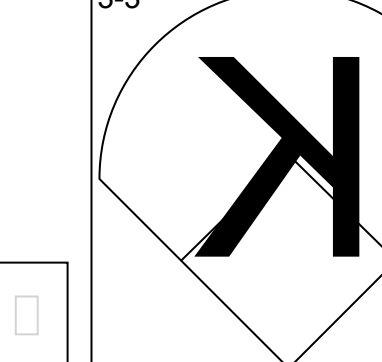
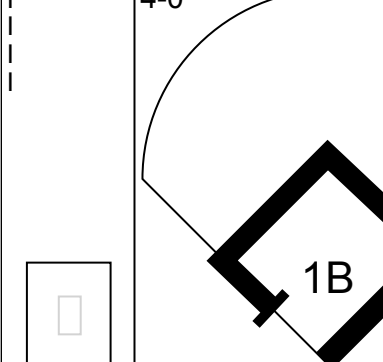
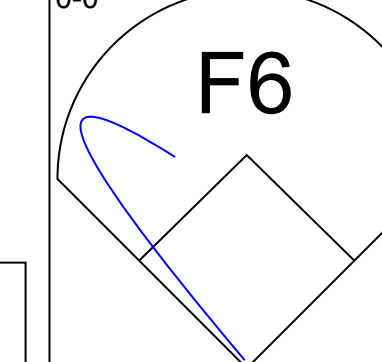
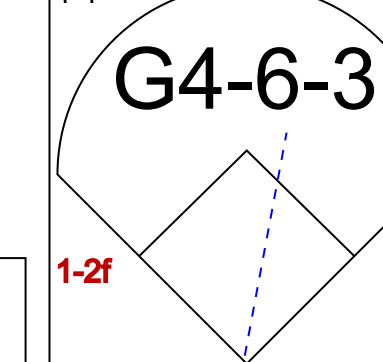
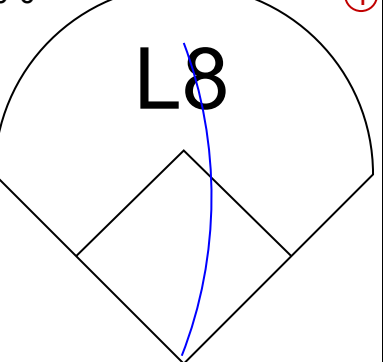
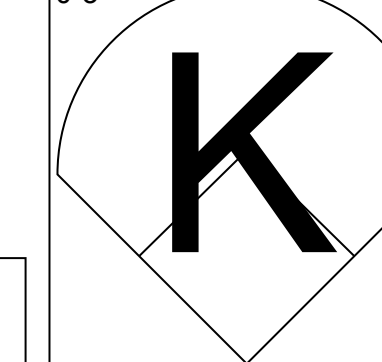








Batter	1	2	3	4	5	6	7	8	9	AB	R	H	RBI	BB	SO	LOB	TOP			
Brian Hunter, R OBP: 0.324, SLG: 0.258 (1, 8)										3	0	0	0	1	2	1	<b>Colorado Rockies @ Arizona Diamondbacks</b> Bank One Ballpark, Phoenix, AZ Thu Apr 20 2000, 9:35 PM EDT Att: 34,458 - Cloudy - 86 F			
3 Mike Lansing, R OBP: 0.403, SLG: 0.556 (1, 4)										4	0	0	0	0	2	4				
Larry Walker, L OBP: 0.388, SLG: 0.350 (1, 9)											3	0	0	0	1	1		0		
Jeff Cirillo, R OBP: 0.403, SLG: 0.510 Aaron Ledesma, R OBP: 0.296, SLG: 0.357 (7, PH) (7, 5)											2	0	0	0	0	1		1		
17 Todd Helton, L OBP: 0.459, SLG: 0.651 (1, 3)												4	0	1	0	0		0		
Terry Shumpert, R OBP: 0.285, SLG: 0.429 (1, 7)											3	0	0	0	0	0		1		
Neifi Perez, S OBP: 0.239, SLG: 0.333 (1, 6)											3	0	2	0	0	1		1		
Ben Petrick, R OBP: 0.286, SLG: 0.571 (1, 2)										3	0	1	0	0	1	1				
Rolando Arrojo, R OBP: 0.500, SLG: 0.750 Brian Bohanon, L (2, 1)										0	0	0	0	0	0	0				
Jeff Manto, R OBP: 0.857, SLG: 1.800 Jerry Dipoto, R (8, 1)											1	0	0	0	0	0				
<b>Inning Stats</b>	R: 0 E: 0 K: 2 S: 8	H: 0 LOB: 0 BB: 0 P: 11	R: 0 E: 0 K: 2 S: 14	H: 1 LOB: 1 BB: 0 P: 18	R: 0 E: 0 K: 1 S: 9	H: 0 LOB: 0 BB: 0 P: 14	R: 0 E: 0 K: 1 S: 5	H: 0 LOB: 0 BB: 1 P: 10	R: 0 E: 0 K: 0 S: 3	H: 1 LOB: 1 BB: 0 P: 3	R: 0 E: 0 K: 0 S: 5	H: 0 LOB: 0 BB: 0 P: 5	R: 0 E: 0 K: 1 S: 10	H: 1 LOB: 3 BB: 2 P: 22	R: 0 E: 0 K: 0 S: 8	H: 0 LOB: 0 BB: 0 P: 10	1B: 2 2B: 2 3B: 0 HR: 0	SF: 0 SAC: 1 DP: 1 HBP: 0	WP: 0 PB: 0 SB: 0 CS: 0	PA: 32
<b>PITCHER</b> Randy Johnson, L ERA: 0.76 (1, 1)	IP: 9.0 WLS: W BF: 32 H: 4 R: 0 ER: 0 SO: 8 BB: 3 IBB: 0 HBP: 0 BLK: 0 WP: 0 HR: 0 S: 68 P: 101 ERA: 0.00 WHIP: 0.778															<b>PITCHER</b>				

Batter	1	2	3	4	5	6	7	8	9	AB	R	H	RBI	BB	SO	LOB	BOTTOM	
Tony Womack, L OBP: 0.233, SLG: 0.339 (1, 6)										4	0	1	0	0	0	1	<b>Colorado Rockies @ Arizona Diamondbacks</b> Bank One Ballpark, Phoenix, AZ Thu Apr 20 2000, 9:35 PM EDT Att: 34,458 - Cloudy - 86 F	
Jay Bell, R OBP: 0.392, SLG: 0.492 (1, 4)											3	1	0	0	1	1		
Luis Gonzalez, L OBP: 0.333, SLG: 0.468 (1, 7)											2	0	0	0	2	0		
Erubiel Durazo, L OBP: 0.434, SLG: 0.429 (1, 3)												3	0	1	0	1		4
Steve Finley, L OBP: 0.377, SLG: 0.646 (1, 8)											3	1	1	0	1	2		
Travis Lee, L OBP: 0.382, SLG: 0.467 (1, 9)										3	1	1	0	1	0	3		
Damian Miller, R OBP: 0.353, SLG: 0.484 (1, 2)										3	0	0	0	1	0	3		
Andy Fox, L OBP: 0.250, SLG: 0.143 (1, 5)										3	0	0	0	1	1	4		
Randy Johnson, R OBP: 0.154, SLG: 0.154 (1, 1)										4	0	1	1	0	1	2		
<b>Inning Stats</b>	R: 1 E: 0 K: 1 S: 9	H: 0 LOB: 1 BB: 2 P: 22	R: 0 E: 1 K: 0 S: 7	H: 1 LOB: 1 BB: 0 P: 13	R: 0 E: 0 K: 1 S: 10	H: 0 LOB: 2 BB: 2 P: 25	R: 0 E: 0 K: 1 S: 11	H: 1 LOB: 2 BB: 1 P: 18	R: 2 E: 0 K: 0 S: 6	H: 1 LOB: 1 BB: 3 P: 20	R: 0 E: 0 K: 1 S: 9	H: 2 LOB: 2 BB: 0 P: 17	R: 0 E: 0 K: 1 S: 8	H: 0 LOB: 0 BB: 0 P: 9	1B: 5 2B: 0 3B: 0 HR: 0	SF: 0 SAC: 0 DP: 1 HBP: 0		WP: 0 PB: 2 SB: 1 CS: 0
<b>PITCHER</b> Rolando Arrojo, R ERA: 7.02 Brian Bohanon, L ERA: 10.47 Jerry Dipoto, R ERA: 8.1 (8, 1)	IP: 1.0 WLS: L BF: 26 H: 4 R: 2 ER: 1 SO: 3 BB: 4 IBB: 2 HBP: 0 BLK: 0 WP: 0 HR: 0 S: 13 P: 29 ERA: 1.50 WHIP: 1.333															<b>PITCHER</b>		

AB	28
R	0
H	4
RBI	0
BB	3
SO	8
LOB	9













Batter	1	2	3	4	5	6	7	8	9	AB	R	H	RBI	BB	SO	LOB	TOP					
Marvin Benard, L (1, 8) OBP: 0.309, SLG: 0.365										5	2	2	0	0	0	1	San Francisco Giants @ Arizona Diamondbacks Bank One Ballpark, Phoenix, AZ Sun Apr 23 2000, 4:35 PM EDT Att: 35,879 - Dome - 72 F					
Bill Mueller, S (1, 5) OBP: 0.328, SLG: 0.429										4	1	1	2	0	0	0						
Barry Bonds, L (1, 7) Alan Embree, L (9, 1)										5	2	3	2	0	1	0						
Jeff Kent, R (1, 4) OBP: 0.316, SLG: 0.563										5	2	2	1	0	0	1						
J.T. Snow, L (1, 3) OBP: 0.292, SLG: 0.322										5	1	1	1	0	1	1						
Ellis Burks, R (1, 9) OBP: 0.417, SLG: 0.490										3	1	1	0	1	0	0						
Rich Aurilia, R (1, 6) OBP: 0.284, SLG: 0.429										4	2	2	3	0	1	1						
Bobby Estalella, R (1, 2) OBP: 0.400, SLG: 0.567										3	1	2	2	1	0	1						
Joe Nathan, R (1, 1) OBP: 0.125, SLG: 0.250										2	0	0	0	0	0	0						
Aaron Fultz, L (6, 1) OBP: 1.000, SLG: 1.000										0	0	0	0	0	0	0						
Russ Davis, R (6, PH) OBP: 0.344, SLG: 0.433										1	0	0	0	0	1	1						
John Johnstone, R (8, 1)										0	0	0	0	0	0	0						
Calvin Murray, R (9, 8) OBP: 0.515, SLG: 0.556										0	0	0	0	0	0	0						
<b>Inning Stats</b>	R: 8 E: 0 K: 0 S: 24	H: 7 LOB: 0 BB: 1 P: 39	R: 0 E: 0 K: 0 S: 4	H: 1 LOB: 0 BB: 5 P: 5	R: 0 E: 0 K: 1 S: 8	H: 1 LOB: 0 BB: 12 P: 12	R: 0 E: 0 K: 0 S: 12	H: 0 LOB: 0 BB: 0 P: 17	R: 1 E: 0 K: 1 S: 10	H: 1 LOB: 0 BB: 0 P: 16	R: 0 E: 0 K: 0 S: 8	H: 0 LOB: 1 BB: 1 P: 17	R: 0 E: 0 K: 1 S: 8	H: 0 LOB: 0 BB: 0 P: 10	R: 1 E: 0 K: 1 S: 16	H: 2 LOB: 1 BB: 20 P: 25	R: 2 E: 0 K: 0 S: 7	H: 2 LOB: 0 BB: 9 P: 9	1B: 8 2B: 1 3B: 0 HR: 5	SF: 0 SAC: 2 DP: 2 HBP: 0	WP: 0 PB: 0 CS: 0	PA: 41
<b>PITCHER</b>	IP WLS BF H R ER SO BB IBB HBP BLK WP HR S P ERA WHIP	<b>PITCHER</b>																				
Armando Reynoso, R (1, 1) ERA: 5.91	0.0 L 7 6 7 7 0 1 0 0 0 0 0 1 16 26																					
Brian Anderson, L (1, 1) ERA: 5.4	4.0 13 3 1 1 1 0 0 0 0 1 0 1 32 47																					
Mike Morgan, R (5, 1) ERA: 2.87	2.0 8 1 1 1 1 1 0 0 0 0 0 1 18 33																					
Greg Swindell, L (7, 1) ERA: 1.93	2.0 8 2 1 1 2 0 0 0 0 0 0 1 24 35																					
Dan Plesac, L (9, 1) ERA: 5.4	1.0 5 2 2 2 0 0 0 0 0 0 0 1 7 9																					
<b>Inning Stats</b>	R: 4 E: 0 K: 0 S: 17	H: 5 LOB: 2 BB: 0 P: 31	R: 0 E: 0 K: 0 S: 10	H: 0 LOB: 2 BB: 2 P: 26	R: 0 E: 0 K: 0 S: 8	H: 0 LOB: 0 BB: 0 P: 13	R: 0 E: 0 K: 0 S: 9	H: 0 LOB: 0 BB: 1 P: 15	R: 2 E: 0 K: 0 S: 13	H: 2 LOB: 0 BB: 0 P: 18	R: 0 E: 0 K: 0 S: 10	H: 1 LOB: 1 BB: 0 P: 14	R: 0 E: 0 K: 0 S: 9	H: 0 LOB: 1 BB: 0 P: 19	R: 0 E: 0 K: 2 S: 15	H: 2 LOB: 2 BB: 0 P: 19	R: 1 E: 0 K: 1 S: 15	H: 1 LOB: 1 BB: 1 P: 27	1B: 5 2B: 5 3B: 0 HR: 2	SF: 0 SAC: 0 DP: 1 HBP: 2	WP: 0 PB: 0 CS: 0	PA: 43
<b>PITCHER</b>	IP WLS BF H R ER SO BB IBB HBP BLK WP HR S P ERA WHIP	<b>PITCHER</b>																				
Joe Nathan, R (1, 1) ERA: 5.23	5.0 W 25 7 6 6 0 3 0 1 0 0 0 2 57 103																					
Aaron Fultz, L (6, 1) ERA: 3.97	2.0 H 8 1 0 0 0 0 0 0 1 0 0 0 19 33																					
John Johnstone, R (8, 1) ERA: 9.0	1.0 5 2 0 0 2 0 0 0 0 0 0 0 15 19																					
Alan Embree, L (9, 1) ERA: 8.0	1.0 5 1 1 1 1 1 0 0 0 0 0 0 15 27																					
<b>Batter</b>	<b>1</b>	<b>2</b>	<b>3</b>	<b>4</b>	<b>5</b>	<b>6</b>	<b>7</b>	<b>8</b>	<b>9</b>	<b>AB</b>	<b>R</b>	<b>H</b>	<b>RBI</b>	<b>BB</b>	<b>SO</b>	<b>LOB</b>	<b>BOTTOM</b>					
Tony Womack, L (1, 6) OBP: 0.246, SLG: 0.368										5	1	1	0	0	1	4	San Francisco Giants @ Arizona Diamondbacks Bank One Ballpark, Phoenix, AZ Sun Apr 23 2000, 4:35 PM EDT Att: 35,879 - Dome - 72 F					
Jay Bell, R (1, 4) OBP: 0.382, SLG: 0.480										4	0	0	0	1	1	5						
Luis Gonzalez, L (1, 7) OBP: 0.388, SLG: 0.573										4	2	2	2	1	1	0						
Erubiel Durazo, L (1, 3) OBP: 0.453, SLG: 0.549										4	3	2	2	1	0	2						
Steve Finley, L (1, 8) OBP: 0.386, SLG: 0.636										4	1	1	0	0	0	4						
Travis Lee, L (1, 9) OBP: 0.373, SLG: 0.491										5	0	2	2	0	0	1						
Kelly Stinnett, R (1, 2) OBP: 0.297, SLG: 0.657										4	0	1	0	0	0	1						
Andy Fox, L (1, 5) OBP: 0.267, SLG: 0.231										4	0	1	1	0	0	3						
Armando Reynoso, R (1, 1) ERA: 5.145, SLG: 0.143										0	0	0	0	0	0	0						
Brian Anderson, R (1, 1) ERA: 5.125, SLG: 0.125										1	0	0	0	0	0	2						
Hank Gathers, S (4, PH) ERA: 3.227, SLG: 0.195										0	0	0	0	1	0	0						
Mike Morgan, R (5, 1) ERA: 2.87										0	0	0	0	0	0	0						
Bernard Gilkey, R (6, PH) ERA: 0.366, SLG: 0.444										1	0	0	0	0	0	1						
Greg Swindell, L (7, 1) ERA: 1.93										0	0	0	0	0	0	0						
Lenny Harris, L (8, PH) ERA: 0.266, SLG: 0.313										1	0	1	0	0	0	0						
Dan Plesac, L (9, 1) ERA: 5.4										0	0	0	0	0	0	0						
<b>Inning Stats</b>	R: 4 E: 0 K: 0 S: 17	H: 5 LOB: 2 BB: 0 P: 31	R: 0 E: 0 K: 0 S: 10	H: 0 LOB: 0 BB: 2 P: 26	R: 0 E: 0 K: 0 S: 8	H: 0 LOB: 0 BB: 0 P: 13	R: 0 E: 0 K: 0 S: 9	H: 0 LOB: 0 BB: 1 P: 15	R: 2 E: 0 K: 0 S: 13	H: 2 LOB: 0 BB: 0 P: 18	R: 0 E: 0 K: 0 S: 10	H: 1 LOB: 1 BB: 0 P: 14	R: 0 E: 0 K: 0 S: 9	H: 0 LOB: 1 BB: 0 P: 19	R: 0 E: 0 K: 2 S: 15	H: 2 LOB: 2 BB: 0 P: 19	R: 1 E: 0 K: 1 S: 15	H: 1 LOB: 1 BB: 1 P: 27	1B: 5 2B: 5 3B: 0 HR: 2	SF: 0 SAC: 0 DP: 1 HBP: 2	WP: 0 PB: 0 CS: 0	PA: 43
<b>PITCHER</b>	IP WLS BF H R ER SO BB IBB HBP BLK WP HR S P ERA WHIP	<b>PITCHER</b>																				
Joe Nathan, R (1, 1) ERA: 5.23	5.0 W 25 7 6 6 0 3 0 1 0 0 0 2 57 103																					
Aaron Fultz, L (6, 1) ERA: 3.97	2.0 H 8 1 0 0 0 0 0 0 1 0 0 0 19 33																					
John Johnstone, R (8, 1) ERA: 9.0	1.0 5 2 0 0 2 0 0 0 0 0 0 0 15 19																					
Alan Embree, L (9, 1) ERA: 8.0	1.0 5 1 1 1 1 1 0 0 0 0 0 0 15 27																					



Batter	1	2	3	4	5	6	7	8	9	AB	R	H	RBI	BB	SO	LOB	TOP										
<b>Tony Womack, L</b> (1, 6) OBP: 0.243, SLG: 0.384										5	1	1	0	0	1	3	<b>Arizona Diamondbacks @ Philadelphia Phillies</b> <b>Veterans Stadium, Philadelphia, PA</b> Tue Apr 25 2000, 7:05 PM EDT Att: 11,926 - Cloudy - 53 F										
<b>Jay Bell, R</b> (1, 4) OBP: 0.372, SLG: 0.456										4	0	0	1	1	2	2											
<b>Luis Gonzalez, L</b> (1, 7) OBP: 0.370, SLG: 0.551										3	1	0	0	1	1	2											
<b>Erubiel Durazo, L</b> (1, 3) OBP: 0.448, SLG: 0.537 <b>Greg Colbrunn, R</b> (7, PH) OBP: 0.615, SLG: 0.563										3	0	1	0	0	0	2											
<b>Steve Finley, L</b> (1, 8) OBP: 0.386, SLG: 0.671										5	2	2	3	0	0	3											
<b>Travis Lee, L</b> (1, 9) OBP: 0.375, SLG: 0.532										5	2	2	1	0	0	2											
<b>Kelly Stinnett, R</b> (1, 2) OBP: 0.310, SLG: 0.775										5	2	2	4	0	0	1											
<b>Andy Fox, L</b> (1, 5) OBP: 0.263, SLG: 0.188										3	0	0	0	1	1	0											
<b>Randy Johnson, R</b> (1, 1) OBP: 0.188, SLG: 0.250 <b>Russ Springer, R</b> (7, 1) OBP: 1.000, SLG: 1.000										3	1	1	0	0	1	1											
<b>Inning Stats</b>	R: 0 E: 0 K: 1 S: 12	H: 0 LOB: 1 BB: 1 P: 23	R: 2 E: 0 K: 0 S: 9	H: 2 LOB: 0 BB: 0 P: 13	R: 1 E: 0 K: 0 S: 12	H: 1 LOB: 1 BB: 1 P: 23	R: 1 E: 0 K: 1 S: 12	H: 1 LOB: 1 BB: 1 P: 16	R: 0 E: 0 K: 0 S: 10	H: 0 LOB: 1 BB: 0 P: 10	R: 0 E: 0 K: 0 S: 5	H: 0 LOB: 0 BB: 0 P: 7	R: 6 E: 0 K: 2 S: 22	H: 4 LOB: 0 BB: 1 P: 35	R: 0 E: 0 K: 0 S: 6	H: 1 LOB: 1 BB: 0 P: 11	R: 0 E: 0 K: 0 S: 11	H: 0 LOB: 1 BB: 1 P: 20	1B: 3 2B: 2 3B: 1 HR: 4	SF: 0 SAC: 0 DP: 0 HBP: 1	WP: 1 PB: 0 SB: 0 CS: 0	PA: 43					
<b>PITCHER</b>	IP	WLS	BF	H	R	ER	SO	BB	IBB	HBP	BLK	WP	HR	S	P	ERA	WHIP										
<b>Chris Brock, R</b> (1, 1) ERA: 6.38	6.2	L	29	6	5	5	5	3	0	0	0	0	2	67	102	6.75	1.350										
<b>Trever Miller, L</b> (7, 1) ERA: 11.12	0.0	4	2	3	3	0	1	0	0	1	0	1	1	9	16	∞	∞										
<b>Amaury Telemaco, R</b> (7, 1) ERA: 7.27	0.1	2	1	2	2	1	0	0	0	0	0	0	1	6	9	54.00	3.000										
<b>Steve Schrenk, R</b> (8, 1) ERA: 7.0	2.0	8	1	0	0	0	0	1	0	0	0	0	0	17	31	0.00	1.000										

Batter	1	2	3	4	5	6	7	8	9	AB	R	H	RBI	BB	SO	LOB	BOTTOM										
<b>Doug Glanville, R</b> (1, 8) OBP: 0.313, SLG: 0.342										4	0	2	2	0	1	0	<b>Arizona Diamondbacks @ Philadelphia Phillies</b> <b>Veterans Stadium, Philadelphia, PA</b> Tue Apr 25 2000, 7:05 PM EDT Att: 11,926 - Cloudy - 53 F										
<b>Ron Gant, R</b> (1, 7) OBP: 0.256, SLG: 0.347										3	0	1	0	1	1	1											
<b>Brian Hunter, R</b> (1, 3) OBP: 0.300, SLG: 0.600										4	0	0	0	0	3	4											
<b>Scott Rolen, R</b> (1, 5) OBP: 0.309, SLG: 0.507										4	0	0	0	0	2	4											
<b>Mike Lieberthal, R</b> (1, 2) OBP: 0.310, SLG: 0.369 <b>Tom Prince, R</b> (9, 2) OBP: 0.286, SLG: 0.167										3	0	0	0	0	1	1											
<b>23 Kevin Jordan, R</b> (1, 4) OBP: 0.129, SLG: 0.167										4	0	1	0	0	1	0											
<b>Kevin Seifick, R</b> (1, 9) OBP: 0.235, SLG: 0.353 <b>Rob Ducey, L</b> (9, PH) OBP: 0.389, SLG: 0.154										3	1	1	0	0	2	0											
<b>Desi Relaford, S</b> (1, 6) OBP: 0.396, SLG: 0.278										1	1	0	0	3	1	0											
<b>Chris Brock, R</b> (1, 1) ERA: 6.38 <b>Trever Miller, R</b> (7, 1) ERA: 11.12 <b>Amaury Telemaco, R</b> (7, 1) ERA: 7.27 <b>Alex Arias, R</b> (7, PH) OBP: 0.343, SLG: 0.443 <b>Steve Schrenk, R</b> (8, 1) ERA: 7.0 <b>Mickey Morandini, L</b> (9, PH) OBP: 0.304, SLG: 0.277										1	0	0	0	0	0	0											
<b>Inning Stats</b>	R: 0 E: 0 K: 2 S: 14	H: 0 LOB: 0 BB: 0 P: 20	R: 0 E: 0 K: 1 S: 8	H: 0 LOB: 0 BB: 0 P: 11	R: 2 E: 0 K: 2 S: 17	H: 2 LOB: 2 BB: 2 P: 29	R: 0 E: 0 K: 3 S: 10	H: 0 LOB: 0 BB: 0 P: 13	R: 0 E: 0 K: 2 S: 11	H: 0 LOB: 0 BB: 0 P: 15	R: 0 E: 0 K: 0 S: 12	H: 1 LOB: 1 BB: 0 P: 17	R: 0 E: 0 K: 1 S: 7	H: 0 LOB: 1 BB: 1 P: 14	R: 0 E: 0 K: 1 S: 10	H: 1 LOB: 1 BB: 0 P: 18	R: 0 E: 0 K: 2 S: 15	H: 1 LOB: 2 BB: 1 P: 22	1B: 3 2B: 2 3B: 0 HR: 0	SF: 0 SAC: 1 DP: 0 HBP: 0	WP: 0 PB: 0 SB: 0 CS: 0	PA: 36					
<b>PITCHER</b>	IP	WLS	BF	H	R	ER	SO	BB	IBB	HBP	BLK	WP	HR	S	P	ERA	WHIP										
<b>Randy Johnson, L</b> (1, 1) ERA: 1.06	6.2	W	26	3	2	2	11	3	0	0	0	0	0	26	42	0.00	1.286										
<b>Russ Springer, R</b> (7, 1) ERA: 5.19	2.1	10	2	0	0	3	1	0	0	0	0	0	0	26	42	0.00	1.286										







Batter	1	2	3	4	5	6	7	8	9	AB	R	H	RBI	BB	SO	LOB	TOP					
Tony Womack, L (1, 6) OBP: 0.259, SLG: 0.417	K		F7						G3	5	1	2	0	0	1	0	Arizona Diamondbacks @ Philadelphia Phillies Veterans Stadium, Philadelphia, PA Thu Apr 27 2000, 3:05 PM EDT Att: 13,560 - Cloudy - 48 F					
Jay Bell, R (1, 4) OBP: 0.379, SLG: 0.435	K		F9							4	1	1	2	0	1	2						
Luis Gonzalez, L (1, 7) OBP: 0.386, SLG: 0.624										3	1	1	2	1	0	0						
Erubiel Durazo, L (1, 3) OBP: 0.447, SLG: 0.590										3	0	1	0	1	0	0						
Steve Finley, L (1, 8) OBP: 0.381, SLG: 0.625										3	0	0	0	1	0	3						
Travis Lee, L (1, 9) OBP: 0.350, SLG: 0.478										3	0	0	0	0	2	2						
Dan Plesac, L (8, 1)										0	0	0	0	0	0	0						
Byung-Hyun Kim, R (8, 1)										0	0	0	0	0	0	0						
Kelly Stinnett, R (1, 2) OBP: 0.314, SLG: 0.681										4	0	0	0	0	2	0						
Lenny Harris, L (1, 5) OBP: 0.224, SLG: 0.302										4	0	0	0	0	0	0						
Omar Daal, L (1, 1) OBP: 0.154, SLG: 0.167										1	0	0	0	1	0	0						
Mike Morgan, R (6, 1) OBP: 1.000, SLG: 1.000										0	0	0	0	0	0	0						
Andy Fox, L (6, 5) OBP: 0.231, SLG: 0.174										2	1	1	0	0	0	0						
Bernard Gilkey, R (8, PH) OBP: 0.273, SLG: 0.421										1	0	0	0	0	0	0						
<b>Inning Stats</b>	R: 0 E: 0 K: 2 S: 12	H: 0 LOB: 2 BB: 2 P: 26	R: 0 E: 0 K: 1 S: 7	H: 0 LOB: 0 BB: 0 P: 14	R: 0 E: 0 K: 0 S: 8	H: 0 LOB: 0 BB: 0 P: 10	R: 0 E: 0 K: 0 S: 16	H: 1 LOB: 1 BB: 0 P: 27	R: 0 E: 0 K: 1 S: 9	H: 0 LOB: 1 BB: 1 P: 16	R: 4 E: 0 K: 1 S: 13	H: 4 LOB: 0 BB: 0 P: 19	R: 0 E: 0 K: 1 S: 8	H: 0 LOB: 0 BB: 0 P: 16	R: 0 E: 0 K: 0 S: 4	H: 0 LOB: 0 BB: 0 P: 5	1B: 3 2B: 2 3B: 0 HR: 1	SF: 0 SAC: 0 DP: 0 HBP: 0	WP: 0 PB: 0 SB: 0 CS: 0	PA: 37		
<b>PITCHER</b>	IP WLS BF H R ER SO BB IBB HBP BLK WP HR S P ERA WHIP	IP WLS BF H R ER SO BB IBB HBP BLK WP HR S P ERA WHIP	IP WLS BF H R ER SO BB IBB HBP BLK WP HR S P ERA WHIP	IP WLS BF H R ER SO BB IBB HBP BLK WP HR S P ERA WHIP	IP WLS BF H R ER SO BB IBB HBP BLK WP HR S P ERA WHIP	IP WLS BF H R ER SO BB IBB HBP BLK WP HR S P ERA WHIP	IP WLS BF H R ER SO BB IBB HBP BLK WP HR S P ERA WHIP	IP WLS BF H R ER SO BB IBB HBP BLK WP HR S P ERA WHIP	IP WLS BF H R ER SO BB IBB HBP BLK WP HR S P ERA WHIP	IP WLS BF H R ER SO BB IBB HBP BLK WP HR S P ERA WHIP	IP WLS BF H R ER SO BB IBB HBP BLK WP HR S P ERA WHIP	IP WLS BF H R ER SO BB IBB HBP BLK WP HR S P ERA WHIP	IP WLS BF H R ER SO BB IBB HBP BLK WP HR S P ERA WHIP	IP WLS BF H R ER SO BB IBB HBP BLK WP HR S P ERA WHIP	IP WLS BF H R ER SO BB IBB HBP BLK WP HR S P ERA WHIP	IP WLS BF H R ER SO BB IBB HBP BLK WP HR S P ERA WHIP	IP WLS BF H R ER SO BB IBB HBP BLK WP HR S P ERA WHIP	IP WLS BF H R ER SO BB IBB HBP BLK WP HR S P ERA WHIP	IP WLS BF H R ER SO BB IBB HBP BLK WP HR S P ERA WHIP	IP WLS BF H R ER SO BB IBB HBP BLK WP HR S P ERA WHIP	IP WLS BF H R ER SO BB IBB HBP BLK WP HR S P ERA WHIP	IP WLS BF H R ER SO BB IBB HBP BLK WP HR S P ERA WHIP

AB	33
R	4
H	6
RBI	4
BB	4
SO	6
LOB	7



Batter	1	2	3	4	5	6	7	8	9	AB	R	H	RBI	BB	SO	LOB	BOTTOM					
Doug Glanville, R (1, 8) OBP: 0.304, SLG: 0.329	G6-3		F8							5	0	1	0	0	0	0	Arizona Diamondbacks @ Philadelphia Phillies Veterans Stadium, Philadelphia, PA Thu Apr 27 2000, 3:05 PM EDT Att: 13,560 - Cloudy - 48 F					
Ron Gant, R (1, 7) OBP: 0.287, SLG: 0.410	G4-3									3	1	2	1	2	0	0						
Bobby Abreu, L (1, 9) OBP: 0.440, SLG: 0.528	G4-3									4	1	2	1	1	0	1						
Scott Rolen, R (1, 5) OBP: 0.337, SLG: 0.577	F2									2	1	1	1	2	0	1						
Rico Brogna, L (1, 3) OBP: 0.263, SLG: 0.370										4	1	2	2	0	0	2						
23 Kevin Jordan, R (1, 4) OBP: 0.147, SLG: 0.182										3	0	1	0	0	0	2						
Scott Aldred, L (7, 1)										0	0	0	0	0	0	0						
Kevin Seifick, R (8, PH) OBP: 0.222, SLG: 0.333										0	0	0	0	0	0	0						
Rob Ducey, L (8, PH) OBP: 0.391, SLG: 0.389										1	0	0	0	0	1	2						
Wayne Gomes, R (9, 1)										0	0	0	0	0	0	0						
Alex Arias, R (1, 6) OBP: 0.167, SLG: 0.038										3	0	0	0	1	1	2						
Tom Prince, R (1, 2) OBP: 0.200, SLG: 0.111										3	0	0	0	0	1	2						
Mike Lieberthal, R (9, PH) OBP: 0.316, SLG: 0.377										1	0	0	0	0	1	0						
Paul Byrd, R (1, 1) OBP: 0.200, SLG: 0.200										2	0	0	0	0	0	0						
Mickey Morandini, L (7, 4) OBP: 0.344, SLG: 0.264										2	1	1	0	0	0	0						
<b>Inning Stats</b>	R: 0 E: 0 K: 0 S: 11	H: 1 LOB: 1 BB: 0 P: 17	R: 0 E: 0 K: 0 S: 12	H: 1 LOB: 1 BB: 1 P: 21	R: 2 E: 0 K: 0 S: 16	H: 3 LOB: 2 BB: 1 P: 29	R: 0 E: 0 K: 0 S: 10	H: 0 LOB: 0 BB: 0 P: 14	R: 0 E: 0 K: 1 S: 12	H: 2 LOB: 0 BB: 0 P: 19	R: 0 E: 0 K: 0 S: 5	H: 0 LOB: 0 BB: 1 P: 11	R: 0 E: 0 K: 2 S: 15	H: 1 LOB: 2 BB: 1 P: 24	R: 1 E: 0 K: 1 S: 9	H: 2 LOB: 3 BB: 2 P: 20	1B: 5 2B: 2 3B: 0 HR: 3	SF: 0 SAC: 0 DP: 1 HBP: 0	WP: 0 PB: 0 SB: 0 CS: 0	PA: 40		
<b>PITCHER</b>	IP WLS BF H R ER SO BB IBB HBP BLK WP HR S P ERA WHIP	IP WLS BF H R ER SO BB IBB HBP BLK WP HR S P ERA WHIP	IP WLS BF H R ER SO BB IBB HBP BLK WP HR S P ERA WHIP	IP WLS BF H R ER SO BB IBB HBP BLK WP HR S P ERA WHIP	IP WLS BF H R ER SO BB IBB HBP BLK WP HR S P ERA WHIP	IP WLS BF H R ER SO BB IBB HBP BLK WP HR S P ERA WHIP	IP WLS BF H R ER SO BB IBB HBP BLK WP HR S P ERA WHIP	IP WLS BF H R ER SO BB IBB HBP BLK WP HR S P ERA WHIP	IP WLS BF H R ER SO BB IBB HBP BLK WP HR S P ERA WHIP	IP WLS BF H R ER SO BB IBB HBP BLK WP HR S P ERA WHIP	IP WLS BF H R ER SO BB IBB HBP BLK WP HR S P ERA WHIP	IP WLS BF H R ER SO BB IBB HBP BLK WP HR S P ERA WHIP	IP WLS BF H R ER SO BB IBB HBP BLK WP HR S P ERA WHIP	IP WLS BF H R ER SO BB IBB HBP BLK WP HR S P ERA WHIP	IP WLS BF H R ER SO BB IBB HBP BLK WP HR S P ERA WHIP	IP WLS BF H R ER SO BB IBB HBP BLK WP HR S P ERA WHIP	IP WLS BF H R ER SO BB IBB HBP BLK WP HR S P ERA WHIP	IP WLS BF H R ER SO BB IBB HBP BLK WP HR S P ERA WHIP	IP WLS BF H R ER SO BB IBB HBP BLK WP HR S P ERA WHIP	IP WLS BF H R ER SO BB IBB HBP BLK WP HR S P ERA WHIP	IP WLS BF H R ER SO BB IBB HBP BLK WP HR S P ERA WHIP	IP WLS BF H R ER SO BB IBB HBP BLK WP HR S P ERA WHIP









Batter	1	2	3	4	5	6	7	8	9	10	AB	R	H	RBI	BB	SO	LOB	TOP									
Hanley Frías, S OBP: 0.286, SLG: 0.167	(1,6) F8		(2,2) F2		(3,2) 1B		(2,2) F3		(1,0) 1B	(4,2) BB	5	0	2	1	1	0	2										
Jay Bell, R OBP: 0.389, SLG: 0.424	(1,4) K	(0,3)	(3,1) P4		(3,3) K		(4,1) S		(4,1) BB	(4,1) BB	3	0	0	1	3	2	3										
Luis Gonzalez, L OBP: 0.378, SLG: 0.617	(1,7) G3-1			(1,1) F9		(2,2) 3B		(2,2) G3-1	(2,3) K	(1,2) G4-3	6	1	1	0	0	1	6										
Mike Morgan, R OBP: 1.000, SLG: 1.000	(10,1) G3-1										0	0	0	0	0	0	0										
Greg Colbrunn, R OBP: 0.378, SLG: 0.900		(1,1) FC4-6		(3,1) HR		(1,0) 1B		(4,2) FC6-4		(0,2) SH2-4	4	2	4	2	1	0	0										
Travis Lee, L OBP: 0.357, SLG: 0.486	(10,9) FC4-6	(2,2) CS		(0,0) P6		(1,1) S		(1,2) FC6-4	(1,2) CS	(0,0) SH2-4	4	0	1	1	0	0	2										
Steve Finley, L OBP: 0.371, SLG: 0.625	(1,8) FC4-6	(2,1) L9		(4,2) BB		(3,3) K		(2,3) K		(4,0) FC3-2	3	1	0	0	2	2	3										
Bernard Gilkey, R OBP: 0.296, SLG: 0.364	(10,7) L9	(2,1) L9		(3,2) BB		(1,1) F9		(1,2) CS	(2,3) K	(4,1) FC3-2	4	1	1	0	1	1	2										
Kelly Stinnett, R OBP: 0.333, SLG: 0.685	(1,2) CS	(1,2) CS	(0,0) FC4-6	(3,2) P5		(1,1) F9		(1,2) CS	(2,3) K	(4,1) FC3-2	4	1	1	0	1	1	2										
Danny Klassen, R OBP: 0.421, SLG: 0.412	(1,5) FC4-6		(4,2) FC4-6		(2,3) K		(2,3) K		(4,2) SH1-4	(0,2) FC3-2	2	1	0	0	2	2	1										
Lenny Harris, L OBP: 0.213, SLG: 0.286	(10,5) FC4-6		(1,2) BB						(1,2) BB	(1,2) BB	1	1	0	0	0	0	3										
Brian Anderson, R OBP: 0.091, SLG: 0.091	(9,1) FC4-6		(0,1) FC4-6		(1,3) K2-3		(0,1) G1-3		(0,0) SH1-4	(1,3) BB	3	0	0	0	0	1	2										
Matt Mantei, R OBP: 0.444, SLG: 0.576	(10,3) FC4-6		(1,2) BB						(1,2) SH1-4	(1,3) BB	1	0	1	2	0	0	0										
Inning Stats	R: 0 E: 0 K: 1 S: 7	H: 0 LOB: 0 BB: 0 P: 8	R: 0 E: 0 K: 0 S: 11	H: 1 LOB: 0 BB: 0 P: 17	R: 0 E: 0 K: 0 S: 11	H: 1 LOB: 2 BB: 1 P: 20	R: 1 E: 0 K: 0 S: 15	H: 1 LOB: 1 BB: 1 P: 26	R: 0 E: 0 K: 3 S: 14	H: 1 LOB: 1 BB: 0 P: 23	R: 2 E: 0 K: 2 S: 15	H: 3 LOB: 1 BB: 0 P: 22	R: 0 E: 0 K: 0 S: 12	H: 0 LOB: 2 BB: 1 P: 20	R: 0 E: 0 K: 1 S: 12	H: 0 LOB: 0 BB: 1 P: 20	R: 1 E: 0 K: 2 S: 13	H: 1 LOB: 2 BB: 2 P: 40	R: 3 E: 0 K: 0 S: 21	H: 2 LOB: 3 BB: 4 P: 40	P: 27	ERA: 0.00	WHIP: 4.500	1B: 8 2B: 0 3B: 1 HR: 1	SF: 0 SAC: 2 DP: 0 HBP: 0	WP: 1 PB: 0 SB: 3 CS: 2	PA: 50
PITCHER	IP	WLS	BF	H	R	ER	SO	BB	IBB	HBP	BLK	WP	HR	S	P	ERA	WHIP										
Scott Downs, L ERA: 6.26	(1,1) 5.0		22	6	3	3	4	2	0	0	0	0	0	62	101	5.40	1.600										
76 Daniel Garibay, L ERA: 13.09	(6,1) 2.0		8	1	0	0	2	1	0	0	0	0	0	23	35	0.00	1.000										
Brian Williams, R ERA: 13.09	(8,1) 1.2		8	1	1	1	2	3	0	0	0	0	0	22	41	5.40	2.400										
Felix Heredia, L ERA: 2.77	(9,1) 0.1		1	0	0	0	1	0	0	0	0	0	0	3	5	0.00	0.000										
Mark Guthrie, L ERA: 4.73	(10,1) 0.1		L 4	1	3	3	0	0	2	0	0	1	0	5	13	81.00	3.000										

**Arizona Diamondbacks @ Chicago Cubs**  
 Wrigley Field, Chicago, IL  
 Sat. Apr. 29 2000, 1:20 PM CDT  
 Alt. 37,484 - Sunny - 47 F

**AB 36**  
**R 7**  
**H 10**  
**RBI 7**  
**BB 10**  
**SO 9**  
**LOB 24**

**WP: 1**   **PA: 50**  
**PB: 0**  
**SB: 3**  
**CS: 2**



Batter	1	2	3	4	5	6	7	8	9	10	AB	R	H	RBI	BB	SO	LOB	BOTTOM										
Eric Young Sr., R OBP: 0.380, SLG: 0.459	(1,4) SH2-3		(3,3) K		(0,0) F9		(0,1) F8		(0,0) P4		5	1	1	0	0	1	0											
Ricky Gutierrez, R OBP: 0.431, SLG: 0.584	(1,6) SH2-3		(0,0) WP		(1,2) FC4-6		(0,0) F9		(2,2) G3		4	0	2	0	0	0	0											
Mark Grace, L OBP: 0.400, SLG: 0.440	(1,3) 1B		(3,1) F5		(0,0) FC4-6		(1,2) G5-3		(0,1) G6-3		5	0	1	1	0	0	2											
Sammy Sosa, R OBP: 0.395, SLG: 0.594	(1,9) F9		(1,2) G1-3		(1,2) P4		(3,3) K		(0,3) K		5	0	0	0	0	2	2											
Glenallen Hill, R OBP: 0.231, SLG: 0.500	(1,7) L8		(0,1) 1B		(0,0) G5-3		(2,2) HR		(1,0) G3-1		5	1	2	1	0	0	1											
Jose Nieves, R OBP: 0.278, SLG: 0.235	(1,5) F9		(2,0) IBB		(0,1) L7		(2,2) G5-3				4	0	1	0	0	0	0											
Damon Buford, R OBP: 0.274, SLG: 0.386	(1,8) P1		(2,3) 1B		(1,2) F3		(1,0) 1B		(2,1) P3		4	0	1	0	0	0	2											
Joe Girardi, R OBP: 0.343, SLG: 0.271	(1,2) K		(4,0) IBB		(3,2) P4		(1,1) E7		(1,1) HR		3	1	0	0	1	1	1											
Inning Stats	R: 1 E: 0 K: 0 S: 7	H: 2 LOB: 1 BB: 0 P: 12	R: 0 E: 0 K: 1 S: 8	H: 0 LOB: 0 BB: 0 P: 13	R: 0 E: 0 K: 2 S: 9	H: 1 LOB: 1 BB: 0 P: 16	R: 0 E: 0 K: 0 S: 9	H: 2 LOB: 3 BB: 1 P: 18	R: 0 E: 0 K: 0 S: 9	H: 1 LOB: 1 BB: 0 P: 11	R: 0 E: 0 K: 0 S: 7	H: 0 LOB: 0 BB: 0 P: 5	R: 1 E: 0 K: 1 S: 13	H: 1 LOB: 0 BB: 0 P: 21	R: 2 E: 1 K: 0 S: 11	H: 1 LOB: 0 BB: 0 P: 18	R: 0 E: 0 K: 1 S: 6	H: 0 LOB: 0 BB: 0 P: 7	R: 0 E: 0 K: 1 S: 6	H: 0 LOB: 0 BB: 0 P: 7	P: 7	ERA: 0.00	WHIP: 0.000	1B: 6 2B: 1 3B: 0 HR: 2	SF: 0 SAC: 1 DP: 0 HBP: 0	WP: 1 PB: 0 SB: 1 CS: 0	PA: 41	
PITCHER	IP	WLS	BF	H	R	ER	SO	BB	IBB	HBP	BLK	WP	HR	S	P	ERA	WHIP											
Brian Anderson, L ERA: 4.5	(1,1) 8.1		35	8	3	3	4	0	1	0	0	1	1	71	114	3.24	0.960											
Matt Mantei, R ERA: 10.13	(9,1) 0.2		W 3	1	1	0	0	0	0	0	0	0	0	1	7	11	0.00	1.500										
Mike Morgan, R ERA: 2.41	(10,1) 1.0		S 3	0	0	0	1	0	0	0	0	0	0	6	7	0.00	0.000											

**Arizona Diamondbacks @ Chicago Cubs**  
 Wrigley Field, Chicago, IL  
 Sat. Apr. 29 2000, 1:20 PM CDT  
 Alt. 37,484 - Sunny - 47 F

**AB 39**  
**R 4**  
**H 9**  
**RBI 4**  
**BB 1**  
**SO 5**  
**LOB 11**

**WP: 1**   **PA: 41**  
**PB: 0**  
**SB: 1**  
**CS: 0**





Batter	1	2	3	4	5	6	7	8	9	AB	R	H	RBI	BB	SO	LOB	TOP												
<b>Hanley Frias, S</b> OBP: 0.273, SLG: 0.172 (1, 6)										5	0	1	0	0	0	2	<b>Arizona Diamondbacks @ Chicago Cubs</b> Wrigley Field, Chicago, IL Sun Apr 30 2000, 1:20 PM CDT Att: 37,274 - Sunny - 59 F												
<b>Jay Bell, R</b> OBP: 0.398, SLG: 0.464 (1, 4)										5	1	3	1	0	1	0													
<b>Luis Gonzalez, L</b> OBP: 0.371, SLG: 0.592 (1, 7)										4	1	0	0	1	2	4													
<b>Greg Colbrunn, R</b> OBP: 0.629, SLG: 0.792 (1, 3)										4	0	1	0	0	1	1													
<b>Steve Finley, L</b> OBP: 0.376, SLG: 0.620 (1, 8)										4	2	2	0	0	1	1													
<b>Bernard Gilkey, R</b> OBP: 0.355, SLG: 0.520 (1, 9)										3	2	2	2	1	0	0													
<b>Kelly Stinnett, R</b> OBP: 0.313, SLG: 0.638 (1, 2)										4	0	0	0	0	2	4													
<b>Danny Klassen, R</b> OBP: 0.391, SLG: 0.381 (1, 5)										4	0	1	1	0	1	1													
<b>Randy Johnson, R</b> OBP: 0.211, SLG: 0.263 <b>Mike Morgan, R</b> OBP: 1.000, SLG: 1.000 (8, 1)										3	0	1	2	0	1	0													
<b>Inning Stats</b>	R: 1 H: 2 E: 0 K: 2 S: 18	H: 0 R: 0 ER: 0 LOB: 0 P: 25	R: 0 H: 0 E: 0 K: 1 S: 7	H: 0 R: 0 ER: 0 LOB: 0 P: 11	R: 3 H: 3 E: 0 K: 1 S: 17	H: 3 R: 0 ER: 0 LOB: 0 P: 14	R: 0 H: 1 E: 0 K: 0 S: 8	H: 1 R: 0 ER: 0 LOB: 0 P: 15	R: 0 H: 0 E: 0 K: 1 S: 5	H: 2 R: 2 ER: 0 LOB: 0 P: 24	R: 0 H: 3 E: 0 K: 1 S: 10	H: 3 R: 0 ER: 0 LOB: 0 P: 15	1B: 10 2B: 1 3B: 0 HR: 2	SF: 0 SAC: 0 DP: 1 HBP: 0	WP: 1 PB: 0 CS: 1	PA: 39													
<b>PITCHER</b>	IP	WLS	BF	H	R	ER	SO	BB	IBB	HBP	BLK	WP	HR	S	P	ERA	WHIP												
<b>Andrew Lorraine, L</b> ERA: 5.83 <b>76 Daniel Garibay, L</b> ERA: <b>Matt Karchner, R</b> ERA: 6.48 <b>Felix Heredia, L</b> ERA: 3.86 <b>Kyle Farnsworth, R</b> ERA: 8.44	(1, 1)	4.0	L	19	5	4	4	5	2	0	0	0	0	0	1	50	79	9.00	1.750										

Batter	1	2	3	4	5	6	7	8	9	AB	R	H	RBI	BB	SO	LOB	BOTTOM												
<b>Eric Young Sr., R</b> OBP: 0.376, SLG: 0.452 (1, 4)										4	0	1	0	0	1	0	<b>Arizona Diamondbacks @ Chicago Cubs</b> Wrigley Field, Chicago, IL Sun Apr 30 2000, 1:20 PM CDT Att: 37,274 - Sunny - 59 F												
<b>Ricky Gutierrez, R</b> OBP: 0.415, SLG: 0.559 (1, 6)										4	0	0	0	0	0	1													
<b>Mark Grace, L</b> OBP: 0.403, SLG: 0.436 (1, 3)										3	0	1	0	1	0	0													
<b>Sammy Sosa, R</b> OBP: 0.390, SLG: 0.577 (1, 9)										3	0	0	0	1	1	2													
<b>Glenallen Hill, R</b> OBP: 0.209, SLG: 0.452 (1, 7)										4	0	0	0	0	3	2													
<b>Jose Nieves, R</b> OBP: 0.220, SLG: 0.316 <b>Matt Karchner, R</b> ERA: <b>Roosevelt Brown, L</b> OBP: 0.320, SLG: 0.396 <b>Felix Heredia, L</b> ERA: 3.86 <b>Kyle Farnsworth, R</b> ERA: 8.44 <b>Willie Greene, L</b> OBP: 0.333, SLG: 0.296 (8, 1)	(1, 5)	1-2								2	0	1	0	0	0	0													
<b>Damon Buford, R</b> OBP: 0.286, SLG: 0.396 (1, 8)										3	0	2	0	0	1	1													
<b>Joe Girardi, R</b> OBP: 0.342, SLG: 0.274 (1, 2)										3	0	1	0	0	2	1													
<b>Andrew Lorraine, L</b> OBP: 0.222, SLG: 0.125 <b>76 Daniel Garibay, L</b> ERA: <b>Shane Andrews, R</b> OBP: 0.344, SLG: 0.561 (5, PH)	(1, 1)	1-3								1	0	0	0	0	1	0													
<b>Inning Stats</b>	R: 0 H: 1 E: 0 K: 0 S: 8	H: 1 R: 0 ER: 0 LOB: 0 P: 12	R: 0 H: 1 E: 0 K: 1 S: 10	H: 0 R: 0 ER: 0 LOB: 0 P: 17	R: 0 H: 0 E: 0 K: 3 S: 9	H: 0 R: 0 ER: 0 LOB: 1 P: 19	R: 0 H: 1 E: 0 K: 3 S: 12	H: 1 R: 0 ER: 0 LOB: 0 P: 15	R: 0 H: 0 E: 0 K: 0 S: 9	H: 2 R: 0 ER: 0 LOB: 3 P: 26	R: 0 H: 1 E: 0 K: 0 S: 11	H: 0 R: 0 ER: 0 LOB: 0 P: 15	R: 0 H: 0 E: 0 K: 1 S: 7	H: 0 R: 0 ER: 0 LOB: 0 P: 15	1B: 5 2B: 1 3B: 0 HR: 0	SF: 0 SAC: 0 DP: 1 HBP: 0		WP: 0 PB: 0 SB: 0 CS: 1	PA: 34										
<b>PITCHER</b>	IP	WLS	BF	H	R	ER	SO	BB	IBB	HBP	BLK	WP	HR	S	P	ERA	WHIP												
<b>Randy Johnson, L</b> ERA: 0.91 <b>Mike Morgan, R</b> ERA: 2.16	(1, 1)	7.0	W	27	5	0	0	11	2	0	0	0	0	0	0	75	117	0.00	1.000										



Batter	1	2	3	4	5	6	7	8	9	AB	R	H	RBI	BB	SO	LOB	TOP			
Tony Womack, L (1, 6) OBP: 0.283, SLG: 0.404	0-0 CS 1B		1-1 E5 1B	1-3 K			0-1 G5-4-3 1B		1-0 P6	5	0	3	0	0	1	2	<b>Arizona Diamondbacks @ Milwaukee Brewers</b> Milwaukee County Stadium, Milwaukee, WI Tue May 02 2000, 8:05 PM EDT Att: 8,281 - Sunny - 55 F <a href="http://livebaseballscorecards.com">livebaseballscorecards.com</a>			
Jay Bell, R (1, 4) OBP: 0.398, SLG: 0.465	4-2 G3 WP BB		2-3 K		3-2 F7		2-0 G5-4-3	1-1 2B		4	0	1	1	1	1	2				
Luis Gonzalez, L (1, 7) OBP: 0.364, SLG: 0.569	4-2 G3 BB		1-2 G3		1-0 G4-3		1-2 F8	0-0 F5		4	0	0	0	1	0	2				
Erubiel Durazo, L (1, 3) OBP: 0.447, SLG: 0.565	1-0 G3			2-0 HR 1B	4-0 BB BB			2-1 P6		3	1	1	0	1	0	2				
Steve Finley, L (1, 8) OBP: 0.389, SLG: 0.680	2-1 F9			0-0 HR 1B	4-2 BB BB			1-0 HR		3	2	2	3	1	0	2				
Travis Lee, L (1, 9) OBP: 0.352, SLG: 0.513		1-0 G4-3		3-2 HR 1B	1-1 G1-3			1-0 F9		4	1	1	1	0	0	2				
Damian Miller, R (1, 2) OBP: 0.341, SLG: 0.459	0-0 G6-3			4-0 SH1-4 BB		1-2 F8		1-1 F3		3	0	0	0	1	0	0				
Andy Fox, L (1, 5) OBP: 0.206, SLG: 0.133	2-3 K			1-0 F8		3-2 G4-3		2-2 L7		4	0	0	0	0	1	1				
Todd Stottlemyre, L (1, 1) OBP: 0.167, SLG: 0.364			1-0 G6-3		1-0 SH1-4		2-1 F7		2-2 2B 1B	2	0	0	0	0	0	0				
Greg Swindell, L (8, 1) Lenny Harris, L (9, PH) Dan Plesac, L (9, 1)										1	1	1	0	0	0	0				
<b>Inning Stats</b>	R: 0 E: 0 K: 0 S: 12	H: 1 LOB: 2 BB: 2 P: 22	R: 0 E: 0 K: 1 S: 5	H: 0 LOB: 0 BB: 0 P: 8	R: 0 E: 1 K: 1 S: 12	H: 1 LOB: 1 BB: 0 P: 17	R: 3 E: 0 K: 1 S: 11	H: 3 LOB: 1 BB: 1 P: 23	R: 0 E: 0 K: 0 S: 12	H: 0 LOB: 2 BB: 2 P: 25	R: 0 E: 0 K: 0 S: 6	H: 1 LOB: 0 BB: 0 P: 9	R: 1 E: 0 K: 0 S: 6	H: 1 LOB: 0 BB: 0 P: 11	R: 1 E: 0 K: 0 S: 11	H: 2 LOB: 1 BB: 0 P: 17	1B: 5 2B: 1 3B: 0 HR: 3	SF: 0 SAC: 1 DP: 1 HBP: 0	WP: 1 PB: 0 SB: 0 CS: 1	PA: 39
<b>PITCHER</b>	IP WLS BF H R ER SO	IP WLS BF H R ER SO	IP WLS BF H R ER SO	IP WLS BF H R ER SO	IP WLS BF H R ER SO	IP WLS BF H R ER SO	IP WLS BF H R ER SO	IP WLS BF H R ER SO	IP WLS BF H R ER SO	IP WLS BF H R ER SO	IP WLS BF H R ER SO	IP WLS BF H R ER SO	IP WLS BF H R ER SO	IP WLS BF H R ER SO	IP WLS BF H R ER SO	IP WLS BF H R ER SO	ERA WHIP	ERA WHIP		
Jimmy Haynes, R (1, 1) ERA: 3.96	7.0 L 30 6 3 3 3																3.86 1.571			
Ray King, L (8, 1) ERA: 5.75	1.0 4 1 1 1 0																9.00 1.000			
Juan Acevedo, R (9, 1) ERA: 3.0	1.0 5 2 1 1 0																9.00 2.000			

Batter	1	2	3	4	5	6	7	8	9	AB	R	H	RBI	BB	SO	LOB	BOTTOM					
Ronnie Belliard, R (1, 4) OBP: 0.358, SLG: 0.448	3-2 G6-3		0-1 K 2B			0-3 K		3-2 F9		4	0	1	0	0	1	0	<b>Arizona Diamondbacks @ Milwaukee Brewers</b> Milwaukee County Stadium, Milwaukee, WI Tue May 02 2000, 8:05 PM EDT Att: 8,281 - Sunny - 55 F <a href="http://livebaseballscorecards.com">livebaseballscorecards.com</a>					
Luis Lopez, S (1, 6) OBP: 0.235, SLG: 0.412	2-3 K		0-1 F7			3-2 F7		1-0 F7		4	0	0	0	0	1	2						
Jeremy Burnitz, L (1, 9) OBP: 0.366, SLG: 0.461	2-1 L7			1-1 P6		1-0 P6		4-1 FC6-4 BB		3	0	0	0	1	0	0						
Geoff Jenkins, L (1, 7) OBP: 0.314, SLG: 0.643		1-2 G3		0-0 HR 1B			1-0 BB WP 1B	2-2 FC6-4		4	1	2	1	0	0	1						
Marquis Grissom, R (1, 8) OBP: 0.274, SLG: 0.327		3-2 L8		1-3 K			0-0 F9	2-0 F8		4	0	0	0	0	1	2						
José Hernández, R (1, 5) OBP: 0.244, SLG: 0.198		2-1 G6-3		0-3 K			4-0 BB BB	3-2 G5-3		3	0	0	0	1	1	1						
Kevin Barker, L (1, 3) OBP: 0.349, SLG: 0.353			0-0 F7			0-2 G5-3		4-1 G6-4-3 BB		2	0	0	0	1	0	0						
Henry Blanco, R (1, 2) OBP: 0.344, SLG: 0.357			0-1 G6-3		3-3 K		3-2 G6-4-3			3	0	0	0	0	1	3						
Jimmy Haynes, R (1, 1) OBP: 0.154, SLG: 0.231			1-0 2B		1-2 G4-3			2-2 G6-3		2	0	1	0	0	0	0						
Ray King, L (8, 1) James Mouton, R (9, PH) Juan Acevedo, R (9, 1)										0	0	0	0	0	0	0						
<b>Inning Stats</b>	R: 0 E: 0 K: 1 S: 8	H: 0 LOB: 0 BB: 0 P: 15	R: 0 E: 0 K: 0 S: 10	H: 0 LOB: 0 BB: 0 P: 16	R: 0 E: 0 K: 0 S: 8	H: 2 LOB: 2 BB: 0 P: 9	R: 1 E: 0 K: 2 S: 11	H: 1 LOB: 0 BB: 0 P: 13	R: 0 E: 0 K: 1 S: 11	H: 0 LOB: 0 BB: 0 P: 15	R: 0 E: 0 K: 1 S: 7	H: 0 LOB: 0 BB: 0 P: 11	R: 0 E: 0 K: 0 S: 6	H: 1 LOB: 2 BB: 2 P: 18	R: 0 E: 0 K: 0 S: 9	H: 0 LOB: 0 BB: 0 P: 15	R: 0 E: 0 K: 0 S: 8	H: 0 LOB: 1 BB: 1 P: 19	1B: 2 2B: 1 3B: 0 HR: 1	SF: 0 SAC: 0 DP: 1 HBP: 0	WP: 1 PB: 0 SB: 0 CS: 0	PA: 33
<b>PITCHER</b>	IP WLS BF H R ER SO	IP WLS BF H R ER SO	IP WLS BF H R ER SO	IP WLS BF H R ER SO	IP WLS BF H R ER SO	IP WLS BF H R ER SO	IP WLS BF H R ER SO	IP WLS BF H R ER SO	IP WLS BF H R ER SO	IP WLS BF H R ER SO	IP WLS BF H R ER SO	IP WLS BF H R ER SO	IP WLS BF H R ER SO	IP WLS BF H R ER SO	IP WLS BF H R ER SO	IP WLS BF H R ER SO	ERA WHIP	ERA WHIP				
Todd Stottlemyre, R (1, 1) ERA: 5.97	7.0 W 26 4 1 1 5																1.29 0.857					
Greg Swindell, L (8, 1) ERA: 1.35	1.0 H 3 0 0 0 0																0.00 0.000					
Dan Plesac, L (9, 1) ERA: 4.26	1.0 4 0 0 0 0 0																0.00 1.000					



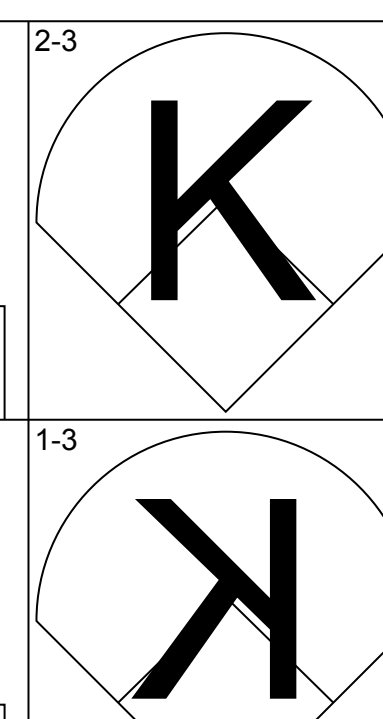
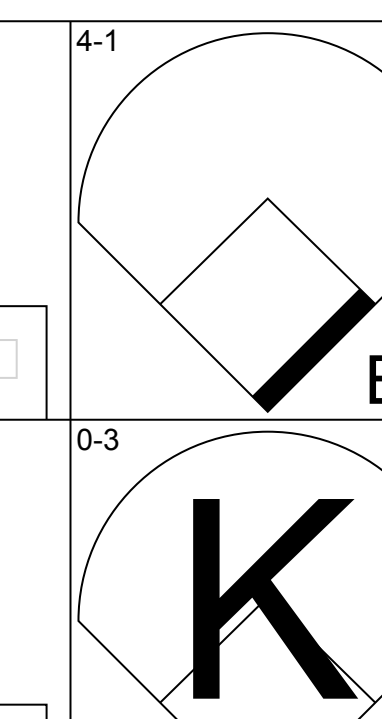
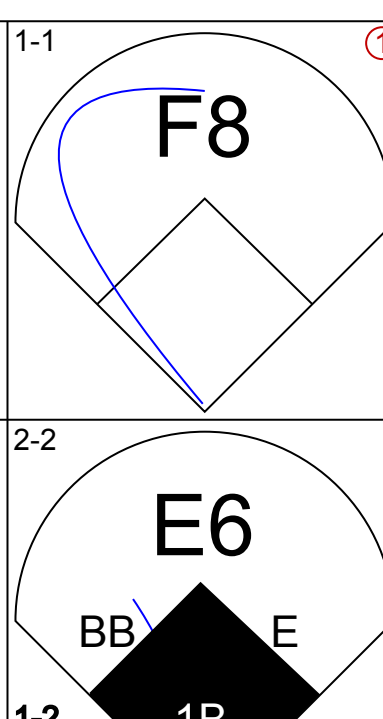
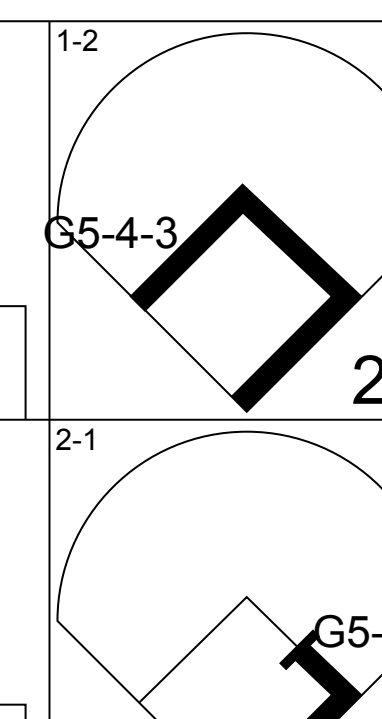
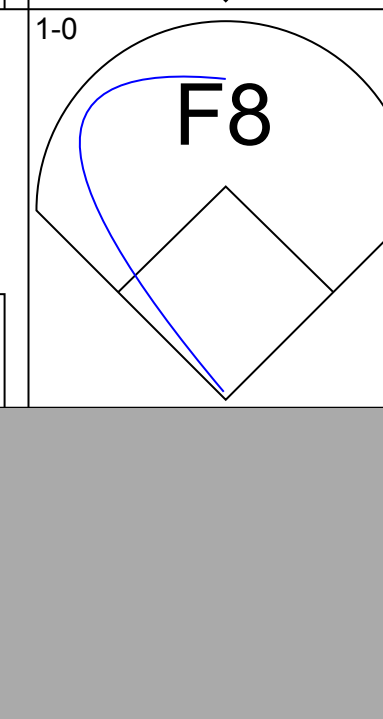

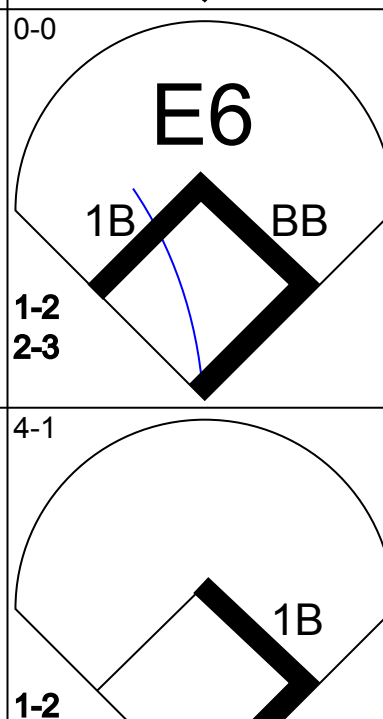
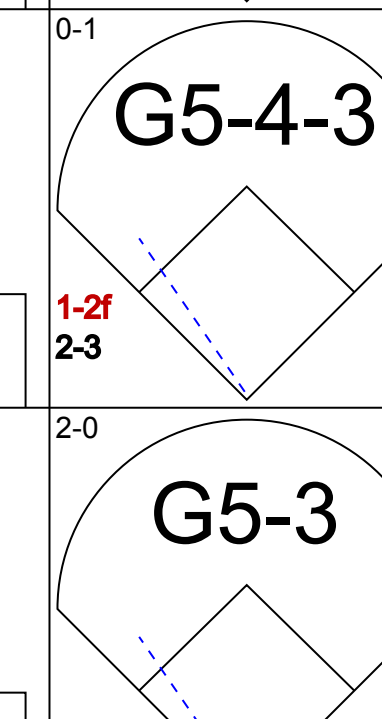

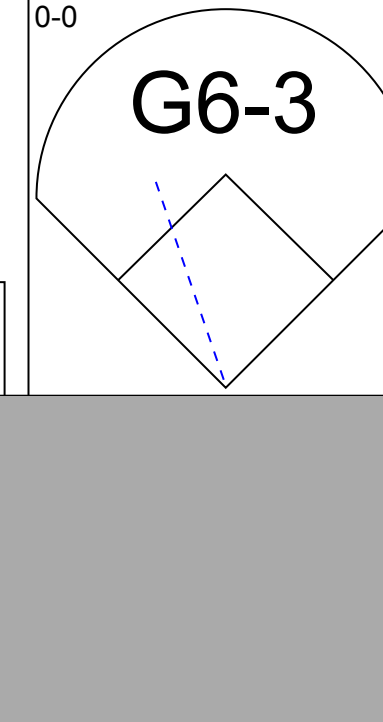
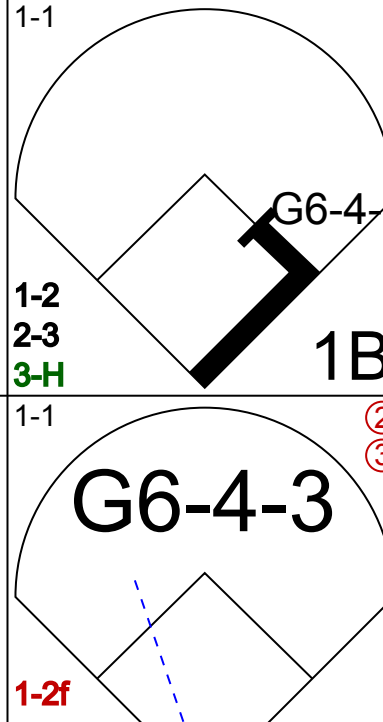

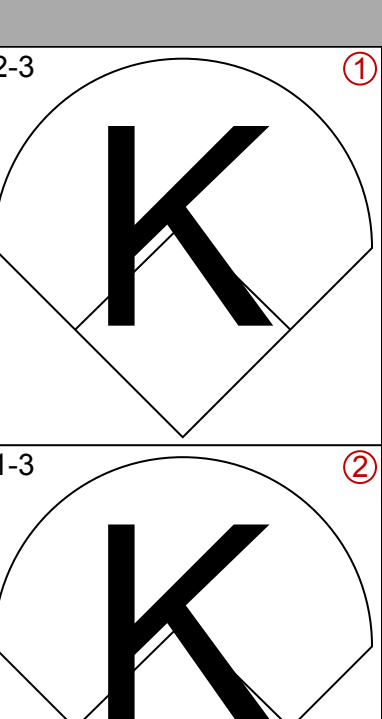
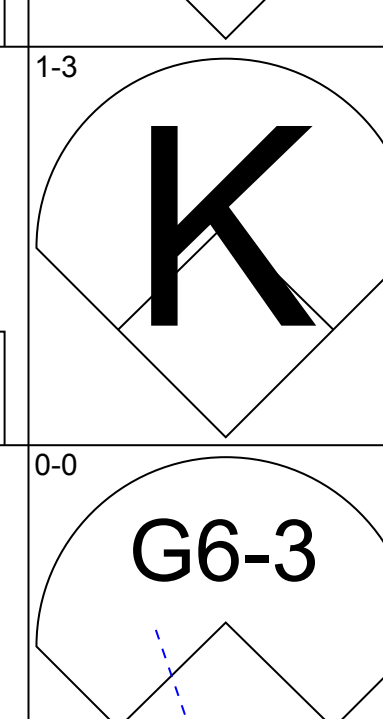
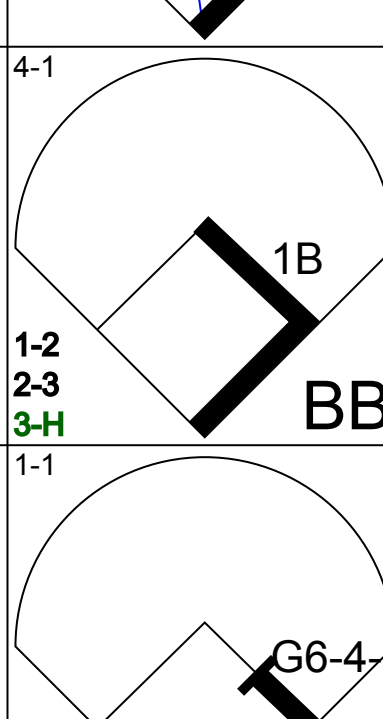
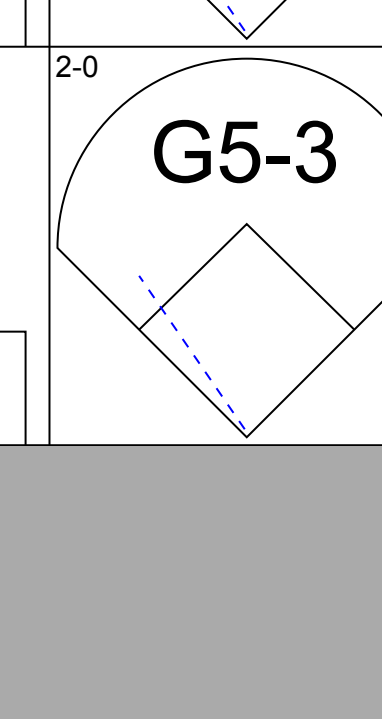
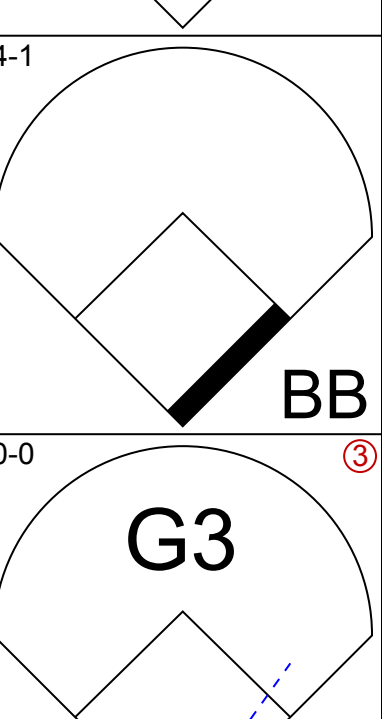

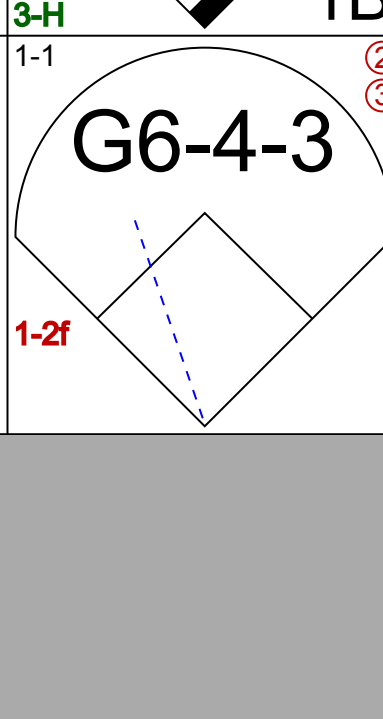
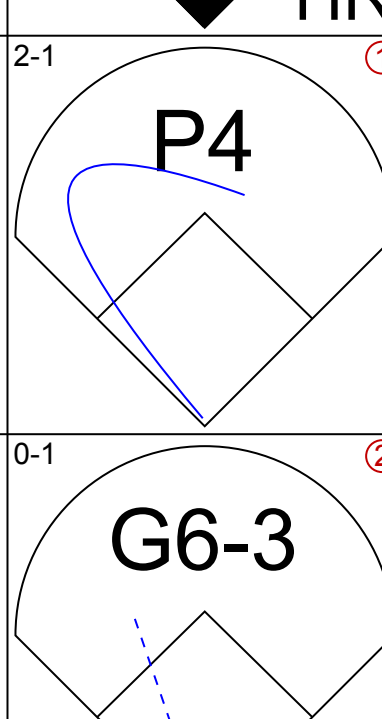

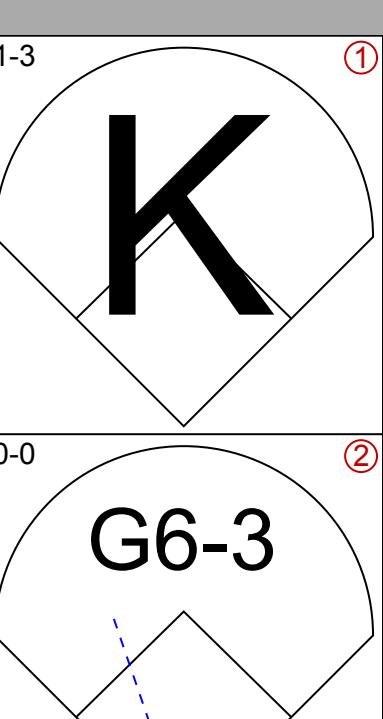
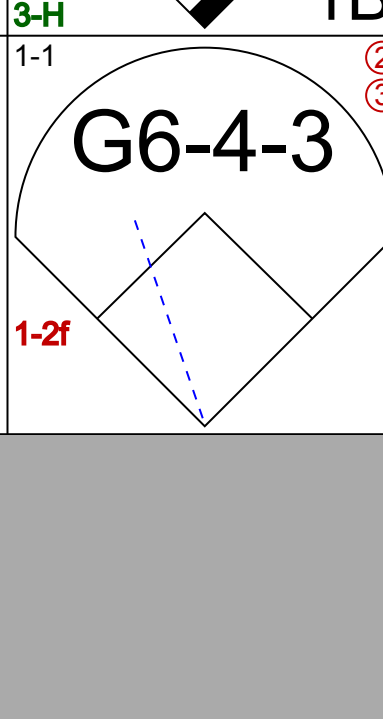

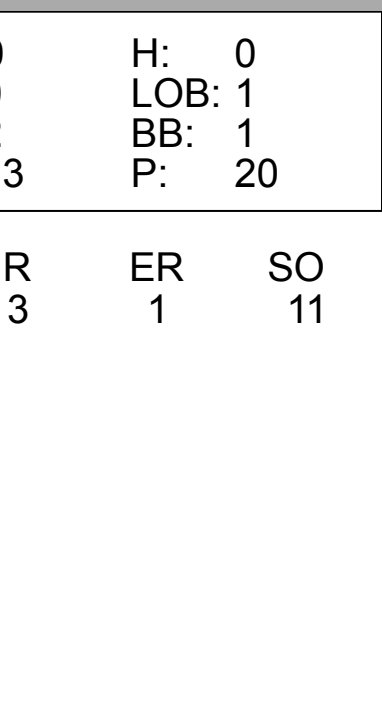
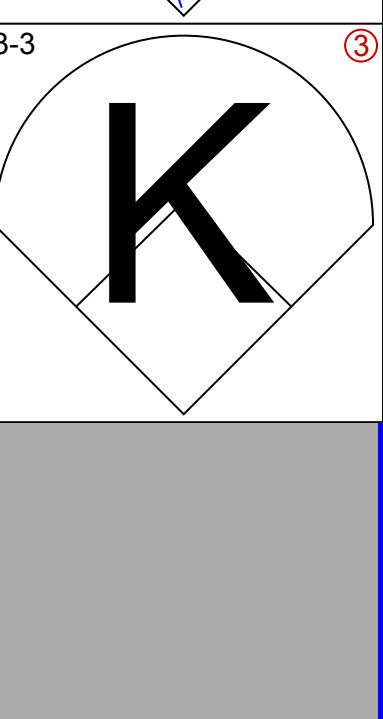
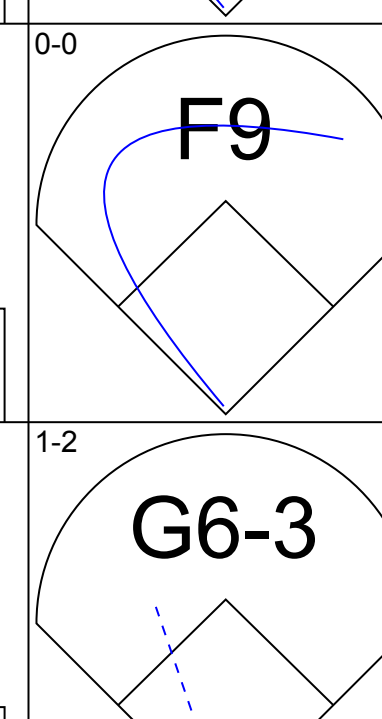
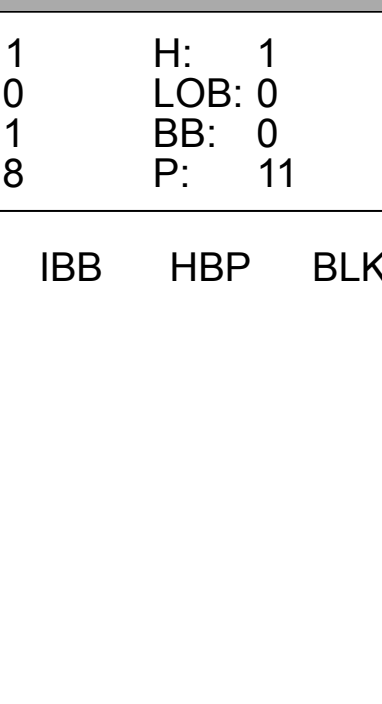
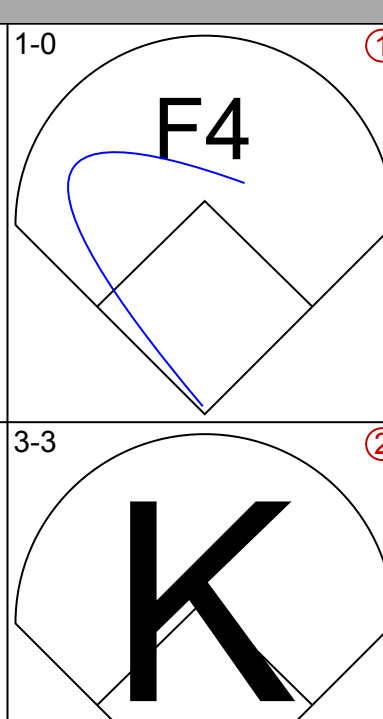
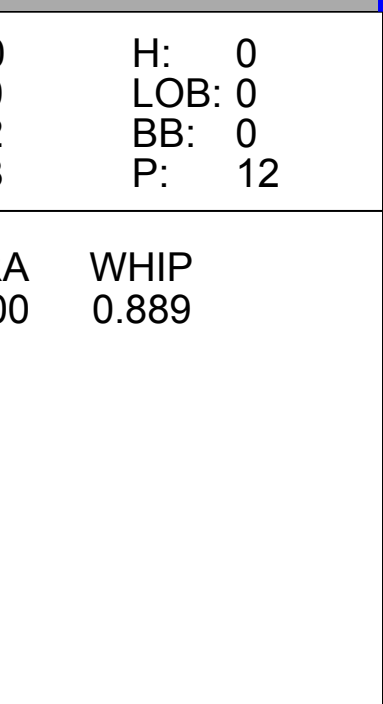
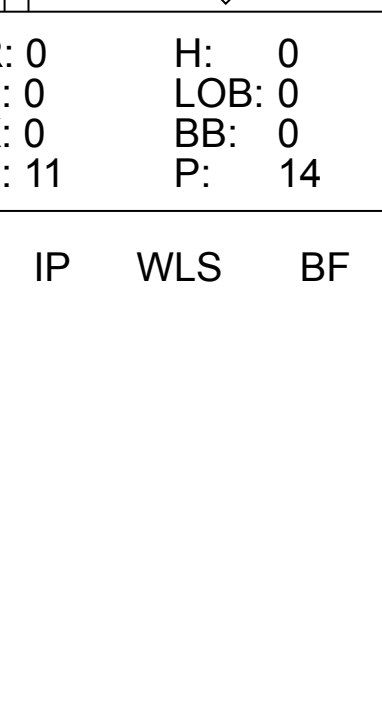

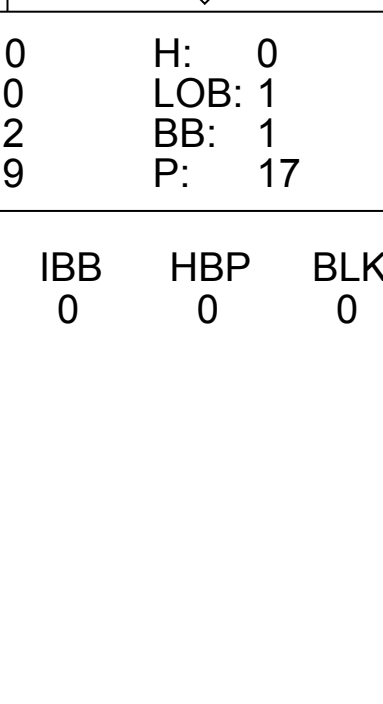
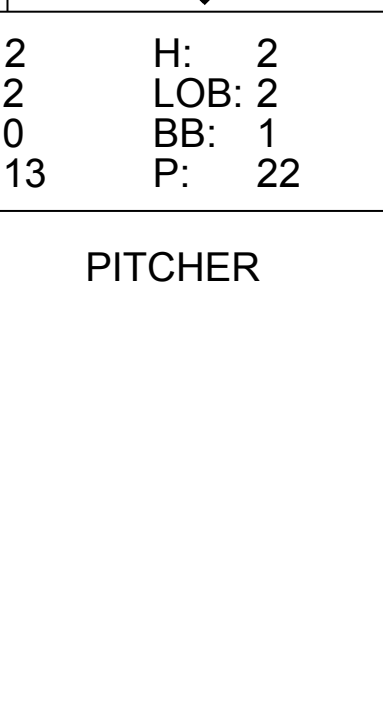
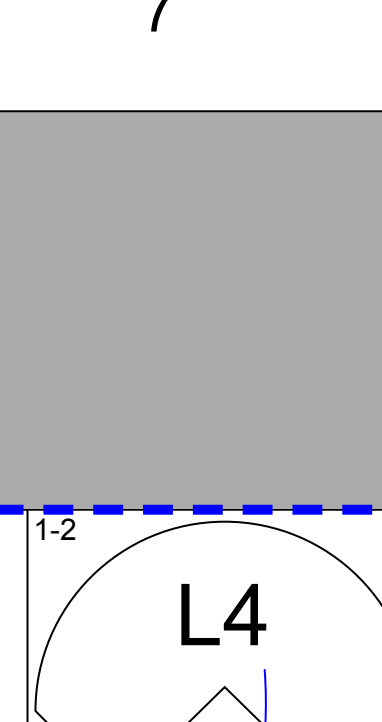

Batter	1	2	3	4	5	6	7	8	9	AB	R	H	RBI	BB	SO	LOB	TOP			
Tony Womack, L (1, 6) OBP: 0.263, SLG: 0.398	G3		E4		G1-3			G4-6-3 1B		4	0	1	1	0	0	1	<b>Arizona Diamondbacks @ Milwaukee Brewers</b> Milwaukee County Stadium, Milwaukee, WI Wed May 03 2000, 8:05 PM EDT Att: 9,600 - Sunny - 65 F <a href="http://livebaseballscorecards.com">livebaseballscorecards.com</a>			
Jay Bell, R (1, 4) OBP: 0.394, SLG: 0.467	F8		FC5-2-6			G3		G4-6-3 1-2		4	0	1	0	0	0	3				
Luis Gonzalez, L (1, 7) OBP: 0.352, SLG: 0.547	G3-1				F8	G3		G4-3		4	0	0	0	0	0	1				
Greg Colbrunn, R (1, 3) OBP: 0.632, SLG: 0.760 Lenny Harris, L (9, PH) OBP: 0.222, SLG: 0.293		CS BB			G1-3 BB	F4		K		1	0	0	0	2	0	1				
Steve Finley, L (1, 8) OBP: 0.376, SLG: 0.654		K			G1-3	G4-3		G4-3		4	0	0	0	0	1	3				
Bernard Gilkey, R (1, 9) OBP: 0.353, SLG: 0.481					G6-3			G1-3		2	0	0	0	1	0	0				
Damian Miller, R (1, 2) OBP: 0.341, SLG: 0.475					F8			F8		3	1	1	0	0	0	2				
Danny Klassen, R (1, 5) OBP: 0.346, SLG: 0.333					F3			K		3	0	0	0	0	1	1				
Omar Daal, L (1, 1) OBP: 0.200, SLG: 0.214 Russ Springer, R (7, 1) OBP: 1.000, SLG: 1.000 Andy Fox, L (6, PH) OBP: 0.200, SLG: 0.129 Byung-Hyun Kim, R (8, 1)						G4-3		G6-3		2	0	1	0	0	0	0				
								F9		0	0	0	0	0	0	0				
										1	0	0	0	0	0	0				
										0	0	0	0	0	0	0				
<b>Inning Stats</b>	R: 0 E: 0 K: 0 S: 5	H: 0 LOB: 0 BB: 0 P: 10	R: 0 E: 0 K: 1 S: 7	H: 0 LOB: 0 BB: 1 P: 15	R: 1 E: 0 K: 0 S: 9	H: 2 LOB: 1 BB: 0 P: 14	R: 0 E: 0 K: 0 S: 12	H: 0 LOB: 2 BB: 2 P: 26	R: 0 E: 0 K: 0 S: 13	H: 1 LOB: 1 BB: 0 P: 19	R: 0 E: 0 K: 1 S: 5	H: 0 LOB: 0 BB: 0 P: 6	R: 0 E: 0 K: 0 S: 4	H: 1 LOB: 0 BB: 0 P: 8	R: 0 E: 0 K: 1 S: 10	H: 0 LOB: 0 BB: 0 P: 13	1B: 2 2B: 3 3B: 0 HR: 0	SF: 0 SAC: 0 DP: 2 HBP: 0	WP: 0 PB: 0 SB: 0 CS: 1	PA: 32
<b>PITCHER</b>	IP WLS BF H R ER SO BB IBB HBP BLK WP HR S P ERA WHIP																			
Horacio Estrada, L (1, 1) ERA: 1.29	7.0 W 26 3 1 1 2 3 0 0 0 0 0 0 56 96 1.29 0.857																			
David Weathers, R (8, 1) ERA: 0.47	1.0 H 3 1 0 0 0 0 0 0 0 0 0 0 4 8 0.00 1.000																			
Bob Wickman, R (9, 1) ERA:	1.0 S 3 0 0 0 1 0 0 0 0 0 0 0 10 13 0.00 0.000																			

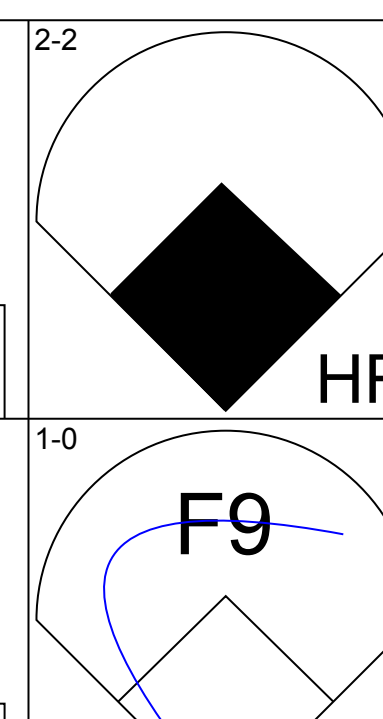
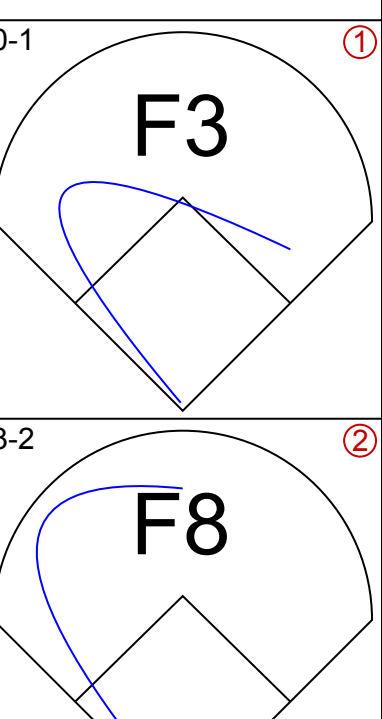
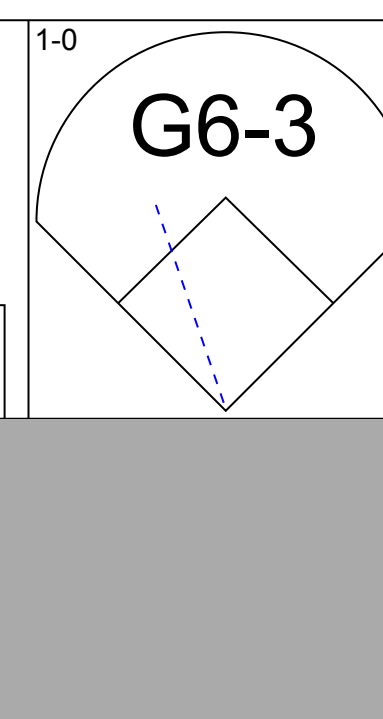

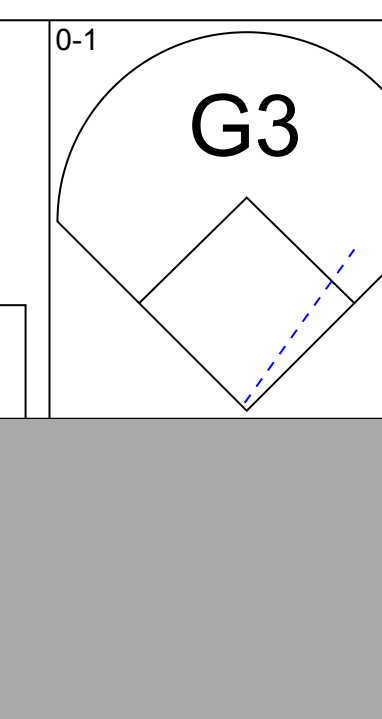
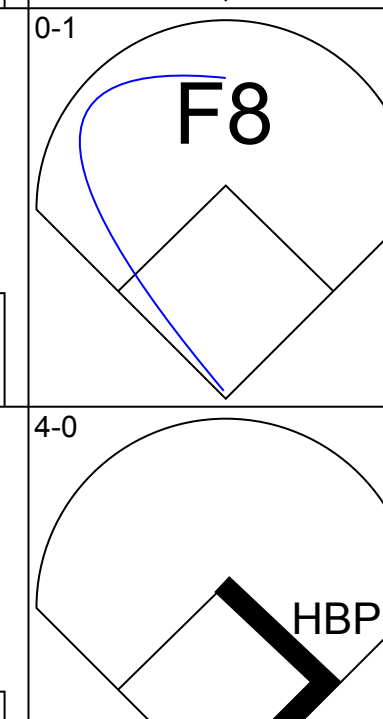
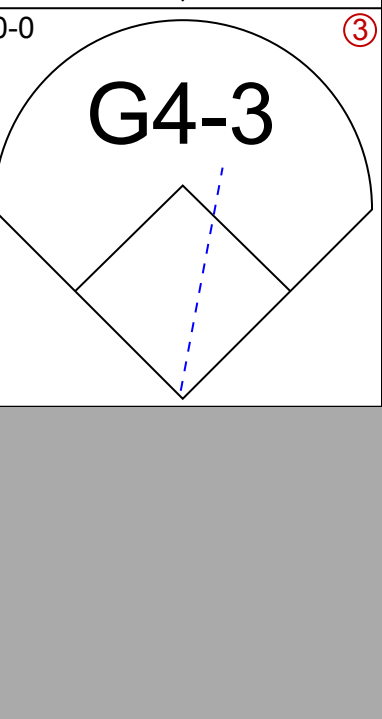
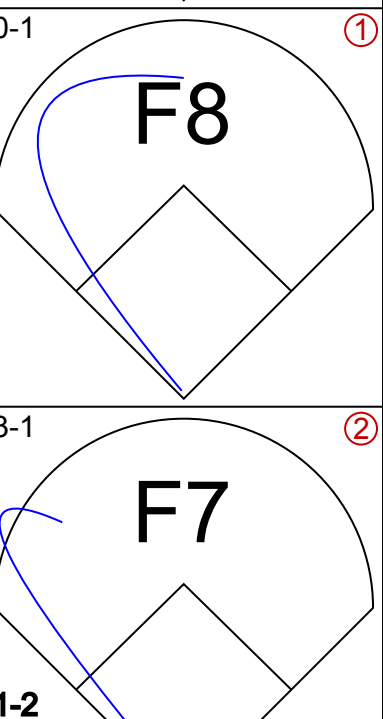
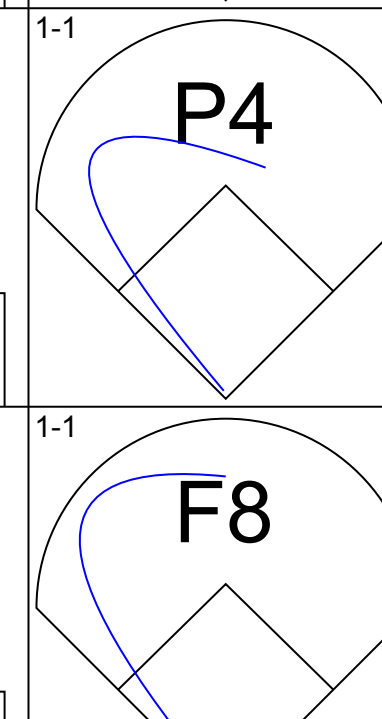
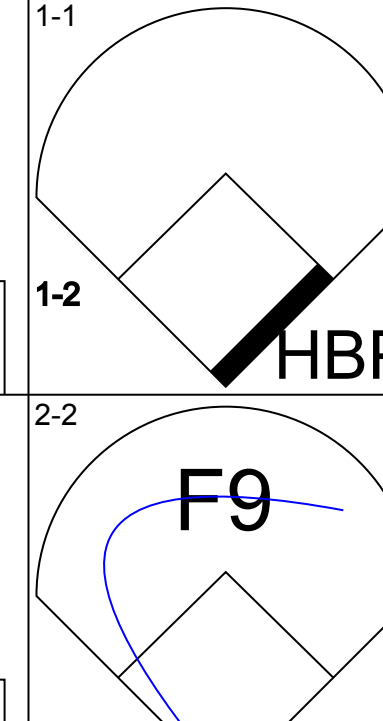

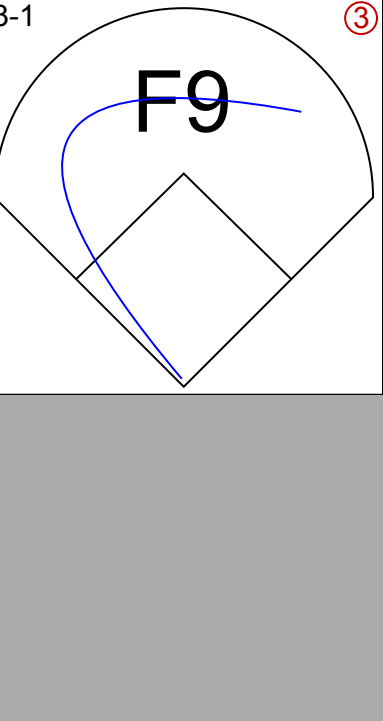


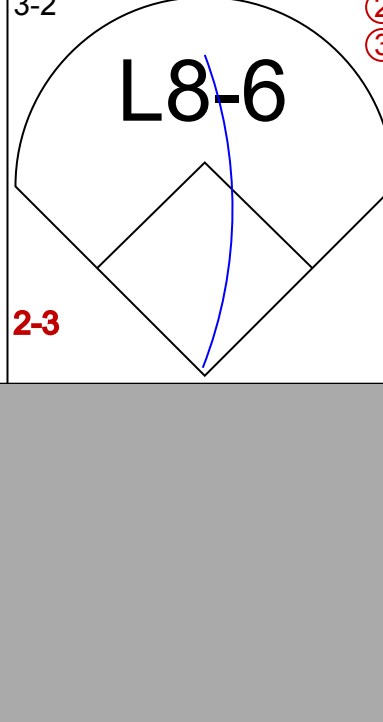




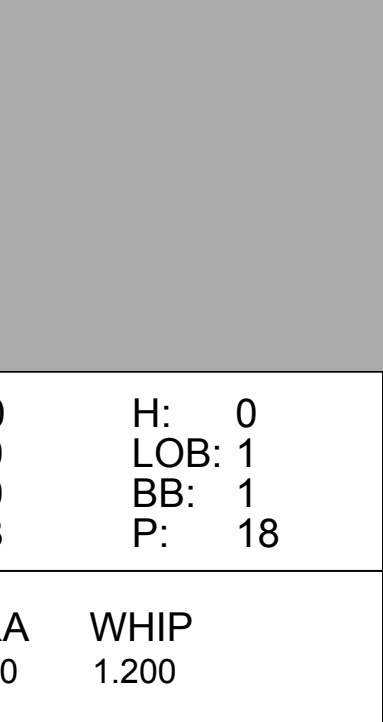
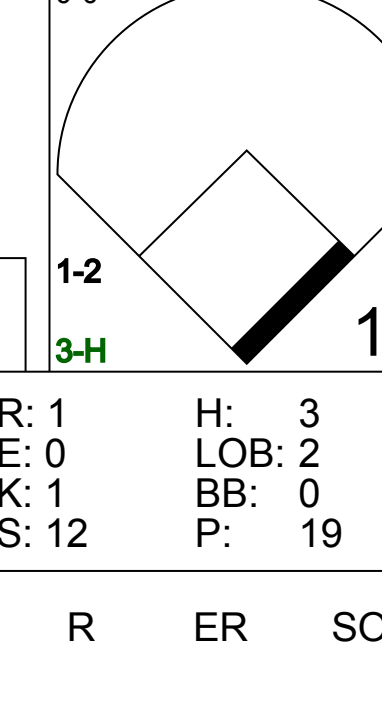




Batter	1	2	3	4	5	6	7	8	9	AB	R	H	RBI	BB	SO	LOB	BOTTOM			
Ronnie Belliard, R (1, 4) OBP: 0.363, SLG: 0.450	E S G3-1 1B		L7		G6-3		F9 1B			4	1	2	0	0	0	0	<b>Arizona Diamondbacks @ Milwaukee Brewers</b> Milwaukee County Stadium, Milwaukee, WI Wed May 03 2000, 8:05 PM EDT Att: 9,600 - Sunny - 65 F <a href="http://livebaseballscorecards.com">livebaseballscorecards.com</a>			
Marquis Grissom, R (1, 8) OBP: 0.282, SLG: 0.343	P6		F9			S 2B		S 1B		4	0	2	0	0	0	1				
Jeremy Burnitz, L (1, 9) OBP: 0.353, SLG: 0.441	G3-1 1-H				G3	G3		F9 2-3		4	0	0	1	0	0	3				
Charlie Hayes, R (1, 3) OBP: 0.409, SLG: 0.481 (9, 5)					P5			F7 1-2		4	0	1	0	0	0	2				
Geoff Jenkins, L (1, 7) OBP: 0.330, SLG: 0.683	F7				HR			HR BB		3	2	2	1	1	0	1				
Sean Berry, R (1, 5) OBP: 0.282, SLG: 0.333 Bob Wickman, R (9, 1)			K					K		4	1	2	2	0	2	1				
Henry Blanco, R (1, 2) OBP: 0.333, SLG: 0.344			K					K		0	0	0	0	0	0	0				
Luis Lopez, S (1, 6) OBP: 0.190, SLG: 0.333			G6-3		G5-3			K		4	0	0	0	0	1	3				
Horacio Estrada, L (1, 1) James Mouton, R (7, PH) OBP: 0.406, SLG: 0.480 David Weathers, R (8, 1) Kevin Barker, L (9, 3) OBP: 0.349, SLG: 0.353			G1-3					K		2	0	0	0	0	1	0				
								L6		1	0	0	0	0	0	0				
										0	0	0	0	0	0	0				
										0	0	0	0	0	0	0				
<b>Inning Stats</b>	R: 1 E: 0 K: 0 S: 12	H: 2 LOB: 1 BB: 0 P: 17	R: 0 E: 0 K: 2 S: 10	H: 0 LOB: 0 BB: 0 P: 13	R: 0 E: 0 K: 0 S: 4	H: 0 LOB: 0 BB: 0 P: 5	R: 1 E: 0 K: 0 S: 10	H: 3 LOB: 2 BB: 0 P: 14	R: 0 E: 0 K: 1 S: 11	H: 1 LOB: 1 BB: 0 P: 17	R: 2 E: 0 K: 0 S: 8	H: 1 LOB: 0 BB: 1 P: 15	R: 0 E: 0 K: 0 S: 20	H: 2 LOB: 2 BB: 0 P: 27	R: 0 E: 0 K: 3 S: 13	H: 1 LOB: 1 BB: 0 P: 15	1B: 5 2B: 3 3B: 0 HR: 2	SF: 0 SAC: 0 DP: 0 HBP: 0	WP: 1 PB: 0 SB: 2 CS: 0	PA: 35
<b>PITCHER</b>	IP WLS BF H R ER SO BB IBB HBP BLK WP HR S P ERA WHIP																			
Omar Daal, L (1, 1) ERA: 4.99	6.2 L 30 4 4 4 3 1 0 0 0 0 0 0 2 66 5.40 1.500																			
Russ Springer, R (7, 1) ERA: 7.2	0.1 1 0 0 0 0 0 0 0 0 0 0 0 9 11 0.00 0.000																			
Byung-Hyun Kim, R (8, 1) ERA: 2.25	1.0 4 1 0 0 0 3 0 0 0 0 1 0 13 15 0.00 1.000																			



Batter	1	2	3	4	5	6	7	8	9	AB	R	H	RBI	BB	SO	LOB	TOP			
Tony Womack, L (1,6) OBP: 0.279, SLG: 0.402	4-1 BB 1B	1-1 G3		1-1 G3		1-1 1B		0-0 FC4-6 1B		4	1	2	0	1	0	0	<b>Arizona Diamondbacks @ Milwaukee Brewers</b> Milwaukee County Stadium, Milwaukee, WI Thu May 04 2000, 8:05 PM EDT Att: 8,405 - Cloudy - 80 F <a href="http://livebaseballscorecards.com">livebaseballscorecards.com</a>			
Jay Bell, R (1,4) OBP: 0.409, SLG: 0.495	4-1 1B HR	3-2 HR		4-1 BB		2-0 P4		4-2 FC4-6 BB		2	2	1	1	3	0	1				
Luis Gonzalez, L (1,7) OBP: 0.354, SLG: 0.541	1-1 1B HR	2-0 1B		1-1 F9			1-1 F8	0-0 FC4-6 1-2 2-3		5	1	2	1	0	0	3				
Erubiel Durazo, L (1,3) OBP: 0.456, SLG: 0.616	0-0 1B 2-H HR		1-0 2B		0-3 K		4-2 1B BB	0-1 G1-3		4	2	2	3	1	1	2				
Steve Finley, L (1,8) OBP: 0.377, SLG: 0.643	2-0 F8		0-3 K2-3		1-2 1B		1-1 HBP 1-3 1B	3-2 G6-3		5	0	2	0	0	1	1				
Travis Lee, L (1,9) OBP: 0.355, SLG: 0.513	4-1 BB		0-1 2B		1-1 P6		1-3 K	0-0 F8		4	0	1	1	1	1	3				
Kelly Stinnett, R (1,2) OBP: 0.304, SLG: 0.597	0-3 K		0-3 K		2-0 F7		1-2 HBP	2-3 K		4	0	0	0	0	3	3				
Andy Fox, L (1,5) OBP: 0.179, SLG: 0.114	0-0 F7		2-3 K2-3				0-1 G4-3	1-2 F9		4	0	0	0	0	1	5				
Armando Reynoso, R (1,1) OBP: 0.083, SLG: 0.083		2-3 K		2-3 K		0-3 K		1-2 G3		3	0	0	0	0	3	0				
Dan Plesac, L (6,1)										0	0	0	0	0	0	0				
Mike Morgan, R (6,1) OBP: 0.867, SLG: 0.667										1	0	0	0	0	0	0				
Matt Mantei, R (9,1)										0	0	0	0	0	0	0				
Byung-Hyun Kim, R (9,1)										0	0	0	0	0	0	0				
<b>Inning Stats</b>	R: 4 E: 0 K: 1 S: 11	H: 2 LOB: 1 BB: 3 P: 26	R: 1 E: 0 K: 1 S: 10	H: 2 LOB: 1 BB: 0 P: 18	R: 1 E: 0 K: 3 S: 12	H: 2 LOB: 1 BB: 0 P: 15	R: 0 E: 0 K: 1 S: 8	H: 0 LOB: 1 BB: 1 P: 16	R: 0 E: 0 K: 1 S: 9	H: 1 LOB: 1 BB: 0 P: 12	R: 0 E: 0 K: 1 S: 14	H: 1 LOB: 3 BB: 1 P: 23	R: 0 E: 0 K: 0 S: 9	H: 1 LOB: 2 BB: 0 P: 14	R: 0 E: 0 K: 1 S: 9	H: 0 LOB: 0 BB: 0 P: 14	1B: 6 2B: 2 3B: 0 HR: 2	SF: 0 SAC: 0 DP: 0 HBP: 1	WP: 0 PB: 0 SB: 1 CS: 0	PA: 43
<b>PITCHER</b>	IP WLS BF H R ER SO BB IBB HBP BLK WP HR S P ERA WHIP																			
Everett Stull, R (1,1) ERA: 7.77	2.0 L 12 4 5 5 2 3 0 0 0 0 0 2 21 44 22.50 3.500																			
Valerio De Los Santos, L (3,1) ERA: 4.24	4.0 17 4 1 1 6 1 0 0 0 0 0 0 38 56 2.25 1.250																			
Jim Bruske, R (7,1) ERA: 4.4	2.0 11 2 0 0 1 2 0 0 1 0 0 0 23 37 0.00 2.000																			
Juan Acevedo, R (9,1) ERA: 2.25	1.0 3 0 0 0 1 0 0 0 0 0 0 0 9 14 0.00 0.000																			
<b>Batter</b>	<b>1</b>	<b>2</b>	<b>3</b>	<b>4</b>	<b>5</b>	<b>6</b>	<b>7</b>	<b>8</b>	<b>9</b>	<b>AB</b>	<b>R</b>	<b>H</b>	<b>RBI</b>	<b>BB</b>	<b>SO</b>	<b>LOB</b>	<b>BOTTOM</b>			
Ronnie Belliard, R (1,4) OBP: 0.364, SLG: 0.442	0-0 F8		3-2 P9			4-2 BB 1-2 2-3 BB		1-2 1B 1B	1-3 K	4	0	1	0	1	1	2	<b>Arizona Diamondbacks @ Milwaukee Brewers</b> Milwaukee County Stadium, Milwaukee, WI Thu May 04 2000, 8:05 PM EDT Att: 8,405 - Cloudy - 80 F <a href="http://livebaseballscorecards.com">livebaseballscorecards.com</a>			
Marquis Grissom, R (1,8) OBP: 0.272, SLG: 0.330	1-2 G4-3			3-2 F9		2-2 L4		0-1 P4		4	0	0	0	0	0	4				
Jeromy Burnitz, L (1,9) OBP: 0.350, SLG: 0.433	1-1 G3			3-3 K		3-3 K		0-1 1B		4	0	1	0	0	2	3				
Geoff Jenkins, L (1,7) OBP: 0.336, SLG: 0.670		1-0 WP HBP		0-0 F8		4-2 FC5 1-2 2-3 3-H BB		2-3 K		2	0	0	1	1	1	2				
Charlie Hayes, R (1,3) OBP: 0.400, SLG: 0.455		2-3 K			2-2 G1-6-3	1-2 FC5 2-3 3-H BB		2-2 F9		3	0	0	1	1	1	3				
Sean Berry, R (1,5) OBP: 0.286, SLG: 0.304		3-3 K			4-2 G6-4-3 BB	3-2 FC5		3-1 F9		2	0	0	0	1	1	4				
Jim Bruske, R (7,1)										0	0	0	0	0	0	0				
Juan Acevedo, R (9,1)										0	0	0	0	0	0	0				
James Mouton, R (9, PH) OBP: 0.394, SLG: 0.462										1	0	0	0	0	0	0				
Henry Blanco, R (1,2) OBP: 0.300, SLG: 0.306	1-1 F7				0-0 G6-4-3 1-2	1-2 G1-3		2-3 K		4	0	0	0	0	1	2				
Luis Lopez, S (1,6) OBP: 0.240, SLG: 0.333			0-0 B1-3			2-1 BB 1B BB 1B		1-3 K		3	1	1	0	1	1	0				
Everett Stull, R (1,1)			0-1 G5-3			2-0 BB BB 1B		3-1 G4-3		0	0	0	0	0	0	0				
Valerio De Los Santos, L (3,1) Kevin Barker, L (6, PH) OBP: 0.364, SLG: 0.358						1-2 BB BB 1B		1-2 BB		1	0	0	0	0	0	0				
<b>Inning Stats</b>	R: 0 E: 0 K: 0 S: 6	H: 0 LOB: 0 BB: 0 P: 8	R: 0 E: 0 K: 2 S: 10	H: 0 LOB: 0 BB: 0 P: 17	R: 0 E: 0 K: 0 S: 6	H: 0 LOB: 0 BB: 0 P: 9	R: 0 E: 0 K: 1 S: 10	H: 0 LOB: 0 BB: 0 P: 16	R: 0 E: 0 K: 0 S: 6	H: 0 LOB: 3 BB: 1 P: 12	R: 0 E: 0 K: 1 S: 8	H: 0 LOB: 0 BB: 0 P: 13	R: 0 E: 0 K: 1 S: 13	H: 2 LOB: 2 BB: 0 P: 18	R: 0 E: 0 K: 2 S: 10	H: 0 LOB: 2 BB: 2 P: 24	1B: 4 2B: 0 3B: 0 HR: 0	SF: 0 SAC: 0 DP: 1 HBP: 1	WP: 1 PB: 0 SB: 0 CS: 0	PA: 37
<b>PITCHER</b>	IP WLS BF H R ER SO BB IBB HBP BLK WP HR S P ERA WHIP																			
Armando Reynoso, R (1,1) ERA: 4.68	5.1 W 20 2 2 2 3 1 0 0 0 0 0 7 14 0.00 3.000																			
Dan Plesac, L (6,1) ERA: 4.05	0.1 2 0 0 0 1 1 0 0 0 0 0 0 7 14 0.00 3.000																			
Mike Morgan, R (6,1) ERA: 1.96	2.1 H 10 2 0 0 2 1 0 0 0 0 0 0 26 43 0.00 1.286																			
Matt Mantei, R (9,1) ERA: 8.1	0.2 4 0 0 0 1 2 0 0 0 0 0 0 7 20 0.00 3.000																			
Byung-Hyun Kim, R (9,1) ERA: 2.19	0.1 S 1 0 0 0 1 0 0 0 0 0 0 0 3 4 0.00 0.000																			



Batter	1	2	3	4	5	6	7	8	9	AB	R	H	RBI	BB	SO	LOB	TOP			
Damian Jackson, R OBP: 0.418, SLG: 0.537 (1, 6)										3	0	1	0	1	1	1	<b>San Diego Padres @ Arizona Diamondbacks</b> Bank One Ballpark, Phoenix, AZ Fri May 05 2000, 10:05 PM EDT Att: 42,297 - Sunny - 90 F			
Eric Owens, R OBP: 0.408, SLG: 0.441 (1, 9)										4	1	1	0	0	2	2				
John Roskos, R OBP: 0.100, SLG: 0.105 (1, 7)										4	0	0	0	0	1	4				
Phil Nevin, R OBP: 0.372, SLG: 0.602 (1, 5)										3	0	0	1	1	2	1				
Ed Sprague, R OBP: 0.357, SLG: 0.769 (1, 3)										4	1	2	2	0	1	0				
Bret Boone, R OBP: 0.314, SLG: 0.363 (1, 4)										3	0	0	0	1	1	3				
Carlos Hernandez, R OBP: 0.327, SLG: 0.326 (1, 2)										4	0	0	0	0	0	1				
Ruben Rivera, R OBP: 0.240, SLG: 0.478 (1, 8)										4	0	0	0	0	2	0				
Sterling Hitchcock, L Chris Gomez, R Vicente Palacios, R Wiki Gonzalez, R Carlos Almanzar, R Kevin Walker, L (1, 1) (6, PH) (6, 1) (7, PH) (7, 1) (8, 1)										1	0	0	0	0	1	0				
<b>Inning Stats</b>	R: 0 E: 0 K: 2 S: 8	H: 0 LOB: 0 BB: 0 P: 12	R: 0 E: 0 K: 2 S: 13	H: 0 LOB: 1 BB: 1 P: 20	R: 0 E: 0 K: 2 S: 9	H: 0 LOB: 0 BB: 0 P: 17	R: 0 E: 0 K: 2 S: 8	H: 0 LOB: 0 BB: 0 P: 10	R: 0 E: 0 K: 2 S: 13	H: 0 LOB: 0 BB: 0 P: 12	R: 0 E: 0 K: 0 S: 11	H: 0 LOB: 0 BB: 0 P: 14	R: 0 E: 0 K: 0 S: 8	H: 2 LOB: 1 BB: 0 P: 13	R: 1 E: 0 K: 1 S: 8	H: 1 LOB: 0 BB: 0 P: 11		1B: 3 2B: 1 3B: 0 HR: 1	SF: 0 SAC: 0 DP: 2 HBP: 0	WP: 0 PB: 0 SB: 0 CS: 0
<b>PITCHER</b> Randy Johnson, L ERA: 0.93 (1, 1)	IP: 9.0 WLS: W BF: 35 H: 5 R: 3 ER: 1 SO: 11 BB: 3 IBB: 0 HBP: 0 BLK: 0 WP: 0 HR: 1 S: 86 P: 131 ERA: 1.00 WHIP: 0.889															<b>PITCHER</b> IP: WLS: BF: H: R: ER: SO: BB: IBB: HBP: BLK: WP: HR: S: P: ERA: WHIP				

Batter	1	2	3	4	5	6	7	8	9	AB	R	H	RBI	BB	SO	LOB	BOTTOM	
Hanley Frias, S OBP: 0.263, SLG: 0.265 (1, 6)										5	1	1	1	0	1	5	<b>San Diego Padres @ Arizona Diamondbacks</b> Bank One Ballpark, Phoenix, AZ Fri May 05 2000, 10:05 PM EDT Att: 42,297 - Sunny - 90 F	
Jay Bell, R OBP: 0.404, SLG: 0.482 (1, 4)										3	0	0	0	1	0	1		
Luis Gonzalez, L OBP: 0.343, SLG: 0.522 (1, 7)										4	0	0	0	0	0	2		
Greg Colbrunn, R OBP: 0.619, SLG: 0.821 (1, 3)										3	1	1	1	1	0	1		
Steve Finley, L OBP: 0.381, SLG: 0.635 (1, 8)										3	1	1	0	0	0	1		
Bernard Gilkey, R OBP: 0.316, SLG: 0.419 (1, 9)										4	0	0	0	0	2	3		
Damian Miller, R OBP: 0.375, SLG: 0.558 (1, 2)										3	1	2	1	1	0	1		
Danny Klassen, R OBP: 0.333, SLG: 0.429 (1, 5)										4	1	1	1	0	0	3		
Randy Johnson, R OBP: 0.304, SLG: 0.318 (1, 1)										3	0	2	1	0	1	0		
<b>Inning Stats</b>	R: 1 E: 0 K: 0 S: 12	H: 1 LOB: 2 BB: 1 P: 22	R: 2 E: 0 K: 0 S: 12	H: 2 LOB: 1 BB: 0 P: 19	R: 1 E: 1 K: 0 S: 6	H: 1 LOB: 0 BB: 0 P: 12	R: 0 E: 0 K: 1 S: 5	H: 0 LOB: 0 BB: 0 P: 9	R: 0 E: 0 K: 2 S: 14	H: 1 LOB: 2 BB: 1 P: 23	R: 0 E: 0 K: 0 S: 8	H: 0 LOB: 0 BB: 0 P: 11	R: 1 E: 0 K: 1 S: 12	H: 3 LOB: 2 BB: 0 P: 19	1B: 4 2B: 1 3B: 0 HR: 4	SF: 0 SAC: 0 DP: 1 HBP: 2	WP: 0 PB: 0 SB: 1 CS: 0	PA: 37
<b>PITCHER</b> Sterling Hitchcock, L ERA: 5.27 Vicente Palacios, R ERA: 9.45 Carlos Almanzar, R ERA: 5.0 Kevin Walker, L ERA: 7.71 (1, 1) (6, 1) (7, 1) (8, 1)	IP: 5.0 WLS: L BF: 23 H: 4 R: 4 ER: 4 SO: 4 BB: 2 IBB: 0 HBP: 0 BLK: 0 WP: 0 HR: 4 S: 43 P: 80 ERA: 7.20 WHIP: 1.200															<b>PITCHER</b> IP: WLS: BF: H: R: ER: SO: BB: IBB: HBP: BLK: WP: HR: S: P: ERA: WHIP		







Batter	1	2	3	4	5	6	7	8	9	AB	R	H	RBI	BB	SO	LOB	TOP				
Al Martin, L OBP: 0.381, SLG: 0.508 Ruben Rivera, R OBP: 0.200, SLG: 0.393	0-2 CS S 1B		3-2 G5-3 1B		1-1 G5-3		0-2 G3		0-3 K	4	1	2	0	0	0	0					
Damian Jackson, R OBP: 0.400, SLG: 0.504 Chris Gomez, R OBP: 0.429, SLG: 0.250	2-3 K		2-2 G5-3		1-0 P5		0-3 K			4	0	0	0	0	2	2					
Ryan Klesko, L OBP: 0.355, SLG: 0.541	3-2 L7		1-0 1B		4-1 BB		1-0 F8			3	0	1	1	1	0	1					
Phil Nevin, R OBP: 0.372, SLG: 0.586 Donne Wall, R OBP: 0.429, SLG: 0.250		1-1 HBP 1B	2-3 K		1-1 F7			2-2 G6-3		4	0	1	0	0	1	2					
Ed Sprague, R OBP: 0.380, SLG: 0.872	1-3 K			2-2 P4		0-3 K		3-3 K		4	0	0	0	0	3	1					
Bret Boone, R OBP: 0.326, SLG: 0.392	2-2 1B			1-3 K		1-1 P6		0-2 FC4-6 1B		3	0	1	0	0	1	0					
Eric Owens, R OBP: 0.398, SLG: 0.429	1-3 K			1-0 1B		1-0 1B		0-2 FC4-6 1B		4	0	2	0	0	1	3					
Carlos Hernandez, R OBP: 0.339, SLG: 0.327	1-1 G1-3			0-1 1B		4-0 1B			2-2 G4-3	3	0	1	0	1	0	2					
Matt Clement, R OBP: 0.118, SLG: 0.388 Carlos Almanzar, R OBP: 0.152, SLG: 0.200 29 Kory DeHaan, L OBP: 0.152, SLG: 0.200 John Roskos, R OBP: 0.152, SLG: 0.200 Matt Whisenant, R OBP: 0.152, SLG: 0.200 Dave Magadan, L OBP: 0.152, SLG: 0.200			0-3 K	0-1 G4-3		3-2 F8			2-3 K	2	0	0	0	0	1	2					
<b>Inning Stats</b>	R: 0 E: 0 K: 1 S: 10	H: 1 LOB: 0 BB: 0 P: 15	R: 0 E: 0 K: 2 S: 12	H: 1 LOB: 2 BB: 0 P: 18	R: 1 E: 0 K: 2 S: 13	H: 2 LOB: 1 BB: 0 P: 21	R: 0 E: 0 K: 1 S: 11	H: 2 LOB: 2 BB: 0 P: 15	R: 0 E: 0 K: 1 S: 10	H: 1 LOB: 2 BB: 1 P: 19	R: 0 E: 0 K: 1 S: 7	H: 0 LOB: 0 BB: 0 P: 8	R: 0 E: 0 K: 1 S: 13	H: 1 LOB: 1 BB: 0 P: 18	R: 0 E: 0 K: 2 S: 9	H: 0 LOB: 0 BB: 0 P: 13	1B: 8 2B: 0 3B: 0 HR: 0	SF: 0 SAC: 0 DP: 0 HBP: 1	WP: 0 PB: 0 SB: 2 CS: 1	PA: 37	
<b>PITCHER</b>	IP WLS BF H R ER SO	IP WLS BF H R ER SO	IP WLS BF H R ER SO	IP WLS BF H R ER SO	IP WLS BF H R ER SO	IP WLS BF H R ER SO	IP WLS BF H R ER SO	IP WLS BF H R ER SO	IP WLS BF H R ER SO	IP WLS BF H R ER SO	IP WLS BF H R ER SO	IP WLS BF H R ER SO	IP WLS BF H R ER SO	IP WLS BF H R ER SO	IP WLS BF H R ER SO	IP WLS BF H R ER SO	ERA WHIP	ERA WHIP			
Todd Stottlemyre, R ERA: 5.3	5.2 W 26 7 1 1 7																1.59 1.588				
Greg Swindell, L ERA: 1.23	1.1 4 0 0 0 1																0.00 0.000				
Vicente Padilla, R ERA:	2.0 7 1 0 0 3																0.00 0.500				

San Diego Padres @ Arizona Diamondbacks  
Bank One Ballpark, Phoenix, AZ  
Sun May 07 2000, 4:35 PM EDT  
Att: 38,060 - Dome - 72 F

livebaseballscores.com

AB 34  
R 1  
H 8  
RBI 1  
BB 2  
SO 11  
LOB 15



Batter	1	2	3	4	5	6	7	8	9	AB	R	H	RBI	BB	SO	LOB	BOTTOM				
Tony Womack, L OBP: 0.289, SLG: 0.411	0-1 WP BB SF8 1B		1-0 G3	2-1 L4	0-0 2B			0-3 K		5	2	2	1	0	1	3					
Jay Bell, R OBP: 0.418, SLG: 0.479	4-0 FC4-6 WP 1-2 BB		2-2 WP 1B		1-3 2H BB			0-0 F8		2	1	1	0	2	0	0					
Luis Gonzalez, L OBP: 0.361, SLG: 0.521	4-2 FC4-6 1-2 BB		1-0 F8		1-3 2H 1B			4-2 BB		3	1	2	2	2	0	1					
Erubiel Durazo, L OBP: 0.460, SLG: 0.630	2-3 K		1-0 G4-3		4-1 1B FC6-4 BB		1-1 G4-6-3 1B		1-2 G3	4	1	1	0	1	1	5					
Steve Finley, L OBP: 0.381, SLG: 0.633	3-2 SF8			1-0 F8			0-3 K			3	0	1	3	0	1	1					
Travis Lee, L OBP: 0.347, SLG: 0.483	3H 2-0 FC4-6			3-2 1B			1-3 2H 3H 1B		2-1 G4-6-3	4	1	1	1	0	0	4					
Damian Miller, R OBP: 0.365, SLG: 0.553		0-0 F7		2-1 F7			1-3 2H 3H 2B		1-1 G6-3	4	0	1	1	0	0	1					
Lenny Harris, L OBP: 0.224, SLG: 0.290		1-1 G4-3		0-1 BB			2-2 FC7-6-2 1B		3-1 G6-3	4	1	1	0	0	0	1					
Todd Stottlemyre, L OBP: 0.267, SLG: 0.385 Greg Swindell, L ERA: 4.91 Bernard Gilkey, R OBP: 0.393, SLG: 0.405 Vicente Padilla, R ERA: 3.0		0-0 G6-3		4-2 1B			3-2 2B 1B		3-1 F2	2	1	1	0	1	0	0					
<b>Inning Stats</b>	R: 1 E: 0 K: 1 S: 11	H: 1 LOB: 2 BB: 2 P: 26	R: 0 E: 0 K: 0 S: 4	H: 0 LOB: 0 BB: 0 P: 5	R: 0 E: 0 K: 0 S: 7	H: 1 LOB: 1 BB: 0 P: 12	R: 0 E: 0 K: 0 S: 12	H: 2 LOB: 3 BB: 1 P: 24	R: 7 E: 0 K: 0 S: 20	H: 6 LOB: 2 BB: 2 P: 39	R: 0 E: 0 K: 1 S: 7	H: 1 LOB: 0 BB: 0 P: 10	R: 0 E: 0 K: 0 S: 6	H: 0 LOB: 0 BB: 0 P: 13	R: 0 E: 0 K: 1 S: 11	H: 0 LOB: 1 BB: 1 P: 16	1B: 8 2B: 3 3B: 0 HR: 0	SF: 1 SAC: 0 DP: 1 HBP: 1	WP: 2 PB: 0 SB: 0 CS: 0	PA: 40	
<b>PITCHER</b>	IP WLS BF H R ER SO	IP WLS BF H R ER SO	IP WLS BF H R ER SO	IP WLS BF H R ER SO	IP WLS BF H R ER SO	IP WLS BF H R ER SO	IP WLS BF H R ER SO	IP WLS BF H R ER SO	IP WLS BF H R ER SO	IP WLS BF H R ER SO	IP WLS BF H R ER SO	IP WLS BF H R ER SO	IP WLS BF H R ER SO	IP WLS BF H R ER SO	IP WLS BF H R ER SO	IP WLS BF H R ER SO	ERA WHIP	ERA WHIP			
Matt Clement, R ERA: 5.48	4.2 L 28 8 0 0 0																15.43 3.000				
Carlos Almanzar, R ERA: 4.91	0.1 2 1 0 0 0																0.00 3.000				
Matt Whisenant, L ERA: 2.4	2.0 6 1 0 0 1																0.00 0.500				
Donne Wall, R ERA: 3.0	1.0 4 0 0 0 1																0.00 1.000				

San Diego Padres @ Arizona Diamondbacks  
Bank One Ballpark, Phoenix, AZ  
Sun May 07 2000, 4:35 PM EDT  
Att: 38,060 - Dome - 72 F

livebaseballscores.com

AB 32  
R 8  
H 11  
RBI 8  
BB 6  
SO 3  
LOB 16





Batter	1	2	3	4	5	6	7	8	9	AB	R	H	RBI	BB	SO	LOB	TOP					
F.P. Santangelo, S OBP: 0.267, SLG: 0.045 (1, 8)	G6-3						F8		SF8								2 0 0 1 2 0 0					
Mark Grudzielanek, R OBP: 0.304, SLG: 0.372 (1, 4)	G5-3			F8			G5-3		G6-3								5 0 0 0 0 0 3					
Shawn Green, L OBP: 0.407, SLG: 0.546 Todd Hollandsworth, L OBP: 0.324, SLG: 0.477 (1, 9)	G4-3			G3					P6								3 1 1 0 0 0 1					
Gary Sheffield, R OBP: 0.423, SLG: 0.670 Alan Mills, R (6, 1)				HR			G6-3		F8								3 1 1 0 0 0 1					
Eric Karros, R OBP: 0.344, SLG: 0.529 (1, 3)				F5			G5-3		G4-3								1 0 0 0 0 0 0					
Adrián Beltré, R OBP: 0.381, SLG: 0.444 (1, 5)				HR					FC5-4								3 1 1 0 1 0 1					
Todd Hundley, S OBP: 0.352, SLG: 0.608 Chad Kreuter, S OBP: 0.455, SLG: 0.406 (7, 2)				HR					FC5-4								4 2 2 3 0 0 1					
Jose Vizcaino, S OBP: 0.302, SLG: 0.243 (1, 6)									F7								3 1 1 2 0 0 1					
Chan Ho Park, R OBP: 0.167, SLG: 0.278 Matt Herges, L (4, 1)																	0 0 0 0 1 0 0					
Geronimo Berroa, R OBP: 0.409, SLG: 0.450 (6, 9)																	4 0 0 0 0 0 2					
<b>Inning Stats</b>	R: 0 E: 0 K: 0 S: 9	H: 0 LOB: 0 BB: 0 P: 12	R: 2 E: 0 K: 0 S: 11	H: 2 LOB: 0 BB: 0 P: 16	R: 0 E: 0 K: 0 S: 7	H: 0 LOB: 1 BB: 1 P: 14	R: 2 E: 0 K: 0 S: 11	H: 2 LOB: 0 BB: 0 P: 18	R: 0 E: 0 K: 1 S: 6	H: 0 LOB: 0 BB: 0 P: 8	R: 1 E: 0 K: 0 S: 7	H: 1 LOB: 0 BB: 1 P: 17	R: 1 E: 0 K: 0 S: 5	H: 1 LOB: 0 BB: 0 P: 7	R: 1 E: 0 K: 0 S: 10	H: 1 LOB: 2 BB: 2 P: 20	R: 0 E: 0 K: 0 S: 8	H: 0 LOB: 1 BB: 2 P: 17	1B: 1 2B: 3 3B: 1 HR: 2	SF: 1 SAC: 0 DP: 1 HBP: 0	WP: 0 PB: 0 CS: 0	PA: 39
<b>PITCHER</b>	IP	WLS	BF	H	R	ER	SO	BB	IBB	HBP	BLK	WP	HR	S	P	ERA	WHIP					
Omar Daal, L ERA: 5.4 (1, 1)	7.0	W	29	6	6	6	1	2	0	0	0	0	2	56	92	7.71	1.143					
Dan Plesac, L ERA: 3.52 (8, 1)	1.0		6	1	1	0	0	1	0	0	0	0	0	10	20	0.00	2.000					
Russ Springer, R ERA: 6.75 (9, 1)	1.0		4	0	0	0	0	2	0	0	0	0	0	8	17	0.00	2.000					

Los Angeles Dodgers @ Arizona Diamondbacks  
Bank One Ballpark, Phoenix, AZ  
Mon May 08 2000, 9:35 PM EDT  
Att: 33,338 - Sunny - 92 F

AB	33
R	7
H	7
RBI	6
BB	5
SO	1
LOB	11



Batter	1	2	3	4	5	6	7	8	9	AB	R	H	RBI	BB	SO	LOB	BOTTOM					
Tony Womack, L OBP: 0.292, SLG: 0.432 (1, 6)									G4-3								6 2 2 1 0 1 5					
Jay Bell, R OBP: 0.421, SLG: 0.496 Hanley Frias, S OBP: 0.263, SLG: 0.265 (8, FR)																	6 2 3 0 0 0 0					
Luis Gonzalez, L OBP: 0.367, SLG: 0.528 (1, 7)																	0 0 0 0 0 0 0					
Erubiel Durazo, L OBP: 0.453, SLG: 0.600 (1, 3)																	6 3 3 1 0 0 2					
Steve Finley, L OBP: 0.381, SLG: 0.648 (1, 8)																	4 1 0 1 2 0 4					
Travis Lee, L OBP: 0.368, SLG: 0.505 (1, 9)																	4 1 0 1 2 0 4					
Kelly Stinnett, R OBP: 0.321, SLG: 0.586 (1, 2)																	5 2 2 2 0 0 5					
Andy Fox, L OBP: 0.250, SLG: 0.273 (1, 5)																	4 3 3 4 1 0 0					
Omar Daal, L OBP: 0.278, SLG: 0.294 Bernard Gilkey, R OBP: 0.300, SLG: 0.394 Dan Plesac, L ERA: 3.0 Russ Springer, R OBP: 1.000, SLG: 1.000 (9, 1)																	4 1 1 1 1 1 3					
<b>Inning Stats</b>	R: 5 E: 0 K: 1 S: 22	H: 5 LOB: 2 BB: 1 P: 36	R: 0 E: 0 K: 0 S: 7	H: 0 LOB: 1 BB: 1 P: 14	R: 0 E: 0 K: 1 S: 10	H: 1 LOB: 0 BB: 0 P: 14	R: 5 E: 0 K: 0 S: 19	H: 6 LOB: 2 BB: 1 P: 31	R: 5 E: 0 K: 0 S: 22	H: 5 LOB: 1 BB: 1 P: 33	R: 0 E: 0 K: 0 S: 10	H: 1 LOB: 1 BB: 0 P: 20	R: 0 E: 0 K: 1 S: 8	H: 1 LOB: 1 BB: 0 P: 12	R: 0 E: 0 K: 0 S: 6	H: 1 LOB: 2 BB: 0 P: 13	1B: 12 2B: 5 3B: 0 HR: 3	SF: 0 SAC: 1 DP: 0 HBP: 0	WP: 1 PB: 0 CS: 0	PA: 49		
<b>PITCHER</b>	IP	WLS	BF	H	R	ER	SO	BB	IBB	HBP	BLK	WP	HR	S	P	ERA	WHIP					
Chan Ho Park, R ERA: 5.72 (1, 1)	3.1	L	22	9	8	8	2	2	0	0	0	0	1	49	79	21.60	3.300					
Matt Herges, R ERA: 3.0 (4, 1)	1.2		15	8	7	7	0	2	0	0	0	0	2	31	49	37.80	6.000					
Alan Mills, R ERA: 4.86 (6, 1)	3.0		12	3	0	0	1	0	0	0	0	1	0	24	45	0.00	1.000					

Los Angeles Dodgers @ Arizona Diamondbacks  
Bank One Ballpark, Phoenix, AZ  
Mon May 08 2000, 9:35 PM EDT  
Att: 33,338 - Sunny - 92 F

AB	44
R	15
H	20
RBI	15
BB	4
SO	3
LOB	22













Batter	1	2	3	4	5	6	7	8	9	AB	R	H	RBI	BB	SO	LOB	TOP					
Tony Womack, L (1, 6) OBP: 0.294, SLG: 0.414	1-2 G4-3		1-0 F8			4-0 G5-3 1B BB	2-2 1B		0-1 G4-3	4	1	1	2	1	0	1	<b>Arizona Diamondbacks @ San Diego Padres</b> Qualcomm Stadium, San Diego, CA Fri May 12 2000, 10:05 PM EDT Att: 24,391 - Sunny - 72 F					
Jay Bell, R (1, 4) OBP: 0.428, SLG: 0.504	4-1 2B BB			0-0 F9		0-0 F7	2-2 L5			3	0	0	0	1	0	2						
Luis Gonzalez, L (1, 7) OBP: 0.384, SLG: 0.558	3-2 1H 2B			0-1 F8		1-2 G5-3		2-1 G4-3		4	0	1	0	0	0	1						
Erubiel Durazo, L (1, 3) OBP: 0.436, SLG: 0.558	3-0 G4-3			3-0 E3 HR		0-0 1B		1-2 G4-3		4	1	1	1	0	0	1						
Steve Finley, L (1, 8) OBP: 0.376, SLG: 0.657		1-1 L6		2-1 1H HR		3-3 K		2-1 G4-3		4	1	1	2	0	1	1						
Travis Lee, L (1, 9) OBP: 0.365, SLG: 0.490		2-1 E3 G5-4-3		0-0 F8			0-1 G4-3		2-2 2B 1B	4	1	1	0	0	0	0						
Damian Miller, R (1, 2) OBP: 0.371, SLG: 0.649		2-0 G5-4-3 1-2			1-2 G6-3		1-1 SH2-4 1B 1B		0-1 F8 1H 2B	4	1	2	1	0	0	1						
Lenny Harris, L (1, 5) OBP: 0.222, SLG: 0.284			3-1 G4-3		1-0 F9		0-0 1B SH2-4		0-3 K	4	1	1	0	0	1	1						
Brian Anderson, R (1, 1) OBP: 0.125, SLG: 0.133			0-1 F7		0-1 P6		2-2 SH2-4 1B		1-2 F8	2	0	0	0	0	0	0						
Mike Morgan, R (8, 1) OBP: 0.867, SLG: 0.667							1-2 2-3		2-3 F8	0	0	0	0	0	0	0						
Andy Fox, L (9, PH) OBP: 0.255, SLG: 0.275										1	0	0	0	0	0	1						
Greg Swindell, L (9, 1)										0	0	0	0	0	0	0						
Byung-Hyun Kim, R (9, 1)										0	0	0	0	0	0	0						
<b>Inning Stats</b>	R: 0 E: 0 K: 0 S: 9	H: 1 LOB: 1 BB: 1 P: 20	R: 0 E: 1 K: 0 S: 5	H: 0 LOB: 0 BB: 0 P: 10	R: 0 E: 0 K: 0 S: 5	H: 0 LOB: 0 BB: 0 P: 9	R: 2 E: 1 K: 0 S: 7	H: 1 LOB: 0 BB: 0 P: 12	R: 0 E: 0 K: 0 S: 6	H: 0 LOB: 0 BB: 0 P: 8	R: 1 E: 0 K: 1 S: 9	H: 1 LOB: 1 BB: 1 P: 17	R: 2 E: 0 K: 0 S: 15	H: 3 LOB: 1 BB: 0 P: 22	R: 0 E: 0 K: 0 S: 7	H: 0 LOB: 0 BB: 0 P: 12	R: 1 E: 0 K: 1 S: 13	H: 2 LOB: 1 BB: 0 P: 16	1B: 5 2B: 2 3B: 0 HR: 1	SF: 0 SAC: 1 DP: 1 HBP: 0	WP: 0 PB: 0 SB: 0 CS: 0	PA: 37
<b>PITCHER</b>	IP WLS BF H R ER SO BB IBB HBP BLK WP HR S P ERA WHIP																					
Matt Clement, R (1, 1) ERA: 5.01	6.0 L 23 3 3 1 1 2 0 0 0 0 0 1 41 76 1.50 0.833																					
Carlos Almanzar, R (7, 1) ERA: 5.09	1.0 6 3 2 2 0 0 0 0 0 0 0 0 15 22 18.00 3.000																					
Matt Whisenant, L (8, 1) ERA: 3.12	1.0 3 0 0 0 0 0 0 0 0 0 0 7 12 0.00 0.000																					
Brandon Kolb, R (9, 1) ERA: 9.0	1.0 5 2 1 1 1 0 0 0 0 0 0 0 13 16 9.00 2.000																					

AB 34  
R 6  
H 8  
RBI 6  
BB 2  
SO 2  
LOB 9

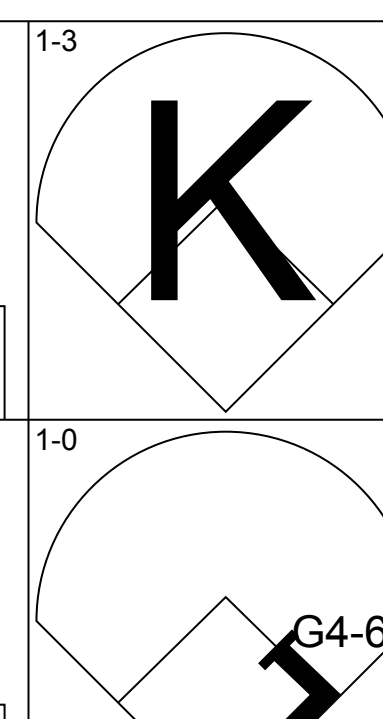
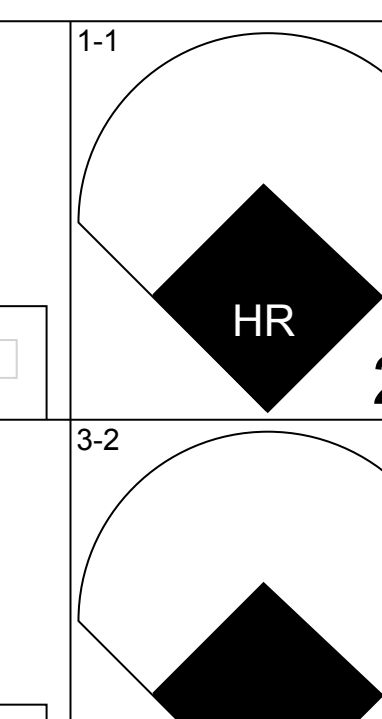
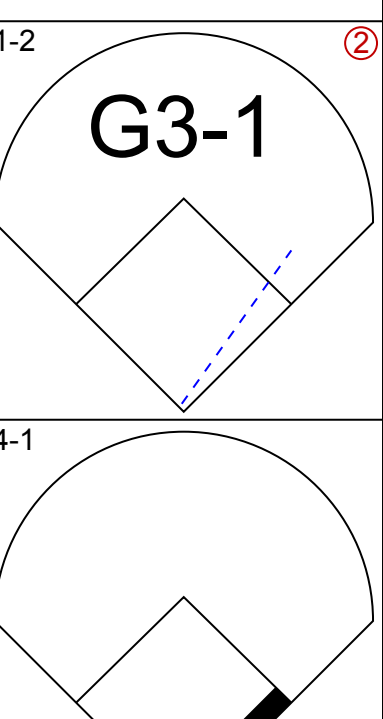
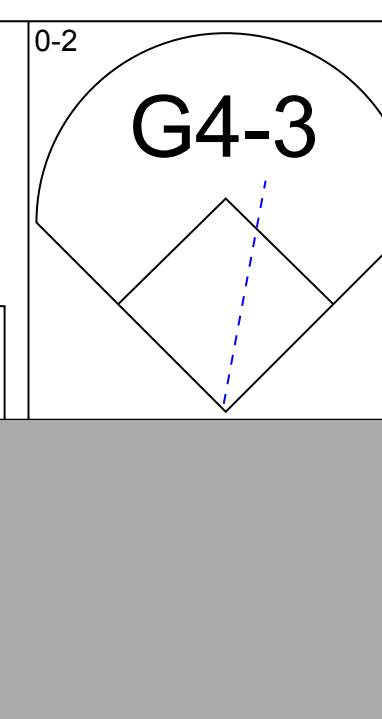
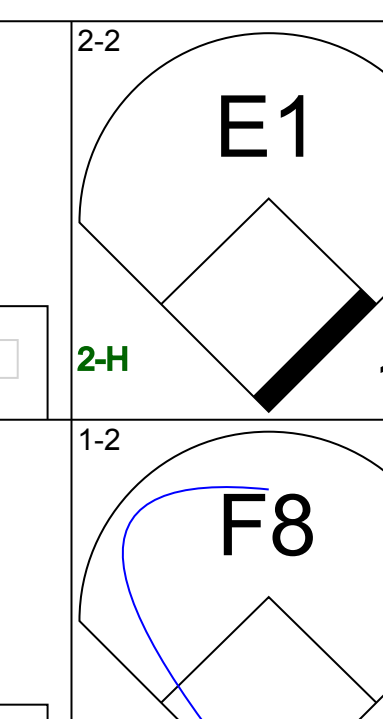
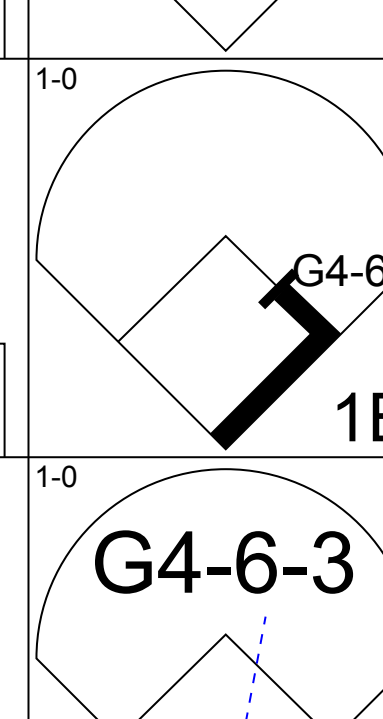
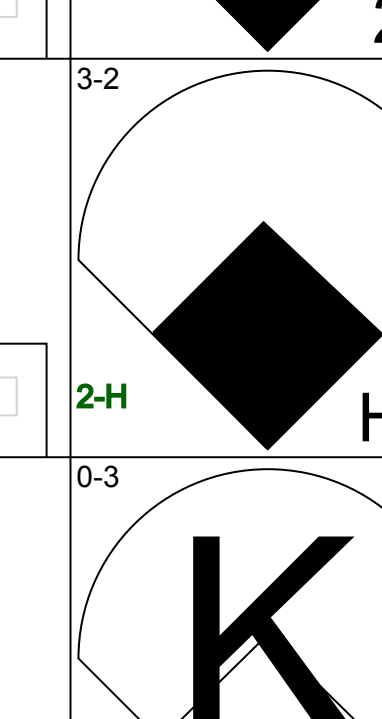
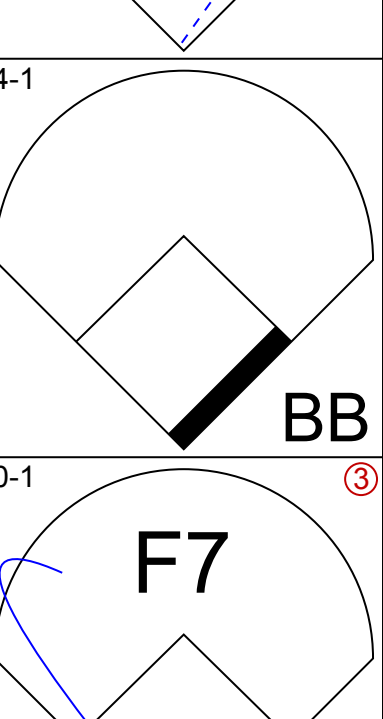

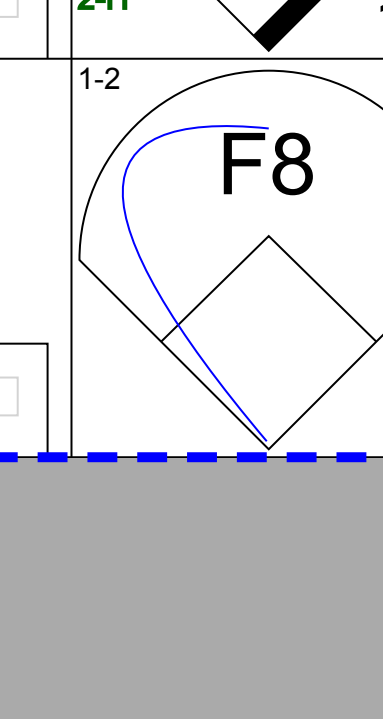
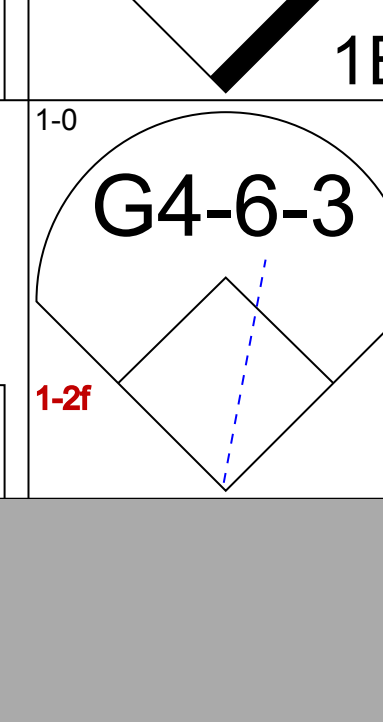
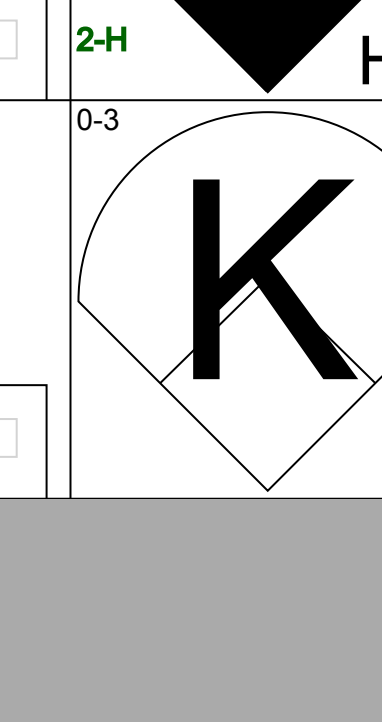
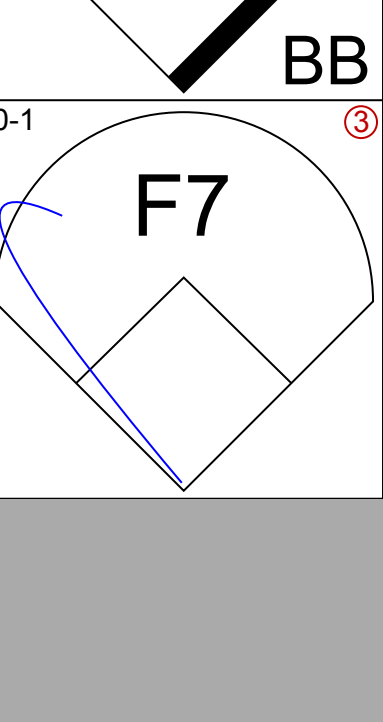


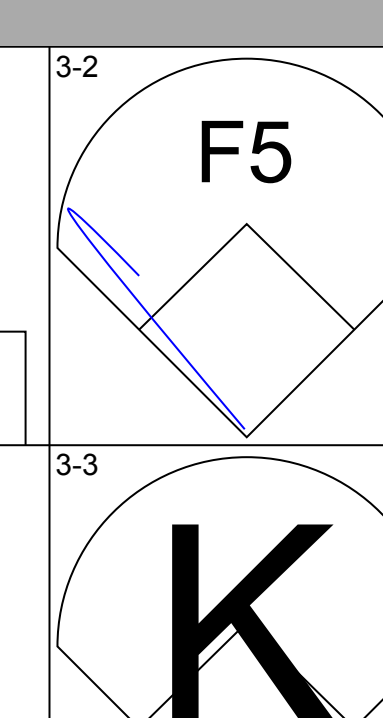
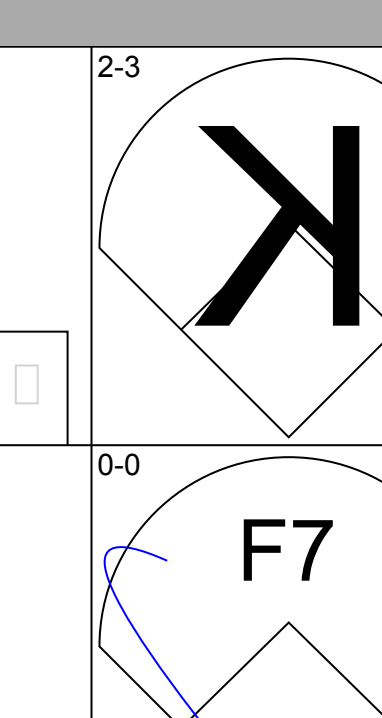
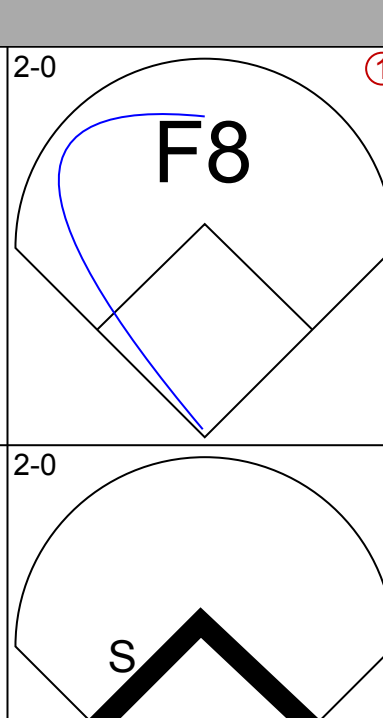
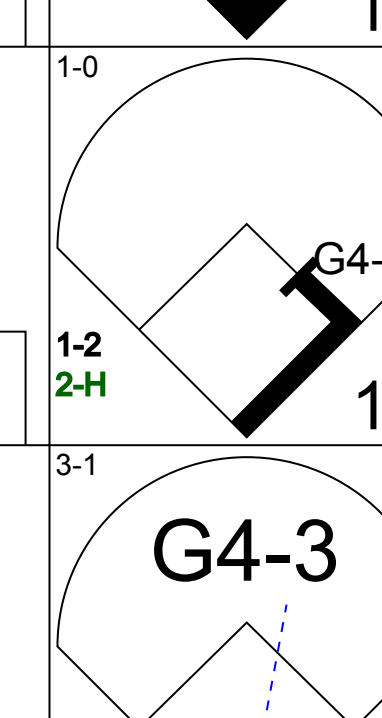
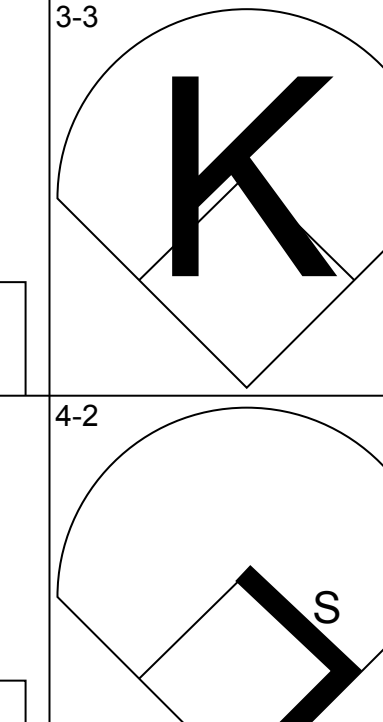
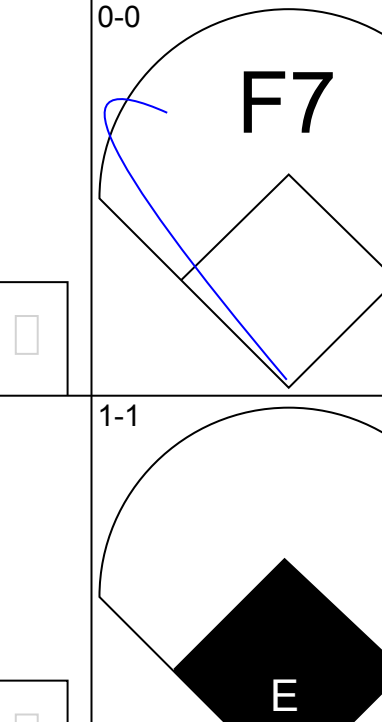
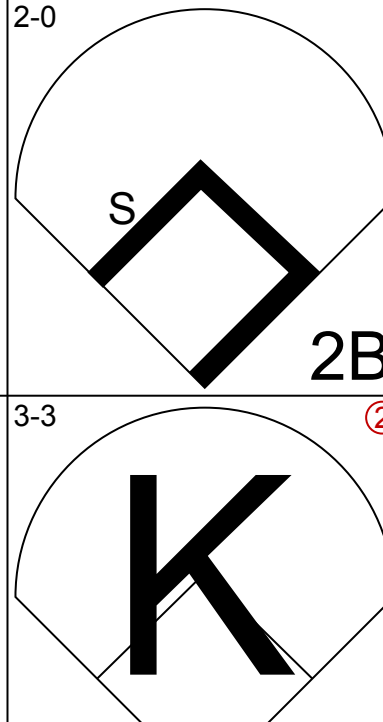
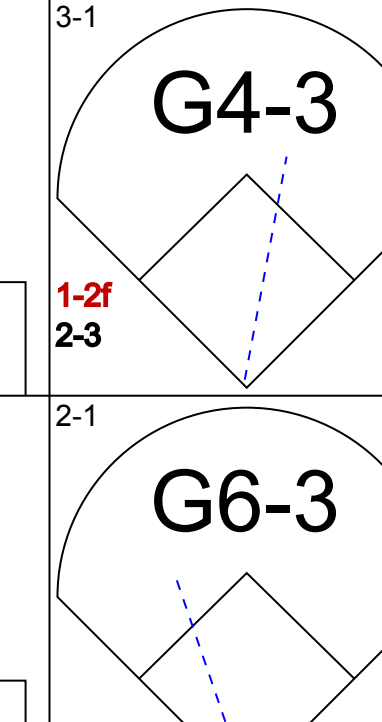
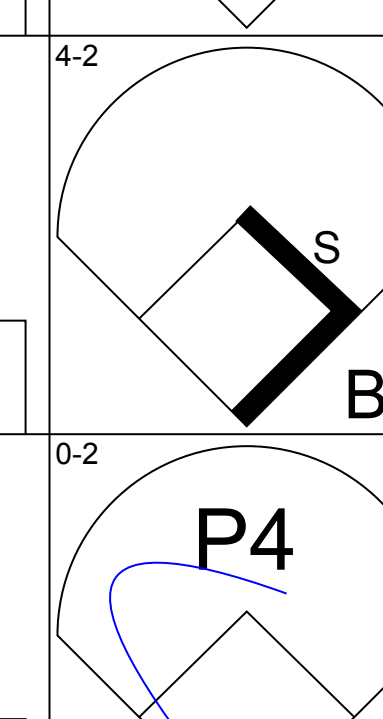
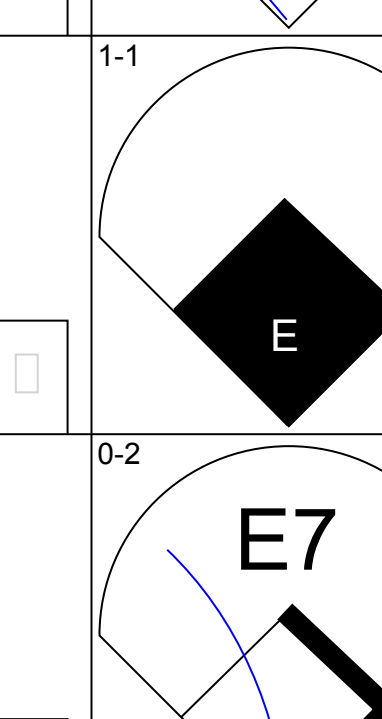
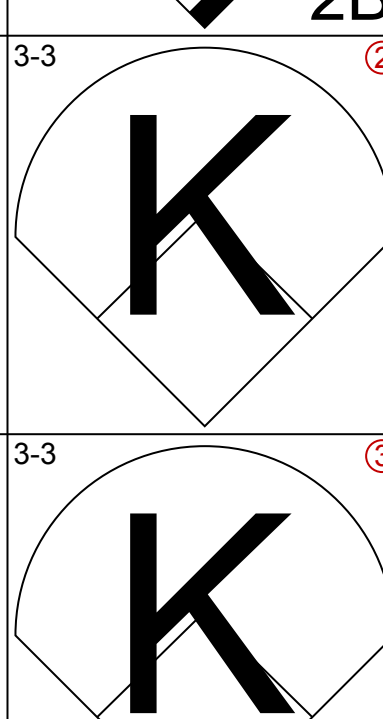
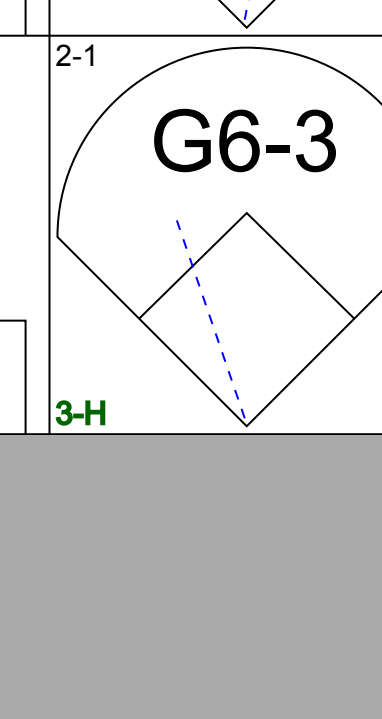
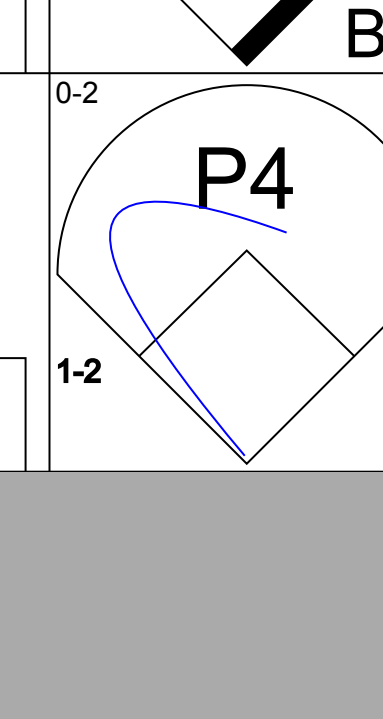
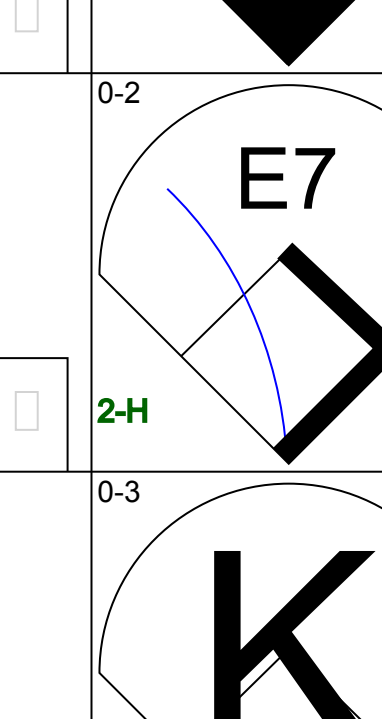
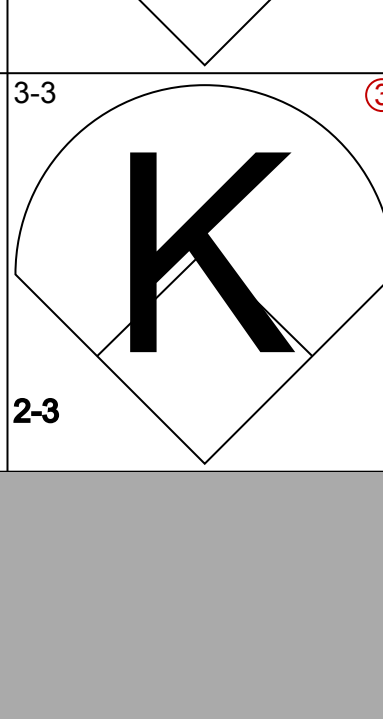

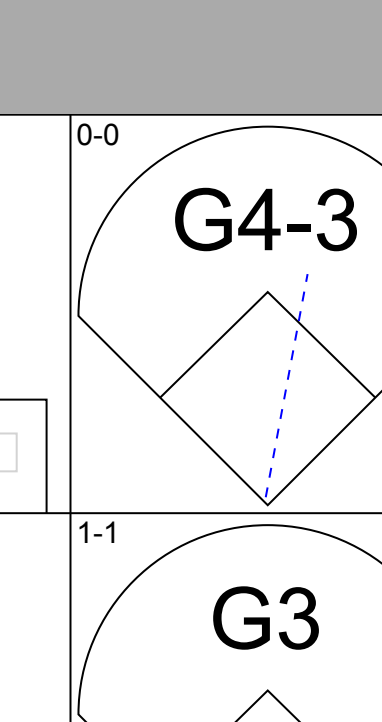
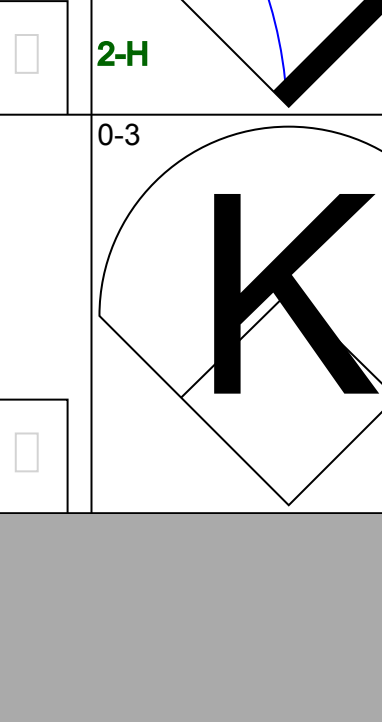
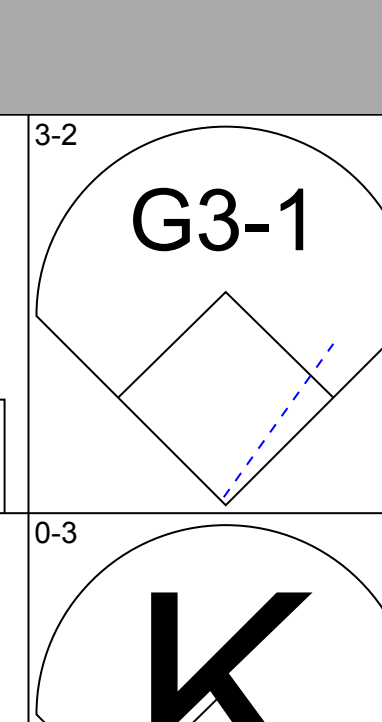
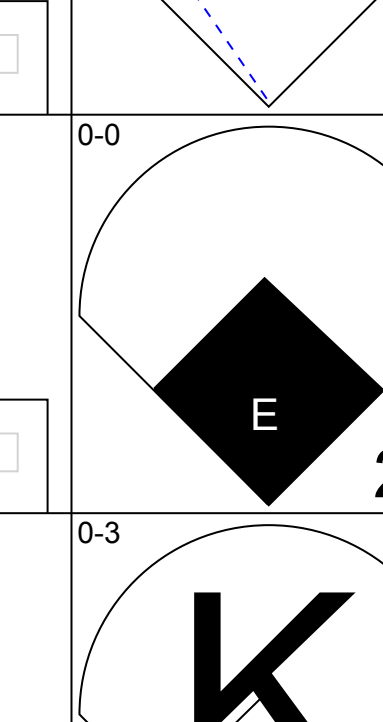
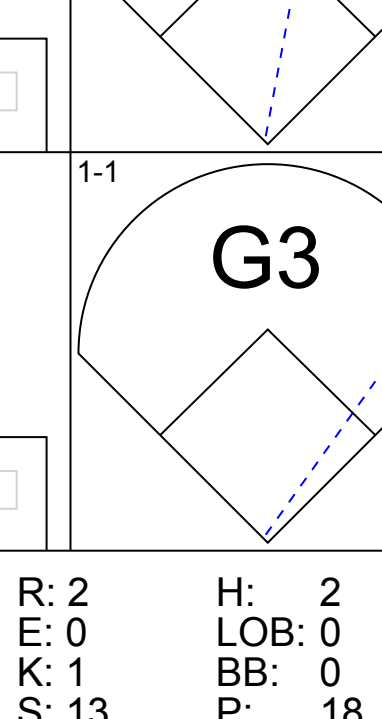
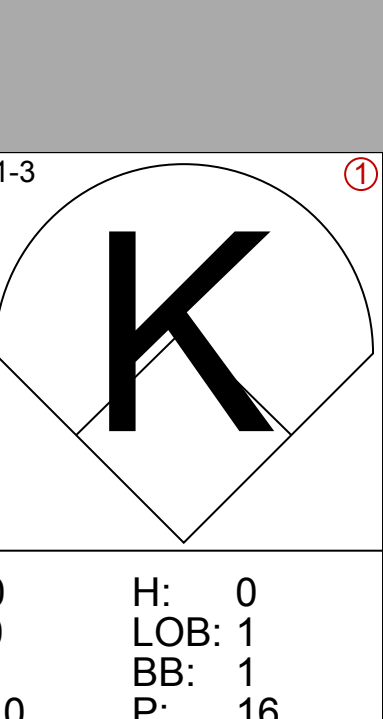
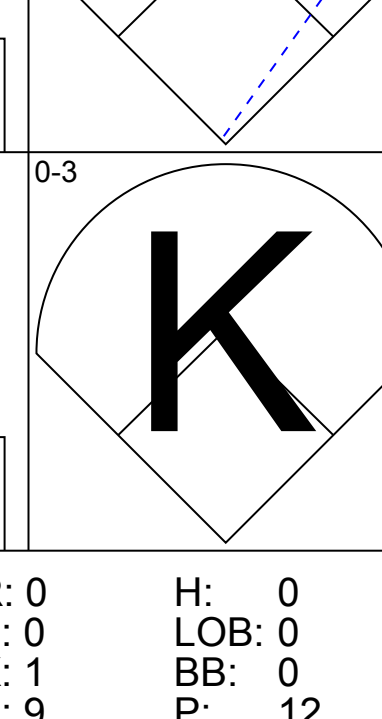
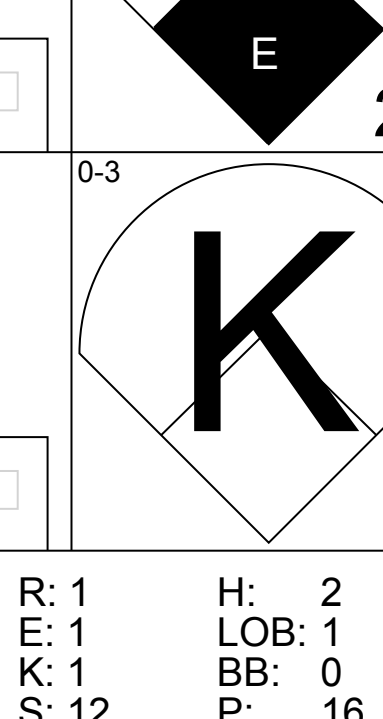


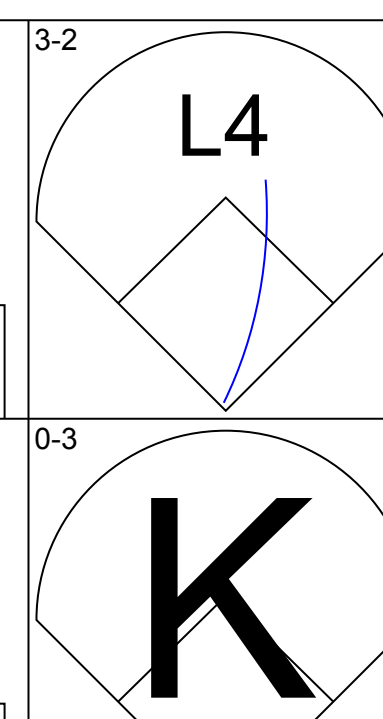
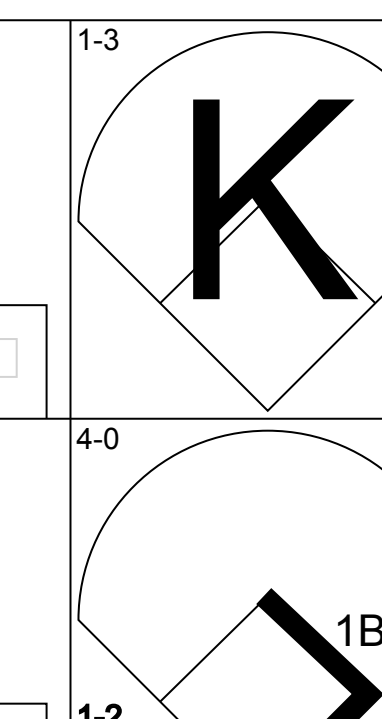
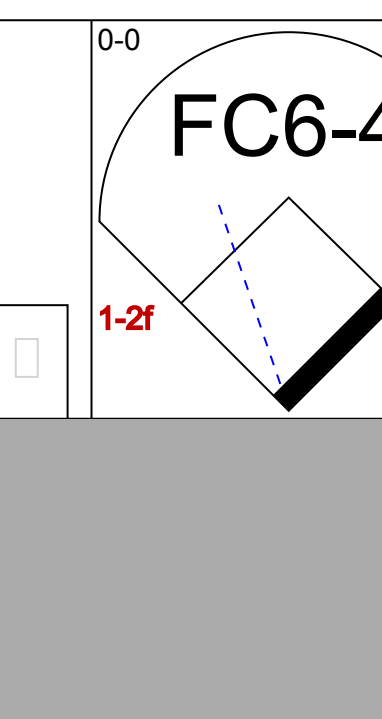
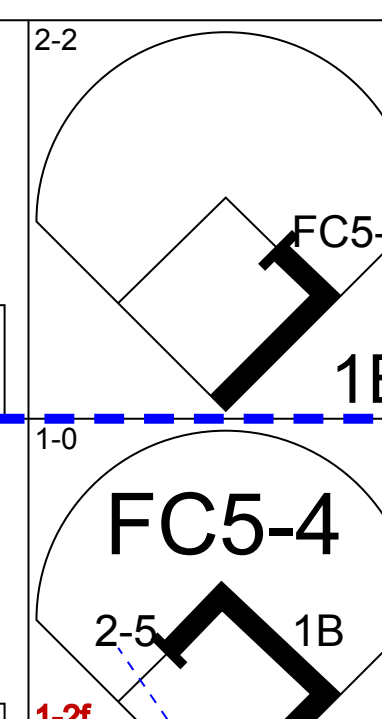
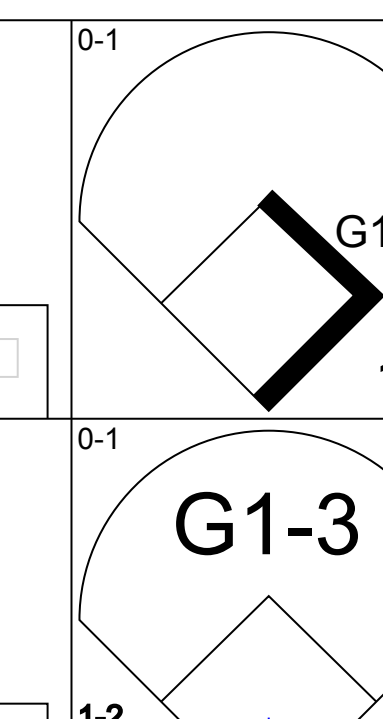
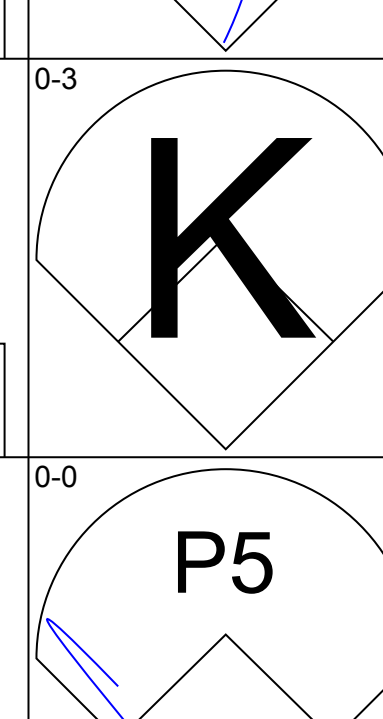
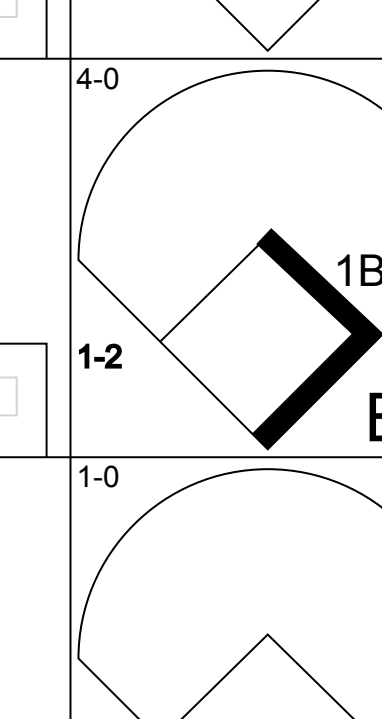
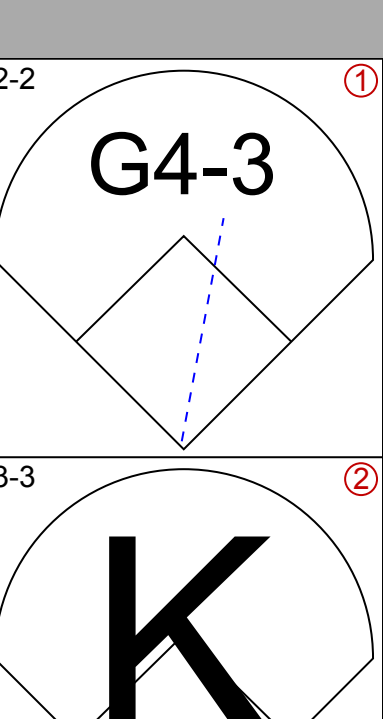
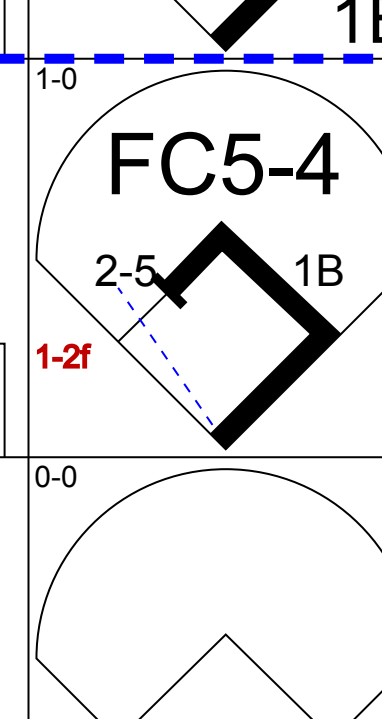
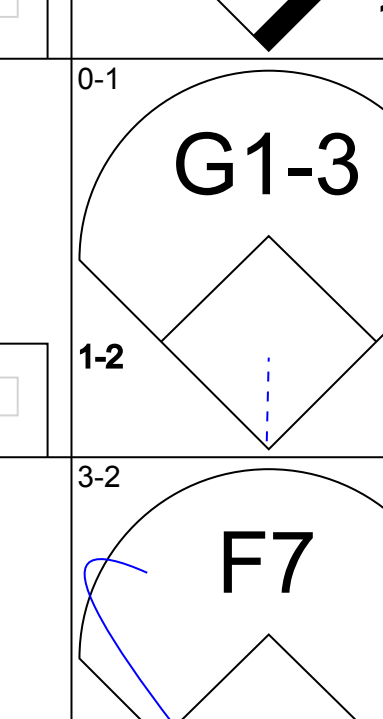
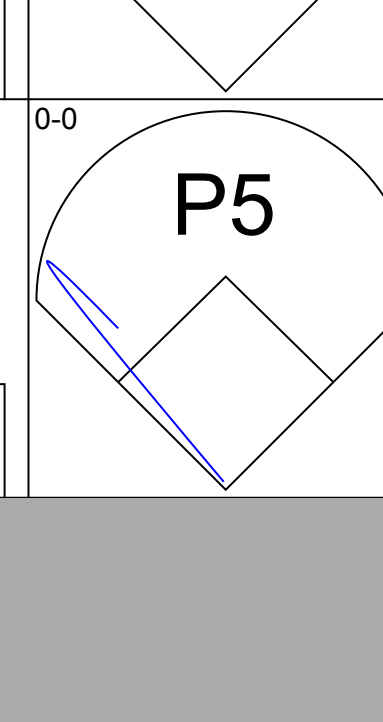
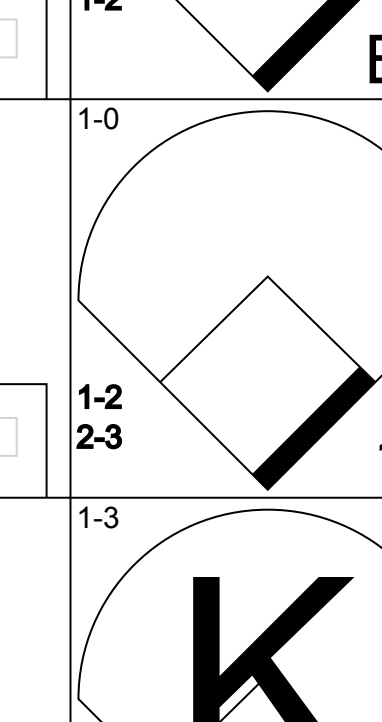
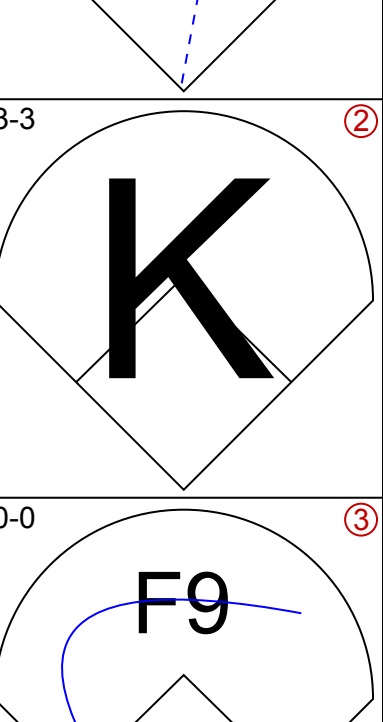
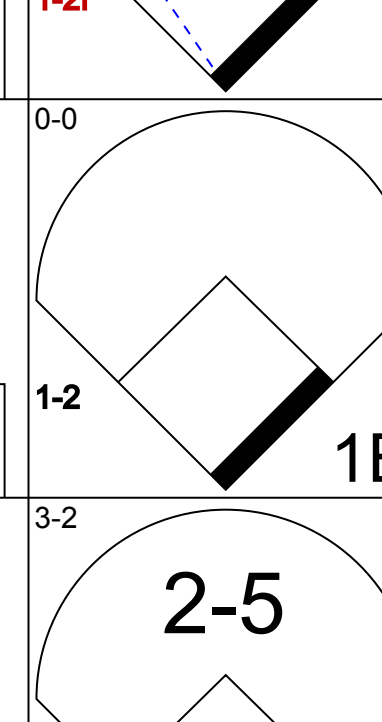
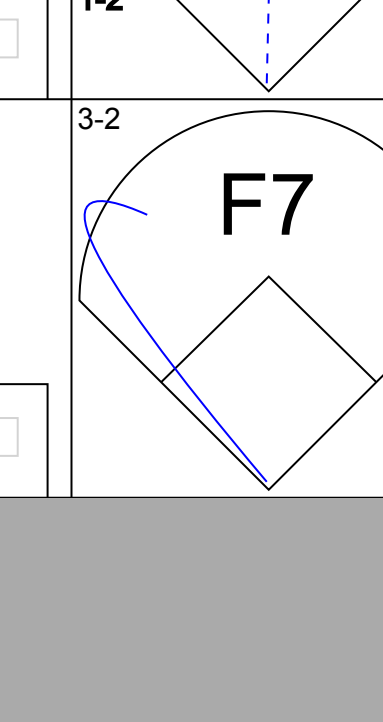
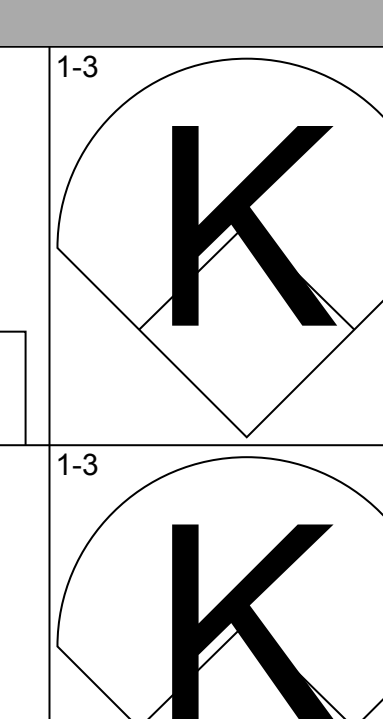
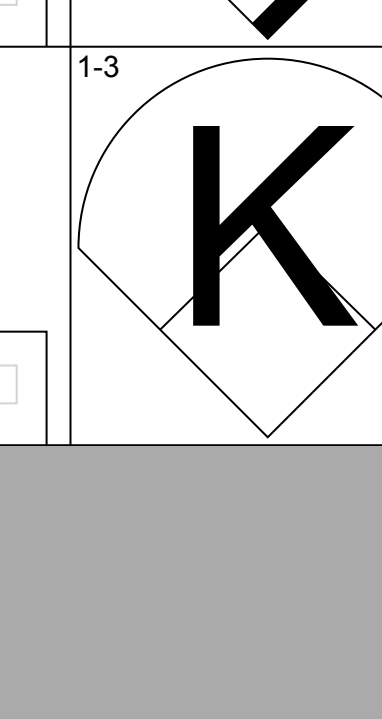
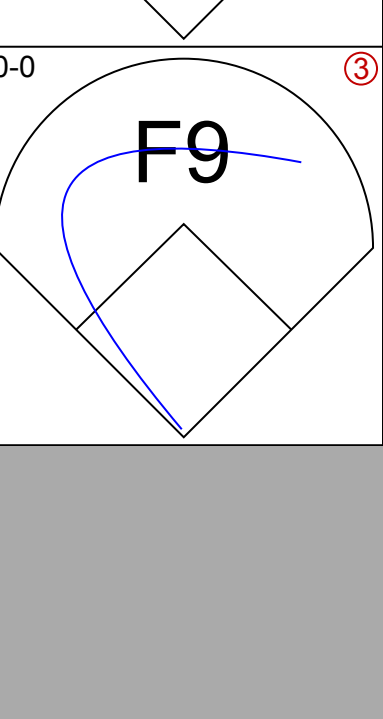
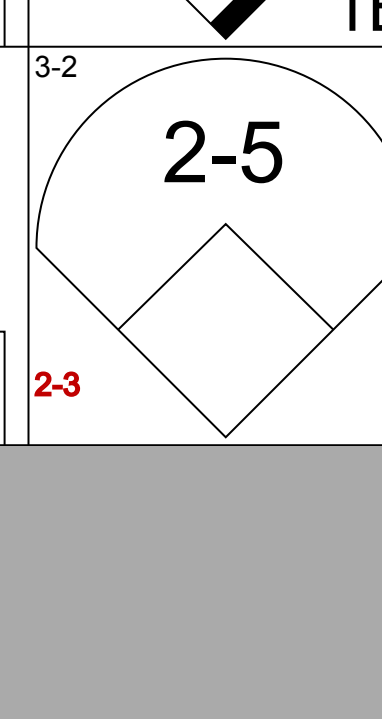

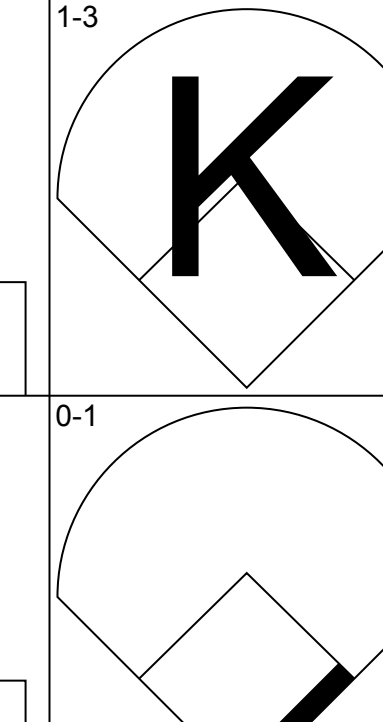
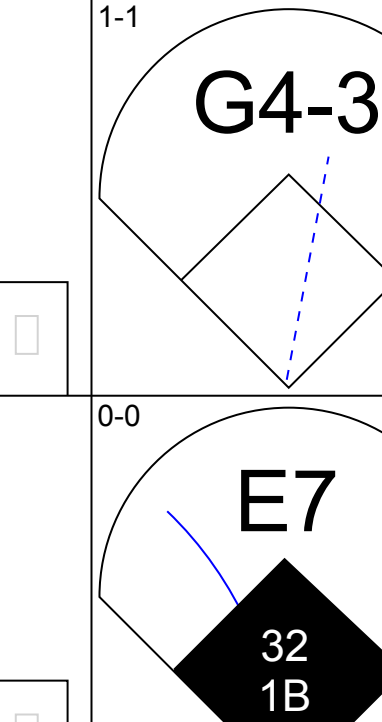
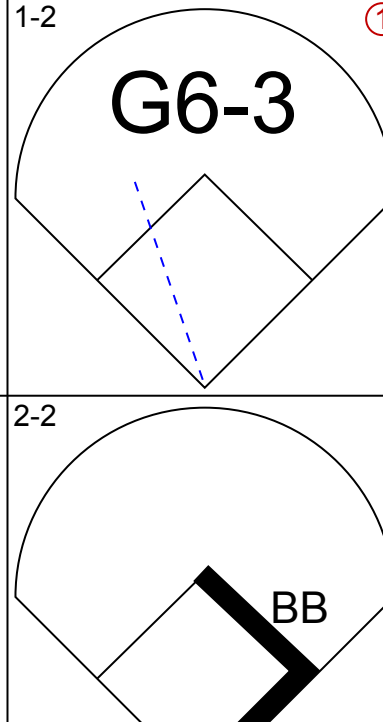
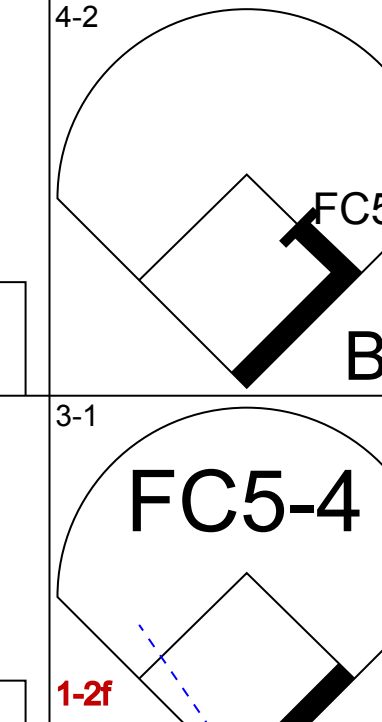
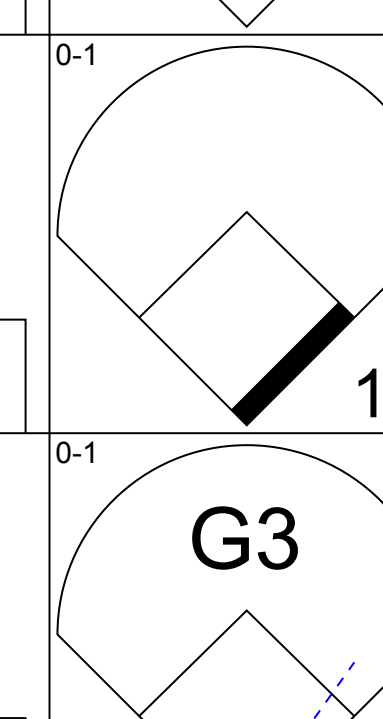
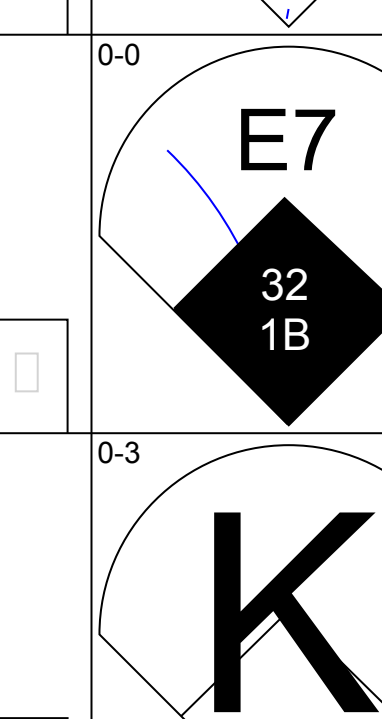
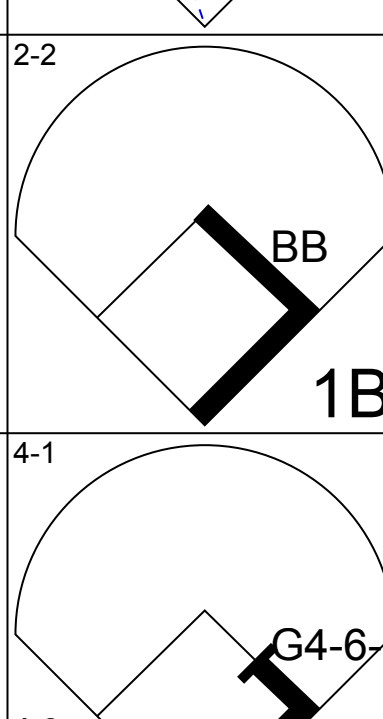
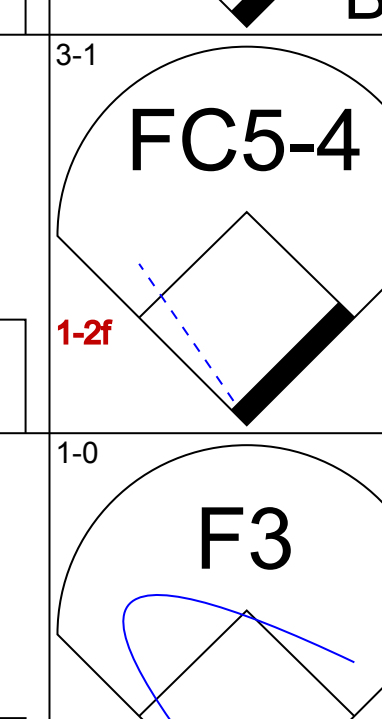
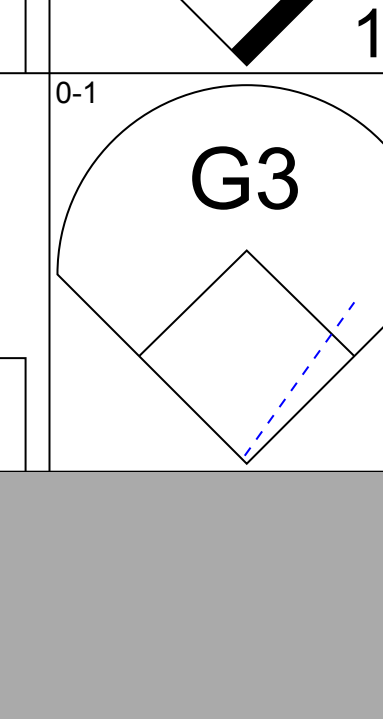
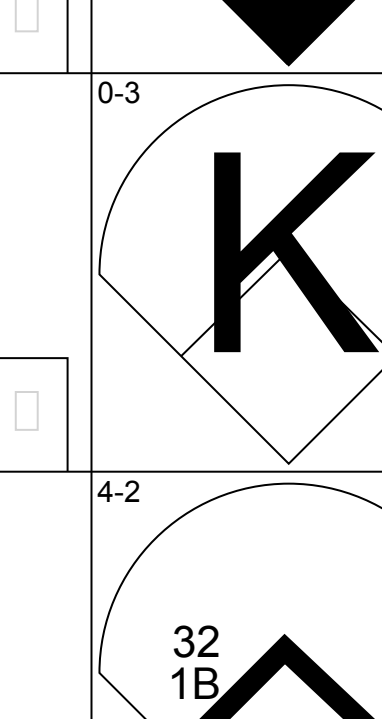
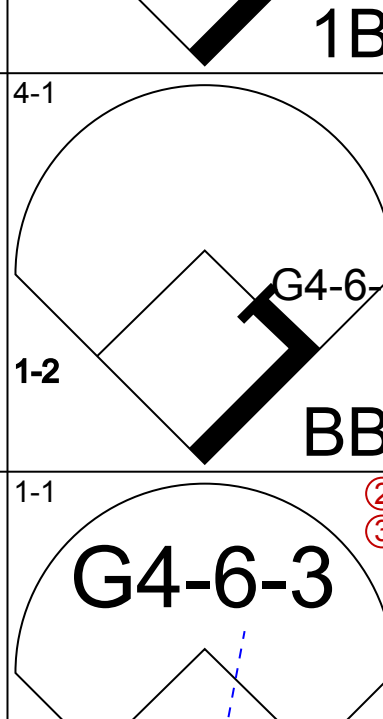
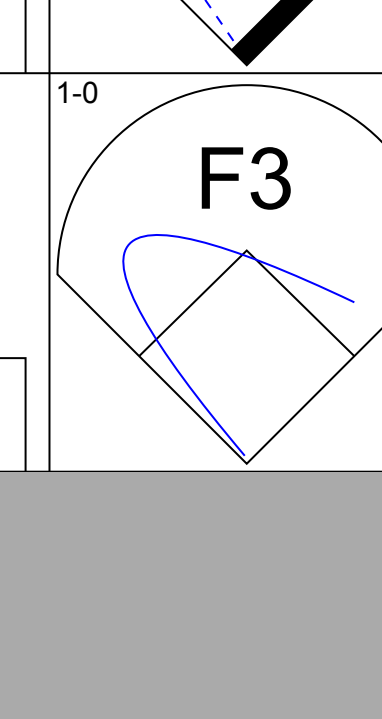
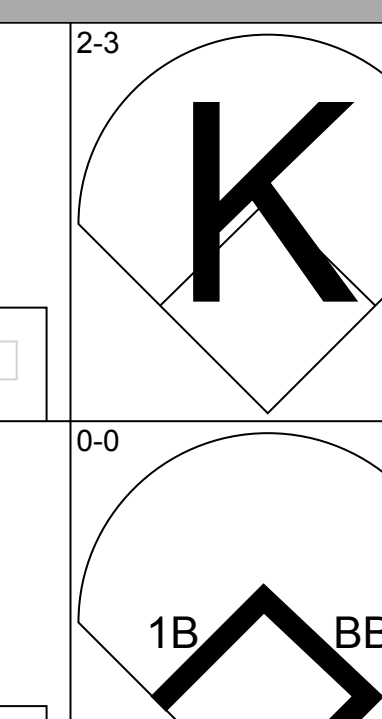
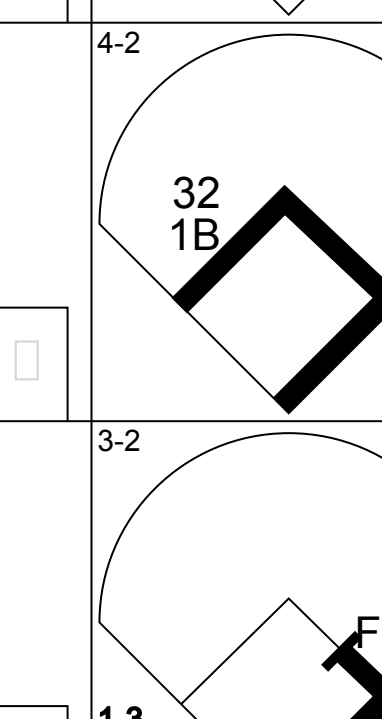
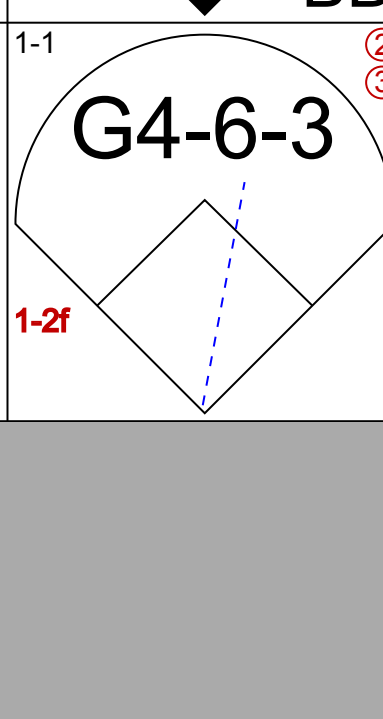
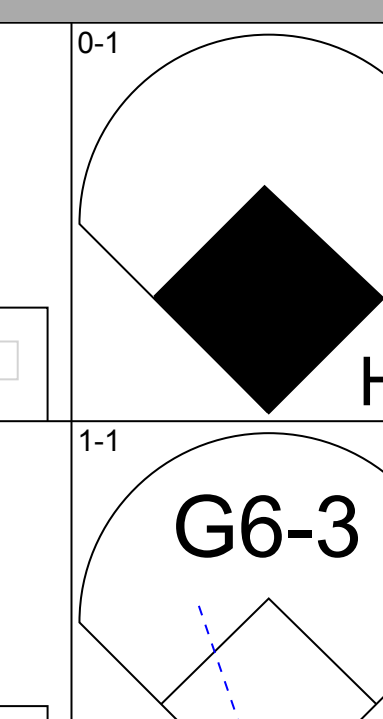
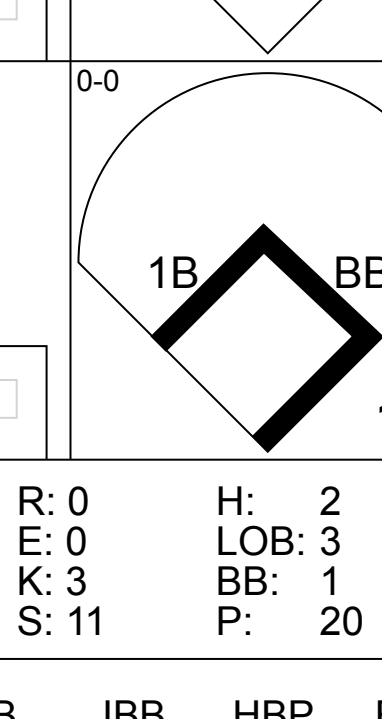
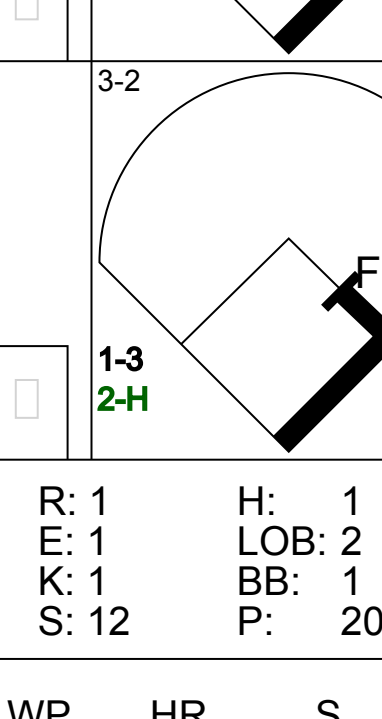
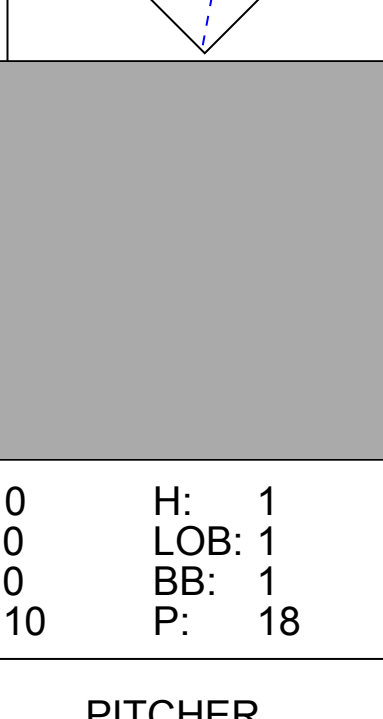
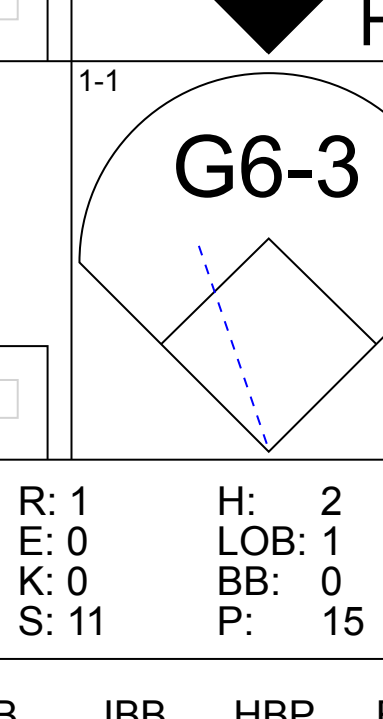
Batter	1	2	3	4	5	6	7	8	9	AB	R	H	RBI	BB	SO	LOB	BOTTOM					
Eric Owens, R (1, 9) OBP: 0.397, SLG: 0.449	0-2 G5-3		0-0 G3-1 1B		2-2 G5-3	2-1 G1-3			4-2 HR BB	4	1	1	0	1	0	0	<b>Arizona Diamondbacks @ San Diego Padres</b> Qualcomm Stadium, San Diego, CA Fri May 12 2000, 10:05 PM EDT Att: 24,391 - Sunny - 72 F					
Al Martin, L (1, 7) OBP: 0.368, SLG: 0.483	0-0 G5-3		0-1 G3-1 1-2		1-2 G1		2-2 F9		0-3 K	5	0	0	0	0	1	3						
Ed Sprague, R (1, 3) OBP: 0.377, SLG: 0.821	3-1 1B		2-2 F7		4-1 BB 1B BB		2-3 K		2-1 1H 2H HR	4	2	2	3	1	1	1						
Phil Nevin, R (1, 5) OBP: 0.350, SLG: 0.535	3-2 F9		0-0 G6-3		2-2 1B BB		3-1 G5-3		1-1 G4-3	5	0	1	0	0	0	2						
Bret Boone, R (1, 4) OBP: 0.340, SLG: 0.437		4-1 FC1-5 BB		1-2 F8	4-1 1-2 2-3 BB			0-2 F9	0-1 G6-3	3	0	0	0	2	0	0						
Carlos Hernandez, R (1, 2) OBP: 0.304, SLG: 0.290		0-0 E6 F9 FC1-5		1-0 1B	1-0 1-2 2-3 1B			0-0 G6-3		4	0	2	1	0	0	1						
Damian Jackson, R (1, 6) OBP: 0.392, SLG: 0.496		0-0 FC1-5 1-2 2-3		0-0 F9	0-0 P6			2-1 1B		4	0	1	0	0	0	6						
Ruben Rivera, R (1, 8) OBP: 0.267, SLG: 0.366		0-1 F9		0-0 1B		1-0 F2		1-1 G4-3		3	0	1	0	0	0	2						
Dave Magadan, L (8, PH) OBP: 0.111, SLG: 0.385		1-2 2-3		1-2 1B						1	0	0	0	0	0	1						
29 Kory DeHaan, L (9, 9) OBP: 0.182, SLG: 0.200										0	0	0	0	0	0	0						
Matt Clement, R (1, 1) BP: 0.105, SLG: 0.167		2-3 K		1-1 G4-3		1-2 F8			1-2 HR BB	2	0	0	0	0	1	4						
John Rocko, R (6, PH)										1	0	0	0	0	0	0						
Carlos Almanzar, R (7, 1)										0	0	0	0	0	0	0						
Matt Whisenant, R (8, 1)										0	0	0	0	0	0	0						
Brandon Kolb, R (9, 1)										0	0	0	0	0	0	0						
Chris Gomez, R (9, PH) OBP: 0.508, SLG: 0.316										1	1	1	0	0	0	0						
<b>Inning Stats</b>	R: 0 E: 0 K: 0 S: 10	H: 1 LOB: 1 BB: 0 P: 16	R: 0 E: 1 K: 1 S: 8	H: 0 LOB: 2 BB: 1 P: 14	R: 0 E: 0 K: 0 S: 7	H: 1 LOB: 1 BB: 0 P: 9	R: 0 E: 0 K: 0 S: 8	H: 2 LOB: 2 BB: 0 P: 11	R: 1 E: 0 K: 0 S: 16	H: 2 LOB: 3 BB: 2 P: 32	R: 0 E: 0 K: 0 S: 8	H: 0 LOB: 0 BB: 0 P: 12	R: 0 E: 0 K: 1 S: 10	H: 0 LOB: 0 BB: 0 P: 17	R: 0 E: 0 K: 0 S: 8	H: 1 LOB: 1 BB: 0 P: 11	R: 3 E: 0 K: 1 S: 15	H: 2 LOB: 0 BB: 1 P: 23	1B: 8 2B: 0 3B: 0 HR: 1	SF: 0 SAC: 0 DP: 0 HBP: 0	WP: 0 PB: 0 SB: 0 CS: 0	PA: 41
<b>PITCHER</b>	IP WLS BF H R ER SO BB IBB HBP BLK WP HR S P ERA WHIP																					
Brian Anderson, L (1, 1) ERA: 4.09	7.0 W 31 6 1 1 2 3 0 0 0 0 0 0 8 11 0.00 1.286																					
Mike Morgan, R (8, 1) ERA: 1.73	1.0 4 1 0 0 0 0 0 0 0 0 0 0 8 11 0.00 1.000																					
Greg Swindell, L (9, 1) ERA: 2.76	0.1 4 2 3 3 1 1 0 0 0 0 0 1 11 18 81.00 9.000																					
Byung-Hyun Kim, R (9, 1) ERA: 1.62	0.2 S 2 0 0 0 0 0 0 0 0 0 0 0 4 5 0.00 0.000																					

AB 37  
R 4  
H 9  
RBI 4  
BB 4  
SO 3  
LOB 20





Batter	1	2	3	4	5	6	7	8	9	AB	R	H	RBI	BB	SO	LOB	TOP				
Tony Womack, L (1, 6) OBP: 0.298, SLG: 0.420			 2B						 1B	5	1	2	0	0	1	0	<b>Arizona Diamondbacks @ San Diego Padres</b> Qualcomm Stadium, San Diego, CA Sat May 13 2000, 10:05 PM EDT Att: 44,044 - Sunny - 68 F <a href="http://livebaseballscorecards.com">livebaseballscorecards.com</a>				
Jay Bell, R (1, 4) OBP: 0.439, SLG: 0.529	 1B		 2H				 1B		3	2	2	2	2	0	1						
Luis Gonzalez, L (1, 7) OBP: 0.381, SLG: 0.549	 1-2						 1B	 1B	4	1	1	0	0	1	2						
Erubiel Durazo, L (1, 3) OBP: 0.425, SLG: 0.541 Greg Colbrunn, R (8, PH) OBP: 0.596, SLG: 0.788								 1B	3	0	0	0	0	1	0						
Steve Finley, L (1, 8) OBP: 0.376, SLG: 0.652						 2B		 1B	4	0	1	0	0	1	2						
Travis Lee, L (1, 9) OBP: 0.370, SLG: 0.495	 BB			 2B				 3-H	3	1	1	0	1	1	1						
Kelly Stinnett, R (1, 2) OBP: 0.299, SLG: 0.526	 1-2			 2-H		 2-3			4	0	0	0	0	1	2						
Andy Fox, L (1, 5) OBP: 0.254, SLG: 0.291								 2B	4	1	1	0	0	1	1						
Todd Stottlemyre, L (1, 1) OBP: 0.222, SLG: 0.313 Greg Swindell, L (7, 1) Mike Morgan, R (7, 1) OBP: 0.500, SLG: 0.500									3	0	0	0	0	2	0						
<b>Inning Stats</b>	R: 0 E: 0 K: 1 S: 5	H: 1 LOB: 0 BB: 0 P: 8	R: 0 E: 0 K: 1 S: 12	H: 0 LOB: 1 BB: 22	R: 2 E: 0 K: 1 S: 13	H: 2 LOB: 0 BB: 0 P: 18	R: 1 E: 1 K: 2 S: 13	H: 1 LOB: 1 BB: 0 P: 16	R: 0 E: 0 K: 1 S: 10	H: 0 LOB: 1 BB: 0 P: 16	R: 0 E: 0 K: 1 S: 9	H: 0 LOB: 0 BB: 0 P: 12	R: 2 E: 0 K: 0 S: 8	H: 2 LOB: 0 BB: 1 P: 19	R: 1 E: 0 K: 1 S: 12	H: 2 LOB: 1 BB: 0 P: 16		1B: 4 2B: 4 3B: 0 HR: 1	SF: 0 SAC: 0 DP: 2 HBP: 0	WP: 0 PB: 1 SB: 2 CS: 0	PA: 38
<b>PITCHER</b>	IP	WLS	BF	H	R	ER	SO	BB	IBB	HBP	BLK	WP	HR	S	P	ERA	WHIP				
32 Stan Spencer, R (1, 1) ERA: 2.57	7.0	L	28	5	3	2	9	2	0	0	0	0	1	70	110	2.57	1.000				
Kevin Walker, L (8, 1) ERA: 7.11	1.0		5	2	2	1	0	1	0	0	0	0	0	8	19	9.00	3.000				
Matt Whiteside, R (9, 1) ERA:	1.0		5	2	1	0	1	0	0	0	0	0	0	12	16	0.00	2.000				

Batter	1	2	3	4	5	6	7	8	9	AB	R	H	RBI	BB	SO	LOB	BOTTOM				
Eric Owens, R (1, 9) OBP: 0.397, SLG: 0.447				 1-2			 1B		 1B	5	0	2	0	0	1	3	<b>Arizona Diamondbacks @ San Diego Padres</b> Qualcomm Stadium, San Diego, CA Sat May 13 2000, 10:05 PM EDT Att: 44,044 - Sunny - 68 F <a href="http://livebaseballscorecards.com">livebaseballscorecards.com</a>				
Al Martin, L (1, 7) OBP: 0.367, SLG: 0.476 Ed Sprague, R (7, PH) OBP: 0.365, SLG: 0.793			 BB				 1B		2	0	0	0	1	1	0						
Ryan Klesko, L (1, 3) OBP: 0.352, SLG: 0.518			 1-2				 1-2		5	0	2	0	0	1	1						
Phil Nevin, R (1, 5) OBP: 0.340, SLG: 0.519							 2-3		4	0	0	0	0	3	3						
Bret Boone, R (1, 4) OBP: 0.338, SLG: 0.428								 BB	3	0	0	0	1	1	0						
Carlos Hernandez, R (1, 2) OBP: 0.315, SLG: 0.303				 32 1B		 1B		 1-2	4	1	2	0	0	0	1						
Damian Jackson, R (1, 6) OBP: 0.388, SLG: 0.485						 BB			3	0	0	0	1	1	3						
Ruben Rivera, R (1, 8) OBP: 0.286, SLG: 0.432				 BB		 1-2			3	1	1	1	1	1	2						
32 Stan Spencer, R (1, 1) OBP: 1.000, SLG: 1.000 Dave Magadan, L (7, PH) OBP: 0.375, SLG: 0.357 Kevin Walker, L (8, 1) OBP: 0.333, SLG: 0.333 Matt Whiteside, R (9, 1) 29 Kory DeHaan, L (9, PH) OBP: 0.174, SLG: 0.190			 BB	 1-3					2	0	2	1	0	0	0						
<b>Inning Stats</b>	R: 0 E: 0 K: 1 S: 8	H: 0 LOB: 0 BB: 0 P: 11	R: 0 E: 0 K: 2 S: 11	H: 1 LOB: 1 BB: 0 P: 13	R: 0 E: 0 K: 3 S: 11	H: 2 LOB: 3 BB: 1 P: 20	R: 1 E: 1 K: 1 S: 12	H: 1 LOB: 2 BB: 1 P: 20	R: 0 E: 0 K: 0 S: 10	H: 0 LOB: 0 BB: 1 P: 18	R: 0 E: 0 K: 0 S: 10	H: 2 LOB: 2 BB: 0 P: 18	R: 0 E: 0 K: 1 S: 8	H: 0 LOB: 1 BB: 1 P: 17	R: 1 E: 0 K: 0 S: 11	H: 2 LOB: 1 BB: 0 P: 15		1B: 8 2B: 0 3B: 0 HR: 1	SF: 0 SAC: 0 DP: 1 HBP: 0	WP: 0 PB: 0 SB: 0 CS: 0	PA: 39
<b>PITCHER</b>	IP	WLS	BF	H	R	ER	SO	BB	IBB	HBP	BLK	WP	HR	S	P	ERA	WHIP				
Todd Stottlemyre, R (1, 1) ERA: 4.97	6.0	W	26	5	1	0	8	3	0	0	0	0	0	60	95	0.00	1.333				
Greg Swindell, L (7, 1) ERA: 2.7	0.1	H	2	1	0	0	0	0	0	0	0	0	0	6	10	0.00	3.000				
Mike Morgan, R (7, 1) ERA: 1.38	2.2	S	12	3	1	1	1	1	0	0	0	0	1	23	40	3.38	1.500				



Batter	1	2	3	4	5	6	7	8	9	AB	R	H	RBI	BB	SO	LOB	TOP				
<b>Tony Womack, L</b> OBP: 0.297, SLG: 0.437 (1, 6)										4	1	1	1	0	0	2	<b>Arizona Diamondbacks @ San Diego Padres</b> Qualcomm Stadium, San Diego, CA Sun May 14 2000, 4:05 PM EDT Att: 31,555 - Cloudy - 70 F				
<b>Lenny Harris, L</b> OBP: 0.211, SLG: 0.268 <b>Vicente Padilla, R</b> (8, 1)										4	0	0	0	0	0	2					
<b>Luis Gonzalez, L</b> OBP: 0.378, SLG: 0.538 (1, 7)										3	0	0	0	1	0	1					
<b>Erbiel Durazo, L</b> OBP: 0.411, SLG: 0.520 (1, 3)										4	0	0	0	0	2	1					
<b>Steve Finley, L</b> OBP: 0.373, SLG: 0.641 (1, 8)										4	0	1	0	0	0	0					
<b>Travis Lee, L</b> OBP: 0.366, SLG: 0.481 (1, 9)										3	0	0	0	1	2	0					
<b>Damian Miller, R</b> OBP: 0.354, SLG: 0.617 (1, 2)										3	0	0	0	0	0	3					
<b>Hanley Frias, S</b> OBP: 0.286, SLG: 0.250 (1, 4)										2	0	0	0	1	0	0					
<b>Omar Daal, L</b> OBP: 0.263, SLG: 0.278 <b>Andy Fox, L</b> OBP: 0.250, SLG: 0.286 (8, PH) (8, 5)										1	0	0	0	0	0	0					
<b>Inning Stats</b>	R: 1 E: 0 K: 1 S: 13	H: 2 LOB: 3 BB: 2 P: 25	R: 0 E: 0 K: 0 S: 7	H: 0 LOB: 0 BB: 0 P: 11	R: 0 E: 0 K: 1 S: 4	H: 0 LOB: 0 BB: 0 P: 6	R: 0 E: 0 K: 1 S: 7	H: 0 LOB: 0 BB: 0 P: 8	R: 0 E: 0 K: 0 S: 6	H: 0 LOB: 1 BB: 1 P: 11	R: 0 E: 0 K: 0 S: 4	H: 0 LOB: 0 BB: 0 P: 4	R: 0 E: 1 K: 0 S: 7	H: 0 LOB: 1 BB: 0 P: 11	R: 0 E: 0 K: 2 S: 7	H: 0 LOB: 0 BB: 0 P: 10	1B: 1 2B: 0 3B: 0 HR: 1	SF: 0 SAC: 1 DP: 0 HBP: 0	WP: 0 PB: 0 SB: 0 CS: 0	PA: 33	
<b>PITCHER</b>	IP	WLS	BF	H	R	ER	SO	BB	IBB	HBP	BLK	WP	HR	S	P	ERA	WHIP				
<b>Brian Meadows, R</b> ERA: 3.76 <b>Trevor Hoffman, R</b> ERA: 2.63	(1, 1) (9, 1)	8.0 S	30 3	2 0	1 0	1 0	2 2	3 0	0 0	0 0	0 0	0 0	1 7	55 10	87 10	1.12 0.00	0.625 0.000				

Batter	1	2	3	4	5	6	7	8	9	AB	R	H	RBI	BB	SO	LOB	BOTTOM				
<b>Eric Owens, R</b> OBP: 0.387, SLG: 0.434 (1, 9) (7, 7)										4	0	0	0	0	1	0	<b>Arizona Diamondbacks @ San Diego Padres</b> Qualcomm Stadium, San Diego, CA Sun May 14 2000, 4:05 PM EDT Att: 31,555 - Cloudy - 70 F				
<b>Ruben Rivera, R</b> OBP: 0.283, SLG: 0.417 (1, 8)										4	1	1	0	0	1	0					
<b>Ed Sprague, R</b> OBP: 0.358, SLG: 0.774 (1, 3)										4	1	1	1	0	0	1					
<b>Phil Nevin, R</b> OBP: 0.344, SLG: 0.522 (1, 5)										3	1	1	1	1	1	0					
<b>Bret Boone, R</b> OBP: 0.335, SLG: 0.423 (1, 4)										4	0	1	0	0	1	3					
<b>John Roskos, R</b> OBP: 0.133, SLG: 0.074 <b>29 Kory DeHaan, L</b> OBP: 0.167, SLG: 0.182 (6, FR) (7, 9)										2	0	0	0	1	0	0					
<b>Wiki Gonzalez, R</b> OBP: 0.328, SLG: 0.367 (1, 2)										3	0	0	0	0	0	1					
<b>Chris Gomez, R</b> OBP: 0.444, SLG: 0.318 (1, 6)										3	0	1	0	0	0	2					
<b>Brian Meadows, R</b> OBP: 0.111, SLG: 0.111 <b>Trevor Hoffman, R</b> (9, 1)										3	0	0	0	0	2	1					
<b>Inning Stats</b>	R: 0 E: 0 K: 1 S: 11	H: 1 LOB: 2 BB: 1 P: 23	R: 0 E: 0 K: 0 S: 7	H: 1 LOB: 1 BB: 0 P: 13	R: 0 E: 0 K: 1 S: 6	H: 0 LOB: 0 BB: 0 P: 9	R: 0 E: 0 K: 1 S: 9	H: 0 LOB: 0 BB: 0 P: 12	R: 0 E: 0 K: 1 S: 7	H: 0 LOB: 0 BB: 0 P: 8	R: 3 E: 2 K: 0 S: 15	H: 2 LOB: 2 BB: 1 P: 21	R: 0 E: 0 K: 1 S: 7	H: 0 LOB: 0 BB: 0 P: 10	R: 0 E: 0 K: 1 S: 11	H: 1 LOB: 1 BB: 0 P: 18	1B: 3 2B: 2 3B: 0 HR: 0	SF: 0 SAC: 0 DP: 0 HBP: 0	WP: 0 PB: 0 SB: 0 CS: 0	PA: 33	
<b>PITCHER</b>	IP	WLS	BF	H	R	ER	SO	BB	IBB	HBP	BLK	WP	HR	S	P	ERA	WHIP				
<b>Omar Daal, L</b> ERA: 4.86 <b>Vicente Padilla, R</b> ERA: 1.6	(1, 1) (8, 1)	7.0 L	29 4	4 1	3 0	1 0	5 1	2 0	0 0	0 0	0 0	0 0	0 11	62 18	96 18	1.29 0.00	0.857 1.000				

AB	29
R	1
H	2
RBI	1
BB	3
SO	4
LOB	9




AB	31
R	3
H	5
RBI	2
BB	2
SO	6
LOB	9





Batter	1	2	3	4	5	6	7	8	9	AB	R	H	RBI	BB	SO	LOB	TOP	
Tony Womack, L (1, 6) OBP: 0.295, SLG: 0.432	3-2 1B		1-2 G4-3		1-3 K			1-1 G1-3		4	0	1	0	0	1	0	<b>Arizona Diamondbacks @ Montreal Expos</b> Olympic Stadium, Montreal, QB Tue May 16 2000, 7:05 PM EDT Att: 11,898 - Dome - 72 F <a href="http://livebaseballscorecards.com">livebaseballscorecards.com</a>	
Jay Bell, R (1, 4) OBP: 0.429, SLG: 0.514	2-3 K		3-1 F9			0-2 F8		2-2 G6-3		4	0	0	0	0	1	1		
Luis Gonzalez, L (1, 7) OBP: 0.381, SLG: 0.534	3-1 1B			4-2 FC3-6 1B BB		0-0 F7		1-2 P6		3	0	1	0	1	0	0		
Erubiel Durazo, L (1, 3) OBP: 0.414, SLG: 0.519	2-2 L3			0-0 FC3-6 1B		0-0 L3			0-0 BB BB 1B	4	0	2	0	0	0	2		
Steve Finley, L (1, 8) OBP: 0.370, SLG: 0.638	1-3 K			0-2 FC3-6 FC5-4			1-1 2B		0-1 F8	4	0	1	0	0	1	5		
Travis Lee, L (1, 9) OBP: 0.397, SLG: 0.468		0-3 K		2-3 K			2-1 G1-3		4-2 BB BB	3	0	0	0	0	2	3		
Greg Colbrunn, R (9, PH) OBP: 0.604, SLG: 0.788									1-2 BB BB	0	0	0	0	1	0	0		
Hanley Frías, S (9, PR) OBP: 0.298, SLG: 0.250										0	0	0	0	0	0	0		
Kelly Stinnett, R (1, 2) OBP: 0.297, SLG: 0.506	1-3 K2-3			0-0 FC5-4			1-1 G5-3		4-2 G6-4-3 BB	3	0	0	0	1	1	3		
Lenny Harris, L (1, 5) OBP: 0.213, SLG: 0.257	0-1 G3				2-0 G6-3		4-0 IBB		0-0 G6-4-3	3	0	0	0	1	0	3		
Randy Johnson, R (1, 1) OBP: 0.241, SLG: 0.250			2-1 G1-3		1-0 F8		1-3 K			3	0	0	0	0	1	2		
<b>Inning Stats</b>	R: 0 H: 2 E: 0 K: 2 S: 19	H: 0 LOB: 2 BB: 0 P: 30	R: 0 H: 0 E: 0 K: 2 S: 9	H: 0 LOB: 0 BB: 0 P: 10	R: 0 H: 0 E: 0 K: 0 S: 7	H: 1 LOB: 2 BB: 1 P: 13	R: 0 H: 0 E: 0 K: 1 S: 5	H: 0 LOB: 0 BB: 0 P: 9	R: 0 H: 0 E: 0 K: 0 S: 6	H: 1 LOB: 2 BB: 1 P: 18	R: 0 H: 0 E: 0 K: 0 S: 9	H: 0 LOB: 0 BB: 0 P: 13	R: 0 H: 1 E: 0 K: 0 S: 12	H: 1 LOB: 3 BB: 2 P: 20	1B: 4 2B: 1 3B: 0 HR: 0	SF: 0 SAC: 0 DP: 1 HBP: 0	WP: 0 PB: 0 SB: 1 CS: 1	PA: 35
<b>PITCHER</b>	IP WLS BF H R ER SO BB IBB HBP BLK WP HR S P ERA WHIP	IP WLS BF H R ER SO BB IBB HBP BLK WP HR S P ERA WHIP	IP WLS BF H R ER SO BB IBB HBP BLK WP HR S P ERA WHIP	IP WLS BF H R ER SO BB IBB HBP BLK WP HR S P ERA WHIP	IP WLS BF H R ER SO BB IBB HBP BLK WP HR S P ERA WHIP	IP WLS BF H R ER SO BB IBB HBP BLK WP HR S P ERA WHIP	IP WLS BF H R ER SO BB IBB HBP BLK WP HR S P ERA WHIP	IP WLS BF H R ER SO BB IBB HBP BLK WP HR S P ERA WHIP	IP WLS BF H R ER SO BB IBB HBP BLK WP HR S P ERA WHIP	IP WLS BF H R ER SO BB IBB HBP BLK WP HR S P ERA WHIP	IP WLS BF H R ER SO BB IBB HBP BLK WP HR S P ERA WHIP	IP WLS BF H R ER SO BB IBB HBP BLK WP HR S P ERA WHIP	IP WLS BF H R ER SO BB IBB HBP BLK WP HR S P ERA WHIP	IP WLS BF H R ER SO BB IBB HBP BLK WP HR S P ERA WHIP	IP WLS BF H R ER SO BB IBB HBP BLK WP HR S P ERA WHIP	IP WLS BF H R ER SO BB IBB HBP BLK WP HR S P ERA WHIP	IP WLS BF H R ER SO BB IBB HBP BLK WP HR S P ERA WHIP	
Javier Vazquez, R (1, 1) ERA: 2.75	8.0	W	31	5	0	0	7	1	1	0	0	0	0	0	0	0	0.00	0.750
Steve Kline, L (9, 1)	0.1	H	1	0	0	0	0	0	0	0	0	0	0	0	0	0	0.00	0.000
Dustin Hermanson, R (9, 1) ERA: 5.28	0.2	S	3	0	0	0	0	2	0	0	0	0	0	0	0	0	0.00	3.000

Batter	1	2	3	4	5	6	7	8	9	AB	R	H	RBI	BB	SO	LOB	BOTTOM			
Wilton Guerrero, S (1, 8) OBP: 0.293, SLG: 0.250	0-2 F9		1-2 G4-3			2-2 1B		2-0 G6-3		3	0	1	0	0	0	1	<b>Arizona Diamondbacks @ Montreal Expos</b> Olympic Stadium, Montreal, QB Tue May 16 2000, 7:05 PM EDT Att: 11,898 - Dome - 72 F <a href="http://livebaseballscorecards.com">livebaseballscorecards.com</a>			
Terry Jones, S (8, 8) OBP: 0.280, SLG: 0.261								1-2		1	0	0	0	0	0	1				
Jose Vidro, S (1, 4) OBP: 0.423, SLG: 0.589	1-1 L5			1-3 K		0-3 K				3	0	0	0	0	2	1				
Rondell White, R (1, 7) OBP: 0.367, SLG: 0.520	1-3 K			1-3 K			3-2 HR			3	1	1	1	0	2	0				
Vladimir Guerrero, R (1, 9) OBP: 0.451, SLG: 0.701		0-0 F9		0-1 F7			0-3 K			3	0	0	0	0	1	0				
Chris Widger, R (1, 2) OBP: 0.355, SLG: 0.564	1-3 K				0-1 G4-3		1-3 K			3	0	0	0	0	2	0				
Lee Stevens, L (1, 3) OBP: 0.390, SLG: 0.549	0-3 K				1-3 K		0-3 K			3	0	0	0	0	3	0				
Orlando Cabrera, R (1, 6) OBP: 0.278, SLG: 0.423			2-1 F4		1-1 F2			0-1 E 1B 1B		3	1	1	0	0	0	0				
Mike Mordecai, R (1, 5) OBP: 0.412, SLG: 0.882			2-2 G5-3			3-3 K		2-2 CS 1B		3	0	1	1	0	1	0				
Javier Vazquez, R (1, 1) OBP: 0.198, SLG: 0.167			1-0 2B			1-1 G1-3		1-3 K		3	0	1	0	0	1	1				
Steve Kline, S (9, 1)										0	0	0	0	0	0	0				
Dustin Hermanson, R (9, 1) OBP: 0.189, SLG: 0.133										0	0	0	0	0	0	0				
<b>Inning Stats</b>	R: 0 H: 0 E: 0 K: 1 S: 8	H: 0 LOB: 0 BB: 0 P: 10	R: 0 H: 0 E: 0 K: 2 S: 7	H: 0 LOB: 0 BB: 0 P: 8	R: 0 H: 1 E: 0 K: 0 S: 10	H: 1 LOB: 1 BB: 0 P: 16	R: 0 H: 0 E: 0 K: 2 S: 8	H: 0 LOB: 0 BB: 0 P: 10	R: 0 H: 0 E: 0 K: 1 S: 7	H: 0 LOB: 0 BB: 0 P: 9	R: 0 H: 1 E: 0 K: 2 S: 15	H: 1 LOB: 1 BB: 0 P: 21	R: 1 H: 1 E: 0 K: 3 S: 12	H: 1 LOB: 0 BB: 0 P: 16	R: 1 H: 2 E: 1 K: 1 S: 9	H: 2 LOB: 0 BB: 0 P: 14	1B: 3 2B: 1 3B: 0 HR: 1	SF: 0 SAC: 0 DP: 0 HBP: 0	WP: 0 PB: 0 SB: 0 CS: 1	PA: 28
<b>PITCHER</b>	IP WLS BF H R ER SO BB IBB HBP BLK WP HR S P ERA WHIP	IP WLS BF H R ER SO BB IBB HBP BLK WP HR S P ERA WHIP	IP WLS BF H R ER SO BB IBB HBP BLK WP HR S P ERA WHIP	IP WLS BF H R ER SO BB IBB HBP BLK WP HR S P ERA WHIP	IP WLS BF H R ER SO BB IBB HBP BLK WP HR S P ERA WHIP	IP WLS BF H R ER SO BB IBB HBP BLK WP HR S P ERA WHIP	IP WLS BF H R ER SO BB IBB HBP BLK WP HR S P ERA WHIP	IP WLS BF H R ER SO BB IBB HBP BLK WP HR S P ERA WHIP	IP WLS BF H R ER SO BB IBB HBP BLK WP HR S P ERA WHIP	IP WLS BF H R ER SO BB IBB HBP BLK WP HR S P ERA WHIP	IP WLS BF H R ER SO BB IBB HBP BLK WP HR S P ERA WHIP	IP WLS BF H R ER SO BB IBB HBP BLK WP HR S P ERA WHIP	IP WLS BF H R ER SO BB IBB HBP BLK WP HR S P ERA WHIP	IP WLS BF H R ER SO BB IBB HBP BLK WP HR S P ERA WHIP	IP WLS BF H R ER SO BB IBB HBP BLK WP HR S P ERA WHIP	IP WLS BF H R ER SO BB IBB HBP BLK WP HR S P ERA WHIP	IP WLS BF H R ER SO BB IBB HBP BLK WP HR S P ERA WHIP			
Randy Johnson, L (1, 1) ERA: 0.97	8.0	L	28	5	2	1	12	0	0	0	0	0	0	0	0	0	1.12	0.625		









Batter	1	2	3	4	5	6	7	8	9	AB	R	H	RBI	BB	SO	LOB	TOP			
Tony Womack, L (1,6) OBP: 0.304, SLG: 0.455	1-1 BB 2B	4-1 S 2B BB		0-1 F7		2-1 G6-3			0-1 SH5-4 SF7 2B	4	3	2	0	1	0	0	<b>Arizona Diamondbacks @ Montreal Expos</b> Olympic Stadium, Montreal, QB Thu May 18 2000, 7:05 PM EDT Att: 11,073 - Dome - 72 F			
Jay Bell, R (1,4) OBP: 0.424, SLG: 0.503	1-2 F8	3-1 1-H 1B 2B		0-2 G6-3			4-0 1B BB	4-0 SF7 SH5-4 1B BB	3	2	1	1	2	0	1					
Luis Gonzalez, L (1,7) OBP: 0.388, SLG: 0.532	4-1 2B 1B BB	2-2 2-H 1B		1-1 G4-3			2-1 1B	0-0 SH5-4 1-2 2-3	3	1	2	1	1	0	0					
Erbiel Durazo, L (1,3) OBP: 0.410, SLG: 0.514 Greg Colbrunn, R (7,PH) OBP: 0.608, SLG: 0.771	1-1 1B 2B	0-0 G4-3			4-0 G3 BB		2-3 K	4-0 1B IBB	2	1	1	1	1	0	1					
Steve Finley, L (1,8) OBP: 0.370, SLG: 0.665	1-2 F2		3-1 HR		1-3 K		1-1 F9	1-1 SF7 2-3 3-H	4	1	1	2	0	1	5					
Travis Lee, L (1,9) OBP: 0.353, SLG: 0.457	0-0 1B		1-1 F9		2-1 G3 1-2		1-3 K	0-0 1B 1-3 3-H	5	0	2	3	0	1	3					
Kelly Stinnett, R (1,2) OBP: 0.299, SLG: 0.494	0-2 F2		1-2 1B		1-2 G6-3			0-0 P3 0-3 K	5	0	1	0	0	1	4					
Andy Fox, L (1,5) OBP: 0.239, SLG: 0.270		1-1 G3	1-0 P6			2-1 F9		3-2 G4-3	4	0	0	0	0	0	1					
Brian Anderson, R (1,1) OBP: 0.105, SLG: 0.111 Mike Morgan, R (6,PH) OBP: 0.500, SLG: 0.500 Lenny Harris, L (6,PH) OBP: 0.205, SLG: 0.247 Byung-Hyun Kim, R (8,1)		0-0 F7	1-0 G4-3			0-0 F7		0-1 F7	3	0	0	0	0	0	1					
<b>Inning Stats</b>	R: 3 E: 0 K: 0 S: 15	H: 3 LOB: 1 BB: 1 P: 23	R: 2 E: 0 K: 0 S: 10	H: 2 LOB: 1 BB: 1 P: 20	R: 1 E: 0 K: 0 S: 9	H: 2 LOB: 1 BB: 0 P: 16	R: 0 E: 0 K: 0 S: 8	H: 0 LOB: 0 BB: 0 P: 9	R: 0 E: 0 K: 1 S: 8	H: 0 LOB: 0 BB: 1 P: 16	R: 0 E: 0 K: 2 S: 10	H: 1 LOB: 2 BB: 1 P: 20	R: 0 E: 0 K: 0 S: 6	H: 0 LOB: 0 BB: 0 P: 9	R: 2 E: 0 K: 1 S: 9	H: 2 LOB: 2 BB: 2 P: 18		1B: 6 2B: 3 3B: 0 HR: 1	SF: 1 SAC: 1 DP: 0 HBP: 0	WP: 0 PB: 0 SB: 1 CS: 1
<b>PITCHER</b>	IP WLS BF H R ER SO BB IBB HBP BLK WP HR S P ERA WHIP																			
Mike Thurman, R (1,1) ERA: 7.71	1.2 12 5 5 5 0 2 0 0 0 0 0 24 42 27.00 4.200																			
Felipe Lira, R (2,1) ERA: 9.31	3.1 13 2 1 1 1 1 0 0 0 0 1 26 42 2.70 0.900																			
Mike Johnson, R (6,1) ERA: 5.4	1.0 3 0 0 0 0 0 0 0 0 0 0 5 9 0.00 0.000																			
Steve Kline, L (7,1) ERA: 1.13	1.0 L 5 1 2 2 0 1 0 0 0 0 0 8 15 18.00 2.000																			
Anthony Telford, R (8,1) ERA: 5.99																				
<b>PITCHER</b>	IP WLS BF H R ER SO BB IBB HBP BLK WP HR S P ERA WHIP																			
Matt Blank, L (9,1) ERA: 5.14	1.0 5 1 0 0 1 0 0 0 0 0 1 26 42 2.70 0.900																			

Batter	1	2	3	4	5	6	7	8	9	AB	R	H	RBI	BB	SO	LOB	BOTTOM					
Wilton Guerrero, S (1,8) OBP: 0.289, SLG: 0.325 Anthony Telford, R (8,1) Matt Blank, L (9,1) Geoff Blum, S (9,6) OBP: 0.282, SLG: 0.324	3-2 G5-3		1-2 G6-3			0-1 HR			1-1 G6-3	4	1	1	1	0	0	0	<b>Arizona Diamondbacks @ Montreal Expos</b> Olympic Stadium, Montreal, QB Thu May 18 2000, 7:05 PM EDT Att: 11,073 - Dome - 72 F					
Orlando Cabrera, R (1,6) OBP: 0.276, SLG: 0.420	1-1 F9		1-1 F8		0-0 G1-3			1-0 F8	4	0	0	0	0	0	0							
Rondell White, R (1,7) OBP: 0.365, SLG: 0.515	2-2 HR 1B		2-3 K			1-3 K		0-3 K	4	1	1	0	0	3	0							
Vladimir Guerrero, R (1,9) OBP: 0.463, SLG: 0.768	0-0 HR 1-H			2-3 K		0-0 G4-3 3B		2-3 K	4	2	2	2	0	2	0							
Jose Vidro, S (1,4) OBP: 0.436, SLG: 0.631	0-1 G4-3		1-2 HR			1-1 G4-3		0-2 DI 1B	4	1	2	2	0	0	0							
Lee Stevens, L (1,3) OBP: 0.374, SLG: 0.542		0-1 L8		2-2 F9		2-1 HR		1-0 P6	4	1	1	1	0	0	1							
Chris Widger, R (1,2) OBP: 0.341, SLG: 0.530		1-0 G6-3		1-0 G4-3		0-1 G6-3		2-3 K	4	0	0	0	0	1	1							
Trace Coquilllette, R (1,5) OBP: 0.340, SLG: 0.458 Peter Bergeron, L (8,8) OBP: 0.289, SLG: 0.331		1-2 1B			1-2 F3		1-1 F7	4-2 1-2 BB	3	0	1	0	0	0	0							
Mike Thurman, R (1,1) Felipe Lira, R (2,1) Terry Jones, S (5,PH) Mike Johnson, R (6,1) Steve Kline, L (7,1) Andy Tracy, L (7,PH) Mike Mordecai, R (8,5)		1-3 K		1-1 F2			2-2 G4-3	1-3 K	0	0	0	0	0	0	0							
<b>Inning Stats</b>	R: 2 E: 0 K: 0 S: 11	H: 2 LOB: 0 BB: 0 P: 17	R: 0 E: 0 K: 1 S: 9	H: 1 LOB: 0 BB: 0 P: 12	R: 0 E: 0 K: 1 S: 9	H: 0 LOB: 0 BB: 0 P: 13	R: 1 E: 0 K: 1 S: 10	H: 1 LOB: 0 BB: 0 P: 16	R: 1 E: 0 K: 0 S: 8	H: 1 LOB: 0 BB: 0 P: 10	R: 2 E: 0 K: 1 S: 10	H: 2 LOB: 0 BB: 0 P: 14	R: 0 E: 0 K: 2 S: 7	H: 0 LOB: 0 BB: 0 P: 11	R: 0 E: 0 K: 2 S: 8	H: 0 LOB: 0 BB: 0 P: 11		R: 0 E: 0 K: 2 S: 14	H: 1 LOB: 2 BB: 1 P: 22	1B: 3 2B: 0 3B: 1 HR: 4	SF: 0 SAC: 0 DP: 0 HBP: 0	WP: 0 PB: 0 SB: 0 CS: 0
<b>PITCHER</b>	IP WLS BF H R ER SO BB IBB HBP BLK WP HR S P ERA WHIP																					
Brian Anderson, L (1,1) ERA: 4.71	5.2 24 7 6 6 4 0 0 0 0 0 4 55 80 9.53 1.235																					
Mike Morgan, R (6,1) ERA: 1.8	1.1 4 0 0 0 0 0 0 0 0 0 0 9 13 0.00 0.000																					
Byung-Hyun Kim, R (8,1) ERA: 1.45	2.0 W 8 1 0 0 4 1 0 0 0 0 0 22 33 0.00 1.000																					



Batter	1	2	3	4	5	6	7	8	9	AB	R	H	RBI	BB	SO	LOB	TOP										
Tony Womack, L (1,6) OBP: 0.307, SLG: 0.453	0-1 S 1B	0-2 G6-3			1-2 P6		0-1 2B 1B		3-3 K	5	0	2	0	0	1	2											
Jay Bell, R (1,4) OBP: 0.436, SLG: 0.520	4-1 1-2 BB		3-2 CS 1B		1-1 FC5 SF8 2-3 1B		1-1 1-H 2B			3	0	3	0	1	0	0											
Luis Gonzalez, L (1,7) OBP: 0.380, SLG: 0.522	2-2 F9		0-1 P6		0-1 SF8			1-3 K		3	0	0	1	0	1	3											
Erubiel Durazo, L (1,3) OBP: 0.401, SLG: 0.500 Greg Colbrunn, R (8,PH) OBP: 0.596, SLG: 0.750	2-3 K		1-0 F9		1-0 FC5			1-0 G6-3		3	0	0	0	0	1	4											
Steve Finley, L (1,8) OBP: 0.367, SLG: 0.652	2-0 G3		0-2 CS	1-3 K				3-2 S HBP		3	0	0	0	0	2	2											
Travis Lee, L (1,9) OBP: 0.388, SLG: 0.454		1-1 S 1B		4-2 BB				0-3 K		3	1	1	0	1	1	1											
Damian Miller, R (1,2) OBP: 0.329, SLG: 0.552		4-2 S 1B BB		1-0 F7				2-3 K		3	1	0	0	1	1	1											
Lenny Harris, L (1,5) OBP: 0.207, SLG: 0.247		0-1 F8		1-0 P5				2-2 G6-3		4	0	1	0	0	0	3											
Todd Stottlemyre, L (1,1) OBP: 0.300, SLG: 0.444 Hanley Frías, S (7,PH) OBP: 0.297, SLG: 0.231 Vicente Padilla, R (7,1) Bernard Gilkey, R (9,PH) OBP: 0.255, SLG: 0.325		2-2 1-H 2-H 1B		2-1 1B SF8 2B				1-1 G5-3		2	1	2	2	0	0	0											
<b>Inning Stats</b>	R: 0 E: 0 K: 1 S: 10	H: 1 LOB: 2 BB: 1 P: 20	R: 2 E: 0 K: 0 S: 14	H: 2 LOB: 0 BB: 1 P: 21	R: 0 E: 0 K: 1 S: 8	H: 1 LOB: 0 BB: 0 P: 12	R: 0 E: 0 K: 1 S: 8	H: 0 LOB: 1 BB: 1 P: 15	R: 1 E: 0 K: 0 S: 11	H: 2 LOB: 1 BB: 0 P: 16	R: 0 E: 0 K: 2 S: 17	H: 0 LOB: 0 BB: 0 P: 23	R: 0 E: 0 K: 1 S: 10	H: 2 LOB: 2 BB: 0 P: 14	R: 0 E: 0 K: 2 S: 10	H: 0 LOB: 1 BB: 0 P: 15	R: 0 E: 0 K: 1 S: 14	H: 1 LOB: 1 BB: 0 P: 24	1B: 7 2B: 2 3B: 0 HR: 0	SF: 1 SAC: 0 DP: 0 HBP: 1	WP: 0 PB: 0 SB: 0 CS: 7	PA: 38					
<b>PITCHER</b>	IP	WLS	BF	H	R	ER	SO	BB	IBB	HBP	BLK	WP	HR	S	P	ERA	WHIP										
Bobby Jones, R (1,1) ERA: 10.66	6.0	W	25	6	3	3	4	3	0	0	0	0	0	68	107	4.50	1.500										
Turk Wendell, R (7,1) ERA: 3.42	1.0	H	4	2	0	0	0	0	0	0	0	0	0	10	14	0.00	2.000										
John Franco, L (8,1) ERA: 3.32	1.0	H	4	0	0	0	2	0	0	1	0	0	0	10	15	0.00	0.000										
Armando Benitez, R (9,1) ERA: 5.09	1.0	S	4	1	0	0	2	0	0	0	0	0	0	14	24	0.00	1.000										

Arizona Diamondbacks @ New York Mets  
Shea Stadium, Flushing, NY  
Fri May 19 2000, 7:10 PM EDT  
Att: 25,292 - Overcast - 48 F

AB 32  
R 3  
H 9  
RBI 3  
BB 3  
SO 8  
LOB 17



Batter	1	2	3	4	5	6	7	8	9	AB	R	H	RBI	BB	SO	LOB	BOTTOM										
Jon Nunnally, L (1,8) OBP: 0.355, SLG: 0.426	0-3 K		0-1 BB 1B		1-0 P6		3-2 F7			4	0	1	0	0	1	0											
Derek Bell, R (1,9) OBP: 0.426, SLG: 0.554	1-3 K		4-1 G6-3 BB		1-1 31 HR 1B		1-3 K			3	1	1	0	1	2	0											
Edgardo Alfonzo, R (1,4) OBP: 0.462, SLG: 0.549	0-0 1B		0-0 G6-3		1-1 F9			0-2 G4-3 2B		4	0	2	0	0	0	4											
31 Mike Piazza, R (1,2) OBP: 0.413, SLG: 0.732	2-3 K			1-3 K	1-0 1-H HR			0-3 K		4	1	1	2	0	3	2											
Robin Ventura, L (1,5) OBP: 0.347, SLG: 0.503		4-2 CS BB		2-2 2B G4-3 1B	1-0 F7			4-0 G4-3 IBB		2	1	1	0	2	0	0											
Todd Zeile, R (1,3) OBP: 0.383, SLG: 0.486 Armando Benitez, R (9,1)		3-3 K		0-0 G4-3 1B 2B				0-1 G4-3		4	1	1	0	0	1	3											
Mark Johnson, L (1,7) Jay Payton, R (7,8) OBP: 0.276, SLG: 0.352		2-3 K		0-0 G4-3				3-2 F8		3	0	0	1	0	1	1											
Rey Ordóñez, R (1,6) OBP: 0.290, SLG: 0.224				2-3 3-H				0-0 G6-3		3	0	1	1	0	0	0											
Bobby Jones, R (1,1) Turk Wendell, L (7,1) Joe McEwing, R (7,PH) John Franco, L (8,1) Matt Franco, L (9,3) OBP: 0.282, SLG: 0.139			1-1 BB 1B		3-H 1B			0-3 K		2	0	0	0	0	2	2											
<b>Inning Stats</b>	R: 0 E: 0 K: 3 S: 10	H: 1 LOB: 1 BB: 0 P: 13	R: 0 E: 0 K: 2 S: 10	H: 0 LOB: 0 BB: 1 P: 19	R: 0 E: 1 K: 1 S: 9	H: 1 LOB: 2 BB: 1 P: 15	R: 2 E: 0 K: 2 S: 16	H: 3 LOB: 1 BB: 0 P: 22	R: 2 E: 0 K: 0 S: 7	H: 2 LOB: 0 BB: 0 P: 12	R: 0 E: 0 K: 0 S: 10	H: 0 LOB: 0 BB: 0 P: 16	R: 0 E: 0 K: 2 S: 11	H: 0 LOB: 0 BB: 0 P: 15	R: 0 E: 0 K: 1 S: 9	H: 1 LOB: 2 BB: 1 P: 13	1B: 5 2B: 3 3B: 0 HR: 1	SF: 0 SAC: 0 DP: 2 HBP: 0	WP: 0 PB: 0 SB: 0 CS: 1	PA: 34							
<b>PITCHER</b>	IP	WLS	BF	H	R	ER	SO	BB	IBB	HBP	BLK	WP	HR	S	P	ERA	WHIP										
Todd Stottlemyre, R (1,1) ERA: 4.74	6.0	L	26	7	4	4	8	2	0	0	0	0	0	62	97	6.00	1.500										
Vicente Padilla, R (7,1) ERA: 1.0	2.0		8	1	0	0	3	0	1	0	0	0	0	20	28	0.00	0.500										

Arizona Diamondbacks @ New York Mets  
Shea Stadium, Flushing, NY  
Fri May 19 2000, 7:10 PM EDT  
Att: 25,292 - Overcast - 48 F

AB 31  
R 4  
H 8  
RBI 4  
BB 3  
SO 11  
LOB 14









Batter	1	2	3	4	5	6	7	8	9	AB	R	H	RBI	BB	SO	LOB	TOP										
<b>Tony Womack, L</b> OBP: 0.306, SLG: 0.444 (1, 6)	P5		1B		F7		F8		G4-3	5	1	1	0	0	0	0	<b>Arizona Diamondbacks @ New York Mets</b> Shea Stadium, Flushing, NY Sun May 21 2000, 1:10 PM EDT Att: 38,826 - Cloudy - 56 F										
<b>Jay Bell, R</b> OBP: 0.426, SLG: 0.503 (1, 4)	K		1B		G6-3		G3-1		K	5	1	1	0	0	2	0											
<b>Luis Gonzalez, L</b> OBP: 0.390, SLG: 0.521 (1, 7)	1B		1B				G4-3			3	1	2	1	0	0	0											
<b>Erbiel Durazo, L</b> OBP: 0.397, SLG: 0.492 <b>Greg Colbrunn, R</b> OBP: 0.603, SLG: 0.805 (8, PH) (8, 3)	FC6-4		1B		F9				K	3	0	1	0	0	0	3											
<b>Steve Finley, L</b> OBP: 0.376, SLG: 0.673 (1, 8)	1B		1B		G3-1					4	2	3	3	0	0	1											
<b>Travis Lee, L</b> OBP: 0.352, SLG: 0.472 (1, 9)	FC6-4		1B		G6-3					4	1	1	2	0	1	3											
<b>Damian Miller, R</b> OBP: 0.333, SLG: 0.542 (1, 2)					L8		F9			4	0	1	0	0	0	0											
<b>Andy Fox, L</b> OBP: 0.236, SLG: 0.265 (1, 5)					K		G3-1		F8	4	0	0	0	0	1	1											
<b>Randy Johnson, R</b> OBP: 0.219, SLG: 0.226 <b>Mike Morgan, R</b> OBP: 0.500, SLG: 0.500 <b>Dan Plesac, L</b> (8, PH) (8, 1)					G4-3				G4-3	3	0	0	0	0	1	0											
<b>Lenny Harris, L</b> OBP: 0.202, SLG: 0.241 <b>Byung-Hyun Kim, R</b> (9, 1)										0	0	0	0	0	0	0											
<b>Inning Stats</b>	R: 1 E: 0 K: 1 S: 18	H: 3 LOB: 2 BB: 0 P: 26	R: 0 E: 0 K: 1 S: 7	H: 0 LOB: 0 BB: 0 P: 10	R: 2 E: 0 K: 0 S: 16	H: 3 LOB: 1 BB: 0 P: 19	R: 0 E: 0 K: 1 S: 7	H: 0 LOB: 0 BB: 0 P: 8	R: 0 E: 0 K: 0 S: 8	H: 2 LOB: 0 BB: 0 P: 10	R: 0 E: 0 K: 0 S: 7	H: 0 LOB: 0 BB: 0 P: 11	R: 1 E: 0 K: 2 S: 15	H: 2 LOB: 1 BB: 0 P: 21	R: 0 E: 0 K: 1 S: 8	H: 0 LOB: 0 BB: 0 P: 13	1B: 8 2B: 0 3B: 0 HR: 2	SF: 0 SAC: 0 DP: 0 HBP: 1	WP: 0 PB: 0 SB: 0 CS: 0	PA: 38							
<b>PITCHER</b>	IP	WLS	BF	H	R	ER	SO	BB	IBB	HBP	BLK	WP	HR	S	P	ERA	WHIP										
<b>Rick Reed, R</b> ERA: 3.71 (1, 1)	7.0		30	8	5	5	3	0	0	1	0	0	1	70	100	6.43	1.143										
<b>Dennis Cook, L</b> ERA: 6.16 (8, 1)	1.0		5	2	1	1	2	0	0	0	0	0	1	15	21	9.00	2.000										
<b>Turk Wendell, R</b> ERA: 3.29 (9, 1)	1.0	W	3	0	0	0	1	0	0	0	0	0	0	8	13	0.00	0.000										
Batter	1	2	3	4	5	6	7	8	9	AB	R	H	RBI	BB	SO	LOB	BOTTOM										
<b>Joe McEwing, R</b> OBP: 0.357, SLG: 0.600 (1, 7) (9, 8)	2B	G6-3			2B				S	4	3	3	1	1	0	1	<b>Arizona Diamondbacks @ New York Mets</b> Shea Stadium, Flushing, NY Sun May 21 2000, 1:10 PM EDT Att: 38,826 - Cloudy - 56 F										
<b>Derek Bell, R</b> OBP: 0.426, SLG: 0.554 (1, 9)	2B	G6-3			K		K		1B	5	1	2	2	0	2	2											
<b>Edgardo Alfonzo, R</b> OBP: 0.458, SLG: 0.589 (1, 4)	2B				F8		K			4	1	2	2	0	1	1											
<b>31 Mike Piazza, R</b> OBP: 0.414, SLG: 0.737 (1, 2)	G5-3				HR		IBB		G5-3	3	1	1	1	1	0	1											
<b>Todd Zeile, R</b> OBP: 0.379, SLG: 0.473 (1, 3)	BB				K		K		G1	3	0	0	0	1	2	2											
<b>Jay Payton, R</b> OBP: 0.267, SLG: 0.337 <b>Jon Nunnally, L</b> OBP: 0.351, SLG: 0.419 (8, PH) (9, 7)	K				K		K		K	3	0	0	0	0	3	2											
<b>20 Kurt Abbott, R</b> OBP: 0.259, SLG: 0.275 <b>Robin Ventura, L</b> OBP: 0.351, SLG: 0.527 (6, PH) (9, 5)	F2				K		K		HR	3	0	0	0	0	2	2											
<b>Rey Ordenez, R</b> OBP: 0.303, SLG: 0.246 (1, 6)		SH1-4			K		F9		BB	3	0	1	0	1	1	0											
<b>Rick Reed, R</b> OBP: 0.211, SLG: 0.176 <b>Benny Agbayani, R</b> OBP: 0.345, SLG: 0.444 <b>Dennis Cook, L</b> (8, PH) <b>Mark Johnson, L</b> (8, PH) <b>Turk Wendell, L</b> (9, 1)		SH1-4			K				K	1	0	0	0	0	1	0											
<b>Inning Stats</b>	R: 2 E: 0 K: 1 S: 13	H: 3 LOB: 1 BB: 1 P: 23	R: 0 E: 0 K: 0 S: 8	H: 1 LOB: 0 BB: 0 P: 12	R: 1 E: 0 K: 2 S: 11	H: 1 LOB: 0 BB: 0 P: 16	R: 0 E: 0 K: 3 S: 10	H: 0 LOB: 0 BB: 0 P: 16	R: 0 E: 0 K: 2 S: 11	H: 0 LOB: 0 BB: 0 P: 16	R: 2 E: 0 K: 2 S: 13	H: 2 LOB: 0 BB: 0 P: 18	R: 1 E: 0 K: 2 S: 12	H: 1 LOB: 1 BB: 1 P: 21	R: 1 E: 0 K: 0 S: 7	H: 1 LOB: 1 BB: 1 P: 14		1B: 1 2B: 5 3B: 0 HR: 4	SF: 0 SAC: 1 DP: 0 HBP: 0	WP: 0 PB: 0 SB: 1 CS: 0	PA: 38						
<b>PITCHER</b>	IP	WLS	BF	H	R	ER	SO	BB	IBB	HBP	BLK	WP	HR	S	P	ERA	WHIP										
<b>Randy Johnson, L</b> ERA: 1.44 (1, 1)	6.2		30	8	5	5	13	1	0	0	0	0	1	10	19	9.00	2.000										
<b>Mike Morgan, R</b> ERA: 2.03 (7, 1)	1.0		5	1	1	1	1	1	0	0	0	0	1	10	19	9.00	2.000										
<b>Dan Plesac, L</b> ERA: 3.6 (8, 1)	0.1		1	0	0	0	1	0	0	0	0	0	0	3	5	0.00	0.000										
<b>Byung-Hyun Kim, R</b> ERA: 1.93 (9, 1)	0.0	L	2	1	1	1	0	1	0	0	0	0	0	7	14	∞	∞										



Batter	1	2	3	4	5	6	7	8	9	AB	R	H	RBI	BB	SO	LOB	TOP										
Warren Morris, L (1,4) OBP: 0.348, SLG: 0.291	0-0 18 3B 1B	2-2 L6			0-2 F7			1-2 G5-4-3 1-2f		4	0	1	0	0	0	3											
18 Jason Kendall, R (1,2) OBP: 0.466, SLG: 0.483	1 SAFE 0-1 SF8 1-2 3B		1-2 F8			1-2 G5-4-3 1B			4-2 G3-1 BB	3	1	2	0	1	0	0											
Wil Cordero, R (1,7) OBP: 0.331, SLG: 0.514	2-1 SF8		1-2 G5-4-3 1B			1-0 F5			1-1 G3-1	3	0	1	1	0	0	2											
Brian Giles, L (1,8) OBP: 0.429, SLG: 0.665	3-H 3-2 1B		1-0 G5-4-3 1-2f			0-0 G5-4-3 1-2f			0-2 F7	4	0	1	0	0	0	3											
Kevin Young, R (1,3) OBP: 0.282, SLG: 0.428	1-3 K			0-0 P4			2-1 G5-3		0-0 P1	4	0	0	0	0	1	2											
Bruce Aven, R (1,9) OBP: 0.288, SLG: 0.464				0-1 G4-3			3-3 K			3	0	1	0	0	1	0											
Josias Manzanillo, R (7,1)		FC2-5 1B								0	0	0	0	0	0	0											
Pat Meares, R (1,6) OBP: 0.289, SLG: 0.381		2-1 P4		0-3 K			0-0 G4-3			3	0	0	0	0	1	1											
Mike Benjamin, R (1,5) OBP: 0.413, SLG: 0.521		1-2 FC2-5 1B		1-0 G5-3			2-1 F8			3	0	1	0	0	0	0											
Jimmy Anderson, L (1,1) OBP: 0.154, SLG: 0.231		1-2 FC2-5 1B		0-1 G6-3			0-1 G5-4-3 1B			2	0	0	0	0	0	2											
Rich Loiselle, R (5,1)		FC2-5								0	0	0	0	0	0	0											
Adrian Brown, S (7,9) OBP: 0.311, SLG: 0.458		1-2 2-3f								1	0	1	0	0	0	0											
<b>Inning Stats</b>	R: 1 E: 0 K: 1 S: 11	H: 3 LOB: 1 BB: 0 P: 17	R: 0 E: 0 K: 0 S: 10	H: 2 LOB: 2 BB: 0 P: 16	R: 0 E: 0 K: 0 S: 7	H: 1 LOB: 0 BB: 0 P: 10	R: 0 E: 0 K: 1 S: 6	H: 0 LOB: 0 BB: 0 P: 6	R: 0 E: 0 K: 0 S: 6	H: 1 LOB: 0 BB: 0 P: 8	R: 0 E: 0 K: 1 S: 7	H: 0 LOB: 0 BB: 0 P: 12	R: 0 E: 0 K: 0 S: 7	H: 1 LOB: 1 BB: 1 P: 10	R: 0 E: 0 K: 0 S: 11	H: 0 LOB: 1 BB: 1 P: 16	1B: 7 2B: 0 3B: 1 HR: 0	SF: 1 SAC: 0 DP: 3 HBP: 0	WP: 0 PB: 0 SB: 0 CS: 0	PA: 32							
<b>PITCHER</b>	IP	WLS	BF	H	R	ER	SO	BB	IBB	HBP	BLK	WP	HR	S	P	ERA	WHIP										
Brian Anderson, L (1,1) ERA: 4.21	8.0	W	28	8	1	1	3	0	0	0	0	0	0	60	86	1.12	1.000										
Matt Mantei, R (9,1) ERA: 6.23	1.0		4	0	0	0	0	1	0	0	0	0	0	11	16	0.00	1.000										

**Pittsburgh Pirates @ Arizona Diamondbacks**  
Bank One Ballpark, Phoenix, AZ  
Tue May 23 2000, 10:05 PM EDT  
Att: 31,726 - Dome - 72 F

AB	30
R	1
H	8
RBI	1
BB	1
SO	3
LOB	13



Batter	1	2	3	4	5	6	7	8	9	AB	R	H	RBI	BB	SO	LOB	BOTTOM										
Tony Womack, L (1,6) OBP: 0.309, SLG: 0.439	0-1 G3-1		1-1 G5-3		3-2 3B HBP	1-2 G4-3		2-2 1B		4	1	1	0	0	0	0											
Jay Bell, R (1,4) OBP: 0.426, SLG: 0.512	0-0 G4-3		0-0 F8		0-0 1-H 2B 3B	0-1 1B		1-0 F9		5	1	2	1	0	0	1											
Luis Gonzalez, L (1,7) OBP: 0.402, SLG: 0.536	1-1 1B HR		4-1 BB		2-1 1B SF8 2B	2-0 1B		1-3 1B		3	2	3	1	1	0	0											
Matt Williams, R (1,5) OBP: 0.500, SLG: 0.500	0-1 HR 1B		3-0 F9		0-0 2B 1B	0-0 P4				4	1	2	0	0	0	3											
Steve Finley, L (1,8) OBP: 0.384, SLG: 0.695	3-2 HR 1B			2-1 G6-3 1B	0-1 SF8		4-0 G6-4-3 BB			2	1	2	4	1	0	0											
Greg Colbrunn, R (1,3) OBP: 0.581, SLG: 0.778	1-H 3-H K			2-1 F9	2-2 3-H 2B		3-1 G6-4-3 1-2f			4	0	1	0	0	1	2											
Damian Miller, R (1,2) OBP: 0.329, SLG: 0.520		3-0 F3		3-2 G6-3	4-2 G4-6-3 BB		1-2 G4-3			3	0	0	0	1	0	1											
Bernard Gilkey, R (1,9) OBP: 0.255, SLG: 0.298		2-1 F8		4-0 IBB	0-2 G4-6-3			0-0 F9		3	0	0	0	1	0	3											
Matt Mantei, R (9,1) ERA: 6.48					1-2f					0	0	0	0	0	0	0											
Brian Anderson, R (1,1) OBP: 0.091, SLG: 0.095		1-3 K		0-0 F9		2-3 K		1-1 G5-3		3	0	0	0	0	2	2											
Travis Lee, L (8,PH) OBP: 0.349, SLG: 0.469										1	0	0	0	0	0	0											
<b>Inning Stats</b>	R: 3 E: 0 K: 1 S: 16	H: 3 LOB: 0 BB: 0 P: 20	R: 0 E: 0 K: 1 S: 6	H: 0 LOB: 0 BB: 0 P: 12	R: 0 E: 0 K: 0 S: 5	H: 0 LOB: 1 BB: 1 P: 13	R: 0 E: 0 K: 0 S: 8	H: 1 LOB: 2 BB: 1 P: 19	R: 3 E: 0 K: 0 S: 18	H: 4 LOB: 2 BB: 1 P: 29	R: 0 E: 0 K: 1 S: 11	H: 2 LOB: 0 BB: 0 P: 16	R: 0 E: 0 K: 0 S: 6	H: 0 LOB: 0 BB: 1 P: 14	R: 0 E: 0 K: 0 S: 9	H: 1 LOB: 1 BB: 0 P: 13	1B: 7 2B: 2 3B: 1 HR: 1	SF: 1 SAC: 0 DP: 2 HBP: 1	WP: 0 PB: 0 SB: 0 CS: 0	PA: 38							
<b>PITCHER</b>	IP	WLS	BF	H	R	ER	SO	BB	IBB	HBP	BLK	WP	HR	S	P	ERA	WHIP										
Jimmy Anderson, L (1,1) ERA: 5.48	4.1	L	23	7	6	6	2	1	1	1	0	0	0	43	77	12.46	1.846										
Rich Loiselle, R (5,1) ERA: 1.93	1.2		8	3	0	0	1	1	0	0	0	0	0	21	32	0.00	2.400										
Josias Manzanillo, R (7,1) ERA: 1.93	2.0		7	1	0	0	0	1	0	0	0	0	0	15	27	0.00	1.000										

**Pittsburgh Pirates @ Arizona Diamondbacks**  
Bank One Ballpark, Phoenix, AZ  
Tue May 23 2000, 10:05 PM EDT  
Att: 31,726 - Dome - 72 F

AB	32
R	6
H	11
RBI	6
BB	4
SO	3
LOB	12





Batter	1	2	3	4	5	6	7	8	9	AB	R	H	RBI	BB	SO	LOB	TOP										
Warren Morris, L (1,4) OBP: 0.340, SLG: 0.283	G6-3	F7			F9		G6-3		CS	4	0	0	0	0	0	1											
18 Jason Kendall, R (1,2) OBP: 0.463, SLG: 0.477	F9				F9			F4		4	0	1	0	0	0	0											
Wil Cordero, R (1,7) OBP: 0.329, SLG: 0.503	G6-3		F9			F7		HR		3	1	0	0	1	0	1											
Brian Giles, L (1,8) OBP: 0.441, SLG: 0.695		1B			F9-6			HR		3	2	3	2	1	0	0											
Kevin Young, R (1,3) OBP: 0.282, SLG: 0.423		1B			F9-6			HR		4	1	1	0	0	1	3											
John Vander Wal, L (1,9) OBP: 0.444, SLG: 0.627		HR			F7			P6		3	1	1	3	1	0	0											
Pat Meares, R (1,6) OBP: 0.282, SLG: 0.372	F9				F9					4	0	0	0	0	1	2											
Luis Sojo, R (1,5) OBP: 0.354, SLG: 0.505					G6-3					4	0	2	0	0	0	0											
Mike Benjamin, R (9, PR) OBP: 0.413, SLG: 0.521										0	0	0	0	0	0	0											
Jason Schmidt, R (7, 1)										3	0	0	0	0	1	1											
Jeff Wallace, L (7, 1)										0	0	0	0	0	0	0											
Jose Silva, R (7, 1)										0	0	0	0	0	0	0											
Scott Sauerbeck, R (7, 1)										0	0	0	0	0	0	0											
Jason Christiansen, R (8, 1)										0	0	0	0	0	0	0											
Ivan Cruz, L (8, PH) OBP: 0.167, SLG: 0.167										1	0	0	0	0	1	1											
<b>Inning Stats</b>	R: 0 E: 0 K: 0 S: 7	H: 0 LOB: 0 BB: 0 P: 10	R: 3 E: 0 K: 1 S: 18	H: 4 LOB: 1 BB: 27 P: 20	R: 0 E: 0 K: 0 S: 7	H: 1 LOB: 1 BB: 1 P: 15	R: 0 E: 0 K: 0 S: 6	H: 0 LOB: 0 BB: 0 P: 9	R: 0 E: 0 K: 0 S: 9	H: 1 LOB: 2 BB: 1 P: 21	R: 0 E: 0 K: 0 S: 6	H: 0 LOB: 0 BB: 0 P: 10	R: 2 E: 0 K: 1 S: 14	H: 1 LOB: 0 BB: 1 P: 23	R: 0 E: 0 K: 2 S: 10	H: 1 LOB: 1 BB: 0 P: 17	1B: 5 2B: 2 3B: 0 HR: 2	SF: 0 SAC: 0 DP: 1 HBP: 0	WP: 0 PB: 0 SB: 1 CS: 1	PA: 37							
<b>PITCHER</b>	IP	WLS	BF	H	R	ER	SO	BB	IBB	HBP	BLK	WP	HR	S	P	ERA	WHIP										
Todd Stottlemyre, R (1, 1) ERA: 4.63	7.0	W	28	6	3	3	1	1	1	0	0	0	1	62	104	3.86	1.000										
Mike Morgan, R (8, 1) ERA: 2.59	0.1	H	3	1	2	2	0	1	0	0	0	0	1	8	14	54.00	6.000										
Byung-Hyun Kim, R (8, 1) ERA: 1.77	1.2	S	5	1	0	0	3	0	0	0	0	0	0	16	26	0.00	0.600										

**Pittsburgh Pirates @ Arizona Diamondbacks**  
Bank One Ballpark, Phoenix, AZ  
Wed May 24 2000, 10:05 PM EDT  
Att: 30,462 - Dome - 72 F

livebaseballscorecards.com

AB 33  
R 5  
H 8  
RBI 5  
BB 3  
SO 4  
LOB 9



Batter	1	2	3	4	5	6	7	8	9	AB	R	H	RBI	BB	SO	LOB	BOTTOM										
Tony Womack, L (1,6) OBP: 0.308, SLG: 0.435	K	K			P5					4	1	1	1	0	2	3											
Jay Bell, R (1,4) OBP: 0.422, SLG: 0.503	F9	FC5			F7					3	1	0	0	1	0	3											
Luis Gonzalez, L (1,7) OBP: 0.404, SLG: 0.541	K				F9					4	1	2	1	0	2	0											
Matt Williams, R (1,5) OBP: 0.375, SLG: 0.375		K			G1-3					4	0	1	0	0	2	3											
Steve Finley, L (1,8) OBP: 0.386, SLG: 0.696		BB			F9					4	1	2	2	0	0	2											
Erubiel Durazo, L (1,3) OBP: 0.393, SLG: 0.479		1B			L6					3	1	0	0	1	0	3											
Mike Morgan, R (8, 1) OBP: 0.500, SLG: 0.500		1B								0	0	0	0	0	0	0											
Byung-Hyun Kim, R (8, 1)		1B								0	0	0	0	0	0	0											
Travis Lee, L (1,9) OBP: 0.349, SLG: 0.466		1B			G3					3	0	1	1	0	0	1											
Bernard Gilkey, R (8, 9) OBP: 0.250, SLG: 0.292		1B								1	0	0	0	0	0	0											
Kelly Stinnett, R (1,2) OBP: 0.292, SLG: 0.463		FC5			F8					3	0	0	0	1	2	0											
Todd Stottlemyre, L (1, 1) ERA: 5.05		1B								2	0	1	1	0	1	0											
Lenny Harris, L (7, PH) ERA: 4.63		1B								1	1	1	0	0	0	0											
Greg Colbrunn, R (8, 3) OBP: 0.571, SLG: 0.761		FC5								1	0	0	0	0	1	0											
<b>Inning Stats</b>	R: 0 E: 0 K: 2 S: 8	H: 0 LOB: 0 BB: 0 P: 9	R: 2 E: 0 K: 2 S: 19	H: 3 LOB: 3 BB: 2 P: 32	R: 0 E: 0 K: 0 S: 7	H: 1 LOB: 1 BB: 0 P: 9	R: 0 E: 0 K: 1 S: 9	H: 0 LOB: 0 BB: 0 P: 11	R: 0 E: 0 K: 0 S: 6	H: 1 LOB: 1 BB: 0 P: 8	R: 4 E: 0 K: 2 S: 26	H: 4 LOB: 1 BB: 1 P: 39	R: 0 E: 0 K: 2 S: 9	H: 0 LOB: 0 BB: 0 P: 12	1B: 6 2B: 3 3B: 0 HR: 0	SF: 0 SAC: 0 DP: 0 HBP: 0	WP: 0 PB: 0 SB: 0 CS: 0	PA: 36									
<b>PITCHER</b>	IP	WLS	BF	H	R	ER	SO	BB	IBB	HBP	BLK	WP	HR	S	P	ERA	WHIP										
Jason Schmidt, R (1, 1) ERA: 5.05	6.1	L	29	7	5	5	7	3	0	0	0	0	0	2	5	-	-										
Jeff Wallace, L (7, 1) ERA: 3.09	0.0		1	1	0	0	0	0	0	0	0	0	0	7	10	27.00	3.000										
Jose Silva, R (7, 1) ERA: 4.63	0.1		2	1	1	1	1	0	0	0	0	0	0	3	4	0.00	0.000										
Scott Sauerbeck, L (7, 1) ERA: 3.55	0.1		1	0	0	0	0	0	0	0	0	0	0	3	4	0.00	0.000										
Jason Christiansen, L (8, 1) ERA: 1.53	1.0		3	0	0	0	2	0	0	0	0	0	0	9	12	0.00	0.000										

**Pittsburgh Pirates @ Arizona Diamondbacks**  
Bank One Ballpark, Phoenix, AZ  
Wed May 24 2000, 10:05 PM EDT  
Att: 30,462 - Dome - 72 F

livebaseballscorecards.com

AB 33  
R 6  
H 9  
RBI 6  
BB 3  
SO 10  
LOB 15





Batter	1	2	3	4	5	6	7	8	9	AB	R	H	RBI	BB	SO	LOB	TOP								
Mike Benjamin, R (1.4) OBP: 0.388, SLG: 0.487	F9	PO	F8	F9		F8			F8	5	0	0	0	0	0	3									
18 Jason Kendall, R (1.2) OBP: 0.462, SLG: 0.471	L4		F8		G5-3		G6-3 G4-3 E		2B	4	2	1	0	1	0	0									
Wil Cordero, R (1.7) OBP: 0.331, SLG: 0.497	BB 1B				G5-3		G4-3		L6	4	0	1	0	1	0	2									
Brian Giles, L (1.8) OBP: 0.445, SLG: 0.698	BB		G3		BB		G6-3		2B	5	1	3	1	0	0	2									
Kevin Young, R (1.3) OBP: 0.296, SLG: 0.434				G5-3	BB		E1		F8	3	1	2	1	2	0	1									
Brugs Aven, R (1.9) OBP: 0.286, SLG: 0.500	F8			G1-3	HR		K			4	1	1	3	0	1	5									
Pat Meares, R (1.6)		P6-3		G5-3	F8				G5-3	3	0	1	0	0	0	0									
Luis Sojo, R (1.5) OBP: 0.340, SLG: 0.485		P6-3		G5-3			G6-3		K	4	0	0	0	0	1	3									
Kris Benson, R (1.1) OBP: 0.273, SLG: 0.167			E6				K		G3	2	0	0	0	1	1	0									
Scott Sauerbeck, R (7.1)										0	0	0	0	0	0	0									
Adrian Brown, S (8. PH) OBP: 0.306, SLG: 0.450										1	0	0	0	0	0	0									
Mike Williams, R (8.1)										0	0	0	0	0	0	0									
<b>Inning Stats</b>	R: 0 E: 0 K: 0 S: 10	H: 2 LOB: 3 BB: 1 P: 22	R: 0 E: 1 K: 0 S: 8	H: 1 LOB: 0 BB: 0 P: 13	R: 0 E: 0 K: 0 S: 7	H: 0 LOB: 1 BB: 1 P: 13	R: 0 E: 0 K: 0 S: 8	H: 1 LOB: 3 BB: 1 P: 16	R: 3 E: 0 K: 1 S: 14	H: 2 LOB: 0 BB: 0 P: 25	R: 0 E: 0 K: 1 S: 6	H: 0 LOB: 0 BB: 0 P: 10	R: 1 E: 1 K: 1 S: 14	H: 2 LOB: 1 BB: 0 P: 19	R: 0 E: 0 K: 1 S: 9	H: 0 LOB: 0 BB: 0 P: 16	R: 1 E: 0 K: 0 S: 11	H: 1 LOB: 1 BB: 1 P: 19	1B: 6 2B: 3 3B: 0 HR: 1	SF: 0 SAC: 0 DP: 1 HBP: 1	WP: 0 PB: 0 SB: 0 CS: 0	PA: 42			
<b>PITCHER</b>	IP	WLS	BF	H	R	ER	SO	BB	IBB	HBP	BLK	WP	HR	S	P	ERA	WHIP								
Omar Daal, L (1.1) ERA: 5.14	6.0	W	28	6	3	3	1	4	0	1	0	0	1	53	99	4.50	1.667								
Mike Morgan, R (7.1) ERA: 2.54	0.1	H	2	1	1	1	0	0	0	0	0	0	0	3	5	27.00	3.000								
Dan Plesac, L (7.1) ERA: 3.48	0.1	H	1	0	0	0	0	0	0	0	0	0	0	4	5	0.00	0.000								
Russ Springer, R (7.1) ERA: 4.5	1.1	H	5	1	0	0	2	0	0	0	0	0	0	16	25	0.00	0.750								
Matt Mantei, R (9.1) ERA: 6.75	1.0	S	5	1	1	1	0	1	0	0	0	0	0	11	19	9.00	2.000								

Pittsburgh Pirates @ Arizona Diamondbacks  
Bank One Ballpark, Phoenix, AZ  
Thu May 25 2000, 10:05 PM EDT  
Att: 30,759 - Sunny - 95 F

AB	35
R	5
H	9
RBI	5
BB	5
SO	3
LOB	16



Batter	1	2	3	4	5	6	7	8	9	AB	R	H	RBI	BB	SO	LOB	BOTTOM								
Tony Womack, L (1.6) OBP: 0.310, SLG: 0.436	S	F5		F8		E9		K		4	1	1	1	1	1	0									
Jay Bell, R (1.4) OBP: 0.431, SLG: 0.506	FC6-4		G1-3		G5-3		G3-6		G3-6	3	2	2	0	2	0	0									
Luis Gonzalez, L (1.7) OBP: 0.404, SLG: 0.537	FC6-4		P5		G4-3		G3-6		G3-6	5	0	2	1	0	0	4									
Matt Williams, R (1.5) OBP: 0.333, SLG: 0.500	FC6-4		G1-3		K		1B		1B	4	1	1	0	0	1	4									
Steve Finley, L (1.8) OBP: 0.394, SLG: 0.702			1B		G4-3		2B		F7	3	1	2	2	1	0	1									
Erubiel Durazo, L (1.3) OBP: 0.392, SLG: 0.476			1B				G4-3		F7	3	0	1	1	0	1	2									
Greg Colbrunn, R (7. PH) OBP: 0.563, SLG: 0.745			1B							1	0	0	0	0	0	1									
Andy Fox, L (1.9) OBP: 0.237, SLG: 0.278	L6		K2-3				K		CS	4	0	1	1	0	2	4									
Damian Miller, R (1.2) OBP: 0.337, SLG: 0.513			K		K		1B		2B	3	1	1	0	1	2	0									
Omar Daal, L (1.1) OBP: 0.227, SLG: 0.238							2B		2B	2	0	0	0	0	1	0									
Hankyi F168, S (6. PH) OBP: 0.277, SLG: 0.244			G6-3				E			1	1	0	0	0	0	0									
Mike Morgan, R (7.1) OBP: 0.320, SLG: 0.500										0	0	0	0	0	0	0									
Dan Plesac, L (7.1) ERA: 3.75										0	0	0	0	0	0	0									
Russ Springer, R (7.1) OBP: 0.320, SLG: 0.500										1	0	0	0	0	0	1									
Matt Mantei, R (9.1) ERA: 6.75										0	0	0	0	0	0	0									
<b>Inning Stats</b>	R: 2 E: 0 K: 1 S: 11	H: 2 LOB: 2 BB: 2 P: 21	R: 0 E: 0 K: 1 S: 6	H: 0 LOB: 0 BB: 0 P: 9	R: 1 E: 0 K: 1 S: 13	H: 2 LOB: 2 BB: 1 P: 23	R: 0 E: 0 K: 2 S: 9	H: 0 LOB: 0 BB: 0 P: 14	R: 0 E: 0 K: 1 S: 9	H: 1 LOB: 1 BB: 0 P: 14	R: 2 E: 1 K: 1 S: 18	H: 3 LOB: 2 BB: 1 P: 27	R: 2 E: 0 K: 1 S: 10	H: 3 LOB: 1 BB: 1 P: 17	R: 0 E: 0 K: 1 S: 6	H: 1 LOB: 0 BB: 0 P: 9	R: 0 E: 0 K: 1 S: 6	H: 1 LOB: 0 BB: 0 P: 9	1B: 8 2B: 3 3B: 1 HR: 0	SF: 0 SAC: 0 DP: 1 HBP: 0	WP: 0 PB: 0 SB: 1 CS: 1	PA: 39			
<b>PITCHER</b>	IP	WLS	BF	H	R	ER	SO	BB	IBB	HBP	BLK	WP	HR	S	P	ERA	WHIP								
Kris Benson, R (1.1) ERA: 3.41	6.0	L	31	9	6	5	7	3	1	0	0	0	0	68	111	7.50	2.000								
Scott Sauerbeck, L (7.1) ERA: 3.75	1.0		5	2	1	1	1	1	0	0	0	0	0	8	14	9.00	3.000								
Mike Williams, R (8.1) ERA: 1.96	1.0		3	1	0	0	1	0	0	0	0	0	0	6	9	0.00	1.000								

Pittsburgh Pirates @ Arizona Diamondbacks  
Bank One Ballpark, Phoenix, AZ  
Thu May 25 2000, 10:05 PM EDT  
Att: 30,759 - Sunny - 95 F

AB	34
R	7
H	12
RBI	6
BB	5
SO	9
LOB	17





Batter	1	2	3	4	5	6	7	8	9	AB	R	H	RBI	BB	SO	LOB	TOP					
<b>Ronnie Belliard, R</b> (1,4) OBP: 0.394, SLG: 0.445 <b>Luis Lopez, S</b> (6,FR) OBP: 0.194, SLG: 0.343 (6,4)	F7			BB		FC6-4 G5-4-3		G6-3	P7	2	0	0	0	1	0	1						
<b>Mark Loretta, R</b> (1,6) OBP: 0.383, SLG: 0.441	L8					G5-4-3				4	0	1	1	0	0	2						
<b>James Mouton, R</b> (1,7) OBP: 0.317, SLG: 0.294 <b>Steve Woodard, L</b> (8,1) OBP: 0.158, SLG: 0.059	K									4	0	1	0	0	2	3						
<b>Charlie Hayes, R</b> (1,3) OBP: 0.373, SLG: 0.449										4	1	1	0	0	1	2						
<b>José Hernández, R</b> (1,5) OBP: 0.280, SLG: 0.378 (5,7)										3	0	0	0	1	2	1						
<b>Lyle Mouton, R</b> (1,9) OBP: 0.344, SLG: 0.438 <b>Sean Berry, R</b> (5,5) OBP: 0.257, SLG: 0.258										2	0	1	0	0	1	0						
<b>Marquis Grissom, R</b> (1,8) OBP: 0.272, SLG: 0.287										2	0	0	0	0	2	3						
<b>Henry Blanco, R</b> (1,2) OBP: 0.394, SLG: 0.466 <b>Jeromy Burnitz, L</b> (8,9) OBP: 0.363, SLG: 0.485										2	0	1	0	0	1	1						
<b>John Snyder, R</b> (1,1) <b>Hector Ramirez, R</b> (4,1) OBP: 1.000, SLG: 1.000 <b>Raul Casanova, S</b> (6,PH) OBP: 0.206, SLG: 0.129 (8,2)										1	0	0	0	0	0	0						
<b>Inning Stats</b>	R: 0 E: 0 K: 1 S: 7	H: 0 LOB: 0 BB: 0 P: 8	R: 0 E: 0 K: 1 S: 5	H: 0 LOB: 0 BB: 0 P: 8	R: 0 E: 0 K: 1 S: 8	H: 0 LOB: 0 BB: 0 P: 10	R: 0 E: 0 K: 1 S: 9	H: 0 LOB: 1 BB: 1 P: 13	R: 0 E: 0 K: 2 S: 13	H: 1 LOB: 1 BB: 0 P: 21	R: 0 E: 0 K: 0 S: 4	H: 1 LOB: 1 BB: 0 P: 7	R: 0 E: 0 K: 2 S: 12	H: 1 LOB: 1 BB: 0 P: 16	R: 1 E: 0 K: 1 S: 12	H: 2 LOB: 2 BB: 1 P: 18	R: 1 E: 0 K: 1 S: 13	H: 1 LOB: 3 BB: 3 P: 27	1B: 5 2B: 1 3B: 0 HR: 0	SF: 0 SAC: 0 DP: 1 HBP: 0	WP: 0 PB: 0 CS: 0	PA: 37
<b>PITCHER</b>	IP	WLS	BF	H	R	ER	SO	BB	IBB	HBP	BLK	WP	HR	S	P	ERA	WHIP					
<b>Randy Johnson, L</b> (1,1) ERA: 1.33	7.0	W	24	3	0	0	8	1	0	0	0	0	0	58	83	0.00	0.571					
<b>Greg Swindell, L</b> (8,1) ERA: 3.39	1.0		6	2	1	1	1	1	0	0	0	0	0	12	18	9.00	3.000					
<b>Russ Springer, R</b> (9,1) ERA: 4.82	0.2		6	1	1	1	1	3	0	0	0	0	0	12	26	13.50	6.000					
<b>Dan Plesac, L</b> (9,1) ERA: 3.38	0.1		1	0	0	0	0	0	0	0	0	0	0	1	1	0.00	0.000					

**Milwaukee Brewers @ Arizona Diamondbacks**  
Bank One Ballpark, Phoenix, AZ  
Fri May 26 2000, 10:05 PM EDT  
Att: 34,846 - Sunny - 96 F

AB 32  
R 2  
H 6  
RBI 2  
BB 5  
SO 10  
LOB 21



Batter	1	2	3	4	5	6	7	8	9	AB	R	H	RBI	BB	SO	LOB	BOTTOM				
<b>Tony Womack, L</b> (1,6) OBP: 0.313, SLG: 0.435	F9									5	0	2	1	0	0	0					
<b>Jay Bell, R</b> (1,4) OBP: 0.431, SLG: 0.500										4	1	1	1	1	0	2					
<b>Luis Gonzalez, L</b> (1,7) OBP: 0.396, SLG: 0.525	F8									4	0	0	0	0	0	3					
<b>Matt Williams, R</b> (1,5) OBP: 0.313, SLG: 0.400										3	1	0	0	1	0	2					
<b>Steve Finley, L</b> (1,8) OBP: 0.391, SLG: 0.690										3	1	0	0	1	0	0					
<b>Erubiel Durazo, L</b> (1,3) OBP: 0.401, SLG: 0.476										2	2	1	0	2	0	0					
<b>Turner Ward, S</b> (1,9) OBP: 0.250, SLG: 0.250										4	1	1	1	0	0	2					
<b>Kelly Stinnett, R</b> (1,2) OBP: 0.300, SLG: 0.495										4	2	2	4	0	0	1					
<b>Randy Johnson, R</b> (1,1) OBP: 0.257, SLG: 0.265 <b>Greg Swindell, L</b> (8,1) ERA: 10.0 <b>Bernard Gilkey, R</b> (6,PH) OBP: 0.246, SLG: 0.286 <b>Russ Springer, R</b> (9,1) OBP: 0.333, SLG: 0.333 <b>Dan Plesac, L</b> (9,1) ERA: 5.63										3	1	2	1	0	1	0					
<b>Inning Stats</b>	R: 6 E: 0 K: 0 S: 23	H: 4 LOB: 2 BB: 4 P: 48	R: 0 E: 0 K: 0 S: 5	H: 0 LOB: 0 BB: 0 P: 6	R: 2 E: 0 K: 1 S: 8	H: 2 LOB: 0 BB: 0 P: 14	R: 0 E: 0 K: 0 S: 5	H: 0 LOB: 0 BB: 0 P: 11	R: 0 E: 0 K: 0 S: 8	H: 0 LOB: 1 BB: 1 P: 15	R: 0 E: 0 K: 0 S: 8	H: 0 LOB: 0 BB: 0 P: 11	R: 0 E: 0 K: 0 S: 8	H: 0 LOB: 0 BB: 0 P: 11	1B: 8 2B: 0 3B: 0 HR: 1	SF: 0 SAC: 0 DP: 0 HBP: 0	WP: 1 PB: 0 SB: 0 CS: 0	PA: 38			
<b>PITCHER</b>	IP	WLS	BF	H	R	ER	SO	BB	IBB	HBP	BLK	WP	HR	S	P	ERA	WHIP				
<b>John Snyder, R</b> (1,1) ERA: 14.63	3.0	L	19	6	8	8	1	3	1	0	0	0	0	36	68	24.00	3.000				
<b>Hector Ramirez, R</b> (4,1) ERA: 10.0	4.0		16	3	1	1	0	1	0	0	0	0	0	32	53	2.25	1.000				
<b>Steve Woodard, R</b> (8,1) ERA: 5.63	1.0		3	0	0	0	0	0	0	0	0	0	0	8	11	0.00	0.000				

**Milwaukee Brewers @ Arizona Diamondbacks**  
Bank One Ballpark, Phoenix, AZ  
Fri May 26 2000, 10:05 PM EDT  
Att: 34,846 - Sunny - 96 F

AB 33  
R 9  
H 9  
RBI 8  
BB 5  
SO 1  
LOB 10





Batter	1	2	3	4	5	6	7	8	9	AB	R	H	RBI	BB	SO	LOB	TOP					
Ronnie Belliard, R (1, 4) OBP: 0.396, SLG: 0.440	E5 SH1-3 SF8		G6-3				F9 1B 2B BB			2	2	0	0	2	0	0	<b>Milwaukee Brewers @ Arizona Diamondbacks</b> Bank One Ballpark, Phoenix, AZ Sat May 27 2000, 4:35 PM EDT Att: 35,163 - Dome - 72 F <a href="http://livebaseballscorecards.com">livebaseballscorecards.com</a>					
Mark Loretta, R (1, 6) OBP: 0.387, SLG: 0.444	SH1-3						2B 1-2 1B			3	0	2	1	0	0	1						
Jeromy Burnitz, L (1, 9) OBP: 0.356, SLG: 0.477	SF8		F7				F9			3	0	0	1	0	0	3						
Mark Sweeney, L (1, 7) OBP: 0.429, SLG: 0.500 James Mouton, R (8, PH) OBP: 0.313, SLG: 0.288 (8, 7)	FC6-4 2B		K				1-3 2B			3	0	2	1	0	1	1						
José Hernández, R (1, 5) OBP: 0.280, SLG: 0.371	FC6-4 BB						1-3 3-H 2B			3	0	0	0	1	0	2						
Marquis Grissom, R (1, 8) OBP: 0.272, SLG: 0.286	FC6-4						F8			4	0	1	0	0	1	2						
Kevin Barker, L (1, 3) Valerio De Los Santos, L (6, 1) David Weathers, R (7, 1) Luis Lopez, S (8, PH) OBP: 0.189, SLG: 0.333			G4-3				F7			3	0	0	0	0	0	1						
Henry Blanco, R (1, 2) OBP: 0.381, SLG: 0.446	G6-3						F7			4	0	0	0	0	0	1						
Jason Bere, R (1, 1) Juan Acevedo, R (5, 1) Charlie Hayes, R (6, 3) OBP: 0.370, SLG: 0.444			K				1B 3B			2	1	1	0	0	1	0						
							G6-3			0	0	0	0	0	0	0						
<b>Inning Stats</b>	R: 1 E: 1 K: 0 S: 14	H: 1 LOB: 2 BB: 1 P: 26	R: 0 E: 0 K: 1 S: 6	H: 0 LOB: 0 BB: 0 P: 7	R: 0 E: 0 K: 1 S: 9	H: 1 LOB: 1 BB: 0 P: 20	R: 0 E: 0 K: 0 S: 6	H: 0 LOB: 0 BB: 0 P: 10	R: 2 E: 0 K: 0 S: 15	H: 3 LOB: 2 BB: 1 P: 24	R: 0 E: 0 K: 0 S: 5	H: 1 LOB: 0 BB: 0 P: 8	R: 0 E: 0 K: 0 S: 4	H: 0 LOB: 0 BB: 1 P: 12	R: 0 E: 0 K: 1 S: 7	H: 0 LOB: 0 BB: 0 P: 10	R: 0 E: 0 K: 2 S: 8	H: 0 LOB: 0 BB: 0 P: 10	1B: 3 2B: 2 3B: 1 HR: 0	SF: 1 SAC: 1 DP: 2 HBP: 0	WP: 0 PB: 0 CS: 0	PA: 35
<b>PITCHER</b>	IP WLS BF H R ER SO BB IBB HBP BLK WP HR S P ERA WHIP																					
Armando Reynoso, R (1, 1) ERA: 6.17	6.0 W 26 6 3 2 2 2 0 0 0 0 0 0 55 95 3.00 1.333																					
Mike Morgan, R (7, 1) ERA: 2.79	1.0 H 3 0 0 0 0 1 0 0 0 0 0 0 4 12 0.00 1.000																					
Dan Plesac, L (8, 1) ERA: 3.27	0.1 H 1 0 0 0 0 0 0 0 0 0 0 0 1 1 0.00 0.000																					
Byung-Hyun Kim, R (8, 1) ERA: 1.84	1.2 S 5 0 0 0 3 0 0 0 0 0 0 0 14 19 0.00 0.000																					

Batter	1	2	3	4	5	6	7	8	9	AB	R	H	RBI	BB	SO	LOB	BOTTOM			
Tony Womack, L (1, 6) OBP: 0.315, SLG: 0.440	BB BB G3 1B	G4-6-3		G4-3			F7			5	2	2	0	0	0	6	<b>Milwaukee Brewers @ Arizona Diamondbacks</b> Bank One Ballpark, Phoenix, AZ Sat May 27 2000, 4:35 PM EDT Att: 35,163 - Dome - 72 F <a href="http://livebaseballscorecards.com">livebaseballscorecards.com</a>			
Jay Bell, R (1, 4) OBP: 0.425, SLG: 0.492	F9		F7			P4	F3			5	0	1	1	0	0	2				
Luis Gonzalez, L (1, 7) OBP: 0.401, SLG: 0.538	G3 BB 1-2 BB		G3			F7				3	1	1	1	2	0	0				
Erubiel Durazo, L (1, 3) OBP: 0.406, SLG: 0.477 Greg Colbrunn, R (6, PH) OBP: 0.591, SLG: 0.729 (7, 3)	G3 BB 1-2 2-3 BB		K			HR 1B	K			2	1	1	0	1	1	0				
Steve Finley, L (1, 8) OBP: 0.391, SLG: 0.697	G3					FC5-4 BB	F9			4	1	1	3	1	0	5				
Turner Ward, S (1, 9) OBP: 0.333, SLG: 0.333	K					FC5-4 1B	1B			5	1	2	0	0	1	4				
Andy Fox, L (1, 5) OBP: 0.259, SLG: 0.299		G3-1				BB 1B	1B			5	1	3	0	0	0	1				
Damian Miller, R (1, 2) OBP: 0.344, SLG: 0.506		1B 1B				1B	K			3	0	1	0	1	2	4				
Armando Reynoso, R (1, 1) ERA: 6.17 Bernard Gilroy, R (6, PH) OBP: 0.241, SLG: 0.280 Mike Morgan, R (7, 1) Hanley Fias, R (7, PH) OBP: 0.305, SLG: 0.500 Dan Plesac, L (8, 1) Byung-Hyun Kim, R (8, 1)		G4-6-3 1B				K				2	0	1	0	0	1	3				
							F9			1	0	0	0	0	0	0				
<b>Inning Stats</b>	R: 1 E: 0 K: 1 S: 10	H: 1 LOB: 1 BB: 2 P: 21	R: 0 E: 0 K: 0 S: 13	H: 2 LOB: 0 BB: 0 P: 19	R: 0 E: 0 K: 1 S: 6	H: 0 LOB: 0 BB: 0 P: 11	R: 0 E: 0 K: 1 S: 9	H: 1 LOB: 3 BB: 2 P: 21	R: 2 E: 0 K: 1 S: 20	H: 4 LOB: 2 BB: 0 P: 28	R: 1 E: 0 K: 1 S: 11	H: 2 LOB: 1 BB: 1 P: 20	R: 2 E: 0 K: 1 S: 20	H: 3 LOB: 1 BB: 0 P: 29	R: 1 E: 0 K: 0 S: 12	H: 1 LOB: 1 BB: 0 P: 18	1B: 11 2B: 1 3B: 0 HR: 2	SF: 0 SAC: 0 DP: 1 HBP: 1	WP: 0 PB: 0 CS: 0	PA: 43
<b>PITCHER</b>	IP WLS BF H R ER SO BB IBB HBP BLK WP HR S P ERA WHIP																			
Jason Bere, R (1, 1) ERA: 4.57	4.2 24 7 3 3 3 4 0 0 0 0 0 0 52 92 5.79 2.357																			
Juan Acevedo, R (5, 1) ERA: 4.43	0.2 L 5 3 1 1 1 0 0 0 0 0 0 0 12 18 13.50 4.500																			
Valerio De Los Santos, L (6, 1) ERA: 0.68	1.1 8 3 2 2 2 1 0 0 0 1 0 0 22 33 13.50 3.000																			
David Weathers, R (7, 1) ERA: 2.3	1.1 6 1 1 1 0 0 0 0 1 0 0 1 15 24 6.75 0.750																			







Batter	1	2	3	4	5	6	7	8	9	AB	R	H	RBI	BB	SO	LOB	TOP			
Fernando Vina, L (1,4) OBP: 0.426, SLG: 0.471	1-2 F8		1-1 G6-3		1-1 G4-3		0-2		1-2 F7	5	0	1	2	0	0	2				
Edgar Renteria, R (1,6) OBP: 0.307, SLG: 0.443	0-0 F8		0-1			2-3 K	0-0 L4			4	0	1	1	0	1	2				
15 Jim Edmonds, L (1,8) OBP: 0.488, SLG: 0.719	1-1 F8		0-2 CS	4-0		3-2 F8		0-2 F7		3	0	0	0	1	0	0				
Mark McGwire, R (1,3) OBP: 0.509, SLG: 0.862		4-2 FC3-6		0-0 F9		3-3 K		0-1		3	0	1	0	1	1	1				
Ray Lankford, L (1,7) OBP: 0.350, SLG: 0.478	1-2 F8		4-1			4-2 BB S	0-1 F7			2	1	0	0	2	0	2				
Craig Panuette, R (1,5) OBP: 0.323, SLG: 0.497	2-3 K		3-2 P3			2-3 K	1-0 F9			4	0	0	0	0	2	5				
J.D. Drew, L (1,9) OBP: 0.420, SLG: 0.532	1-0 FC3-6		3-3 K			4-0 BB		2-1 F9		3	1	0	0	1	1	3				
Mike Matheny, R (1,2) OBP: 0.338, SLG: 0.392			0-1 SH3		1-2 L4	1-0 F9		0-1		4	1	2	0	0	0	2				
Garrett Stephenson, R (1,1) OBP: 0.338, SLG: 0.392			1-0 SH3		0-3 K	4-1		0-1 SH1-4		1	0	0	0	1	1	0				
Inning Stats	R: 0 E: 0 K: 0 S: 7	H: 0 LOB: 0 BB: 0 P: 9	R: 0 E: 0 K: 1 S: 11	H: 0 LOB: 1 BB: 1 P: 19	R: 1 E: 0 K: 0 S: 9	H: 2 LOB: 0 BB: 0 P: 11	R: 0 E: 0 K: 1 S: 8	H: 0 LOB: 2 BB: 2 P: 22	R: 0 E: 0 K: 1 S: 14	H: 0 LOB: 0 BB: 0 P: 10	R: 2 E: 0 K: 1 S: 16	H: 1 LOB: 2 BB: 3 P: 31	R: 0 E: 0 K: 0 S: 10	H: 1 LOB: 1 BB: 0 P: 11	R: 0 E: 0 K: 0 S: 9	H: 1 LOB: 1 BB: 0 P: 12	1B: 5 2B: 0 3B: 0 HR: 0	SF: 0 SAC: 2 DP: 0 HBP: 0	WP: 0 PB: 0 SB: 1 CS: 1	PA: 38
PITCHER	IP	WLS	BF	H	R	ER	SO	BB	IBB	HBP	BLK	WP	HR	S	P	ERA	WHIP			
Todd Stottlemyre, R (1,1) ERA: 4.38	5.1	L	20	2	1	1	4	3	0	0	0	0	0	50	80	1.69	0.938			
Russ Springer, R (6,1) ERA: 5.31	1.2		9	1	2	2	2	2	1	0	0	0	0	23	44	10.80	1.800			
Greg Swindell, L (8,1) ERA: 3.32	2.0		8	2	0	0	0	0	0	0	0	0	0	19	23	0.00	1.000			

St. Louis Cardinals @ Arizona Diamondbacks  
Bank One Ballpark, Phoenix, AZ  
Mon May 29 2000, 4:05 PM EDT  
Att: 47,014 - Dome - 72 F

AB 29  
R 3  
H 5  
RBI 3  
BB 6  
SO 6  
LOB 17



Batter	1	2	3	4	5	6	7	8	9	AB	R	H	RBI	BB	SO	LOB	BOTTOM			
Tony Womack, L (1,6) OBP: 0.325, SLG: 0.450	0-1 1B		3-1 F3			0-1		0-0		4	0	3	0	0	0	0				
Jay Bell, R (1,4) OBP: 0.413, SLG: 0.474	3-1 F9		1-2 P6			0-1 G5-3		1-1 F8		4	0	0	0	0	0	3				
Luis Gonzalez, L (1,7) OBP: 0.407, SLG: 0.532	1-0		0-0			0-3 K		0-0 P6		4	0	2	0	0	1	2				
Erubiel Durazo, L (1,3) OBP: 0.402, SLG: 0.463	2-3 K		2-3 K			0-0 G3-1		3-3 K		4	0	0	0	0	3	4				
Steve Finley, L (1,8) OBP: 0.384, SLG: 0.679	1-2 L9		1-1 P6			3-2 FC6-4		0-3 K		4	0	1	0	0	1	3				
Turner Ward, S (1,9) OBP: 0.222, SLG: 0.278		1-3 K	2-0 F8			1-2 F8		0-0 G3		4	0	0	0	0	1	2				
Andy Fox, L (1,5) OBP: 0.250, SLG: 0.288		2-2 F9			1-1 P6	2-0 F8				3	0	0	0	0	0	1				
Greg Swindell, L (8,1) OBP: 0.286, SLG: 0.256										0	0	0	0	0	0	0				
Damian Miller, R (1,2) OBP: 0.333, SLG: 0.488		3-0 G6-3			1-3 K	1-1 FC6-4				3	0	0	0	0	1	1				
Todd Stottlemyre, L (1,1) OBP: 0.292, SLG: 0.409			3-2 F7			3-3 K		0-2 F9		2	0	0	0	0	1	0				
Russ Springer, R (6,1) OBP: 0.333, SLG: 0.333										0	0	0	0	0	0	0				
Hanley Frias, S (8,5) OBP: 0.286, SLG: 0.256										1	0	0	0	0	0	0				
Inning Stats	R: 0 E: 0 K: 1 S: 12	H: 2 LOB: 2 BB: 0 P: 18	R: 0 E: 0 K: 1 S: 7	H: 0 LOB: 0 BB: 0 P: 13	R: 0 E: 0 K: 0 S: 13	H: 0 LOB: 0 BB: 0 P: 20	R: 0 E: 0 K: 1 S: 8	H: 1 LOB: 1 BB: 0 P: 13	R: 0 E: 0 K: 2 S: 9	H: 0 LOB: 0 BB: 0 P: 14	R: 0 E: 0 K: 1 S: 8	H: 1 LOB: 1 BB: 0 P: 8	R: 0 E: 0 K: 0 S: 7	H: 1 LOB: 1 BB: 0 P: 8	R: 0 E: 0 K: 2 S: 9	H: 0 LOB: 0 BB: 0 P: 12	1B: 5 2B: 1 3B: 0 HR: 0	SF: 0 SAC: 0 DP: 0 HBP: 0	WP: 0 PB: 0 SB: 0 CS: 0	PA: 33
PITCHER	IP	WLS	BF	H	R	ER	SO	BB	IBB	HBP	BLK	WP	HR	S	P	ERA	WHIP			
Garrett Stephenson, R (1,1) ERA: 3.78	9.0	W	33	6	0	0	8	0	0	0	0	0	0	82	122	0.00	0.667			

St. Louis Cardinals @ Arizona Diamondbacks  
Bank One Ballpark, Phoenix, AZ  
Mon May 29 2000, 4:05 PM EDT  
Att: 47,014 - Dome - 72 F


AB 33  
R 0  
H 6  
RBI 0  
BB 0  
SO 8  
LOB 16










Batter	1	2	3	4	5	6	7	8	9	AB	R	H	RBI	BB	SO	LOB	TOP																	
Plácido Polanco, R OBP: 0.372, SLG: 0.545 (1, 4) (8, 5)	G5-3						G1-3			4	0	2	0	0	0	0	<b>St. Louis Cardinals @ Arizona Diamondbacks</b> <b>Bank One Ballpark, Phoenix, AZ</b> Wed May 31 2000, 10:05 PM EDT Att: 39,761 - Dome - 72 F  livebaseballscores.com  <b>AB 33</b> <b>R 2</b> <b>H 10</b> <b>RBI 2</b> <b>BB 3</b> <b>SO 13</b> <b>LOB 16</b>  																	
Edgar Renteria, R OBP: 0.316, SLG: 0.446 (1, 6)	G5-4-3 1B						E3 8-2-6 1B			3	0	2	0	1	0	2																		
Shawon Dunston, R OBP: 0.232, SLG: 0.426 (1, 7)	G5-4-3 1-2									4	0	1	1	0	0	4																		
Mark McGwire, R OBP: 0.503, SLG: 0.853 (1, 3)		K					8-2-6			4	1	1	1	0	2	3																		
Eric Davis, R OBP: 0.404, SLG: 0.521 (8, PH) Fernando Vina, L OBP: 0.417, SLG: 0.459 (8, 4)		K					G6-3			3	0	1	0	0	1	0																		
Craig Paquette, R OBP: 0.327, SLG: 0.487 (8, 9) 15 Jim Edmonds, L OBP: 0.479, SLG: 0.705 (8, PH)										1	0	0	0	2	1	0																		
Mike Matheny, R OBP: 0.329, SLG: 0.382 Ray Lankford, L OBP: 0.348, SLG: 0.474 (8, PH)										1	0	0	0	0	1	0																		
J.D. Drew, L OBP: 0.422, SLG: 0.530 (1, 8)										3	0	0	0	0	3	3																		
Pat Hentgen, R OBP: 0.375, SLG: 0.318 Mike Matthews, L (7, 1) Mark Thompson, R (7, 1) Dave Veres, R (8, 1) Thomas Howard, S OBP: 0.265, SLG: 0.533 (8, PH)										4	0	2	0	0	1	2																		
										3	1	1	0	0	2	1																		
										0	0	0	0	0	0	0																		
										0	0	0	0	0	0	0																		
										1	0	0	0	0	1	1																		
<b>Inning Stats</b>	R: 0 E: 0 K: 0 S: 5	H: 1 LOB: 0 BB: 0 P: 8	R: 0 E: 0 K: 3 S: 11	H: 0 LOB: 1 BB: 1 P: 18	R: 0 E: 0 K: 1 S: 14	H: 2 LOB: 2 BB: 1 P: 21	R: 0 E: 0 K: 3 S: 15	H: 1 LOB: 2 BB: 1 P: 27	R: 1 E: 0 K: 0 S: 11	H: 3 LOB: 1 BB: 0 P: 14	R: 0 E: 0 K: 2 S: 9	H: 0 LOB: 0 BB: 0 P: 13	R: 0 E: 0 K: 1 S: 6	H: 0 LOB: 0 BB: 0 P: 7	R: 1 E: 0 K: 1 S: 7	H: 2 LOB: 0 BB: 0 P: 10		R: 0 E: 0 K: 2 S: 12	H: 1 LOB: 1 BB: 0 P: 18	1B: 7 2B: 2 3B: 1 HR: 1	SF: 0 SAC: 0 DP: 2 HBP: 0	WP: 0 PB: 0 SB: 0 CS: 1	PA: 36											
<b>PITCHER</b>	IP WLS BF H R ER SO BB IBB HBP BLK WP HR S P ERA WHIP																																	
Randy Johnson, L ERA: 1.41 Byung-Hyun Kim, R ERA: 1.46	(1, 1) (8, 1)	7.2 S	31 5	9 1	2 0	2 0	10 3	3 0	0 0	0 0	0 0	0 0	0 0	1 16	74 24	112 0.00	2.35 0.750	1.565																

Batter	1	2	3	4	5	6	7	8	9	AB	R	H	RBI	BB	SO	LOB	BOTTOM																			
Tony Womack, L OBP: 0.318, SLG: 0.440 (1, 6)	G4-3						L6			4	0	1	1	0	0	0	<b>St. Louis Cardinals @ Arizona Diamondbacks</b> <b>Bank One Ballpark, Phoenix, AZ</b> Wed May 31 2000, 10:05 PM EDT Att: 39,761 - Dome - 72 F  livebaseballscores.com  <b>AB 29</b> <b>R 6</b> <b>H 8</b> <b>RBI 4</b> <b>BB 3</b> <b>SO 5</b> <b>LOB 10</b>  																			
Jay Bell, R OBP: 0.412, SLG: 0.469 (1, 4)	1B WP BB						P4			2	1	0	1	1	0	0																				
Luis Gonzalez, L OBP: 0.415, SLG: 0.531 (1, 7)	F8									3	1	1	0	1	0	1																				
Matt Williams, R OBP: 0.320, SLG: 0.391 (1, 5)	1B WP						F9			4	0	2	0	0	1	3																				
Steve Finley, L OBP: 0.388, SLG: 0.674 (1, 8)	K									4	2	2	0	0	1	2																				
Greg Colbrunn, R OBP: 0.514, SLG: 0.643 (1, 3)	G1-3									4	0	1	1	0	1	2																				
Turner Ward, S OBP: 0.227, SLG: 0.286 (1, 9)	G6-3									3	1	1	1	0	0	1																				
Damian Miller, R OBP: 0.330, SLG: 0.471 (1, 2)	K									3	1	0	0	1	1	1																				
Randy Johnson, R OBP: 0.243, SLG: 0.250 Byung-Hyun Kim, R (8, 1)										2	0	0	0	0	1	0																				
										0	0	0	0	0	0	0																				
<b>Inning Stats</b>	R: 1 E: 0 K: 1 S: 13	H: 1 LOB: 1 BB: 1 P: 20	R: 0 E: 0 K: 1 S: 9	H: 0 LOB: 0 BB: 0 P: 16	R: 0 E: 0 K: 1 S: 6	H: 0 LOB: 0 BB: 0 P: 12	R: 2 E: 0 K: 0 S: 11	H: 3 LOB: 1 BB: 0 P: 13	R: 0 E: 0 K: 0 S: 7	H: 0 LOB: 0 BB: 0 P: 7	R: 0 E: 0 K: 1 S: 9	H: 1 LOB: 1 BB: 0 P: 16	R: 2 E: 0 K: 1 S: 14	H: 2 LOB: 2 BB: 2 P: 30	R: 1 E: 0 K: 0 S: 10	H: 1 LOB: 0 BB: 0 P: 16		1B: 6 2B: 2 3B: 0 HR: 0	SF: 2 SAC: 1 DP: 0 HBP: 0	WP: 2 PB: 0 SB: 2 CS: 0	PA: 35															
<b>PITCHER</b>	IP WLS BF H R ER SO BB IBB HBP BLK WP HR S P ERA WHIP																																			
Pat Hentgen, R ERA: 5.88 Mike Matthews, L ERA Mark Thompson, R ERA: 3.72 Dave Veres, R ERA: 3.96	(1, 1) (7, 1) (7, 1) (8, 1)	6.1 L	27 1	6 1	5 0	5 0	4 0	2 0	0 0	0 0	0 0	0 0	0 0	0 0	1 6	14 0.00		1.263 1.500	7.11	1.000																



Batter	1	2	3	4	5	6	7	8	9	AB	R	H	RBI	BB	SO	LOB	TOP				
Fernando Vina, L (1,4) OBP: 0.418, SLG: 0.457	G6-3 G4-3 1B		1-1 G6-4-3 HBP			1-2 G3		1-1 G4-3		3	0	1	0	0	0	1	St. Louis Cardinals @ Arizona Diamondbacks Bank One Ballpark, Phoenix, AZ Thu Jun 01 2000, 10:05 PM EDT Att: 37,131 - Dome - 72 F				
Placido Polanco, R (1,6) OBP: 0.354, SLG: 0.519	G4-3		2-1 G6-4-3			3-2 G1-3		0-3 K		4	0	0	0	0	1	4					
Shawon Dunston, R (1,3) OBP: 0.219, SLG: 0.493	G6-3			1-0 F8			3-2 G6-3		2-3 K	4	0	0	0	0	1	1					
15 Jim Edmonds, L (1,8) OBP: 0.475, SLG: 0.695	G4-3			0-3 K			2-2 FC6-4 1B		1-2 G3	4	0	1	0	0	1	1					
Ray Lankford, L (1,7) OBP: 0.351, SLG: 0.471		0-1 F7		1-0 G4-1			0-0 FC6-4 1B		4-2 BB BB	3	0	1	0	1	0	0					
Craig Paquette, R (1,5)		1-1 1B			0-0 F7		1-1 F7		4-2 BB 1-2 BB	3	0	1	0	1	0	2					
J.D. Drew, L (1,9) OBP: 0.410, SLG: 0.513		2-3 K			2-2 G3		0-0 FC6-4		0-2 F8	4	0	0	0	0	1	5					
Mike Matheny, R (1,2) OBP: 0.325, SLG: 0.377		2-3 K			0-3 K			3-3 K		2	0	0	0	0	2	1					
Edgar Renteria, R (8, PH) OBP: 0.316, SLG: 0.443										1	0	0	0	0	1	0					
Alan Benes, R (8, 1)										0	0	0	0	0	0	0					
Andy Benes, R (1, 1) Scott Radinsky, L (7, 1) Heathcliff Slocumb, R (7, 1) Thomas Howard, S (8, PH) Eli Marrero, R (8, PH) Alan Benes, R (8, 2)			2-1 F9			3-2 L6		0-0 E3 G4-3		2	0	0	0	0	0	0	WP: 0 PA: 34 RB: 0 SB: 0 CS: 0				
<b>Inning Stats</b>	R: 0 E: 0 K: 0 S: 7	H: 1 LOB: 1 BB: 0 P: 12	R: 0 E: 0 K: 2 S: 10	H: 1 LOB: 1 BB: 0 P: 15	R: 0 E: 0 K: 0 S: 5	H: 0 LOB: 0 BB: 0 P: 10	R: 0 E: 0 K: 1 S: 6	H: 0 LOB: 0 BB: 0 P: 8	R: 0 E: 0 K: 1 S: 7	H: 0 LOB: 0 BB: 0 P: 9	R: 0 E: 0 K: 0 S: 10	H: 0 LOB: 0 BB: 0 P: 17	R: 0 E: 0 K: 0 S: 11	H: 2 LOB: 2 BB: 0 P: 17	R: 0 E: 1 K: 2 S: 11	H: 0 LOB: 2 BB: 2 P: 15	R: 0 E: 0 K: 1 S: 19	H: 0 LOB: 2 BB: 2 P: 30	1B: 4 2B: 0 3B: 0 HR: 0	SF: 0 SAC: 0 DP: 1 HBP: 1	
<b>PITCHER</b>	IP WLS BF H R ER SO BB IBB HBP BLK WP HR S P ERA WHIP	7.0 W 25 4 0 0 4 0 0 0 0 0 0 56 88 0.00 0.571	1.0 4 0 0 0 2 0 0 0 0 0 0 11 15 0.00 0.000	1.0 5 0 0 0 1 2 0 0 0 0 0 19 30 0.00 2.000											IP WLS BF H R ER SO BB IBB HBP BLK WP HR S P ERA WHIP						
Armando Reynoso, R (1, 1) ERA: 5.37											7.0 W 25 4 0 0 4 0 0 0 0 0 0 56 88 0.00 0.571										
Vicente Padilla, R (8, 1) ERA: 0.9											1.0 4 0 0 0 2 0 0 0 0 0 0 11 15 0.00 0.000										
Matt Mantei, R (9, 1) ERA: 4.91											1.0 5 0 0 0 1 2 0 0 0 0 0 19 30 0.00 2.000										

Batter	1	2	3	4	5	6	7	8	9	AB	R	H	RBI	BB	SO	LOB	BOTTOM				
Tony Womack, L (1,6) OBP: 0.312, SLG: 0.431	G4-3		2-0 F5			1-1 F7	2-2 FC5-2			4	0	0	0	0	0	4	St. Louis Cardinals @ Arizona Diamondbacks Bank One Ballpark, Phoenix, AZ Thu Jun 01 2000, 10:05 PM EDT Att: 37,131 - Dome - 72 F				
Jay Bell, R (1,4) OBP: 0.409, SLG: 0.465	G4-6-3 1B		3-1 F7			2-1 G6-3	0-3 K			4	0	1	0	0	1	4					
Luis Gonzalez, L (1,7) OBP: 0.412, SLG: 0.540	G4-6-3			1-2 P3		2-1 HR		0-3 K		4	1	1	1	0	1	1					
Matt Williams, R (1,5) OBP: 0.310, SLG: 0.481		3-1 HR		1-1 P4		1-3 K2-3		0-1 P4		4	1	1	1	0	1	0					
Steve Finley, L (1,8) OBP: 0.395, SLG: 0.689		1-1 G6-4-3 1B		3-2 HR			3-1 G3	4-2 1B BB		3	1	2	1	1	0	0					
Greg Colbrunn, R (1,3) OBP: 0.513, SLG: 0.627		0-1 G6-4-3		3-2 F3			4-2 BB 2B BB	1-2 1B		3	1	1	0	1	0	1					
Turner Ward, S (1,9) OBP: 0.231, SLG: 0.250		1-3 K			0-0 G3		4-2 2B FC5-2 BB	0-0 L9		3	0	0	0	1	1	2					
Kelly Stinnett, R (1,2) OBP: 0.298, SLG: 0.477			1-1 E5 SH1-3		3-3 K2-3		2-2 FC5-2 2B			3	0	1	1	0	1	0					
Armando Reynoso, R (1, 1) ERA: 4.7			2-2 SH1-3		1-3 K		4-1 FC5-2 BB			1	0	0	0	0	1	0					
Hanley Frias, S (7, PH) OBP: 0.278, SLG: 0.234										0	0	0	0	1	0	0					
Vicente Padilla, R (8, 1)										0	0	0	0	0	0	0					
Matt Mantei, R (9, 1)										0	0	0	0	0	0	0					
<b>Inning Stats</b>	R: 0 E: 0 K: 0 S: 8	H: 1 LOB: 0 BB: 0 P: 12	R: 1 E: 0 K: 1 S: 9	H: 2 LOB: 0 BB: 0 P: 14	R: 0 E: 1 K: 0 S: 8	H: 0 LOB: 1 BB: 0 P: 16	R: 1 E: 0 K: 0 S: 12	H: 1 LOB: 0 BB: 0 P: 20	R: 0 E: 0 K: 2 S: 7	H: 0 LOB: 0 BB: 0 P: 11	R: 1 E: 0 K: 1 S: 9	H: 1 LOB: 3 BB: 3 P: 15	R: 1 E: 0 K: 1 S: 19	H: 1 LOB: 3 BB: 3 P: 38	R: 0 E: 0 K: 1 S: 11	H: 1 LOB: 2 BB: 1 P: 16	1B: 3 2B: 1 3B: 0 HR: 3	SF: 0 SAC: 1 DP: 2 HBP: 0			
<b>PITCHER</b>	IP WLS BF H R ER SO BB IBB HBP BLK WP HR S P ERA WHIP	6.1 L 26 6 4 4 4 2 0 0 0 0 0 0 0 1 5 - -	0.0 1 0 0 0 0 1 0 0 0 0 0 0 0 1 5 - -	0.2 2 0 0 0 1 0 0 0 0 0 0 0 6 8 0.00 0.000	1.0 5 1 0 0 1 1 0 0 0 0 0 0 0 11 16 0.00 2.000											IP WLS BF H R ER SO BB IBB HBP BLK WP HR S P ERA WHIP					
Andy Benes, R (1, 1) ERA: 4.7											6.1 L 26 6 4 4 4 2 0 0 0 0 0 0 0 1 5 - -										
Scott Radinsky, L (7, 1) ERA: 4.7											0.0 1 0 0 0 0 1 0 0 0 0 0 0 0 1 5 - -										
Heathcliff Slocumb, R (7, 1) ERA: 4.91											0.2 2 0 0 0 1 0 0 0 0 0 0 0 6 8 0.00 0.000										
Alan Benes, R (8, 1) ERA: 5.06											1.0 5 1 0 0 1 1 0 0 0 0 0 0 0 11 16 0.00 2.000										

AB 31  
R 0  
H 4  
RBI 0  
BB 2  
SO 7  
LOB 15



AB 29  
R 4  
H 7  
RBI 4  
BB 4  
SO 6  
LOB 12





Batter	1	2	3	4	5	6	7	8	9	AB	R	H	RBI	BB	SO	LOB	TOP										
Tony Womack, L (1, 6) OBP: 0.309, SLG: 0.426	G6-3	G4-3		F8		F8			1B SF7	5	1	1	0	0	0	1											
Jay Bell, R (1, 10) OBP: 0.417, SLG: 0.488	G5-3		2B		1B		HR		BB 1B	5	2	4	1	0	0	0											
Luis Gonzalez, L (1, 7) OBP: 0.407, SLG: 0.532			F7		P4		L4		SF7	3	0	0	1	1	0	2											
Matt Williams, R (1, 5) OBP: 0.353, SLG: 0.500			F9		BB		F8		BB	5	0	3	0	0	0	1											
Steve Finley, L (1, 8) OBP: 0.399, SLG: 0.688	G4-3		2B		1B		G4-3		BB	3	1	1	0	2	0	2											
Greg Colbrunn, R (1, 3) OBP: 0.506, SLG: 0.625		F5		P4				G3-1 BLK	G5-4-3	5	0	2	2	0	0	6											
Turner Ward, S (1, 9) OBP: 0.200, SLG: 0.214		F8	G3		K			K		4	0	0	0	0	2	5											
Craig Counsell, L (1, 4) OBP: 0.250, SLG: 0.500				G1-4-3		P6		G3-1		4	1	1	0	0	0	1											
Damian Miller, R (1, 2) OBP: 0.327, SLG: 0.473				K		K		K		4	0	1	1	0	3	1											
<b>Inning Stats</b>	R: 0 H: 1 E: 0 K: 0 S: 15	H: 1 LOB: 2 BB: 1 P: 24	R: 1 H: 2 E: 0 K: 0 S: 13	H: 2 LOB: 1 BB: 0 P: 17	R: 2 H: 3 E: 0 K: 0 S: 15	H: 3 LOB: 1 BB: 0 P: 20	R: 0 H: 0 E: 0 K: 1 S: 7	H: 0 LOB: 0 BB: 0 P: 10	R: 0 H: 0 E: 0 K: 1 S: 10	H: 0 LOB: 3 BB: 1 P: 34	R: 1 H: 1 E: 0 K: 0 S: 6	H: 1 LOB: 0 BB: 0 P: 9	R: 0 H: 1 E: 0 K: 2 S: 14	H: 1 LOB: 1 BB: 0 P: 19	R: 1 H: 3 E: 0 K: 0 S: 12	H: 3 LOB: 2 BB: 1 P: 23	1B: 8 2B: 4 3B: 0 HR: 1	SF: 1 SAC: 0 DP: 1 HBP: 0	WP: 0 PA: 42 PB: 0 SB: 1 CS: 0								
<b>PITCHER</b>	IP	WLS	BF	H	R	ER	SO	BB	IBB	HBP	BLK	WP	HR	S	P	ERA	WHIP										
Rick Helling, R (1, 1) ERA: 3.45	7.0	L	32	9	4	4	3	2	0	0	0	0	1	84	129	5.14	1.571										
59 Jeff Zimmerman, R (8, 1) ERA: 5.04	1.0		4	1	0	0	2	0	0	0	1	0	0	14	19	0.00	1.000										
Mike Venafro, L (9, 1) ERA: 3.79	0.1		5	3	1	1	0	1	0	0	0	0	0	11	21	27.00	12.000										
Tim Crabtree, R (9, 1) ERA: 5.81	0.2		1	0	0	0	0	0	0	0	0	0	0	1	2	0.00	0.000										

Arizona Diamondbacks @ Texas Rangers  
The Ballpark at Arlington, Arlington, TX

AB 38  
R 5  
H 13  
RBI 5  
BB 3  
SO 5  
LOB 19



WP: 0 PA: 42  
PB: 0  
SB: 1  
CS: 0

Arizona Diamondbacks @ Texas Rangers  
The Ballpark at Arlington, Arlington, TX

AB 33  
R 4  
H 7  
RBI 3  
BB 1  
SO 5  
LOB 9



WP: 1 PA: 35  
PB: 0  
SB: 0  
CS: 1

Batter	1	2	3	4	5	6	7	8	9	AB	R	H	RBI	BB	SO	LOB	BOTTOM										
Luis Altea, S (1, 4) OBP: 0.391, SLG: 0.456	F7		F8		F7			K		4	0	0	0	0	1	0											
Scott Sheldon, R (9, 6) OBP: 0.348, SLG: 0.250										0	0	0	0	0	0	0											
29 Rusty Greer, L (1, 7) OBP: 0.309, SLG: 0.362	K		G4-3			G6-3			FC3-6 WP	4	1	1	0	0	1	0											
Ivan Rodriguez, R (1, 2) OBP: 0.400, SLG: 0.713	G4-3			F9		CS 1B		FC3-6 1B		4	0	2	0	0	0	0											
Rafael Palmeiro, L (1, 3) OBP: 0.389, SLG: 0.582		G1-3		HR		F7		FC3-6 F9 WP		4	1	1	1	0	0	3											
Jason McDonald, S (9, PR) OBP: 0.344, SLG: 0.333										0	0	0	0	0	0	0											
David Segui, S (1, 10) OBP: 0.393, SLG: 0.513		F3		2B		CS		G6-3		3	0	1	0	1	0	0											
Chad Curtis, R (1, 9) OBP: 0.337, SLG: 0.451		G4-3		F7		P4		F9		4	0	0	0	0	0	3											
Ruben Mateo, R (1, 8) OBP: 0.339, SLG: 0.447			F8		K			G4-3		3	0	0	0	0	1	1											
Scarborough Green, S (8, 8) OBP: 0.174, SLG: 0.182									F8	1	0	0	0	0	0	2											
Mike Lamb, L (1, 5) OBP: 0.358, SLG: 0.484			HR		K			F7		3	1	1	0	0	1	0											
Royce Clayton, R (1, 6) OBP: 0.298, SLG: 0.442										2	1	1	2	0	1	0											
Frank Catalanotto, L (8, PH) OBP: 0.617, SLG: 0.757			HR		K			P4		1	0	0	0	0	0	0											
<b>Inning Stats</b>	R: 0 H: 0 E: 0 K: 1 S: 9	H: 0 LOB: 0 BB: 0 P: 14	R: 0 H: 0 E: 0 K: 0 S: 7	H: 0 LOB: 0 BB: 0 P: 11	R: 2 H: 2 E: 0 K: 0 S: 8	H: 2 LOB: 1 BB: 0 P: 15	R: 1 H: 2 E: 0 K: 1 S: 11	H: 2 LOB: 1 BB: 0 P: 15	R: 0 H: 0 E: 0 K: 2 S: 7	H: 0 LOB: 0 BB: 0 P: 11	R: 0 H: 1 E: 0 K: 0 S: 10	H: 0 LOB: 0 BB: 0 P: 14	R: 0 H: 0 E: 0 K: 1 S: 5	H: 0 LOB: 0 BB: 0 P: 7	R: 1 H: 2 E: 0 K: 0 S: 19	H: 2 LOB: 2 BB: 1 P: 27	1B: 3 2B: 2 3B: 0 HR: 2	SF: 0 SAC: 0 DP: 0 HBP: 0	WP: 1 PA: 35 PB: 0 SB: 0 CS: 1								
<b>PITCHER</b>	IP	WLS	BF	H	R	ER	SO	BB	IBB	HBP	BLK	WP	HR	S	P	ERA	WHIP										
Brian Anderson, L (1, 1) ERA: 4.11	7.0	W	25	5	3	3	4	0	0	0	0	0	2	56	85	3.86	0.714										
Byung-Hyun Kim, R (8, 1) ERA: 1.4	1.0	H	3	0	0	0	1	0	0	0	0	0	0	5	7	0.00	0.000										
Matt Mantei, R (9, 1) ERA: 5.4	1.0	S	6	2	1	1	0	1	0	0	0	1	0	19	27	9.00	3.000										

WP: 1 PA: 35  
PB: 0  
SB: 0  
CS: 1



Batter	1	2	3	4	5	6	7	8	9	AB	R	H	RBI	BB	SO	LOB	TOP								
Hanley Frias, S (1.6) OBP: 0.276, SLG: 0.255	G6-3		2B			F8		G1-3		4	1	1	0	0	0	1									
Jay Bell, R (1.4) OBP: 0.418, SLG: 0.490	G5-3		2B			F9		G5-3		3	0	1	1	1	0	1									
Luis Gonzalez, L (1.7) OBP: 0.405, SLG: 0.532	K		K			F9		2B		4	0	1	1	0	2	2									
Matt Williams, R (1.5) OBP: 0.368, SLG: 0.486		G5-3 HBP 1B			G6-3			G6-3		3	0	1	0	1	0	1									
Steve Finley, L (1.10) OBP: 0.401, SLG: 0.683		4-2 HBP 1-2 HBP			K			F9		3	1	1	0	0	1	0									
Greg Colbrunn, R (1.3) OBP: 0.506, SLG: 0.606 Tony Womack, L (9, PR) OBP: 0.309, SLG: 0.426	F9				K			HBP		2	0	0	0	0	1	2									
Turner Ward, S (1.8) OBP: 0.206, SLG: 0.219	G5-3				L6			F7		4	0	1	1	0	0	3									
Bernard Gilkey, R (1.9) OBP: 0.212, SLG: 0.241			K		P4			F7		4	0	0	0	0	1	3									
Damian Miller, R (1.2) OBP: 0.327, SLG: 0.468			G3-1		K			G1-3 2B 1B		3	1	1	0	0	1	0									
<b>Inning Stats</b>	R: 0 E: 0 K: 1 S: 8	H: 0 LOB: 0 BB: 0 P: 13	R: 0 E: 0 K: 0 S: 8	H: 1 LOB: 1 BB: 0 P: 14	R: 1 E: 0 K: 2 S: 11	H: 2 LOB: 1 BB: 0 P: 18	R: 0 E: 0 K: 2 S: 7	H: 0 LOB: 0 BB: 0 P: 10	R: 0 E: 0 K: 1 S: 7	H: 0 LOB: 0 BB: 1 P: 12	R: 0 E: 0 K: 0 S: 4	H: 0 LOB: 0 BB: 1 P: 9	R: 1 E: 0 K: 0 S: 7	H: 2 LOB: 1 BB: 1 P: 16	R: 1 E: 0 K: 0 S: 11	H: 2 LOB: 1 BB: 0 P: 18	R: 0 E: 0 K: 0 S: 14	H: 0 LOB: 1 BB: 0 P: 21	1B: 4 2B: 4 3B: 0 HR: 0	SF: 0 SAC: 0 DP: 2 HBP: 3	WP: 0 PB: 0 SB: 0 CS: 2	PA: 35			
<b>PITCHER</b>	IP	WLS	BF	H	R	ER	SO	BB	IBB	HBP	BLK	WP	HR	S	P	ERA	WHIP								
Kenny Rogers, L (1.1) ERA: 4.0	6.0	W	23	4	2	2	6	2	0	1	0	0	0	47	83	3.00	1.000								
Tim Crabtree, R (7.1) ERA: 5.79	1.2	H	6	2	1	1	0	0	0	1	0	0	0	13	23	5.40	1.200								
Mike Venafro, L (8.1) ERA: 3.79	0.0		1	1	0	0	0	0	0	0	0	0	0	2	2	∞	∞								
59 Jeff Zimmerman, R (8.1) ERA: 5.96	0.1	H	1	0	0	0	0	0	0	0	0	0	0	1	2	0.00	0.000								
John Wetteland, R (9.1) ERA: 4.07	1.0	S	4	0	0	0	0	0	0	1	0	0	0	14	21	0.00	0.000								

Arizona Diamondbacks @ Texas Rangers  
The Ballpark at Arlington, Arlington, TX  
Sat Jun 03 2000, 8:35 PM EDT  
Att: 46,222 - Cloudy - 75 F

livebaseballscores.com

AB	30
R	3
H	7
RBI	3
BB	2
SO	6
LOB	13



Batter	1	2	3	4	5	6	7	8	9	AB	R	H	RBI	BB	SO	LOB	BOTTOM								
Luis Altea, S (1.4) OBP: 0.388, SLG: 0.452	G3		P5		K			29 G3 1B		4	0	1	0	0	1	1									
29 Rusty Greer, L (1.7) OBP: 0.305, SLG: 0.373	G6-3		F7		2B			G3		4	0	1	1	0	0	2									
Ivan Rodriguez, R (1.2) OBP: 0.393, SLG: 0.699	E5				G5-3			K		4	0	0	0	0	1	2									
Rafael Palmeiro, L (1.3) OBP: 0.391, SLG: 0.575	G6-3				E5 CS WP			F8		2	1	0	0	2	0	1									
David Segui, S (1.10) OBP: 0.399, SLG: 0.517		G2-3			HR 1B			WP 1B		4	1	3	1	0	0	0									
Chad Curtis, R (1.9) OBP: 0.337, SLG: 0.467 Scarborough Green, S (8.8) OBP: 0.208, SLG: 0.217	F7				HR			K		3	1	1	2	0	1	1									
Mike Lamb, L (1.5) OBP: 0.348, SLG: 0.468	F7				F7			G4-3		4	0	0	0	0	0	4									
Royce Clayton, R (1.6) OBP: 0.292, SLG: 0.433			G5-3		F5			G5-3		4	0	0	0	0	0	3									
Jason McDonald, S (1.8) OBP: 0.350, SLG: 0.341			1B		F9			G6-3		4	1	2	0	0	0	3									
<b>Inning Stats</b>	R: 0 E: 1 K: 0 S: 9	H: 0 LOB: 1 BB: 0 P: 15	R: 0 E: 0 K: 0 S: 5	H: 0 LOB: 0 BB: 0 P: 7	R: 0 E: 0 K: 0 S: 11	H: 1 LOB: 1 BB: 0 P: 15	R: 3 E: 1 K: 0 S: 11	H: 2 LOB: 0 BB: 1 P: 23	R: 0 E: 0 K: 1 S: 10	H: 1 LOB: 1 BB: 0 P: 15	R: 0 E: 0 K: 1 S: 7	H: 1 LOB: 1 BB: 0 P: 11	R: 1 E: 0 K: 1 S: 9	H: 2 LOB: 1 BB: 0 P: 13	R: 0 E: 0 K: 0 S: 17	H: 2 LOB: 3 BB: 1 P: 27	1B: 7 2B: 1 3B: 0 HR: 1	SF: 0 SAC: 0 DP: 0 HBP: 0	WP: 2 PB: 0 SB: 1 CS: 1	PA: 36					
<b>PITCHER</b>	IP	WLS	BF	H	R	ER	SO	BB	IBB	HBP	BLK	WP	HR	S	P	ERA	WHIP								
Nelson Figueroa, R (1.1) ERA: 5.68	6.1	L	28	7	4	4	2	1	0	0	0	0	0	57	93	5.68	1.263								
Greg Swindell, L (7.1) ERA: 3.09	1.2		8	2	0	0	1	1	0	0	0	0	0	22	33	0.00	1.800								

Arizona Diamondbacks @ Texas Rangers  
The Ballpark at Arlington, Arlington, TX  
Sat Jun 03 2000, 8:35 PM EDT  
Att: 46,222 - Cloudy - 75 F

livebaseballscores.com

AB	34
R	4
H	9
RBI	4
BB	2
SO	3
LOB	17










Batter	1	2	3	4	5	6	7	8	9	10	AB	R	H	RBI	BB	SO	LOB					
<b>Tony Womack, L</b> OBP: 0.305, SLG: 0.413	G6-3			L8		L6		G6-3		E9	5	1	0	0	0	0	1					
<b>Jay Bell, R</b> OBP: 0.414, SLG: 0.495	K			K		F9			K		5	1	1	1	0	3	0					
<b>Luis Gonzalez, L</b> OBP: 0.409, SLG: 0.563	L6			HR		F8			BB		5	1	3	2	0	0	0					
<b>Matt Williams, R</b> OBP: 0.375, SLG: 0.489				F9					G5-3		5	0	2	0	0	0	2					
<b>Steve Finley, L</b> OBP: 0.334, SLG: 0.676	G6-4-3					F8					3	0	0	0	1	0	2					
<b>Greg Colbrunn, R</b> OBP: 0.516, SLG: 0.603	G4-3								BB		2	0	1	0	1	0	0					
<b>Turner Ward, S</b> OBP: 0.233, SLG: 0.231											4	0	0	0	0	0	6					
<b>Byung-Hyun Kim, R</b> OBP: 0.233, SLG: 0.231				B3-1		G3					0	0	0	0	0	0	0					
<b>Matt Mantei, R</b> OBP: 0.287, SLG: 0.448											0	0	0	0	0	0	0					
<b>Kelly Stinnett, R</b> OBP: 0.287, SLG: 0.448				F9							3	0	0	0	1	0	0					
<b>Mike Morgan, R</b> OBP: 0.333, SLG: 0.333											2	0	0	0	0	1	2					
<b>Dan Plesac, L</b> OBP: 0.333, SLG: 0.333											0	0	0	0	0	0	0					
<b>Vicente Padilla, R</b> OBP: 0.333, SLG: 0.333											0	0	0	0	0	0	0					
<b>Craig Counsell, L</b> OBP: 0.222, SLG: 0.222											1	0	1	0	0	0	0					
<b>Greg Swindell, L</b> OBP: 0.222, SLG: 0.222											0	0	0	0	0	0	0					
<b>Andy Fox, L</b> OBP: 0.291, SLG: 0.291											1	0	0	0	0	0	0					
<b>Inning Stats</b>	R: 0 E: 0 K: 1 S: 10	H: 0 LOB: 0 BB: 0 P: 15	R: 0 E: 0 K: 0 S: 8	H: 1 LOB: 0 BB: 0 P: 10	R: 0 E: 0 K: 1 S: 6	H: 0 LOB: 0 BB: 0 P: 10	R: 1 E: 0 K: 1 S: 9	H: 1 LOB: 0 BB: 0 P: 14	R: 0 E: 0 K: 0 S: 7	H: 0 LOB: 0 BB: 0 P: 19	R: 0 E: 0 K: 0 S: 5	H: 1 LOB: 1 BB: 0 P: 7	R: 0 E: 0 K: 0 S: 7	H: 1 LOB: 0 BB: 0 P: 9	R: 0 E: 0 K: 1 S: 10	H: 1 LOB: 3 BB: 2 P: 21	R: 2 E: 1 K: 0 S: 14	H: 2 LOB: 1 BB: 0 P: 18	1B: 4 2B: 3 3B: 0 HR: 1	SF: 0 SAC: 0 DP: 3 HBP: 1	WP: 0 PB: 0 SB: 0 CS: 0	PA: 40
<b>PITCHER</b>	IP	WLS	BF	H	R	ER	SO	BB	IBB	HBP	BLK	WP	HR	S	P	ERA	WHIP					
<b>Ismael Valdez, R</b> ERA: 5.45	(1, 1)	8.0	28	5	1	1	3	0	0	0	0	0	0	65	99	1.12	0.625					
<b>Tim Worrell, R</b> ERA: 4.26	(9, 1)	1.0	6	1	0	0	1	1	1	0	0	0	0	10	21	0.00	2.000					
<b>Rick Aguilera, R</b> ERA: 5.82	(10, 1)	0.2	4	1	2	0	0	0	0	0	0	0	0	11	15	0.00	1.500					
<b>Felix Heredia, L</b> ERA: 5.67	(10, 1)	0.1	W	2	1	0	0	0	0	0	0	0	0	3	3	0.00	3.000					

**Arizona Diamondbacks @ Chicago Cubs**  
Wrigley Field, Chicago, IL  
Mon Jun 05 2000, 7:05 PM CDT  
Att. 32,197 - Sunny - 52 F


AB	36
R	3
H	8
RBI	3
BB	3
SO	4
LOB	13



Batter	1	2	3	4	5	6	7	8	9	10	AB	R	H	RBI	BB	SO	LOB					
<b>Chad Meyers, R</b> OBP: 0.167, SLG: 0.333	G4-3					L8					5	1	1	0	0	1	2					
<b>Damon Buford, R</b> OBP: 0.347, SLG: 0.473	B5-3			SH1-3							4	0	0	0	0	2	0					
<b>Mark Grace, L</b> OBP: 0.423, SLG: 0.469	2B			SF9							4	1	3	1	0	0	0					
<b>Sammy Sosa, R</b> OBP: 0.405, SLG: 0.608	1B										3	1	1	0	2	0	0					
<b>Willie Greene, L</b> OBP: 0.347, SLG: 0.495											5	0	1	1	0	2	4					
<b>Eric Young Sr., R</b> OBP: 0.359, SLG: 0.450	G6-3										0	1	0	0	0	0	0					
<b>Henry Rodriguez, L</b> OBP: 0.320, SLG: 0.558											4	0	1	0	1	3	2					
<b>Jeff Reed, L</b> OBP: 0.347, SLG: 0.341											4	0	1	2	0	1	1					
<b>Augie Ojeda, S</b> OBP: 0.500, SLG: 0.571											3	0	2	0	1	0	0					
<b>Ismael Valdez, R</b> OBP: 0.273, SLG: 0.455											2	0	0	0	0	0	3					
<b>Tim Worrell, R</b> ERA: 3.46											0	0	0	0	0	0	0					
<b>Glenallen Hill, R</b> OBP: 0.302, SLG: 0.517											1	0	0	0	0	1	0					
<b>Rick Aguilera, R</b> OBP: 0.302, SLG: 0.517											0	0	0	0	0	0	0					
<b>Felix Heredia, L</b> ERA: 1.98											0	0	0	0	0	0	0					
<b>Inning Stats</b>	R: 0 E: 0 K: 0 S: 9	H: 2 LOB: 2 BB: 0 P: 15	R: 0 E: 0 K: 1 S: 11	H: 0 LOB: 1 BB: 1 P: 19	R: 1 E: 0 K: 0 S: 6	H: 1 LOB: 0 BB: 0 P: 8	R: 0 E: 0 K: 0 S: 10	H: 1 LOB: 2 BB: 1 P: 18	R: 0 E: 0 K: 1 S: 12	H: 0 LOB: 0 BB: 0 P: 13	R: 0 E: 0 K: 3 S: 9	H: 0 LOB: 0 BB: 0 P: 11	R: 0 E: 0 K: 2 S: 9	H: 0 LOB: 0 BB: 0 P: 15	R: 3 E: 0 K: 2 S: 13	H: 3 LOB: 2 BB: 1 P: 25	1B: 6 2B: 4 3B: 0 HR: 0	SF: 1 SAC: 3 DP: 0 HBP: 0	WP: 1 PB: 0 SB: 0 CS: 0	PA: 43		
<b>PITCHER</b>	IP	WLS	BF	H	R	ER	SO	BB	IBB	HBP	BLK	WP	HR	S	P	ERA	WHIP					
<b>Mike Morgan, R</b> ERA: 2.56	(1, 1)	4.2	22	5	1	1	1	3	3	0	0	0	0	45	79	1.93	1.714					
<b>Dan Plesac, L</b> ERA: 3.46	(5, 1)	1.0	5	2	0	0	1	0	0	0	0	0	0	10	13	0.00	2.000					
<b>Vicente Padilla, R</b> ERA: 0.79	(6, 1)	1.1	4	0	0	0	1	0	0	0	0	0	0	9	11	0.00	0.000					
<b>Greg Swindell, L</b> ERA: 2.92	(8, 1)	1.1	4	0	0	0	3	0	0	0	0	0	0	12	16	0.00	0.000					
<b>Byung-Hyun Kim, R</b> ERA: 1.98	(9, 1)	0.2	2	0	0	0	2	0	0	0	0	0	0	6	10	0.00	0.000					

**Arizona Diamondbacks @ Chicago Cubs**  
Wrigley Field, Chicago, IL  
Mon Jun 05 2000, 7:05 PM CDT  
Att. 32,197 - Sunny - 52 F

AB	35
R	4
H	10
RBI	4
BB	4
SO	10
LOB	12





Batter	1	2	3	4	5	6	7	8	9	AB	R	H	RBI	BB	SO	LOB	TOP					
Tony Womack, L (1,6) OBP: 0.304, SLG: 0.410	F9			1B		G4-3			F7	4	0	1	0	0	0	0						
Craig Counsell, L (1,4) OBP: 0.543, SLG: 1.231	G6-3			P4					HR	4	1	2	1	0	0	1						
Luis Gonzalez, L (1,7) OBP: 0.402, SLG: 0.553	K			K					P6	4	0	0	0	0	3	2						
Matt Williams, R (1,5) OBP: 0.346, SLG: 0.449				G6-3					K	4	0	0	0	0	2	2						
Steve Finley, L (1,8) OBP: 0.389, SLG: 0.667	F7					G3			K	3	0	0	0	0	0	1						
Greg Colbrunn, R (1,3) OBP: 0.500, SLG: 0.577	K					G6-3			K	3	0	0	0	0	1	0						
Turner Ward, S (1,9) OBP: 0.239, SLG: 0.262				G5-3		G5-3			F8	3	0	1	0	0	0	0						
Damian Miller, R (1,2) OBP: 0.327, SLG: 0.464				G6-3		G5-4-3			F8	3	0	1	0	0	0	1						
Armando Reynoso, R (1,1) Dan Plesac, L (5,1) Bernard Gilkey, R (6,PH) Russ Springer, R (6,1) Greg Swindell, L (7,1) Hanley Frias, S (8,PH) Vicente Padilla, R (8,1)				K		G5-4-3			G3-1	1	0	0	0	0	0	1						
<b>Inning Stats</b>	R: 0 E: 0 K: 1 S: 9	H: 0 LOB: 0 BB: 0 P: 16	R: 0 E: 0 K: 2 S: 9	H: 0 LOB: 0 BB: 0 P: 13	R: 0 E: 0 K: 1 S: 6	H: 0 LOB: 0 BB: 0 P: 8	R: 0 E: 0 K: 1 S: 10	H: 1 LOB: 1 BB: 0 P: 13	R: 0 E: 0 K: 0 S: 7	H: 0 LOB: 0 BB: 0 P: 9	R: 0 E: 0 K: 0 S: 9	H: 1 LOB: 0 BB: 0 P: 14	R: 0 E: 0 K: 1 S: 11	H: 1 LOB: 1 BB: 0 P: 16	R: 0 E: 0 K: 0 S: 7	H: 1 LOB: 1 BB: 0 P: 10	R: 1 E: 0 K: 1 S: 8	H: 1 LOB: 0 BB: 0 P: 10	1B: 3 2B: 1 3B: 0 HR: 1	SF: 0 SAC: 0 DP: 1 HBP: 0	WP: 0 PB: 0 SB: 1 CS: 1	PA: 31
<b>PITCHER</b> Kevin Tapani, R (1,1) ERA: 4.68	IP: 9.0 WLS: W BF: 31 H: 5 R: 1 ER: 1 SO: 7 BB: 0 IBB: 0 HBP: 0 BLK: 0 WP: 0 HR: 1 S: 76 P: 109 ERA: 1.00 WHIP: 0.556																					

**Arizona Diamondbacks @ Chicago Cubs**  
Wrigley Field, Chicago, IL  
Tue Jun 06 2000, 7:05 PM CDT  
Att: 35,933 - Sunny - 68 F

AB	31
R	1
H	5
RBI	1
BB	0
SO	7
LOB	9



Batter	1	2	3	4	5	6	7	8	9	AB	R	H	RBI	BB	SO	LOB	BOTTOM			
Eric Young Sr., R (1,4) OBP: 0.360, SLG: 0.444	G1-6-3		K						G3	3	2	0	0	1	1	2				
Joe Girardi, R (1,2) OBP: 0.373, SLG: 0.439	K		F9							4	0	2	2	0	1	0				
Mark Grace, L (1,3) OBP: 0.425, SLG: 0.470	FC5-4									4	0	2	1	0	0	1				
Sammy Sosa, R (1,9) OBP: 0.407, SLG: 0.604	FC5-4									3	0	1	0	1	1	3				
Willie Greene, L (1,5) OBP: 0.336, SLG: 0.476			K							4	0	0	0	0	3	5				
Dave Martinez, L (1,7) OBP: 0.287, SLG: 0.325										4	0	1	0	0	1	1				
Damon Buford, R (1,8) OBP: 0.345, SLG: 0.466										3	1	0	0	1	0	1				
Augie Ojeda, S (1,6) OBP: 0.500, SLG: 0.700										3	1	1	1	1	0	1				
Kevin Tapani, R (1,1) OBP: 0.161, SLG: 0.290			K2-3							4	0	1	0	0	3	1				
<b>Inning Stats</b>	R: 0 E: 0 K: 1 S: 10	H: 1 LOB: 1 BB: 0 P: 16	R: 0 E: 0 K: 1 S: 11	H: 1 LOB: 0 BB: 0 P: 18	R: 0 E: 0 K: 2 S: 8	H: 0 LOB: 0 BB: 0 P: 11	R: 0 E: 0 K: 1 S: 9	H: 1 LOB: 1 BB: 0 P: 14	R: 3 E: 0 K: 3 S: 16	H: 3 LOB: 2 BB: 1 P: 34	R: 0 E: 0 K: 0 S: 5	H: 0 LOB: 0 BB: 0 P: 7	R: 1 E: 0 K: 2 S: 13	H: 1 LOB: 2 BB: 2 P: 27	R: 0 E: 0 K: 0 S: 9	H: 1 LOB: 2 BB: 1 P: 16	1B: 6 2B: 1 3B: 1 HR: 0	SF: 0 SAC: 0 DP: 0 HBP: 1	WP: 1 PB: 0 SB: 1 CS: 0	PA: 37
<b>PITCHER</b> Armando Reynoso, R (1,1) ERA: 5.4 Dan Plesac, L (5,1) ERA: 3.38 Russ Springer, R (6,1) ERA: 5.09 Greg Swindell, L (7,1) ERA: 2.88 Vicente Padilla, R (8,1) ERA: 0.73	IP: 4.2 WLS: L BF: 22 H: 6 R: 3 ER: 3 SO: 7 BB: 1 IBB: 0 HBP: 0 BLK: 0 WP: 0 HR: 0 S: 51 P: 87 ERA: 5.79 WHIP: 1.500																			

**Arizona Diamondbacks @ Chicago Cubs**  
Wrigley Field, Chicago, IL  
Tue Jun 06 2000, 7:05 PM CDT  
Att: 35,933 - Sunny - 68 F

AB	32
R	4
H	8
RBI	4
BB	4
SO	10
LOB	15









Batter	1	2	3	4	5	6	7	8	9	AB	R	H	RBI	BB	SO	LOB	TOP			
Darin Erstad, L (1,8) OBP: 0.446, SLG: 0.585										3	0	0	0	0	1	1				
Kevin Stocker, S (1,6) OBP: 0.378, SLG: 0.387										4	0	0	0	0	3	3				
Mo Vaughn, L (1,3) OBP: 0.384, SLG: 0.592										4	0	2	0	0	2	2				
Tim Salmon, R (1,9) OBP: 0.412, SLG: 0.540										4	0	0	0	0	0	4				
Troy Glaus, R (1,5) OBP: 0.452, SLG: 0.681										3	1	1	1	1	1	1				
Bengie Molina, R (1,2) OBP: 0.388, SLG: 0.429										4	0	0	0	0	1	1				
Edgard Clemente, R (1,7) Orlando Palmeiro, L (7,PH) Mike Holtz, L (7,1) Lou Pote, R (8,1)										2	0	0	0	0	1	0	AB 31			
Benji Gil, R (1,4) Adam Kennedy, L (7,PH)										2	0	0	0	0	0	0	R 1			
Brian Cooper, R (1,1) Scott Spiezio, S (6,PH) Eric Weaver, R (6,1) 16 Garret Anderson, L (7,8) OBP: 0.271, SLG: 0.475										1	0	0	0	0	1	0	H 5			
<b>Inning Stats</b>	R: 0 E: 0 K: 3 S: 10	H: 0 LOB: 0 BB: 0 P: 12	R: 1 E: 0 K: 1 S: 15	H: 1 LOB: 0 BB: 0 P: 23	R: 0 E: 0 K: 1 S: 9	H: 0 LOB: 0 BB: 1 P: 16	R: 0 E: 0 K: 0 S: 5	H: 1 LOB: 0 BB: 1 P: 11	R: 0 E: 1 K: 1 S: 14	H: 1 LOB: 2 BB: 0 P: 22	R: 0 E: 0 K: 1 S: 11	H: 1 LOB: 1 BB: 0 P: 16	R: 0 E: 0 K: 1 S: 9	H: 0 LOB: 0 BB: 0 P: 12	R: 0 E: 0 K: 0 S: 11	H: 1 LOB: 1 BB: 0 P: 17	1B: 3 2B: 1 3B: 0 HR: 1	SF: 0 SAC: 0 DP: 1 HBP: 1	WP: 0 PB: 0 SB: 1 CS: 1	PA: 34
<b>PITCHER</b>	IP	WLS	BF	H	R	ER	SO	BB	IBB	HBP	BLK	WP	HR	S	P	ERA	WHIP			
Randy Johnson, L (1,1) ERA: 1.42	6.0	W	22	3	1	1	8	1	0	1	0	0	1	63	100	1.50	0.667			
Vicente Padilla, R (7,1) ERA: 0.89	1.0	H	4	1	0	0	1	0	0	0	0	0	0	11	16	0.00	1.000			
Dan Plesac, L (8,1) ERA: 2.87	1.0	H	3	0	0	0	1	0	0	0	0	0	0	9	12	0.00	0.000			
Byung-Hyun Kim, R (9,1) ERA: 1.91	1.0	S	4	1	0	0	0	0	0	0	0	0	0	11	17	0.00	1.000			

Anaheim Angels @ Arizona Diamondbacks  
Bank One Ballpark, Phoenix, AZ  
Fri Jun 09 2000, 10:05 PM EDT  
Att: 39,468 - Sunny - 86 F

AB	31
R	1
H	5
RBI	1
BB	1
SO	10
LOB	13



Batter	1	2	3	4	5	6	7	8	9	AB	R	H	RBI	BB	SO	LOB	BOTTOM			
Tony Womack, L (1,6) OBP: 0.313, SLG: 0.419										3	1	1	0	0	0	1				
Jay Bell, R (1,4) OBP: 0.404, SLG: 0.480										4	1	1	1	0	0	2				
Luis Gonzalez, L (1,7) OBP: 0.401, SLG: 0.573										4	1	2	2	0	1	0				
Matt Williams, R (1,5) OBP: 0.367, SLG: 0.446										3	0	1	0	1	0	2				
Steve Finley, L (1,8) OBP: 0.389, SLG: 0.659										3	1	1	0	1	0	1				
Turner Ward, S (1,9) OBP: 0.240, SLG: 0.244										3	0	0	0	1	0	3				
Travis Lee, L (1,3) OBP: 0.346, SLG: 0.459										4	0	1	0	0	1	4	AB 31			
Kelly Stinnett, R (1,2) OBP: 0.292, SLG: 0.447										3	0	0	0	1	1	3	R 4			
Randy Johnson, R (1,1) Hanley Ramirez, S (6,PH) Vicente Padilla, R (7,1) Dan Plesac, L (8,1) Bernard Gilkey, R (8,PH) Byung-Hyun Kim, R (9,1)										2	0	0	0	0	0	2	H 8			
<b>Inning Stats</b>	R: 0 E: 0 K: 0 S: 9	H: 1 LOB: 1 BB: 0 P: 17	R: 0 E: 0 K: 0 S: 8	H: 0 LOB: 2 BB: 2 P: 21	R: 0 E: 0 K: 0 S: 6	H: 0 LOB: 0 BB: 0 P: 11	R: 0 E: 1 K: 0 S: 11	H: 1 LOB: 2 BB: 1 P: 16	R: 4 E: 1 K: 1 S: 20	H: 4 LOB: 1 BB: 0 P: 32	R: 0 E: 0 K: 0 S: 9	H: 1 LOB: 1 BB: 0 P: 14	R: 0 E: 0 K: 1 S: 6	H: 0 LOB: 1 BB: 1 P: 13	R: 0 E: 0 K: 1 S: 7	H: 1 LOB: 0 BB: 0 P: 10	1B: 5 2B: 1 3B: 1 HR: 1	SF: 0 SAC: 0 DP: 1 HBP: 1	WP: 0 PB: 0 SB: 1 CS: 1	PA: 36
<b>PITCHER</b>	IP	WLS	BF	H	R	ER	SO	BB	IBB	HBP	BLK	WP	HR	S	P	ERA	WHIP			
Brian Cooper, R (1,1) ERA: 4.15	5.0	L	25	6	4	3	1	2	1	1	0	0	0	54	97	5.40	1.600			
Eric Weaver, R (6,1) ERA: 6.35	1.0		4	1	0	0	0	0	0	0	0	0	0	9	14	0.00	1.000			
Mike Holtz, L (7,1) ERA: 4.5	1.2		6	1	0	0	2	1	0	0	0	0	0	12	22	0.00	1.200			
Lou Pote, R (8,1) ERA: 4.63	0.1		1	0	0	0	0	0	0	0	0	0	0	1	1	0.00	0.000			

Anaheim Angels @ Arizona Diamondbacks  
Bank One Ballpark, Phoenix, AZ  
Fri Jun 09 2000, 10:05 PM EDT  
Att: 39,468 - Sunny - 86 F

AB	31
R	4
H	8
RBI	3
BB	4
SO	3
LOB	18





Batter	1	2	3	4	5	6	7	8	9	AB	R	H	RBI	BB	SO	LOB	TOP										
Darin Erstad, L (1,7) OBP: 0.445, SLG: 0.584 Orlando Palmeiro, L (7,7) OBP: 0.432, SLG: 0.393	1-2 G4-3	2-1	0-2 FC6-4		4-0		1-1 F7			4	0	1	2	1	0	3	Anaheim Angels @ Arizona Diamondbacks Bank One Ballpark, Phoenix, AZ Sat Jun 10 2000, 4:05 PM EDT Att: 35,213 - Dome - 72 F										
Benji Gil, R (1,6) OBP: 0.277, SLG: 0.302	0-1 G4-3	3-2 F8		0-1	1-0 F9		1-0 F8			5	1	1	1	0	0	5											
Mo Vaughn, L (1,3) OBP: 0.380, SLG: 0.584	1-3		2-0 G1-3	2-1	0-0 F7		1-2 G4-3			5	1	1	0	0	1	2											
Tim Salmon, R (1,9) OBP: 0.412, SLG: 0.555 Lou Pote, R (8,1) Mike Holtz, L (8,1) Mike Fyhrie, R (9,1)		1-3 K	1-0 G3-1 16 1B	3-1	0-0 F8		1-0 F6			5	2	2	2	0	1	0											
16 Garret Anderson, L (1,8) OBP: 0.273, SLG: 0.486	1-1	2B 1B	1-1 G3-1	2-0	1-0 F7		1-0	0-1 G4-3		5	2	1	0	0	1												
Troy Glaus, R (1,5) OBP: 0.449, SLG: 0.671 Scott Spiezio, S (8,5) OBP: 0.357, SLG: 0.423	1-0 F7	4-0	2-3 1B	2-3	1-0 K		2-0 F3		0-3 K	3	1	0	0	1	1												
Matt Walbeck, S (1,2) OBP: 0.221, SLG: 0.333	1-0	BB 2B	0-1 1-2 3H 1B	2-1	G4-3		0-2 G4-3		0-3 K2-3	5	2	2	1	0	1	0											
Adam Kennedy, L (1,4) OBP: 0.320, SLG: 0.409	4-0	BB 2B	0-1 FC6-4 1B		0-1		0-1		1-3 K	4	1	3	1	1	1	0											
Jarrod Washburn, L (1,1) OBP: 1.000, SLG: 1.000 Edgard Clemente, R (8,9) OBP: 0.191, SLG: 0.196	4-1 2B	1-2 2H 1B	1-0 FC6-4 1B		0-1		0-0			1	0	1	2	1	0	0											
Inning Stats	R: 0 E: 0 K: 1 S: 8	H: 0 LOB: 0 BB: 0 P: 10	R: 3 E: 0 K: 1 S: 13	H: 3 LOB: 2 BB: 2 P: 30	R: 3 E: 0 K: 0 S: 12	H: 4 LOB: 1 BB: 1 P: 21	R: 3 E: 0 K: 1 S: 12	H: 3 LOB: 0 BB: 0 P: 23	R: 0 E: 0 K: 0 S: 6	H: 1 LOB: 2 BB: 1 P: 11	R: 1 E: 0 K: 0 S: 7	H: 1 LOB: 0 BB: 0 P: 10	R: 0 E: 0 K: 0 S: 6	H: 1 LOB: 1 BB: 0 P: 8	R: 0 E: 0 K: 0 S: 6	H: 0 LOB: 0 BB: 0 P: 8		R: 0 E: 0 K: 3 S: 11	H: 0 LOB: 0 BB: 0 P: 12	1B: 7 2B: 3 3B: 0 HR: 3	SF: 0 SAC: 2 DP: 0 HBP: 0	WP: 0 PB: 0 SB: 0 CS: 0	PA: 44				
PITCHER	IP	WLS	BF	H	R	ER	SO	BB	IBB	HBP	BLK	WP	HR	S	P	ERA	WHIP										
Omar Daal, L (1,1) ERA: 5.83	3.0	L	19	7	6	6	2	1	2	0	0	0	0	33	61	18.00	2.667										
Mike Morgan, R (4,1) ERA: 3.07	2.0		11	4	3	3	1	1	0	0	0	0	2	18	34	13.50	2.500										
Russ Springer, R (6,1) ERA: 5.04	2.0		8	2	1	1	0	0	0	0	0	0	1	13	18	4.50	1.000										
Greg Swindell, L (8,1) ERA: 2.77	1.0		3	0	0	0	0	0	0	0	0	0	0	6	8	0.00	0.000										
Matt Mantei, R (9,1) ERA: 6.75	1.0		3	0	0	0	3	0	0	0	0	0	0	11	12	0.00	0.000										

Batter	1	2	3	4	5	6	7	8	9	AB	R	H	RBI	BB	SO	LOB	BOTTOM										
Tony Womack, L (1,6) OBP: 0.316, SLG: 0.425	1-2 G5-3		0-0			0-1 F8		0-0		4	1	2	0	0	0	0	Anaheim Angels @ Arizona Diamondbacks Bank One Ballpark, Phoenix, AZ Sat Jun 10 2000, 4:05 PM EDT Att: 35,213 - Dome - 72 F										
Jay Bell, R (1,4) OBP: 0.399, SLG: 0.474 Craig Counsell, L (8,PH) OBP: 0.563, SLG: 1.067	2-0 F8		1-3			0-0 G1-3		2-1		3	0	0	0	0	1	1											
Luis Gonzalez, L (1,7) OBP: 0.410, SLG: 0.602	3-2		0-2					0-1		4	1	4	3	0	0	0											
Matt Williams, R (1,5) OBP: 0.349, SLG: 0.424 Greg Swindell, L (8,1) Travis Lee, L (8,PH) OBP: 0.344, SLG: 0.456 Matt Mantei, R (9,1)	1-3 K		0-0			0-0 G6-4-3		0-0		3	0	0	0	0	1	2											
Steve Finley, L (1,8) OBP: 0.387, SLG: 0.652		2-1 F3		2-2		2-0 F7				4	0	1	0	0	0	0											
Greg Colbrunn, R (1,3) OBP: 0.480, SLG: 0.538		0-3 K		3-2		0-0 F8		0-0		4	0	0	0	0	1	1											
Danny Bautista, R (1,9) OBP: 0.229, SLG: 0.363 Russ Springer, R (6,1) Hanley Frias, S (7,PH) OBP: 0.270, SLG: 0.250		2-3 K		2-0		0-0 F8		2-3		2	0	0	0	0	1	0											
Damian Miller, R (1,2) OBP: 0.318, SLG: 0.450			2-1			3-2		0-1		3	0	0	0	0	0	0											
Omar Daal, L (1,1) OBP: 0.250, SLG: 0.261 Bernard Gilkey, R (3,PH) Mike Morgan, R (4,1) Turner Ward, S (6,9) OBP: 0.250, SLG: 0.239			3-1			3-3		4-0		0	0	0	0	0	0	0											
Inning Stats	R: 0 E: 0 K: 1 S: 14	H: 1 LOB: 1 BB: 0 P: 21	R: 0 E: 0 K: 2 S: 11	H: 0 LOB: 0 BB: 0 P: 15	R: 0 E: 0 K: 1 S: 10	H: 1 LOB: 1 BB: 0 P: 16	R: 0 E: 0 K: 0 S: 8	H: 1 LOB: 0 BB: 0 P: 10	R: 0 E: 0 K: 0 S: 9	H: 0 LOB: 0 BB: 0 P: 17	R: 0 E: 0 K: 1 S: 9	H: 0 LOB: 0 BB: 0 P: 12	R: 1 E: 0 K: 1 S: 8	H: 2 LOB: 1 BB: 0 P: 12	R: 2 E: 0 K: 0 S: 8	H: 2 LOB: 1 BB: 1 P: 14		R: 0 E: 0 K: 0 S: 8	H: 0 LOB: 0 BB: 0 P: 9	1B: 3 2B: 3 3B: 0 HR: 1	SF: 0 SAC: 0 DP: 1 HBP: 0	WP: 0 PB: 0 SB: 1 CS: 0	PA: 34				
PITCHER	IP	WLS	BF	H	R	ER	SO	BB	IBB	HBP	BLK	WP	HR	S	P	ERA	WHIP										
Jarrod Washburn, L (1,1) ERA: 4.42	7.0	W	25	5	1	1	6	1	0	0	0	0	0	7	13	27.00	4.500										
Lou Pote, R (8,1) ERA: 5.84	0.2		5	2	2	2	0	1	0	0	0	0	0	1	1	0.00	0.000										
Mike Holtz, L (8,1) ERA: 4.35	0.1		1	0	0	0	0	0	0	0	0	0	0	1	1	0.00	0.000										
Mike Fyhrie, R (9,1) ERA: 3.29	1.0		3	0	0	0	0	0	0	0	0	0	0	8	9	0.00	0.000										

AB 38  
R 10  
H 13  
RBI 10  
BB 4  
SO 6  
LOB 12



AB 33  
R 3  
H 7  
RBI 3  
BB 1  
SO 6  
LOB 8





Batter	1	2	3	4	5	6	7	8	9	AB	R	H	RBI	BB	SO	LOB	TOP			
Darin Erstad, L (1,7) OBP: 0.446, SLG: 0.586	1-1 P1-3 1B		1-2 2B			2-2 F7	0-3 K			4	0	2	0	0	1	2				
Benji Gil, R (1,6) OBP: 0.277, SLG: 0.308	1-0 P1-3 1-2f		0-0 F8			2-0 2B		0-3 K		4	0	1	0	0	1	2				
Mo Vaughn, L (1,3) OBP: 0.375, SLG: 0.574	0-1 G5-3			1-3 K		3-3 K		1-3 K		4	0	0	0	0	3	1				
Tim Salmon, R (1,9) OBP: 0.410, SLG: 0.550		2-2 F9		0-1 FC6-4 1B		1-0 G5-3		0-3 K		4	0	1	0	0	1	1				
16 Garret Anderson, L (1,8) OBP: 0.273, SLG: 0.494		3-2 HR		1-0 L4			1-1 F8		2-2 P6	4	1	1	1	0	0	1				
Troy Glaus, R (1,5) OBP: 0.446, SLG: 0.664		1-1 PO 1B		1-1 FC6-4 1-2f			1-0 F7		2-3 K	4	0	1	0	0	1	1				
Bengie Molina, R (1,2) OBP: 0.355, SLG: 0.430		1-0 F8			1-1 F7		0-0 1B 2B		2-3 K	4	1	1	0	0	1	1				
Adam Kennedy, L (1,4) OBP: 0.321, SLG: 0.406		1-1 PO	3-2 G4-3		3-2 G4-3		4-0 1B IBB			2	0	0	0	1	0	0				
Scott Schoeneweis, L (1,1) OBP: 0.333, SLG: 0.333			1-2 G5-3		1-0 G6-3					3	0	1	1	0	0	0				
Al Levine, L (8,1)							1-3 2-H 1B			0	0	0	0	0	0	0				
<b>Inning Stats</b>	R: 0 E: 0 K: 0 S: 5	H: 1 LOB: 0 BB: 0 P: 7	R: 1 E: 0 K: 0 S: 10	H: 2 LOB: 0 BB: 0 P: 18	R: 0 E: 0 K: 0 S: 15	H: 1 LOB: 1 BB: 0 P: 20	R: 0 E: 0 K: 1 S: 8	H: 0 LOB: 0 BB: 0 P: 11	R: 0 E: 0 K: 0 S: 6	H: 1 LOB: 1 BB: 0 P: 16	R: 1 E: 0 K: 1 S: 8	H: 2 LOB: 2 BB: 1 P: 15	R: 0 E: 0 K: 3 S: 11	H: 0 LOB: 0 BB: 0 P: 12	R: 0 E: 0 K: 2 S: 9	H: 0 LOB: 0 BB: 0 P: 15	1B: 4 2B: 4 3B: 0 HR: 1	SF: 0 SAC: 0 DP: 1 HBP: 0	WP: 0 PA: 35 CS: 0	
<b>PITCHER</b>	IP	WLS	BF	H	R	ER	SO	BB	IBB	HBP	BLK	WP	HR	S	P	ERA	WHIP			
Armando Reynoso, R (1,1) ERA: 5.12	6.2		27	8	2	2	2	0	1	0	0	0	1	57	95	2.70	1.200			
Dan Plesac, L (7,1) ERA: 2.51	0.1	W	1	0	0	0	1	0	0	0	0	0	0	3	3	0.00	0.000			
Byung-Hyun Kim, R (8,1) ERA: 1.78	2.0	S	6	0	0	0	5	0	0	0	0	0	0	20	27	0.00	0.000			

Anaheim Angels @ Arizona Diamondbacks  
Bank One Ballpark, Phoenix, AZ  
Sun Jun 11 2000, 4:35 PM EDT  
Att: 36,349 - Dome - 72 F

AB	33
R	2
H	8
RBI	2
BB	1
SO	8
LOB	9




Batter	1	2	3	4	5	6	7	8	9	AB	R	H	RBI	BB	SO	LOB	BOTTOM			
Tony Womack, L (1,6) OBP: 0.319, SLG: 0.426	3-2 G4-3			0-1 G3 1B G4-3 1B	1-3 K			0-1 BB S G3-2-4 1B		4	1	2	0	0	1	1				
Jay Bell, R (1,4) OBP: 0.401, SLG: 0.472	2-3 K			0-0 G4-3 G3 1B 1-2		1-2 P6		4-1 G3-2-4 BB 1-2 BB		3	0	1	0	1	1	0				
Luis Gonzalez, L (1,7) OBP: 0.408, SLG: 0.594	3-2 F9			0-0 G3 1-2 2-3		0-0 P6		4-1 G3-2-4 BB 1-2 2-3		3	0	0	0	1	0	2				
Matt Williams, R (1,5) OBP: 0.328, SLG: 0.397		1-2 P1		1-0 G4-3		1-1 G6-3		3-1 G3-2-4		4	0	0	1	0	0	4				
Steve Finley, L (1,8) OBP: 0.388, SLG: 0.646		0-1 G1-3		2-3 3-H 4-2 BB		1-3 K		4-0 IBB		2	0	0	0	2	1	0				
Greg Colbrunn, R (1,3) OBP: 0.472, SLG: 0.561			3-0 G5-3		3-1 F9		0-0 HR		0-1 G4-3	4	1	1	1	0	0	5				
Travis Lee, L (9,3) OBP: 0.344, SLG: 0.456										0	0	0	0	0	0	0				
Danny Bautista, R (1,9) OBP: 0.232, SLG: 0.394			0-0 F9		0-1 G6-3		2-0 HR			3	1	1	1	0	0	0				
Damian Miller, R (1,2) OBP: 0.319, SLG: 0.447			3-1 G6-3		1-0 1B		2-1 P4			3	0	1	0	0	0	0				
Armando Reynoso, R (1,1) OBP: 0.100, SLG: 0.100			2-1 F9		0-3 K		0-1 F7			2	0	0	0	0	1	1				
Dan Plesac, L (7,1) ERA: 2.51										0	0	0	0	0	0	0				
Bernard Gilkey, R (7,PH) OBP: 0.189, SLG: 0.212										1	0	0	0	0	0	0				
Byung-Hyun Kim, R (8,1) ERA: 1.78										0	0	0	0	0	0	0				
<b>Inning Stats</b>	R: 0 E: 0 K: 1 S: 11	H: 0 LOB: 0 BB: 0 P: 19	R: 0 E: 0 K: 0 S: 6	H: 0 LOB: 0 BB: 0 P: 10	R: 0 E: 0 K: 0 S: 5	H: 0 LOB: 0 BB: 0 P: 10	R: 1 E: 0 K: 0 S: 9	H: 2 LOB: 2 BB: 1 P: 17	R: 0 E: 0 K: 2 S: 11	H: 1 LOB: 1 BB: 0 P: 13	R: 0 E: 0 K: 0 S: 6	H: 0 LOB: 0 BB: 0 P: 8	R: 2 E: 0 K: 1 S: 9	H: 2 LOB: 0 BB: 0 P: 14	R: 0 E: 0 K: 0 S: 8	H: 1 LOB: 3 BB: 3 P: 23	1B: 4 2B: 0 3B: 0 HR: 2	SF: 0 SAC: 0 DP: 1 HBP: 0	WP: 0 PA: 33 CS: 0	
<b>PITCHER</b>	IP	WLS	BF	H	R	ER	SO	BB	IBB	HBP	BLK	WP	HR	S	P	ERA	WHIP			
Scott Schoeneweis, L (1,1) ERA: 4.84	7.0	L	30	6	3	3	4	3	0	0	0	0	0	61	103	3.86	1.286			
Al Levine, R (8,1) ERA: 3.66	1.0		3	0	0	0	0	0	1	0	0	0	0	4	11	0.00	0.000			


Anaheim Angels @ Arizona Diamondbacks  
Bank One Ballpark, Phoenix, AZ  
Sun Jun 11 2000, 4:35 PM EDT  
Att: 36,349 - Dome - 72 F

AB	29
R	3
H	6
RBI	3
BB	4
SO	4
LOB	13





Batter	1	2	3	4	5	6	7	8	9	AB	R	H	RBI	BB	SO	LOB	TOP										
Tony Womack, L (1, 6) OBP: 0.318, SLG: 0.423	1-1 F8		1-0 FC4-6 1B		3-1 L5		1-0 F9			4	0	1	0	0	0	0	<b>Arizona Diamondbacks @ Los Angeles Dodgers</b> <b>Dodger Stadium, Los Angeles, CA</b> Mon Jun 12 2000, 7:10 PM PDT Att: 25,552 - Sunny - 68 F										
Craig Counsell, L (1, 4) OBP: 0.500, SLG: 0.889	2-2 G1-3		0-0 FC4-6		4-1 1B BB		0-3 K			3	0	0	1	1	1												
Luis Gonzalez, L (1, 7) OBP: 0.406, SLG: 0.588	0-3 K		0-0 F8		2-1 FC6-4 1B			2-3 K		4	0	1	0	0	2	1											
Matt Williams, R (1, 5) OBP: 0.310, SLG: 0.373		1-3 K2-3		2-0 E5 2B	3-1 FC6-4			2-0 G6-3		4	1	0	0	0	1	2											
Steve Finley, L (1, 8) OBP: 0.383, SLG: 0.635		3-2 G4-3		3-3 K		1-1 G4-3		3-2 F9		4	0	0	0	0	1	1											
Travis Lee, L (1, 3) OBP: 0.354, SLG: 0.489		0-1 G1-3		0-0 G6-3 2B		0-0 HR			4-2 SH2-4 BB	3	1	2	2	1	0	0											
Turner Ward, S (1, 9) OBP: 0.255, SLG: 0.265			0-0 WP SH1 2B	1-2 G6-3		3-2 E7 WP CS		0-1 SH2-4		3	1	1	0	0	0	1											
Kelly Stinnett, R (1, 2) OBP: 0.291, SLG: 0.437			4-0 1B SH1 FC4-6 BB	0-0 G6-3		3-3 K		0-1 L6		3	1	0	0	1	1	3											
Brian Anderson, R (1, 1) OBP: 0.138, SLG: 0.143			0-0 SH1		0-0 G1-3	3 SAFE	0-1 CS	2-1 G3-1	1-3 K	2	0	0	1	0	0	0											
Vicente Padilla, R (7, 1) Jay Bell, R (9, PH) Byung-Hyun Kim, R (9, 1)			1-2 3H				3H			0	0	0	0	0	0	0											
<b>Inning Stats</b>	R: 0 E: 0 K: 1 S: 10	H: 0 LOB: 0 BB: 0 P: 13	R: 0 E: 0 K: 1 S: 12	H: 0 LOB: 0 BB: 0 P: 16	R: 2 E: 1 K: 0 S: 5	H: 2 LOB: 1 BB: 1 P: 10	R: 1 E: 1 K: 1 S: 13	H: 1 LOB: 1 BB: 0 P: 19	R: 0 E: 0 K: 0 S: 8	H: 1 LOB: 2 BB: 1 P: 20	R: 1 E: 1 K: 1 S: 10	H: 1 LOB: 0 BB: 0 P: 17	R: 0 E: 0 K: 1 S: 7	H: 0 LOB: 0 BB: 0 P: 10	R: 0 E: 0 K: 1 S: 8	H: 0 LOB: 0 BB: 0 P: 15	R: 0 E: 0 K: 1 S: 9	H: 0 LOB: 1 BB: 1 P: 14	1B: 2 2B: 2 3B: 0 HR: 1	SF: 0 SAC: 2 DP: 0 HBP: 0	WP: 2 PB: 2 CS: 1	PA: 37					
<b>PITCHER</b>	IP	WLS	BF	H	R	ER	SO	BB	IBB	HBP	BLK	WP	HR	S	P	ERA	WHIP										
37 Darren Dreifort, R (1, 1) ERA: 4.8	7.0	L	29	5	4	3	5	2	0	0	0	2	1	65	105	3.86	1.000										
Terry Adams, R (8, 1) ERA: 3.16	2.0		7	0	0	0	2	1	0	0	0	0	0	17	29	0.00	0.500										

Batter	1	2	3	4	5	6	7	8	9	AB	R	H	RBI	BB	SO	LOB	BOTTOM										
Shawn Gilbert, R (1, 8) Terry Adams, R (8, 1)	4-2 G3-6-1 1B BB		2-2 F3		0-0 F7		1-2 G5-3			3	1	0	0	1	0	0	<b>Arizona Diamondbacks @ Los Angeles Dodgers</b> <b>Dodger Stadium, Los Angeles, CA</b> Mon Jun 12 2000, 7:10 PM PDT Att: 25,552 - Sunny - 68 F										
Mark Chudzielanek, R (1, 4) OBP: 0.339, SLG: 0.409	2-1 G3-6-1 1B		0-1 1B		1-0 L9		1-3 K			4	0	2	0	0	1	0											
Shawn Green, L (1, 9) OBP: 0.444, SLG: 0.587	0-1 G3-6-1		3-2 1B		1-2 L4			1-1 G4-3		4	0	1	0	0	0	2											
Gary Sheffield, R (1, 7) OBP: 0.446, SLG: 0.624	2-2 1B		2-3 K			1-1 1B G1-2-3 1B		0-1 P3		4	0	2	1	0	1	2											
Eric Karros, R (1, 3) OBP: 0.341, SLG: 0.559	1-2 F9			3-2 F7		3-1 G1-2-3 1B		0-0 P6		4	0	1	0	0	0	1											
Kevin Elster, R (1, 6) OBP: 0.333, SLG: 0.496		1-3 K		0-0 HR		1-0 G1-2-3 1B		1-2 G4-3		4	1	2	1	0	1	0											
Chad Kreuter, S (1, 2) OBP: 0.462, SLG: 0.519		2-1 G6-3		4-2 FC3-6 BB		1-2 G1-2-3		2-3 K		3	0	0	0	1	1	3											
Jose Vizcaino, S (1, 5) OBP: 0.276, SLG: 0.239		3-3 K		0-0 FC3-6 FC6-4		2-3 K		0-3 K		4	0	0	0	0	3	3											
37 Darren Dreifort, R (1, 1) F.P. Santangelo, S (7, PH) OBP: 0.080, SLG: 0.120 OBP: 0.327, SLG: 0.215			1-2 G5-3	1-0 FC6-4			1-0 G6-3			2	0	0	0	0	0	1											
<b>Inning Stats</b>	R: 1 E: 0 K: 0 S: 13	H: 2 LOB: 1 BB: 1 P: 22	R: 0 E: 0 K: 2 S: 9	H: 0 LOB: 0 BB: 0 P: 15	R: 0 E: 1 K: 1 S: 14	H: 2 LOB: 0 BB: 0 P: 22	R: 1 E: 1 K: 0 S: 9	H: 1 LOB: 1 BB: 1 P: 17	R: 0 E: 0 K: 1 S: 5	H: 3 LOB: 2 BB: 0 P: 20	R: 0 E: 0 K: 1 S: 8	H: 0 LOB: 0 BB: 0 P: 11	R: 0 E: 0 K: 0 S: 5	H: 0 LOB: 0 BB: 0 P: 6	R: 0 E: 0 K: 2 S: 11	H: 0 LOB: 0 BB: 0 P: 14		1B: 7 2B: 0 3B: 0 HR: 1	SF: 0 SAC: 0 DP: 2 HBP: 0	WP: 0 PB: 0 CS: 0	PA: 35						
<b>PITCHER</b>	IP	WLS	BF	H	R	ER	SO	BB	IBB	HBP	BLK	WP	HR	S	P	ERA	WHIP										
Brian Anderson, L (1, 1) ERA: 4.71	6.0	W	26	8	2	2	4	2	0	0	0	0	0	62	103	3.00	1.667										
Vicente Padilla, R (7, 1) ERA: 0.59	2.0	H	6	0	0	0	1	0	0	0	0	0	0	13	17	0.00	0.000										
Byung-Hyun Kim, R (9, 1) ERA: 1.72	1.0	S	3	0	0	0	2	0	0	0	0	0	0	11	14	0.00	0.000										



Batter	1	2	3	4	5	6	7	8	9	AB	R	H	RBI	BB	SO	LOB	TOP					
Tony Womack, L (1,6) OBP: 0.317, SLG: 0.421	F7		1B			G5-3		F7		4	0	1	0	0	0	1	Arizona Diamondbacks @ Los Angeles Dodgers Dodger Stadium, Los Angeles, CA Tue Jun 13 2000, 7:10 PM PDT Att: 34,067 - Sunny - 78 F					
Jay Bell, R (1,4) OBP: 0.394, SLG: 0.462	P6		P6			K		F8		4	0	0	0	0	1	1						
Luis Gonzalez, L (1,7) OBP: 0.404, SLG: 0.583	F7					G4-3		G3		4	0	1	0	0	0	0						
Steve Finley, L (1,8) OBP: 0.377, SLG: 0.624	F7					F3		K		4	0	0	0	0	2	1						
Travis Lee, L (1,3) OBP: 0.354, SLG: 0.493						G4-6-3		P6		3	0	1	0	0	0	1						
Turner Ward, S (1,9) OBP: 0.241, SLG: 0.250						G4-3		G4-3		3	0	0	0	0	0	1						
Damian Miller, R (1,2) OBP: 0.319, SLG: 0.472								K2-3		3	1	1	1	0	1	1						
Craig Counsell, L (1,5) OBP: 0.522, SLG: 0.850								G5-3		2	0	1	0	1	0	0						
Mike Morgan, R (1,1) OBP: 0.286, SLG: 0.286								G5-3		1	0	0	0	0	0	0						
Greg Swindell, L (5,1)								G5-3		0	0	0	0	0	0	0						
Russ Springer, R (7,1) OBP: 0.333, SLG: 0.333								G5-3		0	0	0	0	0	0	0						
Hanley Frias, S (8, FH) OBP: 0.266, SLG: 0.246								G5-3		1	0	0	0	0	0	1						
Matt Mantei, R (8,1)								G5-3		0	0	0	0	0	0	0						
<b>Inning Stats</b>	R: 0 E: 0 K: 0 S: 5	H: 0 LOB: 0 BB: 0 P: 8	R: 0 E: 0 K: 0 S: 8	H: 1 LOB: 1 BB: 0 P: 11	R: 0 E: 0 K: 0 S: 6	H: 1 LOB: 1 BB: 1 P: 13	R: 0 E: 0 K: 0 S: 6	H: 1 LOB: 0 BB: 0 P: 9	R: 1 E: 0 K: 1 S: 9	H: 1 LOB: 0 BB: 0 P: 16	R: 0 E: 0 K: 1 S: 8	H: 0 LOB: 0 BB: 0 P: 11	R: 0 E: 0 K: 1 S: 6	H: 0 LOB: 0 BB: 0 P: 12	R: 0 E: 0 K: 1 S: 10	H: 1 LOB: 1 BB: 0 P: 16	R: 0 E: 0 K: 1 S: 8	H: 0 LOB: 0 BB: 0 P: 12	1B: 3 2B: 1 3B: 0 HR: 1	SF: 0 SAC: 1 DP: 1 HBP: 0	WP: 0 PB: 0 SB: 0 CS: 0	PA: 31
<b>PITCHER</b> Chan Ho Park, R (1,1) ERA: 3.99	IP: 9.0 WLS: W BF: 31 H: 5 R: 1 ER: 1 SO: 4 BB: 1 IBB: 0 HBP: 0 BLK: 0 WP: 0 HR: 1 S: 66 P: 108 ERA: 1.00 WHIP: 0.667															<b>PITCHER</b>						

Batter	1	2	3	4	5	6	7	8	9	AB	R	H	RBI	BB	SO	LOB	BOTTOM			
F.P. Santangelo, S (1,8) OBP: 0.333, SLG: 0.219	HR							F9		3	2	1	0	1	0	2	Arizona Diamondbacks @ Los Angeles Dodgers Dodger Stadium, Los Angeles, CA Tue Jun 13 2000, 7:10 PM PDT Att: 34,067 - Sunny - 78 F			
Mark Czuprianiak, R (1,4) OBP: 0.341, SLG: 0.414	F9							WP		4	2	2	1	0	0	3				
Gary Sheffield, R (1,7) OBP: 0.447, SLG: 0.637	HR							SF9		2	1	1	3	1	0	0				
Shawn Green, L (1,9) OBP: 0.442, SLG: 0.581	G3-1							K		4	0	1	0	0	1	1				
Eric Karros, R (1,3) OBP: 0.347, SLG: 0.575								HR		4	1	3	1	0	0	1				
Dave Hansen, L (1,5) OBP: 0.482, SLG: 0.667								F9		2	0	1	0	0	1	1				
Kevin Elster, R (5, FH) OBP: 0.329, SLG: 0.489	K							F9		2	0	0	0	0	0	2				
Chad Kreuter, S (1,2) OBP: 0.455, SLG: 0.500								BB		3	0	0	0	1	1	1				
Alex Cora, L (1,6) OBP: 0.367, SLG: 0.403								K		4	0	1	0	0	2	1				
Chan Ho Park, R (1,1) OBP: 0.133, SLG: 0.200	SH							K		3	0	0	0	0	2	1				
<b>Inning Stats</b>	R: 2 E: 0 K: 1 S: 12	H: 2 LOB: 1 BB: 1 P: 22	R: 0 E: 1 K: 1 S: 12	H: 1 LOB: 2 BB: 0 P: 15	R: 0 E: 0 K: 0 S: 6	H: 1 LOB: 0 BB: 0 P: 9	R: 0 E: 0 K: 0 S: 5	H: 1 LOB: 0 BB: 0 P: 9	R: 2 E: 1 K: 0 S: 15	H: 3 LOB: 2 BB: 1 P: 30	R: 0 E: 0 K: 2 S: 7	H: 0 LOB: 0 BB: 0 P: 8	R: 1 E: 0 K: 1 S: 11	H: 1 LOB: 0 BB: 0 P: 19	R: 1 E: 0 K: 2 S: 11	H: 1 LOB: 1 BB: 1 P: 19	1B: 7 2B: 1 3B: 0 HR: 2	SF: 1 SAC: 1 DP: 2 HBP: 0	WP: 1 PB: 0 SB: 2 CS: 0	PA: 36
<b>PITCHER</b> Mike Morgan, R (1,1) ERA: 3.55	IP: 4.2 WLS: L BF: 23 H: 8 R: 4 ER: 4 SO: 2 BB: 2 IBB: 0 HBP: 0 BLK: 0 WP: 0 HR: 1 S: 46 P: 78 ERA: 7.71 WHIP: 2.143															<b>PITCHER</b>				
Greg Swindell, L (5,1) ERA: 2.6	1.2	5	0	0	0	0	0	0	0	0	0	13	18	0.00	0.000					
Russ Springer, R (7,1) ERA: 5.26	0.2	3	1	1	1	1	0	0	0	0	1	0	9	16	13.50	1.500				
Matt Mantei, R (8,1) ERA: 6.94	1.0	5	1	1	1	2	1	0	0	0	0	1	11	19	9.00	2.000				



Batter	1	2	3	4	5	6	7	8	9	AB	R	H	RBI	BB	SO	LOB	TOP										
<b>Tony Womack, L</b> (1, 6) OBP: 0.322, SLG: 0.424	F8	1-1			CS		F8-3		G3	5	0	3	1	0	0	0	<b>Arizona Diamondbacks @ Los Angeles Dodgers</b> <b>Dodger Stadium, Los Angeles, CA</b> Wed Jun 14 2000, 7:05 PM PDT Att: 27,332 - Sunny - 74 F										
<b>Jay Bell, R</b> (1, 4) OBP: 0.394, SLG: 0.465	2-1	3-1			FC3-6		F8-3		G4-3	5	0	2	0	0	0	2											
<b>Luis Gonzalez, L</b> (1, 7) OBP: 0.400, SLG: 0.575	3-2				FC3-6				K	5	1	1	0	0	1	2											
<b>Matt Williams, R</b> (1, 5) OBP: 0.375, SLG: 0.423	0-3				HR		F8			4	1	2	2	0	1	2											
<b>Greg Colbrunn, R</b> (1, 3) OBP: 0.468, SLG: 0.588		1-2			HR				G6-3	3	1	1	1	0	1	1											
<b>Travis Lee, L</b> (6, 3) OBP: 0.358, SLG: 0.493					F9				BB	0	0	0	0	1	0	0											
<b>Steve Finley, L</b> (1, 8) OBP: 0.375, SLG: 0.616		1-2			G3				K	3	0	0	0	0	1	2											
<b>Danny Bautista, R</b> (1, 9) OBP: 0.233, SLG: 0.398		2-2			G5-3		F9		G6-3	4	1	1	0	0	0	2											
<b>Damian Miller, R</b> (1, 2) OBP: 0.325, SLG: 0.468		0-1			F3		K			3	1	1	1	1	1	1											
<b>Randy Johnson, R</b> (1, 1) OBP: 0.209, SLG: 0.214		0-0			G5-3		G6-3		K	4	0	0	0	0	2	4											
<b>Byung-Hyun Kim, R</b> (9, 1)					K					0	0	0	0	0	0	0											
<b>Inning Stats</b>	R: 0 E: 0 K: 1 S: 12	H: 1 LOB: 1 BB: 0 P: 20	R: 3 E: 0 K: 0 S: 16	H: 4 LOB: 1 BB: 0 P: 24	R: 0 E: 0 K: 0 S: 5	H: 1 LOB: 1 BB: 0 P: 7	R: 0 E: 0 K: 1 S: 5	H: 0 LOB: 0 BB: 0 P: 6	R: 2 E: 0 K: 1 S: 18	H: 3 LOB: 0 BB: 0 P: 25	R: 0 E: 0 K: 0 S: 7	H: 0 LOB: 1 BB: 0 P: 11	R: 0 E: 0 K: 0 S: 7	H: 2 LOB: 1 BB: 0 P: 12	R: 0 E: 0 K: 2 S: 11	H: 0 LOB: 2 BB: 2 P: 25	R: 0 E: 0 K: 1 S: 7	H: 0 LOB: 0 BB: 0 P: 11	1B: 7 2B: 3 3B: 0 HR: 2	SF: 0 SAC: 0 DP: 1 HBP: 1	WP: 0 PB: 0 SB: 0 CS: 1	PA: 39					
<b>PITCHER</b>	IP	WLS	BF	H	R	ER	SO	BB	IBB	HBP	BLK	WP	HR	S	P	ERA	WHIP										
<b>Carlos Perez, L</b> (1, 1) ERA: 5.28	7.0	L	31	11	5	5	4	0	0	1	0	0	2	70	105	6.43	1.571										
<b>Onan Masaoka, L</b> (8, 1) ERA: 4.22	1.0		5	0	0	0	2	1	1	0	0	0	0	11	25	0.00	1.000										
<b>Antonio Osuna, R</b> (9, 1) ERA: 4.19	1.0		3	0	0	0	1	0	0	0	0	0	0	7	11	0.00	0.000										


Batter	1	2	3	4	5	6	7	8	9	AB	R	H	RBI	BB	SO	LOB	BOTTOM										
<b>Shawn Gilbert, R</b> (1, 8)	K	K			K			P3		4	0	0	0	0	3	3	<b>Arizona Diamondbacks @ Los Angeles Dodgers</b> <b>Dodger Stadium, Los Angeles, CA</b> Wed Jun 14 2000, 7:05 PM PDT Att: 27,332 - Sunny - 74 F										
<b>Mark Chudzielanski, R</b> (1, 4) OBP: 0.337, SLG: 0.408	G5-3	F9			K			G6-3		4	0	0	0	0	1	3											
<b>Shawn Green, L</b> (1, 9) OBP: 0.439, SLG: 0.574					G3			G1-6-3		3	0	0	0	1	1	0											
<b>Gary Sheffield, R</b> (1, 7) OBP: 0.451, SLG: 0.642	K				G3			K		3	0	2	0	1	1	1											
<b>Eric Karros, R</b> (1, 3) OBP: 0.346, SLG: 0.568		HBP			G1-6-3			G1-6-3		3	1	0	0	1	1	3											
<b>Kevin Elster, R</b> (1, 6) OBP: 0.327, SLG: 0.481		1B			K			K		4	0	1	0	0	2	2											
<b>Jose Vizcaino, S</b> (1, 5) OBP: 0.284, SLG: 0.242		1B			F9			F9		3	0	1	0	0	0	0											
<b>Paul Lo Duca, R</b> (1, 2) OBP: 0.353, SLG: 0.588					K			G6-3		4	0	2	1	0	0	2											
<b>Carlos Perez, L</b> (1, 1) OBP: 0.045, SLG: 0.091					K			K		2	0	0	0	0	2	3											
<b>F.P. Santangelo, S</b> (7, PH) OBP: 0.331, SLG: 0.216										1	0	0	0	0	1	0											
<b>Onan Masaoka, R</b> (8, 1) ERA: 4.22					K					0	0	0	0	0	0	0											
<b>Antonio Osuna, R</b> (9, 1) ERA: 4.19										0	0	0	0	0	0	0											
<b>Inning Stats</b>	R: 0 E: 0 K: 2 S: 8	H: 0 LOB: 1 BB: 1 P: 15	R: 1 E: 0 K: 2 S: 15	H: 2 LOB: 3 BB: 1 P: 25	R: 0 E: 0 K: 2 S: 10	H: 1 LOB: 1 BB: 0 P: 16	R: 0 E: 0 K: 1 S: 7	H: 1 LOB: 0 BB: 0 P: 9	R: 0 E: 0 K: 2 S: 13	H: 0 LOB: 0 BB: 0 P: 20	R: 0 E: 0 K: 0 S: 3	H: 1 LOB: 0 BB: 0 P: 6	R: 0 E: 0 K: 1 S: 8	H: 0 LOB: 0 BB: 0 P: 16	R: 0 E: 0 K: 1 S: 8	H: 0 LOB: 0 BB: 0 P: 13	R: 0 E: 0 K: 1 S: 11	H: 1 LOB: 2 BB: 1 P: 19	1B: 5 2B: 1 3B: 0 HR: 0	SF: 0 SAC: 0 DP: 1 HBP: 1	WP: 0 PB: 0 SB: 0 CS: 0	PA: 35					
<b>PITCHER</b>	IP	WLS	BF	H	R	ER	SO	BB	IBB	HBP	BLK	WP	HR	S	P	ERA	WHIP										
<b>Randy Johnson, L</b> (1, 1) ERA: 1.4	8.0	W	30	5	1	1	11	2	0	1	0	0	0	72	120	1.12	0.875										
<b>Byung-Hyun Kim, R</b> (9, 1) ERA: 1.07	1.0		5	1	0	0	1	1	0	0	0	0	0	11	19	0.00	2.000										










Batter	1	2	3	4	5	6	7	8	9	AB R H RBI BB SO LOB	TOP																								
											<b>Arizona Diamondbacks @ Colorado Rockies</b> Coors Field, Denver, CO Fri Jun 16 2000, 7:05 PM MDT <a href="http://livebaseballscorecards.com">livebaseballscorecards.com</a>																								
		<b>AB 0</b> <b>R 0</b> <b>H 0</b> <b>RBI 0</b> <b>BB 0</b> <b>SO 0</b> <b>LOB 0</b>																																	
																																			
Inning Stats										1B: 0 SF: 0 2B: 0 SAC: 0 3B: 0 DP: 0 HR: 0 HBP: 0	WP: 0 PA: 0 PB: 0 SB: 0 CS: 0																								
PITCHER	IP	WLS	BF	H	R	ER	SO	BB	IBB	HBP	BLK	WP	HR	S	P	ERA	WHIP	PITCHER	IP	WLS	BF	H	R	ER	SO	BB	IBB	HBP	BLK	WP	HR	S	P	ERA	WHIP

Batter	1	2	3	4	5	6	7	8	9	AB R H RBI BB SO LOB	BOTTOM																								
											<b>Arizona Diamondbacks @ Colorado Rockies</b> Coors Field, Denver, CO Fri Jun 16 2000, 7:05 PM MDT <a href="http://livebaseballscorecards.com">livebaseballscorecards.com</a>																								
		<b>AB 0</b> <b>R 0</b> <b>H 0</b> <b>RBI 0</b> <b>BB 0</b> <b>SO 0</b> <b>LOB 0</b>																																	
																																			
Inning Stats										1B: 0 SF: 0 2B: 0 SAC: 0 3B: 0 DP: 0 HR: 0 HBP: 0	WP: 0 PA: 0 PB: 0 SB: 0 CS: 0																								
PITCHER	IP	WLS	BF	H	R	ER	SO	BB	IBB	HBP	BLK	WP	HR	S	P	ERA	WHIP	PITCHER	IP	WLS	BF	H	R	ER	SO	BB	IBB	HBP	BLK	WP	HR	S	P	ERA	WHIP



Batter	1	2	3	4	5	6	7	8	9	AB	R	H	RBI	BB	SO	LOB	TOP										
Tony Womack, L (1,6) OBP: 0.320, SLG: 0.434	L3		L7			HR	F8			4	1	1	2	0	0	1											
Jay Bell, R (1,4) OBP: 0.386, SLG: 0.454	G6-3			F9		F8		1B		4	0	1	0	0	0	0											
Luis Gonzalez, L (1,7) OBP: 0.393, SLG: 0.561	F7			G3		L7		F8		4	0	0	0	0	0	1											
Matt Williams, R (1,5) OBP: 0.325, SLG: 0.430		FC4 1B		G5-3			E 1B 2B	K		4	1	2	0	0	1	1											
Steve Finley, L (1,8) OBP: 0.366, SLG: 0.598	F7				P3		P4	K		4	0	0	0	0	1	3											
Greg Colbrunn, R (1,3) OBP: 0.469, SLG: 0.584	FC4 1-2f				K		E 2B 1B		FC6-4 1B	4	1	2	0	0	1	1											
Danny Bautista, R (1,9) OBP: 0.224, SLG: 0.382	FC3-6 1-2f				G4-3		E6 2B		FC6-4 1-2f	4	1	0	0	0	0	4											
Damian Miller, R (1,2) OBP: 0.331, SLG: 0.478			G6-3			HR 1B			F8	4	1	2	3	0	0	1											
Brian Anderson, R Russ Springer, R Bernard Gilkey, R Greg Swindell, L Hankley D'Arco, S Mike Morgan, R Matt Mantel, R Vicente Padilla, R Dana Garmendia, L			G5-3			F9 1B	F7 2B		F7	1	0	0	0	0	0	0											
<b>Inning Stats</b>	R: 0 E: 0 K: 0 S: 6	H: 0 LOB: 0 BB: 0 P: 9	R: 0 E: 0 K: 0 S: 5	H: 1 LOB: 1 BB: 0 P: 5	R: 0 E: 0 K: 0 S: 5	H: 0 LOB: 0 BB: 0 P: 9	R: 0 E: 0 K: 1 S: 9	H: 0 LOB: 0 BB: 0 P: 14	R: 2 E: 0 K: 0 S: 12	H: 2 LOB: 0 BB: 0 P: 20	R: 3 E: 1 K: 0 S: 17	H: 3 LOB: 1 BB: 0 P: 29	R: 0 E: 0 K: 2 S: 10	H: 1 LOB: 1 BB: 0 P: 14	R: 0 E: 0 K: 0 S: 8	H: 1 LOB: 1 BB: 0 P: 13	1B: 6 2B: 1 3B: 0 HR: 1	SF: 0 SAC: 0 DP: 0 HBP: 0	WP: 0 PB: 0 SB: 0 CS: 0	PA: 36							
<b>PITCHER</b>	IP	WLS	BF	H	R	ER	SO	BB	IBB	HBP	BLK	WP	HR	S	P	ERA	WHIP										
Brian Bohanon, L (1,1) ERA: 6.63	6.1	W	24	5	4	4	1	0	0	0	0	0	1	47	77	5.68	0.789										
Stan Belinda, R (7,1) ERA: 5.4	0.0		2	1	1	0	0	0	0	0	0	0	0	5	9	∞	∞										
Gabe White, L (7,1) ERA: 2.0	1.2	H	6	1	0	0	2	0	0	0	0	0	0	17	23	0.00	0.600										
Mike DeJean, R (9,1) ERA: 4.12	1.0		4	1	0	0	0	0	0	0	0	0	0	8	13	0.00	1.000										

**Arizona Diamondbacks @ Colorado Rockies**  
Coors Field, Denver, CO  
Sat Jun 17 2000, 6:05 PM MDT  
Att: 48,043 - Sunny - 68 F

AB	36
R	5
H	8
RBI	5
BB	0
SO	3
LOB	15



Batter	1	2	3	4	5	6	7	8	9	AB	R	H	RBI	BB	SO	LOB	BOTTOM										
Brian Hunter, R (1,8) OBP: 0.377, SLG: 0.301	K	FC6-4 1-2f 2-3		G4-3						4	1	1	0	1	1	3											
3 Mike Lansing, R (1,4) OBP: 0.347, SLG: 0.456	F9									5	3	3	2	0	1	3											
Lary Walker, L (1,7) OBP: 0.424, SLG: 0.535										5	1	2	0	0	1	1											
Tom Goodwin, L (9,8) OBP: 0.422, SLG: 0.488	K									0	0	0	0	0	0	0											
Jeff Cirillo, R (1,5) OBP: 0.411, SLG: 0.504										3	3	3	2	1	0	0											
17 Todd Helton, L (1,3) OBP: 0.493, SLG: 0.761										5	3	3	4	0	0	1											
Jeffrey Hammonds, R (1,9) OBP: 0.440, SLG: 0.715										3	3	2	4	1	0	1											
Scott Servais, R (1,2) OBP: 0.301, SLG: 0.307										5	0	1	1	0	2	1											
Nelfi Perez, S (1,6) OBP: 0.289, SLG: 0.410										4	0	2	1	1	0	1											
Brian Bohanon, L (1,1) ERA: 5.2										1	0	0	0	1	1	2											
Stan Belinda, R (7,1) ERA: 5.13										0	0	0	0	0	0	0											
Gabe White, L (7,1) OBP: 0.250, SLG: 1.000										1	0	0	0	0	0	0											
Darren Bragg, L (8,PH) OBP: 0.279, SLG: 0.330										1	0	0	0	0	0	1											
Mike DeJean, R (9,1) ERA: 11.57										0	0	0	0	0	0	0											
<b>Inning Stats</b>	R: 0 E: 0 K: 2 S: 11	H: 0 LOB: 0 BB: 0 P: 17	R: 2 E: 0 K: 0 S: 13	H: 2 LOB: 2 BB: 1 P: 21	R: 1 E: 0 K: 0 S: 14	H: 2 LOB: 1 BB: 0 P: 22	R: 0 E: 0 K: 1 S: 10	H: 1 LOB: 1 BB: 0 P: 14	R: 4 E: 0 K: 2 S: 24	H: 5 LOB: 3 BB: 2 P: 38	R: 0 E: 0 K: 0 S: 8	H: 1 LOB: 0 BB: 0 P: 13	R: 1 E: 0 K: 0 S: 7	H: 1 LOB: 0 BB: 0 P: 9	R: 6 E: 0 K: 1 S: 16	H: 5 LOB: 0 BB: 2 P: 29	1B: 6 2B: 7 3B: 1 HR: 4	SF: 2 SAC: 1 DP: 1 HBP: 0	WP: 0 PB: 0 SB: 1 CS: 0	PA: 45							
<b>PITCHER</b>	IP	WLS	BF	H	R	ER	SO	BB	IBB	HBP	BLK	WP	HR	S	P	ERA	WHIP										
Brian Anderson, L (1,1) ERA: 5.2	0.2	L	5	1	0	0	2	2	0	0	0	0	0	13	23	0.00	4.500										
Russ Springer, R (5,1) ERA: 5.13	1.0		3	1	0	0	0	0	0	0	0	0	0	8	13	0.00	1.000										
Greg Swindell, L (6,1) ERA: 2.51	1.0		4	1	1	1	0	0	0	0	0	0	1	7	9	9.00	1.000										
Mike Morgan, R (7,1) ERA: 3.86	0.0		6	4	6	6	0	2	0	0	0	0	2	8	19	∞	∞										
Matt Mantel, R (8,1) ERA: 11.57																											

**Arizona Diamondbacks @ Colorado Rockies**  
Coors Field, Denver, CO  
Sat Jun 17 2000, 6:05 PM MDT  
Att: 48,043 - Sunny - 68 F

AB	37
R	14
H	17
RBI	14
BB	5
SO	6
LOB	14





Batter	1	2	3	4	5	6	7	8	9	AB	R	H	RBI	BB	SO	LOB	TOP					
Tony Womack, L (1,6) OBP: 0.317, SLG: 0.429 Damian Miller, R (8,PH) OBP: 0.328, SLG: 0.474 (8,3)	F7		F9			F8		F9		3	0	0	0	0	0	0	<b>Arizona Diamondbacks @ Colorado Rockies</b> Coors Field, Denver, CO Sun Jun 18 2000, 1:05 PM MDT Att: 48,117 - Cloudy - 73 F					
Jay Bell, R (1,4) OBP: 0.388, SLG: 0.457 Byung-Hyun Kim, R (8,1) (8,1)	F8		L8			F8 2B				3	0	1	0	1	0	0						
Luis Gonzalez, L (1,7) OBP: 0.295, SLG: 0.566 Dan Plesac, L (6,1) (6,1)						F8 2B		F8		3	0	2	0	0	0	1						
Danny Bautista, R (7,8) OBP: 0.222, SLG: 0.379 (7,8)										0	0	0	0	0	0	0						
Matt Williams, R (1,5) OBP: 0.318, SLG: 0.420 Russ Springer, R (4,1) OBP: 0.333, SLG: 0.333 Bernard Gilkey, R (6,PH) OBP: 0.175, SLG: 0.194 (6,7)	F7					P4				2	0	0	0	0	0	2						
Steve Finley, L (1,8) OBP: 0.365, SLG: 0.595 Greg Swindell, L (7,1) (7,1)										0	0	0	0	0	0	0						
Hanley Frias, S (8,4) OBP: 0.258, SLG: 0.237 (8,4)										1	0	0	0	0	0	0						
Greg Colbrunn, R (1,3) OBP: 0.478, SLG: 0.634 (8,5)										4	2	3	1	0	0	1						
Travis Lee, L (1,9) OBP: 0.343, SLG: 0.470 (1,9)										4	0	0	0	0	0	3						
Kelly Stinnett, R (1,2) OBP: 0.293, SLG: 0.439 (1,2)										3	0	1	1	0	1	1						
Armando Reynoso, R (1,1) OBP: 0.095, SLG: 0.095 Omar Daal, L (3,1) OBP: 0.250, SLG: 0.261 Craig Counsell, L (4,5) OBP: 0.444, SLG: 0.708 (8,6)										1	0	0	0	0	1	0						
<b>Inning Stats</b>	R: 0 E: 0 K: 0 S: 11	H: 1 LOB: 1 BB: 0 P: 16	R: 1 E: 0 K: 1 S: 10	H: 1 LOB: 0 BB: 0 P: 13	R: 0 E: 0 K: 1 S: 8	H: 0 LOB: 0 BB: 0 P: 13	R: 0 E: 0 K: 0 S: 4	H: 1 LOB: 0 BB: 0 P: 5	R: 1 E: 0 K: 0 S: 14	H: 2 LOB: 0 BB: 0 P: 22	R: 0 E: 0 K: 0 S: 6	H: 1 LOB: 1 BB: 0 P: 9	R: 0 E: 1 K: 0 S: 5	H: 1 LOB: 1 BB: 0 P: 8	R: 0 E: 0 K: 1 S: 9	H: 0 LOB: 1 BB: 1 P: 15	R: 0 E: 0 K: 0 S: 9	H: 1 LOB: 1 BB: 0 P: 15	1B: 4 2B: 3 3B: 0 HR: 1	SF: 0 SAC: 0 DP: 2 HBP: 0	WP: 0 PB: 0 SB: 0 CS: 0	PA: 34
<b>PITCHER</b>	IP WLS BF H R ER SO BB IBB HBP BLK WP HR S P ERA WHIP	7.0 W 26 7 2 2 2 0 0 0 0 0 1 58 86 2.57 1.000	1.0 4 0 0 0 1 1 0 0 0 0 0 0 9 15 0.00 1.000	1.0 4 1 0 0 0 0 0 0 0 0 0 0 9 15 0.00 1.000	<b>PITCHER</b>										IP WLS BF H R ER SO BB IBB HBP BLK WP HR S P ERA WHIP	5.0 L 16 10 1 1 1 0 0 0 0 0 0 27 43 54.00 6.000						

Batter	1	2	3	4	5	6	7	8	9	AB	R	H	RBI	BB	SO	LOB	BOTTOM			
Tom Goodwin, L (1,8) OBP: 0.428, SLG: 0.490 (1,8)										5	4	3	2	1	0	1	<b>Arizona Diamondbacks @ Colorado Rockies</b> Coors Field, Denver, CO Sun Jun 18 2000, 1:05 PM MDT Att: 48,117 - Cloudy - 73 F			
3 Mike Lansing, R (1,4) OBP: 0.356, SLG: 0.488 Darren Bragg, L (8,PH) OBP: 0.277, SLG: 0.328 (9,7)										5	3	4	5	0	1	1				
Lary Walker, L (1,7) OBP: 0.420, SLG: 0.527 Terry Shumpert, R (6,PH) OBP: 0.369, SLG: 0.514 (7,7) (9,4)										4	1	1	2	0	0	2				
Jeff Cirillo, R (1,5) OBP: 0.421, SLG: 0.526 (1,5)										6	2	5	4	0	0	0				
17 Todd Helton, L (1,3) OBP: 0.489, SLG: 0.752 Adam Melhuse, S (6,PH) (7,3) (7,3)										4	1	1	0	0	0	3				
Jeffrey Hammonds, R (1,9) OBP: 0.433, SLG: 0.699 Mike Myers, L (8,1) Jose Jimenez, R (9,1) OBP: 0.500, SLG: 0.500 (9,1)										5	1	1	1	0	2	3				
Brent Mayne, L (1,2) OBP: 0.412, SLG: 0.463 (1,2)										5	3	4	3	0	1	0				
Nelfi Perez, S (1,6) OBP: 0.291, SLG: 0.414 (1,6)										5	1	2	1	0	1	1				
Masato Yoshii, R (1,1) OBP: 0.269, SLG: 0.423 Brian Hunter, R (7,PH) OBP: 0.374, SLG: 0.298 (8,9)										4	2	1	0	0	2	4				
<b>Inning Stats</b>	R: 2 E: 0 K: 0 S: 12	H: 3 LOB: 1 BB: 0 P: 16	R: 3 E: 0 K: 1 S: 16	H: 3 LOB: 0 BB: 0 P: 23	R: 9 E: 1 K: 0 S: 29	H: 8 LOB: 0 BB: 1 P: 48	R: 3 E: 0 K: 0 S: 25	H: 5 LOB: 2 BB: 0 P: 36	R: 0 E: 0 K: 2 S: 12	H: 1 LOB: 1 BB: 0 P: 17	R: 1 E: 0 K: 3 S: 21	H: 2 LOB: 2 BB: 1 P: 31	R: 0 E: 0 K: 2 S: 10	H: 0 LOB: 0 BB: 0 P: 13	R: 1 E: 0 K: 1 S: 9	H: 1 LOB: 0 BB: 0 P: 17		1B: 13 2B: 5 3B: 1 HR: 4	SF: 0 SAC: 0 DP: 0 HBP: 0	WP: 2 PB: 0 SB: 0 CS: 0
<b>PITCHER</b>	IP WLS BF H R ER SO BB IBB HBP BLK WP HR S P ERA WHIP	2.0 L 16 10 1 1 1 0 0 0 0 0 0 27 43 54.00 6.000	1.1 12 7 8 8 0 1 0 0 0 0 0 2 27 43 54.00 6.000	1.2 8 3 0 0 2 0 0 0 0 0 0 27 39 0.00 1.800	1.0 6 2 1 1 3 1 0 0 0 1 0 21 31 9.00 3.000	1.0 3 0 0 0 2 0 0 0 0 0 0 10 13 0.00 0.000	<b>PITCHER</b>										IP WLS BF H R ER SO BB IBB HBP BLK WP HR S P ERA WHIP	1.0 4 1 1 1 1 0 0 0 0 0 0 9 17 9.00 1.000		









Batter	1	2	3	4	5	6	7	8	9	AB	R	H	RBI	BB	SO	LOB	TOP											
<b>Eric Owens, R</b> OBP: 0.381, SLG: 0.428 (1, 9)	G6-3		K			G6-3		G4-3		4	0	0	0	0	0	1	<b>San Diego Padres @ Arizona Diamondbacks</b> Bank One Ballpark, Phoenix, AZ Tue Jun 20 2000, 10:05 PM EDT Att: 30,011 - Cloudy - 82°F											
<b>Al Martin, L</b> OBP: 0.358, SLG: 0.506 (1, 7)	L6			K		P4		IBB		3	0	0	0	0	1	0												
<b>Ed Sprague, R</b> OBP: 0.359, SLG: 0.667 (8, PH)										0	0	0	0	1	0	0												
<b>29 Kory DeHaan, L</b> OBP: 0.220, SLG: 0.255 (8, PR)										0	0	0	0	0	0	0												
<b>Ryan Klesko, L</b> OBP: 0.408, SLG: 0.613 (1, 3)	1B			HR		HR		K		4	2	3	2	0	1	2												
<b>Phil Nevin, R</b> OBP: 0.342, SLG: 0.535 (1, 5)	F3			K		G6-3				4	0	1	0	0	1	1												
<b>Carlos Hernandez, R</b> OBP: 0.319, SLG: 0.344 (1, 2)		G4-3		G6-3			G5-3		2B	4	0	0	0	0	1	1												
<b>Bret Boone, R</b> OBP: 0.310, SLG: 0.395 (1, 4)		G5-3				SF9	1B			4	1	1	0	0	2	1												
<b>Ruben Rivera, R</b> OBP: 0.335, SLG: 0.474 (1, 8)		K				SF9		P4		3	0	0	1	0	2	1												
<b>Damian Jackson, R</b> OBP: 0.368, SLG: 0.395 (1, 6)						K		G4-3	1B	3	0	2	0	0	1	0												
<b>Brian Tolberg, R</b> (1, 1)						K		K		2	0	0	0	0	2	1												
<b>Dave Magadan, L</b> OBP: 0.298, SLG: 0.235 (8, PH)				K		K		K		1	0	0	0	0	1	1												
<b>Kevin Walker, L</b> OBP: 0.250, SLG: 0.250 (8, 1)				K		K		K		0	0	0	0	0	0	0												
<b>Trevor Hoffman, R</b> (9, 1)				K		K		K		0	0	0	0	0	0	0												
<b>Inning Stats</b>	R: 0 E: 0 K: 0 S: 9	H: 1 LOB: 1 BB: 0 P: 15	R: 0 E: 0 K: 1 S: 8	H: 0 LOB: 0 BB: 0 P: 10	R: 0 E: 0 K: 2 S: 8	H: 1 LOB: 0 BB: 0 P: 8	R: 1 E: 0 K: 2 S: 9	H: 1 LOB: 0 BB: 0 P: 13	R: 1 E: 0 K: 2 S: 12	H: 1 LOB: 0 BB: 0 P: 17	R: 1 E: 0 K: 0 S: 8	H: 0 LOB: 0 BB: 0 P: 11	R: 0 E: 0 K: 2 S: 10	H: 1 LOB: 3 BB: 1 P: 22	R: 0 E: 0 K: 2 S: 9	H: 1 LOB: 1 BB: 0 P: 14	1B: 4 2B: 1 3B: 0 HR: 2	SF: 1 SAC: 0 DP: 0 HBP: 0	WP: 0 PB: 0 SB: 3 CS: 0	PA: 34								
<b>PITCHER</b>	IP	WLS	BF	H	R	ER	SO	BB	IBB	HBP	BLK	WP	HR	S	P	ERA	WHIP											
<b>Todd Stottlemyre, R</b> ERA: 4.18	(1, 1)	7.2	L	28	6	3	2	10	0	0	0	0	0	2	69	95	2.35	0.783										
<b>Dan Plesac, L</b> ERA: 2.95	(8, 1)	0.1		2	0	0	0	1	0	1	0	0	0	0	3	10	0.00	0.000										
<b>Matt Mantei, R</b> ERA: 10.65	(9, 1)	1.0		4	1	0	0	2	0	0	0	0	0	0	9	14	0.00	1.000										

Batter	1	2	3	4	5	6	7	8	9	AB	R	H	RBI	BB	SO	LOB	BOTTOM										
<b>Tony Womack, L</b> OBP: 0.310, SLG: 0.419 (1, 6)	G5-3		F7			E4		G4-3		4	0	0	0	0	0	0	<b>San Diego Padres @ Arizona Diamondbacks</b> Bank One Ballpark, Phoenix, AZ Tue Jun 20 2000, 10:05 PM EDT Att: 30,011 - Cloudy - 82°F										
<b>Jay Bell, R</b> OBP: 0.384, SLG: 0.446 (1, 4)	G4-3			K		K		F7		3	0	0	0	0	2	1											
<b>Craig Counsell, L</b> OBP: 0.414, SLG: 0.654 (6, 4)										1	0	0	0	0	0	0											
<b>Luis Gonzalez, L</b> OBP: 0.403, SLG: 0.568 (1, 7)	FC6-4					F9			2B	3	0	1	0	1	0	0											
<b>Matt Williams, R</b> OBP: 0.319, SLG: 0.398 (1, 5)	FC6-4			FC5-4	1B	G5-3			K	3	0	0	0	1	1	2											
<b>Steve Finley, L</b> OBP: 0.368, SLG: 0.587 (1, 8)			F8			P6			BB	3	0	1	0	1	0	0											
<b>Greg Colbrunn, R</b> OBP: 0.472, SLG: 0.602 (1, 3)	G6-3			FC5-4		F2		F3		4	0	0	0	0	0	4											
<b>Travis Lee, L</b> OBP: 0.333, SLG: 0.449 (1, 9)			K			K		K		3	1	0	0	1	3	2											
<b>Kelly Stinnett, R</b> OBP: 0.287, SLG: 0.430 (1, 2)						G6-3				3	0	0	0	0	2	1											
<b>Todd Stottlemyre, L</b> OBP: 0.259, SLG: 0.360 (8, 1)								F5		1	0	0	0	0	1	0											
<b>Danny Bautista, R</b> OBP: 0.227, SLG: 0.381 (8, PH)										0	0	0	0	0	0	0											
<b>Matt Mantei, R</b> (9, 1)										0	0	0	0	0	0	0											
<b>Inning Stats</b>	R: 0 E: 0 K: 0 S: 9	H: 0 LOB: 1 BB: 1 P: 14	R: 0 E: 0 K: 1 S: 7	H: 0 LOB: 0 BB: 0 P: 12	R: 0 E: 0 K: 2 S: 9	H: 0 LOB: 0 BB: 0 P: 13	R: 0 E: 0 K: 1 S: 10	H: 1 LOB: 2 BB: 1 P: 19	R: 1 E: 1 K: 2 S: 12	H: 0 LOB: 1 BB: 1 P: 18	R: 0 E: 0 K: 0 S: 6	H: 0 LOB: 0 BB: 0 P: 9	R: 0 E: 0 K: 1 S: 7	H: 0 LOB: 0 BB: 0 P: 9	R: 0 E: 0 K: 0 S: 10	H: 0 LOB: 2 BB: 1 P: 23	1B: 1 2B: 1 3B: 0 HR: 0	SF: 0 SAC: 1 DP: 0 HBP: 0	WP: 0 PB: 0 SB: 0 CS: 0	PA: 34							
<b>PITCHER</b>	IP	WLS	BF	H	R	ER	SO	BB	IBB	HBP	BLK	WP	HR	S	P	ERA	WHIP										
<b>Brian Tolberg, R</b> ERA: 4.6	(1, 1)	7.0	W	26	1	1	0	7	3	0	0	0	0	60	94	0.00	0.571										
<b>Kevin Walker, L</b> ERA: 4.6	(8, 1)	1.0	H	3	0	0	0	0	0	0	0	0	0	10	17	0.00	0.000										
<b>Trevor Hoffman, R</b> ERA: 2.51	(9, 1)	1.0	S	5	1	0	0	2	1	0	0	0	0	12	23	0.00	2.000										


**San Diego Padres**  



**San Diego Padres @ Arizona Diamondbacks**  








Batter	1	2	3	4	5	6	7	8	9	AB	R	H	RBI	BB	SO	LOB	TOP			
Tom Goodwin, L (1, 8) OBP: 0.416, SLG: 0.468	1-1 P6		2-2 G3			2-3 K			3-3 K	4	0	0	0	0	2	0	<b>Colorado Rockies @ Arizona Diamondbacks</b> Bank One Ballpark, Phoenix, AZ Fri Jun 23 2000, 10:05 PM EDT Att: 37,089 - Dome - 72 F <a href="http://livebaseballscorecards.com">livebaseballscorecards.com</a>			
3 Mike Lansing, R (1, 4) OBP: 0.345, SLG: 0.475	2-0 G6-3			1-1 F9			2-2 F9		2-3 K	4	0	0	0	0	1	0				
Larry Walker, L (1, 7) OBP: 0.427, SLG: 0.540	4-1			1-1 G3			0-1			2	0	1	0	1	0	0				
Jeff Cirillo, R (1, 5) OBP: 0.408, SLG: 0.504	1-2 P5			2-1 F7			0-0 F2			3	0	0	0	0	2	0				
17 Todd Helton, L (1, 3) OBP: 0.474, SLG: 0.747		1-1 G4-3			1-0 F7			2-2 F7		3	0	0	0	0	1	0				
Jeffrey Hammonds, R (1, 9) OBP: 0.432, SLG: 0.683		1-0 F9			0-0 CS			0-1 F9		3	0	1	0	0	0	0				
Scott Servais, R (1, 2) OBP: 0.303, SLG: 0.321		1-2 F9			0-0 F8			1-0 G6-3		3	0	0	0	0	1	0				
Neff Perez, S (1, 6) OBP: 0.298, SLG: 0.422			0-0 F9			2-1 B4-3			1-1 F8	3	0	0	0	0	0	0				
Julian Tavaréz, L (8, 1)										0	0	0	0	0	0	0				
Brian Bohanon, L (1, 1) Stan Belinda, R (7, 1) Mike Myers, L (8, 1) Terry Shumpert, R (8, 6) OBP: 0.368, SLG: 0.509			0-1 G5-3			1-0 G3-1			2-3 K	2	0	0	0	0	0	0				
<b>Inning Stats</b>	R: 0 E: 0 K: 0 S: 8	H: 0 LOB: 1 BB: 1 P: 16	R: 0 E: 0 K: 0 S: 9	H: 0 LOB: 0 BB: 0 P: 12	R: 0 E: 0 K: 0 S: 6	H: 0 LOB: 0 BB: 0 P: 8	R: 0 E: 0 K: 0 S: 6	H: 0 LOB: 0 BB: 0 P: 10	R: 0 E: 0 K: 1 S: 3	H: 1 LOB: 0 BB: 0 P: 4	R: 0 E: 0 K: 0 S: 10	H: 1 LOB: 1 BB: 0 P: 14	R: 0 E: 0 K: 0 S: 5	H: 0 LOB: 0 BB: 0 P: 7	R: 0 E: 0 K: 3 S: 10	H: 0 LOB: 0 BB: 0 P: 17	1B: 2 2B: 0 3B: 0 HR: 0	SF: 0 SAC: 0 DP: 0 HBP: 0	WP: 0 PB: 0 SB: 0 CS: 1	PA: 29
<b>PITCHER</b>	IP WLS BF H R ER SO BB IBB HBP BLK WP HR S P ERA WHIP																			
Brian Anderson, L (1, 1) ERA: 4.76	8.0 W 26 2 0 0 1 1 0 0 0 0 0 55 84 0.00 0.375																			
Byung-Hyun Kim, R (9, 1) ERA: 2.04	1.0 S 3 0 0 0 3 0 0 0 0 0 0 10 17 0.00 0.000																			

Batter	1	2	3	4	5	6	7	8	9	AB	R	H	RBI	BB	SO	LOB	BOTTOM			
Tony Womack, L (1, 6) OBP: 0.318, SLG: 0.435	0-1 G1-3		1-2 G4-3			4-2 BB			0-0 SH3	2	0	0	0	1	0	0	<b>Colorado Rockies @ Arizona Diamondbacks</b> Bank One Ballpark, Phoenix, AZ Fri Jun 23 2000, 10:05 PM EDT Att: 37,089 - Dome - 72 F <a href="http://livebaseballscorecards.com">livebaseballscorecards.com</a>			
Jay Bell, R (1, 4) OBP: 0.379, SLG: 0.439	0-0 F7		3-1 G5-3			0-1 G5-3			1-3 K2-3	4	0	0	0	1	3	0				
Luis Gonzalez, L (1, 7) OBP: 0.400, SLG: 0.555	0-1 G3		3-2 F5			0-0 L9			4-0 IBB	3	0	0	0	1	0	0				
Matt Williams, R (1, 5) OBP: 0.316, SLG: 0.391		0-0 P6			2-3 K			1-0 E	0-1 G5-3	4	1	1	0	0	1	2				
Steve Finley, L (1, 8) OBP: 0.377, SLG: 0.585		4-0 BB			1-2 F8			0-0 E9	1-1 G4-3	3	0	1	0	1	0	0				
Greg Colbrunn, R (1, 3) OBP: 0.486, SLG: 0.584		4-1 BB			2-3 K			1-3 1B		1	0	0	1	1	1	0				
Travis Lee, L (8, 3) OBP: 0.344, SLG: 0.453		1-2 BB						2-2 SF7	1-2 P4	1	0	0	0	0	0	0				
Damian Miller, R (1, 2) OBP: 0.319, SLG: 0.468		1-3 K				3-2 F8			0-0 F7	4	0	0	0	0	1	3				
Danny Bautista, R (1, 9) OBP: 0.241, SLG: 0.409		4-2				0-3 K			1-1 HR	2	1	1	1	1	1	0				
Brian Anderson, R (1, 1) OBP: 0.182, SLG: 0.219		0-2 G1				2-2			1-1 SH3	3	0	2	0	0	0	3				
<b>Inning Stats</b>	R: 0 E: 0 K: 0 S: 5	H: 0 LOB: 0 BB: 3 P: 5	R: 0 E: 0 K: 1 S: 10	H: 0 LOB: 3 BB: 3 P: 23	R: 0 E: 0 K: 0 S: 9	H: 0 LOB: 0 BB: 0 P: 16	R: 0 E: 0 K: 2 S: 10	H: 0 LOB: 0 BB: 0 P: 15	R: 0 E: 0 K: 1 S: 16	H: 1 LOB: 2 BB: 1 P: 25	R: 1 E: 1 K: 0 S: 7	H: 2 LOB: 1 BB: 0 P: 10	R: 1 E: 0 K: 1 S: 10	H: 2 LOB: 2 BB: 1 P: 17	R: 0 E: 0 K: 0 S: 7	H: 0 LOB: 0 BB: 0 P: 10	1B: 3 2B: 1 3B: 0 HR: 1	SF: 1 SAC: 1 DP: 0 HBP: 0	WP: 0 PB: 0 SB: 0 CS: 0	PA: 34
<b>PITCHER</b>	IP WLS BF H R ER SO BB IBB HBP BLK WP HR S P ERA WHIP																			
Brian Bohanon, L (1, 1) ERA: 6.12	6.1 L 28 5 2 1 4 4 0 0 0 0 0 62 101 1.42 1.421																			
Stan Belinda, R (7, 1) ERA: 5.25	0.2 3 0 0 0 1 0 1 0 0 0 0 5 10 0.00 0.000																			
Mike Myers, L (8, 1) ERA:	0.2 2 0 0 0 0 0 0 0 0 0 0 6 8 0.00 0.000																			
Julian Tavaréz, R (8, 1) ERA: 6.23	0.1 1 0 0 0 0 0 0 0 0 0 0 1 2 0.00 0.000																			















Batter	1	2	3	4	5	6	7	8	9	AB	R	H	RBI	BB	SO	LOB	TOP									
Julio Lugo, R OBP: 0.395, SLG: 0.427 (1, 6)			G6-3			HBP 2B			F9		4	2	0	0	2	2	0									
Craig Biggio, R OBP: 0.401, SLG: 0.369 (1, 4)	G4-3		G5-3			HBP E					5	1	1	0	0	0	1									
5 Jeff Bagwell, R OBP: 0.402, SLG: 0.545 Daryle Ward, L OBP: 0.264, SLG: 0.480 (8, 3)											4	3	3	2	1	0	0									
Richard Hidalgo, R OBP: 0.387, SLG: 0.610 (8, 9)	1B										1	0	0	0	0	0	1									
Moises Alou, R OBP: 0.404, SLG: 0.600 Glen Barker, S OBP: 0.293, SLG: 0.306 (8, 8)											4	2	2	1	0	0	1									
17 Lance Berkman, S OBP: 0.384, SLG: 0.556 (8, 7)											5	2	4	4	0	0	1									
Mitch Meluskey, S OBP: 0.387, SLG: 0.509 Tony Eusebio, R OBP: 0.331, SLG: 0.330 (9, 2)											0	0	0	0	0	0	0									
Chris Truby, R OBP: 0.324, SLG: 0.500 (1, 5)											2	1	0	0	3	0	1									
Scott Elarton, R OBP: 0.250, SLG: 0.261 Matt Mieske, R OBP: 0.230, SLG: 0.250 Jose Cabrera, R (9, 1)											5	1	3	4	0	0	2									
Inning Stats	R: 0 E: 0 K: 1 S: 9	H: 1 LOB: 1 BB: 0 P: 15	R: 0 E: 0 K: 0 S: 6	H: 1 LOB: 2 BB: 2 P: 14	R: 1 E: 1 K: 0 S: 10	H: 1 LOB: 1 BB: 1 P: 21	R: 0 E: 0 K: 0 S: 7	H: 0 LOB: 0 BB: 0 P: 10	R: 4 E: 1 K: 2 S: 19	H: 3 LOB: 3 BB: 2 P: 34	R: 4 E: 0 K: 0 S: 15	H: 4 LOB: 1 BB: 1 P: 25	R: 0 E: 0 K: 2 S: 9	H: 0 LOB: 0 BB: 0 P: 10	R: 3 E: 1 K: 0 S: 13	H: 2 LOB: 1 BB: 1 P: 24	R: 0 E: 0 K: 1 S: 7	H: 1 LOB: 1 BB: 0 P: 9	1B: 9 2B: 4 3B: 0 HR: 0	SF: 0 SAC: 0 DP: 1 HBP: 2	WP: 0 PB: 0 CS: 1	PA: 48				
PITCHER	IP	WLS	BF	H	R	ER	SO	BB	IBB	HBP	BLK	WP	HR	S	P	ERA	WHIP									
Omar Daal, L (1, 1) ERA: 6.83	4.1	L	25	6	5	4	2	3	2	2	0	0	0	45	86	8.31	2.077									
Russ Springer, R (5, 1) ERA: 5.75	1.0		7	3	4	4	1	1	0	0	0	0	0	16	26	36.00	4.000									
Greg Swindell, L (6, 1) ERA: 2.14	1.2		6	1	0	0	2	0	0	0	0	0	0	14	17	0.00	0.600									
Matt Mantei, R (8, 1) ERA: 10.43	1.0		6	2	3	2	0	1	0	0	0	0	0	13	24	18.00	3.000									
Mike Morgan, R (9, 1) ERA: 3.29	1.0		4	1	0	0	1	0	0	0	0	0	0	7	9	0.00	1.000									
Tony Womack, L (1, 6)	F8		F8																	5	0	1	0	0	0	3
Jay Bell, R (1, 4) OBP: 0.373, SLG: 0.429 Greg Swindell, L (6, 1) Matt Mantei, R (8, 1) Greg Colbrunn, R (8, PH) OBP: 0.459, SLG: 0.573 Mike Morgan, R (9, 1) OBP: 0.300, SLG: 0.300	G4-3		F8																	3	0	0	0	0	0	2
Luis Gonzalez, L (1, 7) OBP: 0.395, SLG: 0.549	K																			4	0	0	0	0	1	1
Steve Finley, L (1, 8) OBP: 0.369, SLG: 0.567																				4	0	0	0	0	1	0
39 Alex Cabrera, R (1, 3) OBP: 0.800, SLG: 2.000																				3	1	2	0	1	1	0
Travis Lee, L (1, 9) OBP: 0.333, SLG: 0.434 Russ Springer, R (5, 1) Hanley Frías, S (6, 4) OBP: 0.290, SLG: 0.258																				2	0	0	0	0	0	2
Danny Klassen, R (1, 5) OBP: 0.362, SLG: 0.488																				2	0	0	0	0	0	0
Kelly Stinnett, R (1, 2) OBP: 0.293, SLG: 0.437																				2	1	1	0	0	0	0
Omar Daal, L (1, 1) OBP: 0.296, SLG: 0.423 Danny Bautista, R (5, 9) OBP: 0.254, SLG: 0.431																				3	1	1	1	0	0	0
Inning Stats	R: 0 E: 0 K: 1 S: 15	H: 0 LOB: 0 BB: 0 P: 23	R: 0 E: 0 K: 0 S: 10	H: 1 LOB: 1 BB: 0 P: 14	R: 1 E: 0 K: 0 S: 10	H: 1 LOB: 0 BB: 0 P: 13	R: 0 E: 0 K: 0 S: 7	H: 0 LOB: 1 BB: 1 P: 14	R: 0 E: 0 K: 2 S: 12	H: 0 LOB: 0 BB: 0 P: 19	R: 0 E: 0 K: 0 S: 10	H: 0 LOB: 0 BB: 0 P: 16	R: 0 E: 0 K: 0 S: 6	H: 1 LOB: 1 BB: 0 P: 9	R: 3 E: 0 K: 0 S: 14	H: 3 LOB: 1 BB: 1 P: 25	1B: 4 2B: 2 3B: 1 HR: 1	SF: 0 SAC: 0 DP: 0 HBP: 0	WP: 0 PB: 0 CS: 0	PA: 37						
PITCHER	IP	WLS	BF	H	R	ER	SO	BB	IBB	HBP	BLK	WP	HR	S	P	ERA	WHIP									
Scott Elarton, R (1, 1) ERA: 6.43 Jose Cabrera, R (9, 1) ERA: 5.94	8.0	W	30	5	1	1	3	1	0	0	0	0	0	77	119	1.12	0.750									
	1.0		7	3	3	3	0	1	0	0	0	0	0	14	25	27.00	4.000									

Houston Astros @ Arizona Diamondbacks  
Bank One Ballpark, Phoenix, AZ  
Tue Jun 27 2000, 10:05 PM EDT  
Att: 30,115 - Dome - 72 F

AB 39  
R 12  
H 13  
RBI 11  
BB 7  
SO 6  
LOB 17



Houston Astros @ Arizona Diamondbacks  
Bank One Ballpark, Phoenix, AZ  
Tue Jun 27 2000, 10:05 PM EDT  
Att: 30,115 - Dome - 72 F

AB 35  
R 4  
H 8  
RBI 4  
BB 2  
SO 3  
LOB 11





Batter	1	2	3	4	5	6	7	8	9	AB	R	H	RBI	BB	SO	LOB	TOP										
Julio Lugo, R OBP: 0.389, SLG: 0.430	G4-3		K			G5-3		2B		4	0	1	1	0	1	0	<b>Houston Astros @ Arizona Diamondbacks</b> Bank One Ballpark, Phoenix, AZ Wed Jun 28 2000, 10:05 PM EDT Att: 29,540 - Dome - 72 F										
Craig Biggio, R OBP: 0.402, SLG: 0.369	1B		P4			L6		BB		3	0	1	0	1	0	0											
5 Jeff Bagwell, R OBP: 0.398, SLG: 0.538	F9				P4	G4-3		K		4	0	0	0	0	1	3											
Richard Hidalgo, R OBP: 0.388, SLG: 0.608	1B		K				F8	K		4	0	2	0	0	2	0											
Moises Alou, R OBP: 0.401, SLG: 0.591	F9		G5-3				F8	BB	1B	4	1	1	0	0	0	3											
Matt Mieske, R OBP: 0.231, SLG: 0.237		F7				F9		1B	BB	3	0	0	0	1	0	1											
Tony Eusebio, R OBP: 0.328, SLG: 0.327	K				G4-3			G5-3	1B	4	0	1	1	0	1	0											
Chris Truby, R OBP: 0.342, SLG: 0.500	K							2B	K	4	1	2	0	0	2	2											
Jose Lima, R OBP: 0.065, SLG: 0.065			G1-3					K	F9	2	0	0	0	0	0	1											
Joe Slusarski, R										0	0	0	0	0	0	0											
Mitch Meluskey, S OBP: 0.385, SLG: 0.506										1	0	0	0	0	1	1											
Doug Henry, R										0	0	0	0	0	0	0											
Daryle Ward, L OBP: 0.282, SLG: 0.477										1	0	0	0	0	0	2											
<b>Inning Stats</b>	R: 0 E: 0 K: 0 S: 10	H: 2 LOB: 2 BB: 0 P: 13	R: 0 E: 0 K: 2 S: 7	H: 0 LOB: 0 BB: 0 P: 10	R: 0 E: 0 K: 1 S: 8	H: 0 LOB: 0 BB: 0 P: 10	R: 0 E: 0 K: 1 S: 8	H: 0 LOB: 0 BB: 0 P: 13	R: 0 E: 0 K: 0 S: 6	H: 0 LOB: 0 BB: 0 P: 8	R: 0 E: 0 K: 0 S: 4	H: 1 LOB: 0 BB: 0 P: 5	R: 1 E: 0 K: 2 S: 16	H: 2 LOB: 2 BB: 1 P: 26	R: 1 E: 0 K: 2 S: 15	H: 2 LOB: 2 BB: 1 P: 24	1B: 7 2B: 3 3B: 0 HR: 0	SF: 0 SAC: 0 DP: 0 HBP: 0	WP: 0 PB: 0 SB: 0 CS: 0	PA: 36							
<b>PITCHER</b>	IP	WLS	BF	H	R	ER	SO	BB	IBB	HBP	BLK	WP	HR	S	P	ERA	WHIP										
Brian Anderson, L ERA: 4.5	7.2	W	29	6	1	1	5	1	0	0	0	0	0	63	89	1.17	0.913										
Vicente Padilla, R ERA: 1.64	0.2		5	2	1	1	2	1	0	0	0	0	0	13	21	13.50	4.500										
Byung-Hyun Kim, R ERA: 1.91	0.2	S	2	0	0	0	1	0	0	0	0	0	0	5	7	0.00	0.000										

AB	34
R	2
H	8
RBI	2
BB	2
SO	8
LOB	13



Batter	1	2	3	4	5	6	7	8	9	AB	R	H	RBI	BB	SO	LOB	BOTTOM										
Tony Womack, L OBP: 0.310, SLG: 0.419	G6-3		P4		FC4-6		S	1B		4	1	1	1	0	0	2	<b>Houston Astros @ Arizona Diamondbacks</b> Bank One Ballpark, Phoenix, AZ Wed Jun 28 2000, 10:05 PM EDT Att: 29,540 - Dome - 72 F										
Jay Bell, R OBP: 0.372, SLG: 0.426	F8			G5-3		F8	1B	1B		4	0	1	1	0	0	0											
Luis Gonzalez, L OBP: 0.393, SLG: 0.545	G3-1			P6		2B	1B	F7		4	1	1	0	0	0	1											
Steve Finley, L OBP: 0.374, SLG: 0.583		CS	39	1B	BB		HR	F8		3	2	2	2	1	0	1											
39 Alex Cabrera, R OBP: 0.556, SLG: 1.286		CS	1B			F8		SF9		3	0	1	1	0	1	0											
Travis Lee, L OBP: 0.327, SLG: 0.424	K				F7		F7	G3-1		4	0	0	0	0	1	2											
Damian Miller, R OBP: 0.333, SLG: 0.471	K				FC4-6	1B	1B	K		4	1	2	0	0	2	1											
Danny Klassen, R OBP: 0.360, SLG: 0.500					K			E8	1B	3	1	1	0	0	2	1											
Brian Anderson, R OBP: 0.216, SLG: 0.229					P6			K		3	0	1	0	0	1	1											
Vicente Padilla, R										0	0	0	0	0	0	0											
Byung-Hyun Kim, R										0	0	0	0	0	0	0											
<b>Inning Stats</b>	R: 0 E: 0 K: 0 S: 12	H: 0 LOB: 0 BB: 0 P: 15	R: 0 E: 0 K: 2 S: 14	H: 1 LOB: 1 BB: 1 P: 23	R: 0 E: 0 K: 1 S: 10	H: 0 LOB: 0 BB: 0 P: 12	R: 1 E: 0 K: 0 S: 5	H: 1 LOB: 0 BB: 0 P: 7	R: 0 E: 0 K: 1 S: 12	H: 2 LOB: 2 BB: 0 P: 16	R: 2 E: 0 K: 0 S: 9	H: 2 LOB: 0 BB: 0 P: 15	R: 3 E: 1 K: 1 S: 21	H: 4 LOB: 1 BB: 0 P: 29	R: 0 E: 0 K: 2 S: 8	H: 0 LOB: 0 BB: 0 P: 14	1B: 7 2B: 3 3B: 0 HR: 1	SF: 1 SAC: 0 DP: 1 HBP: 0	WP: 0 PB: 0 SB: 1 CS: 2	PA: 34							
<b>PITCHER</b>	IP	WLS	BF	H	R	ER	SO	BB	IBB	HBP	BLK	WP	HR	S	P	ERA	WHIP										
Jose Lima, R ERA: 7.1	6.0	L	26	8	5	5	4	1	0	0	0	0	0	67	95	7.50	1.500										
Joe Slusarski, R ERA: 3.66	1.0		5	2	1	1	1	0	0	0	0	0	0	16	22	9.00	2.000										
Doug Henry, R ERA: 4.28	1.0		3	0	0	0	2	0	0	0	0	0	0	8	14	0.00	0.000										

AB	32
R	6
H	10
RBI	5
BB	1
SO	7
LOB	9





Batter	1	2	3	4	5	6	7	8	9	AB	R	H	RBI	BB	SO	LOB	TOP							
<b>Julio Lugo, R</b> OBP: 0.383, SLG: 0.422 (1, 6)	F9		CS 1B		K			L9		4	0	1	0	0	1	1								
<b>Craig Biggio, R</b> OBP: 0.403, SLG: 0.366 (1, 4)	F8		CS	BB 1B	K			BB		2	1	0	0	2	1	1								
<b>5 Jeff Bagwell, R</b> OBP: 0.396, SLG: 0.534 (1, 3)	K			F9		S 1B		K		4	0	1	0	0	2	2								
<b>Richard Hidalgo, R</b> OBP: 0.390, SLG: 0.603 (1, 8)		K		BB 1B		HBP		K		2	0	0	0	1	2	1								
<b>Moises Alou, R</b> OBP: 0.403, SLG: 0.589 (1, 7)		1B		BB 1B		K		G6-3		4	0	2	1	0	1	2								
<b>Matt Mieske, R</b> OBP: 0.235, SLG: 0.230 (1, 9)	K			BB		G6-4-3		K		2	0	0	0	1	1	3								
<b>17 Lance Berkman, S</b> OBP: 0.382, SLG: 0.552 (9, PH)				BB		1-2				1	0	0	0	0	1	0								
<b>Tony Eusebio, R</b> OBP: 0.321, SLG: 0.319 (1, 2)	G4-3			K				K		3	0	0	0	0	1	3								
<b>Mitch Meluskey, S</b> OBP: 0.383, SLG: 0.503 (9, PH)				K						1	0	0	0	0	1	0								
<b>Chris Truby, R</b> OBP: 0.341, SLG: 0.513 (1, 5)			K		2B			G6-3		3	0	1	0	0	1	0								
<b>Shane Reynolds, R</b> OBP: 0.270, SLG: 0.314 (1, 1)			K		K			K		3	0	0	0	0	3	1								
<b>Marc Valdes, R</b> (8, 1)										0	0	0	0	0	0	0								
<b>Inning Stats</b>	R: 0 E: 0 K: 1 S: 6	H: 0 LOB: 0 BB: 0 P: 8	R: 0 E: 0 K: 2 S: 12	H: 1 LOB: 1 BB: 0 P: 20	R: 0 E: 0 K: 2 S: 11	H: 1 LOB: 0 BB: 0 P: 16	R: 1 E: 0 K: 1 S: 12	H: 1 LOB: 2 BB: 3 P: 26	R: 0 E: 0 K: 3 S: 12	H: 1 LOB: 1 BB: 0 P: 14	R: 0 E: 0 K: 1 S: 8	H: 0 LOB: 0 BB: 0 P: 16	R: 0 E: 0 K: 1 S: 6	H: 0 LOB: 0 BB: 0 P: 9	R: 0 E: 0 K: 2 S: 10	H: 0 LOB: 1 BB: 1 P: 18	R: 0 E: 0 K: 2 S: 7	H: 0 LOB: 0 BB: 0 P: 9	1B: 4 2B: 1 3B: 0 HR: 0	SF: 0 SAC: 0 DP: 1 HBP: 1	WP: 0 PB: 0 SB: 2 CS: 1	PA: 35		
<b>PITCHER</b>	IP	WLS	BF	H	R	ER	SO	BB	IBB	HBP	BLK	WP	HR	S	P	ERA	WHIP							
<b>Randy Johnson, L</b> ERA: 1.57 (1, 1)	8.0	W	31	5	1	1	13	4	0	1	0	0	0	77	127	1.12	1.125							
<b>Matt Mantei, R</b> ERA: 9.77 (9, 1)	1.0		3	0	0	0	2	0	0	0	0	0	0	7	9	0.00	0.000							

Houston Astros @ Arizona Diamondbacks  
Bank One Ballpark, Phoenix, AZ  
Thu Jun 29 2000, 10:05 PM EDT  
Att: 31,518 - Dome - 72 F

AB 29  
R 1  
H 5  
RBI 1  
BB 4  
SO 15  
LOB 14



Batter	1	2	3	4	5	6	7	8	9	AB	R	H	RBI	BB	SO	LOB	BOTTOM							
<b>Tony Womack, L</b> OBP: 0.306, SLG: 0.412 (1, 6)	P4		G1-3	G4-3			K	FC6		5	0	0	0	0	1	4								
<b>Jay Bell, R</b> OBP: 0.370, SLG: 0.427 (1, 4)	G2-3		HR		F9		F8			4	1	1	1	0	0	0								
<b>Luis Gonzalez, L</b> OBP: 0.394, SLG: 0.542 (1, 7)	F8		HR		1B			G3		3	1	1	0	1	0	0								
<b>Steve Finley, L</b> OBP: 0.375, SLG: 0.591 (1, 8)		BB	HR		P6		F8			3	1	1	3	1	0	1								
<b>Greg Colbrunn, R</b> OBP: 0.456, SLG: 0.566 (1, 3)		BB	HR		G6-3			2B		3	0	1	0	0	1	2								
<b>Danny Bautista, R</b> OBP: 0.260, SLG: 0.436 (7, 9)		K		1B				2B		1	1	1	0	0	0	0								
<b>Travis Lee, L</b> OBP: 0.325, SLG: 0.425 (1, 9)		K		K			K	1B		4	1	1	1	0	3	2								
<b>Danny Klassen, R</b> OBP: 0.352, SLG: 0.480 (1, 5)	G4-3				G6-3		G5-3	1B		4	1	1	1	0	0	1								
<b>Damian Miller, R</b> OBP: 0.344, SLG: 0.489 (1, 2)			G1-3	G5-3		G6-3		1B		3	1	2	0	0	0	0								
<b>Randy Johnson, R</b> OBP: 0.204, SLG: 0.208 (1, 1)			2B		G5-3		G1-3			3	0	0	0	0	1	2								
<b>Jason Conti, L</b> OBP: 1.000, SLG: 1.000 (8, PH)			K					FC6		1	0	1	1	0	0	0								
<b>Matt Mantei, R</b> (9, 1)										0	0	0	0	0	0	0								
<b>Inning Stats</b>	R: 0 E: 0 K: 0 S: 7	H: 0 LOB: 0 BB: 0 P: 8	R: 0 E: 0 K: 2 S: 11	H: 0 LOB: 1 BB: 1 P: 18	R: 4 E: 0 K: 2 S: 21	H: 4 LOB: 1 BB: 1 P: 29	R: 0 E: 0 K: 0 S: 9	H: 1 LOB: 1 BB: 0 P: 14	R: 0 E: 0 K: 1 S: 10	H: 1 LOB: 1 BB: 0 P: 19	R: 0 E: 0 K: 1 S: 11	H: 0 LOB: 0 BB: 0 P: 15	R: 0 E: 0 K: 1 S: 7	H: 0 LOB: 0 BB: 0 P: 9	R: 3 E: 0 K: 0 S: 17	H: 4 LOB: 2 BB: 0 P: 23	R: 0 E: 0 K: 1 S: 17	H: 0 LOB: 0 BB: 0 P: 23	1B: 5 2B: 4 3B: 0 HR: 1	SF: 0 SAC: 0 DP: 0 HBP: 1	WP: 0 PB: 0 SB: 0 CS: 0	PA: 37		
<b>PITCHER</b>	IP	WLS	BF	H	R	ER	SO	BB	IBB	HBP	BLK	WP	HR	S	P	ERA	WHIP							
<b>Shane Reynolds, R</b> ERA: 3.99 (1, 1)	7.2	L	33	8	6	6	6	2	0	0	0	0	0	81	117	7.04	1.304							
<b>Marc Valdes, R</b> ERA: 2.12 (8, 1)	0.1		4	2	1	1	0	0	0	1	0	0	0	12	18	27.00	6.000							

Houston Astros @ Arizona Diamondbacks  
Bank One Ballpark, Phoenix, AZ  
Thu Jun 29 2000, 10:05 PM EDT  
Att: 31,518 - Dome - 72 F

AB 34  
R 7  
H 10  
RBI 7  
BB 2  
SO 6  
LOB 12









Batter	1	2	3	4	5	6	7	8	9	AB	R	H	RBI	BB	SO	LOB	TOP								
Barry Larkin, R OBP: 0.384, SLG: 0.502	F7		G5-6-3 1B		P4		1-2 BB			3	0	1	0	1	0	2									
Michael Tucker, L OBP: 0.386, SLG: 0.569	G4-3		F7		G6-3 3B		P6			4	1	1	2	0	0	3									
Ken Griffey Jr., L OBP: 0.398, SLG: 0.563			G5-6-3		G6-3		F3			1	1	0	0	0	0	1									
Alex Ochoa, R OBP: 0.360, SLG: 0.477	HR									2	0	0	1	0	0	3									
Dante Bichette, R OBP: 0.349, SLG: 0.482	HR				F9		G5-3		P4	4	1	1	2	0	0	1									
Sean Casey, L OBP: 0.333, SLG: 0.347	L4				F7		G3		G4-3	4	0	0	0	0	0	0									
Aaron Boone, R OBP: 0.354, SLG: 0.464		F9		HR	G4-3		F9			4	1	1	1	0	0	0									
Benito Santiago, R OBP: 0.303, SLG: 0.398		G5-3		G5-3	G4-3				G3	3	0	0	0	0	0	0									
Eddie Taubensee, L OBP: 0.324, SLG: 0.371										1	0	0	0	0	0	0									
Pokey Reese, R OBP: 0.337, SLG: 0.397									L6	2	1	0	1	0	0	0									
Chris Stynes, R OBP: 0.456, SLG: 0.606					BB 3B HBP		FC3-6 1B			2	1	1	0	0	0	0									
Oswaldo Fernandez, R OBP: 0.188, SLG: 0.133										1	0	0	0	0	0	1									
Manny Aybar, R OBP: 0.348, SLG: 0.348										0	1	0	0	0	1	0									
Dennys Reyes, R OBP: 0.348, SLG: 0.348										0	0	0	0	0	0	0									
Hal Morris, L OBP: 0.348, SLG: 0.348										1	0	0	0	0	0	1									
Elmer Dessens, R OBP: 0.348, SLG: 0.348										0	0	0	0	0	0	0									
Dmitri Young, S OBP: 0.348, SLG: 0.348										1	0	0	0	0	0	1									
<b>Inning Stats</b>	R: 2 E: 0 K: 0 S: 13	H: 1 LOB: 0 BB: 0 P: 20	R: 0 E: 0 K: 0 S: 8	H: 1 LOB: 1 BB: 0 P: 13	R: 0 E: 0 K: 0 S: 7	H: 1 LOB: 0 BB: 0 P: 10	R: 1 E: 0 K: 0 S: 8	H: 1 LOB: 0 BB: 0 P: 12	R: 3 E: 0 K: 0 S: 12	H: 1 LOB: 0 BB: 1 P: 22	R: 0 E: 0 K: 0 S: 6	H: 0 LOB: 0 BB: 0 P: 10	R: 0 E: 0 K: 0 S: 8	H: 1 LOB: 2 BB: 1 P: 13	R: 0 E: 0 K: 0 S: 6	H: 0 LOB: 0 BB: 0 P: 8	R: 0 E: 0 K: 1 S: 7	H: 0 LOB: 0 BB: 0 P: 13	1B: 2 2B: 1 3B: 1 HR: 2	SF: 0 SAC: 0 DP: 1 HBP: 2	WP: 0 PB: 0 SB: 0 CS: 0	PA: 36			
<b>PITCHER</b>	IP	WLS	BF	H	R	ER	SO	BB	IBB	HBP	BLK	WP	HR	S	P	ERA	WHIP								
Armando Reynoso, R ERA: 6.06	4.1		20	5	6	6	0	1	0	2	0	0	2	46	74	12.46	1.385								
Russ Springer, R ERA: 5.49	1.2	W	6	1	0	0	0	0	0	0	0	0	0	9	14	0.00	0.600								
Dan Plesac, L ERA: 2.7	0.2	H	3	0	0	0	0	1	0	0	0	0	0	6	11	0.00	1.500								
Vicente Padilla, R ERA: 1.48	1.1	H	4	0	0	0	0	0	0	0	0	0	0	7	9	0.00	0.000								
Byung-Hyun Kim, R ERA: 1.89	1.0	S	3	0	0	0	1	0	0	0	0	0	0	7	13	0.00	0.000								

Cincinnati Reds @ Arizona Diamondbacks  
Bank One Ballpark, Phoenix, AZ

AB 32  
R 6  
H 6  
RBI 6  
BB 2  
SO 1  
LOB 12



Sat Jul 01 2000, 4:05 PM EDT  
Att: 39,385 - Dome - 72 F

Batter	1	2	3	4	5	6	7	8	9	AB	R	H	RBI	BB	SO	LOB	BOTTOM								
Tony Womack, L OBP: 0.305, SLG: 0.405	G4-3		1B BB		HBP		FC6-4			3	1	0	0	1	0	3									
Jay Bell, R OBP: 0.375, SLG: 0.449	WP 39 1B 2B		2B HR 1B		1B 3B		F9		L5	5	3	3	0	0	0	2									
Luis Gonzalez, L OBP: 0.398, SLG: 0.543	WP 39 1B BB		HR 2B		1B		1B BB		F8	3	3	2	2	2	0	0									
Steve Finley, L OBP: 0.374, SLG: 0.590	P6		HR 2B		F7		L9		G4-3	5	1	1	3	0	0	4									
39 Alex Cabrera, R OBP: 0.563, SLG: 1.000			HR 1B		2B					3	1	3	3	0	0	0									
Danny Bautista, R OBP: 0.262, SLG: 0.433			1B		1B		1B			2	0	1	0	0	1	0									
Travis Lee, L OBP: 0.318, SLG: 0.413	G3-1		G3-1		F7		L5			4	0	0	0	0	0	5									
Damian Miller, R OBP: 0.342, SLG: 0.483			HR 1B		F9		F9			4	0	1	1	0	1	3									
Craig Counsell, L OBP: 0.438, SLG: 0.525	F7		SH1-4 BB				F8		F8	3	0	0	0	1	0	0									
Armando Reynoso, R OBP: 0.120, SLG: 0.083										1	0	0	0	0	0	0									
Russ Springer, R OBP: 0.250, SLG: 0.250										1	0	0	0	0	0	0									
Dan Plesac, L										0	0	0	0	0	0	0									
Vicente Padilla, R OBP: 1.000, SLG: 1.000										1	0	1	0	0	0	0									
Byung-Hyun Kim, R										0	0	0	0	0	0	0									
<b>Inning Stats</b>	R: 2 E: 0 K: 0 S: 11	H: 2 LOB: 1 BB: 1 P: 18	R: 0 E: 0 K: 1 S: 7	H: 0 LOB: 0 BB: 0 P: 11	R: 5 E: 1 K: 0 S: 17	H: 5 LOB: 2 BB: 2 P: 31	R: 2 E: 0 K: 0 S: 11	H: 3 LOB: 1 BB: 0 P: 19	R: 0 E: 0 K: 0 S: 5	H: 1 LOB: 1 BB: 1 P: 11	R: 0 E: 0 K: 0 S: 11	H: 1 LOB: 1 BB: 0 P: 15	R: 0 E: 0 K: 1 S: 7	H: 0 LOB: 0 BB: 0 P: 12	1B: 7 2B: 3 3B: 1 HR: 1	SF: 0 SAC: 1 DP: 0 HBP: 1	WP: 2 PB: 0 SB: 0 CS: 0	PA: 41							
<b>PITCHER</b>	IP	WLS	BF	H	R	ER	SO	BB	IBB	HBP	BLK	WP	HR	S	P	ERA	WHIP								
Oswaldo Fernandez, R ERA: 4.33	2.1	L	16	7	7	7	1	2	0	0	0	1	0	22	41	7.71	1.714								
Manny Aybar, R ERA: 5.19	2.1		12	3	2	2	0	1	0	1	0	1	0	6	13	0.00	1.500								
Dennys Reyes, L ERA: 5.98	1.1		6	1	0	0	0	1	0	0	0	0	0	6	13	0.00	1.500								
Elmer Dessens, R ERA: 4.85	2.0		7	1	0	0	1	0	0	0	0	0	0	18	27	0.00	0.500								

Cincinnati Reds @ Arizona Diamondbacks  
Bank One Ballpark, Phoenix, AZ

AB 35  
R 9  
H 12  
RBI 9  
BB 4  
SO 2  
LOB 17



Sat Jul 01 2000, 4:05 PM EDT  
Att: 39,385 - Dome - 72 F







Batter	1	2	3	4	5	6	7	8	9	AB	R	H	RBI	BB	SO	LOB	TOP								
Chris Stynes, R (1,4) OBP: 0.463, SLG: 0.587 Pokey Reese, R (7,4) OBP: 0.337, SLG: 0.397	1-1 E5 2B SF8		2-3 K			2-2 FC6-4 1B	1-0 F2			4	1	1	0	0	1	2									
Barry Larkin, R (1,6) OBP: 0.392, SLG: 0.519	2-1 2B		1-3 K			1-1 FC6-4 1B	1-1 FC6-4			4	0	1	0	0	1	3									
Ken Griffey Jr., L (1,8) OBP: 0.392, SLG: 0.550	0-1 P6				0-1 F5	0-1 F8		1-0 F7		4	0	0	0	0	0	3									
Dante Bichette, R (1,9) OBP: 0.353, SLG: 0.481	2-2 SF8				1-0 F8	0-1 1B		1-0 G4-3		3	0	1	1	0	0	0									
Aaron Boone, R (1,5) OBP: 0.356, SLG: 0.471	0-0 F9				2-3 K	1-0 F9		2-2 E6		4	0	0	0	0	1	3									
Dmitri Young, S (1,3) OBP: 0.327, SLG: 0.437		2-3 K2-3			1-2 1B HR		0-0 1B	2-1 G5-3		4	1	2	0	0	1	1									
Alex Ochoa, R (1,7) OBP: 0.381, SLG: 0.541		2-2 G6-3			1-0 1B HR		3-2 FC6-4 1B	1-1 G6-3		4	1	2	1	0	0	0									
Benito Santiago, R (1,2) OBP: 0.298, SLG: 0.380		1-3 K			2-0 F3		0-0 FC6-4 1B	2-2 G6-3		4	0	1	1	0	1	0									
Steve Parris, R (1,1) OBP: 0.111, SLG: 0.192 Scott Sullivan, R (7,1) OBP: 0.259, SLG: 0.250 Hal Morris, L (9, PH) OBP: 0.362, SLG: 0.357 Danny Graves, R (9,1) OBP: 0.500, SLG: 2.000			0-2 G6-3		1-1 P4		0-3 K	0-0 G3		3	0	0	0	0	1	2									
<b>Inning Stats</b>	R: 1 E: 1 K: 0 S: 10	H: 1 LOB: 1 BB: 0 P: 15	R: 0 E: 0 K: 2 S: 12	H: 0 LOB: 0 BB: 0 P: 17	R: 0 E: 0 K: 2 S: 10	H: 0 LOB: 0 BB: 0 P: 13	R: 0 E: 0 K: 1 S: 6	H: 0 LOB: 0 BB: 0 P: 9	R: 1 E: 0 K: 0 S: 8	H: 2 LOB: 0 BB: 0 P: 13	R: 0 E: 0 K: 0 S: 10	H: 2 LOB: 2 BB: 0 P: 14	R: 1 E: 0 K: 1 S: 11	H: 3 LOB: 2 BB: 0 P: 16	R: 0 E: 1 K: 0 S: 9	H: 0 LOB: 1 BB: 0 P: 15	R: 0 E: 0 K: 0 S: 11	H: 0 LOB: 0 BB: 0 P: 14	1B: 6 2B: 1 3B: 0 HR: 1	SF: 1 SAC: 0 DP: 0 HBP: 0	WP: 0 PB: 0 SB: 0 CS: 0	PA: 36			
<b>PITCHER</b>	IP	WLS	BF	H	R	ER	SO	BB	IBB	HBP	BLK	WP	HR	S	P	ERA	WHIP								
Brian Anderson, L (1,1) ERA: 4.4	6.1	L	27	8	3	2	6	0	0	0	0	0	1	64	92	2.84	1.263								
Vicente Padilla, R (7,1) ERA: 1.39	1.2		6	0	0	0	0	0	0	0	0	0	0	12	20	0.00	0.000								
Byung-Hyun Kim, R (9,1) ERA: 1.82	1.0	S	3	0	0	0	0	0	0	0	0	0	0	11	14	0.00	0.000								

Cincinnati Reds @ Arizona Diamondbacks  
Bank One Ballpark, Phoenix, AZ  
Mon Jul 03 2000, 4:35 PM EDT  
Att: 38,287 - Dome - 72 F

AB	35
R	3
H	8
RBI	3
BB	0
SO	6
LOB	14



Batter	1	2	3	4	5	6	7	8	9	AB	R	H	RBI	BB	SO	LOB	BOTTOM								
Tony Womack, L (1,6) OBP: 0.304, SLG: 0.401	1-1 G3		0-1 G3		1-2 P5		2-1 1B		0-0 F9	5	0	1	1	0	0	1									
Jay Bell, R (1,4) OBP: 0.369, SLG: 0.441	0-3 K		2-2 1B			2-2 G4-3	2-2 F7		2-2 FC6-4	5	0	1	0	0	1	3									
Luis Gonzalez, L (1,7) OBP: 0.399, SLG: 0.539	4-0 BB		1-3 K			1-0 1B		1-3 K		3	0	1	0	1	2	1									
Steve Finley, L (1,8) OBP: 0.376, SLG: 0.604	3-1 G6-3				3-2 3B	2-1 P6		0-0 G4-3		4	0	1	0	0	0	2									
Travis Lee, L (1,3) OBP: 0.310, SLG: 0.402 Vicente Padilla, R (7,1) OBP: 1.000, SLG: 1.000 Craig Counsell, L (9, PH) OBP: 0.440, SLG: 0.524 Byung-Hyun Kim, R (9,1) OBP: 0.500, SLG: 2.000		1-2 G4-3			2-2 G1-3	2-1 F7		1-1 1B		3	0	0	0	0	0	2									
Jason Conti, L (1,9) OBP: 0.333, SLG: 0.250			0-1 1B		1-1 F7		0-3 K2-3	2-2 G3		4	0	1	0	0	1	2									
Damian Miller, R (1,2) OBP: 0.350, SLG: 0.479		0-3 K			1-1 G6-3		2-0 PB CS 1B	4-1 G1-3 1B BB		3	1	1	0	1	1	2									
Danny Klassen, R (1,5) OBP: 0.338, SLG: 0.433		1-3 K				2-3 K		3-1 G1-3		4	1	1	0	0	2	2									
Brian Anderson, R (1,1) OBP: 0.205, SLG: 0.216 Greg Colbrunn, R (7,3) OBP: 0.451, SLG: 0.550 Hanley Frias, S (9, PR) OBP: 0.282, SLG: 0.261			0-0 G3-1		0-2 G4-3		4-2 1B BB	0-0 FC6-4 1B		2	0	0	0	0	0	0									
<b>Inning Stats</b>	R: 0 E: 0 K: 1 S: 9	H: 0 LOB: 1 BB: 1 P: 17	R: 0 E: 0 K: 2 S: 11	H: 1 LOB: 1 BB: 0 P: 13	R: 0 E: 0 K: 1 S: 10	H: 1 LOB: 1 BB: 0 P: 13	R: 0 E: 0 K: 0 S: 11	H: 1 LOB: 0 BB: 0 P: 18	R: 0 E: 0 K: 1 S: 9	H: 0 LOB: 0 BB: 0 P: 12	R: 0 E: 0 K: 0 S: 8	H: 1 LOB: 1 BB: 0 P: 15	R: 1 E: 0 K: 1 S: 18	H: 3 LOB: 2 BB: 1 P: 31	R: 0 E: 0 K: 1 S: 13	H: 1 LOB: 1 BB: 0 P: 17	R: 1 E: 0 K: 0 S: 9	H: 1 LOB: 1 BB: 1 P: 15	1B: 8 2B: 0 3B: 1 HR: 0	SF: 0 SAC: 0 DP: 0 HBP: 0	WP: 0 PB: 1 SB: 0 CS: 2	PA: 38			
<b>PITCHER</b>	IP	WLS	BF	H	R	ER	SO	BB	IBB	HBP	BLK	WP	HR	S	P	ERA	WHIP								
Steve Parris, R (1,1) ERA: 5.36	6.2	W	28	7	1	1	6	2	0	0	0	0	0	72	113	1.35	1.350								
Scott Sullivan, R (7,1) ERA: 4.59	1.1	H	5	1	0	0	1	0	0	0	0	0	0	17	23	0.00	0.750								
Danny Graves, R (9,1) ERA: 1.89	1.0	S	5	1	1	1	0	1	0	0	0	0	0	9	15	9.00	2.000								

Cincinnati Reds @ Arizona Diamondbacks  
Bank One Ballpark, Phoenix, AZ  
Mon Jul 03 2000, 4:35 PM EDT  
Att: 38,287 - Dome - 72 F

AB	35
R	2
H	9
RBI	2
BB	3
SO	7
LOB	15













Batter	1	2	3	4	5	6	7	8	9	AB	R	H	RBI	BB	SO	LOB	TOP										
Tony Womack, L (1, 6) OBP: 0.305, SLG: 0.398										4	1	1	0	0	0	2	<b>Arizona Diamondbacks @ Houston Astros</b> Enron Field, Houston, TX Thu Jul 06 2000, 8:05 PM EDT Att: 36,471 - Dome - 72 F										
Jay Bell, R (1, 4) OBP: 0.361, SLG: 0.431										4	0	0	0	0	1												
Luis Gonzalez, L (1, 7) OBP: 0.404, SLG: 0.556										4	0	1	0	0	2												
Steve Finley, L (1, 8) OBP: 0.381, SLG: 0.601 Danny Bautista, R (9, PH) OBP: 0.244, SLG: 0.403										2	0	0	1	0	0												
Travis Lee, L (1, 3) OBP: 0.309, SLG: 0.411										4	0	0	0	0	2												
Jason Conti, L (1, 9) OBP: 0.316, SLG: 0.444										3	1	2	0	0	0												
Damian Miller, R (1, 2) OBP: 0.358, SLG: 0.529										2	0	0	1	0	1												
Danny Klassen, R (1, 5) OBP: 0.338, SLG: 0.394										2	0	0	0	1	0												
Geraldo Guzman, R (1, 1) Matt Mantei, R (9, 1)										3	0	0	0	0	2												
<b>Inning Stats</b>	R: 1 E: 1 K: 2 S: 12	H: 2 LOB: 1 BB: 0 P: 20	R: 0 E: 0 K: 2 S: 12	H: 1 LOB: 2 BB: 1 P: 23	R: 0 E: 0 K: 1 S: 9	H: 0 LOB: 0 BB: 0 P: 14	R: 1 E: 0 K: 0 S: 10	H: 1 LOB: 0 BB: 0 P: 14	R: 0 E: 0 K: 0 S: 7	H: 0 LOB: 0 BB: 0 P: 10	R: 0 E: 0 K: 0 S: 10	H: 0 LOB: 0 BB: 0 P: 16	R: 0 E: 0 K: 0 S: 12	H: 0 LOB: 0 BB: 0 P: 20	R: 0 E: 0 K: 1 S: 9	H: 0 LOB: 0 BB: 0 P: 11	R: 0 E: 0 K: 1 S: 7	H: 0 LOB: 0 BB: 0 P: 10	1B: 3 2B: 0 3B: 1 HR: 0	SF: 2 SAC: 0 DP: 0 HBP: 0	WP: 0 PB: 0 SB: 0 CS: 0	PA: 32					
<b>PITCHER</b>	IP	WLS	BF	H	R	ER	SO	BB	IBB	HBP	BLK	WP	HR	S	P	ERA	WHIP										
Chris Holt, R (1, 1) ERA: 4.99	8.0	L	29	4	2	1	7	1	0	0	0	0	0	81	128	1.12	0.625										
Octavio Dotel, R (9, 1) ERA: 5.71	1.0	S	3	0	0	0	1	0	0	0	0	0	0	7	10	0.00	0.000										

Batter	1	2	3	4	5	6	7	8	9	AB	R	H	RBI	BB	SO	LOB	BOTTOM										
Bill Spiers, L (1, 6) OBP: 0.382, SLG: 0.371 Glen Barker, S (9, PR) OBP: 0.286, SLG: 0.297										3	0	1	0	1	0	0	<b>Arizona Diamondbacks @ Houston Astros</b> Enron Field, Houston, TX Thu Jul 06 2000, 8:05 PM EDT Att: 36,471 - Dome - 72 F										
Craig Biggio, R (1, 4) OBP: 0.394, SLG: 0.353										3	0	0	0	1	0												
5 Jeff Bagwell, R (1, 3) OBP: 0.405, SLG: 0.568										4	0	1	0	0	2												
17 Lance Berkman, S (1, 9) OBP: 0.373, SLG: 0.564										4	0	0	0	0	3												
Moises Alou, R (1, 7) OBP: 0.415, SLG: 0.636										3	1	1	0	0	2												
Richard Hidalgo, R (1, 8) OBP: 0.388, SLG: 0.619										2	0	1	0	1	0												
Chris Truby, R (1, 5) OBP: 0.311, SLG: 0.424										2	0	0	0	0	1												
Tony Eusebio, R (1, 2) OBP: 0.310, SLG: 0.301										3	0	0	0	0	1												
Chris Holt, R (1, 1) OBP: 0.189, SLG: 0.118 Mitch Meluskey, S (8, PH) OBP: 0.385, SLG: 0.482 Octavio Dotel, R (9, 1) OBP: 0.067, SLG: 0.034										2	0	0	0	0	0												
<b>Inning Stats</b>	R: 0 E: 0 K: 0 S: 6	H: 2 LOB: 1 BB: 0 P: 8	R: 0 E: 0 K: 1 S: 9	H: 0 LOB: 0 BB: 0 P: 12	R: 0 E: 0 K: 0 S: 5	H: 0 LOB: 0 BB: 0 P: 6	R: 0 E: 0 K: 0 S: 5	H: 0 LOB: 0 BB: 0 P: 10	R: 1 E: 0 K: 0 S: 12	H: 2 LOB: 0 BB: 0 P: 18	R: 0 E: 0 K: 0 S: 7	H: 0 LOB: 0 BB: 0 P: 10	R: 0 E: 0 K: 2 S: 10	H: 0 LOB: 0 BB: 0 P: 13	R: 0 E: 0 K: 0 S: 7	H: 0 LOB: 1 BB: 1 P: 16	R: 0 E: 0 K: 1 S: 5	H: 0 LOB: 2 BB: 2 P: 15	1B: 4 2B: 0 3B: 0 HR: 0	SF: 0 SAC: 1 DP: 3 HBP: 0	WP: 0 PB: 0 SB: 1 CS: 0	PA: 31					
<b>PITCHER</b>	IP	WLS	BF	H	R	ER	SO	BB	IBB	HBP	BLK	WP	HR	S	P	ERA	WHIP										
Geraldo Guzman, R (1, 1) ERA: 1.13	8.0	W	27	4	1	1	3	1	0	0	0	0	0	61	93	1.12	0.625										
Matt Mantei, R (9, 1) ERA: 8.24	1.0	S	4	0	0	0	1	2	0	0	0	0	0	5	15	0.00	2.000										

AB	29
R	2
H	4
RBI	2
BB	1
SO	8
LOB	7



AB	27
R	1
H	4
RBI	0
BB	3
SO	4
LOB	9





Batter	1	2	3	4	5	6	7	8	9	10	11	AB	R	H	RBI	BB	SO	LOB	TOP					
<b>Tony Womack, L</b> OBP: 0.303, SLG: 0.394 (1, 6)	G3-1		E1 G3-1 1B		F7		FC4 1B 1-2r		G6-3		L9	6	0	1	0	0	0	4						
<b>Craig Counsell, L</b> OBP: 0.410, SLG: 0.462 (1, 4) (7, 5)	G5-3		K		K		K		K		K	5	0	1	1	0	3	2						
<b>Luis Gonzalez, L</b> OBP: 0.402, SLG: 0.549 (1, 7)	G6-3		G3-1 IBB		G1-3		K		K		F8	4	0	0	0	1	1	2						
<b>Travis Lee, L</b> OBP: 0.306, SLG: 0.403 (1, 3)		G3	G3-1				G6-3				K	4	1	0	1	1	1	4						
<b>Rob Ryan, L</b> OBP: 0.342, SLG: 0.333 <b>Greg Colbrunn, R</b> OBP: 0.448, SLG: 0.544 (8, PH)		F8	K				G6-3				K	3	0	1	0	0	1	2						
<b>Jason Conti, L</b> OBP: 0.333, SLG: 0.409 (1, 9)					K						K	4	0	1	1	1	1	2						
<b>Danny Bautista, R</b> OBP: 0.252, SLG: 0.402 (1, 8)												3	1	1	0	1	0	2						
<b>Danny Klassen, R</b> OBP: 0.342, SLG: 0.397 <b>Brian Anderson, R</b> OBP: 0.205, SLG: 0.216 <b>Jay Bell, R</b> OBP: 0.359, SLG: 0.428 (7, 4)												2	0	1	1	0	1	2						
<b>Kelly Stinnett, R</b> OBP: 0.344, SLG: 0.431 <b>Hanley Frias, S</b> OBP: 0.288, SLG: 0.268 <b>Damian Miller, R</b> OBP: 0.359, SLG: 0.529 (11, 2)												3	1	1	0	0	1	0						
<b>Inning Stats</b>	R: 0 E: 0 K: 0 S: 3	H: 0 LOB: 0 BB: 2 P: 6	R: 0 E: 0 K: 1 S: 7	H: 0 LOB: 2 BB: 2 P: 20	R: 1 E: 1 K: 2 S: 9	H: 1 LOB: 2 BB: 1 P: 19	R: 1 E: 0 K: 1 S: 10	H: 1 LOB: 0 BB: 0 P: 16	R: 0 E: 0 K: 1 S: 8	H: 1 LOB: 1 BB: 1 P: 15	R: 1 E: 0 K: 1 S: 21	H: 3 LOB: 2 BB: 0 P: 31	R: 0 E: 0 K: 0 S: 6	H: 1 LOB: 1 BB: 0 P: 9	R: 0 E: 0 K: 2 S: 10	H: 0 LOB: 0 BB: 0 P: 15	R: 0 E: 0 K: 2 S: 8	H: 0 LOB: 0 BB: 0 P: 12	R: 0 E: 0 K: 0 S: 12	H: 2 LOB: 2 BB: 0 P: 16	1B: 9 2B: 0 3B: 0 HR: 0	SF: 0 SAC: 2 DP: 1 HBP: 1	WP: 1 PB: 0 SB: 4 CS: 0	PA: 46
<b>PITCHER</b>	IP ERA WLS BF H R ER SO BB IBB HBP BLK WP HR S P ERA WHIP	3 4.27 1.2 6 1 0 0 1 0 0 0 0 0 0 0 13 18 0.00 0.600	2 4.74 2.0 6 0 0 0 4 0 0 0 0 0 0 0 18 27 0.00 0.000	1 2.47 1.0 5 2 0 0 0 0 0 0 0 0 0 0 12 16 0.00 2.000																				

**Arizona Diamondbacks @ Oakland Athletics**  
 Network Associates Coliseum, Oakland, CA  
 Fri Jul 07 2000, 10:05 PM EDT  
 Att: 17,287 - Sunny - 64 F

**livebaseballscorecards.com**

**AB 39**  
**R 4**  
**H 9**  
**RBI 4**  
**BB 4**  
**SO 10**  
**LOB 22**



Batter	1	2	3	4	5	6	7	8	9	10	11	AB	R	H	RBI	BB	SO	LOB	BOTTOM						
<b>Terrence Long, L</b> OBP: 0.344, SLG: 0.451 <b>Orlando Saenz, R</b> OBP: 0.373, SLG: 0.497 <b>Ryan Christenson, R</b> OBP: 0.409, SLG: 0.446 (8, 8)	K		K		F6		G4-6-3 1-2r 2-3		1B L4-5 1B		HR	3	0	0	0	0	2	0							
<b>Randy Velarde, R</b> OBP: 0.309, SLG: 0.432 (1, 4)	E BB 1B		G4-3		BB BB		2B		B1			4	0	2	1	1	0	1							
<b>Jason Giambi, L</b> OBP: 0.477, SLG: 0.636 (1, 3)	BB BB		K		BB		BB		1B			2	0	1	0	3	1	0							
<b>Ben Grieve, L</b> OBP: 0.354, SLG: 0.515 (1, 7)	P6				G4-3		F8		L4-5			5	0	0	0	0	1	8							
<b>Matt Stairs, L</b> OBP: 0.339, SLG: 0.422 (1, 9)	BB SAFE				K		G3		HR 2B		K	4	1	1	0	1	2	0							
<b>Jeremy Giambi, L</b> OBP: 0.355, SLG: 0.444 (1, 10)	F9				FC6 1B		L8		HR		F8	5	1	2	2	0	0	3							
<b>Miguel Tejada, R</b> OBP: 0.310, SLG: 0.426 (1, 6)		P8			FC6		F7		G5-3		1B	5	0	1	0	0	0	1							
<b>3 Eric Chavez, L</b> OBP: 0.363, SLG: 0.486 (1, 5)							HR		K		L8	5	2	2	1	0	2	1							
<b>Ramon Hernandez, R</b> OBP: 0.331, SLG: 0.394 (1, 2)		G4-3			K		K		F3		G6-3	4	0	0	0	1	1	0							
<b>Inning Stats</b>	R: 0 E: 1 K: 1 S: 10	H: 1 LOB: 3 BB: 2 P: 26	R: 0 E: 0 K: 1 S: 9	H: 0 LOB: 0 BB: 0 P: 16	R: 0 E: 0 K: 2 S: 9	H: 0 LOB: 0 BB: 0 P: 15	R: 0 E: 0 K: 1 S: 8	H: 1 LOB: 1 BB: 2 P: 11	R: 0 E: 0 K: 0 S: 8	H: 0 LOB: 0 BB: 0 P: 15	R: 1 E: 0 K: 1 S: 17	H: 2 LOB: 2 BB: 2 P: 30	R: 2 E: 0 K: 1 S: 13	H: 2 LOB: 0 BB: 0 P: 16	R: 0 E: 0 K: 0 S: 10	H: 2 LOB: 1 BB: 0 P: 12	R: 0 E: 0 K: 1 S: 12	H: 1 LOB: 1 BB: 0 P: 18	R: 1 E: 0 K: 0 S: 3	H: 1 LOB: 0 BB: 0 P: 5	1B: 6 2B: 3 3B: 0 HR: 3	SF: 0 SAC: 0 DP: 2 HBP: 0	WP: 0 PB: 0 SB: 0 CS: 0	PA: 46	
<b>PITCHER</b>	IP ERA WLS BF H R ER SO BB IBB HBP BLK WP HR S P ERA WHIP	5.0 5.81 1.0 5 1 1 1 0 6 1 0 0 0 0 13 24 1.80 2.000	2.0 2.09 0.2 2 1 0 0 0 0 0 0 0 0 0 5 9 0.00 1.500	7.1 1.25 0.1 4 2 2 2 1 1 0 0 0 0 1 11 17 54.00 9.000	8.1 7.71 1.1 5 1 0 0 1 0 0 0 0 0 0 12 14 0.00 0.750																				

**Arizona Diamondbacks @ Oakland Athletics**  
 Network Associates Coliseum, Oakland, CA  
 Fri Jul 07 2000, 10:05 PM EDT  
 Att: 17,287 - Sunny - 64 F

**livebaseballscorecards.com**

**AB 40**  
**R 5**  
**H 11**  
**RBI 5**  
**BB 6**  
**SO 9**  
**LOB 16**









Batter	1	2	3	4	5	6	7	8	9	AB	R	H	RBI	BB	SO	LOB	TOP
<b>Tony Womack, L</b> (1, 6) OBP: 0.308, SLG: 0.396	G3	1B		G5-3 1B		L5-3 1B		L4		5	0	3	1	0	0	1	<b>Arizona Diamondbacks @ Oakland Athletics</b> <b>Network Associates Coliseum, Oakland, CA</b> Sun Jul 09 2000, 4:05 PM EDT Att: 25,513 - Sunny - 66 F <a href="http://livebaseballscorecards.com">livebaseballscorecards.com</a>
<b>Jay Bell, R</b> (1, 4) OBP: 0.349, SLG: 0.415	F8	G6-3		G5-3		L5-3		G5-3		5	0	0	0	0	0	5	
<b>Luis Gonzalez, L</b> (1, 7) OBP: 0.402, SLG: 0.548	1B		P5	G3		G4-3		G4-3		5	0	1	0	0	0	1	
<b>Steve Finley, L</b> (1, 8) OBP: 0.379, SLG: 0.601	G4-3		F7			F7		HR		5	1	2	1	0	0	1	
<b>Greg Colbrunn, R</b> (1, 10) OBP: 0.447, SLG: 0.538		G4-3	2B 1B	1B E		P6		1B		5	1	2	0	0	1	1	
<b>Jason Conti, L</b> (1, 9) OBP: 0.384, SLG: 0.414		2B 1B	1B	2B		L4		F7		5	1	2	0	0	1	2	
<b>Travis Lee, L</b> (1, 3) OBP: 0.311, SLG: 0.404		G6-3 1B	2B	IBB		E		K		2	1	1	1	2	1	0	
<b>Damian Miller, R</b> (1, 2) OBP: 0.353, SLG: 0.521		G6-3	L9			E2		2B		4	0	2	0	0	0	4	
<b>Craig Counsell, L</b> (1, 5) OBP: 0.406, SLG: 0.458		1B BB		P5		L9		F9		3	0	0	0	1	0	3	
<b>Inning Stats</b>	R: 0 H: 1 E: 0 LOB: 1 K: 0 S: 14	H: 3 R: 4 ER: 3 SO: 0 BB: 2 IBB: 1 HBP: 0 BLK: 0	R: 0 H: 2 E: 0 LOB: 3 K: 0 S: 12	H: 1 R: 1 ER: 2 SO: 2 BB: 1 IBB: 0 HBP: 0 BLK: 0	R: 1 H: 2 E: 2 LOB: 2 K: 0 S: 12	H: 1 R: 0 ER: 0 SO: 4 BB: 0 IBB: 0 HBP: 0 BLK: 0	R: 0 H: 1 E: 0 LOB: 0 K: 1 S: 3	H: 1 R: 1 ER: 1 SO: 15 BB: 0 IBB: 0 HBP: 0 BLK: 0	R: 0 H: 1 E: 0 LOB: 1 K: 2 S: 11	H: 1 R: 0 ER: 1 SO: 10 BB: 0 IBB: 0 HBP: 0 BLK: 0	1B: 9 2B: 4 3B: 0 HR: 1	SF: 0 SAC: 0 DP: 1 HBP: 0	WP: 0 PB: 0 SB: 0 CS: 0	PA: 42			
<b>PITCHER</b>	IP	WLS	BF	H	R	ER	SO	BB	IBB	HBP	BLK	WP	HR	S	P	ERA	WHIP
<b>Gil Heredia, R</b> (1, 1) ERA: 3.99	6.0	L	31	11	4	3	0	2	1	0	0	0	1	65	109	4.50	2.167
<b>T.J. Mathews, R</b> (7, 1) ERA: 5.63	2.0		7	1	0	0	1	0	0	0	0	0	0	19	26	0.00	0.500
<b>Doug Jones, R</b> (9, 1) ERA: 4.99	1.0		4	1	0	0	2	0	0	0	0	0	0	9	10	0.00	1.000

Batter	1	2	3	4	5	6	7	8	9	AB	R	H	RBI	BB	SO	LOB	BOTTOM
<b>Ryan Christenson, R</b> (1, 8) OBP: 0.391, SLG: 0.423	K		K		F9		G5-3			4	0	0	0	0	2	0	<b>Arizona Diamondbacks @ Oakland Athletics</b> <b>Network Associates Coliseum, Oakland, CA</b> Sun Jul 09 2000, 4:05 PM EDT Att: 25,513 - Sunny - 66 F <a href="http://livebaseballscorecards.com">livebaseballscorecards.com</a>
<b>Randy Velarde, R</b> (1, 4) OBP: 0.397, SLG: 0.447	G5-3			K	2B			L4		4	0	1	0	0	1	0	
<b>Jason Giambi, L</b> (1, 3) OBP: 0.474, SLG: 0.624	1B			K	L4			L7		4	0	1	0	0	1	1	
<b>Olmedo Saenz, R</b> (1, 10) OBP: 0.378, SLG: 0.497				BB 1B	1B		G6-3		FC6 1B	4	1	2	0	0	1	1	
<b>Tim Hudson, R</b> (8, PR)	K			BB 1B	1B			FC6		0	0	0	0	0	0	0	
<b>Ben Grieve, L</b> (1, 7) OBP: 0.362, SLG: 0.520		G4-3		BB 1B	1B			FC6		3	1	1	0	1	0	1	
<b>Miguel Tejada, R</b> (1, 6) OBP: 0.314, SLG: 0.443		K		1B BB	BB		F8		BB	2	0	0	0	2	1	1	
<b>Matt Stairs, L</b> (1, 9) OBP: 0.336, SLG: 0.418		K		1B			K		K	4	0	1	2	0	3	2	
<b>Ramon Hernandez, R</b> (1, 2) OBP: 0.327, SLG: 0.389			G5-3		K			K		3	0	0	0	0	2	2	
<b>Jeremy Giambi, L</b> (9, PH) OBP: 0.355, SLG: 0.460					K			K		1	0	0	0	0	1	1	
<b>Frank Menechino, R</b> (1, 5) OBP: 0.333, SLG: 0.462										3	0	0	0	0	3	0	
<b>3 Eric Chavez, L</b> (9, PH) OBP: 0.361, SLG: 0.483										1	0	0	0	0	1	1	
<b>Inning Stats</b>	R: 0 H: 1 E: 0 LOB: 1 K: 2 S: 13	H: 0 R: 0 ER: 0 SO: 13 BB: 0 IBB: 0 HBP: 0 BLK: 0	R: 0 H: 0 E: 0 LOB: 0 K: 2 S: 7	H: 0 R: 2 ER: 0 SO: 33 BB: 0 IBB: 0 HBP: 0 BLK: 0	R: 0 H: 1 E: 0 LOB: 1 K: 1 S: 10	H: 0 R: 0 ER: 0 SO: 16 BB: 1 IBB: 0 HBP: 0 BLK: 0	R: 0 H: 0 E: 0 LOB: 0 K: 2 S: 8	H: 0 R: 1 ER: 1 SO: 13 BB: 0 IBB: 0 HBP: 0 BLK: 0	R: 0 H: 1 E: 0 LOB: 1 K: 0 S: 8	H: 0 R: 0 ER: 1 SO: 17 BB: 1 IBB: 0 HBP: 0 BLK: 0	1B: 5 2B: 1 3B: 0 HR: 0	SF: 0 SAC: 0 DP: 0 HBP: 0	WP: 0 PB: 0 SB: 0 CS: 0	PA: 36			
<b>PITCHER</b>	IP	WLS	BF	H	R	ER	SO	BB	IBB	HBP	BLK	WP	HR	S	P	ERA	WHIP
<b>Randy Johnson, L</b> (1, 1) ERA: 1.8	7.0		28	5	2	2	13	2	0	0	0	0	0	76	121	2.57	1.000
<b>Mike Morgan, R</b> (8, 1) ERA: 4.25	1.0	H	5	1	0	0	0	1	0	0	0	0	0	9	19	0.00	2.000
<b>Matt Mantei, R</b> (9, 1) ERA: 7.36	1.0	S	3	0	0	0	3	0	0	0	0	0	0	9	12	0.00	0.000





Batter	1	2	3	4	5	6	7	8	9	AB	R	H	RBI	BB	SO	LOB	TOP								
Luis Altea, S OBP: 0.394, SLG: 0.435 John Wetteland, R (9, 1)	F7		1B			P9		P7	1B	5	0	2	2	0	0	0									
29 Rusty Greer, L OBP: 0.357, SLG: 0.437	1B		F7			F7			1B	4	1	1	0	1	0	3									
Ivan Rodriguez, R OBP: 0.388, SLG: 0.699	L6			P4		K			K	4	0	0	0	0	2	2									
Rafael Palmeiro, L OBP: 0.404, SLG: 0.569	L4			F2			F7		1B	3	1	0	0	0	0	1									
Chad Curtis, R OBP: 0.322, SLG: 0.431 Frank Catalanotto, L OBP: 0.456, SLG: 0.578		G1-3		G4-3			K		1B	3	0	0	0	0	1	0									
Gabe Kapler, R OBP: 0.310, SLG: 0.366 David Segui, S OBP: 0.359, SLG: 0.528 Scarborough Green, S OBP: 0.297, SLG: 0.286		F8			L7				1B	3	0	0	0	0	1	0									
Mike Lamb, L OBP: 0.356, SLG: 0.430		G4-3			1B				3B	3	1	1	0	1	0	0									
Royce Clayton, R OBP: 0.294, SLG: 0.426			G5-3		K			K	K	4	0	0	0	0	3	3									
Rick Helling, R Doug Davis, R Scott Sheldon, R Francisco Cordero, R Mike Venafro, L 59 Jeff Zimmerman, R Dave Martinez, L			G6-3		K			HR	1B	2	0	0	0	0	1	1									
<b>Inning Stats</b>	R: 0 E: 0 K: 0 S: 9	H: 1 LOB: 1 BB: 0 P: 14	R: 0 E: 0 K: 0 S: 7	H: 0 LOB: 0 BB: 0 P: 10	R: 0 E: 0 K: 0 S: 11	H: 1 LOB: 1 BB: 0 P: 18	R: 0 E: 0 K: 2 S: 5	H: 0 LOB: 0 BB: 0 P: 9	R: 0 E: 0 K: 2 S: 9	H: 1 LOB: 1 BB: 0 P: 14	R: 0 E: 0 K: 1 S: 7	H: 0 LOB: 0 BB: 0 P: 11	R: 0 E: 0 K: 2 S: 8	H: 0 LOB: 0 BB: 0 P: 11	R: 1 E: 0 K: 1 S: 12	H: 1 LOB: 0 BB: 0 P: 18	R: 5 E: 0 K: 2 S: 19	H: 3 LOB: 2 BB: 3 P: 34	1B: 5 2B: 0 3B: 1 HR: 1	SF: 0 SAC: 0 DP: 0 HBP: 1	WP: 0 PB: 0 SB: 0 CS: 0	PA: 38			
<b>PITCHER</b>	IP	WLS	BF	H	R	ER	SO	BB	IBB	HBP	BLK	WP	HR	S	P	ERA	WHIP								
Brian Anderson, L ERA: 4.1	(1, 1)	8.0		28	4	1	1	6	0	0	0	0	1	68	105	1.12	0.500								
Byung-Hyun Kim, R ERA: 3.12	(9, 1)	0.2	L	9	3	5	5	2	2	1	1	0	0	17	32	67.50	7.500								
Dan Plesac, L ERA: 3.74	(9, 1)	0.1		1	0	0	0	0	0	0	0	0	0	2	2	0.00	0.000								

Texas Rangers @ Arizona Diamondbacks  
Bank One Ballpark, Phoenix, AZ  
Thu Jul 13, 2000, 10:05 PM EDT  
Att: 32,541 - Dome - 72 F

AB	34
R	6
H	7
RBI	6
BB	3
SO	8
LOB	10



Batter	1	2	3	4	5	6	7	8	9	AB	R	H	RBI	BB	SO	LOB	BOTTOM								
Tony Womack, L OBP: 0.307, SLG: 0.393	L5		P4		HR	F8		FC5-2		5	1	1	0	0	0	4									
Jay Bell, R OBP: 0.355, SLG: 0.437	F3		HR		HR			1B		4	2	3	4	1	0	0									
Luis Gonzalez, L OBP: 0.396, SLG: 0.540	P6		K		G3		K	F7		5	0	0	0	0	2	4									
Matt Williams, R OBP: 0.317, SLG: 0.392		G1-3		2B	G3-1		K		F8	4	0	1	0	1	1	1									
Steve Finley, L OBP: 0.375, SLG: 0.599		1B			G3-1		K		F9	4	0	1	0	1	1	2									
Erubiel Durazo, L OBP: 0.391, SLG: 0.456 Byung-Hyun Kim, R Dan Plesac, L Craig Counsell, L OBP: 0.414, SLG: 0.467					G6-3		K			4	0	1	0	0	2	3									
Damian Miller, R OBP: 0.360, SLG: 0.521		L4			FC4-6			1B	K	4	0	2	0	1	1	3									
Travis Lee, L OBP: 0.310, SLG: 0.401		F7			K			FC5-2		4	1	1	0	0	1	6									
Brian Anderson, R OBP: 0.195, SLG: 0.205 Jason Conti, L OBP: 0.382, SLG: 0.414			F8		FC4-6		SH5-2-4		1B	2	0	0	0	0	0	3									
<b>Inning Stats</b>	R: 0 E: 0 K: 0 S: 6	H: 0 LOB: 0 BB: 0 P: 11	R: 0 E: 0 K: 0 S: 14	H: 1 LOB: 2 BB: 1 P: 21	R: 1 E: 0 K: 1 S: 8	H: 1 LOB: 0 BB: 0 P: 9	R: 0 E: 0 K: 2 S: 16	H: 1 LOB: 3 BB: 2 P: 26	R: 2 E: 0 K: 0 S: 14	H: 3 LOB: 1 BB: 0 P: 22	R: 0 E: 0 K: 0 S: 5	H: 1 LOB: 1 BB: 0 P: 5	R: 0 E: 0 K: 3 S: 19	H: 0 LOB: 1 BB: 1 P: 27	R: 1 E: 0 K: 1 S: 14	H: 3 LOB: 3 BB: 1 P: 21	R: 0 E: 0 K: 1 S: 11	H: 1 LOB: 1 BB: 0 P: 16	1B: 7 2B: 2 3B: 0 HR: 2	SF: 0 SAC: 1 DP: 0 HBP: 0	WP: 0 PB: 0 SB: 0 CS: 0	PA: 43			
<b>PITCHER</b>	IP	WLS	BF	H	R	ER	SO	BB	IBB	HBP	BLK	WP	HR	S	P	ERA	WHIP								
Rick Helling, R ERA: 3.88	(1, 1)	6.0		29	7	3	3	3	0	0	0	0	0	12	16	0.00	0.000								
Doug Davis, L ERA: 7.15	(7, 1)	1.0		3	0	0	0	3	0	0	0	0	0	6	13	27.00	9.000								
Francisco Cordero, R ERA: 4.58	(8, 1)	0.1		4	2	1	1	1	1	0	0	0	0	3	3	0.00	0.000								
Mike Venafro, L ERA: 4.45	(8, 1)	0.1		1	0	0	0	0	0	0	0	0	0	6	3	0.00	0.000								
59 Jeff Zimmerman, R ERA: 6.19	(8, 1)	0.1	W	2	1	0	0	0	0	0	0	0	0	5	5	0.00	3.000								

Texas Rangers @ Arizona Diamondbacks  
Bank One Ballpark, Phoenix, AZ  
Thu Jul 13, 2000, 10:05 PM EDT  
Att: 32,541 - Dome - 72 F

AB	37
R	4
H	11
RBI	4
BB	5
SO	8
LOB	26





Batter	1	2	3	4	5	6	7	8	9	AB	R	H	RBI	BB	SO	LOB	TOP			
Frank Catalanotto, L (1,4) OBP: 0.476, SLG: 0.552	1-2 G4-3		1-2 P6		2-1 F8			1-1 G3		4	0	0	0	0	0	2				
29 Rusty Greer, L (1,7) OBP: 0.351, SLG: 0.428	3-2 F7		2-3 K				1-3 K	0-0 G6-3		4	0	0	0	0	2	1				
Rafael Palmeiro, L (1,3) OBP: 0.400, SLG: 0.562	3-3 K			1-3 K			2-2 F5		2-1 F9	4	0	0	0	0	2	0				
Ivan Rodriguez, R (1,2) OBP: 0.384, SLG: 0.691		0-0 F9		0-1 F9			1-2 G4-3		3-2 F8	4	0	0	0	0	0	0				
Dave Martinez, L (1,9) OBP: 0.314, SLG: 0.346		1-3 K		2-2				0-0 F8	3-2	4	0	2	0	0	1	0				
Mike Lamb, L (1,5) OBP: 0.351, SLG: 0.423		2-1 F8		2-2 G4-3				3-2 G6-3	2-2 F8	4	0	0	0	0	0	2				
Gabe Kapler, R (1,8) OBP: 0.315, SLG: 0.371			1-2 F8		0-0					3	0	2	0	0	0	0				
Royce Clayton, R (1,6) OBP: 0.294, SLG: 0.436			0-0		1-0 F8			0-1 G4-3		3	1	1	1	0	0	2				
Kenny Rogers, L (1,1) OBP: 0.500, SLG: 0.500			0-0				0-1 F2		1-2 G4-3	2	0	1	0	0	0	1				
Scarborough Green, S (8, PH) OBP: 0.256, SLG: 0.276										1	0	0	0	0	0	0				
Tim Crabtree, R (8,1)										0	0	0	0	0	0	0				
<b>Inning Stats</b>	R: 0 E: 0 K: 1 S: 9	H: 0 LOB: 0 BB: 0 P: 16	R: 0 E: 0 K: 1 S: 6	H: 0 LOB: 0 BB: 0 P: 9	R: 1 E: 0 K: 1 S: 14	H: 2 LOB: 1 BB: 0 P: 18	R: 0 E: 0 K: 1 S: 12	H: 1 LOB: 1 BB: 0 P: 17	R: 0 E: 0 K: 0 S: 6	H: 0 LOB: 0 BB: 0 P: 13	R: 0 E: 0 K: 0 S: 7	H: 1 LOB: 1 BB: 0 P: 10	R: 0 E: 0 K: 0 S: 6	H: 0 LOB: 0 BB: 0 P: 8	R: 0 E: 0 K: 0 S: 18	H: 1 LOB: 1 BB: 0 P: 28	1B: 5 2B: 0 3B: 0 HR: 1	SF: 0 SAC: 0 DP: 0 HBP: 0	WP: 0 PB: 0 SB: 0 CS: 0	PA: 33
<b>PITCHER</b> Amando Reynoso, R (1,1) ERA: 5.34	IP: 9.0 WLS: W BF: 33 H: 6 R: 1 ER: 1 SO: 5 BB: 0 IBB: 0 HBP: 0 BLK: 0 WP: 0 HR: 1 S: 87 P: 128 ERA: 1.00 WHIP: 0.667															<b>PITCHER</b>				

**Texas Rangers @ Arizona Diamondbacks**  
 Bank One Ballpark, Phoenix, AZ  
 Fri Jul 14 2000, 10:05 PM EDT  
 Att: 34,415 - Dome - 72 F

AB	33
R	1
H	6
RBI	1
BB	0
SO	5
LOB	8



Batter	1	2	3	4	5	6	7	8	9	AB	R	H	RBI	BB	SO	LOB	BOTTOM			
Tony Womack, L (1,6) OBP: 0.305, SLG: 0.396	1-3 K		2-2 G6-3		2-2 G4-3	0-0 F7		0-2 G4-3		5	1	1	0	0	1	3				
Jay Bell, R (1,4) OBP: 0.356, SLG: 0.440	0-3 K		0-0 G6-3		0-0 1B	0-1		1-1 G4-3		5	1	2	2	0	1	1				
Luis Gonzalez, L (1,7) OBP: 0.400, SLG: 0.541	3-1 1B		3-H 4-0		1-0	1-2		G6-3		3	1	2	0	1	0	2				
Matt Williams, R (1,5) OBP: 0.324, SLG: 0.390	0-0		0-0 F8		4-1	1-2		F3		3	1	1	0	1	0	1				
Steve Finley, L (1,8) OBP: 0.381, SLG: 0.614	1-2 1B		0-0 L8		1-2 3B	BB		1-0		4	1	2	4	0	1	2				
Greg Colbrunn, R (1,3) OBP: 0.435, SLG: 0.520		3-3 K		0-2 F8		0-0 F7		3-1 G5-3		4	0	0	0	0	1	1				
Travis Lee, L (8,3) OBP: 0.310, SLG: 0.401										0	0	0	0	0	0	0				
Damian Miller, R (1,2) OBP: 0.363, SLG: 0.520		0-3 K		0-0		3-2		F8		4	1	2	0	0	1	0				
Danny Bautista, R (1,9) OBP: 0.243, SLG: 0.390		0-1 G5-3		0-0 F8		0-0 L4		1-1 F8		4	0	0	0	0	0	2				
Amando Reynoso, R (1,1) OBP: 0.138, SLG: 0.074			1-3 K		1-3 K	0-0 E2		4-1 G4-3		3	0	0	0	1	2	1				
<b>Inning Stats</b>	R: 0 E: 0 K: 3 S: 12	H: 2 LOB: 2 BB: 0 P: 16	R: 0 E: 0 K: 2 S: 8	H: 0 LOB: 0 BB: 0 P: 11	R: 1 E: 0 K: 1 S: 9	H: 1 LOB: 1 BB: 1 P: 16	R: 0 E: 0 K: 0 S: 6	H: 1 LOB: 1 BB: 0 P: 6	R: 3 E: 0 K: 1 S: 11	H: 3 LOB: 1 BB: 1 P: 19	R: 1 E: 1 K: 0 S: 13	H: 2 LOB: 2 BB: 0 P: 17	R: 1 E: 0 K: 0 S: 11	H: 1 LOB: 0 BB: 0 P: 15	R: 0 E: 0 K: 0 S: 8	H: 0 LOB: 1 BB: 1 P: 14	1B: 6 2B: 1 3B: 2 HR: 1	SF: 0 SAC: 0 DP: 0 HBP: 0	WP: 0 PB: 0 SB: 0 CS: 0	PA: 38
<b>PITCHER</b> Kenny Rogers, L (1,1) ERA: 4.34	IP: 7.0 WLS: L BF: 34 H: 10 R: 6 ER: 5 SO: 7 BB: 2 IBB: 0 HBP: 0 BLK: 0 WP: 0 HR: 1 S: 70 P: 100 ERA: 6.43 WHIP: 1.714															<b>PITCHER</b>				

**Texas Rangers @ Arizona Diamondbacks**  
 Bank One Ballpark, Phoenix, AZ  
 Fri Jul 14 2000, 10:05 PM EDT  
 Att: 34,415 - Dome - 72 F

AB	35
R	6
H	10
RBI	6
BB	3
SO	7
LOB	13





Batter	1	2	3	4	5	6	7	8	9	10	11	AB	R	H	RBI	BB	SO	LOB	TOP			
Luis Alica, S OBP: 0.393, SLG: 0.439 (1.4)	L4 (8.6)		G5-3 (3.2)		1B (2.1)		G4-3 (1.0)		F9 (2.1)		3B (1.0)	6	0	2	1	0	0	1				
Scarborough Green, S OBP: 0.274, SLG: 0.244 (1.9)	K (8.8)		K (1.3)		K (0.3)			1B 2B BB (4.1)	B1-3 (1.0)		G6-3 (1.2)	5	1	0	0	1	3	2				
Chad Curtis, R OBP: 0.324, SLG: 0.432 (1.7)	BB (8.9)			2B (0.1)		F8 (1.1)		F7 (2.2)	F9 (2.0)			4	1	1	0	1	0	1				
David Segui, S OBP: 0.396, SLG: 0.522 (1.3)	K (1.3)			2B (0.3)		G6-3 (1.1)					G6-3 (1.0)	5	1	1	0	0	2	2				
Bill Haselman, R OBP: 0.279, SLG: 0.350 (1.2)		G6-3 (2.2)		2B (0.0)							G6-3 (0.1)	5	1	2	2	0	1	0				
Gabe Kapler, R OBP: 0.310, SLG: 0.365 29 Rusty Greer, L OBP: 0.347, SLG: 0.423 (1.8)			K (2.3)		K (1.3)		G4-3 (0.0)	G3-1 (2.2)			K (1.3)	3	0	0	0	0	2	1				
Royce Clayton, R OBP: 0.254, SLG: 0.433 Rafael Palmeiro, L OBP: 0.492, SLG: 0.562 Frank Catalanotto, L OBP: 0.472, SLG: 0.545 (1.6)					G6-3 (0.1)							2	0	0	0	1	1	1				
Scott Sheldon, R OBP: 0.358, SLG: 0.489 Mike Lamb, L OBP: 0.356, SLG: 0.427 (1.5)												3	1	1	0	0	1	1				
40 Matt Perino, L Francisco Cordero, R 44 Kelly Dransfield, R Doug Davis, L Mike Vento, L 59 Jeff Zimmerman, R Dave Martinez, L Jaimie Whelan, R (1.1)			K (0.3)									2	0	0	0	0	1	1				
<b>Inning Stats</b>	R: 0 E: 0 K: 2 S: 10	H: 0 LOB: 1 BB: 1 P: 16	R: 0 E: 0 K: 2 S: 12	H: 0 LOB: 1 BB: 1 P: 21	R: 0 E: 0 K: 2 S: 10	H: 0 LOB: 0 BB: 0 P: 14	R: 1 E: 0 K: 2 S: 12	H: 2 LOB: 1 BB: 0 P: 13	R: 0 E: 0 K: 1 S: 7	H: 0 LOB: 0 BB: 0 P: 11	R: 1 E: 0 K: 1 S: 10	H: 2 LOB: 1 BB: 0 P: 15	R: 3 E: 0 K: 0 S: 19	H: 3 LOB: 2 BB: 2 P: 35	R: 0 E: 0 K: 1 S: 6	H: 0 LOB: 0 BB: 0 P: 8	R: 0 E: 0 K: 1 S: 11	H: 2 LOB: 1 BB: 0 P: 16	1B: 5 2B: 4 3B: 1 HR: 0	SF: 0 SAC: 0 DP: 0 HBP: 0	WP: 0 PB: 0 SB: 0 CS: 0	PA: 47
<b>PITCHER</b>	IP ERA WHIP	WLS BF H R ER SO	BF H R ER SO	H R ER SO	BB IBB HBP BLK	WP HR S P	ERA WHIP	<b>PITCHER</b>														ERA WHIP
Randy Johnson, L ERA: 2.01 Vicente Padilla, R ERA: 2.03 Greg Swindell, L ERA: 2.4	(1.1)	(8.1)	(10.1)				1.364															

Texas Rangers @ Arizona Diamondbacks  
Bank One Ballpark, Phoenix, AZ  
Sat Jul 15 2000, 10:05 PM EDT  
Att: 37,856 - Dome - 72 F

AB	43
R	6
H	10
RBI	6
BB	4
SO	13
LOB	13



Batter	1	2	3	4	5	6	7	8	9	10	11	AB	R	H	RBI	BB	SO	LOB	BOTTOM					
Tony Womack, L OBP: 0.303, SLG: 0.390 (1.6)	G4-3 SF9 BB (1.4)		FC5-2 G5-4-3 (2.2)		K (0.3)		G4-3 (0.1)		G6-3 (0.1)		K (1.3)	5	1	0	0	1	2	2						
Jay Bell, R OBP: 0.354, SLG: 0.436 Greg Swindell, L (1.4)	G4-3 (10.1)		G5-4-3 (2.0)		1B (1.2)		P3 (0.0)		E5 (0.2)		1B BB (4.0)	5	0	1	0	0	0	3						
Erubiel Durazo, L OBP: 0.394, SLG: 0.456 Brian Anderson, R OBP: 0.195, SLG: 0.205 (1.1, PH)												0	0	0	0	0	0	0						
Luis Gonzalez, L OBP: 0.399, SLG: 0.539 (1.7)	SF9 (3-H)				K (1.3)		G4-3 (1.2)		P5 (1.2)		1B (1.2)	5	1	2	1	0	1	2						
Matt Williams, R OBP: 0.336, SLG: 0.438 Hanley Frías, S OBP: 0.264, SLG: 0.264 (1.5)	G6-3 (10, PR)											5	1	3	2	0	0	1						
Steve Finley, L OBP: 0.384, SLG: 0.612 (1.8)												1	0	0	0	0	0	2						
Greg Colbrunn, R OBP: 0.222, SLG: 0.508 Travis Lee, L OBP: 0.308, SLG: 0.397 (1.3)												4	0	2	0	1	1	1						
Danny Bautista, R OBP: 0.259, SLG: 0.406 Jason Conti, L OBP: 0.381, SLG: 0.387 (1.9)												3	0	0	0	0	1	2						
Randy Johnson, R OBP: 0.222, SLG: 0.245 Vicente Padilla, R OBP: 1.000, SLG: 1.000 Craig Counsell, L OBP: 0.463, SLG: 0.452 (1.1)												2	0	0	0	0	1	3						
Damian Miller, R OBP: 0.389, SLG: 0.520 (1.2)												4	1	2	0	1	1	2						
Danny Bautista, R OBP: 0.259, SLG: 0.406 Jason Conti, L OBP: 0.381, SLG: 0.387 (1.9)												2	1	2	0	1	0	0						
Randy Johnson, R OBP: 0.222, SLG: 0.245 Vicente Padilla, R OBP: 1.000, SLG: 1.000 Craig Counsell, L OBP: 0.463, SLG: 0.452 (1.1)												2	0	1	2	0	1	2						
40 Matt Perino, L Francisco Cordero, R Doug Davis, L Mike Vento, L 59 Jeff Zimmerman, R ERA: 5.34 (8.1)												0	0	0	0	0	0	0						
<b>Inning Stats</b>	R: 1 E: 0 K: 0 S: 8	H: 0 LOB: 0 BB: 1 P: 15	R: 0 E: 0 K: 1 S: 9	H: 1 LOB: 0 BB: 0 P: 15	R: 0 E: 1 K: 0 S: 7	H: 1 LOB: 1 BB: 0 P: 12	R: 2 E: 0 K: 1 S: 15	H: 4 LOB: 2 BB: 1 P: 25	R: 0 E: 0 K: 2 S: 12	H: 1 LOB: 1 BB: 0 P: 16	R: 2 E: 0 K: 1 S: 15	H: 3 LOB: 1 BB: 0 P: 24	R: 0 E: 0 K: 0 S: 6	H: 0 LOB: 0 BB: 0 P: 7	R: 0 E: 0 K: 2 S: 13	H: 1 LOB: 2 BB: 1 P: 20	R: 0 E: 1 K: 1 S: 12	H: 0 LOB: 1 BB: 0 P: 15	R: 0 E: 0 K: 1 S: 7	H: 1 LOB: 2 BB: 1 P: 15	1B: 9 2B: 4 3B: 0 HR: 1	SF: 1 SAC: 1 DP: 3 HBP: 0	WP: 0 PB: 0 SB: 2 CS: 1	PA: 49
<b>PITCHER</b>	IP ERA WHIP	WLS BF H R ER SO	BF H R ER SO	H R ER SO	BB IBB HBP BLK	WP HR S P	ERA WHIP	<b>PITCHER</b>														ERA WHIP		
John Wetteland, R ERA: 3.38 (1.1)	(1.1)	(8.1)	(7.1)				1.941																	

Texas Rangers @ Arizona Diamondbacks  
Bank One Ballpark, Phoenix, AZ  
Sat Jul 15 2000, 10:05 PM EDT  
Att: 37,856 - Dome - 72 F

AB	42
R	5
H	13
RBI	5
BB	5
SO	11
LOB	24





Batter	1	2	3	4	5	6	7	8	9	AB	R	H	RBI	BB	SO	LOB	TOP				
<b>Rickey Henderson, R</b> OBP: 0.369, SLG: 0.316 (1, 7)	1-0 SH5-3 FC5-2 2B		3-1 F7		3-2 F9			2-2 FC4 3B	1-0 CS 1B	5	1	3	1	0	0	1					
<b>Mark McLemore, S</b> OBP: 0.347, SLG: 0.278 (1, 4)	0-0 SH5-3 2-3		3-3 K		2-1 L3			4-2 BB FC4 BB	4-2 S BB	2	1	0	0	2	1	1					
<b>Mike Cameron, R</b> OBP: 0.354, SLG: 0.458 (1, 8)	1-0 FC5-2 CS			1-2 G4-3 SF8 2B			1-3 K	0-0 BB FC4 BB	3-2 F8	5	1	1	1	0	1	3					
<b>John Olerud, L</b> OBP: 0.420, SLG: 0.500 (1, 3)	0-1 CS 1-2	3-2 G4-3		3-1 G4-3			4-2 BB	4-2 BB	4-0 IBB	2	0	0	0	3	0	1					
<b>Stan Javier, S</b> OBP: 0.350, SLG: 0.383 (1, 9)		1-2 BB 1B		0-0 SF8			1-3 K	4-1 BB	1-2 G1-3	3	0	1	2	1	1	3					
<b>John Mabry, L</b> OBP: 0.320, SLG: 0.326 <b>Edgar Martinez, R</b> OBP: 0.448, SLG: 0.666 <b>Arthur Rhodes, L</b> (8, 1) <b>Kazuhiro Sasaki, R</b> (9, 1)		4-0 BB BB		3-H 2-2 HR 1B			1-1 G4-3	3-3 K		2	1	1	0	1	0	1					
<b>Joe Oliver, R</b> OBP: 0.333, SLG: 0.514 (1, 2)	1-0 F9		0-0 HR 1B				2-3 K	1-3 K		4	1	1	2	0	2	5					
<b>Carlos Guillen, S</b> OBP: 0.248, SLG: 0.157 (1, 6)	0-1 P4		2-2 G4-3				0-0 G6-3	3-2 G3		4	0	0	0	0	0	5					
<b>Paul Abbott, R</b> OBP: 0.400, SLG: 0.600 <b>Jay Buhner, R</b> OBP: 0.380, SLG: 0.500 <b>Jose Mesa, R</b> (7, 1) <b>David Bell, R</b> OBP: 0.296, SLG: 0.354 (8, 5)			1-2 G6-3		3-2 L3 1B		1-0 G6-3		2-1 1B 2B	2	0	1	0	0	0	0					
<b>Inning Stats</b>	R: 0 E: 0 K: 0 S: 4	H: 1 LOB: 0 BB: 0 P: 6	R: 0 E: 0 K: 0 S: 10	H: 1 LOB: 2 BB: 1 P: 19	R: 0 E: 0 K: 1 S: 8	H: 0 LOB: 0 BB: 1 P: 15	R: 3 E: 0 K: 0 S: 15	H: 3 LOB: 0 BB: 0 P: 23	R: 0 E: 0 K: 0 S: 8	H: 1 LOB: 1 BB: 1 P: 16	R: 0 E: 0 K: 1 S: 13	H: 0 LOB: 0 BB: 0 P: 11	R: 2 E: 0 K: 2 S: 21	H: 1 LOB: 3 BB: 3 P: 42	R: 1 E: 0 K: 0 S: 15	H: 2 LOB: 2 BB: 2 P: 30	1B: 4 2B: 4 3B: 1 HR: 1	SF: 1 SAC: 1 DP: 1 HBP: 0	WP: 0 PB: 0 SB: 1 CS: 2	PA: 42	
<b>PITCHER</b>	IP	WLS	BF	H	R	ER	SO	BB	IBB	HBP	BLK	WP	HR	S	P	ERA	WHIP				
<b>Nelson Figueroa, R</b> ERA: 7.47 <b>Omar Daal, L</b> ERA: 7.31 <b>Russ Springer, R</b> ERA: 6.09 <b>Dan Plesac, L</b> ERA: 3.74 <b>Mike Morgan, R</b> ERA: 4.19	5.1		22	6	3	3	2	2	0	0	0	0	1	53	92	5.06	1.500				
<b>PITCHER</b>	IP	WLS	BF	H	R	ER	SO	BB	IBB	HBP	BLK	WP	HR	S	P	ERA	WHIP				
<b>Matt Mantei, R</b> ERA: 7.43	1.0		6	2	1	1	0	1	1	0	0	0	0	15	30	9.00	3.000				

Seattle Mariners @ Arizona Diamondbacks  
Bank One Ballpark, Phoenix, AZ  
Sun Jul 16 2000, 4:35 PM EDT  
Att: 34,144 - Dome - 72 F

livebaseballscores.com

AB 32  
R 6  
H 9  
RBI 6  
BB 7  
SO 6  
LOB 23



Batter	1	2	3	4	5	6	7	8	9	AB	R	H	RBI	BB	SO	LOB	BOTTOM				
<b>Tony Womack, L</b> OBP: 0.302, SLG: 0.388 (1, 6)	2-3 K		2-2 F7		1-0 E1 1B	1-0 G4-3			0-1 G1-3	5	1	1	0	0	1	0					
<b>Jay Bell, R</b> OBP: 0.350, SLG: 0.431 (1, 4)	1-0 P4		2-0 P2		2-2 G6-3		1-0 F9			4	0	0	1	0	0	1					
<b>Luis Gonzalez, L</b> OBP: 0.402, SLG: 0.540 (1, 7)	1-2 FC6-4 1B		4-1 BB		3-H 2-2 G3-1 1B		2-2 G6-3			3	0	2	1	1	0	0					
<b>Matt Williams, R</b> OBP: 0.333, SLG: 0.431 (1, 5)	0-1 FC6-4		0-1 F8		0-0 G3-1 1B		0-1 F9			4	0	1	0	0	0	2					
<b>Steve Finley, L</b> OBP: 0.380, SLG: 0.605 (1, 8)		2-2 F5		3-3 K	1-0 G3-1		2-3 K			4	0	0	0	0	2	2					
<b>Erubiel Durazo, L</b> OBP: 0.389, SLG: 0.464 <b>Greg Colbrunn, R</b> OBP: 0.424, SLG: 0.504 (9, 3)		1-0 3B 2B		1-1 P6	4-0 IBB		2-1 F9			2	1	1	0	1	0	0					
<b>Damian Miller, R</b> OBP: 0.366, SLG: 0.514 (1, 2)		1-1 G6-3		0-0 1B	1-2 F9		0-3 K			4	0	1	0	0	1	4					
<b>Jason Conti, L</b> OBP: 0.359, SLG: 0.441 <b>Danny Bautista, R</b> OBP: 0.257, SLG: 0.403 (9, PH)		3-2 2H 3B		1-1 F9		2-3 K		1-3 K2-3		3	0	1	1	0	1	1					
<b>Nelson Figueroa, R</b> OBP: 0.333, SLG: 0.333 <b>Omar Daal, L</b> OBP: 0.296, SLG: 0.423 <b>Hank Blalock, R</b> OBP: 0.380, SLG: 0.260 <b>Russ Springer, R</b> OBP: 0.280, SLG: 0.290 <b>Dan Plesac, L</b> <b>Mike Morgan, R</b> OBP: 0.417 <b>Matt Mantei, R</b> <b>Craig Counsell, L</b> OBP: 0.397, SLG: 0.444		0-1 F9		1-0 E G6-3 1B		0-1 L4		2-2 G3-1		2	1	1	0	0	0	1					
<b>Inning Stats</b>	R: 0 E: 0 K: 1 S: 10	H: 1 LOB: 1 BB: 0 P: 14	R: 1 E: 0 K: 0 S: 11	H: 2 LOB: 1 BB: 0 P: 18	R: 0 E: 0 K: 1 S: 8	H: 0 LOB: 1 BB: 1 P: 16	R: 0 E: 0 K: 1 S: 8	H: 1 LOB: 1 BB: 0 P: 13	R: 2 E: 1 K: 0 S: 18	H: 4 LOB: 3 BB: 1 P: 30	R: 0 E: 0 K: 1 S: 6	H: 0 LOB: 0 BB: 0 P: 9	R: 0 E: 0 K: 2 S: 11	H: 0 LOB: 0 BB: 0 P: 15	R: 0 E: 0 K: 1 S: 8	H: 0 LOB: 0 BB: 0 P: 11	1B: 6 2B: 1 3B: 1 HR: 0	SF: 0 SAC: 0 DP: 0 HBP: 0	WP: 0 PB: 0 SB: 0 CS: 0	PA: 37	
<b>PITCHER</b>	IP	WLS	BF	H	R	ER	SO	BB	IBB	HBP	BLK	WP	HR	S	P	ERA	WHIP				
<b>Paul Abbott, R</b> ERA: 4.27 <b>Jose Mesa, R</b> ERA: 5.52 <b>Arthur Rhodes, L</b> ERA: 2.57 <b>Kazuhiro Sasaki, R</b> ERA: 3.53	6.0		28	8	3	3	3	1	0	0	0	0	0	6	9	0.00	0.000				
<b>PITCHER</b>	IP	WLS	BF	H	R	ER	SO	BB	IBB	HBP	BLK	WP	HR	S	P	ERA	WHIP				
	1.0	W	3	0	0	0	0	0	0	0	0	0	0	6	9	0.00	0.000				
	1.0	H	3	0	0	0	2	0	0	0	0	0	0	11	15	0.00	0.000				
	1.0	S	3	0	0	0	1	0	0	0	0	0	0	8	11	0.00	0.000				

Seattle Mariners @ Arizona Diamondbacks  
Bank One Ballpark, Phoenix, AZ  
Sun Jul 16 2000, 4:35 PM EDT  
Att: 34,144 - Dome - 72 F

livebaseballscores.com

AB 35  
R 3  
H 8  
RBI 3  
BB 2  
SO 6  
LOB 11





Batter	1	2	3	4	5	6	7	8	9	AB	R	H	RBI	BB	SO	LOB	TOP										
Rickey Henderson, R OBP: 0.367, SLG: 0.312	4-2 BB		0-3 K		0-0 F8			0-0 P4		3	0	0	0	1	1	2											
David Bell, R OBP: 0.295, SLG: 0.353	1-0 G6-3		2-2 F8		3-2 P4			3-2 1B		4	0	1	0	0	0	3											
Mike Cameron, R OBP: 0.350, SLG: 0.452	2-2 G6-3		0-3 K		0-0 F2			2-3 K		4	0	0	0	0	2	2											
John Olerud, L OBP: 0.419, SLG: 0.495		4-1 1B BB		0-0 F7		1-2 F7		1-2 G3		3	0	0	0	1	0	0											
Jay Buhner, R OBP: 0.378, SLG: 0.500		2-3 K		3-3 K		0-0 F9		0-0 G4-3 2B		4	0	1	0	0	2	1											
John Mabry, L OBP: 0.330, SLG: 0.337		0-0 1B		0-0 1B		2-2 F7		0-1 G4-3		3	0	2	0	0	0	0											
Edgar Martinez, R OBP: 0.446, SLG: 0.663		1-2 1B		3-3 1B		1-3 K		2-3 F8		1	0	0	0	0	0	1											
Dan Wilson, R OBP: 0.285, SLG: 0.338		0-3 K		3-3 K		0-1 F7				4	0	0	0	0	3	4											
Carlos Guillen, S OBP: 0.250, SLG: 0.154		0-1 G4-3			4-1 SH3-4 BB					2	0	0	0	1	0	2											
37 Robert Ramsay, L (7, 1)										0	0	0	0	0	0	0											
John Halama, L OBP: 0.500, SLG: 0.500			0-1 1B		0-0 SH3-4			1-3 K		1	0	1	0	0	0	0											
Charles Gipson, R OBP: 0.346, SLG: 0.333										1	0	0	0	0	1	0											
<b>Inning Stats</b>	R: 0 E: 0 K: 0 S: 6	H: 0 LOB: 0 BB: 1 P: 13	R: 0 E: 0 K: 2 S: 10	H: 1 LOB: 2 BB: 1 P: 16	R: 0 E: 0 K: 2 S: 13	H: 1 LOB: 0 BB: 0 P: 15	R: 0 E: 0 K: 2 S: 8	H: 0 LOB: 1 BB: 1 P: 14	R: 0 E: 0 K: 0 S: 5	H: 0 LOB: 0 BB: 0 P: 6	R: 0 E: 0 K: 1 S: 9	H: 0 LOB: 0 BB: 0 P: 12	R: 0 E: 0 K: 2 S: 11	H: 1 LOB: 1 BB: 0 P: 17	R: 0 E: 0 K: 0 S: 8	H: 1 LOB: 1 BB: 0 P: 9	1B: 4 2B: 1 3B: 0 HR: 0	SF: 0 SAC: 1 DP: 1 HBP: 0	WP: 0 PB: 0 SB: 0 CS: 0	PA: 34							
<b>PITCHER</b>	IP	WLS	BF	H	R	ER	SO	BB	IBB	HBP	BLK	WP	HR	S	P	ERA	WHIP										
Geraldo Guzman, R ERA: 0.56	(1, 1)	8.0	W	30	4	0	9	3	0	0	0	0	0	70	108	0.00	0.875										
Greg Swindell, L ERA: 2.34	(9, 1)	1.0		4	1	0	0	0	0	0	0	0	0	8	9	0.00	1.000										

Seattle Mariners @ Arizona Diamondbacks  
Bank One Ballpark, Phoenix, AZ  
Mon Jul 17 2000, 10:05 PM EDT  
Att: 35,504 - Dome - 72 F

AB 30  
R 0  
H 5  
RBI 0  
BB 3  
SO 9  
LOB 15



Batter	1	2	3	4	5	6	7	8	9	AB	R	H	RBI	BB	SO	LOB	BOTTOM											
Tony Womack, L OBP: 0.303, SLG: 0.392	1-2 F9		2-1 3B 1B	2-2 1B 2B		1-2 E6 CS		3-2 SF8		4	2	2	2	0	0	0												
Jay Bell, R OBP: 0.353, SLG: 0.439	1-0 FC3-6 1B		2-1 1H 3B	1-2 2H 1B		0-0 CS	1-1 F7	2-2 F7		5	0	3	2	0	0	1												
Luis Gonzalez, L OBP: 0.401, SLG: 0.539	1-1 FC3-6 2B		0-3 K	0-0 F8			1-0 1B 39 SF8 2B			4	1	1	0	0	1	3												
Matt Williams, R OBP: 0.339, SLG: 0.442	1-2 2B		3-1 P4		0-0 L8		2-1 1B			4	0	2	0	0	0	1												
39 Alex Cabrera, R OBP: 0.500, SLG: 1.059	0-0 F9		0-1 F8		0-1 HR		1-0 SF8			3	1	1	2	0	0	3												
Greg Colbrunn, R OBP: 0.420, SLG: 0.496		0-0 F8		2-2 2B SF8 1B	3-0 F8		3-3 K			4	1	1	0	0	1	1												
Damian Miller, R OBP: 0.384, SLG: 0.514		3-3 K		3-0 SF8 2B 2B	1-0 F8			1-3 K		4	1	1	0	0	2	0												
Danny Bautista, R OBP: 0.263, SLG: 0.404		0-0 1B		0-0 SF8		1-2 L7		4-0 1B SF8 BB		2	1	1	1	1	0	0												
Geraldo Guzman, R ERA: 5.11	(1, 1)	6.1	L	31	12	6	5	12	6	6	6	5	12	31	65	102	8.53	1.895										
37 Robert Ramsay, L ERA: 3.25	(7, 1)	1.2		7	1	1	1	2	1	0	0	0	0	0	17	33	5.40	1.200										
<b>Inning Stats</b>	R: 0 E: 0 K: 0 S: 10	H: 2 LOB: 2 BB: 0 P: 14	R: 0 E: 0 K: 2 S: 8	H: 1 LOB: 0 BB: 0 P: 12	R: 1 E: 0 K: 1 S: 11	H: 2 LOB: 1 BB: 0 P: 18	R: 3 E: 0 K: 1 S: 17	H: 4 LOB: 1 BB: 0 P: 28	R: 1 E: 0 K: 0 S: 5	H: 1 LOB: 0 BB: 0 P: 9	R: 0 E: 1 K: 1 S: 9	H: 0 LOB: 0 BB: 0 P: 12	R: 1 E: 0 K: 1 S: 9	H: 2 LOB: 1 BB: 0 P: 17	R: 1 E: 0 K: 1 S: 13	H: 1 LOB: 1 BB: 1 P: 25	1B: 7 2B: 4 3B: 1 HR: 1	SF: 3 SAC: 0 DP: 0 HBP: 0	WP: 0 PB: 0 SB: 0 CS: 1	PA: 39								
<b>PITCHER</b>	IP	WLS	BF	H	R	ER	SO	BB	IBB	HBP	BLK	WP	HR	S	P	ERA	WHIP											

Seattle Mariners @ Arizona Diamondbacks  
Bank One Ballpark, Phoenix, AZ  
Mon Jul 17 2000, 10:05 PM EDT  
Att: 35,504 - Dome - 72 F

AB 34  
R 7  
H 13  
RBI 7  
BB 1  
SO 7  
LOB 11





Batter	1	2	3	4	5	6	7	8	9	AB	R	H	RBI	BB	SO	LOB	TOP								
Rickey Henderson, R OBP: 0.365, SLG: 0.310 Kazuhiro Sasaki, R (9, 1)	G6-3		E5 2B		FC5-4		K		BB CS 1B	5	1	1	2	0	1	3									
Mark McLemore, S OBP: 0.345, SLG: 0.274 (1, 4)	P4		F8		P4			CS BB	K	4	0	0	0	1	1	4									
Edgar Martinez, R OBP: 0.447, SLG: 0.664 Charles Gibson, R OBP: 0.346, SLG: 0.333 (8, 9)	F7								BB BB	4	0	2	1	0	0	0									
Raul Ibanez, L OBP: 0.303, SLG: 0.309 (9, 9)			2B					1B	BB	0	0	0	0	1	0	0									
Jay Buhner, R OBP: 0.372, SLG: 0.491 John Olerud, L OBP: 0.420, SLG: 0.495 (8, 3)			F9		F6				BB	4	0	0	0	0	0	2									
Mike Cameron, R OBP: 0.345, SLG: 0.444 (1, 8)	G1-3				F3				BB	5	0	0	0	0	1	4									
David Bell, R OBP: 0.301, SLG: 0.361 (1, 5)					G4-3				BB	4	1	3	0	0	0	0									
Joe Oliver, R OBP: 0.316, SLG: 0.486 (1, 2)			F8		F8				BB	4	0	0	0	0	1	3									
Carlos Guillen, S OBP: 0.269, SLG: 0.179 (1, 6)					G4-3				BB	4	2	3	0	0	0	0									
Freddy Garcia, R OBP: 0.667, SLG: 0.667 Arthur Rhodes, L (8, 1)			SH5-4 E 1B						BB	2	0	2	0	0	0	0									
Stan Javier, S OBP: 0.353, SLG: 0.383 (9, 7)			SH5-4						BB	0	0	0	0	0	0	0									
Inning Stats	R: 0 E: 0 K: 0 S: 6	H: 0 LOB: 0 BB: 0 P: 12	R: 0 E: 0 K: 0 S: 9	H: 1 LOB: 1 BB: 0 P: 11	R: 2 E: 1 K: 0 S: 12	H: 2 LOB: 1 BB: 0 P: 20	R: 0 E: 0 K: 0 S: 5	H: 0 LOB: 0 BB: 0 P: 9	R: 0 E: 0 K: 0 S: 7	H: 1 LOB: 1 BB: 0 P: 12	R: 0 E: 0 K: 0 S: 5	H: 0 LOB: 0 BB: 0 P: 9	R: 0 E: 0 K: 1 S: 14	H: 3 LOB: 2 BB: 0 P: 18	R: 0 E: 0 K: 1 S: 9	H: 1 LOB: 1 BB: 1 P: 16	R: 3 E: 0 K: 2 S: 16	H: 3 LOB: 3 BB: 3 P: 33	1B: 9 2B: 2 3B: 0 HR: 0	SF: 0 SAC: 1 DP: 1 HBP: 0	WP: 0 PB: 0 SB: 0 CS: 3	PA: 41			
PITCHER	IP	WLS	BF	H	R	ER	SO	BB	IBB	HBP	BLK	WP	HR	S	P	ERA	WHIP								
Brian Anderson, L ERA: 3.89 Vicente Padilla, R ERA: 2.51 Dan Plesac, L ERA: 3.68 Byung-Hyun Kim, R ERA: 3.12 Mike Morgan, R ERA: 4.16	7.0	L	28	7	2	0	1	0	0	0	0	0	0	58	91	0.00	1.000								

Seattle Mariners @ Arizona Diamondbacks  
Bank One Ballpark, Phoenix, AZ  
Tue Jul 18 2000, 10:05 PM EDT  
Att: 32,090 - Dome - 72 F

AB 36  
R 5  
H 11  
RBI 4  
BB 4  
SO 4  
LOB 16



Batter	1	2	3	4	5	6	7	8	9	AB	R	H	RBI	BB	SO	LOB	BOTTOM								
Tony Womack, L OBP: 0.303, SLG: 0.391 (1, 6)	G4-3				F7					3	0	1	1	0	0	0									
Jay Bell, R OBP: 0.353, SLG: 0.438 (1, 4)	F7				G1-3					3	0	1	0	0	0	0									
Luis Gonzalez, L OBP: 0.402, SLG: 0.538 (1, 7)	G3									3	0	1	0	1	0	2									
Matt Williams, R OBP: 0.328, SLG: 0.427 (1, 5)										4	0	0	0	0	2	4									
Steve Finley, L OBP: 0.376, SLG: 0.601 (1, 8)										4	1	1	0	0	0	0									
39 Alex Cabrera, R OBP: 0.425, SLG: 0.300 Vicente Padilla, R OBP: 1.000, SLG: 1.000 Dan Plesac, L ERA: 2.51 Byung-Hyun Kim, R ERA: 3.12 Mike Morgan, R ERA: 4.16 Craig Counsell, L OBP: 0.392, SLG: 0.438 (9, 9)																									
Erubiel Durazo, L OBP: 0.392, SLG: 0.458 (1, 3)										2	0	0	1	0	0	0									
Damian Miller, R OBP: 0.364, SLG: 0.508 (1, 2)										2	1	0	0	1	0	0									
Brian Anderson, R OBP: 0.209, SLG: 0.220 Danny Bautista, R OBP: 0.268, SLG: 0.408 (8, 9)										2	0	1	0	0	0	0									
Inning Stats	R: 0 E: 0 K: 0 S: 4	H: 0 LOB: 0 BB: 0 P: 6	R: 0 E: 0 K: 1 S: 10	H: 0 LOB: 0 BB: 0 P: 13	R: 0 E: 0 K: 0 S: 3	H: 0 LOB: 0 BB: 0 P: 4	R: 0 E: 0 K: 1 S: 9	H: 1 LOB: 1 BB: 0 P: 13	R: 1 E: 0 K: 1 S: 11	H: 1 LOB: 0 BB: 0 P: 16	R: 0 E: 0 K: 0 S: 5	H: 2 LOB: 2 BB: 1 P: 12	R: 0 E: 0 K: 0 S: 6	H: 0 LOB: 0 BB: 0 P: 9	R: 1 E: 0 K: 0 S: 13	H: 2 LOB: 1 BB: 1 P: 20	R: 0 E: 0 K: 2 S: 8	H: 0 LOB: 0 BB: 0 P: 12	1B: 6 2B: 0 3B: 0 HR: 0	SF: 2 SAC: 1 DP: 2 HBP: 0	WP: 0 PB: 0 SB: 1 CS: 0	PA: 33			
PITCHER	IP	WLS	BF	H	R	ER	SO	BB	IBB	HBP	BLK	WP	HR	S	P	ERA	WHIP								
Freddy Garcia, R ERA: 4.3 Arthur Rhodes, L ERA: 2.51 Kazuhiro Sasaki, R ERA: 3.44	7.0	W	3	1	0	0	0	0	0	0	0	0	0	9	11	0.00	1.000								

Seattle Mariners @ Arizona Diamondbacks  
Bank One Ballpark, Phoenix, AZ  
Tue Jul 18 2000, 10:05 PM EDT  
Att: 32,090 - Dome - 72 F

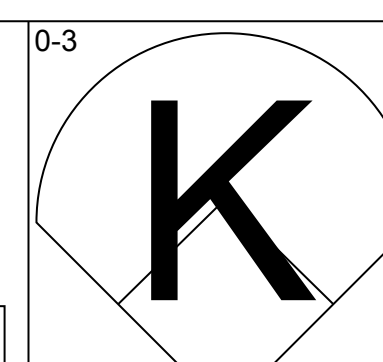
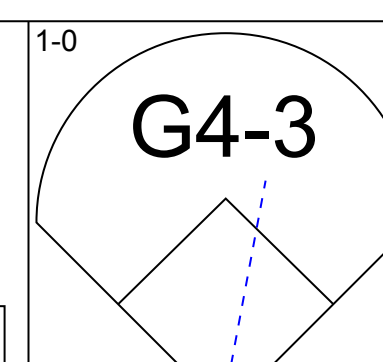
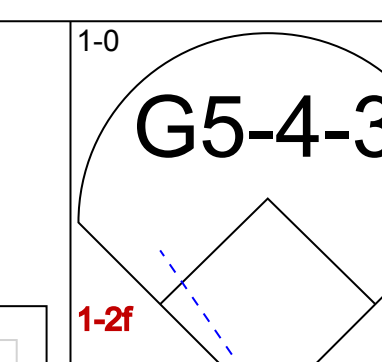
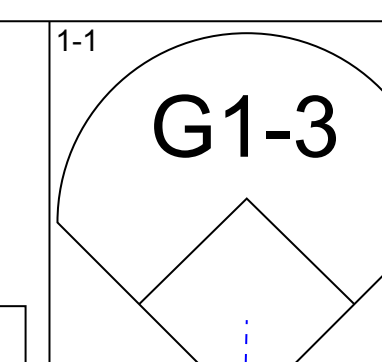
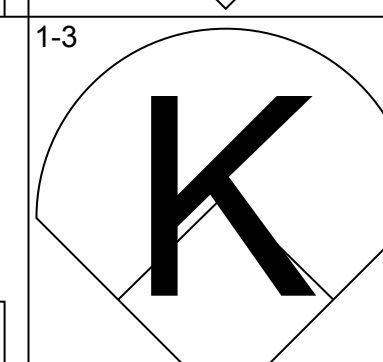
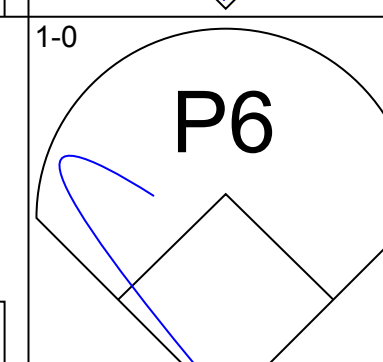
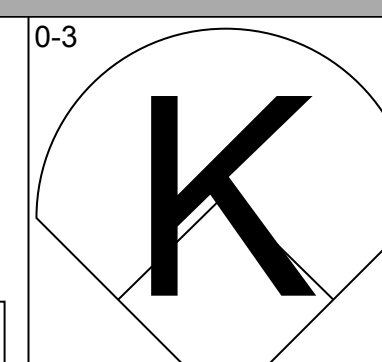
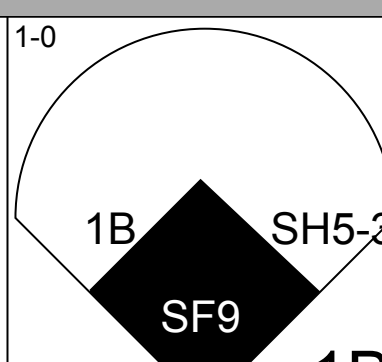
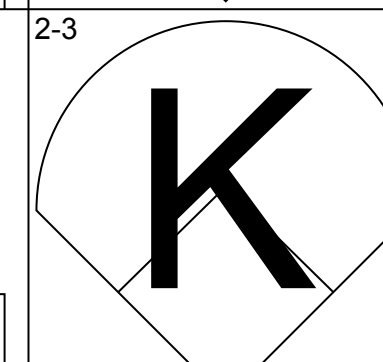
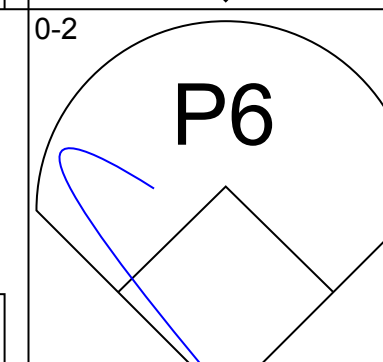
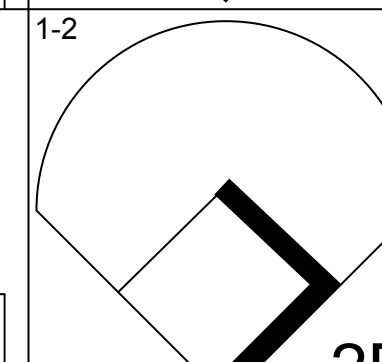
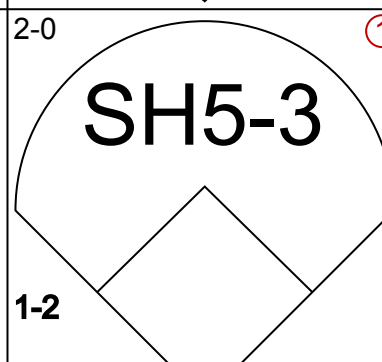
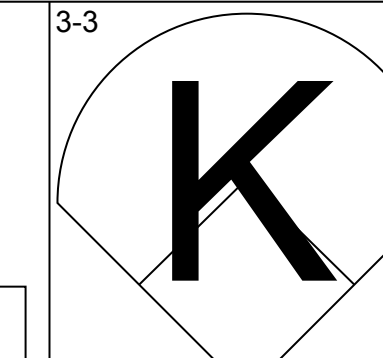
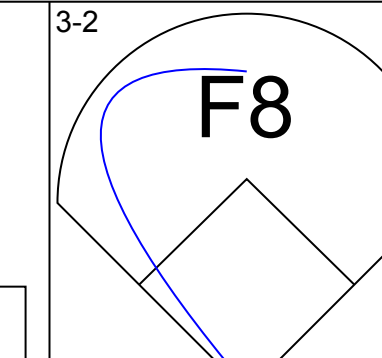
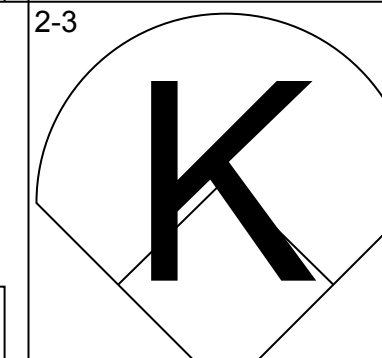
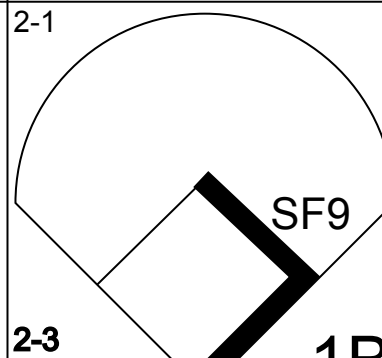
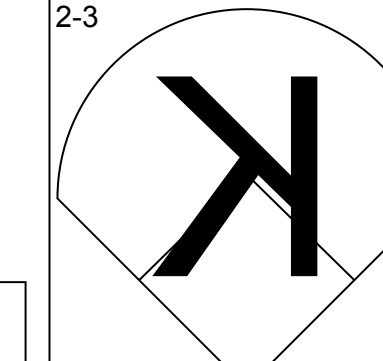
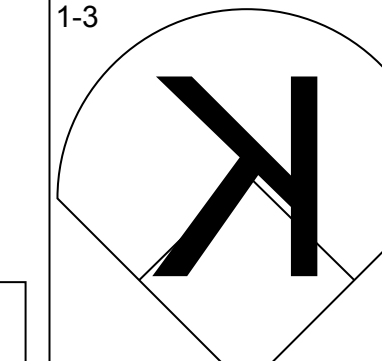
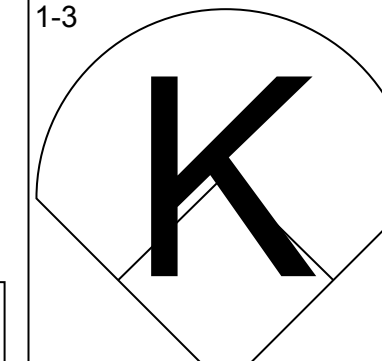
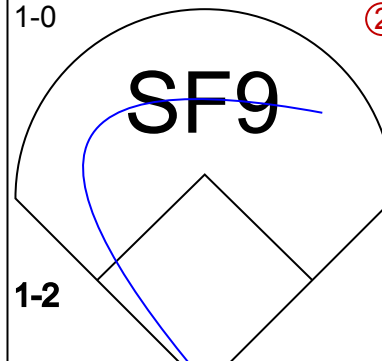
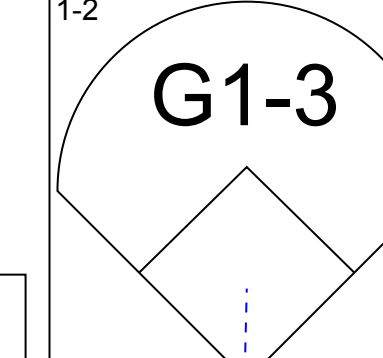
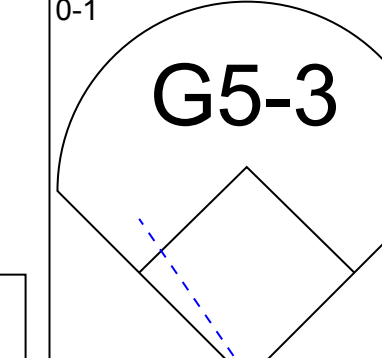
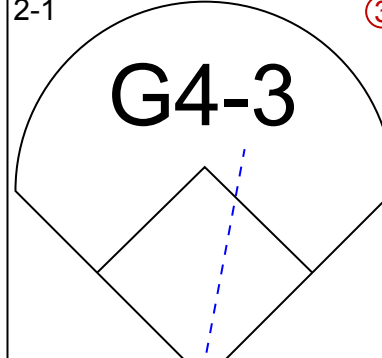
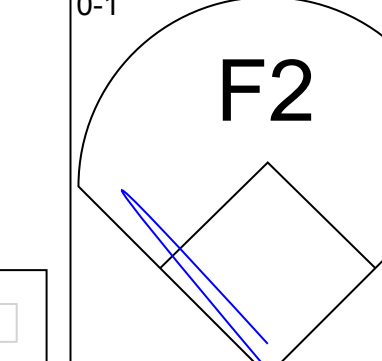
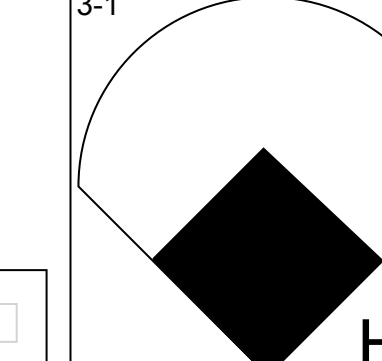
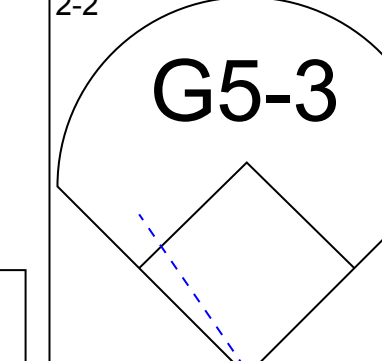
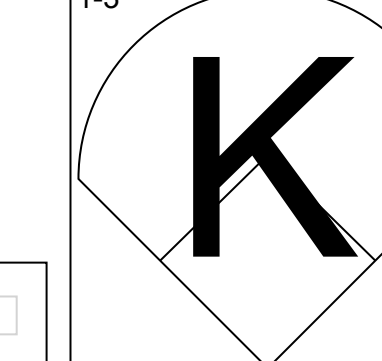
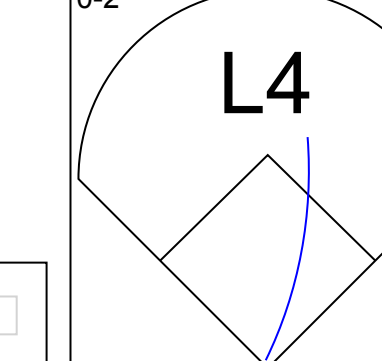
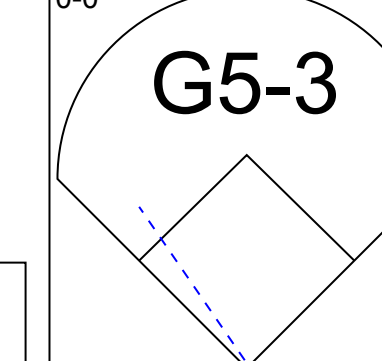
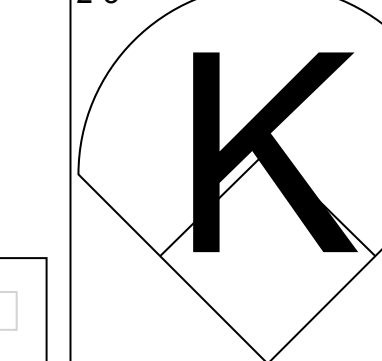
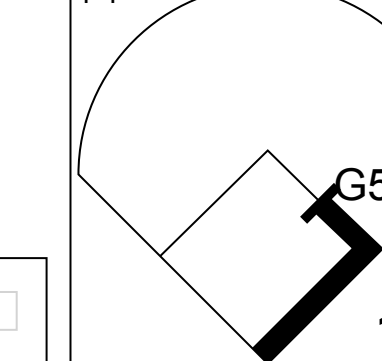
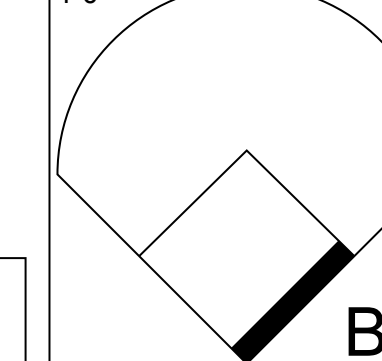
AB 28  
R 2  
H 6  
RBI 2  
BB 2  
SO 5  
LOB 7







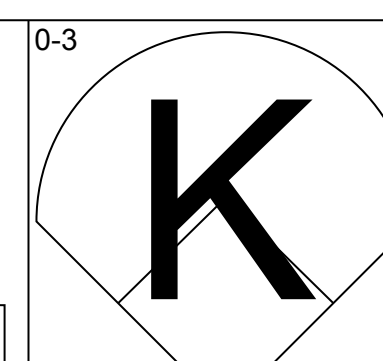
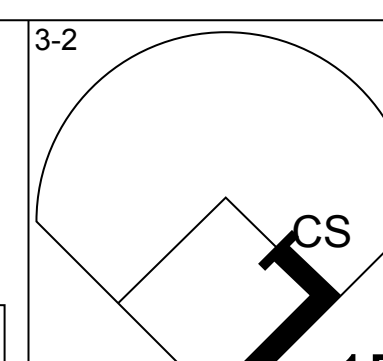
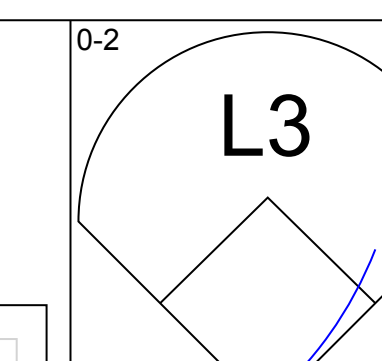
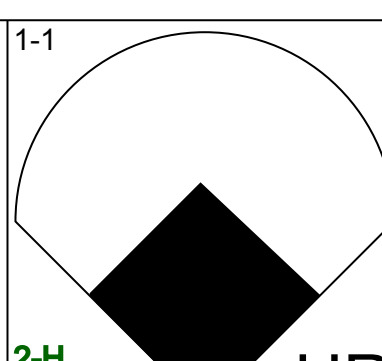
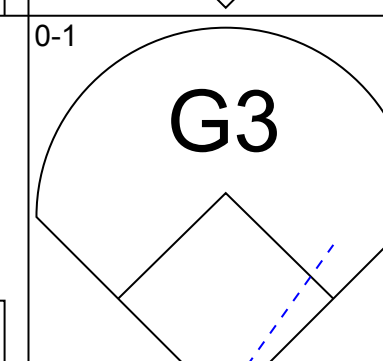
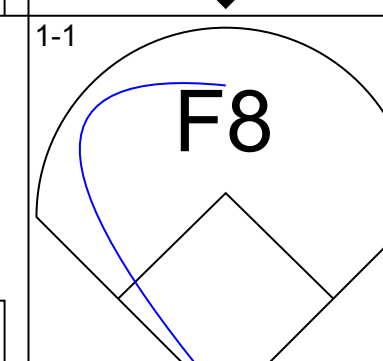
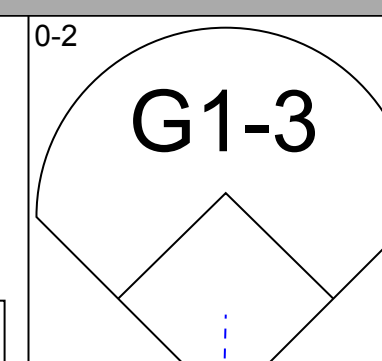
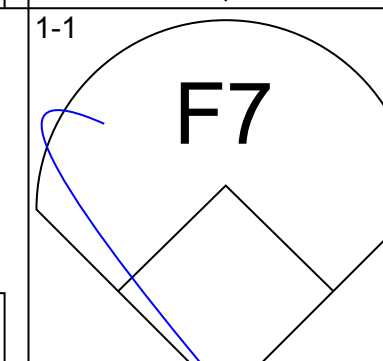
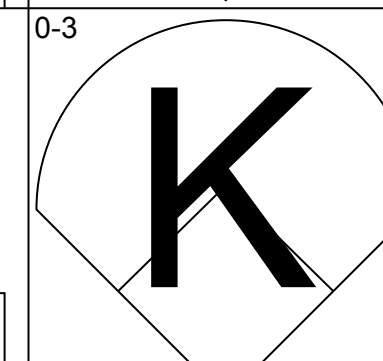
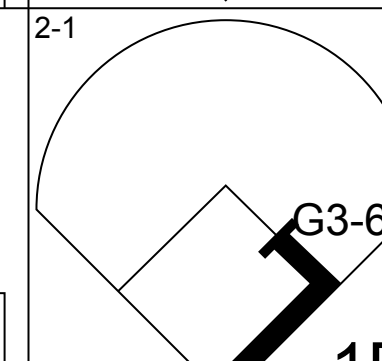
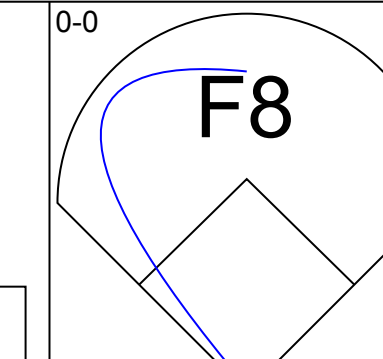
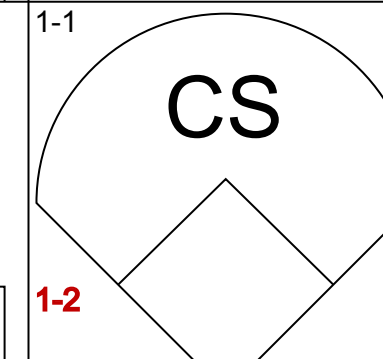
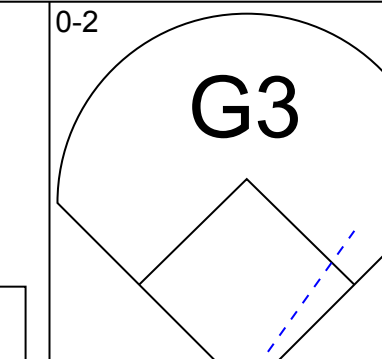
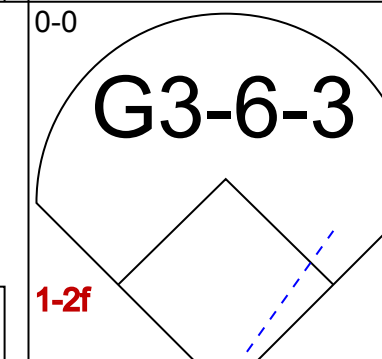
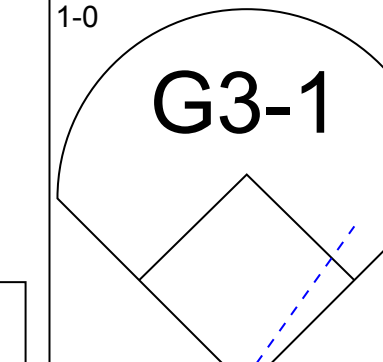
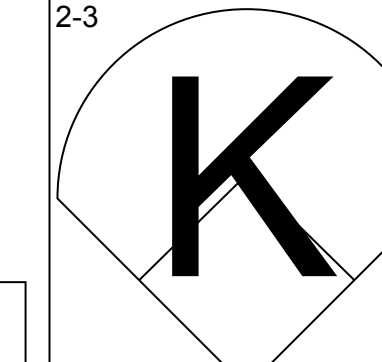
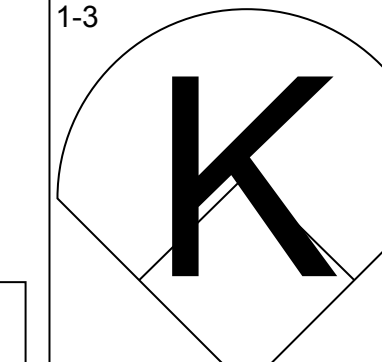
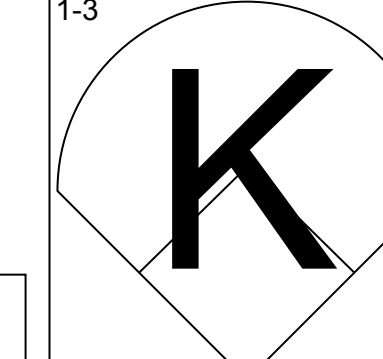
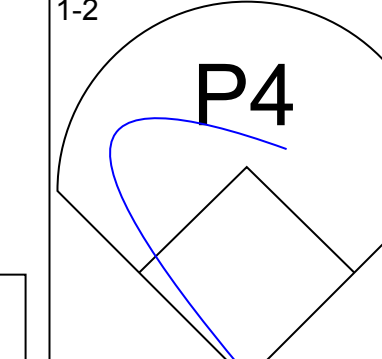
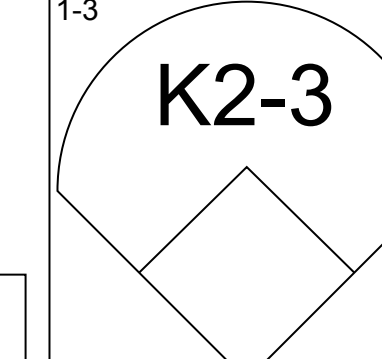
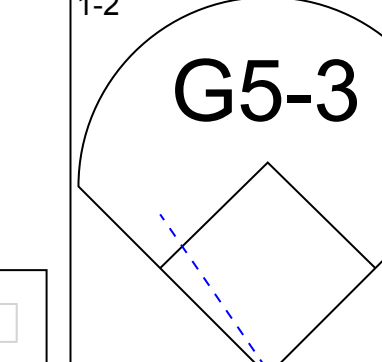
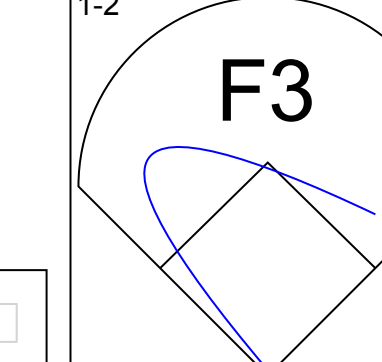
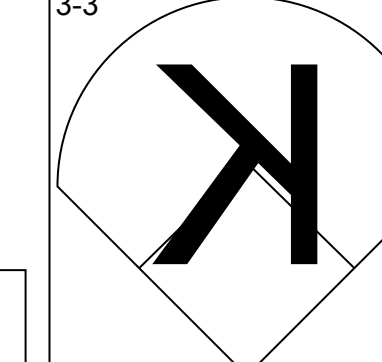
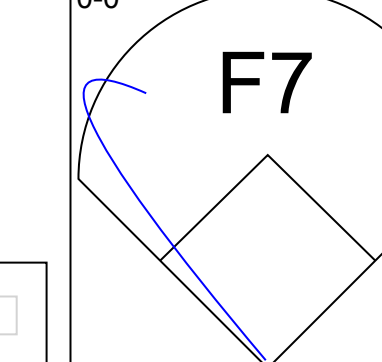
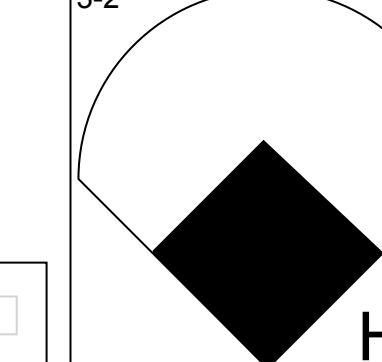
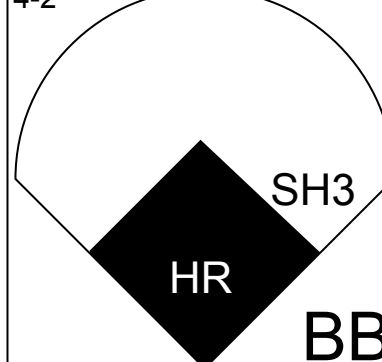
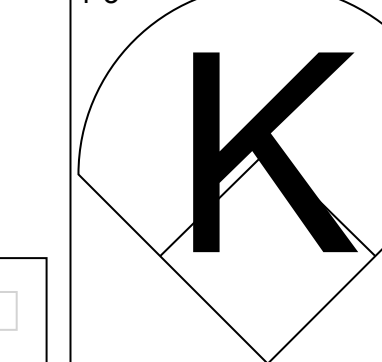
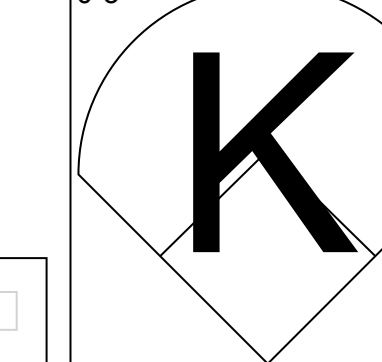
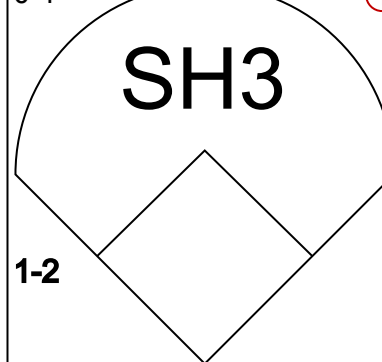


Batter	1	2	3	4	5	6	7	8	9	AB	R	H	RBI	BB	SO	LOB	TOP		
Placido Polanco, R OBP: 0.328, SLG: 0.397										4	0	0	0	0	1	3			
Edgar Renteria, R OBP: 0.335, SLG: 0.418										4	1	1	0	0	2	0			
Shawon Dunston, R OBP: 0.294, SLG: 0.526 Ray Lankford, L OBP: 0.361, SLG: 0.502										3	0	1	0	0	1	0			
Fernando Tatis, R OBP: 0.466, SLG: 0.733										4	0	1	0	0	2	1			
Eric Davis, R OBP: 0.404, SLG: 0.486 Dave Veres, R (9, 1)										3	0	0	1	0	3	1			
Craig Paquette, R OBP: 0.308, SLG: 0.444 (9, 9)										4	0	1	0	0	0	1			
Eduardo Perez, R OBP: 0.414, SLG: 0.667										3	1	1	1	0	0	1			
Mike Matheny, R OBP: 0.296, SLG: 0.328										3	0	0	0	0	1	1			
Darryl Kile, R OBP: 0.191, SLG: 0.159 15 Jim Edmonds, L OBP: 0.441, SLG: 0.640										2	0	1	0	1	1	0			
<b>Inning Stats</b>	R: 0 H: 0 E: 0 K: 3 S: 10	H: 0 LOB: 0 BB: 0 P: 13	R: 0 H: 0 E: 0 K: 2 S: 13	H: 0 LOB: 0 BB: 0 P: 19	R: 0 H: 0 E: 0 K: 2 S: 8	H: 0 LOB: 0 BB: 0 P: 11	R: 0 H: 0 E: 0 K: 0 S: 6	H: 0 LOB: 0 BB: 0 P: 8	R: 0 H: 0 E: 0 K: 1 S: 9	H: 0 LOB: 0 BB: 0 P: 13	R: 0 H: 1 E: 0 K: 3 S: 12	H: 1 LOB: 1 BB: 0 P: 16	R: 0 H: 1 E: 0 K: 0 S: 9	H: 1 LOB: 2 BB: 1 P: 16	R: 1 H: 2 E: 0 K: 0 S: 7	H: 2 LOB: 1 BB: 0 P: 15	1B: 3 2B: 2 3B: 0 HR: 1	SF: 1 SAC: 1 DP: 1 HBP: 0	WP: 0 PA: 33 PB: 0 SB: 0 CS: 0
<b>PITCHER</b> Randy Johnson, L ERA: 2.01	IP: 9.0 WLS: W BF: 33 H: 6 R: 2 ER: 2 SO: 11 BB: 1 IBB: 0 HBP: 0 BLK: 0 WP: 0 HR: 1 S: 82 P: 124 ERA: 2.00 WHIP: 0.778																		

St. Louis Cardinals @ Arizona Diamondbacks  
Bank One Ballpark, Phoenix, AZ  
Thu Jul 20 2000, 4:35 PM EDT  
Att: 40,937 - Dome - 72 F

AB 30  
R 2  
H 6  
RBI 2  
BB 1  
SO 11  
LOB 8



Batter	1	2	3	4	5	6	7	8	9	AB	R	H	RBI	BB	SO	LOB	BOTTOM				
Tony Womack, L OBP: 0.307, SLG: 0.404										4	1	2	2	0	1	0					
Craig Counsell, L OBP: 0.377, SLG: 0.418										3	0	0	0	0	0	1					
Luis Gonzalez, L OBP: 0.398, SLG: 0.532										3	0	1	0	0	1	1					
Steve Finley, L OBP: 0.374, SLG: 0.594										3	0	0	0	0	0	1					
Erubiel Durazo, L OBP: 0.389, SLG: 0.463										3	0	0	0	0	2	0					
39 Alex Cabrera, R OBP: 0.379, SLG: 0.731 Danny Bautista, R OBP: 0.273, SLG: 0.413										3	0	0	0	0	2	0					
Kelly Stinnett, R OBP: 0.297, SLG: 0.423										3	0	0	0	0	1	0					
Hanley Frias, S OBP: 0.302, SLG: 0.316										2	2	1	1	1	0	0					
Randy Johnson, R OBP: 0.214, SLG: 0.236 Jay Bell, R OBP: 0.350, SLG: 0.435										2	0	0	0	0	2	0					
<b>Inning Stats</b>	R: 0 H: 0 E: 0 K: 1 S: 7	H: 0 LOB: 0 BB: 0 P: 8	R: 0 H: 0 E: 0 K: 1 S: 5	H: 0 LOB: 0 BB: 0 P: 7	R: 0 H: 0 E: 0 K: 1 S: 7	H: 0 LOB: 0 BB: 0 P: 9	R: 0 H: 1 E: 0 K: 1 S: 9	H: 1 LOB: 0 BB: 0 P: 14	R: 0 H: 0 E: 0 K: 1 S: 9	H: 0 LOB: 0 BB: 0 P: 12	R: 1 H: 1 E: 0 K: 1 S: 13	H: 1 LOB: 0 BB: 0 P: 17	R: 0 H: 1 E: 0 K: 0 S: 6	H: 1 LOB: 0 BB: 0 P: 8	R: 0 H: 0 E: 0 K: 3 S: 10	H: 0 LOB: 0 BB: 0 P: 15	R: 2 H: 1 E: 0 K: 0 S: 6	H: 1 LOB: 0 BB: 1 P: 11	1B: 2 2B: 0 3B: 0 HR: 2	SF: 0 SAC: 1 DP: 1 HBP: 0	WP: 0 PA: 29 PB: 0 SB: 0 CS: 1
<b>PITCHER</b> Darryl Kile, R ERA: 4.56 Dave Veres, R ERA: 3.33	IP: 8.0 WLS: L BF: 25 H: 3 R: 1 ER: 1 SO: 9 BB: 0 IBB: 0 HBP: 0 BLK: 0 WP: 0 HR: 1 S: 66 P: 111 ERA: 54.00 WHIP: 6.000																				

St. Louis Cardinals @ Arizona Diamondbacks  
Bank One Ballpark, Phoenix, AZ  
Thu Jul 20 2000, 4:35 PM EDT  
Att: 40,937 - Dome - 72 F

AB 26  
R 3  
H 4  
RBI 3  
BB 1  
SO 9  
LOB 3





Batter	1	2	3	4	5	6	7	8	9	AB	R	H	RBI	BB	SO	LOB	TOP										
<b>Tony Womack, L</b> OBP: 0.303, SLG: 0.398 (1, 6)	F8	F9		FC6-4		F8		FC4-6		5	1	0	0	0	0	6	Arizona Diamondbacks @ Cincinnati Reds Cinergy Field, Cincinnati, OH Fri Jul 21, 2000, 7:35 PM EDT Att: 46,101 - Cloudy - 77 F										
<b>Jay Bell, R</b> OBP: 0.349, SLG: 0.431 (1, 4)	P4		F8		F9	P3		2B		5	0	1	0	0	0	2											
<b>Luis Gonzalez, L</b> OBP: 0.398, SLG: 0.532 (1, 7)	F8		G6-3		BB	G4-3				5	0	2	1	0	0	2											
<b>Matt Williams, R</b> OBP: 0.321, SLG: 0.429 (1, 5)		F8	G4-3		L4			G1-3		5	0	1	0	0	0	3											
<b>Steve Finley, L</b> OBP: 0.377, SLG: 0.606 (1, 8)		1B		HR	BB		K		G4-3	5	2	3	1	0	1	1											
<b>Erubiel Durazo, L</b> OBP: 0.389, SLG: 0.457 (1, 3)	F8		WP	WP	1B	BB		G4-3	K	4	1	1	0	1	1	2											
<b>Damian Miller, R</b> OBP: 0.369, SLG: 0.505 (1, 2)		1B		K	K		K		1B	5	1	2	1	0	3	5											
<b>Danny Bautista, R</b> OBP: 0.289, SLG: 0.432 (1, 9)		1B	G4-3					FC1-6	1B	3	0	2	1	2	0	0											
<b>Mike Morgan, R</b> Greg Colburn, R Ruan Sprague, R Greg Swindell, L Brian Anderson, R Dan Plesac, L Vicente Padilla, R Craig Counsell, L Matt Mantei, R		1B		FC6-4		BB		FC1-6	G3-1	3	0	0	2	1	0	0											
<b>Inning Stats</b>	R: 0 E: 0 K: 0 S: 7	H: 0 LOB: 0 BB: 0 P: 11	R: 2 E: 0 K: 0 S: 9	H: 3 LOB: 2 BB: 1 P: 14	R: 0 E: 0 K: 0 S: 6	H: 0 LOB: 0 BB: 0 P: 9	R: 2 E: 0 K: 1 S: 15	H: 3 LOB: 1 BB: 0 P: 24	R: 0 E: 0 K: 1 S: 14	H: 2 LOB: 3 BB: 1 P: 22	R: 0 E: 0 K: 2 S: 8	H: 1 LOB: 2 BB: 1 P: 17	R: 0 E: 0 K: 2 S: 12	H: 1 LOB: 1 BB: 0 P: 15	R: 1 E: 0 K: 0 S: 11	H: 2 LOB: 2 BB: 1 P: 22		R: 0 E: 0 K: 1 S: 13	H: 2 LOB: 2 BB: 0 P: 22	1B: 9 2B: 2 3B: 2 HR: 1	SF: 0 SAC: 0 DP: 0 HBP: 0	WP: 2 PB: 0 SB: 0 CS: 0	PA: 45				
<b>PITCHER</b>	IP	WLS	BF	H	R	ER	SO	BB	IBB	HBP	BLK	WP	HR	S	P	ERA	WHIP										
<b>Steve Parris, R</b> ERA: 5.56 (1, 1)	6.0		30	9	4	4	2	2	1	0	0	2	1	59	97	6.00	1.833										
<b>Scott Sullivan, R</b> ERA: 4.22 (7, 1)	1.2	L	8	2	1	1	2	1	0	0	0	0	0	19	29	5.40	1.800										
<b>Dennys Reyes, L</b> ERA: 5.34 (8, 1)	0.0		1	1	0	0	0	0	0	0	0	0	0	2	5	∞	∞										
<b>Danny Graves, R</b> ERA: 2.01 (8, 1)	1.1		6	2	0	0	1	0	0	0	0	0	0	15	25	0.00	1.500										

Batter	1	2	3	4	5	6	7	8	9	AB	R	H	RBI	BB	SO	LOB	BOTTOM										
<b>Chris Stynes, R</b> OBP: 0.480, SLG: 0.645 (1, 5)	G5-3	G6-4-3		F9		G6-3			K	5	0	0	0	0	1	2	Arizona Diamondbacks @ Cincinnati Reds Cinergy Field, Cincinnati, OH Fri Jul 21, 2000, 7:35 PM EDT Att: 46,101 - Cloudy - 77 F										
<b>Barry Larkin, R</b> OBP: 0.398, SLG: 0.527 (1, 6)	1B	G4-3			F9		F3		BB	3	1	0	0	2	0	1											
<b>Ken Griffey Jr., L</b> OBP: 0.381, SLG: 0.539 (1, 8)	K		F8		CS	G4-3			K	5	0	1	0	0	2	2											
<b>Dante Bichette, R</b> OBP: 0.355, SLG: 0.483 (1, 9)	1B		F7		1B	K2-3				4	2	2	0	0	1	0											
<b>Sean Casey, L</b> OBP: 0.361, SLG: 0.414 (1, 3)	2B		E	1B	1B		L6			3	0	2	2	1	0	0											
<b>Dmitri Young, S</b> OBP: 0.334, SLG: 0.466 (1, 7)	G4-3		E9		FC6-4			1B		4	0	3	1	0	0	1											
<b>Juan Castro, R</b> OBP: 0.301, SLG: 0.416 (1, 4)		1B	G6-3		FC6-4		F8			4	1	1	0	0	0	5											
<b>Benito Santiago, R</b> OBP: 0.286, SLG: 0.353 (8, PH)		G6-4-3		G5-3		G1-3		P6		3	0	1	0	0	0	0											
<b>Steve Parris, R</b> Brooks Kieschnick, L Scott Sullivan, R Dennys Reyes, L Danny Graves, R Michael Tucker, R		1B		K		K		F8		2	0	1	1	0	1	0											
<b>Inning Stats</b>	R: 2 E: 0 K: 1 S: 12	H: 2 LOB: 1 BB: 1 P: 22	R: 1 E: 0 K: 0 S: 7	H: 3 LOB: 1 BB: 0 P: 7	R: 0 E: 0 K: 0 S: 8	H: 2 LOB: 2 BB: 0 P: 10	R: 0 E: 0 K: 1 S: 6	H: 0 LOB: 0 BB: 0 P: 10	R: 1 E: 0 K: 0 S: 10	H: 3 LOB: 2 BB: 1 P: 22	R: 0 E: 0 K: 1 S: 6	H: 0 LOB: 0 BB: 0 P: 9	R: 0 E: 0 K: 1 S: 9	H: 0 LOB: 0 BB: 0 P: 14	R: 0 E: 0 K: 0 S: 5	H: 1 LOB: 1 BB: 0 P: 7		R: 0 E: 0 K: 2 S: 8	H: 0 LOB: 1 BB: 1 P: 14	1B: 9 2B: 2 3B: 0 HR: 0	SF: 0 SAC: 0 DP: 1 HBP: 0	WP: 0 PB: 0 SB: 0 CS: 1	PA: 39				
<b>PITCHER</b>	IP	WLS	BF	H	R	ER	SO	BB	IBB	HBP	BLK	WP	HR	S	P	ERA	WHIP										
<b>Mike Morgan, R</b> ERA: 4.38 (1, 1)	5.0		25	10	4	4	2	1	1	0	0	0	0	8	12	0.00	0.000										
<b>Russ Springer, R</b> ERA: 5.7 (6, 1)	1.1		4	0	0	0	1	0	0	0	0	0	0	8	12	0.00	0.000										
<b>Greg Swindell, L</b> ERA: 2.2 (7, 1)	0.2	W	2	0	0	0	1	0	0	0	0	0	0	7	11	0.00	0.000										
<b>Dan Plesac, L</b> ERA: 3.63 (8, 1)	0.1	H	1	0	0	0	0	0	0	0	0	0	0	1	2	0.00	0.000										
<b>Vicente Padilla, R</b> ERA: 2.45 (8, 1)	0.2	H	3	1	0	0	0	0	0	0	0	0	0	4	5	0.00	1.500										









Batter	1	2	3	4	5	6	7	8	9	AB	R	H	RBI	BB	SO	LOB	TOP					
Tony Womack, L (1,6) OBP: 0.395, SLG: 0.397	G1-3		K		F8			1B BB		3	1	0	0	2	1	2	<b>Arizona Diamondbacks @ Cincinnati Reds</b> Cinergy Field, Cincinnati, OH Sun Jul 23 2000, 1:15 PM EDT Att: 34,822 - Sunny - 80 F					
Jay Bell, R (1,4) OBP: 0.350, SLG: 0.427	K		K		G5-3			F2	K2-3	5	0	0	0	0	3	4						
Luis Gonzalez, L (1,7) OBP: 0.399, SLG: 0.532										4	0	3	0	0	0	0						
Matt Williams, R (1,5) OBP: 0.322, SLG: 0.418										4	0	1	1	0	0	2						
Hanley Frías, S (8, PR) OBP: 0.302, SLG: 0.316	F8									0	0	0	0	0	0	0						
Steve Finley, L (1,8) OBP: 0.373, SLG: 0.595										4	0	0	0	0	2	3						
Erubiel Durazo, L (1,3) OBP: 0.394, SLG: 0.476										3	1	2	1	1	0	1						
Danny Bautista, R (1,9) OBP: 0.299, SLG: 0.438										4	1	1	0	0	0	4						
Kelly Stinnett, R (1,2) OBP: 0.301, SLG: 0.421										3	0	1	0	1	0	0						
Brian Anderson, R (1,1) OBP: 0.217, SLG: 0.227										2	0	1	1	0	0	1						
Russ Springer, R (6,1) OBP: 0.259, SLG: 0.250										0	0	0	0	0	0	0						
Craig Counsell, L (7, PH) OBP: 0.363, SLG: 0.400										1	0	0	0	0	0	0						
Vicente Padilla, R (7,1) OBP: 1.000, SLG: 1.000										0	0	0	0	0	0	0						
Greg Colbrunn, R (9, PH) OBP: 0.418, SLG: 0.489										1	0	0	0	0	0	1						
<b>Inning Stats</b>	R: 0 E: 0 K: 1 S: 8	H: 1 LOB: 1 BB: 0 P: 13	R: 0 E: 0 K: 1 S: 6	H: 1 LOB: 0 BB: 0 P: 7	R: 0 E: 0 K: 2 S: 8	H: 1 LOB: 1 BB: 0 P: 11	R: 0 E: 0 K: 1 S: 9	H: 1 LOB: 1 BB: 0 P: 12	R: 1 E: 0 K: 0 S: 12	H: 2 LOB: 1 BB: 0 P: 16	R: 0 E: 0 K: 0 S: 8	H: 0 LOB: 0 BB: 0 P: 10	R: 1 E: 0 K: 0 S: 6	H: 1 LOB: 0 BB: 0 P: 11	R: 1 E: 0 K: 0 S: 13	H: 2 LOB: 3 BB: 2 P: 26	R: 0 E: 0 K: 1 S: 8	H: 0 LOB: 1 BB: 2 P: 17	1B: 6 2B: 2 3B: 0 HR: 1	SF: 0 SAC: 0 DP: 2 HBP: 0	WP: 0 PB: 0 SB: 0 CS: 0	PA: 38
<b>PITCHER</b>	IP WLS BF H R ER SO BB IBB HBP BLK WP HR S P ERA WHIP																					
Elmer Dessens, R (1,1) ERA: 4.85	7.1 W 30 8 3 3 5 1 0 0 0 0 1 63 92 3.68 1.227																					
Danny Graves, R (8,1) ERA: 1.95	1.2 S 8 1 0 0 1 3 0 0 0 0 0 0 15 31 0.00 2.400																					

Batter	1	2	3	4	5	6	7	8	9	AB	R	H	RBI	BB	SO	LOB	BOTTOM			
Juan Castro, R (1,4) OBP: 0.308, SLG: 0.447	G4-3		F8		G6-3	K				4	0	0	0	0	1	2	<b>Arizona Diamondbacks @ Cincinnati Reds</b> Cinergy Field, Cincinnati, OH Sun Jul 23 2000, 1:15 PM EDT Att: 34,822 - Sunny - 80 F			
Barry Larkin, R (1,6) OBP: 0.393, SLG: 0.518	G6-3									4	1	1	0	0	0	0				
Ken Griffey Jr., L (1,8) OBP: 0.384, SLG: 0.541	F7									4	1	2	1	0	1	0				
Dante Bichette, R (1,9) OBP: 0.357, SLG: 0.488										2	1	1	2	2	0	0				
Danny Graves, R (8,1) OBP: 0.500, SLG: 2.000										0	0	0	0	0	0	0				
Dmitri Young, S (1,3) OBP: 0.340, SLG: 0.475										4	1	1	1	0	1	2				
Alex Ochoa, R (1,7) OBP: 0.381, SLG: 0.495										4	1	1	0	0	0	0				
Mike Bell, R (1,5) OBP: 0.333, SLG: 0.333										4	0	2	0	0	0	0				
Benito Santiago, R (1,2) OBP: 0.283, SLG: 0.355										4	0	1	1	0	0	1				
Elmer Dessens, R (1,1) ERA: 4.07										3	0	1	0	0	2	2				
Michael Tucker, L (8,9) OBP: 0.383, SLG: 0.544										0	0	0	0	0	0	0				
<b>Inning Stats</b>	R: 0 E: 0 K: 0 S: 6	H: 0 LOB: 0 BB: 0 P: 8	R: 1 E: 0 K: 0 S: 12	H: 1 LOB: 0 BB: 0 P: 16	R: 0 E: 0 K: 1 S: 5	H: 0 LOB: 0 BB: 0 P: 8	R: 3 E: 0 K: 1 S: 16	H: 5 LOB: 2 BB: 0 P: 26	R: 1 E: 0 K: 0 S: 9	H: 2 LOB: 1 BB: 1 P: 15	R: 0 E: 0 K: 1 S: 12	H: 2 LOB: 2 BB: 0 P: 18	R: 0 E: 0 K: 2 S: 11	H: 0 LOB: 1 BB: 1 P: 19	R: 0 E: 0 K: 0 S: 5	H: 0 LOB: 0 BB: 0 P: 7	1B: 6 2B: 2 3B: 0 HR: 2	SF: 0 SAC: 0 DP: 0 HBP: 0	WP: 0 PB: 0 SB: 0 CS: 0	PA: 35
<b>PITCHER</b>	IP WLS BF H R ER SO BB IBB HBP BLK WP HR S P ERA WHIP																			
Brian Anderson, L (1,1) ERA: 4.07	5.0 L 23 8 5 5 2 1 0 0 0 0 0 0 48 73 9.00 1.800																			
Russ Springer, R (6,1) ERA: 5.54	1.0 5 2 0 0 1 0 0 0 0 0 0 0 12 18 0.00 2.000																			
Vicente Padilla, R (7,1) ERA: 2.31	2.0 7 0 0 0 2 1 0 0 0 0 0 0 0 16 26 0.00 0.500																			









Batter	1	2	3	4	5	6	7	8	9	AB	R	H	RBI	BB	SO	LOB	TOP					
Tony Womack, L (1, 6) OBP: 0.301, SLG: 0.393	0-3 K		0-0 P6			0-1 FC4-6 2B		2-2 E1 1B 2B	1-1 G5-3	5	1	1	0	0	1	3	<b>Arizona Diamondbacks @ St. Louis Cardinals</b> <b>Busch Stadium, St. Louis, MO</b> Wed Jul 26 2000, 7:10 PM CDT Att: 42,762 - Sunny - 88 F					
Hanley Frias, S (1, 4) OBP: 0.297, SLG: 0.309	2-3 K		2-0 F7			1-0 FC4-6 1B		0-3 K		4	0	1	0	0	2	3						
Luis Gonzalez, L (1, 7) OBP: 0.403, SLG: 0.539	2-0 HR			4-1 G4-6-3 BB		1-2 FC4-6 1-2 2-3		1-0 2B 1B		3	2	2	2	1	0	2						
Steve Finley, L (1, 8) OBP: 0.369, SLG: 0.584	2-2 G3-1			0-2 G4-6-3 1-2		1-0 G4-3		1-0 F7		4	0	0	0	0	0	5						
Matt Williams, R (1, 5)		2-2 L4		0-2 L9				0-0 G4-6-3 1B		4	0	2	2	0	0	0						
Erubiel Durazo, L (1, 3) OBP: 0.389, SLG: 0.469	2-3 K				3-2 F8			0-0 G4-6-3 1-2		4	0	0	0	0	1	2						
Damian Miller, R (1, 2) OBP: 0.367, SLG: 0.500	4-2 CS BB				1-2 F9			0-0 FC4-6 1B		3	0	2	0	1	0	0						
Danny Bautista, R (1, 9) OBP: 0.297, SLG: 0.429	2-2 CS 1-2		1-2 SH1-4 1B		0-0 G5-3			0-0 FC4-6 1-2		4	0	1	0	0	0	2						
Armando Reynoso, R (1, 1) ERA: 4.36			0-0 SH1-4			2-2 G4-3		1-1 E 1B 1B		0	0	0	0	0	0	0						
Craig Counsell, L (6, PH) ERA: 2.15										1	0	0	0	0	0	0						
Greg Swindell, L (6, 1) ERA: 2.93										0	0	0	0	0	0	0						
Byung-Hyun Kim, R (7, 1) ERA: 2.93										0	0	0	0	0	0	0						
Greg Colbrunn, R (8, PH) ERA: 3.91										1	1	1	0	0	0	0						
Dan Plesac, L (8, 1) ERA: 3.91										0	0	0	0	0	0	0						
Mike Morgan, R (8, 1) ERA: 4.3										1	0	0	0	0	0	1						
39 Alex Cabrera, R (9, PH) ERA: 5.55										0	0	0	0	0	0	0						
<b>Inning Stats</b>	R: 1 E: 0 K: 2 S: 11	H: 1 LOB: 0 BB: 0 P: 17	R: 0 E: 0 K: 1 S: 13	H: 0 LOB: 0 BB: 1 P: 23	R: 0 E: 0 K: 0 S: 7	H: 1 LOB: 1 BB: 0 P: 10	R: 0 E: 0 K: 0 S: 7	H: 0 LOB: 0 BB: 1 P: 11	R: 0 E: 0 K: 0 S: 8	H: 0 LOB: 0 BB: 0 P: 12	R: 0 E: 0 K: 0 S: 14	H: 2 LOB: 2 BB: 0 P: 19	R: 0 E: 0 K: 0 S: 4	H: 2 LOB: 1 BB: 0 P: 4	R: 3 E: 1 K: 1 S: 12	H: 3 LOB: 1 BB: 0 P: 17	R: 0 E: 0 K: 0 S: 12	H: 1 LOB: 1 BB: 0 P: 20	1B: 6 2B: 3 3B: 0 HR: 1	SF: 0 SAC: 1 DP: 2 HBP: 0	WP: 0 PB: 0 SB: 0 CS: 1	PA: 38
<b>PITCHER</b>	IP WLS BF H R ER SO BB IBB HBP BLK WP HR S P ERA WHIP																					
Darryl Kile, R (1, 1) ERA: 4.36	8.0 W 34 10 4 1 4 2 0 0 0 0 0 1 79 119 1.12 1.500																					
Heathcliff Slocumb, R (9, 1) ERA: 5.55	1.0 3 0 0 0 0 0 0 0 0 0 0 0 0 9 14 0.00 0.000																					

Batter	1	2	3	4	5	6	7	8	9	AB	R	H	RBI	BB	SO	LOB	BOTTOM			
Fernando Vina, L (1, 4) OBP: 0.392, SLG: 0.421	2-1 1B 15 2B 1B		0-0 F7		0-1 FC4-6 CS 1-2			4-1 G5-3 BB		4	1	1	0	1	0	2	<b>Arizona Diamondbacks @ St. Louis Cardinals</b> <b>Busch Stadium, St. Louis, MO</b> Wed Jul 26 2000, 7:10 PM CDT Att: 42,762 - Sunny - 88 F			
Edgar Renteria, R (1, 6) OBP: 0.341, SLG: 0.424	0-0 15 2B SF9 1B		2-2 15 1B 15 S SF9 1B		2-3 K 1-2		1-0 F8		5	2	2	0	0	1	3					
15 Jim Edmonds, L (1, 8) OBP: 0.443, SLG: 0.642	1-1 SF9 1B 1-3 3-H 2B		2-2 1B 1B 1-3 1B		1-0 G1-3		2-1 G1-3 BB 1B		4	2	3	1	1	0	0					
Fernando Tatis, R (1, 5) OBP: 0.443, SLG: 0.685	2-2 P5		2-1 SF9		4-2 BB BB		4-1 BB BB		2	1	0	1	2	0	4					
Ray Lankford, L (1, 7) OBP: 0.357, SLG: 0.494	1-0 SF9		2-3 K		4-2 HR BB		1-3 K		2	1	0	1	1	2	3					
Eduardo Perez, R (1, 3) OBP: 0.444, SLG: 0.675	2-3 3-H		1-1 1B		1-0 F7				3	0	2	1	0	0	2					
Chris Richard, L (7, PH) OBP: 0.222, SLG: 0.313	3-H 1B		1-2 1B						1	0	0	0	0	0	0					
Thomas Howard, S (1, 9) OBP: 0.244, SLG: 0.407		1-0 F8	0-2 FC5-4 1-3 2-H 1B		3-1 HR		3-1 F8		4	1	2	4	0	0	0					
Mike Matheny, R (1, 2) OBP: 0.303, SLG: 0.341		3-1 SH1-4 1B	0-1 FC5-4 1-2		4-2 BB		1-3 K		3	0	1	0	1	1	2					
Darryl Kile, R (1, 1) OBP: 0.220, SLG: 0.156		1-1 SH1-4		4-2 FC4-6 BB		1-3 K		4-0 G5-3 BB BB		1	0	0	0	2	1					
Heathcliff Slocumb, R (9, 1) ERA: 5.55										0	0	0	0	0	0	0				
<b>Inning Stats</b>	R: 3 E: 0 K: 0 S: 11	H: 4 LOB: 1 BB: 0 P: 18	R: 0 E: 0 K: 0 S: 6	H: 1 LOB: 1 BB: 0 P: 11	R: 2 E: 0 K: 1 S: 18	H: 4 LOB: 2 BB: 0 P: 27	R: 0 E: 0 K: 1 S: 7	H: 0 LOB: 1 BB: 1 P: 13	R: 3 E: 0 K: 1 S: 14	H: 1 LOB: 1 BB: 3 P: 32	R: 0 E: 0 K: 1 S: 9	H: 1 LOB: 2 BB: 1 P: 19	R: 0 E: 0 K: 1 S: 6	H: 0 LOB: 0 BB: 0 P: 10	R: 0 E: 0 K: 0 S: 7	H: 0 LOB: 2 BB: 3 P: 23	1B: 9 2B: 2 3B: 0 HR: 1	SF: 2 SAC: 1 DP: 2 HBP: 0	WP: 0 PB: 0 SB: 1 CS: 1	PA: 40
<b>PITCHER</b>	IP WLS BF H R ER SO BB IBB HBP BLK WP HR S P ERA WHIP																			
Armando Reynoso, R (1, 1) ERA: 5.79	5.0 L 27 10 8 8 3 1 0 0 0 0 0 0 9 19 0.00 2.000																			
Greg Swindell, L (6, 1) ERA: 2.15	1.0 5 1 0 0 1 1 0 0 0 0 0 0 9 19 0.00 2.000																			
Byung-Hyun Kim, R (7, 1) ERA: 2.93	1.0 3 0 0 0 1 0 0 0 0 0 0 0 6 10 0.00 0.000																			
Dan Plesac, L (8, 1) ERA: 3.91	0.2 4 0 0 0 0 3 0 0 0 0 0 0 4 17 0.00 4.500																			
Mike Morgan, R (8, 1) ERA: 4.3	0.1 1 0 0 0 0 0 0 0 0 0 0 0 3 6 0.00 0.000																			











Batter	1	2	3	4	5	6	7	8	9	AB	R	H	RBI	BB	SO	LOB	TOP										
Tony Womack, L (1, 6) OBP: 0.300, SLG: 0.388	1-3 K		4-1 G4-3 WP BB	0-0 G1-3			2-2 F9			3	1	0	0	1	1	1											
Danny Bautista, R (1, 8) OBP: 0.302, SLG: 0.454	4-0 BB BB		2-2 G4-3		1-0 G5-3		0-3 K			3	0	0	0	1	1	1											
Luis Gonzalez, L (1, 7) OBP: 0.406, SLG: 0.546	4-1 BB BB		4-2 BB		4-0 BB			1-2 G4-3		1	0	0	0	3	0	0											
Matt Williams, R (1, 5) OBP: 0.319, SLG: 0.411	0-0 F8		1-1 F8		0-1 F9			0-0 F7		4	0	0	0	0	0	4											
Greg Colbrunn, R (1, 3) OBP: 0.429, SLG: 0.507	1-3 K		1-3 K		2-0 F7			2-2 G6-3		3	0	0	0	0	2	4											
Steve Finley, L (7, 8) OBP: 0.364, SLG: 0.577										1	0	0	0	0	0	0											
39 Alex Cabrera, R (1, 9) OBP: 0.381, SLG: 0.763										3	0	0	0	0	1	0											
Erubiel Durazo, L (9, PH) OBP: 0.392, SLG: 0.459										1	0	0	0	0	0	0											
Jay Bell, R (1, 4) OBP: 0.348, SLG: 0.420										3	0	0	0	1	0	0											
Damian Miller, R (1, 2) OBP: 0.367, SLG: 0.498										4	1	1	1	0	0	1											
Brian Anderson, R (1, 1) OBP: 0.224, SLG: 0.255										3	0	1	0	0	0	1											
Byung-Hyun Kim, R (7, 1)										0	0	0	0	0	0	0											
Mike Morgan, R (8, 1) OBP: 0.500, SLG: 0.500										0	0	0	0	0	0	0											
<b>Inning Stats</b>	R: 0 H: 0 E: 0 K: 2 S: 8	H: 0 R: 2 LOB: 2 BB: 2 P: 18	R: 0 H: 0 E: 0 K: 0 S: 12	H: 0 R: 1 LOB: 1 BB: 2 P: 20	R: 1 H: 0 E: 0 K: 1 S: 11	H: 2 R: 1 LOB: 1 BB: 0 P: 23	R: 0 H: 0 E: 0 K: 0 S: 13	H: 0 R: 1 LOB: 1 BB: 1 P: 18	R: 0 H: 0 E: 0 K: 1 S: 8	H: 0 R: 0 LOB: 0 BB: 0 P: 10	R: 0 H: 0 E: 0 K: 1 S: 12	H: 0 R: 0 LOB: 0 BB: 0 P: 16	R: 0 H: 0 E: 0 K: 0 S: 7	H: 0 R: 0 LOB: 0 BB: 0 P: 10	R: 0 H: 0 E: 0 K: 0 S: 8	H: 0 R: 0 LOB: 0 BB: 0 P: 11	1B: 0 2B: 1 3B: 0 HR: 1	SF: 0 SAC: 0 DP: 0 HBP: 0	WP: 1 PB: 0 SB: 1 CS: 0	PA: 35							
<b>PITCHER</b>	IP	WLS	BF	H	R	ER	SO	BB	IBB	HBP	BLK	WP	HR	S	P	ERA	WHIP										
Jesus Sanchez, L (1, 1) ERA: 4.99	7.0		29	2	2	2	5	6	0	0	0	1	1	68	116	2.57	1.143										
Dan Miceli, R (8, 1) ERA: 3.04	1.0	W	3	0	0	0	0	0	0	0	0	0	0	7	10	0.00	0.000										
Antonio Alfonseca, R (9, 1) ERA: 4.18	1.0	S	3	0	0	0	0	0	0	0	0	0	0	8	11	0.00	0.000										

**Arizona Diamondbacks @ Florida Marlins**  
 Pro Player Stadium, Miami, FL  
 Sat Jul 29 2000, 7:05 PM EDT  
 Att: 15,860 - Cloudy - 83 F

AB	29
R	2
H	2
RBI	1
BB	6
SO	5
LOB	12



Batter	1	2	3	4	5	6	7	8	9	AB	R	H	RBI	BB	SO	LOB	BOTTOM										
Luis Castillo, S (1, 4) OBP: 0.451, SLG: 0.428	3-1 F9		0-1 G1-3				3-2 G6-3			4	0	0	0	0	0	2											
Mark Kotsay, L (1, 9) OBP: 0.340, SLG: 0.446	0-0 F9						2-1 G6-3			4	0	2	0	0	0	0											
Mark Smith, R (1, 7) OBP: 0.342, SLG: 0.413	1-0 F9						2-2 G5-3			4	1	1	0	0	0	2											
Preston Wilson, R (1, 8) OBP: 0.327, SLG: 0.486	1-1 G3						0-0 F8			3	1	0	0	1	1	2											
Mike Lowell, R (1, 5) OBP: 0.331, SLG: 0.473										3	2	2	1	0	0	0											
Derrek Lee, R (1, 3) OBP: 0.380, SLG: 0.547										2	0	0	0	2	0	1											
Dave Berg, R (1, 6) OBP: 0.380, SLG: 0.373										4	0	2	2	0	0	1											
Ramon Castro, R (1, 2) OBP: 0.346, SLG: 0.304										2	0	0	1	1	1	2											
Jesus Sanchez, L (1, 1) OBP: 0.222, SLG: 0.222										2	0	0	0	0	0	2											
Kevin Millar, R (7, PH) OBP: 0.377, SLG: 0.486										1	0	0	0	0	1	2											
Dan Miceli, R (8, 1)										0	0	0	0	0	0	0											
Mendy López, R (8, PH)										1	0	0	0	0	0	2											
Antonio Alfonseca, R (9, 1) ERA: 4.24										0	0	0	0	0	0	0											
<b>Inning Stats</b>	R: 0 H: 1 E: 0 K: 0 S: 6	H: 0 R: 1 LOB: 0 BB: 0 P: 11	R: 0 H: 0 E: 0 K: 0 S: 6	H: 0 R: 1 LOB: 0 BB: 0 P: 8	R: 0 H: 0 E: 0 K: 1 S: 8	H: 0 R: 1 LOB: 0 BB: 0 P: 10	R: 0 H: 0 E: 0 K: 1 S: 6	H: 0 R: 0 LOB: 0 BB: 0 P: 9	R: 0 H: 1 E: 0 K: 0 S: 5	H: 1 R: 0 LOB: 2 BB: 1 P: 11	R: 0 H: 1 E: 0 K: 0 S: 9	H: 1 R: 2 LOB: 2 BB: 1 P: 16	R: 1 H: 2 E: 0 K: 1 S: 13	H: 2 R: 3 LOB: 2 BB: 2 P: 17	R: 3 H: 2 E: 1 K: 0 S: 17	H: 2 R: 0 LOB: 2 BB: 2 P: 31	1B: 6 2B: 1 3B: 0 HR: 0	SF: 2 SAC: 0 DP: 0 HBP: 0	WP: 1 PB: 0 SB: 1 CS: 0	PA: 36							
<b>PITCHER</b>	IP	WLS	BF	H	R	ER	SO	BB	IBB	HBP	BLK	WP	HR	S	P	ERA	WHIP										
Brian Anderson, L (1, 1) ERA: 3.96	6.1		26	5	1	1	2	1	0	0	0	0	0	47	81	1.42	0.947										
Byung-Hyun Kim, R (7, 1) ERA: 3.28	1.0	L	7	1	3	2	1	2	0	0	0	1	0	14	28	18.00	3.000										
Mike Morgan, R (8, 1)	0.2		3	1	0	0	0	0	0	0	0	0	0	9	12	0.00	1.500										

**Arizona Diamondbacks @ Florida Marlins**  
 Pro Player Stadium, Miami, FL  
 Sat Jul 29 2000, 7:05 PM EDT  
 Att: 15,860 - Cloudy - 83 F

AB	30
R	4
H	7
RBI	4
BB	4
SO	3
LOB	16





Batter	1	2	3	4	5	6	7	8	9	AB	R	H	RBI	BB	SO	LOB	TOP								
Tony Womack, L (1, 6) OBP: 0.299, SLG: 0.385	P4		BB		G4-3		K			3	0	0	0	1	1	1	<b>Arizona Diamondbacks @ Florida Marlins</b> Pro Player Stadium, Miami, FL Sun Jul 30 2000, 4:05 PM EDT Att: 16,770 - Overcast - 89 F <a href="http://livebaseballscorecards.com">livebaseballscorecards.com</a>								
Danny Bautista, R (1, 9) OBP: 0.295, SLG: 0.444	G1-3		P4			E6	G1-3			4	1	0	0	0	0	2									
Luis Gonzalez, L (1, 7) OBP: 0.409, SLG: 0.565				HR		HR		F8		4	2	3	3	0	0	0									
Matt Williams, R (1, 5) OBP: 0.317, SLG: 0.406	G4-3			G5-3		HR		F9		4	0	1	0	0	0	1									
Steve Finley, L (1, 8) OBP: 0.366, SLG: 0.575								K		3	0	1	0	1	2	1									
Jay Bell, R (1, 4) OBP: 0.345, SLG: 0.416										4	0	0	0	0	2	3									
Erubiel Durazo, L (1, 3) OBP: 0.376, SLG: 0.449										4	0	0	0	0	3	2									
Kelly Stinnett, R (1, 2) OBP: 0.297, SLG: 0.409										2	0	0	0	1	0	0									
Rob Ryan, L (9, PH) OBP: 0.444, SLG: 0.778										1	0	1	0	0	0	0									
Hanley Frias, S (9, PR) OBP: 0.313, SLG: 0.318										0	0	0	0	0	0	0									
Randy Johnson, R (1, 1) OBP: 0.217, SLG: 0.224										2	0	0	0	0	0	0									
Mike Morgan, R (8, 1) OBP: 0.500, SLG: 0.500										0	0	0	0	0	0	0									
Greg Swindell, L (8, 1) OBP: 0.426, SLG: 0.503										1	0	0	0	0	0	1									
<b>Inning Stats</b>	R: 0 E: 0 K: 0 S: 10	H: 1 LOB: 1 BB: 0 P: 13	R: 0 E: 0 K: 2 S: 9	H: 1 LOB: 0 BB: 0 P: 15	R: 0 E: 0 K: 0 S: 13	H: 0 LOB: 1 BB: 1 P: 22	R: 1 E: 0 K: 2 S: 12	H: 1 LOB: 1 BB: 1 P: 19	R: 0 E: 0 K: 0 S: 4	H: 0 LOB: 0 BB: 0 P: 5	R: 2 E: 1 K: 2 S: 18	H: 2 LOB: 1 BB: 0 P: 27	R: 0 E: 0 K: 1 S: 7	H: 0 LOB: 1 BB: 1 P: 14	R: 0 E: 0 K: 1 S: 8	H: 0 LOB: 0 BB: 0 P: 11	R: 0 E: 0 K: 0 S: 9	H: 1 LOB: 1 BB: 0 P: 18	1B: 3 2B: 1 3B: 0 HR: 2	SF: 0 SAC: 1 DP: 0 HBP: 0	WP: 0 PB: 0 CS: 1	PA: 36			
<b>PITCHER</b>	IP	WLS	BF	H	R	ER	SO	BB	IBB	HBP	BLK	WP	HR	S	P	ERA	WHIP								
Ryan Dempster, R (1, 1) ERA: 3.98	7.0		29	5	3	2	7	3	0	0	0	0	2	73	115	2.57	1.143								
Armando Almanza, L (8, 1) ERA: 2.08	1.0	W	3	0	0	0	1	0	0	0	0	0	0	8	11	0.00	0.000								
Antonio Alfonseca, R (9, 1) ERA: 4.1	1.0	S	4	1	0	0	0	0	0	0	0	0	0	9	18	0.00	1.000								

Batter	1	2	3	4	5	6	7	8	9	AB	R	H	RBI	BB	SO	LOB	BOTTOM								
Luis Castillo, S (1, 4) OBP: 0.451, SLG: 0.431	S		G5-3		F9		K	K		5	1	2	0	0	2	4	<b>Arizona Diamondbacks @ Florida Marlins</b> Pro Player Stadium, Miami, FL Sun Jul 30 2000, 4:05 PM EDT Att: 16,770 - Overcast - 89 F <a href="http://livebaseballscorecards.com">livebaseballscorecards.com</a>								
Dave Berg, R (1, 6) OBP: 0.370, SLG: 0.362	K		L9		K		L6			4	0	0	0	0	2	3									
Mark Smith, R (1, 9) OBP: 0.339, SLG: 0.407	G5-3		G5-3							4	1	1	0	0	1	2									
Preston Wilson, R (1, 8) OBP: 0.326, SLG: 0.486	F7		K							4	0	1	0	0	1	2									
Mike Lowell, R (1, 5) OBP: 0.331, SLG: 0.468										3	0	0	0	1	2	2									
Derrek Lee, R (1, 3) OBP: 0.378, SLG: 0.543										4	1	1	1	1	0	3									
Kevin Millar, R (1, 7) OBP: 0.340, SLG: 0.524										4	1	4	2	0	0	0									
Mark Kotsay, L (8, PR) OBP: 0.340, SLG: 0.446										0	0	0	0	0	0	0									
Mike Redmond, R (1, 2) OBP: 0.340, SLG: 0.329										3	0	1	0	0	1	3									
Jesus Sanchez, L (7, PR) OBP: 0.222, SLG: 0.222										0	0	0	0	0	0	0									
Ramon Castro, R (8, 2) OBP: 0.370, SLG: 0.304										0	0	0	0	1	0	0									
Ryan Dempster, R (1, 1) OBP: 0.080, SLG: 0.120										3	0	0	0	0	1	3									
Armando Almanza, L (8, 1) ERA: 4.44										0	0	0	0	0	0	0									
Mendy López, R (8, PH)										0	0	0	0	1	0	0									
Antonio Alfonseca, R (9, 1) ERA: 2.23										0	0	0	0	0	0	0									
<b>Inning Stats</b>	R: 1 E: 0 K: 1 S: 16	H: 1 LOB: 0 BB: 0 P: 24	R: 0 E: 0 K: 2 S: 19	H: 1 LOB: 2 BB: 1 P: 28	R: 0 E: 0 K: 1 S: 11	H: 1 LOB: 1 BB: 0 P: 17	R: 0 E: 0 K: 3 S: 15	H: 1 LOB: 1 BB: 0 P: 20	R: 0 E: 0 K: 1 S: 9	H: 0 LOB: 0 BB: 0 P: 14	R: 0 E: 0 K: 2 S: 12	H: 1 LOB: 1 BB: 0 P: 18	R: 1 E: 0 K: 1 S: 16	H: 2 LOB: 1 BB: 0 P: 24	R: 2 E: 1 K: 2 S: 20	H: 3 LOB: 3 BB: 2 P: 35	1B: 5 2B: 4 3B: 0 HR: 1	SF: 0 SAC: 0 DP: 0 HBP: 0	WP: 1 PB: 0 CS: 0	PA: 37					
<b>PITCHER</b>	IP	WLS	BF	H	R	ER	SO	BB	IBB	HBP	BLK	WP	HR	S	P	ERA	WHIP								
Randy Johnson, L (1, 1) ERA: 2.18	7.0		29	7	2	2	11	1	1	0	0	0	0	17	31	27.00	6.000								
Mike Morgan, R (8, 1) ERA: 4.44	0.2	L	7	3	2	2	1	1	1	0	0	0	0	3	4	0.00	0.000								
Greg Swindell, L (8, 1) ERA: 2.23	0.1		1	0	0	0	1	0	0	0	0	0	0	3	4	0.00	0.000								



Batter	1	2	3	4	5	6	7	8	9	AB	R	H	RBI	BB	SO	LOB	TOP				
Rafael Furcal, S OBP: 0.395, SLG: 0.372	1-2 F8		1-0 P6		2-3 K			3-1 F7		4	0	0	0	0	1	1	<b>Atlanta Braves @ Arizona Diamondbacks</b> Bank One Ballpark, Phoenix, AZ Tue Aug 01 2000, 10:05 PM EDT Att: 35,138 - Dome - 72 F <a href="http://livebaseballscorecards.com">livebaseballscorecards.com</a>				
Andruw Jones, R OBP: 0.381, SLG: 0.550	3-3 K		2-1 10 E 1B		2-0 F9			1-2 HR		4	1	2	2	0	1	0					
10 Chipper Jones, S OBP: 0.419, SLG: 0.593	0-1 1B		1-1 L9		0-0 F8			1-1 HR		4	1	2	0	0	0	1					
Brian Jordan, R OBP: 0.328, SLG: 0.456	2-1 F9		2-2 G5-3		0-2 G4-3			0-1 HR		4	1	1	2	0	0	2					
Andres Galarraga, R OBP: 0.362, SLG: 0.530		2-3 K		0-0 1B		1-1 F8		0-3 K		4	0	1	0	0	2	1					
B.J. Surhoff, L OBP: 0.340, SLG: 0.453		3-2 2B		2-2 F9			0-1 G5-3	0-2 G4-3		4	0	1	0	0	0	2					
Javy Lopez, R OBP: 0.344, SLG: 0.509		3-2 HBP		2-0 F9			1-1 F9		0-0 G6-3	3	0	0	0	0	0	1					
Keith Lockhart, L OBP: 0.297, SLG: 0.366		1-3 K		0-2 F7			0-1 F5		2-3 K	4	0	0	0	0	2	3					
Kevin Millwood, R Wally Joyner, L George Lombard, S Kerry Ligtenberg, R Bobby Bonilla, S John Rocker, R Mike Remlinger, L	1-3 K		1-3 K		0-0 F3			1-1 HR	0-0 F9	2	0	0	0	0	1	2					
<b>Inning Stats</b>	R: 0 E: 0 K: 1 S: 10	H: 1 LOB: 1 BB: 0 P: 16	R: 0 E: 0 K: 3 S: 17	H: 1 LOB: 2 BB: 0 P: 27	R: 0 E: 1 K: 0 S: 8	H: 1 LOB: 1 BB: 0 P: 14	R: 0 E: 0 K: 0 S: 10	H: 0 LOB: 0 BB: 0 P: 14	R: 0 E: 0 K: 1 S: 6	H: 0 LOB: 0 BB: 0 P: 7	R: 0 E: 0 K: 0 S: 6	H: 0 LOB: 0 BB: 0 P: 7	R: 0 E: 0 K: 1 S: 17	H: 0 LOB: 1 BB: 0 P: 23	R: 0 E: 0 K: 1 S: 5	H: 0 LOB: 0 BB: 0 P: 7		1B: 4 2B: 2 3B: 0 HR: 2	SF: 0 SAC: 0 DP: 0 HBP: 1	WP: 0 PB: 0 SB: 0 CS: 0	PA: 36
<b>PITCHER</b>	IP	WLS	BF	H	R	ER	SO	BB	IBB	HBP	BLK	WP	HR	S	P	ERA	WHIP				
Armando Reynoso, R ERA: 5.56	(1, 1)	7.1	29	6	3	3	5	0	0	1	0	0	1	70	107	3.68	0.818				
Greg Swindell, L ERA: 2.42	(8, 1)	0.0	L	1	1	0	0	0	0	0	0	0	0	2	3	∞	∞				
Johnny Ruffin, R ERA: 5.4	(8, 1)	1.2	6	1	1	1	2	0	0	0	0	0	1	13	15	5.40	0.600				

Batter	1	2	3	4	5	6	7	8	9	AB	R	H	RBI	BB	SO	LOB	BOTTOM				
Tony Womack, L OBP: 0.297, SLG: 0.382	1-3 K			1-1 B1-3			0-2 F7		0-2 F8	3	0	0	0	0	1	0	<b>Atlanta Braves @ Arizona Diamondbacks</b> Bank One Ballpark, Phoenix, AZ Tue Aug 01 2000, 10:05 PM EDT Att: 35,138 - Dome - 72 F <a href="http://livebaseballscorecards.com">livebaseballscorecards.com</a>				
Greg Colbrunn, R OBP: 0.424, SLG: 0.500										1	0	0	0	0	0	1					
Jay Bell, R OBP: 0.346, SLG: 0.414	2-2 L6			1-1 F8			4-1 2B BB		4-0 1-2 BB	2	1	0	0	2	0	0					
Luis Gonzalez, L OBP: 0.407, SLG: 0.565	2-2 F9			1-3 K			1-1 1-H SF7 2B		1-0 F8	4	1	1	1	0	1	2					
Matt Williams, R OBP: 0.310, SLG: 0.399		0-1 G6-3			0-0 P3		2-0 SF7		1-2 F9	3	0	0	1	0	0	2					
Steve Finley, L OBP: 0.365, SLG: 0.573		0-1 F8			1-2 39 G6-3 1B		3-H 1-2 F8			3	0	1	0	0	0	0					
39 Alex Cabrera, R OBP: 0.356, SLG: 0.707			0-1 F9		1-2 G6-3			1-1 L9		3	0	0	0	0	0	1					
Jason Conti, L OBP: 0.333, SLG: 0.495				0-3 K		2-3 K		0-1 P6		3	0	0	0	0	2	0					
Damian Miller, R OBP: 0.362, SLG: 0.491			3-1 F8		2-0 F9			0-3 K		3	0	0	0	0	1	0					
Armando Reynoso, R OBP: 0.121, SLG: 0.065			1-1 F9		0-0 F8			4-1 F8 BB		2	0	0	0	0	0	0					
Greg Swindell, L	(8, 1)									0	0	0	0	0	0	0					
Johnny Ruffin, R	(8, 1)									0	0	0	0	0	0	0					
Danny Bautista, R OBP: 0.299, SLG: 0.444	(8, FH)									0	0	0	0	1	0	0					
<b>Inning Stats</b>	R: 0 E: 0 K: 1 S: 11	H: 0 LOB: 0 BB: 0 P: 16	R: 0 E: 0 K: 0 S: 6	H: 0 LOB: 0 BB: 0 P: 6	R: 0 E: 0 K: 1 S: 8	H: 0 LOB: 0 BB: 0 P: 12	R: 0 E: 0 K: 1 S: 7	H: 0 LOB: 0 BB: 0 P: 10	R: 0 E: 0 K: 0 S: 5	H: 0 LOB: 0 BB: 0 P: 9	R: 2 E: 0 K: 0 S: 11	H: 1 LOB: 0 BB: 1 P: 19	R: 0 E: 0 K: 1 S: 7	H: 0 LOB: 0 BB: 0 P: 8	R: 0 E: 0 K: 0 S: 9	H: 0 LOB: 2 BB: 2 P: 19	1B: 1 2B: 1 3B: 0 HR: 0	SF: 1 SAC: 0 DP: 1 HBP: 0	WP: 0 PB: 0 SB: 0 CS: 0	PA: 31	
<b>PITCHER</b>	IP	WLS	BF	H	R	ER	SO	BB	IBB	HBP	BLK	WP	HR	S	P	ERA	WHIP				
Kevin Millwood, R ERA: 4.88	(1, 1)	7.0	W	23	2	2	4	1	0	0	0	0	0	55	81	2.57	0.429				
Kerry Ligtenberg, R ERA: 3.48	(8, 1)	1.0	H	3	0	0	0	0	0	0	0	0	0	7	8	0.00	0.000				
John Rocker, L ERA: 4.4	(8, 1)	0.1	H	3	0	0	0	2	0	0	0	0	0	4	12	0.00	6.000				
Mike Remlinger, L ERA: 3.08	(8, 1)	0.2	S	2	0	0	0	0	0	0	0	0	0	5	7	0.00	0.000				




Batter	1	2	3	4	5	6	7	8	9	AB	R	H	RBI	BB	SO	LOB	TOP					
Rafael Furcal, S (1, 6) OBP: 0.393, SLG: 0.370	K		K					G6-3		4	0	1	0	0	2	0	<b>Atlanta Braves @ Arizona Diamondbacks</b> Bank One Ballpark, Phoenix, AZ Wed Aug 02 2000, 10:05 PM EDT Att: 40,643 - Dome - 72 F <a href="http://livebaseballscorecards.com">livebaseballscorecards.com</a>					
Andruw Jones, R (1, 8) OBP: 0.382, SLG: 0.550	E4		10 FC3-6 1B					G5-3		4	0	2	0	0	0	0						
10 Chipper Jones, S (1, 5) OBP: 0.415, SLG: 0.586	F7		FC3-6 1-2 1B					G4-3		4	0	0	0	0	0	4						
Wally Joyner, L (1, 3) OBP: 0.331, SLG: 0.386	F7		F7							4	0	0	0	0	0	2						
Brian Jordan, R (1, 9) OBP: 0.330, SLG: 0.455										3	0	1	0	1	1	0						
B.J. Surhoff, L (1, 7) OBP: 0.339, SLG: 0.451										4	0	1	0	0	0	1						
Keith Lockhart, L (1, 4) OBP: 0.298, SLG: 0.365										3	0	1	0	0	0	1						
Paul Bako, L (1, 2) OBP: 0.325, SLG: 0.306										3	0	0	0	0	0	4						
Greg Maddux, R (1, 1) OBP: 0.231, SLG: 0.245										2	0	0	0	0	0	2						
George Lombard, L (7, PH) OBP: 0.143, SLG: 0.077										1	0	0	0	0	1	0						
Scott Kamieniecki, R (7, 1)										0	0	0	0	0	0	0						
Terry Mulholland, R (8, 1) OBP: 0.250, SLG: 0.333										0	0	0	0	0	0	0						
<b>Inning Stats</b>	R: 0 E: 1 K: 1 S: 10	H: 0 LOB: 1 BB: 0 P: 12	R: 0 E: 1 K: 0 S: 13	H: 2 LOB: 2 BB: 0 P: 16	R: 0 E: 0 K: 1 S: 8	H: 1 LOB: 1 BB: 0 P: 13	R: 0 E: 0 K: 0 S: 13	H: 1 LOB: 1 BB: 0 P: 22	R: 0 E: 0 K: 0 S: 7	H: 2 LOB: 1 BB: 0 P: 10	R: 0 E: 0 K: 0 S: 5	H: 0 LOB: 0 BB: 0 P: 7	R: 0 E: 0 K: 1 S: 6	H: 0 LOB: 0 BB: 0 P: 7	R: 0 E: 0 K: 0 S: 9	H: 0 LOB: 0 BB: 0 P: 12	R: 0 E: 0 K: 1 S: 6	H: 0 LOB: 0 BB: 0 P: 6	1B: 6 2B: 0 3B: 0 HR: 0	SF: 0 SAC: 0 DP: 2 HBP: 0	WP: 0 PB: 0 CS: 0	PA: 33
<b>PITCHER</b> Curt Schilling, R (1, 1) ERA: 3.47	IP: 9.0 WLS: W BF: 33 H: 6 R: 0 ER: 0 SO: 4 BB: 1 IBB: 0 HBP: 0 BLK: 0 WP: 0 HR: 0 S: 77 P: 105 ERA: 0.00 WHIP: 0.778															<b>PITCHER</b>						




Batter	1	2	3	4	5	6	7	8	9	AB	R	H	RBI	BB	SO	LOB	BOTTOM			
Tony Womack, L (1, 6) OBP: 0.297, SLG: 0.380	G1-3		S 2B BB					G4-3		3	1	0	0	1	0	1	<b>Atlanta Braves @ Arizona Diamondbacks</b> Bank One Ballpark, Phoenix, AZ Wed Aug 02 2000, 10:05 PM EDT Att: 40,643 - Dome - 72 F <a href="http://livebaseballscorecards.com">livebaseballscorecards.com</a>			
Jay Bell, R (1, 4) OBP: 0.345, SLG: 0.415	K		1B 2B					F9		4	1	1	1	0	1	0				
Luis Gonzalez, L (1, 7) OBP: 0.408, SLG: 0.563	1B		1B IBB					F8		3	0	1	0	1	0	0				
Matt Williams, R (1, 5) OBP: 0.309, SLG: 0.395	G5-3		1B 2H					F3		4	0	1	1	0	1	1				
Steve Finley, L (1, 8) OBP: 0.365, SLG: 0.571			G3							3	0	1	0	0	0	2				
39 Alex Cabrera, R (1, 3) OBP: 0.354, SLG: 0.705										3	0	1	0	0	1	1				
Jason Conti, L (1, 9) OBP: 0.311, SLG: 0.375										3	0	0	0	0	0	1				
Damian Miller, R (1, 2) OBP: 0.362, SLG: 0.489										3	0	1	0	0	1	1				
Curt Schilling, R (1, 1) OBP: 0.200, SLG: 0.235										3	0	0	0	0	2	2				
<b>Inning Stats</b>	R: 0 E: 0 K: 1 S: 10	H: 1 LOB: 1 BB: 0 P: 13	R: 0 E: 0 K: 1 S: 10	H: 0 LOB: 0 BB: 0 P: 14	R: 2 E: 0 K: 1 S: 16	H: 2 LOB: 2 BB: 2 P: 29	R: 0 E: 0 K: 1 S: 10	H: 1 LOB: 0 BB: 0 P: 12	R: 0 E: 0 K: 0 S: 7	H: 0 LOB: 0 BB: 0 P: 12	R: 0 E: 0 K: 1 S: 6	H: 1 LOB: 0 BB: 0 P: 9	R: 0 E: 0 K: 1 S: 6	H: 1 LOB: 1 BB: 0 P: 9	R: 0 E: 0 K: 0 S: 7	H: 0 LOB: 0 BB: 0 P: 12	1B: 4 2B: 2 3B: 0 HR: 0	SF: 0 SAC: 0 DP: 1 HBP: 0	WP: 0 PB: 0 CS: 0	PA: 31
<b>PITCHER</b> Greg Maddux, R (1, 1) ERA: 3.35	IP: 6.0 WLS: L BF: 24 H: 5 R: 2 ER: 2 SO: 5 BB: 1 IBB: 1 HBP: 0 BLK: 0 WP: 0 HR: 0 S: 59 P: 89 ERA: 3.00 WHIP: 1.000															<b>PITCHER</b>				
Scott Kamieniecki, R (7, 1) ERA: 5.14	IP: 1.0 WLS: 0 BF: 4 H: 1 R: 0 ER: 0 SO: 1 BB: 0 IBB: 0 HBP: 0 BLK: 0 WP: 0 HR: 0 S: 6 P: 9 ERA: 0.00 WHIP: 1.000															<b>PITCHER</b>				
Terry Mulholland, L (8, 1) ERA: 5.68	IP: 1.0 WLS: 0 BF: 3 H: 0 R: 0 ER: 0 SO: 0 BB: 0 IBB: 0 HBP: 0 BLK: 0 WP: 0 HR: 0 S: 7 P: 12 ERA: 0.00 WHIP: 0.000															<b>PITCHER</b>				





Batter	1	2	3	4	5	6	7	8	9	AB	R	H	RBI	BB	SO	LOB	TOP										
Rafael Furcal, S (1, 4) OBP: 0.391, SLG: 0.368	G5-3			10 1B HR		B3		G3		4	1	1	0	0	0	0	<b>Atlanta Braves @ Arizona Diamondbacks</b> Bank One Ballpark, Phoenix, AZ Thu Aug 03 2000, 10:05 PM EDT Att: 35,441 - Dome - 72 F  <b>AB 34</b> <b>R 4</b> <b>H 10</b> <b>RBI 4</b> <b>BB 0</b> <b>SO 4</b> <b>LOB 8</b>  										
Andruw Jones, R (1, 8) OBP: 0.383, SLG: 0.549	10 FC5-4 1B			K		G5-3		1B		4	0	2	0	0	1												
10 Chipper Jones, S (1, 5) OBP: 0.416, SLG: 0.588	FC5-4			1-2 HR 1B		1B		F5		4	1	2	0	0	2												
Brian Jordan, R (1, 9) OBP: 0.334, SLG: 0.471	CS			1-2 HR		1-2 FC5-4 1B		F8		4	1	3	3	0	1												
Andres Galarraga, R (1, 3)				F9-5		FC5-4				4	0	1	0	0	1												
Javy Lopez, R (1, 2) OBP: 0.340, SLG: 0.503				1-1 F8		G5-4-3				4	0	0	0	0	1												
B.J. Surhoff, L (1, 7) OBP: 0.336, SLG: 0.447				F9		G4-3				4	0	0	0	0	0												
Walt Weiss, S (1, 6) OBP: 0.373, SLG: 0.323				G6-3		F9				3	0	0	0	0	0												
Andy Ashby, R (1, 1) OBP: 0.169, SLG: 0.143				1-3 K		F9				2	0	0	0	0	1												
Terry Mulholland, R (5, 1) OBP: 0.250, SLG: 0.333						F9				0	0	0	0	0	0												
Stan Belinda, R (7, 1)										0	0	0	0	0	0												
Wally Joyner, L (8, PH) OBP: 0.335, SLG: 0.409										1	1	1	1	0	0												
John Rocker, R (8, 1)								HR		0	0	0	0	0	0												
<b>Inning Stats</b>	R: 0 E: 0 K: 0 S: 7	H: 1 LOB: 0 BB: 0 P: 10	R: 0 E: 0 K: 0 S: 6	H: 1 LOB: 0 BB: 0 P: 8	R: 0 E: 0 K: 1 S: 7	H: 0 LOB: 0 BB: 0 P: 12	R: 3 E: 0 K: 1 S: 15	H: 4 LOB: 0 BB: 0 P: 24	R: 0 E: 0 K: 0 S: 5	H: 0 LOB: 0 BB: 0 P: 9	R: 0 E: 0 K: 0 S: 9	H: 2 LOB: 2 BB: 0 P: 13	R: 0 E: 0 K: 0 S: 8	H: 0 LOB: 0 BB: 0 P: 11	R: 1 E: 0 K: 2 S: 11	H: 2 LOB: 1 BB: 0 P: 15	R: 0 E: 0 K: 2 S: 11	H: 0 LOB: 0 BB: 0 P: 15	1B: 6 2B: 3 3B: 0 HR: 2	SF: 0 SAC: 0 DP: 2 HBP: 0	WP: 0 PB: 0 SB: 0 CS: 1	PA: 35					
<b>PITCHER</b>	IP	WLS	BF	H	R	ER	SO	BB	IBB	HBP	BLK	WP	HR	S	P	ERA	WHIP										
Brian Anderson, L (1, 1) ERA: 3.99	5.2	W	22	8	3	3	2	0	0	0	0	0	1	47	72	4.76	1.412										
Johnny Ruffin, R (6, 1) ERA: 4.5	2.1		9	2	1	1	0	0	0	0	0	0	1	21	30	3.86	0.857										
Matt Mantei, R (9, 1) ERA: 6.11	1.0		3	0	0	0	2	0	0	0	0	0	0	11	15	0.00	0.000										

Batter	1	2	3	4	5	6	7	8	9	AB	R	H	RBI	BB	SO	LOB	BOTTOM										
Tony Womack, L (1, 6) OBP: 0.298, SLG: 0.378	E3 HR	G4-3		S 1B	F8			S BB		4	1	1	1	1	0	3	<b>Atlanta Braves @ Arizona Diamondbacks</b> Bank One Ballpark, Phoenix, AZ Thu Aug 03 2000, 10:05 PM EDT Att: 35,441 - Dome - 72 F  <b>AB 33</b> <b>R 8</b> <b>H 11</b> <b>RBI 8</b> <b>BB 4</b> <b>SO 6</b> <b>LOB 19</b>  										
Jay Bell, R (1, 4) OBP: 0.348, SLG: 0.416	HR BB			2B 1B	G1-3			K		4	2	2	0	1	2												
Luis Gonzalez, L (1, 7) OBP: 0.412, SLG: 0.582	HR			1-2 HR	2B			F5		4	2	3	5	1	0	1											
Matt Williams, R (1, 5) OBP: 0.306, SLG: 0.395	K			K				FC1-6 1B		5	1	1	0	0	2	4											
Steve Finley, L (1, 8) OBP: 0.366, SLG: 0.569	G3			39 G5-4-3 IBB				F8		3	1	1	0	1	0	1											
39 Alex Cabrera, R (1, 3) OBP: 0.346, SLG: 0.660	G6-3			G5-4-3				F8		3	0	0	0	0	1	2											
Jason Conti, L (1, 9) OBP: 0.347, SLG: 0.409				SH1-4 1B				K		4	1	3	2	0	1	0											
Damian Miller, R (1, 2) OBP: 0.356, SLG: 0.480				P4				G5-3		4	0	0	0	0	1	4											
Brian Anderson, R (1, 1) ERA: 5.05				SH1-4				P4		1	0	0	0	0	0	2											
Johnny Ruffin, R (6, 1)				SH1-3				L9		0	0	0	0	0	0	0											
Greg Colbrunn, R (8, PH) ERA: 0.87										1	0	0	0	0	0	0											
Matt Mantei, R (9, 1)										0	0	0	0	0	0	0											
<b>Inning Stats</b>	R: 3 E: 1 K: 1 S: 16	H: 1 LOB: 1 BB: 1 P: 25	R: 0 E: 0 K: 0 S: 7	H: 1 LOB: 0 BB: 0 P: 9	R: 1 E: 0 K: 1 S: 8	H: 2 LOB: 1 BB: 1 P: 15	R: 1 E: 0 K: 1 S: 21	H: 2 LOB: 1 BB: 0 P: 26	R: 3 E: 0 K: 0 S: 16	H: 4 LOB: 2 BB: 0 P: 25	R: 0 E: 0 K: 2 S: 7	H: 1 LOB: 0 BB: 0 P: 11	R: 0 E: 0 K: 2 S: 7	H: 0 LOB: 0 BB: 0 P: 10	R: 0 E: 0 K: 1 S: 14	H: 0 LOB: 2 BB: 2 P: 29	1B: 7 2B: 2 3B: 0 HR: 2	SF: 0 SAC: 2 DP: 1 HBP: 1	WP: 0 PB: 1 SB: 6 CS: 0	PA: 40							
<b>PITCHER</b>	IP	WLS	BF	H	R	ER	SO	BB	IBB	HBP	BLK	WP	HR	S	P	ERA	WHIP										
Andy Ashby, R (1, 1) ERA: 5.05	4.0	L	22	8	7	6	3	1	1	0	0	0	0	19	29	4.50	1.500										
Terry Mulholland, L (5, 1) ERA: 5.67	2.0		10	3	1	1	0	0	0	0	0	0	0	7	10	0.00	0.000										
Stan Belinda, R (7, 1) ERA: 0.87	1.0		3	0	0	0	2	0	0	0	0	0	0	7	10	0.00	0.000										
John Rocker, L (8, 1) ERA: 4.26	1.0		5	0	0	0	1	2	0	0	0	0	0	14	29	0.00	2.000										



Batter	1	2	3	4	5	6	7	8	9	AB	R	H	RBI	BB	SO	LOB	TOP		
Mike Bordick, R (1, 6) OBP: 0.351, SLG: 0.481	F8		31 1B	BB 31 1B E BB		F3		G6-3		4	1	1	0	1	0	1			
Derek Bell, R (1, 9) OBP: 0.371, SLG: 0.462	K		K	E6 31 1B BB		K			BB 1B G4-1 1B	5	2	1	0	0	3	2			
Edgardo Alfonzo, R (1, 4) OBP: 0.419, SLG: 0.512	1B		F8	31 1B BB		G6-3			G4-1 BB 1B	4	0	2	0	1	0	1			
31 Mike Piazza, R (1, 2) OBP: 0.411, SLG: 0.664	K		K	1B					K	5	0	2	2	0	3	3			
Todd Zeile, R (1, 3) OBP: 0.373, SLG: 0.505		G4-3	K	F8						4	0	0	0	1	2	4			
Benny Agbayani, R (1, 7) OBP: 0.393, SLG: 0.484		G5-3			1B SF9 2B					2	1	1	0	0	0	0			
Bubba Trammell, R (5, 7) OBP: 0.354, SLG: 0.475					HBP				G4-1	2	0	0	1	0	1	2			
Jay Payton, R (1, 8) OBP: 0.327, SLG: 0.434		2B		WP SH5-4 E 1B		F8			F8	5	2	2	0	0	0	3			
Joe McEwing, R (1, 5) OBP: 0.267, SLG: 0.426		2B		SF9		P3			SH1-4 1B	3	0	2	2	0	0	1			
Rick Reed, R (1, 1) OBP: 0.212, SLG: 0.172				SH5-4		B1-3			SH1-4	2	0	0	0	0	1	2			
Dennis Cook, L (8, 1)										0	0	0	0	0	0	0			
<b>Inning Stats</b>	R: 0 E: 0 K: 2 S: 8	H: 1 LOB: 1 BB: 0 P: 10	R: 1 E: 0 K: 1 S: 13	H: 2 LOB: 1 BB: 0 P: 21	R: 0 E: 0 K: 2 S: 18	H: 2 LOB: 2 BB: 0 P: 24	R: 4 E: 1 K: 0 S: 21	H: 3 LOB: 2 BB: 2 P: 35	R: 0 E: 0 K: 1 S: 5	H: 0 LOB: 1 BB: 0 P: 10	R: 0 E: 0 K: 3 S: 9	H: 0 LOB: 0 BB: 0 P: 12	R: 0 E: 0 K: 0 S: 11	H: 1 LOB: 1 BB: 0 P: 15	R: 1 E: 0 K: 1 S: 10	H: 2 LOB: 2 BB: 1 P: 16	1B: 8 2B: 3 3B: 0 HR: 0	SF: 1 SAC: 2 DP: 0 HBP: 1	WP: 1 PA: 43 PB: 0 CS: 0
<b>PITCHER</b>	IP WLS BF H R ER SO BB IBB HBP BLK WP HR S P ERA WHIP																		
Randy Johnson, L (1, 1) ERA: 2.23	3.2 L 22 8 5 2 5 2 0 0 0 0 1 0 59 89 4.91 2.727																		
Russ Springer, R (4, 1) ERA: 5.14	3.1 11 0 0 0 4 0 0 1 0 0 0 22 32 0.00 0.000																		
Dan Plesac, L (8, 1) ERA: 3.75	1.0 4 1 0 0 0 0 0 0 0 0 0 11 15 0.00 1.000																		
Mike Morgan, R (9, 1) ERA: 4.5	1.0 6 2 1 1 1 1 0 0 0 0 0 10 16 9.00 3.000																		

**New York Mets @ Arizona Diamondbacks**  
Bank One Ballpark, Phoenix, AZ  
Fri Aug 04 2000, 10:05 PM EDT  
Att: 41,832 - Dome - 72 F

AB	36
R	6
H	11
RBI	5
BB	3
SO	10
LOB	19



Batter	1	2	3	4	5	6	7	8	9	AB	R	H	RBI	BB	SO	LOB	BOTTOM				
Tony Womack, L (1, 6) OBP: 0.300, SLG: 0.380	G4-3		1B			F8		S 1B 1B		4	0	2	0	0	0	0					
Jay Bell, R (1, 4) OBP: 0.347, SLG: 0.414	P4		F8			G4-3		S 1B		4	0	1	1	0	0	1					
Luis Gonzalez, L (1, 7) OBP: 0.409, SLG: 0.576	F7				G6-3			F7		4	0	0	0	0	0	2					
Matt Williams, R (1, 5) OBP: 0.299, SLG: 0.386		F9		P4		G5-3			F7	4	0	0	0	0	0	0					
Steve Finley, L (1, 8) OBP: 0.368, SLG: 0.568		39 FC6-4 1B		1B		F8			K	4	0	2	0	0	1	0					
39 Alex Cabrera, R (1, 3) OBP: 0.321, SLG: 0.608		FC6-4		P4		K			P4	4	0	0	0	0	1	2					
Jason Conti, L (1, 9) OBP: 0.327, SLG: 0.383						K			B3	3	0	0	0	0	2	1					
Kelly Stinnett, R (1, 2) OBP: 0.297, SLG: 0.407			P4			G6-3		1B 1B		3	1	1	0	0	0	0					
Randy Johnson, R (1, 1) OBP: 0.213, SLG: 0.220						G4-3				1	0	0	0	0	0	0					
Russ Springer, R (4, 1) OBP: 0.200, SLG: 0.200										1	0	0	0	0	0	0					
Dan Plesac, L (8, 1) OBP: 0.400, SLG: 0.700										0	0	0	0	0	0	0					
Rob Ryan, L (8, PH) OBP: 0.400, SLG: 0.700										1	0	0	0	0	1	1					
Mike Morgan, R (9, 1) OBP: 0.300, SLG: 0.500										0	0	0	0	0	0	0					
<b>Inning Stats</b>	R: 0 E: 0 K: 0 S: 9	H: 0 LOB: 0 BB: 0 P: 12	R: 0 E: 0 K: 1 S: 12	H: 1 LOB: 1 BB: 0 P: 18	R: 0 E: 0 K: 0 S: 6	H: 1 LOB: 1 BB: 0 P: 12	R: 0 E: 0 K: 0 S: 10	H: 1 LOB: 1 BB: 0 P: 14	R: 0 E: 0 K: 1 S: 7	H: 0 LOB: 0 BB: 0 P: 10	R: 0 E: 0 K: 0 S: 7	H: 0 LOB: 0 BB: 0 P: 7	R: 0 E: 0 K: 1 S: 6	H: 0 LOB: 0 BB: 0 P: 9	R: 1 E: 0 K: 1 S: 12	H: 3 LOB: 2 BB: 0 P: 16	R: 0 E: 0 K: 1 S: 9	H: 0 LOB: 0 BB: 0 P: 16	1B: 6 2B: 0 3B: 0 HR: 0	SF: 0 SAC: 0 DP: 0 HBP: 0	WP: 0 PA: 33 PB: 0 CS: 0
<b>PITCHER</b>	IP WLS BF H R ER SO BB IBB HBP BLK WP HR S P ERA WHIP																				
Rick Reed, R (1, 1) ERA: 4.33	7.2 W 29 6 1 1 4 0 0 0 0 0 0 67 95 1.17 0.783																				
Dennis Cook, L (8, 1) ERA: 4.93	1.1 S 4 0 0 0 1 0 0 0 0 0 0 11 19 0.00 0.000																				

**New York Mets @ Arizona Diamondbacks**  
Bank One Ballpark, Phoenix, AZ  
Fri Aug 04 2000, 10:05 PM EDT  
Att: 41,832 - Dome - 72 F

AB	33
R	1
H	6
RBI	1
BB	0
SO	5
LOB	7





Batter	1	2	3	4	5	6	7	8	9	AB	R	H	RBI	BB	SO	LOB	TOP					
Lenny Harris, L (1, 7) OBP: 0.298, SLG: 0.375 Bubba Trammell, R (6, FH) OBP: 0.351, SLG: 0.470 Joe McEwing, R (9, 7) OBP: 0.267, SLG: 0.426	2-2 1B 1B	1-3 K		0-0 2B 1B		2-3 K		0-2 G1		3	2	2	0	0	1	1						
Derek Bell, R (1, 9) OBP: 0.374, SLG: 0.466	1-2 31 1B 1B	2-1		0-2 1B 2B		0-0 F8		1-2 G5-3		5	1	3	1	0	0	1						
Edgardo Alfonzo, R (1, 4) OBP: 0.421, SLG: 0.513	2-1 G1-4-3 1B 1B	0-3 K		0-2 2B 1B			2-3 K		1-0 1B 1B	5	0	3	2	0	2	2						
31 Mike Piazza, R (1, 2) OBP: 0.411, SLG: 0.661 Todd Pratt, R (4, 2) OBP: 0.371, SLG: 0.476	1-2 G1-4-3 1B		1-3 K	0-0 G5-3			4-2 HR		0-0 F9	3	0	1	1	0	1	2						
Robin Ventura, L (1, 5) OBP: 0.349, SLG: 0.471	2-1 G1-4-3		1-1 G3		1-3 K		1-2 HR		2-3 K	5	1	1	2	0	2	3						
Todd Zeile, R (1, 3) OBP: 0.371, SLG: 0.501	3-3 K		0-3 K		1-2 F9		0-0 G5-3		0-1 1B	5	0	1	0	0	2	2						
Jay Payton, R (1, 8) OBP: 0.328, SLG: 0.433	2-3 K			0-1 G6-3		0-1 CS 1B		2-2 FC5-4 1B		2-3 K	5	0	2	0	2	4						
Mike Bordick, R (1, 6) OBP: 0.352, SLG: 0.480		4-0 1B BB		1-0 F8	0-2 CS	0-1 SH1-3 1B		1-1 FC5-4		3	0	1	0	1	0	1						
Bobby Jones, R (1, 1) Rick White, R (7, 1)	0-1 F2		0-1 F7		4-0 1B 2B BB		0-0 SH1-3		1-0 G1-3	1	1	0	0	1	0	1						
<b>Inning Stats</b>	R: 2 E: 0 K: 2 S: 22	H: 4 LOB: 2 BB: 0 P: 35	R: 0 E: 0 K: 2 S: 10	H: 1 LOB: 2 BB: 1 P: 17	R: 0 E: 0 K: 2 S: 10	H: 0 LOB: 0 BB: 0 P: 12	R: 2 E: 0 K: 0 S: 11	H: 3 LOB: 2 BB: 1 P: 16	R: 0 E: 0 K: 1 S: 7	H: 1 LOB: 1 BB: 0 P: 9	R: 2 E: 0 K: 1 S: 14	H: 2 LOB: 1 BB: 1 P: 24	R: 0 E: 0 K: 0 S: 7	H: 0 LOB: 0 BB: 0 P: 9	R: 0 E: 0 K: 2 S: 10	H: 2 LOB: 2 BB: 0 P: 15	1B: 12 2B: 1 3B: 0 HR: 1	SF: 0 SAC: 1 DP: 0 HBP: 0	WP: 0 PB: 0 CS: 1	PA: 44		
<b>PITCHER</b>	IP ERA WHIP	WLS BF	H R ER SO	BB IBB HBP BLK	WP HR S P	ERA WHIP	<b>PITCHER</b>														IP ERA WHIP	
Geraldo Guzman, R (1, 1) ERA: 4.45	4.0 L	22	8 4 4 6	2 0 0 0	0 0 0 0	9.00 2.500																
Greg Swindell, L (5, 1) ERA: 2.32	2.0	7	2 0 0 2	0 0 0 0	0 0 1 22	0.00 1.000																
Johnny Ruffin, R (7, 1) ERA: 5.68	2.1	11	3 2 2 1	1 0 0 0	0 1 23 36	7.71 1.714																
Dan Plesac, L (9, 1) ERA: 3.65	0.2	3	1 0 0 2	0 0 0 0	0 0 8 12	0.00 1.500																
							<b>PITCHER</b>															
<b>Batter</b>	<b>1</b>	<b>2</b>	<b>3</b>	<b>4</b>	<b>5</b>	<b>6</b>	<b>7</b>	<b>8</b>	<b>9</b>	<b>AB</b>	<b>R</b>	<b>H</b>	<b>RBI</b>	<b>BB</b>	<b>SO</b>	<b>LOB</b>	<b>BOTTOM</b>					
Tony Womack, L (1, 6) OBP: 0.303, SLG: 0.384	2-1 G6-3 SF9 2B	0-0 1B		0-2 G1-3			0-1 G5-3		2-0 1B	5	1	3	0	0	0	2						
Jay Bell, R (1, 4) OBP: 0.346, SLG: 0.410	1-2 G6-3	1-2 F7		4-2 G4-6-3 BB			2-1 G5-3		0-3 K	4	0	0	0	1	1	4						
Luis Gonzalez, L (1, 7) OBP: 0.405, SLG: 0.571	2-2 SF9		3-1 F7		0-1 G4-6-3		1-2 P4		0-1 G2-3	4	0	0	1	0	0	2						
Matt Williams, R (1, 5) OBP: 0.298, SLG: 0.383	0-0 2B 1B		0-0 P2		1-1 L1			0-2 F8		4	0	1	0	0	0	0						
Steve Finley, L (1, 8) OBP: 0.371, SLG: 0.580	1-1 2B		1-3 K		0-1 HR			1-1 39 1B		4	1	3	1	0	1	0						
39 Alex Cabrera, R (1, 3) OBP: 0.317, SLG: 0.582	1-2 F8			0-1 G6-3		2-2 P4		1-0 1B		4	0	1	0	0	0	2						
Jason Conti, L (1, 9) OBP: 0.321, SLG: 0.373			0-0 F8		2-2 1B 1B		2-2 F7		2-2 F7	4	0	1	0	0	0	2						
Damian Miller, R (1, 2) OBP: 0.362, SLG: 0.482		4-2 1B BB		1-2 1B		1-0 1B		2-3 K		3	0	2	0	1	1	2						
Geraldo Guzman, R (1, 1) Rob Ryan, L (4, PH) Greg Swindell, L (5, 1) Greg Colbrunn, R (6, PH) Johnny Ruffin, R (7, 1) Dan Plesac, L (9, 1) Craig Counsell, L (5, PH)		0-1 F3		1-1 P6		1-2 F7		3-2 F8		1	0	0	0	0	0	1						
<b>Inning Stats</b>	R: 1 E: 0 K: 0 S: 19	H: 3 LOB: 2 BB: 0 P: 26	R: 0 E: 0 K: 0 S: 11	H: 1 LOB: 2 BB: 1 P: 15	R: 0 E: 0 K: 1 S: 7	H: 0 LOB: 0 BB: 0 P: 11	R: 0 E: 0 K: 0 S: 16	H: 2 LOB: 2 BB: 0 P: 20	R: 0 E: 0 K: 0 S: 6	H: 0 LOB: 0 BB: 1 P: 11	R: 1 E: 0 K: 0 S: 13	H: 2 LOB: 1 BB: 0 P: 19	R: 0 E: 0 K: 1 S: 7	H: 0 LOB: 0 BB: 0 P: 10	R: 0 E: 0 K: 1 S: 13	H: 2 LOB: 2 BB: 0 P: 19	R: 0 E: 0 K: 1 S: 11	H: 1 LOB: 1 BB: 0 P: 16	1B: 8 2B: 2 3B: 0 HR: 1	SF: 1 SAC: 0 DP: 1 HBP: 0	WP: 0 PB: 0 CS: 0	PA: 39
<b>PITCHER</b>	IP ERA WHIP	WLS BF	H R ER SO	BB IBB HBP BLK	WP HR S P	ERA WHIP	<b>PITCHER</b>														IP ERA WHIP	
Bobby Jones, R (1, 1) ERA: 5.68	6.0 W	27	8 2 2 1	2 0 0 0	0 0 0 0	3.00 1.667																
Rick White, R (7, 1) ERA: 3.18	3.0 S	12	3 0 0 2	0 0 0 0	0 0 31 45	0.00 1.000																

New York Mets @ Arizona Diamondbacks  
Bank One Ballpark, Phoenix, AZ  
Sat Aug 05 2000, 10:05 PM EDT  
Att: 41,656 - Dome - 72 F

AB	39
R	6
H	14
RBI	6
BB	3
SO	11
LOB	19



New York Mets @ Arizona Diamondbacks  
Bank One Ballpark, Phoenix, AZ  
Sat Aug 05 2000, 10:05 PM EDT  
Att: 41,656 - Dome - 72 F

AB	36
R	2
H	11
RBI	2
BB	2
SO	3
LOB	18





Batter	1	2	3	4	5	6	7	8	9	AB	R	H	RBI	BB	SO	LOB	TOP											
Mike Bordick, R (1,6) OBP: 0.355, SLG: 0.487	G1-3		BB BB G3 1B		G4-3 BB		1-H HR		L3	4	2	2	2	1	0	0												
Derek Bell, R (1,9) OBP: 0.376, SLG: 0.468	1B 1B		G3 BB BB		G4-3		F9		DI 1B 2B	4	1	2	0	1	0	1												
Edgardo Alfonso, R (1,4) OBP: 0.425, SLG: 0.515	1B		G3 BB		F8		BB		1B 1B	3	1	2	1	2	0	1												
Robin Ventura, L (1,5) Dennis Cook, L (7,1) Turk Wendell, L (8,1) 20 Kurt Abbott, R (9,PH) OBP: 0.294, SLG: 0.360	K		G3				F7		F8	4	0	0	1	0	2	5												
Benny Agbayani, R (1,7) OBP: 0.389, SLG: 0.477	F2		F9				F9		1B 1B	5	0	1	0	0	0	4												
Jay Payton, R (1,8) OBP: 0.335, SLG: 0.439					K		1B		1B	5	0	4	1	0	1	0												
Matt Franco, L (1,3) OBP: 0.313, SLG: 0.255			F7		G3		1B		1B	5	0	1	0	0	2	4												
Todd Pratt, R (1,2) OBP: 0.354, SLG: 0.472			G6-3		G6-3		1B		1B	3	0	1	0	1	0	1												
Glendon Rusch, L (1,1) Bubba Trammell, R (5,PH) Pat Mahomes, R (5,1) Lenny Harris, L (7,PH) OBP: 0.294, SLG: 0.370			K		G6-3		FC6-4 1B		G4-6-3 BB	1	0	0	0	0	1	0												
<b>Inning Stats</b>	R: 0 E: 0 K: 1 S: 14	H: 2 LOB: 2 BB: 0 P: 20	R: 0 E: 0 K: 0 S: 10	H: 1 LOB: 0 BB: 0 P: 19	R: 1 E: 0 K: 1 S: 12	H: 1 LOB: 2 BB: 2 P: 22	R: 0 E: 0 K: 1 S: 8	H: 0 LOB: 0 BB: 0 P: 10	R: 0 E: 0 K: 0 S: 8	H: 0 LOB: 1 BB: 1 P: 14	R: 0 E: 0 K: 2 S: 10	H: 1 LOB: 1 BB: 0 P: 16	R: 2 E: 0 K: 0 S: 13	H: 2 LOB: 1 BB: 1 P: 21	R: 0 E: 0 K: 0 S: 9	H: 2 LOB: 2 BB: 1 P: 17	R: 2 E: 0 K: 1 S: 15	H: 4 LOB: 2 BB: 0 P: 23	1B: 11 2B: 1 3B: 0 HR: 1	SF: 0 SAC: 0 DP: 1 HBP: 0	WP: 0 PB: 0 CS: 1	PA: 43						
<b>PITCHER</b>	IP	WLS	BF	H	R	ER	SO	BB	IBB	HBP	BLK	WP	HR	S	P	ERA	WHIP											
Armando Reynoso, R (1,1) ERA: 5.49	6.1	W	28	7	3	3	5	3	0	0	0	0	0	1	66	106	4.26	1.579										
Russ Springer, R (7,1) ERA: 5.1	0.1		2	0	0	0	0	1	0	0	0	0	0	8	14	0.00	3.000											
Greg Swindell, L (7,1) ERA: 2.31	0.1	H	1	0	0	0	0	0	0	0	0	0	0	1	2	0.00	0.000											
Mike Morgan, R (8,1) ERA: 4.64	1.2		11	6	2	2	0	1	0	0	0	0	0	20	34	10.80	4.200											
Matt Mantei, R (9,1) ERA: 6.04	0.1	S	1	0	0	0	1	0	0	0	0	0	0	4	6	0.00	0.000											

New York Mets @ Arizona Diamondbacks  
Bank One Ballpark, Phoenix, AZ  
Sun Aug 06 2000, 4:35 PM EDT  
Att: 39,641 - Dome - 72 F

AB 38  
R 5  
H 13  
RBI 5  
BB 5  
SO 6  
LOB 21



Batter	1	2	3	4	5	6	7	8	9	AB	R	H	RBI	BB	SO	LOB	BOTTOM											
Tony Womack, L (1,6) OBP: 0.302, SLG: 0.382	K		G4-3		BB 1B		G3		F8	5	0	1	2	0	1	2												
Jay Bell, R (1,4) OBP: 0.346, SLG: 0.408	1B		F3		BB		F7		L5	4	0	1	0	1	0	0												
Luis Gonzalez, L (1,7) OBP: 0.404, SLG: 0.568	K		HR 1B		F8		G4-3		HBP	4	1	1	0	0	1	3												
Matt Williams, R (1,5) OBP: 0.306, SLG: 0.411	G3-1		HR 1B		G4-3 2B		HR 1B		K	5	2	3	2	0	1	2												
Steve Finley, L (1,8) OBP: 0.369, SLG: 0.575			F7		F9		F9		G4-3	5	1	1	0	0	0	2												
Greg Colbrunn, R (1,3) OBP: 0.421, SLG: 0.520			1B SF8 2B		K		G4-3		HR	4	2	2	3	0	1	1												
Damian Miller, R (1,2) OBP: 0.384, SLG: 0.480			1B		SH1-4 1B BB		F8		K	3	1	1	0	1	1	1												
Danny Bautista, R (1,9) OBP: 0.308, SLG: 0.467			SF8		SH1-4 1B 1B		HR		BB	2	2	2	2	1	0	0												
Armando Reynoso, R (1,1) Rus Springer, R (7,1) Greg Swindell, L (7,1) 39 Alex Cabrera, R (7,PH) Mike Morgan, R (8,1) Matt Mantei, R (9,1)	K		SH1-4		SH1-4		G1-3		BB	2	0	0	0	0	1	1												
<b>Inning Stats</b>	R: 0 E: 0 K: 2 S: 14	H: 1 LOB: 1 BB: 0 P: 21	R: 1 E: 0 K: 1 S: 13	H: 2 LOB: 1 BB: 0 P: 21	R: 2 E: 0 K: 0 S: 9	H: 2 LOB: 0 BB: 0 P: 13	R: 2 E: 0 K: 1 S: 16	H: 2 LOB: 2 BB: 2 P: 29	R: 0 E: 0 K: 0 S: 10	H: 1 LOB: 1 BB: 0 P: 16	R: 1 E: 0 K: 0 S: 4	H: 1 LOB: 0 BB: 0 P: 5	R: 3 E: 0 K: 1 S: 21	H: 3 LOB: 2 BB: 2 P: 35	R: 0 E: 0 K: 1 S: 9	H: 0 LOB: 1 BB: 0 P: 11	1B: 7 2B: 2 3B: 0 HR: 3	SF: 1 SAC: 1 DP: 0 HBP: 1	WP: 0 PB: 0 CS: 0	PA: 41								
<b>PITCHER</b>	IP	WLS	BF	H	R	ER	SO	BB	IBB	HBP	BLK	WP	HR	S	P	ERA	WHIP											
Glendon Rusch, L (1,1) ERA: 4.34	4.0	L	21	7	5	5	4	2	0	0	0	0	0	1	52	84	11.25	2.250										
Pat Mahomes, R (5,1) ERA: 3.92	2.0		8	2	1	1	0	0	0	0	0	0	0	1	14	21	4.50	1.000										
Dennis Cook, L (7,1) ERA: 5.44	1.0		8	3	3	3	1	2	0	0	0	0	0	1	21	35	27.00	5.000										
Turk Wendell, R (8,1) ERA: 3.38	1.0		4	0	0	0	1	0	0	1	0	0	0	9	11	0.00	0.000											

New York Mets @ Arizona Diamondbacks  
Bank One Ballpark, Phoenix, AZ  
Sun Aug 06 2000, 4:35 PM EDT  
Att: 39,641 - Dome - 72 F

AB 34  
R 9  
H 12  
RBI 9  
BB 4  
SO 6  
LOB 12





Batter	1	2	3	4	5	6	7	8	9	AB	R	H	RBI	BB	SO	LOB	TOP			
Peter Bergeron, L (1, 8) OBP: 0.324, SLG: 0.338	P4	G1-3					F8			4	0	1	2	0	0	2	<b>Montreal Expos @ Arizona Diamondbacks</b> Bank One Ballpark, Phoenix, AZ Mon Aug 07 2000, 10:05 PM EDT Att: 31,526 - Dome - 72 F <a href="http://livebaseballscores.com">livebaseballscores.com</a>			
Jose Vidro, S (1, 4) OBP: 0.380, SLG: 0.539	G6-3		G6-3	F8			G3			4	0	0	0	0	0	2				
Andy Tracy, L (1, 5) OBP: 0.352, SLG: 0.466				K			F8			4	0	1	0	0	1	0				
Vladimir Guerrero, R (1, 9) OBP: 0.423, SLG: 0.652									F9	3	0	1	0	1	0	0				
Lee Stevens, L (1, 3) OBP: 0.346, SLG: 0.503	K						L6-3		K	4	0	1	0	0	2	3				
Geoff Blum, S (1, 6) OBP: 0.316, SLG: 0.452									F9	4	0	1	0	0	0	1				
Chris Widger, R (1, 2) OBP: 0.311, SLG: 0.441									G4-3	4	1	1	0	0	0	1				
Wilton Guerrero, S (1, 7) OBP: 0.316, SLG: 0.326										3	1	1	0	0	1	2				
Julio Santana, R (6, 1) OBP: 0.415, SLG: 0.667									K	0	0	0	0	0	0	0				
Fernando Seguinol, S (9, PH) OBP: 0.415, SLG: 0.667										1	0	0	0	0	1	0				
Trey Moore, L (1, 1) OBP: 0.500, SLG: 0.500										1	0	1	0	0	0	0				
Terry Jones, S (6, 7) OBP: 0.289, SLG: 0.333										1	0	0	0	0	0	0				
<b>Inning Stats</b>	R: 0 E: 0 K: 1 S: 11	H: 1 LOB: 2 BB: 1 P: 20	R: 0 E: 0 K: 0 S: 12	H: 2 LOB: 2 BB: 0 P: 16	R: 0 E: 0 K: 1 S: 8	H: 0 LOB: 0 BB: 0 P: 11	R: 2 E: 0 K: 0 S: 13	H: 4 LOB: 2 BB: 0 P: 19	R: 0 E: 0 K: 1 S: 9	H: 0 LOB: 0 BB: 0 P: 10	R: 0 E: 0 K: 0 S: 6	H: 0 LOB: 0 BB: 0 P: 8	R: 0 E: 0 K: 1 S: 6	H: 0 LOB: 0 BB: 0 P: 10	R: 0 E: 0 K: 1 S: 9	H: 0 LOB: 0 BB: 0 P: 10	1B: 6 2B: 3 3B: 0 HR: 0	SF: 0 SAC: 1 DP: 1 HBP: 0	WP: 0 PB: 0 SB: 0 CS: 0	PA: 35
<b>PITCHER</b> Curt Schilling, R (1, 1) ERA: 3.38	IP: 9.0 WLS: W BF: 35 H: 8 R: 2 ER: 2 SO: 5 BB: 1 IBB: 0 HBP: 0 BLK: 0 WP: 0 HR: 0 S: 80 P: 110 ERA: 2.00 WHIP: 1.000															<b>PITCHER</b>				

Batter	1	2	3	4	5	6	7	8	9	AB	R	H	RBI	BB	SO	LOB	BOTTOM			
Tony Womack, L (1, 6) OBP: 0.301, SLG: 0.381	G6-3	G3			FC3-6	S				4	0	1	1	0	0	2	<b>Montreal Expos @ Arizona Diamondbacks</b> Bank One Ballpark, Phoenix, AZ Mon Aug 07 2000, 10:05 PM EDT Att: 31,526 - Dome - 72 F <a href="http://livebaseballscores.com">livebaseballscores.com</a>			
Jay Bell, R (1, 4) OBP: 0.347, SLG: 0.408					F9	F8				3	1	1	0	1	0	1				
Luis Gonzalez, L (1, 7) OBP: 0.405, SLG: 0.566					F9				G4-3	3	1	1	0	0	0	2				
Matt Williams, R (1, 5) OBP: 0.310, SLG: 0.418	F3									4	0	2	0	0	0	4				
Steve Finley, L (1, 8) OBP: 0.366, SLG: 0.570	K				G4-3					4	1	0	0	0	2	3				
Greg Colbrunn, R (1, 3) OBP: 0.417, SLG: 0.513										4	0	1	1	0	0	1				
Damian Miller, R (1, 2) OBP: 0.383, SLG: 0.481										4	1	1	1	0	0	0				
Danny Bautista, R (1, 9) OBP: 0.312, SLG: 0.464										3	1	1	1	1	0	0				
Curt Schilling, R (1, 1) OBP: 0.211, SLG: 0.243										3	0	1	0	0	0	1				
<b>Inning Stats</b>	R: 2 E: 1 K: 1 S: 16	H: 2 LOB: 0 BB: 0 P: 24	R: 0 E: 0 K: 0 S: 4	H: 0 LOB: 1 BB: 1 P: 10	R: 0 E: 0 K: 0 S: 5	H: 1 LOB: 1 BB: 0 P: 8	R: 0 E: 0 K: 0 S: 10	H: 0 LOB: 0 BB: 0 P: 16	R: 0 E: 0 K: 1 S: 7	H: 2 LOB: 2 BB: 0 P: 9	R: 3 E: 0 K: 1 S: 20	H: 3 LOB: 2 BB: 1 P: 28	R: 0 E: 0 K: 0 S: 8	H: 1 LOB: 0 BB: 0 P: 13	R: 0 E: 0 K: 0 S: 4	H: 0 LOB: 0 BB: 0 P: 8		1B: 7 2B: 2 3B: 0 HR: 0	SF: 0 SAC: 1 DP: 1 HBP: 1	WP: 0 PB: 1 SB: 3 CS: 0
<b>PITCHER</b> Trey Moore, L (1, 1) ERA: 0.84	IP: 5.2 WLS: L BF: 29 H: 8 R: 5 ER: 1 SO: 2 BB: 2 IBB: 0 HBP: 0 BLK: 0 WP: 0 HR: 0 S: 60 P: 92 ERA: 1.59 WHIP: 1.765															<b>PITCHER</b>				
<b>PITCHER</b> Julio Santana, R (6, 1) ERA: 4.64	IP: 2.1 WLS: 7 BF: 1 H: 0 R: 0 ER: 0 SO: 0 BB: 0 IBB: 0 HBP: 0 BLK: 0 WP: 0 HR: 14 S: 24 ERA: 0.00 WHIP: 0.429															<b>PITCHER</b>				








Batter	1	2	3	4	5	6	7	8	9	AB	R	H	RBI	BB	SO	LOB	TOP					
Wilton Guerrero, S OBP: 0.318, SLG: 0.328 Peter Bergeron, L OBP: 0.324, SLG: 0.338	1-1 1B		1-1 L4		1-1 G5-3		0-2 S 1B		0-0 P3	4	0	2	0	0	0	0						
Jose Vidro, S OBP: 0.383, SLG: 0.543	0-0 1B		1-3 K		3-2 PO 1B		2-3 K		0-0 F8	5	0	2	0	0	0	2						
Fernando Seguinol, S OBP: 0.389, SLG: 0.612 Scott Strickland, R OBP: 0.324, SLG: 0.294	0-2 F2		2-1 F9		1-0 PO 1B		0-3 K		0-3 K	4	0	1	0	0	1	4						
Vladimir Guerrero, R OBP: 0.426, SLG: 0.678	1-3 K				0-2 1B		1-3 K		3-2 HR	4	1	2	1	0	2	3						
Geoff Blum, S OBP: 0.346, SLG: 0.462	1-3 K				0-2 1B		0-0 1B		1-1 FC4-6 1B	4	1	3	0	0	1	2						
Mike Mordecai, R OBP: 0.333, SLG: 0.463 Lee Stevens, L OBP: 0.346, SLG: 0.508			1-2 G6-3		3-3 K		1-3 K		0-1 FC4-6 1B	3	0	0	0	0	2	3						
15 Lenny Webster, R Anthony Telford, R			0-3 K		2-1 1B		3-3 K		3-2 1B	4	1	2	1	0	2	2						
Terry Jones, S OBP: 0.301, SLG: 0.341			3-2 1B		1-2 1B		0-1 L4		0-0 G6-4-3 1B	4	0	3	2	0	0	0						
Javier Vazquez, R OBP: 0.213, SLG: 0.222 Tomas De La Rosa, R OBP: 0.359, SLG: 0.457			0-3 K		1-2 G6-3		4-2 S 1B BB		1-1 G6-4-3	2	0	0	0	0	1	1						
<b>Inning Stats</b>	R: 0 E: 0 K: 2 S: 13	H: 2 LOB: 2 BB: 0 P: 16	R: 0 E: 0 K: 2 S: 13	H: 1 LOB: 1 BB: 0 P: 17	R: 0 E: 0 K: 1 S: 8	H: 0 LOB: 0 BB: 0 P: 12	R: 2 E: 0 K: 1 S: 15	H: 4 LOB: 1 BB: 0 P: 21	R: 0 E: 0 K: 3 S: 13	H: 2 LOB: 2 BB: 0 P: 18	R: 0 E: 0 K: 2 S: 16	H: 1 LOB: 2 BB: 1 P: 22	R: 2 E: 0 K: 0 S: 13	H: 4 LOB: 1 BB: 0 P: 21	R: 0 E: 0 K: 1 S: 5	H: 0 LOB: 0 BB: 0 P: 5	1B: 13 2B: 1 3B: 0 HR: 1	SF: 0 SAC: 0 DP: 1 HBP: 0	WP: 0 PB: 0 SB: 2 CS: 0	PA: 40		
<b>PITCHER</b>	IP WLS BF H R ER SO BB IBB HBP BLK WP HR S P ERA WHIP	IP WLS BF H R ER SO BB IBB HBP BLK WP HR S P ERA WHIP	IP WLS BF H R ER SO BB IBB HBP BLK WP HR S P ERA WHIP	IP WLS BF H R ER SO BB IBB HBP BLK WP HR S P ERA WHIP	IP WLS BF H R ER SO BB IBB HBP BLK WP HR S P ERA WHIP	IP WLS BF H R ER SO BB IBB HBP BLK WP HR S P ERA WHIP	IP WLS BF H R ER SO BB IBB HBP BLK WP HR S P ERA WHIP	IP WLS BF H R ER SO BB IBB HBP BLK WP HR S P ERA WHIP	IP WLS BF H R ER SO BB IBB HBP BLK WP HR S P ERA WHIP	IP WLS BF H R ER SO BB IBB HBP BLK WP HR S P ERA WHIP	IP WLS BF H R ER SO BB IBB HBP BLK WP HR S P ERA WHIP	IP WLS BF H R ER SO BB IBB HBP BLK WP HR S P ERA WHIP	IP WLS BF H R ER SO BB IBB HBP BLK WP HR S P ERA WHIP	IP WLS BF H R ER SO BB IBB HBP BLK WP HR S P ERA WHIP	IP WLS BF H R ER SO BB IBB HBP BLK WP HR S P ERA WHIP	IP WLS BF H R ER SO BB IBB HBP BLK WP HR S P ERA WHIP	IP WLS BF H R ER SO BB IBB HBP BLK WP HR S P ERA WHIP	IP WLS BF H R ER SO BB IBB HBP BLK WP HR S P ERA WHIP	IP WLS BF H R ER SO BB IBB HBP BLK WP HR S P ERA WHIP	IP WLS BF H R ER SO BB IBB HBP BLK WP HR S P ERA WHIP	IP WLS BF H R ER SO BB IBB HBP BLK WP HR S P ERA WHIP	IP WLS BF H R ER SO BB IBB HBP BLK WP HR S P ERA WHIP

**Montreal Expos @ Arizona Diamondbacks**  
Bank One Ballpark, Phoenix, AZ  
Wed Aug 09 2000, 10:05 PM EDT  
Att: 33,500 - Dome - 72 F


AB 38  
R 4  
H 15  
RBI 4  
BB 1  
SO 12  
LOB 20



Batter	1	2	3	4	5	6	7	8	9	AB	R	H	RBI	BB	SO	LOB	BOTTOM						
Tony Womack, L OBP: 0.300, SLG: 0.379	1-1 G5-4-3 1B			3-3 K	0-0 FC4-6 S			1-2 G1-3		4	0	1	1	0	1	1							
Danny Bautista, R OBP: 0.311, SLG: 0.455	2-2 G5-4-3 1-2			1-1 F8	4-1 BB		1-2 BB	3-1 P4		3	0	0	0	1	0	1							
Luis Gonzalez, L OBP: 0.405, SLG: 0.567	1-1 G4-3			1-0 2B	0-0 F8			1-1 2B		4	0	2	0	0	0	2							
Matt Williams, R OBP: 0.307, SLG: 0.411				3-2 G5-3			0-0 G6-3	2-1 G6-3		4	0	0	0	0	1	2							
Greg Colbrunn, R OBP: 0.426, SLG: 0.525					1-1 2B		0-0 F8	0-1 G6-3		4	1	2	0	0	0	0							
Jason Conti, L OBP: 0.311, SLG: 0.375					0-1 2B		2-3 K	0-0 G4-3		4	1	1	1	0	1	1							
Craig Counsell, L OBP: 0.359, SLG: 0.395					2-1 1B			3-2 G4-3	0-3 K	4	1	1	0	0	2	0							
Kelly Stinnett, R OBP: 0.302, SLG: 0.405					0-0 F9			2-2 G5-3		3	0	1	1	0	0	0							
Randy Johnson, R OBP: 0.206, SLG: 0.213 Rob Ryan, L OBP: 0.308, SLG: 0.538 Gerald Guzman, R OBP: 0.311, SLG: 0.375 Greg Swindell, L					2-3 K			0-3 K		2	0	0	0	0	2	2							
<b>Inning Stats</b>	R: 0 E: 0 K: 0 S: 7	H: 1 LOB: 0 BB: 0 P: 11	R: 0 E: 0 K: 1 S: 9	H: 1 LOB: 0 BB: 0 P: 15	R: 0 E: 0 K: 2 S: 11	H: 0 LOB: 0 BB: 0 P: 16	R: 0 E: 0 K: 1 S: 12	H: 1 LOB: 1 BB: 0 P: 20	R: 3 E: 0 K: 1 S: 13	H: 4 LOB: 2 BB: 1 P: 20	R: 0 E: 0 K: 1 S: 5	H: 0 LOB: 0 BB: 0 P: 7	R: 0 E: 0 K: 1 S: 10	H: 0 LOB: 0 BB: 0 P: 15	R: 0 E: 0 K: 0 S: 10	H: 1 LOB: 1 BB: 0 P: 17	R: 0 E: 0 K: 1 S: 6	H: 0 LOB: 0 BB: 0 P: 6	1B: 3 2B: 5 3B: 0 HR: 0	SF: 0 SAC: 0 DP: 2 HBP: 0	WP: 0 PB: 0 SB: 1 CS: 0	PA: 34	
<b>PITCHER</b>	IP WLS BF H R ER SO BB IBB HBP BLK WP HR S P ERA WHIP	IP WLS BF H R ER SO BB IBB HBP BLK WP HR S P ERA WHIP	IP WLS BF H R ER SO BB IBB HBP BLK WP HR S P ERA WHIP	IP WLS BF H R ER SO BB IBB HBP BLK WP HR S P ERA WHIP	IP WLS BF H R ER SO BB IBB HBP BLK WP HR S P ERA WHIP	IP WLS BF H R ER SO BB IBB HBP BLK WP HR S P ERA WHIP	IP WLS BF H R ER SO BB IBB HBP BLK WP HR S P ERA WHIP	IP WLS BF H R ER SO BB IBB HBP BLK WP HR S P ERA WHIP	IP WLS BF H R ER SO BB IBB HBP BLK WP HR S P ERA WHIP	IP WLS BF H R ER SO BB IBB HBP BLK WP HR S P ERA WHIP	IP WLS BF H R ER SO BB IBB HBP BLK WP HR S P ERA WHIP	IP WLS BF H R ER SO BB IBB HBP BLK WP HR S P ERA WHIP	IP WLS BF H R ER SO BB IBB HBP BLK WP HR S P ERA WHIP	IP WLS BF H R ER SO BB IBB HBP BLK WP HR S P ERA WHIP	IP WLS BF H R ER SO BB IBB HBP BLK WP HR S P ERA WHIP	IP WLS BF H R ER SO BB IBB HBP BLK WP HR S P ERA WHIP	IP WLS BF H R ER SO BB IBB HBP BLK WP HR S P ERA WHIP	IP WLS BF H R ER SO BB IBB HBP BLK WP HR S P ERA WHIP	IP WLS BF H R ER SO BB IBB HBP BLK WP HR S P ERA WHIP	IP WLS BF H R ER SO BB IBB HBP BLK WP HR S P ERA WHIP	IP WLS BF H R ER SO BB IBB HBP BLK WP HR S P ERA WHIP	IP WLS BF H R ER SO BB IBB HBP BLK WP HR S P ERA WHIP	IP WLS BF H R ER SO BB IBB HBP BLK WP HR S P ERA WHIP

**Montreal Expos @ Arizona Diamondbacks**  
Bank One Ballpark, Phoenix, AZ  
Wed Aug 09 2000, 10:05 PM EDT  
Att: 33,500 - Dome - 72 F

AB 33  
R 3  
H 8  
RBI 3  
BB 1  
SO 8  
LOB 9









Batter	1	2	3	4	5	6	7	8	9	AB	R	H	RBI	BB	SO	LOB	TOP			
Tony Womack, L (1, 6) OBP: 0.304, SLG: 0.382	1-2 1B 1B	0-1 E6			0-1 G4-3 2B		4-2 HR BB	3-3 K		4	2	2	0	1	1	2				
Jay Bell, R (1, 4) OBP: 0.348, SLG: 0.414	3-1 G3 1B	3-1 F7			0-0 F2		1-2 HR	1-2 F8		5	1	2	2	0	0	2				
Luis Gonzalez, L (1, 7) OBP: 0.409, SLG: 0.580	1-2 G3 1B		0-1 G4-6-3 1B		2-1 G4-3		4-1 BB	1-1 HR		4	1	3	2	1	0	1				
Matt Williams, R (1, 5) OBP: 0.302, SLG: 0.413	1-3 K		0-2 G4-6-3		2-2 G5-3		1-3 K	3-2 HR		5	1	1	1	0	2	5				
Steve Finley, L (1, 8) OBP: 0.364, SLG: 0.561	1-1 G3		2-2 F9			0-3 K	0-1 G4-3	0-0 G1-3		5	0	0	0	0	1	3				
Erubiel Durazo, L (1, 3) OBP: 0.378, SLG: 0.455	2-1 G4-3			3-1 2B		4-2 BB		2-3 K	1-3 K	2	0	1	0	1	0	2				
Danny Bautista, R (8, PH) OBP: 0.315, SLG: 0.451										2	0	0	0	0	2	0				
Damian Miller, R (1, 2) OBP: 0.354, SLG: 0.471		1-1 G3 SH1 2B		0-0 G5-3		1-1 F9		0-0 G1-3		4	1	1	0	0	0	2				
Jason Conti, L (1, 9) OBP: 0.324, SLG: 0.361		2-2 G3		1-3 K		3-3 K		4-1 BB		3	0	0	0	0	2	3				
Greg Colburn, R (8, PH) OBP: 0.436, SLG: 0.533		2-3 G3								0	0	0	0	1	0	0				
Curt Schilling, R (1, 1) OBP: 0.200, SLG: 0.231		1-0 SH1		0-0 G5-3			0-3 K	4-2 BB		2	0	0	1	0	1	1				
Hanley Frias, S (8, PH) OBP: 0.316, SLG: 0.314										0	0	0	0	1	0	0				
Johnny Ruffin, R (8, 1) OBP: 0.315, SLG: 0.451										0	0	0	0	0	0	0				
Dan Plesac, L (8, 1)		3-H						1-2 BB		0	0	0	0	0	0	0				
<b>Inning Stats</b>	R: 1 E: 0 K: 1 S: 15	H: 3 LOB: 2 BB: 0 P: 24	R: 1 E: 1 K: 0 S: 11	H: 1 LOB: 1 BB: 0 P: 17	R: 0 E: 0 K: 0 S: 9	H: 1 LOB: 0 BB: 0 P: 11	R: 0 E: 0 K: 1 S: 7	H: 1 LOB: 1 BB: 0 P: 11	R: 0 E: 0 K: 0 S: 8	H: 0 LOB: 1 BB: 1 P: 26	R: 2 E: 0 K: 2 S: 14	H: 1 LOB: 1 BB: 2 P: 24	R: 0 E: 0 K: 2 S: 12	H: 0 LOB: 2 BB: 2 P: 25	R: 2 E: 0 K: 1 S: 13	H: 2 LOB: 0 BB: 0 P: 19	1B: 4 2B: 3 3B: 0 HR: 3	SF: 0 SAC: 1 DP: 1 HBP: 0	WP: 0 PB: 0 SB: 2 CS: 0	PA: 42
<b>PITCHER</b>	IP	WLS	BF	H	R	ER	SO	BB	IBB	HBP	BLK	WP	HR	S	P	ERA	WHIP			
Todd Ritchie, R (1, 1) ERA: 4.73	5.0		22	7	2	2	2	0	0	0	0	0	0	50	75	3.60	1.400			
Marc Wilkins, R (6, 1) ERA: 4.86	1.0	B	4	0	0	0	2	1	0	0	0	0	0	18	26	0.00	1.000			
Rich Loiselle, R (7, 1) ERA: 7.71	0.2	B	5	1	2	2	2	2	0	0	0	0	1	12	22	27.00	4.500			
Scott Sauerbeck, L (7, 1) ERA: 3.61	1.1	W	6	0	0	0	2	2	0	0	0	0	0	14	27	0.00	1.500			
Mike Williams, R (9, 1) ERA: 3.49	1.0	H	5	2	2	2	1	0	0	0	0	0	2	13	19	18.00	2.000			

**Arizona Diamondbacks @ Pittsburgh Pirates**  
Three Rivers Stadium, Pittsburgh, PA  
Sat Aug 12 2000, 7:05 PM EDT  
Att: 34,101 - Overcast - 73 F

AB	36
R	6
H	10
RBI	6
BB	5
SO	9
LOB	21



Batter	1	2	3	4	5	6	7	8	9	AB	R	H	RBI	BB	SO	LOB	BOTTOM			
Adrian Brown, S (1, 8) OBP: 0.367, SLG: 0.462	1-1 G6-4-3 1B			1-1 HR 1B	1-1 G6-3		3-2 G1-3			4	1	2	0	0	0	1				
18 Jason Kendall, R (1, 2) OBP: 0.426, SLG: 0.470	0-1 G6-4-3			0-1 HR		2-2 F8		1-0 HR		4	2	2	2	0	0	1				
Brian Giles, L (1, 7) OBP: 0.410, SLG: 0.579	1-0 F8			1-1 1B 3B		3-2 G1-3		4-0 HR 1B IBB		3	2	1	0	1	0	0				
John Vander Wal, L (1, 3) OBP: 0.390, SLG: 0.543		0-3 K		3-3 K		0-0 P4		1-0 HR		3	0	0	0	0	2	1				
Rich Loiselle, R (7, 1) ERA: 4.86										0	0	0	0	0	0	0				
Scott Sauerbeck, R (7, 1) ERA: 3.61										0	0	0	0	0	0	0				
Mike Benjamin, R (8, PH) OBP: 0.332, SLG: 0.437								1-2 HR 1B		1	1	1	0	0	0	0				
Aramis Ramirez, R (1, 5) OBP: 0.292, SLG: 0.403		0-0 P5		0-2 G4-3 1B			0-0 1B 2B	0-2 HR		4	2	3	5	0	0	0				
Warren Morris, L (1, 4) OBP: 0.334, SLG: 0.335		3-2 G3		1-1 G4-3			0-0 L1	0-3 K		4	0	0	0	0	1	2				
Alex Ramirez, R (1, 9) OBP: 0.307, SLG: 0.461			1-2 F8	1-0 G6-3			2-2 S 1B	1-3 K		4	1	1	0	0	1	1				
Enrique Wilson, S (1, 6) OBP: 0.335, SLG: 0.437			3-3 K		0-0 G6-3		3-3 K	1-2 G6-3		4	0	0	0	0	2	2				
Mike Williams, R (9, 1) ERA: 3.49										0	0	0	0	0	0	0				
Todd Ritchie, R (1, 1) OBP: 0.227, SLG: 0.250			0-0 F8		0-0 P5		3-2 E5 1B			1	0	0	0	0	0	0				
Pat Meares, R (5, PH) OBP: 0.296, SLG: 0.382										1	0	0	0	0	0	0				
Marc Wilkins, R (6, 1) OBP: 0.333, SLG: 0.333										0	0	0	0	0	0	0				
Kevin Young, R (7, 3) OBP: 0.320, SLG: 0.449										1	0	1	1	0	0	0				
<b>Inning Stats</b>	R: 0 E: 0 K: 0 S: 5	H: 1 LOB: 0 BB: 0 P: 7	R: 0 E: 0 K: 1 S: 8	H: 0 LOB: 0 BB: 0 P: 11	R: 0 E: 0 K: 1 S: 7	H: 0 LOB: 0 BB: 0 P: 11	R: 3 E: 0 K: 1 S: 17	H: 4 LOB: 1 BB: 0 P: 24	R: 0 E: 0 K: 0 S: 4	H: 0 LOB: 0 BB: 0 P: 5	R: 0 E: 0 K: 0 S: 7	H: 0 LOB: 0 BB: 0 P: 12	R: 2 E: 1 K: 1 S: 21	H: 3 LOB: 1 BB: 0 P: 32	R: 4 E: 0 K: 2 S: 17	H: 3 LOB: 0 BB: 1 P: 25	1B: 6 2B: 1 3B: 2 HR: 2	SF: 0 SAC: 0 DP: 1 HBP: 0	WP: 0 PB: 0 SB: 1 CS: 0	PA: 35
<b>PITCHER</b>	IP	WLS	BF	H	R	ER	SO	BB	IBB	HBP	BLK	WP	HR	S	P	ERA	WHIP			
Curt Schilling, R (1, 1) ERA: 3.46	7.0	L	28	8	5	4	4	0	0	0	0	0	0	69	102	5.14	1.143			
Johnny Ruffin, R (8, 1) ERA: 9.0	0.0		4	3	4	4	0	0	1	0	0	0	1	5	11	∞	∞			
Dan Plesac, L (8, 1) ERA: 3.81	1.0		3	0	0	0	2	0	0	0	0	0	0	12	14	0.00	0.000			

**Arizona Diamondbacks @ Pittsburgh Pirates**  
Three Rivers Stadium, Pittsburgh, PA  
Sat Aug 12 2000, 7:05 PM EDT  
Att: 34,101 - Overcast - 73 F

AB	34
R	9
H	11
RBI	8
BB	1
SO	6
LOB	8













Batter	1	2	3	4	5	6	7	8	9	AB	R	H	RBI	BB	SO	LOB	TOP										
<b>Tony Womack, L</b> (1, 6) OBP: 0.309, SLG: 0.393	G6-3		SF8														3 2 2 3 1 0 0										
<b>Jay Bell, R</b> (1, 4) OBP: 0.351, SLG: 0.419	F3		F2														4 1 2 1 0 0 0										
<b>Luis Gonzalez, L</b> (1, 7) OBP: 0.414, SLG: 0.581	K																4 2 2 0 1 1 3										
<b>Matt Williams, R</b> (1, 5) OBP: 0.317, SLG: 0.442																	4 1 2 5 1 1 1										
<b>Steve Finley, L</b> (1, 8) OBP: 0.363, SLG: 0.554	F5																5 0 0 0 0 1 1										
<b>Greg Colbrunn, R</b> (1, 3) OBP: 0.435, SLG: 0.542																	5 1 3 0 0 0 0										
<b>Damian Miller, R</b> (1, 2) OBP: 0.354, SLG: 0.466	F9																4 2 2 0 0 0 2										
<b>Danny Bautista, R</b> (1, 9) OBP: 0.324, SLG: 0.463																	3 2 3 2 1 0 0										
<b>Geraldo Guzman, R</b> (1, 1) OBP: 0.467, SLG: 0.467																	1 0 0 0 0 0 1										
<b>Mike Morgan, R</b> (5, 1) OBP: 0.320, SLG: 0.303																	0 0 0 0 0 0 0										
<b>Hanley Frías, S</b> (7, PH) OBP: 0.320, SLG: 0.303																	1 0 0 0 0 0 2										
<b>Dan Plesac, L</b> (7, 1)																	0 0 0 0 0 0 0										
<b>Byung-Hyun Kim, R</b> (7, 1)																	1 0 0 0 0 1 0										
<b>Inning Stats</b>	R: 0 E: 0 K: 1 S: 10	H: 0 LOB: 0 BB: 0 P: 16	R: 0 E: 0 K: 0 S: 8	H: 1 LOB: 1 BB: 1 P: 17	R: 1 E: 0 K: 0 S: 7	H: 1 LOB: 0 BB: 0 P: 9	R: 2 E: 0 K: 0 S: 7	H: 3 LOB: 2 BB: 0 P: 12	R: 0 E: 0 K: 1 S: 8	H: 0 LOB: 0 BB: 0 P: 12	R: 3 E: 0 K: 0 S: 11	H: 3 LOB: 1 BB: 1 P: 19	R: 2 E: 0 K: 2 S: 16	H: 3 LOB: 0 BB: 0 P: 19	R: 3 E: 0 K: 0 S: 13	H: 4 LOB: 0 BB: 0 P: 20	1B: 9 2B: 5 3B: 1 HR: 1	SF: 2 SAC: 1 DP: 2 HBP: 0	WP: 0 PB: 0 SB: 0 CS: 0	PA: 42							
<b>PITCHER</b>	IP	WLS	BF	H	R	ER	SO	BB	IBB	HBP	BLK	WP	HR	S	P	ERA	WHIP										
<b>Randy Wolf, L</b> (1, 1) ERA: 4.21	6.2		30	9	6	6	2	4	0	0	0	0	1	55	101	8.10	1.950										
<b>Wayne Gomes, R</b> (7, 1) ERA: 3.89	1.1	L	6	3	2	2	2	0	0	0	0	0	0	20	24	13.50	2.250										
<b>Jason Boyd, R</b> (9, 1) ERA: 7.08	1.0		6	4	3	3	0	0	0	0	0	0	0	13	20	27.00	4.000										

Arizona Diamondbacks @ Philadelphia Phillies  
Veterans Stadium, Philadelphia, PA

AB 35  
R 11  
H 16  
RBI 11  
BB 4  
SO 4  
LOB 10



Tue Aug 15 2000, 7:35 PM EDT  
Att: 16,949 - Sunny - 80 F

Batter	1	2	3	4	5	6	7	8	9	AB	R	H	RBI	BB	SO	LOB	BOTTOM										
<b>Doug Glanville, R</b> (1, 8) OBP: 0.304, SLG: 0.369	L8																5 1 2 1 0 1 3										
<b>Tomas Perez, S</b> (1, 6) OBP: 0.292, SLG: 0.378	G3																5 0 0 0 0 2 4										
<b>Bobby Abreu, L</b> (1, 9) OBP: 0.401, SLG: 0.541	K																5 1 1 0 0 2 0										
<b>Scott Rolen, R</b> (1, 5) OBP: 0.370, SLG: 0.548																	5 2 3 2 0 1 0										
<b>Travis Lee, L</b> (1, 3) OBP: 0.333, SLG: 0.391	F8																5 0 2 1 0 0 0										
<b>Pat Burrell, R</b> (1, 7) OBP: 0.341, SLG: 0.477	G5-3																4 0 1 1 0 0 2										
<b>Marlon Anderson, L</b> (1, 4) OBP: 0.314, SLG: 0.412																	4 1 2 0 0 1 2										
<b>Tom Prince, R</b> (1, 2) OBP: 0.297, SLG: 0.313																	3 1 1 0 1 1 1										
<b>Randy Wolf, L</b> (1, 1) OBP: 0.217, SLG: 0.250																	1 0 0 1 0 0 0										
<b>Wayne Gomes, R</b> (7, 1) ERA: 4.52																	0 0 0 0 0 0 0										
<b>Rob Ducey, L</b> (8, PH) OBP: 0.311, SLG: 0.389																	1 0 1 0 0 0 0										
<b>Jason Boyd, R</b> (9, 1) ERA: 3.08																	0 0 0 0 0 0 0										
<b>Inning Stats</b>	R: 0 E: 0 K: 1 S: 10	H: 0 LOB: 0 BB: 0 P: 12	R: 0 E: 0 K: 0 S: 6	H: 0 LOB: 0 BB: 0 P: 8	R: 0 E: 0 K: 2 S: 10	H: 1 LOB: 1 BB: 0 P: 13	R: 0 E: 0 K: 1 S: 10	H: 2 LOB: 2 BB: 0 P: 14	R: 5 E: 0 K: 0 S: 25	H: 7 LOB: 2 BB: 0 P: 40	R: 0 E: 0 K: 1 S: 11	H: 1 LOB: 1 BB: 0 P: 13	R: 1 E: 0 K: 0 S: 8	H: 1 LOB: 0 BB: 0 P: 11	R: 0 E: 0 K: 1 S: 11	H: 1 LOB: 2 BB: 1 P: 18	R: 0 E: 0 K: 2 S: 7	H: 0 LOB: 0 BB: 0 P: 8	1B: 12 2B: 0 3B: 0 HR: 1	SF: 1 SAC: 1 DP: 0 HBP: 0	WP: 1 PB: 0 SB: 0 CS: 0	PA: 41					
<b>PITCHER</b>	IP	WLS	BF	H	R	ER	SO	BB	IBB	HBP	BLK	WP	HR	S	P	ERA	WHIP										
<b>Geraldo Guzman, R</b> (1, 1) ERA: 5.45	4.2		21	7	4	4	4	0	0	0	0	0	0	52	70	7.71	1.500										
<b>Mike Morgan, R</b> (5, 1) ERA: 4.52	1.1		8	4	1	1	1	0	0	0	0	0	0	20	30	6.75	3.000										
<b>Dan Plesac, L</b> (7, 1) ERA: 3.62	0.1	H	1	0	0	0	0	0	0	0	0	0	0	3	4	0.00	0.000										
<b>Byung-Hyun Kim, R</b> (7, 1) ERA: 3.08	2.2	W	11	2	1	1	3	1	0	0	0	0	1	23	33	3.38	1.125										

Arizona Diamondbacks @ Philadelphia Phillies  
Veterans Stadium, Philadelphia, PA

AB 38  
R 6  
H 13  
RBI 6  
BB 1  
SO 8  
LOB 12



Tue Aug 15 2000, 7:35 PM EDT  
Att: 16,949 - Sunny - 80 F








Batter	1	2	3	4	5	6	7	8	9	AB	R	H	RBI	BB	SO	LOB	TOP			
Eric Young Sr. R (1,4) OBP: 0.370, SLG: 0.405 Willie Greene, L (8,5) OBP: 0.308, SLG: 0.365	1-1 G5-3		0-1 1B		0-0 L3			2-1 F8		4	0	1	0	0	0	1				
Ricky Gutierrez R (1,6) OBP: 0.371, SLG: 0.395 Chad Meyers, R (6,4) OBP: 0.250, SLG: 0.296	0-3 K		0-3 K					1-3 K		3	0	0	0	0	2	2				
Sammy Sosa R (1,9) OBP: 0.407, SLG: 0.641	2-3 K			0-0 HR				0-0 FC5-4 1B		4	2	3	2	0	1	0				
Mark Grace, L (1,3) OBP: 0.393, SLG: 0.458 Brant Brown, L (7,3) OBP: 0.235, SLG: 0.325		2-2 G3-1		0-1 L3				0-2 P6		3	0	0	0	0	0	1				
Rondell White, R (1,7) OBP: 0.365, SLG: 0.479 Steve Rain, R (7,1) OBP: 0.250, SLG: 0.363		1-3 K		0-0 G5-3				1-0 FC5-4		3	0	0	0	0	1	1				
Jeff Reed, L (1,2) OBP: 0.342, SLG: 0.348	0-1 F7			0-3 K						4	0	0	0	0	3	0				
Damon Buford, R (1,8) OBP: 0.333, SLG: 0.417			0-3 K		2-0 F9			0-2 P4		3	0	0	0	0	1	0				
Jeff Huson, L (1,5) OBP: 0.323, SLG: 0.314			2-2 G5-3		1-2 G3			1-2 G3		3	0	0	0	0	0	0				
Ruben Quevedo, R (1,1) OBP: 0.200, SLG: 0.200 Kyle Farnsworth, R (4,1) OBP: 0.093, SLG: 0.167 Gary Matthews, S (7,7) OBP: 0.241, SLG: 0.247				0-0 1B				0-0 P6		1	0	1	0	0	0	0				
<b>Inning Stats</b>	R: 0 E: 0 K: 2 S: 8	H: 0 LOB: 0 BB: 0 P: 11	R: 0 E: 0 K: 1 S: 12	H: 0 LOB: 0 BB: 0 P: 15	R: 0 E: 0 K: 2 S: 14	H: 2 LOB: 0 BB: 0 P: 16	R: 1 E: 0 K: 1 S: 8	H: 1 LOB: 0 BB: 0 P: 8	R: 0 E: 0 K: 0 S: 6	H: 1 LOB: 1 BB: 0 P: 9	R: 0 E: 0 K: 1 S: 10	H: 0 LOB: 0 BB: 0 P: 12	R: 0 E: 0 K: 1 S: 6	H: 0 LOB: 0 BB: 0 P: 9	R: 1 E: 0 K: 2 S: 9	H: 1 LOB: 0 BB: 0 P: 13	1B: 3 2B: 1 3B: 0 HR: 2	SF: 0 SAC: 0 DP: 0 HBP: 0	WP: 0 PB: 0 SB: 0 CS: 0	PA: 33
<b>PITCHER</b> Curt Schilling, R (1,1) ERA: 3.38	IP: 9.0 WLS: W BF: 33 H: 6 R: 2 ER: 2 SO: 10 BB: 0 IBB: 0 HBP: 0 BLK: 0 WP: 0 HR: 2 S: 81 P: 102 ERA: 2.00 WHIP: 0.667															<b>PITCHER</b>				

Chicago Cubs @ Arizona Diamondbacks  
Bank One Ballpark, Phoenix, AZ  
Fri Aug 18 2000, 10:05 PM EDT  
Att: 44,440 - Dome - 72 F

livebaseballscorecards.com

AB	33
R	2
H	6
RBI	2
BB	0
SO	10
LOB	5




Batter	1	2	3	4	5	6	7	8	9	AB	R	H	RBI	BB	SO	LOB	BOTTOM			
Tony Womack, L (1,6) OBP: 0.309, SLG: 0.396 Hanley Frias, S (7, PR) OBP: 0.320, SLG: 0.303	2-3 K		0-3 K		0-3 K			1-0 1B		5	1	2	3	0	3	2				
Jay Bell, R (1,4) OBP: 0.351, SLG: 0.424	1-3 K		2-2 G4-3		0-0 F8			2-1 BB 1B SF9		5	1	1	0	0	1	3				
Luis Gonzalez, L (1,7) OBP: 0.412, SLG: 0.576 Craig Counsell, L (6, PH) OBP: 0.355, SLG: 0.390	2-2 G6-3		1-1 P6		0-2 E6 G4-3 1B			1-2 SF9 BB 1B		4	1	1	0	0	0	0				
Matt Williams, R (1,5) OBP: 0.324, SLG: 0.436 Jason Conti, L (6, PH) OBP: 0.301, SLG: 0.333		4-2 HR BB		0-0 P4				4-2 1B BB		1	2	0	0	3	0	1				
Steve Finley, L (1,8) OBP: 0.361, SLG: 0.555 David Dellucci, L (8, PH) OBP: 0.500, SLG: 0.400		3-2 HR		2-2 L7				1-2 F7		4	1	1	2	0	0	5				
Greg Colbrunn, R (1,3) OBP: 0.437, SLG: 0.565 Erubiel Durazo, L (8, PH) OBP: 0.373, SLG: 0.445		1-1 HR		1-0 BB				3-2 SF9		3	2	3	3	0	0	0				
Damian Miller, R (1,2) OBP: 0.361, SLG: 0.473		0-0 F8		4-2 BB 1B				2-3 3H 1-3 K		3	1	0	0	1	1	3				
Danny Bautista, R (1,9) OBP: 0.330, SLG: 0.476		1-2 1B HR 1B		0-0 3B				0-1 F9		4	1	2	3	0	1	0				
Curt Schilling, R (1,1) OBP: 0.205, SLG: 0.233	1-0 HR 1B		1-3 HR 1B		2-2 FC6			1-3 K		4	1	1	0	0	1	1				
<b>Inning Stats</b>	R: 0 E: 0 K: 2 S: 11	H: 0 LOB: 0 BB: 0 P: 16	R: 6 E: 0 K: 0 S: 23	H: 5 LOB: 0 BB: 1 P: 36	R: 3 E: 0 K: 1 S: 27	H: 2 LOB: 2 BB: 2 P: 40	R: 1 E: 1 K: 0 S: 11	H: 1 LOB: 1 BB: 0 P: 15	R: 0 E: 0 K: 2 S: 8	H: 0 LOB: 0 BB: 0 P: 9	R: 1 E: 0 K: 0 S: 16	H: 2 LOB: 2 BB: 1 P: 27	R: 0 E: 0 K: 1 S: 8	H: 1 LOB: 1 BB: 0 P: 13	R: 0 E: 0 K: 2 S: 10	H: 1 LOB: 1 BB: 0 P: 15	1B: 8 2B: 0 3B: 1 HR: 3	SF: 1 SAC: 0 DP: 0 HBP: 0	WP: 0 PB: 0 SB: 0 CS: 0	PA: 42
<b>PITCHER</b> Ruben Quevedo, R (1,1) ERA: 7.21 Kyle Farnsworth, R (4,1) ERA: 7.6 Steve Rain, R (7,1) ERA: 3.71	IP: 3.0 WLS: L BF: 14 H: 3 R: 2 ER: 1 SO: 3 BB: 1 IBB: 0 HBP: 0 BLK: 0 WP: 0 HR: 3 S: 61 P: 92 ERA: 27.00 WHIP: 3.333															<b>PITCHER</b>				

Chicago Cubs @ Arizona Diamondbacks  
Bank One Ballpark, Phoenix, AZ  
Fri Aug 18 2000, 10:05 PM EDT  
Att: 44,440 - Dome - 72 F

livebaseballscorecards.com

AB	37
R	11
H	12
RBI	11
BB	4
SO	9
LOB	16





Batter	1	2	3	4	5	6	7	8	9	AB	R	H	RBI	BB	SO	LOB	TOP					
<b>Eric Young Sr., R</b> OBP: 0.389, SLG: 0.402 (1, 4)	G4-3		F8			G6-3		FC6-4 BB		3	0	0	0	1	0	0	<b>Chicago Cubs @ Arizona Diamondbacks</b> Bank One Ballpark, Phoenix, AZ Sat Aug 19 2000, 10:05 PM EDT Att: 47,404 - Dome - 72 F <a href="http://livebaseballscorecards.com">livebaseballscorecards.com</a>					
<b>Ricky Gutierrez, R</b> OBP: 0.375, SLG: 0.402 (1, 6)	G4-3 1B					HR 1B		F9		4	1	3	0	0	0	1						
<b>Sammy Sosa, R</b> OBP: 0.406, SLG: 0.644 <b>Brant Brown, L</b> OBP: 0.235, SLG: 0.325 (1, 9) (8, 9)	G4-3 1-2		F8			HR		FC6-4 1-2		4	1	1	2	0	0	2						
<b>Mark Grace, L</b> OBP: 0.390, SLG: 0.453 (1, 3)		G4-3		K		G4-3		F7		4	0	0	0	0	1	0						
<b>Rondell White, R</b> OBP: 0.363, SLG: 0.476 (1, 7)		G6-3 BLK 1B		G4-3		F9		P4		4	1	1	0	0	0	0						
<b>Damon Buford, R</b> OBP: 0.331, SLG: 0.414 <b>Tim Worrell, R</b> (7, 1)		G6-3		F9			G6-3		F7		3	0	0	0	0	1						
<b>Chad Meyers, R</b> OBP: 0.241, SLG: 0.286 (9, PH)								K		1	0	0	0	0	1	0						
<b>Jose Nieves, R</b> OBP: 0.251, SLG: 0.363 (1, 5)		1B				G5-3		L3		3	0	1	1	0	0	0						
<b>Joe Girardi, R</b> OBP: 0.367, SLG: 0.418 (1, 2)		3-H 1B		G3		G3		F7		3	0	1	0	0	0	0						
<b>Jon Lieber, L</b> OBP: 0.206, SLG: 0.246 <b>Todd Van Poppel, R</b> (3, 1)						K		F7		1	0	0	0	0	0	2						
<b>Gary Matthews, S</b> OBP: 0.238, SLG: 0.244 (7, 8)										1	0	0	0	0	1	0						
<b>Inning Stats</b>	R: 0 E: 0 K: 0 S: 6	H: 1 LOB: 0 BB: 0 P: 8	R: 1 E: 0 K: 0 S: 14	H: 3 LOB: 2 BB: 22	R: 0 E: 0 K: 0 S: 6	H: 1 LOB: 0 BB: 0 P: 10	R: 0 E: 0 K: 1 S: 6	H: 0 LOB: 0 BB: 0 P: 9	R: 0 E: 0 K: 1 S: 5	H: 0 LOB: 0 BB: 0 P: 8	R: 2 E: 0 K: 0 S: 14	H: 2 LOB: 0 BB: 0 P: 21	R: 0 E: 0 K: 0 S: 6	H: 0 LOB: 1 BB: 1 P: 9	R: 0 E: 0 K: 1 S: 7	H: 0 LOB: 0 BB: 1 P: 16	R: 0 E: 0 K: 1 S: 7	H: 0 LOB: 0 BB: 0 P: 9	1B: 5 2B: 1 3B: 0 HR: 1	SF: 0 SAC: 0 DP: 1 HBP: 0	WP: 0 PB: 0 SB: 0 CS: 0	PA: 33
<b>PITCHER</b>	IP	WLS	BF	H	R	ER	SO	BB	IBB	HBP	BLK	WP	HR	S	P	ERA	WHIP					
<b>Brian Anderson, L</b> ERA: 4.45 (1, 1)	7.0	W	26	7	3	3	2	0	0	0	1	0	1	57	87	3.86	1.000					
<b>Russ Springer, R</b> ERA: 5.09 (8, 1)	1.0		4	0	0	0	0	1	0	0	0	0	0	7	16	0.00	1.000					
<b>Greg Swindell, L</b> ERA: 2.06 (9, 1)	1.0		3	0	0	0	1	0	0	0	0	0	0	7	9	0.00	0.000					

Batter	1	2	3	4	5	6	7	8	9	AB	R	H	RBI	BB	SO	LOB	BOTTOM				
<b>Tony Womack, L</b> OBP: 0.310, SLG: 0.395 (1, 6)	P6		1B 2B 1B		G4-3		F7			4	1	1	1	0	0	0	<b>Chicago Cubs @ Arizona Diamondbacks</b> Bank One Ballpark, Phoenix, AZ Sat Aug 19 2000, 10:05 PM EDT Att: 47,404 - Dome - 72 F <a href="http://livebaseballscorecards.com">livebaseballscorecards.com</a>				
<b>David Dellucci, L</b> OBP: 0.545, SLG: 0.444 <b>Russ Springer, R</b> OBP: 0.200, SLG: 0.200 <b>Kelly Stinnett, R</b> OBP: 0.299, SLG: 0.399 (1, 9) (8, 1) (9, 2)	K		2H 1B		G5-3					4	1	2	0	1	1	0					
<b>Luis Gonzalez, L</b> OBP: 0.413, SLG: 0.583 (1, 7)			1B				1B			5	1	3	2	0	1	4					
<b>Matt Williams, R</b> OBP: 0.325, SLG: 0.436 <b>Hanley Frías, S</b> OBP: 0.320, SLG: 0.303 (1, 5) (8, PR) (9, 4)	L6		2B		F8		F8			5	1	2	1	0	0	5					
<b>Steve Finley, L</b> OBP: 0.366, SLG: 0.563 (1, 8)			1B HR BB				1B			0	0	0	0	0	0	0					
<b>Erubiel Durazo, L</b> OBP: 0.373, SLG: 0.444 (1, 3)			1B HR				F8			3	3	2	2	2	0	0					
<b>Damian Miller, R</b> OBP: 0.365, SLG: 0.485 <b>Greg Swindell, L</b> (1, 2) (9, 1)			1B HR				F7			5	2	2	0	0	1	2					
<b>Craig Counsell, L</b> OBP: 0.347, SLG: 0.384 (1, 4) (9, 5)			1B				F7			4	2	2	4	1	0	2					
<b>Brian Anderson, R</b> OBP: 0.214, SLG: 0.241 <b>Jason Conti, L</b> OBP: 0.297, SLG: 0.328 (1, 1) (7, PH) (8, 9)	SH3		1B				K			4	2	4	1	0	2	0					
<b>Inning Stats</b>	R: 0 E: 0 K: 1 S: 11	H: 1 LOB: 1 BB: 0 P: 17	R: 3 E: 0 K: 1 S: 16	H: 3 LOB: 3 BB: 2 P: 30	R: 8 E: 0 K: 0 S: 27	H: 8 LOB: 0 BB: 0 P: 39	R: 0 E: 0 K: 0 S: 5	H: 0 LOB: 0 BB: 0 P: 7	R: 0 E: 0 K: 0 S: 10	H: 1 LOB: 1 BB: 0 P: 13	R: 0 E: 0 K: 0 S: 11	H: 0 LOB: 1 BB: 1 P: 16	R: 0 E: 0 K: 1 S: 16	H: 1 LOB: 1 BB: 0 P: 20	R: 0 E: 0 K: 1 S: 13	H: 1 LOB: 2 BB: 1 P: 22		1B: 11 2B: 1 3B: 1 HR: 2	SF: 1 SAC: 1 DP: 0 HBP: 1	WP: 1 PB: 0 SB: 0 CS: 0	PA: 44
<b>PITCHER</b>	IP	WLS	BF	H	R	ER	SO	BB	IBB	HBP	BLK	WP	HR	S	P	ERA	WHIP				
<b>Jon Lieber, R</b> ERA: 4.21 (1, 1)	2.2	L	21	10	9	9	2	2	0	1	0	0	1	41	68	30.38	4.500				
<b>Todd Van Poppel, R</b> ERA: 2.53 (3, 1)	3.1		14	3	2	2	0	1	0	0	0	1	1	39	54	5.40	1.200				
<b>Tim Worrell, R</b> ERA: 3.31 (7, 1)	2.0		9	2	0	0	2	1	0	0	0	0	0	29	42	0.00	1.500				



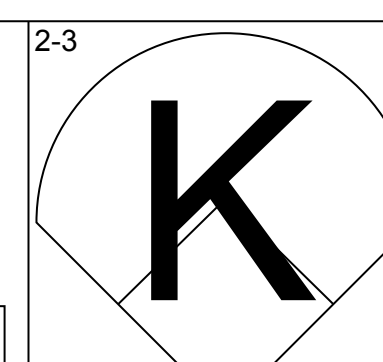
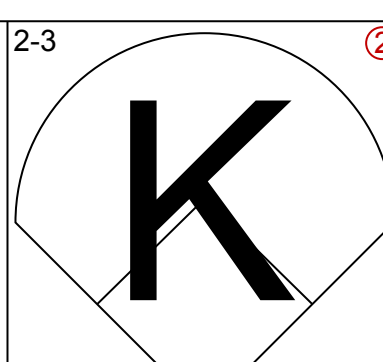
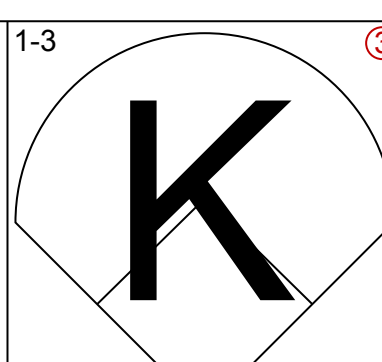
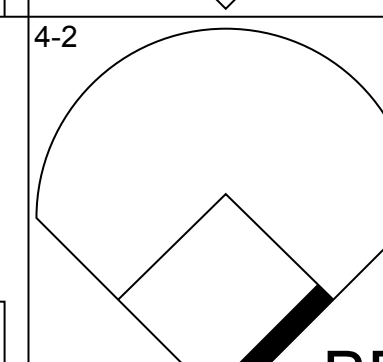
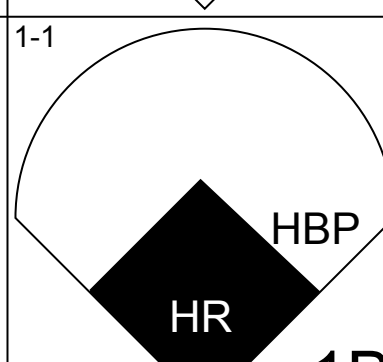
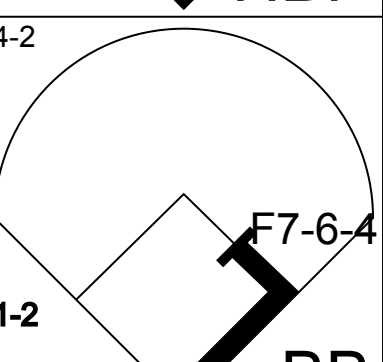
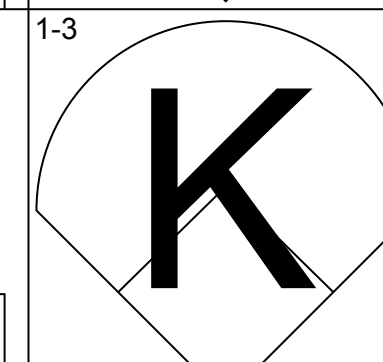
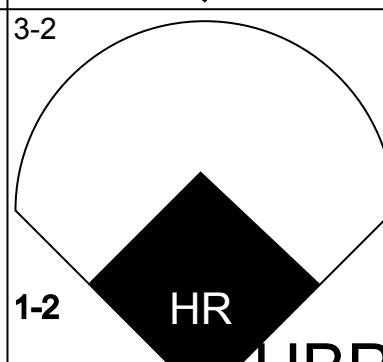
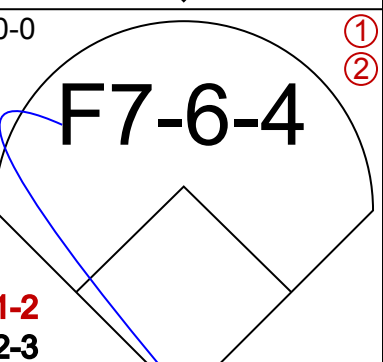
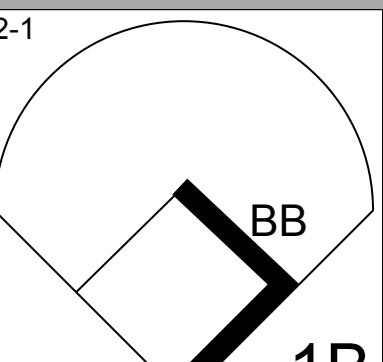
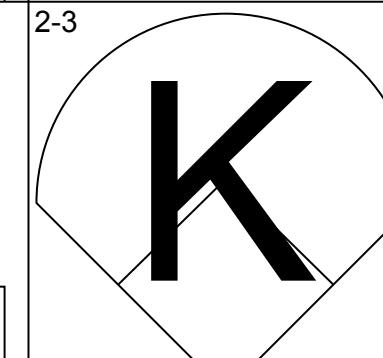
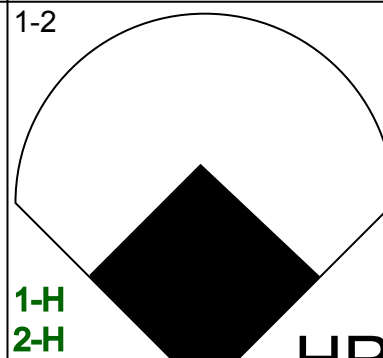
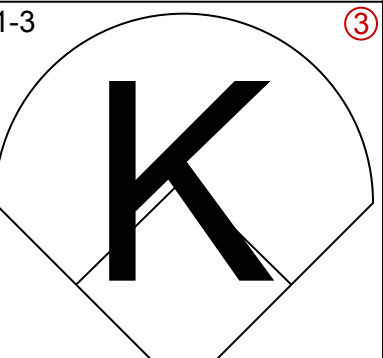
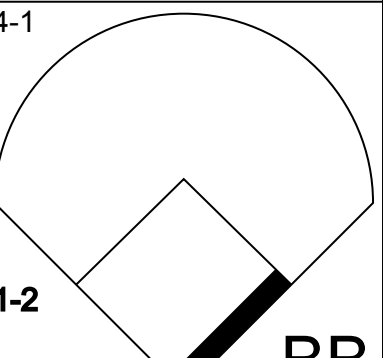
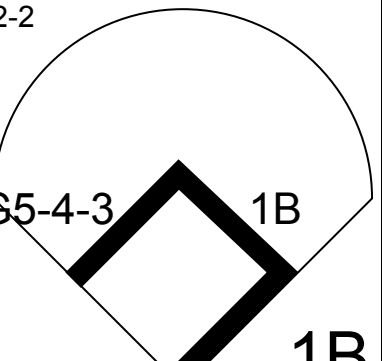
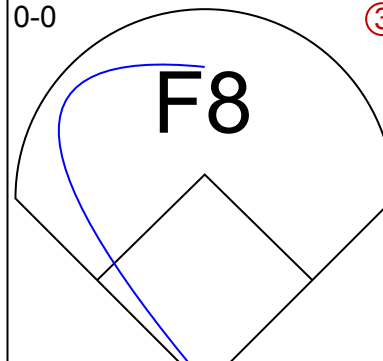
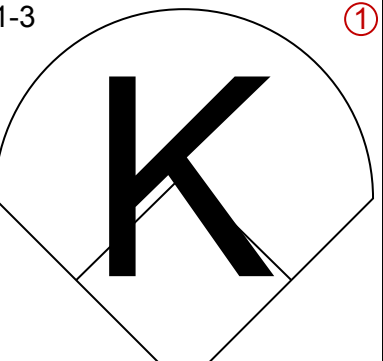
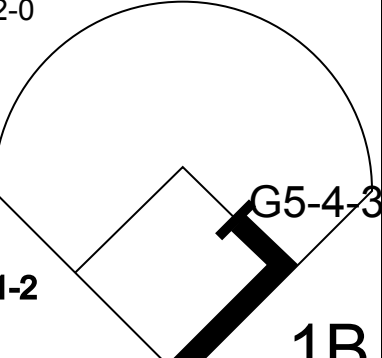
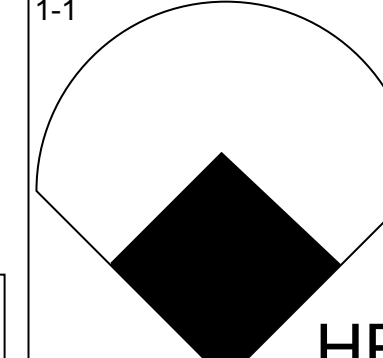
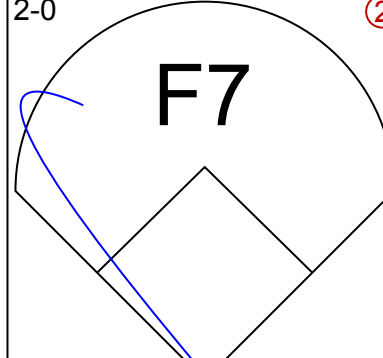
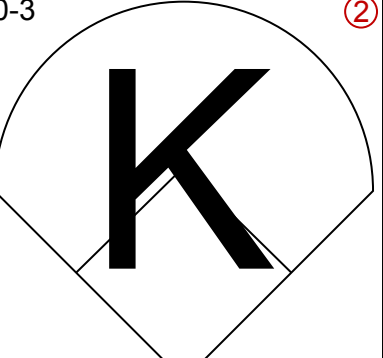
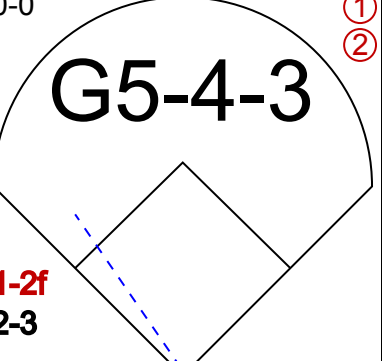
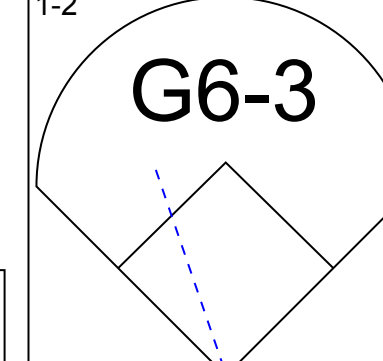
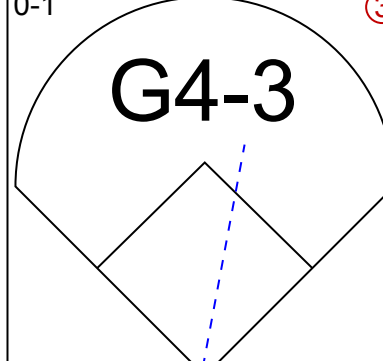
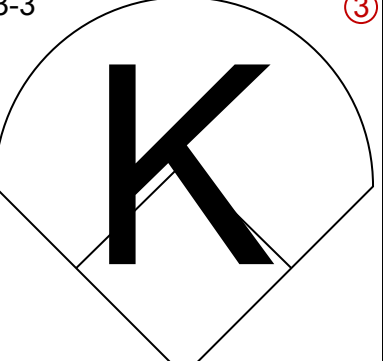
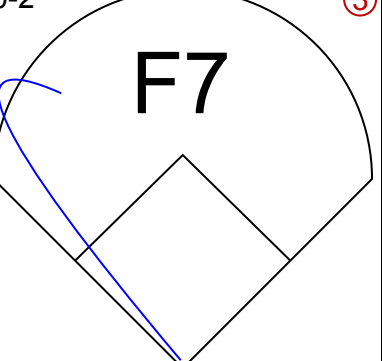
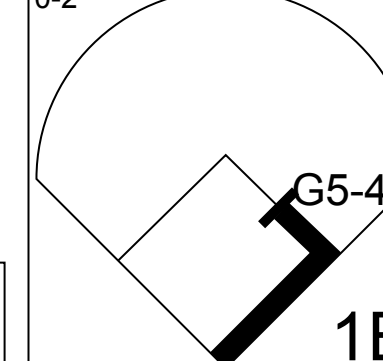
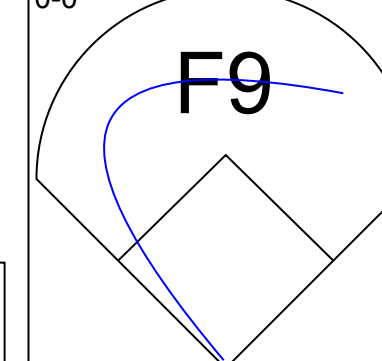
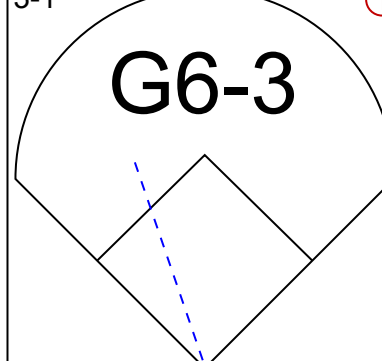
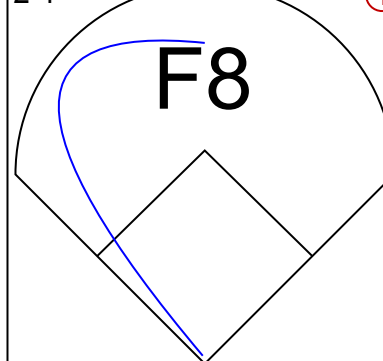
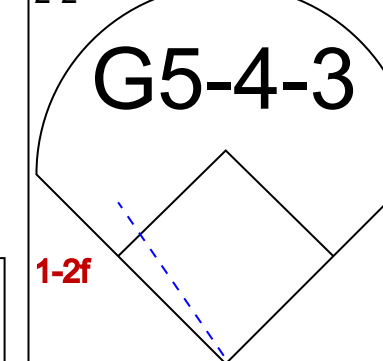

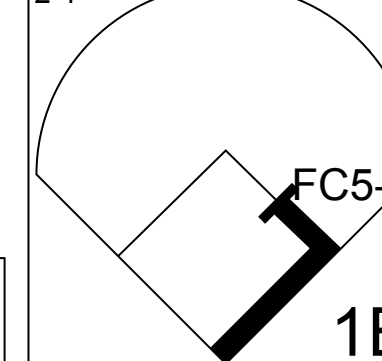
Batter	1	2	3	4	5	6	7	8	9	AB	R	H	RBI	BB	SO	LOB	TOP			
<b>Eric Young Sr. R</b> (1.4) OBP: 0.366, SLG: 0.399	K2-3		F9		G6-3			F8		4	0	0	0	0	1	1	<b>Chicago Cubs @ Arizona Diamondbacks</b> Bank One Ballpark, Phoenix, AZ Sun Aug 20 2000, 4:35 PM EDT Att: 43,636 - Dome - 72 F <a href="http://livebaseballscorecards.com">livebaseballscorecards.com</a>			
<b>Ricky Gutierrez R</b> (1.6) OBP: 0.376, SLG: 0.400	K		HR			G6-3		G3		2	1	0	0	2	1	0				
<b>Sammy Sosa R</b> (1.9) OBP: 0.405, SLG: 0.647	K		HR			G6-3		K		4	1	1	3	0	2	1				
<b>Rondell White R</b> (1.7) OBP: 0.365, SLG: 0.474		K2-3	K				HBP		G6-3	3	0	1	0	1	2	0				
<b>Mark Grace L</b> (1.3) OBP: 0.389, SLG: 0.449	F9				G3-1		1B		K	3	0	0	0	0	1	1				
<b>Joe Girardi R</b> (1.2) OBP: 0.362, SLG: 0.412	K2-3				G1-3		HBP		K	4	0	0	0	0	2	3				
<b>Damon Buford R</b> (1.8) OBP: 0.331, SLG: 0.416			1B		F8			F8		3	1	1	0	0	0	0				
<b>Jose Nieves R</b> (1.5) OBP: 0.253, SLG: 0.362			76 FC5-4			K		K		3	0	1	1	0	2	0				
<b>76 Daniel Garibay L</b> (1.1) OBP: 0.111, SLG: 0.111			FC5-4			K				2	1	0	0	0	1	1				
<b>Steve Rain R</b> (6.1)			FC5-4			K		K		0	0	0	0	0	0	0				
<b>Chad Meyers R</b> (7. PH) OBP: 0.233, SLG: 0.276			HR							1	0	0	0	0	1	0				
<b>Kyle Farnsworth R</b> (7.1) OBP: 0.083, SLG: 0.167										0	0	0	0	0	0	0				
<b>Tim Worrell R</b> (8.1)										0	0	0	0	0	0	0				
<b>Inning Stats</b>	R: 0 E: 0 K: 3 S: 11	H: 0 LOB: 0 BB: 0 P: 14	R: 0 E: 0 K: 2 S: 9	H: 0 LOB: 0 BB: 0 P: 12	R: 4 E: 0 K: 1 S: 17	H: 3 LOB: 0 BB: 1 P: 28	R: 0 E: 0 K: 0 S: 5	H: 0 LOB: 0 BB: 0 P: 7	R: 0 E: 0 K: 2 S: 9	H: 1 LOB: 2 BB: 1 P: 15	R: 0 E: 0 K: 1 S: 8	H: 0 LOB: 0 BB: 0 P: 12	R: 0 E: 0 K: 1 S: 9	H: 0 LOB: 0 BB: 1 P: 16	R: 0 E: 0 K: 1 S: 5	H: 0 LOB: 0 BB: 1 P: 10	1B: 2 2B: 1 3B: 0 HR: 1	SF: 0 SAC: 0 DP: 2 HBP: 1	WP: 0 PB: 0 SB: 0 CS: 0	PA: 33
<b>PITCHER</b> <b>Randy Johnson L</b> (1.1) ERA: 2.3	IP: 9.0 WLS: W BF: 33 H: 4 R: 4 ER: 4 SO: 13 BB: 3 IBB: 0 HBP: 1 BLK: 0 WP: 0 HR: 1 S: 81 P: 127 ERA: 4.00 WHIP: 0.778																			

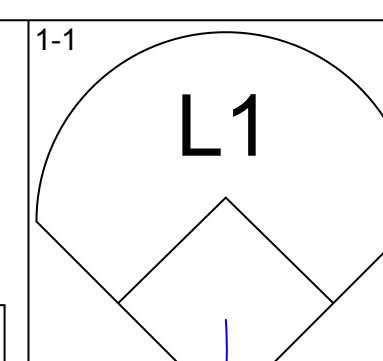
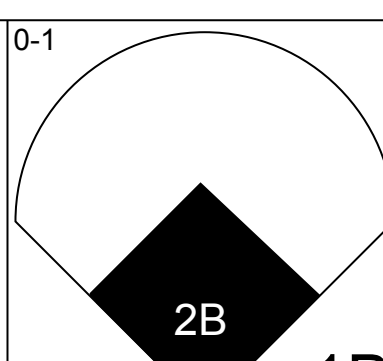
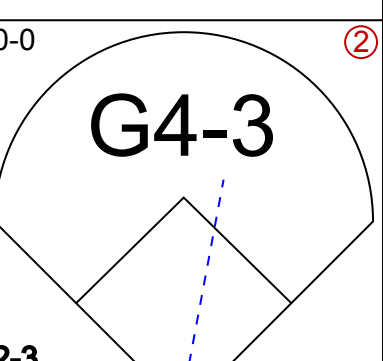
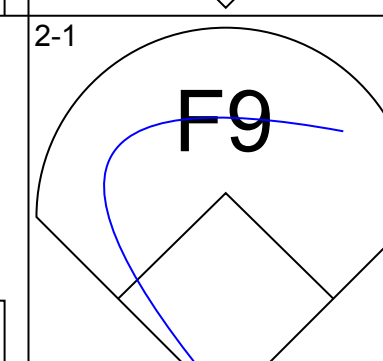
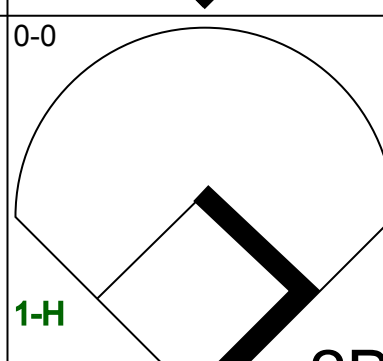
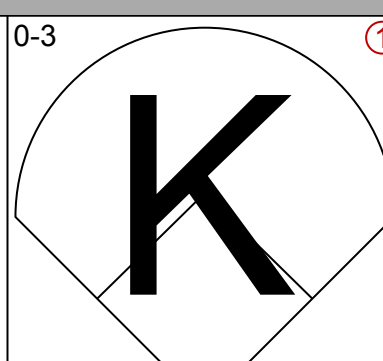
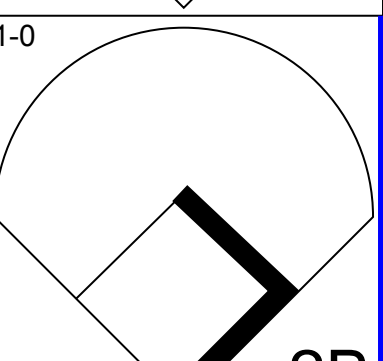
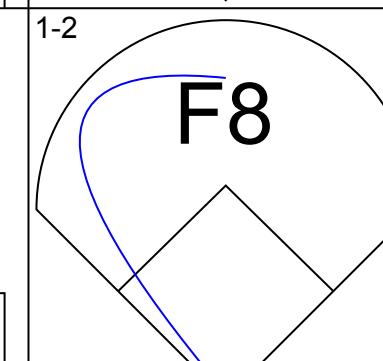
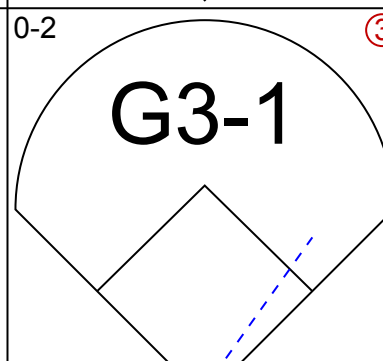
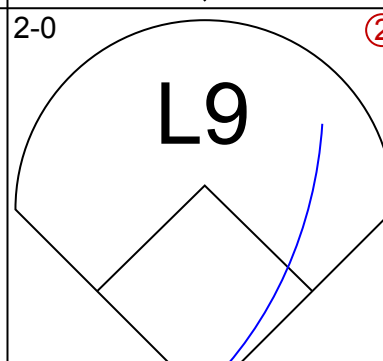
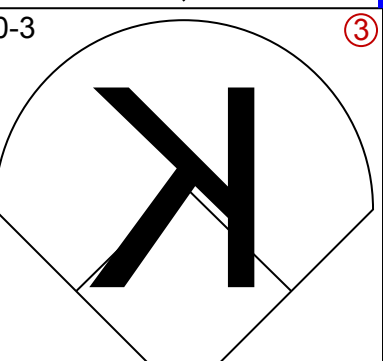
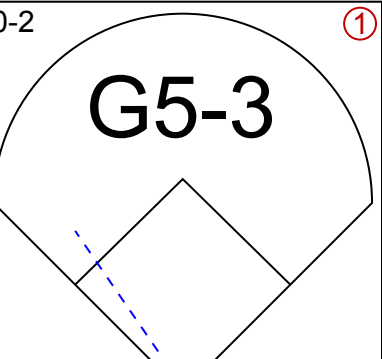
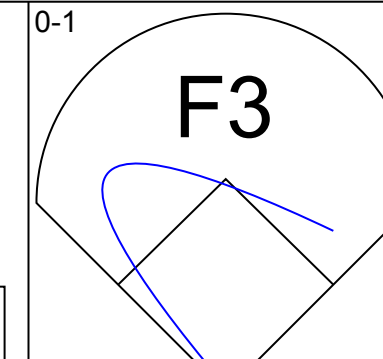
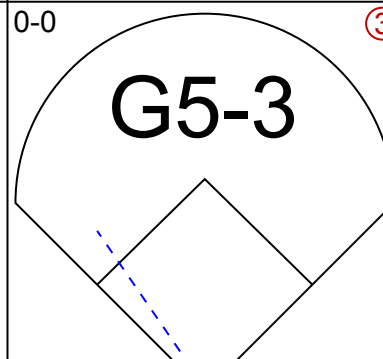
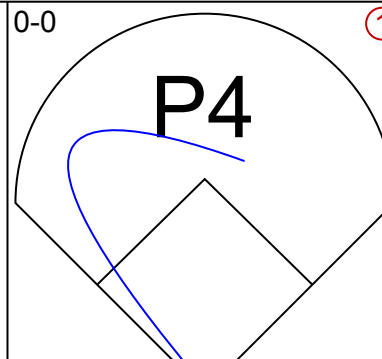
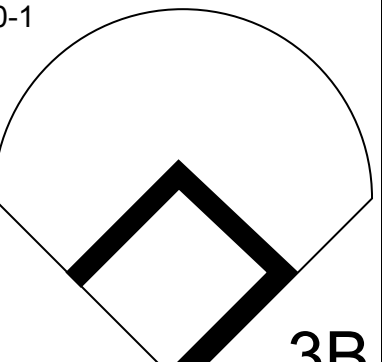
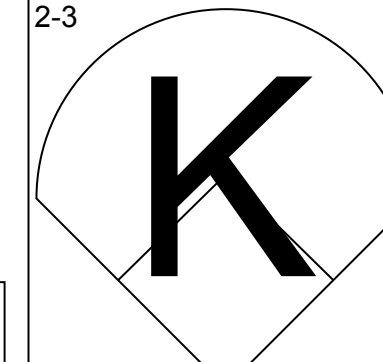
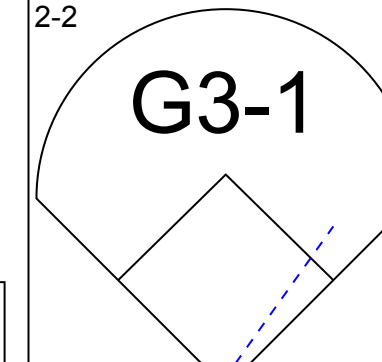
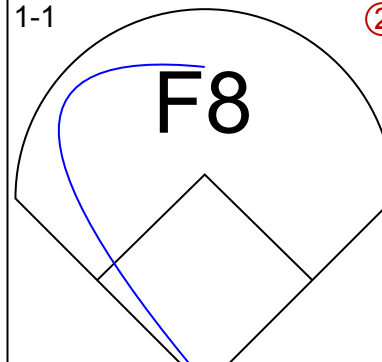
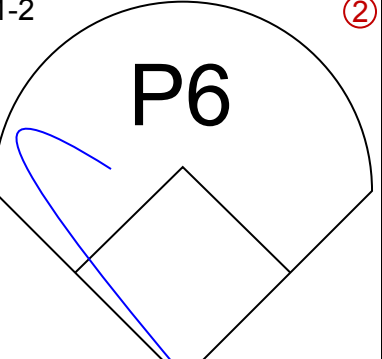
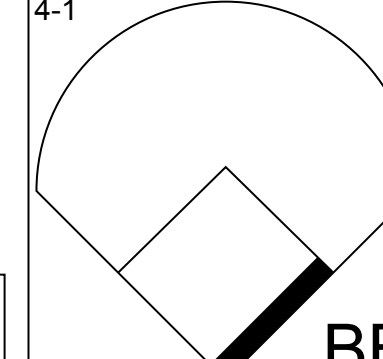
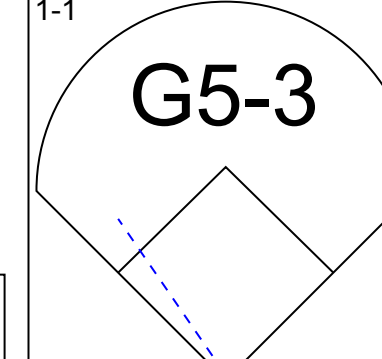
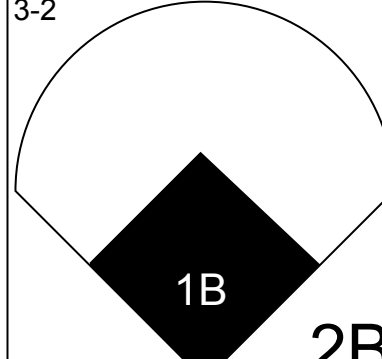
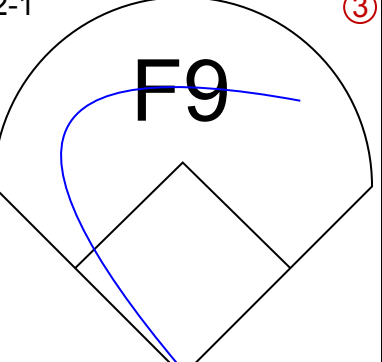
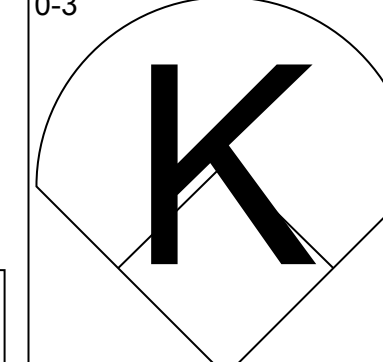
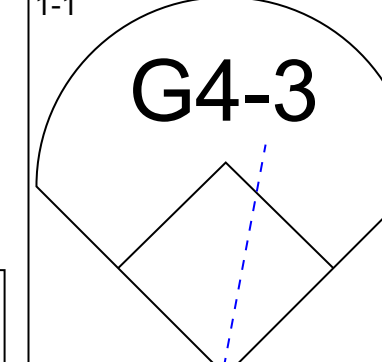
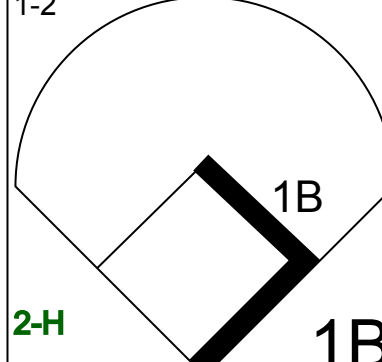
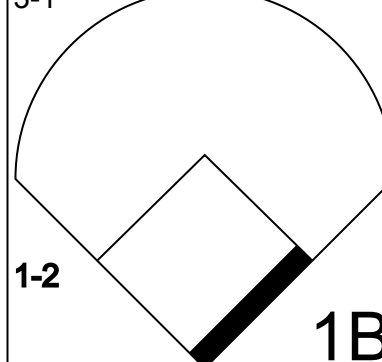
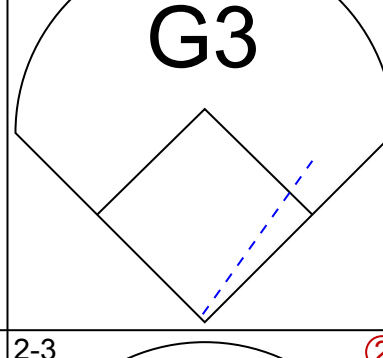
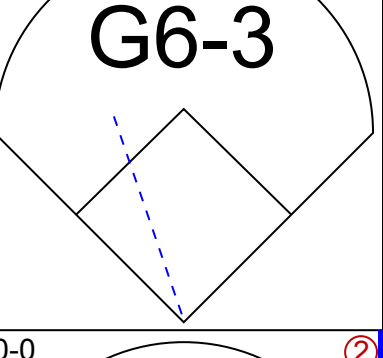
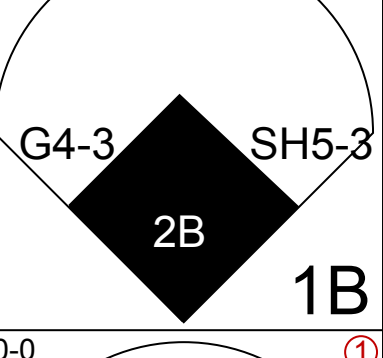
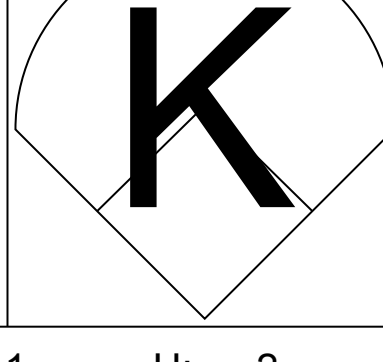
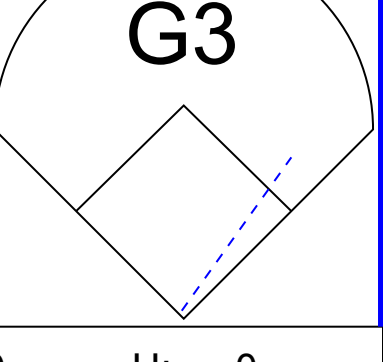
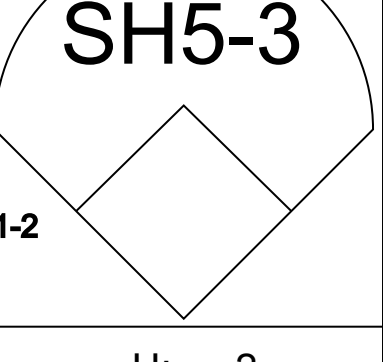
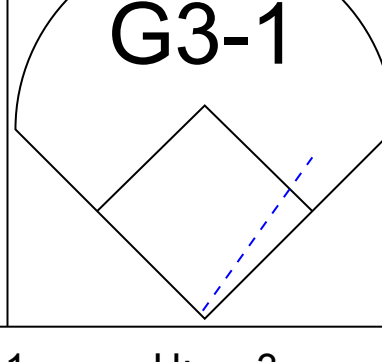
Batter	1	2	3	4	5	6	7	8	9	AB	R	H	RBI	BB	SO	LOB	BOTTOM			
<b>Tony Womack L</b> (1.6) OBP: 0.309, SLG: 0.393	CS		G6-3		F8			K		5	0	1	0	0	2	5	<b>Chicago Cubs @ Arizona Diamondbacks</b> Bank One Ballpark, Phoenix, AZ Sun Aug 20 2000, 4:35 PM EDT Att: 43,636 - Dome - 72 F <a href="http://livebaseballscorecards.com">livebaseballscorecards.com</a>			
<b>Jay Bell R</b> (1.4) OBP: 0.352, SLG: 0.423	SAFE	G5-3	G6-3			FC4-6		1B		3	0	1	0	1	0	2				
<b>Luis Gonzalez L</b> (1.7) OBP: 0.412, SLG: 0.580	G3-1					FC4-6		G1-6-3		4	1	1	0	0	1	1				
<b>Matt Williams R</b> (1.5) OBP: 0.324, SLG: 0.430		K			F7			G1-6-3		3	1	0	0	1	1	2				
<b>Steve Finley L</b> (1.8) OBP: 0.369, SLG: 0.563						2B		K		3	2	2	0	1	1	1				
<b>Greg Colbrunn R</b> (1.3) OBP: 0.442, SLG: 0.580		F9				1B		1B		4	1	3	3	0	0	1				
<b>Damian Miller R</b> (1.2) OBP: 0.384, SLG: 0.479		F9			P4			F3		3	0	0	0	1	0	3				
<b>Danny Bautista R</b> (1.9) OBP: 0.333, SLG: 0.477			F9							4	0	2	2	0	1	0				
<b>Randy Johnson R</b> (1.1) OBP: 0.203, SLG: 0.197			G6-3					K		3	0	0	0	1	3	4				
<b>Inning Stats</b>	R: 0 E: 0 K: 0 S: 10	H: 1 LOB: 0 BB: 0 P: 13	R: 0 E: 0 K: 1 S: 7	H: 0 LOB: 1 BB: 1 P: 14	R: 0 E: 0 K: 0 S: 10	H: 0 LOB: 1 BB: 1 P: 21	R: 1 E: 0 K: 1 S: 9	H: 2 LOB: 1 BB: 0 P: 17	R: 0 E: 0 K: 2 S: 9	H: 0 LOB: 0 BB: 0 P: 13	R: 4 E: 0 K: 2 S: 17	H: 4 LOB: 2 BB: 2 P: 31	R: 0 E: 0 K: 1 S: 8	H: 1 LOB: 1 BB: 1 P: 16	R: 0 E: 0 K: 2 S: 14	H: 2 LOB: 2 BB: 0 P: 16		1B: 8 2B: 2 3B: 0 HR: 0	SF: 0 SAC: 0 DP: 1 HBP: 0	WP: 0 PB: 0 SB: 0 CS: 1
<b>PITCHER</b> <b>76 Daniel Garibay L</b> (1.1) ERA: 4.72	IP: 0.2 WLS: L BF: 5 H: 2 R: 1 ER: 1 SO: 2 BB: 1 IBB: 0 HBP: 0 BLK: 0 WP: 0 HR: 0 S: 9 P: 16 ERA: 13.50 WHIP: 4.500																			
<b>Steve Rain R</b> (6.1) ERA: 3.89	IP: 1.0 WLS: 4 BF: 1 H: 0 R: 0 ER: 0 SO: 1 BB: 0 IBB: 0 HBP: 0 BLK: 0 WP: 0 HR: 0 S: 8 P: 16 ERA: 0.00 WHIP: 2.000																			
<b>Kyle Farnsworth R</b> (7.1) ERA: 7.47	IP: 1.0 WLS: 5 BF: 2 H: 0 R: 0 ER: 0 SO: 2 BB: 0 IBB: 0 HBP: 0 BLK: 0 WP: 0 HR: 0 S: 14 P: 16 ERA: 0.00 WHIP: 2.000																			
<b>Tim Worrell R</b> (8.1) ERA: 3.24	IP: 1.0 WLS: 2 BF: 0 H: 0 R: 0 ER: 0 SO: 2 BB: 0 IBB: 0 HBP: 0 BLK: 0 WP: 0 HR: 0 S: 14 P: 16 ERA: 0.00 WHIP: 2.000																			







Batter	1	2	3	4	5	6	7	8	9	AB	R	H	RBI	BB	SO	LOB	TOP			
James Mouton, R (1.8) OBP: 0.358, SLG: 0.321										4	0	0	0	0	3	1	<b>Milwaukee Brewers @ Arizona Diamondbacks</b> Bank One Ballpark, Phoenix, AZ Tue Aug 22 2000, 10:05 PM EDT Att: 31,057 - Dome - 72 F <a href="http://livebaseballscorecards.com">livebaseballscorecards.com</a>			
Mark Loretta, R (1.6) OBP: 0.380, SLG: 0.452				1B						2	1	1	0	2	0	1				
Geoff Jenkins, L (1.7) OBP: 0.361, SLG: 0.581				HBP						3	1	1	0	0	1	3				
Richie Sexson, R (1.3) OBP: 0.328, SLG: 0.491										3	1	1	3	1	2	2				
Jeromy Burnitz, L (1.9) OBP: 0.341, SLG: 0.444										4	0	1	0	0	1	2				
Tyler Houston, L (1.5) OBP: 0.282, SLG: 0.500										4	1	2	1	0	1	2				
Ronnie Belliard, R (1.4) OBP: 0.353, SLG: 0.388										4	0	0	0	0	1	4				
Henry Blanco, R (1.2) OBP: 0.324, SLG: 0.388										4	0	1	0	0	0	1				
Jeff D'Amico, R (1.1) OBP: 0.135, SLG: 0.200										4	0	1	0	0	1	1				
Curt Leskanic, R (9.1)										0	0	0	0	0	0	0				
<b>Inning Stats</b>	R: 0 E: 0 K: 3 S: 15	H: 0 LOB: 1 BB: 1 P: 24	R: 0 E: 0 K: 0 S: 8	H: 2 LOB: 1 BB: 0 P: 12	R: 3 E: 0 K: 1 S: 17	H: 2 LOB: 0 BB: 0 P: 26	R: 1 E: 0 K: 0 S: 12	H: 2 LOB: 0 BB: 0 P: 16	R: 0 E: 0 K: 0 S: 6	H: 0 LOB: 1 BB: 1 P: 15	R: 0 E: 0 K: 0 S: 9	H: 1 LOB: 1 BB: 0 P: 15	R: 0 E: 0 K: 3 S: 15	H: 1 LOB: 2 BB: 1 P: 25	R: 0 E: 0 K: 2 S: 8	H: 0 LOB: 0 BB: 0 P: 13	1B: 6 2B: 1 3B: 0 HR: 2	SF: 0 SAC: 0 DP: 3 HBP: 2	WP: 0 PB: 0 CS: 0	PA: 37
<b>PITCHER</b>	IP WLS BF H R ER SO BB IBB HBP BLK WP HR S P ERA WHIP	IP WLS BF H R ER SO BB IBB HBP BLK WP HR S P ERA WHIP	IP WLS BF H R ER SO BB IBB HBP BLK WP HR S P ERA WHIP	IP WLS BF H R ER SO BB IBB HBP BLK WP HR S P ERA WHIP	IP WLS BF H R ER SO BB IBB HBP BLK WP HR S P ERA WHIP	IP WLS BF H R ER SO BB IBB HBP BLK WP HR S P ERA WHIP	IP WLS BF H R ER SO BB IBB HBP BLK WP HR S P ERA WHIP	IP WLS BF H R ER SO BB IBB HBP BLK WP HR S P ERA WHIP	IP WLS BF H R ER SO BB IBB HBP BLK WP HR S P ERA WHIP	IP WLS BF H R ER SO BB IBB HBP BLK WP HR S P ERA WHIP	IP WLS BF H R ER SO BB IBB HBP BLK WP HR S P ERA WHIP	IP WLS BF H R ER SO BB IBB HBP BLK WP HR S P ERA WHIP	IP WLS BF H R ER SO BB IBB HBP BLK WP HR S P ERA WHIP	IP WLS BF H R ER SO BB IBB HBP BLK WP HR S P ERA WHIP	IP WLS BF H R ER SO BB IBB HBP BLK WP HR S P ERA WHIP	IP WLS BF H R ER SO BB IBB HBP BLK WP HR S P ERA WHIP	IP WLS BF H R ER SO BB IBB HBP BLK WP HR S P ERA WHIP			

Batter	1	2	3	4	5	6	7	8	9	AB	R	H	RBI	BB	SO	LOB	BOTTOM					
Tony Womack, L (1.6) OBP: 0.305, SLG: 0.388				1B						4	1	1	0	0	0	1	<b>Milwaukee Brewers @ Arizona Diamondbacks</b> Bank One Ballpark, Phoenix, AZ Tue Aug 22 2000, 10:05 PM EDT Att: 31,057 - Dome - 72 F <a href="http://livebaseballscorecards.com">livebaseballscorecards.com</a>					
Jay Bell, R (1.4) OBP: 0.354, SLG: 0.428				2B						4	0	2	2	0	1	0						
Mike Morgan, R (9.1)										0	0	0	0	0	0	0						
Luis Gonzalez, L (1.7) OBP: 0.407, SLG: 0.571										4	0	0	0	0	1	2						
Matt Williams, R (1.5) OBP: 0.324, SLG: 0.421										4	0	0	0	0	0	0						
Steve Finley, L (1.8) OBP: 0.372, SLG: 0.574										4	0	1	0	0	1	0						
Greg Colbrunn, R (1.3) OBP: 0.443, SLG: 0.574										3	1	1	0	1	0	1						
Damian Miller, R (1.2) OBP: 0.462, SLG: 0.484										4	0	1	1	0	1	2						
Jason Conti, L (9. PR) OBP: 0.307, SLG: 0.338										0	0	0	0	0	0	0						
Danny Bautista, R (1.9) OBP: 0.336, SLG: 0.475										4	1	2	0	0	0	0						
Gerardo Guzman, R (1.1) OBP: 0.462, SLG: 0.384										1	0	0	0	0	1	0						
David Dellucci, L (5. PR) OBP: 0.462, SLG: 0.384										1	0	0	0	0	0	0						
Dan Plesac, L (5.1) OBP: 0.354, SLG: 0.428										0	0	0	0	0	0	0						
Russ Springer, R (7.1) OBP: 0.354, SLG: 0.428										0	0	0	0	0	0	0						
Craig Counsell, L (5. PR) OBP: 0.341, SLG: 0.382										1	0	0	0	0	0	2						
<b>Inning Stats</b>	R: 0 E: 0 K: 0 S: 8	H: 0 LOB: 0 BB: 0 P: 12	R: 0 E: 0 K: 0 S: 10	H: 1 LOB: 1 BB: 0 P: 13	R: 1 E: 0 K: 1 S: 11	H: 2 LOB: 1 BB: 0 P: 13	R: 0 E: 0 K: 2 S: 9	H: 0 LOB: 1 BB: 1 P: 15	R: 0 E: 0 K: 1 S: 5	H: 0 LOB: 0 BB: 0 P: 7	R: 0 E: 0 K: 1 S: 5	H: 0 LOB: 0 BB: 0 P: 7	R: 0 E: 0 K: 0 S: 7	H: 0 LOB: 0 BB: 0 P: 11	R: 1 E: 0 K: 1 S: 8	H: 2 LOB: 1 BB: 0 P: 10	R: 1 E: 0 K: 0 S: 14	H: 3 LOB: 2 BB: 0 P: 24	1B: 4 2B: 3 3B: 1 HR: 0	SF: 0 SAC: 1 DP: 0 HBP: 0	WP: 0 PB: 0 CS: 0	PA: 36
<b>PITCHER</b>	IP WLS BF H R ER SO BB IBB HBP BLK WP HR S P ERA WHIP	IP WLS BF H R ER SO BB IBB HBP BLK WP HR S P ERA WHIP	IP WLS BF H R ER SO BB IBB HBP BLK WP HR S P ERA WHIP	IP WLS BF H R ER SO BB IBB HBP BLK WP HR S P ERA WHIP	IP WLS BF H R ER SO BB IBB HBP BLK WP HR S P ERA WHIP	IP WLS BF H R ER SO BB IBB HBP BLK WP HR S P ERA WHIP	IP WLS BF H R ER SO BB IBB HBP BLK WP HR S P ERA WHIP	IP WLS BF H R ER SO BB IBB HBP BLK WP HR S P ERA WHIP	IP WLS BF H R ER SO BB IBB HBP BLK WP HR S P ERA WHIP	IP WLS BF H R ER SO BB IBB HBP BLK WP HR S P ERA WHIP	IP WLS BF H R ER SO BB IBB HBP BLK WP HR S P ERA WHIP	IP WLS BF H R ER SO BB IBB HBP BLK WP HR S P ERA WHIP	IP WLS BF H R ER SO BB IBB HBP BLK WP HR S P ERA WHIP	IP WLS BF H R ER SO BB IBB HBP BLK WP HR S P ERA WHIP	IP WLS BF H R ER SO BB IBB HBP BLK WP HR S P ERA WHIP	IP WLS BF H R ER SO BB IBB HBP BLK WP HR S P ERA WHIP	IP WLS BF H R ER SO BB IBB HBP BLK WP HR S P ERA WHIP					





















Batter	1	2	3	4	5	6	7	8	9	AB	R	H	RBI	BB	SO	LOB	TOP										
Tony Womack, L (1, 6) OBP: 0.303, SLG: 0.385	G4-3		FC5-4 1B		F7		3B		G6-3	5	0	2	1	0	0	0	<b>Arizona Diamondbacks @ Montreal Expos</b> Olympic Stadium, Montreal, QB Mon Aug 28 2000, 7:05 PM EDT Att: 6,389 - Dome - 72 F  <b>AB 35</b> <b>R 5</b> <b>H 9</b> <b>RBI 5</b> <b>BB 2</b> <b>SO 5</b> <b>LOB 16</b>										
Jay Bell, R (1, 4) OBP: 0.352, SLG: 0.424	G5-3		FC5-4 L9-4-3		P5		G4-3		G1-3	5	0	0	0	0	0	2											
Luis Gonzalez, L (1, 7) OBP: 0.400, SLG: 0.560	G1-3		L9-4-3			F9		1B 2B		4	1	1	0	0	0	1											
Greg Colbrunn, R (1, 3) OBP: 0.434, SLG: 0.556		P4		G1-4-3 E G4-3 1B		G5-3		2B G5-3 1B		4	2	2	0	0	0	0											
Steve Finley, L (1, 8) OBP: 0.375, SLG: 0.575		S 1B BB		E4 G4-3 G1-4-3		1B		1-3 2-H 2B		3	1	2	1	1	0	1											
Matt Williams, R (1, 5) OBP: 0.309, SLG: 0.405		K		G1-4-3		F9		G3		4	0	0	0	0	1	6											
Danny Bautista, R (1, 9) Mike Morgan, R (8, 1) Greg Swindell, L (8, 1)		S 1B		G4-3			K	G5-3		4	0	1	3	0	1	2											
Damian Miller, R (1, 2) OBP: 0.365, SLG: 0.476		1-2 IBB		F7			SH3-4 3B 1B	K		3	1	1	0	1	1	2											
Curt Schilling, R (1, 1) Jason Conti, L (8, 9) OBP: 0.295, SLG: 0.324		K		F9		F9		K		2	0	0	0	0	1	2											
Inning Stats	R: 0 E: 0 K: 0 S: 7	H: 0 LOB: 0 BB: 0 P: 11	R: 1 E: 0 K: 2 S: 18	H: 1 LOB: 2 BB: 2 P: 32	R: 0 E: 0 K: 0 S: 7	H: 1 LOB: 0 BB: 0 P: 10	R: 1 E: 1 K: 0 S: 11	H: 1 LOB: 1 BB: 0 P: 17	R: 0 E: 0 K: 0 S: 8	H: 1 LOB: 0 BB: 0 P: 13	R: 0 E: 0 K: 0 S: 8	H: 1 LOB: 1 BB: 0 P: 12	R: 1 E: 0 K: 1 S: 11	H: 2 LOB: 1 BB: 0 P: 14	R: 2 E: 0 K: 1 S: 12	H: 3 LOB: 1 BB: 0 P: 17		R: 0 E: 0 K: 1 S: 10	H: 0 LOB: 0 BB: 0 P: 11	1B: 7 2B: 2 3B: 1 HR: 0	SF: 0 SAC: 1 DP: 1 HBP: 0	WP: 0 PB: 0 SB: 2 CS: 0	PA: 38				
PITCHER	IP	WLS	BF	H	R	ER	SO	BB	IBB	HBP	BLK	WP	HR	S	P	ERA	WHIP										
Mike Thurman, R (1, 1) ERA: 5.06	7.0	W	29	6	3	2	3	1	1	0	0	0	0	70	109	2.57	1.000										
Steve Kline, L (8, 1) ERA: 2.99	0.0		3	3	2	2	0	0	0	0	0	0	0	5	7	∞	∞										
Anthony Telford, R (8, 1) ERA: 3.96	2.0	S	6	0	0	0	2	0	0	0	0	0	0	17	21	0.00	0.000										

Batter	1	2	3	4	5	6	7	8	9	AB	R	H	RBI	BB	SO	LOB	BOTTOM										
Peter Bergeron, L (1, 7) OBP: 0.314, SLG: 0.323	F7			P6		F7	SF7	1-2 2-3 1B		4	0	1	1	0	0	0	<b>Arizona Diamondbacks @ Montreal Expos</b> Olympic Stadium, Montreal, QB Mon Aug 28 2000, 7:05 PM EDT Att: 6,389 - Dome - 72 F  <b>AB 35</b> <b>R 9</b> <b>H 14</b> <b>RBI 9</b> <b>BB 2</b> <b>SO 7</b> <b>LOB 11</b>										
Milton Bradley, S (1, 8) OBP: 0.285, SLG: 0.291	K			F8		CS 1B	P4	F8		5	0	1	0	0	1	4											
Jose Vidro, S (1, 4) OBP: 0.384, SLG: 0.551	G5-3			F9		G4-3		G1-3 1B 1B		4	1	1	0	0	0	1											
Vladimir Guerrero, R (1, 9) OBP: 0.410, SLG: 0.644		K		G6-3			2B BB	G1-3 1B 1B		3	2	1	0	1	1	0											
Lee Stevens, L (1, 3) OBP: 0.340, SLG: 0.491		F7		1B 2B		K		G1-3		4	1	1	0	0	1	3											
Geoff Blum, S (1, 5) OBP: 0.346, SLG: 0.465		K		1B 1B		2B 1B		1B IBB		3	3	2	1	1	1	0											
Orlando Cabrera, R (1, 6) OBP: 0.293, SLG: 0.387			G6-3	1B 1B		1B 2B		1B FC5-2 1B		4	1	3	3	0	0	0											
Michael Barrett, R (1, 2) OBP: 0.276, SLG: 0.292			K	1-3 2-H 1B		1B 2B		1B FC5-2 1B		4	1	3	3	0	1	0											
Mike Thurman, R (1, 1) Wilton Guerrero, S (7, PH) Steve Kline, S (8, 1) Anthony Telford, R (8, 1)			K	1-3 2-H 1B		1B 2B		1B FC5-2 1B		2	0	0	0	0	2	1											
Inning Stats	R: 0 E: 0 K: 1 S: 8	H: 0 LOB: 0 BB: 0 P: 12	R: 0 E: 0 K: 2 S: 8	H: 0 LOB: 0 BB: 0 P: 12	R: 0 E: 0 K: 0 S: 4	H: 0 LOB: 0 BB: 0 P: 6	R: 2 E: 0 K: 1 S: 16	H: 4 LOB: 1 BB: 0 P: 22	R: 0 E: 0 K: 0 S: 9	H: 1 LOB: 0 BB: 0 P: 12	R: 4 E: 0 K: 1 S: 17	H: 4 LOB: 1 BB: 1 P: 27	R: 3 E: 0 K: 0 S: 15	H: 5 LOB: 3 BB: 1 P: 26	R: 0 E: 0 K: 0 S: 1	H: 0 LOB: 0 BB: 0 P: 0		1B: 11 2B: 3 3B: 0 HR: 0	SF: 1 SAC: 0 DP: 0 HBP: 0	WP: 0 PB: 0 SB: 0 CS: 1	PA: 38						
PITCHER	IP	WLS	BF	H	R	ER	SO	BB	IBB	HBP	BLK	WP	HR	S	P	ERA	WHIP										
Curt Schilling, R (1, 1) ERA: 3.88	7.0	L	29	9	6	6	7	1	0	0	0	0	0	12	20	40.50	6.000										
Mike Morgan, R (8, 1) ERA: 4.87	0.2		7	4	3	3	0	0	1	0	0	0	0	3	6	0.00	3.000										
Greg Swindell, L (8, 1) ERA: 2.98	0.1		2	1	0	0	0	0	0	0	0	0	0	0	0	0.00	3.000										



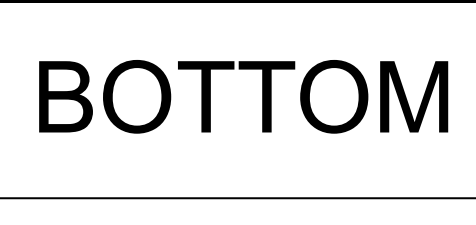




Batter	1	2	3	4	5	6	7	8	9	AB	R	H	RBI	BB	SO	LOB	TOP				
Tony Womack, L (1,6) OBP: 0.307, SLG: 0.387	2-2 3B HBP	1-1 1B		1-2 G4-3		0-1 G4-3			1-3 K	4	1	1	0	0	1	0					
Danny Bautista, R (1,9) OBP: 0.338, SLG: 0.478	0-1 1B	1-1 G1-6-3		1-3 K			1-1 G6-3		0-0 G4-3	5	1	1	1	0	1	1					
Luis Gonzalez, L (1,7) OBP: 0.399, SLG: 0.563	2-1 SF7		3-2 HR		1-1 F7		0-2 G4-3		3-2 F9	4	1	1	2	0	0	0					
Greg Colbrunn, R (1,3) OBP: 0.439, SLG: 0.570	2-0 HR	1B	4-1 1B BB		0-1 F9		1-1 BB 1B			3	1	2	0	1	0	0					
Steve Finley, L (1,8) OBP: 0.377, SLG: 0.586	0-1 HR		1-3 K		1-2 HR		4-1 BB 1B			3	2	3	1	1	1	1					
Jay Bell, R (1,4) OBP: 0.352, SLG: 0.423	1-3 K		0-0 1B		3-2 F8		1-3 BB K			4	0	1	0	0	2	2					
Craig Counsell, L (1,5) OBP: 0.367, SLG: 0.427	3-2 1B		1-0 F8			0-1 SF7 3B		2-0 G6-4-3 HBP		3	1	2	0	0	0	2					
Damian Miller, R (1,2) OBP: 0.356, SLG: 0.464	1-2 P6		1-0 G6-3			1-1 SF7		0-0 G6-4-3		3	0	0	1	0	0	4					
Randy Johnson, R (1,1) OBP: 0.189, SLG: 0.183		3-2 F9		3-2 G6-3		3-H K		1-3 K		4	0	0	0	0	2	0					
<b>Inning Stats</b>	R: 4 H: 4 E: 0 K: 1 S: 19	H: 4 LOB: 1 BB: 0 P: 30	R: 0 H: 1 E: 0 K: 0 S: 9	LOB: 0 BB: 14	R: 1 H: 2 E: 0 K: 1 S: 11	H: 2 LOB: 2 BB: 1 P: 21	R: 0 H: 0 E: 0 K: 1 S: 12	H: 0 LOB: 0 BB: 0 P: 17	R: 1 H: 1 E: 0 K: 0 S: 10	H: 1 LOB: 0 BB: 0 P: 15	R: 1 H: 1 E: 0 K: 1 S: 9	H: 1 LOB: 2 BB: 0 P: 11	R: 0 H: 0 E: 0 K: 1 S: 4	H: 0 LOB: 0 BB: 0 P: 7	R: 0 H: 0 E: 0 K: 1 S: 9	H: 0 LOB: 0 BB: 0 P: 13	1B: 5 2B: 0 3B: 2 HR: 3	SF: 2 SAC: 0 DP: 2 HBP: 2	WP: 0 PA: 39 CS: 0		
<b>PITCHER</b>	IP WLS BF H R ER SO BB IBB HBP BLK WP HR S P ERA WHIP	IP WLS BF H R ER SO BB IBB HBP BLK WP HR S P ERA WHIP	IP WLS BF H R ER SO BB IBB HBP BLK WP HR S P ERA WHIP	IP WLS BF H R ER SO BB IBB HBP BLK WP HR S P ERA WHIP	IP WLS BF H R ER SO BB IBB HBP BLK WP HR S P ERA WHIP	IP WLS BF H R ER SO BB IBB HBP BLK WP HR S P ERA WHIP	IP WLS BF H R ER SO BB IBB HBP BLK WP HR S P ERA WHIP	IP WLS BF H R ER SO BB IBB HBP BLK WP HR S P ERA WHIP	IP WLS BF H R ER SO BB IBB HBP BLK WP HR S P ERA WHIP	IP WLS BF H R ER SO BB IBB HBP BLK WP HR S P ERA WHIP	IP WLS BF H R ER SO BB IBB HBP BLK WP HR S P ERA WHIP	IP WLS BF H R ER SO BB IBB HBP BLK WP HR S P ERA WHIP	IP WLS BF H R ER SO BB IBB HBP BLK WP HR S P ERA WHIP	IP WLS BF H R ER SO BB IBB HBP BLK WP HR S P ERA WHIP	IP WLS BF H R ER SO BB IBB HBP BLK WP HR S P ERA WHIP	IP WLS BF H R ER SO BB IBB HBP BLK WP HR S P ERA WHIP	IP WLS BF H R ER SO BB IBB HBP BLK WP HR S P ERA WHIP	IP WLS BF H R ER SO BB IBB HBP BLK WP HR S P ERA WHIP	IP WLS BF H R ER SO BB IBB HBP BLK WP HR S P ERA WHIP		
Felipe Lira, R (1,1) ERA: 5.1	2.1 L	15	7	5	5	2	1	0	0	0	0	0	0	0	1	24	36	3.38	0.375		
Mike Johnson, R (3,1) ERA: 6.25	2.2	9	1	1	1	1	0	0	0	0	0	0	0	0	1	24	36	4.50	1.500		
51 Scott Forster, R (6,1) ERA: 7.03	2.0	9	2	1	1	2	1	0	0	0	0	0	0	0	4	7	0.00	0.000			
Julio Santana, R (8,1) ERA: 4.89	1.0	3	0	0	0	1	0	0	0	0	0	0	0	0	9	13	0.00	0.000			
Steve Kline, L (9,1) ERA: 2.95	1.0	3	0	0	0	1	0	0	0	0	0	0	0	0	9	13	0.00	0.000			
<b>Inning Stats</b>	R: 0 H: 0 E: 0 K: 2 S: 10	H: 0 LOB: 0 BB: 0 P: 15	R: 0 H: 0 E: 0 K: 2 S: 10	H: 0 LOB: 0 BB: 0 P: 16	R: 0 H: 2 E: 0 K: 2 S: 16	H: 2 LOB: 2 BB: 0 P: 23	R: 0 H: 2 E: 1 K: 2 S: 12	H: 2 LOB: 2 BB: 0 P: 19	R: 0 H: 0 E: 0 K: 1 S: 7	H: 0 LOB: 0 BB: 0 P: 10	R: 0 H: 0 E: 0 K: 1 S: 7	H: 0 LOB: 0 BB: 0 P: 8	R: 0 H: 1 E: 0 K: 0 S: 6	H: 1 LOB: 0 BB: 0 P: 10	R: 0 H: 0 E: 0 K: 0 S: 8	H: 0 LOB: 0 BB: 0 P: 10	R: 0 H: 0 E: 0 K: 0 S: 11	H: 0 LOB: 0 BB: 0 P: 13	1B: 4 2B: 1 3B: 0 HR: 0	SF: 0 SAC: 0 DP: 1 HBP: 0	WP: 0 PA: 31 CS: 0
<b>PITCHER</b>	IP WLS BF H R ER SO BB IBB HBP BLK WP HR S P ERA WHIP	IP WLS BF H R ER SO BB IBB HBP BLK WP HR S P ERA WHIP	IP WLS BF H R ER SO BB IBB HBP BLK WP HR S P ERA WHIP	IP WLS BF H R ER SO BB IBB HBP BLK WP HR S P ERA WHIP	IP WLS BF H R ER SO BB IBB HBP BLK WP HR S P ERA WHIP	IP WLS BF H R ER SO BB IBB HBP BLK WP HR S P ERA WHIP	IP WLS BF H R ER SO BB IBB HBP BLK WP HR S P ERA WHIP	IP WLS BF H R ER SO BB IBB HBP BLK WP HR S P ERA WHIP	IP WLS BF H R ER SO BB IBB HBP BLK WP HR S P ERA WHIP	IP WLS BF H R ER SO BB IBB HBP BLK WP HR S P ERA WHIP	IP WLS BF H R ER SO BB IBB HBP BLK WP HR S P ERA WHIP	IP WLS BF H R ER SO BB IBB HBP BLK WP HR S P ERA WHIP	IP WLS BF H R ER SO BB IBB HBP BLK WP HR S P ERA WHIP	IP WLS BF H R ER SO BB IBB HBP BLK WP HR S P ERA WHIP	IP WLS BF H R ER SO BB IBB HBP BLK WP HR S P ERA WHIP	IP WLS BF H R ER SO BB IBB HBP BLK WP HR S P ERA WHIP	IP WLS BF H R ER SO BB IBB HBP BLK WP HR S P ERA WHIP	IP WLS BF H R ER SO BB IBB HBP BLK WP HR S P ERA WHIP	IP WLS BF H R ER SO BB IBB HBP BLK WP HR S P ERA WHIP		
Randy Johnson, L (1,1) ERA: 2.31	9.0 W	31	5	0	0	10	0	0	0	0	0	0	0	0	87	124	0.00	0.556			

Arizona Diamondbacks @ Montreal Expos  
Olympic Stadium, Montreal, QB  
Wed Aug 30 2000, 7:05 PM EDT  
Att. 7,650 - Dome - 72 F

AB 33  
R 7  
H 10  
RBI 7  
BB 2  
SO 7  
LOB 10



Arizona Diamondbacks @ Montreal Expos  
Olympic Stadium, Montreal, QB  
Wed Aug 30 2000, 7:05 PM EDT  
Att. 7,650 - Dome - 72 F

AB 31  
R 0  
H 5  
RBI 0  
BB 0  
SO 10  
LOB 9









Batter	1	2	3	4	5	6	7	8	9	AB	R	H	RBI	BB	SO	LOB	TOP											
Luis Castillo, S OBP: 0.435, SLG: 0.405	G4-3		G3		G5-3		SF8 3B		G6-3	5	1	1	1	0	0	1	<b>Florida Marlins @ Arizona Diamondbacks</b> Bank One Ballpark, Phoenix, AZ Sat Sep 02 2000, 10:05 PM EDT Att: 38,422 - Cloudy - 84 F											
Mark Kotsay, L OBP: 0.337, SLG: 0.444	G4-3			G6-4-3 1B		SF8		1B HR	4	1	3	2	0	0	0													
Henry Rodriguez, L OBP: 0.324, SLG: 0.493 Mark Smith, R OBP: 0.335, SLG: 0.423	K			G6-4-3 1B	K		K	HR	4	0	1	0	0	3	1													
Preston Wilson, R OBP: 0.319, SLG: 0.456		P4		G6-4-3		HR		1B HR	5	2	3	4	0	0	2													
Mike Lowell, R OBP: 0.348, SLG: 0.506	L5			F9		HR		1B HBP	4	1	2	0	0	0	1													
Derrek Lee, R OBP: 0.380, SLG: 0.515						HR		F9	5	2	3	2	0	0	3													
Alex Gonzalez, R OBP: 0.235, SLG: 0.323	F8					HR		F7	5	1	2	0	0	1	1													
Mike Redmond, R OBP: 0.320, SLG: 0.310			F7					L4	5	1	1	1	0	0	2													
Ryan Dempster, R OBP: 0.091, SLG: 0.108 Ricky Bones, R (9, 1)	G4-3			SH2-4	G5-3		G6-3			3	0	0	0	0	0	0												
<b>Inning Stats</b>	R: 0 E: 0 K: 1 S: 9	H: 0 LOB: 0 BB: 0 P: 11	R: 0 E: 0 K: 0 S: 9	H: 1 LOB: 1 BB: 0 P: 11	R: 0 E: 0 K: 0 S: 9	H: 0 LOB: 0 BB: 0 P: 12	R: 0 E: 0 K: 0 S: 9	H: 2 LOB: 1 BB: 0 P: 10	R: 3 E: 0 K: 1 S: 16	H: 3 LOB: 0 BB: 0 P: 12	R: 1 E: 0 K: 1 S: 16	H: 3 LOB: 2 BB: 0 P: 21	R: 0 E: 0 K: 0 S: 6	H: 0 LOB: 0 BB: 0 P: 8	R: 3 E: 0 K: 0 S: 18	H: 4 LOB: 2 BB: 0 P: 25	1B: 10 2B: 3 3B: 1 HR: 3	SF: 1 SAC: 1 DP: 1 HBP: 1	WP: 0 PB: 0 SB: 0 CS: 0	PA: 44								
<b>PITCHER</b>	IP	WLS	BF	H	R	ER	SO	BB	IBB	HBP	BLK	WP	HR	S	P	ERA	WHIP											
Curt Schilling, R ERA: 3.86	(1, 1)	6.0	L	27	10	6	6	3	0	0	0	0	0	2	62	80	9.00	1.667										
Greg Swindell, L ERA: 3.32	(7, 1)	0.2		4	2	1	1	1	0	0	0	0	0	9	13	13.50	3.000											
Russ Springer, R ERA: 5.15	(7, 1)	1.1		5	1	0	0	0	0	0	0	0	0	13	16	0.00	0.750											
40 Darren Holmes, R ERA: 15.43	(9, 1)	1.0		8	4	3	3	0	0	0	1	0	0	1	18	25	27.00	4.000										

Batter	1	2	3	4	5	6	7	8	9	AB	R	H	RBI	BB	SO	LOB	BOTTOM										
Tony Womack, L OBP: 0.310, SLG: 0.392 Craig Counsell, L OBP: 0.369, SLG: 0.429	F5		P4						G4-6-3	4	0	1	0	0	1	1	<b>Florida Marlins @ Arizona Diamondbacks</b> Bank One Ballpark, Phoenix, AZ Sat Sep 02 2000, 10:05 PM EDT Att: 38,422 - Cloudy - 84 F										
Jay Bell, R OBP: 0.357, SLG: 0.430 39 Alex Cabrera, R OBP: 0.308, SLG: 0.542	E BB			E3 1B G5-3	F7		FC4-6 HBP		G6-3	2	1	0	0	1	0	1											
Luis Gonzalez, L OBP: 0.397, SLG: 0.559	E1 G1-6-3			G5-3 1B			FC4-6			4	0	2	0	0	0	3											
Greg Colbrunn, R OBP: 0.442, SLG: 0.571	G1-6-3			G5-3 1B				F8	4	0	2	0	0	0	2												
Steve Finley, L OBP: 0.372, SLG: 0.577	G6-3			K				1B	4	0	1	0	0	2	5												
Matt Williams, R OBP: 0.302, SLG: 0.390	K			G5-3			L9	F8	4	0	0	1	0	1	5												
Danny Bautista, R OBP: 0.332, SLG: 0.467 Russ Springer, R OBP: 0.200, SLG: 0.200 Rob Ryan, L OBP: 0.400, SLG: 0.571 Rod Barajas, R (9, 2)	G5-3			G4-3			F9			3	0	0	0	0	0	4											
Damian Miller, R OBP: 0.353, SLG: 0.458 40 Darren Holmes, R (9, 1)			K				F9	K	4	0	1	0	0	2	2												
Curt Schilling, R OBP: 0.200, SLG: 0.224 Greg Swindell, L (7, 1) David Dellucci, L OBP: 0.526, SLG: 0.500	K			K			K	G4-6-3 1B	2	0	0	0	0	0	2	1											
<b>Inning Stats</b>	R: 0 E: 1 K: 0 S: 5	H: 0 LOB: 1 BB: 1 P: 12	R: 0 E: 0 K: 1 S: 9	H: 0 LOB: 0 BB: 0 P: 12	R: 0 E: 2 K: 2 S: 9	H: 0 LOB: 0 BB: 0 P: 13	R: 1 E: 1 K: 1 S: 9	H: 2 LOB: 2 BB: 0 P: 14	R: 0 E: 0 K: 2 S: 18	H: 1 LOB: 1 BB: 0 P: 22	R: 0 E: 0 K: 1 S: 10	H: 2 LOB: 2 BB: 0 P: 18	R: 0 E: 0 K: 1 S: 7	H: 1 LOB: 2 BB: 0 P: 12	R: 0 E: 0 K: 1 S: 8	H: 2 LOB: 0 BB: 0 P: 10	R: 0 E: 0 K: 0 S: 4	H: 1 LOB: 0 BB: 0 P: 9	1B: 8 2B: 0 3B: 1 HR: 0	SF: 0 SAC: 0 DP: 2 HBP: 1	WP: 0 PB: 0 SB: 0 CS: 0	PA: 38					
<b>PITCHER</b>	IP	WLS	BF	H	R	ER	SO	BB	IBB	HBP	BLK	WP	HR	S	P	ERA	WHIP										
Ryan Dempster, R ERA: 3.58	(1, 1)	8.0	W	35	8	1	0	9	1	0	0	0	0	75	113	0.00	1.125										
Ricky Bones, R ERA: 3.34	(9, 1)	1.0		3	1	0	0	0	0	0	0	0	0	4	9	0.00	1.000										



Batter	1	2	3	4	5	6	7	8	9	AB	R	H	RBI	BB	SO	LOB	TOP					
Luis Castillo, S OBP: 0.434, SLG: 0.405	(1,4) K	(2) G3				(1-1) 1B	(0-0) 1B	(2-2) FC4-6		5	1	2	1	0	1	2						
Mark Kotsay, L OBP: 0.334, SLG: 0.439	(1,9) G4-3	(3) G1-3			(2-3) K	(1-3) K		(0-1) L8		5	0	0	0	0	0	2	4					
Cliff Floyd, L Manny Aybar, R	(1,7) 1B				(1-1) P6		(1-2) HBP	(1-1) G5-3		4	2	2	0	1	0	2						
Preston Wilson, R OBP: 0.322, SLG: 0.458	(1,8) 1B				(0-0) 1B		(0-2) F9		(1-3) K	5	1	3	1	0	1	1						
Mike Lowell, R OBP: 0.391, SLG: 0.505	(1,5) 1B				(2-2) G6-3		(2-0) HBP	(2-2) G6-3		3	0	1	2	1	0	1						
Derrek Lee, R OBP: 0.380, SLG: 0.513	(1,3) K				(3-0) 1B		(0-3) K		(4-1) 1B	4	0	1	1	1	3	5						
Andy Fox, L Armando Almanza, L		(1-2) E6			(1-1) G6-3		(2-2) HBP		(1-0) G5-3	3	1	0	0	0	0	2						
Kevin Millar, R OBP: 0.385, SLG: 0.518		(1,7) G3			(3-3) K		(2-3) K			3	0	1	0	0	1	0						
Ramon Castro, R Henry Rodriguez, L		(2,2) G3			(3-3) K		(2-3) K			1	0	0	0	0	1	3						
Mike Redmond, R OBP: 0.320, SLG: 0.310		(1-3) 1B			(3-3) K					0	0	0	0	0	0	0						
A.J. Burnett, R Dave Berg, R	(1,1) F8							(0-0) FC4-6		3	0	0	0	0	2	2						
<b>Inning Stats</b>	R: 1 E: 0 K: 2 S: 13	H: 2 LOB: 2 BB: 1 P: 21	R: 1 E: 1 K: 0 S: 11	H: 1 LOB: 1 BB: 0 P: 16	R: 1 E: 0 K: 1 S: 11	H: 2 LOB: 0 BB: 0 P: 16	R: 0 E: 0 K: 1 S: 8	H: 0 LOB: 2 BB: 1 P: 12	R: 2 E: 0 K: 1 S: 14	H: 3 LOB: 2 BB: 1 P: 26	R: 0 E: 0 K: 3 S: 10	H: 1 LOB: 1 BB: 0 P: 17	R: 0 E: 0 K: 2 S: 14	H: 1 LOB: 3 BB: 0 P: 21	R: 0 E: 0 K: 0 S: 8	H: 1 LOB: 1 BB: 0 P: 11	R: 0 E: 0 K: 1 S: 9	H: 0 LOB: 1 BB: 1 P: 17	1B: 11 2B: 0 3B: 0 HR: 0	SF: 0 SAC: 0 DP: 0 HBP: 2	WP: 0 PB: 0 SB: 5 CS: 1	PA: 43
<b>PITCHER</b>	IP: 4.2 WLS: 1 BF: 24 ERA: 4.44	WLS: 4 BF: 4 ERA: 4.78	H: 1 R: 0 ER: 0 SO: 2	H: 0 R: 0 ER: 0 SO: 0	H: 0 R: 0 ER: 0 SO: 3	H: 0 R: 0 ER: 0 SO: 14	H: 0 R: 0 ER: 0 SO: 8	H: 0 R: 0 ER: 0 SO: 11	IP: 1.0 WLS: 0 BF: 4 ERA: 4.7	IP: 1.0 WLS: 0 BF: 4 ERA: 4.7	H: 0 R: 0 ER: 0 SO: 1	H: 0 R: 0 ER: 0 SO: 0	H: 0 R: 0 ER: 0 SO: 0	H: 0 R: 0 ER: 0 SO: 0	H: 0 R: 0 ER: 0 SO: 0	H: 0 R: 0 ER: 0 SO: 0	H: 0 R: 0 ER: 0 SO: 0	H: 0 R: 0 ER: 0 SO: 0	1B: 0 2B: 0 3B: 0 HR: 0	SF: 0 SAC: 0 DP: 0 HBP: 0	WP: 0 PB: 0 SB: 0 CS: 1	PA: 43

Florida Marlins @ Arizona Diamondbacks  
Bank One Ballpark, Phoenix, AZ  
Sun Sep 03 2000, 4:35 PM EDT  
Att: 36,039 - Dome - 72 F

AB 38  
R 5  
H 11  
RBI 5  
BB 3  
SO 11  
LOB 23



Batter	1	2	3	4	5	6	7	8	9	AB	R	H	RBI	BB	SO	LOB	BOTTOM	
Tony Womack, L OBP: 0.314, SLG: 0.394	(1,6) K					(0-0) G3-1				3	1	2	2	2	0	1		
Jay Bell, R OBP: 0.397, SLG: 0.431	(1,4) K				(0-0) SF8	(1-2) F9				4	0	2	3	0	1	2		
Luis Gonzalez, L OBP: 0.399, SLG: 0.560	(1,7) 1B				(1-2) G4-3					5	1	3	1	0	0	2		
Greg Colbrunn, R OBP: 0.441, SLG: 0.567					(0-0) F9			(0-0) G6-3		5	0	2	0	0	0	2		
Steve Finley, L OBP: 0.376, SLG: 0.589					(0-1) F7			(1-0) F9		4	2	3	2	1	0	1		
Matt Williams, R OBP: 0.301, SLG: 0.387					(0-0) F8			(0-0) F9		5	1	1	0	0	0	5		
Danny Bautista, R OBP: 0.333, SLG: 0.473					(2-3) K			(0-1) P3		5	2	2	1	0	1	4		
Kelly Stinnett, R OBP: 0.293, SLG: 0.383					(3-2) G6-3			(0-0) F9		4	0	1	1	0	1	2		
Todd Stottlemyre, L Mike Morgan, R					(0-1) 1B			(0-2) G3-1		1	2	1	0	1	0	0		
David Dellucci, L Byung-Hyun Kim, R					(0-1) SF8			(1-1) 1B		0	0	0	0	0	0	0		
Rob Ryan, L Greg Swindell, L					(1-2) 1B			(1-2) 1B		0	1	0	0	0	0	0		
<b>Inning Stats</b>	R: 0 E: 1 K: 1 S: 6	H: 1 LOB: 1 BB: 1 P: 15	R: 0 E: 0 K: 1 S: 8	H: 1 LOB: 0 BB: 0 P: 10	R: 2 E: 0 K: 0 S: 12	H: 3 LOB: 1 BB: 0 P: 17	R: 3 E: 0 K: 0 S: 16	H: 4 LOB: 2 BB: 2 P: 30	R: 0 E: 0 K: 0 S: 11	H: 1 LOB: 1 BB: 0 P: 12	R: 5 E: 0 K: 1 S: 18	H: 6 LOB: 2 BB: 0 P: 27	R: 0 E: 0 K: 0 S: 4	H: 1 LOB: 1 BB: 0 P: 7	1B: 12 2B: 4 3B: 1 HR: 1	SF: 1 SAC: 0 DP: 0 HBP: 1	WP: 0 PB: 0 SB: 1 CS: 1	PA: 43
<b>PITCHER</b>	IP: 6.1 WLS: 1 BF: 31 ERA: 4.15	IP: 0.0 WLS: 2 BF: 2 ERA: 4.18	H: 1 R: 0 ER: 0 SO: 6	H: 1 R: 0 ER: 0 SO: 2	H: 0 R: 0 ER: 0 SO: 11	H: 0 R: 0 ER: 0 SO: 64	H: 0 R: 0 ER: 0 SO: 103	H: 0 R: 0 ER: 0 SO: 8.53	IP: 1.0 WLS: 0 BF: 4 ERA: 8.53	IP: 1.0 WLS: 0 BF: 4 ERA: 8.53	H: 0 R: 0 ER: 0 SO: 1	H: 0 R: 0 ER: 0 SO: 16	H: 0 R: 0 ER: 0 SO: 40.50	H: 0 R: 0 ER: 0 SO: 4.500	H: 0 R: 0 ER: 0 SO: 0.00	H: 0 R: 0 ER: 0 SO: 1.000		

Florida Marlins @ Arizona Diamondbacks  
Bank One Ballpark, Phoenix, AZ  
Sun Sep 03 2000, 4:35 PM EDT  
Att: 36,039 - Dome - 72 F

AB 37  
R 10  
H 18  
RBI 10  
BB 4  
SO 3  
LOB 19









Batter	1	2	3	4	5	6	7	8	9	AB	R	H	RBI	BB	SO	LOB	TOP										
Tony Womack, L (1, 6) OBP: 0.315, SLG: 0.395	1-2 S 2B 1B		2-3 K		0-1 G6-3			2-2 2B		4	1	2	0	0	1	0	<b>Arizona Diamondbacks @ Atlanta Braves</b> Turner Field, Atlanta, GA Wed Sep 06 2000, 7:40 PM EDT Att: 25,529 - Overcast - 61 F										
Jay Bell, R (1, 4) OBP: 0.397, SLG: 0.430	2-2 F7		2-1 1B			1-2 G5-3		1-2 G1-6-3		4	0	1	0	0	0	2											
Luis Gonzalez, L (1, 7) OBP: 0.397, SLG: 0.555	2-2 P6		0-0 F8			1-3 K			2-2 G6-4-3 1B	4	0	1	0	0	1	2											
Greg Colbrunn, R (1, 3) OBP: 0.439, SLG: 0.581	0-1 2H 2B			2-2 G3 2B		1-3 K			3-2 G6-4-3 1-2	4	0	2	1	0	1	1											
Steve Finley, L (1, 8) OBP: 0.375, SLG: 0.584	1-1 F9			0-0 G3			0-1 G4-3		0-2 F5	4	0	0	0	0	0	2											
Matt Williams, R (1, 5) OBP: 0.297, SLG: 0.381		1-1 F9		2-3 K			0-1 G6-3			3	0	0	0	0	1	1											
Danny Bautista, R (1, 9) OBP: 0.325, SLG: 0.461		3-1 P4		1-1 G5-3			2-3 K			3	0	0	0	0	1	1											
Damian Miller, R (1, 2) OBP: 0.346, SLG: 0.448		0-1 L7			3-3 K			1-3 K		3	0	0	0	0	2	0											
Armando Reynoso, R (1, 1) OBP: 0.095, SLG: 0.050			2-3 K		0-0 P5			1-2 F9		2	0	0	0	0	1	0											
David Dellucci, L (8, PH) OBP: 0.524, SLG: 0.556										1	0	0	0	0	0	0											
Byung-Hyun Kim, R (8, 1) OBP: 0.339, SLG: 0.091										0	0	0	0	0	0	0											
Mike Morgan, R (8, 1) OBP: 0.438, SLG: 0.438										0	0	0	0	0	0	0											
<b>Inning Stats</b>	R: 1 E: 0 K: 0 S: 13	H: 2 LOB: 1 BB: 0 P: 19	R: 0 E: 0 K: 0 S: 6	H: 0 LOB: 0 BB: 0 P: 10	R: 0 E: 0 K: 2 S: 11	H: 1 LOB: 1 BB: 0 P: 17	R: 0 E: 0 K: 1 S: 9	H: 1 LOB: 1 BB: 0 P: 14	R: 0 E: 0 K: 1 S: 7	H: 0 LOB: 0 BB: 0 P: 10	R: 0 E: 0 K: 2 S: 9	H: 0 LOB: 0 BB: 0 P: 12	R: 0 E: 0 K: 1 S: 7	H: 0 LOB: 0 BB: 0 P: 9	R: 0 E: 0 K: 1 S: 15	H: 1 LOB: 1 BB: 0 P: 20	R: 0 E: 0 K: 0 S: 14	H: 1 LOB: 0 BB: 0 P: 19	1B: 3 2B: 3 3B: 0 HR: 0	SF: 0 SAC: 0 DP: 1 HBP: 0	WP: 0 PB: 0 SB: 1 CS: 1	PA: 32					
<b>PITCHER</b>	IP	WLS	BF	H	R	ER	SO	BB	IBB	HBP	BLK	WP	HR	S	P	ERA	WHIP										
Kevin Millwood, R (1, 1) ERA: 4.81	8.0	W	29	5	1	1	8	0	0	0	0	0	0	77	111	1.12	0.625										
Terry Mulholland, L (9, 1) ERA: 5.2	1.0		3	1	0	0	0	0	0	0	0	0	0	14	19	0.00	1.000										

Batter	1	2	3	4	5	6	7	8	9	AB	R	H	RBI	BB	SO	LOB	BOTTOM										
Rafael Furcal, S (1, 6) OBP: 0.387, SLG: 0.357	1-1 B1-3		2-2 G4-3			2-1 FC5 10 1B 2B		4-0 10 1B BB		3	2	1	0	1	0	0	<b>Arizona Diamondbacks @ Atlanta Braves</b> Turner Field, Atlanta, GA Wed Sep 06 2000, 7:40 PM EDT Att: 25,529 - Overcast - 61 F										
Andruw Jones, R (1, 8) OBP: 0.374, SLG: 0.540	2-2 F8			4-2 10 G3 1B BB		0-0 FC5 10 1B G6-4-3		2-1 10 1B E 1B		3	3	1	1	1	0	1											
10 Chipper Jones, S (1, 5) OBP: 0.388, SLG: 0.566	2-2 F8			2-1 G3		3-2 G6-4-3 1B		1-0 FC4-6 1B E 1B		4	1	2	2	0	0	1											
Andres Galarraga, R (1, 3) OBP: 0.374, SLG: 0.536		1-1 F9		3-3 K		1-3 3H G6-4-3		1-0 E6 FC4-6		4	0	0	1	0	1	3											
B.J. Surhoff, L (1, 7) OBP: 0.347, SLG: 0.451		2-1 FC5-4 1B		2-2 2H 1B		0-1 G4-3		1-0 FC4-6 G6-3 1B		4	0	2	1	0	0	2											
Javy Lopez, R (1, 2) OBP: 0.326, SLG: 0.484		0-0 F9		1-2 P6			0-0 F3	0-1 G6-3 1B		4	0	1	1	0	0	2											
Brian Jordan, R (1, 9) OBP: 0.318, SLG: 0.428		1-1 FC5-4 1-2			0-0 F8		1-1 G5-3	3-2 G6-3		4	0	0	0	0	0	3											
Keith Lockhart, L (1, 4) OBP: 0.323, SLG: 0.361			0-0 G4-3		1-0 F8		1-1 G3	1-3 K		4	0	0	0	0	1	3											
Kevin Millwood, R (1, 1) OBP: 0.130, SLG: 0.135			2-3 K		0-0 G5-3			3-2 PB 1B HBP		2	0	0	0	0	1	0											
Wally Joyner, L (8, PH) OBP: 0.334, SLG: 0.406										0	0	0	0	0	0	0											
George Lombard, L (8, PH) OBP: 0.130, SLG: 0.091										0	1	0	0	0	0	0											
Terry Mulholland, R (9, 1) OBP: 0.250, SLG: 0.333										0	0	0	0	0	0	0											
<b>Inning Stats</b>	R: 0 E: 0 K: 0 S: 11	H: 0 LOB: 0 BB: 0 P: 16	R: 0 E: 0 K: 0 S: 7	H: 1 LOB: 1 BB: 0 P: 11	R: 0 E: 0 K: 1 S: 8	H: 0 LOB: 0 BB: 0 P: 12	R: 1 E: 0 K: 1 S: 16	H: 1 LOB: 1 BB: 1 P: 28	R: 0 E: 0 K: 0 S: 3	H: 0 LOB: 0 BB: 0 P: 4	R: 2 E: 0 K: 0 S: 9	H: 2 LOB: 0 BB: 0 P: 16	R: 0 E: 0 K: 0 S: 5	H: 0 LOB: 0 BB: 0 P: 7	R: 4 E: 1 K: 1 S: 15	H: 3 LOB: 3 BB: 1 P: 31	1B: 6 2B: 1 3B: 0 HR: 0	SF: 0 SAC: 0 DP: 1 HBP: 1	WP: 0 PB: 1 SB: 0 CS: 0	PA: 35							
<b>PITCHER</b>	IP	WLS	BF	H	R	ER	SO	BB	IBB	HBP	BLK	WP	HR	S	P	ERA	WHIP										
Armando Reynoso, R (1, 1) ERA: 5.25	7.0	L	26	4	3	3	2	1	0	0	0	0	0	59	94	3.86	0.714										
Byung-Hyun Kim, R (8, 1) ERA: 3.5	0.0		4	2	4	3	0	1	0	1	0	0	0	5	15	∞	∞										
Mike Morgan, R (8, 1) ERA: 4.68	1.0		5	1	0	0	1	0	0	0	0	0	0	10	16	0.00	1.000										



Batter	1	2	3	4	5	6	7	8	9	AB	R	H	RBI	BB	SO	LOB	TOP						
Tony Womack, L (1, 6) OBP: 0.313, SLG: 0.392	G3-1			G1-3		G3		G6-3		4	0	0	0	0	0	2							
Jay Bell, R (1, 4) OBP: 0.385, SLG: 0.427	G1-3			G5-3		G6-3				3	0	0	0	0	0	0							
Craig Counsell, L (6, 4) OBP: 0.366, SLG: 0.424									K	1	0	0	0	0	1	0							
Luis Gonzalez, L (1, 7) OBP: 0.396, SLG: 0.553	G4-3			K						4	0	1	0	0	1	0							
Greg Colbrunn, R (1, 3) OBP: 0.433, SLG: 0.572		K								4	0	0	0	0	2	1							
Steve Finley, L (1, 8) OBP: 0.374, SLG: 0.581	G3									4	0	1	0	0	1	1							
Matt Williams, R (1, 5) OBP: 0.294, SLG: 0.377	G5-3									3	0	0	0	0	0	1							
Danny Bautista, R (1, 9) OBP: 0.329, SLG: 0.463				G4-3						3	0	2	0	0	0	0							
Kelly Stinnett, R (1, 2) OBP: 0.289, SLG: 0.377				G4-3						3	0	0	0	0	0	3							
Curt Schilling, R (1, 1) OBP: 0.192, SLG: 0.216				G4-3						2	0	0	0	0	1	0							
Greg Swindell, L (7, 1)										0	0	0	0	0	0	0							
Russ Springer, R (7, 1) OBP: 0.200, SLG: 0.200										0	0	0	0	0	0	0							
David Dellucci, L (8, PH) OBP: 0.500, SLG: 0.526										1	0	0	0	0	0	1							
Dan Plesac, L (8, 1)										0	0	0	0	0	0	0							
<b>Inning Stats</b>	R: 0 E: 0 K: 0 S: 5	H: 0 LOB: 0 BB: 0 P: 7	R: 0 E: 0 K: 1 S: 7	H: 0 LOB: 0 BB: 0 P: 9	R: 0 E: 0 K: 0 S: 8	H: 0 LOB: 0 BB: 0 P: 11	R: 0 E: 0 K: 1 S: 7	H: 1 LOB: 2 BB: 0 P: 8	R: 0 E: 0 K: 1 S: 12	H: 0 LOB: 0 BB: 0 P: 16	R: 0 E: 0 K: 0 S: 8	H: 0 LOB: 0 BB: 0 P: 9	R: 0 E: 1 K: 0 S: 7	H: 1 LOB: 1 BB: 0 P: 9	R: 0 E: 1 K: 0 S: 4	H: 1 LOB: 1 BB: 0 P: 4	R: 0 E: 0 K: 2 S: 11	H: 1 LOB: 1 BB: 0 P: 16	1B: 4 2B: 0 3B: 0 HR: 0	SF: 0 SAC: 0 DP: 1 HBP: 0	WP: 0 PB: 0 SB: 0 CS: 0	PA: 32	
<b>PITCHER</b> Greg Maddux, R (1, 1) ERA: 3.21	IP: 9.0 WLS: W BF: 32 H: 4 R: 0 ER: 0 SO: 6 BB: 0 IBB: 0 HBP: 0 BLK: 0 WP: 0 HR: 0 S: 69 P: 89 ERA: 0.00 WHIP: 0.444											<b>PITCHER</b>	IP: 9.0 WLS: W BF: 32 H: 4 R: 0 ER: 0 SO: 6 BB: 0 IBB: 0 HBP: 0 BLK: 0 WP: 0 HR: 0 S: 69 P: 89 ERA: 0.00 WHIP: 0.444										

Arizona Diamondbacks @ Atlanta Braves  
Turner Field, Atlanta, GA  
Thu Sep 07 2000, 7:40 PM EDT  
Att: 30,446 - Overcast - 64 F

AB	32
R	0
H	4
RBI	0
BB	0
SO	6
LOB	9



Batter	1	2	3	4	5	6	7	8	9	AB	R	H	RBI	BB	SO	LOB	BOTTOM								
Rafael Furcal, S (1, 6) OBP: 0.388, SLG: 0.359	G6-4-3 1B		G4-3	K						4	0	2	0	0	1	1									
Andruw Jones, R (1, 8) OBP: 0.372, SLG: 0.537	G6-4-3 1-2F		K							4	0	0	0	0	2	3									
10 Chipper Jones, S (1, 5) OBP: 0.389, SLG: 0.565	1B 1B BB		F9							3	1	1	0	1	0	0									
B.J. Surhoff, L (1, 7) OBP: 0.348, SLG: 0.452	1B			F7						1	0	1	0	0	0	0									
George Lombard, L (1, PR) OBP: 0.115, SLG: 0.090	1B									3	0	0	0	0	1	3									
Wally Joyner, L (1, 3) OBP: 0.361, SLG: 0.413	1B									4	1	3	1	0	0	0									
Brian Jordan, R (1, 9) OBP: 0.317, SLG: 0.427	K			F7						4	0	1	0	0	1	3									
Keith Lockhart, L (1, 4) OBP: 0.323, SLG: 0.361										3	1	1	0	0	1	0									
Bobby Bonilla, S (8, PH) OBP: 0.370, SLG: 0.406			K2-3							1	0	0	0	0	1	2									
Walt Weiss, S (9, 6) OBP: 0.378, SLG: 0.339				1B 2B						0	0	0	0	0	0	0									
Paul Bako, L (1, 2) OBP: 0.319, SLG: 0.320	L7									4	1	2	1	0	0	2									
Greg Maddux, R (1, 1) OBP: 0.225, SLG: 0.250	K									4	0	1	2	0	1	3									
<b>Inning Stats</b>	R: 1 E: 0 K: 1 S: 18	H: 3 LOB: 2 BB: 1 P: 30	R: 0 E: 0 K: 2 S: 8	H: 0 LOB: 0 BB: 0 P: 10	R: 0 E: 0 K: 1 S: 7	H: 0 LOB: 0 BB: 0 P: 12	R: 3 E: 0 K: 1 S: 21	H: 4 LOB: 1 BB: 0 P: 36	R: 0 E: 0 K: 2 S: 8	H: 0 LOB: 0 BB: 0 P: 9	R: 0 E: 0 K: 0 S: 9	H: 0 LOB: 0 BB: 0 P: 14	R: 0 E: 0 K: 0 S: 16	H: 3 LOB: 3 BB: 0 P: 22	R: 0 E: 0 K: 1 S: 10	H: 2 LOB: 2 BB: 0 P: 12	1B: 11 2B: 1 3B: 0 HR: 0	SF: 0 SAC: 0 DP: 1 HBP: 0	WP: 0 PB: 0 SB: 0 CS: 0	PA: 36					
<b>PITCHER</b> Curt Schilling, R (1, 1) ERA: 3.94	IP: 6.0 WLS: L BF: 25 H: 7 R: 4 ER: 4 SO: 7 BB: 1 IBB: 0 HBP: 0 BLK: 0 WP: 0 HR: 0 S: 71 P: 111 ERA: 6.00 WHIP: 1.333											<b>PITCHER</b>	IP: 6.0 WLS: L BF: 25 H: 7 R: 4 ER: 4 SO: 7 BB: 1 IBB: 0 HBP: 0 BLK: 0 WP: 0 HR: 0 S: 71 P: 111 ERA: 6.00 WHIP: 1.333												
Greg Swindell, L (7, 1) ERA: 3.25	0.1	3	2	0	0	0	0	0	0	0	0	11	14	0.00	6.000										
Russ Springer, R (7, 1) ERA: 4.99	0.2	3	1	0	0	0	0	0	0	0	5	8	0.00	1.500											
Dan Plesac, L (8, 1) ERA: 2.94	1.0	5	2	0	0	1	0	0	0	0	10	12	0.00	2.000											

Arizona Diamondbacks @ Atlanta Braves  
Turner Field, Atlanta, GA  
Thu Sep 07 2000, 7:40 PM EDT  
Att: 30,446 - Overcast - 64 F

AB	35
R	4
H	12
RBI	4
BB	1
SO	8
LOB	17





Batter	1	2	3	4	5	6	7	8	9	AB	R	H	RBI	BB	SO	LOB	TOP								
Tony Womack, L (1, 6) OBP: 0.311, SLG: 0.389	F7		G5-3			G4-3		G4-3	F9	5	0	0	0	0	0	3	<b>Arizona Diamondbacks @ Florida Marlins</b> Pro Player Stadium, Miami, FL Fri Sep 08 2000, 7:05 PM EDT Att: 10,929 - Cloudy - 80 F								
Jay Bell, R (1, 4) OBP: 0.355, SLG: 0.428	K		G6-3			P3		2B		4	0	1	0	0	1	1									
Luis Gonzalez, L (1, 7) OBP: 0.396, SLG: 0.554	G4-3			G6-3		2B				3	0	1	0	1	0	0									
Greg Colbrunn, R (1, 3) OBP: 0.431, SLG: 0.567		G3-6 1B		G5-3		P6		F8		4	0	1	0	0	0	3									
Steve Finley, L (1, 8) OBP: 0.373, SLG: 0.580	G3-6 1-2		F9				F9		PB SF7 2B	4	1	1	0	0	0	1									
Matt Williams, R (1, 5) OBP: 0.300, SLG: 0.390					G5-3		HR		PB HBP	3	1	2	1	0	0	0									
Danny Bautista, R (1, 9) OBP: 0.331, SLG: 0.462	G1-3					G5-3			HBP	3	0	1	0	0	0	1									
Damian Miller, R (1, 2) OBP: 0.342, SLG: 0.442			F9		F3		F9		K	4	0	0	0	0	1	4									
Brian Anderson, R (1, 1) Dan Plesac, L (8, 1) Byung-Hyun Kim, R (8, 1) David Dellucci, L (9, PH) Matt Mieske, R (9, PH) Matt Mantei, R (9, 1)						F7		G1-3	SF7	3	0	1	0	0	0	1									
<b>Inning Stats</b>	R: 0 E: 0 K: 1 S: 10	H: 0 LOB: 0 BB: 0 P: 15	R: 0 E: 0 K: 0 S: 7	H: 2 LOB: 1 BB: 0 P: 10	R: 0 E: 0 K: 0 S: 8	H: 1 LOB: 1 BB: 0 P: 10	R: 0 E: 0 K: 0 S: 8	H: 0 LOB: 0 BB: 0 P: 11	R: 0 E: 0 K: 0 S: 8	H: 1 LOB: 1 BB: 0 P: 15	R: 0 E: 0 K: 0 S: 11	H: 1 LOB: 0 BB: 0 P: 16	R: 1 E: 0 K: 0 S: 8	H: 1 LOB: 0 BB: 0 P: 13	R: 0 E: 0 K: 0 S: 11	H: 1 LOB: 2 BB: 1 P: 19	R: 1 E: 0 K: 1 S: 10	H: 1 LOB: 2 BB: 0 P: 19	1B: 3 2B: 4 3B: 0 HR: 1	SF: 1 SAC: 0 DP: 1 HBP: 2	WP: 0 PB: 1 CS: 0	PA: 37			
<b>PITCHER</b>	IP	WLS	BF	H	R	ER	SO	BB	IBB	HBP	BLK	WP	HR	S	P	ERA	WHIP								
Brad Penny, R (1, 1) ERA: 5.01	7.2		29	7	1	1	1	0	0	0	0	0	1	65	97	1.17	0.913								
Armando Almanza, L (8, 1) ERA: 4.43	0.1		2	0	0	0	0	1	0	0	0	0	0	6	12	0.00	3.000								
Ricky Bones, R (9, 1) ERA: 3.48	0.1	L	4	1	1	1	1	0	0	2	0	0	0	7	13	27.00	3.000								
Vic Darenburg, L (9, 1) ERA: 4.18	0.2		2	0	0	0	0	0	0	0	0	0	0	3	6	0.00	0.000								

Batter	1	2	3	4	5	6	7	8	9	AB	R	H	RBI	BB	SO	LOB	BOTTOM								
Luis Castillo, S (1, 4) OBP: 0.426, SLG: 0.395	G5-3		K		G4-3			SH1-4		3	0	0	0	0	1	2	<b>Arizona Diamondbacks @ Florida Marlins</b> Pro Player Stadium, Miami, FL Fri Sep 08 2000, 7:05 PM EDT Att: 10,929 - Cloudy - 80 F								
Alex Gonzalez, R (1, 6) OBP: 0.235, SLG: 0.326	G5-3			S 1B		G6-3		K		4	0	1	0	0	1	2									
Cliff Floyd, L (1, 7) OBP: 0.381, SLG: 0.519	FC6-4 1B			K		F9		S 1B		4	0	2	1	0	1	1									
Preston Wilson, R (1, 8) OBP: 0.324, SLG: 0.460	FC6-4 1-2			G5-3		G5-3		HBP		3	0	0	0	0	0	2									
Mike Lowell, R (1, 5) OBP: 0.351, SLG: 0.502		F9		F9		E5 1B		K		4	0	1	0	0	1	3									
Derrek Lee, R (1, 3) OBP: 0.374, SLG: 0.506		F8		FC5-4 1B		F7		K		4	0	1	0	0	1	1									
Mark Smith, R (1, 9) OBP: 0.347, SLG: 0.415					FC5-4 1B					3	0	1	0	0	0	1									
Mark Kotsay, L (9, PH) OBP: 0.334, SLG: 0.437		F8			FC5-4 1B		G6-3		K	1	0	0	0	0	1	0									
Ramon Castro, R (1, 2) OBP: 0.313, SLG: 0.273			K		FC5-4 G1-3		F8		P6	2	0	0	0	0	1	2									
Kevin Miller, R (7, PH) OBP: 0.380, SLG: 0.522										1	0	0	0	0	0	1									
Mike Redmond, R (8, 2) OBP: 0.316, SLG: 0.305										0	0	0	0	0	0	0									
Henry Rodriguez, L (9, PH) OBP: 0.330, SLG: 0.492										1	0	0	0	0	0	0									
Brad Penny, R (1, 1) Armando Almanza, L (8, 1) Dave Berg, R (8, PH) Andy Fox, L (8, PH) Ricky Bones, R (9, 1) Vic Darenburg, L (9, 1)										2	0	0	0	0	1	2									
<b>Inning Stats</b>	R: 0 E: 0 K: 0 S: 6	H: 1 LOB: 1 BB: 0 P: 8	R: 0 E: 0 K: 0 S: 4	H: 0 LOB: 0 BB: 0 P: 6	R: 0 E: 0 K: 3 S: 12	H: 0 LOB: 0 BB: 0 P: 16	R: 0 E: 0 K: 1 S: 11	H: 1 LOB: 1 BB: 0 P: 14	R: 0 E: 0 K: 0 S: 13	H: 2 LOB: 2 BB: 0 P: 19	R: 0 E: 0 K: 0 S: 8	H: 0 LOB: 0 BB: 0 P: 10	R: 0 E: 1 K: 0 S: 7	H: 1 LOB: 1 BB: 0 P: 13	R: 1 E: 0 K: 2 S: 19	H: 1 LOB: 2 BB: 1 P: 29	R: 0 E: 0 K: 2 S: 14	H: 0 LOB: 0 BB: 0 P: 21	1B: 6 2B: 0 3B: 0 HR: 0	SF: 0 SAC: 1 DP: 0 HBP: 1	WP: 0 PB: 0 CS: 0	PA: 35			
<b>PITCHER</b>	IP	WLS	BF	H	R	ER	SO	BB	IBB	HBP	BLK	WP	HR	S	P	ERA	WHIP								
Brian Anderson, L (1, 1) ERA: 4.31	7.2		29	5	1	1	5	1	0	0	0	0	0	74	104	1.17	0.783								
Dan Plesac, L (8, 1) ERA: 2.94	0.0	B	1	1	0	0	0	0	0	0	0	0	0	1	1	∞	∞								
Byung-Hyun Kim, R (8, 1) ERA: 3.48	0.1	W	2	0	0	0	1	0	0	1	0	0	0	5	10	0.00	0.000								
Matt Mantei, R (9, 1) ERA: 4.88	1.0	S	3	0	0	0	2	0	0	0	0	0	0	14	21	0.00	0.000								

AB	33
R	2
H	8
RBI	2
BB	1
SO	2
LOB	14

AB	32
R	1
H	6
RBI	1
BB	1
SO	8
LOB	17



Batter	1	2	3	4	5	6	7	8	9	AB	R	H	RBI	BB	SO	LOB	TOP			
<b>Tony Womack, L</b> OBP: 0.313, SLG: 0.392 (1, 6)	2-1 FC5 1B		0-2 1B G4-6-3 2B		2-1 G3			4-0 G4-3 SH1-4 1B BB		3	2	2	0	1	0	0				
<b>Jay Bell, R</b> OBP: 0.355, SLG: 0.427 (1, 4)	1-1 P6		1-2 G4-6-3 1B		1-2 G6-3			0-0 SH1-4		3	0	1	0	0	0	1				
<b>Luis Gonzalez, L</b> OBP: 0.395, SLG: 0.551 (1, 7)	0-1 FC5 1B		0-0 G4-6-3		1-0 P5			1-1 G4-3		4	0	1	0	0	0	2				
<b>Greg Colbrunn, R</b> OBP: 0.428, SLG: 0.562 (1, 3)	3-2 F9		1-2 G5-3		0-1 F9			0-0 HR 1B		4	1	1	1	0	0	2				
<b>Steve Finley, L</b> OBP: 0.374, SLG: 0.586 (1, 8)	1-1 FC5			3-3 K				0-0 1B		4	1	2	2	0	1	2				
<b>Matt Williams, R</b> OBP: 0.299, SLG: 0.388 (1, 5)		0-0 F8		0-1 F8				1-2 FC4 1B		4	0	1	0	0	0	0				
<b>Danny Bautista, R</b> OBP: 0.327, SLG: 0.455 (1, 9)		0-3 K		3-3 K				0-1 F9		4	0	0	0	0	2	2				
<b>Kelly Stinnett, R</b> OBP: 0.288, SLG: 0.374 (1, 2)		2-2 1B		2-3 K				1-3 K		4	0	1	0	0	2	2				
<b>Todd Stottlemyre, L</b> OBP: 0.281, SLG: 0.379 (1, 1)		2-3 K		3-3 K				2-1 FC4		3	0	0	0	0	2	3				
<b>Dan Plesac, L</b> OBP: 0.479, SLG: 0.500 (8, 1)								1-2 K		0	0	0	0	0	0	0				
<b>David Dellucci, L</b> OBP: 0.479, SLG: 0.500 (9, PH)										1	0	0	0	0	0	0				
<b>Matt Mantei, R</b> (9, 1)										0	0	0	0	0	0	0				
<b>Inning Stats</b>	R: 0 H: 2 E: 0 K: 0 S: 12	H: 2 LOB: 2 BB: 0 P: 18	R: 0 H: 1 E: 0 K: 2 S: 11	H: 1 LOB: 1 BB: 0 P: 15	R: 1 H: 2 E: 0 K: 0 S: 8	H: 2 LOB: 0 BB: 0 P: 10	R: 0 H: 0 E: 0 K: 2 S: 9	H: 0 LOB: 0 BB: 0 P: 15	R: 0 H: 0 E: 0 K: 0 S: 6	H: 0 LOB: 0 BB: 0 P: 8	R: 0 H: 2 E: 0 K: 1 S: 11	H: 2 LOB: 2 BB: 0 P: 15	R: 3 H: 2 E: 0 K: 0 S: 7	H: 2 LOB: 0 BB: 1 P: 17	R: 0 H: 0 E: 0 K: 0 S: 3	H: 0 LOB: 0 BB: 0 P: 5	1B: 7 2B: 1 3B: 0 HR: 1	SF: 0 SAC: 1 DP: 1 HBP: 0	WP: 0 PA: 36 SB: 0 CS: 0	
<b>PITCHER</b>	IP WLS BF H R ER SO	IP WLS BF H R ER SO	IP WLS BF H R ER SO	IP WLS BF H R ER SO	IP WLS BF H R ER SO	IP WLS BF H R ER SO	IP WLS BF H R ER SO	IP WLS BF H R ER SO	IP WLS BF H R ER SO	IP WLS BF H R ER SO	IP WLS BF H R ER SO	IP WLS BF H R ER SO	IP WLS BF H R ER SO	IP WLS BF H R ER SO	IP WLS BF H R ER SO	IP WLS BF H R ER SO	ERA WHIP	ERA WHIP	ERA WHIP	
<b>A.J. Burnett, R</b> ERA: 4.2	(1, 1)	8.0	L	33	9	4	4	7												
<b>Braden Looper, R</b> ERA: 4.46	(9, 1)	1.0		3	0	0	0	0												

**Arizona Diamondbacks @ Florida Marlins**  
 Pro Player Stadium, Miami, FL  
 Sat Sep 09 2000, 7:05 PM EDT  
 Att: 16,610 - Cloudy - 84 F

AB	34
R	4
H	9
RBI	3
BB	1
SO	7
LOB	14



Batter	1	2	3	4	5	6	7	8	9	AB	R	H	RBI	BB	SO	LOB	BOTTOM				
<b>Luis Castillo, S</b> OBP: 0.425, SLG: 0.394 (1, 4)	1-0 CS 1B			0-1 G1-3		1-0 G6-3		1-0 F2		4	0	1	0	0	0	0					
<b>Mark Kotsay, L</b> OBP: 0.333, SLG: 0.438 (1, 9)	3-2 G4-3			0-0 2B		0-0 L3			2-3 K	4	0	1	0	0	1	1					
<b>Cliff Floyd, L</b> OBP: 0.382, SLG: 0.526 (1, 7)	2-2 G4-3			0-0 F8			1-1 HR		1-0 DI HBP	3	1	1	1	0	0	1					
<b>Preston Wilson, R</b> OBP: 0.322, SLG: 0.456 (1, 8)		1-1 G6-3		1-0 G1-3			0-1 G3		3-3 K	4	0	0	0	0	1	2					
<b>Mike Lowell, R</b> OBP: 0.350, SLG: 0.500 (1, 5)		1-2 F9			1-1 1B		0-0 F9		0-0 G5-3	4	0	1	0	0	0	1					
<b>Derrek Lee, R</b> OBP: 0.374, SLG: 0.505 (1, 3)		1-3 K			0-2 F7		1-0 1B			3	0	1	0	0	1	1					
<b>Alex Gonzalez, R</b> OBP: 0.233, SLG: 0.323 (1, 6)			1-3 K		0-1 F3		1-2 G1-3			3	0	0	0	0	1	2					
<b>Ramon Castro, R</b> OBP: 0.308, SLG: 0.267 (1, 2)			0-1 P5		0-3 K			0-0 F8		2	0	0	0	0	1	1					
<b>Mark Smith, R</b> OBP: 0.330, SLG: 0.412 (8, PH)										1	0	0	0	0	0	0					
<b>Mike Redmond, R</b> OBP: 0.316, SLG: 0.305 (9, 2)										0	0	0	0	0	0	0					
<b>A.J. Burnett, R</b> OBP: 0.364, SLG: 0.474 (1, 1)			2-3 K			1-2 G3-1			0-0 F8	2	0	0	0	0	1	0					
<b>Henry Rodriguez, L</b> OBP: 0.330, SLG: 0.492 (8, PH)										0	0	0	0	0	0	0					
<b>Kevin Millar, R</b> OBP: 0.379, SLG: 0.520 (8, PH)										1	0	0	0	0	0	0					
<b>Braden Looper, R</b> (9, 1)										0	0	0	0	0	0	0					
<b>Inning Stats</b>	R: 0 H: 1 E: 0 K: 0 S: 10	H: 0 LOB: 0 BB: 0 P: 16	R: 0 H: 0 E: 0 K: 1 S: 10	H: 0 LOB: 0 BB: 0 P: 13	R: 0 H: 0 E: 0 K: 2 S: 8	H: 0 LOB: 0 BB: 0 P: 11	R: 0 H: 1 E: 0 K: 0 S: 5	H: 1 LOB: 1 BB: 0 P: 6	R: 0 H: 1 E: 0 K: 1 S: 10	H: 1 LOB: 1 BB: 0 P: 11	R: 0 H: 0 E: 0 K: 0 S: 5	H: 0 LOB: 0 BB: 0 P: 7	R: 1 H: 2 E: 0 K: 0 S: 9	H: 2 LOB: 1 BB: 0 P: 12	R: 0 H: 0 E: 0 K: 0 S: 3	H: 0 LOB: 0 BB: 0 P: 4	R: 0 H: 0 E: 0 K: 2 S: 9	H: 0 LOB: 1 BB: 0 P: 15	1B: 3 2B: 1 3B: 0 HR: 1	SF: 0 SAC: 0 DP: 0 HBP: 1	WP: 0 PA: 32 SB: 0 CS: 1
<b>PITCHER</b>	IP WLS BF H R ER SO	IP WLS BF H R ER SO	IP WLS BF H R ER SO	IP WLS BF H R ER SO	IP WLS BF H R ER SO	IP WLS BF H R ER SO	IP WLS BF H R ER SO	IP WLS BF H R ER SO	IP WLS BF H R ER SO	IP WLS BF H R ER SO	IP WLS BF H R ER SO	IP WLS BF H R ER SO	IP WLS BF H R ER SO	IP WLS BF H R ER SO	IP WLS BF H R ER SO	IP WLS BF H R ER SO	ERA WHIP	ERA WHIP	ERA WHIP		
<b>Todd Stottlemyre, R</b> ERA: 4.18	(1, 1)	7.1	W	26	5	1	1	4													
<b>Dan Plesac, L</b> ERA: 2.88	(8, 1)	0.2		2	0	0	0	0													
<b>Matt Mantei, R</b> ERA: 4.46	(9, 1)	1.0	S	4	0	0	0	2													

**Arizona Diamondbacks @ Florida Marlins**  
 Pro Player Stadium, Miami, FL  
 Sat Sep 09 2000, 7:05 PM EDT  
 Att: 16,610 - Cloudy - 84 F

AB	31
R	1
H	5
RBI	1
BB	0
SO	6
LOB	9





Batter	1	2	3	4	5	6	7	8	9	10	11	12	AB	R	H	RBI	BB	SO	LOB	TOP								
Tony Womack, L OBP: 0.313, SLG: 0.389	1-1 L4		4-2 G4-6-3 BB			1-2 P3		3-2 F7			1-3 K		4 0 0 0 1 1 1															
Jay Bell, R OBP: 0.355, SLG: 0.428	2-3 K		0-2 G4-6-3 1-2f			1-2 HR 2B		1-2 P6			4-0 G4-3 BB		4 1 1 0 1 1 1															
Luis Gonzalez, L OBP: 0.394, SLG: 0.548	1-0 F8			4-1 G6-4-3 BB		2-0 SF7			1-1 G4-3		0-1 G4-3		3 0 0 1 1 0 1															
Greg Colbrunn, R OBP: 0.428, SLG: 0.589		4-0 1B BB		1-0 G6-4-3 1-2f		3-H 2-2 HR			3-1 F8		1-3 K		4 1 1 2 1 1 2															
Steve Finley, L OBP: 0.376, SLG: 0.580		1-3 K		2-2 G4-3		1-1 F8			0-1 F8			0-2 G4-3	5 0 0 0 0 1 1															
Matt Williams, R OBP: 0.302, SLG: 0.390		3-1 K			0-2 F9		0-0 G6-3			0-1 SH3 1B		4-2 BB	4 0 2 0 0 0 0															
Craig Counsell, L OBP: 0.366, SLG: 0.424												BB	0 0 0 0 0 0 0															
Matt Mieske, R OBP: 0.247, SLG: 0.285		1-2 1B										BB	0 0 0 0 1 0 0															
Russ Springer, R OBP: 0.200, SLG: 0.200												BB	0 0 0 0 0 0 0															
Danny Bautista, R OBP: 0.323, SLG: 0.448												BB	4 0 0 0 0 3 3															
Kelly Stinnett, R OBP: 0.284, SLG: 0.369													3 0 0 0 0 2 2															
Rob Ryan, L OBP: 0.412, SLG: 0.553													1 0 0 0 0 0 2															
Damian Miller, R OBP: 0.344, SLG: 0.442													0 0 0 0 1 0 0															
Randy Johnson, L ERA: 3.47													1 0 0 0 0 0 0															
Byung-Hyun Kim, R ERA: 3.38													1 0 0 0 0 0 0															
Greg Swindell, L ERA: 3.22													1 0 0 0 0 0 0															
Mike Morgan, R ERA: 4.63													1 0 0 0 0 0 0															
Dan Plesac, L ERA: 2.86													1 0 0 0 0 0 0															
Inning Stats	R: 0 E: 0 K: 1 S: 6	H: 0 LOB: 0 BB: 0	R: 0 E: 0 K: 2 S: 9	H: 1 LOB: 2 BB: 1 P: 19	R: 0 E: 0 K: 1 S: 9	H: 0 LOB: 0 BB: 1 P: 14	R: 0 E: 0 K: 0 S: 5	H: 0 LOB: 0 BB: 1 P: 12	R: 0 E: 0 K: 2 S: 9	H: 0 LOB: 0 BB: 0 P: 13	R: 3 E: 0 K: 0 S: 17	H: 2 LOB: 0 BB: 1 P: 28	R: 0 E: 0 K: 1 S: 7	H: 0 LOB: 0 BB: 0 P: 11	R: 0 E: 0 K: 0 S: 8	H: 0 LOB: 0 BB: 0 P: 12	R: 0 E: 0 K: 0 S: 6	H: 0 LOB: 0 BB: 0 P: 10	R: 0 E: 0 K: 2 S: 10	H: 1 LOB: 2 BB: 0 P: 12	R: 0 E: 0 K: 1 S: 9	H: 0 LOB: 1 BB: 1 P: 15	R: 0 E: 0 K: 2 S: 11	H: 0 LOB: 2 BB: 2 P: 22	1B: 2 2B: 1 3B: 0 HR: 1	SF: 1 SAC: 1 DP: 2 HBP: 0	WP: 0 PB: 0 CS: 0	PA: 45
PITCHER	IP	WLS	BF	H	R	ER	SO	BB	IBB	HBP	BLK	WP	HR	S	P	ERA	WHIP											
23 Chuck Smith, R ERA: 3.47	7.0		26	3	3	3	7	4	0	0	0	0	0	14	22	0.00	0.000											
Dan Miceli, R ERA: 4.89	2.0		6	0	0	0	0	0	0	0	0	0	0	19	27	0.00	1.000											
Antonio Alfonseca, R ERA: 4.48	2.0		8	1	0	0	2	1	0	0	0	0	0	3	3	0.00	0.000											
Armando Almanza, L ERA: 4.4	0.1		1	0	0	0	0	0	0	0	0	0	0	3	3	0.00	0.000											
Braden Looper, R ERA: 4.43	0.2	W	4	0	0	0	2	2	0	0	0	0	0	8	19	0.00	3.000											

Arizona Diamondbacks @ Florida Marlins  
Pro Player Stadium, Miami, FL

AB 36  
R 3  
H 4  
RBI 3  
BB 7  
SO 11  
LOB 17




Sun Sep 10 2000, 4:05 PM EDT  
Att. 13,117 - Overcast - 84 F

Batter	1	2	3	4	5	6	7	8	9	10	11	12	AB	R	H	RBI	BB	SO	LOB	BOTTOM							
Luis Castillo, S OBP: 0.423, SLG: 0.392	2-3 K		1-2 FC3-6 CS		1-1 G3		3-3 K			2-2 G4-3 SH1-3 1B		0-0 SH1-3	5 0 1 0 0 2 4														
Dave Berg, R OBP: 0.351, SLG: 0.347	1-1 K		1-1 CS		0-1 K		1-3 K			0-0 SH1-3		0-3 K	3 0 2 2 0 1 0														
Henry Rodriguez, L OBP: 0.329, SLG: 0.490										1-2 K			1 0 0 0 0 1 0														
Alex Gonzalez, R OBP: 0.232, SLG: 0.322										1-2 K			1 0 0 0 0 1 1														
Kevin Millar, R OBP: 0.378, SLG: 0.515	1-3 1B									2-2 G4-3		4-0 1B	2 0 0 0 1 1 2														
Cliff Floyd, L OBP: 0.382, SLG: 0.523										2-3 K			2 0 0 0 1 1 1														
Preston Wilson, R OBP: 0.322, SLG: 0.454	1-1 G4-3									3-3 K		1-2 1B	5 0 1 1 1 1 3 3														
Mike Lowell, R OBP: 0.350, SLG: 0.497		1-3 K										4-1 FC5-4 BB	3 0 0 0 2 2 2														
Derek Lee, R OBP: 0.370, SLG: 0.499		2-3 K										3-2 F9	5 0 0 0 0 3 2														
Mark Smith, R OBP: 0.328, SLG: 0.406													5 1 1 0 0 3 2														
Armando Almanza, L ERA: 4.63													0 0 0 0 0 0 0														
Braden Looper, R ERA: 2.86													0 0 0 0 0 0 0														
Mike Redmond, R OBP: 0.321, SLG: 0.311													3 1 2 0 0 0 0														
Andy Fox, L OBP: 0.301, SLG: 0.330													0 0 0 0 0 0 0														
Ramon Castro, R OBP: 0.314, SLG: 0.267													0 0 0 0 1 0 0														
Pablo Ozuna, R OBP: 0.211, SLG: 0.211													0 0 0 0 0 0 0														
Sandy Martinez, L OBP: 0.133, SLG: 0.200													1 0 0 0 0 1 1														
23 Chuck Smith, R ERA: 3.47													2 1 1 1 0 0 1														
Dan Miceli, R ERA: 4.89													1 0 0 0 0 1 1														
26 Nate Rollison, L ERA: 4.63													1 0 0 0 0 1 1														
Antonio Alfonseca, R ERA: 4.48													0 0 0 0 0 0 0														
Mark Kobayashi, L ERA: 5.09													1 1 1 0 0 0 0														
Inning Stats	R: 0 E: 0 K: 2 S: 10	H: 1 LOB: 1 BB: 0	R: 0 E: 0 K: 3 S: 10	H: 0 LOB: 0 BB: 0 P: 13	R: 0 E: 0 K: 0 S: 10	H: 1 LOB: 0 BB: 0 P: 13	R: 0 E: 0 K: 0 S: 11	H: 0 LOB: 1 BB: 1 P: 20	R: 3 E: 1 K: 3 S: 16	H: 3 LOB: 1 BB: 0 P: 22	R: 0 E: 0 K: 3 S: 12	H: 1 LOB: 1 BB: 1 P: 17	R: 0 E: 0 K: 2 S: 10	H: 0 LOB: 1 BB: 1 P: 18	R: 0 E: 0 K: 1 S: 9	H: 0 LOB: 1 BB: 0 P: 18	R: 0 E: 0 K: 1 S: 9	H: 0 LOB: 1 BB: 1 P: 18	R: 0 E: 0 K: 1 S: 9	H: 0 LOB: 1 BB: 1 P: 17	R: 1 E: 0 K: 1 S: 12	H: 2 LOB: 2 BB: 1 P: 17	1B: 8 2B: 1 3B: 0 HR: 0	SF: 0 SAC: 2 DP: 0 HBP: 0	WP: 0 PB: 1 CS: 1	PA: 50	
PITCHER	IP	WLS	BF	H	R	ER	SO	BB	IBB	HBP	BLK	WP	HR	S	P	ERA	WHIP										
Randy Johnson, L ERA: 3.47	7.0		28	6	3	1	14	2	0	0	0	0	0	79	119	1.29	1.143										
Byung-Hyun Kim, R ERA: 3.38	2.0		8	0	0	0	4	2	0	0	0	0	0	19	36	0.00	1.000										
Greg Swindell, L ERA: 3.22	0.2		3	1	0	0	0	0	0	0	0	0	0	7	11	0.00	1.500										
Mike Morgan, R ERA: 4.63	1.0		4	0	0	0	1	1	0	0	0	0	0	9	20	0.00	1.000										
Dan Plesac, L ERA: 2.86	0.1		1	0	0	0	1	0	0	0	0	0	0	3	4	0.00	0.000										

Arizona Diamondbacks @ Florida Marlins  
Pro Player Stadium, Miami, FL

AB 41  
R 4  
H 9  
RBI 4  
BB 6  
SO 21  
LOB 21



Sun Sep 10 2000, 4:05 PM EDT  
Att. 13,117 - Overcast - 84 F



Batter	1	2	3	4	5	6	7	8	9	AB	R	H	RBI	BB	SO	LOB	TOP					
Tom Goodwin, L (1, 8) OBP: 0.359, SLG: 0.368	0-0 P6	1-2 G3			1-0 G3	0-1 G3		2-0 F8		5	1	1	1	0	0	2						
Mark Grudzielanek, R (1, 4) OBP: 0.338, SLG: 0.390	4-2 2B		1-1 P4		1-1 2B	1-2 F7		1-2 G5-3		4	2	1	0	1	0	1						
Gary Sheffield, R (1, 7) OBP: 0.447, SLG: 0.662	0-1 E		4-1 FC4-6		0-0 1B	0-0 F8			3-3 K	4	1	2	2	1	1	0						
Paul Lo Duca, R (9, 7) OBP: 0.313, SLG: 0.397	1-H 2B				2-H 2B					0	0	0	0	0	0	0						
Shawn Green, L (1, 9) OBP: 0.372, SLG: 0.487	3-2 F8		0-0 FC4-6		1-1 2B				4-0 S	4	2	1	1	1	0	2						
Eric Karros, R (1, 3) OBP: 0.332, SLG: 0.483	3-2 E6		2-2 L5		3-2 F7				2-0 1B	5	0	2	1	0	0	3						
Todd Hundley, S (1, 2) OBP: 0.396, SLG: 0.623	1-2 F7			3-2 SH1-3	4-0 2B				1-2 F8	4	0	2	0	1	0	3						
Adrián Beltré, R (1, 5) OBP: 0.354, SLG: 0.470		2-2 P4		0-0 SH1-3	0-1 2B				4-0 IBB	3	0	1	1	1	0	1						
Alex Cora, L (1, 6) OBP: 0.304, SLG: 0.362	0-2 F7		2-3	3-1 F5	1-3 K				1-1 F8	5	0	0	0	0	1	5						
Eric Gagne, R (1, 1) Terry Adams, R (7, 1) Antonio Osuna, R (7, 1) Dave Hansen, L (8, PH) Mike Fetters, R (8, 1) Jeff Shaw, R (9, 1)	0-1 1B			1-0 G5-3	0-3 K				4-1 BB	3	0	1	0	0	1	3						
<b>Inning Stats</b>	R: 1 E: 1 K: 0 S: 17	H: 1 LOB: 2 BB: 1 P: 28	R: 0 E: 0 K: 0 S: 12	H: 1 LOB: 1 BB: 0 P: 15	R: 0 E: 0 K: 0 S: 8	H: 0 LOB: 1 BB: 1 P: 15	R: 0 E: 0 K: 0 S: 7	H: 1 LOB: 1 BB: 0 P: 14	R: 4 E: 0 K: 0 S: 17	H: 5 LOB: 2 BB: 1 P: 28	R: 0 E: 0 K: 0 S: 6	H: 0 LOB: 0 BB: 0 P: 7	R: 0 E: 0 K: 0 S: 10	H: 2 LOB: 1 BB: 0 P: 18	R: 0 E: 0 K: 0 S: 8	H: 0 LOB: 1 BB: 2 P: 15	R: 1 E: 0 K: 1 S: 9	H: 1 LOB: 2 BB: 2 P: 24	1B: 4 2B: 6 3B: 0 HR: 1	SF: 0 SAC: 1 DP: 0 HBP: 0	WP: 0 PB: 0 SB: 2 CS: 0	PA: 44
<b>PITCHER</b>	IP WLS BF H R ER SO BB IBB HBP BLK WP HR S P ERA WHIP																					
Armando Reynoso, R (1, 1) ERA: 5.4	4.1 L 25 8 5 5 0 2 1 0 0 0 0 1 55 93 10.38 2.308																					
Russ Springer, R (5, 1) ERA: 4.85	2.2 9 2 0 0 2 0 0 0 0 0 0 22 32 0.00 0.750																					
Geraldo Guzman, R (8, 1) ERA: 6.25	1.1 7 1 1 1 1 2 0 0 0 0 0 12 28 6.75 2.250																					
Greg Swindell, L (9, 1) ERA: 3.18	0.2 3 0 0 0 0 0 1 0 0 0 0 5 11 0.00 0.000																					

Los Angeles Dodgers @ Arizona Diamondbacks  
Bank One Ballpark, Phoenix, AZ  
Mon Sep 11 2000, 9:35 PM EDT  
Att: 37,589 - Dome - 72 F

AB 37  
R 6  
H 11  
RBI 6  
BB 6  
SO 3  
LOB 20




Batter	1	2	3	4	5	6	7	8	9	AB	R	H	RBI	BB	SO	LOB	BOTTOM					
Tony Womack, L (1, 6) OBP: 0.310, SLG: 0.386	3-2 F8	1-1 F9			1-2 F8				0-3 K	5	0	0	0	0	1	3						
Jay Bell, R (1, 4) OBP: 0.383, SLG: 0.424	2-3 K		0-3 K			2-1 F8	0-3 K		2-1 K	4	0	0	0	0	3	2						
Geraldo Guzman, R (8, 1)										0	0	0	0	0	0	0						
Greg Swindell, L (9, 1)										0	0	0	0	0	0	0						
David Dellucci, L (9, PH) OBP: 0.480, SLG: 0.500										1	0	1	0	0	0	0						
Luis Gonzalez, L (1, 7) OBP: 0.394, SLG: 0.546	1-1 BB		3-3 K			4-2 BB			1-1 G1-3	4	0	1	0	1	2	1						
Greg Colbrunn, R (1, 3) OBP: 0.429, SLG: 0.564	4-2 BB		2-0 F8			2-1 F9			4-1 BB	2	0	0	0	2	0	1						
Steve Finley, L (1, 8) OBP: 0.371, SLG: 0.577	1-2 BB				1-3 K				4-0 BB	2	0	0	0	2	1	1						
Steve Finley, L (1, 8) OBP: 0.371, SLG: 0.577	1-2 BB				2-0 F9				1-2 G5-4-3	2	0	0	0	2	1	1						
Matt Williams, R (1, 5) OBP: 0.301, SLG: 0.391	0-3 K			3-2 F8					1-2 G5-4-3	4	1	1	0	0	1	5						
Rob Ryan, L (1, 9) OBP: 0.368, SLG: 0.471		2-3 K		2-3 K					0-0 F7	2	0	0	0	0	2	0						
Russ Springer, R (5, 1) OBP: 0.200, SLG: 0.200										0	0	0	0	0	0	0						
Craig Counsell, L (7, PH) OBP: 0.368, SLG: 0.420										1	0	0	0	1	0	0						
Kelly Stinnett, R (1, 2) OBP: 0.290, SLG: 0.370		4-2 BB			1-0 F3				1-1 BB	2	0	1	1	1	0	0						
Hanley Frías, S (9, PH) OBP: 0.324, SLG: 0.313						2-H 2B			1-1 HR	1	1	1	0	0	0	0						
Armando Reynoso, R (1, 1) OBP: 0.093, SLG: 0.049		1-2 BB			2-2 G3-1				2-2 HR	1	0	0	0	0	0	1						
Jason Conti, L (5, 9) OBP: 0.293, SLG: 0.360									2-H HR	3	1	1	2	0	1	2						
<b>Inning Stats</b>	R: 0 E: 0 K: 2 S: 20	H: 1 LOB: 3 BB: 2 P: 34	R: 0 E: 0 K: 1 S: 10	H: 0 LOB: 1 BB: 1 P: 18	R: 0 E: 0 K: 2 S: 8	H: 0 LOB: 0 BB: 0 P: 13	R: 0 E: 0 K: 2 S: 10	H: 0 LOB: 0 BB: 0 P: 16	R: 0 E: 0 K: 0 S: 7	H: 0 LOB: 0 BB: 0 P: 11	R: 0 E: 0 K: 0 S: 8	H: 0 LOB: 1 BB: 1 P: 18	R: 1 E: 0 K: 2 S: 12	H: 2 LOB: 2 BB: 1 P: 23	R: 0 E: 0 K: 1 S: 7	H: 0 LOB: 1 BB: 2 P: 17	R: 2 E: 0 K: 1 S: 13	H: 3 LOB: 1 BB: 0 P: 19	1B: 3 2B: 2 3B: 0 HR: 1	SF: 0 SAC: 0 DP: 1 HBP: 0	WP: 0 PB: 0 SB: 0 CS: 0	PA: 39
<b>PITCHER</b>	IP WLS BF H R ER SO BB IBB HBP BLK WP HR S P ERA WHIP																					
Eric Gagne, R (1, 1) ERA: 5.44	6.0 W 23 8 5 5 0 4 0 0 0 0 0 5 63 11 0.00 0.833																					
Terry Adams, R (7, 1) ERA: 3.33	0.0 3 2 1 1 0 1 0 0 0 0 0 5 13 ** **																					
Antonio Osuna, R (7, 1) ERA: 3.6	1.0 H 3 0 0 0 2 0 0 0 0 0 0 7 10 0.00 0.000																					
Mike Fetters, R (8, 1) ERA: 3.15	1.0 4 0 0 0 1 2 0 0 0 0 0 7 17 0.00 2.000																					
Jeff Shaw, R (9, 1) ERA: 4.73	1.0 6 3 2 2 1 0 0 0 0 0 1 13 19 18.00 3.000																					

Los Angeles Dodgers @ Arizona Diamondbacks  
Bank One Ballpark, Phoenix, AZ  
Mon Sep 11 2000, 9:35 PM EDT  
Att: 37,589 - Dome - 72 F

AB 32  
R 3  
H 6  
RBI 3  
BB 7  
SO 11  
LOB 16





Batter	1	2	3	4	5	6	7	8	9	AB	R	H	RBI	BB	SO	LOB	TOP										
Tom Goodwin, L (1,8) OBP: 0.358, SLG: 0.367	G4-3		G4-3			G1-3	F9			4	0	1	0	0	0	1	Los Angeles Dodgers @ Arizona Diamondbacks Bank One Ballpark, Phoenix, AZ Tue Sep 12 2000, 9:35 PM EDT Att: 32,102 - Dome - 72 F  livebaseballscores.com										
Alex Cora, L (1,6) OBP: 0.301, SLG: 0.357	F7		K			G1-3		B1-3		4	0	0	0	0	1	2											
Gary Sheffield, R (1,7) OBP: 0.446, SLG: 0.660	K				F9 SF7	P6		F4		4	1	1	0	0	1	1											
Shawn Green, L (1,9) OBP: 0.372, SLG: 0.485		G4-3			F9	K				4	0	1	0	0	1	2											
Eric Karros, R (1,3) OBP: 0.332, SLG: 0.482					SF7			F8	G1-3	3	0	1	1	0	0	1											
Todd Hundley, S (1,2) OBP: 0.394, SLG: 0.616					K				P4	3	1	0	0	1	2	1											
Adrian Beltré, R (1,5) OBP: 0.353, SLG: 0.468								F9		4	1	1	0	0	0	1											
Jeff Branson, L (1,4) OBP: 0.294, SLG: 0.313					F2			G3		4	0	1	0	0	1	2											
Luke Prokopec, L (1,1) Jeff Williams, R (5,1) Dave Hansen, L (7,PH) Onan Masaoka, R (7,1) Matt Herges, L (8,1)										1	0	0	0	0	0	0											
<b>Inning Stats</b>	R: 0 E: 0 K: 1 S: 12	H: 0 LOB: 0 BB: 0 P: 18	R: 0 E: 0 K: 1 S: 11	H: 1 LOB: 1 BB: 0 P: 16	R: 0 E: 0 K: 1 S: 11	H: 1 LOB: 1 BB: 0 P: 15	R: 1 E: 0 K: 1 S: 8	H: 1 LOB: 0 BB: 0 P: 11	R: 0 E: 0 K: 0 S: 9	H: 0 LOB: 0 BB: 0 P: 10	R: 0 E: 0 K: 1 S: 6	H: 1 LOB: 1 BB: 0 P: 10	R: 3 E: 0 K: 1 S: 10	H: 2 LOB: 0 BB: 1 P: 20	R: 0 E: 0 K: 0 S: 6	H: 1 LOB: 1 BB: 0 P: 6			R: 0 E: 0 K: 0 S: 6	H: 0 LOB: 0 BB: 0 P: 8	1B: 5 2B: 1 3B: 0 HR: 1	SF: 1 SAC: 1 DP: 0 HBP: 0	WP: 0 PB: 0 SB: 0 CS: 0	PA: 35			
<b>PITCHER</b>	IP	WLS	BF	H	R	ER	SO	BB	IBB	HBP	BLK	WP	HR	S	P	ERA	WHIP										
Curt Schilling, R (1,1) ERA: 3.98	7.0		28	6	4	4	6	1	0	0	0	0	1	67	100	5.14	1.000										
Byung-Hyun Kim, R (8,1) ERA: 3.32	1.0	W	4	1	0	0	0	0	0	0	0	0	0	6	6	0.00	1.000										
Matt Mantei, R (9,1) ERA: 4.35	1.0	S	3	0	0	0	0	0	0	0	0	0	0	6	8	0.00	0.000										

Batter	1	2	3	4	5	6	7	8	9	AB	R	H	RBI	BB	SO	LOB	BOTTOM										
Tony Womack, L (1,6) OBP: 0.308, SLG: 0.383	K		F2	F7		G6-3				4	0	0	0	0	1	3	Los Angeles Dodgers @ Arizona Diamondbacks Bank One Ballpark, Phoenix, AZ Tue Sep 12 2000, 9:35 PM EDT Att: 32,102 - Dome - 72 F  livebaseballscores.com										
Craig Counsell, L (1,5) OBP: 0.376, SLG: 0.422			F9				G6-3			2	1	1	0	0	0	1											
Jay Bell, R (7,PH) OBP: 0.352, SLG: 0.424										1	0	0	0	0	0	0											
Luis Gonzalez, L (1,7) OBP: 0.396, SLG: 0.548										2	1	1	1	1	1	0											
Greg Colbrunn, R (1,3) OBP: 0.423, SLG: 0.556										4	0	0	0	0	0	5											
Steve Finley, L (1,8) OBP: 0.372, SLG: 0.576										3	0	1	0	0	0	0											
Matt Mieske, R (8,PH) OBP: 0.247, SLG: 0.265										0	1	0	0	0	0	0											
Matt Williams, R (9,5) OBP: 0.301, SLG: 0.391										0	0	0	0	0	0	0											
Jason Conti, L (1,9) OBP: 0.286, SLG: 0.351										2	0	0	0	0	2	1											
Danny Bautista, R (5,PH) OBP: 0.322, SLG: 0.447										1	0	0	0	0	0	1											
Hanley Frias, S (1,4) OBP: 0.330, SLG: 0.340										4	1	2	0	0	0	3											
Kelly Stinnett, R (1,2) OBP: 0.286, SLG: 0.365										3	1	0	0	0	0	2											
David DeLucci, L (8,PH) OBP: 0.500, SLG: 0.522										1	0	1	1	0	0	0											
Damian Miller, R (9,2) OBP: 0.344, SLG: 0.442										0	0	0	0	0	0	0											
Curt Schilling, R (1,1) OBP: 0.218, SLG: 0.259										3	0	2	1	0	1	1											
Byung-Hyun Kim, R (8,1) Rob Ryan, L (8,PH) Matt Mantei, R (9,1)										0	0	0	0	0	0	0											
<b>Inning Stats</b>	R: 0 E: 0 K: 1 S: 11	H: 0 LOB: 1 BB: 0 P: 15	R: 0 E: 0 K: 1 S: 7	H: 1 LOB: 1 BB: 0 P: 12	R: 0 E: 0 K: 0 S: 11	H: 1 LOB: 2 BB: 1 P: 19	R: 2 E: 1 K: 1 S: 15	H: 2 LOB: 1 BB: 0 P: 21	R: 2 E: 1 K: 0 S: 12	H: 2 LOB: 0 BB: 0 P: 18	R: 0 E: 0 K: 1 S: 6	H: 1 LOB: 1 BB: 0 P: 8	R: 0 E: 0 K: 1 S: 12	H: 0 LOB: 0 BB: 0 P: 18	R: 1 E: 0 K: 0 S: 6	H: 1 LOB: 1 BB: 0 P: 10	1B: 4 2B: 4 3B: 0 HR: 0	SF: 0 SAC: 1 DP: 2 HBP: 3	WP: 0 PB: 0 SB: 1 CS: 0	PA: 36							
<b>PITCHER</b>	IP	WLS	BF	H	R	ER	SO	BB	IBB	HBP	BLK	WP	HR	S	P	ERA	WHIP										
Luke Prokopec, R (1,1) ERA: 1.23	4.1		22	6	4	1	3	1	0	2	0	0	0	51	78	2.08	1.615										
Jeff Williams, L (5,1) ERA: 11.57	1.2		6	1	0	0	1	0	0	0	0	0	0	11	15	0.00	0.600										
Onan Masaoka, L (7,1) ERA: 4.24	1.0	L	4	0	1	1	1	0	0	1	0	0	0	14	21	9.00	0.000										
Matt Herges, R (8,1) ERA: 3.41	1.0		4	1	0	0	0	0	0	0	0	0	0	4	7	0.00	1.000										







Batter	1	2	3	4	5	6	7	8	9	AB	R	H	RBI	BB	SO	LOB	TOP										
Rafael Furcal, S (1, 4) OBP: 0.393, SLG: 0.366	3-2 CS 1B		2-3 K		3-2 S 1B			2-3 K		4	0	2	0	0	2	0	Atlanta Braves @ Arizona Diamondbacks Bank One Ballpark, Phoenix, AZ Fri Sep 15 2000, 10:05 PM EDT Att: 39,774 - Dome - 72 F										
Andruw Jones, R (1, 8) OBP: 0.368, SLG: 0.524	1-3 K		1-0 10 1B		2-2 F3			4-1 10 S BB		3	0	1	0	1	1	2											
10 Chipper Jones, S (1, 5) OBP: 0.393, SLG: 0.559	2-3 K		3-1 1B		3-1 HR			4-0 1B		3	1	2	1	1	1	0											
Andres Galarraga, R (1, 3) OBP: 0.368, SLG: 0.525		2-3 K	1-3 K		1-1 G5-3			1-3 K		4	0	0	0	0	3	4											
Brian Jordan, R (1, 9) OBP: 0.322, SLG: 0.433		0-0 1B		3-3 K		1-0 G4-3		1-3 K		4	0	1	0	0	2	2											
Javy Lopez, R (1, 2) OBP: 0.326, SLG: 0.471		1-0 1B		2-3 K		3-1 F9			1-0 F2	4	0	1	0	0	1	0											
Reggie Sanders, R (1, 7) Bobby Bonilla, S (9, PH) OBP: 0.369, SLG: 0.398		3-3 K		3-2 F7		2-0 G6-3			3-2 F7	3	0	0	0	0	1	2											
Walt Weiss, S (1, 6) Wally Joyner, L (9, PH) George Lombard, L (9, FR) OBP: 0.176, SLG: 0.125		1-2 G5-3		0-3 K		1-3 K			4-0 WP S BB	3	0	0	0	0	2	2											
Tom Glavine, L (1, 1) Kerry Ligtenberg, R (8, 1) Terry Mulholland, R (8, 1) Keith Lockhart, L (9, PH) OBP: 0.328, SLG: 0.366			0-3 K		1-3 K		3-3 K		2-2 F7	3	0	0	0	0	3	0											
<b>Inning Stats</b>	R: 0 E: 0 K: 2 S: 10	H: 1 LOB: 0 BB: 0 P: 16	R: 0 E: 0 K: 2 S: 11	H: 2 LOB: 2 BB: 0 P: 18	R: 0 E: 0 K: 3 S: 12	H: 2 LOB: 2 BB: 0 P: 19	R: 0 E: 0 K: 2 S: 11	H: 0 LOB: 0 BB: 0 P: 19	R: 0 E: 0 K: 2 S: 12	H: 1 LOB: 1 BB: 0 P: 18	R: 1 E: 0 K: 0 S: 7	H: 1 LOB: 0 BB: 0 P: 15	R: 0 E: 0 K: 3 S: 9	H: 0 LOB: 0 BB: 0 P: 15	R: 0 E: 0 K: 3 S: 10	H: 0 LOB: 2 BB: 2 P: 22		R: 0 E: 0 K: 0 S: 7	H: 0 LOB: 2 BB: 1 P: 17	1B: 6 2B: 0 3B: 0 HR: 1	SF: 0 SAC: 0 DP: 0 HBP: 0	WP: 1 PA: 36 PB: 0 SB: 3 CS: 1					
<b>PITCHER</b>	IP	WLS	BF	H	R	ER	SO	BB	IBB	HBP	BLK	WP	HR	S	P	ERA	WHIP										
Randy Johnson, L (1, 1) ERA: 2.38	7.0	W	27	7	1	1	13	0	0	0	0	0	1	72	120	1.29	1.000										
Byung-Hyun Kim, R (8, 1) ERA: 3.27	1.0	H	5	0	0	0	3	1	1	0	0	0	0	10	22	0.00	1.000										
Matt Mantei, R (9, 1) ERA: 4.4	1.0	S	4	0	0	0	0	1	0	0	0	1	0	7	17	0.00	1.000										

Batter	1	2	3	4	5	6	7	8	9	AB	R	H	RBI	BB	SO	LOB	BOTTOM										
Danny Bautista, R (1, 8) OBP: 0.323, SLG: 0.455	3-3 K		0-0 F8		2-2 1B 3B			1-3 K		4	1	1	0	0	2	0	Atlanta Braves @ Arizona Diamondbacks Bank One Ballpark, Phoenix, AZ Fri Sep 15 2000, 10:05 PM EDT Att: 39,774 - Dome - 72 F										
Jay Bell, R (1, 4) OBP: 0.352, SLG: 0.434	2-0 L4		1-1 HBP 1B		0-3 K		3-0 HR			4	1	2	1	0	1	1											
Luis Gonzalez, L (1, 7) OBP: 0.398, SLG: 0.547	4-1 HBP BB		3-2 1-2 HBP		2-0 3H 1B		2-1 G4-3			2	0	1	1	1	0	0											
Greg Colbrunn, R (1, 3) OBP: 0.419, SLG: 0.556	2-2 1-2 HBP		2-2 G6-3		2-2 F9			0-0 F3		3	0	0	0	0	0	3											
Matt Williams, R (1, 5) OBP: 0.297, SLG: 0.384	0-0 L4			2-1 L6		1-3 K		2-2 F7		4	0	0	0	0	1	2											
39 Alex Cabrera, R (1, 9) OBP: 0.319, SLG: 0.540		0-1 G5-3		0-0 1B		2-1 1B		4-2 B BB		3	0	2	0	0	0	0											
Jason Conti, L (6, FR) OBP: 0.302, SLG: 0.359										0	0	0	0	1	0	0											
Damian Miller, R (1, 2) OBP: 0.346, SLG: 0.443		3-2 1B		0-1 F7		1-0 F9		2-2 1B		4	0	2	0	0	0	2											
Hanley Frias, S (1, 6) OBP: 0.319, SLG: 0.327		2-3 K2-3		1-3 K		1-1 P6		3-2 P3		4	0	0	0	0	2	5											
Tony Womack, L (9, 6) OBP: 0.305, SLG: 0.381										0	0	0	0	0	0	0											
Randy Johnson, R (1, 1) OBP: 0.188, SLG: 0.171			2-3 K		0-1 G5-3		2-2 P3			2	0	0	0	0	1	0											
Matt Mieske, R (7, PH) OBP: 0.245, SLG: 0.262										1	0	0	0	0	0	0											
Byung-Hyun Kim, R (8, 1)										0	0	0	0	0	0	0											
Matt Mantei, R (9, 1)										0	0	0	0	0	0	0											
<b>Inning Stats</b>	R: 0 E: 0 K: 1 S: 11	H: 0 LOB: 2 BB: 1 P: 22	R: 0 E: 0 K: 1 S: 8	H: 1 LOB: 1 BB: 0 P: 13	R: 0 E: 0 K: 1 S: 11	H: 1 LOB: 2 BB: 0 P: 19	R: 0 E: 0 K: 1 S: 9	H: 1 LOB: 1 BB: 0 P: 12	R: 1 E: 0 K: 1 S: 13	H: 2 LOB: 1 BB: 0 P: 18	R: 0 E: 0 K: 1 S: 11	H: 1 LOB: 0 BB: 0 P: 16	R: 1 E: 0 K: 1 S: 11	H: 1 LOB: 0 BB: 0 P: 19	R: 0 E: 0 K: 0 S: 18	H: 1 LOB: 2 BB: 1 P: 29	1B: 6 2B: 1 3B: 1 HR: 1	SF: 0 SAC: 0 DP: 1 HBP: 2	WP: 0 PA: 35 PB: 0 SB: 0 CS: 0								
<b>PITCHER</b>	IP	WLS	BF	H	R	ER	SO	BB	IBB	HBP	BLK	WP	HR	S	P	ERA	WHIP										
Tom Glavine, L (1, 1) ERA: 3.58	7.0	L	30	7	2	2	7	1	0	2	0	0	0	12	18	0.00	1.500										
Kerry Ligtenberg, R (8, 1) ERA: 3.23	0.2		3	0	0	0	0	1	0	0	0	0	0	6	11	0.00	3.000										
Terry Mulholland, L (8, 1) ERA: 5.08	0.1		2	1	0	0	0	0	0	0	0	0	0	6	11	0.00	3.000										

AB 33  
R 1  
H 7  
RBI 1  
BB 3  
SO 16  
LOB 13

AB 31  
R 2  
H 8  
RBI 2  
BB 2  
SO 7  
LOB 13





Batter	1	2	3	4	5	6	7	8	9	AB	R	H	RBI	BB	SO	LOB	TOP										
Rafael Furcal, S OBP: 0.394, SLG: 0.373	1-1 G6-3		4-1 10 2B BB	1-3 K	2-2 HR		4-2 1B BB		2-1 F7	4	2	1	3	2	1	0	Atlanta Braves @ Arizona Diamondbacks Bank One Ballpark, Phoenix, AZ Sat Sep 16 2000, 4:05 PM EDT Att: 41,470 - Dome - 72 F										
Andruw Jones, R OBP: 0.368, SLG: 0.523	1-0 F9		0-0 G1-3	3-2 2B	0-0 P4		2-1 1B		1-3 K	6	0	2	0	0	1	1											
10 Chipper Jones, S Wes Helms, R (6, PR)	1-1 G6-3		1-1 S G4-3 2B	4-0 IBB		1-1 1B 1B		1-3 K	3	1	2	1	1	0	0	0											
Brian Jordan, R George Lombard, L OBP: 0.171, SLG: 0.121		0-2 WP BLK HR 1B	1-1 G4-3 1B HBP	2-3 K		3-2 G5-3 1B 1-2 1B		0-3 K	3	2	2	0	0	1	2	1											
Andres Galarraga, R OBP: 0.369, SLG: 0.530		2-3 K L4-3	0-1 G4-3		2-3 K	2-1 1B		2-2 HR	5	1	2	2	0	2	2	2											
Javy Lopez, R Mike Hubbard, R	1-1 L4-3	1-1 HR 1B	0-1 HR 1B		2-1 F9	0-1 P6		0-1 2B	5	1	2	1	0	0	5	0											
Reggie Sanders, R OBP: 0.280, SLG: 0.369	0-0 HR	0-0 HR	1-1 HR		4-2 1B BB	1-1 G5-3		2-3 K	4	3	2	4	1	1	4	4											
Keith Lockhart, L OBP: 0.330, SLG: 0.362	4-1 BB	4-1 BB	2-0 G6-3		4-0 1B HR IBB		3-2 G4-3	0-0 F8	3	1	0	0	2	0	1	1											
John Burkett, R Mike Remlinger, L B.J. Surhoff, L Scott Karmieniecki, R Terry Mulholland, R John Rocker, R	1-0 G5-3		0-1 G4-3		1-1 HR 1B		1-0 F9	2-0 G4-3	4	1	1	1	0	0	1	0											
Inning Stats	R: 0 E: 0 K: 0 S: 5	H: 0 LOB: 0 BB: 0 P: 8	R: 2 E: 0 K: 1 S: 14	H: 2 LOB: 1 BB: 1 P: 22	R: 5 E: 0 K: 0 S: 11	H: 3 LOB: 0 BB: 1 P: 19	R: 0 E: 0 K: 2 S: 13	H: 1 LOB: 2 BB: 1 P: 23	R: 4 E: 0 K: 1 S: 15	H: 2 LOB: 2 BB: 2 P: 30	R: 0 E: 0 K: 0 S: 11	H: 3 LOB: 2 BB: 0 P: 18	R: 0 E: 0 K: 1 S: 12	H: 1 LOB: 2 BB: 1 P: 23	R: 1 E: 0 K: 2 S: 12	H: 2 LOB: 1 BB: 0 P: 16		R: 0 E: 0 K: 1 S: 7	H: 0 LOB: 0 BB: 0 P: 12	1B: 7 2B: 4 3B: 0 HR: 4	SF: 0 SAC: 0 DP: 2 HBP: 1	WP: 1 PB: 0 SB: 2 CS: 0	PA: 47				
PITCHER	IP	WLS	BF	H	R	ER	SO	BB	IBB	HBP	BLK	WP	HR	S	P	ERA	WHIP										
Todd Stottlemyre, R ERA: 4.73	3.0	L	17	5	7	7	1	2	0	1	1	1	2	30	49	21.00	2.333										
Russ Springer, R ERA: 5.34	4.1		11	3	4	4	3	1	2	0	0	0	1	27	52	21.60	2.400										
40 Darren Holmes, R ERA: 14.25	1.1		6	3	0	0	0	0	0	0	0	0	0	12	19	0.00	2.250										
Geraldo Guzman, R ERA: 6.17	2.0		10	3	1	1	3	1	0	0	0	0	1	24	39	4.50	2.000										
Mike Morgan, R ERA: 4.58	1.0		3	0	0	0	1	0	0	0	0	0	0	7	12	0.00	0.000										
Tony Womack, L OBP: 0.307, SLG: 0.384	4-2 G4-3 1B BB	0-1 SF8	0-0 G4-1		0-2 F9		2-1 F9		2-1 1B 3B	3	2	1	2	1	0	2	Atlanta Braves @ Arizona Diamondbacks Bank One Ballpark, Phoenix, AZ Sat Sep 16 2000, 4:05 PM EDT Att: 41,470 - Dome - 72 F										
Danny Bautista, R OBP: 0.324, SLG: 0.458	2-2 F7	1-1 FC6-4		1-1 F3		2-1 2B		0-0 HR 1B	5	1	2	2	0	0	2												
Luis Gonzalez, L Rod Barajas, R	0-1 G4-3		0-0 G4-3		0-0 F5		3-1 F8		1-2 HR	4	0	0	0	0	2	0											
Greg Colbrunn, R OBP: 0.415, SLG: 0.550	1-1 1B		2-1 G5-3		3-2 F8		0-3 K	2-3 K	5	0	1	1	0	2	0	0											
David Dellucci, L Russ Springer, R 40 Darren Holmes, R	2-1 F8		2-2 2B		1-3 K		2-1 F8	2-3 K	2	0	1	0	0	0	1	0											
Rob Ryan, L Danny Klassen, R			0-2 G5-3		0-0 G1-3		2-2 G6-3	0-3 K	3	1	1	0	0	0	1	0											
Matt Williams, R Geraldo Guzman, R 39 Alex Cabrera, R	1-2 1B 1B		1-2 G5-3		0-0 G1-3		2-2 G6-3	0-3 K	3	1	1	0	0	0	1	0											
Craig Counsell, L OBP: 0.385, SLG: 0.434	3-2 FC5-4 1B SF8 1B		2-2 G4-3		2-3 K		0-2 1B 3B 2B	4	2	2	0	0	1	0	0	0											
Kelly Stinnett, R Mike Morgan, R Matt Mieske, R	2-2 FC5-4 1B		1-1 1B		2-1 G6-3		2-2 1B 3B 1B	3	0	2	1	0	0	0	0	0											
Todd Stottlemyre, L Jason Conti, L	1-1 FC5-4		0-1 F9		0-1 F9		0-2 F9 2B 2B	1	0	0	0	0	0	0	2	3											
Inning Stats	R: 1 E: 0 K: 0 S: 13	H: 1 LOB: 1 BB: 1 P: 21	R: 2 E: 0 K: 0 S: 16	H: 3 LOB: 1 BB: 0 P: 24	R: 0 E: 0 K: 0 S: 9	H: 1 LOB: 1 BB: 0 P: 13	R: 0 E: 0 K: 0 S: 8	H: 1 LOB: 0 BB: 0 P: 11	R: 0 E: 0 K: 2 S: 7	H: 0 LOB: 0 BB: 0 P: 10	R: 0 E: 0 K: 0 S: 11	H: 2 LOB: 1 BB: 0 P: 16	R: 0 E: 0 K: 1 S: 8	H: 0 LOB: 0 BB: 0 P: 12	R: 6 E: 0 K: 3 S: 25	H: 6 LOB: 0 BB: 0 P: 34	1B: 7 2B: 4 3B: 2 HR: 1	SF: 1 SAC: 0 DP: 0 HBP: 0	WP: 0 PB: 0 SB: 1 CS: 0	PA: 42							
PITCHER	IP	WLS	BF	H	R	ER	SO	BB	IBB	HBP	BLK	WP	HR	S	P	ERA	WHIP										
John Burkett, R ERA: 5.06	6.2	W	29	8	4	4	2	1	0	0	0	0	0	10	15	0.00	0.000										
Mike Remlinger, L ERA: 3.34	1.1		4	0	0	0	1	0	0	0	0	0	0	13	17	"	"										
Scott Karmieniecki, R ERA: 5.07	0.0		5	5	5	5	0	0	0	0	0	0	0	3	4	"	"										
Terry Mulholland, L ERA: 5.11	0.0		1	1	1	1	0	0	0	0	0	0	1	3	4	"	"										
John Rocker, L ERA: 3.17	1.0	S	3	0	0	0	3	0	0	0	0	0	0	9	13	0.00	0.000										



Batter	1	2	3	4	5	6	7	8	9	AB	R	H	RBI	BB	SO	LOB	TOP										
Rafael Furcal, S OBP: 0.395, SLG: 0.373 (1, 6)	F8	F7			G6-3 1B		CS 1B	G1-3		5	0	2	0	0	0	4	<b>Atlanta Braves @ Arizona Diamondbacks</b> Bank One Ballpark, Phoenix, AZ Sun Sep 17 2000, 4:35 PM EDT Att: 38,364 - Dome - 72 F  <b>livebaseballscorecards.com</b>										
Andruw Jones, R OBP: 0.370, SLG: 0.532 (1, 8)	10 BB 1B			HR	G6-3 1B		CS 1B			5	3	3	1	0	0	4											
10 Chipper Jones, S OBP: 0.397, SLG: 0.560 (1, 5)	1B BB			G4-6-3 1B	G4-3			BB 1B 2B BB	F9	3	1	1	0	2	0	1											
Wally Joyner, L OBP: 0.364, SLG: 0.401 (8, PR) Mark DeRosa, R OBP: 0.400, SLG: 0.385 Andres Galarraga, R OBP: 0.366, SLG: 0.529 (8, 3)	G4-6-3 1B			G4-6-3		F8		BB 1B	G6-3	4	0	2	2	0	0	1											
Brian Jordan, R OBP: 0.327, SLG: 0.433 (1, 9)	G4-6-3			K		G5-3		2B 1B BB	1B	4	1	1	0	1	1	2											
Javy Lopez, R OBP: 0.331, SLG: 0.478 (1, 2)				G4-3		FC6-4 BB		1B BB	1B	4	1	3	2	1	0	0											
Reggie Sanders, R OBP: 0.279, SLG: 0.366 (1, 7)				G5-3		FC6-4 1B		G1-3 1B	F9	5	0	1	1	0	1	4											
Keith Lockhart, L OBP: 0.332, SLG: 0.364 (1, 4)				G3-1				F8 G1-3 1B		4	0	2	1	0	0	0											
Kevin Millwood, R OBP: 0.143, SLG: 0.148 (8, PH) Bobby Bonilla, S OBP: 0.358, SLG: 0.396 Mike Remlinger, L (8, 1) Terry Mulholland, R OBP: 0.250, SLG: 0.333 (9, 1)	SH3-4 1B			K				1B K		2	0	1	0	0	1	0											
<b>Inning Stats</b>	R: 1 E: 0 K: 0 S: 17	H: 2 LOB: 1 BB: 1 P: 24	R: 0 E: 0 K: 1 S: 11	H: 2 LOB: 2 BB: 0 P: 13	R: 1 E: 0 K: 1 S: 9	H: 2 LOB: 0 BB: 0 P: 16	R: 0 E: 0 K: 0 S: 3	H: 0 LOB: 0 BB: 0 P: 6	R: 0 E: 0 K: 1 S: 7	H: 1 LOB: 1 BB: 0 P: 12	R: 0 E: 0 K: 0 S: 10	H: 0 LOB: 0 BB: 0 P: 20	R: 0 E: 0 K: 0 S: 8	H: 2 LOB: 0 BB: 0 P: 10	R: 5 E: 0 K: 1 S: 23	H: 5 LOB: 3 BB: 2 P: 40		R: 0 E: 0 K: 0 S: 13	H: 2 LOB: 2 BB: 0 P: 18	1B: 13 2B: 1 3B: 1 HR: 1	SF: 0 SAC: 1 DP: 2 HBP: 0	WP: 0 PB: 0 SB: 0 CS: 1	PA: 44				
<b>PITCHER</b>	IP	WLS	BF	H	R	ER	SO	BB	IBB	HBP	BLK	WP	HR	S	P	ERA	WHIP										
Curt Schilling, R ERA: 3.93 (1, 1)	7.0	L	28	9	2	2	3	2	0	0	0	0	1	65	101	2.57	1.571										
Byung-Hyun Kim, R ERA: 3.95 (8, 1)	0.0		5	3	5	5	0	2	0	0	0	0	0	11	24	∞	∞										
Mike Morgan, R ERA: 4.58 (8, 1)	0.0		2	2	0	0	0	0	0	0	0	0	0	4	5	∞	∞										
Greg Swindell, L ERA: 3.09 (8, 1)	2.0		8	2	0	0	1	0	0	0	0	0	0	21	29	0.00	1.000										

Batter	1	2	3	4	5	6	7	8	9	AB	R	H	RBI	BB	SO	LOB	BOTTOM										
Tony Womack, L OBP: 0.305, SLG: 0.381 (1, 6)	K		E3 CS		P6			G4-3		4	0	0	0	0	1	1	<b>Atlanta Braves @ Arizona Diamondbacks</b> Bank One Ballpark, Phoenix, AZ Sun Sep 17 2000, 4:35 PM EDT Att: 38,364 - Dome - 72 F  <b>livebaseballscorecards.com</b>										
Jay Bell, R OBP: 0.350, SLG: 0.431 (1, 4)	K		CS	E5 BB 1B		P4		L7		4	0	0	0	0	1	0											
Luis Gonzalez, L OBP: 0.394, SLG: 0.541 (1, 7)	K			F8		1B		F8		4	0	1	0	0	1	1											
Greg Colbrunn, R OBP: 0.416, SLG: 0.560 (1, 3)				HR		F8 1B		G6-3		4	1	2	1	0	0	1											
Steve Finley, L OBP: 0.372, SLG: 0.574 39 Alex Cabrera, R OBP: 0.306, SLG: 0.515 (9, PH)	F7			G6-4-3 BB		G3		E5		2	0	0	0	1	0	1											
Matt Williams, R OBP: 0.294, SLG: 0.379 (1, 5)	G5-3			G6-4-3		F8		K		4	0	0	0	0	1	4											
David Dellucci, L OBP: 0.500, SLG: 0.533 Byung-Hyun Kim, R (8, 1) Mike Morgan, R OBP: 0.438, SLG: 0.438 Greg Swindell, L (8, 1)	G3			SH3-4 1B		G4-3				3	0	1	0	0	0	0											
Kelly Stinnett, R OBP: 0.283, SLG: 0.358 (1, 2)				P6		K		F7		3	0	0	0	0	1	1											
Curt Schilling, R OBP: 0.214, SLG: 0.255 Jason Conti, L OBP: 0.315, SLG: 0.407 Matt Mieske, R OBP: 0.250, SLG: 0.267 (9, 9)	K			SH3-4		SH3-4		F8		1	0	0	0	0	1	0											
<b>Inning Stats</b>	R: 0 E: 0 K: 3 S: 12	H: 0 LOB: 0 BB: 0 P: 14	R: 1 E: 0 K: 0 S: 10	H: 1 LOB: 0 BB: 0 P: 15	R: 0 E: 1 K: 1 S: 14	H: 0 LOB: 0 BB: 0 P: 21	R: 0 E: 1 K: 0 S: 12	H: 1 LOB: 2 BB: 1 P: 19	R: 0 E: 0 K: 1 S: 9	H: 1 LOB: 1 BB: 0 P: 12	R: 0 E: 0 K: 0 S: 5	H: 1 LOB: 1 BB: 0 P: 8	R: 0 E: 0 K: 0 S: 10	H: 0 LOB: 0 BB: 0 P: 16	R: 0 E: 0 K: 0 S: 7	H: 0 LOB: 0 BB: 0 P: 12		R: 0 E: 1 K: 1 S: 8	H: 0 LOB: 1 BB: 0 P: 13	1B: 3 2B: 0 3B: 0 HR: 1	SF: 0 SAC: 1 DP: 1 HBP: 0	WP: 0 PB: 0 SB: 1 CS: 1	PA: 34				
<b>PITCHER</b>	IP	WLS	BF	H	R	ER	SO	BB	IBB	HBP	BLK	WP	HR	S	P	ERA	WHIP										
Kevin Millwood, R ERA: 4.97 (1, 1)	7.0	W	26	4	1	1	5	1	0	0	0	0	1	72	105	1.29	0.714										
Mike Remlinger, L ERA: 3.29 (8, 1)	1.0		3	0	0	0	0	0	0	0	0	0	0	7	12	0.00	0.000										
Terry Mulholland, L ERA: 5.08 (9, 1)	1.0		4	0	0	0	1	0	0	0	0	0	0	8	13	0.00	0.000										







Batter	1	2	3	4	5	6	7	8	9	AB	R	H	RBI	BB	SO	LOB	TOP										
Tony Womack, L (1, 6) OBP: 0.304, SLG: 0.380	G6-3		K		K			G5-3 1B		4	1	1	0	0	2	3	<b>Arizona Diamondbacks @ Los Angeles Dodgers</b> <b>Dodger Stadium, Los Angeles, CA</b> Mon Sep 18 2000, 7:10 PM PDT Att: 31,345 - Cloudy - 75 F										
Jay Bell, R (1, 4) OBP: 0.351, SLG: 0.430	G6-3 BB		G4-3				G5-3 1B	G5-3		3	0	1	0	1	0	3											
Luis Gonzalez, L (1, 7) OBP: 0.393, SLG: 0.539	G6-3 1-2			F5		K				4	0	1	1	0	1	2											
Greg Colbrunn, R (1, 3) OBP: 0.414, SLG: 0.554		FC6-4 HBP		K			G5-3	F9		3	0	0	0	0	1	2											
Steve Finley, L (1, 8) OBP: 0.371, SLG: 0.571		K				K		G3		4	0	1	0	0	2	3											
Danny Bautista, R (1, 9) OBP: 0.320, SLG: 0.452	FC6-4 CS			G5-3			G5-3		P4	4	0	0	0	0	0	2											
Craig Counsell, L (1, 5) OBP: 0.397, SLG: 0.455	CS		1B		F7		G3			4	0	3	0	0	0	0											
Damian Miller, R (1, 2) OBP: 0.346, SLG: 0.442																											
Rob Ryan, L (9, PH) OBP: 0.345, SLG: 0.429					K				F8	3	0	1	0	0	1	1											
Greg Swindell, L (9, 1)										1	0	0	0	0	0	1											
Armando Reynoso, R (1, 1) OBP: 0.111, SLG: 0.070										2	0	1	0	0	1	2											
David DeLuca, L (7, PH) OBP: 0.486, SLG: 0.516										1	0	0	0	0	0	1											
Mike Morgan, R (7, 1) OBP: 0.348, SLG: 0.438										0	0	0	0	0	0	0											
Dan Plesac, L (8, 1)										0	0	0	0	0	0	0											
Jason Conti, L (9, PH) OBP: 0.311, SLG: 0.402										1	0	0	0	0	0	1											
Kelly Stinnett, R (9, 2) OBP: 0.251, SLG: 0.326										0	0	0	0	0	0	0											
<b>Inning Stats</b>	R: 0 E: 0 K: 0 S: 8	H: 0 LOB: 0 BB: 1 P: 13	R: 0 E: 0 K: 1 S: 6	H: 0 LOB: 0 BB: 0 P: 9	R: 0 E: 0 K: 2 S: 14	H: 2 LOB: 2 BB: 0 P: 19	R: 0 E: 0 K: 1 S: 10	H: 1 LOB: 1 BB: 0 P: 11	R: 0 E: 0 K: 2 S: 15	H: 1 LOB: 1 BB: 0 P: 21	R: 0 E: 0 K: 2 S: 12	H: 1 LOB: 1 BB: 0 P: 16	R: 0 E: 0 K: 0 S: 10	H: 1 LOB: 1 BB: 0 P: 16	R: 1 E: 0 K: 0 S: 13	H: 2 LOB: 1 BB: 0 P: 18	R: 0 E: 0 K: 0 S: 13	H: 1 LOB: 1 BB: 0 P: 20	1B: 8 2B: 1 3B: 0 HR: 0	SF: 0 SAC: 0 DP: 1 HBP: 1	WP: 0 PB: 0 SB: 1 CS: 1	PA: 37					
<b>PITCHER</b>	IP	WLS	BF	H	R	ER	SO	BB	IBB	HBP	BLK	WP	HR	S	P	ERA	WHIP										
Kevin Brown, R (1, 1) ERA: 2.63	7.0		27	6	0	0	8	1	0	1	0	0	0	75	105	0.00	1.000										
Mike Fetters, R (8, 1) ERA: 3.19	1.0	B	5	2	1	1	0	0	0	0	0	0	0	13	18	9.00	2.000										
Jeff Shaw, R (9, 1) ERA: 4.47	1.0	W	4	1	0	0	0	0	0	0	0	0	0	13	20	0.00	1.000										

Batter	1	2	3	4	5	6	7	8	9	AB	R	H	RBI	BB	SO	LOB	BOTTOM										
Tom Goodwin, L (1, 8) OBP: 0.352, SLG: 0.358	F8		G1-3				FC4-6 1B			4	0	1	0	0	0	2	<b>Arizona Diamondbacks @ Los Angeles Dodgers</b> <b>Dodger Stadium, Los Angeles, CA</b> Mon Sep 18 2000, 7:10 PM PDT Att: 31,345 - Cloudy - 75 F										
Mark Cuddehegan, R (1, 4) OBP: 0.333, SLG: 0.391	F9					1B	FC5-4			4	1	1	0	0	0	3											
Gary Sheffield, R (1, 7) OBP: 0.433, SLG: 0.638	F7					1B				4	0	0	0	0	1	1											
Shawn Green, L (1, 9) OBP: 0.376, SLG: 0.484		F7				1B				3	0	1	0	1	0	0											
Eric Karros, R (1, 3) OBP: 0.329, SLG: 0.473		G5-3				1B				4	0	1	1	0	0	1											
Todd Hundley, S (1, 2) OBP: 0.387, SLG: 0.599						1B				3	0	0	0	1	0	3											
Adrian Beltré, R (1, 5) OBP: 0.361, SLG: 0.484		FC6-4 BB								4	0	1	0	0	2	3											
Alex Cora, L (1, 6) OBP: 0.310, SLG: 0.370										2	0	0	0	0	0	0											
Kevin Elster, R (9, PH) OBP: 0.344, SLG: 0.451										1	1	1	1	0	0	0											
Kevin Brown, R (1, 1) OBP: 0.121, SLG: 0.079										2	0	0	0	0	1	0											
Chris Donnels, L (7, PH) OBP: 0.379, SLG: 0.808										0	0	0	0	1	0	0											
Mike Fetters, R (8, 1)										0	0	0	0	0	0	0											
Jeff Shaw, R (9, 1)										0	0	0	0	0	0	0											
<b>Inning Stats</b>	R: 0 E: 0 K: 0 S: 9	H: 0 LOB: 0 BB: 0 P: 13	R: 0 E: 0 K: 0 S: 7	H: 0 LOB: 1 BB: 1 P: 13	R: 0 E: 0 K: 0 S: 7	H: 0 LOB: 0 BB: 0 P: 8	R: 1 E: 0 K: 2 S: 18	H: 3 LOB: 2 BB: 0 P: 30	R: 0 E: 0 K: 1 S: 6	H: 1 LOB: 1 BB: 0 P: 7	R: 0 E: 0 K: 0 S: 10	H: 0 LOB: 1 BB: 1 P: 17	R: 0 E: 0 K: 0 S: 7	H: 1 LOB: 2 BB: 1 P: 16	R: 0 E: 0 K: 0 S: 5	H: 0 LOB: 0 BB: 0 P: 11	R: 1 E: 0 K: 1 S: 12	H: 1 LOB: 0 BB: 0 P: 19	1B: 5 2B: 0 3B: 0 HR: 1	SF: 0 SAC: 1 DP: 0 HBP: 0	WP: 0 PB: 0 SB: 1 CS: 0	PA: 35					
<b>PITCHER</b>	IP	WLS	BF	H	R	ER	SO	BB	IBB	HBP	BLK	WP	HR	S	P	ERA	WHIP										
Armando Reynoso, R (1, 1) ERA: 5.25	6.0		24	4	1	1	3	2	0	0	0	0	0	8	20	1.50	1.000										
Mike Morgan, R (7, 1) ERA: 4.52	1.1		6	1	0	0	0	1	0	0	0	0	0	8	20	0.00	1.500										
Dan Plesac, L (8, 1) ERA: 2.78	0.2		2	0	0	0	0	0	0	0	0	0	0	4	7	0.00	0.000										
Greg Swindell, L (9, 1) ERA: 3.19	0.2	L	3	1	1	1	1	0	0	0	0	0	1	12	19	13.50	1.500										





Batter	1	2	3	4	5	6	7	8	9	AB	R	H	RBI	BB	SO	LOB	TOP					
Tony Womack, L (1, 6) OBP: 0.303, SLG: 0.378	G6-3		F8		K		F9			4	0	0	0	0	1	3	Arizona Diamondbacks @ Los Angeles Dodgers Dodger Stadium, Los Angeles, CA Tue Sep 19 2000, 7:10 PM PDT Att: 29,753 - Sunny - 70 F					
Jay Bell, R (1, 4) OBP: 0.350, SLG: 0.429	F8		P4			F7		1B	1B	4	0	1	0	0	0	0						
Luis Gonzalez, L (1, 7) OBP: 0.392, SLG: 0.537				F7		K		F8		4	0	1	0	0	1	1						
Greg Colbrunn, R (1, 3) OBP: 0.415, SLG: 0.552	F9			G6-3			BB		1B	3	0	1	0	1	0	1						
Steve Finley, L (1, 8) OBP: 0.370, SLG: 0.568		G1		K			BB		K	3	0	0	0	1	2	2						
Matt Williams, R (1, 5) OBP: 0.293, SLG: 0.377					K	G1-3			K	4	0	1	0	0	2	4						
David Dellucci, L (1, 9) OBP: 0.462, SLG: 0.486		G1-3								4	0	1	0	0	0	1						
Damian Miller, R (1, 2) OBP: 0.348, SLG: 0.441 Craig Counsell, L (9, PH) OBP: 0.394, SLG: 0.450		G5-3								1	0	0	0	2	0	1		AB 32 R 0 H 6 RBI 0 BB 4 SO 8 LOB 14				
Brian Anderson, R (1, 1) OBP: 0.212, SLG: 0.250 Rob Ryan, L (9, PH) OBP: 0.333, SLG: 0.409				K					F3	3	0	1	0	0	2	1						
<b>Inning Stats</b>	R: 0 H: 1 E: 0 K: 0 S: 9	H: 1 LOB: 1 BB: 0 P: 14	R: 0 H: 1 E: 0 K: 0 S: 5	H: 1 LOB: 1 BB: 0 P: 8	R: 0 H: 0 E: 0 K: 1 S: 7	H: 0 LOB: 0 BB: 0 P: 13	R: 0 H: 0 E: 0 K: 1 S: 6	H: 0 LOB: 0 BB: 0 P: 8	R: 0 H: 2 E: 0 K: 2 S: 12	H: 2 LOB: 2 BB: 1 P: 18	R: 0 H: 0 E: 0 K: 1 S: 12	H: 0 LOB: 1 BB: 2 P: 21	R: 0 H: 0 E: 0 K: 1 S: 8	H: 0 LOB: 1 BB: 1 P: 14	R: 0 H: 2 E: 0 K: 2 S: 14	H: 2 LOB: 2 BB: 0 P: 19	R: 0 H: 0 E: 0 K: 0 S: 7	H: 0 LOB: 0 BB: 0 P: 11	1B: 6 2B: 0 3B: 0 HR: 0	SF: 0 SAC: 0 DP: 0 HBP: 0	WP: 0 PB: 0 SB: 0 CS: 1	PA: 36
<b>PITCHER</b>	IP WLS BF H R ER SO BB IBB HBP BLK WP HR S P ERA WHIP																					
Chan Ho Park, R (1, 1) ERA: 3.53	8.0 W 33 6 0 0 8 4 0 0 0 0 0 0 73 115 0.00 1.250																					
Jeff Shaw, R (9, 1) ERA: 4.39	1.0 S 3 0 0 0 0 0 0 0 0 0 0 0 7 11 0.00 0.000																					

Batter	1	2	3	4	5	6	7	8	9	AB	R	H	RBI	BB	SO	LOB	BOTTOM			
Tom Goodwin, L (1, 8) OBP: 0.351, SLG: 0.357	G1-3			F7		G4-3				4	1	1	0	0	0	0	Arizona Diamondbacks @ Los Angeles Dodgers Dodger Stadium, Los Angeles, CA Tue Sep 19 2000, 7:10 PM PDT Att: 29,753 - Sunny - 70 F			
Mark Czuzdzianek, R (1, 4) OBP: 0.335, SLG: 0.393	F9				G4-6-3					4	0	3	1	0	0	0				
Shawn Green, L (1, 9) OBP: 0.374, SLG: 0.481	L7				G4-6-3					4	0	0	0	0	0	3				
Eric Karros, R (1, 3) OBP: 0.327, SLG: 0.471		F8				G5-3				3	0	0	0	0	0	0				
Adrian Beltré, R (1, 5) OBP: 0.359, SLG: 0.481			F9			G6-3				3	0	0	0	0	0	0				
Bruce Aven, R (1, 7) OBP: 0.291, SLG: 0.462				F7			1B			3	0	2	0	0	0	0				
Chad Kreuter, S (1, 2) OBP: 0.430, SLG: 0.423					G6-3					3	0	1	0	0	1	1				
Alex Cora, L (1, 6) OBP: 0.308, SLG: 0.367 Kevin Elster, R (8, PH) OBP: 0.343, SLG: 0.449 Jeff Shaw, R (9, 1)					F7					2	0	0	0	0	1	2		AB 30 R 1 H 7 RBI 1 BB 0 SO 3 LOB 6		
Chan Ho Park, R (1, 1) OBP: 0.239, SLG: 0.323 Paul Lo Duca, R (8, PH) OBP: 0.303, SLG: 0.383 Jeff Branson, L (9, 6) OBP: 0.294, SLG: 0.313					K					2	0	0	0	0	1	0				
<b>Inning Stats</b>	R: 0 H: 0 E: 0 K: 0 S: 9	H: 0 LOB: 0 BB: 0 P: 11	R: 0 H: 0 E: 0 K: 0 S: 7	H: 0 LOB: 0 BB: 0 P: 12	R: 0 H: 0 E: 0 K: 1 S: 7	H: 0 LOB: 0 BB: 0 P: 11	R: 0 H: 1 E: 0 K: 0 S: 5	H: 1 LOB: 0 BB: 0 P: 6	R: 0 H: 2 E: 0 K: 1 S: 14	H: 2 LOB: 2 BB: 0 P: 17	R: 0 H: 1 E: 0 K: 0 S: 12	H: 1 LOB: 1 BB: 0 P: 14	R: 0 H: 1 E: 0 K: 1 S: 14	H: 1 LOB: 1 BB: 0 P: 20	R: 1 H: 2 E: 0 K: 0 S: 16	H: 2 LOB: 1 BB: 0 P: 23	1B: 7 2B: 0 3B: 0 HR: 0	SF: 0 SAC: 0 DP: 1 HBP: 0	WP: 0 PB: 0 SB: 1 CS: 1	PA: 30
<b>PITCHER</b>	IP WLS BF H R ER SO BB IBB HBP BLK WP HR S P ERA WHIP																			
Brian Anderson, L (1, 1) ERA: 4.05	8.0 L 30 7 1 1 3 0 0 0 0 0 0 0 84 114 1.12 0.875																			



Batter	1	2	3	4	5	6	7	8	9	AB	R	H	RBI	BB	SO	LOB	TOP										
<b>Tony Womack, L</b> OBP: 0.304, SLG: 0.379 (1, 6)										4	0	2	0	0	1	0	<b>Arizona Diamondbacks @ Los Angeles Dodgers</b> <b>Dodger Stadium, Los Angeles, CA</b> Wed Sep 20 2000, 7:05 PM PDT Att: 31,630 - Sunny - 73 F										
<b>Craig Counsell, L</b> OBP: 0.405, SLG: 0.456 (1, 4) (9, 5)										3	0	2	0	1	0	0											
<b>Luis Gonzalez, L</b> OBP: 0.390, SLG: 0.533 (1, 7)										4	0	0	0	0	3	6											
<b>Greg Colbrunn, R</b> OBP: 0.416, SLG: 0.551 (9, PR) <b>Danny Bautista, R</b> OBP: 0.320, SLG: 0.452 (9, 8)										4	0	2	0	0	0	0											
<b>David Dellucci, L</b> OBP: 0.419, SLG: 0.436 <b>39 Alex Cabrera, R</b> OBP: 0.306, SLG: 0.515 (9, 3)										4	0	0	0	0	0	2											
<b>Matt Williams, R</b> OBP: 0.296, SLG: 0.379 <b>Byung-Hyun Kim, R</b> (9, 1)										4	0	2	0	0	0	0											
<b>Jason Conti, L</b> OBP: 0.298, SLG: 0.384 (9, 9)										4	0	0	0	0	2	3											
<b>Kelly Stinnett, R</b> OBP: 0.284, SLG: 0.358 <b>Hanley Frías, S</b> OBP: 0.519, SLG: 0.327 <b>Damian Miller, R</b> OBP: 0.347, SLG: 0.439 (8, PR) (8, 2)										3	0	1	0	0	1	0											
<b>Randy Johnson, R</b> OBP: 0.183, SLG: 0.167 <b>Rob Ryan, L</b> OBP: 0.360, SLG: 0.409 <b>Steve Finley, L</b> OBP: 0.370, SLG: 0.568 <b>Dan Plesac, L</b> (8, 1) <b>Jay Bell, R</b> OBP: 0.350, SLG: 0.429 (9, 4)										2	0	0	0	0	1	0											
<b>Inning Stats</b>	R: 0 E: 0 K: 2 S: 12	H: 1 LOB: 0 BB: 0 P: 16	R: 0 E: 0 K: 1 S: 10	H: 2 LOB: 1 BB: 0 P: 14	R: 0 E: 0 K: 2 S: 12	H: 2 LOB: 2 BB: 0 P: 18	R: 0 E: 0 K: 0 S: 7	H: 0 LOB: 0 BB: 0 P: 9	R: 0 E: 0 K: 1 S: 6	H: 0 LOB: 0 BB: 0 P: 6	R: 0 E: 0 K: 0 S: 8	H: 0 LOB: 0 BB: 0 P: 15	R: 0 E: 0 K: 0 S: 6	H: 0 LOB: 0 BB: 0 P: 9	R: 0 E: 0 K: 2 S: 14	H: 2 LOB: 2 BB: 2 P: 26		R: 0 E: 0 K: 1 S: 15	H: 2 LOB: 2 BB: 0 P: 21	1B: 9 2B: 0 3B: 0 HR: 0	SF: 0 SAC: 0 DP: 1 HBP: 0	WP: 0 PB: 0 SB: 0 CS: 2	PA: 36				
<b>PITCHER</b>	IP	WLS	BF	H	R	ER	SO	BB	IBB	HBP	BLK	WP	HR	S	P	ERA	WHIP										
<b>37 Darren Dreifort, R</b> ERA: 4.33 <b>Terry Adams, R</b> ERA: 3.32 <b>Matt Herges, R</b> ERA: 3.26	7.2		29	7	0	0	7	2	0	0	0	0	0	72	108	0.00	1.174										

Batter	1	2	3	4	5	6	7	8	9	AB	R	H	RBI	BB	SO	LOB	BOTTOM										
<b>Tom Goodwin, L</b> OBP: 0.352, SLG: 0.358 (1, 8)										4	0	2	0	0	1	0	<b>Arizona Diamondbacks @ Los Angeles Dodgers</b> <b>Dodger Stadium, Los Angeles, CA</b> Wed Sep 20 2000, 7:05 PM PDT Att: 31,630 - Sunny - 73 F										
<b>Mark Czuzdzianek, R</b> OBP: 0.336, SLG: 0.396 (1, 6) (9, 4)										3	0	1	0	1	1	3											
<b>Shawn Green, L</b> OBP: 0.373, SLG: 0.479 (1, 9)										4	0	1	0	0	2	2											
<b>Eric Karros, R</b> OBP: 0.326, SLG: 0.475 (1, 3)										4	1	1	1	0	2	3											
<b>Adrian Beltré, R</b> OBP: 0.361, SLG: 0.481 (1, 5)										2	0	1	0	1	0	0											
<b>Bruce Aven, R</b> OBP: 0.286, SLG: 0.453 (1, 7)										3	0	0	0	0	1	2											
<b>Paul Lo Duca, R</b> OBP: 0.290, SLG: 0.365 (1, 2)										3	0	0	0	0	1	0											
<b>Hiram Bocachica, R</b> OBP: 0.429, SLG: 0.429 <b>Alex Cora, L</b> OBP: 0.308, SLG: 0.367 (9, 6)										3	0	1	0	0	0	0											
<b>37 Darren Dreifort, R</b> OBP: 0.197, SLG: 0.359 <b>Terry Adams, R</b> (8, 1) <b>Kevin Elster, R</b> OBP: 0.341, SLG: 0.447 <b>Matt Herges, L</b> OBP: 0.077, SLG: 0.077 (9, 1)										2	0	0	0	0	1	1											
<b>Inning Stats</b>	R: 0 E: 0 K: 3 S: 12	H: 1 LOB: 1 BB: 0 P: 19	R: 0 E: 0 K: 2 S: 11	H: 0 LOB: 0 BB: 0 P: 16	R: 0 E: 0 K: 1 S: 9	H: 0 LOB: 0 BB: 0 P: 14	R: 0 E: 0 K: 1 S: 13	H: 1 LOB: 2 BB: 2 P: 27	R: 0 E: 0 K: 1 S: 13	H: 2 LOB: 2 BB: 0 P: 19	R: 0 E: 0 K: 0 S: 10	H: 1 LOB: 0 BB: 0 P: 17	R: 0 E: 0 K: 0 S: 9	H: 0 LOB: 0 BB: 0 P: 13	R: 0 E: 0 K: 1 S: 10	H: 1 LOB: 1 BB: 0 P: 14		R: 1 E: 0 K: 0 S: 1	H: 1 LOB: 0 BB: 0 P: 3	1B: 5 2B: 1 3B: 1 HR: 1	SF: 0 SAC: 0 DP: 1 HBP: 0	WP: 0 PB: 0 SB: 2 CS: 3	PA: 32				
<b>PITCHER</b>	IP	WLS	BF	H	R	ER	SO	BB	IBB	HBP	BLK	WP	HR	S	P	ERA	WHIP										
<b>Randy Johnson, L</b> ERA: 2.31 <b>Dan Plesac, L</b> ERA: 2.57 <b>Byung-Hyun Kim, R</b> ERA: 4.09	7.0		26	5	0	0	8	0	0	0	0	0	0	10	14	0.00	1.000										



Batter	1	2	3	4	5	6	7	8	9	AB	R	H	RBI	BB	SO	LOB	TOP					
Danny Bautista, R OBP: 0.324, SLG: 0.464 (1, 8)	L4		SF8 3B				F8			5	1	3	3	0	0	0	Arizona Diamondbacks @ San Francisco Giants PacBell Park, San Francisco, CA Thu Sep 21 2000, 10:15 PM EDT Att: 40,930 - Sunny - 65 F					
Jay Bell, R OBP: 0.347, SLG: 0.426 (1, 4)	F7		SF8 3H				G5-3		F8	4	0	0	1	0	0	2						
Luis Gonzalez, L OBP: 0.389, SLG: 0.531 (1, 7)	F8		F9							3	0	0	0	1	0	1						
Greg Colbrunn, R OBP: 0.414, SLG: 0.547 (1, 3)		G6-3		P4					F9	4	1	1	0	0	0	1						
39 Alex Cabrera, R OBP: 0.303, SLG: 0.543 (8, 9)		P4							F7	4	1	1	1	0	0	2						
Jason Conti, L OBP: 0.298, SLG: 0.384 (8, 1)				HR						0	0	0	0	0	0	0						
Dan Plesac, L (8, 1)										0	0	0	0	0	0	0						
Matt Williams, R OBP: 0.298, SLG: 0.380 (1, 5)		F9							G5-3	4	1	2	0	0	0	1						
Damian Miller, R OBP: 0.347, SLG: 0.441 (1, 2)										3	0	1	2	0	1	1						
Hanley Frias, S OBP: 0.319, SLG: 0.327 (6, PR)			G5-3							0	0	0	0	0	0	0						
Kelly Stinnett, R OBP: 0.284, SLG: 0.358 (9, PH)										1	1	1	0	0	0	0						
Tony Womack, L OBP: 0.305, SLG: 0.380 (9, PH)										1	1	1	0	0	0	0						
Danny Klassen, R OBP: 0.333, SLG: 0.375 (1, 6)										2	1	0	0	0	2	2						
Craig Counsell, L OBP: 0.402, SLG: 0.452 (9, PH)										1	0	0	0	0	0	1						
Todd Stottlemyre, L OBP: 0.265, SLG: 0.355 (5, PH)										1	1	0	0	0	0	1						
Matt Mieske, R OBP: 0.247, SLG: 0.284 (5, 1)										1	0	0	0	0	0	0						
Greg Swindell, L OBP: 0.305, SLG: 0.391 (7, PH)										0	0	0	0	0	0	0						
Rob Ryan, L OBP: 0.305, SLG: 0.391 (7, PH)										1	0	0	0	0	0	0						
Mike Morgan, R OBP: 0.305, SLG: 0.438 (7, 1)										0	0	0	0	0	0	0						
David Dellucci, L OBP: 0.405, SLG: 0.425 (8, 9)										1	0	0	0	0	1	1						
<b>Inning Stats</b>	R: 0 E: 0 K: 0 S: 9	H: 0 LOB: 0 BB: 0 P: 13	R: 0 E: 0 K: 0 S: 9	H: 0 LOB: 0 BB: 0 P: 17	R: 3 E: 1 K: 0 S: 17	H: 1 LOB: 0 BB: 0 P: 25	R: 1 E: 0 K: 2 S: 12	H: 2 LOB: 1 BB: 0 P: 16	R: 0 E: 0 K: 1 S: 13	H: 1 LOB: 1 BB: 0 P: 17	R: 2 E: 0 K: 1 S: 9	H: 3 LOB: 1 BB: 0 P: 15	R: 0 E: 0 K: 0 S: 8	H: 0 LOB: 0 BB: 0 P: 11	R: 0 E: 0 K: 0 S: 4	H: 0 LOB: 1 BB: 1 P: 9	R: 1 E: 0 K: 1 S: 13	H: 2 LOB: 1 BB: 0 P: 21	1B: 5 2B: 2 3B: 1 HR: 1	SF: 1 SAC: 0 DP: 0 HBP: 1	WP: 0 PB: 0 SB: 0 CS: 1	PA: 38
<b>PITCHER</b>	IP WLS BF H R ER SO BB IBB HBP BLK WP HR S P ERA WHIP																					
Kirk Rueter, L ERA: 4.12 (1, 1)	5.1	25	7	6	4	2	0	0	0	0	0	0	0	0	1	66	97	6.75	1.312			
John Johnstone, R ERA: 5.1 (6, 1)	0.2	1	0	0	0	1	0	0	0	0	0	0	0	0	3	6	0.00	0.000				
Doug Henry, R ERA: 3.82 (7, 1)	2.0	W	7	0	0	0	1	0	0	0	0	0	0	0	12	20	0.00	0.500				
Robb Nen, R ERA: 1.45 (9, 1)	1.0	S	5	2	1	1	1	0	0	0	0	0	0	0	13	21	9.00	2.000				

Batter	1	2	3	4	5	6	7	8	9	AB	R	H	RBI	BB	SO	LOB	BOTTOM			
Marvin Benard, L OBP: 0.352, SLG: 0.408 (1, 8)	L9									5	0	1	1	0	2	3	Arizona Diamondbacks @ San Francisco Giants PacBell Park, San Francisco, CA Thu Sep 21 2000, 10:15 PM EDT Att: 40,930 - Sunny - 65 F			
Calvin Murray, R OBP: 0.350, SLG: 0.339 (9, 8)										0	0	0	0	0	0	0				
Bill Mueller, S OBP: 0.334, SLG: 0.393 (1, 5)	F7									4	0	0	0	0	1	0				
Barry Bonds, L OBP: 0.448, SLG: 0.704 (1, 7)										3	1	0	0	1	0	0				
Jeff Kent, R OBP: 0.423, SLG: 0.606 (1, 4)										3	1	1	1	1	1	0				
J.T. Snow, L OBP: 0.372, SLG: 0.460 (1, 3)										1	3	1	0	2	0	0				
Ellis Burks, R OBP: 0.423, SLG: 0.620 (1, 9)										4	2	3	3	0	1	2				
Rich Aurilia, R OBP: 0.335, SLG: 0.441 (1, 6)										4	0	0	0	0	0	4				
Doug Mirabeli, R OBP: 0.338, SLG: 0.365 (1, 2)										3	1	2	1	0	0	0				
Russ Davis, R OBP: 0.294, SLG: 0.422 (8, PH)										0	0	0	1	0	0	0				
Bobby Estalella, R OBP: 0.369, SLG: 0.493 (9, 2)										0	0	0	0	0	0	0				
Kirk Rueter, L OBP: 0.228, SLG: 0.259 (5, 1)										1	0	0	0	0	1	0				
John Johnstone, R OBP: 0.305, SLG: 0.477 (5, PH)										0	0	0	0	0	0	0				
Ramon Martinez, R OBP: 0.305, SLG: 0.477 (7, 1)										1	0	1	1	0	0	0				
Doug Henry, R OBP: 0.305, SLG: 0.477 (7, 1)										0	0	0	0	0	0	0				
Felipe Crespo, S OBP: 0.305, SLG: 0.477 (8, PH)										1	0	1	1	0	0	0				
Robb Nen, R (9, 1)										0	0	0	0	0	0	0				
<b>Inning Stats</b>	R: 1 E: 0 K: 1 S: 9	H: 1 LOB: 2 BB: 2 P: 20	R: 1 E: 0 K: 0 S: 5	H: 2 LOB: 1 BB: 0 P: 9	R: 0 E: 0 K: 2 S: 9	H: 0 LOB: 0 BB: 0 P: 13	R: 2 E: 0 K: 1 S: 17	H: 1 LOB: 0 BB: 1 P: 27	R: 0 E: 0 K: 1 S: 9	H: 0 LOB: 0 BB: 0 P: 13	R: 2 E: 0 K: 0 S: 18	H: 2 LOB: 2 BB: 1 P: 31	R: 0 E: 0 K: 0 S: 5	H: 0 LOB: 0 BB: 0 P: 7	R: 2 E: 0 K: 1 S: 13	H: 3 LOB: 1 BB: 0 P: 18	1B: 6 2B: 2 3B: 0 HR: 1	SF: 1 SAC: 1 DP: 0 HBP: 1	WP: 0 PB: 0 SB: 0 CS: 0	PA: 37
<b>PITCHER</b>	IP WLS BF H R ER SO BB IBB HBP BLK WP HR S P ERA WHIP																			
Todd Stottlemyre, R ERA: 4.91 (1, 1)	4.0	18	4	4	4	4	3	0	0	0	0	0	0	0	1	40	69	9.00	1.750	
Greg Swindell, L ERA: 3.36 (5, 1)	2.0	10	2	2	2	1	1	0	1	0	0	0	0	0	27	44	9.00	1.500		
Mike Morgan, R ERA: 4.52 (7, 1)	1.2	L	7	2	2	2	0	0	0	0	0	0	0	11	15	10.80	1.200			
Dan Plesac, L ERA: 2.68 (8, 1)	0.1	2	1	0	0	1	0	0	0	0	0	0	0	7	10	0.00	3.000			

AB 35  
R 7  
H 9  
RBI 7  
BB 1  
SO 4  
LOB 13





Batter	1	2	3	4	5	6	7	8	9	AB	R	H	RBI	BB	SO	LOB	TOP										
Tony Womack, L (1,6) OBP: 0.307, SLG: 0.385	F7			SF8	1B		K		2B	5	3	3	1	0	1	1	Arizona Diamondbacks @ San Francisco Giants PacBell Park, San Francisco, CA Fri Sep 22, 2000, 10:35 PM EDT Att: 40,930 - Cloudy - 65 F										
Danny Bautista, R (1,9) OBP: 0.325, SLG: 0.468	G5-3			SF8	1B		FC5-4		2B	4	1	2	2	0	0	1											
Luis Gonzalez, L (1,7) OBP: 0.389, SLG: 0.529	G4-3			1B			K		G4-3	4	1	1	2	1	1	2											
Greg Colbrunn, R (1,3) OBP: 0.410, SLG: 0.542		L6		P4					G6-3	3	0	0	1	0	0	1											
Steve Finley, L (1,8) OBP: 0.369, SLG: 0.565	F7			1B			K		G1-3	4	0	1	0	0	1	1											
Matt Williams, R (1,5) OBP: 0.297, SLG: 0.379	G1-3			FC6-4			G5-3		G6-3	4	0	1	1	0	0	0											
Craig Counsell, L (1,4) OBP: 0.390, SLG: 0.437			K	FC6-4			K		K	4	0	0	0	0	3	2											
Kelly Stinnett, R (1,2) OBP: 0.283, SLG: 0.356			G5-3		P3		F9		SH1-4	4	1	1	0	0	0	0											
Curt Schilling, R (1,1) OBP: 0.237, SLG: 0.276	G4-3			1B			FC5-4		SH1-4	3	1	2	0	0	0	0											
<b>Inning Stats</b>	R: 0 H: 0 E: 0 K: 0 S: 5	H: 0 LOB: 0 BB: 0 P: 10	R: 0 H: 0 E: 0 K: 0 S: 4	H: 0 LOB: 0 BB: 0 P: 4	R: 0 H: 0 E: 0 K: 1 S: 10	H: 0 LOB: 0 BB: 1 P: 12	R: 2 H: 3 E: 0 K: 0 S: 13	H: 3 LOB: 2 BB: 1 P: 25	R: 3 H: 4 E: 0 K: 1 S: 17	H: 1 LOB: 1 BB: 0 P: 23	R: 0 H: 0 E: 0 K: 1 S: 8	H: 0 LOB: 0 BB: 0 P: 12	R: 0 H: 1 E: 0 K: 2 S: 11	H: 1 LOB: 1 BB: 0 P: 14	R: 0 H: 0 E: 0 K: 0 S: 5	H: 0 LOB: 0 BB: 0 P: 6	R: 2 H: 3 E: 0 K: 1 S: 13	H: 3 LOB: 1 BB: 0 P: 18	1B: 9 2B: 1 3B: 1 HR: 0	SF: 2 SAC: 1 DP: 0 HBP: 0	WP: 0 PB: 0 SB: 0 CS: 0	PA: 39					
<b>PITCHER</b>	IP	WLS	BF	H	R	ER	SO	BB	IBB	HBP	BLK	WP	HR	S	P	ERA	WHIP										
Mark Gardner, R (1,1) ERA: 4.18	5.0	L	23	7	5	5	2	1	0	0	0	0	0	49	74	9.00	1.600										
Aaron Fultz, L (6,1) ERA: 4.53	2.0		7	1	0	0	3	0	0	0	0	0	0	19	26	0.00	0.500										
41 Chad Zerbe, L (8,1) ERA: 6.0	2.0		9	3	2	2	1	0	0	0	0	0	0	18	24	9.00	1.500										

Batter	1	2	3	4	5	6	7	8	9	AB	R	H	RBI	BB	SO	LOB	BOTTOM										
Marvin Benard, L (1,8) OBP: 0.391, SLG: 0.407	K			G4-3			F3		1B	4	0	1	0	0	1	0	Arizona Diamondbacks @ San Francisco Giants PacBell Park, San Francisco, CA Fri Sep 22, 2000, 10:35 PM EDT Att: 40,930 - Cloudy - 65 F										
Bill Mueller, S (1,5) OBP: 0.332, SLG: 0.390	K			K			G4-3		F8	4	0	0	0	0	2	1											
Barry Bonds, L (1,7) OBP: 0.447, SLG: 0.702	F8			2B			F7		F8	4	0	1	0	0	0	1											
Jeff Kent, R (1,4) OBP: 0.423, SLG: 0.605			G5-4-3	1B			G6-3		K	3	0	1	0	1	1	1											
J.T. Snow, L (1,3) OBP: 0.371, SLG: 0.458			K				F7			3	0	0	0	0	1	3											
Rich Aurilia, R (1,6) OBP: 0.333, SLG: 0.438			G5-4-3				P5		K2-3	3	0	0	0	0	1	1											
41 Chad Zerbe, L (8,1) ERA: 6.0										0	0	0	0	0	0	0											
Armando Rios, L (1,9) OBP: 0.348, SLG: 0.520				P3			SF8		K	3	1	1	0	0	1	0											
Doug Mirabeli, R (1,2) OBP: 0.335, SLG: 0.362				G5-3			SF8		K	2	0	0	1	0	1	0											
Mark Gardner, R (1,1) OBP: 0.098, SLG: 0.098									K	1	0	0	0	0	1	0											
Damon Minor, L (5,PH) OBP: 0.333, SLG: 0.833										1	0	0	0	0	0	0											
Aaron Fultz, L (6,1) OBP: 0.333, SLG: 0.333										0	0	0	0	0	0	0											
Ramon Martinez, R (8,6) OBP: 0.337, SLG: 0.475										1	0	0	0	0	1	0											
<b>Inning Stats</b>	R: 0 H: 0 E: 0 K: 2 S: 9	H: 1 LOB: 0 BB: 0 P: 9	R: 0 H: 1 E: 0 K: 1 S: 8	H: 1 LOB: 0 BB: 0 P: 11	R: 0 H: 0 E: 0 K: 1 S: 10	H: 0 LOB: 0 BB: 0 P: 14	R: 0 H: 1 E: 0 K: 1 S: 17	H: 1 LOB: 2 BB: 1 P: 29	R: 1 H: 1 E: 0 K: 0 S: 6	H: 1 LOB: 0 BB: 0 P: 11	R: 0 H: 0 E: 0 K: 0 S: 10	H: 0 LOB: 0 BB: 0 P: 14	R: 0 H: 0 E: 0 K: 1 S: 7	H: 0 LOB: 0 BB: 0 P: 8	R: 0 H: 0 E: 0 K: 3 S: 9	H: 0 LOB: 0 BB: 0 P: 11	R: 0 H: 1 E: 0 K: 1 S: 9	H: 1 LOB: 1 BB: 0 P: 13	1B: 2 2B: 1 3B: 1 HR: 0	SF: 1 SAC: 0 DP: 1 HBP: 0	WP: 0 PB: 0 SB: 0 CS: 0	PA: 31					
<b>PITCHER</b>	IP	WLS	BF	H	R	ER	SO	BB	IBB	HBP	BLK	WP	HR	S	P	ERA	WHIP										
Curt Schilling, R (1,1) ERA: 3.8	9.0	W	31	4	1	1	10	1	0	0	0	0	0	85	120	1.00	0.556										









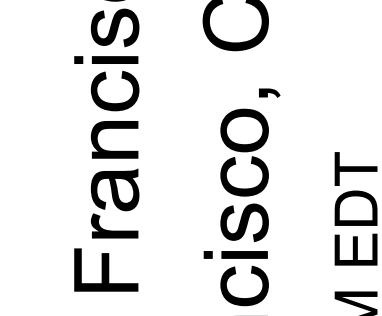
Batter	1	2	3	4	5	6	7	8	9	AB	R	H	RBI	BB	SO	LOB	TOP		
Tony Womack, L (1, 6) OBP: 0.308, SLG: 0.386	F7		SH1-3					F7		4	2	2	0	0	0	1	Arizona Diamondbacks @ San Francisco Giants PacBell Park, San Francisco, CA Sat Sep 23 2000, 10:05 PM EDT Att: 40,930 - Sunny - 67 F		
Danny Bautista, R (1, 9) OBP: 0.333, SLG: 0.470	G1-3						P3		G4-3	4	1	1	1	0	0	1			
Luis Gonzalez, L (1, 7) OBP: 0.389, SLG: 0.538	G6-3		G4-6-3				SF8		K	4	1	1	4	0	1	2			
Greg Colbrunn, R (1, 3) OBP: 0.404, SLG: 0.528									G6-3	3	0	0	0	2	1	0			
Steve Finley, L (1, 8) OBP: 0.369, SLG: 0.562										3	0	0	0	1	2	1			
Matt Williams, R (1, 5) OBP: 0.307, SLG: 0.395										3	0	2	0	1	0	2			
Craig Counsell, L (1, 4) OBP: 0.386, SLG: 0.426										3	0	0	0	1	0	4			
Rod Barajas, R (1, 2) OBP: 0.400, SLG: 1.000										4	0	1	0	0	2	3			
Armando Reynoso, R (1, 1) Rob Ryan, L (5, PH) Mike Morgan, R (5, 1) David DeJesus, R (5, PH) Greg Swindell, L (5, 1) Jason Conti, L (5, PH) 40 Darren Holmes, R (5, 1)										1	0	1	0	0	0	0			
<b>Inning Stats</b>	R: 0 E: 0 K: 0 S: 6	H: 0 LOB: 0 BB: 0 P: 11	R: 0 E: 0 K: 2 S: 15	H: 1 LOB: 2 BB: 1 P: 21	R: 0 E: 0 K: 0 S: 7	H: 1 LOB: 1 BB: 0 P: 12	R: 0 E: 0 K: 1 S: 9	H: 0 LOB: 1 BB: 1 P: 18	R: 4 E: 0 K: 2 S: 18	H: 4 LOB: 0 BB: 0 P: 25	R: 0 E: 0 K: 0 S: 11	H: 2 LOB: 1 BB: 0 P: 16	R: 1 E: 0 K: 0 S: 13	H: 1 LOB: 2 BB: 2 P: 27	R: 0 E: 0 K: 1 S: 15	H: 0 LOB: 0 BB: 0 P: 14		1B: 8 2B: 0 3B: 0 HR: 1	SF: 1 SAC: 1 DP: 2 HBP: 1
<b>PITCHER</b>	IP WLS BF H R ER SO BB IBB HBP BLK WP HR S P ERA WHIP																		
Miguel Del Toro, R (1, 1) ERA: 5.4	5.0 W 23 6 4 4 5 2 0 0 0 0 0 1 55 87 7.20 1.600																		
Doug Henry, R (6, 1) ERA: 3.75	1.1 6 3 1 0 0 0 0 0 0 0 0 0 0 15 24 0.00 2.250																		
Alan Embree, L (7, 1) ERA: 4.73	0.1 3 0 0 0 0 0 2 0 0 0 0 0 0 7 17 0.00 6.000																		
Felix Rodriguez, R (7, 1) ERA: 2.72	1.1 H 5 0 0 0 1 1 0 0 0 0 0 0 0 17 28 0.00 0.750																		
Robb Nen, R (9, 1) ERA: 1.43	1.0 3 0 0 0 0 1 0 0 0 0 0 0 0 9 14 0.00 0.000																		

Batter	1	2	3	4	5	6	7	8	9	AB	R	H	RBI	BB	SO	LOB	BOTTOM		
Marvin Benard, L (1, 8) OBP: 0.350, SLG: 0.409	F7	FC1-2						G5-3		5	1	1	2	0	0	4	Arizona Diamondbacks @ San Francisco Giants PacBell Park, San Francisco, CA Sat Sep 23 2000, 10:05 PM EDT Att: 40,930 - Sunny - 67 F		
Bill Mueller, S (1, 5) OBP: 0.334, SLG: 0.394										4	0	2	1	0	1	1			
Barry Bonds, L (1, 7) OBP: 0.442, SLG: 0.693	K		L4-3							5	0	0	0	0	2	2			
Jeff Kent, R (1, 4) OBP: 0.423, SLG: 0.601	K		G5-3							4	1	1	0	1	2	1			
J.T. Snow, L (1, 3) OBP: 0.369, SLG: 0.457										4	0	1	0	0	2	2			
Rich Aurilia, R (1, 6) OBP: 0.338, SLG: 0.444										2	2	2	0	1	0	0			
Armando Rios, L (1, 9) OBP: 0.349, SLG: 0.516										3	2	1	0	1	0	4			
Alan Embree, L (7, 1) Felix Rodriguez, R (7, 1) Robb Nen, R (9, 1)										0	0	0	0	0	0	0			
Scott Servais, R (1, 2) OBP: 0.288, SLG: 0.290										0	1	0	0	2	0	0			
Ellis Burks, R (5, PH) Doug Henry, R (6, 1) Terrell Lowery, R (7, 9) OBP: 0.379, SLG: 0.710										0	1	0	1	1	0	0			
Miguel Del Toro, R (1, 1) Bobby Estalella, R (5, PH) OBP: 0.366, SLG: 0.491										2	1	1	2	0	0	3			
<b>Inning Stats</b>	R: 0 E: 0 K: 2 S: 13	H: 1 LOB: 3 BB: 1 P: 20	R: 0 E: 0 K: 0 S: 9	H: 1 LOB: 3 BB: 1 P: 17	R: 0 E: 0 K: 0 S: 3	H: 1 LOB: 0 BB: 0 P: 4	R: 5 E: 0 K: 1 S: 20	H: 3 LOB: 0 BB: 2 P: 37	R: 4 E: 0 K: 0 S: 15	H: 3 LOB: 1 BB: 2 P: 27	R: 0 E: 0 K: 1 S: 9	H: 1 LOB: 2 BB: 1 P: 16	R: 0 E: 0 K: 1 S: 9	H: 0 LOB: 0 BB: 0 P: 10	R: 0 E: 0 K: 3 S: 9	H: 0 LOB: 0 BB: 0 P: 14	1B: 4 2B: 6 3B: 1 HR: 0	SF: 1 SAC: 1 DP: 1 HBP: 0	WP: 0 PA: 40 PB: 0 SB: 0 CS: 0
<b>PITCHER</b>	IP WLS BF H R ER SO BB IBB HBP BLK WP HR S P ERA WHIP																		
Armando Reynoso, R (1, 1) ERA: 5.4	4.0 L 21 6 5 5 3 2 1 0 0 0 0 0 0 45 78 11.25 2.000																		
Mike Morgan, R (5, 1) ERA: 4.54	1.0 8 3 4 4 0 1 1 0 0 0 0 0 0 15 27 36.00 4.000																		
Greg Swindell, L (6, 1) ERA: 3.27	2.0 8 1 0 0 2 1 0 0 0 0 0 0 0 18 26 0.00 1.000																		
40 Darren Holmes, R (8, 1) ERA: 13.5	1.0 3 0 0 0 3 0 0 0 0 0 0 0 0 9 14 0.00 0.000																		

AB 32  
R 5  
H 9  
RBI 5  
BB 5  
SO 7  
LOB 16



AB 32  
R 9  
H 10  
RBI 9  
BB 6  
SO 8  
LOB 17





Batter	1	2	3	4	5	6	7	8	9	AB	R	H	RBI	BB	SO	LOB	TOP				
<b>Tony Womack, L</b> OBP: 0.307, SLG: 0.384 (1, 6)	G5-3	F8 HR 1B		G4-3		G3-1		L6		5	1	1	1	0	0	1					
<b>Danny Bautista, R</b> OBP: 0.334, SLG: 0.469 (1, 9)	P4	F8		2B 1B		P4			1B	5	1	2	0	0	0	2					
<b>Luis Gonzalez, L</b> OBP: 0.390, SLG: 0.537 (1, 7)	1B	HR IBB		F9		G4-3			F9	4	1	1	0	1	0	2					
<b>Matt Williams, R</b> OBP: 0.309, SLG: 0.406 (1, 5)	G4-3	HR		2B			K		F9	5	1	2	5	0	1	2					
<b>Steve Finley, L</b> OBP: 0.367, SLG: 0.558 (1, 8)		HR IBB		G3			G4-3		L3	4	1	0	0	1	0	2					
<b>39 Alex Cabrera, R</b> OBP: 0.301, SLG: 0.513 (1, 3)			G6-3		G5-3					4	1	1	0	0	1	0					
<b>Craig Counsell, L</b> OBP: 0.382, SLG: 0.421 (1, 4)		BB 1B	L4		G6-3			G1		4	1	1	1	0	0	0					
<b>Kelly Stinnett, R</b> OBP: 0.286, SLG: 0.354 (1, 2)		F8 HR BB			E6					3	1	2	0	1	0	0					
<b>Brian Anderson, R</b> OBP: 0.200, SLG: 0.239 (1, 1)	SF8			K		G1-3		K		3	0	0	1	0	2	3					
<b>Inning Stats</b>	R: 0 E: 0 K: 0 S: 12	H: 1 LOB: 1 BB: 0 P: 16	R: 7 E: 0 K: 0 S: 17	H: 4 LOB: 0 BB: 3 P: 35	R: 0 E: 0 K: 1 S: 7	H: 1 LOB: 1 BB: 0 P: 14	R: 1 E: 0 K: 0 S: 14	H: 2 LOB: 1 BB: 0 P: 18	R: 0 E: 1 K: 0 S: 8	H: 0 LOB: 1 BB: 0 P: 11	R: 0 E: 0 K: 2 S: 6	H: 0 LOB: 0 BB: 0 P: 7	R: 0 E: 0 K: 1 S: 13	H: 1 LOB: 1 BB: 0 P: 20	R: 0 E: 0 K: 0 S: 7	H: 1 LOB: 1 BB: 0 P: 13	1B: 8 2B: 1 3B: 0 HR: 1	SF: 1 SAC: 0 DP: 0 HBP: 0	WP: 0 PB: 0 SB: 0 CS: 0	PA: 41	
<b>PITCHER</b>	IP	WLS	BF	H	R	ER	SO	BB	IBB	HBP	BLK	WP	HR	S	P	ERA	WHIP				
<b>Livan Hernandez, R</b> ERA: 3.84 (1, 1)	6.0	L	30	8	8	8	1	2	1	0	0	0	1	64	101	12.00	1.667				
<b>41 Chad Zerbe, L</b> ERA: 3.5 (7, 1)	2.0		7	1	0	0	3	0	0	0	0	0	0	21	31	0.00	0.500				
<b>Aaron Fultz, L</b> ERA: 4.86 (9, 1)	1.0		4	1	0	0	0	0	0	0	0	0	0	7	13	0.00	1.000				

Arizona Diamondbacks @ San Francisco Giants  
PacBell Park, San Francisco, CA  
Sun Sep 24 2000, 4:05 PM EDT  
Att: 40,930 - Sunny - 70 F

AB	37
R	8
H	10
RBI	8
BB	3
SO	4
LOB	12



Batter	1	2	3	4	5	6	7	8	9	AB	R	H	RBI	BB	SO	LOB	BOTTOM					
<b>Marvin Benard, L</b> OBP: 0.349, SLG: 0.407 (1, 8)	G3		G4-3			B3		G1-3		3	0	0	0	0	0	0						
<b>Pedro Feliz, R</b> OBP: 0.286, SLG: 0.286 (7, 5)										1	0	0	0	0	0	1						
<b>Russ Davis, R</b> OBP: 0.304, SLG: 0.442 (1, 5)	E6		F9							3	1	2	1	0	0	0						
<b>Terrell Lowery, R</b> OBP: 0.590, SLG: 0.710 (7, 7)	1B					HR				0	0	0	0	1	0	0						
<b>Barry Bonds, L</b> OBP: 0.440, SLG: 0.689 (1, 7)	G1-3			G1-3		F7		F8		3	0	0	0	0	0	1						
<b>41 Chad Zerbe, L</b> (7, 1)										0	0	0	0	0	0	0						
<b>Felipe Crespo, S</b> (8, PH)										1	0	0	0	0	0	3						
<b>Aaron Fultz, L</b> OBP: 0.333, SLG: 0.333 (9, 1)										0	0	0	0	0	0	0						
<b>Jeff Kent, R</b> OBP: 0.423, SLG: 0.601 (1, 4)	F9			L1-3 1B						2	0	1	0	0	0	1						
<b>Ramon Martinez, R</b> OBP: 0.345, SLG: 0.495 (6, 6)									HR	2	1	1	1	0	0	0						
<b>Ellis Burks, R</b> OBP: 0.421, SLG: 0.613 (1, 9)		F8		L1-3		G1-3		K		3	0	0	0	0	0	1						
<b>Armando Rios, L</b> OBP: 0.347, SLG: 0.513 (8, 9)										1	0	0	0	0	1	0						
<b>Rich Aurilia, R</b> OBP: 0.337, SLG: 0.443 (1, 6)	F8				P6			F9		2	0	0	0	0	0	0						
<b>28 Juan Melo, S</b> OBP: 0.083, SLG: 0.083 (6, 4)						K				2	0	0	0	0	1	0						
<b>J.T. Snow, L</b> OBP: 0.371, SLG: 0.464 (1, 3)					F9					3	1	2	1	0	0	0						
<b>Damon Minor, L</b> OBP: 0.500, SLG: 1.125 (9, 3)										0	0	0	0	1	0	0						
<b>Bobby Estelella, R</b> OBP: 0.364, SLG: 0.488 (1, 2)										2	0	0	0	0	1	1						
<b>Doug Mirebelle, R</b> OBP: 0.337, SLG: 0.369 (6, 2)										1	0	1	0	0	0	0						
<b>Bill Mueller, S</b> OBP: 0.334, SLG: 0.394 (8, PR)										0	0	0	0	0	0	0						
<b>Scott Servais, R</b> OBP: 0.286, SLG: 0.287 (9, 2)										1	0	0	0	0	0	1						
<b>Livan Hernandez, R</b> OBP: 0.253, SLG: 0.314 (1, 1)										1	0	0	0	0	0	0						
<b>Calvin Murray, R</b> OBP: 0.347, SLG: 0.332 (6, PH)										2	0	0	0	0	0	1						
<b>Inning Stats</b>	R: 0 E: 1 K: 0 S: 10	H: 1 LOB: 1 BB: 0 P: 15	R: 0 E: 0 K: 0 S: 13	H: 1 LOB: 0 BB: 0 P: 17	R: 0 E: 0 K: 0 S: 6	H: 0 LOB: 0 BB: 0 P: 8	R: 0 E: 0 K: 0 S: 7	H: 1 LOB: 0 BB: 0 P: 10	R: 0 E: 0 K: 1 S: 9	H: 0 LOB: 0 BB: 0 P: 13	R: 1 E: 0 K: 0 S: 12	H: 1 LOB: 0 BB: 0 P: 19	R: 0 E: 0 K: 1 S: 9	H: 0 LOB: 0 BB: 0 P: 12	R: 1 E: 0 K: 0 S: 9	H: 2 LOB: 3 BB: 1 P: 16	R: 1 E: 0 K: 1 S: 13	H: 1 LOB: 1 BB: 1 P: 20	1B: 3 2B: 2 3B: 0 HR: 3	SF: 0 SAC: 0 DP: 1 HBP: 0	WP: 0 PB: 0 SB: 0 CS: 0	PA: 35
<b>PITCHER</b>	IP	WLS	BF	H	R	ER	SO	BB	IBB	HBP	BLK	WP	HR	S	P	ERA	WHIP					
<b>Brian Anderson, L</b> ERA: 4.01 (1, 1)	9.0	W	35	7	3	3	3	2	0	0	0	0	3	88	130	3.00	1.000					

Arizona Diamondbacks @ San Francisco Giants  
PacBell Park, San Francisco, CA  
Sun Sep 24 2000, 4:05 PM EDT  
Att: 40,930 - Sunny - 70 F

AB	33
R	3
H	7
RBI	3
BB	2
SO	3
LOB	10





Batter	1	2	3	4	5	6	7	8	9	AB	R	H	RBI	BB	SO	LOB	TOP								
<b>Craig Counsell, L</b> (1, 6) OBP: 0.392, SLG: 0.426	2-2 CI G6-4-3		4-0 FC6-4 BB		1-2 G3 1B		2-1 2B 1B	2-1 F8		3	1	2	0	1	0	1	<b>Arizona Diamondbacks @ Colorado Rockies</b> Coors Field, Denver, CO Mon Sep.25.2000, 7:05 PM MDT Att: 37,131 - Sunny - 47 F								
<b>Danny Bautista, R</b> (1, 9) OBP: 0.332, SLG: 0.468	0-2 G6-4-3		0-0 FC6-4 1B SF9		0-2 G3		1-0 1B 2B	1-2 G4-3		5	2	1	0	0	0	5									
<b>Luis Gonzalez, L</b> (1, 7) OBP: 0.391, SLG: 0.537	2-2 G1		0-1 1B		2-2 1B		1-2 FC5 1B		0-3 K	5	0	3	3	0	1	0									
<b>Matt Williams, R</b> (1, 5) OBP: 0.307, SLG: 0.405		0-0 F9	1-0 SF9		2-2 K		0-0 FC5 1B		1-3 K	4	0	1	1	0	2	1									
<b>Steve Finley, L</b> (1, 8) OBP: 0.364, SLG: 0.552		2-1 G4-3	3-H F8		1-1 P6		1-1 F5		1-2 F7	5	0	0	0	0	0	4									
<b>Greg Colbrunn, R</b> (1, 3) OBP: 0.405, SLG: 0.537		1-1 2B 1B		1-3 K		0-0 HR		0-0 FC5		4	1	2	1	0	1	2									
<b>Jay Bell, R</b> (1, 4) OBP: 0.349, SLG: 0.429		1-0 1B		2-0 F8		3-1 F4		1-0 G1-3 1B 2B		4	1	2	0	0	0	0									
<b>Kelly Stinnett, R</b> (1, 2) OBP: 0.286, SLG: 0.349		4-0 1B		2-1 G4-3		3-3 K		1-2 G1-3		3	0	0	0	1	1	1									
<b>Randy Johnson, R</b> (1, 1) OBP: 0.198, SLG: 0.183		1-2 G1-3			1-0 G3 1B 1B		0-3 K		1-1 1B	4	1	2	1	0	1	3									
<b>Greg Swindell, L</b> (8, 1)										0	0	0	0	0	0	0									
<b>Matt Mantei, R</b> (9, 1)										0	0	0	0	0	0	0									
<b>Inning Stats</b>	R: 0 E: 1 K: 0 S: 10	H: 0 LOB: 0 BB: 0 P: 14	R: 0 E: 0 K: 0 S: 9	H: 2 LOB: 3 BB: 1 P: 18	R: 1 E: 0 K: 0 S: 6	H: 1 LOB: 1 BB: 1 P: 13	R: 0 E: 0 K: 1 S: 8	H: 0 LOB: 0 BB: 0 P: 13	R: 2 E: 0 K: 1 S: 15	H: 3 LOB: 1 BB: 0 P: 20	R: 1 E: 0 K: 2 S: 11	H: 1 LOB: 0 BB: 0 P: 17	R: 1 E: 0 K: 0 S: 11	H: 4 LOB: 2 BB: 0 P: 16	R: 1 E: 0 K: 0 S: 15	H: 2 LOB: 1 BB: 0 P: 20	R: 0 E: 0 K: 2 S: 10	H: 0 LOB: 0 BB: 0 P: 12	1B: 9 2B: 3 3B: 0 HR: 1	SF: 1 SAC: 0 DP: 1 HBP: 0	WP: 0 PB: 0 SB: 0 CS: 0	PA: 41			
<b>PITCHER</b>	IP	WLS	BF	H	R	ER	SO	BB	IBB	HBP	BLK	WP	HR	S	P	ERA	WHIP								
<b>Brian Rose, R</b> (1, 1) ERA: 5.74	6.0	L	27	7	4	4	4	1	1	0	0	0	1	59	95	6.00	1.333								
<b>Jerry Dipoto, R</b> (7, 1) ERA: 4.53	0.1		2	2	1	1	0	0	0	0	0	0	0	3	6	27.00	6.000								
<b>Gabe White, L</b> (7, 1) ERA: 2.34	1.2		9	4	1	1	0	0	0	0	0	0	0	23	30	5.40	2.400								
<b>Mike Myers, L</b> (9, 1) ERA: 2.03	1.0		3	0	0	0	2	0	0	0	0	0	0	10	12	0.00	0.000								

Batter	1	2	3	4	5	6	7	8	9	AB	R	H	RBI	BB	SO	LOB	BOTTOM								
<b>Terry Shupert, R</b> (1, 7) OBP: 0.337, SLG: 0.442	1-3 K		1-0 1B SF8	2-3 K			3-1 P5		3-2 L9	5	1	1	0	0	2	1	<b>Arizona Diamondbacks @ Colorado Rockies</b> Coors Field, Denver, CO Mon Sep.25.2000, 7:05 PM MDT Att: 37,131 - Sunny - 47 F								
<b>Neftali Perez, S</b> (1, 6) OBP: 0.317, SLG: 0.437	2-0 HR		2-1 1B		1-2 G5-3		2-0 F7		1-2 F8	5	1	2	1	0	0	0									
<b>Jeff Cirillo, R</b> (1, 5) OBP: 0.388, SLG: 0.474	1-1 1B		1-3 K		0-0 G6-3		1-3 K		4-2 DI BB	4	0	1	0	1	2	2									
<b>Butch Huskey, R</b> (1, 9) OBP: 0.347, SLG: 0.416	2-0 G6-4-3		2-0 SF8		0-3 K				4-0 BB 1B BB	2	1	0	1	2	1	1									
<b>Carlos Mendoza, L</b> (9, PR) OBP: 0.222, SLG: 0.125	1-2 G6-4-3								1-2 BB	0	0	0	0	0	0	0									
<b>Ben Petrick, R</b> (1, 2) OBP: 0.410, SLG: 0.478		2-2 G4-3	1-1 1B			2-2 2B G6-3 1B		3-2 F8	0-3 K	4	1	2	0	0	0	1									
<b>Todd Hollandsworth, L</b> (9, PH) OBP: 0.331, SLG: 0.431										1	0	0	0	0	1	2									
<b>Jeff Frye, R</b> (1, 4) OBP: 0.375, SLG: 0.371		4-2 1B S BB	3-3 K			0-1 1B 23 FC5-4-2-5 2B		4-2 1B BB		2	0	1	0	2	1	2									
<b>Adam Melhuse, S</b> (1, 3) OBP: 0.250, SLG: 0.238		3-3 K			4-1 FC6-4 BB		2-0 G6-3		2-1 L8	3	0	0	1	1	1	4									
<b>Mike Myers, L</b> (9, 1)										0	0	0	0	0	0	0									
<b>Juan Pierre, L</b> (1, 8) OBP: 0.371, SLG: 0.335		1-2 1B		1-1 FC6-4 SH5-4		0-2 23 FC5-4-2-5 1B		1-2 1B		4	0	3	1	0	0	1									
<b>Brian Rose, R</b> (1, 1) 23 ERA: 5.087, SLG: 0.045		0-3 K		0-0 SH5-4		0-1 1-2 3-H FC5-4-2-5 1B		3-2 G4-3		1	0	0	0	0	1	2									
<b>Jerry Dipoto, R</b> (7, 1) ERA: 4.53										1	0	0	0	0	0	2									
<b>Gabe White, L</b> (7, 1) ERA: 2.34										0	0	0	0	0	0	0									
<b>17 Todd Helton, L</b> (8, PH) OBP: 0.464, SLG: 0.692										0	0	0	0	0	0	0									
<b>Inning Stats</b>	R: 1 E: 0 K: 1 S: 7	H: 2 LOB: 0 BB: 0 P: 13	R: 0 E: 0 K: 2 S: 15	H: 1 LOB: 2 BB: 1 P: 25	R: 1 E: 0 K: 2 S: 13	H: 3 LOB: 2 BB: 0 P: 23	R: 0 E: 0 K: 1 S: 7	H: 0 LOB: 1 BB: 1 P: 14	R: 0 E: 0 K: 0 S: 7	H: 0 LOB: 0 BB: 0 P: 8	R: 1 E: 0 K: 0 S: 11	H: 3 LOB: 1 BB: 0 P: 15	R: 0 E: 0 K: 1 S: 6	H: 0 LOB: 0 BB: 0 P: 12	R: 1 E: 0 K: 0 S: 17	H: 1 LOB: 2 BB: 2 P: 34	R: 0 E: 0 K: 1 S: 13	H: 0 LOB: 2 BB: 2 P: 25	1B: 8 2B: 2 3B: 0 HR: 1	SF: 1 SAC: 1 DP: 2 HBP: 0	WP: 0 PB: 0 SB: 2 CS: 0	PA: 41			
<b>PITCHER</b>	IP	WLS	BF	H	R	ER	SO	BB	IBB	HBP	BLK	WP	HR	S	P	ERA	WHIP								
<b>Randy Johnson, L</b> (1, 1) ERA: 2.38	7.2	W	35	10	4	4	8	4	0	0	0	0	0	79	137	4.70	1.826								
<b>Greg Swindell, L</b> (8, 1) ERA: 3.25	0.1	H	1	0	0	0	0	0	0	0	0	0	0	4	7	0.00	0.000								
<b>Matt Mantei, R</b> (9, 1) ERA: 4.57	1.0	S	5	0	0	0	1	2	0	0	0	0	0	13	25	0.00	2.000								

AB	37
R	6
H	13
RBI	6
BB	2
SO	6
LOB	17

AB	33
R	4
H	10
RBI	4
BB	6
SO	9
LOB	20





Batter	1	2	3	4	5	6	7	8	9	AB	R	H	RBI	BB	SO	LOB	TOP										
<b>Craig Counsell, L</b> OBP: 0.392, SLG: 0.421 (1, 6)	G6-3		G1-3						K	4	1	1	0	1	1	0	<b>Arizona Diamondbacks @ Colorado Rockies</b> Coors Field, Denver, CO Tue Sep 26 2000, 7:05 PM MDT Att: 35,703 - Sunny - 65 F										
<b>Danny Bautista, R</b> OBP: 0.334, SLG: 0.477 (1, 9)	HR		P4			FC6-4				4	3	2	3	0	0	1											
<b>Luis Gonzalez, L</b> OBP: 0.390, SLG: 0.537 (1, 7)	F8		F9							4	0	1	1	0	1	1											
<b>Matt Williams, R</b> OBP: 0.307, SLG: 0.411 (1, 5)	HR			G6-3	G6-3					4	1	1	2	0	0	1											
<b>Steve Finley, L</b> OBP: 0.362, SLG: 0.548 (1, 8)	G6-3			P6		G3			F9	4	0	0	0	0	0	0											
<b>Greg Colbrunn, R</b> OBP: 0.403, SLG: 0.533 (1, 3)		P4				P6			L4	4	0	1	0	0	0	0											
<b>Jay Bell, R</b> <b>Dan Plesac, L</b> (1, 4) (8, 1)		K							G6-3	4	0	1	0	0	1	1											
<b>Kelly Stinnett, R</b> OBP: 0.286, SLG: 0.346 <b>Jason Conti, L</b> OBP: 0.269, SLG: 0.371 (1, 2) (9, PH)						G5-3	F8		K	2	0	0	0	1	0	1											
<b>Byung-Hyun Kim, R</b> <b>Russ Springer, R</b> <b>Rob Ryan, L</b> <b>Greg Swindell, L</b> <b>David Dellucci, L</b> <b>Mike Morgan, R</b> <b>Hanley Frías, S</b> (1, 1) (3, 1) (5, PH) (5, 1) (7, PH) (7, 1) (8, 6)									G1-3	1	0	0	0	0	1	1											
<b>Inning Stats</b>	R: 2 E: 0 K: 0 S: 10	H: 2 LOB: 0 BB: 0 P: 12	R: 0 E: 0 K: 2 S: 8	H: 0 LOB: 1 BB: 1 P: 16	R: 0 E: 0 K: 0 S: 9	H: 0 LOB: 0 BB: 0 P: 13	R: 0 E: 0 K: 0 S: 8	H: 1 LOB: 1 BB: 0 P: 12	R: 2 E: 0 K: 0 S: 16	H: 2 LOB: 1 BB: 1 P: 28	R: 0 E: 0 K: 0 S: 10	H: 1 LOB: 0 BB: 0 P: 17	R: 2 E: 0 K: 2 S: 13	H: 1 LOB: 0 BB: 1 P: 21	R: 0 E: 0 K: 0 S: 11	H: 0 LOB: 0 BB: 0 P: 16		R: 0 E: 0 K: 2 S: 8	H: 0 LOB: 0 BB: 0 P: 14	1B: 4 2B: 1 3B: 0 HR: 2	SF: 0 SAC: 0 DP: 0 HBP: 0	WP: 0 PB: 0 SB: 1 CS: 0	PA: 37				
<b>PITCHER</b>	IP	WLS	BF	H	R	ER	SO	BB	IBB	HBP	BLK	WP	HR	S	P	ERA	WHIP										
<b>Kevin Jarvis, R</b> ERA: 5.84 <b>Bobby Chouinard, R</b> ERA: 3.92 <b>Mike Myers, L</b> ERA: 2.01 <b>Jose Jimenez, R</b> ERA: 3.33	(1, 1)	6.0	26	6	4	4	2	2	0	0	0	0	1	61	98	6.00	1.333										
	(7, 1)	1.0	5	1	2	2	2	1	0	0	0	0	1	13	21	18.00	2.000										
	(8, 1)	0.1	1	0	0	0	0	0	0	0	0	0	0	5	7	0.00	0.000										
	(8, 1)	1.2	5	0	0	0	2	0	0	0	0	0	0	14	23	0.00	0.000										

Batter	1	2	3	4	5	6	7	8	9	AB	R	H	RBI	BB	SO	LOB	BOTTOM										
<b>Juan Pierre, L</b> OBP: 0.364, SLG: 0.328 (1, 8)	F7	K		F9		SH1-3	G4-3			4	0	0	1	0	1	4	<b>Arizona Diamondbacks @ Colorado Rockies</b> Coors Field, Denver, CO Tue Sep 26 2000, 7:05 PM MDT Att: 35,703 - Sunny - 65 F										
<b>Neftali Perez, S</b> OBP: 0.314, SLG: 0.434 (1, 6)	G4-3		P6	F8		E6	G4-3			5	1	0	1	0	0	1											
<b>Jeff Cirillo, R</b> OBP: 0.391, SLG: 0.478 (1, 5)	BB		HR			FC6-4			G5-3	5	1	4	1	0	0	0											
<b>17 Todd Helton, L</b> OBP: 0.465, SLG: 0.696 (1, 3)	BB		HR			FC6-4			G5-3	3	1	1	2	2	0	1											
<b>Todd Walker, L</b> OBP: 0.345, SLG: 0.472 <b>Bobby Chouinard, R</b> OBP: 0.333, SLG: 0.333 <b>Mike Myers, L</b> <b>Ben Petrick, R</b> OBP: 0.407, SLG: 0.474 (1, 4) (7, 1) (8, 1) (8, 2)	2-5	G4-3	HR			FC6-4			L6	3	1	1	0	1	0	2											
<b>Todd Hollandsworth, L</b> OBP: 0.330, SLG: 0.436 (1, 9)		E3				K	K			4	1	1	2	0	2	3											
<b>Terry Shumpert, R</b> OBP: 0.343, SLG: 0.449 (1, 7)		BB				F8			SH1-4	3	1	2	0	1	0	1											
<b>Brent Mayne, L</b> OBP: 0.379, SLG: 0.415 <b>Jose Jimenez, R</b> OBP: 0.500, SLG: 0.500 (1, 2) (8, 1)		BB				K			SH1-4	2	0	0	0	1	1	2											
<b>Kevin Jarvis, L</b> OBP: 0.167, SLG: 0.121 <b>Jeff Frye, R</b> OBP: 0.379, SLG: 0.376 (1, 1) (6, PH) (7, 4)		K				SH1-3			G4-3	2	0	0	0	0	1	4											
<b>Inning Stats</b>	R: 0 E: 0 K: 0 S: 11	H: 1 LOB: 2 BB: 1 P: 18	R: 0 E: 1 K: 2 S: 11	H: 0 LOB: 2 BB: 2 P: 22	R: 4 E: 0 K: 0 S: 20	H: 4 LOB: 1 BB: 1 P: 33	R: 0 E: 0 K: 0 S: 11	H: 1 LOB: 1 BB: 0 P: 18	R: 0 E: 0 K: 1 S: 21	H: 2 LOB: 2 BB: 1 P: 38	R: 1 E: 0 K: 0 S: 9	H: 1 LOB: 1 BB: 1 P: 18	R: 0 E: 0 K: 0 S: 3	H: 0 LOB: 0 BB: 0 P: 4	R: 0 E: 0 K: 0 S: 3	H: 0 LOB: 0 BB: 0 P: 4		1B: 5 2B: 3 3B: 0 HR: 2	SF: 0 SAC: 2 DP: 0 HBP: 0	WP: 0 PB: 0 SB: 1 CS: 0	PA: 41						
<b>PITCHER</b>	IP	WLS	BF	H	R	ER	SO	BB	IBB	HBP	BLK	WP	HR	S	P	ERA	WHIP										
<b>Byung-Hyun Kim, R</b> ERA: 4.46 <b>Russ Springer, R</b> ERA: 5.07 <b>Greg Swindell, L</b> ERA: 3.28 <b>Mike Morgan, R</b> ERA: 4.97 <b>Dan Plesac, L</b> ERA: 2.61	(1, 1)	2.1	16	4	4	4	2	4	0	0	0	0	0	16	26	0.00	1.200										
	(3, 1)	1.2	7	2	0	0	0	0	0	0	0	0	0	16	26	0.00	1.200										
	(5, 1)	2.0	11	3	2	1	3	0	1	0	0	0	0	32	53	4.50	1.500										
	(7, 1)	1.1	6	1	1	1	0	1	0	0	0	0	0	10	19	6.75	1.500										
	(8, 1)	0.2	2	0	0	0	0	0	0	0	0	0	0	2	3	0.00	0.000										

AB	34
R	6
H	7
RBI	6
BB	3
SO	6
LOB	6

AB	33
R	7
H	10
RBI	7
BB	6
SO	5
LOB	18









Batter	1	2	3	4	5	6	7	8	9	AB	R	H	RBI	BB	SO	LOB	TOP										
Danny Bautista, R OBP: 0.328, SLG: 0.467 (1, 9)	K2-3		G6-3			2B 1B	FC5-4		FC6-4 HBP 1B	5	1	1	1	0	1	2											
Luis Gonzalez, L OBP: 0.391, SLG: 0.540 Jason Conti, L OBP: 0.289, SLG: 0.371 (1, 7) (9, 7)	P6			G4-3			K		1B SF8 HBP	4	1	1	0	0	1	1											
Greg Colbrunn, R OBP: 0.407, SLG: 0.528 (1, 3)	K			G4-6-3 BB			1B 2B	F8	1B HR 1B	3	2	1	1	2	1	0											
Steve Finley, L OBP: 0.361, SLG: 0.547 (1, 8)		K		G4-6-3 1-2			2B 1B	HR BB	SF8	3	2	1	1	1	1	1											
Matt Williams, R OBP: 0.307, SLG: 0.412 (1, 5)	G3				G4-6-3 1B		E 2B	F7	HR 1B	5	2	3	2	0	0	1											
Jay Bell, R OBP: 0.351, SLG: 0.440 (1, 4)					F8		E 1B	HR	HR	4	3	3	5	1	0	1											
Craig Counsell, L OBP: 0.395, SLG: 0.418 (1, 6)	F7				G4-6-3 1-2		E8 1B FC5-4	BB	G3-1	4	1	1	1	1	0	2											
Rod Barajas, R OBP: 0.333, SLG: 0.667 (1, 2)			P6			G6-3	FC5-4 1B	G1-3		4	0	1	1	0	0	1											
Armando Reynoso, R OBP: 0.140, SLG: 0.104 (1, 1)			K			K	F2		FC6-4 1B	4	0	1	0	0	2	2											
<b>Inning Stats</b>	R: 0 E: 0 K: 2 S: 8	H: 0 LOB: 0 BB: 0 P: 10	R: 0 E: 0 K: 1 S: 9	H: 1 LOB: 1 BB: 0 P: 11	R: 0 E: 0 K: 1 S: 7	H: 0 LOB: 0 BB: 0 P: 8	R: 0 E: 0 K: 0 S: 4	H: 0 LOB: 0 BB: 1 P: 10	R: 0 E: 0 K: 0 S: 4	H: 1 LOB: 0 BB: 0 P: 8	R: 0 E: 0 K: 1 S: 8	H: 2 LOB: 2 BB: 0 P: 11	R: 5 E: 1 K: 1 S: 17	H: 4 LOB: 1 BB: 2 P: 31	R: 2 E: 0 K: 0 S: 12	H: 1 LOB: 1 BB: 2 P: 23	R: 5 E: 0 K: 0 S: 14	H: 4 LOB: 0 BB: 0 P: 23	1B: 9 2B: 2 3B: 0 HR: 2	SF: 1 SAC: 0 DP: 2 HBP: 1	WP: 0 PA: 43 PB: 0 CS: 0						
<b>PITCHER</b>	IP	WLS	BF	H	R	ER	SO	BB	IBB	HBP	BLK	WP	HR	S	P	ERA	WHIP										
John Wasdin, R ERA: 5.38 (1, 1)	6.0	L	23	6	3	3	5	2	0	0	0	0	0	46	71	4.50	1.333										
Bobby Chouinard, R ERA: 3.95 (7, 1)	0.1		4	2	1	1	0	1	0	0	0	0	0	6	12	27.00	9.000										
Jerry Dipoto, R ERA: 4.38 (7, 1)	0.2		2	0	1	0	1	0	0	0	0	0	0	5	6	0.00	0.000										
48 Craig House, R ERA: 7.24 (8, 1)	1.0		6	1	2	2	0	2	0	0	0	0	1	12	23	18.00	3.000										
David Moraga, L ERA: 40.5 (9, 1)	1.0		8	4	5	5	0	0	0	1	0	0	1	14	23	45.00	4.000										

Arizona Diamondbacks @ Colorado Rockies  
Coors Field, Denver, CO  
Thu Sep 28 2000, 1:05 PM MDT  
Att: 36,659 - Sunny - 78 F

livebaseballscores.com

AB 36  
R 12  
H 13  
RBI 12  
BB 5  
SO 6  
LOB 11




Batter	1	2	3	4	5	6	7	8	9	AB	R	H	RBI	BB	SO	LOB	BOTTOM										
Juan Pierre, L OBP: 0.357, SLG: 0.323 (1, 8)	G6-3		F7			G3-1			1B 17 HR 1B	4	1	1	0	0	0	0											
Neftali Perez, S OBP: 0.314, SLG: 0.431 Carlos Mendoza, L OBP: 0.200, SLG: 0.111 (1, 6) (9, PH)			F8			K			F8	3	0	1	0	0	1	0											
Jeff Cirillo, R OBP: 0.479, SLG: 0.479 Adam Melhuse, S OBP: 0.269, SLG: 0.261 (1, 5) (9, PH)	F8		K			G3-1			17 DI 17 HR 1B	3	0	0	0	0	1	1											
17 Todd Helton, L OBP: 0.463, SLG: 0.695 (1, 3)	L3				G3-1		G1-3		HR	4	1	1	3	0	0	1											
Todd Walker, L OBP: 0.355, SLG: 0.483 (1, 4)		F8 1B			F9		F7		FC5-4 1B	4	0	2	0	0	0	0											
Todd Hollandsworth, L OBP: 0.329, SLG: 0.440 (1, 9)		E 1B			G3-1		K		F7	4	0	1	0	0	1	1											
Terry Shumpert, R OBP: 0.340, SLG: 0.452 (1, 7)		K			F8		G6-3		FC5-4	4	0	0	0	0	1	3											
Ben Petrick, R OBP: 0.404, SLG: 0.464 (1, 2)		F8			G5-3				23 G4-3 BB	2	0	0	0	1	0	2											
John Wasdin, R OBP: 0.256, SLG: 0.250 Bobby Chouinard, R OBP: 0.333, SLG: 0.333 Jerry Dipoto, R OBP: 0.269, SLG: 0.261 48 Craig House, R OBP: 0.333, SLG: 0.440 23 Elvis Pena, S OBP: 0.333, SLG: 0.440 David Moraga, L OBP: 0.333, SLG: 0.440 (1, 1) (7, 1) (7, 1) (8, PH) (9, 1)		F8			P5				G4-3	2	0	0	0	0	0	2											
<b>Inning Stats</b>	R: 0 E: 0 K: 0 S: 7	H: 1 LOB: 1 BB: 0 P: 12	R: 0 E: 1 K: 1 S: 13	H: 2 LOB: 2 BB: 0 P: 19	R: 0 E: 0 K: 1 S: 7	H: 0 LOB: 0 BB: 0 P: 12	R: 0 E: 0 K: 0 S: 4	H: 0 LOB: 0 BB: 0 P: 7	R: 0 E: 0 K: 0 S: 5	H: 0 LOB: 0 BB: 0 P: 7	R: 0 E: 0 K: 1 S: 7	H: 0 LOB: 0 BB: 0 P: 12	R: 0 E: 0 K: 1 S: 6	H: 0 LOB: 0 BB: 0 P: 9	R: 0 E: 0 K: 0 S: 4	H: 0 LOB: 1 BB: 1 P: 9	R: 3 E: 0 K: 0 S: 13	H: 4 LOB: 1 BB: 0 P: 16	1B: 6 2B: 0 3B: 0 HR: 1	SF: 0 SAC: 0 DP: 1 HBP: 0	WP: 0 PA: 34 PB: 0 CS: 0						
<b>PITCHER</b>	IP	WLS	BF	H	R	ER	SO	BB	IBB	HBP	BLK	WP	HR	S	P	ERA	WHIP										
Armando Reynoso, R ERA: 5.27 (1, 1)	9.0	W	34	7	3	3	4	1	0	0	0	0	1	66	103	3.00	0.889										

Arizona Diamondbacks @ Colorado Rockies  
Coors Field, Denver, CO  
Thu Sep 28 2000, 1:05 PM MDT  
Att: 36,659 - Sunny - 78 F

livebaseballscores.com

AB 33  
R 3  
H 7  
RBI 3  
BB 1  
SO 4  
LOB 12





Batter	1	2	3	4	5	6	7	8	9	AB	R	H	RBI	BB	SO	LOB	TOP								
<b>Marvin Benard, L</b> (1, 8) OBP: 0.342, SLG: 0.398	1-2 F7		1-0 2B		0-0 B2-3		0-0 G1-6-3		1-0 G4-3	5	0	1	1	0	0	0	<b>San Francisco Giants @ Arizona Diamondbacks</b> <b>Bank One Ballpark, Phoenix, AZ</b> Fri Sep 29 2000, 10:05 PM EDT Att: 38,435 - Dome - 72 F								
<b>Russ Davis, R</b> (1, 5) OBP: 0.300, SLG: 0.438	2-1 G6-3		0-0 P4		1-0 F7		0-0 G1-3		0-3 K	4	0	1	0	0	0	1									
<b>Bill Mueller, S</b> (7, PR) OBP: 0.333, SLG: 0.390										1	0	0	0	0	1	0									
<b>Barry Bonds, L</b> (1, 7) OBP: 0.440, SLG: 0.689	1-2 G1-3		1-0 F9		1-1 G6-3		1-2 G1-3			4	0	0	0	0	0	2									
<b>Jeff Kent, R</b> (1, 4) OBP: 0.422, SLG: 0.597		1-2 G4-6-3 BB 1B		0-0 F8		1-1 HR 3B		4-2 FC5-4 BB		3	1	2	0	1	0	0									
<b>Ellis Burks, R</b> (1, 9) OBP: 0.419, SLG: 0.602		4-2 G4-6-3 BB		0-1 F2		0-1 P3		0-0 FC5-4		3	0	0	0	1	0	4									
<b>J.T. Snow, L</b> (1, 3) OBP: 0.368, SLG: 0.462	1-2 G4-6-3		0-1 2B 1B		1-3 K			0-3 K		4	1	1	0	0	2	3									
<b>Rich Aurilia, R</b> (1, 6) OBP: 0.338, SLG: 0.447	1-0 F9		0-0 1-H 2B		0-1 HR			2-1 G5-3		4	1	2	3	0	0	1									
<b>Bobby Estalella, R</b> (1, 2) OBP: 0.361, SLG: 0.475		4-2 2B BB		4-1 IBB		4-2 BB		0-0 G5-3		1	1	0	0	3	0	0									
<b>Livan Hernandez, R</b> (1, 1) OBP: 0.244, SLG: 0.303		0-3 K		0-0 P3		0-0 G6-3		1-0 F9		3	0	0	0	0	1	4									
<b>Terrell Lowery, R</b> (9, PH) OBP: 0.561, SLG: 0.667										1	0	0	0	0	0	0									
<b>Robb Nen, R</b> (9, 1)										0	0	0	0	0	0	0									
<b>Inning Stats</b>	R: 0 E: 0 K: 0 S: 10	H: 0 LOB: 0 BB: 0 P: 14	R: 0 E: 0 K: 0 S: 11	H: 1 LOB: 1 BB: 1 P: 18	R: 1 E: 0 K: 1 S: 9	H: 1 LOB: 1 BB: 1 P: 15	R: 1 E: 0 K: 0 S: 8	H: 2 LOB: 2 BB: 1 P: 12	R: 0 E: 0 K: 0 S: 4	H: 0 LOB: 0 BB: 0 P: 6	R: 2 E: 0 K: 1 S: 15	H: 2 LOB: 1 BB: 1 P: 21	R: 0 E: 0 K: 0 S: 9	H: 1 LOB: 3 BB: 1 P: 14	R: 0 E: 0 K: 1 S: 6	H: 0 LOB: 0 BB: 0 P: 8	R: 0 E: 0 K: 1 S: 5	H: 0 LOB: 0 BB: 0 P: 7	1B: 2 2B: 3 3B: 1 HR: 1	SF: 0 SAC: 0 DP: 1 HBP: 0	WP: 0 PB: 0 SB: 0 CS: 0	PA: 38			
<b>PITCHER</b>	IP	WLS	BF	H	R	ER	SO	BB	IBB	HBP	BLK	WP	HR	S	P	ERA	WHIP								
<b>Brian Anderson, L</b> (1, 1) ERA: 4.05	6.2	L	31	7	4	4	2	4	1	0	0	0	1	65	99	5.40	1.650								
<b>Russ Springer, R</b> (7, 1) ERA: 5.02	0.1		1	0	0	0	0	0	0	0	0	0	0	1	1	0.00	0.000								
<b>Greg Swindell, L</b> (8, 1) ERA: 3.2	2.0		6	0	0	0	2	0	0	0	0	0	0	11	15	0.00	0.000								

AB	33
R	4
H	7
RBI	4
BB	5
SO	4
LOB	15



Batter	1	2	3	4	5	6	7	8	9	AB	R	H	RBI	BB	SO	LOB	BOTTOM								
<b>Danny Bautista, R</b> (1, 9) OBP: 0.328, SLG: 0.468	0-1 B3		0-2 G1-3		3-2 G6-3		0-1 2B		0-0 SH2-4	4	0	1	0	0	0	0	<b>San Francisco Giants @ Arizona Diamondbacks</b> <b>Bank One Ballpark, Phoenix, AZ</b> Fri Sep 29 2000, 10:05 PM EDT Att: 38,435 - Dome - 72 F								
<b>Luis Gonzalez, L</b> (1, 7) OBP: 0.390, SLG: 0.538	2-2 1B		1-1 F8		1-1 G3		1-0 P5		1-0 G6-3	5	0	1	1	0	0	3									
<b>Greg Colbrunn, R</b> (1, 3) OBP: 0.404, SLG: 0.526	2-2 P4		0-1 2B		1-1 G6-3				3-H G6-3	5	0	1	0	0	0	3									
<b>Steve Finley, L</b> (1, 8) OBP: 0.361, SLG: 0.544	1-0 G4-3		1-0 F7				1-1 F7		4-1 FC6-4 1B BB	3	0	0	0	1	0	2									
<b>Matt Williams, R</b> (1, 5) OBP: 0.314, SLG: 0.425		4-2 1B BB		1-2 HR		2-0 1B 1B		0-1 FC6-4 1B		3	2	3	1	1	0	0									
<b>Craig Counsell, L</b> (1, 6) OBP: 0.398, SLG: 0.421		1-2 FC6-4 1B		2-1 F7		0-1 CS 1B		2-3 K		4	0	2	0	0	1	2									
<b>Jay Bell, R</b> (1, 4) OBP: 0.349, SLG: 0.437		1-1 FC6-4		3-2 G5-3		3-3 K		1-2 FC6-4		4	0	0	0	0	1	5									
<b>Kelly Stinnett, R</b> (1, 2) OBP: 0.291, SLG: 0.350		3-3 K		1-1 1B				0-0 F3		3	0	1	0	0	1	1									
<b>Hanley Frías, S</b> (9, PH) OBP: 0.315, SLG: 0.315									4-2 SH2-4 BB G6-3 BB	0	1	0	0	1	0	0									
<b>Brian Anderson, R</b> (1, 1) ERA: 4.05		1-0 G3		1-1 F8		1-2 F8		4-2 SH2-4 BB		2	0	0	0	0	0	2									
<b>Russ Springer, R</b> (7, 1) ERA: 5.02										0	0	0	0	0	0	0									
<b>David DeLuca, R</b> (7, PH) OBP: 0.208, SLG: 0.200										1	0	0	0	0	0	0									
<b>Greg Swindell, L</b> (8, 1) ERA: 3.2										0	0	0	0	0	0	0									
<b>Rob Ryan, L</b> (9, PH) OBP: 0.442, SLG: 0.423										0	0	0	0	1	0	0									
<b>Jason Conti, L</b> (9, PH) OBP: 0.296, SLG: 0.371										0	0	0	0	0	0	0									
<b>Inning Stats</b>	R: 0 E: 0 K: 0 S: 10	H: 1 LOB: 1 BB: 0 P: 15	R: 1 E: 1 K: 1 S: 14	H: 1 LOB: 1 BB: 1 P: 24	R: 0 E: 0 K: 0 S: 8	H: 1 LOB: 1 BB: 0 P: 10	R: 1 E: 0 K: 0 S: 13	H: 2 LOB: 1 BB: 0 P: 21	R: 0 E: 0 K: 0 S: 8	H: 0 LOB: 0 BB: 0 P: 13	R: 0 E: 0 K: 1 S: 8	H: 2 LOB: 2 BB: 0 P: 14	R: 0 E: 0 K: 0 S: 7	H: 1 LOB: 1 BB: 0 P: 9	R: 0 E: 0 K: 1 S: 12	H: 1 LOB: 2 BB: 1 P: 19	R: 1 E: 0 K: 0 S: 11	H: 0 LOB: 2 BB: 2 P: 21	1B: 6 2B: 3 3B: 0 HR: 1	SF: 0 SAC: 1 DP: 1 HBP: 0	WP: 0 PB: 0 SB: 0 CS: 1	PA: 39			
<b>PITCHER</b>	IP	WLS	BF	H	R	ER	SO	BB	IBB	HBP	BLK	WP	HR	S	P	ERA	WHIP								
<b>Livan Hernandez, R</b> (1, 1) ERA: 3.75	8.0	W	34	9	2	1	3	2	0	0	0	0	0	80	125	1.12	1.375								
<b>Robb Nen, R</b> (9, 1) ERA: 1.5	1.0	S	5	0	1	1	0	2	0	0	0	0	0	11	21	9.00	2.000								

AB	34
R	3
H	9
RBI	2
BB	4
SO	3
LOB	18





Batter	1	2	3	4	5	6	7	8	9	AB	R	H	RBI	BB	SO	LOB	TOP					
Marvin Benard, L (1, 8) OBP: 0.340, SLG: 0.395	F7		FC3-6			G4-3		F7		4	0	0	0	0	0	1						
Bill Mueller, S (1, 5) OBP: 0.334, SLG: 0.388	F8		F8					F8		2	0	0	0	2	0	1						
Barry Bonds, L (1, 7) OBP: 0.441, SLG: 0.689	F8					G6-3		FC6-4		3	0	1	0	1	0	1						
Jeff Kent, R (1, 4) OBP: 0.421, SLG: 0.595	F8							FC6-4		3	0	1	0	1	0	1						
J.T. Snow, L (1, 3) OBP: 0.365, SLG: 0.459	F8							F8		4	0	1	0	0	1	2						
Rich Aurilia, R (1, 6) OBP: 0.338, SLG: 0.447	F7							F7		4	0	0	0	0	1	2						
Armando Rios, L (1, 9) OBP: 0.346, SLG: 0.504	G3-6-3							G4-6-3		3	0	1	0	0	2	0						
Doug Mirabeli, R (1, 2) OBP: 0.337, SLG: 0.370										3	0	1	0	0	2	0						
Felipe Crespo, S (8, PH) OBP: 0.349, SLG: 0.419										3	0	1	0	0	2	0						
Scott Servais, R (8, 2) OBP: 0.286, SLG: 0.287										3	0	1	0	0	2	0						
Mark Gardner, R (1, 1) OBP: 0.116, SLG: 0.116										3	0	0	0	0	1	1						
Damon Minor, L (8, PH) OBP: 0.345, SLG: 1.444										3	0	0	0	0	1	1						
Alan Embree, L (8, 1) John Johnstone, R (8, 1) Doug Henry, R (8, 1)										3	0	0	0	0	0	0						
<b>Inning Stats</b>	R: 0 E: 0 K: 0 S: 7	H: 1 LOB: 1 BB: 1 P: 16	R: 0 E: 0 K: 0 S: 8	H: 1 LOB: 0 BB: 0 P: 12	R: 0 E: 0 K: 0 S: 10	H: 1 LOB: 1 BB: 0 P: 13	R: 0 E: 0 K: 0 S: 5	H: 0 LOB: 0 BB: 0 P: 7	R: 0 E: 0 K: 3 S: 12	H: 0 LOB: 0 BB: 0 P: 18	R: 0 E: 0 K: 1 S: 7	H: 0 LOB: 1 BB: 1 P: 12	R: 0 E: 0 K: 1 S: 6	H: 0 LOB: 0 BB: 0 P: 9	R: 1 E: 0 K: 0 S: 5	H: 1 LOB: 1 BB: 0 P: 9	R: 0 E: 0 K: 2 S: 9	H: 0 LOB: 1 BB: 1 P: 16	1B: 3 2B: 1 3B: 0 HR: 1	SF: 0 SAC: 0 DP: 2 HBP: 0	WP: 0 PB: 0 SB: 0 CS: 0	PA: 32
<b>PITCHER</b>	IP WLS BF H R ER SO BB IBB HBP BLK WP HR S P ERA WHIP																					
Geraldo Guzman, R (1, 1) ERA: 5.37	8.0 W 28 5 1 1 5 2 0 0 0 0 0 1 60 96 1.12 0.875																					
Dan Plesac, L (9, 1) ERA: 3.15	1.0 4 0 0 0 2 1 0 0 0 0 0 0 9 16 0.00 1.000																					

San Francisco Giants @ Arizona Diamondbacks  
Bank One Ballpark, Phoenix, AZ  
Sat Sep 30 2000, 10:05 PM EDT  
Att: 42,794 - Dome - 72 F

AB	29
R	1
H	5
RBI	1
BB	3
SO	7
LOB	8



Batter	1	2	3	4	5	6	7	8	9	AB	R	H	RBI	BB	SO	LOB	BOTTOM					
Craig Counsell, L (1, 4) OBP: 0.400, SLG: 0.430	L5		3B			G6-3		1B		4	2	2	0	0	0	0						
Danny Bautista, R (1, 8) OBP: 0.330, SLG: 0.474	F8		2B			G6-3		1B		4	1	2	1	0	0	0						
Luis Gonzalez, L (1, 7) OBP: 0.390, SLG: 0.542	1B		P5					HR		4	1	2	3	0	0	1						
Matt Williams, R (1, 5) OBP: 0.314, SLG: 0.423	L8							F8		4	0	1	0	0	0	1						
David Dellucci, L (1, 9) OBP: 0.380, SLG: 0.391								F8		3	0	1	0	0	0	1						
Jason Conti, L (8, 9) OBP: 0.296, SLG: 0.378								FC5		1	0	1	0	0	0	0						
39 Alex Cabrera, R (1, 3) OBP: 0.299, SLG: 0.500								HR		4	0	1	0	0	1	2						
Hanley Frias, S (1, 6) OBP: 0.313, SLG: 0.306								F8		3	0	0	0	1	1	3						
Rod Barajas, R (1, 2) OBP: 0.231, SLG: 0.462								G5-3		4	0	0	0	2	4							
Geraldo Guzman, R (1, 1) Matt Mieske, R (8, PH) Dan Plesac, L (9, 1)								G5-3		2	0	0	0	1	1	0						
<b>Inning Stats</b>	R: 0 E: 0 K: 0 S: 11	H: 1 LOB: 0 BB: 0 P: 15	R: 0 E: 0 K: 2 S: 10	H: 1 LOB: 0 BB: 0 P: 15	R: 1 E: 0 K: 0 S: 9	H: 2 LOB: 1 BB: 0 P: 13	R: 0 E: 0 K: 1 S: 10	H: 2 LOB: 2 BB: 0 P: 14	R: 0 E: 0 K: 1 S: 9	H: 0 LOB: 0 BB: 0 P: 12	R: 0 E: 0 K: 0 S: 10	H: 0 LOB: 0 BB: 0 P: 15	R: 0 E: 0 K: 1 S: 7	H: 0 LOB: 0 BB: 0 P: 8	R: 4 E: 0 K: 0 S: 16	H: 5 LOB: 2 BB: 1 P: 26	R: 0 E: 0 K: 0 S: 16	H: 1 LOB: 1 BB: 1 P: 26	1B: 7 2B: 1 3B: 1 HR: 2	SF: 0 SAC: 0 DP: 0 HBP: 0	WP: 0 PB: 0 SB: 0 CS: 1	PA: 35
<b>PITCHER</b>	IP WLS BF H R ER SO BB IBB HBP BLK WP HR S P ERA WHIP																					
Mark Gardner, R (1, 1) ERA: 4.05	7.0 L 26 6 1 1 5 0 0 0 0 0 0 1 66 92 1.29 0.857																					
Alan Embree, L (8, 1) ERA: 4.95	0.0 L 2 2 2 2 0 0 0 0 0 0 0 1 5 6 - - -																					
John Johnstone, R (8, 1) ERA: 6.3	0.1 4 3 2 2 0 0 0 0 0 0 0 1 9 14 54.00 9.000																					
Doug Henry, R (8, 1) ERA: 3.84	0.2 3 0 0 0 0 1 0 0 0 0 0 0 2 6 0.00 1.500																					

San Francisco Giants @ Arizona Diamondbacks  
Bank One Ballpark, Phoenix, AZ  
Sat Sep 30 2000, 10:05 PM EDT  
Att: 42,794 - Dome - 72 F

AB	34
R	5
H	11
RBI	5
BB	1
SO	5
LOB	12





Batter	1	2	3	4	5	6	7	8	9	AB	R	H	RBI	BB	SO	LOB	TOP										
Marvin Benard, L (1, 7) OBP: 0.342, SLG: 0.396 Armando Rios, L (5, 7) OBP: 0.347, SLG: 0.502	2-1 SF8 1B		2-2 G6-3 3B	1-0 WP 1B E HBP	1-3 K		1-0 F8		4-0 HR BB	3	3	2	0	0	1	1											
Bill Mueller, S (1, 5) OBP: 0.333, SLG: 0.388 Russ Davis, R (5, 5) OBP: 0.302, SLG: 0.439	0-0 F8		2-2 G6-3	0-0 WP 1B E	2-3 K		0-0 FC6-4 1B		1-1 F8	4	1	1	0	0	1	3											
Jeff Kent, R (1, 3) OBP: 0.424, SLG: 0.596 Felipe Crespo, S (7, PH) OBP: 0.351, SLG: 0.443	1-1 1B		4-2 3B BB	4-1 E HR BB	2-2 FC5 1B		0-1 FC6-4 FC6-4		1-1 HR	2	2	2	0	2	0	0											
Ellis Burks, R (1, 9) OBP: 0.419, SLG: 0.606 Terrell Lowery, R (7, 9) OBP: 0.546, SLG: 0.647	3-2 SF8		1-0 1-H 3B	0-0 E6 HR BB	1-1 FC5 1B		1-0 FC6-4		0-3 K	4	1	2	4	0	0	2											
Rich Aurilia, R (1, 6) OBP: 0.339, SLG: 0.444 2B Juan Melo, S (8, 4) OBP: 0.077, SLG: 0.077	1-0 F9		4-1 S BB	4-2 HR BB	2-0 FC5				2-3 K	3	1	0	0	2	1	4											
Calvin Murray, R (1, 8) OBP: 0.348, SLG: 0.345		3-3 K	2-1 F9	1-0 1-H 2-H 3-H HR		0-1 G3			4-1 BB BB	4	1	1	4	1	1	2											
Ramon Martinez, R (1, 4) OBP: 0.354, SLG: 0.487		1-2 1B	4-2 1B BB	2-2 G5-3		3-2 FC5-4 HBP			4-2 BB BB	2	0	1	0	2	0	0											
Bobby Estalella, R (1, 2) OBP: 0.331, SLG: 0.469 Aaron Fultz, L (7, 1) OBP: 0.331, SLG: 0.333 Barry Bonds, L (8, PH) OBP: 0.442, SLG: 0.698 Doug Henry, R (8, 1) OBP: 0.331, SLG: 0.469 Felix Rodriguez, R (8, 1) OBP: 0.331, SLG: 0.469 Miguel Del Toro, R (8, 1) OBP: 0.331, SLG: 0.469	1-3 K		0-3 K	1-2 F3		1-2 FC5-4			2-1 F8	4	0	0	0	0	2	5											
Russ Ortiz, R (1, 1) OBP: 0.290, SLG: 0.230 Scott Servais, R (7, 2) OBP: 0.283, SLG: 0.284	1-3 K		1-3 K		0-0 1B 1B 1B		2-3 K		2-2 G3	4	0	1	0	0	3	2											
<b>Inning Stats</b>	R: 1 E: 0 K: 0 S: 9	H: 2 LOB: 1 BB: 0 P: 16	R: 0 E: 0 K: 3 S: 12	H: 1 LOB: 0 BB: 0 P: 18	R: 2 E: 0 K: 1 S: 21	H: 2 LOB: 3 BB: 3 P: 40	R: 6 E: 1 K: 1 S: 17	H: 2 LOB: 0 BB: 2 P: 31	R: 0 E: 0 K: 2 S: 15	H: 0 LOB: 1 BB: 0 P: 19	R: 0 E: 0 K: 0 S: 5	H: 1 LOB: 1 BB: 0 P: 7	R: 0 E: 0 K: 1 S: 15	H: 0 LOB: 2 BB: 2 P: 28	R: 2 E: 0 K: 2 S: 12	H: 1 LOB: 0 BB: 1 P: 20	1B: 9 2B: 0 3B: 1 HR: 2	SF: 1 SAC: 0 DP: 0 HBP: 2	WP: 1 PB: 0 SB: 2 CS: 0	PA: 50							
<b>PITCHER</b>	IP	WLS	BF	H	R	ER	SO	BB	IBB	HBP	BLK	WP	HR	S	P	ERA	WHIP										
Randy Johnson, L (1, 1) ERA: 2.64	3.1	L	24	7	9	8	5	5	0	1	0	1	1	53	96	21.60	3.600										
40 Darren Holmes, R (4, 1) ERA: 13.03	0.2		2	0	0	0	0	0	0	0	0	0	0	6	9	0.00	0.000										
Mike Morgan, R (5, 1) ERA: 4.87	2.0		10	3	0	0	3	0	0	1	0	0	0	28	42	0.00	1.500										
Byung-Hyun Kim, R (7, 1) ERA: 4.46	2.0		10	1	1	1	1	3	0	0	0	0	0	20	39	4.50	2.000										
Russ Springer, R (9, 1) ERA: 5.69	1.0		4	1	1	1	2	0	0	0	0	0	1	12	16	9.00	1.000										

San Francisco Giants @ Arizona Diamondbacks  
Bank One Ballpark, Phoenix, AZ  
Sun Oct 01 2000, 4:35 PM EDT  
Att: 41,483 - Dome - 72 F

livebaseballscorecards.com

AB 39  
R 11  
H 12  
RBI 10  
BB 8  
SO 11  
LOB 25



Batter	1	2	3	4	5	6	7	8	9	AB	R	H	RBI	BB	SO	LOB	BOTTOM										
Craig Counsell, L (1, 6) OBP: 0.400, SLG: 0.421	4-2 1B BB		0-1 P6	0-2 F7			1-1 L1		4-2 FC3-6 1B BB	3	1	0	0	2	0	0											
Danny Bautista, R (1, 8) OBP: 0.333, SLG: 0.476	0-0 1B HR		0-1 G6-3				0-0 G5-3		2-2 FC3-6 1B	5	1	3	0	0	0	0											
Luis Gonzalez, L (1, 7) OBP: 0.392, SLG: 0.544 Danny Klassen, R (9, PR) OBP: 0.318, SLG: 0.355	2-2 1-3 2-H HR		3-1 FC6-4 HBP		3-2 L8		2-1 1B 2B		3-1 FC3-6 1-2 2-3	4	1	2	1	0	0	3											
Matt Williams, R (1, 5) OBP: 0.315, SLG: 0.431	0-0 1-H 3-H HR		0-2 FC6-4		1-1 G6-3		1-1 1B		3-3 K	5	1	2	3	0	1	3											
David Dellucci, L (1, 9) OBP: 0.352, SLG: 0.360	2-1 G6-3		3-2 F7		2-3 K				2-3 K	4	0	0	0	0	2	0											
Greg Colbrunn, R (1, 3) OBP: 0.405, SLG: 0.523	4-2 HBP BB		0-0 G6-3		2-2 L5				4-2 BB	2	0	0	0	2	0	0											
Jay Bell, R (1, 4) OBP: 0.348, SLG: 0.437	3-2 F8		0-0 2B		0-0 L5				0-1 P3	4	0	1	0	0	0	2											
Kelly Stinnett, R (1, 2) OBP: 0.291, SLG: 0.346	1-2 HBP		1-0 G6-3		0-0 F3				0-0 G4-3	3	0	0	0	0	0	2											
Randy Johnson, R (1, 1) OBP: 0.395, SLG: 0.519 40 Darren Holmes, R (4, 1) ERA: 13.03 Jason Conti, L (4, PH) OBP: 0.225, SLG: 0.374 Mike Morgan, R (5, 1) ERA: 4.87 Hanley Fitas, S (6, PH) OBP: 0.392, SLG: 0.544 Byung-Hyun Kim, R (7, 1) ERA: 4.46 Russ Springer, R (9, 1) ERA: 5.69 Rob Ryan, L (9, PH) OBP: 0.266, SLG: 0.407	2-2 G4-3		2-2 G5-3		2-3 K				1-3 K	1	0	0	0	0	0	2											
<b>Inning Stats</b>	R: 4 E: 0 K: 0 S: 19	H: 3 LOB: 2 BB: 2 P: 37	R: 0 E: 0 K: 0 S: 8	H: 0 LOB: 1 BB: 0 P: 11	R: 0 E: 0 K: 0 S: 8	H: 1 LOB: 1 BB: 0 P: 12	R: 0 E: 0 K: 1 S: 12	H: 1 LOB: 0 BB: 0 P: 17	R: 0 E: 0 K: 1 S: 8	H: 0 LOB: 0 BB: 0 P: 13	R: 0 E: 0 K: 1 S: 5	H: 0 LOB: 2 BB: 0 P: 7	R: 0 E: 0 K: 0 S: 7	H: 2 LOB: 2 BB: 0 P: 11	R: 0 E: 0 K: 1 S: 8	H: 0 LOB: 1 BB: 1 P: 14	R: 0 E: 0 K: 2 S: 18	H: 1 LOB: 2 BB: 1 P: 31	1B: 5 2B: 2 3B: 0 HR: 1	SF: 0 SAC: 0 DP: 0 HBP: 2	WP: 0 PB: 0 SB: 0 CS: 0	PA: 40					
<b>PITCHER</b>	IP	WLS	BF	H	R	ER	SO	BB	IBB	HBP	BLK	WP	HR	S	P	ERA	WHIP										
Russ Ortiz, R (1, 1) ERA: 5.01	6.0		27	5	4	4	2	2	0	2	0	0	0	7	11	6.00	1.167										
Aaron Fultz, L (7, 1) ERA: 4.07	1.0		4	2	0	0	0	0	0	0	0	0	0	7	11	0.00	2.000										
Doug Henry, R (8, 1) ERA: 3.79	1.0		4	0	0	0	1	1	0	0	0	0	0	8	14	0.00	1.000										
Felix Rodriguez, R (9, 1) ERA: 2.64	0.1		3	1	0	0	1	1	0	0	0	0	0	12	19	0.00	6.000										
Miguel Del Toro, R (9, 1) ERA: 5.19	0.2		2	0	0	0	1	0	0	0	0	0	0	6	12	0.00	0.000										

San Francisco Giants @ Arizona Diamondbacks  
Bank One Ballpark, Phoenix, AZ  
Sun Oct 01 2000, 4:35 PM EDT  
Att: 41,483 - Dome - 72 F

livebaseballscorecards.com

AB 34  
R 4  
H 8  
RBI 4  
BB 4  
SO 5  
LOB 12

