Arizona Diamondbacks - 2002

Batter	1	2	3	4	5	6	7	8	9	AB	R	H	RBI	BB	SO	LOB
D'Angelo Jimenez, S (1, 4) OBP: 0.250, SLG: 0.250	C F B F X 1-2 G6-3 ①		C B B C F B F X 3-2 1B		B C C B X 2-2 FC5-4 ③ 1-2f			C F B F S 1-3 K ②		4	0	1	0	0	1	2
Mark Kotsay, L (1, 8)	B C B S B X 3-2 G3-1 ②		S F S 0-3 K ③			F S F C 0-3 K ①		B C C X 1-2 G4-3 ③		4	0	0	0	0	2	1
Ron Gant, R (1, 7)	B B B C F C 3-3 K ③			F B C X 1-2 G5-3 ①		S X 0-1 G6-3 ②			C C B B F B F X 3-2 F8 ①	4	0	0	0	0	1	0
Phil Nevin, R (1, 3) OBP: 0.500, SLG: 0.750		B C X 1-1 G3 2B		X 0-0 G6-3 ②		F X 0-1 1B			C B X 1-1 6-3 ②	4	0	2	0	0	0	0
Bubba Trammell, R (1, 9) OBP: 0.250, SLG: 0.250		C X 0-1 G6-3 ①		B F X 1-1 G5-3 ③		B C S B S 2-3 K ③			C S X 0-2 1B	4	0	1	0	0	1	2
Deivi Cruz, R (1, 6)		S B F F F X 1-2 G3 ② 2-3			S S B X 1-2 G6-3 ①		B C X 1-1 G5-3 ①		B C S S 1-3 K ③	4	0	0	0	0	1	2
Wiki Gonzalez, R (1, 2) OBP: 0.667, SLG: 0.500		B C B C B S 3-3 K ③			B C B B B 4-1 1B BB		C X 0-1 G1-6-3 1B			2	0	1	0	1	1	1
Ramón Vázquez, L (1, 5) OBP: 0.333, SLG: 0.333			B B B C F X 2-2 G3 ①		B B F X 2-1 FC5-4 1B 1-2		C X 0-1 G1-6-3 ② ③ 1-2f			3	0	1	0	0	0	1
Kevin Jarvis, L (1, 1)			C F C 0-3 K ②		X 0-0 F7 ②			B F X 1-1 G5-3 ①		2	0	0	0	0	1	2
Trenidad Hubbard, R (8, PH)										1	0	0	0	0	0	0
Jose Nunez, L (8, 1)										0	0	0	0	0	0	0
Inning Stats	R: 0 H: 0 E: 0 LOB: 0 K: 1 BB: 0 S: 10 P: 17	R: 0 H: 1 E: 0 LOB: 1 K: 1 BB: 0 S: 12 P: 17	R: 0 H: 1 E: 0 LOB: 1 K: 2 BB: 0 S: 14 P: 19	R: 0 H: 0 E: 0 LOB: 0 K: 0 BB: 0 S: 6 P: 8	R: 0 H: 1 E: 0 LOB: 2 K: 0 BB: 1 S: 10 P: 19	R: 0 H: 1 E: 0 LOB: 1 K: 2 BB: 0 S: 11 P: 13	R: 0 H: 1 E: 0 LOB: 0 K: 0 BB: 0 S: 6 P: 7	R: 0 H: 0 E: 0 LOB: 0 K: 1 BB: 0 S: 9 P: 12	R: 0 H: 1 E: 0 LOB: 1 K: 1 BB: 0 S: 13 P: 18	1B: 5 SF: 0 2B: 1 SAC: 0 3B: 0 DP: 1 HR: 0 HBP: 0						

PITCHER	IP	WLS	BF	H	R	ER	SO	BB	IBB	HBP	BLK	WP	HR	S	P	ERA	WHIP
Randy Johnson, L (1, 1) ERA:	9.0	W	33	6	0	0	8	1	0	0	0	0	0	91	130	0.00	0.778

PITCHER	IP	WLS	BF	H	R	ER	SO	BB	IBB	HBP	BLK	WP	HR	S	P	ERA	WHIP

TOP

San Diego Padres @ Arizona Diamondbacks

Bank One Ballpark, Phoenix, AZ

Mon Apr 01 2002, 3:05 PM EST

Att. 47,025 - Sunny - 90 F

livebaseballscorecards.com

AB	32
R	0
H	6
RBI	0
BB	1
SO	8
LOB	11

WP: 0 PA: 33
PB: 0
SB: 0
CS: 0

Batter	1	2	3	4	5	6	7	8	9	AB	R	H	RBI	BB	SO	LOB
Tony Womack, L (1, 6) OBP: 0.750, SLG: 0.667	0-1 1B		2-1 2B 1B			2-1 ① L8		4-2 FC5-4 BB		3	1	2	0	1	0	0
Danny Bautista, R (1, 9) OBP: 0.500, SLG: 0.750	0-0 ① 1-3 1B		0-0 1-H 2B			2-2 ② F9		1-0 ③ FC5-4 1-2f		4	0	2	1	0	0	1
Luis Gonzalez, L (1, 7)	0-1 ② G4-3		2-3 ③ K			3-2 ③ F7				3	0	0	0	0	1	2
Mark Grace, L (1, 3) OBP: 0.333, SLG: 1.333	0-0 ③ L8			1-1 ① F7			0-0 HR			3	1	1	1	0	0	1
Damian Miller, R (1, 2)		1-3 ① K		0-2 ② G6-3			1-2 ① F7			3	0	0	0	0	1	0
Steve Finley, L (1, 8)		2-3 ② K		2-2 ③ F8			1-0 ② G4-3			3	0	0	0	0	1	0
Junior Spivey, R (1, 4)		1-1 ③ F5			2-1 ① G5-3		3-2 ③ F7			3	0	0	0	0	0	0
Craig Counsell, L (1, 5)			2-2 ① G3		0-2 ② G6-3			2-1 ① P3		3	0	0	0	0	0	0
Randy Johnson, R (1, 1)			2-3 ② K		2-0 ③ G4-1			1-0 ② G5-3		3	0	0	0	0	1	0
Inning Stats	R: 0 E: 0 K: 0 S: 6 H: 2 LOB: 1 BB: 0 P: 6	R: 0 E: 0 K: 2 S: 8 H: 0 LOB: 0 BB: 0 P: 12	R: 1 E: 0 K: 2 S: 12 H: 2 LOB: 1 BB: 0 P: 20	R: 0 E: 0 K: 0 S: 9 H: 0 LOB: 0 BB: 0 P: 12	R: 0 E: 0 K: 0 S: 6 H: 0 LOB: 0 BB: 0 P: 10	R: 0 E: 0 K: 0 S: 8 H: 0 LOB: 0 BB: 0 P: 15	R: 1 E: 0 K: 0 S: 9 H: 1 LOB: 0 BB: 0 P: 14	R: 0 E: 0 K: 0 S: 7 H: 0 LOB: 1 BB: 1 P: 15		1B: 3 2B: 1 3B: 0 HR: 1	SF: 0 SAC: 0 DP: 0 HBP: 0					

PITCHER		IP	WLS	BF	H	R	ER	SO	BB	IBB	HBP	BLK	WP	HR	S	P	ERA	WHIP
Kevin Jarvis, R ERA: 2.57	(1, 1)	7.0	L	25	5	2	2	4	0	0	0	0	0	1	58	89	2.57	0.714
Jose Nunez, L ERA:	(8, 1)	1.0		4	0	0	0	0	1	0	0	0	0	0	7	15	0.00	1.000

PITCHER	IP	WLS	BF	H	R	ER	SO	BB	IBB	HBP	BLK	WP	HR	S	P	ERA	WHIP

BOTTOM

San Diego Padres @ Arizona Diamondbacks

Bank One Ballpark, Phoenix, AZ

Mon Apr 01 2002, 3:05 PM EST
Att. 47,025 - Sunny - 90 F

livebaseballscorecards.com

AB	28
R	2
H	5
RBI	2
BB	1
SO	4
LOB	4

Batter	1	2	3	4	5	6	7	8	9	AB	R	H	RBI	BB	SO	LOB
D'Angelo Jimenez, S (1, 4) OBP: 0.250, SLG: 0.250	S C B F S 1-3 ① K		B F B B F S 3-3 ② K			B X 1-0 ② F8		B C B B X 3-1 1B		4	0	1	0	0	2	1
Mark Kotsay, L (1, 8) OBP: 0.143, SLG: 0.429	C X 0-1 3B		C S S S 0-3 ③ K			C X 0-1 ③ G3		B B C X 2-1 G4-3		3	0	1	0	0	1	1
Trenidad Hubbard, R (6, 8)										1	0	0	0	0	0	1
(7, 5)																
Ray Lankford, L (1, 7) OBP: 0.250, SLG: 0.250	C B B B F S 3-3 ② K			S B S S 1-3 ① K			X 0-0 FC5-4 1B		B B C X 2-1 ① G5-3	4	0	1	0	0	2	1
(7, 8)																
Phil Nevin, R (1, 3) OBP: 0.500, SLG: 0.667	B X 1-0 ③ F8			C C B X 1-2 G6-4-3 1B			F B F S 1-3 ① K		C B F B S 2-3 ② K	2	0	1	0	0	0	1
Mark Sweeney, L (6, 3)										2	0	0	0	0	2	1
Bubba Trammell, R (1, 9) OBP: 0.250, SLG: 0.250		B B F X 2-1 ① P4		X 0-0 ②③ G6-4-3 1-2f			C S X 0-2 ② FC5-4 1B 1-2f		C X 0-1 1B 1B	4	0	1	0	0	0	2
Sean Burroughs, L (1, 5) OBP: 0.667, SLG: 0.667		F B F S 1-3 ② K			F X 0-1 G6-4-3 1B		C B X 1-1 1-2 1B		S X 0-1 1-2 1B	3	0	2	0	0	1	0
Alan Embree, L (7, 1)										0	0	0	0	0	0	0
Jeremy Fikac, R (8, 1)										0	0	0	0	0	0	0
Deivi Cruz, R (9, PH) OBP: 0.200, SLG: 0.200										1	0	1	0	0	0	0
Wiki Gonzalez, R (1, 2) OBP: 0.400, SLG: 0.250		C B C S 1-3 ③ K			S F X 0-2 ①② G6-4-3 1-2f		B B C F X 2-2 ③ F8		B F S B S 2-3 ③ K	2	0	0	0	0	1	1
Steve Reed, R (5, 1)										0	0	0	0	0	0	0
Ron Gant, R (7, PH)										2	0	0	0	0	1	4
(7, 7)																
Ramón Vázquez, L (1, 6) OBP: 0.333, SLG: 0.500			C X 0-1 2B		C X 0-1 ③ L6			B F F B S 2-3 ① K		3	0	1	0	0	1	0
Brian Tollberg, R (1, 1)			L L L 0-3 ① K			X 0-0 ① F7		C X 0-1 ② F9		1	0	0	0	0	1	1
Jason Boyd, R (3, 1)										0	0	0	0	0	0	0
Tom Lampkin, L (5, 2)										2	0	0	0	0	0	0
Inning Stats	R: 0 H: 1 E: 0 LOB: 1 K: 2 BB: 0 S: 11 P: 16	R: 0 H: 0 E: 0 LOB: 0 K: 2 BB: 0 S: 8 P: 12	R: 0 H: 1 E: 0 LOB: 1 K: 3 BB: 0 S: 11 P: 14	R: 0 H: 1 E: 0 LOB: 0 K: 1 BB: 0 S: 7 P: 9	R: 0 H: 1 E: 0 LOB: 0 K: 0 BB: 0 S: 7 P: 7	R: 0 H: 0 E: 0 LOB: 0 K: 0 BB: 0 S: 4 P: 5	R: 0 H: 2 E: 0 LOB: 2 K: 1 BB: 0 S: 12 P: 16	R: 0 H: 1 E: 0 LOB: 1 K: 1 BB: 0 S: 9 P: 16	R: 0 H: 2 E: 0 LOB: 2 K: 2 BB: 0 S: 12 P: 18	1B: 7 SF: 0 2B: 1 SAC: 0 3B: 1 DP: 2 HR: 0 HBP: 0						

TOP

San Diego Padres @ Arizona Diamondbacks

Bank One Ballpark, Phoenix, AZ

Tue Apr 02 2002, 8:35 PM EST
Att. 48,042 - Sunny - 84 F

livebaseballscorecards.com

AB	34
R	0
H	9
RBI	0
BB	0
SO	12
LOB	14

PITCHER		IP	WLS	BF	H	R	ER	SO	BB	IBB	HBP	BLK	WP	HR	S	P	ERA	WHIP
Curt Schilling, R ERA:	(1, 1)	7.0	W	25	6	0	0	9	0	0	0	0	0	0	60	79	0.00	0.857
Mike Myers, L ERA:	(8, 1)	1.0		4	1	0	0	1	0	0	0	0	0	0	9	16	0.00	1.000
Byung-Hyun Kim, R ERA:	(9, 1)	1.0		5	2	0	0	2	0	0	0	0	0	0	12	18	0.00	2.000

PITCHER	IP	WLS	BF	H	R	ER	SO	BB	IBB	HBP	BLK	WP	HR	S	P	ERA	WHIP

Padres @ Arizona Diamondbacks

Bank One Ballpark, Phoenix, AZ

Tue Apr 02 2002, 8:35 PM EST

Att. 48,042 - Sunny - 84 F

livebaseballscorecards.com

BOTTOM

Batter	1	2	3	4	5	6	7	8	9	AB	R	H	RBI	BB	SO	LOB
Tony Womack, L (1, 6) OBP: 0.444, SLG: 0.500	2-2 1B	0-1 ① SF9 3-H	1-1 ② SF8 3-H		0-1 ③ G3-1		1-3 ③ K2-3			3	0	1	2	0	1	3
Danny Bautista, R (1, 9) OBP: 0.625, SLG: 0.714	1-0 ① F8	4-0 FC6-4 BB 1-2 2-3	1-0 2-H 1B			1-1 G3 G3 1B		0-3 ① K		3	0	2	1	1	0	1
Jose Guillen, R (6, PR) (7, 9)										1	0	0	0	0	1	0
Luis Gonzalez, L (1, 7) OBP: 0.143, SLG: 0.143	3-2 FC6-4 1B 1-3	0-1 ② FC6-4 BB HR 1-2f 2-3 3-H	0-2 ③ F8			0-0 ① G3 1-2		1-1 ② F9		4	1	1	1	0	0	4
David Dellucci, L (7, 7)										1	0	0	0	0	0	0
Mark Grace, L (1, 3) OBP: 0.286, SLG: 0.667	1-0 ② P6	4-1 HR BB 1-2		2-1 ① F7		3-1 ② G3 2-3		0-0 ③ G6-3		3	1	0	0	1	0	4
Chris Donnels, L (8, PH) (9, 3)										1	0	0	0	0	0	0
Damian Miller, R (1, 2) OBP: 0.143, SLG: 0.571	2-1 ③ FC6-4 1-2f	3-0 HR 1-H 2-H 3-H		2-2 ② F8		2-3 ③ K				4	1	1	4	0	1	4
Quinton McCracken, S (8, 8)										0	0	0	0	0	0	0
Steve Finley, L (1, 8) OBP: 0.143, SLG: 0.571	2-1 HR			0-2 G4-1			0-3 ① K			4	1	1	1	0	1	0
Mike Myers, L (8, 1)										0	0	0	0	0	0	0
Byung-Hyun Kim, R (9, 1)	2-0 ③ F7									0	0	0	0	0	0	0
Junior Spivey, R (1, 4) OBP: 0.571, SLG: 0.667	1-1 1B SF9 1B	4-1 SH1-4 1B SF8 BB			0-0 2B		1-2 1B			3	2	3	0	1	0	0
Craig Counsell, L (1, 5) OBP: 0.333, SLG: 0.333	2-2 BB 1B FC6-4 1B 1-2	1-1 SH1-4 1B 1B 1-2			3-3 ① K		0-3 ② K			3	2	2	0	0	1	1
Danny Klassen, R (7, PH) (8, 5)										1	0	0	0	0	1	1
Curt Schilling, R (1, 1) OBP: 0.500, SLG: 0.500	0-0 FC6-4 BB HR 1B 1-2 2-3	0-2 ① SH1-4 1-2 2-3			0-3 ② K		1-1 1B 1-2			2	1	1	0	0	1	1
Rod Barajas, R (7, PH) OBP: 1.000, SLG: 1.000										1	0	1	0	0	0	0
(8, 2)																

Inning Stats										1B: 10	SF: 2	WP: 0	PA: 40
	R: 0 E: 0 K: 0 S: 10	H: 2 LOB: 2 BB: 0 P: 19	R: 7 E: 0 K: 0 S: 15	H: 5 LOB: 0 BB: 2 P: 33	R: 2 E: 0 K: 0 S: 12	H: 2 LOB: 1 BB: 1 P: 19	R: 0 E: 0 K: 0 S: 8	H: 0 LOB: 0 BB: 0 P: 12	R: 0 E: 0 K: 2 S: 9	H: 1 LOB: 2 BB: 0 P: 12	R: 0 E: 0 K: 1 S: 8	H: 1 LOB: 2 BB: 0 P: 14	R: 0 E: 0 K: 3 S: 14	H: 2 LOB: 2 BB: 0 P: 17	R: 0 E: 0 K: 1 S: 6	H: 0 LOB: 0 BB: 0 P: 7	2B: 1 3B: 0 HR: 2	SAC: 1 DP: 0 HBP: 0	PB: 0 SB: 0 CS: 0	

	AB	34
	R	9
	H	13
	RBI	9
	BB	3
	SO	7
	LOB	19

PITCHER		IP	WLS	BF	H	R	ER	SO	BB	IBB	HBP	BLK	WP	HR	S	P	ERA	WHIP
Brian Tollberg, R ERA: 30.38	(1, 1)	2.2	L	20	9	9	9	0	3	0	0	0	0	2	34	68	30.38	4.500
Jason Boyd, R ERA:	(3, 1)	1.1		4	0	0	0	0	0	0	0	0	0	0	11	15	0.00	0.000
Steve Reed, R ERA:	(5, 1)	2.0		8	2	0	0	3	0	0	0	0	0	0	17	26	0.00	1.000
Alan Embree, L ERA:	(7, 1)	1.0		5	2	0	0	3	0	0	0	0	0	0	14	17	0.00	2.000
Jeremy Fikac, R ERA:	(8, 1)	1.0		3	0	0	0	1	0	0	0	0	0	0	6	7	0.00	0.000

PITCHER	IP	WLS	BF	H	R	ER	SO	BB	IBB	HBP	BLK	WP	HR	S	P	ERA	WHIP

Batter	1	2	3	4	5	6	7	8	9	AB	R	H	RBI	BB	SO	LOB
D'Angelo Jimenez, S (1, 4) OBP: 0.308, SLG: 0.385	F S B B B F X 3-2 G3 SF8 2B		C F B X 1-2 ② F9	C C C 0-3 ③ K			B F B B X 3-1 ③ G5-3		C B F X 1-2 G6-3 2B 2-H 1B	5	2	2	1	0	1	1
Mark Kotsay, L (1, 8) OBP: 0.250, SLG: 0.500	X 0-0 ① G3 2-3		X 0-0 HR 2B		F F B X 1-2 ① P6			C B X 1-1 HBP WP 1B	F F X 0-2 ② G6-3 2-3	5	1	2	0	0	0	2
Ron Gant, R (1, 7) OBP: 0.182, SLG: 0.444	B B S X 2-1 ② SF8 3-H		X 0-0 2-H HR		C B B B X 3-1 ② F7			B S B S C 2-3 ① K	B F B B B S B 4-2 2B BB	3	2	1	3	1	1	1
Phil Nevin, R (1, 3) OBP: 0.545, SLG: 0.700	C X 0-1 1B		B C S X 1-2 ③ F8		B B X 2-0 ③ P6			B B B I 4-0 HBP 1-2 IBB	X 0-0 1-H 3-H 2B	4	0	2	2	1	0	0
Bubba Trammell, R (1, 9) OBP: 0.333, SLG: 0.545 Jeremy Fikac, R (8, 1) Ray Lankford, L (9, PH) OBP: 0.200, SLG: 0.200 Trevor Hoffman, R (9, 1)	F X 0-1 ③ G1-3			B C S X 1-2 HR	B X 1-0 ① G4-3			H 1-0 1-2 2-3 HBP	B S S X 2-1 ③ F7	3 0 1 0	1 0 0 0	1 0 0 0	1 0 0 0	0 0 0 0	0 0 0 0	1 0 1 0
Wiki Gonzalez, R (1, 2) OBP: 0.286, SLG: 0.167 Tom Lampkin, L (4, 2)		B B C X 2-1 ① G5-3		B C F F X 1-2 ① L8	B X 1-0 ② G4-3			C B C F S 1-3 ② K		2 2	0 0	0 0	0 0	0 0	0 1	0 3
Sean Burroughs, L (1, 5) OBP: 0.500, SLG: 0.500 Jason Boyd, R (6, 1) Alan Embree, L (7, 1) Trenidad Hubbard, R (8, PH) (8, 9)		C C B S 1-3 ② K2-3		B X 1-0 2B 1B		B F B S C 2-3 ③ K		C C B X 1-2 ③ G3		3 0 0 1	1 0 0 0	1 0 0 0	0 0 0 0	0 0 0 0	2 0 0 0	0 0 0 3
Deivi Cruz, R (1, 6) OBP: 0.222, SLG: 0.222		C S X 0-2 ③ G4-3		B X 1-0 ② F2			B F B X 2-1 ① F8		C C B B B X 3-2 SH1-4 1B	4	1	1	0	0	0	1
Brian Lawrence, R (1, 1) OBP: 0.500, SLG: 1.000 Ramón Vázquez, L (6, 5) OBP: 0.286, SLG: 0.429			C B C F B F B F X 3-2 ① F8	X 0-0 1-H 2B			B C B B F F X 3-2 ② F7		C X 0-1 ① SH1-4 1-2	2 1	0 0	1 0	1 0	0 0	0 0	0 0
Inning Stats	R: 1 H: 2 E: 0 LOB: 1 K: 0 BB: 0 S: 11 P: 16	R: 0 H: 0 E: 0 LOB: 0 K: 1 BB: 0 S: 8 P: 11	R: 2 H: 2 E: 0 LOB: 0 K: 0 BB: 0 S: 14 P: 19	R: 2 H: 3 E: 0 LOB: 1 K: 1 BB: 0 S: 13 P: 17	R: 0 H: 0 E: 0 LOB: 0 K: 0 BB: 0 S: 6 P: 12	R: 0 H: 0 E: 0 LOB: 0 K: 1 BB: 0 S: 5 P: 9	R: 0 H: 0 E: 0 LOB: 0 K: 0 BB: 0 S: 8 P: 16	R: 0 H: 1 E: 0 LOB: 3 K: 2 BB: 1 S: 13 P: 23	R: 3 H: 3 E: 0 LOB: 1 K: 0 BB: 1 S: 16 P: 26	1B: 5 SF: 1 2B: 4 SAC: 1 3B: 0 DP: 0 HR: 2 HBP: 1						WP: 1 PA: 41 PB: 0 SB: 0 CS: 0	

PITCHER		IP	WLS	BF	H	R	ER	SO	BB	IBB	HBP	BLK	WP	HR	S	P	ERA	WHIP
Brian Anderson, L ERA: 11.25	(1, 1)	4.0		19	7	5	5	2	0	0	0	0	0	2	46	63	11.25	1.750
Mike Morgan, R ERA:	(5, 1)	1.0		3	0	0	0	0	0	0	0	0	0	0	6	12	0.00	0.000
Eddie Oropesa, L ERA:	(6, 1)	2.0		6	0	0	0	1	0	0	0	0	0	0	13	25	0.00	0.000
Miguel Batista, R ERA:	(8, 1)	0.1		4	1	0	0	1	0	1	1	0	1	0	5	13	0.00	3.000
Mike Myers, L ERA: 7.71	(8, 1)	1.1	L	6	2	2	2	1	0	0	0	0	0	0	19	25	13.50	1.500

PITCHER		IP	WLS	BF	H	R	ER	SO	BB	IBB	HBP	BLK	WP	HR	S	P	ERA	WHIP
Bret Prinz, R ERA: 27.0	(9, 1)	0.1		3	1	1	1	0	1	0	0	0	0	0	5	11	27.00	6.000

TOP

San Diego Padres @ Arizona Diamondbacks

Bank One Ballpark, Phoenix, AZ

Wed Apr 03 2002, 8:35 PM EST
Att. 36,201 - Sunny - 84 F

livebaseballscorecards.com

AB	36
R	8
H	11
RBI	8
BB	2
SO	5
LOB	13

Batter	1	2	3	4	5	6	7	8	9	AB	R	H	RBI	BB	SO	LOB
Tony Womack, L (1, 6) OBP: 0.538, SLG: 0.600	C F B F X 1-2 FC4-6 1B		B B C F F F X 2-2 ① L5		B B X 2-0 G5-4-3 2-H 1B		X 0-0 ① SH5-3 1-2		C B B X 2-1 BB 1B 2-3 1B	4	1	3	1	0	0	0
Danny Bautista, R (1, 9) OBP: 0.538, SLG: 0.636	B S X 1-1 ① F9		X 0-0 G6-3 1B		C X 0-1 ② ③ G5-4-3 1-2f		C S B B X 2-2 ② 2-H 1B		F X 0-1 ② SF9 3-H	4	0	2	1	0	0	2
Luis Gonzalez, L (1, 7) OBP: 0.250, SLG: 0.364	B B B C F X 3-2 ② FC4-6 1-2f		B S F X 1-2 ② ③ G6-3 1-2f			X 0-0 G6-3 3B	C B F S 1-3 ③ K		B S B S B B 4-2 BB 1B 1-2 BB	4	1	1	0	1	1	3
Mark Grace, L (1, 3) OBP: 0.333, SLG: 0.818 Danny Klassen, R (9, PR)	C F B S 1-3 ③ K			B C B C B X 3-2 ① F8		X 0-0 ① G6-3 3-H		B X 1-0 HR	B C S B F X 2-2 BB 1-2 2-H 1B	5 0	1 0	2 0	3 0	0 0	1 0	1 0
Damian Miller, R (1, 2) OBP: 0.333, SLG: 0.545		C X 0-1 HBP BB G4-6-3 1B		X 0-0 G3-1 1B		C F B S 1-3 ② K		B X 1-0 ① G5-3	B C B S B B F B 4-2 1-2 2-3 BB	4	1	2	0	1	1	0
Steve Finley, L (1, 8) OBP: 0.250, SLG: 0.727		B C B B B 4-1 G4-6-3 HBP 1-2 BB		C F B F B B B X 3-2 ② G3-1 1-2		X 0-0 HR		B B B C C X 3-2 ② G4-3	B S B B X 3-1 ③ F2	4	1	1	1	1	0	4
Junior Spivey, R (1, 4) OBP: 0.545, SLG: 0.500		L H 1-1 G4-6-3 1-2 2-3 HBP		S X 0-1 ③ G6-3		B B B C B 4-1 BB		B C B B F X 3-2 ③ G1		2	0	0	0	1	0	1
Craig Counsell, L (1, 5) OBP: 0.400, SLG: 0.500		X 0-0 ① ② G4-6-3 1-2f 2-3 3-H			C F X 0-2 G1 1B 1B	C X 0-1 ③ G5-3			X 0-0 1B SF9 2B	4	2	2	0	0	0	3
Brian Anderson, R (1, 1) Mike Morgan, R (6, 1) Chris Donnels, L (5, PH) Eddie Oropesa, L (6, 1) Quinton McCracken, S (7, PH) Miguel Batista, R (8, 1) Mike Myers, L (8, 1) Bret Prinz, R (9, 1) David Dellucci, L (9, PH)	B C X 1-1 ③ G4-3				B C X 1-1 ① G1 1-2		B C C C X 1-2 SH5-3 1B 1B		C C S 0-3 ① K	1 0 0 1 0 0 1 0 0	0 0 0 0 0 0 0 0 0	0 0 0 0 1 0 0 0 0	0 0 0 0 0 0 0 0 0	0 0 0 0 0 0 0 0 0	0 0 0 0 0 0 0 0 0	1 0 1 0 0 0 0 0 1
Inning Stats	R: 0 E: 0 K: 1 S: 12 H: 1 LOB: 1 BB: 0 P: 18	R: 1 E: 0 K: 0 S: 7 H: 1 LOB: 1 BB: 1 P: 13	R: 0 E: 0 K: 0 S: 9 H: 1 LOB: 0 BB: 0 P: 12	R: 0 E: 0 K: 0 S: 10 H: 1 LOB: 1 BB: 0 P: 16	R: 1 E: 0 K: 0 S: 8 H: 2 LOB: 0 BB: 0 P: 11	R: 2 E: 0 K: 1 S: 9 H: 2 LOB: 1 BB: 1 P: 14	R: 0 E: 0 K: 1 S: 10 H: 2 LOB: 1 BB: 0 P: 14	R: 1 E: 0 K: 0 S: 8 H: 1 LOB: 0 BB: 0 P: 16	R: 2 E: 0 K: 1 S: 19 H: 3 LOB: 3 BB: 2 P: 34	1B: 10 2B: 1 3B: 1 HR: 2 SF: 1 SAC: 1 DP: 3 HBP: 1						

PITCHER		IP	WLS	BF	H	R	ER	SO	BB	IBB	HBP	BLK	WP	HR	S	P	ERA	WHIP
Brian Lawrence, R ERA: 6.35	(1, 1)	5.2		24	8	4	4	2	1	0	1	0	0	1	52	77	6.35	1.588
Jason Boyd, R ERA:	(6, 1)	1.0	H	5	2	0	0	0	1	0	0	0	0	0	10	17	0.00	3.000
Alan Embree, L ERA:	(7, 1)	0.1	H	1	0	0	0	1	0	0	0	0	0	0	3	4	0.00	0.000
Jeremy Fikac, R ERA: 4.5	(8, 1)	1.0	W	4	1	1	1	0	0	0	0	0	0	1	8	16	9.00	1.000
Trevor Hoffman, R ERA: 18.0	(9, 1)	1.0	S	8	3	2	2	1	2	0	0	0	0	0	19	34	18.00	5.000

PITCHER	IP	WLS	BF	H	R	ER	SO	BB	IBB	HBP	BLK	WP	HR	S	P	ERA	WHIP

BOTTOM

San Diego Padres @ Arizona Diamondbacks

Bank One Ballpark, Phoenix, AZ

Wed Apr 03 2002, 8:35 PM EST
Att. 36,201 - Sunny - 84 F

livebaseballscorecards.com

AB	35
R	7
H	14
RBI	6
BB	4
SO	4
LOB	17

WP: 0 PA: 42
PB: 0
SB: 0
CS: 0

Arizona Diamondbacks @ Milwaukee Brewers

Miller Park, Milwaukee, WI

Fri Apr 05 2002, 7:05 PM CST
Att. 43,005 - Dome - 72 F

TOP

livebaseballscorecards.com

Batter	1	2	3	4	5	6	7	8	9	AB	R	H	RBI	BB	SO	LOB
Tony Womack, L (1, 6) OBP: 0.412, SLG: 0.429	G4-3			G6-3		K			L7	4	0	0	0	0	1	0
Danny Bautista, R (1, 9) OBP: 0.529, SLG: 0.800	L9			FC4-6 1B			F9		HR	4	1	2	1	0	0	0
Luis Gonzalez, L (1, 7) OBP: 0.250, SLG: 0.533	F8			FC4-6 1-2f			HR		G4-3	4	1	1	1	0	0	1
Jose Guillen, R (1, 8) Miguel Batista, R (7, 1)		F5		K			P6			3 0	0 0	0 0	0 0	0 0	1 0	1 0
Mark Grace, L (1, 3) OBP: 0.333, SLG: 0.692		G3			G4-3 HBP		G6-3			2	0	0	0	0	0	0
Damian Miller, R (1, 2) OBP: 0.267, SLG: 0.429		K			G4-3 1-2f			K		3	0	0	0	0	2	1
Junior Spivey, R (1, 4) OBP: 0.429, SLG: 0.364			P6		P6			L9		3	0	0	0	0	0	0
Craig Counsell, L (1, 5) OBP: 0.308, SLG: 0.385			G5-3			G1-3		F7		3	0	0	0	0	0	0
Rick Helling, R (1, 1) Quinton McCracken, S (6, PH) OBP: 0.500, SLG: 0.500 Mike Morgan, R (6, 1) Eddie Oropesa, L (7, 1) Steve Finley, L (7, 8) OBP: 0.231, SLG: 0.667			L3			K			P6	1 1 0 0 1	0 0 0 0 0	0 0 0 0 0	0 0 0 0 0	0 0 0 0 0	0 1 0 0 0	0 0 0 0 0
Inning Stats	R: 0 E: 0 K: 0 S: 6 H: 0 LOB: 0 BB: 0 P: 10	R: 0 E: 0 K: 1 S: 8 H: 0 LOB: 0 BB: 0 P: 10	R: 0 E: 0 K: 0 S: 9 H: 0 LOB: 0 BB: 0 P: 14	R: 0 E: 0 K: 1 S: 11 H: 1 LOB: 1 BB: 0 P: 18	R: 0 E: 0 K: 0 S: 6 H: 0 LOB: 0 BB: 0 P: 10	R: 0 E: 0 K: 2 S: 10 H: 0 LOB: 0 BB: 0 P: 16	R: 1 E: 0 K: 0 S: 9 H: 1 LOB: 0 BB: 0 P: 14	R: 0 E: 0 K: 1 S: 8 H: 0 LOB: 0 BB: 0 P: 13	R: 1 E: 0 K: 0 S: 7 H: 1 LOB: 0 BB: 0 P: 10	1B: 1 2B: 0 3B: 0 HR: 2	SF: 0 SAC: 0 DP: 1 HBP: 1					

	AB	29
	R	2
	H	3
	RBI	2
	BB	0
	SO	5
	LOB	3

WP: 0 PB: 0 SB: 0 CS: 0 PA: 30

PITCHER	IP	WLS	BF	H	R	ER	SO	BB	IBB	HBP	BLK	WP	HR	S	P	ERA	WHIP
Glendon Rusch, L (1, 1) ERA: 2.0	9.0	W	30	3	2	2	5	0	0	1	0	0	2	74	115	2.00	0.333

PITCHER	IP	WLS	BF	H	R	ER	SO	BB	IBB	HBP	BLK	WP	HR	S	P	ERA	WHIP

Batter	1	2	3	4	5	6	7	8	9	AB	R	H	RBI	BB	SO	LOB
Eric Young Sr., R (1, 4) OBP: 0.294, SLG: 0.231	C B F B B X 3-2 L8 ①		C B X 1-1 F3 ②		X 0-0 WP FC4-2 2B		B B B B 4-0 WP SH2-4 BB			3	1	1	0	1	0	1
Alex Sanchez, L (1, 8) OBP: 0.417, SLG: 0.300	B B C F F F B X 3-2 CS 1B		C S 0-3 K ③		B F B F F X 3-2 FC4-2 ② 2-H		L X 0-1 SH2-4 ① 1-2			3	0	1	0	0	1	2
Geoff Jenkins, L (1, 7) OBP: 0.294, SLG: 0.438	S F S 0-3 K ② ③ 1-2			B B B C C F S 3-3 K ①	P C F B F X 2-2 F8 ③		S B C B S 2-3 K2-3 ②			4	0	0	0	0	3	3
Richie Sexson, R (1, 3) OBP: 0.235, SLG: 0.333		C H 1-1 G1-3 HBP		F S B B B C 2-3 K ②		X 0-0 P3 ①	F B B B S S 3-3 K ③ 2-H			3	0	0	0	0	2	0
Alex Ochoa, R (1, 9) OBP: 0.500, SLG: 1.400		C C X 0-2 G1-3 ① 1-2		B B X 2-0 HR		F S B X 1-2 L9 ②		C F F F F F S 0-3 K ①		4	1	1	1	0	1	1
Tyler Houston, L (1, 5) OBP: 0.500, SLG: 0.545		B X 1-0 F7 ②		B B B C C F X 3-2 G3 ③		B X 1-0 HR 1B		C B F X 1-2 FC5-4 1B		4	1	2	0	0	0	1
José Hernández, R (1, 6) OBP: 0.357, SLG: 0.786		B B X 2-0 F8 ③			B X 1-0 E5 HR 1B	C X 0-1 1-H HR		B C X 1-1 FC5-4 1B 1-2f ②		4	2	2	2	0	0	2
Paul Bako, L (1, 2) OBP: 0.625, SLG: 0.714			B F C B X 2-2 E4 SH2-4		X 0-0 P6 ①	C B X 1-1 1B		B B X 2-0 1-3 1B		4	0	2	0	0	0	1
Glendon Rusch, L (1, 1) OBP: 0.333, SLG: 1.333			F X 0-1 SH2-4 ① 1-2		C S B X 1-2 2-H HR	B X 1-0 G6-3 ③		S B B X 2-1 G6-3 ③		3	1	1	2	0	0	3
Inning Stats	R: 0 E: 0 K: 1 S: 11 H: 1 LOB: 0 BB: 0 P: 17	R: 0 E: 0 K: 0 S: 6 H: 0 LOB: 1 BB: 0 P: 10	R: 0 E: 1 K: 1 S: 10 H: 0 LOB: 1 BB: 0 P: 13	R: 1 E: 0 K: 2 S: 12 H: 1 LOB: 0 BB: 0 P: 22	R: 2 E: 1 K: 0 S: 16 H: 3 LOB: 1 BB: 0 P: 22	R: 2 E: 0 K: 0 S: 10 H: 3 LOB: 1 BB: 0 P: 14	R: 1 E: 0 K: 2 S: 8 H: 0 LOB: 0 BB: 1 P: 17	R: 0 E: 0 K: 1 S: 16 H: 2 LOB: 2 BB: 0 P: 22		1B: 6 2B: 1 3B: 0 HR: 3	SF: 0 SAC: 2 DP: 0 HBP: 1		WP: 3 PB: 0 SB: 0 CS: 1	PA: 36		

PITCHER		IP	WLS	BF	H	R	ER	SO	BB	IBB	HBP	BLK	WP	HR	S	P	ERA	WHIP
Rick Helling, R ERA: 5.4	(1, 1)	5.0	L	21	5	3	3	4	0	0	1	0	1	2	55	84	5.40	1.000
Mike Morgan, R ERA: 13.5	(6, 1)	1.0		7	3	3	3	0	1	0	0	0	0	1	10	18	27.00	4.000
Eddie Oropesa, L ERA:	(7, 1)	0.2		2	0	0	0	1	0	0	0	0	0	0	5	7	0.00	0.000
Miguel Batista, R ERA:	(7, 1)	1.1		6	2	0	0	2	0	0	0	0	1	0	19	28	0.00	1.500

PITCHER	IP	WLS	BF	H	R	ER	SO	BB	IBB	HBP	BLK	WP	HR	S	P	ERA	WHIP

BOTTOM

Arizona Diamondbacks @ Milwaukee Brewers

Miller Park, Milwaukee, WI

Fri Apr 05 2002, 7:05 PM CST
Att. 43,005 - Dome - 72 F

livebaseballscorecards.com

AB	32
R	6
H	10
RBI	5
BB	1
SO	7
LOB	14

Batter	1	2	3	4	5	6	7	8	9	AB	R	H	RBI	BB	SO	LOB
Tony Womack, L (1, 6) OBP: 0.409, SLG: 0.556	C B S S 1-3 K CS		C B B B F B 4-2 FC5 BB 1-2		C F B F B X 2-2 HR		C S S 0-3 ② K		C C B F X 1-2 ③ G3-1	4	1	1	1	1	2	0
Danny Bautista, R (1, 9) OBP: 0.476, SLG: 0.684	C S T B S 1-3 ① ② K 1-2		S X 0-1 ③ FC5 1-2 2-3f		B B X 2-0 ③ G4-3		B F S F X 1-2 1B			4	0	1	0	0	1	3
Luis Gonzalez, L (1, 7) OBP: 0.200, SLG: 0.421	B B C T B X 3-2 ③ P6			B C X 1-1 ① P6		B B S B F X 3-2 ① L8	C B C X 1-2 ③ G4-3			4	0	0	0	0	0	1
Mark Grace, L (1, 3) OBP: 0.316, SLG: 0.563		C B F B F F B X 3-2 ① G6-3		B B B C B 4-1 HR BB		C B B B X 3-1 ② G4-3		C B X 1-1 ① G6-3		3	1	0	0	1	0	0
Damian Miller, R (1, 2) OBP: 0.211, SLG: 0.333		C B S B B S 3-3 ② K		C C F B F F B S 2-3 ② K		F B F B F X 2-2 ③ F5		C X 0-1 ② G5-3		4	0	0	0	0	2	1
Steve Finley, L (1, 8) OBP: 0.353, SLG: 0.857		B B C X 2-1 ③ G3		B B B X 3-0 1-H HR			B C B B B 4-1 2B BB	B B C B B 4-1 BB		2	2	1	2	2	0	0
Junior Spivey, R (1, 4) OBP: 0.389, SLG: 0.400			C F C 0-3 ① K	F X 0-1 ③ G6-3			X 0-0 1-H 2B 2B	B F B C X 2-2 ③ L9		4	1	1	1	0	1	1
Craig Counsell, L (1, 5) OBP: 0.353, SLG: 0.471			C B B B C F X 2-2 FC5 S 1B		B C C S 1-3 ① K		B C X 1-1 WP SF9 2-H 2B		B C X 1-1 ① F9	4	1	2	1	0	1	0
Randy Johnson, R (1, 1)			B L B L C 2-3 ② K		S F X 0-2 ② G4-3		B B X 2-0 ① SF9 2-H		B F B C F B X 3-2 ② F7	2	0	0	1	0	1	1
Bret Prinz, R (8, 1)										0	0	0	0	0	0	0
Mike Myers, L (8, 1)										0	0	0	0	0	0	0
David Dellucci, L (9, PH)										1	0	0	0	0	0	0
Byung-Hyun Kim, R (9, 1)										0	0	0	0	0	0	0

TOP

Arizona Diamondbacks @ Milwaukee Brewers

Miller Park, Milwaukee, WI

Sat Apr 06 2002, 6:05 PM CST
Att. 27,806 - Dome - 72 F

livebaseballscorecards.com

AB	32
R	6
H	6
RBI	6
BB	4
SO	8
LOB	7

Inning Stats	1	2	3	4	5	6	7	8	9
	R: 0 E: 0 K: 2 S: 10	H: 0 LOB: 0 BB: 0 P: 15	R: 0 E: 0 K: 1 S: 11	H: 0 LOB: 0 BB: 0 P: 19	R: 0 E: 0 K: 2 S: 14	H: 1 LOB: 2 BB: 1 P: 22	R: 2 E: 0 K: 1 S: 12	H: 1 LOB: 0 BB: 1 P: 22	R: 1 E: 0 K: 1 S: 11	H: 1 LOB: 0 BB: 0 P: 16	R: 0 E: 0 K: 0 S: 9	H: 0 LOB: 0 BB: 0 P: 17	R: 3 E: 0 K: 1 S: 15	H: 3 LOB: 1 BB: 1 P: 24	R: 0 E: 0 K: 0 S: 8	H: 0 LOB: 1 BB: 1 P: 15	R: 0 E: 0 K: 0 S: 10	H: 0 LOB: 0 BB: 0 P: 15

1B: 2	SF: 1	WP: 2
2B: 2	SAC: 0	PB: 0
3B: 0	DP: 0	SB: 1
HR: 2	HBP: 0	CS: 1

PA: 37

PITCHER		IP	WLS	BF	H	R	ER	SO	BB	IBB	HBP	BLK	WP	HR	S	P	ERA	WHIP
Nick Neugebauer, R ERA: 5.4	(1, 1)	5.0	L	20	3	3	3	7	2	0	0	0	1	2	58	94	5.40	1.000
47 Mike Buddie, R ERA:	(6, 1)	1.0		3	0	0	0	0	0	0	0	0	0	0	9	17	0.00	0.000
Takahito Nomura, L ERA: 13.5	(7, 1)	1.0		7	3	3	3	1	1	0	0	0	1	0	15	24	27.00	4.000
Nelson Figueroa, R ERA:	(8, 1)	2.0		7	0	0	0	0	1	0	0	0	0	0	18	30	0.00	0.500

PITCHER		IP	WLS	BF	H	R	ER	SO	BB	IBB	HBP	BLK	WP	HR	S	P	ERA	WHIP

Batter	1	2	3	4	5	6	7	8	9	AB	R	H	RBI	BB	SO	LOB
Eric Young Sr., R (1, 4) OBP: 0.273, SLG: 0.176	B C C B X 2-2 P4 ①		B X 1-0 F8 ②		B B C C B F B 4-2 G6-3 BB			C F B F X 1-2 G4-3 ① C B C B X 2-2 FC4-6 ③ 1-2f		4	0	0	0	1	0	1
Ronnie Belliard, R (1, 5) OBP: 0.333, SLG: 0.444	C S S 0-3 K ②		B B C X 2-1 G6-3 ③		X 0-0 G6-3 ② ③ 1-2f			C B F B F B F X 3-2 1B S WP 1B		4	1	1	0	0	1	3
Jeffrey Hammonds, R (1, 8) OBP: 0.417, SLG: 0.833	C B C F X 1-2 HR			X 0-0 PB FC5-2-5 2B		C S B B F F F S 2-3 K ①		C B B X 2-1 1B WP WP 1-3 1B		4	2	3	1	0	1	0
Richie Sexson, R (1, 3) OBP: 0.286, SLG: 0.333	B C S F S 1-3 K ③			S F S 0-3 K ①		B B F B F B 4-2 G5-4-3 BB		B X 1-0 WP 1-3 3-H 1B		3	0	1	0	1	2	1
Alex Ochoa, R (1, 9) OBP: 0.429, SLG: 1.077		B C C B B B 4-2 S BB		C F B F B X 2-2 FC5-2-5 ② 2-H		C X 0-1 G5-4-3 ② ③ 1-2f		B S F B S 2-3 K ② 1-2 3-H		3	0	0	0	1	1	3
Geoff Jenkins, L (1, 7) OBP: 0.286, SLG: 0.400	S S S 0-3 K ①			C S C 0-3 K ③			B F B X 2-1 1B	B S B F S 2-3 K ③		4	0	1	0	0	3	3
José Hernández, R (1, 6) OBP: 0.333, SLG: 0.667		C S C 0-3 K ② 1-2			B X 1-0 SH1-4 1B 1B		B S B B F S 3-3 K ①		C B C B B S 3-3 K ①	4	0	1	0	0	3	2
Raul Casanova, S (1, 2) OBP: 0.250, SLG: 0.182		B S B C S 2-3 K ③			F S X 0-2 SH1-4 1-2 1B		F B F C 1-3 K ②		B B F C S 2-3 K ②	4	0	1	0	0	3	2
Nick Neugebauer, R (1, 1) 47 Mike Buddie, R (6, 1) Takahito Nomura, L (7, 1) Mark Loretta, R (7, PH) Nelson Figueroa, R (8, 1) Lenny Harris, L (9, PH) OBP: 0.250, SLG: 0.250			C S B S 1-3 K ①		B B B C X 3-1 SH1-4 ① 1-2 2-3		B F C S 1-3 K ③		X 0-0 E4 FC4-6	1 0 0 1 0 1	0 0 0 0 0 0	0 0 0 0 0 0	0 0 0 1 0 1	0 0 0 1 0 0	1 0 0 0 0 0	0 0 0 1 0 0
Inning Stats	R: 1 H: 1 E: 0 LOB: 0 K: 2 BB: 0 S: 14 P: 18	R: 0 H: 0 E: 0 LOB: 1 K: 3 BB: 1 S: 11 P: 17	R: 0 H: 0 E: 0 LOB: 0 K: 1 BB: 0 S: 6 P: 10	R: 0 H: 1 E: 0 LOB: 1 K: 2 BB: 0 S: 11 P: 13	R: 0 H: 2 E: 0 LOB: 2 K: 0 BB: 1 S: 11 P: 19	R: 0 H: 0 E: 0 LOB: 0 K: 1 BB: 1 S: 10 P: 16	R: 0 H: 1 E: 0 LOB: 1 K: 3 BB: 0 S: 11 P: 18	R: 2 H: 3 E: 0 LOB: 1 K: 2 BB: 0 S: 18 P: 29	R: 0 H: 0 E: 1 LOB: 1 K: 2 BB: 0 S: 10 P: 17	1B: 6 SF: 0 2B: 1 SAC: 1 3B: 0 DP: 2 HR: 1 HBP: 0						

PITCHER		IP	WLS	BF	H	R	ER	SO	BB	IBB	HBP	BLK	WP	HR	S	P	ERA	WHIP
Randy Johnson, L ERA: 0.56	(1, 1)	7.0	W	27	5	1	1	12	3	0	0	0	0	1	74	111	1.29	1.143
Bret Prinz, R ERA: 27.0	(8, 1)	0.2		5	3	2	2	1	0	0	0	0	2	0	15	24	27.00	4.500
Mike Myers, L ERA: 6.75	(8, 1)	0.1	H	1	0	0	0	1	0	0	0	0	0	0	3	5	0.00	0.000
Byung-Hyun Kim, R ERA:	(9, 1)	1.0	S	4	0	0	0	2	0	0	0	0	0	0	10	17	0.00	0.000

PITCHER	IP	WLS	BF	H	R	ER	SO	BB	IBB	HBP	BLK	WP	HR	S	P	ERA	WHIP

BOTTOM

Arizona Diamondbacks @ Milwaukee Brewers

Miller Park, Milwaukee, WI

Sat Apr 06 2002, 6:05 PM CST
Att. 27,806 - Dome - 72 F

livebaseballscorecards.com

AB	33
R	3
H	8
RBI	1
BB	3
SO	16
LOB	16

WP: 2	PA: 37		
PB: 1			
SB: 2			
CS: 0			

Batter	1	2	3	4	5	6	7	8	9	AB	R	H	RBI	BB	SO	LOB
Tony Womack, L (1, 6) OBP: 0.385, SLG: 0.476	F8		G5-3			G4-3 BB		K		3	0	0	0	1	1	0
Craig Counsell, L (1, 5) OBP: 0.333, SLG: 0.429	F7			G5-3		G4-3		F8 1B		4	0	1	0	0	0	1
Luis Gonzalez, L (1, 7) OBP: 0.167, SLG: 0.348	G6-3			F8		P6		F8		4	0	0	0	0	0	1
Steve Finley, L (1, 8) OBP: 0.286, SLG: 0.667		G4-3		G3-1			G3	K		4	0	0	0	0	1	1
Damian Miller, R (1, 2) OBP: 0.261, SLG: 0.364		1B			K		1B		G1-3	4	0	2	0	0	1	0
Mark Grace, L (1, 3) OBP: 0.348, SLG: 0.600		F7			G3-1 1B 2B		BB 1B		G3-1	4	1	2	0	0	0	1
David Dellucci, L (1, 9) OBP: 0.286, SLG: 0.667		G4-3			G3-1		BB		HR	3	1	1	1	1	0	2
Junior Spivey, R (1, 4) OBP: 0.364, SLG: 0.368			G3-1		1B		K		F5	4	0	1	1	0	1	3
Curt Schilling, R (1, 1) OBP: 0.200, SLG: 0.200			G3-1		K		K			3	0	0	0	0	2	4
Inning Stats	R: 0 E: 0 K: 0 S: 5 H: 0 LOB: 0 BB: 0 P: 9	R: 0 E: 0 K: 0 S: 11 H: 1 LOB: 1 BB: 0 P: 15	R: 0 E: 0 K: 0 S: 5 H: 0 LOB: 0 BB: 0 P: 7	R: 0 E: 0 K: 0 S: 5 H: 0 LOB: 0 BB: 0 P: 9	R: 1 E: 0 K: 2 S: 14 H: 2 LOB: 1 BB: 0 P: 20	R: 0 E: 0 K: 0 S: 12 H: 0 LOB: 0 BB: 1 P: 18	R: 0 E: 0 K: 2 S: 16 H: 2 LOB: 3 BB: 1 P: 28	R: 0 E: 0 K: 2 S: 9 H: 1 LOB: 1 BB: 0 P: 17	R: 1 E: 0 K: 0 S: 7 H: 1 LOB: 0 BB: 0 P: 10	1B: 5 2B: 1 3B: 0 HR: 1	SF: 0 SAC: 0 DP: 0 HBP: 0						

TOP

Arizona Diamondbacks @ Milwaukee Brewers

Miller Park, Milwaukee, WI

Sun Apr 07 2002, 1:05 PM CDT
Att. 23,311 - Dome - 72 F

livebaseballscorecards.com

AB	33
R	2
H	7
RBI	2
BB	2
SO	6
LOB	13

PITCHER		IP	WLS	BF	H	R	ER	SO	BB	IBB	HBP	BLK	WP	HR	S	P	ERA	WHIP
15 Ben Sheets, R ERA: 2.08	(1, 1)	7.0	L	27	5	1	1	4	2	0	0	0	0	0	68	106	1.29	1.000
Takahito Nomura, L ERA: 9.0	(8, 1)	1.0		4	1	0	0	2	0	0	0	0	0	0	9	17	0.00	1.000
Jose Cabrera, R ERA: 5.79	(9, 1)	1.0		4	1	1	1	0	0	0	0	0	0	1	7	10	9.00	1.000

PITCHER	IP	WLS	BF	H	R	ER	SO	BB	IBB	HBP	BLK	WP	HR	S	P	ERA	WHIP

BOTTOM

Batter	1	2	3	4	5	6	7	8	9	AB	R	H	RBI	BB	SO	LOB
Eric Young Sr., R (1, 4) OBP: 0.231, SLG: 0.143	C F B F B F X 3-2 G5-3 ①		F B F S 1-3 K ③			B C X 1-1 G4-3 ③			C F B B C 2-3 K ②	4	0	0	0	0	2	1
Alex Sanchez, L (1, 8) OBP: 0.313, SLG: 0.214	C F B F F F C 1-3 K ②			C F X 0-2 P4 ①			X 0-0 B5 ①		B S X 1-1 G6-3 ③	4	0	0	0	0	1	0
Jeffrey Hammonds, R (1, 9) OBP: 0.467, SLG: 0.769	B C B S C 2-3 K ③			B B C B B 4-1 CS 3 BB			B C B S B F B 4-2 BB			1	0	0	0	2	1	0
Richie Sexson, R (1, 3) OBP: 0.250, SLG: 0.286		X 0-0 F9 ①		F B S B B S 3-3 K ②③ 1-2			B S F S 1-3 K ②			3	0	0	0	0	2	2
Geoff Jenkins, L (1, 7) OBP: 0.250, SLG: 0.348		B B F F S 2-3 K ②			F F S 0-3 K ①		C C S 0-3 K2-3 ③			3	0	0	0	0	3	1
Tyler Houston, L (1, 5) OBP: 0.400, SLG: 0.429		F C C 0-3 K ③			F B B S B F S 3-3 K ②			F B S B S 2-3 K ①		3	0	0	0	0	3	0
José Hernández, R (1, 6) OBP: 0.286, SLG: 0.571			B B B S S B F S 3-3 K ①		F C B B S 2-3 K ③			C C B B F S 2-3 K ②		3	0	0	0	0	3	0
Raul Casanova, S (1, 2) OBP: 0.267, SLG: 0.214			C B B X 2-1 1B			C X 0-1 F7 ①		C B B F F X 2-2 G3 ③		3	0	1	0	0	0	0
15 Ben Sheets, R (1, 1)			L F B L 1-3 K ②			C S C 0-3 K ②			X 0-0 P3 ①	2	0	0	0	0	2	1
Takahito Nomura, L (8, 1)										0	0	0	0	0	0	0
Jose Cabrera, R (9, 1)										0	0	0	0	0	0	0
Matt Stairs, L (9, PH) OBP: 0.250, SLG: 0.250										1	0	0	0	0	0	0
Inning Stats	R: 0 E: 0 K: 2 S: 15 H: 0 LOB: 0 BB: 0 P: 21	R: 0 E: 0 K: 2 S: 7 H: 0 LOB: 0 BB: 0 P: 9	R: 0 E: 0 K: 3 S: 12 H: 1 LOB: 1 BB: 0 P: 19	R: 0 E: 0 K: 1 S: 7 H: 0 LOB: 1 BB: 1 P: 14	R: 0 E: 0 K: 3 S: 10 H: 0 LOB: 0 BB: 0 P: 15	R: 0 E: 0 K: 1 S: 7 H: 0 LOB: 0 BB: 0 P: 8	R: 0 E: 0 K: 2 S: 10 H: 0 LOB: 1 BB: 1 P: 15	R: 0 E: 0 K: 2 S: 11 H: 0 LOB: 0 BB: 0 P: 17	R: 0 E: 0 K: 1 S: 6 H: 0 LOB: 0 BB: 0 P: 9	1B: 1 2B: 1 3B: 0 HR: 0		SF: 0 SAC: 0 DP: 1 HBP: 0				

PITCHER	IP	WLS	BF	H	R	ER	SO	BB	IBB	HBP	BLK	WP	HR	S	P	ERA	WHIP
Curt Schilling, R (1, 1) ERA:	9.0	W	29	1	0	0	17	2	0	0	0	0	0	85	127	0.00	0.333

PITCHER	IP	WLS	BF	H	R	ER	SO	BB	IBB	HBP	BLK	WP	HR	S	P	ERA	WHIP

Arizona Diamondbacks @ Milwaukee Brewers

Miller Park, Milwaukee, WI

Sun Apr 07 2002, 1:05 PM CDT
Att. 23,311 - Dome - 72 F

livebaseballscorecards.com

AB	27
R	0
H	1
RBI	0
BB	2
SO	17
LOB	5

WP: 0 PA: 29
PB: 0
SB: 0
CS: 1

Batter	1	2	3	4	5	6	7	8	9	AB	R	H	RBI	BB	SO	LOB
Tony Womack, L (1, 6) OBP: 0.345, SLG: 0.417	C B X 1-1 P4 ①		F B X 1-1 G4-3 ②③ 1-2f			C X 0-1 P2 ①			C X 0-1 G4-3 ①	3	0	0	0	0	0	1
Danny Klassen, R (7, 6)										1	0	0	0	0	0	0
Junior Spivey, R (1, 4) OBP: 0.308, SLG: 0.304	F F F B B F X 2-2 F9 ②			X 0-0 P6 ①		C S C 0-3 K ②			C F B X 1-2 E6 BB	4	0	0	0	0	1	0
Luis Gonzalez, L (1, 7) OBP: 0.143, SLG: 0.296	C X 0-1 G3 ③			B B C F B F X 3-2 F8 ②		C X 0-1 G3 ③			B B F X 2-1 F5 ②	4	0	0	0	0	0	1
Mark Grace, L (1, 3) OBP: 0.370, SLG: 0.565		B B C X 2-1 FC6-4 1B		C X 0-1 F8 ③			C F B X 1-2 F9 ①		B B F B F B 4-2 1-2 BB	3	0	1	0	1	0	0
Danny Bautista, R (1, 9) OBP: 0.440, SLG: 0.609		X 0-0 FC6-4 G3 ① 1-2f			B C X 1-1 FC3-6 1B 1B		B C F B F C 2-3 K ②		C F S 0-3 K ③	4	0	1	0	0	2	3
Steve Finley, L (1, 8) OBP: 0.292, SLG: 0.619		C X 0-1 G3 ② 1-2			C X 0-1 FC3-6 1-2 1B		S B B F X 2-2 P5 ③			3	0	1	0	0	0	1
Eddie Oropesa, L (7, 1)										0	0	0	0	0	0	0
Bret Prinz, R (8, 1)										0	0	0	0	0	0	0
Rod Barajas, R (1, 2) OBP: 0.250, SLG: 0.250		C X 0-1 G1 ③			C X 0-1 F7 ①			B F X 1-1 G6-3 ①		3	0	0	0	0	0	3
Craig Counsell, L (1, 5) OBP: 0.292, SLG: 0.375			B X 1-0 G3 ①		B B C X 2-1 FC3-6 ② 1-2f 2-3			C F C 0-3 K ②		3	0	0	0	0	1	2
Brian Anderson, R (1, 1) OBP: 0.500, SLG: 0.500			X 0-0 G4-3 1B		C X 0-1 G6-3 ③			C B F X 1-2 G1-3 ③		1	0	1	0	0	0	0
Chris Donnels, L (5, PH)										1	0	0	0	0	0	2
Mike Morgan, R (5, 1)										0	0	0	0	0	0	0
Quinton McCracken, S (7, 8) OBP: 0.333, SLG: 0.333										1	0	0	0	0	0	0
Inning Stats	R: 0 E: 0 K: 0 S: 9 H: 0 LOB: 0 BB: 0 P: 12	R: 0 E: 0 K: 0 S: 7 H: 1 LOB: 1 BB: 0 P: 9	R: 0 E: 0 K: 0 S: 4 H: 1 LOB: 0 BB: 0 P: 6	R: 0 E: 0 K: 0 S: 7 H: 0 LOB: 0 BB: 0 P: 10	R: 0 E: 0 K: 0 S: 10 H: 2 LOB: 2 BB: 0 P: 13	R: 0 E: 0 K: 1 S: 7 H: 0 LOB: 0 BB: 0 P: 7	R: 0 E: 0 K: 1 S: 10 H: 0 LOB: 0 BB: 0 P: 15	R: 0 E: 0 K: 1 S: 8 H: 0 LOB: 0 BB: 0 P: 10	R: 0 E: 1 K: 1 S: 12 H: 0 LOB: 2 BB: 1 P: 19	1B: 4 2B: 0 3B: 0 HR: 0	SF: 0 SAC: 0 DP: 1 HBP: 0						

PITCHER		IP	WLS	BF	H	R	ER	SO	BB	IBB	HBP	BLK	WP	HR	S	P	ERA	WHIP
Brian Lawrence, R ERA: 2.45	(1, 1)	9.0	W	32	4	0	0	4	1	0	0	0	0	0	74	101	0.00	0.556

PITCHER		IP	WLS	BF	H	R	ER	SO	BB	IBB	HBP	BLK	WP	HR	S	P	ERA	WHIP

TOP

Arizona Diamondbacks @ San Diego Padres

Qualcomm Stadium, San Diego, CA

Mon Apr 08 2002, 6:05 PM EDT

Att. 59,103 - Cloudy - 68 F

livebaseballscorecards.com

AB	31
R	0
H	4
RBI	0
BB	1
SO	4
LOB	13

PA: 32	WP: 0	PB: 0	SB: 0	CS: 0	1B: 4	2B: 0	3B: 0	HR: 0	SF: 0	SAC: 0	DP: 1	HBP: 0						

BOTTOM

Arizona Diamondbacks @ San Diego Padres

Qualcomm Stadium, San Diego, CA

Mon Apr 08 2002, 6:05 PM EDT

Att. 59,103 - Cloudy - 68 F

livebaseballscorecards.com

Batter	1	2	3	4	5	6	7	8	9	AB	R	H	RBI	BB	SO	LOB
D'Angelo Jimenez, S (1, 4) OBP: 0.355, SLG: 0.548	HR 1B		E9 SF7 1B	F9		2-H HR		K		5	3	3	2	0	1	0
Mark Kotsay, L (1, 8) OBP: 0.333, SLG: 0.385	K		SF7 3-H		G5-3	G3-1		F7		4	0	0	1	0	1	1
Phil Nevin, R (1, 3) OBP: 0.407, SLG: 0.560	1-H HR		E PB 1B		E 1B	F9				4	2	3	2	0	0	0
Ryan Klesko, L (1, 9) Trenidad Hubbard, R (8, 9)	G4-3		P6		E6 1-2		K			4 0	0 0	0 0	0 0	0 0	1 0	2 0
Bubba Trammell, R (1, 7) OBP: 0.400, SLG: 0.471	BB		E1 1-3 E 1B		L7		G4-3			3	1	1	0	1	0	2
Sean Burroughs, L (1, 5) OBP: 0.300, SLG: 0.350	K		2-H 3-H 1B		G4-3		1B			4	0	2	0	0	1	3
Deivi Cruz, R (1, 6) OBP: 0.200, SLG: 0.200		G5-3	F5			G5-3	1-2 1B			4	0	1	0	0	0	1
Javier Cardona, R (1, 2) OBP: 0.250, SLG: 0.143		G1-3		G5-3		2B BB	K			3	1	0	0	1	1	2
Brian Lawrence, R (1, 1) OBP: 0.333, SLG: 0.667		K		G4-3		1-H HR 2B		L4		4	1	1	1	0	1	0
Inning Stats	R: 2 E: 0 K: 2 S: 12 H: 2 LOB: 1 BB: 1 P: 24	R: 0 E: 0 K: 1 S: 9 H: 0 LOB: 0 BB: 0 P: 13	R: 3 E: 2 K: 0 S: 16 H: 4 LOB: 1 BB: 0 P: 24	R: 0 E: 0 K: 0 S: 7 H: 0 LOB: 0 BB: 0 P: 12	R: 0 E: 1 K: 0 S: 9 H: 1 LOB: 2 BB: 0 P: 12	R: 3 E: 0 K: 0 S: 8 H: 2 LOB: 0 BB: 1 P: 17	R: 0 E: 0 K: 2 S: 10 H: 2 LOB: 2 BB: 0 P: 18	R: 0 E: 0 K: 1 S: 7 H: 0 LOB: 0 BB: 0 P: 9		1B: 8 2B: 1 3B: 0 HR: 2	SF: 1 SAC: 0 DP: 0 HBP: 0						

	AB	35
	R	8
	H	11
	RBI	6
	BB	2
	SO	6
	LOB	11

WP: 0 PB: 1 SB: 0 CS: 0 PA: 38

PITCHER		IP	WLS	BF	H	R	ER	SO	BB	IBB	HBP	BLK	WP	HR	S	P	ERA	WHIP
Brian Anderson, L ERA: 9.0	(1, 1)	4.0	L	19	6	5	3	3	1	0	0	0	0	1	44	73	6.75	1.750
Mike Morgan, R ERA: 13.5	(5, 1)	2.0		11	3	3	3	0	1	0	0	0	0	1	17	29	13.50	2.000
Eddie Oropesa, L ERA:	(7, 1)	1.0		5	2	0	0	2	0	0	0	0	0	0	10	18	0.00	2.000
Bret Prinz, R ERA: 13.5	(8, 1)	1.0		3	0	0	0	1	0	0	0	0	0	0	7	9	0.00	0.000

PITCHER	IP	WLS	BF	H	R	ER	SO	BB	IBB	HBP	BLK	WP	HR	S	P	ERA	WHIP

Batter	1	2	3	4	5	6	7	8	9	AB	R	H	RBI	BB	SO	LOB
Tony Womack, L (1, 6) OBP: 0.303, SLG: 0.357	C F F B X 1-2 ① L6		B B C X 2-1 ② F2			B C F B F B X 3-2 ① G3-1		B F X 1-1 ① FC5-4 S 1-2f 2-3		4	0	0	0	0	0	3
Danny Bautista, R (1, 9) OBP: 0.414, SLG: 0.667	B X 1-0 ② G1-3		C S X 0-2 ③ G6-3			B X 1-0 HR		B S B F B S 3-3 ② K2-3 1-2		4	1	1	1	0	1	3
Luis Gonzalez, L (1, 7) OBP: 0.188, SLG: 0.400	C X 0-1 HR			C B B S X 2-2 ① G1-3		B S X 1-1 ② F9		B S C B B B 4-2 BB		3	1	1	1	1	0	0
Mark Grace, L (1, 3) OBP: 0.355, SLG: 0.519	B C C B S 2-3 ③ K			X 0-0 G6-4-3 1B		X 0-0 ③ P6		F C B F X 1-2 ③ F7		4	0	1	0	0	1	3
Damian Miller, R (1, 2) OBP: 0.269, SLG: 0.360 Quinton McCracken, S (9, PH) OBP: 0.250, SLG: 0.250		C C B F X 1-2 G4-6-3 1B		B X 1-0 ②③ G6-4-3 1-2f			F B B F B S 3-3 ① K		C F S 0-3 ① K	3 1	0 0	1 0	0 0	0 0	1 1	1 0
Steve Finley, L (1, 8) OBP: 0.286, SLG: 0.542		C C B X 1-2 ①② G4-6-3 1-2f			X 0-0 ① B1		B B B C B 4-1 G5-4-3 BB		F X 0-1 ② F8	3	0	0	0	1	0	1
Junior Spivey, R (1, 4) OBP: 0.333, SLG: 0.407	B S T B B F F F X 3-2 ③ F8				B C X 1-1 2B		C C B X 1-2 ②③ G5-4-3 1-2f		B B B C X 3-1 1B 2B	4	0	2	0	0	0	1
Craig Counsell, L (1, 5) OBP: 0.357, SLG: 0.407			B B C F F B F B 4-2 SH5-3 BB		B C X 1-1 ② G4-3			B C B X 2-1 FC5-4 1B 1B	F X 0-1 DI 2-3 1B	3	0	2	0	1	0	1
Todd Stottlemyre, L (1, 1) Eddie Oropesa, L (6, 1) Mike Morgan, R (7, 1) Chris Donnels, L (8, PH) Jose Guillen, R (8, PH) OBP: 0.200, SLG: 0.200 Mike Myers, L (8, 1) David Dellucci, L (9, PH) OBP: 0.250, SLG: 0.571			X 0-0 ① SH5-3 1-2		C C X 0-2 ③ G1-3			B C F F F X 1-2 FC5-4 1B 1-2	F S S 0-3 ③ K 1-2	1 0 0 0 1 0 0 1	0 0 0 0 0 0 0 0	0 0 0 0 1 0 0 0	0 0 0 0 0 0 0 0	0 0 0 0 0 0 0 1	0 0 0 0 0 0 0 1	1 0 0 0 0 0 0 2
Inning Stats	R: 1 H: 1 E: 0 LOB: 0 K: 1 BB: 0 S: 10 P: 14	R: 0 H: 1 E: 0 LOB: 0 K: 0 BB: 0 S: 13 P: 18	R: 0 H: 0 E: 0 LOB: 1 K: 0 BB: 1 S: 10 P: 16	R: 0 H: 1 E: 0 LOB: 0 K: 0 BB: 0 S: 5 P: 8	R: 0 H: 1 E: 0 LOB: 1 K: 0 BB: 0 S: 8 P: 10	R: 1 H: 1 E: 0 LOB: 0 K: 0 BB: 0 S: 8 P: 13	R: 0 H: 0 E: 0 LOB: 0 K: 1 BB: 1 S: 7 P: 15	R: 0 H: 2 E: 0 LOB: 3 K: 1 BB: 1 S: 18 P: 30	R: 0 H: 2 E: 0 LOB: 2 K: 2 BB: 0 S: 12 P: 15	1B: 5 2B: 2 3B: 0 HR: 2	SF: 0 SAC: 1 DP: 3 HBP: 0					

TOP

Arizona Diamondbacks @ San Diego Padres

Qualcomm Stadium, San Diego, CA

Tue Apr 09 2002, 10:05 PM EDT
Att. 43,861 - Cloudy - 64 F

livebaseballscorecards.com

AB	32
R	2
H	9
RBI	2
BB	3
SO	5
LOB	16

WP: 0 PA: 36
PB: 0
SB: 1
CS: 0

PITCHER		IP	WLS	BF	H	R	ER	SO	BB	IBB	HBP	BLK	WP	HR	S	P	ERA	WHIP
Bobby Jones, R ERA: 2.84	(1, 1)	6.1	W	24	5	2	2	2	2	0	0	0	0	2	58	90	2.84	1.105
Jason Boyd, R ERA:	(7, 1)	0.2	H	2	1	0	0	0	0	0	0	0	0	0	5	8	0.00	1.500
Alan Embree, L ERA: 3.0	(8, 1)	1.0	H	5	1	0	0	1	1	0	0	0	0	0	16	26	0.00	2.000
Trevor Hoffman, R ERA: 9.0	(9, 1)	1.0	S	5	2	0	0	2	0	0	0	0	0	0	12	15	0.00	2.000

PITCHER	IP	WLS	BF	H	R	ER	SO	BB	IBB	HBP	BLK	WP	HR	S	P	ERA	WHIP

Batter	1	2	3	4	5	6	7	8	9	AB	R	H	RBI	BB	SO	LOB
D'Angelo Jimenez, S (1, 4) OBP: 0.343, SLG: 0.500	G3		F7		1B G3 HR BB		G4-3			3	1	0	0	1	0	0
Mark Kotsay, L (1, 8) OBP: 0.353, SLG: 0.400	HR 1B		G3-1		G3 1-2		1B			4	1	2	0	0	0	1
Phil Nevin, R (1, 3) OBP: 0.452, SLG: 0.679	1-H HR		BB		HR 2-3 1B		F9			3	2	2	2	1	0	1
Ryan Klesko, L (1, 9) OBP: 0.188, SLG: 0.286	F2		1-2 BB		1-H 3-H HR			P5		3	1	1	3	1	0	0
Ray Lankford, L (1, 7) OBP: 0.188, SLG: 0.133	K		K		K			G5-3		3	0	0	0	0	3	2
Ron Gant, R (8, PH) OBP: 0.176, SLG: 0.333										1	0	0	0	0	0	0
Trevor Hoffman, R (9, 1)										0	0	0	0	0	0	0
Sean Burroughs, L (1, 5) OBP: 0.261, SLG: 0.304		G4-3		G6-3		L8		BB		3	0	0	0	0	0	0
Jason Boyd, R (7, 1)										0	0	0	0	0	0	0
Alan Embree, L (8, 1)										0	0	0	0	0	0	0
Bubba Trammell, R (8, PH) OBP: 0.429, SLG: 0.471										0	0	0	0	1	0	0
(9, 7)																
Ramón Vázquez, L (1, 6) OBP: 0.167, SLG: 0.222		1B		G3		G6-3		K		4	0	1	0	0	1	1
(7, 5)																
Tom Lampkin, L (1, 2) OBP: 0.143, SLG: 0.077		F7		G5-3		K				3	0	0	0	0	1	1
Bobby Jones, R (1, 1)					G5-3		G6-3			2	0	0	0	0	0	1
Deivi Cruz, R (7, 6) OBP: 0.190, SLG: 0.190		F9								1	0	0	0	0	0	0
Inning Stats	R: 2 H: 2 E: 0 LOB: 0 K: 1 BB: 0 S: 10 P: 15	R: 0 H: 1 E: 0 LOB: 1 K: 0 BB: 0 S: 8 P: 15	R: 0 H: 0 E: 0 LOB: 2 K: 1 BB: 2 S: 7 P: 19	R: 0 H: 0 E: 0 LOB: 0 K: 0 BB: 0 S: 11 P: 16	R: 3 H: 2 E: 0 LOB: 0 K: 1 BB: 1 S: 16 P: 32	R: 0 H: 0 E: 0 LOB: 0 K: 1 BB: 0 S: 7 P: 12	R: 0 H: 1 E: 0 LOB: 1 K: 0 BB: 0 S: 8 P: 13	R: 0 H: 0 E: 0 LOB: 1 K: 1 BB: 1 S: 12 P: 21		1B: 4 SF: 0 2B: 0 SAC: 0 3B: 0 DP: 0 HR: 2 HBP: 0						WP: 0 PA: 34 PB: 0 SB: 0 CS: 0

PITCHER	IP	WLS	BF	H	R	ER	SO	BB	IBB	HBP	BLK	WP	HR	S	P	ERA	WHIP
Todd Stottlemyre, R (1, 1) ERA: 9.0	5.0	L	23	5	5	5	3	3	0	0	0	0	2	52	97	9.00	1.600
Eddie Oropesa, L (6, 1) ERA:	1.0		3	0	0	0	1	0	0	0	0	0	0	7	12	0.00	0.000
Mike Morgan, R (7, 1) ERA: 10.8	1.0		4	1	0	0	0	0	0	0	0	0	0	8	13	0.00	1.000
Mike Myers, L (8, 1) ERA: 4.91	1.0		4	0	0	0	1	1	0	0	0	0	0	12	21	0.00	1.000

PITCHER	IP	WLS	BF	H	R	ER	SO	BB	IBB	HBP	BLK	WP	HR	S	P	ERA	WHIP

BOTTOM

Arizona Diamondbacks @ San Diego Padres

Qualcomm Stadium, San Diego, CA

Tue Apr 09 2002, 10:05 PM EDT
Att. 43,861 - Cloudy - 64 F

livebaseballscorecards.com

AB	30
R	5
H	6
RBI	5
BB	4
SO	5
LOB	7

Batter	1	2	3	4	5	6	7	8	9	AB	R	H	RBI	BB	SO	LOB
Tony Womack, L (1, 6) OBP: 0.270, SLG: 0.313	B B C X 2-1 ① P6		C F F B F F C 1-3 ③ K		B C C B X 2-2 ③ F9		B C C F S 1-3 ② K			4	0	0	0	0	2	1
Junior Spivey, R (1, 4) OBP: 0.294, SLG: 0.355	S B B B F S 2-3 ② K			F B S X 1-2 ① G5-3		B S X 1-1 ① G4-3	X 0-0 ③ G6-3			4	0	0	0	0	1	0
Luis Gonzalez, L (1, 7) OBP: 0.222, SLG: 0.394	C B F X 1-2 ③ F7			C B B X 2-1 ② G3		B C C F B B B 4-2 1B BB BB		F B B X 2-1 G1-3 1B		3	1	1	0	1	0	0
Danny Bautista, R (1, 9) OBP: 0.394, SLG: 0.613		C C X 0-2 ① G4-3		F X 0-1 BB 1B 1B		S B X 1-1 ② F8		B S C F S 1-3 ① K		4	0	1	0	0	1	2
Steve Finley, L (1, 8) OBP: 0.313, SLG: 0.536		C F X 0-2 ② G1-3		C F F F B F X 1-2 BB 1B		B C X 1-1 BB BB 1-3 1B		B X 1-0 ② G1-3 1-2		4	0	2	0	0	0	1
Damian Miller, R (1, 2) OBP: 0.300, SLG: 0.333		B X 1-0 ③ F8		B B F B F B B 4-2 1-2 2-3 BB		B S B B B B 4-1 BB 1-2 BB		B B F B X 3-1 ③ F7		2	0	0	0	2	0	1
Mark Grace, L (1, 3) OBP: 0.371, SLG: 0.533			X 0-0 2B	B X 1-0 ③ F7		B B B B 4-0 1-2 2-3 3-H BB			F B C C 1-3 ① K	3	0	1	1	1	1	3
Craig Counsell, L (1, 5) OBP: 0.313, SLG: 0.355		B X 1-0 ① L4			C B B B C F X 3-2 ① G3	C X 0-1 ③ L6			X 0-0 ② F8	4	0	0	0	0	0	4
Rick Helling, R (1, 1) Quinton McCracken, S (7, PH) OBP: 0.200, SLG: 0.200 Eddie Oropesa, L (7, 1) Miguel Batista, R (8, 1) Greg Colbrunn, R (9, PH)		B X 1-0 ② P4			C B S F F S 1-3 ② K		B C B F S 2-3 ① K		S X 0-1 ③ P4	2 1 0 0 1	0 0 0 0 0	0 0 0 0 0	0 0 0 0 0	0 0 0 0 0	1 1 0 0 0	1 0 0 0 0
Inning Stats	R: 0 H: 0 E: 0 LOB: 0 K: 1 BB: 0 S: 8 P: 13	R: 0 H: 0 E: 0 LOB: 0 K: 0 BB: 0 S: 7 P: 8	R: 0 H: 1 E: 0 LOB: 1 K: 1 BB: 0 S: 9 P: 12	R: 0 H: 2 E: 0 LOB: 3 K: 0 BB: 1 S: 16 P: 25	R: 0 H: 0 E: 0 LOB: 0 K: 1 BB: 0 S: 12 P: 18	R: 1 H: 1 E: 0 LOB: 3 K: 0 BB: 3 S: 12 P: 27	R: 0 H: 0 E: 0 LOB: 0 K: 2 BB: 0 S: 9 P: 12	R: 0 H: 1 E: 0 LOB: 1 K: 1 BB: 0 S: 9 P: 16	R: 0 H: 0 E: 0 LOB: 0 K: 1 BB: 0 S: 6 P: 7	1B: 4 2B: 1 3B: 0 HR: 0	SF: 0 SAC: 0 DP: 0 HBP: 0			WP: 0 PB: 0 SB: 0 CS: 0	PA: 36		

PITCHER	IP	WLS	BF	H	R	ER	SO	BB	IBB	HBP	BLK	WP	HR	S	P	ERA	WHIP
Brett Tomko, R (1, 1) ERA: 1.42	5.2		24	4	1	1	3	3	0	0	0	0	0	62	97	1.59	1.235
Alan Embree, L (6, 1) ERA: 2.7	0.1	W	2	0	0	0	0	1	0	0	0	0	0	2	6	0.00	3.000
Jeremy Fikac, R (7, 1) ERA: 1.8	2.0	H	7	1	0	0	3	0	0	0	0	0	0	18	28	0.00	0.500
Trevor Hoffman, R (9, 1) ERA: 6.0	1.0	S	3	0	0	0	1	0	0	0	0	0	0	6	7	0.00	0.000

PITCHER	IP	WLS	BF	H	R	ER	SO	BB	IBB	HBP	BLK	WP	HR	S	P	ERA	WHIP

TOP

Arizona Diamondbacks @ San Diego Padres

Qualcomm Stadium, San Diego, CA

Wed Apr 10 2002, 10:05 PM EDT

Att. 15,724 - Sunny - 64 F

livebaseballscorecards.com

AB	32
R	1
H	5
RBI	1
BB	4
SO	7
LOB	13

Batter	1	2	3	4	5	6	7	8	9	AB	R	H	RBI	BB	SO	LOB
D'Angelo Jimenez, S (1, 4) OBP: 0.333, SLG: 0.474	B C B B S F X 3-2 G1-3 1B		B C B C S 2-3 ② K		C B F B B F F F 3-2 X ① G3		B X 1-0 ① G6-3			4	0	1	0	0	1	0
Mark Kotsay, L (1, 8) OBP: 0.342, SLG: 0.364	C X 0-1 ① F7		B B F B B 4-1 BB		X 0-0 ② F9		C F B B S 2-3 ② K			3	0	0	0	1	1	1
Phil Nevin, R (1, 3) OBP: 0.457, SLG: 0.645	S X 0-1 ② G1-3 **1-2**		C B B B S F C 3-3 ③ K		C C B X 1-2 1B 1B		B B B C B 4-1 BB			3	0	1	0	1	1	2
Ryan Klesko, L (1, 9) OBP: 0.250, SLG: 0.333 Trenidad Hubbard, R (8, 9)	B C F B F B S 3-3 ③ K			C B X 1-1 1B 1B 1B	X 0-0 ① **1-2** 1B		B C B X 2-1 ③ G4-3			4 0	1 0	2 0	0 0	0 0	1 0	2 0
Bubba Trammell, R (1, 7) OBP: 0.400, SLG: 0.429		C B F B B F F X 3-2 ① P4		C B B X 2-1 1B **1-2** 1B	B B F B F F X 3-2 ③ G5-3			B X 1-0 ① F8		4	0	1	0	0	0	2
Deivi Cruz, R (1, 6) OBP: 0.200, SLG: 0.320		B X 1-0 ② F7		C F S 0-3 ① K		S X 0-1 HR		F B S X 1-2 ② G6-3		4	1	1	1	0	1	2
Ramón Vázquez, L (1, 5) OBP: 0.227, SLG: 0.273		C F F B B B X 3-2 1B		B X 1-0 **1-2** **2-H** 1B		C F X 0-2 ① P6		C B B F F S 2-3 ③ K		4	0	2	1	0	1	0
Tom Lampkin, L (1, 2) OBP: 0.118, SLG: 0.063		C C B F S 1-3 ③ K		X 0-0 ② F7		X 0-0 ② F8				3	0	0	0	0	1	3
Brett Tomko, R (1, 1) OBP: 0.200, SLG: 0.200 Alan Embree, L (6, 1) Mark Sweeney, L (6, PH) OBP: 0.250, SLG: 0.250 Jeremy Fikac, R (7, 1) Trevor Hoffman, R (9, 1)			X 0-0 ① F7	X 0-0 ③ F8		C B F B X 2-2 ③ F8				2 0 1 0 0	0 0 0 0 0	0 0 0 0 0	0 0 0 0 0	0 0 0 0 0	0 0 0 0 0	2 0 0 0 0
Inning Stats	R: 0 H: 1 E: 0 LOB: 1 K: 1 BB: 0 S: 12 P: 18	R: 0 H: 1 E: 0 LOB: 1 K: 1 BB: 0 S: 14 P: 22	R: 0 H: 0 E: 0 LOB: 1 K: 2 BB: 1 S: 9 P: 18	R: 1 H: 3 E: 0 LOB: 2 K: 1 BB: 0 S: 10 P: 14	R: 0 H: 2 E: 0 LOB: 2 K: 0 BB: 0 S: 16 P: 23	R: 1 H: 1 E: 0 LOB: 0 K: 0 BB: 0 S: 9 P: 11	R: 0 H: 0 E: 0 LOB: 1 K: 1 BB: 1 S: 7 P: 16	R: 0 H: 0 E: 0 LOB: 0 K: 1 BB: 0 S: 8 P: 12		1B: 7 SF: 0 2B: 0 SAC: 0 3B: 0 DP: 0 HR: 1 HBP: 0						WP: 0 PA: 34 PB: 0 SB: 0 CS: 0

PITCHER		IP	WLS	BF	H	R	ER	SO	BB	IBB	HBP	BLK	WP	HR	S	P	ERA	WHIP
Rick Helling, R ERA: 4.09	(1, 1)	6.0	L	27	8	2	2	5	1	0	0	0	0	1	70	106	3.00	1.500
Eddie Oropesa, L ERA:	(7, 1)	1.0		4	0	0	0	1	1	0	0	0	0	0	7	16	0.00	1.000
Miguel Batista, R ERA:	(8, 1)	1.0		3	0	0	0	1	0	0	0	0	0	0	8	12	0.00	0.000

PITCHER	IP	WLS	BF	H	R	ER	SO	BB	IBB	HBP	BLK	WP	HR	S	P	ERA	WHIP

BOTTOM

Arizona Diamondbacks @ San Diego Padres

Qualcomm Stadium, San Diego, CA

Wed Apr 10 2002, 10:05 PM EDT

Att. 15,724 - Sunny - 64 F

livebaseballscorecards.com

AB	32
R	2
H	8
RBI	2
BB	2
SO	7
LOB	14

Batter	1	2	3	4	5	6	7	8	9	AB	R	H	RBI	BB	SO	LOB
Tony Womack, L (1, 6) OBP: 0.286, SLG: 0.324	C F B B X 2-2 ① G3-1	C X 0-1 ③ F7			F S F F X 0-2 FC6-4 BB 1B 1B	X 0-0 ③ 1B		C B B X 2-1 ① L8		5	1	2	0	0	0	1
Steve Finley, L (1, 8) OBP: 0.378, SLG: 0.548	B B B C B 4-1 1B BB		B X 1-0 G6-3 1B 1B		B F B B B 4-1 FC6-4 1-2 BB		C X 0-1 1B 3B 1B	X 0-0 ② F8		3	1	2	0	2	0	0
Luis Gonzalez, L (1, 7) OBP: 0.268, SLG: 0.500	B B F F X 2-2 1-2 1B		B F B X 2-1 G6-3 1-2 1B		B C B S B X 3-2 ① F8		C X 0-1 ① F9	B F B X 2-1 HR		5	1	3	1	0	0	3
Danny Bautista, R (1, 9) OBP: 0.368, SLG: 0.556	B B S F X 2-2 ② F8		B F X 1-1 ① ② G6-3 1-2f 2-3		B X 1-0 ② FC6-4 S 1-2f 2-3 1B		C B X 1-1 G3 1-3 3B 1B	B C X 1-1 ③ G6-3		5	2	1	0	0	0	6
Mark Grace, L (1, 3) OBP: 0.375, SLG: 0.485	B X 1-0 ③ G6-3		B B X 2-0 ③ G5-3		B S C F F B F B B 4-2 1B 1-2 BB		B X 1-0 ② G3 1-2		B C B B B 4-1 BB BB	3	0	0	0	2	0	5
Damian Miller, R (1, 2) OBP: 0.400, SLG: 0.600		B X 1-0 HR		C B C B F F X 2-2 HR	B F X 1-1 1-2 2-H 3-H 1B		I I I I 4-0 3B IBB		B B B F B 4-1 1-2 BB	3	3	3	4	2	0	0
Junior Spivey, R (1, 4) OBP: 0.333, SLG: 0.472		B X 1-0 G3 2B		C B B X 2-1 G1-6-3 1B	C B F X 1-2 ③ L8		B X 1-0 1-H 2-H 3-H 3B		B B X 2-0 ① P4	5	0	3	3	0	0	4
Craig Counsell, L (1, 5) OBP: 0.324, SLG: 0.343	B C X 1-1 ① G3 2-3			B C X 1-1 ① ② G1-6-3 1-2f		B C B X 2-1 B1-6-3 1B	B B I I 4-0 IBB		C F B X 1-2 ② F9	4	0	1	0	1	0	4
Randy Johnson, R (1, 1)	C S F S 0-3 ② K			B S F X 1-2 ③ P6		X 0-0 ① ② B1-6-3 1-2f	B X 1-0 ③ G6-3		C B B F S 2-3 ③ K	4	0	0	0	0	1	4
Eddie Oropesa, L (8, 1)										0	0	0	0	0	0	0
Bret Prinz, R (8, 1)										0	0	0	0	0	0	0
David Dellucci, L (9, PH) OBP: 0.222, SLG: 0.500										1	0	0	0	0	1	2
Byung-Hyun Kim, R (9, 1)										0	0	0	0	0	0	0
Inning Stats	R: 0 E: 0 K: 0 S: 11 H: 1 LOB: 2 BB: 1 P: 22	R: 1 E: 0 K: 1 S: 10 H: 2 LOB: 1 BB: 0 P: 13	R: 0 E: 0 K: 0 S: 6 H: 2 LOB: 1 BB: 0 P: 12	R: 1 E: 0 K: 0 S: 12 H: 2 LOB: 0 BB: 0 P: 18	R: 2 E: 0 K: 0 S: 20 H: 2 LOB: 2 BB: 2 P: 34	R: 0 E: 0 K: 0 S: 4 H: 2 LOB: 1 BB: 0 P: 6	R: 3 E: 0 K: 0 S: 9 H: 3 LOB: 2 BB: 2 P: 21	R: 1 E: 0 K: 0 S: 7 H: 1 LOB: 0 BB: 0 P: 12	R: 0 E: 0 K: 1 S: 9 H: 0 LOB: 2 BB: 2 P: 22	1B: 10 2B: 1 3B: 1 HR: 3 SF: 0 SAC: 0 DP: 3 HBP: 0						

TOP

Arizona Diamondbacks @ Colorado Rockies

Coors Field, Denver, CO

Thu Apr 11 2002, 7:05 PM MDT

Att. 31,714 - Cloudy - 64 F

livebaseballscorecards.com

AB	38
R	8
H	15
RBI	8
BB	7
SO	2
LOB	29

WP: 0 PB: 0 SB: 1 CS: 0 PA: 45

PITCHER		IP	WLS	BF	H	R	ER	SO	BB	IBB	HBP	BLK	WP	HR	S	P	ERA	WHIP
Jason Jennings, R ERA: 4.5	(1, 1)	2.0		11	4	1	1	1	1	0	0	0	0	1	22	37	4.50	2.500
Chris Nichting, R ERA: 4.5	(3, 1)	2.0		7	3	1	1	0	0	0	0	0	0	1	17	28	4.50	1.500
Dennys Reyes, L ERA: 6.75	(5, 1)	0.2	L	5	1	2	2	0	2	0	0	0	0	0	15	27	27.00	4.500
Rick White, R ERA: 4.7	(5, 1)	2.1		13	6	3	3	0	0	2	0	0	0	0	18	34	11.57	2.571
Mike James, R ERA: 6.0	(8, 1)	2.0		9	1	1	1	1	2	0	0	0	0	1	16	34	4.50	1.500

PITCHER	IP	WLS	BF	H	R	ER	SO	BB	IBB	HBP	BLK	WP	HR	S	P	ERA	WHIP

Batter	1	2	3	4	5	6	7	8	9	AB	R	H	RBI	BB	SO	LOB
Juan Pierre, L (1, 8) OBP: 0.233, SLG: 0.175	B B C H 3-1 S 3B HBP	C B F B F F L 2-3 ② K			X 0-0 ① L5		F F S 0-3 ③ K		C X 0-1 ② G6-3	4	1	0	0	0	2	0
Juan Uribe, R (1, 6) OBP: 0.405, SLG: 0.615	B S X 1-1 17 E 1-H 3B	B F C B S 2-3 ③ K			C X 0-1 ② F5			C B F X 1-2 PB 1B 1B	C B S 1-3 ③ K	5	2	2	1	0	2	0
Larry Walker, L (1, 9) OBP: 0.421, SLG: 0.676	B B F B B 4-1 17 E BB BB		S X 0-1 G6-3 2B		X 0-0 ③ G3			F C B B F S 2-3 ① K		3	0	1	0	1	1	1
Todd Zeile, R (1, 5) OBP: 0.441, SLG: 0.800	B F F B B B 4-2 17 E 1-2 BB		C X 0-1 ① G6-3 2-3			C X 0-1 1B		B F B C F X 2-2 17 1B 1-H WP 1B		3	1	2	1	1	0	1
17 Todd Helton, L (1, 3) OBP: 0.333, SLG: 0.294	F B B C F B X 3-2 E6 1-2 2-3 3-H		S F B F B X 2-2 ② P5			S C F S 0-3 ① K		X 0-0 WP 1-3 1B		4	0	1	1	0	1	4
Benny Agbayani, R (1, 7) OBP: 0.350, SLG: 0.444	B C C S 1-3 ① K		B F B X 2-1 ③ G6-3			F B B S C 2-3 ② K		C B B C S 2-3 ② K 1-2 3-H		3	0	0	0	0	2	5
Todd Hollandsworth, L (8, PH) OBP: 0.250, SLG: 0.364										1	0	0	0	0	1	1
(9, 7)																
Jose Ortiz, R (1, 4) OBP: 0.222, SLG: 0.400	C C S 0-3 ② K		C B X 1-1 ① P6			C B S X 1-2 ③ L4		B B B C B 4-1 BB		3	0	0	0	1	1	4
Gary Bennett, R (1, 2) OBP: 0.273, SLG: 0.400	C F F X 0-2 ③ G3		B X 1-0 ② G1-3				B B C X 2-1 ① G4-3	F B C S 1-3 ③ K		4	0	0	0	0	1	5
Jason Jennings, L (1, 1)		C F B B C 2-3 ① K	B S B S C 2-3 ③ K				B X 1-0 ② G1-3		C B C S 1-3 ① K	1	0	0	0	0	1	0
Chris Nichting, R (3, 1)										0	0	0	0	0	0	0
Mike Hampton, R (4, PH) OBP: 0.250, SLG: 0.250										1	0	0	0	0	1	0
Dennys Reyes, R (5, 1)										0	0	0	0	0	0	0
Rick White, R (5, 1)										0	0	0	0	0	0	0
Terry Shumpert, R (7, PH) OBP: 0.176, SLG: 0.125										1	0	0	0	0	0	0
Mike James, R (8, 1)										0	0	0	0	0	0	0
Greg Norton, S (9, PH)										1	0	0	0	0	1	0
Inning Stats	R: 2 E: 1 K: 2 S: 20 H: 1 LOB: 3 BB: 2 P: 36	R: 0 E: 0 K: 3 S: 11 H: 0 LOB: 0 BB: 0 P: 17	R: 0 E: 0 K: 0 S: 10 H: 1 LOB: 1 BB: 0 P: 14	R: 0 E: 0 K: 1 S: 6 H: 0 LOB: 0 BB: 0 P: 10	R: 0 E: 0 K: 0 S: 4 H: 0 LOB: 0 BB: 0 P: 4	R: 0 E: 0 K: 2 S: 12 H: 1 LOB: 1 BB: 0 P: 15	R: 0 E: 0 K: 1 S: 6 H: 0 LOB: 0 BB: 0 P: 9	R: 2 E: 0 K: 3 S: 19 H: 3 LOB: 2 BB: 1 P: 31	R: 0 E: 0 K: 2 S: 8 H: 0 LOB: 0 BB: 0 P: 10	1B: 4 2B: 1 3B: 1 HR: 0 SF: 0 SAC: 0 DP: 0 HBP: 1						

PITCHER		IP	WLS	BF	H	R	ER	SO	BB	IBB	HBP	BLK	WP	HR	S	P	ERA	WHIP
Randy Johnson, L ERA: 1.17	(1, 1)	7.0	W	28	3	2	2	9	2	0	1	0	0	0	69	105	2.57	0.714
Eddie Oropesa, L ERA: 3.0	(8, 1)	0.1		4	3	2	2	1	0	0	0	0	0	0	12	17	54.00	9.000
Bret Prinz, R ERA: 10.13	(8, 1)	0.2		3	0	0	0	2	1	0	0	0	1	0	7	14	0.00	1.500
Byung-Hyun Kim, R ERA:	(9, 1)	1.0		3	0	0	0	2	0	0	0	0	0	0	8	10	0.00	0.000

PITCHER	IP	WLS	BF	H	R	ER	SO	BB	IBB	HBP	BLK	WP	HR	S	P	ERA	WHIP

BOTTOM

Arizona Diamondbacks @ Colorado Rockies

Coors Field, Denver, CO

Thu Apr 11 2002, 7:05 PM MDT

Att. 31,714 - Cloudy - 64 F

livebaseballscorecards.com

AB	34
R	4
H	6
RBI	3
BB	3
SO	14
LOB	21

WP: 1	PA: 38		
PB: 1			
SB: 1			
CS: 0			

Batter	1	2	3	4	5	6	7	8	9	AB	R	H	RBI	BB	SO	LOB
Tony Womack, L (1, 6) OBP: 0.277, SLG: 0.293	B B C X 2-1 L3 ①	B B B C F B 4-2 1B 1-2 BB		B B X 2-0 G5-3 ②		B X 1-0 G1-4-3 ②		C F S 0-3 K ③		4	0	0	0	1	1	2
Danny Bautista, R (1, 9) OBP: 0.349, SLG: 0.512	B B C X 2-1 G6-3 ②	F F B X 1-2 G1-6-3 1-3 2-H 3-H 1B		X 0-0 L6 ③		X 0-0 F3 ③			B X 1-0 G5-3 ①	5	0	1	2	0	0	1
Luis Gonzalez, L (1, 7) OBP: 0.304, SLG: 0.500	C X 0-1 G6-3 ③	X 0-0 G1-6-3 ② ③ 1-2f			C X 0-1 BB 1B 1B		H 1-0 G6-4-3 HBP		B C C X 1-2 G6-3 S 1B	4	1	2	0	0	0	2
Greg Colbrunn, R (1, 3) OBP: 0.400, SLG: 0.600 Mark Grace, L (7, 3) OBP: 0.366, SLG: 0.471		B X 1-0 1B G3 2B	B S F X 1-2 F9 ①		B X 1-0 BB 1-2 1B 1B		C B F X 1-2 G6-4-3 ① ② 1-2f		B B F S X 2-2 G6-3 ② 1-3	4 1	1 0	2 0	0 0	0 0	0 0	1 1
Jose Guillen, R (1, 8) OBP: 0.222, SLG: 0.222 Steve Finley, L (7, 8) OBP: 0.368, SLG: 0.531		C X 0-1 G3 BB 1B 2-3 1B	C S X 0-2 G3-1 ②		C S B X 1-2 F7 ①		X 0-0 G6-3 ③		C B B X 2-1 G1-3 ③	4 1	1 0	1 0	0 0	0 0	0 0	2 1
Damian Miller, R (1, 2) OBP: 0.436, SLG: 0.625		B F B B B 4-1 1B G3 1B 1-2 BB	S B F B X 2-2 G1-3 ③		B B F B S F B 4-2 1B 1-2 2-3 BB			X 0-0 FC1-5 2B		2	1	1	0	2	0	0
Junior Spivey, R (1, 4) OBP: 0.349, SLG: 0.500		B F X 1-1 G3 ① 1-2 2-3 3-H		B B C X 2-1 2B 2B	X 0-0 S ② 1-3 2-H 3-H 1B			B B F F X 2-2 FC1-5 ① 2B 2-3		4	2	2	2	0	0	3
Craig Counsell, L (1, 5) OBP: 0.366, SLG: 0.436		B X 1-0 1B 1B 2-3 3-H 1B		C B B B F F X 3-2 2-H 2B	B C C S 1-3 K ③ 1-2			B X 1-0 G4-3 1-H 2B		4	1	3	3	0	1	2
Curt Schilling, R (1, 1) OBP: 0.250, SLG: 0.250 Quinton McCracken, S (8, PH) OBP: 0.167, SLG: 0.167 Mike Myers, L (8, 1) Byung-Hyun Kim, R (9, 1)		X 0-0 BB 1B 1-3 3-H 1B		L S B F S 1-3 K ①		F F X 0-2 G6-3 ①		X 0-0 G4-3 ② 2-3		3 1 0 0	1 0 0 0	1 0 0 0	1 0 0 0	0 0 0 0	1 0 0 0	1 1 0 0
Inning Stats	R: 0 H: 0 E: 0 LOB: 0 K: 0 BB: 0 S: 6 P: 10	R: 5 H: 5 E: 0 LOB: 1 K: 0 BB: 2 S: 14 P: 26	R: 0 H: 0 E: 0 LOB: 0 K: 0 BB: 0 S: 9 P: 12	R: 1 H: 2 E: 0 LOB: 1 K: 1 BB: 0 S: 12 P: 20	R: 1 H: 3 E: 0 LOB: 2 K: 1 BB: 1 S: 13 P: 20	R: 0 H: 0 E: 0 LOB: 0 K: 0 BB: 0 S: 5 P: 6	R: 0 H: 0 E: 0 LOB: 0 K: 0 BB: 0 S: 4 P: 6	R: 1 H: 2 E: 0 LOB: 1 K: 1 BB: 0 S: 9 P: 12	R: 0 H: 1 E: 0 LOB: 1 K: 0 BB: 0 S: 9 P: 15	1B: 8 SF: 0 2B: 5 SAC: 0 3B: 0 DP: 2 HR: 0 HBP: 1						

TOP

Arizona Diamondbacks @ Colorado Rockies

Coors Field, Denver, CO

Fri Apr 12 2002, 7:05 PM MDT

Att. 40,832 - Overcast - 54 F

livebaseballscorecards.com

AB	37
R	8
H	13
RBI	8
BB	3
SO	3
LOB	17

WP: 0 PA: 41
PB: 0
SB: 2
CS: 0

PITCHER		IP	WLS	BF	H	R	ER	SO	BB	IBB	HBP	BLK	WP	HR	S	P	ERA	WHIP
Mike Hampton, L ERA: 10.26	(1, 1)	7.0	L	32	10	7	7	2	3	0	1	0	0	0	63	100	9.00	1.857
Dennys Reyes, L ERA: 6.0	(8, 1)	2.0		9	3	1	1	1	0	0	0	0	0	0	18	27	4.50	1.500

PITCHER	IP	WLS	BF	H	R	ER	SO	BB	IBB	HBP	BLK	WP	HR	S	P	ERA	WHIP

Batter	1	2	3	4	5	6	7	8	9	AB	R	H	RBI	BB	SO	LOB
Juan Pierre, L (1, 8) OBP: 0.234, SLG: 0.182	B X 1-0 G4-3 ①		C X 0-1 1B 1-2 2-3 1B			S F F F X 0-2 P4 ①	B X 1-0 F8 ②			4	0	1	0	0	0	1
Juan Uribe, R (1, 6) OBP: 0.413, SLG: 0.605	X 0-0 F9 ②		F X 0-1 G6-4-3 1-2 2-3 3-H 1B			B X 1-0 HR 1B	X 0-0 F8 ③			4	1	2	1	0	0	1
Larry Walker, L (1, 9) OBP: 0.405, SLG: 0.711	B B C X 2-1 G3 ③		C S X 0-2 G6-4-3 ② ③ 1-2f			C B B B X 3-1 1-H HR		C X 0-1 G5-3 ①		4	1	1	2	0	0	3
17 Todd Helton, L (1, 3) OBP: 0.349, SLG: 0.297		C F B S 1-3 K ①		F C F X 0-2 G3 ①		C X 0-1 2B 1B		B B H 3-0 G6-4-3 HBP		3	0	1	0	0	1	0
Todd Zeile, R (1, 5) OBP: 0.421, SLG: 0.765		B C X 1-1 G3-4-1 ②		C B F C 1-3 K ②		B C X 1-1 1-3 2B		B C B S F X 2-2 G6-4-3 ② ③ 1-2f		4	0	1	0	0	1	1
Todd Hollandsworth, L (1, 7) OBP: 0.214, SLG: 0.308		C B F S 1-3 K ③		C S F X 0-2 F8 ③		B B B F F F C 3-3 K ②			C S S 0-3 K ①	4	0	0	0	0	3	2
Jose Ortiz, R (1, 4) OBP: 0.258, SLG: 0.414			X 0-0 FC4-6 1B		C B X 1-1 L6 ①	F B F B S 2-3 K ③			C B B X 2-1 1B	4	0	2	0	0	1	2
Gary Bennett, R (1, 2) OBP: 0.231, SLG: 0.333			C X 0-1 FC4-6 1B 1B 1B 1-2f ①		F C F X 0-2 G4-3 ②		F B X 1-1 G5-3 ①		B C C F F S 1-3 K ②	4	1	0	0	0	1	2
Mike Hampton, R (1, 1) OBP: 0.333, SLG: 0.333 Terry Shumpert, R (7, PH) OBP: 0.222, SLG: 0.176 Dennys Reyes, R (8, 1) Greg Norton, S (9, PH)			B C S X 1-2 1B 1B 1-2 1B		B X 1-0 G6-3 ③		X 0-0 1B		B B S F B S 3-3 K ③	2 1 0 1	0 0 0 0	1 1 0 0	0 0 0 0	0 0 0 1	0 0 0 1	0 0 0 1
Inning Stats	R: 0 E: 0 K: 0 S: 4 H: 0 LOB: 0 BB: 0 P: 7	R: 0 E: 0 K: 2 S: 8 H: 0 LOB: 0 BB: 0 P: 11	R: 1 E: 0 K: 0 S: 13 H: 4 LOB: 2 BB: 0 P: 14	R: 0 E: 0 K: 1 S: 11 H: 0 LOB: 0 BB: 0 P: 12	R: 0 E: 0 K: 0 S: 8 H: 0 LOB: 0 BB: 0 P: 10	R: 2 E: 0 K: 2 S: 21 H: 4 LOB: 2 BB: 0 P: 31	R: 0 E: 0 K: 0 S: 5 H: 1 LOB: 1 BB: 0 P: 7	R: 0 E: 0 K: 0 S: 6 H: 0 LOB: 0 BB: 0 P: 11	R: 0 E: 0 K: 3 S: 13 H: 1 LOB: 1 BB: 0 P: 19	1B: 8 2B: 1 3B: 0 HR: 1	SF: 0 SAC: 0 DP: 2 HBP: 1					

PITCHER		IP	WLS	BF	H	R	ER	SO	BB	IBB	HBP	BLK	WP	HR	S	P	ERA	WHIP
Curt Schilling, R ERA: 1.17	(1, 1)	7.0	W	29	9	3	3	5	0	0	0	0	0	1	70	92	3.86	1.286
Mike Myers, L ERA: 3.6	(8, 1)	1.1		4	0	0	0	1	0	0	1	0	0	0	9	14	0.00	0.000
Byung-Hyun Kim, R ERA:	(9, 1)	0.2		3	1	0	0	2	0	0	0	0	0	0	10	16	0.00	1.500

PITCHER	IP	WLS	BF	H	R	ER	SO	BB	IBB	HBP	BLK	WP	HR	S	P	ERA	WHIP

BOTTOM

Arizona Diamondbacks @ Colorado Rockies

Coors Field, Denver, CO

Fri Apr 12 2002, 7:05 PM MDT

Att. 40,832 - Overcast - 54 F

livebaseballscorecards.com

AB	35
R	3
H	10
RBI	3
BB	0
SO	8
LOB	13

COLORADO ROCKIES

WP: 0 PB: 0 SB: 0 CS: 0 PA: 36

Batter	1	2	3	4	5	6	7	8	9	10	AB	R	H	RBI	BB	SO	LOB
Tony Womack, L (1, 6) OBP: 0.288, SLG: 0.326	3-1 2B		1-1 ② G3		0-1 S 2B 1B	1-3 ③ K			2-2 ③ G5-3		5	1	2	0	0	1	0
Junior Spivey, R (1, 4) OBP: 0.375, SLG: 0.533	2-0 ① F7		3-3 ③ K		2-1 1-H 1B 2B		1-1 G6-3 1B			0-2 S 3B 1B	5	2	3	1	0	1	1
Luis Gonzalez, L (1, 7) OBP: 0.294, SLG: 0.457	2-2 ② F2			2-2 ① F5	1-2 1B HBP		2-0 ① F7			1-2 ① F9	4	0	0	0	0	0	3
Jose Guillen, R (1, 9) OBP: 0.214, SLG: 0.214	1-1 ③ F9			0-0 ② L8	0-0 1-2 2-H 1B		0-0 ②③ G6-3 1-2f			0-3 ② K 1-2	5	0	1	1	0	1	3
Mark Grace, L (1, 3) OBP: 0.370, SLG: 0.526		2-0 ① F8		3-1 HR	1-1 ① F9			1-0 ① G4-3		4-0 3B IBB	4	2	1	1	1	0	2
Rod Barajas, R (1, 2) OBP: 0.250, SLG: 0.250 Chris Donnels, L (10, PH) OBP: 0.250, SLG: 0.750 Damian Miller, R (10, 2) OBP: 0.436, SLG: 0.625		1-3 ② K		1-1 3B 1B	0-1 ② F7			0-2 ② F8		3-2 1-H 2-H 3B	4 1 0	1 0 0	1 1 0	0 2 0	0 0 0	1 0 0	2 0 0
Quinton McCracken, S (1, 8) OBP: 0.273, SLG: 0.545 Steve Finley, L (10, 8) OBP: 0.368, SLG: 0.531	1-1 2B			2-2 1-H 1B 3B	3-2 ③ P4			2-2 ③ F7		1-1 ③ P6	5 0	1 0	2 0	1 0	0 0	0 0	3 0
Craig Counsell, L (1, 5) OBP: 0.356, SLG: 0.419	0-1 ③ F9			0-2 3-H 1B		2-2 ① G4-3			0-3 ① K		4	0	1	1	0	1	1
Brian Anderson, R (1, 1) OBP: 0.200, SLG: 0.200 Mike Morgan, R (7, 1) Eddie Oropesa, L (7, 1) David Dellucci, L (9, PH) OBP: 0.200, SLG: 0.444 Mike Myers, L (9, 1)			1-1 ① G4-3	0-0 ③ G4-3		0-0 ② G4-3			2-1 ② G3-1		3 0 0 1 0	0 0 0 0 0	0 0 0 0 0	0 0 0 0 0	0 0 0 0 0	0 0 0 0 0	1 0 0 0 0
Inning Stats	R: 0 H: 1 E: 0 LOB: 1 K: 0 BB: 0 S: 8 P: 16	R: 0 H: 1 E: 0 LOB: 1 K: 1 BB: 0 S: 8 P: 12	R: 0 H: 0 E: 0 LOB: 0 K: 1 BB: 0 S: 10 P: 15	R: 3 H: 4 E: 0 LOB: 1 K: 0 BB: 0 S: 16 P: 24	R: 2 H: 3 E: 0 LOB: 2 K: 0 BB: 0 S: 14 P: 21	R: 0 H: 0 E: 0 LOB: 0 K: 1 BB: 0 S: 7 P: 10	R: 0 H: 1 E: 0 LOB: 0 K: 0 BB: 0 S: 4 P: 7	R: 0 H: 0 E: 0 LOB: 0 K: 0 BB: 0 S: 7 P: 10	R: 0 H: 0 E: 0 LOB: 0 K: 1 BB: 0 S: 9 P: 13	R: 2 H: 2 E: 0 LOB: 1 K: 1 BB: 1 S: 19 P: 28	1B: 6 SF: 0 2B: 3 SAC: 0 3B: 2 DP: 1 HR: 1 HBP: 1						

PITCHER		IP	WLS	BF	H	R	ER	SO	BB	IBB	HBP	BLK	WP	HR	S	P	ERA	WHIP
Denny Neagle, L ERA: 6.11	(1, 1)	6.0		28	9	5	5	3	0	0	1	0	0	1	63	98	7.50	1.500
Kent Mercker, L ERA:	(7, 1)	1.1		4	1	0	0	0	0	0	0	0	0	0	5	9	0.00	0.750
Todd Jones, R ERA: 4.76	(8, 1)	0.2		2	0	0	0	0	0	0	0	0	0	0	6	8	0.00	0.000
Jose Jimenez, R ERA: 5.14	(9, 1)	2.0	L	9	2	2	2	2	0	1	0	0	0	0	28	41	9.00	1.000

PITCHER	IP	WLS	BF	H	R	ER	SO	BB	IBB	HBP	BLK	WP	HR	S	P	ERA	WHIP

TOP

Arizona Diamondbacks @ Colorado Rockies

Coors Field, Denver, CO

Sat Apr 13 2002, 1:05 PM MDT
Att. 42,596 - Overcast - 70 F

livebaseballscorecards.com

AB	41
R	7
H	12
RBI	7
BB	1
SO	5
LOB	16

WP: 0 PA: 43
PB: 0
SB: 2
CS: 0

Arizona Diamondbacks @ Colorado Rockies

Coors Field, Denver, CO

Sat Apr 13 2002, 1:05 PM MDT

Att. 42,596 - Overcast - 70 F

livebaseballscorecards.com

BOTTOM

Batter	1	2	3	4	5	6	7	8	9	10	AB	R	H	RBI	BB	SO	LOB
Juan Pierre, L (1, 8) OBP: 0.269, SLG: 0.224	G4-3	17 1B 2-3 1B		G4-3		G2-3 1B		1B			5	0	3	0	0	0	1
Juan Uribe, R (1, 6) OBP: 0.412, SLG: 0.587	1B 1B HBP	SF8 3-H		17 1B 2-H 1B		G2-3 1-2		L7			3	1	1	2	0	0	2
17 Todd Helton, L (1, 3) OBP: 0.354, SLG: 0.310	K	1-3 1B		FC5-4 1-3 1B		P6			F9		5	0	2	0	0	1	2
Todd Zeile, R (1, 5) OBP: 0.419, SLG: 0.718	1B 1-2 1B	P6		FC5-4 1-2f			G5-3 1B		G6-3		5	0	2	0	0	0	4
Benny Agbayani, R (1, 7) OBP: 0.320, SLG: 0.391	FC6-4 1-2 2-H 1B		G5-3		G5-3		G5-3 1-2		K		5	0	1	1	0	1	1
Terry Shumpert, R (1, 4) OBP: 0.261, SLG: 0.364	FC6-4 1-2f		F3		HR		F7			G5-4-3 1B	5	1	2	1	0	0	3
Mark Little, R (1, 9) OBP: 0.273, SLG: 0.400 Todd Hollandsworth, L (7, PH) (8, 9) OBP: 0.200, SLG: 0.286		2B 2B	G5-3		L7		P5			G5-4-3 1-2f	3 2	1 0	1 0	0 0	0 0	0 0	0 2
Ben Petrick, R (1, 2) OBP: 0.105, SLG: 0.167		K	K	K	F8			G5-3		1B	5	0	1	0	0	2	1
Denny Neagle, L (1, 1) OBP: 0.667, SLG: 1.167 Jose Ortiz, R (6, PH) OBP: 0.250, SLG: 0.400 Kent Mercker, L (7, 1) Todd Jones, L (8, 1) Greg Norton, S (8, PH) Jose Jimenez, R (9, 1) Larry Walker, L (10, PH) OBP: 0.395, SLG: 0.692		1B SF8 2-H 2B		1B 2B		K	F9			F7	2 1 0 0 1 0 0 1	2 0 0 0 0 0 0 0	2 0 0 0 0 0 0 1	1 0 0 0 0 0 0 0	0 1 0 0 0 0 0 0	0 0 0 0 0 0 0 0	0 0 0 0 0 0 0 1
Inning Stats	R: 1 H: 2 E: 0 LOB: 2 K: 1 BB: 0 S: 14 P: 20	R: 2 H: 4 E: 0 LOB: 2 K: 1 BB: 0 S: 17 P: 21	R: 0 H: 0 E: 0 LOB: 0 K: 0 BB: 0 S: 5 P: 6	R: 1 H: 3 E: 0 LOB: 2 K: 1 BB: 0 S: 11 P: 16	R: 1 H: 1 E: 0 LOB: 0 K: 0 BB: 0 S: 12 P: 18	R: 0 H: 1 E: 0 LOB: 1 K: 1 BB: 0 S: 10 P: 13	R: 0 H: 1 E: 0 LOB: 1 K: 0 BB: 0 S: 9 P: 12	R: 0 H: 1 E: 0 LOB: 1 K: 0 BB: 0 S: 5 P: 8	R: 0 H: 0 E: 0 LOB: 0 K: 1 BB: 0 S: 8 P: 16	R: 0 H: 2 E: 0 LOB: 1 K: 0 BB: 0 S: 8 P: 10	1B: 11 SF: 1 2B: 3 SAC: 0 3B: 0 DP: 1 HR: 1 HBP: 1						

	AB	43
	R	5
	H	15
	RBI	5
	BB	0
	SO	5
	LOB	17

WP: 0 PA: 45
PB: 0
SB: 0
CS: 0

PITCHER		IP	WLS	BF	H	R	ER	SO	BB	IBB	HBP	BLK	WP	HR	S	P	ERA	WHIP
Brian Anderson, L ERA: 8.36	(1, 1)	6.0		30	11	5	5	4	0	0	1	0	0	1	69	94	7.50	1.833
Mike Morgan, R ERA: 9.53	(7, 1)	0.2		3	1	0	0	0	0	0	0	0	0	0	8	11	0.00	1.500
Eddie Oropesa, L ERA: 2.45	(7, 1)	1.1		5	1	0	0	0	0	0	0	0	0	0	6	9	0.00	0.750
Mike Myers, L ERA: 2.57	(9, 1)	2.0	W	7	2	0	0	1	0	0	0	0	0	0	16	26	0.00	1.000

PITCHER		IP	WLS	BF	H	R	ER	SO	BB	IBB	HBP	BLK	WP	HR	S	P	ERA	WHIP

Batter	1	2	3	4	5	6	7	8	9	AB	R	H	RBI	BB	SO	LOB
Quinton McCracken, S (1, 8) OBP: 0.375, SLG: 0.875	B C B X 2-1 E 2B 1B	B C C S 1-3 ③ K			C S F B B F B X 2-2 1-H HR		C B F B F X 2-2 SF9 3B		C B F X 1-2 ③ F8	5	3	3	2	0	1	1
Junior Spivey, R (1, 4) OBP: 0.346, SLG: 0.500	S F X 0-2 E5 2B 1-3		B X 1-0 ① F9		B F X 1-1 ② G6-3		B C B X 2-1 ② SF9 3-H			3	0	0	1	0	0	1
Luis Gonzalez, L (1, 7) OBP: 0.309, SLG: 0.480	F X 0-1 1-3 3-H 2B		B B C T S 2-3 ② K		X 0-0 ③ G3-1		B X 1-0 1B			4	0	2	1	0	1	0
Mark Grace, L (1, 3) OBP: 0.360, SLG: 0.524	F B B X 2-1 ① P5		C B S X 1-2 ③ L6			B B X 2-0 E SF8 2B	B B X 2-0 ③ F7			4	1	1	0	0	0	3
Danny Bautista, R (1, 9) OBP: 0.319, SLG: 0.467	S B C B S 2-3 ② K			C C B S 1-3 ① K		F B B C X 2-2 E5 SF8 SF9 2-3		C F B F X 2-2 ① G4-3		4	1	0	0	0	2	3
Chris Donnels, L (1, 5) OBP: 0.143, SLG: 0.500	B B S B C F X 3-2 ③ F7			F B B B X 3-1 ② G3-1		X 0-0 ① SF8 2-3 3-H		C B B S S 2-3 ② K		2	0	0	1	0	0	2
Bret Prinz, R (7, 1)										0	0	0	0	0	0	0
Jose Guillen, R (8, PH) OBP: 0.200, SLG: 0.200										1	0	0	0	0	1	0
Mike Myers, L (8, 1)										0	0	0	0	0	0	0
Byung-Hyun Kim, R (8, 1)										0	0	0	0	0	0	0
Rod Barajas, R (1, 2) OBP: 0.250, SLG: 0.364		S F X 0-2 FC1-5 2B		S B F X 1-2 ③ P4		C F F X 0-2 ② SF9 3-H		X 0-0 ③ G5-3		3	0	1	1	0	0	0
Craig Counsell, L (1, 6) OBP: 0.347, SLG: 0.404 (7, 5)	C F B F S 1-3 ① K			C X 0-1 FC3-6 1B	B X 1-0 ③ L4			F F B B B S 3-3 ① K		4	0	1	0	0	2	1
Miguel Batista, R (1, 1)										2	1	0	0	0	0	2
Eddie Oropesa, L (6, 1)										0	0	0	0	0	0	0
Tony Womack, L (7, PH) OBP: 0.278, SLG: 0.313 (7, 6)		X 0-0 ② FC1-5 2-3			L B B X 2-1 ① FC3-6 1-2f HR		C B B B F X 3-2 ① G4-3		B C B F B S 3-3 ② K	2	0	0	0	0	1	0
Inning Stats	R: 1 E: 1 K: 1 S: 16 H: 2 LOB: 2 BB: 0 P: 25	R: 0 E: 0 K: 2 S: 11 H: 1 LOB: 1 BB: 0 P: 13	R: 0 E: 0 K: 1 S: 7 H: 0 LOB: 0 BB: 0 P: 11	R: 0 E: 0 K: 1 S: 8 H: 0 LOB: 0 BB: 0 P: 13	R: 2 E: 0 K: 0 S: 12 H: 2 LOB: 0 BB: 0 P: 17	R: 2 E: 1 K: 0 S: 10 H: 1 LOB: 0 BB: 0 P: 15	R: 1 E: 0 K: 0 S: 11 H: 2 LOB: 1 BB: 0 P: 21	R: 0 E: 0 K: 1 S: 8 H: 0 LOB: 0 BB: 0 P: 12	R: 0 E: 0 K: 2 S: 9 H: 0 LOB: 0 BB: 0 P: 16	1B: 3 2B: 3 3B: 1 HR: 1	SF: 3 SAC: 0 DP: 0 HBP: 0						

Arizona Diamondbacks @ Colorado Rockies

Coors Field, Denver, CO

Sun Apr 14 2002, 1:05 PM MDT

Att. 42,298 - Cloudy - 78 F

TOP

livebaseballscorecards.com

AB	34
R	6
H	8
RBI	6
BB	0
SO	8
LOB	13

PITCHER		IP	WLS	BF	H	R	ER	SO	BB	IBB	HBP	BLK	WP	HR	S	P	ERA	WHIP
John Thomson, R ERA: 4.12	(1, 1)	6.2	L	30	8	6	3	5	0	0	0	0	0	1	74	112	4.05	1.200
Dennys Reyes, L ERA: 4.91	(7, 1)	1.1		4	0	0	0	1	0	0	0	0	0	0	9	15	0.00	0.000
Kent Mercker, L ERA:	(9, 1)	1.0		3	0	0	0	2	0	0	0	0	0	0	9	16	0.00	0.000

PITCHER	IP	WLS	BF	H	R	ER	SO	BB	IBB	HBP	BLK	WP	HR	S	P	ERA	WHIP

Batter	1	2	3	4	5	6	7	8	9	AB	R	H	RBI	BB	SO	LOB
Juan Pierre, L (1, 8) OBP: 0.298, SLG: 0.231	G1-3		1B FC3-6 1B		1B BB		G6-4-3 BB		F7	3	1	1	0	2	0	1
Juan Uribe, R (1, 6) OBP: 0.411, SLG: 0.569	G1-3		FC3-6 1-3 1B		1-3 1B		G6-4-3 1-2f		K	5	0	2	0	0	1	2
Larry Walker, L (1, 9) OBP: 0.362, SLG: 0.628	G6-3		FC3-6 1-2f 3-H		K			K		4	0	0	1	0	2	3
17 Todd Helton, L (1, 3) OBP: 0.346, SLG: 0.326		1B 3B 2B	K		G4-3			F8		4	1	1	0	0	1	3
Greg Norton, S (1, 5) OBP: 0.188, SLG: 0.071		3B 2-3 1B	K			P5		1B BB		3	1	1	0	1	1	1
Todd Hollandsworth, L (1, 7) OBP: 0.212, SLG: 0.290 Benny Agbayani, R (8, PH) OBP: 0.346, SLG: 0.417 (9, 7)	K	G6-4-3 1B			K			1-2 1B		3 1	0 0	1 1	0 0	0 0	2 0	2 0
Jose Ortiz, R (1, 4) OBP: 0.257, SLG: 0.394 Dennys Reyes, R (7, 1) Todd Zeile, R (8, PH) OBP: 0.409, SLG: 0.700 Kent Mercker, L (9, 1)	P6	G6-4-3 1-2f			1B			K		3 0 1 0	0 0 0 0	1 0 0 0	0 0 0 0	0 0 0 0	0 0 1 0	3 0 2 0
Ben Petrick, R (1, 2) OBP: 0.130, SLG: 0.273	1-H 3-H 3B		F8		F9				K	4	0	1	2	0	1	1
John Thomson, R (1, 1) Terry Shumpert, R (7, 4) OBP: 0.280, SLG: 0.375	G1-3			F8		G6-3			1B	2 2	0 0	0 1	0 0	0 0	0 0	1 0
Inning Stats	R: 0 H: 0 E: 0 LOB: 0 K: 0 BB: 0 S: 6 P: 7	R: 2 H: 3 E: 0 LOB: 1 K: 1 BB: 0 S: 17 P: 22	R: 1 H: 2 E: 0 LOB: 1 K: 2 BB: 0 S: 13 P: 18	R: 0 H: 1 E: 0 LOB: 0 K: 0 BB: 0 S: 4 P: 8	R: 0 H: 1 E: 0 LOB: 2 K: 1 BB: 1 S: 14 P: 19	R: 0 H: 1 E: 0 LOB: 1 K: 1 BB: 0 S: 9 P: 12	R: 0 H: 0 E: 0 LOB: 0 K: 0 BB: 1 S: 5 P: 13	R: 0 H: 1 E: 0 LOB: 2 K: 2 BB: 1 S: 10 P: 19	R: 0 H: 1 E: 0 LOB: 1 K: 2 BB: 0 S: 10 P: 13	1B: 8 SF: 0 2B: 1 SAC: 0 3B: 1 DP: 2 HR: 0 HBP: 0						

PITCHER		IP	WLS	BF	H	R	ER	SO	BB	IBB	HBP	BLK	WP	HR	S	P	ERA	WHIP
Miguel Batista, R ERA: 3.52	(1, 1)	5.0	W	22	7	3	3	4	1	0	0	0	0	0	54	74	5.40	1.600
Eddie Oropesa, L ERA: 2.16	(6, 1)	1.0	H	4	1	0	0	1	0	0	0	0	0	0	9	12	0.00	1.000
Bret Prinz, R ERA: 7.36	(7, 1)	1.0	H	3	0	0	0	0	1	0	0	0	0	0	5	13	0.00	1.000
Mike Myers, L ERA: 2.35	(8, 1)	0.2	H	3	0	0	0	1	1	0	0	0	0	0	5	11	0.00	1.500
Byung-Hyun Kim, R ERA:	(8, 1)	1.1	S	6	2	0	0	3	0	0	0	0	0	0	15	21	0.00	1.500

PITCHER	IP	WLS	BF	H	R	ER	SO	BB	IBB	HBP	BLK	WP	HR	S	P	ERA	WHIP

BOTTOM

Arizona Diamondbacks @ Colorado Rockies

Coors Field, Denver, CO

Sun Apr 14 2002, 1:05 PM MDT

Att. 42,298 - Cloudy - 78 F

livebaseballscorecards.com

AB	35
R	3
H	10
RBI	3
BB	3
SO	9
LOB	19

WP: 0	PA: 38
PB: 0	
SB: 0	
CS: 0	

Batter	1	2	3	4	5	6	7	8	9	AB	R	H	RBI	BB	SO	LOB
Fernando Vina, L (1, 4) OBP: 0.317, SLG: 0.345	G6-3 3B	FC6-4 BB		L7			G4-3		G5-3	3	1	1	0	1	0	0
Placido Polanco, R (7, 4) OBP: 0.333, SLG: 0.327										0	0	0	0	0	0	0
Mike DiFelice, R (9, PH) OBP: 0.346, SLG: 0.583										1	0	0	0	0	0	0
Edgar Renteria, R (1, 6) OBP: 0.381, SLG: 0.462	G6-3 3-H	FC6-4 1-2f			3B 2B		K		G1-3	3	1	1	1	0	0	2
Miguel Cairo, R (6, 6) OBP: 0.125, SLG: 0.143										2	0	0	0	0	1	0
J.D. Drew, L (1, 9) OBP: 0.426, SLG: 0.596	WP 15 BB BB	HR			15 1B 2-H 3B		BB		FC5-4 1B 1-2f	3	2	3	2	2	0	0
5 Albert Pujols, R (1, 5) OBP: 0.393, SLG: 0.490	F8	G6-3			F9		K		FC5-4	3	0	0	0	0	0	2
Eduardo Perez, R (6, 5) OBP: 0.200, SLG: 0.308										2	0	0	0	0	1	2
15 Jim Edmonds, L (1, 8) OBP: 0.559, SLG: 0.786	1-2 BB	SH1-3 BB			G6-4-3 3-H 1B			2B 2B		2	1	2	1	2	0	0
Eli Marrero, R (1, 7) OBP: 0.543, SLG: 0.758	P4 2-3	SH1-3 1-2			G6-4-3 1-2f			K		3	0	0	0	0	1	4
Tino Martinez, L (1, 3) OBP: 0.300, SLG: 0.195		L8	F9			L3		F9 2-H 2B		4	0	1	1	0	0	1
Mike Matheny, R (1, 2) OBP: 0.241, SLG: 0.393		E4 G6-3		F8		G5-3		F9 2-3		4	0	0	0	0	0	1
Andy Benes, R (1, 1) OBP: 0.250, SLG: 0.250		G6-3 1-2		F7		G4-3		G4-3		2	0	0	0	0	0	1
Travis Smith, R (4, 1)										1	0	0	0	0	0	0
Kerry Robinson, L (8, PH) OBP: 0.214, SLG: 0.308										1	0	0	0	0	0	1
Mike Matthews, L (8, 1)										0	0	0	0	0	0	0
Inning Stats	R: 1 E: 0 K: 0 S: 11 H: 1 LOB: 2 BB: 2 P: 22	R: 0 E: 1 K: 0 S: 6 H: 0 LOB: 2 BB: 1 P: 12	R: 1 E: 0 K: 0 S: 5 H: 1 LOB: 1 BB: 1 P: 13	R: 0 E: 0 K: 0 S: 4 H: 0 LOB: 0 BB: 0 P: 8	R: 2 E: 0 K: 0 S: 11 H: 3 LOB: 0 BB: 0 P: 16	R: 0 E: 0 K: 0 S: 4 H: 0 LOB: 0 BB: 0 P: 7	R: 0 E: 0 K: 2 S: 9 H: 0 LOB: 1 BB: 1 P: 17	R: 1 E: 0 K: 1 S: 12 H: 2 LOB: 1 BB: 0 P: 16	R: 0 E: 0 K: 0 S: 7 H: 1 LOB: 1 BB: 0 P: 10	1B: 2 2B: 3 3B: 2 HR: 1 SF: 0 SAC: 1 DP: 1 HBP: 0						

PITCHER	IP	WLS	BF	H	R	ER	SO	BB	IBB	HBP	BLK	WP	HR	S	P	ERA	WHIP
Rick Helling, R (1, 1) ERA: 4.5	7.0	W	31	5	4	4	2	5	0	0	0	1	1	50	95	5.14	1.429
Mike Morgan, R (8, 1) ERA: 8.22	2.0		9	3	1	1	1	0	0	0	0	0	0	19	26	4.50	1.500

PITCHER	IP	WLS	BF	H	R	ER	SO	BB	IBB	HBP	BLK	WP	HR	S	P	ERA	WHIP

TOP

St. Louis Cardinals @ Arizona Diamondbacks

Bank One Ballpark, Phoenix, AZ

Mon Apr 15 2002, 9:35 PM EDT

Att. 32,116 - Dome - 72 F

livebaseballscorecards.com

AB	34
R	5
H	8
RBI	5
BB	5
SO	3
LOB	14

WP: 1 PA: 40
PB: 0
SB: 0
CS: 0

BOTTOM

St. Louis Cardinals @ Arizona Diamondbacks
Bank One Ballpark, Phoenix, AZ
Mon Apr 15 2002, 9:35 PM EDT
Att. 32,116 - Dome - 72 F

livebaseballscorecards.com

Batter	1	2	3	4	5	6	7	8	9	AB	R	H	RBI	BB	SO	LOB
Tony Womack, L (1, 6) OBP: 0.322, SLG: 0.373	G6-3 3B	BB 1B BB		E 2B 1B	G4-6-3 BB		L4-6 2-3			3	3	2	0	2	0	1
Quinton McCracken, S (1, 8) OBP: 0.381, SLG: 0.737	G6-3 3-H	1B 1B 1-2 2-3 3-H BB		E4 1-2 2B	K			E BB BB		3	2	0	2	2	1	2
Luis Gonzalez, L (1, 7) OBP: 0.333, SLG: 0.500	F8	1B 1B 1-2 2-H 3-H 1B		1B 2B 1-H 2-H 2B	G4-6-3 1-2f			E 1-2 BB		4	2	2	4	1	0	1
Danny Bautista, R (1, 9) OBP: 0.373, SLG: 0.542 Jose Guillen, R (8, PH) OBP: 0.188, SLG: 0.188 (9, 9)	CS BB	1B 1-2 2-H 1B		HR 3-H 2B		1B 2B		F9		3 1	2 0	3 0	2 0	1 0	0 0	0 2
Mark Grace, L (1, 3) OBP: 0.400, SLG: 0.533	CS 1-2	E SF8 E BB 0-1 1-3 2-H FC4-6 1B		HR HR BB		G3-6-1 2-H 1B		P6		3	2	2	2	2	0	2
Damian Miller, R (1, 2) OBP: 0.419, SLG: 0.667 Rod Barajas, R (8, 2) OBP: 0.231, SLG: 0.333	E8 SF8 E 1-2 BB 1-2 FC4-6 1-2f			2-1 1-H 2-H HR		G3-6-1 1-2f		E5 1-2 2-3		4 1	2 0	1 0	3 0	0 0	0 0	4 2
Junior Spivey, R (1, 4) OBP: 0.316, SLG: 0.453	E5 BB SH1-4 1B 1-2 2-3	B5-3		G6-3		G4-3		G1-3		5	1	0	0	0	0	5
Craig Counsell, L (1, 5) OBP: 0.321, SLG: 0.380 Mike Morgan, R (8, 1)	SF8 2-3 3-H	F7		L9			F7			3 0	0 0	0 0	1 0	0 0	0 0	0 0
Rick Helling, R (1, 1) Chris Donnels, L (7, PH) OBP: 0.250, SLG: 0.714 (8, 5)	SH1-4 1-2	G6-3		K			L4-6 2B			2 1	0 0	0 1	0 0	0 0	1 0	0 0
Inning Stats	R: 1 E: 0 K: 0 S: 11 H: 1 LOB: 0 BB: 1 P: 20	R: 6 E: 2 K: 0 S: 20 H: 3 LOB: 2 BB: 3 P: 41	R: 0 E: 0 K: 0 S: 6 H: 0 LOB: 0 BB: 0 P: 7	R: 6 E: 1 K: 1 S: 17 H: 4 LOB: 0 BB: 1 P: 32	R: 0 E: 0 K: 1 S: 6 H: 0 LOB: 0 BB: 1 P: 11	R: 1 E: 0 K: 0 S: 9 H: 2 LOB: 0 BB: 0 P: 12	R: 0 E: 0 K: 0 S: 7 H: 1 LOB: 0 BB: 0 P: 11	R: 0 E: 1 K: 0 S: 8 H: 0 LOB: 3 BB: 2 P: 19		1B: 5 2B: 5 3B: 1 HR: 1	SF: 1 SAC: 1 DP: 3 HBP: 0					

	AB	33
	R	14
	H	11
	RBI	14
	BB	8
	SO	2
	LOB	19

WP: 0 PB: 0 SB: 0 CS: 1 PA: 44

PITCHER		IP	WLS	BF	H	R	ER	SO	BB	IBB	HBP	BLK	WP	HR	S	P	ERA	WHIP
Andy Benes, R ERA: 10.8	(1, 1)	3.0	L	21	6	10	3	0	4	0	0	0	0	0	41	76	9.00	3.333
Travis Smith, R ERA: 9.0	(4, 1)	4.0		16	5	4	4	2	2	0	0	0	0	1	35	58	9.00	1.750
Mike Matthews, L ERA: 4.91	(8, 1)	1.0		6	0	0	0	0	2	0	0	0	0	0	8	19	0.00	2.000

PITCHER	IP	WLS	BF	H	R	ER	SO	BB	IBB	HBP	BLK	WP	HR	S	P	ERA	WHIP

Batter	1	2	3	4	5	6	7	8	9	AB	R	H	RBI	BB	SO	LOB
Fernando Vina, L (1, 4) OBP: 0.308, SLG: 0.333	L7		1B		G5-3		FC5-4 CS 1-2f		F9	5	0	1	0	0	0	2
Placido Polanco, R (1, 5) OBP: 0.345, SLG: 0.340	G4-6-3 1B		F9			5 2B 1B	CS 1-2	F9		4	1	2	0	0	0	1
Edgar Renteria, R (1, 6) OBP: 0.348, SLG: 0.419	G4-6-3 1-2f		K			F9		G6-3		4	0	0	0	0	1	3
5 Albert Pujols, R (1, 7) OBP: 0.415, SLG: 0.574		G5-3		HR		1B 1-H 2B		BB		3	2	2	2	1	0	0
Eduardo Perez, R (1, 9) OBP: 0.222, SLG: 0.375 Tino Martinez, L (8, PH) OBP: 0.314, SLG: 0.195 (8, 3)		F9 2B		K		P4		BB 1-2		3 0	0 0	1 0	0 0	0 1	1 0	1 0
Eli Marrero, R (1, 8) OBP: 0.538, SLG: 0.722 (6, 2)		FC6-4 BB		G6-3		1B 2-H		G5-3		3	0	1	1	1	0	2
Mike Matheny, R (1, 2) OBP: 0.219, SLG: 0.355 Dave Veres, R (6, 1) Mike Matthews, L (8, 1) J.D. Drew, L (9, PH) OBP: 0.419, SLG: 0.585		F9 2-3		L3		K			F5	3 0 0 1	0 0 0 0	0 0 0 0	0 0 0 0	0 0 0 0	1 0 0 0	3 0 0 0
Miguel Cairo, R (1, 3) OBP: 0.167, SLG: 0.182 (8, 9)	FC6-4 1-2f			G6-3			FC5-4 1B		G1-4-3	4	0	1	0	0	0	2
Bud Smith, L (1, 1) OBP: 0.400, SLG: 0.250 15 Jim Edmonds, L (6, 8) OBP: 0.557, SLG: 0.767			K		G4-3				HBP	2 1	0 0	0 0	0 0	0 0	1 1	0 1
Inning Stats	R: 0 E: 0 K: 0 S: 7 H: 1 LOB: 0 BB: 0 P: 9	R: 0 E: 0 K: 0 S: 12 H: 1 LOB: 2 BB: 1 P: 21	R: 0 E: 0 K: 2 S: 10 H: 1 LOB: 1 BB: 0 P: 12	R: 1 E: 0 K: 1 S: 10 H: 1 LOB: 0 BB: 0 P: 15	R: 0 E: 0 K: 0 S: 6 H: 0 LOB: 0 BB: 0 P: 11	R: 2 E: 0 K: 1 S: 13 H: 3 LOB: 1 BB: 0 P: 19	R: 0 E: 0 K: 1 S: 8 H: 1 LOB: 0 BB: 0 P: 9	R: 0 E: 0 K: 0 S: 10 H: 0 LOB: 2 BB: 2 P: 23	R: 0 E: 0 K: 0 S: 8 H: 0 LOB: 1 BB: 0 P: 12	1B: 5 2B: 2 3B: 0 HR: 1 SF: 0 SAC: 0 DP: 1 HBP: 1						

PITCHER	IP	WLS	BF	H	R	ER	SO	BB	IBB	HBP	BLK	WP	HR	S	P	ERA	WHIP
Randy Johnson, L (1, 1) ERA: 1.8	7.0	W	28	8	3	3	5	1	0	0	0	0	1	66	96	3.86	1.286
Bret Prinz, R (8, 1) ERA: 6.23	0.2	H	3	0	0	0	0	1	0	0	0	0	0	7	14	0.00	1.500
Eddie Oropesa, L (8, 1) ERA: 2.08	0.1	H	2	0	0	0	0	1	0	0	0	0	0	3	9	0.00	3.000
Mike Myers, L (9, 1) ERA: 2.08	1.0	S	4	0	0	0	0	0	0	1	0	0	0	8	12	0.00	0.000

PITCHER	IP	WLS	BF	H	R	ER	SO	BB	IBB	HBP	BLK	WP	HR	S	P	ERA	WHIP

TOP

St. Louis Cardinals @ Arizona Diamondbacks

Bank One Ballpark, Phoenix, AZ

Tue Apr 16 2002, 9:35 PM EDT

Att. 37,505 - Sunny - 70 F

livebaseballscorecards.com

AB	33
R	3
H	8
RBI	3
BB	3
SO	5
LOB	15

WP: 0	PA: 38		
PB: 0			
SB: 0			
CS: 1			

Batter	1	2	3	4	5	6	7	8	9	AB	R	H	RBI	BB	SO	LOB
Tony Womack, L (1, 6) OBP: 0.313, SLG: 0.357	B C B X 2-1 G3 ①		C B X 1-1 F9 ① C X 0-1 G3 ②				C X 0-1 F9 1B 1B	S F S 0-3 K ③		5	0	1	0	0	1	1
Danny Bautista, R (1, 8) (8, 9) OBP: 0.400, SLG: 0.549	B B B B 4-0 1B BB		B C C B X 2-2 1B 2B 1B B X 1-0 G6-3 ③				C X 0-1 FC5 BB 1B 1-2			3	1	2	0	1	0	1
Luis Gonzalez, L (1, 7) OBP: 0.328, SLG: 0.483	C B F F B C 2-3 K ②		C F X 0-2 2B 1B 1-2		C B X 1-1 F8 ①		F F B B B X 3-2 F9 ① 2-3			4	0	1	0	0	1	3
Greg Colbrunn, R (1, 3) OBP: 0.556, SLG: 0.750 Mark Grace, L (8, 3) OBP: 0.400, SLG: 0.533	F B X 1-1 1B ③ 1-3		B C X 1-1 2B 1-3 2-H		X 0-0 F7 ②		B B C B B 4-1 FC5 BB 1-2			3 0	0 0	2 0	1 0	1 0	0 0	0 0
Damian Miller, R (1, 2) OBP: 0.383, SLG: 0.600		C B B S C 2-3 K ① C C B X 1-2 G6-3 ②			B X 1-0 G4-3 ③		F F B F S 1-3 K ②			4	0	0	0	0	2	5
Jose Guillen, R (1, 9) OBP: 0.200, SLG: 0.158 Eddie Oropesa, L (8, 1) Mike Myers, L (9, 1)		B C B B B 4-1 S HR BB X 0-0 G6-3 ③				B S X 1-1 L5 ① C X 0-1 FC5 ③ 1-2 2-3f				3 0 0	1 0 0	0 0 0	0 0 0	1 0 0	0 0 0	5 0 0
Junior Spivey, R (1, 4) OBP: 0.344, SLG: 0.526		B C S F X 1-2 HR 1-H	X 0-0 G3 2B 1B			B S X 1-1 CS 1B	B B B C X 3-1 F8 ①			4	2	3	2	0	0	0
Craig Counsell, L (1, 5) OBP: 0.316, SLG: 0.358		C B B F C 2-3 K ②	B X 2-0 G3 ① 1-2			B F B B B 4-1 BB ② 1-2		B S X 1-1 G6-3 ②		3	0	0	0	1	1	1
Randy Johnson, R (1, 1) OBP: 0.077, SLG: 0.167 Bret Prinz, R (8, 1) Steve Finley, L (8, 8) OBP: 0.385, SLG: 0.636		C X 0-1 G4-3 ③	B B F X 2-1 2B 2-H			B X 1-0 F4 ③		C X 0-1 HR		3 0 1	0 0 1	1 0 1	1 0 1	0 0 0	0 0 0	1 0 0
Inning Stats	R: 0 E: 0 K: 1 S: 8 H: 1 LOB: 2 BB: 1 P: 17	R: 2 E: 0 K: 2 S: 13 H: 1 LOB: 0 BB: 1 P: 22	R: 1 E: 0 K: 0 S: 14 H: 3 LOB: 2 BB: 0 P: 19	R: 1 E: 0 K: 0 S: 7 H: 2 LOB: 1 BB: 0 P: 12	R: 0 E: 0 K: 0 S: 4 H: 0 LOB: 0 BB: 0 P: 6	R: 0 E: 0 K: 0 S: 6 H: 1 LOB: 1 BB: 1 P: 13	R: 0 E: 0 K: 1 S: 14 H: 2 LOB: 3 BB: 1 P: 22	R: 1 E: 0 K: 1 S: 9 H: 1 LOB: 0 BB: 0 P: 13		1B: 7 2B: 2 3B: 0 HR: 2		SF: 0 SAC: 0 DP: 0 HBP: 0			WP: 0 PB: 0 SB: 1 CS: 1	PA: 37

PITCHER		IP	WLS	BF	H	R	ER	SO	BB	IBB	HBP	BLK	WP	HR	S	P	ERA	WHIP
Bud Smith, L ERA: 5.06	(1, 1)	5.1	L	25	8	4	4	3	2	0	0	0	0	1	50	82	6.75	1.875
Dave Veres, R ERA: 0.79	(6, 1)	2.0		9	2	0	0	1	2	0	0	0	0	0	18	34	0.00	2.000
Mike Matthews, L ERA: 6.23	(8, 1)	0.2		3	1	1	1	1	0	0	0	0	0	1	7	8	13.50	1.500

PITCHER	IP	WLS	BF	H	R	ER	SO	BB	IBB	HBP	BLK	WP	HR	S	P	ERA	WHIP

BOTTOM

St. Louis Cardinals @ Arizona Diamondbacks

Bank One Ballpark, Phoenix, AZ

Tue Apr 16 2002, 9:35 PM EDT

Att. 37,505 - Sunny - 70 F

livebaseballscorecards.com

AB	33
R	5
H	11
RBI	5
BB	4
SO	5
LOB	17

Batter	1	2	3	4	5	6	7	8	9	AB	R	H	RBI	BB	SO	LOB
Fernando Vina, L (1, 4) OBP: 0.343, SLG: 0.375	X 0-0 SH5-4 K2-5-2 2B		C F F S 0-3 ② K		F F F X 0-2 1B S 15 HR 1B	X 0-0 1B			B B B B 4-0 SH5-4 1-2 1B BB	4	2	3	0	1	1	1
Placido Polanco, R (1, 5) OBP: 0.328, SLG: 0.321	F B B X 2-1 ① SH5-4 2-3		B F X 1-1 ③ G5-3		C B S X 1-2 ① P4 1-2	B F C F S 1-3 ③ K			L X 0-1 ① SH5-4 1-2 2-3	3	0	0	0	0	1	3
J.D. Drew, L (1, 9) OBP: 0.418, SLG: 0.569	F S B S 1-3 ② ③ K2-5-2 3-3			C C C 0-3 ① K	X 0-0 5 BB 15 HR 2-3 1B		F B X 1-1 ① G1-3		B X 1-0 2-H 3-H 1B	5	1	2	2	0	2	1
5 Albert Pujols, R (1, 7) (9, 3) OBP: 0.414, SLG: 0.552		B C C X 1-2 ① F9		F B C X 1-2 15 2B 1B 1B	B B B F B 4-1 15 HR 1-2 BB		C B C B X 2-2 ② F7		B X 1-0 ② L6	4	2	1	0	1	0	1
15 Jim Edmonds, L (1, 8) OBP: 0.545, SLG: 0.813		X 0-0 ② L9		B C C C X 1-2 1B 1B 1-3 2B	X 0-0 1-H 2-H 3-H HR		C B B F S 2-3 ③ K		C X 0-1 ③ F7	5	2	2	4	0	1	1
Tino Martinez, L (1, 3) OBP: 0.309, SLG: 0.200 44 Jason Isringhausen, R (8, 1)		C B X 1-1 E4		C X 0-1 1B 2-3 3-H 1B	B B X 2-0 ② G3			B F C X 1-2 ① F8		4 0	0 0	1 0	1 0	0 0	0 0	0 0
Edgar Renteria, R (1, 6) OBP: 0.340, SLG: 0.404		B B B C X 3-1 ③ F9		B S B F X 2-2 1-2 3-H 1B	X 0-0 ③ G6-3			F B X 1-1 ② F9		4	0	1	1	0	0	1
Mike DiFelice, R (1, 2) OBP: 0.300, SLG: 0.500			C S X 0-2 ① G1-3	B S S B S 2-3 ② K		F X 0-1 ① G5-3		F F X 0-2 ③ L8		4	0	0	0	0	1	2
Matt Morris, R (1, 1) Miguel Cairo, R (8, 3) OBP: 0.231, SLG: 0.182 Kerry Robinson, L (9, PR) OBP: 0.214, SLG: 0.308 (9, 7)			F C B F B B B 4-2 BB	B C F S 1-3 ③ K		F B F C 1-3 ② K			B F B F B B 4-2 SH5-4 BB 1B BB	2 0 0	0 0 1	0 0 0	0 0 0	1 1 0	2 0 0	2 0 0
Inning Stats	R: 0 H: 1 E: 0 LOB: 1 K: 1 BB: 0 S: 6 P: 9	R: 0 H: 0 E: 1 LOB: 1 K: 0 BB: 0 S: 8 P: 13	R: 0 H: 0 E: 0 LOB: 1 K: 1 BB: 1 S: 12 P: 17	R: 2 H: 4 E: 0 LOB: 2 K: 3 BB: 0 S: 20 P: 27	R: 4 H: 3 E: 0 LOB: 0 K: 0 BB: 1 S: 12 P: 19	R: 0 H: 1 E: 0 LOB: 1 K: 2 BB: 0 S: 10 P: 12	R: 0 H: 0 E: 0 LOB: 0 K: 1 BB: 0 S: 8 P: 13	R: 0 H: 0 E: 0 LOB: 0 K: 0 BB: 0 S: 8 P: 10	R: 2 H: 1 E: 0 LOB: 1 K: 0 BB: 2 S: 8 P: 18	1B: 7 SF: 0 2B: 3 SAC: 2 3B: 0 DP: 1 HR: 1 HBP: 0						WP: 0 PA: 41 PB: 0 SB: 1 CS: 0

TOP

St. Louis Cardinals @ Arizona Diamondbacks

Bank One Ballpark, Phoenix, AZ

Wed Apr 17 2002, 6:05 PM EDT
Att. 35,147 - Sunny - 70 F

livebaseballscorecards.com

AB	35
R	8
H	10
RBI	8
BB	4
SO	8
LOB	12

PITCHER		IP	WLS	BF	H	R	ER	SO	BB	IBB	HBP	BLK	WP	HR	S	P	ERA	WHIP
Curt Schilling, R ERA: 2.79	(1, 1)	6.0	L	29	9	6	6	7	2	0	0	0	0	1	68	97	9.00	1.833
Brian Anderson, L ERA: 7.8	(7, 1)	1.0		3	0	0	0	1	0	0	0	0	0	0	8	13	0.00	0.000
Miguel Batista, R ERA: 5.0	(8, 1)	1.1		6	0	2	2	0	2	0	0	0	0	0	12	22	13.50	1.500
Eddie Oropesa, L ERA: 1.93	(9, 1)	0.2		3	1	0	0	0	0	0	0	0	0	0	4	6	0.00	1.500

PITCHER	IP	WLS	BF	H	R	ER	SO	BB	IBB	HBP	BLK	WP	HR	S	P	ERA	WHIP

Batter	1	2	3	4	5	6	7	8	9	AB	R	H	RBI	BB	SO	LOB
Tony Womack, L (1, 6) OBP: 0.348, SLG: 0.426	C B C B F B X 3-2 1B 1B 1B		B B C B F X 3-2 G4-3 HR 1B	B C F X 1-2 ③ G5-3			C B X 1-1 G4-3 2B		C B X 1-1 2B	5	2	4	0	0	0	1
Danny Bautista, R (1, 9) OBP: 0.383, SLG: 0.518	B C L X 1-2 1B 1-3 1B		X 0-0 ① G4-3 1-2		C B X 1-1 ① P4		F C X 0-2 ① G6-3		B S F B X 2-2 ③ G4-3	5	0	1	0	0	0	3
Luis Gonzalez, L (1, 7) OBP: 0.338, SLG: 0.532	C B B B X 3-1 1-2 3-H 1B		B B C B X 3-1 2-H HR		B C B B C F F X 3-2 ② F7		B B X 2-0 ② G4-3 2-3			4	1	2	3	0	0	1
Mark Grace, L (1, 3) OBP: 0.373, SLG: 0.490	C B F X 1-2 ① P4		X 0-0 E6 G4-3		C X 0-1 ③ F7		C B B C F C 2-3 ③ K			4	0	0	0	0	1	3
Damian Miller, R (1, 2) OBP: 0.353, SLG: 0.545	F B C S 1-3 ② K		B X 1-0 ② G4-3 1-2			F B F C 1-3 ① K		B B C F S 2-3 ① K		4	0	0	0	0	3	3
Steve Finley, L (1, 8) OBP: 0.349, SLG: 0.568	X 0-0 ③ P4		C X 0-1 ③ P4			B C F B C 2-3 ② K		B C B X 2-1 ② F7		4	0	0	0	0	1	3
Junior Spivey, R (1, 4) OBP: 0.354, SLG: 0.541		F X 0-1 ① G4-3		X 0-0 ③ G6-3 2B		B F B C X 2-2 1B		X 0-0 ③ G6-3		4	0	2	0	0	0	0
Craig Counsell, L (1, 5) OBP: 0.295, SLG: 0.333		B B C X 2-1 ② F8		X 0-0 ① G6-3 2-3		C B X 1-1 ③ G6-3			C F X 0-2 ① G3	4	0	0	0	0	0	2
Curt Schilling, R (1, 1) OBP: 0.200, SLG: 0.200 Brian Anderson, R (7, 1) OBP: 0.200, SLG: 0.200 David Dellucci, L (7, PH) OBP: 0.273, SLG: 0.800 Miguel Batista, R (8, 1) Eddie Oropesa, L (9, 1) Chris Donnels, L (9, PH) OBP: 0.222, SLG: 0.625		C C B B S 2-3 ③ K		F X 0-1 ② G5-3			F B X 1-1 HR		B C B X 2-1 ② F7	2 0 1 0 0 1	0 0 1 0 0 0	0 0 1 0 0 0	0 0 1 0 0 0	0 0 0 0 0 0	1 0 0 0 0 0	1 0 0 0 0 0
Inning Stats	R: 1 H: 3 E: 0 LOB: 2 K: 1 BB: 0 S: 16 P: 25	R: 0 H: 0 E: 0 LOB: 0 K: 1 BB: 0 S: 7 P: 11	R: 2 H: 2 E: 1 LOB: 1 K: 0 BB: 0 S: 10 P: 17	R: 0 H: 1 E: 0 LOB: 1 K: 0 BB: 0 S: 7 P: 8	R: 0 H: 0 E: 0 LOB: 0 K: 0 BB: 0 S: 9 P: 13	R: 0 H: 1 E: 0 LOB: 1 K: 2 BB: 0 S: 11 P: 17	R: 1 H: 2 E: 0 LOB: 1 K: 1 BB: 0 S: 12 P: 18	R: 0 H: 0 E: 0 LOB: 0 K: 1 BB: 0 S: 6 P: 10	R: 0 H: 1 E: 0 LOB: 1 K: 0 BB: 0 S: 10 P: 15	1B: 5 SF: 0 2B: 3 SAC: 0 3B: 0 DP: 0 HR: 2 HBP: 0					WP: 0 PA: 38 PB: 0 SB: 0 CS: 0	

PITCHER		IP	WLS	BF	H	R	ER	SO	BB	IBB	HBP	BLK	WP	HR	S	P	ERA	WHIP
Matt Morris, R ERA: 2.42	(1, 1)	7.0	W	31	9	4	4	5	0	0	0	0	0	2	72	109	5.14	1.286
44 Jason Isringhausen, R ERA: 0.9	(8, 1)	2.0	S	7	1	0	0	1	0	0	0	0	0	0	16	25	0.00	0.500

PITCHER	IP	WLS	BF	H	R	ER	SO	BB	IBB	HBP	BLK	WP	HR	S	P	ERA	WHIP

BOTTOM

St. Louis Cardinals @ Arizona Diamondbacks

Bank One Ballpark, Phoenix, AZ

Wed Apr 17 2002, 6:05 PM EDT

Att. 35,147 - Sunny - 70 F

livebaseballscorecards.com

AB	38
R	4
H	10
RBI	4
BB	0
SO	6
LOB	17

Colorado Rockies @ Arizona Diamondbacks

Bank One Ballpark, Phoenix, AZ

Fri Apr 19 2002, 10:05 PM EDT

Att. 37,443 - Sunny - 70 F

TOP

livebaseballscorecards.com

Batter	1	2	3	4	5	6	7	8	9	AB	R	H	RBI	BB	SO	LOB
Juan Pierre, L (1, 8) OBP: 0.338, SLG: 0.279	G5-4-3 BB		1B 17 SF9 1B		G5-3		E1 17 3B 1B	1B		4	2	3	0	1	0	0
Juan Uribe, R (1, 6) OBP: 0.397, SLG: 0.507	G5-4-3 1-2f		17 S 1B		F7		17 3B BB	F7		4	1	1	0	1	0	3
17 Todd Helton, L (1, 3) OBP: 0.406, SLG: 0.483	HR 3B		SF9 1-2 3-H			WP SH5-3 FC5-4 BB	SH3-4 1-H 2-H 3-H 3B		K	3	3	2	4	1	1	0
Greg Norton, S (1, 5) OBP: 0.222, SLG: 0.292	HR 3-H		G4-3			SH5-3 1-2	K		K	4	1	1	2	0	2	2
Todd Hollandsworth, L (1, 9) OBP: 0.244, SLG: 0.289 (7, 7)	G4-3			S 1B		FC5-4 2-3 BB	SH3-4 3-H		G4-3	3	0	1	1	1	0	0
Benny Agbayani, R (1, 7) OBP: 0.325, SLG: 0.361 Kent Mercker, L (7, 1) Todd Jones, L (8, 1) Jose Jimenez, R (9, 1)		K	F7			FC5-4 1-2f 3-H	G6-3			4 0 0 0	0 0 0 0	0 0 0 0	1 0 0 0	0 0 0 0	1 0 0 0	2 0 0 0
Jose Ortiz, R (1, 4) OBP: 0.234, SLG: 0.333	G6-3		K 1-2			1B 1-2		G5-3		4	0	1	0	0	1	1
Ben Petrick, R (1, 2) OBP: 0.156, SLG: 0.233	K		K		G5-3			1B BB		3	0	0	0	1	2	3
Denny Neagle, L (1, 1) OBP: 0.500, SLG: 0.875 Dennys Reyes, R (6, 1) Mark Little, R (7, PH) OBP: 0.263, SLG: 0.294 (7, 9)			G4-3		G4-3		E 17 3B 1B	F8		2 0 2	0 0 1	0 0 1	0 0 0	0 0 0	0 0 0	0 0 1
Inning Stats	R: 2 E: 0 K: 0 S: 18 H: 2 LOB: 0 BB: 1 P: 29	R: 0 E: 0 K: 2 S: 10 H: 0 LOB: 0 BB: 0 P: 12	R: 1 E: 0 K: 0 S: 16 H: 2 LOB: 1 BB: 0 P: 21	R: 0 E: 0 K: 2 S: 9 H: 1 LOB: 1 BB: 0 P: 20	R: 0 E: 0 K: 0 S: 7 H: 0 LOB: 0 BB: 0 P: 10	R: 1 E: 0 K: 0 S: 11 H: 1 LOB: 2 BB: 2 P: 21	R: 4 E: 1 K: 1 S: 13 H: 3 LOB: 0 BB: 1 P: 24	R: 0 E: 0 K: 0 S: 10 H: 1 LOB: 2 BB: 1 P: 20	R: 0 E: 0 K: 2 S: 9 H: 0 LOB: 0 BB: 0 P: 13	1B: 7 2B: 0 3B: 2 HR: 1	SF: 1 SAC: 2 DP: 1 HBP: 0						

	AB	33
	R	8
	H	10
	RBI	8
	BB	5
	SO	7
	LOB	12

WP: 1 PB: 0 SB: 2 CS: 0 PA: 41

PITCHER		IP	WLS	BF	H	R	ER	SO	BB	IBB	HBP	BLK	WP	HR	S	P	ERA	WHIP
Todd Stottlemyre, R ERA: 7.2	(1, 1)	5.0		20	5	3	3	4	1	0	0	0	0	1	60	92	5.40	1.200
Brian Anderson, L ERA: 7.88	(6, 1)	1.0	L	6	1	1	1	0	2	0	0	0	1	0	11	21	9.00	3.000
Eddie Oropesa, L ERA: 5.23	(7, 1)	1.0		7	3	4	4	1	1	0	0	0	0	0	13	24	36.00	4.000
Mike Morgan, R ERA: 6.52	(8, 1)	2.0		8	1	0	0	2	1	0	0	0	0	0	19	33	0.00	1.000

PITCHER	IP	WLS	BF	H	R	ER	SO	BB	IBB	HBP	BLK	WP	HR	S	P	ERA	WHIP

Batter	1	2	3	4	5	6	7	8	9	AB	R	H	RBI	BB	SO	LOB
Tony Womack, L (1, 6) OBP: 0.351, SLG: 0.415	BBBCCFFF 4-2 B E SF7 BB	BFCX 1-2 ③ G4-3			CBBBX 3-1 ① G4-3		CBFBFBFFX 3-2 ① F9		BBBCX 3-1 DI 1B 1B	4	2	1	0	1	0	2
Junior Spivey, R (1, 4) OBP: 0.357, SLG: 0.538	B 1 SAFE BBBFX 3-1 ① SF7 1-H	BFX 1-1 G6-3 S 1B			BX 1-0 ② F7		CFBFX 1-2 ② F9		BCCFX 1-2 G3-1 DI 1-H 1B	4	0	2	2	0	0	0
Luis Gonzalez, L (1, 7) OBP: 0.342, SLG: 0.561	BBX 2-0 HR	BBFFFX 2-2 ① G6-3 1-3			BCBBFFFB 4-2 S BB		BBBCFFFC 2-3 ③ K		SBX 1-1 ② G3-1 1-3	4	1	1	1	1	1	2
Greg Colbrunn, R (1, 3) OBP: 0.500, SLG: 0.667 Mark Grace, L (3, PH) OBP: 0.365, SLG: 0.462 (4, 3)	BX 1-0 ② L4	BX 1-0 ② P6			BCBBFFFFFF 3-2 X ③ P5 1-2			BBBCB 4-1 HR BB	FBBBX 3-1 ③ G4-3	1 3	0 1	0 0	0 0	0 1	0 0	0 3
Danny Bautista, R (1, 9) OBP: 0.375, SLG: 0.550	BBBCBFFX 3-2 ③ F6	BBX 2-0 ③ F9				BX 1-0 ① G6-3		X 0-0 1-H HR		4	1	1	2	0	0	1
Steve Finley, L (1, 8) OBP: 0.340, SLG: 0.561		BCX 1-1 2B		CBFBSS 2-3 ① K		CBBBSS 2-3 ② K		CCFFBBX 2-2 ① P4		4	0	1	0	0	2	0
Damian Miller, R (1, 2) OBP: 0.345, SLG: 0.542		X 0-0 ① G6-3		CBBFFBS 3-3 ② K		SBX 1-1 2B		CFBFX 1-2 ② G3		4	0	1	0	0	1	1
Craig Counsell, L (1, 5) OBP: 0.308, SLG: 0.322		BBBBCB 4-1 BB		CCBFSS 1-3 ③ K		BBBB 4-0 BB		BBBCLS 2-3 ③ K		2	0	0	0	2	2	0
Todd Stottlemyre, L (1, 1) Jose Guillen, R (5, PH) OBP: 0.238, SLG: 0.350 Brian Anderson, R (6, 1) OBP: 0.200, SLG: 0.200 Chris Donnels, L (6, PH) OBP: 0.200, SLG: 0.556 Eddie Oropesa, L (7, 1) Mike Morgan, R (8, 1) Quinton McCracken, S (9, PH) OBP: 0.364, SLG: 0.700	CBBBCC 2-3 ② K				CCBX 1-2 HR		SFC 0-3 ③ K		BX 1-0 ① G6-3	1 1 0 1 0 0 1	0 1 0 0 0 0 0	0 1 0 0 0 0 0	0 1 0 1 0 0 0	0 0 0 0 1 0 0	1 0 0 0 2 0 0	2 0 0 2 0 0 0
Inning Stats	R: 2 H: 1 E: 0 LOB: 0 K: 0 BB: 1 S: 14 P: 27	R: 0 H: 1 E: 0 LOB: 2 K: 1 BB: 1 S: 10 P: 18	R: 0 H: 1 E: 0 LOB: 1 K: 0 BB: 0 S: 7 P: 13	R: 0 H: 0 E: 0 LOB: 0 K: 3 BB: 0 S: 11 P: 17	R: 1 H: 1 E: 0 LOB: 1 K: 0 BB: 1 S: 17 P: 29	R: 0 H: 1 E: 0 LOB: 2 K: 2 BB: 1 S: 9 P: 17	R: 0 H: 0 E: 0 LOB: 0 K: 1 BB: 0 S: 14 P: 20	R: 2 H: 1 E: 0 LOB: 0 K: 1 BB: 1 S: 14 P: 23	R: 1 H: 2 E: 0 LOB: 1 K: 0 BB: 0 S: 11 P: 20	1B: 3 2B: 2 3B: 0 HR: 3	SF: 1 SAC: 0 DP: 0 HBP: 0			WP: 0 PB: 0 SB: 3 CS: 0	PA: 40		

PITCHER		IP	WLS	BF	H	R	ER	SO	BB	IBB	HBP	BLK	WP	HR	S	P	ERA	WHIP
Denny Neagle, L ERA: 5.96	(1, 1)	5.0	W	22	4	3	3	4	3	0	0	0	0	2	59	104	5.40	1.400
Dennys Reyes, L ERA: 4.32	(6, 1)	1.0	H	5	1	0	0	2	1	0	0	0	0	0	9	17	0.00	2.000
Kent Mercker, L ERA: 2.08	(7, 1)	1.1		6	1	2	2	1	1	0	0	0	0	1	21	33	13.50	1.500
Todd Jones, R ERA: 2.89	(8, 1)	0.2		2	0	0	0	1	0	0	0	0	0	0	7	10	0.00	0.000
Jose Jimenez, R ERA: 4.5	(9, 1)	1.0	S	5	2	1	1	0	0	0	0	0	0	0	11	20	9.00	2.000

PITCHER	IP	WLS	BF	H	R	ER	SO	BB	IBB	HBP	BLK	WP	HR	S	P	ERA	WHIP

BOTTOM

Colorado Rockies @ Arizona Diamondbacks

Bank One Ballpark, Phoenix, AZ

Fri Apr 19 2002, 10:05 PM EDT

Att. 37,443 - Sunny - 70 F

livebaseballscorecards.com

AB	34
R	6
H	8
RBI	6
BB	5
SO	8
LOB	13

Colorado Rockies @ Arizona Diamondbacks

Bank One Ballpark, Phoenix, AZ

Sat Apr 20 2002, 10:05 PM EDT

Att. 47,627 - Sunny - 74 F

livebaseballscorecards.com

TOP

Batter	1	2	3	4	5	6	7	8	9	AB	R	H	RBI	BB	SO	LOB
Juan Pierre, L (1, 8) OBP: 0.354, SLG: 0.292	C B X 1-1 1B		B F F B S 2-3 ② K		F B X 1-1 E 17 HR 1-2 1B		B B C B B 4-1 G6-3 BB 1-2 BB		B C B C F S 2-3 ① K	4	1	2	0	1	2	0
Juan Uribe, R (1, 6) OBP: 0.397, SLG: 0.493	F B B B B F X 3-2 ① P3		B B S B S F S 3-3 ③ K		S X 0-1 E7 17 HR 1-3 2-H 1B		B B C L B B 4-2 G6-3 1-2 2-3 BB		F B B X 2-1 ② G6-3	4	1	1	1	1	1	1
17 Todd Helton, L (1, 3) OBP: 0.392, SLG: 0.508	B C B C S 2-3 ② K			C C X 0-2 ① F9	B F B C X 2-2 2-H 3-H HR		B F B F B F X 3-2 ① F8		X 0-0 ③ G1-3	5	1	1	3	0	1	4
Greg Norton, S (1, 5) OBP: 0.226, SLG: 0.259 Todd Jones, L (7, 1)	P C F B F B S 3-3 ③ K			B B F B B 4-1 S HR BB	B C B X 2-1 ② F7		X 0-0 ② G6-3 1-2 2-3 3-H			3	1	0	1	1	1	3
										0	0	0	0	0	0	0
Todd Hollandsworth, L (1, 9) OBP: 0.244, SLG: 0.268		B B B B 4-0 1B G6-3 BB		C F F F C 0-3 ② K	F X 0-1 ③ L3		B B C B X 3-1 ③ G3			3	1	0	0	1	1	3
Benny Agbayani, R (1, 7) OBP: 0.364, SLG: 0.475		C B X 1-1 1-3 G6-3 1B		S B B B B F X 3-2 1-H HR		B F C S 2-3 ① K		B C C B F F X 2-2 SH3-4 1B		4	1	3	2	0	1	0
Terry Shumpert, R (1, 4) OBP: 0.206, SLG: 0.281		S X 0-1 ① ② G6-3 1-2f 3-H		L X 0-1 ③ P6		S X 0-1 ② G6-3		X 0-0 ① SH3-4 1-2		3	0	0	0	0	0	1
Gary Bennett, R (1, 2) OBP: 0.250, SLG: 0.324		B F B F S 2-3 ③ K			X 0-0 ① G5-3	X 0-0 ③ G5-3		B S B B S S 3-3 ② K		4	0	0	0	0	2	1
John Thomson, R (1, 1)			F S S 0-3 ① K		C B S X 1-2 1B E 1B		B B B 4-0 BB BB G6-3 BB	B C F B B S 3-3 ③ K		1	0	0	0	0	1	0
Dennys Reyes, R (3, 1)										0	0	0	0	0	0	0
Chris Nichting, R (3, 1) OBP: 1.000, SLG: 1.000										1	1	1	0	0	0	0
Rick White, R (6, 1)										0	0	0	0	0	0	0
Jose Ortiz, R (7, PH) OBP: 0.250, SLG: 0.333										0	1	0	0	1	0	0
Kent Mercker, L (7, 1)										0	0	0	0	0	0	0
Todd Zeile, R (7, 5) OBP: 0.380, SLG: 0.630										1	0	0	0	0	1	1
Inning Stats	R: 0 E: 0 K: 2 S: 13 H: 1 LOB: 1 BB: 0 P: 21	R: 1 E: 0 K: 1 S: 7 H: 1 LOB: 0 BB: 1 P: 14	R: 0 E: 0 K: 3 S: 10 H: 0 LOB: 0 BB: 0 P: 15	R: 2 E: 0 K: 1 S: 14 H: 1 LOB: 0 BB: 1 P: 21	R: 4 E: 1 K: 0 S: 15 H: 4 LOB: 0 BB: 0 P: 21	R: 0 E: 0 K: 1 S: 6 H: 0 LOB: 0 BB: 0 P: 8	R: 1 E: 0 K: 0 S: 10 H: 0 LOB: 2 BB: 3 P: 28	R: 0 E: 0 K: 2 S: 13 H: 1 LOB: 1 BB: 0 P: 21	R: 0 E: 0 K: 1 S: 7 H: 0 LOB: 0 BB: 0 P: 11	1B: 6 2B: 0 3B: 0 HR: 2	SF: 0 SAC: 1 DP: 1 HBP: 0						

	AB	33
	R	8
	H	8
	RBI	7
	BB	5
	SO	11
	LOB	14

WP: 0 PB: 0 SB: 1 CS: 0 PA: 39

PITCHER		IP	WLS	BF	H	R	ER	SO	BB	IBB	HBP	BLK	WP	HR	S	P	ERA	WHIP
Rick Helling, R ERA: 6.26	(1, 1)	5.0	W	23	7	7	7	7	2	0	0	0	0	2	59	92	12.60	1.800
Miguel Batista, R ERA: 5.23	(6, 1)	1.1	H	7	0	1	1	1	3	0	0	0	0	0	13	30	6.75	2.250
Eddie Oropesa, L ERA: 4.91	(7, 1)	0.2	H	2	0	0	0	0	0	0	0	0	0	0	3	6	0.00	0.000
Bret Prinz, R ERA: 5.06	(8, 1)	1.0	H	4	1	0	0	2	0	0	0	0	0	0	13	21	0.00	1.000
Mike Myers, L ERA: 1.86	(9, 1)	1.0	S	3	0	0	0	1	0	0	0	0	0	0	7	11	0.00	0.000

PITCHER	IP	WLS	BF	H	R	ER	SO	BB	IBB	HBP	BLK	WP	HR	S	P	ERA	WHIP

Batter	1	2	3	4	5	6	7	8	9	AB	R	H	RBI	BB	SO	LOB
Tony Womack, L (1, 6) OBP: 0.354, SLG: 0.397	G5-3	F7	1B 1-2 2-3 3-H BB		G6-3			F8 HBP CS BB		3	0	0	1	2	0	1
Craig Counsell, L (1, 5) OBP: 0.314, SLG: 0.328	P6		BB HBP 3B 1B			G4-3		F3		5	1	2	2	0	0	1
Junior Spivey, R (1, 4) OBP: 0.373, SLG: 0.529	S HR 1B		1-2 BB 3B HBP			L7		F8 1-2 HBP		3	2	1	0	0	0	2
Luis Gonzalez, L (1, 7) OBP: 0.346, SLG: 0.543	1-2 HR IBB		L7 WP G3-1 1B			F8		F8 1-2 2-3		4	1	1	0	1	0	4
Danny Bautista, R (1, 9) OBP: 0.391, SLG: 0.587	1-H 2-H HR		1-2 2-3 3B BB	F2			K	3-H BB		3	2	1	3	2	1	1
Steve Finley, L (1, 8) OBP: 0.353, SLG: 0.591	F7		1-H 2-H 3-H BB 3B	G3-1 1-2			E BB			3	1	1	3	1	0	1
Mark Grace, L (1, 3) OBP: 0.343, SLG: 0.429		G3	F5	G3 2-3			E6 1-3			4	0	0	0	0	0	3
Rod Barajas, R (1, 2) OBP: 0.235, SLG: 0.267		L6	BB BB 1B IBB		P5		P6			3	1	0	0	1	0	2
Rick Helling, R (1, 1) David Dellucci, L (5, PH) OBP: 0.250, SLG: 0.727 Miguel Batista, R (6, 1) Eddie Oropesa, L (7, 1) Jose Guillen, R (7, PH) OBP: 0.227, SLG: 0.333 Bret Prinz, R (8, 1) Mike Myers, L (9, 1)		4-2 BB	4-2 BB 1-2 1B BB		G4-3		K			0 1 0 0 1 0 0	1 0 0 0 0 0 0	0 0 0 0 0 0 0	0 0 0 0 0 0 0	2 0 0 0 0 1 0	0 0 0 0 0 0 0	0 0 0 0 0 2 0
Inning Stats	R: 3 H: 2 E: 0 LOB: 0 K: 0 BB: 1 S: 21 P: 36	R: 0 H: 0 E: 0 LOB: 1 K: 0 BB: 1 S: 13 P: 21	R: 6 H: 3 E: 0 LOB: 2 K: 0 BB: 4 S: 18 P: 47	R: 0 H: 1 E: 0 LOB: 1 K: 0 BB: 0 S: 7 P: 12	R: 0 H: 0 E: 0 LOB: 0 K: 0 BB: 0 S: 7 P: 12	R: 0 H: 0 E: 0 LOB: 0 K: 0 BB: 0 S: 6 P: 9	R: 0 H: 0 E: 1 LOB: 2 K: 2 BB: 1 S: 11 P: 20	R: 0 H: 0 E: 0 LOB: 2 K: 0 BB: 2 S: 10 P: 25		1B: 4 SF: 0 2B: 0 SAC: 0 3B: 1 DP: 0 HR: 1 HBP: 2						

PITCHER		IP	WLS	BF	H	R	ER	SO	BB	IBB	HBP	BLK	WP	HR	S	P	ERA	WHIP
John Thomson, R ERA: 6.14	(1, 1)	2.1	L	14	3	6	6	0	2	1	1	0	0	1	41	74	23.14	2.143
Dennys Reyes, L ERA: 7.27	(3, 1)	0.1		5	1	1	1	0	2	1	0	0	0	0	7	22	27.00	9.000
Chris Nichting, R ERA: 2.08	(3, 1)	2.1		9	2	2	2	0	0	0	0	0	1	0	18	32	7.71	0.857
Rick White, R ERA: 5.59	(6, 1)	1.0		3	0	0	0	0	0	0	0	0	0	0	6	9	0.00	0.000
Kent Mercker, L ERA: 1.93	(7, 1)	0.2		4	0	0	0	1	1	0	0	0	0	0	8	16	0.00	1.500
Todd Jones, R ERA: 2.53	(7, 1)	1.1		6	0	0	0	1	2	0	1	0	0	0	13	29	0.00	1.500

BOTTOM

Colorado Rockies @ Arizona Diamondbacks

Bank One Ballpark, Phoenix, AZ

Sat Apr 20 2002, 10:05 PM EDT

Att. 47,627 - Sunny - 74 F

livebaseballscorecards.com

AB	30
R	9
H	6
RBI	9
BB	9
SO	2
LOB	17

WP: 1 PA: 41
PB: 0
SB: 1
CS: 1

Colorado Rockies @ Arizona Diamondbacks

Bank One Ballpark, Phoenix, AZ

Sun Apr 21 2002, 4:35 PM EDT

Att. 43,891 - Dome - 72 F

livebaseballscorecards.com

TOP

Batter	1	2	3	4	5	6	7	8	9	AB	R	H	RBI	BB	SO	LOB
Juan Pierre, L (1, 8) OBP: 0.349, SLG: 0.289	L X 0-1 S PB PB 1B		X 0-0 E3			X 0-0 ② B4-3		F F B F X 1-2 ③ G1-3		4	1	1	0	0	0	0
Juan Uribe, R (1, 6) OBP: 0.390, SLG: 0.507	S T B B S 2-3 ① K 1-2		B X 1-0 ③ G5-3			C X 0-1 3B			S C S 0-3 ① K	4	0	1	0	0	2	2
Todd Zeile, R (1, 5) OBP: 0.370, SLG: 0.592	C B B F C 2-3 ② K 2-H			X 0-0 ① G5-3		B B B B 4-0 BB			C X 0-1 ② G6-3	3	0	0	0	1	1	0
17 Todd Helton, L (1, 3) OBP: 0.372, SLG: 0.478	B C C X 1-2 ③ G5-3			B B C C F S 2-3 ② K		X 0-0 ③ G3			S C B S 1-3 ③ K	4	0	0	0	0	2	2
Benny Agbayani, R (1, 7) OBP: 0.340, SLG: 0.442		C B B C C 2-3 ① K		B B C S B C 3-3 ③ K			C F B F F B C 2-3 ① K			3	0	0	0	0	3	0
Mark Little, R (1, 9) OBP: 0.227, SLG: 0.250		C C B S 1-3 ② K			B X 1-0 ① F8		C F B F X 1-2 ② F8			3	0	0	0	0	1	0
Jose Ortiz, R (1, 4) OBP: 0.235, SLG: 0.313		C S B B B S 3-3 ③ K			C B C B F S 3-3 ② K		B F B C B S 3-3 ③ K			3	0	0	0	0	3	0
Ben Petrick, R (1, 2) OBP: 0.143, SLG: 0.212			F C B S 1-3 ① K		C S F S 0-3 ③ K			B X 1-0 ① G5-3		3	0	0	0	0	2	0
Shawn Chacon, R (1, 1) OBP: 0.167, SLG: 0.167			S C S 0-3 ② K			S S B S S 1-3 ① K		S S C 0-3 ② K		1	0	0	0	0	1	0
Terry Shumpert, R (6, PH) OBP: 0.200, SLG: 0.273										1	0	0	0	0	1	0
Dennys Reyes, R (6, 1)										0	0	0	0	0	0	0
Greg Norton, S (8, PH) OBP: 0.219, SLG: 0.250										1	0	0	0	0	1	0
Mike James, R (8, 1)										0	0	0	0	0	0	0

	AB	30
	R	1
	H	2
	RBI	0
	BB	1
	SO	17
	LOB	4

Inning Stats										
	R: 1	H: 1	R: 0	H: 0	R: 0	H: 0	R: 0	H: 0	R: 0	H: 1
	E: 0	LOB: 0	E: 0	LOB: 0	E: 1	LOB: 1	E: 0	LOB: 0	E: 0	LOB: 2
	K: 2	BB: 0	K: 3	BB: 0	K: 2	BB: 0	K: 2	BB: 0	K: 1	BB: 1
	S: 11	P: 16	S: 9	P: 15	S: 8	P: 10	S: 9	P: 14	S: 9	P: 13

	R: 0	H: 0	R: 0	H: 1	R: 0	H: 0	R: 0	H: 0	1B: 1	SF: 0	WP: 0	PA: 31
	E: 0	LOB: 0	E: 0	LOB: 2	E: 0	LOB: 0	E: 0	LOB: 0	2B: 0	SAC: 0	PB: 2	
	K: 2	BB: 0	K: 1	BB: 1	K: 2	BB: 0	K: 1	BB: 0	3B: 1	DP: 0	SB: 1	
	S: 12	P: 18	S: 8	P: 13	S: 8	P: 10	S: 8	P: 9	HR: 0	HBP: 0	CS: 0	

PITCHER	IP	WLS	BF	H	R	ER	SO	BB	IBB	HBP	BLK	WP	HR	S	P	ERA	WHIP
Randy Johnson, L (1, 1) ERA: 1.38	9.0	W	31	2	1	0	17	1	0	0	0	0	0	82	118	0.00	0.333

PITCHER	IP	WLS	BF	H	R	ER	SO	BB	IBB	HBP	BLK	WP	HR	S	P	ERA	WHIP

Colorado Rockies @ Arizona Diamondbacks

Bank One Ballpark, Phoenix, AZ

Sun Apr 21 2002, 4:35 PM EDT

Att. 43,891 - Dome - 72 F

livebaseballscorecards.com

BOTTOM

Batter	1	2	3	4	5	6	7	8	9	AB	R	H	RBI	BB	SO	LOB
Tony Womack, L (1, 6) OBP: 0.361, SLG: 0.431	F8		E 2B		G4-3 1B 2B		F7			4	2	2	0	0	0	0
Craig Counsell, L (1, 5) OBP: 0.297, SLG: 0.309	K		E3 BB 1B 2-H		G4-3 2-3		L6			4	1	0	0	0	1	1
Junior Spivey, R (1, 4) OBP: 0.380, SLG: 0.521	F9		1B BB 1-2		BB 1B 3-H		L7			3	0	1	1	1	0	0
Luis Gonzalez, L (1, 7) OBP: 0.354, SLG: 0.534		K	2-0 1-3 2-H 1B		BB 1-2			F8		3	0	1	1	1	1	0
Danny Bautista, R (1, 9) OBP: 0.384, SLG: 0.582		G1-3	F9		P3			1B 2B		4	1	1	0	0	0	4
Steve Finley, L (1, 8) OBP: 0.345, SLG: 0.625		HR		F9	F9			K2-3		4	1	1	1	0	1	3
Mark Grace, L (1, 3) OBP: 0.338, SLG: 0.417		F8		G4-3	G4-3			2-H 2B 1B		4	1	1	1	0	0	0
Damian Miller, R (1, 2) OBP: 0.356, SLG: 0.615			G5-3	HR	K			1-H 2B		4	1	2	2	0	1	0
Randy Johnson, R (1, 1) OBP: 0.059, SLG: 0.125			K	K	G6-3			K		4	0	0	0	0	3	1
Inning Stats	R: 0 H: 0 E: 0 LOB: 0 K: 1 BB: 0 S: 7 P: 10	R: 1 H: 1 E: 0 LOB: 0 K: 1 BB: 0 S: 13 P: 21	R: 2 H: 2 E: 1 LOB: 2 K: 1 BB: 1 S: 16 P: 30	R: 1 H: 1 E: 0 LOB: 0 K: 1 BB: 0 S: 10 P: 15	R: 1 H: 2 E: 0 LOB: 2 K: 0 BB: 1 S: 10 P: 16	R: 0 H: 0 E: 0 LOB: 0 K: 1 BB: 0 S: 8 P: 11	R: 0 H: 0 E: 0 LOB: 0 K: 0 BB: 0 S: 9 P: 11	R: 2 H: 3 E: 0 LOB: 1 K: 2 BB: 0 S: 14 P: 20		1B: 3 SF: 0 2B: 4 SAC: 0 3B: 0 DP: 0 HR: 2 HBP: 0						

	AB	34
	R	7
	H	9
	RBI	6
	BB	2
	SO	7
	LOB	9

PITCHER		IP	WLS	BF	H	R	ER	SO	BB	IBB	HBP	BLK	WP	HR	S	P	ERA	WHIP
Shawn Chacon, R ERA: 6.95	(1, 1)	5.0	L	24	6	5	3	4	2	0	0	0	0	2	56	92	5.40	1.600
Dennys Reyes, L ERA: 5.91	(6, 1)	2.0		6	0	0	0	1	0	0	0	0	0	0	17	22	0.00	0.000
Mike James, R ERA: 6.75	(8, 1)	1.0		6	3	2	2	2	0	0	0	0	0	0	14	20	18.00	3.000

PITCHER	IP	WLS	BF	H	R	ER	SO	BB	IBB	HBP	BLK	WP	HR	S	P	ERA	WHIP

Batter	1	2	3	4	5	6	7	8	9	AB	R	H	RBI	BB	SO	LOB
Tony Womack, L (1, 6) OBP: 0.356, SLG: 0.413	4-1 2B 2B BB	0-1 ③ G4-3			2-2 ① F8		2-3 ① K		0-0 ① SH5-3 1-2	3	1	0	0	1	1	0
Junior Spivey, R (1, 4) OBP: 0.393, SLG: 0.553	2-1 1-3 2B 2B		2-0 G1-6-3 1B		0-0 2B 2B		1-3 ② K		0-3 ② K	5	2	3	0	0	2	1
Luis Gonzalez, L (1, 7) OBP: 0.368, SLG: 0.539	3-3 ① K		3-2 ① F9		0-0 G4-3 2-H 2B		4-1 BB		4-0 FC6-4 IBB	3	0	1	1	2	1	3
Danny Bautista, R (1, 8) (8, 9) OBP: 0.372, SLG: 0.549	4-0 2B BB		1-1 ②③ G1-6-3 1-2f		0-1 ② G4-3 2-3		1-3 ③ K		1-0 ③ FC6-4 1-2f	4	1	0	0	1	1	5
Jose Guillen, R (1, 9) OBP: 0.240, SLG: 0.333 Steve Finley, L (8, PH) (8, 8) OBP: 0.339, SLG: 0.612	3-3 ② K			0-0 G6-3 S 1B 1B	2-2 ③ P4			1-0 ① F5		3 1	1 0	1 0	0 0	0 0	1 0	4 0
Damian Miller, R (1, 2) OBP: 0.365, SLG: 0.643	0-2 ① 1-H 2-H 3-H 2B			2-2 ① F9		1-2 G3 2B		3-2 ② G5-3		4	0	2	3	0	0	1
Mark Grace, L (1, 3) OBP: 0.333, SLG: 0.397	0-1 ③ G4-3			1-1 ② G6-3 1-3		0-0 ① G3 2-3		4-2 BB		3	0	0	0	1	0	3
Craig Counsell, L (1, 5) OBP: 0.295, SLG: 0.306		3-2 ① F8		3-2 3-H 1B		2-3 ② K		1-0 ③ F7		4	0	1	1	0	1	2
Curt Schilling, R (1, 1) OBP: 0.154, SLG: 0.154 Quinton McCracken, S (9, PH) OBP: 0.391, SLG: 0.700 Mike Myers, L (9, 1) Byung-Hyun Kim, R (9, 1)		0-2 ② F9		3-2 ③ G4-3		2-3 ③ K			4-2 SH5-3 BB	3 0 0 0	0 0 0 0	0 0 0 0	0 0 0 0	0 1 0 0	1 0 0 0	2 0 0 0
Inning Stats	R: 3 H: 2 E: 0 LOB: 1 K: 2 BB: 2 S: 15 P: 31	R: 0 H: 0 E: 0 LOB: 0 K: 0 BB: 0 S: 8 P: 11	R: 0 H: 1 E: 0 LOB: 0 K: 0 BB: 0 S: 6 P: 12	R: 1 H: 2 E: 0 LOB: 1 K: 0 BB: 0 S: 13 P: 22	R: 1 H: 2 E: 0 LOB: 1 K: 0 BB: 0 S: 10 P: 14	R: 0 H: 1 E: 0 LOB: 1 K: 2 BB: 0 S: 10 P: 15	R: 0 H: 0 E: 0 LOB: 1 K: 3 BB: 1 S: 12 P: 20	R: 0 H: 0 E: 0 LOB: 1 K: 0 BB: 1 S: 10 P: 19	R: 0 H: 0 E: 0 LOB: 2 K: 1 BB: 2 S: 7 P: 16	1B: 3 SF: 0 2B: 5 SAC: 1 3B: 0 DP: 1 HR: 0 HBP: 0						

PITCHER		IP	WLS	BF	H	R	ER	SO	BB	IBB	HBP	BLK	WP	HR	S	P	ERA	WHIP
Jung Keun Bong, L ERA: 7.5	(1, 1)	6.0	L	27	8	5	5	4	2	0	0	0	0	0	62	105	7.50	1.667
Kevin Gryboski, R ERA: 1.5	(7, 1)	2.0		8	0	0	0	3	2	0	0	0	0	0	22	39	0.00	1.000
Kerry Ligtenberg, R ERA: 5.19	(9, 1)	1.0		5	0	0	0	1	1	1	0	0	0	0	7	16	0.00	1.000

PITCHER	IP	WLS	BF	H	R	ER	SO	BB	IBB	HBP	BLK	WP	HR	S	P	ERA	WHIP

TOP

Arizona Diamondbacks @ Atlanta Braves

Turner Field, Atlanta, GA

Tue Apr 23 2002, 7:35 PM EDT
Att. 30,674 - Cloudy - 74 F

livebaseballscorecards.com

AB	33
R	5
H	8
RBI	5
BB	6
SO	8
LOB	21

BOTTOM

Arizona Diamondbacks @ Atlanta Braves

Turner Field, Atlanta, GA

Tue Apr 23 2002, 7:35 PM EDT

Att. 30,674 - Cloudy - 74 F

livebaseballscorecards.com

Batter	1	2	3	4	5	6	7	8	9	AB	R	H	RBI	BB	SO	LOB
Rafael Furcal, S (1, 6) OBP: 0.297, SLG: 0.346	C F C 0-3 ① K			F B C B C 2-3 ① K		C X 0-1 1B		F C X 0-2 ② SF7 3-H		3	0	1	1	0	2	0
Andruw Jones, R (1, 8) OBP: 0.354, SLG: 0.524	B F B X 2-1 ② F8			C B B B X 3-1 HR		B C S S 1-3 ③ K		X 0-0 ③ G4-3		4	1	1	1	0	1	2
10 Chipper Jones, S (1, 7) OBP: 0.383, SLG: 0.420	C S X 0-2 ③ P6			B C B S S 2-3 ② K			C F F B S 1-3 ① K		B S B F F F X 2-2 G4-6-3 1B	4	0	1	0	0	2	0
B.J. Surhoff, L (1, 9) OBP: 0.343, SLG: 0.322 Julio Franco, R (9, PH) OBP: 0.240, SLG: 0.178		C C X 0-2 ① G4-3		C X 0-1 ③ F7			S C F X 0-2 G4-3 1B		B F C F S 1-3 ① K	3 1	0 0	1 0	0 0	0 0	0 1	0 1
Vinny Castilla, R (1, 5) OBP: 0.241, SLG: 0.403		S S B X 1-2 ② F9			X 0-0 ① L4		S S B B X 2-2 ② G4-3 1-2		C B X 1-1 ②③ G4-6-3 1-2f	4	0	0	0	0	0	2
Javy Lopez, R (1, 2) OBP: 0.274, SLG: 0.298		F S B S 1-3 ③ K			C F S 0-3 ② K		F B B S B X 3-2 ③ G5-3			3	0	0	0	0	2	1
Wes Helms, R (1, 3) OBP: 0.444, SLG: 0.556			S S S X 0-2 ① G5-3		S B S S S 1-3 ③ K			S B B B X 2-1 F9 SF7 2B		3	1	1	0	0	1	0
Marcus Giles, R (1, 4) OBP: 0.395, SLG: 0.412			C F F B B S 2-3 ② K			F F B B F X 2-2 ① F9		F C B B X 2-2 ① F9 2-3		3	0	0	0	0	1	1
Jung Keun Bong, L (1, 1) Keith Lockhart, L (6, PH) OBP: 0.150, SLG: 0.250 Kevin Gryboski, R (7, 1) Mark DeRosa, R (8, PH) OBP: 0.526, SLG: 0.529 Kerry Ligtenberg, R (9, 1)			S S F B B X 2-2 ③ F7			C F S 0-3 ② K		C B F B B F F B 4-2 BB		1 1 0 0 0	0 0 0 0 0	0 0 0 0 0	0 0 0 1 0	0 1 0 0 0	0 0 0 0 0	0 0 0 0 0

	AB	30
	R	2
	H	5
	RBI	2
	BB	1
	SO	11
	LOB	7

Inning Stats																				
	R: 0	H: 0	R: 0	H: 0	R: 0	H: 0	R: 1	H: 1	R: 0	H: 0	R: 0	H: 1	R: 0	H: 1	R: 1	H: 1	R: 0	H: 1	1B: 3	SF: 1	WP: 0	PA: 32
	E: 0	LOB: 0	E: 0	LOB: 0	E: 0	LOB: 0	E: 0	LOB: 1	E: 0	LOB: 0	E: 0	LOB: 1	E: 0	LOB: 1	E: 0	LOB: 1	E: 0	LOB: 0	2B: 1	SAC: 0	PB: 0	
	K: 1	BB: 0	K: 1	BB: 0	K: 1	BB: 0	K: 2	BB: 0	K: 2	BB: 0	K: 2	BB: 0	K: 1	BB: 0	K: 0	BB: 1	K: 1	BB: 0	3B: 0	DP: 1	SB: 0	
	S: 8	P: 10	S: 9	P: 11	S: 11	P: 15	S: 10	P: 17	S: 7	P: 8	S: 12	P: 15	S: 14	P: 20	S: 13	P: 21	S: 11	P: 15	HR: 1	HBP: 0	CS: 0	

PITCHER		IP	WLS	BF	H	R	ER	SO	BB	IBB	HBP	BLK	WP	HR	S	P	ERA	WHIP
Curt Schilling, R ERA: 2.68	(1, 1)	8.0	W	29	4	2	2	10	1	0	0	0	0	1	84	117	2.25	0.625
Mike Myers, L ERA: 1.86	(9, 1)	0.0		1	1	0	0	0	0	0	0	0	0	0	5	7	∞	∞
Byung-Hyun Kim, R ERA:	(9, 1)	1.0	S	2	0	0	0	1	0	0	0	0	0	0	6	8	0.00	0.000

PITCHER	IP	WLS	BF	H	R	ER	SO	BB	IBB	HBP	BLK	WP	HR	S	P	ERA	WHIP

Batter	1	2	3	4	5	6	7	8	9	AB	R	H	RBI	BB	SO	LOB
Tony Womack, L (1, 6) OBP: 0.337, SLG: 0.388	B C B X 2-1 P5 ①	C F B B S S 2-3 K ③		B C F B F B X 3-2 F9 ③			B F F F F X 1-2 FC6-5 ② 2-3		B X 1-0 F6 ①	5	1	0	0	0	1	4
Junior Spivey, R (1, 4) OBP: 0.404, SLG: 0.593	B X 1-0 BB 1B		B B X 2-0 HR		B B S C X 2-2 G6-3 ①		C B X 1-1 1B E 1B 1-2		F C X 0-2 G6-3 ②	5	2	3	1	0	0	0
Luis Gonzalez, L (1, 7) OBP: 0.380, SLG: 0.532	B B B B 4-0 FC1-6-4 BB 1-2		B F F B X 2-2 G6-3 ①		B B H 3-0 CS HBP		S C X 0-2 E 1B 1-3 2-H		C S X 0-2 G4-3 ③	3	0	1	1	1	0	0
Greg Colbrunn, R (1, 3) OBP: 0.462, SLG: 0.545 Mark Grace, L (7, PH) OBP: 0.329, SLG: 0.391 (7, 3)	C X 0-1 L8 ②		F F F B B B F B 4-2 BB		S B B B F X 3-2 L8 ② ③ 1-2		F B B C F X 2-2 E6 1-2 3-H			2 1	0 0	0 0	0 0	1 0	0 0	3 1
Danny Bautista, R (1, 9) OBP: 0.354, SLG: 0.520	C X 1-1 FC1-6-4 ③ 1-2f		S B X 1-1 F8 ②			B B C X 2-1 G5-3 ①	B B X 2-0 L9 ③			4	0	0	0	0	0	5
Steve Finley, L (1, 8) OBP: 0.333, SLG: 0.577		C S B S 1-3 K ①	B B F S X 2-2 L9 ③			B C S X 1-2 G4-3 ②		B B B B 4-0 BB		3	0	0	0	1	1	1
Damian Miller, R (1, 2) OBP: 0.373, SLG: 0.621		B B S B B 4-1 WP BB		B F B S B B 4-2 BB		B F C S 1-3 K ③		C B B S X 2-2 F9 ①		2	0	0	0	2	1	1
Craig Counsell, L (1, 5) OBP: 0.293, SLG: 0.316	B X 1-0 F7 ②		B F C S 1-3 K ①				B X 1-0 FC6-5 2B	B C B C F S 2-3 K ②		4	0	1	0	0	2	3
Todd Stottlemyre, L (1, 1) David Dellucci, L (7, PH) OBP: 0.231, SLG: 0.667 Miguel Batista, R (7, 1) Jose Guillen, R (8, PH) OBP: 0.231, SLG: 0.320 Bret Prinz, R (8, 1) Mike Myers, L (8, 1) Byung-Hyun Kim, R (8, 1)	C C B F B B B 4-2 BB 1-2		B F B X 2-1 F7 ②				B C B B X 3-1 F7 ①	F B S X 1-2 P3 ③		1 1 0 1 0 0 0	0 0 0 0 0 0 0	0 0 0 0 0 0 0	0 0 0 0 0 0 0	1 0 0 0 0 0 0	0 0 0 0 0 0 0	1 1 0 1 0 0 0
Inning Stats	R: 0 H: 1 E: 0 LOB: 2 K: 0 BB: 1 S: 7 P: 15	R: 0 H: 0 E: 0 LOB: 2 K: 2 BB: 2 S: 11 P: 23	R: 1 H: 1 E: 0 LOB: 1 K: 0 BB: 1 S: 13 P: 24	R: 0 H: 0 E: 0 LOB: 1 K: 1 BB: 1 S: 11 P: 21	R: 0 H: 0 E: 0 LOB: 0 K: 0 BB: 0 S: 6 P: 14	R: 0 H: 0 E: 0 LOB: 0 K: 1 BB: 0 S: 8 P: 12	R: 2 H: 3 E: 1 LOB: 2 K: 0 BB: 0 S: 18 P: 28	R: 0 H: 0 E: 0 LOB: 1 K: 1 BB: 1 S: 10 P: 19	R: 0 H: 0 E: 0 LOB: 0 K: 0 BB: 0 S: 7 P: 8	1B: 3 SF: 0 2B: 1 SAC: 0 3B: 0 DP: 0 HR: 1 HBP: 1						

PITCHER		IP	WLS	BF	H	R	ER	SO	BB	IBB	HBP	BLK	WP	HR	S	P	ERA	WHIP
Damian Moss, L ERA: 3.38	(1, 1)	5.0		22	2	1	1	3	5	0	1	0	1	1	48	97	1.80	1.400
Tim Spooneybarger, R ERA: 3.86	(6, 1)	1.0	H	4	1	1	1	1	0	0	0	0	0	0	9	14	9.00	1.000
Mike Remlinger, L ERA: 0.79	(7, 1)	0.2	B	4	2	0	0	0	0	0	0	0	0	0	12	17	0.00	3.000
Darren Holmes, R ERA: 0.75	(7, 1)	0.1		2	0	1	0	0	0	0	0	0	0	0	5	9	0.00	0.000
John Foster, L ERA:	(8, 1)	1.0	W	4	0	0	0	1	1	0	0	0	0	0	10	19	0.00	1.000

PITCHER		IP	WLS	BF	H	R	ER	SO	BB	IBB	HBP	BLK	WP	HR	S	P	ERA	WHIP
29 John Smoltz, R ERA: 6.39	(9, 1)	1.0	S	3	0	0	0	0	0	0	0	0	0	0	7	8	0.00	0.000

Arizona Diamondbacks @ Atlanta Braves

Turner Field, Atlanta, GA

Wed Apr 24 2002, 7:05 PM EDT

Att. 21,122 - Cloudy - 75 F

TOP

livebaseballscorecards.com

AB	32
R	3
H	5
RBI	2
BB	6
SO	5
LOB	21

WP: 1 PA: 39
PB: 0
SB: 0
CS: 1

BOTTOM

Arizona Diamondbacks @ Atlanta Braves

Turner Field, Atlanta, GA

Wed Apr 24 2002, 7:05 PM EDT

Att. 21,122 - Cloudy - 75 F

livebaseballscorecards.com

Batter	1	2	3	4	5	6	7	8	9	AB	R	H	RBI	BB	SO	LOB
Rafael Furcal, S (1, 6) OBP: 0.295, SLG: 0.341	G3	L9			F7			BB, 10, 1B, 1B		4	1	1	0	0	0	1
Andruw Jones, R (1, 8) OBP: 0.359, SLG: 0.517	10, BB, 1B, 1B	G6-3			G6-3			SH5-4, 10, 1B, 1-2, 1B, BB		3	2	1	0	1	0	1
10 Chipper Jones, S (1, 7) OBP: 0.398, SLG: 0.429	1B, 1-2, BB	1B	G1-3					1B, SH5-4, 1-2, 2-H, 1B		3	0	2	1	1	0	0
B.J. Surhoff, L (1, 9) OBP: 0.343, SLG: 0.323	1-2, 2-H, 1B	L9	G1-3					SH5-4, 1-2, 2-3		3	0	1	1	0	0	1
Vinny Castilla, R (1, 5) OBP: 0.241, SLG: 0.388	F8	P3	G5-3					1B, BB		3	0	0	0	1	0	3
Javy Lopez, R (1, 2) OBP: 0.270, SLG: 0.293 Henry Blanco, R (2, 2) OBP: 0.276, SLG: 0.240	G5-3	K	F7					1-2, 2-3, 3-H, 1B		1 3	0 0	0 1	0 1	0 0	0 1	2 1
Wes Helms, R (1, 3) OBP: 0.455, SLG: 0.591 29 John Smoltz, R (9, 1)	1B, 2B	K	K			G1-6-3, 1B		K		4 0	1 0	2 0	0 0	0 0	2 0	3 0
Marcus Giles, R (1, 4) OBP: 0.376, SLG: 0.389	K	G5-3			F2			K		4	0	0	0	0	2	5
Damian Moss, R (1, 1) OBP: 0.125, SLG: 0.125 Tim Spooneybarger, R (6, 1) Mike Remlinger, L (7, 1) Darren Holmes, R (7, 1) Keith Lockhart, L (7, PH) OBP: 0.143, SLG: 0.238 John Foster, L (8, 1) Julio Franco, R (9, 3) OBP: 0.240, SLG: 0.178	2-H, 1B	F9				G1-6-3, 1-2f				2 0 0 0 0 1 0 0	0 0 0 0 0 0 0 0	1 0 0 0 0 0 0 0	1 0 0 0 0 0 0 0	0 0 0 0 0 0 0 0	0 0 0 0 0 0 0 0	0 0 0 0 0 1 0 0
Inning Stats	R: 1 E: 0 K: 0 S: 10 H: 2 LOB: 2 BB: 1 P: 17	R: 1 E: 0 K: 1 S: 17 H: 2 LOB: 1 BB: 0 P: 29	R: 0 E: 0 K: 1 S: 6 H: 1 LOB: 1 BB: 0 P: 8		R: 0 E: 0 K: 1 S: 10 H: 0 LOB: 0 BB: 0 P: 18	R: 0 E: 0 K: 0 S: 4 H: 0 LOB: 0 BB: 0 P: 5	R: 0 E: 0 K: 0 S: 6 H: 1 LOB: 0 BB: 0 P: 6	R: 2 E: 0 K: 2 S: 17 H: 3 LOB: 3 BB: 2 P: 32		1B: 8 2B: 1 3B: 0 HR: 0	SF: 0 SAC: 1 DP: 1 HBP: 0					

	AB	31
	R	4
	H	9
	RBI	4
	BB	3
	SO	5
	LOB	18

PITCHER		IP	WLS	BF	H	R	ER	SO	BB	IBB	HBP	BLK	WP	HR	S	P	ERA	WHIP
Todd Stottlemyre, R ERA: 5.63	(1, 1)	6.0		24	5	2	2	3	1	0	0	0	0	0	51	84	3.00	1.000
Miguel Batista, R ERA: 4.76	(7, 1)	1.0	H	3	1	0	0	0	0	0	0	0	0	0	6	6	0.00	1.000
Bret Prinz, R ERA: 8.44	(8, 1)	0.0	L	2	1	2	2	0	1	0	0	0	0	0	5	8	∞	∞
Mike Myers, L ERA: 1.8	(8, 1)	0.1	B	2	1	0	0	0	0	0	0	0	0	0	2	2	0.00	3.000
Byung-Hyun Kim, R ERA:	(8, 1)	0.2		4	1	0	0	2	1	0	0	0	0	0	10	22	0.00	3.000

PITCHER	IP	WLS	BF	H	R	ER	SO	BB	IBB	HBP	BLK	WP	HR	S	P	ERA	WHIP

Batter	1	2	3	4	5	6	7	8	9	AB	R	H	RBI	BB	SO	LOB
Tony Womack, L (1, 6) OBP: 0.337, SLG: 0.395	G1	G6-3			1B; 2B		G3		G1-3; 1-2	6	1	2	3	0	0	2
Craig Counsell, L (1, 5) (7, 4) OBP: 0.307, SLG: 0.329	G1-3; HBP; 2B; 1B	G5-3			1B; F9		FC5-4; 1B		F9	6	2	3	1	0	0	2
Junior Spivey, R (1, 4) OBP: 0.426, SLG: 0.602 Brian Anderson, R (7, 1) OBP: 0.200, SLG: 0.200 Rod Barajas, R (9, PH) (9, 2) OBP: 0.222, SLG: 0.250	G1-3; 1-2; 2B; HBP	F8; 2B			BB; 1-2; 2B	BB; 1B	FC5-4; 1-2f		F3	2 0 1	3 0 0	1 0 0	0 0 0	2 0 0	0 0 0	1 0 1
Luis Gonzalez, L (1, 7) OBP: 0.385, SLG: 0.519 Quinton McCracken, S (6, 7) OBP: 0.417, SLG: 0.700	G1-3; 1-2; 2-3	F8; 2-3			2B; FC3; 1-2; 2-3; BB	1B; 1-2; BB		G1-6-3; 1B; BB		2 0	1 0	0 0	0 0	2 1	0 0	3 0
Damian Miller, R (1, 2) OBP: 0.389, SLG: 0.651 Mike Morgan, R (9, 1)	2B; 2-H; 3-H	G5-3			FC3; E; 1-3; 2-H; 3-H; 2B	K		G1-6-3; 1-2; 1B		5 0	1 0	3 0	4 0	0 0	1 0	3 0
Steve Finley, L (1, 8) OBP: 0.323, SLG: 0.536	K	G4-3			E; 2B; IBB	P6		G1-6-3; 1-2f; 2-3		4	1	0	0	1	1	5
Mark Grace, L (1, 3) OBP: 0.333, SLG: 0.382	G3	G4-3			FC3; 2B; 1-3; 2-H; 3-H	PB; 1B; 1-3; 2-H		BB		4	1	1	2	1	0	1
David Dellucci, L (1, 9) OBP: 0.313, SLG: 0.615 Jose Guillen, R (5, 9) OBP: 0.214, SLG: 0.296	SH2-4; BB	F9			2B; IBB	F9; 1-2		G5-3		1 2	1 0	0 0	0 0	2 0	0 0	0 4
Rick Helling, R (1, 1) Greg Colbrunn, R (7, PH) OBP: 0.429, SLG: 0.500 Chris Donnels, L (7, 5) OBP: 0.273, SLG: 0.556	SH2-4; 1-2				K		F8		G1-3; BB	2 1 0	0 0 0	0 0 0	0 0 0	2 0 1	0 0 0	3 0 0
Inning Stats	R: 2 E: 0 K: 1 S: 10 H: 2 LOB: 1 BB: 0 P: 19	R: 0 E: 0 K: 0 S: 6 H: 0 LOB: 1 BB: 1 P: 10	R: 0 E: 0 K: 0 S: 7 H: 1 LOB: 1 BB: 0 P: 12	R: 0 E: 0 K: 0 S: 7 H: 0 LOB: 0 BB: 0 P: 13	R: 8 E: 1 K: 2 S: 20 H: 4 LOB: 1 BB: 4 P: 49	R: 1 E: 0 K: 1 S: 18 H: 1 LOB: 2 BB: 2 P: 31	R: 0 E: 0 K: 0 S: 8 H: 1 LOB: 1 BB: 0 P: 15	R: 0 E: 0 K: 0 S: 8 H: 1 LOB: 2 BB: 2 P: 18	R: 0 E: 0 K: 0 S: 11 H: 0 LOB: 1 BB: 1 P: 17	1B: 6 2B: 4 3B: 0 HR: 0		SF: 0 SAC: 1 DP: 1 HBP: 1			WP: 0 PB: 1 SB: 2 CS: 0		PA: 48

TOP

Arizona Diamondbacks @ Atlanta Braves

Turner Field, Atlanta, GA

Thu Apr 25 2002, 7:35 PM EDT

Att. 27,632 - Sunny - 68 F

livebaseballscorecards.com

AB	36
R	11
H	10
RBI	10
BB	10
SO	4
LOB	25

PITCHER		IP	WLS	BF	H	R	ER	SO	BB	IBB	HBP	BLK	WP	HR	S	P	ERA	WHIP
Greg Maddux, R ERA: 3.78	(1, 1)	4.2	L	28	7	10	6	3	3	2	1	0	0	0	48	100	11.57	2.143
Chris Hammond, L ERA: 2.93	(5, 1)	2.1		11	2	1	1	1	2	0	0	0	0	0	28	49	3.86	1.714
Kerry Ligtenberg, R ERA: 4.22	(8, 1)	2.0		9	1	0	0	0	3	0	0	0	0	0	19	35	0.00	2.000

PITCHER	IP	WLS	BF	H	R	ER	SO	BB	IBB	HBP	BLK	WP	HR	S	P	ERA	WHIP

Batter	1	2	3	4	5	6	7	8	9	AB	R	H	RBI	BB	SO	LOB
Rafael Furcal, S (1, 6) OBP: 0.293, SLG: 0.337	C B C B B X 3-2 1B 1B		B C F B F B X 3-2 ① F7		C B C B X 2-2 ① G3		F B C X 1-2 ③ L7		F B X 1-1 E6 10 1B 1B	4	0	1	0	0	0	1
Kerry Ligtenberg, R (8, 1)										0	0	0	0	0	0	0
Julio Franco, R (9, PH) OBP: 0.235, SLG: 0.174										1	1	0	0	0	0	0
Andruw Jones, R (1, 8) OBP: 0.361, SLG: 0.511	S B X 1-1 1-2 1B		X 0-0 ② P4		C S X 0-2 ② G6-3			S F B B X 2-2 ① G6-3	C X 0-1 10 1B 1-2 1B	5	0	2	0	0	0	1
10 Chipper Jones, S (1, 7) OBP: 0.408, SLG: 0.432	C B F S 1-3 ① K		B C B X 2-1 1B 2-H 1B		C F B B X 2-2 ③ G4-3			B B B B 4-0 1B 2B BB	B X 1-0 1-2 2-H 1B	4	1	2	2	1	1	2
B.J. Surhoff, L (1, 9) OBP: 0.347, SLG: 0.328	B F C B F S 2-3 ② K		X 0-0 1-3 1B			C B X 1-1 ① P6		C F B F X 1-2 2B 1B	X 0-0 ③ G4-3	5	1	2	0	0	1	4
Vinny Castilla, R (1, 5) OBP: 0.241, SLG: 0.393	B B C X 2-1 ③ F8		X 0-0 ③ L7			X 0-0 ② F8		X 0-0 G4-3 1-H 2-H 2B		4	0	1	2	0	0	4
Wes Helms, R (1, 3) OBP: 0.423, SLG: 0.654		F B B B F F B X 3-2 ① F9		C F S 0-3 ① K2-3		B B B C X 3-1 HR		B B X 2-0 ② G4-3 2-3		4	1	1	1	0	1	1
Keith Lockhart, L (1, 4) OBP: 0.160, SLG: 0.240		B X 1-0 ② F9		B B F X 2-1 FC5 G3-1 1B		C B C B X 2-2 ③ G3		C F F S 0-3 ③ K		4	0	1	0	0	1	1
Henry Blanco, R (1, 2) OBP: 0.242, SLG: 0.207		F B F F S 1-3 ③ K		X 0-0 ② G3-1 1-2			X 0-0 ① G4-3		X 0-0 ① G5-3	4	0	0	0	0	1	1
Greg Maddux, R (1, 1) OBP: 0.250, SLG: 0.500			X 0-0 10 1B 2B	C B F X 1-2 ③ FC5 2-3			C C C 0-3 ② K		C X 0-1 ② G4-3	2	1	1	0	0	0	1
Chris Hammond, L (5, 1)										0	0	0	0	0	0	0
Mark DeRosa, R (7, PH) OBP: 0.476, SLG: 0.474										2	0	0	0	0	1	0
(8, 6)																
Inning Stats	R: 0 E: 0 K: 2 S: 14 H: 2 LOB: 2 BB: 0 P: 23	R: 0 E: 0 K: 1 S: 9 H: 0 LOB: 0 BB: 0 P: 14	R: 1 E: 0 K: 0 S: 10 H: 3 LOB: 2 BB: 0 P: 15	R: 0 E: 0 K: 1 S: 9 H: 1 LOB: 1 BB: 0 P: 12	R: 0 E: 0 K: 0 S: 9 H: 0 LOB: 0 BB: 0 P: 13	R: 1 E: 0 K: 0 S: 8 H: 1 LOB: 0 BB: 0 P: 14	R: 0 E: 0 K: 1 S: 7 H: 0 LOB: 0 BB: 0 P: 8	R: 2 E: 0 K: 1 S: 15 H: 2 LOB: 1 BB: 1 P: 24	R: 1 E: 1 K: 0 S: 9 H: 2 LOB: 2 BB: 0 P: 11	1B: 8 2B: 2 3B: 0 HR: 1	SF: 0 SAC: 0 DP: 0 HBP: 0						

PITCHER		IP	WLS	BF	H	R	ER	SO	BB	IBB	HBP	BLK	WP	HR	S	P	ERA	WHIP
Rick Helling, R ERA: 5.59	(1, 1)	6.0	W	25	7	2	2	4	0	0	0	0	0	1	59	91	3.00	1.167
Brian Anderson, L ERA: 8.0	(7, 1)	2.0		9	2	2	2	2	1	0	0	0	0	0	22	32	9.00	1.500
Mike Morgan, R ERA: 5.91	(9, 1)	1.0		6	2	1	0	0	0	0	0	0	0	0	9	11	0.00	2.000

PITCHER	IP	WLS	BF	H	R	ER	SO	BB	IBB	HBP	BLK	WP	HR	S	P	ERA	WHIP

BOTTOM

Arizona Diamondbacks @ Atlanta Braves

Turner Field, Atlanta, GA

Thu Apr 25 2002, 7:35 PM EDT

Att. 27,632 - Sunny - 68 F

livebaseballscorecards.com

AB	39
R	5
H	11
RBI	5
BB	1
SO	6
LOB	16

Arizona Diamondbacks @ Florida Marlins

Pro Player Stadium, Miami, FL

Fri Apr 26 2002, 7:05 PM EDT
Att. 16,261 - Sunny - 80 F

TOP

livebaseballscorecards.com

Batter	1	2	3	4	5	6	7	8	9	AB	R	H	RBI	BB	SO	LOB
Tony Womack, L (1, 6) OBP: 0.340, SLG: 0.407	G5-3		2B		1B	G3		K		5	2	2	0	0	1	1
Craig Counsell, L (1, 5) OBP: 0.323, SLG: 0.356	1B		WP S 2-H 1B		P6 1-2 1-2	2B		CS 1-2	G3	5	0	3	1	0	0	1
Junior Spivey, R (1, 4) OBP: 0.424, SLG: 0.581	L8		WP 1-2 BB		1B E 2-3 BB	G6-3			K	3	1	0	0	2	1	2
Luis Gonzalez, L (1, 7) OBP: 0.396, SLG: 0.553	F5 1-2		G4-6-3 1-2 2-3 BB		K		G4-3 G1-3 1B		HR	4	1	2	1	1	1	3
Damian Miller, R (1, 2) OBP: 0.377, SLG: 0.618		G3-1	G4-6-3 1-2f		E 1-2 3-H 1B		G1-3 1-2		G4-3	5	1	1	1	0	0	4
Steve Finley, L (1, 8) OBP: 0.304, SLG: 0.500		P6		F7	E9 1-3 2-H		G4-3 2-3			4	0	0	0	0	0	2
Danny Bautista, R (1, 9) OBP: 0.372, SLG: 0.532		1B		S 1B	1-2 3-H 1B		F8			4	0	3	1	0	0	1
Mark Grace, L (1, 3) OBP: 0.329, SLG: 0.366		P6		G4-6-3 1-2 BB	G6-3			P5		3	0	0	0	1	0	3
Randy Johnson, R (1, 1) OBP: 0.050, SLG: 0.105			P4	G4-6-3 1-2f		K		CS 1B		3	0	0	0	0	1	2
Jose Guillen, R (8, PH) OBP: 0.241, SLG: 0.321										1	0	1	0	0	0	0
Bret Prinz, R (8, 1)										0	0	0	0	0	0	0
Byung-Hyun Kim, R (8, 1)										0	0	0	0	0	0	0

	AB	37
	R	5
	H	12
	RBI	4
	BB	4
	SO	4
	LOB	19

Inning Stats	1	2	3	4	5	6	7	8	9	1B: 9	SF: 0	WP: 1	PA: 42
R	0	0	1	0	3	0	0	0	1	2B: 2	SAC: 0	PB: 0	
E	0	0	0	0	1	0	0	0	0	3B: 0	DP: 2	SB: 5	
K	0	0	0	0	1	1	0	1	1	HR: 1	HBP: 0	CS: 1	
S	9	8	13	11	22	12	10	12	8				
H	1	1	2	1	3	1	1	1	1				
LOB	1	1	2	1	2	1	1	1	1				
BB	0	0	2	1	1	0	0	0	0				
P	15	14	25	15	28	19	11	19	12				

PITCHER		IP	WLS	BF	H	R	ER	SO	BB	IBB	HBP	BLK	WP	HR	S	P	ERA	WHIP
56 Kevin Olsen, R ERA: 5.65	(1, 1)	4.1	L	21	6	3	2	0	4	0	0	0	1	0	50	83	4.15	2.308
Vic Darensbourg, L ERA: 2.57	(5, 1)	0.2		5	2	1	0	1	0	0	0	0	0	0	13	14	0.00	3.000
Hansel Izquierdo, R ERA:	(6, 1)	2.0		8	2	0	0	1	0	0	0	0	0	0	22	30	0.00	1.000
Michael Tejera, L ERA: 6.48	(8, 1)	1.0		3	1	0	0	1	0	0	0	0	0	0	12	19	0.00	1.000
Gary Knotts, R ERA: 3.55	(9, 1)	1.0		4	1	1	1	1	0	0	0	0	0	1	8	12	9.00	1.000

PITCHER	IP	WLS	BF	H	R	ER	SO	BB	IBB	HBP	BLK	WP	HR	S	P	ERA	WHIP

Batter	1	2	3	4	5	6	7	8	9	AB	R	H	RBI	BB	SO	LOB
Luis Castillo, S (1, 4) OBP: 0.316, SLG: 0.315	BBBCCB 4-2 CS S BB		CBFFX 1-2 ③ G6-3			BFCBFS 2-3 ① K		BFCFX 1-2 E S 1-3 1B	CCFS 0-3 ③ K2-3	4	0	1	0	1	2	1
Alex Gonzalez, R (1, 6) OBP: 0.302, SLG: 0.425	CBBCFFC 2-3 ① K 1-2			CFS 0-3 ① K		BFCBX 2-2 ② G5-3		CBSBX 2-2 ① SF8 3-H		3	0	0	1	0	2	1
Preston Wilson, R (1, 8) OBP: 0.340, SLG: 0.396	BBFBSB 4-2 ② CS 2-3 BB			BCSBX 2-2 2B 1B		X 0-0 1B		BCBBB 4-1 E 1-2 BB		2	1	2	0	2	0	0
Mike Lowell, R (1, 5) OBP: 0.400, SLG: 0.598	CBB 2-1 ③ CS 1-2	BCFS 1-3 ① K		BSX 1-1 1-H 2B		FSC 0-3 ③ K		BCBFFS SAFE 2-3 ② K 1-2 2-3		4	0	1	1	0	3	3
Derrek Lee, R (1, 3) OBP: 0.343, SLG: 0.494		BFCS 1-3 ② K		CSFSX 0-2 ② F8			BFCS 1-3 ① K	BFBX 2-1 ③ F9		4	0	0	0	0	2	3
Kevin Millar, R (1, 7) OBP: 0.333, SLG: 0.452		BBBBCFB 4-2 BB		CSBSX 1-2 ③ F6			X 0-0 ② F9		BBBCCCX 3-2 1B G5-3 2B	3	1	1	0	1	0	1
Eric Owens, R (1, 9) OBP: 0.238, SLG: 0.310	BFSFFBS 2-3 ③ K				BCX 1-1 ① G6-3		SBCBBFFX 3-2 FC6-4 1B		CBX 1-1 PB G5-3 2-3 1B	4	0	2	0	0	1	1
Mike Redmond, R (1, 2) OBP: 0.373, SLG: 0.295			CFS 0-3 ① K		CX 0-1 ② G5-3		BCCBFX 2-2 ③ FC6-4 1-2f		X 0-0 ① G5-3 1-2 3-H	4	0	0	1	0	1	2
56 Kevin Olsen, R (1, 1) Vic Darensbourg, L (5, 1) Ramon Castro, R (5, PH) OBP: 0.391, SLG: 0.611 Hansel Izquierdo, R (6, 1) Michael Tejera, L (8, 1) Tim Raines, S (8, PH) OBP: 0.467, SLG: 0.200 Gary Knotts, R (9, 1) Cliff Floyd, L (9, PH) OBP: 0.452, SLG: 0.600		BSCBS 2-3 ② K		FBBX 2-1 ③ P6				CBBBCFB 4-2 1B SF8 BB	BBBCFX 2-2 ② F6 2-3	1 0 1 0 0 0 0 1	0 0 0 0 0 1 0 0	0 0 0 0 0 0 0 0	0 0 0 0 0 0 0 0	0 0 0 0 0 1 0 0	1 0 0 0 0 0 0 0	0 0 0 0 0 0 0 1
Inning Stats	R: 0 H: 0 E: 0 LOB: 0 K: 1 BB: 2 S: 10 P: 22	R: 0 H: 0 E: 0 LOB: 1 K: 3 BB: 1 S: 13 P: 21	R: 0 H: 0 E: 0 LOB: 0 K: 2 BB: 0 S: 10 P: 13	R: 1 H: 2 E: 0 LOB: 1 K: 1 BB: 0 S: 15 P: 19	R: 0 H: 0 E: 0 LOB: 0 K: 0 BB: 0 S: 6 P: 9	R: 0 H: 1 E: 0 LOB: 1 K: 2 BB: 0 S: 11 P: 15	R: 0 H: 1 E: 0 LOB: 1 K: 1 BB: 0 S: 13 P: 19	R: 1 H: 1 E: 1 LOB: 2 K: 1 BB: 2 S: 16 P: 31	R: 1 H: 2 E: 0 LOB: 1 K: 1 BB: 0 S: 13 P: 19	1B: 5 2B: 2 3B: 0 HR: 0	SF: 1 SAC: 0 DP: 0 HBP: 0			WP: 0 PB: 1 SB: 2 CS: 2	PA: 38		

PITCHER		IP	WLS	BF	H	R	ER	SO	BB	IBB	HBP	BLK	WP	HR	S	P	ERA	WHIP
Randy Johnson, L ERA: 1.37	(1, 1)	7.0	W	26	4	1	1	10	3	0	0	0	0	0	78	118	1.29	1.000
Bret Prinz, R ERA: 9.53	(8, 1)	0.1	H	4	1	1	1	0	2	0	0	0	0	0	11	22	27.00	9.000
Byung-Hyun Kim, R ERA: 1.08	(8, 1)	1.2	S	7	2	1	1	2	0	0	0	0	0	0	18	28	5.40	1.200

PITCHER	IP	WLS	BF	H	R	ER	SO	BB	IBB	HBP	BLK	WP	HR	S	P	ERA	WHIP

BOTTOM

Arizona Diamondbacks @ Florida Marlins

Pro Player Stadium, Miami, FL

Fri Apr 26 2002, 7:05 PM EDT
Att. 16,261 - Sunny - 80 F

livebaseballscorecards.com

AB	31
R	3
H	7
RBI	3
BB	5
SO	12
LOB	13

Arizona Diamondbacks @ Florida Marlins

Pro Player Stadium, Miami, FL

Sat Apr 27 2002, 7:05 PM EDT

Att. 15,544 - Sunny - 79 F

TOP

livebaseballscorecards.com

Batter	1	2	3	4	5	6	7	8	9	AB	R	H	RBI	BB	SO	LOB
Craig Counsell, L (1, 6) (8, 5) OBP: 0.347, SLG: 0.367	HR 1B	1-2 BB			G5-3 G4-3 1B		E6 G3-6-3		FC4-6 1B BB	3	1	2	0	2	0	0
Steve Finley, L (1, 8) OBP: 0.311, SLG: 0.538	1-H HR	F8			G4-3 1-2		G3-6-3 1-2f		FC4-6 1-2 1B	5	1	2	2	0	0	4
Junior Spivey, R (1, 4) OBP: 0.404, SLG: 0.549	G4-3		F9		G5-3 2-3		G6-3		FC4-6 1-2f 2-3	5	0	0	0	0	0	3
Luis Gonzalez, L (1, 7) OBP: 0.377, SLG: 0.522	K		L8		K			P3	K	5	0	0	0	0	3	3
Danny Bautista, R (1, 9) OBP: 0.367, SLG: 0.542	3B		G6-3			G6-3		G5-3		4	0	1	0	0	0	0
Mark Grace, L (1, 3) OBP: 0.348, SLG: 0.400	F7			G4-3 1B 2B		1B 1B		BB 1B		4	1	3	0	0	0	1
Chris Donnels, L (1, 5) OBP: 0.357, SLG: 0.583		BB 1B		G4-3 2-3		1-2 1B		1-2 BB		3	0	2	0	0	0	1
Greg Colbrunn, R (8, PH) OBP: 0.467, SLG: 0.500										0	0	0	0	1	0	0
Mike Morgan, R (8, 1)										0	0	0	0	0	0	0
Rod Barajas, R (1, 2) OBP: 0.227, SLG: 0.250		K		B3-6-4 3-H 1B		L6		K		4	0	1	1	0	2	5
Miguel Batista, R (1, 1)										2	0	0	0	0	1	2
David Dellucci, L (6, PH) OBP: 0.294, SLG: 0.571										1	0	0	0	0	0	2
Brian Anderson, R (6, 1) OBP: 0.200, SLG: 0.200										0	0	0	0	0	0	0
Bret Prinz, R (7, 1)										0	0	0	0	0	0	0
Tony Womack, L (8, 6) OBP: 0.337, SLG: 0.402		K		B3-6-4 1-2f		F7			K2-3	1	0	0	0	0	1	0
Inning Stats	R: 2 E: 0 K: 1 S: 11 H: 3 LOB: 1 BB: 0 P: 15	R: 0 E: 0 K: 2 S: 14 H: 1 LOB: 2 BB: 1 P: 20	R: 0 E: 0 K: 0 S: 7 H: 0 LOB: 0 BB: 0 P: 13	R: 1 E: 0 K: 0 S: 6 H: 2 LOB: 0 BB: 0 P: 8	R: 0 E: 0 K: 1 S: 10 H: 1 LOB: 1 BB: 0 P: 16	R: 0 E: 0 K: 0 S: 16 H: 2 LOB: 2 BB: 0 P: 25	R: 0 E: 1 K: 0 S: 7 H: 0 LOB: 0 BB: 0 P: 9	R: 0 E: 0 K: 1 S: 12 H: 1 LOB: 2 BB: 1 P: 19	R: 0 E: 0 K: 2 S: 14 H: 1 LOB: 2 BB: 1 P: 22	1B: 8 2B: 1 3B: 1 HR: 1	SF: 0 SAC: 0 DP: 2 HBP: 0						

	AB	37
	R	3
	H	11
	RBI	3
	BB	3
	SO	7
	LOB	21

WP: 0 PB: 0 SB: 0 CS: 0 PA: 40

PITCHER	IP	WLS	BF	H	R	ER	SO	BB	IBB	HBP	BLK	WP	HR	S	P	ERA	WHIP
Brad Penny, R (1, 1) ERA: 4.26	7.0	W	30	9	3	3	4	1	0	0	0	0	1	71	106	3.86	1.429
Vic Darensbourg, L (8, 1) ERA: 2.35	0.2	H	3	1	0	0	0	0	0	0	0	0	0	8	11	0.00	1.500
Braden Looper, R (8, 1) ERA: 3.86	0.1	H	2	0	0	0	1	1	0	0	0	0	0	4	8	0.00	3.000
Vladimir Nunez, R (9, 1) ERA: 2.35	1.0	S	5	1	0	0	2	1	0	0	0	0	0	14	22	0.00	2.000

PITCHER	IP	WLS	BF	H	R	ER	SO	BB	IBB	HBP	BLK	WP	HR	S	P	ERA	WHIP

Batter	1	2	3	4	5	6	7	8	9	AB	R	H	RBI	BB	SO	LOB
Luis Castillo, S (1, 4) OBP: 0.314, SLG: 0.312	C X 0-1 G6-3 ①	B F B X 2-1 G6-3 ③		B B B C X 3-1 G6-3 ②			C B B X 2-1 G6-3 1B 1B 1B			4	1	1	0	0	0	0
Alex Gonzalez, R (1, 6) OBP: 0.300, SLG: 0.417	C S S B B C 3-3 K ②		S B X 1-1 F8 ①	C X 0-1 F3 ③			C X 0-1 G6-3 1-2 1B			4	0	1	0	0	1	0
Preston Wilson, R (1, 8) OBP: 0.346, SLG: 0.387	B B B B 4-0 1B 2B BB		F B B B F B 4-2 1B 2B BB		B B X 2-0 P6 ①		F B C X 1-2 G6-3 ① ② 1-2f 2-3			2	2	0	0	2	0	2
Cliff Floyd, L (1, 9) OBP: 0.464, SLG: 0.608	X 0-0 2B 1-3 1B		F F X 0-2 2B 1-2 1B		F B F X 1-2 G3 ②		X 0-0 2B 1B 3-H			4	2	3	1	0	0	0
Mike Lowell, R (1, 5) OBP: 0.413, SLG: 0.635	S F X 0-2 2B 1-H 3-H		B S X 1-1 P4 ②		B B X 2-0 2B		B B B C X 3-1 2B ③ 1-H			4	0	3	2	0	0	2
Derrek Lee, R (1, 3) OBP: 0.350, SLG: 0.500	B B B B C B 4-1 BB		B F C F X 1-2 1B 2B 1-H 2-H		B X 1-0 G6-3 ③			X 0-0 F9 ①		3	1	1	2	1	0	1
Kevin Millar, R (1, 7) OBP: 0.330, SLG: 0.442	B C B X 2-1 P6 ③		C B X 1-1 1B 2-H				B B X 2-0 F8 ①	C X 0-1 F9 ②		4	0	1	1	0	0	2
Vladimir Nunez, R (9, 1) OBP: 1.000, SLG: 1.000										0	0	0	0	0	0	0
Charles Johnson, R (1, 2) OBP: 0.172, SLG: 0.185		C X 0-1 F8 ①	B F B B S S 2-3 K ③				F C C 0-3 K ②	C F B X 1-2 F9 ③		4	0	0	0	0	2	1
Brad Penny, R (1, 1) OBP: 0.071, SLG: 0.071		F F B X 1-2 G1-3 ②		S C F S 0-3 K2-3 ①			X 0-0 G5-3 ③			3	0	0	0	0	1	0
Vic Darensbourg, L (8, 1)										0	0	0	0	0	0	0
Braden Looper, R (8, 1)										0	0	0	0	0	0	0
Eric Owens, R (9, 7) OBP: 0.238, SLG: 0.310										0	0	0	0	0	0	0
Inning Stats	R: 2 H: 2 E: 0 LOB: 2 K: 1 BB: 2 S: 12 P: 25	R: 0 H: 0 E: 0 LOB: 0 K: 0 BB: 0 S: 7 P: 10	R: 3 H: 3 E: 0 LOB: 1 K: 1 BB: 1 S: 18 P: 28	R: 0 H: 0 E: 0 LOB: 0 K: 1 BB: 0 S: 8 P: 11	R: 0 H: 1 E: 0 LOB: 1 K: 0 BB: 0 S: 6 P: 12	R: 0 H: 0 E: 0 LOB: 0 K: 1 BB: 0 S: 5 P: 7	R: 1 H: 4 E: 0 LOB: 2 K: 0 BB: 0 S: 10 P: 16	R: 0 H: 0 E: 0 LOB: 0 K: 0 BB: 0 S: 6 P: 7		1B: 6 SF: 0 2B: 4 SAC: 0 3B: 0 DP: 1 HR: 0 HBP: 0						

PITCHER		IP	WLS	BF	H	R	ER	SO	BB	IBB	HBP	BLK	WP	HR	S	P	ERA	WHIP
Miguel Batista, R ERA: 6.06	(1, 1)	5.0	L	24	6	5	5	3	3	0	0	0	0	0	51	86	9.00	1.800
Brian Anderson, L ERA: 7.78	(6, 1)	1.2		7	3	1	1	1	0	0	0	0	0	0	13	18	5.40	1.800
Bret Prinz, R ERA: 9.0	(7, 1)	0.1		1	1	0	0	0	0	0	0	0	0	0	2	5	0.00	3.000
Mike Morgan, R ERA: 5.4	(8, 1)	1.0		3	0	0	0	0	0	0	0	0	0	0	6	7	0.00	0.000

PITCHER	IP	WLS	BF	H	R	ER	SO	BB	IBB	HBP	BLK	WP	HR	S	P	ERA	WHIP

BOTTOM

Arizona Diamondbacks @ Florida Marlins

Pro Player Stadium, Miami, FL

Sat Apr 27 2002, 7:05 PM EDT
Att. 15,544 - Sunny - 79 F

livebaseballscorecards.com

AB	32
R	6
H	10
RBI	6
BB	3
SO	4
LOB	8

Batter	1	2	3	4	5	6	7	8	9	AB	R	H	RBI	BB	SO	LOB
Tony Womack, L (1, 6) OBP: 0.333, SLG: 0.396	B C F B F X 2-2 SH2-3 2B 1B	S X 0-1 ② ③ G6-4-3 1-2f			B B X 2-0 ② F5		C B C X 1-2 ② F9			4	1	1	0	0	0	2
Craig Counsell, L (1, 4) (7, 5) OBP: 0.347, SLG: 0.366	C X 0-1 ① SH2-3 1-2		B B S C X 2-2 G4-3 1B		B X 1-0 ③ P5		C X 0-1 ③ G4-3			3	0	1	0	0	0	0
Danny Bautista, R (1, 9) OBP: 0.362, SLG: 0.540	B X 1-0 1B 2-H 2B		B B X 2-0 ① F8			C B X 1-1 ① G1-3		B B X 2-0 ① P3		4	1	1	1	0	0	1
Luis Gonzalez, L (1, 7) OBP: 0.364, SLG: 0.500	B B X 2-0 ② L4		F B F X 1-2 ② G4-3 1-2			B B X 2-0 ② G4-3		B X 1-0 ② G3		4	0	0	0	0	0	2
Steve Finley, L (1, 8) OBP: 0.321, SLG: 0.580 Byung-Hyun Kim, R (8, 1)	B B C X 2-1 S 2-H 1B		B S F F S 1-3 ③ K			B S F B X 2-2 HR		S B B X 2-1 ③ F5		4 0	1 0	2 0	2 0	0 0	1 0	1 0
Damian Miller, R (1, 2) OBP: 0.370, SLG: 0.639	B F F B S 2-3 ③ K 1-2			B F B F B S 3-3 ① K		B B B C X 3-1 HR			B B X 2-0 ① G4-3	4	1	1	1	0	2	1
Mark Grace, L (1, 3) OBP: 0.355, SLG: 0.436		C C B F B F F B B B 4-2 1B BB		B F C B F F F S 2-3 ② K		B B X 2-0 HR			C B S B B F F F X 3-2 ② F7	3	1	1	1	1	1	0
Chris Donnels, L (1, 5) OBP: 0.294, SLG: 0.467 Junior Spivey, R (7, 4) OBP: 0.400, SLG: 0.543	X 0-0 ① F3			S S C 0-3 ③ K		S F B F S 1-3 ③ K			S B B S C 2-3 ③ K	3 1	0 0	0 0	0 0	0 0	2 1	1 0
Curt Schilling, R (1, 1) OBP: 0.188, SLG: 0.188 Bret Prinz, R (8, 1) Mike Myers, L (8, 1) Quinton McCracken, S (8, 8) OBP: 0.417, SLG: 0.700	B S L F B F X 2-2 G6-4-3 1-2 1B				F F X 0-2 ① G1		S X 0-1 ① G4-3			3 0 0 0	0 0 0 0	1 0 0 0	0 0 0 0	0 0 0 0	0 0 0 0	0 0 0 0
Inning Stats	R: 2 H: 3 E: 0 LOB: 1 K: 1 BB: 0 S: 13 P: 22	R: 0 H: 1 E: 0 LOB: 1 K: 0 BB: 1 S: 13 P: 19	R: 0 H: 1 E: 0 LOB: 1 K: 1 BB: 0 S: 11 P: 17	R: 0 H: 0 E: 0 LOB: 0 K: 3 BB: 0 S: 12 P: 17	R: 0 H: 0 E: 0 LOB: 0 K: 0 BB: 0 S: 5 P: 8	R: 3 H: 3 E: 0 LOB: 0 K: 1 BB: 0 S: 13 P: 24	R: 0 H: 0 E: 0 LOB: 0 K: 0 BB: 0 S: 7 P: 8	R: 0 H: 0 E: 0 LOB: 0 K: 0 BB: 0 S: 4 P: 9	R: 0 H: 0 E: 0 LOB: 0 K: 1 BB: 0 S: 10 P: 17	1B: 4 SF: 0 2B: 1 SAC: 1 3B: 0 DP: 1 HR: 3 HBP: 0						

TOP

Arizona Diamondbacks @ Florida Marlins

Pro Player Stadium, Miami, FL

Sun Apr 28 2002, 1:05 PM EDT

Att. 13,976 - Sunny - 81 F

livebaseballscorecards.com

AB	33
R	5
H	8
RBI	5
BB	1
SO	7
LOB	8

WP: 0 PA: 35
PB: 0
SB: 1
CS: 0

PITCHER		IP	WLS	BF	H	R	ER	SO	BB	IBB	HBP	BLK	WP	HR	S	P	ERA	WHIP
Josh Beckett, R ERA: 3.52	(1, 1)	6.0	L	26	8	5	5	6	1	0	0	0	0	3	67	107	7.50	1.500
Michael Tejera, L ERA: 5.79	(7, 1)	1.0		3	0	0	0	0	0	0	0	0	0	0	7	8	0.00	0.000
Vic Darensbourg, L ERA: 2.08	(8, 1)	1.0		3	0	0	0	0	0	0	0	0	0	0	4	9	0.00	0.000
Gary Knotts, R ERA: 3.29	(9, 1)	1.0		3	0	0	0	1	0	0	0	0	0	0	10	17	0.00	0.000

PITCHER	IP	WLS	BF	H	R	ER	SO	BB	IBB	HBP	BLK	WP	HR	S	P	ERA	WHIP

Batter	1	2	3	4	5	6	7	8	9	AB	R	H	RBI	BB	SO	LOB
Andy Fox, L (1, 4) OBP: 0.300, SLG: 0.393	C C B S 1-3 K ①			F X 0-1 P4 ①		C B B B F S 3-3 K ① C S S 0-3 K ③			C F S 0-3 K ②	5	0	0	0	0	4	2
Alex Gonzalez, R (1, 6) OBP: 0.305, SLG: 0.420	B S F B F S 2-3 K ②			B S S F B F F F C 2-3 K ②		F B B B C X 2-2 1B 1B 2B		B B F B B 4-1 S BB	F X 0-1 F3 ③	4	1	1	0	1	2	2
Preston Wilson, R (1, 8) OBP: 0.351, SLG: 0.392	S X 0-1 L8 ③			B B X 2-0 HR 1B		F F X 0-2 1B 2-3 1B		B X 1-0 F9 ①		4	1	2	0	0	0	1
Cliff Floyd, L (1, 9) OBP: 0.455, SLG: 0.628		B S S B F S 2-3 K ①		C X 0-1 1-H HR		C B S B S 2-3 K ②		B C F S 1-3 K ② 1-2		4	1	1	2	0	3	3
Mike Lowell, R (1, 5) OBP: 0.417, SLG: 0.626		B B F F S 2-3 K ②		C B X 1-1 F9 ③		F B F B X 2-2 BB 1B 1-3 3-H		B B C C B B 4-2 BB		3	0	1	1	1	1	0
Derrek Lee, R (1, 3) OBP: 0.346, SLG: 0.484		B C B X 2-1 F7 ③			C C F S 0-3 K ①	S B B S B B 4-2 BB 1-2		C F S 0-3 K ③		3	0	0	0	1	2	2
Kevin Millar, R (1, 7) OBP: 0.337, SLG: 0.481 Marty Malloy, L (9, PR)			C C B B B F F X 3-2 F2 ①		F B C X 1-2 HR	C F B S 1-3 K ③			F X 0-1 1B 1B	4 0	1 0	2 0	1 0	0 0	1 0	3 0
Charles Johnson, R (1, 2) OBP: 0.152, SLG: 0.161			B B F X 2-1 G3 ②		C F S 0-3 K ②		B X 1-0 G5-3 ①		B S S F S 1-3 K ①	4	0	0	0	0	2	1
Josh Beckett, R (1, 1) Michael Tejera, L (7, 1) Tim Raines, S (7, PH) OBP: 0.438, SLG: 0.182 Vic Darensbourg, L (8, 1) Gary Knotts, R (9, 1) Luis Castillo, S (9, PH) OBP: 0.320, SLG: 0.319			L B L B L 2-3 K ③		C B C B B C 3-3 K		F F X 0-2 L6 ②		C X 0-1 1-2 1B	2 0 1 0 0 1	0 0 0 0 0 0	0 0 0 0 0 1	0 0 0 0 0 0	0 0 0 0 0 1	2 0 0 0 0 0	0 0 0 0 0 0
Inning Stats	R: 0 H: 0 E: 0 LOB: 0 K: 2 BB: 0 S: 9 P: 12	R: 0 H: 0 E: 0 LOB: 0 K: 2 BB: 0 S: 9 P: 15	R: 0 H: 0 E: 0 LOB: 0 K: 1 BB: 0 S: 10 P: 17	R: 2 H: 2 E: 0 LOB: 0 K: 1 BB: 0 S: 13 P: 18	R: 1 H: 1 E: 0 LOB: 0 K: 3 BB: 0 S: 13 P: 17	R: 1 H: 3 E: 0 LOB: 3 K: 3 BB: 1 S: 20 P: 34	R: 0 H: 0 E: 0 LOB: 0 K: 1 BB: 0 S: 7 P: 8	R: 0 H: 0 E: 0 LOB: 2 K: 2 BB: 2 S: 10 P: 20	R: 0 H: 2 E: 0 LOB: 2 K: 2 BB: 0 S: 12 P: 13	1B: 5 2B: 1 3B: 0 HR: 2	SF: 0 SAC: 0 DP: 0 HBP: 0			WP: 0 PB: 0 SB: 1 CS: 0	PA: 38		

PITCHER		IP	WLS	BF	H	R	ER	SO	BB	IBB	HBP	BLK	WP	HR	S	P	ERA	WHIP
Curt Schilling, R ERA: 3.07	(1, 1)	7.0	W	28	6	4	4	13	1	0	0	0	0	2	81	121	5.14	1.000
Bret Prinz, R ERA: 8.53	(8, 1)	0.1	H	2	0	0	0	0	1	0	0	0	0	0	2	7	0.00	3.000
Mike Myers, L ERA: 1.74	(8, 1)	0.1	H	2	0	0	0	1	1	0	0	0	0	0	5	10	0.00	3.000
Byung-Hyun Kim, R ERA: 0.93	(8, 1)	1.1	S	6	2	0	0	3	0	0	0	0	0	0	15	16	0.00	1.500

PITCHER	IP	WLS	BF	H	R	ER	SO	BB	IBB	HBP	BLK	WP	HR	S	P	ERA	WHIP

BOTTOM

Arizona Diamondbacks @ Florida Marlins

Pro Player Stadium, Miami, FL

Sun Apr 28 2002, 1:05 PM EDT
Att. 13,976 - Sunny - 81 F

livebaseballscorecards.com

AB	35
R	4
H	8
RBI	4
BB	3
SO	17
LOB	14

New York Mets @ Arizona Diamondbacks

Bank One Ballpark, Phoenix, AZ

Tue Apr 30 2002, 9:35 PM EDT

Att. 36,743 - Sunny - 82 F

TOP

livebaseballscorecards.com

Batter	1	2	3	4	5	6	7	8	9	AB	R	H	RBI	BB	SO	LOB
Roberto Alomar, S (1, 4) OBP: 0.325, SLG: 0.390	C B B B F F F X 2-2 1B 31 HR 1B	C B B B S F F X 3-2 FC4 3B	X 0-0 1B 31 G3-1 1B 1-2		C X 0-1 ② G4-3	B C X 1-1 1B 1B				4	3	3	0	0	0	0
John Valentin, R (7, PH) OBP: 0.302, SLG: 0.342										1	0	1	0	0	0	0
(7, 6)																
Roger Cedeno, S (1, 7) OBP: 0.242, SLG: 0.236	B C F F X 1-2 ① F7	B X 1-0 FC4 G3 31 HR 3-H	X 0-0 31 G3-1 1B 1-2 2-3 1B		B F B F X 2-2 ③ G4-3	C X 0-1 1B 1-2				5	1	2	1	0	0	1
Mo Vaughn, L (1, 3) OBP: 0.404, SLG: 0.422	B F B B B F X 3-2 31 HR 1B 1-3	C X 0-1 ② G3 1-2	S B S T B B F X 3-2 31 G3-1 1B 1-2 2-3 3-H		F X 0-1 1B 1B	X 0-0 ③ F8				5	1	3	1	0	0	3
Grant Roberts, R (8, 1) OBP: 1.000, SLG: 1.000										0	0	0	0	0	0	0
Kane Davis, R (9, 1)										0	0	0	0	0	0	0
31 Mike Piazza, R (1, 2) OBP: 0.397, SLG: 0.677	C B B B X 2-1 1-H 3-H HR	C B X 1-1 2-H HR	B C F B X 2-2 ② G3-1 1-2 2-3 3-H			B X 1-0 ① F8		C X 0-1 ① 2B		4	2	2	6	0	0	3
Vance Wilson, R (8, PH) OBP: 0.317, SLG: 0.462										1	0	1	0	0	0	0
(8, 2)																
Edgardo Alfonzo, R (1, 5) OBP: 0.419, SLG: 0.367	B F F B X 2-2 BB 1B	B X 1-0 ③ F8	C B B F X 2-2 ③ F7			B B B C B F X 3-2 1B 1-2		X 0-0 ② F8		5	0	2	0	0	0	2
Jeromy Burnitz, L (1, 9) OBP: 0.352, SLG: 0.440	B C B C B B 4-2 BB 1-2		B C F B B S 2-3 ① K	B F B S X 2-2 ① P6		B B F F F F F X 2-2 ② P5		B X 1-0 ③ F8		4	0	0	0	1	1	2
Jay Payton, R (1, 8) OBP: 0.286, SLG: 0.317	B X 1-0 ② F7		B B F B X 3-1 E6 HR	C B B S X 2-2 ② F7		C X 0-1 ③ P6			B X 1-0 ① G5-3	5	1	0	0	0	0	4
Joe McEwing, R (1, 6) OBP: 0.257, SLG: 0.500	C T F T F B X 1-2 ③ G3		F F X 0-2 1-H HR	C B F X 1-2 ③ G5-3			B C B X 2-1 ① F9		B B X 2-0 ② G5-3	5	1	1	2	0	0	2
(7, 4)																
Al Leiter, L (1, 1) OBP: 0.143, SLG: 0.077		C F C 0-3 ① K	X 0-0 1B 1B 1B		C C B C 1-3 ① K		C S S 0-3 ② K		F C C 0-3 ③ K	4	1	1	0	0	3	0
Mark Johnson, L (8, 3) OBP: 0.324, SLG: 0.414										1	0	0	0	0	1	0
Inning Stats	R: 3 E: 0 K: 0 S: 25 H: 4 LOB: 2 BB: 1 P: 41	R: 3 E: 0 K: 1 S: 14 H: 2 LOB: 0 BB: 0 P: 20	R: 4 E: 1 K: 1 S: 22 H: 5 LOB: 2 BB: 0 P: 34	R: 0 E: 0 K: 0 S: 9 H: 0 LOB: 0 BB: 0 P: 14	R: 0 E: 0 K: 1 S: 8 H: 0 LOB: 0 BB: 0 P: 11	R: 0 E: 0 K: 0 S: 14 H: 2 LOB: 2 BB: 0 P: 20	R: 0 E: 0 K: 1 S: 10 H: 2 LOB: 2 BB: 0 P: 13	R: 0 E: 0 K: 0 S: 4 H: 1 LOB: 0 BB: 0 P: 5	R: 0 E: 0 K: 1 S: 5 H: 0 LOB: 0 BB: 0 P: 8	1B: 11 2B: 1 3B: 1 HR: 3 SF: 0 SAC: 0 DP: 0 HBP: 0						

	AB	44
	R	10
	H	16
	RBI	10
	BB	1
	SO	5
	LOB	17

WP: 0 PB: 0 SB: 0 CS: 0 PA: 45

PITCHER		IP	WLS	BF	H	R	ER	SO	BB	IBB	HBP	BLK	WP	HR	S	P	ERA	WHIP
Rick Helling, R ERA: 7.47	(1, 1)	2.1	L	18	8	9	8	2	1	0	0	0	0	3	48	75	30.86	3.857
Brian Anderson, L ERA: 7.25	(3, 1)	2.2		11	3	1	1	1	0	0	0	0	0	0	30	45	3.38	1.125
Mike Morgan, R ERA: 4.61	(6, 1)	2.0		10	4	0	0	1	0	0	0	0	0	0	24	33	0.00	2.000
Jose Parra, R ERA:	(8, 1)	1.0		3	1	0	0	0	0	0	0	0	0	0	4	5	0.00	1.000
Eddie Oropesa, L ERA: 4.5	(9, 1)	1.0		3	0	0	0	1	0	0	0	0	0	0	5	8	0.00	0.000

PITCHER	IP	WLS	BF	H	R	ER	SO	BB	IBB	HBP	BLK	WP	HR	S	P	ERA	WHIP

Batter	1	2	3	4	5	6	7	8	9	AB	R	H	RBI	BB	SO	LOB
Tony Womack, L (1, 6) OBP: 0.339, SLG: 0.394	B C B B C F F X 3-2 G5-4-3 1B		F H 1-1 L4-6 E 1-2 2-3 HBP		X 0-0 ② FC6-4 1-2f			C B B F X 2-2 ① F8		3	0	1	0	0	0	1
Junior Spivey, R (1, 4) OBP: 0.385, SLG: 0.521	X 0-0 ① ② G5-4-3 1-2f		B C X 1-1 E1 1-2 2-3 3-H		B S B F X 2-2 ③ P4			C B B F X 2-2 ② F7		4	0	0	1	0	0	4
Luis Gonzalez, L (1, 7) OBP: 0.354, SLG: 0.485 David Dellucci, L (8, 7) OBP: 0.278, SLG: 0.533	B C B B X 3-1 ③ P6		F B X 1-1 ② ③ L4-6 2-3			B F X 1-1 ① F7		B B X 2-0 ③ G4-3		3 1	0 0	0 0	0 0	0 0	0 0	3 0
Jose Guillen, R (1, 9) OBP: 0.212, SLG: 0.281		S B X 1-1 ① G6-3		B B F S X 2-2 ① G5-3		B X 1-0 ② P6			C B C X 1-2 ① G3-1	4	0	0	0	0	0	0
Danny Bautista, R (1, 8) OBP: 0.357, SLG: 0.527		B C B X 2-1 ② L8		C B B X 2-1 E6 FC6-4		C B B X 2-1 FC5-4 1B			C F B S 1-3 ② K	4	0	1	0	0	1	0
Damian Miller, R (1, 2) OBP: 0.357, SLG: 0.613 Rod Barajas, R (8, 2) OBP: 0.217, SLG: 0.238		C B S F X 1-2 ③ G5-3		B B B C F X 3-2 ② FC6-4 1-2f		B S X 1-1 ③ FC5-4 1-2f			B B F C B X 3-2 ③ G4-3	3 1	0 0	0 0	0 0	0 0	0 0	2 0
Mark Grace, L (1, 3) OBP: 0.344, SLG: 0.420			B C X 1-1 ① G4-3	C F B B C 2-3 ③ K			C X 0-1 ① F8			3	0	0	0	0	1	1
Craig Counsell, L (1, 5) OBP: 0.337, SLG: 0.354			B C F X 1-2 E7 HBP E		C F B C 1-3 ① K		B F X 1-1 ② G4-3			3	1	0	0	0	1	0
Rick Helling, R (1, 1) Brian Anderson, R (3, 1) OBP: 0.333, SLG: 0.200 Quinton McCracken, S (5, PH) OBP: 0.440, SLG: 0.714 Mike Morgan, R (6, 1) Greg Colbrunn, R (7, PH) OBP: 0.438, SLG: 0.462 Jose Parra, R (8, 1) Eddie Oropesa, L (9, 1)			H 1-0 E HBP HBP		C X 0-1 FC6-4 1B		C S X 0-2 ③ G4-3			0 0 1 0 1 0 0	0 0 0 0 0 0 0	0 0 1 0 0 0 0	0 0 0 0 0 0 0	0 0 0 0 0 0 0	0 0 0 0 0 0 0	0 0 0 0 0 0 0
Inning Stats	R: 0 H: 1 E: 0 LOB: 0 K: 0 BB: 0 S: 9 P: 15	R: 0 H: 0 E: 0 LOB: 0 K: 0 BB: 0 S: 8 P: 12	R: 1 H: 0 E: 2 LOB: 2 K: 0 BB: 0 S: 10 P: 16	R: 0 H: 0 E: 1 LOB: 1 K: 1 BB: 0 S: 11 P: 20	R: 0 H: 1 E: 0 LOB: 1 K: 1 BB: 0 S: 9 P: 12	R: 0 H: 1 E: 0 LOB: 1 K: 0 BB: 0 S: 7 P: 12	R: 0 H: 0 E: 0 LOB: 0 K: 0 BB: 0 S: 7 P: 8	R: 0 H: 0 E: 0 LOB: 0 K: 0 BB: 0 S: 7 P: 13	R: 0 H: 0 E: 0 LOB: 0 K: 1 BB: 0 S: 9 P: 14	1B: 3 SF: 0 2B: 1 SAC: 0 3B: 0 DP: 2 HR: 0 HBP: 2						

PITCHER		IP	WLS	BF	H	R	ER	SO	BB	IBB	HBP	BLK	WP	HR	S	P	ERA	WHIP
Al Leiter, L ERA: 0.92	(1, 1)	7.0	W	27	3	1	0	2	0	0	2	0	0	0	61	95	0.00	0.429
Grant Roberts, R ERA: 0.69	(8, 1)	1.0		3	0	0	0	0	0	0	0	0	0	0	7	13	0.00	0.000
Kane Davis, R ERA: 4.0	(9, 1)	1.0		3	0	0	0	1	0	0	0	0	0	0	9	14	0.00	0.000

PITCHER	IP	WLS	BF	H	R	ER	SO	BB	IBB	HBP	BLK	WP	HR	S	P	ERA	WHIP

BOTTOM

New York Mets @ Arizona Diamondbacks

Bank One Ballpark, Phoenix, AZ

Tue Apr 30 2002, 9:35 PM EDT
Att. 36,743 - Sunny - 82 F

livebaseballscorecards.com

AB	31
R	1
H	3
RBI	1
BB	0
SO	3
LOB	11

1B: 3	SF: 0	WP: 0	PA: 33
2B: 1	SAC: 0	PB: 0	
3B: 0	DP: 2	SB: 0	
HR: 0	HBP: 2	CS: 0	

Batter	1	2	3	4	5	6	7	8	9	AB	R	H	RBI	BB	SO	LOB
Roberto Alomar, S (1, 4) OBP: 0.336, SLG: 0.389	0-0 F9	4-2 G6-4-3 2-3 BB		3-1 1B 1-2 1B		BB		2-0 L5		3	0	1	0	2	0	2
John Valentin, R (1, 6) OBP: 0.313, SLG: 0.349	3-2 31 BB 1B 1B	0-2 G6-4-3 1-2f		1-0 1-2 2-3 1B		0-1 G3		0-0 G1-3		5	1	2	0	0	0	5
Mo Vaughn, L (1, 3) OBP: 0.386, SLG: 0.400	1-3 K		1-0 G5-3	0-1 G1-2-3 3-Hf			2-0 31 G6-4-3 1B		2-3 K	5	0	1	0	0	2	4
31 Mike Piazza, R (1, 2) OBP: 0.397, SLG: 0.652 Vance Wilson, R (9, 2) OBP: 0.317, SLG: 0.462	4-1 1B 1-2 HR BB		2-2 F8		2-1 FC6-4 1B		1-1 G6-4-3 1-2f		2-1 P3	4 0	1 0	1 0	0 0	1 0	0 0	1 0
Edgardo Alfonzo, R (1, 5) OBP: 0.409, SLG: 0.358	2-1 1-2 2-H HR 1B		2-2 G6-3		1-1 F9		2-2 F8		1-2 G3	5	1	1	1	0	0	1
Jeromy Burnitz, L (1, 9) OBP: 0.348, SLG: 0.463	3-2 1-H 2-H HR			0-2 K	1-2 L7			1-0 F7		4	1	1	3	0	1	1
Roger Cedeno, S (1, 7) OBP: 0.253, SLG: 0.239	0-0 L7			1-1 3B 1B	1-1 FC6-4 1-2f			4-0 BB 1B BB		3	2	1	0	1	0	1
Joe McEwing, R (1, 8) OBP: 0.308, SLG: 0.568		2-2 S SH1-4 1B		3-1 1-H 1B 3B		1-2 G3		4-0 1-2 1B BB		3	1	2	1	1	0	0
Steve Trachsel, R (1, 1) OBP: 0.111, SLG: 0.111 Mark Guthrie, R (7, 1) Jay Payton, R (8, PH) OBP: 0.293, SLG: 0.325 David Weathers, R (8, 1) Satoru Komiyama, R (9, 1)		0-1 SH1-4 1-2		1-0 1B 1B G1-2-3 3-H 1B		2-3 K		1-1 1-3 2-H 1B		2 0 1 0 0	0 0 0 0 0	1 0 1 0 0	1 0 1 0 0	0 0 0 0 0	1 0 0 0 0	0 0 0 0 0
Inning Stats	R: 4 E: 0 K: 1 S: 18 H: 3 LOB: 0 BB: 1 P: 31	R: 0 E: 0 K: 0 S: 14 H: 1 LOB: 1 BB: 1 P: 20	R: 0 E: 0 K: 0 S: 8 H: 0 LOB: 0 BB: 0 P: 13	R: 2 E: 0 K: 1 S: 13 H: 5 LOB: 2 BB: 0 P: 22	R: 0 E: 0 K: 0 S: 9 H: 1 LOB: 1 BB: 0 P: 14	R: 0 E: 0 K: 1 S: 9 H: 0 LOB: 1 BB: 1 P: 16	R: 0 E: 0 K: 0 S: 7 H: 1 LOB: 0 BB: 0 P: 12	R: 1 E: 0 K: 0 S: 5 H: 1 LOB: 2 BB: 2 P: 17	R: 0 E: 0 K: 1 S: 8 H: 0 LOB: 0 BB: 0 P: 13	1B: 10 2B: 0 3B: 1 HR: 1	SF: 0 SAC: 1 DP: 3 HBP: 0						

PITCHER		IP	WLS	BF	H	R	ER	SO	BB	IBB	HBP	BLK	WP	HR	S	P	ERA	WHIP
Todd Stottlemyre, R ERA: 7.45	(1, 1)	3.1	L	20	9	6	6	2	2	0	0	0	0	1	51	84	16.20	3.300
Brian Anderson, L ERA: 6.75	(4, 1)	1.2		5	1	0	0	0	0	0	0	0	0	0	11	16	0.00	0.600
Jose Parra, R ERA:	(6, 1)	2.0		7	1	0	0	1	1	0	0	0	0	0	16	28	0.00	1.000
Eddie Oropesa, L ERA: 4.85	(8, 1)	1.0		6	1	1	1	0	2	0	0	0	0	0	5	17	9.00	3.000
Byung-Hyun Kim, R ERA: 0.84	(9, 1)	1.0		3	0	0	0	1	0	0	0	0	0	0	8	13	0.00	0.000

PITCHER	IP	WLS	BF	H	R	ER	SO	BB	IBB	HBP	BLK	WP	HR	S	P	ERA	WHIP

TOP

New York Mets @ Arizona Diamondbacks

Bank One Ballpark, Phoenix, AZ

Wed May 01 2002, 9:35 PM EDT

Att. 34,210 - Cloudy - 73 F

livebaseballscorecards.com

AB	35
R	7
H	12
RBI	7
BB	5
SO	4
LOB	15

WP: 0	PB: 0	SB: 1	CS: 0	PA:	41

Batter	1	2	3	4	5	6	7	8	9	AB	R	H	RBI	BB	SO	LOB
Tony Womack, L (1, 6) OBP: 0.336, SLG: 0.382	C F B T 1-2 ① K		C B F X 1-2 ③ F8		B X 1-0 ③ P4		C F B B B B 4-2 1B BB			3	0	0	0	1	1	2
Danny Bautista, R (1, 9) OBP: 0.373, SLG: 0.532	C B B B B 4-1 E S BB			F C B X 1-2 S 1B		X 0-0 ① F3	C B B F X 2-2 FC4-6 1B 1-3 2-H			3	0	2	1	1	0	0
Luis Gonzalez, L (1, 7) OBP: 0.350, SLG: 0.470	C 1 SAFE X	0-1 ② P6		B 1 SAFE X 1-0 ① F9		B F B B B C B 4-2 BB BB	B B X 2-0 ③ FC4-6 1-2f			3	0	0	0	1	0	4
Damian Miller, R (1, 2) OBP: 0.352, SLG: 0.590	1 SAFE C B F B B F C 3-3 ③ K 1-3			B F C 1 SAFE B B B F B 4-2 G1-6-3 1-2 BB		B X 1-0 ② P4		B F B F F X 2-2 ① G6-3		3	0	0	0	1	1	2
Steve Finley, L (1, 8) OBP: 0.317, SLG: 0.556		B S B X 2-1 ① F9		C C F X 0-2 ②③ G1-6-3 1-2f		B B C B B 4-1 1-2 BB		C X 0-1 ② F7		3	0	0	0	1	0	2
Junior Spivey, R (1, 4) OBP: 0.381, SLG: 0.505		B C F B F X 2-2 ② G5-3			B B F B F B 4-2 G6-3 S BB	C X 0-1 ③ L7		B C B T B F S 3-3 ③ K		3	0	0	0	1	1	2
Mark Grace, L (1, 3) OBP: 0.330, SLG: 0.400		B F B C X 2-2 ③ G1-3			X 0-0 ① F8		X 0-0 ① F9		B X 1-0 ① L9	4	0	0	0	0	0	1
Craig Counsell, L (1, 5) OBP: 0.343, SLG: 0.364			C X 0-1 ① F8		1 SAFE 1 SAFE B B B B C B 4-1 1-2 G6-3 BB		C B B X 2-1 1B 2B		B C X 1-1 ② L9	3	1	1	0	1	0	0
Todd Stottlemyre, L (1, 1) Brian Anderson, R (4, 1) OBP: 0.333, SLG: 0.200 David Dellucci, L (5, PH) OBP: 0.263, SLG: 0.500 Jose Parra, R (6, 1) Greg Colbrunn, R (7, PH) OBP: 0.412, SLG: 0.429 Eddie Oropesa, L (8, 1) Byung-Hyun Kim, R (9, 1) Chris Donnels, L (9, PH) OBP: 0.278, SLG: 0.438			B S C B S 2-3 ② K		X 0-0 ② G6-3 1-2 2-3		B F B B B X 3-1 ② P4		C X 0-1 ③ F8	1 0 1 0 1 0 0 1	0 0 0 0 0 0 0 0	0 0 0 0 0 0 0 0	0 0 0 0 0 0 0 0	0 0 0 0 0 0 0 0	1 0 2 0 0 1 0 0	0 0 0 0 0 0 0 0
Inning Stats	R: 0 E: 0 K: 2 S: 10 H: 0 LOB: 1 BB: 1 P: 18	R: 0 E: 0 K: 0 S: 9 H: 0 LOB: 0 BB: 0 P: 15	R: 0 E: 0 K: 1 S: 8 H: 0 LOB: 0 BB: 0 P: 11	R: 0 E: 0 K: 0 S: 11 H: 1 LOB: 1 BB: 1 P: 17	R: 0 E: 0 K: 0 S: 6 H: 0 LOB: 2 BB: 2 P: 15	R: 0 E: 0 K: 0 S: 7 H: 0 LOB: 2 BB: 2 P: 16	R: 1 E: 0 K: 0 S: 12 H: 2 LOB: 2 BB: 1 P: 25	R: 0 E: 0 K: 1 S: 10 H: 0 LOB: 0 BB: 0 P: 15	R: 0 E: 0 K: 0 S: 5 H: 0 LOB: 0 BB: 0 P: 7	1B: 2 2B: 1 3B: 0 HR: 0		SF: 0 SAC: 0 DP: 1 HBP: 0			WP: 0 PB: 0 SB: 3 CS: 0	PA: 36

PITCHER		IP	WLS	BF	H	R	ER	SO	BB	IBB	HBP	BLK	WP	HR	S	P	ERA	WHIP
Steve Trachsel, R ERA: 3.09	(1, 1)	6.2	W	29	3	1	1	3	7	0	0	0	0	0	62	114	1.35	1.500
Mark Guthrie, L ERA: 1.8	(7, 1)	0.1		1	0	0	0	0	0	0	0	0	0	0	1	3	0.00	0.000
David Weathers, R ERA: 2.2	(8, 1)	1.0		3	0	0	0	1	0	0	0	0	0	0	10	15	0.00	0.000
Satoru Komiyama, R ERA: 4.32	(9, 1)	1.0		3	0	0	0	0	0	0	0	0	0	0	5	7	0.00	0.000

PITCHER	IP	WLS	BF	H	R	ER	SO	BB	IBB	HBP	BLK	WP	HR	S	P	ERA	WHIP

BOTTOM

New York Mets @ Arizona Diamondbacks

Bank One Ballpark, Phoenix, AZ

Wed May 01 2002, 9:35 PM EDT

Att. 34,210 - Cloudy - 73 F

livebaseballscorecards.com

AB	29
R	1
H	3
RBI	1
BB	7
SO	4
LOB	16

Batter	1	2	3	4	5	6	7	8	9	AB	R	H	RBI	BB	SO	LOB
Roberto Alomar, S (1, 4) OBP: 0.323, SLG: 0.372	C X 0-1 ① F5		B C B F F F X 2-2 ③ L6		B F F X 1-2 ② G4-3 2-3		B B X 2-0 ① F8		B F F F X 1-2 ② F3	5	0	0	0	0	0	6
Timo Perez, L (1, 8) OBP: 0.333, SLG: 0.500	C F X 0-2 ② F4			B X 1-0 ① F3	X 0-0 1B 3-H 2B		B F B B X 3-1 ② G3 1-2 2-3		C B S F X 1-2 ③ G4-3	5	1	1	1	0	0	4
Mo Vaughn, L (1, 3) OBP: 0.393, SLG: 0.396	S B F B F B S 3-3 ③ K			B B B C B 4-1 31 1B 2B BB	F B B F X 2-2 2-H 1B		B X 1-0 ③ L9			3	1	1	1	1	1	2
31 Mike Piazza, R (1, 2) OBP: 0.390, SLG: 0.629		C X 0-1 ① G5-3		B S S B F F X 2-2 2B 1-2 1B	F F F B B F S 2-3 ③ K			C F S 0-3 ① K		4	0	1	0	0	2	1
Edgardo Alfonzo, R (1, 5) OBP: 0.412, SLG: 0.367		X 0-0 ② F9		B X 1-0 1-3 2-H 2B		B C B S B B 4-2 FC4-6 BB		X 0-0 ② G4-3		3	0	1	1	1	0	0
Jeromy Burnitz, L (1, 9) OBP: 0.336, SLG: 0.444		C F B B S 2-3 ③ K		X 0-0 ② P6		S B S F X 1-2 ① FC4-6 G6-4-3 1-2f		B C F X 1-2 ③ F7		4	0	0	0	0	1	3
John Valentin, R (1, 6) OBP: 0.314, SLG: 0.348 Grant Roberts, R (6, 1) OBP: 1.000, SLG: 1.000 Kane Davis, R (8, 1) Mark Johnson, L (9, PH) OBP: 0.314, SLG: 0.400			B X 1-0 SH1-4 1B	X 0-0 ③ G5-3		C S B X 1-2 ②③ G6-4-3 1-2f			C B C F B S 2-3 ① K	3 0 0 1	0 0 0 0	1 0 0 0	0 0 0 0	0 0 0 0	0 0 0 1	3 0 0 0
Roger Cedeno, S (1, 7) OBP: 0.272, SLG: 0.253			C B X 1-1 ① F7		F B X 1-1 PB SH1-3 2B 1B		B B B B 4-0 G3 1B BB		C B C X 1-2 E 1B	3	1	2	0	1	0	1
Shawn Estes, R (1, 1) Joe McEwing, R (6, 6) OBP: 0.317, SLG: 0.564			B X 1-0 ② SH1-4 1-2		B X 1-0 ① SH1-3 1-2		C F B B X 2-2 G3 1-2 1B		C X 0-1 E6 1-2	0 2	0 0	0 1	0 0	0 0	0 0	0 1
Inning Stats	R: 0 H: 0 E: 0 LOB: 0 K: 1 BB: 0 S: 9 P: 12	R: 0 H: 0 E: 0 LOB: 0 K: 1 BB: 0 S: 6 P: 8	R: 0 H: 1 E: 0 LOB: 1 K: 0 BB: 0 S: 9 P: 14	R: 1 H: 2 E: 0 LOB: 2 K: 0 BB: 1 S: 10 P: 18	R: 2 H: 3 E: 0 LOB: 1 K: 1 BB: 0 S: 15 P: 22	R: 0 H: 0 E: 0 LOB: 0 K: 0 BB: 1 S: 9 P: 15	R: 0 H: 1 E: 0 LOB: 2 K: 0 BB: 1 S: 7 P: 19	R: 0 H: 0 E: 0 LOB: 0 K: 1 BB: 0 S: 7 P: 8	R: 0 H: 1 E: 1 LOB: 2 K: 1 BB: 0 S: 16 P: 21	1B: 6 SF: 0 2B: 2 SAC: 2 3B: 0 DP: 1 HR: 0 HBP: 0						

TOP

New York Mets @ Arizona Diamondbacks

Bank One Ballpark, Phoenix, AZ

Thu May 02 2002, 9:35 PM EDT

Att. 31,466 - Sunny - 76 F

livebaseballscorecards.com

AB	33
R	3
H	8
RBI	3
BB	3
SO	5
LOB	21

PITCHER		IP	WLS	BF	H	R	ER	SO	BB	IBB	HBP	BLK	WP	HR	S	P	ERA	WHIP
Miguel Batista, R ERA: 5.64	(1, 1)	6.0	W	25	6	3	3	3	2	0	0	0	0	0	58	89	4.50	1.333
Jose Parra, R ERA:	(7, 1)	0.2	H	4	1	0	0	0	1	0	0	0	0	0	6	17	0.00	3.000
Eddie Oropesa, L ERA: 4.73	(7, 1)	0.1	H	1	0	0	0	0	0	0	0	0	0	0	1	2	0.00	0.000
Byung-Hyun Kim, R ERA: 0.71	(8, 1)	2.0	S	8	1	0	0	2	0	0	0	0	0	0	23	29	0.00	0.500

PITCHER	IP	WLS	BF	H	R	ER	SO	BB	IBB	HBP	BLK	WP	HR	S	P	ERA	WHIP

New York Mets @ Arizona Diamondbacks

Bank One Ballpark, Phoenix, AZ

Thu May 02 2002, 9:35 PM EDT

Att. 31,466 - Sunny - 76 F

livebaseballscorecards.com

BOTTOM

Batter	1	2	3	4	5	6	7	8	9	AB	R	H	RBI	BB	SO	LOB
Tony Womack, L (1, 6) OBP: 0.322, SLG: 0.364	B C X 1-1 ① G6-3		B B C F S 2-3 ① K	C B S X 1-2 ③ G3		X 0-0 ③ G6-3		F F X 0-2 ③ F7		5	0	0	0	0	1	4
Danny Bautista, R (1, 9) OBP: 0.377, SLG: 0.561	C B B S B S 3-3 ② K		B F S F B X 2-2 HR		C B B B X 3-1 G4-3 1B 1B		F B B C X 2-2 ① G5-3			4	2	2	1	0	1	0
Luis Gonzalez, L (1, 7) OBP: 0.339, SLG: 0.452	C C F C 0-3 ③ K		S B S B S 2-3 ② K		B B X 2-0 ① G4-3 **1-2**		X 0-0 ② L4			4	0	0	0	0	2	1
Greg Colbrunn, R (1, 3) OBP: 0.429, SLG: 0.500 Byung-Hyun Kim, R (8, 1)		B S B X 2-1 1B 1B 2B	B X 1-0 ③ G5-3		X 0-0 **2-H** 3B 1B		B B X 2-0 ③ F8			4 0	2 0	2 0	1 0	0 0	0 0	0 0
Steve Finley, L (1, 8) OBP: 0.337, SLG: 0.573		F X 0-1 1B S G6-3 **2-3** 1B		B C B B B 4-1 2B BB	B B S C F S 2-3 ② K			X 0-0 2B 2B		3	2	2	0	1	1	1
Junior Spivey, R (1, 4) OBP: 0.393, SLG: 0.539		B B B B 4-0 G6-3 1B **1-2** BB		X 0-0 ① F7	X 0-0 **1-H** 3B			C B B S B X 3-2 WP 1B **2-H** 2B		3	1	2	2	1	0	1
Craig Counsell, L (1, 5) OBP: 0.348, SLG: 0.379	B S S S X 1-2 G6-3 **1-2** **2-3** **3-H** 1B			F X 0-1 **1-3** 2B	C C B F C 1-3 ③ K			F F B B F X 2-2 ① P6 **2-3**		4	0	2	1	0	1	2
Rod Barajas, R (1, 2) OBP: 0.222, SLG: 0.208		B B X 2-0 ① ② G6-3 **1-2f** **2-3** **3-H**		I I I I 4-0 IBB		S X 0-1 ① G6-3		B B X 2-0 ② P6		3	0	0	0	1	0	3
Miguel Batista, R (1, 1) Chris Donnels, L (6, PH) OBP: 0.263, SLG: 0.412 Jose Parra, R (7, 1) Eddie Oropesa, L (7, 1) Mark Grace, L (8, 3) OBP: 0.337, SLG: 0.407		C F B B X 2-2 ③ G6-3		S S B C 1-3 ② K		C F X 0-2 ② G4-3		B X 1-0 **3-H** 1B		2 1 0 0 1	0 0 0 0 0	0 0 0 0 1	0 0 0 0 1	0 0 0 0 0	1 0 0 0 0	4 0 0 0 0
Inning Stats	R: 0 E: 0 K: 2 S: 9 H: 0 LOB: 0 BB: 0 P: 13	R: 2 E: 0 K: 0 S: 11 H: 3 LOB: 1 BB: 1 P: 22	R: 1 E: 0 K: 2 S: 11 H: 1 LOB: 0 BB: 0 P: 18	R: 0 E: 0 K: 1 S: 10 H: 1 LOB: 3 BB: 2 P: 20	R: 2 E: 0 K: 2 S: 13 H: 3 LOB: 1 BB: 0 P: 21	R: 0 E: 0 K: 0 S: 6 H: 0 LOB: 0 BB: 0 P: 6	R: 0 E: 0 K: 0 S: 5 H: 0 LOB: 0 BB: 0 P: 9	R: 2 E: 0 K: 0 S: 13 H: 3 LOB: 1 BB: 0 P: 21		1B: 5 2B: 4 3B: 1 HR: 1	SF: 0 SAC: 0 DP: 1 HBP: 0			WP: 1 PB: 0 SB: 1 CS: 0	PA: 37	

	AB	34
	R	7
	H	11
	RBI	6
	BB	3
	SO	7
	LOB	16

PITCHER		IP	WLS	BF	H	R	ER	SO	BB	IBB	HBP	BLK	WP	HR	S	P	ERA	WHIP
Shawn Estes, L ERA: 4.38	(1, 1)	5.0	L	25	8	5	5	7	2	1	0	0	0	1	54	94	9.00	2.000
Grant Roberts, R ERA: 0.6	(6, 1)	2.0		6	0	0	0	0	0	0	0	0	0	0	11	15	0.00	0.000
Kane Davis, R ERA: 5.4	(8, 1)	1.0		6	3	2	2	0	0	0	0	0	1	0	13	21	18.00	3.000

PITCHER	IP	WLS	BF	H	R	ER	SO	BB	IBB	HBP	BLK	WP	HR	S	P	ERA	WHIP

Batter	1	2	3	4	5	6	7	8	9	AB	R	H	RBI	BB	SO	LOB
Orlando Cabrera, R (1, 6) OBP: 0.342, SLG: 0.380	B X 1-0 ① F8		B C B X 2-1 ③ G4-3		C F S 0-3 ③ K			B B B B 4-0 BB WP BB		3	0	0	0	1	1	1
Jose Vidro, S (1, 4) OBP: 0.362, SLG: 0.452	C F S 0-3 ② K			B X 1-0 ① F7		F F X 0-2 ① P6		B B B B C X 3-1 ① F7 1-2		4	0	0	0	0	1	1
Vladimir Guerrero, R (1, 9) OBP: 0.471, SLG: 0.735	S S X 0-2 ③ G5-3			B B F X 2-1 ② F3		S X 0-1 HR		I I I I 4-0 BB IBB		3	1	1	1	1	0	0
Lee Stevens, L (1, 3) OBP: 0.392, SLG: 0.474		B C F C 1-3 ① K		B B B B 4-0 BB		F B C C 1-3 ② K		F C B B S 2-3 ② K		3	0	0	0	1	3	2
Fernando Tatis, R (1, 5) OBP: 0.300, SLG: 0.400 52 T.J. Tucker, R (6, 1) OBP: 1.000, SLG: 1.000 Chris Truby, R (8, PH) OBP: 0.297, SLG: 0.400 Henry Rodriguez, L (8, PH) OBP: 0.182, SLG: 0.056 (8, 7)		S B X 1-1 2B		B S S B S 2-3 ③ K2-3		F B S S S 1-3 ③ K		B B B C B 4-1 1-2 2-3 BB		3 0 0 0	0 0 0 0	1 0 0 0	0 0 0 0	0 0 0 1	2 0 0 0	1 0 0 0
Brad Wilkerson, L (1, 7) OBP: 0.391, SLG: 0.367 Graeme Lloyd, L (8, 1)		C B F B F B F C 3-3 ② K			B F X 1-1 1B 2B		F B C F C 1-3 ① K	C B S C 1-3 ③ K		4 0	1 0	1 0	0 0	0 0	3 0	4 0
Michael Barrett, R (1, 2) OBP: 0.437, SLG: 0.675		C F S 0-3 ③ K			C F X 0-2 2-H 1B		X 0-0 HR		C B X 1-1 ① F9	4	1	2	2	0	1	1
Peter Bergeron, L (1, 8) OBP: 0.317, SLG: 0.248			L B B B C S 2-3 ① K2-3		F C F F B F C 1-3 ① K		B C F S 1-3 ② K		C C B F S 1-3 ② K	4	0	0	0	0	4	1
Bruce Chen, L (1, 1) OBP: 0.286, SLG: 0.286 Lou Collier, R (5, PH) Britt Reames, R (5, 1) OBP: 1.000, SLG: 1.000 Joey Eischen, L (5, 1) Mike Mordecai, R (6, 5) OBP: 0.345, SLG: 0.346			C B C F S 1-3 ② K		B S S B C 2-3 ② K		C B X 1-1 ③ G5-3		B X 1-0 ③ G5-3	1 1 0 0 2	0 1 0 0 0	0 0 0 0 0	0 0 0 0 0	0 1 0 0 0	1 1 0 0 0	0 1 0 0 0
Inning Stats	R: 0 E: 0 K: 1 S: 7 H: 0 LOB: 0 BB: 0 P: 8	R: 0 E: 0 K: 3 S: 14 H: 1 LOB: 1 BB: 0 P: 19	R: 0 E: 0 K: 2 S: 9 H: 0 LOB: 0 BB: 0 P: 14	R: 0 E: 0 K: 1 S: 6 H: 0 LOB: 1 BB: 1 P: 15	R: 1 E: 0 K: 3 S: 17 H: 2 LOB: 1 BB: 0 P: 21	R: 1 E: 0 K: 2 S: 11 H: 1 LOB: 0 BB: 0 P: 13	R: 1 E: 0 K: 2 S: 10 H: 1 LOB: 0 BB: 0 P: 13	R: 0 E: 0 K: 2 S: 9 H: 0 LOB: 3 BB: 3 P: 27	R: 0 E: 0 K: 1 S: 7 H: 0 LOB: 0 BB: 0 P: 10	1B: 1 2B: 2 3B: 0 HR: 2	SF: 0 SAC: 0 DP: 0 HBP: 0			WP: 1 PB: 0 SB: 0 CS: 0	PA: 36	

PITCHER		IP	WLS	BF	H	R	ER	SO	BB	IBB	HBP	BLK	WP	HR	S	P	ERA	WHIP
Curt Schilling, R ERA: 3.18	(1, 1)	7.0	W	27	5	3	3	14	1	0	0	0	0	2	74	103	3.86	0.857
Jose Parra, R ERA:	(8, 1)	0.1	H	3	0	0	0	0	1	1	0	0	1	0	2	13	0.00	3.000
Mike Myers, L ERA: 1.69	(8, 1)	0.1	H	1	0	0	0	1	0	0	0	0	0	0	3	5	0.00	0.000
Byung-Hyun Kim, R ERA: 0.64	(8, 1)	1.1	S	5	0	0	0	2	1	0	0	0	0	0	11	19	0.00	0.750

PITCHER	IP	WLS	BF	H	R	ER	SO	BB	IBB	HBP	BLK	WP	HR	S	P	ERA	WHIP

TOP

Montreal Expos @ Arizona Diamondbacks

Bank One Ballpark, Phoenix, AZ

Fri May 03 2002, 10:05 PM EDT

Att. 31,315 - Dome - 72 F

livebaseballscorecards.com

AB	32
R	3
H	5
RBI	3
BB	4
SO	17
LOB	12

BOTTOM

Montreal Expos @ Arizona Diamondbacks
Bank One Ballpark, Phoenix, AZ
Fri May 03 2002, 10:05 PM EDT
Att. 31,315 - Dome - 72 F

livebaseballscorecards.com

Batter	1	2	3	4	5	6	7	8	9	AB	R	H	RBI	BB	SO	LOB
Tony Womack, L (1, 6) OBP: 0.325, SLG: 0.366	B C B F F B F S 3-3 ① K	B B F F X 2-2 ②③ L4-3 1-2			C X 0-1 FC5-2 BB 1-2 1B	B B C X 2-1 ③ G1-3		B X 1-0 FC4-6 2-H 1B		5	0	2	1	0	1	4
Junior Spivey, R (1, 4) OBP: 0.402, SLG: 0.533	B S B B B 4-1 HR BB		B F C F X 1-2 ① F9		C S B B B B 4-2 FC5-2 BB 1-2 2-3		C C B X 1-2 CS G6-3 1B	X 0-0 ③ FC4-6 1-2f		3	1	1	0	2	0	1
Danny Bautista, R (1, 9) (8, 8) OBP: 0.373, SLG: 0.578	B X 1-0 1-H HR		C B F F F S 2-3 ② K		B C F B X 2-2 ①② FC5-2 1-2 2-3 3-H		X 0-0 ① G6-3 1-2			4	1	1	2	0	1	4
Steve Finley, L (1, 8) OBP: 0.344, SLG: 0.603 Byung-Hyun Kim, R (8, 1)	C B B X 2-1 HR		B B X 2-0 ③ F8		B F B S S 2-3 ③ K2-3		I - - - I 4-0 CS IBB			3 0	1 0	1 0	1 0	1 0	1 0	2 0
Damian Miller, R (1, 2) OBP: 0.359, SLG: 0.617	B B S T F B X 3-2 HR			B F B S B B 4-2 G6-4-3 1B BB		X 0-0 ① G6-3	B B C S C 2-3 ②③ K 1-2 2-3			3	1	1	1	1	1	2
Mark Grace, L (1, 3) OBP: 0.343, SLG: 0.411	C S C 0-3 ② K			B C X 1-1 G6-4-3 1-2 1B		B X 1-0 BB 1B FC1-2 1B		X 0-0 ① F7		4	0	2	0	0	1	0
Jose Guillen, R (1, 7) (8, 9) OBP: 0.243, SLG: 0.389	C B F B F C 2-3 ③ K			F X 0-1 ①② G6-4-3 1-2f 2-3		B C X 1-1 FC1-2 BB 1-2 1B		B F X 1-1 HR		4	1	2	1	0	1	2
Craig Counsell, L (1, 5) OBP: 0.345, SLG: 0.368		C C C 0-3 ① K		L F S 0-3 ③ K		B B B C B 4-1 FC1-2 1-2 2-3 BB		C B B X 2-1 ② G3		3	0	0	0	1	2	1
Curt Schilling, R (1, 1) OBP: 0.263, SLG: 0.263 Jose Parra, R (8, 1) Mike Myers, L (8, 1) Luis Gonzalez, L (8, 7) OBP: 0.344, SLG: 0.467		X 0-0 L4-3 1B			X 0-0 BB 1B FC5-2 1B	X 0-0 ② FC1-2 1-2 2-3 3-Hf		B X 1-0 1B 2B		3 0 0 1	0 0 0 1	2 0 0 1	0 0 0 1	0 0 0 0	0 0 0 0	3 0 0 0
Inning Stats	R: 4 H: 3 E: 0 LOB: 0 K: 3 BB: 1 S: 20 P: 35	R: 0 H: 1 E: 0 LOB: 0 K: 1 BB: 0 S: 7 P: 9	R: 0 H: 0 E: 0 LOB: 0 K: 1 BB: 0 S: 10 P: 15	R: 0 H: 1 E: 0 LOB: 1 K: 1 BB: 1 S: 9 P: 14	R: 0 H: 2 E: 0 LOB: 2 K: 1 BB: 1 S: 11 P: 19	R: 0 H: 2 E: 0 LOB: 3 K: 0 BB: 1 S: 8 P: 16	R: 0 H: 1 E: 0 LOB: 1 K: 1 BB: 1 S: 7 P: 14	R: 2 H: 3 E: 0 LOB: 1 K: 0 BB: 0 S: 8 P: 13		1B: 8 SF: 0 2B: 2 SAC: 0 3B: 0 DP: 3 HR: 4 HBP: 0				WP: 0 PA: 38 PB: 0 SB: 0 CS: 2		

	AB	R	H	RBI	BB	SO	LOB
Totals	**33**	**6**	**13**	**6**	**5**	**8**	**19**

PITCHER		IP	WLS	BF	H	R	ER	SO	BB	IBB	HBP	BLK	WP	HR	S	P	ERA	WHIP
Bruce Chen, L ERA: 4.35	(1, 1)	4.0	L	17	5	4	4	6	2	0	0	0	0	3	46	73	9.00	1.750
Britt Reames, R ERA: 6.14	(5, 1)	0.2		4	2	0	0	0	1	0	0	0	0	0	8	14	0.00	4.500
Joey Eischen, L ERA:	(5, 1)	0.2		5	2	0	0	1	1	0	0	0	0	0	8	16	0.00	4.500
52 T.J. Tucker, R ERA: 1.65	(6, 1)	1.2		6	1	0	0	1	0	1	0	0	0	0	10	19	0.00	0.600
Graeme Lloyd, L ERA: 6.08	(8, 1)	1.0		6	3	2	2	0	0	0	0	0	0	1	8	13	18.00	3.000

PITCHER	IP	WLS	BF	H	R	ER	SO	BB	IBB	HBP	BLK	WP	HR	S	P	ERA	WHIP

Batter	1	2	3	4	5	6	7	8	9	10	11	AB	R	H	RBI	BB	SO	LOB
Orlando Cabrera, R (1, 6) OBP: 0.333, SLG: 0.368	L5		L9		1-2 2-H 2B 1B		K2-3		G4-3		G1-3	6	1	1	1	0	1	0
Jose Vidro, S (1, 4) OBP: 0.356, SLG: 0.450	G5-3			F8	WP 1-H 2-H 2B		F9		L6			5	0	1	2	0	0	0
Vladimir Guerrero, R (1, 9) OBP: 0.462, SLG: 0.709	G5-3			F2	IBB		G4-3		K			4	0	0	0	1	1	0
Lee Stevens, L (1, 3) OBP: 0.384, SLG: 0.455		P6		F9	L6 2-3			K		BB		4	0	0	0	1	1	2
Fernando Tatis, R (1, 5) OBP: 0.400, SLG: 0.733		F9			G4-3 BLK 1B 1B	SH1-4 2B		HR		P4		5	2	3	1	0	0	1
Michael Barrett, R (1, 2) OBP: 0.446, SLG: 0.679		2B			F8	SH1-4 BB		BB 1B		K		4	0	2	0	1	1	2
Brad Wilkerson, L (1, 7) OBP: 0.386, SLG: 0.355		K			G4-3 1-3	SH1-4 1-2 2-3		BB 1-2		K		3	0	0	0	1	2	3
Lou Collier, R (1, 8)			F9		1B 1B IBB			K			F8	1	1	0	0	1	0	0
Henry Rodriguez, L (6, PH) OBP: 0.217, SLG: 0.056												0	0	0	0	1	0	0
Peter Bergeron, L (6, PR) OBP: 0.312, SLG: 0.244												2	0	0	0	0	1	2
(6, 8)																		
Tomo Ohka, S (1, 1) OBP: 0.182, SLG: 0.182			K		1B 2B 1B 1-2 3-H	G6-4-3 1-2f		K			K	2	1	1	1	0	1	0
Mike Mordecai, R (6, PH) OBP: 0.333, SLG: 0.333												1	0	0	0	0	0	3
Scott Stewart, R (6, 1)												0	0	0	0	0	0	0
Chris Truby, R (8, PH) OBP: 0.294, SLG: 0.396												1	0	0	0	0	1	2
52 T.J. Tucker, R (8, 1) OBP: 1.000, SLG: 1.000												0	0	0	0	0	0	0
Graeme Lloyd, L (10, 1)												1	0	0	0	0	1	0
Matt Herges, L (11, 1)												0	0	0	0	0	0	0
Inning Stats	R: 0 E: 0 K: 0 S: 10 H: 0 LOB: 0 BB: 0 P: 14	R: 0 E: 0 K: 1 S: 11 H: 1 LOB: 1 BB: 0 P: 17	R: 0 E: 0 K: 1 S: 9 H: 0 LOB: 0 BB: 0 P: 10	R: 0 E: 0 K: 0 S: 5 H: 0 LOB: 0 BB: 0 P: 9	R: 4 E: 0 K: 0 S: 23 H: 4 LOB: 2 BB: 2 P: 39	R: 0 E: 0 K: 0 S: 8 H: 1 LOB: 3 BB: 2 P: 18	R: 0 E: 0 K: 1 S: 11 H: 0 LOB: 0 BB: 0 P: 16	R: 1 E: 0 K: 3 S: 17 H: 2 LOB: 2 BB: 1 P: 30	R: 0 E: 0 K: 1 S: 11 H: 0 LOB: 0 BB: 0 P: 18	R: 0 E: 0 K: 2 S: 9 H: 0 LOB: 1 BB: 1 P: 16	R: 0 E: 0 K: 1 S: 9 H: 0 LOB: 0 BB: 0 P: 15	1B: 4 2B: 3 3B: 0 HR: 1	SF: 0 SAC: 1 DP: 1 HBP: 0	WP: 1 PB: 0 SB: 0 CS: 0	PA: 46			

PITCHER		IP	WLS	BF	H	R	ER	SO	BB	IBB	HBP	BLK	WP	HR	S	P	ERA	WHIP
Brian Anderson, L ERA: 6.83	(1, 1)	5.0		22	5	4	4	2	0	2	0	1	1	0	58	89	7.20	1.000
Mike Morgan, R ERA: 4.3	(6, 1)	1.0		5	1	0	0	0	2	0	0	0	0	0	8	18	0.00	3.000
Greg Swindell, L ERA:	(7, 1)	1.0		3	0	0	0	1	0	0	0	0	0	0	11	16	0.00	0.000
Mike Myers, L ERA: 2.38	(8, 1)	0.2	B	5	2	1	1	2	1	0	0	0	0	1	14	24	13.50	4.500
Jose Parra, R ERA:	(8, 1)	0.1		1	0	0	0	1	0	0	0	0	0	0	3	6	0.00	0.000

PITCHER		IP	WLS	BF	H	R	ER	SO	BB	IBB	HBP	BLK	WP	HR	S	P	ERA	WHIP
Byung-Hyun Kim, R ERA: 0.56	(9, 1)	2.0		7	0	0	0	3	1	0	0	0	0	0	20	34	0.00	0.500
Eddie Oropesa, L ERA: 4.4	(11, 1)	1.0	W	3	0	0	0	1	0	0	0	0	0	0	9	15	0.00	0.000

TOP

Montreal Expos @ Arizona Diamondbacks

Bank One Ballpark, Phoenix, AZ

Sat May 04 2002, 10:05 PM EDT
Att. 40,427 - Sunny - 84 F

livebaseballscorecards.com

AB	39
R	5
H	8
RBI	5
BB	6
SO	10
LOB	15

Montreal Expos @ Arizona Diamondbacks

Bank One Ballpark, Phoenix, AZ

Sat May 04 2002, 10:05 PM EDT

Att. 40,427 - Sunny - 84 F

livebaseballscorecards.com

BOTTOM

Batter	1	2	3	4	5	6	7	8	9	10	11	AB	R	H	RBI	BB	SO	LOB
Tony Womack, L OBP: 0.333, SLG: 0.397 Jose Guillen, R OBP: 0.327, SLG: 0.378 Greg Swindell, L Mike Myers, L Jose Parra, R Chris Donnels, L OBP: 0.250, SLG: 0.286 Byung-Hyun Kim, R Danny Klassen, R OBP: 0.000, SLG: 0.000	(1, R) (6, PH) (7, L) (8, L) (9, R) (8, PH) (8, L) (10, PH) (11, S)	C X 0-1 G4-3	C C S 0-3 K		C F X 0-2 F9	C F F B X 1-2 FC5-4 1-2f		X 0-0 G4-3		C B B X 2-1 BB 1B		3 0 0 0 0 1 1 1 0 0 0 0 0 3 0 0 0 0 0 0 0 0 0 0 0 0 0 0 0 0 0 0 0 0 0 1 0 0 0 0 0 0 0 0 0 0 0 0 0 1 0 1 0 0 0 0						
Junior Spivey, R OBP: 0.414, SLG: 0.555	(1, 4)	C B F B C 2-3 K	S B S C 1-3 K		S B X 1-1 BB 1B		B X 1-0 1B 3B	X 0-0 BB 1B		C F B B B F F F F 4-2 F B 1-2 BB		5 1 3 0 1 2 1						
Luis Gonzalez, L OBP: 0.352, SLG: 0.459	(1, 7)	C F F B X 1-2 G4-3		B B C F F X 2-2 G4-3	B B B 4-0 1-2 BB		C F B X 1-2 WP S 3-H 1B	C B S B B 4-2 1-2 BB		B X 1-0 P6		4 0 1 1 2 0 2						
Steve Finley, L OBP: 0.344, SLG: 0.583	(1, 8)		C X 0-1 FC4-6 1B 2B 1B	C X 0-1 G4-3	X 0-0 G3		C B F B F B S 3-3 K 1-2	C B F C 1-3 K			B B C B F X 3-2 L9 BB FC5 1B	6 2 2 0 0 2 5						
Danny Bautista, R OBP: 0.397, SLG: 0.585	(1, 9)		C X 0-1 FC4-6 1-2 1B	C F X 0-2 CS 1B		B X 1-0 G4-3 1B 1B	I I I 4-0 WP IBB		B B X 2-0 G6-3		C B F B B B 4-2 FC5 1-2 BB	4 0 3 0 2 0 0						
Mark Grace, L OBP: 0.333, SLG: 0.396	(1, 3)		L B X 1-1 FC4-6 BB 2B 1-2f 2-3	C F P B 2-2 CS 1-2	B B C F B X 3-2 F7	X 0-0 G4-3 1-2 1B	S B X 1-1 G3 1-2 2-3		X 0-0 G4-3		X 0-0 L9 2-3	6 1 1 0 0 0 6						
Damian Miller, R OBP: 0.358, SLG: 0.602	(1, 2)		B B B C B 4-1 2B 3B 1-2 BB	C S B X 1-2 G6-3	F S B S 1-3 K	I I I 4-0 IBB		B S B F S 2-3 K		S B C B X 2-2 FC5 1-2 3-H	2 1 0 0 1 1 2						
Rod Barajas, R OBP: 0.233, SLG: 0.192	(7, PH) (8, 2)										2 0 0 1 1 1 1							
Craig Counsell, L OBP: 0.339, SLG: 0.369	(1, 5) (7, 6)	X 0-0 3B 1-3 2-H 3-H 2B	C F B B X 2-2 G6-3	B S X 1-1 G4-3 1-2 2-3	C B X 1-1 G1-3			B C F B B B X 3-2 F8		5 1 1 2 0 0 5							
Brian Anderson, R OBP: 0.429, SLG: 0.667 Quinton McCracken, S OBP: 0.423, SLG: 0.682 Mike Morgan, R Greg Colbrunn, R OBP: 0.417, SLG: 0.450 Eddie Oropesa, L	(1, 1) (5, PH) (6, 1) (6, PH) (7, 5) (11, 1)	X 0-0 2-H 3-H 3B	B C X 1-1 G3	I I I 4-0 FC5-4 IBB	F B C X 1-2 G6-3			F F B B F S 2-3 K		1 0 1 2 0 0 0 1 0 0 0 0 0 0 0 0 0 0 0 0 0 2 0 0 0 1 1 0 0 0 0 0 0 0 0							
Inning Stats		R: 0 E: 0 K: 1 S: 9 H: 0 LOB: 0 BB: 0 P: 12	R: 4 E: 0 K: 2 S: 15 H: 4 LOB: 1 BB: 1 P: 21	R: 0 E: 0 K: 0 S: 13 H: 1 LOB: 0 BB: 0 P: 16	R: 0 E: 0 K: 0 S: 9 H: 0 LOB: 0 BB: 0 P: 15	R: 0 E: 0 K: 0 S: 8 H: 1 LOB: 2 BB: 1 P: 14	R: 0 E: 0 K: 1 S: 11 H: 2 LOB: 3 BB: 1 P: 19	R: 1 E: 0 K: 1 S: 12 H: 2 LOB: 3 BB: 2 P: 27	R: 0 E: 0 K: 1 S: 10 H: 1 LOB: 2 BB: 1 P: 16	R: 0 E: 0 K: 1 S: 5 H: 0 LOB: 0 BB: 0 P: 9	R: 0 E: 0 K: 1 S: 18 H: 1 LOB: 2 BB: 1 P: 30	R: 1 E: 0 K: 0 S: 9 H: 1 LOB: 2 BB: 1 P: 18	1B: 10 2B: 1 3B: 2 HR: 0 SF: 0 SAC: 0 DP: 0 HBP: 0		WP: 1 PB: 0 SB: 1 CS: 1 PA: 53				

	AB	44
	R	6
	H	13
	RBI	6
	BB	8
	SO	8
	LOB	26

PITCHER		IP	WLS	BF	H	R	ER	SO	BB	IBB	HBP	BLK	WP	HR	S	P	ERA	WHIP
Tomo Ohka, R ERA: 4.4	(1, 1)	5.0		22	6	4	4	3	2	0	0	0	0	0	54	78	7.20	1.600
Scott Stewart, L ERA: 1.76	(6, 1)	2.0		13	4	1	1	2	0	3	0	0	1	0	23	46	4.50	2.000
52 T.J. Tucker, R ERA: 1.42	(8, 1)	2.2		12	2	0	0	3	2	0	0	0	0	0	32	53	0.00	1.500
Graeme Lloyd, L ERA: 6.59	(10, 1)	0.1	L	2	1	1	1	0	0	0	0	0	0	0	4	8	27.00	3.000
Matt Herges, R ERA: 3.44	(11, 1)	0.1		3	0	0	0	0	1	0	0	0	0	0	6	12	0.00	3.000

PITCHER		IP	WLS	BF	H	R	ER	SO	BB	IBB	HBP	BLK	WP	HR	S	P	ERA	WHIP

Batter	1	2	3	4	5	6	7	8	9	AB	R	H	RBI	BB	SO	LOB
Peter Bergeron, L (1, 8) OBP: 0.310, SLG: 0.244	1-2 1B S SF7 1B	1-1 F7			0-3 K		0-1 B5-3			4	1	1	0	0	1	2
Jose Vidro, S (1, 4) OBP: 0.360, SLG: 0.460	2-2 1-3 1B		1-2 2B		1-2 G3-1		3-3 K			4	0	2	0	0	1	0
Vladimir Guerrero, R (1, 9) OBP: 0.456, SLG: 0.697	2-2 SF7 3-H		1-1 HBP		0-3 K		0-0 G6-3			2	0	0	1	0	1	0
Lee Stevens, L (1, 3) OBP: 0.372, SLG: 0.438	1-3 K		3-3 K			2-3 K		2-2 P6		4	0	0	0	0	3	3
Fernando Tatis, R (1, 5) OBP: 0.368, SLG: 0.632	0-2 L6		3-2 F8			1-2 2B 1B		2-3 K		4	1	1	0	0	1	3
Orlando Cabrera, R (1, 6) OBP: 0.331, SLG: 0.364		3-2 SH1-4 E 1B	2-1 P2			1-2 F9		0-0 P3		4	0	1	0	0	0	3
Brian Schneider, L (1, 2) OBP: 0.357, SLG: 0.500		2-1 F8		0-0 F8		0-0 1-H 2B			3-3 K	4	0	1	1	0	1	1
Brad Wilkerson, L (1, 7) OBP: 0.381, SLG: 0.344		3-2 E4 SH1-4 1-2		1-3 K		4-0 IBB			2-3 K	3	0	0	0	1	2	1
Javier Vazquez, R (1, 1) OBP: 0.053, SLG: 0.053		0-0 SH1-4 1-2 2-3		0-1 F8		1-1 F9			1-3 K	2	0	0	0	0	0	2
Britt Reames, R (8, 1) OBP: 1.000, SLG: 1.000										0	0	0	0	0	0	0
Henry Rodriguez, L (9, PH) OBP: 0.208, SLG: 0.053										1	0	0	0	0	1	0
Inning Stats	R: 1 E: 0 K: 1 S: 19 H: 2 LOB: 1 BB: 0 P: 24	R: 0 E: 1 K: 0 S: 11 H: 1 LOB: 2 BB: 0 P: 20	R: 0 E: 0 K: 1 S: 14 H: 1 LOB: 2 BB: 0 P: 24	R: 0 E: 0 K: 1 S: 6 H: 0 LOB: 0 BB: 0 P: 7	R: 0 E: 0 K: 2 S: 10 H: 0 LOB: 0 BB: 0 P: 11	R: 1 E: 0 K: 1 S: 12 H: 2 LOB: 2 BB: 1 P: 21	R: 0 E: 0 K: 1 S: 8 H: 0 LOB: 0 BB: 0 P: 11	R: 0 E: 0 K: 1 S: 9 H: 0 LOB: 0 BB: 0 P: 13	R: 0 E: 0 K: 3 S: 13 H: 0 LOB: 0 BB: 0 P: 19	1B: 4 2B: 2 3B: 0 HR: 0 SF: 1 SAC: 1 DP: 0 HBP: 1							

PITCHER		IP	WLS	BF	H	R	ER	SO	BB	IBB	HBP	BLK	WP	HR	S	P	ERA	WHIP
Rick Helling, R ERA: 6.75	(1, 1)	6.0		27	6	2	2	6	0	1	1	0	0	0	72	107	3.00	1.000
Mike Morgan, R ERA: 4.02	(7, 1)	1.0	W	3	0	0	0	1	0	0	0	0	0	0	8	11	0.00	0.000
Greg Swindell, L ERA:	(8, 1)	1.0	H	3	0	0	0	1	0	0	0	0	0	0	9	13	0.00	0.000
Byung-Hyun Kim, R ERA: 0.53	(9, 1)	1.0	S	3	0	0	0	3	0	0	0	0	0	0	13	19	0.00	0.000

PITCHER IP WLS BF H R ER SO BB IBB HBP BLK WP HR S P ERA WHIP

TOP

Montreal Expos @ Arizona Diamondbacks

Bank One Ballpark, Phoenix, AZ

Sun May 05 2002, 4:35 PM EDT
Att. 37,027 - Dome - 72 F

livebaseballscorecards.com

AB	32
R	2
H	6
RBI	2
BB	1
SO	11
LOB	15

1B: 4 SF: 1
2B: 2 SAC: 1
3B: 0 DP: 0
HR: 0 HBP: 1

WP: 0 PA: 36
PB: 0
SB: 1
CS: 0

Montreal Expos @ Arizona Diamondbacks

Bank One Ballpark, Phoenix, AZ

Sun May 05 2002, 4:35 PM EDT

Att. 37,027 - Dome - 72 F

livebaseballscorecards.com

BOTTOM

Batter	1	2	3	4	5	6	7	8	9	AB	R	H	RBI	BB	SO	LOB
Craig Counsell, L (1, 6) (8, 5) OBP: 0.336, SLG: 0.374	F8		G3-1			2B		E6 1B		4	1	1	0	0	0	0
Quinton McCracken, S (1, 9) OBP: 0.433, SLG: 0.654	F8			G3-6-3 1B		K		1-2 1B 1B		4	1	2	0	0	1	1
Luis Gonzalez, L (1, 7) OBP: 0.364, SLG: 0.491	HR			G3-6-3 1-2f			SH3-4 1B BB	1-2 1B 2-H		3	2	2	2	1	0	1
Greg Colbrunn, R (1, 3) OBP: 0.407, SLG: 0.435	L4			G1-6-3			1-2 SH3-4 1B	K		3	0	1	0	0	0	0
Tony Womack, L (7, PR) (8, 6) OBP: 0.315, SLG: 0.353										1	1	0	0	0	1	2
Steve Finley, L (1, 8) OBP: 0.343, SLG: 0.575		F8			F8		1-2 2-3 SH3-4	1-2 2-3 1B		3	0	1	0	0	0	0
Junior Spivey, R (1, 4) OBP: 0.417, SLG: 0.553		L7			G5-3		2-H 3-H 1B	1-2 2-3 3-H 1B		4	0	2	3	0	0	0
Chris Donnels, L (1, 5) OBP: 0.261, SLG: 0.350		K			G4-3		IBB	K		2	0	0	0	1	1	0
Greg Swindell, L (8, 1)										0	0	0	0	0	0	0
Danny Bautista, R (8, PH) OBP: 0.393, SLG: 0.579										1	0	0	0	0	1	3
Byung-Hyun Kim, R (9, 1)										0	0	0	0	0	0	0
Rod Barajas, R (1, 2) OBP: 0.206, SLG: 0.167			P6			K	K	L8		4	0	0	0	0	2	5
Rick Helling, R (1, 1)										1	0	0	0	0	0	0
Jose Guillen, R (6, PH) OBP: 0.231, SLG: 0.368										1	0	0	0	0	1	0
Mike Morgan, R (7, 1)										0	0	0	0	0	0	0
Mark Grace, L (7, PH) (8, 3) OBP: 0.339, SLG: 0.402			L9			K	1-2 2-H			1	0	1	0	0	0	0
Inning Stats	R: 1 E: 0 K: 0 S: 9 H: 1 LOB: 0 BB: 0 P: 14	R: 0 E: 0 K: 1 S: 7 H: 0 LOB: 0 BB: 0 P: 11	R: 0 E: 0 K: 0 S: 7 H: 0 LOB: 0 BB: 0 P: 10	R: 0 E: 0 K: 0 S: 5 H: 1 LOB: 0 BB: 0 P: 8	R: 0 E: 0 K: 0 S: 5 H: 0 LOB: 0 BB: 0 P: 9	R: 0 E: 0 K: 3 S: 15 H: 1 LOB: 1 BB: 0 P: 17	R: 2 E: 0 K: 1 S: 13 H: 3 LOB: 2 BB: 2 P: 25	R: 2 E: 1 K: 2 S: 20 H: 4 LOB: 3 BB: 0 P: 30		1B: 8 2B: 1 3B: 0 HR: 1	SF: 0 SAC: 1 DP: 1 HBP: 0						

	AB	32
	R	5
	H	10
	RBI	5
	BB	2
	SO	7
	LOB	12

WP: 0 PB: 0 SB: 0 CS: 0 PA: 35

PITCHER		IP	WLS	BF	H	R	ER	SO	BB	IBB	HBP	BLK	WP	HR	S	P	ERA	WHIP
Javier Vazquez, R ERA: 3.16	(1, 1)	7.1	L	33	10	5	4	6	1	1	0	0	0	1	76	115	4.91	1.500
Britt Reames, R ERA: 5.87	(8, 1)	0.2		2	0	0	0	1	0	0	0	0	0	0	5	9	0.00	0.000

PITCHER	IP	WLS	BF	H	R	ER	SO	BB	IBB	HBP	BLK	WP	HR	S	P	ERA	WHIP

Batter	1	2	3	4	5	6	7	8	9	AB	R	H	RBI	BB	SO	LOB
Adrian Brown, S (1, 8) OBP: 0.298, SLG: 0.300	F8		CS 1B		F8			G4-3		4	0	1	0	0	0	0
Pokey Reese, R (1, 4) OBP: 0.340, SLG: 0.354	F9		K 1-2			K		K		4	0	0	0	0	3	1
Brian Giles, L (1, 7) OBP: 0.410, SLG: 0.588	HR			G5-3		K		BB		3	1	1	1	1	1	0
Craig Wilson, R (1, 9) OBP: 0.317, SLG: 0.283	G4-3			18 2B 1B		G5-3		G4-3		3	1	1	0	0	0	0
Rob Mackowiak, L (8, PH) OBP: 0.247, SLG: 0.427 (8, 9)										1	0	0	0	0	0	1
Kevin Young, R (1, 3) OBP: 0.290, SLG: 0.316		P3		K			G5-3		1B 2B	4	0	1	0	0	1	1
18 Jason Kendall, R (1, 2) OBP: 0.364, SLG: 0.333		S 1B		1-H 2B			2 FC6-4 1B		L8	4	1	3	1	0	0	1
Mike Benjamin, R (1, 5) OBP: 0.195, SLG: 0.184		K 1-2		F8			2 FC6-4 1-2 1B		2 CS 2-3 1B	4	0	2	0	0	1	2
2 Jack Wilson, R (1, 6) OBP: 0.275, SLG: 0.262		K2-3			G5-3		FC6-4 1-2f 2-H		F8 1-2	4	0	0	0	0	1	4
Josh Fogg, R (1, 1) OBP: 0.091, SLG: 0.091			G4-3		K		K			2	0	0	0	0	1	0
Keith Osik, R (7, PH) OBP: 0.259, SLG: 0.320										1	0	0	0	0	1	1
Scott Sauerbeck, R (7, 1)										0	0	0	0	0	0	0
Mike Williams, R (9, 1)										0	0	0	0	0	0	0
Inning Stats	R: 1 E: 0 K: 0 S: 9 H: 1 LOB: 0 BB: 0 P: 15	R: 0 E: 0 K: 2 S: 9 H: 1 LOB: 1 BB: 0 P: 10	R: 0 E: 0 K: 1 S: 7 H: 1 LOB: 0 BB: 0 P: 9	R: 1 E: 0 K: 1 S: 9 H: 2 LOB: 1 BB: 0 P: 13	R: 0 E: 0 K: 1 S: 8 H: 0 LOB: 0 BB: 0 P: 12	R: 0 E: 0 K: 2 S: 9 H: 0 LOB: 0 BB: 0 P: 16	R: 1 E: 1 K: 1 S: 12 H: 2 LOB: 1 BB: 0 P: 17	R: 0 E: 0 K: 1 S: 10 H: 0 LOB: 1 BB: 1 P: 18	R: 0 E: 0 K: 0 S: 12 H: 2 LOB: 1 BB: 0 P: 16	1B: 6 2B: 2 3B: 0 HR: 1	SF: 0 SAC: 0 DP: 0 HBP: 0						

TOP

Pittsburgh Pirates @ Arizona Diamondbacks

Bank One Ballpark, Phoenix, AZ

Mon May 06 2002, 10:05 PM EDT

Att. 29,171 - Sunny - 88 F

livebaseballscorecards.com

AB	34
R	3
H	9
RBI	2
BB	1
SO	9
LOB	11

WP: 0 PB: 0 SB: 1 CS: 2 PA: 35

PITCHER		IP	WLS	BF	H	R	ER	SO	BB	IBB	HBP	BLK	WP	HR	S	P	ERA	WHIP
Randy Johnson, L ERA: 1.53	(1, 1)	7.0	L	27	7	3	2	8	0	0	0	0	0	1	63	92	2.57	1.000
Eddie Oropesa, L ERA: 4.2	(8, 1)	0.2		3	0	0	0	1	1	0	0	0	0	0	7	13	0.00	1.500
Jose Parra, R ERA:	(8, 1)	1.1		5	2	0	0	0	0	0	0	0	0	0	15	21	0.00	1.500

PITCHER	IP	WLS	BF	H	R	ER	SO	BB	IBB	HBP	BLK	WP	HR	S	P	ERA	WHIP

BOTTOM

Pittsburgh Pirates @ Arizona Diamondbacks

Bank One Ballpark, Phoenix, AZ

Mon May 06 2002, 10:05 PM EDT

Att. 29,171 - Sunny - 88 F

livebaseballscorecards.com

Batter	1	2	3	4	5	6	7	8	9	AB	R	H	RBI	BB	SO	LOB
Tony Womack, L (1, 6) OBP: 0.319, SLG: 0.355	B C F B F X 2-2 L9 ①		C B X 1-1 G4-3 1B		B B C X 2-1 F8 1B FC4-6 1B		B C S S 1-3 K ② C X 0-1 G5-3 ③		C X 0-1 G6-3 ③	5	1	2	0	0	1	2
Danny Bautista, R (1, 9) OBP: 0.388, SLG: 0.568	B S C B S 2-3 K ②		B X 2-0 G4-3 ② 1-2		C B X 1-1 FC4-6 1-2 1B					4	0	1	0	0	1	1
Luis Gonzalez, L (1, 7) OBP: 0.353, SLG: 0.474	B X 1-0 E3		X 0-0 F9 ③		B B X 2-0 F8 ① 2-3			B C S S 1-3 K ①		4	0	0	0	0	1	3
Steve Finley, L (1, 8) OBP: 0.330, SLG: 0.549	C X 0-1 L9 ③			C X 0-1 F7 ①	C X 0-1 FC4-6 ② 1-2f 3-H			B C B X 2-1 G4-3 ②		4	0	0	1	0	0	2
Junior Spivey, R (1, 4) OBP: 0.412, SLG: 0.538		F X 0-1 G4-3 ①		C B H 2-1 2B HBP	B X 1-0 F8 ③			C B X 1-1 L6 ③		3	1	0	0	0	0	1
Mark Grace, L (1, 3) OBP: 0.336, SLG: 0.406		C B F F B X 2-2 F5 ②		F B B B X 3-1 2B 1-H		C B X 1-1 G6-3 ①			B X 1-0 G3-1 ①	4	0	1	1	0	0	0
Damian Miller, R (1, 2) OBP: 0.364, SLG: 0.598		B X 1-0 1B		F B B B S S 3-3 K ②		S B B X 2-1 G6-3 1B			B B X 2-0 F9 ②	4	0	2	0	0	1	1
Craig Counsell, L (1, 5) OBP: 0.341, SLG: 0.381		B B S X 2-1 G3 ③		I I I 4-0 IBB		C B X 1-1 G6-3 ② ③ 1-2f			B X 1-0 2B	3	0	1	0	1	0	2
Randy Johnson, R (1, 1) OBP: 0.045, SLG: 0.095 Quinton McCracken, S (7, PH) OBP: 0.419, SLG: 0.630 Eddie Oropesa, L (8, 1) Jose Parra, R (8, 1) Chris Donnels, L (9, PH) OBP: 0.282, SLG: 0.350 Jose Guillen, R (9, PR) OBP: 0.231, SLG: 0.368			C B S X 1-2 G6-3 ①	F S B S 1-3 K ③			B B C C X 2-2 F8 ①		S B B C B B 4-2 BB	2 1 0 0 0 0	0 0 0 0 0 0	0 0 0 0 1 0	0 0 0 0 0 0	0 0 0 0 0 0	1 0 0 0 0 0	2 0 0 0 0 0
Inning Stats	R: 0 E: 1 K: 1 S: 10 H: 0 LOB: 1 BB: 0 P: 15	R: 0 E: 0 K: 0 S: 9 H: 1 LOB: 1 BB: 0 P: 14	R: 0 E: 0 K: 0 S: 7 H: 1 LOB: 1 BB: 0 P: 11	R: 1 E: 0 K: 2 S: 11 H: 1 LOB: 2 BB: 1 P: 24	R: 1 E: 0 K: 0 S: 8 H: 2 LOB: 1 BB: 0 P: 14	R: 0 E: 0 K: 0 S: 6 H: 1 LOB: 0 BB: 0 P: 10	R: 0 E: 0 K: 1 S: 8 H: 0 LOB: 0 BB: 0 P: 11	R: 0 E: 0 K: 1 S: 7 H: 0 LOB: 0 BB: 0 P: 11	R: 0 E: 0 K: 0 S: 7 H: 1 LOB: 2 BB: 1 P: 15	1B: 5 2B: 2 3B: 0 HR: 0	SF: 0 SAC: 0 DP: 1 HBP: 1					WP: 0 PB: 0 SB: 0 CS: 0	PA: 37

PITCHER		IP	WLS	BF	H	R	ER	SO	BB	IBB	HBP	BLK	WP	HR	S	P	ERA	WHIP
Josh Fogg, R ERA: 2.45	(1, 1)	6.0	W	26	6	2	2	3	0	1	1	0	0	0	51	88	3.00	1.000
Scott Sauerbeck, L ERA: 2.92	(7, 1)	2.0	H	6	0	0	0	2	0	0	0	0	0	0	15	22	0.00	0.000
Mike Williams, R ERA: 0.69	(9, 1)	1.0	S	5	1	0	0	0	1	0	0	0	0	0	7	15	0.00	2.000

PITCHER	IP	WLS	BF	H	R	ER	SO	BB	IBB	HBP	BLK	WP	HR	S	P	ERA	WHIP

Batter	1	2	3	4	5	6	7	8	9	AB	R	H	RBI	BB	SO	LOB
Adrian Brown, S (1, 8) OBP: 0.303, SLG: 0.298	BBBB 4-0 G4-3 BB		CSBC 1-3 ② K		BBX 2-0 WP 1B 3-H 1B		X 0-0 ② G4-3 2-3		CSBFC 1-3 ② K	4	1	1	1	1	2	1
Pokey Reese, R (1, 4) OBP: 0.328, SLG: 0.340	CX 0-1 ① B1		X 0-0 ③ F4		CSBBBFBFFX 3-2 1-H 1B		BSBX 2-1 ③ L8		CSBFBFS 2-3 ③ K	5	0	1	1	0	1	2
Brian Giles, L (1, 7) OBP: 0.394, SLG: 0.562	CX 0-1 ② G4-3 1-2			BX 1-0 ① G5-3	CX 0-1 ③ G4-3			BBX 2-0 ① P4		4	0	0	0	0	0	2
Armando Rios, L (1, 9) OBP: 0.330, SLG: 0.326	SFFS 0-3 ③ K			X 0-0 18 FC6-4 1B		BBX 2-0 ① L8		CBBBX 2-1 1B 18 WP 1B		4	1	2	0	0	1	1
Kevin Young, R (1, 3) OBP: 0.281, SLG: 0.305		FFBBBFS 3-3 ① K		BFBBSBC 3-3 ② K		X 0-0 ② G5-3		BCX 1-1 18 WP 18 HR 1-3 1B		3	0	0	0	0	2	1
Brian Boehringer, S (6, 1)										0	0	0	0	0	0	0
Aramis Ramirez, R (8, PH) OBP: 0.411, SLG: 0.500										1	0	1	0	0	0	0
Josh Fogg, R (8, PR) OBP: 0.091, SLG: 0.091										0	1	0	0	0	0	0
Joe Beimel, L (8, 1)										0	0	0	0	0	0	0
18 Jason Kendall, R (1, 2) OBP: 0.359, SLG: 0.363		BBX 2-0 ② F8		CSBX 1-2 ③ FC6-4 1-2f		BCFCFX 2-2 ③ L6		CFBX 1-2 1-H 3-H HR		4	1	1	2	0	0	1
Rob Mackowiak, L (1, 5) OBP: 0.258, SLG: 0.442		CBBBFX 3-2 2 S 1B		X 0-0 ① G4-3			SFX 0-2 2 FC1-6 2B	CSS 0-3 ② K		4	0	2	0	0	1	1
2 Jack Wilson, R (1, 6) OBP: 0.263, SLG: 0.250		CFBBBX 2-2 ③ L9 1-2		BCX 1-1 ② G4-3			LBBX 2-1 ① FC1-6 2B 2-3	CFBS 1-3 ③ K		4	1	0	0	0	1	3
Ron Villone, L (1, 1) OBP: 0.167, SLG: 0.333			BBCX 2-1 ① P5		X 0-0 1B 3B		X 0-0 G4-3 1-H 2B		BBFCS 2-3 ① K	2	1	1	0	0	0	0
Craig Wilson, R (6, 3) OBP: 0.323, SLG: 0.309										2	0	1	1	0	1	0
Inning Stats	R: 0 E: 0 K: 1 S: 8 H: 0 LOB: 1 BB: 1 P: 12	R: 0 E: 0 K: 1 S: 12 H: 1 LOB: 1 BB: 0 P: 22	R: 0 E: 0 K: 1 S: 6 H: 0 LOB: 0 BB: 0 P: 9	R: 0 E: 0 K: 1 S: 8 H: 1 LOB: 1 BB: 0 P: 13	R: 2 E: 0 K: 0 S: 13 H: 3 LOB: 1 BB: 0 P: 19	R: 0 E: 0 K: 0 S: 6 H: 0 LOB: 0 BB: 0 P: 10	R: 1 E: 0 K: 0 S: 9 H: 2 LOB: 1 BB: 0 P: 13	R: 3 E: 0 K: 2 S: 14 H: 3 LOB: 1 BB: 0 P: 21	R: 0 E: 0 K: 3 S: 12 H: 0 LOB: 0 BB: 0 P: 17	1B: 6 2B: 2 3B: 1 HR: 1	SF: 0 SAC: 0 DP: 0 HBP: 0						

TOP

Pittsburgh Pirates @ Arizona Diamondbacks

Bank One Ballpark, Phoenix, AZ

Tue May 07 2002, 9:35 PM EDT

Att. 32,204 - Sunny - 86 F

livebaseballscorecards.com

AB	37
R	6
H	10
RBI	5
BB	1
SO	9
LOB	12

WP: 2 PA: 38
PB: 0
SB: 1
CS: 0

PITCHER		IP	WLS	BF	H	R	ER	SO	BB	IBB	HBP	BLK	WP	HR	S	P	ERA	WHIP
Miguel Batista, R ERA: 5.22	(1, 1)	7.0		29	7	3	3	4	1	0	0	0	1	0	62	98	3.86	1.143
Eddie Oropesa, L ERA: 4.7	(8, 1)	0.1	H	2	1	1	1	0	0	0	0	0	0	0	3	7	27.00	3.000
Mike Morgan, R ERA: 5.17	(8, 1)	0.0	B	2	2	2	2	0	0	0	0	0	1	1	5	7	∞	∞
Mike Myers, L ERA: 2.25	(8, 1)	0.2	W	2	0	0	0	2	0	0	0	0	0	0	6	7	0.00	0.000
Byung-Hyun Kim, R ERA: 0.5	(9, 1)	1.0	S	3	0	0	0	3	0	0	0	0	0	0	12	17	0.00	0.000

PITCHER	IP	WLS	BF	H	R	ER	SO	BB	IBB	HBP	BLK	WP	HR	S	P	ERA	WHIP

BOTTOM

Pittsburgh Pirates @ Arizona Diamondbacks

Bank One Ballpark, Phoenix, AZ

Tue May 07 2002, 9:35 PM EDT

Att. 32,204 - Sunny - 86 F

livebaseballscorecards.com

Batter	1	2	3	4	5	6	7	8	9	AB	R	H	RBI	BB	SO	LOB
Tony Womack, L (1, 6) OBP: 0.314, SLG: 0.349	F9	L9		G4-3		K		1B		5	0	1	0	0	1	2
Danny Bautista, R (1, 8) OBP: 0.405, SLG: 0.578	1B	1-2		3-H		G4-3		1-2 2-H		5	1	4	2	0	0	0
Luis Gonzalez, L (1, 7) OBP: 0.355, SLG: 0.467	1-3	K		G4-3		FC6-4		F3		4	1	1	0	1	1	5
Greg Colbrunn, R (1, 3) OBP: 0.452, SLG: 0.593	1-2 3-H		HR		F9	FC6-4 1-2f			G4-3	4	2	3	2	0	0	1
Mark Grace, L (8, 3) OBP: 0.333, SLG: 0.402										1	0	0	0	0	0	2
Jose Guillen, R (1, 9) OBP: 0.256, SLG: 0.381	1-2 2-H		F7		F9 1-2		K			4	1	2	1	0	1	0
Junior Spivey, R (1, 4) OBP: 0.400, SLG: 0.521	K		F6		F9 1-2 2-3		K			4	0	0	0	0	2	4
Craig Counsell, L (1, 5) OBP: 0.338, SLG: 0.385	G1-3		G4-3		2-H 3-H		F8			4	0	1	2	0	0	2
Rod Barajas, R (1, 2) OBP: 0.216, SLG: 0.212		L7		SH1-4	K			SH1-4		3	1	1	0	0	1	1
Quinton McCracken, S (8, PH) OBP: 0.438, SLG: 0.643										1	1	1	0	0	0	0
Byung-Hyun Kim, R (9, 1)										0	0	0	0	0	0	0
Miguel Batista, R (1, 1) OBP: 0.125, SLG: 0.125										2	0	1	0	0	0	1
Eddie Oropesa, L (8, 1)										0	0	0	0	0	0	0
Mike Morgan, R (8, 1)										0	0	0	0	0	0	0
Mike Myers, L (8, 1)										0	0	0	0	0	0	0
Damian Miller, R (8, PH) OBP: 0.364, SLG: 0.598		1B		SH1-4 2-3	G4-3			2-1 SH1-4 1-2		0	0	0	0	0	0	0
(9, 2)										0	0	0	0	0	0	0
Inning Stats	R: 2 E: 0 K: 1 S: 18 H: 4 LOB: 2 BB: 0 P: 27	R: 0 E: 0 K: 1 S: 15 H: 2 LOB: 2 BB: 0 P: 23	R: 1 E: 0 K: 0 S: 12 H: 1 LOB: 0 BB: 0 P: 20	R: 1 E: 0 K: 0 S: 12 H: 2 LOB: 1 BB: 0 P: 18	R: 2 E: 0 K: 1 S: 13 H: 3 LOB: 1 BB: 0 P: 18	R: 0 E: 0 K: 1 S: 8 H: 0 LOB: 1 BB: 1 P: 18	R: 0 E: 0 K: 2 S: 12 H: 0 LOB: 0 BB: 0 P: 15	R: 1 E: 0 K: 0 S: 12 H: 3 LOB: 2 BB: 0 P: 19		1B: 12 2B: 2 3B: 0 HR: 1	SF: 0 SAC: 2 DP: 0 HBP: 0		WP: 0 PB: 0 SB: 0 CS: 0	PA: 40		

PITCHER		IP	WLS	BF	H	R	ER	SO	BB	IBB	HBP	BLK	WP	HR	S	P	ERA	WHIP
Ron Villone, L ERA: 6.81	(1, 1)	5.0		27	12	6	6	3	0	0	0	0	0	1	70	106	10.80	2.400
Brian Boehringer, R ERA: 2.04	(6, 1)	2.0		7	0	0	0	3	1	0	0	0	0	0	20	33	0.00	0.500
Joe Beimel, L ERA: 2.25	(8, 1)	1.0	L	6	3	1	1	0	0	0	0	0	0	0	12	19	9.00	3.000

PITCHER	IP	WLS	BF	H	R	ER	SO	BB	IBB	HBP	BLK	WP	HR	S	P	ERA	WHIP

AB	37
R	7
H	15
RBI	7
BB	1
SO	6
LOB	18

Batter	1	2	3	4	5	6	7	8	9	AB	R	H	RBI	BB	SO	LOB
Abraham Nunez, S (1, 6) OBP: 0.293, SLG: 0.315	C S F X 0-2 WP 1B HR 1B		C B X 1-1 ① P4		F S X 0-2 ③ G6-3			B C X 1-1 1B		4	1	2	0	0	0	0
Pokey Reese, R (1, 4) OBP: 0.323, SLG: 0.333	F B F X 1-2 WP HR 1-2 1B		B C S F B S 2-3 ② K			B X 1-0 ① G6-3		C C B S 1-3 ② K		4	1	1	0	0	2	1
Brian Giles, L (1, 7) OBP: 0.389, SLG: 0.548	X 0-0 ① F6		F F B B S 2-3 ③ K			C B B B C X 3-2 FC6-4 1B		B B C F X 2-2 ③ F8		4	0	1	0	0	1	3
Armando Rios, L (1, 9) OBP: 0.337, SLG: 0.326 Mike Benjamin, R (9, PR) OBP: 0.195, SLG: 0.184	S F B F S 1-3 ② K 1-2 2-3			C B X 1-1 1B		C B F F B X 2-2 ② FC6-4 FC5-4 1-2f			B B F B B 4-1 18 B1-6-4 BB BB	3 0	0 0	1 0	0 0	1 0	1 0	3 0
Craig Wilson, R (1, 3) OBP: 0.333, SLG: 0.362	C C X 0-2 2-H 3-H HR			C F X 0-2 ① F7		X 0-0 ③ FC5-4 1-2f			S B C F B B B 4-2 18 B1-6-4 1-2 BB	3	1	1	3	1	0	2
18 Jason Kendall, R (1, 2) OBP: 0.346, SLG: 0.347	F B X 1-1 ③ G6-3			C X 0-1 ② F9			C X 0-1 ① G6-3		X 0-0 ① ② B1-6-4 1-2f 2-3	4	0	0	0	0	0	3
Rob Mackowiak, L (1, 8) OBP: 0.258, SLG: 0.427		B X 1-0 ① F7		X 0-0 ③ P6			C S S 0-3 ② K		B B B B 4-0 BB	3	0	0	0	1	1	1
Keith Osik, R (1, 5) OBP: 0.233, SLG: 0.286 Aramis Ramirez, R (9, PH) OBP: 0.404, SLG: 0.490		C B S X 1-2 ② G5-3			C B B F S 2-3 ① K		X 0-0 ③ G6-3		B S F S 1-3 ③ K	3 1	0 0	0 0	0 0	0 0	1 1	0 2
Kip Wells, R (1, 1) OBP: 0.133, SLG: 0.333 Joe Beimel, L (6, 1) Mike Lincoln, R (6, 1) Scott Sauerbeck, R (6, 1) Adrian Brown, S (8, PH) OBP: 0.300, SLG: 0.295 Mike Fetters, R (8, 1)		C B B B C S 3-3 ③ K			S S F C 0-3 ② K			C C C 0-3 ① K		2 0 0 0 0 1 0	0 0 0 0 0 0 0	0 0 0 0 0 0 0	0 0 0 0 0 0 0	2 0 0 0 0 1 0	0 0 0 0 0 0 0	0 0 0 0 0 0 0
Inning Stats	R: 3 H: 3 E: 0 LOB: 0 K: 1 BB: 0 S: 17 P: 20	R: 0 H: 0 E: 0 LOB: 0 K: 1 BB: 0 S: 7 P: 12	R: 0 H: 0 E: 0 LOB: 0 K: 2 BB: 0 S: 9 P: 14	R: 0 H: 1 E: 0 LOB: 1 K: 0 BB: 0 S: 8 P: 9	R: 0 H: 0 E: 0 LOB: 0 K: 2 BB: 0 S: 10 P: 12	R: 0 H: 1 E: 0 LOB: 1 K: 0 BB: 0 S: 9 P: 15	R: 0 H: 0 E: 0 LOB: 0 K: 1 BB: 0 S: 6 P: 6	R: 0 H: 1 E: 0 LOB: 1 K: 2 BB: 0 S: 11 P: 15	R: 0 H: 0 E: 0 LOB: 2 K: 1 BB: 3 S: 8 P: 21	1B: 5 SF: 0 2B: 0 SAC: 0 3B: 0 DP: 1 HR: 1 HBP: 0						WP: 1 PA: 35 PB: 0 SB: 0 CS: 0

PITCHER		IP	WLS	BF	H	R	ER	SO	BB	IBB	HBP	BLK	WP	HR	S	P	ERA	WHIP
Curt Schilling, R ERA: 3.2	(1, 1)	8.0	W	31	6	3	3	9	1	0	0	0	1	1	78	108	3.38	0.875
Byung-Hyun Kim, R ERA: 0.47	(9, 1)	1.0	S	4	0	0	0	1	2	0	0	0	0	0	7	16	0.00	2.000

PITCHER	IP	WLS	BF	H	R	ER	SO	BB	IBB	HBP	BLK	WP	HR	S	P	ERA	WHIP

TOP

Pittsburgh Pirates @ Arizona Diamondbacks

Bank One Ballpark, Phoenix, AZ

Wed May 08 2002, 9:35 PM EDT

Att. 31,343 - Sunny - 85 F

livebaseballscorecards.com

AB	32
R	3
H	6
RBI	3
BB	3
SO	10
LOB	15

Batter	1	2	3	4	5	6	7	8	9	AB	R	H	RBI	BB	SO	LOB
Tony Womack, L (1, 6) OBP: 0.317, SLG: 0.346	C B X 1-1 G4-3 G5-3 1B		B C B C F X 2-2 ① P6	C B B X 2-2 ③ FC6-4 1-2f		B B B B 4-0 1B BB		B S X 1-1 ③ F8		4	0	1	0	1	0	3
Danny Bautista, R (1, 9) OBP: 0.408, SLG: 0.592	C B S B F X 2-2 ① G5-3 1-2		C C S 0-3 ② K		X 0-0 2B 3B	B B X 2-0 G4-3 1-3 2-H 1B				4	1	2	1	0	1	1
Luis Gonzalez, L (1, 7) OBP: 0.359, SLG: 0.476	C B X 1-1 ② G4-3 2-3		B X 1-0 1B		B X 1-0 F8 2B 3-H 2B	B C X 1-1 ②③ G4-3 1-2f				4	1	2	1	0	0	3
Steve Finley, L (1, 8) OBP: 0.318, SLG: 0.526	B X 1-0 ③ F5		C B C S 1-3 ③ K		S L X 0-2 ① F8		B S X 1-1 ① G4-3			4	0	0	0	0	1	3
Damian Miller, R (1, 2) OBP: 0.350, SLG: 0.571		C B B X 2-1 ① G3		C X 0-1 ① G6-3	B X 1-0 ② F8 2-3		C B F B B X 3-2 ② G5-3			4	0	0	0	0	0	1
Mark Grace, L (1, 3) OBP: 0.339, SLG: 0.410		C B X 1-1 ② G5-3		B B B C F B 4-2 G3 1B 1B BB	X 0-0 2B 3-H		C B C B S 2-3 ③ K			3	1	1	1	1	1	0
Junior Spivey, R (1, 4) OBP: 0.410, SLG: 0.528	B B F F X 2-2 1B 1B			C S B X 1-2 1B G3 1-2 1B	B S C B B F S 3-3 ③ K			B B C B F X 3-2 1B 1B		4	0	3	0	0	1	1
Craig Counsell, L (1, 5) OBP: 0.350, SLG: 0.397	C C X 0-2 1-2 1B			B X 1-0 ② G3 1-2 2-3		C F X 0-2 SH1-4 1B 1B		B X 1-0 CS 1-3 1B		4	1	3	0	0	0	2
Curt Schilling, R (1, 1) OBP: 0.273, SLG: 0.273 Byung-Hyun Kim, R (9, 1)	S S S 0-3 ③ K			S X 0-1 FC6-4 2-3 3-H 1B		X 0-0 ① SH1-4 1-2		1 SAFE C B P S S 2-3 ①② K 1-2		3 0	0 0	1 0	1 0	0 0	2 0	4 0
Inning Stats	R: 0 H: 1 E: 0 LOB: 1 K: 0 BB: 0 S: 9 P: 14	R: 0 H: 2 E: 0 LOB: 2 K: 1 BB: 0 S: 13 P: 18	R: 0 H: 1 E: 0 LOB: 1 K: 2 BB: 0 S: 11 P: 15	R: 1 H: 2 E: 0 LOB: 2 K: 0 BB: 1 S: 13 P: 21	R: 2 H: 3 E: 0 LOB: 1 K: 1 BB: 0 S: 11 P: 16	R: 1 H: 2 E: 0 LOB: 1 K: 0 BB: 0 S: 7 P: 14	R: 0 H: 0 E: 0 LOB: 0 K: 1 BB: 0 S: 8 P: 14	R: 0 H: 2 E: 0 LOB: 1 K: 1 BB: 0 S: 10 P: 16		1B: 10 SF: 0 2B: 2 SAC: 1 3B: 1 DP: 1 HR: 0 HBP: 0						

PITCHER		IP	WLS	BF	H	R	ER	SO	BB	IBB	HBP	BLK	WP	HR	S	P	ERA	WHIP
Kip Wells, R ERA: 4.82	(1, 1)	5.1	L	27	10	4	4	4	1	0	0	0	0	0	61	88	6.75	2.062
Joe Beimel, L ERA: 2.25	(6, 1)	0.0		1	0	0	0	0	1	0	0	0	0	0	0	4	∞	∞
Mike Lincoln, R ERA: 0.61	(6, 1)	0.0		1	1	0	0	0	0	0	0	0	0	0	1	3	∞	∞
Scott Sauerbeck, L ERA: 2.57	(6, 1)	1.2		4	0	0	0	1	0	0	0	0	0	0	10	17	0.00	0.000
Mike Fetters, R ERA: 1.59	(8, 1)	1.0		4	2	0	0	1	0	0	0	0	0	0	10	16	0.00	2.000

PITCHER	IP	WLS	BF	H	R	ER	SO	BB	IBB	HBP	BLK	WP	HR	S	P	ERA	WHIP

BOTTOM

Pittsburgh Pirates @ Arizona Diamondbacks

Bank One Ballpark, Phoenix, AZ

Wed May 08 2002, 9:35 PM EDT

Att. 31,343 - Sunny - 85 F

livebaseballscorecards.com

AB	34
R	4
H	13
RBI	4
BB	2
SO	6
LOB	18

Batter	1	2	3	4	5	6	7	8	9	AB	R	H	RBI	BB	SO	LOB
Tony Womack, L (1, 6) OBP: 0.309, SLG: 0.336	C B X 1-1 ① L9		C F B X 1-2 ② F9			C X 0-1 ① G4-3		B X 1-0 ③ G4-3		4	0	0	0	0	0	2
Danny Bautista, R (1, 9) OBP: 0.403, SLG: 0.581	C F B S 1-3 ② K		X 0-0 ③ F9			C X 0-1 ② G4-3			B X 1-0 G3 1B	4	0	1	0	0	1	1
Luis Gonzalez, L (1, 7) OBP: 0.362, SLG: 0.468	C B B B B 4-1 BB			F B B B B 4-1 FC6-4 BB		B B B X 3-0 ③ F7			B C F B X 2-2 ① G3 1-2	2	0	0	0	2	0	1
Steve Finley, L (1, 8) OBP: 0.306, SLG: 0.505	C F B B B X 3-2 ③ G4-3			B B C S X 2-2 ① F7			C B F B X 2-2 ① G3		X 0-0 ② F2	4	0	0	0	0	0	3
Damian Miller, R (1, 2) OBP: 0.336, SLG: 0.547		C C B F F C 1-3 ① K		C C S 0-3 ② K			X 0-0 ② G3		B C C X 1-2 ③ G6-3	4	0	0	0	0	2	2
Mark Grace, L (1, 3) OBP: 0.331, SLG: 0.398		C C B B C 2-3 ② K		B X 1-0 ③ FC6-4 1-2f			X 0-0 ③ G3			3	0	0	0	0	1	1
Junior Spivey, R (1, 4) OBP: 0.401, SLG: 0.516		B S X 1-1 ③ F9			B C F S 1-3 ① K			F X 0-1 ① G5-3		3	0	0	0	0	1	0
Craig Counsell, L (1, 5) OBP: 0.343, SLG: 0.388			C C X 0-2 ① G5-3		C B B B C F B S 3-3 ② K			B B C X 2-1 ② G3		3	0	0	0	0	1	0
Rick Helling, R (1, 1)			B B B B 4-0 BB		S F B C 1-3 ③ K			X 0-0 2B		1	0	0	0	1	1	0
Chris Donnels, L (8, PH) OBP: 0.320, SLG: 0.429										1	0	1	0	0	0	0
Jose Parra, R (8, 1)										0	0	0	0	0	0	0
Eddie Oropesa, L (8, 1)										0	0	0	0	0	0	0
Inning Stats	R: 0 E: 0 K: 1 S: 9 H: 0 LOB: 1 BB: 1 P: 18	R: 0 E: 0 K: 2 S: 10 H: 0 LOB: 0 BB: 0 P: 14	R: 0 E: 0 K: 0 S: 7 H: 0 LOB: 1 BB: 1 P: 12	R: 0 E: 0 K: 1 S: 8 H: 0 LOB: 1 BB: 1 P: 15	R: 0 E: 0 K: 3 S: 10 H: 0 LOB: 0 BB: 0 P: 15	R: 0 E: 0 K: 0 S: 5 H: 0 LOB: 0 BB: 0 P: 8	R: 0 E: 0 K: 0 S: 5 H: 0 LOB: 0 BB: 0 P: 7	R: 0 E: 0 K: 0 S: 6 H: 1 LOB: 1 BB: 0 P: 9	R: 0 E: 0 K: 0 S: 8 H: 1 LOB: 1 BB: 0 P: 12	1B: 1 2B: 1 3B: 0 HR: 0	SF: 0 SAC: 0 DP: 0 HBP: 0					

PITCHER		IP	WLS	BF	H	R	ER	SO	BB	IBB	HBP	BLK	WP	HR	S	P	ERA	WHIP
Vicente Padilla, R ERA: 2.41	(1, 1)	9.0	W	32	2	0	0	7	3	0	0	0	0	0	68	110	0.00	0.556

PITCHER		IP	WLS	BF	H	R	ER	SO	BB	IBB	HBP	BLK	WP	HR	S	P	ERA	WHIP

TOP

Arizona Diamondbacks @ Philadelphia Phillies

Veterans Stadium, Philadelphia, PA

Fri May 10 2002, 7:05 PM EDT

Att. 20,504 - Sunny - 74 F

livebaseballscorecards.com

AB	29
R	0
H	2
RBI	0
BB	3
SO	7
LOB	10

PA: 32

WP: 0 PB: 0 SB: 0 CS: 0

BOTTOM

Arizona Diamondbacks @ Philadelphia Phillies
Veterans Stadium, Philadelphia, PA
Fri May 10 2002, 7:05 PM EDT
Att. 20,504 - Sunny - 74 F

livebaseballscorecards.com

Batter	1	2	3	4	5	6	7	8	9	AB	R	H	RBI	BB	SO	LOB
11 Jimmy Rollins, S (1, 6) OBP: 0.375, SLG: 0.497	C B C B C 2-3 ① K		B X 1-0 ① F7		C B X 1-1 ① F8		C C B F B X 2-2 ① F7	B B F B B 4-1 BB HBP 1-2 BB		4	0	0	0	1	1	1
Doug Glanville, R (1, 8) OBP: 0.312, SLG: 0.317	X 0-0 ② L8		B C F X 1-2 E5 1-2		B F C X 1-2 ② G4-3		C X 0-1 IHR	C C B F F H 2-2 BB 1-2 2-3 3-H HBP		4	1	1	2	0	0	1
Bobby Abreu, L (1, 9) OBP: 0.414, SLG: 0.437	B C B F F X 2-2 ③ G4-3		B C F B B X 3-2 ② P5		C B S B X 2-2 HR		C X 0-1 ② G4-3	C B B B C B 4-2 1-2 2-3 3-H BB		4	1	1	2	1	0	2
Scott Rolen, R (1, 5) OBP: 0.355, SLG: 0.500		C B F C 1-3 ① K	X 0-0 ③ F7		C X 0-1 1B		F C F B H 2-2 HBP	C B F B X 2-2 ③ G5-3		4	0	1	0	0	1	5
Travis Lee, L (1, 3) OBP: 0.333, SLG: 0.350		B B C B B F F B 4-2 1B BB		F C X 0-2 ① G5-3	B B X 2-0 ③ F8		F X 0-1 ③ F9			3	0	0	0	1	0	2
Mike Lieberthal, R (1, 2) OBP: 0.314, SLG: 0.373		S B B B X 2-1 ② F7		C H 1-1 1B HBP		F B X 1-1 ① L9		B B F X 2-1 G6-3 HBP 2B		3	1	1	0	0	0	1
Pat Burrell, R (1, 7) OBP: 0.362, SLG: 0.500		F X 0-1 1-3 1B		B X 1-0 1-2 1B		X 0-0 B3-5-4 1B 1B		C X 0-1 ① G6-3 2-3		4	0	3	0	0	0	1
Marlon Anderson, L (1, 4) OBP: 0.349, SLG: 0.471		B S B S S 2-3 ③ K		B F X 1-1 ② F7		B F X 1-1 1-2 1B		B B B I 4-0 HBP 11 BB BB IBB		3	1	1	0	1	1	4
Vicente Padilla, R (1, 1) OBP: 0.100, SLG: 0.100			B C B F F F X 2-2 E 1B	C C S 0-3 ③ K		L X 0-1 ②③ B3-5-4 2-3f		B S F S 1-3 ② K		4	0	1	0	0	2	6
Inning Stats	R: 0 E: 0 K: 1 S: 8 H: 0 LOB: 0 BB: 0 P: 12	R: 0 E: 0 K: 2 S: 13 H: 1 LOB: 2 BB: 1 P: 22	R: 0 E: 1 K: 0 S: 13 H: 1 LOB: 2 BB: 0 P: 20	R: 0 E: 0 K: 1 S: 10 H: 1 LOB: 2 BB: 0 P: 13	R: 1 E: 0 K: 0 S: 11 H: 2 LOB: 1 BB: 0 P: 17	R: 0 E: 0 K: 0 S: 7 H: 2 LOB: 1 BB: 0 P: 9	R: 1 E: 0 K: 0 S: 13 H: 1 LOB: 1 BB: 0 P: 17	R: 2 E: 0 K: 1 S: 17 H: 1 LOB: 3 BB: 3 P: 36		1B: 6 2B: 1 3B: 0 HR: 2 SF: 0 SAC: 0 DP: 1 HBP: 3						

	AB	33
	R	4
	H	9
	RBI	4
	BB	4
	SO	5
	LOB	23

WP: 0 PB: 0 SB: 0 CS: 0 PA: 40

PITCHER		IP	WLS	BF	H	R	ER	SO	BB	IBB	HBP	BLK	WP	HR	S	P	ERA	WHIP
Rick Helling, R ERA: 6.09	(1, 1)	7.0	L	32	8	2	2	4	1	0	2	0	0	1	75	110	2.57	1.286
Jose Parra, R ERA: 2.84	(8, 1)	0.2		6	1	2	2	1	1	1	1	0	0	0	12	25	27.00	3.000
Eddie Oropesa, L ERA: 4.6	(8, 1)	0.1		2	0	0	0	0	1	0	0	0	0	0	5	11	0.00	3.000

PITCHER	IP	WLS	BF	H	R	ER	SO	BB	IBB	HBP	BLK	WP	HR	S	P	ERA	WHIP

Batter	1	2	3	4	5	6	7	8	9	10	AB	R	H	RBI	BB	SO	LOB
Tony Womack, L (1, 6) OBP: 0.305, SLG: 0.326	4-2 G3-6-3 BB		B X 1-0 G5-3 1-2 ②	C F F F B S 1-3 K ③			B C X 1-1 G1-4-3 ①		B B C C S 2-3 K ③		4	0	0	0	1	2	1
Danny Bautista, R (1, 9) OBP: 0.396, SLG: 0.566	B S F F X 1-2 P4 ①		B X 1-0 G5-3 ③		B C B X 2-1 G4-3 ①		F F S 0-3 K ②			F C B X 1-2 FC4-6 1B	5	0	1	0	0	1	2
Luis Gonzalez, L (1, 7) OBP: 0.364, SLG: 0.466	X 0-0 G3-6-3 1-2f ② ③			C B X 1-1 HR 1B	X 0-0 F7 ②		B B B X 3-0 FC4-6 1B			X 0-0 FC4-6 FC4-6 1-2f ①	5	1	2	0	0	0	2
Steve Finley, L (1, 8) OBP: 0.319, SLG: 0.534		B C B B B F F X 3-2 G4-3 S 1B		B X 1-0 1-H HR	B B B C B 4-1 BB		B X 1-0 FC4-6 1-2f ③			B X 1-0 FC4-6 2B 1-2f ②	4	2	2	2	1	0	2
Junior Spivey, R (1, 4) OBP: 0.401, SLG: 0.515		S S S B F B S 3-3 K 1-2 ①		B B B C C B 4-2 BB HR BB	C F F B B F X 2-2 P4 ③			B B F B S S 3-3 K ①		X 0-0 1B 1-H 2B	4	1	1	1	1	2	2
Mark Grace, L (1, 3) OBP: 0.333, SLG: 0.387		B S B F B X 3-2 G4-3 2-3 ②		C X 0-1 F9 ①		B B C B B 4-1 S BB		X 0-0 G1-3 ②		I I I I 4-0 1B IBB	3	0	0	0	2	0	2
Damian Miller, R (1, 2) OBP: 0.333, SLG: 0.531		S B S B F X 2-2 G5-3 ③		B B B 4-0 1-2 HR BB		C B F F B F B F S 3-3 K 1-2 ①		C B F S 1-3 K ③		B X 1-0 1-2 2-3 1B	3	1	0	0	1	2	2
Byung-Hyun Kim, R (8, 1) OBP: 1.000, SLG: 1.000											1	0	1	0	0	0	0
Craig Counsell, L (1, 5) OBP: 0.352, SLG: 0.409			B B B B 4-0 G5-3 BB	B C C F F F X 1-2 1-H 2-H HR		C C B F X 1-2 L7 ②			B F B B B 4-1 G6-4-3 BB	C B S F X 1-2 G3 ③	3	1	1	3	2	0	4
Randy Johnson, R (1, 1) OBP: 0.040, SLG: 0.083			C S S 0-3 K ①	B S C S 1-3 K ②		X 0-0 G6-3 ③			C X 0-1 G6-4-3 1-2f ① ②		3	0	0	0	0	2	2
Rod Barajas, R (8, 2) OBP: 0.211, SLG: 0.206											1	0	0	0	0	0	1
Inning Stats	R: 0 E: 0 K: 0 S: 7 H: 0 LOB: 0 BB: 1 P: 12	R: 0 E: 0 K: 1 S: 15 H: 1 LOB: 1 BB: 0 P: 26	R: 0 E: 0 K: 1 S: 5 H: 0 LOB: 1 BB: 1 P: 11	R: 5 E: 0 K: 2 S: 21 H: 3 LOB: 0 BB: 2 P: 34	R: 0 E: 0 K: 0 S: 9 H: 0 LOB: 1 BB: 1 P: 17	R: 0 E: 0 K: 1 S: 12 H: 0 LOB: 1 BB: 1 P: 20	R: 0 E: 0 K: 1 S: 7 H: 1 LOB: 1 BB: 0 P: 12	R: 0 E: 0 K: 2 S: 7 H: 0 LOB: 0 BB: 0 P: 11	R: 0 E: 0 K: 1 S: 6 H: 0 LOB: 0 BB: 1 P: 12	R: 1 E: 0 K: 0 S: 11 H: 3 LOB: 3 BB: 1 P: 19	1B: 5 2B: 1 3B: 0 HR: 2 SF: 0 SAC: 0 DP: 2 HBP: 0						

PITCHER	IP	WLS	BF	H	R	ER	SO	BB	IBB	HBP	BLK	WP	HR	S	P	ERA	WHIP
48 David Coggin, R (1, 1) ERA: 7.65	3.1		17	4	5	5	2	4	0	0	0	0	2	40	73	13.50	2.400
Cliff Politte, R (4, 1) ERA: 1.88	1.2		6	0	0	0	2	1	0	0	0	0	0	17	27	0.00	0.600
Jose Santiago, R (6, 1) ERA: 7.36	2.0		8	1	0	0	2	1	0	0	0	0	0	19	32	0.00	1.000
Ricky Bottalico, R (8, 1) ERA: 3.0	2.0		6	0	0	0	3	1	0	0	0	0	0	13	23	0.00	0.500
Jose Mesa, R (10, 1) ERA: 2.95	1.0	L	7	3	1	1	0	0	1	0	0	0	0	11	19	9.00	3.000

PITCHER	IP	WLS	BF	H	R	ER	SO	BB	IBB	HBP	BLK	WP	HR	S	P	ERA	WHIP

TOP

Arizona Diamondbacks @ Philadelphia Phillies

Veterans Stadium, Philadelphia, PA

Sat May 11 2002, 7:05 PM EDT

Att. 32,634 - Sunny - 69 F

livebaseballscorecards.com

AB	36
R	6
H	8
RBI	6
BB	8
SO	9
LOB	20

WP: 0 PB: 0 SB: 2 CS: 0 PA: 44

Batter	1	2	3	4	5	6	7	8	9	10	AB	R	H	RBI	BB	SO	LOB
11 Jimmy Rollins, S (1, 6) OBP: 0.388, SLG: 0.510	B X 1-0 F9 ①			F F X 0-2 BLK 2B		B B B B 4-0 HR BB	F S B X 1-2 S 1B 1-2 1B		F B X 1-1 CS 1B		4	1	3	0	1	0	0
Doug Glanville, R (1, 8) OBP: 0.315, SLG: 0.344	B B C B F S 3-3 K ②			C B C S 1-3 K 2-3 ①		C B B X 2-1 1-H HR	X 0-0 S 1-2 2-H 1B		B B 2-0 CS 1-2 ③	B B B C C X 3-2 L7 ①	5	1	2	3	0	2	1
Jason Michaels, R (1, 9) OBP: 0.444, SLG: 0.800 Ricky Bottalico, L (8, 1) Jose Mesa, R (10, 1) Bobby Abreu, L (10, PH) OBP: 0.410, SLG: 0.433	B C X 1-1 L5 ③			C C B S 1-3 K ②		B C B X 2-1 F8 ①	B B X 2-0 F3 1-2 2-3 ③			B X 1-0 G4-3 ②	4 0 0 1	0 0 0 0	0 0 0 0	0 0 0 0	1 0 0 0	0 0 0 0	3 0 0 0
Scott Rolen, R (1, 5) OBP: 0.344, SLG: 0.481		C B S B S 2-3 K ①		B F C S 1-3 K ③		X 0-0 F8 ②		C S S 0-3 K ①		B C X 1-1 F9 ③	5	0	0	0	0	3	1
Mike Lieberthal, R (1, 2) OBP: 0.312, SLG: 0.363		B B F B F B 4-2 G6-4-3 BB			X 0-0 G1-3 ①	C B X 1-1 G5-3 ③		F C S 0-3 K ②			3	0	0	0	1	1	0
Pat Burrell, R (1, 7) OBP: 0.366, SLG: 0.524		X 0-0 G6-4-3 1-2f ② ③			X 0-0 FC3-6 1B ①		B B X 2-0 HR	C F C 0-3 K ③			4	1	2	1	0	1	1
Travis Lee, L (1, 3) OBP: 0.331, SLG: 0.347		B C F B X 2-2 G6-3 ①			F B X 1-1 FC3-6 1B 1-2f ②		B X 1-0 11 1B 1B		C C X 0-2 G4-3 ①		4	1	1	0	0	0	1
Tomas Perez, S (1, 4) OBP: 0.393, SLG: 0.704		B B S S F F B S 3-3 K ②			F B X 1-1 1-3 1B		B C S S 1-3 K ①		S S F X 0-2 HR		4	1	2	1	0	2	1
48 David Coggin, R (1, 1) Cliff Politte, R (4, 1) Marlon Anderson, L (5, PH) OBP: 0.346, SLG: 0.467 Jose Santiago, R (6, 1) Ricky Ledee, L (7, PH) OBP: 0.205, SLG: 0.250 (8, 9)		B C B X 2-1 G6-3 ③			B F B F S 2-3 K ③		C B B B C F X 2-2 F8 ②		C B B F S 2-3 K ②		1 0 1 0 2	0 0 0 0 0	0 0 0 0 0	0 0 0 0 0	0 0 1 0 0	0 0 0 0 1	0 0 2 0 1
Inning Stats	R: 0 E: 0 K: 1 S: 6 H: 0 LOB: 0 BB: 0 P: 11	R: 0 E: 0 K: 1 S: 6 H: 0 LOB: 0 BB: 1 P: 12	R: 0 E: 0 K: 1 S: 10 H: 0 LOB: 0 BB: 0 P: 17	R: 0 E: 0 K: 3 S: 12 H: 1 LOB: 1 BB: 0 P: 15	R: 0 E: 0 K: 1 S: 9 H: 2 LOB: 2 BB: 0 P: 13	R: 2 E: 0 K: 0 S: 7 H: 1 LOB: 0 BB: 1 P: 16	R: 2 E: 0 K: 1 S: 14 H: 4 LOB: 2 BB: 0 P: 23	R: 0 E: 0 K: 3 S: 9 H: 0 LOB: 0 BB: 0 P: 9	R: 1 E: 0 K: 1 S: 12 H: 2 LOB: 0 BB: 0 P: 17	R: 0 E: 0 K: 0 S: 6 H: 0 LOB: 0 BB: 0 P: 11	1B: 6 2B: 1 3B: 0 HR: 3	SF: 0 SAC: 0 DP: 1 HBP: 0					

PITCHER		IP	WLS	BF	H	R	ER	SO	BB	IBB	HBP	BLK	WP	HR	S	P	ERA	WHIP
Randy Johnson, L ERA: 1.95	(1, 1)	7.0		30	8	4	4	8	2	0	0	1	0	2	64	107	5.14	1.429
Byung-Hyun Kim, R ERA: 0.82	(8, 1)	3.0	W	10	2	1	1	4	0	0	0	0	0	1	27	37	3.00	0.667

PITCHER	IP	WLS	BF	H	R	ER	SO	BB	IBB	HBP	BLK	WP	HR	S	P	ERA	WHIP

BOTTOM

Arizona Diamondbacks @ Philadelphia Phillies

Veterans Stadium, Philadelphia, PA

Sat May 11 2002, 7:05 PM EDT
Att. 32,634 - Sunny - 69 F

livebaseballscorecards.com

AB	38
R	5
H	10
RBI	5
BB	2
SO	12
LOB	11

WP: 0 PB: 0 SB: 2 CS: 1 PA: 41

Batter	1	2	3	4	5	6	7	8	9	AB	R	H	RBI	BB	SO	LOB
Tony Womack, L (1, 6) OBP: 0.299, SLG: 0.319	C S B S 1-3 K ①			B C X 1-1 G6-3 ①	X 0-0 G3 ③			B C F S B S 3-3 K ②		3	0	0	0	0	1	3
Luis Gonzalez, L (8, PH) OBP: 0.361, SLG: 0.462										1	0	0	0	0	1	0
Greg Swindell, L (8, 1)										0	0	0	0	0	0	0
Jose Parra, R (8, 1)										0	0	0	0	0	0	0
Danny Bautista, R (1, 9) OBP: 0.385, SLG: 0.549	B F B F X 2-2 G5-3 ②			C B C F F B B C 3-3 K ②		S B B X 2-1 G5-3 ①		S S B B B S 3-3 K ③		4	0	0	0	0	2	0
Steve Finley, L (1, 8) OBP: 0.325, SLG: 0.533	B C X 1-1 CS 1B			C C S 0-3 K ③		X 0-0 FC6-4 1B			C X 0-1 G1-3 ①	4	0	2	0	0	1	0
Greg Colbrunn, R (1, 3) OBP: 0.400, SLG: 0.516	B C F B 1 SAFE 2-2 CS ③ 1-2	X 0-0 G4-3 ①			C B C B B X 3-2 E5 1B 1B	X 0-0 F9 ②			F S B B F S 2-3 K ②	4	1	0	0	0	1	1
Jose Guillen, R (1, 7) OBP: 0.255, SLG: 0.370		B X 1-0 F8 ②			X 0-0 SH1-3 1B 2-3	B B X 2-0 FC6-4 ③ 1-2f			X 0-0 F9 ③	4	0	1	0	0	0	1
Chris Donnels, L (1, 5) OBP: 0.321, SLG: 0.417		C B S B F F C 2-3 K ③			X 0-0 SH1-3 1B 1-2 3-H		X 0-0 G6-3 ①			3	0	1	1	0	1	0
Alex Cintron, S (1, 4) OBP: 0.220, SLG: 0.194			B C F C 1-3 K ①		L X 0-1 SH1-3 ① 1-2 2-3		B X 1-0 G1-3 ②			2	0	0	0	0	1	0
Rod Barajas, R (1, 2) OBP: 0.220, SLG: 0.194			C X 0-1 G4-3 ②		F H 1-1 HBP		B B X 2-0 G5-3 ③			2	0	0	0	0	0	0
Miguel Batista, R (1, 1) OBP: 0.100, SLG: 0.100			S S B S 1-3 K ③		F S B S 1-3 K ②			B X 1-0 G6-3 ①		2	0	0	0	0	2	3
Quinton McCracken, S (8, PH) OBP: 0.424, SLG: 0.621										1	0	0	0	0	0	0
Craig Counsell, L (8, 6) OBP: 0.352, SLG: 0.409										0	0	0	0	0	0	0
Inning Stats	R: 0 H: 1 E: 0 LOB: 0 K: 1 BB: 0 S: 10 P: 16	R: 0 H: 0 E: 0 LOB: 0 K: 1 BB: 0 S: 7 P: 10	R: 0 H: 0 E: 0 LOB: 0 K: 2 BB: 0 S: 8 P: 10	R: 0 H: 0 E: 0 LOB: 0 K: 2 BB: 0 S: 10 P: 14	R: 1 H: 2 E: 1 LOB: 3 K: 1 BB: 0 S: 12 P: 17	R: 0 H: 1 E: 0 LOB: 1 K: 0 BB: 0 S: 5 P: 9	R: 0 H: 0 E: 0 LOB: 0 K: 0 BB: 0 S: 3 P: 6	R: 0 H: 0 E: 0 LOB: 0 K: 2 BB: 0 S: 7 P: 14	R: 0 H: 0 E: 0 LOB: 0 K: 1 BB: 0 S: 7 P: 9	1B: 4 SF: 0 2B: 0 SAC: 1 3B: 0 DP: 0 HR: 0 HBP: 1						

TOP

Arizona Diamondbacks @ Philadelphia Phillies

Veterans Stadium, Philadelphia, PA

Sun May 12 2002, 1:35 PM EDT

Att. 21,114 - Cloudy - 62 F

livebaseballscorecards.com

AB	30
R	1
H	4
RBI	1
BB	0
SO	10
LOB	8

WP: 0 PA: 33
PB: 0
SB: 0
CS: 1

PITCHER		IP	WLS	BF	H	R	ER	SO	BB	IBB	HBP	BLK	WP	HR	S	P	ERA	WHIP
Terry Adams, R ERA: 3.43	(1, 1)	6.0	W	23	4	1	0	7	0	0	1	0	0	0	52	76	0.00	0.667
Carlos Silva, R ERA: 2.14	(7, 1)	1.0	H	3	0	0	0	0	0	0	0	0	0	0	3	6	0.00	0.000
Rheal Cormier, L ERA: 7.24	(8, 1)	1.0	H	3	0	0	0	2	0	0	0	0	0	0	7	14	0.00	0.000
Jose Mesa, R ERA: 2.79	(9, 1)	1.0	S	3	0	0	0	1	0	0	0	0	0	0	7	9	0.00	0.000

PITCHER	IP	WLS	BF	H	R	ER	SO	BB	IBB	HBP	BLK	WP	HR	S	P	ERA	WHIP

BOTTOM

Arizona Diamondbacks @ Philadelphia Phillies
Veterans Stadium, Philadelphia, PA
Sun May 12 2002, 1:35 PM EDT
Att. 21,114 - Cloudy - 62 F

livebaseballscorecards.com

Batter	1	2	3	4	5	6	7	8	9	AB	R	H	RBI	BB	SO	LOB
11 Jimmy Rollins, S (1, 6) OBP: 0.379, SLG: 0.497	B C F X 1-2 G1-3 ①		B F C B B S 3-3 K ②		X 0-0 G3 ② 2-3		C S X 0-2 L6 ②			4	0	0	0	0	1	2
Ricky Ledee, L (1, 8) OBP: 0.208, SLG: 0.250	F B F X 1-2 F8 ②		B C F X 1-2 1B		X 0-0 G3 ③		B F F B X 2-2 G4-3 ③			4	0	1	0	0	0	2
Rheal Cormier, L (8, 1)										0	0	0	0	0	0	0
Jose Mesa, R (9, 1)										0	0	0	0	0	0	0
Bobby Abreu, L (1, 9) OBP: 0.399, SLG: 0.417	B F F B C 2-3 K ③		C F X 0-2 L3 ③			B C B X 2-1 G4-3 ①		C C B F S 1-3 K ①		4	0	0	0	0	2	1
Scott Rolen, R (1, 5) OBP: 0.348, SLG: 0.482		B X 1-0 2B SF9 1B		B B X 2-0 G5-3 ①		B C F B X 2-2 1B 1B		X 0-0 G1-3 ②		4	1	2	0	0	0	0
Travis Lee, L (1, 3) OBP: 0.349, SLG: 0.398		B F S S B X 2-2 SF9 SF9 1-3 2B		B S X 1-1 1B		B F B F X 2-2 1-2 1B		C C B X 1-2 HR		4	2	4	1	0	0	0
Pat Burrell, R (1, 7) OBP: 0.363, SLG: 0.520		X 0-0 SF9 ① 2-3 3-H		X 0-0 L5 ②		F C S 0-3 K ②		B B X 2-0 1B 1B		3	0	1	1	0	1	3
Marlon Anderson, L (1, 4) OBP: 0.343, SLG: 0.463	F F B F X 1-2 SF9 ② 3-H			B B F F F X 2-2 G4-3		B B X 2-0 F8 ③		C B S F F B X 2-2 1-2 1B		3	0	1	1	0	0	3
Tomas Perez, S (9, 4) OBP: 0.393, SLG: 0.704										0	0	0	0	0	0	0
Todd Pratt, R (1, 2) OBP: 0.500, SLG: 0.593	B C B S C 2-3 K ③				B X 1-0 11 G3 2B		C B S H 2-2 HBP	C F B B F C 2-3 K ③		3	0	1	0	0	2	2
Terry Adams, R (1, 1)			C F B B X 2-2 G1-3 ①		X 0-0 B2-4 ①		L L B F B S 2-3 K ①			2	0	0	0	0	0	1
Carlos Silva, R (7, 1)										0	0	0	0	0	0	0
Doug Glanville, R (7, PH) (8, 8) OBP: 0.313, SLG: 0.341										1	0	0	0	0	1	1
Inning Stats	R: 0 E: 0 K: 1 S: 9 H: 0 LOB: 0 BB: 0 P: 13	R: 2 E: 0 K: 1 S: 12 H: 2 LOB: 0 BB: 0 P: 18	R: 0 E: 0 K: 1 S: 12 H: 1 LOB: 1 BB: 0 P: 18	R: 0 E: 0 K: 0 S: 8 H: 1 LOB: 1 BB: 0 P: 13	R: 0 E: 0 K: 0 S: 4 H: 1 LOB: 1 BB: 0 P: 5	R: 0 E: 0 K: 1 S: 12 H: 2 LOB: 2 BB: 0 P: 20	R: 0 E: 0 K: 1 S: 12 H: 0 LOB: 1 BB: 0 P: 18	R: 1 E: 0 K: 2 S: 18 H: 3 LOB: 2 BB: 0 P: 26		1B: 7 2B: 2 3B: 0 HR: 1	SF: 2 SAC: 0 DP: 0 HBP: 1					

AB	32
R	3
H	10
RBI	3
BB	0
SO	7
LOB	15

PITCHER		IP	WLS	BF	H	R	ER	SO	BB	IBB	HBP	BLK	WP	HR	S	P	ERA	WHIP
Miguel Batista, R ERA: 4.71	(1, 1)	7.0	L	29	7	2	2	5	0	0	1	0	0	0	69	105	2.57	1.000
Greg Swindell, L ERA: 3.38	(8, 1)	0.2		3	1	1	1	1	0	0	0	0	0	1	8	10	13.50	1.500
Jose Parra, R ERA: 2.7	(8, 1)	0.1		3	2	0	0	1	0	0	0	0	0	0	10	16	0.00	6.000

PITCHER	IP	WLS	BF	H	R	ER	SO	BB	IBB	HBP	BLK	WP	HR	S	P	ERA	WHIP

Arizona Diamondbacks @ Pittsburgh Pirates

PNC Park, Pittsburgh, PA

Mon May 13 2002, 7:05 PM EDT

Att. 14,500 - Cloudy - 45 F

TOP

livebaseballscorecards.com

Batter	1	2	3	4	5	6	7	8	9	AB	R	H	RBI	BB	SO	LOB
Craig Counsell, L (1, 4) OBP: 0.353, SLG: 0.416	C B B X 2-1 ① G5-3		B F B B X 3-1 1B 2B 2B	X 0-0 G4-3 WP 1B 1B	C S B X 1-2 ②③ G1-6-3 1-2f		B X 1-0 ③ G3-1			5	2	2	0	0	0	3
Alex Cintron, S (8, 4)										0	0	0	0	0	0	0
Danny Bautista, R (1, 9) OBP: 0.388, SLG: 0.547	B X 1-0 E6 HR 1B		X 0-0 2B E 2B 1B 2-3	B X 1-0 ① G4-3 1-3		C X 0-1 E6 PB SF9		B F S B X 2-2 ① L9		4	3	2	0	0	0	1
Jose Guillen, R (6, 9) OBP: 0.250, SLG: 0.362										1	0	0	0	0	0	0
Luis Gonzalez, L (1, 7) OBP: 0.369, SLG: 0.496	B X 1-0 2-H HR		C F B B X 2-2 FC6 FC3-2 1-3 3-H 2B	B X 1-0 2B 1B 3-H 1B		B B F F B X 3-2 ① G3-1 1-3		C B C S 1-3 ② K		5	2	3	4	0	1	1
Rod Barajas, R (8, 2) OBP: 0.220, SLG: 0.194										0	0	0	0	0	0	0
Steve Finley, L (1, 8) OBP: 0.320, SLG: 0.518	C C X 0-2 ② F7		B X 1-0 E7 FC3-2 E 2B 3-H	B X 1-0 ② F5		B B X 2-0 ② SF9 3-H		C B B B B 4-1 1B BB		3	1	0	1	1	0	2
Damian Miller, R (1, 2) OBP: 0.336, SLG: 0.534	F S C 0-3 ③ K		B X 1-0 FC6 FC3-2 1-2 2-3 2B	C X 0-1 1-3 1B 2B		C F B F S 1-3 ③ K		C B X 1-1 1-2 1B		5	2	2	0	0	2	2
Mike Morgan, R (8, 1)										0	0	0	0	0	0	0
Mike Myers, L (9, 1)										0	0	0	0	0	0	0
Mark Grace, L (1, 3) OBP: 0.338, SLG: 0.400		C F B X 1-2 ① F9	B B C X 2-1 ① FC3-2 2B 1-2 2-3 3-Hf	B C B X 2-1 2-H 3-H 1B			C F B F X 1-2 F9 1B 2B	C B X 1-1 ③ F8		4	0	2	2	0	0	3
Greg Colbrunn, R (7, PR) OBP: 0.389, SLG: 0.500										1	1	0	0	0	0	2
(7, 3)																
Chris Donnels, L (1, 5) OBP: 0.333, SLG: 0.429		B B C S B F B 4-2 FC6-4 BB	C B X 1-1 1-3 2-H 3-H 2B	C X 0-1 ③ F8			C X 0-1 ① F9 2-3		B C F F C 1-3 ① K	4	0	1	2	1	1	2
Tony Womack, L (1, 6) OBP: 0.302, SLG: 0.317		B B B C X 3-1 ② FC6-4 1-2f	I I I I 4-0 G6-4-3 IBB		F F B S 1-3 ① K		F F B X 1-2 3-H 1B		X 0-0 ② P6	4	0	1	1	1	1	1
Curt Schilling, R (1, 1) OBP: 0.269, SLG: 0.269		C F X 0-2 ③ G6-3	B F X 1-1 ②③ G6-4-3 1-2f		F F X 0-2 G1-6-3 1B		F F B F B S 2-3 ② K		F C C 0-3 ③ K	4	0	1	0	0	1	6
Quinton McCracken, S (8, 7) OBP: 0.412, SLG: 0.600										1	0	0	0	0	1	0

Inning Stats	1	2	3	4	5	6	7	8	9
	R: 2 E: 1 K: 1 S: 10	H: 2 LOB: 0 BB: 0 P: 14	R: 0 E: 0 K: 0 S: 11	H: 0 LOB: 1 BB: 1 P: 19	R: 4 E: 2 K: 0 S: 14	H: 4 LOB: 2 BB: 1 P: 29	R: 3 E: 0 K: 0 S: 10	H: 4 LOB: 1 BB: 0 P: 15	R: 0 E: 0 K: 1 S: 9	H: 1 LOB: 0 BB: 0 P: 11	R: 1 E: 1 K: 1 S: 10	H: 0 LOB: 0 BB: 0 P: 16	R: 1 E: 0 K: 1 S: 14	H: 2 LOB: 2 BB: 0 P: 19	R: 0 E: 0 K: 1 S: 11	H: 1 LOB: 2 BB: 1 P: 20	R: 0 E: 0 K: 2 S: 8	H: 0 LOB: 0 BB: 0 P: 9

	AB	41
	R	11
	H	14
	RBI	10
	BB	3
	SO	7
	LOB	23

| | | | | | | | | | | | | | | | |

Arizona Diamondbacks @ Pittsburgh Pirates

PNC Park, Pittsburgh, PA

Mon May 13 2002, 7:05 PM EDT

Att. 14,500 - Cloudy - 45 F

livebaseballscorecards.com

BOTTOM

Batter	1	2	3	4	5	6	7	8	9	AB	R	H	RBI	BB	SO	LOB
Chad Hermansen, R (1, 8) (7, 7) OBP: 0.556, SLG: 0.571	C T S 0-3 K ①		B S B X 2-1 G5-3 ③			B S X 1-1 FC5-4 1-2 1B		X 0-0 2B		4	0	2	0	0	1	0
Rob Mackowiak, L (1, 4) OBP: 0.267, SLG: 0.430	S C B T B S 2-3 K ②			C B F S 1-3 K ①		X 0-0 F7 ①		X 0-0 F7 ③		4	0	0	0	0	2	3
Brian Giles, L (1, 7) OBP: 0.374, SLG: 0.495	B C C B B X 3-2 1B			B C F B X 2-2 P4 ②		B F B X 2-1 F8 2-3 ②			B B C C X 2-2 G4-3 ①	3	0	1	0	0	0	2
Adrian Brown, S (7, 8) OBP: 0.292, SLG: 0.296										1	0	0	0	0	0	0
Aramis Ramirez, R (1, 5) OBP: 0.371, SLG: 0.453	B T B C S 2-3 K ③			S B B C S 2-3 K ③		F X 0-1 FC5-4 1-2f ③			B B C X 2-1 1B	3	0	0	0	0	2	3
Mike Benjamin, R (7, 5) OBP: 0.214, SLG: 0.205										1	0	1	0	0	0	0
Armando Rios, L (1, 9) OBP: 0.325, SLG: 0.317		B T S T S 1-3 K ①			C B F F S 1-3 K ①		C B X 1-1 F9 ①		B B C F F B S 3-3 K ②	4	0	0	0	0	3	1
18 Jason Kendall, R (1, 2) OBP: 0.364, SLG: 0.349		X 0-0 G3-1 ②			C X 0-1 1B		F B C B S 2-3 K ②		C C B B B X 3-2 G6-3 ③	2	0	1	0	0	0	0
Keith Osik, R (6, 3) OBP: 0.200, SLG: 0.242										2	0	0	0	0	1	1
Craig Wilson, R (1, 3) (6, 2) OBP: 0.320, SLG: 0.343		C B F B T C 2-3 K ③			F S B F C 1-3 K ②		F F B F E B S 2-3 K ③			3	0	0	0	0	3	1
2 Jack Wilson, R (1, 6) OBP: 0.243, SLG: 0.240			L S T F B X 1-2 F9 ①		B B X 2-0 F4 ③			B X 1-0 P4 ①		3	0	0	0	0	0	1
Kris Benson, R (1, 1)			C B S X 1-2 G4-3 ②			B B C F X 2-2 F8 1B 1B		C F X 0-2 G6-3 ②		1	0	0	0	0	0	0
Ron Villone, L (4, 1) OBP: 0.214, SLG: 0.357										2	0	1	0	0	0	0
Inning Stats	R: 0 E: 0 K: 3 S: 13 H: 1 LOB: 1 BB: 0 P: 20	R: 0 E: 0 K: 2 S: 9 H: 0 LOB: 0 BB: 0 P: 12	R: 0 E: 0 K: 0 S: 9 H: 0 LOB: 0 BB: 0 P: 13	R: 0 E: 0 K: 2 S: 9 H: 0 LOB: 0 BB: 0 P: 14	R: 0 E: 0 K: 2 S: 11 H: 1 LOB: 1 BB: 0 P: 15	R: 0 E: 0 K: 0 S: 10 H: 2 LOB: 2 BB: 0 P: 15	R: 0 E: 0 K: 2 S: 10 H: 0 LOB: 0 BB: 0 P: 15	R: 0 E: 0 K: 0 S: 6 H: 1 LOB: 1 BB: 0 P: 7	R: 0 E: 0 K: 1 S: 12 H: 1 LOB: 1 BB: 0 P: 22	1B: 5 2B: 1 3B: 0 HR: 0	SF: 0 SAC: 0 DP: 0 HBP: 0						

	AB	33
	R	0
	H	6
	RBI	0
	BB	0
	SO	12
	LOB	12

WP: 0 PB: 0 SB: 0 CS: 0 PA: 33

PITCHER		IP	WLS	BF	H	R	ER	SO	BB	IBB	HBP	BLK	WP	HR	S	P	ERA	WHIP
Curt Schilling, R ERA: 2.86	(1, 1)	7.0	W	25	4	0	0	11	0	0	0	0	0	0	71	104	0.00	0.571
Mike Morgan, R ERA: 4.86	(8, 1)	1.0		4	1	0	0	0	0	0	0	0	0	0	6	7	0.00	1.000
Mike Myers, L ERA: 2.08	(9, 1)	1.0		4	1	0	0	1	0	0	0	0	0	0	12	22	0.00	1.000

PITCHER	IP	WLS	BF	H	R	ER	SO	BB	IBB	HBP	BLK	WP	HR	S	P	ERA	WHIP

Batter	1	2	3	4	5	6	7	8	9	AB	R	H	RBI	BB	SO	LOB
Craig Counsell, L (1, 4) (7, 6) OBP: 0.344, SLG: 0.404	C B F S 1-3 K		C S B B X 2-2 F2		C X 0-1 L9			B C B X 2-1 G4-3		4	0	0	0	0	1	0
Danny Bautista, R (1, 9) OBP: 0.384, SLG: 0.539	B S X 1-1 P3			C C B B B F X 3-2 G6-3	X 0-0 G5-3			C X 0-1 1B		4	0	1	0	0	0	0
Luis Gonzalez, L (1, 7) OBP: 0.372, SLG: 0.496	C X 0-1 FC6-4 1B			B X 1-0 G4-3 BB 1B	B B X 2-0 L4			B F B X 2-1 G4-3		4	0	2	0	0	0	1
Greg Colbrunn, R (1, 3) OBP: 0.375, SLG: 0.457	F B X 1-1 FC6-4 1-2f			S B B B B 4-1 G4-3 1-2 BB	B F F B F B S 3-3 K				B B B C F X 3-2 G5-3	3	0	0	0	1	1	1
Chris Donnels, L (1, 5) OBP: 0.324, SLG: 0.406		B X 1-0 G4-3		C C X 0-2 G4-3 1-2 2-3			C X 0-1 1B		B X 1-0 G1	4	0	1	0	0	0	2
Damian Miller, R (1, 2) OBP: 0.328, SLG: 0.519 Steve Finley, L (9, PH) OBP: 0.325, SLG: 0.518		B C S C 1-3 K		B B F C X 2-2 G5-3			B B S B S S 3-3 K		B C C B B F B 4-2 E S BB	3 0	0 0	0 0	0 0	0 1	2 0	3 0
Quinton McCracken, S (1, 8) OBP: 0.395, SLG: 0.618		B B X 2-0 G1-4-3			B C B C B F F F X 3-2 G4-3 3B		S F B B X 2-2 F8		B B C S X 2-2 G4-3 1-3	4	1	1	0	0	0	2
Tony Womack, L (1, 6) OBP: 0.305, SLG: 0.320 Junior Spivey, R (7, PH) OBP: 0.399, SLG: 0.511 (7, 4)			B C F F X 1-2 K 1B	X 0-0 G4-3 3-H			C C B F C 1-3 K			2 1	0 0	1 0	1 0	0 0	0 1	0 1
Brian Anderson, R (1, 1) OBP: 0.333, SLG: 0.500 Jose Guillen, R (8, PH) OBP: 0.245, SLG: 0.354 Eddie Oropesa, L (8, 1) Jose Parra, R (8, 1)			C B 1 SAFE F F B F S 2-3 K 1-2		F S F B S 1-3 K			C F B C 1-3 K		2 1 0 0	0 0 0 0	0 0 0 0	0 0 0 0	2 1 0 0	1 0 0 0	1 0 0 0
Inning Stats	R: 0 E: 0 K: 1 S: 10 H: 1 LOB: 1 BB: 0 P: 13	R: 0 E: 0 K: 1 S: 5 H: 0 LOB: 0 BB: 0 P: 9	R: 0 E: 0 K: 1 S: 11 H: 1 LOB: 0 BB: 0 P: 16	R: 0 E: 0 K: 0 S: 12 H: 1 LOB: 2 BB: 1 P: 22	R: 1 E: 0 K: 1 S: 13 H: 1 LOB: 0 BB: 0 P: 17	R: 0 E: 0 K: 1 S: 6 H: 0 LOB: 0 BB: 0 P: 11	R: 0 E: 0 K: 2 S: 12 H: 1 LOB: 1 BB: 0 P: 18	R: 0 E: 0 K: 1 S: 9 H: 1 LOB: 1 BB: 0 P: 14	R: 0 E: 0 K: 0 S: 10 H: 0 LOB: 1 BB: 1 P: 20	1B: 5 2B: 0 3B: 1 HR: 0 SF: 0 SAC: 0 DP: 0 HBP: 0						

TOP

Arizona Diamondbacks @ Pittsburgh Pirates

PNC Park, Pittsburgh, PA

Tue May 14 2002, 7:05 PM EDT
Att. 16,373 - Sunny - 63 F

livebaseballscorecards.com

AB	32
R	1
H	6
RBI	1
BB	2
SO	8
LOB	11

PITCHER		IP	WLS	BF	H	R	ER	SO	BB	IBB	HBP	BLK	WP	HR	S	P	ERA	WHIP
Kip Wells, R ERA: 4.33	(1, 1)	6.1	W	24	5	1	1	6	1	0	0	0	0	0	62	96	1.42	0.947
Scott Sauerbeck, L ERA: 2.16	(7, 1)	1.2	H	6	1	0	0	2	0	0	0	0	0	0	16	24	0.00	0.600
Mike Williams, R ERA: 0.6	(9, 1)	1.0	S	4	0	0	0	0	1	0	0	0	0	0	10	20	0.00	1.000

PITCHER	IP	WLS	BF	H	R	ER	SO	BB	IBB	HBP	BLK	WP	HR	S	P	ERA	WHIP

Batter	1	2	3	4	5	6	7	8	9	AB	R	H	RBI	BB	SO	LOB
Chad Hermansen, R (1, 8) OBP: 0.538, SLG: 0.818 (8, 9)	S C C 0-3 ① K		F S B B B X 3-2 1-H HR		X 0-0 1B 1B		B F X 1-1 ③ G1-3			4	1	2	2	0	1	1
Pokey Reese, R (1, 4) OBP: 0.278, SLG: 0.297	B F S B C 2-3 ② K		F B C F X 1-2 G4-3 2B		X 0-0 1-3 G6-4-3 1B			C B S X 1-2 ① G6-3		4	0	2	0	0	1	0
Brian Giles, L (1, 7) OBP: 0.370, SLG: 0.486	C B C B F X 2-2 FC6-4 1B		B B X 2-0 ② G4-3 2-3		C B X 1-1 ② ③ G6-4-3 1-2f			B B C C B X 3-2 ② F7		4	0	1	0	0	0	3
Aramis Ramirez, R (1, 5) OBP: 0.348, SLG: 0.421 Mike Williams, R (9, 1)	C B X 1-1 ③ FC6-4 1-2f		B X 1-0 ③ G6-3			F F B S 1-3 ① K		B S X 1-1 ③ P6		4 0	0 0	0 0	0 0	0 0	1 0	2 0
Kevin Young, R (1, 3) OBP: 0.303, SLG: 0.337		F X 0-1 ① F8		X 0-0 ① F8		B B S F C 2-3 ② K				3	0	0	0	0	1	0
18 Jason Kendall, R (1, 2) OBP: 0.355, SLG: 0.339		B B B C F F F X 3-2 ② F8		C X 0-1 ② F8		B C X 1-1 ③ G6-3				3	0	0	0	0	0	0
Craig Wilson, R (1, 9) OBP: 0.321, SLG: 0.333 Adrian Brown, S (8, 8) OBP: 0.292, SLG: 0.296		B F X 1-1 ③ G6-3		B B B B C B 4-1 BB			B X 1-0 ① G6-3			2 0	0 0	0 0	0 0	1 0	0 0	0 0
2 Jack Wilson, R (1, 6) OBP: 0.245, SLG: 0.243			X 0-0 ① L4	B F C X 1-2 ③ G3-1			B X 1-0 FC2-6 1B			3	0	1	0	0	0	1
Kip Wells, R (1, 1) OBP: 0.176, SLG: 0.353 Scott Sauerbeck, R (7, 1) Mike Benjamin, R (9, 5) OBP: 0.214, SLG: 0.205			B X 1-0 HR 1B		C S S 0-3 ① K		B X 1-0 ② FC2-6 1-2f			2 1 0	1 0 0	1 0 0	0 0 0	0 0 0	1 0 0	0 1 0
Inning Stats	R: 0 H: 1 E: 0 LOB: 1 K: 2 BB: 0 S: 12 P: 17	R: 0 H: 0 E: 0 LOB: 0 K: 0 BB: 0 S: 9 P: 13	R: 2 H: 3 E: 0 LOB: 1 K: 0 BB: 0 S: 11 P: 19	R: 0 H: 0 E: 0 LOB: 1 K: 0 BB: 1 S: 7 P: 12	R: 0 H: 2 E: 0 LOB: 1 K: 1 BB: 0 S: 7 P: 8	R: 0 H: 0 E: 0 LOB: 0 K: 2 BB: 0 S: 8 P: 12	R: 0 H: 1 E: 0 LOB: 1 K: 0 BB: 0 S: 5 P: 9	R: 0 H: 0 E: 0 LOB: 0 K: 0 BB: 0 S: 8 P: 13		1B: 5 SF: 0 2B: 1 SAC: 0 3B: 0 DP: 1 HR: 1 HBP: 0				WP: 0 PA: 31 PB: 0 SB: 0 CS: 0		

BOTTOM

Arizona Diamondbacks @ Pittsburgh Pirates

PNC Park, Pittsburgh, PA

Tue May 14 2002, 7:05 PM EDT

Att. 16,373 - Sunny - 63 F

livebaseballscorecards.com

AB	30
R	2
H	7
RBI	2
BB	1
SO	5
LOB	8

PITCHER		IP	WLS	BF	H	R	ER	SO	BB	IBB	HBP	BLK	WP	HR	S	P	ERA	WHIP
Brian Anderson, L ERA: 6.0	(1, 1)	7.0	L	28	7	2	2	5	1	0	0	0	0	1	59	90	2.57	1.143
Eddie Oropesa, L ERA: 4.41	(8, 1)	0.2		2	0	0	0	0	0	0	0	0	0	0	6	10	0.00	0.000
Jose Parra, R ERA: 2.57	(8, 1)	0.1		1	0	0	0	0	0	0	0	0	0	0	2	3	0.00	0.000

PITCHER	IP	WLS	BF	H	R	ER	SO	BB	IBB	HBP	BLK	WP	HR	S	P	ERA	WHIP

Arizona Diamondbacks @ Pittsburgh Pirates

PNC Park, Pittsburgh, PA

Wed May 15 2002, 7:05 PM EDT

Att. 18,780 - Sunny - 69 F

livebaseballscorecards.com

TOP

Batter	1	2	3	4	5	6	7	8	9	AB	R	H	RBI	BB	SO	LOB
Craig Counsell, L (1, 5) OBP: 0.346, SLG: 0.404	C B B X 2-1 1B		C B X 1-1 G4-3 ②		B F X 1-1 CS 3-H 1B		C B F F X 1-2 P4 ①	B S B C B X 3-2 F7 ③		5	0	2	1	0	0	1
Junior Spivey, R (1, 4) OBP: 0.411, SLG: 0.547	B C X 1-1 1-2 1B		B F X 1-1 2B		1 SAFE 0-0 CS ③ 1-2	C B B B B 4-1 HR BB	F X 0-1 HR		C C C 0-3 K ①	4	2	3	1	1	1	0
Luis Gonzalez, L (1, 7) OBP: 0.373, SLG: 0.521	C X 0-1 F7 ①		B F B F X 2-2 P6 ③			C B F B F F X 3-2 1-H HR	C B B B X 3-2 F9 ②		B B C X 2-1 2B	5	1	2	2	0	0	3
Greg Colbrunn, R (1, 3) OBP: 0.356, SLG: 0.410	C B B X 2-1 F7 ②			C S B B F S 2-3 K ①		X 0-0 F9 ①	B F B B B 4-1 BB		B B X 2-0 G6-3 ②	4	0	0	0	1	1	3
Steve Finley, L (1, 8) OBP: 0.328, SLG: 0.535	C B B B X 2-1 G1-3 ③			B C B F S 2-3 K ②		B X 1-0 HR	C S B B B X 2-2 P6 ③		I I I I 4-0 IBB	4	1	1	1	1	1	3
Jose Guillen, R (1, 9) OBP: 0.259, SLG: 0.396		B X 1-0 G1-3 ①		B B C X 2-1 G6-3 ③		B X 1-0 G3 2B		X 0-0 1B SF8 2B	C F S 0-3 K ③	5	1	2	0	0	1	2
Tony Womack, L (1, 6) OBP: 0.304, SLG: 0.318		C S T F X 0-2 F8 ②			B C X 1-1 E2 S 1B	F X 0-1 G3 ② 2-3		F B X 1-1 BB 2-3 1B		4	1	1	0	0	0	1
Rod Barajas, R (1, 2) OBP: 0.244, SLG: 0.184		B B X 2-0 P6 ③			F B C F X 1-2 G6-3 ① 2-3	I I I I 4-0 FC4-6 IBB		F 1 B C B B B SAFE 4-2 1-2 BB ①		2	0	0	0	2	0	1
Rick Helling, R (1, 1)			B F C B X 2-2 G1-3 ①		P S B B B C X 3-2 G3 ② C X	0-1 FC4-6 ③ 1-2f		B X 1-0 SF8 ② 3-H		2	0	0	0	0	0	1
Quinton McCracken, S (6, PH) OBP: 0.385, SLG: 0.600										1	0	0	0	0	0	2
Eddie Oropesa, L (6, 1)										0	0	0	0	0	0	0
Jose Parra, R (7, 1)										0	0	0	0	0	0	0
Chris Donnels, L (8, PH) OBP: 0.316, SLG: 0.406										0	0	0	1	0	0	0
Mike Morgan, R (8, 1)										0	0	0	0	0	0	0
Byung-Hyun Kim, R (9, 1) OBP: 1.000, SLG: 1.000										0	0	0	0	0	0	0
Inning Stats	R: 0 E: 0 K: 0 S: 10 H: 2 LOB: 2 BB: 0 P: 17	R: 0 E: 0 K: 0 S: 7 H: 0 LOB: 0 BB: 0 P: 10	R: 0 E: 0 K: 0 S: 10 H: 1 LOB: 1 BB: 0 P: 16	R: 0 E: 0 K: 2 S: 9 H: 0 LOB: 0 BB: 0 P: 15	R: 1 E: 1 K: 0 S: 12 H: 1 LOB: 0 BB: 0 P: 17	R: 3 E: 0 K: 0 S: 13 H: 3 LOB: 2 BB: 2 P: 26	R: 1 E: 0 K: 0 S: 13 H: 1 LOB: 1 BB: 1 P: 23	R: 1 E: 0 K: 0 S: 9 H: 2 LOB: 1 BB: 1 P: 18	R: 0 E: 0 K: 2 S: 9 H: 1 LOB: 2 BB: 1 P: 17	1B: 4 2B: 4 3B: 0 HR: 3	SF: 1 SAC: 0 DP: 0 HBP: 0					

	AB	36
	R	6
	H	11
	RBI	6
	BB	5
	SO	4
	LOB	17

WP: 0 PB: 0 SB: 1 CS: 1 PA: 43

PITCHER		IP	WLS	BF	H	R	ER	SO	BB	IBB	HBP	BLK	WP	HR	S	P	ERA	WHIP
Jimmy Anderson, L (1, 1) ERA: 4.94		6.0	L	27	7	4	3	2	1	1	0	0	0	2	61	101	4.50	1.333
Joe Beimel, L (7, 1) ERA: 3.21		2.0		10	3	2	2	0	2	0	0	0	0	1	22	41	9.00	2.500
Sean Lowe, R (9, 1) ERA: 7.62		1.0		5	1	0	0	2	0	1	0	0	0	0	9	17	0.00	1.000

PITCHER		IP	WLS	BF	H	R	ER	SO	BB	IBB	HBP	BLK	WP	HR	S	P	ERA	WHIP

Batter	1	2	3	4	5	6	7	8	9	AB	R	H	RBI	BB	SO	LOB
Chad Hermansen, R (1, 8) OBP: 0.412, SLG: 0.600	C C B C 1-3 K		F B X 1-1 G4-3		F C F S 0-3 K2-3			B F X 1-1 F5		4	0	0	0	0	2	0
Pokey Reese, R (1, 4) OBP: 0.277, SLG: 0.286	C B B C B F F F X 3-2 F4			C F B F S 1-3 K		B B B B 4-0 G1-3 BB BB		B C X 1-1 F8		3	0	0	0	1	1	0
Brian Giles, L (1, 7) OBP: 0.374, SLG: 0.513	C C B X 1-2 L3			B B X 2-0 HR		C B B B X 3-1 F8		X 0-0 FC6-4 1B		4	1	2	1	0	0	1
Aramis Ramirez, R (1, 5) OBP: 0.357, SLG: 0.433		B F F S 1-3 K		B F S X 1-2 G4-3 18 1B 2B		B F B S B B B 4-2 1-2 G1-3 BB		F B B F X 2-2 FC6-4 1-2f		3	1	1	0	1	1	1
Armando Rios, L (1, 9) OBP: 0.325, SLG: 0.311 Joe Beimel, L (7, 1) Sean Lowe, R (9, 1) OBP: 0.167, SLG: 0.167 Adrian Brown, S (9, PH) OBP: 0.290, SLG: 0.293		B B B F F B 4-2 18 FC5-4 BB		C X 0-1 G4-3 2-3		B C S F F B F X 2-2 G1-3 1-2 2-3			B C C B B C 3-3 K	2 0 0 1	0 0 0 0	0 0 0 0	0 0 0 0	1 0 0 1	0 0 0 0	3 0 0 0
18 Jason Kendall, R (1, 2) OBP: 0.352, SLG: 0.336	B B X 2-0 FC5-4 1-2f		X 0-0 3-H 1B			B C B X 2-1 G1-3			C X 0-1 G4-3	4	0	1	1	0	0	3
Kevin Young, R (1, 3) OBP: 0.301, SLG: 0.326	X 0-0 F7		B F X 1-1 F9				B C B F S 2-3 K		B B B C C B 4-2 BB	3	0	0	0	1	1	2
2 Jack Wilson, R (1, 6) OBP: 0.239, SLG: 0.236 Rob Mackowiak, L (9, PH) OBP: 0.264, SLG: 0.426		B B C F X 2-2 P4		C X 0-1 F9			C B F F X 1-2 F7		F B F S 1-3 K	3 1	0 0	0 0	0 0	0 0	0 1	0 1
Jimmy Anderson, L (1, 1) OBP: 0.294, SLG: 0.294 Craig Wilson, R (7, 9) OBP: 0.316, SLG: 0.329		F B B S F F F F F 2-2 X G4-3		C F B F X 1-2 G5-3			C F S 0-3 K			2 1	0 0	0 0	0 0	0 0	0 1	0 0
Inning Stats	R: 0 H: 0 E: 0 LOB: 0 K: 1 BB: 0 S: 12 P: 17	R: 0 H: 0 E: 0 LOB: 1 K: 1 BB: 1 S: 7 P: 14	R: 0 H: 0 E: 0 LOB: 0 K: 0 BB: 0 S: 13 P: 18	R: 2 H: 3 E: 0 LOB: 1 K: 1 BB: 0 S: 13 P: 18	R: 0 H: 0 E: 0 LOB: 0 K: 1 BB: 0 S: 10 P: 11	R: 0 H: 0 E: 0 LOB: 2 K: 0 BB: 2 S: 12 P: 27	R: 0 H: 0 E: 0 LOB: 0 K: 2 BB: 0 S: 10 P: 13	R: 0 H: 1 E: 0 LOB: 1 K: 0 BB: 0 S: 8 P: 12	R: 0 H: 0 E: 0 LOB: 1 K: 2 BB: 1 S: 10 P: 18	1B: 2 2B: 1 3B: 0 HR: 1	SF: 0 SAC: 0 DP: 0 HBP: 0					WP: 0 PB: 0 SB: 0 CS: 0	PA: 35

PITCHER		IP	WLS	BF	H	R	ER	SO	BB	IBB	HBP	BLK	WP	HR	S	P	ERA	WHIP
Rick Helling, R ERA: 5.84	(1, 1)	5.0	W	19	3	2	2	4	1	0	0	0	0	1	55	78	3.60	0.800
Eddie Oropesa, L ERA: 4.15	(6, 1)	1.0	H	5	0	0	0	0	2	0	0	0	0	0	12	27	0.00	2.000
Jose Parra, R ERA: 2.25	(7, 1)	1.0	H	3	0	0	0	2	0	0	0	0	0	0	10	13	0.00	0.000
Mike Morgan, R ERA: 4.58	(8, 1)	1.0		4	1	0	0	0	0	0	0	0	0	0	8	12	0.00	1.000
Byung-Hyun Kim, R ERA: 0.78	(9, 1)	1.0		4	0	0	0	2	1	0	0	0	0	0	10	18	0.00	1.000

PITCHER	IP	WLS	BF	H	R	ER	SO	BB	IBB	HBP	BLK	WP	HR	S	P	ERA	WHIP

BOTTOM

Arizona Diamondbacks @ Pittsburgh Pirates

PNC Park, Pittsburgh, PA

Wed May 15 2002, 7:05 PM EDT

Att. 18,780 - Sunny - 69 F

livebaseballscorecards.com

AB	31
R	2
H	4
RBI	2
BB	4
SO	8
LOB	11

Batter	1	2	3	4	5	6	7	8	9	AB	R	H	RBI	BB	SO	LOB
11 Jimmy Rollins, S (1, 6) OBP: 0.364, SLG: 0.503	X 0-0 HR		C X 0-1 ① F9		C B X 1-1 1B 1B		C X 0-1 ① F7		C X 0-1 ① FC4-6 1-2f	5	1	2	1	0	0	2
Doug Glanville, R (1, 8) OBP: 0.299, SLG: 0.319 Ricky Ledee, L (9, PH) OBP: 0.204, SLG: 0.244	C B B B X 3-1 ① P4		B X 1-0 ② F8		B C X 1-1 ② L6		B B B C C S 3-3 ② K		C C S 0-3 ② K	4 1	0 0	0 0	0 0	0 0	1 1	2 1
Scott Rolen, R (1, 5) OBP: 0.356, SLG: 0.480	B B C S B X 3-2 ② F9		B B C F B T F F B 4-2 1B 1-2 BB		X 0-0 1B 1-2		B F F B B S 3-3 ③ K		C B X 1-1 ③ P5	4	0	1	0	1	1	1
Bobby Abreu, L (1, 9) OBP: 0.409, SLG: 0.418	B C X 1-1 CS 1B		C X 0-1 1-2 2-3 1B		B C S X 1-2 ③ L9			C B B C B H 4-2 2B 1B HBP		3	1	2	0	0	0	2
Mike Lieberthal, R (1, 2) OBP: 0.305, SLG: 0.375	B F C 1-2 ③ CS 1-2	B B F F X 2-2 ① G5-3	B F F F F B S 2-3 ③ K			X 0-0 BLK BB 1B		C F B B F B X 3-2 ① F8		4	0	1	0	0	1	4
Travis Lee, L (1, 3) OBP: 0.339, SLG: 0.385		X 0-0 ② L4		X 0-0 ① G3-1		B F F S 1-3 ① K		X 0-0 1B 1-3 2B		4	0	1	0	0	1	1
Pat Burrell, R (1, 7) OBP: 0.370, SLG: 0.532	B B C B B 4-1 FC6-4 BB			B B B C C S 3-3 ② K		B B B C B 4-1 BLK 1-2 BB		B B X 2-0 G4-6-3 2-3 3-H 1B		2	0	1	1	2	1	0
Marlon Anderson, L (1, 4) OBP: 0.324, SLG: 0.429 Cliff Politte, R (8, 1)	B S X 1-1 ③ FC6-4 1-2f			C F S 0-3 ③ K		S F B X 1-2 ② F8		B B B C X 3-1 ②③ G4-6-3 1-2f		4 0	0 0	0 0	0 0	0 0	1 0	5 0
48 David Coggin, R (1, 1) Jason Michaels, R (6, PH) OBP: 0.382, SLG: 0.656 Carlos Silva, R (6, 1) Hector Mercado, L (6, 1) Jose Santiago, R (6, 1) Rheal Cormier, L (7, 1) Tomas Perez, S (8, 4) OBP: 0.382, SLG: 0.613			C B S B B B 4-2 1B BB BB		C B C B C 2-3 ① K	C B B F F S 2-3 ③ K 1-2 2-3			B B B C B 4-1 11 FC4-6 BB	1 1 0 0 0 0 0	0 0 0 0 0 0 0	0 0 0 0 0 0 0	0 0 0 0 0 0 0	1 0 0 0 0 0 1	1 0 0 0 0 0 0	0 2 0 0 0 0 0
Inning Stats	R: 1 E: 0 K: 0 S: 10 H: 2 LOB: 0 BB: 0 P: 18	R: 0 E: 0 K: 0 S: 7 H: 0 LOB: 1 BB: 1 P: 14	R: 0 E: 0 K: 1 S: 18 H: 1 LOB: 3 BB: 2 P: 29	R: 0 E: 0 K: 2 S: 7 H: 0 LOB: 0 BB: 0 P: 10	R: 0 E: 0 K: 1 S: 11 H: 2 LOB: 2 BB: 0 P: 16	R: 0 E: 0 K: 2 S: 12 H: 1 LOB: 2 BB: 1 P: 20	R: 0 E: 0 K: 2 S: 9 H: 0 LOB: 0 BB: 0 P: 15	R: 1 E: 0 K: 0 S: 10 H: 2 LOB: 1 BB: 0 P: 22	R: 0 E: 0 K: 1 S: 8 H: 0 LOB: 1 BB: 1 P: 13	1B: 6 2B: 1 3B: 0 HR: 1	SF: 0 SAC: 0 DP: 1 HBP: 1					

PITCHER		IP	WLS	BF	H	R	ER	SO	BB	IBB	HBP	BLK	WP	HR	S	P	ERA	WHIP
Randy Johnson, L ERA: 1.88	(1, 1)	7.0	W	30	6	1	1	8	4	0	0	1	0	1	74	122	1.29	1.429
Mike Myers, L ERA: 2.7	(8, 1)	0.1	H	3	1	1	1	0	0	0	1	0	0	0	7	14	27.00	3.000
Byung-Hyun Kim, R ERA: 0.73	(8, 1)	1.2	S	6	1	0	0	1	1	0	0	0	0	0	11	21	0.00	1.200

PITCHER	IP	WLS	BF	H	R	ER	SO	BB	IBB	HBP	BLK	WP	HR	S	P	ERA	WHIP

TOP

Philadelphia Phillies @ Arizona Diamondbacks

Bank One Ballpark, Phoenix, AZ

Thu May 16 2002, 9:35 PM EDT

Att. 32,348 - Cloudy - 92 F

livebaseballscorecards.com

AB	33
R	2
H	8
RBI	2
BB	5
SO	9
LOB	20

1B: 6	SF: 0
2B: 1	SAC: 0
3B: 0	DP: 1
HR: 1	HBP: 1

WP: 0	PA:	40
PB: 0		
SB: 0		
CS: 1		

BOTTOM

Philadelphia Phillies @ Arizona Diamondbacks
Bank One Ballpark, Phoenix, AZ
Thu May 16 2002, 9:35 PM EDT
Att. 32,348 - Cloudy - 92 F

livebaseballscorecards.com

Batter	1	2	3	4	5	6	7	8	9	AB	R	H	RBI	BB	SO	LOB
Craig Counsell, L (1, 5) OBP: 0.346, SLG: 0.399	BBBCB 4-1 G5-4-3 BB		BCBBCX 3-2 ② G3-1		BBCX 2-1 ③ G1-3		X 0-0 CI SF8 BB 2B 1-2 2-3			2	1	0	0	1	0	1
Junior Spivey, R (1, 4) OBP: 0.414, SLG: 0.543	CCBFX 1-2 ①② G5-4-3 1-2f		SFFX 0-2 ③ G6-3			X 0-0 FC4-6 1B 1B	BBBB 4-0 2B BB 1-2 2-3 3-H			3	0	1	1	1	0	1
Luis Gonzalez, L (1, 7) OBP: 0.370, SLG: 0.517	CFFBS 1-3 ③ K			BBCX 2-1 ① L4		BBBCX 3-1 FC4-6 1-2 1B	CX 0-1 ② SF8 2-3 3-H			3	0	1	1	0	1	0
Erubiel Durazo, L (1, 3) OBP: 0.250, SLG: 0.500		CFBBBFS 3-3 ① K		CBBFBS 3-3 ② K		CSFS 0-3 ① K	BX 1-0 1-3 3-H 2B			4	0	1	1	0	3	2
Danny Bautista, R (1, 9) OBP: 0.381, SLG: 0.528 Byung-Hyun Kim, R (8, 1) OBP: 1.000, SLG: 1.000		BFBSSX 2-2 ② G6-3		BBX 2-0 ③ G4-3		CFBX 1-2 ② FC4-6 1-2f 2-3	IIII 4-0 IBB			3 0	0 0	0 0	0 0	1 0	0 0	2 0
Steve Finley, L (1, 8) OBP: 0.333, SLG: 0.538		BBBBB 4-0 1B BB			CBBX 2-1 1B 2B	BBBCFX 3-2 ③ G4-3	BFCBX 2-2 G3-1 ③			3	1	1	0	1	0	5
Damian Miller, R (1, 2) OBP: 0.336, SLG: 0.523 Quinton McCracken, S (7, PR) OBP: 0.385, SLG: 0.600 Mike Myers, L (8, 1) Jose Guillen, R (8, 9) OBP: 0.255, SLG: 0.389		X 0-0 FC6-4 1-2 1B			X 0-0 ① G5-3		CFBX 1-2 FC1-5 BB 1B	BX 1-0 ① G4-3		3 0 0 1	0 0 0 0	2 0 0 0	0 0 0 0	0 0 0 0	0 0 0 0	1 0 0 0
Tony Womack, L (1, 6) OBP: 0.308, SLG: 0.318		BCBBX 3-1 ③ FC6-4 1-2f			CBX 1-1 2-H 1B		BBLBB 4-1 CI FC1-5 1-2 BB BB	FBFFX 1-2 ② G4-3		3	1	1	1	1	0	2
Randy Johnson, R (1, 1) OBP: 0.037, SLG: 0.077 Chris Donnels, L (7, PH) OBP: 0.316, SLG: 0.406 Rod Barajas, R (7, PH) OBP: 0.234, SLG: 0.175 (8, 2)			BFFS 1-3 ① K		CFS 0-3 ② K		LLX 0-2 ① FC1-5 BB CI SF8 1-2 2-3f	BCCCBFS 2-3 ③ K		2 0 2	0 0 1	0 0 0	0 0 0	0 0 1	2 0 2	1 0 2
Inning Stats	R: 0 H: 0 E: 0 LOB: 0 K: 1 BB: 1 S: 9 P: 15	R: 0 H: 1 E: 0 LOB: 2 K: 1 BB: 1 S: 10 P: 22	R: 0 H: 0 E: 0 LOB: 0 K: 1 BB: 0 S: 10 P: 14	R: 0 H: 0 E: 0 LOB: 0 K: 1 BB: 0 S: 6 P: 13	R: 1 H: 2 E: 0 LOB: 1 K: 1 BB: 0 S: 10 P: 15	R: 0 H: 2 E: 0 LOB: 2 K: 1 BB: 0 S: 13 P: 20	R: 3 H: 2 E: 1 LOB: 3 K: 0 BB: 3 S: 14 P: 30	R: 0 H: 0 E: 0 LOB: 0 K: 1 BB: 0 S: 10 P: 14		1B: 5 SF: 1 2B: 2 SAC: 0 3B: 0 DP: 1 HR: 0 HBP: 0						

	AB	R	H	RBI	BB	SO	LOB
AB	29						
R	4						
H	7						
RBI	4						
BB	5						
SO	7						
LOB	17						

WP: 0 PA: 36
PB: 0
SB: 0
CS: 0

PITCHER		IP	WLS	BF	H	R	ER	SO	BB	IBB	HBP	BLK	WP	HR	S	P	ERA	WHIP
48 David Coggin, R ERA: 6.48	(1, 1)	5.0		19	3	1	1	5	2	0	0	0	0	0	45	79	1.80	1.000
Carlos Silva, R ERA: 1.99	(6, 1)	0.0		2	2	0	0	0	0	0	0	0	0	0	3	6	∞	∞
Hector Mercado, L ERA: 14.21	(6, 1)	0.1		1	0	0	0	1	0	0	0	0	0	0	4	4	0.00	0.000
Jose Santiago, R ERA: 7.36	(6, 1)	0.2	L	4	1	2	2	0	1	0	0	0	0	0	10	19	27.00	3.000
Rheal Cormier, L ERA: 6.6	(7, 1)	1.0		7	1	1	0	0	1	1	0	0	0	0	10	21	0.00	2.000

PITCHER		IP	WLS	BF	H	R	ER	SO	BB	IBB	HBP	BLK	WP	HR	S	P	ERA	WHIP
Cliff Politte, R ERA: 4.11	(8, 1)	1.0		3	0	0	0	1	0	0	0	0	0	0	10	14	0.00	0.000

Batter	1	2	3	4	5	6	7	8	9	AB	R	H	RBI	BB	SO	LOB
11 Jimmy Rollins, S (1, 6) OBP: 0.363, SLG: 0.514	HR	F9		1B 2-H 1B		K	FC4-6 1-2f		FC6-4 1B 1-2f 2-3	6	1	2	2	0	1	5
Marlon Anderson, L (1, 4) OBP: 0.344, SLG: 0.453	WP BB 2B 1B	F9 SF9 2B	FC6-4 1-2 1B			G4-3		FC5-4 1B	 1-2 3-H 1B	6	2	5	1	0	0	0
Scott Rolen, R (1, 5) OBP: 0.350, SLG: 0.465	WP 2B 1-2 BB	F9 2-3	FC6-4 1-2f			G6-3		K	K	5	1	0	0	1	2	6
Bobby Abreu, L (1, 9) OBP: 0.409, SLG: 0.444	G6-3 1-H 2-H 2B	SF9 3-H		1B 3B			K	FC5-4 1-2f		4	1	2	3	0	1	1
Pat Burrell, R (1, 7) OBP: 0.371, SLG: 0.549	G6-3 2-3	E8 1B		K			HR	P6		5	1	2	1	0	1	3
Travis Lee, L (1, 3) OBP: 0.347, SLG: 0.388	K	K		S 1B 3-H 1B			2B 1B		G4-3 1B BB	4	1	2	1	1	2	2
Mike Lieberthal, R (1, 2) OBP: 0.301, SLG: 0.376	P5		K	K 1-2			1-3 2B		G4-3 1-2	5	0	1	0	0	2	3
Doug Glanville, R (1, 8) OBP: 0.315, SLG: 0.322	K		SH1-4 11 1B BB	1B IBB			11 FC4-6 BB		11 FC6-4 1B 2-H 1B	2	2	1	1	3	1	0
Terry Adams, R (1, 1) OBP: 0.167, SLG: 0.091 Carlos Silva, R (6, 1) Hector Mercado, L (6, 1) Jose Santiago, R (6, 1) Tomas Perez, S (7, PH) OBP: 0.371, SLG: 0.594 Rheal Cormier, L (7, 1) Cliff Politte, R (8, 1) John Mabry, L (9, PH) OBP: 0.286, SLG: 0.263		G5-3		SH1-4 1-2		1-2 2-H 1B	F8		11 FC6-4 1-2 1B	2 0 0 0 1 0 0 0 1	0 0 0 0 0 0 0 0 0	1 0 0 0 0 0 0 0 1	0 0 0 0 0 0 0 0 0	0 0 0 0 0 0 0 0 0	0 0 0 0 0 0 0 0 0	0 0 0 0 3 0 0 0 0
Inning Stats	R: 3 E: 0 K: 1 S: 15 H: 3 LOB: 1 BB: 1 P: 26	R: 0 E: 0 K: 1 S: 8 H: 0 LOB: 0 BB: 0 P: 9	R: 1 E: 1 K: 1 S: 11 H: 2 LOB: 1 BB: 0 P: 18	R: 1 E: 0 K: 1 S: 17 H: 2 LOB: 2 BB: 1 P: 25	R: 1 E: 0 K: 2 S: 15 H: 3 LOB: 2 BB: 1 P: 31	R: 0 E: 0 K: 1 S: 7 H: 0 LOB: 0 BB: 0 P: 10	R: 1 E: 0 K: 1 S: 13 H: 3 LOB: 3 BB: 1 P: 24	R: 0 E: 0 K: 1 S: 9 H: 1 LOB: 1 BB: 0 P: 14	R: 2 E: 0 K: 1 S: 19 H: 3 LOB: 2 BB: 1 P: 30	1B: 11 2B: 3 3B: 1 HR: 2 SF: 1 SAC: 1 DP: 0 HBP: 0			WP: 1 PB: 0 SB: 1 CS: 0		PA: 48	

TOP

Philadelphia Phillies @ Arizona Diamondbacks

Bank One Ballpark, Phoenix, AZ

Fri May 17 2002, 10:05 PM EDT

Att. 35,877 - Sunny - 93 F

livebaseballscorecards.com

AB	41
R	9
H	17
RBI	9
BB	5
SO	10
LOB	23

PITCHER		IP	WLS	BF	H	R	ER	SO	BB	IBB	HBP	BLK	WP	HR	S	P	ERA	WHIP
Miguel Batista, R ERA: 5.44	(1, 1)	5.0		27	10	6	6	6	2	1	0	0	1	1	66	109	10.80	2.400
Greg Swindell, L ERA: 2.45	(6, 1)	1.0		3	0	0	0	1	0	0	0	0	0	0	7	10	0.00	0.000
Eddie Oropesa, L ERA: 4.42	(7, 1)	1.0	W	7	3	1	1	1	1	0	0	0	0	1	13	24	9.00	4.000
Mike Myers, L ERA: 2.57	(8, 1)	0.2	H	3	1	0	0	1	0	0	0	0	0	0	5	8	0.00	1.500
Byung-Hyun Kim, R ERA: 1.38	(8, 1)	1.1	S	8	3	2	2	1	1	0	0	0	0	0	23	36	13.50	3.000

PITCHER	IP	WLS	BF	H	R	ER	SO	BB	IBB	HBP	BLK	WP	HR	S	P	ERA	WHIP

BOTTOM

Batter	1	2	3	4	5	6	7	8	9	AB	R	H	RBI	BB	SO	LOB
Craig Counsell, L (1, 5) (8, 6) OBP: 0.341, SLG: 0.392	G4-3	K			B4-3		3B 1B	E4 BB HBP 2B		5	2	1	1	0	1	1
Junior Spivey, R (1, 4) OBP: 0.413, SLG: 0.549	G6-3		F8		K		1-H 1B 3B	1-2 2B BB HBP		4	2	1	1	0	1	0
Luis Gonzalez, L (1, 7) OBP: 0.382, SLG: 0.523	HR 1B		G4-3			HR 1B	HR 1B	1-2 2-3 2B BB		4	4	3	1	1	0	0
Erubiel Durazo, L (1, 3) OBP: 0.556, SLG: 1.778	1-H HR		K			1-H HR	1-H HR	1-H 2-H 3-H 2B		5	3	4	9	0	1	0
Danny Bautista, R (1, 9) OBP: 0.381, SLG: 0.520	FC6-4 BB			G5-3		1B 1B	K	F9		4	0	1	0	1	1	1
Steve Finley, L (1, 8) OBP: 0.338, SLG: 0.533	FC6-4 1-2f			G4-3		FC5-4 1-2 1B	G4-6-3 BB			3	0	1	0	1	0	1
Tony Womack, L (1, 6) OBP: 0.301, SLG: 0.310		L9		G3-1		K	G4-6-3 1-2f			4	0	0	0	0	1	3
Byung-Hyun Kim, R (8, 1) OBP: 1.000, SLG: 1.000										0	0	0	0	0	0	0
Rod Barajas, R (1, 2) OBP: 0.235, SLG: 0.205		G6-3			F8 B4-3 2B	F8	F8	F8		4	1	1	0	0	0	2
Miguel Batista, R (1, 1) OBP: 0.182, SLG: 0.182		1B			F8 2-3	FC5-4 1-2f		F8		1	0	1	0	0	0	0
Jose Guillen, R (5, PH) OBP: 0.250, SLG: 0.382										1	0	0	0	0	0	1
Greg Swindell, L (6, 1)										0	0	0	0	0	0	0
Greg Colbrunn, R (6, PH) OBP: 0.348, SLG: 0.400										1	0	0	0	0	0	2
Eddie Oropesa, L (7, 1)										0	0	0	0	0	0	0
Mike Myers, L (8, 1)										0	0	0	0	0	0	0
Chris Donnels, L (8, 5) OBP: 0.308, SLG: 0.394										1	0	0	0	0	0	0
Inning Stats	R: 2 E: 0 K: 0 S: 12 H: 2 LOB: 1 BB: 1 P: 21	R: 0 E: 0 K: 1 S: 11 H: 1 LOB: 1 BB: 0 P: 19	R: 0 E: 0 K: 1 S: 7 H: 0 LOB: 0 BB: 0 P: 14	R: 0 E: 0 K: 0 S: 7 H: 0 LOB: 0 BB: 0 P: 13	R: 1 E: 0 K: 1 S: 9 H: 1 LOB: 0 BB: 0 P: 15	R: 2 E: 0 K: 1 S: 20 H: 4 LOB: 2 BB: 0 P: 29	R: 4 E: 0 K: 1 S: 14 H: 4 LOB: 0 BB: 1 P: 22	R: 3 E: 1 K: 0 S: 17 H: 1 LOB: 1 BB: 1 P: 30		1B: 7 2B: 2 3B: 1 HR: 3	SF: 0 SAC: 0 DP: 1 HBP: 1					

PITCHER		IP	WLS	BF	H	R	ER	SO	BB	IBB	HBP	BLK	WP	HR	S	P	ERA	WHIP
Terry Adams, R ERA: 4.06	(1, 1)	5.0		22	6	5	5	3	1	0	0	0	0	2	52	93	9.00	1.400
Carlos Silva, R ERA: 1.99	(6, 1)	0.0		1	1	0	0	0	0	0	0	0	0	0	4	6	∞	∞
Hector Mercado, L ERA: 12.86	(6, 1)	0.2	H	3	1	0	0	1	0	0	0	0	0	0	9	11	0.00	1.500
Jose Santiago, R ERA: 7.23	(6, 1)	0.1	H	1	0	0	0	0	0	0	0	0	0	0	1	1	0.00	0.000
Rheal Cormier, L ERA: 8.44	(7, 1)	1.0	L	7	4	4	4	1	1	0	0	0	0	1	14	22	36.00	5.000

PITCHER		IP	WLS	BF	H	R	ER	SO	BB	IBB	HBP	BLK	WP	HR	S	P	ERA	WHIP
Cliff Politte, R ERA: 3.86	(8, 1)	1.0		7	1	3	0	0	1	0	1	0	0	0	17	30	0.00	2.000

Philadelphia Phillies @ Arizona Diamondbacks

Bank One Ballpark, Phoenix, AZ

Fri May 17 2002, 10:05 PM EDT

Att. 35,877 - Sunny - 93 F

livebaseballscorecards.com

AB	37
R	12
H	13
RBI	12
BB	3
SO	5
LOB	11

WP: 0 PB: 0 SB: 0 CS: 0 PA: 41

Batter	1	2	3	4	5	6	7	8	9	AB	R	H	RBI	BB	SO	LOB
11 Jimmy Rollins, S (1, 6) OBP: 0.369, SLG: 0.514	F8		1B 2B 1B 1-2		L7		L3 1B		HBP	4	1	2	0	0	0	0
Marlon Anderson, L (1, 4) OBP: 0.340, SLG: 0.444	G4-3		2B 1B 1-3 2-H		G3		L3 1-2		G4-3	5	1	1	1	0	0	2
Scott Rolen, R (1, 5) OBP: 0.353, SLG: 0.466	K		K		2B 1B		1B			4	0	2	0	0	2	2
Bobby Abreu, L (1, 9) OBP: 0.411, SLG: 0.462		K2-3	3B 2B 1-H 3-H		2B 1-3		F5			4	1	2	2	0	1	1
Pat Burrell, R (1, 7) OBP: 0.374, SLG: 0.561		1B	3B 2-H		F9			K2-3		4	0	2	1	0	1	2
Travis Lee, L (1, 3) OBP: 0.339, SLG: 0.377		K	K			K		K		4	0	0	0	0	4	2
Mike Lieberthal, R (1, 2) OBP: 0.300, SLG: 0.368		K	K			HBP		K		3	0	0	0	0	3	1
Doug Glanville, R (1, 8) OBP: 0.307, SLG: 0.313			G6-3 1-1	L9	L6				L8	4	0	0	0	0	0	1
Brandon Duckworth, R (1, 1) OBP: 0.235, SLG: 0.250			11 1B 1B 1-2	K	G6-3				L9	3	1	1	0	0	1	1
Ricky Bottalico, L (8, 1)										0	0	0	0	0	0	0
Jason Michaels, R (9, PH) OBP: 0.371, SLG: 0.636										1	0	0	0	0	0	0
Jose Mesa, R (9, 1)										0	0	0	0	0	0	0
Inning Stats	R: 0 E: 0 K: 1 S: 6 H: 0 LOB: 0 BB: 0 P: 9	R: 0 E: 0 K: 3 S: 11 H: 1 LOB: 1 BB: 0 P: 13	R: 4 E: 0 K: 2 S: 19 H: 5 LOB: 1 BB: 0 P: 26	R: 0 E: 0 K: 2 S: 8 H: 0 LOB: 0 BB: 0 P: 10	R: 0 E: 0 K: 0 S: 8 H: 2 LOB: 2 BB: 0 P: 14	R: 0 E: 0 K: 1 S: 7 H: 0 LOB: 1 BB: 0 P: 8	R: 0 E: 0 K: 0 S: 12 H: 2 LOB: 1 BB: 0 P: 18	R: 0 E: 0 K: 3 S: 12 H: 0 LOB: 0 BB: 0 P: 19	R: 0 E: 0 K: 0 S: 7 H: 0 LOB: 1 BB: 0 P: 14	1B: 7 2B: 3 3B: 1 HR: 0 SF: 0 SAC: 0 DP: 1 HBP: 2						

PITCHER	IP	WLS	BF	H	R	ER	SO	BB	IBB	HBP	BLK	WP	HR	S	P	ERA	WHIP
Curt Schilling, R (1, 1) ERA: 3.04	8.0		34	10	4	4	12	0	0	1	0	0	0	83	117	4.50	1.250
Mike Myers, L (9, 1) ERA: 2.4	1.0	W	4	0	0	0	0	0	0	1	0	0	0	7	14	0.00	0.000

PITCHER	IP	WLS	BF	H	R	ER	SO	BB	IBB	HBP	BLK	WP	HR	S	P	ERA	WHIP

TOP

Philadelphia Phillies @ Arizona Diamondbacks

Bank One Ballpark, Phoenix, AZ

Sat May 18 2002, 10:05 PM EDT

Att. 47,357 - Sunny - 96 F

livebaseballscorecards.com

AB	36
R	4
H	10
RBI	4
BB	0
SO	12
LOB	12

WP: 0 PA: 38
PB: 0
SB: 0
CS: 0

BOTTOM

Batter	1	2	3	4	5	6	7	8	9	AB	R	H	RBI	BB	SO	LOB
Craig Counsell, L (1, 5) OBP: 0.337, SLG: 0.382	C X 0-1 ① F9		B F F B B B 4-2 HR BB	B X 1-0 ③ F9		B B C B C F F F X 3-2 ③ L8			B C X 1-1 ① L7	4	1	0	0	1	0	2
Junior Spivey, R (1, 4) OBP: 0.413, SLG: 0.570	B C F X 1-2 WP HBP 2B		C B F C 1-3 ① K	X 0-0 ① L5			B X 1-0 ① F3		B F F F B F F X 2-2 HR	5	2	2	1	0	1	1
Luis Gonzalez, L (1, 7) OBP: 0.390, SLG: 0.545	B B F B B B 4-1 HBP BB 2-3 BB		C B B B X 3-1 1-H HR	C S X 0-2 BB 1B			B C B F B B X 3-2 ② F9			3	1	2	2	1	0	0
Erubiel Durazo, L (1, 3) OBP: 0.615, SLG: 1.818	C B B B B 4-1 HBP 1-2 BB		B B C B B 4-1 BB	B C B X 2-1 ② P6			B X 1-0 HR			2	1	1	1	2	0	1
Damian Miller, R (1, 2) OBP: 0.341, SLG: 0.514	C H 1-1 L3 1-2 2-3 3-H HBP		B C B C F X 2-2 ② F9		B S F B B B 4-2 1-2 BB		C F S 0-3 ③ K			2	0	0	1	1	1	1
Steve Finley, L (1, 8) OBP: 0.336, SLG: 0.520	C B X 1-1 ②③ L3 1-2		X 0-0 ③ F9		B C B X 2-1 ③ F7			B B B C B 4-1 1B BB		3	0	0	0	1	0	6
Quinton McCracken, S (1, 9) OBP: 0.395, SLG: 0.605		C B B B F F B 4-2 CS BB	B X 1-0 G3 2B		X 0-0 ① B1-3			L L L 0-3 ① K		3	0	1	0	1	1	1
Tony Womack, L (1, 6) OBP: 0.306, SLG: 0.315		F X 0-1 ① F7	B X 1-0 ① F8		C S B F F B B X 3-2 SH1-4 1B			X 0-0 G4-6-3 1-3 1B		4	0	2	0	0	0	2
Curt Schilling, R (1, 1) OBP: 0.250, SLG: 0.250	S C C 0-3 ②③ K 1-2		B F X 1-1 ② G3 2-3		S X 0-1 ② SH1-4 1-2			X 0-0 ②③ G4-6-3 1-2f		2	0	0	0	0	1	2
Mark Grace, L (8, PH) OBP: 0.336, SLG: 0.397										1	0	0	0	0	0	2
Mike Myers, L (9, 1)										0	0	0	0	0	0	0
Inning Stats	R: 1 E: 0 K: 0 S: 10 H: 1 LOB: 2 BB: 2 P: 21	R: 0 E: 0 K: 1 S: 8 H: 0 LOB: 0 BB: 1 P: 12	R: 2 E: 0 K: 1 S: 13 H: 1 LOB: 1 BB: 2 P: 27	R: 0 E: 0 K: 0 S: 5 H: 1 LOB: 1 BB: 0 P: 9	R: 0 E: 0 K: 0 S: 10 H: 1 LOB: 2 BB: 1 P: 18	R: 0 E: 0 K: 0 S: 14 H: 1 LOB: 1 BB: 0 P: 20	R: 1 E: 0 K: 1 S: 8 H: 1 LOB: 0 BB: 0 P: 13	R: 0 E: 0 K: 1 S: 6 H: 1 LOB: 1 BB: 1 P: 10	R: 1 E: 0 K: 0 S: 8 H: 1 LOB: 0 BB: 0 P: 11	1B: 3 2B: 3 3B: 0 HR: 3	SF: 0 SAC: 1 DP: 2 HBP: 1						

PITCHER		IP	WLS	BF	H	R	ER	SO	BB	IBB	HBP	BLK	WP	HR	S	P	ERA	WHIP
Brandon Duckworth, R ERA: 5.14	(1, 1)	7.0		32	6	4	4	3	6	0	1	0	1	2	68	120	5.14	1.714
Ricky Bottalico, R ERA: 4.24	(8, 1)	1.0		4	1	0	0	1	1	0	0	0	0	0	6	10	0.00	2.000
Jose Mesa, R ERA: 3.2	(9, 1)	0.1	L	2	1	1	1	0	0	0	0	0	0	1	8	11	27.00	3.000

PITCHER	IP	WLS	BF	H	R	ER	SO	BB	IBB	HBP	BLK	WP	HR	S	P	ERA	WHIP

Philadelphia Phillies @ Arizona Diamondbacks

Bank One Ballpark, Phoenix, AZ

Sat May 18 2002, 10:05 PM EDT

Att. 47,357 - Sunny - 96 F

livebaseballscorecards.com

AB	29
R	5
H	8
RBI	5
BB	7
SO	4
LOB	18

WP: 1 PB: 0 SB: 0 CS: 1 PA: 38

Batter	1	2	3	4	5	6	7	8	9	AB	R	H	RBI	BB	SO	LOB
11 Jimmy Rollins, S (1, 6) OBP: 0.371, SLG: 0.530	F8		CS 1B		G6-3		HR			4	1	2	3	0	0	1
Marlon Anderson, L (1, 4) OBP: 0.331, SLG: 0.432	L6		L8			G6-3	K			4	0	0	0	0	1	1
Carlos Silva, R (7, 1)										0	0	0	0	0	0	0
Ricky Bottalico, L (8, 1)										0	0	0	0	0	0	0
Jose Mesa, R (9, 1)										0	0	0	0	0	0	0
Scott Rolen, R (1, 5) OBP: 0.356, SLG: 0.470	FC4-6 BB		CS 1-2	FC8-5 2B		K		G5-3		3	0	1	0	1	1	0
Bobby Abreu, L (1, 9) OBP: 0.401, SLG: 0.448	FC4-6 1-2f			FC8-5 2-3		G4-3		K		4	0	0	0	0	1	2
Pat Burrell, R (1, 7) OBP: 0.377, SLG: 0.553		P4		BB			F8	WP BLK HBP		2	0	0	0	1	0	0
Tomas Perez, S (1, 3) OBP: 0.359, SLG: 0.556 (7, 4)		G4-3		K			BB 1B 1B	L5 1-3		4	1	1	0	0	1	2
Todd Pratt, R (1, 2) OBP: 0.500, SLG: 0.600		2B		L9			11 HR 1B 1-2 BB		P6	3	1	1	0	1	0	0
Doug Glanville, R (1, 8) OBP: 0.306, SLG: 0.311		G6-3		SH1-4 1B			K		G4-3	4	0	1	0	0	1	3
Randy Wolf, L (1, 1) OBP: 0.176, SLG: 0.133			K	SH1-4 1-2			11 HR 1B 1-2 2-H		G6-3	1	0	0	0	0	1	0
John Mabry, L (7, PH) OBP: 0.318, SLG: 0.300										1	1	1	1	0	0	0
Travis Lee, L (7, 3) OBP: 0.337, SLG: 0.375										1	0	0	0	0	0	0
Inning Stats	R: 0 E: 0 K: 0 S: 13 H: 0 LOB: 1 BB: 1 P: 20	R: 0 E: 0 K: 0 S: 11 H: 1 LOB: 1 BB: 0 P: 16	R: 0 E: 0 K: 1 S: 7 H: 1 LOB: 0 BB: 0 P: 10	R: 0 E: 0 K: 1 S: 9 H: 1 LOB: 1 BB: 1 P: 18	R: 0 E: 0 K: 0 S: 12 H: 1 LOB: 1 BB: 0 P: 20	R: 0 E: 0 K: 1 S: 9 H: 0 LOB: 0 BB: 0 P: 12	R: 4 E: 0 K: 2 S: 14 H: 3 LOB: 0 BB: 1 P: 24	R: 0 E: 0 K: 1 S: 7 H: 0 LOB: 1 BB: 0 P: 15	R: 0 E: 0 K: 0 S: 3 H: 0 LOB: 0 BB: 0 P: 5	1B: 4 2B: 3 3B: 0 HR: 1 SF: 0 SAC: 1 DP: 1 HBP: 1							

TOP

Philadelphia Phillies @ Arizona Diamondbacks
Bank One Ballpark, Phoenix, AZ
Sun May 19 2002, 4:35 PM EDT
Att. 43,704 - Dome - 72 F

livebaseballscorecards.com

AB	31
R	4
H	7
RBI	4
BB	3
SO	6
LOB	9

PITCHER		IP	WLS	BF	H	R	ER	SO	BB	IBB	HBP	BLK	WP	HR	S	P	ERA	WHIP
Brian Anderson, L ERA: 5.31	(1, 1)	6.1		24	5	1	1	3	2	0	0	0	0	0	64	100	1.42	1.105
Jose Parra, R ERA: 4.32	(7, 1)	0.1	L	3	1	0	0	1	1	0	0	0	0	0	6	12	0.00	6.000
Eddie Oropesa, L ERA: 4.58	(7, 1)	1.1	B	6	1	3	3	2	0	0	1	1	1	1	12	23	20.25	0.750
Mike Morgan, R ERA: 4.34	(9, 1)	1.0		3	0	0	0	0	0	0	0	0	0	0	3	5	0.00	0.000

PITCHER	IP	WLS	BF	H	R	ER	SO	BB	IBB	HBP	BLK	WP	HR	S	P	ERA	WHIP

BOTTOM

Philadelphia Phillies @ Arizona Diamondbacks
Bank One Ballpark, Phoenix, AZ
Sun May 19 2002, 4:35 PM EDT
Att. 43,704 - Dome - 72 F

livebaseballscorecards.com

Batter	1	2	3	4	5	6	7	8	9	AB	R	H	RBI	BB	SO	LOB
Craig Counsell, L (1, 5) OBP: 0.333, SLG: 0.373	F8		FC6-4 BB		G6-3	G1-3			G1-6-3	4	0	0	0	1	0	1
Junior Spivey, R (1, 4) OBP: 0.412, SLG: 0.559	FC6-4 BB		FC6-4 1-2f		BB 2B BB		G6-3		G6-3	3	1	0	0	2	0	1
Luis Gonzalez, L (1, 7) OBP: 0.385, SLG: 0.531	K		K		1-2 2B BB		G3		G3	4	1	0	0	1	2	2
Greg Colbrunn, R (1, 3) OBP: 0.380, SLG: 0.523	FC6-4 1-2f			G5-4-3 1B	1-H 2-H 2B		HR			4	1	3	3	0	0	1
Jose Guillen, R (1, 9) OBP: 0.233, SLG: 0.356		K		G5-4-3 1-2f	L7		F9			4	0	0	0	0	1	2
Damian Miller, R (1, 2) OBP: 0.349, SLG: 0.518		1B		BB 1B	K			SH2-3 1B		3	0	2	0	0	1	1
Steve Finley, L (8, PH) (9, 8) OBP: 0.340, SLG: 0.524										1	0	1	0	0	0	0
Quinton McCracken, S (1, 8) OBP: 0.413, SLG: 0.634		K		BB 1-2 1B		SH5-3 2B		SH2-3 1-2		3	0	2	0	0	1	1
Mike Morgan, R (9, 1)										0	0	0	0	0	0	0
Tony Womack, L (1, 6) OBP: 0.304, SLG: 0.309		G1-3		BB 1-2 2-3		F7		L7		3	0	0	0	1	0	3
Brian Anderson, R (1, 1) OBP: 0.273, SLG: 0.400			K	F9		SH5-3 2-3		F7		2	0	0	0	0	1	3
Jose Parra, R (7, 1)										0	0	0	0	0	0	0
Eddie Oropesa, L (7, 1)										0	0	0	0	0	0	0
Mark Grace, L (8, PH) OBP: 0.333, SLG: 0.393										1	0	0	0	0	0	1
Rod Barajas, R (9, 2) OBP: 0.235, SLG: 0.205										0	0	0	0	0	0	0
Inning Stats	R: 0 E: 0 K: 1 S: 8 H: 0 LOB: 1 BB: 1 P: 15	R: 0 E: 0 K: 2 S: 10 H: 1 LOB: 1 BB: 0 P: 13	R: 0 E: 0 K: 2 S: 12 H: 0 LOB: 1 BB: 1 P: 20	R: 0 E: 0 K: 0 S: 8 H: 3 LOB: 3 BB: 1 P: 17	R: 2 E: 0 K: 1 S: 16 H: 1 LOB: 1 BB: 2 P: 28	R: 0 E: 0 K: 0 S: 8 H: 1 LOB: 1 BB: 0 P: 12	R: 1 E: 0 K: 0 S: 8 H: 1 LOB: 0 BB: 0 P: 11	R: 0 E: 0 K: 0 S: 7 H: 1 LOB: 1 BB: 0 P: 11	R: 0 E: 0 K: 0 S: 8 H: 0 LOB: 0 BB: 0 P: 13							

AB	32
R	3
H	8
RBI	3
BB	5
SO	6
LOB	16

PITCHER		IP	WLS	BF	H	R	ER	SO	BB	IBB	HBP	BLK	WP	HR	S	P	ERA	WHIP
Randy Wolf, L (1, 1) ERA: 5.01		6.0	W	28	6	2	2	6	5	0	0	0	0	0	62	105	3.00	1.833
Carlos Silva, R (7, 1) ERA: 2.28		1.0	H	4	1	1	1	0	0	0	0	0	0	1	8	11	9.00	1.000
Ricky Bottalico, R (8, 1) ERA: 4.0		1.0	H	4	1	0	0	0	0	0	0	0	0	0	7	11	0.00	1.000
Jose Mesa, R (9, 1) ERA: 3.05		1.0	S	3	0	0	0	0	0	0	0	0	0	0	8	13	0.00	0.000

PITCHER	IP	WLS	BF	H	R	ER	SO	BB	IBB	HBP	BLK	WP	HR	S	P	ERA	WHIP

1B: 5	SF: 0	WP: 0	PA: 39
2B: 2	SAC: 2	PB: 0	
3B: 0	DP: 1	SB: 0	
HR: 1	HBP: 0	CS: 0	

TOP

San Francisco Giants @ Arizona Diamondbacks
Bank One Ballpark, Phoenix, AZ
Tue May 21 2002, 9:35 PM EDT
Att. 47,602 - Sunny - 80 F

livebaseballscorecards.com

Batter	1	2	3	4	5	6	7	8	9	AB	R	H	RBI	BB	SO	LOB
David Bell, R (1, 5) OBP: 0.324, SLG: 0.418	B F C B C 2-3 ① K		B X 1-0 ② F9		F F B F B X 2-2 ① F8		B B F B B 4-1 CS BB		C B X 1-1 ① FC6-4 1B 1-2f	4	1	0	0	1	1	1
Ramon Martinez, R (1, 6) OBP: 0.339, SLG: 0.415	B B X 2-0 ② G4-3		B S C F S 1-3 ③ K		C X 0-1 ② L7		B B C F X 2-2 ① F4		C B B X 2-1 2B 1B 2-H	5	0	1	1	0	1	1
Barry Bonds, L (1, 7) OBP: 0.602, SLG: 0.886	C B C F B B B 4-2 BB			F X 0-1 ① F7	X 0-0 ③ G3		C C B B B C 3-3 ②③ K 1-2		C C C 0-3 ② K	4	0	0	0	1	2	2
Jeff Kent, R (1, 4) OBP: 0.316, SLG: 0.419	B C B S C 2-3 ③ K			F X 0-1 1B 1B		B C B F C 2-3 ① K		B B C B B 4-1 S BB	F B B C F B X 3-2 2B 1-3	4	1	2	0	1	2	1
Benito Santiago, R (1, 2) OBP: 0.329, SLG: 0.450 Yorvit Torrealba, R (7, 2) OBP: 0.222, SLG: 0.182		B X 1-0 S 1B		F B X 1-1 BB 1B 1B 1-3	C X 0-1 HBP 2B			C B X 1-1 ① F2	C F H 2-2 HBP	3 1	1 0	3 0	0 0	0 0	0 0	0 1
Reggie Sanders, R (1, 9) OBP: 0.323, SLG: 0.420 Marvin Benard, L (7, 9) OBP: 0.288, SLG: 0.278		C F S 0-3 ① K		F X 0-1 BB 1B 1-2 3-H	H 1-0 HBP HBP			S B B B B X 3-1 ② F7	F F F F X 0-2 ③ F8	2 2	1 0	1 0	1 0	0 0	1 0	1 4
J.T. Snow, L (1, 3) OBP: 0.329, SLG: 0.324		C B B F S 2-3 ② K 1-2		C S B B F B F B 4-2 1B BB 1-2 2-3	F H 1-1 1-2 2-3 HBP			B B B B 4-0 1-2 BB		1	0	0	0	2	1	1
Tsuyoshi Shinjo, R (1, 8) OBP: 0.297, SLG: 0.338		B X 1-0 ③ F9		X 0-0 G6-4-3 1-2 2-H 3-H 1B	B B F F F S 2-3 ② K			B X 1-0 ③ G3-1		4	0	1	2	0	1	6
Livan Hernandez, R (1, 1) OBP: 0.261, SLG: 0.409 Pedro Feliz, R (6, PH) OBP: 0.356, SLG: 0.429 Aaron Fultz, L (6, 1) Tim Worrell, R (6, 1) 41 Chad Zerbe, L (7, 1) OBP: 0.333, SLG: 0.333 Shawon Dunston, R (9, PH) OBP: 0.115, SLG: 0.240			C F B S 1-3 ① K	F C F X 0-2 ②③ G6-4-3 1-2f	S S F F B F B C 2-3 ③ K				B F B B C X 3-2 FC6-4 1B	2 1 0 0 0 1	0 0 0 0 0 0	0 0 0 0 0 1	0 0 0 0 0 0	0 0 0 0 0 0	1 1 0 0 0 0	2 3 0 0 0 0
Inning Stats	R: 0 E: 0 K: 2 S: 10 H: 0 LOB: 1 BB: 1 P: 20	R: 0 E: 0 K: 2 S: 8 H: 1 LOB: 1 BB: 0 P: 12	R: 0 E: 0 K: 2 S: 8 H: 0 LOB: 0 BB: 0 P: 11	R: 3 E: 0 K: 0 S: 17 H: 4 LOB: 1 BB: 1 P: 22	R: 0 E: 0 K: 0 S: 7 H: 0 LOB: 0 BB: 0 P: 9	R: 0 E: 0 K: 3 S: 16 H: 1 LOB: 3 BB: 0 P: 24	R: 0 E: 0 K: 1 S: 7 H: 0 LOB: 1 BB: 1 P: 16	R: 0 E: 0 K: 0 S: 6 H: 0 LOB: 2 BB: 2 P: 19	R: 1 E: 1 K: 1 S: 21 H: 3 LOB: 3 BB: 0 P: 32	1B: 7 2B: 3 3B: 0 HR: 0 SF: 0 SAC: 0 DP: 2 HBP: 3						

	AB	34
	R	4
	H	9
	RBI	4
	BB	5
	SO	11
	LOB	23

	WP: 0	PA: 42
	PB: 0	
	SB: 2	
	CS: 1	

PITCHER		IP	WLS	BF	H	R	ER	SO	BB	IBB	HBP	BLK	WP	HR	S	P	ERA	WHIP
Randy Johnson, L ERA: 2.07	(1, 1)	7.0	W	30	6	3	3	10	3	0	2	0	0	0	73	114	3.86	1.286
Jose Parra, R ERA: 3.86	(8, 1)	1.0		5	0	0	0	0	2	0	0	0	0	0	6	19	0.00	2.000
Mike Myers, L ERA: 2.81	(9, 1)	1.0		7	3	1	1	1	0	0	1	0	0	0	21	32	9.00	3.000

PITCHER	IP	WLS	BF	H	R	ER	SO	BB	IBB	HBP	BLK	WP	HR	S	P	ERA	WHIP

Batter	1	2	3	4	5	6	7	8	9	AB	R	H	RBI	BB	SO	LOB
Craig Counsell, L (1, 5) OBP: 0.344, SLG: 0.376	B C B X 2-2 G4-3 ①	C B B X 2-1 FC5-4 1B 1-2 2-H		C B B B B 4-1 BB		B B F B B 4-1 1B BB	B B B C C X 3-2 1B ① 2-H	C X 0-1 FC6-4 ③ 1-2f		4	1	2	2	2	0	2
Junior Spivey, R (1, 4) OBP: 0.407, SLG: 0.545	B B S B C F F X 3-2 F9 ②	C B X 1-1 FC5-4 ③ 1-2f		C B B F F X 2-2 F7 ②		B B B C B 4-1 1B 1-2 BB	B C S X 1-2 F9 ②			4	0	0	0	1	0	4
Luis Gonzalez, L (1, 7) OBP: 0.396, SLG: 0.540	B B B C X 3-1 2B		B B S B B 4-1 S 1B BB	C X 0-1 G4-3 ③		B B B X 3-0 1-2 2-H 1B	B C B B B 4-1 BB			3	1	2	1	2	0	2
Erubiel Durazo, L (1, 3) OBP: 0.556, SLG: 1.600	B S B B F B 4-2 BB		F B B C B F S 3-3 K ① 1-2		C F B B F B F X 3-2 HR	F B S B S 2-3 K ②	B B C F X 2-2 G5-3 ③			4	1	1	1	1	2	4
Danny Bautista, R (1, 9) OBP: 0.370, SLG: 0.503	C X 0-1 G1-3 ③		C C C X 0-2 P6 ②		X 0-0 P4 ①	C F B S 1-3 K ③		B X 1-0 G6-3 ①		5	0	0	0	0	1	5
Steve Finley, L (1, 8) OBP: 0.356, SLG: 0.535		C C B X 1-2 P4 ① B C X 1-1 2-H 1B			B B C X 2-1 L4 2B		B B C B 4-1 SH 3B BB	B B B 4-0 1B 1B BB		3	2	2	1	2	0	0
Damian Miller, R (1, 2) OBP: 0.353, SLG: 0.513	C X 0-1 F8 ②	C X 0-1 F7 ③			C B B B B F B 4-2 BB	X 0-0 SH 3B 1-3	B B S F F X 2-2 1B 1-2 1B			3	1	1	0	1	0	1
Tony Womack, L (1, 6) OBP: 0.312, SLG: 0.325	B B B C B 4-1 1B 1B BB			B X 1-0 SH3-4 1B	C B X 1-1 L4 ②③ 2-3	X 0-0 1-H 3-H 2B 3B	B F X 1-1 F7 ②			4	2	2	2	1	0	4
Randy Johnson, R (1, 1) OBP: 0.069, SLG: 0.107 Mark Grace, L (7, PH) OBP: 0.338, SLG: 0.407 Jose Parra, R (8, 1) Greg Colbrunn, R (8, PH) OBP: 0.392, SLG: 0.533 Mike Myers, L (9, 1)	C B B X 2-1 1B 1-2 1B			L P X 1-1 SH3-4 ① 1-2		B X 1-0 G6-3 ① X		B F C X 1-2 FC6-4 1-2 2-H 1B		2 1 0 1 0	0 1 0 0 0	1 1 0 1 0	0 1 0 0 0	0 0 0 0 0	0 0 0 0 0	0 0 0 0 0
Inning Stats	R: 0 E: 0 K: 0 S: 14 H: 1 LOB: 2 BB: 1 P: 26	R: 1 E: 0 K: 0 S: 12 H: 2 LOB: 2 BB: 1 P: 22	R: 1 E: 0 K: 1 S: 12 H: 1 LOB: 1 BB: 1 P: 20	R: 0 E: 0 K: 0 S: 11 H: 1 LOB: 2 BB: 1 P: 18	R: 1 E: 0 K: 0 S: 12 H: 2 LOB: 1 BB: 1 P: 22	R: 1 E: 0 K: 2 S: 10 H: 1 LOB: 2 BB: 2 P: 25	R: 4 E: 1 K: 0 S: 14 H: 3 LOB: 1 BB: 2 P: 28	R: 1 E: 0 K: 0 S: 12 H: 2 LOB: 2 BB: 1 P: 21		1B: 8 2B: 4 3B: 1 HR: 1 SF: 0 SAC: 2 DP: 1 HBP: 0						

PITCHER		IP	WLS	BF	H	R	ER	SO	BB	IBB	HBP	BLK	WP	HR	S	P	ERA	WHIP
Livan Hernandez, R ERA: 3.99	(1, 1)	5.0		26	7	3	3	1	5	0	0	0	0	1	61	108	5.40	2.400
Aaron Fultz, L ERA: 8.59	(6, 1)	0.1	L	4	1	1	1	0	2	0	0	0	0	0	4	16	27.00	9.000
Tim Worrell, R ERA: 3.18	(6, 1)	1.1		9	3	4	3	2	2	0	0	0	0	0	17	32	20.25	3.750
41 Chad Zerbe, L ERA: 3.68	(7, 1)	1.1		7	2	1	1	0	1	0	0	0	0	0	15	26	6.75	2.250

PITCHER	IP	WLS	BF	H	R	ER	SO	BB	IBB	HBP	BLK	WP	HR	S	P	ERA	WHIP

BOTTOM

San Francisco Giants @ Arizona Diamondbacks

Bank One Ballpark, Phoenix, AZ

Tue May 21 2002, 9:35 PM EDT

Att. 47,602 - Sunny - 80 F

livebaseballscorecards.com

AB	34
R	9
H	13
RBI	9
BB	10
SO	3
LOB	22

WP: 0 PA: 46
PB: 0
SB: 1
CS: 0

Batter	1	2	3	4	5	6	7	8	9	AB	R	H	RBI	BB	SO	LOB
David Bell, R (1, 5) OBP: 0.330, SLG: 0.459	C C S 0-3 ① K		C B F X 1-2 HR		B B C B F X 3-2 ① F8	C F X 0-2 2-H HR	B B C C X 2-2 BB 1B 1B	C X 0-1 ② L9		6	3	3	3	0	1	1
Ramon Martinez, R (1, 6) OBP: 0.377, SLG: 0.455 Tom Goodwin, L (8, PH) OBP: 0.438, SLG: 0.357 (8, 7)	C B B F F S 2-3 ② K		B C F F B B F B 4-2 G6-5-3 BB		B X 1-0 2B 3B	B L H 2-1 HR HBP	C B B B F B 4-2 1B 1B 1-2 1B BB	B B C B X 3-1 ③ G1-3		2	3	1	0	2	1	0
										1	0	0	0	0	0	1
Barry Bonds, L (1, 7) OBP: 0.596, SLG: 0.890 Tim Worrell, R (7, 1) Felix Rodriguez, R (8, 1) Damon Minor, L (9, PH) OBP: 0.320, SLG: 0.565 (9, 3)	B X 1-0 ③ F8		B B B X 3-0 ① ② G6-5-3 1-2f		I I I I 4-0 2B IBB	F S B B X 2-2 1-H HR	F X 0-1 ② F8		C B F B B F B X 3-2 ① G1-3	4	1	1	2	1	0	3
										0	0	0	0	0	0	0
										0	0	0	0	0	0	0
										1	0	0	0	0	0	0
Jeff Kent, R (1, 4) OBP: 0.322, SLG: 0.424		F B B B B 4-1 E 2B BB	C X 0-1 ③ F8		B X 1-0 1-3 3-H 2B	C B B B X 3-1 ② F9	F C F B X 1-2 1B 1-2 2-H 1B		X 0-0 ② G5-3	5	2	2	2	1	0	0
J.T. Snow, L (1, 3) OBP: 0.341, SLG: 0.329 Robb Nen, R (9, 1)		B B B B C X 3-1 E3 2B 1-3		X 0-0 ① L8	B B C B C B 4-2 BB	B C S S B B X 3-2 2B 1B 1B	X 0-0 1B 1-2 2-3 1B		B B F B B 4-1 FC6-4 BB	4	1	2	0	2	0	1
										0	0	0	0	0	0	0
Benito Santiago, R (1, 2) OBP: 0.336, SLG: 0.467		X 0-0 1-3 3-H 2B		C F B X 1-2 ② F7	B X 1-0 ② L5	B X 1-0 1-3 1B 2B	X 0-0 1-2 2-H 3-H 1B		B X 1-0 ③ FC6-4 1-2f	6	1	3	3	0	0	4
Marvin Benard, L (1, 9) OBP: 0.297, SLG: 0.288		B X 1-0 ① G3		X 0-0 1B 1B	B X 1-0 ③ G1-3	C X 0-1 2-H 3-H 1B	X 0-0 ③ F8			5	0	2	2	0	0	7
Tsuyoshi Shinjo, R (1, 8) OBP: 0.307, SLG: 0.347		B S C X 1-2 ② P6		B X 1-0 1-2 1B	x 0-0 41 SH3-4 HR 1B x 0-0 ③ F7		B C B X 2-1 1B			5	1	3	0	0	0	3
Jason Schmidt, R (1, 1) OBP: 0.167, SLG: 0.167 Pedro Feliz, R (4, PH) OBP: 0.348, SLG: 0.419 41 Chad Zerbe, L (4, 1) OBP: 0.333, SLG: 0.333 Reggie Sanders, R (7, PH) OBP: 0.321, SLG: 0.417 Shawon Dunston, R (7, 7) OBP: 0.111, SLG: 0.231 (8, 6)		B C C B S 2-3 ③ K		B B X 2-0 ③ F7	X 0-0 ① SH3-4 1-2	S B F B X 2-2 ① G5-3	S S S 0-3 ① K			1	0	0	0	0	1	2
										1	0	0	0	0	0	2
										0	0	0	0	0	0	0
										1	0	0	0	0	0	0
										1	0	0	0	0	1	1
Inning Stats	R: 0 E: 0 K: 2 S: 8 H: 0 LOB: 0 BB: 0 P: 11	R: 1 E: 1 K: 1 S: 11 H: 1 LOB: 2 BB: 1 P: 22	R: 1 E: 0 K: 0 S: 10 H: 1 LOB: 0 BB: 1 P: 18	R: 0 E: 0 K: 0 S: 7 H: 2 LOB: 2 BB: 0 P: 11	R: 1 E: 0 K: 0 S: 9 H: 2 LOB: 3 BB: 2 P: 24	R: 6 E: 0 K: 0 S: 18 H: 6 LOB: 1 BB: 0 P: 29	R: 3 E: 0 K: 0 S: 17 H: 4 LOB: 2 BB: 1 P: 26	R: 0 E: 0 K: 1 S: 9 H: 1 LOB: 1 BB: 0 P: 14	R: 0 E: 0 K: 0 S: 7 H: 0 LOB: 1 BB: 1 P: 15	1B: 10 2B: 3 3B: 1 HR: 3 SF: 0 SAC: 1 DP: 1 HBP: 1						

TOP

San Francisco Giants @ Arizona Diamondbacks
Bank One Ballpark, Phoenix, AZ
Wed May 22 2002, 10:05 PM EDT
Att. 40,351 - Cloudy - 82 F

livebaseballscorecards.com

AB	43
R	12
H	17
RBI	12
BB	6
SO	4
LOB	25

WP: 0 PB: 0 SB: 0 CS: 0 PA: 51

PITCHER		IP	WLS	BF	H	R	ER	SO	BB	IBB	HBP	BLK	WP	HR	S	P	ERA	WHIP
Miguel Batista, R ERA: 5.28	(1, 1)	3.0		13	2	2	1	3	2	0	0	0	0	1	29	51	3.00	1.333
Brian Anderson, L ERA: 5.36	(4, 1)	1.1		10	4	1	1	0	1	1	0	0	0	0	14	31	6.75	3.750
Mike Morgan, R ERA: 5.49	(5, 1)	1.0	L	6	2	3	3	0	0	0	1	0	0	1	8	12	27.00	2.000
Eddie Oropesa, L ERA: 5.75	(6, 1)	0.2		6	4	3	3	0	0	0	0	0	0	1	12	21	40.50	6.000
Greg Swindell, L ERA: 7.71	(7, 1)	1.0		8	4	3	3	0	1	0	0	0	0	0	17	26	27.00	5.000

PITCHER		IP	WLS	BF	H	R	ER	SO	BB	IBB	HBP	BLK	WP	HR	S	P	ERA	WHIP
Jose Parra, R ERA: 3.48	(8, 1)	1.0		4	1	0	0	1	0	0	0	0	0	0	9	14	0.00	1.000
Byung-Hyun Kim, R ERA: 1.33	(9, 1)	1.0		4	0	0	0	0	1	0	0	0	0	0	7	15	0.00	1.000

BOTTOM

San Francisco Giants @ Arizona Diamondbacks
Bank One Ballpark, Phoenix, AZ
Wed May 22 2002, 10:05 PM EDT
Att. 40,351 - Cloudy - 82 F

livebaseballscorecards.com

Batter	1	2	3	4	5	6	7	8	9	AB	R	H	RBI	BB	SO	LOB
Craig Counsell, L (1, 5) (8, 6) OBP: 0.340, SLG: 0.371	C B C X 1-2 BB 1B 1B	B C B F B X 3-2 G4-3 ③		B F B C F C 2-3 K ①		X 0-0 F9 ①		C X 0-1 G1-3 ②		5	0	1	0	0	1	2
Danny Bautista, R (1, 9) OBP: 0.367, SLG: 0.500 Quinton McCracken, S (2, 9) OBP: 0.400, SLG: 0.600	X 0-0 F3 ①		C B B F X 1-2 BB BB E 1B	L B B C X 2-2 F9 ②		B C X 1-1 F9 ②		B S B B C F S 3-3 K ③		1 4	0 1	0 1	0 0	0 0	0 1	1 1
Luis Gonzalez, L (1, 7) OBP: 0.401, SLG: 0.539	C B X 1-1 BB 1-2 1B		B B B C B 4-1 BB E 1-2 BB	C F X 0-2 G1-3 ③		X 0-0 1-2 1B			B X 1-0 F8 ①	4	1	2	0	1	0	0
Erubiel Durazo, L (1, 3) OBP: 0.522, SLG: 1.333	B B F B B 4-1 1-2 2-3 BB		B B B B 4-0 E 1-2 2-3 1B BB		B F F C 1-3 K ①	S X 0-1 F9 ③			B F F B F X 2-2 G4-3 ②	3	1	0	0	2	1	2
Junior Spivey, R (1, 4) OBP: 0.406, SLG: 0.559	B F X 1-1 F3 ②		S X 0-1 E3 1B 1-3 2-H 3-H		C B X 1-1 HR		B C X 1-1 G4-6-3 1B		X 0-0 F7 ③	5	1	2	2	0	0	4
Steve Finley, L (1, 8) OBP: 0.353, SLG: 0.527	C B X 1-1 F7 ③		B B S S S 2-3 K ①		C B C X 1-2 1B 1B		C B X 1-1 ①② G4-6-3 1-2f			4	0	1	0	0	1	6
Tony Womack, L (1, 6) OBP: 0.321, SLG: 0.341 Jose Parra, R (8, 1) Byung-Hyun Kim, R (9, 1) OBP: 1.000, SLG: 1.000		F B B B X 3-1 2B	F X 0-1 S 1-3 3-H 1B		X 0-0 G4-6-3 1-2 1B		B C F S 1-3 K ③			4 0 0	0 0 0	3 0 0	1 0 0	0 0 0	1 0 0	0 0 0
Rod Barajas, R (1, 2) OBP: 0.218, SLG: 0.188		F F F B F B S 2-3 K ①	S B C F B S 2-3 K ② 1-2		B F X 1-1 ②③ G4-6-3 1-2f			C B F B S 2-3 K ①		4	0	0	0	0	3	5
Miguel Batista, R (1, 1) OBP: 0.167, SLG: 0.167 Greg Colbrunn, R (3, PH) OBP: 0.385, SLG: 0.522 Brian Anderson, R (4, 1) OBP: 0.273, SLG: 0.400 Mike Morgan, R (5, 1) Eddie Oropesa, L (6, 1) Jose Guillen, R (6, PH) OBP: 0.246, SLG: 0.356 Greg Swindell, L (7, 1) Chris Donnels, L (8, 5) OBP: 0.325, SLG: 0.500	S F B S 1-3 K ②	F C F B X 1-2 G4-3 ③				B F B B B 4-1 1B BB		X 0-0 HR		1 1 0 0 0 0 0 1	0 0 0 0 0 0 0 1	0 0 0 0 0 0 0 1	0 0 0 0 0 0 0 1	0 0 0 0 1 0 0 0	1 0 0 0 0 0 0 0	1 2 0 0 0 0 0 0
Inning Stats	R: 0 E: 0 K: 0 S: 11 H: 2 LOB: 3 BB: 1 P: 19	R: 0 E: 0 K: 2 S: 13 H: 1 LOB: 1 BB: 0 P: 22	R: 3 E: 1 K: 2 S: 20 H: 2 LOB: 2 BB: 2 P: 34	R: 0 E: 0 K: 1 S: 10 H: 0 LOB: 0 BB: 0 P: 14	R: 1 E: 0 K: 1 S: 11 H: 3 LOB: 1 BB: 0 P: 15	R: 0 E: 0 K: 0 S: 7 H: 1 LOB: 2 BB: 1 P: 12	R: 0 E: 0 K: 0 S: 7 H: 1 LOB: 0 BB: 0 P: 10	R: 1 E: 0 K: 2 S: 10 H: 1 LOB: 0 BB: 0 P: 15	R: 0 E: 0 K: 0 S: 6 H: 0 LOB: 0 BB: 0 P: 9	1B: 8 2B: 1 3B: 0 HR: 2	SF: 0 SAC: 0 DP: 2 HBP: 0						

	AB	37
	R	5
	H	11
	RBI	4
	BB	4
	SO	9
	LOB	24

WP: 0 PB: 0 SB: 1 CS: 0 PA: 41

PITCHER		IP	WLS	BF	H	R	ER	SO	BB	IBB	HBP	BLK	WP	HR	S	P	ERA	WHIP
Jason Schmidt, R ERA: 5.55	(1, 1)	3.0		18	5	3	2	4	3	0	0	0	0	0	44	75	6.00	2.667
41 Chad Zerbe, L ERA: 3.57	(4, 1)	3.0	W	13	4	1	1	2	1	0	0	0	0	1	28	41	3.00	1.667
Tim Worrell, R ERA: 3.04	(7, 1)	1.0		3	1	0	0	1	0	0	0	0	0	0	7	10	0.00	1.000
Felix Rodriguez, R ERA: 4.58	(8, 1)	1.0		4	1	1	1	2	0	0	0	0	0	1	10	15	9.00	1.000
Robb Nen, R ERA: 2.53	(9, 1)	1.0		3	0	0	0	0	0	0	0	0	0	0	6	9	0.00	0.000

PITCHER		IP	WLS	BF	H	R	ER	SO	BB	IBB	HBP	BLK	WP	HR	S	P	ERA	WHIP

Batter	1	2	3	4	5	6	7	8	9	AB	R	H	RBI	BB	SO	LOB
Dave Roberts, L (1, 8) OBP: 0.391, SLG: 0.360	C C B F S 1-3 ① K		F B X 1-1 ③ G5-3 1B		C F B B X 2-2 ③ G3-1 1-2			B C C B X 2-2 1B 1B	F X 0-1 ③ F9	5	1	2	0	0	1	1
Adrián Beltré, R (1, 5) OBP: 0.312, SLG: 0.373	X 0-0 ② G4-3		B X 1-0 ② G5-3 1-2			C B B F S 2-3 ① K2-3		C F S 0-3 ① K		4	0	0	0	0	2	2
Shawn Green, L (1, 9) OBP: 0.371, SLG: 0.517	C B X 1-1 HR		C B B C S 2-3 ③ K			B X 1-0 1B 1B		B X 1-0 1-2 1B 1B		4	2	3	1	0	1	1
Paul Lo Duca, R (1, 2) (8, 7) OBP: 0.370, SLG: 0.428	X 0-0 ③ G4-3			B X 1-0 ① G4-3		X 0-0 1-2 1B		B X 1-0 1B 1-2 2-H 1B		4	0	2	1	0	0	0
Eric Karros, R (1, 3) OBP: 0.353, SLG: 0.434		X 0-0 ① L8		B B X 2-0 ② F9		B C F S 1-3 ② K		X 0-0 1-2 2-H 1B		4	0	1	1	0	1	2
Brian Jordan, R (1, 7) OBP: 0.338, SLG: 0.514		B S S B B S 3-3 ② K		S B F B X 2-2 ③ G5-3		X 0-0 ③ F7		B X 1-0 ② F7		3	0	0	0	0	1	2
Chad Kreuter, S (8, PH) (8, 2) OBP: 0.319, SLG: 0.350										1	0	0	0	0	0	2
Mark Grudzielanek, R (1, 4) OBP: 0.310, SLG: 0.369		X 0-0 1B			S X 0-1 ① G6-3		B B C B F X 3-2 ① G3	B C C F X 1-2 ③ F9		3	0	1	0	0	0	0
Jeff Reboulet, R (8, PH) (8, 4) OBP: 0.304, SLG: 0.300										1	0	0	0	0	0	2
Cesar Izturis, S (1, 6) OBP: 0.281, SLG: 0.333		F C X 0-2 ③ P6			C B F X 1-2 ② F8		X 0-0 ② G6-3		B X 1-0 ① F9	4	0	0	0	0	0	1
Odalis Perez, L (1, 1) OBP: 0.143, SLG: 0.238			C F F S 0-3 ① K		C X 0-1 WP 1B		C F S 0-3 ③ K		C X 0-1 ② F8	1	0	0	0	0	1	0
Alex Cora, L (5, PH) OBP: 0.350, SLG: 0.472										1	0	1	0	0	0	0
Guillermo Mota, R (5, 1)										0	0	0	0	0	0	0
Hiram Bocachica, R (7, PH) OBP: 0.273, SLG: 0.488										1	0	0	0	0	1	0
Jeff Williams, R (7, 1) OBP: 0.500, SLG: 0.500										0	0	0	0	0	0	0
Giovanni Carrara, R (7, 1)										0	0	0	0	0	0	0
Paul Quantrill, L (8, 1)										0	0	0	0	0	0	0
Marquis Grissom, R (9, PH) OBP: 0.327, SLG: 0.444										1	0	0	0	0	0	0
Inning Stats	R: 1 E: 0 K: 1 S: 8 H: 1 LOB: 0 BB: 0 P: 10	R: 0 E: 0 K: 1 S: 8 H: 1 LOB: 1 BB: 0 P: 11	R: 0 E: 0 K: 2 S: 10 H: 1 LOB: 0 BB: 0 P: 14	R: 0 E: 0 K: 0 S: 5 H: 0 LOB: 0 BB: 0 P: 10	R: 0 E: 0 K: 0 S: 10 H: 1 LOB: 1 BB: 0 P: 13	R: 0 E: 0 K: 2 S: 9 H: 2 LOB: 2 BB: 0 P: 13	R: 0 E: 0 K: 1 S: 7 H: 0 LOB: 0 BB: 0 P: 10	R: 2 E: 0 K: 1 S: 14 H: 4 LOB: 2 BB: 0 P: 20	R: 0 E: 0 K: 0 S: 5 H: 0 LOB: 0 BB: 0 P: 6	1B: 9 2B: 0 3B: 0 HR: 1	SF: 0 SAC: 0 DP: 0 HBP: 0	WP: 1 PB: 0 SB: 0 CS: 0	PA: 37			

PITCHER		IP	WLS	BF	H	R	ER	SO	BB	IBB	HBP	BLK	WP	HR	S	P	ERA	WHIP
Curt Schilling, R ERA: 2.89	(1, 1)	7.0	W	27	6	1	1	7	0	0	0	0	1	1	57	81	1.29	0.857
Mike Morgan, R ERA: 6.1	(8, 1)	1.0		7	4	2	2	1	0	0	0	0	0	0	14	20	18.00	4.000
Greg Swindell, L ERA: 6.35	(9, 1)	1.0		3	0	0	0	0	0	0	0	0	0	0	5	6	0.00	0.000

PITCHER	IP	WLS	BF	H	R	ER	SO	BB	IBB	HBP	BLK	WP	HR	S	P	ERA	WHIP

TOP

Los Angeles Dodgers @ Arizona Diamondbacks

Bank One Ballpark, Phoenix, AZ

Fri May 24 2002, 10:05 PM EDT

Att. 42,862 - Sunny - 87 F

livebaseballscorecards.com

AB	37
R	3
H	10
RBI	3
BB	0
SO	8
LOB	13

Batter	1	2	3	4	5	6	7	8	9	AB	R	H	RBI	BB	SO	LOB
Craig Counsell, L (1, 5) (8, 4) OBP: 0.351, SLG: 0.374	B C B F X 2-2 ① F8		B C X 1-1 1B BB SF8 1B	B B B B 4-0 1-2 BB		P B C B B 4-1 1B 1-2 1B BB	C B X 1-1 FC3-6 1B 1-2 2-3 3-H 1B	C C X 0-2 ③ G5-3		4	3	2	1	2	0	0
Junior Spivey, R (1, 4) OBP: 0.417, SLG: 0.582 Chris Donnels, L (7, PR) OBP: 0.325, SLG: 0.500 (8, 5)	B B F F F B X 3-2 HR		B B B C F B 4-2 SF8 1B 1-2 SF3 BB	C X 0-1 ② P4		B F B B F X 3-2 1B 1-3 2-H 1B	B B F X 2-1 FC3-6 1-2 2-3 3-H 1B			4 0	2 0	3 0	3 0	1 0	0 0	2 0
Luis Gonzalez, L (1, 7) OBP: 0.401, SLG: 0.535 Quinton McCracken, S (8, 8) OBP: 0.400, SLG: 0.600	C B X 1-1 ② G6-3		C B S B F B X 3-2 SF3 1-2 2-3 1B	X 0-0 ③ F2		C B B B X 2-1 1-2 3-H 1B	C B B F B X 3-2 ① F5			5 0	0 0	2 0	1 0	0 0	0 0	5 0
Greg Colbrunn, R (1, 3) OBP: 0.351, SLG: 0.480	C B B X 2-1 ③ F9		X 0-0 ① SF8 2-3 3-H	C X 0-1 ① G4-3	F F S 0-3 ③ K	X 0-0 ② FC3-6 BB 1B 1-2f 2-3 3-H				4	1	0	2	0	1	4
Jose Guillen, R (1, 9) OBP: 0.258, SLG: 0.355		C X 0-1 ① G3-1	B F F X 1-2 ② SF3 1-2 3-H	X 0-0 ② G4-3			x BB BB 1B 1B 4-1 1B 1-2 BB			3	1	1	1	1	0	0
Steve Finley, L (1, 8) OBP: 0.350, SLG: 0.515 David Dellucci, L (7, PH) OBP: 0.300, SLG: 0.529 (8, 7)	B C X 1-1 ② G4-3	C B B F F B X 3-2 ③ G4-3		B C F F X 1-2 ③ F7			4-2 1-2 BB 1B BB 1-0 x 1-3 2-H 3-H 1B			3 1	1 0	0 1	0 2	1 0	0 0	1 0
Damian Miller, R (1, 2) OBP: 0.362, SLG: 0.529	B B F X 2-1 2B 2B			X 0-0 G4-3 1B 2B		B C S X 1-2 ① L4	4-2 1B 1B 1-2 2-3 1B BB 1-3 ③ K			4	3	2	0	1	1	2
Tony Womack, L (1, 6) OBP: 0.328, SLG: 0.350	B C X 1-1 2-H 2B			B F F X 1-2 ① G4-3 2-3		S B B B B F B 4-2 BB 1B BB	C B X 1-1 1B 1B 1-2 2-H 3-H 1B	X 0-0 ① P3		4	2	2	3	1	0	1
Curt Schilling, R (1, 1) OBP: 0.281, SLG: 0.281 Mike Morgan, R (8, 1) Mark Grace, L (8, PH) OBP: 0.336, SLG: 0.403 Greg Swindell, L (9, 1)	B F F F B S 2-3 ③ K			S F B B B X 2-2 BB 3-H 1B		X 0-0 ② F9	S F B B B X 3-2 1B 1B 1-2 2-3 FC3-6 1B	B F C C X 1-3 ② K		4 0 1 0	1 0 0 0	2 0 0 0	1 0 0 0	0 0 0 0	1 0 1 0	2 0 0 0
Inning Stats	R: 1 H: 1 E: 0 LOB: 0 K: 0 BB: 0 S: 11 P: 19	R: 1 H: 2 E: 0 LOB: 1 K: 1 BB: 0 S: 11 P: 17	R: 2 H: 2 E: 0 LOB: 1 K: 0 BB: 1 S: 16 P: 28	R: 1 H: 2 E: 0 LOB: 2 K: 0 BB: 1 S: 10 P: 17	R: 0 H: 0 E: 0 LOB: 0 K: 0 BB: 0 S: 7 P: 8	R: 2 H: 2 E: 0 LOB: 2 K: 1 BB: 2 S: 16 P: 29	R: 7 H: 6 E: 0 LOB: 2 K: 1 BB: 3 S: 27 P: 51	R: 0 H: 0 E: 0 LOB: 0 K: 1 BB: 0 S: 7 P: 8		1B: 11 SF: 2 2B: 3 SAC: 0 3B: 0 DP: 0 HR: 1 HBP: 0						

BOTTOM

Los Angeles Dodgers @ Arizona Diamondbacks
Bank One Ballpark, Phoenix, AZ
Fri May 24 2002, 10:05 PM EDT
Att. 42,862 - Sunny - 87 F

livebaseballscorecards.com

AB	37
R	14
H	15
RBI	14
BB	7
SO	4
LOB	17

WP: 0 PA: 46
PB: 0
SB: 0
CS: 0

PITCHER		IP	WLS	BF	H	R	ER	SO	BB	IBB	HBP	BLK	WP	HR	S	P	ERA	WHIP
Odalis Perez, L ERA: 2.51	(1, 1)	4.0	L	21	7	5	5	1	2	0	0	0	0	1	48	81	11.25	2.250
Guillermo Mota, R ERA: 4.5	(5, 1)	2.0		10	2	2	2	1	2	0	0	0	0	0	23	37	9.00	2.000
Jeff Williams, L ERA: 20.25	(7, 1)	0.1		8	5	7	7	0	2	0	0	0	0	0	21	39	189.00	21.000
Giovanni Carrara, R ERA: 3.6	(7, 1)	0.2		4	1	0	0	1	1	0	0	0	0	0	6	12	0.00	3.000
Paul Quantrill, R ERA: 3.29	(8, 1)	1.0		3	0	0	0	1	0	0	0	0	0	0	7	8	0.00	0.000

PITCHER	IP	WLS	BF	H	R	ER	SO	BB	IBB	HBP	BLK	WP	HR	S	P	ERA	WHIP

Los Angeles Dodgers @ Arizona Diamondbacks
Bank One Ballpark, Phoenix, AZ
Sat May 25 2002, 10:05 PM EDT
Att. 47,356 - Overcast - 87 F

livebaseballscorecards.com

Batter	1	2	3	4	5	6	7	8	9	AB	R	H	RBI	BB	SO	LOB
Dave Roberts, L (1, 8) OBP: 0.399, SLG: 0.403	B F F C 1-3 K	B B C X 2-1 1-H 2-H 3-H HR			B X 1-0 ① F7		C F F B B X 2-2 S SF9 2B		C B X 1-1 HR 1B	5	3	3	4	0	1	1
Adrián Beltré, R (1, 5) OBP: 0.309, SLG: 0.368	B B F B X 3-1 ② F9	B S X 1-1 ③ F8			C F B X 1-2 1-2 HR 1B		B C B F X 2-2 ① P6		C B B F S 2-3 ② K	5	1	1	0	0	1	2
Shawn Green, L (1, 9) OBP: 0.377, SLG: 0.554	B B F B B 4-1 BB	B F B B B X 3-2 ① G4-3			B X 1-0 1-H 2-H HR		B X 1-0 ② SF9 2-H		B B X 2-0 1-H HR	3	2	2	6	1	0	0
Paul Lo Duca, R (1, 2) OBP: 0.371, SLG: 0.429	C X 0-1 ③ G4-3		F B X 1-1 ② L6		B B C F B B 4-2 G6-3 BB		B B B C X 3-1 2B		X 0-0 ③ F8	4	0	1	0	1	0	1
Eric Karros, R (1, 3) OBP: 0.345, SLG: 0.423		B F B B X 3-1 ① F8	B S B X 2-1 ③ G1-3		X 0-0 ② G6-3 1-2		B C S F X 1-2 ③ G6-3			4	0	0	0	0	0	2
Brian Jordan, R (1, 7) OBP: 0.329, SLG: 0.500		B F B S X 2-2 ② G5-3		X 0-0 ① G4-3	B B F F X 2-2 ③ F8			B C X 1-1 ① F9		4	0	0	0	0	0	1
Mark Grudzielanek, R (1, 4) OBP: 0.309, SLG: 0.366		X 0-0 BB HR 1B 1B		C X 0-1 ② F9		X 0-0 ① F9		C S X 0-2 ② L9		4	1	1	0	0	0	0
Alex Cora, L (1, 6) OBP: 0.341, SLG: 0.450 Eric Gagne, R (8, 1)		B F F F B X 2-2 BB 1-2 HR 1B		C C B C 1-3 ③ K		F X 0-1 ② F7		F B C F B X 2-2 ③ G6-3		4 0	1 0	1 0	0 0	0 0	1 0	0 0
Andy Ashby, R (1, 1) OBP: 0.263, SLG: 0.353 Omar Daal, L (6, 1) Giovanni Carrara, R (8, 1) Cesar Izturis, S (8, 6) OBP: 0.280, SLG: 0.331		B B C F B B 4-2 1-2 2-3 HR BB			C X 0-1 1B HR 1B	C C S 0-3 ③ K			X 0-0 ① G4-3	2 0 0 1	2 0 0 0	1 0 0 0	0 0 0 0	1 0 0 0	1 0 0 0	0 0 0 0

Inning Stats										
	R: 0	H: 0	R: 4	H: 3	R: 0	H: 0	R: 0	H: 0	R: 3	H: 3
	E: 0	LOB: 1	E: 0	LOB: 0	E: 0	LOB: 0	E: 0	LOB: 0	E: 0	LOB: 1
	K: 1	BB: 1	K: 0	BB: 1	K: 0	BB: 0	K: 1	BB: 0	K: 0	BB: 1
	S: 8	P: 16	S: 16	P: 30	S: 7	P: 13	S: 6	P: 7	S: 13	P: 22

Inning Stats										
	R: 0	H: 0	R: 1	H: 2	R: 0	H: 0	R: 2	H: 2	1B: 5	SF: 1
	E: 0	LOB: 0	E: 0	LOB: 1	E: 0	LOB: 0	E: 0	LOB: 0	2B: 2	SAC: 0
	K: 1	BB: 0	K: 0	BB: 0	K: 0	BB: 0	K: 1	BB: 0	3B: 0	DP: 0
	S: 6	P: 6	S: 14	P: 23	S: 9	P: 12	S: 8	P: 13	HR: 3	HBP: 0

	AB	36
	R	10
	H	10
	RBI	10
	BB	3
	SO	4
	LOB	7

		WP: 0	PA: 40
		PB: 0	
		SB: 1	
		CS: 0	

PITCHER		IP	WLS	BF	H	R	ER	SO	BB	IBB	HBP	BLK	WP	HR	S	P	ERA	WHIP
Rick Helling, R ERA: 6.34	(1, 1)	6.0	L	27	6	7	7	3	3	0	0	0	0	2	56	94	10.50	1.500
Greg Swindell, L ERA: 7.11	(7, 1)	0.2		4	2	1	1	0	0	0	0	0	0	0	10	18	13.50	3.000
Jose Parra, R ERA: 3.09	(7, 1)	1.1		4	0	0	0	0	0	0	0	0	0	0	13	17	0.00	0.000
Eddie Oropesa, L ERA: 6.33	(9, 1)	1.0		5	2	2	2	1	0	0	0	0	0	1	8	13	18.00	2.000

PITCHER		IP	WLS	BF	H	R	ER	SO	BB	IBB	HBP	BLK	WP	HR	S	P	ERA	WHIP

Batter	1	2	3	4	5	6	7	8	9	AB	R	H	RBI	BB	SO	LOB
Craig Counsell, L (1, 5) OBP: 0.352, SLG: 0.374	B X 1-0 1B HBP 1B	B C B F S 2-3 ③ K		B B X 2-0 ③ F8		C B B C X 2-2 ③ G4-3		B B B C X 3-1 3B 1B		5	2	2	0	0	1	3
Junior Spivey, R (1, 4) OBP: 0.426, SLG: 0.604	C X 0-1 HBP S 1-3 1B	B C B X 2-1 ① F9		B B X 2-0 F7-4 2B		B B B B 4-0 G3-1 G4-3 BB	C X 0-1 1-H 3B			4	0	3	1	1	0	0
Luis Gonzalez, L (1, 7) OBP: 0.406, SLG: 0.529	B B B S T F B 4-2 HBP 1-2 BB	B C B F B 4-2 BB		C B B F B B 4-2 BB		B C B F X 3-1 ① G4-3 1-2	C F B X 1-2 ③ F7			2	0	0	0	3	0	2
Erubiel Durazo, L (1, 3) OBP: 0.429, SLG: 1.043	C B B F S 2-3 ① K	F B F B T C 2-3 ② K		B F F B X 2-2 ①② F7-4 2-3		B S S X 1-2 ② G3-1 2-3		F B X 1-1 ① F8		5	0	0	0	0	2	7
Jose Guillen, R (1, 9) OBP: 0.268, SLG: 0.348	C H 1-1 1-2 2-3 3-H HBP	C X 0-1 ③ F7		C C B B X 2-2 ③ G4-3		B F F B C 2-3 ③ K		B B F X 2-1 1B		4	0	1	1	0	1	3
Steve Finley, L (1, 8) OBP: 0.352, SLG: 0.507	C F F B C 1-3 ② K			B B C B B 4-1 1B BB		B B C X 2-1 ① G3-1	C X 0-1 2B G6-3 1B	C B B F F X 2-2 ② P3		4	1	1	0	1	1	4
Damian Miller, R (1, 2) OBP: 0.362, SLG: 0.524 David Dellucci, L (8, PH) OBP: 0.333, SLG: 0.611 Eddie Oropesa, L (9, 1) Quinton McCracken, S (9, PH) OBP: 0.392, SLG: 0.587	B S B F B X 3-2 ③ G6-3			X 0-0 1-3 1B		C S B B B X 3-2 ② G6-3	C X 0-1 G6-3 1-3 G6-3 2B	B F F C 1-3 ③ K		3 1 0 1	0 1 0 0	1 1 0 0	0 0 0 0	0 0 0 0	0 0 0 1	3 0 0 1
Tony Womack, L (1, 6) OBP: 0.327, SLG: 0.359		C X 0-1 ① G4-3		B X 1-0 ① F9		B X 1-0 1B 3B	B S B F X 2-2 ① G6-3 2-3 3-H			4	1	1	1	0	0	3
Rick Helling, R (1, 1) Mark Grace, L (6, PH) OBP: 0.341, SLG: 0.408 Greg Swindell, L (7, 1) Jose Parra, R (7, 1) Chris Donnels, L (8, PH) OBP: 0.317, SLG: 0.486 Rod Barajas, R (9, 2) OBP: 0.218, SLG: 0.188		B S T F X 1-2 ② G5-3		C B L F S 1-3 ② K		C B X 1-1 3-H 1B	C B F X 1-2 ② G6-3 3-H			2 1 0 0 1 0	0 0 0 0 0 0	0 1 0 0 1 0	0 1 0 0 0 0	1 0 0 0 0 0	2 0 0 0 0 0	2 0 0 0 0 0
Inning Stats	R: 1 H: 2 E: 0 LOB: 3 K: 2 BB: 1 S: 17 P: 29	R: 0 H: 0 E: 0 LOB: 0 K: 1 BB: 0 S: 9 P: 12	R: 0 H: 0 E: 0 LOB: 1 K: 1 BB: 1 S: 10 P: 18	R: 0 H: 1 E: 0 LOB: 2 K: 1 BB: 1 S: 8 P: 16	R: 0 H: 1 E: 0 LOB: 1 K: 0 BB: 1 S: 9 P: 19	R: 1 H: 2 E: 0 LOB: 1 K: 0 BB: 0 S: 11 P: 20	R: 0 H: 0 E: 0 LOB: 1 K: 1 BB: 1 S: 8 P: 18	R: 3 H: 4 E: 0 LOB: 1 K: 0 BB: 0 S: 17 P: 24	R: 0 H: 1 E: 0 LOB: 1 K: 1 BB: 0 S: 11 P: 17	1B: 7 2B: 3 3B: 2 HR: 0		SF: 0 SAC: 0 DP: 1 HBP: 1				

PITCHER		IP	WLS	BF	H	R	ER	SO	BB	IBB	HBP	BLK	WP	HR	S	P	ERA	WHIP
Andy Ashby, R ERA: 3.21	(1, 1)	5.2	W	26	5	2	2	5	4	0	1	0	0	0	59	106	3.18	1.588
Omar Daal, L ERA: 0.96	(6, 1)	1.1		6	1	0	0	1	1	0	0	0	0	0	13	26	0.00	1.500
Giovanni Carrara, R ERA: 4.4	(8, 1)	0.2		6	4	3	3	0	0	0	0	0	0	0	14	20	40.50	6.000
Eric Gagne, R ERA: 1.07	(8, 1)	1.1	S	5	1	0	0	1	0	0	0	0	0	0	14	21	0.00	0.750

PITCHER	IP	WLS	BF	H	R	ER	SO	BB	IBB	HBP	BLK	WP	HR	S	P	ERA	WHIP

BOTTOM

Los Angeles Dodgers @ Arizona Diamondbacks
Bank One Ballpark, Phoenix, AZ
Sat May 25 2002, 10:05 PM EDT
Att. 47,356 - Overcast - 87 F

livebaseballscorecards.com

AB	37
R	5
H	11
RBI	5
BB	5
SO	7
LOB	28

Batter	1	2	3	4	5	6	7	8	9	10	AB	R	H	RBI	BB	SO	LOB
Cesar Izturis, S (1, 6) OBP: 0.281, SLG: 0.332	0-0 1B		1-3 ② K		1-1 ① G4-3	1-1 ②③ G6-3 1-2f		2-1 ② G1-3 1-2 2-3		0-2 1B	6	0	2	0	0	1	3
Adrian Beltré, R (1, 5) OBP: 0.305, SLG: 0.378	0-0 ① F8		2-2 HR		2-2 ② G6-3		2-0 ① F7	3-2 ③ G4-3		0-3 ② K	6	1	1	1	0	1	4
Shawn Green, L (1, 9) OBP: 0.376, SLG: 0.552	0-3 ② K		0-0 ③ G3		0-1 BB 1B 1B 1B		1-0 ② G4-3		2-1 1B 1B 2B	0-3 ③ K	6	2	2	0	0	2	2
Paul Lo Duca, R (1, 2) (8, 3) OBP: 0.382, SLG: 0.434	1-1 ③ G1-3			4-1 2B G5-3 BB	2-1 BB 1-2 1B 1B		4-1 1B BB		3-2 1B SF9 2-3 1B		3	3	2	0	2	0	1
Eric Karros, R (1, 3) OBP: 0.354, SLG: 0.434		2-0 ① G6-3		1-2 HR 1-3 2B	4-2 1B 1-2 2-3 BB		0-1 1-3 1B		2-2 FC6-4 1-3 3-H 1B		3	1	2	0	1	0	0
Paul Quantrill, L (7, 1)											0	0	0	0	0	0	0
Giovanni Carrara, R (8, 1)											0	0	0	0	0	0	0
Alex Cora, L (9, PH) OBP: 0.356, SLG: 0.463											1	0	1	1	0	0	0
(9, 4)																	
Brian Jordan, R (1, 7) OBP: 0.325, SLG: 0.494		2-3 ② K		0-1 ① G5-3 3-H	0-2 1-2 2-H 3-H 1B		1-2 ③ F8		0-0 ① SF9 3-H		4	0	1	4	0	1	3
Mark Grudzielanek, R (1, 4) OBP: 0.301, SLG: 0.355		1-3 ③ K		1-1 ② F9	0-2 ③ L8			0-2 ① G4-3	0-1 ② F8		5	0	0	0	0	1	4
Dennis Springer, R (9, 1)											0	0	0	0	0	0	0
Marquis Grissom, R (1, 8) OBP: 0.349, SLG: 0.526			3-1 HR	1-2 2-H HR		0-0 G6-3 1B		2-0 G1-3 1B	1-1 ③ FC6-4 1-2f		5	2	4	3	0	0	1
Kevin Brown, R (1, 1) OBP: 0.313, SLG: 0.563			1-1 ① G4-3	0-3 ③ K		3-2 ① F8		2-2 G1-3 1-2 1B		3-3 ① K	0	0	0	0	0	0	0
Omar Daal, L (1, 1)											2	0	0	0	0	1	0
Guillermo Mota, R (5, 1)											1	0	0	0	0	0	1
Dave Hansen, L (7, 3) OBP: 0.225, SLG: 0.286											0	0	0	0	0	0	0
Hiram Bocachica, R (8, PH) OBP: 0.289, SLG: 0.500											1	0	1	0	0	0	0
Chad Kreuter, S (8, 2) OBP: 0.313, SLG: 0.341											1	0	0	0	0	1	0
Inning Stats	R: 0 E: 0 K: 1 S: 7 H: 1 LOB: 1 BB: 0 P: 8	R: 0 E: 0 K: 2 S: 8 H: 0 LOB: 0 BB: 0 P: 13	R: 2 E: 0 K: 1 S: 11 H: 2 LOB: 0 BB: 0 P: 18	R: 3 E: 0 K: 1 S: 15 H: 2 LOB: 0 BB: 1 P: 22	R: 2 E: 0 K: 0 S: 20 H: 3 LOB: 2 BB: 1 P: 29	R: 0 E: 0 K: 0 S: 6 H: 1 LOB: 0 BB: 0 P: 10	R: 0 E: 0 K: 0 S: 8 H: 1 LOB: 2 BB: 1 P: 16	R: 0 E: 0 K: 0 S: 13 H: 2 LOB: 2 BB: 0 P: 22	R: 2 E: 0 K: 0 S: 13 H: 3 LOB: 1 BB: 0 P: 21	R: 0 E: 0 K: 3 S: 14 H: 1 LOB: 1 BB: 0 P: 17	1B: 11 2B: 2 3B: 0 HR: 3	SF: 1 SAC: 0 DP: 1 HBP: 0						

PITCHER	IP	WLS	BF	H	R	ER	SO	BB	IBB	HBP	BLK	WP	HR	S	P	ERA	WHIP
Randy Johnson, L (1, 1) ERA: 2.73	5.0		25	8	7	7	5	2	0	0	0	0	3	61	90	12.60	2.000
Jose Parra, R (6, 1) ERA: 2.63	2.0		8	2	0	0	0	1	0	0	0	0	0	14	26	0.00	1.500
Mike Morgan, R (8, 1) ERA: 6.0	0.1	H	2	1	0	0	0	0	0	0	0	0	0	4	6	0.00	3.000
Mike Myers, L (8, 1) ERA: 2.76	0.1	H	2	1	0	0	0	0	0	0	0	0	0	6	10	0.00	3.000
Byung-Hyun Kim, R (8, 1) ERA: 1.84	2.1	W	11	4	2	2	3	0	0	0	0	0	0	30	44	7.71	1.714

PITCHER	IP	WLS	BF	H	R	ER	SO	BB	IBB	HBP	BLK	WP	HR	S	P	ERA	WHIP

TOP

Los Angeles Dodgers @ Arizona Diamondbacks

Bank One Ballpark, Phoenix, AZ

Sun May 26 2002, 4:35 PM EDT

Att. 47,388 - Dome - 72 F

livebaseballscorecards.com

AB	44
R	9
H	16
RBI	9
BB	3
SO	8
LOB	19

WP: 0	PA: 48		
PB: 0			
SB: 0			
CS: 0			

BOTTOM

Los Angeles Dodgers @ Arizona Diamondbacks

Bank One Ballpark, Phoenix, AZ

Sun May 26 2002, 4:35 PM EDT

Att. 47,388 - Dome - 72 F

livebaseballscorecards.com

Batter	1	2	3	4	5	6	7	8	9	10	AB	R	H	RBI	BB	SO	LOB
Craig Counsell, L (1, 5) OBP: 0.366, SLG: 0.395	C X 0-1 1B SH1-3 1B 1B	C B B X 2-1 1B 2B		B B C B C X 3-2 G3 SH5-3 1B	C B B S X 2-2 ② FC4-6 1-2f 2-3		B X 1-0 BB SH1-4 G4-3 1-2 3-H 1B	X 0-0 CS 1-2 2-H 1B			6	2	5	2	0	0	2
Quinton McCracken, S (1, 9) OBP: 0.396, SLG: 0.583 Mike Morgan, R (8, 1) Mike Myers, L (8, 1) Rod Barajas, R (8, 2) OBP: 0.214, SLG: 0.184	X 0-0 ① SH1-3 1-2	C S X 0-2 BB 2-3 1B		X 0-0 ① SH5-3 1-2	C S S 0-3 ③ K		X 0-0 ① SH1-4 1-2 2-3	S 2 SAFE S X 0-2 ① ② ③ F7 1-2 2-3			2 0 0 1	0 0 0 0	1 0 0 0	0 0 0 0	0 0 0 0	1 0 0 0	2 0 0 2
Luis Gonzalez, L (1, 7) OBP: 0.418, SLG: 0.528	B X 1-0 BB 1B 2-3 1B	B F B B F B 4-2 FC5-4 1-2 BB		B B B C C B 4-2 G3 BB		B C B B B 4-1 BB	B C B F B F B 4-2 G4-3 BB BB		C X 0-1 ① G4-3		2	1	1	0	4	0	0
Erubiel Durazo, L (1, 3) OBP: 0.382, SLG: 0.857	F B S C 1-3 ② K	B B C S S 2-3 ② K		S X 0-1 ② G3 1-2 2-3		C X 0-1 ① F7	B B F B B 4-1 G4-3 1-2 2-3 3-H BB		C B S B X 2-2 ② G3-1		5	0	0	1	1	2	8
Junior Spivey, R (1, 4) OBP: 0.424, SLG: 0.590	B B C B C F B 4-2 1B E 1-2 BB	C B S B X 2-2 ③ FC5-4 1-2f		I I I I 4-0 IBB		B C X 1-1 ② F9	C X 0-1 ② G4-3 1-2 2-3 3-H		B C B S B C 3-3 ③ K		4	1	0	1	2	1	6
Steve Finley, L (1, 8) OBP: 0.357, SLG: 0.500	F F X 0-2 E 1-3 2-H 3-H 1B		B B C X 2-1 ① G4-3	B C C B C 2-3 ③ K		B F B B X 3-1 ③ F9	I I I I 4-0 IBB			B F B B B 4-1 2B G6-3 BB	4	2	1	2	2	1	4
Damian Miller, R (1, 2) OBP: 0.370, SLG: 0.535 Byung-Hyun Kim, R (8, 1) OBP: 1.000, SLG: 1.000 Jose Guillen, R (10, PH) OBP: 0.264, SLG: 0.343	B C X 1-1 E7 2-H 3-H 1B		B F B X 2-1 ② P3		B B X 2-0 FC4-6 2B		S 1-1 1B 1B S S S 2-2 L4			B C B F F X 2-2 ① G6-3 1-2	5 0 1	1 0 0	3 0 0	2 0 0	0 0 0	0 0 0	3 0 1
Tony Womack, L (1, 6) OBP: 0.337, SLG: 0.371	B C B X 2-1 ③ G4-3		C B B X 2-1 2B		C B B F B F S 3-3 ① K		C X 0-1 1B 1-2 1B 1B	B X 1-0 S 1B 1B		C F B F B B B 4-2 2B BB	5	2	3	0	1	1	2
Randy Johnson, R (1, 1) OBP: 0.065, SLG: 0.100 Chris Donnels, L (5, PH) OBP: 0.333, SLG: 0.486 Jose Parra, R (6, 1) David Dellucci, L (7, PH) OBP: 0.417, SLG: 0.700 (8, 9)		S S B S 1-3 ① K	C X 0-1 ③ F8		B C B S F B B 4-2 FC4-6 BB		B S C F B X 2-2 SH1-4 1B 1-3 2-H BB 1B	C P B B B 4-1 F7 1B 1-2 BB		B F B B X 2-1 1-3 2-H 2B	2 0 0 2	0 0 0 1	0 0 0 2	0 1 0 1	0 0 0 2	1 0 0 0	1 0 0 0

Inning Stats																						
	R: 4	H: 4	R: 0	H: 2	R: 0	H: 1	R: 0	H: 1	R: 0	H: 1	R: 0	H: 0	R: 4	H: 4	R: 1	H: 2	R: 0	H: 0	R: 1	H: 1	1B: 12	SF: 0
	E: 1	LOB: 1	E: 0	LOB: 3	E: 0	LOB: 1	E: 0	LOB: 3	E: 0	LOB: 2	E: 0	LOB: 0	E: 0	LOB: 3	E: 0	LOB: 0	E: 0	LOB: 0	E: 0	LOB: 2	2B: 4	SAC: 3
	K: 1	BB: 1	K: 2	BB: 1	K: 0	BB: 0	K: 1	BB: 2	K: 2	BB: 1	K: 0	BB: 1	K: 0	BB: 3	K: 0	BB: 1	K: 1	BB: 0	K: 0	BB: 2	3B: 0	DP: 0
	S: 17	P: 26	S: 16	P: 27	S: 8	P: 14	S: 11	P: 24	S: 14	P: 25	S: 7	P: 15	S: 19	P: 37	S: 7	P: 11	S: 8	P: 13	S: 10	P: 22	HR: 0	HBP: 0

PITCHER		IP	WLS	BF	H	R	ER	SO	BB	IBB	HBP	BLK	WP	HR	S	P	ERA	WHIP
Kevin Brown, R (1, 1) ERA: 4.06		0.2		6	3	4	4	1	1	0	0	0	0	0	13	19	54.00	6.000
Omar Daal, L (1, 1) ERA: 0.88		3.1		18	5	0	0	3	2	1	0	0	0	0	39	72	0.00	2.100
Guillermo Mota, R (5, 1) ERA: 3.6		2.0		9	1	0	0	2	2	0	0	0	0	0	21	40	0.00	1.500
Paul Quantrill, R (7, 1) ERA: 4.45		1.0	B	10	4	4	4	0	2	1	0	0	0	0	19	37	36.00	6.000
Giovanni Carrara, R (8, 1) ERA: 4.55		1.0		4	2	1	1	0	1	0	0	0	0	0	7	11	9.00	3.000

PITCHER		IP	WLS	BF	H	R	ER	SO	BB	IBB	HBP	BLK	WP	HR	S	P	ERA	WHIP
Dennis Springer, R (9, 1) ERA: 6.75		1.1	L	7	1	1	1	1	2	0	0	0	0	0	18	35	6.75	2.250

AB	39
R	10
H	16
RBI	10
BB	12
SO	7
LOB	31

WP: 0 PA: 54
PB: 0
SB: 1
CS: 1

Batter	1	2	3	4	5	6	7	8	9	AB	R	H	RBI	BB	SO	LOB
Craig Counsell, L (1, 5) OBP: 0.364, SLG: 0.388	B F X 1-1 ① G4-3		C B B B B 4-1 BB		C F B S 1-3 ③ K		B C B F S 2-3 ③ K			3	0	0	0	1	2	0
David Dellucci, L (1, 9) OBP: 0.393, SLG: 0.667	C S B F B B S 3-3 ② K		C C F B S 1-3 ② K			B S C B B X 3-2 ① G5-3		B X 1-0 G3 1B 2B		4	1	1	0	0	2	1
Luis Gonzalez, L (1, 7) OBP: 0.419, SLG: 0.544	C B X 1-1 1B 3B		B F X 1-1 ③ F8			C B F X 1-2 G4-3 1B 2B		C B B X 2-1 ① G3 2-3		4	2	2	0	0	0	2
Mark Grace, L (1, 3) OBP: 0.352, SLG: 0.415	B X 1-0 3-H 1B			C C B B F B B 4-2 BB BB		C B F B X 2-2 ② G4-3 2-3		F B B B X 2-1 3-H 1B		3	0	2	2	1	0	1
Junior Spivey, R (1, 4) OBP: 0.420, SLG: 0.582	F B S B C 2-3 ③ K			B B F F X 2-2 ① P6		B C B B X 2-1 1B 3-H 1B		F C S 0-3 ② K		4	0	1	1	0	2	3
Steve Finley, L (1, 8) OBP: 0.360, SLG: 0.497		C C B F B F B X 3-2 ① F9		B C B B B 4-1 G6-4-3 1-2 BB		B F B B C X 3-2 1-3 1B		F B B B F F S 2-3 ③ K		3	0	1	0	1	1	1
Damian Miller, R (1, 2) OBP: 0.362, SLG: 0.523 Chris Donnels, L (9, PH) OBP: 0.349, SLG: 0.500		C S X 0-2 ② L4		B B X 2-0 ②③ G6-4-3 1-2f		C C P F X 1-2 ③ F8			X 0-0 G3-6-3 1B	3 1	0 0	0 1	0 0	0 0	0 0	4 0
Tony Womack, L (1, 6) OBP: 0.330, SLG: 0.363	B X 1-0 ③ P6		B B C F X 2-2 ① G4-3			F C B S 1-3 ① K2-3			F F B B F F F X 2-2 ①② G3-6-3 1-2f	4	0	0	0	0	1	1
Brian Anderson, R (1, 1) OBP: 0.231, SLG: 0.333 Quinton McCracken, S (7, PH) OBP: 0.389, SLG: 0.571 Mike Morgan, R (7, 1) Eddie Oropesa, L (7, 1) Jose Parra, R (7, 1) Greg Swindell, L (8, 1) Erubiel Durazo, L (9, PH) OBP: 0.371, SLG: 0.828	B X 1-0 ① G6-3		C B X 1-1 ② G6-3			B C S S S 1-3 ② K			F S F S 0-3 ③ K	2 1 0 0 0 0 1	0 0 0 0 0 0 0	0 0 0 0 0 0 0	0 0 0 0 0 0 0	0 1 0 0 0 0 0	0 0 0 0 0 0 1	0 0 0 0 0 0 0
Inning Stats	R: 1 H: 2 E: 0 LOB: 1 K: 2 BB: 0 S: 12 P: 20	R: 0 H: 0 E: 0 LOB: 0 K: 0 BB: 0 S: 9 P: 13	R: 0 H: 0 E: 0 LOB: 1 K: 1 BB: 1 S: 8 P: 15	R: 0 H: 0 E: 0 LOB: 1 K: 0 BB: 2 S: 8 P: 20	R: 0 H: 0 E: 0 LOB: 0 K: 1 BB: 0 S: 8 P: 12	R: 1 H: 3 E: 0 LOB: 2 K: 0 BB: 0 S: 19 P: 30	R: 0 H: 0 E: 0 LOB: 0 K: 3 BB: 0 S: 9 P: 13	R: 1 H: 2 E: 0 LOB: 1 K: 2 BB: 0 S: 13 P: 20	R: 0 H: 1 E: 0 LOB: 0 K: 1 BB: 0 S: 10 P: 12	1B: 5 2B: 2 3B: 1 HR: 0	SF: 0 SAC: 0 DP: 2 HBP: 0						

PITCHER	IP	WLS	BF	H	R	ER	SO	BB	IBB	HBP	BLK	WP	HR	S	P	ERA	WHIP
Livan Hernandez, R (1, 1) ERA: 3.86	7.0	W	28	5	2	2	7	3	0	0	0	0	0	73	123	2.57	1.143
Felix Rodriguez, R (8, 1) ERA: 5.4	1.0		5	2	1	1	2	0	0	0	0	0	0	13	20	9.00	2.000
Robb Nen, R (9, 1) ERA: 2.42	1.0		3	1	0	0	1	0	0	0	0	0	0	10	12	0.00	1.000

PITCHER	IP	WLS	BF	H	R	ER	SO	BB	IBB	HBP	BLK	WP	HR	S	P	ERA	WHIP

TOP

Arizona Diamondbacks @ San Francisco Giants

PacBell Park, San Francisco, CA

Mon May 27 2002, 4:05 PM EDT

Att. 42,005 - Sunny - 61 F

livebaseballscorecards.com

AB	33
R	3
H	8
RBI	3
BB	3
SO	10
LOB	13

BOTTOM

Batter	1	2	3	4	5	6	7	8	9	AB	R	H	RBI	BB	SO	LOB
Tsuyoshi Shinjo, R (1, 8) OBP: 0.297, SLG: 0.340	P3	FC5-4 1-2f		G5-4-3 1-2f			L9	P6		5	0	0	0	0	0	4
Ramon Martinez, R (1, 6) OBP: 0.372, SLG: 0.443	FC4-5 1B		F3		G5-3		BB BB 2B HBP			3	1	1	0	0	0	0
Barry Bonds, L (1, 7) OBP: 0.569, SLG: 0.863	FC4-5 PO 1-2f		L8		HR		BB 1-2 2B			3	2	1	1	1	0	1
Jeff Kent, R (1, 4) OBP: 0.330, SLG: 0.439	PO 1-2	2B 2B	2B 1B		L8		BB 1-2 2-3 2B			3	2	2	0	1	0	0
Benito Santiago, R (1, 2) OBP: 0.354, SLG: 0.524		HR 2-H 2B	1-3 2B		F8		1-H 2-H 3-H 2B			4	1	3	4	0	0	0
Reggie Sanders, R (1, 9) OBP: 0.337, SLG: 0.433 Felix Rodriguez, R (8, 1) Robb Nen, R (9, 1)	HR 2-H	P6				P4	G5-3			4 0 0	1 0 0	1 0 0	2 0 0	0 0 0	0 0 0	3 0 0
J.T. Snow, L (1, 3) OBP: 0.339, SLG: 0.335	K			E7 1B		G5-3		K		4	0	0	0	0	2	0
Pedro Feliz, R (1, 5) OBP: 0.314, SLG: 0.375	G5-3			F3		F9		L7		4	0	0	0	0	0	1
Livan Hernandez, R (1, 1) OBP: 0.320, SLG: 0.458 Marvin Benard, L (7, PH) OBP: 0.324, SLG: 0.339 (8, 9)	FC5-4 1B			G5-4-3 2-3 1B			P6	1B		2 2	0 0	2 1	0 0	0 0	0 0	0 0
Inning Stats	R: 0 H: 1 E: 0 LOB: 0 K: 0 BB: 0 S: 14 P: 20	R: 3 H: 4 E: 0 LOB: 1 K: 1 BB: 0 S: 18 P: 30	R: 0 H: 2 E: 0 LOB: 2 K: 0 BB: 0 S: 9 P: 15	R: 0 H: 1 E: 1 LOB: 1 K: 0 BB: 0 S: 8 P: 12	R: 1 H: 1 E: 0 LOB: 0 K: 0 BB: 0 S: 7 P: 12	R: 0 H: 0 E: 0 LOB: 0 K: 0 BB: 0 S: 5 P: 7	R: 3 H: 1 E: 0 LOB: 1 K: 0 BB: 2 S: 14 P: 27	R: 0 H: 1 E: 0 LOB: 1 K: 1 BB: 0 S: 7 P: 11		1B: 5 SF: 0 2B: 4 SAC: 0 3B: 0 DP: 1 HR: 2 HBP: 1						

PITCHER		IP	WLS	BF	H	R	ER	SO	BB	IBB	HBP	BLK	WP	HR	S	P	ERA	WHIP
Brian Anderson, L ERA: 5.44	(1, 1)	6.0	L	26	9	4	4	1	0	0	0	0	0	2	61	96	6.00	1.500
Mike Morgan, R ERA: 6.23	(7, 1)	0.2		3	0	1	1	0	0	0	1	0	0	0	6	9	13.50	0.000
Eddie Oropesa, L ERA: 6.75	(7, 1)	0.0		1	0	0	0	0	1	0	0	0	0	0	1	5	∞	∞
Jose Parra, R ERA: 3.21	(7, 1)	0.1		3	1	2	2	0	1	0	0	0	0	0	7	13	54.00	6.000
Greg Swindell, L ERA: 6.14	(8, 1)	1.0		4	1	0	0	1	0	0	0	0	0	0	7	11	0.00	1.000

PITCHER	IP	WLS	BF	H	R	ER	SO	BB	IBB	HBP	BLK	WP	HR	S	P	ERA	WHIP

Arizona Diamondbacks @ San Francisco Giants

PacBell Park, San Francisco, CA

Mon May 27 2002, 4:05 PM EDT

Att. 42,005 - Sunny - 61 F

livebaseballscorecards.com

AB	34
R	7
H	11
RBI	7
BB	2
SO	2
LOB	9

TOP

Arizona Diamondbacks @ San Francisco Giants

PacBell Park, San Francisco, CA

Tue May 28 2002, 10:15 PM EDT

Att. 38,390 - Sunny - 64 F

livebaseballscorecards.com

Batter	1	2	3	4	5	6	7	8	9	10	AB	R	H	RBI	BB	SO	LOB
Craig Counsell, L (1, 5) OBP: 0.357, SLG: 0.380	C F B B F X 2-2 P6 ①		B C X 1-1 FC4-6 ③ 1-2f			B X 1-0 G6-3 ③		C C B F X 1-2 F5 ③			4	0	0	0	0	0	1
David Dellucci, L (1, 9) OBP: 0.375, SLG: 0.607	C X 0-1 L9 ②			B F F C 1-3 K ①			B X 1-0 SH5-4 1B 1B		C B X 1-1 G3 ①		4	0	1	0	0	1	0
Luis Gonzalez, L (1, 7) OBP: 0.416, SLG: 0.538	C B C B X 2-2 G3 ③			B X 1-0 F8 ②			X 0-0 SH5-4 1-2 1B		B X 1-0 L7 ②		4	0	1	0	0	0	0
Junior Spivey, R (1, 4) OBP: 0.414, SLG: 0.572		C B S B S 2-3 K ①		B F X 1-1 G4-3 ③			B X 1-0 SH5-4 1-2 2-3 ①		F B C X 1-2 G6-3 ③		3	0	0	0	0	1	0
Steve Finley, L (1, 8) OBP: 0.358, SLG: 0.486		C X 0-1 G4-3 ②			C S B S 1-3 K ①		B B C B S B 4-2 BB			X 0-0 G3 ①	3	0	0	0	1	1	0
Mark Grace, L (1, 3) OBP: 0.342, SLG: 0.402		B B X 2-0 F9 ③			B B C F B X 3-2 F8 ②		C X 0-1 F8 ②			C F C 0-3 K ②	4	0	0	0	0	1	3
Rod Barajas, R (1, 2) OBP: 0.203, SLG: 0.173			X 0-0 F8 ①		S S X 0-2 F9 ③		C C B S 1-3 K ③			B F F F X 1-2 G4-3 ③	3	0	0	0	0	1	3
Chris Donnels, L (10, PH) OBP: 0.341, SLG: 0.486											1	0	0	0	0	0	0
Damian Miller, R (10, 2) OBP: 0.362, SLG: 0.523											0	0	0	0	0	0	0
Tony Womack, L (1, 6) OBP: 0.326, SLG: 0.358			B C B F F X 2-2 L4 ②			C C S 0-3 K ①		B F S B F B X 3-2 P4 ①			3	0	0	0	0	1	0
Miguel Batista, R (1, 1) OBP: 0.200, SLG: 0.200			S B B B S F B X 3-2 FC4-6 1B			X 0-0 B1 ②		S B B B C S 3-3 K ②			3	0	1	0	0	1	0
Mike Myers, L (10, 1)											0	0	0	0	0	0	0
Bret Prinz, R (10, 1)											0	0	0	0	0	0	0

	AB	32
	R	0
	H	3
	RBI	0
	BB	1
	SO	7
	LOB	7

Inning Stats	1	2	3	4	5	6	7	8	9	10
	R: 0 E: 0 K: 0 S: 9	R: 0 E: 0 K: 1 S: 6	R: 0 E: 0 K: 0 S: 11	R: 0 E: 0 K: 1 S: 6	R: 0 E: 0 K: 1 S: 9	R: 0 E: 0 K: 1 S: 5	R: 0 E: 0 K: 1 S: 10	R: 0 E: 0 K: 1 S: 11	R: 0 E: 0 K: 0 S: 6	R: 0 E: 0 K: 1 S: 8
	H: 0 LOB: 0 BB: 0 P: 13	H: 0 LOB: 0 BB: 0 P: 10	H: 1 LOB: 1 BB: 0 P: 17	H: 0 LOB: 0 BB: 0 P: 9	H: 0 LOB: 0 BB: 0 P: 13	H: 0 LOB: 0 BB: 0 P: 6	H: 2 LOB: 3 BB: 1 P: 17	H: 0 LOB: 0 BB: 0 P: 18	H: 0 LOB: 0 BB: 0 P: 9	H: 0 LOB: 0 BB: 0 P: 9

	1B: 3	SF: 0	WP: 0	PA: 34
	2B: 0	SAC: 1	PB: 0	
	3B: 0	DP: 0	SB: 0	
	HR: 0	HBP: 0	CS: 0	

PITCHER	IP	WLS	BF	H	R	ER	SO	BB	IBB	HBP	BLK	WP	HR	S	P	ERA	WHIP
Jason Schmidt, R (1, 1) ERA: 4.05	9.0		31	3	0	0	6	1	0	0	0	0	0	73	112	0.00	0.444
Robb Nen, R (10, 1) ERA: 2.31	1.0	W	3	0	0	0	1	0	0	0	0	0	0	8	9	0.00	0.000

PITCHER	IP	WLS	BF	H	R	ER	SO	BB	IBB	HBP	BLK	WP	HR	S	P	ERA	WHIP

Batter	1	2	3	4	5	6	7	8	9	10	AB	R	H	RBI	BB	SO	LOB
David Bell, R (1, 5) OBP: 0.327, SLG: 0.443	B C C B F X 2-2 ① G1-3			C C B B F F X 2-2 ① F9		B S B S F F X 2-2 ② L8			B B X 2-0 ② F7		4	0	0	0	0	0	0
Ramon Martinez, R (1, 6) OBP: 0.354, SLG: 0.419	C B S F X 1-2 ② G5-3			C C X 0-2 ② F8		F C X 0-2 ③ F8			C X 0-1 ③ F7		4	0	0	0	0	0	0
Barry Bonds, L (1, 7) OBP: 0.568, SLG: 0.849	B X 1-0 ③ G6-3			B F B B B 4-1 1B BB			C B F B F F B F F 3-2 ① F F X F8			B B B C F B 4-2 1B 1B BB	2	1	0	0	2	0	0
Jeff Kent, R (1, 4) OBP: 0.333, SLG: 0.440		C B F B S 2-3 ① K		X 0-0 FC6-4 1-2 1B			X 0-0 ② F8			C F F X 0-2 1B 1-3 1B	4	0	2	0	0	1	0
Benito Santiago, R (1, 2) OBP: 0.352, SLG: 0.517		S C S 0-3 ② K		X 0-0 ③ FC6-4 1-2f			F S F F F B X 1-2 ③ G1-3			X 0-0 1-2 1B 3-H	4	0	1	1	0	1	2
J.T. Snow, L (1, 3) OBP: 0.333, SLG: 0.329		B C B B X 3-1 ③ F7			F B B X 2-1 ① G4-3			B B X 2-0 ① F8			3	0	0	0	0	0	0
Reggie Sanders, R (1, 9) OBP: 0.332, SLG: 0.425		C X 0-1 ① P4			B B X 2-0 ② F8			C B B X 2-1 ② P4			3	0	0	0	0	0	0
Tsuyoshi Shinjo, R (1, 8) OBP: 0.292, SLG: 0.333		B X 1-0 ② G5-3			B C X 1-1 ③ P4			B X 1-0 ③ F8			3	0	0	0	0	0	0
Jason Schmidt, R (1, 1) OBP: 0.125, SLG: 0.125 Tom Goodwin, L (9, PH) OBP: 0.348, SLG: 0.286 Robb Nen, R (10, 1)		F X 0-1 ③ G5-3				C C B F S 1-3 ① K			B X 1-0 ① F7		2 1 0	0 0 0	0 0 0	0 0 0	0 0 0	1 0 0	0 0 0
Inning Stats	R: 0 H: 0 E: 0 LOB: 0 K: 0 BB: 0 S: 9 P: 13	R: 0 H: 0 E: 0 LOB: 0 K: 2 BB: 0 S: 8 P: 13	R: 0 H: 0 E: 0 LOB: 0 K: 0 BB: 0 S: 5 P: 6	R: 0 H: 1 E: 0 LOB: 2 K: 0 BB: 1 S: 11 P: 17	R: 0 H: 0 E: 0 LOB: 0 K: 0 BB: 0 S: 5 P: 10	R: 0 H: 0 E: 0 LOB: 0 K: 1 BB: 0 S: 12 P: 15	R: 0 H: 0 E: 0 LOB: 0 K: 0 BB: 0 S: 15 P: 19	R: 0 H: 0 E: 0 LOB: 0 K: 0 BB: 0 S: 4 P: 9	R: 0 H: 0 E: 0 LOB: 0 K: 0 BB: 0 S: 4 P: 7	R: 1 H: 2 E: 0 LOB: 2 K: 0 BB: 1 S: 7 P: 11	1B: 3 SF: 0 2B: 0 SAC: 0 3B: 0 DP: 0 HR: 0 HBP: 0						

PITCHER		IP	WLS	BF	H	R	ER	SO	BB	IBB	HBP	BLK	WP	HR	S	P	ERA	WHIP
Miguel Batista, R ERA: 4.39	(1, 1)	9.0		29	1	0	0	3	1	0	0	0	0	0	73	109	0.00	0.222
Mike Myers, L ERA: 3.31	(10, 1)	0.0	L	1	0	1	1	0	1	0	0	0	0	0	2	6	∞	∞
Bret Prinz, R ERA: 8.53	(10, 1)	0.0		2	2	0	0	0	0	0	0	0	0	0	5	5	∞	∞

PITCHER	IP	WLS	BF	H	R	ER	SO	BB	IBB	HBP	BLK	WP	HR	S	P	ERA	WHIP

BOTTOM

Arizona Diamondbacks @ San Francisco Giants

PacBell Park, San Francisco, CA

Tue May 28 2002, 10:15 PM EDT

Att. 38,390 - Sunny - 64 F

livebaseballscorecards.com

AB	30
R	1
H	3
RBI	1
BB	2
SO	3
LOB	2

1B: 3	SF: 0	WP: 0	PA: 32
2B: 0	SAC: 0	PB: 0	
3B: 0	DP: 0	SB: 0	
HR: 0	HBP: 0	CS: 0	

Batter	1	2	3	4	5	6	7	8	9	AB	R	H	RBI	BB	SO	LOB
Craig Counsell, L (1, 5) OBP: 0.367, SLG: 0.388	C B X 1-1 WP BB 1B	C F F B B F B B 4-2 HBP 1-2 2-3 BB			C B S X 1-2 BB 1B	B S C B X 2-2 1B 1-2 2-H 2B 1B		C B B F X 2-2 ① L9	F C B 1-2 ③ CS 1-2	4	1	3	1	1	0	0
Junior Spivey, R (1, 4) OBP: 0.423, SLG: 0.571	C B B C B B 4-2 L4-6 WP 1-2 BB	C B H 2-1 1-2 2-3 3-H HBP			X 0-0 ① F8	S X 0-1 2B 1-2 2-3 1B		C S F H 1-2 1B 1B HBP		2	1	1	1	1	0	1
Luis Gonzalez, L (1, 7) OBP: 0.420, SLG: 0.535	B C B C B F F B 4-2 1-2 2-3 BB	X 0-0 ③ P4			B B B C F B 4-2 1-2 BB	C B S S B F F S 3-3 ② K		S B B X 2-1 1B 1-2 FC6-4 1B		3	1	1	0	2	1	6
Mark Grace, L (1, 3) OBP: 0.344, SLG: 0.409	C C F B S 1-3 ① K		C B B C X 2-2 ① L5		X 0-0 ② L4	C B F B X 2-2 1-3 2-H 3-H 2B		S B X 1-1 FC6-4 1-3 2-H 1B		5	0	2	3	0	1	5
Jose Guillen, R (1, 9) OBP: 0.247, SLG: 0.319	B X 1-0 ② ③ L4-6 2-3		B B F B X 3-1 ② G1-3		C B S S S 1-3 ③ K	C S S 0-3 ③ K		C B B B F X 3-2 ② FC6-4 S 1-2f 3-H		5	0	0	1	0	2	8
Steve Finley, L (1, 8) OBP: 0.354, SLG: 0.484		C X 0-1 ① G4-3	B B C B X 3-1 ③ L8			B B C C X 3-2 1B 2B	B C S X 1-2 ① G4-3	F S B B B X 3-2 ③ F9 1-2		5	1	1	0	0	0	1
Damian Miller, R (1, 2) OBP: 0.366, SLG: 0.522 Rod Barajas, R (7, PR) OBP: 0.200, SLG: 0.170 (7, 2)		C X 0-1 ② P4		F F B C 1-3 ① K		B B C X 2-1 1B 2-H 1B 1B	B X 1-0 1B 1B		C B S B B F X 3-2 ① F9	4 1	1 0	2 0	1 0	0 0	1 0	0 0
Tony Womack, L (1, 6) OBP: 0.327, SLG: 0.359		B C B C X 2-2 BB 1B HBP 1B		B X 1-0 ② F7		X 0-0 ① F9	B X 1-0 G6-4-3 1-3 1B		F C F B S 1-3 ② K	5	1	2	0	0	1	1
Curt Schilling, R (1, 1) OBP: 0.306, SLG: 0.306 David Dellucci, L (9, PH) OBP: 0.394, SLG: 0.607 Byung-Hyun Kim, R (9, 1) OBP: 1.000, SLG: 1.000		F B F X 1-2 HBP BB 1-2 1B		F S F B B F X 2-2 ③ G1-3		X 0-0 1B 1B 1-2 2B 1B	B L X 1-1 ② ③ G6-4-3 1-2f		B F B F B B B 4-2 CS BB	4 0 0	1 0 0	2 0 0	0 0 0	0 1 0	0 0 0	2 0 0
Inning Stats	R: 0 H: 1 E: 0 LOB: 2 K: 1 BB: 2 S: 13 P: 24	R: 1 H: 2 E: 0 LOB: 3 K: 0 BB: 1 S: 16 P: 25	R: 0 H: 0 E: 0 LOB: 0 K: 0 BB: 0 S: 7 P: 15	R: 0 H: 0 E: 0 LOB: 0 K: 1 BB: 0 S: 9 P: 13	R: 0 H: 1 E: 0 LOB: 2 K: 1 BB: 1 S: 10 P: 16	R: 4 H: 6 E: 0 LOB: 2 K: 2 BB: 0 S: 23 P: 35	R: 0 H: 2 E: 0 LOB: 1 K: 0 BB: 0 S: 7 P: 11	R: 2 H: 2 E: 0 LOB: 1 K: 0 BB: 0 S: 16 P: 28	R: 0 H: 0 E: 0 LOB: 0 K: 1 BB: 1 S: 12 P: 21	1B: 12 SF: 0 2B: 3 SAC: 0 3B: 0 DP: 2 HR: 0 HBP: 2						WP: 1 PA: 46 PB: 0 SB: 1 CS: 1	

PITCHER		IP	WLS	BF	H	R	ER	SO	BB	IBB	HBP	BLK	WP	HR	S	P	ERA	WHIP
Russ Ortiz, R ERA: 3.67	(1, 1)	5.1	L	27	7	4	4	3	4	0	1	0	1	0	62	105	6.75	2.062
Tim Worrell, R ERA: 3.28	(6, 1)	0.2		5	3	1	1	2	0	0	0	0	0	0	16	23	13.50	4.500
Aaron Fultz, L ERA: 7.71	(7, 1)	1.1		8	4	2	2	0	0	0	1	0	0	0	17	27	13.50	3.000
Felix Rodriguez, R ERA: 5.01	(8, 1)	1.2		5	0	0	0	1	1	0	0	0	0	0	18	33	0.00	0.600

PITCHER	IP	WLS	BF	H	R	ER	SO	BB	IBB	HBP	BLK	WP	HR	S	P	ERA	WHIP

TOP

Arizona Diamondbacks @ San Francisco Giants

PacBell Park, San Francisco, CA

Wed May 29 2002, 10:05 PM EDT

Att. 40,198 - Sunny - 72 F

livebaseballscorecards.com

AB	38
R	7
H	14
RBI	7
BB	5
SO	6
LOB	24

Batter	1	2	3	4	5	6	7	8	9	AB	R	H	RBI	BB	SO	LOB
Marvin Benard, L (1, 9) OBP: 0.306, SLG: 0.318	C B S F F B F F S 2-3 K ①			L B C X 1-2 P4 ①		C B S S 1-3 K ②		B F B F F S 2-3 K ③		4	0	0	0	0	3	2
David Bell, R (1, 5) OBP: 0.325, SLG: 0.449	B X 1-0 F7 ②			C F B C 1-3 K ②		B F X 1-1 2B 2-H 3-H 3B			B B C X 2-1 F2 ①	4	1	1	2	0	1	0
Barry Bonds, L (1, 7) OBP: 0.566, SLG: 0.845	B S B S S 2-3 K ③			F X 0-1 P5 ③		F C X 0-2 2B 3-H			C B B C B B 4-2 BB	3	0	1	1	1	1	0
Jeff Kent, R (1, 4) OBP: 0.327, SLG: 0.431		X 0-0 G4-3 ①			B X 1-0 F8 ①	C S X 0-2 F7 ③			X 0-0 F9 ②	4	0	0	0	0	0	2
Benito Santiago, R (1, 2) OBP: 0.343, SLG: 0.503		C X 0-1 G5-3 ②			B S F B B X 3-2 G5-3 ②		F F F X 0-2 G5-3 ①		X 0-0 B1 ③	4	0	0	0	0	0	1
J.T. Snow, L (1, 3) OBP: 0.328, SLG: 0.323		S X 0-1 G4-3 ③			B C B X 2-1 G6-3 ③		F B S B F X 2-2 G4-3 ②			3	0	0	0	0	0	0
Tsuyoshi Shinjo, R (1, 8) OBP: 0.294, SLG: 0.331 Shawon Dunston, R (7, 8) OBP: 0.100, SLG: 0.207 Felix Rodriguez, R (8, 1)		X 0-0 F7 ①				B F S H 2-2 WP 1B 3B HBP	S S S 0-3 K ③			1 1 0	1 0 0	0 0 0	0 0 0	0 1 0	0 0 0	0 0 0
Ramon Martinez, R (1, 6) OBP: 0.353, SLG: 0.416		B S S B S 2-3 K ②				C B X 1-1 WP 1-2 3B 1B		C F B B F B X 3-2 F9 ①		3	1	1	0	0	1	0
Russ Ortiz, R (1, 1) OBP: 0.357, SLG: 0.440 Tim Worrell, R (6, 1) Damon Minor, L (6, PH) OBP: 0.367, SLG: 0.538 Aaron Fultz, L (7, 1) Tom Goodwin, L (8, 8) OBP: 0.333, SLG: 0.273		B F C B B X 3-2 F8 ③				S B F S 1-3 K ① 1-2 2-3		C B F B B S 3-3 K ②		1 0 1 0 1	0 0 0 0 0	0 0 0 0 0	0 0 0 0 0	0 0 1 0 1	0 0 2 0 0	0 0 2 0 0
Inning Stats	R: 0 E: 0 K: 2 S: 11 H: 0 LOB: 0 BB: 0 P: 16	R: 0 E: 0 K: 0 S: 5 H: 0 LOB: 0 BB: 0 P: 5	R: 0 E: 0 K: 1 S: 7 H: 0 LOB: 0 BB: 0 P: 12	R: 0 E: 0 K: 1 S: 8 H: 0 LOB: 0 BB: 0 P: 10	R: 0 E: 0 K: 0 S: 6 H: 0 LOB: 0 BB: 0 P: 12	R: 3 E: 0 K: 2 S: 18 H: 3 LOB: 1 BB: 0 P: 24	R: 0 E: 0 K: 1 S: 11 H: 0 LOB: 0 BB: 0 P: 13	R: 0 E: 0 K: 2 S: 11 H: 0 LOB: 0 BB: 0 P: 19	R: 0 E: 0 K: 0 S: 6 H: 0 LOB: 1 BB: 1 P: 12	1B: 1 2B: 1 3B: 1 HR: 0	SF: 0 SAC: 0 DP: 0 HBP: 1			WP: 1 PB: 0 SB: 0 CS: 0	PA: 32		

PITCHER	IP	WLS	BF	H	R	ER	SO	BB	IBB	HBP	BLK	WP	HR	S	P	ERA	WHIP
Curt Schilling, R (1, 1) ERA: 2.93	8.0	W	28	3	3	3	9	0	0	1	0	1	0	77	111	3.38	0.375
Byung-Hyun Kim, R (9, 1) ERA: 1.78	1.0		4	0	0	0	0	1	0	0	0	0	0	6	12	0.00	1.000

PITCHER	IP	WLS	BF	H	R	ER	SO	BB	IBB	HBP	BLK	WP	HR	S	P	ERA	WHIP

BOTTOM

Arizona Diamondbacks @ San Francisco Giants

PacBell Park, San Francisco, CA

Wed May 29 2002, 10:05 PM EDT

Att. 40,198 - Sunny - 72 F

livebaseballscorecards.com

AB	30
R	3
H	3
RBI	3
BB	1
SO	9
LOB	7

Batter	1	2	3	4	5	6	7	8	9	AB	R	H	RBI	BB	SO	LOB
Craig Counsell, L (1, 5) OBP: 0.360, SLG: 0.380	G6-3		G4-3		FC6-4 1-2f			FC5 G4-6-3 1-2 2-3f		4	0	0	0	0	0	3
Quinton McCracken, S (1, 8) OBP: 0.362, SLG: 0.528	F9			K	G6-3			G4-6-3 1-2f		4	0	0	0	0	1	2
Luis Gonzalez, L (1, 7) OBP: 0.417, SLG: 0.545	G3			HR	K	K			K	4	1	1	1	0	2	0
Greg Colbrunn, R (1, 3) OBP: 0.350, SLG: 0.472 Mark Grace, L (8, 3) OBP: 0.342, SLG: 0.406		G6-4-3 1B		G1-3		K			G3	3 1	0 0	1 0	0 0	0 0	1 0	0 0
Junior Spivey, R (1, 4) OBP: 0.420, SLG: 0.562		G6-4-3 1-2f		BB			P4		K	3	0	0	0	1	1	1
Jose Guillen, R (1, 9) OBP: 0.263, SLG: 0.333		1B		F8			CS 1B			3	0	2	0	0	0	1
Tony Womack, L (1, 6) OBP: 0.323, SLG: 0.353		G6-3			G1-3		G4-3 1-2			3	0	0	0	0	0	2
Rod Barajas, R (1, 2) OBP: 0.206, SLG: 0.179			P4		F7			FC5 E 1B		3	0	1	0	0	0	0
Rick Helling, R (1, 1) Byung-Hyun Kim, R (9, 1) OBP: 1.000, SLG: 1.000			K		E6 FC6-4			FC5 1-2		3 0	0 0	0 0	0 0	0 0	1 0	1 0
Inning Stats	R: 0 E: 0 K: 0 S: 7 H: 0 LOB: 0 BB: 0 P: 12	R: 0 E: 0 K: 0 S: 10 H: 2 LOB: 1 BB: 0 P: 17	R: 0 E: 0 K: 1 S: 5 H: 0 LOB: 0 BB: 0 P: 8	R: 1 E: 0 K: 1 S: 14 H: 1 LOB: 1 BB: 1 P: 26	R: 0 E: 1 K: 0 S: 9 H: 0 LOB: 1 BB: 0 P: 14	R: 0 E: 0 K: 2 S: 8 H: 0 LOB: 0 BB: 0 P: 13	R: 0 E: 0 K: 0 S: 8 H: 1 LOB: 0 BB: 0 P: 15	R: 0 E: 1 K: 0 S: 12 H: 1 LOB: 1 BB: 0 P: 21	R: 0 E: 0 K: 2 S: 7 H: 0 LOB: 0 BB: 0 P: 12	1B: 4 2B: 0 3B: 0 HR: 1	SF: 0 SAC: 0 DP: 2 HBP: 0				WP: 0 PB: 0 SB: 0 CS: 1	PA: 32	

PITCHER		IP	WLS	BF	H	R	ER	SO	BB	IBB	HBP	BLK	WP	HR	S	P	ERA	WHIP
Kirk Rueter, L ERA: 2.88	(1, 1)	8.0	L	29	5	1	1	4	1	0	0	0	0	1	73	126	1.12	0.750
Robb Nen, R ERA: 2.22	(9, 1)	1.0		3	0	0	0	2	0	0	0	0	0	0	7	12	0.00	0.000

PITCHER	IP	WLS	BF	H	R	ER	SO	BB	IBB	HBP	BLK	WP	HR	S	P	ERA	WHIP

TOP

Arizona Diamondbacks @ San Francisco Giants

PacBell Park, San Francisco, CA

Thu May 30 2002, 3:35 PM EDT

Att. 41,156 - Sunny - 68 F

livebaseballscorecards.com

AB	31
R	1
H	5
RBI	1
BB	1
SO	6
LOB	10

BOTTOM

Batter	1	2	3	4	5	6	7	8	9	AB	R	H	RBI	BB	SO	LOB
Shawon Dunston, R (1, 8) OBP: 0.091, SLG: 0.188 Tom Goodwin, L (9, PH) OBP: 0.360, SLG: 0.273	B C F B X 2-2 G4-3 ①		C X 0-1 F8 ③			B F L B F F X 2-2 G4-3 ② 2-3			B B B B 4-0 5-3-6 S BB	3 0	0 0	0 0	0 0	0 1	0 0	2 0
David Bell, R (1, 5) OBP: 0.319, SLG: 0.440	C B B X 2-1 G6-3 ②			X 0-0 P3 ①		C B F B X 2-2 G5-3 ③			C L F X 0-2 5-3-6 ①② 1-3f	4	0	0	0	0	0	2
Barry Bonds, L (1, 7) OBP: 0.560, SLG: 0.826	B X 1-0 F8 ③			B F B C C 2-3 K ②			B F X 1-1 F7 ①		I I I I 4-0 IBB	3	0	0	0	1	1	0
Jeff Kent, R (1, 4) OBP: 0.321, SLG: 0.422		C C F F X 0-2 F8 ①		F F B B B S 3-3 K ③			B F F X 1-2 G1-3 ②		B S S B B C 3-3 K ③	4	0	0	0	0	2	1
Benito Santiago, R (1, 2) OBP: 0.349, SLG: 0.506		B C X 1-1 CS 1B			S F X 0-2 G4-6-3 1B		S X 0-1 G6-3 ③			3	0	2	0	0	0	0
Reggie Sanders, R (1, 9) OBP: 0.332, SLG: 0.420		B B 1 SAFE B 4-0 CS ② 1-2 BB			C C X 0-2 F8 ①			B S X 1-1 G6-3 ①		2	0	0	0	1	0	1
J.T. Snow, L (1, 3) OBP: 0.328, SLG: 0.320		B B 2-0 CS ③ 1-2	F S B B C 2-3 K ①		B C S F X 1-2 G4-6-3 ②③ 1-2f			C S F B F B B B 4-2 G4-6-3 1B BB		2	0	0	0	1	1	1
Ramon Martinez, R (1, 6) OBP: 0.375, SLG: 0.430			C C B B B B 4-2 SH5-4 BB			F B X 1-1 G4-3 SH3-4 1B		B B X 2-0 G4-6-3 1-2 1B		2	0	2	0	1	0	0
Kirk Rueter, L (1, 1) OBP: 0.208, SLG: 0.182 Marvin Benard, L (8, PH) OBP: 0.301, SLG: 0.313 Robb Nen, R (9, 1)			X 0-0 SH5-4 ② 1-2			X 0-0 SH3-4 ① 1-2		C B B F F F F X 2-2 G4-6-3 ②③ 1-2f 2-3		0 1 0	0 0 0	0 0 0	0 0 0	0 0 0	0 0 0	0 2 0
Inning Stats	R: 0 H: 0 E: 0 LOB: 0 K: 0 BB: 0 S: 6 P: 11	R: 0 H: 1 E: 0 LOB: 0 K: 0 BB: 1 S: 7 P: 14	R: 0 H: 0 E: 0 LOB: 1 K: 1 BB: 1 S: 8 P: 14	R: 0 H: 0 E: 0 LOB: 0 K: 2 BB: 0 S: 7 P: 12	R: 0 H: 1 E: 0 LOB: 0 K: 0 BB: 0 S: 10 P: 11	R: 0 H: 1 E: 0 LOB: 1 K: 0 BB: 0 S: 11 P: 16	R: 0 H: 0 E: 0 LOB: 0 K: 0 BB: 0 S: 7 P: 9	R: 0 H: 1 E: 0 LOB: 1 K: 0 BB: 1 S: 12 P: 21	R: 0 H: 0 E: 0 LOB: 1 K: 1 BB: 2 S: 7 P: 18	1B: 4 SF: 0 2B: 1 SAC: 2 3B: 0 DP: 3 HR: 0 HBP: 0						

PITCHER	IP	WLS	BF	H	R	ER	SO	BB	IBB	HBP	BLK	WP	HR	S	P	ERA	WHIP
Rick Helling, R (1, 1) ERA: 5.54	8.0	W	27	4	0	0	3	3	0	0	0	0	0	68	108	0.00	0.875
Byung-Hyun Kim, R (9, 1) ERA: 1.72	1.0	S	4	0	0	0	1	1	1	0	0	0	0	7	18	0.00	1.000

PITCHER	IP	WLS	BF	H	R	ER	SO	BB	IBB	HBP	BLK	WP	HR	S	P	ERA	WHIP

Arizona Diamondbacks @ San Francisco Giants

PacBell Park, San Francisco, CA

Thu May 30 2002, 3:35 PM EDT

Att. 41,156 - Sunny - 68 F

livebaseballscorecards.com

AB	24
R	0
H	4
RBI	0
BB	5
SO	4
LOB	9

WP: 0	PA: 32		
PB: 0			
SB: 1			
CS: 2			

Batter	1	2	3	4	5	6	7	8	9	AB	R	H	RBI	BB	SO	LOB
Craig Counsell, L (1, 5) OBP: 0.361, SLG: 0.377	C B B X 2-1 G1-3	B B B C B 4-1 BB		B C B X 2-1 1B 1B 2B 1B 2-H 3-H		C C F X 0-2 ①② G5-4-3 1-2f			X 0-0 ① B3-1	4	1	1	2	1	0	1
Junior Spivey, R (1, 4) OBP: 0.424, SLG: 0.561	B F B X 2-1 1B 1B 1B	B C C S 1-3 ③ K		F F B X 1-2 1B 2B 1B 1-2		B B B C F B 4-2 S BB			B S X 1-1 ② P4	4	2	2	0	1	1	2
Luis Gonzalez, L (1, 7) OBP: 0.417, SLG: 0.538	C F C 0-3 ② K	B B F F C 2-3 ① K		B B C X 2-1 2B 1B 1-2 2-3		C F B F C 1-3 ③ K 1-2			B B B B 4-0 BB	4	1	1	0	1	3	2
Greg Colbrunn, R (1, 3) OBP: 0.359, SLG: 0.491 Mark Grace, L (8, 3) OBP: 0.340, SLG: 0.403	C B S F X 1-2 1B 1-3 1B	X 0-0 ② F8	F C B B X 2-2 2B 1-H 2-H 3-H				C C S 0-3 ① K2-3		C X 0-1 ③ F7	4 1	0 0	2 0	3 0	0 0	1 0	0 1
Jose Guillen, R (1, 9) OBP: 0.262, SLG: 0.329	B B X 1-1 1B 1-3 3-H	B F F S 1-3 ③ K	X 0-0 ③ P3				B C F S 1-3 ② K			4	0	1	1	0	2	1
Steve Finley, L (1, 8) OBP: 0.351, SLG: 0.478	B B F X 2-1 ③ F3		C B B B X 3-1 SH1-3 1B 1B 1B	C X 0-1 ① F7			C B X 1-1 ③ P4			4	1	1	0	0	0	2
Damian Miller, R (1, 2) OBP: 0.369, SLG: 0.521		C B B X 2-1 SH2-4 1B	C X 0-1 SH1-3 1B 1-2	B F B S X 2-2 ② F8				C X 0-1 ① G4-3		4	1	2	0	0	0	0
Tony Womack, L (1, 6) OBP: 0.319, SLG: 0.348		X 0-0 ① F7	X 0-0 ① SH1-3 1-2 2-3	C B B F X 2-2 ③ L7				C B S S 1-3 ② K		3	0	0	0	0	1	1
Randy Johnson, R (1, 1) OBP: 0.059, SLG: 0.091 Byung-Hyun Kim, R (9, 1) OBP: 1.000, SLG: 1.000		X 0-0 ② SH2-4 1-2	C S C 0-3 ② K			X 0-0 E5 G5-4-3		C C B S 1-3 ③ K		3 0	0 0	0 0	0 0	0 0	2 0	2 0
Inning Stats	R: 1 H: 3 E: 0 LOB: 2 K: 1 BB: 0 S: 15 P: 23	R: 0 H: 1 E: 0 LOB: 2 K: 1 BB: 1 S: 8 P: 15	R: 0 H: 0 E: 0 LOB: 0 K: 2 BB: 0 S: 7 P: 10	R: 5 H: 6 E: 0 LOB: 1 K: 1 BB: 0 S: 19 P: 29	R: 0 H: 0 E: 0 LOB: 0 K: 0 BB: 0 S: 8 P: 12	R: 0 H: 0 E: 1 LOB: 1 K: 1 BB: 1 S: 11 P: 16	R: 0 H: 0 E: 0 LOB: 0 K: 2 BB: 0 S: 8 P: 10	R: 0 H: 0 E: 0 LOB: 0 K: 2 BB: 0 S: 8 P: 10	R: 0 H: 0 E: 0 LOB: 1 K: 0 BB: 1 S: 5 P: 10	1B: 9 SF: 0 2B: 1 SAC: 2 3B: 0 DP: 1 HR: 0 HBP: 0						

PITCHER		IP	WLS	BF	H	R	ER	SO	BB	IBB	HBP	BLK	WP	HR	S	P	ERA	WHIP
Omar Daal, L ERA: 1.91	(1, 1)	6.0	L	30	10	6	6	6	2	0	0	0	0	0	68	105	9.00	2.000
Guillermo Mota, R ERA: 3.0	(7, 1)	2.0		6	0	0	0	4	0	0	0	0	0	0	16	20	0.00	0.000
Jesse Orosco, L ERA: 2.79	(9, 1)	1.0		4	0	0	0	0	1	0	0	0	0	0	5	10	0.00	1.000

PITCHER	IP	WLS	BF	H	R	ER	SO	BB	IBB	HBP	BLK	WP	HR	S	P	ERA	WHIP

TOP

Arizona Diamondbacks @ Los Angeles Dodgers

Dodger Stadium, Los Angeles, CA

Fri May 31 2002, 7:10 PM PDT

Att. 54,252 - Sunny - 67 F

livebaseballscorecards.com

AB	35
R	6
H	10
RBI	6
BB	3
SO	10
LOB	12

BOTTOM

Arizona Diamondbacks @ Los Angeles Dodgers
Dodger Stadium, Los Angeles, CA
Fri May 31 2002, 7:10 PM PDT
Att. 54,252 - Sunny - 67 F

livebaseballscorecards.com

Batter	1	2	3	4	5	6	7	8	9	AB	R	H	RBI	BB	SO	LOB
Cesar Izturis, S (1, 6) OBP: 0.281, SLG: 0.327	C C B B X 2-2 ① G4-3		B B C B F X 3-2 ③ G4-3			F X 0-1 ② FC1-6 1-2f		B C X 1-1 L1-3 1B		4	0	1	0	0	0	1
Adrián Beltré, R (1, 5) OBP: 0.303, SLG: 0.365 Guillermo Mota, R (7, 1) Hiram Bocachica, R (8, PH) OBP: 0.283, SLG: 0.488 Jesse Orosco, R (9, 1)	C F B B S 2-3 ② K			B C X 1-1 ① G4-3		B B B C F C 3-3 ③ K		B B B C F B F C 3-3 ① K		3 0 1 0	0 0 0 0	0 0 0 0	0 0 0 0	0 0 1 0	2 0 0 0	1 0 1 0
Shawn Green, L (1, 9) OBP: 0.378, SLG: 0.544	F B X 1-1 ③ G3			B B C B B 4-1 G6-4-3 BB			X 0-0 E5 FC5-4	C S B B X 2-2 ②③ L1-3 1-2		3	0	0	0	1	0	1
Paul Lo Duca, R (1, 2) OBP: 0.369, SLG: 0.416		C X 0-1 ① G6-3		C B F F X 1-2 ②③ G6-4-3 1-2f			F C F B X 1-2 ① FC5-4 2B 1-2f HR		C X 0-1 ① G4-3	4	1	0	0	0	0	2
Eric Karros, R (1, 3) OBP: 0.356, SLG: 0.436		B B X 2-0 G6-3 2B			X 0-0 E6 G6-4-3		S B B S X 1-2 ② F6		C F C 0-3 ② K	4	0	1	0	0	1	1
Brian Jordan, R (1, 7) OBP: 0.342, SLG: 0.538		F X 0-1 ② G6-3 2-3			C B X 1-1 ①② G6-4-3 1-2f		B B X 2-0 HR 1-3 2B		C X 0-1 1B	4	1	2	0	0	0	2
Marquis Grissom, R (1, 8) OBP: 0.348, SLG: 0.567		C C X 0-2 ③ G5-3			B X 1-0 ③ P4		C B X 1-1 HR 2-H 3-H		B C B F X 2-2 ③ F9	4	1	1	3	0	0	2
Mark Grudzielanek, R (1, 4) OBP: 0.305, SLG: 0.358			B X 1-0 ① F9			X 0-0 FC1-6 1B	C B B C B F X 3-2 1B			3	0	2	0	0	0	0
Omar Daal, L (1, 1) Jeff Reboulet, R (6, PH) OBP: 0.357, SLG: 0.333 (7, 5)			X 0-0 ② G5-3			B C F C 1-3 ① K	X 0-0 ③ F2			1 2	0 0	0 0	0 0	0 0	0 1	0 2
Inning Stats	R: 0 H: 0 E: 0 LOB: 0 K: 1 BB: 0 S: 8 P: 13	R: 0 H: 1 E: 0 LOB: 1 K: 0 BB: 0 S: 8 P: 10	R: 0 H: 0 E: 0 LOB: 0 K: 0 BB: 0 S: 5 P: 9	R: 0 H: 0 E: 0 LOB: 0 K: 0 BB: 1 S: 7 P: 13	R: 0 H: 0 E: 1 LOB: 0 K: 0 BB: 0 S: 4 P: 6	R: 0 H: 1 E: 0 LOB: 1 K: 2 BB: 0 S: 9 P: 13	R: 3 H: 3 E: 1 LOB: 1 K: 0 BB: 0 S: 16 P: 24	R: 0 H: 1 E: 0 LOB: 0 K: 1 BB: 0 S: 10 P: 16	R: 0 H: 1 E: 0 LOB: 1 K: 1 BB: 0 S: 10 P: 12	1B: 4 SF: 0 2B: 3 SAC: 0 3B: 0 DP: 3 HR: 1 HBP: 0						

	AB	33
	R	3
	H	7
	RBI	3
	BB	1
	SO	5
	LOB	13

PITCHER	IP	WLS	BF	H	R	ER	SO	BB	IBB	HBP	BLK	WP	HR	S	P	ERA	WHIP
Randy Johnson, L (1, 1) ERA: 2.48	8.0	W	30	6	3	0	4	1	0	0	0	0	1	67	104	0.00	0.875
Byung-Hyun Kim, R (9, 1) ERA: 1.67	1.0	S	4	1	0	0	1	0	0	0	0	0	0	10	12	0.00	1.000

PITCHER	IP	WLS	BF	H	R	ER	SO	BB	IBB	HBP	BLK	WP	HR	S	P	ERA	WHIP

WP: 0 PA: 34
PB: 0
SB: 0
CS: 0

Batter	1	2	3	4	5	6	7	8	9	AB	R	H	RBI	BB	SO	LOB
Craig Counsell, L (1, 4) OBP: 0.364, SLG: 0.380	C F B B X 2-2 PB 1B		C X 0-1 ③ F7			B X 1-0 G5-3 2-3 1B		C C X 0-2 ③ F9		4	0	2	0	0	0	0
David Dellucci, L (1, 9) OBP: 0.351, SLG: 0.531	B F F C 1-3 ① K			X 0-0 ① F7		X 0-0 ② G5-3 1-2			C X 0-1 ① G3-1	4	0	0	0	0	1	3
Luis Gonzalez, L (1, 7) OBP: 0.414, SLG: 0.530	B B C X 2-1 ② F9			B X 1-0 ② F9		B B B B 4-0 BB			C S B F S 1-3 ② K	3	0	0	0	1	1	1
Erubiel Durazo, L (1, 3) OBP: 0.333, SLG: 0.727	B F X 1-1 ③ F8 1-2			B X 1-0 ③ G4-3		S B C B F X 2-2 ③ G3-1			C S F S 0-3 ③ K	4	0	0	0	0	1	4
Steve Finley, L (1, 8) OBP: 0.356, SLG: 0.481		B X 1-0 ① G4-3			C F X 0-2 G1-6-3 1B		C C B X 1-2 G4-6-3 1B			3	0	2	0	0	0	0
Damian Miller, R (1, 2) OBP: 0.363, SLG: 0.510		B C F B S 2-3 ② K			C F X 0-2 ① ② G1-6-3 1-2f		C B X 1-1 ① L7			3	0	0	0	0	1	2
Chris Donnels, L (1, 5) OBP: 0.319, SLG: 0.450		C B X 1-1 ③ G4-3			B X 1-0 ③ G5-3		B C X 1-1 ② ③ G4-6-3 1-2f			3	0	0	0	0	0	1
Tony Womack, L (1, 6) OBP: 0.319, SLG: 0.348			C S F X 0-2 ① F8			B X 1-0 1B SH2-4 1B		X 0-0 ① G6-3		3	0	1	0	0	0	0
Brian Anderson, R (1, 1) OBP: 0.214, SLG: 0.308 Mark Grace, L (8, PH) OBP: 0.338, SLG: 0.400 Bret Prinz, R (8, 1)			X 0-0 ② G5-3			L X 0-1 ① SH2-4 1-2		C B F B X 2-2 ② G4-3		1 1 0	0 0 0	0 0 0	0 0 0	0 0 0	0 0 0	0 0 0
Inning Stats	R: 0 H: 1 E: 0 LOB: 1 K: 1 BB: 0 S: 10 P: 16	R: 0 H: 0 E: 0 LOB: 0 K: 1 BB: 0 S: 6 P: 10	R: 0 H: 0 E: 0 LOB: 0 K: 0 BB: 0 S: 7 P: 7	R: 0 H: 0 E: 0 LOB: 0 K: 0 BB: 0 S: 3 P: 5	R: 0 H: 1 E: 0 LOB: 0 K: 0 BB: 0 S: 7 P: 8	R: 0 H: 2 E: 0 LOB: 3 K: 0 BB: 1 S: 9 P: 17	R: 0 H: 1 E: 0 LOB: 0 K: 0 BB: 0 S: 7 P: 10	R: 0 H: 0 E: 0 LOB: 0 K: 0 BB: 0 S: 7 P: 9	R: 0 H: 0 E: 0 LOB: 0 K: 2 BB: 0 S: 10 P: 11	1B: 5 2B: 0 3B: 0 HR: 0	SF: 0 SAC: 1 DP: 2 HBP: 0					

PITCHER	IP	WLS	BF	H	R	ER	SO	BB	IBB	HBP	BLK	WP	HR	S	P	ERA	WHIP
Andy Ashby, R (1, 1) ERA: 2.84	8.0	W	28	5	0	0	2	1	0	0	0	0	0	56	82	0.00	0.750
Eric Gagne, R (9, 1) ERA: 1.59	1.0	S	3	0	0	0	2	0	0	0	0	0	0	10	11	0.00	0.000

PITCHER	IP	WLS	BF	H	R	ER	SO	BB	IBB	HBP	BLK	WP	HR	S	P	ERA	WHIP

TOP

Arizona Diamondbacks @ Los Angeles Dodgers
Dodger Stadium, Los Angeles, CA
Sat Jun 01 2002, 1:10 PM PDT
Att. 41,516 - Sunny - 71 F

livebaseballscorecards.com

AB	29
R	0
H	5
RBI	0
BB	1
SO	4
LOB	11

WP: 0	PA: 31		
PB: 1			
SB: 0			
CS: 0			

Batter	1	2	3	4	5	6	7	8	9	AB	R	H	RBI	BB	SO	LOB
Cesar Izturis, S (1, 6) OBP: 0.282, SLG: 0.327	B B C F X 2-2 G1-3 ①			C X 0-1 G4-3 S HR 1B		B F F B F S 2-3 K ②				3	1	1	0	0	1	0
Paul Lo Duca, R (1, 2) OBP: 0.364, SLG: 0.410	B C X 1-1 P5 ②			F B X 1-1 L7 ①		B B C C B F F F X 3-2 G6-3 ③				3	0	0	0	0	0	1
Shawn Green, L (1, 9) OBP: 0.373, SLG: 0.535	B X 1-0 G4-3 ③			B X 1-0 G4-3 ② 1-3			F F B S 1-3 K ①			3	0	0	0	0	1	1
Brian Jordan, R (1, 7) OBP: 0.342, SLG: 0.552		X 0-0 F9 ①		B X 1-0 HR 3-H			C B B S F F S 2-3 K ②			3	1	1	2	0	1	0
Eric Karros, R (1, 3) OBP: 0.350, SLG: 0.429		C B C F F F B X 2-2 G6-3 ②		B F C B S 2-3 K ③			X 0-0 G1-3 ③			3	0	0	0	0	1	0
Marquis Grissom, R (1, 8) OBP: 0.339, SLG: 0.551		B B C X 2-1 P4 ③			B F S B B F X 3-2 F8 ①			B S F B F S 2-3 K ①		3	0	0	0	0	1	0
Adrián Beltré, R (1, 5) OBP: 0.299, SLG: 0.360			X 0-0 P4 ①		C S X 0-2 P4 ②			C X 0-1 F5 ②		3	0	0	0	0	0	0
Mark Grudzielanek, R (1, 4) OBP: 0.300, SLG: 0.352			B B C S F X 2-2 P4 ②		X 0-0 P4 ③			B C X 1-1 G4-3 ③		3	0	0	0	0	0	0
Andy Ashby, R (1, 1) OBP: 0.238, SLG: 0.316 Eric Gagne, R (9, 1)			B B C X 2-1 L6 ③			B C F X 1-2 G3 ①				2 0	0	0	0	0	0	0 0
Inning Stats	R: 0 E: 0 K: 0 S: 6 H: 0 LOB: 0 BB: 0 P: 10	R: 0 E: 0 K: 0 S: 9 H: 0 LOB: 0 BB: 0 P: 13	R: 0 E: 0 K: 0 S: 7 H: 0 LOB: 0 BB: 0 P: 11	R: 2 E: 0 K: 1 S: 9 H: 2 LOB: 0 BB: 0 P: 14	R: 0 E: 0 K: 0 S: 8 H: 0 LOB: 0 BB: 0 P: 11	R: 0 E: 0 K: 1 S: 13 H: 0 LOB: 0 BB: 0 P: 19	R: 0 E: 0 K: 2 S: 9 H: 0 LOB: 0 BB: 0 P: 12	R: 0 E: 0 K: 1 S: 8 H: 0 LOB: 0 BB: 0 P: 11		1B: 1 2B: 0 3B: 0 HR: 1 SF: 0 SAC: 0 DP: 0 HBP: 0						

PITCHER		IP	WLS	BF	H	R	ER	SO	BB	IBB	HBP	BLK	WP	HR	S	P	ERA	WHIP
Brian Anderson, L ERA: 5.08	(1, 1)	7.0	L	23	2	2	2	4	0	0	0	0	0	1	61	90	2.57	0.286
Bret Prinz, R ERA: 7.36	(8, 1)	1.0		3	0	0	0	1	0	0	0	0	0	0	8	11	0.00	0.000

PITCHER	IP	WLS	BF	H	R	ER	SO	BB	IBB	HBP	BLK	WP	HR	S	P	ERA	WHIP

BOTTOM

Arizona Diamondbacks @ Los Angeles Dodgers
Dodger Stadium, Los Angeles, CA
Sat Jun 01 2002, 1:10 PM PDT
Att. 41,516 - Sunny - 71 F

livebaseballscorecards.com

AB	26
R	2
H	2
RBI	2
BB	0
SO	5
LOB	2

WP: 0 PB: 0 SB: 1 CS: 0 PA: 26

Batter	1	2	3	4	5	6	7	8	9	AB	R	H	RBI	BB	SO	LOB
Junior Spivey, R (1, 4) OBP: 0.419, SLG: 0.552	B C S C 1-3 ① K		B F F B B C 3-3 ① K	X 0-0 ③ F9			X 0-0 ① G5-3		C X 0-1 2B 1B	5	1	1	0	0	2	2
Quinton McCracken, S (1, 8) OBP: 0.365, SLG: 0.526	C X 0-1 ② P3		B B B C B 4-1 BB 1B BB		C B C F F F S 1-3 ① K		B C X 1-1 ② F5		B F X 1-1 G4-3 1-H 2B	4	0	1	1	1	1	0
Luis Gonzalez, L (1, 7) OBP: 0.418, SLG: 0.527	C B B B F F B 4-2 FC5-4 BB		B X 1-0 BB 1-2 1B		F X 0-1 ② G5-3		B B F B B B 4-1 1B BB		B C X 1-1 ① G4-3 2-3	3	0	1	0	2	0	1
Greg Colbrunn, R (1, 5) OBP: 0.382, SLG: 0.550	X 0-0 ③ FC5-4 1-2f		B B S C B B 4-2 G3-6-3 1-2 2-3 BB		B X 1-0 HR		B S S B X 2-2 1-3 1B		C F B S 1-3 ② K	3	1	2	1	1	0	1
Craig Counsell, L (7, PR) OBP: 0.362, SLG: 0.378 (7, 5)										1	0	0	0	0	1	1
Jose Guillen, R (1, 9) OBP: 0.250, SLG: 0.313		X 0-0 ① L7	B C X 1-1 ② ③ G3-6-3 1-2f		X 0-0 ③ F7		C X 0-1 ③ G6-3		C B B F S 1-3 ③ K	4	0	0	0	0	0	5
Steve Finley, L (9, PH) OBP: 0.354, SLG: 0.478										1	0	0	0	0	1	1
Mark Grace, L (1, 3) OBP: 0.342, SLG: 0.399		B B B B 4-0 E S BB		B C B B F X 3-2 BB 1B		B X 1-0 ① G3-1		C F F X 0-2 ① F7		3	0	1	0	1	0	0
Rod Barajas, R (1, 2) OBP: 0.212, SLG: 0.186	C S T F S 0-3 ② K			L X 0-1 ① F5		S B F B F F X 2-2 1B		B B B C B 4-1 FC5-4 BB		3	0	1	0	0	1	2
David Dellucci, L (8, PH) OBP: 0.368, SLG: 0.531										0	0	0	0	1	0	0
Mike Morgan, R (8, 1)										0	0	0	0	0	0	0
Tony Womack, L (1, 6) OBP: 0.313, SLG: 0.341	C S B B F S 2-3 ③ K 1-3			C S X 0-2 ② P6		L B F F B X 2-2 ② P6		B B C X 2-1 ② FC5-4 1-2f		4	0	0	0	0	1	4
Miguel Batista, R (1, 1) OBP: 0.278, SLG: 0.412			B X 1-0 HR	C B F B B B 4-2 1-2 BB		S B C B S 2-3 ③ K		C S B S 1-3 ③ K		2	1	1	1	1	1	1
Damian Miller, R (8, PH) OBP: 0.360, SLG: 0.507 (8, 2)										1	0	0	0	0	1	1
Inning Stats	R: 0 E: 0 K: 1 S: 9 H: 0 LOB: 1 BB: 1 P: 14	R: 0 E: 0 K: 2 S: 10 H: 0 LOB: 1 BB: 1 P: 16	R: 1 E: 0 K: 1 S: 10 H: 2 LOB: 2 BB: 2 P: 24	R: 0 E: 0 K: 0 S: 11 H: 1 LOB: 2 BB: 1 P: 18	R: 1 E: 0 K: 1 S: 10 H: 1 LOB: 0 BB: 0 P: 12	R: 0 E: 0 K: 1 S: 13 H: 1 LOB: 1 BB: 0 P: 20	R: 0 E: 0 K: 0 S: 9 H: 1 LOB: 2 BB: 1 P: 16	R: 0 E: 0 K: 1 S: 10 H: 0 LOB: 1 BB: 1 P: 17	R: 1 E: 0 K: 2 S: 13 H: 2 LOB: 1 BB: 0 P: 17	1B: 5 2B: 1 3B: 0 HR: 2 SF: 0 SAC: 0 DP: 1 HBP: 0							

TOP

Arizona Diamondbacks @ Los Angeles Dodgers
Dodger Stadium, Los Angeles, CA
Sun Jun 02 2002, 1:10 PM PDT
Att. 53,474 - Sunny - 69 F

livebaseballscorecards.com

AB	34
R	3
H	8
RBI	3
BB	7
SO	9
LOB	19

PITCHER		IP	WLS	BF	H	R	ER	SO	BB	IBB	HBP	BLK	WP	HR	S	P	ERA	WHIP
Kaz Ishii, L ERA: 2.91	(1, 1)	6.0	W	27	5	2	2	6	5	0	0	0	0	2	63	104	3.00	1.667
Giovanni Carrara, R ERA: 4.19	(7, 1)	1.1	H	6	1	0	0	0	1	0	0	0	0	0	13	20	0.00	1.500
Jesse Orosco, L ERA: 2.7	(8, 1)	0.1		2	0	0	0	0	1	0	0	0	0	0	3	9	0.00	3.000
Paul Quantrill, R ERA: 4.4	(8, 1)	0.1		3	2	1	1	1	0	0	0	0	0	0	7	9	27.00	6.000
Eric Gagne, R ERA: 1.53	(9, 1)	1.0	S	3	0	0	0	2	0	0	0	0	0	0	9	12	0.00	0.000

PITCHER	IP	WLS	BF	H	R	ER	SO	BB	IBB	HBP	BLK	WP	HR	S	P	ERA	WHIP

BOTTOM

Arizona Diamondbacks @ Los Angeles Dodgers
Dodger Stadium, Los Angeles, CA
Sun Jun 02 2002, 1:10 PM PDT
Att. 53,474 - Sunny - 69 F

livebaseballscorecards.com

Batter	1	2	3	4	5	6	7	8	9	AB	R	H	RBI	BB	SO	LOB
Dave Roberts, L (1, 8) OBP: 0.404, SLG: 0.395	C F B C 1-3 ① K		B X 1-0 ② G3		B X 1-0 ③ G4-3		B X 1-0 ① B3			4	0	0	0	0	1	1
Paul Lo Duca, R (1, 2) OBP: 0.367, SLG: 0.417	B B C X 2-1 FC3-6 1B		C F B X 1-2 ③ L6			C X 0-1 E 2B	B C X 1-1 ② G5-3			4	1	2	0	0	0	0
Shawn Green, L (1, 9) OBP: 0.376, SLG: 0.532	B F B C X 2-2 ② FC3-6 1B 1-2f			B B C B B 4-1 BLK BB		X 0-0 E3 1B 2-H	F B X 1-1 1B HR 1B			3	2	1	0	1	0	1
Brian Jordan, R (1, 7) OBP: 0.351, SLG: 0.554	X 0-0 1-2 1B			B F X 1-1 ① G6-3 1-2		B B B B 4-0 1B 1B BB	B S F F X 1-2 1-3 HR 1B			3	2	2	0	1	0	1
Eric Karros, R (1, 3) OBP: 0.348, SLG: 0.441	S F C 0-3 ③ K			B X 1-0 ② G6-3		C X 0-1 ① P4	F B X 1-1 1-H 3-H HR			4	1	1	3	0	1	5
Dave Hansen, L (1, 5) OBP: 0.267, SLG: 0.325 Adrián Beltré, R (7, 5) OBP: 0.297, SLG: 0.358		X 0-0 G6-4-3 1B		B X 1-0 ③ G3		F X 0-1 S 1B 1-3 2-H	C F S 0-3 ③ K			3 1	0 0	2 0	1 0	0 0	0 1	1 0
Mark Grudzielanek, R (1, 4) OBP: 0.299, SLG: 0.350		F F X 0-2 ①② G6-4-3 1-2f			B X 1-0 ① G5-3	P X 1-0 S 1-2 3-H 1B		X 0-0 ① F9		4	0	1	1	0	0	1
Cesar Izturis, S (1, 6) OBP: 0.277, SLG: 0.321		C B X 1-1 ③ G6-3			B C X 1-1 ② G1-3	B S B X 2-1 ② F8 1-2 2-3		C F B F B F X 2-2 ② G3		4	0	0	0	0	0	2
Kaz Ishii, L (1, 1) OBP: 0.154, SLG: 0.120 Alex Cora, L (6, PH) OBP: 0.356, SLG: 0.510 Giovanni Carrara, R (7, 1) Jesse Orosco, R (8, 1) Paul Quantrill, L (8, 1) Eric Gagne, R (9, 1)			B C S X 1-2 ① G1-3		B B C B B C X 3-2 1B	X 0-0 ③ F9		C C F C 0-3 ③ K		2 1 0 0 0 1 0	0 0 0 0 0 0 0	1 0 0 0 0 0 0	0 0 0 0 0 0 0	0 0 0 0 0 1 0	0 2 0 0 0 0 0	0 0 0 0 0 0 0
Inning Stats	R: 0 E: 0 K: 2 S: 12 H: 2 LOB: 2 BB: 0 P: 17	R: 0 E: 0 K: 0 S: 6 H: 1 LOB: 0 BB: 0 P: 7	R: 0 E: 0 K: 0 S: 7 H: 0 LOB: 0 BB: 0 P: 10	R: 0 E: 0 K: 0 S: 5 H: 0 LOB: 1 BB: 1 P: 12	R: 0 E: 0 K: 0 S: 7 H: 1 LOB: 1 BB: 0 P: 13	R: 3 E: 1 K: 0 S: 12 H: 3 LOB: 2 BB: 1 P: 18	R: 3 E: 0 K: 1 S: 14 H: 3 LOB: 0 BB: 0 P: 19	R: 0 E: 0 K: 1 S: 10 H: 0 LOB: 0 BB: 0 P: 12		1B: 8 2B: 1 3B: 0 HR: 1	SF: 0 SAC: 0 DP: 1 HBP: 0					

	AB	34
	R	6
	H	10
	RBI	5
	BB	2
	SO	4
	LOB	14

PITCHER		IP	WLS	BF	H	R	ER	SO	BB	IBB	HBP	BLK	WP	HR	S	P	ERA	WHIP
Miguel Batista, R ERA: 4.62	(1, 1)	7.0	L	33	10	6	5	3	2	0	0	1	0	1	63	96	6.43	1.714
Mike Morgan, R ERA: 5.96	(8, 1)	1.0		3	0	0	0	1	0	0	0	0	0	0	10	12	0.00	0.000

PITCHER	IP	WLS	BF	H	R	ER	SO	BB	IBB	HBP	BLK	WP	HR	S	P	ERA	WHIP

Batter	1	2	3	4	5	6	7	8	9	AB	R	H	RBI	BB	SO	LOB
Julio Lugo, R (1, 6) OBP: 0.349, SLG: 0.362	S F B F C 1-3 ① K		S S F X 0-2 ③ G6-3			L F B S 1-3 ① K		B B X 2-0 ③ F8		4	0	0	0	0	2	1
Craig Biggio, R (1, 4) OBP: 0.339, SLG: 0.403	C X 0-1 ② F7			S S B B C 2-3 ① K		B B C S F F X 2-2 ② G5-3			B B C X 2-1 FC6-4 1B	4	0	1	0	0	1	0
17 Lance Berkman, S (1, 8) OBP: 0.390, SLG: 0.585 Jim Mann, R (6, 1) Orlando Merced, S (9, PH) OBP: 0.385, SLG: 0.372	B B C X 2-1 2B			B C B X 2-1 ② F5		C S B F F S 1-3 ③ K			C F B B X 2-2 ① FC6-4 BB 1-2f 1B	3 0 1	0 0 1	1 0 0	0 0 0	0 0 0	1 0 0	0 0 1
5 Jeff Bagwell, R (1, 3) OBP: 0.398, SLG: 0.505 Keith Ginter, R (7, 5)	C B B X 2-1 ③ G5-3			X 0-0 ③ G6-3			F B X 1-1 ① G5-3		F B B B F B 4-2 1B 1B 1-2 1B BB	3 0	0 1	0 0	0 0	0 1	0 0	1 0
Daryle Ward, L (1, 7) OBP: 0.338, SLG: 0.440		S S X 0-2 ① G6-3			C B S B B X 3-2 ① F8		B B F X 2-1 ② F7		C B B B X 3-1 E 1B 1-2 G5-3 2-H 1B	4	1	1	1	0	0	0
Richard Hidalgo, R (1, 9) OBP: 0.355, SLG: 0.518		B S X 1-1 ② F5			X 0-0 2B 1B		B C S S 1-3 ③ K		B X 1-0 E7 G5-3 1-3 1B 2-H	4	1	2	1	0	1	0
Gregg Zaun, S (1, 2) OBP: 0.307, SLG: 0.333		C S S 0-3 ③ K2-3			B S C B F F S 2-3 ② K			X 0-0 ① F8	B X 1-0 ② G5-3 2-3 3-H	4	0	0	1	0	2	2
Geoff Blum, S (1, 5) OBP: 0.327, SLG: 0.360 (7, 3)			X 0-0 ① L9		B F F B B B F X 3-2 1-H 2B			F B B B F F F X 3-2 ② G5-3	C B X 1-1 ③ G6-3	4	0	1	1	0	0	1
Tim Redding, R (1, 1) OBP: 0.143, SLG: 0.143 Jose Vizcaino, S (5, PH) OBP: 0.312, SLG: 0.363 Brandon Puffer, R (5, 1) Brian Hunter, R (6, 8) OBP: 0.286, SLG: 0.396			C B S S 1-3 ② K		B X 1-0 ③ F8			C S F F B B X 2-2 3B		1 1 0 1	0 0 0 0	0 0 0 1	0 0 0 0	0 0 0 0	1 0 0 0	0 1 0 0
Inning Stats	R: 0 H: 1 E: 0 LOB: 1 K: 1 BB: 0 S: 10 P: 15	R: 0 H: 0 E: 0 LOB: 0 K: 1 BB: 0 S: 8 P: 9	R: 0 H: 0 E: 0 LOB: 0 K: 1 BB: 0 S: 9 P: 10	R: 0 H: 0 E: 0 LOB: 0 K: 1 BB: 0 S: 6 P: 10	R: 1 H: 2 E: 0 LOB: 1 K: 1 BB: 0 S: 14 P: 23	R: 0 H: 0 E: 0 LOB: 0 K: 2 BB: 0 S: 13 P: 17	R: 0 H: 0 E: 0 LOB: 0 K: 1 BB: 0 S: 7 P: 11	R: 0 H: 1 E: 0 LOB: 1 K: 0 BB: 0 S: 12 P: 19	R: 3 H: 3 E: 1 LOB: 1 K: 0 BB: 1 S: 13 P: 27	1B: 4 2B: 2 3B: 1 HR: 0	SF: 0 SAC: 0 DP: 0 HBP: 0						

PITCHER		IP	WLS	BF	H	R	ER	SO	BB	IBB	HBP	BLK	WP	HR	S	P	ERA	WHIP
Curt Schilling, R ERA: 2.81	(1, 1)	7.0	W	24	3	1	1	8	0	0	0	0	0	0	67	95	1.29	0.429
Greg Swindell, L ERA: 5.4	(8, 1)	1.0		4	1	0	0	0	0	0	0	0	0	0	12	19	0.00	1.000
Eddie Oropesa, L ERA: 7.48	(9, 1)	0.1		5	3	3	2	0	1	0	0	0	0	0	10	22	54.00	12.000
Mike Myers, L ERA: 3.18	(9, 1)	0.2		2	0	0	0	0	0	0	0	0	0	0	3	5	0.00	0.000

PITCHER	IP	WLS	BF	H	R	ER	SO	BB	IBB	HBP	BLK	WP	HR	S	P	ERA	WHIP

TOP

Houston Astros @ Arizona Diamondbacks

Bank One Ballpark, Phoenix, AZ

Mon Jun 03 2002, 10:05 PM EDT

Att. 31,447 - Sunny - 96 F

livebaseballscorecards.com

AB	34
R	4
H	7
RBI	4
BB	1
SO	8
LOB	7

WP: 0	PA: 35		
PB: 0			
SB: 0			
CS: 0			

BOTTOM

Batter	1	2	3	4	5	6	7	8	9	AB	R	H	RBI	BB	SO	LOB
Craig Counsell, L (1, 5) (8, 6) OBP: 0.367, SLG: 0.385	B C B X 2-1 WP SF9 2B		C X 0-1 ① F5		B F X 1-1 BB BB 1B 1B	B B B C B 4-1 3B BB		F B X 1-1 ① F9		4	3	2	0	1	0	0
Junior Spivey, R (1, 4) OBP: 0.423, SLG: 0.561	C B B X 2-1 ① SF9 2-H		B X 2-0 E5 HR		C B F B F F B B 4-2 BB 1-2 1B BB	B X 1-0 1-H 2-H SF9 3B		B B B B 4-0 F7-4-3 BB		2	3	1	3	2	0	0
Luis Gonzalez, L (1, 7) OBP: 0.411, SLG: 0.520 David Dellucci, L (7, 7) OBP: 0.359, SLG: 0.515	B F C B B X 3-2 ② G4-3		X 0-0 ② L4		C S B F B S 2-3 ① K	S B S F B X 2-2 ② SF9 3-H		X 0-0 ②③ F7-4-3 1-2		3 1	0 0	0 0	1 0	0 0	1 0	3 1
Erubiel Durazo, L (1, 3) OBP: 0.372, SLG: 0.800	B C C F X 1-2 ③ G5-3		F X 0-1 1-H HR		F B B B B 4-1 G4-3 1B 1-2 2-3 1B BB	C B B B B 4-1 BB				2	2	1	2	2	0	0
Jose Guillen, R (1, 9) OBP: 0.261, SLG: 0.322		F F B F B B X 3-2 CS 1B	B B F F X 2-2 ③ G5-3		B C S X 1-2 G4-3 1-2 2-H 3-H 1B 1B	F X 0-1 ③ F7				4	0	2	2	0	0	1
Steve Finley, L (1, 8) OBP: 0.347, SLG: 0.467	C P B B X 3-1 ①② G4-3 1-2		S B B B F F S 3-3 ① K		F B X 1-1 ② G4-3 1-2 2-3		B C B F S 2-3 ① K			4	0	0	0	0	2	3
Damian Miller, R (1, 2) OBP: 0.370, SLG: 0.517	C B B X 2-1 1B 2B		B X 1-0 ② F8		F X 0-1 ③ 2-H 3-H 1B		F S H 1-2 HBP			3	1	2	1	0	0	0
Tony Womack, L (1, 6) OBP: 0.321, SLG: 0.346 Greg Swindell, L (8, 1) Eddie Oropesa, L (9, 1) Mike Myers, L (9, 1)	C X 0-1 2-H 1B		B S X 1-1 1B			C B B B F B F F F 4-2 B SH3-4 3B BB	X 0-0 ② P6			3 0 0 0	1 0 0 0	2 0 0 0	1 0 0 0	1 0 0 0	0 0 0 0	1 0 0 0
Curt Schilling, R (1, 1) OBP: 0.289, SLG: 0.289 Chris Donnels, L (7, PH) (8, 5) OBP: 0.313, SLG: 0.439	S S B F B F B X 3-2 ③ G4-3		F X 0-1 ③ G6-3			X 0-0 ① SH3-4 1-2	B X 1-0 ③ F8			2 1	0 0	0 0	0 0	0 0	0 0	2 1
Inning Stats	R: 1 E: 0 K: 0 S: 11 H: 1 LOB: 0 BB: 0 P: 19	R: 1 E: 0 K: 0 S: 16 H: 3 LOB: 1 BB: 0 P: 26	R: 2 E: 1 K: 0 S: 9 H: 1 LOB: 0 BB: 0 P: 13	R: 0 E: 0 K: 1 S: 9 H: 1 LOB: 1 BB: 0 P: 14	R: 3 E: 0 K: 1 S: 18 H: 3 LOB: 2 BB: 2 P: 31	R: 3 E: 0 K: 0 S: 16 H: 1 LOB: 1 BB: 3 P: 31	R: 0 E: 0 K: 1 S: 7 H: 0 LOB: 1 BB: 0 P: 11	R: 0 E: 0 K: 0 S: 3 H: 0 LOB: 0 BB: 1 P: 8		1B: 6 2B: 3 3B: 1 HR: 1	SF: 2 SAC: 1 DP: 1 HBP: 1					

PITCHER		IP	WLS	BF	H	R	ER	SO	BB	IBB	HBP	BLK	WP	HR	S	P	ERA	WHIP
Tim Redding, R ERA: 4.09	(1, 1)	4.0	L	18	6	4	2	1	0	0	0	0	1	1	45	72	4.50	1.500
Brandon Puffer, R ERA: 8.1	(5, 1)	1.2		13	4	6	6	1	5	0	0	0	0	0	32	60	32.40	5.400
Jim Mann, R ERA:	(6, 1)	2.1		8	0	0	0	1	1	0	1	0	0	0	12	21	0.00	0.429

PITCHER	IP	WLS	BF	H	R	ER	SO	BB	IBB	HBP	BLK	WP	HR	S	P	ERA	WHIP

Houston Astros @ Arizona Diamondbacks

Bank One Ballpark, Phoenix, AZ

Mon Jun 03 2002, 10:05 PM EDT

Att. 31,447 - Sunny - 96 F

livebaseballscorecards.com

AB	29
R	10
H	10
RBI	10
BB	6
SO	3
LOB	12

WP: 1 PB: 0 SB: 0 CS: 1 PA: 39

Batter	1	2	3	4	5	6	7	8	9	AB	R	H	RBI	BB	SO	LOB
Julio Lugo, R (1, 6) OBP: 0.350, SLG: 0.371	2-1 17 G4-3 2B	3-2 P6		1-2 L8		0-0 1-2 1B	3-3 K			5	0	2	0	0	1	6
Craig Biggio, R (1, 4) OBP: 0.332, SLG: 0.393	2-3 K		1-1 G5-3		2-3 K	0-0 F7		1-1 G5-3		5	0	0	0	0	2	3
17 Lance Berkman, S (1, 8) (8, 7) OBP: 0.386, SLG: 0.590	0-1 G4-3 2-3		3-2 L6		1-2 P4	2-2 P4		2-0 HR		5	1	1	1	0	0	3
5 Jeff Bagwell, R (1, 3) OBP: 0.398, SLG: 0.507	2-2 L7		2-2 1B		1-0 2B 2B		2-3 K	0-1 G5-3		5	1	2	0	0	1	1
Daryle Ward, L (1, 7) OBP: 0.340, SLG: 0.444 Brian Hunter, R (8, PR) (8, 8) OBP: 0.286, SLG: 0.396		2-1 P5	0-0 P6		1-1 2-H 2B		3-2 1B 2B 1B	0-0 E3 S		5 0	1 0	2 0	1 0	0 0	0 0	1 0
Richard Hidalgo, R (1, 9) OBP: 0.360, SLG: 0.523		4-2 HBP BB BB		3-2 SH3-4 2B	2-0 F8		0-1 2B 1-3 1B	3-1 G6-3 1-2		4	1	2	0	1	0	2
Geoff Blum, S (1, 5) OBP: 0.330, SLG: 0.366		4-1 HBP 1-2 BB		2-0 L8		0-0 G4-3	1-1 1-3 3-H 1B 2B		2-1 F8	4	1	1	1	1	0	1
Brad Ausmus, R (1, 2) OBP: 0.349, SLG: 0.377	1-2 1-2 2-3 HBP			4-2 SH3-4 BB		2-2 1B 3B	1-2 2-H 3-H 1B		2-1 G5-3	3	1	2	2	1	0	0
Wade Miller, R (1, 1) OBP: 0.300, SLG: 0.400 Jose Vizcaino, S (6, PH) OBP: 0.319, SLG: 0.370 Pedro Borbon, R (6, 1) Keith Ginter, R (7, PH) Ricky Stone, R (7, 1) Octavio Dotel, R (7, 1) Orlando Merced, S (9, PH) OBP: 0.377, SLG: 0.364 Billy Wagner, L (9, 1)	2-2 F9			0-0 SH3-4 1-2 2-3		3-2 3-H 1B	4-2 HBP		0-1 G3	1 1 0 0 0 0 1 0	0 0 0 0 0 0 0 0	0 1 0 0 0 0 0 0	0 1 0 0 0 0 0 0	0 0 0 0 0 0 0 0	0 0 0 0 0 0 0 0	3 0 0 0 0 0 0 0
Inning Stats	R: 0 H: 1 E: 0 LOB: 1 K: 1 BB: 0 S: 11 P: 17	R: 0 H: 0 E: 0 LOB: 3 K: 0 BB: 2 S: 14 P: 30	R: 0 H: 1 E: 0 LOB: 1 K: 0 BB: 0 S: 10 P: 16	R: 0 H: 1 E: 0 LOB: 2 K: 0 BB: 1 S: 12 P: 22	R: 1 H: 2 E: 0 LOB: 1 K: 1 BB: 0 S: 10 P: 17	R: 1 H: 3 E: 0 LOB: 2 K: 0 BB: 0 S: 17 P: 24	R: 3 H: 4 E: 0 LOB: 1 K: 2 BB: 0 S: 24 P: 38	R: 1 H: 1 E: 1 LOB: 2 K: 0 BB: 0 S: 9 P: 14	R: 0 H: 0 E: 0 LOB: 0 K: 0 BB: 0 S: 6 P: 10	1B: 6 SF: 0 2B: 5 SAC: 1 3B: 1 DP: 0 HR: 1 HBP: 2						

TOP

Houston Astros @ Arizona Diamondbacks

Bank One Ballpark, Phoenix, AZ

Tue Jun 04 2002, 10:05 PM EDT

Att. 37,194 - Sunny - 96 F

livebaseballscorecards.com

AB	39
R	6
H	13
RBI	6
BB	3
SO	4
LOB	20

	WP: 0	PA: 45
	PB: 0	
	SB: 1	
	CS: 0	

PITCHER		IP	WLS	BF	H	R	ER	SO	BB	IBB	HBP	BLK	WP	HR	S	P	ERA	WHIP
Rick Helling, R ERA: 5.37	(1, 1)	5.1		26	6	2	2	2	3	0	1	0	0	0	63	110	3.38	1.688
Brian Anderson, L ERA: 5.02	(6, 1)	0.2	H	4	2	0	0	0	0	0	0	0	0	0	11	16	0.00	3.000
Bret Prinz, R ERA: 10.13	(7, 1)	0.2	L	6	4	3	3	1	0	0	1	0	0	0	21	32	40.50	6.000
Mike Morgan, R ERA: 6.0	(7, 1)	1.1		6	1	1	1	1	0	0	0	0	0	1	12	20	6.75	0.750
Byung-Hyun Kim, R ERA: 1.62	(9, 1)	1.0		3	0	0	0	0	0	0	0	0	0	0	6	10	0.00	0.000

PITCHER	IP	WLS	BF	H	R	ER	SO	BB	IBB	HBP	BLK	WP	HR	S	P	ERA	WHIP

Batter	1	2	3	4	5	6	7	8	9	AB	R	H	RBI	BB	SO	LOB
Craig Counsell, L (1, 5) OBP: 0.361, SLG: 0.378	B C C B B X 3-2 ① G3-1		B B B C F X 3-2 ① G4-3	C C X 0-2 ③ F7		X 0-0 ① SH1-4 1-2 2-3		C X 0-1 ① F8		4	0	0	0	0	0	1
Junior Spivey, R (1, 4) OBP: 0.427, SLG: 0.573	C C B X 1-2 ② F9		B B X 2-0 HR		S B F B B F B 4-2 G4-3 2B BB	I I I 4-0 IBB		S F B B F F S 2-3 ② K		3	2	1	1	2	1	1
Luis Gonzalez, L (1, 7) OBP: 0.411, SLG: 0.515	B S C B B B 4-2 1B BB		C B B B B 4-1 BB G3 BB		B B C S B X 3-2 ① G4-3 1-2	C B X 1-1 ② SF9 3-H		C S F S 0-3 ③ K		2	0	0	1	2	1	2
Erubiel Durazo, L (1, 3) OBP: 0.362, SLG: 0.744 Bret Prinz, R (7, 1) Mike Morgan, R (7, 1) Byung-Hyun Kim, R (9, 1) OBP: 1.000, SLG: 1.000 Greg Colbrunn, R (9, PH) OBP: 0.377, SLG: 0.541	C B C X 1-2 1-2 1B		F S B X 1-2 ② G3 1-2		X 0-0 ② F7	F F B B S 2-3 ③ K			C C B S 1-3 ① K	4 0 0 0 0 1	0 0 0 0 0 0	1 0 0 0 0 0	0 0 0 0 0 0	0 0 0 0 0 1	1 0 0 0 0 0	4 0 0 0 0 0
Jose Guillen, R (1, 9) OBP: 0.268, SLG: 0.330	X 0-0 ③ G4-3		B F B B B 4-1 BB BB		X 0-0 1B 2-H 2B		C X 0-1 ① G5-3		C F S 0-3 ② K	4	0	1	1	1	1	2
Steve Finley, L (1, 8) OBP: 0.359, SLG: 0.485		C B C X 1-2 1B 3B	B F B B B 4-1 FC6-4 1-2 2-3 BB		C F B X 1-2 S 2-3 1B		B C B X 2-1 S 1B		B F F C 1-3 ③ K	4	1	3	0	1	1	0
Damian Miller, R (1, 2) OBP: 0.361, SLG: 0.503		B C S B B C 2-3 ① K	B X 1-0 ③ FC6-4 1-2f		C B C B S 2-3 ③ K 1-2		S F B B C 2-3 ② K			4	0	0	0	0	3	7
Tony Womack, L (1, 6) OBP: 0.324, SLG: 0.349		B F B B F F X 3-2 G4-6-3 3-H 1B		C B C F B X 2-2 ① G4-3		C S B F X 1-2 SH1-4 1B SF9 1B	B S F S 1-3 ③ K 1-2			4	1	2	1	0	1	1
Rick Helling, R (1, 1) Brian Anderson, R (6, 1) OBP: 0.214, SLG: 0.308 Quinton McCracken, S (6, PH) OBP: 0.375, SLG: 0.534 Mark Grace, L (7, 3) OBP: 0.346, SLG: 0.399	L B L X 1-2 ② ③ G4-6-3 1-2f			X 0-0 ② G1-3		C X 0-1 SH1-4 1-2 1B		B B B B 4-0 BB		2 0 1 0	0 0 0 0	0 0 1 0	0 0 0 0	0 0 0 1	0 0 0 0	1 0 0 0
Inning Stats	R: 0 H: 1 E: 0 LOB: 2 K: 0 BB: 1 S: 12 P: 21	R: 1 H: 2 E: 0 LOB: 0 K: 1 BB: 0 S: 13 P: 20	R: 1 H: 1 E: 0 LOB: 3 K: 0 BB: 3 S: 11 P: 30	R: 0 H: 0 E: 0 LOB: 0 K: 0 BB: 0 S: 8 P: 10	R: 1 H: 2 E: 0 LOB: 2 K: 1 BB: 1 S: 14 P: 24	R: 1 H: 2 E: 0 LOB: 2 K: 1 BB: 1 S: 12 P: 20	R: 0 H: 1 E: 0 LOB: 1 K: 2 BB: 0 S: 10 P: 15	R: 0 H: 0 E: 0 LOB: 1 K: 2 BB: 1 S: 11 P: 17	R: 0 H: 0 E: 0 LOB: 0 K: 3 BB: 0 S: 9 P: 11	1B: 6 2B: 1 3B: 1 HR: 1	SF: 1 SAC: 1 DP: 1 HBP: 0	WP: 0 PB: 0 SB: 2 CS: 0	PA: 42				

PITCHER		IP	WLS	BF	H	R	ER	SO	BB	IBB	HBP	BLK	WP	HR	S	P	ERA	WHIP
Wade Miller, R ERA: 7.92	(1, 1)	5.0		25	6	3	3	2	5	0	0	0	0	1	58	105	5.40	2.200
Pedro Borbon, L ERA: 5.57	(6, 1)	1.0	W	6	2	1	1	1	0	1	0	0	0	0	12	20	9.00	2.000
Ricky Stone, R ERA: 2.54	(7, 1)	0.2	H	3	1	0	0	1	0	0	0	0	0	0	7	11	0.00	1.500
Octavio Dotel, R ERA: 3.15	(7, 1)	1.1	H	5	0	0	0	3	1	0	0	0	0	0	14	21	0.00	0.750
Billy Wagner, L ERA: 2.96	(9, 1)	1.0	S	3	0	0	0	3	0	0	0	0	0	0	9	11	0.00	0.000

PITCHER	IP	WLS	BF	H	R	ER	SO	BB	IBB	HBP	BLK	WP	HR	S	P	ERA	WHIP

BOTTOM

Houston Astros @ Arizona Diamondbacks

Bank One Ballpark, Phoenix, AZ

Tue Jun 04 2002, 10:05 PM EDT

Att. 37,194 - Sunny - 96 F

livebaseballscorecards.com

AB	33
R	4
H	9
RBI	4
BB	7
SO	10
LOB	19

Batter	1	2	3	4	5	6	7	8	9	10	11	12	13	AB	R	H	RBI	BB	SO	LOB
Brian Hunter, R (1, 8) OBP: 0.302, SLG: 0.423 Daryle Ward, L (9, 7) OBP: 0.337, SLG: 0.440	K		1-1 S 1-H G6-3 2B		K			1-2 S 1B			3-0 G5-3		K	4 2	1 0	2 0	1 0	0 0	2 1	0 0
Julio Lugo, R (1, 6) OBP: 0.346, SLG: 0.372 Orlando Merced, S (11, PR) OBP: 0.389, SLG: 0.378 (11, 5)	G4-3		3-2 G6-3 2-H			K		3-3 K 1-2			3-2 2B 2B		1-2 1B	5 1	0 1	1 1	1 0	0 0	2 0	1 0
Craig Biggio, R (1, 4) OBP: 0.328, SLG: 0.391	K		L8			F8		K	F3		0-0 5 G3 2-H 2B		F8	6	0	1	1	0	1	1
5 Jeff Bagwell, R (1, 3) OBP: 0.394, SLG: 0.498		K		G5-3		K			4-2 G6-3 BB		G3 2-3			4	0	0	0	1	2	1
Richard Hidalgo, R (1, 9) OBP: 0.361, SLG: 0.535		HR		0-1 S CS 1B			L6		0-1 G6-3 1-2		G6-3			5	1	2	1	0	0	3
Jose Vizcaino, S (1, 5) OBP: 0.316, SLG: 0.365 Billy Wagner, L (9, 1) Pedro Borbon, R (10, 1) Ricky Stone, R (10, 1) Nelson Cruz, R (11, 1) Gregg Zaun, S (12, PH) OBP: 0.303, SLG: 0.329 Jim Mann, R (12, 1)	K			1-0 1-2 1B			G5-3		L7			1-0 G6-3		4 0 0 0 0 1 0	0 0 0 0 0 0 0	1 0 0 0 0 0 0	0 0 0 0 0 0 0	1 0 0 0 0 0 0	1 0 0 0 0 0 0	0 0 0 0 0 0 0
Geoff Blum, S (1, 7) OBP: 0.321, SLG: 0.354 Octavio Dotel, R (7, 1) Keith Ginter, R (9, 5) (11, 6)	P2			2-3 K			2-3 K			L4		3-2 G5-3		3 0 2	0 0 0	0 0 0	0 0 0	0 0 0	2 0 0	2 0 0
Brad Ausmus, R (1, 2) OBP: 0.339, SLG: 0.364			G6-3	CS 2-H	F9			L9		2-1 G5-3		0-0 G6-3		5	0	0	0	0	0	0
Carlos Hernández, S (1, 1) OBP: 0.250, SLG: 0.217 17 Lance Berkman, S (7, 7) OBP: 0.382, SLG: 0.582 (9, 8)			3-2 2B 1B		K			1-2 G4-3		G6-3			L8	2 3	1 0	1 0	0 0	0 0	1 0	0 0
Inning Stats	R: 0 E: 0 K: 2 S: 10 H: 0 LOB: 0 BB: 0 P: 11	R: 1 E: 0 K: 2 S: 10 H: 1 LOB: 0 BB: 0 P: 15	R: 2 E: 0 K: 0 S: 17 H: 2 LOB: 0 BB: 0 P: 27	R: 0 E: 0 K: 1 S: 12 H: 2 LOB: 1 BB: 0 P: 19	R: 0 E: 0 K: 2 S: 10 H: 0 LOB: 0 BB: 0 P: 14	R: 0 E: 0 K: 2 S: 10 H: 0 LOB: 0 BB: 0 P: 18	R: 0 E: 0 K: 1 S: 8 H: 0 LOB: 0 BB: 0 P: 15	R: 0 E: 0 K: 1 S: 12 H: 1 LOB: 1 BB: 0 P: 18	R: 0 E: 0 K: 0 S: 8 H: 0 LOB: 1 BB: 1 P: 17	R: 0 E: 0 K: 2 S: 7 H: 0 LOB: 0 BB: 0 P: 11	R: 1 E: 0 K: 0 S: 9 H: 2 LOB: 2 BB: 0 P: 16	R: 0 E: 0 K: 0 S: 6 H: 0 LOB: 0 BB: 0 P: 10	R: 0 E: 0 K: 1 S: 14 H: 1 LOB: 1 BB: 0 P: 21	1B: 5 2B: 3 3B: 0 HR: 1	SF: 0 SAC: 0 DP: 0 HBP: 0	WP: 0 PB: 0 SB: 3 CS: 1	PA: 49		

PITCHER		IP	WLS	BF	H	R	ER	SO	BB	IBB	HBP	BLK	WP	HR	S	P	ERA	WHIP
Randy Johnson, L ERA: 2.56	(1, 1)	8.0		29	6	3	3	11	0	0	0	0	0	1	89	137	3.38	0.750
Byung-Hyun Kim, R ERA: 1.53	(9, 1)	2.0		7	0	0	0	0	1	0	0	0	0	0	15	28	0.00	0.500
Mike Myers, L ERA: 3.12	(11, 1)	0.1		1	0	0	0	0	0	0	0	0	0	0	1	4	0.00	0.000
Bret Prinz, R ERA: 10.38	(11, 1)	0.2		4	2	1	1	0	0	0	0	0	0	0	8	12	13.50	3.000
Mike Koplove, R ERA:	(12, 1)	1.0		3	0	0	0	0	0	0	0	0	0	0	6	10	0.00	0.000

PITCHER		IP	WLS	BF	H	R	ER	SO	BB	IBB	HBP	BLK	WP	HR	S	P	ERA	WHIP
Brian Anderson, L ERA: 4.94	(13, 1)	1.0	W	4	1	0	0	1	0	0	0	0	0	0	14	21	0.00	1.000

TOP

Houston Astros @ Arizona Diamondbacks

Bank One Ballpark, Phoenix, AZ

Wed Jun 05 2002, 10:05 PM EDT

Att. 35,498 - Sunny - 101 F

livebaseballscorecards.com

AB	47
R	4
H	9
RBI	4
BB	1
SO	12
LOB	9

Batter	1	2	3	4	5	6	7	8	9	10	11	12	13	AB	R	H	RBI	BB	SO	LOB
Craig Counsell, L (1, 5) OBP: 0.363, SLG: 0.374	1-1 1B 1B 1B		0-2 P4		0-2 G4-3	4-1 BB		0-0 P5		4-1 1-2 2-3 BB		2-2 P6		5	1	1	0	2	0	0
Quinton McCracken, S (1, 7) (8, 9) OBP: 0.380, SLG: 0.516	1-3 K		3-1 S 1B		4-1 G1-5-3 BB	1-2 F9			0-1 BB S F9-2 1B	1-2 L7		2-1 P6		6	0	2	0	1	1	6
Junior Spivey, R (1, 4) OBP: 0.427, SLG: 0.564	1-0 1B 1-2 1B		1-3 K		4-1 G1-5-3 1-2 BB		1-1 F7		4-1 F9-2 BB 1-2 IBB	2-0 L4		2-0 G5-3		5	0	1	0	2	1	4
Greg Colbrunn, R (1, 3) OBP: 0.375, SLG: 0.531 Erubiel Durazo, L (7, PH) OBP: 0.412, SLG: 0.756 (8, 3)	2-0 G6-3 1-2 2-H 1B		2-2 G4-3 1-2		1-2 G1-5-3 1-2 2-3		1-2 WP 1B		4-1 F9-2 1-2 2-3 BB		3-2 G4-3 SF8 1B		4-1 SH3 1B BB	3	0	1	1	0	0	3
														2	2	2	0	2	0	0
Jose Guillen, R (1, 9) OBP: 0.277, SLG: 0.362 Rod Barajas, R (8, 2) OBP: 0.221, SLG: 0.197	0-1 G6-3 1-2f			2-0 HR	4-0 IBB		2-3 K 1-2		2-2 F9-2 1-2 2-3 3-H		1-2 SF8 G4-3 1-2 1B		0-0 SH3 1-2	3	1	1	1	1	1	3
														2	0	1	0	0	0	3
Steve Finley, L (1, 8) OBP: 0.361, SLG: 0.494		2-2 G4-3		2-2 HR	2-1 G4-3		4-0 IBB		1-3 K		1-2 G4-3 1-2 2-3		4-1 1B BB	5	1	1	1	2	1	7
Damian Miller, R (1, 2) OBP: 0.366, SLG: 0.510 Luis Gonzalez, L (7, PH) OBP: 0.416, SLG: 0.514 (8, 7)	1-0 G1 2B			0-0 G6-3		4-1 FC4-6 BB	3-3 K			4-2 BB 1B BB	4-0 DI IBB		1-1 1-2 2-H 1B	2	0	1	0	1	0	0
														2	0	1	1	2	1	2
Tony Womack, L (1, 6) OBP: 0.316, SLG: 0.341	1-1 G1 2-3		2-1 G6-3		0-1 FC4-6 SH1-4 1-2f		1-3 K			0-0 B5	0-1 SF8 2-3 3-H			5	0	0	1	0	1	3
Randy Johnson, R (1, 1) OBP: 0.333, SLG: 0.500 Chris Donnels, L (8, PR) OBP: 0.286, SLG: 0.429 Byung-Hyun Kim, R (9, 1) OBP: 0.000, SLG: 0.000 Mark Grace, L (10, PH) OBP: 0.333, SLG: 0.400 Mike Myers, L (11, 1) OBP: 0.000, SLG: 0.000 Bret Prinz, R (11, 1) OBP: 0.000, SLG: 0.000 David Dellucci, L (11, PH) OBP: 0.000, SLG: 0.000 Mike Koplove, R (12, 1) OBP: 0.000, SLG: 0.000 Brian Anderson, R (12, 1) OBP: 0.214, SLG: 0.500	2-3 K		1-3 K		3-1 SH1-4 1-2		3-1 L3			1-0 BB 1-2 1B	0-2 G6-3 1-2			2 1 0 1 0 0 0 0 0	0 0 0 0 0 0 0 0 0	0 0 0 0 0 0 0 0 0	0 0 0 0 0 0 0 0 0	2 0 0 0 0 0 0 0 0	1 0 0 0 0 0 0 0 0	1 0 0 0 0 0 0 0 0
Inning Stats	R: 1 E: 0 K: 1 S: 9 H: 3 LOB: 1 BB: 0 P: 14	R: 0 E: 0 K: 1 S: 10 H: 1 LOB: 1 BB: 0 P: 16	R: 0 E: 0 K: 1 S: 13 H: 1 LOB: 1 BB: 0 P: 19	R: 2 E: 0 K: 1 S: 10 H: 2 LOB: 0 BB: 0 P: 17	R: 0 E: 0 K: 0 S: 11 H: 0 LOB: 3 BB: 3 P: 26	R: 0 E: 0 K: 0 S: 9 H: 0 LOB: 2 BB: 2 P: 21	R: 0 E: 0 K: 2 S: 14 H: 1 LOB: 2 BB: 1 P: 25	R: 0 E: 0 K: 1 S: 6 H: 0 LOB: 0 BB: 0 P: 10	R: 0 E: 0 K: 1 S: 13 H: 1 LOB: 2 BB: 2 P: 24	R: 0 E: 0 K: 0 S: 9 H: 1 LOB: 3 BB: 2 P: 21	R: 1 E: 0 K: 0 S: 15 H: 2 LOB: 2 BB: 1 P: 24	R: 0 E: 0 K: 0 S: 6 H: 0 LOB: 0 BB: 0 P: 12	R: 1 E: 0 K: 0 S: 5 H: 1 LOB: 2 BB: 2 P: 14	1B: 10 2B: 2 3B: 0 HR: 2	SF: 1 SAC: 2 DP: 2 HBP: 0	WP: 1 PB: 0 SB: 2 CS: 0	PA: 61			

PITCHER		IP	WLS	BF	H	R	ER	SO	BB	IBB	HBP	BLK	WP	HR	S	P	ERA	WHIP
Carlos Hernández, L ERA: 3.49	(1, 1)	6.0		29	7	3	3	4	4	1	0	0	0	2	62	113	4.50	1.833
Octavio Dotel, R ERA: 2.97	(7, 1)	2.0		8	1	0	0	3	0	1	0	0	1	0	20	35	0.00	0.500
Billy Wagner, L ERA: 2.84	(9, 1)	1.0		5	1	0	0	1	1	1	0	0	0	0	13	24	0.00	2.000
Pedro Borbon, L ERA: 5.4	(10, 1)	0.2		5	1	0	0	0	2	0	0	0	0	0	8	18	0.00	4.500
Ricky Stone, R ERA: 2.51	(10, 1)	0.1		1	0	0	0	0	0	0	0	0	0	0	1	3	0.00	0.000

PITCHER		IP	WLS	BF	H	R	ER	SO	BB	IBB	HBP	BLK	WP	HR	S	P	ERA	WHIP
Nelson Cruz, R ERA: 7.36	(11, 1)	1.0	B	6	2	1	1	0	0	1	0	0	0	0	15	24	9.00	2.000
Jim Mann, R ERA: 2.45	(12, 1)	1.1	L	7	1	1	1	0	2	0	0	0	0	0	11	26	6.75	2.250

BOTTOM

Houston Astros @ Arizona Diamondbacks

Bank One Ballpark, Phoenix, AZ

Wed Jun 05 2002, 10:05 PM EDT

Att. 35,498 - Sunny - 101 F

livebaseballscorecards.com

AB	45
R	5
H	13
RBI	5
BB	13
SO	8
LOB	34

Batter	1	2	3	4	5	6	7	8	9	AB	R	H	RBI	BB	SO	LOB
Craig Counsell, L (1, 5) OBP: 0.356, SLG: 0.366	C B S B F F S 2-3 ① K		C B F S 1-3 ② K	S B X 1-1 ① F5		X 0-0 ①② G6-3 1-2f		B B C F F X 2-2 ② F7		5	0	0	0	0	2	5
Junior Spivey, R (1, 4) OBP: 0.426, SLG: 0.558	B S X 1-1 ② G6-3		C B S F B X 2-2 HR 1B	C B X 1-1 ② P4		S B B S S 2-3 ③ K		C B B F H 3-2 1-2 HBP		4	1	1	0	0	1	3
Luis Gonzalez, L (1, 7) OBP: 0.420, SLG: 0.528	C F S 0-3 ③ K		C F B X 1-2 1-H HR	B B B C B 4-1 1-2 2-3 3-H BB			B B B C X 3-1 1B 1B 1B	C C B C 1-3 ③ K		4	1	2	3	1	2	2
Erubiel Durazo, L (1, 10) OBP: 0.411, SLG: 0.717		B C B F X 2-2 FC5-4 1B	C C S 0-3 ③ K	S B X 1-1 ③ L6		X 0-0 1B 1-3 1B			B C C F F X 1-2 ① G3	5	0	2	0	0	1	3
Jose Guillen, R (1, 9) OBP: 0.283, SLG: 0.364	C X 0-1 ① FC5-4 2B 1-2f 1B			F B S X 1-2 BB BB 1B 1B	B X 1-0 ① G6-3		B B F B S F X 3-2 ① 1-3 3-H 1B		B B B B X 3-0 ② G6-3	5	2	2	0	0	0	1
Mark Grace, L (1, 3) OBP: 0.358, SLG: 0.413	B C X 1-1 1-3 1B 2B			B B B B 4-0 1B BB 1-2 1B BB	B X 1-0 ② G3		B F X 1-1 ② L7		B C X 1-1 2B 1B	4	2	2	0	1	0	2
Steve Finley, L (1, 8) OBP: 0.371, SLG: 0.506	S C X 0-2 ② 2-H 3-H 1B			B C B S F B B 4-2 1B 1B BB 1-2 2-3 BB	B C F X 1-2 FC6-4 1B		C B X 1-1 ③ G3		C S F F X 0-2 1-3 2B	4	1	3	2	1	0	2
Rod Barajas, R (1, 2) OBP: 0.233, SLG: 0.200	C S F B B S 1-3 ③ K			B B C X 2-1 BB 1B 1-2 2-3 3-H 1B	B X 1-0 ③ FC6-4 1-2f			F B B B F B 4-2 HBP BB	B F B X 2-1 ③ P3	4	0	1	1	1	1	3
Tony Womack, L (1, 6) OBP: 0.319, SLG: 0.344			C B F X 1-2 ① G6-3	X 0-0 BB 1-2 2-3 3-H 1B		C B X 1-1 G6-3 1B		L F B S 1-3 ① K		4	0	2	1	0	1	1
Inning Stats	R: 0 E: 0 K: 2 S: 11 H: 0 LOB: 0 BB: 0 P: 14	R: 2 E: 0 K: 1 S: 14 H: 3 LOB: 0 BB: 0 P: 18	R: 2 E: 0 K: 2 S: 17 H: 2 LOB: 0 BB: 0 P: 21	R: 3 E: 0 K: 0 S: 16 H: 3 LOB: 3 BB: 3 P: 34	R: 0 E: 0 K: 0 S: 6 H: 1 LOB: 1 BB: 0 P: 10	R: 0 E: 0 K: 1 S: 6 H: 1 LOB: 0 BB: 0 P: 9	R: 0 E: 0 K: 0 S: 11 H: 3 LOB: 2 BB: 0 P: 19	R: 0 E: 0 K: 2 S: 14 H: 0 LOB: 2 BB: 1 P: 25	R: 0 E: 0 K: 0 S: 15 H: 2 LOB: 2 BB: 0 P: 22	1B: 12 2B: 2 3B: 0 HR: 1 SF: 0 SAC: 0 DP: 1 HBP: 1						

TOP

Arizona Diamondbacks @ Boston Red Sox

Fenway Park, Boston, MA

Fri Jun 07 2002, 7:05 PM EDT

Att. 32,853 - Sunny - 57 F

livebaseballscorecards.com

AB	39
R	7
H	15
RBI	7
BB	4
SO	8
LOB	22

WP: 0 PB: 0 SB: 0 CS: 0 PA: 44

PITCHER		IP	WLS	BF	H	R	ER	SO	BB	IBB	HBP	BLK	WP	HR	S	P	ERA	WHIP
Frank Castillo, R ERA: 4.35	(1, 1)	3.0	L	18	8	7	7	5	2	0	0	0	0	1	51	73	21.00	3.333
Darren Oliver, L ERA: 4.97	(4, 1)	4.2		20	5	0	0	2	2	0	1	0	0	0	41	73	0.00	1.500
Casey Fossum, L ERA: 2.73	(8, 1)	1.1		6	2	0	0	1	0	0	0	0	0	0	18	26	0.00	1.500

PITCHER	IP	WLS	BF	H	R	ER	SO	BB	IBB	HBP	BLK	WP	HR	S	P	ERA	WHIP

BOTTOM

Arizona Diamondbacks @ Boston Red Sox

Fenway Park, Boston, MA

Fri Jun 07 2002, 7:05 PM EDT

Att. 32,853 - Sunny - 57 F

livebaseballscorecards.com

Batter	1	2	3	4	5	6	7	8	9	AB	R	H	RBI	BB	SO	LOB
18 Johnny Damon, L (1, 8) OBP: 0.399, SLG: 0.502	B B C X 2-1 ① G1-3		B F B S X 2-2 ① G4-3 2-3		B C X 1-1 ③ G4-3		X 1-0 HR			4	1	1	1	0	0	1
Jose Offerman, S (1, 10) OBP: 0.314, SLG: 0.367	X 0-0 ② G3		B X 1-0 ② G4-3 3-H			B F X 1-1 FC6-4 1B	X 0-0 ② P6			4	0	1	1	0	0	0
Nomar Garciaparra, R (1, 6) OBP: 0.364, SLG: 0.553	C T F S 0-3 ③ K		B F X 1-1 1B			F B S B X 2-2 ① FC6-4 PB 1-2f 1B	B X 1-0 ③ P4			4	1	1	0	0	1	1
Brian Daubach, L (1, 7) OBP: 0.370, SLG: 0.520		B B C B S C 3-3 ① K	S X 0-1 ③ G4-3			B B B C C B 4-2 1B 1-2 3B BB		C C X 0-2 ① F7		3	1	0	0	1	1	1
Shea Hillenbrand, R (1, 5) OBP: 0.365, SLG: 0.539		C X 0-1 WP 1B		C B C B S 2-3 ① K		B B X 2-0 ② F7		B C X 1-1 ② F5		4	0	1	0	0	1	2
Tony Clark, S (1, 3) OBP: 0.265, SLG: 0.310		B B B B 4-0 1-2 BB	C X 0-1 ② G4-3			X 0-0 1-3 2-H 3B 1B		X 0-0 ③ F9		3	1	1	1	1	0	0
Trot Nixon, L (1, 9) OBP: 0.335, SLG: 0.418 Carlos Baerga, S (9, PH) OBP: 0.344, SLG: 0.395		B C F C 1-3 ② K	C B S S 1-3 ③ K			B F C B X 2-2 2-H 3-H 3B			C B L X 1-2 ① G3-1	3 1	0 0	1 0	2 0	0 0	2 0	2 0
Doug Mirabelli, R (1, 2) OBP: 0.283, SLG: 0.411 58 Bryant Nelson, S (9, PH) OBP: 0.375, SLG: 0.286		C F X 0-2 ③ F8			B C X 1-1 ① G4-1	X 0-0 ③ P2			B C C C X 1-2 ② F8	3 1	0 0	0 0	0 0	0 0	0 0	3 0
Lou Merloni, R (1, 4) OBP: 0.381, SLG: 0.436 Jason Varitek, S (9, PH) OBP: 0.310, SLG: 0.378			B B X 2-0 18 G4-3 G4-3 2B		B X 1-0 ② G5-3		C B X 1-1 ① P6		F C F S 0-3 ③ K	3 1	1 0	1 0	0 0	0 0	0 1	0 0
Inning Stats	R: 0 E: 0 K: 1 S: 7 H: 0 LOB: 0 BB: 0 P: 9	R: 0 E: 0 K: 2 S: 11 H: 1 LOB: 2 BB: 1 P: 19	R: 1 E: 0 K: 0 S: 9 H: 2 LOB: 1 BB: 0 P: 15	R: 0 E: 0 K: 2 S: 8 H: 0 LOB: 0 BB: 0 P: 11	R: 0 E: 0 K: 0 S: 5 H: 0 LOB: 0 BB: 0 P: 8	R: 3 E: 0 K: 0 S: 13 H: 3 LOB: 1 BB: 1 P: 24	R: 1 E: 0 K: 0 S: 5 H: 1 LOB: 0 BB: 0 P: 8	R: 0 E: 0 K: 0 S: 6 H: 0 LOB: 0 BB: 0 P: 7	R: 0 E: 0 K: 1 S: 10 H: 0 LOB: 0 BB: 0 P: 12							

	AB	34
	R	5
	H	7
	RBI	5
	BB	2
	SO	6
	LOB	10

1B: 4 SF: 0
2B: 1 SAC: 0
3B: 1 DP: 0
HR: 1 HBP: 0

WP: 1 PA: 36
PB: 1
SB: 0
CS: 0

PITCHER		IP	WLS	BF	H	R	ER	SO	BB	IBB	HBP	BLK	WP	HR	S	P	ERA	WHIP
Miguel Batista, R ERA: 4.81	(1, 1)	7.0	W	30	7	5	5	5	2	0	0	0	1	1	58	94	6.43	1.286
Greg Swindell, L ERA: 4.82	(8, 1)	1.0	H	3	0	0	0	0	0	0	0	0	0	0	6	7	0.00	0.000
Mike Myers, L ERA: 3.06	(9, 1)	0.1	H	1	0	0	0	0	0	0	0	0	0	0	3	4	0.00	0.000
Byung-Hyun Kim, R ERA: 1.5	(9, 1)	0.2	S	2	0	0	0	1	0	0	0	0	0	0	7	8	0.00	0.000

PITCHER	IP	WLS	BF	H	R	ER	SO	BB	IBB	HBP	BLK	WP	HR	S	P	ERA	WHIP

Batter	1	2	3	4	5	6	7	8	9	AB	R	H	RBI	BB	SO	LOB
Craig Counsell, L (1, 5) OBP: 0.354, SLG: 0.364	C C B X 1-2 ① F7		B B C X 2-1 2B 1B 1B		C B B S F X 2-2 ② L6		B C F B X 2-2 ② F7			4	1	1	0	0	0	0
Junior Spivey, R (1, 4) OBP: 0.427, SLG: 0.559	B B F C S 2-3 ② K		C B X 1-1 1B 1-3 2B		C S F S 0-3 ③ K		B B B B 4-0 CS BB			3	0	1	0	1	2	0
Luis Gonzalez, L (1, 7) OBP: 0.421, SLG: 0.532	C X 0-1 2B		F B B F B X 3-2 2-3 3-H 1B			C X 0-1 ① F7	B 1-0 ③ CS 1-2	F X 0-1 ① G4-3		4	0	2	1	0	0	0
Erubiel Durazo, L (1, 10) OBP: 0.400, SLG: 0.673	B C S F F B S 2-3 ③ K		X 0-0 ② P6			B F B F B F F B 4-2 BB 1B BB		C B B C F S 2-3 ② K		3	1	0	0	1	2	3
Jose Guillen, R (1, 9) OBP: 0.291, SLG: 0.392		B S X 1-1 HR	C C B S 1-3 ③ K			F B S X 1-2 ② P4		C H 1-1 HBP		3	1	1	1	0	1	3
Mark Grace, L (1, 3) OBP: 0.355, SLG: 0.404		B X 1-0 ① F9		F C F B B B F C 3-3 ① K		C B B B 4-1 1B 1-2 BB		B F B B C X 3-2 ③ F5		3	0	0	0	1	1	1
Steve Finley, L (1, 8) OBP: 0.379, SLG: 0.508		B B X 2-0 CS 1B		C B F B F S 2-3 ② K		B B C X 2-1 1-3 2-H 1B			C H 1-1 G6-4-3 HBP	3	0	2	1	0	1	0
Damian Miller, R (1, 2) OBP: 0.358, SLG: 0.497		B F F F F C 1-3 ②③ K 1-2		B B B F F S 3-3 ③ K		B C F F C 1-3 ③ K			X 0-0 ①② G6-4-3 1-2f	4	0	0	0	0	3	4
Tony Womack, L (1, 6) OBP: 0.314, SLG: 0.338			F F B S 1-3 ① K		C X 0-1 ① F8		C F S 0-3 ① K		C S S 0-3 ③ K	4	0	0	0	0	3	0
Inning Stats	R: 0 E: 0 K: 2 S: 13 H: 1 LOB: 1 BB: 0 P: 18	R: 1 E: 0 K: 1 S: 9 H: 2 LOB: 1 BB: 0 P: 14	R: 1 E: 0 K: 2 S: 14 H: 3 LOB: 2 BB: 0 P: 22	R: 0 E: 0 K: 3 S: 12 H: 0 LOB: 0 BB: 0 P: 20	R: 0 E: 0 K: 1 S: 10 H: 0 LOB: 0 BB: 0 P: 12	R: 1 E: 0 K: 1 S: 16 H: 1 LOB: 2 BB: 2 P: 28	R: 0 E: 0 K: 1 S: 6 H: 0 LOB: 0 BB: 1 P: 13	R: 0 E: 0 K: 1 S: 10 H: 0 LOB: 1 BB: 0 P: 16	R: 0 E: 0 K: 1 S: 5 H: 0 LOB: 0 BB: 0 P: 6	1B: 4 2B: 3 3B: 0 HR: 1 SF: 0 SAC: 0 DP: 2 HBP: 2						WP: 0 PB: 0 SB: 0 CS: 2 PA: 37	

PITCHER	IP	WLS	BF	H	R	ER	SO	BB	IBB	HBP	BLK	WP	HR	S	P	ERA	WHIP
Pedro Martinez, R (1, 1) ERA: 3.28	6.0	L	26	7	3	3	10	2	0	0	0	0	1	74	114	4.50	1.500
49 Tim Wakefield, R (7, 1) ERA: 2.52	2.0		7	0	0	0	2	1	0	1	0	0	0	16	29	0.00	0.500
Chris Haney, L (9, 1) ERA:	1.0		3	0	0	0	1	0	0	1	0	0	0	5	6	0.00	0.000

PITCHER	IP	WLS	BF	H	R	ER	SO	BB	IBB	HBP	BLK	WP	HR	S	P	ERA	WHIP

Arizona Diamondbacks @ Boston Red Sox

Fenway Park, Boston, MA

Sat Jun 08 2002, 1:15 PM EDT

Att. 33,275 - Sunny - 66 F

TOP

livebaseballscorecards.com

AB	31
R	3
H	7
RBI	3
BB	3
SO	13
LOB	11

BOTTOM

Arizona Diamondbacks @ Boston Red Sox

Fenway Park, Boston, MA

Sat Jun 08 2002, 1:15 PM EDT
Att. 33,275 - Sunny - 66 F

livebaseballscorecards.com

Batter	1	2	3	4	5	6	7	8	9	AB	R	H	RBI	BB	SO	LOB
18 Johnny Damon, L (1, 8) OBP: 0.401, SLG: 0.500	C C F B B B F S 3-3 ① K		C B F F B X 2-2 ② G5-3		B X 1-0 1B			B B B B 4-0 FC6-4 SH3-4 1-2 BB		3	0	1	0	1	1	0
Carlos Baerga, S (1, 10) OBP: 0.344, SLG: 0.427	B X 1-0 HR		C F B B X 2-2 ③ G4-3		C C S 0-3 ③ K			X 0-0 ① SH3-4 1-2 2-3		3	1	1	1	0	1	1
Nomar Garciaparra, R (1, 6) OBP: 0.367, SLG: 0.550	B S F F F B F X 2-2 ② P3			X 0-0 1B 1B		X 0-0 ① P4		B B B C B 4-1 FC6-4 BB		3	0	1	0	1	0	0
Brian Daubach, L (1, 7) OBP: 0.364, SLG: 0.510 Tony Clark, S (8, PH) OBP: 0.263, SLG: 0.308 58 Bryant Nelson, S (8, PR) OBP: 0.375, SLG: 0.286 (9, 7)	B S C S 1-3 ③ K			S X 0-1 ① F7		C B B C B C 3-3 ② K		B S B X 2-1 ② FC6-4 1-2f 2-3 3-H		3 1 0	0 0 0	0 0 0	0 1 0	0 0 0	2 0 0	1 2 0
Shea Hillenbrand, R (1, 5) OBP: 0.364, SLG: 0.534		C F S 0-3 ① K		S F X 0-2 1-2 1B		F F F F F B S 1-3 ③ K		C S F X 0-2 ③ F8		4	0	1	0	0	2	2
Jason Varitek, S (1, 2) OBP: 0.304, SLG: 0.369		C X 0-1 ② F8		F C S 0-3 ② K			F F F S 0-3 ① K		B C C X 1-2 ① G3	4	0	0	0	0	2	2
Jose Offerman, S (1, 3) OBP: 0.318, SLG: 0.371		C B B X 2-1 1B		C B S B B F X 3-2 ③ G3-1			C X 0-1 ② F7		C C F X 0-2 G3-1 S 1B	4	0	2	0	0	0	2
Trot Nixon, L (1, 9) OBP: 0.329, SLG: 0.410		B X 1-0 ③ G1-3			C C B X 1-2 ① G1-4-3		C F X 0-2 ③ F5		C B C B B X 3-2 ② G3-1 1-3	4	0	0	0	0	0	2
Lou Merloni, R (1, 4) OBP: 0.373, SLG: 0.424			C C X 0-2 ① F8		B B C F S 2-3 ② K			B X 1-0 SH3-4 18 BB FC6-4 1B	B S B C S 2-3 ③ K	4	1	1	0	0	2	1

Inning Stats									
	R: 1 H: 1 E: 0 LOB: 0 K: 2 BB: 0 S: 15 P: 22	R: 0 H: 1 E: 0 LOB: 1 K: 1 BB: 0 S: 8 P: 11	R: 0 H: 0 E: 0 LOB: 0 K: 0 BB: 0 S: 10 P: 14	R: 0 H: 2 E: 0 LOB: 2 K: 1 BB: 0 S: 13 P: 16	R: 0 H: 1 E: 0 LOB: 1 K: 2 BB: 0 S: 10 P: 14	R: 0 H: 0 E: 0 LOB: 0 K: 2 BB: 0 S: 11 P: 15	R: 0 H: 0 E: 0 LOB: 0 K: 1 BB: 0 S: 9 P: 9	R: 1 H: 1 E: 0 LOB: 2 K: 0 BB: 2 S: 9 P: 20	R: 0 H: 1 E: 0 LOB: 1 K: 1 BB: 0 S: 13 P: 19

	1B	SF	WP	PA
	6	0	0	36
	2B	SAC	PB	
	0	1	0	
	3B	DP	SB	
	0	0	1	
	HR	HBP	CS	
	1	0	0	

	AB	33
	R	2
	H	7
	RBI	2
	BB	2
	SO	10
	LOB	13

PITCHER		IP	WLS	BF	H	R	ER	SO	BB	IBB	HBP	BLK	WP	HR	S	P	ERA	WHIP
Curt Schilling, R ERA: 2.79	(1, 1)	7.1	W	30	6	2	2	9	2	0	0	0	0	1	79	113	2.46	1.091
Mike Myers, L ERA: 3.0	(8, 1)	0.1	H	1	0	0	0	0	0	0	0	0	0	0	2	4	0.00	0.000
Byung-Hyun Kim, R ERA: 1.45	(8, 1)	1.1	S	5	1	0	0	1	0	0	0	0	0	0	17	23	0.00	0.750

PITCHER		IP	WLS	BF	H	R	ER	SO	BB	IBB	HBP	BLK	WP	HR	S	P	ERA	WHIP

Arizona Diamondbacks @ Boston Red Sox

Fenway Park, Boston, MA

Sun Jun 09 2002, 1:05 PM EDT

Att. 32,209 - Cloudy - 75 F

TOP

livebaseballscorecards.com

Batter	1	2	3	4	5	6	7	8	9	AB	R	H	RBI	BB	SO	LOB
Craig Counsell, L (1, 5) OBP: 0.355, SLG: 0.362	X 0-0 ① G6-3	C H 1-1 ③ 1-2 2-3 HBP		B C X 1-1 ③ L4		C B C F X 1-2 1-H 1B		C B S B X 2-2 ③ F9		4	0	1	1	0	0	0
David Dellucci, L (1, 9) OBP: 0.372, SLG: 0.514	C X 0-1 ① G6-3 1B	B C X 1-1 ③ G4-3			B C X 1-1 E9 2B 1B	B F B X 2-1 ③ G6-3			B X 1-0 ① G1-3	3	1	2	0	0	0	3
Jose Guillen, R (6, PH) (6, 9) OBP: 0.286, SLG: 0.385										2	0	0	0	0	0	1
Luis Gonzalez, L (1, 7) OBP: 0.421, SLG: 0.548	B B F B X 3-1 ② G6-3 1-2		C B X 1-1 HR		X 0-0 ① 3-H 2B		F X 0-1 ① F8		B B C C F B X 3-2 ② G4-3	5	1	2	2	0	0	1
Erubiel Durazo, L (1, 10) OBP: 0.400, SLG: 0.704	C B C B C 2-3 ③ K		B B B C X 3-1 CS BB 1B		X 0-0 ① F7		C F B B X 2-2 ② G3		P S F B F X 2-2 HR	5	1	2	1	0	1	2
Junior Spivey, R (1, 4) OBP: 0.427, SLG: 0.574		C F B B X 1-2 G4-3 2B 2B	C S C 0-3 ① K		B F F B S 2-3 ② K		B B C X 2-1 IHR		X 0-0 ③ F9	5	2	2	1	0	2	2
Steve Finley, L (1, 8) OBP: 0.376, SLG: 0.500		C B B B F X 2-2 ① G4-3 2-3	B B B C B 4-1 1-2 BB		C B B F B X 3-2 G3-1		B B X 2-0 ③ F9			3	0	0	0	1	0	2
Mark Grace, L (1, 3) OBP: 0.355, SLG: 0.409	F B B F F B X 3-2 HBP 3-H 2B	C B B B F C 3-3 ② ③ K 2-3				B X 1-0 ① G4-3		C C B B F X 2-2 ① G5-3		3	0	1	1	0	1	2
Greg Colbrunn, R (7, 3) OBP: 0.370, SLG: 0.523										1	0	0	0	0	0	0
Damian Miller, R (1, 2) OBP: 0.361, SLG: 0.513	C B B B F B 4-2 HBP BB			B B X 2-0 ① G5-3		B B X 2-0 ② G6-3		B X 1-0 HR		3	1	1	1	1	0	0
Tony Womack, L (1, 6) OBP: 0.313, SLG: 0.336	X 0-0 ② F2			B F F F S 1-3 ② K		B F X 1-1 S 1B 1B		X 0-0 ② G5-3		4	1	1	0	0	1	2

Inning Stats	1	2	3	4	5	6	7	8	9
	R: 0 E: 0 K: 1 S: 8	H: 1 LOB: 1 BB: 0 P: 13	R: 1 E: 0 K: 0 S: 16	H: 2 LOB: 3 BB: 1 P: 28	R: 1 E: 0 K: 2 S: 11	H: 2 LOB: 2 BB: 1 P: 22	R: 0 E: 0 K: 1 S: 7	H: 0 LOB: 0 BB: 0 P: 11	R: 1 E: 1 K: 1 S: 10	H: 2 LOB: 1 BB: 0 P: 16
	R: 1 E: 0 K: 0 S: 10	H: 2 LOB: 1 BB: 0 P: 17	R: 1 E: 0 K: 0 S: 8	H: 1 LOB: 0 BB: 0 P: 14	R: 1 E: 0 K: 0 S: 9	H: 1 LOB: 0 BB: 0 P: 14	R: 1 E: 0 K: 0 S: 11	H: 1 LOB: 0 BB: 0 P: 16		

1B: 5	SF: 0	WP: 0
2B: 4	SAC: 0	PB: 0
3B: 0	DP: 1	SB: 1
HR: 4	HBP: 1	CS: 1

PA: 41

AB	38
R	7
H	12
RBI	7
BB	2
SO	5
LOB	15

PITCHER		IP	WLS	BF	H	R	ER	SO	BB	IBB	HBP	BLK	WP	HR	S	P	ERA	WHIP
John Burkett, R ERA: 3.94	(1, 1)	5.2	L	28	9	4	3	5	2	0	1	0	0	1	60	103	4.76	1.941
Chris Haney, L ERA: 1.69	(6, 1)	1.1		5	1	1	1	0	0	0	0	0	0	0	10	18	6.75	0.750
Willie Banks, R ERA: 6.75	(8, 1)	2.0		8	2	2	2	0	0	0	0	0	0	2	20	30	9.00	1.000

PITCHER	IP	WLS	BF	H	R	ER	SO	BB	IBB	HBP	BLK	WP	HR	S	P	ERA	WHIP

Arizona Diamondbacks @ Boston Red Sox

Fenway Park, Boston, MA

Sun Jun 09 2002, 1:05 PM EDT

Att. 32,209 - Cloudy - 75 F

livebaseballscorecards.com

BOTTOM

Batter	1	2	3	4	5	6	7	8	9	AB	R	H	RBI	BB	SO	LOB
18 Johnny Damon, L (1, 8) OBP: 0.395, SLG: 0.492	C F F F F X 0-2 ① F8		B B C F X 2-2 ② G5-3		B B B C F X 3-2 ③ F7			X 0-0 ① F8		4	0	0	0	0	0	2
Carlos Baerga, S (1, 10) OBP: 0.330, SLG: 0.409	X 0-0 ② F8		B X 1-0 ③ G3-1			B B C X 2-1 ① G4-3		C X 0-1 ② FC5-4 1B 2B 1-2f		4	1	0	0	0	0	1
Nomar Garciaparra, R (1, 6) OBP: 0.369, SLG: 0.549	B F X 1-1 WP 1B			X 0-0 ① G5-3		X 0-0 ② F8		S X 0-1 1B 2B 1-2		4	1	2	0	0	0	0
Brian Daubach, L (1, 7) OBP: 0.367, SLG: 0.513	F B B B F B 4-2 BB 1-3			C F C 0-3 ② K		C B F B X 2-2 ③ P5		X 0-0 2B 1-H 2-H		3	0	1	2	1	1	0
Shea Hillenbrand, R (1, 5) OBP: 0.358, SLG: 0.525	B X 1-0 ③ P6			C F S 0-3 ③ K			C B F B X 2-2 ① F5	B B C X 2-1 ③ G5-3		4	0	0	0	0	1	3
Jason Varitek, S (1, 2) OBP: 0.313, SLG: 0.383		C B C C X 1-2 ① P6			X 0-0 F8 1B SF8 1B		B S B B B F X 3-2 2B		B S B B X 2-1 G3 1B	4	1	3	0	0	0	0
Tony Clark, S (1, 3) OBP: 0.263, SLG: 0.307		B B F S S X 2-2 ② P4			B X 1-0 1B 1-2		F S S 0-3 ② K		F B B S S S 2-3 ① K	4	0	1	0	0	2	2
Trot Nixon, L (1, 9) OBP: 0.323, SLG: 0.401		B F B F B F X 3-2 ③ G4-3			C S X 0-2 ① F8 2-3		C B F F X 1-2 ③ F7		B S X 1-1 ② G3 1-2	4	0	0	0	0	0	4
Lou Merloni, R (1, 4) OBP: 0.371, SLG: 0.426 Jose Offerman, S (9, PH) OBP: 0.316, SLG: 0.368			C C F B B C 2-3 ① K		B S X 1-1 ② SF8 3-H			C B X 1-1 FC5-4 1B	B B C F F S 2-3 ③ K	2 1	0 0	1 0	1 0	0 0	1 1	0 1
Inning Stats	R: 0 H: 1 E: 0 LOB: 2 K: 0 BB: 1 S: 13 P: 19	R: 0 H: 0 E: 0 LOB: 0 K: 0 BB: 0 S: 10 P: 16	R: 0 H: 0 E: 0 LOB: 0 K: 1 BB: 0 S: 8 P: 13	R: 0 H: 0 E: 0 LOB: 0 K: 2 BB: 0 S: 7 P: 7	R: 1 H: 2 E: 0 LOB: 1 K: 0 BB: 0 S: 10 P: 15	R: 0 H: 0 E: 0 LOB: 0 K: 0 BB: 0 S: 6 P: 10	R: 0 H: 1 E: 0 LOB: 1 K: 1 BB: 0 S: 13 P: 19	R: 2 H: 3 E: 0 LOB: 1 K: 0 BB: 0 S: 10 P: 13	R: 0 H: 1 E: 0 LOB: 1 K: 2 BB: 0 S: 12 P: 19	1B: 6 SF: 1 2B: 2 SAC: 0 3B: 0 DP: 0 HR: 0 HBP: 0						

	AB	34
	R	3
	H	8
	RBI	3
	BB	1
	SO	6
	LOB	13

WP: 2 PA: 36
PB: 0
SB: 0
CS: 0

PITCHER		IP	WLS	BF	H	R	ER	SO	BB	IBB	HBP	BLK	WP	HR	S	P	ERA	WHIP
Rick Helling, R ERA: 5.19	(1, 1)	7.2	W	31	7	3	3	4	1	0	0	0	1	0	75	108	3.52	1.043
Mike Koplove, R ERA:	(8, 1)	0.1	H	1	0	0	0	0	0	0	0	0	0	0	2	4	0.00	0.000
Byung-Hyun Kim, R ERA: 1.41	(9, 1)	1.0		4	1	0	0	2	0	0	0	0	0	0	12	19	0.00	1.000

PITCHER	IP	WLS	BF	H	R	ER	SO	BB	IBB	HBP	BLK	WP	HR	S	P	ERA	WHIP

Batter	1	2	3	4	5	6	7	8	9	AB	R	H	RBI	BB	SO	LOB
Craig Counsell, L (1, 5) (6, 4) OBP: 0.352, SLG: 0.358	C B S S 1-3 ① K		C C X 0-2 ② G6-3 1-2 2-3		B L F X 1-2 1B CS 2-3 1B		B B X 2-0 ② G5-3		B C C C 1-3 ② K	5	0	1	0	0	2	3
Junior Spivey, R (1, 4) OBP: 0.426, SLG: 0.571 Chris Donnels, L (6, 5) OBP: 0.314, SLG: 0.500	F B C B X 2-2 ② L4		C F F F B F B F F 3-2 B X ③ P6		B B F F X 2-2 CS 1B 1-3 3-H 1B		S F B X 1-2 ③ G3-1		B C F B B X 3-2 HR	3 2	1 1	1 1	1 1	0 0	0 0	2 1
Luis Gonzalez, L (1, 7) OBP: 0.420, SLG: 0.542	B F B B C F S 3-3 ③ K			L B S B F S 2-3 ① K	B 3 SAFE C F X 1-2 ① G4-6-3 1-H 3-H 1B			S F B B F F B B 4-2 1B 1B BB	C F B X 1-2 ③ G4-3	4	0	1	1	1	2	0
Greg Colbrunn, R (1, 10) OBP: 0.377, SLG: 0.515		B X 1-0 ① F8		B B C B B 4-1 G5-3 1B 2B BB	S X 0-1 ② ③ G4-6-3 1-2f			C F B X 1-2 1B 1-2 1B		3	1	1	0	1	0	1
Erubiel Durazo, L (1, 3) OBP: 0.406, SLG: 0.690		C B B F B C 3-3 ② K		B B F X 2-1 G5-3 1-2 2B 1B		C S F X 0-2 ① G4-3		B X 1-0 1B 1-2 2-3 1B		4	1	2	0	0	1	0
Jose Guillen, R (1, 9) OBP: 0.276, SLG: 0.370		B C X 1-1 ③ P6		C X 0-1 ② G5-3 1-2 2-3		B C S B X 2-2 ② G5-3		C F F B F F X 1-2 ① F2		4	0	0	0	0	0	5
Steve Finley, L (1, 8) OBP: 0.374, SLG: 0.500		X 0-0 ① P4	C B F X 1-2 2B 2-H 3-H			C C S 0-3 ③ K		F F F S 0-3 ② K		4	0	1	2	0	2	3
Damian Miller, R (1, 2) OBP: 0.364, SLG: 0.509		B B B B 4-0 G6-3 1B BB	C B S F F S 1-3 ③ K				X 0-0 SH2-4 1B	C S S 0-3 ③ K		3	0	1	0	1	2	4
Tony Womack, L (1, 6) OBP: 0.317, SLG: 0.345			C C B B B X 2-2 G6-3 1-2 1B		B B C F X 2-2 1B 1B 2B		L X 0-1 ① SH2-4 1-2		C C B B B F X 3-2 ① P6	3	1	2	0	0	0	0
Inning Stats	R: 0 H: 0 E: 0 LOB: 0 K: 2 BB: 0 S: 10 P: 16	R: 0 H: 0 E: 0 LOB: 0 K: 1 BB: 0 S: 6 P: 11	R: 0 H: 1 E: 0 LOB: 2 K: 0 BB: 1 S: 15 P: 24	R: 2 H: 2 E: 0 LOB: 1 K: 2 BB: 1 S: 17 P: 27	R: 2 H: 4 E: 0 LOB: 0 K: 0 BB: 0 S: 14 P: 20	R: 0 H: 0 E: 0 LOB: 0 K: 1 BB: 0 S: 10 P: 12	R: 0 H: 1 E: 0 LOB: 1 K: 0 BB: 0 S: 7 P: 10	R: 0 H: 2 E: 0 LOB: 3 K: 2 BB: 1 S: 21 P: 28	R: 1 H: 1 E: 0 LOB: 0 K: 1 BB: 0 S: 14 P: 22	1B: 8 SF: 0 2B: 2 SAC: 1 3B: 0 DP: 1 HR: 1 HBP: 0						WP: 0 PA: 39 PB: 0 SB: 0 CS: 2

TOP

Arizona Diamondbacks @ New York Yankees

Yankee Stadium, Bronx, NY

Mon Jun 10 2002, 7:05 PM EDT

Att. 45,698 - Cloudy - 74 F

livebaseballscorecards.com

AB	35
R	5
H	11
RBI	5
BB	3
SO	9
LOB	19

PITCHER		IP	WLS	BF	H	R	ER	SO	BB	IBB	HBP	BLK	WP	HR	S	P	ERA	WHIP
Sterling Hitchcock, L ERA: 6.52	(1, 1)	4.1		21	7	4	4	5	2	0	0	0	0	0	60	96	8.31	2.077
Ramiro Mendoza, R ERA: 3.75	(5, 1)	2.2		8	1	0	0	1	0	0	0	0	0	0	19	24	0.00	0.375
Mike Stanton, L ERA: 3.09	(8, 1)	2.0	W	10	3	1	1	3	1	0	0	0	0	1	35	50	4.50	2.000

PITCHER	IP	WLS	BF	H	R	ER	SO	BB	IBB	HBP	BLK	WP	HR	S	P	ERA	WHIP

BOTTOM

Arizona Diamondbacks @ New York Yankees

Yankee Stadium, Bronx, NY

Mon Jun 10 2002, 7:05 PM EDT

Att. 45,698 - Cloudy - 74 F

livebaseballscorecards.com

Batter	1	2	3	4	5	6	7	8	9	AB	R	H	RBI	BB	SO	LOB
2 Derek Jeter, R (1, 6) OBP: 0.368, SLG: 0.422	C X 0-1 F9 ①		C F B S 1-3 K ①		X 0-0 HR		B B C X 2-1 G5-3 ②			4	1	1	1	0	1	0
Enrique Wilson, S (1, 5) OBP: 0.234, SLG: 0.302	X 0-0 F8 ②		S B S C 1-3 K ②		C X 0-1 G3 ①		C B F B B X 3-2 F7 ③			4	0	0	0	0	1	0
Bernie Williams, S (1, 8) OBP: 0.414, SLG: 0.474	C C B B F B B 4-2 BB		C X 0-1 25 1B 1B		C B C X 1-2 G1-3 ②			S C B S 1-3 K ①		3	0	1	0	1	1	0
25 Jason Giambi, L (1, 10) OBP: 0.433, SLG: 0.593 John Vander Wal, L (8, PR) OBP: 0.338, SLG: 0.413	C B B B X 3-1 G5-3 ③		B B S B X 3-1 20 BB 1-3 1B		B F C F B H 3-2 HBP			C B B B C B 4-2 20 2B HR BB		2 0	0 1	1 0	0 0	1 0	0 0	1 0
20 Jorge Posada, S (1, 2) OBP: 0.376, SLG: 0.520		B S S B S 2-3 K ①	B B B B 4-0 1-2 BB		F S C 0-3 K ③			B B B X 3-0 1-3 HR 2B		3	1	1	0	1	2	1
Alfonso Soriano, R (1, 4) OBP: 0.327, SLG: 0.555		S S X 0-2 G5-3 ②	S B F S 1-3 K ③			C F F B B X 2-2 G5-3 ①		B F B X 2-1 G3 ②		4	0	0	0	0	1	6
Ron Coomer, R (1, 3) OBP: 0.370, SLG: 0.558 Robin Ventura, L (8, PH) OBP: 0.350, SLG: 0.484 Nick Johnson, L (9, 3) OBP: 0.320, SLG: 0.418		B S B B C F S 3-3 K ③		B X 1-0 P4 ①		B X 1-0 F9 ②		I I I 4-0 HR IBB		3 0 0	0 1 0	0 0 0	0 0 0	1 1 0	0 0 0	0 0 0
Shane Spencer, R (1, 7) OBP: 0.335, SLG: 0.406			B C B C B X 3-2 HR 2B	F B B B X 3-1 F8 ②		B B X 2-0 CS 1B		B B B B C S X 3-2 1-H 2-H 3-H HR		4	2	3	4	0	0	0
Marcus Thames, R (1, 9) OBP: 0.250, SLG: 1.000			X 0-0 2-H HR	B S F B B F S 3-3 K ③		B C 1-1 CS ③ 1-2	B X 1-0 F8 ①	B F F X 1-2 L6 ③		4	1	1	2	0	1	1
Inning Stats	R: 0 H: 0 E: 0 LOB: 1 K: 0 BB: 1 S: 8 P: 15	R: 0 H: 0 E: 0 LOB: 0 K: 2 BB: 0 S: 10 P: 15	R: 2 H: 4 E: 0 LOB: 3 K: 3 BB: 1 S: 17 P: 30	R: 0 H: 0 E: 0 LOB: 0 K: 1 BB: 0 S: 7 P: 14	R: 1 H: 1 E: 0 LOB: 1 K: 1 BB: 0 S: 12 P: 16	R: 0 H: 1 E: 0 LOB: 0 K: 0 BB: 0 S: 7 P: 13	R: 0 H: 0 E: 0 LOB: 0 K: 0 BB: 0 S: 7 P: 13	R: 4 H: 2 E: 0 LOB: 1 K: 1 BB: 2 S: 14 P: 32		1B: 3 SF: 0 2B: 2 SAC: 0 3B: 0 DP: 0 HR: 3 HBP: 1						

AB	31	
R	7	
H	8	
RBI	7	
BB	4	
SO	8	
LOB	9	

PITCHER		IP	WLS	BF	H	R	ER	SO	BB	IBB	HBP	BLK	WP	HR	S	P	ERA	WHIP
Randy Johnson, L ERA: 2.81	(1, 1)	7.2	L	33	7	6	6	8	3	0	1	0	0	2	76	134	7.04	1.304
Bret Prinz, R ERA: 12.0	(8, 1)	0.1	B	3	1	1	1	0	0	1	0	0	0	1	6	14	27.00	3.000

PITCHER		IP	WLS	BF	H	R	ER	SO	BB	IBB	HBP	BLK	WP	HR	S	P	ERA	WHIP

Arizona Diamondbacks @ New York Yankees

Yankee Stadium, Bronx, NY

Tue Jun 11 2002, 7:05 PM EDT

Att. 44,374 - Cloudy - 87 F

livebaseballscorecards.com

TOP

Batter	1	2	3	4	5	6	7	8	9	AB	R	H	RBI	BB	SO	LOB
Craig Counsell, L (1, 5) OBP: 0.347, SLG: 0.352	F8		G6-3			K		FC4 1-2 HR		4	1	0	0	0	1	4
Quinton McCracken, S (1, 8) OBP: 0.373, SLG: 0.500 (8, 9)	K			F7		2B 1-2 2-H 1B		F9 2-3		4	0	1	0	0	1	2
Luis Gonzalez, L (1, 7) OBP: 0.421, SLG: 0.559	F2			P6		2B 1-3 2-H		1-H 3-H HR		4	1	2	4	0	0	0
Jose Guillen, R (1, 9) OBP: 0.269, SLG: 0.360		G4-3		G4-3		G1-3		K		3	0	0	0	0	0	2
Steve Finley, L (8, PH) OBP: 0.372, SLG: 0.497 (8, 8)										1	0	0	0	0	1	0
Greg Colbrunn, R (1, 10) OBP: 0.375, SLG: 0.521		F9			L5		2B	G3-1		3	0	1	0	0	0	0
David Dellucci, L (8, PH) OBP: 0.364, SLG: 0.500										1	0	0	0	0	0	0
Erubiel Durazo, L (1, 3) OBP: 0.384, SLG: 0.645		L4			F7		P5		K	4	0	0	0	0	1	1
Damian Miller, R (1, 2) OBP: 0.358, SLG: 0.500			G6-3		G5-3		G1-3		G6-3	3	0	0	0	0	0	1
Chris Donnels, L (9, PH) OBP: 0.308, SLG: 0.489										1	0	0	0	0	0	0
Tony Womack, L (1, 6) OBP: 0.316, SLG: 0.340			G3			BB 1B BB	G5-3		G1-3	3	0	0	0	1	0	1
Alex Cintron, S (1, 4) OBP: 0.600, SLG: 0.500			1B			1B 1-2 2B BB		F9 E HR 1B		2	2	2	0	1	0	0

Inning Stats	1	2	3	4	5	6	7	8	9
	R: 0 E: 0 K: 1 S: 5	R: 0 E: 0 K: 0 S: 5	R: 0 E: 0 K: 0 S: 9	R: 0 E: 0 K: 0 S: 7	R: 0 E: 0 K: 0 S: 11	R: 1 E: 0 K: 1 S: 12	R: 0 E: 0 K: 0 S: 9	R: 3 E: 1 K: 1 S: 11	R: 0 E: 0 K: 1 S: 8
	H: 0 LOB: 0 BB: 0 P: 6	H: 0 LOB: 0 BB: 0 P: 6	H: 1 LOB: 1 BB: 0 P: 14	H: 0 LOB: 0 BB: 0 P: 12	H: 0 LOB: 0 BB: 0 P: 19	H: 2 LOB: 2 BB: 2 P: 23	H: 1 LOB: 1 BB: 0 P: 10	H: 2 LOB: 0 BB: 0 P: 15	H: 0 LOB: 0 BB: 0 P: 9

1B: 3 SF: 0
2B: 2 SAC: 0
3B: 0 DP: 0
HR: 1 HBP: 0

WP: 0 PA: 35
PB: 0
SB: 0
CS: 0

	AB	33
	R	4
	H	6
	RBI	4
	BB	2
	SO	4
	LOB	11

PITCHER	IP	WLS	BF	H	R	ER	SO	BB	IBB	HBP	BLK	WP	HR	S	P	ERA	WHIP
David Wells, L (1, 1) ERA: 3.74	7.1	W	30	6	4	3	2	2	0	0	0	0	1	65	100	3.68	1.091
Ramiro Mendoza, R (8, 1) ERA: 3.58	1.2	S	5	0	0	0	2	0	0	0	0	0	0	12	14	0.00	0.000

PITCHER	IP	WLS	BF	H	R	ER	SO	BB	IBB	HBP	BLK	WP	HR	S	P	ERA	WHIP

BOTTOM

Arizona Diamondbacks @ New York Yankees

Yankee Stadium, Bronx, NY

Tue Jun 11 2002, 7:05 PM EDT

Att. 44,374 - Cloudy - 87 F

livebaseballscorecards.com

Batter	1	2	3	4	5	6	7	8	9	AB	R	H	RBI	BB	SO	LOB
2 Derek Jeter, R (1, 6) OBP: 0.367, SLG: 0.419	F F X 0-2 ① G6-3		C B X 1-1 ② F8		S B S X 1-2 FC6-4 1B		F X 0-1 ① G6-3			4	0	1	0	0	0	1
Enrique Wilson, S (1, 4) OBP: 0.235, SLG: 0.298	B B C T F X 2-2 ② F8		C B B X 2-1 ③ P4		C F X 0-2 ① F8		B C F B F B X 3-2 25 G4-6-3 1B			4	0	1	0	0	0	2
25 Jason Giambi, L (1, 3) OBP: 0.431, SLG: 0.600	X 0-0 HR			B X 1-0 ① F2	C B C X 1-2 ② P6		B X 1-0 ②③ G4-6-3 1-2f			4	1	1	1	0	0	2
Bernie Williams, S (1, 8) OBP: 0.411, SLG: 0.471	B B X 2-0 ③ F9			C B C B B X 3-2 20 1B 2B 1B	C X 0-1 ③ FC6-4 1-2f			X 0-0 ① G3		4	1	1	0	0	0	1
20 Jorge Posada, S (1, 2) OBP: 0.374, SLG: 0.514		B X 1-0 ① L6		C C B B B X 2-2 2B 1-2 HR 1B	B F B X 2-1 ① F3			X 0-0 ② G4-3		4	1	1	0	0	0	0
Robin Ventura, L (1, 5) OBP: 0.357, SLG: 0.508		B B F X 2-1 ② G4-3		B B X 2-0 1-3 2-H HR 2B	F B X 1-1 HR			B B F B B 4-1 BB		3	2	2	2	1	0	0
Shane Spencer, R (1, 7) OBP: 0.327, SLG: 0.394	C C C 0-3 ③ K			X 0-0 ② G5-3	C B S S 1-3 ② K			X 0-0 ③ F9		4	0	0	0	0	2	3
Nick Johnson, L (1, 10) OBP: 0.329, SLG: 0.446			B C F B F B X 3-2 G6-3 2B	B C B B X 3-1 2-H 3-H HR		B B B C X 2-1 FC6-4 1B				3	1	3	3	0	0	0
Marcus Thames, R (1, 9) OBP: 0.143, SLG: 0.571			X 0-0 ① G6-3 2-3	B C F B F C 2-3 ③ K		X 0-0 ③ FC6-4 1-2f				3	0	0	0	0	1	2

	AB	33
	R	6
	H	10
	RBI	6
	BB	1
	SO	3
	LOB	11

Inning Stats	1	2	3	4	5	6	7	8	9
	R: 1 H: 1 E: 0 LOB: 0 K: 0 BB: 0 S: 9 P: 13	R: 0 H: 0 E: 0 LOB: 0 K: 1 BB: 0 S: 6 P: 9	R: 0 H: 1 E: 0 LOB: 1 K: 0 BB: 0 S: 9 P: 15	R: 4 H: 4 E: 0 LOB: 0 K: 1 BB: 0 S: 15 P: 28	R: 0 H: 1 E: 0 LOB: 1 K: 0 BB: 0 S: 11 P: 13	R: 1 H: 2 E: 0 LOB: 1 K: 1 BB: 0 S: 10 P: 16	R: 0 H: 1 E: 0 LOB: 0 K: 0 BB: 0 S: 8 P: 12	R: 0 H: 0 E: 0 LOB: 1 K: 0 BB: 1 S: 4 P: 8	

1B: 5	SF: 0	WP: 0	PA: 34
2B: 2	SAC: 0	PB: 0	
3B: 0	DP: 1	SB: 0	
HR: 3	HBP: 0	CS: 0	

PITCHER		IP	WLS	BF	H	R	ER	SO	BB	IBB	HBP	BLK	WP	HR	S	P	ERA	WHIP
Brian Anderson, L ERA: 5.37	(1, 1)	5.1	L	24	8	6	6	2	0	0	0	0	0	3	54	85	10.12	1.500
Mike Morgan, R ERA: 5.4	(6, 1)	2.2		10	2	0	0	1	1	0	0	0	0	0	18	29	0.00	1.125

PITCHER	IP	WLS	BF	H	R	ER	SO	BB	IBB	HBP	BLK	WP	HR	S	P	ERA	WHIP

Batter	1	2	3	4	5	6	7	8	9	AB	R	H	RBI	BB	SO	LOB
Craig Counsell, L (1, 5) OBP: 0.341, SLG: 0.345	C C B F B B X 3-2 ① F9		B X 1-0 ① FC2-5 1B 2-3		C X 0-1 ① G1-3	B B B C X 3-1 ③ G3-1		X 0-0 ② G1-3		5	0	0	0	0	0	4
Quinton McCracken, S (1, 9) OBP: 0.388, SLG: 0.507	B S S C 1-3 ② K		F C X 0-2 G4-6-3 1-2 1B		B X 1-0 1B HR 1B		C X 0-1 1B	B X 1-0 ③ L8		5	1	3	0	0	1	2
Luis Gonzalez, L (1, 7) OBP: 0.414, SLG: 0.547	B C B X 2-1 ③ F9		B B F S F X 2-2 ② ③ G4-6-3 1-2f		B F F X 1-2 ② L4		C B F F X 2-2 ① F8		C F B S 1-3 ① K	5	0	0	0	0	1	4
Erubiel Durazo, L (1, 10) OBP: 0.385, SLG: 0.627		C X 0-1 HR 1B		F B S X 1-2 ① G4-3	C B B F X 2-2 HR 1-2 1B		C F B X 1-2 ② F7		X 0-0 E4 HR	5	3	2	0	0	0	1
Steve Finley, L (1, 8) OBP: 0.377, SLG: 0.531		B B B S C X 3-2 ① F8		C B B B X 3-1 2B 1B 1B	B B X 2-0 1-H 2-H HR		C B C X 1-2 ③ G3		C B X 1-1 1-H HR	5	3	3	5	0	0	2
Mark Grace, L (1, 3) OBP: 0.362, SLG: 0.418		B C B X 2-1 ② L8		B C X 1-1 1B 1-3 2B	F X 0-1 ③ G6-3			F F B B F F B B 4-2 1B 1B BB	X 0-0 1B	4	1	2	0	1	0	1
Rod Barajas, R (1, 2) OBP: 0.231, SLG: 0.243		B B X 2-0 1-H HR		C X 0-1 ② G6-3		B X 1-0 ① G4-3		F B S X 1-2 ① F9	C B B X 2-1 ② F9	5	1	1	2	0	0	4
Tony Womack, L (1, 6) OBP: 0.317, SLG: 0.341		X 0-0 ③ F9		C B B F B X 3-2 2-3 3-H 1B		C B B F B X 3-2 ② F2		X 0-0 1B 1-2 1B	C F X 0-2 ③ G3	5	0	2	1	0	0	1
Alex Cintron, S (1, 4) OBP: 0.667, SLG: 0.875			X 0-0 FC2-5 2B	C S B F X 1-2 ③ G1-3		F B F X 1-2 2B		S X 0-1 1-3 2-H 1B		4	0	3	1	0	0	2
Inning Stats	R: 0 E: 0 K: 1 S: 9 H: 0 LOB: 0 BB: 0 P: 15	R: 2 E: 0 K: 0 S: 9 H: 2 LOB: 0 BB: 0 P: 16	R: 0 E: 0 K: 0 S: 9 H: 2 LOB: 0 BB: 0 P: 12	R: 1 E: 0 K: 0 S: 16 H: 3 LOB: 2 BB: 0 P: 25	R: 3 E: 0 K: 0 S: 12 H: 3 LOB: 0 BB: 0 P: 18	R: 0 E: 0 K: 0 S: 9 H: 1 LOB: 1 BB: 0 P: 17	R: 0 E: 0 K: 0 S: 11 H: 1 LOB: 1 BB: 0 P: 15	R: 1 E: 0 K: 0 S: 12 H: 2 LOB: 2 BB: 1 P: 18	R: 2 E: 1 K: 1 S: 12 H: 2 LOB: 1 BB: 0 P: 16	1B: 10 2B: 3 3B: 0 HR: 3 SF: 0 SAC: 0 DP: 1 HBP: 0						

PITCHER		IP	WLS	BF	H	R	ER	SO	BB	IBB	HBP	BLK	WP	HR	S	P	ERA	WHIP
35 Mike Mussina, R ERA: 4.43	(1, 1)	5.0	L	24	10	6	6	1	0	0	0	0	0	2	55	86	10.80	2.000
Ted Lilly, L ERA: 3.41	(6, 1)	2.1		11	3	1	1	0	1	0	0	0	0	0	28	45	3.86	1.714
Steve Karsay, R ERA: 2.14	(8, 1)	1.2		9	3	2	1	1	0	0	0	0	0	1	16	21	5.40	1.800

PITCHER	IP	WLS	BF	H	R	ER	SO	BB	IBB	HBP	BLK	WP	HR	S	P	ERA	WHIP

TOP

Arizona Diamondbacks @ New York Yankees

Yankee Stadium, Bronx, NY

Wed Jun 12 2002, 1:05 PM EDT

Att. 50,864 - Cloudy - 85 F

livebaseballscorecards.com

AB	43
R	9
H	16
RBI	9
BB	1
SO	2
LOB	21

Batter	1	2	3	4	5	6	7	8	9	AB	R	H	RBI	BB	SO	LOB
2 Derek Jeter, R (1, 6) OBP: 0.365, SLG: 0.415	B C C B B B 4-2 G6-3 BB		S X 0-1 ③ G3			S F S 0-3 ① K	X 0-0 ② L4			3	0	0	0	1	1	1
Nick Johnson, L (1, 3) OBP: 0.328, SLG: 0.440	C F B X 1-2 ① F7			B B C B B 4-1 2B 25 G4-3 BB		S B X 1-1 ② G4-3	B C C B F X 2-2 ③ G3			3	1	0	0	1	0	1
Bernie Williams, S (1, 8) OBP: 0.413, SLG: 0.479	B B C S X 2-2 ② ③ G6-3 1-2f			B X 1-0 25 G4-3 1-3 2B		X 0-0 25 1B 2B		C B C C 1-3 ① K		4	1	2	0	0	1	1
25 Jason Giambi, L (1, 10) OBP: 0.428, SLG: 0.594		F X 0-1 ① G4-3		B B C X 2-1 ① G4-3 2-3 3-H		C B B X 2-1 2-H 1B		B B C F S 2-3 ② K		4	0	1	2	0	1	1
20 Jorge Posada, S (1, 2) OBP: 0.368, SLG: 0.505		C B X 1-1 ② F7		F B B B F F B X 3-2 ② G3		B C X 1-1 ③ L8		C S F F S 0-3 ③ K		4	0	0	0	0	1	2
Robin Ventura, L (1, 5) OBP: 0.360, SLG: 0.505		B C F F F B F X 2-2 ③ L7		B F S F F X 1-2 ③ G4-3			B X 1-0 1B HR 1B		C B F B B B 4-2 1B BB	3	1	1	0	1	0	1
Alfonso Soriano, R (1, 4) OBP: 0.333, SLG: 0.558			B F X 1-1 ① G6-3		B X 1-0 G1-6-3 1B		B X 1-0 1-2 HR 1B		B B C X 2-1 G4-6-3 1-2 1B	4	1	3	0	0	0	0
John Vander Wal, L (1, 9) OBP: 0.341, SLG: 0.415			B X 1-0 G4-3 S 1B	C X 0-1 ① ② G1-6-3 1-2f			C X 0-1 ① F8	B C S S 1-3 ① K		2	0	1	0	0	0	1
Marcus Thames, R (7, PH) OBP: 0.111, SLG: 0.444 (8, 9)										2	0	0	0	0	1	4
Shane Spencer, R (1, 7) OBP: 0.325, SLG: 0.411			F B B C B F F X 3-2 ② G4-3 1-3		X 0-0 ③ L9		B X 1-0 1-H 2-H HR		B F B S X 2-2 ② ③ G4-6-3 1-2f	4	1	1	3	0	0	3
Inning Stats	R: 0 H: 0 E: 0 LOB: 0 K: 0 BB: 1 S: 8 P: 15	R: 0 H: 0 E: 0 LOB: 0 K: 0 BB: 0 S: 10 P: 13	R: 0 H: 1 E: 0 LOB: 1 K: 0 BB: 0 S: 10 P: 15	R: 1 H: 1 E: 0 LOB: 1 K: 0 BB: 1 S: 13 P: 24	R: 0 H: 1 E: 0 LOB: 0 K: 0 BB: 0 S: 4 P: 5	R: 1 H: 2 E: 0 LOB: 1 K: 1 BB: 0 S: 10 P: 14	R: 3 H: 3 E: 0 LOB: 0 K: 0 BB: 0 S: 10 P: 15	R: 0 H: 0 E: 0 LOB: 0 K: 3 BB: 0 S: 11 P: 14	R: 0 H: 1 E: 0 LOB: 1 K: 1 BB: 1 S: 10 P: 19	1B: 6 SF: 0 2B: 2 SAC: 0 3B: 0 DP: 3 HR: 1 HBP: 0						WP: 0 PA: 36 PB: 0 SB: 1 CS: 0

PITCHER	IP	WLS	BF	H	R	ER	SO	BB	IBB	HBP	BLK	WP	HR	S	P	ERA	WHIP
Miguel Batista, R (1, 1) ERA: 4.66	6.0	W	23	5	2	2	1	2	0	0	0	0	0	55	86	3.00	1.167
Mike Myers, L (7, 1) ERA: 4.0	0.0		2	2	2	2	0	0	0	0	0	0	0	2	4	∞	∞
Mike Morgan, R (7, 1) ERA: 5.53	1.0	H	4	1	1	1	0	0	0	0	0	0	1	8	11	9.00	1.000
Byung-Hyun Kim, R (8, 1) ERA: 1.34	2.0	S	7	1	0	0	4	1	0	0	0	0	0	21	33	0.00	1.000

PITCHER	IP	WLS	BF	H	R	ER	SO	BB	IBB	HBP	BLK	WP	HR	S	P	ERA	WHIP

BOTTOM

Arizona Diamondbacks @ New York Yankees

Yankee Stadium, Bronx, NY

Wed Jun 12 2002, 1:05 PM EDT
Att. 50,864 - Cloudy - 85 F

livebaseballscorecards.com

AB	33
R	5
H	9
RBI	5
BB	3
SO	5
LOB	15

Detroit Tigers @ Arizona Diamondbacks

Bank One Ballpark, Phoenix, AZ

Fri Jun 14 2002, 10:05 PM EDT

Att. 37,854 - Dome - 72 F

TOP

livebaseballscorecards.com

Batter	1	2	3	4	5	6	7	8	9	AB	R	H	RBI	BB	SO	LOB
Ramon Santiago, S (1, 6) OBP: 0.316, SLG: 0.433	C F B F C 1-3 K ①		C C F B X 1-2 L5 ②		F C F F B X 1-2 L9 ②		X 0-0 L3 ①		C H 1-1 FC6-5 WP HBP	4	0	0	0	0	1	1
Wendell Magee, R (1, 8) OBP: 0.326, SLG: 0.464	C F F X 0-2 G5-3 ②		B X 1-0 IHR		B F F B X 2-2 1-3 2B 2B		C B B B X 3-1 F9 ②		B B F F S 2-3 K ① 1-2	5	2	2	1	0	1	1
Dmitri Young, S (1, 7) OBP: 0.347, SLG: 0.478	C F S 0-3 K ③		S F B S 1-3 K ③		F S X 0-2 2-H 3-H 1B 2B		X 0-0 1B		B X 1-0 FC6-5 ② 2-3	3	1	1	2	0	2	0
Shane Halter, R (5, 7) OBP: 0.308, SLG: 0.367										2	0	1	0	0	0	1
Randall Simon, L (1, 3) OBP: 0.310, SLG: 0.472		F X 0-1 F5 ①		B X 1-0 1B	F X 0-1 2-H 1B 1B		F X 0-1 G6-3 ③		X 0-0 G4-3 ③	5	0	2	1	0	0	2
Robert Fick, L (1, 9) OBP: 0.346, SLG: 0.487		B S B C B F X 3-2 BB 1B	B C C F C 1-3 K ①		B B F F F F B X 3-2 1-2 1B			F B B C X 2-2 HR		4	1	3	1	0	1	1
15 Brandon Inge, R (1, 2) OBP: 0.323, SLG: 0.472		C S S 0-3 K ②	X 0-0 F9 ②		B S F B F B C 3-3 K ③			B F B X 2-1 HR		4	1	1	1	0	2	4
Damion Easley, R (1, 4) OBP: 0.206, SLG: 0.241		B C S B B B 4-2 1-2 BB	X 0-0 F7 ③			C B B C C 2-3 K ①		C F B S 1-3 K ①		3	0	0	0	1	2	1
Chris Truby, R (1, 5) OBP: 0.260, SLG: 0.361		B C F F F F S 1-3 K ③			F X 0-1 G5-3 ①	X 0-0 F8 ②		C F F S 0-3 K ②		4	0	0	0	0	2	2
Mike Maroth, L (1, 1) OBP: 0.250, SLG: 0.250			C B F S 1-3 K ①		X 0-0 2B 2B 1B	B B F F S 2-3 K ③		B S C S 1-3 K ③		4	1	1	0	0	3	0
Jamie Walker, L (9, 1)										0	0	0	0	0	0	0
Juan Acevedo, R (9, 1)										0	0	0	0	0	0	0
Inning Stats	R: 0 E: 0 K: 2 S: 11 H: 0 LOB: 0 BB: 0 P: 12	R: 0 E: 0 K: 2 S: 17 H: 1 LOB: 2 BB: 1 P: 25	R: 1 E: 0 K: 2 S: 11 H: 1 LOB: 0 BB: 0 P: 15	R: 0 E: 0 K: 1 S: 7 H: 1 LOB: 1 BB: 0 P: 9	R: 3 E: 0 K: 1 S: 25 H: 5 LOB: 2 BB: 0 P: 34	R: 0 E: 0 K: 2 S: 7 H: 0 LOB: 0 BB: 0 P: 11	R: 0 E: 0 K: 0 S: 6 H: 1 LOB: 1 BB: 0 P: 9	R: 2 E: 0 K: 3 S: 15 H: 2 LOB: 0 BB: 0 P: 21	R: 0 E: 0 K: 1 S: 6 H: 0 LOB: 1 BB: 0 P: 10	1B: 6 2B: 2 3B: 0 HR: 3 SF: 0 SAC: 0 DP: 0 HBP: 1						

AB	38
R	6
H	11
RBI	6
BB	1
SO	14
LOB	13

WP: 1 PA: 40
PB: 0
SB: 0
CS: 0

PITCHER	IP	WLS	BF	H	R	ER	SO	BB	IBB	HBP	BLK	WP	HR	S	P	ERA	WHIP
Curt Schilling, R (1, 1) ERA: 2.96	6.0	L	27	8	4	4	10	1	0	0	0	0	0	78	106	6.00	1.500
Duaner Sanchez, R (7, 1) ERA:	1.0		4	1	0	0	0	0	0	0	0	0	0	6	9	0.00	1.000
Greg Swindell, L (8, 1) ERA: 6.75	0.0		2	2	2	2	0	0	0	0	0	0	2	5	9	∞	∞
Mike Koplove, R (8, 1) ERA:	1.0		3	0	0	0	3	0	0	0	0	0	0	10	12	0.00	0.000
Mike Morgan, R (9, 1) ERA: 5.34	1.0		4	0	0	0	1	0	0	1	0	1	0	6	10	0.00	0.000

PITCHER	IP	WLS	BF	H	R	ER	SO	BB	IBB	HBP	BLK	WP	HR	S	P	ERA	WHIP

Batter	1	2	3	4	5	6	7	8	9	AB	R	H	RBI	BB	SO	LOB
Craig Counsell, L (1, 5) OBP: 0.339, SLG: 0.344	B C C B S 2-3 ① K			C B C X 1-2 ① G1-3			C B B F X 2-2 ① F5		B B B C F X 3-2 BB E 1B	4	1	1	0	0	1	0
Alex Cintron, S (1, 4) OBP: 0.615, SLG: 0.727	C S B B B F X 3-2 ② G4-3			B B B C C X 3-2 ② G6-3			F X 0-1 ① 1B 1B 1B		B B B B C B 4-1 E SF8 1-2 BB	3	2	1	0	1	0	0
Luis Gonzalez, L (1, 7) OBP: 0.415, SLG: 0.546	C B B B X 3-1 ③ G4-3			B F C X 1-2 ③ F9			X 0-0 ① 1B 1-3 1B		B X 1-0 E8 1-3 2-H 1B	4	0	2	1	0	0	0
Greg Colbrunn, R (1, 3) OBP: 0.373, SLG: 0.514 Erubiel Durazo, L (9, PH) OBP: 0.380, SLG: 0.618		B X 1-0 ① F9			C F F B X 1-2 G5-4-3 1B		B S F C 1-3 ② K		C S 0-3 ① K	3 1	0 0	1 0	0 0	0 0	1 1	2 2
Jose Guillen, R (1, 9) OBP: 0.270, SLG: 0.360 David Dellucci, L (9, PH) OBP: 0.356, SLG: 0.500		B X 1-0 ② F8			C B S F F X 1-2 ① ② G5-4-3 1-2f		X 0-0 1-2 3-H 1B		B C C F X 1-2 ② SF8 3-H	3 0	0 0	1 0	1 1	0 0	0 0	1 0
Steve Finley, L (1, 8) OBP: 0.371, SLG: 0.520		B C B X 2-1 ③ F5			B X 1-0 ③ F2		B B F X 2-1 ③ G3		B C F S 1-3 ③ K	4	0	0	0	0	1	3
Damian Miller, R (1, 2) OBP: 0.353, SLG: 0.491			B S S F X 1-2 ① L3			F X 0-1 ① P4		X 0-0 ① G6-3		3	0	0	0	0	0	0
Tony Womack, L (1, 6) OBP: 0.314, SLG: 0.337			B C X 1-1 ② F7			C B C B B X 3-2 ② P4		B C F X 1-2 ② F8		3	0	0	0	0	0	0
Curt Schilling, R (1, 1) OBP: 0.282, SLG: 0.282 Quinton McCracken, S (6, PH) OBP: 0.383, SLG: 0.500 Duaner Sanchez, R (7, 1) Greg Swindell, L (8, 1) Mike Koplove, R (8, 1) Chris Donnels, L (8, PH) OBP: 0.392, SLG: 0.478 Mike Morgan, R (9, 1)			S F B F X 1-2 ③ G4-3			B B X 2-0 ③ G6-3		C X 0-1 ③ G4-3		1 1 0 0 0 1 0	0 0 0 0 0 0 0	0 0 0 0 0 0 0	0 0 0 0 0 0 0	0 0 0 0 0 0 0	0 0 0 0 0 0 0	0 0 0 0 0 0 0
Inning Stats	R: 0 H: 0 E: 0 LOB: 0 K: 1 BB: 0 S: 9 P: 17	R: 0 H: 0 E: 0 LOB: 0 K: 0 BB: 0 S: 4 P: 8	R: 0 H: 0 E: 0 LOB: 0 K: 0 BB: 0 S: 10 P: 13	R: 0 H: 0 E: 0 LOB: 0 K: 0 BB: 0 S: 9 P: 14	R: 0 H: 1 E: 0 LOB: 0 K: 0 BB: 0 S: 10 P: 13	R: 0 H: 0 E: 0 LOB: 0 K: 0 BB: 0 S: 6 P: 11	R: 1 H: 3 E: 0 LOB: 2 K: 1 BB: 0 S: 12 P: 17	R: 0 H: 0 E: 0 LOB: 0 K: 0 BB: 0 S: 6 P: 7	R: 2 H: 2 E: 1 LOB: 1 K: 2 BB: 1 S: 14 P: 24	1B: 6 2B: 0 3B: 0 HR: 0	SF: 1 SAC: 0 DP: 1 HBP: 0						

PITCHER		IP	WLS	BF	H	R	ER	SO	BB	IBB	HBP	BLK	WP	HR	S	P	ERA	WHIP
Mike Maroth, L ERA: 1.8	(1, 1)	8.0	W	29	5	3	3	2	1	0	0	0	0	0	70	111	3.38	0.750
Jamie Walker, L ERA: 3.26	(9, 1)	0.0		1	1	0	0	0	0	0	0	0	0	0	1	2	∞	∞
Juan Acevedo, R ERA: 2.58	(9, 1)	1.0	S	3	0	0	0	2	0	0	0	0	0	0	9	11	0.00	0.000

PITCHER	IP	WLS	BF	H	R	ER	SO	BB	IBB	HBP	BLK	WP	HR	S	P	ERA	WHIP

BOTTOM

Detroit Tigers @ Arizona Diamondbacks

Bank One Ballpark, Phoenix, AZ

Fri Jun 14 2002, 10:05 PM EDT
Att. 37,854 - Dome - 72 F

livebaseballscorecards.com

AB	31
R	3
H	6
RBI	3
BB	1
SO	4
LOB	8

Batter	1	2	3	4	5	6	7	8	9	AB	R	H	RBI	BB	SO	LOB
Ramon Santiago, S (1, 6) OBP: 0.320, SLG: 0.432	X 0-0 G3 1B		B F B B C F C 3-3 ② K		F C B S 1-3 ② K		F X 0-1 CS 1B		C X 0-1 ② G4-1 1-2	5	0	2	0	0	2	2
Wendell Magee, R (1, 8) OBP: 0.323, SLG: 0.458	C S X 0-2 ① G3 1-2		B S B S S 2-3 ③ K		S X 0-1 1B		B B C S 2-3 ②③ K 1-2		C S B X 1-2 ③ F3	5	0	1	0	0	2	4
Shane Halter, R (1, 7) (8, 4) OBP: 0.302, SLG: 0.359	S S S 0-3 ② K			F X 0-1 ① G6-3	S S B B S 2-3 ③ K			C S C 0-3 ① K		4	0	0	0	0	3	2
Randall Simon, L (1, 3) OBP: 0.309, SLG: 0.468	X 0-0 ③ P4			B X 1-0 15 BB 1B 1B		X 0-0 E1 1B G6-4-3		X 0-0 ② L8		4	1	1	0	0	0	1
Robert Fick, L (1, 9) OBP: 0.356, SLG: 0.498 Craig Monroe, R (8, PR) (8, 9)		C H 1-1 CS HBP		X 0-0 15 BB 1-2 1B		B B X 2-0 G6-4-3 15 BB 1-3 1B		C X 0-1 2B		3 0	0 0	3 0	0 0	0 0	0 0	0 0
15 Brandon Inge, R (1, 2) OBP: 0.340, SLG: 0.467		C F S 0-3 ① K		C B C B B B 4-2 1-2 2-3 BB		B S B B B 4-1 G6-4-3 1-2 BB		C B B F F B B 4-2 BB		1	0	0	0	3	1	1
Damion Easley, R (1, 4) OBP: 0.197, SLG: 0.230 Dmitri Young, S (8, PH) OBP: 0.345, SLG: 0.475 Jamie Walker, L (8, 1)		C B B S B S 3-3 ②③ K 1-2		B F C B F C 2-3 ② K		C B X 1-1 ①② G6-4-3 1-2f 2-3 3-H		F S F S 0-3 ③ K		3 1 0	0 0 0	0 0 0	0 0 0	0 0 0	2 1 0	6 2 0
Chris Truby, R (1, 5) OBP: 0.260, SLG: 0.358			F F F F B B X 2-2 WP 1B	B B F F B X 3-2 ③ F8		S C S 0-3 ③ K2-3			C X 0-1 ① G4-3	4	0	1	0	0	1	4
Adam Bernero, R (1, 1) Damian Jackson, R (7, PH) OBP: 0.308, SLG: 0.370 Julio Santana, R (7, 1) Ryan Jackson, L (8, 7) OBP: 1.000, SLG: 3.000			L B L S 1-3 ① K 1-2		B F C C 1-3 ① K		C B F B F S 2-3 ① K		F F B B F F B B 4-2 G4-1 BB	2 1 0 0	0 0 0 0	0 0 0 0	0 0 0 0	0 0 0 1	2 1 0 0	1 0 0 0
Inning Stats	R: 0 H: 1 E: 0 LOB: 1 K: 1 BB: 0 S: 8 P: 8	R: 0 H: 0 E: 0 LOB: 1 K: 2 BB: 0 S: 7 P: 11	R: 0 H: 1 E: 0 LOB: 1 K: 3 BB: 0 S: 14 P: 22	R: 0 H: 2 E: 0 LOB: 3 K: 1 BB: 1 S: 13 P: 23	R: 0 H: 1 E: 0 LOB: 1 K: 3 BB: 0 S: 11 P: 15	R: 1 H: 1 E: 1 LOB: 1 K: 1 BB: 1 S: 8 P: 15	R: 0 H: 1 E: 0 LOB: 0 K: 2 BB: 0 S: 9 P: 13	R: 0 H: 1 E: 0 LOB: 2 K: 2 BB: 1 S: 13 P: 17	R: 0 H: 0 E: 0 LOB: 1 K: 0 BB: 1 S: 11 P: 16	1B: 7 SF: 0 2B: 2 SAC: 0 3B: 0 DP: 2 HR: 0 HBP: 1					WP: 1 PA: 38 PB: 0 SB: 0 CS: 2	

PITCHER		IP	WLS	BF	H	R	ER	SO	BB	IBB	HBP	BLK	WP	HR	S	P	ERA	WHIP
Randy Johnson, L ERA: 2.63	(1, 1)	7.0	W	29	7	1	0	13	2	0	1	0	1	0	70	107	0.00	1.286
Byung-Hyun Kim, R ERA: 1.28	(8, 1)	2.0	S	9	1	0	0	2	2	0	0	0	0	0	24	33	0.00	1.500

PITCHER	IP	WLS	BF	H	R	ER	SO	BB	IBB	HBP	BLK	WP	HR	S	P	ERA	WHIP

TOP

Detroit Tigers @ Arizona Diamondbacks

Bank One Ballpark, Phoenix, AZ

Sat Jun 15 2002, 10:05 PM EDT

Att. 47,280 - Dome - 72 F

livebaseballscorecards.com

AB	33
R	1
H	8
RBI	0
BB	4
SO	15
LOB	23

Batter	1	2	3	4	5	6	7	8	9	AB	R	H	RBI	BB	SO	LOB
Craig Counsell, L (1, 5) OBP: 0.338, SLG: 0.342	C B B F F X 2-2 G3 1B		B X 1-0 ② F9		B C C F X 1-2 ③ F9 2-3 3-H		C B F F B X 2-2 ③ G4-3			4	0	1	0	0	0	3
David Dellucci, L (1, 9) OBP: 0.333, SLG: 0.463 Quinton McCracken, S (8, PH) OBP: 0.390, SLG: 0.520 (9, 9)	X 0-0 ① G3 1-2		B B X 2-0 ③ F7			X 0-0 ① G4-3		B S B X 2-1 G4-3 1B 2B		3 1	0 1	0 1	0 0	0 0	0 0	1 0
Luis Gonzalez, L (1, 7) OBP: 0.410, SLG: 0.537	B B X 2-0 ② F9			C X 0-1 ① L9		B X 1-0 ② G4-3		F B X 1-1 ① G4-3 2-3		4	0	0	0	0	0	2
Erubiel Durazo, L (1, 3) OBP: 0.361, SLG: 0.583	B F B F S 2-3 ③ K			X 0-0 ② F8		B C F B F B F X 3-2 ③ F9		S B B S S 2-3 ② K		4	0	0	0	0	2	2
Damian Miller, R (1, 2) OBP: 0.356, SLG: 0.488		X 0-0 G5-4-3 BB 1B		C C S 0-3 ③ K			X 0-0 ① P4	I I I I 4-0 1B IBB		3	0	1	0	1	1	0
Steve Finley, L (1, 8) OBP: 0.377, SLG: 0.527		B B B C F B 4-2 G5-4-3 1-2 BB			C X 0-1 ① L9		B B B X 3-0 1B 2B	C B X 1-1 S 1-3 3-H 1B		3	1	2	1	1	0	0
Tony Womack, L (1, 6) OBP: 0.313, SLG: 0.336	B F S X 1-2 ① ② G5-4-3 1-2f 2-3				C X 0-1 2B WP 1B		B F X 1-1 ② F8	B B B C X 3-1 ③ G4-3 1-2		4	1	1	0	0	0	5
Alex Cintron, S (1, 4) OBP: 0.625, SLG: 0.769	F B F X 1-2 ③ F7				X 0-0 WP 1-3 2B		I I I I 4-0 1B IBB			2	0	1	0	1	0	1
Randy Johnson, R (1, 1) OBP: 0.053, SLG: 0.081 Mark Grace, L (7, PH) OBP: 0.365, SLG: 0.422 Byung-Hyun Kim, R (8, 1) OBP: 1.000, SLG: 1.000			C S B S 1-3 ① K		C F B F S 1-3 ② K		B B C B X 3-1 1-3 2-H 1B			2 1 0	0 0 0	0 1 0	0 1 0	0 0 0	2 0 0	2 0 0
Inning Stats	R: 0 H: 1 E: 0 LOB: 1 K: 1 BB: 0 S: 9 P: 15	R: 0 H: 1 E: 0 LOB: 1 K: 0 BB: 1 S: 9 P: 15	R: 0 H: 0 E: 0 LOB: 0 K: 1 BB: 0 S: 5 P: 9	R: 0 H: 0 E: 0 LOB: 0 K: 1 BB: 0 S: 6 P: 6	R: 1 H: 2 E: 0 LOB: 1 K: 1 BB: 0 S: 13 P: 15	R: 0 H: 0 E: 0 LOB: 0 K: 0 BB: 0 S: 7 P: 11	R: 1 H: 2 E: 0 LOB: 2 K: 0 BB: 1 S: 10 P: 23	R: 1 H: 2 E: 0 LOB: 2 K: 1 BB: 1 S: 11 P: 24		1B: 5 SF: 0 2B: 3 SAC: 0 3B: 0 DP: 1 HR: 0 HBP: 0						

PITCHER		IP	WLS	BF	H	R	ER	SO	BB	IBB	HBP	BLK	WP	HR	S	P	ERA	WHIP
Adam Bernero, R ERA: 5.4	(1, 1)	6.0		22	4	1	1	4	1	0	0	0	1	0	49	71	1.50	0.833
Julio Santana, R ERA: 2.59	(7, 1)	1.0	L	6	2	1	1	0	0	1	0	0	0	0	10	23	9.00	2.000
Jamie Walker, L ERA: 3.54	(8, 1)	1.0		6	2	1	1	1	0	1	0	0	0	0	11	24	9.00	2.000

PITCHER	IP	WLS	BF	H	R	ER	SO	BB	IBB	HBP	BLK	WP	HR	S	P	ERA	WHIP

BOTTOM

Detroit Tigers @ Arizona Diamondbacks

Bank One Ballpark, Phoenix, AZ

Sat Jun 15 2002, 10:05 PM EDT

Att. 47,280 - Dome - 72 F

livebaseballscorecards.com

AB	31
R	3
H	8
RBI	2
BB	3
SO	5
LOB	16

Batter	1	2	3	4	5	6	7	8	9	AB	R	H	RBI	BB	SO	LOB
Ramon Santiago, S (1, 6) OBP: 0.311, SLG: 0.418	C C B X 1-2 G3 ①		C B B B X 3-1 L8 ③			X 0-0 SH1-4 ① 1-2 2-3		F F X 0-2 G4-3 ② 2-3		3	0	0	0	0	0	1
Wendell Magee, R (1, 8) OBP: 0.326, SLG: 0.456 Jeff Farnsworth, R (8, 1) Jose Paniagua, R (8, 1)	L F B C 1-3 K ②			B X 1-0 CS 1B		B B B C S B 4-2 G6-3 BB		B B F X 2-1 G6-3 ③		3 0 0	0 0 0	1 0 0	0 0 0	1 0 0	1 0 0	1 0 0
Craig Paquette, R (1, 7) OBP: 0.232, SLG: 0.329	X 0-0 HR			B S B F S 2-3 K ① ② 1-2		X 0-0 G6-3 ② ③ 1-2f			C F X 0-2 P4 ①	4	1	1	1	0	1	4
Randall Simon, L (1, 3) OBP: 0.312, SLG: 0.469	C B F B B F F F F 3-2 X F5 ③			S X 0-1 G4-3 ③			B F X 1-1 1B		X 0-0 1B 1B 1B	4	1	2	0	0	0	0
Robert Fick, L (1, 9) OBP: 0.355, SLG: 0.494 Craig Monroe, R (9, PR)		C B B B X 3-1 F7 ①			C B B X 2-1 P4 ①		X 0-0 P4 ①		F B S X 1-2 1B 1B 1-2	4 0	0 0	1 0	0 0	0 0	0 0	1 0
Chris Truby, R (1, 5) OBP: 0.260, SLG: 0.356		B X 1-0 F7 ②			C C S 0-3 K ②		X 0-0 F8 ②		X 0-0 1B 1-2 2-H	4	0	1	1	0	1	1
Damion Easley, R (1, 4) OBP: 0.186, SLG: 0.215		B C X 1-1 G3 ③			C X 0-1 G5-3 ③		F F B B S 2-3 K ③		C C S 0-3 K ②	4	0	0	0	0	2	3
Matt Walbeck, S (1, 2) OBP: 0.212, SLG: 0.200			B X 1-0 F2 ①			F C B F X 1-2 SH1-4 1B 1B		X 0-0 B1-3 ①	C F B F B X 2-2 G3-1 ③	4	0	1	0	0	0	2
Mark Redman, L (1, 1) OBP: 0.500, SLG: 0.500 Ryan Jackson, L (8, PH) OBP: 1.000, SLG: 2.500 (8, 8)			F B S B X 2-2 G6-3 ②			X 0-0 SH1-4 1-2 1B		S B C T F F F F B F 2-2 X G4-3 2B		2 1	0 0	1 1	0 0	0 0	0 0	0 0
Inning Stats	R: 1 E: 0 K: 1 S: 14 H: 1 LOB: 0 BB: 0 P: 19	R: 0 E: 0 K: 0 S: 5 H: 0 LOB: 0 BB: 0 P: 10	R: 0 E: 0 K: 0 S: 6 H: 0 LOB: 0 BB: 0 P: 12	R: 0 E: 0 K: 1 S: 6 H: 1 LOB: 0 BB: 0 P: 9	R: 0 E: 0 K: 1 S: 7 H: 0 LOB: 0 BB: 0 P: 9	R: 0 E: 0 K: 0 S: 9 H: 2 LOB: 2 BB: 1 P: 14	R: 0 E: 0 K: 1 S: 7 H: 1 LOB: 1 BB: 0 P: 10	R: 0 E: 0 K: 0 S: 14 H: 1 LOB: 1 BB: 0 P: 18	R: 1 E: 0 K: 1 S: 15 H: 3 LOB: 2 BB: 0 P: 18	1B: 7 2B: 1 3B: 0 HR: 1	SF: 0 SAC: 1 DP: 1 HBP: 0					

PITCHER		IP	WLS	BF	H	R	ER	SO	BB	IBB	HBP	BLK	WP	HR	S	P	ERA	WHIP
Rick Helling, R ERA: 4.8	(1, 1)	8.0	W	29	6	1	1	4	1	0	0	0	0	1	68	101	1.12	0.875
Mike Koplove, R ERA: 2.7	(9, 1)	1.0		6	3	1	1	1	0	0	0	0	0	0	15	18	9.00	3.000

PITCHER	IP	WLS	BF	H	R	ER	SO	BB	IBB	HBP	BLK	WP	HR	S	P	ERA	WHIP

TOP

Detroit Tigers @ Arizona Diamondbacks

Bank One Ballpark, Phoenix, AZ

Sun Jun 16 2002, 4:35 PM EDT
Att. 45,904 - Dome - 72 F

livebaseballscorecards.com

AB	33
R	2
H	9
RBI	2
BB	1
SO	5
LOB	13

1B: 7	SF: 0	WP: 0	PA: 35
2B: 1	SAC: 1	PB: 0	
3B: 0	DP: 1	SB: 0	
HR: 1	HBP: 0	CS: 1	

Batter	1	2	3	4	5	6	7	8	9	AB	R	H	RBI	BB	SO	LOB
Quinton McCracken, S (1, 9) OBP: 0.391, SLG: 0.525	F3		G6-3		F7		2B	1B		5	0	2	2	0	0	1
Tony Womack, L (1, 6) OBP: 0.311, SLG: 0.335	G4-3		G4-6-3 1B		F9		G4-3	SF7		4	0	1	1	0	0	2
Luis Gonzalez, L (1, 7) OBP: 0.409, SLG: 0.547	L7		G4-6-3			G3		HR 1B		5	1	2	1	0	0	1
Greg Colbrunn, R (1, 5) OBP: 0.372, SLG: 0.519 Erubiel Durazo, L (8, PH) OBP: 0.353, SLG: 0.568 Chris Donnels, L (9, 5) OBP: 0.302, SLG: 0.478		2B		G5-3		G4-3		L6 G4-3		3 2 0	1 0 0	1 0 0	0 0 0	0 0 0	0 2 0	0 2 0
Steve Finley, L (1, 8) OBP: 0.379, SLG: 0.527		F8		FC6-4 1B		G4-3		2B 1B		4	1	2	0	0	0	1
Damian Miller, R (1, 2) OBP: 0.364, SLG: 0.506		HR 2B		FC6-4			2B 1B	2B 2B		4	3	3	1	0	0	1
Mark Grace, L (1, 3) OBP: 0.374, SLG: 0.452		HR		FC6-4			G1-3 2B	2B IBB		3	3	2	3	1	0	1
Alex Cintron, S (1, 4) OBP: 0.550, SLG: 0.706					P4		G1-3	1B 2B		4	1	1	2	0	1	1
Rick Helling, R (1, 1) OBP: 0.200, SLG: 0.048 Mike Koplove, R (9, 1)					BB		G6-3	1B SF7		3 0	1 0	1 0	1 0	1 0	1 0	1 0
Inning Stats	R: 0 E: 0 K: 0 S: 9 H: 0 LOB: 0 BB: 0 P: 16	R: 3 E: 0 K: 2 S: 16 H: 3 LOB: 0 BB: 0 P: 22	R: 0 E: 0 K: 0 S: 7 H: 1 LOB: 0 BB: 0 P: 11	R: 0 E: 0 K: 0 S: 10 H: 1 LOB: 1 BB: 0 P: 17	R: 0 E: 0 K: 0 S: 15 H: 0 LOB: 1 BB: 1 P: 24	R: 0 E: 0 K: 0 S: 6 H: 0 LOB: 0 BB: 0 P: 8	R: 2 E: 0 K: 0 S: 15 H: 3 LOB: 1 BB: 0 P: 22	R: 6 E: 0 K: 0 S: 24 H: 7 LOB: 2 BB: 1 P: 41		1B: 7 2B: 6 3B: 0 HR: 2	SF: 1 SAC: 0 DP: 1 HBP: 0					

BOTTOM

Detroit Tigers @ Arizona Diamondbacks

Bank One Ballpark, Phoenix, AZ

Sun Jun 16 2002, 4:35 PM EDT

Att. 45,904 - Dome - 72 F

livebaseballscorecards.com

AB	37
R	11
H	15
RBI	11
BB	2
SO	2
LOB	11

PITCHER		IP	WLS	BF	H	R	ER	SO	BB	IBB	HBP	BLK	WP	HR	S	P	ERA	WHIP
Mark Redman, L ERA: 3.83	(1, 1)	7.0	L	29	8	5	5	2	1	0	0	0	0	1	78	120	6.43	1.286
Jeff Farnsworth, R ERA: 4.62	(8, 1)	0.1		7	5	6	6	0	0	1	0	0	0	1	15	31	162.00	15.000
Jose Paniagua, R ERA: 5.2	(8, 1)	0.2		4	2	0	0	0	0	0	0	0	0	0	9	10	0.00	3.000

PITCHER	IP	WLS	BF	H	R	ER	SO	BB	IBB	HBP	BLK	WP	HR	S	P	ERA	WHIP

Baltimore Orioles @ Arizona Diamondbacks

Bank One Ballpark, Phoenix, AZ

Tue Jun 18 2002, 10:05 PM EDT

Att. 40,992 - Dome - 72 F

livebaseballscorecards.com

TOP

Batter	1	2	3	4	5	6	7	8	9	AB	R	H	RBI	BB	SO	LOB
6 Melvin Mora, R (1, 8) OBP: 0.350, SLG: 0.415	SH1-3 BLK 2B 1B		F8		F7		1B BB		1B	4	1	2	0	1	0	0
Jerry Hairston, R (1, 4) OBP: 0.321, SLG: 0.331	SH1-3		S 1B			FC5-4 1B	F7		G6-3	4	0	2	0	0	0	3
Gary Matthews, S (1, 9) OBP: 0.347, SLG: 0.408	2B		K			FC5-4 31 2B	FC5-4 1B			4	0	2	2	0	1	2
Tony Batista, R (1, 5) OBP: 0.335, SLG: 0.534	P6			1B		F7	FC5-4			4	0	1	0	0	0	4
31 Jay Gibbons, L (1, 3) OBP: 0.337, SLG: 0.477	G4-3			F5		2B		G4-3		4	0	1	0	0	0	2
21 Marty Cordova, R (1, 7) OBP: 0.324, SLG: 0.433		G6-4-3 1B		K		G6-3		G4-3		4	0	1	0	0	1	3
Geronimo Gil, R (1, 2) OBP: 0.282, SLG: 0.430		G6-4-3		F7			HR	L1		4	1	1	1	0	0	2
Mike Bordick, R (1, 6) OBP: 0.300, SLG: 0.349 1 Brian Roberts, S (9, PH) OBP: 0.356, SLG: 0.342		G6-3			F3		G6-3		F7	3 1	0 0	0 0	0 0	0 0	0 0	0 0
Jason Johnson, R (1, 1) Chris Singleton, L (5, PH) OBP: 0.275, SLG: 0.382 Sean Douglass, R (5, 1) Jose Leon, R (7, PH) OBP: 0.500, SLG: 0.500 B.J. Ryan, L (7, 1) Rick Bauer, R (8, 1) Ryan McGuire, L (9, PH) OBP: 0.091, SLG: 0.091			K		L8		6 BB 1B		K	1 1 0 1 0 0 0 1	0 0 0 1 0 0 0 0	0 0 0 1 0 0 0 1	0 0 0 0 0 0 0 0	1 0 0 0 0 0 0 0	0 0 0 0 0 0 0 0	0 0 0 0 0 0 0 0
Inning Stats	R: 1 E: 0 K: 0 S: 10 H: 2 LOB: 1 BB: 0 P: 19	R: 0 E: 0 K: 0 S: 6 H: 1 LOB: 0 BB: 0 P: 10	R: 0 E: 0 K: 2 S: 10 H: 1 LOB: 1 BB: 0 P: 14	R: 0 E: 0 K: 1 S: 7 H: 1 LOB: 1 BB: 0 P: 12	R: 0 E: 0 K: 0 S: 8 H: 0 LOB: 0 BB: 0 P: 12	R: 0 E: 0 K: 0 S: 6 H: 2 LOB: 2 BB: 0 P: 10	R: 2 E: 0 K: 0 S: 19 H: 3 LOB: 2 BB: 1 P: 32	R: 0 E: 0 K: 0 S: 10 H: 0 LOB: 0 BB: 0 P: 15	R: 0 E: 0 K: 1 S: 11 H: 1 LOB: 1 BB: 0 P: 14	1B: 8 2B: 2 3B: 0 HR: 1	SF: 0 SAC: 1 DP: 1 HBP: 0						

AB	36
R	3
H	11
RBI	3
BB	1
SO	4
LOB	16

WP: 0 PB: 0 SB: 1 CS: 0 PA: 38

PITCHER		IP	WLS	BF	H	R	ER	SO	BB	IBB	HBP	BLK	WP	HR	S	P	ERA	WHIP
Brian Anderson, L ERA: 5.27	(1, 1)	6.1	W	27	9	3	3	3	0	0	0	1	0	1	56	93	4.26	1.421
Duaner Sanchez, R ERA:	(7, 1)	0.2	H	4	1	0	0	0	1	0	0	0	0	0	10	16	0.00	3.000
Mike Koplove, R ERA: 2.08	(8, 1)	1.0	H	3	0	0	0	0	0	0	0	0	0	0	10	15	0.00	0.000
Byung-Hyun Kim, R ERA: 1.25	(9, 1)	1.0	S	4	1	0	0	1	0	0	0	0	0	0	11	14	0.00	1.000

PITCHER	IP	WLS	BF	H	R	ER	SO	BB	IBB	HBP	BLK	WP	HR	S	P	ERA	WHIP

Baltimore Orioles @ Arizona Diamondbacks

Bank One Ballpark, Phoenix, AZ

Tue Jun 18 2002, 10:05 PM EDT

Att. 40,992 - Dome - 72 F

livebaseballscorecards.com

BOTTOM

Batter	1	2	3	4	5	6	7	8	9	AB	R	H	RBI	BB	SO	LOB
Craig Counsell, L (1, 4) (7, 5) OBP: 0.339, SLG: 0.345	K		1B S BB	2B		K		F7		4	0	1	1	1	2	2
Quinton McCracken, S (1, 9) OBP: 0.402, SLG: 0.553	1B 3B		BB 2B 1B	L3			G3-1 WP HR 1B	F7-6-3		5	3	3	0	0	0	3
Luis Gonzalez, L (1, 7) OBP: 0.407, SLG: 0.540	G1-3		2B BB	F9			G3-1			3	0	0	0	1	0	4
Erubiel Durazo, L (1, 3) OBP: 0.360, SLG: 0.603	2B 1B				G4-3		HR			4	2	2	3	0	1	2
Mark Grace, L (8, 3) OBP: 0.374, SLG: 0.452										0	0	0	0	0	0	0
Damian Miller, R (1, 2) OBP: 0.371, SLG: 0.520	WP 2B		2B		K		BB			3	0	2	2	1	1	0
Steve Finley, L (1, 8) OBP: 0.377, SLG: 0.519	P4		F8		G4-3		FC6-4 BB			3	0	0	0	1	0	3
Chris Donnels, L (1, 5) OBP: 0.304, SLG: 0.469		G4-3		1B 2B 1B		K	K			3	1	1	0	0	1	0
Alex Cintron, S (7, 4) OBP: 0.524, SLG: 0.667										1	0	0	0	0	1	2
Tony Womack, L (1, 6) OBP: 0.314, SLG: 0.337		K		2B 1B		G5-3 1B	FC6-4			4	0	2	0	0	1	2
Brian Anderson, R (1, 1) OBP: 0.176, SLG: 0.250		K		B1		G5-3		F7-6-3 HBP		3	0	0	0	0	1	3
Duaner Sanchez, R (7, 1)										0	0	0	0	0	0	0
Mike Koplove, R (8, 1)										0	0	0	0	0	0	0
David Dellucci, L (8, PH) OBP: 0.347, SLG: 0.463										0	0	0	0	0	0	0
Byung-Hyun Kim, R (9, 1) OBP: 1.000, SLG: 1.000										0	0	0	0	0	0	0
Inning Stats	R: 2 E: 0 K: 1 S: 12 H: 3 LOB: 1 BB: 0 P: 20		R: 0 E: 0 K: 2 S: 12 H: 0 LOB: 0 BB: 0 P: 15	R: 1 E: 0 K: 1 S: 17 H: 2 LOB: 2 BB: 2 P: 31	R: 1 E: 0 K: 0 S: 10 H: 3 LOB: 2 BB: 0 P: 16	R: 0 E: 0 K: 1 S: 9 H: 0 LOB: 0 BB: 0 P: 15	R: 0 E: 0 K: 2 S: 15 H: 1 LOB: 1 BB: 0 P: 19	R: 2 E: 0 K: 1 S: 18 H: 2 LOB: 2 BB: 2 P: 33	R: 0 E: 0 K: 0 S: 6 H: 0 LOB: 0 BB: 0 P: 11								

AB	33
R	6
H	11
RBI	6
BB	4
SO	8
LOB	21

1B: 6 SF: 0 WP: 2 PA: 38
2B: 4 SAC: 0 PB: 0
3B: 1 DP: 1 SB: 1
HR: 1 HBP: 1 CS: 0

PITCHER		IP	WLS	BF	H	R	ER	SO	BB	IBB	HBP	BLK	WP	HR	S	P	ERA	WHIP
Jason Johnson, R ERA: 4.81	(1, 1)	4.0	L	21	8	4	4	4	2	0	0	0	1	0	51	82	9.00	2.500
Sean Douglass, R ERA: 5.79	(5, 1)	2.0		7	1	0	0	3	0	0	0	0	0	0	24	34	0.00	0.500
B.J. Ryan, L ERA: 8.06	(7, 1)	1.0		7	2	2	2	1	2	0	0	0	1	1	18	33	18.00	4.000
Rick Bauer, R ERA: 5.4	(8, 1)	1.0		3	0	0	0	0	0	0	1	0	0	0	6	11	0.00	0.000

PITCHER	IP	WLS	BF	H	R	ER	SO	BB	IBB	HBP	BLK	WP	HR	S	P	ERA	WHIP

Batter	1	2	3	4	5	6	7	8	9	AB	R	H	RBI	BB	SO	LOB
1 Brian Roberts, S (1, 4) OBP: 0.337, SLG: 0.321	C B C X 1-2 ① P3		C C B B X 2-2 ② G6-3		B X 1-0 ③ L3		C X 0-1 ② F9		B X 1-0 ③ L7	5	0	0	0	0	0	1
6 Melvin Mora, R (1, 6) OBP: 0.349, SLG: 0.413	B F B X 2-1 HR 1B		S F S 0-3 ③ K			C B F S 1-3 K 1B 3B	B X 1-0 ③ B2			4	2	1	0	0	2	0
Chris Singleton, L (1, 8) OBP: 0.274, SLG: 0.380	F B S S 1-3 ② K			C F F S 0-3 ① K		B X 1-0 3B 1-3 1B		X 0-0 ① G4-3		4	1	1	0	0	2	1
Tony Batista, R (1, 5) OBP: 0.333, SLG: 0.541	B C B F F X 2-2 1-H HR			C F F S 0-3 ② K		C B X 1-1 ① F9		X 0-0 E6 31 FC4-6		4	1	1	2	0	1	2
31 Jay Gibbons, L (1, 9) OBP: 0.332, SLG: 0.469	B S B S C 2-3 ③ K			B X 1-0 ③ G4-3		B F F F F S 1-3 ② K		X 0-0 ② FC4-6 BB 1-2f		4	0	0	0	0	2	3
Gary Matthews, S (1, 7) OBP: 0.358, SLG: 0.436		C C B C 1-3 ① K			F X 0-1 G3 1B 2B	F X 0-1 1-H 3-H 2B 3B		B B C B B 4-1 1-2 BB		3	2	2	2	1	1	0
Ryan McGuire, L (1, 3) OBP: 0.133, SLG: 0.200		C B B X 2-1 ② F8			B X 1-0 ① G3 2-3	B C X 1-1 3-H 2B		C X 0-1 ③ L5		4	0	1	1	0	0	3
Geronimo Gil, R (1, 2) OBP: 0.281, SLG: 0.426		S C B S 1-3 ③ K			B F X 1-1 FC1-6 3-H 1B	C B S F C 1-3 ③ K			S X 0-1 ① G5-3	4	0	1	1	0	2	1
Sidney Ponson, R (1, 1) OBP: 0.333, SLG: 0.667			B S F B X 2-2 ① L9		X 0-0 ② FC1-6 1-2f		B S B S F C 2-3 ① K		X 0-0 ② P4	1	0	0	0	0	0	0
Chris Brock, R (4, 1)										2	0	0	0	0	1	1
Buddy Groom, L (7, 1)										0	0	0	0	0	0	0
Jerry Hairston, R (9, PH) OBP: 0.319, SLG: 0.329										1	0	0	0	0	0	0
Jorge Julio, R (9, 1)										0	0	0	0	0	0	0
Inning Stats	R: 2 E: 0 K: 2 S: 15 H: 2 LOB: 0 BB: 0 P: 23	R: 0 E: 0 K: 2 S: 8 H: 0 LOB: 0 BB: 0 P: 12	R: 0 E: 0 K: 1 S: 9 H: 0 LOB: 0 BB: 0 P: 13	R: 0 E: 0 K: 2 S: 9 H: 0 LOB: 0 BB: 0 P: 10	R: 1 E: 0 K: 0 S: 7 H: 2 LOB: 1 BB: 0 P: 10	R: 3 E: 0 K: 3 S: 20 H: 3 LOB: 1 BB: 0 P: 26	R: 0 E: 0 K: 1 S: 7 H: 0 LOB: 0 BB: 0 P: 10	R: 0 E: 1 K: 0 S: 6 H: 0 LOB: 2 BB: 1 P: 10	R: 0 E: 0 K: 0 S: 4 H: 0 LOB: 0 BB: 0 P: 5	1B: 3 2B: 2 3B: 1 HR: 1 SF: 0 SAC: 0 DP: 0 HBP: 0						

PITCHER		IP	WLS	BF	H	R	ER	SO	BB	IBB	HBP	BLK	WP	HR	S	P	ERA	WHIP
Curt Schilling, R ERA: 3.28	(1, 1)	6.0	L	26	7	6	6	10	0	0	0	0	1	1	68	94	9.00	1.167
Greg Swindell, L ERA: 6.1	(7, 1)	1.0		3	0	0	0	1	0	0	0	0	0	0	7	10	0.00	0.000
Mike Morgan, R ERA: 4.99	(8, 1)	2.0		8	0	0	0	0	1	0	0	0	0	0	10	15	0.00	0.500

PITCHER	IP	WLS	BF	H	R	ER	SO	BB	IBB	HBP	BLK	WP	HR	S	P	ERA	WHIP

TOP

Baltimore Orioles @ Arizona Diamondbacks

Bank One Ballpark, Phoenix, AZ

Wed Jun 19 2002, 10:05 PM EDT

Att. 37,305 - Dome - 72 F

livebaseballscorecards.com

AB	36
R	6
H	7
RBI	6
BB	1
SO	11
LOB	12

1B: 3	SF: 0
2B: 2	SAC: 0
3B: 1	DP: 0
HR: 1	HBP: 0

WP: 1	PA: 37
PB: 0	
SB: 0	
CS: 0	

Baltimore Orioles @ Arizona Diamondbacks

Bank One Ballpark, Phoenix, AZ

Wed Jun 19 2002, 10:05 PM EDT

Att. 37,305 - Dome - 72 F

livebaseballscorecards.com

BOTTOM

Batter	1	2	3	4	5	6	7	8	9	AB	R	H	RBI	BB	SO	LOB
Craig Counsell, L (1, 5) OBP: 0.334, SLG: 0.340	C B B X 2-1 ① G4-3		B C C X 1-2 ③ G6-3		C B C X 1-2 ② G4-3		B S B S B F X 3-2 ③ L8			4	0	0	0	0	0	1
Quinton McCracken, S (1, 9) OBP: 0.396, SLG: 0.551	B C B B X 2-1 ② F5			F C B B F X 2-2 BB G5-2-3 2B	B F B F S 2-3 ③ K			B X 1-0 ① G4-3		4	0	1	0	0	1	0
Luis Gonzalez, L (1, 7) OBP: 0.412, SLG: 0.540	B B X 2-0 1B			B B B B 4-0 G5-2-3 BB 1B BB		B C F F B B B 4-2 G6-4-3 BB BB		B C C B X 2-2 ② G6-3		2	1	1	0	2	0	0
Erubiel Durazo, L (1, 3) OBP: 0.366, SLG: 0.588	B S F S 1-3 ③ K			B B B B 4-0 1B G5-2-3 1-2 2-3 BB		C B B B B 4-1 G6-4-3 1-2 BB		F S C 0-3 ③ K		2	0	0	0	2	2	1
Damian Miller, R (1, 2) OBP: 0.366, SLG: 0.511 Chris Donnels, L (9, PH) OBP: 0.316, SLG: 0.469		B B F S X 2-2 ① G5-3		X 0-0 ①② G5-2-3 1-2 2-3 3-Hf		C F X 0-2 ①② G6-4-3 1-2f 2-3			C B B C B B 4-2 DI BB	3 0	0 0	0 0	0 0	0 1	0 0	5 0
Steve Finley, L (1, 8) OBP: 0.375, SLG: 0.514		C X 0-1 ② L9		C B B X 2-1 BB 2-3 3-H 1B		X 0-0 ③ G6-3			B B C X 2-1 ① F8	4	0	1	1	0	0	2
Tony Womack, L (1, 6) OBP: 0.313, SLG: 0.333		B B B C X 3-1 ③ L8		P B B B 4-0 1-2 BB			B B X 2-0 ① F7		X 0-0 ② F8	3	0	0	0	1	0	1
Alex Cintron, S (1, 4) OBP: 0.480, SLG: 0.636			B F F X 1-2 ① G4-3	C B X 1-1 ③ G4-3			B X 1-0 G3 2B		B B C F X 2-2 ③ F7 1-2	4	0	1	0	0	0	4
Curt Schilling, R (1, 1) OBP: 0.268, SLG: 0.268 Greg Swindell, L (7, 1) David Dellucci, L (7, PH) OBP: 0.340, SLG: 0.452 Mike Morgan, R (8, 1)			X 0-0 ② L6		C X 0-1 ① G5-3		B B F X 2-1 ② G3 2-3			2 0 1 0	0 0 0 0	0 0 0 0	0 0 0 0	0 0 0 0	0 0 0 0	0 0 1 0
Inning Stats	R: 0 H: 1 E: 0 LOB: 1 K: 1 BB: 0 S: 8 P: 15	R: 0 H: 0 E: 0 LOB: 0 K: 0 BB: 0 S: 7 P: 12	R: 0 H: 0 E: 0 LOB: 0 K: 0 BB: 0 S: 7 P: 9	R: 1 H: 2 E: 0 LOB: 3 K: 0 BB: 3 S: 10 P: 26	R: 0 H: 0 E: 0 LOB: 0 K: 1 BB: 0 S: 8 P: 11	R: 0 H: 0 E: 0 LOB: 1 K: 0 BB: 2 S: 8 P: 16	R: 0 H: 1 E: 0 LOB: 1 K: 0 BB: 0 S: 8 P: 16	R: 0 H: 0 E: 0 LOB: 0 K: 1 BB: 0 S: 7 P: 10	R: 0 H: 0 E: 0 LOB: 1 K: 0 BB: 1 S: 8 P: 16	1B: 2 2B: 2 3B: 0 HR: 0	SF: 0 SAC: 0 DP: 2 HBP: 0			WP: 0 PB: 0 SB: 0 CS: 0	PA: 35		

	AB	29
	R	1
	H	4
	RBI	1
	BB	6
	SO	3
	LOB	15

PITCHER		IP	WLS	BF	H	R	ER	SO	BB	IBB	HBP	BLK	WP	HR	S	P	ERA	WHIP
Sidney Ponson, R ERA: 4.07	(1, 1)	3.2		15	3	1	1	1	2	0	0	0	0	0	29	55	2.46	1.364
Chris Brock, R ERA: 6.75	(4, 1)	3.0	W	12	1	0	0	1	3	0	0	0	0	0	23	43	0.00	1.333
Buddy Groom, L ERA: 2.22	(7, 1)	1.1		4	0	0	0	1	0	0	0	0	0	0	11	17	0.00	0.000
Jorge Julio, R ERA: 2.97	(9, 1)	1.0		4	0	0	0	0	1	0	0	0	0	0	8	16	0.00	1.000

PITCHER	IP	WLS	BF	H	R	ER	SO	BB	IBB	HBP	BLK	WP	HR	S	P	ERA	WHIP

Batter	1	2	3	4	5	6	7	8	9	AB	R	H	RBI	BB	SO	LOB
6 Melvin Mora, R (1, 8) OBP: 0.348, SLG: 0.422	C C X 0-2 HR		C X 0-1 ① F9		S B B S S 2-3 ③ K			C B F X 1-2 E6 G3-6		4	1	1	1	0	1	1
Jerry Hairston, R (1, 4) OBP: 0.311, SLG: 0.320	B S X 1-1 ① L7		B C X 1-1 ② L6			B X 1-0 ① G6-3		C B X 1-1 ① ② G3-6 1-2f		4	0	0	0	0	0	1
Gary Matthews, S (1, 9) OBP: 0.348, SLG: 0.423	B S C S 2-3 ② K		B S F B B F X 3-2 ③ G5-3			C B S S 1-3 ② K		X 0-0 ③ G6-3		4	0	0	0	0	2	0
Tony Batista, R (1, 5) OBP: 0.332, SLG: 0.537	B C C F B F F S 2-3 ③ K			B X 1-0 ① P4		X 0-0 ③ G6-3			C B X 1-1 21 FC5-4 1B	4	0	1	0	0	1	0
21 Marty Cordova, R (1, 7) OBP: 0.327, SLG: 0.431		X 0-0 1B 1B		B B F B F S 3-3 ② K			F B F B F B F F B 4-2 BB 1B FC5-2 BB		F X 0-1 ① FC5-4 G4-3 1-2f	3	0	1	0	1	1	1
Jose Leon, R (1, 3) OBP: 0.500, SLG: 0.500		F S X 0-2 1-2 1B		B B S F C 2-3 ③ K			F X 0-1 FC5-2 BB 1-2 1B		C S X 0-2 ② G4-3 1-2	4	0	2	0	0	1	1
Mike Bordick, R (1, 6) OBP: 0.301, SLG: 0.346 1 Brian Roberts, S (9, PH) OBP: 0.333, SLG: 0.317		C C F B S 1-3 ① K			B C B S B F S 3-3 ① K		B S B B F F B 4-2 FC5-2 BB 1-2 2-3		C X 0-1 ③ P6	2 1	0 0	0 0	0 0	1 0	2 0	2 1
Brook Fordyce, R (1, 2) OBP: 0.273, SLG: 0.275		B C F B S 2-3 ② K			B C X 1-1 1B		F B F F B F B X 3-2 ① FC5-2 G4-6-3 1-2 2-3 3-Hf			3	0	1	0	0	1	5
Rodrigo Lopez, R (1, 1) Willis Roberts, R (7, 1) B.J. Ryan, L (8, 1)		C S S 0-3 ③ K			S S S 0-3 ② K		S B S X 1-2 ② ③ G4-6-3 1-2f			3 0 0	0 0 0	0 0 0	0 0 0	0 0 0	2 0 0	6 0 0
Inning Stats	R: 1 H: 1 E: 0 LOB: 0 K: 2 BB: 0 S: 14 P: 19	R: 0 H: 2 E: 0 LOB: 2 K: 3 BB: 0 S: 14 P: 17	R: 0 H: 0 E: 0 LOB: 0 K: 0 BB: 0 S: 8 P: 12	R: 0 H: 0 E: 0 LOB: 0 K: 2 BB: 0 S: 7 P: 13	R: 0 H: 1 E: 0 LOB: 1 K: 3 BB: 0 S: 12 P: 18	R: 0 H: 0 E: 0 LOB: 0 K: 1 BB: 0 S: 5 P: 7	R: 0 H: 1 E: 0 LOB: 2 K: 0 BB: 2 S: 18 P: 30	R: 0 H: 0 E: 1 LOB: 0 K: 0 BB: 0 S: 6 P: 8	R: 0 H: 1 E: 0 LOB: 1 K: 0 BB: 0 S: 9 P: 10	1B: 5 SF: 0 2B: 0 SAC: 0 3B: 0 DP: 2 HR: 1 HBP: 0						WP: 0 PA: 34 PB: 0 SB: 0 CS: 0

PITCHER		IP	WLS	BF	H	R	ER	SO	BB	IBB	HBP	BLK	WP	HR	S	P	ERA	WHIP
Randy Johnson, L ERA: 2.55	(1, 1)	7.0	W	27	5	1	1	11	2	0	0	0	0	1	78	116	1.29	1.000
Mike Koplove, R ERA: 1.42	(8, 1)	2.0		7	1	0	0	0	0	0	0	0	0	0	15	18	0.00	0.500

PITCHER	IP	WLS	BF	H	R	ER	SO	BB	IBB	HBP	BLK	WP	HR	S	P	ERA	WHIP

TOP

Baltimore Orioles @ Arizona Diamondbacks

Bank One Ballpark, Phoenix, AZ

Thu Jun 20 2002, 6:05 PM EDT
Att. 35,215 - Dome - 72 F

livebaseballscorecards.com

AB	32
R	1
H	6
RBI	1
BB	2
SO	11
LOB	18

BOTTOM

Baltimore Orioles @ Arizona Diamondbacks

Bank One Ballpark, Phoenix, AZ

Thu Jun 20 2002, 6:05 PM EDT

Att. 35,215 - Dome - 72 F

livebaseballscorecards.com

Batter	1	2	3	4	5	6	7	8	9	AB	R	H	RBI	BB	SO	LOB
Craig Counsell, L (1, 5) OBP: 0.331, SLG: 0.337	F X 0-1 G3 ①			B F B X 2-1 F9 ①		B C B C X 2-2 CI FC1-5 1-2	C X 0-1 SF8 ① 2-3 3-H			2	0	0	1	0	0	0
Quinton McCracken, S (1, 9) OBP: 0.400, SLG: 0.548	B X 1-0 G3 ②			C C B B X 2-2 1B 1B		X 0-0 FC1-5 ① 1-2 2-3f	X 0-0 E7 SF9 S 1B 1-3 3-H			4	0	2	1	0	0	2
Luis Gonzalez, L (1, 7) OBP: 0.406, SLG: 0.533	C B X 1-1 G4-3 ③			F X 0-1 F8 ②		X 0-0 F8 ②	C B X 1-1 SF9 ② 1-3 3-H			3	0	0	1	0	0	3
Steve Finley, L (1, 8) OBP: 0.373, SLG: 0.509		C B B F C 2-3 K ①		S B X 1-1 1B 1-2		C X 0-1 G3 ③	L S F X 0-2 G5-3 ③			4	0	1	0	0	1	3
Damian Miller, R (1, 2) OBP: 0.364, SLG: 0.505		B X 1-0 L6 ②		B C X 1-1 F8 ③			B C X 1-1 1B 1B BB 1B	B S B C B F S 3-3 K ①		4	1	1	0	0	1	2
Mark Grace, L (1, 3) OBP: 0.376, SLG: 0.450		C B X 1-1 G4-3 ③			C X 0-1 G6-3 ①		F B X 1-1 BB 1B 1-2 BB 1B	B C B C B B 4-2 FC6-4 BB		3	1	1	0	1	0	0
Tony Womack, L (1, 6) OBP: 0.312, SLG: 0.332			B C C S 1-3 K ①		B X 1-0 L8 ②		F X 0-1 BB BB SF8 1B 1-2 2-3	B F X 1-1 L5 ②		4	1	1	0	0	1	1
Alex Cintron, S (1, 4) OBP: 0.448, SLG: 0.560			X 0-0 B5-3 ②		F B X 1-1 G6-3 ③		B F B C B B 4-2 SF8 BB 1B 1-2 2-3 3-H BB	B X 1-0 FC6-4 ③ 1-2f		3	1	0	1	1	0	1
Randy Johnson, R (1, 1) OBP: 0.075, SLG: 0.103 Erubiel Durazo, L (7, PH) OBP: 0.372, SLG: 0.588 Mike Koplove, R (8, 1)			B B C S B X 3-2 F9 ③			C S X 0-2 FC1-5 CI 1B	B B F B F B 4-2 E 1B SF9 1-2 2-3 3-H BB			2 0 0	0 1 0	1 0 0	0 1 0	0 1 0	0 0 0	0 0 0
Inning Stats	R: 0 E: 0 K: 0 S: 5 H: 0 LOB: 0 BB: 0 P: 7	R: 0 E: 0 K: 1 S: 6 H: 0 LOB: 0 BB: 0 P: 10	R: 0 E: 0 K: 1 S: 7 H: 0 LOB: 0 BB: 0 P: 11	R: 0 E: 0 K: 0 S: 11 H: 2 LOB: 2 BB: 0 P: 17	R: 0 E: 0 K: 0 S: 5 H: 0 LOB: 0 BB: 0 P: 7	R: 0 E: 1 K: 0 S: 10 H: 1 LOB: 2 BB: 0 P: 12	R: 5 E: 1 K: 0 S: 19 H: 4 LOB: 1 BB: 2 P: 30	R: 0 E: 0 K: 1 S: 9 H: 0 LOB: 1 BB: 1 P: 18		1B: 7 2B: 0 3B: 0 HR: 0	SF: 2 SAC: 0 DP: 0 HBP: 0					

	AB	29
	R	5
	H	7
	RBI	5
	BB	3
	SO	3
	LOB	12

PITCHER		IP	WLS	BF	H	R	ER	SO	BB	IBB	HBP	BLK	WP	HR	S	P	ERA	WHIP
Rodrigo Lopez, R ERA: 2.7	(1, 1)	6.0	L	26	6	4	4	2	1	0	0	0	0	0	52	78	6.00	1.167
Willis Roberts, R ERA: 1.85	(7, 1)	1.0		5	1	1	0	0	1	0	0	0	0	0	11	16	0.00	2.000
B.J. Ryan, L ERA: 7.71	(8, 1)	1.0		4	0	0	0	1	1	0	0	0	0	0	9	18	0.00	1.000

PITCHER	IP	WLS	BF	H	R	ER	SO	BB	IBB	HBP	BLK	WP	HR	S	P	ERA	WHIP

Batter	1	2	3	4	5	6	7	8	9	AB	R	H	RBI	BB	SO	LOB
José Cruz Jr., S (1, 8) OBP: 0.306, SLG: 0.376	C B C X 1-2 F8		C C X 0-2 G6-3			S S B B B F B 4-2 CS 1B BB	F B B B S S 3-3 K			3	0	0	0	1	1	1
Eric Hinske, L (1, 5) OBP: 0.364, SLG: 0.522	C F X 0-2 1B 2B		B F B C F B F C 3-3 K			C B C F F B X 2-2 CS 1-2 1B	F B B X 2-1 G1-3			4	1	2	0	0	1	0
Shannon Stewart, R (1, 7) OBP: 0.333, SLG: 0.421	C X 0-1 L3		F X 0-1 P5			B X 1-0 F8 1-2 2-3	C B B X 2-1 G6-3			4	0	0	0	0	0	3
Carlos Delgado, L (1, 3) OBP: 0.396, SLG: 0.516	B B S B B B 4-1 1B BB			C B F C 1-3 K		C F B X 1-2 G6-3		C B S S 1-3 K		3	0	0	0	1	2	1
Raul Mondesi, R (1, 9) OBP: 0.296, SLG: 0.421	X 0-0 1-2 2-H 1B			C S B B X 1-2 F2			B B B B 4-0 HR BB		C B B B S F B F X 3-2 G1-3	3	1	1	1	1	0	0
Darrin Fletcher, L (1, 2) OBP: 0.239, SLG: 0.330	C F B F X 1-2 F7			C B X 1-1 P4			C B X 1-1 1-H HR		C B F F B C 2-3 K	4	1	1	2	0	1	2
Felipe Lopez, S (1, 6) OBP: 0.294, SLG: 0.404		C S B B X 2-2 G3-1			B S C F X 1-2 G1-3		B C S B F B X 3-2 F7		S S F C 0-3 K	4	0	0	0	0	1	0
Kelvim Escobar, R (9, 1)										0	0	0	0	0	0	0
Joe Lawrence, R (1, 4) OBP: 0.279, SLG: 0.272		B X 1-0 L4			C B F B S 2-3 K		B F B B B 4-1 BB			2	0	0	0	1	1	0
Steve Parris, R (1, 1)										2	0	0	0	0	1	0
Felix Heredia, L (5, 1)										0	0	0	0	0	0	0
Scott Cassidy, R (6, 1)										0	0	0	0	0	0	0
Tom Wilson, R (7, PH) OBP: 0.362, SLG: 0.414		B B C X 2-1 F9			C S B S 1-3 K		C B X 1-1 P5			1	0	0	0	0	0	1
Scott Eyre, L (7, 1)										0	0	0	0	0	0	0
Cliff Politte, R (7, 1)										0	0	0	0	0	0	0
Dave Berg, R (9, 6) OBP: 0.269, SLG: 0.363										0	0	0	0	0	0	0
Inning Stats	R: 1 E: 0 K: 0 S: 14 H: 2 LOB: 2 BB: 1 P: 20	R: 0 E: 0 K: 0 S: 6 H: 0 LOB: 0 BB: 0 P: 11	R: 0 E: 0 K: 1 S: 10 H: 0 LOB: 0 BB: 0 P: 13	R: 0 E: 0 K: 1 S: 8 H: 0 LOB: 0 BB: 0 P: 11	R: 0 E: 0 K: 2 S: 10 H: 0 LOB: 0 BB: 0 P: 14	R: 0 E: 0 K: 0 S: 12 H: 1 LOB: 1 BB: 1 P: 20	R: 2 E: 0 K: 1 S: 12 H: 1 LOB: 1 BB: 2 P: 28	R: 0 E: 0 K: 1 S: 7 H: 0 LOB: 0 BB: 0 P: 12	R: 0 E: 0 K: 2 S: 13 H: 0 LOB: 0 BB: 0 P: 18	1B: 2 2B: 1 3B: 0 HR: 1		SF: 0 SAC: 0 DP: 0 HBP: 0				

TOP

Toronto Blue Jays @ Arizona Diamondbacks

Bank One Ballpark, Phoenix, AZ

Fri Jun 21 2002, 10:05 PM EDT

Att. 34,263 - Dome - 72 F

livebaseballscorecards.com

AB	30
R	3
H	4
RBI	3
BB	4
SO	8
LOB	8

WP: 0 PB: 0 SB: 0 CS: 2 PA: 34

PITCHER		IP	WLS	BF	H	R	ER	SO	BB	IBB	HBP	BLK	WP	HR	S	P	ERA	WHIP
Rick Helling, R ERA: 4.58	(1, 1)	6.0		22	3	1	1	4	2	0	0	0	0	0	60	89	1.50	0.833
Duaner Sanchez, R ERA: 9.0	(7, 1)	0.1	B	4	1	2	2	0	2	0	0	0	0	1	7	19	54.00	9.000
Mike Koplove, R ERA: 1.17	(7, 1)	1.1		4	0	0	0	1	0	0	0	0	0	0	9	17	0.00	0.000
Mike Myers, L ERA: 3.93	(8, 1)	0.1		1	0	0	0	1	0	0	0	0	0	0	3	4	0.00	0.000
Byung-Hyun Kim, R ERA: 1.22	(9, 1)	1.0	W	3	0	0	0	2	0	0	0	0	0	0	13	18	0.00	0.000

PITCHER	IP	WLS	BF	H	R	ER	SO	BB	IBB	HBP	BLK	WP	HR	S	P	ERA	WHIP

Batter	1	2	3	4	5	6	7	8	9	AB	R	H	RBI	BB	SO	LOB
Quinton McCracken, S (1, 9) OBP: 0.410, SLG: 0.561	C B B F X 2-2 G4-3 1B 2B	C B B X 2-1 1B		C B B X 2-1 F8 ③		B X 1-0 F8 ③			C F B B X 2-2 G4-3 BB FC5 1B	5	2	3	0	0	0	1
Craig Counsell, L (1, 5) OBP: 0.336, SLG: 0.339	X 0-0 ① G4-3 2-3	P L C X 1-2 ③ L8			C B X 1-1 BB 1B		C B B S X 2-2 FC3-6 BB SF8 1B		B C B B L B 4-2 FC5 G4-3 1-2 BB	4	1	2	0	1	0	2
Luis Gonzalez, L (1, 7) OBP: 0.410, SLG: 0.537	B C B X 2-1 2B 3-H 1B		B B X 2-0 F9 2B		C X 0-1 ① L9		B B B B 4-0 FC3-6 1-2 BB		B S S F F B B X 3-2 ① G4-3 1-2 2-3	4	1	2	1	1	0	3
Erubiel Durazo, L (1, 3) OBP: 0.384, SLG: 0.590	F B B X 2-1 1-H 2B		B X 1-0 ① F5		B B C B B 4-1 1-2 BB		X 0-0 ① FC3-6 1-2f 2-3		I I I I 4-0 FC5 IBB	3	0	1	1	2	0	3
Damian Miller, R (1, 2) OBP: 0.363, SLG: 0.503 Mark Grace, L (7, PH) OBP: 0.374, SLG: 0.450 Rod Barajas, R (8, 2) OBP: 0.228, SLG: 0.239	B B C F F C 2-3 ② K		S B X 1-1 1B		F B B F F X 2-2 ② F9		B B C X 2-1 ② SF8 3-H		C B B X 2-1 FC5 1-2 2-3 3-H	3 0 1	0 0 0	1 0 0	0 1 1	0 0 0	1 0 0	3 0 2
Steve Finley, L (1, 8) OBP: 0.371, SLG: 0.502	I I I I 4-0 IBB	B C C X 1-2 ② F9 2-3			B B F F X 2-2 ③ F8		C B X 1-1 ③ P4			3	0	0	0	1	0	5
Tony Womack, L (1, 6) OBP: 0.308, SLG: 0.327	C F B S 1-3 ③ K	B B X 2-0 ③ L7				B B X 2-0 ① L8		B C B X 2-1 ① F7		4	0	0	0	0	1	4
Alex Cintron, S (1, 4) OBP: 0.424, SLG: 0.552		B F X 1-1 ① P4		B B C F F C 2-3 ① K		B B C F F X 1-2 F8 2B		B S C F X 1-2 ② F7		4	0	1	0	0	1	0
Rick Helling, R (1, 1) OBP: 0.185, SLG: 0.043 David Dellucci, L (6, PH) OBP: 0.333, SLG: 0.442 Duaner Sanchez, R (7, 1) Mike Koplove, R (7, 1) Mike Myers, L (8, 1) Chris Donnels, L (8, PH) OBP: 0.310, SLG: 0.460 Byung-Hyun Kim, R (9, 1) OBP: 1.000, SLG: 1.000		C X 0-1 ② L3		B B C X 2-1 ② G5-3		B X 1-0 ② F8 2-3		B B S S S X 2-2 ③ F8		2 1 0 0 0 1 0	0 0 0 0 0 0 0	0 0 0 0 0 0 0	0 0 0 0 0 0 0	0 0 0 0 0 0 0	0 1 0 0 0 0 0	0 0 0 0 0 0 0
Inning Stats	R: 2 E: 0 K: 2 S: 15 H: 3 LOB: 2 BB: 1 P: 28	R: 0 E: 0 K: 0 S: 10 H: 1 LOB: 1 BB: 0 P: 13	R: 0 E: 0 K: 0 S: 8 H: 2 LOB: 2 BB: 0 P: 15	R: 0 E: 0 K: 1 S: 8 H: 0 LOB: 0 BB: 0 P: 14	R: 0 E: 0 K: 0 S: 12 H: 1 LOB: 2 BB: 1 P: 21	R: 0 E: 0 K: 0 S: 8 H: 1 LOB: 1 BB: 0 P: 13	R: 1 E: 0 K: 0 S: 8 H: 1 LOB: 1 BB: 1 P: 17	R: 0 E: 0 K: 0 S: 9 H: 0 LOB: 0 BB: 0 P: 14	R: 1 E: 0 K: 0 S: 12 H: 1 LOB: 3 BB: 2 P: 27	1B: 6 2B: 4 3B: 0 HR: 0	SF: 1 SAC: 0 DP: 0 HBP: 0				WP: 0 PB: 0 SB: 0 CS: 0	PA: 41	

PITCHER		IP	WLS	BF	H	R	ER	SO	BB	IBB	HBP	BLK	WP	HR	S	P	ERA	WHIP
Steve Parris, R ERA: 3.72	(1, 1)	4.2		23	7	2	2	3	1	1	0	0	0	0	50	86	3.86	1.714
Felix Heredia, L ERA: 4.45	(5, 1)	0.1		1	0	0	0	0	0	0	0	0	0	0	3	5	0.00	0.000
Scott Cassidy, R ERA: 4.73	(6, 1)	1.0		4	1	0	0	0	0	0	0	0	0	0	8	13	0.00	1.000
Scott Eyre, L ERA: 5.58	(7, 1)	0.1	H	3	1	1	1	0	1	0	0	0	0	0	4	10	27.00	6.000
Cliff Politte, R ERA: 2.78	(7, 1)	1.2	B	5	0	0	0	0	0	0	0	0	0	0	13	21	0.00	0.000

PITCHER		IP	WLS	BF	H	R	ER	SO	BB	IBB	HBP	BLK	WP	HR	S	P	ERA	WHIP
Kelvim Escobar, R ERA: 4.89	(9, 1)	0.1	L	5	1	1	1	0	1	1	0	0	0	0	12	27	27.00	6.000

BOTTOM

Toronto Blue Jays @ Arizona Diamondbacks

Bank One Ballpark, Phoenix, AZ

Fri Jun 21 2002, 10:05 PM EDT

Att. 34,263 - Dome - 72 F

livebaseballscorecards.com

AB	35
R	4
H	10
RBI	4
BB	5
SO	3
LOB	24

Toronto Blue Jays @ Arizona Diamondbacks

Bank One Ballpark, Phoenix, AZ

Sat Jun 22 2002, 10:05 PM EDT

Att. 39,018 - Dome - 72 F

TOP

livebaseballscorecards.com

Batter	1	2	3	4	5	6	7	8	9	AB	R	H	RBI	BB	SO	LOB
Shannon Stewart, R (1, 7) OBP: 0.335, SLG: 0.424	B B C X 2-1 1B G4-3 2B		B X 1-0 ② F7		C F X 0-2 ① SF8 3-H	B B B 4-0 1-2 2-3 BB		C X 0-1 ③ G5-3		3	1	1	1	1	0	1
Eric Hinske, L (1, 5) OBP: 0.368, SLG: 0.528	C X 0-1 G4-3 2-3 1B		B B X 2-0 1B 1-2 1B		X 0-0 ② F7	C F C 0-3 ③ K			B B B B C X 3-1 2B	5	0	3	0	0	1	4
Raul Mondesi, R (1, 9) OBP: 0.298, SLG: 0.425	B F S B X 2-2 ① ② G4-3 1-2f 3-H		X 0-0 1-2 2-3 1B		B C B B X 3-1 1B 2-H 2B		B F X 1-2 ① F7		B C F B B S 3-3 ① K	5	1	2	1	0	1	2
Carlos Delgado, L (1, 3) OBP: 0.393, SLG: 0.510	B C B F X 2-2 ③ G5-3		F C B F F F C 1-3 ③ K		X 0-0 2-H 1B		X 0-0 ② G6-3		B S S C 1-3 ② K	5	0	1	1	0	2	4
José Cruz Jr., S (1, 8) OBP: 0.302, SLG: 0.370		B C F S 1-3 ① K	B X 1-0 ① G3		B B X 2-0 ③ F8		B C S B X 2-2 ③ G6-3		F B B B F B 4-2 BB	4	0	0	0	0	1	1
Scott Eyre, L (7, 1)										0	0	0	0	0	0	0
Joe Lawrence, R (9, PH) OBP: 0.286, SLG: 0.272										0	0	0	0	1	0	0
Kelvim Escobar, R (9, 1)										0	0	0	0	0	0	0
Tom Wilson, R (1, 2) OBP: 0.365, SLG: 0.412		C B F B F F B S 3-3 ② K	C F X 0-2 ② L8			B C F B B B 4-2 BB BB BB		F C X 0-2 10 HR 1B	B S B S C 2-3 ③ K	3	1	1	0	1	1	0
Ken Huckaby, R (9, PH) OBP: 0.340, SLG: 0.302										1	0	0	0	0	1	2
(9, 2)																
Dave Berg, R (1, 4) OBP: 0.263, SLG: 0.354		B S B S B C 3-3 ③ K	B S F S 1-3 ③ K			B B B C S X 3-2 ① F9		B B F X 2-1 ① F8		4	0	0	0	0	2	2
Felipe Lopez, S (1, 6) OBP: 0.297, SLG: 0.400			B X 1-0 ① G4-3		B B B B 4-0 E SH SF8 BB	B C C B F B B 4-2 1-2 BB BB		B C L C 1-3 ② K		2	1	0	0	2	1	1
Chris Carpenter, R (1, 1) OBP: 1.000, SLG: 1.000			C X 0-1 1B 1B 1B		L X 0-1 SH 1-3 2B	X 0-0 ② P5		L F X 0-2 1-H HR		1	1	1	0	0	0	0
Darrin Fletcher, L (6, PH) OBP: 0.237, SLG: 0.327										1	0	0	0	0	0	2
Pete Walker, R (6, 1)										0	0	0	0	0	0	0
10 Vernon Wells, R (7, 8) OBP: 0.299, SLG: 0.408										1	1	1	2	0	0	0
Inning Stats	R: 1 H: 2 E: 0 LOB: 0 K: 0 BB: 0 S: 10 P: 16	R: 0 H: 0 E: 0 LOB: 0 K: 3 BB: 0 S: 11 P: 18	R: 0 H: 3 E: 0 LOB: 3 K: 1 BB: 0 S: 11 P: 16	R: 0 H: 0 E: 0 LOB: 0 K: 1 BB: 0 S: 7 P: 9	R: 3 H: 2 E: 1 LOB: 1 K: 0 BB: 1 S: 10 P: 19	R: 0 H: 0 E: 0 LOB: 3 K: 1 BB: 3 S: 12 P: 27	R: 0 H: 0 E: 0 LOB: 0 K: 0 BB: 0 S: 7 P: 10	R: 2 H: 2 E: 0 LOB: 0 K: 1 BB: 0 S: 13 P: 16	R: 0 H: 1 E: 0 LOB: 2 K: 3 BB: 1 S: 13 P: 26	1B: 6 SF: 1 2B: 3 SAC: 1 3B: 0 DP: 1 HR: 1 HBP: 0						WP: 0 PA: 42 PB: 0 SB: 0 CS: 0	

	AB	35
	R	6
	H	10
	RBI	5
	BB	5
	SO	10
	LOB	19

PITCHER		IP	WLS	BF	H	R	ER	SO	BB	IBB	HBP	BLK	WP	HR	S	P	ERA	WHIP
Miguel Batista, R ERA: 4.46	(1, 1)	5.1	L	26	7	4	1	5	3	0	0	0	0	0	57	97	1.69	1.875
Greg Swindell, L ERA: 5.25	(6, 1)	1.2		6	0	0	0	1	1	0	0	0	0	0	11	18	0.00	0.600
Mike Morgan, R ERA: 5.4	(8, 1)	1.0		5	2	2	2	1	0	0	0	0	0	1	13	16	18.00	2.000
Mike Myers, L ERA: 3.79	(9, 1)	0.2		3	1	0	0	2	0	0	0	0	0	0	8	15	0.00	1.500
Duaner Sanchez, R ERA: 7.71	(9, 1)	0.1		2	0	0	0	1	1	0	0	0	0	0	5	11	0.00	3.000

PITCHER	IP	WLS	BF	H	R	ER	SO	BB	IBB	HBP	BLK	WP	HR	S	P	ERA	WHIP

Batter	1	2	3	4	5	6	7	8	9	AB	R	H	RBI	BB	SO	LOB
Quinton McCracken, S (1, 9) OBP: 0.418, SLG: 0.573	C B C F F B X 2-2 CS 1B		C B B X 2-1 1B SF8 2B		X 0-0 E 1B		F B B X 2-1 ② P6		C S S 0-3 ② K	5	1	3	0	0	1	1
Craig Counsell, L (1, 5) OBP: 0.343, SLG: 0.348	B B B C C X 3-2 ① ② G3 1-2		B B B C X 3-1 BB 2-3 1B		B X 1-0 E2 1-3 1B		B B C X 2-1 1B		C X 0-1 1-3 1B	5	0	4	0	0	0	1
Luis Gonzalez, L (1, 7) OBP: 0.406, SLG: 0.544	C B X 1-1 HR		C X 0-1 ② SF8 3-H		B S X 1-1 ② G5-3		B X 1-0 ③ L4		C B F X 1-2 ③ G5-3	4	1	1	2	0	0	5
Erubiel Durazo, L (1, 3) OBP: 0.379, SLG: 0.570	C B F S 1-3 ③ K		B B B B 4-0 1-2 BB		B F B X 2-1 ③ L7			B C S B X 2-2 ① G3		3	0	0	0	1	1	2
Steve Finley, L (1, 8) OBP: 0.373, SLG: 0.502		F C X 0-2 FC6-4 1B	B C X 1-1 ③ G4-3			B B B C X 2-1 ① F9		B F X 1-1 G4-6-3 1B		4	0	2	0	0	0	2
Tony Womack, L (1, 6) OBP: 0.304, SLG: 0.322	X 0-0 ① F9			B X 1-0 ① F7		C X 0-1 ② F8		B X 1-0 ② ③ G4-6-3 1-2f		4	0	0	0	0	0	2
Alex Cintron, S (1, 4) OBP: 0.432, SLG: 0.545	B C X 1-1 ② FC6-4 1-2f			C X 0-1 ② G3		X 0-0 1B			B C X 1-1 DI 1B 1B	4	1	2	0	0	0	1
Rod Barajas, R (1, 2) OBP: 0.222, SLG: 0.233 David Dellucci, L (6, PH) OBP: 0.327, SLG: 0.432 Damian Miller, R (7, 2) OBP: 0.362, SLG: 0.500	X 0-0 ③ F8			B C B F X 2-2 ③ G5-3		C B B S 2-3 ③ K			B C S B S 2-3 ① K 1-2	2 1 1	0 0 0	0 0 0	0 0 0	0 1 1	0 1 1	1 1 1
Miguel Batista, R (1, 1) OBP: 0.250, SLG: 0.368 Greg Swindell, L (6, 1) Chris Donnels, L (7, PH) OBP: 0.305, SLG: 0.451 Mike Morgan, R (8, 1) Mike Myers, L (9, 1) Duaner Sanchez, R (9, 1) Mark Grace, L (9, PH) OBP: 0.378, SLG: 0.453			B B C B C F F X 3-2 ① G1		F S X 0-2 ① G1-3		S F C 0-3 ① K		B X 1-0 1B 2-H 1B	2 0 1 0 0 0 1	0 0 0 0 0 0 0	0 0 0 0 0 0 1	0 0 0 0 0 0 0	0 0 0 0 0 0 0	0 0 1 0 0 0 0	0 0 0 0 0 0 0
Inning Stats	R: 1 H: 2 E: 0 LOB: 0 K: 1 BB: 0 S: 13 P: 20	R: 0 H: 1 E: 0 LOB: 1 K: 0 BB: 0 S: 7 P: 8	R: 1 H: 2 E: 0 LOB: 2 K: 0 BB: 1 S: 13 P: 26	R: 0 H: 0 E: 0 LOB: 0 K: 0 BB: 0 S: 6 P: 9	R: 0 H: 2 E: 1 LOB: 2 K: 0 BB: 0 S: 9 P: 13	R: 0 H: 1 E: 0 LOB: 1 K: 1 BB: 0 S: 8 P: 12	R: 0 H: 1 E: 0 LOB: 1 K: 1 BB: 0 S: 8 P: 13	R: 0 H: 1 E: 0 LOB: 0 K: 0 BB: 0 S: 6 P: 10	R: 1 H: 3 E: 0 LOB: 2 K: 2 BB: 0 S: 14 P: 19	1B: 11 2B: 1 3B: 0 HR: 1	SF: 1 SAC: 0 DP: 1 HBP: 0					

PITCHER		IP	WLS	BF	H	R	ER	SO	BB	IBB	HBP	BLK	WP	HR	S	P	ERA	WHIP
Chris Carpenter, R ERA: 9.58	(1, 1)	5.0	W	22	7	2	2	1	1	0	0	0	0	1	48	76	3.60	1.600
Pete Walker, R ERA: 2.29	(6, 1)	1.2	H	7	2	0	0	2	0	0	0	0	0	0	15	23	0.00	1.200
Scott Eyre, L ERA: 5.44	(7, 1)	1.1	H	4	1	0	0	0	0	0	0	0	0	0	7	12	0.00	0.750
Kelvim Escobar, R ERA: 5.0	(9, 1)	1.0		6	3	1	1	2	0	0	0	0	0	0	14	19	9.00	3.000

PITCHER	IP	WLS	BF	H	R	ER	SO	BB	IBB	HBP	BLK	WP	HR	S	P	ERA	WHIP

BOTTOM

Toronto Blue Jays @ Arizona Diamondbacks

Bank One Ballpark, Phoenix, AZ

Sat Jun 22 2002, 10:05 PM EDT

Att. 39,018 - Dome - 72 F

livebaseballscorecards.com

AB	37
R	3
H	13
RBI	3
BB	1
SO	5
LOB	17

Toronto Blue Jays @ Arizona Diamondbacks

Bank One Ballpark, Phoenix, AZ

Sun Jun 23 2002, 4:35 PM EDT

Att. 36,247 - Dome - 72 F

TOP

livebaseballscorecards.com

Batter	1	2	3	4	5	6	7	8	9	AB	R	H	RBI	BB	SO	LOB
Shannon Stewart, R (1, 7) OBP: 0.344, SLG: 0.432	4-1 SF8 BB	4-2 BB		1-1 E 1B		2-1 HR 2B	1-1 L9 ③			3	2	2	0	2	0	0
Eric Hinske, L (1, 5) OBP: 0.369, SLG: 0.538	2-2 1B 1-2 1B 1B	1-3 K ③		0-0 F7 ②		0-1 2-H HR		0-1 F7 ①		5	2	2	2	0	1	2
José Cruz Jr., S (1, 9) OBP: 0.303, SLG: 0.375	0-1 1B 1-2 2-3 1B		2-1 1B 2B	2-2 E5 1-3		0-0 F9 ①		2-3 K ②		5	1	2	0	0	1	1
Carlos Delgado, L (1, 3) OBP: 0.393, SLG: 0.508	1-0 SF8 ① 3-H		2-1 10 1B 1B 2-H 1B	0-2 F5 ③		1-3 K ②		4-0 BB		3	1	1	2	1	1	2
10 Vernon Wells, R (1, 8) OBP: 0.301, SLG: 0.408	1-3 K ②		1-2 1B 1-2 G5-4-3 1B		0-0 E 1B	2-1 F9 ③		2-3 K ③		5	1	2	0	0	2	3
Felipe Lopez, S (1, 6) OBP: 0.304, SLG: 0.402	1-2 FC6-4 1-3 2-H 1B		0-1 G5-4-3 1-3 2-H 1B		SAFE 4-2 WP 1-3 BB		0-0 F3 ①		1-3 K ①	4	0	2	2	1	1	0
Joe Lawrence, R (1, 4) OBP: 0.282, SLG: 0.260	2-0 FC6-4 ③ 1-2f		2-2 G5-4-3 ①② 1-2f 3-H		1-3 K ① 1-2		1-2 F8 ②		4-2 BB	4	0	0	0	1	1	5
Ken Huckaby, R (1, 2) OBP: 0.346, SLG: 0.283		1-2 L9 ①	0-0 L9 ③		4-0 32 G6-4-3 IBB		4-2 HR BB		1-3 K ②	3	1	0	0	2	1	1
32 Roy Halladay, R (1, 1)		0-0 G6-3 ②		0-0 G1-3 ①	2-1 G6-4-3 ②③ 1-2f		3-2 1-H HR		0-1 G6-3 ③	3	0	0	0	0	0	3
Darrin Fletcher, L (7, PH) OBP: 0.243, SLG: 0.361										1	1	1	2	0	0	0
Felix Heredia, L (7, 1)										0	0	0	0	0	0	0
Corey Thurman, R (8, 1)										1	0	0	0	0	0	1

	AB	37
	R	9
	H	12
	RBI	8
	BB	7
	SO	8
	LOB	18

Inning Stats	1	2	3	4	5	6	7	8	9
	R: 2 E: 0 K: 1 S: 16	R: 0 E: 0 K: 1 S: 12	R: 3 E: 0 K: 0 S: 13	R: 0 E: 1 K: 0 S: 10	R: 0 E: 1 K: 1 S: 8	R: 2 E: 0 K: 1 S: 10	R: 2 E: 0 K: 0 S: 13	R: 0 E: 0 K: 2 S: 8	R: 0 E: 0 K: 2 S: 10
	H: 3 LOB: 2 BB: 1 P: 27	H: 0 LOB: 1 BB: 1 P: 17	H: 4 LOB: 0 BB: 0 P: 20	H: 1 LOB: 2 BB: 2 P: 19		H: 2 LOB: 0 BB: 0 P: 15	H: 1 LOB: 0 BB: 1 P: 22	H: 0 LOB: 1 BB: 1 P: 16	H: 0 LOB: 1 BB: 1 P: 16

| | | | | | | | | | |

BOTTOM

Toronto Blue Jays @ Arizona Diamondbacks

Bank One Ballpark, Phoenix, AZ

Sun Jun 23 2002, 4:35 PM EDT

Att. 36,247 - Dome - 72 F

livebaseballscorecards.com

Batter	1	2	3	4	5	6	7	8	9	AB	R	H	RBI	BB	SO	LOB
Quinton McCracken, S (1, 9) OBP: 0.426, SLG: 0.602	C X 0-1 G6-4-3 1B		C F B X 1-2 1B 3B		C F B B F F X 2-2 ① G3-1	B C B B X 3-1 2B	B B C F X 2-2 ② G3 2-3		5	1	3	0	0	0	1
Craig Counsell, L (1, 5) OBP: 0.338, SLG: 0.342	C B B X 2-1 ①② G6-4-3 1-2f		B X 1-0 ① P4		C F B F F X 1-2 ② G1	C F B B B C F F X 3-2 ② P6	B C F S 1-3 ③ K		5	0	0	0	0	1	4
Luis Gonzalez, L (1, 7) OBP: 0.407, SLG: 0.541	C B B B B 4-1 BB 1B BB		X 0-0 E 3-H 1B		B B X 2-0 ③ G4-3	B B X 2-0 ③ F8				3	1	1	1	1	0	1
Mark Grace, L (1, 3) OBP: 0.375, SLG: 0.445	B C B B B 4-1 1B 1-2 BB		C X 0-1 E3 G4-6-3 1-2			B C S F F X 1-2 ① G4-3		B B X 2-0 ① P4		3	0	0	0	1	0	1
Steve Finley, L (1, 8) OBP: 0.375, SLG: 0.502	X 0-0 S 1-3 2-H 1B		B S X 1-1 ②③ G4-6-3 1-2f			B C B B X 3-1 1B 1B 1B		B C B F S 2-3 ② K		4	1	2	1	0	1	2
Damian Miller, R (1, 2) OBP: 0.358, SLG: 0.495 Chris Donnels, L (6, PH) OBP: 0.317, SLG: 0.462 Rod Barajas, R (7, 2) OBP: 0.232, SLG: 0.233	B F S T B S 2-3 ③ K 1-2			C B B F F B S 3-3 ① K		C B B F F B S X 2-2 1B 1-3 1B		B B C B B 4-1 BB		2 1 0	0 0 0	0 1 0	0 0 0	0 0 1	2 0 0	2 0 0
Tony Womack, L (1, 6) OBP: 0.306, SLG: 0.325		B C B F S 2-3 ① K		B C X 1-1 1B		X 0-0 G6-3 1-2 3-H 1B		B C F X 1-2 ③ P3		4	0	2	1	0	1	1
Alex Cintron, S (1, 4) OBP: 0.415, SLG: 0.500		C F F B B F F X 2-2 ② G3-1		F F C 0-3 ② K		B B B C X 3-1 ②③ G6-3 1-2f			B B B B 4-0 G3 DI BB	3	0	0	0	1	1	3
Brian Anderson, R (1, 1) OBP: 0.167, SLG: 0.235 David Dellucci, L (4, PH) OBP: 0.321, SLG: 0.422 Mike Morgan, R (5, 1) Greg Swindell, L (6, 1) Jose Guillen, R (7, PH) OBP: 0.268, SLG: 0.357 Mike Koplove, R (8, 1) Duaner Sanchez, R (9, 1) Greg Colbrunn, R (9, PH) OBP: 0.368, SLG: 0.513		X 0-0 G4-3		C F X 0-2 F7			B X 1-0 G6-3		C X 0-1 G5-3 1-2	1 1 0 0 1 0 0 0 1	0 0 0 0 0 0 0 0 0	0 0 0 0 0 0 0 0 0	0 0 0 0 0 0 0 0 0	0 0 0 0 0 0 0 0 0	0 1 0 0 0 0 0 0 1	0 1 0 0 0 0 0 0 1
Inning Stats	R: 1 E: 0 K: 1 S: 11 H: 2 LOB: 2 BB: 2 P: 23	R: 0 E: 0 K: 1 S: 10 H: 0 LOB: 0 BB: 0 P: 14	R: 1 E: 1 K: 0 S: 9 H: 2 LOB: 1 BB: 0 P: 12	R: 0 E: 0 K: 2 S: 12 H: 1 LOB: 1 BB: 0 P: 16	R: 0 E: 0 K: 0 S: 11 H: 0 LOB: 0 BB: 0 P: 16	R: 1 E: 0 K: 0 S: 15 H: 3 LOB: 1 BB: 0 P: 24	R: 0 E: 0 K: 0 S: 9 H: 1 LOB: 1 BB: 0 P: 18	R: 0 E: 0 K: 1 S: 8 H: 0 LOB: 1 BB: 1 P: 17	R: 0 E: 0 K: 1 S: 8 H: 0 LOB: 1 BB: 1 P: 15	1B: 7 2B: 1 3B: 1 HR: 0	SF: 0 SAC: 0 DP: 3 HBP: 0						

	AB	34
	R	3
	H	9
	RBI	3
	BB	4
	SO	6
	LOB	17

PITCHER		IP	WLS	BF	H	R	ER	SO	BB	IBB	HBP	BLK	WP	HR	S	P	ERA	WHIP
32 Roy Halladay, R ERA: 3.19	(1, 1)	6.0	W	26	8	3	3	4	2	0	0	0	0	0	68	105	4.50	1.667
Felix Heredia, L ERA: 4.3	(7, 1)	1.0		4	1	0	0	0	0	0	0	0	0	0	9	18	0.00	1.000
Corey Thurman, R ERA: 3.12	(8, 1)	2.0		8	0	0	0	2	2	0	0	0	0	0	16	32	0.00	1.000

PITCHER	IP	WLS	BF	H	R	ER	SO	BB	IBB	HBP	BLK	WP	HR	S	P	ERA	WHIP

WP: 0 PB: 0 SB: 1 CS: 0 PA: 38

Batter	1	2	3	4	5	6	7	8	9	AB	R	H	RBI	BB	SO	LOB
Quinton McCracken, S (1, 9) OBP: 0.420, SLG: 0.598	C B B B X 3-1 ① G4-3		B B C X 2-1 1B 2B		C B F F F S 1-3 ② K		F C F B S 1-3 ③ K			4	0	1	0	0	2	1
Craig Counsell, L (1, 5) OBP: 0.346, SLG: 0.356	C B C F B B X 3-2 S 1B		C B C B X 2-2 F7-5-4 2-3 1B		C B X 1-1 1-H 3B			B C B B C B 4-2 HBP 1B G6-4-3 BB		3	1	3	1	1	0	0
Luis Gonzalez, L (1, 7) OBP: 0.405, SLG: 0.537	C B B C S 2-3 ② K 1-2		B X 1-0 ② ③ F7-5-4 1-2		B B F F B F S 3-3 ③ K			X 0-0 G6-4-3 HBP 1-2 1B		4	0	1	0	0	2	4
Erubiel Durazo, L (1, 3) OBP: 0.374, SLG: 0.551 Duaner Sanchez, R (8, 1)	C X 0-1 ③ G4-3			C B B S X 2-2 ① F7		B C B B C F C 3-3 ① K		C S F H 1-2 G6-4-3 1-2 2-3 HBP		3 0	0 0	0 0	0 0	0 0	1 0	1 0
Damian Miller, R (1, 2) OBP: 0.362, SLG: 0.518 Mark Grace, L (8, PH) OBP: 0.375, SLG: 0.445 Jose Guillen, R (8, PH) OBP: 0.266, SLG: 0.353 Rod Barajas, R (8, 2) OBP: 0.232, SLG: 0.233		C B B F F X 2-2 ① P5		B F F F X 1-2 HR		B B X 2-1 2B		F S X 0-2 ① ② G6-4-3 1-2f 2-3 3-H		3 0 1 0	1 0 0 0	2 0 0 0	1 0 0 0	0 0 0 0	0 0 2 0	0 0 0 0
Steve Finley, L (1, 8) OBP: 0.373, SLG: 0.498		B C F B B X 3-2 1B		C C F X 0-2 ② L8		B C X 1-1 ② P5		X 0-0 ③ F2		4	0	1	0	0	0	2
Tony Womack, L (1, 6) OBP: 0.302, SLG: 0.320	X 0-0 ② P4			B F F F F F F X 1-2 ③ G6-3		C B C B F F S 2-3 ③ K			C B F B B X 3-2 ① G1-3	4	0	0	0	0	1	2
Alex Cintron, S (1, 4) OBP: 0.378, SLG: 0.450	B F B X 2-1 ③ F9			C X 0-1 ① G6-3			C B C X 1-2 ① G6-3		S F X 0-2 ② G5-3	4	0	0	0	0	0	1
Curt Schilling, R (1, 1) OBP: 0.273, SLG: 0.256 Mike Koplove, R (8, 1) Mike Myers, L (8, 1) Greg Colbrunn, R (8, 3) OBP: 0.364, SLG: 0.506 Byung-Hyun Kim, R (8, 1) OBP: 1.000, SLG: 1.000		B C B F F S 2-3 ① K		F B B F B B 4-2 3B BB			X 0-0 ② F3		X 0-0 ③ F8	2 0 0 1 0	1 0 0 0 0	0 0 0 0 0	0 0 0 0 0	1 0 0 0 0	1 0 0 0 0	0 0 0 0 0
Inning Stats	R: 0 H: 1 E: 0 LOB: 1 K: 1 BB: 0 S: 11 P: 19	R: 0 H: 1 E: 0 LOB: 1 K: 0 BB: 0 S: 10 P: 17	R: 0 H: 2 E: 0 LOB: 1 K: 1 BB: 0 S: 10 P: 17	R: 1 H: 1 E: 0 LOB: 0 K: 0 BB: 0 S: 17 P: 21	R: 1 H: 1 E: 0 LOB: 1 K: 2 BB: 1 S: 15 P: 24	R: 0 H: 1 E: 0 LOB: 1 K: 2 BB: 0 S: 13 P: 21	R: 0 H: 0 E: 0 LOB: 0 K: 1 BB: 0 S: 8 P: 10	R: 1 H: 1 E: 0 LOB: 1 K: 0 BB: 1 S: 10 P: 15	R: 0 H: 0 E: 0 LOB: 0 K: 0 BB: 0 S: 7 P: 10	1B: 4 SF: 0 2B: 3 SAC: 0 3B: 1 DP: 2 HR: 1 HBP: 1						

PITCHER		IP	WLS	BF	H	R	ER	SO	BB	IBB	HBP	BLK	WP	HR	S	P	ERA	WHIP
Tim Redding, R ERA: 5.14	(1, 1)	5.0		21	6	2	2	4	1	0	0	0	0	1	63	98	3.60	1.400
Pedro Borbon, L ERA: 5.93	(6, 1)	1.0	H	4	1	0	0	2	0	0	0	0	0	0	13	21	0.00	1.000
Octavio Dotel, R ERA: 2.85	(7, 1)	1.0	H	6	1	1	1	1	1	0	1	0	0	0	14	21	9.00	2.000
Billy Wagner, L ERA: 2.62	(8, 1)	2.0	W	5	0	0	0	0	0	0	0	0	0	0	11	14	0.00	0.000

PITCHER	IP	WLS	BF	H	R	ER	SO	BB	IBB	HBP	BLK	WP	HR	S	P	ERA	WHIP

TOP

Arizona Diamondbacks @ Houston Astros

Astros Field, Houston, TX

Tue Jun 25 2002, 8:05 PM EDT

Att. 31,076 - Dome - 72 F

livebaseballscorecards.com

AB	33
R	3
H	8
RBI	2
BB	2
SO	7
LOB	13

WP: 0	PA: 36
PB: 0	
SB: 1	
CS: 0	

Batter	1	2	3	4	5	6	7	8	9	AB	R	H	RBI	BB	SO	LOB
Julio Lugo, R (1, 6) OBP: 0.330, SLG: 0.378	G1-3	G5-3			1B		F9	K		4	0	1	0	0	0	1
Craig Biggio, R (1, 4) OBP: 0.339, SLG: 0.390	F7		G5-3		F9			G5-3		4	0	0	0	0	0	1
17 Lance Berkman, S (1, 8) OBP: 0.396, SLG: 0.576 (7, 7)	BB		G3		K			5 HR BB		2	1	0	0	2	1	1
5 Jeff Bagwell, R (1, 3) OBP: 0.378, SLG: 0.481	K		L8			K		1-H HR		4	1	1	2	0	2	1
Daryle Ward, L (1, 7) OBP: 0.313, SLG: 0.403		HR		F7		K		S HR 1B		3	1	1	1	0	1	0
Octavio Dotel, R (7, 1)										0	0	0	0	0	0	0
Billy Wagner, L (8, 1)										1	0	0	0	0	1	2
Jose Vizcaino, S (8, 6) OBP: 0.354, SLG: 0.367										1	1	1	0	0	0	0
Richard Hidalgo, R (1, 9) OBP: 0.350, SLG: 0.488		HR 1B		K		F7		F9		4	1	1	0	0	1	1
Geoff Blum, S (1, 5) OBP: 0.348, SLG: 0.418		K		2B			S 1B	1-H HR		4	1	3	2	0	1	1
Gregg Zaun, S (1, 2) OBP: 0.300, SLG: 0.321		1-H HR		K			L9 1-2	HBP BB		3	1	1	2	1	1	2
Tim Redding, R (1, 1) OBP: 0.111, SLG: 0.111										1	0	0	0	0	1	0
Alan Zinter, S (5, PH)										1	0	0	0	0	1	0
Pedro Borbon, R (6, 1)										0	0	0	0	0	0	0
Brian Hunter, R (7, 8) OBP: 0.308, SLG: 0.400		K			K		K	1-2 HBP		1	0	0	0	0	1	1
Inning Stats	R: 0 E: 0 K: 1 S: 13 H: 0 LOB: 1 BB: 1 P: 17	R: 3 E: 0 K: 2 S: 18 H: 3 LOB: 0 BB: 0 P: 23	R: 0 E: 0 K: 0 S: 7 H: 0 LOB: 0 BB: 0 P: 9	R: 0 E: 0 K: 2 S: 9 H: 1 LOB: 1 BB: 0 P: 12	R: 0 E: 0 K: 2 S: 15 H: 1 LOB: 1 BB: 0 P: 22	R: 0 E: 0 K: 2 S: 11 H: 0 LOB: 0 BB: 0 P: 16	R: 0 E: 0 K: 1 S: 8 H: 1 LOB: 1 BB: 0 P: 12	R: 4 E: 0 K: 1 S: 28 H: 3 LOB: 2 BB: 2 P: 45		1B: 4 2B: 1 3B: 0 HR: 4	SF: 0 SAC: 0 DP: 0 HBP: 1					

PITCHER		IP	WLS	BF	H	R	ER	SO	BB	IBB	HBP	BLK	WP	HR	S	P	ERA	WHIP
Curt Schilling, R ERA: 3.31	(1, 1)	7.0		28	6	3	3	10	1	0	0	0	0	2	81	111	3.86	1.000
Mike Koplove, R ERA: 1.0	(8, 1)	0.1		1	0	0	0	0	0	0	0	0	0	0	3	3	0.00	0.000
Mike Myers, L ERA: 4.26	(8, 1)	0.0	L	1	0	0	0	0	1	0	0	0	0	0	5	9	∞	∞
Byung-Hyun Kim, R ERA: 1.81	(8, 1)	0.1		6	3	4	4	0	1	0	1	0	0	2	17	29	108.00	12.000
Duaner Sanchez, R ERA: 4.91	(8, 1)	0.1		1	0	0	0	1	0	0	0	0	0	0	3	4	0.00	0.000

PITCHER	IP	WLS	BF	H	R	ER	SO	BB	IBB	HBP	BLK	WP	HR	S	P	ERA	WHIP

BOTTOM

Arizona Diamondbacks @ Houston Astros

Astros Field, Houston, TX

Tue Jun 25 2002, 8:05 PM EDT

Att. 31,076 - Dome - 72 F

livebaseballscorecards.com

AB	33
R	7
H	9
RBI	7
BB	3
SO	11
LOB	11

Arizona Diamondbacks @ Houston Astros

Astros Field, Houston, TX

Wed Jun 26 2002, 8:05 PM EDT

Att. 31,447 - Dome - 72 F

TOP

livebaseballscorecards.com

Batter	1	2	3	4	5	6	7	8	9	AB	R	H	RBI	BB	SO	LOB
Craig Counsell, L (1, 5) OBP: 0.350, SLG: 0.353	C F X 0-2 G3		B B B B 4-0 1B 1B SF BB	F F F X 0-2 G3		B B B C B 4-1 1-2 BB		I I I 4-0 FC4-6 1B 2B IBB		2	2	0	0	3	0	0
Junior Spivey, R (1, 4) OBP: 0.425, SLG: 0.567	C B X 1-1 G6-3		C X 0-1 SF 1B 1-2 1B 1B	F B S S 1-3 K		B F B F B X 3-2 F8 2-3		C C X 0-2 FC4-6 1-2 2-3 3-H 1B		5	1	2	1	0	1	2
Luis Gonzalez, L (1, 7) OBP: 0.402, SLG: 0.531	B B F B B X 3-1 G4-3		B F X 1-1 1B SF 1-2 2-3 1B	B X 1-0 E7		F C B B B F F X 3-2 P5		X 0-0 FC4-6 2B 1-2f 2-3 3-H		5	1	1	1	0	0	4
Mark Grace, L (1, 3) OBP: 0.376, SLG: 0.458		C B F B F B X 3-2 PB 1B 2B	F X 0-1 SF 1B 1B 1-2 2-3 3-H G4-6-3	C B X 1-1 L1			C B X 1-1 G4-3	F C B X 1-2 1-3 3-H 2B		4	2	2	2	0	0	1
Damian Miller, R (1, 2) OBP: 0.359, SLG: 0.510		B C B S B F F C 3-3 K 2-3	C B X 1-1 G4-6-3 1B 1-2 2-3 3-H 1B		B C F F B B F C 3-3 K		B B C F B X 3-2 F9	C S S 1-3 K		5	0	1	1	0	3	3
Steve Finley, L (1, 8) OBP: 0.374, SLG: 0.496		C X 0-1 1B SF8 3-H 1B	C F B X 1-2 G4-6-3 1-2 2-3 3-H 1B		B X 1-0 G3-4-1		X 0-0 F8		C S S 0-3 K	5	1	2	2	0	1	0
David Dellucci, L (1, 9) OBP: 0.328, SLG: 0.420		X 0-0 1-3 1B	C B B C B X 3-2 G4-6-3 1-2f 2-3 3-H		B B X 2-0 F8			B B C F X 2-2 2B 1B 1B	F C B F X 1-2 G3-1	5	1	2	0	0	0	2
Tony Womack, L (1, 6) OBP: 0.307, SLG: 0.328		B B X 2-0 SF8 3-H	I I I I 4-0 IBB		C F B B C 2-3 K			B X 1-0 1B FC4-6 1-3 2B	C F B X 1-2 1B	3	1	2	1	1	1	0
Randy Johnson, R (1, 1) OBP: 0.091, SLG: 0.116		C S B F F F P C 2-3 K	B C C F C 1-3 K		X 0-0 F8 BB 1B			C S S 0-3 K	B S S S F S 1-3 K	4	0	1	0	0	3	5
Chris Donnels, L (9, PH) OBP: 0.311, SLG: 0.453										1	0	0	0	0	1	1
Todd Stottlemyre, L (9, 1)										0	0	0	0	0	0	0
Inning Stats	R: 0 E: 0 K: 0 S: 7 H: 0 LOB: 0 BB: 0 P: 11	R: 2 E: 0 K: 2 S: 20 H: 3 LOB: 1 BB: 0 P: 29	R: 4 E: 1 K: 1 S: 18 H: 4 LOB: 2 BB: 2 P: 33	R: 0 E: 1 K: 1 S: 10 H: 0 LOB: 1 BB: 0 P: 13	R: 0 E: 0 K: 1 S: 7 H: 0 LOB: 0 BB: 0 P: 13	R: 0 E: 0 K: 1 S: 13 H: 1 LOB: 2 BB: 1 P: 25	R: 0 E: 0 K: 0 S: 6 H: 0 LOB: 0 BB: 0 P: 10	R: 3 E: 0 K: 2 S: 17 H: 4 LOB: 2 BB: 1 P: 26	R: 0 E: 0 K: 2 S: 14 H: 1 LOB: 1 BB: 0 P: 17	1B: 10 2B: 3 3B: 0 HR: 0 SF: 2 SAC: 0 DP: 1 HBP: 0						

AB	39
R	9
H	13
RBI	8
BB	4
SO	10
LOB	18

WP: 0 PB: 1 SB: 0 CS: 0 PA: 45

PITCHER		IP	WLS	BF	H	R	ER	SO	BB	IBB	HBP	BLK	WP	HR	S	P	ERA	WHIP
Wade Miller, R ERA: 5.58	(1, 1)	5.0	L	25	7	6	5	5	1	1	0	0	0	0	62	99	9.00	1.600
Scott Linebrink, R ERA: 8.24	(6, 1)	2.0		10	3	2	2	1	1	0	0	0	0	0	23	42	9.00	2.000
Brandon Puffer, R ERA: 5.54	(8, 1)	2.0		10	3	1	1	4	0	1	0	0	0	0	27	36	4.50	1.500

PITCHER	IP	WLS	BF	H	R	ER	SO	BB	IBB	HBP	BLK	WP	HR	S	P	ERA	WHIP

Batter	1	2	3	4	5	6	7	8	9	AB	R	H	RBI	BB	SO	LOB
Brian Hunter, R (1, 8) OBP: 0.317, SLG: 0.430	L6		K			1-3 2B			L9 17 2B	4	1	2	0	0	1	1
Craig Biggio, R (1, 4) OBP: 0.334, SLG: 0.384	P6			F8		K			L9 2-3	4	0	0	0	0	1	3
17 Lance Berkman, S (1, 7) OBP: 0.397, SLG: 0.577	5 CS BB			K		K			3-H 2B	3	0	1	1	1	2	2
5 Jeff Bagwell, R (1, 3) OBP: 0.373, SLG: 0.474	CS 1-2	G6-3		F7			F7		G5-3	4	0	0	0	0	0	1
Richard Hidalgo, R (1, 9) OBP: 0.352, SLG: 0.487		K			FC5-4 BB		G5-4-3 1B		F8	3	0	1	0	1	1	1
Jose Vizcaino, S (1, 5) OBP: 0.348, SLG: 0.360		K			FC5-4 G6-4-3 1-2f		G5-4-3 1-2f			3	0	0	0	0	1	2
Brad Ausmus, R (1, 2) OBP: 0.341, SLG: 0.356			SH1-4 BB		G6-4-3 1-2f			K		1	0	0	0	1	0	1
Scott Linebrink, R (6, 1)										0	0	0	0	0	0	0
Brandon Puffer, R (8, 1)										0	0	0	0	0	0	0
Geoff Blum, S (8, 5) OBP: 0.345, SLG: 0.415										1	0	0	0	0	1	0
Julio Lugo, R (1, 6) OBP: 0.325, SLG: 0.372			K			G1-3		G5-3		3	0	0	0	0	1	1
Wade Miller, R (1, 1) OBP: 0.235, SLG: 0.294			SH1-4 1-2			2B 1B		P6		0	0	0	0	0	0	0
Gregg Zaun, S (6, 2) OBP: 0.303, SLG: 0.324										2	0	1	0	0	0	0
Inning Stats	R: 0 E: 0 K: 0 S: 6 H: 0 LOB: 0 BB: 1 P: 13	R: 0 E: 0 K: 2 S: 10 H: 0 LOB: 0 BB: 0 P: 14	R: 0 E: 0 K: 2 S: 11 H: 0 LOB: 1 BB: 1 P: 18	R: 0 E: 0 K: 1 S: 8 H: 0 LOB: 0 BB: 0 P: 12	R: 0 E: 0 K: 0 S: 7 H: 0 LOB: 0 BB: 1 P: 14	R: 0 E: 0 K: 2 S: 15 H: 2 LOB: 2 BB: 0 P: 16	R: 0 E: 0 K: 0 S: 4 H: 1 LOB: 0 BB: 0 P: 6	R: 0 E: 0 K: 1 S: 8 H: 0 LOB: 0 BB: 0 P: 12	R: 1 E: 0 K: 0 S: 7 H: 2 LOB: 1 BB: 0 P: 14	1B: 2 2B: 3 3B: 0 HR: 0	SF: 0 SAC: 1 DP: 2 HBP: 0					

PITCHER	IP	WLS	BF	H	R	ER	SO	BB	IBB	HBP	BLK	WP	HR	S	P	ERA	WHIP
Randy Johnson, L (1, 1) ERA: 2.38	8.0	W	27	3	0	0	8	3	0	0	0	0	0	69	105	0.00	0.750
Todd Stottlemyre, R (9, 1) ERA: 7.52	1.0		5	2	1	1	0	0	0	0	0	0	0	7	14	9.00	2.000

PITCHER	IP	WLS	BF	H	R	ER	SO	BB	IBB	HBP	BLK	WP	HR	S	P	ERA	WHIP

BOTTOM

Arizona Diamondbacks @ Houston Astros

Astros Field, Houston, TX

Wed Jun 26 2002, 8:05 PM EDT

Att. 31,447 - Dome - 72 F

livebaseballscorecards.com

AB	28
R	1
H	5
RBI	1
BB	3
SO	8
LOB	12

1B: 2 2B: 3 3B: 0 HR: 0 SF: 0 SAC: 1 DP: 2 HBP: 0

WP: 0 PB: 0 SB: 0 CS: 1 PA: 33

Batter	1	2	3	4	5	6	7	8	9	AB	R	H	RBI	BB	SO	LOB
Craig Counsell, L (1, 5) OBP: 0.354, SLG: 0.361	S X 0-1 ① G3	C C B F F B B F X 3-2 2-H 3-H 2B		C C B B F B F X 3-2 1-2 2-H 1B		B C S F X 1-2 2-H 1B			B X 1-0 ① G4-3	5	0	3	4	0	0	0
Junior Spivey, R (1, 4) OBP: 0.425, SLG: 0.563	X 0-0 1B 1B	C B C X 1-2 ③ G4-3		B C X 1-1 ③ G6-3		F X 0-1 ③ G4-3			C B B S X 2-2 S 1B	5	0	2	0	0	0	4
Luis Gonzalez, L (1, 7) OBP: 0.405, SLG: 0.530	C F B F X 1-2 1-2 1B		C B B B X 3-1 ① G3-1		C S B B F F B F F 4-2 B G4-6-3 BB		B B X 2-0 G6-4-3 1B		S C F I F S 1-3 ② K	4	0	2	0	1	1	1
Mark Grace, L (1, 3) OBP: 0.371, SLG: 0.448	X 0-0 ② F9		B C C B X 2-2 ② L6		C X 0-1 ① ② G4-6-3 1-2f		X 0-0 ① ② G6-4-3 1-2f		B B I I 4-0 1-2 IBB	4	0	0	0	1	0	4
Damian Miller, R (1, 2) OBP: 0.355, SLG: 0.500	C B X 1-1 ③ F5		C S B B S 3-3 ③ K		B C B B F B 4-2 FC6-4 BB		C F S 1-3 ③ K		B B C F S 2-3 ③ K	4	0	0	0	1	3	4
David Dellucci, L (1, 9) OBP: 0.323, SLG: 0.407 Steve Finley, L (8, 8) OBP: 0.374, SLG: 0.496		C B B S B S 3-3 ① K		C X 0-1 BB 1B 1B	B B X 2-0 ③ FC6-4 1-2f			B B C F X 2-2 ① G1-3		4 0	1 0	1 0	0 0	0 0	1 0	1 0
Quinton McCracken, S (1, 8) OBP: 0.415, SLG: 0.586 (8, 9)		C X 0-1 1B 2B 1B		B B B C F F X 3-2 ① F4		F B C C 1-3 ① K		B B C F F X 2-2 ② G5-3		4	1	1	0	0	1	1
Tony Womack, L (1, 6) OBP: 0.309, SLG: 0.330	S X 0-1 SH1-4 1-3 2B 1B			X 0-0 ② F8		B B X 2-0 S SH3 1B 1B		F S F F X 0-2 E5		4	2	2	0	0	0	1
Rick Helling, R (1, 1) OBP: 0.214, SLG: 0.043 Erubiel Durazo, L (8, PH) OBP: 0.370, SLG: 0.544 Mike Koplove, R (8, 1) Mike Myers, L (8, 1) Byung-Hyun Kim, R (9, 1) OBP: 1.000, SLG: 1.000		X 0-0 ② SH1-4 1-2		B S B B B 4-1 1B 1-2 BB		X 0-0 ② SH3 1-2		B C C F S 1-3 ③ K		0 1 0 0 0	0 0 0 0 0	0 0 0 0 0	0 0 0 0 0	1 0 0 0 0	0 1 0 0 0	0 1 0 0 0
Inning Stats	R: 0 H: 2 E: 0 LOB: 2 K: 0 BB: 0 S: 10 P: 12	R: 2 H: 3 E: 0 LOB: 1 K: 1 BB: 0 S: 17 P: 24	R: 0 H: 0 E: 0 LOB: 0 K: 1 BB: 0 S: 8 P: 16	R: 1 H: 2 E: 0 LOB: 2 K: 0 BB: 1 S: 15 P: 26	R: 0 H: 0 E: 0 LOB: 1 K: 0 BB: 2 S: 11 P: 21	R: 1 H: 2 E: 0 LOB: 0 K: 1 BB: 0 S: 11 P: 15	R: 0 H: 1 E: 0 LOB: 1 K: 1 BB: 0 S: 5 P: 8	R: 0 H: 0 E: 1 LOB: 1 K: 1 BB: 0 S: 16 P: 21	R: 0 H: 1 E: 0 LOB: 2 K: 2 BB: 1 S: 12 P: 22	1B: 10 2B: 1 3B: 0 HR: 0	SF: 0 SAC: 2 DP: 2 HBP: 0			WP: 0 PB: 0 SB: 2 CS: 0	PA: 41	

PITCHER		IP	WLS	BF	H	R	ER	SO	BB	IBB	HBP	BLK	WP	HR	S	P	ERA	WHIP
Nelson Cruz, R ERA: 4.72	(1, 1)	3.2		19	7	3	3	2	1	0	0	0	0	0	48	75	7.36	2.182
Pete Munro, R ERA: 4.5	(4, 1)	2.0		8	1	1	1	1	2	0	0	0	0	0	18	32	4.50	1.500
Pedro Borbon, L ERA: 5.65	(6, 1)	1.1		5	2	0	0	1	0	0	0	0	0	0	11	15	0.00	1.500
Octavio Dotel, R ERA: 2.74	(8, 1)	2.0	W	9	1	0	0	3	0	1	0	0	0	0	28	43	0.00	0.500

PITCHER	IP	WLS	BF	H	R	ER	SO	BB	IBB	HBP	BLK	WP	HR	S	P	ERA	WHIP

Arizona Diamondbacks @ Houston Astros

Astros Field, Houston, TX

Thu Jun 27 2002, 4:05 PM EDT

Att. 29,320 - Dome - 72 F

TOP

livebaseballscorecards.com

AB	35
R	4
H	11
RBI	4
BB	4
SO	7
LOB	17

BOTTOM

Arizona Diamondbacks @ Houston Astros

Astros Field, Houston, TX

Thu Jun 27 2002, 4:05 PM EDT

Att. 29,320 - Dome - 72 F

livebaseballscorecards.com

Batter	1	2	3	4	5	6	7	8	9	AB	R	H	RBI	BB	SO	LOB
Julio Lugo, R (1, 6) OBP: 0.325, SLG: 0.371 Jose Vizcaino, S (9, PH) OBP: 0.346, SLG: 0.358	L3			G6-4-3 1B		F8			G5-3	3 1	0 0	1 0	0 0	0 0	0 0	0 0
Craig Biggio, R (1, 4) OBP: 0.333, SLG: 0.380	P4			G6-4-3 1-2f		F8			5 1B 17 HBP HR BB	3	1	0	0	1	0	1
17 Lance Berkman, S (1, 8) OBP: 0.398, SLG: 0.585 (9, 9)	F9			HR		G4-3			5 1B 1-2 HR HBP	3	2	1	1	0	0	0
5 Jeff Bagwell, R (1, 3) OBP: 0.372, SLG: 0.471		P4		P6			F7		1-2 2-3 HR 1B	4	1	1	0	0	0	0
Daryle Ward, L (1, 7) OBP: 0.308, SLG: 0.397		K			F7		F2			4	0	0	0	0	2	3
Richard Hidalgo, R (1, 9) OBP: 0.349, SLG: 0.481 Octavio Dotel, R (8, 1) Gregg Zaun, S (9, PH) OBP: 0.309, SLG: 0.357		K			E6 HR		G6-3		1-H 2-H 3-H HR	3 0 1	1 0 1	0 0 1	0 0 4	0 0 0	1 0 0	0 0 0
Geoff Blum, S (1, 5) OBP: 0.339, SLG: 0.407			K		G3					3	0	0	0	0	2	1
Brad Ausmus, R (1, 2) OBP: 0.341, SLG: 0.371			K		1-H HR			G6-3		3	1	1	2	0	1	0
Nelson Cruz, R (1, 1) Pete Munro, R (4, 1) Pedro Borbon, R (6, 1) Orlando Merced, S (8, 9) OBP: 0.388, SLG: 0.493 Brian Hunter, R (8, PH) OBP: 0.313, SLG: 0.425 (9, 8)			K		G6-3			G5-3		1 1 0 0 1	0 0 0 0 0	0 0 0 0 0	0 0 0 0 0	0 0 0 0 0	1 0 0 0 0	0 0 0 0 0

Inning Stats	1	2	3	4	5	6	7	8	9
	R: 0 E: 0 K: 0 S: 10	H: 0 LOB: 0 BB: 0 P: 17	R: 0 E: 0 K: 2 S: 9	H: 0 LOB: 0 BB: 0 P: 14	R: 0 E: 0 K: 3 S: 9	H: 0 LOB: 0 BB: 0 P: 12	R: 1 E: 0 K: 0 S: 10	H: 2 LOB: 0 BB: 0 P: 17	R: 2 E: 1 K: 1 S: 11	H: 1 LOB: 0 BB: 0 P: 15	R: 0 E: 0 K: 0 S: 6	H: 0 LOB: 0 BB: 0 P: 10	R: 0 E: 0 K: 0 S: 6	H: 0 LOB: 0 BB: 0 P: 12	R: 0 E: 0 K: 0 S: 13	H: 0 LOB: 0 BB: 0 P: 20	R: 4 E: 0 K: 1 S: 12	H: 2 LOB: 0 BB: 1 P: 23

1B: 2	SF: 0
2B: 0	SAC: 0
3B: 0	DP: 1
HR: 3	HBP: 1

WP: 0	PA: 33
PB: 0	
SB: 0	
CS: 0	

AB	31
R	7
H	5
RBI	7
BB	1
SO	7
LOB	5

PITCHER		IP	WLS	BF	H	R	ER	SO	BB	IBB	HBP	BLK	WP	HR	S	P	ERA	WHIP
Rick Helling, R ERA: 4.35	(1, 1)	7.0		24	3	3	1	6	0	0	0	0	0	2	61	97	1.29	0.429
Mike Koplove, R ERA: 0.93	(8, 1)	0.2	H	2	0	0	0	0	0	0	0	0	0	0	8	12	0.00	0.000
Mike Myers, L ERA: 4.19	(8, 1)	0.1	H	1	0	0	0	0	0	0	0	0	0	0	5	8	0.00	0.000
Byung-Hyun Kim, R ERA: 2.58	(9, 1)	0.2	L	6	2	4	4	1	1	0	1	0	0	1	12	23	54.00	4.500

PITCHER	IP	WLS	BF	H	R	ER	SO	BB	IBB	HBP	BLK	WP	HR	S	P	ERA	WHIP

Batter	1	2	3	4	5	6	7	8	9	AB	R	H	RBI	BB	SO	LOB
Craig Counsell, L (1, 5) OBP: 0.359, SLG: 0.362	B C L X 1-2 ① G3		B B F B F F B 4-2 FC6-4 1-2 BB			B B B C B 4-1 1B G6-4-3 BB		B C F X 1-2 FC4-6 E 1-2 1B		2	1	1	0	2	0	0
Junior Spivey, R (1, 4) OBP: 0.422, SLG: 0.558	F B F F S 1-3 ② K		C B X 1-1 ③ FC6-4 1-2f			X 0-0 G6-4-3 1-3 1B		X 0-0 E5 FC4-6 1-2 2-3		4	0	1	0	0	1	4
Luis Gonzalez, L (1, 7) OBP: 0.404, SLG: 0.525	B B B C C F X 3-2 ③ G4-3			B B B B 4-0 G4-6-3 BB		B B F F F X 2-2 ① ② G6-4-3 1-2f 3-H		B F B X 2-1 ② FC4-6 1-2f 2-3 3-H		3	0	0	1	1	0	3
Greg Colbrunn, R (1, 10) OBP: 0.352, SLG: 0.488 Erubiel Durazo, L (8, PH) OBP: 0.367, SLG: 0.538		C B F B F S 2-3 ① K		B B C B X 3-1 ① ② G4-6-3 1-2f		S C B X 1-2 ③ F8		S X 0-1 ③ F8		3	0	0	0	0	1	1
										1	0	0	0	0	0	2
Steve Finley, L (1, 8) OBP: 0.368, SLG: 0.488		C X 0-1 ② F7		C B C B X 2-2 ③ F9			C B B F X 2-2 ① G3		B C X 1-1 ① G4-3	4	0	0	0	0	0	0
Jose Guillen, R (1, 9) OBP: 0.260, SLG: 0.345 David Dellucci, L (9, PH) OBP: 0.317, SLG: 0.400		S F S 0-3 ③ K			C B B B S X 3-2 ① L7		F C B B S 2-3 ② K		C S B S 1-3 ② K	3	0	0	0	0	2	0
										1	0	0	0	0	1	0
Mark Grace, L (1, 3) OBP: 0.364, SLG: 0.438			B C B X 2-1 ① G3		X 0-0 E7		C C B S 1-3 ③ K		S S F B X 1-2 ③ G6-3	4	0	0	0	0	1	0
Rod Barajas, R (1, 2) OBP: 0.247, SLG: 0.250			B X 1-0 BB 1B		C S F F X 0-2 ② G5-3			F X 0-1 FC1-6 1B		3	0	2	0	0	0	1
Tony Womack, L (1, 6) OBP: 0.307, SLG: 0.327			B B X 2-0 ② P4		C B X 1-1 ③ G4-3			B F S X 1-2 ① FC1-6 E 1B 1-2f FC4-6		3	1	0	0	0	0	3
Inning Stats	R: 0 H: 0 E: 0 LOB: 0 K: 1 BB: 0 S: 11 P: 16	R: 0 H: 0 E: 0 LOB: 0 K: 2 BB: 0 S: 9 P: 11	R: 0 H: 1 E: 0 LOB: 2 K: 0 BB: 1 S: 9 P: 19	R: 0 H: 0 E: 0 LOB: 0 K: 0 BB: 1 S: 5 P: 14	R: 0 H: 0 E: 1 LOB: 1 K: 0 BB: 0 S: 11 P: 15	R: 1 H: 1 E: 0 LOB: 0 K: 0 BB: 1 S: 9 P: 16	R: 0 H: 0 E: 0 LOB: 0 K: 2 BB: 0 S: 9 P: 14	R: 1 H: 2 E: 1 LOB: 2 K: 0 BB: 0 S: 13 P: 17	R: 0 H: 0 E: 0 LOB: 0 K: 1 BB: 0 S: 9 P: 12	1B: 4 SF: 0 2B: 0 SAC: 0 3B: 0 DP: 2 HR: 0 HBP: 0						WP: 0 PA: 34 PB: 0 SB: 0 CS: 0

PITCHER		IP	WLS	BF	H	R	ER	SO	BB	IBB	HBP	BLK	WP	HR	S	P	ERA	WHIP
CC Sabathia, L ERA: 4.7	(1, 1)	7.2	W	30	4	2	1	5	3	0	0	0	0	0	74	120	1.17	0.913
Jerrod Riggan, R ERA: 5.0	(8, 1)	1.1		4	0	0	0	1	0	0	0	0	0	0	11	14	0.00	0.000

PITCHER	IP	WLS	BF	H	R	ER	SO	BB	IBB	HBP	BLK	WP	HR	S	P	ERA	WHIP

TOP

Arizona Diamondbacks @ Cleveland Indians

Jacobs Field, Cleveland, OH

Fri Jun 28 2002, 7:05 PM EDT
Att. 42,586 - Sunny - 77 F

livebaseballscorecards.com

AB	31
R	2
H	4
RBI	1
BB	3
SO	6
LOB	14

Batter	1	2	3	4	5	6	7	8	9	AB	R	H	RBI	BB	SO	LOB
Chris Magruder, S (1, 9) OBP: 0.266, SLG: 0.395	C X 0-1 E3 PB S		C B X 1-1 ① G1-3 1-2	X 0-0 1-H 2-H HR		F C X 0-2 ① ② G1-6-3 1-2f 2-3				4	1	1	3	0	0	3
Omar Vizquel, S (1, 6) OBP: 0.385, SLG: 0.495	L X 0-1 ① P4		B B B B 4-0 G6-4-3 BB	C B B B F F B 4-2 HR BB		C F B X 1-2 ③ P4				2	1	0	0	2	0	2
Ellis Burks, R (1, 10) OBP: 0.348, SLG: 0.476	B F B B F F C 3-3 ② K 1-2		B B B C X 3-1 ② ③ G6-4-3 1-2f	B X 1-0 1-H HR			C X 0-1 ① F8			4	1	1	2	0	1	3
Jim Thome, L (1, 3) OBP: 0.424, SLG: 0.583	B B F B B 4-1 PB BB			C X 1-1 FC6-4 1B F7			B S X 1-1 HR			3	1	2	1	1	0	0
Travis Fryman, R (1, 5) OBP: 0.299, SLG: 0.355	B C B B S X 3-2 ③ F9 1-2 2-3			X 0-0 ① FC6-4 BB 1-2f 1B	C B B B X 3-1 ① F9		X 0-0 ② F8			4	1	0	0	0	0	3
Milton Bradley, S (1, 8) OBP: 0.308, SLG: 0.362		X 0-0 ① G3		C B B C B B 4-2 1B SF7 1-2 BB	F B F F S 1-3 ② K		F B X 1-1 ③ G5-3			3	1	0	0	1	1	0
Ben Broussard, L (1, 7) OBP: 0.286, SLG: 0.500 Jolbert Cabrera, R (8, 7) OBP: 0.173, SLG: 0.118		B S F S 1-3 ② K		C B S X 1-2 1B HR 1-3 2-H 1B	C F B X 1-2 ③ F7			B B B C F F S 3-3 ① K		3 1	1 0	1 0	1 0	0 0	1 1	0 0
John McDonald, R (1, 4) OBP: 0.301, SLG: 0.385		F F B B S 1-3 ③ K2-3		B X 1-0 ② SF7 3-H		B X 1-0 G1-6-3 BB 1B		B C C B F F S 2-3 ② K		3	0	1	1	0	2	0
Einar Díaz, R (1, 2) OBP: 0.270, SLG: 0.314			B B B B 4-0 G1-3 BB	C X 0-1 HR 1-2 1B		C B B F B F B 4-2 G1-6-3 1-2 BB		B C X 1-1 ③ F7		2	1	1	0	2	0	0
Inning Stats	R: 0 E: 1 K: 1 S: 12 H: 0 LOB: 2 BB: 1 P: 22	R: 0 E: 0 K: 2 S: 7 H: 0 LOB: 0 BB: 0 P: 9	R: 0 E: 0 K: 0 S: 4 H: 0 LOB: 1 BB: 2 P: 16	R: 7 E: 0 K: 0 S: 18 H: 5 LOB: 0 BB: 2 P: 31	R: 0 E: 0 K: 1 S: 9 H: 0 LOB: 0 BB: 0 P: 14	R: 0 E: 0 K: 0 S: 10 H: 1 LOB: 1 BB: 1 P: 16	R: 1 E: 0 K: 0 S: 7 H: 1 LOB: 0 BB: 0 P: 9	R: 0 E: 0 K: 2 S: 11 H: 0 LOB: 0 BB: 0 P: 17		1B: 4 2B: 0 3B: 0 HR: 3 SF: 1 SAC: 0 DP: 2 HBP: 0						

PITCHER		IP	WLS	BF	H	R	ER	SO	BB	IBB	HBP	BLK	WP	HR	S	P	ERA	WHIP
Miguel Batista, R ERA: 5.03	(1, 1)	3.2	L	21	5	7	7	3	5	0	0	0	0	2	39	75	17.18	2.727
Matt Mantei, R ERA:	(4, 1)	1.1		4	0	0	0	1	0	0	0	0	0	0	11	17	0.00	0.000
Greg Swindell, L ERA: 6.19	(6, 1)	2.0		8	2	1	1	0	1	0	0	0	0	1	17	25	4.50	1.500
Byung-Hyun Kim, R ERA: 2.53	(8, 1)	1.0		3	0	0	0	2	0	0	0	0	0	0	11	17	0.00	0.000

PITCHER	IP	WLS	BF	H	R	ER	SO	BB	IBB	HBP	BLK	WP	HR	S	P	ERA	WHIP

BOTTOM

Arizona Diamondbacks @ Cleveland Indians

Jacobs Field, Cleveland, OH

Fri Jun 28 2002, 7:05 PM EDT

Att. 42,586 - Sunny - 77 F

livebaseballscorecards.com

AB	29
R	8
H	7
RBI	8
BB	6
SO	6
LOB	11

WP: 0 PB: 1 SB: 1 CS: 0 PA: 36

Arizona Diamondbacks @ Cleveland Indians

Jacobs Field, Cleveland, OH

Sat Jun 29 2002, 7:05 PM EDT

Att. 42,466 - Sunny - 84 F

TOP

livebaseballscorecards.com

Batter	1	2	3	4	5	6	7	8	9	AB	R	H	RBI	BB	SO	LOB
Quinton McCracken, S (1, 9) OBP: 0.406, SLG: 0.570	G6-3		G4-3		F9 E 1B 1B		B3		K	5	1	1	0	0	1	2
Junior Spivey, R (1, 4) OBP: 0.420, SLG: 0.553	L9			G1-3 1B 1B	E1 1B 1-2		G5-3			4	1	1	0	0	0	1
Luis Gonzalez, L (1, 7) OBP: 0.399, SLG: 0.517	G3			G1-3 1-2	F5		F9			4	0	0	0	0	0	3
Greg Colbrunn, R (1, 3) OBP: 0.362, SLG: 0.488 Mark Grace, L (8, PH) (8, 3) OBP: 0.362, SLG: 0.435		G1-6-3 1B		BB 1B SF7 BB	F9 2-3			F7		2 1	1 0	1 0	0 0	1 0	0 0	2 0
Steve Finley, L (1, 8) OBP: 0.374, SLG: 0.492		F7		BB 1B 1-2 2-H 1B	S 1-3 3-H 1B			G4-6-3 1B		4	1	3	2	0	0	1
Damian Miller, R (1, 2) OBP: 0.353, SLG: 0.493		G1-6-3 1-2f		1B 1-2 2-3 BB	K 1-2			G4-6-3 1-2f		3	0	0	0	1	1	4
Craig Counsell, L (1, 5) OBP: 0.357, SLG: 0.359			B1-3	SF7 3-H		G6-3			FC4-6 BB	2	0	0	1	1	0	0
Jose Guillen, R (1, 10) OBP: 0.277, SLG: 0.355 Erubiel Durazo, L (9, PH) OBP: 0.364, SLG: 0.533 David Dellucci, L (9, PR) OBP: 0.317, SLG: 0.400			FC5-4 1B	1-2 2-H 1B		CS BB			FC4-6 FC1-6 1-2f	2 1 0	0 0 0	2 0 0	1 0 0	1 0 0	0 0 0	0 1 0
Tony Womack, L (1, 6) OBP: 0.303, SLG: 0.322			FC5-4 1-2f	K		K 1-2			FC1-6 1-2f	4	0	0	0	0	2	5

Inning Stats	1	2	3	4	5	6	7	8	9
	R: 0 E: 0 K: 0 S: 8 H: 0 LOB: 0 BB: 0 P: 10	R: 0 E: 0 K: 0 S: 10 H: 1 LOB: 0 BB: 0 P: 13	R: 0 E: 0 K: 0 S: 8 H: 1 LOB: 1 BB: 0 P: 14	R: 3 E: 0 K: 1 S: 16 H: 3 LOB: 2 BB: 2 P: 32	R: 1 E: 1 K: 1 S: 9 H: 2 LOB: 2 BB: 0 P: 15	R: 0 E: 0 K: 1 S: 8 H: 0 LOB: 1 BB: 1 P: 12	R: 0 E: 0 K: 0 S: 7 H: 0 LOB: 0 BB: 0 P: 10	R: 0 E: 0 K: 0 S: 7 H: 1 LOB: 0 BB: 0 P: 11	R: 0 E: 0 K: 1 S: 9 H: 0 LOB: 1 BB: 1 P: 17

AB	32
R	4
H	8
RBI	4
BB	4
SO	4
LOB	19

1B: 8	SF: 1	WP: 0	PA: 37
2B: 1	SAC: 0	PB: 0	
3B: 0	DP: 3	SB: 1	
HR: 0	HBP: 0	CS: 1	

PITCHER		IP	WLS	BF	H	R	ER	SO	BB	IBB	HBP	BLK	WP	HR	S	P	ERA	WHIP
Chuck Finley, L ERA: 3.88	(1, 1)	6.0	L	27	7	4	3	3	3	0	0	0	0	0	59	96	4.50	1.667
Ricardo Rincon, L ERA: 3.03	(7, 1)	1.0		3	0	0	0	0	0	0	0	0	0	0	7	10	0.00	0.000
Mark Wohlers, R ERA: 6.16	(8, 1)	1.0		3	1	0	0	0	0	0	0	0	0	0	7	11	0.00	1.000
Paul Shuey, R ERA: 2.33	(9, 1)	1.0		4	0	0	0	1	1	0	0	0	0	0	9	17	0.00	1.000

PITCHER		IP	WLS	BF	H	R	ER	SO	BB	IBB	HBP	BLK	WP	HR	S	P	ERA	WHIP

BOTTOM

Arizona Diamondbacks @ Cleveland Indians

Jacobs Field, Cleveland, OH

Sat Jun 29 2002, 7:05 PM EDT

Att. 42,466 - Sunny - 84 F

livebaseballscorecards.com

Batter	1	2	3	4	5	6	7	8	9	AB	R	H	RBI	BB	SO	LOB
Chris Magruder, S (1, 9) OBP: 0.276, SLG: 0.393	C X 0-1 G6-4-3 1B		F B C F X 1-2 ③ G5-3			B X 1-0 ②③ G1-6-3 1-2f			B B C B B 4-1 1B FC1 BB	3	0	1	0	1	0	1
Omar Vizquel, S (1, 6) OBP: 0.381, SLG: 0.488	C B B X 2-1 ① F8			C X 0-1 ① B1-3			B C X 1-1 ① F7		B C F B F X 2-2 ① L8	4	0	0	0	0	0	2
Ellis Burks, R (1, 10) OBP: 0.343, SLG: 0.469	X 0-0 ②③ G6-4-3 1-2f			B B C B C F F F S 3-3 ② K			B B C F X 2-2 ② F8		C X 0-1 FC1 1B 1-2	4	0	0	0	0	1	2
Jim Thome, L (1, 3) OBP: 0.425, SLG: 0.593		C C B X 1-2 HR		B F X 1-1 ③ G1-3			X 0-0 ③ P5		X 0-0 1-2 2-3 1B	4	1	2	1	0	0	0
Travis Fryman, R (1, 5) OBP: 0.295, SLG: 0.349		X 0-0 ① G6-3			B B X 2-0 ① G6-3			F X 0-1 ① G3	S B B F F C 2-3 ② K	4	0	0	0	0	1	3
Milton Bradley, S (1, 8) OBP: 0.306, SLG: 0.359		B X 1-0 ② G5-3			B C B X 2-1 ② G4-3			B C C X 1-2 2B 1B	C S F F S 0-3 ③ K	4	1	1	0	0	1	3
Jolbert Cabrera, R (1, 7) OBP: 0.169, SLG: 0.114		L C C 0-3 ③ K			S X 0-1 ③ F7			B X 1-0 ② L8		2	0	0	0	0	1	0
Ben Broussard, L (8, PH) OBP: 0.267, SLG: 0.467 (9, 7)										1	0	0	0	0	0	1
John McDonald, R (1, 4) OBP: 0.294, SLG: 0.375			B C B X 2-1 ① L9			C X 0-1 ① G6-3		C B S B X 2-2 1-H 2B		2	0	0	0	0	0	0
Bill Selby, L (8, PH) OBP: 0.323, SLG: 0.333 (9, 4)										1	0	1	1	0	0	0
Eddie Pérez, R (1, 2) OBP: 0.263, SLG: 0.339			C S T X 0-2 ② F7			X 0-0 G1-6-3 1B		B B B C C C X 3-2 ③ G1-3		2	0	1	0	0	0	0
Lee Stevens, L (8, PH) OBP: 0.318, SLG: 0.376										0	0	0	0	0	0	0
Einar Díaz, R (8, PH) OBP: 0.269, SLG: 0.312 (9, 2)										1	0	0	0	0	0	1
Inning Stats	R: 0 E: 0 K: 0 S: 5 H: 1 LOB: 0 BB: 0 P: 7	R: 1 E: 0 K: 1 S: 8 H: 1 LOB: 0 BB: 0 P: 10	R: 0 E: 0 K: 0 S: 10 H: 0 LOB: 0 BB: 0 P: 13	R: 0 E: 0 K: 1 S: 10 H: 0 LOB: 0 BB: 0 P: 14	R: 0 E: 0 K: 0 S: 5 H: 0 LOB: 0 BB: 0 P: 9	R: 0 E: 0 K: 0 S: 4 H: 1 LOB: 0 BB: 0 P: 5	R: 0 E: 0 K: 0 S: 6 H: 0 LOB: 0 BB: 0 P: 9	R: 1 E: 0 K: 0 S: 12 H: 2 LOB: 1 BB: 0 P: 19	R: 0 E: 0 K: 2 S: 18 H: 1 LOB: 3 BB: 1 P: 26	1B: 4 2B: 1 3B: 0 HR: 1	SF: 0 SAC: 0 DP: 2 HBP: 0						

AB	32
R	2
H	6
RBI	2
BB	1
SO	4
LOB	13

WP: 0 PB: 0 SB: 0 CS: 0 PA: 33

PITCHER		IP	WLS	BF	H	R	ER	SO	BB	IBB	HBP	BLK	WP	HR	S	P	ERA	WHIP
Brian Anderson, L (1, 1) ERA: 5.31		7.1	W	24	4	2	2	2	0	0	0	0	0	1	53	73	2.46	0.545
Mike Koplove, R (8, 1) ERA: 0.9		0.1	H	2	1	0	0	0	0	0	0	0	0	0	4	7	0.00	3.000
Mike Myers, L (8, 1) ERA: 4.12		0.1	H	1	0	0	0	0	0	0	0	0	0	0	3	6	0.00	0.000
Byung-Hyun Kim, R (9, 1) ERA: 2.47		1.0	S	6	1	0	0	2	1	0	0	0	0	0	18	26	0.00	2.000

PITCHER	IP	WLS	BF	H	R	ER	SO	BB	IBB	HBP	BLK	WP	HR	S	P	ERA	WHIP

Batter	1	2	3	4	5	6	7	8	9	AB	R	H	RBI	BB	SO	LOB
Craig Counsell, L (1, 5) OBP: 0.358, SLG: 0.363	C B X 1-1 ① F8	C B C X 1-2 BB 1B		B X 1-0 F7 1-H 2B		C F S 0-3 ① K			B B C C F F B S 3-3 ① K	5	0	2	1	0	2	1
Quinton McCracken, S (1, 9) OBP: 0.398, SLG: 0.552	B B B B C F B 4-2 BB BLK BB BB	B F F F B F F X 2-2 ② F8		L X 0-1 ① F7 2-3		B F C S 1-3 ②③ K 1-2			F X 0-1 ② L6	4	1	0	0	1	1	3
Luis Gonzalez, L (1, 7) OBP: 0.402, SLG: 0.514	B B B B 4-0 BB BB 1B 1-2 BB	B B B C B 4-1 1-2 BB		B X 1-0 ② G6-3			B B B C B 4-1 BB		C X 0-1 ③ G4-3	2	1	0	0	3	0	1
Mark Grace, L (1, 3) OBP: 0.355, SLG: 0.425	F B F C 1-3 ② K	B B F F B X 3-2 ③ F8		C X 0-1 ③ L8			B C S B B C 3-3 ① K			4	0	0	0	0	2	6
Junior Spivey, R (1, 4) OBP: 0.421, SLG: 0.563	B F B F B B 4-2 BB 1B 1-2 2-3 BB		F F C 0-3 ① K		C S F X 0-2 HR		B F B X 2-1 ② F8			3	2	1	1	1	1	1
Steve Finley, L (1, 8) OBP: 0.375, SLG: 0.494	B B C B F F B 4-2 1B 1-2 2-3 3-H BB		X 0-0 2B		B S X 1-1 ① G3		B C F X 1-2 ③ P4			3	0	1	1	1	0	1
Damian Miller, R (1, 2) OBP: 0.352, SLG: 0.488	B S F X 1-2 1-3 2-H 3-H 1B		F F X 0-2 ② F8		B B S C S 2-3 ② K			B F S F F F S 1-3 ① K		4	0	1	2	0	2	1
David Dellucci, L (1, 10) OBP: 0.299, SLG: 0.373	B F B B X 3-1 ③ F9		C B B X 2-1 ③ G4-3		S X 0-1 ③ G4-3			X 0-0 ② F7		4	0	0	0	0	0	3
Tony Womack, L (1, 6) OBP: 0.305, SLG: 0.322		C B X 1-1 ① G4-3		C B L F F B B X 3-2 WP 2B 1B		C B B H 3-1 CS HBP		C B X 1-1 ③ F8		3	1	1	0	0	0	0
Inning Stats	R: 3 E: 0 K: 1 S: 17 H: 1 LOB: 2 BB: 4 P: 39	R: 0 E: 0 K: 0 S: 15 H: 1 LOB: 2 BB: 1 P: 26	R: 0 E: 0 K: 1 S: 9 H: 1 LOB: 1 BB: 0 P: 11	R: 1 E: 0 K: 0 S: 11 H: 2 LOB: 1 BB: 0 P: 16	R: 1 E: 0 K: 1 S: 11 H: 1 LOB: 0 BB: 0 P: 14	R: 0 E: 0 K: 2 S: 7 H: 0 LOB: 0 BB: 0 P: 11	R: 0 E: 0 K: 1 S: 10 H: 0 LOB: 1 BB: 1 P: 20	R: 0 E: 0 K: 1 S: 9 H: 0 LOB: 0 BB: 0 P: 11	R: 0 E: 0 K: 1 S: 9 H: 0 LOB: 0 BB: 0 P: 12	1B: 3 2B: 2 3B: 0 HR: 1 SF: 0 SAC: 0 DP: 0 HBP: 1						

TOP

Arizona Diamondbacks @ Cleveland Indians

Jacobs Field, Cleveland, OH

Sun Jun 30 2002, 1:05 PM EDT

Att. 42,221 - Sunny - 84 F

livebaseballscorecards.com

AB	32
R	5
H	6
RBI	5
BB	6
SO	8
LOB	17

PITCHER		IP	WLS	BF	H	R	ER	SO	BB	IBB	HBP	BLK	WP	HR	S	P	ERA	WHIP
Danys Baez, R ERA: 4.4	(1, 1)	3.0	L	19	5	4	4	2	5	0	0	1	1	0	1	47	86	12.00	3.333
Heath Murray, L ERA: 3.86	(4, 1)	3.1		12	1	1	1	4	1	0	1	0	0	1	27	42	2.70	0.600
Jerrod Riggan, R ERA: 4.82	(7, 1)	0.2		2	0	0	0	0	0	0	0	0	0	0	6	9	0.00	0.000
Chad Paronto, R ERA: 5.19	(8, 1)	1.0		3	0	0	0	1	0	0	0	0	0	0	9	11	0.00	0.000
Bob Wickman, R ERA: 4.13	(9, 1)	1.0		3	0	0	0	1	0	0	0	0	0	0	9	12	0.00	0.000

PITCHER	IP	WLS	BF	H	R	ER	SO	BB	IBB	HBP	BLK	WP	HR	S	P	ERA	WHIP

Batter	1	2	3	4	5	6	7	8	9	AB	R	H	RBI	BB	SO	LOB
Chris Magruder, S (1, 8) OBP: 0.265, SLG: 0.376	C B X 1-1 F5 ①		B X 1-0 P5 ②		B C S S 1-3 K ③			B B F X 2-1 F8 ②		4	0	0	0	0	1	1
Omar Vizquel, S (1, 6) OBP: 0.379, SLG: 0.484	C X 0-1 P6 ②		B B F X 2-1 1-2 1B			C S B X 1-2 G4-3 ①		C X 0-1 G4-3 ③		4	0	1	0	0	0	0
Ellis Burks, R (1, 10) OBP: 0.341, SLG: 0.477	S B X 1-1 F8 ③		C S B B B S 3-3 K ③			B X 1-0 P6 ②			F B B X 2-1 HR	4	1	1	1	0	1	2
Jim Thome, L (1, 3) OBP: 0.423, SLG: 0.599		B C X 1-1 HR		X 0-0 G6-3 ①		X 0-0 G4-3 ③			C B S B C 2-3 K ①	4	1	1	1	0	1	0
Lee Stevens, L (1, 9) OBP: 0.313, SLG: 0.368		B C F B S 2-3 K ①		F B B C F S 2-3 K ②			F X 0-1 P4 ①		B B X 2-0 P4 ②	4	0	0	0	0	2	0
Bill Selby, L (1, 5) OBP: 0.314, SLG: 0.323		B C B X 2-1 F8 ②		B C B X 2-1 PB 1B			B B C X 2-1 E6 BB		B C X 1-1 F8 ③	4	0	1	0	0	0	0
Ben Broussard, L (1, 7) OBP: 0.278, SLG: 0.412		B X 1-0 L8 ③		S S B B B F X 3-2 1-2 G4-3 ③			B B F S B B 4-2 1-2 G6-4-3 BB			2	0	0	0	1	0	1
John McDonald, R (1, 4) OBP: 0.284, SLG: 0.361			X 0-0 F9 ①		B F X 1-1 G4-3 ①		X 0-0 G6-4-3 ② ③ 1-2f			3	0	0	0	0	0	2
Einar Díaz, R (1, 2) OBP: 0.270, SLG: 0.313			B C X 1-1 1B 1B		X 0-0 F7 ②			C B B X 2-1 F9 ①		3	0	1	0	0	0	0
Inning Stats	R: 0 H: 0 E: 0 LOB: 0 K: 0 BB: 0 S: 6 P: 8	R: 1 H: 1 E: 0 LOB: 0 K: 1 BB: 0 S: 8 P: 14	R: 0 H: 2 E: 0 LOB: 2 K: 1 BB: 0 S: 9 P: 16	R: 0 H: 1 E: 0 LOB: 1 K: 1 BB: 0 S: 11 P: 18	R: 0 H: 0 E: 0 LOB: 0 K: 1 BB: 0 S: 6 P: 8	R: 0 H: 0 E: 0 LOB: 0 K: 0 BB: 0 S: 5 P: 7	R: 0 H: 0 E: 1 LOB: 1 K: 0 BB: 1 S: 7 P: 13	R: 0 H: 0 E: 0 LOB: 0 K: 0 BB: 0 S: 6 P: 10	R: 1 H: 1 E: 0 LOB: 0 K: 1 BB: 0 S: 8 P: 15	1B: 3 SF: 0 2B: 0 SAC: 0 3B: 0 DP: 1 HR: 2 HBP: 0						WP: 0 PA: 33 PB: 1 SB: 0 CS: 0	

PITCHER	IP	WLS	BF	H	R	ER	SO	BB	IBB	HBP	BLK	WP	HR	S	P	ERA	WHIP
Curt Schilling, R (1, 1) ERA: 3.22	9.0	W	33	5	2	2	5	1	0	0	0	0	2	66	109	2.00	0.667

PITCHER	IP	WLS	BF	H	R	ER	SO	BB	IBB	HBP	BLK	WP	HR	S	P	ERA	WHIP

BOTTOM

Arizona Diamondbacks @ Cleveland Indians

Jacobs Field, Cleveland, OH

Sun Jun 30 2002, 1:05 PM EDT

Att. 42,221 - Sunny - 84 F

livebaseballscorecards.com

AB	32
R	2
H	5
RBI	2
BB	1
SO	5
LOB	6

Batter	1	2	3	4	5	6	7	8	9	AB	R	H	RBI	BB	SO	LOB
Cesar Izturis, S (1, 6) OBP: 0.262, SLG: 0.308	F X 0-1 ① G6-3		X 0-0 1-2 1B		X 0-0 2-H 2B		C B F S F X 1-2 ② F8		B F S F B X 2-2 ① F3	5	0	2	1	0	0	1
Hiram Bocachica, R (1, 7) OBP: 0.277, SLG: 0.417 Dave Hansen, L (9, PH) OBP: 0.296, SLG: 0.344 Paul Quantrill, L (9, 1) Eric Gagne, R (9, 1)	F B X 1-1 ② P6		B S B C B S 3-3 ③ K		B X 1-0 ③ G5-3		B B C S X 2-2 E5 E 1B		B C B B X 3-1 ② P4	4 1 0 0	1 0 0 0	0 0 0 0	0 0 0 0	0 0 0 0	1 0 0 0	3 1 0 0
Paul Lo Duca, R (1, 2) OBP: 0.372, SLG: 0.447	C F B B X 2-2 ③ G6-3		B B F X 2-1 ① F9		C X 0-1 1B 2B		B C 1 SAFE F B X 1-H 2-2 CS 1B		C F B S 1-3 ③ K	5	1	2	1	0	1	1
Eric Karros, R (1, 3) OBP: 0.333, SLG: 0.430		B X 1-0 ① F9	X 0-0 ② F3		S X 0-1 ① F8		F B F B 2-2 ③ CS 1-2	B X 1-0 2B		4	0	1	0	0	0	1
Brian Jordan, R (1, 9) OBP: 0.339, SLG: 0.508		S F C 0-3 ② K	B X 1-0 ③ G6-3		B F F B S 2-3 ② K			X 0-0 E3		4	0	0	0	0	2	2
Marquis Grissom, R (1, 8) OBP: 0.318, SLG: 0.510		C B B S S 2-3 ③ K		S B B X 2-1 ① P4	B C F B B X 3-2 1B 2-H 1B			C S B S 1-3 ① K		4	0	1	1	0	2	2
Adrian Beltré, R (1, 5) OBP: 0.293, SLG: 0.367			B B C X 2-1 ① F8		B S F B X 2-2 2B 1B	C X 0-1 1-3 1B		B F X 1-1 ② F7		4	1	2	0	0	0	2
Jeff Reboulet, R (1, 4) OBP: 0.310, SLG: 0.270 Alex Cora, L (8, PH) OBP: 0.356, SLG: 0.543 (8, 4)			X 0-0 1B 1B		C X 0-1 ② P5	B C C B B X 2-2 ③ F3		S C B X 1-2 ③ L9		3 1	0 0	1 0	0 0	0 0	0 0	3 2
Hideo Nomo, R (1, 1) OBP: 0.167, SLG: 0.148 Dave Roberts, L (9, PH) OBP: 0.364, SLG: 0.386 (9, 7)			B L C S 1-3 ② K		B C B B S S X 3-2 1-H 2B 2B		B B C F S 2-3 ① K		B B C X 2-1 2B	3 1	1 0	1 1	1 0	0 0	2 0	1 0
Inning Stats	R: 0 E: 0 K: 0 S: 7 H: 0 LOB: 0 BB: 0 P: 10	R: 0 E: 0 K: 2 S: 7 H: 0 LOB: 0 BB: 0 P: 10	R: 0 E: 0 K: 2 S: 10 H: 2 LOB: 2 BB: 0 P: 16	R: 0 E: 0 K: 0 S: 4 H: 0 LOB: 0 BB: 0 P: 7	R: 2 E: 0 K: 0 S: 12 H: 3 LOB: 1 BB: 0 P: 20	R: 1 E: 0 K: 1 S: 15 H: 3 LOB: 2 BB: 0 P: 22	R: 1 E: 2 K: 1 S: 15 H: 1 LOB: 0 BB: 0 P: 24	R: 0 E: 1 K: 1 S: 10 H: 1 LOB: 2 BB: 0 P: 14	R: 0 E: 0 K: 1 S: 11 H: 1 LOB: 1 BB: 0 P: 19	1B: 6 2B: 5 3B: 0 HR: 0	SF: 0 SAC: 0 DP: 0 HBP: 0						

PITCHER		IP	WLS	BF	H	R	ER	SO	BB	IBB	HBP	BLK	WP	HR	S	P	ERA	WHIP
Randy Johnson, L ERA: 2.46	(1, 1)	7.0	L	30	9	4	3	6	0	0	0	0	0	0	70	109	3.86	1.286
Matt Mantei, R ERA:	(8, 1)	1.0		5	1	0	0	1	0	0	0	0	0	0	10	14	0.00	1.000
Mike Koplove, R ERA: 0.82	(9, 1)	1.0		4	1	0	0	1	0	0	0	0	0	0	11	19	0.00	1.000

PITCHER	IP	WLS	BF	H	R	ER	SO	BB	IBB	HBP	BLK	WP	HR	S	P	ERA	WHIP

TOP

Los Angeles Dodgers @ Arizona Diamondbacks

Bank One Ballpark, Phoenix, AZ

Mon Jul 01 2002, 10:05 PM EDT

Att. 36,632 - Dome - 72 F

livebaseballscorecards.com

AB	39
R	4
H	11
RBI	4
BB	0
SO	8
LOB	19

WP: 0 PB: 0 SB: 0 CS: 1 PA: 40

Batter	1	2	3	4	5	6	7	8	9	AB	R	H	RBI	BB	SO	LOB
Craig Counsell, L (1, 5) OBP: 0.354, SLG: 0.359	B F X 1-1 ① L8		C B C X 1-2 ③ G5-3			B X 1-0 ① L9		B B C F F S 2-3 ③ K		4	0	0	0	0	1	1
Junior Spivey, R (1, 4) OBP: 0.422, SLG: 0.561	B B B X 3-0 ② F9			B B C X 2-1 1B G6-3 1B		B X 1-0 ② L7			C S F F B B X 2-2 G1-3 DI 1B	4	0	2	0	0	0	0
Luis Gonzalez, L (1, 7) OBP: 0.400, SLG: 0.509	C B F F F F S 1-3 ③ K			B F F F B B X 3-2 ① G6-3 1-2		C X 0-1 ③ G6-3			F F F B B B F B B 4-2 G1-3 1-2 BB	3	0	0	0	1	1	1
Greg Colbrunn, R (1, 3) OBP: 0.367, SLG: 0.500		B X 1-0 G3-1 2B		C B B X 2-1 G4-6-3 2-3 1B			S B S B B C 3-3 ① K		F B S S 1-3 ① K	4	0	2	0	0	2	2
Steve Finley, L (1, 8) OBP: 0.370, SLG: 0.486		B B C B S F X 3-2 ① G3-1 2-3		B F F X 1-2 ② ③ G4-6-3 1-2f			C B B B C C 3-3 ② K		S B F X 1-2 ② G1-3 1-2 2-3	4	0	0	0	0	1	5
Damian Miller, R (1, 2) OBP: 0.346, SLG: 0.479		B B C S X 2-2 ② F9			B S X 1-1 ① G6-3		C B B S B F X 3-2 ③ F2		X 0-0 ③ F9	4	0	0	0	0	0	3
Quinton McCracken, S (1, 9) OBP: 0.390, SLG: 0.539		X 0-0 ③ G4-3			C F F S 0-3 ② K			C X 0-1 ① G4-3		3	0	0	0	0	1	1
Tony Womack, L (1, 6) OBP: 0.308, SLG: 0.329			B B C S X 1-2 ① F5		B B B C F X 2-2 1B			C F F B X 1-2 G4-3 2B		3	0	2	0	0	0	0
Randy Johnson, R (1, 1) OBP: 0.087, SLG: 0.111			C F S 0-3 ② K		C B S B B C 2-3 ③ K			B F B F F F F X 2-2 ② G4-3 2-3		2	0	0	0	0	2	1
Matt Mantei, R (8, 1)										0	0	0	0	0	0	0
Chris Donnels, L (8, PH) OBP: 0.306, SLG: 0.444										1	0	0	0	0	0	1
Mike Koplove, R (9, 1)										0	0	0	0	0	0	0
Inning Stats	R: 0 E: 0 K: 1 S: 9 H: 0 LOB: 0 BB: 0 P: 14	R: 0 E: 0 K: 0 S: 9 H: 1 LOB: 1 BB: 0 P: 15	R: 0 E: 0 K: 1 S: 9 H: 0 LOB: 0 BB: 0 P: 11	R: 0 E: 0 K: 0 S: 10 H: 2 LOB: 1 BB: 0 P: 18	R: 0 E: 0 K: 2 S: 12 H: 1 LOB: 1 BB: 0 P: 17	R: 0 E: 0 K: 0 S: 4 H: 0 LOB: 0 BB: 0 P: 6	R: 0 E: 0 K: 2 S: 10 H: 0 LOB: 0 BB: 0 P: 19	R: 0 E: 0 K: 1 S: 15 H: 1 LOB: 1 BB: 0 P: 20	R: 0 E: 0 K: 1 S: 16 H: 1 LOB: 2 BB: 1 P: 24	1B: 4 2B: 2 3B: 0 HR: 0	SF: 0 SAC: 0 DP: 1 HBP: 0						

PITCHER		IP	WLS	BF	H	R	ER	SO	BB	IBB	HBP	BLK	WP	HR	S	P	ERA	WHIP
Hideo Nomo, R ERA: 3.28	(1, 1)	8.0	W	28	5	0	0	7	0	0	0	0	0	0	78	120	0.00	0.625
Paul Quantrill, R ERA: 3.32	(9, 1)	0.0		2	1	0	0	0	1	0	0	0	0	0	9	15	∞	∞
Eric Gagne, R ERA: 1.27	(9, 1)	1.0	S	3	0	0	0	1	0	0	0	0	0	0	7	9	0.00	0.000

PITCHER	IP	WLS	BF	H	R	ER	SO	BB	IBB	HBP	BLK	WP	HR	S	P	ERA	WHIP

BOTTOM

Los Angeles Dodgers @ Arizona Diamondbacks

Bank One Ballpark, Phoenix, AZ

Mon Jul 01 2002, 10:05 PM EDT

Att. 36,632 - Dome - 72 F

livebaseballscorecards.com

AB	32
R	0
H	6
RBI	0
BB	1
SO	8
LOB	15

1B: 4	SF: 0	WP: 0	PA: 33
2B: 2	SAC: 0	PB: 0	
3B: 0	DP: 1	SB: 0	
HR: 0	HBP: 0	CS: 0	

Batter	1	2	3	4	5	6	7	8	9	AB	R	H	RBI	BB	SO	LOB
Dave Roberts, L (1, 8) (8, 7) OBP: 0.365, SLG: 0.383	L B F F B B F C 3-3 ① K		B B C F S 2-3 ③ K			C C X 0-2 SH1-3 E 1B	B C B B B 4-1 1B 1B BB	C B B X 2-1 ③ P6		4	2	1	0	1	2	0
Paul Lo Duca, R (1, 2) (9, 3) OBP: 0.377, SLG: 0.460	B B X 2-0 HR			B B B B 4-0 WP BB		X 0-0 ① SH1-3 1-2	B B C C X 2-2 1B 1-2 BB 1B		C X 0-1 ① F9	3	2	2	1	1	0	0
Shawn Green, L (1, 9) OBP: 0.376, SLG: 0.594	B F B B F C 3-3 ② K			X 0-0 ① P6		X 0-0 ② F8	C C X 0-2 1-3 BB HBP 2-H 1B		F B F C 1-3 ② K	5	0	1	1	0	2	2
Eric Karros, R (1, 3) OBP: 0.338, SLG: 0.439	B C C C 1-3 ③ K			B X 1-0 ② L5		S B B B S F B 4-2 E BB	B C B C H 3-2 1-2 BB HBP		B X 1-0 HR	3	2	1	1	1	1	1
David Ross, R (9, 2)										0	0	0	0	0	0	0
Brian Jordan, R (1, 7) OBP: 0.341, SLG: 0.510		B X 1-0 ① G5-3		C S F X 0-2 ③ P3 1-2		B B S S X 2-1 E6 1-H 2B 2-H	B S B B B 4-1 1-2 2-3 BB 3-H		F B F B S 2-3 ③ K	3	1	1	3	1	0	1
Marquis Grissom, R (8, 8) OBP: 0.316, SLG: 0.506										1	0	0	0	0	1	0
Adrian Beltré, R (1, 5) OBP: 0.292, SLG: 0.363		F B X 1-1 ② P4			B C B F X 2-2 ① F8	H 1-0 HBP	F B X 1-1 ③ G6-3			3	0	0	0	0	0	3
Alex Cora, L (1, 4) OBP: 0.341, SLG: 0.518		C F B X 1-2 ③ G6-3			C B F B X 2-2 E1 FC6-4	X 0-0 ③ P4		F X 0-1 ① G6-3		4	0	0	0	0	0	1
Cesar Izturis, S (1, 6) OBP: 0.262, SLG: 0.318			X 0-0 ① L7		C F X 0-2 ② FC6-4 1-2f		C X 0-1 ① G6-3	X 0-0 HR		4	1	1	1	0	0	1
Omar Daal, L (1, 1) OBP: 0.067, SLG: 0.133			B C F B F X 2-2 ② L4		F C X 0-2 ③ G4-3		X 0-0 ② B1-3	C C F X 0-2 ② G6-3		2	0	0	0	0	0	1
Giovanni Carrara, R (6, 1)										2	0	0	0	0	0	0
Guillermo Mota, R (9, 1)										0	0	0	0	0	0	0
Inning Stats	R: 1 E: 0 K: 3 S: 12 H: 1 LOB: 0 BB: 0 P: 21	R: 0 E: 0 K: 0 S: 6 H: 0 LOB: 0 BB: 0 P: 9	R: 0 E: 0 K: 1 S: 8 H: 0 LOB: 0 BB: 0 P: 12	R: 0 E: 0 K: 0 S: 6 H: 0 LOB: 1 BB: 1 P: 11	R: 0 E: 1 K: 0 S: 12 H: 0 LOB: 1 BB: 0 P: 16	R: 3 E: 1 K: 0 S: 11 H: 2 LOB: 1 BB: 1 P: 18	R: 2 E: 0 K: 0 S: 15 H: 2 LOB: 3 BB: 2 P: 29	R: 1 E: 0 K: 0 S: 9 H: 1 LOB: 0 BB: 0 P: 11	R: 1 E: 0 K: 2 S: 9 H: 1 LOB: 0 BB: 0 P: 13	1B: 3 2B: 1 3B: 0 HR: 3	SF: 0 SAC: 1 DP: 0 HBP: 2						

TOP

Los Angeles Dodgers @ Arizona Diamondbacks

Bank One Ballpark, Phoenix, AZ

Tue Jul 02 2002, 10:05 PM EDT

Att. 39,211 - Dome - 72 F

livebaseballscorecards.com

AB	34
R	8
H	7
RBI	7
BB	4
SO	6
LOB	10

PITCHER		IP	WLS	BF	H	R	ER	SO	BB	IBB	HBP	BLK	WP	HR	S	P	ERA	WHIP
Rick Helling, R ERA: 4.37	(1, 1)	5.2	L	24	3	4	3	4	2	0	1	0	1	1	54	86	4.76	0.882
Mike Koplove, R ERA: 2.25	(6, 1)	1.0		5	1	2	2	0	1	0	0	0	0	0	8	14	18.00	2.000
Mike Myers, L ERA: 4.05	(7, 1)	0.1		4	1	0	0	0	1	0	1	0	0	0	8	16	0.00	6.000
Greg Swindell, L ERA: 6.5	(8, 1)	2.0		8	2	2	2	2	0	0	0	0	0	2	18	24	9.00	1.000

PITCHER	IP	WLS	BF	H	R	ER	SO	BB	IBB	HBP	BLK	WP	HR	S	P	ERA	WHIP

BOTTOM

Los Angeles Dodgers @ Arizona Diamondbacks
Bank One Ballpark, Phoenix, AZ
Tue Jul 02 2002, 10:05 PM EDT
Att. 39,211 - Dome - 72 F

livebaseballscorecards.com

Batter	1	2	3	4	5	6	7	8	9	AB	R	H	RBI	BB	SO	LOB
Junior Spivey, R (1, 4) OBP: 0.423, SLG: 0.569	K		F9		1B 2B			2B		4	0	2	0	0	1	0
Craig Counsell, L (1, 5) OBP: 0.357, SLG: 0.359	G3-1		BB		G4-6-3 1B			F9		2	0	1	0	1	0	0
Chris Donnels, L (8, PH) OBP: 0.302, SLG: 0.436					2-3					1	0	0	0	0	0	1
(9, 5)																
Luis Gonzalez, L (1, 7) OBP: 0.398, SLG: 0.503	F7		BB		G4-6-3			F7		3	0	0	0	1	0	3
			1-2		1-2f											
Greg Colbrunn, R (1, 3) OBP: 0.363, SLG: 0.500		2B	F9			F9		F9		4	0	1	0	0	0	3
Quinton McCracken, S (1, 8) OBP: 0.381, SLG: 0.527		L8		G5-3		F9			P4	3	0	0	0	0	0	1
Mike Myers, L (7, 1)										0	0	0	0	0	0	0
Greg Swindell, L (8, 1)										0	0	0	0	0	0	0
Tony Womack, L (9, PH) OBP: 0.307, SLG: 0.328										1	0	0	0	0	0	0
Damian Miller, R (1, 2) OBP: 0.348, SLG: 0.475		BB		L6		K			BB	2	0	0	0	2	1	0
Jose Guillen, R (1, 9) OBP: 0.280, SLG: 0.352		F8		BB			F8		K	1	0	0	0	1	0	2
David Dellucci, L (7, PH) OBP: 0.290, SLG: 0.361										2	0	0	0	0	1	1
(8, 9)																
Alex Cintron, S (1, 6) OBP: 0.347, SLG: 0.409		F9		F8			G5-3		G5-3	4	0	0	0	0	0	4
Rick Helling, R (1, 1) OBP: 0.200, SLG: 0.040			B1-3		K		G6-3			2	0	0	0	0	1	0
Mike Koplove, R (6, 1)										0	0	0	0	0	0	0
Steve Finley, L (7, 8) OBP: 0.369, SLG: 0.484										1	0	0	0	0	0	0

	AB	30
	R	0
	H	4
	RBI	0
	BB	5
	SO	4
	LOB	15

Inning Stats	1	2	3	4	5	6	7	8	9
	R: 0 E: 0 K: 1 S: 9	H: 0 LOB: 0 BB: 0 P: 14	R: 0 E: 0 K: 0 S: 12	H: 1 LOB: 2 BB: 1 P: 22	R: 0 E: 0 K: 0 S: 12	H: 0 LOB: 2 BB: 2 P: 24	R: 0 E: 0 K: 0 S: 6	H: 0 LOB: 1 BB: 1 P: 13	R: 0 E: 0 K: 1 S: 11	H: 2 LOB: 1 BB: 0 P: 14
	R: 0 E: 0 K: 1 S: 6	H: 0 LOB: 0 BB: 0 P: 8	R: 0 E: 0 K: 0 S: 9	H: 0 LOB: 0 BB: 0 P: 13	R: 0 E: 0 K: 0 S: 14	H: 1 LOB: 1 BB: 0 P: 19	R: 0 E: 0 K: 1 S: 10	H: 0 LOB: 1 BB: 1 P: 18		

	1B: 1	SF: 0	WP: 0	PA: 35
	2B: 3	SAC: 0	PB: 0	
	3B: 0	DP: 1	SB: 0	
	HR: 0	HBP: 0	CS: 0	

PITCHER		IP	WLS	BF	H	R	ER	SO	BB	IBB	HBP	BLK	WP	HR	S	P	ERA	WHIP
Omar Daal, L ERA: 3.39	(1, 1)	5.0	W	21	3	0	0	2	4	0	0	0	0	0	50	87	0.00	1.400
Giovanni Carrara, R ERA: 3.72	(6, 1)	3.0		10	1	0	0	1	0	0	0	0	0	0	29	40	0.00	0.333
Guillermo Mota, R ERA: 2.67	(9, 1)	1.0		4	0	0	0	1	1	0	0	0	0	0	10	18	0.00	1.000

PITCHER	IP	WLS	BF	H	R	ER	SO	BB	IBB	HBP	BLK	WP	HR	S	P	ERA	WHIP

Batter	1	2	3	4	5	6	7	8	9	AB	R	H	RBI	BB	SO	LOB
Dave Roberts, L (1, 8) OBP: 0.363, SLG: 0.381	B C X 1-1 HR 1B	B S B F X 2-2 G4-3 ③			B X 1-0 G3 ②		B X 1-0 G4-3 ③			4	1	1	0	0	0	2
Paul Lo Duca, R (1, 2) OBP: 0.375, SLG: 0.455	B C C X 1-2 F9 ①		X 0-0 G5-3 ①		B B B B 4-0 BB			B X 1-0 G4-3 ①		3	0	0	0	1	0	1
Shawn Green, L (1, 9) OBP: 0.375, SLG: 0.599	X 0-0 1-H HR		C B F B F B C 3-3 K ②		C B F X 1-2 G5-3 ③			X 0-0 G1-3 ②		4	1	1	2	0	1	1
Eric Karros, R (1, 3) OBP: 0.337, SLG: 0.440	X 0-0 F8 ②		C X 0-1 2B			C B X 1-1 F9 ①		S X 0-1 G5-3 ③		4	0	1	0	0	0	0
Brian Jordan, R (1, 7) OBP: 0.338, SLG: 0.504 Marquis Grissom, R (7, 7) OBP: 0.314, SLG: 0.503	C S S 0-3 K ③		C S B S 1-3 K ③			B B X 2-0 G5-3 ②			B C B C X 2-2 G4-3 ①	3 1	0 0	0 0	0 0	0 0	2 0	1 0
Adrián Beltré, R (1, 5) OBP: 0.290, SLG: 0.359 Guillermo Mota, R (6, 1) Jesse Orosco, R (8, 1) Jeff Reboulet, R (8, 5) OBP: 0.302, SLG: 0.263 Eric Gagne, R (8, 1)		X 0-0 G6-3 ①		B C F C 1-3 K ①		X 0-0 G6-3 ③			C B C B C X 2-2 G5-3 ②	3 0 0 1 0	0 0 0 0 0	0 0 0 0 0	0 0 0 0 0	0 0 0 0 0	1 0 0 0 0	0 0 0 0 0
Alex Cora, L (1, 4) OBP: 0.347, SLG: 0.528	C X 0-1 1B 2B			B X 1-0 G3 ②			C B C B F X 2-2 G3-1 ①		B B C X 2-1 1B	4	1	2	0	0	0	0
Cesar Izturis, S (1, 6) OBP: 0.259, SLG: 0.315 Mark Grudzielanek, R (9, PH) OBP: 0.284, SLG: 0.344	X 0-0 G5-3 ②			C X 0-1 G5-3 ③			X 0-0 F8 ②		B C X 1-1 F8 ③	3 1	0 0	0 0	0 0	0 0	0 0	1 1
Andy Ashby, R (1, 1) OBP: 0.250, SLG: 0.308 Dave Hansen, L (6, 5) OBP: 0.306, SLG: 0.354 (8, 3)	F B F F B X 2-2 2-H 1B			C X 0-1 G4-3 ①			B B C B X 3-1 1B			2 1	0 0	1 1	1 0	0 0	0 0	0 0
Inning Stats	R: 2 E: 0 K: 1 S: 10 H: 2 LOB: 0 BB: 0 P: 12	R: 1 E: 0 K: 0 S: 11 H: 2 LOB: 1 BB: 0 P: 15	R: 0 E: 0 K: 2 S: 10 H: 1 LOB: 1 BB: 0 P: 14	R: 0 E: 0 K: 1 S: 6 H: 0 LOB: 0 BB: 0 P: 8	R: 0 E: 0 K: 0 S: 6 H: 0 LOB: 1 BB: 1 P: 12	R: 0 E: 0 K: 0 S: 4 H: 0 LOB: 0 BB: 0 P: 7	R: 0 E: 0 K: 0 S: 8 H: 1 LOB: 1 BB: 0 P: 14	R: 0 E: 0 K: 0 S: 4 H: 0 LOB: 0 BB: 0 P: 5	R: 0 E: 0 K: 0 S: 10 H: 1 LOB: 1 BB: 0 P: 17	1B: 4 2B: 2 3B: 0 HR: 1	SF: 0 SAC: 0 DP: 0 HBP: 0						

PITCHER		IP	WLS	BF	H	R	ER	SO	BB	IBB	HBP	BLK	WP	HR	S	P	ERA	WHIP
Miguel Batista, R ERA: 4.94	(1, 1)	7.0		28	6	3	3	4	1	0	0	0	0	1	55	82	3.86	1.000
Mike Myers, L ERA: 3.92	(8, 1)	0.2		2	0	0	0	0	0	0	0	0	0	0	2	3	0.00	0.000
Matt Mantei, R ERA:	(8, 1)	0.1	W	1	0	0	0	0	0	0	0	0	0	0	2	2	0.00	0.000
Byung-Hyun Kim, R ERA: 2.42	(9, 1)	1.0	S	4	1	0	0	0	0	0	0	0	0	0	10	17	0.00	1.000

PITCHER	IP	WLS	BF	H	R	ER	SO	BB	IBB	HBP	BLK	WP	HR	S	P	ERA	WHIP

TOP

Los Angeles Dodgers @ Arizona Diamondbacks

Bank One Ballpark, Phoenix, AZ

Wed Jul 03 2002, 10:05 PM EDT

Att. 39,609 - Dome - 72 F

livebaseballscorecards.com

AB	34
R	3
H	7
RBI	3
BB	1
SO	4
LOB	7

WP: 0	PA: 35																	
PB: 0																		
SB: 0																		
CS: 0																		

Batter	1	2	3	4	5	6	7	8	9	AB	R	H	RBI	BB	SO	LOB
Tony Womack, L (1, 6) OBP: 0.310, SLG: 0.330	C X 0-1 G3-1 S 1B		C X 0-1 ① G6-3			X 0-0 1B SF9 1B	C C B F B F F F S 2-3 ③ K			4	1	2	0	0	1	1
Craig Counsell, L (1, 5) OBP: 0.355, SLG: 0.358	C B B L F B X 3-2 ① G3-1 1-3		B X 1-0 ② P6			F B B F F B X 3-2 1B 1-3 1B		C S B X 1-2 ① F2		4	0	1	0	0	0	1
Junior Spivey, R (1, 4) OBP: 0.421, SLG: 0.566	B B X 2-0 ② F8		X 0-0 ③ G4-3			B B F S F B F X 3-2 ① SF9 3-H		C X 0-1 BB 3B 1B		3	1	1	1	0	0	1
Steve Finley, L (1, 8) OBP: 0.369, SLG: 0.482 Greg Colbrunn, R (8, PH) OBP: 0.369, SLG: 0.500 Jose Guillen, R (8, PR) OBP: 0.280, SLG: 0.352 (9, 9)	B F F F X 1-2 ③ F5			B B C F X 2-2 ① G4-3		X 0-0 1-3 1B		B F B B B 4-1 1-2 3B BB		3 0 0	0 0 1	1 0 0	0 0 0	0 1 0	0 0 0	1 0 0
Quinton McCracken, S (1, 9) OBP: 0.385, SLG: 0.537 (9, 8)		C B C B B B 4-2 2B SF7 BB		C S B F C 1-3 ② K		C B B F X 2-2 ② F2		S F F F X 0-2 1-H 2-H SF7 3B		3	2	1	2	1	1	2
Mark Grace, L (1, 3) OBP: 0.349, SLG: 0.418		X 0-0 ① F9	B C B X 2-1 ③ F7			C B X 1-1 ③ F7		X 0-0 ② SF7 3-H		3	0	0	1	0	0	3
David Dellucci, L (1, 7) OBP: 0.301, SLG: 0.375	C B B S T F X 2-2 1-3 2B			F B F B X 2-2 ① P6			B C F B S 2-3 ① K	C S B B B B 4-2 CS BB		3	0	1	0	1	1	0
Rod Barajas, R (1, 2) OBP: 0.239, SLG: 0.244	C C B B F X 2-2 ② SF7 3-H			S B C X 1-2 ② F9			B F B B X 2-1 ② F1	B 1-0 ③ CS 1-2		2	0	0	1	0	0	0
Miguel Batista, R (1, 1) OBP: 0.227, SLG: 0.333 Luis Gonzalez, L (7, PH) OBP: 0.400, SLG: 0.503 Mike Myers, L (8, 1) Matt Mantei, R (8, 1) Byung-Hyun Kim, R (9, 1) OBP: 1.000, SLG: 1.000	B F B B C F B B F S 3-3 ③ K			C X 0-1 ③ G3-1			B B B B 4-0 BB			2 0 0 0 0	0 0 0 0 0	0 0 0 0 0	0 1 0 0 0	1 0 0 0 0	1 0 0 0 0	1 0 0 0 0
Inning Stats	R: 0 H: 1 E: 0 LOB: 1 K: 0 BB: 0 S: 11 P: 17	R: 1 H: 1 E: 0 LOB: 1 K: 1 BB: 1 S: 17 P: 28	R: 0 H: 0 E: 0 LOB: 0 K: 0 BB: 0 S: 4 P: 5	R: 0 H: 0 E: 0 LOB: 0 K: 1 BB: 0 S: 9 P: 14	R: 0 H: 0 E: 0 LOB: 0 K: 0 BB: 0 S: 8 P: 11	R: 1 H: 3 E: 0 LOB: 2 K: 0 BB: 0 S: 16 P: 25	R: 0 H: 0 E: 0 LOB: 1 K: 2 BB: 1 S: 12 P: 22	R: 3 H: 2 E: 0 LOB: 1 K: 0 BB: 2 S: 14 P: 24		1B: 5 SF: 3 2B: 1 SAC: 0 3B: 1 DP: 0 HR: 0 HBP: 0						

PITCHER		IP	WLS	BF	H	R	ER	SO	BB	IBB	HBP	BLK	WP	HR	S	P	ERA	WHIP
Andy Ashby, R ERA: 3.36	(1, 1)	5.1		22	5	2	2	2	1	0	0	0	0	0	60	92	3.38	1.125
Guillermo Mota, R ERA: 2.79	(6, 1)	2.0	H	8	1	1	1	2	1	0	0	0	0	0	22	36	4.50	1.000
Jesse Orosco, L ERA: 4.26	(8, 1)	0.0	L	1	0	0	0	0	1	0	0	0	0	0	1	5	∞	∞
Eric Gagne, R ERA: 1.45	(8, 1)	0.2	B	3	1	2	2	0	1	0	0	0	0	0	8	13	27.00	3.000

PITCHER	IP	WLS	BF	H	R	ER	SO	BB	IBB	HBP	BLK	WP	HR	S	P	ERA	WHIP

BOTTOM

Los Angeles Dodgers @ Arizona Diamondbacks
Bank One Ballpark, Phoenix, AZ
Wed Jul 03 2002, 10:05 PM EDT
Att. 39,609 - Dome - 72 F

livebaseballscorecards.com

AB	27
R	5
H	7
RBI	5
BB	4
SO	4
LOB	10

WP: 0 PA: 35
PB: 0
SB: 1
CS: 1

Batter	1	2	3	4	5	6	7	8	9	AB	R	H	RBI	BB	SO	LOB
David Bell, R (1, 5) OBP: 0.323, SLG: 0.436	B F F B B B 4-2 FC4-6 E BB	C B B S S X 2-2 ① G6-3	B B C S C 2-3 ③ K					C C B B B X 3-2 ① F7		3	0	0	0	1	1	0
Rich Aurilia, R (1, 6) OBP: 0.300, SLG: 0.417	C B B C F S 2-3 ① K	X 0-0 ② L7				B B B C B 4-1 E 1B SF9 BB		C B X 1-1 ② G4-3		3	1	0	0	1	1	1
Jeff Kent, R (1, 4) OBP: 0.379, SLG: 0.525	C B C B X 2-2 E5 FC4-6 1-2	B B X 2-0 ③ F9				B S X 1-1 E 1-2 1B		X 0-0 2B 1B		4	1	2	0	0	0	1
Barry Bonds, L (1, 7) OBP: 0.563, SLG: 0.770	X 0-0 ② FC4-6 1-2f 2-3			B C B X 2-1 1B 2B		C X 0-1 E4 G6-4-3 1-2 2-3		B X 1-0 1-H 2B		4	0	2	1	0	0	4
Reggie Sanders, R (1, 9) OBP: 0.325, SLG: 0.435 Tim Worrell, R (8, 1)	F B F F B B X 3-2 ③ F8			B C X 1-1 ① L6		B B X 2-0 ① SF9 3-H		X 0-0 ③ L7		3 0	0 0	0 0	1 0	0 0	0 0	4 0
Benito Santiago, R (1, 2) OBP: 0.319, SLG: 0.451		B F F S 1-3 ① K		B B B X 3-0 G3-6-3 2-3 1B		B B B C X 3-1 ②③ G6-4-3 1-2f			C S X 0-2 G3 1B	4	0	2	0	0	1	2
Damon Minor, L (1, 3) OBP: 0.370, SLG: 0.563		C B B X 2-1 ② G4-3		B F B X 2-1 ②③ G3-6-3 1-2f			C X 0-1 ① F5		C F X 0-2 ① G3 1-2	4	0	0	0	0	0	3
Tsuyoshi Shinjo, R (1, 8) OBP: 0.298, SLG: 0.384 Tom Goodwin, L (9, PH) OBP: 0.350, SLG: 0.257		X 0-0 HR			F S B X 1-2 ① P1		C B F F F X 1-2 ② G5-3		X 0-0 ② F7	3 1	1 0	1 0	1 0	0 0	0 0	0 1
Jason Schmidt, R (1, 1) OBP: 0.095, SLG: 0.143 41 Chad Zerbe, L (6, 1) OBP: 0.200, SLG: 0.200 Pedro Feliz, R (7, PH) OBP: 0.302, SLG: 0.370 Aaron Fultz, L (7, 1) Shawon Dunston, R (8, 9) OBP: 0.227, SLG: 0.271		X 0-0 ③ G4-3			S C B X 1-2 ② F9		C F B B X 2-2 ③ F2		X 0-0 ③ F8	2 0 0 1 0 1	0 0 0 0 0 0	0 0 0 0 0 1	0 0 0 0 0 0	0 0 0 0 0 0	0 0 0 0 0 1	0 0 0 0 0 1
Inning Stats	R: 0 H: 0 E: 1 LOB: 2 K: 1 BB: 1 S: 14 P: 25	R: 1 H: 1 E: 0 LOB: 0 K: 1 BB: 0 S: 7 P: 10	R: 0 H: 0 E: 0 LOB: 0 K: 0 BB: 0 S: 5 P: 9	R: 0 H: 2 E: 0 LOB: 1 K: 0 BB: 0 S: 7 P: 15	R: 0 H: 0 E: 0 LOB: 0 K: 1 BB: 0 S: 9 P: 13	R: 1 H: 1 E: 1 LOB: 1 K: 0 BB: 1 S: 8 P: 18	R: 0 H: 0 E: 0 LOB: 0 K: 0 BB: 0 S: 10 P: 13	R: 1 H: 2 E: 0 LOB: 1 K: 0 BB: 0 S: 8 P: 13	R: 0 H: 1 E: 0 LOB: 1 K: 0 BB: 0 S: 8 P: 8	1B: 4 SF: 1 2B: 2 SAC: 0 3B: 0 DP: 2 HR: 1 HBP: 0						WP: 0 PA: 36 PB: 0 SB: 0 CS: 0

PITCHER		IP	WLS	BF	H	R	ER	SO	BB	IBB	HBP	BLK	WP	HR	S	P	ERA	WHIP
Brian Anderson, L ERA: 5.09	(1, 1)	7.0	W	27	4	2	2	3	2	0	0	0	0	1	60	103	2.57	0.857
Mike Koplove, R ERA: 2.84	(8, 1)	0.2		3	1	1	1	0	0	0	0	0	0	0	6	10	13.50	1.500
Mike Myers, L ERA: 3.92	(8, 1)	0.0		1	1	0	0	0	0	0	0	0	0	0	1	2	∞	∞
Matt Mantei, R ERA:	(8, 1)	0.1	H	1	0	0	0	0	0	0	0	0	0	0	1	1	0.00	0.000
Byung-Hyun Kim, R ERA: 2.37	(9, 1)	1.0	S	4	1	0	0	0	0	0	0	0	0	0	8	8	0.00	1.000

PITCHER	IP	WLS	BF	H	R	ER	SO	BB	IBB	HBP	BLK	WP	HR	S	P	ERA	WHIP

TOP

San Francisco Giants @ Arizona Diamondbacks

Bank One Ballpark, Phoenix, AZ

Thu Jul 04 2002, 6:05 PM EDT

Att. 45,686 - Dome - 72 F

livebaseballscorecards.com

AB	33
R	3
H	7
RBI	3
BB	2
SO	3
LOB	17

BOTTOM

San Francisco Giants @ Arizona Diamondbacks
Bank One Ballpark, Phoenix, AZ
Thu Jul 04 2002, 6:05 PM EDT
Att. 45,686 - Dome - 72 F

livebaseballscorecards.com

Batter	1	2	3	4	5	6	7	8	9	AB	R	H	RBI	BB	SO	LOB
Tony Womack, L (1, 6) OBP: 0.312, SLG: 0.330	BBCFX 2-2 ① G5-3		BCX 1-1 1B 1B 1B	CLBX 1-2 ② F7		BCFBBBB 4-2 S 1B BB				3	2	1	0	1	0	0
Junior Spivey, R (1, 4) OBP: 0.425, SLG: 0.569	CBBFFBX 3-2 ② F8		BBFFFX 2-2 1B 1-3 1B 1B	BX 1-0 1B		CBCX 1-2 1-H 1B				4	1	3	1	0	0	0
Luis Gonzalez, L (1, 7) OBP: 0.398, SLG: 0.500	CBSFX 1-2 ③ F7		CBFX 1-2 G4-3 1B 1-2 3-H 1B	BX 1-0 ③ L8		BCFBBS 3-3 ③ K				4	1	1	1	0	1	2
Steve Finley, L (1, 8) OBP: 0.374, SLG: 0.484		CBCBBFB 4-2 G5-3 E BB	CBSX 1-2 G4-3 1-2 2-H 1B		CBX 1-1 1B		BSCS 1-3 ① K			3	2	2	1	1	1	0
Quinton McCracken, S (1, 9) OBP: 0.374, SLG: 0.522		LCBFX 1-2 ① G5-3 1-2	BCLBX 2-2 ① G4-3 1-2 2-3		BFSSBX 3-2 ① L9		CSBX 1-2 ② G6-3			4	0	0	0	0	0	4
Mark Grace, L (1, 3) OBP: 0.352, SLG: 0.417		BSX 1-1 E5 1B 2-H 1B	BBBB 4-0 1B BB		PBX 2-0 ② F9		FBSBBFS 3-3 ③ K			3	0	1	0	1	1	1
Craig Counsell, L (1, 5) OBP: 0.354, SLG: 0.357		CBSC 1-3 ② K	BBX 2-0 G4-6-3 1-2 2-H 3-H 1B		X 0-0 ③ F8			CCX 0-2 ① G4-3		4	0	1	2	0	1	2
Rod Barajas, R (1, 2) OBP: 0.239, SLG: 0.244		X 0-0 2-3 1B	FBBFX 2-2 ② ③ G4-6-3 1-2f			X 0-0 ① F2		BFBFFX 2-2 ② L9		4	0	1	0	0	0	2
Brian Anderson, R (1, 1) OBP: 0.143, SLG: 0.200 Mike Koplove, R (8, 1) Mike Myers, L (8, 1) Matt Mantei, R (8, 1) David Dellucci, L (8, PH) OBP: 0.297, SLG: 0.369 Byung-Hyun Kim, R (9, 1) OBP: 1.000, SLG: 1.000		CX 0-1 ③ F8		CSFX 0-2 ① G5-3		BFSS 1-3 ② K		BBCBCS 3-3 ③ K		3 0 0 0 0 1 0	0 0 0 0 0 0 0	0 0 0 0 0 0 0	0 0 0 0 0 0 0	0 0 0 0 0 1 0	1 0 0 0 0 0 0	2 0 0 0 0 0 0
Inning Stats	R: 0 E: 0 K: 0 S: 11 H: 0 LOB: 0 BB: 0 P: 17	R: 1 E: 1 K: 1 S: 15 H: 2 LOB: 2 BB: 1 P: 22	R: 4 E: 0 K: 0 S: 18 H: 5 LOB: 1 BB: 1 P: 33	R: 0 E: 0 K: 0 S: 9 H: 1 LOB: 1 BB: 0 P: 12	R: 0 E: 0 K: 0 S: 8 H: 1 LOB: 1 BB: 0 P: 13	R: 1 E: 0 K: 2 S: 12 H: 1 LOB: 1 BB: 1 P: 21	R: 0 E: 0 K: 2 S: 10 H: 0 LOB: 0 BB: 0 P: 15	R: 0 E: 0 K: 1 S: 10 H: 0 LOB: 0 BB: 0 P: 15		1B: 10 2B: 0 3B: 0 HR: 0 SF: 0 SAC: 0 DP: 1 HBP: 0						

	AB	33
	R	6
	H	10
	RBI	5
	BB	3
	SO	6
	LOB	13

WP: 0 PB: 0 SB: 1 CS: 0 PA: 36

PITCHER		IP	WLS	BF	H	R	ER	SO	BB	IBB	HBP	BLK	WP	HR	S	P	ERA	WHIP
Jason Schmidt, R ERA: 3.75	(1, 1)	5.2	L	29	10	6	5	2	3	0	0	0	0	0	70	112	7.94	2.294
41 Chad Zerbe, L ERA: 3.19	(6, 1)	0.1		1	0	0	0	1	0	0	0	0	0	0	3	6	0.00	0.000
Aaron Fultz, L ERA: 6.39	(7, 1)	1.0		3	0	0	0	2	0	0	0	0	0	0	10	15	0.00	0.000
Tim Worrell, R ERA: 2.13	(8, 1)	1.0		3	0	0	0	1	0	0	0	0	0	0	10	15	0.00	0.000

PITCHER	IP	WLS	BF	H	R	ER	SO	BB	IBB	HBP	BLK	WP	HR	S	P	ERA	WHIP

Batter	1	2	3	4	5	6	7	8	9	AB	R	H	RBI	BB	SO	LOB
David Bell, R (1, 5) OBP: 0.320, SLG: 0.430	F B B B X 3-1 ① F9		B X 1-0 ③ G5-3			F C B F S 1-3 ② K			C S B C 1-3 ② K	4	0	0	0	0	2	1
Rich Aurilia, R (1, 6) OBP: 0.303, SLG: 0.431	B F B B X 2-1 FC6-4 1B			C F B C 1-3 ① K		B S F B B F S 3-3 ③ K 2-3			F B X 1-1 HR	4	1	2	1	0	2	1
Jeff Kent, R (1, 4) OBP: 0.375, SLG: 0.519	B C F F X 1-2 ② FC6-4 1-2f			X 0-0 ② P4			C X 0-1 ① G6-3		X 0-0 ③ F9	4	0	0	0	0	0	1
Barry Bonds, L (1, 7) OBP: 0.558, SLG: 0.760	C F S 0-3 ③ K			F B X 1-1 ③ P4			C X 0-1 ② L9			3	0	0	0	0	1	1
Reggie Sanders, R (1, 9) OBP: 0.325, SLG: 0.434		B X 1-0 ① P3			C F X 0-2 CS 1B		B S B S S 2-3 ③ K			3	0	1	0	0	1	0
Damon Minor, L (1, 3) OBP: 0.361, SLG: 0.547		C S F S 0-3 ② K			X 0-0 ① F9			X 0-0 ① P5		3	0	0	0	0	1	1
Benito Santiago, R (1, 2) OBP: 0.315, SLG: 0.446		B X 1-0 ③ G5-3			B C S B F S 2-3 ② ③ K 1-2			C B X 1-1 ② F8		3	0	0	0	0	1	1
Tsuyoshi Shinjo, R (1, 8) OBP: 0.298, SLG: 0.383			F S B B S 1-3 ① K			B S C F F X 1-2 WP G1-3 1B		C B S F S 1-3 ③ K		3	0	1	0	0	2	0
Russ Ortiz, R (1, 1) OBP: 0.317, SLG: 0.378 Tom Goodwin, L (9, PH) OBP: 0.341, SLG: 0.250			B C C F F S 1-3 ② K			S B X 1-1 ① G1-3 1-2			C C B X 1-2 ① L7	2 1	0 0	0 0	0 0	0 0	1 0	1 0
Inning Stats	R: 0 E: 0 K: 1 S: 11 H: 1 LOB: 1 BB: 0 P: 17	R: 0 E: 0 K: 1 S: 6 H: 0 LOB: 0 BB: 0 P: 8	R: 0 E: 0 K: 2 S: 9 H: 0 LOB: 0 BB: 0 P: 12	R: 0 E: 0 K: 1 S: 6 H: 0 LOB: 0 BB: 0 P: 8	R: 0 E: 0 K: 1 S: 8 H: 1 LOB: 1 BB: 0 P: 10	R: 0 E: 0 K: 2 S: 15 H: 1 LOB: 1 BB: 0 P: 21	R: 0 E: 0 K: 1 S: 7 H: 0 LOB: 0 BB: 0 P: 9	R: 0 E: 0 K: 1 S: 7 H: 0 LOB: 0 BB: 0 P: 9	R: 1 E: 0 K: 1 S: 9 H: 1 LOB: 0 BB: 0 P: 12	1B: 3 2B: 1 3B: 0 HR: 1 SF: 0 SAC: 0 DP: 1 HBP: 0						

PITCHER	IP	WLS	BF	H	R	ER	SO	BB	IBB	HBP	BLK	WP	HR	S	P	ERA	WHIP
Curt Schilling, R (1, 1) ERA: 3.08	9.0	W	30	4	1	1	11	0	0	0	0	1	1	78	106	1.00	0.444

PITCHER	IP	WLS	BF	H	R	ER	SO	BB	IBB	HBP	BLK	WP	HR	S	P	ERA	WHIP

TOP

San Francisco Giants @ Arizona Diamondbacks

Bank One Ballpark, Phoenix, AZ

Fri Jul 05 2002, 10:05 PM EDT

Att. 45,211 - Dome - 72 F

livebaseballscorecards.com

AB	30
R	1
H	4
RBI	1
BB	0
SO	11
LOB	7

WP: 1 PB: 0 SB: 0 CS: 1 PA: 30

Batter	1	2	3	4	5	6	7	8	9	AB	R	H	RBI	BB	SO	LOB
Tony Womack, L (1, 6) OBP: 0.311, SLG: 0.329	B C F S 1-3 ① K		C X 0-1 ② G4-3		B X 1-0 ② G3		B C X 1-1 S 1B			4	0	1	0	0	1	2
Craig Counsell, L (1, 5) OBP: 0.353, SLG: 0.355	B C X 1-1 ② G4-3		B B C B B C X 3-2 ③ G6-3		B B C B B X 3-1 2-H 3-H 1B		C F B B B X 2-2 ③ F5 1-2			4	0	1	2	0	0	1
Junior Spivey, R (1, 4) OBP: 0.420, SLG: 0.560	B X 1-0 ③ L8			B S B F F C 2-3 ① K	B B X 2-0 ③ F8			X 0-0 ① F8		4	0	0	0	0	1	1
Luis Gonzalez, L (1, 7) OBP: 0.397, SLG: 0.495		C B X 1-1 ① G4-3		C X 0-1 ② G5-3		C X 0-1 ① F7		C F B F B B B 4-2 BB		3	0	0	0	1	0	0
Damian Miller, R (1, 2) OBP: 0.351, SLG: 0.470		B B B B 4-0 1B BB		C H 1-1 HBP		F B S S 1-3 ② K		B X 1-0 ② F8		2	0	0	0	1	1	1
Steve Finley, L (1, 8) OBP: 0.375, SLG: 0.485		C X 0-1 1-2 FC6-4 1B		B X 1-0 ③ F3		C B B B X 3-1 1B		B C C X 1-2 ③ G1-3		4	0	2	0	0	0	2
Mark Grace, L (1, 3) OBP: 0.351, SLG: 0.413		X 0-0 ② L9			B B B B 4-0 SH5-4 1B 1B BB		X 0-0 ③ G1-6-3			2	1	0	0	1	0	3
Quinton McCracken, S (1, 9) OBP: 0.373, SLG: 0.518		B F X 1-1 ③ FC6-4 1-2f			C B B B F F B X 3-2 SH5-4 1-2 1B 1B		C B B S S 2-3 ① K			3	1	1	0	0	1	2
Curt Schilling, R (1, 1) OBP: 0.283, SLG: 0.267			B F B X 2-1 ① 1B		L X 0-1 ① SH5-4 1-2 2-3		S S B S 1-3 ② K			2	0	1	0	0	1	0
Inning Stats	R: 0 H: 0 E: 0 LOB: 0 K: 1 BB: 0 S: 6 P: 9	R: 0 H: 1 E: 0 LOB: 2 K: 0 BB: 1 S: 7 P: 13	R: 0 H: 1 E: 0 LOB: 0 K: 0 BB: 0 S: 7 P: 12	R: 0 H: 0 E: 0 LOB: 1 K: 1 BB: 0 S: 8 P: 12	R: 2 H: 2 E: 0 LOB: 1 K: 0 BB: 1 S: 10 P: 23	R: 0 H: 1 E: 0 LOB: 1 K: 1 BB: 0 S: 8 P: 12	R: 0 H: 1 E: 0 LOB: 1 K: 2 BB: 0 S: 11 P: 17	R: 0 H: 0 E: 0 LOB: 1 K: 0 BB: 1 S: 8 P: 14		1B: 6 SF: 0 2B: 0 SAC: 1 3B: 0 DP: 0 HR: 0 HBP: 1						WP: 0 PA: 33 PB: 0 SB: 1 CS: 0

PITCHER	IP	WLS	BF	H	R	ER	SO	BB	IBB	HBP	BLK	WP	HR	S	P	ERA	WHIP
Russ Ortiz, R (1, 1) ERA: 3.69	8.0	L	33	6	2	2	5	3	0	1	0	0	0	65	112	2.25	1.125

PITCHER	IP	WLS	BF	H	R	ER	SO	BB	IBB	HBP	BLK	WP	HR	S	P	ERA	WHIP

BOTTOM

San Francisco Giants @ Arizona Diamondbacks

Bank One Ballpark, Phoenix, AZ

Fri Jul 05 2002, 10:05 PM EDT

Att. 45,211 - Dome - 72 F

livebaseballscorecards.com

AB	28
R	2
H	6
RBI	2
BB	3
SO	5
LOB	12

Batter	1	2	3	4	5	6	7	8	9	AB	R	H	RBI	BB	SO	LOB
David Bell, R (1, 3) (7, 5) OBP: 0.321, SLG: 0.433	B S B X 2-1 F8 2B		B F B S B S 3-3 ③ K		C B C C 1-3 ③ K		F X 0-1 1B 1-2 1B		C B B X 2-1 ① G5-3	5	0	2	0	0	2	0
Rich Aurilia, R (1, 6) OBP: 0.305, SLG: 0.430	B F S B B S 3-3 ① K			B S B B S X 2-2 FC6-4 BB 1B		C C C 0-3 ① K	F X 0-1 1-3 2-H 1B		B C C S 1-3 ② K	5	0	2	1	0	3	1
Jeff Kent, R (1, 4) OBP: 0.372, SLG: 0.514	S B B X 2-1 ② F8 2-3			B B S S S B F X 3-2 ① L8		F B F F B S 2-3 ② K	B F C X 1-2 ③ L7		X 0-0 1B	5	0	1	0	0	1	4
Barry Bonds, L (1, 7) OBP: 0.556, SLG: 0.764	B C X 1-1 ③ G3			B B F B B 4-1 FC6-4 1-2 BB		B B X 2-0 HR		B B C C S 2-3 ① K	C S B X 1-2 ③ L4	4	1	1	1	1	1	2
Reggie Sanders, R (1, 9) OBP: 0.324, SLG: 0.431		C X 0-1 ① P4		B C S S X 1-2 ② FC6-4 WP 1-2f 2-3		B X 1-0 S 1B		S S X 0-2 E6 1B 1B		4	1	1	0	0	0	2
Benito Santiago, R (1, 2) OBP: 0.318, SLG: 0.445		B B S S F S 2-3 ② K		S B B S B F B 4-2 FC6-4 1-2 BB		B B X 2-0 ③ G5-3 1-2		B C X 1-1 1B 1-2 1B		3	0	1	0	1	1	1
Pedro Feliz, R (1, 5) OBP: 0.293, SLG: 0.358 J.T. Snow, L (7, 3) OBP: 0.318, SLG: 0.333		F C B X 1-2 ③ P4		F B X 1-1 ③ FC6-4 1-2f			X 0-0 ① P5	B F F X 1-2 1-2 2-H 1B		3 1	0 0	0 1	0 1	0 0	0 0	3 0
Tsuyoshi Shinjo, R (1, 8) OBP: 0.294, SLG: 0.377			F S C 0-3 ① K		F F S 0-3 ① K		C B F F S 1-3 ② K	F C X 0-2 ② F9		4	0	0	0	0	3	2
Kirk Rueter, L (1, 1) OBP: 0.200, SLG: 0.182 Felix Rodriguez, R (6, 1) OBP: 1.000, SLG: 1.000 Aaron Fultz, L (7, 1) Tim Worrell, R (7, 1) Damon Minor, L (8, PH) OBP: 0.358, SLG: 0.542 Robb Nen, R (8, 1)			C B B F X 2-2 ② G3		S S S 0-3 ② K		X 0-0 1B 1B 1B	B F F X 1-2 ③ F5		2 1 0 0 1 0	0 1 0 0 0 0	0 1 0 0 0 0	0 0 0 0 0 0	0 0 0 0 0 0	1 0 0 0 0 0	0 2 0 0 2 0
Inning Stats	R: 0 H: 1 E: 0 LOB: 1 K: 1 BB: 0 S: 9 P: 17	R: 0 H: 0 E: 0 LOB: 0 K: 1 BB: 0 S: 9 P: 12	R: 0 H: 0 E: 0 LOB: 0 K: 2 BB: 0 S: 9 P: 14	R: 0 H: 1 E: 0 LOB: 3 K: 0 BB: 2 S: 16 P: 31	R: 0 H: 0 E: 0 LOB: 0 K: 3 BB: 0 S: 9 P: 10	R: 1 H: 2 E: 0 LOB: 1 K: 2 BB: 0 S: 10 P: 17	R: 1 H: 3 E: 0 LOB: 2 K: 1 BB: 0 S: 13 P: 15	R: 1 H: 2 E: 1 LOB: 2 K: 1 BB: 0 S: 17 P: 22	R: 0 H: 1 E: 0 LOB: 1 K: 1 BB: 0 S: 9 P: 13	1B: 8 SF: 0 2B: 1 SAC: 0 3B: 0 DP: 0 HR: 1 HBP: 0						

TOP

San Francisco Giants @ Arizona Diamondbacks

Bank One Ballpark, Phoenix, AZ

Sat Jul 06 2002, 3:05 PM EDT

Att. 47,687 - Dome - 72 F

livebaseballscorecards.com

AB	38
R	3
H	10
RBI	3
BB	2
SO	12
LOB	17

WP: 1 PA: 40
PB: 0
SB: 1
CS: 0

PITCHER		IP	WLS	BF	H	R	ER	SO	BB	IBB	HBP	BLK	WP	HR	S	P	ERA	WHIP
Randy Johnson, L ERA: 2.47	(1, 1)	7.0		30	7	2	2	10	2	0	0	0	1	1	75	116	2.57	1.286
Mike Myers, L ERA: 3.86	(8, 1)	0.1		1	0	0	0	1	0	0	0	0	0	0	3	5	0.00	0.000
Matt Mantei, R ERA:	(8, 1)	0.2	L	5	2	1	0	0	0	0	0	0	0	0	14	17	0.00	3.000
Mike Koplove, R ERA: 2.63	(9, 1)	1.0		4	1	0	0	1	0	0	0	0	0	0	9	13	0.00	1.000

PITCHER	IP	WLS	BF	H	R	ER	SO	BB	IBB	HBP	BLK	WP	HR	S	P	ERA	WHIP

BOTTOM

Batter	1	2	3	4	5	6	7	8	9	AB	R	H	RBI	BB	SO	LOB
Quinton McCracken, S (1, 8) (8, 9) OBP: 0.370, SLG: 0.507	B C B X 2-1 ① G6-3		B L B B C X 3-2 ② F9			B L F X 1-2 ① FC3-6 BB E 1-2f	B B S B B 4-1 1B BB		C X 0-1 ① SH1-4 1-2	3	0	0	0	1	0	1
Craig Counsell, L (1, 5) OBP: 0.351, SLG: 0.353	C C B F F C 1-3 ② K		B C F B X 3-2 ③ G3			C B X 1-1 FC5 BB 1-2	C B X 1-1 FC4 1B 1-3 2-H 3-H		X 0-0 ② P6	5	0	1	2	0	1	2
Junior Spivey, R (1, 4) OBP: 0.413, SLG: 0.549	B B C C B X 3-2 ③ F9			B B C B C X 3-2 ① F3		B B X 2-0 ② P4	C X 0-1 ③ FC4 1-2f		C F B B B C 3-3 ③ K	5	0	0	0	0	1	5
Luis Gonzalez, L (1, 7) OBP: 0.398, SLG: 0.493		C B B F X 2-2 ① G6-3		C X 0-1 ② F8		B F B F B F B 4-2 1-2 2-3 BB		S B F X 1-2 1B 1B		3	0	1	0	1	0	0
Greg Colbrunn, R (1, 3) OBP: 0.362, SLG: 0.489 Mark Grace, L (6, PH) (7, 3) OBP: 0.348, SLG: 0.408		B C C X 1-2 ② F9		C B S X 1-2 ③ G6-3		F X 0-1 ③ G3-1		B B X 2-0 ① F7		2	0	0	0	0	0	0
										2	0	0	0	0	0	4
Jose Guillen, R (1, 9) OBP: 0.284, SLG: 0.363 Steve Finley, L (7, PH) (8, 8) OBP: 0.376, SLG: 0.485		B B X 2-0 ① 2B	B B B C X 3-1 ① L9			C B B S X 2-2 ① F9		B C B X 2-1 S 1-3 1B		2	0	1	0	0	0	0
										2	0	1	0	0	0	0
Damian Miller, R (1, 2) OBP: 0.357, SLG: 0.468	C B B B I 4-1 FC5-4 IBB		B B C B S B 4-2 G4-6-3 BB			B B F S F F B F B 4-2 G4-3 1B 1B BB	S S B B S 2-3 ② K 1-2			1	1	0	0	3	1	2
Tony Womack, L (1, 6) OBP: 0.311, SLG: 0.328	B C B X 2-1 ③ FC5-4 1-2f		B X 1-0 ② ③ G4-6-3 1-2f			C C F B B B X 3-2 G4-3 1B 1-2 1B	C C X 0-2 ③ G6-3			4	1	1	0	0	0	5
Randy Johnson, R (1, 1) OBP: 0.104, SLG: 0.128 Chris Donnels, L (7, PH) OBP: 0.297, SLG: 0.429 Mike Myers, L (8, 1) Matt Mantei, R (8, 1) Mike Koplove, R (9, 1) David Dellucci, L (9, PH) OBP: 0.307, SLG: 0.379			B X 1-0 ① G3			B X 1-0 FC3-6 1B	C B S B B X 3-2 ② G4-3 1-2 2-3		C X 0-1 SH1-4 1B	2	0	1	0	0	0	0
										1	0	0	0	0	0	2
										0	0	0	0	0	0	0
										0	0	0	0	0	0	0
										0	0	0	0	0	0	0
										1	0	1	0	0	0	0
Inning Stats	R: 0 E: 0 K: 1 S: 10 H: 0 LOB: 0 BB: 0 P: 16	R: 0 E: 0 K: 0 S: 10 H: 1 LOB: 2 BB: 1 P: 21	R: 0 E: 0 K: 0 S: 7 H: 0 LOB: 0 BB: 0 P: 14	R: 0 K: 0 S: 8 H: 0 LOB: 0 BB: 0 P: 12	R: 0 E: 0 K: 0 S: 5 H: 0 LOB: 0 BB: 1 P: 13	R: 0 E: 1 K: 0 S: 12 H: 1 LOB: 3 BB: 1 P: 21	R: 2 E: 0 K: 0 S: 20 H: 2 LOB: 2 BB: 2 P: 37	R: 0 E: 0 K: 1 S: 12 H: 2 LOB: 2 BB: 0 P: 19	R: 0 E: 0 K: 1 S: 8 H: 1 LOB: 1 BB: 0 P: 11	1B: 6 2B: 1 3B: 0 HR: 0	SF: 0 SAC: 1 DP: 1 HBP: 0						

PITCHER		IP	WLS	BF	H	R	ER	SO	BB	IBB	HBP	BLK	WP	HR	S	P	ERA	WHIP
Kirk Rueter, L ERA: 3.45	(1, 1)	5.2		22	2	0	0	1	2	1	0	0	0	0	50	95	0.00	0.706
Felix Rodriguez, R ERA: 5.55	(6, 1)	0.2	H	4	1	2	2	0	1	0	0	0	0	0	14	23	27.00	3.000
Aaron Fultz, L ERA: 6.32	(7, 1)	0.1	B	3	1	0	0	0	1	0	0	0	0	0	6	14	0.00	6.000
Tim Worrell, R ERA: 2.11	(7, 1)	0.1	W	1	0	0	0	0	0	0	0	0	0	0	2	2	0.00	0.000
Robb Nen, R ERA: 1.62	(8, 1)	2.0	S	9	3	0	0	2	0	0	0	0	0	0	20	30	0.00	1.500

PITCHER	IP	WLS	BF	H	R	ER	SO	BB	IBB	HBP	BLK	WP	HR	S	P	ERA	WHIP

San Francisco Giants @ Arizona Diamondbacks

Bank One Ballpark, Phoenix, AZ

Sat Jul 06 2002, 3:05 PM EDT

Att. 47,687 - Dome - 72 F

livebaseballscorecards.com

AB	33
R	2
H	7
RBI	2
BB	5
SO	3
LOB	21

WP: 0 PB: 0 SB: 1 CS: 0 PA: 39

Batter	1	2	3	4	5	6	7	8	9	AB	R	H	RBI	BB	SO	LOB
David Bell, R (1, 5) OBP: 0.319, SLG: 0.429	B B C X 2-1 ① G6-3		B X 1-0 1B HR 1B	B C C X 1-2 ③ G4-3		C X 0-1 ③ G5-3			B X 1-0 E5 1B BB	5	1	1	0	0	0	1
Rich Aurilia, R (1, 6) OBP: 0.303, SLG: 0.424	C C B B F X 2-2 ② P4		B X 1-0 ① L8		C X 0-1 ① G5-3		B C X 1-1 ① L7		C S B B F B B 4-2 1-2 1B BB	4	0	0	0	1	0	1
Jeff Kent, R (1, 4) OBP: 0.373, SLG: 0.512	X 0-0 ③ F8		X 0-0 1-2 HR 1B		C X 0-1 ② G5-3		B X 1-0 F9 BB 1B		B C S S 1-3 ① K	5	1	2	0	0	1	2
Barry Bonds, L (1, 7) OBP: 0.562, SLG: 0.780		B B C F B B 4-2 HR BB	X 0-0 1-H 2-H HR		B B F B X 3-1 1B 1B		B B B B 4-0 1-2 BB		B F S B B X 3-2 1-2 2-3 G4-6-3 1B	3	2	3	3	2	0	0
Reggie Sanders, R (1, 9) OBP: 0.325, SLG: 0.431		B X 1-0 ① F3	C X 0-1 1B		C S F F B B B X 3-2 1-3 S 1B		C X 1-1 ② F9 2-3		F X 0-1 ② ③ G4-6-3 1-2f	5	0	2	0	0	0	6
Benito Santiago, R (1, 2) OBP: 0.317, SLG: 0.453		C B B S S F B X 3-2 1-H HR	X 0-0 ② F8		B C C X 1-2 ③ G5-3 1-2		X 0-0 ③ G3			4	1	1	2	0	0	5
J.T. Snow, L (1, 3) OBP: 0.317, SLG: 0.329		B B B B 4-0 BB	P C X 1-1 ③ L4			S B S B B S 3-3 ① K		C X 0-1 ① G5-3		3	0	0	0	1	1	1
Shawon Dunston, R (1, 8) OBP: 0.228, SLG: 0.270 Tsuyoshi Shinjo, R (8, 8) OBP: 0.294, SLG: 0.377		C X 0-1 ② F4		B S F B X 2-2 ① L5		B F X 1-1 E4 1B		C B S T F X 1-2 ② F3		4 0	0 0	1 0	0 0	0 0	0 0	1 0
Ryan Jensen, R (1, 1) OBP: 0.161, SLG: 0.200 Damon Minor, L (8, PH) OBP: 0.355, SLG: 0.537 Tim Worrell, R (8, 1) Robb Nen, R (9, 1)		C X 0-1 ③ F3		B F C X 1-2 ② F8		S X 0-1 ② G1-3		B F B T C 2-3 ③ K		3 1 0 0	0 0 0 0	0 0 0 0	0 0 0 0	0 0 0 0	0 1 0 0	2 0 0 0
Inning Stats	R: 0 E: 0 K: 0 S: 7 H: 0 LOB: 0 BB: 0 P: 11	R: 2 E: 0 K: 0 S: 11 H: 1 LOB: 1 BB: 2 P: 23	R: 3 E: 0 K: 0 S: 10 H: 4 LOB: 1 BB: 0 P: 12	R: 0 E: 0 K: 0 S: 9 H: 0 LOB: 0 BB: 0 P: 13	R: 0 E: 0 K: 0 S: 14 H: 2 LOB: 2 BB: 0 P: 21	R: 0 E: 1 K: 1 S: 9 H: 1 LOB: 1 BB: 0 P: 13	R: 0 E: 0 K: 0 S: 6 H: 1 LOB: 2 BB: 1 P: 13	R: 0 E: 0 K: 1 S: 10 H: 0 LOB: 0 BB: 0 P: 13	R: 0 E: 1 K: 1 S: 12 H: 1 LOB: 2 BB: 1 P: 21	1B: 8 2B: 0 3B: 0 HR: 2	SF: 0 SAC: 0 DP: 1 HBP: 0					

PITCHER		IP	WLS	BF	H	R	ER	SO	BB	IBB	HBP	BLK	WP	HR	S	P	ERA	WHIP
Rick Helling, R ERA: 4.7	(1, 1)	2.1	L	13	4	5	5	0	2	0	0	0	0	2	22	40	19.29	2.571
Miguel Batista, R ERA: 4.85	(3, 1)	1.2		6	1	0	0	0	0	0	0	0	0	0	15	19	0.00	0.600
Mike Koplove, R ERA: 2.16	(5, 1)	3.0		14	4	0	0	1	1	0	0	0	0	0	29	47	0.00	1.667
Greg Swindell, L ERA: 6.38	(8, 1)	0.1		1	0	0	0	0	0	0	0	0	0	0	2	2	0.00	0.000
Matt Mantei, R ERA:	(8, 1)	0.2		2	0	0	0	1	0	0	0	0	0	0	8	11	0.00	0.000

PITCHER		IP	WLS	BF	H	R	ER	SO	BB	IBB	HBP	BLK	WP	HR	S	P	ERA	WHIP
Mike Fetters, R ERA: 3.23	(9, 1)	0.1		3	0	0	0	1	1	0	0	0	0	0	3	13	0.00	3.000
Mike Myers, L ERA: 3.86	(9, 1)	0.0		1	1	0	0	0	0	0	0	0	0	0	3	6	∞	∞
Byung-Hyun Kim, R ERA: 2.34	(9, 1)	0.2		1	0	0	0	0	0	0	0	0	0	0	2	2	0.00	0.000

TOP

San Francisco Giants @ Arizona Diamondbacks

Bank One Ballpark, Phoenix, AZ

Sun Jul 07 2002, 8:05 PM EDT

Att. 41,140 - Dome - 72 F

livebaseballscorecards.com

AB	37
R	5
H	10
RBI	5
BB	4
SO	3
LOB	19

1B: 8	SF: 0	WP: 0	PA: 41
2B: 0	SAC: 0	PB: 0	
3B: 0	DP: 1	SB: 1	
HR: 2	HBP: 0	CS: 0	

BOTTOM

San Francisco Giants @ Arizona Diamondbacks
Bank One Ballpark, Phoenix, AZ
Sun Jul 07 2002, 8:05 PM EDT
Att. 41,140 - Dome - 72 F

livebaseballscorecards.com

Batter	1	2	3	4	5	6	7	8	9	AB	R	H	RBI	BB	SO	LOB
Tony Womack, L (1, 6) OBP: 0.307, SLG: 0.324	C L S 0-3 ① K	B B X 2-0 ③ L7			B B B C X 3-1 ① F7			B C B F X 2-2 ① F8		4	0	0	0	0	1	2
Craig Counsell, L (1, 5) OBP: 0.350, SLG: 0.352	B B B C F X 3-2 S 2B 1B		C B B C F S 2-3 ① K		C B B X 2-1 ② L7			X 0-0 ② F3		4	1	1	0	0	1	0
Junior Spivey, R (1, 4) OBP: 0.414, SLG: 0.552	C C B X 1-2 G4-3 1-H 2B		X 0-0 CS 1B		B B F F F X 2-2 ③ G5-3			C S B B F B X 3-2 ③ P5		4	0	2	1	0	0	0
Luis Gonzalez, L (1, 7) OBP: 0.396, SLG: 0.489	B F F F X 1-2 ② G4-3 2-3		F B X 1-1 ② P5			X 0-0 ① F9			B B B C B 4-1 DI BB	3	0	0	0	1	0	2
Steve Finley, L (1, 8) OBP: 0.371, SLG: 0.478	B C F X 1-2 ③ F8		C 1 SAFE 0-1 ③ CS 1-2	B S X 1-1 ① F7		B C B B F X 3-2 ② L9			C F C 0-3 ① K	4	0	0	0	0	1	2
Damian Miller, R (1, 2) OBP: 0.355, SLG: 0.469		B B F C F C 2-3 ① K		X 0-0 G4-3 1B 2B		X 0-0 ③ P5			F B S B F F F X 2-2 ② L9	4	1	1	0	0	1	1
Mark Grace, L (1, 3) OBP: 0.351, SLG: 0.407		C B B X 2-1 1B 1B		F X 0-1 ② G4-3 2-3			C B F B F B B 4-2 G4-6-3 BB		B B B C C X 3-2 ③ G4-3 1-2	3	0	1	0	1	0	2
David Dellucci, L (1, 9) OBP: 0.308, SLG: 0.377		C B C F S 1-3 ② K		C B F X 1-2 3-H 1B			B C C S 1-3 ① K			3	0	1	1	0	2	2
Rick Helling, R (1, 1) OBP: 1.000, SLG: 0.077 Miguel Batista, R (3, 1) OBP: 0.000, SLG: 0.000 Jose Guillen, R (4, PH) OBP: 0.261, SLG: 0.360 Mike Koplove, R (6, 1) Chris Donnels, L (7, PH) OBP: 0.000, SLG: 0.421 Greg Swindell, L (8, 1) Matt Mantei, R (8, 1) Mike Fetters, R (9, 1) Mike Myers, L (9, 1) Alex Cintron, S (9, 4) OBP: 0.347, SLG: 0.405 Byung-Hyun Kim, R OBP: 1.000, SLG: 1.000		X 0-0 1-2 1B		F X 0-1 ③ F9			C C X 0-2 ② ③ G4-6-3 1-2f			1 0 1 0 0 0 0 0 0 0 0 0 0 0 1 0 0 0 0 0 1 0 0 0 0 0 0 0 1 0 0 0 0 0 1 0 0 0 0 0 0 0 0 0 0 0 0 0 0 0 0 0 0 0 0 0 0 0 0 0 0 0 0 0 0 0 0 0 0 0						
Inning Stats	R: 1 E: 0 K: 1 S: 16 H: 2 LOB: 1 BB: 0 P: 22	R: 0 E: 0 K: 2 S: 12 H: 2 LOB: 2 BB: 0 P: 19	R: 0 E: 0 K: 1 S: 8 H: 1 LOB: 0 BB: 0 P: 11	R: 1 E: 0 K: 0 S: 10 H: 2 LOB: 1 BB: 0 P: 12	R: 0 E: 0 K: 0 S: 7 H: 0 LOB: 0 BB: 0 P: 14	R: 0 E: 0 K: 0 S: 5 H: 0 LOB: 0 BB: 0 P: 8	R: 0 E: 0 K: 1 S: 9 H: 0 LOB: 0 BB: 1 P: 14	R: 0 E: 0 K: 0 S: 8 H: 0 LOB: 0 BB: 0 P: 13	R: 0 E: 0 K: 1 S: 14 H: 0 LOB: 1 BB: 1 P: 23	1B: 5 2B: 2 3B: 0 HR: 0	SF: 0 SAC: 0 DP: 1 HBP: 0						

	AB	32
	R	2
	H	7
	RBI	2
	BB	2
	SO	6
	LOB	13

WP: 0 PB: 0 SB: 1 CS: 1 PA: 35

PITCHER		IP	WLS	BF	H	R	ER	SO	BB	IBB	HBP	BLK	WP	HR	S	P	ERA	WHIP
Ryan Jensen, R ERA: 4.45	(1, 1)	7.0	W	27	7	2	2	5	1	0	0	0	0	0	67	100	2.57	1.143
Tim Worrell, R ERA: 2.06	(8, 1)	1.0	H	3	0	0	0	0	0	0	0	0	0	0	8	13	0.00	0.000
Robb Nen, R ERA: 1.58	(9, 1)	1.0	S	4	0	0	0	1	1	0	0	0	0	0	14	23	0.00	1.000

PITCHER	IP	WLS	BF	H	R	ER	SO	BB	IBB	HBP	BLK	WP	HR	S	P	ERA	WHIP

Batter	1	2	3	4	5	6	7	8	9	AB	R	H	RBI	BB	SO	LOB
Tony Womack, L (1, 6) OBP: 0.309, SLG: 0.322 Matt Williams, R (8, PH) (8, 5)	B B B C C B 4-2 1B E 1B BB	C F B X 1-2 G6-3 ②		B B C B B 4-1 S E BB		B B C X 2-1 F7 ③		B S B F B C 3-3 K ③ 1-2 2-3		2 1	2 0	0 0	0 0	2 0	0 1	0 2
Craig Counsell, L (1, 5) OBP: 0.350, SLG: 0.352 (8, 6)	B B C F X 2-2 E6 1B 1B 1-2	X 0-0 1B	C F B F B X 2-2 E7 1B 1-H			X 0-0 L7 ①			C B C B S 2-3 K ①	5	1	2	1	0	1	1
Junior Spivey, R (1, 4) OBP: 0.411, SLG: 0.546	F C X 0-2 G4-3 1B 1B 1-2 2-3	B B S F S 2-3 K ③		C B X 1-1 L9 ③			B B F X 2-1 L7 ②		B S S T F B X 2-2 G5-3 ②	5	0	1	0	0	1	2
Luis Gonzalez, L (1, 7) OBP: 0.396, SLG: 0.487	B X 1-0 G4-3 1B 1-2 2-H 3-H		B B B X 3-0 F5 ①		X 0-0 1B		C X 0-1 G6-3 ③		B X 1-0 G5-3 ③	5	0	2	2	0	0	0
Steve Finley, L (1, 8) OBP: 0.370, SLG: 0.478	B X 1-0 G4-3 ① 1-2 2-3		C F F F X 0-2 P6 ②		F F B X 1-2 F2 ①			C B X 1-1 G4-3 2B 2B		4	1	1	0	0	0	3
Damian Miller, R (1, 2) OBP: 0.354, SLG: 0.465	C B C B S 2-3 K ②		S F X 0-2 1B		X 0-0 F9 ②			X 0-0 G4-3 ① 2-3		4	0	1	0	0	1	4
Mark Grace, L (1, 3) OBP: 0.349, SLG: 0.401	I I I I 4-0 IBB		F C B F S 1-3 K ③		C X 0-1 G4-3 ③			F B X 1-1 G6-3 ②		3	0	0	0	1	1	3
Quinton McCracken, S (1, 9) OBP: 0.367, SLG: 0.507	B S B B X 3-1 F7 ③			C C F C 0-3 K ①		B X 1-0 P5 ①		C C B X 1-2 WP 2B 3-H		4	0	1	1	0	1	3
Randy Johnson, R (1, 1) OBP: 0.098, SLG: 0.120 Mike Koplove, R (7, 1) David Dellucci, L (8, PH) OBP: 0.316, SLG: 0.377 Mike Fetters, R (8, 1) Byung-Hyun Kim, R (9, 1) OBP: 1.000, SLG: 1.000		B C X 1-1 G6-3 ①		C X 0-1 P4 ②		C C S 0-3 K ②		I I I I 4-0 WP IBB		3 0 0 0 0	0 0 0 0 0	0 0 0 0 0	0 0 1 0 0	0 0 0 0 0	1 0 0 0 0	0 0 0 0 0
Inning Stats	R: 2 H: 2 E: 1 LOB: 3 K: 1 BB: 2 S: 15 P: 32	R: 0 H: 1 E: 0 LOB: 1 K: 1 BB: 0 S: 9 P: 13	R: 0 H: 1 E: 0 LOB: 1 K: 1 BB: 0 S: 13 P: 17	R: 1 H: 1 E: 1 LOB: 1 K: 1 BB: 1 S: 13 P: 20	R: 0 H: 1 E: 0 LOB: 1 K: 0 BB: 0 S: 7 P: 8	R: 0 H: 0 E: 0 LOB: 0 K: 1 BB: 0 S: 6 P: 9	R: 0 H: 0 E: 0 LOB: 0 K: 0 BB: 0 S: 5 P: 7	R: 1 H: 2 E: 0 LOB: 2 K: 1 BB: 1 S: 11 P: 21	R: 0 H: 0 E: 0 LOB: 0 K: 1 BB: 0 S: 8 P: 13	1B: 6 2B: 2 3B: 0 HR: 0		SF: 0 SAC: 0 DP: 0 HBP: 0				

PITCHER		IP	WLS	BF	H	R	ER	SO	BB	IBB	HBP	BLK	WP	HR	S	P	ERA	WHIP
Hideo Nomo, R ERA: 3.12	(1, 1)	7.0		31	6	3	2	5	2	1	0	0	0	0	68	106	2.57	1.143
Paul Quantrill, R ERA: 3.27	(8, 1)	0.2	L	5	2	1	1	0	0	1	0	0	0	0	8	15	13.50	3.000
Jesse Orosco, L ERA: 3.6	(8, 1)	0.2		2	0	0	0	2	0	0	0	0	1	0	6	11	0.00	0.000
Giovanni Carrara, R ERA: 3.74	(9, 1)	0.2		2	0	0	0	0	0	0	0	0	0	0	5	8	0.00	0.000

PITCHER	IP	WLS	BF	H	R	ER	SO	BB	IBB	HBP	BLK	WP	HR	S	P	ERA	WHIP

TOP

Arizona Diamondbacks @ Los Angeles Dodgers
Dodger Stadium, Los Angeles, CA
Thu Jul 11 2002, 7:10 PM PDT
Att. 45,882 - Sunny - 75 F

livebaseballscorecards.com

AB	36
R	4
H	8
RBI	4
BB	4
SO	7
LOB	18

WP: 1 PA: 40
PB: 0
SB: 1
CS: 0

Batter	1	2	3	4	5	6	7	8	9	AB	R	H	RBI	BB	SO	LOB
Cesar Izturis, S (1, 6) OBP: 0.258, SLG: 0.310 Alex Cora, L (9, PH) OBP: 0.343, SLG: 0.516	G1-3		1B		K		SH2-4 1-2		G1-3	3 1	1 0	1 0	0 0	0 0	1 0	0 0
Paul Lo Duca, R (1, 2) OBP: 0.379, SLG: 0.451	F7		F9		F8		K		K	5	0	0	0	0	2	2
Shawn Green, L (1, 9) OBP: 0.382, SLG: 0.605	HR		K		2B		FC4-6 IBB			3	1	2	1	1	1	1
Eric Karros, R (1, 3) OBP: 0.336, SLG: 0.429	BB		1B 1-2 BB		G6-3		FC4-6 1-2f 2-3			2	0	0	0	2	0	3
Brian Jordan, R (1, 7) OBP: 0.337, SLG: 0.500 Hiram Bocachica, R (8, PR) OBP: 0.269, SLG: 0.403 (9, 7)	K2-3		FC6-4 1-3 2-H 1B			G4-3		1B		4 0	0 0	2 0	1 0	0 0	1 0	1 0
Marquis Grissom, R (1, 8) OBP: 0.310, SLG: 0.497		K	FC6-4 1-2f			P4		K		4	0	0	0	0	2	3
Adrián Beltré, R (1, 5) OBP: 0.289, SLG: 0.364		K	F9			HR		P4		4	1	1	1	0	1	1
Mark Grudzielanek, R (1, 4) OBP: 0.282, SLG: 0.345		FC6-4 1B	F8			F7		K		4	0	1	0	0	1	1
Hideo Nomo, R (1, 1) OBP: 0.147, SLG: 0.129 Dave Roberts, L (7, PH) OBP: 0.371, SLG: 0.387 Paul Quantrill, L (8, 1) Jesse Orosco, R (8, 1) Giovanni Carrara, R (9, 1) Dave Hansen, L (9, PH) OBP: 0.329, SLG: 0.389		FC6-4 1-2f	G6-3				FC4-6 SH2-4 BB		F8	2 0 0 0 0 0 1	0 0 0 0 0 0 0	0 0 0 0 0 0 0	0 0 0 0 0 0 0	0 1 0 0 0 0 0	0 0 0 0 0 0 0	1 0 0 0 0 0 0
Inning Stats	R: 1 H: 1 E: 0 LOB: 1 K: 1 BB: 1 S: 13 P: 21	R: 0 H: 1 E: 0 LOB: 1 K: 2 BB: 0 S: 10 P: 15	R: 1 H: 2 E: 0 LOB: 2 K: 1 BB: 1 S: 17 P: 29	R: 0 H: 0 E: 0 LOB: 0 K: 0 BB: 0 S: 8 P: 14	R: 0 H: 1 E: 0 LOB: 1 K: 1 BB: 0 S: 16 P: 26	R: 1 H: 1 E: 0 LOB: 0 K: 0 BB: 0 S: 13 P: 20	R: 0 H: 0 E: 0 LOB: 2 K: 1 BB: 2 S: 12 P: 24	R: 0 H: 1 E: 0 LOB: 1 K: 2 BB: 0 S: 14 P: 20	R: 0 H: 0 E: 0 LOB: 0 K: 1 BB: 0 S: 9 P: 13	1B: 4 SF: 0 2B: 1 SAC: 1 3B: 0 DP: 0 HR: 2 HBP: 0						WP: 0 PA: 38 PB: 0 SB: 1 CS: 0	

PITCHER		IP	WLS	BF	H	R	ER	SO	BB	IBB	HBP	BLK	WP	HR	S	P	ERA	WHIP
Randy Johnson, L ERA: 2.55	(1, 1)	6.0		26	6	3	3	5	2	0	0	0	0	2	77	125	4.50	1.333
Mike Koplove, R ERA: 2.04	(7, 1)	1.0	W	5	0	0	0	1	1	1	0	0	0	0	12	24	0.00	1.000
Mike Fetters, R ERA: 3.13	(8, 1)	1.0	H	4	1	0	0	2	0	0	0	0	0	0	14	20	0.00	1.000
Byung-Hyun Kim, R ERA: 2.29	(9, 1)	1.0	S	3	0	0	0	1	0	0	0	0	0	0	9	13	0.00	0.000

PITCHER	IP	WLS	BF	H	R	ER	SO	BB	IBB	HBP	BLK	WP	HR	S	P	ERA	WHIP

BOTTOM

Arizona Diamondbacks @ Los Angeles Dodgers

Dodger Stadium, Los Angeles, CA

Thu Jul 11 2002, 7:10 PM PDT

Att. 45,882 - Sunny - 75 F

livebaseballscorecards.com

AB	33
R	3
H	7
RBI	3
BB	4
SO	9
LOB	13

Batter	1	2	3	4	5	6	7	8	9	AB	R	H	RBI	BB	SO	LOB
Junior Spivey, R (1, 4) OBP: 0.409, SLG: 0.552	C B B F X 2-2 ① L7		C F B F F F F F B 2-3 S ① K		B B X 2-0 HR		F B S C 1-3 ① K			4	1	1	1	0	2	0
Craig Counsell, L (1, 6) OBP: 0.349, SLG: 0.351	B C F F X 1-2 ② G6-3		F X 0-1 ② L7		C B C X 1-2 HR 1B		B B X 2-0 ② G3-1			4	1	1	0	0	0	0
Greg Colbrunn, R (1, 3) OBP: 0.367, SLG: 0.520	S X 0-1 1B 1B		C S B F X 1-2 ③ G1-3		B C B C X 2-2 1-H HR		X 0-0 ③ G4-3			4	1	2	2	0	0	0
Mark Grace, L (7, 3) OBP: 0.349, SLG: 0.401										0	0	0	0	0	0	0
Luis Gonzalez, L (1, 7) OBP: 0.397, SLG: 0.487	B X 1-0 1-3 1B			B X 1-0 ① F2	C B X 1-1 1B			C F B B B F F X 3-2 ① G6-3		4	0	2	0	0	0	0
Matt Williams, R (1, 5) OBP: 0.200, SLG: 0.200	S B X 1-1 ③ F7			F F X 0-2 S 1B	X 0-0 ③ F9			B B X 2-0 ② G5-3		4	0	1	0	0	0	3
Damian Miller, R (1, 2) OBP: 0.350, SLG: 0.459		X 0-0 ① F3		S F B B S 2-3 ② K		B S B B S F X 3-2 ① F7		S B F S 1-3 ③ K		3	0	0	0	0	1	1
Rod Barajas, R (8, PH) OBP: 0.237, SLG: 0.241										1	0	0	0	0	1	0
(8, 2)																
Steve Finley, L (1, 8) OBP: 0.368, SLG: 0.475		C B B X 2-1 1B		B X 1-0 ③ P5 1-2		F B S S 1-3 ② K			S B F X 1-2 ① G1-3	4	0	1	0	0	1	1
Jose Guillen, R (1, 9) OBP: 0.283, SLG: 0.359		B F C S S 1-3 ② K			C S F B B S 2-3 ① K	C S F X 0-2 1B			B F S F B X 2-2 ② G4-3	3	0	1	0	0	2	1
Quinton McCracken, S (9, PH) OBP: 0.365, SLG: 0.503										1	0	0	0	0	0	0
(9, 9)																
Curt Schilling, R (1, 1) OBP: 0.265, SLG: 0.250		F F F B S 1-3 ③ K			F B S B B C 3-3 ② K	F X 0-1 ③ B1			B C F X 1-2 ③ G4-3	3	0	0	0	0	2	2
Mike Myers, L (8, 1)										0	0	0	0	0	0	0
Mike Fetters, R (8, 1)										0	0	0	0	0	0	0
Chris Donnels, L (9, PH) OBP: 0.288, SLG: 0.414										1	0	0	0	0	0	0
Byung-Hyun Kim, R (9, 1) OBP: 1.000, SLG: 1.000										0	0	0	0	0	0	0
Inning Stats	R: 0 E: 0 K: 0 S: 12 H: 2 LOB: 2 BB: 0 P: 17	R: 0 E: 0 K: 2 S: 10 H: 1 LOB: 1 BB: 0 P: 14	R: 0 E: 0 K: 1 S: 14 H: 0 LOB: 0 BB: 0 P: 17	R: 0 E: 0 K: 1 S: 8 H: 1 LOB: 1 BB: 0 P: 12	R: 3 E: 0 K: 2 S: 17 H: 4 LOB: 1 BB: 0 P: 28	R: 0 E: 0 K: 1 S: 13 H: 1 LOB: 1 BB: 0 P: 17	R: 0 E: 0 K: 1 S: 5 H: 0 LOB: 0 BB: 0 P: 8	R: 0 E: 0 K: 1 S: 9 H: 0 LOB: 0 BB: 0 P: 15	R: 0 E: 0 K: 0 S: 10 H: 0 LOB: 0 BB: 0 P: 14	1B: 7 2B: 0 3B: 0 HR: 2	SF: 0 SAC: 0 DP: 0 HBP: 0						

TOP

Arizona Diamondbacks @ Los Angeles Dodgers
Dodger Stadium, Los Angeles, CA
Fri Jul 12 2002, 7:10 PM PDT
Att. 43,147 - Sunny - 72 F

livebaseballscorecards.com

AB	36
R	3
H	9
RBI	3
BB	0
SO	9
LOB	8

WP: 0 PB: 0 SB: 1 CS: 0 PA: 36

PITCHER		IP	WLS	BF	H	R	ER	SO	BB	IBB	HBP	BLK	WP	HR	S	P	ERA	WHIP
Odalis Perez, L ERA: 2.89	(1, 1)	6.0	L	27	9	3	3	7	0	0	0	0	0	2	74	105	4.50	1.500
Guillermo Mota, R ERA: 2.45	(7, 1)	2.0		6	0	0	0	2	0	0	0	0	0	0	14	23	0.00	0.000
Eric Gagne, R ERA: 1.36	(9, 1)	1.0		3	0	0	0	0	0	0	0	0	0	0	10	14	0.00	0.000

PITCHER	IP	WLS	BF	H	R	ER	SO	BB	IBB	HBP	BLK	WP	HR	S	P	ERA	WHIP

Batter	1	2	3	4	5	6	7	8	9	AB	R	H	RBI	BB	SO	LOB
Dave Roberts, L (1, 8) OBP: 0.373, SLG: 0.395	G1-3		FC5-4 BB		F2			1B 3B		3	1	1	0	1	0	0
Paul Lo Duca, R (1, 2) OBP: 0.377, SLG: 0.448	F7		FC5-4 1-2f		G6-3			G6-3 1B 3-H		4	0	1	1	0	0	2
Shawn Green, L (1, 9) OBP: 0.381, SLG: 0.604	P6			E 2B		K		P6		4	1	1	0	0	1	1
Eric Karros, R (1, 3) OBP: 0.335, SLG: 0.427		G6-3		K		FC6 1B		G6-3 1-2f		4	0	1	0	0	1	2
Brian Jordan, R (1, 7) OBP: 0.335, SLG: 0.495		L9		E BB		F9			F8	3	0	0	0	1	0	1
Adrián Beltré, R (1, 5) OBP: 0.287, SLG: 0.361 Guillermo Mota, R (7, 1) Eric Gagne, R (9, 1) Alex Cora, L (9, PH) OBP: 0.340, SLG: 0.510		G6-3		K		FC6 1-2f			G5-3	3 0 0 1	0 0 0 0	0 0 0 0	0 0 0 0	0 0 0 0	1 0 0 0	3 0 0 0
Mark Grudzielanek, R (1, 4) OBP: 0.278, SLG: 0.340			F8	E4 1-3 2-H			K		G1-3	4	0	0	0	0	1	1
Cesar Izturis, S (1, 6) OBP: 0.259, SLG: 0.310			G4-3 1B	K			G6-3			3	0	1	0	0	1	2
Odalis Perez, L (1, 1) OBP: 0.139, SLG: 0.222 Dave Hansen, L (7, 5) OBP: 0.325, SLG: 0.384			G4-3 1-2		F7		G3			2 1	0 0	0 0	0 0	0 0	0 0	1 0
Inning Stats	R: 0 H: 0 E: 0 LOB: 0 K: 0 BB: 0 S: 8 P: 12	R: 0 H: 0 E: 0 LOB: 0 K: 0 BB: 0 S: 7 P: 11	R: 0 H: 1 E: 0 LOB: 2 K: 0 BB: 1 S: 8 P: 13	R: 1 H: 1 E: 1 LOB: 2 K: 3 BB: 1 S: 18 P: 27	R: 0 H: 0 E: 0 LOB: 0 K: 0 BB: 0 S: 8 P: 11	R: 0 H: 1 E: 0 LOB: 1 K: 1 BB: 0 S: 9 P: 9	R: 0 H: 0 E: 0 LOB: 0 K: 1 BB: 0 S: 7 P: 10	R: 1 H: 2 E: 0 LOB: 0 K: 0 BB: 0 S: 13 P: 16	R: 0 H: 0 E: 0 LOB: 0 K: 0 BB: 0 S: 6 P: 10	1B: 3 SF: 0 2B: 1 SAC: 0 3B: 1 DP: 1 HR: 0 HBP: 0						WP: 0 PA: 34 PB: 0 SB: 0 CS: 0	

PITCHER		IP	WLS	BF	H	R	ER	SO	BB	IBB	HBP	BLK	WP	HR	S	P	ERA	WHIP
Curt Schilling, R ERA: 2.99	(1, 1)	7.0	W	29	5	2	1	5	2	0	0	0	0	0	75	106	1.29	1.000
Mike Myers, L ERA: 3.8	(8, 1)	0.1	H	1	0	0	0	0	0	0	0	0	0	0	1	1	0.00	0.000
Mike Fetters, R ERA: 3.06	(8, 1)	0.2	H	1	0	0	0	0	0	0	0	0	0	0	2	2	0.00	0.000
Byung-Hyun Kim, R ERA: 2.25	(9, 1)	1.0	S	3	0	0	0	0	0	0	0	0	0	0	6	10	0.00	0.000

PITCHER	IP	WLS	BF	H	R	ER	SO	BB	IBB	HBP	BLK	WP	HR	S	P	ERA	WHIP

BOTTOM

Arizona Diamondbacks @ Los Angeles Dodgers

Dodger Stadium, Los Angeles, CA

Fri Jul 12 2002, 7:10 PM PDT

Att. 43,147 - Sunny - 72 F

livebaseballscorecards.com

AB	32
R	2
H	5
RBI	1
BB	2
SO	5
LOB	13

Batter	1	2	3	4	5	6	7	8	9	AB	R	H	RBI	BB	SO	LOB
Tony Womack, L (1, 6) OBP: 0.308, SLG: 0.320	C X 0-1 G4-6-3 1B		L X 0-1 ① G3-1	C B S X 1-2 ③ F7		X 0-0 ② ③ G6-4-3 1-2f			C X 0-1 ② G4-3 1-2	5	0	1	0	0	0	3
Craig Counsell, L (1, 5) OBP: 0.345, SLG: 0.346	C F X 1-1 ① ② G4-6-3 1-2f		B C C B X 2-2 ② G4-3		B B X 2-0 ① G4-3		B X 1-0 ① G6-3		B X 1-0 ③ F7	5	0	0	0	0	0	2
Junior Spivey, R (1, 4) OBP: 0.407, SLG: 0.548	C B S S 1-3 ③ K		C F F F B F X 1-2 1B		C X 0-1 ② F9		C C B X 1-2 ② G1-3			4	0	1	0	0	1	0
Luis Gonzalez, L (1, 7) OBP: 0.396, SLG: 0.483		C B B B B 4-1 S 1B 1B BB	F B X 1-1 ③ F5		C B X 1-1 ③ P6		F F B X 1-2 ③ F8			3	1	0	0	1	0	1
Steve Finley, L (1, 8) OBP: 0.373, SLG: 0.475		B C B B B X 3-1 S 1-2 1B 1B		B F X 1-2 ① F7		C B F B B B 4-2 S 1B BB		C B B B B 4-1 G6-4-3 BB		2	2	1	0	2	0	0
Mark Grace, L (1, 3) OBP: 0.352, SLG: 0.400		F B B S X 2-2 G5-3 1-H 2-H 1B		B B B C B 4-1 HR BB		B B C X 2-1 ① F9 1-2		C X 0-1 ① ② G6-4-3 1-2f		3	1	1	2	1	0	2
David Dellucci, L (1, 9) OBP: 0.325, SLG: 0.425		B F X 1-1 ① F5		B B F X 2-1 1-H HR		X 0-0 HR 2-H 1B		B X 1-0 ③ G4-3		4	2	2	3	0	0	1
Rod Barajas, R (1, 2) OBP: 0.247, SLG: 0.287		B B X 2-0 ② G5-3 1-2		B B F B C X 3-2 2B 1B		C X 0-1 2-H HR			B F S T F B X 2-2 ① L4	4	1	2	2	0	0	1
Brian Anderson, R (1, 1) OBP: 0.208, SLG: 0.304		C B B X 2-1 ③ G1-3		L X 0-1 ② 1-H 2B		F F F B F F X 1-2 G6-4-3 1B			S B X 1-1 G4-3 1B	3	0	2	0	0	0	1
Mike Myers, L (8, 1)										0	0	0	0	0	0	0
Matt Mantei, R (8, 1)										0	0	0	0	0	0	0
Greg Colbrunn, R (9, PH) OBP: 0.373, SLG: 0.525										1	0	1	0	0	0	0
Byung-Hyun Kim, R (9, 1) OBP: 1.000, SLG: 1.000										0	0	0	0	0	0	0
Inning Stats	R: 0 E: 0 K: 1 S: 8 H: 1 LOB: 0 BB: 0 P: 9	R: 2 E: 0 K: 0 S: 11 H: 2 LOB: 1 BB: 1 P: 25	R: 0 E: 0 K: 0 S: 13 H: 1 LOB: 1 BB: 0 P: 17	R: 2 E: 0 K: 0 S: 14 H: 3 LOB: 1 BB: 1 P: 25	R: 0 E: 0 K: 0 S: 5 H: 0 LOB: 0 BB: 0 P: 8	R: 3 E: 0 K: 0 S: 14 H: 3 LOB: 0 BB: 1 P: 21	R: 0 E: 0 K: 0 S: 7 H: 0 LOB: 0 BB: 0 P: 10	R: 0 E: 0 K: 0 S: 4 H: 0 LOB: 0 BB: 1 P: 9	R: 0 E: 0 K: 0 S: 10 H: 1 LOB: 1 BB: 0 P: 14	1B: 8 2B: 1 3B: 0 HR: 2 SF: 0 SAC: 0 DP: 3 HBP: 0						

PITCHER	IP	WLS	BF	H	R	ER	SO	BB	IBB	HBP	BLK	WP	HR	S	P	ERA	WHIP
Andy Ashby, R (1, 1) ERA: 3.68	5.1	L	25	8	6	6	1	3	0	0	0	0	1	56	95	10.12	2.062
Terry Mulholland, L (6, 1) ERA: 8.88	1.2		6	2	1	1	0	0	0	0	0	0	1	16	20	5.40	1.200
Jesse Orosco, L (8, 1) ERA: 3.38	1.0		3	0	0	0	0	1	0	0	0	0	0	4	9	0.00	1.000
Giovanni Carrara, R (9, 1) ERA: 3.67	1.0		4	1	0	0	0	0	0	0	0	0	0	10	14	0.00	1.000

PITCHER	IP	WLS	BF	H	R	ER	SO	BB	IBB	HBP	BLK	WP	HR	S	P	ERA	WHIP

TOP

Arizona Diamondbacks @ Los Angeles Dodgers

Dodger Stadium, Los Angeles, CA

Sat Jul 13 2002, 1:10 PM PDT

Att. 33,994 - Sunny - 78 F

livebaseballscorecards.com

AB	34
R	7
H	11
RBI	7
BB	4
SO	1
LOB	11

WP: 0 PA: 38
PB: 0
SB: 3
CS: 0

Batter	1	2	3	4	5	6	7	8	9	AB	R	H	RBI	BB	SO	LOB
Cesar Izturis, S (1, 6) OBP: 0.261, SLG: 0.312	C F X 0-2 FC4-6 1B	F X 0-1 ③ G3-1			B B C B X 3-1 ② F7		F B X 1-1 ② G4-3		X 0-0 1-2 1B	5	0	2	0	0	0	1
Paul Lo Duca, R (1, 2) OBP: 0.372, SLG: 0.441	C X 0-1 ① FC4-6 1B 1-2f		B X 1-0 ① G4-3		F B B C B F F C 3-3 ③ K		C B B X 2-1 ③ G3		C B S B F X 2-2 ③ G3	5	0	0	0	0	1	3
Shawn Green, L (1, 9) OBP: 0.379, SLG: 0.599	F X 0-1 G5-4-3 1-3 1B		B X 1-0 ② G1-3			S X 0-1 ① G4-3		S B B B S S 3-3 ① K		4	0	1	0	0	1	0
Brian Jordan, R (1, 7) OBP: 0.334, SLG: 0.490	B X 1-0 ② ③ G5-4-3 1-2f		C B B B F C 3-3 ③ K			B S X 1-1 ② G6-3		B B C F B F F B 4-2 BB		3	0	0	0	1	1	2
Eric Karros, R (1, 3) OBP: 0.337, SLG: 0.429		F B X 1-1 1B 2B		B B B C B 4-1 G5-3 BB		X 0-0 ③ F7		C B S F B X 2-2 ② F7		3	1	1	0	1	0	1
Marquis Grissom, R (1, 8) OBP: 0.314, SLG: 0.503		C B X 1-1 BLK 1B 2-H 1B		B X 1-0 ① L7			B B C X 2-1 1B 2B	C B X 1-2 ③ G3		4	2	2	1	0	0	2
Adrian Beltré, R (1, 5) OBP: 0.287, SLG: 0.361 Dave Roberts, L (9, PH) OBP: 0.371, SLG: 0.393		B S X 1-1 SH5-4 1-H 1B		X 0-0 ② G5-3 1-2			C X 0-1 ① G6-3		B C S X 1-2 ① F3	3 1	0 0	1 0	1 0	0 0	0 0	2 0
Mark Grudzielanek, R (1, 4) OBP: 0.279, SLG: 0.340 Alex Cora, L (9, PH) OBP: 0.346, SLG: 0.510		B X 1-0 ① F8		B C X 1-1 ③ P6			S X 0-1 2-H HR 1B		B C C F H 2-2 1B HBP	3 0	1 0	1 0	1 0	0 0	0 0	2 0
Andy Ashby, R (1, 1) OBP: 0.241, SLG: 0.296 Terry Mulholland, R (6, 1) Hiram Bocachica, R (7, PH) OBP: 0.279, SLG: 0.460 Jesse Orosco, R (8, 1) Giovanni Carrara, R (9, 1) Dave Hansen, L (9, PH) OBP: 0.321, SLG: 0.378		L X 0-1 ② SH5-4 1-2			B C F X 1-2 ① F7		X 0-0 1-H HR		B B C F F S 2-3 ② K	1 0 0 1 0 0 0 1	0 0 0 1 0 0 0 0	0 0 0 2 0 0 0 1	0 0 0 0 0 0 0 1	0 0 0 0 0 0 0 0	0 0 0 0 0 0 0 1	0 0 0 0 0 0 0 1
Inning Stats	R: 0 E: 0 K: 0 S: 8 H: 2 LOB: 1 BB: 0 P: 9	R: 2 E: 0 K: 0 S: 11 H: 3 LOB: 1 BB: 0 P: 15	R: 0 E: 0 K: 1 S: 5 H: 0 LOB: 0 BB: 0 P: 10	R: 0 E: 0 K: 0 S: 5 H: 0 LOB: 1 BB: 1 P: 11	R: 0 E: 0 K: 1 S: 10 H: 0 LOB: 0 BB: 0 P: 17	R: 0 E: 0 K: 0 S: 5 H: 0 LOB: 0 BB: 0 P: 6	R: 3 E: 0 K: 0 S: 11 H: 3 LOB: 0 BB: 0 P: 16	R: 0 E: 0 K: 1 S: 15 H: 0 LOB: 1 BB: 1 P: 25	R: 0 E: 0 K: 1 S: 15 H: 1 LOB: 2 BB: 0 P: 22	1B: 6 2B: 2 3B: 0 HR: 1	SF: 0 SAC: 1 DP: 1 HBP: 1			WP: 0 PB: 0 SB: 0 CS: 0	PA: 38		

PITCHER		IP	WLS	BF	H	R	ER	SO	BB	IBB	HBP	BLK	WP	HR	S	P	ERA	WHIP
Brian Anderson, L ERA: 5.19	(1, 1)	7.0	W	29	8	5	5	2	1	0	0	1	0	1	55	84	6.43	1.286
Mike Myers, L ERA: 3.74	(8, 1)	0.1	H	1	0	0	0	1	0	0	0	0	0	0	3	6	0.00	0.000
Matt Mantei, R ERA:	(8, 1)	0.2	H	3	0	0	0	0	1	0	0	0	0	0	12	19	0.00	1.500
Byung-Hyun Kim, R ERA: 2.21	(9, 1)	1.0	S	5	1	0	0	1	0	0	1	0	0	0	15	22	0.00	1.000

PITCHER	IP	WLS	BF	H	R	ER	SO	BB	IBB	HBP	BLK	WP	HR	S	P	ERA	WHIP

BOTTOM

Arizona Diamondbacks @ Los Angeles Dodgers

Dodger Stadium, Los Angeles, CA

Sat Jul 13 2002, 1:10 PM PDT

Att. 33,994 - Sunny - 78 F

livebaseballscorecards.com

AB	34
R	5
H	9
RBI	5
BB	2
SO	4
LOB	14

Batter	1	2	3	4	5	6	7	8	9	AB	R	H	RBI	BB	SO	LOB
Junior Spivey, R (1, 4) OBP: 0.411, SLG: 0.548	B B C X 2-1 S 1B		C S B B X 2-2 ② G6-3			B B F B C B 4-2 CS BB		C B B B C F B 4-2 BB BB		2	0	1	0	2	0	0
Quinton McCracken, S (1, 8) OBP: 0.368, SLG: 0.497	C S B B B X 2-2 ① P6		B C B B B B 4-1 BB			B B X 2-0 ① ② F9 1-2		C B B S F F B F B 4-2 1-2 BB		2	0	0	0	2	0	2
Greg Colbrunn, R (1, 3) OBP: 0.368, SLG: 0.510 Mike Myers, L (8, 1) Mike Koplove, R (8, 1)	F B X 1-1 ② F8		C S S 0-3 ③ K			C B B B B 4-1 BB		B X 1-0 ③ P4		3 0 0	0 0 0	0 0 0	0 0 0	1 0 0	1 0 0	4 0 0
Luis Gonzalez, L (1, 7) OBP: 0.397, SLG: 0.481	B C B S B B 4-2 1-2 BB			F B S F X 1-2 G5-4-3 1B		B B C B C X 3-2 F9			C C S 0-3 ① K	3	0	1	0	1	1	1
Matt Williams, R (1, 5) OBP: 0.222, SLG: 0.556	C X 0-1 ③ F3			B B X 2-0 ① ② G5-4-3 1-2f			B F X 1-1 ① G5-3		X 0-0 HR	4	1	1	1	0	0	3
Jose Guillen, R (1, 9) OBP: 0.277, SLG: 0.351 Steve Finley, L (9, PH) OBP: 0.372, SLG: 0.473		X 0-0 ① F9		B C F S 1-3 ③ K			B F B X 2-1 ② F9		C C X 0-2 ② G1-3	3 1	0 0	0 0	0 0	0 0	1 0	0 0
Tony Womack, L (1, 6) OBP: 0.304, SLG: 0.316		C B B X 2-1 ② F7			C F B C 1-3 ① K		C B F B X 2-2 ③ F8		C B X 1-1 ③ G6-3	4	0	0	0	0	1	0
Rod Barajas, R (1, 2) OBP: 0.240, SLG: 0.278		X 0-0 ③ G5-3			S B X 1-1 ② F8			X 0-0 ① F7		3	0	0	0	0	0	0
Miguel Batista, R (1, 1) OBP: 0.208, SLG: 0.304 Mark Grace, L (8, PH) OBP: 0.350, SLG: 0.398 (8, 3)			B F S S 1-3 ① K		B C B F B F C 3-3 ③ K			X 0-0 ② F8		2 1	0 0	0 0	0 0	0 0	2 0	0 0
Inning Stats	R: 0 E: 0 K: 0 S: 11 H: 1 LOB: 2 BB: 1 P: 20	R: 0 E: 0 K: 0 S: 4 H: 0 LOB: 0 BB: 0 P: 6	R: 0 E: 0 K: 2 S: 10 H: 0 LOB: 1 BB: 1 P: 17	R: 0 E: 0 K: 1 S: 8 H: 1 LOB: 0 BB: 0 P: 12	R: 0 E: 0 K: 2 S: 9 H: 0 LOB: 0 BB: 0 P: 14	R: 0 E: 0 K: 0 S: 7 H: 0 LOB: 1 BB: 2 P: 20	R: 0 E: 0 K: 0 S: 7 H: 0 LOB: 0 BB: 0 P: 12	R: 0 E: 0 K: 0 S: 11 H: 0 LOB: 2 BB: 2 P: 20	R: 1 E: 0 K: 1 S: 9 H: 1 LOB: 0 BB: 0 P: 10	1B: 2 2B: 0 3B: 0 HR: 1 SF: 0 SAC: 0 DP: 1 HBP: 0							

TOP

Arizona Diamondbacks @ Los Angeles Dodgers

Dodger Stadium, Los Angeles, CA

Sun Jul 14 2002, 5:10 PM PDT

Att. 46,140 - Sunny - 78 F

livebaseballscorecards.com

AB	28
R	1
H	3
RBI	1
BB	6
SO	6
LOB	10

PITCHER		IP	WLS	BF	H	R	ER	SO	BB	IBB	HBP	BLK	WP	HR	S	P	ERA	WHIP
Kaz Ishii, L ERA: 3.32	(1, 1)	7.2	W	28	2	0	0	5	5	0	0	0	0	0	61	110	0.00	0.913
Guillermo Mota, R ERA: 2.43	(8, 1)	0.1	H	2	0	0	0	0	1	0	0	0	0	0	6	11	0.00	3.000
Eric Gagne, R ERA: 1.52	(9, 1)	1.0	S	4	1	1	1	1	0	0	0	0	0	1	9	10	9.00	1.000

PITCHER	IP	WLS	BF	H	R	ER	SO	BB	IBB	HBP	BLK	WP	HR	S	P	ERA	WHIP

Batter	1	2	3	4	5	6	7	8	9	AB	R	H	RBI	BB	SO	LOB
Dave Roberts, L (1, 8) OBP: 0.369, SLG: 0.388	B C X 1-1 G4-3 ①		B B B C X 3-1 G3 ② 1-2		B B B C C B 4-2 S 1B BB		C B X 1-1 G4-3 ③			3	1	0	0	1	0	2
Paul Lo Duca, R (1, 2) OBP: 0.370, SLG: 0.439	C X 0-1 G4-3 ②		B B F B X 3-1 F8 ③		B F B X 2-1 FC4-6 1B 1-H			B C B F X 2-2 G4-3 ①		4	0	1	1	0	0	1
Shawn Green, L (1, 9) OBP: 0.383, SLG: 0.600	X 0-0 1B			B X 1-0 1B BB SF8 1B	X 0-0 FC4-6 ③ 1-2f			C B S B B B 4-2 G5-3 BB		3	1	2	0	1	0	1
Brian Jordan, R (1, 7) OBP: 0.333, SLG: 0.484	C B B B S F S 3-3 K ③			B B B C B 4-1 1B 1-2 BB		C X 0-1 G5-3 ①		C B X 1-1 G5-3 ② 1-2		3	0	0	0	1	1	2
Eric Karros, R (1, 3) OBP: 0.336, SLG: 0.427		C B S B B X 2-2 G4-3 ①		C S B B X 2-2 G6-4-3 1B 1-2 2-3		F B B B F B X 3-2 F8 ②		B C X 1-1 G5-3 ③		4	0	1	0	0	0	1
Adrián Beltré, R (1, 5) OBP: 0.285, SLG: 0.358		C S X 0-2 F8 ②		B X 1-0 SF8 ① 3-H		X 0-0 F9 ③				2	0	0	1	0	0	0
Mark Grudzielanek, R (1, 4) OBP: 0.276, SLG: 0.337		X 0-0 F7 ③		X 0-0 G6-4-3 ② ③ 1-2f			C X 0-1 F7 ①			3	0	0	0	0	0	2
Alex Cora, L (1, 6) OBP: 0.336, SLG: 0.495			C B F B X 2-2 E4 G3		F C X 0-2 F9 ①		X 0-0 F7 ②			3	0	0	0	0	0	0
Kaz Ishii, L (1, 1) OBP: 0.189, SLG: 0.143 Guillermo Mota, R (8, 1) Eric Gagne, R (9, 1)			C B L S 1-3 K ①		B C S S 1-3 K ②		B C B X 2-1 1B			3 0 0	0 0 0	1 0 0	0 0 0	0 0 0	2 0 0	1 0 0
Inning Stats	R: 0 E: 0 K: 1 S: 9 H: 1 LOB: 1 BB: 0 P: 13	R: 0 E: 0 K: 0 S: 7 H: 0 LOB: 0 BB: 0 P: 9	R: 0 E: 1 K: 1 S: 10 H: 0 LOB: 1 BB: 0 P: 19	R: 1 E: 0 K: 0 S: 7 H: 2 LOB: 1 BB: 1 P: 15	R: 1 E: 0 K: 1 S: 11 H: 1 LOB: 1 BB: 1 P: 18	R: 0 E: 0 K: 0 S: 6 H: 0 LOB: 0 BB: 0 P: 9	R: 0 E: 0 K: 0 S: 7 H: 1 LOB: 1 BB: 0 P: 10	R: 0 E: 0 K: 0 S: 9 H: 0 LOB: 1 BB: 1 P: 17		1B: 5 2B: 0 3B: 0 HR: 0	SF: 1 SAC: 0 DP: 1 HBP: 0					

PITCHER		IP	WLS	BF	H	R	ER	SO	BB	IBB	HBP	BLK	WP	HR	S	P	ERA	WHIP
Miguel Batista, R ERA: 4.68	(1, 1)	7.0	L	28	5	2	2	3	2	0	0	0	0	0	57	93	2.57	1.000
Mike Myers, L ERA: 3.68	(8, 1)	0.1		2	0	0	0	0	1	0	0	0	0	0	5	11	0.00	3.000
Mike Koplove, R ERA: 1.96	(8, 1)	0.2		2	0	0	0	0	0	0	0	0	0	0	4	6	0.00	0.000

PITCHER	IP	WLS	BF	H	R	ER	SO	BB	IBB	HBP	BLK	WP	HR	S	P	ERA	WHIP

BOTTOM

Arizona Diamondbacks @ Los Angeles Dodgers
Dodger Stadium, Los Angeles, CA
Sun Jul 14 2002, 5:10 PM PDT
Att. 46,140 - Sunny - 78 F

livebaseballscorecards.com

AB	28
R	2
H	5
RBI	2
BB	3
SO	3
LOB	10

1B: 5	SF: 1	WP: 0	PA: 32
2B: 0	SAC: 0	PB: 0	
3B: 0	DP: 1	SB: 1	
HR: 0	HBP: 0	CS: 0	

Batter	1	2	3	4	5	6	7	8	9	AB	R	H	RBI	BB	SO	LOB
Tony Womack, L (1, 6) OBP: 0.303, SLG: 0.315	B C B F X 2-2 ① F7	C X 0-1 ③ L7			C X 0-1 ① G4-3	X 0-0 ② FC6-4 BB 1-2f			B B C X 2-1 E6 1B 1B	5	1	1	0	0	0	2
Craig Counsell, L (1, 5) OBP: 0.351, SLG: 0.354	C B B F X 2-2 FC5-4 2B		C B X 1-1 FC1-6 PB 1B		C B X 1-1 1B 1B BB 1B	B C B B B 4-1 1-2 BB			C X 0-1 ① L7	4	1	3	0	1	0	1
Junior Spivey, R (1, 4) OBP: 0.411, SLG: 0.544	B C B B F F F F B 4-2 FC5-4 BB		F F B F B B X 3-2 ① G5-3 1-2		C B X 1-1 BB 1B 1-2 1B	B B B C C C X 3-2 ③ G5-3			B B C B C X 3-2 ② F8	4	0	1	0	1	0	4
Luis Gonzalez, L (1, 7) OBP: 0.397, SLG: 0.480	C B X 1-1 ② FC5-4 1-2f 2-3	C X 0-1 ② FC1-6 2-3			C X 0-1 BB 1-2 2-3 1B		B X 1-0 ① F7		B F X 1-1 2-H 1B	5	0	2	1	0	0	3
Steve Finley, L (1, 8) OBP: 0.366, SLG: 0.465	B B C F B S 3-3 ③ K	C B X 1-1 ③ G4-3			X 0-0 ② F2		C X 0-1 ② G6-3		X 0-0 ③ L9	5	0	0	0	0	1	7
Quinton McCracken, S (1, 9) OBP: 0.371, SLG: 0.494		F C X 0-2 BB 1B 1B	C S B B B F F S 3-3 ① K		B C F B B F B 4-2 FC4-6 1-2 2-3 3-H BB		C X 0-1 ③ F8			3	1	1	1	1	1	0
Mark Grace, L (1, 3) OBP: 0.349, SLG: 0.392		B C B B B 4-1 1-2 1B BB	X 0-0 ② G4-3		B X 1-0 ③ FC4-6 1-2f			B X 1-0 ① F8		3	0	0	0	1	0	3
Rod Barajas, R (1, 2) OBP: 0.260, SLG: 0.290	S S B X 1-2 ① 1-3 2-H 1B		B B X 2-0 1B		B F B B B 4-1 FC6-4 BB			B F B F X 2-2 ② F8		3	0	2	1	1	0	0
Rick Helling, R (1, 1) OBP: 0.278, SLG: 0.074 Chris Donnels, L (4, PH) OBP: 0.284, SLG: 0.407 Greg Swindell, L (4, 1) Greg Colbrunn, R (6, PH) OBP: 0.365, SLG: 0.505 Matt Mantei, R (6, 1) Matt Williams, R (8, PH) OBP: 0.200, SLG: 0.500 Mike Koplove, R (8, 1)	B B X 2-0 ② F5			B C B X 2-1 ③ F7	S C B X 1-1 ① L9			F F C 0-3 ③ K		1 1 0 1 0 1 0	0 0 0 0 0 0 0	0 0 0 0 0 1 0	0 0 0 0 0 0 0	0 0 0 0 0 0 0	0 0 0 0 0 0 0	1 1 0 1 0 0 0
Inning Stats	R: 0 H: 1 E: 0 LOB: 2 K: 1 BB: 1 S: 16 P: 28	R: 1 H: 2 E: 0 LOB: 1 K: 0 BB: 1 S: 10 P: 17	R: 0 H: 1 E: 0 LOB: 1 K: 0 BB: 0 S: 10 P: 15	R: 0 H: 1 E: 0 LOB: 1 K: 1 BB: 0 S: 9 P: 16	R: 1 H: 3 E: 0 LOB: 3 K: 0 BB: 1 S: 13 P: 20	R: 0 H: 0 E: 0 LOB: 2 K: 0 BB: 2 S: 8 P: 20	R: 0 H: 0 E: 0 LOB: 0 K: 0 BB: 0 S: 5 P: 6	R: 0 H: 0 E: 0 LOB: 0 K: 1 BB: 0 S: 7 P: 10	R: 1 H: 2 E: 1 LOB: 1 K: 0 BB: 0 S: 10 P: 16	1B: 9 SF: 0 2B: 1 SAC: 0 3B: 0 DP: 0 HR: 0 HBP: 0						WP: 0 PA: 41 PB: 1 SB: 0 CS: 0

TOP

Arizona Diamondbacks @ San Francisco Giants

PacBell Park, San Francisco, CA

Mon Jul 15 2002, 10:15 PM EDT

Att. 41,645 - Overcast - 59 F

livebaseballscorecards.com

AB	36
R	3
H	10
RBI	3
BB	5
SO	3
LOB	23

PITCHER		IP	WLS	BF	H	R	ER	SO	BB	IBB	HBP	BLK	WP	HR	S	P	ERA	WHIP
Ryan Jensen, R ERA: 4.4	(1, 1)	5.1	W	27	8	2	2	2	4	0	0	0	0	0	61	104	3.38	2.250
41 Chad Zerbe, L ERA: 3.12	(6, 1)	2.0	H	7	0	0	0	0	1	0	0	0	0	0	11	20	0.00	0.500
Tim Worrell, R ERA: 1.98	(8, 1)	0.2		2	0	0	0	1	0	0	0	0	0	0	6	8	0.00	0.000
Robb Nen, R ERA: 1.54	(9, 1)	1.0		5	2	1	0	0	0	0	0	0	0	0	10	16	0.00	2.000

PITCHER	IP	WLS	BF	H	R	ER	SO	BB	IBB	HBP	BLK	WP	HR	S	P	ERA	WHIP

BOTTOM

Batter	1	2	3	4	5	6	7	8	9	AB	R	H	RBI	BB	SO	LOB
David Bell, R (1, 5) OBP: 0.322, SLG: 0.437	4-1 SF7 2B BB	0-0 1-H 2-H HR		2-2 F9 ①		0-0 1B 2B 2B		0-3 K ②		4	3	2	3	1	1	0
Rich Aurilia, R (1, 6) OBP: 0.306, SLG: 0.419	2-1 F8 ①	1-2 E7 G5-3		0-1 G6-3 ②		0-2 2-3 2B 1B		0-1 G6-3 ③		5	0	1	0	0	0	1
Jeff Kent, R (1, 4) OBP: 0.386, SLG: 0.534	1-1 1-3 2B	0-0 1-2 G5-3 ②		3-0 1B		1-3 K ①				4	0	2	0	0	1	3
Barry Bonds, L (1, 7) OBP: 0.556, SLG: 0.763	4-0 IBB	4-0 IBB		2-1 G3 ③		2-1 1-H 3-H 2B ②				2	0	1	1	2	0	1
Reggie Sanders, R (1, 9) OBP: 0.326, SLG: 0.428	0-1 SF7 ② 3-H	0-1 P3 ③			1-1 E 2B	0-0 G4-3 ③				3	0	1	1	0	0	3
Benito Santiago, R (1, 2) OBP: 0.307, SLG: 0.448	2-3 K ③		2-1 G6-3 ①		0-0 P4 ①		2-0 L8 ①			4	0	0	0	0	1	3
J.T. Snow, L (1, 3) OBP: 0.326, SLG: 0.358		0-2 FC5-6 1B 1B	2-1 HR		0-0 P4 ②		2-0 F8 ②			4	1	2	1	0	0	1
Tsuyoshi Shinjo, R (1, 8) OBP: 0.302, SLG: 0.381		0-1 1-2 FC5-6 HR 1B	2-2 L5 ②		2-2 2-3 E3		0-0 G5-3 ③			4	1	1	0	0	0	1
Ryan Jensen, R (1, 1) OBP: 0.147, SLG: 0.182		1-1 FC5-6 ① 1-2 2-3f HR	0-0 F9 ③		1-1 F7 ③			1-3 K ①		3	1	0	0	0	0	4
41 Chad Zerbe, L (6, 1) OBP: 0.200, SLG: 0.200										0	0	0	0	0	0	0
Tim Worrell, R (8, 1)										0	0	0	0	0	0	0
Tom Goodwin, L (8, PH) OBP: 0.354, SLG: 0.268										1	0	0	0	0	1	0
Robb Nen, R (9, 1)										0	0	0	0	0	0	0
Inning Stats	R: 1 E: 0 K: 1 S: 10 H: 1 LOB: 2 BB: 2 P: 23	R: 3 E: 1 K: 0 S: 14 H: 3 LOB: 2 BB: 1 P: 20	R: 1 E: 0 K: 0 S: 9 H: 1 LOB: 0 BB: 0 P: 15	R: 0 E: 0 K: 0 S: 8 H: 1 LOB: 1 BB: 0 P: 15	R: 0 E: 1 K: 0 S: 9 H: 1 LOB: 2 BB: 0 P: 13	R: 1 E: 0 K: 1 S: 10 H: 3 LOB: 1 BB: 0 P: 13	R: 0 E: 0 K: 0 S: 3 H: 0 LOB: 0 BB: 0 P: 7	R: 0 E: 0 K: 2 S: 8 H: 0 LOB: 0 BB: 0 P: 9		1B: 4 2B: 4 3B: 0 HR: 2	SF: 1 SAC: 0 DP: 0 HBP: 0					

PITCHER		IP	WLS	BF	H	R	ER	SO	BB	IBB	HBP	BLK	WP	HR	S	P	ERA	WHIP
Rick Helling, R ERA: 4.98	(1, 1)	3.0	L	18	5	5	5	1	1	2	0	0	0	2	33	58	15.00	2.000
Greg Swindell, L ERA: 5.75	(4, 1)	2.0		9	2	0	0	0	0	0	0	0	0	0	17	28	0.00	1.000
Matt Mantei, R ERA: 1.29	(6, 1)	2.0		8	3	1	1	1	0	0	0	0	0	0	13	20	4.50	1.500
Mike Koplove, R ERA: 1.86	(8, 1)	1.0		3	0	0	0	2	0	0	0	0	0	0	8	9	0.00	0.000

PITCHER	IP	WLS	BF	H	R	ER	SO	BB	IBB	HBP	BLK	WP	HR	S	P	ERA	WHIP

Arizona Diamondbacks @ San Francisco Giants

PacBell Park, San Francisco, CA

Mon Jul 15 2002, 10:15 PM EDT
Att. 41,645 - Overcast - 59 F

livebaseballscorecards.com

AB	34
R	6
H	10
RBI	6
BB	3
SO	4
LOB	17

WP: 0 PB: 0 SB: 0 CS: 0 PA: 38

Batter	1	2	3	4	5	6	7	8	9	AB	R	H	RBI	BB	SO	LOB
Tony Womack, L (1, 6) OBP: 0.302, SLG: 0.311	C F F F B S 1-3 ① K	B C X 1-1 ③ F8		X 0-0 ② P3		B B C X 2-1 ① B1-3		B B B B 4-0 1-2 2B BB		4	1	0	0	1	1	5
Craig Counsell, L (1, 4) OBP: 0.349, SLG: 0.351	B B C C F F F F X 2-2 FC3-6 BB 1B	B X 1-0 ① F9	C C B F B X 2-2 ③ F7		F B B C F B F X 3-2 ② F7		F F S 0-3 ② K			5	0	1	0	0	1	5
Mark Grace, L (1, 3) OBP: 0.354, SLG: 0.399	B B B C B 4-1 FC3-6 1-2 BB	B B C X 2-1 ② P6		C B F X 1-2 F8 SF8 1B 1B	X 0-0 E5		X 0-0 1-H 2-H 1B 2B			4	1	2	2	1	0	0
Luis Gonzalez, L (1, 7) OBP: 0.400, SLG: 0.480	X 0-0 ② FC3-6 1-2f 2-3	B B B B 4-0 BB		C B X 1-1 SF8 1-2 2B 1B	B B B X 3-0 ③ F9		S B C B B X 3-2 2-H 1B			4	1	2	0	1	0	3
Matt Williams, R (1, 5) OBP: 0.133, SLG: 0.333	B S C X 2-1 ③ P3	B S X 1-1 ③ F8		X 0-0 ① F8 2-3		B X 1-0 ① G6-3			B S B X 2-1 ① F9	5	0	0	0	0	0	5
Steve Finley, L (1, 8) OBP: 0.364, SLG: 0.462	B C B X 2-1 SH1-4 1B 1B	B X 1-0 ① G3	X 0-0 ② SF8 1-2 3-H		C C B F B X 2-2 F7		C B B B F X 3-2 ② G6-3			4	0	1	1	0	0	0
David Dellucci, L (1, 9) OBP: 0.341, SLG: 0.429	B B B C X 3-1 SH1-4 1-2 1B	C X 0-1 BB BB 1B	I I I 4-0 2B IBB		C F B S 1-3 ③ K		X 0-0 ③ G1-3			4	1	2	0	1	1	0
Chad Moeller, R (1, 2) OBP: 0.750, SLG: 1.000	B C C X 1-2 ① F8	C B B B B 4-1 BB 1-2 BB	B C C X 1-2 1-H 2-H 2B			B B C B X 3-1 FC1-6 1B				3	0	2	2	1	0	2
Randy Johnson, R (1, 1) OBP: 0.113, SLG: 0.118 Quinton McCracken, S (8, PH) OBP: 0.369, SLG: 0.490 Mike Koplove, R (8, 1) Mike Myers, L (9, 1) Byung-Hyun Kim, R (9, 1) OBP: 1.000, SLG: 1.000	X 0-0 ② SH1-4 1-2 2-3	B B B B 4-0 1-2 2-3 BB	B C S B X 2-2 ③ G3-1			B B X 2-0 ① FC1-6 BB 1-2f 2B				1 1 0 0 0	0 1 0 0 0	0 0 0 0 0	0 0 0 0 0	1 0 0 0 0	0 0 0 0 0	1 1 0 0 0
Inning Stats	R: 0 H: 1 E: 0 LOB: 2 K: 1 BB: 1 S: 16 P: 25	R: 0 H: 2 E: 0 LOB: 2 K: 0 BB: 0 S: 10 P: 17	R: 0 H: 0 E: 0 LOB: 1 K: 0 BB: 1 S: 5 P: 13	R: 0 H: 1 E: 0 LOB: 3 K: 0 BB: 2 S: 9 P: 20	R: 3 H: 3 E: 0 LOB: 1 K: 0 BB: 1 S: 13 P: 22	R: 0 H: 0 E: 1 LOB: 1 K: 0 BB: 0 S: 9 P: 17	R: 0 H: 0 E: 0 LOB: 0 K: 1 BB: 0 S: 8 P: 12	R: 2 H: 3 E: 0 LOB: 2 K: 1 BB: 1 S: 10 P: 22	R: 0 H: 0 E: 0 LOB: 0 K: 0 BB: 0 S: 6 P: 11	1B: 8 SF: 1 2B: 2 SAC: 1 3B: 0 DP: 0 HR: 0 HBP: 0						

TOP

Arizona Diamondbacks @ San Francisco Giants

PacBell Park, San Francisco, CA

Tue Jul 16 2002, 3:05 PM EDT

Att. 41,936 - Sunny - 62 F

livebaseballscorecards.com

AB	35
R	5
H	10
RBI	5
BB	6
SO	3
LOB	22

WP: 0 PA: 43
PB: 0
SB: 0
CS: 0

PITCHER		IP	WLS	BF	H	R	ER	SO	BB	IBB	HBP	BLK	WP	HR	S	P	ERA	WHIP
Russ Ortiz, R ERA: 3.66	(1, 1)	7.0		34	7	3	3	2	4	1	0	0	0	0	70	126	3.86	1.571
Felix Rodriguez, R ERA: 5.79	(8, 1)	0.1	L	3	1	2	2	0	1	0	0	0	0	0	3	12	54.00	6.000
Aaron Fultz, L ERA: 5.82	(8, 1)	1.2		6	2	0	0	1	0	0	0	0	0	0	13	21	0.00	1.200

PITCHER	IP	WLS	BF	H	R	ER	SO	BB	IBB	HBP	BLK	WP	HR	S	P	ERA	WHIP

BOTTOM

Arizona Diamondbacks @ San Francisco Giants

PacBell Park, San Francisco, CA

Tue Jul 16 2002, 3:05 PM EDT

Att. 41,936 - Sunny - 62 F

livebaseballscorecards.com

Batter	1	2	3	4	5	6	7	8	9	AB	R	H	RBI	BB	SO	LOB
David Bell, R (1, 5) OBP: 0.321, SLG: 0.433	BBCBB 4-1 G6-4-3 BB		FBSX 1-2 ②③ G5-4-3 1-2f		FBCBX 2-2 ③ F8			BCBBX 3-1 ① G5-3		3	0	0	0	1	0	1
Rich Aurilia, R (1, 6) OBP: 0.302, SLG: 0.413	FBSX 1-2 ①② G6-4-3 1-2f			BFCFFX 1-2 ① L9		BBCSFS 2-3 ① K		CSBBS 2-3 ② K		4	0	0	0	0	2	1
Jeff Kent, R (1, 4) OBP: 0.385, SLG: 0.531	BBCSTFX 2-2 ③ G5-3			BFBCX 2-2 E 1B		CFS 0-3 ② K		BCX 1-1 ③ L4		4	1	1	0	0	1	0
Barry Bonds, L (1, 7) OBP: 0.556, SLG: 0.775		BX 1-0 ① P5		X 0-0 E6 1-H 2B		CBX 1-1 HR			BBFFX 2-2 ① F7	4	1	2	2	0	0	0
Benito Santiago, R (1, 2) OBP: 0.313, SLG: 0.447		BBBB 4-0 G6-3 BB		SSH 1-2 HBP		CBBBBB 4-1 CS BB			FBBX 2-1 ② G4-3	1	0	0	0	2	0	0
Reggie Sanders, R (1, 9) OBP: 0.325, SLG: 0.435		CBSX 1-2 ② G6-3 1-2		SFFS 0-3 ② K		CSTB 1-2 ③ CS 1-2	SFBX 1-2 HR		SFS 0-3 ③ K	4	1	1	1	0	2	3
Ramon Martinez, R (1, 3) OBP: 0.345, SLG: 0.398		FCS 0-3 ③ K		BSFFX 1-2 ③ L7			CSS 0-3 ① K			3	0	0	0	0	2	3
J.T. Snow, L (8, 3) OBP: 0.326, SLG: 0.358										0	0	0	0	0	0	0
Tsuyoshi Shinjo, R (1, 8) OBP: 0.302, SLG: 0.384			X 0-0 FC4-5 2B		CSS 0-3 ① K		X 0-0 ② F9			3	0	1	0	0	1	0
Russ Ortiz, R (1, 1) OBP: 0.311, SLG: 0.350			BBLSX 2-2 ① FC4-5 G5-4-3 2-3		CCBC 1-3 ② K		CX 0-1 ③ G5-3			2	0	0	0	0	1	1
Shawon Dunston, R (7, PH) OBP: 0.224, SLG: 0.263										1	0	0	0	0	0	0
Felix Rodriguez, R (8, 1) OBP: 1.000, SLG: 1.000										0	0	0	0	0	0	0
Aaron Fultz, L (8, 1)										0	0	0	0	0	0	0
Inning Stats	R: 0 H: 0 E: 0 LOB: 0 K: 0 BB: 1 S: 9 P: 16	R: 0 H: 0 E: 0 LOB: 1 K: 1 BB: 1 S: 7 P: 13	R: 0 H: 1 E: 0 LOB: 0 K: 0 BB: 0 S: 7 P: 10	R: 1 H: 2 E: 1 LOB: 2 K: 1 BB: 0 S: 20 P: 25	R: 0 H: 0 E: 0 LOB: 0 K: 2 BB: 0 S: 9 P: 12	R: 1 H: 1 E: 0 LOB: 0 K: 2 BB: 1 S: 13 P: 21	R: 1 H: 1 E: 0 LOB: 0 K: 1 BB: 0 S: 9 P: 10	R: 0 H: 0 E: 0 LOB: 0 K: 1 BB: 0 S: 7 P: 13	R: 0 H: 0 E: 0 LOB: 0 K: 1 BB: 0 S: 8 P: 12	1B: 1 SF: 0 2B: 2 SAC: 0 3B: 0 DP: 2 HR: 2 HBP: 1						

AB	29
R	3
H	5
RBI	3
BB	3
SO	9
LOB	9

WP: 0 PA: 34
PB: 0
SB: 0
CS: 1

PITCHER		IP	WLS	BF	H	R	ER	SO	BB	IBB	HBP	BLK	WP	HR	S	P	ERA	WHIP
Randy Johnson, L ERA: 2.61	(1, 1)	7.0	W	27	5	3	3	7	3	0	1	0	0	2	74	107	3.86	1.143
Mike Koplove, R ERA: 1.77	(8, 1)	1.0	H	3	0	0	0	1	0	0	0	0	0	0	7	13	0.00	0.000
Mike Myers, L ERA: 3.63	(9, 1)	0.1	H	1	0	0	0	0	0	0	0	0	0	0	3	5	0.00	0.000
Byung-Hyun Kim, R ERA: 2.18	(9, 1)	0.2	S	2	0	0	0	1	0	0	0	0	0	0	5	7	0.00	0.000

PITCHER	IP	WLS	BF	H	R	ER	SO	BB	IBB	HBP	BLK	WP	HR	S	P	ERA	WHIP

Batter	1	2	3	4	5	6	7	8	9	AB	R	H	RBI	BB	SO	LOB
Quinton McCracken, S (1, 9) OBP: 0.391, SLG: 0.500	B B C B C F B 4-2 PB E 1B BB	B C B X 2-1 SF9 1B 1-2 HR 1B	C B B B C X 3-2 1B			X 0-0 BB 1B 1B	B B F B C F B 4-2 FC6-4 1-2 BB		B B C F B B 4-2 1B BB	3	3	3	0	3	0	0
Craig Counsell, L (1, 6) OBP: 0.351, SLG: 0.354	B C S X 1-2 E5 PB 1B 1-2	X 0-0 E HR 1-2 2-3 1B	C F B X 1-2 ③ F9			X 0-0 BB 1B 1-2 1B	B B B C X 3-1 ② F5		X 0-0 G5-4-3 1-2 1B	6	3	3	0	0	0	4
Junior Spivey, R (1, 4) OBP: 0.409, SLG: 0.540	C F B X 0-2 1B 1B FC5-2 1-H 2-H 1B	F B X 1-1 ① SF9 1-2 2-3 3-H		B S C B B X 3-2 ① F7		B B B C B 4-1 1B 1B 1-2 2-3 BB	C X 0-1 ③ FC6-4 1-2f		C X 0-1 ②③ G5-4-3 1-2f	4	1	1	3	1	0	4
Luis Gonzalez, L (1, 7) OBP: 0.402, SLG: 0.491	B S X 1-1 FC5-2 1B 1-2 1B	X 0-0 2-H 3-H HR		C X 0-1 ② G6-3		X 0-0 S 1B 1-3 2-H 3-H 1B		B C C F C 1-3 ① K		5	2	3	5	0	1	0
Greg Colbrunn, R (1, 3) OBP: 0.368, SLG: 0.505	B X 1-0 FC5-2 1-2 2-3 1B	B X 1-0 ② G5-3		C B C B X 2-2 FC6-4 1B		S B X 1-1 G5-4-3 1-H 3-H 1B		C F X 0-2 ② 1B		2	0	1	0	0	0	0
Mark Grace, L (2, 3) OBP: 0.361, SLG: 0.408										3	0	3	2	0	0	0
Matt Williams, R (1, 5) OBP: 0.150, SLG: 0.300	F B X 1-1 ① FC5-2 1-2 2-3 3-Hf	C B X 1-1 1B		B B S X 2-1 ③ FC6-4 1-2f		F B F B S 2-3 ① K		B C B F S 2-3 ③ K		5	0	1	0	0	2	5
Steve Finley, L (1, 8) OBP: 0.361, SLG: 0.457	C S B S 1-3 ② K	C B B F B X 3-2 ③ F7			B F F F F B X 2-2 ① G4-3	B B B F B F X 3-2 ②③ G5-4-3 1-2f			C B B X 2-1 HR 1B	5	1	1	0	0	1	5
Rod Barajas, R (1, 2) OBP: 0.257, SLG: 0.286	X 0-0 ③ P6		B B X 2-0 ① F7		B B X 2-0 ② G6-3		C F F B X 1-2 BB 1B		B F X 1-1 ① P6	5	0	1	0	0	0	4
Curt Schilling, R (1, 1) OBP: 0.264, SLG: 0.250		X 0-0 1B 1B SF9 1B	X 0-0 ② G3		C S F X 0-2 ③ G1		X 0-0 ① B1		B B B C X 3-1 1-H HR	4	1	1	0	0	0	1
Greg Swindell, L (8, 1)										0	0	0	0	0	0	0
Chris Donnels, L (9, PH) OBP: 0.294, SLG: 0.467										1	1	1	2	0	0	0
Mike Fetters, R (9, 1)										0	0	0	0	0	0	0
Inning Stats	R: 2 E: 1 K: 1 S: 19 H: 3 LOB: 3 BB: 1 P: 28	R: 4 E: 1 K: 0 S: 13 H: 5 LOB: 1 BB: 0 P: 21	R: 0 E: 0 K: 0 S: 8 H: 1 LOB: 1 BB: 0 P: 14	R: 0 E: 0 K: 0 S: 10 H: 1 LOB: 1 BB: 0 P: 17	R: 0 E: 0 K: 0 S: 10 H: 0 LOB: 0 BB: 0 P: 14	R: 4 E: 0 K: 1 S: 12 H: 4 LOB: 0 BB: 1 P: 22	R: 0 E: 0 K: 0 S: 12 H: 1 LOB: 2 BB: 1 P: 20	R: 0 E: 0 K: 2 S: 10 H: 1 LOB: 0 BB: 0 P: 13	R: 2 E: 0 K: 0 S: 11 H: 3 LOB: 1 BB: 1 P: 21	1B: 17 2B: 0 3B: 0 HR: 2	SF: 1 SAC: 0 DP: 2 HBP: 0						

TOP

Arizona Diamondbacks @ Colorado Rockies

Coors Field, Denver, CO

Wed Jul 17 2002, 7:05 PM MDT

Att. 39,023 - Sunny - 97 F

livebaseballscorecards.com

AB	43
R	12
H	19
RBI	12
BB	4
SO	4
LOB	23

PITCHER		IP	WLS	BF	H	R	ER	SO	BB	IBB	HBP	BLK	WP	HR	S	P	ERA	WHIP
Mike Hampton, L ERA: 6.96	(1, 1)	5.0	L	31	13	10	9	1	2	0	0	0	0	1	64	102	16.20	3.000
Denny Neagle, L ERA: 5.82	(6, 1)	2.0		8	2	0	0	1	1	0	0	0	0	0	20	34	0.00	1.500
40 Brian Fuentes, L ERA: 11.12	(8, 1)	1.0		3	1	0	0	2	0	0	0	0	0	0	10	13	0.00	1.000
Dennys Reyes, L ERA: 4.21	(9, 1)	1.0		6	3	2	2	0	1	0	0	0	0	1	11	21	18.00	4.000

PITCHER	IP	WLS	BF	H	R	ER	SO	BB	IBB	HBP	BLK	WP	HR	S	P	ERA	WHIP

WP: 0 PB: 1 SB: 1 CS: 0 PA: 48

Batter	1	2	3	4	5	6	7	8	9	AB	R	H	RBI	BB	SO	LOB
Juan Pierre, L (1, 8) OBP: 0.308, SLG: 0.301	B1-3	1B			G4-3		L6			4	0	1	1	0	0	1
Brent Butler, R (1, 6) OBP: 0.305, SLG: 0.463	G6-3	F7			K		K			4	0	0	0	0	2	2
Larry Walker, L (1, 9) OBP: 0.417, SLG: 0.628	17 2B 1B		K		F8			G4-3		4	0	1	0	0	1	0
17 Todd Helton, L (1, 3) OBP: 0.446, SLG: 0.600	1-3 2B		G3 1B 1B			G5-4-3 1B		G4-3		4	1	3	0	0	0	0
Todd Zeile, R (1, 5) OBP: 0.356, SLG: 0.444	G4-3		1-2 G3			K		F8		4	0	0	0	0	1	4
Todd Hollandsworth, L (1, 7) OBP: 0.344, SLG: 0.470		2B G4-3 1B	2-H 1B			1-2 G5-4-3 1B			G3-1	4	1	3	1	0	0	0
Terry Shumpert, R (1, 4) OBP: 0.341, SLG: 0.396	G4-3 1-3 1B 2B		K			1-2f 2-3 G5-4-3			F9	4	1	1	0	0	1	2
Gary Bennett, R (1, 2) OBP: 0.321, SLG: 0.335	G4-3 2-3 3-H		L7				1B		F9	4	0	1	1	0	0	1
Mike Hampton, R (1, 1) OBP: 0.341, SLG: 0.475	F4		K2-3				L8			2	0	0	0	0	1	1
Denny Neagle, L (6, 1) OBP: 0.310, SLG: 0.414										0	0	0	0	0	0	0
Ross Gload, L (7, PH) OBP: 0.308, SLG: 0.250										1	0	0	0	0	0	1
40 Brian Fuentes, L (8, 1)										0	0	0	0	0	0	0
Dennys Reyes, R (9, 1)										0	0	0	0	0	0	0
Inning Stats	R: 0 E: 0 K: 0 S: 10 H: 2 LOB: 2 BB: 0 P: 13	R: 2 E: 0 K: 0 S: 15 H: 3 LOB: 1 BB: 0 P: 16	R: 1 E: 0 K: 1 S: 14 H: 2 LOB: 1 BB: 0 P: 21	R: 0 E: 0 K: 2 S: 10 H: 0 LOB: 0 BB: 0 P: 15	R: 0 E: 0 K: 1 S: 8 H: 0 LOB: 0 BB: 0 P: 9	R: 0 E: 0 K: 1 S: 16 H: 2 LOB: 1 BB: 0 P: 24	R: 0 E: 0 K: 1 S: 8 H: 1 LOB: 1 BB: 0 P: 9	R: 0 E: 0 K: 0 S: 6 H: 0 LOB: 0 BB: 0 P: 11	R: 0 E: 0 K: 0 S: 6 H: 0 LOB: 0 BB: 0 P: 9	1B: 8 2B: 2 3B: 0 HR: 0	SF: 0 SAC: 0 DP: 1 HBP: 0			WP: 0 PB: 0 SB: 0 CS: 0	PA: 35		

PITCHER	IP	WLS	BF	H	R	ER	SO	BB	IBB	HBP	BLK	WP	HR	S	P	ERA	WHIP
Curt Schilling, R (1, 1) ERA: 3.03	7.0	W	29	10	3	3	6	0	0	0	0	0	0	81	107	3.86	1.429
Greg Swindell, L (8, 1) ERA: 5.48	1.0		3	0	0	0	0	0	0	0	0	0	0	6	11	0.00	0.000
Mike Fetters, R (9, 1) ERA: 2.97	1.0		3	0	0	0	0	0	0	0	0	0	0	6	9	0.00	0.000

PITCHER	IP	WLS	BF	H	R	ER	SO	BB	IBB	HBP	BLK	WP	HR	S	P	ERA	WHIP

BOTTOM

Arizona Diamondbacks @ Colorado Rockies

Coors Field, Denver, CO

Wed Jul 17 2002, 7:05 PM MDT

Att. 39,023 - Sunny - 97 F

livebaseballscorecards.com

AB	35
R	3
H	10
RBI	3
BB	0
SO	6
LOB	12

Batter	1	2	3	4	5	6	7	8	9	AB	R	H	RBI	BB	SO	LOB
Quinton McCracken, S (1, 8) OBP: 0.391, SLG: 0.503	C C F B B C 2-3 ① K	B C X 1-1 ③ G3		C B C B F X 2-2 G6-3 2B		B X 1-0 S 1B			B B C X 2-1 ② G4-3	5	0	2	0	0	1	2
Craig Counsell, L (1, 5) OBP: 0.347, SLG: 0.349	B C X 1-1 ② G1-3		C B B B C X 2-2 ① G6-3	B B X 2-0 ② G6-3 2-3		B B C B F X 3-2 ③ L8 1-2			B S X 1-1 ③ F8	5	0	0	0	0	0	2
Junior Spivey, R (1, 4) OBP: 0.408, SLG: 0.536	B S X 1-1 1B		B F F F F F B F B 3-2 E6 G3 1B 1B	B B X 2-0 ③ F8			B B C S S 2-3 ① K			4	1	1	0	0	1	1
Luis Gonzalez, L (1, 7) OBP: 0.400, SLG: 0.488	C X 0-1 ③ F8		X 0-0 G3 1-2 1B 1B		B X 1-0 ① G3		C B B X 2-1 ② F8			4	1	1	0	0	0	1
Mark Grace, L (1, 3) OBP: 0.356, SLG: 0.400		B C F X 1-2 ① F9	B C B S X 2-2 ② G3 1-2 2-3		B B C X 2-1 ② G3-1		F C B F B X 2-2 ③ G6-3			4	0	0	0	0	0	2
David Dellucci, L (1, 9) OBP: 0.359, SLG: 0.468		B B S B B 4-1 BB 1B BB	I I I I I 4-0 1B IBB		X 0-0 HR			C B F B S 2-3 ① K		2	2	1	1	2	1	0
Chad Moeller, R (1, 2) OBP: 0.625, SLG: 0.667		C B B B F T F B 4-2 SH5-4 1B 1-2 BB	S B X 1-1 1-3 2-H 3-H 1B		S F B B S 2-3 ③ K			C C S 0-3 ② K		3	0	1	2	1	2	0
Tony Womack, L (1, 6) OBP: 0.301, SLG: 0.310	C X 0-1 SH5-4 1-2 2-H 1B		B C S B B X 3-2 ③ G3-1			L C B F B F X 2-2 ① L3		C C B X 1-2 ③ P4		4	0	1	1	0	0	2
Brian Anderson, R (1, 1) OBP: 0.192, SLG: 0.280	X 0-0 ② SH5-4 1-2 2-3			S B X 1-1 ① L8		X 0-0 ② G6-3			C F S 0-3 ① K	2	0	0	0	0	0	0
Greg Swindell, L (7, 1)										0	0	0	0	0	0	0
Mike Koplove, R (7, 1)										0	0	0	0	0	0	0
Mike Myers, L (8, 1)										0	0	0	0	0	0	0
Steve Finley, L (9, PH) OBP: 0.360, SLG: 0.456										1	0	0	0	0	1	0
Inning Stats	R: 0 E: 0 K: 1 S: 10 H: 1 LOB: 1 BB: 0 P: 14	R: 1 E: 0 K: 0 S: 12 H: 1 LOB: 2 BB: 2 P: 22	R: 2 E: 1 K: 0 S: 20 H: 2 LOB: 2 BB: 1 P: 35	R: 0 E: 0 K: 0 S: 8 H: 1 LOB: 1 BB: 0 P: 15	R: 1 E: 0 K: 1 S: 7 H: 1 LOB: 0 BB: 0 P: 12	R: 0 E: 0 K: 0 S: 10 H: 1 LOB: 1 BB: 0 P: 16	R: 0 E: 0 K: 1 S: 9 H: 0 LOB: 0 BB: 0 P: 15	R: 0 E: 0 K: 2 S: 9 H: 0 LOB: 0 BB: 0 P: 12	R: 0 E: 0 K: 1 S: 7 H: 0 LOB: 0 BB: 0 P: 10	1B: 5 2B: 1 3B: 0 HR: 1 SF: 0 SAC: 1 DP: 0 HBP: 0						

TOP

Arizona Diamondbacks @ Colorado Rockies

Coors Field, Denver, CO

Thu Jul 18 2002, 1:05 PM MDT

Att. 35,799 - Sunny - 92 F

livebaseballscorecards.com

AB	34
R	4
H	7
RBI	4
BB	3
SO	6
LOB	10

WP: 0 PB: 0 SB: 1 CS: 0 PA: 38

PITCHER		IP	WLS	BF	H	R	ER	SO	BB	IBB	HBP	BLK	WP	HR	S	P	ERA	WHIP
John Thomson, R ERA: 4.78	(1, 1)	6.0		29	7	4	2	2	2	1	0	0	0	1	67	114	3.00	1.500
Justin Speier, R ERA: 3.3	(7, 1)	1.0	W	3	0	0	0	1	0	0	0	0	0	0	9	15	0.00	0.000
Todd Jones, R ERA: 3.6	(8, 1)	1.0	H	3	0	0	0	2	0	0	0	0	0	0	9	12	0.00	0.000
Jose Jimenez, R ERA: 3.72	(9, 1)	1.0	S	3	0	0	0	1	0	0	0	0	0	0	7	10	0.00	0.000

PITCHER	IP	WLS	BF	H	R	ER	SO	BB	IBB	HBP	BLK	WP	HR	S	P	ERA	WHIP

BOTTOM

Arizona Diamondbacks @ Colorado Rockies

Coors Field, Denver, CO

Thu Jul 18 2002, 1:05 PM MDT

Att. 35,799 - Sunny - 92 F

livebaseballscorecards.com

Batter	1	2	3	4	5	6	7	8	9	AB	R	H	RBI	BB	SO	LOB
Juan Pierre, L (1, 8) OBP: 0.310, SLG: 0.303	C B X 1-1 2B 1B	F B X 1-1 1B 1B 1-2 3-H	C B X 1-1 ③ G1-3			B B B C X 3-1 ② G1-3		X 0-0 ① SH1-4 1-2		4	1	2	1	0	0	2
Brent Butler, R (1, 5) OBP: 0.302, SLG: 0.455	B X 1-0 ① F9	X 0-0 ② L9		C B B X 2-1 17 G1-6-3 BB 1B		X 0-0 ③ L4		F C B F F 2 X SAFE 1-2 ②③ P3 2-3		5	0	1	0	0	0	4
Larry Walker, L (1, 9) OBP: 0.424, SLG: 0.635	X 0-0 2B 1-H	X 0-0 1B 1-3 2-H		B B B C B 4-1 17 G1-6-3 1-2 BB			B B S C B X 3-2 17 G4-3 17 S 1B 1B			3	1	3	2	1	0	0
17 Todd Helton, L (1, 3) OBP: 0.444, SLG: 0.595	B C C B F B B 4-2 BB	B C B C F B C 3-3 ③ K		C B B B X 3-1 ①② G1-6-3 1-2f 2-3			B B C C X 2-2 ① G4-3 1-3			3	0	0	0	1	1	5
Terry Shumpert, R (1, 4) OBP: 0.333, SLG: 0.386	C F F S 0-3 ② K		B C F B B X 2-2 ① F7	B X 1-0 ③ G5-3			X 0-0 ② L5			4	0	0	0	0	1	4
Ben Petrick, R (1, 7) OBP: 0.194, SLG: 0.310 Todd Hollandsworth, L (7, PH) OBP: 0.346, SLG: 0.470 (8, 7)	X 0-0 ③ G1-3		B F F X 1-2 HR		C B B X 2-1 ① G6-3		B B B I 4-0 S 1B IBB			3 0	1 1	1 0	1 0	0 1	0 0	2 0
Juan Uribe, R (1, 6) OBP: 0.283, SLG: 0.331		C C F F B X 1-2 ① G3	F F B X 1-2 ② F4		C B C B X 2-2 CS 1B		B F F B F X 2-2 FC6-4 1-H 3-H 1B			4	0	2	2	0	0	0
Gary Bennett, R (1, 2) OBP: 0.324, SLG: 0.341		B X 1-0 1B 1B 2B	B C B B B 4-1 1B BB		B F F B 1 X SAFE 2-2 ②③ P6 1-2		B X 1-0 ③ FC6-4 1-2f			3	1	1	0	1	0	2
John Thomson, R (1, 1) OBP: 0.229, SLG: 0.188 Mark Little, R (6, PH) OBP: 0.310, SLG: 0.286 Justin Speier, R (7, 1) Todd Jones, L (8, 1) Greg Norton, S (8, PH) OBP: 0.276, SLG: 0.370 Jose Jimenez, R (9, 1)		X 0-0 1B 1B 1B 2-3	C X 0-1 1-2 1B			B X 1-0 ① G5-3		B S X 1-1 CS SH1-4 1B		2 1 0 0 1 0	1 0 0 0 0 0	2 0 0 0 1 0	0 0 0 0 0 0	0 0 0 0 0 0	0 0 0 0 0 0	0 0 0 0 0 0
Inning Stats	R: 1 E: 0 K: 1 S: 12 H: 2 LOB: 2 BB: 1 P: 18	R: 2 E: 0 K: 1 S: 15 H: 4 LOB: 2 BB: 0 P: 21	R: 1 E: 0 K: 0 S: 14 H: 2 LOB: 2 BB: 1 P: 23	R: 0 E: 0 K: 0 S: 6 H: 1 LOB: 1 BB: 1 P: 16	R: 0 E: 0 K: 0 S: 8 H: 1 LOB: 0 BB: 0 P: 14	R: 0 E: 0 K: 0 S: 4 H: 0 LOB: 0 BB: 0 P: 8	R: 2 E: 0 K: 0 S: 12 H: 2 LOB: 1 BB: 1 P: 24	R: 0 E: 0 K: 0 S: 8 H: 1 LOB: 0 BB: 0 P: 10		1B: 10 2B: 2 3B: 0 HR: 1	SF: 0 SAC: 1 DP: 1 HBP: 0					

	AB	33
	R	6
	H	13
	RBI	6
	BB	4
	SO	2
	LOB	19

		WP: 0	PA: 38
		PB: 0	
		SB: 2	
		CS: 2	

PITCHER		IP	WLS	BF	H	R	ER	SO	BB	IBB	HBP	BLK	WP	HR	S	P	ERA	WHIP
Brian Anderson, L ERA: 5.24	(1, 1)	6.0		29	10	4	4	2	3	0	0	0	0	1	59	100	6.00	2.167
Greg Swindell, L ERA: 5.82	(7, 1)	0.1	L	2	1	1	1	0	0	0	0	0	0	0	6	11	27.00	3.000
Mike Koplove, R ERA: 2.14	(7, 1)	0.2		4	1	1	1	0	0	1	0	0	0	0	6	13	13.50	1.500
Mike Myers, L ERA: 3.47	(8, 1)	1.0		3	1	0	0	0	0	0	0	0	0	0	8	10	0.00	1.000

PITCHER	IP	WLS	BF	H	R	ER	SO	BB	IBB	HBP	BLK	WP	HR	S	P	ERA	WHIP

Batter	1	2	3	4	5	6	7	8	9	AB	R	H	RBI	BB	SO	LOB
Craig Counsell, L (1, 6) OBP: 0.348, SLG: 0.351	C B B X 2-1 F9 ①		X 0-0 G5-4-3 ①② 1-2f			C B B B C X 3-2 1B 1B		C B F B B F X 3-2 G6-4-3 1B		4	0	2	0	0	0	1
Junior Spivey, R (1, 4) OBP: 0.403, SLG: 0.528	B C B S C 2-3 K ②		B B C F S 2-3 K ③			C X 0-1 F7 ①		S S X 0-2 G6-4-3 ①② 1-2f		4	0	0	0	0	2	2
Mark Grace, L (1, 3) OBP: 0.358, SLG: 0.402	B C B B X 3-1 1B			C B B C X 2-2 G5-4-3 1B 1B		C X 0-1 F7 ②		B C B X 2-1 F8 ③		4	0	2	0	0	0	1
Luis Gonzalez, L (1, 7) OBP: 0.401, SLG: 0.488	C X 0-1 G4-3 ③			X 0-0 G5-4-3 1-2 1B		B X 1-0 1-2 1B			B F B B F X 3-2 G3-1 ①	4	0	2	0	0	0	1
Matt Williams, R (1, 5) OBP: 0.125, SLG: 0.250		X 0-0 G6-3 ①		F X 0-1 G5-4-3 ①② 1-2f 2-3		B C B X 2-1 P6 ③			X 0-0 G6-3 ②	4	0	0	0	0	0	4
Steve Finley, L (1, 8) OBP: 0.359, SLG: 0.451		B B C X 2-1 F8 ②		X 0-0 L7 ③			C F X 0-2 F8 ①		B B B C S F B 4-2 BB	3	0	0	0	1	0	1
David Dellucci, L (1, 9) OBP: 0.358, SLG: 0.500 Quinton McCracken, S (9, PH) OBP: 0.389, SLG: 0.500		C C B B X 2-2 HR			B B S X 2-1 G4-3 ①		C B B B X 2-1 G4-3 ②		B C C S 1-3 K ③	3 1	1 0	1 0	1 0	0 0	0 1	0 1
Rod Barajas, R (1, 2) OBP: 0.268, SLG: 0.297		B X 1-0 G4-3 ③			X 0-0 G4-6-3 1B		F S X 0-2 1B			3	0	2	0	0	0	0
Miguel Batista, R (1, 1) OBP: 0.231, SLG: 0.320 Chris Donnels, L (7, PH) OBP: 0.290, SLG: 0.459 Greg Swindell, L (7, 1) Matt Mantei, R (7, 1) Mike Myers, L (8, 1)			F X 0-1 G5-4-3 1B		F X 0-1 G4-6-3 ②③ 1-2f		B B C F S 2-3 K ③			2 1 0 0 0	0 0 0 0 0	1 0 0 0 0	0 0 0 0 0	0 1 0 0 0	0 1 0 0 0	1 1 0 0 0

TOP

Arizona Diamondbacks @ San Diego Padres

Qualcomm Stadium, San Diego, CA

Fri Jul 19 2002, 10:05 PM EDT

Att. 27,803 - Sunny - 71 F

livebaseballscorecards.com

AB	33
R	1
H	10
RBI	1
BB	1
SO	4
LOB	13

Inning Stats	1	2	3	4	5	6	7	8	9
	R: 0 E: 0 K: 1 S: 9	H: 1 LOB: 1 BB: 0 P: 16	R: 1 E: 0 K: 0 S: 7	H: 1 LOB: 0 BB: 0 P: 12	R: 0 E: 0 K: 1 S: 6	H: 1 LOB: 0 BB: 0 P: 8	R: 0 E: 0 K: 0 S: 7	H: 2 LOB: 1 BB: 0 P: 9	R: 0 E: 0 K: 0 S: 5	H: 1 LOB: 0 BB: 0 P: 7
	R: 0 E: 0 K: 0 S: 10	H: 2 LOB: 2 BB: 0 P: 16	R: 0 E: 0 K: 1 S: 11	H: 1 LOB: 1 BB: 0 P: 15	R: 0 E: 0 K: 0 S: 9	H: 1 LOB: 0 BB: 0 P: 14	R: 0 E: 0 K: 1 S: 10	H: 0 LOB: 1 BB: 1 P: 18		

| | | |

Batter	1	2	3	4	5	6	7	8	9	AB	R	H	RBI	BB	SO	LOB
Ramón Vázquez, L (1, 4) OBP: 0.329, SLG: 0.318	B C B S X 2-2 G4-3 ①	B C B B S F X 3-2 1-3 1B		B C C B B B 4-2 BB		B C F X 1-2 G4-3 ③		B X 1-0 G6-3 ③		4	0	1	0	1	0	0
Mark Kotsay, L (1, 8) OBP: 0.376, SLG: 0.439	B X 1-0 E4 3B	B B X 2-0 F7 ③		X 0-0 G4-3 ③			X 0-0 P5 ①			4	1	0	0	0	0	3
Ryan Klesko, L (1, 3) OBP: 0.397, SLG: 0.538	F X 0-1 1-H 1B 3B		B F B X 2-1 G4-3 SF7 2B		X 0-0 1B 1B		B C X 1-1 WP BB 1B 1B			4	3	4	1	0	0	0
Phil Nevin, R (1, 5) OBP: 0.340, SLG: 0.443	F X 0-1 G4-6-3 3-H 1B		X 0-0 ① G4-3 2-3		B B X 2-0 ① F9		B S C B C 2-3 ② K			4	0	1	1	0	1	3
Ron Gant, R (1, 7) OBP: 0.341, SLG: 0.465	C B X 1-1 ② ③ G4-6-3 1-2f		F B C B B B 4-2 BB		X 0-0 ② F8		C B B B B 4-1 WP 1-2 1B BB			2	1	0	0	2	0	2
Bubba Trammell, R (1, 9) OBP: 0.321, SLG: 0.352 Jeremy Fikac, R (8, 1) Mike Holtz, L (9, 1)		X 0-0 G4-3 1B 2B	B X 1-0 ② SF7 3-H		B X 1-0 1-2 1B		B X 1-0 1-H 2-H 1B			3 0 0	1 0 0	3 0 0	3 0 0	0 0 0	0 0 0	0 0 0
Deivi Cruz, R (1, 6) OBP: 0.289, SLG: 0.344		L X 0-1 ① G4-3 2-3	B C B S X 2-2 ③ F8		F B C X 1-2 ③ F9		X 0-0 ③ F8			4	0	0	0	0	0	5
Tom Lampkin, L (1, 2) OBP: 0.292, SLG: 0.307		B C B X 2-1 1B 3-H 1B		C S B X 1-2 ① G3		X 0-0 ① G4-3		S S B S 1-3 ① K		4	0	1	1	0	1	0
Bobby Jones, R (1, 1) OBP: 0.125, SLG: 0.125 Gene Kingsale, S (8, 9) OBP: 0.294, SLG: 0.323		L S S 0-3 ② K		B X 1-0 ② G4-3		B C S F X 1-2 ② G5-3		B S B X 2-1 ② G2-3		3 1	0 0	0 0	0 0	0 0	1 0	1 0
Inning Stats	R: 2 E: 1 K: 0 S: 10 H: 2 LOB: 0 BB: 0 P: 14	R: 1 E: 0 K: 1 S: 13 H: 3 LOB: 2 BB: 0 P: 20	R: 1 E: 0 K: 0 S: 9 H: 1 LOB: 1 BB: 1 P: 18	R: 0 E: 0 K: 0 S: 7 H: 0 LOB: 1 BB: 1 P: 13	R: 0 E: 0 K: 0 S: 7 H: 2 LOB: 2 BB: 0 P: 11	R: 0 E: 0 K: 0 S: 8 H: 0 LOB: 0 BB: 0 P: 10	R: 2 E: 0 K: 1 S: 9 H: 2 LOB: 1 BB: 1 P: 17	R: 0 E: 0 K: 1 S: 6 H: 0 LOB: 0 BB: 0 P: 10		1B: 7 2B: 2 3B: 1 HR: 0	SF: 1 SAC: 0 DP: 1 HBP: 0			WP: 1 PB: 0 SB: 0 CS: 0	PA: 37	

BOTTOM

Arizona Diamondbacks @ San Diego Padres

Qualcomm Stadium, San Diego, CA

Fri Jul 19 2002, 10:05 PM EDT
Att. 27,803 - Sunny - 71 F

livebaseballscorecards.com

AB	33
R	6
H	10
RBI	6
BB	3
SO	3
LOB	14

PITCHER		IP	WLS	BF	H	R	ER	SO	BB	IBB	HBP	BLK	WP	HR	S	P	ERA	WHIP
Miguel Batista, R ERA: 4.67	(1, 1)	6.0	L	28	8	4	3	1	2	0	0	0	0	0	54	86	4.50	1.667
Greg Swindell, L ERA: 6.14	(7, 1)	0.1		2	1	1	1	0	0	0	0	0	0	0	3	4	27.00	3.000
Matt Mantei, R ERA: 2.35	(7, 1)	0.2		4	1	1	1	1	1	0	0	0	1	0	6	13	13.50	3.000
Mike Myers, L ERA: 3.33	(8, 1)	1.0		3	0	0	0	1	0	0	0	0	0	0	6	10	0.00	0.000

PITCHER	IP	WLS	BF	H	R	ER	SO	BB	IBB	HBP	BLK	WP	HR	S	P	ERA	WHIP

Batter	1	2	3	4	5	6	7	8	9	AB	R	H	RBI	BB	SO	LOB
Quinton McCracken, S (1, 9) OBP: 0.386, SLG: 0.491	C F S 0-3 ① K		B X 1-0 G5-3		B C B X 2-1 ② F8		C B B B B C B 4-2 BB		X 0-0 ① SH1-4 1-2	3	0	0	0	1	1	0
Craig Counsell, L (1, 6) OBP: 0.349, SLG: 0.354	C B X 1-1 1B		C C F X 0-2 ② F9		B C C C F S 1-3 ③ K		C C S 0-3 ③ K		C X 0-1 FC6-4-6-5-6 2-H 2B	5	0	2	1	0	2	1
Junior Spivey, R (1, 4) OBP: 0.403, SLG: 0.528	C B B S C 2-3 ② K		X 0-0 2B			F B S B X 2-2 ① F5		C B B B C B 4-2 G1-3 3B BB	B B B X 3-0 ② FC6-4-6-5-6 BB E 2-3	4	2	1	0	1	1	2
Luis Gonzalez, L (1, 7) OBP: 0.401, SLG: 0.489	B C F X 1-2 ③ F2		B F B B X 3-1 ③ F8			C B X 1-1 2B		B X 1-0 ① F5	4-0 BB E IBB	4	1	1	0	1	0	3
Matt Williams, R (1, 5) OBP: 0.172, SLG: 0.250		C B B X 2-1 ① F3		X 0-0 FC5-4 1B		C X 0-1 ② L4		B X 1-0 ② G1-3 1-2	C B B B B B 4-2 E 1-2 2-3 BB	4	1	1	0	1	0	2
Steve Finley, L (1, 8) OBP: 0.365, SLG: 0.463		B B F B B 4-1 BB BB		B X 1-0 ① F8		C H 1-1 FC5-4 HBP		B F B B C X 3-2 1B 2-H 3B	X 0-0 E4 1-H 2-H 3-H 2B	3	2	2	4	1	0	1
Jay Bell, R (1, 3) OBP: 0.500, SLG: 0.333 Mark Grace, L (8, 3) OBP: 0.360, SLG: 0.405		B B B 4-0 1-2 BB		B S B B B X 3-1 ② FC5-4 1-2f		B X 1-0 ③ FC5-4 1-2f		B X 1-0 3-H 1B	B F B B X 2-1 1B	3 1	0 0	1 1	1 0	1 0	0 0	3 0
Chad Moeller, R (1, 2) OBP: 0.385, SLG: 0.364	C B X 1-1 ② F8		F S F F B S 1-3 ③ K				C F B B F X 2-2 ① G5-3	B B C X 2-1 ③ F8	B B C X 2-1 ③ G3	5	0	0	0	0	1	5
John Patterson, R (1, 1) Damian Miller, R (7, PH) OBP: 0.348, SLG: 0.457 Mike Koplove, R (7, 1) Mike Myers, L (7, 1) Tony Womack, L (9, PH) OBP: 0.303, SLG: 0.312 Byung-Hyun Kim, R (9, 1) OBP: 1.000, SLG: 1.000	C S B B F F X 2-2 ③ F8				F F B S 1-3 ① K		S S S 0-3 ② K		B C B X 2-1 SH1-4 2B 1B	2 1 0 0 1 0	0 0 0 0 1 0	0 0 0 0 1 0	0 0 0 0 1 0	0 1 0 0 0 0	1 0 0 0 0 0	2 0 0 0 0 0

| Inning Stats | | | |

BOTTOM

Arizona Diamondbacks @ San Diego Padres

Qualcomm Stadium, San Diego, CA

Sat Jul 20 2002, 10:05 PM EDT
Att. 54,980 - Sunny - 70 F

livebaseballscorecards.com

Batter	1	2	3	4	5	6	7	8	9	AB	R	H	RBI	BB	SO	LOB
Ramón Vázquez, L (1, 4) OBP: 0.329, SLG: 0.315	C B B X 2-1 F7 ①		C S B B F B X 3-2 F9 ②			B B C B B 4-1 L8-4 1B BB		C B B C S 2-3 K ②		2	0	0	0	1	0	0
Ron Gant, R (8, PH) OBP: 0.339, SLG: 0.462										1	0	0	0	0	1	0
Kevin Pickford, L (9, 1)										0	0	0	0	0	0	0
Rodney Myers, R (9, 1)										0	0	0	0	0	0	0
Mark Kotsay, L (1, 8) OBP: 0.377, SLG: 0.439	B B F F S 2-3 K ②		C B B F F F B X 3-2 F8 ③			X 0-0 1-2 1B		B B B B 4-0 BB		3	0	1	0	1	1	0
Ryan Klesko, L (1, 3) OBP: 0.393, SLG: 0.532	B S X 1-1 F8 ③			B X 1-0 F9 ①		F X 0-1 F8 ①		B B C B C S 3-3 K ③		4	0	0	0	0	1	3
Phil Nevin, R (1, 5) OBP: 0.333, SLG: 0.433		C S X 0-2 F9 ①		B B X 2-0 G4-3 ②		C X 0-1 2-3 L8-4 ②③			B C X 1-1 F8 ①	4	0	0	0	0	0	2
Bubba Trammell, R (1, 9) OBP: 0.321, SLG: 0.349		C B B B F B 4-2 BB		C S B B C 2-3 K ③			B X 1-0 G5-3 ①		S X 0-1 1B G3 1B	2	0	0	0	1	1	0
Tom Davey, R (8, 1)										0	0	0	0	0	0	0
Julius Matos, R (9, 4) OBP: 0.280, SLG: 0.344										1	0	1	0	0	0	0
Deivi Cruz, R (1, 6) OBP: 0.285, SLG: 0.340		B F C B X 2-2 F9 ②			S B C S 1-3 K ①		B X 1-0 G5-3 ②		B B C F X 2-2 1-2 G3 ②	4	0	0	0	0	1	2
Gene Kingsale, S (1, 7) OBP: 0.316, SLG: 0.400		F X 0-1 F7 ③			X 0-0 B5-3 ②		C B X 1-1 3B		C B F X 1-2 2-3 DI 1B	4	0	2	0	0	0	1
(8, 9)																
Tom Lampkin, L (1, 2) OBP: 0.296, SLG: 0.335			C B B F X 2-2 HR		B B X 2-0 2B		B X 1-0 G4-3 ③		B B X 2-0 1-2 G4-3 ③	4	1	2	1	0	0	3
Oliver Pérez, L (1, 1) OBP: 0.063, SLG: 0.063			B B C F F X 2-2 G1-3 ①		S S S 0-3 K ③			B B C C F X 2-2 G6-3 ①		2	0	0	0	0	1	1
Steve Reed, R (8, 1)										0	0	0	0	0	0	0
Mike Holtz, L (8, 1)										0	0	0	0	0	0	0
Trenidad Hubbard, R (8, 7) OBP: 0.263, SLG: 0.227										1	0	0	0	0	0	0
Inning Stats	R: 0 H: 0 E: 0 LOB: 0 K: 1 BB: 0 S: 7 P: 12	R: 0 H: 0 E: 0 LOB: 1 K: 0 BB: 1 S: 10 P: 16	R: 1 H: 1 E: 0 LOB: 0 K: 0 BB: 0 S: 16 P: 26	R: 0 H: 0 E: 0 LOB: 0 K: 1 BB: 0 S: 5 P: 10	R: 0 H: 1 E: 0 LOB: 1 K: 2 BB: 0 S: 8 P: 11	R: 0 H: 1 E: 0 LOB: 1 K: 0 BB: 1 S: 6 P: 10	R: 0 H: 1 E: 0 LOB: 1 K: 0 BB: 0 S: 5 P: 9	R: 0 H: 0 E: 0 LOB: 1 K: 2 BB: 1 S: 10 P: 21	R: 0 H: 2 E: 0 LOB: 2 K: 0 BB: 0 S: 11 P: 17							

	AB	32
	R	1
	H	6
	RBI	1
	BB	3
	SO	6
	LOB	12

	1B: 3	SF: 0	WP: 0	PA: 35
	2B: 2	SAC: 0	PB: 0	
	3B: 1	DP: 1	SB: 0	
	HR: 1	HBP: 0	CS: 0	

PITCHER		IP	WLS	BF	H	R	ER	SO	BB	IBB	HBP	BLK	WP	HR	S	P	ERA	WHIP
John Patterson, R ERA: 1.5	(1, 1)	6.0		22	3	1	1	4	2	0	0	0	0	1	52	85	1.50	0.833
Mike Koplove, R ERA: 2.08	(7, 1)	0.2		3	1	0	0	0	0	0	0	0	0	0	4	7	0.00	1.500
Mike Myers, L ERA: 3.16	(7, 1)	1.1	W	5	0	0	0	2	1	0	0	0	0	0	11	23	0.00	0.750
Byung-Hyun Kim, R ERA: 2.14	(9, 1)	1.0		5	2	0	0	0	0	0	0	0	0	0	11	17	0.00	2.000

PITCHER		IP	WLS	BF	H	R	ER	SO	BB	IBB	HBP	BLK	WP	HR	S	P	ERA	WHIP

Batter	1	2	3	4	5	6	7	8	9	AB	R	H	RBI	BB	SO	LOB
Tony Womack, L (1, 6) OBP: 0.302, SLG: 0.309	B F B B C F X 3-2 ① F7		S B S F B F F B B 4-2 BB 1B 1-2 2-3 BB		C B L B X 2-2 ① G1-3	B B B C X 3-1 ③ F8		C B B C X 2-2 ③ G5-3		4	1	0	0	1	0	2
Craig Counsell, L (1, 5) OBP: 0.352, SLG: 0.356	C F B X 1-2 ② G4-3		B B F B B 4-1 1B 2B 1-2 2-3 3-H BB		B X 1-0 1B	C X 0-1 HR 1B			B B B C X 3-1 ① L9	4	2	2	1	1	0	0
Junior Spivey, R (1, 4) OBP: 0.403, SLG: 0.536	C S X 0-2 ③ G5-3		B B C F B F X 3-2 2B 1B 1-2 2-H 3-H		S B B F S 2-3 ② K	C B X 2-1 1-H HR			B C B F B F C 3-3 ② K	5	2	2	4	0	2	1
Luis Gonzalez, L (1, 7) OBP: 0.401, SLG: 0.499		C X 0-1 ① P5	B S B X 2-1 1-H 2-H 2B		B F F X 1-2 ③ F9		C B B X 2-1 HR		B B S C S 2-3 ③ K	5	1	2	3	0	1	1
Mark Grace, L (1, 3) OBP: 0.359, SLG: 0.406		B S B S X 2-2 ② P6	F B X 1-1 ② L3			B X 1-0 2B 2B	F B B X 2-1 ① G4-3			4	1	1	0	0	0	1
Steve Finley, L (1, 8) OBP: 0.364, SLG: 0.464		C B C C 1-3 ③ K	X 0-0 ③ F5			B B F X 2-1 2-H 2B	C B C S 1-3 ② K			4	0	1	1	0	2	1
Chad Moeller, R (1, 2) OBP: 0.353, SLG: 0.333			B C X 1-1 WP E BB 1B	F X 0-1 ① G6-3		B X 1-0 E6	B B F X 2-1 ③ F8			4	1	1	0	0	0	1
David Dellucci, L (1, 9) OBP: 0.347, SLG: 0.482 Quinton McCracken, S (8, PH) OBP: 0.384, SLG: 0.488 (8, 9)			F C S 0-3 ① K	B F S B S 2-3 ② K		B B B F F S 3-3 ① K		C C B X 1-2 ① F8		3 1	0 0	0 0	0 0	0 0	3 0	3 0
Randy Johnson, R (1, 1) OBP: 0.109, SLG: 0.113 Jay Bell, R (6, PH) OBP: 0.400, SLG: 0.250 Matt Mantei, R (6, 1) Greg Swindell, L (6, 1) Mike Fetters, R (7, 1) Matt Williams, R (8, PH) OBP: 0.167, SLG: 0.241 Mike Koplove, R (8, 1)			X 0-0 E4 BB WP 1B 1-2	C X 0-1 ③ G1-3		X 0-0 ② P4		F B B S B S 3-3 ② K		2 1 0 0 0 1 0	1 0 0 0 0 0 0	0 0 0 0 0 1 0	0 0 0 0 0 0 0	0 0 0 0 0 0 0	0 0 0 0 0 0 0	1 2 0 0 0 0 0
Inning Stats	R: 0 H: 0 E: 0 LOB: 0 K: 0 BB: 0 S: 11 P: 15	R: 0 H: 0 E: 0 LOB: 0 K: 1 BB: 0 S: 8 P: 11	R: 5 H: 3 E: 1 LOB: 1 K: 1 BB: 2 S: 21 P: 36	R: 0 H: 0 E: 0 LOB: 0 K: 1 BB: 0 S: 7 P: 9	R: 0 H: 1 E: 0 LOB: 1 K: 1 BB: 0 S: 10 P: 16	R: 1 H: 2 E: 1 LOB: 2 K: 1 BB: 0 S: 10 P: 20	R: 3 H: 3 E: 0 LOB: 0 K: 1 BB: 0 S: 13 P: 22	R: 0 H: 0 E: 0 LOB: 0 K: 1 BB: 0 S: 9 P: 15	R: 0 H: 0 E: 0 LOB: 0 K: 2 BB: 0 S: 9 P: 17	1B: 4 SF: 0 2B: 3 SAC: 0 3B: 0 DP: 0 HR: 2 HBP: 0						

PITCHER		IP	WLS	BF	H	R	ER	SO	BB	IBB	HBP	BLK	WP	HR	S	P	ERA	WHIP
44 Jake Peavy, R ERA: 3.67	(1, 1)	5.0	W	22	4	5	4	4	2	0	0	0	1	0	57	87	7.20	1.200
Kevin Pickford, L ERA: 6.0	(6, 1)	0.0		2	2	1	1	0	0	0	0	0	0	0	3	6	∞	∞
Jeremy Fikac, R ERA: 4.74	(6, 1)	1.0	H	6	2	2	2	1	0	0	0	0	0	1	11	20	18.00	2.000
Mike Holtz, L ERA: 5.06	(7, 1)	2.0	H	7	1	1	1	2	0	0	0	0	0	1	18	31	4.50	0.500
Trevor Hoffman, R ERA: 2.17	(9, 1)	1.0	S	3	0	0	0	2	0	0	0	0	0	0	9	17	0.00	0.000

PITCHER	IP	WLS	BF	H	R	ER	SO	BB	IBB	HBP	BLK	WP	HR	S	P	ERA	WHIP

TOP

Arizona Diamondbacks @ San Diego Padres

Qualcomm Stadium, San Diego, CA

Sun Jul 21 2002, 5:00 PM EDT

Att. 36,118 - Sunny - 73 F

livebaseballscorecards.com

AB	38
R	9
H	9
RBI	9
BB	2
SO	9
LOB	13

1B: 4	SF: 0	WP: 1	PA: 40
2B: 3	SAC: 0	PB: 0	
3B: 0	DP: 0	SB: 0	
HR: 2	HBP: 0	CS: 0	

Batter	1	2	3	4	5	6	7	8	9	AB	R	H	RBI	BB	SO	LOB
Gene Kingsale, S (1, 8) (9, 9) OBP: 0.326, SLG: 0.385	X 0-0 G5-4-3 1B	B B C B B 4-1 BB 2B BB		C B S S 1-3 ① K	S C F B F F S 1-3 ③ K		F B S S 1-3 ① K			4	1	1	0	1	3	2
Julius Matos, R (1, 4) OBP: 0.276, SLG: 0.330	F X 0-1 ① ② G5-4-3 1-2f	B B S S B B 4-2 1-2 2-3 2B BB		B F X 1-1 ② G5-3		B B C S B C 3-3 ① K	X 0-0 ② F3			4	1	0	0	1	1	1
Phil Nevin, R (1, 5) OBP: 0.345, SLG: 0.443	B B B C B 4-1 BB	S X 0-1 1-H 2-H 3-H 2B 2B		C B B B S F B 4-2 BB		X 0-0 BB 1B 2B 1B	B B X 2-0 ③ G3-1			3	2	2	3	2	0	0
Ron Gant, R (1, 7) OBP: 0.340, SLG: 0.466	C C B S 1-3 ③ K	B B B X 3-0 2-H 2B		B B F S B F S 3-3 ③ K		B B C B F X 3-2 1-2 BB 2B 1B		C S B X 1-2 ① F8		5	1	2	1	0	2	2
Bubba Trammell, R (1, 9) OBP: 0.326, SLG: 0.353 Trevor Hoffman, R (9, 1)		4-0 44 2B 1B BB C X 0-1 ③ G5-3			B C C B B X 2-2 1B SF9 2B	B B F B B 4-1 2B SF9 1-2 2-3 BB		X 0-0 ② G6-3		3 0	3 0	1 0	0 0	2 0	0 0	1 0
Brian Buchanan, R (1, 3) OBP: 0.288, SLG: 0.386 Ryan Klesko, L (6, 3)	F S S 0-3 ① K	F B C S 1-3 ① K			B C S B B B 4-2 SF9 1B BB	X 0-0 1-3 2-H 3-H 2B		B B X 2-0 ③ F2		2 2	0 0	0 1	0 2	1 0	2 0	1 0
Deivi Cruz, R (1, 6) OBP: 0.288, SLG: 0.352	F X 0-1 44 2B 1-2 1B	B B X 2-0 HR			S S S 0-3 ① K	B B X 2-0 ② SF9 3-H				3	2	2	2	0	1	2
Wil Nieves, R (1, 2) OBP: 0.500, SLG: 0.333	S T S 0-3 ② K	B X 1-0 ② F8			F B S X 1-2 1-2 2-3 1B	I I I 4-0 IBB				3	0	1	0	1	1	2
44 Jake Peavy, R (1, 1) OBP: 0.375, SLG: 0.625 Trenidad Hubbard, R (5, PH) OBP: 0.250, SLG: 0.227 Kevin Pickford, L (6, 1) Jeremy Fikac, R (6, 1) Mike Holtz, L (7, 1) Mark Kotsay, L (9, 8) OBP: 0.377, SLG: 0.439	X 0-0 BB 1-H 2-H 2B 2B	B C T B B C 3-3 ③			B B X 2-0 ② SF9 2-3 3-H	F F S 0-3 ③ K				2 0 0 1 0 0	1 0 0 0 0 0	1 0 0 0 0 0	2 1 0 0 0 0	0 0 0 0 0 0	1 0 0 1 0 0	0 0 0 2 0 0
Inning Stats	R: 0 E: 0 K: 1 S: 7 H: 1 LOB: 1 BB: 1 P: 12	R: 6 E: 0 K: 2 S: 17 H: 4 LOB: 1 BB: 3 P: 32	R: 1 E: 0 K: 2 S: 8 H: 1 LOB: 0 BB: 0 P: 15	R: 0 E: 0 K: 2 S: 12 H: 0 LOB: 1 BB: 1 P: 21	R: 1 E: 0 K: 2 S: 18 H: 2 LOB: 2 BB: 1 P: 28	R: 3 E: 0 K: 2 S: 13 H: 3 LOB: 2 BB: 2 P: 29	R: 0 E: 0 K: 1 S: 5 H: 0 LOB: 0 BB: 0 P: 8	R: 0 E: 0 K: 0 S: 5 H: 0 LOB: 0 BB: 0 P: 8		1B: 5 2B: 5 3B: 0 HR: 1 SF: 2 SAC: 0 DP: 1 HBP: 0						

PITCHER		IP	WLS	BF	H	R	ER	SO	BB	IBB	HBP	BLK	WP	HR	S	P	ERA	WHIP
Randy Johnson, L ERA: 2.99	(1, 1)	5.0	L	28	8	8	8	9	6	0	0	0	0	1	62	108	14.40	2.800
Matt Mantei, R ERA: 5.63	(6, 1)	0.1		4	2	3	3	1	1	0	0	0	0	0	8	18	81.00	9.000
Greg Swindell, L ERA: 5.96	(6, 1)	0.2		4	1	0	0	1	0	1	0	0	0	0	5	11	0.00	1.500
Mike Fetters, R ERA: 2.88	(7, 1)	1.0		3	0	0	0	1	0	0	0	0	0	0	5	8	0.00	0.000
Mike Koplove, R ERA: 1.99	(8, 1)	1.0		3	0	0	0	0	0	0	0	0	0	0	5	8	0.00	0.000

PITCHER	IP	WLS	BF	H	R	ER	SO	BB	IBB	HBP	BLK	WP	HR	S	P	ERA	WHIP

BOTTOM

Arizona Diamondbacks @ San Diego Padres

Qualcomm Stadium, San Diego, CA

Sun Jul 21 2002, 5:00 PM EDT

Att. 36,118 - Sunny - 73 F

livebaseballscorecards.com

AB	32
R	11
H	11
RBI	11
BB	8
SO	12
LOB	13

WP: 0 PA: 42
PB: 0
SB: 0
CS: 0

Batter	1	2	3	4	5	6	7	8	9	AB	R	H	RBI	BB	SO	LOB
Juan Pierre, L (1, 8) OBP: 0.313, SLG: 0.305	X 0-0 G3 S 1B		X 0-0 ① L8		B C B B C 3-2 ③ CS 1-2	B F F X 1-2 ① F8		C F X 0-2 E1 G6-3 1B		4	1	2	0	0	0	1
Brent Butler, R (1, 4) OBP: 0.299, SLG: 0.456	C F X 0-2 ① P6		S F X 0-2 ② F7 1-2			F B X 1-1 CS 1B		S F X 0-2 ① F5		4	0	1	0	0	0	3
Larry Walker, L (1, 9) OBP: 0.434, SLG: 0.647	C S B X 1-2 ② G3 1-3		S F C 0-3 ③ K			B C B B C F F S 3-3 ②③ K 1-2		B B X 2-0 E4 G6-3 1-3 1B		4	0	1	0	0	2	3
17 Todd Helton, L (1, 3) OBP: 0.436, SLG: 0.575	C C B B F B B 4-2 BB			S B X 1-1 ① G4-3			X 0-0 ① F8	B B B S C B 4-2 G6-3 BB		2	0	0	0	2	0	0
Todd Zeile, R (1, 5) OBP: 0.349, SLG: 0.430	F B S S 1-3 ③ K			C X 0-1 ② F9			B C B F C 2-3 ② K	B C X 1-1 ② G6-3 1-2 2-3 3-H		4	0	0	1	0	2	4
Todd Hollandsworth, L (1, 7) OBP: 0.357, SLG: 0.498		B F B F C 2-3 ① K		B F F S 1-3 ③ K			X 0-0 BB BB 1B	X 0-0 ③ F8		4	0	1	0	0	2	2
Juan Uribe, R (1, 6) OBP: 0.286, SLG: 0.336		C B F X 1-2 ② F9			S B B X 2-1 ① G6-3		B B L F B F F B 4-2 BB 1-2 BB		C B X 1-1 ① F4	3	0	0	0	1	0	0
Gary Bennett, R (1, 2) OBP: 0.318, SLG: 0.361 Greg Norton, S (7, PH) OBP: 0.278, SLG: 0.362 Walt McKeel, R (7, 2) OBP: 0.444, SLG: 0.444		F C S 0-3 ③ K			F S B C 1-3 ② K		C B B B S B B 4-2 1-2 2-3 BB		C F X 0-2 ② G5-3	2 0 1	0 0 0	0 0 0	0 0 0	0 1 0	2 0 0	0 0 0
Mike Hampton, R (1, 1) OBP: 0.372, SLG: 0.500 Terry Shumpert, R (7, PH) OBP: 0.335, SLG: 0.394 Dennys Reyes, R (7, 1) 40 Brian Fuentes, L (8, 1) Mark Little, R (9, PH) OBP: 0.307, SLG: 0.283			F B B B F X 3-2 S 1B		X 0-0 CS 1B		B B X 2-0 ③ P4		X 0-0 ③ G1-3	2 1 0 0 1	0 0 0 0 0	2 0 0 0 0	0 0 0 0 0	0 0 0 0 0	0 0 0 0 0	0 3 0 0 0
Inning Stats	R: 0 H: 1 E: 0 LOB: 2 K: 1 BB: 1 S: 14 P: 20	R: 0 H: 0 E: 0 LOB: 0 K: 2 BB: 0 S: 9 P: 12	R: 0 H: 1 E: 0 LOB: 1 K: 1 BB: 0 S: 11 P: 14	R: 0 H: 0 E: 0 LOB: 0 K: 1 BB: 0 S: 7 P: 9	R: 0 H: 1 E: 0 LOB: 0 K: 1 BB: 0 S: 8 P: 14	R: 0 H: 1 E: 0 LOB: 1 K: 1 BB: 0 S: 10 P: 15	R: 0 H: 1 E: 0 LOB: 3 K: 1 BB: 2 S: 12 P: 24	R: 1 H: 2 E: 1 LOB: 2 K: 0 BB: 1 S: 12 P: 19	R: 0 H: 0 E: 0 LOB: 0 K: 0 BB: 0 S: 6 P: 7	1B: 7 2B: 1 3B: 0 HR: 0		SF: 0 SAC: 0 DP: 1 HBP: 0			WP: 0 PB: 0 SB: 2 CS: 2	PA: 37

Colorado Rockies @ Arizona Diamondbacks

Bank One Ballpark, Phoenix, AZ

Mon Jul 22 2002, 10:05 PM EDT

Att. 34,516 - Dome - 72 F

TOP

livebaseballscorecards.com

AB	32
R	1
H	7
RBI	1
BB	4
SO	8
LOB	16

PITCHER		IP	WLS	BF	H	R	ER	SO	BB	IBB	HBP	BLK	WP	HR	S	P	ERA	WHIP
Curt Schilling, R ERA: 2.95	(1, 1)	7.1	W	30	7	1	1	8	3	0	0	0	0	0	78	117	1.23	1.364
Mike Myers, L ERA: 3.16	(8, 1)	0.0		1	0	0	0	0	1	0	0	0	0	0	2	6	∞	∞
Mike Fetters, R ERA: 2.83	(8, 1)	0.2	H	2	0	0	0	0	0	0	0	0	0	0	3	4	0.00	0.000
Byung-Hyun Kim, R ERA: 2.1	(9, 1)	1.0		3	0	0	0	0	0	0	0	0	0	0	6	7	0.00	0.000

PITCHER	IP	WLS	BF	H	R	ER	SO	BB	IBB	HBP	BLK	WP	HR	S	P	ERA	WHIP

Batter	1	2	3	4	5	6	7	8	9	AB	R	H	RBI	BB	SO	LOB
Quinton McCracken, S (1, 9) OBP: 0.386, SLG: 0.488	C X 0-1 F8 SF7 BB 1B	B C B F X 2-2 G6-4-3 1B	F B X 1-1 ③ G5-3			L B X 1-1 ① G6-3		4	1	2	0	0	0	2
Craig Counsell, L (1, 6) OBP: 0.353, SLG: 0.354	B C B B B 4-2 1-2 BB	B X 1-0 ② ③ G6-4-3 1-2f			C C X 0-2 ① G6-3			B B B B 4-0 WP 1B BB		2	1	0	0	2	0	1
Junior Spivey, R (1, 4) OBP: 0.401, SLG: 0.531	B C X 1-1 ① F8 2-3			B C B X 2-1 ① F8		C F B F B F X 2-2 ② G6-3		C B I I I 4-1 1B 1-2 2-3 IBB		3	0	0	0	1	0	2
Luis Gonzalez, L (1, 7) OBP: 0.405, SLG: 0.510	B C F B B X 3-2 ② SF7 3-H			B B F B B 4-1 G5-4-3 BB		X 0-0 HR		B X 1-0 ② WP 1-3 2-H 3-H 1B		2	1	2	4	1	0	0
Jay Bell, R (1, 3) OBP: 0.250, SLG: 0.143 Mark Grace, L (8, 3) OBP: 0.357, SLG: 0.404	B X 1-0 ③ G5-3			X 0-0 ② ③ G5-4-3 1-2f		C C B S 1-3 ③ K		B S X 1-1 ③ G4-3 2-3		3 1	0 0	0 0	0 0	0 0	1 0	2 1
Matt Williams, R (1, 5) OBP: 0.182, SLG: 0.344		B X 1-0 ① G4-3			X 0-0 HR		S B B B X 3-1 ① G6-3			3	1	1	1	0	0	0
Steve Finley, L (1, 8) OBP: 0.364, SLG: 0.463		C C S 0-3 ② K			C B B X 2-1 ① P5		B B X 2-0 G1-6-3 1B			3	0	1	0	0	1	0
Damian Miller, R (1, 2) OBP: 0.348, SLG: 0.455		B S B B B X 3-1 ③ G6-3			B S B B F F X 2-2 G6-3 1B		F F X 0-2 ② ③ G1-6-3 1-2f			3	0	1	0	0	0	1
Curt Schilling, R (1, 1) OBP: 0.255, SLG: 0.241 Mike Myers, L (8, 1) Mike Fetters, R (8, 1) Tony Womack, L (8, PH) OBP: 0.303, SLG: 0.314 Byung-Hyun Kim, R (9, 1) OBP: 1.000, SLG: 1.000			F B X 1-1 ① F8		F B X 1-1 ② G6-3 1-2			B C B X 2-1 S 1B 2B		2 0 0 1 0	0 0 0 1 0	0 0 0 1 0	0 0 0 0 0	0 0 0 0 0	0 0 0 0 0	1 0 0 0 0
Inning Stats	R: 1 H: 1 E: 0 LOB: 1 K: 0 BB: 1 S: 10 P: 19	R: 0 H: 0 E: 0 LOB: 0 K: 1 BB: 0 S: 6 P: 10	R: 0 H: 1 E: 0 LOB: 0 K: 0 BB: 0 S: 6 P: 10	R: 0 H: 0 E: 0 LOB: 0 K: 0 BB: 1 S: 4 P: 10	R: 1 H: 2 E: 0 LOB: 1 K: 0 BB: 0 S: 11 P: 17	R: 1 H: 1 E: 0 LOB: 0 K: 1 BB: 0 S: 13 P: 16	R: 0 H: 1 E: 0 LOB: 0 K: 0 BB: 0 S: 6 P: 11	R: 2 H: 2 E: 0 LOB: 1 K: 0 BB: 2 S: 8 P: 21		1B: 5 SF: 1 2B: 1 SAC: 0 3B: 0 DP: 3 HR: 2 HBP: 0						

BOTTOM

Colorado Rockies @ Arizona Diamondbacks

Bank One Ballpark, Phoenix, AZ

Mon Jul 22 2002, 10:05 PM EDT

Att. 34,516 - Dome - 72 F

livebaseballscorecards.com

AB	27
R	5
H	8
RBI	5
BB	4
SO	2
LOB	10

WP: 2 PA: 32
PB: 0
SB: 1
CS: 0

PITCHER		IP	WLS	BF	H	R	ER	SO	BB	IBB	HBP	BLK	WP	HR	S	P	ERA	WHIP
Mike Hampton, L ERA: 6.84	(1, 1)	6.0	L	23	5	3	3	2	2	0	0	0	0	2	50	82	4.50	1.167
Dennys Reyes, L ERA: 4.5	(7, 1)	1.2		8	3	2	2	0	1	1	0	0	1	0	12	29	10.80	2.400
40 Brian Fuentes, L ERA: 10.5	(8, 1)	0.1		1	0	0	0	0	0	0	0	0	1	0	2	3	0.00	0.000

PITCHER	IP	WLS	BF	H	R	ER	SO	BB	IBB	HBP	BLK	WP	HR	S	P	ERA	WHIP

Batter	1	2	3	4	5	6	7	8	9	AB	R	H	RBI	BB	SO	LOB
Juan Pierre, L (1, 8) OBP: 0.311, SLG: 0.303	L6		F7		G4-3			P6 / FC5-4 1B		5	0	1	0	0	0	0
Brent Butler, R (1, 4) OBP: 0.297, SLG: 0.455	K		K			F8		1B 2B / FC5-4 1B 1-2f		5	1	1	0	0	2	1
Larry Walker, L (1, 9) OBP: 0.439, SLG: 0.651	G3		BB			2B		FC6-4 17 HBP 2B 1B 2-H / 1B 1-2		4	1	3	1	1	0	0
17 Todd Helton, L (1, 3) OBP: 0.436, SLG: 0.571		BB 1B 1B	K			K		1-2 FC6-4 HBP	P4	4	1	1	0	0	2	4
Todd Zeile, R (1, 5) OBP: 0.348, SLG: 0.426 Mark Little, R (8, PR) OBP: 0.307, SLG: 0.283 Todd Jones, L (8, 1)		1B 1-2 BB		G5-3		P6		1-2f 2-3 FC6-4 BB 2B		3 0 0	0 1 0	0 0 0	0 0 0	1 0 0	0 0 0	3 0 0
Ben Petrick, R (1, 7) OBP: 0.212, SLG: 0.323 Todd Hollandsworth, L (8, PH) OBP: 0.359, SLG: 0.498 (8, 7)		F7		G6-3			1B	1-2 2B BB		3 0	0 1	1 0	0 0	0 1	0 0	2 0
Juan Uribe, R (1, 6) OBP: 0.286, SLG: 0.338		K		G4-3			F8	1-H 2-H 3-H 2B		4	0	1	3	0	1	3
Gary Bennett, R (1, 2) OBP: 0.317, SLG: 0.358		1-2 2-H 1B			F8		P4	K		4	0	1	1	0	1	2
John Thomson, R (1, 1) OBP: 0.216, SLG: 0.176 Rick White, R (6, 1) Terry Shumpert, R (7, PH) OBP: 0.333, SLG: 0.391 Justin Speier, R (7, 1) Greg Norton, S (8, 5) OBP: 0.275, SLG: 0.358		K			K		G5-3		K	2 0 1 0 1	0 0 0 0 0	0 0 0 0 0	0 0 0 0 0	0 0 0 0 0	2 0 0 0 1	2 0 1 0 0
Inning Stats	R: 0 E: 0 K: 1 S: 8 H: 0 LOB: 0 BB: 0 P: 11	R: 1 E: 0 K: 2 S: 14 H: 2 LOB: 2 BB: 1 P: 24	R: 0 E: 0 K: 2 S: 8 H: 0 LOB: 1 BB: 1 P: 15	R: 0 E: 0 K: 0 S: 4 H: 0 LOB: 0 BB: 0 P: 9	R: 0 E: 0 K: 1 S: 8 H: 0 LOB: 0 BB: 0 P: 12	R: 0 E: 0 K: 1 S: 9 H: 1 LOB: 1 BB: 0 P: 15	R: 0 E: 0 K: 0 S: 8 H: 1 LOB: 1 BB: 0 P: 13	R: 4 E: 0 K: 1 S: 23 H: 3 LOB: 1 BB: 1 P: 36	R: 0 E: 0 K: 1 S: 15 H: 2 LOB: 2 BB: 0 P: 24	1B: 6 2B: 3 3B: 0 HR: 0	SF: 0 SAC: 0 DP: 0 HBP: 1						

TOP

Colorado Rockies @ Arizona Diamondbacks

Bank One Ballpark, Phoenix, AZ

Tue Jul 23 2002, 10:05 PM EDT

Att. 37,837 - Dome - 72 F

livebaseballscorecards.com

AB	36
R	5
H	9
RBI	5
BB	3
SO	9
LOB	18

WP: 0 PB: 0 SB: 0 CS: 0 PA: 40

PITCHER		IP	WLS	BF	H	R	ER	SO	BB	IBB	HBP	BLK	WP	HR	S	P	ERA	WHIP
Brian Anderson, L ERA: 5.05	(1, 1)	7.1		29	5	2	2	7	2	0	0	0	0	0	67	111	2.46	0.955
Mike Myers, L ERA: 3.86	(8, 1)	0.0		2	1	0	0	0	0	0	1	0	0	0	3	5	∞	∞
Mike Koplove, R ERA: 2.35	(8, 1)	0.1	H	2	0	0	0	0	1	0	0	0	0	0	6	12	0.00	3.000
Byung-Hyun Kim, R ERA: 2.05	(8, 1)	1.1	W	7	3	3	3	2	0	0	0	0	0	0	21	31	20.25	2.250

PITCHER	IP	WLS	BF	H	R	ER	SO	BB	IBB	HBP	BLK	WP	HR	S	P	ERA	WHIP

BOTTOM

Colorado Rockies @ Arizona Diamondbacks

Bank One Ballpark, Phoenix, AZ

Tue Jul 23 2002, 10:05 PM EDT

Att. 37,837 - Dome - 72 F

livebaseballscorecards.com

Batter	1	2	3	4	5	6	7	8	9	AB	R	H	RBI	BB	SO	LOB
Tony Womack, L (1, 6) OBP: 0.305, SLG: 0.323	C B B X 2-1 G6-3 ①		C L X 0-2 G6-3 ①		C B B F B X 3-2 S 2B 2-H 1B	B F F S 1-3 K ③		B X 1-0 2-H HR		5	2	2	3	0	1	1
Craig Counsell, L (1, 5) OBP: 0.354, SLG: 0.353	B B B C C X 3-2 P6 ②		B C X 1-1 L6 ②		C B P B B 4-1 1-2 2B BB		B X 1-0 G4-3 ①	C B B B C X 3-2 CS 1B		4	1	1	0	1	0	0
Junior Spivey, R (1, 4) OBP: 0.405, SLG: 0.540	B B B C X 3-1 1B		C B F X 1-2 2B		B S X 1-1 1-H 2-H 2B		B X 1-0 ② F9	C 0-1 ③ CS 1-2		4	0	3	2	0	0	0
Luis Gonzalez, L (1, 7) OBP: 0.403, SLG: 0.506 Byung-Hyun Kim, R (8, 1) OBP: 1.000, SLG: 1.000	C B X 1-1 F8 ③		S B C F B S 2-3 K ③		I I I I 4-0 IBB		C F B B S 2-3 K ③			3 0	0 0	0 0	0 0	1 0	2 0	2 0
Mark Grace, L (1, 3) OBP: 0.356, SLG: 0.415		B C B X 2-1 HR		B B C F C 2-3 K ①	S B X 1-1 F9 ②			C F B B S 2-3 K ①		4	1	1	1	0	2	2
Damian Miller, R (1, 2) OBP: 0.347, SLG: 0.452		F F B F C 1-3 K ①		B F F X 1-2 F8 ②	B X 1-0 G6-3 ③			X 0-0 1B 2B 1B		4	1	1	0	0	1	2
Steve Finley, L (1, 8) OBP: 0.360, SLG: 0.457		B F F S 1-3 K ②		C B F S 1-3 K ③		X 0-0 G3-1 ①		B B X 2-0 P6 ②		4	0	0	0	0	2	1
David Dellucci, L (1, 9) OBP: 0.363, SLG: 0.494		B F S S B F B X 3-2 E7			B F F B X 2-2 G5-3 1B 1B	B B B C B F X 3-2 G4-3 S 1B		B X 1-0 1-2 2B 1B		4	2	3	0	0	0	0
Brian Anderson, R (1, 1) OBP: 0.172, SLG: 0.250 Mike Myers, L (8, 1) Mike Koplove, R (8, 1) Quinton McCracken, S (8, 7) OBP: 0.389, SLG: 0.497		F X 0-1 G1-3 ③			X 0-0 G5-3 ① 1-2	B B F X 2-1 G4-3 ② 1-3		B X 1-0 1-H 2-H HR 2B		3 0 0 1	0 0 0 1	0 0 0 1	0 0 0 2	0 0 0 0	0 0 0 0	3 0 0 0
Inning Stats	R: 0 E: 0 K: 0 S: 9 H: 1 LOB: 1 BB: 0 P: 18	R: 1 E: 1 K: 2 S: 15 H: 1 LOB: 1 BB: 0 P: 22	R: 0 E: 0 K: 1 S: 12 H: 1 LOB: 1 BB: 0 P: 16	R: 0 E: 0 K: 2 S: 9 H: 0 LOB: 0 BB: 0 P: 13	R: 3 E: 0 K: 0 S: 14 H: 3 LOB: 2 BB: 2 P: 29	R: 0 E: 0 K: 1 S: 9 H: 1 LOB: 1 BB: 0 P: 15	R: 0 E: 0 K: 1 S: 5 H: 0 LOB: 0 BB: 0 P: 9	R: 4 E: 0 K: 1 S: 12 H: 5 LOB: 0 BB: 0 P: 22		1B: 7 2B: 3 3B: 0 HR: 2	SF: 0 SAC: 0 DP: 0 HBP: 0					

	AB	36
	R	8
	H	12
	RBI	8
	BB	2
	SO	8
	LOB	11

PITCHER		IP	WLS	BF	H	R	ER	SO	BB	IBB	HBP	BLK	WP	HR	S	P	ERA	WHIP
John Thomson, R ERA: 4.88	(1, 1)	5.0		24	6	4	4	5	1	1	0	0	0	1	59	98	7.20	1.400
Rick White, R ERA: 5.15	(6, 1)	1.0		4	1	0	0	1	0	0	0	0	0	0	9	15	0.00	1.000
Justin Speier, R ERA: 3.09	(7, 1)	1.0		3	0	0	0	1	0	0	0	0	0	0	5	9	0.00	0.000
Todd Jones, R ERA: 4.44	(8, 1)	1.0	L	7	5	4	4	1	0	0	0	0	0	1	12	22	36.00	5.000

PITCHER	IP	WLS	BF	H	R	ER	SO	BB	IBB	HBP	BLK	WP	HR	S	P	ERA	WHIP

Batter	1	2	3	4	5	6	7	8	9	AB	R	H	RBI	BB	SO	LOB
Juan Pierre, L (1, 8) OBP: 0.309, SLG: 0.300	C X 0-1 ① G4-3		B X 1-0 ② G4-3		B B C F X 2-2 ③ G6-3			F C F X 0-2 ② F7		4	0	0	0	0	0	0
Brent Butler, R (1, 4) OBP: 0.296, SLG: 0.450	C X 0-1 ② G5-3		F X 0-1 1B			F S S 0-3 ① K		B F F B X 2-2 ③ L6		4	0	1	0	0	1	0
17 Todd Helton, L (1, 3) OBP: 0.437, SLG: 0.579 40 Brian Fuentes, L (7, 1) Jose Jimenez, R (8, 1) Mark Little, R (9, PH) OBP: 0.304, SLG: 0.280	C B B F X 2-2 HR		F C S S 1-3 ③ K			B S F B B B B 4-2 G4-3 BB			F F B F B F X 1-2 ① F8	2 0 0 1	1 0 0 0	1 0 0 0	1 0 0 0	1 0 0 0	1 0 0 0	1 0 0 0
Todd Zeile, R (1, 5) OBP: 0.345, SLG: 0.421	B B B C F X 3-2 ③ F8			L B F B S 2-3 ① K		B C F X 1-2 ② G4-3 1-2			C B F S 1-3 ② K	4	0	0	0	0	2	1
Todd Hollandsworth, L (1, 9) OBP: 0.355, SLG: 0.491		B B X 2-0 E3		B F B F F S 2-3 ② K		B X 1-0 ③ G4-3			B B C X 2-1 ③ G4-3	4	0	0	0	0	1	1
Greg Norton, S (1, 7) (7, 3) OBP: 0.277, SLG: 0.357		C F S 0-3 ① K		B C B X 2-1 1B			B B X 2-0 ① G3-1			3	0	1	0	0	1	1
Juan Uribe, R (1, 6) OBP: 0.284, SLG: 0.335		B X 1-0 ② F9		S X 0-1 ③ G5-3			X 0-0 ② G6-3			3	0	0	0	0	0	2
Gary Bennett, R (1, 2) OBP: 0.312, SLG: 0.353		S X 0-1 ③ G5-3			X 0-0 ① G6-3		C F B B X 2-2 ③ G3			3	0	0	0	0	0	1
Shawn Chacon, R (1, 1) OBP: 0.259, SLG: 0.296 Dennys Reyes, R (5, 1) Ben Petrick, R (7, 7) OBP: 0.209, SLG: 0.317			S F C 0-3 ① K		X 0-0 ② F9			B X 1-0 ① G5-3		2 0 1	0 0 0	0 0 0	0 0 0	0 0 0	1 0 0	0 0 0
Inning Stats	R: 1 E: 0 K: 0 S: 10 H: 1 LOB: 0 BB: 0 P: 15	R: 0 E: 1 K: 1 S: 7 H: 0 LOB: 1 BB: 0 P: 10	R: 0 E: 0 K: 2 S: 9 H: 1 LOB: 1 BB: 0 P: 11	R: 0 E: 0 K: 2 S: 11 H: 1 LOB: 1 BB: 0 P: 17	R: 0 E: 0 K: 0 S: 5 H: 0 LOB: 0 BB: 0 P: 7	R: 0 E: 0 K: 1 S: 9 H: 0 LOB: 1 BB: 1 P: 15	R: 0 E: 0 K: 0 S: 5 H: 0 LOB: 0 BB: 0 P: 9	R: 0 E: 0 K: 0 S: 8 H: 0 LOB: 0 BB: 0 P: 11	R: 0 E: 0 K: 1 S: 11 H: 0 LOB: 0 BB: 0 P: 15	1B: 2 2B: 0 3B: 0 HR: 1 SF: 0 SAC: 0 DP: 0 HBP: 0					WP: 0 PB: 0 SB: 0 CS: 0 PA: 32	

PITCHER		IP	WLS	BF	H	R	ER	SO	BB	IBB	HBP	BLK	WP	HR	S	P	ERA	WHIP
Miguel Batista, R ERA: 4.38	(1, 1)	9.0	W	32	3	1	1	7	1	0	0	0	0	1	75	110	1.00	0.444

PITCHER	IP	WLS	BF	H	R	ER	SO	BB	IBB	HBP	BLK	WP	HR	S	P	ERA	WHIP

TOP

Colorado Rockies @ Arizona Diamondbacks

Bank One Ballpark, Phoenix, AZ

Wed Jul 24 2002, 10:05 PM EDT

Att. 34,743 - Dome - 72 F

livebaseballscorecards.com

AB	31
R	1
H	3
RBI	1
BB	1
SO	7
LOB	7

BOTTOM

Batter	1	2	3	4	5	6	7	8	9	AB	R	H	RBI	BB	SO	LOB
Tony Womack, L (1, 6) OBP: 0.308, SLG: 0.335	B C X 1-2 G3-1 ①	B C B F X 2-2 1-H 3-H 1B 3B ③	B B S C X 2-2 1-2 G6-3 ③		C B B B X 3-1 1B 2B		B B F B X 3-1 1B			5	2	3	2	0	0	2
Quinton McCracken, S (1, 8) OBP: 0.400, SLG: 0.500	B B B B 4-0 BB BB G3-1 BB	B B S X 2-1 3-H 1B		B B B 4-0 G3 BB BB	B X 1-0 2-H 1B 1B		B C C S 1-3 K ③			3	1	2	2	2	1	1
Junior Spivey, R (1, 4) OBP: 0.406, SLG: 0.538 Jay Bell, R (8, PH) OBP: 0.222, SLG: 0.125 (9, 4)	B B B C B 4-1 G3-1 1-2 BB BB	C F S 0-3 K ②		B C S F B X 2-2 F8 ①	B C B F X 2-2 1-2 1B		C F S 1-3 K ③	C B F B F X 2-2 L6 ①		3 1	0 0	1 0	0 0	1 0	1 0	2 0
Luis Gonzalez, L (1, 7) OBP: 0.403, SLG: 0.501	B B B B 4-0 G3-1 1-2 2-3 BB	B F X 1-1 G3 ③		B B B B 4-0 G3 1-2 BB	C S B B X 2-2 P4 ③			X 0-0 F7 ②		3	0	0	0	2	0	3
Mark Grace, L (1, 3) OBP: 0.349, SLG: 0.406	C B B B B X 3-1 G3-1 1-2 2-3 3-H ②		B B X 2-0 P6 ①	C F B B X 2-2 G3 1-2 2-3 ②		F B S B X 2-2 G6-3 ①		X 0-0 G4-3 ③		5	0	0	1	0	0	4
Matt Williams, R (1, 5) OBP: 0.189, SLG: 0.361 Chris Donnels, L (9, 5) OBP: 0.290, SLG: 0.459	B X 1-0 G4-3 ③		X 0-0 3B 2B	B B S S F B X 3-2 G6-3 ③		C F B B B S 3-3 K2-3 ②				4 0	1 0	1 0	0 0	0 0	1 0	4 0
David Dellucci, L (1, 9) OBP: 0.368, SLG: 0.548		B C S B B X 3-2 G4-3 ①	C S B X 1-2 2-H 3B		B X 1-0 HR	C B X 1-1 G4-3 ③				4	1	2	2	0	0	0
Rod Barajas, R (1, 2) OBP: 0.276, SLG: 0.308		B X 1-0 1B 3B 2B	B B B B 4-0 S BB		B C S B X 2-2 G4-3 ①		C F B F S 1-3 K ①			3	1	1	0	1	1	0
Miguel Batista, R (1, 1) OBP: 0.233, SLG: 0.310		B B B C C X 3-2 2-3 3B 1B	B B C C S 2-3 K ②		B B X 2-0 G5-3 ②		S C F S 0-3 K ②			4	1	1	0	0	2	2
Inning Stats	R: 1 E: 0 K: 0 S: 7 H: 0 LOB: 2 BB: 3 P: 24	R: 3 E: 0 K: 1 S: 17 H: 4 LOB: 1 BB: 0 P: 29	R: 1 E: 0 K: 1 S: 11 H: 2 LOB: 2 BB: 1 P: 22	R: 0 E: 0 K: 0 S: 11 H: 0 LOB: 2 BB: 2 P: 26	R: 2 E: 0 K: 0 S: 14 H: 4 LOB: 2 BB: 0 P: 27	R: 0 E: 0 K: 1 S: 8 H: 0 LOB: 0 BB: 0 P: 14	R: 0 E: 0 K: 3 S: 13 H: 1 LOB: 1 BB: 0 P: 18	R: 0 E: 0 K: 0 S: 6 H: 0 LOB: 0 BB: 0 P: 8		1B: 5 2B: 3 3B: 2 HR: 1 SF: 0 SAC: 0 DP: 0 HBP: 0						

PITCHER		IP	WLS	BF	H	R	ER	SO	BB	IBB	HBP	BLK	WP	HR	S	P	ERA	WHIP
Shawn Chacon, R ERA: 5.15	(1, 1)	4.2	L	29	9	7	7	2	6	0	0	0	0	1	54	118	13.50	3.214
Dennys Reyes, L ERA: 4.35	(5, 1)	1.1		5	1	0	0	1	0	0	0	0	0	0	14	24	0.00	0.750
40 Brian Fuentes, L ERA: 9.0	(7, 1)	1.0		4	1	0	0	3	0	0	0	0	0	0	13	18	0.00	1.000
Jose Jimenez, R ERA: 3.49	(8, 1)	1.0		3	0	0	0	0	0	0	0	0	0	0	6	8	0.00	0.000

PITCHER	IP	WLS	BF	H	R	ER	SO	BB	IBB	HBP	BLK	WP	HR	S	P	ERA	WHIP

Colorado Rockies @ Arizona Diamondbacks

Bank One Ballpark, Phoenix, AZ

Wed Jul 24 2002, 10:05 PM EDT

Att. 34,743 - Dome - 72 F

livebaseballscorecards.com

AB	35
R	7
H	11
RBI	7
BB	6
SO	6
LOB	18

1B: 5	SF: 0	WP: 0	PA: 41
2B: 3	SAC: 0	PB: 0	
3B: 2	DP: 0	SB: 1	
HR: 1	HBP: 0	CS: 0	

Batter	1	2	3	4	5	6	7	8	9	AB	R	H	RBI	BB	SO	LOB
Ramón Vázquez, L (1, 4) OBP: 0.328, SLG: 0.311	B C B B F X 3-2 F7 ①		C C B F S 1-3 K ③			X 0-0 L9 ③		B X 1-0 FC6-4 ② 1-2f 2-3		4	0	0	0	0	1	2
Mark Kotsay, L (1, 8) OBP: 0.374, SLG: 0.447	B F F S 1-3 K ②			F B F F B F F B F 3-2 F7 ①			C B S B X 2-2 WP 1B	F F B X 1-2 G4-3 ③		4	0	1	0	0	1	2
Ryan Klesko, L (1, 3) OBP: 0.396, SLG: 0.529	C X 0-1 P6 ③			C B B B X 2-1 L4-6 2B			C B B B B 4-1 1-2 BB		C F B X 1-2 G6-4-3 1B	3	0	2	0	1	0	0
Phil Nevin, R (1, 5) OBP: 0.342, SLG: 0.447 Julius Matos, R (9, PH) OBP: 0.287, SLG: 0.333		B C S C 1-3 K ①		B X 1-0 L4-6 ② ③ 2-3			C F S 0-3 K ①		F B B X 2-1 G6-4-3 ① ② 1-2f	3 1	0 0	0 0	0 0	0 0	2 0	3 1
Bubba Trammell, R (1, 9) OBP: 0.326, SLG: 0.364 Steve Reed, R (7, 1) Wil Nieves, R (9, PH) OBP: 0.308, SLG: 0.273		B B C B X 3-1 L7 ②			C B B B X 3-1 F8 ①		F F C 0-3 K ②		C F S 0-3 K ③	3 0 1	0 0 0	0 0 0	0 0 0	0 0 0	1 0 1	2 0 0
Deivi Cruz, R (1, 6) OBP: 0.292, SLG: 0.356		F B S B X 2-2 1B			C B X 1-1 G1-3 ②		B B S F X 2-2 L6 ③			3	0	1	0	0	0	2
Gene Kingsale, S (1, 7) OBP: 0.320, SLG: 0.413		X 0-0 G4-3 ③			C B B B C F X 3-2 L7 ③			B C S B X 2-2 FC6-4 1B 1B		3	0	1	0	0	0	1
Tom Lampkin, L (1, 2) OBP: 0.294, SLG: 0.328			B C B B B X 3-1 F7 ①			B X 1-0 L9 ①		B C S S B S 2-3 K ①		3	0	0	0	0	1	1
Oliver Pérez, L (1, 1) OBP: 0.059, SLG: 0.059 Trenidad Hubbard, R (6, PH) OBP: 0.255, SLG: 0.222 Tom Davey, R (6, 1) Brian Buchanan, R (7, 9) OBP: 0.291, SLG: 0.388 Jason Kershner, L (7, 1)			S F X 0-2 G6-3 ②			C S B X 1-2 L4 ②		F S X 0-2 FC6-4 1-2 1B		1 1 0 1 0	0 0 0 0 0	0 0 0 1 0	0 0 0 0 0	0 0 0 0 0	0 0 0 0 0	0 0 0 0 0
Inning Stats	R: 0 E: 0 K: 1 S: 8 H: 0 LOB: 0 BB: 0 P: 12	R: 0 E: 0 K: 1 S: 9 H: 1 LOB: 1 BB: 0 P: 15	R: 0 E: 0 K: 1 S: 9 H: 0 LOB: 0 BB: 0 P: 13	R: 0 E: 0 K: 0 S: 11 H: 1 LOB: 0 BB: 0 P: 17	R: 0 E: 0 K: 0 S: 8 H: 0 LOB: 0 BB: 0 P: 15	R: 0 E: 0 K: 0 S: 5 H: 0 LOB: 0 BB: 0 P: 7	R: 0 E: 0 K: 2 S: 13 H: 1 LOB: 2 BB: 1 P: 21	R: 0 E: 0 K: 1 S: 13 H: 2 LOB: 2 BB: 0 P: 19	R: 0 E: 0 K: 1 S: 8 H: 1 LOB: 0 BB: 0 P: 11	1B: 5 2B: 2 3B: 0 HR: 0		SF: 0 SAC: 0 DP: 2 HBP: 0				

PITCHER		IP	WLS	BF	H	R	ER	SO	BB	IBB	HBP	BLK	WP	HR	S	P	ERA	WHIP
John Patterson, R ERA: 0.68	(1, 1)	7.1	W	27	5	0	0	6	1	0	0	0	1	0	72	113	0.00	0.818
Mike Myers, L ERA: 3.76	(8, 1)	0.2		2	0	0	0	0	0	0	0	0	0	0	4	6	0.00	0.000
Matt Mantei, R ERA: 5.0	(9, 1)	1.0		3	1	0	0	1	0	0	0	0	0	0	8	11	0.00	1.000

PITCHER	IP	WLS	BF	H	R	ER	SO	BB	IBB	HBP	BLK	WP	HR	S	P	ERA	WHIP

TOP

San Diego Padres @ Arizona Diamondbacks

Bank One Ballpark, Phoenix, AZ

Thu Jul 25 2002, 6:05 PM EDT
Att. 35,200 - Dome - 72 F

livebaseballscorecards.com

AB	31
R	0
H	6
RBI	0
BB	1
SO	7
LOB	14

1B: 5 SF: 0
2B: 2 SAC: 0
3B: 0 DP: 2
HR: 0 HBP: 0

WP: 1 PA: 32
PB: 0
SB: 0
CS: 0

BOTTOM

San Diego Padres @ Arizona Diamondbacks

Bank One Ballpark, Phoenix, AZ

Thu Jul 25 2002, 6:05 PM EDT

Att. 35,200 - Dome - 72 F

livebaseballscorecards.com

Batter	1	2	3	4	5	6	7	8	9	AB	R	H	RBI	BB	SO	LOB
Quinton McCracken, S (1, 9) OBP: 0.405, SLG: 0.506	BBBCFB 4-2 BB		BBFX 2-1 HBP 1B FC3-6 1B		CX 0-1 ① G4-3	BFX 1-1 ② FC3-6 1-2f	SSX 0-2 1B 1-H 2-H 3-H 2B			4	2	2	3	1	0	1
Craig Counsell, L (1, 6) OBP: 0.357, SLG: 0.352	CCCBX 2-2 ① F8		BCBBX 3-1 FC3-6 HBP 1-2 1B		BBCCBB 4-2 1B HR BB	CFBX 1-2 ③ G3	BBFBCFB 4-2 1B BB			3	1	1	0	2	0	2
Junior Spivey, R (1, 4) OBP: 0.408, SLG: 0.537	CSFBX 1-2 ② P6		CFBH 2-2 FC3-6 1-2 2-3 HBP		CX 0-1 ② L5		BSFX 1-2 BB FC4-2 1B 1B 1-2 2-0 1-3 2-H 1B			4	0	2	1	0	0	2
Luis Gonzalez, L (1, 7) OBP: 0.403, SLG: 0.500	BBFFS 2-3 ③ K		BBFX 2-1 ② FC3-6 1-2f 2-3 3-H		X 0-0 HR 1-2 1B		CSFX 1-2 FC4-2 BB 1-2 1B 3-3 ③ K			5	2	2	1	0	2	5
Matt Williams, R (1, 5) OBP: 0.220, SLG: 0.436 Chris Donnels, L (8, 5) OBP: 0.286, SLG: 0.452		X 0-0 ① L8	BX 1-0 ③ F8		BCX 1-1 1-H 2-H HR		BBBBB 4-0 FC4-2 1B 1-2 2-3 BB BBCBX 3-1 ① G4-3			3 1	2 0	1 0	3 0	1 0	0 0	2 0
Jay Bell, R (1, 3) OBP: 0.250, SLG: 0.100 Mark Grace, L (7, PH) OBP: 0.347, SLG: 0.403 (8, 3)	BBSX 2-1 ② L7	BBCBCX 3-2 ① F7	BBFBB 4-1 BB		SFX 0-2 ① FC4-2 BB 1B 2B 1-2 2-3 3-Hf BCCBX 2-2 ② P6					2 2	0 1	0 0	0 0	1 0	0 0	0 3
Steve Finley, L (1, 8) OBP: 0.366, SLG: 0.459	CCCX 0-2 1B	BBCBCB 4-1 BB	CX 0-1 ③ F8		CCBX 1-2 BB 2B 1B 1-2 2-H 3-H BBFBBB 4-1 1B BB					3	1	2	2	2	0	1
Chad Moeller, R (1, 2) OBP: 0.318, SLG: 0.300	BBBFX 3-1 ③ F7	FFC 0-3 ② K			FSBS 1-3 ① K FBBCS 2-3 ② K BCX 1-2 1B					5	0	1	0	0	3	4
John Patterson, R (1, 1) OBP: 0.333, SLG: 0.200 Mike Myers, L (8, 1) David Dellucci, L (8, PH) OBP: 0.364, SLG: 0.543 Matt Mantei, R (9, 1)			BSFFC 1-3 ① K CBBSX 2-2 ③ F9		CBX 1-1 FC3-6 1B BBSSBB 4-2 2B 1-2 2-3 BB BBCCCX 2-2 ③ F9					3 0 1 0	1 0 0 0	1 0 0 0	0 0 0 0	1 0 0 0	1 0 0 0	1 0 2 0
Inning Stats	R: 0 H: 0 E: 0 LOB: 1 K: 1 BB: 1 S: 12 P: 21	R: 0 H: 1 E: 0 LOB: 1 K: 0 BB: 0 S: 8 P: 13	R: 1 H: 2 E: 0 LOB: 2 K: 1 BB: 0 S: 13 P: 24	R: 0 H: 0 E: 0 LOB: 1 K: 1 BB: 1 S: 10 P: 19	R: 3 H: 2 E: 0 LOB: 1 K: 0 BB: 2 S: 12 P: 21	R: 0 H: 1 E: 0 LOB: 1 K: 1 BB: 0 S: 10 P: 14	R: 6 H: 5 E: 0 LOB: 2 K: 2 BB: 3 S: 29 P: 49	R: 0 H: 1 E: 0 LOB: 2 K: 0 BB: 1 S: 11 P: 23		1B: 10 SF: 0 2B: 1 SAC: 0 3B: 0 DP: 0 HR: 1 HBP: 1						

	AB	36
	R	10
	H	12
	RBI	10
	BB	8
	SO	6
	LOB	23

WP: 0 PA: 45
PB: 0
SB: 0
CS: 0

PITCHER		IP	WLS	BF	H	R	ER	SO	BB	IBB	HBP	BLK	WP	HR	S	P	ERA	WHIP
Oliver Pérez, L ERA: 3.26	(1, 1)	5.0	L	25	5	4	4	3	4	0	1	0	0	1	55	98	7.20	1.800
Tom Davey, R ERA: 8.0	(6, 1)	1.0		7	3	3	3	1	1	0	0	0	0	0	18	28	27.00	4.000
Jason Kershner, L ERA: 40.5	(7, 1)	0.2		6	2	2	2	1	2	0	0	0	0	0	17	28	27.00	6.000
Steve Reed, R ERA: 1.98	(7, 1)	1.1		7	2	1	1	1	1	0	0	0	0	0	15	30	6.75	2.250

PITCHER		IP	WLS	BF	H	R	ER	SO	BB	IBB	HBP	BLK	WP	HR	S	P	ERA	WHIP

Batter	1	2	3	4	5	6	7	8	9	AB	R	H	RBI	BB	SO	LOB
Gene Kingsale, S (1, 8) OBP: 0.315, SLG: 0.420	C X 0-1 ① F8		B X 1-0 2B		C S B S 1-3 ③ K			X 0-0 E6		4	0	1	0	0	1	0
Julius Matos, R (1, 4) OBP: 0.286, SLG: 0.330 (7, 5)	C C T F B F F X 1-2 1B 1B		B B S F S 2-3 ② K			F C B S 1-3 ① K		X 0-0 ② L8		4	0	1	0	0	2	2
Phil Nevin, R (1, 5) OBP: 0.342, SLG: 0.445 Ramón Vázquez, L (7, 4) OBP: 0.326, SLG: 0.310	X 0-0 1-2 G5-4-3 1B		C S S 0-3 ③ K			F B C B F F F B X 3-2 ② L7		C B S C 1-3 ③ K		3 1	0 0	1 0	0 0	0 0	1 1	1 1
Ron Gant, R (1, 7) OBP: 0.348, SLG: 0.503	B B B C F X 3-2 ② ③ G5-4-3 1-2f			X 0-0 ① F8		X 0-0 ③ P5			B F B S B C 3-3 ① K	3	0	0	0	0	0	2
Bubba Trammell, R (1, 9) OBP: 0.325, SLG: 0.360		F B S F B X 2-2 ① L7		B B X 2-0 ② L8			B S B B F B 4-2 BB		C B F F X 1-2 ② F7	3	0	0	0	1	0	0
Brian Buchanan, R (1, 3) OBP: 0.290, SLG: 0.380		X 0-0 ② G5-3		S F B H 2-2 FC6-4 HBP			C B B F S 2-3 ① K		F X 0-1 ③ F2	3	0	0	0	0	1	1
Deivi Cruz, R (1, 6) OBP: 0.292, SLG: 0.359		C B X 1-1 2B		C B F X 1-2 ③ FC6-4 1-2f			X 0-0 ② L6			3	0	1	0	0	0	2
Wil Nieves, R (1, 2) OBP: 0.250, SLG: 0.214		C F B B B F B F F C 3-3 ③ K			B X 1-0 ① G5-3		X 0-0 ③ G6-3			3	0	0	0	0	1	2
44 Jake Peavy, R (1, 1) OBP: 0.300, SLG: 0.500 Jason Kershner, L (5, 1) Trenidad Hubbard, R (7, 7) OBP: 0.252, SLG: 0.220 Brandon Villafuerte, R (7, 1) Tom Lampkin, L (9, PH) OBP: 0.293, SLG: 0.326			C S F B F B S 2-3 ① K		C S S 0-3 ② K			C B B C C 2-3 ① K		2 0 1 0 1	0 0 0 0 0	0 0 0 0 0	0 0 0 0 0	0 0 0 0 0	2 0 1 0 1	0 0 0 0 0
Inning Stats	R: 0 H: 2 E: 0 LOB: 1 K: 0 BB: 0 S: 13 P: 17	R: 0 H: 1 E: 0 LOB: 1 K: 1 BB: 0 S: 13 P: 19	R: 0 H: 1 E: 0 LOB: 1 K: 3 BB: 0 S: 12 P: 17	R: 0 H: 0 E: 0 LOB: 1 K: 0 BB: 0 S: 7 P: 12	R: 0 H: 0 E: 0 LOB: 0 K: 2 BB: 0 S: 7 P: 9	R: 0 H: 0 E: 0 LOB: 0 K: 1 BB: 0 S: 10 P: 14	R: 0 H: 0 E: 0 LOB: 1 K: 1 BB: 1 S: 7 P: 13	R: 0 H: 0 E: 1 LOB: 1 K: 2 BB: 0 S: 8 P: 11	R: 0 H: 0 E: 0 LOB: 0 K: 1 BB: 0 S: 8 P: 12	1B: 2 SF: 0 2B: 2 SAC: 0 3B: 0 DP: 1 HR: 0 HBP: 1						

TOP

San Diego Padres @ Arizona Diamondbacks

Bank One Ballpark, Phoenix, AZ

Fri Jul 26 2002, 10:05 PM EDT

Att. 41,569 - Dome - 72 F

livebaseballscorecards.com

AB	31
R	0
H	4
RBI	0
BB	1
SO	11
LOB	11

WP: 0 PB: 0 SB: 0 CS: 0 PA: 33

PITCHER		IP	WLS	BF	H	R	ER	SO	BB	IBB	HBP	BLK	WP	HR	S	P	ERA	WHIP
Randy Johnson, L ERA: 2.86	(1, 1)	7.0	W	26	4	0	0	8	1	0	1	0	0	0	69	101	0.00	0.714
Greg Swindell, L ERA: 5.7	(8, 1)	1.0		4	0	0	0	2	0	0	0	0	0	0	8	11	0.00	0.000
Mike Fetters, R ERA: 2.75	(9, 1)	1.0		3	0	0	0	1	0	0	0	0	0	0	8	12	0.00	0.000

PITCHER	IP	WLS	BF	H	R	ER	SO	BB	IBB	HBP	BLK	WP	HR	S	P	ERA	WHIP

BOTTOM

San Diego Padres @ Arizona Diamondbacks

Bank One Ballpark, Phoenix, AZ

Fri Jul 26 2002, 10:05 PM EDT

Att. 41,569 - Dome - 72 F

livebaseballscorecards.com

Batter	1	2	3	4	5	6	7	8	9	AB	R	H	RBI	BB	SO	LOB
Tony Womack, L (1, 6) OBP: 0.309, SLG: 0.337 (8, 9)	1-1 S 2B 1B 2-2 G6-3			2-2 F2 ②		2-1 G5-4-3 1B	2-2 SF8 ② 3-H			4	1	2	1	0	0	2
Craig Counsell, L (1, 4) OBP: 0.355, SLG: 0.349 (8, 6)	4-2 1-2 2B BB 1-2 F8 ①			3-1 L9 ③		3-2 L9 ①	1-3 K ③			4	1	0	0	1	1	3
David Dellucci, L (1, 9) OBP: 0.366, SLG: 0.541 (8, 8)	0-1 1-H 2-H 1B 2B 2-1 G4-3 ②				4-1 G3 HR BB	0-0 G5-4-3 ② ③ 1-2f		0-0 G4-3 ①		4	2	1	2	1	0	1
Luis Gonzalez, L (1, 7) OBP: 0.405, SLG: 0.509 Quinton McCracken, S (7, 7) OBP: 0.406, SLG: 0.505	0-1 2-H 2B 1B 1B 1-2 HR				1-1 G3 ① 1-2		1-0 HBP FC6-4 1B	1-3 K ②		3 2	2 1	2 1	2 0	0 0	0 1	1 0
Matt Williams, R (1, 5) OBP: 0.222, SLG: 0.419 Junior Spivey, R (8, 4) OBP: 0.407, SLG: 0.536	2-3 K ① 1-0 P6 ③				1-0 E5 HR		1-0 FC6-4 HBP 1-2 BB 1B	1-2 G3-1 ③		4 1	2 0	1 0	0 0	0 0	1 0	2 0
Steve Finley, L (1, 8) OBP: 0.370, SLG: 0.473 Brian Anderson, R (7, PR) OBP: 0.172, SLG: 0.250 Greg Swindell, L (8, 1) Mike Fetters, R (9, 1)	2-2 1-3 1B 2B		0-0 P6 ①		0-1 1-H 2-H HR		2-1 FC6-4 1-2 2-3 HBP			3 0 0 0	2 0 0 0	2 0 0 0	3 0 0 0	0 0 0 0	0 0 0 0	0 0 0 0
Mark Grace, L (1, 3) OBP: 0.347, SLG: 0.399 Jay Bell, R (7, PH) OBP: 0.231, SLG: 0.091 (8, 3)	4-0 SH1-4 1B IBB		2-1 F7 ②		1-1 E7 BB		3-1 FC6-4 ① BB BB 1-2f SF8 2-3 3-H			2 1	0 1	0 1	0 1	1 0	0 0	0 2
Chad Moeller, R (1, 2) OBP: 0.385, SLG: 0.318	0-0 SH1-4 1-2 2-H 3-H 1B		0-0 L8 ③		4-2 G6-4-3 1-2 BB		4-2 BB 1-2 BB			2	0	1	2	2	0	0
Randy Johnson, R (1, 1) OBP: 0.105, SLG: 0.109 Chris Donnels, L (7, PH) OBP: 0.296, SLG: 0.452 (8, 5)	1-2 SH1-4 ② 1-2 2-3			1-3 K ①	3-2 G6-4-3 ② ③ 1-2f		4-1 1-2 2-3 3-H BB			2 0	0 0	0 0	0 1	0 1	1 0	2 0
Inning Stats	R: 5 E: 0 K: 1 S: 24 H: 5 LOB: 2 BB: 2 P: 40	R: 1 E: 0 K: 0 S: 9 H: 1 LOB: 0 BB: 0 P: 14	R: 0 E: 0 K: 0 S: 4 H: 0 LOB: 0 BB: 0 P: 6	R: 0 E: 0 K: 1 S: 8 H: 0 LOB: 0 BB: 0 P: 14	R: 3 E: 2 K: 0 S: 13 H: 1 LOB: 1 BB: 2 P: 27	R: 0 E: 0 K: 0 S: 6 H: 1 LOB: 0 BB: 0 P: 11	R: 3 E: 0 K: 1 S: 15 H: 2 LOB: 2 BB: 2 P: 33	R: 0 E: 0 K: 1 S: 7 H: 0 LOB: 0 BB: 0 P: 9		1B: 6 2B: 2 3B: 0 HR: 2	SF: 1 SAC: 1 DP: 2 HBP: 1		WP: 0 PB: 0 SB: 1 CS: 0	PA: 41		

	AB	R	H	RBI	BB	SO	LOB
AB	**32**						
R	**12**						
H	**10**						
RBI	**12**						
BB	**6**						
SO	**4**						
LOB	**13**						

PITCHER		IP	WLS	BF	H	R	ER	SO	BB	IBB	HBP	BLK	WP	HR	S	P	ERA	WHIP
44 Jake Peavy, R ERA: 5.46	(1, 1)	4.1	L	24	7	9	8	2	2	1	0	0	0	2	51	86	16.61	2.077
Jason Kershner, L ERA: 23.14	(5, 1)	1.2		9	3	3	3	0	1	0	1	0	0	0	16	33	16.20	2.400
Brandon Villafuerte, R ERA:	(7, 1)	2.0		8	0	0	0	2	2	0	0	0	0	0	19	35	0.00	1.000

PITCHER		IP	WLS	BF	H	R	ER	SO	BB	IBB	HBP	BLK	WP	HR	S	P	ERA	WHIP

Batter	1	2	3	4	5	6	7	8	9	AB	R	H	RBI	BB	SO	LOB
Ramón Vázquez, L (1, 6) OBP: 0.329, SLG: 0.323	B F B X 2-1 ① G3		B C S C 1-3 ③ K			X 0-0 1B 2B		B F F X 1-2 1-3 2B		4	1	2	0	0	1	0
Mark Kotsay, L (1, 8) OBP: 0.376, SLG: 0.447	F X 0-1 ② G4-3			C F F B B X 2-2 L9-3 1B		C B C B F F X 2-2 2-H 1B		B C F S 1-3 ③ K		4	0	2	1	0	1	2
Ryan Klesko, L (1, 3) OBP: 0.392, SLG: 0.522	F X 0-1 ③ G3			C F F X 0-2 ① ② L9-3 1-2		C S S 0-3 ③ K			B C B B C X 3-2 ① G6-3	4	0	0	0	0	1	2
Phil Nevin, R (1, 5) OBP: 0.341, SLG: 0.441		X 0-0 ① F9		B C X 1-1 ③ G6-3			X 0-0 G4-3 1B		C B F B S 2-3 ② K	4	0	1	0	0	1	0
Bubba Trammell, R (1, 9) OBP: 0.324, SLG: 0.359		C X 0-1 ② F7			B C X 1-1 ① G6-3		B S C F S 1-3 ① K		B X 1-0 BB 2B 1B	4	1	1	0	0	1	1
Gene Kingsale, S (1, 7) OBP: 0.328, SLG: 0.415		L B X 1-1 1B			B C B F X 2-2 ② P5		F F B X 1-2 ② ③ G4-3 1-2f		B C B C B F F B 4-2 1-2 2B BB	3	1	1	0	1	0	1
Tom Lampkin, L (1, 2) OBP: 0.292, SLG: 0.330		C F B B S 2-3 ③ K			B S S B X 2-2 ③ G5-3			S B C B X 2-2 ① L7	B C B S X 2-2 1-H 2-H 2B	4	0	1	2	0	1	1
Julius Matos, R (1, 4) OBP: 0.293, SLG: 0.330			S B X 1-1 ① F7			C F F X 0-2 B3 1B		F F F B F B F F B 3-3 F S ② K	B F H 2-1 HBP	3	0	1	0	0	1	0
Brian Lawrence, R (1, 1) OBP: 0.196, SLG: 0.152			C C S 0-3 ② K			S L X 0-2 ① ② B3 1-2f		B S C B F B X 3-2 2B 1B	S X 0-1 ③ P3	2	0	0	0	0	1	1
Trenidad Hubbard, R (8, PH) OBP: 0.260, SLG: 0.228										1	0	1	0	0	0	0
Jeremy Fikac, R (8, 1)										0	0	0	0	0	0	0
Deivi Cruz, R (9, PH) OBP: 0.291, SLG: 0.358										1	0	0	0	0	0	2
Inning Stats	R: 0 E: 0 K: 0 S: 6 H: 0 LOB: 0 BB: 0 P: 8	R: 0 E: 0 K: 1 S: 8 H: 1 LOB: 1 BB: 0 P: 11	R: 0 E: 0 K: 2 S: 8 H: 0 LOB: 0 BB: 0 P: 10	R: 0 E: 0 K: 0 S: 10 H: 1 LOB: 0 BB: 0 P: 13	R: 0 E: 0 K: 0 S: 8 H: 0 LOB: 0 BB: 0 P: 13	R: 1 E: 0 K: 1 S: 16 H: 3 LOB: 1 BB: 0 P: 18	R: 0 E: 0 K: 1 S: 8 H: 1 LOB: 0 BB: 0 P: 10	R: 0 E: 0 K: 2 S: 21 H: 2 LOB: 2 BB: 0 P: 31	R: 2 E: 0 K: 1 S: 17 H: 2 LOB: 2 BB: 1 P: 31	1B: 7 2B: 4 3B: 0 HR: 0 SF: 0 SAC: 0 DP: 3 HBP: 1							

TOP

San Diego Padres @ Arizona Diamondbacks

Bank One Ballpark, Phoenix, AZ

Sat Jul 27 2002, 4:05 PM EDT

Att. 45,407 - Dome - 72 F

livebaseballscorecards.com

AB	34
R	3
H	10
RBI	3
BB	1
SO	8
LOB	10

WP: 0 PB: 0 SB: 0 CS: 0 PA: 36

PITCHER		IP	WLS	BF	H	R	ER	SO	BB	IBB	HBP	BLK	WP	HR	S	P	ERA	WHIP
Curt Schilling, R ERA: 2.86	(1, 1)	8.0	W	29	8	1	1	7	0	0	0	0	0	0	85	114	1.12	1.000
Mike Myers, L ERA: 3.71	(9, 1)	0.1	H	1	0	0	0	0	0	0	0	0	0	0	3	6	0.00	0.000
Byung-Hyun Kim, R ERA: 2.34	(9, 1)	0.2		6	2	2	2	1	1	0	1	0	0	0	14	25	27.00	4.500

BOTTOM

San Diego Padres @ Arizona Diamondbacks

Bank One Ballpark, Phoenix, AZ

Sat Jul 27 2002, 4:05 PM EDT

Att. 45,407 - Dome - 72 F

livebaseballscorecards.com

Batter	1	2	3	4	5	6	7	8	9	AB	R	H	RBI	BB	SO	LOB
Tony Womack, L (1, 6) OBP: 0.314, SLG: 0.341	C X 0-1 ① G3		B C X 1-1 E S 1B		C X 0-1 BB 1B G3 1B	C C B B X 2-2 1B				4	1	3	0	0	0	0
Craig Counsell, L (1, 5) OBP: 0.356, SLG: 0.350	C B B X 2-1 1B		B C C T F F S 1-3 ② K 1-3		X 0-0 G3 BB HR 1-2 1B	B C X 1-1 ③ P5				4	1	2	0	0	1	2
Junior Spivey, R (1, 4) OBP: 0.406, SLG: 0.531	X 0-0 ② P4		C C B X 1-2 ③ L9		B B B C F B 4-2 G3 HR 1-2 2-3 BB	B C F B X 2-2 ① G5-3				3	1	0	0	1	0	2
Luis Gonzalez, L (1, 7) OBP: 0.401, SLG: 0.504	C X 0-1 ③ L7			X 0-0 ① F8	B B X 2-0 ② G3 1-2 2-3 3-H	B C F S 1-3 ② K				4	0	0	1	0	1	3
Erubiel Durazo, L (1, 3) OBP: 0.377, SLG: 0.568		B X 1-0 G4-6-3 1B		B C B B B 4-1 1B BB	X 0-0 2-H 3-H HR	B C C F S 1-3 ③ K				3	1	2	3	1	1	0
David Dellucci, L (1, 9) OBP: 0.371, SLG: 0.539		C B X 1-1 ① ② G4-6-3 1-2f		C B C X 1-2 1-2 1B	X 0-0 1B			B C X 1-1 ① G3		4	0	2	0	0	0	1
Quinton McCracken, S (1, 8) OBP: 0.408, SLG: 0.500		B C B B F B 4-2 BB		S F C 0-3 ② K	S B F X 1-2 ③ L8			F B B S B B 4-2 BB		2	0	0	0	2	1	3
Chad Moeller, R (1, 2) OBP: 0.333, SLG: 0.269		B C X 1-1 ③ G6-3		S C X 0-2 ③ L7		B S F F B X 2-2 ① G6-3		X 0-0 ② L7		4	0	0	0	0	0	4
Curt Schilling, R (1, 1) OBP: 0.241, SLG: 0.228 Chris Donnels, L (8, PH) OBP: 0.292, SLG: 0.444 Mike Myers, L (9, 1) Byung-Hyun Kim, R (9, 1) OBP: 1.000, SLG: 1.000			F S B X 1-2 ① G3-1		C S B S 1-3 ① K	B S F C 1-3 ② K		C B B F B X 3-2 ③ G4-3		3 1 0 0	0 0 0 0	0 0 0 0	0 0 0 0	0 0 0 0	2 0 0 0	0 1 0 0

Inning Stats	1	2	3	4	5	6	7	8	9
	R: 0 H: 1 E: 0 LOB: 1 K: 0 BB: 0 S: 7 P: 9	R: 0 H: 1 E: 0 LOB: 1 K: 0 BB: 1 S: 7 P: 14	R: 0 H: 1 E: 1 LOB: 1 K: 1 BB: 0 S: 14 P: 18	R: 0 H: 1 E: 0 LOB: 2 K: 1 BB: 1 S: 11 P: 16	R: 4 H: 4 E: 0 LOB: 1 K: 1 BB: 1 S: 14 P: 22	R: 0 H: 1 E: 0 LOB: 1 K: 1 BB: 0 S: 12 P: 18	R: 0 H: 0 E: 0 LOB: 0 K: 2 BB: 0 S: 10 P: 14	R: 0 H: 0 E: 0 LOB: 1 K: 0 BB: 1 S: 8 P: 16	

1B: 8	SF: 0	WP: 0 PA: 36
2B: 0	SAC: 0	PB: 0
3B: 0	DP: 1	SB: 1
HR: 1	HBP: 0	CS: 0

AB	32
R	4
H	9
RBI	4
BB	4
SO	6
LOB	16

PITCHER		IP	WLS	BF	H	R	ER	SO	BB	IBB	HBP	BLK	WP	HR	S	P	ERA	WHIP
Brian Lawrence, R ERA: 3.39	(1, 1)	7.0	L	32	9	4	4	6	3	0	0	0	0	1	75	111	5.14	1.714
Jeremy Fikac, R ERA: 4.8	(8, 1)	1.0		4	0	0	0	0	1	0	0	0	0	0	8	16	0.00	1.000

PITCHER	IP	WLS	BF	H	R	ER	SO	BB	IBB	HBP	BLK	WP	HR	S	P	ERA	WHIP

Batter	1	2	3	4	5	6	7	8	9	10	AB	R	H	RBI	BB	SO	LOB
Ramón Vázquez, L (1, 4) OBP: 0.327, SLG: 0.320	C F B X 1-2 G4-3 ①		C B B F S 2-3 K ③			X 0-0 BB BB 1B	C B S B C 2-3 K ③		B F B F X 2-2 G3-1 ③ 1-2		5	0	1	0	0	2	2
Mark Kotsay, L (1, 8) OBP: 0.371, SLG: 0.442	B X 1-0 F8 ②			B C X 1-1 G6-3 ①		C B S B F F X 2-2 F8 ①		B X 1-0 G4-3 ①		B B F X 2-1 L7 ①	5	0	0	0	0	0	1
Phil Nevin, R (1, 5) OBP: 0.342, SLG: 0.440	C S X 0-2 F8 ③			C B B F X 2-2 FC3-6 1B		F B F B C 2-3 K ②		C F B C 1-3 K ②		B F B S X 2-2 FC6 1B	5	0	2	0	0	2	1
Ryan Klesko, L (1, 3) OBP: 0.389, SLG: 0.516		C B F X 1-2 P5 ①		F X 0-1 FC3-6 FC4-6 ② 1-2f		B B B C S B 4-2 BB 1-2 BB		C F B C 1-3 K ③		C B B C B X 3-2 FC6 ②③ 1-2f	4	0	0	0	1	1	2
Ron Gant, R (1, 7) OBP: 0.351, SLG: 0.497		C B F B X 2-2 F7 ②		B B C X 2-1 FC4-6 ③ 1-2f		C B S F B B B 4-2 1-2 2-3 BB			B B S S H 3-2 1B 1B HBP		2	1	0	0	1	0	1
Bubba Trammell, R (1, 9) OBP: 0.323, SLG: 0.357 Trenidad Hubbard, R (9, PR) OBP: 0.260, SLG: 0.228 (9, 9)		B C C C 1-3 K ③	C B S S 1-3 K ①			B F C C 1-3 K ③			X 0-0 1B 1-2 FC6-4 1B		4 0	0 1	1 0	0 0	0 0	3 0	3 0
Deivi Cruz, R (1, 6) OBP: 0.296, SLG: 0.371			X 0-0 1B	C B X 1-1 HR			B B B C S X 2-2 G1-3 ①		B B B C F F X 3-2 FC6-4 1-3 2-H 1B		4	1	3	2	0	0	0
Tom Lampkin, L (1, 2) OBP: 0.288, SLG: 0.324 Gene Kingsale, S (9, PH) OBP: 0.322, SLG: 0.407 Wil Nieves, R (9, 2) OBP: 0.250, SLG: 0.214			B C C C 1-3 K ①	C X 0-1 F7 ②			X 0-0 G4-3 ②		B B B C F S 3-3 K ①		3 1 0	0 0 0	0 0 0	0 0 0	0 0 0	1 1 0	1 2 0
Brett Tomko, R (1, 1) OBP: 0.227, SLG: 0.273 Jason Kershner, L (5, 1) Brian Buchanan, R (7, PH) OBP: 0.294, SLG: 0.404 Mike Holtz, L (7, 1) Julius Matos, R (9, PH) OBP: 0.291, SLG: 0.327 Trevor Hoffman, R (9, 1)			S L S 0-3 K ②	F C B S 1-3 K ③			C C B B X 2-2 HR		X 0-0 FC6-4 S 1-2f 3-H		2 0 1 0 1 0	0 0 1 0 0 0	0 0 1 0 0 0	0 0 1 0 1 0	2 0 0 0 0 0	0 0 0 0 0 0	1 0 0 0 1 0
Inning Stats	R: 0 E: 0 K: 0 S: 7 H: 0 LOB: 0 BB: 0 P: 9	R: 0 E: 0 K: 1 S: 9 H: 0 LOB: 0 BB: 0 P: 13	R: 0 E: 0 K: 3 S: 10 H: 1 LOB: 1 BB: 0 P: 13	R: 0 E: 0 K: 0 S: 9 H: 1 LOB: 1 BB: 0 P: 14	R: 1 E: 0 K: 2 S: 10 H: 1 LOB: 0 BB: 0 P: 13	R: 0 E: 0 K: 2 S: 17 H: 1 LOB: 3 BB: 2 P: 30	R: 1 E: 0 K: 1 S: 10 H: 1 LOB: 0 BB: 0 P: 16	R: 0 E: 0 K: 2 S: 7 H: 0 LOB: 0 BB: 0 P: 10	R: 2 E: 0 K: 1 S: 14 H: 2 LOB: 2 BB: 0 P: 25	R: 0 E: 0 K: 0 S: 8 H: 1 LOB: 1 BB: 0 P: 15	1B: 6 2B: 0 3B: 0 HR: 2	SF: 0 SAC: 0 DP: 0 HBP: 1					

PITCHER		IP	WLS	BF	H	R	ER	SO	BB	IBB	HBP	BLK	WP	HR	S	P	ERA	WHIP
Brian Anderson, L ERA: 4.86	(1, 1)	8.0		31	5	2	2	11	2	0	0	0	0	2	79	118	2.25	0.875
Mike Fetters, R ERA: 3.25	(9, 1)	0.0		3	2	2	2	0	0	0	1	0	0	0	7	13	∞	∞
Mike Myers, L ERA: 3.58	(9, 1)	1.0	B	3	0	0	0	1	0	0	0	0	0	0	7	12	0.00	0.000
Mike Koplove, R ERA: 2.25	(10, 1)	1.0	W	3	1	0	0	0	0	0	0	0	0	0	8	15	0.00	1.000

PITCHER	IP	WLS	BF	H	R	ER	SO	BB	IBB	HBP	BLK	WP	HR	S	P	ERA	WHIP

TOP

San Diego Padres @ Arizona Diamondbacks

Bank One Ballpark, Phoenix, AZ

Sun Jul 28 2002, 4:35 PM EDT
Att. 40,003 - Dome - 72 F

livebaseballscorecards.com

AB	37
R	4
H	8
RBI	4
BB	2
SO	12
LOB	15

1B: 6 SF: 0 WP: 0 PA: 40
2B: 0 SAC: 0 PB: 0
3B: 0 DP: 0 SB: 1
HR: 2 HBP: 1 CS: 0

Batter	1	2	3	4	5	6	7	8	9	10	AB	R	H	RBI	BB	SO	LOB
Tony Womack, L (1, 6) OBP: 0.312, SLG: 0.340	G6-3	K		CS 1B		K			K		5	0	1	0	0	3	2
Craig Counsell, L (1, 5) OBP: 0.352, SLG: 0.346	G4-3	G4-3		L8			K		L9		5	0	0	0	0	1	3
Junior Spivey, R (1, 4) OBP: 0.406, SLG: 0.527	1B BB		F9	CS	F8		F7			WP 1B	4	2	1	0	1	0	0
Luis Gonzalez, L (1, 7) OBP: 0.408, SLG: 0.520	1B 1B		2B 2B		IHR		BB			1B	4	2	4	2	1	0	0
Erubiel Durazo, L (1, 3) OBP: 0.390, SLG: 0.582	1B		2B 2B		BB		G4-3				3	1	2	2	1	0	1
David Dellucci, L (1, 9) OBP: 0.358, SLG: 0.519	G4-3		K		L7			G3			4	0	0	0	0	1	4
Quinton McCracken, S (1, 8) OBP: 0.410, SLG: 0.505		FC1-5 1B 1B	2B		G3			F8			4	0	2	1	0	0	1
Chad Moeller, R (1, 2) OBP: 0.353, SLG: 0.276		FC1-5 1B	K				CS BB	G5-3			3	0	1	0	1	1	1
Brian Anderson, R (1, 1) OBP: 0.156, SLG: 0.226		FC1-5		K			L8		F8		3	0	0	0	0	1	3
Mike Fetters, R (9, 1)											0	0	0	0	0	0	0
Mike Myers, L (9, 1)											0	0	0	0	0	0	0
Mark Grace, L (9, PH) OBP: 0.345, SLG: 0.397											1	0	0	0	0	0	0
Mike Koplove, R (10, 1)											0	0	0	0	0	0	0
Inning Stats	R: 1 H: 2 E: 0 LOB: 2 K: 0 BB: 1 S: 17 P: 27	R: 0 H: 2 E: 0 LOB: 2 K: 1 BB: 0 S: 11 P: 15	R: 2 H: 3 E: 0 LOB: 1 K: 2 BB: 0 S: 16 P: 24	R: 0 H: 1 E: 0 LOB: 0 K: 1 BB: 0 S: 9 P: 15	R: 1 H: 1 E: 0 LOB: 1 K: 0 BB: 1 S: 8 P: 13	R: 0 H: 0 E: 0 LOB: 0 K: 1 BB: 1 S: 8 P: 13	R: 0 H: 0 E: 0 LOB: 1 K: 1 BB: 1 S: 11 P: 20	R: 0 H: 0 E: 0 LOB: 0 K: 0 BB: 0 S: 3 P: 8	R: 0 H: 0 E: 0 LOB: 0 K: 1 BB: 0 S: 6 P: 9	R: 1 H: 2 E: 0 LOB: 1 K: 0 BB: 0 S: 7 P: 11	1B: 7 SF: 0 2B: 3 SAC: 0 3B: 0 DP: 0 HR: 1 HBP: 0						

PITCHER		IP	WLS	BF	H	R	ER	SO	BB	IBB	HBP	BLK	WP	HR	S	P	ERA	WHIP
Brett Tomko, R ERA: 3.9	(1, 1)	4.1		23	9	4	4	4	2	0	0	0	0	0	58	91	8.31	2.538
Jason Kershner, L ERA: 13.5	(5, 1)	1.2		5	0	0	0	1	1	0	0	0	0	0	11	16	0.00	0.600
Mike Holtz, L ERA: 4.63	(7, 1)	2.0		7	0	0	0	1	1	0	0	0	0	0	14	28	0.00	0.500
Trevor Hoffman, R ERA: 2.29	(9, 1)	1.0	L	5	2	1	1	1	0	0	0	0	1	0	13	20	9.00	2.000

PITCHER		IP	WLS	BF	H	R	ER	SO	BB	IBB	HBP	BLK	WP	HR	S	P	ERA	WHIP

BOTTOM

San Diego Padres @ Arizona Diamondbacks

Bank One Ballpark, Phoenix, AZ

Sun Jul 28 2002, 4:35 PM EDT
Att. 40,003 - Dome - 72 F

livebaseballscorecards.com

AB	36
R	5
H	11
RBI	5
BB	4
SO	7
LOB	15

WP: 1 PA: 41
PB: 0
SB: 0
CS: 2

Arizona Diamondbacks @ Montreal Expos

Olympic Stadium, Montreal, QB

Tue Jul 30 2002, 7:05 PM EDT

Att. 11,068 - Dome - 72 F

TOP

livebaseballscorecards.com

Batter	1	2	3	4	5	6	7	8	9	10	AB	R	H	RBI	BB	SO	LOB
Tony Womack, L (1, 6) OBP: 0.316, SLG: 0.341	C B F F B X 2-2 FC4-6 1B	B B B C B 4-1 BB		C B X 1-1 FC6 1B			C B B X 2-1 ① F8	C C B X 1-2 ③ F8			4	0	2	0	1	0	2
Craig Counsell, L (1, 4) OBP: 0.350, SLG: 0.344 Byung-Hyun Kim, R (9, 1) OBP: 1.000, SLG: 1.000	B X 1-0 ① FC4-6 1-2f	C B B S S 2-3 ③ K		B X 1-0 ③ FC6 1-2f			C B F F B F X 2-2 1B		B B C B C X 3-2 ① G5-3		5 0	0 0	1 0	0 0	0 0	1 0	5 0
Quinton McCracken, S (1, 8) OBP: 0.400, SLG: 0.492 (8, 9)	C C B S 1-3 ② K		F B S X 1-2 ① G4-3		X 0-0 ① B1-3		B B S F X 2-2 ② F8		C B B F B X 3-2 ② G6-3		5	0	0	0	0	1	2
Luis Gonzalez, L (1, 7) OBP: 0.406, SLG: 0.521	C S P F F X 1-2 ③ G4-3		S X 0-1 ② F7		C B B X 2-1 SF9 3B		B X 1-0 ③ P6		C S B X 1-2 ③ G3		5	1	1	0	0	0	2
Erubiel Durazo, L (1, 3) OBP: 0.393, SLG: 0.590 Steve Finley, L (8, PR) OBP: 0.369, SLG: 0.472 (8, 8)		B X 1-0 ① F9	S X 0-1 1B 2B		S T F B X 1-2 ② SF9 3-H			B B B C B 4-1 G3-1 S E BB		C B X 1-1 ① G1-3	2 1	1 1	1 0	1 0	1 0	0 0	0 0
Matt Williams, R (1, 5) OBP: 0.240, SLG: 0.417		X 0-0 ② F3	B S F F B X 2-2 2-H 1B		F B C X 1-2 ③ P6			F B F F C 1-3 ① K		C C X 0-2 G1-6-3 1B	5	0	2	1	0	1	1
David Dellucci, L (1, 9) OBP: 0.358, SLG: 0.514 Jay Bell, R (8, PH) OBP: 0.231, SLG: 0.091 Mark Grace, L (8, PH) OBP: 0.343, SLG: 0.394 (8, 3)		F B F X 1-2 HBP 2B 1B	S B B B S X 3-2 ③ G4-3			C F B X 1-2 ① F9		C B B B C X 3-2 ② G3-1 1-3		B C B B X 3-1 ②③ G1-6-3 1-2f	3 0 2	1 0 0	1 0 0	0 0 0	0 0 0	0 0 0	1 0 2
Rod Barajas, R (1, 2) OBP: 0.275, SLG: 0.299 Brian Anderson, R (8, PR) OBP: 0.156, SLG: 0.226 Matt Mantei, R (8, 1) Mike Myers, L (8, 1) Mike Fetters, R (8, 1) Junior Spivey, R (9, 4) OBP: 0.406, SLG: 0.527		C B F H 2-2 1-2 2B HBP		B X 1-0 ① F9		C B C F B S 2-3 ② K		X 0-0 3-H E6			3 0 0 0 0 0	0 0 0 0 0 0	0 0 0 0 0 0	0 0 0 0 0 0	0 0 0 0 0 0	1 0 0 0 0 0	1 0 0 0 0 0
Miguel Batista, R (1, 1) OBP: 0.242, SLG: 0.344 Chris Donnels, L (8, PH) OBP: 0.292, SLG: 0.444 Chad Moeller, R (8, PH) OBP: 0.371, SLG: 0.276 (8, 2)		X 0-0 1-3 2-H 2B		C S B S 1-3 ② K		C S S 0-3 ③ K		B B B B 4-0 BB			3 0 0	0 0 0	1 0 0	1 0 1	0 0 0	2 0 0	0 0 0
Inning Stats	R: 0 E: 0 K: 1 S: 14 H: 1 LOB: 1 BB: 0 P: 18	R: 1 E: 0 K: 1 S: 12 H: 2 LOB: 3 BB: 1 P: 22	R: 1 E: 0 K: 0 S: 14 H: 2 LOB: 1 BB: 0 P: 20	R: 0 E: 0 K: 1 S: 7 H: 1 LOB: 1 BB: 0 P: 11	R: 1 E: 0 K: 0 S: 9 H: 1 LOB: 0 BB: 0 P: 13	R: 0 E: 0 K: 2 S: 10 H: 0 LOB: 0 BB: 0 P: 13	R: 0 E: 0 K: 0 S: 12 H: 1 LOB: 1 BB: 0 P: 19	R: 1 E: 1 K: 1 S: 12 H: 0 LOB: 2 BB: 2 P: 25	R: 0 E: 0 K: 0 S: 9 H: 0 LOB: 0 BB: 0 P: 16	R: 0 E: 0 K: 0 S: 7 H: 1 LOB: 0 BB: 0 P: 11	1B: 6 2B: 2 3B: 1 HR: 0	SF: 1 SAC: 0 DP: 1 HBP: 1					

	AB	38
	R	4
	H	9
	RBI	3
	BB	3
	SO	6
	LOB	16

	WP: 0	PA: 43
	PB: 0	
	SB: 1	
	CS: 0	

PITCHER		IP	WLS	BF	H	R	ER	SO	BB	IBB	HBP	BLK	WP	HR	S	P	ERA	WHIP
Javier Vazquez, R ERA: 3.61	(1, 1)	7.0		31	8	3	3	5	1	0	1	0	0	0	78	116	3.86	1.286
Joey Eischen, L ERA: 1.44	(8, 1)	0.1	H	2	0	1	0	1	1	0	0	0	0	0	5	10	0.00	3.000
Matt Herges, R ERA: 3.64	(8, 1)	0.1	B	2	0	0	0	0	0	0	0	0	0	0	4	7	0.00	0.000
Scott Stewart, L ERA: 3.21	(8, 1)	1.1		5	0	0	0	0	1	0	0	0	0	0	12	24	0.00	0.750
52 T.J. Tucker, R ERA: 2.96	(10, 1)	1.0	W	3	1	0	0	0	0	0	0	0	0	0	7	11	0.00	1.000

PITCHER	IP	WLS	BF	H	R	ER	SO	BB	IBB	HBP	BLK	WP	HR	S	P	ERA	WHIP

Batter	1	2	3	4	5	6	7	8	9	10	AB	R	H	RBI	BB	SO	LOB
Brad Wilkerson, L (1, 8) (10, 3) OBP: 0.370, SLG: 0.442	C B F S 1-3 K ①		B X 1-0 1B 1B 1B		B F B F F B S 3-3 K ①		F X 0-1 F7 ③		B C F S 1-3 K ③		5	1	1	0	0	3	3
Jose Vidro, S (1, 4) OBP: 0.387, SLG: 0.485	C C B F S 1-3 K ②		B C X 1-1 F9 1B 1-3 1B		B B C B S F F X 3-2 F8 ②			B X 1-0 G4-3 ①		B C F X 1-2 F8 ①	5	0	1	0	0	1	0
Vladimir Guerrero, R (1, 9) OBP: 0.407, SLG: 0.580	S F X 0-2 G4-3 ③		B F B X 2-1 1-2 3-H 1B		X 0-0 G4-3 ③			S B S X 1-2 CS 1B		B B B C X 3-1 HR	5	1	3	2	0	0	0
Cliff Floyd, L (1, 7) OBP: 0.394, SLG: 0.519		B X 1-0 HR	F F B B S 2-3 K ①			F B C F B F B C 3-3 K		S B F S 1-3 K ②			4	1	1	1	0	3	3
Fernando Tatis, R (1, 5) OBP: 0.333, SLG: 0.462		S B H 2-1 2B SF8 HBP	C B X 1-1 F9 2-3 ②			B S B F B S 3-3 K ②		B B 2-0 CS 1-2 ③	B X 1-0 G5-3 ①		3	1	0	0	0	1	2
Andres Galarraga, R (1, 3) OBP: 0.389, SLG: 0.441 Wilton Guerrero, S (9, PR) (10, 8) OBP: 0.287, SLG: 0.272		S B B F S 2-3 K ①	B F X 1-1 G6-3 ③			C S X 0-2 HR			C B C B B X 3-2 BB S 1B		4 0	1 0	2 0	1 0	0 0	1 0	3 0
Orlando Cabrera, R (1, 6) OBP: 0.315, SLG: 0.367	C X 0-1 SF8 1-3 2B		B X 1-0 P4 ①			C C B F X 1-2 P4 ③			X 0-0 F7 ②		4	0	1	0	0	0	1
Brian Schneider, L (1, 2) OBP: 0.309, SLG: 0.418		B X 1-0 SF8 2-3 3-H ②		X 0-0 F8 ②			B X 1-0 G1-3 ①		B B I I 4-0 BB 1-2 IBB		2	0	0	1	1	0	0
Javier Vazquez, R (1, 1) OBP: 0.127, SLG: 0.127 Troy O'Leary, L (7, PH) OBP: 0.348, SLG: 0.407 Joey Eischen, L (8, 1) Matt Herges, L (8, 1) Scott Stewart, R (8, 1) Wil Cordero, R (9, PH) OBP: 0.315, SLG: 0.416 52 T.J. Tucker, R (10, 1) OBP: 0.750, SLG: 0.750		C B S F X 1-2 G6-3 ③		C B F X 1-2 G1-3 ③			B C B F X 2-2 G4-3 ②		B B B B 4-0 1-2 2-3 BB		2 1 0 0 0 0 0 0	0 0 0 0 0 0 0 0	0 0 0 0 0 0 0 0	0 0 0 0 0 1 0 0	0 0 0 0 0 0 0 0	0 0 0 0 0 0 0 0	1 0 0 0 0 0 0 0
Inning Stats	R: 0 E: 0 K: 2 S: 10 H: 0 LOB: 0 BB: 0 P: 12	R: 2 E: 0 K: 1 S: 12 H: 2 LOB: 1 BB: 0 P: 19	R: 1 E: 0 K: 1 S: 12 H: 3 LOB: 2 BB: 0 P: 20	R: 0 E: 0 K: 0 S: 5 H: 0 LOB: 0 BB: 0 P: 7	R: 0 E: 0 K: 1 S: 10 H: 0 LOB: 0 BB: 0 P: 16	R: 1 E: 0 K: 2 S: 15 H: 1 LOB: 0 BB: 0 P: 22	R: 0 E: 0 K: 0 S: 6 H: 0 LOB: 0 BB: 0 P: 9	R: 0 E: 0 K: 1 S: 7 H: 1 LOB: 0 BB: 0 P: 12	R: 0 E: 0 K: 1 S: 8 H: 1 LOB: 3 BB: 2 P: 21	R: 1 E: 0 K: 0 S: 5 H: 1 LOB: 0 BB: 0 P: 9	1B: 5 2B: 1 3B: 0 HR: 3 SF: 1 SAC: 0 DP: 0 HBP: 1						

PITCHER	IP	WLS	BF	H	R	ER	SO	BB	IBB	HBP	BLK	WP	HR	S	P	ERA	WHIP
Miguel Batista, R (1, 1) ERA: 4.43	7.0		28	6	4	4	7	0	0	1	0	0	2	70	105	5.14	0.857
Matt Mantei, R (8, 1) ERA: 4.82	0.1		2	1	0	0	0	0	0	0	0	0	0	4	6	0.00	3.000
Mike Myers, L (8, 1) ERA: 3.54	0.1		1	0	0	0	1	0	0	0	0	0	0	3	4	0.00	0.000
Mike Fetters, R (8, 1) ERA: 3.16	1.0		5	1	0	0	0	1	1	0	0	0	0	5	19	0.00	2.000
Byung-Hyun Kim, R (9, 1) ERA: 2.47	0.2	L	3	1	1	1	1	0	0	0	0	0	1	8	13	13.50	1.500

PITCHER	IP	WLS	BF	H	R	ER	SO	BB	IBB	HBP	BLK	WP	HR	S	P	ERA	WHIP

BOTTOM

Arizona Diamondbacks @ Montreal Expos

Olympic Stadium, Montreal, QB

Tue Jul 30 2002, 7:05 PM EDT
Att. 11,068 - Dome - 72 F

livebaseballscorecards.com

AB	35
R	5
H	9
RBI	5
BB	2
SO	9
LOB	13

WP: 0 PA: 40
PB: 0
SB: 1
CS: 1

Batter	1	2	3	4	5	6	7	8	9	AB	R	H	RBI	BB	SO	LOB
Tony Womack, L (1, 6) OBP: 0.313, SLG: 0.338	C L B B X 2-2 G5-3 ①		C B X 1-1 F7 ②			B X 1-0 G6-3 ①		X 0-0 B5-3 ①		4	0	0	0	0	0	0
Craig Counsell, L (1, 5) OBP: 0.350, SLG: 0.346	B B C B S F X 3-2 G3 ②		C B B X 2-1 G4-3 ③			C C F B B X 2-2 G6-3 ②		B C B C F X 2-2 1B 2B		4	1	1	0	0	0	0
Junior Spivey, R (1, 4) OBP: 0.407, SLG: 0.530	B B C G G F F X 3-2 F8 ③			X 0-0 G3-1 SF8 2B		X 0-0 BB 1B		B F S X 1-2 G6-3 ②		4	1	2	0	0	0	1
Luis Gonzalez, L (1, 7) OBP: 0.409, SLG: 0.530		B B X 2-0 HR		B B C X 2-1 G3-1 ① 2-3		B B C B B 4-1 1-2 BB		C B X 1-1 WP E 2-H 1B		3	2	2	2	1	0	1
Erubiel Durazo, L (1, 3) OBP: 0.389, SLG: 0.578		B B C B B 4-1 1B G4-3 BB		B X 1-0 SF8 ② 3-H		S C B S 1-3 K ③		C B X 1-1 E4 2-H		2	1	0	1	1	1	2
David Dellucci, L (1, 9) OBP: 0.354, SLG: 0.504		X 0-0 CS 1-3 1B		B F B X 2-1 F9 ③			C B B X 2-1 G4-3 ①	S B S S 1-3 K ③		4	0	1	0	0	1	1
Quinton McCracken, S (1, 8) OBP: 0.393, SLG: 0.482		B B X 2-0 ① ② G4-3 1-2 3-H		C C X 0-2 G4-3 ①		B X 1-0 F7 ②		B C S S 1-3 K ①		4	0	0	1	0	1	1
Chad Moeller, R (1, 2) OBP: 0.359, SLG: 0.273		C B C X 1-2 F8 ③		S F X 0-2 G4-3 ②			X 0-0 1B	B X 1-0 G4-3 ②		4	0	1	0	0	0	0
Randy Johnson, R (1, 1) OBP: 0.098, SLG: 0.102			B C B S S 2-3 K ①		B B X 2-0 G1-3 ③		C F C 0-3 K ③	B C X 1-1 G4-3 ③		4	0	0	0	0	2	1
Inning Stats	R: 0 E: 0 K: 0 S: 11 H: 0 LOB: 0 BB: 0 P: 19	R: 2 E: 0 K: 0 S: 7 H: 2 LOB: 0 BB: 1 P: 16	R: 0 E: 0 K: 1 S: 7 H: 0 LOB: 0 BB: 0 P: 12	R: 1 E: 0 K: 0 S: 6 H: 1 LOB: 0 BB: 0 P: 11	R: 0 E: 0 K: 0 S: 7 H: 0 LOB: 0 BB: 0 P: 9	R: 0 E: 0 K: 1 S: 10 H: 1 LOB: 2 BB: 1 P: 18	R: 0 E: 0 K: 1 S: 8 H: 1 LOB: 1 BB: 0 P: 11	R: 2 E: 1 K: 1 S: 15 H: 2 LOB: 1 BB: 0 P: 21	R: 0 E: 0 K: 1 S: 6 H: 0 LOB: 0 BB: 0 P: 9	1B: 4 2B: 2 3B: 0 HR: 1	SF: 1 SAC: 0 DP: 0 HBP: 0					

PITCHER	IP	WLS	BF	H	R	ER	SO	BB	IBB	HBP	BLK	WP	HR	S	P	ERA	WHIP
Masato Yoshii, R (1, 1) ERA: 3.57	7.0	L	27	5	3	3	3	2	0	0	0	0	1	0	56	96	3.86	1.000
Joey Eischen, L (8, 1) ERA: 1.67	1.0		6	2	2	1	1	0	0	0	0	1	0	15	21	9.00	2.000
Dan Smith, R (9, 1) ERA: 2.66	1.0		3	0	0	0	1	0	0	0	0	0	0	6	9	0.00	0.000

PITCHER	IP	WLS	BF	H	R	ER	SO	BB	IBB	HBP	BLK	WP	HR	S	P	ERA	WHIP

TOP

Arizona Diamondbacks @ Montreal Expos

Olympic Stadium, Montreal, QB

Wed Jul 31 2002, 7:05 PM EDT

Att. 11,747 - Dome - 72 F

livebaseballscorecards.com

AB	33
R	5
H	7
RBI	4
BB	2
SO	5
LOB	7

WP: 1	PA: 36		
PB: 0			
SB: 0			
CS: 1			

Batter	1	2	3	4	5	6	7	8	9	AB	R	H	RBI	BB	SO	LOB
Wilton Guerrero, S (1, 8) OBP: 0.286, SLG: 0.271	BSSX 1-2 S 1B		BBCBX 3-1 ① G4-3		CX 0-1 ② F8		CSFFFS 0-3 ③ K2-3		BCBSSFS 2-3 ② K	4	0	1	0	0	1	2
Joey Eischen, L (8, 1)										0	0	0	0	0	0	0
Matt Cepicky, L (9, 9)										1	0	0	0	0	1	2
Jose Vidro, S (1, 4) OBP: 0.382, SLG: 0.478	SSSBX 2-2 ① G6-3 1-2		SX 0-1 ② G3		CBX 1-1 ③ FC6-4 1-2f			BCSSS 1-3 ① K	CFBS 1-3 ③ K	5	0	0	0	0	2	4
Vladimir Guerrero, R (1, 9) OBP: 0.406, SLG: 0.576	SSS 0-3 ② K		BSSSBFC 2-3 ③ K			BBCSFX 2-2 ① F8		X 0-0 1B		4	0	1	0	0	2	1
Dan Smith, R (9, 1)										0	0	0	0	0	0	0
Wil Cordero, R (1, 7) OBP: 0.315, SLG: 0.409	BBBBCFS 3-3 ③ K			CBSSS 1-3 ① K		BBFFBB 4-2 BB		BSCBS 2-3 ② K		2	0	0	0	1	2	1
Brad Wilkerson, L (8, 7) OBP: 0.369, SLG: 0.441										1	0	0	0	0	1	1
Fernando Tatis, R (1, 5) OBP: 0.329, SLG: 0.456		CCX 0-2 ① G4-3		BFFS 1-3 ② K		BX 1-0 ② F8		CSX 0-2 ③ F8		4	0	0	0	0	1	2
Andres Galarraga, R (1, 3) OBP: 0.397, SLG: 0.448		CX 0-1 BB 1B		CX 0-1 1B		CSBFBFBFS 3-3 ③ K			BCCX 1-2 BB 1B 1B	4	1	3	0	0	1	1
Orlando Cabrera, R (1, 6) OBP: 0.314, SLG: 0.365	CBBBBB 4-1 1-2 BB			FX 0-1 ③ F2			BCBX 2-1 ① F9		FX 0-1 ① F7	3	0	0	0	1	0	2
Brian Schneider, L (1, 2) OBP: 0.320, SLG: 0.438	CBCSS 1-3 ② K				BBX 2-0 FC6-4 1B		X 0-0 3B		BBBB 4-0 1B 1-2 BB	3	0	2	0	1	1	2
Masato Yoshii, R (1, 1) OBP: 0.200, SLG: 0.048	FBSSS 1-3 ③ K				LCBC 1-3 ① K		SBFFFS 1-3 ② K		SX 0-1 1-2 2-H 1B	2	0	0	0	0	2	3
Jose Macias, S (7, PH) OBP: 0.294, SLG: 0.344 (8, 8)										2	0	1	1	0	1	1
Inning Stats	R: 0 E: 0 K: 2 S: 12 H: 1 LOB: 1 BB: 0 P: 18	R: 0 E: 0 K: 2 S: 12 H: 1 LOB: 2 BB: 1 P: 18	R: 0 E: 0 K: 1 S: 8 H: 0 LOB: 0 BB: 0 P: 13	R: 0 E: 0 K: 2 S: 10 H: 1 LOB: 1 BB: 0 P: 12	R: 0 E: 0 K: 1 S: 8 H: 1 LOB: 1 BB: 0 P: 12	R: 0 E: 0 K: 1 S: 13 H: 0 LOB: 1 BB: 1 P: 23	R: 0 E: 0 K: 2 S: 15 H: 1 LOB: 1 BB: 0 P: 18	R: 0 E: 0 K: 2 S: 10 H: 1 LOB: 1 BB: 0 P: 13	R: 1 E: 0 K: 2 S: 14 H: 2 LOB: 2 BB: 1 P: 22	1B: 7 2B: 0 3B: 1 HR: 0 SF: 0 SAC: 0 DP: 0 HBP: 0							

PITCHER	IP	WLS	BF	H	R	ER	SO	BB	IBB	HBP	BLK	WP	HR	S	P	ERA	WHIP
Randy Johnson, L (1, 1) ERA: 2.76	9.0	W	38	8	1	1	15	3	0	0	0	0	0	102	149	1.00	1.222

PITCHER	IP	WLS	BF	H	R	ER	SO	BB	IBB	HBP	BLK	WP	HR	S	P	ERA	WHIP

BOTTOM

Arizona Diamondbacks @ Montreal Expos

Olympic Stadium, Montreal, QB

Wed Jul 31 2002, 7:05 PM EDT

Att. 11,747 - Dome - 72 F

livebaseballscorecards.com

AB	35
R	1
H	8
RBI	1
BB	3
SO	15
LOB	22

1B: 7	SF: 0
2B: 0	SAC: 0
3B: 1	DP: 0
HR: 0	HBP: 0

WP: 0	PA: 38
PB: 0	
SB: 1	
CS: 0	

Batter	1	2	3	4	5	6	7	8	9	AB	R	H	RBI	BB	SO	LOB
Tony Womack, L (1, 6) OBP: 0.310, SLG: 0.334	C B X 1-1 ① P6	C F B F X 1-2 ③ G4-3			C X 0-1 ② L7		B S B X 2-1 ③ G3-1			4	0	0	0	0	0	4
Craig Counsell, L (1, 5) OBP: 0.349, SLG: 0.345	C B X 1-1 ② G3-1		B X 1-0 E G3 1B		B C F B F F X 2-2 ③ G3			X 0-0 ① G4-3		4	0	1	0	0	0	0
Junior Spivey, R (1, 4) OBP: 0.405, SLG: 0.527	B X 1-0 1B		C F F S 0-3 ① K			F X 0-1 ① F8		X 0-0 ② G4-3		4	0	1	0	0	1	1
Luis Gonzalez, L (1, 7) OBP: 0.409, SLG: 0.531	C F F B B X 2-2 ③ P6		F F B F B F X 2-2 ② G3 1-3			X 0-0 PO 2B		C F B B B B 4-2 BB		3	0	1	0	1	0	2
Erubiel Durazo, L (1, 3) OBP: 0.377, SLG: 0.557		C B S S X 1-2 ① L8	X 0-0 ③ F7			X 0-0 ② F8		X 0-0 ③ F7		4	0	0	0	0	0	3
David Dellucci, L (1, 9) OBP: 0.354, SLG: 0.526 Jay Bell, R (9, PH) OBP: 0.214, SLG: 0.083 Steve Finley, L (9, 8) OBP: 0.369, SLG: 0.472		B C X 1-1 ② G4-3		C B F C 1-3 ① K		C 2 SAFE 0-1 ③ PO 2-3	B X 1-0 HR		B B X 2-0 ① F3	3 1 0	1 0 0	1 0 0	1 0 0	0 0 0	1 0 0	0 0 0
Quinton McCracken, S (1, 8) OBP: 0.395, SLG: 0.488 (9, 9)		C B B X 2-1 BB 2B		B F C X 1-2 ② L8			B B C X 2-1 ① L7		S C B X 1-2 G6-3 1B	4	0	2	0	0	0	0
Chad Moeller, R (1, 2) OBP: 0.372, SLG: 0.306	I I I I 4-0 BB IBB			X 0-0 ③ G5-3			S S B B B F X 3-2 2B		X 0-0 ② ③ G6-3 1-2f	3	0	1	0	1	0	1
Curt Schilling, R (1, 1) OBP: 0.246, SLG: 0.220		S B B F B B 4-2 1-2 2-3 BB			X 0-0 ① G4-3		F S S 0-3 ② K			2	0	0	0	1	1	1
Inning Stats	R: 0 E: 0 K: 0 S: 9 H: 1 LOB: 1 BB: 0 P: 14	R: 0 E: 0 K: 0 S: 13 H: 1 LOB: 3 BB: 2 P: 26	R: 0 E: 1 K: 1 S: 11 H: 1 LOB: 1 BB: 0 P: 14	R: 0 E: 0 K: 1 S: 7 H: 0 LOB: 0 BB: 0 P: 9	R: 0 E: 0 K: 0 S: 8 H: 0 LOB: 0 BB: 0 P: 10	R: 0 E: 0 K: 0 S: 5 H: 1 LOB: 0 BB: 0 P: 5	R: 1 E: 0 K: 1 S: 12 H: 2 LOB: 1 BB: 0 P: 20	R: 0 E: 0 K: 0 S: 5 H: 0 LOB: 1 BB: 1 P: 9	R: 0 E: 0 K: 0 S: 5 H: 1 LOB: 0 BB: 0 P: 8	1B: 3 2B: 3 3B: 0 HR: 1 SF: 0 SAC: 0 DP: 1 HBP: 0						

PITCHER	IP	WLS	BF	H	R	ER	SO	BB	IBB	HBP	BLK	WP	HR	S	P	ERA	WHIP
Tomo Ohka, R (1, 1) ERA: 3.61	8.0		32	6	1	1	3	2	1	0	0	0	1	70	107	1.12	1.000
Joey Eischen, L (9, 1) ERA: 1.62	1.0	W	3	1	0	0	0	0	0	0	0	0	0	5	8	0.00	1.000

PITCHER	IP	WLS	BF	H	R	ER	SO	BB	IBB	HBP	BLK	WP	HR	S	P	ERA	WHIP

TOP

Arizona Diamondbacks @ Montreal Expos

Olympic Stadium, Montreal, QB

Thu Aug 01 2002, 7:05 PM EDT

Att. 10,873 - Dome - 72 F

livebaseballscorecards.com

AB	32
R	1
H	7
RBI	1
BB	3
SO	3
LOB	12

Batter	1	2	3	4	5	6	7	8	9	AB	R	H	RBI	BB	SO	LOB
Brad Wilkerson, L (1, 8) OBP: 0.365, SLG: 0.435	C F B B S 2-3 K ①		B S B C S 2-3 K ②			C X 0-1 B5 ①		X 0-0 F7 ③		4	0	0	0	0	2	4
Jose Vidro, S (1, 4) OBP: 0.379, SLG: 0.474	C X 0-1 L6 ②		B C B X 2-1 G3-1 ③			C B X 1-1 G4-6-3 ②③ 1-2f			F X 0-1 F5 ①	4	0	0	0	0	0	2
Vladimir Guerrero, R (1, 9) OBP: 0.405, SLG: 0.580	X 0-0 F7 ③			X 0-0 G6-3 ①			B X 1-0 F7 ①		X 0-0 HR	4	1	1	1	0	0	0
Troy O'Leary, L (1, 7) OBP: 0.347, SLG: 0.405		C B F B B F X 3-2 G6-3 1B 1B		B C B C F S 2-3 K ②			B B X 2-0 G4-3 ②			3	1	1	0	0	1	0
Fernando Tatis, R (1, 5) OBP: 0.326, SLG: 0.451		C B B B B X 3-1 G6-3 ① 1-2		B S S S S 1-3 K ③			C S F F S 0-3 K ③			3	0	0	0	0	2	1
Andres Galarraga, R (1, 3) OBP: 0.396, SLG: 0.446		S B S S X 1-2 G6-3 2-H 1B			B B C F F S 2-3 K ①			F B S B X 2-2 G4-3 ①		3	0	1	1	0	1	0
Orlando Cabrera, R (1, 6) OBP: 0.314, SLG: 0.364		B C X 1-1 G6-3 ②③ 1-2f			X 0-0 F8 ②			S B X 1-1 1B 1B		3	0	1	0	0	0	1
Michael Barrett, R (1, 2) OBP: 0.348, SLG: 0.429			X 0-0 SH3 1B		C B X 1-1 F9 ③			C F F C 0-3 K ②		3	0	1	0	0	1	1
Tomo Ohka, S (1, 1) OBP: 0.216, SLG: 0.200 Jose Macias, S (8, PH) OBP: 0.297, SLG: 0.347 Joey Eischen, L (9, 1)			X 0-0 SH3 ① 1-2			F S B X 1-2 G4-6-3 1B		B F F X 1-1 1-2 1B		1 1 0	0 0 0	1 1 0	0 0 0	0 0 0	0 0 0	0 0 0
Inning Stats	R: 0 E: 0 K: 1 S: 6 H: 0 LOB: 0 BB: 0 P: 8	R: 1 E: 0 K: 0 S: 11 H: 2 LOB: 0 BB: 0 P: 19	R: 0 E: 0 K: 1 S: 7 H: 1 LOB: 1 BB: 0 P: 11	R: 0 E: 0 K: 2 S: 8 H: 0 LOB: 0 BB: 0 P: 11	R: 0 E: 0 K: 1 S: 7 H: 0 LOB: 0 BB: 0 P: 10	R: 0 E: 0 K: 0 S: 7 H: 1 LOB: 0 BB: 0 P: 9	R: 0 E: 0 K: 1 S: 7 H: 0 LOB: 0 BB: 0 P: 10	R: 0 E: 0 K: 1 S: 12 H: 2 LOB: 2 BB: 0 P: 16	R: 1 E: 0 K: 0 S: 3 H: 1 LOB: 0 BB: 0 P: 3	1B: 6 2B: 0 3B: 0 HR: 1	SF: 0 SAC: 1 DP: 2 HBP: 0					

PITCHER	IP	WLS	BF	H	R	ER	SO	BB	IBB	HBP	BLK	WP	HR	S	P	ERA	WHIP
Curt Schilling, R (1, 1) ERA: 2.83	8.1	L	30	7	2	2	7	0	0	0	0	0	1	68	97	2.16	0.840

PITCHER	IP	WLS	BF	H	R	ER	SO	BB	IBB	HBP	BLK	WP	HR	S	P	ERA	WHIP

BOTTOM

Arizona Diamondbacks @ Montreal Expos

Olympic Stadium, Montreal, QB

Thu Aug 01 2002, 7:05 PM EDT

Att. 10,873 - Dome - 72 F

livebaseballscorecards.com

AB	29
R	2
H	7
RBI	2
BB	0
SO	7
LOB	9

Batter	1	2	3	4	5	6	7	8	9	10	AB	R	H	RBI	BB	SO	LOB
Tony Womack, L (1, 6) OBP: 0.313, SLG: 0.338	C B B X 2-1 G4-6-3 1B		C B B X 2-1 ② F3		C B X 1-1 ③ P6		B F B B X 3-1 S 1B 1B		C X 0-1 CS 1B		5	1	3	0	0	0	0
Byung-Hyun Kim, R (9, 1) OBP: 1.000, SLG: 1.000											0	0	0	0	0	0	0
David Dellucci, L (1, 9) OBP: 0.346, SLG: 0.513	B B X 2-0 ① ② G4-6-3 1-2f		C B X 1-1 ③ G1-3			B B B C X 3-1 ① F8	B B B C X 3-1 1-H 1B		B F B F S 2-3 ② ③ K 1-2		3	0	0	0	0	0	1
Quinton McCracken, S (7, PH) OBP: 0.396, SLG: 0.488 (7, 9)											2	0	1	1	0	1	1
Junior Spivey, R (1, 4) OBP: 0.408, SLG: 0.526	B C B X 2-1 1B			C B F B F F X 2-2 ① G5-3		B C B F B F F F X 3-2 HR 1B	B S B X 2-1 ③ G5-3			C B F H 2-2 1B HR HBP	4	2	2	0	0	0	1
Luis Gonzalez, L (1, 7) OBP: 0.411, SLG: 0.538	B B B C F F X 3-2 ③ F7			B C F B B B 4-2 BB BB		X 0-0 1-H HR		C B X 1-1 ① G3		F B X 1-1 1-2 HR 1B	4	2	2	2	1	0	1
Erubiel Durazo, L (1, 3) OBP: 0.378, SLG: 0.604		B B C X 2-1 HR		F B C S 1-3 ② K		B B C X 2-1 ② F7		F X 0-1 ② F8		B B C X 2-1 1-H 2-H HR	5	2	2	4	0	1	1
Matt Williams, R (1, 5) OBP: 0.273, SLG: 0.412		C B B C X 2-2 ① G5-3		B B B B 4-0 1-2 BB		S X 0-1 1B		B B B B 4-0 BB		C C B X 1-2 ① G6-3	3	0	1	0	2	0	0
Steve Finley, L (1, 8) OBP: 0.364, SLG: 0.464		C F S 0-3 ② K		C B S X 1-2 ③ G4-3		B F B X 2-1 ③ F7		B B S F X 2-2 ③ P6		C B X 1-1 ② G3-1	5	0	0	0	0	1	4
Chad Moeller, R (1, 2) OBP: 0.370, SLG: 0.333		B S B C F X 2-2 ③ F9			B X 1-0 L5-6 2B		X 0-0 ① F8		B B C F B X 3-2 HR	C C B B B B 4-2 BB	3	0	1	0	0	0	0
Craig Counsell, L (9, PH) OBP: 0.352, SLG: 0.354 (9, 6)											1	1	1	1	1	0	0
Brian Anderson, R (1, 1) OBP: 0.147, SLG: 0.212			X 0-0 ① F8		B F X 1-1 ① ② L5-6 2-3		C C B B B S 3-3 ② K		B B F F B F S 2-3 ① K	C S S 0-3 ③ K	2	0	0	0	0	0	1
Mark Grace, L (7, PH) OBP: 0.342, SLG: 0.393											1	0	0	0	0	1	0
Mike Koplove, R (7, 1)											0	0	0	0	0	0	0
Mike Myers, L (8, 1)											0	0	0	0	0	0	0
Mike Fetters, R (8, 1)											0	0	0	0	0	0	0
Greg Colbrunn, R (9, PH) OBP: 0.364, SLG: 0.500											1	0	0	0	0	1	0
Rod Barajas, R (9, 2) OBP: 0.273, SLG: 0.296											1	0	0	0	0	1	1
Inning Stats	R: 0 E: 0 K: 0 S: 9 H: 2 LOB: 1 BB: 0 P: 18	R: 1 E: 0 K: 1 S: 12 H: 1 LOB: 0 BB: 0 P: 18	R: 0 E: 0 K: 0 S: 5 H: 0 LOB: 0 BB: 0 P: 8	R: 0 E: 0 K: 1 S: 13 H: 0 LOB: 2 BB: 2 P: 25	R: 0 E: 0 K: 0 S: 5 H: 1 LOB: 0 BB: 0 P: 8	R: 2 E: 0 K: 0 S: 15 H: 3 LOB: 1 BB: 0 P: 25	R: 1 E: 0 K: 1 S: 10 H: 2 LOB: 1 BB: 0 P: 21	R: 0 E: 0 K: 0 S: 7 H: 0 LOB: 1 BB: 1 P: 14	R: 1 E: 0 K: 2 S: 12 H: 2 LOB: 0 BB: 0 P: 19	R: 3 E: 0 K: 1 S: 16 H: 2 LOB: 1 BB: 1 P: 27	1B: 8 2B: 2 3B: 0 HR: 4 SF: 0 SAC: 0 DP: 2 HBP: 1						

PITCHER		IP	WLS	BF	H	R	ER	SO	BB	IBB	HBP	BLK	WP	HR	S	P	ERA	WHIP
Steve Trachsel, R ERA: 3.89	(1, 1)	6.0		25	7	3	3	2	2	0	0	0	0	2	59	102	4.50	1.500
David Weathers, R ERA: 2.68	(7, 1)	0.2		3	1	1	1	1	0	0	0	0	0	0	6	12	13.50	1.500
Mark Guthrie, L ERA: 1.01	(7, 1)	0.1		2	1	0	0	0	0	0	0	0	0	0	4	9	0.00	3.000
Jaime Cerda, L ERA: 0.71	(8, 1)	1.0		4	0	0	0	0	1	0	0	0	0	0	7	14	0.00	1.000
Armando Benitez, R ERA: 2.68	(9, 1)	1.0	B	4	2	1	1	2	0	0	0	0	0	1	12	19	9.00	2.000

PITCHER		IP	WLS	BF	H	R	ER	SO	BB	IBB	HBP	BLK	WP	HR	S	P	ERA	WHIP
Scott Strickland, R ERA: 4.3	(10, 1)	1.0	L	7	2	3	3	1	1	0	1	0	0	1	16	27	27.00	3.000

TOP

Arizona Diamondbacks @ New York Mets

Shea Stadium, Flushing, NY

Sat Aug 03 2002, 1:15 PM EDT

Cloudy - 86 F

livebaseballscorecards.com

AB	40
R	8
H	13
RBI	8
BB	4
SO	6
LOB	11

Batter	1	2	3	4	5	6	7	8	9	10	AB	R	H	RBI	BB	SO	LOB
Roberto Alomar, S (1, 4) OBP: 0.339, SLG: 0.393	L8		K		FC3-6 1B 3-H		FC1-5 31 FC4-6 1-2 2-3f		E3 31 G1-4-3		5	0	1	1	0	1	3
Timo Perez, L (1, 8) OBP: 0.331, SLG: 0.459	F7			1B 1B 2B	FC3-6 31 2B 1-2f		F7		F7		5	2	1	0	0	0	4
31 Mike Piazza, R (1, 2) OBP: 0.380, SLG: 0.550 Scott Strickland, R (10, 1)	P4			G1-3	1-H 2B		FC4-6 1-2f		G1-4-3 1-2f		5 0	0 0	1 0	1 0	0 0	0 0	4 0
John Valentin, R (1, 3) OBP: 0.340, SLG: 0.386 Mo Vaughn, L (8, PH) OBP: 0.337, SLG: 0.438 Joe McEwing, R (8, PR) OBP: 0.222, SLG: 0.303 (9, 3)		G1-3		G3 1B 2-3	G6-3			HR BB		K	3 0 1	0 0 1	1 0 0	0 1 0	0 0 1	0 0 0	1 0 0
Edgardo Alfonzo, R (1, 5) OBP: 0.409, SLG: 0.464		F7		G3 1-2 3-H		P6		1-H HR		F9	5	1	2	3	0	0	0
Jeromy Burnitz, L (1, 9) OBP: 0.313, SLG: 0.331		K		G3 1-2 2-3		F3		FC1-6 BB		F9	4	0	0	0	1	1	2
Roger Cedeno, S (1, 7) OBP: 0.302, SLG: 0.342 Mark Guthrie, R (7, 1) Jaime Cerda, L (8, 1) Mark Little, R (8, PH) OBP: 0.306, SLG: 0.280 Armando Benitez, R (9, 1) Vance Wilson, R (10, 2) OBP: 0.292, SLG: 0.387			K	L8		G6-3		FC1-6 CS 1-2f			3 0 0 1 0 0	0 0 0 0 0 0	0 0 0 0 0 0	0 0 0 0 0 0	0 0 0 0 0 0	1 0 0 0 0 0	2 0 0 1 0 0
Rey Ordonez, R (1, 6) OBP: 0.268, SLG: 0.326			1B		SH1-4 1B 2B		FC1-5 BB 1B	SAFE 1-2 1B			4	1	4	0	0	0	0
Steve Trachsel, R (1, 1) OBP: 0.167, SLG: 0.233 David Weathers, R (7, 1) Tony Tarasco, L (7, 7) OBP: 0.292, SLG: 0.483			K		SH1-4 2-3		FC1-5 1-2 BB	K			1 0 1	0 0 0	0 0 0	0 0 1	1 0 1	0 0 1	1 0 1
Inning Stats	R: 0 E: 0 K: 0 S: 8 H: 0 LOB: 0 BB: 0 P: 10	R: 0 E: 0 K: 1 S: 6 H: 0 LOB: 0 BB: 0 P: 11	R: 0 E: 0 K: 3 S: 14 H: 1 LOB: 1 BB: 0 P: 17	R: 1 E: 0 K: 0 S: 13 H: 3 LOB: 2 BB: 0 P: 19	R: 2 E: 0 K: 0 S: 10 H: 3 LOB: 1 BB: 0 P: 12	R: 0 E: 0 K: 0 S: 8 H: 0 LOB: 0 BB: 0 P: 16	R: 0 E: 0 K: 0 S: 10 H: 1 LOB: 2 BB: 1 P: 20	R: 2 E: 0 K: 1 S: 15 H: 2 LOB: 1 BB: 2 P: 28	R: 0 E: 1 K: 0 S: 7 H: 0 LOB: 0 BB: 0 P: 8	R: 0 E: 0 K: 1 S: 10 H: 0 LOB: 0 BB: 0 P: 17	1B: 6 2B: 3 3B: 0 HR: 1	SF: 0 SAC: 1 DP: 1 HBP: 0						WP: 0 PB: 0 SB: 0 CS: 1	PA: 42

PITCHER		IP	WLS	BF	H	R	ER	SO	BB	IBB	HBP	BLK	WP	HR	S	P	ERA	WHIP
Brian Anderson, L ERA: 4.84	(1, 1)	6.0		25	7	3	3	4	0	0	0	0	0	0	59	85	4.50	1.167
Mike Koplove, R ERA: 2.16	(7, 1)	1.0	H	5	1	0	0	0	1	0	0	0	0	0	10	20	0.00	2.000
Mike Myers, L ERA: 4.18	(8, 1)	0.0	B	3	1	2	2	0	2	0	0	0	0	1	8	17	∞	∞
Mike Fetters, R ERA: 3.08	(8, 1)	1.0		3	1	0	0	1	0	0	0	0	0	0	7	11	0.00	1.000
Byung-Hyun Kim, R ERA: 2.39	(9, 1)	2.0	W	6	0	0	0	1	0	0	0	0	0	0	17	25	0.00	0.000

PITCHER	IP	WLS	BF	H	R	ER	SO	BB	IBB	HBP	BLK	WP	HR	S	P	ERA	WHIP

BOTTOM

Arizona Diamondbacks @ New York Mets

Shea Stadium, Flushing, NY

Sat Aug 03 2002, 1:15 PM EDT

Cloudy - 86 F

livebaseballscorecards.com

AB	38
R	5
H	10
RBI	5
BB	3
SO	6
LOB	19

Batter	1	2	3	4	5	6	7	8	9	AB	R	H	RBI	BB	SO	LOB
Tony Womack, L (1, 6) OBP: 0.313, SLG: 0.337	C X 0-1 ① F7		C X 0-1 SH SF SH5-3 1-2 1B	B C X 1-1 ③ G6-3		X 0-0 1B		B B B C X 3-1 ① G5-3		4	1	1	0	0	0	0
Craig Counsell, L (1, 4) OBP: 0.351, SLG: 0.353	C C F F B B S 2-3 ② K		C F F F X 0-2 ① SH5-3 1-2 2-3		B C X 1-1 1B 1B 1B	C B B X 2-1 ③ G3		C X 0-1 ② G6-3		4	0	1	0	0	1	1
Quinton McCracken, S (1, 8) (9, 7) OBP: 0.396, SLG: 0.493	S F F B F F B F F 3-3 ③ K		B B X 2-0 SF 1B 2-3 3-H		C B C F X 1-2 1B HR 1-2 1B		B X 1-0 ① F7	B B B C F X 2-2 2B		4	2	2	1	0	1	0
Luis Gonzalez, L (1, 7) OBP: 0.415, SLG: 0.539 Mike Koplove, R (9, 1)		B X 1-0 BB 1B	I I I I 4-0 1B SF7 IBB		B C F F B F X 2-2 ① HR 1-2 2-H 1B		B B B C B 4-1 1B 1B BB	B B F X 2-1 ③ F8		3 0	3 0	2 0	0 0	2 0	0 0	1 0
Mark Grace, L (1, 3) OBP: 0.346, SLG: 0.394		B B B B C B 4-1 1-2 BB	X 0-0 1-3 2-H 3-H 1B		C S B B B X 3-2 ② F8		C B B X 2-1 1B 2B 1-2 1B		C B B B X 3-1 ① G3	4	1	2	2	1	0	2
Jay Bell, R (1, 5) OBP: 0.263, SLG: 0.375	C F B X 1-2 ① F8	B X 1-0 ② SF7 3-H			B C S X 1-2 HR 1-H 2-H		B X 1-0 2B 1-3 2-H 1B		C B S C 1-3 ② K	4	1	2	5	0	1	2
David Dellucci, L (1, 9) OBP: 0.348, SLG: 0.512	C B F C 1-3 ② K	B X 1-0 ③ G4-3			B C X 1-1 ③ G3		C B B X 2-1 2B 1-3 3-H		C B B B B 4-1 BB	4	0	1	1	1	1	3
Rod Barajas, R (1, 2) OBP: 0.262, SLG: 0.283	B B X 2-0 ③ F8		B F X 1-1 ① P4		S B X 1-1 ① P6		B S X 1-1 ② G6-3		B C B F B C 3-3 ③ K	5	0	0	0	0	1	5
Miguel Batista, R (1, 1) OBP: 0.257, SLG: 0.333 Erubiel Durazo, L (6, PH) OBP: 0.375, SLG: 0.598 Matt Mantei, R (6, 1) Greg Colbrunn, R (7, PH) OBP: 0.351, SLG: 0.495 Greg Swindell, L (7, 1) Steve Finley, L (9, 8) OBP: 0.364, SLG: 0.464			F C B B B B 4-2 SH5-3 SH SF BB	X 0-0 ② F9		C B B B F X 2-2 ② P4	B B S F X 2-2 ③ G6-3			1 1 0 1 0	1 0 0 0 0	0 0 0 0 0	0 0 0 0 0	1 0 0 0 0	0 0 0 2 0	0 0 0 0 0
Inning Stats	R: 0 E: 0 K: 2 S: 15 H: 0 LOB: 0 BB: 0 P: 20	R: 0 E: 0 K: 1 S: 9 H: 1 LOB: 2 BB: 1 P: 18	R: 4 E: 2 K: 0 S: 13 H: 1 LOB: 1 BB: 2 P: 25	R: 0 E: 0 K: 0 S: 5 H: 0 LOB: 0 BB: 0 P: 7	R: 3 E: 0 K: 0 S: 19 H: 4 LOB: 0 BB: 0 P: 28	R: 0 E: 0 K: 0 S: 8 H: 1 LOB: 1 BB: 0 P: 13	R: 2 E: 0 K: 0 S: 12 H: 3 LOB: 2 BB: 1 P: 25	R: 0 E: 0 K: 0 S: 9 H: 1 LOB: 1 BB: 0 P: 16	R: 0 E: 0 K: 2 S: 9 H: 0 LOB: 1 BB: 1 P: 20	1B: 8 2B: 2 3B: 0 HR: 1	SF: 2 SAC: 2 DP: 0 HBP: 0			WP: 0 PB: 0 SB: 0 CS: 0	PA: 44		

PITCHER		IP	WLS	BF	H	R	ER	SO	BB	IBB	HBP	BLK	WP	HR	S	P	ERA	WHIP
John Thomson, R ERA: 4.86	(1, 1)	6.0	L	29	7	7	3	3	2	1	0	0	0	1	69	111	4.50	1.500
Jaime Cerda, L ERA: 1.98	(7, 1)	1.0		7	3	2	2	0	1	0	0	0	0	0	12	25	18.00	4.000
Steve Reed, R ERA: 1.88	(8, 1)	1.0		4	1	0	0	0	0	0	0	0	0	0	9	16	0.00	1.000
Scott Strickland, R ERA: 4.21	(9, 1)	1.0		4	0	0	0	2	1	0	0	0	0	0	9	20	0.00	1.000

PITCHER	IP	WLS	BF	H	R	ER	SO	BB	IBB	HBP	BLK	WP	HR	S	P	ERA	WHIP

TOP

Arizona Diamondbacks @ New York Mets

Shea Stadium, Flushing, NY

Sat Aug 03 2002, 4:15 PM EDT
Att. 49,384 - Sunny - 87 F

livebaseballscorecards.com

AB	35
R	9
H	11
RBI	9
BB	5
SO	5
LOB	16

Batter	1	2	3	4	5	6	7	8	9	AB	R	H	RBI	BB	SO	LOB
Roberto Alomar, S (1, 4) OBP: 0.338, SLG: 0.393	C F X 0-2 ① G4-3		C S B S 1-3 ② K	S B X 1-1 ③ F3		B F X 1-1 ③ F9			C B F X 1-2 ③ F7	1	0	0	0	0	0	0
Joe McEwing, R (2, 4) OBP: 0.215, SLG: 0.293										4	0	0	0	0	1	4
Timo Perez, L (1, 8) OBP: 0.330, SLG: 0.456	X 0-0 ② G1-3		B B C C X 2-2 1B		B B X 2-0 ① G3		C F X 0-2 ① F9			4	0	1	0	0	0	0
Mo Vaughn, L (1, 3) OBP: 0.339, SLG: 0.437	B C F B B X 3-2 1B		B F B B F F F X 3-2 ③ G3		B B B F B 4-1 BB		B S F B X 2-2 ② F5			3	0	1	0	1	0	1
Jeromy Burnitz, L (1, 9) OBP: 0.310, SLG: 0.328	C B S B C 2-3 ③ K			B C F X 1-2 ① G1-3	S S B C 2-3 ② K		C F S 0-3 ③ K			4	0	0	0	0	3	2
Steve Reed, R (8, 1)										0	0	0	0	0	0	0
Scott Strickland, R (9, 1)										0	0	0	0	0	0	0
Tony Tarasco, L (1, 7) OBP: 0.290, SLG: 0.516		B B B X 3-0 ① G6-3		B F B B B C X 3-2 HR	B F C B X 2-2 ③ G4-3			B B F F B F F X 3-2 ① P1		4	1	1	1	0	0	1
John Valentin, R (1, 5) OBP: 0.337, SLG: 0.389		C B X 1-1 2B		C B F B F S 2-3 ② K		B C B F F S 2-3 ① K		X 0-0 ② F7		4	0	1	0	0	2	0
Vance Wilson, R (1, 2) OBP: 0.291, SLG: 0.382	C X 0-1 ② G5-3		X 0-0 BB 1B			S F B S 1-3 ② K		B S C S 1-3 ③ K		4	1	1	0	0	2	1
Rey Ordonez, R (1, 6) OBP: 0.271, SLG: 0.324	S F B X 1-2 ③ G5-3		B F B S B F B 1B 1-2 BB			C B B B F B 4-2 2B BB			B X 1-0 ① G6-3	2	0	0	0	2	0	1
John Thomson, R (1, 1) OBP: 0.231, SLG: 0.194			B B C X 2-1 ① P3	S X 0-1 1-3 2-H 1B		F X 0-1 1-3 2B			C S S 0-3 ② K	2	0	1	1	0	0	0
Roger Cedeno, S (6, PH) OBP: 0.304, SLG: 0.347										1	0	1	0	0	0	0
Jaime Cerda, L (7, 1)										0	0	0	0	0	0	0
Mark Little, R (8, 9) OBP: 0.304, SLG: 0.278										1	0	0	0	0	1	0
Inning Stats	R: 0 E: 0 K: 1 S: 10 H: 1 LOB: 1 BB: 0 P: 15	R: 0 E: 0 K: 0 S: 8 H: 1 LOB: 1 BB: 0 P: 13	R: 0 E: 0 K: 1 S: 13 H: 1 LOB: 1 BB: 0 P: 21	R: 2 E: 0 K: 1 S: 18 H: 3 LOB: 2 BB: 1 P: 29	R: 0 E: 0 K: 1 S: 8 H: 0 LOB: 1 BB: 1 P: 18	R: 0 E: 0 K: 2 S: 13 H: 1 LOB: 2 BB: 1 P: 21	R: 0 E: 0 K: 1 S: 9 H: 0 LOB: 0 BB: 0 P: 11	R: 0 E: 0 K: 1 S: 9 H: 0 LOB: 0 BB: 0 P: 13	R: 0 E: 0 K: 1 S: 7 H: 0 LOB: 0 BB: 0 P: 9	1B: 4 2B: 2 3B: 0 HR: 1		SF: 0 SAC: 0 DP: 0 HBP: 0			WP: 0 PB: 0 SB: 0 CS: 0		PA: 37

PITCHER		IP	WLS	BF	H	R	ER	SO	BB	IBB	HBP	BLK	WP	HR	S	P	ERA	WHIP
Miguel Batista, R ERA: 4.39	(1, 1)	5.0	W	23	6	2	2	4	2	0	0	0	0	1	57	96	3.60	1.600
Matt Mantei, R ERA: 4.35	(6, 1)	1.0		5	1	0	0	2	1	0	0	0	0	0	13	21	0.00	2.000
Greg Swindell, L ERA: 5.26	(7, 1)	2.0		6	0	0	0	2	0	0	0	0	0	0	18	24	0.00	0.000
Mike Koplove, R ERA: 2.08	(9, 1)	1.0		3	0	0	0	1	0	0	0	0	0	0	7	9	0.00	0.000

PITCHER	IP	WLS	BF	H	R	ER	SO	BB	IBB	HBP	BLK	WP	HR	S	P	ERA	WHIP

BOTTOM

Arizona Diamondbacks @ New York Mets

Shea Stadium, Flushing, NY

Sat Aug 03 2002, 4:15 PM EDT
Att. 49,384 - Sunny - 87 F

livebaseballscorecards.com

AB	34
R	2
H	7
RBI	2
BB	3
SO	9
LOB	10

Arizona Diamondbacks @ New York Mets

Shea Stadium, Flushing, NY

Sun Aug 04 2002, 1:10 PM EDT

Att. 40,515 - Cloudy - 90 F

TOP

livebaseballscorecards.com

Batter	1	2	3	4	5	6	7	8	9	AB	R	H	RBI	BB	SO	LOB
Tony Womack, L (1, 6) OBP: 0.314, SLG: 0.337 Byung-Hyun Kim, R (8, 1) OBP: 1.000, SLG: 1.000	B C C X 1-2 ① F7	C B C B X 2-2 1B		B X 1-0 G1-3 1B 2-3 3-H 1B		B F F F S 1-3 ③ K		C X 0-1 ③ G4-3		5 0	0 0	2 0	1 0	0 0	1 0	0 0
Craig Counsell, L (1, 4) OBP: 0.351, SLG: 0.352 (8, 6)	C C B S 1-3 ② K	C B S P X 2-2 ③ G2-3		F X 0-1 G1-3 1-2 3-H 1B			B B B B 4-0 E FC5 HR BB		C X 0-1 ① P4	4	1	1	1	1	1	1
Greg Colbrunn, R (1, 3) OBP: 0.358, SLG: 0.514 Mike Myers, L (8, 1) Junior Spivey, R (8, 4) OBP: 0.409, SLG: 0.528	B C F B S 2-3 ③ K		C B X 1-1 HR	X 0-0 ② G1-3 1-2 2-3			B F X 1-1 FC5 1-3 HR		X 0-0 E4 BB SF9 1B	4 0 1	2 0 1	1 0 1	1 0 1	0 0 0	1 0 0	3 0 0
Luis Gonzalez, L (1, 7) OBP: 0.417, SLG: 0.546		B F X 1-1 S 1B 1B	B C B X 2-1 ① F3	B X 1-0 ③ F8			C F F F F F X 0-2 1-H 3-H HR		I I I I 4-0 SF9 BB 1B IBB	4	3	2	3	1	0	2
Matt Williams, R (1, 5) OBP: 0.283, SLG: 0.400		B B F X 2-1 1B 1-H HR 1B	F B X 1-1 E5 CS		C X 0-1 ① G4-3		C B X 1-1 ① G6-3		B B C B B 4-1 1B 1-2 2-3 BB	4	1	1	1	1	0	0
Quinton McCracken, S (1, 9) OBP: 0.391, SLG: 0.488		C B X 1-1 HR 2-3 1B	X 0-0 ② F7		B B C X 2-1 ② G3		F C B S 1-3 ② K		X 0-0 ② SF9 2-3 3-H	4	1	1	1	0	1	1
Steve Finley, L (1, 8) OBP: 0.367, SLG: 0.476		F F B X 1-2 1-H 3-H HR	C B 1-1 ③ CS 1-2	B C S F B X 2-2 SH1-4 1B 1B	C F B B F S 2-3 ③ K		B C F X 1-2 ③ P4		B F C B F B X 3-2 1-2 3-H 1B	5	2	3	4	0	1	0
Chad Moeller, R (1, 2) OBP: 0.353, SLG: 0.318		F X 0-1 ① P6		B F S F C X 1-2 1B SH1-4 1-2 1B		B C B F C 2-3 ① K		C X 0-1 ① G5-3	B F B X 2-1 ③ G4-3	5	1	1	0	0	1	2
John Patterson, R (1, 1) OBP: 0.286, SLG: 0.167 Greg Swindell, L (4, 1) Jay Bell, R (6, PH) OBP: 0.250, SLG: 0.353 Mike Koplove, R (6, 1) Mark Grace, L (8, PH) OBP: 0.345, SLG: 0.393 (8, 3)		C S S 0-3 ② K		L S X 0-2 ① SH1-4 1-2 2-3		C B F B B S 3-3 ② K		B X 1-0 ② P6		1 0 1 0 1	0 0 0 0 0	0 0 0 0 0	0 0 0 0 0	1 0 1 0 0	0 0 1 0 0	0 0 0 0 0
Inning Stats	R: 0 E: 0 K: 2 S: 9 H: 0 LOB: 0 BB: 0 P: 13	R: 4 E: 0 K: 1 S: 21 H: 5 LOB: 1 BB: 0 P: 29	R: 1 E: 1 K: 0 S: 8 H: 1 LOB: 0 BB: 0 P: 13	R: 2 E: 0 K: 0 S: 16 H: 4 LOB: 2 BB: 0 P: 21	R: 0 E: 0 K: 1 S: 8 H: 0 LOB: 0 BB: 0 P: 12	R: 0 E: 0 K: 3 S: 10 H: 0 LOB: 0 BB: 0 P: 16	R: 3 E: 1 K: 1 S: 17 H: 1 LOB: 0 BB: 1 P: 25	R: 0 E: 0 K: 0 S: 5 H: 0 LOB: 0 BB: 0 P: 6	R: 2 E: 1 K: 0 S: 11 H: 2 LOB: 2 BB: 2 P: 24	1B: 10 2B: 0 3B: 0 HR: 3 SF: 1 SAC: 1 DP: 0 HBP: 0						

	AB	39
	R	12
	H	13
	RBI	12
	BB	3
	SO	8
	LOB	9

	WP: 0	PA: 45
	PB: 0	
	SB: 1	
	CS: 1	

PITCHER		IP	WLS	BF	H	R	ER	SO	BB	IBB	HBP	BLK	WP	HR	S	P	ERA	WHIP
Al Leiter, L ERA: 3.51	(1, 1)	6.0		28	10	7	7	7	0	0	0	0	0	2	72	104	10.50	1.667
Mark Guthrie, L ERA: 1.72	(7, 1)	1.0	L	6	1	3	3	1	1	0	0	0	0	1	17	25	27.00	2.000
Steve Reed, R ERA: 1.84	(8, 1)	1.0		3	0	0	0	0	0	0	0	0	0	0	5	6	0.00	0.000
David Weathers, R ERA: 2.95	(9, 1)	1.0		7	2	2	2	0	1	1	0	0	0	0	11	24	18.00	3.000

PITCHER	IP	WLS	BF	H	R	ER	SO	BB	IBB	HBP	BLK	WP	HR	S	P	ERA	WHIP

Batter	1	2	3	4	5	6	7	8	9	AB	R	H	RBI	BB	SO	LOB
Roger Cedeno, S (1, 7) OBP: 0.303, SLG: 0.353	F7	F9 2-3		HR		G6-3		F9		5	1	1	1	0	0	3
Timo Perez, L (1, 8) OBP: 0.331, SLG: 0.466	K	G1-3		HR		1B		E3 1-2		5	1	2	1	0	1	3
31 Mike Piazza, R (1, 2) OBP: 0.378, SLG: 0.545	HR 1B		G5-3	G5-3		F8		F7		5	1	1	0	0	0	3
Mo Vaughn, L (1, 3) OBP: 0.339, SLG: 0.445	1-H HR		HR 1B	G6-3		G5-3		G6-3		5	2	2	2	0	0	3
John Valentin, R (1, 5) OBP: 0.339, SLG: 0.385	BB		1-2 HR 1B	F9			G5-3		K	4	1	1	0	1	1	0
Tony Tarasco, L (1, 9) OBP: 0.284, SLG: 0.493	K	P6			G3		1B		F8	5	0	1	0	0	1	3
Ty Wigginton, R (1, 4) OBP: 0.556, SLG: 1.000		F9 1B	1-H 2-H HR		2B		F8		1B	5	1	4	3	0	0	1
Rey Ordonez, R (1, 6) OBP: 0.270, SLG: 0.322		F2	1B		G6-3		G5-3		K	5	0	1	0	0	1	4
Al Leiter, L (1, 1) OBP: 0.275, SLG: 0.200		1-2 1B	K		K			E 1B		3	0	1	0	0	2	2
Mark Guthrie, R (7, 1)										0	0	0	0	0	0	0
Steve Reed, R (8, 1)										0	0	0	0	0	0	0
Joe McEwing, R (8, PH) OBP: 0.221, SLG: 0.298										1	0	1	0	0	0	0
David Weathers, R (9, 1)										0	0	0	0	0	0	0
Inning Stats	R: 2 E: 0 K: 2 S: 13 H: 2 LOB: 1 BB: 1 P: 23	R: 0 E: 0 K: 0 S: 12 H: 2 LOB: 2 BB: 0 P: 20	R: 3 E: 0 K: 1 S: 19 H: 4 LOB: 1 BB: 0 P: 29	R: 2 E: 0 K: 0 S: 12 H: 2 LOB: 0 BB: 0 P: 19	R: 0 E: 0 K: 1 S: 12 H: 1 LOB: 1 BB: 0 P: 16	R: 0 E: 0 K: 0 S: 10 H: 1 LOB: 1 BB: 0 P: 16	R: 0 E: 0 K: 0 S: 9 H: 1 LOB: 1 BB: 0 P: 13	R: 0 E: 1 K: 0 S: 8 H: 1 LOB: 2 BB: 0 P: 11	R: 0 E: 0 K: 2 S: 8 H: 1 LOB: 1 BB: 0 P: 13	1B: 10 2B: 1 3B: 0 HR: 4 SF: 0 SAC: 0 DP: 0 HBP: 0						

PITCHER		IP	WLS	BF	H	R	ER	SO	BB	IBB	HBP	BLK	WP	HR	S	P	ERA	WHIP
John Patterson, R ERA: 4.32	(1, 1)	3.1		21	10	7	7	3	1	0	0	0	0	4	51	83	18.90	3.300
Greg Swindell, L ERA: 4.94	(4, 1)	1.2		6	1	0	0	1	0	0	0	0	0	0	17	24	0.00	0.600
Mike Koplove, R ERA: 1.93	(6, 1)	2.0	W	8	2	0	0	0	0	0	0	0	0	0	19	29	0.00	1.000
Mike Myers, L ERA: 4.13	(8, 1)	0.1	H	3	1	0	0	0	0	0	0	0	0	0	5	7	0.00	3.000
Byung-Hyun Kim, R ERA: 2.32	(8, 1)	1.2	S	6	1	0	0	2	0	0	0	0	0	0	11	17	0.00	0.600

PITCHER	IP	WLS	BF	H	R	ER	SO	BB	IBB	HBP	BLK	WP	HR	S	P	ERA	WHIP

BOTTOM

Arizona Diamondbacks @ New York Mets

Shea Stadium, Flushing, NY

Sun Aug 04 2002, 1:10 PM EDT
Att. 40,515 - Cloudy - 90 F

livebaseballscorecards.com

AB	43
R	7
H	15
RBI	7
BB	1
SO	6
LOB	22

PA: 44
WP: 0
PB: 0
SB: 0
CS: 0

Batter	1	2	3	4	5	6	7	8	9	AB	R	H	RBI	BB	SO	LOB
Quinton McCracken, S (1, 9) OBP: 0.393, SLG: 0.495	C B B C F X 2-2 ① G4-3		B B B C B 4-1 1-2 BB			B F B B B F F X 3-2 2B 3B		C B B F F S 2-3 ① K		3	1	1	0	1	1	0
Craig Counsell, L (1, 6) OBP: 0.352, SLG: 0.355	C X 0-1 ② G4-3		X 0-0 ③ G4-3			C X 0-1 3-H 2B		C B B C X 2-2 1B 1B		4	0	2	1	0	0	2
Junior Spivey, R (1, 4) OBP: 0.407, SLG: 0.524	C C X 0-2 ③ G6-3			B S F X 1-2 ① G5-3		B B C C B F S 3-3 ② K		B F C F F F F B F 3-2 B X FC6-4 1-2 1B		4	0	1	0	0	1	1
Luis Gonzalez, L (1, 7) OBP: 0.414, SLG: 0.541		B B C B X 3-1 ① G4-3		X 0-0 ② F7		B C B F S 2-3 ③ K		S B S S 1-3 ② K		4	0	0	0	0	2	3
Matt Williams, R (1, 5) OBP: 0.281, SLG: 0.441		B B B C X 3-1 ② G6-3		B B C X 2-1 ③ G4-3			B X 1-0 HR	S S F B X 1-2 ③ FC6-4 1-2f		4	1	1	1	0	0	2
Erubiel Durazo, L (1, 3) OBP: 0.364, SLG: 0.578 Mark Grace, L (9, 3) OBP: 0.345, SLG: 0.393		F C B F C 1-3 ③ K			B S B X 2-1 ① G3		S B B F B X 3-2 ① F8		X 0-0 ① F7	4 0	0 0	0 0	0 0	0 0	1 0	0 0
Steve Finley, L (1, 8) OBP: 0.363, SLG: 0.470			C C B X 1-2 ① P6		B F S X 1-2 ② G4-3		B B X 2-0 ② G4-3		C F B F X 1-2 ② F8	4	0	0	0	0	0	0
Chad Moeller, R (1, 2) OBP: 0.345, SLG: 0.298			B S X 1-1 ② G4-3		C C S 0-3 ③ K		C B F B B F F B 4-2 BB		B C F S 1-3 ③ K	3	0	0	0	1	2	0
Randy Johnson, R (1, 1) OBP: 0.109, SLG: 0.113			C B F B X 2-2 BB 1B			F B B B X 3-1 ① G4-3	C S F S 0-3 ③ K			3	0	1	0	0	1	1
Inning Stats	R: 0 H: 0 E: 0 LOB: 0 K: 0 BB: 0 S: 9 P: 11	R: 0 H: 0 E: 0 LOB: 0 K: 1 BB: 0 S: 8 P: 15	R: 0 H: 1 E: 0 LOB: 2 K: 0 BB: 1 S: 10 P: 18	R: 0 H: 0 E: 0 LOB: 0 K: 0 BB: 0 S: 6 P: 9	R: 0 H: 0 E: 0 LOB: 0 K: 1 BB: 0 S: 8 P: 11	R: 1 H: 2 E: 0 LOB: 1 K: 2 BB: 0 S: 15 P: 26	R: 1 H: 1 E: 0 LOB: 1 K: 1 BB: 1 S: 13 P: 23	R: 0 H: 2 E: 0 LOB: 2 K: 2 BB: 0 S: 22 P: 31	R: 0 H: 0 E: 0 LOB: 0 K: 1 BB: 0 S: 8 P: 10	1B: 3 SF: 0 2B: 1 SAC: 0 3B: 1 DP: 0 HR: 1 HBP: 0						WP: 0 PA: 35 PB: 0 SB: 0 CS: 0

PITCHER		IP	WLS	BF	H	R	ER	SO	BB	IBB	HBP	BLK	WP	HR	S	P	ERA	WHIP
Shawn Estes, L ERA: 4.37	(1, 1)	7.0	L	27	4	2	2	5	2	0	0	0	0	1	69	113	2.57	0.857
Jaime Cerda, L ERA: 1.88	(8, 1)	0.2		4	2	0	0	2	0	0	0	0	0	0	18	26	0.00	3.000
Scott Strickland, R ERA: 4.18	(8, 1)	0.1		1	0	0	0	0	0	0	0	0	0	0	4	5	0.00	0.000
Armando Benitez, R ERA: 2.63	(9, 1)	1.0		3	0	0	0	1	0	0	0	0	0	0	8	10	0.00	0.000

PITCHER	IP	WLS	BF	H	R	ER	SO	BB	IBB	HBP	BLK	WP	HR	S	P	ERA	WHIP

TOP

Arizona Diamondbacks @ New York Mets

Shea Stadium, Flushing, NY

Mon Aug 05 2002, 1:10 PM EDT
Att. 47,190 - Overcast - 86 F

livebaseballscorecards.com

AB	33
R	2
H	6
RBI	2
BB	2
SO	8
LOB	9

Batter	1	2	3	4	5	6	7	8	9	AB	R	H	RBI	BB	SO	LOB
Roger Cedeno, S (1, 7) OBP: 0.302, SLG: 0.352	F F S 0-3 ① K			B B B C X 3-1 ① F9		X 0-0 G6-4-3 1B		C X 0-1 ③ G4-3		4	0	1	0	0	1	0
Ty Wigginton, R (1, 4) OBP: 0.385, SLG: 0.692	C F B B S 2-3 ② K			B F B X 2-1 ② F9		X 0-0 ① ② G6-4-3 1-2f			C X 0-1 ① G5-3	4	0	0	0	0	1	1
31 Mike Piazza, R (1, 2) OBP: 0.374, SLG: 0.538	B B C S S 2-3 ③ K			S S F B S 1-3 ③ K		F B B F B X 3-2 ③ F9			B X 1-0 ② G4-3	4	0	0	0	0	2	0
Mo Vaughn, L (1, 3) OBP: 0.338, SLG: 0.443		B S C B S 2-3 ① K			C S B B B S 3-3 ① K		S F B X 1-2 1B		F F F B S 1-3 ③ K	4	0	1	0	0	3	0
John Valentin, R (1, 5) OBP: 0.339, SLG: 0.380		F B C S 1-3 ② K			C B B B B 4-1 E BB		B X 1-0 ① F8			2	0	0	0	1	1	1
Joe McEwing, R (1, 9) OBP: 0.216, SLG: 0.291		B F B B F S 3-3 ③ K			B S F X 1-2 E5 S 1-3		B X 1-0 ② F7			3	0	0	0	0	1	2
Timo Perez, L (1, 8) OBP: 0.328, SLG: 0.461			X 0-0 ① L9		X 0-0 ② F2		X 0-0 ③ F9			3	0	0	0	0	0	3
Rey Ordonez, R (1, 6) OBP: 0.271, SLG: 0.320			X 0-0 ② G6-3		B C B B I 4-1 1-2 IBB			B C B X 2-1 ① G6-3		2	0	0	0	1	0	0
Shawn Estes, R (1, 1) OBP: 0.088, SLG: 0.206			C B S F X 1-2 ③ F8		B B C F F S 2-3 ③ K			C S B F S 1-3 ② K		2	0	0	0	0	1	3
Jaime Cerda, L (8, 1)										0	0	0	0	0	0	0
Scott Strickland, R (8, 1)										0	0	0	0	0	0	0
Vance Wilson, R (8, PH) OBP: 0.288, SLG: 0.378										1	0	0	0	0	1	0
Armando Benitez, R (9, 1)										0	0	0	0	0	0	0
Inning Stats	R: 0 E: 0 K: 3 S: 9 H: 0 LOB: 0 BB: 0 P: 13	R: 0 E: 0 K: 3 S: 9 H: 0 LOB: 0 BB: 0 P: 15	R: 0 E: 0 K: 0 S: 6 H: 0 LOB: 0 BB: 0 P: 7	R: 0 E: 0 K: 1 S: 8 H: 0 LOB: 0 BB: 0 P: 14	R: 0 E: 1 K: 2 S: 13 H: 0 LOB: 3 BB: 2 P: 27	R: 0 E: 0 K: 0 S: 5 H: 1 LOB: 0 BB: 0 P: 8	R: 0 E: 0 K: 0 S: 6 H: 1 LOB: 1 BB: 0 P: 9	R: 0 E: 0 K: 1 S: 8 H: 0 LOB: 0 BB: 0 P: 11	R: 0 E: 0 K: 1 S: 7 H: 0 LOB: 0 BB: 0 P: 9	1B: 2 2B: 0 3B: 0 HR: 0 SF: 0 SAC: 0 DP: 1 HBP: 0							

PITCHER	IP	WLS	BF	H	R	ER	SO	BB	IBB	HBP	BLK	WP	HR	S	P	ERA	WHIP
Randy Johnson, L (1, 1) ERA: 2.63	9.0	W	31	2	0	0	11	1	1	0	0	0	0	71	113	0.00	0.333

PITCHER	IP	WLS	BF	H	R	ER	SO	BB	IBB	HBP	BLK	WP	HR	S	P	ERA	WHIP

BOTTOM

Arizona Diamondbacks @ New York Mets

Shea Stadium, Flushing, NY

Mon Aug 05 2002, 1:10 PM EDT

Att. 47,190 - Overcast - 86 F

livebaseballscorecards.com

AB	29
R	0
H	2
RBI	0
BB	2
SO	11
LOB	10

WP: 0 PA: 31
PB: 0
SB: 1
CS: 0

Batter	1	2	3	4	5	6	7	8	9	10	11	12	13	AB	R	H	RBI	BB	SO	LOB
Rafael Furcal, S (1, 6) OBP: 0.333, SLG: 0.384	G5-3													6	2	4	0	0	1	0
Matt Franco, L (1, 3) OBP: 0.415, SLG: 0.593	K		K										F8	6	0	2	3	0	2	3
Gary Sheffield, R (1, 9) OBP: 0.377, SLG: 0.499	K			WP 1B		G6-4-3		G5-3		G5-3			G6-3	6	0	1	0	0	1	3
10 Chipper Jones, S (1, 7) OBP: 0.422, SLG: 0.495		L4		F8		G3		IBB		IBB			P4	4	0	0	0	2	0	1
Andruw Jones, R (1, 8) OBP: 0.364, SLG: 0.489		K		F7	P4			1B		K			HR	6	1	2	1	0	2	3
Wes Helms, R (1, 5) OBP: 0.287, SLG: 0.410		K	K	K	K				E4		G4-3		G4-3	6	0	0	0	0	3	1
Keith Lockhart, L (1, 4) OBP: 0.279, SLG: 0.357			1B		G1-3		G6-3		B3		K			5	0	1	0	0	1	1
Henry Blanco, R (1, 2) OBP: 0.245, SLG: 0.338			K		K			1B 2B BB	F8		K			4	1	0	0	1	3	2
			K		K			B3	K			G1-3								

Kevin Millwood, R (1, 1)
Chris Hammond, L (1, 2)
Darren Bragg, L (0-for-1, 1 BB) (0, 0%)
Mike Remlinger, L (0, 1)
Julio Franco, R (0-for-1) (0, 0%)
29 John Smoltz, R (0, 1)
Tim Spooneybarger, R (0, 0%)
Mark DeRosa, R (0, 0%)
Kerry Ligtenberg, R (0, 0%)

Inning Stats														
	R: 0 E: 0 K: 2 S: 12	H: 0 LOB: 0 BB: 0 P: 19	R: 0 E: 0 K: 2 S: 11	H: 0 LOB: 0 BB: 0 P: 14	R: 0 E: 0 K: 3 S: 14	H: 2 LOB: 2 BB: 0 P: 20	R: 0 E: 0 K: 1 S: 11	H: 1 LOB: 1 BB: 0 P: 19	R: 0 E: 0 K: 2 S: 11	H: 0 LOB: 0 BB: 0 P: 15	R: 1 E: 0 K: 0 S: 10	H: 2 LOB: 0 BB: 0 P: 18	R: 0 E: 0 K: 1 S: 8	H: 0 LOB: 0 BB: 0 P: 10
	R: 2 E: 0 K: 0 S: 11	H: 3 LOB: 2 BB: 2 P: 26	R: 0 E: 1 K: 1 S: 6	H: 0 LOB: 1 BB: 0 P: 11	R: 0 E: 0 K: 1 S: 8	H: 1 LOB: 2 BB: 1 P: 18	R: 0 E: 0 K: 2 S: 10	H: 0 LOB: 0 BB: 0 P: 14	R: 0 E: 0 K: 1 S: 12	H: 0 LOB: 0 BB: 0 P: 19	R: 1 E: 0 K: 0 S: 9	H: 1 LOB: 0 BB: 0 P: 13	1B: 7 2B: 2 3B: 0 HR: 1	SF: 0 SAC: 0 DP: 1 HBP: 0

WP: 1 PB: 0 SB: 1 CS: 0 PA: 51

PITCHER		IP	WLS	BF	H	R	ER	SO	BB	IBB	HBP	BLK	WP	HR	S	P	ERA	WHIP
Curt Schilling, R (1, 1) ERA: 2.87		7.1		29	7	3	3	11	1	0	0	0	1	0	85	131	3.68	1.091
Mike Fetters, R (8, 1) ERA: 3.03		0.2		3	1	0	0	0	0	1	0	0	0	0	3	10	0.00	1.500
Matt Mantei, R (9, 1) ERA: 3.97		1.0		4	0	0	0	1	0	0	0	0	0	0	6	11	0.00	0.000
Byung-Hyun Kim, R (10, 1) ERA: 2.25		2.0		8	1	0	0	3	0	1	0	0	0	0	18	32	0.00	0.500
Mike Koplove, R (12, 1) ERA: 2.1		2.0	L	7	1	1	1	1	0	0	0	0	0	1	21	32	4.50	0.500

PITCHER	IP	WLS	BF	H	R	ER	SO	BB	IBB	HBP	BLK	WP	HR	S	P	ERA	WHIP

TOP

Atlanta Braves @ Arizona Diamondbacks

Bank One Ballpark, Phoenix, AZ

Tue Aug 06 2002, 10:05 PM EDT

Att. 46,676 - Dome - 72 F

livebaseballscorecards.com

AB	48
R	4
H	10
RBI	4
BB	3
SO	16
LOB	17

Atlanta Braves @ Arizona Diamondbacks

Bank One Ballpark, Phoenix, AZ

Tue Aug 06 2002, 10:05 PM EDT

Att. 46,676 - Dome - 72 F

livebaseballscorecards.com

BOTTOM

Batter	1	2	3	4	5	6	7	8	9	10	11	12	13	AB	R	H	RBI	BB	SO	LOB
Tony Womack, L (1, 6) OBP: 0.311, SLG: 0.334 Matt Williams, R (8, PH) OBP: 0.269, SLG: 0.419 (9, 5)	G4-3		G6-3	G4-3		L8		K		G6-3			F8 2-3	4	0	0	0	0	0	2
														3	0	0	0	0	1	3
Craig Counsell, L (1, 5) OBP: 0.351, SLG: 0.354 (9, 6)	G4-3		1B 1B 1B		G5-3 1B		G4-3		L8		L8		L4	7	1	2	0	0	0	1
Junior Spivey, R (1, 4) OBP: 0.411, SLG: 0.530	2B		1B 1-2		G5-3 1-2		1B		2B 1B		G5-3			6	1	4	0	0	0	1
Luis Gonzalez, L (1, 7) OBP: 0.409, SLG: 0.533	P6		F5		K		P5		K		K			6	0	0	0	0	3	6
Erubiel Durazo, L (1, 3) OBP: 0.379, SLG: 0.592 David Dellucci, L (9, PR) OBP: 0.345, SLG: 0.508 (10, 9)		F9 BB 1B	1B 1-3 2-H		IBB		F9		2B 1-H			G3		4	0	3	2	1	0	1
														1	1	0	0	0	0	0
Quinton McCracken, S (1, 9) OBP: 0.388, SLG: 0.491 (10, 8)	K		G3		K			F9	2B 2-H			F7		6	0	1	1	0	2	5
Steve Finley, L (1, 8) OBP: 0.364, SLG: 0.466 Byung-Hyun Kim, R (10, 1) OBP: 1.000, SLG: 1.000 Mike Koplove, R (12, 1)	BB 1-2			FC5-4 BB		G4-3		B3	F8			F7		3	0	0	0	2	0	1
														0	0	0	0	0	0	0
														1	0	0	0	0	0	0
Chad Moeller, R (1, 2) OBP: 0.328, SLG: 0.280 Jay Bell, R (8, PH) OBP: 0.286, SLG: 0.353 Matt Mantei, R (9, 1) Mark Grace, L (10, 3) OBP: 0.346, SLG: 0.391	F9 2-3			FC5-4 SH1-4 1-2f		K		1B BB		G3			SH3-4 F8 BB	3	0	0	0	1	3	
														0	0	0	0	1	0	0
														0	0	0	0	0	0	0
														1	0	0	0	1	0	0
Curt Schilling, R (1, 1) OBP: 0.254, SLG: 0.217 Mike Fetters, R (8, 1) Greg Colbrunn, R (8, PH) OBP: 0.363, SLG: 0.518 Brian Anderson, R (8, PR) OBP: 0.147, SLG: 0.212 Rod Barajas, R (9, 2) OBP: 0.260, SLG: 0.281	L9			SH1-4 1-2		BB		1B		F8			SH3-4 1-2	1	0	0	0	1	0	2
														0	0	0	0	0	0	0
														1	0	1	0	0	0	0
														0	0	0	0	0	0	0
														1	0	0	0	0	0	0
Inning Stats	R: 0 E: 0 K: 0 S: 12 H: 1 LOB: 1 BB: 0 P: 17	R: 0 E: 0 K: 1 S: 7 H: 1 LOB: 2 BB: 1 P: 14	R: 1 E: 0 K: 0 S: 10 H: 3 LOB: 2 BB: 0 P: 18	R: 0 E: 0 K: 0 S: 8 H: 0 LOB: 1 BB: 1 P: 14	R: 0 E: 0 K: 2 S: 10 H: 1 LOB: 2 BB: 1 P: 17	R: 0 E: 0 K: 1 S: 13 H: 0 LOB: 1 BB: 1 P: 21	R: 0 E: 0 K: 0 S: 14 H: 1 LOB: 1 BB: 0 P: 19	R: 0 E: 0 K: 1 S: 18 H: 1 LOB: 2 BB: 1 P: 29	R: 2 E: 0 K: 1 S: 19 H: 3 LOB: 1 BB: 0 P: 27	R: 0 E: 0 K: 0 S: 6 H: 0 LOB: 0 BB: 0 P: 12	R: 0 E: 0 K: 1 S: 8 H: 0 LOB: 0 BB: 0 P: 13	R: 0 E: 0 K: 0 S: 8 H: 0 LOB: 0 BB: 0 P: 11	R: 0 E: 0 K: 0 S: 6 H: 0 LOB: 1 BB: 1 P: 11	1B: 8 2B: 3 3B: 0 HR: 0	SF: 0 SAC: 2 DP: 0 HBP: 0	WP: 0 PB: 0 SB: 0 CS: 0	PA: 56			

	AB	48
	R	3
	H	11
	RBI	3
	BB	6
	SO	7
	LOB	25

PITCHER		IP	WLS	BF	H	R	ER	SO	BB	IBB	HBP	BLK	WP	HR	S	P	ERA	WHIP
Kevin Millwood, R ERA: 3.37	(1, 1)	6.0		28	6	1	1	4	3	1	0	0	0	0	60	101	1.50	1.500
Chris Hammond, L ERA: 1.26	(7, 1)	1.0		4	1	0	0	0	0	0	0	0	0	0	14	19	0.00	1.000
Mike Remlinger, L ERA: 1.32	(8, 1)	1.0	H	5	1	0	0	1	1	0	0	0	0	0	18	29	0.00	2.000
29 John Smoltz, R ERA: 4.01	(9, 1)	1.0	B	6	3	2	2	1	0	0	0	0	0	0	19	27	18.00	3.000
Tim Spooneybarger, R ERA: 2.78	(10, 1)	2.0		6	0	0	0	1	0	0	0	0	0	0	14	25	0.00	0.000

PITCHER		IP	WLS	BF	H	R	ER	SO	BB	IBB	HBP	BLK	WP	HR	S	P	ERA	WHIP
Kerry Ligtenberg, R ERA: 2.57	(12, 1)	2.0	W	7	0	0	0	0	1	0	0	0	0	0	14	22	0.00	0.500

Atlanta Braves @ Arizona Diamondbacks

Bank One Ballpark, Phoenix, AZ

Wed Aug 07 2002, 10:05 PM EDT

Att. 44,948 - Dome - 72 F

TOP

livebaseballscorecards.com

Batter	1	2	3	4	5	6	7	8	9	AB	R	H	RBI	BB	SO	LOB
Rafael Furcal, S (1, 6) OBP: 0.336, SLG: 0.389	F C X 0-2 WP 2B		X 0-0 1-2 1B 1B		C C B B C 2-3 ② K		X 0-0 ③ FC6 1-2f		B B C B X 3-1 1-2 1B	5	0	3	0	0	1	1
Matt Franco, L (1, 3) OBP: 0.415, SLG: 0.593	B B C C B X 3-2 ① F7		F B B B X 2-1 1-2 2-3 1B		F B B C F X 2-2 2B			X 0-0 ① F8	C S F C 0-3 ③ K	5	0	2	0	0	1	3
Gary Sheffield, R (1, 9) OBP: 0.376, SLG: 0.496	B B B C F F C 3-3 ② K 2-3		B S B F X 2-2 ② P4		B F B B X 3-1 ③ G6-3			C B C B F X 2-2 10 HR 1B		4	1	1	0	0	1	5
10 Chipper Jones, S (1, 7) OBP: 0.420, SLG: 0.500	C C F C 0-3 ③ K		F B X 1-1 ③ F7			C X 0-1 ① F8		B B X 2-0 1-H HR		4	1	1	2	0	1	4
Andruw Jones, R (1, 8) OBP: 0.366, SLG: 0.491		F B F B S 2-3 ① K		X 0-0 BLK 1B 2B		S F X 0-2 CS 1B		B X 1-0 ② G6-3		4	1	2	0	0	1	0
Wes Helms, R (1, 5) OBP: 0.286, SLG: 0.406		B C B B F X 3-2 CS 1B		F F B B B S 2-3 ① K		B B C F X 2-2 F4		B B F S C 2-3 ③ K		4	0	1	0	0	2	2
Keith Lockhart, L (1, 4) OBP: 0.279, SLG: 0.355		C B F X 1-2 ② F2		C B F X 1-2 F8-3 2-H 1B		B 1-0 ③ CS 1-2	C B C F B X 2-2 ① L8		C B F S 1-3 ① K	4	0	1	1	0	1	1
Henry Blanco, R (1, 2) OBP: 0.239, SLG: 0.329		B C C B 2-2 ③ CS 1-2	B B C B F X 3-2 ① F9	X 0-0 ②③ F8-3 1-2			B F B F X 2-2 ② G1-3		S C X 0-2 ② G5-3	4	0	0	0	0	0	1
Greg Maddux, R (1, 1) OBP: 0.244, SLG: 0.317 Chris Hammond, L (6, 1) Darren Bragg, L (7, PH) OBP: 0.338, SLG: 0.368 Tim Spooneybarger, R (7, 1) Mike Remlinger, L (8, 1) Darren Holmes, R (8, 1) Julio Franco, R (9, PH) OBP: 0.355, SLG: 0.382			X 0-0 1B 1B 1B		B X 1-0 ① L6		B C X 1-1 FC6 1B		F B S X 1-2 1B 1B	2 0 1 0 0 0 0 1	0 0 0 0 0 0 0 0	1 0 1 0 0 0 0 1	0 0 0 0 0 0 0 0	0 0 0 0 0 0 0 0	0 0 0 0 0 0 0 0	0 0 0 0 0 0 0 0
Inning Stats	R: 0 E: 0 K: 2 S: 14 H: 1 LOB: 1 BB: 0 P: 20	R: 0 E: 0 K: 1 S: 11 H: 1 LOB: 0 BB: 0 P: 19	R: 0 E: 0 K: 0 S: 12 H: 3 LOB: 3 BB: 0 P: 20	R: 1 E: 0 K: 1 S: 8 H: 2 LOB: 0 BB: 0 P: 11	R: 0 E: 0 K: 1 S: 10 H: 1 LOB: 1 BB: 0 P: 18	R: 0 E: 0 K: 0 S: 8 H: 1 LOB: 0 BB: 0 P: 11	R: 0 E: 0 K: 0 S: 10 H: 1 LOB: 1 BB: 0 P: 15	R: 2 E: 0 K: 1 S: 10 H: 2 LOB: 0 BB: 0 P: 17	R: 0 E: 0 K: 2 S: 15 H: 2 LOB: 2 BB: 0 P: 20	1B: 10 2B: 4 3B: 0 HR: 1 SF: 0 SAC: 0 DP: 1 HBP: 0						

	AB	38
	R	3
	H	14
	RBI	3
	BB	0
	SO	8
	LOB	17

WP: 1 PA: 40
PB: 0
SB: 0
CS: 2

PITCHER		IP	WLS	BF	H	R	ER	SO	BB	IBB	HBP	BLK	WP	HR	S	P	ERA	WHIP
Rick Helling, R ERA: 4.76	(1, 1)	7.0		28	10	1	1	5	0	0	0	1	1	0	73	114	1.29	1.429
Matt Mantei, R ERA: 5.11	(8, 1)	1.0	W	5	2	2	2	1	0	0	0	0	0	1	10	17	18.00	2.000
Byung-Hyun Kim, R ERA: 2.22	(9, 1)	1.0	S	5	2	0	0	2	0	0	0	0	0	0	15	20	0.00	2.000

PITCHER	IP	WLS	BF	H	R	ER	SO	BB	IBB	HBP	BLK	WP	HR	S	P	ERA	WHIP

Batter	1	2	3	4	5	6	7	8	9	AB	R	H	RBI	BB	SO	LOB
Tony Womack, L (1, 6) OBP: 0.313, SLG: 0.336	C X 0-1 ① G4-3			X 0-0 G1-3 1B		C C B X 1-2 ① F2		C C B B X 2-2 SH5-4 2B 1B		4	1	2	0	0	0	0
Craig Counsell, L (1, 5) OBP: 0.349, SLG: 0.352	B C B X 2-1 ② G6-3			C B B X 2-1 ① G1-3 1-2		C B F S 1-3 ② K		B B X 2-0 ① SH5-4 1-2		3	0	0	0	0	1	1
Junior Spivey, R (1, 4) OBP: 0.410, SLG: 0.527	B B F F F X 2-2 ③ F8			B F X 1-1 ② G6-3		X 0-0 1B		B C B S F S 2-3 ② K		4	0	1	0	0	1	2
Luis Gonzalez, L (1, 7) OBP: 0.408, SLG: 0.529		C B X 1-1 E6 G1-6-3		B B C C F B C 3-3 ③ K		B B C F S 2-3 ③ K		C C B B B B 4-2 2B 2B BB		3	1	0	0	1	2	2
Erubiel Durazo, L (1, 3) OBP: 0.383, SLG: 0.605 Byung-Hyun Kim, R (9, 1) OBP: 1.000, SLG: 1.000		B X 1-0 ① ② G1-6-3 1-2f		B F F B F X 2-2 F9 SF7 2B		B F B F B F X 3-2 ① F8		X 0-0 1-3 2-H 2B 2B		4 2 2 1 0 0 1 0 0 0 0 0 0 0						
Steve Finley, L (1, 8) OBP: 0.365, SLG: 0.467	B C X 1-1 ③ G4-3			X 0-0 ① F9 2-3		B B B C B 4-1 E BB	X 0-0 2-H 3-H 2B			3	1	1	2	1	0	1
David Dellucci, L (1, 9) OBP: 0.336, SLG: 0.496			C C X 0-2 ① G3	B B B F C X 3-2 ② SF7 3-H		B X 1-0 ② E1 1-H	X 0-0 ③ G4-3			3	0	0	1	0	0	1
Rod Barajas, R (1, 2) OBP: 0.269, SLG: 0.316			C C B B S 2-3 ② K	C X 0-1 1B		X 0-0 HR				3	1	2	1	0	1	0
Rick Helling, R (1, 1) OBP: 0.206, SLG: 0.069 Jay Bell, R (7, PH) OBP: 0.273, SLG: 0.333 Matt Mantei, R (8, 1) Mark Grace, L (9, 3) OBP: 0.346, SLG: 0.391			C F F S 0-3 ③ K	X 0-0 ③ B1-3		B F F B B X 3-2 ③ G1-3				2 0 0 0 0 1 1 1 0 0 0 0 0 0 0 0 0 0 0 0 0 0 0 0 0 0 0 0						
Inning Stats	R: 0 H: 0 E: 0 LOB: 0 K: 0 BB: 0 S: 8 P: 12	R: 0 H: 0 E: 1 LOB: 0 K: 0 BB: 0 S: 5 P: 8	R: 0 H: 0 E: 0 LOB: 0 K: 2 BB: 0 S: 10 P: 12	R: 0 H: 1 E: 0 LOB: 1 K: 1 BB: 0 S: 9 P: 15	R: 1 H: 2 E: 0 LOB: 1 K: 0 BB: 0 S: 11 P: 16	R: 0 H: 1 E: 0 LOB: 1 K: 2 BB: 0 S: 10 P: 14	R: 2 H: 1 E: 1 LOB: 0 K: 0 BB: 1 S: 9 P: 20	R: 3 H: 3 E: 0 LOB: 1 K: 1 BB: 1 S: 13 P: 23		1B: 4 SF: 1 2B: 3 SAC: 1 3B: 0 DP: 1 HR: 1 HBP: 0						

PITCHER		IP	WLS	BF	H	R	ER	SO	BB	IBB	HBP	BLK	WP	HR	S	P	ERA	WHIP
Greg Maddux, R ERA: 2.42	(1, 1)	5.0		18	3	1	1	3	0	0	0	0	0	0	43	63	1.80	0.600
Chris Hammond, L ERA: 1.23	(6, 1)	1.0		4	1	0	0	2	0	0	0	0	0	0	10	14	0.00	1.000
Tim Spooneybarger, R ERA: 3.24	(7, 1)	1.0		5	1	2	2	0	1	0	0	0	0	1	9	20	18.00	2.000
Mike Remlinger, L ERA: 1.48	(8, 1)	0.0	L	1	1	1	1	0	0	0	0	0	0	0	3	5	∞	∞
Darren Holmes, R ERA: 1.85	(8, 1)	1.0		6	2	2	2	1	1	0	0	0	0	0	10	18	18.00	3.000

PITCHER	IP	WLS	BF	H	R	ER	SO	BB	IBB	HBP	BLK	WP	HR	S	P	ERA	WHIP

BOTTOM

Atlanta Braves @ Arizona Diamondbacks

Bank One Ballpark, Phoenix, AZ

Wed Aug 07 2002, 10:05 PM EDT

Att. 44,948 - Dome - 72 F

livebaseballscorecards.com

AB	30
R	6
H	8
RBI	5
BB	2
SO	6
LOB	9

Batter	1	2	3	4	5	6	7	8	9	AB	R	H	RBI	BB	SO	LOB
Rafael Furcal, S (1, 6) OBP: 0.335, SLG: 0.387	B S X 1-1 ① B1-3		X 0-0 ① F9		B C B F X 2-2 ② F8		B C B X 2-1 ③ 2B 1B	F B B S S 2-3 ③ K		5	1	1	0	0	1	4
Julio Franco, R (1, 3) OBP: 0.360, SLG: 0.404	B X 1-0 ② G6-3		X 0-0 ② F9		B B C S B X 3-2 3-H HR		F B X 1-1 1-H 2B		B X 1-0 10 FC6-4 1B	5	1	3	3	0	0	1
Gary Sheffield, R (1, 9) OBP: 0.371, SLG: 0.489	C C B B B X 3-2 ③ F8		B B C B C X 3-2 ③ F9		X 0-0 ③ F7		X 0-0 ② G1-3		C F S 0-3 ① K	5	0	0	0	0	1	3
10 Chipper Jones, S (1, 7) OBP: 0.420, SLG: 0.497		X 0-0 ① G5-3		C F B B B F C 2-3 ① K		C B B X 2-1 S 1B	I I I I 4-0 IBB		F B B B X 3-1 ② 1-2f FC6-4	4	0	1	0	1	1	1
Andruw Jones, R (1, 8) OBP: 0.366, SLG: 0.489	S B X 1-1 2B 1B			S B B B B 4-1 AA 016 BB		B F X 1-1 ① P5	F X 0-1 ③ F7		C S B B S 2-3 ③ K	4	0	1	0	1	1	4
Wes Helms, R (1, 5) OBP: 0.290, SLG: 0.419	B X 1-0 1-3 2B			1 SAFE S B B B C C 2-3 ② ③ 1-2		F C S 0-3 ② K		B B S B F X 3-2 2B		4	0	2	0	0	2	2
Mark DeRosa, R (1, 4) OBP: 0.363, SLG: 0.440		B P X 2-0 ② F4			B F X 1-1 HR	F C B B F B B 4-2 1-2 BB		S S F C 0-3 ① K		3	1	1	1	1	1	3
Henry Blanco, R (1, 2) OBP: 0.240, SLG: 0.327		B B X 2-0 ③ G6-3			B F X 1-1 SH5-3 BLK HR 1B	X 0-0 ③ F7		C C B S 1-3 ② K		4	1	1	0	0	1	5
Tom Glavine, L (1, 1) OBP: 0.140, SLG: 0.143 29 John Smoltz, R (9, 1)			B C B X 2-1 1B		B X 1-0 ① 1-3 SH5-3		C X 0-1 ① G4-3	B F B F B B 4-2 BB		2 0	0 0	1 0	0 0	1 0	0 0	0 0
Inning Stats	R: 0 H: 0 E: 0 LOB: 0 K: 0 BB: 0 S: 6 P: 11	R: 0 H: 2 E: 0 LOB: 2 K: 0 BB: 0 S: 7 P: 12	R: 0 H: 1 E: 0 LOB: 1 K: 0 BB: 0 S: 7 P: 12	R: 0 H: 0 E: 0 LOB: 0 K: 2 BB: 1 S: 8 P: 16	R: 3 H: 3 E: 0 LOB: 0 K: 0 BB: 0 S: 12 P: 20	R: 0 H: 1 E: 0 LOB: 2 K: 1 BB: 1 S: 11 P: 18	R: 1 H: 2 E: 0 LOB: 2 K: 0 BB: 1 S: 9 P: 16	R: 0 H: 1 E: 0 LOB: 2 K: 3 BB: 1 S: 15 P: 25	R: 0 H: 1 E: 0 LOB: 1 K: 2 BB: 0 S: 9 P: 15	1B: 6 SF: 0 2B: 3 SAC: 1 3B: 0 DP: 0 HR: 2 HBP: 0						WP: 0 PA: 41 PB: 0 SB: 1 CS: 0	

TOP

Atlanta Braves @ Arizona Diamondbacks

Bank One Ballpark, Phoenix, AZ

Thu Aug 08 2002, 6:05 PM EDT
Att. 40,115 - Dome - 72 F

livebaseballscorecards.com

AB	36
R	4
H	11
RBI	4
BB	4
SO	8
LOB	23

PITCHER		IP	WLS	BF	H	R	ER	SO	BB	IBB	HBP	BLK	WP	HR	S	P	ERA	WHIP
Brian Anderson, L ERA: 4.88	(1, 1)	6.1	L	29	9	4	4	3	2	0	0	1	0	2	57	98	5.68	1.737
Mike Koplove, R ERA: 1.99	(7, 1)	1.2		8	1	0	0	3	1	1	0	0	0	0	18	32	0.00	1.200
Mike Fetters, R ERA: 2.95	(9, 1)	1.0		4	1	0	0	2	0	0	0	0	0	0	9	15	0.00	1.000

PITCHER		IP	WLS	BF	H	R	ER	SO	BB	IBB	HBP	BLK	WP	HR	S	P	ERA	WHIP

BOTTOM

Atlanta Braves @ Arizona Diamondbacks

Bank One Ballpark, Phoenix, AZ

Thu Aug 08 2002, 6:05 PM EDT

Att. 40,115 - Dome - 72 F

livebaseballscorecards.com

Batter	1	2	3	4	5	6	7	8	9	AB	R	H	RBI	BB	SO	LOB
Quinton McCracken, S (1, 9) OBP: 0.386, SLG: 0.484	C X 0-1 ① G6-3		L P X 1-1 ② G5-3 1-2			B B C X 2-1 ① G6-3		C B B B C F B 4-2 FC6-4 BB		3	0	0	0	1	0	1
Craig Counsell, L (1, 6) OBP: 0.348, SLG: 0.351	C X 0-1 1B 1B		C X 0-1 ③ G3-1			X 0-0 ② G4-3		B X 1-0 ③ FC6-4 1-2f		4	0	1	0	0	0	2
Junior Spivey, R (1, 4) OBP: 0.415, SLG: 0.538	B F B B F F X 3-2 G4-6-3 1-2 1B			B B B 4-0 G4-3 BB		F H 1-1 HBP			B C X 1-1 HR	2	1	2	1	1	0	0
Luis Gonzalez, L (1, 7) OBP: 0.404, SLG: 0.524	C B C X 1-2 ②③ G4-6-3 1-2f			C S B B F F X 2-2 ① G4-3 1-2		B X 1-0 ③ G4-3			C C B B X 2-2 ① G3-1	4	0	0	0	0	0	4
Erubiel Durazo, L (1, 3) OBP: 0.379, SLG: 0.591		C B B C B X 3-2 ① F9		C B B F F B S 3-3 ② K			B B B 4-0 G6-4-3 BB		B S B B C F C 3-3 ② K	3	0	0	0	1	2	1
Matt Williams, R (1, 5) OBP: 0.254, SLG: 0.394		B X 1-0 ② F7		C B F B F C 2-3 ③ K			S B B X 2-1 ①② G6-4-3 1-2f		F F B X 1-2 ③ F9	4	0	0	0	0	1	2
Steve Finley, L (1, 8) OBP: 0.362, SLG: 0.463		B C C S 1-3 ③ K			C B X 1-1 ① G3-1		C X 0-1 ③ G6-3			3	0	0	0	0	1	0
Chad Moeller, R (1, 2) OBP: 0.328, SLG: 0.283			B X 1-0 G5-3 1B		B F B B S S 2-3 ② K			L X 0-1 ① F3		3	0	1	0	0	1	0
Brian Anderson, R (1, 1) OBP: 0.139, SLG: 0.200			B L L L 1-3 ① K		F S F X 0-2 ③ G5-3			F X 0-1 ② P6		2	0	0	0	0	1	1
Mike Koplove, R (7, 1)										0	0	0	0	0	0	0
Jay Bell, R (8, PH) OBP: 0.261, SLG: 0.316										1	0	0	0	0	0	0
Mike Fetters, R (9, 1)										0	0	0	0	0	0	0
Inning Stats	R: 0 E: 0 K: 0 S: 11 H: 2 LOB: 1 BB: 0 P: 15	R: 0 E: 0 K: 1 S: 7 H: 0 LOB: 0 BB: 0 P: 12	R: 0 E: 0 K: 1 S: 9 H: 1 LOB: 1 BB: 0 P: 11	R: 0 E: 0 K: 2 S: 13 H: 0 LOB: 1 BB: 1 P: 24	R: 0 E: 0 K: 1 S: 9 H: 0 LOB: 0 BB: 0 P: 12	R: 0 E: 0 K: 0 S: 5 H: 0 LOB: 1 BB: 0 P: 9	R: 0 E: 0 K: 0 S: 4 H: 0 LOB: 0 BB: 1 P: 10	R: 0 E: 0 K: 0 S: 8 H: 0 LOB: 1 BB: 1 P: 13	R: 1 E: 0 K: 1 S: 12 H: 1 LOB: 0 BB: 0 P: 19	1B: 3 2B: 0 3B: 0 HR: 1	SF: 0 SAC: 0 DP: 2 HBP: 1						

	AB	29
	R	1
	H	4
	RBI	1
	BB	3
	SO	6
	LOB	11

PITCHER		IP	WLS	BF	H	R	ER	SO	BB	IBB	HBP	BLK	WP	HR	S	P	ERA	WHIP
Tom Glavine, L ERA: 2.71	(1, 1)	8.0	W	30	4	1	1	5	3	0	1	0	0	1	68	109	1.12	0.875
29 John Smoltz, R ERA: 3.94	(9, 1)	1.0	S	3	0	0	0	1	0	0	0	0	0	0	10	16	0.00	0.000

PITCHER	IP	WLS	BF	H	R	ER	SO	BB	IBB	HBP	BLK	WP	HR	S	P	ERA	WHIP

Florida Marlins @ Arizona Diamondbacks

Bank One Ballpark, Phoenix, AZ

Fri Aug 09 2002, 10:05 PM EDT

Att. 39,487 - Dome - 72 F

livebaseballscorecards.com

TOP

Batter	1	2	3	4	5	6	7	8	9	AB	R	H	RBI	BB	SO	LOB
Luis Castillo, S (1, 4) OBP: 0.377, SLG: 0.382	G6-3		BB			FC4-6 S 1-2f		L9		3	0	0	0	1	0	2
Andy Fox, L (1, 6) Braden Looper, R (9, 1)	L8		G5-3			K			F7-5 BB HBP	3 0	0 0	0 0	0 0	0 0	1 0	2 0
Mike Lowell, R (1, 5) OBP: 0.367, SLG: 0.483	BB			P6		G6-3 1-2			F7-5 1B 1-2 BB	2	1	0	0	2	0	1
Kevin Millar, R (1, 7) OBP: 0.331, SLG: 0.452	K			F2			G5-3		F7-5 1-2 2-3	4	0	0	0	0	1	3
Derrek Lee, R (1, 3) OBP: 0.351, SLG: 0.474		G4-3		K			G1-3		S 1B 2-H	4	0	1	1	0	1	0
Preston Wilson, R (1, 8) OBP: 0.342, SLG: 0.437		FC4-6 1B			L6		F9		G4-3 1-2	4	0	1	0	0	0	1
Juan Encarnacion, R (1, 9) OBP: 0.317, SLG: 0.439		FC4-6 CS 1-2f			F8			G6-3		3	0	0	0	0	0	1
Mike Redmond, R (1, 2) OBP: 0.401, SLG: 0.407		CS 1-2	P4		L4			L4		3	0	0	0	0	0	0
Brad Penny, R (1, 1) Tim Raines, S (8, PH) OBP: 0.349, SLG: 0.246 Armando Almanza, L (8, 1) Mike Mordecai, R (9, 6) OBP: 0.305, SLG: 0.295			G6-3			FC4-6 1B		BB		2 0 0 0	0 0 0 0	1 0 0 0	0 1 0 0	0 0 0 0	0 0 0 0	0 0 0 0
Inning Stats	R: 0 E: 0 K: 1 S: 8 H: 0 LOB: 1 BB: 1 P: 16	R: 0 E: 0 K: 0 S: 11 H: 1 LOB: 0 BB: 0 P: 15	R: 0 E: 0 K: 0 S: 8 H: 0 LOB: 1 BB: 1 P: 13	R: 0 E: 0 K: 1 S: 6 H: 0 LOB: 0 BB: 0 P: 9	R: 0 E: 0 K: 0 S: 7 H: 0 LOB: 0 BB: 0 P: 12	R: 0 E: 0 K: 1 S: 12 H: 1 LOB: 1 BB: 0 P: 18	R: 0 E: 0 K: 0 S: 7 H: 0 LOB: 0 BB: 0 P: 9	R: 0 E: 0 K: 0 S: 7 H: 0 LOB: 1 BB: 1 P: 13	R: 1 E: 0 K: 0 S: 8 H: 1 LOB: 1 BB: 1 P: 19	1B: 3 2B: 1 3B: 0 HR: 0 SF: 0 SAC: 0 DP: 1 HBP: 1						

	AB	28
	R	1
	H	3
	RBI	1
	BB	4
	SO	3
	LOB	10

PITCHER		IP	WLS	BF	H	R	ER	SO	BB	IBB	HBP	BLK	WP	HR	S	P	ERA	WHIP
Miguel Batista, R ERA: 4.13	(1, 1)	8.0		28	2	0	0	3	3	0	0	0	0	0	66	105	0.00	0.625
Byung-Hyun Kim, R ERA: 2.32	(9, 1)	1.0	W	5	1	1	1	0	1	0	1	0	0	0	8	19	9.00	2.000

PITCHER	IP	WLS	BF	H	R	ER	SO	BB	IBB	HBP	BLK	WP	HR	S	P	ERA	WHIP

BOTTOM

Florida Marlins @ Arizona Diamondbacks

Bank One Ballpark, Phoenix, AZ

Fri Aug 09 2002, 10:05 PM EDT

Att. 39,487 - Dome - 72 F

livebaseballscorecards.com

Batter	1	2	3	4	5	6	7	8	9	AB	R	H	RBI	BB	SO	LOB
Tony Womack, L (1, 6) OBP: 0.312, SLG: 0.333	BBBB 4-0 CS BB		BCX 1-1 ① B2-3		BCCS 1-3 ③ K			CBFX 1-2 ② G3-1		3	0	0	0	1	1	0
David Dellucci, L (1, 9) OBP: 0.327, SLG: 0.481	CCBBBX 3-2 ① E5 1-2		X 0-0 ② G3			X 0-0 ① G6-3		BFBSBFS 3-3 ③ K		4	0	0	0	0	1	1
Junior Spivey, R (1, 4) OBP: 0.411, SLG: 0.532	CSBS 1-3 ② K		B 1-0 ③ G5-3			CCBFBBS 3-3 ② K			CBFFS 1-3 ① K	4	0	0	0	0	3	1
Luis Gonzalez, L (1, 7) OBP: 0.401, SLG: 0.519	BFX 1-1 ③ G4-3			CSBX 1-2 ① G4-3		FFS 0-3 ③ K			CBBFFX 2-2 ② G3	4	0	0	0	0	1	1
Erubiel Durazo, L (1, 3) OBP: 0.382, SLG: 0.634		BCCFFBFS 2-3 ① K		BSSSBFBX 3-2 HR			CBSS 1-3 ① K		BBBCFFX 2-2 HR	4	2	2	2	0	2	0
Matt Williams, R (1, 5) OBP: 0.257, SLG: 0.391		X 0-0 1B 1B		BCX 1-1 ② G6-3			BBFBFFX 3-2 ② F7			3	0	1	0	0	0	0
Steve Finley, L (1, 8) OBP: 0.365, SLG: 0.465	CBX 1-1 1-2 1B			BBCBX 3-1 ③ L7			CSFX 0-2 1B			3	0	2	0	0	0	0
Rod Barajas, R (1, 2) OBP: 0.263, SLG: 0.308	BCCFFFBC 2-3 ② K				FX 0-1 ① L7		FSBFS 1-3 ③ K			3	0	0	0	0	2	3
Miguel Batista, R (1, 1) OBP: 0.243, SLG: 0.314 Quinton McCracken, S (8, PH) OBP: 0.384, SLG: 0.482 Byung-Hyun Kim, R (9, 1) OBP: 1.000, SLG: 1.000	BCCC 1-3 ③ K				CFC 0-3 ② K			BCCS 1-3 ① K		2	0	0	0	0	2	2
										1	0	0	0	0	1	0
										0	0	0	0	0	0	0

| Inning Stats | | | | | | | | | |

Florida Marlins @ Arizona Diamondbacks

Bank One Ballpark, Phoenix, AZ

Sat Aug 10 2002, 4:05 PM EDT

Att. 47,720 - Dome - 72 F

livebaseballscorecards.com

TOP

Batter	1	2	3	4	5	6	7	8	9	AB	R	H	RBI	BB	SO	LOB
Luis Castillo, S (1, 4) OBP: 0.376, SLG: 0.383	C F B S 1-3 ① K		S B B X 2-1 ③ FC6-5 2-3		C B F X 1-2 ② 1-H 2B			F S B B X 2-2 ② G3		4	0	1	1	0	1	1
Eric Owens, R (1, 9) OBP: 0.334, SLG: 0.364	B X 1-0 ② F9			X 0-0 ① G5-3	B S S X 1-2 ③ F7			S B B F X 2-2 1B		4	0	1	0	0	0	0
Mike Lowell, R (1, 5) OBP: 0.364, SLG: 0.479	C S S 0-3 ③ K			C F F S 0-3 ② K		C B F B B S 2-3 ① K		C F B F F S 1-3 ③ K		4	0	0	0	0	4	1
Preston Wilson, R (1, 8) OBP: 0.341, SLG: 0.442		B B C B S S 3-3 ① K		B X 1-0 HR		C B F B B S 3-3 ② K			C B S S 1-3 ① K	4	1	1	1	0	3	0
Kevin Millar, R (1, 7) OBP: 0.333, SLG: 0.451		S B B B F S 3-3 ② K		C B B B F B X 3-2 BB 1B		B S F C 1-3 ③ K			B C B B B 4-1 BB	3	0	1	0	1	2	0
Derrek Lee, R (1, 3) OBP: 0.350, SLG: 0.470		C B B C S S 2-3 ③ K		S B B B B 4-1 1-2 BB			C C B F X 1-2 ① L8		C B F B F C 2-3 ② K	3	0	0	0	1	2	1
Ramon Castro, R (1, 2) OBP: 0.338, SLG: 0.458			F B B B F X 2-2 FC6-5 2B	C X 0-1 ③ F8			C B S B S S 2-3 ② K		B B S S X 2-1 ③ P6	4	0	1	0	0	1	3
Mike Mordecai, R (1, 6) OBP: 0.296, SLG: 0.286			F C S 0-3 ① K		X 0-0 ① G6-3		X 0-0 ③ G4-3			3	0	0	0	0	1	1
Michael Tejera, L (1, 1) OBP: 0.222, SLG: 0.308			C F F S 0-3 ② K		C B F B B B F B 4-2 2B BB			F S S 0-3 ① K		1	1	0	0	1	1	1
Graeme Lloyd, L (7, 1)										0	0	0	0	0	0	0
Homer Bush, R (8, PH) OBP: 0.266, SLG: 0.271										1	0	0	0	0	1	0
Blaine Neal, L (8, 1)										0	0	0	0	0	0	0

	AB	R	H	RBI	BB	SO	LOB
	31	2	5	2	3	16	8

Inning Stats	1	2	3	4	5	6	7	8	9
R	0	0	0	1	1	0	0	0	0
E	0	0	0	0	0	0	0	0	0
K	2	3	2	1	0	3	1	2	2
S	7	9	12	13	10	10	8	14	10
H	0	0	1	2	1	0	0	1	0
LOB	0	0	0	2	0	0	0	1	1
BB	0	0	0	1	1	0	0	0	1
P	9	17	16	21	16	16	11	19	19

	1B	SF	WP	PA
	2	0	0	34
	2B	SAC	PB	
	2	0	0	
	3B	DP	SB	
	0	0	0	
	HR	HBP	CS	
	1	0	0	

PITCHER		IP	WLS	BF	H	R	ER	SO	BB	IBB	HBP	BLK	WP	HR	S	P	ERA	WHIP
Randy Johnson, L (1, 1) ERA: 2.61		8.0	W	30	5	2	2	14	2	0	0	0	0	1	83	125	2.25	0.875
Matt Mantei, R (9, 1) ERA: 4.73		1.0		4	0	0	0	2	1	0	0	0	0	0	10	19	0.00	1.000

PITCHER	IP	WLS	BF	H	R	ER	SO	BB	IBB	HBP	BLK	WP	HR	S	P	ERA	WHIP

BOTTOM

Florida Marlins @ Arizona Diamondbacks

Bank One Ballpark, Phoenix, AZ

Sat Aug 10 2002, 4:05 PM EDT

Att. 47,720 - Dome - 72 F

livebaseballscorecards.com

Batter	1	2	3	4	5	6	7	8	9	AB	R	H	RBI	BB	SO	LOB
Tony Womack, L (1, 6) OBP: 0.311, SLG: 0.332	G6-3	FC6-4 1-2 2-H 3-H		E4 FC5 1-2		G1-3		G4-3		5	0	1	2	0	0	1
Greg Colbrunn, R (1, 3) OBP: 0.372, SLG: 0.573	G4-3 2B	FC6-4 1-2f 2-3		FC5 G5-4-3 1-2 2-3f			HR	2B 3B		5	2	3	1	0	0	4
Junior Spivey, R (1, 4) OBP: 0.411, SLG: 0.533	G4-3 2-3	K		G5-4-3 1-2f			FC4-6 1B 1B 1B	1B 3-H 2B		5	2	2	1	0	1	5
Matt Williams, R (1, 5) OBP: 0.291, SLG: 0.411	BB		HR 1B		G3-1		FC4-6 1-2 1B	WP 2-H 1B		4	1	3	1	1	0	0
Steve Finley, L (1, 8) OBP: 0.365, SLG: 0.473	L8		HR 1-H		SH5-3 1B		FC4-6 1B 1B 1-2f 2-3	K 2-3		5	2	2	2	0	1	5
Quinton McCracken, S (1, 9) OBP: 0.387, SLG: 0.489		1B 1B 2B	F9		SH5-3 1-2		1B 1B 1-2 3-H			3	1	2	1	0	0	0
David Dellucci, L (1, 7) OBP: 0.331, SLG: 0.481 Luis Gonzalez, L (9, 7) OBP: 0.401, SLG: 0.519	BB 1B 2-3 1B	K		G4-3			G6-4-3 1-2 2-H 1B			4 0	1 0	2 0	1 0	0 0	1 0	1 0
Chad Moeller, R (1, 2) OBP: 0.308, SLG: 0.263	F3	K				G5-3	G6-4-3 1-2f			4	0	0	0	0	1	4
Randy Johnson, R (1, 1) OBP: 0.134, SLG: 0.111 Mark Grace, L (8, PH) OBP: 0.345, SLG: 0.390 Matt Mantei, R (9, 1)	FC6-4 1B 1-2 BB			FC5 E BB		L9		K		1 1 0	0 0 0	0 0 0	0 0 0	2 0 0	0 1 0	0 0 0
Inning Stats	R: 0 H: 1 E: 0 LOB: 2 K: 0 BB: 1 S: 11 P: 19	R: 2 H: 3 E: 0 LOB: 2 K: 1 BB: 1 S: 19 P: 36	R: 2 H: 2 E: 0 LOB: 0 K: 2 BB: 0 S: 14 P: 19	R: 0 H: 0 E: 1 LOB: 1 K: 0 BB: 1 S: 9 P: 13	R: 0 H: 1 E: 0 LOB: 1 K: 0 BB: 0 S: 9 P: 12	R: 0 H: 0 E: 0 LOB: 0 K: 0 BB: 0 S: 6 P: 9	R: 3 H: 5 E: 0 LOB: 1 K: 0 BB: 0 S: 11 P: 18	R: 2 H: 3 E: 0 LOB: 1 K: 2 BB: 0 S: 15 P: 22		1B: 9 SF: 0 2B: 3 SAC: 1 3B: 1 DP: 2 HR: 2 HBP: 0						

PITCHER	IP	WLS	BF	H	R	ER	SO	BB	IBB	HBP	BLK	WP	HR	S	P	ERA	WHIP
Michael Tejera, L (1, 1) ERA: 4.02	6.0	L	31	10	7	7	3	3	0	0	0	0	2	72	116	10.50	2.167
Graeme Lloyd, L (7, 1) ERA: 4.73	1.0		4	2	0	0	0	0	0	0	0	0	0	7	10	0.00	2.000
Blaine Neal, R (8, 1) ERA: 4.24	1.0		6	3	2	2	2	0	0	0	0	1	0	15	22	18.00	3.000

PITCHER	IP	WLS	BF	H	R	ER	SO	BB	IBB	HBP	BLK	WP	HR	S	P	ERA	WHIP

AB	37
R	9
H	15
RBI	9
BB	3
SO	5
LOB	20

WP: 1 PA: 41
PB: 0
SB: 0
CS: 0

Batter	1	2	3	4	5	6	7	8	9	AB	R	H	RBI	BB	SO	LOB
Luis Castillo, S (1, 4) OBP: 0.375, SLG: 0.381	B X 1-0 L7		C B C X 1-2 G3			C B F B F C 2-3 K		C B B B C B 4-2 PB 1B G6-3 BB		3	1	0	0	1	1	0
Eric Owens, R (1, 7) OBP: 0.336, SLG: 0.366	F B X 1-1 S 1B			C B F X 1-2 FC6-4 1B		F B B B X 3-1 F9		B F F S 1-3 K		4	0	2	0	0	1	2
Kevin Millar, R (1, 5) OBP: 0.332, SLG: 0.448	C S F B C 1-3 K 1-2			X 0-0 P4		C S B S 1-3 K		C B X 2-1 G6-3 PB 1B 1-2 2-3		4	0	1	0	0	2	2
Derrek Lee, R (1, 3) OBP: 0.347, SLG: 0.466	F B C C 1-3 K			B S X 1-1 FC6-4 S 1-2f			X 0-0 L9	B B B C X 3-1 G6-3 1-3 2-H 3-H		4	0	0	1	0	1	3
Preston Wilson, R (1, 8) OBP: 0.340, SLG: 0.441		B B C X 2-1 G6-3		F F B F B S 2-3 K 1-2			B F B B C B X 3-2 1B 1B	C B B F F B C 3-3 K		4	0	1	0	0	2	2
Juan Encarnacion, R (1, 9) OBP: 0.314, SLG: 0.434		X 0-0 L7			F S S 0-3 K		X 0-0 P6		B X 1-0 G6-3	4	0	0	0	0	1	1
Mike Redmond, R (1, 2) OBP: 0.403, SLG: 0.409		B X 1-0 L8			B X 1-0 FC6-4 1B		C S F F X 0-2 1-2 1B	C B C B F F X 2-2 G6-3		4	0	2	0	0	0	0
Mike Mordecai, R (1, 6) OBP: 0.286, SLG: 0.275			C B X 1-1 G5-3		B C F F C 1-3 K		B X 1-0 G4-3		B X 1-0 G5-3	4	0	0	0	0	1	3
Josh Beckett, R (1, 1) OBP: 0.038, SLG: 0.077 Homer Bush, R (5, PH) OBP: 0.264, SLG: 0.269 Carl Pavano, R (5, 1) OBP: 0.192, SLG: 0.231 Graeme Lloyd, L (6, 1) Vic Darensbourg, L (7, 1) Tim Raines, S (8, PH) OBP: 0.356, SLG: 0.273 Vladimir Nunez, R (8, 1) OBP: 0.250, SLG: 0.250			C C B B S 2-3 K		B X 1-0 FC6-4 1-2f			C X 0-1 1B PB 2B		1 1 0 0 0 1 0	0 0 0 0 0 1 0	0 0 0 0 0 1 0	0 0 0 0 0 0 0	1 0 0 0 0 0 0	0 1 0 0 0 0 0	0 1 0 0 0 0 0
Inning Stats	R: 0 E: 0 K: 2 S: 10 H: 1 LOB: 1 BB: 0 P: 14	R: 0 E: 0 K: 0 S: 4 H: 0 LOB: 0 BB: 0 P: 7	R: 0 E: 0 K: 1 S: 8 H: 0 LOB: 0 BB: 0 P: 12	R: 0 E: 0 K: 1 S: 10 H: 1 LOB: 1 BB: 0 P: 14	R: 0 E: 0 K: 2 S: 9 H: 1 LOB: 1 BB: 0 P: 12	R: 0 E: 0 K: 2 S: 9 H: 0 LOB: 0 BB: 0 P: 15	R: 0 E: 0 K: 0 S: 11 H: 2 LOB: 2 BB: 0 P: 15	R: 2 E: 0 K: 2 S: 15 H: 2 LOB: 1 BB: 1 P: 28	R: 0 E: 0 K: 0 S: 7 H: 0 LOB: 0 BB: 0 P: 11	1B: 6 2B: 1 3B: 0 HR: 0	SF: 0 SAC: 0 DP: 0 HBP: 0					

TOP

Florida Marlins @ Arizona Diamondbacks

Bank One Ballpark, Phoenix, AZ

Sun Aug 11 2002, 4:35 PM EDT
Att. 43,612 - Dome - 72 F

livebaseballscorecards.com

AB	34
R	2
H	7
RBI	1
BB	1
SO	10
LOB	14

PITCHER		IP	WLS	BF	H	R	ER	SO	BB	IBB	HBP	BLK	WP	HR	S	P	ERA	WHIP
Curt Schilling, R ERA: 2.76	(1, 1)	7.0	W	26	5	0	0	8	0	0	0	0	0	0	61	89	0.00	0.714
Mike Koplove, R ERA: 2.2	(8, 1)	1.0		6	2	2	1	2	1	0	0	0	0	0	15	28	9.00	3.000
Mike Fetters, R ERA: 2.88	(9, 1)	1.0		3	0	0	0	0	0	0	0	0	0	0	7	11	0.00	0.000

PITCHER	IP	WLS	BF	H	R	ER	SO	BB	IBB	HBP	BLK	WP	HR	S	P	ERA	WHIP

WP: 0 PB: 1 SB: 2 CS: 0 PA: 35

BOTTOM

Florida Marlins @ Arizona Diamondbacks

Bank One Ballpark, Phoenix, AZ

Sun Aug 11 2002, 4:35 PM EDT
Att. 43,612 - Dome - 72 F

livebaseballscorecards.com

Batter	1	2	3	4	5	6	7	8	9	AB	R	H	RBI	BB	SO	LOB
Tony Womack, L (1, 6) OBP: 0.311, SLG: 0.332	G6-3	FC5-4					G4-3	G4-3		6	1	2	1	0	0	4
Quinton McCracken, S (1, 9) OBP: 0.388, SLG: 0.491		K		F7		G1-4-3	G5-3			5	1	2	0	0	1	2
Junior Spivey, R (1, 4) OBP: 0.411, SLG: 0.530				G5-3		G1-4-3	L7			4	1	1	1	1	0	3
Luis Gonzalez, L (1, 7) OBP: 0.401, SLG: 0.520	F8	K			F8					5	2	2	1	0	1	3
Erubiel Durazo, L (1, 3) OBP: 0.391, SLG: 0.632 Jay Bell, R (8, 3) OBP: 0.250, SLG: 0.300			BB		L8	E		G5-3		2 1	1 0	1 0	0 0	2 0	0 0	0 1
Matt Williams, R (1, 5) OBP: 0.321, SLG: 0.421			K							3	1	2	2	2	1	1
Steve Finley, L (1, 8) OBP: 0.368, SLG: 0.475			L9			E5				5	1	3	1	0	0	2
Chad Moeller, R (1, 2) OBP: 0.329, SLG: 0.311			F9							4	1	2	2	1	0	3
Curt Schilling, R (1, 1) OBP: 0.254, SLG: 0.219 Mike Koplove, R (8, 1) Mark Grace, L (8, PH) OBP: 0.347, SLG: 0.390 Mike Fetters, R (9, 1)				G1-3	G4-3	L4				4 0 0 0	0 0 0 0	1 0 0 0	0 0 1 0	0 0 0 0	0 0 0 0	4 0 0 0
Inning Stats	R: 2 E: 0 K: 0 S: 14 H: 4 LOB: 2 BB: 1 P: 24	R: 1 E: 0 K: 2 S: 19 H: 2 LOB: 2 BB: 1 P: 34	R: 0 E: 0 K: 1 S: 6 H: 0 LOB: 1 BB: 1 P: 14	R: 0 E: 0 K: 0 S: 9 H: 1 LOB: 1 BB: 0 P: 13	R: 2 E: 0 K: 0 S: 10 H: 2 LOB: 1 BB: 1 P: 18	R: 3 E: 1 K: 0 S: 20 H: 5 LOB: 3 BB: 1 P: 38	R: 0 E: 0 K: 0 S: 9 H: 0 LOB: 0 BB: 0 P: 13	R: 1 E: 0 K: 0 S: 13 H: 2 LOB: 3 BB: 2 P: 22		1B: 12 2B: 4 3B: 0 HR: 0 SF: 0 SAC: 0 DP: 1 HBP: 0						

AB	39
R	9
H	16
RBI	8
BB	7
SO	3
LOB	23

PITCHER		IP	WLS	BF	H	R	ER	SO	BB	IBB	HBP	BLK	WP	HR	S	P	ERA	WHIP
Josh Beckett, R ERA: 4.31	(1, 1)	4.0	L	21	7	3	3	3	3	0	0	0	0	0	48	85	6.75	2.500
Carl Pavano, R ERA: 5.84	(5, 1)	1.2		12	7	5	4	0	1	0	0	0	0	0	25	43	21.60	4.800
Graeme Lloyd, L ERA: 4.69	(6, 1)	0.1		3	0	0	0	0	1	0	0	0	0	0	5	13	0.00	3.000
Vic Darensbourg, L ERA: 4.56	(7, 1)	1.0		3	0	0	0	0	0	0	0	0	0	0	9	13	0.00	0.000
Vladimir Nunez, R ERA: 3.22	(8, 1)	1.0		7	2	1	1	0	2	0	0	0	0	0	13	22	9.00	4.000

PITCHER	IP	WLS	BF	H	R	ER	SO	BB	IBB	HBP	BLK	WP	HR	S	P	ERA	WHIP

Arizona Diamondbacks @ Cincinnati Reds

Cinergy Field, Cincinnati, OH

Tue Aug 13 2002, 7:10 PM EDT

Att. 21,280 - Sunny - 93 F

TOP

livebaseballscorecards.com

Batter	1	2	3	4	5	6	7	8	9	AB	R	H	RBI	BB	SO	LOB
Tony Womack, L (1, 6) OBP: 0.312, SLG: 0.331	G6-3		FC4-6 1B		F8		SF8 SH5-4 BB 1-2		G6-3	4	0	1	0	1	0	0
Quinton McCracken, S (1, 9) OBP: 0.385, SLG: 0.487	F7		FC4-6 1-2f		F7		SH5-4 1-2 2-3		FC4-6 1B	4	0	1	0	0	0	1
Junior Spivey, R (1, 4) OBP: 0.409, SLG: 0.524	G6-3			K	L9		SF8 IBB		F7	4	0	0	0	1	1	1
Luis Gonzalez, L (1, 7) OBP: 0.400, SLG: 0.519 David Dellucci, L (3, 7) OBP: 0.329, SLG: 0.474		G4-3		1B BB 1B BB		G4-3	SF8 1-2 2-3 3-H		FC4-6 1-2f	1 2	0 1	0 0	0 1	0 1	0 0	0 1
Erubiel Durazo, L (1, 3) OBP: 0.400, SLG: 0.652		HR		1B 1-2		HR BB	G3-1			2	3	1	1	2	0	2
Matt Williams, R (1, 5) OBP: 0.318, SLG: 0.413		K		1B 1-2 2-3		F9		L9		4	0	1	0	0	1	1
Steve Finley, L (1, 8) OBP: 0.367, SLG: 0.480		L9		L3		HR 1-H		G4-3		4	1	1	2	0	0	3
Rod Barajas, R (1, 2) OBP: 0.270, SLG: 0.323			K	1B 1-2 2-H 3-H		G1-3		2B		4	0	2	2	0	1	0
Rick Helling, R (1, 1) OBP: 0.216, SLG: 0.065 Mark Grace, L (8, PH) OBP: 0.346, SLG: 0.388 Mike Fetters, R (8, 1) Mike Myers, L (8, 1) Mike Koplove, R (9, 1)			G3	L9			SH5-4 BB SF8 BB	G6-3		2 1 0 0 0	1 0 0 0 0	0 0 0 0 0	0 0 0 0 0	1 0 0 0 0	0 0 0 0 0	2 1 0 0 0
Inning Stats	R: 0 H: 0 E: 0 LOB: 0 K: 0 BB: 0 S: 8 P: 12	R: 1 H: 1 E: 0 LOB: 0 K: 1 BB: 0 S: 12 P: 19	R: 0 H: 1 E: 0 LOB: 1 K: 1 BB: 0 S: 11 P: 19	R: 2 H: 2 E: 0 LOB: 2 K: 1 BB: 2 S: 16 P: 28	R: 0 H: 0 E: 0 LOB: 0 K: 0 BB: 0 S: 8 P: 12	R: 2 H: 1 E: 0 LOB: 0 K: 0 BB: 1 S: 10 P: 19	R: 1 H: 0 E: 0 LOB: 2 K: 0 BB: 3 S: 13 P: 28	R: 0 H: 1 E: 0 LOB: 1 K: 0 BB: 0 S: 7 P: 8	R: 0 H: 1 E: 0 LOB: 1 K: 0 BB: 0 S: 11 P: 16	1B: 4 SF: 1 2B: 1 SAC: 1 3B: 0 DP: 0 HR: 2 HBP: 0						WP: 0 PA: 40 PB: 0 SB: 0 CS: 0

	AB	32
	R	6
	H	7
	RBI	6
	BB	6
	SO	3
	LOB	12

PITCHER	IP	WLS	BF	H	R	ER	SO	BB	IBB	HBP	BLK	WP	HR	S	P	ERA	WHIP
Jimmy Haynes, R (1, 1) ERA: 4.51	6.0	L	26	5	5	5	3	3	0	0	0	0	2	65	109	7.50	1.333
Bruce Chen, L (7, 1) ERA: 5.65	1.0		6	0	1	1	0	2	1	0	0	0	0	13	28	9.00	2.000
Joey Hamilton, R (8, 1) ERA: 5.32	2.0		8	2	0	0	0	0	0	0	0	0	0	18	24	0.00	1.000

PITCHER	IP	WLS	BF	H	R	ER	SO	BB	IBB	HBP	BLK	WP	HR	S	P	ERA	WHIP

Batter	1	2	3	4	5	6	7	8	9	AB	R	H	RBI	BB	SO	LOB
Todd Walker, L (1, 4) OBP: 0.340, SLG: 0.421	B C F B S 2-3 ① K		B F F B B S 3-3 ② K			B X 1-0 ① F8		B B C F X 2-2 ② L8		4	0	0	0	0	2	0
Aaron Boone, R (1, 5) OBP: 0.324, SLG: 0.467	B S F F X 1-2 ② P4		B B C S B S 3-3 ③ K			C B X 1-1 HR		B B C X 2-1 2B		4	1	2	1	0	1	0
Ken Griffey Jr., L (1, 8) OBP: 0.385, SLG: 0.430	B B B B 4-0 BB			B C B B B 4-1 BB		B B C B B 4-1 BB		B B S B S S 3-3 ③ K		1	0	0	0	3	1	1
Adam Dunn, L (1, 7) OBP: 0.443, SLG: 0.534	C S B C 1-3 ③ K			B C B F B X 3-2 ① F2		B C F C 1-3 ② K			C B B C B X 3-2 CS 1B	4	0	1	0	0	2	3
Austin Kearns, R (1, 9) OBP: 0.399, SLG: 0.457		B X 1-0 ① L3		F B F F B B S 3-3 ② K		B S B C F X 2-2 ③ G4-3			C B B 1 SAFE B B 4-1 ① 2B BB 1-2 G1-3-2-5-3	3	0	0	0	1	1	2
Sean Casey, L (1, 3) OBP: 0.346, SLG: 0.376		C B B B F X 2-2 1B		F X 0-1 ③ F7			B X 1-0 ① G4-3		B X 1-0 1-3 2B	4	0	2	0	0	0	1
Barry Larkin, R (1, 6) OBP: 0.308, SLG: 0.375	S X 0-1 ② F9				C F B B X 2-2 ① F8		C B X 1-1 ② G1-3		B S B C X 2-2 ② ③ G1-3-2-5-3 3-Hf	4	0	0	0	0	0	3
Jason LaRue, R (1, 2) OBP: 0.311, SLG: 0.382	X 0-0 ③ F2				C B X 1-1 G6-4-3 1B		S F S 0-3 ③ K			3	0	1	0	0	1	1
Joey Hamilton, R (8, 1) OBP: 0.222, SLG: 0.308										0	0	0	0	0	0	0
Jimmy Haynes, R (1, 1) OBP: 0.196, SLG: 0.222			X 0-0 ① F9		S X 0-1 ② ③ G6-4-3 1-2f			F C B X 1-2 ① F2		2	0	0	0	0	0	1
Bruce Chen, L (7, 1) OBP: 0.357, SLG: 0.429										0	0	0	0	0	0	0
Kelly Stinnett, R (8, 2) OBP: 0.333, SLG: 0.414										1	0	0	0	0	0	0
Inning Stats	R: 0 E: 0 K: 2 S: 10 H: 0 LOB: 1 BB: 1 P: 18	R: 0 E: 0 K: 0 S: 7 H: 1 LOB: 1 BB: 0 P: 10	R: 0 E: 0 K: 2 S: 7 H: 0 LOB: 0 BB: 0 P: 13	R: 0 E: 0 K: 1 S: 10 H: 0 LOB: 1 BB: 1 P: 20	R: 0 E: 0 K: 0 S: 7 H: 1 LOB: 0 BB: 0 P: 10	R: 1 E: 0 K: 1 S: 11 H: 1 LOB: 1 BB: 1 P: 20	R: 0 E: 0 K: 1 S: 6 H: 0 LOB: 0 BB: 0 P: 8	R: 0 E: 0 K: 1 S: 11 H: 1 LOB: 1 BB: 0 P: 19	R: 0 E: 0 K: 0 S: 8 H: 2 LOB: 1 BB: 1 P: 18							

PITCHER		IP	WLS	BF	H	R	ER	SO	BB	IBB	HBP	BLK	WP	HR	S	P	ERA	WHIP
Rick Helling, R ERA: 4.56	(1, 1)	7.0	W	26	3	1	1	7	3	0	0	0	0	1	58	99	1.29	0.857
Mike Fetters, R ERA: 2.83	(8, 1)	0.2		3	1	0	0	0	0	0	0	0	0	0	8	13	0.00	1.500
Mike Myers, L ERA: 4.03	(8, 1)	0.2		4	2	0	0	1	1	0	0	0	0	0	8	19	0.00	4.500
Mike Koplove, R ERA: 2.16	(9, 1)	0.2		1	0	0	0	0	0	0	0	0	0	0	3	5	0.00	0.000

PITCHER	IP	WLS	BF	H	R	ER	SO	BB	IBB	HBP	BLK	WP	HR	S	P	ERA	WHIP

BOTTOM

Arizona Diamondbacks @ Cincinnati Reds

Cinergy Field, Cincinnati, OH

Tue Aug 13 2002, 7:10 PM EDT
Att. 21,280 - Sunny - 93 F

livebaseballscorecards.com

AB	30
R	1
H	6
RBI	1
BB	4
SO	8
LOB	12

1B: 3	SF: 0	WP: 0	PA: 34
2B: 3	SAC: 0	PB: 0	
3B: 0	DP: 2	SB: 0	
HR: 1	HBP: 0	CS: 1	

Arizona Diamondbacks @ Cincinnati Reds

Cinergy Field, Cincinnati, OH

Wed Aug 14 2002, 7:10 PM EDT

Att. 20,320 - Cloudy - 75 F

livebaseballscorecards.com

TOP

Batter	1	2	3	4	5	6	7	8	9	AB	R	H	RBI	BB	SO	LOB
Tony Womack, L (1, 6) OBP: 0.315, SLG: 0.336	B C C B X 2-2 G4-3 PB 1B 1B		B X 1-0 S S 1B	B B B C X 3-1 ③ F9		C F X 0-2 2-H 3-H 2B		C X 0-1 ② G1-3		5	1	3	2	0	0	2
David Dellucci, L (1, 7) OBP: 0.331, SLG: 0.464	B C X 1-1 ① G4-3 1-3		B B X 2-0 ① F8		B B B C B 4-1 F9 WP BB	C C F X 0-2 ③ L7		B F B B S B 4-2 BB		3	0	0	0	2	0	3
Junior Spivey, R (1, 4) OBP: 0.409, SLG: 0.521	B S X 1-1 BB 3-H 1B		P B B C B 4-1 S 1-2 BB		C B F B S 2-3 ① K 1-2		S S B X 1-2 ① F8	C X 0-1 ③ G6-3		4	0	1	1	1	1	2
Matt Williams, R (1, 5) OBP: 0.312, SLG: 0.393	B F 1 SAFE B B B 4-1 ② PB WP 1-2 BB		B B C F B S 3-3 ② K 1-2 2-3		F B B X 2-1 ② F9 2-3		B X 1-0 ② G5-3		S F S 0-3 ① K	4	1	0	0	1	2	3
Erubiel Durazo, L (1, 3) OBP: 0.400, SLG: 0.640	B C B B B 4-1 1-H BB		B X 1-0 ③ G6-3		C X 0-1 ③ F8		B C X 1-1 HR 1B		F F B X 1-2 ② G4-3	4	1	1	0	1	0	3
Steve Finley, L (1, 8) OBP: 0.367, SLG: 0.488	C X 0-1 ③ F8			B C F X 1-2 1B 1B		C B X 1-1 ① G6-3	B B S F X 2-2 1-H HR		B B S X 2-1 ③ F5	5	1	2	2	0	0	1
Quinton McCracken, S (1, 9) OBP: 0.383, SLG: 0.488		C C B X 1-2 ① G5-3		B S X 1-1 ① P3		B X 1-0 G1-3 2B 2B	B X 1-0 ③ G6-3			4	1	1	0	0	0	1
Chad Moeller, R (1, 2) OBP: 0.324, SLG: 0.297		X 0-0 ② G5-3		S F C 0-3 ② K		B B B B 4-0 G1-3 2B BB		S B S B S 2-3 ① K		3	1	0	0	1	2	1
Brian Anderson, R (1, 1) OBP: 0.154, SLG: 0.211 Jay Bell, R (8, PH) OBP: 0.280, SLG: 0.476 Mike Koplove, R (8, 1) Greg Swindell, L (9, 1)		F C X 0-2 ③ G1-3		X 0-0 1-2 1B		S X 0-1 ② G1-3 1-2 2-3		C B F B X 2-2 HR		3 1 0 0	0 1 0 0	1 1 0 0	0 1 0 0	0 0 0 0	0 0 0 0	2 0 0 0
Inning Stats	R: 2 H: 2 E: 0 LOB: 1 K: 0 BB: 2 S: 11 P: 23	R: 0 H: 0 E: 0 LOB: 0 K: 0 BB: 0 S: 7 P: 8	R: 0 H: 1 E: 0 LOB: 2 K: 1 BB: 1 S: 9 P: 19	R: 0 H: 2 E: 0 LOB: 2 K: 1 BB: 0 S: 11 P: 16	R: 0 H: 0 E: 0 LOB: 1 K: 1 BB: 1 S: 8 P: 16	R: 2 H: 2 E: 0 LOB: 1 K: 0 BB: 1 S: 12 P: 18	R: 2 H: 2 E: 0 LOB: 0 K: 0 BB: 0 S: 10 P: 16	R: 1 H: 1 E: 0 LOB: 1 K: 1 BB: 1 S: 12 P: 20	R: 0 H: 0 E: 0 LOB: 0 K: 1 BB: 0 S: 8 P: 11	1B: 6 SF: 0 2B: 2 SAC: 0 3B: 0 DP: 0 HR: 2 HBP: 0						

AB	36
R	7
H	10
RBI	6
BB	6
SO	5
LOB	18

WP: 2 PA: 42
PB: 3
SB: 3
CS: 0

PITCHER		IP	WLS	BF	H	R	ER	SO	BB	IBB	HBP	BLK	WP	HR	S	P	ERA	WHIP
Jared Fernandez, R ERA: 3.7	(1, 1)	4.2		22	5	2	0	3	4	0	0	0	2	0	44	80	0.00	1.929
Gabe White, L ERA: 3.02	(5, 1)	0.1		1	0	0	0	0	0	0	0	0	0	0	2	2	0.00	0.000
John Riedling, R ERA: 2.62	(6, 1)	2.0	L	11	4	4	4	0	1	0	0	0	0	1	22	34	18.00	2.500
Jose Rijo, R ERA: 4.9	(8, 1)	1.0		5	1	1	1	1	1	0	0	0	0	1	12	20	9.00	2.000
Bruce Chen, L ERA: 5.57	(9, 1)	1.0		3	0	0	0	1	0	0	0	0	0	0	8	11	0.00	0.000

Batter	1	2	3	4	5	6	7	8	9	AB	R	H	RBI	BB	SO	LOB
Todd Walker, L (1, 4) OBP: 0.340, SLG: 0.419	X 0-0 ① F9		B B F C X 2-2 ② L4			C X 0-1 FC4-6 1B			C B X 1-1 ① F9	4	0	1	0	0	0	0
Aaron Boone, R (1, 5) OBP: 0.321, SLG: 0.463	C F B X 2-2 ② G3-1		X 0-0 ③ P4			S B C F B B X 3-2 ① F8			C X 0-1 ② G4-3	4	0	0	0	0	0	1
Ken Griffey Jr., L (1, 8) OBP: 0.381, SLG: 0.424	B B B C C X 3-2 ③ F9			F B F X 1-2 ① F8		B F B F X 2-2 ② FC4-6 PO 1-2f			X 0-0 1B	4	0	1	0	0	0	1
Adam Dunn, L (1, 7) OBP: 0.441, SLG: 0.534		S X 0-1 1B 2B		B F C S 1-3 ② K		1 SAFE 0-0 ③ PO 1-2	X 0-0 ① L4		B X 1-0 ③ F7	4	1	1	0	0	1	1
Austin Kearns, R (1, 9) OBP: 0.401, SLG: 0.458		B C S T F X 1-2 1B G1-6-3 2-H 1B		S X 0-1 1B			F C B F X 1-2 ② F7			3	1	2	1	0	0	0
Sean Casey, L (1, 3) OBP: 0.346, SLG: 0.375		C X 0-1 G1-6-3 1-3 1B		B F C X 1-2 ③ F9			S B X 1-1 ③ F8			3	0	1	0	0	0	1
Barry Larkin, R (1, 6) OBP: 0.306, SLG: 0.372		X 0-0 ①② G1-6-3 1-2f 3-H			B B C X 2-1 ① G4-3			X 0-0 ① F9		3	0	0	0	0	0	1
Jason LaRue, R (1, 2) OBP: 0.308, SLG: 0.378		B S S X 1-2 ③ F3			S B X 1-1 ② G3			S B S S 1-3 ② K		3	0	0	0	0	1	0
Jared Fernandez, R (1, 1) OBP: 0.273, SLG: 0.200		B B S F S 2-3 ① K			X 0-0 ③ F8			B S S S 1-3 ③ K		1	0	0	0	0	1	0
Gabe White, L (5, 1)										0	0	0	0	0	0	0
Juan Castro, R (5, PH) OBP: 0.157, SLG: 0.128										1	0	0	0	0	0	0
John Riedling, R (6, 1)										0	0	0	0	0	0	0
Jose Rijo, R (8, 1) OBP: 0.125, SLG: 0.125										0	0	0	0	0	0	0
Russell Branyan, L (8, PH) OBP: 0.326, SLG: 0.453										1	0	0	0	0	1	0
Bruce Chen, L (9, 1) OBP: 0.357, SLG: 0.429										0	0	0	0	0	0	0
Inning Stats	R: 0 E: 0 K: 0 S: 7 H: 0 LOB: 0 BB: 0 P: 12	R: 2 E: 0 K: 0 S: 13 H: 3 LOB: 0 BB: 0 P: 15	R: 0 E: 0 K: 1 S: 7 H: 0 LOB: 0 BB: 0 P: 11	R: 0 E: 0 K: 1 S: 11 H: 1 LOB: 1 BB: 0 P: 14	R: 0 E: 0 K: 0 S: 5 H: 0 LOB: 0 BB: 0 P: 8	R: 0 E: 0 K: 0 S: 9 H: 1 LOB: 0 BB: 0 P: 14	R: 0 E: 0 K: 0 S: 7 H: 0 LOB: 0 BB: 0 P: 9	R: 0 E: 0 K: 2 S: 7 H: 0 LOB: 0 BB: 0 P: 9	R: 0 E: 0 K: 0 S: 6 H: 1 LOB: 1 BB: 0 P: 8	1B: 5 2B: 1 3B: 0 HR: 0 SF: 0 SAC: 0 DP: 1 HBP: 0						

PITCHER		IP	WLS	BF	H	R	ER	SO	BB	IBB	HBP	BLK	WP	HR	S	P	ERA	WHIP
Brian Anderson, L ERA: 4.76	(1, 1)	7.0	W	24	5	2	2	2	0	0	0	0	0	0	59	83	2.57	0.714
Mike Koplove, R ERA: 2.1	(8, 1)	1.0		3	0	0	0	2	0	0	0	0	0	0	7	9	0.00	0.000
Greg Swindell, L ERA: 4.76	(9, 1)	1.0		4	1	0	0	0	0	0	0	0	0	0	6	8	0.00	1.000

PITCHER	IP	WLS	BF	H	R	ER	SO	BB	IBB	HBP	BLK	WP	HR	S	P	ERA	WHIP

BOTTOM

Arizona Diamondbacks @ Cincinnati Reds

Cinergy Field, Cincinnati, OH

Wed Aug 14 2002, 7:10 PM EDT
Att. 20,320 - Cloudy - 75 F

livebaseballscorecards.com

AB	31
R	2
H	6
RBI	1
BB	0
SO	4
LOB	5

Arizona Diamondbacks @ Cincinnati Reds

Cinergy Field, Cincinnati, OH

Thu Aug 15 2002, 7:10 PM EDT

Att. 25,813 - Cloudy - 87 F

livebaseballscorecards.com

TOP

Batter	1	2	3	4	5	6	7	8	9	AB	R	H	RBI	BB	SO	LOB
Tony Womack, L (1, 6) OBP: 0.314, SLG: 0.335	C F B X 1-2 ① G4-3		B C X 1-1 ② G5-3		C B F B X 2-2 ② G4-3 2-3		C B F X 1-2 E4 CS		B X 1-0 1B 1B	5	0	1	0	0	0	1
Quinton McCracken, S (1, 9) OBP: 0.387, SLG: 0.506	C F B F C 1-3 ② K		X 0-0 HR		C B X 1-1 1B HR 3-H 2B		F B B X 2-1 ① F8		S S X 0-2 FC4-6 1-2 1B	5	2	3	2	0	1	1
Junior Spivey, R (1, 4) OBP: 0.408, SLG: 0.519	C F F B B F S 2-3 ③ K		F B B X 2-1 E5 1B		F B C F X 1-2 HR 2-3 1B		B C F B X 3-2 ②③ G6-3 1-2		B C B X 2-1 ③ FC4-6 1-2f	5	1	2	0	0	1	3
Steve Finley, L (1, 8) OBP: 0.366, SLG: 0.493		B C S S 1-3 ① K	B F B B X 3-1 ③ G3		B B X 2-0 HR 1-H 3-H			C B C F B X 2-2 ① F8		4	1	1	3	0	1	1
Mark Grace, L (1, 3) OBP: 0.345, SLG: 0.386		B X 1-0 BB 1B		F X 0-1 ① G6-3	B X 1-0 ③ L7			F C S 0-3 ② K		4	0	1	0	0	1	0
Matt Williams, R (1, 5) OBP: 0.320, SLG: 0.425		B F B B B 4-1 1-2 BB		S B X 1-1 ② G1-3		B B X 2-0 HR		B S F S 1-3 ③ K		3	1	1	1	1	1	0
David Dellucci, L (1, 7) OBP: 0.323, SLG: 0.451		B C B X 2-1 ② F9		B X 1-0 ③ F7		C S S 0-3 ① K			B X 1-0 ① G1-3	4	0	0	0	0	1	2
Chad Moeller, R (1, 2) OBP: 0.308, SLG: 0.279		B S S S B S 2-3 ③ K			B X 1-0 ① F7	C C B B S 2-3 ② K			B C B X 2-1 ② G5-3	4	0	0	0	0	2	2
Randy Johnson, R (1, 1) OBP: 0.143, SLG: 0.136 Greg Colbrunn, R (9, PH) OBP: 0.377, SLG: 0.602 Mike Fetters, R (9, 1) Mike Myers, L (9, 1)			C B B F X 2-2 ① G4-3		C X 0-1 G4-3 2B	B B F F X 2-2 ③ G4-3			X 0-0 HR	3 1 0 0	1 1 0 0	1 1 0 0	0 1 0 0	0 0 0 0	0 0 0 0	0 0 0 0
Inning Stats	R: 0 E: 0 K: 2 S: 12 H: 0 LOB: 0 BB: 0 P: 16	R: 0 E: 0 K: 2 S: 10 H: 1 LOB: 2 BB: 1 P: 20	R: 1 E: 1 K: 0 S: 10 H: 2 LOB: 1 BB: 0 P: 18	R: 0 E: 0 K: 0 S: 5 H: 0 LOB: 0 BB: 0 P: 7	R: 4 E: 0 K: 0 S: 14 H: 4 LOB: 0 BB: 0 P: 22	R: 1 E: 0 K: 2 S: 10 H: 1 LOB: 0 BB: 0 P: 16	R: 0 E: 1 K: 0 S: 8 H: 0 LOB: 0 BB: 0 P: 14	R: 0 E: 0 K: 2 S: 10 H: 0 LOB: 0 BB: 0 P: 13	R: 1 E: 0 K: 0 S: 10 H: 3 LOB: 2 BB: 0 P: 16	1B: 5 2B: 2 3B: 0 HR: 4 SF: 0 SAC: 0 DP: 0 HBP: 0						

	AB	38
	R	7
	H	11
	RBI	7
	BB	1
	SO	8
	LOB	10

WP: 0 PB: 0 SB: 0 CS: 1 PA: 39

PITCHER		IP	WLS	BF	H	R	ER	SO	BB	IBB	HBP	BLK	WP	HR	S	P	ERA	WHIP
Ryan Dempster, R ERA: 5.79	(1, 1)	6.0	L	27	8	6	6	6	1	0	0	0	0	3	61	99	9.00	1.500
Scott Williamson, R ERA: 4.01	(7, 1)	2.0		6	0	0	0	2	0	0	0	0	0	0	18	27	0.00	0.000
Danny Graves, R ERA: 3.61	(9, 1)	1.0		6	3	1	1	0	0	0	0	0	0	1	10	16	9.00	3.000

PITCHER	IP	WLS	BF	H	R	ER	SO	BB	IBB	HBP	BLK	WP	HR	S	P	ERA	WHIP

BOTTOM

Arizona Diamondbacks @ Cincinnati Reds

Cinergy Field, Cincinnati, OH

Thu Aug 15 2002, 7:10 PM EDT

Att. 25,813 - Cloudy - 87 F

livebaseballscorecards.com

Batter	1	2	3	4	5	6	7	8	9	AB	R	H	RBI	BB	SO	LOB
Barry Larkin, R (1, 6) OBP: 0.303, SLG: 0.368	B X 1-0 ① P4		B B X 2-0 ③ F9			C X 0-1 ③ F7		B C F X 1-2 ② F8		4	0	0	0	0	0	0
Aaron Boone, R (1, 5) OBP: 0.321, SLG: 0.460	C S B F B X 2-2 ② G1-3			B S B X 2-1 ① G6-3			F B B S X 2-2 E5 G5-3 1B HBP	C B S B B B 4-2 BB		3	1	0	0	1	0	0
Ken Griffey Jr., L (1, 8) OBP: 0.377, SLG: 0.418 Sean Casey, L (7, 3) OBP: 0.347, SLG: 0.376	C C S 0-3 ③ K			S S B F C 1-3 ② K			C S X 0-2 HBP G5-3 **1-2** 1B	B F X 1-1 ③ F8		2 2	0 0	0 1	0 0	0 0	2 0	0 1
Austin Kearns, R (1, 9) OBP: 0.399, SLG: 0.456 (7, 8)		C B B C S 2-3 ① K		F C C 0-3 ③ K			B F X 1-1 ① G5-3 **1-2** **2-3**		F F B F B B X 3-2 HBP 1B 1B	4	0	1	0	0	2	2
Adam Dunn, L (1, 3) OBP: 0.440, SLG: 0.529 (7, 9)		C S X 0-2 ② G3			B B C C B S 3-3 ① K		F F H 1-2 HBP HBP		X 0-0 ① L7	3	0	0	0	0	1	1
Brandon Larson, R (1, 7) OBP: 0.382, SLG: 0.583 Russell Branyan, L (9, PH) OBP: 0.325, SLG: 0.451		B F S X 1-2 HR			C F B B B F F B F B 4-2 G5-4-3 BB		B F C B B H 4-2 **1-2** **2-3** **3-H** HBP		B B S F S 2-3 ② K	1 1	1 0	1 0	2 0	1 0	0 1	0 1
Todd Walker, L (1, 4) OBP: 0.339, SLG: 0.418		C F B F S 1-3 ③ K			F X 0-1 ② ③ G5-4-3 **1-2f**		B F F B F F F S 2-3 ② K		X 0-0 HBP **1-2** 1B	4	0	1	0	0	2	4
Jason LaRue, R (1, 2) OBP: 0.308, SLG: 0.374			S F S 0-3 ① K			S C B S 1-3 ① K	C S S 0-3 ③ K		S S B B F F H 3-2 **1-2** **2-3** HBP	3	0	0	0	0	3	3
Ryan Dempster, R (1, 1) OBP: 0.167, SLG: 0.196 Juan Castro, R (6, PH) OBP: 0.154, SLG: 0.125 Scott Williamson, R (7, 1) Kelly Stinnett, R (8, PH) OBP: 0.324, SLG: 0.400 Danny Graves, R (9, 1) Reggie Taylor, L (9, PH) OBP: 0.273, SLG: 0.458			C S S 0-3 ② K			S C F B X 1-2 ② G5-3		B B X 2-0 ① F9	C X 0-1 ③ P5	1 1 0 1 0 0 1	0 0 0 0 0 0 0	0 0 0 0 0 0 0	0 0 0 0 0 0 0	0 0 0 0 0 0 0	1 0 0 0 0 0 0	0 0 0 0 0 0 3
Inning Stats	R: 0 E: 0 K: 1 S: 8 H: 0 LOB: 0 BB: 0 P: 11	R: 1 E: 0 K: 2 S: 13 H: 1 LOB: 0 BB: 0 P: 17	R: 0 E: 0 K: 2 S: 7 H: 0 LOB: 0 BB: 0 P: 9	R: 0 E: 0 K: 2 S: 9 H: 0 LOB: 0 BB: 0 P: 12	R: 0 E: 0 K: 1 S: 10 H: 0 LOB: 0 BB: 1 P: 17	R: 0 E: 0 K: 1 S: 9 H: 0 LOB: 0 BB: 0 P: 11	R: 1 E: 1 K: 2 S: 21 H: 1 LOB: 3 BB: 0 P: 31	R: 0 E: 0 K: 0 S: 8 H: 0 LOB: 1 BB: 1 P: 16	R: 0 E: 0 K: 1 S: 15 H: 2 LOB: 3 BB: 0 P: 23	1B: 3 2B: 0 3B: 0 HR: 1	SF: 0 SAC: 0 DP: 1 HBP: 3						

AB	31
R	2
H	4
RBI	2
BB	2
SO	12
LOB	15

PITCHER		IP	WLS	BF	H	R	ER	SO	BB	IBB	HBP	BLK	WP	HR	S	P	ERA	WHIP
Randy Johnson, L ERA: 2.55	(1, 1)	8.0	W	30	2	2	1	11	2	0	2	0	0	1	85	124	1.12	0.500
Mike Fetters, R ERA: 2.79	(9, 1)	0.2		5	2	0	0	1	0	0	1	0	0	0	13	21	0.00	3.000
Mike Myers, L ERA: 3.99	(9, 1)	0.1	S	1	0	0	0	0	0	0	0	0	0	0	2	2	0.00	0.000

PITCHER	IP	WLS	BF	H	R	ER	SO	BB	IBB	HBP	BLK	WP	HR	S	P	ERA	WHIP

Arizona Diamondbacks @ Chicago Cubs

Wrigley Field, Chicago, IL

Fri Aug 16 2002, 2:20 PM CDT

Att. 39,188 - Overcast - 79 F

TOP

livebaseballscorecards.com

Batter	1	2	3	4	5	6	7	8	9	AB	R	H	RBI	BB	SO	LOB
Tony Womack, L (1, 6) OBP: 0.313, SLG: 0.334	G6-3			E2 L9 SF9 1B		E6 G6-3			K	4	1	1	0	0	1	0
Quinton McCracken, S (1, 9) OBP: 0.385, SLG: 0.502	CS 1B			L9 2-3		G6-3 1-2			G6-3	4	0	1	0	0	0	2
Junior Spivey, R (1, 4) OBP: 0.407, SLG: 0.518	F7			SF9 3-H		K			BB 1B	3	0	1	1	0	1	2
Greg Colbrunn, R (1, 3) OBP: 0.368, SLG: 0.587 Mark Grace, L (8, 3) OBP: 0.347, SLG: 0.386	CS 1-2	F9		G5-3			L9		BB 1-2	3 0	0 0	0 0	0 0	0 1	0 0	0 0
Matt Williams, R (1, 5) OBP: 0.327, SLG: 0.440		K			E WP 2B		L6 1B		L6	4	1	2	0	0	1	2
Steve Finley, L (1, 8) OBP: 0.363, SLG: 0.489		F9			E9 WP 2-3		L9			3	0	0	0	0	0	1
Damian Miller, R (1, 2) OBP: 0.347, SLG: 0.450		K			F8 1-2 3-H			G5-4-3 1B		3	0	1	0	0	1	1
David Dellucci, L (1, 7) OBP: 0.317, SLG: 0.442		G6-3			K			G5-4-3 1-2f		3	0	0	0	0	1	1
Curt Schilling, R (1, 1) OBP: 0.243, SLG: 0.209 Byung-Hyun Kim, R (9, 1) OBP: 1.000, SLG: 1.000		G5-3				G5-3		K		3 0	0 0	0 0	0 0	0 0	1 0	0 0
Inning Stats	R: 0 E: 0 K: 0 S: 11 H: 1 LOB: 0 BB: 0 P: 19	R: 0 E: 0 K: 1 S: 6 H: 0 LOB: 0 BB: 0 P: 11	R: 0 E: 0 K: 1 S: 7 H: 0 LOB: 0 BB: 0 P: 11	R: 1 E: 1 K: 0 S: 10 H: 1 LOB: 0 BB: 0 P: 14	R: 1 E: 1 K: 1 S: 9 H: 1 LOB: 0 BB: 0 P: 16	R: 0 E: 1 K: 1 S: 14 H: 0 LOB: 1 BB: 0 P: 22	R: 0 E: 0 K: 0 S: 9 H: 1 LOB: 0 BB: 0 P: 11	R: 0 E: 0 K: 1 S: 8 H: 1 LOB: 0 BB: 0 P: 11	R: 0 E: 0 K: 1 S: 10 H: 1 LOB: 2 BB: 1 P: 21	1B: 5 2B: 1 3B: 0 HR: 0	SF: 1 SAC: 0 DP: 1 HBP: 0						

	AB	30
	R	2
	H	6
	RBI	1
	BB	1
	SO	6
	LOB	9

WP: 1 PB: 0 SB: 0 CS: 1 PA: 33

PITCHER		IP	WLS	BF	H	R	ER	SO	BB	IBB	HBP	BLK	WP	HR	S	P	ERA	WHIP
39 Steve Smyth, L ERA: 6.6	(1, 1)	6.0	L	21	3	2	1	4	0	0	0	0	1	0	57	93	1.50	0.500
Tom Gordon, R ERA: 4.05	(7, 1)	2.0		6	2	0	0	1	0	0	0	0	0	0	17	22	0.00	1.000
Jeff Fassero, L ERA: 6.19	(9, 1)	0.2		2	0	0	0	1	0	0	0	0	0	0	6	11	0.00	0.000
Francis Beltran, R ERA: 6.75	(9, 1)	0.1		3	1	0	0	0	1	0	0	0	0	0	4	10	0.00	6.000

PITCHER	IP	WLS	BF	H	R	ER	SO	BB	IBB	HBP	BLK	WP	HR	S	P	ERA	WHIP

Batter	1	2	3	4	5	6	7	8	9	AB	R	H	RBI	BB	SO	LOB
Chris Stynes, R (1, 4) OBP: 0.319, SLG: 0.382	C C F B F C 1-3 K ①		X 0-0 CS 1B			C B X 1-1 G6-3 ①			F X 0-1 L7 ①	4	0	1	0	0	1	0
Bill Mueller, S (1, 5) OBP: 0.347, SLG: 0.385	B C F S 1-3 K ②		B B B C C F X 3-2 FC6-4 1-2 1B ②			B B F S F X 2-2 F8 ②			C B F C 1-3 K ②	4	0	1	0	0	2	0
Sammy Sosa, R (1, 9) OBP: 0.421, SLG: 0.652	C S S 0-3 K ③		S S F B X 1-2 FC6-4 1-2f ③			B F B B F F S 3-3 K ③			B S X 1-1 HR	4	1	1	1	0	2	1
Fred McGriff, L (1, 3) OBP: 0.348, SLG: 0.511 Roosevelt Brown, L (9, PR) OBP: 0.272, SLG: 0.308		B S F X 1-2 F7 ①		B F C X 1-2 L7 ①			F F S 0-3 K ①		X 0-0 1B 1B	4 0	0 0	1 0	0 0	0 0	1 0	0 0
Moises Alou, R (1, 7) OBP: 0.327, SLG: 0.420		F B F B X 2-2 1B 1B		S F F F B B S 2-3 K ②			B X 1-0 F9 ②		X 0-0 1-3 1B	4	0	2	0	0	1	0
Corey Patterson, L (1, 8) OBP: 0.299, SLG: 0.421		B F S S F S 1-3 K ②		C F B S 1-3 K ③			B F X 1-1 F5 ③		S X 0-1 L9 ③	4	0	0	0	0	2	3
Alex Gonzalez, R (1, 6) OBP: 0.300, SLG: 0.417		F C X 0-2 FC5-4 1-2 1B			B B X 2-0 G5-3 ①			X 0-0 L8 ①		3	0	1	0	0	0	0
Joe Girardi, R (1, 2) OBP: 0.277, SLG: 0.303		C X 0-1 FC5-4 1-2f ③			B F X 1-1 F8 ②			F S S 0-3 K ②		3	0	0	0	0	1	2
39 Steve Smyth, L (1, 1) OBP: 0.167, SLG: 0.167 Tom Gordon, R (7, 1) Chad Hermansen, R (8, PH) OBP: 0.274, SLG: 0.377 Jeff Fassero, L (9, 1) Francis Beltran, R (9, 1)			B C S S F B S 2-3 K ①		C X 0-1 G6-3 ③			S B S S S 1-3 K ③		2 0 1 0 0	0 0 0 0 0	0 0 0 0 0	0 0 0 0 0	0 0 0 0 0	1 0 1 0 0	0 0 0 0 0
Inning Stats	R: 0 E: 0 K: 3 S: 11 H: 0 LOB: 0 BB: 0 P: 13	R: 0 E: 0 K: 1 S: 16 H: 2 LOB: 2 BB: 0 P: 20	R: 0 E: 0 K: 1 S: 13 H: 2 LOB: 1 BB: 0 P: 19	R: 0 E: 0 K: 2 S: 11 H: 0 LOB: 0 BB: 0 P: 15	R: 0 E: 0 K: 0 S: 5 H: 0 LOB: 0 BB: 0 P: 8	R: 0 E: 0 K: 1 S: 10 H: 0 LOB: 0 BB: 0 P: 16	R: 0 E: 0 K: 1 S: 7 H: 0 LOB: 0 BB: 0 P: 9	R: 0 E: 0 K: 2 S: 7 H: 0 LOB: 0 BB: 0 P: 8	R: 1 E: 0 K: 1 S: 11 H: 3 LOB: 2 BB: 0 P: 13	1B: 6 2B: 0 3B: 0 HR: 1	SF: 0 SAC: 0 DP: 0 HBP: 0						

PITCHER	IP	WLS	BF	H	R	ER	SO	BB	IBB	HBP	BLK	WP	HR	S	P	ERA	WHIP
Curt Schilling, R (1, 1) ERA: 2.69	8.2	W	31	6	1	1	12	0	0	0	0	0	1	88	118	1.04	0.692
Byung-Hyun Kim, R (9, 1) ERA: 2.31	0.1	S	2	1	0	0	0	0	0	0	0	0	0	3	3	0.00	3.000

PITCHER	IP	WLS	BF	H	R	ER	SO	BB	IBB	HBP	BLK	WP	HR	S	P	ERA	WHIP

BOTTOM

Arizona Diamondbacks @ Chicago Cubs

Wrigley Field, Chicago, IL

Fri Aug 16 2002, 2:20 PM CDT

Att. 39,188 - Overcast - 79 F

livebaseballscorecards.com

AB	33
R	1
H	7
RBI	1
BB	0
SO	12
LOB	6

WP: 0 PB: 0 SB: 0 CS: 1 PA: 33

Arizona Diamondbacks @ Chicago Cubs

Wrigley Field, Chicago, IL

Sat Aug 17 2002, 12:05 PM CDT

Att. 38,728 - Overcast - 78 F

TOP

livebaseballscorecards.com

Batter	1	2	3	4	5	6	7	8	9	AB	R	H	RBI	BB	SO	LOB
Tony Womack, L (1, 6) OBP: 0.314, SLG: 0.335	CBBCFX 2-2 CS 1B		LX 0-1 SH1-3 2-H 1B		CCX 0-2 ② G5-3 1-2		CBBX 2-1 ② F8		BBCX 2-1 ② G3	5	0	2	1	0	0	2
Quinton McCracken, S (1, 9) OBP: 0.387, SLG: 0.502	BBX 2-0 ① L7		X 0-0 ① SH1-3 1-2		BX 1-0 ③ L7		X 0-0 FC6-4 1-3 1B		X 0-0 E 1B HR 1B	4	1	2	0	0	0	2
Junior Spivey, R (1, 4) OBP: 0.405, SLG: 0.514	BFCS 1-3 ② K		BSTCS 1-3 ② K			X 0-0 ① G6-3	X 0-0 ③ FC6-4 1-2f		BCCX 1-2 E HR 1B	5	1	1	0	0	2	4
Steve Finley, L (1, 8) OBP: 0.362, SLG: 0.484	S 0-1 ③ CS 1-2	BX 1-0 ① G1-3	BX 1-0 ③ F7			CBFBBX 3-2 ② G4-3		BBBB 4-0 BB BB	BBX 2-0 E6 1-2 2-3 HR	4	1	0	0	1	0	3
Erubiel Durazo, L (1, 3) OBP: 0.411, SLG: 0.662		CBCCC 1-3 ② K		BBCSBB 4-2 G6-4-3 BB		CBBBBX 3-1 FC6-4 1B		BCBBBCB 4-2 1-2 BB	X 0-0 1-H 2-H 3-H HR	3	1	2	4	2	1	0
Matt Williams, R (1, 5) OBP: 0.321, SLG: 0.421		BFBFFBB 4-2 1B BB	BX 1-0 ① ② G6-4-3 1-2f			X 0-0 ③ FC6-4 1-2f		CLS 0-3 ① K	CCX 0-2 ③ F8	4	0	0	0	1	1	4
David Dellucci, L (1, 7) OBP: 0.316, SLG: 0.437		BFX 1-1 1-2 1B	BFBX 2-1 ③ G3-1				BFX 1-1 ① G6-3	CX 0-1 ② F8		4	0	1	0	0	0	2
Rod Barajas, R (1, 2) OBP: 0.279, SLG: 0.333 Mark Grace, L (8, PH) OBP: 0.346, SLG: 0.384 Chad Moeller, R (8, 2) OBP: 0.308, SLG: 0.279	FBFFS 1-3 ③ K				BBCFBB 4-2 G5-3 BB		CFFX 0-2 1B 2B	BX 1-0 ③ G4-3		2 1 0	1 0 0	1 0 0	0 0 0	1 0 0	1 0 0	2 2 0
Miguel Batista, R (1, 1) OBP: 0.256, SLG: 0.351 Jay Bell, R (7, PH) OBP: 0.308, SLG: 0.500 Mike Koplove, R (7, 1) Greg Swindell, L (7, 1) Mike Fetters, R (8, 1) Greg Colbrunn, R (9, PH) OBP: 0.366, SLG: 0.582 Byung-Hyun Kim, R (9, 1) OBP: 1.000, SLG: 1.000			X 0-0 1B 2B		BBBCCL 3-3 ① K		BBSX 2-1 1B 2-H 1B		SSBBBBS 3-3 ① K	2 1 0 0 0 1	1 0 0 0 0 0	1 1 0 0 0 0	0 1 0 0 0 0	1 0 0 0 0 1	1 0 0 0 0 0	1 0 0 0 0 0
Inning Stats	R: 0 H: 1 E: 0 LOB: 0 K: 1 BB: 0 S: 10 P: 15	R: 0 H: 1 E: 0 LOB: 2 K: 2 BB: 1 S: 13 P: 21	R: 1 H: 2 E: 0 LOB: 1 K: 1 BB: 0 S: 9 P: 11	R: 0 H: 0 E: 0 LOB: 0 K: 0 BB: 1 S: 5 P: 12	R: 0 H: 0 E: 0 LOB: 1 K: 1 BB: 1 S: 9 P: 17	R: 0 H: 1 E: 0 LOB: 1 K: 0 BB: 0 S: 7 P: 13	R: 1 H: 3 E: 0 LOB: 2 K: 0 BB: 0 S: 12 P: 17	R: 0 H: 0 E: 0 LOB: 2 K: 1 BB: 2 S: 8 P: 17	R: 4 H: 3 E: 1 LOB: 0 K: 1 BB: 0 S: 14 P: 22	1B: 8 SF: 0 2B: 2 SAC: 1 3B: 0 DP: 1 HR: 1 HBP: 0						

	AB	36
	R	6
	H	11
	RBI	6
	BB	5
	SO	7
	LOB	22

PITCHER		IP	WLS	BF	H	R	ER	SO	BB	IBB	HBP	BLK	WP	HR	S	P	ERA	WHIP
34 Kerry Wood, R ERA: 3.91	(1, 1)	6.0		24	5	1	1	5	3	0	0	0	0	0	53	89	1.50	1.333
Joe Borowski, R ERA: 2.5	(7, 1)	1.0	B	6	3	1	1	0	0	0	0	0	0	0	12	17	9.00	3.000
Jeff Fassero, L ERA: 6.19	(8, 1)	0.0		2	0	0	0	0	2	0	0	0	0	0	2	10	∞	∞
Kyle Farnsworth, R ERA: 6.09	(8, 1)	2.0	L	10	3	4	0	2	0	0	0	0	0	1	20	29	0.00	1.500

PITCHER	IP	WLS	BF	H	R	ER	SO	BB	IBB	HBP	BLK	WP	HR	S	P	ERA	WHIP

Batter	1	2	3	4	5	6	7	8	9	AB	R	H	RBI	BB	SO	LOB
Mark Bellhorn, S (1, 4) OBP: 0.380, SLG: 0.528	B C B X 2-1 2B 1B	B C F F X 1-2 ③ F2			B X 1-0 ② F7		B C B B B 4-1 BB		B C B S B B 4-2 1-2 BB	3	1	1	0	2	0	2
Bill Mueller, S (1, 5) OBP: 0.347, SLG: 0.386	B B C B X 3-1 HR 1-H 2B		C X 0-1 ① L9		B C F B B F B 4-2 1-2 BB		B F S B B B F X 3-2 ③ P4		X 0-0 ③ G4-3	4	0	1	1	1	0	5
Sammy Sosa, R (1, 9) OBP: 0.419, SLG: 0.655	B B S F T B X 3-2 ① 2-3 HR		B F C B X 2-2 ② G4-3		B F B F B X 3-2 ③ G1-3			C S T F B F B S 2-3 ① K		4	1	1	1	0	1	2
Fred McGriff, L (1, 3) OBP: 0.345, SLG: 0.506	B F F C 1-3 ② K		X 0-0 ③ G6-3			C B B X 2-1 ① L7		B F S F F S 1-3 ② K		4	0	0	0	0	2	0
Moises Alou, R (1, 7) OBP: 0.327, SLG: 0.418	X 0-0 1B			X 0-0 ① F8		B X 1-0 ② G1-3		B X 1-0 ③ G3-1		4	0	1	0	0	0	0
Corey Patterson, L (1, 8) OBP: 0.297, SLG: 0.417	X 0-0 ③ G3			B F F S 1-3 ② K		B F S S B S 2-3 ③ K			C C F S 0-3 ① K	4	0	0	0	0	3	1
Alex Gonzalez, R (1, 6) OBP: 0.302, SLG: 0.418		B F C X 1-2 ① L6		C B S S 1-3 ③ K			B F X 1-1 F8 SH2-3 1B		C B X 1-1 1B 1B 1B	4	0	2	0	0	1	0
Todd Hundley, S (1, 2) OBP: 0.272, SLG: 0.373 Joe Girardi, R (9, PR) OBP: 0.277, SLG: 0.303		B B S B X 3-1 34 1B 2B			B F B X 2-1 ① F7		B B X 2-0 ① SH2-3 1-2		C B F X 1-2 1B 1-2 1B	3 0	0 0	2 0	0 0	0 0	0 0	0 0
34 Kerry Wood, R (1, 1) OBP: 0.185, SLG: 0.137 Joe Borowski, R (7, 1) OBP: 0.133, SLG: 0.333 Roosevelt Brown, L (7, PH) OBP: 0.270, SLG: 0.306 Jeff Fassero, L (8, 1) Kyle Farnsworth, R (8, 1) Chris Stynes, R (9, PH) OBP: 0.323, SLG: 0.386		X 0-0 ② 2-3 1B			F B B B B 4-1 BB		B F X 1-1 ② F8 2-3		B C X 1-1 ② BB 1-3 2-H 1B	1 0 0 0 0 1	0 0 0 0 0 0	1 0 0 0 0 0	0 0 0 0 0 0	1 0 0 0 0 0	0 0 0 0 0 0	0 0 1 0 0 0
Inning Stats	R: 2 E: 0 K: 1 S: 13 H: 4 LOB: 1 BB: 0 P: 22	R: 0 E: 0 K: 0 S: 10 H: 2 LOB: 1 BB: 0 P: 15	R: 0 E: 0 K: 0 S: 6 H: 0 LOB: 0 BB: 0 P: 8	R: 0 E: 0 K: 2 S: 7 H: 0 LOB: 0 BB: 0 P: 9	R: 0 E: 0 K: 0 S: 10 H: 0 LOB: 2 BB: 2 P: 24	R: 0 E: 0 K: 1 S: 6 H: 0 LOB: 0 BB: 0 P: 11	R: 0 E: 0 K: 0 S: 10 H: 1 LOB: 2 BB: 1 P: 21	R: 0 E: 0 K: 2 S: 12 H: 0 LOB: 0 BB: 0 P: 16	R: 0 E: 0 K: 1 S: 14 H: 3 LOB: 3 BB: 1 P: 21	1B: 7 2B: 2 3B: 0 HR: 1	SF: 0 SAC: 1 DP: 0 HBP: 0					

PITCHER		IP	WLS	BF	H	R	ER	SO	BB	IBB	HBP	BLK	WP	HR	S	P	ERA	WHIP
Miguel Batista, R ERA: 4.08	(1, 1)	6.0		24	6	2	2	4	2	0	0	0	0	1	52	89	3.00	1.333
Mike Koplove, R ERA: 2.06	(7, 1)	0.2		4	1	0	0	0	1	0	0	0	0	0	6	14	0.00	3.000
Greg Swindell, L ERA: 4.71	(7, 1)	0.1		1	0	0	0	0	0	0	0	0	0	0	4	7	0.00	0.000
Mike Fetters, R ERA: 2.72	(8, 1)	1.0	W	3	0	0	0	2	0	0	0	0	0	0	12	16	0.00	0.000
Byung-Hyun Kim, R ERA: 2.27	(9, 1)	1.0		6	3	0	0	1	1	0	0	0	0	0	14	21	0.00	4.000

PITCHER	IP	WLS	BF	H	R	ER	SO	BB	IBB	HBP	BLK	WP	HR	S	P	ERA	WHIP

BOTTOM

Arizona Diamondbacks @ Chicago Cubs

Wrigley Field, Chicago, IL

Sat Aug 17 2002, 12:05 PM CDT

Att. 38,728 - Overcast - 78 F

livebaseballscorecards.com

AB	33
R	2
H	10
RBI	2
BB	4
SO	7
LOB	11

1B: 7	SF: 0	WP: 0	PA: 38
2B: 2	SAC: 1	PB: 0	
3B: 0	DP: 0	SB: 0	
HR: 1	HBP: 0	CS: 0	

Arizona Diamondbacks @ Chicago Cubs

Wrigley Field, Chicago, IL

Sun Aug 18 2002, 1:20 PM CDT

Att. 38,540 - Sunny - 72 F

TOP

livebaseballscorecards.com

Batter	1	2	3	4	5	6	7	8	9	AB	R	H	RBI	BB	SO	LOB
Tony Womack, L (1, 6) OBP: 0.315, SLG: 0.338	G1-3	E4		K		2B		1B		5	0	2	0	0	1	2
Quinton McCracken, S (1, 9) OBP: 0.384, SLG: 0.494	BB	L7			K	K		G1-2-3		4	1	0	0	1	2	7
Junior Spivey, R (1, 4) OBP: 0.405, SLG: 0.511	E BB HBP	K			1B	L8			G4-3	4	0	1	0	0	1	4
Steve Finley, L (1, 8) OBP: 0.362, SLG: 0.480	E BB		G3-1		L7		K		G5-4-3 BB	3	0	0	0	2	1	1
Jay Bell, R (1, 5) OBP: 0.290, SLG: 0.444	E6		K		1B		K		G5-4-3	5	0	1	1	0	2	3
Mark Grace, L (1, 3) OBP: 0.341, SLG: 0.378	K		G3		K		L8			4	0	0	0	0	2	5
Damian Miller, R (1, 2) OBP: 0.349, SLG: 0.461	G6-3			K		IHR		1B BB G1-2-3		3	1	1	1	1	1	3
David Dellucci, L (1, 7) OBP: 0.314, SLG: 0.429		K		BB		E4 2B		K		3	0	0	0	1	2	1
Rick Helling, R (1, 1) OBP: 0.225, SLG: 0.061		E HBP		K		K		1B BB		2	0	0	0	0	2	2
Erubiel Durazo, L (8, PH) OBP: 0.415, SLG: 0.662										0	0	0	0	1	0	0
Mike Fetters, R (8, 1)										0	0	0	0	0	0	0
Mike Myers, L (8, 1)										0	0	0	0	0	0	0
Matt Mantei, R (9, 1)										0	0	0	0	0	0	0
Inning Stats	R: 1 E: 1 K: 1 S: 16 H: 0 LOB: 3 BB: 2 P: 29	R: 0 E: 1 K: 2 S: 11 H: 0 LOB: 2 BB: 0 P: 18	R: 0 E: 0 K: 1 S: 7 H: 0 LOB: 0 BB: 0 P: 12	R: 0 E: 0 K: 3 S: 9 H: 0 LOB: 1 BB: 1 P: 17	R: 0 E: 0 K: 2 S: 18 H: 2 LOB: 2 BB: 0 P: 27	R: 1 E: 1 K: 2 S: 17 H: 2 LOB: 2 BB: 0 P: 26	R: 0 E: 0 K: 2 S: 7 H: 0 LOB: 0 BB: 0 P: 12	R: 0 E: 0 K: 1 S: 14 H: 1 LOB: 2 BB: 2 P: 25	R: 0 E: 0 K: 0 S: 7 H: 0 LOB: 0 BB: 1 P: 11	1B: 3 2B: 1 3B: 0 HR: 1	SF: 0 SAC: 0 DP: 2 HBP: 2						

AB	33
R	2
H	5
RBI	2
BB	6
SO	14
LOB	28

WP: 0 PB: 0 SB: 0 CS: 0 PA: 41

PITCHER		IP	WLS	BF	H	R	ER	SO	BB	IBB	HBP	BLK	WP	HR	S	P	ERA	WHIP
Matt Clement, R (1, 1) ERA: 3.69		5.1		28	4	2	2	10	3	0	2	0	0	0	73	121	3.38	1.312
Tom Gordon, R (6, 1) ERA: 3.74		1.2		5	0	0	0	3	0	0	0	0	0	0	12	20	0.00	0.000
Joe Borowski, R (8, 1) ERA: 2.47		1.0		5	1	0	0	1	2	0	0	0	0	0	14	25	0.00	3.000
Antonio Alfonseca, R (9, 1) ERA: 4.23		1.0	W	3	0	0	0	0	1	0	0	0	0	0	7	11	0.00	1.000

PITCHER	IP	WLS	BF	H	R	ER	SO	BB	IBB	HBP	BLK	WP	HR	S	P	ERA	WHIP

Batter	1	2	3	4	5	6	7	8	9	AB	R	H	RBI	BB	SO	LOB
Mark Bellhorn, S (1, 4) OBP: 0.380, SLG: 0.530	C B B B X 3-1 1B 2B		F B F C 1-3 ① K		B C C F C 1-3 ③ K			F F B X 1-2 ① G6-3		3	1	1	0	0	2	1
Chris Stynes, R (7, 4) OBP: 0.321, SLG: 0.384										1	0	0	0	0	0	0
Bill Mueller, S (1, 5) OBP: 0.349, SLG: 0.389	B C F F B X 2-2 ① G6-3		B F F B B S 3-3 ② K			X 0-0 2B		C F F B B F B B 4-2 PB WP SF8 BB		3	1	1	0	1	1	1
Sammy Sosa, R (1, 9) OBP: 0.417, SLG: 0.651	C C S 0-3 ② K		B C S S S 1-3 ③ K			X 0-0 ① F3		B B C B F B 4-2 FC6-4 1B 1-3 BB		3	0	0	0	0	2	2
Chad Hermansen, R (7, 9) OBP: 0.277, SLG: 0.377										0	0	0	0	1	0	0
Fred McGriff, L (1, 3) OBP: 0.344, SLG: 0.505	C B B B X 3-1 2-H 1B			B B F F B S 3-3 ① K		C X 0-1 ② L8		C X 0-1 ② SF8 3-H		3	0	1	2	0	1	1
Moises Alou, R (1, 7) OBP: 0.326, SLG: 0.416	X 0-0 ③ P4			X 0-0 ② F8		F B B B X 2-1 ③ F8		B C X 1-1 FC6-4 1-2 1B		4	0	1	0	0	0	2
Corey Patterson, L (1, 8) OBP: 0.296, SLG: 0.416		C X 0-1 G6-3 1B		C B S F B X 2-2 ③ F9			X 0-0 ① G3	S B B S T X 2-2 ③ FC6-4 1-2f 2-3		4	0	1	0	0	0	2
Alex Gonzalez, R (1, 6) OBP: 0.304, SLG: 0.418		B X 1-0 ① G6-3 1-2			C S X 0-2 SH3 1B		X 0-0 ② L7		C X 0-1 S 1B 1B	4	1	2	0	0	0	1
Joe Girardi, R (1, 2) OBP: 0.282, SLG: 0.304		X 0-0 ② F9			B X 1-0 ① F5		B C B B B 4-1 BB		S L X 0-2 1-H 1B	3	0	1	1	1	0	2
Matt Clement, R (1, 1) OBP: 0.140, SLG: 0.109		C S B F B F C 2-3 ③ K			B X 1-0 ② SH3 1-2		B C C B X 2-2 ③ P6			1	0	0	0	0	1	1
Tom Gordon, R (6, 1)										0	0	0	0	0	0	0
Angel Echevarria, R (7, PH) OBP: 0.302, SLG: 0.408										1	0	0	0	0	0	1
Joe Borowski, R (8, 1) OBP: 0.333, SLG: 0.333										0	0	0	0	0	0	0
Antonio Alfonseca, R (9, 1) OBP: 0.667, SLG: 0.667										0	0	0	0	0	0	0
Inning Stats	R: 1 H: 2 E: 0 LOB: 1 K: 1 BB: 0 S: 12 P: 20	R: 0 H: 1 E: 0 LOB: 1 K: 1 BB: 0 S: 9 P: 12	R: 0 H: 0 E: 0 LOB: 0 K: 3 BB: 0 S: 9 P: 14	R: 0 H: 0 E: 0 LOB: 0 K: 1 BB: 0 S: 8 P: 13	R: 0 H: 1 E: 0 LOB: 1 K: 1 BB: 0 S: 9 P: 12	R: 0 H: 1 E: 0 LOB: 1 K: 0 BB: 0 S: 6 P: 8	R: 0 H: 0 E: 0 LOB: 1 K: 0 BB: 1 S: 6 P: 12	R: 1 H: 1 E: 0 LOB: 2 K: 0 BB: 2 S: 18 P: 30	R: 1 H: 2 E: 0 LOB: 1 K: 0 BB: 0 S: 5 P: 5	1B: 6 SF: 1 2B: 2 SAC: 1 3B: 0 DP: 0 HR: 0 HBP: 0						WP: 1 PA: 35 PB: 1 SB: 1 CS: 0	

PITCHER		IP	WLS	BF	H	R	ER	SO	BB	IBB	HBP	BLK	WP	HR	S	P	ERA	WHIP
Rick Helling, R ERA: 4.38	(1, 1)	7.0		27	5	1	1	7	1	0	0	0	0	0	59	91	1.29	0.857
Mike Fetters, R ERA: 2.91	(8, 1)	0.1	H	3	0	1	1	0	2	0	0	0	1	0	10	19	27.00	6.000
Mike Myers, L ERA: 3.9	(8, 1)	0.2	B	3	1	0	0	0	0	0	0	0	0	0	8	11	0.00	1.500
Matt Mantei, R ERA: 5.4	(9, 1)	0.0	L	2	2	1	1	0	0	0	0	0	0	0	5	5	∞	∞

PITCHER	IP	WLS	BF	H	R	ER	SO	BB	IBB	HBP	BLK	WP	HR	S	P	ERA	WHIP

BOTTOM

Arizona Diamondbacks @ Chicago Cubs

Wrigley Field, Chicago, IL

Sun Aug 18 2002, 1:20 PM CDT

Att. 38,540 - Sunny - 72 F

livebaseballscorecards.com

AB	30
R	3
H	8
RBI	3
BB	3
SO	7
LOB	14

Batter	1	2	3	4	5	6	7	8	9	AB	R	H	RBI	BB	SO	LOB
Barry Larkin, R (1, 6) OBP: 0.305, SLG: 0.373	X 0-0 BB HBP 2B	B S B B C T X 3-2 F8		X 0-0 G1-3			C B X 1-1 G6-3		C F F X 0-2 WP G6-3 1B	5	1	2	0	0	0	2
Adam Dunn, L (1, 7) OBP: 0.428, SLG: 0.507	B B S F B S 3-3 K	B F C F S 1-3 K			C B B F S 2-3 K		C B F C 1-3 K		F B F B S 2-3 K	5	0	0	0	0	5	3
Aaron Boone, R (1, 5) OBP: 0.316, SLG: 0.453	F B B B C X 3-2 P3		B C F B B B F T F F F 3-3 S K		F S F B B B S 2-3 K		F S S 0-3 K		B X 1-0 G6-3 1-2	5	0	0	0	0	3	2
Austin Kearns, R (1, 8) OBP: 0.407, SLG: 0.483 (2, 9)	C B B B C B 4-2 HBP BB BB	B X 1-0			X 0-0 HR			X 0-0 FC1-5 1B 1B	C B C B B F F F B 4-2 2-3 BB	3	1	3	1	2	0	0
Sean Casey, L (1, 3) OBP: 0.348, SLG: 0.379	B B B B C B 4-1 HBP 1-2 2-3 BB	B C X 1-1 L7			C F S 0-3 K			C F X 0-2 1B FC1-5 1-2 SF9 1B	B X 1-0 G3	4	1	1	0	1	1	3
Ruben Mateo, R (1, 9) OBP: 0.315, SLG: 0.400 Reggie Taylor, L (2, 8) OBP: 0.282, SLG: 0.476	C B S B H 3-2 1-2 2-3 3-H HBP		C S T C 0-3			S S X 0-2 3B		X 0-0 FC1-5 SF9 1B 1-2 2-3f		0 3	0 0	0 1	1 0	0 0	0 1	0 3
Todd Walker, L (1, 4) OBP: 0.335, SLG: 0.412	C X 0-1 P4			C F C 0-3		C X 0-1 G4-3		F B F F B X 2-2 S 1-2 2-3 1B		4	0	1	0	0	1	4
Kelly Stinnett, R (1, 2) OBP: 0.400, SLG: 0.389 Ken Griffey Jr., L (8, PH) OBP: 0.382, SLG: 0.444 Jason LaRue, R (8, 2) OBP: 0.308, SLG: 0.373		B B C B B B 4-1 SH3 BB		B C B F X 2-2 1B		B S C C C 1-3		C X 0-1 SF9 2-3 3-H		2 0 0	0 0 0	1 0 0	0 1 0	1 0 0	1 0 0	1 0 0
Ryan Dempster, R (1, 1) OBP: 0.183, SLG: 0.191 Juan Castro, R (6, PH) OBP: 0.179, SLG: 0.154 Scott Williamson, R (6, 1) Gabe White, L (7, 1) Russell Branyan, L (8, PH) OBP: 0.321, SLG: 0.445 Joey Hamilton, R (8, 1) OBP: 0.222, SLG: 0.308 Bruce Chen, L (8, 1) OBP: 0.333, SLG: 0.400 Danny Graves, R (8, 1)	X 0-0 SH3 1-2		B L B C S 2-3 K		C X 0-1 P6		S S X 0-2 G4-3 1-2		1 1 0 0 1 0 0 0 0	0 0 0 0 0 0 0 0 0	0 0 0 0 0 0 0 0 0	0 0 0 0 0 0 0 0 0	0 0 0 0 0 0 0 0 0	1 1 0 0 0 0 0 0 0	1 1 0 0 2 0 0 0 0
Inning Stats	R: 1 H: 1 E: 0 LOB: 3 K: 1 BB: 2 S: 14 P: 31	R: 0 H: 0 E: 0 LOB: 1 K: 1 BB: 1 S: 10 P: 18	R: 0 H: 1 E: 0 LOB: 1 K: 2 BB: 0 S: 14 P: 19	R: 0 H: 1 E: 0 LOB: 1 K: 2 BB: 0 S: 10 P: 14	R: 1 H: 1 E: 0 LOB: 0 K: 3 BB: 0 S: 11 P: 15	R: 0 H: 1 E: 0 LOB: 1 K: 1 BB: 0 S: 10 P: 11	R: 0 H: 0 E: 0 LOB: 0 K: 2 BB: 0 S: 8 P: 10	R: 1 H: 3 E: 0 LOB: 2 K: 0 BB: 0 S: 14 P: 16	R: 0 H: 1 E: 0 LOB: 2 K: 1 BB: 1 S: 14 P: 22	1B: 6 2B: 1 3B: 1 HR: 1	SF: 1 SAC: 1 DP: 0 HBP: 1				WP: 1 PB: 0 SB: 1 CS: 0	PA: 41	

PITCHER		IP	WLS	BF	H	R	ER	SO	BB	IBB	HBP	BLK	WP	HR	S	P	ERA	WHIP
Randy Johnson, L ERA: 2.55	(1, 1)	7.0		30	5	2	2	12	3	0	1	0	0	1	77	118	2.57	1.143
Mike Koplove, R ERA: 2.31	(8, 1)	0.0		1	1	1	1	0	0	0	0	0	0	0	1	1	∞	∞
Mike Myers, L ERA: 3.86	(8, 1)	0.1	H	3	2	0	0	0	0	0	0	0	0	0	8	10	0.00	6.000
Mike Fetters, R ERA: 2.86	(8, 1)	0.2	W	2	0	0	0	0	0	0	0	0	0	0	5	5	0.00	0.000
Byung-Hyun Kim, R ERA: 2.24	(9, 1)	1.0	S	5	1	0	0	1	1	0	0	0	1	0	14	22	0.00	2.000

PITCHER	IP	WLS	BF	H	R	ER	SO	BB	IBB	HBP	BLK	WP	HR	S	P	ERA	WHIP

TOP

Cincinnati Reds @ Arizona Diamondbacks

Bank One Ballpark, Phoenix, AZ

Tue Aug 20 2002, 9:35 PM EDT
Att. 39,145 - Dome - 72 F

livebaseballscorecards.com

AB	34
R	3
H	9
RBI	3
BB	4
SO	13
LOB	22

BOTTOM

Cincinnati Reds @ Arizona Diamondbacks

Bank One Ballpark, Phoenix, AZ

Tue Aug 20 2002, 9:35 PM EDT

Att. 39,145 - Dome - 72 F

livebaseballscorecards.com

Batter	1	2	3	4	5	6	7	8	9	AB	R	H	RBI	BB	SO	LOB
Tony Womack, L (1, 6) OBP: 0.321, SLG: 0.343	2-2 1B 2B	1-2 1B 1-2 2-H		4-2 BB			4-1 CS BB			2	1	2	1	2	0	0
Quinton McCracken, S (1, 9) OBP: 0.382, SLG: 0.490	2-2 FC5-4 1B 2-H	0-0 F8		1-0 P6			1-0 F9			4	0	1	1	0	0	4
Junior Spivey, R (1, 4) OBP: 0.401, SLG: 0.506	2-2 FC5-4 1B 1B 1-2f	0-1 F8			0-1 L1		1 SAFE 0-0 CS 1-2	2-3 K BB BB SF9		4	2	0	0	0	1	3
Steve Finley, L (1, 8) OBP: 0.363, SLG: 0.479	2-2 1B 1-3 1B		2-2 G4-3		1-3 K			4-1 SF9 BB G3-1 1-2 BB		3	1	1	0	1	1	0
Erubiel Durazo, L (1, 3) OBP: 0.417, SLG: 0.655	1-1 G1-6-3 1B 1-3 3-H		0-2 L9		1-2 F8			4-2 G3-1 BB 1-2 2-3		3	0	1	1	1	0	0
Matt Williams, R (1, 5) OBP: 0.318, SLG: 0.418	0-1 G1-6-3 1-2f		0-0 1B			2-3 K		0-0 SF9 2-3 3-H		3	0	1	1	0	1	2
David Dellucci, L (1, 7) OBP: 0.313, SLG: 0.420		4-1 1B 1B BB	0-0 F8			0-1 F9		1-0 G3-1 1-2 3-H		3	1	0	1	1	0	2
Chad Moeller, R (1, 2) OBP: 0.305, SLG: 0.278		0-0 1B 1B 1-2		1-2 F3		3-3 K		3-1 L9		4	0	1	0	0	1	1
Randy Johnson, R (1, 1) OBP: 0.139, SLG: 0.132 Jay Bell, R (7, PH) OBP: 0.281, SLG: 0.429 Mike Koplove, R (8, 1) Mike Myers, L (8, 1) Mike Fetters, R (8, 1) Byung-Hyun Kim, R (9, 1) OBP: 1.000, SLG: 1.000		0-3 K		1-3 K			2-1 L7			2 1 0 0 0 0	0 0 0 0 0 0	0 0 0 0 0 0	0 0 0 0 0 0	0 0 0 0 0 0	2 0 0 0 0 0	2 0 0 0 0 0
Inning Stats	R: 2 E: 0 K: 0 S: 19 H: 4 LOB: 1 BB: 0 P: 28	R: 1 E: 0 K: 1 S: 11 H: 2 LOB: 2 BB: 1 P: 16	R: 0 E: 0 K: 0 S: 9 H: 1 LOB: 1 BB: 0 P: 11	R: 0 E: 0 K: 1 S: 9 H: 0 LOB: 1 BB: 1 P: 16	R: 0 E: 0 K: 1 S: 8 H: 0 LOB: 0 BB: 0 P: 10	R: 0 E: 0 K: 2 S: 8 H: 0 LOB: 0 BB: 0 P: 13	R: 0 E: 0 K: 0 S: 4 H: 0 LOB: 0 BB: 1 P: 11	R: 2 E: 0 K: 1 S: 13 H: 0 LOB: 1 BB: 2 P: 27		1B: 6 2B: 1 3B: 0 HR: 0 SF: 1 SAC: 0 DP: 1 HBP: 0						

PITCHER		IP	WLS	BF	H	R	ER	SO	BB	IBB	HBP	BLK	WP	HR	S	P	ERA	WHIP
Ryan Dempster, R ERA: 5.78	(1, 1)	5.0		23	7	3	3	3	2	0	0	0	0	0	56	81	5.40	1.800
Scott Williamson, R ERA: 3.76	(6, 1)	1.1		4	0	0	0	2	0	0	0	0	0	0	10	17	0.00	0.000
Gabe White, L ERA: 2.91	(7, 1)	0.2		2	0	0	0	0	1	0	0	0	0	0	2	7	0.00	1.500
Joey Hamilton, R ERA: 5.79	(8, 1)	0.0	L	2	0	2	2	1	1	0	0	0	1	0	7	13	∞	∞
Bruce Chen, L ERA: 5.37	(8, 1)	0.0		1	0	0	0	0	1	0	0	0	0	0	2	6	∞	∞

PITCHER		IP	WLS	BF	H	R	ER	SO	BB	IBB	HBP	BLK	WP	HR	S	P	ERA	WHIP
Danny Graves, R ERA: 3.69	(8, 1)	1.0		3	0	0	0	0	0	0	0	0	0	0	4	8	0.00	0.000

AB	29
R	5
H	7
RBI	5
BB	5
SO	6
LOB	14

WP: 1 PB: 0 SB: 0 CS: 1 PA: 36

Batter	1	2	3	4	5	6	7	8	9	AB	R	H	RBI	BB	SO	LOB
Todd Walker, L (1, 4) OBP: 0.334, SLG: 0.415	X 0-0 ① L8			B X 1-0 ① L7		X 0-0 1B 3B		X 0-0 ① G1-3		4	1	1	0	0	0	0
Aaron Boone, R (1, 5) (3, 6) Luke Hudson, R (6, 1) Kelly Stinnett, R (7, 2) OBP: 0.316, SLG: 0.453 OBP: 0.391, SLG: 0.378	C X 0-1 ② G4-3			F B S S 1-3 ② K		F X 0-1 1B 3-H 1B		B B F C B F X 3-2 ② G5-3		3 0 1	0 0 0	1 0 0	1 0 0	0 0 0	1 0 0	0 0 0
Adam Dunn, L (1, 7) OBP: 0.425, SLG: 0.502	C X 0-1 ③ G3			S X 0-1 ③ F3		C C F S 0-3 ② K		X 0-0 ③ F8		4	0	0	0	0	1	1
Austin Kearns, R (1, 9) OBP: 0.411, SLG: 0.500		S C C 0-3 ① K			B X 1-0 G4-3 3B	B S S B B B X 3-2 1-3 1B			B C B X 2-1 HR	4	2	3	1	0	1	0
Sean Casey, L (1, 3) OBP: 0.347, SLG: 0.376		C X 0-1 ② G3			B B B B 4-0 G4-3 SH1-4 BB	F S F F F S 0-3 ③ K			C C S 0-3 ① K	3	0	0	0	1	2	2
Barry Larkin, R (1, 6) Jose Rijo, R (3, 1) Juan Castro, R (6, 6) OBP: 0.304, SLG: 0.372 OBP: 0.125, SLG: 0.125 OBP: 0.190, SLG: 0.167		X 0-0 ③ G3			X 0-0 ① SH1-4 1-2		C X 0-1 1B		B S B S S 2-3 ② K	1 0 2	0 0 0	0 0 1	0 0 0	0 0 0	0 0 1	0 0 0
Reggie Taylor, L (1, 8) OBP: 0.276, SLG: 0.466			X 0-0 ① F8		X 0-0 ② G4-3 2-3 3-H		C F S 0-3 ① K		F S B S 1-3 ③ K	4	0	0	1	0	2	2
Jason LaRue, R (1, 2) Bruce Chen, L (7, 1) OBP: 0.305, SLG: 0.369 OBP: 0.333, SLG: 0.400			S B X 1-1 ② G3-1		C S B B B S 3-3 ③ K		S S B S 1-3 ② K			3 0	0 0	0 0	0 0	0 0	2 0	2 0
Brian Moehler, R (1, 1) Russell Branyan, L (3, PH) (3, 5) OBP: 0.318, SLG: 0.440			C C S 0-3 ③ K			C S B S 1-3 ① K	S B X 1-1 ③ F8			0 3	0 0	0 0	0 0	0 0	0 2	0 1
Inning Stats	R: 0 E: 0 K: 0 S: 5 H: 0 LOB: 0 BB: 0 P: 5	R: 0 E: 0 K: 1 S: 6 H: 0 LOB: 0 BB: 0 P: 6	R: 0 E: 0 K: 1 S: 6 H: 0 LOB: 0 BB: 0 P: 7	R: 0 E: 0 K: 1 S: 6 H: 0 LOB: 0 BB: 0 P: 8	R: 1 E: 0 K: 1 S: 6 H: 1 LOB: 1 BB: 1 P: 14	R: 1 E: 0 K: 3 S: 19 H: 3 LOB: 2 BB: 0 P: 23	R: 0 E: 0 K: 2 S: 10 H: 1 LOB: 1 BB: 0 P: 12	R: 0 E: 0 K: 0 S: 6 H: 0 LOB: 0 BB: 0 P: 9	R: 1 E: 0 K: 3 S: 11 H: 1 LOB: 0 BB: 0 P: 16	1B: 3 2B: 0 3B: 2 HR: 1 SF: 0 SAC: 1 DP: 0 HBP: 0						

PITCHER		IP	WLS	BF	H	R	ER	SO	BB	IBB	HBP	BLK	WP	HR	S	P	ERA	WHIP
Curt Schilling, R ERA: 2.68	(1, 1)	7.0	W	27	5	2	2	9	1	0	0	0	0	0	58	75	2.57	0.857
Brian Anderson, L ERA: 4.73	(8, 1)	1.0		3	0	0	0	0	0	0	0	0	0	0	6	9	0.00	0.000
Matt Mantei, R ERA: 5.65	(9, 1)	1.0		4	1	1	1	3	0	0	0	0	0	1	11	16	9.00	1.000

PITCHER	IP	WLS	BF	H	R	ER	SO	BB	IBB	HBP	BLK	WP	HR	S	P	ERA	WHIP

TOP

Cincinnati Reds @ Arizona Diamondbacks

Bank One Ballpark, Phoenix, AZ

Wed Aug 21 2002, 10:05 PM EDT

Att. 37,080 - Dome - 72 F

livebaseballscorecards.com

AB	32
R	3
H	6
RBI	3
BB	1
SO	12
LOB	8

Batter	1	2	3	4	5	6	7	8	9	AB	R	H	RBI	BB	SO	LOB
Tony Womack, L (1, 6) OBP: 0.321, SLG: 0.343	B B C F F B X 3-2 HR 1B	C F F F F F X 0-2 ② L5		B B X 2-0 ① P6		C S B X 1-2 WP BB 1B	B S S F F X 1-2 E6 1B 2-3 3-H			5	1	2	0	0	0	3
Quinton McCracken, S (1, 9) OBP: 0.386, SLG: 0.504	B B B C X 3-1 1-H HR	C B X 1-1 2B 2-3 1B		X 0-0 ② G3 1-2		B B B C F X 3-2 ② F7	B F X 1-1 1-3 3-H 1B			5	2	3	3	0	0	2
Junior Spivey, R (1, 4) OBP: 0.406, SLG: 0.512 Brian Anderson, R (8, 1) OBP: 0.154, SLG: 0.211 Matt Mantei, R (9, 1)	C F B B B B 4-2 2B BB	X 0-0 1-H 3B 3-H 2B		C X 0-1 1B 2-H 2B		C B B B B 4-1 WP 1-2 BB	S F B X 1-2 ③ F3			3 0 0	3 0 0	2 0 0	3 0 0	2 0 0	0 0 0	2 0 0
Steve Finley, L (1, 8) OBP: 0.366, SLG: 0.488	B C F X 1-2 G4-3 1-H 2B	B C X 1-1 2-H 3B		B B X 2-0 2-H 1B		B C B S F S 2-3 ③ K 1-2 2-3		C X 0-1 ① L9		5	0	3	3	0	1	2
Erubiel Durazo, L (1, 3) OBP: 0.416, SLG: 0.644	F X 0-1 ① G4-3 2-3	B F B B B F F F S 3-3 ③ K		B S B X 2-1 ③ G3			B B F B B 4-1 BB BB WP BB	C B X 1-1 1B		4	1	1	0	1	1	3
Matt Williams, R (1, 5) OBP: 0.307, SLG: 0.402 Jay Bell, R (8, 5) OBP: 0.273, SLG: 0.414	C B B S F X 2-2 ② P4	C B X 1-1 ① G5-3	C X 0-1 ① G5-3			C F B B F B X 3-2 ① F9	B F B F X 2-2 ② P3			4 1	0 0	0 0	0 0	0 0	0 0	2 1
David Dellucci, L (1, 7) OBP: 0.315, SLG: 0.416	X 0-0 ③ G3	C C F B B F B F F 3-2 ② X F7	X 0-0 G6-4-3 1B			B B F B B B 4-1 WP BB 1-2 E BB	B B X 2-0 ③ F7			4	1	1	0	1	0	2
Damian Miller, R (1, 2) OBP: 0.351, SLG: 0.460		B B B C X 3-1 1B SH1-4 2B 1B	C S S 0-3 ③ K	B X 1-0 ②③ G6-4-3 1-2f			F B F B B B 4-2 E WP 1-2 2-3 1B BB			3	2	1	0	1	1	1
Curt Schilling, R (1, 1) OBP: 0.250, SLG: 0.206 Greg Colbrunn, R (7, PH) OBP: 0.363, SLG: 0.577 Alex Cintron, S (8, 4) OBP: 0.347, SLG: 0.409		X 0-0 ① SH1-4 1-2		S S B B F B B 4-2 G3 2B BB		S S B F X 1-2 G6-3	B X 1-0 ② L6 1-2 2-3 3-H			1 1 0	1 0 0	0 0 0	0 0 0	1 0 0	0 0 0	0 2 0
Inning Stats	R: 3 E: 0 K: 0 S: 18 H: 3 LOB: 1 BB: 1 P: 31	R: 3 E: 0 K: 1 S: 20 H: 4 LOB: 1 BB: 0 P: 28	R: 0 E: 0 K: 1 S: 12 H: 0 LOB: 0 BB: 0 P: 16	R: 2 E: 0 K: 0 S: 10 H: 2 LOB: 1 BB: 1 P: 20	R: 0 E: 0 K: 0 S: 4 H: 1 LOB: 0 BB: 0 P: 5	R: 0 E: 0 K: 1 S: 15 H: 1 LOB: 2 BB: 1 P: 26	R: 3 E: 1 K: 0 S: 19 H: 1 LOB: 2 BB: 3 P: 38	R: 0 E: 0 K: 0 S: 8 H: 1 LOB: 1 BB: 0 P: 13		1B: 8 2B: 3 3B: 1 HR: 1 SF: 0 SAC: 1 DP: 1 HBP: 0						

PITCHER		IP	WLS	BF	H	R	ER	SO	BB	IBB	HBP	BLK	WP	HR	S	P	ERA	WHIP
Brian Moehler, R ERA: 4.73	(1, 1)	2.0	L	14	7	6	6	1	1	0	0	0	0	1	38	59	27.00	4.000
Jose Rijo, R ERA: 5.02	(3, 1)	3.2		15	4	2	2	1	1	0	0	0	0	0	36	56	4.91	1.364
Luke Hudson, R ERA: 4.5	(6, 1)	1.0		7	0	3	1	1	4	0	0	0	2	0	14	36	9.00	4.000
Bruce Chen, L ERA: 5.27	(7, 1)	1.1		7	2	0	0	0	0	0	0	0	0	0	18	26	0.00	1.500

PITCHER	IP	WLS	BF	H	R	ER	SO	BB	IBB	HBP	BLK	WP	HR	S	P	ERA	WHIP

BOTTOM

Cincinnati Reds @ Arizona Diamondbacks

Bank One Ballpark, Phoenix, AZ

Wed Aug 21 2002, 10:05 PM EDT

Att. 37,080 - Dome - 72 F

livebaseballscorecards.com

AB	36
R	11
H	13
RBI	9
BB	6
SO	3
LOB	20

WP: 2 PA: 43
PB: 0
SB: 0
CS: 0

Cincinnati Reds @ Arizona Diamondbacks

Bank One Ballpark, Phoenix, AZ

Thu Aug 22 2002, 9:35 PM EDT

Att. 31,884 - Dome - 72 F

livebaseballscorecards.com

TOP

Batter	1	2	3	4	5	6	7	8	9	AB	R	H	RBI	BB	SO	LOB
Todd Walker, L (1, 4) OBP: 0.335, SLG: 0.415	G3-1		BB, 1B 1B	B1-3 1-2		F7			G4-3, WP 1B	5	0	2	0	0	0	1
Aaron Boone, R (1, 6) OBP: 0.317, SLG: 0.454	K		BB 1-2 1B	G5-3		2B			K	5	0	2	0	0	2	2
Adam Dunn, L (1, 7) OBP: 0.423, SLG: 0.498	P5		G6-3 1-2 2-3 BB	G4-3		K			G4-3 1-3	4	0	0	0	1	1	3
Austin Kearns, R (1, 9) OBP: 0.411, SLG: 0.497		BB, G4-3 BB	K		E, HBP 1B		G5-3		G6-3	4	0	1	0	1	1	4
Sean Casey, L (1, 3) OBP: 0.346, SLG: 0.373		G4-3 1-2	G6-3 1-2f		G5-3, E 1-2 HBP		F8			3	0	0	0	0	0	4
Russell Branyan, L (1, 5) OBP: 0.314, SLG: 0.434		K		E1 2B 3B	E5 1-2 2-3		G5-3			4	1	0	0	0	1	3
Reggie Taylor, L (1, 8) OBP: 0.281, SLG: 0.469		BB BB		1-3 3B 2B	K			K		3	1	1	0	1	2	3
Jason LaRue, R (1, 2) OBP: 0.308, SLG: 0.375		1-2 2-3 BB		2-H 3-H 1B 3B	G5-3 2-3f			F8		3	1	1	2	1	0	3
Chris Reitsma, R (1, 1) OBP: 0.143, SLG: 0.111 Ruben Mateo, R (6, PH) OBP: 0.309, SLG: 0.392 Bruce Chen, L (6, 1) OBP: 0.333, SLG: 0.400 Joey Hamilton, R (6, 1) OBP: 0.222, SLG: 0.308 Barry Larkin, R (8, PH) OBP: 0.304, SLG: 0.371 Gabe White, L (8, 1)		K		BLK 3-H 1B		G6-3			F7	2 1 0 0 1 0	0 0 0 0 0 0	1 0 0 0 0 0	1 0 0 0 0 0	0 0 0 0 0 0	1 0 0 0 0 0	3 0 0 0 0 0
Inning Stats	R: 0 E: 0 K: 1 S: 8 H: 0 LOB: 0 BB: 0 P: 9	R: 0 E: 0 K: 2 S: 17 H: 0 LOB: 3 BB: 3 P: 34	R: 0 E: 0 K: 1 S: 11 H: 2 LOB: 2 BB: 1 P: 18	R: 3 E: 1 K: 0 S: 10 H: 3 LOB: 1 BB: 0 P: 15	R: 0 E: 1 K: 1 S: 12 H: 1 LOB: 2 BB: 0 P: 19	R: 0 E: 0 K: 1 S: 12 H: 1 LOB: 1 BB: 0 P: 16	R: 0 E: 0 K: 0 S: 6 H: 0 LOB: 0 BB: 0 P: 8	R: 0 E: 0 K: 1 S: 7 H: 0 LOB: 0 BB: 0 P: 11	R: 0 E: 0 K: 1 S: 13 H: 1 LOB: 1 BB: 0 P: 18	1B: 5 2B: 2 3B: 1 HR: 0 SF: 0 SAC: 0 DP: 2 HBP: 1						

AB	35
R	3
H	8
RBI	3
BB	4
SO	8
LOB	26

WP: 1 PA: 40
PB: 0
SB: 0
CS: 0

PITCHER		IP	WLS	BF	H	R	ER	SO	BB	IBB	HBP	BLK	WP	HR	S	P	ERA	WHIP
Miguel Batista, R ERA: 4.06	(1, 1)	5.0	W	26	6	3	2	5	4	0	1	1	0	0	58	95	3.60	2.000
Mike Koplove, R ERA: 2.19	(6, 1)	2.0	H	7	1	0	0	1	0	0	0	0	0	0	18	24	0.00	0.500
Eddie Oropesa, L ERA: 7.36	(8, 1)	0.1	H	1	0	0	0	1	0	0	0	0	0	0	3	4	0.00	0.000
Mike Fetters, R ERA: 2.82	(8, 1)	0.2		2	0	0	0	0	0	0	0	0	0	0	4	7	0.00	0.000
Byung-Hyun Kim, R ERA: 2.21	(9, 1)	1.0	S	4	1	0	0	1	0	0	0	0	1	0	13	18	0.00	1.000

PITCHER	IP	WLS	BF	H	R	ER	SO	BB	IBB	HBP	BLK	WP	HR	S	P	ERA	WHIP

Batter	1	2	3	4	5	6	7	8	9	AB	R	H	RBI	BB	SO	LOB
Tony Womack, L (1, 6) OBP: 0.321, SLG: 0.349	C C B F B S 2-3 K ①		B B B C X 3-1 F7 ②		X 0-0 HR 3-H		C X 0-1 F8 ②			4	1	1	2	0	1	1
Quinton McCracken, S (1, 9) OBP: 0.380, SLG: 0.496	B X 1-0 G3 ②		C B F X 1-2 F7 ③		C B B X 1-2 F7 ②		F C B X 1-2 F7 ③			4	0	0	0	0	0	1
Junior Spivey, R (1, 4) OBP: 0.404, SLG: 0.509	B B C F F B C 3-3 K ③			C S F B B B B 4-2 F8 BB 1B BB	C X 0-1 E5			B X 1-0 P6 ①		3	1	0	0	1	1	0
Luis Gonzalez, L (1, 7) OBP: 0.401, SLG: 0.516		B X 1-0 F3 ①		B B B C B 4-1 F8 1B 1-2 BB	B F B X 2-1 G3 ③			F C F F B B B B 4-2 FC4-6 BB		2	1	0	0	2	0	1
Erubiel Durazo, L (1, 3) OBP: 0.407, SLG: 0.627		C B C B B S 3-3 K ②		C B F X 1-2 F8 ① 1-2 2-3		B B B C X 3-1 L6 ①		X 0-0 FC4-6 FC6-4 ② 1-2f		4	0	0	0	0	1	3
Matt Williams, R (1, 5) OBP: 0.314, SLG: 0.415		C B F B B F F F F 3-3 S K ③		X 0-0 G4-6-3 2-H 3-H 1B		B B X 2-0 1B 2B		B B X 2-0 FC6-4 ③ 1-2f		4	1	2	2	0	1	1
Steve Finley, L (1, 8) OBP: 0.366, SLG: 0.495			B C X 1-1 HR	B X 1-0 G4-6-3 ② ③ 1-2f		B B C C S 2-3 K ②				3	1	1	1	0	1	2
Chad Moeller, R (1, 2) OBP: 0.329, SLG: 0.320			F B B X 2-1 E5 SH1-4 1B		X 0-0 F9 HR 2B	S X 0-1 ③ 2-H 1B				3	1	3	1	0	0	0
Miguel Batista, R (1, 1) OBP: 0.256, SLG: 0.351 Jay Bell, R (5, PH) OBP: 0.265, SLG: 0.400 Mike Koplove, R (6, 1) Mark Grace, L (7, PH) OBP: 0.340, SLG: 0.377 Eddie Oropesa, L (8, 1) Mike Fetters, R (8, 1) Byung-Hyun Kim, R (9, 1) OBP: 1.000, SLG: 1.000			B C X 1-1 SH1-4 ① 2-3		C S X 0-2 F9 ① 2-3		B X 1-0 L8 ①			0 0 0 0 0 0 0 1 0 0 0 0 0 1 0 0 0 0 0 0 0 1 0 0 0 0 0 0 0 0 0 0 0 0 0 0 0 0 0 0 0 0 0 0 0 0 0 0 0						
Inning Stats	R: 0 H: 0 E: 0 LOB: 0 K: 2 BB: 0 S: 9 P: 15	R: 0 H: 0 E: 0 LOB: 0 K: 2 BB: 0 S: 11 P: 18	R: 1 H: 2 E: 1 LOB: 1 K: 0 BB: 0 S: 11 P: 19	R: 2 H: 1 E: 0 LOB: 0 K: 0 BB: 2 S: 9 P: 19	R: 2 H: 2 E: 1 LOB: 1 K: 0 BB: 0 S: 12 P: 15	R: 1 H: 2 E: 0 LOB: 1 K: 1 BB: 0 S: 8 P: 15	R: 0 H: 0 E: 0 LOB: 0 K: 0 BB: 0 S: 6 P: 8	R: 0 H: 0 E: 0 LOB: 1 K: 0 BB: 1 S: 7 P: 14		1B: 3 SF: 0 2B: 2 SAC: 1 3B: 0 DP: 1 HR: 2 HBP: 0					WP: 0 PA: 33 PB: 0 SB: 0 CS: 0	

PITCHER		IP	WLS	BF	H	R	ER	SO	BB	IBB	HBP	BLK	WP	HR	S	P	ERA	WHIP
Chris Reitsma, R ERA: 3.65	(1, 1)	5.0	L	22	5	5	5	4	2	0	0	0	0	2	52	86	9.00	1.400
Bruce Chen, L ERA: 5.35	(6, 1)	0.2		3	1	1	1	1	0	0	0	0	0	0	6	13	13.50	1.500
Joey Hamilton, R ERA: 5.71	(6, 1)	1.1		4	1	0	0	0	0	0	0	0	0	0	8	10	0.00	0.750
Gabe White, L ERA: 2.85	(8, 1)	1.0		4	0	0	0	0	1	0	0	0	0	0	7	14	0.00	1.000

PITCHER	IP	WLS	BF	H	R	ER	SO	BB	IBB	HBP	BLK	WP	HR	S	P	ERA	WHIP

BOTTOM

Cincinnati Reds @ Arizona Diamondbacks

Bank One Ballpark, Phoenix, AZ

Thu Aug 22 2002, 9:35 PM EDT
Att. 31,884 - Dome - 72 F

livebaseballscorecards.com

AB	29
R	6
H	7
RBI	6
BB	3
SO	5
LOB	10

Chicago Cubs @ Arizona Diamondbacks

Bank One Ballpark, Phoenix, AZ

Fri Aug 23 2002, 9:05 PM EDT
Att. 47,095 - Dome - 72 F

livebaseballscorecards.com

TOP

Batter	1	2	3	4	5	6	7	8	9	AB	R	H	RBI	BB	SO	LOB
Mark Bellhorn, S (1, 4) OBP: 0.378, SLG: 0.531	FC6-4 1B		K		1-2 BB		SH1-3 2B		E3 G3 1-2	4	0	2	0	1	1	1
Bill Mueller, S (1, 5) OBP: 0.346, SLG: 0.380	FC6-4 2B 1-2f		P5		K		SH1-3 2-3		G3 1-2 2-3	4	0	0	0	0	1	5
Sammy Sosa, R (1, 9) OBP: 0.411, SLG: 0.634	P3			F7	F8 2-3		G4-3		K	5	0	0	0	0	1	7
Fred McGriff, L (1, 3) OBP: 0.352, SLG: 0.516	1-3 2B			1B	F8		K			4	0	2	0	0	1	3
Moises Alou, R (1, 7) OBP: 0.320, SLG: 0.406	P4			F8		G5-3		G5-3		4	0	0	0	0	0	3
Corey Patterson, L (1, 8) OBP: 0.300, SLG: 0.421		K		P6		G6-3 1B		K		4	0	1	0	0	2	1
Alex Gonzalez, R (1, 6) OBP: 0.309, SLG: 0.422		K			HR 3B	G6-3 1-2		F7		4	1	1	0	0	1	1
Todd Hundley, S (1, 2) OBP: 0.286, SLG: 0.408		K			3-H HR	34 FC6-4 IBB			G3 E 1B	3	1	2	2	1	1	0
Chad Hermansen, R (9, PR) OBP: 0.279, SLG: 0.383										0	0	0	0	0	0	0
34 Kerry Wood, R (1, 1) OBP: 0.193, SLG: 0.148			L6		F8 BB 1B	FC6-4 1-2f			B3	3	0	1	0	0	0	2
Chris Stynes, R (9, PH) OBP: 0.314, SLG: 0.379										1	0	0	0	0	0	1

	AB	36
	R	2
	H	9
	RBI	2
	BB	2
	SO	8
	LOB	24

Inning Stats	1	2	3	4	5	6	7	8	9	1B: 5	SF: 0	WP: 0	PA: 39
R:	0	0	0	0	2	0	0	0	0	2B: 2	SAC: 1	PB: 0	
E:	0	0	0	0	0	0	0	0	1	3B: 1	DP: 0	SB: 0	
K:	0	3	1	0	1	0	1	1	1	HR: 1	HBP: 0	CS: 0	
S:	10	9	10	8	14	10	10	6	12				
LOB:	2	0	0	1	2	1	1	1	3				
BB:	0	0	0	0	1	1	0	0	0				
P:	18	14	13	12	24	17	18	8	16				
H:	2	0	0	1	3	1	1	0	1				

PITCHER		IP	WLS	BF	H	R	ER	SO	BB	IBB	HBP	BLK	WP	HR	S	P	ERA	WHIP
Rick Helling, R	(1, 1)	7.0		31	8	2	2	6	1	1	0	0	0	1	71	116	2.57	1.286
ERA: 4.29																		
Mike Koplove, R	(8, 1)	1.0	W	3	0	0	0	1	0	0	0	0	0	0	6	8	0.00	0.000
ERA: 2.13																		
Byung-Hyun Kim, R	(9, 1)	1.0	S	5	1	0	0	1	0	0	0	0	0	0	12	16	0.00	1.000
ERA: 2.18																		

PITCHER	IP	WLS	BF	H	R	ER	SO	BB	IBB	HBP	BLK	WP	HR	S	P	ERA	WHIP

Batter	1	2	3	4	5	6	7	8	9	AB	R	H	RBI	BB	SO	LOB
Tony Womack, L (1, 6) OBP: 0.320, SLG: 0.350	C C F B X 1-2 G3-1 ①		C B S S 1-3 K ②		C C B C 1-3 K ③			F B B B S X 3-2 2-H 2B		4	0	1	1	0	2	2
David Dellucci, L (1, 9) OBP: 0.309, SLG: 0.406 Byung-Hyun Kim, R (9, 1) OBP: 1.000, SLG: 1.000	S B X 1-1 G4-3 ②		B F B F B X 3-2 P6 ③			B B C S 2-3 K ①		F B C C 1-3 K ②		4 0	0 0	0 0	0 0	0 0	2 0	1 0
Junior Spivey, R (1, 4) OBP: 0.403, SLG: 0.506	B B X 2-0 HR 1B			F C C 0-3 K ①		C C F S 0-3 K2-3 ②		X 0-0 G3-1 ③		4	1	1	0	0	2	1
Luis Gonzalez, L (1, 7) OBP: 0.401, SLG: 0.522	C X 0-1 1-H HR			C S S 0-3 K ②		B B X 2-0 G3-1 ③				3	1	1	2	0	1	0
Erubiel Durazo, L (1, 3) OBP: 0.401, SLG: 0.615	B C C B S 2-3 K ③			B X 1-0 G6-3 ③			B B B S C F F S 3-3 K ①			3	0	0	0	0	2	0
Steve Finley, L (1, 8) OBP: 0.368, SLG: 0.494		C X 0-1 F7 ①			C B F B B B 4-2 HBP BB		B B B F F B 4-2 CS BB			1	0	0	0	2	0	0
Jay Bell, R (1, 5) OBP: 0.270, SLG: 0.375		B C B C B F S 3-3 K ②			B H 2-0 1-2 HBP		F B B B B C X 3-2 1-2 G1-4-3 ② ③			2	0	0	0	0	1	1
Damian Miller, R (1, 2) OBP: 0.349, SLG: 0.456 Quinton McCracken, S (8, PH) OBP: 0.383, SLG: 0.496 (9, 9)		F C S 0-3 K ③			C B B B F S 2-3 K ①			B B C B B 4-1 SH1-4 2B BB		2 0	0 1	0 0	0 0	0 1	2 0	2 0
Rick Helling, R (1, 1) OBP: 0.214, SLG: 0.057 Mike Koplove, R (8, 1) Alex Cintron, S (8, PH) OBP: 0.347, SLG: 0.409 Chad Moeller, R (9, 2) OBP: 0.329, SLG: 0.320			B C F F B B X 3-2 G6-3 ①		C X 0-1 B1 ②			B B F X 2-1 1-2 SH1-4 ①		2 0 0 0	0 0 0 0	0 0 0 0	0 0 0 0	0 0 0 0	0 0 0 0	2 0 0 0
Inning Stats	R: 2 H: 2 E: 0 LOB: 0 K: 1 BB: 0 S: 12 P: 18	R: 0 H: 0 E: 0 LOB: 0 K: 2 BB: 0 S: 9 P: 12	R: 0 H: 0 E: 0 LOB: 0 K: 1 BB: 0 S: 10 P: 17	R: 0 H: 0 E: 0 LOB: 0 K: 2 BB: 0 S: 7 P: 8	R: 0 H: 0 E: 0 LOB: 2 K: 2 BB: 1 S: 10 P: 19	R: 0 H: 0 E: 0 LOB: 0 K: 2 BB: 0 S: 8 P: 12	R: 0 H: 0 E: 0 LOB: 0 K: 1 BB: 1 S: 10 P: 20	R: 1 H: 1 E: 0 LOB: 1 K: 1 BB: 1 S: 10 P: 20		1B: 1 SF: 0 2B: 1 SAC: 1 3B: 0 DP: 0 HR: 1 HBP: 1						

PITCHER	IP	WLS	BF	H	R	ER	SO	BB	IBB	HBP	BLK	WP	HR	S	P	ERA	WHIP
34 Kerry Wood, R (1, 1) ERA: 3.89	8.0	L	30	3	3	3	12	3	0	1	0	0	1	76	126	3.38	0.750

PITCHER	IP	WLS	BF	H	R	ER	SO	BB	IBB	HBP	BLK	WP	HR	S	P	ERA	WHIP

BOTTOM

Chicago Cubs @ Arizona Diamondbacks

Bank One Ballpark, Phoenix, AZ

Fri Aug 23 2002, 9:05 PM EDT
Att. 47,095 - Dome - 72 F

livebaseballscorecards.com

AB	25
R	3
H	3
RBI	3
BB	3
SO	12
LOB	9

Chicago Cubs @ Arizona Diamondbacks

Bank One Ballpark, Phoenix, AZ

Sat Aug 24 2002, 4:05 PM EDT

Att. 47,703 - Dome - 72 F

TOP

livebaseballscorecards.com

Batter	1	2	3	4	5	6	7	8	9	AB	R	H	RBI	BB	SO	LOB
Mark Bellhorn, S (1, 4) OBP: 0.378, SLG: 0.537	G5-3	G1-3			P3		HR		BB	4	1	1	1	1	0	2
Corey Patterson, L (1, 8) OBP: 0.301, SLG: 0.421	1B		F9		K		BB, 1B		G5-3	5	0	2	0	0	1	1
Sammy Sosa, R (1, 9) OBP: 0.412, SLG: 0.632	K		K			1B, SF7	1-2 BB			3	1	1	0	1	2	1
Bill Mueller, S (8, 5) OBP: 0.346, SLG: 0.380										0	0	0	0	0	0	0
Moises Alou, R (1, 7) OBP: 0.319, SLG: 0.404	F8		G5-3			1-3 1B	G1-3			4	0	1	0	0	0	3
Fred McGriff, L (1, 3) OBP: 0.352, SLG: 0.516		G3		G4-3, SF8 2B		P4		F9		4	1	1	0	0	0	2
Chris Stynes, R (1, 5) OBP: 0.313, SLG: 0.385		1B 2B		G4-3 2-3		SF7 3-H		G5-3		3	1	1	1	0	0	1
Chad Hermansen, R (8, 9) OBP: 0.279, SLG: 0.383										0	0	0	0	0	0	0
Alex Gonzalez, R (1, 6) OBP: 0.309, SLG: 0.420		FC3-5, 1B BB		SF8 3-H		G1-3		G6-3		2	0	0	1	1	0	1
Joe Girardi, R (1, 2) OBP: 0.286, SLG: 0.313		FC3-5 1-2 2-H 1B		G6-3			G3 1B		G5-3	4	0	2	1	0	0	0
Matt Clement, R (1, 1) OBP: 0.130, SLG: 0.100		FC3-5 1-2 2-3f			K		G3 1-2		K	4	0	0	0	0	2	3
Inning Stats	R: 0 E: 0 K: 1 S: 10	H: 1 LOB: 1 BB: 0 P: 15	R: 1 E: 0 K: 0 S: 13	H: 2 LOB: 2 BB: 1 P: 22	R: 0 E: 0 K: 1 S: 8	H: 0 LOB: 0 BB: 0 P: 12	R: 1 E: 0 K: 0 S: 5	H: 1 LOB: 0 BB: 0 P: 9	R: 0 E: 0 K: 2 S: 9	H: 0 LOB: 0 BB: 0 P: 11	R: 1 E: 0 K: 0 S: 9	H: 2 LOB: 1 BB: 0 P: 13	R: 1 E: 0 K: 0 S: 14	H: 3 LOB: 2 BB: 1 P: 24	R: 0 E: 0 K: 0 S: 7	H: 0 LOB: 0 BB: 0 P: 9	R: 0 E: 0 K: 1 S: 7	H: 0 LOB: 1 BB: 1 P: 13	1B: 6 2B: 2 3B: 0 HR: 1	SF: 2 SAC: 0 DP: 0 HBP: 0	WP: 0 PB: 0 SB: 0 CS: 0	PA: 38

	AB	33
	R	4
	H	9
	RBI	4
	BB	3
	SO	5
	LOB	14

PITCHER	IP	WLS	BF	H	R	ER	SO	BB	IBB	HBP	BLK	WP	HR	S	P	ERA	WHIP
Brian Anderson, L (1, 1) ERA: 4.76	6.2	L	29	9	4	4	4	1	0	0	0	0	1	64	98	5.40	1.500
Matt Mantei, R (7, 1) ERA: 5.52	0.1		2	0	0	0	0	1	0	0	0	0	0	4	8	0.00	3.000
Mike Koplove, R (8, 1) ERA: 2.04	1.2		6	0	0	0	1	1	0	0	0	0	0	13	21	0.00	0.600
Mike Myers, L (9, 1) ERA: 3.82	0.1		1	0	0	0	0	0	0	0	0	0	0	1	1	0.00	0.000

PITCHER	IP	WLS	BF	H	R	ER	SO	BB	IBB	HBP	BLK	WP	HR	S	P	ERA	WHIP

BOTTOM

Chicago Cubs @ Arizona Diamondbacks

Bank One Ballpark, Phoenix, AZ

Sat Aug 24 2002, 4:05 PM EDT
Att. 47,703 - Dome - 72 F

livebaseballscorecards.com

Batter	1	2	3	4	5	6	7	8	9	AB	R	H	RBI	BB	SO	LOB
Tony Womack, L (1, 6) OBP: 0.318, SLG: 0.347	B C B X 2-1 G1-3 ①			B B C X 2-1 B2-3 ①	C X 0-1 L7 ③		F F X 0-2 P1 ③			4	0	0	0	0	0	3
Quinton McCracken, S (1, 9) OBP: 0.381, SLG: 0.493	C C F X 0-2 L3 ②			B X 1-0 L9 ②		F X 0-1 FC4-6 1B		C B B S F F F B X 3-2 F5 ①		4	0	1	0	0	0	0
Steve Finley, L (1, 8) OBP: 0.367, SLG: 0.490	C C B S 1-3 K2-3 ③			B B B B 4-0 BB BB		B C F F F B X 2-2 FC4-6 1B 1-2f ①		F X 0-1 F9 ②		3	0	0	0	1	1	1
Luis Gonzalez, L (1, 7) OBP: 0.400, SLG: 0.518		B B X 2-0 F9 ①		F B B B S B 4-2 1-2 BB		B X 1-0 F8 ②		B S X 1-1 F3 ③		3	0	0	0	1	0	1
Matt Williams, R (1, 5) OBP: 0.311, SLG: 0.409		F S S S 0-3 K ②		X 0-0 F8 ③		S X 0-1 1-2 1B			C S B B S 2-3 K2-3 ①	4	0	1	0	0	2	2
Mark Grace, L (1, 3) OBP: 0.339, SLG: 0.373		B X 1-0 G4-3 ③			B C X 1-1 L8 ①	B F B X 2-1 L5 ③			B B B B 4-0 BB	3	0	0	0	1	0	2
Damian Miller, R (1, 2) OBP: 0.348, SLG: 0.452 Jay Bell, R (9, PH) OBP: 0.263, SLG: 0.364			C B X 1-1 G6-3 ①		B C B B S F B 4-2 G6-3 1B BB		S B B S C 2-3 K ①		F S B S 1-3 K ②	2 1	0 0	0 0	0 0	1 0	1 1	0 1
Alex Cintron, S (1, 4) OBP: 0.358, SLG: 0.404			C B F B X 2-2 F8 ②		B X 1-0 1-2 G6-3 1B		F B F B B F B 4-2 BB		X 0-0 G5-3 ③	3	0	1	0	1	0	1
Brian Anderson, R (1, 1) OBP: 0.146, SLG: 0.200 Matt Mantei, R (7, 1) David Dellucci, L (7, PH) OBP: 0.307, SLG: 0.404 Mike Koplove, R (8, 1) Mike Myers, L (9, 1)			B F S X 1-2 G1-3 ③		F X 0-1 1-2 2-3 G6-3 ②		X 0-0 F8 ②			2 0 1 0 0	0 0 0 0 0	0 0 0 0 0	0 0 0 0 0	0 0 0 0 0	0 0 0 0 0	2 0 1 0 0
Inning Stats	R: 0 E: 0 K: 1 S: 9 H: 0 LOB: 0 BB: 0 P: 12	R: 0 E: 0 K: 1 S: 5 H: 0 LOB: 0 BB: 0 P: 8	R: 0 E: 0 K: 0 S: 8 H: 0 LOB: 0 BB: 0 P: 12	R: 0 E: 0 K: 0 S: 6 H: 0 LOB: 2 BB: 2 P: 17	R: 0 E: 0 K: 0 S: 10 H: 1 LOB: 2 BB: 1 P: 16	R: 0 E: 0 K: 0 S: 11 H: 2 LOB: 2 BB: 0 P: 16	R: 0 E: 0 K: 1 S: 10 H: 0 LOB: 1 BB: 1 P: 16	R: 0 E: 0 K: 0 S: 10 H: 0 LOB: 0 BB: 0 P: 14	R: 0 E: 0 K: 2 S: 7 H: 0 LOB: 1 BB: 1 P: 14	1B: 3 2B: 0 3B: 0 HR: 0	SF: 0 SAC: 0 DP: 0 HBP: 0					

	AB	30
	R	0
	H	3
	RBI	0
	BB	5
	SO	5
	LOB	14

PITCHER	IP	WLS	BF	H	R	ER	SO	BB	IBB	HBP	BLK	WP	HR	S	P	ERA	WHIP
Matt Clement, R (1, 1) ERA: 3.49	9.0	W	35	3	0	0	5	5	0	0	0	0	0	76	125	0.00	0.889

PITCHER	IP	WLS	BF	H	R	ER	SO	BB	IBB	HBP	BLK	WP	HR	S	P	ERA	WHIP

WP: 0 PB: 0 SB: 0 CS: 0 PA: 35

Chicago Cubs @ Arizona Diamondbacks

Bank One Ballpark, Phoenix, AZ

Sun Aug 25 2002, 3:35 PM EDT

Att. 47,304 - Dome - 72 F

TOP

livebaseballscorecards.com

Batter	1	2	3	4	5	6	7	8	9	AB	R	H	RBI	BB	SO	LOB
Mark Bellhorn, S (1, 3) OBP: 0.377, SLG: 0.532	C S 0-3 ① K		S B S S 1-3 ③ K		B C S B B B 4-2 BB		B C S B S 2-3 ③ K			3	0	0	0	1	3	0
Bill Mueller, S (1, 5) OBP: 0.342, SLG: 0.375	B X 1-0 ② F8			C S B F B B S 3-3 ① K	C X 0-1 ③ G5-3			B C X 1-1 ① G4-3		4	0	0	0	0	1	1
Angel Echevarria, R (1, 9) OBP: 0.322, SLG: 0.426	C X 0-1 2B			B C B B B 4-1 1B 1B BB		B X 1-0 F9 1B 1B		X 0-0 ② G6-3		3	0	2	0	1	0	0
Moises Alou, R (1, 7) OBP: 0.321, SLG: 0.405	B B S F S 2-3 ③ K			F B B X 2-1 1B **1-2** 1B		B X 1-0 **1-2** 1B		C F B S 1-3 ③ K		4	0	2	0	0	2	1
Chris Stynes, R (1, 4) OBP: 0.306, SLG: 0.375		C X 0-1 ① F8		B S C B B X 2-2 ② F7		C B S F S 1-3 ① K			S C B B B X 3-2 ① L7	4	0	0	0	0	1	4
Alex Gonzalez, R (1, 6) OBP: 0.311, SLG: 0.425		B C B C F B S 3-3 ② K		C C B X 1-2 **2-3** 1B		C X 0-1 ② F9 **2-3**			B X 1-0 3B	4	0	2	0	0	1	2
Chad Hermansen, R (1, 8) OBP: 0.274, SLG: 0.376		C X 0-1 ③ F8		B S B X 2-1 ③ P4		F C F S 0-3 ③ K			C S S 0-3 ② K	4	0	0	0	0	2	6
Joe Girardi, R (1, 2) OBP: 0.281, SLG: 0.306			C B F F F C 1-3 ① K		B S X 1-1 ① G3		C F C 0-3 ① K		S C S 0-3 ③ K	4	0	0	0	0	3	1
38 Carlos Zambrano, S (1, 1)			S F B S 1-3 ② K2-3		F S S 0-3 ② K		F B F S 1-3 ② K			2	0	0	0	0	2	0
Corey Patterson, L (7, PH) OBP: 0.300, SLG: 0.420										1	0	0	0	0	1	0
Joe Borowski, R (7, 1) OBP: 0.333, SLG: 0.333										0	0	0	0	0	0	0
Jeff Fassero, L (8, 1) OBP: 0.333, SLG: 0.333										0	0	0	0	0	0	0
Juan Cruz, R (8, 1) OBP: 0.143, SLG: 0.143										0	0	0	0	0	0	0
Inning Stats	R: 0 H: 1 E: 0 LOB: 1 K: 2 BB: 0 S: 9 P: 12	R: 0 H: 0 E: 0 LOB: 0 K: 1 BB: 0 S: 8 P: 11	R: 0 H: 0 E: 0 LOB: 0 K: 3 BB: 0 S: 11 P: 14	R: 0 H: 2 E: 0 LOB: 3 K: 1 BB: 1 S: 15 P: 29	R: 0 H: 0 E: 0 LOB: 1 K: 1 BB: 1 S: 9 P: 14	R: 0 H: 2 E: 0 LOB: 2 K: 2 BB: 0 S: 12 P: 15	R: 0 H: 0 E: 0 LOB: 0 K: 3 BB: 0 S: 9 P: 12	R: 0 H: 0 E: 0 LOB: 0 K: 1 BB: 0 S: 6 P: 8	R: 0 H: 1 E: 0 LOB: 1 K: 2 BB: 0 S: 10 P: 14	1B: 4 SF: 0 2B: 1 SAC: 0 3B: 1 DP: 0 HR: 0 HBP: 0					WP: 0 PA: 35 PB: 0 SB: 0 CS: 0	

PITCHER	IP	WLS	BF	H	R	ER	SO	BB	IBB	HBP	BLK	WP	HR	S	P	ERA	WHIP
Randy Johnson, L (1, 1) ERA: 2.44	9.0	W	35	6	0	0	16	2	0	0	0	0	0	89	129	0.00	0.889

PITCHER	IP	WLS	BF	H	R	ER	SO	BB	IBB	HBP	BLK	WP	HR	S	P	ERA	WHIP

AB	33
R	0
H	6
RBI	0
BB	2
SO	16
LOB	15

Chicago Cubs @ Arizona Diamondbacks

Bank One Ballpark, Phoenix, AZ

Sun Aug 25 2002, 3:35 PM EDT

Att. 47,304 - Dome - 72 F

livebaseballscorecards.com

BOTTOM

Batter	1	2	3	4	5	6	7	8	9	AB	R	H	RBI	BB	SO	LOB
Quinton McCracken, S (1, 9) OBP: 0.381, SLG: 0.489	BBBCB 4-1 FC1-4-6 BB		BX 1-0 ② G4-3		BBBB 4-0 CS BB		CX 0-1 ② F7	SBSX 1-2 ② SF9 3-H		2	0	0	1	2	0	1
Steve Finley, L (1, 8) OBP: 0.365, SLG: 0.489	BCBX 2-1 ① FC1-4-6 S 1-2f		CFBX 1-2 2B		BFSFBX 2-2 ②③ G5-3 1-2		BBSFBS 3-3 ③ K	CFBBX 2-2 ③ G3-1		5	0	1	0	0	1	4
Junior Spivey, R (1, 4) OBP: 0.402, SLG: 0.506	BCBX 2-1 ② F8		CX 0-1 ③ G4-3			BFFX 1-2 ① G3-1		X 0-0 BB 1B 2B		4	1	1	0	0	0	2
Luis Gonzalez, L (1, 7) OBP: 0.402, SLG: 0.518	BBFCBFS 3-3 ③ K 1-2			BFBBBX 3-1 3B 1B		BBBB 4-0 F8 BB BB		BBFBB 4-1 1B BB PB BB		2	2	1	0	2	1	1
Erubiel Durazo, L (1, 3) OBP: 0.408, SLG: 0.627		CBX 1-1 ① G6-3		FCBX 1-2 1-H 1B 3B		BFSBBB 4-2 1-2 BB		BBBB 4-0 PB 1B 1-2 2-3 FC5-2 BB		2	1	1	1	2	0	0
Matt Williams, R (1, 5) OBP: 0.325, SLG: 0.416		BBBBB 4-0 BB BB		FX 0-1 G1-6-3 3-H 1B		CFX 0-2 ② F8 2-3		BCX 1-1 FC5-2 PB 1B 1-2 2-3 3-H 1B		3	1	2	2	1	0	2
Alex Cintron, S (1, 6) OBP: 0.368, SLG: 0.388		BBBBB 4-0 G4-6-3 1-2 BB		SX 0-1 ① L4		CBSS 1-3 ③ K		BIII 4-0 FC5-2 1B 1-2 2-3 3-H IBB		2	1	0	0	2	1	3
Chad Moeller, R (1, 2) OBP: 0.315, SLG: 0.304		CBBCX 2-2 ②③ G4-6-3 1-2f		BX 1-0 ②③ G1-6-3 1-2f			BCX 1-1 E8 FC1-5	BFFBBX 3-2 ① FC5-2 1B SF9 1-2 2-3 3-Hf		4	1	0	0	0	0	6
Randy Johnson, R (1, 1) OBP: 0.145, SLG: 0.139			BFCS 1-3 ① K		BSFS 1-3 ① K		CBX 1-1 ① FC1-5 2-3	BSCX 1-2 1-3 2-H 3-H 1B		4	0	1	2	0	2	1

Inning Stats	1	2	3	4	5	6	7	8	9
	R: 0 H: 0 E: 0 LOB: 1 K: 1 BB: 1 S: 9 P: 20	R: 0 H: 0 E: 0 LOB: 1 K: 0 BB: 2 S: 5 P: 16	R: 0 H: 1 E: 0 LOB: 1 K: 1 BB: 0 S: 9 P: 12	R: 2 H: 3 E: 0 LOB: 0 K: 0 BB: 0 S: 10 P: 15	R: 0 H: 0 E: 0 LOB: 1 K: 1 BB: 1 S: 7 P: 14	R: 0 H: 0 E: 0 LOB: 2 K: 1 BB: 2 S: 11 P: 21	R: 0 H: 0 E: 1 LOB: 1 K: 1 BB: 0 S: 9 P: 14	R: 5 H: 3 E: 0 LOB: 1 K: 0 BB: 3 S: 16 P: 36	

1B: 4	SF: 1	WP: 0 PA: 38
2B: 2	SAC: 0	PB: 1
3B: 1	DP: 2	SB: 1
HR: 0	HBP: 0	CS: 1

AB	28
R	7
H	7
RBI	6
BB	9
SO	5
LOB	20

PITCHER		IP	WLS	BF	H	R	ER	SO	BB	IBB	HBP	BLK	WP	HR	S	P	ERA	WHIP
38 Carlos Zambrano, R ERA: 3.95	(1, 1)	6.0	L	25	4	2	2	4	6	0	0	0	0	0	51	98	3.00	1.667
Joe Borowski, R ERA: 2.53	(7, 1)	1.0		5	1	1	1	1	0	0	0	0	0	0	10	15	9.00	1.000
Jeff Fassero, L ERA: 6.18	(8, 1)	0.0		2	0	0	0	0	2	0	0	0	0	0	1	9	∞	∞
Juan Cruz, R ERA: 4.35	(8, 1)	1.0		6	2	4	4	0	0	1	0	0	0	0	14	26	36.00	2.000

PITCHER		IP	WLS	BF	H	R	ER	SO	BB	IBB	HBP	BLK	WP	HR	S	P	ERA	WHIP

Batter	1	2	3	4	5	6	7	8	9	10	11	12	AB	R	H	RBI	BB	SO	LOB
Tony Womack, L (1, 6) OBP: 0.313, SLG: 0.342	3-2 F7 ①		2-1 G4-3 ①		2-2 G5-3 ③		3-3 K ③		1-1 F8 ③		3-2 L8 ③	3-2 F8 ③	7	0	0	0	0	1	5
Quinton McCracken, S (1, 9) OBP: 0.380, SLG: 0.484	1-1 BB 1B		2-2 F8 ②			0-2 G4-3 ①		3-1 G6-3 ①		1-2 PB HBP		0-1 F9 ①	5	0	1	0	0	0	0
Junior Spivey, R (1, 4) OBP: 0.403, SLG: 0.504	4-1 G3-6-3 1-2 BB		0-0 P4 ③			2-2 G5-3 ②		1-0 1B		2-3 K 1-2 ①		2-2 1B BB 1B HBP	4	1	1	0	1	1	1
Luis Gonzalez, L (1, 7) OBP: 0.403, SLG: 0.516	0-0 G3-6-3 ② ③ 1-2f			2-3 K ①		3-2 HR 1B		0-3 K ②		4-0 IBB		4-2 1B 1B E 1-2 BB	4	2	1	0	2	2	3
Greg Colbrunn, R (1, 3) OBP: 0.370, SLG: 0.611		1-0 2B		1-0 L5 ②		1-0 1-H HR		1-3 K ③		2-0 F7 ②		1-0 E 1B 1B 1-2 2-3	3	1	2	2	0	0	0
Erubiel Durazo, L (8, PH) OBP: 0.407, SLG: 0.621 (8, 3)													3	1	1	0	0	1	3
Matt Williams, R (1, 5) OBP: 0.333, SLG: 0.410		2-3 K ①		4-1 BB		4-0 S 1B BB			2-3 K ①	2-1 F8 ③		1-1 1B E 1-2 2-3 3-H 1B	4	0	1	1	2	2	3
Steve Finley, L (1, 8) OBP: 0.364, SLG: 0.486		3-1 L4 ②		0-1 G4-3 ③		2-2 1-H 1B			3-2 2B 1B		2-2 G4-3 ①	1-2 FC4 1B 1-2 2-3 3-H	6	1	2	0	0	0	4
Damian Miller, R (1, 2) OBP: 0.348, SLG: 0.449		4-0 IBB			0-0 G6-3 ①		1-3 K ①		1-3 K ②		4-2 BB	3-2 1B 1-2 2-3 3-H	2	0	0	0	1	1	0
Mark Grace, L (9, PH) OBP: 0.338, SLG: 0.371													1	0	0	0	0	1	1
Chad Moeller, R (9, 2) OBP: 0.330, SLG: 0.313													1	0	1	1	1	0	0
Curt Schilling, R (1, 1) OBP: 0.242, SLG: 0.200	1-0 F8 ③				1-3 K ②		3-1 G6-3 ②		3-2 1-H 2B		0-3 K ②	0-1 F8 ②	2	0	0	0	0	1	2
Jay Bell, R (7, PH) OBP: 0.256, SLG: 0.353													1	0	0	0	0	0	0
Mike Koplove, R (7, 1)													0	0	0	0	0	0	0
David Dellucci, L (9, PH) OBP: 0.311, SLG: 0.413													1	0	1	1	0	0	0
Mike Fetters, R (9, 1)													0	0	0	0	0	0	0
Alex Cintron, S (11, PH) OBP: 0.362, SLG: 0.380													1	0	0	0	0	1	1
Byung-Hyun Kim, R (11, 1) OBP: 0.500, SLG: 0.500													1	0	0	0	0	0	3
Inning Stats	R: 0 E: 0 K: 0 S: 8 H: 1 LOB: 1 BB: 1 P: 16	R: 0 E: 0 K: 1 S: 7 H: 1 LOB: 2 BB: 1 P: 18	R: 0 E: 0 K: 0 S: 7 H: 0 LOB: 0 BB: 0 P: 11	R: 0 E: 0 K: 1 S: 7 H: 0 LOB: 1 BB: 1 P: 14	R: 0 E: 0 K: 1 S: 7 H: 0 LOB: 0 BB: 0 P: 10	R: 2 E: 0 K: 0 S: 16 H: 3 LOB: 2 BB: 1 P: 28	R: 0 E: 0 K: 2 S: 8 H: 0 LOB: 0 BB: 0 P: 15	R: 0 E: 0 K: 2 S: 10 H: 1 LOB: 1 BB: 0 P: 15	R: 1 E: 0 K: 2 S: 15 H: 2 LOB: 1 BB: 0 P: 25	R: 0 E: 0 K: 1 S: 8 H: 0 LOB: 2 BB: 1 P: 19	R: 0 E: 0 K: 1 S: 14 H: 0 LOB: 1 BB: 1 P: 23	R: 3 E: 1 K: 0 S: 23 H: 3 LOB: 3 BB: 1 P: 38	1B: 8 2B: 2 3B: 0 HR: 1	SF: 0 SAC: 0 DP: 1 HBP: 2	WP: 0 PB: 1 SB: 1 CS: 0	PA: 55		

PITCHER		IP	WLS	BF	H	R	ER	SO	BB	IBB	HBP	BLK	WP	HR	S	P	ERA	WHIP
Omar Daal, L ERA: 3.62	(1, 1)	6.0		25	5	2	2	3	3	1	0	0	0	1	52	97	3.00	1.333
Jesse Orosco, L ERA: 3.09	(7, 1)	1.0	H	3	0	0	0	2	0	0	0	0	0	0	8	15	0.00	0.000
Paul Quantrill, R ERA: 2.91	(8, 1)	0.1	H	2	1	0	0	0	0	0	0	0	0	0	3	7	0.00	3.000
Eric Gagne, R ERA: 2.0	(8, 1)	1.2	B	7	2	1	1	4	0	0	0	0	0	0	22	33	5.40	1.200
Guillermo Mota, R ERA: 4.4	(10, 1)	3.0	L	18	3	3	2	2	2	1	2	0	0	0	45	80	6.00	1.667

PITCHER	IP	WLS	BF	H	R	ER	SO	BB	IBB	HBP	BLK	WP	HR	S	P	ERA	WHIP

TOP

Arizona Diamondbacks @ Los Angeles Dodgers
Dodger Stadium, Los Angeles, CA
Mon Aug 26 2002, 7:10 PM PDT
Att. 33,708 - Sunny - 71 F

livebaseballscorecards.com

AB	46
R	6
H	11
RBI	5
BB	7
SO	11
LOB	26

BOTTOM

Arizona Diamondbacks @ Los Angeles Dodgers
Dodger Stadium, Los Angeles, CA
Mon Aug 26 2002, 7:10 PM PDT
Att. 33,708 - Sunny - 71 F

livebaseballscorecards.com

Batter	1	2	3	4	5	6	7	8	9	10	11	12	AB	R	H	RBI	BB	SO	LOB
Dave Roberts, L (1, 8) OBP: 0.363, SLG: 0.378	C X 0-1 SF9 3B	C F F S 0-3 ② K		B L B B B 4-1 BB		C B B X 2-1 ③ G6-3			C B B X 2-1 ③ G4-3			B C B C B F X 3-2 FC5-4 1B	5	1	2	0	1	1	4
Marquis Grissom, R (1, 7) OBP: 0.324, SLG: 0.515	B X 1-0 G5-3 ①	C B F B F S 2-3 ③ K		F S S 0-3 ③ K			F F S 0-3 ① K			B B F F S 2-3 ① K		S B B S S S 2-3 ① K	6	0	0	0	0	5	5
Shawn Green, L (1, 9) OBP: 0.385, SLG: 0.585	F B B B B 4-1 1B BB		C B X 1-1 ① G1-3		S C B B S 2-3 ① K		B B C F B B 4-2 G1-6-3 BB			C B X 1-1 ② G6-3		X 0-0 ② FC5-4 DI 1-2f	4	0	0	0	2	1	1
Paul Lo Duca, R (1, 2) OBP: 0.328, SLG: 0.400	F B X 1-1 ② SF9 3-H		C B F B B X 3-2 ② G5-3		X 0-0 ② F8		C F X 0-2 ②③ G1-6-3 1-2f			C B F S 1-3 K 1B		B F F B B X 3-2 ③ G1-3 1-2	5	0	0	1	0	1	2
Adrián Beltré, R (1, 5) OBP: 0.311, SLG: 0.432	B F X 1-1 1-3 1B		F F B B S 1-3 ③ K		C B C B C 2-3 ③ K			C S S 0-3 ① K		C F X 0-2 1-3 1B			5	0	2	0	0	3	0
Eric Karros, R (1, 3) OBP: 0.330, SLG: 0.395	B X 1-0 ③ F9			B B B C B 4-1 HR BB		C B X 1-1 1B 1B		C X 0-1 ② G1-3		S F S 0-3 ③ K			4	1	1	0	1	1	4
Mark Grudzielanek, R (1, 4) OBP: 0.308, SLG: 0.377	X 0-0 SH1-4 1B 1B			F F X 0-2 ① F8		F B X 1-1 ① L7		C S S 0-3 ③ K			B C X 1-1 F7 ①		5	0	1	0	0	1	2
Alex Cora, L (1, 6) OBP: 0.379, SLG: 0.455 Cesar Izturis, S (10, 6) OBP: 0.255, SLG: 0.304	C B F X 1-2 SH1-4 1-2 1B			C X 0-1 1-H HR		C X 0-1 S 1-3 1B			B B B C B 4-1 CS BB			B F F B B F X 2-2 ② G4-3	3 1	1 0	3 0	2 0	1 0	0 0	0 0
Omar Daal, L (1, 1) OBP: 0.158, SLG: 0.258 Dave Hansen, L (6, PH) OBP: 0.351, SLG: 0.416 Jesse Orosco, R (7, 1) Paul Quantrill, L (8, 1) Eric Gagne, R (8, 1) Jolbert Cabrera, R (9, PH) OBP: 0.183, SLG: 0.133 Tyler Houston, L (9, PH) OBP: 0.192, SLG: 0.442 Guillermo Mota, R (10, 1)	X 0-0 ① SH1-4 1-2 2-3			F X 0-1 ② G5-3		F C B F S 1-3 ② K 1-2			S B C B B F X 3-2 G4-3 1-2 ① ②			F B S S 1-3 ③ K	1 1 0 0 0 0 1 1	0 0 0 0 0 0 0 0	0 0 0 0 0 0 0 0	0 0 0 0 0 0 0 0	0 1 0 0 0 0 0 1	0 2 0 0 0 0 0 0	0 0 0 0 0 0 0 0
Inning Stats	R: 1 H: 2 E: 0 LOB: 2 K: 0 BB: 1 S: 9 P: 17	R: 0 H: 2 E: 0 LOB: 2 K: 2 BB: 0 S: 13 P: 16	R: 0 H: 0 E: 0 LOB: 0 K: 1 BB: 0 S: 8 P: 13	R: 2 H: 1 E: 0 LOB: 1 K: 1 BB: 2 S: 12 P: 20	R: 0 H: 0 E: 0 LOB: 0 K: 2 BB: 0 S: 7 P: 11	R: 0 H: 2 E: 0 LOB: 2 K: 1 BB: 0 S: 12 P: 17	R: 0 H: 0 E: 0 LOB: 0 K: 1 BB: 1 S: 8 P: 12	R: 0 H: 0 E: 0 LOB: 0 K: 2 BB: 0 S: 8 P: 8	R: 0 H: 0 E: 0 LOB: 0 K: 0 BB: 1 S: 7 P: 16	R: 0 H: 1 E: 0 LOB: 2 K: 3 BB: 0 S: 14 P: 18	R: 0 H: 0 E: 0 LOB: 0 K: 1 BB: 0 S: 9 P: 13	R: 0 H: 1 E: 0 LOB: 1 K: 1 BB: 0 S: 11 P: 19	1B: 7 2B: 0 3B: 1 HR: 1	SF: 1 SAC: 1 DP: 1 HBP: 0	WP: 1 PB: 0 SB: 1 CS: 1	PA: 49			

AB	42
R	3
H	9
RBI	3
BB	5
SO	15
LOB	21

PITCHER		IP	WLS	BF	H	R	ER	SO	BB	IBB	HBP	BLK	WP	HR	S	P	ERA	WHIP
Curt Schilling, R ERA: 2.73	(1, 1)	6.0		28	7	3	3	7	3	0	0	0	0	1	61	94	4.50	1.667
Mike Koplove, R ERA: 1.94	(7, 1)	2.0		6	0	0	0	3	1	0	0	0	0	0	16	20	0.00	0.500
Mike Fetters, R ERA: 2.7	(9, 1)	2.0		8	1	0	0	3	1	0	0	0	1	0	21	34	0.00	1.000
Byung-Hyun Kim, R ERA: 2.12	(11, 1)	2.0	W	7	1	0	0	2	0	0	0	0	0	0	20	32	0.00	0.500

PITCHER	IP	WLS	BF	H	R	ER	SO	BB	IBB	HBP	BLK	WP	HR	S	P	ERA	WHIP

Batter	1	2	3	4	5	6	7	8	9	AB	R	H	RBI	BB	SO	LOB
Tony Womack, L (1, 6) OBP: 0.315, SLG: 0.346	C S S 0-3 ① K		X 0-0 ① SH5-3 1-2		C X 0-1 1B 2B		S B X 1-1 G4-6-3 1B			3	1	2	0	0	1	0
David Dellucci, L (1, 9) OBP: 0.304, SLG: 0.404	C B S C 1-3 ② K		C S C 0-3 ② K		B S B S S 2-3 ② K		C B B X 2-1 ②③ G4-6-3 1-2f			4	0	0	0	0	3	4
Junior Spivey, R (1, 4) OBP: 0.402, SLG: 0.501	C S B C 1-3 ③ K		B B B F S S 3-3 ③ K		X 0-0 1B 2-H			B S S X 1-2 ① L7		4	0	1	1	0	2	1
Luis Gonzalez, L (1, 7) OBP: 0.402, SLG: 0.516		F B F B X 2-2 ① F8		B C X 1-1 1B 2B	B F B C F S 2-3 ③ K			F X 0-1 ② G3-1		4	0	1	0	0	1	1
Erubiel Durazo, L (1, 3) OBP: 0.409, SLG: 0.622		B B C X 2-1 2B		B B C B C F B 4-2 1B BB		S S F X 0-2 ① G3-1		B S B B X 2-1 ③ G1-3		3	0	1	0	1	0	0
Matt Williams, R (1, 5) OBP: 0.324, SLG: 0.397		F C B X 1-2 ② L9		S B C B S 2-3 ① K		B F S X 1-2 ② F8			F B B B F S 3-3 ① K	4	0	0	0	0	2	3
Steve Finley, L (1, 8) OBP: 0.363, SLG: 0.483		B B B I 4-0 IBB		C B F S 1-3 ② K		X 0-0 ③ G4-3			B B X 2-0 ② F8	3	0	0	0	1	1	2
Chad Moeller, R (1, 2) OBP: 0.340, SLG: 0.349 Quinton McCracken, S (9, PH) OBP: 0.379, SLG: 0.482		S B B S B X 3-2 ③ P6		B B X 2-0 ③ 1B 1-2 2-H			B B B C X 3-1 3B		C C B X 1-2 ③ G6-3	3 1	0 0	2 0	0 0	0 0	0 0	2 0
Miguel Batista, R (1, 1) OBP: 0.262, SLG: 0.333 Mike Fetters, R (8, 1)			B F B B B 4-1 BB SH5-3		B S X 1-1 ① G4-3		S B C C 1-3 ① K			2 0	0 0	0 0	0 0	1 0	1 0	1 0
Inning Stats	R: 0 E: 0 K: 3 S: 9 H: 0 LOB: 0 BB: 0 P: 11	R: 0 E: 0 K: 0 S: 11 H: 1 LOB: 2 BB: 1 P: 23	R: 0 E: 0 K: 2 S: 8 H: 0 LOB: 1 BB: 1 P: 15	R: 0 E: 0 K: 2 S: 12 H: 2 LOB: 2 BB: 1 P: 22	R: 1 E: 0 K: 2 S: 12 H: 2 LOB: 1 BB: 0 P: 17	R: 0 E: 0 K: 0 S: 8 H: 0 LOB: 0 BB: 0 P: 9	R: 0 E: 0 K: 1 S: 9 H: 2 LOB: 1 BB: 0 P: 16	R: 0 E: 0 K: 0 S: 7 H: 0 LOB: 0 BB: 0 P: 10	R: 0 E: 0 K: 1 S: 7 H: 0 LOB: 0 BB: 0 P: 13	1B: 3 2B: 3 3B: 1 HR: 0 SF: 0 SAC: 1 DP: 1 HBP: 0						

PITCHER		IP	WLS	BF	H	R	ER	SO	BB	IBB	HBP	BLK	WP	HR	S	P	ERA	WHIP
Hideo Nomo, R ERA: 3.41	(1, 1)	7.0		29	7	1	1	10	2	1	0	0	0	0	69	113	1.29	1.286
Paul Shuey, R ERA: 3.19	(8, 1)	2.0	W	6	0	0	0	1	0	0	0	0	0	0	14	23	0.00	0.000

PITCHER	IP	WLS	BF	H	R	ER	SO	BB	IBB	HBP	BLK	WP	HR	S	P	ERA	WHIP

TOP

Arizona Diamondbacks @ Los Angeles Dodgers
Dodger Stadium, Los Angeles, CA
Tue Aug 27 2002, 7:10 PM PDT
Att. 34,032 - Sunny - 72 F

livebaseballscorecards.com

AB	31
R	1
H	7
RBI	1
BB	3
SO	11
LOB	14

WP: 0	PA: 35				
PB: 0					
SB: 0					
CS: 0					

BOTTOM

Arizona Diamondbacks @ Los Angeles Dodgers
Dodger Stadium, Los Angeles, CA
Tue Aug 27 2002, 7:10 PM PDT
Att. 34,032 - Sunny - 72 F

livebaseballscorecards.com

Batter	1	2	3	4	5	6	7	8	9	AB	R	H	RBI	BB	SO	LOB
Dave Roberts, L (1, 8) OBP: 0.365, SLG: 0.379	B C C X 1-2 E S G3-1 1B		C X 0-1 ② L3			B C X 1-1 ② G1-3		X 0-0 HBP S 1B 1B		4	2	2	0	0	0	0
Mark Grudzielanek, R (1, 4) OBP: 0.307, SLG: 0.376	B F B X 2-1 ① P4 1-3		C S F B S 1-3 ③ K			C B X 1-1 1B		B F C B F S 2-3 ② K 1-2		4	0	1	0	0	2	2
Shawn Green, L (1, 9) OBP: 0.384, SLG: 0.581	B X 1-0 ② G3-1 3-H			B F B B X 3-1 ① G6-3		X 0-0 ③ G4-3		I I I I 4-0 HBP 1B IBB		3	1	0	1	1	0	1
Adrian Beltré, R (1, 5) OBP: 0.312, SLG: 0.431	C S B X 1-2 ③ G4-3			C C X 0-2 ② F7			B F F F X 1-2 WP 1B	H 1-0 1B HR 1-2 2-3 HBP		3	1	1	0	0	0	0
Paul Lo Duca, R (1, 2) OBP: 0.327, SLG: 0.399		B X 1-0 ① G6-3		C F F F B B B F F X 3-2 ③ G1-3			L X 0-1 ① P6	B B C X 2-1 HR 1-3 2-H 3-H 1B		4	1	1	2	0	0	1
Eric Karros, R (1, 3) OBP: 0.332, SLG: 0.402		C B X 1-1 ② G1-3			S C B B B F F F X 2-2 ① G3-1		B B F F F F B B 4-2 1-2 BB	B X 1-0 1-H 3-H HR		3	1	1	3	1	0	0
Mike Kinkade, R (1, 7) OBP: 0.400, SLG: 0.528 Paul Shuey, R (8, 1) OBP: 0.500, SLG: 0.500		C B F B X 2-2 1B			S X 0-1 ② L8		B C F B C 2-3 ② K	S C B X 1-2 1B		3 1	0 0	1 1	0 0	0 0	1 0	2 0
Cesar Izturis, S (1, 6) OBP: 0.252, SLG: 0.301		B F X 1-1 ③ F8			S X 0-1 ③ G1-3		F F X 0-2 ③ G3	B X 1-0 ③ G4-3		4	0	0	0	0	0	4
Hideo Nomo, R (1, 1) OBP: 0.094, SLG: 0.080 Marquis Grissom, R (8, 7) OBP: 0.323, SLG: 0.513			C S X 0-2 ① G6-3			C F S 0-3 ① K		X 0-0 ① G6-3		2 1	0 0	0 0	0 0	0 0	1 0	0 0
Inning Stats	R: 1 H: 1 E: 0 LOB: 0 K: 0 BB: 0 S: 9 P: 14	R: 0 H: 1 E: 0 LOB: 1 K: 0 BB: 0 S: 8 P: 13	R: 0 H: 0 E: 0 LOB: 0 K: 1 BB: 0 S: 9 P: 10	R: 0 H: 0 E: 0 LOB: 0 K: 0 BB: 0 S: 11 P: 17	R: 0 H: 0 E: 0 LOB: 0 K: 0 BB: 0 S: 9 P: 11	R: 0 H: 1 E: 0 LOB: 1 K: 1 BB: 0 S: 8 P: 10	R: 0 H: 1 E: 0 LOB: 2 K: 1 BB: 1 S: 15 P: 22	R: 5 H: 4 E: 0 LOB: 1 K: 1 BB: 1 S: 13 P: 25		1B: 7 SF: 0 2B: 0 SAC: 0 3B: 0 DP: 0 HR: 1 HBP: 1						WP: 1 PA: 35 PB: 0 SB: 2 CS: 0

	AB	32
	R	6
	H	8
	RBI	6
	BB	2
	SO	4
	LOB	10

PITCHER		IP	WLS	BF	H	R	ER	SO	BB	IBB	HBP	BLK	WP	HR	S	P	ERA	WHIP
Miguel Batista, R ERA: 4.09	(1, 1)	7.2	L	32	6	5	4	4	1	1	1	0	1	0	77	114	4.70	0.913
Mike Fetters, R ERA: 2.87	(8, 1)	0.1		3	2	1	1	0	0	0	0	0	0	1	5	8	27.00	6.000

PITCHER	IP	WLS	BF	H	R	ER	SO	BB	IBB	HBP	BLK	WP	HR	S	P	ERA	WHIP

Batter	1	2	3	4	5	6	7	8	9	AB	R	H	RBI	BB	SO	LOB
Quinton McCracken, S (1, 9) OBP: 0.377, SLG: 0.479	C S B F B F X 2-2 ① F9		B C X 1-1 1B 1B		X 0-0 ② P4			S X 0-1 ② L4		4	0	1	0	0	0	1
Greg Colbrunn, R (1, 3) OBP: 0.366, SLG: 0.600	S X 0-1 ② F3		B B S B F X 3-2 1-2 1B		C X 0-1 ③ F7			B B S S X 2-2 ③ F9		4	0	1	0	0	0	1
Junior Spivey, R (1, 4) OBP: 0.400, SLG: 0.499	F B F C 1-3 ③ K		F C B S 1-3 ③ K			C X 0-1 ① P4			B B B C X 3-1 BB 1B	4	0	1	0	0	2	2
Luis Gonzalez, L (1, 7) OBP: 0.401, SLG: 0.513		B F B X 2-1 ① L8		C F B F B F F F X 2-2 S 1B		B X 1-0 ② G4-3			S S C 0-3 ① K	4	0	1	0	0	1	1
Matt Williams, R (1, 5) OBP: 0.314, SLG: 0.384		X 0-0 ② F9		B C S B F S 2-3 ① K		S B S F X 1-2 ③ G6-3			S S S 0-3 ② K	4	0	0	0	0	2	2
Steve Finley, L (1, 8) OBP: 0.365, SLG: 0.482		B C F X 1-2 1B		C F B B B X 3-2 ② F5 1-2			X 0-0 ① B1-3		B B B B 4-0 1-2 BB	3	0	1	0	1	0	1
Jay Bell, R (1, 6) OBP: 0.238, SLG: 0.324 Erubiel Durazo, L (9, PH) OBP: 0.407, SLG: 0.618		C B X 1-1 ③ G1-3		B B B C C F X 3-2 ③ G5-3			C C X 0-2 ② G5-3		F F B S 1-3 ③ K	3 1	0 0	0 0	0 0	0 1	0 2	2 2
Damian Miller, R (1, 2) OBP: 0.348, SLG: 0.447			C F S 0-3 ① K	C B B F F X 2-2 SH5-3 1B			X 0-0 ③ G5-3			3	0	1	0	0	1	0
Rick Helling, R (1, 1) OBP: 0.209, SLG: 0.056 Alex Cintron, S (8, PH) OBP: 0.356, SLG: 0.373 Mike Koplove, R (8, 1)			B C B X 2-1 ② P3	B B X 2-0 ① SH5-3 1-2				C X 0-1 ① G1-3		1 1 0	0 0 0	0 0 0	0 0 0	0 0 0	0 0 0	0 0 0
Inning Stats	R: 0 H: 0 E: 0 LOB: 0 K: 1 BB: 0 S: 10 P: 13	R: 0 H: 1 E: 0 LOB: 1 K: 0 BB: 0 S: 8 P: 12	R: 0 H: 2 E: 0 LOB: 2 K: 2 BB: 0 S: 13 P: 20	R: 0 H: 1 E: 0 LOB: 1 K: 1 BB: 0 S: 18 P: 28	R: 0 H: 1 E: 0 LOB: 1 K: 0 BB: 0 S: 8 P: 12	R: 0 H: 0 E: 0 LOB: 0 K: 0 BB: 0 S: 7 P: 9	R: 0 H: 0 E: 0 LOB: 0 K: 0 BB: 0 S: 5 P: 5	R: 0 H: 0 E: 0 LOB: 0 K: 0 BB: 0 S: 7 P: 9	R: 0 H: 1 E: 0 LOB: 2 K: 3 BB: 1 S: 11 P: 19	1B: 6 SF: 0 2B: 0 SAC: 1 3B: 0 DP: 0 HR: 0 HBP: 0						

TOP

Arizona Diamondbacks @ Los Angeles Dodgers
Dodger Stadium, Los Angeles, CA
Wed Aug 28 2002, 7:10 PM PDT
Att. 41,115 - Sunny - 70 F

livebaseballscorecards.com

	AB	32
	R	0
	H	6
	RBI	0
	BB	1
	SO	7
	LOB	12

PITCHER		IP	WLS	BF	H	R	ER	SO	BB	IBB	HBP	BLK	WP	HR	S	P	ERA	WHIP
Odalis Perez, L ERA: 3.01	(1, 1)	8.0	W	29	5	0	0	4	0	0	0	0	0	0	76	108	0.00	0.625
Eric Gagne, R ERA: 1.98	(9, 1)	1.0	S	5	1	0	0	3	1	0	0	0	0	0	11	19	0.00	2.000

PITCHER	IP	WLS	BF	H	R	ER	SO	BB	IBB	HBP	BLK	WP	HR	S	P	ERA	WHIP

WP: 0 PA: 34
PB: 0
SB: 1
CS: 0

Batter	1	2	3	4	5	6	7	8	9	AB	R	H	RBI	BB	SO	LOB
Dave Roberts, L (1, 8) OBP: 0.364, SLG: 0.378	C C X 0-2 2B 1B		X 0-0 ② B5-3		B X 1-0 ③ F7			F B X 1-1 ③ G3		4	0	1	0	0	0	0
Marquis Grissom, R (1, 7) OBP: 0.327, SLG: 0.517	C B P X 2-1 1-3 2B		B B B B 4-0 BB			B X 1-0 ① F9				2	0	1	0	1	0	0
Adrian Beltré, R (1, 5) OBP: 0.310, SLG: 0.428	S S B S 1-3 ① K		C B S X 1-2 ③ P4			B X 1-0 ② F9				3	0	0	0	0	1	3
Shawn Green, L (1, 9) OBP: 0.384, SLG: 0.580	C B B B B C X 3-2 ② P6			B X 1-0 ① G6-3		X 0-0 CS 1B				3	0	1	0	0	0	2
Paul Lo Duca, R (1, 2) OBP: 0.325, SLG: 0.396	B C C C C 1-3 ③ K			B B F B X 3-1 ② F5		B C B 2-1 ③ CS 1-2	B X 1-0 ① G6-3			3	0	0	0	0	1	2
Tyler Houston, L (1, 3) OBP: 0.329, SLG: 0.438		C X 0-1 ① G6-3		B C B F C 2-3 ③ K			C X 0-1 ② G3			3	0	0	0	0	1	0
Mark Grudzielanek, R (1, 4) OBP: 0.305, SLG: 0.374		B X 1-0 ② G6-3			B F B X 2-1 ① F7		F B B X 2-1 ③ P5			3	0	0	0	0	0	0
Cesar Izturis, S (1, 6) OBP: 0.251, SLG: 0.299		C C X 0-2 ③ G3			X 0-0 ② B3-4			X 0-0 ① G5-3		3	0	0	0	0	0	0
Odalis Perez, L (1, 1) OBP: 0.148, SLG: 0.278 Dave Hansen, L (8, PH) OBP: 0.348, SLG: 0.412 Eric Gagne, R (9, 1)			C B B B X 2-1 ① F9		X 0-0 HR			B C C C B S 2-3 ② K		2 1 0	1 0 0	1 0 0	1 0 0	0 0 0	0 1 0	0 0 0
Inning Stats	R: 0 H: 2 E: 0 LOB: 2 K: 2 BB: 0 S: 15 P: 21	R: 0 H: 0 E: 0 LOB: 0 K: 0 BB: 0 S: 6 P: 7	R: 0 H: 0 E: 0 LOB: 1 K: 0 BB: 1 S: 6 P: 13	R: 0 H: 0 E: 0 LOB: 0 K: 1 BB: 0 S: 6 P: 12	R: 1 H: 1 E: 0 LOB: 0 K: 0 BB: 0 S: 5 P: 8	R: 0 H: 1 E: 0 LOB: 0 K: 0 BB: 0 S: 4 P: 8	R: 0 H: 0 E: 0 LOB: 0 K: 0 BB: 0 S: 5 P: 8	R: 0 H: 0 E: 0 LOB: 0 K: 1 BB: 0 S: 6 P: 9		1B: 2 SF: 0 2B: 1 SAC: 0 3B: 0 DP: 0 HR: 1 HBP: 0						

PITCHER		IP	WLS	BF	H	R	ER	SO	BB	IBB	HBP	BLK	WP	HR	S	P	ERA	WHIP
Rick Helling, R ERA: 4.14	(1, 1)	7.0	L	25	4	1	1	3	1	0	0	0	0	0	47	77	1.29	0.714
Mike Koplove, R ERA: 1.9	(8, 1)	1.0		3	0	0	0	1	0	0	0	0	0	0	6	9	0.00	0.000

PITCHER	IP	WLS	BF	H	R	ER	SO	BB	IBB	HBP	BLK	WP	HR	S	P	ERA	WHIP

BOTTOM

Arizona Diamondbacks @ Los Angeles Dodgers

Dodger Stadium, Los Angeles, CA

Wed Aug 28 2002, 7:10 PM PDT

Att. 41,115 - Sunny - 70 F

livebaseballscorecards.com

AB	27
R	1
H	4
RBI	1
BB	1
SO	4
LOB	7

WP: 0 PA: 29
PB: 0
SB: 0
CS: 1

Batter	1	2	3	4	5	6	7	8	9	AB	R	H	RBI	BB	SO	LOB
Kenny Lofton, L (1, 8) OBP: 0.338, SLG: 0.407	0-1 BB 1B 1B 1B	2-1 ③ G3			1-0 CS HBP	0-1 F9 2-H 2B		0-1 ③ F5		4	1	2	1	0	0	0
Rich Aurilia, R (1, 6) OBP: 0.293, SLG: 0.393	1-0 BB 1-2 1B 1B		2-2 ① F7		1-3 ①② K 1-2	3-2 ② F9 2-3			4-2 G6-4-3 BB	4	1	1	0	1	1	2
Jeff Kent, R (1, 3) (8, 4) OBP: 0.381, SLG: 0.598	4-2 1B SF8 1-2 2-3 BB		2-1 ② F8		2-1 E3 BB 1B	1-2 ③ F7			1-1 ①② G6-4-3 1-2f	4	2	0	0	1	0	2
Barry Bonds, L (1, 7) OBP: 0.574, SLG: 0.828	0-0 S 1-3 2-H 3-H 1B		4-1 FC5-4 BB		4-0 1B 1-2 BB		4-0 G3 BB		4-1 IBB	1	0	1	2	4	0	0
Benito Santiago, R (1, 2) OBP: 0.316, SLG: 0.456	2-1 ① SF8 3-H		1-0 ③ FC5-4 1-2f		0-2 FC5-4 1-2 2-H 1B		2-2 ① G3 1-2		0-0 ③ F7	4	0	1	2	0	0	3
Reggie Sanders, R (1, 9) OBP: 0.323, SLG: 0.440 Felix Rodriguez, R (7, 1) OBP: 1.000, SLG: 1.000 J.T. Snow, L (8, 3) OBP: 0.337, SLG: 0.365	1-3 ② K			0-0 1B 2B	1-0 ③ FC5-4 1-2f		2-3 ② K			4 0 0	1 0 0	1 0 0	0 0 0	0 0 0	2 0 0	4 0 0
David Bell, R (1, 5) OBP: 0.323, SLG: 0.433	1-1 ③ F8 1-2			3-1 CS 2-H 1B		3-2 WP 2B 1B	1-1 ③ G6-3			4	1	2	1	0	0	2
Ramon Martinez, R (1, 4) OBP: 0.339, SLG: 0.423 Tim Worrell, R (8, 1) Robb Nen, R (8, 1)		3-1 ① P6		1-3 ①② K 1-2		2-2 1-H 2B 2B		1-3 ① K		4 0 0	1 0 0	1 0 0	1 0 0	0 0 0	2 0 0	1 0 0
Jason Schmidt, R (1, 1) OBP: 0.152, SLG: 0.159 41 Chad Zerbe, L (6, 1) OBP: 0.167, SLG: 0.167 Tsuyoshi Shinjo, R (7, 9) OBP: 0.301, SLG: 0.377		1-3 ② K		1-3 ③ K		0-3 ① K		2-1 ② G4-3		3 0 1	0 0 0	0 0 0	0 0 0	0 0 0	3 0 0	1 0 0
Inning Stats	R: 3 H: 3 E: 0 LOB: 1 K: 1 BB: 1 S: 15 P: 24	R: 0 H: 0 E: 0 LOB: 0 K: 1 BB: 0 S: 7 P: 13	R: 0 H: 0 E: 0 LOB: 1 K: 0 BB: 1 S: 7 P: 16	R: 1 H: 2 E: 0 LOB: 0 K: 2 BB: 0 S: 9 P: 14	R: 1 H: 1 E: 1 LOB: 2 K: 1 BB: 1 S: 9 P: 18	R: 2 H: 3 E: 0 LOB: 1 K: 1 BB: 0 S: 18 P: 27	R: 0 H: 0 E: 0 LOB: 1 K: 1 BB: 1 S: 8 P: 17	R: 0 H: 0 E: 0 LOB: 1 K: 1 BB: 0 S: 7 P: 10	R: 0 H: 0 E: 0 LOB: 1 K: 0 BB: 2 S: 8 P: 17	1B: 6 SF: 1 2B: 3 SAC: 0 3B: 0 DP: 1 HR: 0 HBP: 1						WP: 1 PA: 41 PB: 0 SB: 1 CS: 2

TOP

San Francisco Giants @ Arizona Diamondbacks

Bank One Ballpark, Phoenix, AZ

Fri Aug 30 2002, 10:05 PM EDT

Att. 47,366 - Dome - 72 F

livebaseballscorecards.com

AB	33
R	7
H	9
RBI	7
BB	6
SO	8
LOB	15

PITCHER		IP	WLS	BF	H	R	ER	SO	BB	IBB	HBP	BLK	WP	HR	S	P	ERA	WHIP
Randy Johnson, L ERA: 2.63	(1, 1)	5.1	L	28	9	7	6	6	3	0	1	0	1	0	58	101	10.12	2.250
Matt Mantei, R ERA: 5.28	(6, 1)	0.2		2	0	0	0	0	0	0	0	0	0	0	7	11	0.00	0.000
Mike Koplove, R ERA: 1.81	(7, 1)	2.0		7	0	0	0	2	1	0	0	0	0	0	15	27	0.00	0.500
Mike Fetters, R ERA: 2.81	(9, 1)	1.0		4	0	0	0	0	1	1	0	0	0	0	8	17	0.00	1.000

PITCHER	IP	WLS	BF	H	R	ER	SO	BB	IBB	HBP	BLK	WP	HR	S	P	ERA	WHIP

Batter	1	2	3	4	5	6	7	8	9	AB	R	H	RBI	BB	SO	LOB
Tony Womack, L (1, 6) OBP: 0.316, SLG: 0.348	BBCFFS 2-3 K ①	X 0-0 WP 1-3 2-H 2B		CLFFFS 0-3 K ②		X 0-0 G4-6-3 ②③ 1-2f		BBCCBB 4-2 BB BB		4	0	1	1	1	2	1
Quinton McCracken, S (1, 9) OBP: 0.378, SLG: 0.476	CFBS 1-3 K ②	BBFBFX 3-2 SF7 ② 3-H		BSFFX 1-2 F9 ③			BBBBB 4-0 G6-3 WP 1B BB	BBBBB 4-0 1-2 2-3 BB		2	1	0	1	2	1	0
Erubiel Durazo, L (1, 3) OBP: 0.402, SLG: 0.604	BBCFBB 4-2 BB	FBFBBS 3-3 K ③ 2-3			BX 1-0 F8 ①		CBCX 1-2 G6-3 ① 1-3	SSS 0-3 K ③		4	0	0	0	1	2	5
Luis Gonzalez, L (1, 7) OBP: 0.405, SLG: 0.515	CBX 1-1 F9 ③		BBBB 4-0 1B BB		CBX 1-1 E 1B		CCFBFX 1-2 3-H 1B		CSBFFBFX 2-2 2B 1B	4	1	3	1	1	0	1
Junior Spivey, R (1, 4) OBP: 0.398, SLG: 0.494		FBFFFBBB 4-2 S 1B BB	SSBSS 1-3 K ①		CBX 1-1 L5 ②		FBSSS 1-3 K ②		CSFBFS 1-3 K ①	4	1	0	0	1	3	4
Steve Finley, L (1, 8) OBP: 0.365, SLG: 0.483		BCBX 2-1 WP 1-H 1B 1B	BFFS 1-3 K ②		BCBX 2-1 E9 1-H		BX 1-0 G4-3 ③		BCBX 2-1 1-3 2B	5	1	2	1	0	1	2
Alex Cintron, S (1, 5) OBP: 0.359, SLG: 0.364		LBFS 1-3 K 1B 2B 2-3	CBX 1-1 1-2 1B		BFX 1-1 F7 ③			CBBBBFB 4-2 BB SH3-4 BB	CSFBX 1-2 F5 ②	4	1	1	0	1	1	4
Chad Moeller, R (1, 2) OBP: 0.340, SLG: 0.341 David Dellucci, L (9, PH) OBP: 0.308, SLG: 0.404		BFFS 1-3 K ①	BBFSFFFBC 3-3 K ③			FFBBBBB 4-2 G4-6-3 BB		LPX 1-1 SH3-4 ① 1-2	4-0 IBB	2	0	0	0	1	2	4
										0	0	0	0	1	0	0
Randy Johnson, R (1, 1) OBP: 0.154, SLG: 0.149 Matt Mantei, R (6, 1) Jay Bell, R (6, PH) OBP: 0.233, SLG: 0.316 Mike Koplove, R (7, 1) Mark Grace, L (8, PH) OBP: 0.337, SLG: 0.370 Mike Fetters, R (9, 1) Matt Williams, R (9, PH) OBP: 0.312, SLG: 0.381	SBPX 2-1 2B SF7 1-2 3-H 1B			BCCS 1-3 K ①		BCCCX 1-2 F7 ①		BCSSBS 2-3 K ②	CFFBS 1-3 K ③	2	1	1	1	0	1	0
										0	0	0	0	0	0	0
										1	0	0	0	0	0	1
										0	0	0	0	0	0	0
										1	0	0	0	0	1	1
										0	0	0	0	0	0	0
										1	0	0	0	0	1	3
Inning Stats	R: 0 E: 0 K: 2 S: 11 H: 0 LOB: 1 BB: 1 P: 19	R: 4 E: 0 K: 3 S: 22 H: 3 LOB: 1 BB: 1 P: 37	R: 0 E: 0 K: 3 S: 14 H: 1 LOB: 2 BB: 1 P: 24	R: 0 E: 0 K: 2 S: 13 H: 0 LOB: 0 BB: 0 P: 15	R: 1 E: 1 K: 0 S: 9 H: 1 LOB: 1 BB: 0 P: 15	R: 0 E: 0 K: 0 S: 6 H: 0 LOB: 0 BB: 1 P: 11	R: 1 E: 0 K: 1 S: 12 H: 1 LOB: 1 BB: 1 P: 20	R: 0 E: 0 K: 2 S: 13 H: 0 LOB: 3 BB: 3 P: 27	R: 0 E: 0 K: 2 S: 21 H: 2 LOB: 3 BB: 1 P: 32	1B: 6 2B: 2 3B: 0 HR: 0 SF: 1 SAC: 1 DP: 1 HBP: 0						

PITCHER		IP	WLS	BF	H	R	ER	SO	BB	IBB	HBP	BLK	WP	HR	S	P	ERA	WHIP
Jason Schmidt, R ERA: 3.49	(1, 1)	5.0	W	26	5	5	4	10	4	0	0	0	2	0	71	116	7.20	1.800
41 Chad Zerbe, L ERA: 3.08	(6, 1)	1.1	H	5	1	1	1	0	1	0	0	0	1	0	12	19	6.75	1.500
Felix Rodriguez, R ERA: 4.42	(7, 1)	0.2	H	2	0	0	0	1	0	0	0	0	0	0	4	6	0.00	0.000
Tim Worrell, R ERA: 2.32	(8, 1)	0.2	H	5	0	0	0	1	3	0	0	0	0	0	10	24	0.00	4.500
Robb Nen, R ERA: 2.18	(8, 1)	1.1	S	7	2	0	0	3	0	1	0	0	0	0	24	35	0.00	1.500

PITCHER	IP	WLS	BF	H	R	ER	SO	BB	IBB	HBP	BLK	WP	HR	S	P	ERA	WHIP

BOTTOM

San Francisco Giants @ Arizona Diamondbacks

Bank One Ballpark, Phoenix, AZ

Fri Aug 30 2002, 10:05 PM EDT

Att. 47,366 - Dome - 72 F

livebaseballscorecards.com

AB	34
R	6
H	8
RBI	5
BB	9
SO	15
LOB	26

WP: 3 PA: 45
PB: 0
SB: 1
CS: 0

Batter	1	2	3	4	5	6	7	8	9	AB	R	H	RBI	BB	SO	LOB
Kenny Lofton, L (1, 8) OBP: 0.337, SLG: 0.411	B X 1-0 HR		C X 0-1 ① L4		B C X 1-1 ③ G4-3		C C B B S 2-3 ① K		C S B B B F X 2-2 ① G6-3	5	1	1	1	0	1	1
Rich Aurilia, R (1, 6) OBP: 0.294, SLG: 0.399	B B B B 4-0 2B G3-1 BB		B C F C 1-3 ② K			F B F B F X 2-2 ① G5-3	X 0-0 ② P4		C B B X 2-1 HR	4	2	1	1	1	1	1
Jeff Kent, R (1, 4) OBP: 0.381, SLG: 0.597	B X 1-0 G3-1 1-3 2B		B B B B 4-0 BB			X 0-0 E6 E S FC5-2	C F S 0-3 ③ K		S F B B B F F B X 3-2 ② F8	4	0	1	0	1	1	1
Barry Bonds, L (1, 7) OBP: 0.574, SLG: 0.823	C B X 1-1 ① G3-1 2-3 3-H		X 0-0 ③ L4			C I I I I 4-1 BB FC5-2 1-3 IBB		C B C B F B X 3-2 1B 1B 1B	B F F F B F F B F 4-2 BB	3	1	1	1	2	0	2
Benito Santiago, R (1, 2) OBP: 0.315, SLG: 0.453	F F B B F B F F S 3-3 ② K			B F F C 1-3 ① K		B F F B X 2-2 ② FC5-2 BB 1-2 3-H		X 0-0 ③ FC1-5 1B 1-2 1B	X 0-0 ③ G5-3	5	0	1	0	0	2	4
J.T. Snow, L (1, 3) OBP: 0.338, SLG: 0.365	F B B F F S 2-3 ③ K			C B C S 1-3 ② K		B B B C B 4-1 1-2 2-3 BB		L B X 1-1 FC1-5 1-2 2-H 1B		3	0	1	1	1	2	1
Tsuyoshi Shinjo, R (1, 9) OBP: 0.298, SLG: 0.374 Jay Witasick, R (6, 1) Pedro Feliz, R (8, PH) OBP: 0.286, SLG: 0.323 Scott Eyre, L (8, 1) Robb Nen, R (9, 1) Ramon Martinez, R (9, 6) OBP: 0.339, SLG: 0.423		C F B B X 2-2 ① G6-3		S S F B F X 1-2 ③ F3		F B F F B S 2-3 ③ K		X 0-0 ① FC1-5 1-2 2-3f		3 0 1 0 0 0	0 0 0 0 0 0	0 0 0 0 0 0	0 0 0 0 0 0	1 0 0 0 0 0	3 0 2 0 0 0	0 0 0 0 0 0
David Bell, R (1, 5) OBP: 0.323, SLG: 0.438		B C F S 1-3 ② K			C X 0-1 ① F7		B B B C X 3-1 HR	B B C X 2-1 ② F8		4	1	1	1	0	1	2
Kirk Rueter, L (1, 1) OBP: 0.158, SLG: 0.148 Reggie Sanders, R (6, 9) OBP: 0.324, SLG: 0.440		B X 1-0 ③ G4-3			X 0-0 ② F8		X 0-0 1B	B S B X 2-1 ③ G6-3		2 2	0 0	0 1	0 0	0 0	0 0	0 2
Inning Stats	R: 2 E: 0 K: 2 S: 14 H: 2 LOB: 1 BB: 1 P: 26	R: 0 E: 0 K: 1 S: 7 H: 0 LOB: 0 BB: 0 P: 11	R: 0 E: 0 K: 1 S: 6 H: 0 LOB: 1 BB: 1 P: 11	R: 0 E: 0 K: 2 S: 11 H: 0 LOB: 0 BB: 0 P: 14	R: 0 E: 0 K: 0 S: 5 H: 0 LOB: 0 BB: 0 P: 6	R: 0 E: 1 K: 1 S: 14 H: 0 LOB: 3 BB: 2 P: 28	R: 1 E: 0 K: 2 S: 10 H: 2 LOB: 1 BB: 0 P: 15	R: 1 E: 0 K: 0 S: 12 H: 3 LOB: 2 BB: 0 P: 20	R: 1 E: 0 K: 0 S: 18 H: 1 LOB: 1 BB: 1 P: 29	1B: 4 2B: 1 3B: 0 HR: 3 SF: 0 SAC: 0 DP: 0 HBP: 0						

PITCHER		IP	WLS	BF	H	R	ER	SO	BB	IBB	HBP	BLK	WP	HR	S	P	ERA	WHIP
Curt Schilling, R ERA: 2.77	(1, 1)	7.0	L	30	4	3	3	9	3	1	0	0	0	2	67	111	3.86	1.000
Eddie Oropesa, L ERA: 7.77	(8, 1)	0.0		3	3	1	1	0	0	0	0	0	0	0	7	11	∞	∞
Matt Mantei, R ERA: 4.96	(8, 1)	1.0		3	0	0	0	0	0	0	0	0	0	0	5	9	0.00	0.000
Mike Koplove, R ERA: 1.99	(9, 1)	0.2		3	1	1	1	0	0	0	0	0	0	1	11	18	13.50	1.500
Mike Myers, L ERA: 3.77	(9, 1)	0.1		2	0	0	0	0	1	0	0	0	0	0	7	11	0.00	3.000

PITCHER	IP	WLS	BF	H	R	ER	SO	BB	IBB	HBP	BLK	WP	HR	S	P	ERA	WHIP

TOP

San Francisco Giants @ Arizona Diamondbacks

Bank One Ballpark, Phoenix, AZ

Sat Aug 31 2002, 4:05 PM EDT

Att. 41,915 - Dome - 72 F

livebaseballscorecards.com

AB	36
R	5
H	8
RBI	5
BB	5
SO	9
LOB	19

WP: 0	PA: 41	1B: 4	SF: 0			
PB: 0		2B: 1	SAC: 0			
SB: 1		3B: 0	DP: 0			
CS: 0		HR: 3	HBP: 0			

BOTTOM

San Francisco Giants @ Arizona Diamondbacks
Bank One Ballpark, Phoenix, AZ
Sat Aug 31 2002, 4:05 PM EDT
Att. 41,915 - Dome - 72 F

livebaseballscorecards.com

Batter	1	2	3	4	5	6	7	8	9	AB	R	H	RBI	BB	SO	LOB
Tony Womack, L (1, 6) OBP: 0.316, SLG: 0.347	C B F X 1-2 G6-3 ①		C X 0-1 FC4-6 ② 1-2f		B C B X 2-1 FC6-4 ③ 1-2f			B C X 1-1 1B		4	0	1	0	0	0	2
Quinton McCracken, S (1, 9) OBP: 0.376, SLG: 0.471	B C C C 1-3 K ②		B B C S S 2-3 K ③			C B H 2-1 1B HBP		B F F X 1-2 F8 ①		3	0	0	0	0	2	2
Junior Spivey, R (1, 4) OBP: 0.399, SLG: 0.493	B B B C B 4-1 BB			B F C X 1-2 FC4-6 1B		B B B C X 3-1 F8 ①		F B B B X 3-1 F5 ②		3	0	1	0	1	0	2
Luis Gonzalez, L (1, 7) OBP: 0.404, SLG: 0.513	C X 0-1 G1-3 ③			X 0-0 FC4-6 ① 1-2f		C B X 1-1 1-2 1B		X 0-0 P3 ③		4	0	1	0	0	0	3
Greg Colbrunn, R (1, 3) OBP: 0.361, SLG: 0.591 Erubiel Durazo, L (6, PH) OBP: 0.403, SLG: 0.600 (7, 3)		B C F X 1-2 F8 ①		F S B B B X 3-2 F7 ②		B F B C S 2-3 K ②			B S B C F B B 4-2 G5-4-3 BB	2 1	0 0	0 0	0 1	0 1	0 1	1 2
Matt Williams, R (1, 5) OBP: 0.303, SLG: 0.369		F F F C 0-3 K ②		C B B X 2-1 G5-3 ③		B B S S X 2-2 F7 ③			B B S X 2-1 G5-4-3 ① ② 1-2f	4	0	0	0	0	1	4
Steve Finley, L (1, 8) OBP: 0.364, SLG: 0.481		C B B S T C 2-3 K ③			C X 0-1 FC6-4 1B		B C B F B F X 3-2 F7 ①		B F X 1-1 F8 ③	4	0	1	0	0	1	0
Damian Miller, R (1, 2) OBP: 0.345, SLG: 0.442			C B B S S 2-3 K ①		S B B B F B F S 3-3 K ①		X 0-0 F9 ②			3	0	0	0	0	2	1
Curt Schilling, R (1, 1) OBP: 0.250, SLG: 0.208 Alex Cintron, S (7, PH) OBP: 0.354, SLG: 0.357 Eddie Oropesa, L (8, 1) Matt Mantei, R (8, 1) Mike Koplove, R (9, 1) Mike Myers, L (9, 1)			B C B S B F X 3-2 FC4-6 1B		F S B C 1-3 K ②		F B F S 1-3 K ③			2 1 0 0 0 0	0 0 0 0 0 0	1 0 0 0 0 0	0 0 0 0 0 0	0 0 0 0 0 0	1 1 0 0 0 0	1 0 0 0 0 0
Inning Stats	R: 0 E: 0 K: 1 S: 9 H: 0 LOB: 1 BB: 1 P: 15	R: 0 E: 0 K: 2 S: 11 H: 0 LOB: 0 BB: 0 P: 14	R: 0 E: 0 K: 2 S: 12 H: 1 LOB: 1 BB: 0 P: 19	R: 0 E: 0 K: 0 S: 9 H: 1 LOB: 1 BB: 0 P: 15	R: 0 E: 0 K: 2 S: 11 H: 1 LOB: 1 BB: 0 P: 17	R: 0 E: 0 K: 1 S: 11 H: 1 LOB: 2 BB: 0 P: 21	R: 0 E: 0 K: 1 S: 8 H: 0 LOB: 0 BB: 0 P: 12	R: 0 E: 0 K: 0 S: 8 H: 1 LOB: 1 BB: 0 P: 13	R: 0 E: 0 K: 0 S: 7 H: 0 LOB: 0 BB: 1 P: 14	1B: 5 2B: 0 3B: 0 HR: 0	SF: 0 SAC: 0 DP: 1 HBP: 1						

AB	31
R	0
H	5
RBI	0
BB	2
SO	9
LOB	18

WP: 0 PB: 0 SB: 0 CS: 0 PA: 34

PITCHER		IP	WLS	BF	H	R	ER	SO	BB	IBB	HBP	BLK	WP	HR	S	P	ERA	WHIP
Kirk Rueter, L ERA: 3.19	(1, 1)	5.1	W	22	4	0	0	7	1	0	1	0	0	0	57	91	0.00	0.938
Jay Witasick, R ERA: 2.79	(6, 1)	1.2	H	5	0	0	0	2	0	0	0	0	0	0	14	22	0.00	0.000
Scott Eyre, L ERA: 4.9	(8, 1)	1.0		5	1	0	0	0	1	0	0	0	0	0	11	20	0.00	2.000
Robb Nen, R ERA: 2.14	(9, 1)	1.0		2	0	0	0	0	0	0	0	0	0	0	4	7	0.00	0.000

PITCHER	IP	WLS	BF	H	R	ER	SO	BB	IBB	HBP	BLK	WP	HR	S	P	ERA	WHIP

Batter	1	2	3	4	5	6	7	8	9	AB	R	H	RBI	BB	SO	LOB
Kenny Lofton, L (1, 8) OBP: 0.339, SLG: 0.414	1-0 1B 1B 2B	4-2 BB BB	1-2 ③ P4			1-1 ② F7		0-1 1B		4	1	2	0	1	0	2
Rich Aurilia, R (1, 6) OBP: 0.296, SLG: 0.397	0-0 BB 1B 2-3 1B	1-3 ① K		3-2 ① F8		4-0 BB 1-2 BB		2-3 ② K		4	1	1	0	1	2	2
Barry Bonds, L (1, 7) OBP: 0.577, SLG: 0.821	4-2 1B 1-2 2B BB	4-2 1-2 BB		4-1 G5-4-3 BB		4-0 1-2 2-3 BB		0-1 ③ G3		1	1	0	0	4	0	1
Jeff Kent, R (1, 4) OBP: 0.380, SLG: 0.594	1-0 1-2 2-H 3-H 2B 1B	0-1 ② F8		1-2 ②③ G5-4-3 1-2f		1-3 ③ K			1-0 ① F9	5	1	1	2	0	1	6
J.T. Snow, L (1, 3) OBP: 0.339, SLG: 0.368	0-0 WP 1-H 2-H 2B 2B	2-2 ③ G4-3			1-0 ① F7		3-2 G5-4-3 1B		1-2 ② G1-3	5	1	2	2	0	0	2
Reggie Sanders, R (1, 9) OBP: 0.322, SLG: 0.445 Robb Nen, R (9, 1)	2-3 ① K 2-3		2-0 HR		1-3 ② K		2-1 ①② G5-4-3 1-2f		0-1 ③ P6	5 0	1 0	1 0	1 0	0 0	2 0	2 0
David Bell, R (1, 5) OBP: 0.324, SLG: 0.437	3-2 ② F7		1-1 1B		0-2 ③ F7		4-2 WP BB			3	0	1	0	1	0	1
Yorvit Torrealba, R (1, 2) OBP: 0.354, SLG: 0.379 Felix Rodriguez, R (7, 1) OBP: 1.000, SLG: 1.000 Tim Worrell, R (8, 1) Tsuyoshi Shinjo, R (9, 9) OBP: 0.298, SLG: 0.374	1-2 3-H 2B		2-1 ① F9			0-1 BB BB 1B	1-3 ③ K2-3 1-2			4 0 0 0	0 0 0 0	2 0 0 0	1 0 0 0	0 0 0 0	1 0 0 0	2 0 0 0
Ryan Jensen, R (1, 1) OBP: 0.120, SLG: 0.143 Aaron Fultz, L (4, 1) Marvin Benard, L (6, PH) OBP: 0.336, SLG: 0.427 Jay Witasick, R (6, 1) Scott Eyre, L (7, 1) Benito Santiago, R (7, 2) OBP: 0.314, SLG: 0.452	1-1 ③ G6-3		0-0 ② B3			2-3 ① K		0-3 ① K		2 0 1 0 0 1	0 0 0 0 0 0	0 0 0 0 0 0	0 0 0 0 0 0	0 0 1 0 0 1	0 0 1 0 0 0	2 0 1 0 0 0
Inning Stats	R: 5 E: 0 K: 1 S: 19 H: 5 LOB: 1 BB: 1 P: 32	R: 0 E: 0 K: 1 S: 16 H: 0 LOB: 2 BB: 2 P: 27	R: 1 E: 0 K: 0 S: 12 H: 2 LOB: 1 BB: 0 P: 18	R: 0 E: 0 K: 0 S: 9 H: 0 LOB: 0 BB: 1 P: 17	R: 0 E: 0 K: 1 S: 7 H: 0 LOB: 0 BB: 0 P: 9	R: 0 E: 0 K: 2 S: 11 H: 1 LOB: 3 BB: 2 P: 23	R: 0 E: 0 K: 1 S: 10 H: 1 LOB: 1 BB: 1 P: 20	R: 0 E: 0 K: 2 S: 10 H: 1 LOB: 1 BB: 0 P: 12	R: 0 E: 0 K: 0 S: 6 H: 0 LOB: 0 BB: 0 P: 8	1B: 6 2B: 3 3B: 0 HR: 1 SF: 0 SAC: 0 DP: 2 HBP: 0						

TOP

San Francisco Giants @ Arizona Diamondbacks

Bank One Ballpark, Phoenix, AZ

Sun Sep 01 2002, 8:05 PM EDT

Att. 41,707 - Dome - 72 F

livebaseballscorecards.com

AB	35
R	6
H	10
RBI	6
BB	7
SO	8
LOB	21

WP: 2 PB: 0 SB: 0 CS: 0 PA: 42

PITCHER		IP	WLS	BF	H	R	ER	SO	BB	IBB	HBP	BLK	WP	HR	S	P	ERA	WHIP
Miguel Batista, R ERA: 4.33	(1, 1)	2.0		14	5	5	5	2	3	0	0	0	1	0	35	59	22.50	4.000
John Patterson, R ERA: 4.34	(3, 1)	2.0		8	2	1	1	0	1	0	0	0	0	1	21	35	4.50	1.500
Matt Mantei, R ERA: 4.42	(5, 1)	2.0		9	1	0	0	3	2	0	0	0	0	0	18	32	0.00	1.500
Mike Fetters, R ERA: 2.72	(7, 1)	1.2		7	2	0	0	3	1	0	0	0	1	0	18	30	0.00	1.800
Mike Myers, L ERA: 3.73	(8, 1)	0.1		1	0	0	0	0	0	0	0	0	0	0	2	2	0.00	0.000

PITCHER		IP	WLS	BF	H	R	ER	SO	BB	IBB	HBP	BLK	WP	HR	S	P	ERA	WHIP
Byung-Hyun Kim, R ERA: 2.09	(9, 1)	1.0	W	3	0	0	0	0	0	0	0	0	0	0	6	8	0.00	0.000

BOTTOM

San Francisco Giants @ Arizona Diamondbacks
Bank One Ballpark, Phoenix, AZ
Sun Sep 01 2002, 8:05 PM EDT
Att. 41,707 - Dome - 72 F

livebaseballscorecards.com

Batter	1	2	3	4	5	6	7	8	9	AB	R	H	RBI	BB	SO	LOB
Tony Womack, L (1, 6) OBP: 0.320, SLG: 0.362	HR		G5-3 S 1B BB	1-H HR			F9		2B 1B 1-2 2-3	4	3	3	3	1	0	0
David Dellucci, L (1, 9) OBP: 0.310, SLG: 0.406	G6-3		K	BB			K		2B 1-3 2-H 3-H	4	0	1	2	1	2	1
Junior Spivey, R (1, 4) OBP: 0.396, SLG: 0.489	F8		G5-3 1-3	L7			L7			4	0	0	0	0	0	2
Luis Gonzalez, L (1, 7) OBP: 0.403, SLG: 0.511	P4		BB 1B 3-H		F8			K		4	0	1	1	0	1	0
Erubiel Durazo, L (1, 3) OBP: 0.409, SLG: 0.596		1B BB	1-2 BB		F8			BB		1	1	0	0	3	0	0
Quinton McCracken, S (1, 8) OBP: 0.372, SLG: 0.464		K	G3-1		K			F7		4	0	0	0	0	2	4
Jay Bell, R (1, 5) OBP: 0.213, SLG: 0.286		F8		F5		G5-3		P3		4	0	0	0	0	0	2
Byung-Hyun Kim, R (9, 1) OBP: 0.500, SLG: 0.500										0	0	0	0	0	0	0
Rod Barajas, R (1, 2) OBP: 0.287, SLG: 0.336		1-H 1B 1B		F7		G5-4-3 HBP			1B BB 2B 1B	2	0	1	1	0	0	0
Steve Finley, L (9, PH) OBP: 0.365, SLG: 0.482										1	1	1	0	0	0	0
Miguel Batista, R (1, 1) OBP: 0.000, SLG: 0.000										0	0	0	0	0	0	0
Chris Donnels, L (2, PH) OBP: 0.429, SLG: 0.429										1	0	1	0	0	0	0
John Patterson, R (1, 1) OBP: 0.000, SLG: 0.167										0	0	0	0	0	0	0
Mark Grace, L (4, PH) OBP: 0.359, SLG: 0.370										0	1	0	0	1	0	0
Matt Mantei, R (6, 1)										0	0	0	0	0	0	0
Chad Moeller, R (6, PH) OBP: 0.357, SLG: 0.337										1	0	0	0	0	0	1
Mike Fetters, R (7, 1)										0	0	0	0	0	0	0
Mike Myers, L (8, 1)										0	0	0	0	0	0	0
Alex Cintron, S (8, 5) OBP: 0.364, SLG: 0.357		1-H 1B 1B 2-H		HR BB		G5-4-3 1-2f			1B 2B BB 1-2	0	1	0	0	1	0	0

	AB	30
	R	7
	H	8
	RBI	7
	BB	7
	SO	5
	LOB	10

Inning Stats	1	2	3	4	5	6	7	8	9
	R: 1 E: 0 K: 0 S: 14	H: 1 LOB: 0 BB: 0 P: 21	R: 1 E: 0 K: 1 S: 11	H: 2 LOB: 2 BB: 1 P: 21	R: 1 E: 0 K: 1 S: 12	H: 1 LOB: 2 BB: 2 P: 25	R: 2 E: 0 K: 0 S: 12	H: 1 LOB: 1 BB: 2 P: 22	R: 0 E: 0 K: 1 S: 7	H: 0 LOB: 0 BB: 0 P: 11	R: 0 E: 0 K: 0 S: 10	H: 0 LOB: 0 BB: 0 P: 13	R: 0 E: 0 K: 1 S: 7	H: 0 LOB: 0 BB: 0 P: 14	R: 0 E: 0 K: 1 S: 13	H: 0 LOB: 1 BB: 1 P: 22	R: 2 E: 0 K: 0 S: 8	H: 3 LOB: 2 BB: 1 P: 16

1B: 5	SF: 0	WP: 0	PA: 38
2B: 1	SAC: 0	PB: 0	
3B: 0	DP: 1	SB: 1	
HR: 2	HBP: 1	CS: 0	

PITCHER		IP	WLS	BF	H	R	ER	SO	BB	IBB	HBP	BLK	WP	HR	S	P	ERA	WHIP
Ryan Jensen, R ERA: 4.83	(1, 1)	3.2		19	5	5	5	2	4	0	0	0	0	2	45	81	12.27	2.455
Aaron Fultz, L ERA: 5.6	(4, 1)	1.1		5	0	0	0	1	1	0	0	0	0	0	11	19	0.00	0.750
Jay Witasick, R ERA: 2.75	(6, 1)	1.0	H	3	0	0	0	0	0	0	1	0	0	0	10	13	0.00	0.000
Scott Eyre, L ERA: 4.85	(7, 1)	0.2	H	2	0	0	0	1	0	0	0	0	0	0	5	9	0.00	0.000
Felix Rodriguez, R ERA: 4.37	(7, 1)	0.2	H	3	0	0	0	1	1	0	0	0	0	0	9	19	0.00	1.500

PITCHER		IP	WLS	BF	H	R	ER	SO	BB	IBB	HBP	BLK	WP	HR	S	P	ERA	WHIP
Tim Worrell, R ERA: 2.3	(8, 1)	0.2	H	2	0	0	0	0	0	0	0	0	0	0	6	8	0.00	0.000
Robb Nen, R ERA: 2.43	(9, 1)	0.0	L	4	3	2	2	0	1	0	0	0	0	0	8	16	∞	∞

Batter	1	2	3	4	5	6	7	8	9	AB	R	H	RBI	BB	SO	LOB
Dave Roberts, L (1, 8) OBP: 0.356, SLG: 0.369 David Ross, R (7, PH) OBP: 0.500, SLG: 1.000 (7, 2)	C C F X 0-2 ① P3	F X 0-1 ② G6-3 2-3		B X 1-0 S 3B 1B	C B B X 2-1 ③ F8		X 1-2 1-H HR 2B 1-0 2B HBP		X 0-0 HR	4 1 1 0 0 0 2 2 2 2 2 0 0 0						
Paul Lo Duca, R (1, 2) OBP: 0.327, SLG: 0.399 Tyler Houston, L (7, PH) OBP: 0.329, SLG: 0.440 (7, 3)	B B F X 2-1 ② F7	C C X 0-2 WP 3-H 2B		B X 1-0 ② F8		B B X 2-0 1B 1B	X G6-3		B F C B B X 3-2 ③ F9	5 1 2 1 0 0 2 2 0 1 2 0 0 0						
Adrian Beltré, R (1, 5) OBP: 0.317, SLG: 0.449 Giovanni Carrara, R (7, 1) Kevin Brown, R (8, 1) OBP: 0.263, SLG: 0.474 Jeff Williams, R (9, 1) OBP: 0.500, SLG: 0.500	B F X 1-1 ③ F2	B S X 1-1 ③ F8 2-3		B B S S F F X 2-2 1-H 1B 3B		B F C B X 2-2 PB 1B SF9 1-2 1B	X 0-1 2-H HR G5-3			6 3 3 3 0 0 3 0 0 0 0 0 0 0 0 0 0 0 0 0 0 0 0 0 0 0 0 0						
Shawn Green, L (1, 9) OBP: 0.381, SLG: 0.576 Joe Thurston, L (6, 4)		C X 0-1 HR	B F B X 2-1 ① G4-3	B X 1-0 3-H 1B		S S B B X 2-2 ① F8	C F S 0-3 ② K	B X 1-0 ① P4		4 1 2 2 0 0 2 2 0 0 0 0 1 0						
Brian Jordan, R (1, 7) OBP: 0.321, SLG: 0.446 Mike Kinkade, R (6, PR) OBP: 0.429, SLG: 0.632 (6, 7)		B B X 2-0 HR	B X 1-0 ② G6-3	B B B X 3-0 ③ L5		X 0-0 PB 1-2 2-H 1B	B C X 1-1 HR	C B B C F F B F X 3-2 1B		4 1 2 2 0 0 1 2 1 2 1 0 0 0						
Dave Hansen, L (1, 3) OBP: 0.361, SLG: 0.411 (7, 5)	C X 0-1 1B 2B 1B	B B F B B B 4-1 1B BB			C B B X 2-1 ① G4-3	B C C B F B 4-2 FC5-4 1-2 2-3 BB	B X 1-0 BB BB 2B 1B	C B F C 1-3 ② K		4 2 2 0 2 1 1						
Mark Grudzielanek, R (1, 4) OBP: 0.302, SLG: 0.369 Jolbert Cabrera, R (6, 9) OBP: 0.190, SLG: 0.132	B F B B X 3-1 1-2 2B 1B	C F X 0-2 1-3 1B			F X 0-1 S 1B E 1B	X 0-0 ② SF9 3-H	B B B B 4-0 BB 1-2 2B BB	X 0-0 ③ G4-3		3 2 3 1 0 0 0 1 1 0 0 1 0 1						
Alex Cora, L (1, 6) OBP: 0.374, SLG: 0.439 Jeff Reboulet, R (6, 6) OBP: 0.306, SLG: 0.262	B B C C F X 2-2 ① P4	X 0-0 ③ F7			B S X 1-1 S 1-2 1B	C B F F X 1-2 ③ FC5-4 1-2f	B C F B B B 4-2 2B 2B 1-2 2-3 BB		X 0-0 ① F9	4 0 1 0 0 0 6 1 1 0 0 1 0 0						
Odalis Perez, L (1, 1) OBP: 0.158, SLG: 0.298 Wilkin Ruan, R (7, PH) OBP: 0.667, SLG: 1.000 (7, 8)	B X 1-0 G6-3 1-H 2-H 2B 2B		C C F B S 1-3 ① K	S B F B B F F C 3-3 ② K 1-3 2-H		X 0-0 2B 1B 1-2 1-3 2-H 3-H 2B 2B			F B B X 2-1 ② F7	3 1 1 2 0 2 1 3 2 2 2 0 0 0						
Inning Stats	R: 0 E: 0 K: 0 S: 8 H: 0 LOB: 0 BB: 0 P: 11	R: 5 E: 0 K: 0 S: 19 H: 6 LOB: 1 BB: 0 P: 28	R: 0 E: 0 K: 0 S: 8 H: 1 LOB: 2 BB: 1 P: 15	R: 2 E: 0 K: 1 S: 13 H: 3 LOB: 1 BB: 0 P: 22	R: 1 E: 1 K: 1 S: 13 H: 2 LOB: 1 BB: 0 P: 21	R: 2 E: 0 K: 0 S: 16 H: 3 LOB: 2 BB: 1 P: 27	R: 8 E: 0 K: 1 S: 24 H: 7 LOB: 2 BB: 2 P: 42	R: 0 E: 0 K: 1 S: 11 H: 1 LOB: 1 BB: 0 P: 16	R: 1 E: 0 K: 0 S: 7 H: 1 LOB: 0 BB: 0 P: 12	1B: 13 2B: 5 3B: 1 HR: 5 SF: 1 SAC: 0 DP: 0 HBP: 1						

PITCHER		IP	WLS	BF	H	R	ER	SO	BB	IBB	HBP	BLK	WP	HR	S	P	ERA	WHIP
Rick Helling, R ERA: 4.47	(1, 1)	3.2	L	21	9	7	7	1	1	0	0	0	1	2	46	70	17.18	2.727
Mike Morgan, R ERA: 5.29	(4, 1)	1.1		7	3	1	0	1	0	0	0	0	0	0	15	27	0.00	2.250
Eddie Oropesa, L ERA: 11.03	(6, 1)	1.2		18	9	10	10	1	3	0	1	0	0	2	34	60	54.00	7.200
Bret Prinz, R ERA: 10.45	(7, 1)	1.1		6	2	0	0	1	0	0	0	0	0	0	17	25	0.00	1.500
Mark Grace, L ERA: 9.0	(9, 1)	1.0		4	1	1	1	0	0	0	0	0	0	1	7	12	9.00	1.000

PITCHER	IP	WLS	BF	H	R	ER	SO	BB	IBB	HBP	BLK	WP	HR	S	P	ERA	WHIP

TOP

Los Angeles Dodgers @ Arizona Diamondbacks

Bank One Ballpark, Phoenix, AZ

Mon Sep 02 2002, 8:05 PM EDT

Att. 35,372 - Dome - 72 F

livebaseballscorecards.com

AB	50
R	19
H	24
RBI	18
BB	4
SO	4
LOB	19

1B: 13	SF: 1	WP: 1	PA: 56
2B: 5	SAC: 0	PB: 1	
3B: 1	DP: 0	SB: 4	
HR: 5	HBP: 1	CS: 0	

Batter	1	2	3	4	5	6	7	8	9	AB	R	H	RBI	BB	SO	LOB
Tony Womack, L (1, 6) OBP: 0.320, SLG: 0.362	L5		1B			G3-1		G5-3	BB	3	0	1	0	0	0	0
Alex Cintron, S (7, 6) OBP: 0.368, SLG: 0.351										1	0	0	0	1	0	0
Quinton McCracken, S (1, 9) OBP: 0.372, SLG: 0.467	K		FC6-4 1-2f			F8 2B		1B	K	5	0	2	0	0	2	4
Junior Spivey, R (1, 4) OBP: 0.394, SLG: 0.485	K			F7		F8 2-3		FC6 1-2		3	0	0	0	0	1	1
Bret Prinz, R (7, 1)										0	0	0	0	0	0	0
Chad Moeller, R (8, PH) OBP: 0.343, SLG: 0.345										1	0	1	0	0	0	0
Mark Grace, L (9, 1) OBP: 0.339, SLG: 0.370										0	0	0	0	0	0	0
Luis Gonzalez, L (1, 7) OBP: 0.406, SLG: 0.511		HBP		FC6-4				FC6 1-2f		0	0	0	0	2	0	0
David Dellucci, L (6, PR) OBP: 0.308, SLG: 0.403				BB		BB				1	0	0	0	0	0	2
(7, 7)																
Greg Colbrunn, R (1, 3) OBP: 0.358, SLG: 0.581		F9		F4		G4-3			BB SF8 BB 1B	4	1	1	0	0	0	4
(7, 5)																
Damian Miller, R (1, 2) OBP: 0.340, SLG: 0.436	K		FC6-4 1-2f			G6-3			K	4	0	0	0	0	2	3
Mark Little, R (1, 8) OBP: 0.302, SLG: 0.270	G5-3		F9			G6-3			SF8 BB 1-2 BB	3	0	0	0	1	0	1
Jay Bell, R (1, 5) OBP: 0.216, SLG: 0.267		K		G6-3		G3			BB 1-2 2-3 BB	3	0	0	0	1	1	0
(7, 4)																
Rick Helling, R (1, 1) OBP: 0.205, SLG: 0.054		K		G6-3				F3	SF8 2-3 3-H	1	0	0	0	0	1	0
Mike Morgan, R (4, 1)										0	0	0	0	0	0	0
Chris Donnels, L (5, PH) OBP: 0.297, SLG: 0.446										1	0	0	0	0	0	0
Eddie Oropesa, L (6, 1)										0	0	0	0	0	0	0
Rod Barajas, R (7, 3) OBP: 0.283, SLG: 0.333										1	0	0	1	0	0	0
Inning Stats	R: 0 E: 0 K: 2 S: 8 H: 0 LOB: 0 BB: 0 P: 13	R: 0 E: 0 K: 1 S: 9 H: 0 LOB: 1 BB: 0 P: 10	R: 0 E: 0 K: 2 S: 11 H: 1 LOB: 1 BB: 0 P: 15	R: 0 E: 0 K: 0 S: 9 H: 0 LOB: 1 BB: 1 P: 16		R: 0 E: 0 K: 0 S: 13 H: 1 LOB: 2 BB: 1 P: 20	R: 0 E: 0 K: 0 S: 8 H: 0 LOB: 0 BB: 0 P: 12	R: 0 E: 0 K: 0 S: 13 H: 2 LOB: 2 BB: 0 P: 18	R: 1 E: 0 K: 2 S: 17 H: 1 LOB: 3 BB: 3 P: 33	1B: 4 2B: 1 3B: 0 HR: 0 SF: 1 SAC: 0 DP: 0 HBP: 1	WP: 0 PB: 0 SB: 0 CS: 0 PA: 38					

PITCHER	IP	WLS	BF	H	R	ER	SO	BB	IBB	HBP	BLK	WP	HR	S	P	ERA	WHIP
Odalis Perez, L (1, 1) ERA: 2.92	6.0	W	23	2	0	0	5	2	0	1	0	0	0	62	90	0.00	0.667
Giovanni Carrara, R (7, 1) ERA: 3.57	1.0		3	0	0	0	0	0	0	0	0	0	0	8	12	0.00	0.000
Kevin Brown, R (8, 1) ERA: 4.55	1.0		5	2	0	0	0	0	0	0	0	0	0	13	18	0.00	2.000
Jeff Williams, L (9, 1) ERA: 18.47	1.0		7	1	1	1	2	3	0	0	0	0	0	17	33	9.00	4.000

PITCHER	IP	WLS	BF	H	R	ER	SO	BB	IBB	HBP	BLK	WP	HR	S	P	ERA	WHIP

BOTTOM

Los Angeles Dodgers @ Arizona Diamondbacks

Bank One Ballpark, Phoenix, AZ

Mon Sep 02 2002, 8:05 PM EDT

Att. 35,372 - Dome - 72 F

livebaseballscorecards.com

AB	31
R	1
H	5
RBI	1
BB	5
SO	7
LOB	15

Batter	1	2	3	4	5	6	7	8	9	AB	R	H	RBI	BB	SO	LOB
Marquis Grissom, R (1, 8) OBP: 0.322, SLG: 0.498	X 0-0 CS 1B		F C B F B S 2-3 ① K		X 0-0 ② F8		B B C X 2-1 ② FC4-6 1-2f 2B		C S B B 1 SAFE 2-2 ③ PO 1-2	4	1	1	0	0	1	1
Paul Lo Duca, R (1, 2) (9, 3) OBP: 0.328, SLG: 0.404	F 1 SAFE X 0-1 ① E6 1-2 HR		C B C F B X 2-2 2B		B B X 2-0 ③ L8		B C B B X 3-1 1-H 2B			4	1	2	1	0	0	1
Adrian Beltré, R (1, 5) OBP: 0.316, SLG: 0.453	B B X 2-0 1-H HR		B C F B S 2-3 ② K			C F X 0-2 ① G6-3	C B F F X 1-2 ③ G1-3			4	1	1	2	0	1	2
Shawn Green, L (1, 9) OBP: 0.382, SLG: 0.577	X 0-0 ② G3		C B B B S B 4-2 BB			X 0-0 2B		F S B S 1-3 ① K		3	0	1	0	1	1	0
Brian Jordan, R (1, 7) OBP: 0.318, SLG: 0.442	C B X 1-1 ③ G1-3		B X 1-0 ③ G6-3			B X 1-0 ② F8		B S T B X 2-2 ② P5		4	0	0	0	0	0	3
Eric Karros, R (1, 3) OBP: 0.332, SLG: 0.399 Eric Gagne, R (8, 1)		B C B B X 3-1 E3		X 0-0 ① G6-3		B B B B 4-0 FC6-4 BB		X 0-0 ③ P4		3 0	0 0	0 0	0 0	1 0	0 0	0 0
Mark Grudzielanek, R (1, 4) OBP: 0.299, SLG: 0.365 Alex Cora, L (9, 4) OBP: 0.374, SLG: 0.439		B F F B F B X 2-2 ① F8		B X 1-0 ② G4-3		B X 1-0 ③ FC6-4 1-2f			X 0-0 ① G6-3	4 0	0 0	0 0	0 0	0 0	0 0	3 0
Cesar Izturis, S (1, 6) OBP: 0.251, SLG: 0.300		B X 1-0 ② F9		X 0-0 ③ G4-3			B B B C X 3-1 ① F9		C B B B X 2-1 ② G6-3	4	0	0	0	0	0	1
Kaz Ishii, L (1, 1) OBP: 0.167, SLG: 0.182 Kevin Brown, R (6, 1) OBP: 0.000, SLG: 0.474 Jesse Orosco, R (8, 1) Mike Kinkade, R (7, PH) OBP: 0.400, SLG: 0.641 Paul Shuey, R (7, 1) OBP: 0.500, SLG: 0.500 Paul Quantrill, L (8, 1) Dave Hansen, L (8, 3) OBP: 0.357, SLG: 0.411 Dave Roberts, L (9, PR) OBP: 0.389, SLG: 0.389 Chad Kreuter, S (9, 2) OBP: 0.000, SLG: 0.404		X 0-0 ③ G4-3			B C B X 2-1 ① F8		B B F X 2-1 FC4-6 1B		C B B B B 4-1 PO BB	2 0 0 1 0 0 0 0 0 0	0 0 0 0 0 0 0 0 0 0	0 0 0 1 0 0 0 0 0 0	0 0 0 0 0 0 0 0 1 0	0 0 0 0 0 0 0 0 0 0	0 0 0 0 0 0 0 0 0 0	1 0 0 0 0 0 0 0 0 0
Inning Stats	R: 2 E: 1 K: 0 S: 7 H: 2 LOB: 0 BB: 0 P: 10	R: 0 E: 1 K: 0 S: 8 H: 0 LOB: 1 BB: 0 P: 14	R: 0 E: 0 K: 2 S: 14 H: 1 LOB: 2 BB: 1 P: 25	R: 0 E: 0 K: 0 S: 3 H: 0 LOB: 0 BB: 0 P: 4	R: 0 E: 0 K: 0 S: 4 H: 0 LOB: 0 BB: 0 P: 8	R: 0 E: 0 K: 0 S: 6 H: 1 LOB: 2 BB: 1 P: 12	R: 1 E: 0 K: 0 S: 12 H: 2 LOB: 1 BB: 0 P: 23	R: 0 E: 0 K: 1 S: 7 H: 0 LOB: 0 BB: 0 P: 10	R: 0 E: 0 K: 0 S: 6 H: 0 LOB: 1 BB: 1 P: 14	1B: 2 2B: 3 3B: 0 HR: 1 SF: 0 SAC: 0 DP: 0 HBP: 0						

TOP

Los Angeles Dodgers @ Arizona Diamondbacks
Bank One Ballpark, Phoenix, AZ
Tue Sep 03 2002, 9:35 PM EDT
Att. 35,891 - Dome - 72 F

livebaseballscorecards.com

AB	33
R	3
H	6
RBI	3
BB	3
SO	3
LOB	12

WP: 0 PB: 0 SB: 0 CS: 1 PA: 37

PITCHER		IP	WLS	BF	H	R	ER	SO	BB	IBB	HBP	BLK	WP	HR	S	P	ERA	WHIP
Brian Anderson, L ERA: 4.67	(1, 1)	6.2	L	29	6	3	2	2	2	0	0	0	0	1	50	91	2.70	1.200
Mike Koplove, R ERA: 1.93	(7, 1)	1.1		4	0	0	0	1	0	0	0	0	0	0	11	15	0.00	0.000
Mike Fetters, R ERA: 2.66	(9, 1)	1.0		3	0	0	0	0	1	0	0	0	0	0	6	14	0.00	1.000

PITCHER	IP	WLS	BF	H	R	ER	SO	BB	IBB	HBP	BLK	WP	HR	S	P	ERA	WHIP

BOTTOM

Los Angeles Dodgers @ Arizona Diamondbacks
Bank One Ballpark, Phoenix, AZ
Tue Sep 03 2002, 9:35 PM EDT
Att. 35,891 - Dome - 72 F

livebaseballscorecards.com

Batter	1	2	3	4	5	6	7	8	9	AB	R	H	RBI	BB	SO	LOB
Tony Womack, L (1, 6) OBP: 0.319, SLG: 0.361	C B S B S 2-3 ① K		B X 1-0 ② L5			B C X 1-1 BB BB 1B	B C X 1-1 ② G3 2-3		C B X 1-1 ③ G1-3	5	0	1	0	0	1	2
Steve Finley, L (1, 8) OBP: 0.362, SLG: 0.478	S B C X 1-2 ② F7		S S T B S 1-3 ③ K2-3			F X 0-1 ① F7	B X 1-0 ③ G4-3			4	0	0	0	0	1	3
Junior Spivey, R (1, 4) OBP: 0.397, SLG: 0.486	C B X 1-1 1B			F B B X 2-1 ① L8		B B B B 4-0 BB 1-2 BB		C C B X 1-2 1B		3	0	2	0	1	0	0
Luis Gonzalez, L (1, 7) OBP: 0.406, SLG: 0.510	B C B F T X 2-2 ③ G4-3			C C B X 1-2 G5-3 1B		C B B B B 4-1 1-2 2-3 BB		B F C S 1-3 ① K		3	0	1	0	1	1	2
Greg Colbrunn, R (1, 5) OBP: 0.351, SLG: 0.568 Mike Koplove, R (7, 1) Lyle Overbay, L (8, PH) Mike Fetters, R (9, 1)		B B F X 2-1 ① F9		B B C X 2-1 ② G5-3 1-2		B F B S C 2-3 ② K		X 0-0 ② L8		3 0 1 0	0 0 0 0	0 0 0 0	0 0 0 0	0 0 0 0	1 0 0 0	4 0 1 0
Erubiel Durazo, L (1, 3) OBP: 0.402, SLG: 0.583		C S B S 1-3 ② K		B B C X 2-1 ③ L3		B S C F F B S 2-3 ③ K		X 0-0 ③ F9		4	0	0	0	0	2	5
Rod Barajas, R (1, 2) OBP: 0.279, SLG: 0.328 Quinton McCracken, S (7, PH) OBP: 0.371, SLG: 0.465 Damian Miller, R (8, 2) OBP: 0.340, SLG: 0.436 Mark Grace, L (9, PH) OBP: 0.341, SLG: 0.376	B X 1-0 ③ F7				B C X 1-1 ① P6		C X 0-1 ① L8		B B F F X 2-2 G4-3 SF8 2B	2 1 0 1	0 0 0 1	0 0 0 1	0 0 0 0	0 0 0 0	0 0 0 0	0 0 0 0
Mark Little, R (1, 9) OBP: 0.305, SLG: 0.274 David Dellucci, L (7, PH) OBP: 0.310, SLG: 0.404 (8, 9)			B B X 2-0 SH3-4 1B		B F S B X 2-2 ② L7		C B B B C X 3-2 2B 1B		C S X 0-2 ① G4-3 2-3	2 2	0 1	1 1	0 0	0 0	0 0	0 1
Brian Anderson, R (1, 1) OBP: 0.143, SLG: 0.195 Chris Donnels, L (7, 5) OBP: 0.303, SLG: 0.470			B C B X 2-1 ① SH3-4 1-2		B S C B C 2-3 ③ K		C B B F X 2-2 G3 1-H 2B		C X 0-1 ② SF8 3-H	1 1	0 0	0 1	0 2	0 0	1 0	0 0
Inning Stats	R: 0 E: 0 K: 1 S: 12 H: 1 LOB: 1 BB: 0 P: 18	R: 0 E: 0 K: 1 S: 6 H: 0 LOB: 0 BB: 0 P: 10	R: 0 E: 0 K: 1 S: 8 H: 1 LOB: 1 BB: 0 P: 14	R: 0 E: 0 K: 0 S: 9 H: 1 LOB: 1 BB: 0 P: 16	R: 0 E: 0 K: 1 S: 8 H: 0 LOB: 0 BB: 0 P: 13	R: 0 E: 0 K: 2 S: 13 H: 1 LOB: 3 BB: 2 P: 26	R: 1 E: 0 K: 0 S: 11 H: 2 LOB: 1 BB: 0 P: 18	R: 0 E: 0 K: 1 S: 8 H: 1 LOB: 1 BB: 0 P: 10	R: 1 E: 0 K: 0 S: 10 H: 1 LOB: 0 BB: 0 P: 13	1B: 6 2B: 2 3B: 0 HR: 0 SF: 1 SAC: 1 DP: 0 HBP: 0						

AB	33
R	2
H	8
RBI	2
BB	2
SO	7
LOB	18

WP: 0 PB: 0 SB: 0 CS: 0 PA: 37

PITCHER		IP	WLS	BF	H	R	ER	SO	BB	IBB	HBP	BLK	WP	HR	S	P	ERA	WHIP
Kaz Ishii, L ERA: 4.18	(1, 1)	5.1	W	22	4	0	0	4	2	0	0	0	0	0	48	85	0.00	1.125
Kevin Brown, R ERA: 4.53	(6, 1)	0.1	H	1	0	0	0	1	0	0	0	0	0	0	3	5	0.00	0.000
Jesse Orosco, L ERA: 2.88	(6, 1)	0.1	H	1	0	0	0	1	0	0	0	0	0	0	5	7	0.00	0.000
Paul Shuey, R ERA: 3.23	(7, 1)	1.0	H	5	2	1	1	0	0	0	0	0	0	0	11	18	9.00	2.000
Paul Quantrill, R ERA: 2.81	(8, 1)	0.2	H	3	1	0	0	1	0	0	0	0	0	0	7	9	0.00	1.500

PITCHER		IP	WLS	BF	H	R	ER	SO	BB	IBB	HBP	BLK	WP	HR	S	P	ERA	WHIP
Eric Gagne, R ERA: 2.04	(8, 1)	1.1	S	5	1	1	1	0	0	0	0	0	0	0	11	14	6.75	0.750

Batter	1	2	3	4	5	6	7	8	9	AB	R	H	RBI	BB	SO	LOB
Marquis Grissom, R (1, 8) OBP: 0.317, SLG: 0.491	C C X 0-2 ① L5		C S F C 0-3 ③ K			S F S 0-3 ③ K			F X 0-1 ① G5-3	4	0	0	0	0	2	1
Paul Lo Duca, R (1, 2) OBP: 0.326, SLG: 0.400	C B X 1-1 ② G4-3			C B B X 2-1 ① G5-3			B B C F F X 2-2 ① F8		F B F B X 2-2 ② G3	4	0	0	0	0	0	0
Shawn Green, L (1, 9) OBP: 0.383, SLG: 0.584	B F X 1-1 ③ G3-1			B S X 1-1 ② G3			C X 0-1 2B		X 0-0 HR	4	1	2	1	0	0	0
Adrián Beltré, R (1, 5) OBP: 0.314, SLG: 0.450		B B X 2-0 ① F9		B B X 2-0 ③ F8			B C S X 1-2 ② G5-3		B C S S 1-3 ③ K	4	0	0	0	0	1	1
Brian Jordan, R (1, 7) OBP: 0.318, SLG: 0.440		X 0-0 ② P4			C B F F B F B S 3-3 ① K		S F F F B H 2-2 FC6-4 HBP			1	0	0	0	0	0	0
Mike Kinkade, R (3, 7) OBP: 0.444, SLG: 0.625										1	0	0	0	0	1	0
Eric Karros, R (1, 3) OBP: 0.330, SLG: 0.396		B C C F C 1-3 ③ K			B F B S X 2-2 ② L8		C B F F X 1-2 ③ FC6-4 1-2f			3	0	0	0	0	1	2
Jeff Reboulet, R (1, 4) OBP: 0.308, SLG: 0.289			X 0-0 SH1-3 2B		S X 0-1 ③ F8			C X 0-1 ① G6-3		3	0	1	0	0	0	0
Cesar Izturis, S (1, 6) OBP: 0.249, SLG: 0.298			F X 0-1 ① F9			B C S S 1-3 ① K		X 0-0 ② G6-3		3	0	0	0	0	1	1
Andy Ashby, R (1, 1) OBP: 0.170, SLG: 0.200			X 0-0 ② SH1-3 2-3			B C S S B S 2-3 ② K		B S S S B F S 2-3 ③ K		0	0	0	0	0	0	0
Jolbert Cabrera, R (6, PH) OBP: 0.188, SLG: 0.130										1	0	0	0	0	1	0
Giovanni Carrara, R (6, 1)										0	0	0	0	0	0	0
David Ross, R (8, PH) OBP: 0.444, SLG: 0.857										1	0	0	0	0	1	0
Guillermo Mota, R (8, 1)										0	0	0	0	0	0	0
Inning Stats	R: 0 E: 0 K: 0 S: 7 H: 0 LOB: 0 BB: 0 P: 9	R: 0 E: 0 K: 1 S: 6 H: 0 LOB: 0 BB: 0 P: 9	R: 0 E: 0 K: 1 S: 8 H: 1 LOB: 1 BB: 0 P: 8	R: 0 E: 0 K: 0 S: 5 H: 0 LOB: 0 BB: 0 P: 10	R: 0 E: 0 K: 1 S: 10 H: 0 LOB: 0 BB: 0 P: 15	R: 0 E: 0 K: 3 S: 9 H: 0 LOB: 0 BB: 0 P: 12	R: 0 E: 0 K: 0 S: 17 H: 1 LOB: 2 BB: 0 P: 23	R: 0 E: 0 K: 1 S: 7 H: 0 LOB: 0 BB: 0 P: 9	R: 1 E: 0 K: 1 S: 9 H: 1 LOB: 0 BB: 0 P: 12	1B: 0 2B: 2 3B: 0 HR: 1 SF: 0 SAC: 1 DP: 0 HBP: 1						

PITCHER	IP	WLS	BF	H	R	ER	SO	BB	IBB	HBP	BLK	WP	HR	S	P	ERA	WHIP
Randy Johnson, L (1, 1) ERA: 2.57	9.0	W	31	3	1	1	8	0	0	1	0	0	1	78	107	1.00	0.333

PITCHER	IP	WLS	BF	H	R	ER	SO	BB	IBB	HBP	BLK	WP	HR	S	P	ERA	WHIP

TOP

Los Angeles Dodgers @ Arizona Diamondbacks

Bank One Ballpark, Phoenix, AZ

Wed Sep 04 2002, 6:05 PM EDT

Att. 31,707 - Dome - 72 F

livebaseballscorecards.com

AB	29
R	1
H	3
RBI	1
BB	0
SO	8
LOB	5

1B: 0	SF: 0	WP: 0	PA: 31
2B: 2	SAC: 1	PB: 0	
3B: 0	DP: 0	SB: 0	
HR: 1	HBP: 1	CS: 0	

BOTTOM

Batter	1	2	3	4	5	6	7	8	9	AB	R	H	RBI	BB	SO	LOB
Tony Womack, L (1, 6) OBP: 0.318, SLG: 0.359	B C X 1-1 CS 1B 1B	C F S 0-3 ② K		B F B X 2-1 ② G4-3 2-3			B X 1-0 ① P4	C S F B S 1-3 ③ K		5	1	1	0	0	2	2
Alex Cintron, S (9, 6) OBP: 0.368, SLG: 0.351										0	0	0	0	0	0	0
David Dellucci, L (1, 9) OBP: 0.319, SLG: 0.409	B B F B 1 SAFE X 3-1 BB HR 1-H 1B	B S B X 2-1 1B		C B X 1-1 ③ G4-3			B C F B B F B 4-2 FC5-4 BB			3	1	2	1	1	0	1
Junior Spivey, R (1, 4) OBP: 0.393, SLG: 0.482	X 0-0 ① P3	C C X 0-2 ③ F9			C F F S 0-3 ① K		X 0-0 ② FC5-4 1-2f			4	0	0	0	0	1	3
Luis Gonzalez, L (1, 7) OBP: 0.404, SLG: 0.505	B B S F C 2-3 ② K	X 0-0 ① F9			B B X 2-0 ② F7		B F X 1-1 ③ F7			4	0	0	0	0	1	2
Erubiel Durazo, L (1, 3) OBP: 0.399, SLG: 0.573	B B B B 4-0 HR 1-2 BB	C X 0-1 ② F9			C B B F B F S 3-3 ③ K			C B F X 1-2 ① F8		3	1	0	0	1	1	0
Matt Williams, R (1, 5) OBP: 0.315, SLG: 0.403	B B X 2-0 HR 1-H 2-H	F B S B F B F F X 3-2 FC4-6 1B				C B F X 1-2 L3 1B		C S S 0-3 ② K		4	1	3	3	0	1	0
Steve Finley, L (1, 8) OBP: 0.363, SLG: 0.487	F F F F X 0-2 HR	B X 1-0 ③ FC4-6 1-2f				C B B F X 2-2 ① ② L3 1-2		S B X 1-1 2B		4	2	2	1	0	0	2
Chad Moeller, R (1, 2) OBP: 0.359, SLG: 0.360	B B B C X 3-1 ③ G6-3			C B X 1-1 G4-3 2B			B B S S B B 4-2 BB	I I I I 4-0 2B IBB		2	1	1	0	2	0	0
Randy Johnson, R (1, 1) OBP: 0.159, SLG: 0.167		X 0-0 ① G5-3		B C L S 1-3 ① K		C B F B F X 2-2 ③ G6-3		B C X 1-1 1-H 2-H 2B		4	0	1	2	0	1	2
Inning Stats	R: 5 H: 4 E: 0 LOB: 0 K: 1 BB: 1 S: 16 P: 31	R: 0 H: 1 E: 0 LOB: 1 K: 1 BB: 0 S: 9 P: 11	R: 0 H: 1 E: 0 LOB: 1 K: 0 BB: 0 S: 10 P: 14	R: 0 H: 1 E: 0 LOB: 1 K: 1 BB: 0 S: 9 P: 14	R: 0 H: 0 E: 0 LOB: 0 K: 2 BB: 0 S: 9 P: 14	R: 0 H: 1 E: 0 LOB: 1 K: 0 BB: 1 S: 12 P: 21	R: 0 H: 0 E: 0 LOB: 1 K: 0 BB: 1 S: 7 P: 13	R: 2 H: 2 E: 0 LOB: 1 K: 2 BB: 1 S: 14 P: 22		1B: 5 SF: 0 2B: 4 SAC: 0 3B: 0 DP: 1 HR: 2 HBP: 0				WP: 0 PA: 37 PB: 0 SB: 0 CS: 1		

PITCHER		IP	WLS	BF	H	R	ER	SO	BB	IBB	HBP	BLK	WP	HR	S	P	ERA	WHIP
Andy Ashby, R ERA: 3.54	(1, 1)	5.0	L	23	7	5	0	5	1	0	0	0	0	2	53	84	0.00	1.600
Giovanni Carrara, R ERA: 3.47	(6, 1)	2.0		8	1	0	0	0	2	0	0	0	0	0	19	34	0.00	1.500
Guillermo Mota, R ERA: 4.57	(8, 1)	1.0		6	2	2	2	2	0	1	0	0	0	0	14	22	18.00	2.000

PITCHER	IP	WLS	BF	H	R	ER	SO	BB	IBB	HBP	BLK	WP	HR	S	P	ERA	WHIP

Los Angeles Dodgers @ Arizona Diamondbacks

Bank One Ballpark, Phoenix, AZ

Wed Sep 04 2002, 6:05 PM EDT

Att. 31,707 - Dome - 72 F

livebaseballscorecards.com

AB	33
R	7
H	10
RBI	7
BB	4
SO	7
LOB	12

Batter	1	2	3	4	5	6	7	8	9	AB	R	H	RBI	BB	SO	LOB
Tony Womack, L (1, 6) OBP: 0.321, SLG: 0.364	BBCBB 4-1 1B 2B BB	CBFX 1-2 ① P3		CCS 0-3 ③ K			CX 0-1 1B	BFBX 2-1 1-H 2-H 3-H 3B		4	1	2	3	1	1	0
David Dellucci, L (1, 9) OBP: 0.321, SLG: 0.409	FCBX 1-2 2B 1-3 SF9 1B	BBBCCX 3-2 1B			BFFX 1-2 ① F9		FCBC 1-3 ② K	BSX 1-1 ③ G3		5	1	2	0	0	1	2
Junior Spivey, R (1, 4) OBP: 0.392, SLG: 0.481	SBX 1-1 SF9 1-3 3-H SF7 2B	BFSS 1-3 ② K			BBX 2-0 ② P5		CFBX 2-2 ③ F8		CFBX 1-2 ① F9	5	1	1	1	0	1	2
Luis Gonzalez, L (1, 7) OBP: 0.405, SLG: 0.504	BBSBFFFB 4-2 1B 2B BB	BSBCBX 3-2 ③ G6-3			BX 1-0 ③ G4-3			BCBX 2-1 F8 E 1B 1B	CFBBBBB 4-2 1B BB	3	2	1	0	2	0	1
Erubiel Durazo, L (1, 3) OBP: 0.395, SLG: 0.566	BX 1-0 ① SF9 2-3 3-H	CSX 0-2 ① G4-3				FBFBS 2-3 ① K		BBBX 2-0 BB E 1-2 3B 1B	CFCC 1-3 ② K	4	1	1	1	0	2	1
Matt Williams, R (1, 5) OBP: 0.307, SLG: 0.394 Greg Colbrunn, R (9, PH) OBP: 0.355, SLG: 0.571 Alex Cintron, S (9, PR) OBP: 0.368, SLG: 0.351 (9, 5)	X 0-0 ② SF7 3-H	FFFFX 0-2 ② F9				BBCSFBS 3-3 ② K		FSFX 0-2 ① F8 2-3	CBFBBBX 3-2 1-2 1B	3 1 0	0 0 0	0 1 0	1 0 0	0 0 0	1 0 0	2 0 0
Steve Finley, L (1, 8) OBP: 0.364, SLG: 0.487 Quinton McCracken, S (3, 8) OBP: 0.371, SLG: 0.464	BBX 2-0 2B 1-2 1B	CBBBSX 3-2 ③ G4-3				X 0-0 FC5-4 1B		X 0-0 E4 BB 1-2 3-H 3B	SFBFFBFFS 2-3 ③ K	2 3	0 1	1 1	0 0	0 0	0 1	0 3
Damian Miller, R (1, 2) OBP: 0.340, SLG: 0.438 Mark Grace, L (8, PH) OBP: 0.343, SLG: 0.376 Rod Barajas, R (8, 2) OBP: 0.279, SLG: 0.328	BFCTBX 2-2 1-3 2-H 2B			CX 0-1 ① G4-3		CBX 1-1 ③ FC5-4 1-2f		CFBBBB 4-2 1-2 2-3 3B BB		3 0 0	0 1 0	1 0 0	1 0 0	0 1 0	0 0 0	1 0 0
Curt Schilling, R (1, 1) OBP: 0.241, SLG: 0.200 Felix Jose, S (8, PH) Mike Koplove, R (8, 1) Mike Myers, L (8, 1) Byung-Hyun Kim, R (8, 1) OBP: 0.500, SLG: 0.500	CBSS 1-3 ③ K			FBBCC 2-3 ② K		X 0-0 ① F9	FCBS 1-3 ② K			3 1 0 0 0	0 0 0 0 0	0 0 0 0 0	0 0 0 0 0	0 1 0 0 0	2 3 0 0 0	2 3 0 0 0
Inning Stats	R: 4 H: 4 E: 0 LOB: 2 K: 1 BB: 2 S: 20 P: 36	R: 0 H: 1 E: 0 LOB: 1 K: 1 BB: 0 S: 12 P: 20	R: 0 H: 0 E: 0 LOB: 0 K: 0 BB: 0 S: 11 P: 14	R: 0 H: 0 E: 0 LOB: 0 K: 2 BB: 0 S: 8 P: 10	R: 0 H: 0 E: 0 LOB: 0 K: 0 BB: 0 S: 5 P: 9	R: 0 H: 1 E: 0 LOB: 1 K: 2 BB: 0 S: 10 P: 16	R: 0 H: 1 E: 0 LOB: 1 K: 1 BB: 0 S: 10 P: 12	R: 4 H: 3 E: 1 LOB: 1 K: 1 BB: 1 S: 17 P: 29	R: 0 H: 1 E: 0 LOB: 2 K: 2 BB: 1 S: 18 P: 29	1B: 8 SF: 2 2B: 2 SAC: 0 3B: 1 DP: 0 HR: 0 HBP: 0						WP: 0 PA: 43 PB: 0 SB: 0 CS: 0

PITCHER		IP	WLS	BF	H	R	ER	SO	BB	IBB	HBP	BLK	WP	HR	S	P	ERA	WHIP
Jason Schmidt, R ERA: 3.58	(1, 1)	6.0	L	26	6	4	4	6	2	0	0	0	0	0	66	105	6.00	1.333
Aaron Fultz, L ERA: 5.4	(7, 1)	0.2		3	1	0	0	1	0	0	0	0	0	0	6	7	0.00	1.500
Manny Aybar, R ERA: 1.42	(7, 1)	0.1		1	0	0	0	0	0	0	0	0	0	0	4	5	0.00	0.000
Scott Eyre, L ERA: 4.73	(8, 1)	0.0		2	2	2	0	0	0	0	0	0	0	0	3	7	∞	∞
Tim Worrell, R ERA: 2.38	(8, 1)	1.0		6	1	2	0	1	1	0	0	0	0	0	14	22	0.00	2.000

PITCHER		IP	WLS	BF	H	R	ER	SO	BB	IBB	HBP	BLK	WP	HR	S	P	ERA	WHIP
41 Chad Zerbe, L ERA: 3.04	(9, 1)	0.2		3	0	0	0	1	1	0	0	0	0	0	8	14	0.00	1.500
Jay Witasick, R ERA: 2.72	(9, 1)	0.1		2	1	0	0	1	0	0	0	0	0	0	10	15	0.00	3.000

TOP

Arizona Diamondbacks @ San Francisco Giants

PacBell Park, San Francisco, CA

Thu Sep 05 2002, 10:15 PM EDT

Att. 37,995 - Sunny - 67 F

livebaseballscorecards.com

AB	37
R	8
H	11
RBI	7
BB	4
SO	10
LOB	17

BOTTOM

Batter	1	2	3	4	5	6	7	8	9	AB	R	H	RBI	BB	SO	LOB
Kenny Lofton, L (1, 8) OBP: 0.336, SLG: 0.409	B F F X 1-2 G5-3 ①		C B F F X 1-2 G4-3 ③		F X 0-1 G1-3 ③		X 0-0 G4-3 ③		F F B X 1-2 1-3 1B	4	0	0	0	0	0	1
Damon Minor, L (9, 3) OBP: 0.344, SLG: 0.472										1	0	1	0	0	0	0
Rich Aurilia, R (1, 6) OBP: 0.292, SLG: 0.392	X 0-0 1B			C B F S 1-3 K ①		X 0-0 P3 ①		C C B X 1-2 L5 ①	C X 0-1 SF9 ② 3-H	4	0	1	1	0	1	0
Jeff Kent, R (1, 4) OBP: 0.381, SLG: 0.588	S T F S 0-3 K ②			C F F F B F X 1-2 HR 1B		B F F F B F F X 2-2 G4-3 ②		B X 1-0 BB 1B 1B	C F F X 0-2 P6 ③	5	2	2	0	0	1	2
Barry Bonds, L (1, 7) OBP: 0.575, SLG: 0.816	B X 1-0 F7 ③			F X 0-1 1-H HR		F F F B B B F B B 4-2 HBP BB		C B C B B B 4-2 1B 1-2 BB		2	1	1	2	2	0	1
Benito Santiago, R (1, 2) OBP: 0.311, SLG: 0.444		C S X 0-2 F7 ①		F F F B X 1-2 F8 ②		B C H 2-1 1-2 HBP		B X 1-0 L9 ②		2	0	0	0	0	0	0
Aaron Fultz, L (7, 1)										0	0	0	0	0	0	0
Manny Aybar, R (7, 1)										0	0	0	0	0	0	0
Scott Eyre, L (8, 1)										0	0	0	0	0	0	0
Reggie Sanders, R (8, 9) OBP: 0.324, SLG: 0.449										1	0	0	0	0	0	2
Tim Worrell, R (8, 1)										0	0	0	0	0	0	0
Bill Mueller, S (1, 5) OBP: 0.353, SLG: 0.399		C B X 1-1 G6-3 ②		C B X 1-1 F7 ③		B C F B X 2-2 P6 ③		B F B F X 2-2 1-3 2-H 1B		4	0	1	1	0	0	2
J.T. Snow, L (1, 3) OBP: 0.338, SLG: 0.361		B C B C B F F X 3-2 L3 ③			B F C F B F F F C 2-3 K ①		C C F C 0-3 K ①	S X 0-1 G3 ③		4	0	0	0	0	2	2
41 Chad Zerbe, L (9, 1) OBP: 0.167, SLG: 0.167										0	0	0	0	0	0	0
Jay Witasick, R (9, 1)										0	0	0	0	0	0	0
Tsuyoshi Shinjo, R (1, 9) OBP: 0.301, SLG: 0.382			F B B S S 2-3 K ①		X 0-0 HR		C F B S 1-3 K ②		C B S S X 1-2 1B SF9 1B	3	1	1	1	0	2	0
(8, 8)										1	1	1	0	0	0	0
Tom Goodwin, L (9, PH) OBP: 0.301, SLG: 0.286																
Jason Schmidt, R (1, 1) OBP: 0.146, SLG: 0.152			C F B C 1-3 K ②		B C X 1-1 G4-3 ②		B F B X 2-1 2B		C S 0-3 K ①	2	0	0	0	0	1	0
Yorvit Torrealba, R (7, 2) OBP: 0.359, SLG: 0.393										1	0	1	0	0	0	0
Tony Torcato, L (9, PH) OBP: 0.375, SLG: 0.500										1	0	0	0	0	1	1
Inning Stats	R: 0 E: 0 K: 1 S: 9 H: 1 LOB: 1 BB: 0 P: 11	R: 0 E: 0 K: 0 S: 10 H: 0 LOB: 0 BB: 0 P: 14	R: 0 E: 0 K: 2 S: 10 H: 0 LOB: 0 BB: 0 P: 14	R: 2 E: 0 K: 1 S: 16 H: 2 LOB: 0 BB: 0 P: 20	R: 1 E: 0 K: 1 S: 12 H: 1 LOB: 0 BB: 0 P: 15	R: 0 E: 0 K: 0 S: 15 H: 0 LOB: 2 BB: 1 P: 25	R: 0 E: 0 K: 2 S: 10 H: 1 LOB: 1 BB: 0 P: 13	R: 1 E: 0 K: 0 S: 12 H: 2 LOB: 2 BB: 1 P: 21	R: 1 E: 0 K: 1 S: 16 H: 2 LOB: 1 BB: 0 P: 18	1B: 6 2B: 1 3B: 0 HR: 2	SF: 1 SAC: 0 DP: 0 HBP: 1						

PITCHER		IP	WLS	BF	H	R	ER	SO	BB	IBB	HBP	BLK	WP	HR	S	P	ERA	WHIP
Curt Schilling, R ERA: 2.8	(1, 1)	7.0	W	28	5	3	3	7	1	0	1	0	0	2	82	112	3.86	0.857
Mike Koplove, R ERA: 2.11	(8, 1)	0.1		2	1	1	1	0	0	0	0	0	0	0	4	6	27.00	3.000
Mike Myers, L ERA: 3.73	(8, 1)	0.0		1	0	0	0	0	1	0	0	0	0	0	2	6	∞	∞
Byung-Hyun Kim, R ERA: 2.16	(8, 1)	1.2		8	3	1	1	1	0	0	0	0	0	0	22	27	5.40	1.800

PITCHER	IP	WLS	BF	H	R	ER	SO	BB	IBB	HBP	BLK	WP	HR	S	P	ERA	WHIP

Arizona Diamondbacks @ San Francisco Giants

PacBell Park, San Francisco, CA

Thu Sep 05 2002, 10:15 PM EDT

Att. 37,995 - Sunny - 67 F

livebaseballscorecards.com

AB	35
R	5
H	9
RBI	5
BB	2
SO	8
LOB	11

WP: 0 PB: 0 SB: 0 CS: 0 PA: 39

Batter	1	2	3	4	5	6	7	8	9	AB	R	H	RBI	BB	SO	LOB
Quinton McCracken, S (1, 8) OBP: 0.369, SLG: 0.461	B F B X 2-1 G6-4-3 1B			C B X 1-1 ① G4-3	C X 0-1 ③ F9			X 0-0 ① G4-3	4	0	1	0	0	0	0
Greg Colbrunn, R (1, 3) OBP: 0.355, SLG: 0.566 Mark Little, R (7, PR) OBP: 0.305, SLG: 0.274 Mark Grace, L (7, 3) OBP: 0.342, SLG: 0.375	X 0-0 ①② G6-4-3 1-2f			C B B X 2-1 ② G5-3			B B F X 2-1 BB 1B		X 0-0 ② G3-1	3 0 1	0 0 0	1 0 0	0 0 0	0 0 0	0 0 0	1 0 0
Junior Spivey, R (1, 4) OBP: 0.392, SLG: 0.480	B B C T B T T X 3-2 ③ P6			B B S X 2-1 ③ G6-3			B B C B B 4-1 G4-6-3 BB 1-2		X 0-0 1B	3	0	1	0	1	0	0
Luis Gonzalez, L (1, 7) OBP: 0.402, SLG: 0.500		C S X 0-2 ① F9			X 0-0 ① G3		B C B B C X 3-2 ① F8		C F B B X 2-2 ③ F7	4	0	0	0	0	0	3
Felix Jose, S (1, 9)		C C C 0-3 ② K			S B F F B B B 4-2 FC4-6 BB		B B F B X 3-1 ②③ G4-6-3 1-2f			2	0	0	0	1	1	2
Matt Williams, R (1, 5) OBP: 0.308, SLG: 0.393 Tony Womack, L (8, PR) OBP: 0.321, SLG: 0.364 (8, 6)		B B X 2-0 ③ F9			C B B X 2-1 ② L7			X 0-0 1B		3 0	0 0	1 0	0 0	0 0	0 0	1 0
Alex Cintron, S (1, 6) OBP: 0.352, SLG: 0.333 (8, 5)		B B X 2-0 ① F9			C B B B X 3-1 ③ FC4-6 1-2f			L L B L 1-3 ① K		3	0	0	0	0	1	2
Rod Barajas, R (1, 2) OBP: 0.273, SLG: 0.321		C X 0-1 ② F7				B X 1-0 ① F9		B B B C X 3-1 ② F8		3	0	0	0	0	0	1
Miguel Batista, R (1, 1) OBP: 0.250, SLG: 0.317 Jay Bell, R (8, PH) OBP: 0.212, SLG: 0.261 Matt Mantei, R (8, 1) Mike Fetters, R (9, 1)		B B C E B C 3-3 ③ K				B X 1-0 ② G1-3		B S B T F B S 3-3 ③ K		2 1 0 0	0 0 0 0	0 0 0 0	0 0 0 0	1 1 0 0	0 1 0 0	0 1 0 0
Inning Stats	R: 0 H: 1 E: 0 LOB: 0 K: 0 BB: 0 S: 8 P: 13	R: 0 H: 0 E: 0 LOB: 0 K: 1 BB: 0 S: 7 P: 9	R: 0 H: 0 E: 0 LOB: 0 K: 1 BB: 0 S: 6 P: 11	R: 0 H: 0 E: 0 LOB: 0 K: 0 BB: 0 S: 6 P: 11	R: 0 H: 0 E: 0 LOB: 0 K: 0 BB: 0 S: 8 P: 17	R: 0 H: 0 E: 0 LOB: 0 K: 0 BB: 0 S: 4 P: 6	R: 0 H: 1 E: 0 LOB: 2 K: 0 BB: 1 S: 8 P: 20	R: 0 H: 1 E: 0 LOB: 1 K: 2 BB: 0 S: 10 P: 17	R: 0 H: 1 E: 0 LOB: 1 K: 0 BB: 0 S: 6 P: 8	1B: 4 SF: 0 2B: 0 SAC: 0 3B: 0 DP: 2 HR: 0 HBP: 0						

TOP

Arizona Diamondbacks @ San Francisco Giants

PacBell Park, San Francisco, CA

Fri Sep 06 2002, 10:35 PM EDT

Att. 40,782 - Overcast - 60 F

livebaseballscorecards.com

AB	29
R	0
H	4
RBI	0
BB	2
SO	4
LOB	11

WP: 0 PA: 31
PB: 0
SB: 0
CS: 0

PITCHER		IP	WLS	BF	H	R	ER	SO	BB	IBB	HBP	BLK	WP	HR	S	P	ERA	WHIP
Kirk Rueter, L ERA: 3.05	(1, 1)	8.0		27	3	0	0	4	2	0	0	0	0	0	57	104	0.00	0.625
Aaron Fultz, L ERA: 5.3	(9, 1)	0.2		2	0	0	0	0	0	0	0	0	0	0	2	2	0.00	0.000
Felix Rodriguez, R ERA: 4.35	(9, 1)	0.1	W	2	1	0	0	0	0	0	0	0	0	0	4	6	0.00	3.000

PITCHER	IP	WLS	BF	H	R	ER	SO	BB	IBB	HBP	BLK	WP	HR	S	P	ERA	WHIP

Batter	1	2	3	4	5	6	7	8	9	AB	R	H	RBI	BB	SO	LOB
Kenny Lofton, L (1, 8) OBP: 0.333, SLG: 0.406	C C X 0-2 ① G6-3		X 0-0 ② F7			C X 0-1 ① FC4-6 S 1-2f		F X 0-1 ③ F8		4	0	0	0	0	0	1
Rich Aurilia, R (1, 6) OBP: 0.296, SLG: 0.395 Tom Goodwin, L (9, PR) OBP: 0.301, SLG: 0.286	B B B B 4-0 BB		C X 0-1 ③ P2			B B B C C B 4-2 1-2 BB			B X 1-0 1B 2B	2 0	0 1	1 0	0 0	2 0	0 0	0 0
Jeff Kent, R (1, 4) OBP: 0.379, SLG: 0.584	X 0-0 ② F8			X 0-0 ① G1-3		C F F B F X 1-2 ② P5			C B B X 2-1 ① G5-3	4	0	0	0	0	0	4
Barry Bonds, L (1, 7) OBP: 0.572, SLG: 0.809	B C B B X 3-1 ③ F8			B C C F B F X 2-2 ② G4-3		C C B B B X 3-2 ③ P5			I I I I 4-0 1B IBB	3	0	0	0	1	0	3
Reggie Sanders, R (1, 9) OBP: 0.324, SLG: 0.447		X 0-0 ① G6-3		F B F B X 2-2 ③ G5-3			B F S B S 2-3 ① K		B X 1-0 1-2 2-H 1B	4	0	1	1	0	1	0
J.T. Snow, L (1, 3) OBP: 0.341, SLG: 0.363	C B F S 1-3 ② K			B F X 1-1 FC5-4 1B			B X 1-0 G6-4-3 1B			3	0	2	0	0	1	0
Benito Santiago, R (1, 2) OBP: 0.311, SLG: 0.444	B C B C X 2-2 1B			B B X 2-0 ① FC5-4 G6-4-3 1-2f			X 0-0 ② ③ G6-4-3 1-2f			3	0	1	0	0	0	2
David Bell, R (1, 5) OBP: 0.320, SLG: 0.430		X 0-0 ③ P6		B F F X 1-2 ② ③ G6-4-3 1-2f				B B C C X 2-2 ① L9		3	0	0	0	0	0	2
Kirk Rueter, L (1, 1) OBP: 0.169, SLG: 0.161 Damon Minor, L (8, PH) OBP: 0.342, SLG: 0.470 Aaron Fultz, L (9, 1) Felix Rodriguez, R (9, 1) OBP: 1.000, SLG: 1.000			C X 0-1 ① G4-3			X 0-0 FC4-6 1B		B F B F B X 3-2 ② P4		2 1 0 0	0 0 0 0	1 0 0 0	0 0 0 0	0 0 0 0	0 0 0 0	0 0 0 0
Inning Stats	R: 0 E: 0 K: 0 S: 6 H: 0 LOB: 1 BB: 1 P: 13	R: 0 E: 0 K: 1 S: 8 H: 1 LOB: 1 BB: 0 P: 11	R: 0 E: 0 K: 0 S: 5 H: 0 LOB: 0 BB: 0 P: 5	R: 0 E: 0 K: 0 S: 9 H: 0 LOB: 0 BB: 0 P: 13	R: 0 E: 0 K: 0 S: 6 H: 1 LOB: 0 BB: 0 P: 10	R: 0 E: 0 K: 0 S: 13 H: 1 LOB: 2 BB: 1 P: 21	R: 0 E: 0 K: 1 S: 5 H: 1 LOB: 0 BB: 0 P: 8	R: 0 E: 0 K: 0 S: 8 H: 0 LOB: 0 BB: 0 P: 13	R: 1 E: 0 K: 0 S: 4 H: 2 LOB: 2 BB: 1 P: 12	1B: 5 2B: 1 3B: 0 HR: 0	SF: 0 SAC: 0 DP: 2 HBP: 0						

PITCHER	IP	WLS	BF	H	R	ER	SO	BB	IBB	HBP	BLK	WP	HR	S	P	ERA	WHIP
Miguel Batista, R (1, 1) ERA: 4.15	7.0		25	4	0	0	2	2	0	0	0	0	0	52	81	0.00	0.857
Matt Mantei, R (8, 1) ERA: 4.19	1.0		3	0	0	0	0	0	0	0	0	0	0	8	13	0.00	0.000
Mike Fetters, R (9, 1) ERA: 2.82	0.1	L	4	2	1	1	0	0	1	0	0	0	0	4	12	27.00	6.000

PITCHER	IP	WLS	BF	H	R	ER	SO	BB	IBB	HBP	BLK	WP	HR	S	P	ERA	WHIP

BOTTOM

Arizona Diamondbacks @ San Francisco Giants

PacBell Park, San Francisco, CA

Fri Sep 06 2002, 10:35 PM EDT

Att. 40,782 - Overcast - 60 F

livebaseballscorecards.com

AB	29
R	1
H	6
RBI	1
BB	3
SO	2
LOB	12

1B: 5 2B: 1 3B: 0 HR: 0 SF: 0 SAC: 0 DP: 2 HBP: 0

WP: 0 PB: 0 SB: 1 CS: 0 PA: 32

Batter	1	2	3	4	5	6	7	8	9	AB	R	H	RBI	BB	SO	LOB
Tony Womack, L (1, 6) OBP: 0.320, SLG: 0.362	B C B X 2-1 ① G3		C C X 0-2 BB 1B 1B		C B X 1-1 ① G4-3		B B B C L F F X 3-2 ① L3		C F B F X 1-2 ③ F9	5	1	1	0	0	0	0
Junior Spivey, R (1, 4) OBP: 0.393, SLG: 0.479	B B B C X 3-1 ② F9		B B C C F B F F F 4-2 B 1B 1-2 SF9 BB		X 0-0 1B 1B		F S B X 1-2 ② G5-3			3	1	1	0	1	0	0
Luis Gonzalez, L (1, 7) OBP: 0.403, SLG: 0.499	B C B B B 4-1 BB		B X 1-0 SF9 1-3 2-H 1B		B F C B F F F X 2-2 ② F3		B B C X 2-1 ③ P6			3	0	1	1	1	0	1
Felix Jose, S (1, 9) OBP: 0.250, SLG: 0.167 Mark Little, R (8, 9) OBP: 0.305, SLG: 0.274 Rod Barajas, R (9, 2) OBP: 0.273, SLG: 0.321	B F B F F S 2-3 ③ K		B F X 1-1 ① SF9 1-2 3-H		F X 0-1 HBP 1-3 1B			S C S 0-3 ① K2-3		3 0 0	0 0 0	1 0 0	1 0 0	0 0 0	2 0 0	1 0 0
Erubiel Durazo, L (1, 3) OBP: 0.397, SLG: 0.568		C B C B B F X 3-2 1B 2B	C F F X 1-2 ② G5-3		C B F F F F H 2-2 1-2 HBP			B B X 2-0 ② G4-3		3	1	1	0	0	0	1
Matt Williams, R (1, 5) OBP: 0.306, SLG: 0.385 Alex Cintron, S (8, PR) OBP: 0.352, SLG: 0.333 (8, 5)	B C S S F S 1-3 ① K		F S B X 1-2 ③ F9		S B S B S 2-3 ③ K			B B B C B 4-1 BB		3 0 0	0 0 0	0 0 0	0 0 0	1 0 0	2 0 0	5 0 0
David Dellucci, L (1, 8) OBP: 0.319, SLG: 0.405 (9, 9)	B C B F B C 3-3 ② K		B C C X 1-2 ① G3-1		B X 1-0 CS 1B			S C B B F B F S 3-3 ③ K		4	0	1	0	0	2	2
Damian Miller, R (1, 2) OBP: 0.340, SLG: 0.437 Quinton McCracken, S (9, PH) OBP: 0.368, SLG: 0.460 (9, 8)	C S B X 1-2 FC4 2-H 1B		B B F X 2-1 ② F9		C C F B B B S 3-3 ①② K 1-2			C S S F S 0-3 ① K		3 1	0 0	1 0	1 0	0 0	1 1	1 0
Rick Helling, R (1, 1) OBP: 0.190, SLG: 0.051 Chris Donnels, L (6, PH) OBP: 0.299, SLG: 0.463 Mike Koplove, R (6, 1) Matt Mantei, R (8, 1) Mike Fetters, R (8, 1) Lyle Overbay, L (9, PH) Byung-Hyun Kim, R (9, 1) OBP: 0.500, SLG: 0.500		F B S X 1-2 ③ FC4 1-2f	X 0-0 ③ L8		C C S 0-3 ③ K				B C B B S S X 2-2 ② G4-3	2 1 0 0 0 0 1 0	0 0 0 0 0 0 0 0	0 0 0 0 0 0 0 0	0 0 0 0 0 0 0 0	0 1 0 0 0 0 0 0	0 0 0 0 0 0 0 0	1 0 0 0 0 0 0 0
Inning Stats	R: 0 H: 0 E: 0 LOB: 1 K: 1 BB: 1 S: 9 P: 20	R: 1 H: 2 E: 0 LOB: 1 K: 2 BB: 0 S: 17 P: 26	R: 2 H: 2 E: 0 LOB: 1 K: 0 BB: 1 S: 18 P: 26	R: 0 H: 0 E: 0 LOB: 0 K: 0 BB: 0 S: 6 P: 9	R: 0 H: 2 E: 0 LOB: 3 K: 1 BB: 0 S: 19 P: 26	R: 0 H: 1 E: 0 LOB: 0 K: 2 BB: 0 S: 8 P: 12	R: 0 H: 0 E: 0 LOB: 0 K: 0 BB: 0 S: 10 P: 16	R: 0 H: 0 E: 0 LOB: 1 K: 2 BB: 1 S: 10 P: 19	R: 0 H: 0 E: 0 LOB: 0 K: 1 BB: 0 S: 11 P: 14	1B: 6 2B: 1 3B: 0 HR: 0	SF: 1 SAC: 0 DP: 0 HBP: 1			WP: 0 PB: 0 SB: 0 CS: 1	PA: 37	

PITCHER		IP	WLS	BF	H	R	ER	SO	BB	IBB	HBP	BLK	WP	HR	S	P	ERA	WHIP
Ryan Jensen, R ERA: 4.86	(1, 1)	4.2		22	6	3	3	3	2	0	0	0	0	0	61	95	5.79	1.714
Troy Brohawn, L ERA: 7.2	(5, 1)	0.0		1	0	0	0	0	0	0	1	0	0	0	5	7	∞	∞
Manny Aybar, R ERA: 1.35	(5, 1)	0.1		1	0	0	0	1	0	0	0	0	0	0	3	5	0.00	0.000
Jay Witasick, R ERA: 2.67	(6, 1)	1.0		3	1	0	0	2	0	0	0	0	0	0	8	12	0.00	1.000
Scott Eyre, L ERA: 4.63	(7, 1)	1.2		5	0	0	0	1	0	0	0	0	0	0	14	22	0.00	0.000

PITCHER		IP	WLS	BF	H	R	ER	SO	BB	IBB	HBP	BLK	WP	HR	S	P	ERA	WHIP
Tim Worrell, R ERA: 2.37	(8, 1)	0.1		2	0	0	0	1	1	0	0	0	0	0	6	13	0.00	3.000
Felix Rodriguez, R ERA: 4.28	(9, 1)	1.0	W	3	0	0	0	1	0	0	0	0	0	0	11	14	0.00	0.000

TOP

Arizona Diamondbacks @ San Francisco Giants

PacBell Park, San Francisco, CA

Sat Sep 07 2002, 4:05 PM EDT

Att. 41,016 - Sunny - 61 F

livebaseballscorecards.com

AB	32
R	3
H	7
RBI	3
BB	3
SO	9
LOB	12

BOTTOM

Arizona Diamondbacks @ San Francisco Giants
PacBell Park, San Francisco, CA
Sat Sep 07 2002, 4:05 PM EDT
Att. 41,016 - Sunny - 61 F

livebaseballscorecards.com

Batter	1	2	3	4	5	6	7	8	9	AB	R	H	RBI	BB	SO	LOB
Kenny Lofton, L (1, 8) OBP: 0.334, SLG: 0.404	L8		G4-3		1B BB 1B 1B	S BB		P4		4	1	1	0	1	0	3
Rich Aurilia, R (1, 6) OBP: 0.297, SLG: 0.392	F9 1B 1B BB		F7		1B 1B SF7 BB	K		FC5-4		3	2	0	0	2	1	5
Jeff Kent, R (1, 4) OBP: 0.381, SLG: 0.584	1B		G6-3		1B		G6-3		G1-3 1B	5	1	3	0	0	0	0
Barry Bonds, L (1, 7) OBP: 0.571, SLG: 0.803	F9			1B BB	1B		G4-3		G1-3	4	0	1	1	1	0	3
Benito Santiago, R (1, 2) OBP: 0.312, SLG: 0.444	1B			F8	SF7		L9		1B	4	0	2	3	0	0	1
J.T. Snow, L (1, 3) OBP: 0.340, SLG: 0.362	F5 1B			F 1B	L7			F7		4	0	1	0	0	0	4
Reggie Sanders, R (1, 9) OBP: 0.325, SLG: 0.446		G6-3		K	G4-3 SH1-3 1B			2B BB		3	0	1	0	1	1	2
David Bell, R (1, 5) OBP: 0.320, SLG: 0.432		F7		F7	SH1-3			2B		3	0	1	0	0	0	2
Ryan Jensen, R (1, 1) OBP: 0.118, SLG: 0.140 Troy Brohawn, L (6, 1) Manny Aybar, R (8, 1) Marvin Benard, L (5, PH) OBP: 0.333, SLG: 0.424 Jay Witasick, R (8, 1) Tony Torcato, L (8, PH) OBP: 0.333, SLG: 0.444 Scott Eyre, L (7, 1) Tim Worrell, R (8, 1) Bill Mueller, S (8, PH) OBP: 0.304, SLG: 0.326 Felix Rodriguez, R (8, 1) OBP: 1.000, SLG: 1.000		F7			K	G4-3		FC5-4		1	0	0	0	0	0	0
Inning Stats	R: 1 E: 0 K: 0 S: 10 H: 2 LOB: 2 BB: 1 P: 19	R: 0 E: 0 K: 0 S: 6 H: 0 LOB: 0 BB: 0 P: 10	R: 0 E: 0 K: 0 S: 5 H: 0 LOB: 0 BB: 0 P: 7	R: 0 E: 0 K: 1 S: 14 H: 1 LOB: 2 BB: 1 P: 26	R: 2 E: 0 K: 1 S: 15 H: 3 LOB: 2 BB: 1 P: 26	R: 0 E: 0 K: 1 S: 9 H: 1 LOB: 2 BB: 1 P: 20	R: 0 E: 0 K: 0 S: 4 H: 0 LOB: 0 BB: 0 P: 6	R: 0 E: 0 K: 0 S: 14 H: 1 LOB: 3 BB: 2 P: 27	R: 1 E: 0 K: 0 S: 9 H: 2 LOB: 1 BB: 0 P: 13	1B: 9 2B: 1 3B: 0 HR: 0	SF: 1 SAC: 1 DP: 0 HBP: 0						

AB	33
R	4
H	10
RBI	4
BB	6
SO	3
LOB	21

WP: 0 PB: 0 SB: 1 CS: 0 PA: 41

PITCHER		IP	WLS	BF	H	R	ER	SO	BB	IBB	HBP	BLK	WP	HR	S	P	ERA	WHIP
Rick Helling, R (1, 1) ERA: 4.5		5.0		24	6	3	3	2	3	0	0	0	0	0	50	88	5.40	1.800
Mike Koplove, R (6, 1) ERA: 2.02		2.0		8	1	0	0	1	1	0	0	0	0	0	13	26	0.00	1.000
Matt Mantei, R (8, 1) ERA: 4.05		0.2		5	1	0	0	0	2	0	0	0	0	0	12	24	0.00	4.500
Mike Fetters, R (8, 1) ERA: 2.81		0.1		1	0	0	0	0	0	0	0	0	0	0	2	3	0.00	0.000
Byung-Hyun Kim, R (9, 1) ERA: 2.27		0.1	L	3	2	1	1	0	0	0	0	0	0	0	9	13	27.00	6.000

PITCHER	IP	WLS	BF	H	R	ER	SO	BB	IBB	HBP	BLK	WP	HR	S	P	ERA	WHIP

Batter	1	2	3	4	5	6	7	8	9	AB	R	H	RBI	BB	SO	LOB
Tony Womack, L (1, 6) OBP: 0.321, SLG: 0.363	B C C B F X 2-2 SH1-3 1B 1B		B B C X 2-1 ② G4-3			C B B X 2-1 ① G3		C B F F X 1-2 S 1B		4	1	2	0	0	0	0
Quinton McCracken, S (1, 8) OBP: 0.368, SLG: 0.458	C B X 1-1 ① SH1-3 1-2		B F S X 1-2 ③ G4-3			C C X 0-2 1B		F B F F S 1-3 ② K		3	0	1	0	0	1	1
Junior Spivey, R (1, 4) OBP: 0.390, SLG: 0.475	F B B X 2-1 ② F9			C S F F F B S 1-3 ① K		B X 1-0 ② F9		F B F B F B X 3-2 ③ G1-3 1-2		4	0	0	0	0	1	3
Luis Gonzalez, L (1, 7) OBP: 0.402, SLG: 0.497	B B F C X 2-2 2-H 1B			C B F F B B X 3-2 ② G4-3		F B C S 1-3 ③ K			B C B X 2-1 ① F8	4	0	1	1	0	1	1
Erubiel Durazo, L (1, 3) OBP: 0.394, SLG: 0.561	B X 1-0 ③ G5-3			X 0-0 1B			X 0-0 ① L8		S C S 0-3 ② K	4	0	1	0	0	1	1
Matt Williams, R (1, 5) OBP: 0.307, SLG: 0.390 Alex Cintron, S (7, PR) OBP: 0.352, SLG: 0.333 (7, 5) Chris Donnels, L (9, PH) OBP: 0.308, SLG: 0.471		F B F B C 2-3 ① K		B X 1-0 ③ F9			B B X 2-0 1B 2B		X 0-0 1B	3 0 1	0 0 0	1 0 1	0 0 0	0 0 0	1 0 0	1 0 0
David Dellucci, L (1, 9) OBP: 0.323, SLG: 0.404		B B C B B 4-1 G4-6-3 BB			B S C C 1-3 ① K		C B F B X 2-2 G6-4-3 2-3 1B		X 0-0 ③ P6	3	0	1	0	1	1	1
Damian Miller, R (1, 2) OBP: 0.338, SLG: 0.434 Steve Finley, L (7, PH) OBP: 0.363, SLG: 0.486 Rod Barajas, R (7, 2) OBP: 0.273, SLG: 0.321		F C F F B X 1-2 ② ③ G4-6-3 1-2f			F B F B X 2-2 ② L3		B F X 1-1 ② ③ G6-4-3 1-2f			2 1 0	0 0 0	0 0 0	0 0 0	0 0 0	0 0 0	1 3 0
Brian Anderson, R (1, 1) OBP: 0.143, SLG: 0.143 Bret Prinz, R (4, 1) Lyle Overbay, L (5, PH) Matt Mantei, R (6, 1) Greg Swindell, L (6, 1) Mike Fetters, R (7, 1) Felix Jose, S (8, PH) OBP: 0.222, SLG: 0.143 Mike Myers, L (8, 1) Mike Koplove, R (8, 1)			X 0-0 ① G6-3		B B B C C S 3-3 ③ K			B B C X 2-1 ① G4-3		1 0 1 0 0 0 1 0 0	0 0 0 0 0 0 0 0 0	0 0 0 0 0 0 0 0 0	0 0 0 0 0 0 0 0 0	0 0 0 0 0 0 0 0 0	0 0 1 0 0 0 0 0 0	0 0 0 0 0 0 0 0 0
Inning Stats	R: 1 H: 2 E: 0 LOB: 1 K: 0 BB: 0 S: 12 P: 20	R: 0 H: 0 E: 0 LOB: 0 K: 1 BB: 1 S: 9 P: 16	R: 0 H: 0 E: 0 LOB: 0 K: 0 BB: 0 S: 6 P: 9	R: 0 H: 1 E: 0 LOB: 1 K: 1 BB: 0 S: 13 P: 18	R: 0 H: 0 E: 0 LOB: 0 K: 2 BB: 0 S: 9 P: 15	R: 0 H: 1 E: 0 LOB: 1 K: 1 BB: 0 S: 9 P: 13	R: 0 H: 2 E: 0 LOB: 2 K: 0 BB: 0 S: 7 P: 12	R: 0 H: 1 E: 0 LOB: 1 K: 1 BB: 0 S: 14 P: 21	R: 0 H: 1 E: 0 LOB: 1 K: 1 BB: 0 S: 7 P: 9	1B: 7 SF: 0 2B: 1 SAC: 1 3B: 0 DP: 2 HR: 0 HBP: 0						

PITCHER		IP	WLS	BF	H	R	ER	SO	BB	IBB	HBP	BLK	WP	HR	S	P	ERA	WHIP
Russ Ortiz, R ERA: 3.57	(1, 1)	8.0	W	30	7	1	1	6	1	0	0	0	0	0	79	124	1.12	1.000
Robb Nen, R ERA: 2.35	(9, 1)	1.0	S	4	1	0	0	1	0	0	0	0	0	0	7	9	0.00	1.000

PITCHER	IP	WLS	BF	H	R	ER	SO	BB	IBB	HBP	BLK	WP	HR	S	P	ERA	WHIP

Arizona Diamondbacks @ San Francisco Giants

PacBell Park, San Francisco, CA

Sun Sep 08 2002, 4:05 PM EDT

Att. 41,100 - Sunny - 66 F

TOP

livebaseballscorecards.com

AB	32
R	1
H	8
RBI	1
BB	1
SO	7
LOB	12

WP: 0 PA: 34
PB: 0
SB: 1
CS: 0

Batter	1	2	3	4	5	6	7	8	9	AB	R	H	RBI	BB	SO	LOB
Kenny Lofton, L (1, 8) OBP: 0.335, SLG: 0.406	C C B X 1-2 G6-3 ①		B B C B B 4-1 BB BB	C B F F X 1-2 F7 ③			B B C F B X 3-2 2B			3	0	1	0	1	0	2
Rich Aurilia, R (1, 6) OBP: 0.296, SLG: 0.390	B B X 2-0 F8 ②		B B B C F F B 4-2 1-2 2-3 BB		X 0-0 F9 ①		X 0-0 L7 ②			3	0	0	0	1	0	1
Jeff Kent, R (1, 4) OBP: 0.378, SLG: 0.580	B X 1-0 F8 ③		C C F F B F B B F 3-2 X G5-3 ③		B X 1-0 G5-3 ②		S F B F B B S 3-3 K			4	0	0	0	0	1	4
Barry Bonds, L (1, 7) OBP: 0.570, SLG: 0.808		C X 0-1 P5 ①		X 0-0 HR	X 0-0 P6 ③			B C F B X 2-2 BB SH1-4 SF8 1B		4	2	2	1	0	0	0
Benito Santiago, R (1, 2) OBP: 0.314, SLG: 0.447		B B B B 4-0 F8 BB	X 0-0 S E 2B			B X 1-0 F8 ①		S X 0-1 SH1-4 ① 1-2		2	1	1	0	1	0	0
Reggie Sanders, R (1, 9) OBP: 0.329, SLG: 0.448		B B 1 SAFE X 2-0 F8 ② ③ 1-2	B F B C B B 2 SAFE F X 3-2 SH1-4 BB 2-H 1B			C C B B X 2-2 1B		B I I I 4-0 BB IBB		3	0	2	0	1	0	1
J.T. Snow, L (1, 3) OBP: 0.344, SLG: 0.366			F B B B X 3-1 BB 2B	B C B B B 4-1 SH1-4 1-2 BB		B B F F B X 3-2 F8 ②		B B B B 4-0 1-2 2-3 BB		2	0	1	0	2	0	1
David Bell, R (1, 5) OBP: 0.318, SLG: 0.429			C C B X 1-2 G6-3 ①	B X 1-0 F3 ①		F B C F S 1-3 K ③		B B C X 2-1 SF8 ② 3-H		3	0	0	1	0	1	4
Russ Ortiz, R (1, 1) OBP: 0.288, SLG: 0.322 Bill Mueller, S (8, PH) OBP: 0.353, SLG: 0.398 Robb Nen, R (9, 1)			C S B X 1-2 G5-3 ②	B X 1-0 SH1-4 1-2 2-3			B C S S 1-3 K ①	B B C X 2-1 F8 ③		2 1 0	0 0 0	0 0 0	0 0 0	0 0 0	1 0 0	1 2 0
Inning Stats	R: 0 H: 0 E: 0 LOB: 0 K: 0 BB: 0 S: 5 P: 9	R: 0 H: 0 E: 0 LOB: 0 K: 0 BB: 1 S: 3 P: 9	R: 0 H: 1 E: 0 LOB: 3 K: 0 BB: 2 S: 19 P: 35	R: 2 H: 3 E: 0 LOB: 2 K: 0 BB: 1 S: 13 P: 23	R: 0 H: 0 E: 0 LOB: 0 K: 0 BB: 0 S: 3 P: 4	R: 0 H: 1 E: 0 LOB: 1 K: 1 BB: 0 S: 11 P: 18	R: 0 H: 1 E: 0 LOB: 1 K: 2 BB: 0 S: 12 P: 19	R: 1 H: 1 E: 0 LOB: 2 K: 0 BB: 2 S: 9 P: 23		1B: 3 SF: 1 2B: 3 SAC: 2 3B: 0 DP: 0 HR: 1 HBP: 0						

PITCHER		IP	WLS	BF	H	R	ER	SO	BB	IBB	HBP	BLK	WP	HR	S	P	ERA	WHIP
Brian Anderson, L ERA: 4.7	(1, 1)	3.0	L	16	4	2	2	0	4	0	0	0	0	1	34	67	6.00	2.667
Bret Prinz, R ERA: 9.53	(4, 1)	1.0		3	0	0	0	0	0	0	0	0	0	0	6	9	0.00	0.000
Matt Mantei, R ERA: 3.8	(5, 1)	1.1		5	1	0	0	0	0	0	0	0	0	0	7	11	0.00	0.750
Greg Swindell, L ERA: 4.55	(6, 1)	1.0		4	1	0	0	2	0	0	0	0	0	0	13	21	0.00	1.000
Mike Fetters, R ERA: 2.77	(7, 1)	0.2		2	0	0	0	1	0	0	0	0	0	0	6	9	0.00	0.000

PITCHER		IP	WLS	BF	H	R	ER	SO	BB	IBB	HBP	BLK	WP	HR	S	P	ERA	WHIP
Mike Myers, L ERA: 4.02	(8, 1)	0.0		1	1	1	1	0	0	0	0	0	0	0	3	5	∞	∞
Mike Koplove, R ERA: 1.98	(8, 1)	1.0		5	0	0	0	0	1	1	0	0	0	0	6	18	0.00	1.000

BOTTOM

Arizona Diamondbacks @ San Francisco Giants

PacBell Park, San Francisco, CA

Sun Sep 08 2002, 4:05 PM EDT

Att. 41,100 - Sunny - 66 F

livebaseballscorecards.com

AB	27
R	3
H	7
RBI	2
BB	6
SO	3
LOB	16

PA: 36

Batter	1	2	3	4	5	6	7	8	9	AB	R	H	RBI	BB	SO	LOB
Gene Kingsale, S (1, 8) OBP: 0.364, SLG: 0.413	F9		FC6-4 1B		G6-4-3 1B		K		K	5	0	2	0	0	2	0
Deivi Cruz, R (1, 6) OBP: 0.302, SLG: 0.381	1B 1B		FC6-4 BB 1-2f		G6-4-3 1-2f		BB		F8 2B	4	0	2	0	1	0	2
Phil Nevin, R (1, 5) OBP: 0.339, SLG: 0.425	1-2 1B		FC6-4 1-2 BB		K		L8		F8 2-3	4	0	1	0	1	1	2
Ron Gant, R (1, 7) OBP: 0.345, SLG: 0.515 Mark Kotsay, L (9, PH) OBP: 0.358, SLG: 0.451	P4		FC6-4 1-2f			HR	G4-3		K	4 1	1 0	1 0	1 0	0 0	0 1	5 1
Bubba Trammell, R (1, 9) OBP: 0.337, SLG: 0.423	K			P4		1B 1B		G6-3 BB G4-3 1B		4	1	2	0	0	1	2
Brian Buchanan, R (1, 3) OBP: 0.313, SLG: 0.435		F8		2B		F8		G4-3 G6-3 1-2 BB		3	0	1	0	1	0	1
Wiki Gonzalez, R (1, 2) OBP: 0.352, SLG: 0.322		K		BB		1-2 1B		G6-3 1-2 2-3		3	0	1	0	1	1	2
Julius Matos, R (1, 4) OBP: 0.280, SLG: 0.287		F4		K		K		G4-3 2-3 3-H		4	0	0	1	0	2	5
Brett Tomko, R (1, 1) OBP: 0.190, SLG: 0.210 Cesar Crespo, S (6, PH) OBP: 0.261, SLG: 0.250 Dennis Tankersley, R (6, 1) OBP: 0.308, SLG: 0.615 Mike Bynum, L (6, 1) Sean Burroughs, L (8, PH) OBP: 0.304, SLG: 0.315 Clay Condrey, R (8, 1)			G5-3	G5-3		K		K		2 1 0 0 1 0	0 0 0 0 0 0	0 0 0 0 0 0	0 0 0 0 1 0	0 0 0 0 0 0	0 1 0 0 1 0	2 2 0 0 1 0
Inning Stats	R: 0 H: 2 E: 0 LOB: 2 K: 1 BB: 0 S: 12 P: 17	R: 0 H: 0 E: 0 LOB: 0 K: 1 BB: 0 S: 5 P: 7	R: 0 H: 1 E: 0 LOB: 2 K: 0 BB: 1 S: 15 P: 21	R: 0 H: 1 E: 0 LOB: 2 K: 1 BB: 1 S: 16 P: 27	R: 0 H: 1 E: 0 LOB: 0 K: 1 BB: 0 S: 7 P: 11	R: 1 H: 3 E: 0 LOB: 2 K: 2 BB: 0 S: 14 P: 18	R: 0 H: 0 E: 0 LOB: 1 K: 1 BB: 1 S: 12 P: 22	R: 1 H: 1 E: 0 LOB: 1 K: 1 BB: 1 S: 12 P: 17	R: 0 H: 1 E: 0 LOB: 1 K: 2 BB: 0 S: 11 P: 14	1B: 7 SF: 0 2B: 2 SAC: 0 3B: 0 DP: 1 HR: 1 HBP: 0						WP: 0 PA: 40 PB: 0 SB: 0 CS: 0

PITCHER		IP	WLS	BF	H	R	ER	SO	BB	IBB	HBP	BLK	WP	HR	S	P	ERA	WHIP
Randy Johnson, L ERA: 2.53	(1, 1)	7.0	W	31	8	1	1	7	3	0	0	0	0	1	81	123	1.29	1.571
Bret Prinz, R ERA: 9.49	(8, 1)	1.0		5	1	1	1	1	1	0	0	0	0	0	12	17	9.00	2.000
Byung-Hyun Kim, R ERA: 2.24	(9, 1)	1.0	S	4	1	0	0	2	0	0	0	0	0	0	11	14	0.00	1.000

PITCHER	IP	WLS	BF	H	R	ER	SO	BB	IBB	HBP	BLK	WP	HR	S	P	ERA	WHIP

TOP

San Diego Padres @ Arizona Diamondbacks

Bank One Ballpark, Phoenix, AZ

Mon Sep 09 2002, 9:35 PM EDT

Att. 30,486 - Dome - 72 F

livebaseballscorecards.com

AB	36
R	2
H	10
RBI	2
BB	4
SO	10
LOB	25

Batter	1	2	3	4	5	6	7	8	9	AB	R	H	RBI	BB	SO	LOB
Tony Womack, L (1, 6) OBP: 0.323, SLG: 0.365	B X 1-0 ① F8		B L X 1-1 1B FC6-4 1B	X 0-0 1B 1-2 3-H 1B		C B L B F B B 4-2 G3 BB		B B C F X 2-2 ③ G1-3		4	1	2	1	1	0	0
Steve Finley, L (1, 8) OBP: 0.364, SLG: 0.486	C X 0-1 ② G6-3		B C B X 2-1 FC6-4 1-3 1B	B C X 1-1 1-2 2-3 1B		F B B S B X 3-2 ② G3 1-2 2-3				4	0	2	0	0	0	2
Junior Spivey, R (1, 4) OBP: 0.387, SLG: 0.471	C B S F S 1-3 ③ K		B X 1-0 ② FC6-4 1-2f 3-H	B B F F F C 2-3 ③ K		F X 0-1 ③ G6-3				4	0	0	1	0	2	6
Luis Gonzalez, L (1, 7) OBP: 0.401, SLG: 0.495		X 0-0 ① F8	C S B S 1-3 ③ K		F X 0-1 ① G3-1		C X 0-1 1B CS 1B			4	0	1	0	0	1	1
Erubiel Durazo, L (1, 3) OBP: 0.396, SLG: 0.575		X 0-0 HR		C X 0-1 ① F8	B S B S C 2-3 ② K		C X 0-1 1-3 1B			4	1	2	1	0	1	0
Matt Williams, R (1, 5) OBP: 0.317, SLG: 0.413		B B B F X 3-1 E4 3B		C X 0-1 BB 1B	B B F S F B X 3-2 1B		F C B B F F X 2-2 ① F2			4	2	3	0	0	0	2
David Dellucci, L (1, 9) OBP: 0.321, SLG: 0.398	C F X 0-2 ② F8			C B C B B B 4-2 1B 1-2 1B BB	C C B S 1-3 ③ K		B F B S F B S 3-3 ② ③ K 3-H			3	1	0	0	1	2	3
Chad Moeller, R (1, 2) OBP: 0.358, SLG: 0.370 Chris Donnels, L (8, PH) OBP: 0.304, SLG: 0.464 Rod Barajas, R (9, 2) OBP: 0.273, SLG: 0.321	B X 1-0 ③ G5-3			X 0-0 ② F8		F S B X 1-2 G3 2B		C F X 0-2 ① G4-3		3 1 0	0 0 0	1 0 0	0 0 0	0 0 0	0 0 0	2 0 0
Randy Johnson, R (1, 1) OBP: 0.165, SLG: 0.173 Bret Prinz, R (8, 1) Felix Jose, S (8, PH) OBP: 0.200, SLG: 0.125 Byung-Hyun Kim, R (9, 1) OBP: 0.500, SLG: 0.500			C X 0-1 ① G4-3	B S S X 1-2 1B 1B 1-3 2-H 1B		B B F X 2-1 ① F9		B S F S 1-3 ② K		3 0 1 0	0 0 0 0	1 0 0 0	1 0 0 0	0 0 0 0	0 0 1 0	1 0 0 0
Inning Stats	R: 0 E: 0 K: 1 S: 7 H: 0 LOB: 0 BB: 0 P: 9	R: 2 E: 1 K: 0 S: 8 H: 2 LOB: 0 BB: 0 P: 12	R: 1 E: 0 K: 1 S: 10 H: 2 LOB: 1 BB: 0 P: 15	R: 2 E: 0 K: 1 S: 17 H: 4 LOB: 3 BB: 1 P: 25	R: 0 E: 0 K: 2 S: 12 H: 1 LOB: 1 BB: 0 P: 18	R: 0 E: 0 K: 0 S: 13 H: 1 LOB: 2 BB: 1 P: 23	R: 0 E: 0 K: 1 S: 13 H: 2 LOB: 2 BB: 0 P: 18	R: 0 E: 0 K: 1 S: 9 H: 0 LOB: 0 BB: 0 P: 12		1B: 9 2B: 2 3B: 1 HR: 1 SF: 0 SAC: 0 DP: 1 HBP: 0					WP: 0 PB: 0 SB: 0 CS: 1 PA: 37	

PITCHER		IP	WLS	BF	H	R	ER	SO	BB	IBB	HBP	BLK	WP	HR	S	P	ERA	WHIP
Brett Tomko, R ERA: 4.15	(1, 1)	5.0	L	25	9	5	5	5	1	0	0	0	0	1	54	79	9.00	2.000
Dennis Tankersley, R ERA: 7.24	(6, 1)	0.1		2	1	0	0	0	0	0	0	0	0	0	5	8	0.00	3.000
Mike Bynum, L ERA: 3.97	(6, 1)	1.2		7	2	0	0	1	1	0	0	0	0	0	21	33	0.00	1.800
Clay Condrey, R ERA:	(8, 1)	1.0		3	0	0	0	1	0	0	0	0	0	0	9	12	0.00	0.000

PITCHER	IP	WLS	BF	H	R	ER	SO	BB	IBB	HBP	BLK	WP	HR	S	P	ERA	WHIP

BOTTOM

San Diego Padres @ Arizona Diamondbacks

Bank One Ballpark, Phoenix, AZ

Mon Sep 09 2002, 9:35 PM EDT

Att. 30,486 - Dome - 72 F

livebaseballscorecards.com

AB	35
R	5
H	12
RBI	4
BB	2
SO	7
LOB	17

San Diego Padres @ Arizona Diamondbacks

Bank One Ballpark, Phoenix, AZ

Tue Sep 10 2002, 9:35 PM EDT

Att. 33,382 - Dome - 72 F

TOP

livebaseballscorecards.com

Batter	1	2	3	4	5	6	7	8	9	AB	R	H	RBI	BB	SO	LOB
Ramón Vázquez, L (1, 6) OBP: 0.356, SLG: 0.359	F F B X 1-2 G3 ①		C B C F B X 2-2 G6-3 ③			B B C C B F F S 3-3 K ①② 1-2			F F B F F F B F F F 3-2 B X F7 ①	4	0	0	0	0	1	1
Mark Kotsay, L (1, 8) OBP: 0.355, SLG: 0.447	F X 0-1 G4-3 ②			C F S 0-3 K ①		B X 1-0 G4-3 ③			F F B S 1-3 K ②	4	0	0	0	0	2	0
Ryan Klesko, L (1, 3) OBP: 0.393, SLG: 0.547	S S S 0-3 K ③			F X 0-1 HR			C C X 0-2 F8 ①		B B B B 4-0 BB 1B BB	3	2	1	1	1	1	0
Phil Nevin, R (1, 5) OBP: 0.338, SLG: 0.421		B C S F B X 2-2 L8 ①		B S B F B F S 3-3 K ②			F B B F S 2-3 K ②		B B B C B 4-1 1B 1-2 BB	3	0	0	0	1	2	0
Sean Burroughs, L (1, 4) OBP: 0.302, SLG: 0.314		C F F S 0-3 K ②		B B S F X 2-2 G6-3 ③			C F B S 1-3 K ③		C S X 0-2 1-2 2-H 1B	4	0	1	1	0	2	0
Gene Kingsale, S (1, 9) OBP: 0.362, SLG: 0.409		C B B C X 2-2 29 S 1B			X 0-0 B1-3 ①			C B F F X 1-2 F8 ①	B C B S F B X 3-2 G5-3 ③	4	0	1	0	0	0	2
29 Kory DeHaan, L (1, 7) OBP: 0.143, SLG: 0.143 Jeremy Fikac, R (5, 1) Doug Nickle, R (7, 1) Brian Buchanan, R (8, PH) OBP: 0.311, SLG: 0.433 Jason Shiell, R (8, 1) Jonathan Johnson, R (8, 1)		F S B B B S 3-3 K ③ 1-2			F S C 0-3 K ②			B X 1-0 F7 ②		2 0 0 1 0 0	0 0 0 0 0 0	0 0 0 0 0 0	0 0 0 0 0 0	0 0 0 0 0 0	2 0 0 0 0 0	1 0 0 0 0 0
Wiki Gonzalez, R (1, 2) OBP: 0.352, SLG: 0.322			B S X 1-1 G4-3 ①			B C B C B X 3-2 F9 ③		B C S F X 1-2 1B		3	0	1	0	0	0	0
44 Jake Peavy, R (1, 1) OBP: 0.259, SLG: 0.370 Cesar Crespo, S (5, 7) OBP: 0.280, SLG: 0.273			F C S 0-3 K ②			X 0-0 CS 1B		S F F B B C 2-3 K ③		1 2	0 0	0 1	0 0	0 0	1 1	0 1

	AB	31
	R	2
	H	5
	RBI	2
	BB	2
	SO	12
	LOB	5

Inning Stats																				
	R: 0	H: 0	R: 0	H: 1	R: 0	H: 0	R: 1	H: 1	R: 0	H: 0	R: 0	H: 1	R: 0	H: 0	R: 0	H: 1	R: 1	H: 1	1B: 4	SF: 0	WP: 0	PA: 33
	E: 0	LOB: 0	E: 0	LOB: 1	E: 0	LOB: 0	E: 0	LOB: 0	E: 0	LOB: 0	E: 0	LOB: 0	E: 0	LOB: 0	E: 0	LOB: 1	E: 0	LOB: 2	2B: 1	SAC: 0	PB: 0	
	K: 1	BB: 0	K: 2	BB: 0	K: 1	BB: 0	K: 2	BB: 0	K: 1	BB: 0	K: 1	BB: 0	K: 2	BB: 0	K: 1	BB: 0	K: 1	BB: 2	3B: 0	DP: 1	SB: 1	
	S: 8	P: 9	S: 14	P: 21	S: 9	P: 12	S: 12	P: 17	S: 7	P: 10	S: 7	P: 11	S: 9	P: 12	S: 13	P: 18	S: 19	P: 34	HR: 1	HBP: 0	CS: 1	

PITCHER		IP	WLS	BF	H	R	ER	SO	BB	IBB	HBP	BLK	WP	HR	S	P	ERA	WHIP
Curt Schilling, R ERA: 2.76	(1, 1)	7.0	W	23	3	1	1	10	0	0	0	0	0	1	66	92	1.29	0.429
Matt Mantei, R ERA: 3.63	(8, 1)	1.0		4	1	0	0	1	0	0	0	0	0	0	13	18	0.00	1.000
Mike Myers, L ERA: 4.18	(9, 1)	1.0		6	1	1	1	1	2	0	0	0	0	0	19	34	9.00	3.000

PITCHER	IP	WLS	BF	H	R	ER	SO	BB	IBB	HBP	BLK	WP	HR	S	P	ERA	WHIP

BOTTOM

San Diego Padres @ Arizona Diamondbacks

Bank One Ballpark, Phoenix, AZ

Tue Sep 10 2002, 9:35 PM EDT

Att. 33,382 - Dome - 72 F

livebaseballscorecards.com

Batter	1	2	3	4	5	6	7	8	9	AB	R	H	RBI	BB	SO	LOB
Tony Womack, L (1, 6) OBP: 0.322, SLG: 0.362	G4-3		BB	F7		G6-3	FC6-4			4	1	0	0	1	0	5
Steve Finley, L (1, 8) OBP: 0.365, SLG: 0.492	HR		K		FC5-4	F5		K		5	1	2	1	0	2	1
Junior Spivey, R (1, 4) OBP: 0.388, SLG: 0.470	K		WP		FC5-4	K		1B		5	1	2	0	0	2	1
Luis Gonzalez, L (1, 7) OBP: 0.404, SLG: 0.502	BB		K		HR		G5-4-3	1B		3	2	2	2	2	1	1
Erubiel Durazo, L (1, 3) OBP: 0.400, SLG: 0.577	P6			BB	HR		G5-4-3	F8		3	1	1	0	2	0	3
Matt Williams, R (1, 5) OBP: 0.320, SLG: 0.432		P3		BB	HR		G5-4-3	K		5	1	2	2	0	1	4
David Dellucci, L (1, 9) OBP: 0.326, SLG: 0.399 Quinton McCracken, S (7, 9) OBP: 0.370, SLG: 0.460	K			BB	S		1B			2 1	0 1	1 1	0 1	1 0	1 0	0 0
Damian Miller, R (1, 2) OBP: 0.337, SLG: 0.431	G6-3			K	F8		1B			4	0	1	0	0	1	4
Curt Schilling, R (1, 1) OBP: 0.232, SLG: 0.192 Chris Donnels, L (7, PH) OBP: 0.313, SLG: 0.471 Matt Mantei, R (8, 1) Mike Myers, L (9, 1)			G6-3	K	G4-3		FC6-4			3 1 0 0	0 0 0 0	0 1 0 0	0 1 0 0	0 0 0 0	1 0 0 0	4 0 0 0
Inning Stats	R: 1 E: 0 K: 1 S: 12 H: 1 LOB: 1 BB: 1 P: 21	R: 0 E: 0 K: 1 S: 5 H: 0 LOB: 0 BB: 0 P: 6	R: 1 E: 0 K: 2 S: 15 H: 1 LOB: 1 BB: 1 P: 27	R: 0 E: 0 K: 2 S: 19 H: 2 LOB: 3 BB: 1 P: 28	R: 4 E: 0 K: 0 S: 13 H: 4 LOB: 1 BB: 1 P: 22	R: 0 E: 0 K: 1 S: 7 H: 0 LOB: 0 BB: 0 P: 10	R: 2 E: 0 K: 0 S: 9 H: 3 LOB: 2 BB: 2 P: 23	R: 0 E: 0 K: 2 S: 11 H: 2 LOB: 2 BB: 0 P: 17		1B: 9 2B: 1 3B: 0 HR: 3 SF: 0 SAC: 0 DP: 1 HBP: 0						

	AB	36
	R	8
	H	13
	RBI	7
	BB	6
	SO	9
	LOB	23

WP: 2 PA: 42
PB: 0
SB: 1
CS: 0

PITCHER		IP	WLS	BF	H	R	ER	SO	BB	IBB	HBP	BLK	WP	HR	S	P	ERA	WHIP
44 Jake Peavy, R ERA: 4.73	(1, 1)	4.1	L	23	6	5	5	6	4	0	0	0	2	2	55	93	10.38	2.308
Jeremy Fikac, R ERA: 4.83	(5, 1)	1.2		7	2	1	1	1	0	0	0	0	0	1	16	21	5.40	1.200
Doug Nickle, R ERA: 7.27	(7, 1)	1.0		7	3	2	2	0	2	0	0	0	0	0	9	23	18.00	5.000
Jason Shiell, R ERA: 18.0	(8, 1)	0.1		3	2	0	0	1	0	0	0	0	0	0	6	10	0.00	6.000
Jonathan Johnson, R ERA: 3.12	(8, 1)	0.2		2	0	0	0	1	0	0	0	0	0	0	5	7	0.00	0.000

PITCHER		IP	WLS	BF	H	R	ER	SO	BB	IBB	HBP	BLK	WP	HR	S	P	ERA	WHIP

San Diego Padres @ Arizona Diamondbacks

Bank One Ballpark, Phoenix, AZ

Wed Sep 11 2002, 10:05 PM EDT

Att. 34,217 - Sunny - 78 F

livebaseballscorecards.com

TOP

Batter	1	2	3	4	5	6	7	8	9	AB	R	H	RBI	BB	SO	LOB
Ramón Vázquez, L (1, 4) OBP: 0.355, SLG: 0.356 Brian Buchanan, R (9, PH) OBP: 0.310, SLG: 0.431	C F B X 1-2 G4-3		C B S C 1-3 K			B B B C B 4-1 1B 2B BB	X 0-0 B1		B B C X 2-1 G5-4-3 1-2f	3 1	1 0	0 0	0 0	1 0	1 0	0 1
Mark Kotsay, L (1, 8) OBP: 0.357, SLG: 0.448	B X 1-0 F9			B B B B 4-0 P4 BB BB		C X 0-1 2B 1-3 1B	B B B C X 3-1 1B		B C B C C 2-3 K	4	1	2	0	1	1	1
Ryan Klesko, L (1, 3) OBP: 0.396, SLG: 0.549	C H 1-1 HBP			C B B B B 4-1 1-2 BB		X 0-0 1B 1-H 3-H 2B	C B F B X 2-2 F9			2	1	1	2	1	0	1
Phil Nevin, R (1, 5) OBP: 0.337, SLG: 0.419	B X 1-0 F9			X 0-0 P4 2-3		B S S F B X 2-2 FC1-5 1B 2-H 1B	B X 1-0 G6-3			4	0	1	1	0	0	4
Ron Gant, R (1, 7) OBP: 0.347, SLG: 0.514		B B X 2-0 G4-3		C B B B C S 2-3 K		B B B F X 3-1 G1-3 FC1-5 E 1-2 1B		B C B X 2-1 1B		4	1	2	0	0	1	2
Gene Kingsale, S (1, 9) OBP: 0.354, SLG: 0.400		C B C S 1-3 K		X 0-0 G3		C X 0-1 FC1-5 G1-3 E 1-2 2-3f		B L F S 1-3 K		4	1	0	0	0	2	5
Deivi Cruz, R (1, 6) OBP: 0.300, SLG: 0.378		X 0-0 G6-3			B X 1-0 P4	B B X 2-0 G1-3 1-2 2-3		B F F F S 1-3 K		4	0	0	0	0	1	3
Wil Nieves, R (1, 2) OBP: 0.228, SLG: 0.259			C C S 0-3 K		C F X 0-2 G6-4-3 1B	C X 0-1 E6 2-H 3-H		C F B S 1-3 K		4	0	1	0	0	2	1
Adam Eaton, R (1, 1) Ray Lankford, L (6, PH) OBP: 0.344, SLG: 0.374 Jonathan Johnson, R (6, 1) Kevin Walker, L (7, 1) Brandon Villafuerte, R (8, 1) Sean Burroughs, L (9, PH) OBP: 0.307, SLG: 0.314 Cesar Crespo, S (9, PR) OBP: 0.280, SLG: 0.273			B X 1-0 F9		B X 1-0 G6-4-3 1-2f	X 0-0 F8			F S F B B F F B B 4-2 G5-4-3 BB	2 1 0 0 0 0 0	0 0 0 0 0 0 0	0 0 0 0 0 0 0	0 0 0 0 0 0 0	0 0 0 0 1 0 0	0 0 0 0 0 0 0	1 1 0 0 0 0 0
Inning Stats	R: 0 E: 0 K: 0 S: 6 H: 0 LOB: 1 BB: 0 P: 10	R: 0 E: 0 K: 1 S: 5 H: 0 LOB: 0 BB: 0 P: 8	R: 0 E: 0 K: 2 S: 7 H: 0 LOB: 0 BB: 0 P: 9	R: 0 E: 0 K: 1 S: 6 H: 0 LOB: 2 BB: 2 P: 16	R: 0 E: 0 K: 0 S: 5 H: 1 LOB: 0 BB: 0 P: 7	R: 5 E: 1 K: 0 S: 16 H: 4 LOB: 1 BB: 1 P: 27	R: 0 E: 0 K: 0 S: 7 H: 1 LOB: 1 BB: 0 P: 13	R: 0 E: 0 K: 3 S: 12 H: 1 LOB: 1 BB: 0 P: 17	R: 0 E: 0 K: 1 S: 10 H: 0 LOB: 1 BB: 1 P: 18	1B: 6 2B: 1 3B: 0 HR: 0 SF: 0 SAC: 0 DP: 2 HBP: 1						

	AB	33
	R	5
	H	7
	RBI	3
	BB	4
	SO	8
	LOB	20

WP: 0 PB: 0 SB: 0 CS: 0 PA: 38

PITCHER		IP	WLS	BF	H	R	ER	SO	BB	IBB	HBP	BLK	WP	HR	S	P	ERA	WHIP
Miguel Batista, R ERA: 4.17	(1, 1)	5.2		26	5	5	3	4	3	0	1	0	0	0	44	76	4.76	1.412
Greg Swindell, L ERA: 4.5	(6, 1)	0.1		1	0	0	0	0	0	0	0	0	0	0	1	1	0.00	0.000
Eddie Oropesa, L ERA: 10.73	(7, 1)	0.2		3	1	0	0	0	0	0	0	0	0	0	6	11	0.00	1.500
Mike Koplove, R ERA: 1.93	(7, 1)	1.1	W	5	1	0	0	3	0	0	0	0	0	0	13	19	0.00	0.750
Mike Fetters, R ERA: 2.77	(9, 1)	0.0		1	0	0	0	0	1	0	0	0	0	0	5	9	∞	∞

PITCHER		IP	WLS	BF	H	R	ER	SO	BB	IBB	HBP	BLK	WP	HR	S	P	ERA	WHIP
Mike Myers, L ERA: 4.05	(9, 1)	1.0	S	2	0	0	0	1	0	0	0	0	0	0	5	9	0.00	0.000

BOTTOM

Batter	1	2	3	4	5	6	7	8	9	AB	R	H	RBI	BB	SO	LOB
Tony Womack, L (1, 6) OBP: 0.320, SLG: 0.359	C X 0-1 ① F7	B X 1-0 ③ F8		B C X 1-1 ③ G4-3		F B F X 1-2 ③ G4-3				4	0	0	0	0	0	1
Mark Grace, L (1, 3) OBP: 0.344, SLG: 0.376	C F B F X 1-2 BB BB 1B 1B		B F B X 2-2 ① F7		X 0-0 2B 1B		B C F B F X 2-2 ① F9			4	2	2	0	0	0	0
Junior Spivey, R (1, 4) OBP: 0.390, SLG: 0.473	B C B B B 4-1 BB 1B 1-2 BB		B B B 4-0 BB BB		C B B S X 2-2 F8 1-H 1B 2B		B F B X 2-1 ② F9			2	2	1	1	2	0	0
Luis Gonzalez, L (1, 7) OBP: 0.405, SLG: 0.500	B C B B F B 4-2 1B 1-2 2-3 BB		B B B 4-0 BB 1-2 BB		B F C B X 2-2 ① F8 2-3		S B B F B F S 3-3 ③ K			2	0	0	0	2	1	1
Steve Finley, L (1, 8) OBP: 0.366, SLG: 0.499	X 0-0 ② 1-3 2-H 3-H 1B		B C C X 1-2 ② F7		X 0-0 ② P4			B X 1-0 HR		4	1	2	3	0	0	3
Quinton McCracken, S (1, 9) OBP: 0.374, SLG: 0.468	C B C S 1-3 ③ K2-3		S B C B B 4-2 1-2 2-3 BB		B C F B X 2-2 S 3-H 1B			F B C X 1-2 1B 3B		3	1	2	1	1	1	1
Chris Donnels, L (1, 5) OBP: 0.313, SLG: 0.458 Matt Williams, R (8, PH) OBP: 0.320, SLG: 0.432 David Dellucci, L (8, PH) OBP: 0.325, SLG: 0.397 Damian Miller, R (9, 2) OBP: 0.337, SLG: 0.431		B B B B 4-0 BB	C X 0-1 ③ F8		F F B B S 2-3 ③ K 1-2			C B F B C 2-3 ① K		2 0 1 0	0 0 0 0	0 0 0 0	0 0 0 0	1 0 0 0	1 0 1 0	4 0 1 0
Rod Barajas, R (1, 2) OBP: 0.268, SLG: 0.314 Lyle Overbay, L (8, PH) OBP: 0.250, SLG: 0.250 Mike Fetters, R (9, 1) Mike Myers, L (9, 1)	X 0-0 ① L4			C X 0-1 ① F5		B B X 2-0 ① F7		B X 1-0 G4-6-3 3-H 1B		3 1 0 0	0 0 0 0	0 1 0 0	0 1 0 0	0 0 0 0	0 0 0 0	1 0 0 0
Miguel Batista, R (1, 1) OBP: 0.239, SLG: 0.302 Greg Swindell, L (6, 1) Felix Jose, S (6, PH) OBP: 0.182, SLG: 0.111 Eddie Oropesa, L (7, 1) Mike Koplove, R (7, 1) Alex Cintron, S (8, PH) OBP: 0.347, SLG: 0.328 (9, 5)	C L F S 0-3 ② K			F B X 1-1 ② B1-3		B C B X 2-1 ② G4-3		X 0-0 ②③ G4-6-3 1-2f		2 0 1 0 0 1	0 0 0 0 0 0	0 0 0 0 0 0	0 0 0 0 0 0	1 0 0 0 0 0	1 0 0 0 0 1	1 0 0 0 0 1
Inning Stats	R: 2 E: 0 K: 1 S: 14 H: 2 LOB: 1 BB: 2 P: 24	R: 0 E: 0 K: 1 S: 6 H: 0 LOB: 1 BB: 1 P: 11	R: 0 E: 0 K: 0 S: 10 H: 0 LOB: 3 BB: 3 P: 25	R: 0 E: 0 K: 0 S: 6 H: 0 LOB: 0 BB: 0 P: 8	R: 2 E: 0 K: 1 S: 14 H: 3 LOB: 1 BB: 0 P: 22	R: 0 E: 0 K: 0 S: 6 H: 0 LOB: 0 BB: 0 P: 11	R: 0 E: 0 K: 1 S: 10 H: 0 LOB: 0 BB: 0 P: 17	R: 2 E: 0 K: 1 S: 9 H: 3 LOB: 0 BB: 0 P: 14		1B: 5 2B: 1 3B: 1 HR: 1	SF: 0 SAC: 0 DP: 1 HBP: 0			WP: 0 PB: 0 SB: 1 CS: 0	PA: 36	

PITCHER		IP	WLS	BF	H	R	ER	SO	BB	IBB	HBP	BLK	WP	HR	S	P	ERA	WHIP
Adam Eaton, R ERA: 11.68	(1, 1)	5.0		25	5	4	4	3	6	0	0	0	0	0	50	90	7.20	2.200
Jonathan Johnson, R ERA: 2.79	(6, 1)	1.0	H	3	0	0	0	0	0	0	0	0	0	0	6	11	0.00	0.000
Kevin Walker, L ERA: 6.0	(7, 1)	1.0	L	5	2	2	2	1	0	0	0	0	0	1	14	23	18.00	2.000
Brandon Villafuerte, R ERA: 2.05	(8, 1)	1.0		3	1	0	0	1	0	0	0	0	0	0	5	8	0.00	1.000

PITCHER	IP	WLS	BF	H	R	ER	SO	BB	IBB	HBP	BLK	WP	HR	S	P	ERA	WHIP

San Diego Padres @ Arizona Diamondbacks

Bank One Ballpark, Phoenix, AZ

Wed Sep 11 2002, 10:05 PM EDT

Att. 34,217 - Sunny - 78 F

livebaseballscorecards.com

AB	30
R	6
H	8
RBI	6
BB	6
SO	5
LOB	14

Batter	1	2	3	4	5	6	7	8	9	AB	R	H	RBI	BB	SO	LOB
Ronnie Belliard, R (1, 4) OBP: 0.272, SLG: 0.312	B C C B X 2-2 G6-3	X 0-0 SF7 3-H			C X 0-1 G4-3			B X 1-0 HBP BB 1B 1B	C B F F C 1-3 K	4	1	1	1	0	1	0
Keith Ginter, R (1, 5) OBP: 0.400, SLG: 0.321	C B F B B X 3-2 P4	B X 1-0 P6			C B B S X 2-2 F9			B B L B B 4-1 HBP 1-2 1B BB	B X 1-0 F8	4	1	0	0	1	0	1
Jeffrey Hammonds, R (1, 8) OBP: 0.345, SLG: 0.416	B F B F F B F X 3-2 F4		B X 1-0 G6-3			B B X 2-0 G6-4-3 1B		L B F F B B X 3-2 F8		4	0	1	0	0	0	2
Richie Sexson, R (1, 3) OBP: 0.369, SLG: 0.517		X 0-0 G4-3 E 2B	B S X 1-1 P4			B X 1-0 G6-4-3 1-2f		S S C 0-3 K		4	1	1	0	0	1	3
Matt Stairs, L (1, 7) OBP: 0.346, SLG: 0.485 Ryan Christenson, R (8, PR) OBP: 0.083, SLG: 0.208 (8, 7)		C X 0-1 G4-3 2-3	B X 1-0 G4-3			B C B F X 2-2 G3		C B F H 2-2 1B 1B 1-2 2-3 HBP		3 0	0 1	0 0	0 0	0 0	0 0	1 0
José Hernández, R (1, 6) OBP: 0.354, SLG: 0.483		B X 1-0 E5 1B S 2B 3-H		F B C B S 2-3 K			B S S B S 2-3 K	S C X 0-2 1B 1-2 2-H 3-H 1B		4	1	1	3	0	2	0
Jim Rushford, L (1, 9) OBP: 0.310, SLG: 0.370		B B B C C X 3-2 2B 1-3 1B 1B		C B C X 1-2 G6-3			B B F F F F F X 2-2 HR	C B X 1-1 1-3 2-H 1B		4	2	3	2	0	0	0
Paul Bako, L (1, 2) OBP: 0.298, SLG: 0.330		F B X 1-1 1B 1-3 SF7 3-H 2B		F F C 0-3 K			B F B F X 2-2 G6-3	C F F F X 0-2 F9		4	1	1	1	0	1	2
Glendon Rusch, L (1, 1) OBP: 0.302, SLG: 0.339		C B X 1-1 2-3 3-H 1B			B C X 1-1 L6		F B C B B S 3-3 K		B S F B B F F F C 3-3 K	4	0	1	1	0	2	0
Inning Stats	R: 0 H: 0 E: 0 LOB: 0 K: 0 BB: 0 S: 11 P: 19	R: 4 H: 4 E: 1 LOB: 1 K: 0 BB: 0 S: 13 P: 20	R: 0 H: 0 E: 0 LOB: 0 K: 0 BB: 0 S: 4 P: 7	R: 0 H: 0 E: 0 LOB: 0 K: 2 BB: 0 S: 9 P: 12	R: 0 H: 0 E: 0 LOB: 0 K: 0 BB: 0 S: 7 P: 10	R: 0 H: 1 E: 0 LOB: 0 K: 0 BB: 0 S: 5 P: 10	R: 1 H: 1 E: 0 LOB: 0 K: 2 BB: 0 S: 15 P: 24	R: 3 H: 3 E: 0 LOB: 2 K: 1 BB: 1 S: 22 P: 33	R: 0 H: 0 E: 0 LOB: 0 K: 2 BB: 0 S: 11 P: 16	1B: 6 SF: 1 2B: 2 SAC: 0 3B: 0 DP: 1 HR: 1 HBP: 1						

PITCHER		IP	WLS	BF	H	R	ER	SO	BB	IBB	HBP	BLK	WP	HR	S	P	ERA	WHIP
Rick Helling, R ERA: 4.47	(1, 1)	7.0	L	27	6	5	3	4	0	0	0	0	0	1	64	102	3.86	0.857
Matt Mantei, R ERA: 4.7	(8, 1)	0.2		6	2	3	3	1	1	0	1	0	0	0	14	24	40.50	4.500
Greg Swindell, L ERA: 4.45	(8, 1)	0.1		2	1	0	0	0	0	0	0	0	0	0	8	9	0.00	3.000
John Patterson, R ERA: 4.12	(9, 1)	1.0		3	0	0	0	2	0	0	0	0	0	0	11	16	0.00	0.000

PITCHER	IP	WLS	BF	H	R	ER	SO	BB	IBB	HBP	BLK	WP	HR	S	P	ERA	WHIP

TOP

Milwaukee Brewers @ Arizona Diamondbacks

Bank One Ballpark, Phoenix, AZ

Fri Sep 13 2002, 10:05 PM EDT

Att. 35,380 - Sunny - 88 F

livebaseballscorecards.com

AB	35
R	8
H	9
RBI	8
BB	1
SO	7
LOB	9

Batter	1	2	3	4	5	6	7	8	9	AB	R	H	RBI	BB	SO	LOB
Tony Womack, L (1, 6) OBP: 0.320, SLG: 0.357	K	F7			G1-3			G4-3 BB		3	0	0	0	1	1	1
Junior Spivey, R (1, 4) OBP: 0.391, SLG: 0.474	L6-4 2B		1B G6-4-3 BB		G5-3			G4-3 1-2f		3	1	1	0	1	0	1
Luis Gonzalez, L (1, 7) OBP: 0.404, SLG: 0.498	L6-4 2-3		G6-4-3 1-3 1B		K			F8		4	0	1	0	0	1	1
Greg Colbrunn, R (1, 3) OBP: 0.352, SLG: 0.565		HR 2B	G6-4-3 1-2f 3-H			P4			L7	4	1	1	0	0	0	1
Matt Williams, R (1, 5) OBP: 0.318, SLG: 0.447		HR 2-H	G6-3			G5-3			G4-3	4	1	1	2	0	0	0
Steve Finley, L (1, 8) OBP: 0.365, SLG: 0.499		SH1-4 1B 2B		F3		G1-3			G6-3	4	1	1	0	0	0	0
Quinton McCracken, S (1, 9) OBP: 0.375, SLG: 0.469		SH1-4 2-3		FC6-4 1B			G6-3			2	0	1	0	0	0	0
Damian Miller, R (1, 2) OBP: 0.337, SLG: 0.430		1B 3-H		K			G5-3			3	0	1	1	0	1	1
Rick Helling, R (1, 1) OBP: 0.188, SLG: 0.049		K		FC6-4 1-2f			K			2	0	0	0	0	1	2
Felix Jose, S (7, PH) OBP: 0.167, SLG: 0.100										1	0	0	0	0	1	0
Matt Mantei, R (8, 1)										0	0	0	0	0	0	0
Greg Swindell, L (8, 1)										0	0	0	0	0	0	0
John Patterson, R (9, 1) OBP: 0.286, SLG: 0.167										0	0	0	0	0	0	0
Inning Stats	R: 0 H: 1 E: 0 LOB: 0 K: 1 BB: 0 S: 6 P: 9	R: 3 H: 4 E: 0 LOB: 1 K: 1 BB: 0 S: 16 P: 22	R: 1 H: 1 E: 0 LOB: 0 K: 0 BB: 1 S: 8 P: 18	R: 0 H: 1 E: 0 LOB: 1 K: 1 BB: 0 S: 9 P: 13	R: 0 H: 0 E: 0 LOB: 0 K: 1 BB: 0 S: 6 P: 9	R: 0 H: 0 E: 0 LOB: 0 K: 0 BB: 0 S: 7 P: 12	R: 0 H: 0 E: 0 LOB: 0 K: 1 BB: 0 S: 8 P: 12	R: 0 H: 0 E: 0 LOB: 0 K: 0 BB: 1 S: 4 P: 12	R: 0 H: 0 E: 0 LOB: 0 K: 0 BB: 0 S: 4 P: 4	1B: 3 SF: 0 2B: 4 SAC: 1 3B: 0 DP: 3 HR: 1 HBP: 0						WP: 0 PA: 33 PB: 0 SB: 0 CS: 0	

PITCHER	IP	WLS	BF	H	R	ER	SO	BB	IBB	HBP	BLK	WP	HR	S	P	ERA	WHIP
Glendon Rusch, L (1, 1) ERA: 4.65	9.0	W	33	7	4	4	5	2	0	0	0	0	1	68	111	4.00	1.000

PITCHER	IP	WLS	BF	H	R	ER	SO	BB	IBB	HBP	BLK	WP	HR	S	P	ERA	WHIP

BOTTOM

Milwaukee Brewers @ Arizona Diamondbacks

Bank One Ballpark, Phoenix, AZ

Fri Sep 13 2002, 10:05 PM EDT

Att. 35,380 - Sunny - 88 F

livebaseballscorecards.com

AB	30
R	4
H	7
RBI	3
BB	2
SO	5
LOB	7

Milwaukee Brewers @ Arizona Diamondbacks

Bank One Ballpark, Phoenix, AZ

Sat Sep 14 2002, 4:05 PM EDT
Att. 39,022 - Dome - 72 F

livebaseballscorecards.com

Batter	1	2	3	4	5	6	7	8	9	AB	R	H	RBI	BB	SO	LOB
Ronnie Belliard, R (1, 4) OBP: 0.268, SLG: 0.307	X 0-0 F8 ①		B C B B F X 3-2 F9 ②		B F B S F S 2-3 K ③			C B S S 1-3 K ②		4	0	0	0	0	2	1
Ryan Christenson, R (1, 7) OBP: 0.107, SLG: 0.185	C B S B S 2-3 K ②		C B S F B F B B 4-2 1B BB			F X 0-1 F9 ①		C S S 0-3 K ③		3	0	0	0	1	2	1
Jeffrey Hammonds, R (1, 8) OBP: 0.344, SLG: 0.414	C B C B S 2-3 K ③		X 0-0 1-2 1B			C B F S 1-3 K ②			F B X 1-1 F8 ①	4	0	1	0	0	2	0
Richie Sexson, R (1, 3) OBP: 0.368, SLG: 0.514		B B B C B 4-1 1B BB	S F B S 1-3 K ③			B S S B X 2-2 F9 ③			B F B F B C 3-3 K ②	3	0	0	0	1	2	2
José Hernández, R (1, 6) OBP: 0.353, SLG: 0.480		C B S S 1-3 K ①		S C S 0-3 K ①			C B F C 1-3 K ①		B B C X 2-1 F2 ③	3	0	0	0	0	3	1
Andrew Lorraine, L (8, 1)										0	0	0	0	0	0	0
Lenny Harris, L (9, PH) OBP: 0.356, SLG: 0.421										1	0	0	0	0	0	0
Ryan Thompson, R (1, 9) OBP: 0.287, SLG: 0.515		C X 0-1 S 1-3 1B		S F B B S 2-3 K ②			F X 0-1 G5-3 ②			3	0	1	0	0	1	0
Keith Ginter, R (1, 5) OBP: 0.368, SLG: 0.290		C C F B B F S 2-3 K 1-2 ②		B C C X 1-2 L7 ③			B C B S B C 3-3 K ③			3	0	0	0	0	2	2
Robert Machado, R (1, 2) OBP: 0.332, SLG: 0.402		C X 0-1 L9 ③			X 0-0 L7 ①			F S X 0-2 1B		3	0	1	0	0	0	2
Nick Neugebauer, R (1, 1) OBP: 0.059, SLG: 0.059			C S S 0-3 K ①		S C B S 1-3 K ②			S B S C 1-3 K ①		2	0	0	0	0	2	0
Valerio De Los Santos, L (6, 1)										0	0	0	0	0	0	0
Jayson Durocher, R (7, 1)										0	0	0	0	0	0	0
2 Bill Hall, R (8, PH) OBP: 0.273, SLG: 0.700 (8, 6)										1	0	0	0	0	1	1

Inning Stats	1	2	3	4	5	6	7	8	9			
	R: 0 H: 0	R: 0 H: 1	R: 0 H: 1	R: 0 H: 0	R: 0 H: 0	R: 0 H: 0	R: 0 H: 0	R: 0 H: 1	R: 0 H: 0	1B: 3 SF: 0	WP: 0 PA: 32
	E: 0 LOB: 0	E: 0 LOB: 2	E: 0 LOB: 2	E: 0 LOB: 0	E: 0 LOB: 0	E: 0 LOB: 0	E: 0 LOB: 0	E: 0 LOB: 1	E: 0 LOB: 0	2B: 0 SAC: 0	PB: 0
	K: 2 BB: 0	K: 2 BB: 1	K: 2 BB: 1	K: 2 BB: 0	K: 2 BB: 0	K: 1 BB: 0	K: 2 BB: 0	K: 3 BB: 0	K: 1 BB: 0	3B: 0 DP: 0	SB: 1
	S: 7 P: 11	S: 13 P: 20	S: 14 P: 22	S: 9 P: 12	S: 8 P: 11	S: 8 P: 11	S: 8 P: 12	S: 12 P: 14	S: 7 P: 13	HR: 0 HBP: 0	CS: 0

PITCHER	IP	WLS	BF	H	R	ER	SO	BB	IBB	HBP	BLK	WP	HR	S	P	ERA	WHIP
Randy Johnson, L (1, 1) ERA: 2.43	9.0	W	32	3	0	0	17	2	0	0	0	0	0	86	126	0.00	0.556

PITCHER	IP	WLS	BF	H	R	ER	SO	BB	IBB	HBP	BLK	WP	HR	S	P	ERA	WHIP

TOP	
AB	30
R	0
H	3
RBI	0
BB	2
SO	17
LOB	10

BOTTOM

Milwaukee Brewers @ Arizona Diamondbacks

Bank One Ballpark, Phoenix, AZ

Sat Sep 14 2002, 4:05 PM EDT

Att. 39,022 - Dome - 72 F

livebaseballscorecards.com

Batter	1	2	3	4	5	6	7	8	9	AB	R	H	RBI	BB	SO	LOB
Tony Womack, L (1, 6) OBP: 0.322, SLG: 0.358	B C B X 2-1 S 2B 1B	S B X 1-1 BB 2-3 3-H 1B		B C F X 1-2 ① G3		X 0-0 ① L6		B B B B 4-0 S 2B BB		4	2	2	1	1	0	0
Steve Finley, L (1, 8) OBP: 0.369, SLG: 0.506	C B B X 2-1 1-H 2B	C B B B B 4-1 FC5-4 1-2 BB		B C C X 2-1 1B 1B		C X 0-1 ② G4-3		B S B F F F X 2-2 1-H 2B		4	0	3	2	1	0	0
Junior Spivey, R (1, 4) OBP: 0.389, SLG: 0.477	B B C B X 3-1 ① L6	B X 1-0 ③ FC5-4 1-2f		S X 0-1 ② F9		B B F B F X 3-2 HR		F B B C B F S 3-3 ③ K		5	1	1	1	0	1	6
Luis Gonzalez, L (1, 7) OBP: 0.403, SLG: 0.496	C B X 1-1 ② L7		B B C B X 3-1 ① P4	B X 1-0 1-3 1B		F X 0-1 ③ G5-3				4	0	1	0	0	0	1
Erubiel Durazo, L (1, 3) OBP: 0.398, SLG: 0.580	B B C C X 2-2 ③ G3-1		X 0-0 3B 3B	C X 0-1 ③ G4-1			S B S S 1-3 ① K			4	1	1	0	0	1	3
Matt Williams, R (1, 5) OBP: 0.311, SLG: 0.436		B C X 1-1 ① G5-3	C B B F B S 3-3 ② K		X 0-0 ① F8		B X 1-0 ② F9			4	0	0	0	0	1	1
David Dellucci, L (1, 9) OBP: 0.328, SLG: 0.409		C B B X 2-1 2B 1B 1B	C X 0-1 3-H 3B		C B B C X 2-2 ② G1-3		B B F F X 2-2 ③ P6			4	1	2	1	0	0	0
Chad Moeller, R (1, 2) OBP: 0.373, SLG: 0.383		X 0-0 1B 1-3 2B	I I I I 4-0 IBB		F F B B B B 4-2 BB			B F X 1-1 ① G5-3		2	0	1	0	2	0	0
Randy Johnson, R (1, 1) OBP: 0.157, SLG: 0.165		C S B S 1-3 ② K	C S C 0-3 ③ K		C B S F S 1-3 ③ K			S B C F S 1-3 ② K		4	0	0	0	0	4	5
Inning Stats	R: 1 H: 2 E: 0 LOB: 1 K: 0 BB: 0 S: 11 P: 21	R: 1 H: 3 E: 0 LOB: 3 K: 1 BB: 1 S: 12 P: 22	R: 1 H: 2 E: 0 LOB: 2 K: 2 BB: 1 S: 12 P: 22	R: 0 H: 2 E: 0 LOB: 2 K: 0 BB: 0 S: 10 P: 14	R: 0 H: 0 E: 0 LOB: 1 K: 1 BB: 1 S: 10 P: 17	R: 1 H: 1 E: 0 LOB: 0 K: 0 BB: 0 S: 8 P: 11	R: 0 H: 0 E: 0 LOB: 0 K: 1 BB: 0 S: 7 P: 11	R: 1 H: 1 E: 0 LOB: 1 K: 2 BB: 1 S: 15 P: 26		1B: 5 SF: 0 2B: 3 SAC: 0 3B: 2 DP: 0 HR: 1 HBP: 0						

	AB	35
	R	5
	H	11
	RBI	5
	BB	4
	SO	7
	LOB	16

WP: 0 PA: 39
PB: 0
SB: 2
CS: 0

PITCHER		IP	WLS	BF	H	R	ER	SO	BB	IBB	HBP	BLK	WP	HR	S	P	ERA	WHIP
Nick Neugebauer, R ERA: 4.59	(1, 1)	5.0	L	27	9	3	3	4	2	1	0	0	0	0	55	96	5.40	2.200
Valerio De Los Santos, L ERA: 2.5	(6, 1)	1.0		4	1	1	1	0	0	0	0	0	0	1	8	11	9.00	1.000
Jayson Durocher, R ERA: 2.21	(7, 1)	1.0		3	0	0	0	1	0	0	0	0	0	0	7	11	0.00	0.000
Andrew Lorraine, L ERA: 15.75	(8, 1)	1.0		5	1	1	1	2	1	0	0	0	0	0	15	26	9.00	2.000

PITCHER	IP	WLS	BF	H	R	ER	SO	BB	IBB	HBP	BLK	WP	HR	S	P	ERA	WHIP

Batter	1	2	3	4	5	6	7	8	9	10	11	12	13	AB	R	H	RBI	BB	SO	LOB
Ronnie Belliard, R (1, 4) OBP: 0.271, SLG: 0.309	B X 1-0 G6-3 ①		C S S 0-3 K ①		X 0-0 BB 1B		B B C X 2-1 1-2 2B 1B		B L X 1-1 SH 1-H		C X 0-1 FC4-6 1-2f ②			5	1	2	0	0	1	1
Keith Ginter, R (1, 5) OBP: 0.364, SLG: 0.306	F B X 1-1 L4 ②		C S S 0-3 K ②		F B F B B B 4-2 1-2 BB		X 0-0 1-H 2-H 2B		C B F X 1-2 G6-3 ①		C F B S 1-3 K ③			5	0	1	2	1	2	2
Jeffrey Hammonds, R (1, 8) OBP: 0.341, SLG: 0.410 Luis Vizcaino, R (7, 1) Robert Machado, R (8, 2) OBP: 0.329, SLG: 0.398	B B X 2-0 F3 ③		C S F B B B B F S 3-3 K ③		B S F B B C 2-3 K ③		C B B S B F X 3-2 G6-3 ③		C X 0-1 F8 ②			S X 0-1 G4-3 ①		4 0 2	0 0 0	0 0 0	0 0 0	0 0 0	2 0 0	4 0 1
Richie Sexson, R (1, 3) OBP: 0.368, SLG: 0.514		C F F S 0-3 K ①		F B X 1-1 1B		C B X 1-1 F8 ①		C B S S X 1-2 F8 1B 2B	B C S X 1-2 F8 ③			C S X 0-2 G6-3 ②		6	1	2	0	0	1	1
Matt Stairs, L (1, 7) OBP: 0.342, SLG: 0.481		B F C X 1-2 E 2B		X 0-0 F7 ①		S B C B C X 2-2 L9 ②		C B B B C F B X 3-2 2-3 F8 ①		F B B B X 3-1 F7 ①		S B B F S 2-3 K		6	1	1	0	0	1	2
José Hernández, R (1, 6) OBP: 0.352, SLG: 0.478		F B F F F X 1-2 E7 G4-3 2-H 1B		F F S 0-3 K ②		X 0-0 F9 ③		S X 0-1 3-H 1B		C B S B F X 2-2 G6-3 ②			C F B B F S 2-3 K ①	6	0	2	2	0	2	1
Jim Rushford, L (1, 9) OBP: 0.294, SLG: 0.323 Jayson Durocher, R (10, 1) Valerio De Los Santos, L (12, 1) Paul Bako, L (13, PH) OBP: 0.297, SLG: 0.329 Nelson Figueroa, R (13, 1) OBP: 0.188, SLG: 0.133		B F B B B 4-1 G4-3 BB		S B C X 1-2 F7 ③			B F F X 1-2 G3 ①	C X 0-1 F7 ②		C F B X 1-2 G6-3 ③			X 0-0 G4-3 ②	4 0 0 0 1 0	0 0 0 0 0 0	0 0 0 0 0 0	0 0 0 0 0 0	1 0 0 0 0 0	0 0 0 0 0 0	2 0 0 0 0 0
Jorge Fabregas, L (1, 2) OBP: 0.230, SLG: 0.277 Mike DeJean, R (8, 1) Ryan Thompson, R (10, 9) OBP: 0.290, SLG: 0.515		C B X 1-1 G4-3 1-2 2-3 ②			X 0-0 G4-3 ①		X 0-0 F8 ②	B B C S S 2-3 K ③			X 0-0 G6-3 ①		C S B X 1-2 FC5-4 1B	4 0 2	0 0 0	0 0 1	0 0 0	0 0 0	1 0 0	3 0 0
53 Ben Diggins, R (1, 1) OBP: 0.200, SLG: 0.200 Ray King, L (6, 1) Lenny Harris, L (7, PH) OBP: 0.359, SLG: 0.421 Ryan Christenson, R (7, PR) OBP: 0.161, SLG: 0.207 (7, 8)		C S X 0-2 G6-3 ③			B S S C 1-3 K ②		B B C B B 4-1 1B 2B BB	B B C B B 4-1 SH BB			X 0-0 FC4-6 1B		X 0-0 FC5-4 1-2f ③	2 0 0 2	0 0 0 2	0 0 0 1	0 0 1 0	0 0 0 1	1 0 0 0	2 0 0 1
Inning Stats	R: 0 E: 0 K: 0 S: 4 H: 0 LOB: 0 BB: 0 P: 8	R: 1 E: 1 K: 1 S: 18 H: 2 LOB: 2 BB: 1 P: 25	R: 0 E: 0 K: 3 S: 12 H: 0 LOB: 0 BB: 0 P: 15	R: 0 E: 0 K: 1 S: 9 H: 1 LOB: 1 BB: 0 P: 11	R: 0 E: 0 K: 2 S: 10 H: 1 LOB: 2 BB: 1 P: 17	R: 0 E: 0 K: 0 S: 6 H: 0 LOB: 0 BB: 0 P: 9	R: 2 E: 0 K: 0 S: 12 H: 2 LOB: 2 BB: 1 P: 22	R: 1 E: 0 K: 1 S: 14 H: 2 LOB: 1 BB: 0 P: 20	R: 1 E: 1 K: 0 S: 11 H: 0 LOB: 1 BB: 1 P: 18	R: 0 E: 0 K: 0 S: 9 H: 0 LOB: 0 BB: 0 P: 15	R: 0 E: 0 K: 1 S: 7 H: 1 LOB: 1 BB: 0 P: 8	R: 0 E: 0 K: 1 S: 8 H: 0 LOB: 0 BB: 0 P: 10	R: 0 E: 0 K: 1 S: 9 H: 1 LOB: 1 BB: 0 P: 12	1B: 7 2B: 3 3B: 0 HR: 0 SF: 0 SAC: 1 DP: 0 HBP: 0						

PITCHER		IP	WLS	BF	H	R	ER	SO	BB	IBB	HBP	BLK	WP	HR	S	P	ERA	WHIP
Curt Schilling, R ERA: 2.81	(1, 1)	8.0		35	8	4	4	8	3	0	0	0	0	0	85	127	4.50	1.375
Byung-Hyun Kim, R ERA: 2.18	(9, 1)	2.0	B	8	0	1	0	0	1	0	0	0	0	0	20	33	0.00	0.500
Mike Koplove, R ERA: 1.82	(11, 1)	3.0	W	11	2	0	0	3	0	0	0	0	0	0	24	30	0.00	0.667

PITCHER	IP	WLS	BF	H	R	ER	SO	BB	IBB	HBP	BLK	WP	HR	S	P	ERA	WHIP

TOP

Milwaukee Brewers @ Arizona Diamondbacks

Bank One Ballpark, Phoenix, AZ

Sun Sep 15 2002, 4:35 PM EDT
Att. 39,442 - Dome - 72 F

livebaseballscorecards.com

AB	49
R	5
H	10
RBI	4
BB	4
SO	11
LOB	20

WP: 0 PB: 0 SB: 0 CS: 0 PA: 54

Milwaukee Brewers @ Arizona Diamondbacks

Bank One Ballpark, Phoenix, AZ

Sun Sep 15 2002, 4:35 PM EDT

Att. 39,442 - Dome - 72 F

livebaseballscorecards.com

BOTTOM

Batter	1	2	3	4	5	6	7	8	9	10	11	12	13	AB	R	H	RBI	BB	SO	LOB
Tony Womack, L (1, 6) OBP: 0.323, SLG: 0.358	4-0 1B SF7 BB	3-2 ② G4-3		2-1 ③ G6-3		1-1 G4-3 1B 3-H 1B		2-2 ② F5			3-1 ① G6-3		3-1 2-3 3-H 1B	6	2	2	2	1	0	1
Mark Grace, L (1, 3) OBP: 0.341, SLG: 0.372	3-2 SF7 HBP SF7 1-3 1B	0-1 ③ G4-3			0-1 ① F8	1-0 ② G4-3 1-2		0-0 ③ F8			1-1 ② F9			6	1	1	0	0	0	1
Junior Spivey, R (1, 4) OBP: 0.390, SLG: 0.476	3-1 BB SF7 1-2 HBP		0-0 ① G5-3		3-2 WP BB 1B	0-2 2-H 1B			1-2 ① F8		3-3 K			5	0	2	1	0	1	0
Luis Gonzalez, L (1, 7) OBP: 0.401, SLG: 0.492	2-1 ① SF7 1-2 2-3 3-H		1-1 ② P5		4-0 WP 1-2 BB	2-0 ③ G1-3			1-0 ② F8			1-3 ① K		4	0	0	1	1	1	1
Steve Finley, L (1, 8) OBP: 0.369, SLG: 0.502	0-2 ② SF7 3-H		4-1 BB		1-1 ② F8 1-2 2-3		0-2 ① F3		4-0 E S BB			0-3 ② K		3	0	0	1	2	1	2
Matt Williams, R (1, 5) OBP: 0.312, SLG: 0.435	4-2 BB BB		0-0 ③ F9		0-1 ③ G6-3		1-2 ② F8		2-0 ③ G4-3 1-3			1-1 2B		5	0	1	0	1	0	4
Alex Cintron, S (12, PR) (13, 5) OBP: 0.347, SLG: 0.328														0	0	0	0	0	0	0
David Dellucci, L (1, 9) OBP: 0.333, SLG: 0.413	4-1 1-2 2-3 BB			1-0 ① G4-3		1-0 E 2B	4-2 BB				2-0 ③ G4-3			3	1	1	0	2	0	0
Mark Little, R (12, PH) (13, 9) OBP: 0.303, SLG: 0.272														1	0	0	0	0	1	1
Damian Miller, R (1, 2) OBP: 0.335, SLG: 0.431	0-0 ③ G4-3			3-1 2B		0-0 FC2 SH1-4 2-H 1B	1-3 ③ K				0-3 ② K		3-2 1B 1B	4	1	1	0	0	1	4
Chris Donnels, L (10, PH) OBP: 0.310, SLG: 0.452														1	0	0	0	0	1	0
Rod Barajas, R (11, 2) OBP: 0.268, SLG: 0.314														0	0	0	0	0	0	0
Felix Jose, S (13, PH) OBP: 0.231, SLG: 0.182														1	1	1	0	0	0	0
Curt Schilling, R (1, 1) OBP: 0.226, SLG: 0.188		2-1 ① G6-3			3-3 K	2-1 ① SH1-4 2-3	1-2 G3-1				1-3 K2-3		2-2 1B 1-3 1B	2	0	0	0	0	1	1
Quinton McCracken, S (8, PH) OBP: 0.374, SLG: 0.467														1	0	0	0	0	0	0
Byung-Hyun Kim, R (9, 1) OBP: 0.000, SLG: 0.000														0	0	0	0	0	0	0
Lyle Overbay, L (10, PH) OBP: 0.200, SLG: 0.200														1	0	0	0	0	1	0
Mike Koplove, R (11, 1)														0	0	0	0	0	0	0
Erubiel Durazo, L (13, PH) OBP: 0.400, SLG: 0.582														1	0	1	0	0	0	0
Inning Stats	R: 2 E: 0 K: 0 S: 18 H: 1 LOB: 3 BB: 3 P: 38	R: 0 E: 0 K: 0 S: 7 H: 0 LOB: 0 BB: 0 P: 12	R: 0 E: 0 K: 0 S: 5 H: 0 LOB: 1 BB: 1 P: 10	R: 0 E: 0 K: 1 S: 8 H: 1 LOB: 1 BB: 0 P: 17	R: 0 E: 0 K: 0 S: 9 H: 1 LOB: 2 BB: 1 P: 17	R: 3 E: 1 K: 0 S: 12 H: 3 LOB: 1 BB: 0 P: 19	R: 0 E: 0 K: 1 S: 12 H: 0 LOB: 1 BB: 1 P: 18	R: 0 E: 0 K: 0 S: 8 H: 0 LOB: 0 BB: 0 P: 11	R: 0 E: 0 K: 0 S: 5 H: 0 LOB: 1 BB: 1 P: 13	R: 0 E: 0 K: 2 S: 7 H: 0 LOB: 0 BB: 0 P: 10	R: 0 E: 0 K: 1 S: 7 H: 0 LOB: 0 BB: 0 P: 14	R: 0 E: 0 K: 3 S: 16 H: 1 LOB: 1 BB: 0 P: 21	R: 1 E: 0 K: 0 S: 9 H: 3 LOB: 2 BB: 0 P: 17	1B: 7 2B: 3 3B: 0 HR: 0 SF: 2 SAC: 1 DP: 0 HBP: 1	WP: 1 PB: 0 SB: 1 CS: 0 PA: 55						

PITCHER		IP	WLS	BF	H	R	ER	SO	BB	IBB	HBP	BLK	WP	HR	S	P	ERA	WHIP
53 Ben Diggins, R ERA: 9.22	(1, 1)	5.1		27	4	4	4	1	5	0	1	0	1	0	51	101	6.75	1.688
Ray King, L ERA: 2.93	(6, 1)	0.2		4	2	1	1	0	0	0	0	0	0	0	8	12	13.50	3.000
Luis Vizcaino, R ERA: 2.39	(7, 1)	1.0		4	0	0	0	1	1	0	0	0	0	0	12	18	0.00	1.000
Mike DeJean, R ERA: 3.31	(8, 1)	2.0		7	0	0	0	0	1	0	0	0	0	0	13	24	0.00	0.500
Jayson Durocher, R ERA: 2.11	(10, 1)	2.0		6	0	0	0	3	0	0	0	0	0	0	14	24	0.00	0.000

PITCHER		IP	WLS	BF	H	R	ER	SO	BB	IBB	HBP	BLK	WP	HR	S	P	ERA	WHIP
Valerio De Los Santos, L ERA: 2.45	(12, 1)	1.0		4	1	0	0	3	0	0	0	0	0	0	16	21	0.00	1.000
Nelson Figueroa, R ERA: 5.03	(13, 1)	0.0	L	3	3	1	1	0	0	0	0	0	0	0	9	17	∞	∞

AB	44
R	6
H	10
RBI	5
BB	7
SO	8
LOB	15

Arizona Diamondbacks @ San Diego Padres

Qualcomm Stadium, San Diego, CA

Tue Sep 17 2002, 10:05 PM EDT

Att. 17,857 - Sunny - 68 F

livebaseballscorecards.com

TOP

Batter	1	2	3	4	5	6	7	8	9	AB	R	H	RBI	BB	SO	LOB
Tony Womack, L (1, 6) OBP: 0.323, SLG: 0.357	F5		G5-3			P5				4	0	1	0	0	0	0
Steve Finley, L (1, 8) OBP: 0.368, SLG: 0.500	G4-3			K		G4-3		1B 1-2		4	0	1	1	0	1	0
Junior Spivey, R (1, 4) OBP: 0.388, SLG: 0.473	P6			K		K		K		4	0	0	0	0	3	3
Luis Gonzalez, L (1, 7) OBP: 0.401, SLG: 0.497		BB		HR			K		F7	3	1	1	1	1	1	0
Erubiel Durazo, L (1, 3) OBP: 0.398, SLG: 0.574		G6-4-3 1-2 BB		G5-3			G4-3		F8	3	0	0	0	1	0	0
Matt Williams, R (1, 5) OBP: 0.305, SLG: 0.424		F8			F8		G5-3		F9	4	0	0	0	0	0	2
David Dellucci, L (1, 9) OBP: 0.335, SLG: 0.418		G6-4-3 1-2f			WP 2B			K		2	0	1	0	0	0	2
Quinton McCracken, S (8, PH) (8, 9) OBP: 0.373, SLG: 0.466										1	0	0	0	0	1	0
Rod Barajas, R (1, 2) OBP: 0.263, SLG: 0.307			G4-3		L9 2-3			P4		3	0	0	0	0	0	1
Miguel Batista, R (1, 1) OBP: 0.229, SLG: 0.289			K					BB 1B 1B		2	0	0	0	0	2	1
Greg Colbrunn, R (8, PH) OBP: 0.356, SLG: 0.565										0	0	0	0	1	0	0
Mark Little, R (8, PR) OBP: 0.303, SLG: 0.272										0	1	0	0	0	0	0
Greg Swindell, L (8, 1)										0	0	0	0	0	0	0

Inning Stats	1	2	3	4	5	6	7	8	9
R	0	0	0	1	0	0	0	1	0
E	0	0	0	0	0	0	0	0	0
K	0	0	1	2	1	1	1	2	0
S	10	7	9	11	8	8	8	16	4
H	0	0	0	1	1	0	0	2	0
LOB	0	1	0	0	1	0	0	3	0
BB	0	2	0	0	0	0	0	1	0
P	17	18	11	15	13	11	13	24	9

AB	30
R	2
H	4
RBI	2
BB	3
SO	8
LOB	9

1B: 2	SF: 0
2B: 1	SAC: 0
3B: 0	DP: 1
HR: 1	HBP: 0

WP: 1	PA: 33
PB: 0	
SB: 0	
CS: 0	

PITCHER		IP	WLS	BF	H	R	ER	SO	BB	IBB	HBP	BLK	WP	HR	S	P	ERA	WHIP
Adam Eaton, R ERA: 7.91	(1, 1)	7.0	W	24	2	1	1	6	2	0	0	0	1	1	61	98	1.29	0.571
Mike Holtz, L ERA: 5.5	(8, 1)	0.2	H	5	2	1	1	1	1	0	0	0	0	0	13	19	13.50	4.500
Brandon Villafuerte, R ERA: 1.78	(8, 1)	0.1	H	1	0	0	0	1	0	0	0	0	0	0	3	5	0.00	0.000
Trevor Hoffman, R ERA: 2.45	(9, 1)	1.0	S	3	0	0	0	0	0	0	0	0	0	0	4	9	0.00	0.000

PITCHER		IP	WLS	BF	H	R	ER	SO	BB	IBB	HBP	BLK	WP	HR	S	P	ERA	WHIP

Batter	1	2	3	4	5	6	7	8	9	AB	R	H	RBI	BB	SO	LOB
Ramón Vázquez, L (1, 4) OBP: 0.348, SLG: 0.354	B X 1-0 B5-3 ①		C X 0-1 G4-3 ①		F B F B F F X 2-2 G6-3 ③			C C X 0-2 G1-3 ②		4	0	0	0	0	0	1
Mark Kotsay, L (1, 8) OBP: 0.361, SLG: 0.448	C B B B F X 3-2 1B 2B 1B		B F F B B 4-2 L3 BB			B F F B B X 3-2 G3-1 ①		X 0-0 1B		3	1	2	0	1	0	0
Ryan Klesko, L (1, 3) OBP: 0.395, SLG: 0.554	B X 1-0 2B E 1B 1-3		C X 0-1 L3 ② ③ 1-2			B X 1-0 F8 ②		S S S 0-3 K ③		4	1	1	0	0	1	2
Ray Lankford, L (1, 7) OBP: 0.339, SLG: 0.372 29 Kory DeHaan, L (7, 7) OBP: 0.125, SLG: 0.125	B F X 1-1 E9 2B 1-H 3-H			C B C S 1-3 K ①		B F X 1-1 G4-3 ③				3 0	1 0	1 0	1 0	0 0	1 0	0 0
Sean Burroughs, L (1, 5) OBP: 0.322, SLG: 0.321	C C B F X 1-2 G4-3 ②			B S F B X 2-2 G4-3 ②			B X 1-0 FC3-6 1B			3	0	1	0	0	0	0
Gene Kingsale, S (1, 9) OBP: 0.358, SLG: 0.401	C B F X 1-2 F8 ③			S B F B C 2-3 K ③			C X 0-1 FC3-6 ① FC4-6 1-2f			3	0	0	0	0	1	1
Deivi Cruz, R (1, 6) OBP: 0.299, SLG: 0.374		C X 0-1 G6-3 ①			C X 0-1 L7 ①		C F X 0-2 FC4-6 ② 1-2f			3	0	0	0	0	0	1
Wiki Gonzalez, R (1, 2) OBP: 0.337, SLG: 0.306		B B C X 2-1 G4-3 ②			C X 0-1 G6-3 ②		C X 0-1 G5-3 ③			3	0	0	0	0	0	1
Adam Eaton, R (1, 1) Mike Holtz, L (8, 1) Brandon Villafuerte, R (8, 1) Brian Buchanan, R (8, PH) OBP: 0.310, SLG: 0.448 Trevor Hoffman, R (9, 1)		B F B F C 2-3 K ③			B S B B B 4-1 BB			C S S 0-3 K ①		1 0 0 1 0	0 0 0 0 0	0 0 0 0 0	0 0 0 0 0	1 0 0 0 0	1 0 0 1 0	0 0 0 0 0
Inning Stats	R: 3 E: 1 K: 0 S: 14 H: 3 LOB: 0 BB: 0 P: 22	R: 0 E: 0 K: 1 S: 7 H: 0 LOB: 0 BB: 0 P: 11	R: 0 E: 0 K: 0 S: 6 H: 0 LOB: 0 BB: 1 P: 10	R: 0 E: 0 K: 2 S: 9 H: 0 LOB: 0 BB: 0 P: 14	R: 0 E: 0 K: 0 S: 10 H: 0 LOB: 1 BB: 1 P: 16	R: 0 E: 0 K: 0 S: 6 H: 0 LOB: 0 BB: 0 P: 11	R: 0 E: 0 K: 0 S: 8 H: 1 LOB: 1 BB: 0 P: 9	R: 0 E: 0 K: 2 S: 10 H: 1 LOB: 1 BB: 0 P: 10		1B: 4 2B: 2 3B: 0 HR: 0 SF: 0 SAC: 0 DP: 1 HBP: 0						

PITCHER		IP	WLS	BF	H	R	ER	SO	BB	IBB	HBP	BLK	WP	HR	S	P	ERA	WHIP
Miguel Batista, R ERA: 4.1	(1, 1)	7.0	L	26	4	3	2	3	2	0	0	0	0	0	60	93	2.57	0.857
Greg Swindell, L ERA: 4.31	(8, 1)	1.0		4	1	0	0	2	0	0	0	0	0	0	10	10	0.00	1.000

PITCHER	IP	WLS	BF	H	R	ER	SO	BB	IBB	HBP	BLK	WP	HR	S	P	ERA	WHIP

BOTTOM

Arizona Diamondbacks @ San Diego Padres

Qualcomm Stadium, San Diego, CA

Tue Sep 17 2002, 10:05 PM EDT
Att. 17,857 - Sunny - 68 F

livebaseballscorecards.com

AB	28
R	3
H	5
RBI	1
BB	2
SO	5
LOB	6

WP: 0 PA: 30
PB: 0
SB: 0
CS: 0

Batter	1	2	3	4	5	6	7	8	9	AB	R	H	RBI	BB	SO	LOB
Quinton McCracken, S (1, 9) OBP: 0.372, SLG: 0.466	B C F B B X 3-2 ① F8	C S X 0-2 ③ G5-3		B B C C B X 3-2 1-H 2-H HR 2B		B F B B B F S 3-3 ① K	B X 1-0 HR 1B		X 0-0 ① F8	6	2	2	2	0	1	1
Greg Colbrunn, R (1, 3) OBP: 0.373, SLG: 0.634	C B S B F F B X 3-2 FC3 E E 1B		F S F S 0-3 ① K	X 0-0 2-H HR		C C B X 1-2 1B 1B 2B	B F B X 2-1 1-H HR		B B X 2-0 3B	6	4	5	4	0	1	0
Junior Spivey, R (1, 4) OBP: 0.387, SLG: 0.470	C B X 1-1 E5 E 1-2 CS		C B B S S S 2-3 ② K	B B B B 4-0 BB		B B F X 2-1 1B FC1-2 2-3 1B	B X 1-0 ② G3		C B F B S 2-3 ② K	5	0	1	0	1	2	2
Luis Gonzalez, L (1, 7) OBP: 0.401, SLG: 0.496 Mark Little, R (8, 7) OBP: 0.301, SLG: 0.270	B F S B X 2-2 FC3 CS 1-3 2-H		C S S 0-3 ③ K	C X 0-1 ③ L8		B F B B X 3-1 FC1-2 1-3 3-H BB 1B	B X 1-0 BB 1B		X 0-0 ③ G6-3	5 1	1 0	2 0	1 0	0 0	1 0	2 1
Matt Williams, R (1, 5) OBP: 0.323, SLG: 0.448 Mike Myers, L (7, 1) Mike Fetters, R (8, 1) Byung-Hyun Kim, R (9, 1) OBP: 0.500, SLG: 0.500	B C B S F B B 4-2 ② 1-2 3-H BB			X 0-0 HR	B B B F X 3-1 G6-3 BB 1B	I I I 4-0 BB FC1-2 IBB	B B S S B B 4-1 1-2 BB			2 0 0 0	1 0 0 0	2 0 0 0	1 0 0 0	3 0 0 0	0 0 0 0	0 0 0 0
Steve Finley, L (1, 8) OBP: 0.364, SLG: 0.495	B B X 2-0 ③ G4-3			C C B B C 2-3 ① K	B C S S S 2-3 ① K	X 0-0 ② FC1-2 BB 1-2 2-3 3-Hf	F F B F B X 2-2 ③ F7			5	0	0	0	0	2	8
Damian Miller, R (1, 2) OBP: 0.343, SLG: 0.435		C B B B X 3-1 SH2-3 2B		B B B 4-0 BB 2B	S B B B C F B 4-2 G6-3 1-2 BB	B S B B C B 4-2 FC6-4 1-2 2-3 3-H BB		B X 1-0 ① G6-3		2	1	1	1	3	0	0
Alex Cintron, S (1, 6) OBP: 0.338, SLG: 0.308		B F C C C 1-3 ① K		B C B B F B 4-2 1-2 2B BB	X 0-0 ② G6-3 1-2 2-3	X 0-0 ③ FC6-4 1-2f		F S C 0-3 ② K		4	1	0	0	1	2	6
Rick Helling, R (1, 1) OBP: 0.180, SLG: 0.047 Brian Anderson, R (6, 1) OBP: 0.140, SLG: 0.190 Chris Donnels, L (7, PH) OBP: 0.302, SLG: 0.440 (7, 5)	X 0-0 ② SH2-3 2-3			C L L 0-3 ② K	C S X 0-2 ③ G4-3		X 0-0 ① G6-3	B B X 2-0 ③ G6-3		2 0 2	0 0 0	0 0 0	0 0 0	0 0 0	1 0 0	4 0 0
Inning Stats	R: 1 E: 2 K: 0 S: 17 H: 1 LOB: 2 BB: 1 P: 32	R: 0 E: 0 K: 1 S: 9 H: 1 LOB: 1 BB: 0 P: 13	R: 0 E: 0 K: 3 S: 10 H: 0 LOB: 0 BB: 0 P: 12	R: 5 E: 0 K: 2 S: 15 H: 3 LOB: 1 BB: 3 P: 32	R: 0 E: 0 K: 1 S: 12 H: 1 LOB: 2 BB: 1 P: 21	R: 2 E: 0 K: 1 S: 14 H: 3 LOB: 3 BB: 2 P: 31	R: 2 E: 0 K: 0 S: 11 H: 3 LOB: 2 BB: 1 P: 22	R: 0 E: 0 K: 1 S: 5 H: 0 LOB: 0 BB: 0 P: 8	R: 0 E: 0 K: 1 S: 6 H: 1 LOB: 1 BB: 0 P: 10	1B: 6 2B: 3 3B: 1 HR: 3 SF: 0 SAC: 1 DP: 0 HBP: 0						

TOP

Arizona Diamondbacks @ San Diego Padres

Qualcomm Stadium, San Diego, CA

Wed Sep 18 2002, 10:05 PM EDT

Att. 17,288 - Cloudy - 68 F

livebaseballscorecards.com

AB	40
R	10
H	13
RBI	9
BB	8
SO	10
LOB	24

WP: 0 PB: 0 SB: 0 CS: 2 PA: 49

PITCHER		IP	WLS	BF	H	R	ER	SO	BB	IBB	HBP	BLK	WP	HR	S	P	ERA	WHIP
Oliver Pérez, L ERA: 3.55	(1, 1)	4.0	L	22	5	6	5	6	4	0	0	0	0	2	51	89	11.25	2.250
Dennis Tankersley, R ERA: 7.4	(5, 1)	1.1		8	3	2	2	2	1	0	0	0	0	0	20	35	13.50	3.000
Mike Bynum, L ERA: 3.65	(6, 1)	0.2		5	1	0	0	0	1	1	0	0	0	0	6	17	0.00	3.000
Doug Nickle, R ERA: 7.62	(7, 1)	2.0		10	3	2	2	1	1	0	0	0	0	1	16	30	9.00	2.000
Jonathan Johnson, R ERA: 4.76	(9, 1)	1.0		4	1	0	0	1	0	0	0	0	0	0	6	10	0.00	1.000

PITCHER	IP	WLS	BF	H	R	ER	SO	BB	IBB	HBP	BLK	WP	HR	S	P	ERA	WHIP

Batter	1	2	3	4	5	6	7	8	9	AB	R	H	RBI	BB	SO	LOB
Ramón Vázquez, L (1, 4) (5, 6) OBP: 0.346, SLG: 0.355	B C B F B F X 3-2 F7 ①		X 0-0 WP 2B		B B F X 2-1 F8 ①		B F B X 2-1 G4-3 ①		B F X 1-1 F7 ②	5	0	1	0	0	0	1
Mark Kotsay, L (1, 8) OBP: 0.362, SLG: 0.450 Cesar Crespo, S (8, 7) OBP: 0.250, SLG: 0.240	B B B C C F F F X 3-2 2B		B B C B F F S 3-3 K ② 2-3		X 0-0 F5 ②		B C X 1-1 G1-3 1B		X 0-0 G6-3 ③	4 1	0 0	2 0	0 0	0 0	1 0	2 0
Ryan Klesko, L (1, 3) OBP: 0.393, SLG: 0.551 Brian Buchanan, R (7, PH) (8, 3) OBP: 0.309, SLG: 0.446	B X 1-0 F8 ②		C B B C B X 3-2 F9 ③		C C B F S 1-3 K ③		X 0-0 G1-3 ② 1-2			3 1	0 0	0 0	0 0	0 0	1 0	3 1
Phil Nevin, R (1, 5) OBP: 0.341, SLG: 0.416 Julius Matos, R (6, PR) (7, 4) OBP: 0.280, SLG: 0.288	C B B B B 4-1 BB			C B X 1-1 BB 1B G6-4-3 1B		F B B F B X 3-2 1B 2B 1B	C X 0-1 G3 ③			2 1	1 1	2 0	0 0	1 0	0 0	0 1
Ron Gant, R (1, 7) OBP: 0.351, SLG: 0.515 Doug Nickle, R (7, 1) Tom Lampkin, L (8, PH) OBP: 0.309, SLG: 0.358 29 Kory DeHaan, L (9, 8) OBP: 0.125, SLG: 0.125	C C B F F F F C 1-3 K ③			X 0-0 G6-4-3 BB 1-2 1B		X 0-0 2B G4-3 1B 1-3		B B B C B 4-1 FC3-6 BB		3 0 0 0	1 0 0 0	2 0 0 0	0 0 0 0	0 0 1 0	1 0 0 0	2 0 0 0
Gene Kingsale, S (1, 9) OBP: 0.366, SLG: 0.410 (7, 7) (8, 8) Jonathan Johnson, R (9, 1)		C C X 0-2 G1-6-3 1B		C B B F B B 4-2 G6-4-3 BB 1-2 2-3		B B F X 2-1 G4-3 2B 1-3 3-H		C S B B X 2-2 FC3-6 DI ① 1-2f		3 0	0 0	2 0	1 0	1 0	0 0	1 0
Deivi Cruz, R (1, 6) OBP: 0.298, SLG: 0.372 Dennis Tankersley, R (5, 1) OBP: 0.308, SLG: 0.615 Mike Bynum, L (6, 1) Bubba Trammell, R (6, PH) (7, 9) OBP: 0.336, SLG: 0.421		B F C B X 2-2 G1-6-3 ① ② 1-2f		B X 1-0 G6-4-3 ① ② 1-2f 2-3 3-H		S X 0-1 P4 ①		C B S C 1-3 K ② 1-2		2 0 0 2	0 0 0 0	0 0 0 0	0 0 0 0	0 0 0 1	0 0 0 4	3 0 0 4
Wiki Gonzalez, R (1, 2) OBP: 0.330, SLG: 0.299		B C F B B B X 3-2 G4-3 ③		B B C F F X 2-2 L4 ③		F C B B B X 3-2 G4-3 ② 2-3 3-H		B C F S 1-3 K2-3 ③		4	0	0	1	0	1	4
Oliver Pérez, L (1, 1) OBP: 0.148, SLG: 0.148 Sean Burroughs, L (5, 4) OBP: 0.322, SLG: 0.321 (7, 5)			C S B S 1-3 K ①		X 0-0 1B	X 0-0 G6-3 ③			X 0-0 G5-3 ①	1 3	0 0	0 1	0 0	0 0	1 2	0 2
Inning Stats	R: 0 H: 1 E: 0 LOB: 2 K: 1 BB: 1 S: 19 P: 31	R: 0 H: 1 E: 0 LOB: 0 K: 0 BB: 0 S: 9 P: 14	R: 0 H: 1 E: 0 LOB: 1 K: 2 BB: 0 S: 11 P: 18	R: 1 H: 2 E: 0 LOB: 1 K: 0 BB: 1 S: 10 P: 18	R: 0 H: 1 E: 0 LOB: 1 K: 1 BB: 0 S: 8 P: 11	R: 2 H: 3 E: 0 LOB: 2 K: 0 BB: 0 S: 12 P: 20	R: 0 H: 1 E: 0 LOB: 1 K: 0 BB: 0 S: 7 P: 10	R: 0 H: 0 E: 0 LOB: 1 K: 2 BB: 1 S: 10 P: 18	R: 0 H: 0 E: 0 LOB: 0 K: 0 BB: 0 S: 4 P: 5	1B: 7 SF: 0 2B: 3 SAC: 0 3B: 0 DP: 2 HR: 0 HBP: 0						WP: 1 PA: 38 PB: 0 SB: 0 CS: 0

PITCHER		IP	WLS	BF	H	R	ER	SO	BB	IBB	HBP	BLK	WP	HR	S	P	ERA	WHIP
Rick Helling, R ERA: 4.48	(1, 1)	5.2	W	26	9	3	3	4	2	0	0	0	1	0	68	111	4.76	1.941
Brian Anderson, L ERA: 4.69	(6, 1)	0.1		1	0	0	0	0	0	0	0	0	0	0	1	1	0.00	0.000
Mike Myers, L ERA: 3.93	(7, 1)	1.0		4	1	0	0	0	0	0	0	0	0	0	7	10	0.00	1.000
Mike Fetters, R ERA: 2.72	(8, 1)	1.0		4	0	0	0	2	1	0	0	0	0	0	10	18	0.00	1.000
Byung-Hyun Kim, R ERA: 2.16	(9, 1)	1.0		3	0	0	0	0	0	0	0	0	0	0	4	5	0.00	0.000

PITCHER	IP	WLS	BF	H	R	ER	SO	BB	IBB	HBP	BLK	WP	HR	S	P	ERA	WHIP

BOTTOM

Arizona Diamondbacks @ San Diego Padres

Qualcomm Stadium, San Diego, CA

Wed Sep 18 2002, 10:05 PM EDT

Att. 17,288 - Cloudy - 68 F

livebaseballscorecards.com

AB	35
R	3
H	10
RBI	2
BB	3
SO	6
LOB	24

Batter	1	2	3	4	5	6	7	8	9	AB	R	H	RBI	BB	SO	LOB
Tony Womack, L (1, 6) OBP: 0.321, SLG: 0.355	C S X 0-2 CS 1B		B C L X 1-2 ① F7		C S F X 0-2 ② G6-3		B C F S 1-3 ① K		C B X 1-1 DI 1B	5	0	2	0	0	1	0
Greg Colbrunn, R (1, 3) OBP: 0.374, SLG: 0.639 Erubiel Durazo, L (9, PH) OBP: 0.395, SLG: 0.567	C B 1 SAFE S X 2-2 ① ② P3 1-2		S B F B F B X 3-2 HR 2B		B X 1-0 1B 2B		B X 1-0 ② F7		B B F C S S 2-3 ② K 1-2	4 1	2 0	2 0	0 0	0 0	0 1	1 1
Junior Spivey, R (1, 4) OBP: 0.386, SLG: 0.466	C B S B B S 3-3 ③ K		C B B B X 3-1 ② G6-3		B B B B 4-0 1B BB		C F F B X 1-2 ③ F8		B S F B X 2-2 ③ G4-3	4	0	0	0	1	1	2
Luis Gonzalez, L (1, 7) OBP: 0.403, SLG: 0.502		B X 1-0 ① F8	X 0-0 2-H HR		B C X 1-1 S 1-3 2-H 1B			B F F X 1-2 1B 1B		4	1	3	3	0	0	0
Matt Williams, R (1, 5) OBP: 0.320, SLG: 0.436		X 0-0 FC3-6 1B	B B C F S 2-3 ③ K		C B B S B X 2-2 ③ G5-3 1-2			S B F B X 2-2 ① F8		4	0	1	0	0	1	3
Steve Finley, L (1, 8) OBP: 0.366, SLG: 0.496		B C X 1-1 ② FC3-6 1-2f 2B		C X 0-1 ① G4-3		B B B B 4-0 G3-6 BB		F C X 0-2 1-2 1B		3	1	1	0	1	0	1
Quinton McCracken, S (1, 9) OBP: 0.372, SLG: 0.467		C B X 1-1 1-H 2B		B C F B B X 3-2 ② G4-3		C C F X 0-2 ① ② G3-6 1-2f		C S F S 0-3 ② K		4	0	1	1	0	1	3
Damian Miller, R (1, 2) OBP: 0.346, SLG: 0.436 Mark Grace, L (8, PH) OBP: 0.340, SLG: 0.371 Rod Barajas, R (8, 2) OBP: 0.263, SLG: 0.307		B S B B I 4-1 IBB		C B X 1-1 ③ G3		C F F B X 1-2 1B		B B B C X 3-1 ③ G3		2 1 0	0 0 0	1 0 0	0 0 0	1 0 0	0 0 0	0 2 0
Curt Schilling, R (1, 1) OBP: 0.218, SLG: 0.181 Mike Fetters, R (8, 1) Mike Myers, L (8, 1) Matt Mantei, R (8, 1) Chris Donnels, L (9, PH) OBP: 0.295, SLG: 0.429		X 0-0 ③ G4-3			F X 0-1 ① G4-3	B B C X 2-1 ③ G1-3			X 0-0 ① G1-3	3 0 0 0 0 1	0 0 0 0 0	0 0 0 0 0	0 0 0 0 0	0 0 0 0 0	0 0 0 0 0	3 0 0 0 0
Inning Stats	R: 0 E: 0 K: 1 S: 9 H: 1 LOB: 0 BB: 0 P: 14	R: 1 E: 0 K: 0 S: 8 H: 2 LOB: 2 BB: 1 P: 15	R: 2 E: 0 K: 1 S: 13 H: 2 LOB: 0 BB: 0 P: 22	R: 0 E: 0 K: 0 S: 7 H: 0 LOB: 0 BB: 0 P: 11	R: 1 E: 0 K: 0 S: 12 H: 2 LOB: 2 BB: 1 P: 20	R: 0 E: 0 K: 0 S: 10 H: 1 LOB: 1 BB: 1 P: 17	R: 0 E: 0 K: 1 S: 8 H: 0 LOB: 0 BB: 0 P: 11	R: 0 E: 0 K: 1 S: 15 H: 2 LOB: 2 BB: 0 P: 21	R: 0 E: 0 K: 1 S: 9 H: 1 LOB: 1 BB: 0 P: 14	1B: 7 2B: 3 3B: 0 HR: 1	SF: 0 SAC: 0 DP: 1 HBP: 0					

PITCHER		IP	WLS	BF	H	R	ER	SO	BB	IBB	HBP	BLK	WP	HR	S	P	ERA	WHIP
Randy Flores, L ERA: 7.59	(1, 1)	4.2		22	7	4	4	2	1	1	0	0	0	1	46	77	7.71	1.714
Sean Lowe, R ERA: 5.79	(5, 1)	1.1	W	5	1	0	0	0	1	0	0	0	0	0	13	22	0.00	1.500
Justin Speier, R ERA: 4.3	(7, 1)	1.0	H	3	0	0	0	1	0	0	0	0	0	0	8	11	0.00	0.000
Todd Jones, R ERA: 4.68	(8, 1)	1.0	H	5	2	0	0	1	0	0	0	0	0	0	15	21	0.00	2.000
Jose Jimenez, R ERA: 3.49	(9, 1)	1.0		4	1	0	0	1	0	0	0	0	0	0	9	14	0.00	1.000

PITCHER	IP	WLS	BF	H	R	ER	SO	BB	IBB	HBP	BLK	WP	HR	S	P	ERA	WHIP

TOP

Arizona Diamondbacks @ Colorado Rockies

Coors Field, Denver, CO

Fri Sep 20 2002, 7:05 PM MDT

Att. 37,842 - Sunny - 68 F

livebaseballscorecards.com

AB	36
R	4
H	11
RBI	4
BB	3
SO	5
LOB	16

WP: 0	PA: 39	1B: 7	SF: 0
PB: 0		2B: 3	SAC: 0
SB: 1		3B: 0	DP: 1
CS: 1		HR: 1	HBP: 0

BOTTOM

Arizona Diamondbacks @ Colorado Rockies

Coors Field, Denver, CO

Fri Sep 20 2002, 7:05 PM MDT

Att. 37,842 - Sunny - 68 F

livebaseballscorecards.com

Batter	1	2	3	4	5	6	7	8	9	AB	R	H	RBI	BB	SO	LOB
Juan Pierre, L (1, 8) OBP: 0.322, SLG: 0.327	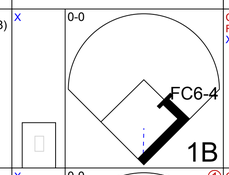	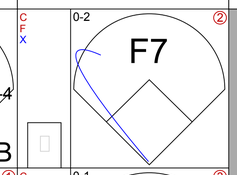		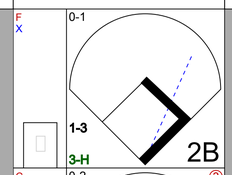		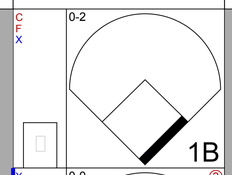		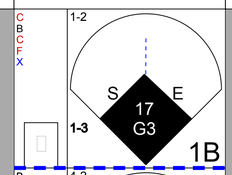		5	1	4	1	0	0	0
Jay Payton, R (1, 7) OBP: 0.359, SLG: 0.499 Gabe Kapler, R (6, 7) OBP: 0.315, SLG: 0.368	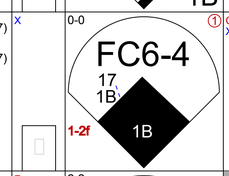	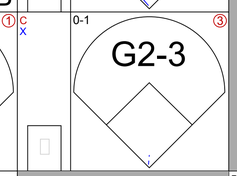		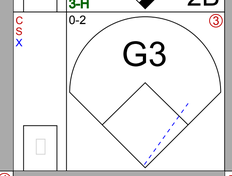		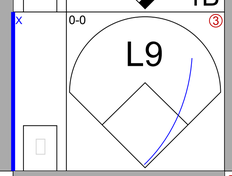		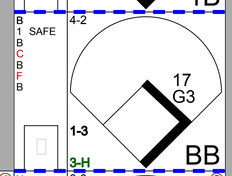		3 1	1 0	0 0	0 0	0 1	0 0	3 1
17 Todd Helton, L (1, 3) OBP: 0.426, SLG: 0.575	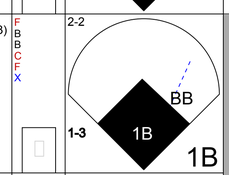		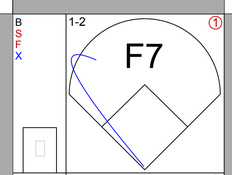		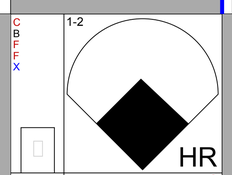		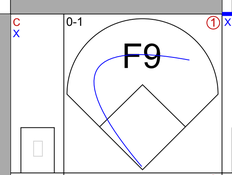	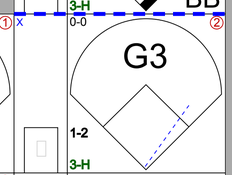	5	2	2	2	0	0	1
Larry Walker, L (1, 9) OBP: 0.426, SLG: 0.608	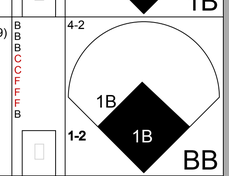		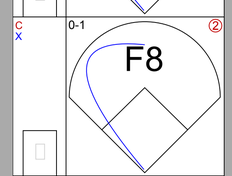		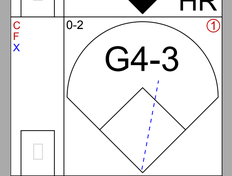		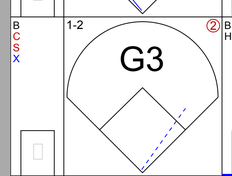	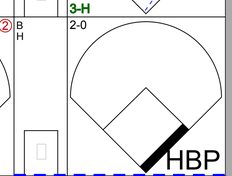	3	1	0	0	1	0	0
Todd Zeile, R (1, 5) OBP: 0.350, SLG: 0.416 Todd Jones, L (8, 1) Terry Shumpert, R (8, PH) OBP: 0.312, SLG: 0.381 Jose Jimenez, R (9, 1)	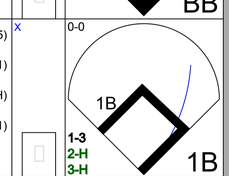		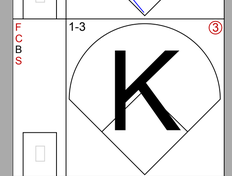		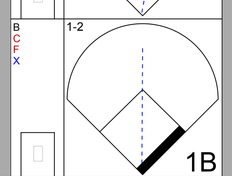		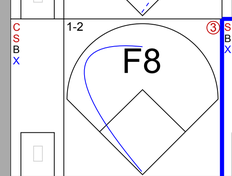	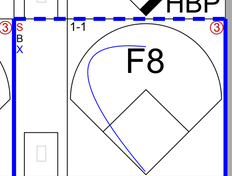	4 0 1 0	0 0 0 0	2 0 0 0	2 0 0 0	0 0 0 0	1 0 0 0	0 0 2 0
Jose Ortiz, R (1, 4) OBP: 0.312, SLG: 0.304 Jason Romano, R (8, 4) OBP: 0.282, SLG: 0.299	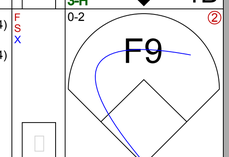			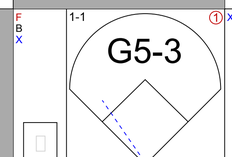	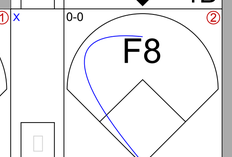			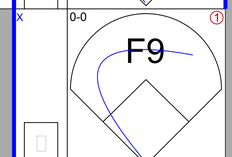		3 1	0 0	0 0	0 0	0 0	0 0	3 0
Gary Bennett, R (1, 2) OBP: 0.312, SLG: 0.349	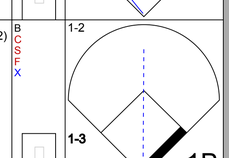			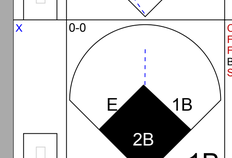	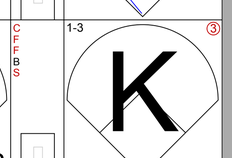			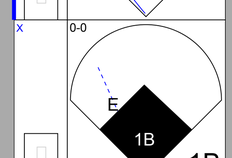		4	2	3	1	0	1	1
Juan Uribe, R (1, 6) OBP: 0.283, SLG: 0.340	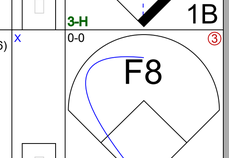					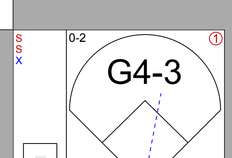		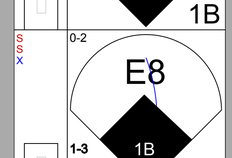		4	1	2	0	0	0	2
Randy Flores, L (1, 1) Sean Lowe, R (5, 1) OBP: 0.077, SLG: 0.077 Ross Gload, L (6, PH) OBP: 0.269, SLG: 0.360 Justin Speier, R (7, 1) OBP: 0.333, SLG: 0.333 Brent Butler, R (8, 5) OBP: 0.288, SLG: 0.412		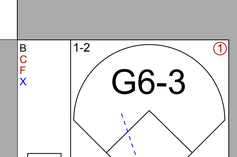		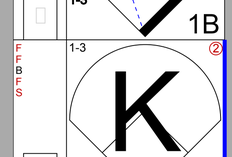		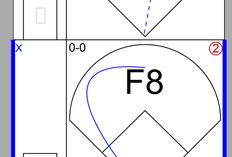				2 0 0 0 1 1	0 0 0 0 0 1	0 0 0 0 0 2	0 0 0 0 0 2	0 0 0 0 0 0	1 0 0 0 0 0	2 0 0 0 0 0
Inning Stats	R: 3 E: 0 K: 0 S: 20 H: 4 LOB: 2 BB: 1 P: 27	R: 0 E: 0 K: 0 S: 8 H: 0 LOB: 0 BB: 0 P: 9	R: 0 E: 0 K: 1 S: 8 H: 0 LOB: 0 BB: 0 P: 10	R: 1 E: 1 K: 1 S: 14 H: 3 LOB: 2 BB: 0 P: 17	R: 1 E: 0 K: 1 S: 15 H: 2 LOB: 1 BB: 0 P: 18	R: 0 E: 0 K: 0 S: 8 H: 1 LOB: 1 BB: 0 P: 8	R: 0 E: 0 K: 0 S: 8 H: 0 LOB: 0 BB: 0 P: 10	R: 4 E: 2 K: 0 S: 18 H: 4 LOB: 2 BB: 1 P: 27		1B: 12 2B: 1 3B: 0 HR: 1 SF: 0 SAC: 0 DP: 0 HBP: 1					

PITCHER		IP	WLS	BF	H	R	ER	SO	BB	IBB	HBP	BLK	WP	HR	S	P	ERA	WHIP
Curt Schilling, R ERA: 3.02	(1, 1)	7.1	L	37	14	9	8	3	1	0	0	0	0	1	94	114	9.82	2.045
Mike Fetters, R ERA: 2.72	(8, 1)	0.0		1	0	0	0	0	1	0	0	0	0	0	2	6	∞	∞
Mike Myers, L ERA: 3.89	(8, 1)	0.1		2	0	0	0	0	0	0	1	0	0	0	1	3	0.00	0.000
Matt Mantei, R ERA: 4.63	(8, 1)	0.1		1	0	0	0	0	0	0	0	0	0	0	2	3	0.00	0.000

PITCHER	IP	WLS	BF	H	R	ER	SO	BB	IBB	HBP	BLK	WP	HR	S	P	ERA	WHIP

AB	38
R	9
H	14
RBI	8
BB	2
SO	3
LOB	15

WP: 0 PA: 41
PB: 0
SB: 1
CS: 0

Batter	1	2	3	4	5	6	7	8	9	AB	R	H	RBI	BB	SO	LOB
Tony Womack, L (1, 6) OBP: 0.324, SLG: 0.357	BCBCFX 2-2 1B HBP 2B	BBCFH 3-2 E 1B HBP	BSFBFS 2-3 ③ K		BBBB 4-0 1B BB			CBBSFBX 3-2 ① G6-3		3	2	1	0	1	1	1
Alex Cintron, S (8, 6) OBP: 0.333, SLG: 0.304										0	0	0	0	0	0	0
Quinton McCracken, S (1, 9) OBP: 0.373, SLG: 0.466	BLX 1-1 HBP BB G5-4-3 1B 2-3	X 0-0 E6 G3-1 1B 2B 1-2		CSBC 1-3 ① K	CSBX 1-2 1B 1-2			CX 0-1 E4		5	2	2	0	0	1	1
Junior Spivey, R (1, 4) OBP: 0.387, SLG: 0.466	BBCBFB 4-2 G5-4-3 HBP 1B BB 1-2	SX 0-1 G3-1 2B 1B 1-2 2-H		FBX 1-1 FC4-6 1B	BBSBX 3-1 ③ F7			CBBSS 2-3 ② K		4	2	2	1	1	1	3
Luis Gonzalez, L (1, 7) OBP: 0.401, SLG: 0.498	H 1-0 G5-4-3 HBP 1-2 2-3 3-H	BBX 2-0 ② G3-1 1-2 2-3		X 0-0 ② FC4-6 1-2f		BFFBFBFFX 3-2 ① F2		CBX 1-1 ③ G4-3		4	0	0	1	0	0	4
Matt Williams, R (1, 5) OBP: 0.319, SLG: 0.438	BSX 1-1 ① ② G5-4-3 1-2f 2-3 3-H	X 0-0 2B 2-H 3-H		B X 1-0 ③ F8		FBCBFC 2-3 ② K			SSBBFFX 2-2 ① G3-1	4	0	1	2	0	1	3
Chris Donnels, L (8, 5) OBP: 0.292, SLG: 0.423										1	0	0	0	0	0	0
Steve Finley, L (1, 8) OBP: 0.365, SLG: 0.492	BBBBB 4-0 1B BB	BBFSS 2-3 ③ K			CBX 1-1 ① F8	CFFBBBFS 3-3 ③ K			CFBFFS 1-3 ② K	4	0	0	0	1	3	1
Mark Grace, L (1, 3) OBP: 0.347, SLG: 0.389	FBFX 1-2 1-2 3-H 1B	BX 1-0 SH3 1B			BBX 2-0 HR	CFC 0-3 ① K			BBBCFX 3-2 1B 1B	5	1	4	2	0	1	0
Damian Miller, R (1, 2) OBP: 0.344, SLG: 0.443	CBFS 1-3 ③ K	BBSCCX 2-2 ① P6			BCBX 2-1 HR	SFBBFBS 3-3 ② K			BSBX 2-1 1-3 1B	4	1	1	1	0	2	3
David Dellucci, L (9, PH) OBP: 0.332, SLG: 0.413										1	0	1	0	0	0	0
Brian Anderson, R (1, 1) OBP: 0.136, SLG: 0.136 Bret Prinz, R (3, 1) Greg Swindell, L (4, 1) Jay Bell, R (5, PH) OBP: 0.304, SLG: 0.235 Mike Koplove, R (6, 1) Felix Jose, S (7, PH) OBP: 0.218, SLG: 0.167 Mike Fetters, R (7, 1) Armando Reynoso, R (7, 1) Erubiel Durazo, L (8, PH) OBP: 0.364, SLG: 0.545		FSS 0-3 ① K	LLX 0-2 ② SH3 1-2		BBCCX 2-2 ② F3	CFC 0-3 ③ K			FFBBBX 3-2 ③ G4-3	1 0 0 1 0 1 0 0 1	0 0 0 0 0 0 0 0 0	0 0 0 0 0 0 0 0 0	0 0 0 0 0 0 0 0 0	1 0 0 0 0 0 1 0 0	0 0 0 0 0 0 0 0 0	0 0 0 0 0 0 0 0 0
Inning Stats	R: 3 H: 3 E: 0 LOB: 2 K: 1 BB: 2 S: 17 P: 32	R: 3 H: 2 E: 1 LOB: 1 K: 2 BB: 0 S: 13 P: 20	R: 0 H: 1 E: 0 LOB: 1 K: 1 BB: 0 S: 11 P: 16	R: 0 H: 1 E: 0 LOB: 1 K: 1 BB: 0 S: 7 P: 10	R: 2 H: 3 E: 0 LOB: 2 K: 0 BB: 1 S: 13 P: 28	R: 0 H: 0 E: 0 LOB: 0 K: 2 BB: 0 S: 15 P: 23	R: 0 H: 0 E: 0 LOB: 0 K: 3 BB: 0 S: 10 P: 13	R: 0 H: 0 E: 1 LOB: 1 K: 1 BB: 0 S: 11 P: 17	R: 0 H: 2 E: 0 LOB: 2 K: 1 BB: 0 S: 19 P: 30	1B: 8 SF: 0 2B: 2 SAC: 1 3B: 0 DP: 1 HR: 2 HBP: 2						

PITCHER		IP	WLS	BF	H	R	ER	SO	BB	IBB	HBP	BLK	WP	HR	S	P	ERA	WHIP
Denny Neagle, L ERA: 4.93	(1, 1)	4.0		23	7	6	3	5	2	0	2	0	0	0	48	78	6.75	2.250
Cory Vance, L ERA: 18.0	(5, 1)	1.0		7	3	2	2	0	1	0	0	0	0	2	13	28	18.00	4.000
40 Brian Fuentes, L ERA: 4.15	(6, 1)	2.0	W	6	0	0	0	5	0	0	0	0	0	0	25	36	0.00	0.000
Todd Jones, R ERA: 4.56	(8, 1)	2.0		9	2	0	0	2	0	0	0	0	0	0	30	47	0.00	1.000

PITCHER	IP	WLS	BF	H	R	ER	SO	BB	IBB	HBP	BLK	WP	HR	S	P	ERA	WHIP

TOP

Arizona Diamondbacks @ Colorado Rockies

Coors Field, Denver, CO

Sat Sep 21 2002, 1:05 PM MDT

Att. 29,484 - Sunny - 59 F

livebaseballscorecards.com

AB	39
R	8
H	12
RBI	7
BB	3
SO	12
LOB	18

WP: 0	PA: 45								
PB: 0									
SB: 0									
CS: 0									

Batter	1	2	3	4	5	6	7	8	9	AB	R	H	RBI	BB	SO	LOB
Juan Pierre, L (1, 8) OBP: 0.327, SLG: 0.333	2-2 17 1B BLK SF8 1B		0-2 1B 17 2B 1B	0-2 1-3 2-H 1B	2-1 FC3-2 1-2 2-3 1B		1-0 WP 1-3 BB 3-H 1B	0-3 ② K		6	3	5	2	0	1	0
Ben Petrick, R (1, 7) OBP: 0.280, SLG: 0.433 40 Brian Fuentes, L (6, 1) Greg Norton, S (7, PH) OBP: 0.318, SLG: 0.422 Juan Uribe, R (8, 6) OBP: 0.285, SLG: 0.341	1-3 ① K 1-2		0-0 17 2B 1-3 G4-3 1B	2-3 ③ K	0-0 ② FC3-2 1-2 2-3 3-Hf		4-2 BB 17 IBB E 1-3 3-H BB	1-2 1B		4 0 0 1	1 0 1 0	1 0 0 1	0 0 1 0	0 0 0 0	2 0 0 0	6 0 0 0
17 Todd Helton, L (1, 3) OBP: 0.429, SLG: 0.578	3-2 2-3 1B		2-2 G4-3 1-3 3-H 2B	1B 1B G4-3			4-0 BB E 1-2 IBB	3-1 ③ G4-3		5	2	3	1	1	0	4
Todd Zeile, R (1, 5) OBP: 0.352, SLG: 0.418 Brent Butler, R (7, PR) OBP: 0.288, SLG: 0.412 (8, 5)	2-2 ② SF8 3-H		2-2 ② G4-3 2-3 3-H	3-2 1B 1-2 1B	3-2 CS 1B		4-0 E 1-2 2-3 3-H BB			3 0	1 1	2 0	3 0	1 0	0 0	1 0
Gabe Kapler, R (1, 9) OBP: 0.313, SLG: 0.365	0-2 ③ F7		2-0 ③ G6-3	1-0 1B G4-3 1-2 2-H 1B	1-3 ① K		2-3 ② K			5	1	1	1	0	2	6
Terry Shumpert, R (1, 4) OBP: 0.313, SLG: 0.381 Todd Jones, L (8, 1)	X 0-0 ① F8		2-2 FC1-6 1B	X 0-0 G4-3 1-3 2-H 1B	2-2 ②③ L7 1-2		1-1 E6 1-3 2-H 3-H 1B			5 0	2 0	2 0	1 0	0 0	0 0	2 0
Sandy Alomar Jr., R (1, 2) OBP: 0.292, SLG: 0.404	X 0-0 ② P4		2-2 ① FC1-6 1B 1-2f 1B	1-0 ① G4-3 2-3 3-H			K 1-0 2-H 3-H 1B			5	1	1	3	0	1	2
Jason Romano, R (1, 6) OBP: 0.300, SLG: 0.317 (8, 4)	B B C F F B S 3-3 ③ K		0-0 1B 1-2 1B	1-0 1B S FC3-2 3-H 1B			3-2 1B 1B K2-3			5	1	3	1	0	2	1
Denny Neagle, L (1, 1) OBP: 0.267, SLG: 0.356 Ross Gload, L (4, PH) OBP: 0.259, SLG: 0.346 Cory Vance, L (5, 1) Jack Cust, L (5, PH) OBP: 0.268, SLG: 0.246 Jay Payton, R (6, 7) OBP: 0.360, SLG: 0.499			1-1 ① F8	1-3 ② K	4-2 FC3-2 1B 1-2 BB		0-0 1B 1-3 WP 1B	1-1 ① G4-3		1 1 0 0 2	0 0 0 0 1	0 0 0 0 0	0 0 0 0 1	0 1 0 0 0	0 2 0 0 0	0 2 0 0 0
Inning Stats	R: 1 E: 0 K: 1 S: 19 H: 2 LOB: 1 BB: 0 P: 27	R: 0 E: 0 K: 1 S: 6 H: 0 LOB: 0 BB: 0 P: 9	R: 2 E: 0 K: 0 S: 13 H: 3 LOB: 1 BB: 0 P: 20	R: 1 E: 0 K: 2 S: 21 H: 3 LOB: 2 BB: 0 P: 28	R: 4 E: 0 K: 0 S: 14 H: 6 LOB: 3 BB: 1 P: 26	R: 0 E: 0 K: 1 S: 10 H: 1 LOB: 0 BB: 0 P: 16	R: 7 E: 1 K: 3 S: 22 H: 4 LOB: 1 BB: 3 P: 44	R: 0 E: 0 K: 1 S: 10 H: 1 LOB: 1 BB: 0 P: 15		1B: 19 2B: 1 3B: 0 HR: 0 SF: 1 SAC: 0 DP: 0 HBP: 0						

PITCHER		IP	WLS	BF	H	R	ER	SO	BB	IBB	HBP	BLK	WP	HR	S	P	ERA	WHIP
Brian Anderson, L ERA: 4.79	(1, 1)	2.1		11	4	3	3	2	0	0	0	1	0	0	31	43	11.57	1.714
Bret Prinz, R ERA: 9.45	(3, 1)	1.0		6	3	1	1	0	0	0	0	0	0	0	18	28	9.00	3.000
Greg Swindell, L ERA: 4.22	(4, 1)	0.2		3	1	0	0	2	0	0	0	0	0	0	10	13	0.00	1.500
Mike Koplove, R ERA: 2.35	(5, 1)	2.0		13	7	4	4	1	1	0	0	0	0	0	24	42	18.00	4.000
Mike Fetters, R ERA: 3.19	(7, 1)	0.2	L	10	4	7	3	2	2	1	0	0	1	0	17	38	40.50	9.000

PITCHER		IP	WLS	BF	H	R	ER	SO	BB	IBB	HBP	BLK	WP	HR	S	P	ERA	WHIP
Armando Reynoso, R ERA:	(7, 1)	1.1		5	1	0	0	2	0	0	0	0	0	0	15	21	0.00	0.750

BOTTOM

Arizona Diamondbacks @ Colorado Rockies

Coors Field, Denver, CO

Sat Sep 21 2002, 1:05 PM MDT

Att. 29,484 - Sunny - 59 F

livebaseballscorecards.com

AB	43
R	15
H	20
RBI	12
BB	4
SO	9
LOB	24

COLORADO ROCKIES

Arizona Diamondbacks @ Colorado Rockies

Coors Field, Denver, CO

Sun Sep 22 2002, 1:05 PM MDT

Att. 26,520 - Sunny - 60 F

livebaseballscorecards.com

TOP

Batter	1	2	3	4	5	6	7	8	9	AB	R	H	RBI	BB	SO	LOB
Quinton McCracken, S (1, 9) OBP: 0.373, SLG: 0.468	K		2B; L3			F9		1B WP		5	1	2	0	0	1	1
David Dellucci, L (1, 7) OBP: 0.333, SLG: 0.417	K		1B 2B 2B; 1B			K		K		5	1	2	1	0	3	2
Junior Spivey, R (1, 4) OBP: 0.389, SLG: 0.467	BB		PB 2B 1B			F3		1B		4	1	2	1	1	0	1
Steve Finley, L (1, 8) OBP: 0.365, SLG: 0.490	G4-3		2B 2B BB				G5-3 1B	P6		4	1	1	0	1	0	5
Erubiel Durazo, L (1, 3) OBP: 0.394, SLG: 0.563		1B BB	1B 2B 2B				K		F7	4	1	1	2	1	2	2
Matt Williams, R (1, 5) OBP: 0.318, SLG: 0.439		P4	SH1-3 2B 2B		G6-3		G5-3		K	4	1	1	2	0	0	2
Mark Grace, L (9, PH) OBP: 0.345, SLG: 0.387										1	0	0	0	0	1	0
Alex Cintron, S (1, 6) OBP: 0.333, SLG: 0.306		1B	SH1-3		G4-3		G4-3		K	3	0	1	0	0	0	1
Lyle Overbay, L (9, PH) OBP: 0.143, SLG: 0.143										1	0	0	0	0	1	0
Rod Barajas, R (1, 2) OBP: 0.270, SLG: 0.322		L9	2B		1B			F7		3	0	2	1	0	0	2
Tony Womack, L (8, PH) OBP: 0.323, SLG: 0.356										1	0	0	0	0	0	0
Damian Miller, R (8, 2) OBP: 0.344, SLG: 0.443										0	0	0	0	0	0	0
Miguel Batista, R (1, 1) OBP: 0.216, SLG: 0.271		K	K		K			WP 1B 1B BB		3	0	0	0	0	3	4
Greg Swindell, L (6, 1)										0	0	0	0	0	0	0
Eddie Oropesa, L (7, 1)										0	0	0	0	0	0	0
Chris Donnels, L (8, PH) OBP: 0.300, SLG: 0.423										0	0	0	0	1	0	0
Mark Little, R (8, PR) OBP: 0.301, SLG: 0.270										0	1	0	0	0	0	0
Mike Myers, L (8, 1)										0	0	0	0	0	0	0
Mike Koplove, R (8, 1)										0	0	0	0	0	0	0

	AB	R	H	RBI	BB	SO	LOB
	38	7	12	7	4	11	20

Inning Stats	1	2	3	4	5	6	7	8	9
	R: 0 E: 0 K: 2 S: 11	R: 0 E: 0 K: 1 S: 8	R: 6 E: 0 K: 1 S: 19	R: 0 E: 0 K: 1 S: 13	R: 0 E: 0 K: 1 S: 9	R: 0 E: 0 K: 1 S: 8	R: 0 E: 0 K: 1 S: 11	R: 1 E: 0 K: 1 S: 15	R: 0 E: 0 K: 2 S: 7
	H: 0 LOB: 1 BB: 1 P: 19	H: 1 LOB: 2 BB: 1 P: 14	H: 6 LOB: 1 BB: 1 P: 32	H: 1 LOB: 1 BB: 0 P: 20	H: 1 LOB: 1 BB: 0 P: 12	H: 0 LOB: 0 BB: 0 P: 10	H: 1 LOB: 1 BB: 0 P: 15	H: 2 LOB: 3 BB: 1 P: 26	H: 0 LOB: 0 BB: 0 P: 11

1B: 7 2B: 5 3B: 0 HR: 0 | SF: 0 SAC: 1 DP: 0 HBP: 0 | WP: 1 PB: 1 SB: 0 CS: 0 | PA: 43

PITCHER		IP	WLS	BF	H	R	ER	SO	BB	IBB	HBP	BLK	WP	HR	S	P	ERA	WHIP
Victor Santos, R ERA: 10.57	(1, 1)	2.1		17	7	6	6	3	3	0	0	0	0	0	31	54	23.14	4.286
Sean Lowe, R ERA: 5.59	(3, 1)	2.2		10	2	0	0	3	0	0	0	0	0	0	29	43	0.00	0.750
40 Brian Fuentes, L ERA: 3.8	(6, 1)	2.0	W	7	1	0	0	2	0	0	0	0	0	0	19	25	0.00	0.500
Justin Speier, R ERA: 4.37	(8, 1)	1.0	H	6	2	1	1	1	1	0	0	0	1	0	15	26	9.00	3.000
Jose Jimenez, R ERA: 3.44	(9, 1)	1.0		3	0	0	0	2	0	0	0	0	0	0	7	11	0.00	0.000

PITCHER	IP	WLS	BF	H	R	ER	SO	BB	IBB	HBP	BLK	WP	HR	S	P	ERA	WHIP

Batter	1	2	3	4	5	6	7	8	9	AB	R	H	RBI	BB	SO	LOB
Juan Pierre, L (1, 8) OBP: 0.328, SLG: 0.333	G4-3	FC4-6 1-2f 2-3		1B		1B				5	3	2	0	0	0	2
Jay Payton, R (1, 7) OBP: 0.367, SLG: 0.511	1B 1B	BB		2B 2B		2B 1-3		E 2B		4	4	4	1	1	0	0
Larry Walker, L (1, 9) OBP: 0.425, SLG: 0.608	F7	2B 1-3 2-H 3-H		G4-3 2-3		F9		E7 2B 2-H 1B		5	1	2	2	0	0	4
17 Todd Helton, L (1, 3) OBP: 0.431, SLG: 0.586	1B 1-2 BB	BB		G4-3 3-H		HR 2-H 3-H		G3 1B 1-H 2B		3	2	2	5	2	0	0
Greg Norton, S (1, 5) OBP: 0.322, SLG: 0.424 Jason Romano, R (7, 4) OBP: 0.297, SLG: 0.313	1B 1-2 2-H	G3		CS 1B		F8		G3 2-3		4 1	0 0	2 0	0 0	0 0	0 0	3 1
Brent Butler, R (1, 4) OBP: 0.290, SLG: 0.411 (7, 5)	K	G5-3		CS 1-2	P4	1B		G6-4-3 3-H 1B		5	0	2	1	0	1	2
Gary Bennett, R (1, 2) OBP: 0.307, SLG: 0.343 Jose Jimenez, R (9, 1)		G6-3	G6-3		G4-3	K		G6-4-3 1-2f		5 0	0 0	0 0	0 0	0 0	1 0	2 0
Juan Uribe, R (1, 6) OBP: 0.288, SLG: 0.346		FC4-6 2B 1B	1B		WP 2B		G5-3			4	1	3	0	0	0	0
Victor Santos, R (1, 1) OBP: 0.500, SLG: 0.500 Sean Lowe, R (3, 1) OBP: 0.071, SLG: 0.071 Jack Cust, L (5, PH) OBP: 0.264, SLG: 0.242 40 Brian Fuentes, L (6, 1) Ben Petrick, R (7, PH) OBP: 0.277, SLG: 0.429 Justin Speier, R (8, 1) OBP: 0.333, SLG: 0.333 Sandy Alomar Jr., R (9, 2) OBP: 0.292, SLG: 0.404		FC4-6 1-2	K		F7 2-3		P4			1 1 1 0 1 0 0	0 0 0 0 0 0 0	1 0 0 0 0 0 0	0 0 0 0 0 0 0	0 1 0 0 0 0 0	0 1 1 0 0 0 0	0 1 1 0 0 0 0
Inning Stats	R: 1 E: 0 K: 1 S: 13 H: 2 LOB: 2 BB: 1 P: 23	R: 2 E: 0 K: 0 S: 21 H: 3 LOB: 3 BB: 2 P: 36	R: 0 E: 0 K: 1 S: 12 H: 1 LOB: 1 BB: 0 P: 16	R: 2 E: 0 K: 0 S: 8 H: 3 LOB: 0 BB: 0 P: 16	R: 0 E: 0 K: 0 S: 7 H: 1 LOB: 1 BB: 0 P: 11	R: 3 E: 0 K: 1 S: 18 H: 4 LOB: 1 BB: 0 P: 26	R: 0 E: 0 K: 0 S: 3 H: 0 LOB: 0 BB: 0 P: 6	R: 3 E: 1 K: 0 S: 11 H: 4 LOB: 0 BB: 0 P: 18		1B: 11 2B: 6 3B: 0 HR: 1 SF: 0 SAC: 0 DP: 1 HBP: 0					

PITCHER		IP	WLS	BF	H	R	ER	SO	BB	IBB	HBP	BLK	WP	HR	S	P	ERA	WHIP
Miguel Batista, R ERA: 4.24	(1, 1)	5.0		27	10	5	5	2	3	0	0	0	1	0	61	102	9.00	2.600
Greg Swindell, L ERA: 4.91	(6, 1)	1.0	L	7	4	3	3	1	0	0	0	0	0	1	18	26	27.00	4.000
Eddie Oropesa, L ERA: 10.3	(7, 1)	1.0		3	0	0	0	0	0	0	0	0	0	0	3	6	0.00	0.000
Mike Myers, L ERA: 4.67	(8, 1)	0.0		3	3	3	3	0	0	0	0	0	0	0	7	12	∞	∞
Mike Koplove, R ERA: 2.31	(8, 1)	1.0		3	1	0	0	0	0	0	0	0	0	0	4	6	0.00	1.000

PITCHER	IP	WLS	BF	H	R	ER	SO	BB	IBB	HBP	BLK	WP	HR	S	P	ERA	WHIP

BOTTOM

Arizona Diamondbacks @ Colorado Rockies

Coors Field, Denver, CO

Sun Sep 22 2002, 1:05 PM MDT

Att. 26,520 - Sunny - 60 F

livebaseballscorecards.com

AB	40
R	11
H	18
RBI	9
BB	3
SO	3
LOB	16

WP: 1 PA: 44
PB: 0
SB: 1
CS: 1

Batter	1	2	3	4	5	6	7	8	9	AB	R	H	RBI	BB	SO	LOB
Tony Womack, L (1, 6) OBP: 0.324, SLG: 0.357 Jay Bell, R (8, 6) OBP: 0.222, SLG: 0.255	B B C X 2-1 ① L8		B F C X 1-2 ① G4-3		B L X 1-1 G5-3 1-2 1B		C B F X 1-2 E6 1B		B C B B B 4-1 BB	4 0	0 0	2 0	0 0	0 1	0 0	0 0
Junior Spivey, R (1, 4) OBP: 0.389, SLG: 0.472	B X 1-0 HR		B X 1-0 1B		S F X 0-2 ① ② G5-3 1-2 2-3f		S B B B F C 3-3 ② K		B S X 1-1 ② L8	5	1	2	1	0	1	4
Erubiel Durazo, L (1, 3) OBP: 0.396, SLG: 0.558	B B C F B B 4-2 FC1-4-6 BB		B F F C 1-3 ② K		F B B B B 4-1 BB		S X 0-1 ③ G4-3		X 0-0 ③ P6	2	0	0	0	2	1	2
Luis Gonzalez, L (1, 7) OBP: 0.400, SLG: 0.496 Quinton McCracken, S (4, 9) OBP: 0.374, SLG: 0.468	B B X 2-0 ② FC1-4-6 1-2f		B B C B F S 3-3 ③ K		C B B X 2-1 ③ G4-3			C F F B X 1-2 BB 1B		2 2	0 0	0 1	0 0	0 0	1 0	2 2
Steve Finley, L (1, 8) OBP: 0.367, SLG: 0.490 Mark Little, R (8, PH) OBP: 0.299, SLG: 0.267 (8, 8)	B C X 1-1 ③ G3			B B B S B 4-1 G3 G1-3 BB		C X 0-1 FC4-6 1B		C C S 0-3 ① K		2 1	0 0	1 0	0 0	1 0	0 1	1 1
Damian Miller, R (1, 2) OBP: 0.341, SLG: 0.439 Mike Koplove, R (6, 1) Greg Swindell, L (7, 1) Matt Mantei, R (7, 1) Greg Colbrunn, R (7, 3) OBP: 0.372, SLG: 0.635 Lyle Overbay, L (9, PH) OBP: 0.125, SLG: 0.125		X 0-0 ① L8		B X 1-0 ① G1-3 1-2		X 0-0 ① F9		B F C B S 2-3 ② K		3 0 0 0 1 1	0 0 0 0 0 0	0 0 0 0 0 0	0 0 0 0 0 0	0 0 0 0 1 1	0 0 0 0 1 1	2 0 0 0 1 1
David Dellucci, L (1, 9) OBP: 0.329, SLG: 0.412 (4, 7) Felix Jose, S (8, PH) OBP: 0.267, SLG: 0.167 (8, 7)		B B B C C S 3-3 ② K		F X 0-1 ② G3 2-3		S B C S 1-3 ② K		C B B B 4-1 1-2 BB		3 0	0 0	0 0	0 0	0 1	2 0	2 0
Chris Donnels, L (1, 5) OBP: 0.308, SLG: 0.423 Alex Cintron, S (4, PH) OBP: 0.322, SLG: 0.293 (4, 5)		B F B F F B F B 4-2 BB		B F S B X 2-2 ③ G4-3		C X 0-1 ③ FC4-6 1-2f		C X 0-1 ③ F9		0 3	0 0	0 0	0 0	1 0	0 0	0 4
Rick Helling, R (1, 1) OBP: 0.192, SLG: 0.045 Rod Barajas, R (6, 2) OBP: 0.267, SLG: 0.317		C X 0-1 ③ P6			B S B B B 4-1 G5-3 1B BB		C S S 0-3 ① K		X 0-0 ① F3	1 2	0 0	0 0	0 0	1 0	0 1	1 0
Inning Stats	R: 1 H: 1 E: 0 LOB: 1 K: 0 BB: 1 S: 8 P: 18	R: 0 H: 0 E: 0 LOB: 1 K: 1 BB: 1 S: 10 P: 17	R: 0 H: 1 E: 0 LOB: 1 K: 2 BB: 0 S: 10 P: 16	R: 0 H: 0 E: 0 LOB: 1 K: 0 BB: 1 S: 7 P: 14	R: 0 H: 1 E: 0 LOB: 2 K: 0 BB: 2 S: 9 P: 20	R: 0 H: 1 E: 0 LOB: 1 K: 1 BB: 0 S: 8 P: 9	R: 0 H: 1 E: 1 LOB: 1 K: 2 BB: 0 S: 11 P: 15	R: 0 H: 1 E: 0 LOB: 2 K: 2 BB: 1 S: 13 P: 20	R: 0 H: 0 E: 0 LOB: 1 K: 0 BB: 1 S: 5 P: 10	1B: 5 SF: 0 2B: 0 SAC: 0 3B: 0 DP: 1 HR: 1 HBP: 0						WP: 0 PA: 39 PB: 0 SB: 0 CS: 0	

PITCHER		IP	WLS	BF	H	R	ER	SO	BB	IBB	HBP	BLK	WP	HR	S	P	ERA	WHIP
Jamey Wright, R ERA: 5.29	(1, 1)	5.0	W	22	3	1	1	3	5	0	0	0	0	1	44	85	1.80	1.600
Jeff Fassero, L ERA: 5.37	(6, 1)	2.0	H	8	2	0	0	3	0	0	0	0	0	0	19	24	0.00	1.000
Steve Kline, L ERA: 3.64	(8, 1)	0.0		1	1	0	0	0	0	0	0	0	0	0	4	5	∞	∞
Mike Crudale, R ERA: 1.95	(8, 1)	1.0		4	0	0	0	2	1	0	0	0	0	0	9	15	0.00	1.000
Gabe Molina, R ERA: 1.59	(9, 1)	1.0		4	0	0	0	0	1	0	0	0	0	0	5	10	0.00	1.000

PITCHER	IP	WLS	BF	H	R	ER	SO	BB	IBB	HBP	BLK	WP	HR	S	P	ERA	WHIP

TOP

Arizona Diamondbacks @ St. Louis Cardinals

Busch Stadium, St. Louis, MO

Mon Sep 23 2002, 7:10 PM CDT

Att. 30,568 - Cloudy - 72 F

livebaseballscorecards.com

AB	32
R	1
H	6
RBI	1
BB	7
SO	8
LOB	23

Batter	1	2	3	4	5	6	7	8	9	AB	R	H	RBI	BB	SO	LOB
Fernando Vina, L (1, 4) OBP: 0.333, SLG: 0.338 Mike DiFelice, R (8, PH) OBP: 0.297, SLG: 0.352 (9, 2)	C B F B F X 2-2 ① F5		B X 1-0 E3 1B		L C B C 1-3 ① K	B X 1-0 ③ G5-3	C B X 1-1 2B 1B 1-2 2-3 3-H	C B B B B 4-1 FC5 BB 1-2		5 1 1 1 0 1 0 0 0 0 0 1 0 0						
Eli Marrero, R (1, 7) OBP: 0.331, SLG: 0.456 (6, 9)	C F B X 1-2 ② 2B		B X 1-0 1-2 1B		X 0-0 15 1B 5 2B 1B		C X 0-1 G6-3 2-1 1B 2B 1-H 2-H 3-H	F C B F X 1-2 ③ FC5 1-2 2-3f		6 2 4 3 0 0 2						
15 Jim Edmonds, L (1, 8) OBP: 0.422, SLG: 0.569 So Taguchi, R (7, PH) OBP: 0.500, SLG: 0.462 (8, 8)	B B B B 4-0 BB		B B B C F F C 3-3 ③ K		X 0-0 5 2B SF7 1-2 1B		4-2 5 1B 1B BB 0-2 5 2B 2-H 1B			2 1 1 0 1 1 2 1 2 1 1 1 0 0						
5 Albert Pujols, R (1, 5) OBP: 0.393, SLG: 0.568 Steve Kline, S (8, 1) Mike Crudale, R (8, 1) Gabe Molina, R (9, 1)	F S X 0-2 ③ G5-6-3			X 0-0 ① F8	C S B F B F X 3-2 SF7 1-3 2-H 2B		B B X 2-2 WP 1B 1-2 1B 1B 1-0 1-H 1B 2B			5 2 3 2 0 0 1 0 0 0 0 0 0 0 0 0 0 0 0 0 0 0 0 0 0 0 0 0						
Tino Martinez, L (1, 3) OBP: 0.340, SLG: 0.445 Eduardo Perez, R (7, PH) OBP: 0.298, SLG: 0.470 (8, 3) (9, 5)		B X 1-0 ① P5		B C F B X 2-2 E 2B	I I I I 4-0 SF7 IBB		1-0 ② F8 2-2 2-H 1B			3 1 1 0 1 0 2 1 0 1 1 0 0 0						
J.D. Drew, L (1, 9) OBP: 0.349, SLG: 0.414 Jeff Fassero, L (6, 1) OBP: 0.333, SLG: 0.333 Miguel Cairo, R (7, PH) OBP: 0.311, SLG: 0.368 (8, 5) (9, 4)		B F B X 2-1 ② P6		F S C 0-3 ② K	B F C X 1-2 ② SF7 1-2 2-3 3-H		1-1 1B WP 1B 1-2 2-H 1B K			2 0 0 1 0 1 1 0 0 0 0 0 0 0 2 1 1 1 0 1 1						
Edgar Renteria, R (1, 6) OBP: 0.366, SLG: 0.445 Wilson Delgado, S (8, 6) OBP: 0.167, SLG: 0.444	C B C B C 2-3 ③ K			F B B X 2-1 E9 2-H 1B	C X 0-1 ③ G6-3		C C B X 1-2 1B 1B 1B 1-3 2-H 1B	B B X 2-0 ① F9		4 1 2 2 0 1 2 1 0 0 0 0 0 0						
Mike Matheny, R (1, 2) OBP: 0.314, SLG: 0.320 Ivan Cruz, L (8, PH) OBP: 0.455, SLG: 0.700 (9, 3)			C X 0-1 ① F9	I I I I 4-0 IBB		C X 0-1 ① G4-3	X 0-0 1B 1B 2B 1B 1-2 3-H	B S S X 1-2 FC5 BB 1B		3 1 1 1 1 0 0 1 0 1 0 0 0 0						
Jamey Wright, R (1, 1) OBP: 0.132, SLG: 0.211 Kerry Robinson, L (6, 7) OBP: 0.302, SLG: 0.362			S F S 0-3 ② K	B C S S 1-3 ③ K		C B B B C F C 3-3 ② K	X 0-0 1B 2B 1B 1-2 2-3	C F B B S 2-3 ② K		2 0 0 0 0 2 2 3 1 1 0 0 2 1						
Inning Stats	R: 0 E: 0 K: 0 S: 10 H: 1 LOB: 1 BB: 1 P: 17	R: 0 E: 0 K: 1 S: 6 H: 0 LOB: 0 BB: 0 P: 11	R: 0 E: 1 K: 2 S: 11 H: 1 LOB: 2 BB: 0 P: 16	R: 1 E: 1 K: 2 S: 12 H: 2 LOB: 2 BB: 1 P: 21	R: 2 E: 0 K: 1 S: 16 H: 3 LOB: 2 BB: 1 P: 25	R: 0 E: 0 K: 1 S: 7 H: 0 LOB: 0 BB: 0 P: 11	R: 10 E: 0 K: 1 S: 34 H: 10 LOB: 1 BB: 1 P: 50	R: 0 E: 0 K: 1 S: 12 H: 1 LOB: 2 BB: 1 P: 22		1B: 13 2B: 5 3B: 0 HR: 0 SF: 1 SAC: 0 DP: 0 HBP: 0						

PITCHER		IP	WLS	BF	H	R	ER	SO	BB	IBB	HBP	BLK	WP	HR	S	P	ERA	WHIP
Rick Helling, R ERA: 4.51	(1, 1)	5.0	L	25	7	3	3	6	1	2	0	0	0	0	55	90	5.40	1.600
Mike Koplove, R ERA: 3.0	(6, 1)	1.2		10	4	5	5	1	1	0	0	0	1	0	25	38	27.00	3.000
Greg Swindell, L ERA: 6.27	(7, 1)	0.0		6	6	5	5	0	0	0	0	0	0	0	12	18	∞	∞
Matt Mantei, R ERA: 4.38	(7, 1)	1.1		6	1	0	0	2	1	0	0	0	0	0	16	27	0.00	1.500

PITCHER	IP	WLS	BF	H	R	ER	SO	BB	IBB	HBP	BLK	WP	HR	S	P	ERA	WHIP

BOTTOM

Arizona Diamondbacks @ St. Louis Cardinals

Busch Stadium, St. Louis, MO

Mon Sep 23 2002, 7:10 PM CDT

Att. 30,568 - Cloudy - 72 F

livebaseballscorecards.com

AB	41
R	13
H	18
RBI	13
BB	5
SO	9
LOB	14

1B: 13 2B: 5 3B: 0 HR: 0 SF: 1 SAC: 0 DP: 0 HBP: 0

WP: 1 PB: 0 SB: 0 CS: 0 PA: 47

Batter	1	2	3	4	5	6	7	8	9	AB	R	H	RBI	BB	SO	LOB
Tony Womack, L (1, 6) OBP: 0.322, SLG: 0.354	C F S 0-3 ① K		C B X 1-1 ③ P3		B B X 2-0 ③ F8			X 0-0 ② G4-3 1-2		4	0	0	0	0	1	3
Junior Spivey, R (1, 4) OBP: 0.390, SLG: 0.472	C B B X 2-1 ② F8			C C B F F F F X 1-2 CS 1B		B F F X 1-2 ① G5-3		X 0-0 2-H 1B		4	0	2	1	0	0	0
Steve Finley, L (1, 8) OBP: 0.366, SLG: 0.487	B B C S S 2-3 ③ K			C B B B B 4-1 ① 1-2 BB		B F S B B X 2-2 ② G3		X 0-0 ③ F7		3	0	0	0	1	1	1
Matt Williams, R (1, 5) OBP: 0.312, SLG: 0.430		C C X 0-2 ① F9		C X 0-1 ② F8		X 0-0 ③ F8			F B X 1-1 ① F8	4	0	0	0	0	0	1
Erubiel Durazo, L (1, 9) OBP: 0.397, SLG: 0.557 Mark Little, R (9, PR) OBP: 0.299, SLG: 0.267 (9, 9)		B B C C F B X 3-2 1B		C F B F X 1-2 ③ F9			B C X 1-1 ① G4-3		B X 1-0 BB 1B 1B	4 0	0 1	2 0	0 0	0 0	0 0	1 0
Mark Grace, L (1, 3) OBP: 0.344, SLG: 0.383		F X 0-1 ② F5			B B F B B 4-1 1B BB		B X 1-0 ② G4-3		X 0-0 ② F7	3	0	0	0	1	0	2
David Dellucci, L (1, 7) OBP: 0.332, SLG: 0.411		C F C 0-3 ③ K		C F B B B X 3-2 ① 1-2 2B FC6-2 1B			B F B B B X 3-1 ③ L9		B B F B B 4-1 1B 1-2 BB	3	0	1	0	1	1	1
Chad Moeller, R (1, 2) OBP: 0.365, SLG: 0.384 Quinton McCracken, S (8, PH) OBP: 0.373, SLG: 0.466 Rod Barajas, R (8, 2) OBP: 0.267, SLG: 0.317 Greg Colbrunn, R (9, PH) OBP: 0.376, SLG: 0.638 Damian Miller, R (9, 2) OBP: 0.341, SLG: 0.439			B X 1-0 ① P6		S S B B B B X 3-2 FC6-2 1-3 2B			C B B F F F B F S 3-3 ① K	B X 1-0 1-2 2-H 1B	2 1 0 1 0	0 0 0 0 0	1 0 0 1 0	0 0 0 0 0	0 0 0 0 0	0 1 0 0 0	0 0 0 0 0
John Patterson, R (1, 1) OBP: 0.222, SLG: 0.125 Matt Mantei, R (7, 1) Chris Donnels, L (8, PH) OBP: 0.315, SLG: 0.430 Byung-Hyun Kim, R (8, 1) OBP: 0.500, SLG: 0.500 Lyle Overbay, L (9, PH) OBP: 0.111, SLG: 0.111 Mike Fetters, R (9, 1)			C S B F B S 2-3 ② K		S B C B X 2-2 ② 2-3 3-H FC6-2			C C F B F X 1-2 G4-3 1B 1B	B F S 1-3 ③ K	2 0 1 0 1 0	0 0 1 0 0 0	0 0 1 0 0 1	0 0 0 0 0 0	0 0 0 0 0 0	1 0 0 0 1 0	2 0 0 0 2 0
Inning Stats	R: 0 H: 0 E: 0 LOB: 0 K: 2 BB: 0 S: 8 P: 12	R: 0 H: 1 E: 0 LOB: 1 K: 1 BB: 0 S: 12 P: 15	R: 0 H: 0 E: 0 LOB: 0 K: 1 BB: 0 S: 7 P: 11	R: 0 H: 1 E: 0 LOB: 1 K: 0 BB: 1 S: 15 P: 21	R: 0 H: 2 E: 0 LOB: 2 K: 0 BB: 1 S: 11 P: 25	R: 0 H: 0 E: 0 LOB: 0 K: 0 BB: 0 S: 7 P: 10	R: 0 H: 0 E: 0 LOB: 0 K: 0 BB: 0 S: 5 P: 10	R: 1 H: 2 E: 0 LOB: 1 K: 1 BB: 0 S: 14 P: 18	R: 1 H: 2 E: 0 LOB: 2 K: 1 BB: 1 S: 9 P: 17	1B: 7 2B: 1 3B: 0 HR: 0	SF: 0 SAC: 0 DP: 0 HBP: 0				WP: 0 PB: 0 SB: 0 CS: 1	PA: 36	

PITCHER		IP	WLS	BF	H	R	ER	SO	BB	IBB	HBP	BLK	WP	HR	S	P	ERA	WHIP
Andy Benes, R ERA: 2.93	(1, 1)	7.0		25	4	0	0	4	2	0	0	0	0	0	65	104	0.00	0.857
Rick White, R ERA: 4.35	(8, 1)	1.0	H	5	2	1	1	1	0	0	0	0	0	0	14	18	9.00	2.000
44 Jason Isringhausen, R ERA: 2.52	(9, 1)	1.0	W	6	2	1	1	1	1	0	0	0	0	0	9	17	9.00	3.000

PITCHER	IP	WLS	BF	H	R	ER	SO	BB	IBB	HBP	BLK	WP	HR	S	P	ERA	WHIP

TOP

Arizona Diamondbacks @ St. Louis Cardinals

Busch Stadium, St. Louis, MO

Tue Sep 24 2002, 7:10 PM CDT
Att. 30,019 - Sunny - 71 F

livebaseballscorecards.com

AB	33
R	2
H	8
RBI	2
BB	3
SO	6
LOB	13

Batter	1	2	3	4	5	6	7	8	9	AB	R	H	RBI	BB	SO	LOB
Fernando Vina, L (1, 4) OBP: 0.331, SLG: 0.336	C F B B F X 2-2 L9 ①		B C X 1-1 F7 ③			X 0-0 L7 ②		X 0-0 L3 ②		4	0	0	0	0	0	0
Eli Marrero, R (1, 8) OBP: 0.330, SLG: 0.454	B B S C B X 3-2 1B			X 0-0 F8 ①		B B F B F F X 3-2 F7 ③		F B T F B F X 2-2 F9 ③		4	0	1	0	0	0	0
J.D. Drew, L (1, 9) OBP: 0.349, SLG: 0.419	B B S F C 2-3 K ②			B C F S 1-3 K ②			B X 1-0 HR		C X 0-1 G4-3 ①	4	1	1	1	0	2	1
5 Albert Pujols, R (1, 7) OBP: 0.394, SLG: 0.566 So Taguchi, R (9, PR) OBP: 0.500, SLG: 0.462	C S B C 1-3 K ③			B B B B 4-0 BB			C S B S 1-3 K ①		B C B S B F B 4-2 S 1B BB	2 0	0 1	0 0	0 0	2 0	2 0	1 0
Tino Martinez, L (1, 3) OBP: 0.339, SLG: 0.443 Ivan Cruz, L (5, 3) OBP: 0.462, SLG: 0.667		C S B S 1-3 K ①		B B F F X 2-2 G3 ③			X 0-0 G5-3 1B 1B		C F S 0-3 K 1-2 ②	2 2	0 1	0 1	0 0	0 0	1 1	1 1
Edgar Renteria, R (1, 6) OBP: 0.365, SLG: 0.443		B C B X 2-1 G6-3 ②			B F F B S 2-3 K ①		B C X 1-1 G5-3 1-2 ②		C X 0-1 2-H 1B	4	0	1	1	0	1	1
Miguel Cairo, R (1, 5) OBP: 0.316, SLG: 0.369	C C B B B F F F C 3-3 K ③				B B B C B 4-1 L7-4 S BB		F X 0-1 2-H 1B			2	0	1	1	1	1	0
Mike Matheny, R (1, 2) OBP: 0.311, SLG: 0.317			C X 0-1 G5-3 ①		P F S S F B X 2-2 L7-4 1-3 ② ③		B F B B B C X 3-2 P4 ③			3	0	0	0	0	0	2
Andy Benes, R (1, 1) OBP: 0.206, SLG: 0.324 Rick White, R (8, 1) Kerry Robinson, L (8, PH) OBP: 0.300, SLG: 0.360 44 Jason Isringhausen, R (9, 1)			S B S S S 1-3 K ②			B S T S 1-3 K ①		C F T B F C 1-3 K ①		2 0 1 0	0 0 0 0	0 0 0 0	0 0 0 0	0 0 0 0	2 0 1 0	0 0 0 0
Inning Stats	R: 0 E: 0 K: 2 S: 13 H: 1 LOB: 1 BB: 0 P: 21	R: 0 E: 0 K: 2 S: 11 H: 0 LOB: 0 BB: 0 P: 17	R: 0 E: 0 K: 1 S: 7 H: 0 LOB: 0 BB: 0 P: 9	R: 0 E: 0 K: 1 S: 7 H: 0 LOB: 1 BB: 1 P: 14	R: 0 E: 0 K: 1 S: 9 H: 0 LOB: 0 BB: 1 P: 16	R: 0 E: 0 K: 1 S: 8 H: 0 LOB: 0 BB: 0 P: 12	R: 2 E: 0 K: 1 S: 12 H: 3 LOB: 1 BB: 0 P: 18	R: 0 E: 0 K: 1 S: 11 H: 0 LOB: 0 BB: 0 P: 14	R: 1 E: 0 K: 1 S: 10 H: 1 LOB: 1 BB: 1 P: 14	1B: 4 2B: 1 3B: 0 HR: 1	SF: 0 SAC: 0 DP: 1 HBP: 0						

PITCHER		IP	WLS	BF	H	R	ER	SO	BB	IBB	HBP	BLK	WP	HR	S	P	ERA	WHIP
John Patterson, R ERA: 3.16	(1, 1)	6.0		20	1	0	0	8	2	0	0	0	0	0	55	89	0.00	0.500
Matt Mantei, R ERA: 4.91	(7, 1)	1.0		6	3	2	2	1	0	0	0	0	0	1	12	18	18.00	3.000
Byung-Hyun Kim, R ERA: 2.1	(8, 1)	1.0		3	0	0	0	1	0	0	0	0	0	0	11	14	0.00	0.000
Mike Fetters, R ERA: 3.31	(9, 1)	0.2	L	4	1	1	1	1	1	0	0	0	0	0	10	14	13.50	3.000

PITCHER	IP	WLS	BF	H	R	ER	SO	BB	IBB	HBP	BLK	WP	HR	S	P	ERA	WHIP

BOTTOM

Arizona Diamondbacks @ St. Louis Cardinals

Busch Stadium, St. Louis, MO

Tue Sep 24 2002, 7:10 PM CDT
Att. 30,019 - Sunny - 71 F

livebaseballscorecards.com

AB	30
R	3
H	5
RBI	3
BB	3
SO	11
LOB	7

1B: 4	SF: 0	WP: 0	PA: 33
2B: 1	SAC: 0	PB: 0	
3B: 0	DP: 1	SB: 2	
HR: 1	HBP: 0	CS: 0	

Batter	1	2	3	4	5	6	7	8	9	AB	R	H	RBI	BB	SO	LOB
Tony Womack, L (1, 6) OBP: 0.323, SLG: 0.353	B C B B C B 4-2 BB		C B S F F X 1-2 ① F9		C S B X 1-2 ① P6		B B B 4-0 FC6-4 BB		C B B X 2-1 E5 2-3	3	0	0	0	2	0	1
Junior Spivey, R (1, 4) OBP: 0.387, SLG: 0.467	C S B S 1-3 ① K		B B S X 2-1 ② G1-3		C B B X 2-1 ② G1-3		X 0-0 ③ FC6-4 1-2f		B X 1-0 ③ P3	5	0	0	0	0	1	4
Steve Finley, L (1, 8) OBP: 0.365, SLG: 0.484	C B S F X 1-2 ② P5		B B B C B 4-1 BB BB		C C B X 1-2 ③ F9			C F F X 0-2 ① F7		3	0	0	0	1	0	1
Erubiel Durazo, L (1, 9) OBP: 0.396, SLG: 0.552 Greg Colbrunn, R (8, PH) OBP: 0.379, SLG: 0.646 Mark Little, R (8, PR) OBP: 0.299, SLG: 0.267 (8, 9)	C B B S X 2-2 ③ P4		C B F F B F B 4-2 FC5-4 1-2 BB			X 0-0 ① G1-3		B C X 1-1 2B		2 1 0	0 0 0	0 1 0	0 0 0	1 0 0	0 0 0	1 0 0
Matt Williams, R (1, 5) OBP: 0.311, SLG: 0.442		B B S X 2-1 ① F9	C X 0-1 ③ FC5-4 1-2f			C B B X 2-1 HR		F S B X 1-2 ② F7		4	1	1	1	0	0	3
Mark Grace, L (1, 3) OBP: 0.346, SLG: 0.383		B B B B 4-0 BB BB		B B B C X 3-1 G6-3 SH1-3 1B		X 0-0 ② G3-1		B F X 1-1 ③ L3		3	0	1	0	1	0	1
Quinton McCracken, S (1, 7) OBP: 0.370, SLG: 0.462		B C S B B S 3-3 ② K		X 0-0 ① SH1-3 1-2		C B X 1-1 ③ G5-3			C S B B B F F X 2-2 ① G6-3	3	0	0	0	0	1	1
Damian Miller, R (1, 2) OBP: 0.340, SLG: 0.434	F B B B F B B 4-2 1-2 BB		B B X 2-0 ② G6-3 2-3			X 0-0 ① G3-1			X 0-0 ② G6-3	3	0	0	0	1	0	1
Curt Schilling, R (1, 1) OBP: 0.211, SLG: 0.174 Jay Bell, R (9, PH) OBP: 0.236, SLG: 0.292	C B B F B F X 3-2 ③ F8		B X 1-0 ③ G5-3				B B B C C C 3-3 ② K		C X 0-1 E 2B	3 1	0 0	0 1	0 0	1 0	3 0	3 0
Inning Stats	R: 0 H: 0 E: 0 LOB: 1 K: 1 BB: 1 S: 12 P: 20	R: 0 H: 0 E: 0 LOB: 2 K: 1 BB: 2 S: 11 P: 27	R: 0 H: 0 E: 0 LOB: 2 K: 0 BB: 2 S: 15 P: 26	R: 0 H: 1 E: 0 LOB: 1 K: 0 BB: 0 S: 5 P: 11	R: 0 H: 0 E: 0 LOB: 0 K: 0 BB: 0 S: 8 P: 12	R: 1 H: 1 E: 0 LOB: 0 K: 0 BB: 0 S: 6 P: 9	R: 0 H: 0 E: 0 LOB: 1 K: 1 BB: 1 S: 5 P: 12	R: 0 H: 1 E: 0 LOB: 1 K: 0 BB: 0 S: 11 P: 14	R: 0 H: 1 E: 1 LOB: 2 K: 0 BB: 0 S: 11 P: 16	1B: 1 SF: 0 2B: 2 SAC: 1 3B: 0 DP: 0 HR: 1 HBP: 0						

TOP

Arizona Diamondbacks @ St. Louis Cardinals
Busch Stadium, St. Louis, MO
Wed Sep 25 2002, 12:40 PM CDT
Att. 32,212 - Cloudy - 73 F

livebaseballscorecards.com

AB	31
R	1
H	4
RBI	1
BB	6
SO	3
LOB	16

WP: 0 PA: 38
PB: 0
SB: 0
CS: 0

PITCHER		IP	WLS	BF	H	R	ER	SO	BB	IBB	HBP	BLK	WP	HR	S	P	ERA	WHIP
Garrett Stephenson, R ERA: 5.4	(1, 1)	5.0	W	21	1	0	0	2	5	0	0	0	0	0	51	96	0.00	1.200
Jeff Fassero, L ERA: 5.35	(6, 1)	2.0	H	8	1	1	1	1	1	0	0	0	0	1	11	21	4.50	1.000
Steve Kline, L ERA: 3.54	(8, 1)	1.2	H	8	2	0	0	0	0	0	0	0	0	0	21	28	0.00	1.200
Dave Veres, R ERA: 3.57	(9, 1)	0.1		1	0	0	0	0	0	0	0	0	0	0	1	2	0.00	0.000

PITCHER		IP	WLS	BF	H	R	ER	SO	BB	IBB	HBP	BLK	WP	HR	S	P	ERA	WHIP

BOTTOM

Arizona Diamondbacks @ St. Louis Cardinals
Busch Stadium, St. Louis, MO
Wed Sep 25 2002, 12:40 PM CDT
Att. 32,212 - Cloudy - 73 F

livebaseballscorecards.com

Batter	1	2	3	4	5	6	7	8	9	AB	R	H	RBI	BB	SO	LOB
Fernando Vina, L (1, 4) OBP: 0.332, SLG: 0.339	F7			5 F9 27 HR 1B 1B	G1-3			FC4-2 1-3 HR 2B		4	2	2	0	0	0	0
Eli Marrero, R (1, 8) OBP: 0.332, SLG: 0.453	K			27 HR 1-2 1B		5 G1-6-3 BB		FC4-2 2-3 3-H HR		3	2	1	0	1	1	2
J.D. Drew, L (1, 9) OBP: 0.348, SLG: 0.425	K			K		K		1-H 3-H HR		4	1	1	3	0	3	3
5 Albert Pujols, R (1, 3) OBP: 0.391, SLG: 0.562		K		F9 2-3		G1-6-3 1-2f		G6-3		4	0	0	0	0	1	4
27 Scott Rolen, R (1, 5) OBP: 0.359, SLG: 0.504		P5		1-H 3-H HR			K			3	1	1	3	0	1	0
Edgar Renteria, R (1, 6) OBP: 0.363, SLG: 0.441		K		E6			F3			3	0	0	0	0	1	0
Miguel Cairo, R (1, 7) OBP: 0.313, SLG: 0.365 So Taguchi, R (5, 7) OBP: 0.467, SLG: 0.429 Steve Kline, S (8, 1) Dave Veres, R (9, 1) OBP: 0.333, SLG: 0.333			K	K			G3-1			2 1 0 0	0 0 0 0	0 0 0 0	0 0 0 0	0 0 0 0	2 0 0 0	1 0 0 0
Mike DiFelice, R (1, 2) OBP: 0.298, SLG: 0.351 Wilson Delgado, S (8, PR) OBP: 0.167, SLG: 0.444 Mike Matheny, R (9, 2) OBP: 0.311, SLG: 0.317			K		G3-1			2B FC4-2 1B		3 0 0	0 0 0	1 0 0	0 0 0	0 0 0	1 0 0	0 0 0
Garrett Stephenson, R (1, 1) Ivan Cruz, L (5, PH) OBP: 0.429, SLG: 0.615 Jeff Fassero, L (6, 1) OBP: 0.333, SLG: 0.333 Kerry Robinson, L (8, 7) OBP: 0.298, SLG: 0.358			K		L8			K		1 1 0 1	0 0 0 0	0 0 0 0	0 0 0 0	0 0 0 0	1 0 0 1	0 0 0 1
Inning Stats	R: 0 E: 0 K: 2 S: 8 H: 0 LOB: 0 BB: 0 P: 11	R: 0 E: 0 K: 2 S: 9 H: 0 LOB: 0 BB: 0 P: 15	R: 0 E: 0 K: 3 S: 10 H: 0 LOB: 0 BB: 0 P: 16	R: 3 E: 1 K: 2 S: 15 H: 3 LOB: 1 BB: 0 P: 18	R: 0 E: 0 K: 0 S: 6 H: 0 LOB: 0 BB: 0 P: 8	R: 0 E: 0 K: 1 S: 7 H: 0 LOB: 0 BB: 1 P: 11	R: 0 E: 0 K: 1 S: 7 H: 0 LOB: 0 BB: 0 P: 11	R: 3 E: 0 K: 1 S: 15 H: 3 LOB: 1 BB: 0 P: 21		1B: 3 2B: 1 3B: 0 HR: 2 SF: 0 SAC: 0 DP: 1 HBP: 0						

	AB	30
	R	6
	H	6
	RBI	6
	BB	1
	SO	12
	LOB	11

WP: 0 PA: 31
PB: 0
SB: 0
CS: 0

PITCHER		IP	WLS	BF	H	R	ER	SO	BB	IBB	HBP	BLK	WP	HR	S	P	ERA	WHIP
Curt Schilling, R ERA: 3.14	(1, 1)	8.0	L	31	6	6	6	12	1	0	0	0	0	2	77	111	6.75	0.875

PITCHER	IP	WLS	BF	H	R	ER	SO	BB	IBB	HBP	BLK	WP	HR	S	P	ERA	WHIP

Batter	1	2	3	4	5	6	7	8	9	AB	R	H	RBI	BB	SO	LOB
Juan Pierre, L (1, 8) OBP: 0.326, SLG: 0.330	B F B X 2-1 ① G4-3		H 1-0 S HBP			B X 1-0 ① G4-3		L X 0-1 ① G6-3	F X 0-1 ③ G4-3	4	0	0	0	0	0	3
Jay Payton, R (1, 7) OBP: 0.360, SLG: 0.501	S B X 1-1 ② F9		B F F X 1-2 ③ L7 1-2			X 0-0 E6 1B 17 2B		X 0-0 2B		4	1	1	0	0	0	1
Larry Walker, L (1, 9) OBP: 0.423, SLG: 0.604	B S C S 1-3 ③ K		C F B B X 2-2 ① G3-1			S X 0-1 17 2B G4-3 1-2 1B		S S S 0-3 ② K		4	1	1	0	0	2	1
17 Todd Helton, L (1, 3) OBP: 0.430, SLG: 0.585		C X 0-1 ① G6-3		B B C F X 2-2 ② F7		X 0-0 G4-3 1-3 2-H 2B		B X 1-0 ③ G4-3		4	0	1	1	0	0	1
Todd Zeile, R (1, 5) OBP: 0.353, SLG: 0.415		B B B C F X 3-2 ② F3		C S S X 1-2 FC5-4 1B		C B S X 1-1 ② G4-3 2-3 3-H			C X 0-1 FC4-6 1B	4	0	2	1	0	0	1
Sandy Alomar Jr., R (1, 2) OBP: 0.292, SLG: 0.401 Gabe Kapler, R (9, PR) OBP: 0.311, SLG: 0.361	B F B X 2-1 1B		B S X 1-1 ③ FC5-4 1-2f			X 0-0 ③ G6-3			B F S F X 1-2 ① FC4-6 BB BB 1-2f	4	0	1	0	0	0	3
										0	0	0	0	0	0	0
Brent Butler, R (1, 4) OBP: 0.287, SLG: 0.408 Jason Romano, R (7, 4) OBP: 0.293, SLG: 0.310	C S S 0-3 ③ K				C B F B S 2-3 ① K		S C C 0-3 ① K		C S S 0-3 ② K	3	0	0	0	0	3	1
										1	0	0	0	0	1	1
Juan Uribe, R (1, 6) OBP: 0.286, SLG: 0.341 Greg Norton, S (9, PH) OBP: 0.319, SLG: 0.414			S X 0-1 ① G5-3		X 0-0 ② P4		B X 1-0 ② F8		B S B C B B 4-2 BB 1-2 BB	3	0	0	0	0	0	0
										0	0	0	0	1	0	0
Randy Flores, L (1, 1) Terry Shumpert, R (7, PH) OBP: 0.309, SLG: 0.374 Kent Mercker, L (7, 1) 40 Brian Fuentes, L (8, 1) Ben Petrick, R (9, PH) OBP: 0.286, SLG: 0.426			F B C S 1-3 ② K		S C S 0-3 ③ K		B B X 2-0 ③ F8		C B B B B B 4-1 1-2 2-3 BB	2	0	0	0	0	2	0
										1	0	0	0	0	0	0
										0	0	0	0	0	0	0
										0	0	0	0	0	0	0
										0	0	0	0	1	0	0
Inning Stats	R: 0 E: 0 K: 1 S: 7 H: 0 LOB: 0 BB: 0 P: 11	R: 0 E: 0 K: 1 S: 10 H: 1 LOB: 1 BB: 0 P: 15	R: 0 E: 0 K: 1 S: 8 H: 0 LOB: 1 BB: 0 P: 11	R: 0 E: 0 K: 0 S: 11 H: 1 LOB: 1 BB: 0 P: 17	R: 0 E: 0 K: 2 S: 7 H: 0 LOB: 0 BB: 0 P: 9	R: 2 E: 1 K: 0 S: 8 H: 2 LOB: 1 BB: 0 P: 10	R: 0 E: 0 K: 1 S: 5 H: 0 LOB: 0 BB: 0 P: 8	R: 0 E: 0 K: 1 S: 7 H: 1 LOB: 1 BB: 0 P: 8	R: 0 E: 0 K: 1 S: 14 H: 1 LOB: 3 BB: 2 P: 23	1B: 4 2B: 2 3B: 0 HR: 0		SF: 0 SAC: 0 DP: 0 HBP: 1		WP: 0 PB: 0 SB: 1 CS: 0		PA: 37

PITCHER	IP	WLS	BF	H	R	ER	SO	BB	IBB	HBP	BLK	WP	HR	S	P	ERA	WHIP
Randy Johnson, L (1, 1) ERA: 2.32	9.0	W	37	6	2	0	8	2	0	1	0	0	0	77	112	0.00	0.889

PITCHER	IP	WLS	BF	H	R	ER	SO	BB	IBB	HBP	BLK	WP	HR	S	P	ERA	WHIP

TOP

Colorado Rockies @ Arizona Diamondbacks

Bank One Ballpark, Phoenix, AZ

Thu Sep 26 2002, 9:35 PM EDT

Att. 33,605 - Dome - 72 F

livebaseballscorecards.com

AB	34
R	2
H	6
RBI	2
BB	2
SO	8
LOB	12

Colorado Rockies @ Arizona Diamondbacks

Bank One Ballpark, Phoenix, AZ

Thu Sep 26 2002, 9:35 PM EDT

Att. 33,605 - Dome - 72 F

livebaseballscorecards.com

BOTTOM

Batter	1	2	3	4	5	6	7	8	9	AB	R	H	RBI	BB	SO	LOB
Tony Womack, L (1, 6) OBP: 0.322, SLG: 0.352	C B F X 1-2 F8 ①		X 0-0 SH5-4 1-2 3B 1B		C C X 0-2 L6 ①		C F B C 1-3 K ①			4	1	1	0	0	1	0
Quinton McCracken, S (1, 9) OBP: 0.367, SLG: 0.458 Felix Jose, S (7, PH) OBP: 0.267, SLG: 0.167 David Dellucci, L (8, 7) OBP: 0.332, SLG: 0.411	C B C C B F B X 3-2 G6-3 ②		B X 1-0 SH5-4 ① 1-2 2-3		B C X 1-1 F8 ②		C F F B B B S 3-3 K ②			2 1 0	0 0 0	0 0 0	0 0 0	0 0 0	0 1 0	0 0 0
Junior Spivey, R (1, 4) OBP: 0.388, SLG: 0.469	B B B B C X 3-1 2B		X 0-0 L6 ②		B B X 2-0 F8 ③		B B F C B F B 4-2 BB			3	0	1	0	1	0	2
Greg Colbrunn, R (1, 3) OBP: 0.382, SLG: 0.640 Mark Grace, L (8, 3) OBP: 0.346, SLG: 0.383	B B S C X 2-2 G6-3 ③		C F B B B F B 4-2 3B BB			B X 1-0 FC3-6 1B	F B X 1-1 G6-3 ③			3 0	1 0	1 0	0 0	1 0	0 0	2 0
Matt Williams, R (1, 5) OBP: 0.309, SLG: 0.448		B F B B X 3-1 F3 ①	B F X 1-1 1-H 2-H 3-H 3B			B S F F B S 2-3 K ①		X 0-0 P4 ①		4	0	1	3	0	1	1
Steve Finley, L (1, 8) OBP: 0.364, SLG: 0.482	C S X 0-2 3B 1B		X 0-0 G3 ③			C X 0-1 FC3-6 ② BB HBP 1-2f		C B X 1-1 G3-1 ②		4	1	1	0	0	0	2
Mark Little, R (1, 7) OBP: 0.312, SLG: 0.288 (8, 9)	C S F X 0-2 1-H B1-5 3B		C H 1-1 G6-4-3 HBP			B C C H 2-2 BB 1-2 HBP		F S F B C 1-3 K ③		2	0	1	1	0	1	0
Chad Moeller, R (1, 2) OBP: 0.364, SLG: 0.376	X 0-0 ② ③ B1-5 3-Hf		X 0-0 ① ② G6-4-3 1-2f			B B B B 4-0 1-2 2-3 BB				2	0	0	0	1	0	2
Randy Johnson, R (1, 1) OBP: 0.161, SLG: 0.169			B S X 1-1 SH5-4 1B 3B 1B		B X 1-0 G6-3 ③	C B S S 1-3 K ③				3	1	1	0	0	1	3

Inning Stats										
	R: 0 E: 0 K: 0 S: 12	H: 1 LOB: 1 BB: 0 P: 21	R: 1 E: 0 K: 0 S: 10	H: 2 LOB: 0 BB: 0 P: 13	R: 3 E: 0 K: 0 S: 11	H: 3 LOB: 1 BB: 1 P: 18	R: 0 E: 0 K: 0 S: 3	H: 0 LOB: 0 BB: 0 P: 5	R: 0 E: 0 K: 0 S: 6	H: 0 LOB: 0 BB: 0 P: 9
	R: 0 E: 0 K: 2 S: 12	H: 1 LOB: 3 BB: 1 P: 22	R: 0 E: 0 K: 2 S: 12	H: 0 LOB: 1 BB: 1 P: 21	R: 0 E: 0 K: 1 S: 7	H: 0 LOB: 0 BB: 0 P: 9				

	AB	28
	R	4
	H	7
	RBI	4
	BB	3
	SO	5
	LOB	12

	1B: 4	SF: 0	WP: 0	PA: 34
	2B: 2	SAC: 1	PB: 0	
	3B: 2	DP: 2	SB: 0	
	HR: 0	HBP: 2	CS: 0	

PITCHER		IP	WLS	BF	H	R	ER	SO	BB	IBB	HBP	BLK	WP	HR	S	P	ERA	WHIP
Randy Flores, L ERA: 7.24	(1, 1)	6.0	L	27	7	4	4	2	2	0	2	0	0	0	54	88	6.00	1.500
Kent Mercker, L ERA: 5.83	(7, 1)	1.0		4	0	0	0	2	1	0	0	0	0	0	12	21	0.00	1.000
40 Brian Fuentes, L ERA: 3.65	(8, 1)	1.0		3	0	0	0	1	0	0	0	0	0	0	7	9	0.00	0.000

PITCHER	IP	WLS	BF	H	R	ER	SO	BB	IBB	HBP	BLK	WP	HR	S	P	ERA	WHIP

Colorado Rockies @ Arizona Diamondbacks

Bank One Ballpark, Phoenix, AZ

Fri Sep 27 2002, 10:05 PM EDT

Att. 39,693 - Dome - 72 F

TOP

livebaseballscorecards.com

Batter	1	2	3	4	5	6	7	8	9	AB	R	H	RBI	BB	SO	LOB
Juan Pierre, L (1, 8) OBP: 0.328, SLG: 0.333	G4-3		BB		L7		BB, 2B, 1B 1-2 2-3	CS, 2B 1-H 2-H		4	1	2	2	1	0	3
Jay Payton, R (1, 7) OBP: 0.357, SLG: 0.498 Kent Mercker, L (5, 1) Ross Gload, L (7, PH) OBP: 0.313, SLG: 0.379 Justin Speier, R (7, 1) OBP: 0.333, SLG: 0.333 Todd Zeile, R (8, PH) OBP: 0.353, SLG: 0.415 40 Brian Fuentes, L (8, 1) Terry Shumpert, R (9, PH) OBP: 0.307, SLG: 0.373	G5-3		P6		FC5-4 1-2f		2B, BB 1-2 2-3 3-H	CS 2-3	G3	3 0 0 0 0 0 0 1	0 0 1 0 0 0 0 0	0 0 0 1 0 0 0 0	0 0 1 0 0 0 0 0	0 0 0 0 0 0 0 0	0 0 0 0 0 0 0 0	5 0 0 0 0 0 0 0
Larry Walker, L (1, 9) OBP: 0.421, SLG: 0.602	G6-3			F7		K	2B 1-H 2-H 3-H		G4-3	5	0	1	3	0	1	0
17 Todd Helton, L (1, 3) OBP: 0.429, SLG: 0.581		G4-3		G3		BB	F7		G3	4	0	0	0	1	0	1
Greg Norton, S (1, 5) OBP: 0.313, SLG: 0.404		K		P6		F7	G5-3			4	0	0	0	0	1	2
Jose Ortiz, R (1, 4) OBP: 0.315, SLG: 0.313		K			L6	F8		BB, 2B, 1B		4	1	1	0	0	1	1
Gary Bennett, R (1, 2) OBP: 0.309, SLG: 0.343			G5-3		BB, 1B 1B		1B, 1B BB BB	P5		3	1	1	0	1	0	1
Jason Romano, R (1, 6) OBP: 0.313, SLG: 0.330			G6-3, 1B		BB, 1B 1-2		BB, 1B 2B 1-2	F7		4	1	3	0	0	0	1
Denny Neagle, L (1, 1) OBP: 0.267, SLG: 0.356 Brent Butler, R (3, PH) OBP: 0.287, SLG: 0.407 Victor Santos, R (3, 1) OBP: 0.500, SLG: 0.500 Jack Cust, L (5, PH) OBP: 0.289, SLG: 0.238 (5, 7)			G6-3 1-2		FC5-4 1-2 2-3	BB	K	2B, BB 1-2		0 1 0 1	0 0 0 1	0 0 0 1	0 0 0 2	0 1 0 1	0 0 0 2	0 1 0 2
Inning Stats	R: 0 E: 0 K: 0 S: 6 H: 0 LOB: 0 BB: 0 P: 13	R: 0 E: 0 K: 2 S: 10 H: 0 LOB: 0 BB: 0 P: 11	R: 0 E: 0 K: 0 S: 9 H: 1 LOB: 2 BB: 1 P: 16	R: 0 E: 0 K: 0 S: 4 H: 0 LOB: 0 BB: 0 P: 6	R: 0 E: 0 K: 0 S: 12 H: 2 LOB: 3 BB: 1 P: 20	R: 0 E: 0 K: 1 S: 13 H: 0 LOB: 1 BB: 1 P: 24	R: 4 E: 0 K: 1 S: 21 H: 3 LOB: 1 BB: 2 P: 38	R: 2 E: 0 K: 0 S: 10 H: 2 LOB: 0 BB: 1 P: 21	R: 0 E: 0 K: 0 S: 7 H: 0 LOB: 0 BB: 0 P: 10	1B: 6 2B: 2 3B: 0 HR: 0 SF: 0 SAC: 0 DP: 0 HBP: 0						

	AB	34
	R	6
	H	8
	RBI	6
	BB	6
	SO	4
	LOB	17

WP: 0 PB: 0 SB: 0 CS: 1 PA: 41

PITCHER		IP	WLS	BF	H	R	ER	SO	BB	IBB	HBP	BLK	WP	HR	S	P	ERA	WHIP
Miguel Batista, R ERA: 4.29	(1, 1)	6.1	W	29	5	4	4	4	5	0	0	0	0	0	67	115	5.68	1.579
Mike Myers, L ERA: 4.58	(7, 1)	0.2		3	1	0	0	0	0	0	0	0	0	0	8	13	0.00	1.500
Mike Koplove, R ERA: 3.25	(8, 1)	1.0	H	5	2	2	2	0	1	0	0	0	0	0	10	21	18.00	3.000
Byung-Hyun Kim, R ERA: 2.08	(9, 1)	1.0	S	3	0	0	0	0	0	0	0	0	0	0	7	10	0.00	0.000

PITCHER	IP	WLS	BF	H	R	ER	SO	BB	IBB	HBP	BLK	WP	HR	S	P	ERA	WHIP

Batter	1	2	3	4	5	6	7	8	9	AB	R	H	RBI	BB	SO	LOB
Tony Womack, L (1, 6) OBP: 0.326, SLG: 0.356	C B X 1-1 2B 2B	L F B X 1-2 ① G4-3	X 0-0 2-3 1B		B B B B 4-0 1B BB		B C X 1-1 FC6-4 1B			4	1	3	0	1	0	0
Junior Spivey, R (1, 4) OBP: 0.389, SLG: 0.474	C B S H 2-2 2B HBP HBP	X 0-0 HR	B F S B S 2-3 ② K		B X 1-0 1-2 1B		X 0-0 ③ FC6-4 1-2f			4	2	2	1	0	1	3
Steve Finley, L (1, 8) OBP: 0.366, SLG: 0.487	B C X 1-1 HBP 1B 1-3 2-H 2B	B C X 1-1 1B 1B 1B	C B X 1-1 ③ P6		B X 1-0 ③ P6			B C B X 2-1 S 2B 2B		5	3	3	1	0	0	4
Matt Williams, R (1, 5) OBP: 0.311, SLG: 0.447	S B B S S 2-3 ① K	X 0-0 1B 1-2 E 1B		C S B F X 1-2 1B 1B		B B X 2-0 ① F8		C B B F B X 3-2 ① P3		5	1	2	0	0	1	3
Mark Grace, L (1, 3) OBP: 0.350, SLG: 0.390	B B S X 2-1 FC1 HBP 1B 1B	B C B B X 3-1 E8 1-H 2-H 1B		B B X 2-0 ① F9 1B		B C X 1-1 1B 1B		C X 0-1 2-H 2B 2B		5	1	3	2	0	0	3
Mark Little, R (1, 9) OBP: 0.308, SLG: 0.279	C F B F H 2-2 1B 1-2 2-3 3-H HBP HBP	S X 0-1 ② L7 1B		X 0-0 ② L7 1B		X 0-0 ② F9 1B		C B B X 2-1 ② F8 2B		4	0	0	1	0	0	4
David Dellucci, L (1, 7) OBP: 0.326, SLG: 0.402	C B C S 2-3 ② K	B S B F B S 3-3 ③ K		B B S C X 2-2 ③ G6-3		B X 1-0 ③ G3		B F B S B X 3-2 ③ G1-3		5	0	0	0	0	2	7
Rod Barajas, R (1, 2) OBP: 0.273, SLG: 0.329	S X 0-1 1-3 2-H 3-H 1B	C B B B X 3-1 1B 2B		B B X 2-0 ① G5-3		X 0-0 ① F7				4	0	2	2	0	0	0
Miguel Batista, R (1, 1) OBP: 0.204, SLG: 0.255 Mike Myers, L (7, 1) Erubiel Durazo, L (7, PH) OBP: 0.395, SLG: 0.550 Mike Koplove, R (8, 1) Byung-Hyun Kim, R (9, 1) OBP: 0.500, SLG: 0.500	S T S 0-3 ③ K	C C S 0-3 ① K			B S S C 1-3 ② K		C S B B X 2-2 ② F8			3 0 1 0 0	0 0 0 0 0	0 0 0 0 0	0 0 0 0 0	0 0 0 0 0	3 0 0 0 0	3 0 0 0 0
Inning Stats	R: 4 E: 0 K: 3 S: 22 H: 3 LOB: 2 BB: 0 P: 34	R: 3 E: 1 K: 1 S: 14 H: 4 LOB: 1 BB: 0 P: 22	R: 0 E: 0 K: 2 S: 11 H: 2 LOB: 2 BB: 0 P: 17	R: 0 E: 0 K: 0 S: 9 H: 1 LOB: 1 BB: 0 P: 14	R: 0 E: 0 K: 1 S: 6 H: 1 LOB: 2 BB: 1 P: 15	R: 0 E: 0 K: 0 S: 5 H: 1 LOB: 1 BB: 0 P: 9	R: 0 E: 0 K: 0 S: 7 H: 1 LOB: 1 BB: 0 P: 10	R: 1 E: 0 K: 0 S: 12 H: 2 LOB: 1 BB: 0 P: 22		1B: 9 2B: 5 3B: 0 HR: 1 SF: 0 SAC: 0 DP: 0 HBP: 2						

PITCHER		IP	WLS	BF	H	R	ER	SO	BB	IBB	HBP	BLK	WP	HR	S	P	ERA	WHIP
Denny Neagle, L ERA: 5.26	(1, 1)	2.0	L	16	7	7	7	4	0	0	2	0	0	1	36	56	31.50	3.500
Victor Santos, R ERA: 9.72	(3, 1)	2.0		9	3	0	0	2	0	0	0	0	0	0	20	31	0.00	1.500
Kent Mercker, L ERA: 5.56	(5, 1)	2.0		9	2	0	0	1	1	0	0	0	0	0	11	24	0.00	1.500
Justin Speier, R ERA: 4.23	(7, 1)	1.0		4	1	0	0	0	0	0	0	0	0	0	7	10	0.00	1.000
40 Brian Fuentes, L ERA: 3.86	(8, 1)	1.0		5	2	1	1	0	0	0	0	0	0	0	12	22	9.00	2.000

PITCHER	IP	WLS	BF	H	R	ER	SO	BB	IBB	HBP	BLK	WP	HR	S	P	ERA	WHIP

BOTTOM

Colorado Rockies @ Arizona Diamondbacks

Bank One Ballpark, Phoenix, AZ

Fri Sep 27 2002, 10:05 PM EDT

Att. 39,693 - Dome - 72 F

livebaseballscorecards.com

AB	40
R	8
H	15
RBI	7
BB	1
SO	7
LOB	27

WP: 0 PA: 43
PB: 0
SB: 1
CS: 0

Batter	1	2	3	4	5	6	7	8	9	AB	R	H	RBI	BB	SO	LOB
Juan Pierre, L (1, 8) OBP: 0.330, SLG: 0.337	B1-3		HR 1B		2B		G6-3	WP 1B 1-3 2-H		5	2	3	1	0	0	0
Gabe Kapler, R (1, 9) OBP: 0.312, SLG: 0.371	P4		1-H HR		G1-3		G4-3	1B 1-H 3-H		5	1	2	3	0	0	1
17 Todd Helton, L (1, 3) OBP: 0.427, SLG: 0.578 40 Brian Fuentes, L (7, 1) Ben Petrick, R (8, PH) OBP: 0.283, SLG: 0.421 Victor Santos, R (8, 1) OBP: 0.500, SLG: 0.500	FC6-4 1B		G4-3		F8		G4-3	P3		4 0 1 0	0 0 0 0	1 0 0 0	0 0 0 0	0 0 0 0	0 0 0 0	1 0 1 0
Jay Payton, R (1, 7) OBP: 0.354, SLG: 0.492	FC6-4 1-2f		F9		F9			G5-3	P6	5	0	0	0	0	0	2
Todd Zeile, R (1, 5) OBP: 0.355, SLG: 0.425		K	1B 1B		HR			2B	K	5	2	3	1	0	2	0
Brent Butler, R (1, 4) OBP: 0.285, SLG: 0.404 (6, 6)		L7	F7		F8			1B 1B 1B	G1-3	5	1	1	0	0	0	1
Sandy Alomar Jr., R (1, 2) OBP: 0.302, SLG: 0.410		1B	1-3 1B		1B			1B 1-2 2-H 1B		4	1	4	1	0	0	0
Jason Romano, R (1, 6) OBP: 0.303, SLG: 0.319 Terry Shumpert, R (6, 4) OBP: 0.306, SLG: 0.371	K	K	K		K			K		3 1	0 0	0 0	0 0	0 0	3 1	4 2
Cory Vance, L (1, 1) Ross Gload, L (4, PH) OBP: 0.303, SLG: 0.367 Sean Lowe, R (4, 1) OBP: 0.071, SLG: 0.071 Jack Cust, L (6, PH) OBP: 0.286, SLG: 0.234 Kent Mercker, L (6, 1) Justin Speier, R (6, 1) OBP: 0.333, SLG: 0.333 Greg Norton, S (7, 3) OBP: 0.316, SLG: 0.407			K F7				K	1B 1-2 2-H WP 1B		1 1 0 1 0 0 1	0 0 0 0 0 0 1	0 0 0 0 0 0 1	0 0 0 0 0 0 1	1 0 0 0 0 0 1	0 0 0 1 0 0 0	0 2 0 1 0 0 0
Inning Stats	R: 0 E: 0 K: 0 S: 5 H: 1 LOB: 1 BB: 0 P: 6	R: 0 E: 0 K: 2 S: 10 H: 1 LOB: 1 BB: 0 P: 15	R: 2 E: 0 K: 1 S: 18 H: 2 LOB: 0 BB: 0 P: 23	R: 0 E: 0 K: 1 S: 10 H: 2 LOB: 2 BB: 0 P: 18	R: 0 E: 0 K: 0 S: 8 H: 1 LOB: 1 BB: 0 P: 13	R: 1 E: 0 K: 2 S: 16 H: 2 LOB: 1 BB: 0 P: 24	R: 0 E: 0 K: 0 S: 8 H: 0 LOB: 0 BB: 0 P: 12	R: 5 E: 0 K: 1 S: 21 H: 6 LOB: 1 BB: 0 P: 32	R: 0 E: 0 K: 1 S: 6 H: 0 LOB: 0 BB: 0 P: 8	1B: 11 2B: 2 3B: 0 HR: 2 SF: 0 SAC: 0 DP: 0 HBP: 0						

PITCHER		IP	WLS	BF	H	R	ER	SO	BB	IBB	HBP	BLK	WP	HR	S	P	ERA	WHIP
Rick Helling, R ERA: 4.51	(1, 1)	6.0	W	27	9	3	3	6	0	0	0	0	0	2	67	99	4.50	1.500
Mike Myers, L ERA: 4.46	(7, 1)	1.0		3	0	0	0	0	0	0	0	0	0	0	8	12	0.00	0.000
Mike Fetters, R ERA: 4.09	(8, 1)	0.2		8	6	5	5	1	0	0	0	0	1	0	20	30	67.50	9.000
Mike Koplove, R ERA: 3.23	(8, 1)	0.1		1	0	0	0	0	0	0	0	0	0	0	1	2	0.00	0.000
Byung-Hyun Kim, R ERA: 2.05	(9, 1)	1.0		3	0	0	0	1	0	0	0	0	0	0	6	8	0.00	0.000

PITCHER	IP	WLS	BF	H	R	ER	SO	BB	IBB	HBP	BLK	WP	HR	S	P	ERA	WHIP

TOP

Colorado Rockies @ Arizona Diamondbacks

Bank One Ballpark, Phoenix, AZ

Sat Sep 28 2002, 4:05 PM EDT

Att. 45,052 - Dome - 72 F

livebaseballscorecards.com

AB	42
R	8
H	15
RBI	7
BB	0
SO	8
LOB	15

WP: 1 PB: 0 SB: 0 CS: 0 PA: 42

Batter	1	2	3	4	5	6	7	8	9	AB	R	H	RBI	BB	SO	LOB
Tony Womack, L (1, 6) OBP: 0.326, SLG: 0.354	B C H 2-1 FC6-4 S 1B HBP	B C B B B 4-1 CS BB		C F B F S 1-3 ② K	X 0-0 ③ F2		C B S F X 1-2 F9 ①	F C X 0-2 FC4-6 G5-3 1B ① 1-2f 2-3		4	2	0	0	1	1	6
Junior Spivey, R (1, 4) OBP: 0.389, SLG: 0.471	X 0-0 F3 ①	C F 1 SAFE 0-2 CS ③ 1-2	B X 1-0 F9 ①	C X 0-1 E6 2-H 3-H		B C B B B 4-1 HR BB	B B B B 4-0 HR BB	C X 0-2 G5-3 ② 1-2 3-H		4	2	0	1	2	0	2
Steve Finley, L (1, 8) OBP: 0.370, SLG: 0.500	B B B B 4-0 FC6-4 1-2 BB		B C B X 2-1 G3-1 ②	B X 1-0 G4-3 ③		B C S B X 2-2 1-H HR	C X 0-1 1-H HR	C B F F B F X 2-2 2-H 1B		5	2	3	5	1	0	1
Greg Colbrunn, R (1, 3) OBP: 0.375, SLG: 0.624	B F X 1-1 FC6-4 BB 1B ② 1-2f 2-3		B C B B X 3-1 F8 ③		C B B X 2-1 1B G6-3 2B 1B	F C B B X 2-2 F9 ①	B S X 1-1 P4 ②	B S B S X 2-2 G5-3 ③		6	1	1	0	0	0	3
Matt Williams, R (1, 5) OBP: 0.322, SLG: 0.483	F B B B S F X 3-2 BB 1-2 3-H 1B			C B X 1-1 1B E 2B 1B	S B X 1-1 G6-3 ① 1-2	F S B F B B F X 3-2 HR	B F F F X 1-2 HR			5	3	4	3	0	0	1
Felix Jose, S (1, 9) OBP: 0.300, SLG: 0.375	B F B B C F F B 4-2 1-2 2-3 BB			B F C X 1-2 FC6 1B 2B 1-2	B C B S S 2-3 K ②	B F B X 2-1 HR	B F C X 1-2 G1-3 ③			4	2	1	1	1	1	2
Mark Little, R (1, 7) OBP: 0.318, SLG: 0.286	B S X 1-1 F7 ③			S B X 1-1 2B E 1B 1-2 2-3	X 0-0 2B 2-3 1B	C C F S 1-3 ② K		F B B S B B 4-2 1B 1B BB		4	3	2	0	1	1	3
Rod Barajas, R (1, 2) OBP: 0.288, SLG: 0.357		C B B X 2-1 F7 ①		X 0-0 E 1-3 2-H 3-H 2B	B B X 2-0 1-H 3-H 2B	B B F X 2-1 1B		B C B B F X 3-2 FC4-6 1B G5-3 1-3 1B		5	2	4	4	0	0	0
Rick Helling, R (1, 1) OBP: 0.200, SLG: 0.043		B B C C S 2-3 K ②		S X 0-1 G4-3 ①	B B C B C F B 4-2 BB	F X 0-1 F5 ③		B S B B B X 3-1 FC4-6 1-2 3-H 1B		2	0	0	0	1	1	2
Lyle Overbay, L (6, PH) OBP: 0.100, SLG: 0.100										1	0	0	0	0	0	1
Mike Myers, L (7, 1)										0	0	0	0	0	0	0
Mike Fetters, R (8, 1)										0	0	0	0	0	0	0
Mike Koplove, R (8, 1)										0	0	0	0	0	0	0
Jay Bell, R (8, PH) OBP: 0.250, SLG: 0.306										1	0	1	1	0	0	0
Chris Donnels, L (8, PR) OBP: 0.315, SLG: 0.430										0	0	0	0	0	0	0
Byung-Hyun Kim, R (9, 1) OBP: 0.500, SLG: 0.500										0	0	0	0	0	0	0
Inning Stats	R: 1 E: 0 K: 0 S: 14 H: 1 LOB: 3 BB: 2 P: 29	R: 0 E: 0 K: 1 S: 8 H: 0 LOB: 0 BB: 1 P: 16	R: 0 E: 0 K: 0 S: 5 H: 0 LOB: 0 BB: 0 P: 11	R: 4 E: 2 K: 1 S: 17 H: 3 LOB: 1 BB: 0 P: 22	R: 2 E: 0 K: 1 S: 13 H: 3 LOB: 2 BB: 1 P: 24	R: 4 E: 0 K: 1 S: 22 H: 4 LOB: 1 BB: 1 P: 38	R: 3 E: 0 K: 0 S: 15 H: 2 LOB: 0 BB: 1 P: 23	R: 3 E: 0 K: 0 S: 21 H: 3 LOB: 1 BB: 1 P: 35		1B: 9 2B: 2 3B: 0 HR: 5	SF: 0 SAC: 0 DP: 0 HBP: 1					

PITCHER		IP	WLS	BF	H	R	ER	SO	BB	IBB	HBP	BLK	WP	HR	S	P	ERA	WHIP
Cory Vance, L ERA: 6.75	(1, 1)	3.0		13	1	1	1	1	3	0	1	0	0	0	27	56	3.00	1.333
Sean Lowe, R ERA: 5.79	(4, 1)	2.0	L	15	6	6	3	2	1	0	0	0	0	0	30	46	13.50	3.500
Kent Mercker, L ERA: 6.14	(6, 1)	0.1		4	2	3	3	0	1	0	0	0	0	2	12	23	81.00	9.000
Justin Speier, R ERA: 4.33	(6, 1)	0.2		4	2	1	1	1	0	0	0	0	0	1	10	15	13.50	3.000
40 Brian Fuentes, L ERA: 4.73	(7, 1)	1.0		6	2	3	3	0	1	0	0	0	0	2	15	23	27.00	3.000

PITCHER		IP	WLS	BF	H	R	ER	SO	BB	IBB	HBP	BLK	WP	HR	S	P	ERA	WHIP
Victor Santos, R ERA: 10.38	(8, 1)	1.0		7	3	3	3	0	1	0	0	0	0	0	21	35	27.00	4.000

BOTTOM

Colorado Rockies @ Arizona Diamondbacks

Bank One Ballpark, Phoenix, AZ

Sat Sep 28 2002, 4:05 PM EDT

Att. 45,052 - Dome - 72 F

livebaseballscorecards.com

AB	41
R	17
H	16
RBI	15
BB	7
SO	4
LOB	21

WP: 0 PA: 50
PB: 0
SB: 1
CS: 1

Colorado Rockies @ Arizona Diamondbacks

Bank One Ballpark, Phoenix, AZ

Sun Sep 29 2002, 4:35 PM EDT

Att. 45,553 - Dome - 72 F

TOP

livebaseballscorecards.com

Batter	1	2	3	4	5	6	7	8	9	AB	R	H	RBI	BB	SO	LOB
Juan Pierre, L (1, 8) OBP: 0.332, SLG: 0.343	K		HR		1B		BB	G4-3		4	2	2	1	1	1	0
Gabe Kapler, R (1, 9) OBP: 0.313, SLG: 0.375	2B		F7		K		1B	G5-3		5	0	2	0	0	1	1
17 Todd Helton, L (1, 3) OBP: 0.429, SLG: 0.577	HBP		G1-3		G1-3		1B		WP, BB	3	1	1	1	1	0	1
Todd Zeile, R (1, 5) OBP: 0.353, SLG: 0.425	F7			G3-1, 1B			F8		F8	5	1	1	0	0	1	6
Jay Payton, R (1, 7) OBP: 0.351, SLG: 0.488	K			G3-1		G6-3	K		2B, 1B	4	0	0	0	0	2	5
Ross Gload, L (9, PH) OBP: 0.324, SLG: 0.387										1	1	1	1	0	0	0
Terry Shumpert, R (1, 4) OBP: 0.304, SLG: 0.372		K		K		K		K	G4-3, 2B	5	0	1	1	0	4	1
Gary Bennett, R (1, 2) OBP: 0.314, SLG: 0.354		F8		WP, 1B		3B		HR, 1B	G4-3	5	1	3	1	0	0	1
Juan Uribe, R (1, 6) OBP: 0.286, SLG: 0.341		P4		WP, 1B	K			HR, 1B	K2-3	3	0	1	0	0	1	1
Todd Jones, L (6, 1)										0	0	0	0	0	0	0
Jack Cust, L (8, PH) OBP: 0.295, SLG: 0.246										1	1	1	0	0	0	0
Jose Jimenez, R (8, 1)										0	0	0	0	0	0	0
Greg Norton, S (9, PH) OBP: 0.314, SLG: 0.405										1	0	0	0	0	1	1
Denny Stark, R (1, 1) OBP: 0.167, SLG: 0.317			K	K			K	HR		2	0	0	0	0	2	2
Randy Flores, L (5, 1)										0	0	0	0	0	0	0
Brent Butler, R (6, 6) OBP: 0.287, SLG: 0.413										2	1	1	3	0	1	0

Inning Stats	1	2	3	4	5	6	7	8	9
R:	0	0	1	1	0	0	1	3	2
E:	0	0	0	0	0	0	0	0	0
K:	2	1	1	2	2	2	2	1	1
S:	15	7	9	23	11	11	15	14	16
H:	1	0	1	3	1	1	2	3	2
LOB:	2	0	0	2	1	2	2	0	1
BB:	0	0	0	0	0	0	1	0	1
P:	20	13	13	33	16	14	21	15	25

1B:	8
2B:	3
3B:	1
HR:	2
SF:	0
SAC:	0
DP:	0
HBP:	1

WP:	2
PB:	0
SB:	1
CS:	0
PA:	44

AB	41
R	8
H	14
RBI	8
BB	2
SO	14
LOB	19

PITCHER		IP	WLS	BF	H	R	ER	SO	BB	IBB	HBP	BLK	WP	HR	S	P	ERA	WHIP
John Patterson, R ERA: 3.23	(1, 1)	5.0	W	22	6	2	2	8	0	0	1	0	1	1	65	95	3.60	1.200
Matt Mantei, R ERA: 4.73	(6, 1)	1.0		4	1	0	0	2	0	0	0	0	0	0	11	14	0.00	1.000
Mike Koplove, R ERA: 3.36	(7, 1)	0.1		3	1	1	1	1	1	0	0	0	0	0	6	10	27.00	6.000
Mike Myers, L ERA: 4.38	(7, 1)	0.2		3	1	0	0	1	0	0	0	0	0	0	9	11	0.00	1.500
Curt Schilling, R ERA: 3.23	(8, 1)	1.0		6	3	3	3	1	0	0	0	0	0	1	14	15	27.00	3.000

PITCHER		IP	WLS	BF	H	R	ER	SO	BB	IBB	HBP	BLK	WP	HR	S	P	ERA	WHIP
Armando Reynoso, R ERA: 10.8	(9, 1)	0.1		4	2	2	2	0	1	0	0	0	1	0	9	18	54.00	9.000
Byung-Hyun Kim, R ERA: 2.04	(9, 1)	0.2	S	2	0	0	0	1	0	0	0	0	0	0	7	7	0.00	0.000

Batter	1	2	3	4	5	6	7	8	9	AB	R	H	RBI	BB	SO	LOB
Tony Womack, L (1, 6) OBP: 0.325, SLG: 0.353	C B F F X 1-2 G3-1 ①	B B C X 2-1 F9 ②		C B B X 2-1 F8 ②		B X 1-0 FC6-4 ① WP 1B 1-2f	C B F F F B X 2-2 1B 3-H			5	0	1	1	0	0	1
Junior Spivey, R (1, 4) OBP: 0.389, SLG: 0.476	C F X 0-2 1B 1B 1B	B X 1-0 F7 ③		B X 1-0 HR		B B X 2-0 F7 ②	B B C B F F X 2-2 F8 ②			5	2	2	1	0	0	2
Steve Finley, L (1, 8) OBP: 0.370, SLG: 0.499	C F B X 1-2 1B BB SF8 1-3 1B		C S C 0-3 K ①	C X 0-1 L9 ③		S B X 1-1 WP 1-2 1B	S S X 0-2 F9 ③			5	1	2	0	0	1	1
Mark Grace, L (1, 3) OBP: 0.351, SLG: 0.386	C B B B B 4-1 HBP 1B 1B 1-2 BB		C B X 1-1 F8 ②		C X 0-1 G6-3 ①	B B B 4-0 1-2 2-3 BB		C C B X 1-2 G3-1 ①		3	1	0	0	2	0	0
Matt Williams, R (1, 5) OBP: 0.324, SLG: 0.479	C B B B F X 3-2 HBP 1B 1-2 2-3 3-H 1B		B B F B B B 4-1 BB		B B S B X 3-1 G6-3 ②	X 0-0 G6-3 ③		B X 1-0 G5-3 ②		4	0	1	1	1	0	3
Felix Jose, S (1, 9) OBP: 0.360, SLG: 0.579	C B X 1-1 SF8 ② 3-H	B F F F X 1-2 P6 ③			C X 0-1 HR		B S B B B 4-1 1B 2B BB	X 0-0 1B		3	2	2	2	1	0	1
Mark Little, R (1, 7) OBP: 0.327, SLG: 0.292	C S B H 2-2 1B 1-2 2-3 HBP			B F B F X 2-2 HR 1B	S X 0-1 G5-3 ③		B S F F B X 2-2 2B 1-3 1B	B F B F S 2-3 K ③		4	2	2	0	0	1	1
Chad Moeller, R (1, 2) OBP: 0.385, SLG: 0.467 Damian Miller, R (8, 2) OBP: 0.340, SLG: 0.434	B S B X 2-1 ③ 1-2 2-H 3-H 1B			C B F F X 1-2 1-H HR		C B C B F B X 3-2 HR	C F X 0-2 F8 1-H 1B 3-H 2B			4	3	4	6	0	0	0
										0	0	0	0	0	0	0
John Patterson, R (1, 1) OBP: 0.182, SLG: 0.182 Matt Mantei, R (6, 1) Greg Colbrunn, R (6, PH) OBP: 0.375, SLG: 0.438 Mike Koplove, R (7, 1) Mike Myers, L (7, 1) Chris Donnels, L (7, PH) OBP: 0.312, SLG: 0.429 Curt Schilling, R (8, 1) OBP: 0.000, SLG: 0.174 Armando Reynoso, R (8, 1) Byung-Hyun Kim, R (8, 1) OBP: 0.500, SLG: 0.500		C F B B X 2-2 G9-3 ①		C F X 0-2 G5-3 ①		B C X 1-1 FC6-4 1B	B B X 2-0 F8 ① 2-3			2	0	0	0	0	0	0
										0	0	1	0	0	0	0
										1	0	1	0	0	0	0
										0	0	0	0	0	0	0
										0	0	0	0	0	0	0
										1	0	0	0	0	1	0
										0	0	0	0	0	0	0
										0	0	0	0	0	0	0
										0	0	0	0	0	0	0
Inning Stats	R: 3 E: 0 K: 0 S: 20 H: 4 LOB: 2 BB: 1 P: 34	R: 0 E: 0 K: 0 S: 6 H: 0 LOB: 0 BB: 0 P: 11	R: 0 E: 0 K: 1 S: 10 H: 0 LOB: 1 BB: 1 P: 16	R: 3 E: 0 K: 0 S: 15 H: 3 LOB: 0 BB: 0 P: 21	R: 1 E: 0 K: 0 S: 8 H: 1 LOB: 0 BB: 0 P: 11	R: 1 E: 0 K: 0 S: 11 H: 3 LOB: 3 BB: 1 P: 23	R: 3 E: 0 K: 0 S: 22 H: 3 LOB: 1 BB: 1 P: 34	R: 0 E: 0 K: 1 S: 8 H: 1 LOB: 1 BB: 0 P: 12		1B: 10 2B: 1 3B: 0 HR: 4 SF: 1 SAC: 0 DP: 0 HBP: 1						

PITCHER		IP	WLS	BF	H	R	ER	SO	BB	IBB	HBP	BLK	WP	HR	S	P	ERA	WHIP
Denny Stark, R ERA: 4.0	(1, 1)	4.0	L	21	7	6	6	1	2	0	1	0	0	2	51	82	13.50	2.250
Randy Flores, L ERA: 7.45	(5, 1)	1.2		10	4	2	2	0	1	0	0	0	1	2	18	33	10.80	3.000
Todd Jones, R ERA: 4.7	(6, 1)	1.1		8	3	3	3	0	1	0	0	0	0	0	23	35	20.25	3.000
Jose Jimenez, R ERA: 3.56	(8, 1)	1.0		4	1	0	0	1	0	0	0	0	0	0	8	12	0.00	1.000

PITCHER	IP	WLS	BF	H	R	ER	SO	BB	IBB	HBP	BLK	WP	HR	S	P	ERA	WHIP

BOTTOM

Colorado Rockies @ Arizona Diamondbacks

Bank One Ballpark, Phoenix, AZ

Sun Sep 29 2002, 4:35 PM EDT

Att. 45,553 - Dome - 72 F

livebaseballscorecards.com

AB	37
R	11
H	15
RBI	11
BB	4
SO	2
LOB	10

WP: 1 PA: 43
PB: 0
SB: 0
CS: 0

Batter	1	2	3	4	5	6	7	8	9	AB	R	H	RBI	BB	SO	LOB
Fernando Vina, L (1, 4) OBP: 0.500, SLG: 0.500	B C F X 1-2 E6 F7 15 HR		F X 0-1 ① G4-3	S B B X 2-1 1-2 1B		C B B X 2-1 2-3 1B	B C F B X 2-2 15 BB 5 1B 1-2 1B		X 0-0 ② L8	6	2	3	0	0	0	0
Eli Marrero, R (1, 9)	F S F F X 0-2 ① F7 1-2		X 0-0 ② G6-3	B B C S S 2-3 ③ K		X 0-0 ② SF8 3-H	C X 0-1 ② F7		B F B X 2-1 ③ G1-3	5	0	0	1	0	1	5
15 Jim Edmonds, L (1, 8) OBP: 0.800, SLG: 1.500	B C X 1-1 2-H HR		C C X 0-2 5 CS 1B	C B F B B X 3-2 27 G6-3 5 G5-3 1B	X 0-0 ③ G4-3	B B B B 4-0 5 1B 1-2 2-3 BB				4	1	3	2	1	0	1
5 Albert Pujols, R (1, 7) OBP: 0.600, SLG: 1.000	C X 0-1 ② F7		B C 1-1 ③ CS 1-2	X 0-0 27 HR 3B	C B B S F B X 3-2 ① G5-3 1-2		B B B B 3-0 BB SH 1B BB 1-1 1-2 2-H 3-H 1B			4	2	2	2	1	0	1
27 Scott Rolen, R (1, 5) OBP: 0.200, SLG: 0.800	C B F B F S 2-3 ③ K			X 0-0 3-H HR	S X 0-1 ② G6-3 2-3		C X 0-2 ① F3 2-3 ③ K			5	1	1	2	0	2	4
Edgar Renteria, R (1, 6) OBP: 0.600, SLG: 0.500		F C B F F B X 2-2 ① G6-3		C X 0-1 G4-3 S 1B 1B	4-0 IBB	B B X 2-0 BB SH 1-2 1B	C F B B X 2-2 ① F8			4	2	2	0	1	0	0
Tino Martinez, L (1, 3)		C X 0-1 ② L4	S B X 1-1 ① G4-3 1-3	C X 0-1 ③ G4-3		B B B B 4-0 SH 1B 1-2 2-3 BB	B X 1-0 ② F7			4	1	0	0	1	0	3
Mike Matheny, R (1, 2) OBP: 0.750, SLG: 1.000	B B B B 4-0 BB	B X 1-0 1B 3-H 1B		X 0-0 1B SF8 2B	S X 0-1 SH 1B 1-3 2-H 3-H	C X 0-1 ③ G4-3				3	2	2	2	1	0	0
Matt Morris, R (1, 1) OBP: 0.250, SLG: 0.250 Jeff Fassero, L (8, 1) Kerry Robinson, L (9, PH) Mike Crudale, R (9, 1)	X 0-0 ③ F9	L C L 0-3 ② K	S L L 0-3 ① K	B B F F X 2-2 15 BB 1B 5 1B 2-H 3-H 1B			B F X 1-1 ① G4-3			4 0 1 0	1 0 0 0	1 0 0 0	2 0 0 0	0 0 0 0	2 0 0 0	3 0 0 0

Inning Stats	1	2	3	4	5	6	7	8	9
	R: 2 E: 1 K: 1 S: 16	H: 1 LOB: 0 BB: 0 P: 20	R: 0 E: 0 K: 0 S: 8	H: 0 LOB: 1 BB: 1 P: 14	R: 0 E: 0 K: 0 S: 7	H: 1 LOB: 0 BB: 0 P: 8	R: 3 E: 0 K: 2 S: 15	H: 5 LOB: 2 BB: 0 P: 21	R: 0 E: 0 K: 0 S: 11	H: 1 LOB: 2 BB: 1 P: 21	R: 1 E: 0 K: 1 S: 8	H: 2 LOB: 1 BB: 0 P: 10	R: 6 E: 1 K: 1 S: 20	H: 4 LOB: 2 BB: 3 P: 41	R: 0 E: 0 K: 0 S: 6	H: 0 LOB: 0 BB: 0 P: 9	R: 0 E: 0 K: 0 S: 5	H: 0 LOB: 0 BB: 0 P: 8

	1B: 10	SF: 1	WP: 0	PA: 48
	2B: 1	SAC: 1	PB: 0	
	3B: 1	DP: 0	SB: 1	
	HR: 2	HBP: 0	CS: 1	

PITCHER		IP	WLS	BF	H	R	ER	SO	BB	IBB	HBP	BLK	WP	HR	S	P	ERA	WHIP
Randy Johnson, L ERA: 7.5	(1, 1)	6.0	L	30	10	6	5	4	1	1	0	0	0	2	65	94	7.50	1.833
Matt Mantei, R ERA: 54.0	(7, 1)	0.1		3	1	2	2	0	1	0	0	0	0	0	4	10	54.00	6.000
Greg Swindell, L ERA:	(7, 1)	0.0		4	2	2	1	0	1	0	0	0	0	0	8	16	∞	∞
Mike Fetters, R ERA:	(7, 1)	0.2		4	1	2	0	1	1	0	0	0	0	0	8	15	0.00	3.000
Rick Helling, R ERA:	(8, 1)	2.0		6	0	0	0	0	0	0	0	0	0	0	11	17	0.00	0.000

PITCHER	IP	WLS	BF	H	R	ER	SO	BB	IBB	HBP	BLK	WP	HR	S	P	ERA	WHIP

TOP

St. Louis Cardinals @ Arizona Diamondbacks
Bank One Ballpark, Phoenix, AZ
Tue Oct 01 2002, 11:00 PM EDT
Att. 49,154 - Sunny - 80 F

livebaseballscorecards.com

AB	40
R	12
H	14
RBI	11
BB	5
SO	5
LOB	17

BOTTOM

St. Louis Cardinals @ Arizona Diamondbacks
Bank One Ballpark, Phoenix, AZ
Tue Oct 01 2002, 11:00 PM EDT
Att. 49,154 - Sunny - 80 F

livebaseballscorecards.com

Batter	1	2	3	4	5	6	7	8	9	AB	R	H	RBI	BB	SO	LOB
Tony Womack, L (1, 6) OBP: 0.200, SLG: 0.200	E6 1B SF8	F8		P6			G6-3 1B		FC3-6 1-2f	5	1	1	0	0	0	2
Junior Spivey, R (1, 4) OBP: 0.200, SLG: 0.200	1B 1B 1B 1-3	G5-3			G6-3		G6-3 1-2		K	5	0	1	0	0	1	2
Steve Finley, L (1, 8)	SF8 3-H		S 1B BB		G3		P4			2	1	0	1	1	0	1
Mark Grace, L (1, 3) OBP: 0.500, SLG: 0.333	1B 1B 1-2		1B BB 1-2		G4-3			G4-3		3	0	1	0	1	0	0
Matt Williams, R (1, 5) OBP: 0.250, SLG: 0.250	1B 1-2 2-H	F3				G5-3		L6		4	0	1	0	0	0	2
Alex Cintron, S (9, 5)										0	0	0	0	0	0	0
Quinton McCracken, S (1, 9) OBP: 0.500, SLG: 0.500	F7		1B 1-2 2-H			B1-3		FC6-4 1B		4	0	2	1	0	0	2
David Dellucci, L (1, 7) OBP: 0.333, SLG: 0.333		L8	F5			1B 1-2		FC6-4 1-2f		3	0	1	0	0	0	2
Mark Little, R (8, PH)										1	0	0	0	0	0	1
(9, 7)																
Chad Moeller, R (1, 2) OBP: 0.333, SLG: 0.333		1B		K		F9			K	3	0	1	0	0	1	1
Rod Barajas, R (7, 2)										1	0	0	0	0	1	0
Randy Johnson, R (1, 1)		K		K			F9		FC3-6 BB	2	0	0	0	0	2	1
Matt Mantei, R (7, 1)										0	0	0	0	0	0	0
Greg Swindell, L (7, 1)										0	0	0	0	0	0	0
Mike Fetters, R (7, 1)										0	0	0	0	0	0	0
Chris Donnels, L (7, PH)										1	0	0	0	0	0	0
Rick Helling, R (8, 1)										0	0	0	0	0	0	0
Erubiel Durazo, L (9, PH)										0	0	0	0	1	0	0
Inning Stats	R: 1 E: 1 K: 0 S: 12 H: 3 LOB: 2 BB: 0 P: 16	R: 0 E: 0 K: 1 S: 6 H: 1 LOB: 1 BB: 0 P: 8	R: 1 E: 0 K: 0 S: 12 H: 1 LOB: 2 BB: 2 P: 26	R: 0 E: 0 K: 2 S: 10 H: 0 LOB: 0 BB: 0 P: 14	R: 0 E: 0 K: 0 S: 4 H: 0 LOB: 0 BB: 0 P: 6	R: 0 E: 0 K: 0 S: 8 H: 1 LOB: 1 BB: 0 P: 10	R: 0 E: 0 K: 0 S: 8 H: 1 LOB: 1 BB: 0 P: 9	R: 0 E: 0 K: 0 S: 8 H: 1 LOB: 1 BB: 0 P: 13	R: 0 E: 0 K: 2 S: 12 H: 0 LOB: 1 BB: 1 P: 21	1B: 8 2B: 0 3B: 0 HR: 0	SF: 1 SAC: 0 DP: 0 HBP: 0						

AB	34
R	2
H	8
RBI	2
BB	3
SO	5
LOB	14

WP: 0 PB: 0 SB: 1 CS: 0 PA: 38

PITCHER		IP	WLS	BF	H	R	ER	SO	BB	IBB	HBP	BLK	WP	HR	S	P	ERA	WHIP
Matt Morris, R ERA: 1.29	(1, 1)	7.0	W	30	7	2	1	3	2	0	0	0	0	0	60	89	1.29	1.286
Jeff Fassero, L ERA:	(8, 1)	1.0		4	1	0	0	0	0	0	0	0	0	0	8	13	0.00	1.000
Mike Crudale, R ERA:	(9, 1)	1.0		4	0	0	0	2	1	0	0	0	0	0	12	21	0.00	1.000

PITCHER	IP	WLS	BF	H	R	ER	SO	BB	IBB	HBP	BLK	WP	HR	S	P	ERA	WHIP

Batter	1	2	3	4	5	6	7	8	9	AB	R	H	RBI	BB	SO	LOB
Fernando Vina, L (1, 4) OBP: 0.636, SLG: 0.636	F X 0-1 1B		C X 0-1 ② F8		F X 0-1 1B		C S X 0-2 1-3 BB 1B		B F 2 S S X 1-2 ② 2-3 SAFE 1B	5	0	4	0	0	0	0
J.D. Drew, L (1, 9) OBP: 0.400, SLG: 1.000	F C F F B B S 2-3 ① K		C B F B F X 2-2 HR		B F X 1-1 ③ F5		B B B B 4-0 1-2 BB		X 0-0 ③ P3	4	1	1	1	1	1	3
15 Jim Edmonds, L (1, 8) OBP: 0.444, SLG: 0.750	B C S B F S 2-3 ② K		C B F X 2-2 ③ F7			F B S B X 2-2 ① L3	B S B S F S 2-3 ③ K			4	0	0	0	0	2	4
5 Albert Pujols, R (1, 7) (8, 5) (8, 3) OBP: 0.333, SLG: 0.500	C S B S 1-3 ③ K			B B X 2-0 ① F8		C S B B X 2-2 ② P3		C B X 1-1 ① G4-3		4	0	0	0	0	1	1
27 Scott Rolen, R (1, 5) OBP: 0.500, SLG: 0.857 Eli Marrero, R (8, PH) (8, 7)		F H 1-1 FC4-6 HBP		X 0-0 FC6-4 1B		X 0-0 1B		S B S B X 2-2 ② F1		2 1	0 0	2 0	0 0	0 0	0 0	0 0
Tino Martinez, L (1, 3) Jeff Fassero, L (8, 1) 44 Jason Isringhausen, R (9, 1)		F F X 0-2 ① FC4-6 FC6-4 1-2f		B B X 2-0 ② F8		X 0-0 ③ F8		B B C B S S 3-3 ③ K		4 0 0	0 0 0	0 0 0	0 0 0	0 0 0	1 0 0	3 0 0
Edgar Renteria, R (1, 6) OBP: 0.444, SLG: 0.375		B X 1-0 ② FC6-4 S 1-2f		B X 1-0 ③ FC6-4 1-2f			B B X 2-0 ① G6-3		C X 0-1 SH3-4 1B 1B	4	1	1	0	0	0	2
Mike Matheny, R (1, 2) OBP: 0.571, SLG: 0.667		S B S S S 1-3 ③ K 1-2			C X 0-1 ① P4		X 0-0 FC3-6 1B		X 0-0 ① SH3-4 1-2	3	0	1	0	0	1	1
Chuck Finley, L (1, 1) Steve Kline, S (7, 1) Rick White, R (7, 1) Miguel Cairo, R (8, 5) OBP: 1.000, SLG: 1.000			C C B S 1-3 ① K		B S S C 1-3 ② K		X 0-0 ② FC3-6 1B 1-2f		X 0-0 CS 2-H 1B	3 0 0 1	0 0 0 0	0 0 0 1	0 0 0 1	0 0 0 0	2 0 0 0	1 0 0 0
Inning Stats	R: 0 E: 0 K: 3 S: 14 H: 1 LOB: 1 BB: 0 P: 19	R: 0 E: 0 K: 1 S: 8 H: 0 LOB: 1 BB: 0 P: 11	R: 1 E: 0 K: 1 S: 12 H: 1 LOB: 0 BB: 0 P: 17	R: 0 E: 0 K: 0 S: 4 H: 1 LOB: 1 BB: 0 P: 9	R: 0 E: 0 K: 1 S: 9 H: 1 LOB: 1 BB: 0 P: 11	R: 0 E: 0 K: 0 S: 8 H: 1 LOB: 1 BB: 0 P: 12	R: 0 E: 0 K: 1 S: 10 H: 2 LOB: 3 BB: 1 P: 18	R: 0 E: 0 K: 1 S: 8 H: 0 LOB: 0 BB: 0 P: 14	R: 1 E: 0 K: 0 S: 8 H: 3 LOB: 1 BB: 0 P: 9	1B: 9 2B: 0 3B: 0 HR: 1 SF: 0 SAC: 1 DP: 0 HBP: 1						

PITCHER		IP	WLS	BF	H	R	ER	SO	BB	IBB	HBP	BLK	WP	HR	S	P	ERA	WHIP
Curt Schilling, R ERA: 1.29	(1, 1)	7.0		30	7	1	1	7	1	0	1	0	0	1	65	97	1.29	1.143
Mike Koplove, R ERA: 6.75	(8, 1)	1.1	L	6	2	1	1	1	0	0	0	0	0	0	12	18	6.75	1.500
Mike Myers, L ERA:	(9, 1)	0.2		2	1	0	0	0	0	0	0	0	0	0	4	5	0.00	1.500

PITCHER	IP	WLS	BF	H	R	ER	SO	BB	IBB	HBP	BLK	WP	HR	S	P	ERA	WHIP

TOP

St. Louis Cardinals @ Arizona Diamondbacks
Bank One Ballpark, Phoenix, AZ
Thu Oct 03 2002, 4:00 PM EDT
Att. 48,856 - Dome - 72 F

livebaseballscorecards.com

AB	35
R	2
H	10
RBI	2
BB	1
SO	8
LOB	15

WP: 0 PA: 38
PB: 0
SB: 1
CS: 1

BOTTOM

St. Louis Cardinals @ Arizona Diamondbacks
Bank One Ballpark, Phoenix, AZ
Thu Oct 03 2002, 4:00 PM EDT
Att. 48,856 - Dome - 72 F

livebaseballscorecards.com

Batter	1	2	3	4	5	6	7	8	9	AB	R	H	RBI	BB	SO	LOB
Tony Womack, L (1, 6) OBP: 0.300, SLG: 0.222	G1-3		F8		FC5-4 1B		FC5 BB		G4-3	4	0	1	0	1	0	0
Junior Spivey, R (1, 4) OBP: 0.200, SLG: 0.200	BB 1B		F9		FC5-4		FC5		K	5	0	1	0	0	1	4
Greg Colbrunn, R (1, 3) David Dellucci, L (9, 7) OBP: 0.333, SLG: 0.333	BB		K			F8		E5 2B		3 0	1 0	0 0	0 0	1 0	1 0	0 0
Matt Williams, R (1, 5) OBP: 0.125, SLG: 0.125	K			F8		K		F3		4	0	0	0	0	2	3
Steve Finley, L (1, 8) OBP: 0.250, SLG: 0.167	K2-3			P4		1B		P6		4	0	1	0	0	1	3
Quinton McCracken, S (1, 9) OBP: 0.375, SLG: 0.500		K		F8		G6-3		1-H 2B		4	0	1	1	0	1	1
Damian Miller, R (1, 2) OBP: 0.750, SLG: 1.000		2B			FC2-6 BB		G4-3	BB		2	0	1	0	2	0	0
Mark Little, R (1, 7) Mark Grace, L (8, PH) (9, 3) OBP: 0.400, SLG: 0.250		K			K		G5-3	F9		3 1	0 0	0 0	0 0	0 0	2 0	2 2
Curt Schilling, R (1, 1) Chad Moeller, R (7, PH) OBP: 0.500, SLG: 0.500 Alex Cintron, S (7, PR) Mike Koplove, R (8, 1) Mike Myers, L (9, 1) Chris Donnels, L (9, PH)	G4-3		FC2-6 1B				FC5 BB 1B		F2	2 1 0 0 0 1	0 0 0 0 0 0	0 1 0 0 0 0	0 0 0 0 0 0	0 0 0 0 0 0	0 0 0 0 0 0	2 0 0 0 0 0
Inning Stats	R: 0 H: 1 E: 0 LOB: 2 K: 2 BB: 1 S: 13 P: 21	R: 0 H: 1 E: 0 LOB: 1 K: 2 BB: 0 S: 11 P: 18	R: 0 H: 0 E: 0 LOB: 0 K: 1 BB: 0 S: 7 P: 9	R: 0 H: 0 E: 0 LOB: 0 K: 0 BB: 0 S: 3 P: 7	R: 0 H: 1 E: 0 LOB: 2 K: 1 BB: 1 S: 15 P: 26	R: 0 H: 1 E: 0 LOB: 1 K: 1 BB: 0 S: 12 P: 17	R: 0 H: 1 E: 0 LOB: 2 K: 0 BB: 1 S: 11 P: 22	R: 1 H: 1 E: 1 LOB: 2 K: 0 BB: 1 S: 10 P: 17	R: 0 H: 0 E: 0 LOB: 0 K: 1 BB: 0 S: 8 P: 9	1B: 4 2B: 2 3B: 0 HR: 0	SF: 0 SAC: 0 DP: 0 HBP: 0			WP: 0 PB: 0 SB: 0 CS: 0	PA: 38		

	AB	34
	R	1
	H	6
	RBI	1
	BB	4
	SO	8
	LOB	17

PITCHER		IP	WLS	BF	H	R	ER	SO	BB	IBB	HBP	BLK	WP	HR	S	P	ERA	WHIP
Chuck Finley, L ERA:	(1, 1)	6.1		25	4	0	0	7	2	0	0	0	0	0	65	105	0.00	0.947
Steve Kline, L ERA:	(7, 1)	0.1	H	3	1	0	0	0	1	0	0	0	0	0	4	9	0.00	6.000
Rick White, R ERA:	(7, 1)	1.0	B	6	1	1	0	0	1	0	0	0	0	0	12	22	0.00	2.000
Jeff Fassero, L ERA:	(8, 1)	0.1	W	1	0	0	0	0	0	0	0	0	0	0	1	1	0.00	0.000
44 Jason Isringhausen, R ERA:	(9, 1)	1.0	S	3	0	0	0	1	0	0	0	0	0	0	8	9	0.00	0.000

PITCHER	IP	WLS	BF	H	R	ER	SO	BB	IBB	HBP	BLK	WP	HR	S	P	ERA	WHIP

Batter	1	2	3	4	5	6	7	8	9	AB	R	H	RBI	BB	SO	LOB
Tony Womack, L (1, 6) OBP: 0.214, SLG: 0.154	B C F B X 2-2 ① F9		B C X 1-1 ① F9		B X 1-0 ② F6		B C S F F S 1-3 ③ K			4	0	0	0	0	1	1
Junior Spivey, R (1, 4) OBP: 0.214, SLG: 0.154	C B F F S 1-3 ② K		X 0-0 ② F7		B B B B 4-0 1B 1-2 BB			C B B B C F X 3-2 ① P4		3	0	0	0	1	1	0
Steve Finley, L (1, 8) OBP: 0.333, SLG: 0.222	C S F B B F B F F 4-2 B ① BLK BB		C F C 0-3 ③ K		C X 0-1 ③ 1-2 2-H 1B			C X 0-1 ② F2		3	0	1	0	1	1	0
Matt Williams, R (1, 5) OBP: 0.083, SLG: 0.083	S B B S F B S 3-3 ③ K 1-2			B B B C X 3-1 ① G5-3		X 0-0 ① F8		B B X 2-0 ③ G2-3		4	0	0	0	0	1	1
Erubiel Durazo, L (1, 3)		C B X 1-1 ① F9		C B B C F F X 2-2 ② G4-3		C C S 0-3 ② K			X 0-0 ① F8	4	0	0	0	0	1	0
Quinton McCracken, S (1, 9) OBP: 0.417, SLG: 0.455		B B B B 4-0 HR BB		C B F S 1-3 ③ K		B X 1-0 1B			C S F B B X 2-2 ② G3	3	1	1	0	1	1	0
David Dellucci, L (1, 7) OBP: 0.286, SLG: 0.714		C B B B F X 3-2 1-H HR			C B F B B F X 3-2 ① G4-3	B C C C 1-3 ③ K			F B X 1-1 ③ G4-3	4	1	1	2	0	1	1
Rod Barajas, R (1, 2) OBP: 0.250, SLG: 1.000		F B B X 2-1 ② F8			B B F B X 3-1 HR		X 0-0 ① G5-3			3	1	1	1	0	0	0
Miguel Batista, R (1, 1) Greg Swindell, L (4, 1) Chris Donnels, L (5, PH) Rick Helling, R (5, 1) Chad Moeller, R (7, PH) OBP: 0.400, SLG: 0.400 Mike Myers, L (7, 1) Byung-Hyun Kim, R (8, 1)		F C S 0-3 ③ K			B S B B B 4-1 BB 1B BB		C X 0-1 ② F8			1 0 0 0 1 0 0 0	0 0 0 0 0 0 0 0	0 0 0 0 0 0 0 0	0 0 0 0 0 0 0 0	0 0 1 0 0 0 0 0	1 0 0 0 0 0 0 0	0 0 0 0 0 0 0 0
Inning Stats	R: 0 H: 0 E: 0 LOB: 1 K: 2 BB: 1 S: 17 P: 27	R: 2 H: 1 E: 0 LOB: 0 K: 1 BB: 1 S: 10 P: 20	R: 0 H: 0 E: 0 LOB: 0 K: 1 BB: 0 S: 6 P: 7	R: 0 H: 0 E: 0 LOB: 0 K: 1 BB: 0 S: 10 P: 16	R: 1 H: 2 E: 0 LOB: 2 K: 0 BB: 2 S: 10 P: 25	R: 0 H: 1 E: 0 LOB: 1 K: 2 BB: 0 S: 8 P: 10	R: 0 H: 0 E: 0 LOB: 0 K: 1 BB: 0 S: 9 P: 10	R: 0 H: 0 E: 0 LOB: 0 K: 0 BB: 0 S: 7 P: 12	R: 0 H: 0 E: 0 LOB: 0 K: 0 BB: 0 S: 7 P: 10	1B: 2 SF: 0 2B: 0 SAC: 0 3B: 0 DP: 0 HR: 2 HBP: 0						

PITCHER		IP	WLS	BF	H	R	ER	SO	BB	IBB	HBP	BLK	WP	HR	S	P	ERA	WHIP
Andy Benes, R ERA: 5.79	(1, 1)	4.2		20	2	3	3	5	4	0	0	1	0	2	51	93	5.79	1.286
Jeff Fassero, L ERA:	(5, 1)	1.1	W	5	2	0	0	2	0	0	0	0	0	0	10	12	0.00	1.500
Rick White, R ERA:	(7, 1)	1.0	H	3	0	0	0	1	0	0	0	0	0	0	9	10	0.00	0.000
Steve Kline, L ERA:	(8, 1)	1.0	H	3	0	0	0	0	0	0	0	0	0	0	7	12	0.00	0.000
44 Jason Isringhausen, R ERA:	(9, 1)	1.0	S	3	0	0	0	0	0	0	0	0	0	0	7	10	0.00	0.000

PITCHER	IP	WLS	BF	H	R	ER	SO	BB	IBB	HBP	BLK	WP	HR	S	P	ERA	WHIP

TOP

Arizona Diamondbacks @ St. Louis Cardinals

Busch Stadium, St. Louis, MO

Sat Oct 05 2002, 6:30 PM CDT

Att. 52,189 - Sunny - 73 F

livebaseballscorecards.com

AB	30
R	3
H	4
RBI	3
BB	4
SO	8
LOB	3

BOTTOM

Arizona Diamondbacks @ St. Louis Cardinals
Busch Stadium, St. Louis, MO
Sat Oct 05 2002, 6:30 PM CDT
Att. 52,189 - Sunny - 73 F

livebaseballscorecards.com

Batter	1	2	3	4	5	6	7	8	9	AB	R	H	RBI	BB	SO	LOB
Fernando Vina, L (1, 4) OBP: 0.625, SLG: 0.600	F8		15 BB 5 1B 1B	CS 1B 2-H			G4-3	1-2 2-3 BB		4	1	2	1	1	0	0
J.D. Drew, L (1, 9) OBP: 0.300, SLG: 0.556	L3		K	CS 1-2	F8		1B	F8		5	0	1	0	0	1	4
15 Jim Edmonds, L (1, 8) OBP: 0.385, SLG: 0.545	F8		5 1B BB 1-2		K		K			3	0	0	0	1	2	1
5 Albert Pujols, R (1, 7)		G4-6-3 BB 1B BB	1B 1-3 2-H		F8			FC1-6 BB		2	1	1	1	2	0	0
Tino Martinez, L (1, 3)		G4-6-3 BB 1-2	L5		L5			FC1-6 2B 1-2f		3	1	0	0	1	0	3
Edgar Renteria, R (1, 6) OBP: 0.308, SLG: 0.250		G4-6-3 1-2f 2-3		G4-3	K			P4		4	0	0	0	0	1	3
Miguel Cairo, R (1, 5) OBP: 1.000, SLG: 1.250		1B 3-H		1B SH2-4 HBP	1B			2B 1-H		3	2	3	2	0	0	0
Mike Matheny, R (1, 2) OBP: 0.545, SLG: 0.556		G6-3		SH2-4 1B 1B 1-3	P5			BB 1B IBB		3	1	1	0	1	0	2
Andy Benes, R (1, 1)			G6-3	SH2-4 1-2 3-H			G3-1	BB 1B 1-2 2-H		1	0	0	1	0	0	0
Jeff Fassero, L (5, 1)										0	0	0	0	0	0	0
Rick White, R (7, 1)										0	0	0	0	0	0	0
Eduardo Perez, R (7, PH)										1	0	0	0	0	0	0
Steve Kline, S (8, 1)										0	0	0	0	0	0	0
Kerry Robinson, L (8, PH) OBP: 0.500, SLG: 0.500										1	0	1	1	0	0	0
44 Jason Isringhausen, R (9, 1)										0	0	0	0	0	0	0
Inning Stats	R: 0 E: 0 K: 0 S: 7 H: 0 LOB: 0 BB: 0 P: 11	R: 1 E: 0 K: 0 S: 11 H: 1 LOB: 1 BB: 2 P: 21	R: 1 E: 0 K: 1 S: 12 H: 2 LOB: 2 BB: 1 P: 21	R: 2 E: 0 K: 0 S: 10 H: 2 LOB: 0 BB: 0 P: 17	R: 0 E: 0 K: 1 S: 6 H: 0 LOB: 0 BB: 0 P: 9	R: 0 E: 0 K: 1 S: 11 H: 1 LOB: 1 BB: 0 P: 14	R: 0 E: 0 K: 1 S: 10 H: 1 LOB: 1 BB: 0 P: 16	R: 2 E: 0 K: 0 S: 18 H: 2 LOB: 3 BB: 3 P: 37		1B: 8 2B: 1 3B: 0 HR: 0	SF: 0 SAC: 1 DP: 1 HBP: 1					

	AB	30
	R	6
	H	9
	RBI	6
	BB	6
	SO	4
	LOB	13

WP: 0 PB: 0 SB: 0 CS: 1 PA: 39

PITCHER		IP	WLS	BF	H	R	ER	SO	BB	IBB	HBP	BLK	WP	HR	S	P	ERA	WHIP
Miguel Batista, R ERA: 9.82	(1, 1)	3.2	L	19	5	4	4	1	3	0	1	0	0	0	40	70	9.82	2.182
Greg Swindell, L ERA: 27.0	(4, 1)	0.1		0	0	0	0	0	0	0	0	0	0	0	0	0	0.00	0.000
Rick Helling, R ERA:	(5, 1)	2.0		7	1	0	0	2	0	0	0	0	0	0	17	23	0.00	0.500
Mike Myers, L ERA:	(7, 1)	1.0		4	1	0	0	1	0	0	0	0	0	0	10	16	0.00	1.000
Byung-Hyun Kim, R ERA: 18.0	(8, 1)	1.0		8	2	2	2	0	2	1	0	0	0	0	18	37	18.00	4.000

PITCHER	IP	WLS	BF	H	R	ER	SO	BB	IBB	HBP	BLK	WP	HR	S	P	ERA	WHIP