

Arizona Diamondbacks - 2002

Batter	1	2	3	4	5	6	7	8	9	AB	R	H	RBI	BB	SO	LOB	TOP			
D'Angelo Jimenez, S OBP: 0.250, SLG: 0.250	1-2 G6-3		3-2 1B		2-2 FC5-4			1-3 K		4	0	1	0	0	1	2				
Mark Kotsay, L	3-2 G3-1		0-3 K			0-3 K		1-2 G4-3		4	0	0	0	0	2	1				
Ron Gant, R	3-3 K			1-2 G5-3		0-1 G6-3			3-2 F8	4	0	0	0	0	1	0				
Phil Nevin, R OBP: 0.500, SLG: 0.750		1-1 G3 2B		0-0 G6-3		0-1 G6-3 1B			1-1 6-3	4	0	2	0	0	0	0				
Bubba Trammell, R OBP: 0.250, SLG: 0.250		0-1 G6-3		1-1 G5-3		2-3 K			0-2 1B	4	0	1	0	0	1	2				
Deivi Cruz, R		1-2 G3			1-2 G6-3		1-1 G5-3		1-3 K	4	0	0	0	0	1	2				
Wiki Gonzalez, R OBP: 0.667, SLG: 0.500		2-3 K			4-1 1B BB		0-1 G1-6-3 1B			2	0	1	0	1	1	1				
Ramón Vázquez, L OBP: 0.333, SLG: 0.333			2-2 G3		2-1 FC5-4 1B		0-1 G1-6-3			3	0	1	0	0	0	1				
Kevin Jarvis, L			0-3 K		0-0 F7		1-1 G5-3			2	0	0	0	0	1	2				
Trenidad Hubbard, R										1	0	0	0	0	0	0				
Jose Nunez, L										0	0	0	0	0	0	0				
Inning Stats	R: 0 H: 0 E: 0 K: 1 S: 10	H: 0 LOB: 0 BB: 0 P: 17	R: 0 H: 1 E: 0 K: 1 S: 12	LOB: 1 BB: 0 P: 17	R: 0 H: 1 E: 0 K: 2 S: 14	LOB: 1 BB: 0 P: 19	R: 0 H: 0 E: 0 K: 0 S: 6	H: 0 LOB: 0 BB: 0 P: 8	R: 0 H: 1 E: 0 K: 0 S: 10	LOB: 2 BB: 1 P: 19	R: 0 H: 1 E: 0 K: 0 S: 11	H: 1 LOB: 0 BB: 0 P: 13	R: 0 H: 1 E: 0 K: 0 S: 9	H: 0 LOB: 0 BB: 0 P: 12	R: 0 H: 1 E: 0 K: 1 S: 13	LOB: 1 BB: 0 P: 18	1B: 5 2B: 1 3B: 0 HR: 0	SF: 0 SAC: 0 DP: 1 HBP: 0	WP: 0 PB: 0 SB: 0 CS: 0	PA: 33
PITCHER Randy Johnson, L ERA:	IP: 9.0 WLS: W BF: 33 H: 6 R: 0 ER: 0 SO: 8 BB: 1 IBB: 0 HBP: 0 BLK: 0 WP: 0 HR: 0 S: 91 P: 130 ERA: 0.00 WHIP: 0.778															PITCHER				

San Diego Padres @ Arizona Diamondbacks
Bank One Ballpark, Phoenix, AZ
Mon Apr 01 2002, 3:05 PM EST
Att: 47,025 - Sunny - 90 F

livebaseballscorecards.com

AB 32
R 0
H 6
RBI 0
BB 1
SO 8
LOB 11



Batter	1	2	3	4	5	6	7	8	9	AB	R	H	RBI	BB	SO	LOB	BOTTOM	
Tony Womack, L OBP: 0.750, SLG: 0.667	0-1 1B		2-1 2B 1B			2-1 L8		4-2 FC5-4 BB		3	1	2	0	1	0	0		
Danny Bautista, R OBP: 0.500, SLG: 0.750	0-0 1B		0-0 1H 2B			2-2 F9		1-0 FC5-4		4	0	2	1	0	0	1		
Luis Gonzalez, L	0-1 G4-3		2-3 K			3-2 F7				3	0	0	0	0	1	2		
Mark Grace, L OBP: 0.333, SLG: 1.333	0-0 L8			1-1 F7		0-0 HR				3	1	1	1	0	0	1		
Damian Miller, R		1-3 K		0-2 G6-3		1-2 F7				3	0	0	0	0	1	0		
Steve Finley, L		2-3 K		2-2 F8		1-0 G4-3				3	0	0	0	0	1	0		
Junior Spivey, R		1-1 F5			2-1 G5-3		3-2 F7			3	0	0	0	0	0	0		
Craig Counsell, L			2-2 G3		0-2 G6-3		2-1 P3			3	0	0	0	0	0	0		
Randy Johnson, R			2-3 K		2-0 G4-1		1-0 G5-3			3	0	0	0	0	1	0		
Inning Stats	R: 0 H: 2 E: 0 K: 0 S: 6	H: 0 LOB: 0 BB: 0 P: 6	R: 0 H: 0 E: 0 K: 2 S: 8	LOB: 0 BB: 0 P: 12	R: 1 H: 2 E: 0 K: 2 S: 12	LOB: 1 BB: 0 P: 20	R: 0 H: 0 E: 0 K: 0 S: 9	H: 0 LOB: 0 BB: 0 P: 12	R: 0 H: 0 E: 0 K: 0 S: 8	H: 0 LOB: 0 BB: 0 P: 15	R: 1 H: 1 E: 0 K: 0 S: 9	H: 1 LOB: 0 BB: 0 P: 14	R: 0 H: 0 E: 0 K: 0 S: 7	H: 0 LOB: 1 BB: 1 P: 15	1B: 3 2B: 1 3B: 0 HR: 1	SF: 0 SAC: 0 DP: 0 HBP: 0	WP: 0 PB: 0 SB: 0 CS: 0	PA: 29
PITCHER Kevin Jarvis, R ERA: 2.57 Jose Nunez, L ERA:	IP: 7.0 WLS: L BF: 25 H: 5 R: 2 ER: 2 SO: 4 BB: 0 IBB: 0 HBP: 0 BLK: 0 WP: 0 HR: 1 S: 58 P: 89 ERA: 2.57 WHIP: 0.714															PITCHER		

San Diego Padres @ Arizona Diamondbacks
Bank One Ballpark, Phoenix, AZ
Mon Apr 01 2002, 3:05 PM EST
Att: 47,025 - Sunny - 90 F

livebaseballscorecards.com

AB 28
R 2
H 5
RBI 2
BB 1
SO 4
LOB 4



Batter	1	2	3	4	5	6	7	8	9	AB	R	H	RBI	BB	SO	LOB	TOP				
D'Angelo Jimenez, S OBP: 0.250, SLG: 0.250	1-3 K		3-3 K			1-0 F8		3-1 1B		4	0	1	0	0	2	1	San Diego Padres @ Arizona Diamondbacks Bank One Ballpark, Phoenix, AZ Tue Apr 02 2002, 8:35 PM EST Att: 48,042 - Sunny - 84 F livebaseballscorecards.com				
Mark Kotsov, L OBP: 0.143, SLG: 0.429 Trenidad Hubbard, R	0-1 3B		0-3 K			0-1 G3		2-1 G4-3		3	0	1	0	0	1	1					
Ray Lankford, L OBP: 0.250, SLG: 0.250	3-3 K			1-3 K			0-0 1B		2-1 G5-3	4	0	1	0	0	2	1					
Phil Nevin, R OBP: 0.500, SLG: 0.667 Mark Sweeney, L	1-0 F8			1-2 1B			1-3 K		2-3 K	2	0	1	0	0	0	1					
Bubba Trammell, R OBP: 0.250, SLG: 0.250		2-1 P4		0-0 1B			0-2 1B		0-1 1B	4	0	1	0	0	0	2					
Sean Burroughs, L OBP: 0.667, SLG: 0.667 Alan Embree, L Jeremy Fikac, R Deivi Cruz, R OBP: 0.200, SLG: 0.200		1-3 K			0-1 1B		1-1 1B		0-1 1B	3	0	2	0	0	1	0					
Wiki Gonzalez, R OBP: 0.400, SLG: 0.250 Steve Reed, R Ron Gant, R		1-3 K			0-2 1B		2-2 F8		2-3 K	2	0	0	0	0	1	1					
Ramón Vázquez, L OBP: 0.333, SLG: 0.500			0-1 2B		0-1 L6			2-3 K		3	0	1	0	0	1	0					
Brian Tolberg, R Jason Boyd, R Tom Lampkin, L			0-3 K			0-0 F7		0-1 F9		1	0	0	0	0	1	1					
Inning Stats	R: 0 E: 0 K: 2 S: 11	H: 1 LOB: 1 BB: 0 P: 16	R: 0 E: 0 K: 2 S: 8	H: 0 LOB: 0 BB: 0 P: 12	R: 0 E: 0 K: 3 S: 11	H: 1 LOB: 1 BB: 0 P: 14	R: 0 E: 0 K: 1 S: 7	H: 1 LOB: 0 BB: 0 P: 9	R: 0 E: 0 K: 0 S: 4	H: 0 LOB: 0 BB: 0 P: 7	R: 0 E: 0 K: 0 S: 12	H: 2 LOB: 2 BB: 0 P: 16	R: 0 E: 0 K: 1 S: 9	H: 1 LOB: 1 BB: 0 P: 16	R: 0 E: 0 K: 2 S: 12	H: 2 LOB: 2 BB: 0 P: 18		1B: 7 2B: 1 3B: 1 HR: 0	SF: 0 SAC: 0 DP: 2 HBP: 0	WP: 0 PB: 0 SB: 0 CS: 0	PA: 34
PITCHER	IP WLS BF H R ER SO BB IBB HBP BLK WP HR S P ERA WHIP	7.0 W 25 6 0 0 9 0 0 0 0 0 0 60 79 0.00 0.857	1.0 4 1 0 0 1 0 0 0 0 0 0 0 9 16 0.00 1.000	1.0 5 2 0 0 2 0 0 0 0 0 0 0 12 18 0.00 2.000	PITCHER																

Batter	1	2	3	4	5	6	7	8	9	AB	R	H	RBI	BB	SO	LOB	BOTTOM					
Tony Womack, L OBP: 0.444, SLG: 0.500	2-2 1B	0-1 SF9	1-1 SF8		0-1 G3-1		1-3 K2-3			3	0	1	2	0	1	3	San Diego Padres @ Arizona Diamondbacks Bank One Ballpark, Phoenix, AZ Tue Apr 02 2002, 8:35 PM EST Att: 48,042 - Sunny - 84 F livebaseballscorecards.com					
Danny Bautista, R OBP: 0.625, SLG: 0.714 Jose Guillen, R	1-0 F8	3-4 FC6-4	1-0 1B			1-1 G3		0-3 K		3	0	2	1	1	0	1						
Luis Gonzalez, L OBP: 0.143, SLG: 0.143 David Dellucci, L	3-2 FC6-4	0-1 FC6-4	0-2 F8			0-0 G3		1-1 F9		4	1	1	1	0	0	4						
Mark Grace, L OBP: 0.286, SLG: 0.667 Chris Donnels, L	1-0 P6	4-1 HR		2-1 F7		3-1 G3		0-0 G6-3		3	1	0	0	1	0	4						
Damian Miller, R OBP: 0.143, SLG: 0.571 Quinton McCracken, S	2-1 FC6-4	3-0 HR		2-2 F8		2-3 K				4	1	1	4	0	1	4						
Steve Finley, L OBP: 0.143, SLG: 0.571 Mike Myers, L Byung-Hyun Kim, R		2-1 HR		0-2 G4-1			0-3 K			4	1	1	1	0	1	0						
Junior Spivey, R OBP: 0.571, SLG: 0.667		1-1 1B	4-1 SH1-4				1-2 1B			3	2	3	0	1	0	0						
Craig Counsell, L OBP: 0.333, SLG: 0.333 Danny Klassen, R		2-2 BB	1-1 SH1-4		3-3 K		0-3 K			3	2	2	0	0	1	1						
Curt Schilling, R OBP: 0.500, SLG: 0.500 Rod Barajas, R		0-0 FC6-4	0-2 SH1-4		0-3 K		1-1 K			2	1	1	0	0	1	1						
Inning Stats	R: 0 E: 0 K: 0 S: 10	H: 2 LOB: 2 BB: 0 P: 19	R: 7 E: 0 K: 0 S: 15	H: 5 LOB: 0 BB: 2 P: 33	R: 2 E: 0 K: 0 S: 12	H: 2 LOB: 1 BB: 1 P: 19	R: 0 E: 0 K: 0 S: 8	H: 0 LOB: 0 BB: 0 P: 12	R: 0 E: 0 K: 2 S: 9	H: 1 LOB: 1 BB: 0 P: 12	R: 0 E: 0 K: 1 S: 8	H: 1 LOB: 2 BB: 0 P: 14	R: 0 E: 0 K: 3 S: 14	H: 2 LOB: 2 BB: 0 P: 17	R: 0 E: 0 K: 1 S: 6	H: 0 LOB: 0 BB: 0 P: 7		1B: 10 2B: 1 3B: 0 HR: 2	SF: 2 SAC: 1 DP: 0 HBP: 0	WP: 0 PB: 0 SB: 0 CS: 0	PA: 40	
PITCHER	IP WLS BF H R ER SO BB IBB HBP BLK WP HR S P ERA WHIP	2.2 L 20 9 9 0 0 3 0 0 0 0 0 11 15 0.00 0.000	2.0 8 2 0 0 3 0 0 0 0 0 0 0 17 26 0.00 1.000	1.0 5 2 0 0 3 0 0 0 0 0 0 0 14 17 0.00 2.000	1.0 3 0 0 0 1 0 0 0 0 0 0 0 6 7 0.00 0.000	PITCHER																

Batter	1	2	3	4	5	6	7	8	9	AB	R	H	RBI	BB	SO	LOB	TOP			
Tony Womack, L (1,6) OBP: 0.412, SLG: 0.429	G4-3			G6-3		K			L7	4	0	0	0	0	1	0				
Danny Bautista, R (1,9) OBP: 0.529, SLG: 0.800	L9			FC4-6 1B			F9		HR	4	1	2	1	0	0	0				
Luis Gonzalez, L (1,7) OBP: 0.290, SLG: 0.533	F8			FC4-6 1-2			HR		G4-3	4	1	1	1	0	0	1				
Jose Guillen, R (1,8) Miguel Batista, R (7,1)		F5		K			P6			3	0	0	0	0	1	1				
Mark Grace, L (1,3)	G3				G4-3 HBP		G6-3			2	0	0	0	0	0	0				
Damian Miller, R (1,2)	K				G4-3 1-2				K	3	0	0	0	0	2	1				
Junior Spivey, R (1,4) OBP: 0.429, SLG: 0.364					P6		P6		L9	3	0	0	0	0	0	0				
Craig Counsell, L (1,5) OBP: 0.308, SLG: 0.385					G5-3		G1-3		F7	3	0	0	0	0	0	0				
Rick Helling, R (1,1) Quinton McCracken, S (6, PH) Mike Morgan, R (6,1) Eddie Oropesa, L (7,1) Steve Finley, L (7,8) OBP: 0.231, SLG: 0.667					L3		K		P6	1	0	0	0	0	0	0				
Inning Stats	R: 0 E: 0 K: 0 S: 6	H: 0 LOB: 0 BB: 0 P: 10	R: 0 E: 0 K: 1 S: 8	H: 0 LOB: 0 BB: 0 P: 10	R: 0 E: 0 K: 0 S: 9	H: 0 LOB: 1 BB: 0 P: 14	R: 0 E: 0 K: 1 S: 11	H: 1 LOB: 1 BB: 0 P: 18	R: 0 E: 0 K: 0 S: 6	H: 0 LOB: 0 BB: 0 P: 10	R: 1 E: 0 K: 0 S: 9	H: 1 LOB: 0 BB: 0 P: 14	R: 0 E: 0 K: 1 S: 8	H: 0 LOB: 0 BB: 0 P: 13	R: 1 E: 0 K: 0 S: 7	H: 1 LOB: 0 BB: 0 P: 10	1B: 1 2B: 0 3B: 0 HR: 2	SF: 0 SAC: 0 DP: 1 HBP: 1	WP: 0 PB: 0 SB: 0 CS: 0	PA: 30
PITCHER Glendon Rusch, L (1,1) ERA: 2.0	IP: 9.0 WLS: W BF: 30	H: 3 R: 2 ER: 2 SO: 5	BB: 0 IBB: 0 HBP: 1 BLK: 0	WP: 0 HR: 2 S: 74 P: 115	ERA: 2.00 WHIP: 0.333	PITCHER	IP: 9.0 WLS: W BF: 30	H: 3 R: 2 ER: 2 SO: 5	BB: 0 IBB: 0 HBP: 1 BLK: 0	WP: 0 HR: 2 S: 74 P: 115	ERA: 2.00 WHIP: 0.333	PITCHER	IP: 9.0 WLS: W BF: 30	H: 3 R: 2 ER: 2 SO: 5	BB: 0 IBB: 0 HBP: 1 BLK: 0	WP: 0 HR: 2 S: 74 P: 115	ERA: 2.00 WHIP: 0.333			

Arizona Diamondbacks @ Milwaukee Brewers
Miller Park, Milwaukee, WI
Fri Apr 05 2002, 7:05 PM CST
Att: 43,005 - Dome - 72 F

AB	29
R	2
H	3
RBI	2
BB	0
SO	5
LOB	3



Batter	1	2	3	4	5	6	7	8	9	AB	R	H	RBI	BB	SO	LOB	BOTTOM						
Eric Young Sr., R (1,4) OBP: 0.284, SLG: 0.231	L8					WP FC4-2 2B			SH2-4 WP BB	3	1	1	0	1	0	1							
Alex Sanchez, L (1,8) OBP: 0.417, SLG: 0.300	CS 1B			K		FC4-2 2H			SH2-4 1-2	3	0	1	0	0	1	2							
Geoff Jenkins, L (1,7) OBP: 0.294, SLG: 0.438	K 1-2					K 2-2			F8 2-3	4	0	0	0	0	3	3							
Richie Sexson, R (1,3) OBP: 0.235, SLG: 0.333						K 2-3			P3 2H	3	0	0	0	0	2	0							
Alex Ochoa, R (1,9) OBP: 0.500, SLG: 1.400		G1-3 1-2				HR			L9	4	1	1	1	0	1	1							
Tyler Houston, L (1,5) OBP: 0.500, SLG: 0.545		F7				G3			HR 1B	4	1	2	0	0	0	1							
José Hernández, R (1,6) OBP: 0.357, SLG: 0.786		F8				E5 HR 1B			FC5-4 1B 1-2	4	2	2	2	0	0	2							
Paul Bako, L (1,2) OBP: 0.625, SLG: 0.714						E4 SH2-4			P6 1B	4	0	2	0	0	0	1							
Glendon Rusch, L (1,1) OBP: 0.333, SLG: 1.333						SH2-4 1-2			G6-3 2H	3	1	1	2	0	0	3							
Inning Stats	R: 0 E: 0 K: 1 S: 11	H: 1 LOB: 0 BB: 0 P: 17	R: 0 E: 0 K: 0 S: 6	H: 0 LOB: 1 BB: 0 P: 10	R: 0 E: 1 K: 1 S: 10	H: 0 LOB: 1 BB: 0 P: 13	R: 1 E: 0 K: 2 S: 12	H: 1 LOB: 0 BB: 0 P: 22	R: 2 E: 1 K: 0 S: 16	H: 3 LOB: 1 BB: 0 P: 22	R: 2 E: 0 K: 0 S: 10	H: 3 LOB: 1 BB: 0 P: 14	R: 1 E: 0 K: 2 S: 8	H: 0 LOB: 0 BB: 1 P: 17	R: 0 E: 0 K: 1 S: 16	H: 2 LOB: 2 BB: 0 P: 22	1B: 6 2B: 1 3B: 0 HR: 3	SF: 0 SAC: 2 DP: 0 HBP: 1	WP: 3 PB: 0 SB: 0 CS: 1	PA: 36			
PITCHER Rick Helling, R (1,1) ERA: 5.4 Mike Morgan, R (6,1) ERA: 13.5 Eddie Oropesa, L (7,1) ERA: Miguel Batista, R (7,1) ERA:	IP: 5.0 WLS: L BF: 21	H: 5 R: 3 ER: 3 SO: 4	BB: 0 IBB: 0 HBP: 0 BLK: 0	WP: 0 HR: 1 S: 55 P: 84	ERA: 5.40 WHIP: 1.000	PITCHER	IP: 1.0 WLS: L BF: 7	H: 3 R: 3 ER: 3 SO: 0	BB: 1 IBB: 0 HBP: 0 BLK: 0	WP: 0 HR: 0 S: 10 P: 18	ERA: 27.00 WHIP: 4.000	PITCHER	IP: 0.2 WLS: L BF: 2	H: 0 R: 0 ER: 0 SO: 1	BB: 0 IBB: 0 HBP: 0 BLK: 0	WP: 0 HR: 0 S: 5 P: 7	ERA: 0.00 WHIP: 0.000	PITCHER	IP: 1.1 WLS: L BF: 6	H: 2 R: 0 ER: 0 SO: 2	BB: 0 IBB: 0 HBP: 0 BLK: 0	WP: 1 HR: 0 S: 19 P: 28	ERA: 0.00 WHIP: 1.500

Arizona Diamondbacks @ Milwaukee Brewers
Miller Park, Milwaukee, WI
Fri Apr 05 2002, 7:05 PM CST
Att: 43,005 - Dome - 72 F

AB	32
R	6
H	10
RBI	5
BB	1
SO	7
LOB	14



Batter	1	2	3	4	5	6	7	8	9	AB R H RBI BB SO LOB	TOP										
Tony Womack, L (1, 6) OBP: 0.385, SLG: 0.476	F8		G5-3			G4-3 BB		K		3 0 0 0 1 1 0	Arizona Diamondbacks @ Milwaukee Brewers Miller Park, Milwaukee, WI Sun Apr 07 2002, 1:05 PM CDT Att: 23,311 - Dome - 72 F livebaseballscorecards.com										
Craig Counsell, L (1, 5) OBP: 0.333, SLG: 0.429	F7			G5-3		G4-3		F8 1B		4 0 1 0 0 0 1											
Luis Gonzalez, L (1, 7) OBP: 0.167, SLG: 0.348	G6-3			F8		P6		F8		4 0 0 0 0 0 1											
Steve Finley, L (1, 8) OBP: 0.286, SLG: 0.667		G4-3		G3-1			G3	K		4 0 0 0 0 1 1											
Damian Miller, R (1, 2) OBP: 0.261, SLG: 0.364						K			G1-3	4 0 2 0 0 1 0											
Mark Grace, L (1, 3) OBP: 0.348, SLG: 0.600							1B 1B		G3-1	4 1 2 0 0 0 1											
David Dellucci, L (1, 9) OBP: 0.286, SLG: 0.667						G3-1 1B 2B			G3-1	3 1 1 1 1 0 2											
Junior Spivey, R (1, 4) OBP: 0.364, SLG: 0.368									F5	4 0 1 1 0 1 3											
Curt Schilling, R (1, 1) OBP: 0.200, SLG: 0.200										3 0 0 0 0 2 4											
Inning Stats	R: 0 H: 0 E: 0 K: 0 S: 5	H: 0 LOB: 0 BB: 0 P: 9	R: 0 H: 1 E: 0 K: 0 S: 11	LOB: 1 BB: 0 P: 15	R: 0 H: 0 E: 0 K: 0 S: 5	H: 0 LOB: 0 BB: 0 P: 7	R: 0 H: 0 E: 0 K: 0 S: 5	H: 0 LOB: 0 BB: 0 P: 9	R: 1 H: 2 E: 0 K: 2 S: 14	H: 1 LOB: 1 BB: 0 P: 20	R: 0 H: 0 E: 0 K: 0 S: 12	H: 0 LOB: 0 BB: 1 P: 18	R: 0 H: 2 E: 0 K: 2 S: 16	H: 2 LOB: 3 BB: 1 P: 28	R: 0 H: 1 E: 0 K: 2 S: 9	H: 1 LOB: 1 BB: 0 P: 17	R: 1 H: 1 E: 0 K: 0 S: 7	H: 1 LOB: 0 BB: 0 P: 10	1B: 5 2B: 1 3B: 0 HR: 1	SF: 0 SAC: 0 DP: 0 HBP: 0	WP: 0 PA: 35 SB: 0 CS: 0
PITCHER	IP WLS BF H R ER SO BB IBB HBP BLK WP HR S P ERA WHIP											IP WLS BF H R ER SO BB IBB HBP BLK WP HR S P ERA WHIP									
15 Ben Sheets, R (1, 1) ERA: 2.08	7.0 L 27 5 1 1 4 2 0 0 0 0 0 0 68 106 1.29 1.000																				
Takahito Nomura, L (8, 1) ERA: 9.0	1.0 4 1 0 0 2 0 0 0 0 0 0 0 9 17 0.00 1.000																				
Jose Cabrera, R (9, 1) ERA: 5.79	1.0 4 1 1 1 0 0 0 0 0 0 0 1 7 10 9.00 1.000																				

Batter	1	2	3	4	5	6	7	8	9	AB R H RBI BB SO LOB	BOTTOM										
Eric Young Sr., R (1, 4) OBP: 0.231, SLG: 0.143	G5-3		K			G4-3			K	4 0 0 0 0 2 1	Arizona Diamondbacks @ Milwaukee Brewers Miller Park, Milwaukee, WI Sun Apr 07 2002, 1:05 PM CDT Att: 23,311 - Dome - 72 F livebaseballscorecards.com										
Alex Sanchez, L (1, 8) OBP: 0.313, SLG: 0.214	K			P4			B5		G6-3	4 0 0 0 0 1 0											
Jeffrey Hammonds, R (1, 9) OBP: 0.467, SLG: 0.769	K			CS BB			BB			1 0 0 0 2 1 0											
Richie Sexson, R (1, 3) OBP: 0.250, SLG: 0.286		F9		K			K			3 0 0 0 0 2 2											
Geoff Jenkins, L (1, 7) OBP: 0.250, SLG: 0.348		K				K		K2-3		3 0 0 0 0 3 1											
Tyler Houston, L (1, 5) OBP: 0.400, SLG: 0.429		K				K		K		3 0 0 0 0 3 0											
José Hernández, R (1, 6) OBP: 0.286, SLG: 0.571			K			K		K		3 0 0 0 0 3 0											
Raul Casanova, S (1, 2) OBP: 0.267, SLG: 0.214								F7 1B	G3	3 0 1 0 0 0 0											
15 Ben Sheets, R (1, 1) ERA: 2.08										2 0 0 0 0 2 1											
Takahito Nomura, L (8, 1) ERA: 9.0										0 0 0 0 0 0 0											
Jose Cabrera, R (9, 1) ERA: 5.79										0 0 0 0 0 0 0											
Matt Stairs, L (9, PH) OBP: 0.250, SLG: 0.250									P3	1 0 0 0 0 0 0											
Inning Stats	R: 0 H: 0 E: 0 K: 2 S: 15	H: 0 LOB: 0 BB: 0 P: 21	R: 0 H: 0 E: 0 K: 2 S: 7	H: 0 LOB: 0 BB: 0 P: 9	R: 0 H: 1 E: 0 K: 3 S: 12	LOB: 1 BB: 0 P: 19	R: 0 H: 0 E: 0 K: 1 S: 7	H: 0 LOB: 1 BB: 1 P: 14	R: 0 H: 0 E: 0 K: 3 S: 10	H: 0 LOB: 0 BB: 0 P: 15	R: 0 H: 0 E: 0 K: 1 S: 7	H: 0 LOB: 0 BB: 0 P: 8	R: 0 H: 0 E: 0 K: 2 S: 10	H: 0 LOB: 1 BB: 1 P: 15	R: 0 H: 0 E: 0 K: 2 S: 11	H: 0 LOB: 0 BB: 0 P: 17	R: 0 H: 0 E: 0 K: 1 S: 6	H: 0 LOB: 0 BB: 0 P: 9	1B: 1 2B: 1 3B: 0 HR: 0	SF: 0 SAC: 0 DP: 1 HBP: 0	WP: 0 PA: 29 SB: 0 CS: 1
PITCHER	IP WLS BF H R ER SO BB IBB HBP BLK WP HR S P ERA WHIP											IP WLS BF H R ER SO BB IBB HBP BLK WP HR S P ERA WHIP									
Curt Schilling, R (1, 1) ERA: 5.79	9.0 W 29 1 0 0 17 2 0 0 0 0 0 0 85 127 0.00 0.333																				

Batter	1	2	3	4	5	6	7	8	9	AB	R	H	RBI	BB	SO	LOB	TOP						
Tony Womack, L (1,6) OBP: 0.345, SLG: 0.417 Danny Klassen, R (7,6)	1-1 P4		1-1 G4-3			0-1 P2			0-1 G4-3	3	0	0	0	0	0	1							
Junior Salvey, R (1,4) OBP: 0.308, SLG: 0.304	2-2 F9			0-0 P6		0-3 K			1-2 E6	4	0	0	0	0	1	0							
Luis Gonzalez, L (1,7) OBP: 0.143, SLG: 0.296	0-1 G3			3-2 F8		0-1 G3			2-1 F5	4	0	0	0	0	0	1							
Mark Grace, L (1,3) OBP: 0.370, SLG: 0.565		2-1 FC6-4 1B		0-1 F8			1-2 F9		4-2 BB	3	0	1	0	1	0	0							
Danny Bautista, R (1,9) OBP: 0.440, SLG: 0.609		0-0 FC6-4 G3			1-1 FC3-6 1B		2-3 K		0-3 K	4	0	1	0	0	2	3							
Steve Finley, L (1,8) OBP: 0.282, SLG: 0.619 Eddie Oropesa, L (7,1) Bret Prinz, R (8,1)	0-1 G3			0-1 G3		0-1 FC3-6 1B			2-2 P5	3	0	1	0	0	0	1							
Rod Barajas, R (1,2) OBP: 0.250, SLG: 0.250	0-1 G1			0-1 F7				1-1 G6-3		3	0	0	0	0	0	3							
Craig Counsell, L (1,5) OBP: 0.292, SLG: 0.375			1-0 G3		2-1 FC3-6			0-3 K		3	0	0	0	0	1	2							
Brian Anderson, R (1,1) OBP: 0.500, SLG: 0.500 Chris Donnels, L (5, PH) Mike Morgan, R (5, 1) Quinton McCracken, S (7, 8)			0-0 G4-3 1B		0-1 G6-3			1-2 G1-3		1	0	1	0	0	0	0							
										1	0	0	0	0	0	2							
										0	0	0	0	0	0	0							
										1	0	0	0	0	0	0							
Inning Stats	R: 0 E: 0 K: 0 S: 9	H: 0 LOB: 0 BB: 0 P: 12	R: 0 E: 0 K: 0 S: 7	H: 1 LOB: 1 BB: 0 P: 9	R: 0 E: 0 K: 0 S: 4	H: 1 LOB: 0 BB: 0 P: 6	R: 0 E: 0 K: 0 S: 7	H: 0 LOB: 0 BB: 0 P: 10	R: 0 E: 0 K: 0 S: 10	H: 2 LOB: 2 BB: 0 P: 13	R: 0 E: 0 K: 1 S: 7	H: 0 LOB: 0 BB: 0 P: 7	R: 0 E: 0 K: 1 S: 10	H: 0 LOB: 0 BB: 0 P: 15	R: 0 E: 0 K: 1 S: 8	H: 0 LOB: 0 BB: 1 P: 10	R: 0 E: 1 K: 12 S: 12	H: 0 LOB: 2 BB: 1 P: 19	1B: 4 2B: 0 3B: 0 HR: 0	SF: 0 SAC: 0 DP: 1 HBP: 0	WP: 0 PB: 0 SB: 0 CS: 0	PA: 32	
PITCHER Brian Lawrence, R (1, 1) ERA: 2.45	IP: 9.0 WLS: W BF: 32 H: 4 R: 0 ER: 0 SO: 4 BB: 1 IBB: 0 HBP: 0 BLK: 0 WP: 0 HR: 0 S: 74 P: 101 ERA: 0.00 WHIP: 0.556											PITCHER	IP: 9.0 WLS: W BF: 32 H: 4 R: 0 ER: 0 SO: 4 BB: 1 IBB: 0 HBP: 0 BLK: 0 WP: 0 HR: 0 S: 74 P: 101 ERA: 0.00 WHIP: 0.556										

Arizona Diamondbacks @ San Diego Padres
Qualcomm Stadium, San Diego, CA
Mon Apr 08 2002, 6:05 PM EDT
Att: 59,103 - Cloudy - 68 F

AB	31
R	0
H	4
RBI	0
BB	1
SO	4
LOB	13



Batter	1	2	3	4	5	6	7	8	9	AB	R	H	RBI	BB	SO	LOB	BOTTOM						
D'Angelo Jimenez, S (1,4) OBP: 0.355, SLG: 0.548	1-1 HR 1B		1-1 E9 SF7 1B	1-1 F9		3-1 HR 2H		1-3 K		5	3	3	2	0	1	0							
Mark Kotsay, L (1,8) OBP: 0.333, SLG: 0.385	1-3 K		0-1 SF7		1-0 G5-3	0-0 G3-1		1-2 F7		4	0	0	1	0	1	1							
Phil Nevin, R (1,3) OBP: 0.407, SLG: 0.560	3-1 HR 1H		0-1 E PB 1B		0-1 E	1-0 F9				4	2	3	2	0	0	0							
Ryan Klesko, L (1,9) Trenidad Hubbard, R (8, 9)	1-0 G4-3		3-2 P6		1-2 E6		3-3 K			4	0	0	0	0	1	2							
Bubba Trammell, R (1,7) OBP: 0.400, SLG: 0.471	4-1 BB		1-0 E1 E 1B		1-1 L7		2-0 G4-3			3	1	1	0	1	0	2							
Sean Burroughs, L (1,5) OBP: 0.300, SLG: 0.350	2-3 K		3-1 E		0-0 G4-3		1-1 G4-3 1B			4	0	2	0	0	1	3							
Deivi Cruz, R (1,6) OBP: 0.200, SLG: 0.200		1-2 G5-3	0-2 F5			0-1 G5-3		1-2 BB 1B		4	0	1	0	0	0	1							
Javier Cardona, R (1,2) OBP: 0.250, SLG: 0.143		1-2 G1-3		2-1 G5-3		4-1 BB 2B		2-3 K		3	1	0	0	1	1	2							
Brian Lawrence, R (1, 1) OBP: 0.333, SLG: 0.667		2-3 K		2-2 G4-3		1-0 HR 2B		0-0 L4		4	1	1	1	0	1	0							
Inning Stats	R: 2 E: 0 K: 2 S: 12	H: 2 LOB: 1 BB: 1 P: 24	R: 0 E: 0 K: 1 S: 9	H: 0 LOB: 0 BB: 0 P: 13	R: 3 E: 2 K: 0 S: 16	H: 4 LOB: 1 BB: 0 P: 24	R: 0 E: 0 K: 0 S: 7	H: 0 LOB: 0 BB: 0 P: 12	R: 0 E: 1 K: 0 S: 9	H: 1 LOB: 2 BB: 0 P: 12	R: 3 E: 0 K: 0 S: 8	H: 2 LOB: 0 BB: 1 P: 17	R: 0 E: 0 K: 2 S: 10	H: 2 LOB: 2 BB: 0 P: 18	R: 0 E: 0 K: 1 S: 7	H: 0 LOB: 0 BB: 0 P: 9	1B: 8 2B: 1 3B: 0 HR: 2	SF: 1 SAC: 0 DP: 0 HBP: 0	WP: 0 PB: 1 SB: 0 CS: 0	PA: 38			
PITCHER Brian Anderson, L (1, 1) ERA: 9.0 Mike Morgan, R (5, 1) ERA: 13.5 Eddie Oropesa, L (7, 1) ERA: Bret Prinz, R (8, 1) ERA: 13.5	IP: 4.0 WLS: L BF: 19 H: 6 R: 5 ER: 3 SO: 3 BB: 1 IBB: 0 HBP: 0 BLK: 0 WP: 1 HR: 1 S: 44 P: 73 ERA: 6.75 WHIP: 1.750											PITCHER	IP: 4.0 WLS: L BF: 19 H: 6 R: 5 ER: 3 SO: 3 BB: 1 IBB: 0 HBP: 0 BLK: 0 WP: 1 HR: 1 S: 44 P: 73 ERA: 6.75 WHIP: 1.750										

Arizona Diamondbacks @ San Diego Padres
Qualcomm Stadium, San Diego, CA
Mon Apr 08 2002, 6:05 PM EDT
Att: 59,103 - Cloudy - 68 F

AB	35
R	8
H	11
RBI	6
BB	2
SO	6
LOB	11



Batter	1	2	3	4	5	6	7	8	9	AB	R	H	RBI	BB	SO	LOB	TOP			
Tony Womack, L (1, 6) OBP: 0.303, SLG: 0.357	L6		F2			G3-1		FC5-4		4	0	0	0	0	0	3	Arizona Diamondbacks @ San Diego Padres Qualcomm Stadium, San Diego, CA Tue Apr 09 2002, 10:05 PM EDT Att: 43,861 - Cloudy - 64 F			
Danny Bautista, R (1, 9) OBP: 0.414, SLG: 0.667	G1-3		G6-3			HR		K2-3		4	1	1	1	0	1	3				
Luis Gonzalez, L (1, 7) OBP: 0.188, SLG: 0.400	HR				G1-3		F9			3	1	1	1	1	0	0				
Mark Grace, L (1, 3) OBP: 0.355, SLG: 0.519	K				G6-4-3 1B		P6		BB	4	0	1	0	0	1	3				
Damian Miller, R (1, 2) OBP: 0.289, SLG: 0.360 Quinton McCracken, S (8, PH) OBP: 0.250, SLG: 0.250		G4-6-3 1B			G6-4-3 1-2f				K	3	0	1	0	0	1	1				
Steve Finley, L (1, 8) OBP: 0.286, SLG: 0.542	G4-6-3 1-2f					B1		G5-4-3 BB		3	0	0	0	1	0	1				
Junior Spivey, R (1, 4) OBP: 0.333, SLG: 0.407			F8				G5-4-3 1-2f			4	0	2	0	0	0	1				
Craig Counsell, L (1, 5) OBP: 0.357, SLG: 0.407						G4-3		FC5-4 1B		3	0	2	0	1	0	1				
Todd Stottlemyre, L (1, 1) Eddie Crotecha, L (6, PH) Mike Morgan, R (7, PH) Chris Donnels, L (8, PH) Jose Guillen, R (8, PH) Mike Myers, L (8, PH) David Dellucci, L (9, PH)			SH5-3 BB			G1-3		FC5-4 1B		1	0	0	0	0	0	1				
Inning Stats	R: 1 E: 0 K: 1 S: 10	H: 1 LOB: 0 BB: 0 P: 14	R: 0 E: 0 K: 0 S: 13	H: 1 LOB: 0 BB: 0 P: 18	R: 0 E: 0 K: 0 S: 10	H: 0 LOB: 1 BB: 1 P: 16	R: 0 E: 0 K: 0 S: 5	H: 1 LOB: 0 BB: 0 P: 8	R: 0 E: 0 K: 0 S: 8	H: 1 LOB: 1 BB: 0 P: 10	R: 0 E: 0 K: 0 S: 8	H: 0 LOB: 0 BB: 1 P: 15	R: 0 E: 0 K: 1 S: 18	H: 2 LOB: 3 BB: 1 P: 30	R: 0 E: 0 K: 2 S: 12	H: 2 LOB: 2 BB: 0 P: 15		1B: 5 2B: 2 3B: 0 HR: 2	SF: 0 SAC: 1 DP: 3 HBP: 0	WP: 0 PB: 0 SB: 1 CS: 1
PITCHER	IP WLS BF H R ER SO BB IBB HBP BLK WP HR S P ERA WHIP																			
Bobby Jones, R (1, 1) ERA: 2.84	6.1 W 24 5 2 2 2 2 2 0 0 0 0 0 2 58 90 2.84 1.105																			
Jason Boyd, R (7, 1) ERA	0.2 H 2 1 0 0 0 0 0 0 0 0 0 0 0 5 8 0.00 1.500																			
Alan Embree, L (8, 1) ERA: 3.0	1.0 H 5 1 0 0 1 1 0 0 0 0 0 0 0 16 26 0.00 2.000																			
Trevor Hoffman, R (9, 1) ERA: 9.0	1.0 S 5 2 0 0 2 0 0 0 0 0 0 0 0 12 15 0.00 2.000																			

Batter	1	2	3	4	5	6	7	8	9	AB	R	H	RBI	BB	SO	LOB	BOTTOM			
D'Angelo Jimenez, S (1, 4) OBP: 0.343, SLG: 0.500	G3		F7			1B G3 HR BB		G4-3		3	1	0	0	1	0	0	Arizona Diamondbacks @ San Diego Padres Qualcomm Stadium, San Diego, CA Tue Apr 09 2002, 10:05 PM EDT Att: 43,861 - Cloudy - 64 F			
Mark Kotsay, L (1, 8) OBP: 0.353, SLG: 0.400	HR 1B		G3-1		G3					4	1	2	0	0	0	1				
Phil Nevin, R (1, 3) OBP: 0.452, SLG: 0.679	HR					HR 1B		F9		3	2	2	2	1	0	1				
Ryan Klesko, L (1, 9) OBP: 0.188, SLG: 0.286	F2							P5		3	1	1	3	1	0	0				
Ray Lankford, L (1, 7) OBP: 0.188, SLG: 0.133 Ron Gant, R (8, PH) OBP: 0.176, SLG: 0.333 Trevor Hoffman, R (9, 1)	K		K		K			G5-3		3	0	0	0	0	3	2				
Sean Burroughs, L (1, 5) OBP: 0.281, SLG: 0.304 Jason Boyd, R (7, 1) Alan Embree, L (8, 1) Bubba Trammell, R (8, PH) OBP: 0.429, SLG: 0.471		G4-3						L8		0	0	0	0	0	0	0				
Ramón Vázquez, L (1, 6) OBP: 0.167, SLG: 0.222					G3			G6-3		4	0	1	0	0	1	1				
Tom Lampkin, L (1, 2) OBP: 0.143, SLG: 0.077								K		3	0	0	0	0	1	1				
Bobby Jones, R (1, 1) Deivi Cruz, R (7, 6) OBP: 0.190, SLG: 0.190								G6-3		2	0	0	0	0	0	1				
Inning Stats	R: 2 E: 0 K: 1 S: 10	H: 2 LOB: 0 BB: 0 P: 15	R: 0 E: 0 K: 0 S: 8	H: 1 LOB: 1 BB: 0 P: 15	R: 0 E: 0 K: 1 S: 7	H: 0 LOB: 2 BB: 2 P: 19	R: 0 E: 0 K: 0 S: 11	H: 0 LOB: 0 BB: 0 P: 16	R: 3 E: 0 K: 1 S: 16	H: 2 LOB: 0 BB: 1 P: 32	R: 0 E: 0 K: 1 S: 7	H: 0 LOB: 1 BB: 0 P: 12	R: 0 E: 0 K: 1 S: 12	H: 1 LOB: 1 BB: 1 P: 21	R: 0 E: 0 K: 1 S: 12	H: 0 LOB: 1 BB: 1 P: 21		1B: 4 2B: 0 3B: 0 HR: 2	SF: 0 SAC: 0 DP: 0 HBP: 0	WP: 0 PB: 0 SB: 0 CS: 0
PITCHER	IP WLS BF H R ER SO BB IBB HBP BLK WP HR S P ERA WHIP																			
Todd Stottlemyre, R (1, 1) ERA: 9.0	5.0 L 23 5 5 5 3 3 0 0 0 0 0 0 0 7 12 9.00 1.600																			
Eddie Crotecha, L (6, 1) ERA	1.0 3 0 0 0 1 0 0 0 0 0 0 0 0 7 12 0.00 0.000																			
Mike Morgan, R (7, 1) ERA: 10.8	1.0 4 1 0 0 0 0 0 0 0 0 0 0 0 8 13 0.00 1.000																			
Mike Myers, L (8, 1) ERA: 4.91	1.0 4 0 0 0 1 1 0 0 0 0 0 0 0 12 21 0.00 1.000																			

Batter	1	2	3	4	5	6	7	8	9	AB	R	H	RBI	BB	SO	LOB	TOP							
Tony Womack, L (1, 6) OBP: 0.270, SLG: 0.313	P6		K		F9		K			4	0	0	0	0	2	1	Arizona Diamondbacks @ San Diego Padres Qualcomm Stadium, San Diego, CA Wed Apr 10 2002, 10:05 PM EDT Att: 15,724 - Sunny - 64 F							
Junior Salvey, R (1, 4) OBP: 0.294, SLG: 0.355	K			G5-3		G4-3	G6-3			4	0	0	0	0	1	0								
Luis Gonzalez, L (1, 7) OBP: 0.222, SLG: 0.394	F7			G3		1B BB		G1-3		3	1	1	0	1	0	0								
Danny Bautista, R (1, 9) OBP: 0.394, SLG: 0.613		G4-3			BB 1B		F8		K	4	0	1	0	0	1	2								
Steve Finley, L (1, 8) OBP: 0.313, SLG: 0.536		G1-3			BB 1B		BB BB		G1-3	4	0	2	0	0	0	1								
Damian Miller, R (1, 2) OBP: 0.300, SLG: 0.333		F8			BB		BB		F7	2	0	0	0	2	0	1								
Mark Grace, L (1, 3) OBP: 0.371, SLG: 0.533				F7					K	3	0	1	1	1	1	3								
Craig Counsell, L (1, 5) OBP: 0.313, SLG: 0.355			L4			G3	L6		F8	4	0	0	0	0	0	4								
Rick Helling, R (1, 1)									P4	2	0	0	0	0	1	1								
Quinton McCracken, S (7, PH) ERA: 2.20, SLG: 0.250										1	0	0	0	0	1	0								
Eddie Oropesa, L (7, 1)										0	0	0	0	0	0	0								
Miguel Batista, R (8, 1)										0	0	0	0	0	0	0								
Greg Colbrunn, R (9, PH)										1	0	0	0	0	0	0								
Inning Stats	R: 0 E: 0 K: 1 S: 8	H: 0 LOB: 0 BB: 0 P: 13	R: 0 E: 0 K: 0 S: 7	H: 0 LOB: 0 BB: 0 P: 8	R: 0 E: 0 K: 1 S: 9	H: 1 LOB: 1 BB: 0 P: 12	R: 0 E: 0 K: 0 S: 16	H: 2 LOB: 3 BB: 1 P: 25	R: 0 E: 0 K: 1 S: 12	H: 0 LOB: 0 BB: 0 P: 18	R: 1 E: 0 K: 0 S: 12	H: 1 LOB: 3 BB: 3 P: 27	R: 0 E: 0 K: 2 S: 9	H: 0 LOB: 0 BB: 0 P: 12	R: 0 E: 0 K: 1 S: 9	H: 1 LOB: 1 BB: 0 P: 16	R: 0 E: 0 K: 1 S: 6	H: 0 LOB: 0 BB: 0 P: 7	1B: 4 2B: 1 3B: 0 HR: 0	SF: 0 SAC: 0 DP: 0 HBP: 0	WP: 0 PB: 0 SB: 0 CS: 0	PA: 36		
PITCHER	IP WLS BF H R ER SO BB IBB HBP BLK WP HR S P ERA WHIP																							
Brett Tomko, R (1, 1) ERA: 1.42	5.2	24	4	1	1	3	3	0	0	0	0	0	0	0	62	97	1.59	1.235						
Alan Embree, L (6, 1) ERA: 2.7	0.1	2	0	0	0	0	1	0	0	0	0	0	0	0	2	6	0.00	3.000						
Jeremy Fikac, R (7, 1) ERA: 1.8	2.0	7	1	0	0	3	0	0	0	0	0	0	0	18	28	0.00	0.500							
Trevor Hoffman, R (9, 1) ERA: 6.0	1.0	3	0	0	0	1	0	0	0	0	0	0	0	6	7	0.00	0.000							

Batter	1	2	3	4	5	6	7	8	9	AB	R	H	RBI	BB	SO	LOB	BOTTOM						
D'Angelo Jimenez, S (1, 4) OBP: 0.333, SLG: 0.474	G1-3		K		G3		G6-3			4	0	1	0	0	1	0	Arizona Diamondbacks @ San Diego Padres Qualcomm Stadium, San Diego, CA Wed Apr 10 2002, 10:05 PM EDT Att: 15,724 - Sunny - 64 F						
Mark Kotsay, L (1, 8) OBP: 0.342, SLG: 0.364	F7				F9		K			3	0	0	0	1	1	1							
Phil Nevin, R (1, 3) OBP: 0.457, SLG: 0.645	G1-3									3	0	1	0	1	1	2							
Ryan Klesko, L (1, 9) OBP: 0.250, SLG: 0.333										4	1	2	0	0	1	2							
Trenidad Hubbard, R (8, 9)	K						G4-3			0	0	0	0	0	0	0							
Bubba Trammell, R (1, 7) OBP: 0.400, SLG: 0.429		P4								4	0	1	0	0	0	2							
Deivi Cruz, R (1, 6) OBP: 0.200, SLG: 0.320		F7								4	1	1	1	0	1	2							
Ramón Vázquez, L (1, 5) OBP: 0.227, SLG: 0.273										4	0	2	1	0	1	0							
Tom Lampkin, L (1, 2) OBP: 0.118, SLG: 0.063										3	0	0	0	0	1	3							
Brett Tomko, R (1, 1) OBP: 0.200, SLG: 0.200										2	0	0	0	0	0	2							
Alan Embree, L (6, 1) ERA: 4.09										0	0	0	0	0	0	0							
Mark Sweeney, L (6, PH) OBP: 0.250, SLG: 0.250										1	0	0	0	0	0	0							
Jeremy Fikac, R (7, 1)										0	0	0	0	0	0	0							
Trevor Hoffman, R (9, 1)										0	0	0	0	0	0	0							
Inning Stats	R: 0 E: 0 K: 1 S: 12	H: 1 LOB: 1 BB: 0 P: 18	R: 0 E: 0 K: 1 S: 14	H: 1 LOB: 0 BB: 0 P: 22	R: 0 E: 0 K: 2 S: 9	H: 0 LOB: 1 BB: 1 P: 18	R: 1 E: 0 K: 1 S: 10	H: 3 LOB: 2 BB: 0 P: 14	R: 0 E: 0 K: 0 S: 16	H: 2 LOB: 2 BB: 0 P: 23	R: 1 E: 0 K: 0 S: 9	H: 1 LOB: 0 BB: 0 P: 11	R: 0 E: 0 K: 1 S: 7	H: 0 LOB: 1 BB: 1 P: 16	R: 0 E: 0 K: 1 S: 8	H: 0 LOB: 0 BB: 0 P: 12	1B: 7 2B: 0 3B: 0 HR: 1	SF: 0 SAC: 0 DP: 0 HBP: 0	WP: 0 PB: 0 SB: 0 CS: 0	PA: 34			
PITCHER	IP WLS BF H R ER SO BB IBB HBP BLK WP HR S P ERA WHIP																						
Rick Helling, R (1, 1) ERA: 4.09	6.0	27	8	2	2	5	1	0	0	0	0	0	0	7	16	0.00	1.000						
Eddie Oropesa, L (7, 1) ERA: 1.0	1.0	4	0	0	0	1	1	0	0	0	0	0	0	8	12	0.00	0.000						
Miguel Batista, R (8, 1)	1.0	3	0	0	0	1	0	0	0	0	0	0	0	8	12	0.00	0.000						

Batter	1	2	3	4	5	6	7	8	9	AB	R	H	RBI	BB	SO	LOB	TOP					
Tony Womack, L (1, 6) OBP: 0.277, SLG: 0.293	L3	1B		G5-3		G1-4-3		K		4	0	0	0	1	1	2						
Danny Bautista, R (1, 9) OBP: 0.348, SLG: 0.512	G6-3	1B		L6		F3			G5-3	5	0	1	2	0	0	1						
Luis Gonzalez, L (1, 7) OBP: 0.304, SLG: 0.500	G6-3	G1-6-3				BB	1B		G6-3	4	1	2	0	0	0	2						
Greg Colbrunn, R (1, 3) OBP: 0.400, SLG: 0.600		1B		F9		BB	1B		G6-4-3	4	1	2	0	0	0	1						
Mark Grace, L (7, 3) OBP: 0.366, SLG: 0.471		G3	2B			1B	1B		G6-3	1	0	0	0	0	0	1						
Jose Guillen, R (1, 8) OBP: 0.222, SLG: 0.222		G3	BB			F7			G6-3	4	1	1	0	0	0	2						
Steve Finley, L (7, 8) OBP: 0.368, SLG: 0.531		G3	1B						G1-3	1	0	0	0	0	0	1						
Damian Miller, R (1, 2) OBP: 0.436, SLG: 0.625		1B	G3			1B	BB			2	1	1	0	2	0	0						
Junior Spivey, R (1, 4) OBP: 0.349, SLG: 0.500		G3				2B			FC1-5	4	2	2	2	0	0	3						
Craig Counsell, L (1, 5) OBP: 0.366, SLG: 0.436		1B	1B			2B			2B	4	1	3	3	0	1	2						
Curt Schilling, R (1, 1) OBP: 0.250, SLG: 0.250		2B	1B			1B			G4-3	3	1	1	1	0	1	1						
Quinton McCracken, S (8, PH) OBP: 0.167, SLG: 0.167		1B	1B			K			G4-3	1	0	0	0	0	0	1						
Mike Myers, L (8, 1)		1B	1B			K			G6-3	0	0	0	0	0	0	0						
Byung-Hyun Kim, R (9, 1)		1B	1B			K			G4-3	0	0	0	0	0	0	0						
Inning Stats	R: 0 E: 0 K: 0 S: 6	H: 0 LOB: 0 BB: 0 P: 10	R: 5 E: 0 K: 0 S: 14	H: 5 LOB: 1 BB: 2 P: 26	R: 0 E: 0 K: 0 S: 9	H: 0 LOB: 0 BB: 0 P: 12	R: 1 E: 0 K: 1 S: 12	H: 2 LOB: 1 BB: 0 P: 20	R: 1 E: 0 K: 0 S: 13	H: 3 LOB: 2 BB: 1 P: 20	R: 0 E: 0 K: 0 S: 5	H: 0 LOB: 0 BB: 0 P: 6	R: 0 E: 0 K: 0 S: 4	H: 0 LOB: 0 BB: 0 P: 6	R: 1 E: 0 K: 1 S: 9	H: 2 LOB: 1 BB: 0 P: 12	R: 0 E: 0 K: 0 S: 9	H: 1 LOB: 1 BB: 0 P: 15	1B: 8 2B: 5 3B: 0 HR: 0	SF: 0 SAC: 0 DP: 2 HBP: 1	WP: 0 PB: 0 SB: 2 CS: 0	PA: 41
PITCHER	IP	WLS	BF	H	R	ER	SO	BB	IBB	HBP	BLK	WP	HR	S	P	ERA	WHIP					
Mike Hampton, L (1, 1) ERA: 10.26	7.0	L	32	10	7	7	2	3	0	1	0	0	0	63	100	9.00	1.857					
Dennys Reyes, L (8, 1) ERA: 6.0	2.0		9	3	1	1	1	0	0	0	0	0	0	18	27	4.50	1.500					

Arizona Diamondbacks @ Colorado Rockies
Coors Field, Denver, CO
Fri Apr 12 2002, 7:05 PM MDT
Att. 40,832 - Overcast - 54 F

AB	37
R	8
H	13
RBI	8
BB	3
SO	3
LOB	17

Batter	1	2	3	4	5	6	7	8	9	AB	R	H	RBI	BB	SO	LOB	BOTTOM					
Juan Pierre, L (1, 8) OBP: 0.234, SLG: 0.182	G4-3					P4			F8	4	0	1	0	0	0	1						
Juan Uribe, R (1, 6) OBP: 0.413, SLG: 0.605	F9					HR			F8	4	1	2	1	0	0	1						
Larry Walker, L (1, 9) OBP: 0.405, SLG: 0.711	G3					HR			G5-3	4	1	1	2	0	0	3						
17 Todd Helton, L (1, 3) OBP: 0.349, SLG: 0.297		K				2B			G6-4-3	3	0	1	0	0	1	0						
Todd Zeile, R (1, 5) OBP: 0.421, SLG: 0.765		G3-4-1				1B			G6-4-3	4	0	1	0	0	1	1						
Todd Hollandsworth, L (1, 7) OBP: 0.214, SLG: 0.308		K				2B			K	4	0	0	0	0	3	2						
Jose Ortiz, R (1, 4) OBP: 0.258, SLG: 0.414						L6			K	4	0	2	0	0	1	2						
Gary Bennett, R (1, 2) OBP: 0.231, SLG: 0.333		FC4-6				G4-3			K	4	1	0	0	0	1	2						
Mike Hampton, R (1, 1) OBP: 0.333, SLG: 0.333		1B				G5-3			K	2	0	1	0	0	0	0						
Terry Shumpert, R (7, PH) OBP: 0.222, SLG: 0.176		1B				G6-3			K	1	0	1	0	0	0	0						
Dennys Reyes, R (8, 1)		1B							K	0	0	0	0	0	0	0						
Greg Norton, S (9, PH)		1B							K	1	0	0	0	0	1	1						
Inning Stats	R: 0 E: 0 K: 0 S: 4	H: 0 LOB: 0 BB: 0 P: 7	R: 0 E: 0 K: 2 S: 8	H: 0 LOB: 0 BB: 0 P: 11	R: 1 E: 0 K: 0 S: 13	H: 4 LOB: 2 BB: 0 P: 14	R: 0 E: 0 K: 1 S: 11	H: 0 LOB: 0 BB: 0 P: 12	R: 0 E: 0 K: 0 S: 8	H: 0 LOB: 0 BB: 0 P: 10	R: 2 E: 0 K: 2 S: 21	H: 4 LOB: 2 BB: 0 P: 31	R: 0 E: 0 K: 0 S: 5	H: 1 LOB: 1 BB: 0 P: 7	R: 0 E: 0 K: 0 S: 6	H: 0 LOB: 0 BB: 0 P: 11	R: 0 E: 0 K: 3 S: 13	H: 1 LOB: 1 BB: 0 P: 19	1B: 8 2B: 1 3B: 0 HR: 1	SF: 0 SAC: 0 DP: 2 HBP: 1	WP: 0 PB: 0 SB: 0 CS: 0	PA: 36
PITCHER	IP	WLS	BF	H	R	ER	SO	BB	IBB	HBP	BLK	WP	HR	S	P	ERA	WHIP					
Curt Schilling, R (1, 1) ERA: 1.17	7.0	W	29	9	3	3	5	0	0	0	0	0	0	9	14	0.00	0.000					
Mike Myers, L (8, 1) ERA: 3.6	1.1		4	0	0	0	1	0	0	1	0	0	0	9	14	0.00	0.000					
Byung-Hyun Kim, R (9, 1) ERA:	0.2		3	1	0	0	2	0	0	0	0	0	0	10	16	0.00	1.500					

Arizona Diamondbacks @ Colorado Rockies
Coors Field, Denver, CO
Fri Apr 12 2002, 7:05 PM MDT
Att. 40,832 - Overcast - 54 F

AB	35
R	3
H	10
RBI	3
BB	0
SO	8
LOB	13

Batter	1	2	3	4	5	6	7	8	9	AB	R	H	RBI	BB	SO	LOB	TOP											
Quinton McCracken, S OBP: 0.375, SLG: 0.875	2-1 E 2B	1-3 K			2-2 1-H HR		2-2 SF9 3B		1-2 F8	5	3	3	2	0	1	1												
Junior Salvey, R OBP: 0.346, SLG: 0.500	0-2 E5 2B		1-0 F9		1-1 G6-3		2-1 SF9			3	0	0	1	0	0	1												
Luis Gonzalez, L OBP: 0.309, SLG: 0.480	0-1 1-3 3-H 2-1 2B		2-3 K		0-0 G3-1		3-H 1-0 1B			4	0	2	1	0	1	0												
Mark Grace, L OBP: 0.360, SLG: 0.524	1-3 2-1 P5		1-2 L6		2-0 E 2B		2-0 F7			4	1	1	0	0	0	3												
Danny Bautista, R OBP: 0.319, SLG: 0.467	2-3 K			1-3 K		2-2 E5 SF8 SF9 2-3		2-2 G4-3		4	1	0	0	0	2	3												
Chris Donnels, L OBP: 0.143, SLG: 0.500	3-2 F7			3-1 G3-1		0-0 SF8		2-3 K		2	0	0	1	0	0	2												
Bret Prinz, R										0	0	0	0	0	0	0												
Jose Guillen, R OBP: 0.200, SLG: 0.200										1	0	0	0	0	1	0												
Mike Myers, L										0	0	0	0	0	0	0												
Byung-Hyun Kim, R										0	0	0	0	0	0	0												
Rod Barajas, R OBP: 0.250, SLG: 0.364		0-2 FC1-5 2B		1-2 P4		2-3 3-H 0-2 SF9		0-0 G5-3		3	0	1	1	0	0	0												
Craig Counsell, L OBP: 0.347, SLG: 0.404		1-3 K		0-1 FC3-6 1B		1-0 L4		3-3 K		4	0	1	0	0	2	1												
Miguel Batista, R			0-0 FC1-5		2-1 FC3-6 HR		3-2 G4-3		3-3 K	2	1	0	0	0	0	2												
Eddie Oropesa, L										0	0	0	0	0	0	0												
Tony Womack, L OBP: 0.278, SLG: 0.313										2	0	0	0	0	1	0												
Inning Stats	R: 1 E: 1 K: 1 S: 16	H: 2 LOB: 2 BB: 0 P: 25	R: 0 E: 0 K: 2 S: 11	H: 1 LOB: 1 BB: 0 P: 13	R: 0 E: 0 K: 1 S: 7	H: 0 LOB: 0 BB: 0 P: 11	R: 0 E: 0 K: 1 S: 8	H: 0 LOB: 0 BB: 0 P: 13	R: 2 E: 0 K: 0 S: 12	H: 2 LOB: 0 BB: 0 P: 17	R: 2 E: 1 K: 0 S: 10	H: 1 LOB: 0 BB: 0 P: 15	R: 1 E: 0 K: 0 S: 11	H: 2 LOB: 1 BB: 0 P: 21	R: 0 E: 0 K: 1 S: 8	H: 0 LOB: 0 BB: 0 P: 12	R: 0 E: 0 K: 2 S: 9	H: 0 LOB: 0 BB: 0 P: 16	1B: 3 2B: 3 3B: 1 HR: 1	SF: 3 SAC: 0 DP: 0 HBP: 0	WP: 0 PA: 37 PB: 0 SB: 0 CS: 0							
PITCHER	IP	WLS	BF	H	R	ER	SO	BB	IBB	HBP	BLK	WP	HR	S	P	ERA	WHIP											
John Thomson, R ERA: 4.12	(1, 1)	6.2	L	30	8	6	3	5	0	0	0	0	0	1	74	112	4.05	1.200										
Dennys Reyes, L ERA: 4.91	(7, 1)	1.1		4	0	0	0	1	0	0	0	0	0	0	9	15	0.00	0.000										
Kent Mercker, L ERA:	(9, 1)	1.0		3	0	0	0	2	0	0	0	0	0	0	9	16	0.00	0.000										

Arizona Diamondbacks @ Colorado Rockies
Coors Field, Denver, CO
Sun Apr 14 2002, 1:05 PM MDT
Att: 42,298 - Cloudy - 78 F

AB	34
R	6
H	8
RBI	6
BB	0
SO	8
LOB	13



Batter	1	2	3	4	5	6	7	8	9	AB	R	H	RBI	BB	SO	LOB	BOTTOM											
Juan Pierre, L OBP: 0.298, SLG: 0.231	0-1 G1-3		1-0 1B FC3-6		4-2 1B BB		4-1 G6-4-3 BB		1-1 F7	3	1	1	0	2	0	1												
Juan Uribe, R OBP: 0.411, SLG: 0.569	0-0 G1-3		0-1 FC3-6 1B		2-2 1-3 1B		2-1 G6-4-3 1-2 1B		1-3 K	5	0	2	0	0	1	2												
Larry Walker, L OBP: 0.362, SLG: 0.628	1-2 G6-3		0-0 FC3-6 1-2 3-H 1B		0-3 K				1-3 K	4	0	0	1	0	2	3												
17 Todd Helton, L OBP: 0.346, SLG: 0.326		0-0 1B 3B 2B		2-3 K		1-0 G4-3		1-1 F8		4	1	1	0	0	1	3												
Greg Norton, S OBP: 0.188, SLG: 0.071		1-2 3B 1B		2-3 K		0-1 P5		4-0 1B BB		3	1	1	0	1	1	1												
Todd Hollandsworth, L OBP: 0.212, SLG: 0.250		0-3 K		0-0 G6-4-3 1B		1-3 K		1-0 1B		3	0	1	0	0	2	2												
Benny Agbayani, R OBP: 0.340, SLG: 0.417								1-2 1B		1	0	1	0	0	0	0												
Jose Ortiz, R OBP: 0.257, SLG: 0.394		2-0 P6		1-0 G6-4-3		1-1 K		2-3 K		3	0	1	0	0	0	3												
Dennys Reyes, R										0	0	0	0	0	0	0												
Todd Zeile, R OBP: 0.409, SLG: 0.700										1	0	0	0	0	1	2												
Kent Mercker, L										0	0	0	0	0	0	0												
Ben Petrick, R OBP: 0.130, SLG: 0.273		1-2 1-H 3-H 3B		3-1 F8		1-1 F9		0-3 K		4	0	1	2	0	1	1												
John Thomson, R										2	0	0	0	0	0	1												
Terry Shumpert, R OBP: 0.280, SLG: 0.375		1-2 G1-3		0-0 F8		2-1 G6-3		1-0 1B		2	0	1	0	0	0	0												
Inning Stats	R: 0 E: 0 K: 0 S: 6	H: 0 LOB: 0 BB: 0 P: 7	R: 2 E: 0 K: 1 S: 17	H: 3 LOB: 1 BB: 0 P: 22	R: 1 E: 0 K: 2 S: 13	H: 2 LOB: 1 BB: 0 P: 18	R: 0 E: 0 K: 0 S: 4	H: 1 LOB: 0 BB: 0 P: 8	R: 0 E: 0 K: 1 S: 14	H: 1 LOB: 2 BB: 1 P: 19	R: 0 E: 0 K: 1 S: 9	H: 1 LOB: 0 BB: 0 P: 12	R: 0 E: 0 K: 0 S: 5	H: 0 LOB: 0 BB: 1 P: 13	R: 0 E: 0 K: 2 S: 10	H: 1 LOB: 2 BB: 1 P: 19	R: 0 E: 0 K: 2 S: 10	H: 1 LOB: 1 BB: 0 P: 13	1B: 8 2B: 1 3B: 1 HR: 0	SF: 0 SAC: 0 DP: 2 HBP: 0	WP: 0 PA: 38 PB: 0 SB: 0 CS: 0							
PITCHER	IP	WLS	BF	H	R	ER	SO	BB	IBB	HBP	BLK	WP	HR	S	P	ERA	WHIP											
Miguel Batista, R ERA: 3.52	(1, 1)	5.0	W	22	7	3	3	4	1	0	0	0	0	0	54	74	5.40	1.600										
Eddie Oropesa, L ERA: 2.15	(6, 1)	1.0	H	4	1	0	0	1	0	0	0	0	0	9	12	0.00	1.000											
Bret Prinz, R ERA: 7.36	(7, 1)	1.0	H	3	0	0	0	0	1	0	0	0	0	5	13	0.00	1.000											
Mike Myers, L ERA: 2.35	(8, 1)	0.2	H	3	0	0	0	1	1	0	0	0	0	5	11	0.00	1.500											
Byung-Hyun Kim, R ERA:	(8, 1)	1.1	S	6	2	0	0	3	0	0	0	0	0	15	21	0.00	1.500											

Arizona Diamondbacks @ Colorado Rockies
Coors Field, Denver, CO
Sun Apr 14 2002, 1:05 PM MDT
Att: 42,298 - Cloudy - 78 F

AB	35
R	3
H	10
RBI	3
BB	3
SO	9
LOB	19



Batter	1	2	3	4	5	6	7	8	9	AB	R	H	RBI	BB	SO	LOB	TOP				
Fernando Vina, L (1.4) OBP: 0.317, SLG: 0.345 Placido Polanco, R (7.4) OBP: 0.333, SLG: 0.327 Mike DiFalco, R (9, PH) OBP: 0.346, SLG: 0.583	G6-3 3B	FC6-4 BB		L7			G4-3		G5-3	3	1	1	0	1	0	0					
Edgar Renteria, R (1.6) OBP: 0.381, SLG: 0.462 Miguel Cairo, R (6.6) OBP: 0.125, SLG: 0.143	G6-3	FC6-4 1-2					K		G1-3	3	1	1	1	0	0	2					
J.D. Drew, L (1.9) OBP: 0.426, SLG: 0.596	WP 15 BB BB									3	2	3	2	2	0	0					
5 Albert Pujols, R (1.5) OBP: 0.393, SLG: 0.490 Eduardo Perez, R (6.5) OBP: 0.200, SLG: 0.308	F8			G6-3			F9		FC5-4 1B	3	0	0	0	0	0	2					
15 Jim Edmonds, L (1.8) OBP: 0.559, SLG: 0.786				SH1-3 BB			G6-4-3 1B			2	1	2	1	2	0	0					
Eli Marrero, R (1.7) OBP: 0.543, SLG: 0.758	P4			SH1-3			G6-4-3		K	3	0	0	0	0	1	4					
Tino Martinez, L (1.3) OBP: 0.300, SLG: 0.195		L8		F9			L3		F9 2B	4	0	1	1	0	0	1					
Mike Matheny, R (1.2) OBP: 0.241, SLG: 0.393		E4 G6-3					G5-3		F9	4	0	0	0	0	0	1					
Andy Benes, R (1.1) OBP: 0.250, SLG: 0.250 Travis Smith, R (4.1)	G6-3			F7			G4-3		G4-3	2	0	0	0	0	0	1					
Kerry Robinson, L (8, PH) OBP: 0.214, SLG: 0.308 Mike Matthews, L (8.1)										1	0	0	0	0	0	0					
										1	0	0	0	0	0	1					
										0	0	0	0	0	0	0					
Inning Stats	R: 1 E: 0 K: 0 S: 11	H: 1 LOB: 2 BB: 2 P: 22	R: 0 E: 1 K: 0 S: 6	H: 0 LOB: 1 BB: 1 P: 12	R: 1 E: 0 K: 0 S: 5	H: 1 LOB: 1 BB: 1 P: 13	R: 0 E: 0 K: 0 S: 4	H: 0 LOB: 0 BB: 0 P: 8	R: 2 E: 0 K: 0 S: 11	H: 3 LOB: 0 BB: 0 P: 16	R: 0 E: 0 K: 0 S: 4	H: 0 LOB: 1 BB: 1 P: 17	R: 1 E: 0 K: 0 S: 12	H: 2 LOB: 1 BB: 0 P: 16	R: 0 E: 0 K: 0 S: 7	H: 1 LOB: 1 BB: 0 P: 10	1B: 2 2B: 3 3B: 2 HR: 1	SF: 0 SAC: 1 DP: 1 HBP: 0	WP: 1 PB: 0 SB: 0 CS: 0	PA: 40	
PITCHER	IP WLS BF H R ER SO BB IBB HBP BLK WP HR S P ERA WHIP	IP WLS BF H R ER SO BB IBB HBP BLK WP HR S P ERA WHIP	IP WLS BF H R ER SO BB IBB HBP BLK WP HR S P ERA WHIP	IP WLS BF H R ER SO BB IBB HBP BLK WP HR S P ERA WHIP	IP WLS BF H R ER SO BB IBB HBP BLK WP HR S P ERA WHIP	IP WLS BF H R ER SO BB IBB HBP BLK WP HR S P ERA WHIP	IP WLS BF H R ER SO BB IBB HBP BLK WP HR S P ERA WHIP	IP WLS BF H R ER SO BB IBB HBP BLK WP HR S P ERA WHIP	IP WLS BF H R ER SO BB IBB HBP BLK WP HR S P ERA WHIP	IP WLS BF H R ER SO BB IBB HBP BLK WP HR S P ERA WHIP	IP WLS BF H R ER SO BB IBB HBP BLK WP HR S P ERA WHIP	IP WLS BF H R ER SO BB IBB HBP BLK WP HR S P ERA WHIP	IP WLS BF H R ER SO BB IBB HBP BLK WP HR S P ERA WHIP	IP WLS BF H R ER SO BB IBB HBP BLK WP HR S P ERA WHIP	IP WLS BF H R ER SO BB IBB HBP BLK WP HR S P ERA WHIP	IP WLS BF H R ER SO BB IBB HBP BLK WP HR S P ERA WHIP	IP WLS BF H R ER SO BB IBB HBP BLK WP HR S P ERA WHIP	IP WLS BF H R ER SO BB IBB HBP BLK WP HR S P ERA WHIP	IP WLS BF H R ER SO BB IBB HBP BLK WP HR S P ERA WHIP	IP WLS BF H R ER SO BB IBB HBP BLK WP HR S P ERA WHIP	IP WLS BF H R ER SO BB IBB HBP BLK WP HR S P ERA WHIP

St. Louis Cardinals @ Arizona Diamondbacks
Bank One Ballpark, Phoenix, AZ
Mon Apr 15 2002, 9:35 PM EDT
Att: 32,116 - Dome - 72 F

AB 34
R 5
H 8
RBI 5
BB 5
SO 3
LOB 14



Batter	1	2	3	4	5	6	7	8	9	AB	R	H	RBI	BB	SO	LOB	BOTTOM				
Tony Womack, L (1.6) OBP: 0.322, SLG: 0.373	G6-3 3B	BB 1B BB		E 2B 1B	G4-6-3 BB		L4-6 2-3			3	3	2	0	2	0	1					
Quinton McCracken, S (1.8) OBP: 0.381, SLG: 0.737	G6-3	1B BB		E4 2B	K			E BB BB		3	2	0	2	2	1	2					
Luis Gonzalez, L (1.7) OBP: 0.333, SLG: 0.500	F8	1B 1B		2B 2B	G4-6-3			E BB		4	2	2	4	1	0	1					
Danny Bautista, R (1.9) OBP: 0.373, SLG: 0.542 Jose Guillen, R (8, PH) OBP: 0.198, SLG: 0.188	CS BB	1B 1B		HR 2B				F9 BB		3	2	3	2	1	0	0					
Mark Grace, L (1.3) OBP: 0.400, SLG: 0.533	CS			HR BB				P6		3	2	2	2	2	0	2					
Damian Miller, R (1.2) OBP: 0.419, SLG: 0.667 Rod Barajas, R (8.2) OBP: 0.231, SLG: 0.333		E8 FC4-6		HR				E5		4	2	1	3	0	0	4					
Junior Spivey, R (1.4) OBP: 0.316, SLG: 0.453		E5 BB SH1-4 1B	B5-3	G6-3				G1-3		5	1	0	0	0	0	5					
Craig Counsell, L (1.5) OBP: 0.321, SLG: 0.380 Mike Morgan, R (8.1)		SF8	F7	L9				F7		3	0	0	1	0	0	0					
Rick Helling, R (1.1) Chris Donnels, L (7, PH) OBP: 0.250, SLG: 0.714		SH1-4	G6-3	K				L4-6 2B		2	0	0	0	0	1	0					
Inning Stats	R: 1 E: 0 K: 0 S: 11	H: 1 LOB: 0 BB: 1 P: 20	R: 6 E: 2 K: 0 S: 20	H: 3 LOB: 3 BB: 3 P: 41	R: 0 E: 0 K: 0 S: 6	H: 0 LOB: 0 BB: 0 P: 7	R: 6 E: 1 K: 1 S: 17	H: 4 LOB: 0 BB: 1 P: 32	R: 0 E: 0 K: 1 S: 6	H: 0 LOB: 0 BB: 1 P: 11	R: 1 E: 0 K: 0 S: 9	H: 2 LOB: 0 BB: 0 P: 12	R: 0 E: 0 K: 0 S: 7	H: 1 LOB: 0 BB: 0 P: 11	R: 0 E: 1 K: 0 S: 8	H: 0 LOB: 3 BB: 2 P: 19	1B: 5 2B: 5 3B: 1 HR: 1	SF: 1 SAC: 1 DP: 3 HBP: 0	WP: 0 PB: 0 SB: 0 CS: 1	PA: 44	
PITCHER	IP WLS BF H R ER SO BB IBB HBP BLK WP HR S P ERA WHIP	IP WLS BF H R ER SO BB IBB HBP BLK WP HR S P ERA WHIP	IP WLS BF H R ER SO BB IBB HBP BLK WP HR S P ERA WHIP	IP WLS BF H R ER SO BB IBB HBP BLK WP HR S P ERA WHIP	IP WLS BF H R ER SO BB IBB HBP BLK WP HR S P ERA WHIP	IP WLS BF H R ER SO BB IBB HBP BLK WP HR S P ERA WHIP	IP WLS BF H R ER SO BB IBB HBP BLK WP HR S P ERA WHIP	IP WLS BF H R ER SO BB IBB HBP BLK WP HR S P ERA WHIP	IP WLS BF H R ER SO BB IBB HBP BLK WP HR S P ERA WHIP	IP WLS BF H R ER SO BB IBB HBP BLK WP HR S P ERA WHIP	IP WLS BF H R ER SO BB IBB HBP BLK WP HR S P ERA WHIP	IP WLS BF H R ER SO BB IBB HBP BLK WP HR S P ERA WHIP	IP WLS BF H R ER SO BB IBB HBP BLK WP HR S P ERA WHIP	IP WLS BF H R ER SO BB IBB HBP BLK WP HR S P ERA WHIP	IP WLS BF H R ER SO BB IBB HBP BLK WP HR S P ERA WHIP	IP WLS BF H R ER SO BB IBB HBP BLK WP HR S P ERA WHIP	IP WLS BF H R ER SO BB IBB HBP BLK WP HR S P ERA WHIP	IP WLS BF H R ER SO BB IBB HBP BLK WP HR S P ERA WHIP	IP WLS BF H R ER SO BB IBB HBP BLK WP HR S P ERA WHIP	IP WLS BF H R ER SO BB IBB HBP BLK WP HR S P ERA WHIP	IP WLS BF H R ER SO BB IBB HBP BLK WP HR S P ERA WHIP

St. Louis Cardinals @ Arizona Diamondbacks
Bank One Ballpark, Phoenix, AZ
Mon Apr 15 2002, 9:35 PM EDT
Att: 32,116 - Dome - 72 F

AB 33
R 14
H 11
RBI 14
BB 8
SO 2
LOB 19




Batter	1	2	3	4	5	6	7	8	9	AB	R	H	RBI	BB	SO	LOB	TOP			
Juan Pierre, L (1, 8) OBP: 0.349, SLG: 0.289	0-1 S PB 1B		0-0 E3			0-0 B4-3		1-2 G1-3		4	1	1	0	0	0	0				
Juan Uribe, R (1, 6) OBP: 0.390, SLG: 0.507	2-3 K		1-0 G5-3			0-1 3B		0-3 K		4	0	1	0	0	2	2				
Todd Zeile, R (1, 5) OBP: 0.370, SLG: 0.592	2-3 K 2H			0-0 G5-3		4-0 BB		0-1 G6-3		3	0	0	0	1	1	0				
17 Todd Helton, L (1, 3) OBP: 0.372, SLG: 0.478	1-2 G5-3			2-3 K		0-0 G3		1-3 K		4	0	0	0	0	2	2				
Benny Agbayani, R (1, 7) OBP: 0.340, SLG: 0.442		2-3 K		3-3 K			2-3 K			3	0	0	0	0	3	0				
Mark Little, R (1, 9) OBP: 0.227, SLG: 0.250		1-3 K			1-0 F8		1-2 F8			3	0	0	0	0	1	0				
Jose Ortiz, R (1, 4) OBP: 0.235, SLG: 0.313		3-3 K			3-3 K		3-3 K			3	0	0	0	0	3	0				
Ben Petrick, R (1, 2) OBP: 0.143, SLG: 0.212			1-3 K		0-3 K			1-0 G5-3		3	0	0	0	0	2	0				
Shawn Chacon, R (1, 1) OBP: 0.167, SLG: 0.167			0-3 K			1-3 K		0-3 K		1	0	0	0	0	1	0				
Terry Shumpert, R (6, PH) OBP: 0.200, SLG: 0.273										1	0	0	0	0	1	0				
Dennys Reyes, R (6, PH) OBP: 0.219, SLG: 0.250										0	0	0	0	0	0	0				
Greg Norton, S (8, PH)										1	0	0	0	0	1	0				
Mike James, R (8, 1)										0	0	0	0	0	0	0				
Inning Stats	R: 1 E: 0 K: 2 S: 11	H: 1 LOB: 0 BB: 0 P: 16	R: 0 E: 0 K: 3 S: 9	H: 0 LOB: 0 BB: 0 P: 15	R: 0 E: 1 K: 2 S: 8	H: 0 LOB: 1 BB: 0 P: 10	R: 0 E: 0 K: 2 S: 9	H: 0 LOB: 0 BB: 0 P: 14	R: 0 E: 0 K: 1 S: 9	H: 0 LOB: 0 BB: 1 P: 13	R: 0 E: 0 K: 2 S: 12	H: 0 LOB: 0 BB: 0 P: 18	R: 0 E: 0 K: 1 S: 8	H: 0 LOB: 0 BB: 0 P: 10	R: 0 E: 0 K: 2 S: 8	H: 0 LOB: 0 BB: 0 P: 9	1B: 1 2B: 0 3B: 1 HR: 0	SF: 0 SAC: 0 DP: 0 HBP: 0	WP: 0 PB: 2 SB: 1 CS: 0	PA: 31
PITCHER Randy Johnson, L (1, 1) ERA: 1.38	IP: 9.0 WLS: W BF: 31 H: 2 R: 1 ER: 0 SO: 17 BB: 1 IBB: 0 HBP: 0 BLK: 0 WP: 0 HR: 0 S: 82 P: 118 ERA: 0.00 WHIP: 0.333															PITCHER				

Colorado Rockies @ Arizona Diamondbacks
Bank One Ballpark, Phoenix, AZ
Sun Apr 21 2002, 4:35 PM EDT
Att: 43,891 - Dome - 72 F

livebaseballscorecards.com

AB 30
R 1
H 2
RBI 0
BB 1
SO 17
LOB 4



Batter	1	2	3	4	5	6	7	8	9	AB	R	H	RBI	BB	SO	LOB	BOTTOM			
Tony Womack, L (1, 6) OBP: 0.361, SLG: 0.431	2-1 F8		2-2 E 2B		0-1 G4-3 1B 2B		1-0 F7			4	2	2	0	0	0	0				
Craig Counsell, L (1, 5) OBP: 0.297, SLG: 0.309	1-3 K		3-2 E3 1B 2H		0-0 G4-3		0-2 L6			4	1	0	0	0	1	1				
Junior Spivey, R (1, 4) OBP: 0.380, SLG: 0.521	0-1 F9		4-2 1B 1-2 BB		0-1 BB 1B 3H		1-2 L7			3	0	1	1	1	0	0				
Luis Gonzalez, L (1, 7) OBP: 0.354, SLG: 0.534		3-3 K	2-0 BB 1-3 2H 1B		4-1 BB 1-2 BB		1-0 F8			3	0	1	1	1	1	0				
Danny Bautista, R (1, 9) OBP: 0.384, SLG: 0.582		2-0 G1-3	1-1 F9		0-0 P3		0-0 1B 2B			4	1	1	0	0	0	4				
Steve Finley, L (1, 8) OBP: 0.345, SLG: 0.625		2-1 HR		1-1 F9	2-2 F9		1-3 K2-3			4	1	1	1	0	1	3				
Mark Grace, L (1, 3) OBP: 0.338, SLG: 0.417	1-1 F8			0-1 G4-3		2-2 G4-3		2-1 2B 1B 2H		4	1	1	1	0	0	0				
Damian Miller, R (1, 2) OBP: 0.356, SLG: 0.615			0-1 G5-3	1-0 HR		1-3 K		1-1 2B 1H 2B		4	1	2	2	0	1	0				
Randy Johnson, R (1, 1) OBP: 0.059, SLG: 0.125			2-3 K	3-3 K		0-1 G6-3		1-3 K		4	0	0	0	0	3	1				
Inning Stats	R: 0 E: 0 K: 1 S: 7	H: 0 LOB: 0 BB: 0 P: 10	R: 1 E: 0 K: 1 S: 13	H: 1 LOB: 0 BB: 0 P: 21	R: 2 E: 1 K: 1 S: 16	H: 2 LOB: 2 BB: 1 P: 30	R: 1 E: 0 K: 1 S: 10	H: 1 LOB: 0 BB: 0 P: 15	R: 1 E: 0 K: 0 S: 10	H: 2 LOB: 2 BB: 1 P: 16	R: 0 E: 0 K: 1 S: 8	H: 0 LOB: 0 BB: 0 P: 11	R: 0 E: 0 K: 0 S: 9	H: 0 LOB: 0 BB: 0 P: 11	R: 2 E: 0 K: 2 S: 14	H: 3 LOB: 1 BB: 0 P: 20	1B: 3 2B: 4 3B: 0 HR: 2	SF: 0 SAC: 0 DP: 0 HBP: 0	WP: 0 PB: 0 SB: 0 CS: 0	PA: 36
PITCHER Shawn Chacon, R (1, 1) ERA: 6.95	IP: 5.0 WLS: L BF: 24 H: 6 R: 5 ER: 3 SO: 4 BB: 2 IBB: 0 HBP: 0 BLK: 0 WP: 0 HR: 2 S: 56 P: 92 ERA: 5.40 WHIP: 1.600															PITCHER				
Dennys Reyes, L (6, 1) ERA: 5.91	2.0 6 0 0 0 1 0 0 0 0 0 0 17 22 0.00 0.000																			
Mike James, R (8, 1) ERA: 6.75	1.0 6 3 2 2 2 0 0 0 0 0 0 14 20 18.00 3.000																			

Colorado Rockies @ Arizona Diamondbacks
Bank One Ballpark, Phoenix, AZ
Sun Apr 21 2002, 4:35 PM EDT
Att: 43,891 - Dome - 72 F

livebaseballscorecards.com

AB 34
R 7
H 9
RBI 6
BB 2
SO 7
LOB 9



Batter	1	2	3	4	5	6	7	8	9	AB	R	H	RBI	BB	SO	LOB	TOP				
Tony Womack, L (1, 6) OBP: 0.356, SLG: 0.413	4-1 2B BB	0-1 G4-3			2-2 F8		2-3 K		0-0 SH5-3	3	1	0	0	1	1	0					
Junior Salvey, R (1, 4) OBP: 0.393, SLG: 0.553	2-1 2B 2B		2-0 G1-6-3 1B		0-0 2B 2B		1-3 K		0-3 K	5	2	3	0	0	2	1					
Luis Gonzalez, L (1, 7) OBP: 0.368, SLG: 0.539	3-3 K		3-2 F9		0-0 G4-3 2B		4-1 BB		4-0 FC6-4 IBB	3	0	1	1	2	1	3					
Danny Bautista, R (1, 8) OBP: 0.372, SLG: 0.549	4-0 2B BB		1-1 G1-6-3		0-1 G4-3		1-3 K		1-0 FC6-4	4	1	0	0	1	1	5					
Jose Guillen, R (1, 9) OBP: 0.240, SLG: 0.333	3-3 K			0-0 G6-3 1B	2-2 P4			1-0 F5		3	1	1	0	0	1	4					
Steve Finley, L (8, PH) OBP: 0.339, SLG: 0.612										1	0	0	0	0	0	0					
Damian Miller, R (1, 2) OBP: 0.365, SLG: 0.643	0-2 2B		2-2 F9		1-2 G3 2B			3-2 G5-3		4	0	2	3	0	0	1					
Mark Grace, L (1, 3) OBP: 0.333, SLG: 0.397	0-1 G4-3		1-1 G6-3		0-0 G3			4-2 BB		3	0	0	0	1	0	3					
Craig Counsell, L (1, 5) OBP: 0.295, SLG: 0.306		3-2 F8		3-2 1B	2-3 K			1-0 F7		4	0	1	1	0	1	2					
Curt Schilling, R (1, 1) OBP: 0.154, SLG: 0.154	0-2 F9		0-2 F9		2-3 G4-3			4-2 SH5-3 BB		3	0	0	0	0	1	2					
Quinton McCracken, S (9, PH) OBP: 0.391, SLG: 0.750										0	0	0	0	1	0	0					
Mike Myers, L (9, 1)										0	0	0	0	0	0	0					
Byung-Hyun Kim, R (9, 1)										0	0	0	0	0	0	0					
Inning Stats	R: 3 E: 0 K: 2 S: 15	H: 2 LOB: 1 BB: 2 P: 31	R: 0 E: 0 K: 0 S: 8	H: 0 LOB: 0 BB: 0 P: 11	R: 0 E: 0 K: 0 S: 6	H: 1 LOB: 0 BB: 0 P: 12	R: 1 E: 0 K: 0 S: 13	H: 2 LOB: 1 BB: 0 P: 22	R: 1 E: 0 K: 2 S: 10	H: 2 LOB: 1 BB: 0 P: 15	R: 0 E: 0 K: 3 S: 12	H: 0 LOB: 1 BB: 1 P: 20	R: 0 E: 0 K: 0 S: 10	H: 0 LOB: 1 BB: 1 P: 19	R: 0 E: 0 K: 1 S: 7	H: 0 LOB: 2 BB: 2 P: 16	1B: 3 2B: 5 3B: 0 HR: 0	SF: 0 SAC: 1 DP: 1 HBP: 0	WP: 0 PB: 0 SB: 1 CS: 0	PA: 40	
PITCHER	IP WLS BF H R ER SO BB IBB HBP BLK WP HR S P ERA WHIP	IP WLS BF H R ER SO BB IBB HBP BLK WP HR S P ERA WHIP	IP WLS BF H R ER SO BB IBB HBP BLK WP HR S P ERA WHIP	IP WLS BF H R ER SO BB IBB HBP BLK WP HR S P ERA WHIP	IP WLS BF H R ER SO BB IBB HBP BLK WP HR S P ERA WHIP	IP WLS BF H R ER SO BB IBB HBP BLK WP HR S P ERA WHIP	IP WLS BF H R ER SO BB IBB HBP BLK WP HR S P ERA WHIP	IP WLS BF H R ER SO BB IBB HBP BLK WP HR S P ERA WHIP	IP WLS BF H R ER SO BB IBB HBP BLK WP HR S P ERA WHIP	IP WLS BF H R ER SO BB IBB HBP BLK WP HR S P ERA WHIP	IP WLS BF H R ER SO BB IBB HBP BLK WP HR S P ERA WHIP	IP WLS BF H R ER SO BB IBB HBP BLK WP HR S P ERA WHIP	IP WLS BF H R ER SO BB IBB HBP BLK WP HR S P ERA WHIP	IP WLS BF H R ER SO BB IBB HBP BLK WP HR S P ERA WHIP	IP WLS BF H R ER SO BB IBB HBP BLK WP HR S P ERA WHIP	IP WLS BF H R ER SO BB IBB HBP BLK WP HR S P ERA WHIP	IP WLS BF H R ER SO BB IBB HBP BLK WP HR S P ERA WHIP	IP WLS BF H R ER SO BB IBB HBP BLK WP HR S P ERA WHIP	IP WLS BF H R ER SO BB IBB HBP BLK WP HR S P ERA WHIP	IP WLS BF H R ER SO BB IBB HBP BLK WP HR S P ERA WHIP	IP WLS BF H R ER SO BB IBB HBP BLK WP HR S P ERA WHIP

Arizona Diamondbacks @ Atlanta Braves
Turner Field, Atlanta, GA
Tue Apr 23 2002, 7:35 PM EDT
Att: 30,674 - Cloudy - 74 F

AB 33
R 5
H 8
RBI 5
BB 6
SO 8
LOB 21



Batter	1	2	3	4	5	6	7	8	9	AB	R	H	RBI	BB	SO	LOB	BOTTOM					
Rafael Furcal, S (1, 6) OBP: 0.297, SLG: 0.346	0-3 K			2-3 K		0-1 1B		0-2 SF7		3	0	1	1	0	2	0						
Andruw Jones, R (1, 8) OBP: 0.354, SLG: 0.524	2-1 F8		3-1 HR		1-3 K			3-H G4-3		4	1	1	1	0	1	2						
10 Chipper Jones, S (1, 7) OBP: 0.383, SLG: 0.420	0-2 P6		2-3 K		1-3 K			2-2 G4-6-3 1B		4	0	1	0	0	2	0						
B.J. Surhoff, L (1, 9) OBP: 0.343, SLG: 0.322		0-2 G4-3		0-1 F7			0-2 G4-3 1B		1-3 K	3	0	1	0	0	0	0						
Julio Franco, R (9, PH) OBP: 0.240, SLG: 0.178										1	0	0	0	0	1	1						
Vinny Castilla, R (1, 5) OBP: 0.241, SLG: 0.403		1-2 F9			0-0 L4		2-2 G4-3		1-1 G4-6-3	4	0	0	0	0	0	2						
Javy Lopez, R (1, 2) OBP: 0.274, SLG: 0.298		1-3 K			0-3 K		1-2 G5-3			3	0	0	0	0	2	1						
Wes Helms, R (1, 3) OBP: 0.444, SLG: 0.556			0-2 G5-3		1-3 K			2-1 F9 SF7 2B		3	1	1	0	0	1	0						
Marcus Giles, R (1, 4) OBP: 0.395, SLG: 0.412			2-3 K			2-2 F9		2-2 F9		3	0	0	0	0	1	1						
Jung Keun Bong, L (1, 1) OBP: 0.150, SLG: 0.250			2-2 F7			0-3 K		4-2 BB		1	0	0	0	0	0	0						
Keith Lockhart, L (6, PH) OBP: 0.150, SLG: 0.250										1	0	0	0	0	1	0						
Kevin Gryboski, R (7, 1)										0	0	0	0	0	0	0						
Mark DeRosa, R (8, PH) OBP: 0.526, SLG: 0.529										0	0	0	0	1	0	0						
Kerry Ligtenberg, R (9, 1)										0	0	0	0	0	0	0						
Inning Stats	R: 0 E: 0 K: 1 S: 8	H: 0 LOB: 0 BB: 0 P: 10	R: 0 E: 0 K: 1 S: 9	H: 0 LOB: 0 BB: 0 P: 11	R: 0 E: 0 K: 1 S: 11	H: 0 LOB: 0 BB: 0 P: 15	R: 1 E: 0 K: 2 S: 10	H: 1 LOB: 0 BB: 0 P: 17	R: 0 E: 0 K: 2 S: 7	H: 0 LOB: 0 BB: 0 P: 8	R: 0 E: 0 K: 2 S: 12	H: 1 LOB: 1 BB: 0 P: 15	R: 0 E: 0 K: 1 S: 14	H: 1 LOB: 1 BB: 0 P: 20	R: 1 E: 0 K: 0 S: 13	H: 1 LOB: 1 BB: 1 P: 21	R: 0 E: 0 K: 1 S: 11	H: 1 LOB: 0 BB: 0 P: 15	1B: 3 2B: 1 3B: 0 HR: 1	SF: 1 SAC: 0 DP: 1 HBP: 0	WP: 0 PB: 0 SB: 0 CS: 0	PA: 32
PITCHER	IP WLS BF H R ER SO BB IBB HBP BLK WP HR S P ERA WHIP	IP WLS BF H R ER SO BB IBB HBP BLK WP HR S P ERA WHIP	IP WLS BF H R ER SO BB IBB HBP BLK WP HR S P ERA WHIP	IP WLS BF H R ER SO BB IBB HBP BLK WP HR S P ERA WHIP	IP WLS BF H R ER SO BB IBB HBP BLK WP HR S P ERA WHIP	IP WLS BF H R ER SO BB IBB HBP BLK WP HR S P ERA WHIP	IP WLS BF H R ER SO BB IBB HBP BLK WP HR S P ERA WHIP	IP WLS BF H R ER SO BB IBB HBP BLK WP HR S P ERA WHIP	IP WLS BF H R ER SO BB IBB HBP BLK WP HR S P ERA WHIP	IP WLS BF H R ER SO BB IBB HBP BLK WP HR S P ERA WHIP	IP WLS BF H R ER SO BB IBB HBP BLK WP HR S P ERA WHIP	IP WLS BF H R ER SO BB IBB HBP BLK WP HR S P ERA WHIP	IP WLS BF H R ER SO BB IBB HBP BLK WP HR S P ERA WHIP	IP WLS BF H R ER SO BB IBB HBP BLK WP HR S P ERA WHIP	IP WLS BF H R ER SO BB IBB HBP BLK WP HR S P ERA WHIP	IP WLS BF H R ER SO BB IBB HBP BLK WP HR S P ERA WHIP	IP WLS BF H R ER SO BB IBB HBP BLK WP HR S P ERA WHIP	IP WLS BF H R ER SO BB IBB HBP BLK WP HR S P ERA WHIP	IP WLS BF H R ER SO BB IBB HBP BLK WP HR S P ERA WHIP	IP WLS BF H R ER SO BB IBB HBP BLK WP HR S P ERA WHIP	IP WLS BF H R ER SO BB IBB HBP BLK WP HR S P ERA WHIP	

Arizona Diamondbacks @ Atlanta Braves
Turner Field, Atlanta, GA
Tue Apr 23 2002, 7:35 PM EDT
Att: 30,674 - Cloudy - 74 F

AB 30
R 2
H 5
RBI 2
BB 1
SO 11
LOB 7



Batter	1	2	3	4	5	6	7	8	9	AB	R	H	RBI	BB	SO	LOB	TOP																			
Tony Womack, L (1, 6) OBP: 0.337, SLG: 0.388	2-1 P5	2-3 K		3-2 F9			1-2 FC6-5 1B		1-0 F6	5	1	0	0	0	1	4	Arizona Diamondbacks @ Atlanta Braves Turner Field, Atlanta, GA Wed Apr 24 2002, 7:05 PM EDT Att: 21,122 - Cloudy - 75 F																			
Junior Spivey, R (1, 4) OBP: 0.404, SLG: 0.593	1-0 BB 1B		2-0 HR		2-2 G6-3		1-1 1B E 1B		0-2 G6-3	5	2	3	1	0	0	0																				
Luis Gonzalez, L (1, 7) OBP: 0.380, SLG: 0.532	4-0 BB 1-2 BB		2-2 G6-3		3-0 CS HBP		0-2 E 1B		0-2 G4-3	3	0	1	1	1	0	0																				
Greg Colbrunn, R (1, 3) OBP: 0.462, SLG: 0.545	0-1 L8		4-2 BB		3-2 L8		2-2 E6			2	0	0	0	1	0	3																				
Mark Grace, L (7, PH) OBP: 0.329, SLG: 0.391					1-2		1-2 3-H 2-0			1	0	0	0	0	0	1																				
Danny Bautista, R (1, 9) OBP: 0.354, SLG: 0.520	1-1 FC1-6-4		1-1 F8			2-1 G5-3				4	0	0	0	0	0	5																				
Steve Finley, L (1, 8) OBP: 0.333, SLG: 0.577		1-3 K	2-2 L9			1-2 G4-3				3	0	0	0	1	1																					
Damian Miller, R (1, 2) OBP: 0.373, SLG: 0.621		4-1 WP BB		4-2 BB		1-3 K			2-2 F9	2	0	0	0	2	1																					
Craig Counsell, L (1, 5) OBP: 0.293, SLG: 0.316		1-0 F7		1-3 K			1-0 FC6-5 2B		2-3 K	4	0	1	0	0	2	3																				
Todd Stottlemyre, L (1, 1) David Dellucci, L (7, PH) Miguel Batista, R (7, 1) Jose Guillen, R (8, PH) Bret Prinz, R (8, 1) Mike Myers, L (8, 1) Byung-Hyun Kim, R (8, 1)		4-2 BB		2-1 F7			3-1 F7		1-2 P3	1	0	0	0	1	0	1																				
Inning Stats	R: 0 E: 0 K: 0 S: 7	H: 1 LOB: 2 BB: 1 P: 15	R: 0 E: 0 K: 2 S: 11	H: 0 LOB: 2 BB: 2 P: 23	R: 1 E: 0 K: 1 S: 13	H: 1 LOB: 1 BB: 1 P: 24	R: 0 E: 0 K: 1 S: 11	H: 0 LOB: 1 BB: 1 P: 21	R: 0 E: 0 K: 0 S: 6	H: 0 LOB: 0 BB: 0 P: 14	R: 0 E: 0 K: 1 S: 8	H: 0 LOB: 0 BB: 0 P: 12	R: 2 E: 1 K: 0 S: 18	H: 3 LOB: 2 BB: 0 P: 28	R: 0 E: 0 K: 1 S: 10	H: 0 LOB: 1 BB: 1 P: 19	R: 0 E: 0 K: 0 S: 7	H: 0 LOB: 0 BB: 0 P: 8	1B: 3 2B: 1 3B: 0 HR: 1	SF: 0 SAC: 0 DP: 0 HBP: 1	WP: 1 PB: 0 SB: 0 CS: 1	PA: 39														
PITCHER	IP	WLS	BF	H	R	ER	SO	BB	IBB	HBP	BLK	WP	HR	S	P	ERA	WHIP	PITCHER		IP	WLS	BF	H	R	ER	SO	BB	IBB	HBP	BLK	WP	HR	S	P	ERA	WHIP
Damian Moss, L (1, 1) ERA: 3.38	5.0		22	2	1	1	3	5	0	1	0	1	1	48	97	1.80	1.400	29 John Smoltz, R (9, 1) ERA: 6.39		1.0		3	0	0	0	0	0	0	0	0	0	0	7	8	0.00	0.000
Tim Spooneybarger, R (6, 1) ERA: 3.86	1.0	H	4	1	1	1	1	0	0	0	0	0	0	9	14	9.00	1.000																			
Mike Rentlinger, L (7, 1) ERA: 0.75	0.2	B	4	2	0	0	0	0	0	0	0	0	0	12	17	0.00	3.000																			
Darren Holmes, R (7, 1) ERA: 0.75	0.1		2	0	1	0	0	0	0	0	0	0	0	5	9	0.00	0.000																			
John Foster, L (8, 1) ERA:	1.0	W	4	0	0	0	1	1	0	0	0	0	0	10	19	0.00	1.000																			

Batter	1	2	3	4	5	6	7	8	9	AB	R	H	RBI	BB	SO	LOB	BOTTOM																			
Rafael Furcal, S (1, 6) OBP: 0.295, SLG: 0.341	1-0 G3	1-0 L9			1-1 F7			0-1 BB 1B		4	1	1	0	0	0	1	Arizona Diamondbacks @ Atlanta Braves Turner Field, Atlanta, GA Wed Apr 24 2002, 7:05 PM EDT Att: 21,122 - Cloudy - 75 F																			
Andruw Jones, R (1, 8) OBP: 0.359, SLG: 0.517	0-0 10 BB 1B	3-2 G6-3			0-0 G6-3			4-2 SH5-4 10 BB 1B		3	2	1	0	1	0	1																				
10 Chipper Jones, S (1, 7) OBP: 0.398, SLG: 0.429	4-2 BB 1-2 BB		0-0 BB 1B		2-0 G1-3			0-0 SH5-4 1B		3	0	2	1	1	0	0																				
B.J. Surhoff, L (1, 9) OBP: 0.343, SLG: 0.323	2-0 1-2 2H BB		1-0 L9			0-1 G1-3		0-0 SH5-4		3	0	1	1	0	0	1																				
Vinny Castilla, R (1, 5) OBP: 0.241, SLG: 0.388	0-0 F8		0-0 P3			0-0 G5-3		4-0 BB 1B		3	0	0	0	1	0	3																				
Javy Lopez, R (1, 2) OBP: 0.270, SLG: 0.293	0-1 G5-3		1-3 K			1-0 F7		2-2 BB 1B		1	0	0	0	0	0	2																				
Henry Blanco, R (2, 2) OBP: 0.276, SLG: 0.240								1-2 2-3 3-H 1B		3	0	1	1	0	1	1																				
Wes Helms, R (1, 3) 29 John Smoltz, R (9, 1)		2-2 BB 2B		3-3 K			0-2 G1-6-3 1B		3-3 K	4	1	2	0	0	2	3																				
Marcus Giles, R (1, 4) OBP: 0.376, SLG: 0.389		3-3 K		2-2 G5-3			0-0 F2		3-3 K	4	0	0	0	0	2	5																				
Damian Moss, R (1, 1) Tim Spooneybarger, R (6, 1) Mike Rentlinger, L (7, 1) Darren Holmes, R (7, 1) Keith Lockhart, L (7, PH) John Foster, L (8, 1) Julio Franco, R (8, 3)		3-2 BB 2H 1B		3-2 F9			0-1 G1-6-3			2	0	1	1	0	0	0																				
Inning Stats	R: 1 E: 0 K: 0 S: 10	H: 2 LOB: 2 BB: 1 P: 17	R: 1 E: 0 K: 1 S: 17	H: 2 LOB: 0 BB: 0 P: 29	R: 0 E: 0 K: 1 S: 6	H: 1 LOB: 1 BB: 0 P: 8	R: 0 E: 0 K: 1 S: 10	H: 0 LOB: 0 BB: 0 P: 18	R: 0 E: 0 K: 0 S: 4	H: 0 LOB: 0 BB: 0 P: 7	R: 0 E: 0 K: 0 S: 4	H: 0 LOB: 0 BB: 0 P: 5	R: 0 E: 0 K: 0 S: 6	H: 1 LOB: 0 BB: 0 P: 6	R: 2 E: 0 K: 2 S: 17	H: 3 LOB: 3 BB: 2 P: 32	R: 0 E: 0 K: 0 S: 7	H: 0 LOB: 0 BB: 0 P: 8	1B: 8 2B: 1 3B: 0 HR: 0	SF: 0 SAC: 1 DP: 1 HBP: 0	WP: 0 PB: 0 SB: 0 CS: 0	PA: 35														
PITCHER	IP	WLS	BF	H	R	ER	SO	BB	IBB	HBP	BLK	WP	HR	S	P	ERA	WHIP	PITCHER		IP	WLS	BF	H	R	ER	SO	BB	IBB	HBP	BLK	WP	HR	S	P	ERA	WHIP
Todd Stottlemyre, R (1, 1) ERA: 5.63	6.0		24	5	2	2	3	1	0	0	0	0	0	51	84	3.00	1.000	29 John Smoltz, R (9, 1) ERA: 6.39		1.0		3	0	0	0	0	0	0	0	7	8	0.00	0.000			
Miguel Batista, R (7, 1) ERA: 4.76	1.0	H	3	1	0	0	0	0	0	0	0	0	0	6	6	0.00	1.000																			
Bret Prinz, R (8, 1) ERA: 5.44	0.0	L	2	1	2	2	0	1	0	0	0	0	0	5	8	∞	∞																			
Mike Myers, L (8, 1) ERA: 1.8	0.1	B	2	1	0	0	0	0	0	0	0	0	0	2	2	0.00	3.000																			
Byung-Hyun Kim, R (8, 1) ERA:	0.2		4	1	0	0	2	1	0	0	0	0	0	10	22	0.00	3.000																			



Batter	1	2	3	4	5	6	7	8	9	AB	R	H	RBI	BB	SO	LOB	TOP			
Tony Womack, L (1, 6) OBP: 0.340, SLG: 0.407	G5-3		1B			G3		K		5	2	2	0	0	1	1	Arizona Diamondbacks @ Florida Marlins Pro Player Stadium, Miami, FL Fri Apr 26 2002, 7:05 PM EDT Att: 16,261 - Sunny - 80 F			
Craig Counsell, L (1, 5) OBP: 0.323, SLG: 0.356	1B		1B			P6		CS	G3	5	0	3	1	0	0	1				
Junior Spivey, R (1, 4) OBP: 0.424, SLG: 0.581	L8		1B			G6-3			K	3	1	0	0	2	1	2				
Luis Gonzalez, L (1, 7) OBP: 0.396, SLG: 0.553	F5		BB			K			HR	4	1	2	1	1	1	3				
Damian Miller, R (1, 2)	G3-1		G4-6-3			G1-3		G4-3	G4-3	5	1	1	1	0	0	4				
Steve Finley, L (1, 8) OBP: 0.304, SLG: 0.500	P6					G4-3				4	0	0	0	0	0	2				
Danny Bautista, R (1, 9) OBP: 0.372, SLG: 0.532	1B					F8				4	0	3	1	0	0	1				
Mark Grace, L (1, 3) OBP: 0.329, SLG: 0.366	P6					G6-3		P5		3	0	0	0	1	0	3				
Randy Johnson, R (1, 1) OBP: 0.050, SLG: 0.105			P4			K		CS		3	0	0	0	0	1	2				
Jose Guillen, R (8, PH) OBP: 0.241, SLG: 0.321			G4-6-3							1	0	1	0	0	0	0				
Bret Prinz, R (8, 1)										0	0	0	0	0	0	0				
Byung-Hyun Kim, R (8, 1)										0	0	0	0	0	0	0				
Inning Stats	R: 0 E: 0 K: 0 S: 9	H: 1 LOB: 1 BB: 0 P: 15	R: 0 E: 0 K: 0 S: 8	H: 1 LOB: 1 BB: 0 P: 14	R: 1 E: 0 K: 0 S: 13	H: 2 LOB: 2 BB: 2 P: 25	R: 0 E: 0 K: 0 S: 11	H: 1 LOB: 1 BB: 1 P: 15	R: 3 E: 1 K: 1 S: 12	H: 3 LOB: 2 BB: 1 P: 28	R: 0 E: 0 K: 0 S: 10	H: 1 LOB: 1 BB: 0 P: 11	R: 0 E: 0 K: 1 S: 12	H: 1 LOB: 0 BB: 0 P: 19	R: 1 E: 0 K: 1 S: 8	H: 1 LOB: 0 BB: 0 P: 12	1B: 9 2B: 2 3B: 0 HR: 1	SF: 0 SAC: 0 DP: 2 HBP: 0	WP: 1 PB: 0 CS: 1	PA: 42
PITCHER	IP WLS BF H R ER SO	IP WLS BF H R ER SO	IP WLS BF H R ER SO	IP WLS BF H R ER SO	IP WLS BF H R ER SO	IP WLS BF H R ER SO	IP WLS BF H R ER SO	IP WLS BF H R ER SO	IP WLS BF H R ER SO	IP WLS BF H R ER SO	IP WLS BF H R ER SO	IP WLS BF H R ER SO	IP WLS BF H R ER SO	IP WLS BF H R ER SO	IP WLS BF H R ER SO	IP WLS BF H R ER SO	ERA WHIP	ERA WHIP		
56 Kevin Olsen, R (1, 1) ERA: 5.65	4.1	L	21	6	3	2	0	4	0	0	0	0	1	0	50	83	4.15	2.308		
Vic Darenbourg, L (5, 1) ERA: 2.57	0.2		5	2	1	0	1	0	0	0	0	0	0	0	13	14	0.00	3.000		
Hansel Iztquierdo, R (6, 1) ERA: 1.00	2.0		8	2	0	0	1	0	0	0	0	0	0	0	22	30	0.00	1.000		
Michael Tejera, L (8, 1) ERA: 6.46	1.0		3	1	0	0	1	0	0	0	0	0	0	0	12	19	0.00	1.000		
Gary Knotts, R (9, 1) ERA: 3.55	1.0		4	1	1	1	1	0	0	0	0	0	0	1	8	12	9.00	1.000		

Batter	1	2	3	4	5	6	7	8	9	AB	R	H	RBI	BB	SO	LOB	BOTTOM			
Luis Castillo, S (1, 4) OBP: 0.316, SLG: 0.315	CS		G6-3			K		E	K2-3	4	0	1	0	1	2	1	Arizona Diamondbacks @ Florida Marlins Pro Player Stadium, Miami, FL Fri Apr 26 2002, 7:05 PM EDT Att: 16,261 - Sunny - 80 F			
Alex Gonzalez, R (1, 6) OBP: 0.302, SLG: 0.425	K					G5-3		SF8		3	0	0	1	0	2	1				
Preston Wilson, R (1, 8) OBP: 0.340, SLG: 0.396	CS					1B		E	BB	2	1	2	0	2	0	0				
Mike Lowell, R (1, 5) OBP: 0.400, SLG: 0.598	CS		K			1B		K		4	0	1	1	0	3	3				
Derrek Lee, R (1, 3) OBP: 0.343, SLG: 0.494			K			F8		F9		4	0	0	0	0	2	3				
Kevin Millar, R (1, 7) OBP: 0.333, SLG: 0.452			BB			F6		F9		3	1	1	0	1	0	1				
Eric Owens, R (1, 9) OBP: 0.238, SLG: 0.310			K			G6-3		FC6-4	1B	4	0	2	0	0	1	1				
Mike Redmond, R (1, 2) OBP: 0.373, SLG: 0.295			K			G5-3		FC6-4	G5-3	4	0	0	1	0	1	2				
56 Kevin Olsen, R (1, 1) ERA: 5.65										1	0	0	0	0	1	0				
Vic Darenbourg, L (5, 1) ERA: 2.57										0	0	0	0	0	0	0				
Ramon Castro, R (6, PH) OBP: 0.295, SLG: 0.497										0	0	0	0	0	0	0				
Hansel Iztquierdo, R (8, 1) ERA: 1.00										0	0	0	0	0	0	0				
Michael Tejera, L (8, 1) ERA: 6.46										0	0	0	0	0	0	0				
Tim Raines, S (9, PH) OBP: 0.457, SLG: 0.200										0	1	0	0	1	0	0				
Gary Knotts, R (9, 1) ERA: 3.55										0	0	0	0	0	0	0				
Cliff Floyd, L (9, PH) OBP: 0.622, SLG: 0.600										1	0	0	0	0	0	1				
Inning Stats	R: 0 E: 1 K: 1 S: 10	H: 0 LOB: 0 BB: 2 P: 22	R: 0 E: 0 K: 3 S: 13	H: 0 LOB: 1 BB: 1 P: 21	R: 0 E: 0 K: 2 S: 10	H: 0 LOB: 0 BB: 0 P: 13	R: 1 E: 0 K: 1 S: 15	H: 2 LOB: 1 BB: 0 P: 19	R: 0 E: 0 K: 2 S: 13	H: 1 LOB: 1 BB: 0 P: 15	R: 0 E: 0 K: 1 S: 13	H: 1 LOB: 1 BB: 0 P: 19	R: 1 E: 1 K: 1 S: 16	H: 1 LOB: 2 BB: 2 P: 31	R: 1 E: 0 K: 1 S: 13	H: 2 LOB: 1 BB: 0 P: 19	1B: 5 2B: 2 3B: 0 HR: 0	SF: 1 SAC: 0 DP: 0 HBP: 0	WP: 0 PB: 1 CS: 2	PA: 38
PITCHER	IP WLS BF H R ER SO	IP WLS BF H R ER SO	IP WLS BF H R ER SO	IP WLS BF H R ER SO	IP WLS BF H R ER SO	IP WLS BF H R ER SO	IP WLS BF H R ER SO	IP WLS BF H R ER SO	IP WLS BF H R ER SO	IP WLS BF H R ER SO	IP WLS BF H R ER SO	IP WLS BF H R ER SO	IP WLS BF H R ER SO	IP WLS BF H R ER SO	IP WLS BF H R ER SO	IP WLS BF H R ER SO	ERA WHIP	ERA WHIP		
Randy Johnson, L (1, 1) ERA: 1.37	0.1	H	4	1	1	1	0	2	0	0	0	0	0	0	11	22	27.00	9.000		
Bret Prinz, R (8, 1) ERA: 9.53																				
Byung-Hyun Kim, R (8, 1) ERA: 1.08	1.2	S	7	2	1	1	2	0	0	0	0	0	0	0	18	28	5.40	1.200		

Batter	1	2	3	4	5	6	7	8	9	AB	R	H	RBI	BB	SO	LOB	TOP					
Craig Counsell, L OBP: 0.347, SLG: 0.367 (1, 6)										3	1	2	0	2	0	0	Arizona Diamondbacks @ Florida Marlins Pro Player Stadium, Miami, FL Sat Apr 27 2002, 7:05 PM EDT Att. 15,544 - Sunny - 79 F					
Steve Finley, L OBP: 0.311, SLG: 0.538 (1, 8)										5	1	2	2	0	0	4						
Junior Spivey, R OBP: 0.404, SLG: 0.549 (1, 4)										5	0	0	0	0	0	3						
Luis Gonzalez, L OBP: 0.377, SLG: 0.522 (1, 7)										5	0	0	0	0	3	3						
Danny Bautista, R OBP: 0.367, SLG: 0.542 (1, 9)										4	0	1	0	0	0	0						
Mark Grace, L OBP: 0.348, SLG: 0.400 (1, 3)										4	1	3	0	0	0	1						
Chris Donnels, L OBP: 0.294, SLG: 0.583 (6, PH)										3	0	2	0	0	0	1						
Greg Colbrunn, R OBP: 0.467, SLG: 0.500 (8, 1)										0	0	0	0	1	0	0						
Rod Barajas, R OBP: 0.227, SLG: 0.250 (1, 2)										4	0	1	1	0	2	5						
Miguel Batista, R (1, 1)										2	0	0	0	0	1	2						
David Dellucci, L OBP: 0.200, SLG: 0.200 (6, PH)										1	0	0	0	0	0	2						
Brian Anderson, R OBP: 0.200, SLG: 0.200 (7, 1)										0	0	0	0	0	0	0						
Bret Prinz, R (7, 1)										0	0	0	0	0	0	0						
Tony Womack, L OBP: 0.337, SLG: 0.402 (8, 6)										1	0	0	0	0	1	0						
Inning Stats	R: 2 E: 0 K: 1 S: 11	H: 3 LOB: 1 BB: 0 P: 15	R: 0 E: 0 K: 2 S: 14	H: 1 LOB: 2 BB: 1 P: 20	R: 0 E: 0 K: 0 S: 7	H: 0 LOB: 0 BB: 0 P: 13	R: 1 E: 0 K: 0 S: 6	H: 2 LOB: 0 BB: 0 P: 8	R: 0 E: 0 K: 1 S: 10	H: 1 LOB: 1 BB: 0 P: 16	R: 0 E: 0 K: 0 S: 16	H: 2 LOB: 2 BB: 0 P: 25	R: 0 E: 1 K: 0 S: 7	H: 0 LOB: 0 BB: 0 P: 9	R: 0 E: 0 K: 1 S: 12	H: 1 LOB: 2 BB: 1 P: 19	R: 0 E: 0 K: 2 S: 14	H: 1 LOB: 2 BB: 1 P: 22	1B: 8 2B: 1 3B: 1 HR: 1	SF: 0 SAC: 0 DP: 2 HBP: 0	WP: 0 PB: 0 SB: 0 CS: 0	PA: 40
PITCHER	IP	WLS	BF	H	R	ER	SO	BB	IBB	HBP	BLK	WP	HR	S	P	ERA	WHIP					
Brad Penny, R ERA: 4.26 (1, 1)	7.0	W	30	9	3	3	4	1	0	0	0	0	1	71	106	3.86	1.429					
Vic Darensbourg, L ERA: 2.35 (8, 1)	0.2	H	3	1	0	0	0	0	0	0	0	0	0	8	11	0.00	1.500					
Braden Looper, R ERA: 3.86 (8, 1)	0.1	H	2	0	0	0	1	1	0	0	0	0	0	4	8	0.00	3.000					
Vladimir Nunez, R ERA: 2.35 (9, 1)	1.0	S	5	1	0	0	2	1	0	0	0	0	0	14	22	0.00	2.000					

Batter	1	2	3	4	5	6	7	8	9	AB	R	H	RBI	BB	SO	LOB	BOTTOM				
Luis Castillo, S OBP: 0.314, SLG: 0.312 (1, 4)										4	1	1	0	0	0	0	Arizona Diamondbacks @ Florida Marlins Pro Player Stadium, Miami, FL Sat Apr 27 2002, 7:05 PM EDT Att. 15,544 - Sunny - 79 F				
Alex Gonzalez, R OBP: 0.300, SLG: 0.417 (1, 6)										4	0	1	0	0	1	0					
Preston Wilson, R OBP: 0.346, SLG: 0.387 (1, 8)										2	2	0	0	2	0	2					
Cliff Floyd, L OBP: 0.464, SLG: 0.608 (1, 9)										4	2	3	1	0	0	0					
Mike Lowell, R OBP: 0.413, SLG: 0.635 (1, 5)										4	0	3	2	0	0	2					
Derrek Lee, R OBP: 0.350, SLG: 0.500 (1, 3)										3	1	1	2	1	0	1					
Kevin Millar, R OBP: 0.330, SLG: 0.442 (1, 7)										4	0	1	1	0	0	2					
Vladimir Nunez, R OBP: 1.000, SLG: 1.000 (9, 1)										0	0	0	0	0	0	0					
Charles Johnson, R OBP: 0.172, SLG: 0.185 (1, 2)										4	0	0	0	0	2	1					
Brad Penny, R OBP: 0.071, SLG: 0.071 (8, 1)										3	0	0	0	0	1	0					
Eric Owens, R OBP: 0.238, SLG: 0.310 (9, 7)										0	0	0	0	0	0	0					
Inning Stats	R: 2 E: 0 K: 1 S: 12	H: 2 LOB: 2 BB: 2 P: 25	R: 0 E: 0 K: 0 S: 7	H: 0 LOB: 0 BB: 0 P: 10	R: 3 E: 0 K: 1 S: 18	H: 3 LOB: 1 BB: 1 P: 28	R: 0 E: 0 K: 1 S: 8	H: 0 LOB: 0 BB: 0 P: 11	R: 0 E: 0 K: 0 S: 6	H: 1 LOB: 1 BB: 0 P: 12	R: 0 E: 0 K: 1 S: 5	H: 0 LOB: 0 BB: 0 P: 7	R: 1 E: 0 K: 0 S: 10	H: 4 LOB: 2 BB: 0 P: 16	R: 0 E: 0 K: 0 S: 6	H: 0 LOB: 0 BB: 0 P: 7	1B: 6 2B: 4 3B: 0 HR: 0	SF: 0 SAC: 0 DP: 1 HBP: 0	WP: 0 PB: 0 SB: 0 CS: 0	PA: 35	
PITCHER	IP	WLS	BF	H	R	ER	SO	BB	IBB	HBP	BLK	WP	HR	S	P	ERA	WHIP				
Miguel Batista, R ERA: 6.06 (1, 1)	5.0	L	24	6	5	5	3	3	0	0	0	0	0	13	18	5.40	1.800				
Brian Anderson, L ERA: 7.75 (6, 1)	1.2	7	3	1	1	1	1	0	0	0	0	0	0	2	5	0.00	3.000				
Bret Prinz, R ERA: 9.0 (7, 1)	0.1	1	1	0	0	0	0	0	0	0	0	0	0	2	5	0.00	3.000				
Mike Morgan, R ERA: 5.4 (8, 1)	1.0	3	0	0	0	0	0	0	0	0	0	0	0	6	7	0.00	0.000				

Batter	1	2	3	4	5	6	7	8	9	AB	R	H	RBI	BB	SO	LOB	TOP			
Roberto Alomar, S (1,4) OBP: 0.325, SLG: 0.390 John Valentin, R (7,PH) OBP: 0.302, SLG: 0.342 (7,6)										4	3	3	0	0	0	0				
Roger Cedeño, S (1,7) OBP: 0.242, SLG: 0.236										5	1	2	1	0	0	1				
Mo Vaughn, L (1,3) OBP: 0.404, SLG: 0.422 Grant Roberts, R (8,1) OBP: 1.000, SLG: 1.000 Kane Davis, R (9,1)										5	1	3	1	0	0	3				
31 Mike Piazza, R (1,2) OBP: 0.397, SLG: 0.677 Vance Wilson, R (8,PH) OBP: 0.317, SLG: 0.462 (8,2)										4	2	2	6	0	0	3				
Edgardo Alfonzo, R (1,5) OBP: 0.419, SLG: 0.367										5	0	2	0	0	0	2				
Jeremy Burnitz, L (1,9) OBP: 0.352, SLG: 0.440										4	0	0	0	1	1	2				
Jay Payton, R (1,8) OBP: 0.286, SLG: 0.317										5	1	0	0	0	0	4				
Joe McEwing, R (1,6) OBP: 0.257, SLG: 0.500 (7,4)										5	1	1	2	0	0	2				
Al Leiter, L (1,1) OBP: 0.143, SLG: 0.077 Mark Johnson, L (8,3) OBP: 0.324, SLG: 0.414										4	1	1	0	0	3	0				
Inning Stats	R: 3 E: 0 K: 0 S: 25	H: 4 LOB: 2 BB: 1 P: 41	R: 3 E: 0 K: 1 S: 14	H: 2 LOB: 0 BB: 0 P: 20	R: 4 E: 1 K: 1 S: 22	H: 5 LOB: 2 BB: 0 P: 34	R: 0 E: 0 K: 0 S: 9	H: 0 LOB: 0 BB: 0 P: 14	R: 0 E: 0 K: 1 S: 8	H: 2 LOB: 2 BB: 0 P: 11	R: 0 E: 0 K: 1 S: 10	H: 2 LOB: 0 BB: 0 P: 13	R: 0 E: 0 K: 0 S: 4	H: 1 LOB: 0 BB: 0 P: 5	R: 0 E: 0 K: 1 S: 5	H: 0 LOB: 0 BB: 0 P: 8	1B: 11 2B: 1 3B: 1 HR: 3	SF: 0 SAC: 0 DP: 0 HBP: 0	WP: 0 PB: 0 SB: 0 CS: 0	PA: 45
PITCHER	IP WLS BF H R ER SO BB IBB HBP BLK WP HR S P ERA WHIP																			
Rick Helling, R (1,1) ERA: 7.47	2.1 L 18 8 9 8 2 1 0 0 0 0 0 3 48 75 30.86 3.857																			
Brian Anderson, L (3,1) ERA: 7.25	2.2 11 3 1 1 1 0 0 0 0 0 0 0 30 45 3.38 1.125																			
Mike Morgan, R (6,1) ERA: 4.61	2.0 10 4 0 0 1 0 0 0 0 0 0 0 24 33 0.00 2.000																			
Jose Parra, R (8,1) ERA: 4.5	1.0 3 1 0 0 0 0 0 0 0 0 0 0 4 5 0.00 1.000																			
Eddie Oropesa, L (9,1) ERA: 4.5	1.0 3 0 0 0 1 0 0 0 0 0 0 0 5 8 0.00 0.000																			
Batter	1	2	3	4	5	6	7	8	9	AB	R	H	RBI	BB	SO	LOB	BOTTOM			
Tony Womack, L (1,6) OBP: 0.339, SLG: 0.394										3	0	1	0	0	0	1				
Junior Spivey, R (1,4) OBP: 0.385, SLG: 0.521										4	0	0	1	0	0	4				
Luis Gonzalez, L (1,7) OBP: 0.354, SLG: 0.485 David Dellucci, L (8,7) OBP: 0.278, SLG: 0.533										3	0	0	0	0	0	3				
Jose Guillen, R (1,9) OBP: 0.212, SLG: 0.281										4	0	0	0	0	0	0				
Danny Bautista, R (1,8) OBP: 0.357, SLG: 0.527										4	0	1	0	0	1	0				
Damian Miller, R (1,2) OBP: 0.357, SLG: 0.613 Rod Barajas, R (8,2) OBP: 0.217, SLG: 0.238										3	0	0	0	0	0	2				
Mark Grace, L (1,3) OBP: 0.344, SLG: 0.420										3	0	0	0	0	1	1				
Craig Counsell, L (1,5) OBP: 0.337, SLG: 0.354										3	1	0	0	0	1	0				
Rick Helling, R (1,1) ERA: 7.25 Brian Anderson, R (3,1) ERA: 7.25 Quinton McCracken, S (5,PH) OBP: 0.440, SLG: 0.714 Mike Morgan, R (6,1) ERA: 4.61 Greg Colbrunn, R (7,PH) OBP: 0.286, SLG: 0.442 Jose Parra, R (8,1) ERA: 4.5 Eddie Oropesa, L (9,1) ERA: 4.5										0	0	0	0	0	0	0				
Inning Stats	R: 0 E: 0 K: 0 S: 9	H: 1 LOB: 0 BB: 0 P: 15	R: 0 E: 0 K: 0 S: 8	H: 0 LOB: 0 BB: 0 P: 12	R: 1 E: 2 K: 0 S: 10	H: 0 LOB: 2 BB: 0 P: 16	R: 0 E: 1 K: 1 S: 11	H: 0 LOB: 1 BB: 0 P: 20	R: 0 E: 0 K: 0 S: 7	H: 1 LOB: 1 BB: 0 P: 12	R: 0 E: 0 K: 0 S: 7	H: 0 LOB: 0 BB: 0 P: 8	R: 0 E: 0 K: 0 S: 7	H: 0 LOB: 0 BB: 0 P: 13	R: 0 E: 0 K: 1 S: 9	H: 0 LOB: 0 BB: 0 P: 14	1B: 3 2B: 1 3B: 0 HR: 0	SF: 0 SAC: 0 DP: 2 HBP: 2	WP: 0 PB: 0 SB: 0 CS: 0	PA: 33
PITCHER	IP WLS BF H R ER SO BB IBB HBP BLK WP HR S P ERA WHIP																			
Al Leiter, L (1,1) ERA: 0.92	1.0 W 3 0 0 0 0 0 0 0 0 0 0 0 7 13 0.00 0.000																			
Grant Roberts, R (8,1) ERA: 0.69	1.0 3 0 0 0 0 0 0 0 0 0 0 0 9 14 0.00 0.000																			
Kane Davis, R (9,1) ERA: 4.0	1.0 3 0 0 0 1 0 0 0 0 0 0 0 9 14 0.00 0.000																			

New York Mets @ Arizona Diamondbacks
Bank One Ballpark, Phoenix, AZ
Tue Apr 30 2002, 9:35 PM EDT
Att: 36,743 - Sunny - 82 F

AB 44
R 10
H 16
RBI 10
BB 1
SO 5
LOB 17



New York Mets @ Arizona Diamondbacks
Bank One Ballpark, Phoenix, AZ
Tue Apr 30 2002, 9:35 PM EDT
Att: 36,743 - Sunny - 82 F

AB 31
R 1
H 3
RBI 1
BB 0
SO 3
LOB 11



Batter	1	2	3	4	5	6	7	8	9	AB	R	H	RBI	BB	SO	LOB	TOP						
Roberto Alomar, S OBP: 0.336, SLG: 0.389	F9	G6-4-3 BB		1B		BB		L5		3	0	1	0	2	0	2							
John Valentin, R OBP: 0.313, SLG: 0.349	31 BB 1B	G6-4-3		1B		G3		G1-3		5	1	2	0	0	0	5							
Mo Vaughn, L OBP: 0.386, SLG: 0.400	K		G5-3	G1-2-3				31 G6-4-3 1B	K	5	0	1	0	0	2	4							
31 Mike Piazza, R OBP: 0.397, SLG: 0.652	1B																						
Vance Wilson, R OBP: 0.317, SLG: 0.462	HR BB		F8					G6-4-3	P3	4	1	1	0	1	0	1							
Edgardo Alfonzo, R OBP: 0.409, SLG: 0.358	1B		G6-3					F8	G3	5	1	1	1	0	0	1							
Jeremy Burnitz, L OBP: 0.348, SLG: 0.463	HR			K	L7				F7	4	1	1	3	0	1	1							
Roger Cedeno, S OBP: 0.253, SLG: 0.239	L7			3B 1B	FC6-4				BB 1B BB	3	2	1	0	1	0	1							
Joe McEwing, R OBP: 0.308, SLG: 0.568			S SH1-4 1B	1B 3B	G3				1B BB	3	1	2	1	1	0	0							
Steve Trachsel, R OBP: 0.111, SLG: 0.111										2	0	1	1	0	1	0							
Mark Guthrie, R OBP: 0.293, SLG: 0.325	SH1-4									0	0	0	0	0	0	0							
Jay Payton, R OBP: 0.293, SLG: 0.325				1B 1B	G1-2-3					1	0	1	1	0	0	0							
David Weathers, R OBP: 0.317, SLG: 0.462										0	0	0	0	0	0	0							
Satoru Komiyama, R OBP: 0.278, SLG: 0.438										0	0	0	0	0	0	0							
Inning Stats	R: 4 E: 0 K: 1 S: 18	H: 3 LOB: 0 BB: 1 P: 31	R: 0 E: 0 K: 0 S: 14	H: 1 LOB: 1 BB: 1 P: 20	R: 0 E: 0 K: 0 S: 8	H: 0 LOB: 0 BB: 0 P: 13	R: 2 E: 0 K: 1 S: 13	H: 5 LOB: 2 BB: 0 P: 22	R: 0 E: 0 K: 0 S: 9	H: 1 LOB: 1 BB: 0 P: 14	R: 0 E: 0 K: 0 S: 7	H: 1 LOB: 0 BB: 0 P: 12	R: 1 E: 0 K: 0 S: 5	H: 1 LOB: 2 BB: 2 P: 17	R: 0 E: 0 K: 1 S: 8	H: 0 LOB: 0 BB: 0 P: 13	1B: 10 2B: 0 3B: 1 HR: 1	SF: 0 SAC: 1 DP: 3 HBP: 0	WP: 0 PB: 0 SB: 1 CS: 0	PA: 41			
PITCHER	IP WLS BF H R ER SO BB IBB HBP BLK WP HR S P ERA WHIP	IP WLS BF H R ER SO BB IBB HBP BLK WP HR S P ERA WHIP	IP WLS BF H R ER SO BB IBB HBP BLK WP HR S P ERA WHIP	IP WLS BF H R ER SO BB IBB HBP BLK WP HR S P ERA WHIP	IP WLS BF H R ER SO BB IBB HBP BLK WP HR S P ERA WHIP	IP WLS BF H R ER SO BB IBB HBP BLK WP HR S P ERA WHIP	IP WLS BF H R ER SO BB IBB HBP BLK WP HR S P ERA WHIP	IP WLS BF H R ER SO BB IBB HBP BLK WP HR S P ERA WHIP	IP WLS BF H R ER SO BB IBB HBP BLK WP HR S P ERA WHIP	IP WLS BF H R ER SO BB IBB HBP BLK WP HR S P ERA WHIP	IP WLS BF H R ER SO BB IBB HBP BLK WP HR S P ERA WHIP	IP WLS BF H R ER SO BB IBB HBP BLK WP HR S P ERA WHIP	IP WLS BF H R ER SO BB IBB HBP BLK WP HR S P ERA WHIP	IP WLS BF H R ER SO BB IBB HBP BLK WP HR S P ERA WHIP	IP WLS BF H R ER SO BB IBB HBP BLK WP HR S P ERA WHIP	IP WLS BF H R ER SO BB IBB HBP BLK WP HR S P ERA WHIP	IP WLS BF H R ER SO BB IBB HBP BLK WP HR S P ERA WHIP	IP WLS BF H R ER SO BB IBB HBP BLK WP HR S P ERA WHIP	IP WLS BF H R ER SO BB IBB HBP BLK WP HR S P ERA WHIP	IP WLS BF H R ER SO BB IBB HBP BLK WP HR S P ERA WHIP	IP WLS BF H R ER SO BB IBB HBP BLK WP HR S P ERA WHIP		
Tony Womack, L OBP: 0.336, SLG: 0.382	K		F8		P4			1B BB		3	0	0	0	1	1	2							
Danny Bautista, R OBP: 0.373, SLG: 0.532	E S BB			S 1B		F3		FC4-6 1B		3	0	2	1	1	0	0							
Luis Gonzalez, L OBP: 0.350, SLG: 0.470	P6			F9				BB BB	FC4-6	3	0	0	0	1	0	4							
Damian Miller, R OBP: 0.352, SLG: 0.590	K			G1-6-3 BB		P4			G6-3	3	0	0	0	1	1	2							
Steve Finley, L OBP: 0.317, SLG: 0.556			F9		G1-6-3				F7	3	0	0	0	1	0	2							
Junior Spivey, R OBP: 0.381, SLG: 0.505			G5-3			L7			K	3	0	0	0	1	1	2							
Mark Grace, L OBP: 0.330, SLG: 0.400			G1-3			F8			F9	4	0	0	0	0	0	1							
Craig Counsell, L OBP: 0.343, SLG: 0.364				F8		G6-3 BB			L9	3	1	1	0	1	0	0							
Todd Stottlemyre, L OBP: 0.333, SLG: 0.200										1	0	0	0	0	1	0							
Brian Anderson, R OBP: 0.326, SLG: 0.200										0	0	0	0	0	0	0							
David DeLuca, L OBP: 0.241, SLG: 0.500										1	0	0	0	0	0	2							
Jose Parra, R OBP: 0.241, SLG: 0.500										0	0	0	0	0	0	0							
Greg Colbrunn, R OBP: 0.412, SLG: 0.420										1	0	0	0	0	0	1							
Eddie Oropesa, L OBP: 0.241, SLG: 0.420										0	0	0	0	0	0	0							
Byung-Hyun Kim, R OBP: 0.241, SLG: 0.420										0	0	0	0	0	0	0							
Chris Donnels, L OBP: 0.241, SLG: 0.420										1	0	0	0	0	0	0							
Inning Stats	R: 0 E: 0 K: 2 S: 10	H: 0 LOB: 1 BB: 1 P: 18	R: 0 E: 0 K: 0 S: 9	H: 0 LOB: 0 BB: 0 P: 15	R: 0 E: 0 K: 1 S: 8	H: 0 LOB: 0 BB: 0 P: 11	R: 0 E: 0 K: 0 S: 11	H: 1 LOB: 1 BB: 1 P: 17	R: 0 E: 0 K: 0 S: 6	H: 0 LOB: 2 BB: 2 P: 15	R: 0 E: 0 K: 0 S: 7	H: 0 LOB: 2 BB: 2 P: 16	R: 1 E: 0 K: 0 S: 12	H: 2 LOB: 1 BB: 1 P: 25	R: 0 E: 0 K: 1 S: 10	H: 0 LOB: 0 BB: 0 P: 15	R: 0 E: 0 K: 0 S: 5	H: 0 LOB: 0 BB: 0 P: 7	1B: 2 2B: 1 3B: 0 HR: 0	SF: 0 SAC: 0 DP: 1 HBP: 0	WP: 0 PB: 0 SB: 3 CS: 0	PA: 36	
PITCHER	IP WLS BF H R ER SO BB IBB HBP BLK WP HR S P ERA WHIP	IP WLS BF H R ER SO BB IBB HBP BLK WP HR S P ERA WHIP	IP WLS BF H R ER SO BB IBB HBP BLK WP HR S P ERA WHIP	IP WLS BF H R ER SO BB IBB HBP BLK WP HR S P ERA WHIP	IP WLS BF H R ER SO BB IBB HBP BLK WP HR S P ERA WHIP	IP WLS BF H R ER SO BB IBB HBP BLK WP HR S P ERA WHIP	IP WLS BF H R ER SO BB IBB HBP BLK WP HR S P ERA WHIP	IP WLS BF H R ER SO BB IBB HBP BLK WP HR S P ERA WHIP	IP WLS BF H R ER SO BB IBB HBP BLK WP HR S P ERA WHIP	IP WLS BF H R ER SO BB IBB HBP BLK WP HR S P ERA WHIP	IP WLS BF H R ER SO BB IBB HBP BLK WP HR S P ERA WHIP	IP WLS BF H R ER SO BB IBB HBP BLK WP HR S P ERA WHIP	IP WLS BF H R ER SO BB IBB HBP BLK WP HR S P ERA WHIP	IP WLS BF H R ER SO BB IBB HBP BLK WP HR S P ERA WHIP	IP WLS BF H R ER SO BB IBB HBP BLK WP HR S P ERA WHIP	IP WLS BF H R ER SO BB IBB HBP BLK WP HR S P ERA WHIP	IP WLS BF H R ER SO BB IBB HBP BLK WP HR S P ERA WHIP	IP WLS BF H R ER SO BB IBB HBP BLK WP HR S P ERA WHIP	IP WLS BF H R ER SO BB IBB HBP BLK WP HR S P ERA WHIP	IP WLS BF H R ER SO BB IBB HBP BLK WP HR S P ERA WHIP	IP WLS BF H R ER SO BB IBB HBP BLK WP HR S P ERA WHIP		
Steve Trachsel, R ERA: 3.09	6.2	WLS: 29	BF: 29	H: 3	R: 1	ER: 1	SO: 3	BB: 7	IBB: 0	HBP: 0	BLK: 0	WP: 0	HR: 0	S: 62	P: 114	ERA: 1.35	WHIP: 1.500						
Mark Guthrie, L ERA: 1.8	0.1	WLS: 1	BF: 0	H: 0	R: 0	ER: 0	SO: 0	BB: 0	IBB: 0	HBP: 0	BLK: 0	WP: 0	HR: 0	S: 1	P: 3	ERA: 0.00	WHIP: 0.000						
David Weathers, R ERA: 2.2	1.0	WLS: 3	BF: 0	H: 0	R: 0	ER: 0	SO: 1	BB: 0	IBB: 0	HBP: 0	BLK: 0	WP: 0	HR: 0	S: 10	P: 15	ERA: 0.00	WHIP: 0.000						
Satoru Komiyama, R ERA: 4.32	1.0	WLS: 3	BF: 0	H: 0	R: 0	ER: 0	SO: 0	BB: 0	IBB: 0	HBP: 0	BLK: 0	WP: 0	HR: 0	S: 5	P: 7	ERA: 0.00	WHIP: 0.000						

New York Mets @ Arizona Diamondbacks
Bank One Ballpark, Phoenix, AZ
Wed May 01 2002, 9:35 PM EDT
Att: 34,210 - Cloudy - 73 F

AB	35
R	7
H	12
RBI	7
BB	5
SO	4
LOB	15



New York Mets @ Arizona Diamondbacks
Bank One Ballpark, Phoenix, AZ
Wed May 01 2002, 9:35 PM EDT
Att: 34,210 - Cloudy - 73 F

AB	29
R	1
H	3
RBI	1
BB	7
SO	4
LOB	16



Batter	1	2	3	4	5	6	7	8	9	AB	R	H	RBI	BB	SO	LOB	TOP								
Roberto Alomar, S OBP: 0.323, SLG: 0.372 (1,4)	F5		L6		G4-3		F8		F3	5	0	0	0	0	0	6									
Timo Perez, L OBP: 0.333, SLG: 0.500 (1,8)	F4			F3	1B		G3		G4-3	5	1	1	1	0	0	4									
Mo Vaughn, L OBP: 0.393, SLG: 0.396 (1,3)	K			31 2B	1B		L9			3	1	1	1	1	1	2									
31 Mike Piazza, R OBP: 0.390, SLG: 0.629 (1,2)		G5-3		2B	1B		K		K	4	0	1	0	0	2	1									
Edgardo Alfonzo, R OBP: 0.412, SLG: 0.367 (1,5)	F9			1-3 2H	2B		FC4-6 BB		G4-3	3	0	1	1	1	0	0									
Jeremy Burnitz, L OBP: 0.336, SLG: 0.444 (1,9)	K			0-0	P6		FC4-6 G6-4-3		F7	4	0	0	0	0	1	3									
John Valentin, R OBP: 0.314, SLG: 0.348 (1,6)				1-0	G5-3		G6-4-3			3	0	1	0	0	0	3									
Grant Roberts, R OBP: 1.000, SLG: 1.000 (6,1)									K	0	0	0	0	0	0	0									
Kane Davis, R OBP: 0.314, SLG: 0.400 (8,PH)										0	0	0	0	0	0	0									
Mark Johnson, L OBP: 0.314, SLG: 0.400 (8,PH)										1	0	0	0	0	1	0									
Roger Cedeno, S OBP: 0.272, SLG: 0.253 (1,7)				1-1	F7		PB SH1-3 2B		E	3	1	2	0	1	0	1									
Shawn Estes, R OBP: 0.317, SLG: 0.564 (6,6)				1-0	SH1-4		SH1-3		E6	0	0	0	0	0	0	0									
Joe McEwing, R OBP: 0.317, SLG: 0.564 (6,6)				1-2						2	0	1	0	0	0	1									
Inning Stats	R: 0 E: 0 K: 1 S: 9	H: 0 LOB: 0 BB: 0 P: 12	R: 0 E: 0 K: 1 S: 6	H: 0 LOB: 0 BB: 0 P: 8	R: 0 E: 0 K: 0 S: 9	H: 1 LOB: 1 BB: 0 P: 14	R: 1 E: 0 K: 0 S: 10	H: 2 LOB: 2 BB: 1 P: 18	R: 2 E: 0 K: 1 S: 15	H: 3 LOB: 1 BB: 0 P: 22	R: 0 E: 0 K: 0 S: 9	H: 0 LOB: 0 BB: 1 P: 15	R: 0 E: 0 K: 0 S: 7	H: 1 LOB: 2 BB: 1 P: 19	R: 0 E: 0 K: 1 S: 7	H: 0 LOB: 0 BB: 0 P: 8	R: 0 E: 1 K: 1 S: 16	H: 1 LOB: 2 BB: 0 P: 21	1B: 6 2B: 2 3B: 0 HR: 0	SF: 0 SAC: 2 DP: 1 HBP: 0	WP: 0 PB: 1 SB: 0 CS: 0	PA: 38			
PITCHER	IP	WLS	BF	H	R	ER	SO	BB	IBB	HBP	BLK	WP	HR	S	P	ERA	WHIP								
Miguel Batista, R ERA: 5.64 (1,1)	6.0	W	25	6	3	3	3	2	0	0	0	0	0	58	89	4.50	1.333								
Jose Parra, R ERA: 0.00 (7,1)	0.2	H	4	1	0	0	0	1	0	0	0	0	0	6	17	0.00	3.000								
Eddie Oropesa, L ERA: 4.73 (7,1)	0.1	H	1	0	0	0	0	0	0	0	0	0	0	1	2	0.00	0.000								
Byung-Hyun Kim, R ERA: 0.71 (8,1)	2.0	S	8	1	0	0	2	0	0	0	0	0	0	23	29	0.00	0.500								

New York Mets @ Arizona Diamondbacks
Bank One Ballpark, Phoenix, AZ
Thu May 02 2002, 9:35 PM EDT
Att: 31,466 - Sunny - 76 F



AB 33
R 3
H 8
RBI 3
BB 3
SO 5
LOB 21

Batter	1	2	3	4	5	6	7	8	9	AB	R	H	RBI	BB	SO	LOB	BOTTOM								
Tony Womack, L OBP: 0.322, SLG: 0.364 (1,6)	G6-3		K	G3		G6-3		F7		5	0	0	0	0	1	4									
Danny Bautista, R OBP: 0.377, SLG: 0.561 (1,9)	K		HR		G4-3 1B		G5-3			4	2	2	1	0	1	0									
Luis Gonzalez, L OBP: 0.339, SLG: 0.452 (1,7)	K		K		G4-3		L4			4	0	0	0	0	2	1									
Greg Colbrunn, R OBP: 0.429, SLG: 0.500 (1,3)										4	2	2	1	0	0	0									
Byung-Hyun Kim, R OBP: 0.337, SLG: 0.573 (8,1)		1B 2B	G5-3				F8			0	0	0	0	0	0	0									
Steve Finley, L OBP: 0.337, SLG: 0.573 (1,8)		1B S G6-3 1B		2B BB	K			2B 2B		3	2	2	0	1	1	1									
Junior Spivey, R OBP: 0.393, SLG: 0.539 (1,4)		G6-3 BB		F7			3B	WP 1B 2B		3	1	2	2	1	0	1									
Craig Counsell, L OBP: 0.348, SLG: 0.379 (1,5)		G6-3 1B					K	P6		4	0	2	1	0	1	2									
Rod Barajas, R OBP: 0.222, SLG: 0.208 (1,2)		G6-3						P6		3	0	0	0	1	0	3									
Miguel Batista, R OBP: 0.283, SLG: 0.412 (6,PH)		G6-3								2	0	0	0	0	1	4									
Chris Donnels, L OBP: 0.283, SLG: 0.412 (6,PH)		G6-3								1	0	0	0	0	0	0									
Jose Parra, R OBP: 0.337, SLG: 0.407 (7,1)		G6-3								0	0	0	0	0	0	0									
Eddie Oropesa, L OBP: 0.337, SLG: 0.407 (7,1)		G6-3								0	0	0	0	0	0	0									
Mark Grace, L OBP: 0.337, SLG: 0.407 (8,3)		G6-3								1	0	1	1	0	0	0									
Inning Stats	R: 0 E: 0 K: 2 S: 9	H: 0 LOB: 0 BB: 0 P: 13	R: 2 E: 0 K: 0 S: 11	H: 3 LOB: 1 BB: 1 P: 22	R: 1 E: 0 K: 2 S: 11	H: 1 LOB: 0 BB: 0 P: 18	R: 0 E: 0 K: 1 S: 10	H: 1 LOB: 3 BB: 2 P: 20	R: 2 E: 0 K: 2 S: 13	H: 3 LOB: 1 BB: 0 P: 21	R: 0 E: 0 K: 0 S: 6	H: 0 LOB: 0 BB: 0 P: 6	R: 0 E: 0 K: 0 S: 5	H: 0 LOB: 0 BB: 0 P: 9	R: 2 E: 0 K: 0 S: 13	H: 3 LOB: 1 BB: 0 P: 21	1B: 5 2B: 4 3B: 1 HR: 1	SF: 0 SAC: 0 DP: 1 HBP: 0	WP: 1 PB: 0 SB: 1 CS: 0	PA: 37					
PITCHER	IP	WLS	BF	H	R	ER	SO	BB	IBB	HBP	BLK	WP	HR	S	P	ERA	WHIP								
Shawn Estes, L ERA: 4.38 (1,1)	5.0	L	25	5	0	5	7	2	1	0	0	0	0	11	15	9.00	2.000								
Grant Roberts, R ERA: 0.00 (6,1)	2.0		6	0	0	0	0	0	0	0	0	0	0	11	15	0.00	0.000								
Kane Davis, R ERA: 5.4 (8,1)	1.0		6	3	2	2	0	0	0	0	0	1	0	13	21	18.00	3.000								

New York Mets @ Arizona Diamondbacks
Bank One Ballpark, Phoenix, AZ
Thu May 02 2002, 9:35 PM EDT
Att: 31,466 - Sunny - 76 F



AB 34
R 7
H 11
RBI 6
BB 3
SO 7
LOB 16

Batter	1	2	3	4	5	6	7	8	9	AB	R	H	RBI	BB	SO	LOB	TOP					
Orlando Cabrera, R OBP: 0.342, SLG: 0.380	F8		G4-3		K			BB WP BB		3	0	0	0	1	1	1						
Jose Vidro, S OBP: 0.362, SLG: 0.452	K			F7		P6		F7		4	0	0	0	0	1	1						
Vladimir Guerrero, R OBP: 0.471, SLG: 0.735	G5-3			F3		HR		BB IBB		3	1	1	1	1	0	0						
Lee Stevens, L OBP: 0.392, SLG: 0.474										3	0	0	0	1	3	2						
Fernando Tatis, R OBP: 0.300, SLG: 0.400										3	0	1	0	0	2	1						
52 T.J. Tucker, R OBP: 1.000, SLG: 1.000										0	0	0	0	0	0	0						
Chris Truby, R OBP: 0.297, SLG: 0.400										0	0	0	0	0	0	0						
Henry Rodriguez, L OBP: 0.182, SLG: 0.056										0	0	0	0	1	0	0						
Brad Wilkerson, L OBP: 0.391, SLG: 0.367										4	1	1	0	0	3	4						
Graeme Lloyd, L										0	0	0	0	0	0	0						
Michael Barrett, R OBP: 0.437, SLG: 0.675										4	1	2	2	0	1	1						
Peter Bergeron, L OBP: 0.317, SLG: 0.248										4	0	0	0	0	4	1						
Bruce Chen, L OBP: 0.286, SLG: 0.286										1	0	0	0	0	1	0						
Lou Collier, R										1	0	0	0	0	1	1						
Britt Reames, R OBP: 1.000, SLG: 1.000										0	0	0	0	0	0	0						
Joey Eischen, L										0	0	0	0	0	0	0						
Mike Mordecai, R OBP: 0.345, SLG: 0.346										2	0	0	0	0	0	0						
Inning Stats	R: 0 E: 0 K: 1 S: 7	H: 0 LOB: 0 BB: 0 P: 8	R: 0 E: 0 K: 3 S: 14	H: 1 LOB: 1 BB: 0 P: 19	R: 0 E: 0 K: 2 S: 9	H: 0 LOB: 0 BB: 0 P: 14	R: 0 E: 0 K: 1 S: 6	H: 0 LOB: 1 BB: 1 P: 15	R: 1 E: 0 K: 3 S: 17	H: 2 LOB: 1 BB: 0 P: 21	R: 1 E: 0 K: 2 S: 11	H: 1 LOB: 0 BB: 0 P: 13	R: 1 E: 0 K: 2 S: 10	H: 1 LOB: 0 BB: 0 P: 13	R: 0 E: 0 K: 2 S: 9	H: 0 LOB: 0 BB: 3 P: 27	R: 0 E: 0 K: 1 S: 7	H: 0 LOB: 0 BB: 0 P: 10	1B: 1 2B: 2 3B: 0 HR: 2	SF: 0 SAC: 0 DP: 0 HBP: 0	WP: 1 PB: 0 SB: 0 CS: 0	PA: 36
PITCHER	IP	WLS	BF	H	R	ER	SO	BB	IBB	HBP	BLK	WP	HR	S	P	ERA	WHIP					
Curt Schilling, R ERA: 3.18	7.0	W	27	5	3	3	14	1	0	0	0	0	2	74	103	3.86	0.857					
Jose Parra, R ERA:	0.1	H	3	0	0	0	0	1	1	0	0	1	0	2	13	0.00	3.000					
Mike Myers, L ERA: 1.69	0.1	H	1	0	0	0	1	0	0	0	0	0	0	3	5	0.00	0.000					
Byung-Hyun Kim, R ERA: 0.64	1.1	S	5	0	0	0	2	1	0	0	0	0	0	11	19	0.00	0.750					

Montreal Expos @ Arizona Diamondbacks
Bank One Ballpark, Phoenix, AZ
Fri May 03 2002, 10:05 PM EDT
Att: 31,315 - Dome - 72 F


AB 32
R 3
H 5
RBI 3
BB 4
SO 17
LOB 12



Batter	1	2	3	4	5	6	7	8	9	AB	R	H	RBI	BB	SO	LOB	BOTTOM				
Tony Womack, L OBP: 0.325, SLG: 0.366	K	L4-3				G1-3				5	0	2	1	0	1	4					
Junior Spivey, R OBP: 0.402, SLG: 0.533	HR BB		F9		FC5-2 BB			FC4-6		3	1	1	0	2	0	1					
Danny Bautista, R OBP: 0.373, SLG: 0.578	HR				FC5-2 BB			FC4-6		4	1	1	2	0	1	4					
Steve Finley, L OBP: 0.344, SLG: 0.603	HR				FC5-2			G6-3		3	1	1	1	1	1	2					
Byung-Hyun Kim, R	HR		F8		K2-3			CS IBB		0	0	0	0	0	0	0					
Damian Miller, R OBP: 0.359, SLG: 0.617	HR				G6-3					3	1	1	1	1	1	2					
Mark Grace, L OBP: 0.343, SLG: 0.411					G6-3					4	0	2	0	0	1	0					
Jose Guillen, R OBP: 0.243, SLG: 0.389					G6-4-3					4	1	2	1	0	1	2					
Craig Counsell, L OBP: 0.345, SLG: 0.368										3	0	0	0	1	2	1					
Curt Schilling, R OBP: 0.263, SLG: 0.263										3	0	2	0	0	0	3					
Jose Parra, R										0	0	0	0	0	0	0					
Mike Myers, L										0	0	0	0	0	0	0					
Luis Gonzalez, L OBP: 0.344, SLG: 0.467										1	1	1	0	0	0	0					
Inning Stats	R: 4 E: 0 K: 3 S: 20	H: 3 LOB: 0 BB: 1 P: 35	R: 0 E: 0 K: 1 S: 7	H: 1 LOB: 0 BB: 0 P: 9	R: 0 E: 0 K: 1 S: 10	H: 0 LOB: 0 BB: 0 P: 15	R: 0 E: 0 K: 1 S: 9	H: 1 LOB: 1 BB: 1 P: 14	R: 0 E: 0 K: 1 S: 11	H: 2 LOB: 2 BB: 1 P: 19	R: 0 E: 0 K: 0 S: 8	H: 2 LOB: 3 BB: 1 P: 16	R: 0 E: 0 K: 1 S: 7	H: 1 LOB: 1 BB: 1 P: 14	R: 2 E: 0 K: 0 S: 8	H: 3 LOB: 1 BB: 0 P: 13	1B: 8 2B: 2 3B: 0 HR: 4	SF: 0 SAC: 0 DP: 3 HBP: 0	WP: 0 PB: 0 SB: 0 CS: 2	PA: 38	
PITCHER	IP	WLS	BF	H	R	ER	SO	BB	IBB	HBP	BLK	WP	HR	S	P	ERA	WHIP				
Bruce Chen, L ERA: 4.35	4.0	L	17	5	4	4	6	2	0	0	0	0	3	46	73	9.00	1.750				
Britt Reames, R ERA: 6.14	0.2		4	2	0	0	0	1	0	0	0	0	0	8	14	0.00	4.500				
Joey Eischen, L ERA:	0.2		5	2	0	0	1	1	0	0	0	0	0	8	16	0.00	4.500				
52 T.J. Tucker, R ERA: 1.85	1.2		6	1	0	0	1	0	1	0	0	0	0	10	19	0.00	0.600				
Graeme Lloyd, L ERA: 6.08	1.0		6	3	2	2	0	0	0	0	0	0	1	8	13	18.00	3.000				

Montreal Expos @ Arizona Diamondbacks
Bank One Ballpark, Phoenix, AZ
Fri May 03 2002, 10:05 PM EDT
Att: 31,315 - Dome - 72 F

AB 33
R 6
H 13
RBI 6
BB 5
SO 8
LOB 19



Batter	1	2	3	4	5	6	7	8	9	10	11	AB	R	H	RBI	BB	SO	LOB	TOP						
Orlando Cabrera, R OBP: 0.333, SLG: 0.368 (1, 6)	L5		L9		2B 1B		K2-3		G4-3		G1-3	6	1	1	1	0	1	0							
Jose Vidro, S OBP: 0.366, SLG: 0.450 (1, 4)	G5-3			F8	2B 1B		F9		L6			5	0	1	2	0	0	0							
Vladimir Guerrero, R OBP: 0.462, SLG: 0.709 (1, 9)	G5-3			F2	IBB		G4-3		K			4	0	0	0	1	1	0							
Lee Stevens, L OBP: 0.384, SLG: 0.455 (1, 3)		P6		F9	L6				K			4	0	0	0	1	1	2							
Fernando Tatis, R OBP: 0.400, SLG: 0.733 (1, 5)		F9		G4-3 BLK 1B	2B		SH1-4		P4			5	2	3	1	0	0	1							
Michael Barrett, R OBP: 0.456, SLG: 0.679 (1, 2)		2B		F8	SH1-4 BB				K			4	0	2	0	1	1	2							
Brad Wilkerson, L OBP: 0.386, SLG: 0.355 (1, 7)		K		G4-3	SH1-4				K			3	0	0	0	1	2	3							
Lou Collier, R (1, 8)				F9	1B IBB				K			1	1	0	0	1	0	0							
Henny Rodriguez, L OBP: 0.217, SLG: 0.056 (6, PH)												0	0	0	0	1	0	0							
Peter Bergeron, L OBP: 0.312, SLG: 0.244 (6, PR)												2	0	0	0	0	1	2							
Tomo Ohka, S OBP: 0.102, SLG: 0.182 (8, PH)												2	1	1	1	0	1	0							
Mike Almaraz, S OBP: 0.234, SLG: 0.333 (8, PH)												1	0	0	0	0	0	3							
Scott Stewart, R OBP: 0.254, SLG: 0.333 (8, PH)												0	0	0	0	0	0	0							
Chris Truby, R OBP: 0.234, SLG: 0.336 (8, PH)												1	0	0	0	0	1	2							
52 T.J. Tucker, R OBP: 0.100, SLG: 1.000 (8, PH)												1	0	0	0	0	0	0							
Graeme Lloyd, L OBP: 0.100, SLG: 1.000 (8, PH)												1	0	0	0	0	1	0							
Matt Herges, L (11, 1)												0	0	0	0	0	0	0							
Inning Stats	R: 0 E: 0 K: 0 S: 10	H: 0 LOB: 0 BB: 0 P: 14	R: 0 E: 0 K: 1 S: 11	H: 1 LOB: 1 BB: 0 P: 17	R: 0 E: 0 K: 1 S: 9	H: 0 LOB: 0 BB: 0 P: 10	R: 0 E: 0 K: 0 S: 5	H: 0 LOB: 0 BB: 0 P: 9	R: 4 E: 0 K: 0 S: 23	H: 4 LOB: 2 BB: 2 P: 39	R: 0 E: 0 K: 1 S: 8	H: 0 LOB: 0 BB: 0 P: 16	R: 1 E: 0 K: 3 S: 17	H: 2 LOB: 2 BB: 1 P: 30	R: 0 E: 0 K: 1 S: 11	H: 0 LOB: 1 BB: 1 P: 16	R: 0 E: 0 K: 2 S: 9	H: 0 LOB: 1 BB: 1 P: 15	1B: 4 2B: 3 3B: 0 HR: 1	SF: 0 SAC: 1 DP: 1 HBP: 0	WP: 1 PB: 0 SB: 0 CS: 0	PA: 46			
PITCHER	IP 5.0	WLS 22	BF 5	H 5	R 4	ER 4	SO 2	BB 0	IBB 0	HBP 0	BLK 0	WP 1	HR 0	S 58	P 89	ERA 6.83	WHIP 1.000								
Brian Anderson, L ERA: 6.83 (1, 1)																									
Mike Morgan, R ERA: 4.3 (6, 1)	1.0	5	1	0	0	0	2	0	0	0	0	0	0	8	18	0.00	3.000								
Greg Swindell, L ERA: (7, 1)	1.0	3	0	0	0	1	0	0	0	0	0	0	0	11	16	0.00	0.000								
Mike Myers, L ERA: 2.38 (8, 1)	0.2	B	5	2	1	1	2	1	0	0	0	0	1	14	24	13.50	4.500								
Jose Parra, R ERA: (8, 1)	0.1	1	0	0	0	1	0	0	0	0	0	0	0	3	6	0.00	0.000								
PITCHER	IP 7.20	WLS 3	BF 0	H 0	R 0	ER 0	SO 3	BB 0	IBB 0	HBP 0	BLK 0	WP 0	HR 0	S 20	P 34	ERA 0.00	WHIP 0.500								
Byung-Hyun Kim, R ERA: 0.56 (9, 1)																									
Eddie Oropesa, L ERA: 4.4 (11, 1)	1.0	W	3	0	0	0	1	0	0	0	0	0	0	9	15	0.00	0.000								

Montreal Expos @ Arizona Diamondbacks
Bank One Ballpark, Phoenix, AZ
Sat May 04 2002, 10:05 PM EDT
Att. 40,427 - Sunny - 84 F

AB	39
R	5
H	8
RBI	5
BB	6
SO	10
LOB	15



Batter	1	2	3	4	5	6	7	8	9	10	11	AB	R	H	RBI	BB	SO	LOB	BOTTOM					
Roy Watters, L OBP: 0.100, SLG: 0.100 (1, 1)	G4-3				F9	FC5-4		G4-3				3	0	0	0	0	1	1						
Junior Spivey, R OBP: 0.414, SLG: 0.555 (1, 4)	K				BB 1B			BB 1B		BB 1B		5	1	3	0	1	2	1						
Luis Gonzalez, L OBP: 0.352, SLG: 0.459 (1, 7)	G4-3				G4-3			BB 1B		P6		4	0	1	1	2	0	2						
Steve Finley, L OBP: 0.344, SLG: 0.583 (1, 8)					G4-3			BB 1B				6	2	2	0	0	2	5						
Danny Bautista, R OBP: 0.397, SLG: 0.585 (1, 9)					G4-3			BB 1B				4	0	3	0	2	0	0						
Mark Grace, L OBP: 0.333, SLG: 0.396 (1, 3)					BB 2B			BB 1B				6	1	1	0	0	0	6						
Damian Miller, R OBP: 0.388, SLG: 0.602 (1, 2)					BB 2B			BB 1B				2	1	0	0	1	1	2						
Rod Barajas, R OBP: 0.233, SLG: 0.192 (7, PH)					BB 3B			BB 1B				2	0	0	1	1	1	1						
Craig Counsell, L OBP: 0.339, SLG: 0.369 (7, 6)					BB 2B			BB 1B				5	1	1	2	0	0	5						
Brian Anderson, R OBP: 0.100, SLG: 0.000 (11, 1)												1	0	1	2	0	0	0						
Quinton Lavesque, S OBP: 0.233, SLG: 0.400 (8, PH)												1	0	0	0	0	0	0						
Mike Morgan, R OBP: 0.254, SLG: 0.333 (8, PH)												0	0	0	0	0	0	0						
Greg Colburn, R OBP: 0.417, SLG: 0.450 (7, 5)												2	0	0	0	1	1	0						
Eddie Oropesa, L (11, 1)												0	0	0	0	0	0	0						
Inning Stats	R: 0 E: 0 K: 1 S: 9	H: 0 LOB: 0 BB: 0 P: 12	R: 4 E: 0 K: 2 S: 15	H: 4 LOB: 1 BB: 1 P: 21	R: 0 E: 0 K: 0 S: 13	H: 1 LOB: 0 BB: 0 P: 16	R: 0 E: 0 K: 0 S: 9	H: 0 LOB: 0 BB: 0 P: 15	R: 0 E: 0 K: 0 S: 8	H: 2 LOB: 3 BB: 1 P: 19	R: 1 E: 0 K: 1 S: 12	H: 2 LOB: 3 BB: 2 P: 27	R: 0 E: 0 K: 1 S: 10	H: 1 LOB: 2 BB: 1 P: 16	R: 0 E: 0 K: 1 S: 5	H: 0 LOB: 0 BB: 0 P: 9	R: 0 E: 0 K: 1 S: 18	H: 1 LOB: 2 BB: 1 P: 30	R: 1 E: 0 K: 0 S: 9	H: 1 LOB: 2 BB: 1 P: 18	1B: 10 2B: 1 3B: 2 HR: 0	SF: 0 SAC: 0 DP: 0 HBP: 0	WP: 1 PB: 0 SB: 1 CS: 1	PA: 53
PITCHER	IP 5.0	WLS 22	BF 4	H 6	R 4	ER 4	SO 3	BB 2	IBB 0	HBP 0	BLK 0	WP 1	HR 0	S 54	P 78	ERA 7.20	WHIP 1.600							
Tomo Ohka, R ERA: 4.4 (1, 1)																								
Scott Stewart, L ERA: 1.76 (6, 1)	2.0	13	4	1	1	2	0	3	0	0	1	0	23	46	4.50	2.000								
52 T.J. Tucker, R ERA: 1.42 (8, 1)	2.2	12	2	0	0	3	2	0	0	0	0	0	32	53	0.00	1.500								
Graeme Lloyd, L ERA: 6.59 (10, 1)	0.1	L	2	1	1	1	0	0	0	0	0	0	4	8	27.00	3.000								
Matt Herges, R ERA: 3.44 (11, 1)	0.1	3	0	0	0	0	1	0	0	0	0	0	6	12	0.00	3.000								
PITCHER	IP 7.20	WLS 3	BF 0	H 0	R 0	ER 0	SO 3	BB 0	IBB 0	HBP 0	BLK 0	WP 0	HR 0	S 20	P 34	ERA 0.00	WHIP 0.500							

Montreal Expos @ Arizona Diamondbacks
Bank One Ballpark, Phoenix, AZ
Sat May 04 2002, 10:05 PM EDT
Att. 40,427 - Sunny - 84 F

AB	44
R	6
H	13
RBI	6
BB	8
SO	8
LOB	26



Batter	1	2	3	4	5	6	7	8	9	AB	R	H	RBI	BB	SO	LOB	TOP								
Peter Bergeron, L (1, 8) OBP: 0.310, SLG: 0.244										4	1	1	0	0	1	2									
Jose Vidro, S (1, 4) OBP: 0.360, SLG: 0.460										4	0	2	0	0	1	0									
Vladimir Guerrero, R (1, 9) OBP: 0.496, SLG: 0.697										2	0	0	1	0	1	0									
Lee Stevens, L (1, 3) OBP: 0.372, SLG: 0.438										4	0	0	0	0	3	3									
Fernando Tatis, R (1, 5) OBP: 0.368, SLG: 0.632										4	1	1	0	0	1	3									
Orlando Cabrera, R (1, 6) OBP: 0.331, SLG: 0.364										4	0	1	0	0	0	3									
Brian Schneider, L (1, 2) OBP: 0.357, SLG: 0.500										4	0	1	1	0	1	1									
Brad Wilkerson, L (1, 7) OBP: 0.381, SLG: 0.344										3	0	0	0	1	2	1									
Javier Vazquez, R (1, 1) OBP: 0.053, SLG: 0.053										2	0	0	0	0	0	2									
Britt Reames, R (8, 1) OBP: 1.000, SLG: 1.000										0	0	0	0	0	0	0									
Henry Rodriguez, L (9, PH) OBP: 0.208, SLG: 0.053										1	0	0	0	0	1	0									
Inning Stats	R: 1 E: 0 K: 1 S: 19	H: 2 LOB: 1 BB: 0 P: 24	R: 0 E: 1 K: 0 S: 11	H: 1 LOB: 2 BB: 0 P: 20	R: 0 E: 0 K: 1 S: 14	H: 1 LOB: 2 BB: 0 P: 24	R: 0 E: 0 K: 1 S: 6	H: 0 LOB: 0 BB: 0 P: 7	R: 0 E: 0 K: 2 S: 10	H: 0 LOB: 0 BB: 0 P: 11	R: 1 E: 0 K: 1 S: 12	H: 2 LOB: 2 BB: 1 P: 21	R: 0 E: 0 K: 1 S: 8	H: 0 LOB: 0 BB: 0 P: 11	R: 0 E: 0 K: 1 S: 9	H: 0 LOB: 0 BB: 0 P: 13	R: 0 E: 0 K: 3 S: 13	H: 0 LOB: 0 BB: 0 P: 19	1B: 4 2B: 2 3B: 0 HR: 0	SF: 1 SAC: 1 DP: 0 HBP: 1	WP: 0 PB: 0 SB: 1 CS: 0	PA: 36			
PITCHER	IP	WLS	BF	H	R	ER	SO	BB	IBB	HBP	BLK	WP	HR	S	P	ERA	WHIP								
Rick Helling, R (1, 1) ERA: 6.75	6.0		27	6	2	2	6	0	1	1	0	0	0	72	107	3.00	1.000								
Mike Morgan, R (7, 1) ERA: 4.02	1.0	W	3	0	0	0	1	0	0	0	0	0	0	8	11	0.00	0.000								
Greg Swindell, L (8, 1) ERA:	1.0	H	3	0	0	0	1	0	0	0	0	0	0	9	13	0.00	0.000								
Byung-Hyun Kim, R (9, 1) ERA: 0.53	1.0	S	3	0	0	0	3	0	0	0	0	0	0	13	19	0.00	0.000								

Montreal Expos @ Arizona Diamondbacks
Bank One Ballpark, Phoenix, AZ
Sun May 05 2002, 4:35 PM EDT
Att: 37,027 - Dome - 72 F

AB	32
R	2
H	6
RBI	2
BB	1
SO	11
LOB	15



Batter	1	2	3	4	5	6	7	8	9	AB	R	H	RBI	BB	SO	LOB	BOTTOM								
Craig Counsell, L (1, 6) OBP: 0.336, SLG: 0.374										4	1	1	0	0	0	0									
Quinton McCracken, S (1, 9) OBP: 0.433, SLG: 0.654										4	1	2	0	0	1	1									
Luis Gonzalez, L (1, 7) OBP: 0.364, SLG: 0.491										3	2	2	2	1	0	1									
Greg Colbrunn, R (1, 3) OBP: 0.407, SLG: 0.435										3	0	1	0	0	0	0									
Tony Womack, L (7, PR) OBP: 0.315, SLG: 0.353										1	1	0	0	0	1	2									
Steve Finley, L (1, 8) OBP: 0.343, SLG: 0.575										3	0	1	0	0	0	0									
Junior Spivey, R (1, 4) OBP: 0.417, SLG: 0.553										4	0	2	3	0	0	0									
Chris Donnels, L (1, 5) OBP: 0.231, SLG: 0.350										2	0	0	0	1	1	0									
Greg Swindell, L (8, 1) OBP: 0.393, SLG: 0.579										0	0	0	0	0	0	0									
Danny Bautista, R (8, PH) OBP: 0.339, SLG: 0.579										1	0	0	0	0	1	3									
Byung-Hyun Kim, R (9, 1) OBP: 0.206, SLG: 0.167										4	0	0	0	0	2	5									
Rick Helling, R (1, 1) ERA: 6.75										1	0	0	0	0	0	0									
Jose Guillen, R (6, PH) OBP: 0.231, SLG: 0.368										1	0	0	0	0	1	0									
Mike Morgan, R (7, 1) ERA: 4.02										0	0	0	0	0	0	0									
Mark Grace, L (7, PH) OBP: 0.339, SLG: 0.402										1	0	1	0	0	0	0									
Inning Stats	R: 1 E: 0 K: 0 S: 9	H: 1 LOB: 0 BB: 0 P: 14	R: 0 E: 0 K: 1 S: 7	H: 0 LOB: 0 BB: 0 P: 11	R: 0 E: 0 K: 0 S: 7	H: 0 LOB: 0 BB: 0 P: 10	R: 0 E: 0 K: 0 S: 5	H: 1 LOB: 0 BB: 0 P: 8	R: 0 E: 0 K: 0 S: 5	H: 0 LOB: 0 BB: 0 P: 9	R: 0 E: 0 K: 3 S: 15	H: 1 LOB: 1 BB: 0 P: 17	R: 2 E: 0 K: 1 S: 13	H: 3 LOB: 2 BB: 2 P: 25	R: 2 E: 1 K: 2 S: 20	H: 4 LOB: 3 BB: 0 P: 30	1B: 8 2B: 1 3B: 0 HR: 1	SF: 0 SAC: 1 DP: 1 HBP: 0	WP: 0 PB: 0 SB: 0 CS: 0	PA: 35					
PITCHER	IP	WLS	BF	H	R	ER	SO	BB	IBB	HBP	BLK	WP	HR	S	P	ERA	WHIP								
Javier Vazquez, R (1, 1) ERA: 3.16	7.1	L	33	10	5	4	6	1	1	0	0	0	0	76	115	4.91	1.500								
Britt Reames, R (8, 1) ERA: 5.87	0.2		2	0	0	0	1	0	0	0	0	0	0	5	9	0.00	0.000								

Montreal Expos @ Arizona Diamondbacks
Bank One Ballpark, Phoenix, AZ
Sun May 05 2002, 4:35 PM EDT
Att: 37,027 - Dome - 72 F

AB	32
R	5
H	10
RBI	5
BB	2
SO	7
LOB	12



Batter	1	2	3	4	5	6	7	8	9	AB	R	H	RBI	BB	SO	LOB	TOP								
Adrian Brown, S OBP: 0.298, SLG: 0.300 (1, 8)	F8		CS 1B		F8			G4-3		4	0	1	0	0	0	0									
Pokey Reese, R OBP: 0.340, SLG: 0.354 (1, 4)	F9		K				K	K		4	0	0	0	0	3	1									
Brian Giles, L OBP: 0.410, SLG: 0.588 (1, 7)	HR			G5-3			K	BB		3	1	1	1	1	1	0									
Craig Wilson, R OBP: 0.317, SLG: 0.283 Rob Mackowiak, L OBP: 0.247, SLG: 0.427 (8, PH) (8, 9)	G4-3			18 2B	1B		G5-3	G4-3		3	1	1	0	0	0	0									
Kevin Young, R OBP: 0.290, SLG: 0.316 (1, 3)		P3		K			G5-3		1B 2B	4	0	1	0	0	1	1									
18 Jason Kendall, R OBP: 0.394, SLG: 0.333 (1, 2)		S 1B					2-0 1B	2 FC6-4 1B	L8	4	1	3	1	0	0	1									
Mike Benjamin, R OBP: 0.195, SLG: 0.184 (1, 5)		K		F8			0-2 1-2 1B	2 CS 1B		4	0	2	0	0	1	2									
2 Jack Wilson, R OBP: 0.275, SLG: 0.262 (1, 6)		K2-3					1-1 G5-3	FC6-4	F8	4	0	0	0	0	1	4									
Josh Fogg, R OBP: 0.091, SLG: 0.091 Keith Osik, R OBP: 0.259, SLG: 0.320 Scott Sauerbeck, R (7, 1) Mike Williams, R (9, 1)				G4-3			1-3 K	K		2	0	0	0	0	1	0									
Inning Stats	R: 1 E: 0 K: 0 S: 9	H: 1 LOB: 0 BB: 0 P: 15	R: 0 E: 0 K: 2 S: 9	H: 1 LOB: 1 BB: 0 P: 10	R: 0 E: 0 K: 1 S: 7	H: 1 LOB: 0 BB: 0 P: 9	R: 1 E: 0 K: 1 S: 9	H: 2 LOB: 1 BB: 0 P: 13	R: 0 E: 0 K: 1 S: 8	H: 0 LOB: 0 BB: 0 P: 12	R: 0 E: 0 K: 2 S: 9	H: 0 LOB: 0 BB: 0 P: 16	R: 1 E: 1 K: 1 S: 12	H: 2 LOB: 1 BB: 0 P: 17	R: 0 E: 0 K: 1 S: 10	H: 0 LOB: 1 BB: 1 P: 18	R: 0 E: 0 K: 0 S: 12	H: 2 LOB: 1 BB: 0 P: 16	1B: 6 2B: 2 3B: 0 HR: 1	SF: 0 SAC: 0 DP: 0 HBP: 0	WP: 0 PB: 0 SB: 1 CS: 2	PA: 35			
PITCHER	IP	WLS	BF	H	R	ER	SO	BB	IBB	HBP	BLK	WP	HR	S	P	ERA	WHIP								
Randy Johnson, L ERA: 1.53 (1, 1)	7.0	L	27	7	3	2	8	0	0	0	0	0	1	63	92	2.57	1.000								
Eddie Cropesa, L ERA: 4.2 (8, 1)	0.2		3	0	0	0	1	1	0	0	0	0	0	7	13	0.00	1.500								
Jose Parra, R ERA: (8, 1)	1.1		5	2	0	0	0	0	0	0	0	0	0	15	21	0.00	1.500								

Pittsburgh Pirates @ Arizona Diamondbacks
Bank One Ballpark, Phoenix, AZ
Mon May 06 2002, 10:05 PM EDT
Att: 29,171 - Sunny - 88 F

livebaseballscores.com

AB 34
R 3
H 9
RBI 2
BB 1
SO 9
LOB 11



Batter	1	2	3	4	5	6	7	8	9	AB	R	H	RBI	BB	SO	LOB	BOTTOM								
Tony Womack, L OBP: 0.319, SLG: 0.355 (1, 6)	L9		G4-3 1B		F8 FC4-6 1B		K		G6-3	5	1	2	0	0	1	2									
Danny Bautista, R OBP: 0.388, SLG: 0.568 (1, 9)	K		G4-3		FC4-6 1B		G5-3			4	0	1	0	0	1	1									
Luis Gonzalez, L OBP: 0.353, SLG: 0.474 (1, 7)	E3		F9		F8			K		4	0	0	0	0	1	3									
Steve Finley, L OBP: 0.330, SLG: 0.549 (1, 8)	L9			F7	FC4-6			G4-3		4	0	0	1	0	0	2									
Junior Spivey, R OBP: 0.412, SLG: 0.538 (1, 4)		G4-3		2B HBP	F8			L6		3	1	0	0	0	0	1									
Mark Grace, L OBP: 0.336, SLG: 0.406 (1, 3)	F5			1-H 2B		G6-3		G3-1		4	0	1	1	0	0	0									
Damian Miller, R OBP: 0.364, SLG: 0.598 (1, 2)		1B		K		G6-3 1B		F9		4	0	2	0	0	1	1									
Craig Counsell, L OBP: 0.341, SLG: 0.381 (1, 5)		G3				G6-3			2B	3	0	1	0	1	0	2									
Randy Johnson, R OBP: 0.245, SLG: 0.095 Quinton McCrackers, S OBP: 0.419, SLG: 0.630 Eddie Cropesa, L (8, 1) Jose Parra, R (8, 1) Chris Donnels, L OBP: 0.362, SLG: 0.350 Jose Guillen, R OBP: 0.231, SLG: 0.300 (8, PH)			G6-3		K		F8		BB	2	0	0	0	0	1	2									
Inning Stats	R: 0 E: 1 K: 1 S: 10	H: 0 LOB: 1 BB: 0 P: 15	R: 0 E: 0 K: 0 S: 9	H: 1 LOB: 1 BB: 0 P: 14	R: 0 E: 0 K: 0 S: 7	H: 1 LOB: 1 BB: 0 P: 11	R: 1 E: 0 K: 2 S: 11	H: 1 LOB: 2 BB: 1 P: 24	R: 1 E: 0 K: 0 S: 8	H: 2 LOB: 1 BB: 0 P: 14	R: 0 E: 0 K: 0 S: 6	H: 1 LOB: 0 BB: 0 P: 10	R: 0 E: 0 K: 1 S: 8	H: 0 LOB: 0 BB: 0 P: 11	R: 0 E: 0 K: 1 S: 7	H: 0 LOB: 0 BB: 0 P: 11	R: 0 E: 0 K: 0 S: 7	H: 1 LOB: 2 BB: 1 P: 15	1B: 5 2B: 2 3B: 0 HR: 0	SF: 0 SAC: 0 DP: 1 HBP: 1	WP: 0 PB: 0 SB: 0 CS: 0	PA: 37			
PITCHER	IP	WLS	BF	H	R	ER	SO	BB	IBB	HBP	BLK	WP	HR	S	P	ERA	WHIP								
Josh Fogg, R ERA: 2.45 (1, 1)	6.0	W	26	6	2	2	3	0	1	1	0	0	0	51	88	3.00	1.000								
Scott Sauerbeck, L ERA: 2.92 (7, 1)	2.0	H	6	0	0	0	2	0	0	0	0	0	0	15	22	0.00	0.000								
Mike Williams, R ERA: 0.69 (9, 1)	1.0	S	5	1	0	0	0	1	0	0	0	0	0	7	15	0.00	2.000								

Pittsburgh Pirates @ Arizona Diamondbacks
Bank One Ballpark, Phoenix, AZ
Mon May 06 2002, 10:05 PM EDT
Att: 29,171 - Sunny - 88 F

livebaseballscores.com

AB 34
R 2
H 7
RBI 2
BB 2
SO 5
LOB 14



Batter	1	2	3	4	5	6	7	8	9	AB	R	H	RBI	BB	SO	LOB	TOP										
Adrian Brown, S OBP: 0.303, SLG: 0.298 (1, 8)	G4-3 BB		K				G4-3		K	4	1	1	1	1	2	1	Pittsburgh Pirates @ Arizona Diamondbacks Bank One Ballpark, Phoenix, AZ Tue May 07 2002, 9:35 PM EDT Att: 32,204 - Sunny - 86 F										
Pokey Reese, R OBP: 0.328, SLG: 0.340 (1, 4)	B1		F4				L8		K	5	0	1	1	0	1	2											
Brian Giles, L OBP: 0.394, SLG: 0.562 (1, 7)	G4-3			G5-3	G4-3			P4		4	0	0	0	0	0	2											
Armando Rios, L OBP: 0.330, SLG: 0.326 (1, 9)	K			L8 18 FC6-4 1B		L8		1B 18 WP 1B		4	1	2	0	0	1	1											
Kevin Young, R OBP: 0.281, SLG: 0.305 Brian Boehringer, S (6, 1)			K				G5-3		1B 18 WP 1B	3	0	0	0	0	2	1											
Aramis Ramirez, R OBP: 0.411, SLG: 0.500 Josh Fogg, R OBP: 0.091, SLG: 0.091 Joe Beimel, L (8, 1)										0	0	0	0	0	0	0											
18 Jason Kendall, R OBP: 0.356, SLG: 0.363 (1, 2)	F8			FC6-4			L6		1B 18 HR 1B	1	0	1	0	0	0	0											
Rob Mackowiak, L OBP: 0.258, SLG: 0.442 (1, 5)							G4-3		HR	4	0	2	0	0	1	1											
2 Jack Wilson, R OBP: 0.263, SLG: 0.250 (1, 6)	L9						G4-3			4	1	0	0	0	1	3											
Ron Villone, L OBP: 0.167, SLG: 0.333 Craig Wilson, R OBP: 0.323, SLG: 0.309 (6, 3)										2	1	1	0	0	0	0											
Inning Stats	R: 0 E: 0 K: 1 S: 8	H: 0 LOB: 1 BB: 1 P: 12	R: 0 E: 0 K: 1 S: 12	H: 1 LOB: 1 BB: 0 P: 22	R: 0 E: 0 K: 1 S: 6	H: 0 LOB: 0 BB: 0 P: 9	R: 0 E: 0 K: 1 S: 8	H: 1 LOB: 1 BB: 0 P: 13	R: 2 E: 0 K: 0 S: 13	H: 3 LOB: 1 BB: 0 P: 19	R: 0 E: 0 K: 0 S: 6	H: 0 LOB: 0 BB: 0 P: 10	R: 1 E: 0 K: 0 S: 9	H: 2 LOB: 1 BB: 0 P: 13	R: 3 E: 0 K: 2 S: 14	H: 3 LOB: 1 BB: 0 P: 21	R: 0 E: 0 K: 3 S: 12	H: 0 LOB: 0 BB: 0 P: 17	1B: 6 2B: 2 3B: 1 HR: 1	SF: 0 SAC: 0 DP: 0 HBP: 0	WP: 2 PB: 0 SB: 1 CS: 0	PA: 38					
PITCHER	IP	WLS	BF	H	R	ER	SO	BB	IBB	HBP	BLK	WP	HR	S	P	ERA	WHIP										
Miguel Batista, R ERA: 5.22 (1, 1)	7.0		29	7	3	3	4	1	0	0	0	1	0	62	98	3.86	1.143										
Eddie Cropesa, L ERA: 4.7 (8, 1)	0.1	H	2	1	1	1	0	0	0	0	0	0	0	3	7	27.00	3.000										
Mike Morgan, R ERA: 5.17 (8, 1)	0.0	B	2	2	2	2	0	0	0	0	0	1	1	5	7	∞	∞										
Mike Myers, L ERA: 2.25 (8, 1)	0.2	W	2	0	0	0	2	0	0	0	0	0	0	6	7	0.00	0.000										
Byung-Hyun Kim, R ERA: 0.5 (9, 1)	1.0	S	3	0	0	0	3	0	0	0	0	0	0	12	17	0.00	0.000										

Batter	1	2	3	4	5	6	7	8	9	AB	R	H	RBI	BB	SO	LOB	BOTTOM										
Tony Womack, L OBP: 0.314, SLG: 0.349 (1, 6)	F9	L9		G4-3		K		1B		5	0	1	0	0	1	2	Pittsburgh Pirates @ Arizona Diamondbacks Bank One Ballpark, Phoenix, AZ Tue May 07 2002, 9:35 PM EDT Att: 32,204 - Sunny - 86 F										
Danny Bautista, R OBP: 0.405, SLG: 0.578 (1, 8)	1B	1B		1B		G4-3		1B		5	1	4	2	0	0	0											
Luis Gonzalez, L OBP: 0.355, SLG: 0.467 (1, 7)	1B			G4-3			FC6-4 BB		F3	4	1	1	0	1	1	5											
Greg Colbrunn, R OBP: 0.452, SLG: 0.593 Mark Grace, L OBP: 0.333, SLG: 0.402 (8, 3)	1B			HR		F9 2B	1B		G4-3	4	2	3	2	0	0	1											
Jose Guillen, R OBP: 0.256, SLG: 0.381 (1, 9)	1B					FC6-4 BB				1	0	0	0	0	0	2											
Jose Guillen, R OBP: 0.256, SLG: 0.381 (1, 9)	1B			F7						4	1	2	1	0	1	0											
Junior Spivey, R OBP: 0.400, SLG: 0.521 (1, 4)	K			F6						4	0	0	0	0	2	4											
Craig Counsell, L OBP: 0.338, SLG: 0.385 (1, 5)	G1-3			G4-3						4	0	1	2	0	0	2											
Rod Barajas, R OBP: 0.216, SLG: 0.212 Quinton McCracken, S OBP: 0.438, SLG: 0.643 Byung-Hyun Kim, R (9, 1)		L7				SH1-4 1B	2B		SH1-4 1B	3	1	1	0	0	1	1											
Miguel Batista, R OBP: 0.125, SLG: 0.125 Eddie Cropesa, L Mike Morgan, R Mike Myers, L Damian Miller, R OBP: 0.364, SLG: 0.598 (9, 2)		1B							SH1-4	2	0	1	0	0	0	0											
Inning Stats	R: 2 E: 0 K: 1 S: 18	H: 4 LOB: 2 BB: 0 P: 27	R: 0 E: 0 K: 1 S: 15	H: 2 LOB: 2 BB: 0 P: 23	R: 1 E: 0 K: 0 S: 12	H: 1 LOB: 1 BB: 0 P: 20	R: 1 E: 0 K: 0 S: 12	H: 2 LOB: 1 BB: 0 P: 18	R: 2 E: 0 K: 1 S: 13	H: 3 LOB: 1 BB: 0 P: 18	R: 0 E: 0 K: 1 S: 8	H: 0 LOB: 1 BB: 1 P: 18	R: 0 E: 0 K: 2 S: 12	H: 0 LOB: 0 BB: 0 P: 15	R: 1 E: 0 K: 0 S: 12	H: 3 LOB: 2 BB: 0 P: 19	R: 0 E: 0 K: 0 S: 0	H: 0 LOB: 0 BB: 0 P: 0	1B: 12 2B: 2 3B: 0 HR: 1	SF: 0 SAC: 2 DP: 0 HBP: 0	WP: 0 PB: 0 SB: 0 CS: 0	PA: 40					
PITCHER	IP	WLS	BF	H	R	ER	SO	BB	IBB	HBP	BLK	WP	HR	S	P	ERA	WHIP										
Ron Villone, L ERA: 6.81 (1, 1)	5.0		27	12	6	6	3	0	0	0	0	0	0	70	106	10.80	2.400										
Brian Boehringer, R ERA: 2.04 (8, 1)	2.0		7	0	0	0	3	1	0	0	0	0	0	20	33	0.00	0.500										
Joe Beimel, L ERA: 2.25 (8, 1)	1.0	L	6	3	1	1	0	0	0	0	0	0	0	12	19	9.00	3.000										

AB	37
R	6
H	10
RBI	5
BB	1
SO	9
LOB	12

AB	37
R	7
H	15
RBI	7
BB	1
SO	6
LOB	18



Batter	1	2	3	4	5	6	7	8	9	AB	R	H	RBI	BB	SO	LOB	TOP			
Abraham Nunez, S (1,6) OBP: 0.293, SLG: 0.315	0-2 WP HR 1B		1-1 P4		0-2 G6-3			1-1 1B		4	1	2	0	0	0	0				
Pokey Reese, R (1,4) OBP: 0.323, SLG: 0.333	1-2 WP HR 1B		2-3 K			1-0 G6-3		1-3 K		4	1	1	0	0	2	1				
Brian Giles, L (1,7) OBP: 0.389, SLG: 0.548	0-0 F6		2-3 K			3-2 FC6-4 1B		2-2 F8		4	0	1	0	0	1	3				
Armando Rios, L (1,9) OBP: 0.337, SLG: 0.326 Mike Benjamin, R (9, PR) OBP: 0.195, SLG: 0.184	1-3 K			1-1 1B		2-2 FC6-4 FC5-4 1-2		4-1 18 B1-6-4 BB		3	0	1	0	1	1	3				
Craig Wilson, R (1,3) OBP: 0.333, SLG: 0.362	0-2 HR			0-2 F7 1B		0-0 FC5-4 1-2		4-2 18 B1-6-4 BB		3	1	1	3	1	0	2				
18 Jason Kendall, R (1,2) OBP: 0.346, SLG: 0.347	1-1 G6-3			0-1 F9			0-1 G6-3		0-0 B1-6-4	4	0	0	0	0	0	3				
Rob Mackowiak, L (1,8) OBP: 0.258, SLG: 0.427		1-0 F7		0-0 P6			0-3 K		4-0 BB	3	0	0	0	1	1	1				
Keith Osik, R (1,5) OBP: 0.233, SLG: 0.286 Aramis Ramirez, R (9, PH) OBP: 0.404, SLG: 0.490	1-2 G5-3			2-3 K			0-0 G6-3		1-3 K	3	0	0	0	0	1	0				
Kip Wells, R (1,1) OBP: 0.331, SLG: 0.333 Joe Beimeel, L (6,1) Mike Lincoln, R (6,1) Scott Sauerbeck, R (6,1) Adrian Brown, S (8, PH) OBP: 0.300, SLG: 0.295 Mike Fetters, R (8,1)	3-3 K			0-3 K					0-3 K	2	0	0	0	0	0	2				
Inning Stats	R: 3 E: 0 K: 1 S: 17	H: 3 LOB: 0 BB: 0 P: 20	R: 0 E: 0 K: 1 S: 7	H: 0 LOB: 0 BB: 0 P: 12	R: 0 E: 0 K: 2 S: 9	H: 0 LOB: 0 BB: 0 P: 14	R: 0 E: 0 K: 0 S: 8	H: 1 LOB: 1 BB: 0 P: 9	R: 0 E: 0 K: 2 S: 10	H: 0 LOB: 0 BB: 0 P: 12	R: 0 E: 0 K: 1 S: 6	H: 0 LOB: 0 BB: 0 P: 6	R: 0 E: 0 K: 2 S: 11	H: 1 LOB: 1 BB: 0 P: 15	R: 0 E: 0 K: 1 S: 8	H: 0 LOB: 2 BB: 3 P: 21	1B: 5 2B: 0 3B: 0 HR: 1	SF: 0 SAC: 0 DP: 1 HBP: 0	WP: 1 PB: 0 SB: 0 CS: 0	PA: 35
PITCHER	IP WLS BF H R ER SO BB IBB HBP BLK WP HR S P ERA WHIP	IP WLS BF H R ER SO BB IBB HBP BLK WP HR S P ERA WHIP																		
Curt Schilling, R (1,1) ERA: 3.2	8.0 W 31 6 3 3 9	1.0 S 4 0 0 0 1																		
Byung-Hyun Kim, R (9,1) ERA: 0.47	1.0 S 4 0 0 0 1																			

Pittsburgh Pirates @ Arizona Diamondbacks
Bank One Ballpark, Phoenix, AZ
Wed May 08, 2002, 9:35 PM EDT
Att: 31,343 - Sunny - 85 F

AB 32
R 3
H 6
RBI 3
BB 3
SO 10
LOB 15



Batter	1	2	3	4	5	6	7	8	9	AB	R	H	RBI	BB	SO	LOB	BOTTOM		
Tony Womack, L (1,6) OBP: 0.317, SLG: 0.346	1-1 G4-3 G5-3 1B		2-2 P6	2-2 FC6-4 1-2		4-0 1B BB		1-1 F8		4	0	1	0	1	0	3			
Danny Bautista, R (1,9) OBP: 0.408, SLG: 0.592	2-2 G5-3 1-2		0-3 K		0-0 2B 3B	2-0 G4-3 1B				4	1	2	1	0	1	1			
Luis Gonzalez, L (1,7) OBP: 0.359, SLG: 0.476	1-1 G4-3 2-3		1-0 1B		1-0 F8 2B	1-1 G4-3 1-2				4	1	2	1	0	0	3			
Steve Finley, L (1,8) OBP: 0.318, SLG: 0.526	1-0 F5		1-3 K		0-2 F8		1-1 G4-3			4	0	0	0	0	1	3			
Damian Miller, R (1,2) OBP: 0.350, SLG: 0.571		2-1 G3		0-1 G6-3	1-0 F8		3-2 G5-3			4	0	0	0	0	0	1			
Mark Grace, L (1,3) OBP: 0.339, SLG: 0.410	1-1 G5-3			4-2 G3 1B BB	0-0 2B		2-3 K			3	1	1	1	1	1	0			
Junior Spivey, R (1,4) OBP: 0.410, SLG: 0.528		2-2 1B 1B		1-2 1B G3 1B	3-3 K		3-2 1B 1B			4	0	3	0	0	1	1			
Craig Counsell, L (1,5) OBP: 0.350, SLG: 0.397	0-2 1B			1-0 G3		0-2 SH1-4 1B		1-0 CS 1B		4	1	3	0	0	0	2			
Curt Schilling, R (1,1) OBP: 0.273, SLG: 0.273 Byung-Hyun Kim, R (9,1) ERA: 1.59	0-3 K			0-1 FC6-4 1B		0-0 SH1-4		1 SAFE 2-3 K		3	0	1	1	0	2	4			
Inning Stats	R: 0 E: 0 K: 0 S: 9	H: 1 LOB: 1 BB: 0 P: 14	R: 0 E: 0 K: 1 S: 13	H: 2 LOB: 2 BB: 0 P: 18	R: 0 E: 0 K: 2 S: 11	H: 1 LOB: 1 BB: 0 P: 15	R: 2 E: 0 K: 1 S: 11	H: 3 LOB: 1 BB: 0 P: 16	R: 1 E: 0 K: 0 S: 7	H: 2 LOB: 1 BB: 1 P: 14	R: 0 E: 0 K: 1 S: 8	H: 0 LOB: 0 BB: 0 P: 14	R: 0 E: 0 K: 1 S: 10	H: 2 LOB: 1 BB: 0 P: 16	1B: 10 2B: 2 3B: 1 HR: 0	SF: 0 SAC: 1 DP: 1 HBP: 0	WP: 0 PB: 0 SB: 0 CS: 1	PA: 37	
PITCHER	IP WLS BF H R ER SO BB IBB HBP BLK WP HR S P ERA WHIP	IP WLS BF H R ER SO BB IBB HBP BLK WP HR S P ERA WHIP																	
Kip Wells, R (1,1) ERA: 4.82	5.1 L 27 10 4 4 4	0.0 1 0 0 0 0																	
Joe Beimeel, L (6,1) ERA: 2.55	0.0 1 1 0 0 0																		
Mike Lincoln, R (6,1) ERA: 0.61	0.0 1 1 0 0 0																		
Scott Sauerbeck, L (6,1) ERA: 2.57	1.2 4 0 0 0 1																		
Mike Fetters, R (8,1) ERA: 1.59	1.0 4 2 0 0 1																		

Pittsburgh Pirates @ Arizona Diamondbacks
Bank One Ballpark, Phoenix, AZ
Wed May 08, 2002, 9:35 PM EDT
Att: 31,343 - Sunny - 85 F

AB 34
R 4
H 13
RBI 4
BB 2
SO 6
LOB 18



Batter	1	2	3	4	5	6	7	8	9	AB	R	H	RBI	BB	SO	LOB	TOP			
Tony Womack, L (1,6) OBP: 0.309, SLG: 0.336	L9		F9			G4-3		G4-3		4	0	0	0	0	0	2				
Danny Bautista, R (1,9) OBP: 0.403, SLG: 0.581	K		F9			G4-3			G3	4	0	1	0	0	1	1				
Luis Gonzalez, L (1,7) OBP: 0.362, SLG: 0.468									G3	2	0	0	0	2	0	1				
Steve Finley, L (1,8) OBP: 0.306, SLG: 0.505	G4-3								F2	4	0	0	0	0	0	3				
Damian Miller, R (1,2)									G3	4	0	0	0	0	2	2				
Mark Grace, L (1,3) OBP: 0.331, SLG: 0.398									G3	3	0	0	0	0	1	1				
Junior Spivey, R (1,4) OBP: 0.401, SLG: 0.516									G5-3	3	0	0	0	0	1	0				
Craig Counsell, L (1,5) OBP: 0.343, SLG: 0.388									G3	3	0	0	0	0	1	0				
Rick Helling, R (1,1)										1	0	0	0	1	1	0				
Chris Donnels, L (8,PH) OBP: 0.320, SLG: 0.429										1	0	1	0	0	0	0				
Jose Parra, R (8,1)										0	0	0	0	0	0	0				
Eddie Oropesa, L (8,1)										0	0	0	0	0	0	0				
Inning Stats	R: 0 E: 0 K: 1 S: 9	H: 0 LOB: 1 BB: 1 P: 18	R: 0 E: 0 K: 2 S: 10	H: 0 LOB: 0 BB: 0 P: 14	R: 0 E: 0 K: 0 S: 7	H: 0 LOB: 1 BB: 1 P: 12	R: 0 E: 0 K: 1 S: 8	H: 0 LOB: 1 BB: 1 P: 15	R: 0 E: 0 K: 3 S: 10	H: 0 LOB: 0 BB: 0 P: 15	R: 0 E: 0 K: 0 S: 5	H: 0 LOB: 0 BB: 0 P: 7	R: 0 E: 0 K: 0 S: 6	H: 1 LOB: 1 BB: 0 P: 9	R: 0 E: 0 K: 0 S: 8	H: 1 LOB: 1 BB: 0 P: 12	1B: 1 2B: 1 3B: 0 HR: 0	SF: 0 SAC: 0 DP: 0 HBP: 0	WP: 0 PB: 0 SB: 0 CS: 0	PA: 32
PITCHER Vicente Padilla, R (1,1) ERA: 2.41	IP: 9.0 WLS: W BF: 32	H: 2 R: 0 ER: 0 SO: 7	BB: 3 IBB: 0 HBP: 0 BLK: 0	WP: 0 HR: 0 S: 68 P: 110	ERA: 0.00 WHIP: 0.556															

Arizona Diamondbacks @ Philadelphia Phillies
Veterans Stadium, Philadelphia, PA
Fri May 10 2002, 7:05 PM EDT
Att: 20,504 - Sunny - 74 F

AB 29
R 0
H 2
RBI 0
BB 3
SO 7
LOB 10



Batter	1	2	3	4	5	6	7	8	9	AB	R	H	RBI	BB	SO	LOB	BOTTOM		
11 Jimmy Rollins, S (1,6) OBP: 0.375, SLG: 0.497	K		F7							4	0	0	0	1	1	1			
Doug Glanville, R (1,8) OBP: 0.312, SLG: 0.317	L8		E5							4	1	1	2	0	0	1			
Bobby Abreu, L (1,9) OBP: 0.414, SLG: 0.437	G4-3		P5							4	1	1	2	1	0	2			
Scott Rolen, R (1,5) OBP: 0.355, SLG: 0.500										4	0	1	0	0	1	5			
Travis Lee, L (1,3) OBP: 0.333, SLG: 0.350										3	0	0	0	1	0	2			
Mike Lieberthal, R (1,2) OBP: 0.314, SLG: 0.373										3	1	1	0	0	0	1			
Pat Burrell, R (1,7) OBP: 0.362, SLG: 0.500										4	0	3	0	0	0	1			
Marlon Anderson, L (1,4) OBP: 0.349, SLG: 0.471										3	1	1	0	1	1	4			
Vicente Padilla, R (1,1) OBP: 0.100, SLG: 0.100										4	0	1	0	0	2	6			
Inning Stats	R: 0 E: 0 K: 1 S: 8	H: 1 LOB: 2 BB: 1 P: 22	R: 0 E: 1 K: 0 S: 13	H: 1 LOB: 2 BB: 0 P: 20	R: 0 E: 0 K: 1 S: 10	H: 1 LOB: 2 BB: 0 P: 13	R: 0 E: 0 K: 0 S: 7	H: 2 LOB: 1 BB: 0 P: 9	R: 1 E: 0 K: 0 S: 13	H: 1 LOB: 1 BB: 0 P: 17	R: 2 E: 0 K: 1 S: 17	H: 1 LOB: 3 BB: 3 P: 36	1B: 6 2B: 1 3B: 0 HR: 2	SF: 0 SAC: 0 DP: 1 HBP: 3	WP: 0 PB: 0 SB: 0 CS: 0	PA: 40			
PITCHER Rick Helling, R (1,1) ERA: 6.09 Jose Parra, R (8,1) ERA: 2.64 Eddie Oropesa, L (8,1) ERA: 4.6	IP: 7.0 WLS: L BF: 32	H: 8 R: 2 ER: 2 SO: 4	BB: 1 IBB: 0 HBP: 2 BLK: 0	WP: 0 HR: 1 S: 75 P: 110	ERA: 2.57 WHIP: 1.286														

Arizona Diamondbacks @ Philadelphia Phillies
Veterans Stadium, Philadelphia, PA
Fri May 10 2002, 7:05 PM EDT
Att: 20,504 - Sunny - 74 F

AB 33
R 4
H 9
RBI 4
BB 4
SO 5
LOB 23



Batter	1	2	3	4	5	6	7	8	9	10	AB	R	H	RBI	BB	SO	LOB	TOP			
Tony Womack, L OBP: 0.305, SLG: 0.326 (1, 6)											4	0	0	0	1	2	1	Arizona Diamondbacks @ Philadelphia Phillies Veterans Stadium, Philadelphia, PA Sat May 11 2002, 7:05 PM EDT Alt. 32.634 - Sunny - 69 F			
Danny Bautista, R OBP: 0.396, SLG: 0.566 (1, 9)											5	0	1	0	0	1	2				
Luis Gonzalez, L OBP: 0.364, SLG: 0.466 (1, 7)												5	1	2	0	0	0				
Steve Finley, L OBP: 0.319, SLG: 0.534 (1, 8)												4	2	2	2	1	0				
Junior Spivey, R OBP: 0.401, SLG: 0.515 (1, 4)												4	1	1	1	1	2				
Mark Grace, L OBP: 0.333, SLG: 0.387 (1, 3)												3	0	0	0	2	0				
Damian Miller, R OBP: 0.333, SLG: 0.531 Byung-Hyun Kim, R OBP: 1.000, SLG: 1.000 (8, 1)												3	1	0	0	1	2				
Craig Counsell, L OBP: 0.352, SLG: 0.409 (1, 5)												3	1	1	3	2	0				
Randy Johnson, R OBP: 0.040, SLG: 0.083 Rod Barajas, R OBP: 0.211, SLG: 0.206 (8, 2)												3	0	0	0	0	2				
Inning Stats	R: 0 E: 0 K: 0 S: 7	H: 0 LOB: 0 BB: 1 P: 12	R: 0 E: 0 K: 1 S: 15	H: 1 LOB: 1 BB: 0 P: 26	R: 0 E: 0 K: 1 S: 5	H: 0 LOB: 1 BB: 1 P: 11	R: 5 E: 0 K: 2 S: 21	H: 3 LOB: 0 BB: 2 P: 34	R: 0 E: 0 K: 0 S: 9	H: 0 LOB: 1 BB: 1 P: 17	R: 0 E: 0 K: 1 S: 7	H: 1 LOB: 1 BB: 0 P: 12	R: 0 E: 0 K: 2 S: 7	H: 0 LOB: 0 BB: 0 P: 11	R: 0 E: 0 K: 1 S: 6	H: 0 LOB: 0 BB: 1 P: 12	R: 1 E: 0 K: 0 S: 11		H: 3 LOB: 3 BB: 1 P: 19	1B: 5 2B: 1 3B: 0 HR: 2	SF: 0 SAC: 0 DP: 2 HBP: 0
PITCHER	IP	WLS	BF	H	R	ER	SO	BB	IBB	HBP	BLK	WP	HR	S	P	ERA	WHIP				
48 David Coggin, R ERA: 7.65 Cliff Polite, R ERA: 1.88 Jose Santiago, R ERA: 7.36 Ricky Bottalico, R ERA: 3.0 Jose Mesa, R ERA: 2.95 (10, 1)	3.1		17	4	5	5	2	4	0	0	0	0	2	40	73	13.50	2.400				
	4.1		6	0	0	0	2	1	0	0	0	0	0	17	27	0.00	0.600				
	6.1		8	1	0	0	2	1	0	0	0	0	0	19	32	0.00	1.000				
	8.1		6	0	0	0	3	1	0	0	0	0	0	13	23	0.00	0.500				
	10.1	L	7	3	1	1	0	0	1	0	0	0	0	11	19	9.00	3.000				

Batter	1	2	3	4	5	6	7	8	9	10	AB	R	H	RBI	BB	SO	LOB	BOTTOM			
11 Jimmy Rollins, S OBP: 0.388, SLG: 0.510 (1, 6)											4	1	3	0	1	0	0	Arizona Diamondbacks @ Philadelphia Phillies Veterans Stadium, Philadelphia, PA Sat May 11 2002, 7:05 PM EDT Alt. 32.634 - Sunny - 69 F			
Doug Gianville, R OBP: 0.315, SLG: 0.344 (1, 8)												5	1	2	3	0	2				
Jason Michaels, R OBP: 0.444, SLG: 0.800 Ricky Bottalico, L Jose Mesa, R (10, 1) Bobby Abreu, L OBP: 0.410, SLG: 0.433 (10, PH)											4	0	0	0	0	1	3				
Scott Rolen, R OBP: 0.344, SLG: 0.481 (1, 5)												5	0	0	0	0	3				
Mike Lieberthal, R OBP: 0.312, SLG: 0.363 (1, 2)												3	0	0	0	1	0				
Pat Burrell, R OBP: 0.366, SLG: 0.524 (1, 7)												4	1	2	1	0	1				
Travis Lee, L OBP: 0.331, SLG: 0.347 (1, 3)												4	1	1	0	0	1				
Tomas Perez, S OBP: 0.393, SLG: 0.704 (1, 4)												4	1	2	1	0	2				
48 David Coggin, R Cliff Polite, R Marlon Anderson, L Jose Santiago, R Ricky Ledee, L OBP: 0.000, SLG: 0.250 (8, 9)												1	0	0	0	0	0				
												0	0	0	0	0	0				
												1	0	0	0	0	1				
												0	0	0	0	0	0				
												2	0	0	0	0	1				
Inning Stats	R: 0 E: 0 K: 1 S: 6	H: 0 LOB: 0 BB: 0 P: 11	R: 0 E: 0 K: 1 S: 6	H: 0 LOB: 0 BB: 1 P: 12	R: 0 E: 0 K: 1 S: 10	H: 0 LOB: 0 BB: 0 P: 17	R: 0 E: 0 K: 3 S: 12	H: 1 LOB: 1 BB: 0 P: 15	R: 0 E: 0 K: 1 S: 9	H: 2 LOB: 2 BB: 0 P: 13	R: 2 E: 0 K: 1 S: 14	H: 4 LOB: 2 BB: 0 P: 23	R: 0 E: 0 K: 3 S: 9	H: 0 LOB: 0 BB: 0 P: 9	R: 1 E: 0 K: 1 S: 12	H: 2 LOB: 0 BB: 0 P: 17	R: 0 E: 0 K: 0 S: 6	H: 0 LOB: 0 BB: 0 P: 11	1B: 6 2B: 1 3B: 0 HR: 3	SF: 0 SAC: 0 DP: 1 HBP: 0	WP: 0 PA: 41
PITCHER	IP	WLS	BF	H	R	ER	SO	BB	IBB	HBP	BLK	WP	HR	S	P	ERA	WHIP				
Randy Johnson, L ERA: 1.95 Byung-Hyun Kim, R ERA: 0.82 (8, 1)	7.0		30	8	4	4	8	2	0	0	1	0	1	64	107	5.14	1.429				
	3.0	W	10	2	1	1	4	0	0	0	0	0	0	27	37	3.00	0.667				

Batter	1	2	3	4	5	6	7	8	9	AB	R	H	RBI	BB	SO	LOB	TOP										
Tony Womack, L (1, 6) OBP: 0.299, SLG: 0.319	K			G6-3	G3			K		3	0	0	0	0	1	3	Arizona Diamondbacks @ Philadelphia Phillies Veterans Stadium, Philadelphia, PA Sun May 12 2002, 1:35 PM EDT Att: 21,114 - Cloudy - 62 F										
Luis Gonzalez, L (8, PH) OBP: 0.361, SLG: 0.462										1	0	0	0	0	1	0											
Greg Swindell, L (8, 1)										0	0	0	0	0	0	0											
Jose Parra, R (8, 1)										0	0	0	0	0	0	0											
Danny Bautista, R (1, 9) OBP: 0.385, SLG: 0.549	G5-3					G5-3		K		4	0	0	0	0	2	0											
Steve Finley, L (1, 8) OBP: 0.325, SLG: 0.533				K					G1-3	4	0	2	0	0	1	0											
Greg Colbrunn, R (1, 3) OBP: 0.400, SLG: 0.516	CS	G4-3			E5	F9			K	4	1	0	0	0	1	1											
Jose Guillen, R (1, 7) OBP: 0.255, SLG: 0.370				F8		SH1-3	FC6-4		F9	4	0	1	0	0	0	1											
Chris Donnels, L (1, 5) OBP: 0.321, SLG: 0.417				K		SH1-3				3	0	1	1	0	1	0											
Alex Cintron, S (1, 4)					SH1-3					2	0	0	0	0	1	0											
Rod Barajas, R (1, 2) OBP: 0.220, SLG: 0.194				G4-3						2	0	0	0	0	0	0											
Miguel Batista, R (1, 1) OBP: 0.100, SLG: 0.100				K					G6-3	2	0	0	0	0	2	3											
Quinton McCracken, S (8, PH) OBP: 0.424, SLG: 0.621										1	0	0	0	0	0	0											
Craig Counsell, L (8, 6) OBP: 0.352, SLG: 0.409					K					0	0	0	0	0	0	0											
Inning Stats	R: 0 E: 0 K: 1 S: 10	H: 1 LOB: 0 BB: 0 P: 16	R: 0 E: 0 K: 1 S: 7	H: 0 LOB: 0 BB: 0 P: 10	R: 0 E: 0 K: 2 S: 8	H: 0 LOB: 0 BB: 0 P: 10	R: 0 E: 0 K: 2 S: 10	H: 0 LOB: 0 BB: 0 P: 14	R: 1 E: 1 K: 1 S: 12	H: 2 LOB: 3 BB: 0 P: 17	R: 0 E: 0 K: 0 S: 5	H: 1 LOB: 1 BB: 0 P: 9	R: 0 E: 0 K: 0 S: 3	H: 0 LOB: 0 BB: 0 P: 6	R: 0 E: 0 K: 2 S: 7	H: 0 LOB: 0 BB: 0 P: 14	R: 0 E: 0 K: 1 S: 7	H: 0 LOB: 0 BB: 0 P: 9	1B: 4 2B: 0 3B: 0 HR: 0	SF: 0 SAC: 1 DP: 0 HBP: 1	WP: 0 PB: 0 CS: 1	PA: 33					
PITCHER	IP	WLS	BF	H	R	ER	SO	BB	IBB	HBP	BLK	WP	HR	S	P	ERA	WHIP										
Terry Adams, R (1, 1) ERA: 3.43	6.0	W	23	4	1	0	7	0	0	0	0	0	0	52	76	0.00	0.667										
Carlos Silva, R (7, 1) ERA: 2.14	1.0	H	3	0	0	0	0	0	0	0	0	0	0	3	6	0.00	0.000										
Rheal Cormier, L (8, 1) ERA: 7.24	1.0	H	3	0	0	0	2	0	0	0	0	0	0	7	14	0.00	0.000										
Jose Mesa, R (9, 1) ERA: 2.79	1.0	S	3	0	0	0	1	0	0	0	0	0	0	7	9	0.00	0.000										

Batter	1	2	3	4	5	6	7	8	9	AB	R	H	RBI	BB	SO	LOB	BOTTOM											
11 Jimmy Rollins, S (1, 6) OBP: 0.379, SLG: 0.497	G1-3		K		G3		L6			4	0	0	0	0	1	2	Arizona Diamondbacks @ Philadelphia Phillies Veterans Stadium, Philadelphia, PA Sun May 12 2002, 1:35 PM EDT Att: 21,114 - Cloudy - 62 F											
Ricky Ledee, L (1, 8) OBP: 0.208, SLG: 0.250	F8				G3					4	0	1	0	0	0	2												
Rheal Cormier, L (8, 1)										0	0	0	0	0	0	0												
Jose Mesa, R (9, 1)										0	0	0	0	0	0	0												
Bobby Abreu, L (1, 9) OBP: 0.399, SLG: 0.417	K		L3			G4-3		K		4	0	0	0	0	2	1												
Scott Rolen, R (1, 5) OBP: 0.348, SLG: 0.482					G5-3			G1-3		4	1	2	0	0	0	0												
Travis Lee, L (1, 3) OBP: 0.349, SLG: 0.398										4	2	4	1	0	0	0												
Pat Burrell, R (1, 7) OBP: 0.363, SLG: 0.520										3	0	1	1	0	1	3												
Marlon Anderson, L (1, 4) OBP: 0.343, SLG: 0.463										3	0	1	1	0	0	3												
Tomas Perez, S (9, 4) OBP: 0.393, SLG: 0.704										0	0	0	0	0	0	0												
Todd Pratt, R (1, 2) OBP: 0.500, SLG: 0.593										3	0	1	0	0	2	2												
Terry Adams, R (1, 1) ERA: 4.71										2	0	0	0	0	0	1												
Carlos Silva, R (7, 1) ERA: 3.38										0	0	0	0	0	0	0												
Doug Glanville, R (7, PH) OBP: 0.313, SLG: 0.341										1	0	0	0	0	1	1												
Inning Stats	R: 0 E: 0 K: 1 S: 9	H: 0 LOB: 0 BB: 0 P: 13	R: 2 E: 0 K: 1 S: 12	H: 2 LOB: 0 BB: 0 P: 18	R: 0 E: 0 K: 0 S: 8	H: 1 LOB: 1 BB: 0 P: 13	R: 0 E: 0 K: 0 S: 8	H: 1 LOB: 1 BB: 0 P: 13	R: 0 E: 0 K: 1 S: 12	H: 2 LOB: 2 BB: 0 P: 20	R: 0 E: 0 K: 1 S: 12	H: 0 LOB: 1 BB: 0 P: 18	R: 1 E: 0 K: 2 S: 18	H: 3 LOB: 2 BB: 0 P: 26	R: 0 E: 0 K: 2 S: 7	H: 0 LOB: 0 BB: 0 P: 9	1B: 7 2B: 2 3B: 0 HR: 1	SF: 2 SAC: 0 DP: 0 HBP: 1	WP: 0 PB: 0 CS: 0	PA: 35								
PITCHER	IP	WLS	BF	H	R	ER	SO	BB	IBB	HBP	BLK	WP	HR	S	P	ERA	WHIP											
Miguel Batista, R (1, 1) ERA: 4.71	7.0	L	29	7	2	2	5	0	0	1	0	0	0	69	105	2.57	1.000											
Greg Swindell, L (8, 1) ERA: 3.38	0.2		3	1	1	1	1	0	0	0	0	0	0	1	8	10	13.50	1.500										
Jose Parra, R (8, 1) ERA: 2.7	0.1		3	2	0	0	1	0	0	0	0	0	0	10	16	0.00	6.000											

AB	30
R	1
H	4
RBI	1
BB	0
SO	10
LOB	8



Batter	1	2	3	4	5	6	7	8	9	AB	R	H	RBI	BB	SO	LOB	TOP										
Craig Counsell, L (1,4) OBP: 0.353, SLG: 0.416 Alex Cintron, S (8,4)	G5-3		1B 2B	G4-3 WP 1B	G1-6-3		G3-1			5	2	2	0	0	0	3											
Danny Bautista, R (1,9) OBP: 0.388, SLG: 0.547 Jose Guillen, R (6,9)	E6 HR 1B		2B E 1B	G4-3		E6 PB SF9		L9		4	3	2	0	0	0	1											
Luis Gonzalez, L (1,7) OBP: 0.389, SLG: 0.496 Rod Barajas, R (6,2)			FC6 FC3-2 2B	2B 1B		G3-1		K		5	2	3	4	0	1	1											
Steve Finley, L (1,8) OBP: 0.320, SLG: 0.518	F7		E7 FC3-2 2B	F5		SF9		1B BB		3	1	0	1	1	0	2											
Damian Miller, R (1,2) OBP: 0.336, SLG: 0.534 Mike Morgan, R (8,1) Mike Myers, L (9,1)	K		FC6 FC3-2 2B	1B 2B		K		1B		5	2	2	0	0	2	2											
Mark Grace, L (1,3) OBP: 0.338, SLG: 0.400 Greg Colbrunn, R (7, PR) OBP: 0.389, SLG: 0.500			FC3-2 2B	1B		F9 1B 2B		F8		4	0	2	2	0	0	3											
Chris Donnels, L (1,5) OBP: 0.333, SLG: 0.429			FC6-4 BB	F8		F9		K		4	0	1	2	1	1	2											
Tony Womack, L (1,6) OBP: 0.302, SLG: 0.317			FC6-4 1-2	G6-4-3 IBB		K		P6		4	0	1	1	1	1	1											
Curt Schilling, R (1,1) OBP: 0.289, SLG: 0.269 Quinton McCracken, S (8,7)			G6-3	G6-4-3		K		K		4	0	1	0	0	1	6											
Inning Stats	R: 2 H: 2 E: 1 K: 1 S: 10	H: 2 LOB: 0 BB: 0 P: 14	R: 0 H: 0 E: 0 K: 0 S: 11	H: 0 LOB: 1 BB: 1 P: 19	R: 4 H: 4 E: 2 K: 0 S: 14	H: 4 LOB: 2 BB: 1 P: 29	R: 3 H: 4 E: 0 K: 0 S: 10	H: 4 LOB: 0 BB: 0 P: 15	R: 0 H: 1 E: 0 K: 1 S: 9	H: 1 LOB: 0 BB: 0 P: 11	R: 1 H: 0 E: 1 K: 1 S: 10	H: 0 LOB: 2 BB: 0 P: 16	R: 1 H: 2 E: 0 K: 1 S: 14	H: 2 LOB: 2 BB: 0 P: 19	R: 0 H: 1 E: 0 K: 2 S: 11	H: 1 LOB: 2 BB: 0 P: 20	R: 0 H: 0 E: 0 K: 2 S: 8	H: 0 LOB: 0 BB: 0 P: 9	1B: 8 2B: 5 3B: 0 HR: 1	SF: 1 SAC: 0 DP: 2 HBP: 0	WP: 1 PB: 2 SB: 0 CS: 0	PA: 45					
PITCHER	IP	WLS	BF	H	R	ER	SO	BB	IBB	HBP	BLK	WP	HR	S	P	ERA	WHIP										
Kris Benson, R (1,1) ERA: 17.18 Ron Villone, L (4,1) ERA: 6.17	3.2	L	24	10	9	7	1	1	1	0	0	1	1	43	75	17.18	3.000										

Arizona Diamondbacks @ Pittsburgh Pirates
PNC Park, Pittsburgh, PA
Mon May 13 2002, 7:05 PM EDT
Att: 14,500 - Cloudy - 45 F

livebaseballscores.com

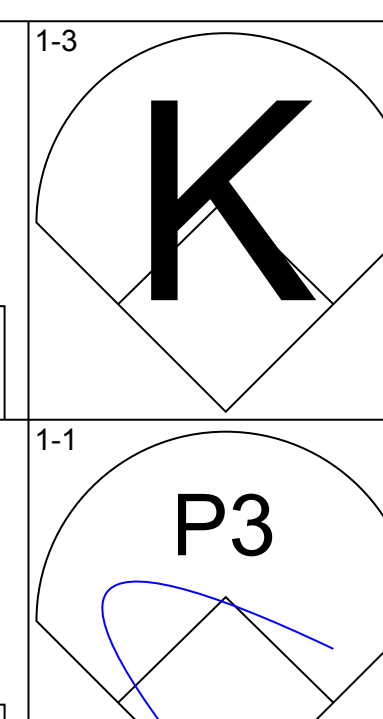
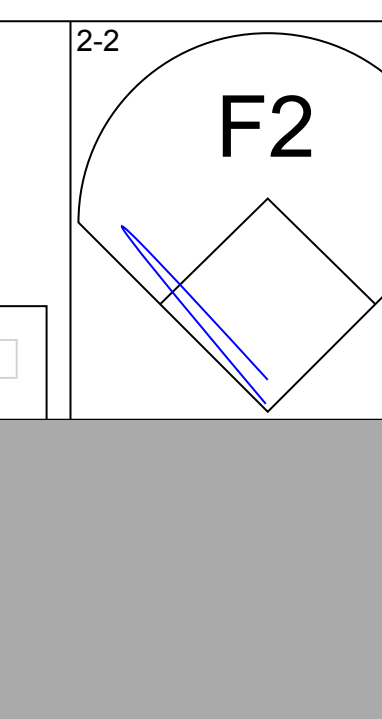
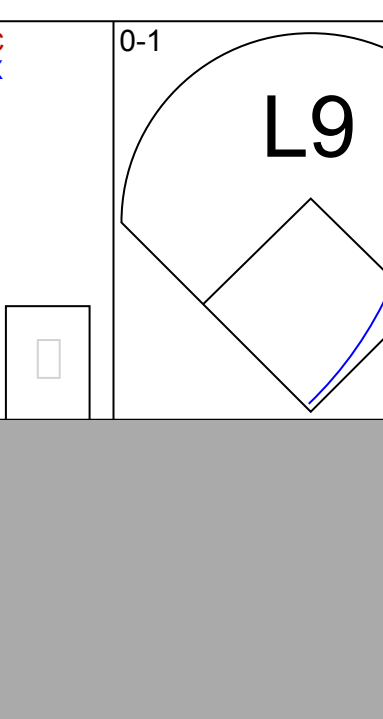
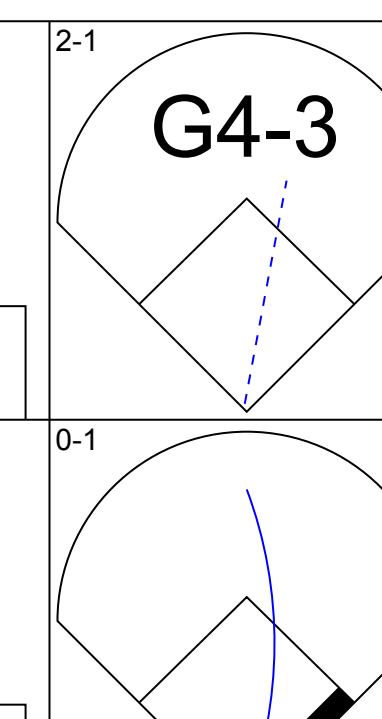
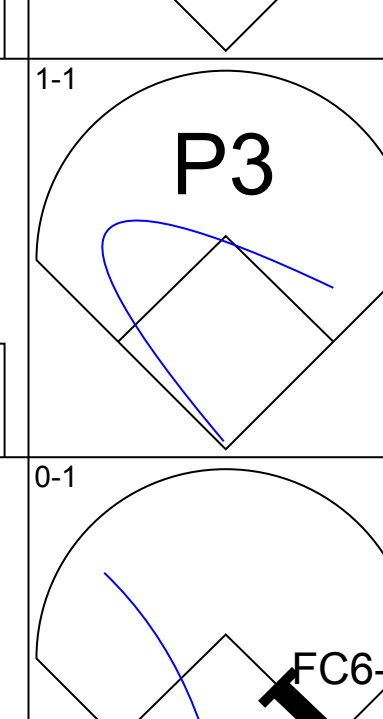
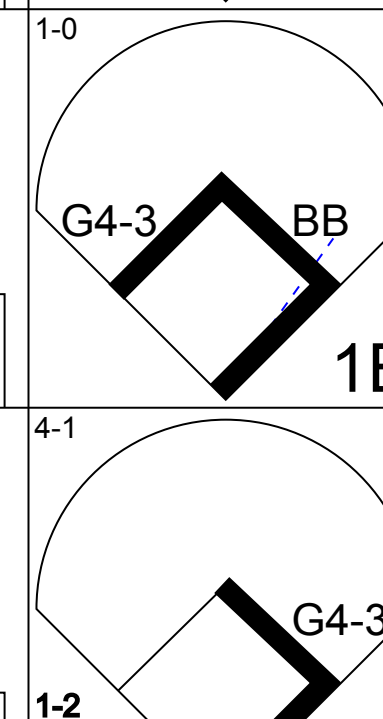
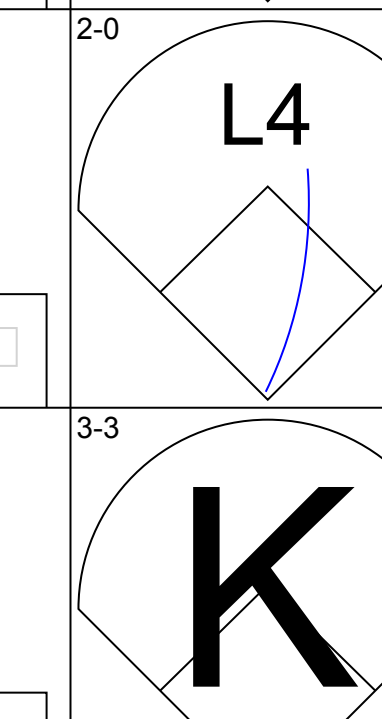
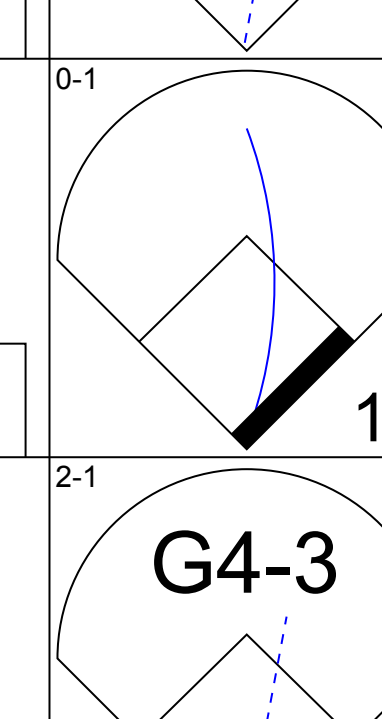
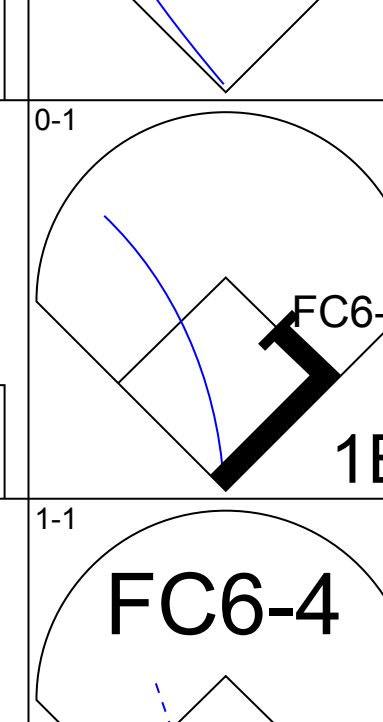
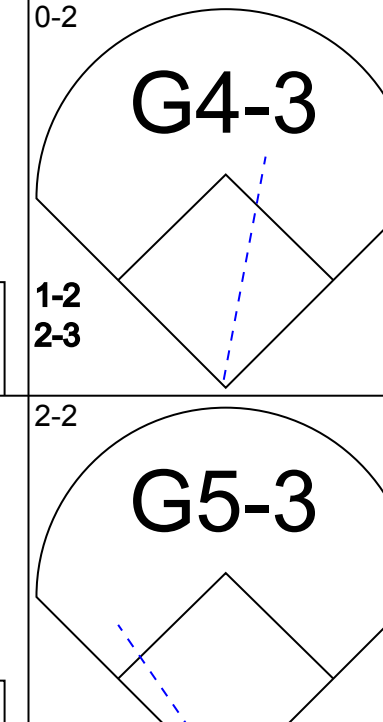

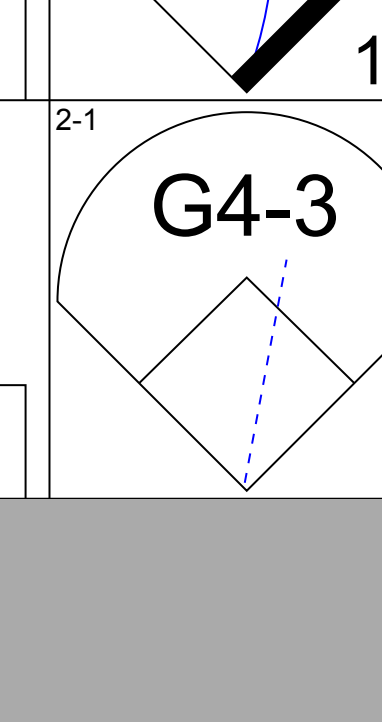
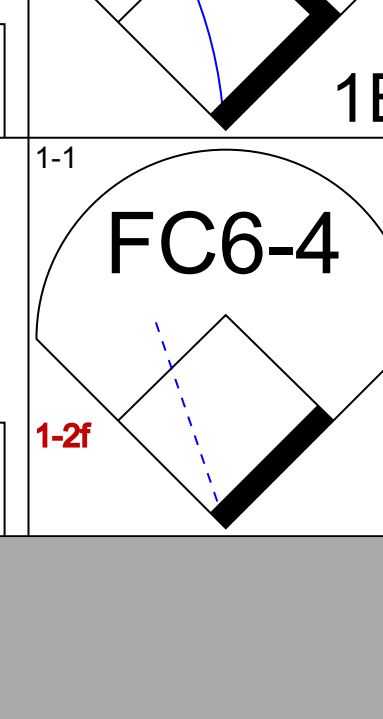


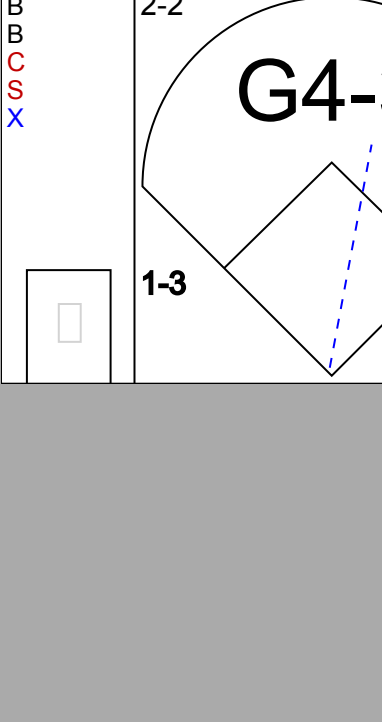
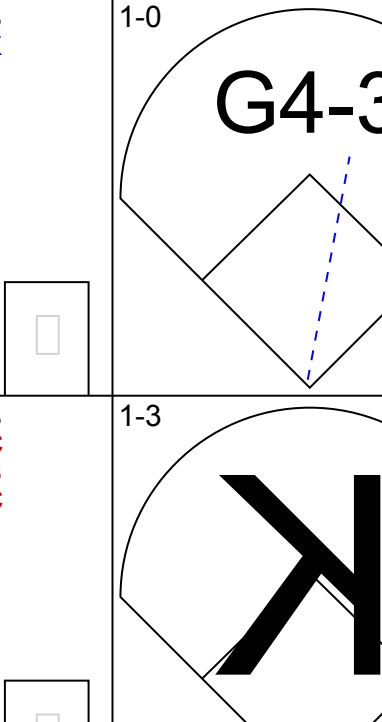
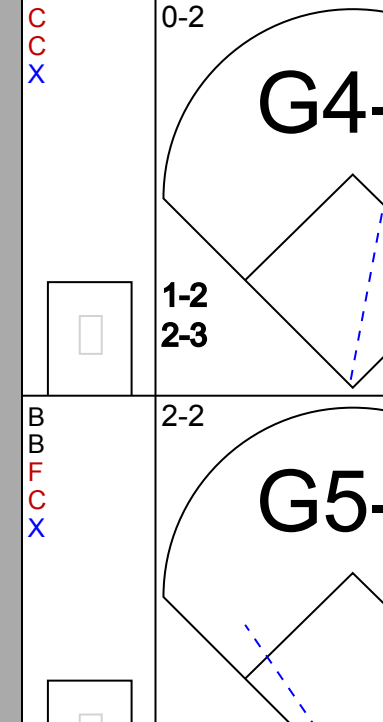
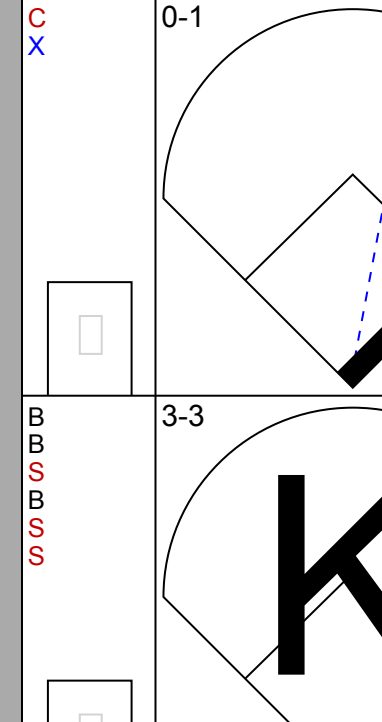
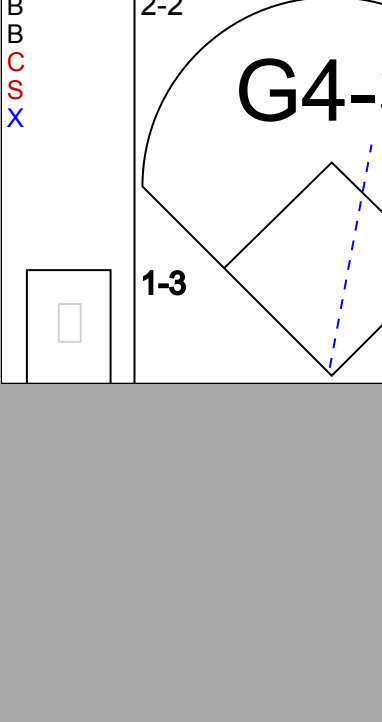
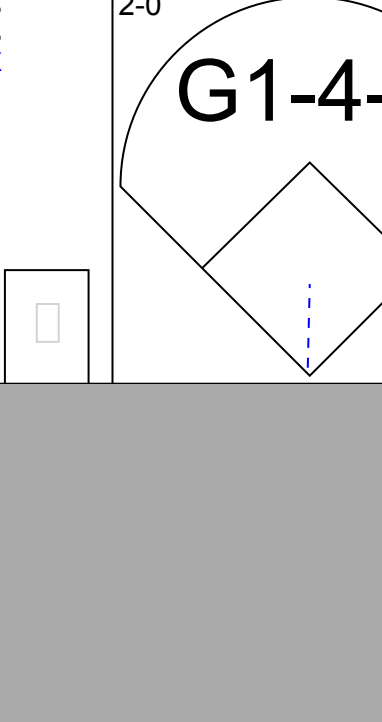

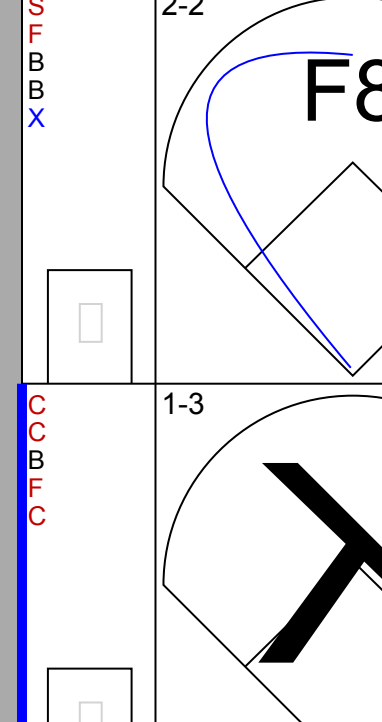
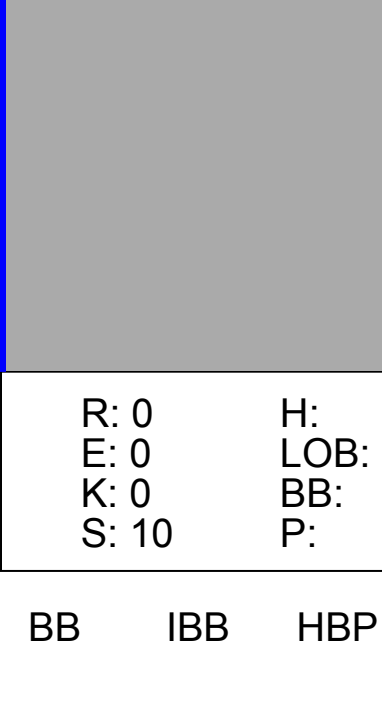
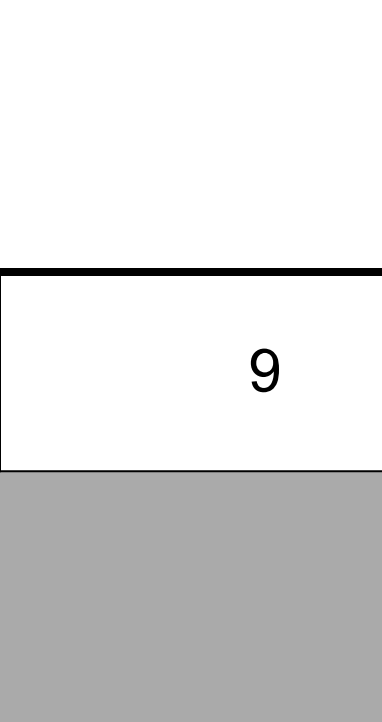
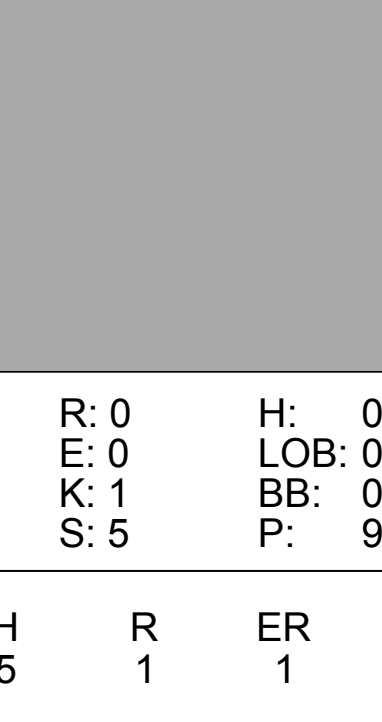
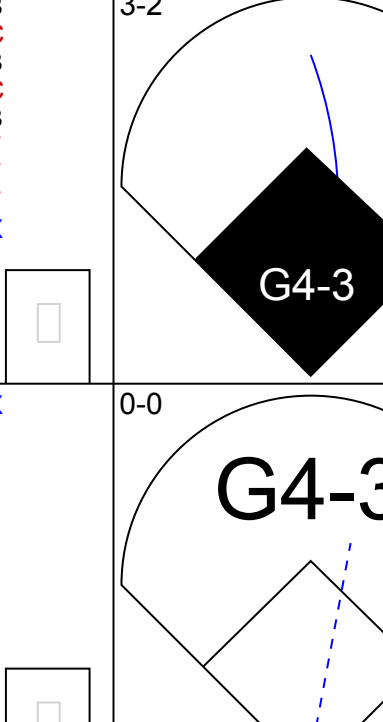

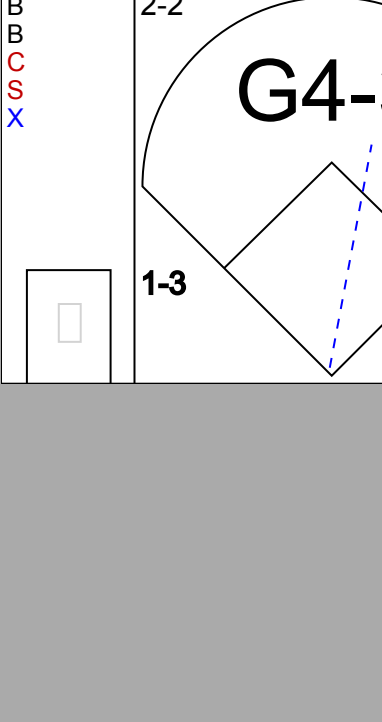
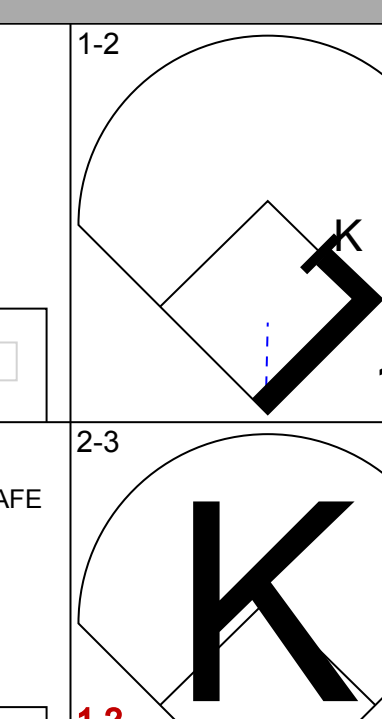
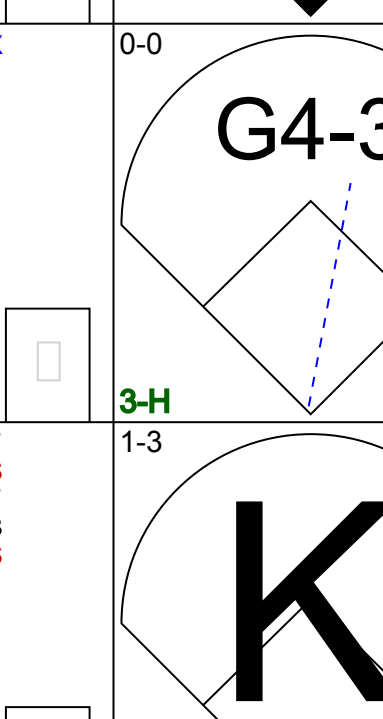
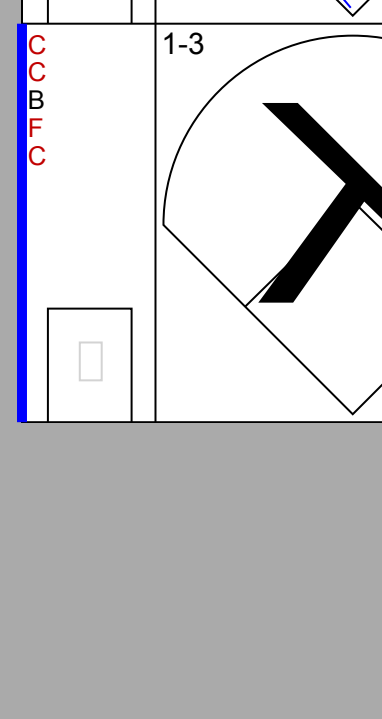
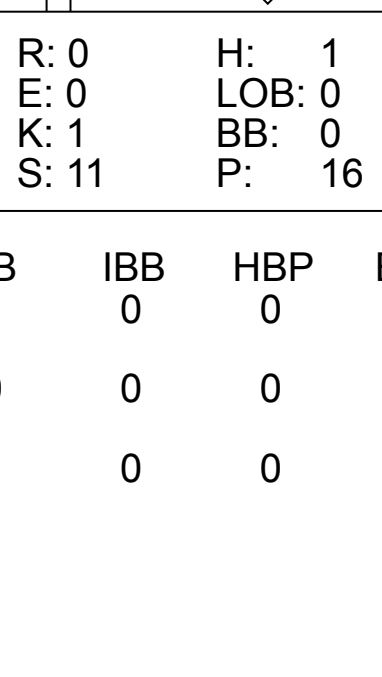
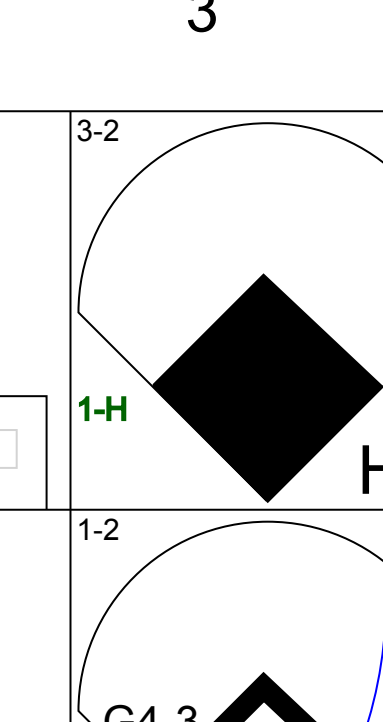
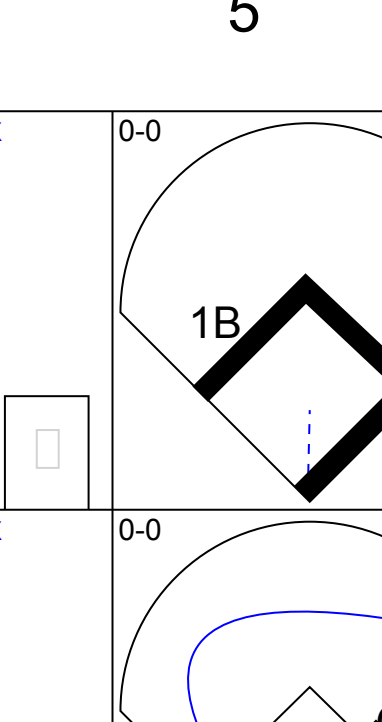
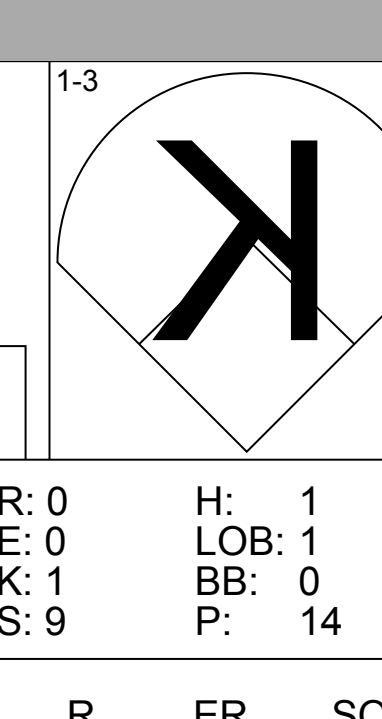
AB	41
R	11
H	14
RBI	10
BB	3
SO	7
LOB	23

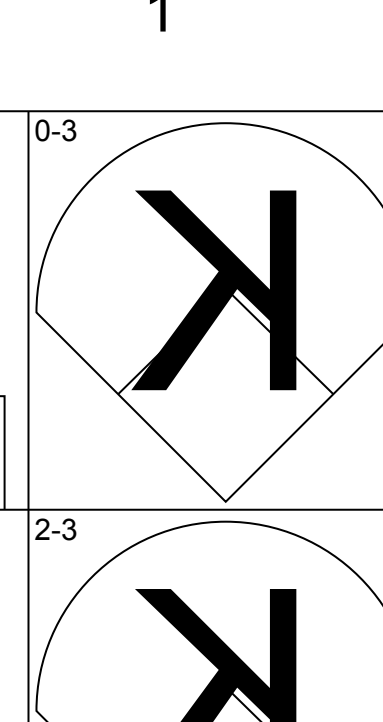
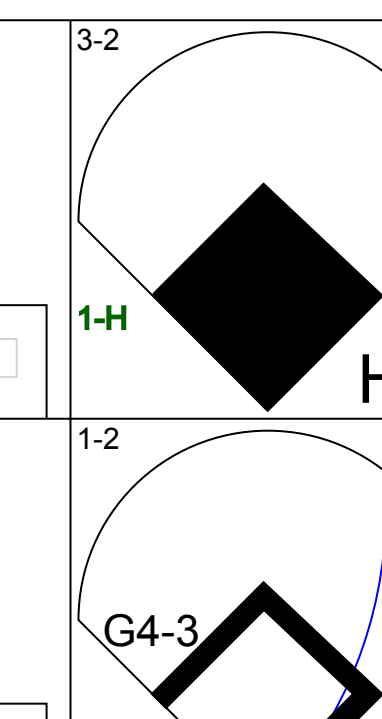
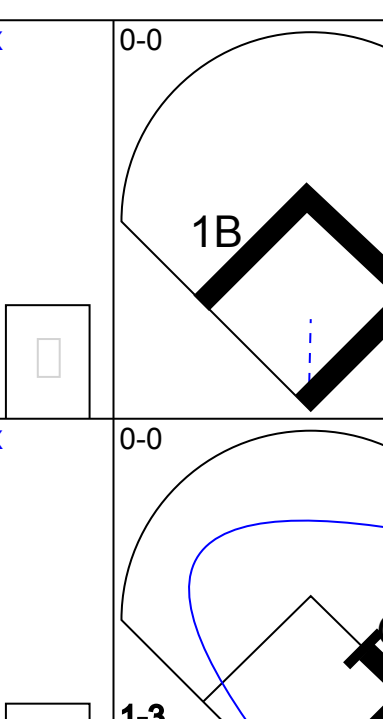
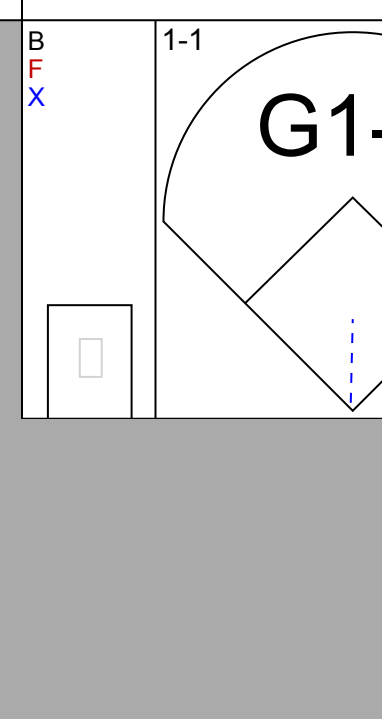
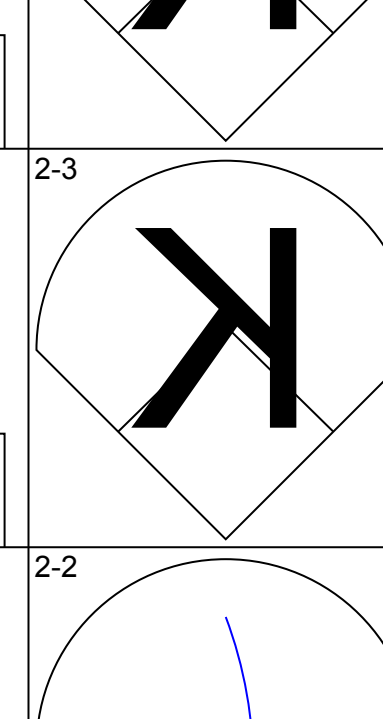
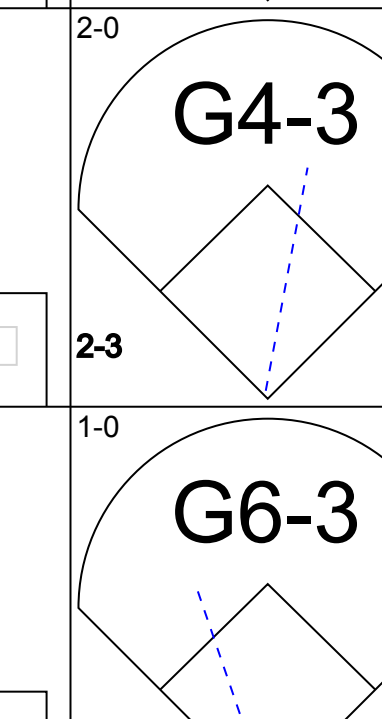
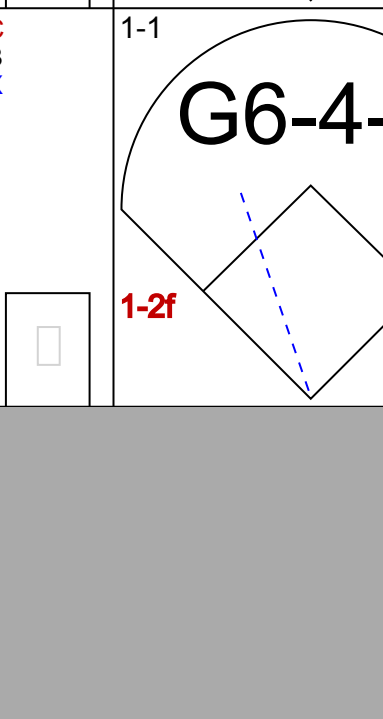

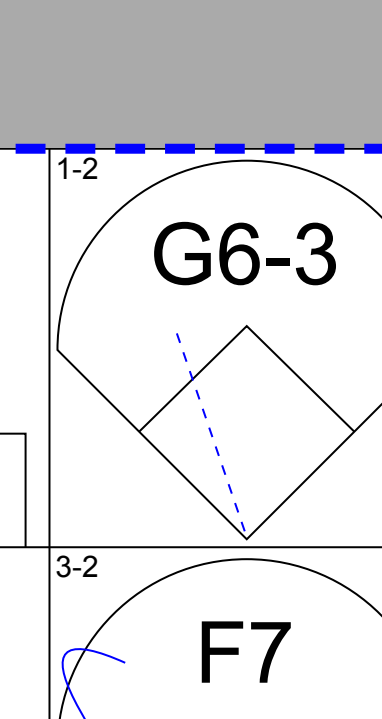
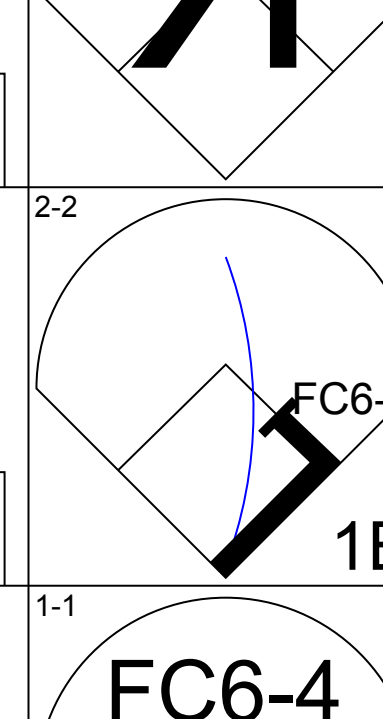



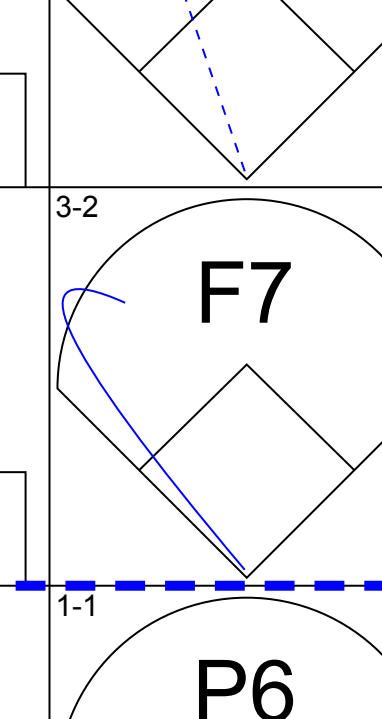
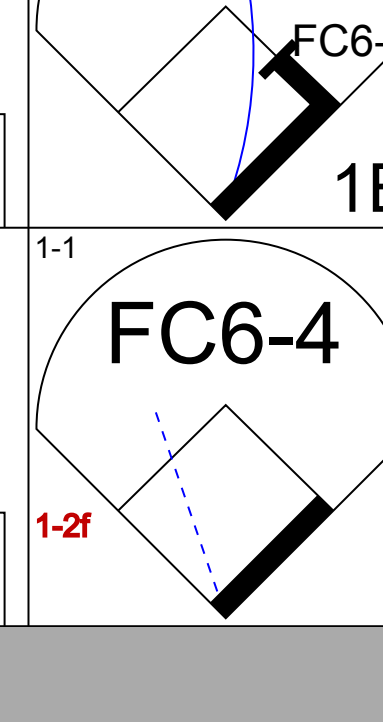
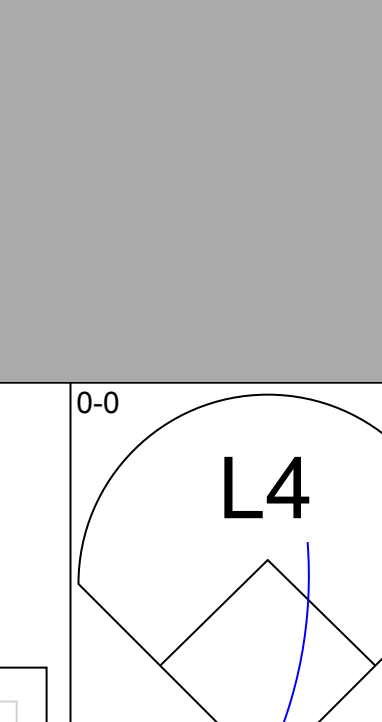
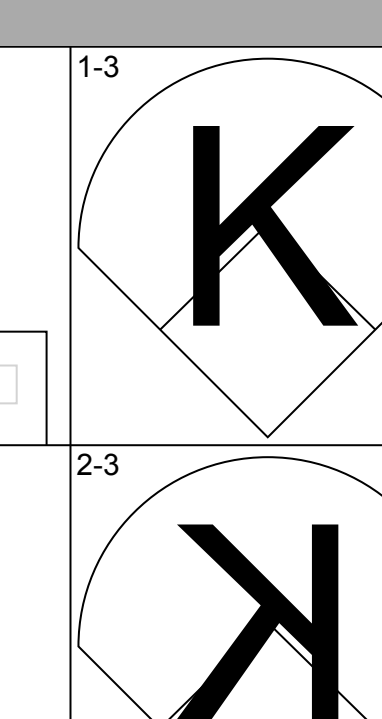
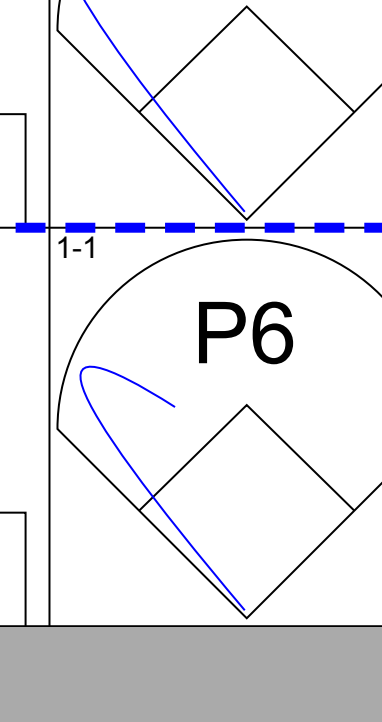
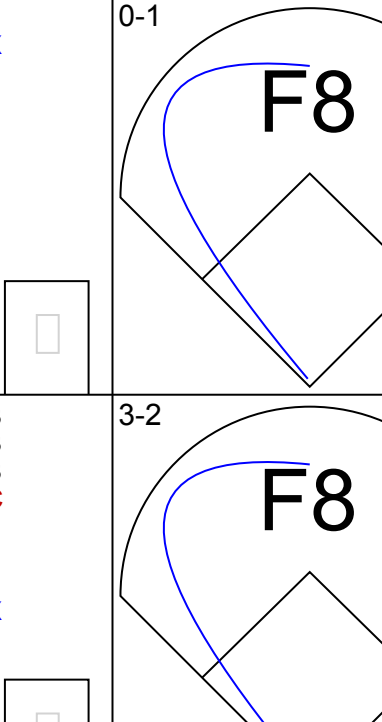
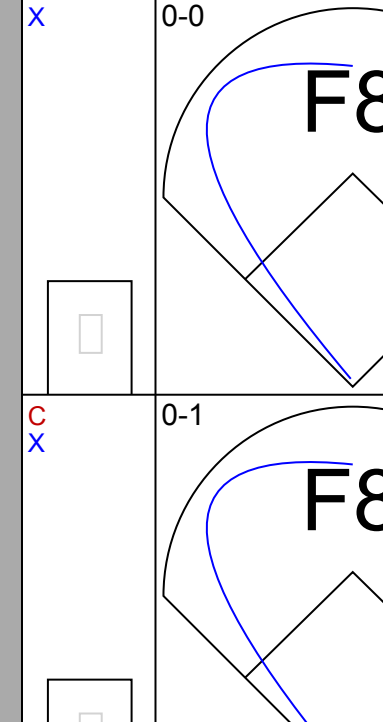
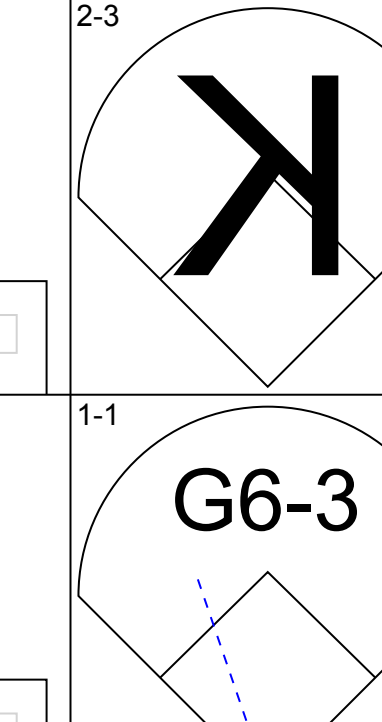

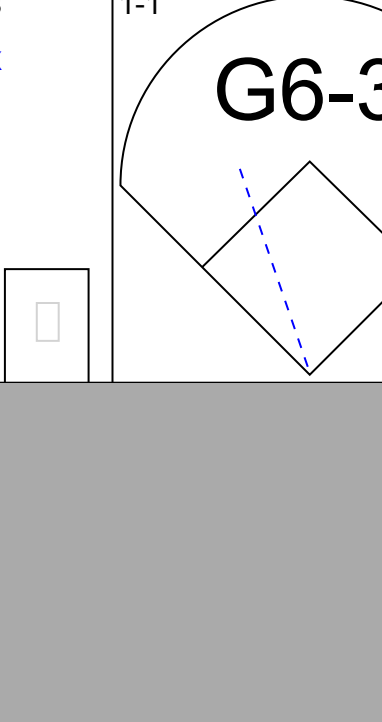
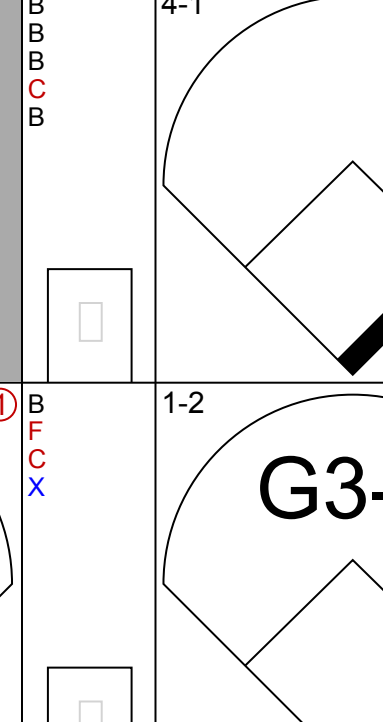

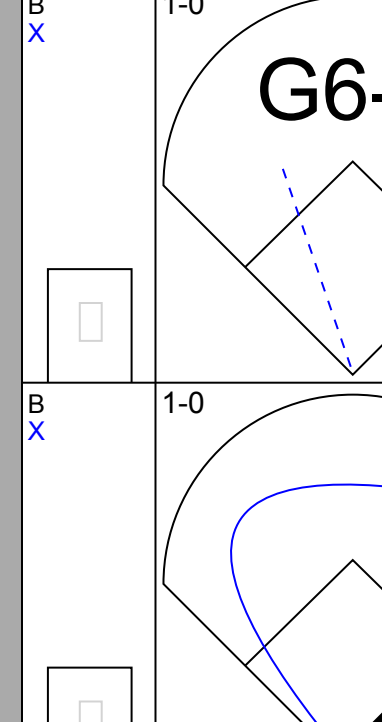
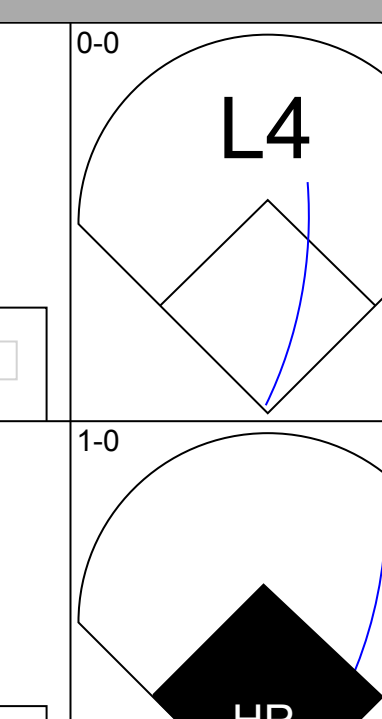
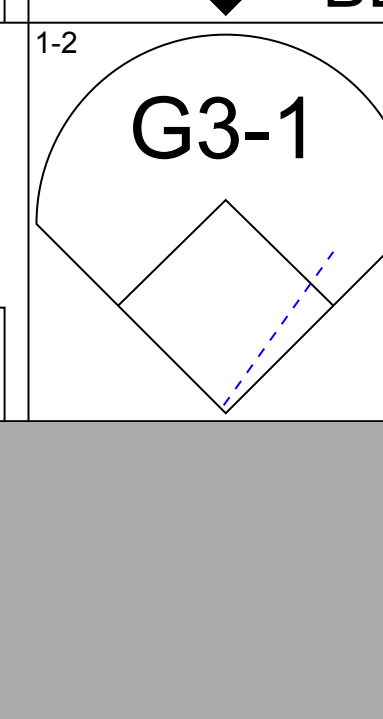
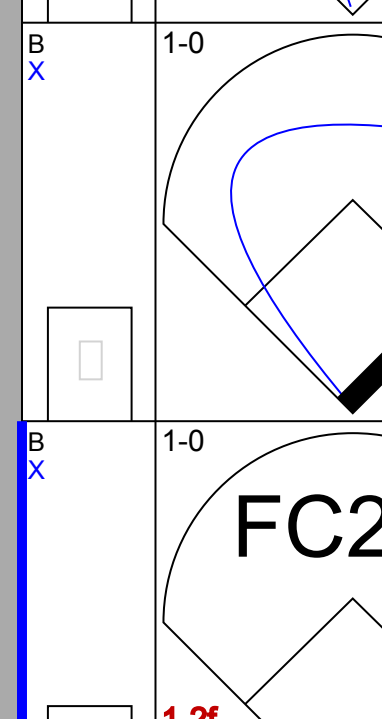
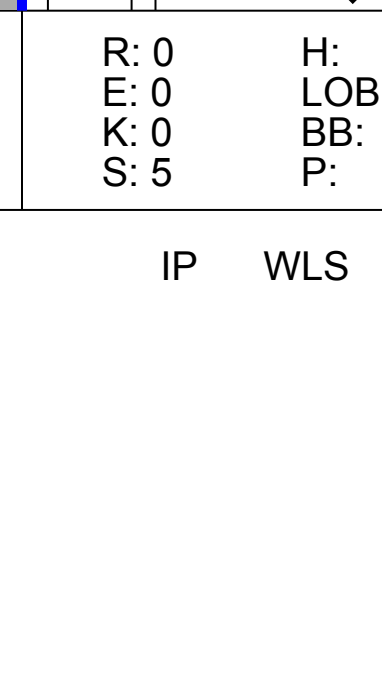
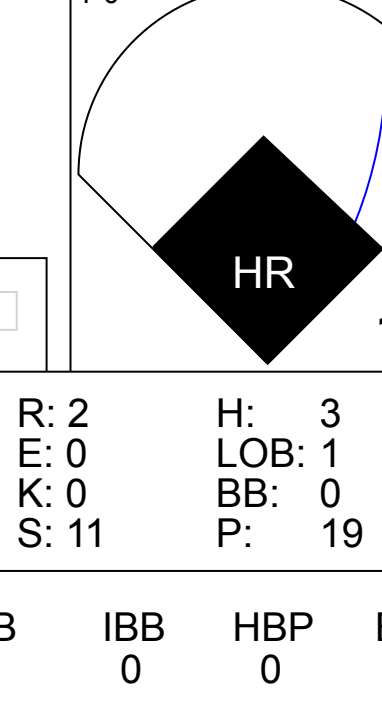
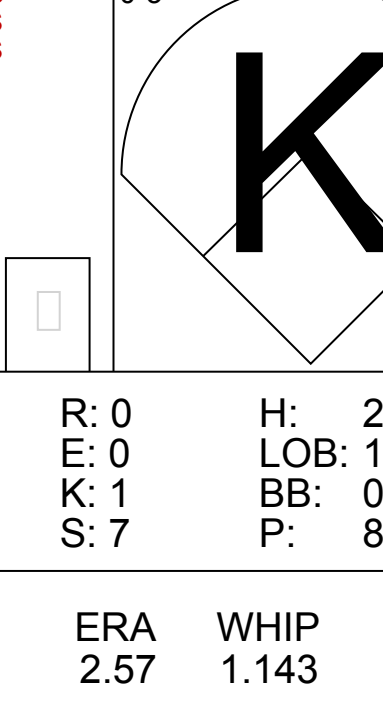
Batter	1	2	3	4	5	6	7	8	9	AB	R	H	RBI	BB	SO	LOB	BOTTOM										
Chad Hermansen, R (1,8) OBP: 0.556, SLG: 0.571 Rob Mackowiak, L (1,4) OBP: 0.297, SLG: 0.430	K		G5-3			FC5-4 1B		2B		4	0	2	0	0	1	0											
Brian Giles, L (1,7) OBP: 0.374, SLG: 0.495 Adrian Brown, S (7,8) OBP: 0.292, SLG: 0.296						F7		F7		4	0	0	0	0	2	3											
Aramis Ramirez, R (1,5) OBP: 0.371, SLG: 0.453 Mike Benjamin, R (7,5) OBP: 0.214, SLG: 0.205						F8		G4-3		3	0	1	0	0	0	2											
Armando Rios, L (1,9) OBP: 0.325, SLG: 0.317						FC5-4 1-2		1B		3	0	0	0	0	2	3											
18 Jason Kendall, R (1,2) OBP: 0.394, SLG: 0.349 Keith Osik, R (6,3) OBP: 0.200, SLG: 0.242						F9		K		4	0	0	0	0	3	1											
Craig Wilson, R (1,3) OBP: 0.320, SLG: 0.343						K		G6-3		2	0	1	0	0	0	0											
2 Jack Wilson, R (1,6) OBP: 0.243, SLG: 0.240						1B		K		2	0	0	0	0	1	1											
Kris Benson, R (1,1) Ron Villone, L (4,1) OBP: 0.214, SLG: 0.357						F9		K		3	0	0	0	0	3	1											
2 Jack Wilson, R (1,6) OBP: 0.243, SLG: 0.240						F9		P4		3	0	0	0	0	0	1											
Kris Benson, R (1,1) Ron Villone, L (4,1) OBP: 0.214, SLG: 0.357						F4		G6-3		1	0	0	0	0	0	0											
Inning Stats	R: 0 H: 1 E: 0 K: 3 S: 13	H: 1 LOB: 1 BB: 0 P: 20	R: 0 H: 0 E: 0 K: 2 S: 9	H: 0 LOB: 0 BB: 0 P: 12	R: 0 H: 0 E: 0 K: 0 S: 9	H: 0 LOB: 0 BB: 0 P: 13	R: 0 H: 0 E: 0 K: 2 S: 9	H: 0 LOB: 0 BB: 0 P: 14	R: 0 H: 1 E: 0 K: 2 S: 11	H: 1 LOB: 1 BB: 0 P: 15	R: 0 H: 2 E: 0 K: 0 S: 10	H: 2 LOB: 2 BB: 0 P: 15	R: 0 H: 0 E: 0 K: 2 S: 10	H: 0 LOB: 0 BB: 0 P: 15	R: 0 H: 1 E: 0 K: 0 S: 6	H: 1 LOB: 1 BB: 0 P: 7	R: 0 H: 1 E: 0 K: 1 S: 12	H: 1 LOB: 1 BB: 0 P: 22	1B: 5 2B: 1 3B: 0 HR: 0	SF: 0 SAC: 0 DP: 0 HBP: 0	WP: 0 PB: 0 SB: 0 CS: 0	PA: 33					
PITCHER	IP	WLS	BF	H	R	ER	SO	BB	IBB	HBP	BLK	WP	HR	S	P	ERA	WHIP										
Curt Schilling, R (1,1) ERA: 2.86 Mike Morgan, R (8,1) ERA: 4.86 Mike Myers, L (9,1) ERA: 2.08	7.0	W	25	4	0	0	11	0	0	0	0	0	0	6	7	0.00	1.000										

Arizona Diamondbacks @ Pittsburgh Pirates
PNC Park, Pittsburgh, PA
Mon May 13 2002, 7:05 PM EDT
Att: 14,500 - Cloudy - 45 F

livebaseballscores.com

AB	33
R	0
H	6
RBI	0
BB	0
SO	12
LOB	12

Batter	1	2	3	4	5	6	7	8	9	AB	R	H	RBI	BB	SO	LOB	TOP					
Craig Counsell, L OBP: 0.344, SLG: 0.404 (1, 4)										4	0	0	0	0	1	0	Arizona Diamondbacks @ Pittsburgh Pirates PNC Park, Pittsburgh, PA Tue May 14 2002, 7:05 PM EDT Att. 16,373 - Sunny - 63 F					
Danny Bautista, R OBP: 0.384, SLG: 0.539 (1, 9)										4	0	1	0	0	0	0						
Luis Gonzalez, L OBP: 0.372, SLG: 0.496 (1, 7)										4	0	2	0	0	0	1						
Greg Colbrunn, R OBP: 0.375, SLG: 0.457 (1, 3)										3	0	0	0	1	1	1						
Chris Donnels, L OBP: 0.324, SLG: 0.406 (1, 5)										4	0	1	0	0	0	2						
Damian Miller, R OBP: 0.328, SLG: 0.519 (1, 2)										3	0	0	0	0	2	3						
Steve Finley, L OBP: 0.325, SLG: 0.518 (9, PH)										0	0	0	0	1	0	0						
Quinton McCracken, S OBP: 0.395, SLG: 0.616 (1, 8)										4	1	1	0	0	0	2						
Tony Womack, L OBP: 0.305, SLG: 0.320 (1, 6)										2	0	1	1	0	0	0						
Junior Spivey, R OBP: 0.399, SLG: 0.511 (7, PH)										1	0	0	0	0	1	1						
Brian Anderson, R OBP: 0.333, SLG: 0.500 (1, 1)										2	0	0	0	0	2	1						
Jose Guillen, R OBP: 0.245, SLG: 0.354 (8, PH)										1	0	0	0	0	1	0						
Eddie Cropesa, L (8, 1)										0	0	0	0	0	0	0						
Jose Parra, R (8, 1)										0	0	0	0	0	0	0						
Inning Stats	R: 0 E: 0 K: 1 S: 10	H: 1 LOB: 1 BB: 0 P: 13	R: 0 E: 0 K: 1 S: 5	H: 0 LOB: 0 BB: 0 P: 9	R: 0 E: 0 K: 1 S: 11	H: 1 LOB: 0 BB: 0 P: 16	R: 0 E: 0 K: 0 S: 12	H: 1 LOB: 2 BB: 1 P: 22	R: 1 E: 0 K: 1 S: 13	H: 1 LOB: 0 BB: 0 P: 17	R: 0 E: 0 K: 1 S: 6	H: 0 LOB: 0 BB: 0 P: 11	R: 0 E: 0 K: 2 S: 12	H: 1 LOB: 1 BB: 0 P: 18	R: 0 E: 0 K: 1 S: 9	H: 1 LOB: 1 BB: 1 P: 14	R: 0 E: 0 K: 0 S: 10	H: 0 LOB: 1 BB: 1 P: 20	1B: 5 2B: 0 3B: 1 HR: 0	SF: 0 SAC: 0 DP: 0 HBP: 0	WP: 0 PB: 0 SB: 1 CS: 0	PA: 34
PITCHER	IP	WLS	BF	H	R	ER	SO	BB	IBB	HBP	BLK	WP	HR	S	P	ERA	WHIP					
Kip Wells, R ERA: 4.33	6.1	W	24	5	1	1	6	1	0	0	0	0	0	62	96	1.42	0.947					
Scott Sauerbeck, L ERA: 2.16	1.2	H	6	1	0	0	2	0	0	0	0	0	0	16	24	0.00	0.600					
Mike Williams, R ERA: 0.6	1.0	S	4	0	0	0	0	1	0	0	0	0	0	10	20	0.00	1.000					

Batter	1	2	3	4	5	6	7	8	9	AB	R	H	RBI	BB	SO	LOB	BOTTOM				
Chad Hermansen, R OBP: 0.538, SLG: 0.818 (1, 8)										4	1	2	2	0	1	1	Arizona Diamondbacks @ Pittsburgh Pirates PNC Park, Pittsburgh, PA Tue May 14 2002, 7:05 PM EDT Att. 16,373 - Sunny - 63 F				
Pokey Reese, R OBP: 0.278, SLG: 0.297 (1, 4)										4	0	2	0	0	1	0					
Brian Giles, L OBP: 0.370, SLG: 0.486 (1, 7)										4	0	1	0	0	0	3					
Aramis Ramirez, R OBP: 0.348, SLG: 0.421 (1, 5)										4	0	0	0	0	1	2					
Mike Williams, R (9, 1)										0	0	0	0	0	0	0					
Kevin Young, R OBP: 0.303, SLG: 0.337 (1, 3)										3	0	0	0	0	1	0					
18 Jason Kendall, R OBP: 0.395, SLG: 0.339 (1, 2)										3	0	0	0	0	0	0					
Craig Wilson, R OBP: 0.321, SLG: 0.333 (1, 9)										2	0	0	0	1	0	0					
Adrian Brown, S OBP: 0.292, SLG: 0.296 (8, 8)										0	0	0	0	0	0	0					
2 Jack Wilson, R OBP: 0.245, SLG: 0.243 (1, 6)										3	0	1	0	0	0	1					
Kip Wells, R OBP: 0.176, SLG: 0.353 (1, 1)										2	1	1	0	0	1	0					
Scott Sauerbeck, R (7, 1)										1	0	0	0	0	0	1					
Mike Benjamin, R OBP: 0.214, SLG: 0.205 (9, 5)										0	0	0	0	0	0	0					
Inning Stats	R: 0 E: 0 K: 2 S: 12	H: 1 LOB: 1 BB: 0 P: 17	R: 0 E: 0 K: 0 S: 9	H: 0 LOB: 0 BB: 0 P: 13	R: 2 E: 0 K: 0 S: 11	H: 3 LOB: 1 BB: 0 P: 19	R: 0 E: 0 K: 0 S: 7	H: 0 LOB: 1 BB: 1 P: 12	R: 0 E: 0 K: 1 S: 7	H: 2 LOB: 1 BB: 0 P: 8	R: 0 E: 0 K: 2 S: 8	H: 0 LOB: 0 BB: 0 P: 12	R: 0 E: 0 K: 0 S: 5	H: 1 LOB: 1 BB: 0 P: 9	R: 0 E: 0 K: 0 S: 8	H: 0 LOB: 0 BB: 0 P: 13	1B: 5 2B: 1 3B: 0 HR: 1	SF: 0 SAC: 0 DP: 1 HBP: 0	WP: 0 PB: 0 SB: 0 CS: 0	PA: 31	
PITCHER	IP	WLS	BF	H	R	ER	SO	BB	IBB	HBP	BLK	WP	HR	S	P	ERA	WHIP				
Brian Anderson, L ERA: 6.0	7.0	L	28	7	2	2	5	1	0	0	0	0	0	59	90	2.57	1.143				
Eddie Cropesa, L ERA: 4.41	0.2		2	0	0	0	0	0	0	0	0	0	0	6	10	0.00	0.000				
Jose Parra, R ERA: 2.57	0.1		1	0	0	0	0	0	0	0	0	0	0	2	3	0.00	0.000				

Batter	1	2	3	4	5	6	7	8	9	AB	R	H	RBI	BB	SO	LOB	TOP										
Craig Counsell, L OBP: 0.346, SLG: 0.404 (1, 5)										5	0	2	1	0	0	1	Arizona Diamondbacks @ Pittsburgh Pirates PNC Park, Pittsburgh, PA Wed May 15, 2002, 7:05 PM EDT Att: 18,780 - Sunny - 69 F										
Junior Spivey, R OBP: 0.411, SLG: 0.547 (1, 4)										4	2	3	1	1	1	0											
Luis Gonzalez, L OBP: 0.373, SLG: 0.521 (1, 7)										5	1	2	2	0	0	3											
Greg Colbrunn, R OBP: 0.356, SLG: 0.410 (1, 3)										4	0	0	0	1	1	3											
Steve Finley, L OBP: 0.328, SLG: 0.535 (1, 8)										4	1	1	1	1	1	3											
Jose Guillen, R OBP: 0.259, SLG: 0.396 (1, 9)										5	1	2	0	0	1	2											
Tony Womack, L OBP: 0.304, SLG: 0.318 (1, 6)										4	1	1	0	0	0	1											
Rod Barajas, R OBP: 0.244, SLG: 0.184 (1, 2)										2	0	0	0	2	0	1											
Rick Helling, R Quinton McCracken, S Eddie Cropesa, L Jose Parra, R Chris Donnels, L Mike Morgan, R Byung-Hyun Kim, R OBP: 1.000, SLG: 1.000 (1, 1)										2	0	0	0	0	0	1	AB 36 R 6 H 11 RBI 6 BB 5 SO 4 LOB 17										
Inning Stats	R: 0 E: 0 K: 0 S: 10	H: 2 LOB: 2 BB: 0 P: 17	R: 0 E: 0 K: 0 S: 7	H: 0 LOB: 0 BB: 0 P: 10	R: 0 E: 0 K: 0 S: 10	H: 1 LOB: 1 BB: 0 P: 16	R: 0 E: 0 K: 2 S: 9	H: 0 LOB: 0 BB: 0 P: 15	R: 1 E: 1 K: 0 S: 12	H: 1 LOB: 0 BB: 0 P: 17	R: 3 E: 0 K: 0 S: 13	H: 3 LOB: 2 BB: 2 P: 26	R: 1 E: 0 K: 0 S: 13	H: 1 LOB: 1 BB: 1 P: 23	R: 1 E: 0 K: 0 S: 9	H: 2 LOB: 1 BB: 1 P: 18		R: 0 E: 0 K: 2 S: 9	H: 1 LOB: 2 BB: 1 P: 17	1B: 4 2B: 4 3B: 0 HR: 3	SF: 1 SAC: 0 DP: 0 HBP: 0	WP: 0 PB: 0 SB: 1 CS: 1	PA: 43				
PITCHER	IP	WLS	BF	H	R	ER	SO	BB	IBB	HBP	BLK	WP	HR	S	P	ERA	WHIP										
Jimmy Anderson, L ERA: 4.94 (1, 1)	6.0	L	27	7	4	3	2	1	1	0	0	0	2	61	101	4.50	1.333										
Joe Beimel, L ERA: 3.21 (7, 1)	2.0		10	3	2	2	0	2	0	0	0	0	1	22	41	9.00	2.500										
Sean Lowe, R ERA: 7.62 (9, 1)	1.0		5	1	0	0	2	0	1	0	0	0	0	9	17	0.00	1.000										

Batter	1	2	3	4	5	6	7	8	9	AB	R	H	RBI	BB	SO	LOB	BOTTOM										
Chad Hermansen, R OBP: 0.412, SLG: 0.600 (1, 8)										4	0	0	0	0	2	0	Arizona Diamondbacks @ Pittsburgh Pirates PNC Park, Pittsburgh, PA Wed May 15, 2002, 7:05 PM EDT Att: 18,780 - Sunny - 69 F										
Pokey Reese, R OBP: 0.277, SLG: 0.286 (1, 4)										3	0	0	0	1	1	0											
Brian Giles, L OBP: 0.374, SLG: 0.513 (1, 7)										4	1	2	1	0	0	1											
Aramis Ramirez, R OBP: 0.357, SLG: 0.433 (1, 5)										3	1	1	0	1	1	1											
Armando Rios, L OBP: 0.325, SLG: 0.311 Joe Beimel, L (1, 9)										2	0	0	0	1	0	3											
Sean Lowe, R OBP: 0.167, SLG: 0.167 Adrian Brown, S (9, 1)										0	0	0	0	0	0	0											
18 Jason Kendall, R OBP: 0.352, SLG: 0.336 (1, 2)										4	0	1	1	0	0	3											
Kevin Young, R OBP: 0.301, SLG: 0.326 (1, 3)										3	0	0	0	1	1	2											
2 Jack Wilson, R OBP: 0.239, SLG: 0.236 Rob Mackowiak, L (9, PH)										3	0	0	0	0	0	0											
Jimmy Anderson, L OBP: 0.294, SLG: 0.294 Craig Wilson, R (7, 9)										2	0	0	0	0	0	0	AB 31 R 2 H 4 RBI 2 BB 4 SO 8 LOB 11										
Inning Stats	R: 0 E: 0 K: 1 S: 12	H: 0 LOB: 0 BB: 0 P: 17	R: 0 E: 0 K: 1 S: 7	H: 0 LOB: 1 BB: 1 P: 14	R: 0 E: 0 K: 0 S: 13	H: 0 LOB: 0 BB: 0 P: 18	R: 2 E: 0 K: 1 S: 13	H: 3 LOB: 1 BB: 0 P: 18	R: 0 E: 0 K: 0 S: 10	H: 0 LOB: 0 BB: 0 P: 11	R: 0 E: 0 K: 2 S: 10	H: 0 LOB: 2 BB: 0 P: 27	R: 0 E: 0 K: 0 S: 8	H: 1 LOB: 1 BB: 0 P: 12	R: 0 E: 0 K: 2 S: 10	H: 0 LOB: 1 BB: 1 P: 18		1B: 2 2B: 1 3B: 0 HR: 1	SF: 0 SAC: 0 DP: 0 HBP: 0	WP: 0 PB: 0 SB: 0 CS: 0	PA: 35						
PITCHER	IP	WLS	BF	H	R	ER	SO	BB	IBB	HBP	BLK	WP	HR	S	P	ERA	WHIP										
Rick Helling, R ERA: 5.84 (1, 1)	5.0	W	19	3	2	2	4	1	0	0	0	0	0	12	27	0.00	2.000										
Eddie Cropesa, L ERA: 4.15 (6, 1)	1.0	H	5	0	0	0	0	2	0	0	0	0	0	10	13	0.00	0.000										
Jose Parra, R ERA: 2.25 (7, 1)	1.0	H	3	0	0	0	2	0	0	0	0	0	0	8	12	0.00	1.000										
Mike Morgan, R ERA: 4.58 (8, 1)	1.0		4	1	0	0	0	0	0	0	0	0	0	10	18	0.00	1.000										
Byung-Hyun Kim, R ERA: 0.78 (9, 1)	1.0		4	0	0	0	2	1	0	0	0	0	0	10	18	0.00	1.000										

Batter	1	2	3	4	5	6	7	8	9	AB	R	H	RBI	BB	SO	LOB	TOP					
11 Jimmy Rollins, S OBP: 0.363, SLG: 0.514										6	1	2	2	0	1	5	Philadelphia Phillies @ Arizona Diamondbacks Bank One Ballpark, Phoenix, AZ Fri May 17 2002, 10:05 PM EDT Att: 35,877 - Sunny - 93 F					
Marlon Anderson, L OBP: 0.344, SLG: 0.453										6	2	5	1	0	0	0						
Scott Rolen, R OBP: 0.350, SLG: 0.465										5	1	0	0	1	2	6						
Bobby Abreu, L OBP: 0.409, SLG: 0.444										4	1	2	3	0	1	1						
Pat Burrell, R OBP: 0.371, SLG: 0.549										5	1	2	1	0	1	3						
Travis Lee, L OBP: 0.347, SLG: 0.388										4	1	2	1	1	2	2						
Mike Lieberthal, R OBP: 0.301, SLG: 0.376										5	0	1	0	0	2	3						
Doug Glanville, R OBP: 0.315, SLG: 0.322										2	2	1	1	3	1	0						
Terry Adams, R OBP: 0.167, SLG: 0.091										2	0	1	0	0	0	0						
Carlos Silva, R OBP: 0.271, SLG: 0.054										0	0	0	0	0	0	0						
Hector Mercado, L OBP: 0.271, SLG: 0.054										0	0	0	0	0	0	0						
Jose Santiago, R OBP: 0.271, SLG: 0.054										0	0	0	0	0	0	0						
Tomas Perez, S OBP: 0.271, SLG: 0.054										0	0	0	0	0	0	0						
Rheal Cormier, L OBP: 0.271, SLG: 0.054										0	0	0	0	0	0	0						
Cliff Polite, R OBP: 0.266, SLG: 0.263										1	0	1	0	0	0	0						
Inning Stats	R: 3 E: 0 K: 1 S: 15	H: 3 LOB: 1 BB: 1 P: 26	R: 0 E: 0 K: 1 S: 8	H: 0 LOB: 0 BB: 0 P: 9	R: 1 E: 1 K: 1 S: 11	H: 2 LOB: 1 BB: 0 P: 18	R: 1 E: 0 K: 1 S: 17	H: 2 LOB: 2 BB: 1 P: 25	R: 1 E: 0 K: 2 S: 15	H: 3 LOB: 0 BB: 0 P: 31	R: 0 E: 0 K: 1 S: 7	H: 0 LOB: 0 BB: 0 P: 10	R: 1 E: 0 K: 1 S: 13	H: 3 LOB: 3 BB: 1 P: 24	R: 0 E: 0 K: 1 S: 9	H: 1 LOB: 1 BB: 0 P: 14	R: 2 E: 0 K: 1 S: 19	H: 3 LOB: 2 BB: 1 P: 30	1B: 11 2B: 3 3B: 1 HR: 2	SF: 1 SAC: 1 DP: 0 HBP: 0	WP: 1 PB: 0 SB: 1 CS: 0	PA: 48
PITCHER	IP WLS BF H R ER SO BB IBB HBP BLK WP HR S P ERA WHIP																					
Miguel Batista, R ERA: 5.44	(1, 1) 5.0 0 27 10 6 6 6 2 1 0 0 0 1 1 66 109 10.80 2.400																					
Greg Swindell, L ERA: 2.45	(6, 1) 1.0 3 0 0 0 1 0 0 0 0 0 0 0 7 10 0.00 0.000																					
Eddie Oropesa, L ERA: 4.42	(7, 1) 1.0 W 7 3 1 1 1 1 0 0 0 0 0 1 13 24 9.00 4.000																					
Mike Myers, L ERA: 2.57	(8, 1) 0.2 H 3 1 0 0 1 0 0 0 0 0 0 5 8 0.00 1.500																					
Byung-Hyun Kim, R ERA: 1.38	(8, 1) 1.1 S 8 3 2 2 1 1 0 0 0 0 0 0 23 36 13.50 3.000																					
Batter	1	2	3	4	5	6	7	8	9	AB	R	H	RBI	BB	SO	LOB	BOTTOM					
Craig Counsell, L OBP: 0.341, SLG: 0.392										5	2	1	1	0	1	1	Philadelphia Phillies @ Arizona Diamondbacks Bank One Ballpark, Phoenix, AZ Fri May 17 2002, 10:05 PM EDT Att: 35,877 - Sunny - 93 F					
Junior Spivey, R OBP: 0.413, SLG: 0.549										4	2	1	1	0	1	0						
Luis Gonzalez, L OBP: 0.382, SLG: 0.523										4	4	3	1	1	0	0						
Erubiel Durazo, L OBP: 0.556, SLG: 1.778										5	3	4	9	0	1	0						
Danny Bautista, R OBP: 0.381, SLG: 0.520										4	0	1	0	1	1	1						
Steve Finley, L OBP: 0.338, SLG: 0.533										3	0	1	0	1	0	1						
Tony Womack, L OBP: 0.301, SLG: 0.310										4	0	0	0	0	1	3						
Byung-Hyun Kim, R OBP: 1.000, SLG: 1.000										0	0	0	0	0	0	0						
Rod Barajas, R OBP: 0.235, SLG: 0.205										4	1	1	0	0	0	2						
Miguel Batista, R OBP: 0.162, SLG: 0.152										1	0	1	0	0	0	0						
Jose Guillen, R OBP: 0.290, SLG: 0.302										1	0	0	0	0	0	1						
Greg Swindell, L ERA: 1.99										0	0	0	0	0	0	0						
Greg Colbrunn, R OBP: 0.290, SLG: 0.302										0	0	0	0	0	0	2						
Eddie Oropesa, L OBP: 0.290, SLG: 0.302										0	0	0	0	0	0	0						
Mike Myers, L OBP: 0.266, SLG: 0.263										1	0	0	0	0	0	0						
Inning Stats	R: 2 E: 0 K: 0 S: 12	H: 2 LOB: 1 BB: 1 P: 21	R: 0 E: 0 K: 1 S: 11	H: 1 LOB: 0 BB: 0 P: 19	R: 0 E: 0 K: 1 S: 7	H: 0 LOB: 0 BB: 0 P: 14	R: 0 E: 0 K: 0 S: 7	H: 0 LOB: 0 BB: 0 P: 13	R: 1 E: 0 K: 1 S: 9	H: 1 LOB: 0 BB: 0 P: 15	R: 2 E: 0 K: 1 S: 20	H: 4 LOB: 2 BB: 0 P: 29	R: 4 E: 0 K: 1 S: 14	H: 4 LOB: 0 BB: 1 P: 22	R: 3 E: 1 K: 0 S: 17	H: 1 LOB: 1 BB: 1 P: 30	1B: 7 2B: 2 3B: 1 HR: 3	SF: 0 SAC: 0 DP: 1 HBP: 1	WP: 0 PB: 0 SB: 0 CS: 0	PA: 41		
PITCHER	IP WLS BF H R ER SO BB IBB HBP BLK WP HR S P ERA WHIP																					
Terry Adams, R ERA: 4.06	(1, 1) 5.0 0 27 10 6 6 6 2 1 0 0 0 1 1 66 109 10.80 2.400																					
Carlos Silva, R ERA: 1.99	(6, 1) 0.0 1 1 0 0 0 0 0 0 0 0 0 4 6 0.00 0.000																					
Hector Mercado, L ERA: 12.86	(6, 1) 0.2 H 3 1 0 0 1 0 0 0 0 0 0 9 11 0.00 1.500																					
Jose Santiago, R ERA: 7.23	(6, 1) 0.1 H 1 0 0 0 0 0 0 0 0 0 0 1 1 0.00 0.000																					
Rheal Cormier, L ERA: 8.44	(7, 1) 1.0 L 7 4 4 4 1 1 0 0 0 0 0 1 14 22 36.00 5.000																					
PITCHER	IP WLS BF H R ER SO BB IBB HBP BLK WP HR S P ERA WHIP																					
Cliff Polite, R ERA: 3.86	(8, 1) 1.0 3 7 1 3 0 0 1 0 0 0 0 4 6 0.00 2.000																					

Batter	1	2	3	4	5	6	7	8	9	AB	R	H	RBI	BB	SO	LOB	TOP			
11 Jimmy Rollins, S OBP: 0.369, SLG: 0.514	F8		1B 2B		L7		L3		HBP	4	1	2	0	0	0	0	Philadelphia Phillies @ Arizona Diamondbacks Bank One Ballpark, Phoenix, AZ Sat May 18 2002, 10:05 PM EDT Att: 47,357 - Sunny - 96 F			
Marlon Anderson, L OBP: 0.340, SLG: 0.444	G4-3		2B		G3		L3		G4-3	5	1	1	1	0	0	2				
Scott Rolen, R OBP: 0.353, SLG: 0.466	K		2B		2B		1B			4	0	2	0	0	2	2				
Bobby Abreu, L OBP: 0.411, SLG: 0.462		K2-3	3B		2B		F5			4	1	2	2	0	1	1				
Pat Burrell, R OBP: 0.374, SLG: 0.561		1B	3B		F9				K2-3	4	0	2	1	0	1	2				
Travis Lee, L OBP: 0.339, SLG: 0.377	K		K				K		K	4	0	0	0	0	4	2				
Mike Lieberthal, R OBP: 0.300, SLG: 0.368	K						HBP		K	3	0	0	0	0	3	1				
Doug Glanville, R OBP: 0.307, SLG: 0.313			G6-3		L9		L6		L8	4	0	0	0	0	0	1				
Brandon Duckworth, R OBP: 0.235, SLG: 0.250			1B		K		G6-3		L9	3	1	1	0	0	1	1				
Ricky Bottalico, L OBP: 0.371, SLG: 0.636			1B							0	0	0	0	0	0	0				
Jason Michaels, R OBP: 0.371, SLG: 0.636			1B							1	0	0	0	0	0	0				
Jose Mesa, R			1B							0	0	0	0	0	0	0				
Inning Stats	R: 0 E: 0 K: 1 S: 6	H: 0 LOB: 0 BB: 0 P: 9	R: 0 E: 0 K: 3 S: 11	H: 1 LOB: 1 BB: 0 P: 13	R: 4 E: 0 K: 2 S: 19	H: 5 LOB: 1 BB: 0 P: 26	R: 0 E: 0 K: 2 S: 8	H: 0 LOB: 0 BB: 0 P: 10	R: 0 E: 0 K: 0 S: 8	H: 2 LOB: 2 BB: 0 P: 14	R: 0 E: 0 K: 3 S: 12	H: 2 LOB: 1 BB: 0 P: 18	R: 0 E: 0 K: 3 S: 12	H: 0 LOB: 0 BB: 0 P: 19	R: 0 E: 0 K: 0 S: 7	H: 0 LOB: 1 BB: 0 P: 14	1B: 7 2B: 3 3B: 1 HR: 0	SF: 0 SAC: 0 DP: 1 HBP: 2	WP: 0 PB: 0 SB: 0 CS: 0	PA: 38
PITCHER	IP WLS BF H R ER SO BB IBB HBP BLK WP HR S P ERA WHIP	IP WLS BF H R ER SO BB IBB HBP BLK WP HR S P ERA WHIP	IP WLS BF H R ER SO BB IBB HBP BLK WP HR S P ERA WHIP	IP WLS BF H R ER SO BB IBB HBP BLK WP HR S P ERA WHIP	IP WLS BF H R ER SO BB IBB HBP BLK WP HR S P ERA WHIP	IP WLS BF H R ER SO BB IBB HBP BLK WP HR S P ERA WHIP	IP WLS BF H R ER SO BB IBB HBP BLK WP HR S P ERA WHIP	IP WLS BF H R ER SO BB IBB HBP BLK WP HR S P ERA WHIP	IP WLS BF H R ER SO BB IBB HBP BLK WP HR S P ERA WHIP	IP WLS BF H R ER SO BB IBB HBP BLK WP HR S P ERA WHIP	IP WLS BF H R ER SO BB IBB HBP BLK WP HR S P ERA WHIP	IP WLS BF H R ER SO BB IBB HBP BLK WP HR S P ERA WHIP	IP WLS BF H R ER SO BB IBB HBP BLK WP HR S P ERA WHIP	IP WLS BF H R ER SO BB IBB HBP BLK WP HR S P ERA WHIP	IP WLS BF H R ER SO BB IBB HBP BLK WP HR S P ERA WHIP	IP WLS BF H R ER SO BB IBB HBP BLK WP HR S P ERA WHIP	ERA WHIP	ERA WHIP	ERA WHIP	ERA WHIP

AB	36
R	4
H	10
RBI	4
BB	0
SO	12
LOB	12



Batter	1	2	3	4	5	6	7	8	9	AB	R	H	RBI	BB	SO	LOB	BOTTOM			
Craig Counsell, L OBP: 0.337, SLG: 0.382	F9		HR		F9		L8		L7	4	1	0	0	1	0	2	Philadelphia Phillies @ Arizona Diamondbacks Bank One Ballpark, Phoenix, AZ Sat May 18 2002, 10:05 PM EDT Att: 47,357 - Sunny - 96 F			
Junior Spivey, R OBP: 0.413, SLG: 0.570	WP		K		L5		F3		HR	5	2	2	1	0	1	1				
Luis Gonzalez, L OBP: 0.390, SLG: 0.545	HBP		BB		BB		F9			3	1	2	2	1	0	0				
Erubiel Durazo, L OBP: 0.615, SLG: 1.818	HBP		HR		P6		HR			2	1	1	1	2	0	1				
Damian Miller, R OBP: 0.341, SLG: 0.514	L3		F9		F9		K			2	0	0	1	1	1	1				
Steve Finley, L OBP: 0.336, SLG: 0.520	L3		F9		F7				1B	3	0	0	0	1	0	6				
Quinton McCracken, S OBP: 0.395, SLG: 0.695		CS			G3		B1-3		K	3	0	1	0	1	1	1				
Tony Womack, L OBP: 0.306, SLG: 0.315	F7				F8		SH1-4		G4-6-3	4	0	2	0	0	0	2				
Curt Schilling, R OBP: 0.250, SLG: 0.250					G3		SH1-4		G4-6-3	2	0	0	0	0	1	2				
Mark Grace, L OBP: 0.336, SLG: 0.397										1	0	0	0	0	0	2				
Mike Myers, L										0	0	0	0	0	0	0				
Inning Stats	R: 1 E: 0 K: 0 S: 10	H: 1 LOB: 2 BB: 2 P: 21	R: 0 E: 0 K: 1 S: 8	H: 0 LOB: 1 BB: 1 P: 12	R: 2 E: 0 K: 1 S: 13	H: 1 LOB: 1 BB: 2 P: 27	R: 0 E: 0 K: 0 S: 5	H: 1 LOB: 1 BB: 0 P: 9	R: 0 E: 0 K: 0 S: 10	H: 1 LOB: 2 BB: 1 P: 18	R: 1 E: 0 K: 1 S: 8	H: 1 LOB: 0 BB: 0 P: 13	R: 0 E: 0 K: 1 S: 6	H: 1 LOB: 1 BB: 1 P: 10	R: 1 E: 0 K: 0 S: 8	H: 1 LOB: 0 BB: 0 P: 11	1B: 3 2B: 3 3B: 0 HR: 3	SF: 0 SAC: 1 DP: 2 HBP: 1	WP: 1 PB: 0 SB: 0 CS: 1	PA: 38
PITCHER	IP WLS BF H R ER SO BB IBB HBP BLK WP HR S P ERA WHIP	IP WLS BF H R ER SO BB IBB HBP BLK WP HR S P ERA WHIP	IP WLS BF H R ER SO BB IBB HBP BLK WP HR S P ERA WHIP	IP WLS BF H R ER SO BB IBB HBP BLK WP HR S P ERA WHIP	IP WLS BF H R ER SO BB IBB HBP BLK WP HR S P ERA WHIP	IP WLS BF H R ER SO BB IBB HBP BLK WP HR S P ERA WHIP	IP WLS BF H R ER SO BB IBB HBP BLK WP HR S P ERA WHIP	IP WLS BF H R ER SO BB IBB HBP BLK WP HR S P ERA WHIP	IP WLS BF H R ER SO BB IBB HBP BLK WP HR S P ERA WHIP	IP WLS BF H R ER SO BB IBB HBP BLK WP HR S P ERA WHIP	IP WLS BF H R ER SO BB IBB HBP BLK WP HR S P ERA WHIP	IP WLS BF H R ER SO BB IBB HBP BLK WP HR S P ERA WHIP	IP WLS BF H R ER SO BB IBB HBP BLK WP HR S P ERA WHIP	IP WLS BF H R ER SO BB IBB HBP BLK WP HR S P ERA WHIP	IP WLS BF H R ER SO BB IBB HBP BLK WP HR S P ERA WHIP	IP WLS BF H R ER SO BB IBB HBP BLK WP HR S P ERA WHIP	ERA WHIP	ERA WHIP	ERA WHIP	ERA WHIP

AB	29
R	5
H	8
RBI	5
BB	7
SO	4
LOB	18



Batter	1	2	3	4	5	6	7	8	9	AB	R	H	RBI	BB	SO	LOB	TOP				
11 Jimmy Rollins, S OBP: 0.371, SLG: 0.530	F8		CS 1B		G6-3		1-1 HR			4	1	2	3	0	0	1					
Marlon Anderson, L OBP: 0.331, SLG: 0.432 Carlos Silva, R Ricky Bottalico, L Jose Mesa, R	L6		L8		G6-3		2-3 K			4	0	0	0	0	0	1					
Scott Rolen, R OBP: 0.356, SLG: 0.470	4-2 FC4-6 BB		CS	1-0 FC8-5 2B		1-3 K		1-0 G5-3		3	0	1	0	1	1	0					
Bobby Abreu, L OBP: 0.401, SLG: 0.448	2-2 FC4-6			3-2 FC8-5		0-1 G4-3		1-3 K		4	0	0	0	0	1	2					
Pat Burrell, R OBP: 0.377, SLG: 0.553		0-0 P4		4-2 BB			0-0 F8	3-0 WP BLK HBP		2	0	0	0	1	0	0					
Tomas Perez, S OBP: 0.359, SLG: 0.556		2-2 G4-3		1-3 K			1-1 BB 1B	3-1 L5		4	1	1	0	0	1	2					
Todd Pratt, R OBP: 0.500, SLG: 0.600		3-2 2B			3-2 L9		4-0 1B 11 HR BB	2-0 P6		3	1	1	0	1	0	0					
Doug Glanville, R OBP: 0.306, SLG: 0.311		0-1 G6-3			3-2 SH1-4 1B		0-3 K	0-0 G4-3		4	0	1	0	0	1	3					
Randy Wolf, L OBP: 0.176, SLG: 0.133 John Mabry, L OBP: 0.316, SLG: 0.300 Travis Lee, L OBP: 0.337, SLG: 0.375			1-3 K		2-2 SH1-4		2-2 11 HR 1B	0-0 G6-3		1	0	0	0	0	1	0					
Inning Stats	R: 0 E: 0 K: 0 S: 13	H: 0 LOB: 1 BB: 1 P: 20	R: 0 E: 0 K: 0 S: 11	H: 1 LOB: 1 BB: 0 P: 16	R: 0 E: 0 K: 1 S: 7	H: 1 LOB: 0 BB: 0 P: 10	R: 0 E: 0 K: 1 S: 9	H: 1 LOB: 1 BB: 1 P: 18	R: 0 E: 0 K: 0 S: 12	H: 0 LOB: 0 BB: 0 P: 12	R: 4 E: 0 K: 2 S: 14	H: 3 LOB: 0 BB: 1 P: 24	R: 0 E: 0 K: 1 S: 7	H: 0 LOB: 1 BB: 0 P: 15	R: 0 E: 0 K: 0 S: 3	H: 0 LOB: 0 BB: 0 P: 5	1B: 4 2B: 3 3B: 0 HR: 1	SF: 0 SAC: 1 DP: 1 HBP: 1	WP: 1 PB: 0 SB: 0 CS: 1	PA: 37	
PITCHER	IP WLS BF H R ER SO BB IBB HBP BLK WP HR S P ERA WHIP	IP WLS BF H R ER SO BB IBB HBP BLK WP HR S P ERA WHIP	IP WLS BF H R ER SO BB IBB HBP BLK WP HR S P ERA WHIP	IP WLS BF H R ER SO BB IBB HBP BLK WP HR S P ERA WHIP	IP WLS BF H R ER SO BB IBB HBP BLK WP HR S P ERA WHIP	IP WLS BF H R ER SO BB IBB HBP BLK WP HR S P ERA WHIP	IP WLS BF H R ER SO BB IBB HBP BLK WP HR S P ERA WHIP	IP WLS BF H R ER SO BB IBB HBP BLK WP HR S P ERA WHIP	IP WLS BF H R ER SO BB IBB HBP BLK WP HR S P ERA WHIP	IP WLS BF H R ER SO BB IBB HBP BLK WP HR S P ERA WHIP	IP WLS BF H R ER SO BB IBB HBP BLK WP HR S P ERA WHIP	IP WLS BF H R ER SO BB IBB HBP BLK WP HR S P ERA WHIP	IP WLS BF H R ER SO BB IBB HBP BLK WP HR S P ERA WHIP	IP WLS BF H R ER SO BB IBB HBP BLK WP HR S P ERA WHIP	IP WLS BF H R ER SO BB IBB HBP BLK WP HR S P ERA WHIP	IP WLS BF H R ER SO BB IBB HBP BLK WP HR S P ERA WHIP	IP WLS BF H R ER SO BB IBB HBP BLK WP HR S P ERA WHIP	IP WLS BF H R ER SO BB IBB HBP BLK WP HR S P ERA WHIP	IP WLS BF H R ER SO BB IBB HBP BLK WP HR S P ERA WHIP	IP WLS BF H R ER SO BB IBB HBP BLK WP HR S P ERA WHIP	IP WLS BF H R ER SO BB IBB HBP BLK WP HR S P ERA WHIP

Philadelphia Phillies @ Arizona Diamondbacks
Bank One Ballpark, Phoenix, AZ
Sun May 19 2002, 4:35 PM EDT
Att: 43,704 - Dome - 72 F

AB	31
R	4
H	7
RBI	4
BB	3
SO	6
LOB	9



Batter	1	2	3	4	5	6	7	8	9	AB	R	H	RBI	BB	SO	LOB	BOTTOM					
Craig Counsell, L OBP: 0.333, SLG: 0.373	F8		FC6-4 BB		G6-3	G1-3			G1-6-3	4	0	0	0	1	0	1						
Junior Spivey, R OBP: 0.412, SLG: 0.559	4-1 FC6-4 BB		2-2 FC6-4		4-2 BB 2B		2-1 G6-3		3-2 G6-3	3	1	0	0	2	0	1						
Luis Gonzalez, L OBP: 0.385, SLG: 0.531	1-3 K		1-3 K		4-1 2B		0-1 G3		2-2 G3	4	1	0	0	1	2	2						
Greg Colbrunn, R OBP: 0.380, SLG: 0.523	0-1 FC6-4			1-0 G5-4-3 1B	1-0 2B		0-0 HR			4	1	3	3	0	0	1						
Jose Guillen, R OBP: 0.233, SLG: 0.356		0-3 K		1-0 G5-4-3	0-1 L7		1-2 F9			4	0	0	0	0	1	2						
Damian Miller, R OBP: 0.349, SLG: 0.518 Steve Finley, L OBP: 0.340, SLG: 0.524		2-1 1B		0-1 BB 1B	2-3 K		1-2 SH2-3 1B			3	0	2	0	0	1	1						
Quinton McCracken, S OBP: 0.413, SLG: 0.634 Mike Morgan, R		1-3 K		3-1 BB 1B	1-2 1B	2-1 SH5-3 2B		0-0 SH2-3		3	0	2	0	0	1	1						
Tony Womack, L OBP: 0.304, SLG: 0.309		0-1 G1-3		4-1 BB	1-2 BB	1-2 F7		1-0 L7		3	0	0	0	1	0	3						
Brian Anderson, R OBP: 0.273, SLG: 0.400 Jose Parra, R Eddie Oropesa, L Mark Grace, L OBP: 0.333, SLG: 0.393 Rod Barajas, R OBP: 0.335, SLG: 0.205			1-3 K	0-0 F9		0-0 SH5-3		2-1 F7		2	0	0	0	0	1	3						
Inning Stats	R: 0 E: 0 K: 1 S: 8	H: 0 LOB: 1 BB: 1 P: 15	R: 0 E: 0 K: 2 S: 10	H: 1 LOB: 0 BB: 0 P: 13	R: 0 E: 0 K: 2 S: 12	H: 0 LOB: 1 BB: 1 P: 20	R: 0 E: 0 K: 0 S: 8	H: 3 LOB: 3 BB: 1 P: 17	R: 2 E: 0 K: 1 S: 16	H: 1 LOB: 1 BB: 2 P: 28	R: 0 E: 0 K: 0 S: 8	H: 1 LOB: 0 BB: 0 P: 12	R: 1 E: 0 K: 0 S: 8	H: 1 LOB: 0 BB: 0 P: 11	R: 0 E: 0 K: 0 S: 7	H: 1 LOB: 1 BB: 0 P: 11	R: 0 E: 0 K: 0 S: 8	H: 0 LOB: 0 BB: 0 P: 13	1B: 5 2B: 2 3B: 0 HR: 1	SF: 0 SAC: 2 DP: 1 HBP: 0	WP: 0 PB: 0 SB: 0 CS: 0	PA: 39
PITCHER	IP WLS BF H R ER SO BB IBB HBP BLK WP HR S P ERA WHIP	IP WLS BF H R ER SO BB IBB HBP BLK WP HR S P ERA WHIP	IP WLS BF H R ER SO BB IBB HBP BLK WP HR S P ERA WHIP	IP WLS BF H R ER SO BB IBB HBP BLK WP HR S P ERA WHIP	IP WLS BF H R ER SO BB IBB HBP BLK WP HR S P ERA WHIP	IP WLS BF H R ER SO BB IBB HBP BLK WP HR S P ERA WHIP	IP WLS BF H R ER SO BB IBB HBP BLK WP HR S P ERA WHIP	IP WLS BF H R ER SO BB IBB HBP BLK WP HR S P ERA WHIP	IP WLS BF H R ER SO BB IBB HBP BLK WP HR S P ERA WHIP	IP WLS BF H R ER SO BB IBB HBP BLK WP HR S P ERA WHIP	IP WLS BF H R ER SO BB IBB HBP BLK WP HR S P ERA WHIP	IP WLS BF H R ER SO BB IBB HBP BLK WP HR S P ERA WHIP	IP WLS BF H R ER SO BB IBB HBP BLK WP HR S P ERA WHIP	IP WLS BF H R ER SO BB IBB HBP BLK WP HR S P ERA WHIP	IP WLS BF H R ER SO BB IBB HBP BLK WP HR S P ERA WHIP	IP WLS BF H R ER SO BB IBB HBP BLK WP HR S P ERA WHIP	IP WLS BF H R ER SO BB IBB HBP BLK WP HR S P ERA WHIP	IP WLS BF H R ER SO BB IBB HBP BLK WP HR S P ERA WHIP	IP WLS BF H R ER SO BB IBB HBP BLK WP HR S P ERA WHIP	IP WLS BF H R ER SO BB IBB HBP BLK WP HR S P ERA WHIP	IP WLS BF H R ER SO BB IBB HBP BLK WP HR S P ERA WHIP	

Philadelphia Phillies @ Arizona Diamondbacks
Bank One Ballpark, Phoenix, AZ
Sun May 19 2002, 4:35 PM EDT
Att: 43,704 - Dome - 72 F

AB	32
R	3
H	8
RBI	3
BB	5
SO	6
LOB	16



Batter	1	2	3	4	5	6	7	8	9	AB	R	H	RBI	BB	SO	LOB	TOP			
Dave Roberts, L OBP: 0.391, SLG: 0.360 (1, 8)										5	1	2	0	0	1	1	Los Angeles Dodgers @ Arizona Diamondbacks Bank One Ballpark, Phoenix, AZ Fri May 24, 2002, 10:05 PM EDT Att: 42,862 - Sunny - 87 F			
Adrián Beltré, R OBP: 0.312, SLG: 0.373 (1, 5)										4	0	0	0	0	2	2				
Shawn Green, L OBP: 0.371, SLG: 0.517 (1, 9)										4	2	3	1	0	1	1				
Paul Lo Duca, R OBP: 0.370, SLG: 0.428 (1, 2)										4	0	2	1	0	0	0				
Eric Karros, R OBP: 0.353, SLG: 0.434 (1, 3)										4	0	1	1	0	1	2				
Brian Jordan, R OBP: 0.338, SLG: 0.514 (1, 7)										3	0	0	0	0	1	2				
Chad Kreuter, S OBP: 0.319, SLG: 0.350 (8, PH)										1	0	0	0	0	0	2				
Mark Grudzielanek, R OBP: 0.304, SLG: 0.369 (8, PH)										3	0	1	0	0	0	0				
Jeff Reboulet, R OBP: 0.304, SLG: 0.300 (8, 4)										1	0	0	0	0	0	2				
Cesar Izturis, S OBP: 0.281, SLG: 0.333 (1, 6)										4	0	0	0	0	0	1				
Odalis Pérez, L OBP: 0.142, SLG: 0.238 (5, PH)										1	0	0	0	0	0	0				
Alex Cora, L OBP: 0.300, SLG: 0.472 (5, 1)										1	0	1	0	0	0	0				
Guillermo Mota, R ERA: 4.5 (7, PH)										0	0	0	0	0	0	0				
Hiram Bocachica, R OBP: 0.295, SLG: 0.448 (7, 1)										1	0	0	0	0	0	0				
Jeff Williams, L ERA: 20.25 (7, 1)										0	0	0	0	0	0	0				
Giovanni Carrara, R OBP: 0.295, SLG: 0.448 (7, 1)										0	0	0	0	0	0	0				
Paul Quantill, L OBP: 0.327, SLG: 0.444 (9, PH)										1	0	0	0	0	0	0				
Marquis Grissom, R OBP: 0.327, SLG: 0.444 (9, PH)										1	0	0	0	0	0	0				
Inning Stats	R: 1 E: 0 K: 1 S: 8	H: 1 LOB: 0 BB: 0 P: 10	R: 0 E: 0 K: 1 S: 8	H: 1 LOB: 1 BB: 0 P: 11	R: 0 E: 0 K: 2 S: 10	H: 1 LOB: 1 BB: 0 P: 14	R: 0 E: 0 K: 0 S: 5	H: 0 LOB: 0 BB: 0 P: 10	R: 0 E: 0 K: 2 S: 9	H: 2 LOB: 2 BB: 0 P: 13	R: 0 E: 0 K: 1 S: 7	H: 0 LOB: 0 BB: 0 P: 10	R: 2 E: 0 K: 1 S: 14	H: 4 LOB: 2 BB: 0 P: 20	R: 0 E: 0 K: 0 S: 5	H: 0 LOB: 0 BB: 0 P: 6	1B: 9 2B: 0 3B: 0 HR: 1	SF: 0 SAC: 0 DP: 0 HBP: 0	WP: 1 PB: 0 SB: 0 CS: 0	PA: 37
PITCHER	IP WLS BF H R ER SO BB IBB HBP BLK WP HR S P ERA WHIP																			
Curt Schilling, R ERA: 2.89 (1, 1)	7.0 W 27 6 1 1 7 0 0 0 0 0 1 1 57 81 1.29 0.857																			
Mike Morgan, R ERA: 6.1 (8, 1)	1.0 7 4 2 2 1 0 0 0 0 0 0 0 14 20 18.00 4.000																			
Greg Swindell, L ERA: 6.35 (9, 1)	1.0 3 0 0 0 0 0 0 0 0 0 0 0 5 6 0.00 0.000																			

AB	37
R	3
H	10
RBI	3
BB	0
SO	8
LOB	13



Batter	1	2	3	4	5	6	7	8	9	AB	R	H	RBI	BB	SO	LOB	BOTTOM			
Craig Counsell, L OBP: 0.351, SLG: 0.374 (1, 5)										4	3	2	1	2	0	0	Los Angeles Dodgers @ Arizona Diamondbacks Bank One Ballpark, Phoenix, AZ Fri May 24, 2002, 10:05 PM EDT Att: 42,862 - Sunny - 87 F			
Junior Spivey, R OBP: 0.417, SLG: 0.582 (1, 4)										4	2	3	3	1	0	2				
Chris Donnels, L OBP: 0.325, SLG: 0.500 (7, FR)										0	0	0	0	0	0	0				
Luis Gonzalez, L OBP: 0.491, SLG: 0.535 (1, 7)										5	0	2	1	0	0	5				
Quinton McCracken, S OBP: 0.400, SLG: 0.600 (8, 8)										0	0	0	0	0	0	0				
Greg Colbrunn, R OBP: 0.351, SLG: 0.480 (1, 3)										4	1	0	2	0	1	4				
Jose Guillen, R OBP: 0.258, SLG: 0.355 (1, 9)										3	1	1	1	1	0	0				
Steve Finley, L OBP: 0.350, SLG: 0.515 (1, 8)										3	1	0	0	1	0	1				
David Dellucci, L OBP: 0.300, SLG: 0.529 (7, PH)										1	0	1	2	0	0	0				
Damian Miller, R OBP: 0.362, SLG: 0.529 (1, 2)										4	3	2	0	1	1	2				
Tony Womack, L OBP: 0.328, SLG: 0.350 (1, 6)										4	2	2	3	1	0	1				
Curt Schilling, R OBP: 0.281, SLG: 0.281 (1, 1)										4	1	2	1	0	1	2				
Mike Morgan, R ERA: 2.89 (8, 1)										0	0	0	0	0	0	0				
Mark Grace, L OBP: 0.336, SLG: 0.403 (8, PH)										1	0	0	0	0	1	0				
Greg Swindell, L ERA: 6.35 (9, 1)										0	0	0	0	0	0	0				
Inning Stats	R: 1 E: 0 K: 0 S: 11	H: 2 LOB: 1 BB: 0 P: 19	R: 1 E: 0 K: 1 S: 11	H: 2 LOB: 1 BB: 0 P: 17	R: 2 E: 0 K: 0 S: 16	H: 2 LOB: 1 BB: 1 P: 28	R: 1 E: 0 K: 0 S: 10	H: 2 LOB: 2 BB: 1 P: 17	R: 0 E: 0 K: 0 S: 7	H: 0 LOB: 0 BB: 0 P: 8	R: 2 E: 0 K: 1 S: 16	H: 2 LOB: 2 BB: 2 P: 29	R: 7 E: 0 K: 1 S: 27	H: 6 LOB: 2 BB: 3 P: 51	R: 0 E: 0 K: 1 S: 7	H: 0 LOB: 0 BB: 0 P: 8	1B: 11 2B: 3 3B: 0 HR: 1	SF: 2 SAC: 0 DP: 0 HBP: 0	WP: 0 PB: 0 SB: 0 CS: 0	PA: 46
PITCHER	IP WLS BF H R ER SO BB IBB HBP BLK WP HR S P ERA WHIP																			
Odalis Pérez, L ERA: 2.57 (5, 1)	4.0 L 21 2 2 0 0 0 0 0 0 0 0 0 23 37 9.00 2.000																			
Guillermo Mota, R ERA: 4.5 (7, 1)	0.1 8 5 7 7 0 2 0 0 0 0 0 0 21 39 189.00 21.000																			
Jeff Williams, L ERA: 20.25 (7, 1)	0.2 4 1 0 0 0 1 1 0 0 0 0 0 0 6 12 0.00 3.000																			
Giovanni Carrara, R OBP: 0.295, SLG: 0.448 (7, 1)	1.0 3 0 0 0 0 1 0 0 0 0 0 0 7 8 0.00 0.000																			
Paul Quantill, R ERA: 3.28 (8, 1)	1.0 3 0 0 0 0 1 0 0 0 0 0 0 7 8 0.00 0.000																			

AB	37
R	14
H	15
RBI	14
BB	7
SO	4
LOB	17



Batter	1	2	3	4	5	6	7	8	9	AB	R	H	RBI	BB	SO	LOB	TOP				
Craig Counsell, L (1, 5) OBP: 0.364, SLG: 0.388	G4-3		BB				K										3 0 0 0 1 2 0				
David Dellucci, L (1, 9) OBP: 0.393, SLG: 0.667	K		K			G5-3		G3 1B 2B									4 1 1 0 0 2 1				
Luis Gonzalez, L (1, 7) OBP: 0.419, SLG: 0.544	1B 3B		F8			G4-3 1B 2B		G3									4 2 2 0 0 0 2				
Mark Grace, L (1, 3) OBP: 0.352, SLG: 0.415	1B			BB BB		G4-3		1B									3 0 2 2 1 0 1				
Junior Spivey, R (1, 4) OBP: 0.420, SLG: 0.582	K			P6		1B 1B		K									4 0 1 1 0 2 3				
Steve Finley, L (1, 8) OBP: 0.360, SLG: 0.497			F9		G6-4-3 BB			K									3 0 1 0 1 1 1				
Damian Miller, R (1, 2) OBP: 0.362, SLG: 0.523			L4		G6-4-3												3 0 0 0 0 0 4				
Chris Donnels, L (9, PH) OBP: 0.349, SLG: 0.500					1-2			F8									1 0 1 0 0 0 0				
Tony Womack, L (1, 6) OBP: 0.330, SLG: 0.363			P6					G3-6-3									4 0 0 0 0 1 1				
Brian Anderson, R (1, 1) OBP: 0.221, SLG: 0.332			G6-3					K									2 0 0 0 0 0 0				
Quinton McCracken, S (7, PH) OBP: 0.388, SLG: 0.571																	1 0 0 0 0 0 1				
Mike Morgan, R (7, 1)																	0 0 0 0 0 0 0				
Eddie Oropesa, L (7, 1)																	0 0 0 0 0 0 0				
Jose Parra, R (7, 1)																	0 0 0 0 0 0 0				
Greg Swindell, L (8, 1)																	0 0 0 0 0 0 0				
Erubiel Durazo, L (9, PH) OBP: 0.371, SLG: 0.828																	1 0 0 0 0 0 1				
Inning Stats	R: 1 E: 0 K: 2 S: 12	H: 2 LOB: 1 BB: 0 P: 20	R: 0 E: 0 K: 0 S: 9	H: 0 LOB: 0 BB: 0 P: 13	R: 0 E: 0 K: 1 S: 8	H: 0 LOB: 1 BB: 1 P: 15	R: 0 E: 0 K: 0 S: 8	H: 0 LOB: 0 BB: 0 P: 20	R: 0 E: 0 K: 1 S: 8	H: 3 LOB: 2 BB: 0 P: 12	R: 0 E: 0 K: 3 S: 19	H: 0 LOB: 0 BB: 0 P: 13	R: 1 E: 0 K: 2 S: 13	H: 2 LOB: 1 BB: 0 P: 20	R: 0 E: 0 K: 1 S: 10	H: 1 LOB: 0 BB: 0 P: 12	1B: 5 2B: 2 3B: 1 HR: 0	SF: 0 SAC: 0 DP: 2 HBP: 0	WP: 0 PB: 0 SB: 0 CS: 0	PA: 36	
PITCHER	IP	WLS	BF	H	R	ER	SO	BB	IBB	HBP	BLK	WP	HR	S	P	ERA	WHIP				
Livan Hernandez, R (1, 1) ERA: 3.86	7.0	W	28	5	2	2	7	3	0	0	0	0	0	73	123	2.57	1.143				
Felix Rodriguez, R (8, 1) ERA: 5.4	1.0		5	2	1	1	2	0	0	0	0	0	0	13	20	9.00	2.000				
Robb Nen, R (9, 1) ERA: 2.42	1.0		3	1	0	0	1	0	0	0	0	0	0	10	12	0.00	1.000				

Arizona Diamondbacks @ San Francisco Giants
PacBell Park, San Francisco, CA
Mon May 27 2002, 4:05 PM EDT
Att: 42,005 - Sunny - 61 F

AB 33
R 3
H 8
RBI 3
BB 3
SO 10
LOB 13



Batter	1	2	3	4	5	6	7	8	9	AB	R	H	RBI	BB	SO	LOB	BOTTOM				
Tsuyoshi Shinjo, R (1, 8) OBP: 0.297, SLG: 0.340	P3	FC5-4		G5-4-3			L9	P6									5 0 0 0 0 0 4				
Ramon Martinez, R (1, 6) OBP: 0.372, SLG: 0.443	FC4-5 1B		F3		G5-3		BB 2B HBP										3 1 1 0 0 0 0				
Barry Bonds, L (1, 7) OBP: 0.569, SLG: 0.863	FC4-5 PO		L8		HR		BB BB										3 2 1 1 1 0 1				
Jeff Kent, R (1, 4) OBP: 0.330, SLG: 0.439	PO	2B 2B	2B 1B		L8		2B BB										3 2 2 0 1 0 0				
Benito Santiago, R (1, 2) OBP: 0.354, SLG: 0.524		HR 2B	2B		F8		2B BB										4 1 3 4 0 0 0				
Reggie Sanders, R (1, 9) OBP: 0.337, SLG: 0.433		HR 2B	2B				1-H 2-H 3-H	2B									4 1 1 2 0 0 3				
Felix Rodriguez, R (8, 1)																	0 0 0 0 0 0 0				
Robb Nen, R (9, 1)		HR															0 0 0 0 0 0 0				
J.T. Snow, L (1, 3) OBP: 0.339, SLG: 0.335		K		E7 1B		G5-3		K									4 0 0 0 0 2 0				
Pedro Feliz, R (1, 5) OBP: 0.314, SLG: 0.375		G5-3		F3		F9		L7									4 0 0 0 0 0 1				
Livan Hernandez, R (1, 1) OBP: 0.320, SLG: 0.458																	2 0 2 0 0 0 0				
Marvin Benard, L (7, PH) OBP: 0.324, SLG: 0.339		FC5-4 1B		G5-4-3 1B				1B									2 0 1 0 0 0 0				
Inning Stats	R: 0 E: 0 K: 0 S: 14	H: 1 LOB: 0 BB: 0 P: 20	R: 3 E: 0 K: 1 S: 18	H: 4 LOB: 1 BB: 0 P: 30	R: 0 E: 0 K: 0 S: 9	H: 1 LOB: 2 BB: 0 P: 15	R: 0 E: 1 K: 0 S: 8	H: 0 LOB: 0 BB: 0 P: 12	R: 1 E: 0 K: 0 S: 7	H: 1 LOB: 0 BB: 0 P: 12	R: 0 E: 0 K: 0 S: 5	H: 0 LOB: 0 BB: 0 P: 7	R: 3 E: 0 K: 0 S: 14	H: 1 LOB: 1 BB: 2 P: 27	R: 0 E: 0 K: 1 S: 7	H: 1 LOB: 0 BB: 0 P: 11	1B: 5 2B: 4 3B: 0 HR: 2	SF: 0 SAC: 0 DP: 1 HBP: 1	WP: 0 PB: 0 SB: 0 CS: 0	PA: 38	
PITCHER	IP	WLS	BF	H	R	ER	SO	BB	IBB	HBP	BLK	WP	HR	S	P	ERA	WHIP				
Brian Anderson, L (1, 1) ERA: 5.44	6.0	L	26	9	4	4	1	0	0	0	0	0	0	61	96	6.00	1.500				
Mike Morgan, R (7, 1) ERA: 6.53	0.2		3	0	1	1	0	0	0	1	0	0	0	6	9	13.50	0.000				
Eddie Oropesa, L (7, 1) ERA: 6.75	0.0		1	0	0	0	0	1	0	0	0	0	0	1	5	∞	∞				
Jose Parra, R (7, 1) ERA: 3.21	0.1		3	1	2	2	0	1	0	0	0	0	0	7	13	54.00	6.000				
Greg Swindell, L (8, 1) ERA: 6.14	1.0		4	1	0	0	1	0	0	0	0	0	0	7	11	0.00	1.000				

Arizona Diamondbacks @ San Francisco Giants
PacBell Park, San Francisco, CA
Mon May 27 2002, 4:05 PM EDT
Att: 42,005 - Sunny - 61 F

AB 34
R 7
H 11
RBI 7
BB 2
SO 2
LOB 9



Batter	1	2	3	4	5	6	7	8	9	10	AB	R	H	RBI	BB	SO	LOB	TOP	
Craig Counsell, L OBP: 0.357, SLG: 0.380 (1, 5)	P6		FC4-6			G6-3		F5			4	0	0	0	0	0	1	Arizona Diamondbacks @ San Francisco Giants PacBell Park, San Francisco, CA Tue May 28 2002, 10:15 PM EDT Alt. 38,390 - Sunny - 64 F	
David Dellucci, L OBP: 0.375, SLG: 0.607 (1, 9)	L9			K					G3		4	0	1	0	0	1	0		
Luis Gonzalez, L OBP: 0.416, SLG: 0.538 (1, 7)	G3			F8					L7		4	0	1	0	0	0	0		
Junior Spivey, R OBP: 0.414, SLG: 0.572 (1, 4)		K		G4-3					G6-3		3	0	0	0	0	1	0		
Steve Finley, L OBP: 0.355, SLG: 0.486 (1, 8)		G4-3				K			G3		3	0	0	0	1	1	0		
Mark Grace, L OBP: 0.342, SLG: 0.402 (1, 3)		F9				F8			K		4	0	0	0	0	1	3		
Rod Barajas, R OBP: 0.203, SLG: 0.173 Chris Donnels, L OBP: 0.341, SLG: 0.486 Damian Miller, R OBP: 0.362, SLG: 0.523 (1, 2)				F8							3	0	0	0	0	1	3		
Tony Womack, L OBP: 0.326, SLG: 0.358 (1, 6)				L4							3	0	0	0	0	1	0		
Miguel Batista, R OBP: 0.200, SLG: 0.200 Mike Myers, L Bret Prinz, R (10, 1)						B1					3	0	1	0	0	1	0		
Bret Prinz, R (10, 1)											0	0	0	0	0	0	0		
Inning Stats	R: 0 E: 0 K: 0 S: 9	H: 0 LOB: 0 BB: 0 P: 13	R: 0 E: 0 K: 1 S: 6	H: 0 LOB: 0 BB: 0 P: 10	R: 0 E: 0 K: 0 S: 11	H: 1 LOB: 1 BB: 0 P: 17	R: 0 E: 0 K: 1 S: 6	H: 0 LOB: 0 BB: 0 P: 9	R: 0 E: 0 K: 1 S: 5	H: 2 LOB: 3 BB: 1 P: 17	R: 0 E: 0 K: 1 S: 11	H: 0 LOB: 0 BB: 0 P: 18	R: 0 E: 0 K: 0 S: 6	H: 0 LOB: 0 BB: 0 P: 9	R: 0 E: 0 K: 1 S: 8	H: 0 LOB: 0 BB: 0 P: 9	1B: 3 2B: 0 3B: 0 HR: 0	SF: 0 SAC: 1 DP: 0 HBP: 0	WP: 0 PA: 34 PB: 0 SB: 0 CS: 0
PITCHER	IP	WLS	BF	H	R	ER	SO	BB	IBB	HBP	BLK	WP	HR	S	P	ERA	WHIP		
Jason Schmidt, R ERA: 4.05 Robb Nen, R ERA: 2.31 (1, 1)	9.0	W	31	3	0	0	6	1	0	0	0	0	0	73	112	0.00	0.444		
Robb Nen, R ERA: 2.31 (10, 1)	1.0	W	3	0	0	0	1	0	0	0	0	0	0	8	9	0.00	0.000		

Batter	1	2	3	4	5	6	7	8	9	10	AB	R	H	RBI	BB	SO	LOB	BOTTOM					
David Bell, R OBP: 0.327, SLG: 0.443 (1, 5)	G1-3			F9							4	0	0	0	0	0	0	Arizona Diamondbacks @ San Francisco Giants PacBell Park, San Francisco, CA Tue May 28 2002, 10:15 PM EDT Alt. 38,390 - Sunny - 64 F					
Ramon Martinez, R OBP: 0.354, SLG: 0.419 (1, 6)	G5-3			F8							4	0	0	0	0	0	0						
Barry Bonds, L OBP: 0.568, SLG: 0.649 (1, 7)	G6-3										2	1	0	0	2	0	0						
Jeff Kent, R OBP: 0.333, SLG: 0.440 (1, 4)		K									4	0	2	0	0	1	0						
Benito Santiago, R OBP: 0.352, SLG: 0.517 (1, 2)		K									4	0	1	1	0	1	2						
J.T. Snow, L OBP: 0.333, SLG: 0.329 (1, 3)											3	0	0	0	0	0	0						
Reggie Sanders, R OBP: 0.332, SLG: 0.425 (1, 9)											3	0	0	0	0	0	0						
Tsuyoshi Shinjo, R OBP: 0.292, SLG: 0.333 (1, 8)											3	0	0	0	0	0	0						
Jason Schmidt, R OBP: 0.125, SLG: 0.125 Tom Goodwin, L ERA: 3.31 Robb Nen, R (10, 1)											2	0	0	0	0	1	0						
Robb Nen, R (10, 1)											1	0	0	0	0	0	0						
Inning Stats	R: 0 E: 0 K: 0 S: 9	H: 0 LOB: 0 BB: 0 P: 13	R: 0 E: 0 K: 2 S: 8	H: 0 LOB: 0 BB: 0 P: 13	R: 0 E: 0 K: 0 S: 5	H: 0 LOB: 0 BB: 0 P: 6	R: 0 E: 0 K: 0 S: 11	H: 1 LOB: 2 BB: 1 P: 17	R: 0 E: 0 K: 0 S: 5	H: 0 LOB: 0 BB: 0 P: 10	R: 0 E: 0 K: 1 S: 12	H: 0 LOB: 0 BB: 0 P: 15	R: 0 E: 0 K: 0 S: 15	H: 0 LOB: 0 BB: 0 P: 19	R: 0 E: 0 K: 0 S: 4	H: 0 LOB: 0 BB: 0 P: 9	R: 0 E: 0 K: 0 S: 4	H: 0 LOB: 0 BB: 0 P: 7	R: 1 E: 0 K: 0 S: 7	H: 2 LOB: 2 BB: 1 P: 11	1B: 3 2B: 0 3B: 0 HR: 0	SF: 0 SAC: 0 DP: 0 HBP: 0	WP: 0 PA: 32 PB: 0 SB: 0 CS: 0
PITCHER	IP	WLS	BF	H	R	ER	SO	BB	IBB	HBP	BLK	WP	HR	S	P	ERA	WHIP						
Miguel Batista, R ERA: 4.39 Mike Myers, L ERA: 3.31 Bret Prinz, R ERA: 8.53 (1, 1)	9.0	L	29	1	0	0	3	1	0	0	0	0	0	73	109	0.00	0.222						
Mike Myers, L ERA: 3.31 Bret Prinz, R ERA: 8.53 (10, 1)	0.0	L	1	0	1	1	0	0	0	0	0	0	0	2	6	∞	∞						
Bret Prinz, R ERA: 8.53 (10, 1)	0.0	2	2	0	0	0	0	0	0	0	0	0	0	5	5	∞	∞						

Batter	1	2	3	4	5	6	7	8	9	AB	R	H	RBI	BB	SO	LOB	TOP										
Craig Counsell, L (1, 5) OBP: 0.367, SLG: 0.388	1-1 WP BB 1B	4-2 HBP BB				1-2 BB 1B		2-2 L9	1-2 CS	4	1	3	1	1	0	0											
Junior Spivey, R (1, 4) OBP: 0.423, SLG: 0.571	4-2 L4-6 WP BB	2-1 HBP			0-0 F8	0-1 2B 1B		1-2 1B HBP		2	1	1	1	1	0	1											
Luis Gonzalez, L (1, 7) OBP: 0.420, SLG: 0.535	4-2 BB	0-0 P4			4-2 BB	3-3 K		2-1 1B FC6-4		3	1	1	0	2	1	6											
Mark Grace, L (1, 3) OBP: 0.344, SLG: 0.409	1-3 K			2-2 L5		0-0 L4		1-1 FC6-4 1B		5	0	2	3	0	1	5											
Jose Guillen, R (1, 9) OBP: 0.247, SLG: 0.319	1-0 L4-6			3-1 G1-3		1-3 K		3-2 FC6-4 1B		5	0	0	1	0	2	8											
Steve Finley, L (1, 8) OBP: 0.354, SLG: 0.484		0-1 G4-3		3-1 L8		3-2 1B 2B		1-2 G4-3		5	1	1	0	0	0	1											
Damian Miller, R (1, 2) Rod Barajas, R (7, PR) OBP: 0.200, SLG: 0.170		0-1 P4		1-3 K		2-1 1B 1B		1-0 1B 1B		4	1	2	1	0	1	0											
Tony Womack, L (1, 6) OBP: 0.327, SLG: 0.359		2-2 BB 1B HBP 1B		1-0 F7		0-0 F9		1-0 G6-4-3 1B		5	1	2	0	0	1	1											
Curt Schilling, R (1, 1) OBP: 0.306, SLG: 0.306		1-2 HBP BB 1B		2-2 G1-3		0-0 1B 1B		1-1 G6-4-3		4	1	2	0	0	0	2											
David Dellucci, L (9, PH) OBP: 0.394, SLG: 0.697						1-2 1B 2B 1B				0	0	0	0	1	0	0											
Byung-Hyun Kim, R (9, 1) OBP: 1.000, SLG: 1.000						1-2 1B 2B 1B		1-2 CS BB		0	0	0	0	0	0	0											
Inning Stats	R: 0 E: 0 K: 1 S: 13	H: 1 LOB: 2 BB: 2 P: 24	R: 1 E: 0 K: 0 S: 16	H: 2 LOB: 3 BB: 1 P: 25	R: 0 E: 0 K: 0 S: 7	H: 0 LOB: 0 BB: 0 P: 15	R: 0 E: 0 K: 1 S: 9	H: 0 LOB: 0 BB: 0 P: 13	R: 0 E: 0 K: 1 S: 10	H: 1 LOB: 2 BB: 1 P: 16	R: 4 E: 0 K: 2 S: 23	H: 6 LOB: 2 BB: 0 P: 35	R: 0 E: 0 K: 0 S: 7	H: 2 LOB: 1 BB: 0 P: 11	R: 2 E: 0 K: 0 S: 16	H: 2 LOB: 1 BB: 0 P: 28	R: 0 E: 0 K: 1 S: 12	H: 0 LOB: 0 BB: 1 P: 21	1B: 12 2B: 3 3B: 0 HR: 0	SF: 0 SAC: 0 DP: 2 HBP: 2	WP: 1 PB: 0 CS: 1 PA: 46						
PITCHER	IP	WLS	BF	H	R	ER	SO	BB	IBB	HBP	BLK	WP	HR	S	P	ERA	WHIP										
Russ Ortiz, R (1, 1) ERA: 3.67	5.1	L	27	7	4	4	3	4	0	1	0	1	0	62	105	6.75	2.062										
Tim Worrell, R (6, 1) ERA: 3.29	0.2		5	3	1	1	2	0	0	0	0	0	0	16	23	13.50	4.500										
Aaron Fultz, L (7, 1) ERA: 7.71	1.1		8	4	2	2	0	0	0	1	0	0	0	17	27	13.50	3.000										
Felix Rodriguez, R (8, 1) ERA: 5.01	1.2		5	0	0	0	1	1	0	0	0	0	0	18	33	0.00	0.600										

Arizona Diamondbacks @ San Francisco Giants
PacBell Park, San Francisco, CA
Wed May 29 2002, 10:05 PM EDT
Att: 40,198 - Sunny - 72 F

AB 38
R 7
H 14
RBI 7
BB 5
SO 6
LOB 24





Batter	1	2	3	4	5	6	7	8	9	AB	R	H	RBI	BB	SO	LOB	BOTTOM										
Marvin Benard, L (1, 9) OBP: 0.306, SLG: 0.318	2-3 K			1-2 P4		1-3 K		2-3 K		4	0	0	0	0	3	2											
David Bell, R (1, 5) OBP: 0.325, SLG: 0.449	1-0 F7			1-3 K		1-1 2B 3B		2-1 F2		4	1	1	2	0	1	0											
Barry Bonds, L (1, 7) OBP: 0.566, SLG: 0.845	2-3 K			0-1 P5		2-2 2B 3B		4-2 BB		3	0	1	1	1	1	0											
Jeff Kent, R (1, 4) OBP: 0.327, SLG: 0.431		0-0 G4-3		1-0 F8		0-2 F7		0-0 F9		4	0	0	0	0	0	2											
Benito Santiago, R (1, 2) OBP: 0.343, SLG: 0.503		0-1 G5-3		3-2 G5-3		0-2 G5-3		0-0 B1		4	0	0	0	0	0	1											
J.T. Snow, L (1, 3) OBP: 0.328, SLG: 0.323		0-1 G4-3		2-1 G6-3		2-2 G4-3				3	0	0	0	0	0	0											
Tsuyoshi Shinjo, R (1, 8) OBP: 0.294, SLG: 0.331			0-0 F7			2-2 WP 1B HBP		0-3 K		1	1	0	0	0	0	0											
Shawon Dunston, R (7, 8) OBP: 0.100, SLG: 0.207						1-1 WP 3B HBP				1	0	0	0	0	1	0											
Felix Rodriguez, R (8, 1)										0	0	0	0	0	0	0											
Ramon Martinez, R (1, 6) OBP: 0.353, SLG: 0.416			2-3 K			1-1 WP 3B 1B		3-2 F9		3	1	1	0	0	1	0											
Russ Ortiz, R (1, 1) OBP: 0.357, SLG: 0.440			3-2 F8			1-3 K		3-3 K		1	0	0	0	0	0	0											
Tim Worrell, R (6, 1)										0	0	0	0	0	0	0											
Damon Minor, L (6, PH) OBP: 0.367, SLG: 0.538										1	0	0	0	0	1	2											
Aaron Fultz, L (7, 1)										0	0	0	0	0	0	0											
Tom Goodwin, L (8, 8) OBP: 0.333, SLG: 0.273										1	0	0	0	0	1	0											
Inning Stats	R: 0 E: 0 K: 2 S: 11	H: 0 LOB: 0 BB: 0 P: 16	R: 0 E: 0 K: 0 S: 5	H: 0 LOB: 0 BB: 0 P: 5	R: 0 E: 0 K: 1 S: 7	H: 0 LOB: 0 BB: 0 P: 12	R: 0 E: 0 K: 1 S: 8	H: 0 LOB: 0 BB: 0 P: 10	R: 0 E: 0 K: 0 S: 6	H: 0 LOB: 0 BB: 0 P: 12	R: 3 E: 0 K: 2 S: 18	H: 3 LOB: 1 BB: 0 P: 24	R: 0 E: 0 K: 1 S: 11	H: 0 LOB: 0 BB: 0 P: 13	R: 0 E: 0 K: 2 S: 11	H: 0 LOB: 0 BB: 0 P: 19	R: 0 E: 0 K: 0 S: 6	H: 0 LOB: 1 BB: 1 P: 12	1B: 1 2B: 1 3B: 1 HR: 0	SF: 0 SAC: 0 DP: 0 HBP: 1	WP: 1 PB: 0 CS: 0 PA: 32						
PITCHER	IP	WLS	BF	H	R	ER	SO	BB	IBB	HBP	BLK	WP	HR	S	P	ERA	WHIP										
Curt Schilling, R (1, 1) ERA: 2.93	8.0	W	28	3	3	3	9	0	0	1	0	0	0	77	111	3.38	0.375										
Byung-Hyun Kim, R (9, 1) ERA: 1.79	1.0		4	0	0	0	0	1	0	0	0	0	0	6	12	0.00	1.000										

Arizona Diamondbacks @ San Francisco Giants
PacBell Park, San Francisco, CA
Wed May 29 2002, 10:05 PM EDT
Att: 40,198 - Sunny - 72 F

AB 30
R 3
H 3
RBI 3
BB 1
SO 9
LOB 7



Batter	1	2	3	4	5	6	7	8	9	AB	R	H	RBI	BB	SO	LOB	TOP										
Craig Counsell, L (1, 5) OBP: 0.360, SLG: 0.380	G6-3		G4-3		FC6-4			FC5		4	0	0	0	0	0	3	Arizona Diamondbacks @ San Francisco Giants PacBell Park, San Francisco, CA Thu May 30 2002, 3:35 PM EDT Att: 41,156 - Sunny - 68 F										
Quinton McCracken, S (1, 8) OBP: 0.362, SLG: 0.528	F9			K		G6-3		G4-6-3		4	0	0	0	0	1	2											
Luis Gonzalez, L (1, 7) OBP: 0.417, SLG: 0.545	G3			HR		K			K	4	1	1	1	0	2	0											
Greg Colbrunn, R (1, 3) OBP: 0.350, SLG: 0.472				G1-3					G3	3	0	1	0	0	1	0											
Mark Grace, L (8, 3) OBP: 0.342, SLG: 0.406										1	0	0	0	0	0	0											
Junior Spivey, R (1, 4) OBP: 0.420, SLG: 0.562										3	0	0	0	1	1	1											
Jose Guillen, R (1, 9) OBP: 0.283, SLG: 0.333										3	0	2	0	0	0	1											
Tony Womack, L (1, 6) OBP: 0.323, SLG: 0.353										3	0	0	0	0	0	2											
Rod Barajas, R (1, 2) OBP: 0.206, SLG: 0.179			P4		F7			FC5		3	0	1	0	0	0	0											
Rick Helling, R (1, 1) Byung-Hyun Kim, R (9, 1) OBP: 1.000, SLG: 1.000			K		E6			FC5		3	0	0	0	0	1	1											
Inning Stats	R: 0 E: 0 K: 0 S: 7	H: 0 LOB: 0 BB: 0 P: 12	R: 0 E: 0 K: 0 S: 10	H: 2 LOB: 1 BB: 0 P: 17	R: 0 E: 0 K: 1 S: 5	H: 0 LOB: 0 BB: 1 P: 8	R: 1 E: 0 K: 1 S: 14	H: 1 LOB: 1 BB: 1 P: 26	R: 0 E: 1 K: 0 S: 9	H: 0 LOB: 1 BB: 0 P: 14	R: 0 E: 0 K: 2 S: 8	H: 0 LOB: 0 BB: 0 P: 13	R: 0 E: 0 K: 0 S: 8	H: 1 LOB: 0 BB: 0 P: 15	R: 0 E: 1 K: 0 S: 12	H: 1 LOB: 1 BB: 0 P: 21		R: 0 E: 0 K: 2 S: 7	H: 0 LOB: 0 BB: 0 P: 12	1B: 4 2B: 0 3B: 0 HR: 1	SF: 0 SAC: 0 DP: 2 HBP: 0	WP: 0 PB: 0 SB: 0 CS: 1	PA: 32				
PITCHER	IP	WLS	BF	H	R	ER	SO	BB	IBB	HBP	BLK	WP	HR	S	P	ERA	WHIP										
Kirk Rueter, L (1, 1) ERA: 2.88	8.0	L	29	5	1	1	4	1	0	0	0	0	1	73	126	1.12	0.750										
Robb Nen, R (9, 1) ERA: 2.22	1.0	S	3	0	0	0	2	0	0	0	0	0	0	7	12	0.00	0.000										

Batter	1	2	3	4	5	6	7	8	9	AB	R	H	RBI	BB	SO	LOB	BOTTOM										
Shawon Dunston, R (1, 8) OBP: 0.091, SLG: 0.188	G4-3		F8			G4-3				3	0	0	0	0	0	2	Arizona Diamondbacks @ San Francisco Giants PacBell Park, San Francisco, CA Thu May 30 2002, 3:35 PM EDT Att: 41,156 - Sunny - 68 F										
Tom Goodwin, L (9, PH) OBP: 0.360, SLG: 0.273										0	0	0	0	1	0	0											
David Bell, R (1, 5) OBP: 0.319, SLG: 0.440	G6-3			P3		G5-3				4	0	0	0	0	0	2											
Barry Bonds, L (1, 7) OBP: 0.560, SLG: 0.826	F8			K						3	0	0	0	1	1	0											
Jeff Kent, R (1, 4) OBP: 0.321, SLG: 0.422			F8		K					4	0	0	0	0	2	1											
Benito Santiago, R (1, 2) OBP: 0.349, SLG: 0.506										3	0	2	0	0	0	0											
Reggie Sanders, R (1, 9) OBP: 0.332, SLG: 0.420										2	0	0	0	1	0	1											
J.T. Snow, L (1, 3) OBP: 0.328, SLG: 0.320										2	0	0	0	1	1	1											
Ramon Martinez, R (1, 6) OBP: 0.375, SLG: 0.430										2	0	2	0	1	0	0											
Kirk Rueter, L (1, 1) OBP: 0.208, SLG: 0.182										0	0	0	0	0	0	0											
Marvin Benard, L (8, PH) OBP: 0.301, SLG: 0.313										1	0	0	0	0	0	2											
Robb Nen, R (9, 1) ERA: 1.72										0	0	0	0	0	0	0											
Inning Stats	R: 0 E: 0 K: 0 S: 6	H: 0 LOB: 0 BB: 0 P: 11	R: 0 E: 0 K: 0 S: 7	H: 1 LOB: 0 BB: 1 P: 14	R: 0 E: 0 K: 1 S: 8	H: 0 LOB: 1 BB: 1 P: 14	R: 0 E: 0 K: 2 S: 7	H: 0 LOB: 0 BB: 0 P: 12	R: 0 E: 0 K: 0 S: 10	H: 1 LOB: 0 BB: 0 P: 11	R: 0 E: 0 K: 0 S: 11	H: 1 LOB: 1 BB: 0 P: 16	R: 0 E: 0 K: 0 S: 7	H: 0 LOB: 0 BB: 0 P: 9	R: 0 E: 0 K: 0 S: 12	H: 1 LOB: 1 BB: 1 P: 21	R: 0 E: 0 K: 1 S: 7	H: 0 LOB: 1 BB: 2 P: 18	1B: 4 2B: 1 3B: 0 HR: 0	SF: 0 SAC: 2 DP: 3 HBP: 0	WP: 0 PB: 0 SB: 1 CS: 2	PA: 32					
PITCHER	IP	WLS	BF	H	R	ER	SO	BB	IBB	HBP	BLK	WP	HR	S	P	ERA	WHIP										
Rick Helling, R (1, 1) ERA: 5.54	8.0	W	27	4	0	0	3	3	0	0	0	0	0	68	108	0.00	0.875										
Byung-Hyun Kim, R (9, 1) ERA: 1.72	1.0	S	4	0	0	0	1	1	1	0	0	0	0	7	18	0.00	1.000										

Batter	1	2	3	4	5	6	7	8	9	AB	R	H	RBI	BB	SO	LOB	TOP								
Craig Counsell, L OBP: 0.361, SLG: 0.377	G1-3			1B		G5-4-3			B3-1	4	1	2	1	0	1										
Junior Spivey, R OBP: 0.424, SLG: 0.561	1B			1B					P4	4	2	0	1	1	2										
Luis Gonzalez, L OBP: 0.417, SLG: 0.538	K			1B						4	1	1	0	1	3	2									
Greg Colbrunn, R OBP: 0.359, SLG: 0.491	1B									4	0	2	3	0	1	0									
Mark Grace, L OBP: 0.340, SLG: 0.403	1B								F7	1	0	0	0	0	0	1									
Jose Guillen, R OBP: 0.262, SLG: 0.329	1B									4	0	1	1	0	2	1									
Steve Finley, L OBP: 0.351, SLG: 0.478	F3			1B						4	1	1	0	0	0	2									
Damian Miller, R OBP: 0.369, SLG: 0.521				1B						4	1	2	0	0	0	0									
Tony Womack, L OBP: 0.319, SLG: 0.348	F7			1B						3	0	0	0	0	1	1									
Randy Johnson, R OBP: 0.059, SLG: 0.091										3	0	0	0	0	2	2									
Byung-Hyun Kim, R OBP: 1.000, SLG: 1.000	SH2-4									0	0	0	0	0	0	0									
Inning Stats	R: 1 E: 0 K: 1 S: 15	H: 3 LOB: 2 BB: 0 P: 23	R: 0 E: 0 K: 1 S: 8	H: 1 LOB: 2 BB: 1 P: 15	R: 0 E: 0 K: 2 S: 7	H: 0 LOB: 0 BB: 0 P: 10	R: 5 E: 0 K: 1 S: 19	H: 6 LOB: 1 BB: 0 P: 29	R: 0 E: 0 K: 0 S: 8	H: 0 LOB: 0 BB: 0 P: 12	R: 0 E: 1 K: 2 S: 11	H: 0 LOB: 1 BB: 1 P: 16	R: 0 E: 0 K: 2 S: 8	H: 0 LOB: 0 BB: 0 P: 10	R: 0 E: 0 K: 2 S: 8	H: 0 LOB: 1 BB: 1 P: 10	R: 0 E: 0 K: 0 S: 5	H: 0 LOB: 1 BB: 1 P: 10	1B: 9 2B: 1 3B: 0 HR: 0	SF: 0 SAC: 2 DP: 1 HBP: 0	WP: 0 PB: 0 SB: 1 CS: 0	PA: 40			
PITCHER	IP	WLS	BF	H	R	ER	SO	BB	IBB	HBP	BLK	WP	HR	S	P	ERA	WHIP								
Omar Daal, L ERA: 1.91	6.0	L	30	10	6	6	6	2	0	0	0	0	0	68	105	9.00	2.000								
Guillermo Mota, R ERA: 3.0	2.0		6	0	0	0	4	0	0	0	0	0	0	16	20	0.00	0.000								
Jesse Orosco, L ERA: 2.79	1.0		4	0	0	0	0	1	0	0	0	0	0	5	10	0.00	1.000								

Arizona Diamondbacks @ Los Angeles Dodgers
 Dodger Stadium, Los Angeles, CA
 Fri May 31 2002, 7:10 PM PDT
 Att: 54,252 - Sunny - 67 F

AB	35
R	6
H	10
RBI	6
BB	3
SO	10
LOB	12



Batter	1	2	3	4	5	6	7	8	9	AB	R	H	RBI	BB	SO	LOB	BOTTOM								
Cesar Izturis, S OBP: 0.281, SLG: 0.327	G4-3		G4-3			FC1-6				4	0	1	0	0	0	1									
Adrián Beltré, R OBP: 0.303, SLG: 0.365										3	0	0	0	0	2	1									
Guillermo Mota, R ERA: 3.0										0	0	0	0	0	0	0									
Hiram Bocachica, R OBP: 0.283, SLG: 0.488										1	0	0	0	0	1	1									
Jesse Orosco, R ERA: 2.79										0	0	0	0	0	0	0									
Shawn Green, L OBP: 0.378, SLG: 0.544	G3									3	0	0	0	1	0	1									
Paul Lo Duca, R OBP: 0.369, SLG: 0.416										4	1	0	0	0	0	2									
Eric Karros, R OBP: 0.356, SLG: 0.436										4	0	1	0	0	1	1									
Brian Jordan, R OBP: 0.342, SLG: 0.538										4	1	2	0	0	0	2									
Marquis Grissom, R OBP: 0.348, SLG: 0.567										4	1	1	3	0	0	2									
Mark Grudzielanek, R OBP: 0.305, SLG: 0.358										3	0	2	0	0	0	0									
Omar Daal, L ERA: 2.48										1	0	0	0	0	0	0									
Jeff Reboulet, R OBP: 0.357, SLG: 0.333										2	0	0	0	0	1	2									
Inning Stats	R: 0 E: 0 K: 1 S: 8	H: 0 LOB: 0 BB: 0 P: 13	R: 0 E: 0 K: 0 S: 8	H: 1 LOB: 1 BB: 0 P: 10	R: 0 E: 0 K: 0 S: 5	H: 0 LOB: 0 BB: 0 P: 9	R: 0 E: 0 K: 0 S: 7	H: 0 LOB: 0 BB: 1 P: 13	R: 0 E: 0 K: 0 S: 4	H: 0 LOB: 0 BB: 0 P: 6	R: 0 E: 0 K: 2 S: 9	H: 1 LOB: 1 BB: 0 P: 13	R: 3 E: 1 K: 0 S: 16	H: 3 LOB: 1 BB: 0 P: 24	R: 0 E: 0 K: 1 S: 10	H: 1 LOB: 0 BB: 0 P: 16	R: 0 E: 0 K: 1 S: 10	H: 1 LOB: 1 BB: 0 P: 12	1B: 4 2B: 3 3B: 0 HR: 1	SF: 0 SAC: 0 DP: 3 HBP: 0	WP: 0 PB: 0 SB: 0 CS: 0	PA: 34			
PITCHER	IP	WLS	BF	H	R	ER	SO	BB	IBB	HBP	BLK	WP	HR	S	P	ERA	WHIP								
Randy Johnson, L ERA: 1.67	8.0		30	6	3	0	4	1	0	0	0	0	0	67	104	0.00	0.875								
Byung-Hyun Kim, R ERA: 1.67	1.0	S	4	1	0	0	1	0	0	0	0	0	0	10	12	0.00	1.000								

Arizona Diamondbacks @ Los Angeles Dodgers
 Dodger Stadium, Los Angeles, CA
 Fri May 31 2002, 7:10 PM PDT
 Att: 54,252 - Sunny - 67 F

AB	33
R	3
H	7
RBI	3
BB	1
SO	5
LOB	13



Batter	1	2	3	4	5	6	7	8	9	AB	R	H	RBI	BB	SO	LOB	TOP
Craig Counsell, L (1,4) OBP: 0.364, SLG: 0.380										4	0	2	0	0	0	0	
David Dellucci, L (1,9) OBP: 0.351, SLG: 0.531										4	0	0	0	0	1	3	
Luis Gonzalez, L (1,7) OBP: 0.414, SLG: 0.530										3	0	0	0	1	1	1	
Erubiel Durazo, L (1,3) OBP: 0.333, SLG: 0.727										4	0	0	0	0	1	4	
Steve Finley, L (1,8) OBP: 0.356, SLG: 0.481										3	0	2	0	0	0	0	
Damian Miller, R (1,2) OBP: 0.363, SLG: 0.510										3	0	0	0	0	1	2	
Chris Donnels, L (1,5) OBP: 0.319, SLG: 0.450										3	0	0	0	0	0	1	
Tony Womack, L (1,6) OBP: 0.319, SLG: 0.348										3	0	1	0	0	0	0	
Brian Anderson, R (1,1) OBP: 0.214, SLG: 0.308										1	0	0	0	0	0	0	
Mark Grace, L (8, PH) OBP: 0.336, SLG: 0.400										1	0	0	0	0	0	0	
Bret Prinz, R (8, 1)										0	0	0	0	0	0	0	
Inning Stats	R: 0 H: 1 E: 0 K: 1 S: 10	H: 0 R: 0 ER: 0 SO: 6	H: 0 R: 0 ER: 0 SO: 10	H: 0 R: 0 ER: 0 SO: 7	H: 0 R: 0 ER: 0 SO: 3	H: 0 R: 0 ER: 0 SO: 7	H: 1 R: 0 ER: 0 SO: 8	H: 2 R: 0 ER: 0 SO: 9	H: 1 R: 0 ER: 0 SO: 7	H: 0 R: 0 ER: 0 SO: 9	H: 0 R: 0 ER: 0 SO: 11	1B: 5 2B: 0 3B: 0 HR: 0	SF: 0 SAC: 1 DP: 2 HBP: 0	WP: 0 PB: 1 SB: 0 CS: 0	PA: 31		
PITCHER	IP: 8.0 WLS: W BF: 28 ERA: 2.84	IP: 1.0 WLS: S BF: 3 ERA: 1.59															

Arizona Diamondbacks @ Los Angeles Dodgers
Dodger Stadium, Los Angeles, CA
Sat Jun 01 2002, 1:10 PM PDT
Att: 41,516 - Sunny - 71 F

AB	29
R	0
H	5
RBI	0
BB	1
SO	4
LOB	11



Batter	1	2	3	4	5	6	7	8	9	AB	R	H	RBI	BB	SO	LOB	BOTTOM
Cesar Izturis, S (1,6) OBP: 0.282, SLG: 0.327										3	1	1	0	0	1	0	
Paul Lo Duca, R (1,2) OBP: 0.364, SLG: 0.410										3	0	0	0	0	0	1	
Shawn Green, L (1,9) OBP: 0.373, SLG: 0.535										3	0	0	0	0	1	1	
Brian Jordan, R (1,7) OBP: 0.342, SLG: 0.552										3	1	1	2	0	1	0	
Eric Karros, R (1,3) OBP: 0.350, SLG: 0.429										3	0	0	0	0	1	0	
Marquis Grissom, R (1,8) OBP: 0.339, SLG: 0.551										3	0	0	0	0	1	0	
Adrián Beltré, R (1,5) OBP: 0.299, SLG: 0.360										3	0	0	0	0	0	0	
Mark Grudzielanek, R (1,4) OBP: 0.300, SLG: 0.352										3	0	0	0	0	0	0	
Andy Ashby, R (1,1) OBP: 0.238, SLG: 0.316										2	0	0	0	0	0	0	
Eric Gagne, R (9, 1)										0	0	0	0	0	0	0	
Inning Stats	R: 0 H: 0 E: 0 K: 0 S: 6	H: 0 R: 0 ER: 0 SO: 9	H: 0 R: 0 ER: 0 SO: 13	H: 0 R: 0 ER: 0 SO: 7	H: 2 R: 1 ER: 0 SO: 9	H: 0 R: 0 ER: 0 SO: 8	H: 0 R: 0 ER: 0 SO: 11	H: 0 R: 0 ER: 0 SO: 19	H: 0 R: 0 ER: 0 SO: 12	H: 0 R: 0 ER: 0 SO: 11	1B: 1 2B: 0 3B: 0 HR: 1	SF: 0 SAC: 0 DP: 0 HBP: 0	WP: 0 PB: 0 SB: 1 CS: 0	PA: 26			
PITCHER	IP: 7.0 WLS: L BF: 23 ERA: 5.08	IP: 1.0 WLS: 3 BF: 3 ERA: 7.35															

Arizona Diamondbacks @ Los Angeles Dodgers
Dodger Stadium, Los Angeles, CA
Sat Jun 01 2002, 1:10 PM PDT
Att: 41,516 - Sunny - 71 F

AB	26
R	2
H	2
RBI	2
BB	0
SO	5
LOB	2



Batter	1	2	3	4	5	6	7	8	9	AB	R	H	RBI	BB	SO	LOB	TOP								
Julio Lugo, R OBP: 0.349, SLG: 0.362 (1, 6)			G6-3			K		F8		4	0	0	0	0	2	1									
Craig Biggio, R OBP: 0.339, SLG: 0.403 (1, 4)	F7			K		G5-3			FC6-4 1B	4	0	1	0	0	1	0									
17 Lance Berkman, S OBP: 0.390, SLG: 0.585 Jim Mann, R (6, 1)				F5					FC6-4 1B	3	0	1	0	0	1	0									
Orlando Merced, S OBP: 0.385, SLG: 0.372 (9, FH)	2B					K			1B	0	0	0	0	0	0	0									
5 Jeff Bagwell, R OBP: 0.398, SLG: 0.505 Keith Ginter, R (7, 5)	G5-3			G6-3					1B	1	1	0	0	0	0	1									
Daryle Ward, L OBP: 0.338, SLG: 0.440 (1, 7)		G6-3				F8			1B	3	0	0	0	0	0	1									
Richard Hidalgo, R OBP: 0.355, SLG: 0.518 (1, 9)	F5								1B	0	1	1	1	0	0	0									
Gregg Zaun, S OBP: 0.307, SLG: 0.333 (1, 2)									1B	4	1	2	1	0	1	0									
Geoff Blum, S OBP: 0.327, SLG: 0.360 (7, 3)									1B	4	1	2	1	0	1	0									
Tim Redding, R OBP: 0.143, SLG: 0.143 Jose Vizcaino, S OBP: 0.312, SLG: 0.363 Brandon Puffer, R (5, 1)				L9					1B	4	0	1	1	0	0	1									
Brian Hunter, R OBP: 0.286, SLG: 0.396 (6, 8)									1B	1	0	0	0	0	0	1									
Inning Stats	R: 0 E: 0 K: 1 S: 10	H: 1 LOB: 1 BB: 0 P: 15	R: 0 E: 0 K: 1 S: 8	H: 0 LOB: 0 BB: 0 P: 9	R: 0 E: 0 K: 1 S: 9	H: 0 LOB: 0 BB: 0 P: 10	R: 0 E: 0 K: 1 S: 6	H: 0 LOB: 0 BB: 0 P: 10	R: 1 E: 0 K: 1 S: 14	H: 2 LOB: 1 BB: 0 P: 23	R: 0 E: 0 K: 1 S: 13	H: 0 LOB: 0 BB: 0 P: 17	R: 0 E: 0 K: 1 S: 7	H: 0 LOB: 0 BB: 0 P: 11	R: 0 E: 0 K: 0 S: 12	H: 1 LOB: 1 BB: 0 P: 19	R: 3 E: 1 K: 0 S: 13	H: 3 LOB: 1 BB: 1 P: 27	1B: 4 2B: 2 3B: 1 HR: 0	SF: 0 SAC: 0 DP: 0 HBP: 0	WP: 0 PB: 0 SB: 0 CS: 0	PA: 35			
PITCHER	IP	WLS	BF	H	R	ER	SO	BB	IBB	HBP	BLK	WP	HR	S	P	ERA	WHIP								
Curt Schilling, R ERA: 2.81 (1, 1)	7.0	W	24	3	1	1	8	0	0	0	0	0	0	67	95	1.29	0.429								
Greg Swindell, L ERA: 5.4 (8, 1)	1.0		4	1	0	0	0	0	0	0	0	0	0	12	19	0.00	1.000								
Eddie Oropesa, L ERA: 7.48 (9, 1)	0.1		5	3	3	2	0	1	0	0	0	0	0	10	22	54.00	12.000								
Mike Myers, L ERA: 3.18 (9, 1)	0.2		2	0	0	0	0	0	0	0	0	0	0	3	5	0.00	0.000								

Houston Astros @ Arizona Diamondbacks
Bank One Ballpark, Phoenix, AZ
Mon Jun 03 2002, 10:05 PM EDT
Att: 31,447 - Sunny - 96 F

AB	34
R	4
H	7
RBI	4
BB	1
SO	8
LOB	7



Batter	1	2	3	4	5	6	7	8	9	AB	R	H	RBI	BB	SO	LOB	BOTTOM								
Craig Counsell, L OBP: 0.367, SLG: 0.385 (8, 6)	WP SF9 2B		F5					F9		4	3	2	0	1	0	0									
Junior Spivey, R OBP: 0.423, SLG: 0.561 (1, 4)	SF9 2H		E5 HR						F7-4-3 BB	2	3	1	3	2	0	0									
Luis Gonzalez, L OBP: 0.411, SLG: 0.520 David Dellucci, L OBP: 0.359, SLG: 0.515 (7, 7)	G4-3		L4					F7-4-3		3	0	0	1	0	1	3									
Erubiel Durazo, L OBP: 0.372, SLG: 0.800 (1, 3)	G5-3									2	2	1	2	2	0	0									
Jose Guillen, R OBP: 0.261, SLG: 0.322 (1, 9)			G5-3							4	0	2	2	0	0	1									
Steve Finley, L OBP: 0.347, SLG: 0.467 (1, 8)	G4-3									4	0	0	0	0	2	3									
Damian Miller, R OBP: 0.370, SLG: 0.517 (1, 2)										3	1	2	1	0	0	0									
Tony Womack, L OBP: 0.321, SLG: 0.346 Greg Swindell, L (8, 1)										3	1	2	1	1	0	1									
Eddie Oropesa, L (9, 1)										0	0	0	0	0	0	0									
Mike Myers, L (9, 1)										0	0	0	0	0	0	0									
Curt Schilling, R OBP: 0.289, SLG: 0.289 Chris Donnels, L OBP: 0.313, SLG: 0.439 (7, PH) (8, 5)	G4-3									2	0	0	0	0	0	2									
Inning Stats	R: 1 E: 0 K: 0 S: 11	H: 1 LOB: 0 BB: 0 P: 19	R: 1 E: 0 K: 0 S: 16	H: 3 LOB: 1 BB: 0 P: 26	R: 2 E: 1 K: 0 S: 9	H: 1 LOB: 0 BB: 0 P: 13	R: 0 E: 0 K: 1 S: 9	H: 1 LOB: 1 BB: 0 P: 14	R: 3 E: 0 K: 1 S: 18	H: 3 LOB: 2 BB: 2 P: 31	R: 3 E: 0 K: 0 S: 16	H: 1 LOB: 1 BB: 3 P: 31	R: 0 E: 0 K: 1 S: 7	H: 0 LOB: 1 BB: 0 P: 11	R: 0 E: 0 K: 0 S: 3	H: 0 LOB: 0 BB: 1 P: 8	1B: 6 2B: 3 3B: 1 HR: 1	SF: 2 SAC: 1 DP: 1 HBP: 1	WP: 1 PB: 0 SB: 0 CS: 1	PA: 39					
PITCHER	IP	WLS	BF	H	R	ER	SO	BB	IBB	HBP	BLK	WP	HR	S	P	ERA	WHIP								
Tim Redding, R ERA: 4.09 (1, 1)	4.0	L	18	6	4	2	1	0	0	0	0	0	0	45	72	4.50	1.500								
Brandon Puffer, R ERA: 8.1 (5, 1)	1.2		13	4	6	6	1	5	0	0	0	0	0	32	60	32.40	5.400								
Jim Mann, R ERA: (6, 1)	2.1		8	0	0	0	1	1	0	1	0	0	0	12	21	0.00	0.429								

Houston Astros @ Arizona Diamondbacks
Bank One Ballpark, Phoenix, AZ
Mon Jun 03 2002, 10:05 PM EDT
Att: 31,447 - Sunny - 96 F

AB	29
R	10
H	10
RBI	10
BB	6
SO	3
LOB	12



Batter	1	2	3	4	5	6	7	8	9	AB	R	H	RBI	BB	SO	LOB	TOP										
Julio Lugo, R OBP: 0.350, SLG: 0.371 (1, 6)	 17 G4-3 2B	 P6		 L8		 1-2 1B	 K			5	0	2	0	0	1	6											
Craig Biggio, R OBP: 0.332, SLG: 0.393 (1, 4)	 K		 G5-3		 K	 F7		 G5-3		5	0	0	0	0	0	2	3										
17 Lance Berkman, S OBP: 0.386, SLG: 0.590 (1, 8) (8, 7)	 G4-3		 L6		 P4	 P4		 HR		5	1	1	1	0	0	3											
5 Jeff Bagwell, R OBP: 0.398, SLG: 0.507 (1, 3)	 L7		 1B		 2B		 K	 G5-3		5	1	2	0	0	1	1											
Daryle Ward, L OBP: 0.340, SLG: 0.444 Brian Hunter, R OBP: 0.286, SLG: 0.396 (8, PR) (8, 8)		 P5	 P6		 2B		 1B	 2B	 E3		5	1	2	1	0	0	1										
Richard Hidalgo, R OBP: 0.360, SLG: 0.523 (1, 9)	 HBP BB BB			 SH3-4 2B		 F8		 2B	 1B	 G6-3	4	1	2	0	1	0	2										
Geoff Blum, S OBP: 0.330, SLG: 0.366 (1, 5)	 HBP BB			 L8		 G4-3		 1B	 2B	 F8	4	1	1	1	1	0	1										
Brad Ausmus, R OBP: 0.349, SLG: 0.377 (1, 2)	 HBP			 SH3-4 BB		 1B		 3B	 1B	 G5-3	3	1	2	2	1	0	0										
Wade Miller, R OBP: 0.300, SLG: 0.400 Jose Vizcaino, S OBP: 0.316, SLG: 0.370 Pedro Borbon, R Keith Ginter, R Ricky Stone, R Octavio Dotel, R Oriando Merced, S OBP: 0.277, SLG: 0.346 Billy Wagner, L (1, 1) (6, PH) (6, 1) (7, PH) (7, 1) (7, 1) (9, PH) (9, 1)	 F9			 SH3-4		 1B		 1B	 HBP	 G3	1	0	0	0	0	0	3										
Inning Stats	R: 0 E: 0 K: 1 S: 11	H: 1 LOB: 1 BB: 0 P: 17	R: 0 E: 0 K: 0 S: 14	H: 0 LOB: 3 BB: 2 P: 30	R: 0 E: 0 K: 0 S: 10	H: 1 LOB: 1 BB: 0 P: 16	R: 0 E: 0 K: 0 S: 12	H: 1 LOB: 2 BB: 1 P: 22	R: 1 E: 0 K: 1 S: 10	H: 2 LOB: 1 BB: 0 P: 17	R: 1 E: 0 K: 0 S: 17	H: 3 LOB: 2 BB: 0 P: 24	R: 3 E: 0 K: 2 S: 24	H: 4 LOB: 1 BB: 0 P: 38	R: 1 E: 0 K: 0 S: 9	H: 1 LOB: 2 BB: 0 P: 14	R: 0 E: 0 K: 0 S: 6	H: 0 LOB: 0 BB: 0 P: 10	1B: 6 2B: 5 3B: 1 HR: 1	SF: 0 SAC: 1 DP: 0 HBP: 2	WP: 0 PB: 0 SB: 1 CS: 0	PA: 45					
PITCHER	IP	WLS	BF	H	R	ER	SO	BB	IBB	HBP	BLK	WP	HR	S	P	ERA	WHIP										
Rick Helling, R ERA: 5.37	5.1		26	6	2	2	2	3	0	1	0	0	0	63	110	3.38	1.688										
Brian Anderson, L ERA: 5.02	0.2	H	4	2	0	0	0	0	0	0	0	0	0	11	16	0.00	3.000										
Bret Prinz, R ERA: 10.13	0.2	L	6	4	3	3	1	0	0	1	0	0	0	21	32	40.50	6.000										
Mike Morgan, R ERA: 6.0	1.1		6	1	1	1	1	0	0	0	0	0	1	12	20	6.75	0.750										
Byung-Hyun Kim, R ERA: 1.62	1.0		3	0	0	0	0	0	0	0	0	0	0	6	10	0.00	0.000										

Houston Astros @ Arizona Diamondbacks
Bank One Ballpark, Phoenix, AZ
Tue Jun 04 2002, 10:05 PM EDT
Att: 37,194 - Sunny - 96 F

AB 39
R 6
H 13
RBI 6
BB 3
SO 4
LOB 20

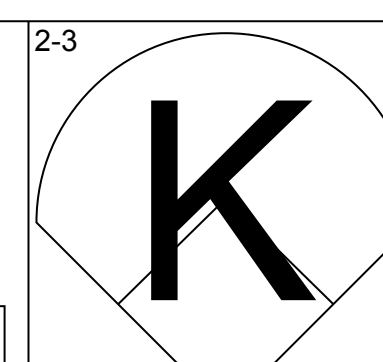
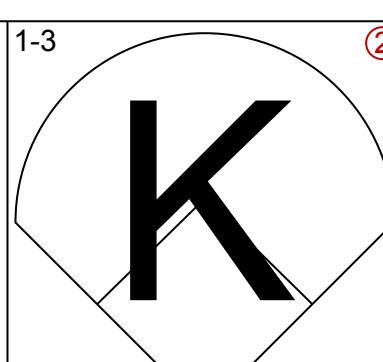
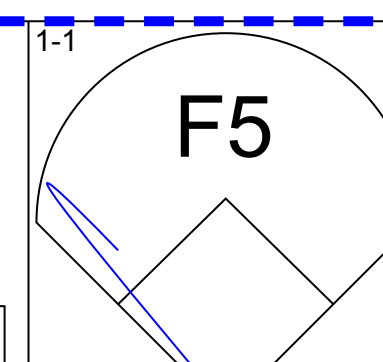
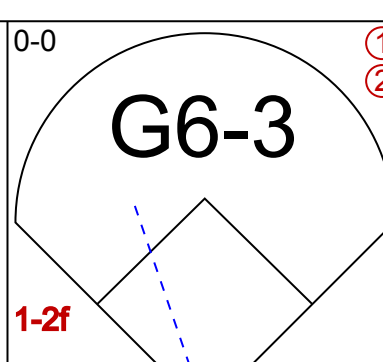
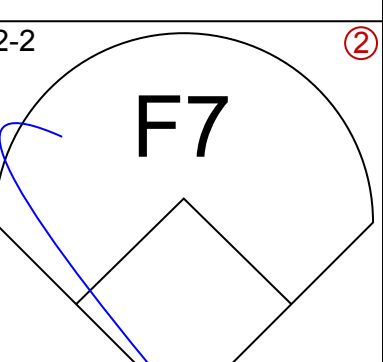
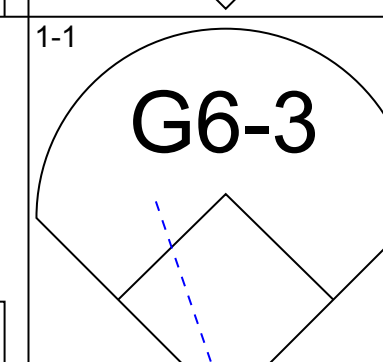
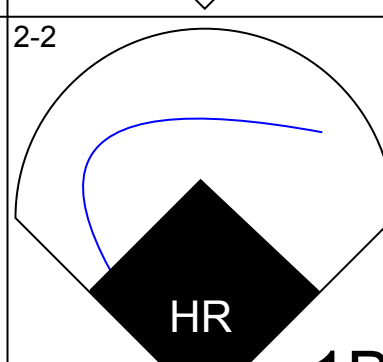
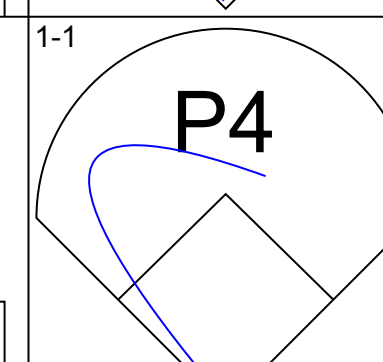
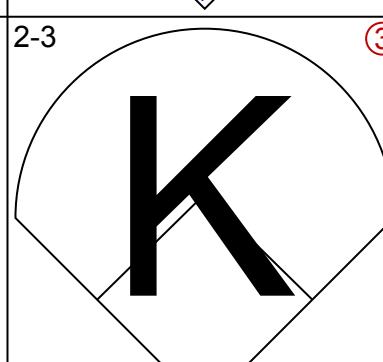
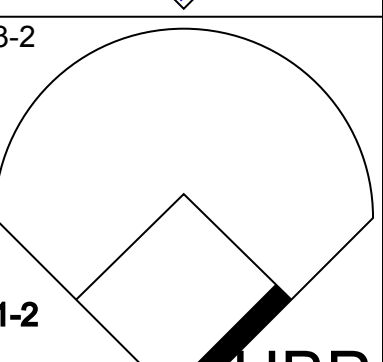
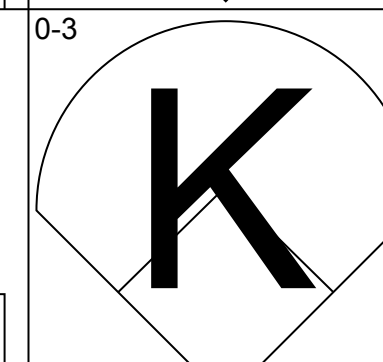
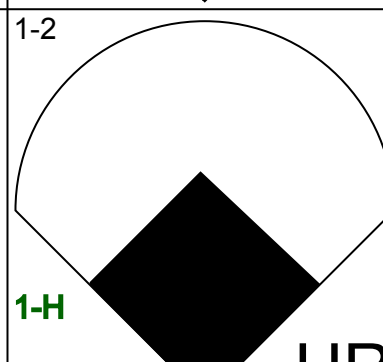
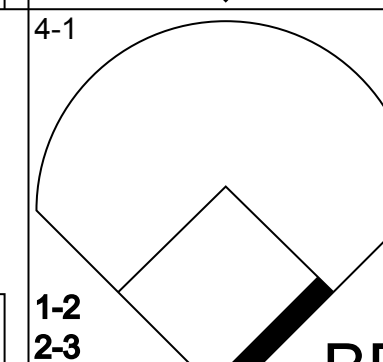
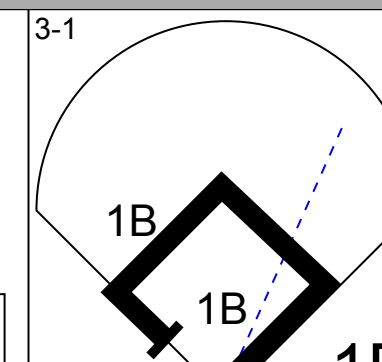
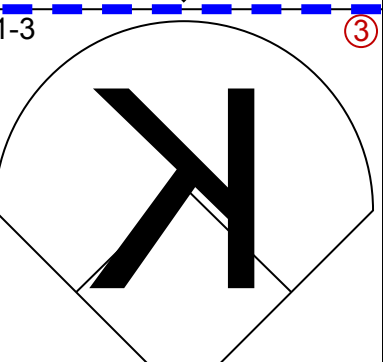
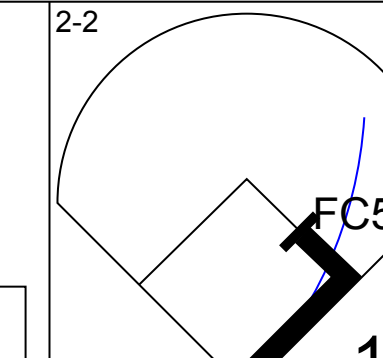
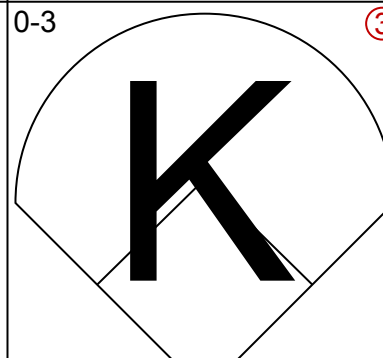
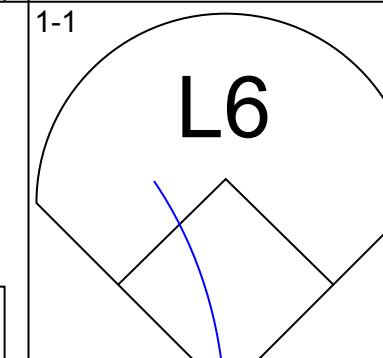
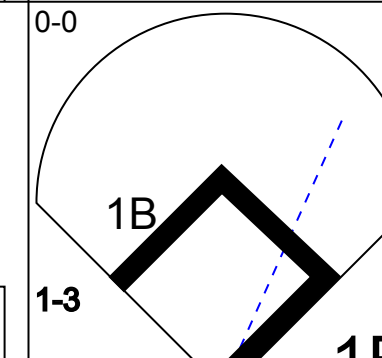

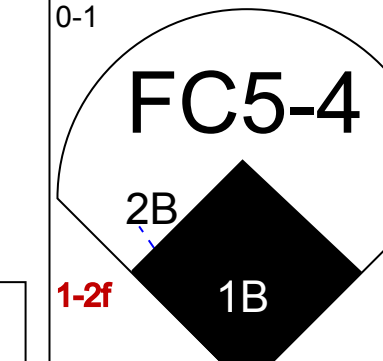
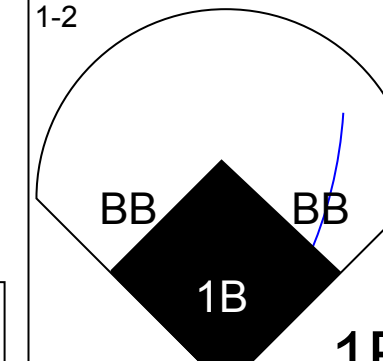
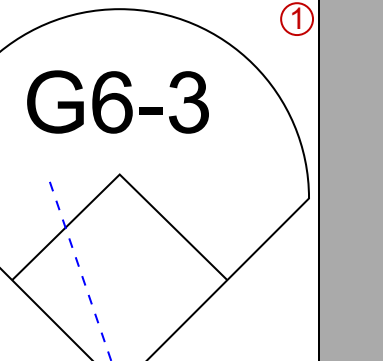
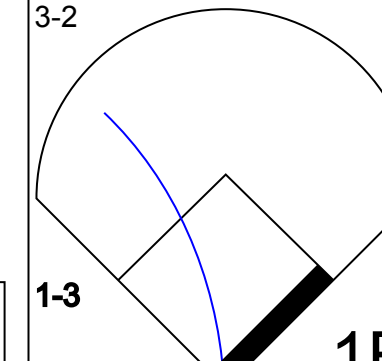

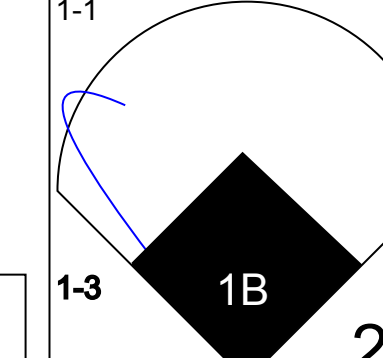
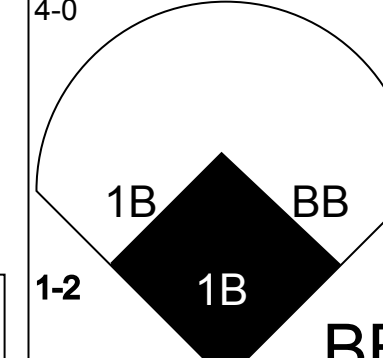
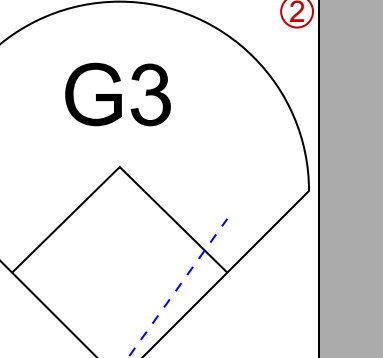
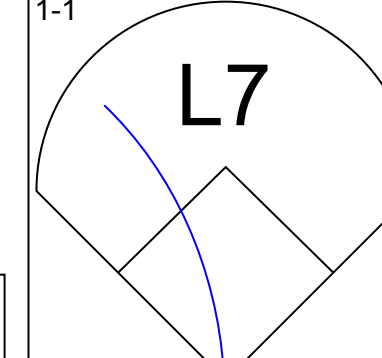

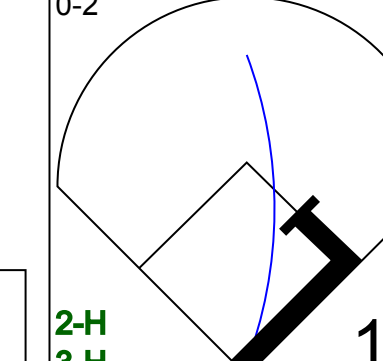
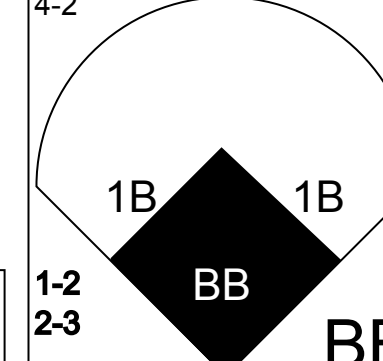
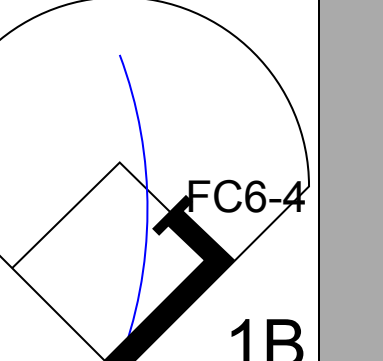
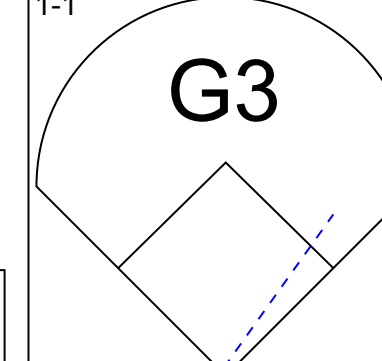

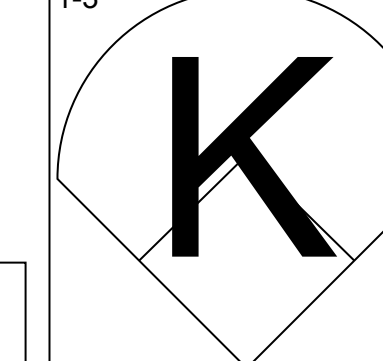
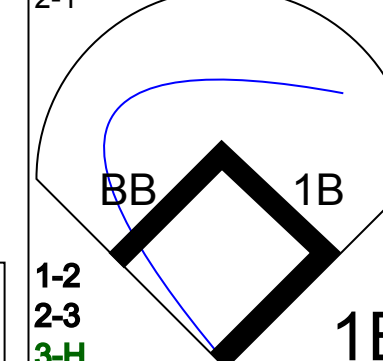
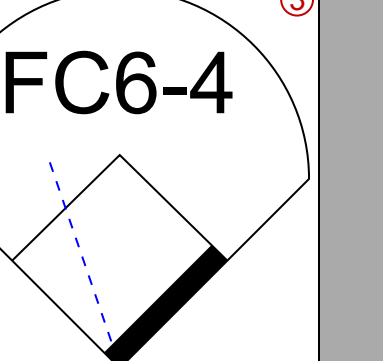
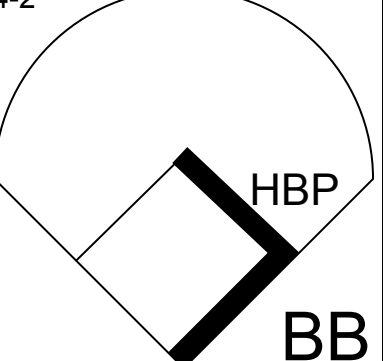
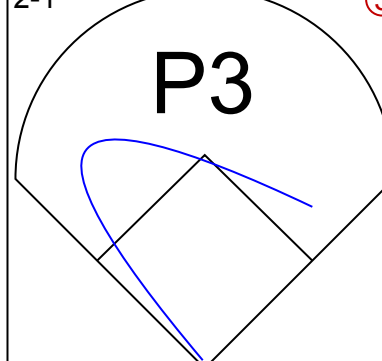
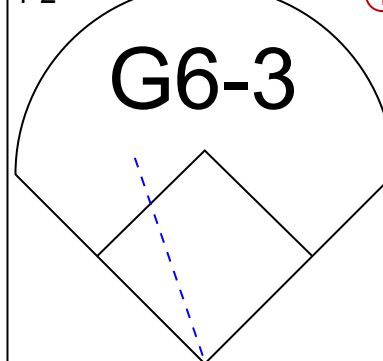
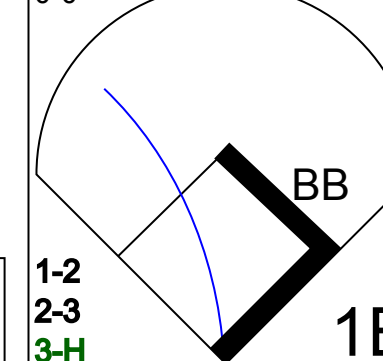
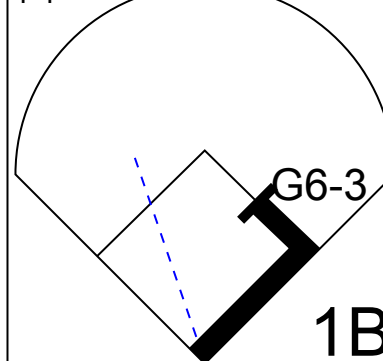
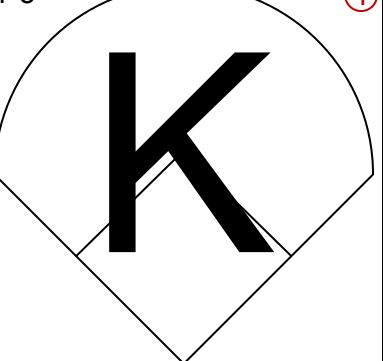


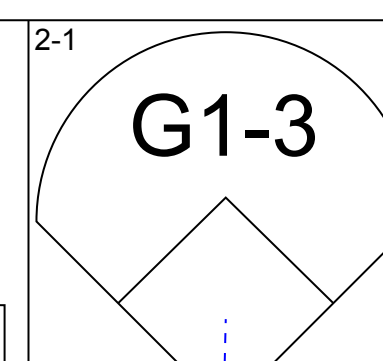
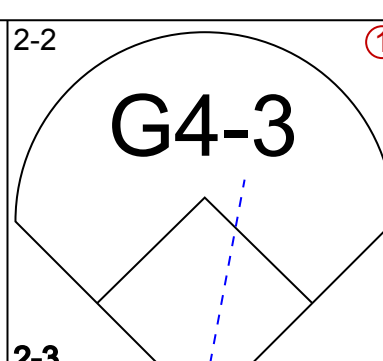
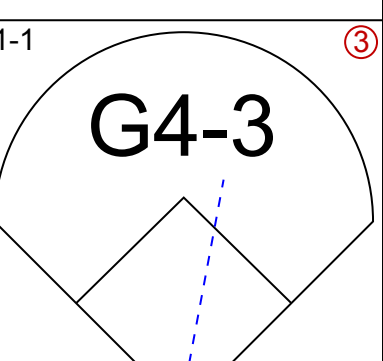
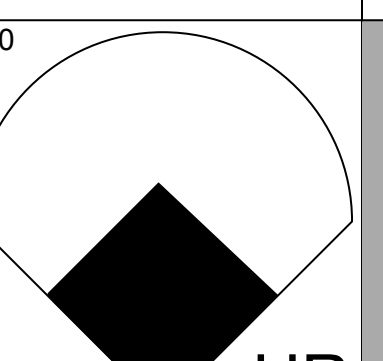
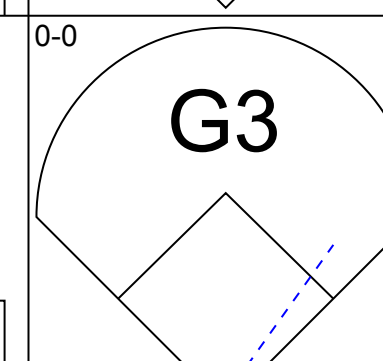
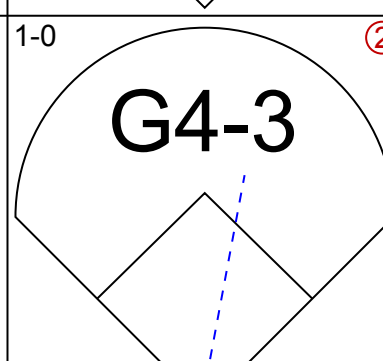
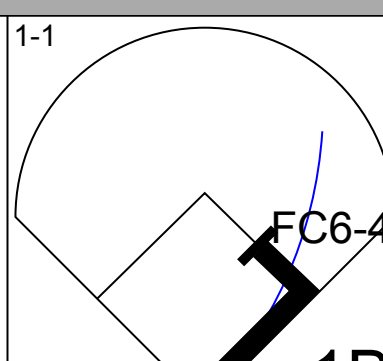
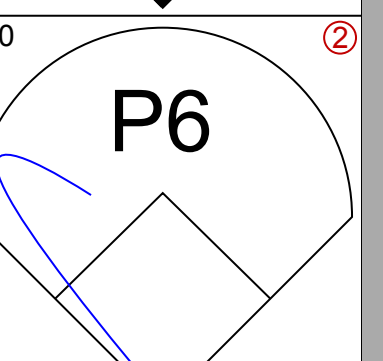
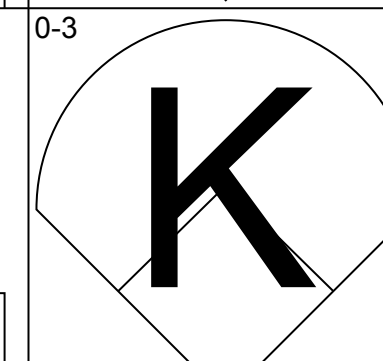
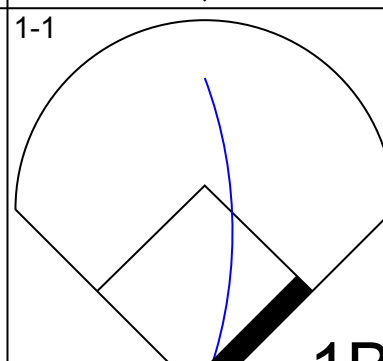
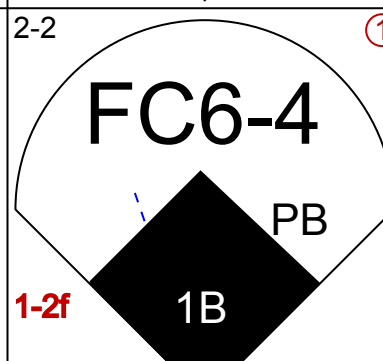
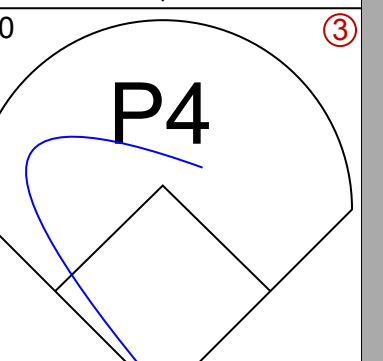
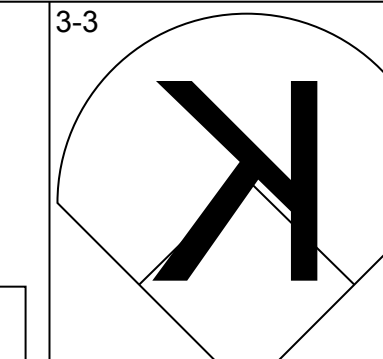
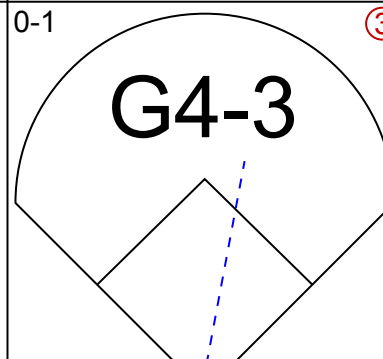
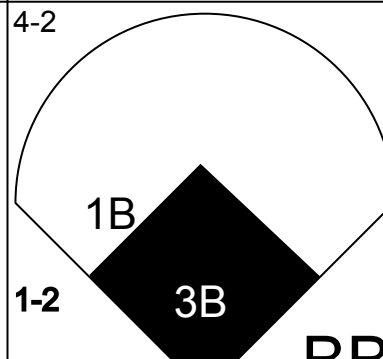

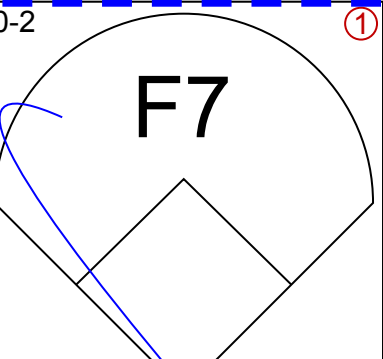
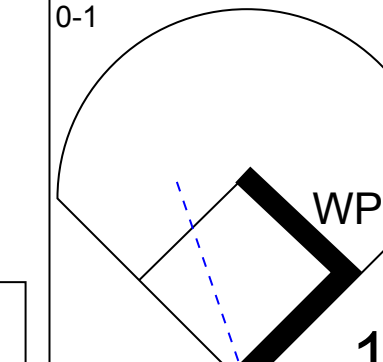
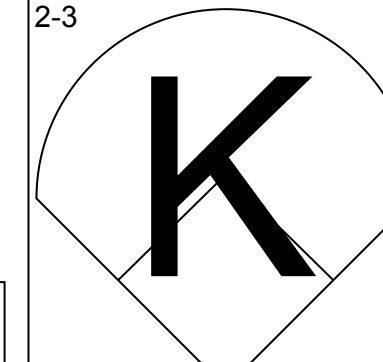
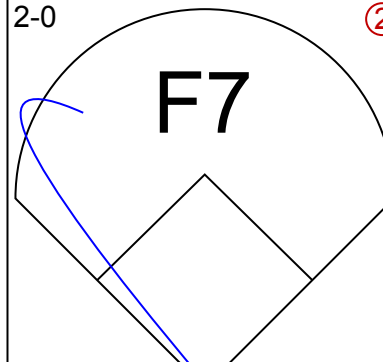
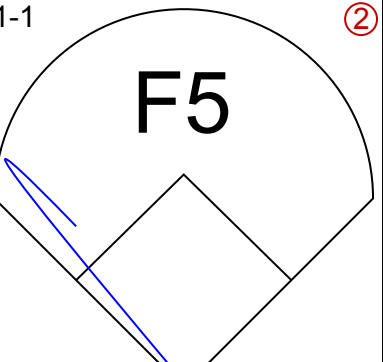
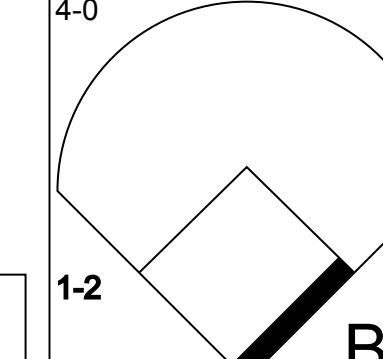
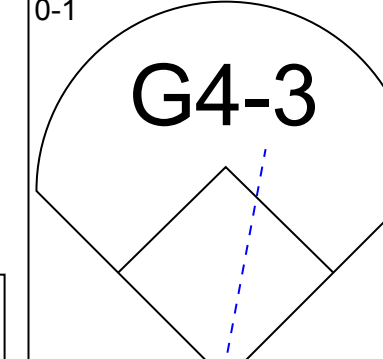
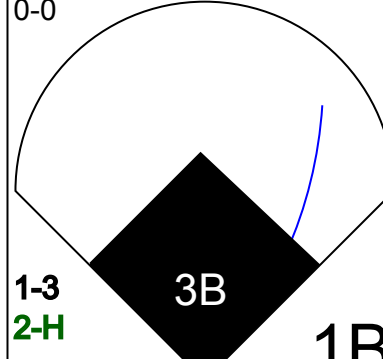

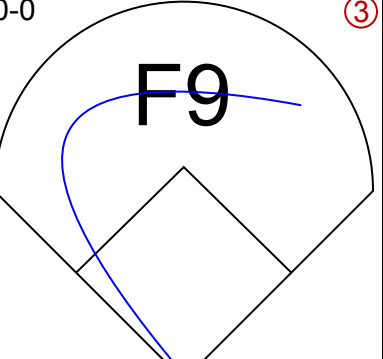
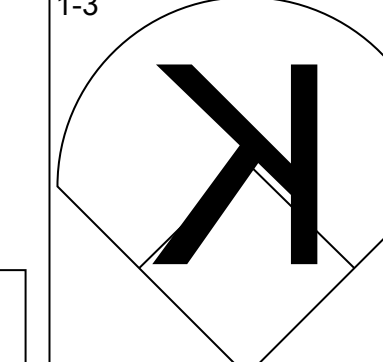
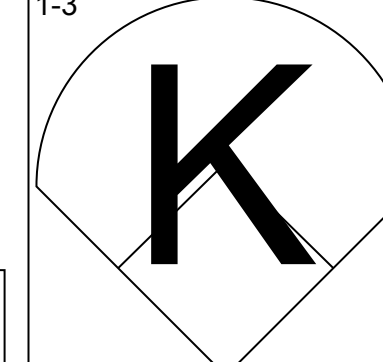
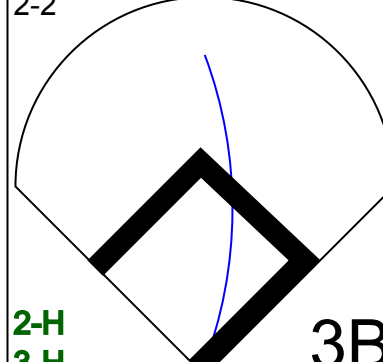


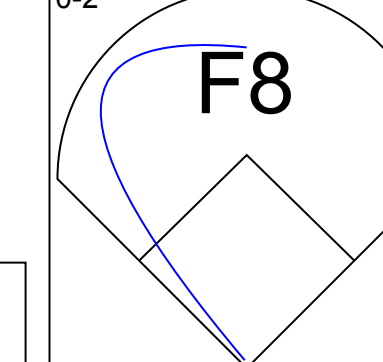
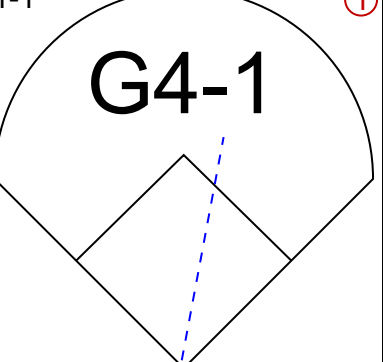
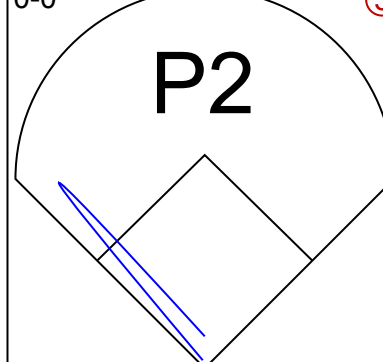

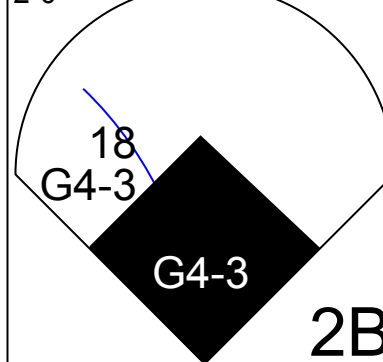
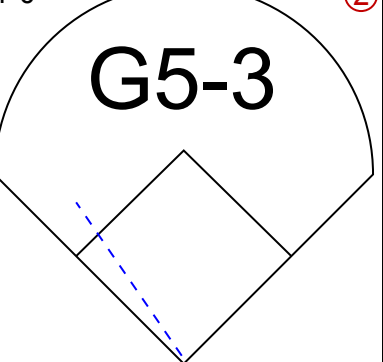
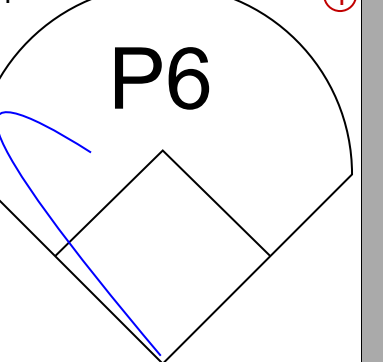

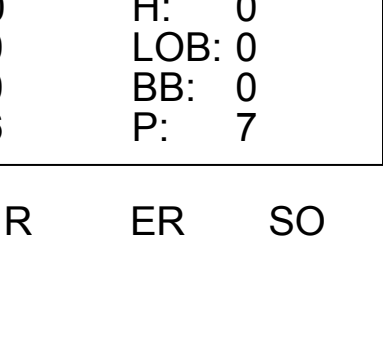
Batter	1	2	3	4	5	6	7	8	9	AB	R	H	RBI	BB	SO	LOB	BOTTOM										
Craig Counsell, L OBP: 0.361, SLG: 0.378 (1, 5)	 G3-1		 G4-3	 F7		 SH1-4		 F8		4	0	0	0	0	0	1											
Junior Spivey, R OBP: 0.427, SLG: 0.573 (1, 4)	 F9		 HR		 G4-3 2B	 BB		 K		3	2	1	1	2	1	1											
Luis Gonzalez, L OBP: 0.411, SLG: 0.515 (1, 7)	 BB		 BB	 G3		 G4-3	 SF9	 K		2	0	0	1	2	1	2											
Erubiel Durazo, L OBP: 0.362, SLG: 0.744 Bret Prinz, R Mike Morgan, R Byung-Hyun Kim, R OBP: 1.000, SLG: 1.000 Greg Colbrunn, R OBP: 0.377, SLG: 0.541 Jose Guillen, R OBP: 0.268, SLG: 0.330 (1, 3) (7, 1) (7, 1) (9, 1) (9, PH) (9, 1)	 1B		 G3		 F7	 K		 K	 K	4	0	1	0	0	1	4											
Steve Finley, L OBP: 0.355, SLG: 0.485 (1, 8)		 BB	 BB	 FC6-4 BB		 1B		 1B	 K	4	1	3	0	1	1	0											
Damian Miller, R OBP: 0.361, SLG: 0.503 (1, 2)		 K	 FC6-4		 K		 K		 K	4	0	0	0	0	3	7											
Tony Womack, L OBP: 0.324, SLG: 0.349 (1, 6)		 G4-3		 G4-3		 SH1-4	 1B	 K		4	1	2	1	0	1	1											
Rick Helling, R Brian Anderson, R OBP: 0.214, SLG: 0.308 Quinton McCracken, S OBP: 0.374, SLG: 0.534 Mark Grace, L OBP: 0.346, SLG: 0.399 (1, 1) (6, 1) (6, PH) (7, 3)	 G4-6-3		 G1-3		 SH1-4	 BB		 BB		2	0	0	0	0	0	1											
Inning Stats	R: 0 E: 0 K: 0 S: 12	H: 1 LOB: 2 BB: 1 P: 21	R: 1 E: 0 K: 1 S: 13	H: 2 LOB: 0 BB: 0 P: 20	R: 1 E: 0 K: 0 S: 11	H: 1 LOB: 3 BB: 3 P: 30	R: 0 E: 0 K: 0 S: 8	H: 0 LOB: 0 BB: 0 P: 10	R: 1 E: 0 K: 1 S: 14	H: 2 LOB: 2 BB: 1 P: 24	R: 1 E: 0 K: 1 S: 12	H: 2 LOB: 1 BB: 1 P: 20	R: 0 E: 0 K: 2 S: 10	H: 1 LOB: 1 BB: 0 P: 15	R: 0 E: 0 K: 2 S: 11	H: 0 LOB: 1 BB: 1 P: 17	R: 0 E: 0 K: 3 S: 9	H: 0 LOB: 0 BB: 0 P: 11	1B: 6 2B: 1 3B: 1 HR: 1	SF: 1 SAC: 1 DP: 1 HBP: 0	WP: 0 PB: 0 SB: 2 CS: 0	PA: 42					
PITCHER	IP	WLS	BF	H	R	ER	SO	BB	IBB	HBP	BLK	WP	HR	S	P	ERA	WHIP										
Wade Miller, R ERA: 7.92	5.0		25	6	3	3	2	5	0	0	0	0	0	12	20	9.00	2.000										
Pedro Borbon, L ERA: 5.57	1.0	W	6	2	1	1	1	0	1	0	0	0	0	7	11	0.00	1.500										
Ricky Stone, R ERA: 2.54	0.2	H	3	1	0	0	1	0	0	0	0	0	0	14	21	0.00	0.750										
Octavio Dotel, R ERA: 3.15	1.1	H	5	0	0	0	3	1	0	0	0	0	0	9	11	0.00	0.000										
Billy Wagner, L ERA: 2.96	1.0	S	3	0	0	0	3	0	0	0	0	0	0	9	11	0.00	0.000										


Houston Astros @ Arizona Diamondbacks
Bank One Ballpark, Phoenix, AZ
Tue Jun 04 2002, 10:05 PM EDT
Att: 37,194 - Sunny - 96 F


AB 33
R 4
H 9
RBI 4
BB 7
SO 10
LOB 19



Batter	1	2	3	4	5	6	7	8	9	AB	R	H	RBI	BB	SO	LOB	TOP					
Craig Counsell, L (1, 5) OBP: 0.356, SLG: 0.366										5	0	0	0	0	2	5	Arizona Diamondbacks @ Boston Red Sox Fenway Park, Boston, MA Fri Jun 07 2002, 7:05 PM EDT Att: 32,863 - Sunny - 57 F					
Junior Spivey, R (1, 4) OBP: 0.426, SLG: 0.558										4	1	1	0	0	1	3						
Luis Gonzalez, L (1, 7) OBP: 0.420, SLG: 0.528										4	1	2	3	1	2	2						
Erbiel Durazo, L (1, 10) OBP: 0.411, SLG: 0.717										5	0	2	0	0	1	3						
Jose Guillen, R (1, 9) OBP: 0.283, SLG: 0.364										5	2	2	0	0	0	1						
Mark Grace, L (1, 3) OBP: 0.358, SLG: 0.413										4	2	2	0	1	0	2						
Steve Finley, L (1, 8) OBP: 0.371, SLG: 0.506										4	1	3	2	1	0	2						
Rod Barajas, R (1, 2) OBP: 0.233, SLG: 0.200										4	0	1	1	1	1	3						
Tony Womack, L (1, 6) OBP: 0.319, SLG: 0.344										4	0	2	1	0	1	1						
Inning Stats	R: 0 E: 0 K: 2 S: 11	H: 0 LOB: 0 BB: 0 P: 14	R: 2 E: 0 K: 1 S: 14	H: 3 LOB: 0 BB: 0 P: 18	R: 2 E: 0 K: 2 S: 17	H: 2 LOB: 0 BB: 0 P: 21	R: 3 E: 0 K: 0 S: 16	H: 3 LOB: 3 BB: 3 P: 34	R: 0 E: 0 K: 1 S: 6	H: 1 LOB: 1 BB: 0 P: 10	R: 0 E: 0 K: 1 S: 6	H: 1 LOB: 0 BB: 0 P: 9	R: 0 E: 0 K: 0 S: 11	H: 3 LOB: 2 BB: 0 P: 19	R: 0 E: 0 K: 2 S: 14	H: 0 LOB: 2 BB: 1 P: 25	R: 0 E: 0 K: 0 S: 15	H: 2 LOB: 2 BB: 0 P: 22	1B: 12 2B: 2 3B: 0 HR: 1	SF: 0 SAC: 0 DP: 1 HBP: 1	WP: 0 PB: 0 SB: 0 CS: 0	PA: 44
PITCHER	IP	WLS	BF	H	R	ER	SO	BB	IBB	HBP	BLK	WP	HR	S	P	ERA	WHIP					
Frank Castillo, R (1, 1) ERA: 4.35	3.0	L	18	8	7	7	5	2	0	0	0	0	1	51	73	21.00	3.333					
Darren Oliver, L (4, 1) ERA: 4.97	4.2		20	5	0	0	2	2	0	1	0	0	0	41	73	0.00	1.500					
Casey Fossum, L (8, 1) ERA: 2.73	1.1		6	2	0	0	1	0	0	0	0	0	0	18	26	0.00	1.500					

Batter	1	2	3	4	5	6	7	8	9	AB	R	H	RBI	BB	SO	LOB	BOTTOM					
1B Johnny Damon, L (1, 8) OBP: 0.399, SLG: 0.502										4	1	1	1	0	0	1	Arizona Diamondbacks @ Boston Red Sox Fenway Park, Boston, MA Fri Jun 07 2002, 7:05 PM EDT Att: 32,863 - Sunny - 57 F					
Jose Offerman, S (1, 10) OBP: 0.314, SLG: 0.367										4	0	1	1	0	0	0						
Nomar Garciaparra, R (1, 6) OBP: 0.364, SLG: 0.553										4	1	1	0	0	1	1						
Brian Daubach, L (1, 7) OBP: 0.370, SLG: 0.520										3	1	0	0	1	1	1						
Shea Hillenbrand, R (1, 5) OBP: 0.365, SLG: 0.539										4	0	1	0	0	1	2						
Tony Clark, S (1, 3) OBP: 0.285, SLG: 0.310										3	1	1	1	1	0	0						
Trot Nixon, L (1, 9) OBP: 0.335, SLG: 0.418										3	0	1	2	0	2	2						
Carlos Baerga, S (9, PH) OBP: 0.344, SLG: 0.395										1	0	0	0	0	0	0						
Doug Mirabeli, R (1, 2) OBP: 0.283, SLG: 0.411										3	0	0	0	0	0	3						
5B Bryant Nelson, S (9, PH) OBP: 0.375, SLG: 0.286										1	0	0	0	0	0	0						
Lou Merloni, R (1, 4) OBP: 0.381, SLG: 0.436										3	1	1	0	0	0	0						
Jason Varitek, S (9, PH) OBP: 0.310, SLG: 0.378										1	0	0	0	0	1	0						
Inning Stats	R: 0 E: 0 K: 1 S: 7	H: 0 LOB: 0 BB: 0 P: 9	R: 0 E: 0 K: 2 S: 11	H: 1 LOB: 2 BB: 1 P: 19	R: 1 E: 0 K: 0 S: 9	H: 2 LOB: 1 BB: 0 P: 15	R: 0 E: 0 K: 2 S: 8	H: 0 LOB: 0 BB: 0 P: 11	R: 0 E: 0 K: 0 S: 5	H: 0 LOB: 0 BB: 0 P: 8	R: 3 E: 0 K: 0 S: 13	H: 3 LOB: 1 BB: 1 P: 24	R: 1 E: 0 K: 0 S: 5	H: 1 LOB: 0 BB: 0 P: 8	R: 0 E: 0 K: 0 S: 6	H: 0 LOB: 0 BB: 0 P: 7	R: 0 E: 0 K: 1 S: 10	H: 0 LOB: 0 BB: 0 P: 12	1B: 4 2B: 1 3B: 1 HR: 1	SF: 0 SAC: 0 DP: 0 HBP: 0	WP: 1 PB: 1 SB: 0 CS: 0	PA: 36
PITCHER	IP	WLS	BF	H	R	ER	SO	BB	IBB	HBP	BLK	WP	HR	S	P	ERA	WHIP					
Miguel Batista, R (1, 1) ERA: 4.81	7.0	W	30	7	5	5	5	2	0	0	0	0	1	58	94	6.43	1.286					
Greg Swindell, L (8, 1) ERA: 4.52	1.0	H	3	0	0	0	0	0	0	0	0	0	0	6	7	0.00	0.000					
Mike Myers, L (9, 1) ERA: 3.06	0.1	H	1	0	0	0	0	0	0	0	0	0	0	3	4	0.00	0.000					
Byung-Hyun Kim, R (9, 1) ERA: 1.5	0.2	S	2	0	0	0	1	0	0	0	0	0	0	7	8	0.00	0.000					

Batter	1	2	3	4	5	6	7	8	9	AB	R	H	RBI	BB	SO	LOB	TOP										
Craig Counsell, L (1, 5) OBP: 0.354, SLG: 0.364	1-2 F7		2-1 2B 1B		2-2 L6		2-2 F7			4	1	1	0	0	0	0	Arizona Diamondbacks @ Boston Red Sox Fenway Park, Boston, MA Sat Jun 08 2002, 1:15 PM EDT Att: 33,275 - Sunny - 66 F										
Junior Spivey, R (1, 4) OBP: 0.427, SLG: 0.559	2-3 K		1-1 1B 2B		0-3 K		4-0 CS BB			3	0	1	0	1	2	0											
Luis Gonzalez, L (1, 7) OBP: 0.421, SLG: 0.532	0-1 2B		3-2 1B		0-1 F7		1-0 CS		0-1 G4-3	4	0	2	1	0	0	0											
Erbiel Durazo, L (1, 10) OBP: 0.400, SLG: 0.673	2-3 K		0-0 P6		4-2 BB 1B		2-3 K			3	1	0	0	1	2	3											
Jose Guillen, R (1, 9) OBP: 0.291, SLG: 0.392		1-1 HR	1-3 K		1-2 P4		1-1 HBP			3	1	1	1	0	1	3											
Mark Grace, L (1, 3) OBP: 0.355, SLG: 0.404		1-0 F9		3-3 K		4-1 1B BB		3-2 F5		3	0	0	0	1	1	1											
Steve Finley, L (1, 8) OBP: 0.379, SLG: 0.508		2-0 CS 1B		2-3 K		2-1 1B		1-1 G6-4-3 HBP		3	0	2	1	0	1	0											
Damian Miller, R (1, 2) OBP: 0.358, SLG: 0.497		1-3 K		3-3 K		1-3 1B		0-0 G6-4-3		4	0	0	0	0	3	4											
Tony Womack, L (1, 6) OBP: 0.314, SLG: 0.338			1-3 K		0-1 F8		0-3 K		0-3 K	4	0	0	0	0	3	0											
Inning Stats	R: 0 E: 0 K: 2 S: 13	H: 1 LOB: 1 BB: 0 P: 18	R: 1 E: 0 K: 1 S: 9	H: 2 LOB: 1 BB: 0 P: 14	R: 1 E: 0 K: 2 S: 14	H: 3 LOB: 2 BB: 0 P: 22	R: 0 E: 0 K: 3 S: 12	H: 0 LOB: 0 BB: 0 P: 20	R: 0 E: 0 K: 1 S: 10	H: 0 LOB: 0 BB: 0 P: 12	R: 1 E: 0 K: 1 S: 16	H: 1 LOB: 2 BB: 2 P: 28	R: 0 E: 0 K: 1 S: 6	H: 0 LOB: 0 BB: 1 P: 13	R: 0 E: 0 K: 1 S: 10	H: 0 LOB: 1 BB: 0 P: 16		R: 0 E: 0 K: 1 S: 5	H: 0 LOB: 0 BB: 0 P: 6	1B: 4 2B: 3 3B: 0 HR: 1	SF: 0 SAC: 0 DP: 2 HBP: 2	WP: 0 PB: 0 SB: 0 CS: 2	PA: 37				
PITCHER	IP	WLS	BF	H	R	ER	SO	BB	IBB	HBP	BLK	WP	HR	S	P	ERA	WHIP										
Pedro Martinez, R (1, 1) ERA: 3.28	6.0	L	26	7	3	3	10	2	0	0	0	0	1	74	114	4.50	1.500										
49 Tim Wakefield, R (7, 1) ERA: 2.52	2.0		7	0	0	0	2	1	0	1	0	0	0	16	29	0.00	0.500										
Chris Haney, L (9, 1) ERA:	1.0		3	0	0	0	1	0	0	1	0	0	0	5	6	0.00	0.000										

Batter	1	2	3	4	5	6	7	8	9	AB	R	H	RBI	BB	SO	LOB	BOTTOM										
18 Johnny Damon, L (1, 8) OBP: 0.401, SLG: 0.500	3-3 K		2-2 G5-3		1-0 1B			4-0 FC6-4 SH3-4 BB		3	0	1	0	1	1	0	Arizona Diamondbacks @ Boston Red Sox Fenway Park, Boston, MA Sat Jun 08 2002, 1:15 PM EDT Att: 33,275 - Sunny - 66 F										
Carlos Baerga, S (1, 10) OBP: 0.344, SLG: 0.427	1-0 HR		2-2 G4-3		0-3 K		0-0 SH3-4			3	1	1	1	0	1	1											
Nomar Garciaparra, R (1, 6) OBP: 0.367, SLG: 0.550	2-2 P3			0-0 1B		0-0 P4		4-1 FC6-4 BB		3	0	1	0	1	0	0											
Brian Daubach, L (1, 7) OBP: 0.364, SLG: 0.510	1-3 K			0-1 F7		3-3 K		2-1 FC6-4		3	0	0	0	0	2	1											
Tony Clark, S (8, PH) OBP: 0.293, SLG: 0.308								1-2 2-3 3-1		1	0	0	1	0	0	2											
58 Bryant Nelson, S (8, PR) OBP: 0.375, SLG: 0.286								1-2 2-3 3-1		0	0	0	0	0	0	0											
Shea Hillenbrand, R (1, 5) OBP: 0.364, SLG: 0.534				0-2 1B		1-3 K		0-2 F8		4	0	1	0	0	2	2											
Jason Varitek, S (1, 2) OBP: 0.304, SLG: 0.369				0-1 F8		0-3 K		0-3 K		4	0	0	0	0	2	2											
Jose Offerman, S (1, 3) OBP: 0.318, SLG: 0.371				2-1 1B		3-2 G3-1		0-1 F7		4	0	2	0	0	0	2											
Trot Nixon, L (1, 9) OBP: 0.329, SLG: 0.410				1-0 G1-3		1-2 G1-4-3		0-2 F5		4	0	0	0	0	2												
Lou Merloni, R (1, 4) OBP: 0.373, SLG: 0.424				0-2 F8		2-3 K		1-0 SH3-4 18 BB FC6-4 1B		4	1	1	0	0	2	1											
Inning Stats	R: 1 E: 0 K: 2 S: 15	H: 1 LOB: 0 BB: 0 P: 22	R: 0 E: 0 K: 1 S: 8	H: 1 LOB: 0 BB: 0 P: 11	R: 0 E: 0 K: 0 S: 10	H: 0 LOB: 0 BB: 0 P: 14	R: 0 E: 0 K: 1 S: 13	H: 2 LOB: 2 BB: 0 P: 16	R: 0 E: 0 K: 2 S: 10	H: 1 LOB: 1 BB: 0 P: 14	R: 0 E: 0 K: 2 S: 11	H: 0 LOB: 0 BB: 0 P: 15	R: 0 E: 0 K: 1 S: 9	H: 0 LOB: 0 BB: 0 P: 9	R: 1 E: 0 K: 0 S: 9	H: 1 LOB: 2 BB: 2 P: 20		R: 0 E: 0 K: 1 S: 13	H: 1 LOB: 1 BB: 0 P: 19	1B: 6 2B: 0 3B: 0 HR: 1	SF: 0 SAC: 1 DP: 0 HBP: 0	WP: 0 PB: 0 SB: 1 CS: 0	PA: 36				
PITCHER	IP	WLS	BF	H	R	ER	SO	BB	IBB	HBP	BLK	WP	HR	S	P	ERA	WHIP										
Curt Schilling, R (1, 1) ERA: 2.79	7.1		30	6	2	2	9	2	0	0	0	0	1	79	113	2.46	1.091										
Mike Myers, L (8, 1) ERA: 3.0	0.1	H	1	0	0	0	0	0	0	0	0	0	0	2	4	0.00	0.000										
Byung-Hyun Kim, R (8, 1) ERA: 1.45	1.1	S	5	1	0	0	1	0	0	0	0	0	0	17	23	0.00	0.750										

Batter	1	2	3	4	5	6	7	8	9	AB	R	H	RBI	BB	SO	LOB	TOP				
Craig Counsell, L OBP: 0.355, SLG: 0.362 (1, 5)	G6-3	HBP		L4				F9		4	0	1	1	0	0	0	Arizona Diamondbacks @ Boston Red Sox Fenway Park, Boston, MA Sun Jun 09 2002, 1:05 PM EDT Att: 32,209 - Cloudy - 75 F				
David Dellucci, L OBP: 0.372, SLG: 0.514 Jose Guillen, R OBP: 0.286, SLG: 0.385 (6, PH) (6, 9)	G6-3	G4-3			E9	G6-3			G1-3	3	1	2	0	0	0	3					
Luis Gonzalez, L OBP: 0.421, SLG: 0.548 (1, 7)	G6-3			HR					G4-3	5	1	2	2	0	0	1					
Erubiel Durazo, L OBP: 0.400, SLG: 0.704 (1, 10)	K			CS	F7				HR	5	1	2	1	0	1	2					
Junior Spivey, R OBP: 0.427, SLG: 0.574 (1, 4)		G4-3			K				F9	5	2	2	1	0	2	2					
Steve Finley, L OBP: 0.376, SLG: 0.500 (1, 8)		G4-3			G3-1					3	0	0	0	1	0	2					
Mark Grace, L OBP: 0.355, SLG: 0.409 Greg Colbrunn, R OBP: 0.370, SLG: 0.523 (7, 3)		HBP				G4-3			G5-3	3	0	1	1	0	1	2					
Damian Miller, R OBP: 0.361, SLG: 0.513 (1, 2)		HBP			G5-3				HR	3	1	1	1	1	0	0					
Tony Womack, L OBP: 0.313, SLG: 0.336 (1, 6)	F2				K				G5-3	4	1	1	0	0	1	2					
Inning Stats	R: 0 E: 0 K: 1 S: 8	H: 1 LOB: 1 BB: 0 P: 13	R: 1 E: 0 K: 0 S: 16	H: 2 LOB: 3 BB: 1 P: 28	R: 1 E: 0 K: 2 S: 11	H: 2 LOB: 2 BB: 1 P: 22	R: 0 E: 0 K: 1 S: 7	H: 0 LOB: 0 BB: 0 P: 11	R: 1 E: 1 K: 1 S: 10	H: 2 LOB: 1 BB: 0 P: 16	R: 1 E: 0 K: 0 S: 8	H: 1 LOB: 0 BB: 0 P: 14	R: 1 E: 0 K: 0 S: 9	H: 1 LOB: 0 BB: 0 P: 14	R: 1 E: 0 K: 0 S: 11	H: 1 LOB: 0 BB: 0 P: 16		1B: 5 2B: 4 3B: 0 HR: 4	SF: 0 SAC: 0 DP: 1 HBP: 1	WP: 0 PB: 0 SB: 1 CS: 1	PA: 41
PITCHER	IP	WLS	BF	H	R	ER	SO	BB	IBB	HBP	BLK	WP	HR	S	P	ERA	WHIP				
John Burkett, R ERA: 3.94 (1, 1)	5.2	L	28	9	4	3	5	2	0	1	0	0	1	60	103	4.76	1.941				
Chris Haney, L ERA: 1.69 (6, 1)	1.1		5	1	1	1	0	0	0	0	0	0	0	10	18	6.75	0.750				
Willie Banks, R ERA: 6.75 (8, 1)	2.0		8	2	2	2	0	0	0	0	0	0	2	20	30	9.00	1.000				

Batter	1	2	3	4	5	6	7	8	9	AB	R	H	RBI	BB	SO	LOB	BOTTOM					
1B Johnny Damon, L OBP: 0.395, SLG: 0.492 (1, 8)	F8		G5-3					F8		4	0	0	0	0	0	2	Arizona Diamondbacks @ Boston Red Sox Fenway Park, Boston, MA Sun Jun 09 2002, 1:05 PM EDT Att: 32,209 - Cloudy - 75 F					
Carlos Baerga, S OBP: 0.330, SLG: 0.409 (1, 10)	F8		G3-1			G4-3		FC5-4		4	1	0	0	0	0	1						
Nomar Garciaparra, R OBP: 0.369, SLG: 0.549 (1, 6)	WP				G5-3			F8		4	1	2	0	0	0	0						
Brian Daubach, L OBP: 0.367, SLG: 0.513 (1, 7)					K			P5		3	0	1	2	1	1	0						
Shea Hillenbrand, R OBP: 0.358, SLG: 0.525 (1, 5)	P6				K			F5		4	0	0	0	0	1	3						
Jason Varitek, S OBP: 0.313, SLG: 0.383 (1, 2)			P6							4	1	3	0	0	0	0						
Tony Clark, S OBP: 0.263, SLG: 0.307 (1, 3)			P4							4	0	1	0	0	2	2						
Trot Nixon, L OBP: 0.323, SLG: 0.401 (1, 9)			G4-3							4	0	0	0	0	0	4						
Lou Merloni, R OBP: 0.371, SLG: 0.426 Jose Offerman, S OBP: 0.316, SLG: 0.368 (9, PH)										2	0	1	1	0	1	0						
Inning Stats	R: 0 E: 0 K: 0 S: 13	H: 1 LOB: 2 BB: 1 P: 19	R: 0 E: 0 K: 0 S: 10	H: 0 LOB: 0 BB: 0 P: 16	R: 0 E: 0 K: 1 S: 8	H: 0 LOB: 0 BB: 0 P: 13	R: 0 E: 0 K: 2 S: 7	H: 0 LOB: 0 BB: 0 P: 7	R: 1 E: 0 K: 0 S: 10	H: 2 LOB: 1 BB: 0 P: 15	R: 0 E: 0 K: 0 S: 6	H: 0 LOB: 0 BB: 0 P: 10	R: 0 E: 0 K: 1 S: 13	H: 1 LOB: 1 BB: 0 P: 19	R: 2 E: 0 K: 0 S: 10	H: 3 LOB: 1 BB: 0 P: 13		R: 0 E: 0 K: 2 S: 12	H: 1 LOB: 1 BB: 0 P: 19	1B: 6 2B: 2 3B: 0 HR: 0	SF: 1 SAC: 0 DP: 0 HBP: 0	WP: 2 PB: 0 SB: 0 CS: 0
PITCHER	IP	WLS	BF	H	R	ER	SO	BB	IBB	HBP	BLK	WP	HR	S	P	ERA	WHIP					
Rick Helling, R ERA: 5.19 (1, 1)	7.2		31	7	3	3	4	1	0	0	0	0	0	75	108	3.52	1.043					
Mike Koptlove, R ERA: (8, 1)	0.1	H	1	0	0	0	0	0	0	0	0	0	0	2	4	0.00	0.000					
Byung-Hyun Kim, R ERA: 1.41 (9, 1)	1.0		4	1	0	0	2	0	0	0	0	0	0	12	19	0.00	1.000					

Batter	1	2	3	4	5	6	7	8	9	AB	R	H	RBI	BB	SO	LOB	TOP								
Craig Counsell, L OBP: 0.352, SLG: 0.358 (1, 5)	K		G6-3				G5-3		K	5	0	1	0	0	2	3	Arizona Diamondbacks @ New York Yankees Yankee Stadium, Bronx, NY Mon Jun 10 2002, 7:05 PM EDT Att: 45,698 - Cloudy - 74 F								
Junior Spivey, R OBP: 0.426, SLG: 0.571 Chris Donnels, L OBP: 0.314, SLG: 0.500 (1, 4) (6, 5)	L4		P6				G3-1		HR	3	1	1	1	0	0	2									
Luis Gonzalez, L OBP: 0.420, SLG: 0.542 (1, 7)	K			K					G4-3	4	0	1	1	1	2	0									
Greg Colbrunn, R OBP: 0.377, SLG: 0.515 (1, 10)		F8								3	1	1	0	1	0	1									
Erubiel Durazo, L OBP: 0.406, SLG: 0.690 (1, 3)	K						G4-3			4	1	2	0	0	1	0									
Jose Guillen, R OBP: 0.276, SLG: 0.370 (1, 9)	P6						G5-3		F2	4	0	0	0	0	0	5									
Steve Finley, L OBP: 0.374, SLG: 0.500 (1, 8)			P4				K		K	4	0	1	2	0	2	3									
Damian Miller, R OBP: 0.364, SLG: 0.509 (1, 2)			G6-3						K	3	0	1	0	1	2	4									
Tony Womack, L OBP: 0.317, SLG: 0.345 (1, 6)			G6-3				SH2-4		P6	3	1	2	0	0	0	0									
Inning Stats	R: 0 E: 0 K: 2 S: 10	H: 0 LOB: 0 BB: 0 P: 16	R: 0 E: 0 K: 1 S: 6	H: 0 LOB: 0 BB: 0 P: 11	R: 0 E: 0 K: 0 S: 15	H: 1 LOB: 2 BB: 1 P: 24	R: 2 E: 0 K: 2 S: 17	H: 2 LOB: 1 BB: 1 P: 27	R: 2 E: 0 K: 1 S: 14	H: 4 LOB: 0 BB: 0 P: 20	R: 0 E: 0 K: 1 S: 10	H: 0 LOB: 0 BB: 0 P: 12	R: 0 E: 0 K: 0 S: 7	H: 1 LOB: 1 BB: 0 P: 10	R: 0 E: 0 K: 2 S: 21	H: 2 LOB: 3 BB: 1 P: 28		R: 1 E: 0 K: 1 S: 14	H: 1 LOB: 0 BB: 0 P: 22	1B: 8 2B: 2 HR: 1	SF: 0 SAC: 1 DP: 1 HBP: 0	WP: 0 PB: 0 SB: 0 CS: 2	PA: 39		
PITCHER	IP	WLS	BF	H	R	ER	SO	BB	IBB	HBP	BLK	WP	HR	S	P	ERA	WHIP								
Sterling Hitchcock, L ERA: 6.52 Ramiro Mendoza, R ERA: 3.75 Mike Stanton, L ERA: 3.09 (1, 1) (5, 1) (8, 1)	4.1	21	7	4	4	5	2	0	0	0	0	0	0	60	96	8.31	2.077								

Batter	1	2	3	4	5	6	7	8	9	AB	R	H	RBI	BB	SO	LOB	BOTTOM								
Derek Jeter, R OBP: 0.368, SLG: 0.422 (1, 6)	F9		K				G5-3			4	1	1	1	0	1	0	Arizona Diamondbacks @ New York Yankees Yankee Stadium, Bronx, NY Mon Jun 10 2002, 7:05 PM EDT Att: 45,698 - Cloudy - 74 F								
Enrique Wilson, S OBP: 0.234, SLG: 0.302 (1, 5)	F8		K				F7			4	0	0	0	0	1	0									
Bernie Williams, S OBP: 0.414, SLG: 0.474 (1, 8)							G1-3		K	3	0	1	0	1	1	0									
25 Jason Giambi, L OBP: 0.433, SLG: 0.593 John Vander Wal, L OBP: 0.336, SLG: 0.413 (1, 10) (8, PR)	G5-3								HR	2	0	1	0	1	0	1									
20 Jorge Posada, S OBP: 0.376, SLG: 0.520 (1, 2)									HR	0	1	0	0	0	0	0									
Alfonso Soriano, R OBP: 0.327, SLG: 0.555 (1, 4)	G5-3						G5-3		G3	4	0	0	0	0	1	6									
Ron Coomer, R OBP: 0.370, SLG: 0.558 Robin Ventura, L OBP: 0.350, SLG: 0.484 Nick Johnson, L OBP: 0.320, SLG: 0.418 (1, 3) (8, PH) (9, 3)	K						F9		HR	3	0	0	0	0	1	0									
Shane Spencer, R OBP: 0.335, SLG: 0.406 (1, 7)									HR	4	2	3	4	0	0	0									
Marcus Thames, R OBP: 0.250, SLG: 1.000 (1, 9)									L6	4	1	1	2	0	1	1									
Inning Stats	R: 0 E: 0 K: 0 S: 8	H: 0 LOB: 1 BB: 1 P: 15	R: 0 E: 0 K: 2 S: 10	H: 0 LOB: 0 BB: 0 P: 15	R: 2 E: 0 K: 3 S: 17	H: 4 LOB: 3 BB: 1 P: 30	R: 0 E: 0 K: 1 S: 7	H: 0 LOB: 0 BB: 0 P: 14	R: 1 E: 0 K: 1 S: 12	H: 1 LOB: 1 BB: 0 P: 16	R: 0 E: 0 K: 0 S: 7	H: 1 LOB: 0 BB: 0 P: 13	R: 0 E: 0 K: 0 S: 7	H: 0 LOB: 0 BB: 0 P: 13	R: 4 E: 0 K: 1 S: 14	H: 2 LOB: 1 BB: 2 P: 32		R: 4 E: 0 K: 1 S: 14	H: 2 LOB: 1 BB: 2 P: 32	1B: 3 2B: 2 HR: 3	SF: 0 SAC: 0 DP: 0 HBP: 1	WP: 0 PB: 0 SB: 0 CS: 1	PA: 37		
PITCHER	IP	WLS	BF	H	R	ER	SO	BB	IBB	HBP	BLK	WP	HR	S	P	ERA	WHIP								
Randy Johnson, L ERA: 2.81 Bret Prinz, R ERA: 12.0 (1, 1) (8, 1)	7.2	33	7	6	6	8	3	0	1	0	0	0	1	76	134	7.04	1.304								

Batter	1	2	3	4	5	6	7	8	9	AB	R	H	RBI	BB	SO	LOB	TOP				
Craig Counsell, L (1, 5) OBP: 0.347, SLG: 0.352	F8		G6-3			K		FC4 HR		4	1	0	0	0	1	4	Arizona Diamondbacks @ New York Yankees Yankee Stadium, Bronx, NY Tue Jun 11 2002, 7:05 PM EDT Att: 44,374 - Cloudy - 87 F				
Quinton McCracken, S (1, 8) OBP: 0.373, SLG: 0.500	K			F7		2B 1-2 2-H	1B	F9		4	0	1	0	0	1	2					
Luis Gonzalez, L (1, 7) OBP: 0.421, SLG: 0.559	F2			P6		2B 1-3 2-H	2B	HR		4	1	2	4	0	0	0					
Jose Guillen, R (1, 9) OBP: 0.269, SLG: 0.360		G4-3		G4-3		G1-3		K		3	0	0	0	0	0	2					
Steve Finley, L (8, PH) OBP: 0.372, SLG: 0.497										1	0	0	0	0	1	0					
Greg Colbrunn, R (1, 10) OBP: 0.375, SLG: 0.521	F9				L5			G3-1		3	0	1	0	0	0	0					
David Dellucci, L (8, PH) OBP: 0.364, SLG: 0.500										1	0	0	0	0	0	0					
Erubiel Durazo, L (1, 3) OBP: 0.384, SLG: 0.645	L4				F7		P5			4	0	0	0	0	1	1					
Damian Miller, R (1, 2) OBP: 0.358, SLG: 0.500			G6-3		G5-3		G1-3		G6-3	3	0	0	0	0	0	1					
Chris Donnels, L (8, PH) OBP: 0.308, SLG: 0.489										1	0	0	0	0	0	0					
Tony Womack, L (1, 6) OBP: 0.316, SLG: 0.340			G3			1B BB	G5-3		G1-3	3	0	0	0	1	0	1					
Alex Cintron, S (1, 4) OBP: 0.600, SLG: 0.500						1B 2B BB		F9 HR		2	2	2	0	1	0	0					
Inning Stats	R: 0 H: 0 E: 0 K: 1 S: 5	H: 0 LOB: 0 BB: 0 P: 6	R: 0 H: 0 E: 0 K: 0 S: 5	H: 0 LOB: 0 BB: 0 P: 6	R: 0 H: 1 E: 0 K: 0 S: 9	LOB: 1 BB: 0 P: 14	R: 0 H: 0 E: 0 K: 0 S: 7	H: 0 LOB: 0 BB: 0 P: 12	R: 0 H: 0 E: 0 K: 0 S: 11	H: 0 LOB: 0 BB: 0 P: 19	R: 1 H: 2 E: 0 K: 1 S: 12	H: 2 LOB: 2 BB: 2 P: 23	R: 0 H: 1 E: 0 K: 0 S: 9	H: 1 LOB: 1 BB: 0 P: 10	R: 3 H: 2 E: 1 K: 1 S: 11	H: 2 LOB: 0 BB: 0 P: 15	R: 0 H: 0 E: 0 K: 1 S: 8	H: 0 LOB: 0 BB: 0 P: 9	1B: 3 2B: 2 3B: 0 HR: 1	SF: 0 SAC: 0 DP: 0 HBP: 0	WP: 0 PA: 35 PB: 0 SB: 0 CS: 0
PITCHER	IP	WLS	BF	H	R	ER	SO	BB	IBB	HBP	BLK	WP	HR	S	P	ERA	WHIP				
David Wells, L (1, 1) ERA: 3.74	7.1	W	30	6	4	3	2	2	0	0	0	0	1	65	100	3.68	1.091				
Ramiro Mendoza, R (8, 1) ERA: 3.99	1.2	S	5	0	0	0	2	0	0	0	0	0	0	12	14	0.00	0.000				

Batter	1	2	3	4	5	6	7	8	9	AB	R	H	RBI	BB	SO	LOB	BOTTOM					
2 Derek Jeter, R (1, 6) OBP: 0.367, SLG: 0.419	G6-3		F8			FC6-4 1B		G6-3		4	0	1	0	0	0	1	Arizona Diamondbacks @ New York Yankees Yankee Stadium, Bronx, NY Tue Jun 11 2002, 7:05 PM EDT Att: 44,374 - Cloudy - 87 F					
Enrique Wilson, S (1, 4) OBP: 0.235, SLG: 0.298	F8		P4		F8		25 G4-6-3 1B			4	0	1	0	0	0	2						
25 Jason Giambi, L (1, 3) OBP: 0.431, SLG: 0.600	HR			F2	P6		G4-6-3 1-2			4	1	1	1	0	0	2						
Bernie Williams, S (1, 8) OBP: 0.411, SLG: 0.471	F9			2B 1B	FC6-4			G3		4	1	1	0	0	0	1						
20 Jorge Posada, S (1, 2) OBP: 0.374, SLG: 0.514		L6		2B HR	1B	F3		G4-3		4	1	1	0	0	0	0						
Robin Ventura, L (1, 5) OBP: 0.357, SLG: 0.508		G4-3		HR	2B		HR		BB	3	2	2	2	1	0	0						
Shane Spencer, R (1, 7) OBP: 0.327, SLG: 0.394		K		G5-3		K		F9		4	0	0	0	0	2	3						
Nick Johnson, L (1, 10) OBP: 0.329, SLG: 0.446			G6-3		HR		FC6-4 1B			3	1	3	3	0	0	0						
Marcus Thames, R (1, 9) OBP: 0.143, SLG: 0.571			G6-3		K		FC6-4			3	0	0	0	0	1	2						
Inning Stats	R: 1 H: 1 E: 0 K: 0 S: 9	H: 1 LOB: 0 BB: 0 P: 13	R: 0 H: 0 E: 0 K: 1 S: 6	H: 0 LOB: 0 BB: 0 P: 9	R: 0 H: 1 E: 0 K: 0 S: 9	LOB: 1 BB: 0 P: 15	R: 4 H: 4 E: 0 K: 1 S: 15	H: 4 LOB: 0 BB: 0 P: 28	R: 0 H: 1 E: 0 K: 1 S: 10	H: 1 LOB: 1 BB: 0 P: 16	R: 0 H: 1 E: 0 K: 0 S: 8	H: 1 LOB: 0 BB: 0 P: 12	R: 0 H: 0 E: 0 K: 0 S: 4	H: 0 LOB: 1 BB: 1 P: 8	R: 0 H: 0 E: 0 K: 0 S: 4	H: 0 LOB: 0 BB: 1 P: 8		1B: 5 2B: 2 3B: 0 HR: 3	SF: 0 SAC: 0 DP: 1 HBP: 0	WP: 0 PA: 34 PB: 0 SB: 0 CS: 0		
PITCHER	IP	WLS	BF	H	R	ER	SO	BB	IBB	HBP	BLK	WP	HR	S	P	ERA	WHIP					
Brian Anderson, L (1, 1) ERA: 5.37	5.1	L	24	8	6	6	2	0	0	0	0	0	0	3	54	85	10.12	1.500				
Mike Morgan, R (6, 1) ERA: 5.4	2.2		10	2	0	0	1	1	0	0	0	0	0	18	29	0.00	1.125					

Batter	1	2	3	4	5	6	7	8	9	AB	R	H	RBI	BB	SO	LOB	TOP					
Craig Counsell, L OBP: 0.341, SLG: 0.345 (1, 5)	F9		FC2-5 1B		G1-3	G3-1		G1-3		5	0	0	0	0	0	4	Arizona Diamondbacks @ New York Yankees Yankee Stadium, Bronx, NY Wed Jun 12 2002, 1:05 PM EDT Att: 50,864 - Cloudy - 85 F					
Quinton McCracken, S OBP: 0.388, SLG: 0.507 (1, 9)	K		G4-6-3 1B		HR			L8		5	1	3	0	0	1	2						
Luis Gonzalez, L OBP: 0.414, SLG: 0.547 (1, 7)	F9		G4-6-3 1B		L4			F8		5	0	0	0	0	1	4						
Erubiel Durazo, L OBP: 0.385, SLG: 0.627 (1, 10)		HR			G4-3			F7		5	3	2	0	0	0	1						
Steve Finley, L OBP: 0.377, SLG: 0.531 (1, 8)	F8				2B			G3		5	3	3	5	0	0	2						
Mark Grace, L OBP: 0.362, SLG: 0.418 (1, 3)	L8				1B					4	1	2	0	1	0	1						
Rod Barajas, R OBP: 0.231, SLG: 0.243 (1, 2)	HR				G6-3			F9		5	1	1	2	0	0	4						
Tony Womack, L OBP: 0.317, SLG: 0.341 (1, 6)	F9				F2			G3		5	0	2	1	0	0	1						
Alex Cintron, S OBP: 0.667, SLG: 0.875 (1, 4)			FC2-5 2B		G1-3			1B		4	0	3	1	0	0	2						
Inning Stats	R: 0 E: 0 K: 1 S: 9	H: 0 LOB: 0 BB: 0 P: 15	R: 2 E: 0 K: 0 S: 9	H: 2 LOB: 0 BB: 0 P: 16	R: 0 E: 0 K: 0 S: 9	H: 2 LOB: 1 BB: 0 P: 12	R: 1 E: 0 K: 0 S: 16	H: 3 LOB: 2 BB: 0 P: 25	R: 3 E: 0 K: 0 S: 12	H: 3 LOB: 0 BB: 0 P: 18	R: 0 E: 0 K: 0 S: 9	H: 1 LOB: 1 BB: 0 P: 17	R: 0 E: 0 K: 0 S: 11	H: 1 LOB: 1 BB: 0 P: 15	R: 1 E: 0 K: 0 S: 12	H: 2 LOB: 2 BB: 1 P: 18	R: 2 E: 1 K: 1 S: 12	H: 2 LOB: 1 BB: 0 P: 16	1B: 10 2B: 3 3B: 0 HR: 3	SF: 0 SAC: 0 DP: 1 HBP: 0	WP: 0 PB: 0 SB: 0 CS: 0	PA: 44
PITCHER	IP	WLS	BF	H	R	ER	SO	BB	IBB	HBP	BLK	WP	HR	S	P	ERA	WHIP					
35 Mike Mussina, R ERA: 4.43 (1, 1)	5.0	L	24	10	6	6	1	0	0	0	0	0	2	55	86	10.80	2.000					
Ted Lilly, L ERA: 3.41 (6, 1)	2.1		11	3	1	1	0	1	0	0	0	0	0	28	45	3.86	1.714					
Steve Karsay, R ERA: 2.14 (8, 1)	1.2		9	3	2	1	1	0	0	0	0	0	1	16	21	5.40	1.800					


Batter	1	2	3	4	5	6	7	8	9	AB	R	H	RBI	BB	SO	LOB	BOTTOM					
2 Derek Jeter, R OBP: 0.365, SLG: 0.415 (1, 6)	G6-3 BB		G3			K	L4			3	0	0	0	1	1	1	Arizona Diamondbacks @ New York Yankees Yankee Stadium, Bronx, NY Wed Jun 12 2002, 1:05 PM EDT Att: 50,864 - Cloudy - 85 F					
Nick Johnson, L OBP: 0.328, SLG: 0.440 (1, 3)	F7			2B		G4-3	G3			3	1	0	0	1	0	1						
Bernie Williams, S OBP: 0.413, SLG: 0.479 (1, 8)	G6-3			25 G4-3 BB		25 1B		K		4	1	2	0	0	1	1						
25 Jason Giambi, L OBP: 0.428, SLG: 0.594 (1, 10)		G4-3		G4-3		2B		K		4	0	1	2	0	1	1						
20 Jorge Posada, S OBP: 0.368, SLG: 0.505 (1, 2)	F7			G3		L8		K		4	0	0	0	0	1	2						
Robin Ventura, L OBP: 0.380, SLG: 0.505 (1, 5)	L7			G4-3		HR		1B		3	1	1	0	1	0	1						
Alfonso Soriano, R OBP: 0.333, SLG: 0.558 (1, 4)			G6-3		G1-6-3 1B	HR		1B		4	1	3	0	0	0	0						
John Vander Wal, L OBP: 0.341, SLG: 0.415 Marcus Thames, R OBP: 0.111, SLG: 0.444 (7, PH) (8, 9)			G4-3		G1-6-3	F8		K		2	0	1	0	0	0	1						
Shane Spencer, R OBP: 0.325, SLG: 0.411 (1, 7)	G4-3				L9	HR		G4-6-3		4	1	1	3	0	0	3						
Inning Stats	R: 0 E: 0 K: 0 S: 8	H: 0 LOB: 1 BB: 1 P: 15	R: 0 E: 0 K: 0 S: 10	H: 0 LOB: 0 BB: 0 P: 13	R: 0 E: 0 K: 0 S: 10	H: 1 LOB: 1 BB: 0 P: 15	R: 1 E: 0 K: 0 S: 13	H: 1 LOB: 1 BB: 1 P: 24	R: 0 E: 0 K: 0 S: 4	H: 1 LOB: 0 BB: 0 P: 5	R: 1 E: 0 K: 1 S: 10	H: 2 LOB: 1 BB: 0 P: 14	R: 3 E: 0 K: 0 S: 10	H: 3 LOB: 0 BB: 0 P: 15	R: 0 E: 0 K: 3 S: 11	H: 0 LOB: 0 BB: 0 P: 14	R: 0 E: 0 K: 1 S: 10	H: 1 LOB: 1 BB: 1 P: 19	1B: 6 2B: 2 3B: 0 HR: 1	SF: 0 SAC: 0 DP: 3 HBP: 0	WP: 0 PB: 0 SB: 1 CS: 0	PA: 36
PITCHER	IP	WLS	BF	H	R	ER	SO	BB	IBB	HBP	BLK	WP	HR	S	P	ERA	WHIP					
Miguel Batista, R ERA: 4.66 (1, 1)	6.0	W	23	5	2	2	1	2	0	0	0	0	0	55	86	3.00	1.167					
Mike Myers, L ERA: 4.0 (7, 1)	0.0		2	2	2	2	0	0	0	0	0	0	0	2	4	∞	∞					
Mike Morgan, R ERA: 5.53 (7, 1)	1.0	H	4	1	1	1	0	0	0	0	0	0	1	8	11	9.00	1.000					
Byung-Hyun Kim, R ERA: 1.34 (8, 1)	2.0	S	7	1	0	0	4	1	0	0	0	0	0	21	33	0.00	1.000					

Batter	1	2	3	4	5	6	7	8	9	AB	R	H	RBI	BB	SO	LOB	TOP										
Ramon Santiago, S OBP: 0.316, SLG: 0.433	1-3 K		1-2 L5		1-2 L9		0-0 L3		1-1 FC6-5 WP HBP	4	0	0	0	0	1	1											
Wendell Magee, R OBP: 0.326, SLG: 0.464	0-2 G5-3		1-0 IHR		2-2 2B		3-1 F9		2-3 K	5	2	2	1	0	1	1											
Dmitri Young, S OBP: 0.347, SLG: 0.478	0-3 K		1-3 K		0-2 2B		0-0 1B		1-0 FC6-5	3	1	1	2	0	2	0											
Shane Halter, R OBP: 0.308, SLG: 0.367					2H 3H 2B				2-3 2-3	2	0	1	0	0	0	1											
Randall Simon, L OBP: 0.310, SLG: 0.472		0-1 F5		1-0 1B	0-1 1B		0-1 G6-3		0-0 G4-3	5	0	2	1	0	0	2											
Robert Fick, L OBP: 0.346, SLG: 0.487		3-2 BB 1B		1-3 K	3-2 1B				2-2 HR	4	1	3	1	0	1	1											
15 Brandon Inge, R OBP: 0.323, SLG: 0.472		0-3 K		0-0 F9	3-3 K				2-1 HR	4	1	1	1	0	2	4											
Damion Easley, R OBP: 0.206, SLG: 0.241		4-2 BB		0-0 F7			2-3 K		1-3 K	3	0	0	0	1	2	1											
Chris Truby, R OBP: 0.260, SLG: 0.361		1-3 K			0-1 G5-3		0-0 F8		0-3 K	4	0	0	0	0	2	2											
Mike Maroth, L OBP: 0.250, SLG: 0.250			1-3 K		0-0 2B		2-3 K		1-3 K	4	1	1	0	0	3	0											
Jamie Walker, L OBP: 0.250, SLG: 0.250					2B					0	0	0	0	0	0	0											
Juan Acevedo, R OBP: 0.250, SLG: 0.250					1B					0	0	0	0	0	0	0											
Inning Stats	R: 0 H: 0 E: 0 K: 2 S: 11	H: 0 LOB: 0 BB: 0 P: 12	R: 0 H: 1 E: 0 K: 2 S: 17	LOB: 2 BB: 1 P: 25	R: 1 H: 1 E: 0 K: 2 S: 11	LOB: 0 BB: 0 P: 15	R: 0 H: 1 E: 0 K: 1 S: 7	H: 1 LOB: 1 BB: 0 P: 9	R: 3 H: 5 E: 0 K: 1 S: 25	H: 2 LOB: 2 BB: 0 P: 34	R: 0 H: 0 E: 0 K: 2 S: 7	H: 0 LOB: 0 BB: 0 P: 11	R: 0 H: 1 E: 0 K: 0 S: 6	H: 1 LOB: 1 BB: 0 P: 9	R: 2 H: 2 E: 0 K: 3 S: 15	H: 2 LOB: 0 BB: 0 P: 21	R: 0 H: 0 E: 0 K: 1 S: 6	H: 0 LOB: 1 BB: 0 P: 10	1B: 6 2B: 2 3B: 0 HR: 3	SF: 0 SAC: 0 DP: 0 HBP: 1	WP: 1 PA: 40 PB: 0 SB: 0 CS: 0						
PITCHER	IP	WLS	BF	H	R	ER	SO	BB	IBB	HBP	BLK	WP	HR	S	P	ERA	WHIP										
Curt Schilling, R ERA: 2.96	6.0	L	27	8	4	4	10	1	0	0	0	0	0	78	106	6.00	1.500										
Duaner Sanchez, R ERA: 6.75	1.0		4	1	0	0	0	0	0	0	0	0	0	6	9	0.00	1.000										
Greg Swindell, L ERA: 6.75	0.0		2	2	2	2	0	0	0	0	0	0	2	5	9	∞	∞										
Mike Koplove, R ERA: 5.34	1.0		3	0	0	0	3	0	0	0	0	0	0	10	12	0.00	0.000										
Mike Morgan, R ERA: 5.34	1.0		4	0	0	0	1	0	0	1	0	1	0	6	10	0.00	0.000										

Detroit Tigers @ Arizona Diamondbacks
Bank One Ballpark, Phoenix, AZ
Fri Jun 14 2002, 10:05 PM EDT
Att: 37,854 - Dome - 72 F

livebaseballscorecards.com

AB	38
R	6
H	11
RBI	6
BB	1
SO	14
LOB	13




Batter	1	2	3	4	5	6	7	8	9	AB	R	H	RBI	BB	SO	LOB	BOTTOM										
Craig Counsell, L OBP: 0.339, SLG: 0.344	2-3 K			1-2 G1-3			2-2 F5		3-2 BB E 1B	4	1	1	0	0	1	0											
Alex Cintron, S OBP: 0.615, SLG: 0.727	3-2 G4-3			3-2 G6-3			0-1 1B		4-1 E SF8 BB	3	2	1	0	1	0	0											
Luis Gonzalez, L OBP: 0.415, SLG: 0.546	3-1 G4-3			1-2 F9			0-0 1B		1-0 E8	4	0	2	1	0	0	0											
Greg Colbrunn, R OBP: 0.373, SLG: 0.514		1-0 F9			1-2 G5-4-3 1B		1-3 K		0-3 K	3	0	1	0	0	1	2											
Erubiel Durazo, L OBP: 0.380, SLG: 0.618									1-2 K	1	0	0	0	0	1	2											
Jose Guillen, R OBP: 0.270, SLG: 0.360		1-0 F8			1-2 G5-4-3		0-0 1B		1-2 SF8	3	0	1	1	0	0	1											
David Dellucci, L OBP: 0.356, SLG: 0.500					1-2 F8		1-2 1B		3H SF8	0	0	0	1	0	0	0											
Steve Finley, L OBP: 0.371, SLG: 0.520		2-1 F5			1-0 F2		2-1 G3		1-3 K	4	0	0	0	0	1	3											
Damian Miller, R OBP: 0.353, SLG: 0.491			1-2 L3				0-1 P4		0-0 G6-3	3	0	0	0	0	0	0											
Tony Womack, L OBP: 0.314, SLG: 0.337			1-1 F7				3-2 P4		1-2 F8	3	0	0	0	0	0	0											
Curt Schilling, R ERA: 2.96			1-2 G4-3				2-0 G6-3		0-1 G4-3	1	0	0	0	0	0	0											
Quinton McCracken, S OBP: 0.380, SLG: 0.618										1	0	0	0	0	0	0											
Duaner Sanchez, R ERA: 6.75										0	0	0	0	0	0	0											
Greg Swindell, L ERA: 6.75										0	0	0	0	0	0	0											
Mike Koplove, R ERA: 5.34										0	0	0	0	0	0	0											
Chris Donnels, L OBP: 0.380, SLG: 0.478										1	0	0	0	0	0	0											
Mike Morgan, R ERA: 5.34										0	0	0	0	0	0	0											
Inning Stats	R: 0 H: 0 E: 0 K: 1 S: 9	H: 0 LOB: 0 BB: 0 P: 17	R: 0 H: 0 E: 0 K: 0 S: 4	H: 0 LOB: 0 BB: 0 P: 8	R: 0 H: 0 E: 0 K: 0 S: 10	H: 0 LOB: 0 BB: 0 P: 13	R: 0 H: 0 E: 0 K: 0 S: 9	H: 0 LOB: 0 BB: 0 P: 14	R: 0 H: 1 E: 0 K: 0 S: 10	H: 1 LOB: 0 BB: 0 P: 13	R: 0 H: 0 E: 0 K: 0 S: 6	H: 0 LOB: 0 BB: 0 P: 11	R: 1 H: 3 E: 0 K: 1 S: 12	H: 3 LOB: 2 BB: 0 P: 17	R: 0 H: 0 E: 0 K: 0 S: 6	H: 0 LOB: 0 BB: 0 P: 7	R: 2 H: 2 E: 1 K: 2 S: 14	H: 2 LOB: 1 BB: 1 P: 24	1B: 6 2B: 0 3B: 0 HR: 0	SF: 1 SAC: 0 DP: 1 HBP: 0	WP: 0 PA: 33 PB: 0 SB: 0 CS: 0						
PITCHER	IP	WLS	BF	H	R	ER	SO	BB	IBB	HBP	BLK	WP	HR	S	P	ERA	WHIP										
Mike Maroth, L ERA: 1.8	8.0	W	29	5	3	3	2	1	0	0	0	0	0	70	111	3.38	0.750										
Jamie Walker, L ERA: 3.29	0.0		1	1	0	0	0	0	0	0	0	0	0	1	2	∞	∞										
Juan Acevedo, R ERA: 2.58	1.0	S	3	0	0	0	2	0	0	0	0	0	0	9	11	0.00	0.000										

Detroit Tigers @ Arizona Diamondbacks
Bank One Ballpark, Phoenix, AZ
Fri Jun 14 2002, 10:05 PM EDT
Att: 37,854 - Dome - 72 F

livebaseballscorecards.com

AB	31
R	3
H	6
RBI	3
BB	1
SO	4
LOB	8



Batter	1	2	3	4	5	6	7	8	9	AB	R	H	RBI	BB	SO	LOB	TOP										
Ramon Santiago, S (1, 6) OBP: 0.320, SLG: 0.432										5	0	2	0	0	2	2	<p>Detroit Tigers @ Arizona Diamondbacks Bank One Ballpark, Phoenix, AZ</p> <p>Sat Jun 15 2002, 10:05 PM EDT Att: 47,280 - Dome - 72 F</p> <p>livebaseballscores.com</p> <p>AB 33 R 1 H 8 RBI 0 BB 4 SO 15 LOB 23</p>										
Wendell Magee, R (1, 8) OBP: 0.323, SLG: 0.458										5	0	1	0	0	2	4											
Shane Halter, R (1, 7) OBP: 0.302, SLG: 0.359 (8, 4)										4	0	0	0	0	3	2											
Randall Simon, L (1, 3) OBP: 0.309, SLG: 0.468										4	1	1	0	0	0	1											
Robert Fick, L (1, 9) OBP: 0.356, SLG: 0.498 Craig Monroe, R (8, PR) (8, 9)										3	0	3	0	0	0	0											
15 Brandon Inge, R (1, 2) OBP: 0.340, SLG: 0.467										1	0	0	0	3	1	1											
Damion Easley, R (1, 4) Dmitri Young, S (8, PH) Jamie Walker, L (8, 1)										3	0	0	0	0	2	6											
Chris Truby, R (1, 5) OBP: 0.260, SLG: 0.358										4	0	1	0	0	1	4											
Adam Bernero, R (1, 1) Damian Jackson, R (7, PH) Julio Santana, R (7, 1) Ryan Jackson, L (8, 7) OBP: 1.000, SLG: 3.000										2	0	0	0	0	2	1											
Inning Stats	R: 0 E: 0 K: 1 S: 8	H: 1 LOB: 1 BB: 0 P: 8	R: 0 E: 0 K: 2 S: 7	H: 0 LOB: 1 BB: 0 P: 11	R: 0 E: 0 K: 3 S: 14	H: 1 LOB: 1 BB: 0 P: 22	R: 0 E: 0 K: 1 S: 13	H: 2 LOB: 3 BB: 1 P: 23	R: 0 E: 0 K: 3 S: 11	H: 1 LOB: 1 BB: 0 P: 15	R: 0 E: 0 K: 2 S: 9	H: 1 LOB: 0 BB: 0 P: 13	R: 0 E: 0 K: 2 S: 13	H: 1 LOB: 2 BB: 1 P: 17	R: 0 E: 0 K: 0 S: 11	H: 0 LOB: 1 BB: 1 P: 16		1B: 7 2B: 2 3B: 0 HR: 0	SF: 0 SAC: 0 DP: 2 HBP: 1	WP: 1 PB: 0 SB: 0 CS: 2	PA: 38						
PITCHER	IP	WLS	BF	H	R	ER	SO	BB	IBB	HBP	BLK	WP	HR	S	P	ERA	WHIP										
Randy Johnson, L (1, 1) ERA: 2.63	7.0	W	29	7	1	0	13	2	0	1	0	1	0	70	107	0.00	1.286										
Byung-Hyun Kim, R (8, 1) ERA: 1.28	2.0	S	9	1	0	0	2	2	0	0	0	0	0	24	33	0.00	1.500										

Batter	1	2	3	4	5	6	7	8	9	AB	R	H	RBI	BB	SO	LOB	BOTTOM										
Craig Counsell, L (1, 5) OBP: 0.338, SLG: 0.342										4	0	1	0	0	0	3	<p>Detroit Tigers @ Arizona Diamondbacks Bank One Ballpark, Phoenix, AZ</p> <p>Sat Jun 15 2002, 10:05 PM EDT Att: 47,280 - Dome - 72 F</p> <p>livebaseballscores.com</p> <p>AB 31 R 3 H 8 RBI 2 BB 3 SO 5 LOB 16</p>										
David Dellucci, L (1, 9) OBP: 0.333, SLG: 0.463 Quinton McCracken, S (8, PH) (9, 9)										3	0	0	0	0	0	1											
Luis Gonzalez, L (1, 7) OBP: 0.410, SLG: 0.537										4	0	0	0	0	0	2											
Erubiel Durazo, L (1, 3) OBP: 0.361, SLG: 0.583										4	0	0	0	0	2	2											
Damian Miller, R (1, 2) OBP: 0.356, SLG: 0.488										3	0	1	0	1	1	0											
Steve Finley, L (1, 8) OBP: 0.377, SLG: 0.527										3	1	2	1	1	0	0											
Tony Womack, L (1, 6) OBP: 0.313, SLG: 0.336										4	1	1	0	0	0	5											
Alex Cintron, S (1, 4) OBP: 0.625, SLG: 0.769										2	0	1	0	1	0	1											
Randy Johnson, R (1, 1) OBP: 0.053, SLG: 0.081 Mark Grace, L (7, PH) Byung-Hyun Kim, R (8, 1) OBP: 1.000, SLG: 1.000										2	0	0	0	0	2	2											
Inning Stats	R: 0 E: 0 K: 1 S: 9	H: 1 LOB: 1 BB: 0 P: 15	R: 0 E: 0 K: 0 S: 9	H: 1 LOB: 1 BB: 1 P: 15	R: 0 E: 0 K: 1 S: 5	H: 0 LOB: 0 BB: 0 P: 9	R: 0 E: 0 K: 1 S: 6	H: 0 LOB: 0 BB: 0 P: 6	R: 1 E: 0 K: 0 S: 13	H: 2 LOB: 1 BB: 0 P: 15	R: 0 E: 0 K: 0 S: 7	H: 0 LOB: 0 BB: 0 P: 11	R: 1 E: 0 K: 0 S: 10	H: 2 LOB: 2 BB: 1 P: 23	R: 1 E: 0 K: 1 S: 11	H: 2 LOB: 2 BB: 1 P: 24		1B: 5 2B: 3 3B: 0 HR: 0	SF: 0 SAC: 0 DP: 1 HBP: 0	WP: 1 PB: 0 SB: 1 CS: 0	PA: 34						
PITCHER	IP	WLS	BF	H	R	ER	SO	BB	IBB	HBP	BLK	WP	HR	S	P	ERA	WHIP										
Adam Bernero, R (1, 1) ERA: 5.4	6.0	L	22	4	1	1	4	1	0	0	0	0	0	49	71	1.50	0.833										
Julio Santana, R (7, 1) ERA: 2.59	1.0	L	6	2	1	1	0	0	1	0	0	0	0	10	23	9.00	2.000										
Jamie Walker, L (8, 1) ERA: 3.54	1.0		6	2	1	1	1	0	1	0	0	0	0	11	24	9.00	2.000										

Batter	1	2	3	4	5	6	7	8	9	AB	R	H	RBI	BB	SO	LOB	TOP								
Ramon Santiago, S OBP: 0.311, SLG: 0.418 (1, 6)	G3		L8			SH1-4		G4-3		3	0	0	0	0	0	1									
Wendell Magee, R OBP: 0.326, SLG: 0.456 Jeff Farnsworth, R Jose Paniagua, R	K			1B		G6-3		G6-3		3	0	1	0	1	1	1									
Craig Paquette, R OBP: 0.232, SLG: 0.329 (1, 7)	HR			K		G6-3			P4	4	1	1	1	0	1	4									
Randall Simon, L OBP: 0.312, SLG: 0.469 (1, 3)	F5			G4-3					1B	4	1	2	0	0	0	0									
Robert Fick, L OBP: 0.355, SLG: 0.494 Craig Monroe, R		F7				P4			1B	4	0	1	0	0	0	1									
Chris Truby, R OBP: 0.260, SLG: 0.356 (1, 5)		F7				K		F8		4	0	1	1	0	1	1									
Damion Easley, R OBP: 0.186, SLG: 0.215 (1, 4)				G3		G5-3			1B	4	0	0	0	0	2	3									
Matt Walbeck, S OBP: 0.212, SLG: 0.200 (1, 2)			F2			SH1-4		B1-3	G3-1	4	0	1	0	0	0	2									
Mark Redman, L OBP: 0.500, SLG: 0.500 Ryan Jackson, L			G6-3							2	0	1	0	0	0	0									
										1	0	1	0	0	0	0									
Inning Stats	R: 1 E: 0 K: 1 S: 14	H: 1 LOB: 0 BB: 0 P: 19	R: 0 E: 0 K: 0 S: 5	H: 0 LOB: 0 BB: 0 P: 10	R: 0 E: 0 K: 0 S: 6	H: 0 LOB: 0 BB: 0 P: 12	R: 0 E: 0 K: 1 S: 6	H: 1 LOB: 0 BB: 0 P: 9	R: 0 E: 0 K: 1 S: 7	H: 0 LOB: 0 BB: 0 P: 9	R: 0 E: 0 K: 0 S: 9	H: 2 LOB: 2 BB: 1 P: 14	R: 0 E: 0 K: 1 S: 7	H: 1 LOB: 1 BB: 0 P: 10	R: 0 E: 0 K: 0 S: 14	H: 1 LOB: 1 BB: 0 P: 18	R: 1 E: 0 K: 1 S: 15	H: 3 LOB: 2 BB: 0 P: 18	1B: 7 2B: 1 3B: 0 HR: 1	SF: 0 SAC: 1 DP: 1 HBP: 0	WP: 0 PB: 0 SB: 0 CS: 1	PA: 35			
PITCHER	IP	WLS	BF	H	R	ER	SO	BB	IBB	HBP	BLK	WP	HR	S	P	ERA	WHIP								
Rick Helling, R ERA: 4.8	8.0	W	29	6	1	1	4	1	0	0	0	0	1	68	101	1.12	0.875								
Mike Koplove, R ERA: 2.7	1.0		6	3	1	1	1	0	0	0	0	0	0	15	18	9.00	3.000								

Detroit Tigers @ Arizona Diamondbacks
 Bank One Ballpark, Phoenix, AZ
 Sun Jun 16 2002, 4:35 PM EDT
 Att: 45,904 - Dome - 72 F


AB	33
R	2
H	9
RBI	2
BB	1
SO	5
LOB	13



Batter	1	2	3	4	5	6	7	8	9	AB	R	H	RBI	BB	SO	LOB	BOTTOM								
Quinton McCracken, S OBP: 0.391, SLG: 0.525 (1, 9)	F3		G6-3							5	0	2	2	0	0	1									
Tony Womack, L OBP: 0.311, SLG: 0.335 (1, 6)	G4-3		G4-6-3		F7		G4-3	SF7		4	0	1	1	0	0	2									
Luis Gonzalez, L OBP: 0.409, SLG: 0.547 (1, 7)	L7		G4-6-3			G3				5	1	2	1	0	0	1									
Greg Colbrunn, R OBP: 0.372, SLG: 0.519 Erubiel Durazo, L Chris Donnels, L		2B			G5-3		G4-3	L6		3	1	1	0	0	0	0									
								G4-3		2	0	0	0	0	0	2									
Steve Finley, L OBP: 0.376, SLG: 0.527 (1, 8)		F8				G4-3				4	1	2	0	0	0	1									
Damian Miller, R OBP: 0.364, SLG: 0.506 (1, 2)		HR				FC6-4				4	3	3	1	0	0	1									
Mark Grace, L OBP: 0.374, SLG: 0.452 (1, 3)		HR				FC6-4				3	3	2	3	1	0	1									
Alex Cintron, S OBP: 0.550, SLG: 0.706 (1, 4)		K								4	1	1	2	0	1	1									
Rick Helling, R OBP: 0.200, SLG: 0.048 Mike Koplove, R										3	1	1	1	1	1	1									
										0	0	0	0	0	0	0									
Inning Stats	R: 0 E: 0 K: 0 S: 9	H: 0 LOB: 0 BB: 0 P: 16	R: 3 E: 0 K: 2 S: 16	H: 3 LOB: 0 BB: 0 P: 22	R: 0 E: 0 K: 0 S: 7	H: 1 LOB: 0 BB: 0 P: 11	R: 0 E: 0 K: 0 S: 10	H: 1 LOB: 1 BB: 0 P: 17	R: 0 E: 0 K: 0 S: 15	H: 0 LOB: 0 BB: 1 P: 24	R: 0 E: 0 K: 0 S: 6	H: 0 LOB: 0 BB: 0 P: 8	R: 2 E: 0 K: 0 S: 15	H: 3 LOB: 1 BB: 0 P: 22	R: 6 E: 0 K: 0 S: 24	H: 7 LOB: 2 BB: 1 P: 41	1B: 7 2B: 6 3B: 0 HR: 2	SF: 1 SAC: 0 DP: 1 HBP: 0	WP: 0 PB: 0 SB: 0 CS: 0	PA: 40					
PITCHER	IP	WLS	BF	H	R	ER	SO	BB	IBB	HBP	BLK	WP	HR	S	P	ERA	WHIP								
Mark Redman, L ERA: 3.83	7.0	L	29	8	5	5	2	1	0	0	0	0	1	78	120	6.43	1.286								
Jeff Farnsworth, R ERA: 4.62	0.1		7	5	6	6	0	0	1	0	0	0	1	15	31	162.00	15.000								
Jose Paniagua, R ERA: 5.2	0.2		4	2	0	0	0	0	0	0	0	0	0	9	10	0.00	3.000								

Detroit Tigers @ Arizona Diamondbacks
 Bank One Ballpark, Phoenix, AZ
 Sun Jun 16 2002, 4:35 PM EDT
 Att: 45,904 - Dome - 72 F

AB	37
R	11
H	15
RBI	11
BB	2
SO	2
LOB	11



Batter	1	2	3	4	5	6	7	8	9	AB	R	H	RBI	BB	SO	LOB	TOP				
1 Brian Roberts, S OBP: 0.337, SLG: 0.321	1-2 P3		2-2 G6-3		1-0 L3		0-1 F9		1-0 L7	5	0	0	0	0	0	1					
6 Melvin Mora, R OBP: 0.348, SLG: 0.413	2-1 HR		0-3 K				1-3 K		1-0 B2	4	2	1	0	0	2	0					
Chris Singleton, L OBP: 0.274, SLG: 0.380	1-3 K			0-3 K		1-0 3B			0-0 G4-3	4	1	1	0	0	2	1					
Tony Batista, R OBP: 0.333, SLG: 0.541	2-2 HR			0-3 K		1-1 F9			0-0 E6	4	1	1	2	0	1	2					
31 Jay Gibbons, L OBP: 0.332, SLG: 0.469	2-3 K			1-0 G4-3		1-3 K			0-0 FC4-6	4	0	0	0	0	2	3					
Gary Matthews, S OBP: 0.358, SLG: 0.436		1-3 K			0-1 G3	1-1 2B			4-1 BB	3	2	2	2	1	1	0					
Ryan McGuire, L OBP: 0.133, SLG: 0.200	2-1 F8				1-0 G3	1-1 2B			0-1 L5	4	0	1	1	0	0	3					
Geronimo Gil, R OBP: 0.281, SLG: 0.426	1-3 K				1-1 FC1-6	1-3 K			0-1 G5-3	4	0	1	1	0	2	1					
Sidney Ponson, R OBP: 0.333, SLG: 0.667			2-2 L9		0-0 FC1-6				0-0 P4	1	0	0	0	0	0	0					
Chris Brock, R										2	0	0	0	0	1	1					
Buddy Groom, L										0	0	0	0	0	0	0					
Jerry Hairston, R OBP: 0.319, SLG: 0.329										1	0	0	0	0	0	0					
Jorge Julio, R										0	0	0	0	0	0	0					
Inning Stats	R: 2 H: 2 E: 0 K: 2 S: 15	H: 2 LOB: 0 BB: 0 P: 23	R: 0 H: 0 E: 0 K: 2 S: 8	H: 0 LOB: 0 BB: 0 P: 12	R: 0 H: 0 E: 0 K: 1 S: 9	H: 0 LOB: 0 BB: 0 P: 13	R: 0 H: 0 E: 0 K: 2 S: 9	H: 0 LOB: 0 BB: 0 P: 10	R: 1 H: 2 E: 0 K: 0 S: 7	H: 2 LOB: 1 BB: 0 P: 10	R: 3 H: 3 E: 0 K: 3 S: 20	H: 3 LOB: 1 BB: 0 P: 26	R: 0 H: 0 E: 0 K: 1 S: 7	H: 0 LOB: 0 BB: 0 P: 10	R: 0 H: 0 E: 0 K: 0 S: 6	H: 0 LOB: 2 BB: 0 P: 11	R: 0 H: 0 E: 0 K: 0 S: 4	H: 0 LOB: 0 BB: 0 P: 5	1B: 3 2B: 2 3B: 1 HR: 1	SF: 0 SAC: 0 DP: 0 HBP: 0	WP: 1 PA: 37 PB: 0 SB: 0 CS: 0
PITCHER	IP WLS BF H R ER SO BB IBB HBP BLK WP HR S P ERA WHIP																				
Curt Schilling, R ERA: 3.28	(1, 1) 6.0 L 26 7 6 6 10 0 0 0 0 1 1 68 94 9.00 1.167																				
Greg Swindell, L ERA: 8.1	(7, 1) 1.0 3 0 0 0 1 0 0 0 0 0 0 7 10 0.00 0.000																				
Mike Morgan, R ERA: 4.99	(8, 1) 2.0 8 0 0 0 0 1 0 0 0 0 0 10 15 0.00 0.500																				

Baltimore Orioles @ Arizona Diamondbacks
Bank One Ballpark, Phoenix, AZ
Wed Jun 19 2002, 10:05 PM EDT
Att: 37,305 - Dome - 72 F

AB 36
R 6
H 7
RBI 6
BB 1
SO 11
LOB 12



Batter	1	2	3	4	5	6	7	8	9	AB	R	H	RBI	BB	SO	LOB	BOTTOM				
Craig Counsell, L OBP: 0.334, SLG: 0.340	2-1 G4-3		1-2 G6-3		1-2 G4-3		3-2 L8			4	0	0	0	0	0	1					
Quinton McCracken, S OBP: 0.390, SLG: 0.551	2-1 F5			2-2 BB	2-3 K				1-0 G4-3	4	0	1	0	0	1	0					
Luis Gonzalez, L OBP: 0.412, SLG: 0.540	2-0 1B			4-0 BB	4-2 BB				2-2 G6-3	2	1	1	0	2	0	0					
Erubiel Durazo, L OBP: 0.366, SLG: 0.588	1-3 K			4-0 BB	4-1 BB				0-3 K	2	0	0	0	2	2	1					
Damian Miller, R OBP: 0.366, SLG: 0.511		2-2 G5-3		0-0 BB	0-2 G6-4-3				4-2 BB	3	0	0	0	0	0	5					
Chris Donnels, L OBP: 0.316, SLG: 0.469				1-2 BB	1-2 BB				BB	0	0	0	0	1	0	0					
Steve Finley, L OBP: 0.375, SLG: 0.514	0-1 L9			1-2 BB	2-1 BB				2-1 F8	4	0	1	1	0	0	2					
Tony Womack, L OBP: 0.313, SLG: 0.333	3-1 L8			2-3 BB	4-0 BB				0-0 F8	3	0	0	0	1	0	1					
Alex Cintron, S OBP: 0.480, SLG: 0.636			1-2 G4-3	1-1 G4-3					2-2 F7	4	0	1	0	0	0	4					
Curt Schilling, R OBP: 0.268, SLG: 0.268	(1, 1) 3.2 15 3 1 1 1 2 0 0 0 0 0 29 55 3.246 1.364																				
Greg Swindell, L ERA: 6.75	(7, 1) 3.0 W 12 1 0 0 1 3 0 0 0 0 0 23 43 0.00 1.333																				
David Dellucci, L OBP: 0.340, SLG: 0.452	(7, PH) 2.22 4 0 0 0 1 0 0 0 0 0 0 11 17 0.00 0.000																				
Mike Morgan, R ERA: 2.97	(8, 1) 1.0 4 0 0 0 0 1 0 0 0 0 0 8 16 0.00 1.000																				
Inning Stats	R: 0 H: 1 E: 0 K: 1 S: 8	H: 0 LOB: 0 BB: 0 P: 15	R: 0 H: 0 E: 0 K: 0 S: 7	H: 0 LOB: 0 BB: 0 P: 12	R: 0 H: 0 E: 0 K: 0 S: 7	H: 0 LOB: 0 BB: 0 P: 9	R: 1 H: 2 E: 0 K: 0 S: 10	H: 2 LOB: 3 BB: 3 P: 26	R: 0 H: 0 E: 0 K: 1 S: 8	H: 0 LOB: 0 BB: 0 P: 11	R: 0 H: 0 E: 0 K: 0 S: 8	H: 0 LOB: 1 BB: 2 P: 16	R: 0 H: 1 E: 0 K: 0 S: 8	H: 1 LOB: 1 BB: 0 P: 16	R: 0 H: 0 E: 0 K: 1 S: 7	H: 0 LOB: 0 BB: 0 P: 10	R: 0 H: 0 E: 0 K: 0 S: 8	H: 0 LOB: 1 BB: 1 P: 16	1B: 2 2B: 2 3B: 0 HR: 0	SF: 0 SAC: 0 DP: 2 HBP: 0	WP: 0 PA: 35 PB: 0 SB: 0 CS: 0
PITCHER	IP WLS BF H R ER SO BB IBB HBP BLK WP HR S P ERA WHIP																				
Sidney Ponson, R ERA: 4.07	(1, 1) 3.2 15 3 1 1 1 2 0 0 0 0 0 29 55 3.246 1.364																				
Chris Brock, R ERA: 6.75	(4, 1) 3.0 W 12 1 0 0 1 3 0 0 0 0 0 23 43 0.00 1.333																				
Buddy Groom, L ERA: 2.22	(7, 1) 1.1 4 0 0 0 1 0 0 0 0 0 0 11 17 0.00 0.000																				
Jorge Julio, R ERA: 2.97	(9, 1) 1.0 4 0 0 0 0 1 0 0 0 0 0 8 16 0.00 1.000																				

Baltimore Orioles @ Arizona Diamondbacks
Bank One Ballpark, Phoenix, AZ
Wed Jun 19 2002, 10:05 PM EDT
Att: 37,305 - Dome - 72 F

AB 29
R 1
H 4
RBI 1
BB 6
SO 3
LOB 15



Batter	1	2	3	4	5	6	7	8	9	AB	R	H	RBI	BB	SO	LOB	TOP					
6 Melvin Mora, R OBP: 0.348, SLG: 0.422										4	1	1	1	0	1	1	<p>Baltimore Orioles @ Arizona Diamondbacks Bank One Ballpark, Phoenix, AZ</p> <p>Thu Jun 20 2002, 6:05 PM EDT Att: 35,215 - Dome - 72 F</p> <p>livebaseballscorecards.com</p> <p>AB 32 R 1 H 6 RBI 1 BB 2 SO 11 LOB 18</p>					
Jerry Hairston, R OBP: 0.311, SLG: 0.320										4	0	0	0	0	0	1						
Gary Matthews, S OBP: 0.348, SLG: 0.423										4	0	0	0	0	2	0						
Tony Batista, R OBP: 0.332, SLG: 0.537										4	0	1	0	0	1	0						
21 Marty Cordova, R OBP: 0.327, SLG: 0.431										3	0	1	0	1	1	1						
Jose Leon, R OBP: 0.500, SLG: 0.500										4	0	2	0	0	1	1						
Mike Bordick, R OBP: 0.301, SLG: 0.346										2	0	0	0	1	2	2						
1 Brian Roberts, S OBP: 0.333, SLG: 0.317										1	0	0	0	0	0	1						
Brook Fordyce, R OBP: 0.273, SLG: 0.275										3	0	1	0	0	1	5						
Rodrigo Lopez, R										3	0	0	0	0	2	6						
Willis Roberts, R										0	0	0	0	0	0	0						
B.J. Ryan, L										0	0	0	0	0	0	0						
Inning Stats	R: 1 E: 0 K: 2 S: 14	H: 1 LOB: 0 BB: 0 P: 19	R: 0 E: 0 K: 3 S: 14	H: 2 LOB: 2 BB: 0 P: 17	R: 0 E: 0 K: 0 S: 8	H: 0 LOB: 0 BB: 0 P: 12	R: 0 E: 0 K: 2 S: 7	H: 0 LOB: 0 BB: 0 P: 13	R: 0 E: 0 K: 0 S: 12	H: 1 LOB: 1 BB: 0 P: 18	R: 0 E: 0 K: 1 S: 5	H: 0 LOB: 0 BB: 0 P: 7	R: 0 E: 1 K: 0 S: 18	H: 1 LOB: 2 BB: 2 P: 30	R: 0 E: 1 K: 0 S: 6	H: 0 LOB: 0 BB: 0 P: 8	R: 0 E: 0 K: 0 S: 9	H: 1 LOB: 1 BB: 0 P: 10	1B: 5 2B: 0 3B: 0 HR: 1	SF: 0 SAC: 0 DP: 2 HBP: 0	WP: 0 PB: 0 SB: 0 CS: 0	PA: 34
PITCHER	IP WLS BF H R ER SO BB IBB HBP BLK WP HR S P ERA WHIP																					
Randy Johnson, L ERA: 2.55	(1, 1) 7.0 W 27 5 1 1 11 2 0 0 0 0 1 78 116 1.29 1.000																					
Mike Koplove, R ERA: 1.42	(8, 1) 2.0 7 1 0 0 0 0 0 0 0 0 0 15 18 0.00 0.500																					

Batter	1	2	3	4	5	6	7	8	9	AB	R	H	RBI	BB	SO	LOB	BOTTOM			
Craig Counsell, L OBP: 0.331, SLG: 0.337										2	0	0	1	0	0	0	<p>Baltimore Orioles @ Arizona Diamondbacks Bank One Ballpark, Phoenix, AZ</p> <p>Thu Jun 20 2002, 6:05 PM EDT Att: 35,215 - Dome - 72 F</p> <p>livebaseballscorecards.com</p> <p>AB 29 R 5 H 7 RBI 5 BB 3 SO 3 LOB 12</p>			
Quinton McCracken, S OBP: 0.400, SLG: 0.548										4	0	2	1	0	0	2				
Luis Gonzalez, L OBP: 0.406, SLG: 0.533										3	0	0	1	0	0	3				
Steve Finley, L OBP: 0.373, SLG: 0.509										4	0	1	0	0	1	3				
Damian Miller, R OBP: 0.364, SLG: 0.505										4	1	1	0	0	1	2				
Mark Grace, L OBP: 0.376, SLG: 0.450										3	1	1	0	1	0	0				
Tony Womack, L OBP: 0.312, SLG: 0.332										4	1	1	0	0	1	1				
Alex Cintron, S OBP: 0.448, SLG: 0.560										3	1	0	1	1	0	1				
Randy Johnson, R ERA: 2.7	(1, 1) 6.0 L 26 6 4 4 2 1 0 0 0 0 0 0 52 78 6.00 1.167																			
Erubiel Durazo, L OBP: 0.372, SLG: 0.588	(7, PH) 1.0 5 1 1 0 0 1 0 0 0 0 0 0 11 16 0.00 2.000																			
Mike Koplove, R ERA: 1.55	(8, 1) 1.0 4 0 0 0 0 1 1 0 0 0 0 0 9 18 0.00 1.000																			
Inning Stats	R: 0 E: 0 K: 0 S: 5	H: 0 LOB: 0 BB: 0 P: 7	R: 0 E: 0 K: 1 S: 6	H: 0 LOB: 0 BB: 0 P: 10	R: 0 E: 0 K: 1 S: 7	H: 0 LOB: 0 BB: 0 P: 11	R: 0 E: 0 K: 0 S: 11	H: 2 LOB: 2 BB: 0 P: 17	R: 0 E: 0 K: 0 S: 5	H: 0 LOB: 0 BB: 0 P: 7	R: 0 E: 1 K: 0 S: 10	H: 1 LOB: 2 BB: 0 P: 12	R: 5 E: 1 K: 0 S: 19	H: 4 LOB: 1 BB: 2 P: 30	R: 0 E: 0 K: 1 S: 9	H: 0 LOB: 1 BB: 1 P: 18	1B: 7 2B: 0 3B: 0 HR: 0	SF: 2 SAC: 0 DP: 0 HBP: 0	WP: 0 PB: 0 SB: 1 CS: 0	PA: 35
PITCHER	IP WLS BF H R ER SO BB IBB HBP BLK WP HR S P ERA WHIP																			
Rodrigo Lopez, R	(1, 1) 6.0 L 26 6 4 4 2 1 0 0 0 0 0 0 52 78 6.00 1.167																			
Willis Roberts, R	(7, 1) 1.0 5 1 1 0 0 1 0 0 0 0 0 0 11 16 0.00 2.000																			
B.J. Ryan, L	(8, 1) 1.0 4 0 0 0 0 1 1 0 0 0 0 0 9 18 0.00 1.000																			

Batter	1	2	3	4	5	6	7	8	9	AB	R	H	RBI	BB	SO	LOB	TOP										
José Cruz Jr. S OBP: 0.306, SLG: 0.376 (1, 8)										3	0	0	0	1	1	1											
Eric Hinske L OBP: 0.364, SLG: 0.522 (1, 5)										4	1	2	0	0	1	0											
Shannon Stewart R OBP: 0.333, SLG: 0.421 (1, 7)										4	0	0	0	0	0	3											
Carlos Delgado L OBP: 0.396, SLG: 0.516 (1, 3)										3	0	0	0	1	2	1											
Raul Mondesi R OBP: 0.296, SLG: 0.421 (1, 9)										3	1	1	1	1	0	0											
Darrin Fletcher L OBP: 0.239, SLG: 0.330 (1, 2)										4	1	1	2	0	1	2											
Felipe Lopez S OBP: 0.294, SLG: 0.404 Kelvin Escobar R (9, 1)										4	0	0	0	0	1	0											
Joe Lawrence R OBP: 0.279, SLG: 0.272 (1, 4)										2	0	0	0	1	1	0											
Steve Parris R Felix Heredia L Scott Cassidy R Tom Wilson R Scott Eyre L Cliff Politte R Dave Berg R (1, 1) (5, 1) (6, 1) (7, PH) (7, 1) (7, 1) (9, 6)										2	0	0	0	0	1	0											
Inning Stats	R: 1 E: 0 K: 0 S: 14	H: 2 LOB: 2 BB: 1 P: 20	R: 0 E: 0 K: 0 S: 6	H: 0 LOB: 0 BB: 0 P: 11	R: 0 E: 0 K: 1 S: 10	H: 0 LOB: 0 BB: 0 P: 13	R: 0 E: 0 K: 1 S: 8	H: 0 LOB: 0 BB: 0 P: 11	R: 0 E: 0 K: 2 S: 10	H: 0 LOB: 0 BB: 0 P: 14	R: 0 E: 0 K: 0 S: 12	H: 1 LOB: 1 BB: 1 P: 20	R: 2 E: 0 K: 1 S: 12	H: 1 LOB: 2 BB: 2 P: 28	R: 0 E: 0 K: 1 S: 7	H: 0 LOB: 0 BB: 0 P: 12	R: 0 E: 0 K: 2 S: 13	H: 0 LOB: 0 BB: 0 P: 18	1B: 2 2B: 1 3B: 0 HR: 1	SF: 0 SAC: 0 DP: 0 HBP: 0	WP: 0 PB: 0 SB: 0 CS: 2	PA: 34					
PITCHER	IP	WLS	BF	H	R	ER	SO	BB	IBB	HBP	BLK	WP	HR	S	P	ERA	WHIP										
Rick Helling R ERA: 4.58 Duaner Sanchez R ERA: 9.0 Mike Koplove R ERA: 1.17 Mike Myers L ERA: 3.93 Byung-Hyun Kim R ERA: 1.22	(1, 1)	(7, 1)	(7, 1)	(8, 1)	(9, 1)																						

Toronto Blue Jays @ Arizona Diamondbacks
Bank One Ballpark, Phoenix, AZ
Fri Jun 21 2002, 10:05 PM EDT
Att: 34,263 - Dome - 72 F

AB 30
R 3
H 4
RBI 3
BB 4
SO 8
LOB 8

Batter	1	2	3	4	5	6	7	8	9	AB	R	H	RBI	BB	SO	LOB	BOTTOM										
Quinton McCracken S OBP: 0.410, SLG: 0.561 (1, 9)										5	2	3	0	0	0	1											
Craig Counsell L OBP: 0.336, SLG: 0.339 (1, 5)										4	1	2	0	1	0	2											
Luis Gonzalez L OBP: 0.410, SLG: 0.537 (1, 7)										4	1	2	1	1	0	3											
Erubiel Durazo L OBP: 0.384, SLG: 0.590 (1, 3)										3	0	1	1	2	0	3											
Damian Miller R OBP: 0.363, SLG: 0.503 Mark Grace L OBP: 0.374, SLG: 0.450 Rod Barajas R OBP: 0.228, SLG: 0.239 (1, 2) (7, PH) (8, 2)										3	0	1	0	0	1	3											
Steve Finley L OBP: 0.371, SLG: 0.502 (1, 8)										3	0	0	0	1	0	5											
Tony Womack L OBP: 0.308, SLG: 0.327 (1, 6)										4	0	0	0	0	1	4											
Alex Cintron S OBP: 0.424, SLG: 0.552 (1, 4)										4	0	1	0	0	1	0											
Rick Helling R ERA: 3.72 David Lirio L ERA: 4.45 Duaner Sanchez R ERA: 4.73 Mike Koplove R Mike Myers L Chris Donnels L Byung-Hyun Kim R (1, 1) (5, PH) (7, 1) (7, 1) (8, PH) (9, 1)										2	0	0	0	0	0	0											
Inning Stats	R: 2 E: 0 K: 2 S: 15	H: 3 LOB: 2 BB: 1 P: 28	R: 0 E: 0 K: 0 S: 10	H: 1 LOB: 1 BB: 0 P: 13	R: 0 E: 0 K: 1 S: 8	H: 0 LOB: 0 BB: 0 P: 14	R: 0 E: 0 K: 0 S: 12	H: 1 LOB: 2 BB: 1 P: 21	R: 0 E: 0 K: 0 S: 8	H: 1 LOB: 1 BB: 1 P: 17	R: 0 E: 0 K: 0 S: 9	H: 0 LOB: 0 BB: 0 P: 14	R: 1 E: 0 K: 0 S: 12	H: 1 LOB: 3 BB: 2 P: 27	1B: 6 2B: 4 3B: 0 HR: 0	SF: 1 SAC: 0 DP: 0 HBP: 0	WP: 0 PB: 0 SB: 0 CS: 0	PA: 41									
PITCHER	IP	WLS	BF	H	R	ER	SO	BB	IBB	HBP	BLK	WP	HR	S	P	ERA	WHIP										
Steve Parris R ERA: 3.72 Felix Heredia L ERA: 4.45 Scott Cassidy R ERA: 4.73 Scott Eyre L ERA: 5.58 Cliff Politte R ERA: 2.78	(1, 1)	(5, 1)	(6, 1)	(7, 1)	(7, 1)																						

Toronto Blue Jays @ Arizona Diamondbacks
Bank One Ballpark, Phoenix, AZ
Fri Jun 21 2002, 10:05 PM EDT
Att: 34,263 - Dome - 72 F

AB 35
R 4
H 10
RBI 4
BB 5
SO 3
LOB 24

Batter	1	2	3	4	5	6	7	8	9	AB	R	H	RBI	BB	SO	LOB	TOP									
Shannon Stewart, R OBP: 0.335, SLG: 0.424										3	1	1	1	1	0	1										
Eric Hinske, L OBP: 0.366, SLG: 0.528										5	0	3	0	0	1	4										
Raul Mondesi, R OBP: 0.298, SLG: 0.425										5	1	2	1	0	1	2										
Carlos Delgado, L OBP: 0.393, SLG: 0.510										5	0	1	1	0	2	4										
José Cruz Jr., S OBP: 0.302, SLG: 0.370										4	0	0	0	0	1	1										
Scott Eyre, L (7, 1)										0	0	0	0	0	0	0										
Joe Lawrence, R OBP: 0.286, SLG: 0.272										0	0	0	0	1	0	0										
Kelvin Escobar, R (9, 1)										0	0	0	0	0	0	0										
Tom Wilson, R OBP: 0.365, SLG: 0.412										3	1	1	0	1	1	0										
Ken Huckaby, R OBP: 0.340, SLG: 0.302										1	0	0	0	0	1	2										
Dave Berg, R OBP: 0.263, SLG: 0.354										4	0	0	0	0	2	2										
Felipe Lopez, S OBP: 0.297, SLG: 0.400										2	1	0	0	2	1	1										
Chris Carpenter, R OBP: 1.000, SLG: 1.000										1	1	1	0	0	0	0										
Darin Fletcher, L OBP: 0.237, SLG: 0.327										1	0	0	0	0	0	2										
Pete Walker, R (6, 1)										0	0	0	0	0	0	0										
10 Vernon Wells, R OBP: 0.299, SLG: 0.408										1	1	1	2	0	0	0										
Inning Stats	R: 1 E: 0 K: 0 S: 10	H: 2 LOB: 0 BB: 0 P: 16	R: 0 E: 0 K: 3 S: 11	H: 0 LOB: 0 BB: 0 P: 18	R: 0 E: 0 K: 1 S: 11	H: 3 LOB: 3 BB: 0 P: 16	R: 0 E: 0 K: 1 S: 7	H: 0 LOB: 0 BB: 0 P: 9	R: 3 E: 1 K: 0 S: 10	H: 2 LOB: 1 BB: 1 P: 19	R: 0 E: 0 K: 1 S: 12	H: 0 LOB: 3 BB: 3 P: 27	R: 0 E: 0 K: 0 S: 7	H: 0 LOB: 0 BB: 0 P: 10	R: 2 E: 0 K: 1 S: 13	H: 2 LOB: 0 BB: 0 P: 16	R: 0 E: 0 K: 3 S: 13	H: 1 LOB: 2 BB: 1 P: 26	1B: 6 2B: 3 3B: 0 HR: 1	SF: 1 SAC: 1 DP: 1 HBP: 0	WP: 0 PB: 0 SB: 0 CS: 0	PA: 42				
PITCHER	IP	WLS	BF	H	R	ER	SO	BB	IBB	HBP	BLK	WP	HR	S	P	ERA	WHIP									
Miguel Batista, R ERA: 4.46	5.1	L	26	7	4	1	5	3	0	0	0	0	0	57	97	1.69	1.875									
Greg Swindell, L ERA: 5.25	1.2		6	0	0	0	1	1	0	0	0	0	0	11	18	0.00	0.600									
Mike Morgan, R ERA: 5.4	1.0		5	2	2	2	1	0	0	0	0	0	0	1	13	16	18.00	2.000								
Mike Myers, L ERA: 3.79	0.2		3	1	0	0	2	0	0	0	0	0	0	8	15	0.00	1.500									
Duaner Sanchez, R ERA: 7.71	0.1		2	0	0	0	1	1	0	0	0	0	0	5	11	0.00	3.000									

Toronto Blue Jays @ Arizona Diamondbacks
Bank One Ballpark, Phoenix, AZ
Sat Jun 22 2002, 10:05 PM EDT
Att: 39,018 - Dome - 72 F

livebaseballscorecards.com

AB 35
R 6
H 10
RBI 5
BB 5
SO 10
LOB 19

Batter	1	2	3	4	5	6	7	8	9	AB	R	H	RBI	BB	SO	LOB	BOTTOM								
Quinton McCracken, S OBP: 0.418, SLG: 0.573										5	1	3	0	0	1	1									
Craig Counsell, L OBP: 0.343, SLG: 0.348										5	0	4	0	0	0	1									
Luis Gonzalez, L OBP: 0.406, SLG: 0.544										4	1	1	2	0	0	5									
Erubiel Durazo, L OBP: 0.379, SLG: 0.570										3	0	0	0	1	1	2									
Steve Finley, L OBP: 0.373, SLG: 0.502										4	0	2	0	0	0	2									
Tony Womack, L OBP: 0.304, SLG: 0.322										4	0	0	0	0	0	2									
Alex Cintron, S OBP: 0.432, SLG: 0.545										4	1	2	0	0	0	1									
Rod Barajas, R OBP: 0.222, SLG: 0.233										2	0	0	0	0	0	1									
David Delucci, L OBP: 0.327, SLG: 0.432										1	0	0	0	0	1	1									
Damian Miller, R OBP: 0.362, SLG: 0.500										1	0	0	0	0	1	1									
Miguel Batista, R OBP: 0.295, SLG: 0.368										2	0	0	0	0	0	0									
Chris Donnels, L OBP: 0.306, SLG: 0.451										0	0	0	0	0	0	0									
Mike Morgan, R (8, 1)										1	0	0	0	0	0	0									
Mike Myers, L (9, 1)										0	0	0	0	0	0	0									
Duaner Sanchez, R (9, PH)										0	0	0	0	0	0	0									
Mark Grace, L OBP: 0.376, SLG: 0.453										1	0	1	1	0	0	0									
Inning Stats	R: 1 E: 0 K: 1 S: 13	H: 2 LOB: 0 BB: 0 P: 20	R: 0 E: 0 K: 0 S: 7	H: 1 LOB: 1 BB: 0 P: 8	R: 1 E: 0 K: 0 S: 13	H: 2 LOB: 2 BB: 1 P: 26	R: 0 E: 0 K: 0 S: 6	H: 0 LOB: 0 BB: 0 P: 9	R: 0 E: 1 K: 0 S: 9	H: 2 LOB: 2 BB: 0 P: 13	R: 0 E: 0 K: 1 S: 8	H: 1 LOB: 1 BB: 0 P: 12	R: 0 E: 0 K: 1 S: 8	H: 1 LOB: 0 BB: 0 P: 13	R: 0 E: 0 K: 0 S: 6	H: 1 LOB: 0 BB: 0 P: 10	R: 1 E: 0 K: 2 S: 14	H: 3 LOB: 2 BB: 0 P: 19	1B: 11 2B: 1 3B: 0 HR: 1	SF: 1 SAC: 0 DP: 1 HBP: 0	WP: 0 PB: 0 SB: 0 CS: 1	PA: 39			
PITCHER	IP	WLS	BF	H	R	ER	SO	BB	IBB	HBP	BLK	WP	HR	S	P	ERA	WHIP								
Chris Carpenter, R ERA: 9.58	5.0	W	22	7	2	2	1	1	0	0	0	0	0	15	23	0.00	1.200								
Pete Walker, R ERA: 2.29	1.2	H	7	2	0	0	2	0	0	0	0	0	0	7	12	0.00	0.750								
Scott Eyre, L ERA: 5.44	1.1	H	4	1	0	0	0	0	0	0	0	0	0	7	12	0.00	0.750								
Kelvin Escobar, R ERA: 5.0	1.0		6	3	1	1	2	0	0	0	0	0	0	14	19	9.00	3.000								

Toronto Blue Jays @ Arizona Diamondbacks
Bank One Ballpark, Phoenix, AZ
Sat Jun 22 2002, 10:05 PM EDT
Att: 39,018 - Dome - 72 F

livebaseballscorecards.com


AB 37
R 3
H 13
RBI 3
BB 1
SO 5
LOB 17

Batter	1	2	3	4	5	6	7	8	9	AB	R	H	RBI	BB	SO	LOB	TOP			
Shannon Stewart, R (1, 7) OBP: 0.344, SLG: 0.432	4-1 1B SF8 BB	4-2 BB		1-1 E 1B		2-1 HR 2B	1-1 L9			3	2	2	0	2	0	0				
Eric Hinske, L (1, 5) OBP: 0.369, SLG: 0.538	2-2 1B 1B	1-3 K		0-0 F7		0-1 HR 2H		0-1 F7		5	2	2	2	0	1	2				
José Cruz Jr., S (1, 9) OBP: 0.303, SLG: 0.375	0-1 1B 1-2 2-3 1B		2-1 1B 2B	2-2 E5 1-3		0-0 F9		2-3 K		5	1	2	0	0	1	1				
Carlos Delgado, L (1, 3) OBP: 0.393, SLG: 0.508	1-0 SF8 3H		2-1 1B 10 1B 2H	0-2 F5		1-3 K		4-0 BB		3	1	1	2	1	1	2				
10 Vernon Wells, R (1, 8) OBP: 0.301, SLG: 0.408	1-3 K		1-2 1B G5-4-3		0-0 E 1B	2-1 F9		2-3 K		5	1	2	0	0	2	3				
Felipe Lopez, S (1, 6) OBP: 0.304, SLG: 0.402	1-2 FC6-4 1-3 2H 1B		0-1 G5-4-3 1-3 2H 1B		4-2 WP 1-3 BB		0-0 F3		1-3 K	4	0	2	2	1	1	0				
Joe Lawrence, R (1, 4) OBP: 0.282, SLG: 0.260	2-0 FC6-4 1-2 1B		2-2 G5-4-3 1-2 3H 1B		1-3 K 1-2		1-2 F8		4-2 BB	4	0	0	0	1	1	5				
Ken Huckaby, R (1, 2) OBP: 0.346, SLG: 0.283		1-2 L9	0-0 L9		4-0 32 G6-4-3 IBB		4-2 HR BB		1-3 K	3	1	0	0	2	1	1				
32 Roy Halladay, R (1, 1) OBP: 0.243, SLG: 0.361			0-0 G6-3		2-1 G6-4-3		3-2 HR		0-1 G6-3	3	0	0	0	0	0	3				
Darin Fletcher, L (7, PH) OBP: 0.243, SLG: 0.361					1-2 G6-4-3					1	1	1	2	0	0	0				
Felix Heredia, L (7, 1) OBP: 0.243, SLG: 0.361										0	0	0	0	0	0	0				
Corey Thurman, R (8, 1) OBP: 0.243, SLG: 0.361					1-2 G6-4-3					1	0	0	0	0	0	1				
Inning Stats	R: 2 E: 0 K: 1 S: 16	H: 3 LOB: 2 BB: 1 P: 27	R: 0 E: 0 K: 1 S: 12	H: 0 LOB: 1 BB: 1 P: 17	R: 3 E: 0 K: 0 S: 13	H: 4 LOB: 0 BB: 0 P: 20	R: 0 E: 1 K: 0 S: 10	H: 1 LOB: 2 BB: 0 P: 13	R: 0 E: 0 K: 1 S: 10	H: 2 LOB: 0 BB: 0 P: 15	R: 2 E: 0 K: 0 S: 13	H: 1 LOB: 0 BB: 1 P: 22	R: 0 E: 0 K: 2 S: 8	H: 0 LOB: 1 BB: 1 P: 16	R: 0 E: 0 K: 2 S: 10	H: 0 LOB: 1 BB: 1 P: 16	1B: 8 2B: 2 3B: 0 HR: 2	SF: 1 SAC: 0 DP: 2 HBP: 0	WP: 1 PB: 0 CS: 0	PA: 45
PITCHER	IP	WLS	BF	H	R	ER	SO	BB	IBB	HBP	BLK	WP	HR	S	P	ERA	WHIP			
Brian Anderson, L (1, 1) ERA: 5.99	4.0	L	22	8	5	5	2	2	0	0	0	0	0	51	77	11.25	2.500			
Mike Morgan, R (5, 1) ERA: 5.51	1.0		6	2	1	1	1	1	1	0	0	1	0	10	23	9.00	3.000			
Greg Swindell, L (6, 1) ERA: 6.43	2.0		9	2	3	3	1	1	0	0	0	0	2	21	33	13.50	1.500			
Mike Koplove, R (8, 1) ERA: 1.04	1.0		4	0	0	0	2	1	0	0	0	0	0	8	16	0.00	1.000			
Duaner Sanchez, R (9, 1) ERA: 5.4	1.0		4	0	0	0	2	1	0	0	0	0	0	10	16	0.00	1.000			

Toronto Blue Jays @ Arizona Diamondbacks
Bank One Ballpark, Phoenix, AZ
Sun Jun 23 2002, 4:35 PM EDT
Att: 36,247 - Dome - 72 F

livebaseballscores.com

AB 37
R 9
H 12
RBI 8
BB 7
SO 8
LOB 18




Batter	1	2	3	4	5	6	7	8	9	AB	R	H	RBI	BB	SO	LOB	BOTTOM					
Quinton McCracken, S (1, 9) OBP: 0.426, SLG: 0.602	0-1 G6-4-3 1B		1-2 1B 3B		2-2 G3-1		3-1 2B		2-2 G3 2-3	5	1	3	0	0	0	1						
Craig Counsell, L (1, 5) OBP: 0.338, SLG: 0.342	2-1 G6-4-3 1-2 1B		1-0 P4		1-2 G1		3-2 P6		1-3 K	5	0	0	0	0	1	4						
Luis Gonzalez, L (1, 7) OBP: 0.407, SLG: 0.541	4-1 BB 1B		0-0 E 1B		2-0 G4-3		2-0 F8			3	1	1	1	1	0	1						
Mark Grace, L (1, 3) OBP: 0.375, SLG: 0.445	4-1 1B 1-2 BB		0-1 E3 G4-6-3		1-2 G4-3		1-2 P4		2-0 P4	3	0	0	0	1	0	1						
Steve Finley, L (1, 8) OBP: 0.375, SLG: 0.502	0-0 S 1-3 2H 1B		1-1 G4-6-3 1-2 1B		3-1 1B 1B		2-3 K		2-3 K	4	1	2	1	0	1	2						
Damian Miller, R (1, 2) OBP: 0.358, SLG: 0.495	2-3 K		3-3 K		2-2 1B		4-1 BB			2	0	0	0	0	2	2						
Chris Donnels, L (6, PH) OBP: 0.317, SLG: 0.462										1	0	1	0	0	0	0						
Rod Barajas, R (7, 2) OBP: 0.232, SLG: 0.233	1-2 K				1-3 1B					0	0	0	0	1	0	0						
Tony Womack, L (1, 6) OBP: 0.306, SLG: 0.325		2-3 K		1-1 1B		0-0 G6-3 1-2 1B		1-2 P3		4	0	2	1	0	1	1						
Alex Cintron, S (1, 4) OBP: 0.415, SLG: 0.500		2-2 G3-1		0-3 K		3-1 G6-3 1-2 1B		4-0 G3 DI BB		3	0	0	0	1	1	3						
Brian Anderson, R (1, 1) OBP: 0.167, SLG: 0.235										1	0	0	0	0	0	0						
David DeLuca, L (4, PH) OBP: 0.321, SLG: 0.422										0	0	0	0	0	0	0						
Mike Morgan, R (5, 1) ERA: 5.51										0	0	0	0	0	0	0						
Greg Swindell, L (6, 1) ERA: 6.43										0	0	0	0	0	0	0						
Jose Guillen, R (7, PH) OBP: 0.326, SLG: 0.357										0	0	0	0	0	0	0						
Mike Koplove, R (8, 1) ERA: 1.04										0	0	0	0	0	0	0						
Duaner Sanchez, R (9, 1) ERA: 5.4										0	0	0	0	0	0	0						
Greg Coltrane, R (9, PH) OBP: 0.306, SLG: 0.513										1	0	0	0	0	0	0						
Inning Stats	R: 1 E: 0 K: 1 S: 11	H: 2 LOB: 2 BB: 2 P: 23	R: 0 E: 0 K: 1 S: 10	H: 0 LOB: 0 BB: 0 P: 14	R: 1 E: 1 K: 0 S: 9	H: 2 LOB: 1 BB: 0 P: 12	R: 0 E: 0 K: 2 S: 12	H: 1 LOB: 1 BB: 0 P: 16	R: 0 E: 0 K: 0 S: 11	H: 0 LOB: 0 BB: 0 P: 16	R: 1 E: 0 K: 0 S: 15	H: 3 LOB: 1 BB: 0 P: 24	R: 0 E: 0 K: 0 S: 9	H: 1 LOB: 1 BB: 0 P: 18	R: 0 E: 0 K: 1 S: 8	H: 0 LOB: 1 BB: 1 P: 17	R: 0 E: 0 K: 1 S: 8	H: 0 LOB: 1 BB: 1 P: 15	1B: 7 2B: 1 3B: 1 HR: 0	SF: 0 SAC: 0 DP: 3 HBP: 0	WP: 0 PB: 0 SB: 1 CS: 0	PA: 38
PITCHER	IP	WLS	BF	H	R	ER	SO	BB	IBB	HBP	BLK	WP	HR	S	P	ERA	WHIP					
32 Roy Halladay, R (1, 1) ERA: 3.19	6.0	W	26	8	3	3	4	2	0	0	0	0	0	68	105	4.50	1.667					
Felix Heredia, L (7, 1) ERA: 4.3	1.0		4	1	0	0	0	0	0	0	0	0	0	9	18	0.00	1.000					
Corey Thurman, R (8, 1) ERA: 3.12	2.0		8	0	0	0	2	2	0	0	0	0	0	16	32	0.00	1.000					

Toronto Blue Jays @ Arizona Diamondbacks
Bank One Ballpark, Phoenix, AZ
Sun Jun 23 2002, 4:35 PM EDT
Att: 36,247 - Dome - 72 F

livebaseballscores.com

AB 34
R 3
H 9
RBI 3
BB 4
SO 6
LOB 17



Batter	1	2	3	4	5	6	7	8	9	AB	R	H	RBI	BB	SO	LOB	TOP										
Quinton McCracken, S OBP: 0.420, SLG: 0.598	(1,9) C G4-3		(2,1) B 1B 2B		(1,3) C K		(1,3) C K			4	0	1	0	0	2	1	Arizona Diamondbacks @ Houston Astros Astros Field, Houston, TX Tue Jun 25 2002, 8:05 PM EDT Att: 31,076 - Dome - 72 F livebaseballscorecards.com										
Craig Counsell, L OBP: 0.346, SLG: 0.356	(1,5) C S 1B		(2,2) C F7-5-4 1B		(1,1) C 3B			(4,2) B HBP 1B G6-4-3 BB		3	1	3	1	1	0	0											
Luis Gonzalez, L OBP: 0.405, SLG: 0.537	(1,7) C K		(1,0) B F7-5-4 1-2		(3,3) C K			(0,0) X G6-4-3 HBP 1-2 1B		4	0	1	0	0	2	4											
Erubiel Durazo, L OBP: 0.374, SLG: 0.551 Duaner Sanchez, R (8,1)	(1,3) C G4-3			(2,2) C F7			(3,3) C K	(1,2) C G6-4-3 HBP 1-2 2-3		3	0	0	0	0	1	1											
Damian Miller, R OBP: 0.362, SLG: 0.518 Mark Grace, L (8, PH) Jose Guillen, R OBP: 0.266, SLG: 0.353 Rod Barajas, R OBP: 0.232, SLG: 0.233		(2,2) C P5		(1,2) C HR			(2,1) C 2B	(0,2) X G6-4-3 1-2 2-3 3-4		3	1	2	1	0	0	0											
Steve Finley, L OBP: 0.373, SLG: 0.498		(3,2) C 1B		(0,2) C L8			(1,1) C P5	(0,0) X F2		4	0	1	0	0	0	2											
Tony Womack, L OBP: 0.302, SLG: 0.320		(0,0) X P4		(1,2) C G6-3			(2,3) C K		(3,2) C G1-3	4	0	0	0	0	1	2											
Alex Cintron, S OBP: 0.378, SLG: 0.450		(2,1) C F9			(0,1) C G6-3			(1,2) C G6-3		4	0	0	0	0	0	1											
Curt Schilling, R OBP: 0.273, SLG: 0.256 Mike Koplove, R (8,1) Mike Myers, L (8,1) Greg Colbrunn, R OBP: 0.364, SLG: 0.506 Byung-Hyun Kim, R OBP: 1.000, SLG: 1.000			(2,3) C K				(4,2) C 3B BB	(0,0) X F3		2	1	0	0	1	1	0											
Inning Stats	R: 0 E: 0 K: 1 S: 11	H: 1 LOB: 1 BB: 0 P: 19	R: 0 E: 0 K: 0 S: 10	H: 1 LOB: 1 BB: 0 P: 17	R: 0 E: 0 K: 1 S: 10	H: 2 LOB: 1 BB: 0 P: 17	R: 1 E: 0 K: 0 S: 17	H: 1 LOB: 0 BB: 0 P: 21	R: 1 E: 0 K: 2 S: 15	H: 1 LOB: 1 BB: 1 P: 24	R: 0 E: 0 K: 1 S: 8	H: 0 LOB: 0 BB: 0 P: 10	R: 1 E: 0 K: 0 S: 10	H: 1 LOB: 1 BB: 1 P: 15	R: 0 E: 0 K: 0 S: 7	H: 0 LOB: 0 BB: 0 P: 10		1B: 4 2B: 3 3B: 1 HR: 1	SF: 0 SAC: 0 DP: 2 HBP: 1	WP: 0 PB: 0 SB: 1 CS: 1	PA: 36						
PITCHER	IP	WLS	BF	H	R	ER	SO	BB	IBB	HBP	BLK	WP	HR	S	P	ERA	WHIP										
Tim Redding, R ERA: 5.14	(1,1)	5.0	21	6	2	2	4	1	0	0	0	0	1	63	98	3.60	1.400										
Pedro Borbon, L ERA: 5.93	(6,1)	1.0	4	1	0	0	2	0	0	0	0	0	0	13	21	0.00	1.000										
Octavio Dotel, R ERA: 2.85	(7,1)	1.0	6	1	1	1	1	1	0	1	0	0	0	14	21	9.00	2.000										
Billy Wagner, L ERA: 2.62	(8,1)	2.0	5	0	0	0	0	0	0	0	0	0	0	11	14	0.00	0.000										

Batter	1	2	3	4	5	6	7	8	9	AB	R	H	RBI	BB	SO	LOB	BOTTOM										
Julio Lugo, R OBP: 0.330, SLG: 0.378	(1,6) C G1-3	(0,0) C G5-3			(3,2) C 1B		(2,2) C F9	(1,3) C K		4	0	1	0	0	0	1	Arizona Diamondbacks @ Houston Astros Astros Field, Houston, TX Tue Jun 25 2002, 8:05 PM EDT Att: 31,076 - Dome - 72 F livebaseballscorecards.com										
Craig Biggio, R OBP: 0.339, SLG: 0.390	(1,4) C F7		(0,1) C G5-3		(0,1) C F9			(0,2) C G5-3		4	0	0	0	0	0	1											
17 Lance Berkman, S OBP: 0.396, SLG: 0.576	(1,8) C BB		(1,0) C G3		(1,3) C K			(4,2) C 5 HR BB		2	1	0	0	2	1	1											
5 Jeff Bagwell, R OBP: 0.378, SLG: 0.481	(1,3) C K		(1,2) C L8			(2,3) C K		(1,2) C H HR		4	1	1	2	0	2	1											
Daryle Ward, L OBP: 0.313, SLG: 0.403 Octavio Dotel, R (7,1) Billy Wagner, L (8,1) Jose Vizcaino, S OBP: 0.354, SLG: 0.367		(1,2) C HR			(0,0) C F7		(2,3) C K	(2,2) C S HR 1B		3	1	1	1	0	1	0											
Richard Hidalgo, R OBP: 0.350, SLG: 0.488		(0,1) C HR 1B			(1,3) C K		(1,2) C F7	(2,2) C F9		4	1	1	0	0	1	1											
Geoff Blum, S OBP: 0.348, SLG: 0.418		(2,3) C K			(2,1) C 2B			(0,0) C S 1B		4	1	3	2	0	1	1											
Gregg Zaun, S OBP: 0.300, SLG: 0.321		(1,2) C H HR			(0,3) C K			(1,0) C L9		3	1	1	2	1	1	2											
Tim Redding, R OBP: 0.111, SLG: 0.111 Alan Zinter, S (5, PH) Pedro Borbon, R (6,1) Brian Hunter, R OBP: 0.308, SLG: 0.400			(1,3) C K			(3,3) C K		(1,0) C H BB		1	0	0	0	0	1	0											
Inning Stats	R: 0 E: 0 K: 1 S: 13	H: 0 LOB: 1 BB: 1 P: 17	R: 3 E: 0 K: 2 S: 18	H: 3 LOB: 0 BB: 0 P: 23	R: 0 E: 0 K: 0 S: 7	H: 0 LOB: 0 BB: 0 P: 9	R: 0 E: 0 K: 2 S: 9	H: 1 LOB: 1 BB: 0 P: 12	R: 0 E: 0 K: 2 S: 15	H: 1 LOB: 1 BB: 0 P: 22	R: 0 E: 0 K: 1 S: 8	H: 0 LOB: 0 BB: 0 P: 16	R: 0 E: 0 K: 1 S: 8	H: 1 LOB: 1 BB: 0 P: 12	R: 4 E: 0 K: 1 S: 28	H: 3 LOB: 2 BB: 2 P: 45		1B: 4 2B: 1 3B: 0 HR: 4	SF: 0 SAC: 0 DP: 0 HBP: 1	WP: 0 PB: 0 SB: 2 CS: 0	PA: 37						
PITCHER	IP	WLS	BF	H	R	ER	SO	BB	IBB	HBP	BLK	WP	HR	S	P	ERA	WHIP										
Curt Schilling, R ERA: 3.31	(1,1)	7.0	28	6	3	3	10	1	0	0	0	0	2	81	111	3.86	1.000										
Mike Koplove, R ERA: 1.0	(8,1)	0.1	1	0	0	0	0	0	0	0	0	0	0	3	3	0.00	0.000										
Mike Myers, L ERA: 4.26	(8,1)	0.0	L	1	0	0	0	1	0	0	0	0	0	5	9	∞	∞										
Byung-Hyun Kim, R ERA: 1.81	(8,1)	0.1	6	3	4	4	0	1	0	1	0	0	2	17	29	108.00	12.000										
Duaner Sanchez, R ERA: 4.91	(8,1)	0.1	1	0	0	0	1	0	0	0	0	0	0	3	4	0.00	0.000										

Batter	1	2	3	4	5	6	7	8	9	AB	R	H	RBI	BB	SO	LOB	TOP										
Craig Counsell, L OBP: 0.350, SLG: 0.353 (1, 5)	G3		1B SF 1B BB	G3		1-2 BB		FC4-6 1B 2B IBB		2	2	0	0	3	0	0	Arizona Diamondbacks @ Houston Astros Astros Field, Houston, TX Wed Jun 26 2002, 8:05 PM EDT Att: 31,447 - Dome - 72 F livebaseballscorecards.com										
Junior Spivey, R OBP: 0.425, SLG: 0.567 (1, 4)	G6-3		1B SF 1B 1B	K		F8		FC4-6 1B		5	1	2	1	0	1	2											
Luis Gonzalez, L OBP: 0.402, SLG: 0.531 (1, 7)	G4-3		1B SF 1B 1B	E7		P5		FC4-6 2B		5	1	1	1	0	0	4											
Mark Grace, L OBP: 0.376, SLG: 0.458 (1, 3)		PB 1B 2B	SF 1B 1B G4-6-3	L1			G4-3			4	2	2	2	0	0	1											
Damian Miller, R OBP: 0.359, SLG: 0.510 (1, 2)			1B G4-6-3 1B		K		F9		K	5	0	1	1	0	3	3											
Steve Finley, L OBP: 0.374, SLG: 0.496 (1, 8)		1B SF8 1B	1B G4-6-3 1B		G3-4-1		F8		K	5	1	2	2	0	1	0											
David Dellucci, L OBP: 0.328, SLG: 0.420 (1, 9)		1B	G4-6-3 1B		F8				G3-1	5	1	2	0	0	0	2											
Tony Womack, L OBP: 0.307, SLG: 0.328 (1, 6)		SF8	1B IBB			K		1B FC4-6 2B		3	1	2	1	1	1	0											
Randy Johnson, R OBP: 0.091, SLG: 0.116 (9, PH)			K			F8 BB 1B			K	4	0	1	0	0	3	5											
Chris Donnels, L OBP: 0.311, SLG: 0.453 (9, PH)			K						K	1	0	0	0	0	1	1											
Todd Stottlemire, L (9, 1)										0	0	0	0	0	0	0											
Inning Stats	R: 0 E: 0 K: 0 S: 7	H: 0 LOB: 0 BB: 0 P: 11	R: 2 E: 0 K: 2 S: 20	H: 3 LOB: 1 BB: 0 P: 29	R: 4 E: 1 K: 1 S: 18	H: 4 LOB: 2 BB: 2 P: 33	R: 0 E: 1 K: 1 S: 10	H: 0 LOB: 1 BB: 0 P: 13	R: 0 E: 0 K: 1 S: 13	H: 1 LOB: 2 BB: 1 P: 25	R: 0 E: 0 K: 0 S: 6	H: 0 LOB: 0 BB: 0 P: 10	R: 3 E: 0 K: 2 S: 17	H: 4 LOB: 2 BB: 1 P: 26	R: 0 E: 0 K: 2 S: 14	H: 1 LOB: 1 BB: 0 P: 17	1B: 10 2B: 3 3B: 0 HR: 0	SF: 2 SAC: 0 DP: 1 HBP: 0	WP: 0 PB: 1 SB: 0 CS: 0	PA: 45							
PITCHER	IP	WLS	BF	H	R	ER	SO	BB	IBB	HBP	BLK	WP	HR	S	P	ERA	WHIP										
Wade Miller, R ERA: 5.58 (1, 1)	5.0	L	25	7	6	5	5	1	1	0	0	0	0	62	99	9.00	1.600										
Scott Linebrink, R ERA: 8.24 (6, 1)	2.0		10	3	2	2	1	1	0	0	0	0	0	23	42	9.00	2.000										
Brandon Puffer, R ERA: 5.54 (8, 1)	2.0		10	3	1	1	4	0	1	0	0	0	0	27	36	4.50	1.500										

Batter	1	2	3	4	5	6	7	8	9	AB	R	H	RBI	BB	SO	LOB	BOTTOM										
Brian Hunter, R OBP: 0.317, SLG: 0.430 (1, 8)	L6		K						L9 17 2B 2B	4	1	2	0	0	1	1	Arizona Diamondbacks @ Houston Astros Astros Field, Houston, TX Wed Jun 26 2002, 8:05 PM EDT Att: 31,447 - Dome - 72 F livebaseballscorecards.com										
Craig Biggio, R OBP: 0.334, SLG: 0.384 (1, 4)	P6				F8				L9	4	0	0	0	0	1	3											
17 Lance Berkman, S OBP: 0.397, SLG: 0.577 (1, 7)					K					3	0	1	1	1	2	2											
5 Jeff Bagwell, R OBP: 0.373, SLG: 0.474 (1, 3)	CS	G6-3			F7				G5-3	4	0	0	0	0	0	1											
Richard Hidalgo, R OBP: 0.352, SLG: 0.487 (1, 9)						FC5-4 BB			F8	3	0	1	0	1	1	1											
Jose Vizcaino, S OBP: 0.348, SLG: 0.360 (1, 5)						FC5-4 G6-4-3				3	0	0	0	0	1	2											
Brad Ausmus, R OBP: 0.341, SLG: 0.356 (1, 2)						G6-4-3				1	0	0	0	0	1	0											
Scott Linebrink, R (6, 1)										0	0	0	0	0	0	0											
Brandon Puffer, R (8, 1)										0	0	0	0	0	0	0											
Geoff Blum, S OBP: 0.345, SLG: 0.415 (8, 5)										1	0	0	0	0	1	0											
Julio Lugo, R OBP: 0.325, SLG: 0.372 (1, 6)										3	0	0	0	0	1	1											
Wade Miller, R ERA: 2.38 OBP: 0.235, SLG: 0.294 (1, 1)										0	0	0	0	0	0	0											
Gregg Zaun, S OBP: 0.303, SLG: 0.324 (6, 2)										2	0	1	0	0	0	0											
Inning Stats	R: 0 E: 0 K: 0 S: 6	H: 0 LOB: 0 BB: 1 P: 13	R: 0 E: 0 K: 2 S: 10	H: 0 LOB: 0 BB: 0 P: 14	R: 0 E: 0 K: 2 S: 11	H: 0 LOB: 1 BB: 1 P: 18	R: 0 E: 0 K: 1 S: 8	H: 0 LOB: 0 BB: 0 P: 12	R: 0 E: 0 K: 0 S: 7	H: 2 LOB: 2 BB: 0 P: 14	R: 0 E: 0 K: 1 S: 4	H: 1 LOB: 0 BB: 0 P: 6	R: 0 E: 0 K: 1 S: 8	H: 0 LOB: 0 BB: 0 P: 12	R: 1 E: 0 K: 0 S: 7	H: 2 LOB: 1 BB: 0 P: 14	1B: 2 2B: 3 3B: 0 HR: 0	SF: 0 SAC: 1 DP: 2 HBP: 0	WP: 0 PB: 0 SB: 0 CS: 1	PA: 33							
PITCHER	IP	WLS	BF	H	R	ER	SO	BB	IBB	HBP	BLK	WP	HR	S	P	ERA	WHIP										
Randy Johnson, L ERA: 7.52 (1, 1)	8.0	W	27	3	0	0	8	3	0	0	0	0	0	69	105	0.00	0.750										
Todd Stottlemire, R (9, 1)	1.0		5	2	1	1	0	0	0	0	0	0	0	7	14	9.00	2.000										



Batter	1	2	3	4	5	6	7	8	9	AB	R	H	RBI	BB	SO	LOB	TOP								
Craig Counsell, L (1, 5) OBP: 0.354, SLG: 0.361	G3								G4-3	5	0	3	4	0	0	0	Arizona Diamondbacks @ Houston Astros Astros Field, Houston, TX Thu Jun 27 2002, 4:05 PM EDT Att: 29,320 - Dome - 72 F								
Junior Spivey, R (1, 4) OBP: 0.425, SLG: 0.563	1B	G4-3		G6-3		G4-3				5	0	2	0	0	0	4									
Luis Gonzalez, L (1, 7) OBP: 0.405, SLG: 0.530	1B			G3-1		G4-6-3			K	4	0	2	0	1	1										
Mark Grace, L (1, 3) OBP: 0.371, SLG: 0.448	F9			L6		G4-6-3				4	0	0	0	1	0	4									
Damian Miller, R (1, 2) OBP: 0.355, SLG: 0.500	F5			K		FC6-4			K	4	0	0	0	1	3	4									
David Dellucci, L (1, 9) OBP: 0.323, SLG: 0.407										4	1	1	0	0	1	1									
Steve Finley, L (8, 8) OBP: 0.374, SLG: 0.496						FC6-4			G1-3	0	0	0	0	0	0	0									
Quinton McCracken, S (1, 8) OBP: 0.415, SLG: 0.596										4	1	1	0	0	1	1									
Tony Womack, L (1, 6) OBP: 0.309, SLG: 0.330										4	2	2	0	0	0	1									
Rick Helling, R (1, 1) OBP: 0.214, SLG: 0.043										0	0	0	0	1	0	0									
Erubiel Durazo, L (8, PH) OBP: 0.370, SLG: 0.544										1	0	0	0	0	1	1									
Mike Koplove, R (8, 1) OBP: 0.374, SLG: 0.496										0	0	0	0	0	0	0									
Mike Myers, L (8, 1) OBP: 0.374, SLG: 0.496										0	0	0	0	0	0	0									
Byung-Hyun Kim, R (9, 1) OBP: 1.000, SLG: 1.000										0	0	0	0	0	0	0									
Inning Stats	R: 0 E: 0 K: 1 S: 10	H: 2 LOB: 2 BB: 0 P: 12	R: 2 E: 0 K: 1 S: 17	H: 3 LOB: 1 BB: 0 P: 24	R: 0 E: 0 K: 1 S: 8	H: 0 LOB: 0 BB: 0 P: 16	R: 1 E: 0 K: 0 S: 15	H: 2 LOB: 2 BB: 1 P: 26	R: 0 E: 0 K: 0 S: 11	H: 0 LOB: 1 BB: 2 P: 21	R: 1 E: 0 K: 1 S: 11	H: 2 LOB: 1 BB: 0 P: 15	R: 0 E: 0 K: 1 S: 5	H: 1 LOB: 0 BB: 0 P: 8	R: 0 E: 1 K: 1 S: 16	H: 0 LOB: 1 BB: 0 P: 21	R: 0 E: 0 K: 2 S: 12	H: 1 LOB: 2 BB: 1 P: 22	1B: 10 2B: 1 3B: 0 HR: 0	SF: 0 SAC: 2 DP: 2 HBP: 0	WP: 0 PB: 0 SB: 2 CS: 0	PA: 41			
PITCHER	IP	WLS	BF	H	R	ER	SO	BB	IBB	HBP	BLK	WP	HR	S	P	ERA	WHIP								
Nelson Cruz, R (1, 1) ERA: 4.72	3.2		19	7	3	3	2	1	0	0	0	0	0	48	75	7.36	2.182								
Pete Munro, R (4, 1) ERA: 4.5	2.0		8	1	1	1	1	2	0	0	0	0	0	18	32	4.50	1.500								
Pedro Borbon, L (6, 1) ERA: 5.65	1.1		5	2	0	0	1	0	0	0	0	0	0	11	15	0.00	1.500								
Octavio Dotel, R (8, 1) ERA: 2.74	2.0	W	9	1	0	0	3	0	1	0	0	0	0	28	43	0.00	0.500								

Batter	1	2	3	4	5	6	7	8	9	AB	R	H	RBI	BB	SO	LOB	BOTTOM								
Julio Lugo, R (1, 6) OBP: 0.325, SLG: 0.371	L3								G5-3	3	0	1	0	0	0	0	Arizona Diamondbacks @ Houston Astros Astros Field, Houston, TX Thu Jun 27 2002, 4:05 PM EDT Att: 29,320 - Dome - 72 F								
Jose Vizcaino, S (9, PH) OBP: 0.346, SLG: 0.358										1	0	0	0	0	0	0									
Craig Biggio, R (1, 4) OBP: 0.333, SLG: 0.380	P4			G6-4-3		F8				3	1	0	0	1	0	1									
17 Lance Berkman, S (1, 8) OBP: 0.398, SLG: 0.585	F9									3	2	1	1	0	0	0									
5 Jeff Bagwell, R (1, 3) OBP: 0.372, SLG: 0.471										4	1	1	0	0	0	0									
Daryle Ward, L (1, 7) OBP: 0.308, SLG: 0.397										4	0	0	0	0	2	3									
Richard Hidalgo, R (1, 9) OBP: 0.349, SLG: 0.481										3	1	0	0	0	1	0									
Octavio Dotel, R (8, 1) ERA: 5.65										0	0	0	0	0	0	0									
Gregg Zaun, S (9, PH) OBP: 0.309, SLG: 0.357										1	1	1	4	0	0	0									
Geoff Blum, S (1, 5) OBP: 0.339, SLG: 0.407										3	0	0	0	0	2	1									
Brad Ausmus, R (1, 2) OBP: 0.341, SLG: 0.371										3	1	1	2	0	1	0									
Nelson Cruz, R (1, 1) ERA: 4.35										1	0	0	0	0	1	0									
Pete Munro, R (4, 1) ERA: 4.5										1	0	0	0	0	0	0									
Pedro Borbon, R (6, 1) ERA: 5.65										0	0	0	0	0	0	0									
Orlando Merced, S (8, 9) OBP: 0.339, SLG: 0.407										0	0	0	0	0	0	0									
Brian Hunter, R (8, PH) OBP: 0.313, SLG: 0.425										1	0	0	0	0	0	0									
Inning Stats	R: 0 E: 0 K: 0 S: 10	H: 0 LOB: 0 BB: 0 P: 17	R: 0 E: 0 K: 2 S: 9	H: 0 LOB: 0 BB: 0 P: 14	R: 0 E: 0 K: 3 S: 9	H: 0 LOB: 0 BB: 0 P: 12	R: 1 E: 0 K: 0 S: 10	H: 2 LOB: 0 BB: 0 P: 17	R: 2 E: 1 K: 1 S: 11	H: 1 LOB: 0 BB: 0 P: 15	R: 0 E: 0 K: 0 S: 6	H: 0 LOB: 0 BB: 0 P: 10	R: 0 E: 0 K: 0 S: 6	H: 0 LOB: 0 BB: 0 P: 12	R: 0 E: 0 K: 0 S: 13	H: 0 LOB: 0 BB: 0 P: 20	R: 4 E: 0 K: 1 S: 12	H: 2 LOB: 0 BB: 1 P: 23	1B: 2 2B: 0 3B: 0 HR: 3	SF: 0 SAC: 0 DP: 1 HBP: 1	WP: 0 PB: 0 SB: 0 CS: 0	PA: 33			
PITCHER	IP	WLS	BF	H	R	ER	SO	BB	IBB	HBP	BLK	WP	HR	S	P	ERA	WHIP								
Rick Helling, R (1, 1) ERA: 4.35	7.0		24	3	3	1	6	0	0	0	0	0	0	61	97	1.29	0.429								
Mike Koplove, R (8, 1) ERA: 0.93	0.2	H	2	0	0	0	0	0	0	0	0	0	0	8	12	0.00	0.000								
Mike Myers, L (8, 1) ERA: 4.19	0.1	H	1	0	0	0	0	0	0	0	0	0	0	5	8	0.00	0.000								
Byung-Hyun Kim, R (9, 1) ERA: 2.58	0.2	L	6	2	4	4	1	1	0	1	0	0	1	12	23	54.00	4.500								

Batter	1	2	3	4	5	6	7	8	9	AB	R	H	RBI	BB	SO	LOB	TOP										
Craig Counsell, L OBP: 0.358, SLG: 0.363	1-1 F8	1-2 BB 1B		1-0 F7 1-H 2B		0-3 K			3-3 K	5	0	2	1	0	2	1											
Quinton McCracken, S OBP: 0.388, SLG: 0.552	4-2 BB BLK BB	2-2 F8		0-1 F7		1-3 K			0-1 L6	4	1	0	0	1	1	3											
Luis Gonzalez, L OBP: 0.402, SLG: 0.514	4-0 BB 1B BB	4-1 BB		1-0 G6-3					0-1 G4-3	2	1	0	0	3	0	1											
Mark Grace, L OBP: 0.355, SLG: 0.425	1-3 K	3-2 F8		0-1 L8					3-3 K	4	0	0	0	0	2	6											
Junior Spivey, R OBP: 0.421, SLG: 0.563	4-2 BB 1B BB			0-3 K		0-2 HR			2-1 F8	3	2	1	1	1	1	1											
Steve Finley, L OBP: 0.375, SLG: 0.494	4-2 1B BB			0-0 2B		1-1 G3			1-2 P4	3	0	1	1	1	0	1											
Damian Miller, R OBP: 0.352, SLG: 0.488	1-2 1B			0-2 F8		2-3 K			1-3 K	4	0	1	2	0	2	1											
David Dellucci, L OBP: 0.299, SLG: 0.373	1-3 2-H 3-H 1B			2-1 G4-3		0-1 G4-3			0-0 F7	4	0	0	0	0	0	3											
Tony Womack, L OBP: 0.305, SLG: 0.322				1-1 G4-3		3-2 WP 2B 1B			1-1 F8	3	1	1	0	0	0	0											
Inning Stats	R: 3 E: 0 K: 1 S: 17	H: 1 LOB: 2 BB: 4 P: 39	R: 0 E: 0 K: 0 S: 15	H: 1 LOB: 2 BB: 1 P: 26	R: 0 E: 0 K: 1 S: 9	H: 1 LOB: 1 BB: 0 P: 11	R: 1 E: 0 K: 0 S: 11	H: 2 LOB: 1 BB: 0 P: 16	R: 1 E: 0 K: 1 S: 11	H: 1 LOB: 0 BB: 0 P: 14	R: 0 E: 0 K: 2 S: 7	H: 0 LOB: 1 BB: 1 P: 11	R: 0 E: 0 K: 1 S: 10	H: 0 LOB: 1 BB: 1 P: 20	R: 0 E: 0 K: 1 S: 9	H: 0 LOB: 0 BB: 0 P: 11	R: 0 E: 0 K: 1 S: 9	H: 0 LOB: 0 BB: 0 P: 12	1B: 3 2B: 2 3B: 0 HR: 1	SF: 0 SAC: 0 DP: 0 HBP: 1	WP: 1 PB: 0 SB: 0 CS: 0	PA: 39					
PITCHER	IP	WLS	BF	H	R	ER	SO	BB	IBB	HBP	BLK	WP	HR	S	P	ERA	WHIP										
Danys Baez, R ERA: 4.4	3.0	L	19	5	4	4	2	5	0	0	1	1	0	47	86	12.00	3.333										
Heath Murray, L ERA: 3.99	3.1		12	1	1	1	4	1	0	1	0	0	1	27	42	2.70	0.600										
Jerrold Riggan, R ERA: 4.82	0.2		2	0	0	0	0	0	0	0	0	0	0	6	9	0.00	0.000										
Chad Paronto, R ERA: 5.19	1.0		3	0	0	0	1	0	0	0	0	0	0	9	11	0.00	0.000										
Bob Wickman, R ERA: 4.13	1.0		3	0	0	0	1	0	0	0	0	0	0	9	12	0.00	0.000										
Batter	1	2	3	4	5	6	7	8	9	AB	R	H	RBI	BB	SO	LOB	BOTTOM										
Chris Magruder, S OBP: 0.265, SLG: 0.376	1-1 F5			1-0 P5					2-1 F8	4	0	0	0	0	1	1											
Omar Vizquel, S OBP: 0.379, SLG: 0.484	0-1 P6			2-1 1B					0-1 G4-3	4	0	1	0	0	0	0											
Ellis Burks, R OBP: 0.341, SLG: 0.477	1-1 F8			3-3 K					1-0 P6	4	1	1	1	0	1	2											
Jim Thome, L OBP: 0.423, SLG: 0.599				0-0 G6-3 HR					0-0 G4-3	4	1	1	1	0	1	0											
Lee Stevens, L OBP: 0.313, SLG: 0.368				2-3 K					0-1 P4	4	0	0	0	0	2	0											
Bill Selby, L OBP: 0.314, SLG: 0.323				2-1 F8					2-1 E6 BB 1B	4	0	1	0	0	0	0											
Ben Broussard, L OBP: 0.278, SLG: 0.412				1-0 L8					4-2 G6-4-3 BB	2	0	0	0	1	0	1											
John McDonald, R OBP: 0.284, SLG: 0.361				0-0 F9					0-0 G4-3	3	0	0	0	0	0	2											
Einar Diaz, R OBP: 0.270, SLG: 0.313				1-1 1B					0-0 F7	3	0	1	0	0	0	0											
Inning Stats	R: 0 E: 0 K: 0 S: 6	H: 0 LOB: 0 BB: 0 P: 8	R: 1 E: 0 K: 1 S: 8	H: 1 LOB: 0 BB: 0 P: 14	R: 0 E: 0 K: 1 S: 9	H: 2 LOB: 2 BB: 0 P: 16	R: 0 E: 0 K: 1 S: 11	H: 1 LOB: 1 BB: 0 P: 18	R: 0 E: 0 K: 1 S: 6	H: 0 LOB: 0 BB: 0 P: 8	R: 0 E: 0 K: 0 S: 5	H: 0 LOB: 0 BB: 0 P: 7	R: 0 E: 0 K: 0 S: 7	H: 0 LOB: 1 BB: 1 P: 13	R: 0 E: 0 K: 0 S: 6	H: 0 LOB: 0 BB: 0 P: 10	R: 1 E: 0 K: 1 S: 8	H: 1 LOB: 0 BB: 0 P: 15	1B: 3 2B: 0 3B: 0 HR: 2	SF: 0 SAC: 0 DP: 1 HBP: 0	WP: 0 PB: 1 SB: 0 CS: 0	PA: 33					
PITCHER	IP	WLS	BF	H	R	ER	SO	BB	IBB	HBP	BLK	WP	HR	S	P	ERA	WHIP										
Curt Schilling, R ERA: 3.22	9.0	W	33	5	2	2	5	1	0	0	0	0	2	66	109	2.00	0.667										

Arizona Diamondbacks @ Cleveland Indians
Jacobs Field, Cleveland, OH
Sun Jun 30 2002, 1:05 PM EDT
Att: 42,221 - Sunny - 84 F

Arizona Diamondbacks @ Cleveland Indians
Jacobs Field, Cleveland, OH
Sun Jun 30 2002, 1:05 PM EDT
Att: 42,221 - Sunny - 84 F

AB	32
R	5
H	6
RBI	5
BB	6
SO	8
LOB	17

AB	32
R	2
H	5
RBI	2
BB	1
SO	5
LOB	6

Batter	1	2	3	4	5	6	7	8	9	AB	R	H	RBI	BB	SO	LOB	TOP					
Dave Roberts, L OBP: 0.365, SLG: 0.383 (1, 8) (8, 7)	3-3 K		2-3 K			0-2 SH1-3 E 1B	4-1 1B BB	2-1 P6		4	2	1	0	1	2	0						
Paul Lo Duca, R OBP: 0.377, SLG: 0.460 (1, 2) (9, 3)	2-0 HR			4-0 WP BB		0-0 SH1-3	2-2 1B BB		0-1 F9	3	2	2	1	1	0	0						
Shawn Green, L OBP: 0.376, SLG: 0.594 (1, 9)	3-3 K			0-0 P6		0-0 F8	0-2 BB HBP 1B		1-3 K	5	0	1	1	0	2	2						
Eric Karros, R OBP: 0.338, SLG: 0.439 David Ross, R (9, 2)	1-3 K			1-0 L5		4-2 E BB	3-2 BB HBP		1-0 HR	3	2	1	1	1	1	1						
Brian Jordan, R OBP: 0.341, SLG: 0.510 Marquis Grissom, R OBP: 0.316, SLG: 0.506 (8, 8)		1-0 G5-3		0-2 P3		2-1 E6 2B	4-1 BB		2-3 K	3	1	1	3	1	0	1						
Adrian Beltré, R OBP: 0.292, SLG: 0.363 (1, 5)		1-1 P4				2-2 F8	1-0 HBP		1-1 G6-3	3	0	0	0	0	0	3						
Alex Cora, L OBP: 0.341, SLG: 0.518 (1, 4)		1-2 G6-3				2-2 E1 FC6-4	0-0 P4		0-1 G6-3	4	0	0	0	0	0	1						
Cesar Izturis, S OBP: 0.262, SLG: 0.318 (1, 6)			0-0 L7			0-2 FC6-4	0-1 G6-3		0-0 HR	4	1	1	1	0	0	1						
Omar Daal, L OBP: 0.067, SLG: 0.133 Giovanni Carrara, R Guillermo Mota, R (9, 1)			2-2 L4			0-2 G4-3	0-0 B1-3		0-2 G6-3	2	0	0	0	0	0	1						
Inning Stats	R: 1 E: 0 K: 3 S: 12	H: 1 LOB: 0 BB: 0 P: 21	R: 0 E: 0 K: 0 S: 6	H: 0 LOB: 0 BB: 0 P: 9	R: 0 E: 0 K: 1 S: 8	H: 0 LOB: 0 BB: 0 P: 12	R: 0 E: 0 K: 0 S: 6	H: 0 LOB: 1 BB: 1 P: 11	R: 0 E: 1 K: 0 S: 12	H: 0 LOB: 1 BB: 0 P: 16	R: 3 E: 1 K: 0 S: 11	H: 2 LOB: 1 BB: 1 P: 18	R: 2 E: 0 K: 0 S: 15	H: 2 LOB: 3 BB: 2 P: 29	R: 1 E: 0 K: 0 S: 9	H: 1 LOB: 0 BB: 0 P: 11	R: 1 E: 0 K: 2 S: 9	H: 1 LOB: 0 BB: 0 P: 13	1B: 3 2B: 1 3B: 0 HR: 3	SF: 0 SAC: 1 DP: 0 HBP: 2	WP: 1 PB: 0 CS: 0	PA: 41
PITCHER	IP	WLS	BF	H	R	ER	SO	BB	IBB	HBP	BLK	WP	HR	S	P	ERA	WHIP					
Rick Helling, R ERA: 4.37 Mike Koplove, R ERA: 2.25 Mike Myers, L ERA: 4.05 Greg Swindell, L ERA: 6.5	(1, 1) (6, 1) (7, 1) (8, 1)	5.2 1.0 0.1 2.0	L 5 4 8	24 1 1 2	3 2 0 2	4 2 0 2	4 2 0 2	2 1 1 0	0 0 0 0	1 0 1 0	0 0 0 0	1 0 0 2	1 8 8 18	54 14 16 24	86 14 16 24	4.76 18.00 0.00 9.00	0.882 2.000 6.000 1.000					

Los Angeles Dodgers @ Arizona Diamondbacks
Bank One Ballpark, Phoenix, AZ
Tue Jul 02 2002, 10:05 PM EDT
Att: 39,211 - Dome - 72 F


AB 34
R 8
H 7
RBI 7
BB 4
SO 6
LOB 10





Batter	1	2	3	4	5	6	7	8	9	AB	R	H	RBI	BB	SO	LOB	BOTTOM					
Junior Spivey, R OBP: 0.423, SLG: 0.569 (1, 4)	0-3 K		1-1 F9			0-0 1B 2B		3-2 2B		4	0	2	0	0	1	0						
Craig Counsell, L OBP: 0.357, SLG: 0.359 Chris Donnels, L OBP: 0.302, SLG: 0.436 (8, PH)	3-2 G3-1		4-2 BB			2-2 G4-6-3 1B		1-0 F9		2	0	1	0	1	0	0						
Luis Gonzalez, L OBP: 0.398, SLG: 0.503 (1, 7)	2-1 F7		4-1 BB			0-1 G4-6-3		0-2 F7		3	0	0	0	1	0	3						
Greg Colbrunn, R OBP: 0.363, SLG: 0.500 (1, 3)		2-2 2B	2-2 F9			1-0 F9		1-2 F9		4	0	1	0	0	0	3						
Quinton McCracken, S OBP: 0.381, SLG: 0.527 Mike Myers, L Greg Swindell, L Tony Womack, L OBP: 0.307, SLG: 0.328 (9, PH)		1-2 L8		0-0 G5-3		1-1 F9		2-2 P4		3	0	0	0	0	0	1						
Damian Miller, R OBP: 0.348, SLG: 0.475 (1, 2)		4-1 BB		2-1 L6		0-3 K		4-0 BB		2	0	0	0	2	1	0						
Jose Guillen, R OBP: 0.280, SLG: 0.352 David DeLucci, L OBP: 0.290, SLG: 0.361 (7, PH)		3-2 F8		4-1 BB			2-2 F8		2-3 K	1	0	0	0	1	0	2						
Alex Cintron, S OBP: 0.347, SLG: 0.409 (1, 6)		0-0 F9		1-1 F8			0-1 G5-3		0-1 G5-3	4	0	0	0	0	0	4						
Rick Helling, R OBP: 0.200, SLG: 0.040 Mike Koplove, R Steve Finley, L OBP: 0.368, SLG: 0.484 (7, 8)			1-1 B1-3			1-3 K		2-2 G6-3		2	0	0	0	0	1	0						
Inning Stats	R: 0 E: 0 K: 1 S: 9	H: 0 LOB: 0 BB: 0 P: 14	R: 0 E: 0 K: 0 S: 12	H: 1 LOB: 2 BB: 1 P: 22	R: 0 E: 0 K: 0 S: 12	H: 0 LOB: 2 BB: 2 P: 24	R: 0 E: 0 K: 0 S: 6	H: 0 LOB: 1 BB: 1 P: 13	R: 0 E: 0 K: 1 S: 11	H: 2 LOB: 1 BB: 0 P: 14	R: 0 E: 0 K: 1 S: 6	H: 0 LOB: 0 BB: 0 P: 8	R: 0 E: 0 K: 0 S: 9	H: 0 LOB: 0 BB: 0 P: 13	R: 0 E: 0 K: 0 S: 14	H: 1 LOB: 1 BB: 0 P: 19	R: 0 E: 0 K: 1 S: 10	H: 0 LOB: 1 BB: 1 P: 18	1B: 1 2B: 3 3B: 0 HR: 0	SF: 0 SAC: 0 DP: 1 HBP: 0	WP: 0 PB: 0 CS: 0	PA: 35
PITCHER	IP	WLS	BF	H	R	ER	SO	BB	IBB	HBP	BLK	WP	HR	S	P	ERA	WHIP					
Omar Daal, L ERA: 3.38 Giovanni Carrara, R ERA: 3.72 Guillermo Mota, R ERA: 2.67	(1, 1) (6, 1) (9, 1)	5.0 3.0 1.0	W 10 4	21 1 0	3 0 0	0 0 0	2 1 1	4 0 1	0 0 1	0 0 0	0 0 0	0 0 0	0 29 10	40 40 18	0.00 0.00 0.00	0.333 1.400 1.000						

Los Angeles Dodgers @ Arizona Diamondbacks
Bank One Ballpark, Phoenix, AZ
Tue Jul 02 2002, 10:05 PM EDT
Att: 39,211 - Dome - 72 F

AB 30
R 0
H 4
RBI 0
BB 5
SO 4
LOB 15



Batter	1	2	3	4	5	6	7	8	9	AB	R	H	RBI	BB	SO	LOB	TOP											
Dave Roberts, L (1, 8) OBP: 0.363, SLG: 0.381	1-1 HR 1B	2-2 G4-3			1-0 G3		1-0 G4-3			4	1	1	0	0	0	2	Los Angeles Dodgers @ Arizona Diamondbacks Bank One Ballpark, Phoenix, AZ Wed Jul 03 2002, 10:05 PM EDT Att: 39,609 - Dome - 72 F AB 34 R 3 H 7 RBI 3 BB 1 SO 4 LOB 7 											
Paul Lo Duca, R (1, 2) OBP: 0.375, SLG: 0.455	1-2 F9		0-0 G5-3		4-0 BB			1-0 G4-3		3	0	0	0	1	0	1												
Shawn Green, L (1, 9) OBP: 0.375, SLG: 0.599	0-0 HR		3-3 K		1-2 G5-3			0-0 G1-3		4	1	1	2	0	1	1												
Eric Karros, R (1, 3) OBP: 0.337, SLG: 0.440	0-0 F8		0-1 K			1-1 F9		0-1 G5-3		4	0	1	0	0	0	0												
Brian Jordan, R (1, 7) OBP: 0.338, SLG: 0.504	0-3 K		1-3 K			2-0 G5-3			2-2 G4-3	3	0	0	0	0	2	1												
Marquis Grissom, R (7, 7) OBP: 0.314, SLG: 0.503										1	0	0	0	0	0	0												
Adrián Beltré, R (1, 5) OBP: 0.290, SLG: 0.359		0-0 G6-3			1-3 K				2-2 G5-3	3	0	0	0	0	1	0												
Guillermo Mota, R (6, 1)										0	0	0	0	0	0	0												
Jesse Orosco, R (8, 1)										0	0	0	0	0	0	0												
Jeff Reboulet, R (8, 5) OBP: 0.302, SLG: 0.263										1	0	0	0	0	0	0												
Eric Gagne, R (8, 1)										0	0	0	0	0	0	0												
Alex Cora, L (1, 4) OBP: 0.347, SLG: 0.528		0-1 1B 2B			1-0 G3			2-2 G3-1		4	1	2	0	0	0	0												
Cesar Izturis, S (1, 6) OBP: 0.259, SLG: 0.315		0-0 G5-3			0-1 G5-3				2-1 1B	3	0	0	0	0	0	1												
Mark Grudzielanek, R (9, PH) OBP: 0.284, SLG: 0.344									1-1 F8	1	0	0	0	0	0	1												
Andy Ashby, R (1, 1) OBP: 0.250, SLG: 0.308		2-2 1B			0-1 G4-3					2	0	1	1	0	0	0												
Dave Hansen, L (6, 5) OBP: 0.306, SLG: 0.354										1	0	1	0	0	0	0												
Inning Stats	R: 2 E: 0 K: 1 S: 10	H: 2 LOB: 0 BB: 0 P: 12	R: 1 E: 0 K: 0 S: 11	H: 2 LOB: 1 BB: 0 P: 15	R: 0 E: 0 K: 2 S: 10	H: 1 LOB: 1 BB: 0 P: 14	R: 0 E: 0 K: 1 S: 6	H: 0 LOB: 0 BB: 0 P: 8	R: 0 E: 0 K: 0 S: 6	H: 0 LOB: 1 BB: 1 P: 12	R: 0 E: 0 K: 0 S: 4	H: 1 LOB: 1 BB: 0 P: 14	R: 0 E: 0 K: 0 S: 4	H: 0 LOB: 1 BB: 0 P: 5	R: 0 E: 0 K: 0 S: 10	H: 1 LOB: 1 BB: 0 P: 17	1B: 4 2B: 2 3B: 0 HR: 1	SF: 0 SAC: 0 DP: 0 HBP: 0	WP: 0 PB: 0 SB: 0 CS: 0	PA: 35								
PITCHER	IP	WLS	BF	H	R	ER	SO	BB	IBB	HBP	BLK	WP	HR	S	P	ERA	WHIP											
Miguel Batista, R (1, 1) ERA: 4.94	7.0		28	6	3	3	4	1	0	0	0	0	0	1	55	82	3.86	1.000										
Mike Myers, L (8, 1) ERA: 3.92	0.2	W	2	0	0	0	0	0	0	0	0	0	0	2	3	0.00	0.000											
Matt Mantei, R (8, 1)	0.1		1	0	0	0	0	0	0	0	0	0	0	2	2	0.00	0.000											
Byung-Hyun Kim, R (9, 1) ERA: 2.42	1.0	S	4	1	0	0	0	0	0	0	0	0	0	10	17	0.00	1.000											

Batter	1	2	3	4	5	6	7	8	9	AB	R	H	RBI	BB	SO	LOB	BOTTOM										
Tony Womack, L (1, 6) OBP: 0.310, SLG: 0.330	0-1 G3-1 1B		0-1 G6-3					2-3 K		4	1	2	0	0	1	1	Los Angeles Dodgers @ Arizona Diamondbacks Bank One Ballpark, Phoenix, AZ Wed Jul 03 2002, 10:05 PM EDT Att: 39,609 - Dome - 72 F AB 27 R 5 H 7 RBI 5 BB 4 SO 4 LOB 10 										
Craig Counsell, L (1, 5) OBP: 0.355, SLG: 0.358	3-2 G3-1 1-3		1-0 P6			3-2 1B		1-2 F2		4	0	1	0	0	0	1											
Junior Spivey, R (1, 4) OBP: 0.421, SLG: 0.566	2-0 F8		0-0 G4-3			3-2 SF9		0-1 BB 1B		3	1	1	1	0	0	1											
Steve Finley, L (1, 8) OBP: 0.369, SLG: 0.482	1-2 F5				2-2 G4-3			4-1 BB 1B		3	0	1	0	0	0	1											
Greg Colbrunn, R (8, PH) OBP: 0.369, SLG: 0.500								1-2 BB		0	0	0	0	1	0	0											
Jose Guillen, R (8, PR) OBP: 0.280, SLG: 0.352								1-2 BB		0	1	0	0	0	0	0											
Quinton McCracken, S (1, 9) OBP: 0.385, SLG: 0.537		4-2 2B SF7 BB			1-3 K			0-2 SF7 3B		3	2	1	2	1	1	2											
Mark Grace, L (1, 3) OBP: 0.349, SLG: 0.418		0-0 F9			2-1 F7			0-0 SF7		3	0	0	1	0	0	3											
David Dellucci, L (1, 7) OBP: 0.301, SLG: 0.375		2-2 2B				2-2 P6		3-1 K BB		3	0	1	0	1	1	0											
Rod Barajas, R (1, 2) OBP: 0.239, SLG: 0.244		2-2 SF7				1-2 F9		1-2 CS		2	0	0	1	0	0	0											
Miguel Batista, R (1, 1) OBP: 0.227, SLG: 0.333		3-3 K				0-1 G3-1				2	0	0	0	0	1	1											
Luis Gonzalez, L (7, PH) OBP: 0.400, SLG: 0.503										0	0	0	0	1	0	0											
Mike Myers, L (8, 1)										0	0	0	0	0	0	0											
Matt Mantei, R (8, 1)										0	0	0	0	0	0	0											
Byung-Hyun Kim, R (9, 1) OBP: 1.000, SLG: 1.000										0	0	0	0	0	0	0											
Inning Stats	R: 0 E: 0 K: 0 S: 11	H: 1 LOB: 1 BB: 0 P: 17	R: 1 E: 0 K: 1 S: 17	H: 1 LOB: 1 BB: 1 P: 28	R: 0 E: 0 K: 0 S: 4	H: 0 LOB: 0 BB: 0 P: 5	R: 0 E: 0 K: 1 S: 9	H: 0 LOB: 0 BB: 0 P: 14	R: 0 E: 0 K: 0 S: 8	H: 0 LOB: 0 BB: 0 P: 11	R: 1 E: 0 K: 0 S: 16	H: 3 LOB: 2 BB: 0 P: 25	R: 0 E: 0 K: 2 S: 12	H: 0 LOB: 1 BB: 1 P: 22	R: 3 E: 0 K: 0 S: 14	H: 2 LOB: 1 BB: 2 P: 24	1B: 5 2B: 1 3B: 1 HR: 0	SF: 3 SAC: 0 DP: 0 HBP: 0	WP: 0 PB: 0 SB: 1 CS: 1	PA: 35							
PITCHER	IP	WLS	BF	H	R	ER	SO	BB	IBB	HBP	BLK	WP	HR	S	P	ERA	WHIP										
Andy Ashby, R (1, 1) ERA: 3.36	5.1		22	5	2	2	2	1	0	0	0	0	0	22	36	4.50	1.000										
Guillermo Mota, R (6, 1) ERA: 2.79	2.0	H	8	1	1	1	2	1	0	0	0	0	0	1	5	∞	∞										
Jesse Orosco, L (8, 1) ERA: 4.26	0.0	L	1	0	0	0	0	1	0	0	0	0	0	1	8	27.00	3.000										
Eric Gagne, R (8, 1) ERA: 1.45	0.2	B	3	1	2	2	0	1	0	0	0	0	0	8	13	27.00	3.000										

Batter	1	2	3	4	5	6	7	8	9	AB	R	H	RBI	BB	SO	LOB	TOP					
David Bell, R (1.5) OBP: 0.323, SLG: 0.436	4-2 FC4-6 E BB		2-2 G6-3			2-3 K		3-2 F7		3	0	0	0	1	1	0						
Rich Aurilia, R (1.6) OBP: 0.300, SLG: 0.417	2-3 K		0-0 L7			4-1 F 1B SF9 BB		1-1 G4-3		3	1	0	0	1	1	1						
Jeff Kent, R (1.4) OBP: 0.379, SLG: 0.525	2-2 E5 FC4-6		2-0 F9			1-1 E 1B		0-0 2B 1B		4	1	2	0	0	0	1						
Barry Bonds, L (1.7) OBP: 0.563, SLG: 0.770	0-0 FC4-6			2-1 1B 2B		0-1 E4 G6-4-3		1-0 1-H 2B		4	0	2	1	0	0	4						
Reggie Sanders, R (1.9) OBP: 0.325, SLG: 0.435 Tim Worrell, R (8.1)	3-2 F8			1-1 L6		2-0 SF9		0-0 L7		3	0	0	1	0	0	4						
Benito Santiago, R (1.2) OBP: 0.319, SLG: 0.451		1-3 K		3-0 G3-6-3 1B		3-H G6-4-3		0-2 G3 1B		4	0	2	0	0	1	2						
Damon Minor, L (1.3) OBP: 0.370, SLG: 0.563		2-1 G4-3		2-1 G3-6-3		0-1 F5		0-2 G3		4	0	0	0	0	0	3						
Tsuyoshi Shinjo, R (1.8) OBP: 0.298, SLG: 0.384 Tom Goodwin, L (9. PH)		0-0 HR		1-2 P1		1-2 G5-3		0-0 F7		3	1	1	1	0	0	0						
Jason Schmidt, R (1.1) OBP: 0.095, SLG: 0.143 41 Chad Zerbe, L (6.1) Pedro Feliz, R (7. PH) Aaron Fultz, L (7.1) Shawon Dunston, R (8.9)		0-0 G4-3		1-2 F9		2-2 F2		0-0 F8		2	0	0	0	0	0	0						
Inning Stats	R: 0 E: 1 K: 1 S: 14	H: 0 LOB: 2 BB: 1 P: 25	R: 1 E: 0 K: 1 S: 7	H: 1 LOB: 0 BB: 0 P: 10	R: 0 E: 0 K: 0 S: 5	H: 0 LOB: 0 BB: 0 P: 9	R: 0 E: 0 K: 0 S: 7	H: 2 LOB: 1 BB: 0 P: 15	R: 0 E: 0 K: 1 S: 9	H: 0 LOB: 0 BB: 1 P: 13	R: 0 E: 0 K: 0 S: 10	H: 0 LOB: 0 BB: 0 P: 13	R: 1 E: 0 K: 0 S: 8	H: 2 LOB: 1 BB: 0 P: 13	R: 0 E: 0 K: 0 S: 8	H: 1 LOB: 1 BB: 0 P: 8	1B: 4 2B: 2 3B: 0 HR: 1	SF: 1 SAC: 0 DP: 2 HBP: 0	WP: 0 PB: 0 SB: 0 CS: 0	PA: 36		
PITCHER	IP WLS BF H R ER SO BB IBB HBP BLK WP HR S P ERA WHIP	IP WLS BF H R ER SO BB IBB HBP BLK WP HR S P ERA WHIP	IP WLS BF H R ER SO BB IBB HBP BLK WP HR S P ERA WHIP	IP WLS BF H R ER SO BB IBB HBP BLK WP HR S P ERA WHIP	IP WLS BF H R ER SO BB IBB HBP BLK WP HR S P ERA WHIP	IP WLS BF H R ER SO BB IBB HBP BLK WP HR S P ERA WHIP	IP WLS BF H R ER SO BB IBB HBP BLK WP HR S P ERA WHIP	IP WLS BF H R ER SO BB IBB HBP BLK WP HR S P ERA WHIP	IP WLS BF H R ER SO BB IBB HBP BLK WP HR S P ERA WHIP	IP WLS BF H R ER SO BB IBB HBP BLK WP HR S P ERA WHIP	IP WLS BF H R ER SO BB IBB HBP BLK WP HR S P ERA WHIP	IP WLS BF H R ER SO BB IBB HBP BLK WP HR S P ERA WHIP	IP WLS BF H R ER SO BB IBB HBP BLK WP HR S P ERA WHIP	IP WLS BF H R ER SO BB IBB HBP BLK WP HR S P ERA WHIP	IP WLS BF H R ER SO BB IBB HBP BLK WP HR S P ERA WHIP	IP WLS BF H R ER SO BB IBB HBP BLK WP HR S P ERA WHIP	IP WLS BF H R ER SO BB IBB HBP BLK WP HR S P ERA WHIP	IP WLS BF H R ER SO BB IBB HBP BLK WP HR S P ERA WHIP	IP WLS BF H R ER SO BB IBB HBP BLK WP HR S P ERA WHIP	IP WLS BF H R ER SO BB IBB HBP BLK WP HR S P ERA WHIP	IP WLS BF H R ER SO BB IBB HBP BLK WP HR S P ERA WHIP	IP WLS BF H R ER SO BB IBB HBP BLK WP HR S P ERA WHIP

San Francisco Giants @ Arizona Diamondbacks
Bank One Ballpark, Phoenix, AZ
Thu Jul 04 2002, 6:05 PM EDT
Att: 45,686 - Dome - 72 F

AB 33
R 3
H 7
RBI 3
BB 2
SO 3
LOB 17



Batter	1	2	3	4	5	6	7	8	9	AB	R	H	RBI	BB	SO	LOB	BOTTOM					
Tony Womack, L (1.6) OBP: 0.312, SLG: 0.330	2-2 G5-3		1-1 1B 1B	1-2 F7		4-2 S 1B BB				3	2	1	0	1	0	0						
Junior Spivey, R (1.4) OBP: 0.425, SLG: 0.569	3-2 F8		2-2 1B 1B	1-0 1B		1-2 1-H 1B				4	1	3	1	0	0	0						
Luis Gonzalez, L (1.7) OBP: 0.398, SLG: 0.500	1-2 F7		1-2 G4-3 1B 1B	1-0 L8		3-3 K				4	1	1	1	0	1	2						
Steve Finley, L (1.8) OBP: 0.374, SLG: 0.484		4-2 E G5-3 BB	1-2 2-H 1B 1B		1-1 1B					3	2	2	1	1	1	0						
Quinton McCracken, S (1.9) OBP: 0.374, SLG: 0.522		1-2 G5-3	2-2 G4-3		3-2 L9		1-2 G6-3			4	0	0	0	0	0	4						
Mark Grace, L (1.3) OBP: 0.352, SLG: 0.417		1-1 E5 1B 2-H 1B	4-0 1B BB		2-0 F9		3-3 K			3	0	1	0	1	1	1						
Craig Counsell, L (1.5) OBP: 0.354, SLG: 0.357		1-3 K	2-0 G4-6-3 1B		0-0 F8		0-2 G4-3			4	0	1	2	0	1	2						
Rod Barajas, R (1.2) OBP: 0.239, SLG: 0.244		0-0 1B	2-2 G4-6-3		0-0 F2		2-2 L9			4	0	1	0	0	0	2						
Brian Anderson, R (1.1) OBP: 0.143, SLG: 0.200 Mike Koplove, R (8.1) Mike Myers, L (8.1) Matt Mantei, R (8.1) David Dellucci, L (8. PH) Byung-Hyun Kim, R (9.1)		0-1 F8		0-2 G5-3		1-3 K		3-3 K		3	0	0	0	0	1	2						
Inning Stats	R: 0 E: 0 K: 0 S: 11	H: 0 LOB: 0 BB: 0 P: 17	R: 1 E: 1 K: 1 S: 15	H: 2 LOB: 2 BB: 1 P: 22	R: 4 E: 0 K: 0 S: 18	H: 5 LOB: 1 BB: 1 P: 33	R: 0 E: 0 K: 0 S: 9	H: 1 LOB: 1 BB: 0 P: 12	R: 0 E: 0 K: 2 S: 12	H: 1 LOB: 1 BB: 1 P: 21	R: 0 E: 0 K: 2 S: 10	H: 0 LOB: 0 BB: 0 P: 15	R: 0 E: 0 K: 1 S: 10	H: 0 LOB: 0 BB: 0 P: 15	1B: 10 2B: 0 3B: 0 HR: 0	SF: 0 SAC: 0 DP: 1 HBP: 0	WP: 0 PB: 0 SB: 1 CS: 0	PA: 36				
PITCHER	IP WLS BF H R ER SO BB IBB HBP BLK WP HR S P ERA WHIP	IP WLS BF H R ER SO BB IBB HBP BLK WP HR S P ERA WHIP	IP WLS BF H R ER SO BB IBB HBP BLK WP HR S P ERA WHIP	IP WLS BF H R ER SO BB IBB HBP BLK WP HR S P ERA WHIP	IP WLS BF H R ER SO BB IBB HBP BLK WP HR S P ERA WHIP	IP WLS BF H R ER SO BB IBB HBP BLK WP HR S P ERA WHIP	IP WLS BF H R ER SO BB IBB HBP BLK WP HR S P ERA WHIP	IP WLS BF H R ER SO BB IBB HBP BLK WP HR S P ERA WHIP	IP WLS BF H R ER SO BB IBB HBP BLK WP HR S P ERA WHIP	IP WLS BF H R ER SO BB IBB HBP BLK WP HR S P ERA WHIP	IP WLS BF H R ER SO BB IBB HBP BLK WP HR S P ERA WHIP	IP WLS BF H R ER SO BB IBB HBP BLK WP HR S P ERA WHIP	IP WLS BF H R ER SO BB IBB HBP BLK WP HR S P ERA WHIP	IP WLS BF H R ER SO BB IBB HBP BLK WP HR S P ERA WHIP	IP WLS BF H R ER SO BB IBB HBP BLK WP HR S P ERA WHIP	IP WLS BF H R ER SO BB IBB HBP BLK WP HR S P ERA WHIP	IP WLS BF H R ER SO BB IBB HBP BLK WP HR S P ERA WHIP	IP WLS BF H R ER SO BB IBB HBP BLK WP HR S P ERA WHIP	IP WLS BF H R ER SO BB IBB HBP BLK WP HR S P ERA WHIP	IP WLS BF H R ER SO BB IBB HBP BLK WP HR S P ERA WHIP	IP WLS BF H R ER SO BB IBB HBP BLK WP HR S P ERA WHIP	IP WLS BF H R ER SO BB IBB HBP BLK WP HR S P ERA WHIP

San Francisco Giants @ Arizona Diamondbacks
Bank One Ballpark, Phoenix, AZ
Thu Jul 04 2002, 6:05 PM EDT
Att: 45,686 - Dome - 72 F

AB 33
R 6
H 10
RBI 5
BB 3
SO 6
LOB 13



Batter	1	2	3	4	5	6	7	8	9	AB	R	H	RBI	BB	SO	LOB	TOP					
David Bell, R OBP: 0.320, SLG: 0.430 (1, 5)	F9		G5-3			K			K	4	0	0	0	0	2	1						
Rich Aurilia, R OBP: 0.303, SLG: 0.431 (1, 6)	FC6-4 1B				K				K	4	1	2	1	0	2	1						
Jeff Kent, R OBP: 0.375, SLG: 0.519 (1, 4)	FC6-4 1-2				P4				G6-3	4	0	0	0	0	0	1						
Barry Bonds, L OBP: 0.558, SLG: 0.760 (1, 7)	K				P4				L9	3	0	0	0	0	1	1						
Reggie Sanders, R OBP: 0.325, SLG: 0.434 (1, 9)			P3						K	3	0	1	0	0	1	0						
Damon Minor, L OBP: 0.361, SLG: 0.547 (1, 3)			K						F9	3	0	0	0	0	1	1						
Benito Santiago, R OBP: 0.315, SLG: 0.446 (1, 2)			G5-3						K	3	0	0	0	0	1	1						
Tsuyoshi Shinjo, R OBP: 0.298, SLG: 0.383 (1, 8)						K			WP G1-3 1B	3	0	1	0	0	2	0						
Russ Ortiz, R OBP: 0.317, SLG: 0.378 (1, 1)									K	2	0	0	0	0	1	1						
Tom Goodwin, L OBP: 0.341, SLG: 0.250 (9, PH)									G1-3	1	0	0	0	0	0	0						
									L7	2	0	0	0	0	1	1						
										1	0	0	0	0	0	0						
Inning Stats	R: 0 E: 0 K: 1 S: 11	H: 1 LOB: 1 BB: 0 P: 17	R: 0 E: 0 K: 1 S: 6	H: 0 LOB: 0 BB: 0 P: 8	R: 0 E: 0 K: 2 S: 9	H: 0 LOB: 0 BB: 0 P: 12	R: 0 E: 0 K: 1 S: 6	H: 0 LOB: 0 BB: 0 P: 8	R: 0 E: 0 K: 1 S: 8	H: 1 LOB: 1 BB: 0 P: 10	R: 0 E: 0 K: 2 S: 15	H: 1 LOB: 1 BB: 0 P: 21	R: 0 E: 0 K: 1 S: 7	H: 0 LOB: 0 BB: 0 P: 9	R: 0 E: 0 K: 1 S: 7	H: 0 LOB: 0 BB: 0 P: 9	R: 1 E: 0 K: 1 S: 9	H: 1 LOB: 0 BB: 0 P: 12	1B: 3 2B: 1 3B: 0 HR: 1	SF: 0 SAC: 0 DP: 1 HBP: 0	WP: 1 PB: 0 CS: 1	PA: 30
PITCHER Curt Schilling, R ERA: 3.08 (1, 1)	IP: 9.0 WLS: W BF: 30	H: 4 R: 1 ER: 1 SO: 11	BB: 0 IBB: 0 HBP: 0 BLK: 0	WP: 1 HR: 1 S: 78 P: 106	ERA: 1.00 WHIP: 0.444											PITCHER	IP: 9.0 WLS: W BF: 30	H: 4 R: 1 ER: 1 SO: 11	BB: 0 IBB: 0 HBP: 0 BLK: 0	WP: 1 HR: 1 S: 78 P: 106	ERA: 1.00 WHIP: 0.444	

San Francisco Giants @ Arizona Diamondbacks
Bank One Ballpark, Phoenix, AZ
Fri Jul 05 2002, 10:05 PM EDT
Att: 45,211 - Dome - 72 F

AB	30
R	1
H	4
RBI	1
BB	0
SO	11
LOB	7



Batter	1	2	3	4	5	6	7	8	9	AB	R	H	RBI	BB	SO	LOB	BOTTOM				
Tony Womack, L OBP: 0.311, SLG: 0.329 (1, 6)	K		G4-3			G3			S 1B	4	0	1	0	0	1	2					
Craig Counsell, L OBP: 0.353, SLG: 0.355 (1, 5)	G4-3		G6-3						F5	4	0	1	2	0	0	1					
Junior Spivey, R OBP: 0.420, SLG: 0.560 (1, 4)	L8								F8	4	0	0	0	0	1	1					
Luis Gonzalez, L OBP: 0.397, SLG: 0.495 (1, 7)			G4-3			G5-3			F7	3	0	0	0	1	0	0					
Damian Miller, R OBP: 0.351, SLG: 0.470 (1, 2)									K	2	0	0	0	1	1	1					
Steve Finley, L OBP: 0.375, SLG: 0.485 (1, 8)									F8	4	0	2	0	0	0	2					
Mark Grace, L OBP: 0.351, SLG: 0.413 (1, 3)									G1-3	2	1	0	0	1	0	3					
Quinton McCracken, S OBP: 0.373, SLG: 0.518 (1, 9)			FC6-4 1-2							3	1	1	0	0	1	2					
Curt Schilling, R OBP: 0.283, SLG: 0.267 (1, 1)										2	0	1	0	0	1	0					
Inning Stats	R: 0 E: 0 K: 1 S: 6	H: 0 LOB: 0 BB: 0 P: 9	R: 0 E: 0 K: 0 S: 7	H: 1 LOB: 2 BB: 1 P: 13	R: 0 E: 0 K: 0 S: 7	H: 1 LOB: 0 BB: 0 P: 12	R: 0 E: 0 K: 1 S: 8	H: 0 LOB: 0 BB: 0 P: 12	R: 2 E: 0 K: 0 S: 10	H: 2 LOB: 1 BB: 1 P: 23	R: 0 E: 0 K: 1 S: 8	H: 1 LOB: 1 BB: 0 P: 12	R: 0 E: 0 K: 2 S: 11	H: 1 LOB: 1 BB: 0 P: 17	R: 0 E: 0 K: 0 S: 8	H: 0 LOB: 1 BB: 1 P: 14	1B: 6 2B: 0 3B: 0 HR: 0	SF: 0 SAC: 1 DP: 0 HBP: 1	WP: 0 PB: 0 SB: 1 CS: 0	PA: 33	
PITCHER Russ Ortiz, R ERA: 3.69 (1, 1)	IP: 8.0 WLS: L BF: 33	H: 6 R: 2 ER: 2 SO: 5	BB: 3 IBB: 0 HBP: 1 BLK: 0	WP: 0 HR: 0 S: 65 P: 112	ERA: 2.25 WHIP: 1.125											PITCHER	IP: 8.0 WLS: L BF: 33	H: 6 R: 2 ER: 2 SO: 5	BB: 3 IBB: 0 HBP: 1 BLK: 0	WP: 0 HR: 0 S: 65 P: 112	ERA: 2.25 WHIP: 1.125

San Francisco Giants @ Arizona Diamondbacks
Bank One Ballpark, Phoenix, AZ
Fri Jul 05 2002, 10:05 PM EDT
Att: 45,211 - Dome - 72 F

AB	28
R	2
H	6
RBI	2
BB	3
SO	5
LOB	12



Batter	1	2	3	4	5	6	7	8	9	AB	R	H	RBI	BB	SO	LOB	TOP										
David Bell, R OBP: 0.321, SLG: 0.433 (1, 3)										5	0	2	0	0	2	0	San Francisco Giants @ Arizona Diamondbacks Bank One Ballpark, Phoenix, AZ Sat Jul 06 2002, 3:05 PM EDT Att: 47,687 - Dome - 72 F										
Rich Aurilia, R OBP: 0.305, SLG: 0.430 (1, 6)										5	0	2	1	0	3	1											
Jeff Kent, R OBP: 0.372, SLG: 0.514 (1, 4)										5	0	1	0	0	1	4											
Barry Bonds, L OBP: 0.556, SLG: 0.764 (1, 7)										4	1	1	1	1	1	2											
Reggie Sanders, R OBP: 0.324, SLG: 0.431 (1, 9)										4	1	1	0	0	0	2											
Benito Santiago, R OBP: 0.318, SLG: 0.445 (1, 2)										3	0	1	0	1	1	1											
Pedro Feliz, R J.T. Snow, L OBP: 0.318, SLG: 0.333 (1, 5) (7, 3)										3	0	0	0	0	0	3											
Tsuyoshi Shinjo, R OBP: 0.294, SLG: 0.377 (1, 8)										4	0	0	0	0	3	2											
Kirk Rueter, L Felix Rodriguez, R Aaron Fultz, L Tim Worrell, R Damon Minor, L Robb Nen, R (1, 1) (6, 1) (7, 1) (7, 1) (8, PH) (8, 1)										2	0	0	0	0	1	0											
Inning Stats	R: 0 E: 0 K: 1 S: 9	H: 1 LOB: 1 BB: 0 P: 17	R: 0 E: 0 K: 1 S: 9	H: 0 LOB: 0 BB: 0 P: 12	R: 0 E: 0 K: 2 S: 9	H: 0 LOB: 0 BB: 0 P: 14	R: 0 E: 0 K: 0 S: 16	H: 1 LOB: 3 BB: 2 P: 31	R: 0 E: 0 K: 3 S: 10	H: 2 LOB: 1 BB: 0 P: 17	R: 1 E: 0 K: 1 S: 13	H: 3 LOB: 2 BB: 0 P: 15	R: 1 E: 1 K: 1 S: 17	H: 2 LOB: 2 BB: 0 P: 22	R: 0 E: 0 K: 1 S: 9	H: 1 LOB: 1 BB: 0 P: 13		1B: 8 2B: 1 3B: 0 HR: 1	SF: 0 SAC: 0 DP: 0 HBP: 0	WP: 1 PB: 0 SB: 1 CS: 0	PA: 40						
PITCHER	IP	WLS	BF	H	R	ER	SO	BB	IBB	HBP	BLK	WP	HR	S	P	ERA	WHIP										
Randy Johnson, L ERA: 2.47 (1, 1)	7.0		30	7	2	2	10	2	0	0	0	1	1	75	116	2.57	1.286										
Mike Myers, L ERA: 3.89 (8, 1)	0.1	L	1	0	0	0	1	0	0	0	0	0	0	3	5	0.00	0.000										
Matt Mantei, R ERA: (8, 1)	0.2	L	5	2	1	0	0	0	0	0	0	0	0	14	17	0.00	3.000										
Mike Koplove, R ERA: 2.63 (9, 1)	1.0		4	1	0	0	1	0	0	0	0	0	0	9	13	0.00	1.000										

AB	38
R	3
H	10
RBI	3
BB	2
SO	12
LOB	17



Batter	1	2	3	4	5	6	7	8	9	AB	R	H	RBI	BB	SO	LOB	BOTTOM										
Quinton McCracken, S OBP: 0.370, SLG: 0.507 (1, 8) (8, 9)										3	0	0	0	1	0	1	San Francisco Giants @ Arizona Diamondbacks Bank One Ballpark, Phoenix, AZ Sat Jul 06 2002, 3:05 PM EDT Att: 47,687 - Dome - 72 F										
Craig Counsell, L OBP: 0.351, SLG: 0.353 (1, 5)										5	0	1	2	0	1	2											
Junior Spivey, R OBP: 0.413, SLG: 0.549 (1, 4)										5	0	0	0	0	1	5											
Luis Gonzalez, L OBP: 0.398, SLG: 0.493 (1, 7)										3	0	1	0	1	0	0											
Greg Colbrunn, R OBP: 0.362, SLG: 0.489 Mark Grace, L (6, PH) OBP: 0.348, SLG: 0.408 (7, 3)										2	0	0	0	0	0	0											
Jose Guillen, R OBP: 0.284, SLG: 0.363 Steve Finley, L OBP: 0.376, SLG: 0.485 (1, 9) (7, PH) (8, 8)										2	0	1	0	0	0	0											
Damian Miller, R OBP: 0.357, SLG: 0.468 (1, 2)										1	1	0	0	3	1	2											
Tony Womack, L OBP: 0.311, SLG: 0.328 (1, 6)										4	1	1	0	0	0	5											
Randy Johnson, R Chris Donnels, L Mike Myers, L Matt Mantei, R Mike Koplove, R David Dellucci, L (1, 1) (7, PH) (8, 1) (8, 1) (9, 1) (9, PH)										2	0	1	0	0	0	0											
Inning Stats	R: 0 E: 0 K: 1 S: 10	H: 0 LOB: 0 BB: 0 P: 16	R: 0 E: 0 K: 0 S: 10	H: 1 LOB: 1 BB: 1 P: 21	R: 0 E: 0 K: 0 S: 7	H: 0 LOB: 0 BB: 0 P: 14	R: 0 E: 0 K: 0 S: 8	H: 0 LOB: 0 BB: 0 P: 12	R: 0 E: 0 K: 0 S: 5	H: 0 LOB: 0 BB: 1 P: 13	R: 0 E: 1 K: 0 S: 12	H: 1 LOB: 3 BB: 1 P: 21	R: 2 E: 0 K: 0 S: 20	H: 2 LOB: 2 BB: 2 P: 37	R: 0 E: 0 K: 1 S: 12	H: 2 LOB: 2 BB: 0 P: 19		R: 0 E: 0 K: 1 S: 8	H: 1 LOB: 1 BB: 0 P: 11	1B: 6 2B: 1 3B: 0 HR: 0	SF: 0 SAC: 1 DP: 1 HBP: 0	WP: 0 PB: 0 SB: 1 CS: 0	PA: 39				
PITCHER	IP	WLS	BF	H	R	ER	SO	BB	IBB	HBP	BLK	WP	HR	S	P	ERA	WHIP										
Kirk Rueter, L ERA: 3.45 (1, 1)	5.2		22	2	0	0	0	2	1	0	0	0	0	50	50	0.00	0.706										
Felix Rodriguez, R ERA: 5.55 (6, 1)	0.2	H	4	1	2	2	0	1	0	0	0	0	0	14	23	27.00	3.000										
Aaron Fultz, L ERA: 6.32 (7, 1)	0.1	B	3	1	0	0	0	1	0	0	0	0	0	6	14	0.00	6.000										
Tim Worrell, R ERA: 2.11 (7, 1)	0.1	W	1	0	0	0	0	0	0	0	0	0	0	2	2	0.00	0.000										
Robb Nen, R ERA: 1.62 (8, 1)	2.0	S	9	3	0	0	2	0	0	0	0	0	0	20	30	0.00	1.500										



Batter	1	2	3	4	5	6	7	8	9	AB	R	H	RBI	BB	SO	LOB	TOP					
Tony Womack, L OBP: 0.309, SLG: 0.322 Matt Williams, R (8, FH) (8, 5)	4-2 1B E 1B BB	1-2 G6-3		4-1 S E BB		2-1 F7		3-3 K 1-2 2-3		2	2	0	0	2	0	0						
Craig Counsell, L OBP: 0.350, SLG: 0.352 (1, 5) (8, 6)	2-2 E6 1B 1B	0-0 1B		2-2 E7 1B 1-H			0-0 L7		2-3 K	5	1	2	1	0	1	1						
Junior Spivey, R OBP: 0.411, SLG: 0.546 (1, 4)	0-2 G4-3 1B 1-2 2-3	2-3 K		1-1 L9			2-1 L7		2-2 G5-3	5	0	1	0	0	1	2						
Luis Gonzalez, L OBP: 0.396, SLG: 0.487 (1, 7)	1-0 G4-3 1B 1-2 2-H 3-H		3-0 F5		0-0 1B		0-1 G6-3		1-0 G5-3	5	0	2	2	0	0	0						
Steve Finley, L OBP: 0.370, SLG: 0.478 (1, 8)	1-0 G4-3		0-2 P6		1-2 F2			1-1 G4-3 2B		4	1	1	0	0	0	3						
Damian Miller, R OBP: 0.354, SLG: 0.465 (1, 2)	2-3 K		0-2 1B		0-0 F9			0-0 G4-3		4	0	1	0	0	1	4						
Mark Grace, L OBP: 0.349, SLG: 0.401 (1, 3)	4-0 IBB		1-3 K		0-1 G4-3			1-1 G6-3		3	0	0	0	1	1	3						
Quinton McCracken, S OBP: 0.367, SLG: 0.507 (1, 9)	3-1 F7		0-3 K		1-0 P5			1-2 WP 2B 3-H		4	0	1	1	0	1	3						
Randy Johnson, R OBP: 0.098, SLG: 0.120 Mike Koplove, R (7, 1)		1-1 G6-3		0-1 P4		0-3 K		4-0 WP IBB		3	0	0	0	0	1	0						
David Dellucci, L OBP: 0.316, SLG: 0.377 Mike Fetters, R (8, PH) (8, 1)										0	0	0	0	0	0	0						
Byung-Hyun Kim, R OBP: 1.000, SLG: 1.000 (9, 1)										0	0	0	0	0	0	0						
Inning Stats	R: 2 E: 1 K: 1 S: 15	H: 2 LOB: 3 BB: 2 P: 32	R: 0 E: 0 K: 1 S: 9	H: 1 LOB: 1 BB: 0 P: 13	R: 0 E: 0 K: 1 S: 13	H: 1 LOB: 1 BB: 1 P: 17	R: 1 E: 1 K: 1 S: 13	H: 1 LOB: 1 BB: 1 P: 20	R: 0 E: 0 K: 0 S: 7	H: 0 LOB: 0 BB: 0 P: 9	R: 0 E: 0 K: 0 S: 5	H: 0 LOB: 0 BB: 0 P: 7	R: 1 E: 0 K: 1 S: 11	H: 2 LOB: 2 BB: 1 P: 21	R: 0 E: 0 K: 1 S: 8	H: 0 LOB: 0 BB: 0 P: 13	1B: 6 2B: 2 3B: 0 HR: 0	SF: 0 SAC: 0 DP: 0 HBP: 0	WP: 1 PB: 0 SB: 1 CS: 0	PA: 40		
PITCHER	IP WLS BF H R ER SO BB IBB HBP BLK WP HR S P ERA WHIP	IP WLS BF H R ER SO BB IBB HBP BLK WP HR S P ERA WHIP	IP WLS BF H R ER SO BB IBB HBP BLK WP HR S P ERA WHIP	IP WLS BF H R ER SO BB IBB HBP BLK WP HR S P ERA WHIP	IP WLS BF H R ER SO BB IBB HBP BLK WP HR S P ERA WHIP	IP WLS BF H R ER SO BB IBB HBP BLK WP HR S P ERA WHIP	IP WLS BF H R ER SO BB IBB HBP BLK WP HR S P ERA WHIP	IP WLS BF H R ER SO BB IBB HBP BLK WP HR S P ERA WHIP	IP WLS BF H R ER SO BB IBB HBP BLK WP HR S P ERA WHIP	IP WLS BF H R ER SO BB IBB HBP BLK WP HR S P ERA WHIP	IP WLS BF H R ER SO BB IBB HBP BLK WP HR S P ERA WHIP	IP WLS BF H R ER SO BB IBB HBP BLK WP HR S P ERA WHIP	IP WLS BF H R ER SO BB IBB HBP BLK WP HR S P ERA WHIP	IP WLS BF H R ER SO BB IBB HBP BLK WP HR S P ERA WHIP	IP WLS BF H R ER SO BB IBB HBP BLK WP HR S P ERA WHIP	IP WLS BF H R ER SO BB IBB HBP BLK WP HR S P ERA WHIP	IP WLS BF H R ER SO BB IBB HBP BLK WP HR S P ERA WHIP	IP WLS BF H R ER SO BB IBB HBP BLK WP HR S P ERA WHIP	IP WLS BF H R ER SO BB IBB HBP BLK WP HR S P ERA WHIP	IP WLS BF H R ER SO BB IBB HBP BLK WP HR S P ERA WHIP	IP WLS BF H R ER SO BB IBB HBP BLK WP HR S P ERA WHIP	IP WLS BF H R ER SO BB IBB HBP BLK WP HR S P ERA WHIP

Arizona Diamondbacks @ Los Angeles Dodgers
Dodger Stadium, Los Angeles, CA
Thu Jul 11 2002, 7:10 PM PDT
Att: 45,882 - Sunny - 75 F

AB 36
R 4
H 8
RBI 4
BB 4
SO 7
LOB 18



Batter	1	2	3	4	5	6	7	8	9	AB	R	H	RBI	BB	SO	LOB	BOTTOM					
Cesar Izturis, S OBP: 0.258, SLG: 0.310 Alex Cora, L (8, FH) OBP: 0.343, SLG: 0.516 (1, 6)	2-2 G1-3		0-0 S 1B		1-3 K		0-2 SH2-4		1-2 G1-3	3	1	1	0	0	1	0						
Paul Lo Duca, R OBP: 0.379, SLG: 0.451 (1, 2)	1-2 F7		0-1 F9		3-2 F8		2-3 K		2-3 K	5	0	0	0	0	2	2						
Shawn Green, L OBP: 0.382, SLG: 0.605 (1, 9)	0-1 HR		3-3 K		3-2 2B		4-0 FC4-6 IBB			3	1	2	1	1	1	1						
Eric Karros, R OBP: 0.336, SLG: 0.429 (1, 3)	4-1 BB		4-2 1B BB		3-2 G6-3		2-0 FC4-6			2	0	0	0	2	0	3						
Brian Jordan, R OBP: 0.337, SLG: 0.500 Hiram Bocachica, R (8, PR) OBP: 0.269, SLG: 0.403 (9, 7)	1-3 K2-3		3-2 FC6-4 1B		2-2 G4-3		2-2 G4-3		2-2 1B	4	0	2	1	0	1	1						
Marquis Grissom, R OBP: 0.310, SLG: 0.497 (1, 8)		1-3 K	2-0 FC6-4		2-2 P4		0-3 K		0-3 K	4	0	0	0	0	2	3						
Adrián Beltré, R OBP: 0.289, SLG: 0.364 (1, 5)		2-3 K		1-2 F9		1-0 HR		1-1 P4		4	1	1	1	0	1	1						
Mark Grudzielanek, R OBP: 0.282, SLG: 0.345 (1, 4)		0-0 FC6-4 1B		3-1 F8		2-2 F7		3-3 K		4	0	1	0	0	1	1						
Hideo Nomo, R OBP: 0.147, SLG: 0.120 Dave Roberts, L OBP: 0.371, SLG: 0.387 Paul Quantrill, L (8, 1) Jesse Orosco, R (8, 1) Giovanni Carrara, R OBP: 0.320, SLG: 0.389 (9, PH)	2-1 FC6-4		2-2 G6-3		2-2 G6-3		4-2 FC4-6 SH2-4 BB		1-2 F8	2	0	0	0	0	0	1						
Inning Stats	R: 1 E: 0 K: 1 S: 13	H: 1 LOB: 1 BB: 1 P: 21	R: 0 E: 0 K: 2 S: 10	H: 1 LOB: 0 BB: 0 P: 15	R: 1 E: 0 K: 1 S: 17	H: 2 LOB: 2 BB: 1 P: 29	R: 0 E: 0 K: 0 S: 8	H: 0 LOB: 0 BB: 0 P: 14	R: 0 E: 0 K: 1 S: 16	H: 1 LOB: 1 BB: 0 P: 26	R: 1 E: 0 K: 0 S: 13	H: 1 LOB: 0 BB: 0 P: 20	R: 0 E: 0 K: 1 S: 12	H: 0 LOB: 2 BB: 2 P: 24	R: 0 E: 0 K: 2 S: 14	H: 1 LOB: 1 BB: 0 P: 20	R: 0 E: 0 K: 1 S: 9	H: 0 LOB: 0 BB: 0 P: 13	1B: 4 2B: 1 3B: 0 HR: 2	SF: 0 SAC: 1 DP: 0 HBP: 0	WP: 0 PB: 0 SB: 1 CS: 0	PA: 38
PITCHER	IP WLS BF H R ER SO BB IBB HBP BLK WP HR S P ERA WHIP	IP WLS BF H R ER SO BB IBB HBP BLK WP HR S P ERA WHIP	IP WLS BF H R ER SO BB IBB HBP BLK WP HR S P ERA WHIP	IP WLS BF H R ER SO BB IBB HBP BLK WP HR S P ERA WHIP	IP WLS BF H R ER SO BB IBB HBP BLK WP HR S P ERA WHIP	IP WLS BF H R ER SO BB IBB HBP BLK WP HR S P ERA WHIP	IP WLS BF H R ER SO BB IBB HBP BLK WP HR S P ERA WHIP	IP WLS BF H R ER SO BB IBB HBP BLK WP HR S P ERA WHIP	IP WLS BF H R ER SO BB IBB HBP BLK WP HR S P ERA WHIP	IP WLS BF H R ER SO BB IBB HBP BLK WP HR S P ERA WHIP	IP WLS BF H R ER SO BB IBB HBP BLK WP HR S P ERA WHIP	IP WLS BF H R ER SO BB IBB HBP BLK WP HR S P ERA WHIP	IP WLS BF H R ER SO BB IBB HBP BLK WP HR S P ERA WHIP	IP WLS BF H R ER SO BB IBB HBP BLK WP HR S P ERA WHIP	IP WLS BF H R ER SO BB IBB HBP BLK WP HR S P ERA WHIP	IP WLS BF H R ER SO BB IBB HBP BLK WP HR S P ERA WHIP	IP WLS BF H R ER SO BB IBB HBP BLK WP HR S P ERA WHIP	IP WLS BF H R ER SO BB IBB HBP BLK WP HR S P ERA WHIP	IP WLS BF H R ER SO BB IBB HBP BLK WP HR S P ERA WHIP	IP WLS BF H R ER SO BB IBB HBP BLK WP HR S P ERA WHIP	IP WLS BF H R ER SO BB IBB HBP BLK WP HR S P ERA WHIP	IP WLS BF H R ER SO BB IBB HBP BLK WP HR S P ERA WHIP

Arizona Diamondbacks @ Los Angeles Dodgers
Dodger Stadium, Los Angeles, CA
Thu Jul 11 2002, 7:10 PM PDT
Att: 45,882 - Sunny - 75 F

AB 33
R 3
H 7
RBI 3
BB 4
SO 9
LOB 13



Batter	1	2	3	4	5	6	7	8	9	AB	R	H	RBI	BB	SO	LOB	TOP					
Tony Womack, L (1,6) OBP: 0.308, SLG: 0.320										5	0	1	0	0	0	3						
Craig Counsell, L (1,5) OBP: 0.345, SLG: 0.346										5	0	0	0	0	0	2						
Junior Spivey, R (1,4) OBP: 0.407, SLG: 0.548										4	0	1	0	0	1	0						
Luis Gonzalez, L (1,7) OBP: 0.396, SLG: 0.483										3	1	0	0	1	0	1						
Steve Finley, L (1,8) OBP: 0.373, SLG: 0.475										2	2	1	0	2	0	0						
Mark Grace, L (1,3) OBP: 0.352, SLG: 0.400										3	1	1	2	1	0	2						
David Dellucci, L (1,9) OBP: 0.325, SLG: 0.425										4	2	2	3	0	0	1						
Rod Barajas, R (1,2) OBP: 0.247, SLG: 0.287										4	1	2	2	0	0	1						
Brian Anderson, R (1,1) OBP: 0.208, SLG: 0.304										3	0	2	0	0	0	1						
Mike Myers, L (8,1)										0	0	0	0	0	0	0						
Matt Mantei, R (8,1)										0	0	0	0	0	0	0						
Greg Colbrunn, R (9, PH) OBP: 0.373, SLG: 0.525										1	0	1	0	0	0	0						
Byung-Hyun Kim, R (9,1) OBP: 1.000, SLG: 1.000										0	0	0	0	0	0	0						
Inning Stats	R: 0 E: 0 K: 1 S: 8	H: 1 LOB: 0 BB: 0 P: 9	R: 2 E: 0 K: 0 S: 11	H: 2 LOB: 1 BB: 1 P: 25	R: 0 E: 0 K: 0 S: 13	H: 1 LOB: 1 BB: 0 P: 17	R: 2 E: 0 K: 0 S: 14	H: 3 LOB: 1 BB: 1 P: 25	R: 0 E: 0 K: 0 S: 5	H: 0 LOB: 0 BB: 0 P: 8	R: 3 E: 0 K: 0 S: 14	H: 3 LOB: 0 BB: 1 P: 21	R: 0 E: 0 K: 0 S: 7	H: 0 LOB: 0 BB: 0 P: 10	R: 0 E: 0 K: 0 S: 4	H: 0 LOB: 0 BB: 1 P: 9	R: 0 E: 0 K: 0 S: 10	H: 1 LOB: 1 BB: 0 P: 14	1B: 8 2B: 1 3B: 0 HR: 2	SF: 0 SAC: 0 DP: 3 HBP: 0	WP: 0 PB: 0 SB: 3 CS: 0	PA: 38
PITCHER	IP WLS BF H R ER SO BB IBB HBP BLK WP HR S P ERA WHIP																					
Andy Ashby, R (1,1) ERA: 3.88	5.1 L 25 8 6 6 1 3 0 0 0 0 0 1 56 95 10.12 2.062																					
Terry Mulholland, L (8,1) ERA: 8.88	1.2 2 1 1 1 0 0 0 0 0 0 1 16 20 5.40 1.200																					
Jesse Orosco, L (8,1) ERA: 9.38	1.0 3 0 0 0 0 1 0 0 0 0 0 4 9 0.00 1.000																					
Giovanni Carrara, R (9,1) ERA: 3.67	1.0 4 1 0 0 0 0 0 0 0 0 0 0 10 14 0.00 1.000																					

Arizona Diamondbacks @ Los Angeles Dodgers
Dodger Stadium, Los Angeles, CA

AB 34
R 7
H 11
RBI 7
BB 4
SO 1
LOB 11



WP: 0 PA: 38
PB: 0
SB: 3
CS: 0

Arizona Diamondbacks @ Los Angeles Dodgers
Dodger Stadium, Los Angeles, CA

AB 34
R 5
H 9
RBI 5
BB 2
SO 4
LOB 14



Batter	1	2	3	4	5	6	7	8	9	AB	R	H	RBI	BB	SO	LOB	BOTTOM			
Cesar Izturis, S (1,6) OBP: 0.261, SLG: 0.312										5	0	2	0	0	0	1				
Paul Lo Duca, R (1,2) OBP: 0.372, SLG: 0.441										5	0	0	0	0	1	3				
Shawn Green, L (1,9) OBP: 0.379, SLG: 0.599										4	0	1	0	0	1	0				
Brian Jordan, R (1,7) OBP: 0.334, SLG: 0.490										3	0	0	0	1	1	2				
Eric Karros, R (1,3) OBP: 0.337, SLG: 0.429										3	1	1	0	1	0	1				
Marquis Grissom, R (1,8) OBP: 0.314, SLG: 0.503										4	2	2	1	0	0	2				
Adrian Beltré, R (1,5) OBP: 0.287, SLG: 0.361										3	0	1	1	0	0	2				
Dave Roberts, L (9, PH) OBP: 0.371, SLG: 0.393										1	0	0	0	0	0	0				
Mark Grudzielanek, R (1,4) OBP: 0.279, SLG: 0.340										3	1	1	1	0	0	2				
Alex Cora, L (9, PH) OBP: 0.346, SLG: 0.510										0	0	0	0	0	0	0				
Andy Ashby, R (1,1) ERA: 3.24										1	0	0	0	0	0	0				
Terry Mulholland, R (7, PH) ERA: 3.74										0	0	0	0	0	0	0				
Hiram Bocachica, R (7, PH) ERA: 3.74										1	1	2	0	0	0	0				
Jesse Orosco, R (8,1) ERA: 9.38										0	0	0	0	0	0	0				
Giovanni Carrara, R (9,1) ERA: 3.67										0	0	0	0	0	0	0				
Dave Hansen, L (9, PH) ERA: 3.21										1	0	0	0	0	1	1				
Inning Stats	R: 0 E: 0 K: 0 S: 8	H: 2 LOB: 1 BB: 0 P: 9	R: 2 E: 0 K: 0 S: 11	H: 3 LOB: 3 BB: 0 P: 15	R: 0 E: 0 K: 1 S: 5	H: 0 LOB: 0 BB: 0 P: 10	R: 0 E: 0 K: 0 S: 5	H: 0 LOB: 1 BB: 1 P: 11	R: 0 E: 0 K: 0 S: 10	H: 0 LOB: 0 BB: 0 P: 17	R: 3 E: 0 K: 0 S: 11	H: 3 LOB: 0 BB: 0 P: 16	R: 0 E: 0 K: 1 S: 15	H: 0 LOB: 1 BB: 1 P: 25	R: 0 E: 0 K: 1 S: 15	H: 1 LOB: 2 BB: 0 P: 22	1B: 6 2B: 2 3B: 0 HR: 1	SF: 0 SAC: 1 DP: 1 HBP: 1	WP: 0 PB: 0 SB: 0 CS: 0	PA: 38
PITCHER	IP WLS BF H R ER SO BB IBB HBP BLK WP HR S P ERA WHIP																			
Brian Anderson, L (1,1) ERA: 5.19	7.0 W 29 8 5 5 2 1 0 0 0 0 0 0 3 6 0.00 0.000																			
Mike Myers, L (8,1) ERA: 3.74	0.1 H 1 0 0 0 1 0 0 0 0 0 0 0 3 6 0.00 0.000																			
Matt Mantei, R (8,1) ERA: 3.74	0.2 H 3 0 0 0 0 1 0 0 0 0 0 0 12 19 0.00 1.500																			
Byung-Hyun Kim, R (9,1) ERA: 2.21	1.0 S 5 1 0 0 1 0 0 0 1 0 0 0 15 22 0.00 1.000																			

WP: 0 PA: 38
PB: 0
SB: 0
CS: 0

Batter	1	2	3	4	5	6	7	8	9	AB	R	H	RBI	BB	SO	LOB	TOP			
Junior Spivey, R OBP: 0.411, SLG: 0.548 (1, 4)	2-1 1B		2-2 G6-3			4-2 CS BB		4-2 BB BB		2	0	1	0	2	0	0	Arizona Diamondbacks @ Los Angeles Dodgers Dodger Stadium, Los Angeles, CA Sun Jul 14 2002, 5:10 PM PDT Att: 46,140 - Sunny - 78 F			
Quinton McCracken, S OBP: 0.368, SLG: 0.497 (1, 8)	2-2 P6		4-1 BB			2-0 F9 1-2		4-2 BB		2	0	0	0	2	0	2				
Greg Colbrunn, R OBP: 0.368, SLG: 0.510 Mike Myers, L Mike Koplove, R (8, 1)	1-1 F8		0-3 K			4-1 BB		1-0 P4		3	0	0	0	1	1	4				
Luis Gonzalez, L OBP: 0.397, SLG: 0.481 (1, 7)	4-2 BB			1-2 G5-4-3 1B		3-2 F9		0-3 K		3	0	1	0	1	1	1				
Matt Williams, R OBP: 0.222, SLG: 0.556 (1, 5)	0-1 F3			2-0 G5-4-3 1-2		1-1 G5-3		0-0 HR		4	1	1	1	0	0	3				
Jose Guillen, R OBP: 0.277, SLG: 0.351 Steve Finley, L OBP: 0.372, SLG: 0.473 (9, PH)		0-0 F9		1-3 K		2-1 F9		0-2 G1-3		3	0	0	0	0	1	0				
Tony Womack, L OBP: 0.304, SLG: 0.316 (1, 6)	2-1 F7			1-3 K		2-2 F8		1-1 G6-3		4	0	0	0	0	1	0				
Rod Barajas, R OBP: 0.240, SLG: 0.278 (1, 2)		0-0 G5-3		1-1 F8				0-0 F7		3	0	0	0	0	0	0				
Miguel Batista, R OBP: 0.208, SLG: 0.304 Mark Grace, L OBP: 0.350, SLG: 0.398 (8, PH)			1-3 K		3-3 K			0-0 F8		2	0	0	0	0	2	0				
										1	0	0	0	0	0	0				
Inning Stats	R: 0 E: 0 K: 0 S: 11	H: 1 LOB: 2 BB: 1 P: 20	R: 0 E: 0 K: 0 S: 4	H: 0 LOB: 0 BB: 0 P: 6	R: 0 E: 0 K: 2 S: 10	H: 0 LOB: 1 BB: 1 P: 17	R: 0 E: 0 K: 1 S: 8	H: 1 LOB: 0 BB: 0 P: 12	R: 0 E: 0 K: 2 S: 9	H: 0 LOB: 1 BB: 2 P: 14	R: 0 E: 0 K: 0 S: 7	H: 0 LOB: 0 BB: 0 P: 12	R: 0 E: 0 K: 0 S: 11	H: 0 LOB: 2 BB: 2 P: 20	R: 1 E: 0 K: 1 S: 9	H: 1 LOB: 0 BB: 0 P: 10	1B: 2 2B: 0 3B: 0 HR: 1	SF: 0 SAC: 0 DP: 1 HBP: 0	WP: 0 PB: 0 SB: 1 CS: 1	PA: 34
PITCHER	IP WLS BF H R ER SO BB IBB HBP BLK WP HR S P ERA WHIP	7.2 W 28 2 0 0 5 5 0 0 0 0 0 61 110 0.00 0.913	0.1 H 2 0 0 0 0 1 0 0 0 0 0 6 11 0.00 3.000	1.0 S 4 1 1 1 1 0 0 0 0 0 1 9 10 9.00 1.000																

Batter	1	2	3	4	5	6	7	8	9	AB	R	H	RBI	BB	SO	LOB	BOTTOM			
Dave Roberts, L OBP: 0.369, SLG: 0.388 (1, 8)	1-1 G4-3		3-1 G3 1-2		4-2 S 1B BB		1-1 G4-3			3	1	0	0	1	0	2	Arizona Diamondbacks @ Los Angeles Dodgers Dodger Stadium, Los Angeles, CA Sun Jul 14 2002, 5:10 PM PDT Att: 46,140 - Sunny - 78 F			
Paul Lo Duca, R OBP: 0.370, SLG: 0.439 (1, 2)	0-1 G4-3		3-1 F8		2-1 FC4-6 1B 1-H		2-2 G4-3			4	0	1	1	0	0	1				
Shawn Green, L OBP: 0.383, SLG: 0.600 (1, 9)	0-0 1B			1-0 1B BB SF8 1B	0-0 FC4-6 1-2		4-2 G5-3 BB			3	1	2	0	1	0	1				
Brian Jordan, R OBP: 0.333, SLG: 0.484 (1, 7)	3-3 K			4-1 1B BB	1-2 BB		0-1 G5-3		1-1 G5-3	3	0	0	0	1	1	2				
Eric Karros, R OBP: 0.336, SLG: 0.427 (1, 3)		2-2 G4-3		2-2 G6-4-3 1B	3-2 F8		1-1 G5-3			4	0	1	0	0	0	1				
Adrián Beltré, R OBP: 0.285, SLG: 0.358 (1, 5)		0-2 F8		1-0 SF8	1-0 F9		0-0 F9			2	0	0	1	0	0	0				
Mark Grudzielanek, R OBP: 0.276, SLG: 0.337 (1, 4)		0-0 F7		3-H G6-4-3 1-2			0-1 F7			3	0	0	0	0	0	2				
Alex Cora, L OBP: 0.336, SLG: 0.495 (1, 6)			2-2 E4 G3		0-2 F9		0-0 F7			3	0	0	0	0	0	0				
Kaz Ishii, L OBP: 0.189, SLG: 0.143 Guillermo Mota, R Eric Gagne, R (8, 1)			1-3 K		1-3 K		2-1 1B			3	0	1	0	0	2	1				
										0	0	0	0	0	0	0				
										0	0	0	0	0	0	0				
Inning Stats	R: 0 E: 0 K: 1 S: 9	H: 1 LOB: 1 BB: 0 P: 13	R: 0 E: 0 K: 0 S: 7	H: 0 LOB: 0 BB: 0 P: 9	R: 0 E: 1 K: 1 S: 10	H: 0 LOB: 1 BB: 0 P: 19	R: 1 E: 0 K: 0 S: 7	H: 2 LOB: 1 BB: 1 P: 15	R: 1 E: 0 K: 1 S: 11	H: 1 LOB: 1 BB: 1 P: 18	R: 0 E: 0 K: 0 S: 6	H: 0 LOB: 0 BB: 0 P: 9	R: 0 E: 0 K: 0 S: 7	H: 1 LOB: 1 BB: 0 P: 10	R: 0 E: 0 K: 0 S: 9	H: 0 LOB: 1 BB: 1 P: 17	1B: 5 2B: 0 3B: 0 HR: 0	SF: 1 SAC: 0 DP: 1 HBP: 0	WP: 0 PB: 0 SB: 1 CS: 0	PA: 32
PITCHER	IP WLS BF H R ER SO BB IBB HBP BLK WP HR S P ERA WHIP	7.0 L 28 5 2 2 3 5 2 2 3 0 0 5 11 2.57 1.000	0.1 2 0 0 0 0 1 0 0 0 0 0 0 5 11 0.00 3.000	0.2 2 0 0 0 0 0 0 0 0 0 0 0 4 6 0.00 0.000																



Batter	1	2	3	4	5	6	7	8	9	AB	R	H	RBI	BB	SO	LOB	TOP																					
Tony Womack, L (1, 6) OBP: 0.303, SLG: 0.315	F7	L7			G4-3	FC6-4			E6	5	1	1	0	0	0	2	Arizona Diamondbacks @ San Francisco Giants PacBell Park, San Francisco, CA Mon Jul 15 2002, 10:15 PM EDT Att: 41,645 - Overcast - 59 F																					
Craig Counsell, L (1, 5) OBP: 0.351, SLG: 0.354	FC5-4		FC1-6		1B	1B		L7	4	1	3	0	1	0	1																							
Junior Spivey, R (1, 4) OBP: 0.411, SLG: 0.544	FC5-4		G5-3		BB	1B		F8	4	0	1	0	1	0	4																							
Luis Gonzalez, L (1, 7) OBP: 0.397, SLG: 0.480	FC5-4		FC1-6		BB	1B		F7	5	0	2	1	0	0	3																							
Steve Finley, L (1, 8) OBP: 0.366, SLG: 0.465	K		G4-3		F2			G6-3	5	0	0	0	0	1	7																							
Quinton McCracken, S (1, 9) OBP: 0.371, SLG: 0.494		BB			K	FC4-6		F8	3	1	1	1	1	1	0																							
Mark Grace, L (1, 3) OBP: 0.349, SLG: 0.392		1B			G4-3	FC4-6		F8	3	0	0	0	1	0	3																							
Rod Barajas, R (1, 2) OBP: 0.260, SLG: 0.290		BB						F8	3	0	2	1	1	0	0																							
Rick Helting, R (1, 1) Chris Donnels, L (4, PH) Greg Swindell, L (4, 1) Greg Colbrunn, R (6, PH) Matt Mantei, R (8, 1) Matt Williams, R (8, PH) Mike Koplove, R (8, 1)	F5				F7	L9		K	1	0	0	0	0	0	1																							
Inning Stats	R: 0 E: 0 K: 1 S: 16	H: 1 LOB: 2 BB: 1 P: 28	R: 1 E: 0 K: 0 S: 10	H: 2 LOB: 1 BB: 1 P: 17	R: 0 E: 0 K: 0 S: 10	H: 1 LOB: 1 BB: 0 P: 15	R: 0 E: 0 K: 1 S: 9	H: 1 LOB: 1 BB: 0 P: 16	R: 1 E: 0 K: 0 S: 13	H: 3 LOB: 3 BB: 1 P: 20	R: 0 E: 0 K: 0 S: 8	H: 0 LOB: 2 BB: 2 P: 20	R: 0 E: 0 K: 0 S: 5	H: 0 LOB: 0 BB: 0 P: 6	R: 0 E: 0 K: 1 S: 7	H: 0 LOB: 0 BB: 0 P: 10	R: 1 E: 1 K: 0 S: 10	H: 2 LOB: 1 BB: 0 P: 16	1B: 9 2B: 1 3B: 0 HR: 0	SF: 0 SAC: 0 DP: 0 HBP: 0	WP: 0 PB: 1 SB: 0 CS: 0	PA: 41																
PITCHER	IP	WLS	BF	H	R	ER	SO	BB	IBB	HBP	BLK	WP	HR	S	P	ERA	WHIP	PITCHER				IP	WLS	BF	H	R	ER	SO	BB	IBB	HBP	BLK	WP	HR	S	P	ERA	WHIP
Ryan Jensen, R (1, 1) ERA: 4.4	5.1	W	27	8	2	2	2	4	0	0	0	0	0	61	104	3.38	2.250																					
41 Chad Zerbe, L (6, 1) ERA: 3.12	2.0	H	7	0	0	0	0	1	0	0	0	0	0	11	20	0.00	0.500																					
Tim Worrell, R (8, 1) ERA: 1.98	0.2		2	0	0	0	1	0	0	0	0	0	0	6	8	0.00	0.000																					
Robb Nen, R (9, 1) ERA: 1.54	1.0		5	2	1	0	0	0	0	0	0	0	0	10	16	0.00	2.000																					

Batter	1	2	3	4	5	6	7	8	9	AB	R	H	RBI	BB	SO	LOB	BOTTOM																						
David Bell, R (1, 5) OBP: 0.322, SLG: 0.437	2B			F9		1B		K		4	3	2	3	1	1	0	Arizona Diamondbacks @ San Francisco Giants PacBell Park, San Francisco, CA Mon Jul 15 2002, 10:15 PM EDT Att: 41,645 - Overcast - 59 F																						
Rich Aurilia, R (1, 6) OBP: 0.306, SLG: 0.419	F8	E7		G6-3		2B		G6-3	5	0	1	0	0	0	1																								
Jeff Kent, R (1, 4) OBP: 0.386, SLG: 0.534	FC5-4	G5-3				K			4	0	2	0	0	1	3																								
Barry Bonds, L (1, 7) OBP: 0.556, SLG: 0.763	IBB	IBB		G3		2B			2	0	1	1	2	0	1																								
Reggie Sanders, R (1, 9) OBP: 0.326, SLG: 0.428	SF7	P3				G4-3			3	0	1	1	0	0	3																								
Benito Santiago, R (1, 2) OBP: 0.307, SLG: 0.448	K			G6-3		P4		L8	4	0	0	0	0	1	3																								
J.T. Snow, L (1, 3) OBP: 0.326, SLG: 0.358		FC5-6				P4		F8	4	1	2	1	0	0	1																								
Tsuyoshi Shinjo, R (1, 8) OBP: 0.302, SLG: 0.381		FC5-6		L5		E3		G5-3	4	1	1	0	0	0	1																								
Ryan Jensen, R (1, 1) OBP: 0.147, SLG: 0.182		FC5-6				F7			3	1	0	0	0	0	4																								
41 Chad Zerbe, L (6, 1) OBP: 0.200, SLG: 0.200									0	0	0	0	0	0	0																								
Tim Worrell, R (8, 1) ERA: 1.29									0	0	0	0	0	0	0																								
Tom Goodwin, L (8, PH) OBP: 0.354, SLG: 0.268									1	0	0	0	0	1	0																								
Robb Nen, R (9, 1) ERA: 1.86									0	0	0	0	0	0	0																								
Inning Stats	R: 1 E: 0 K: 1 S: 10	H: 1 LOB: 2 BB: 2 P: 23	R: 3 E: 1 K: 0 S: 14	H: 3 LOB: 2 BB: 1 P: 20	R: 1 E: 0 K: 0 S: 9	H: 1 LOB: 0 BB: 0 P: 15	R: 0 E: 0 K: 0 S: 8	H: 1 LOB: 1 BB: 0 P: 15	R: 0 E: 1 K: 0 S: 10	H: 1 LOB: 2 BB: 0 P: 13	R: 1 E: 0 K: 0 S: 10	H: 3 LOB: 1 BB: 0 P: 13	R: 0 E: 0 K: 0 S: 3	H: 0 LOB: 0 BB: 0 P: 7	R: 0 E: 0 K: 2 S: 8	H: 0 LOB: 0 BB: 0 P: 9	R: 0 E: 0 K: 0 S: 10	H: 0 LOB: 0 BB: 0 P: 16	1B: 4 2B: 4 3B: 0 HR: 2	SF: 1 SAC: 0 DP: 0 HBP: 0	WP: 0 PB: 0 SB: 0 CS: 0	PA: 38																	
PITCHER	IP	WLS	BF	H	R	ER	SO	BB	IBB	HBP	BLK	WP	HR	S	P	ERA	WHIP	PITCHER				IP	WLS	BF	H	R	ER	SO	BB	IBB	HBP	BLK	WP	HR	S	P	ERA	WHIP	
Rick Helting, R (1, 1) ERA: 4.98	3.0	L	18	5	5	5	1	2	0	0	0	0	0	2	33	58	15.00	2.000																					
Greg Swindell, L (4, 1) ERA: 5.75	2.0		9	2	0	0	0	0	0	0	0	0	0	17	28	0.00	1.000																						
Matt Mantei, R (6, 1) ERA: 1.29	2.0		8	3	1	1	1	0	0	0	0	0	0	13	20	4.50	1.500																						
Mike Koplove, R (8, 1) ERA: 1.86	1.0		3	0	0	0	2	0	0	0	0	0	0	8	9	0.00	0.000																						



Batter	1	2	3	4	5	6	7	8	9	AB	R	H	RBI	BB	SO	LOB	TOP								
Tony Womack, L OBP: 0.302, SLG: 0.311	1-3 K	1-1 F8		0-0 P3		2-1 B1-3		4-0 2B BB		4	1	0	0	1	1	5	Arizona Diamondbacks @ San Francisco Giants PacBell Park, San Francisco, CA Tue Jul 16 2002, 3:05 PM EDT Att: 41,936 - Sunny - 62 F								
Craig Counsell, L OBP: 0.345, SLG: 0.351	2-2 FC3-6 BB 1B		1-0 F9	2-2 F7		3-2 F7		0-3 K		5	0	1	0	0	1	5									
Mark Grace, L OBP: 0.354, SLG: 0.399	4-1 FC3-6 BB		2-1 P6		1-2 F8 1B SF8 1B		0-0 E5	0-0 1B 2B		4	1	2	2	1	0	0									
Luis Gonzalez, L OBP: 0.400, SLG: 0.480	0-0 FC3-6 1-2 2-3		4-0 BB		1-1 SF8 1B 2B 1B		3-0 F9	3-2 2H 1B		4	1	2	0	1	0	3									
Matt Williams, R OBP: 0.133, SLG: 0.333	2-1 P3		1-1 F8		0-0 F8		1-0 G6-3	2-1 F9		5	0	0	0	0	0	5									
Steve Finley, L OBP: 0.384, SLG: 0.462		2-1 SH1-4 1B		1-0 G3	0-0 SF8		2-2 F7	3-2 G6-3		4	0	1	1	0	0	0									
David Dellucci, L OBP: 0.341, SLG: 0.429		3-1 SH1-4 1B		0-1 BB 1B 2B IBB	0-0 2B		1-3 K	0-0 G1-3		4	1	2	0	1	1	0									
Chad Moeller, R OBP: 0.750, SLG: 1.000		1-2 F8		4-1 BB 2B	1-2 2B		3-1 FC1-6 1B			3	0	2	2	1	0	2									
Randy Johnson, R OBP: 0.113, SLG: 0.118		0-0 SH1-4		4-0 BB	2-2 G3-1		2-0 FC1-6 BB 2B			1	0	0	0	1	0	1									
Quinton McCracken, S OBP: 0.359, SLG: 0.450				1-2 2-3 BB						0	0	0	0	0	0	0									
Mike Koplove, R ERA: 5.79										0	0	0	0	0	0	0									
Mike Myers, L ERA: 5.82										0	0	0	0	0	0	0									
Byung-Hyun Kim, R ERA: 2.18										0	0	0	0	0	0	0									
Inning Stats	R: 0 E: 0 K: 1 S: 16	H: 1 LOB: 2 BB: 1 P: 25	R: 0 E: 0 K: 0 S: 10	H: 2 LOB: 2 BB: 0 P: 17	R: 0 E: 0 K: 0 S: 5	H: 0 LOB: 1 BB: 1 P: 13	R: 0 E: 0 K: 0 S: 9	H: 1 LOB: 3 BB: 2 P: 20	R: 3 E: 0 K: 0 S: 13	H: 3 LOB: 1 BB: 1 P: 22	R: 0 E: 0 K: 1 S: 9	H: 0 LOB: 0 BB: 0 P: 17	R: 0 E: 0 K: 1 S: 8	H: 0 LOB: 0 BB: 0 P: 12	R: 2 E: 0 K: 1 S: 10	H: 3 LOB: 2 BB: 1 P: 22	R: 0 E: 0 K: 0 S: 6	H: 0 LOB: 0 BB: 0 P: 11	1B: 8 2B: 2 3B: 0 HR: 0	SF: 1 SAC: 1 DP: 0 HBP: 0	WP: 0 PB: 0 SB: 0 CS: 0	PA: 43			
PITCHER	IP	WLS	BF	H	R	ER	SO	BB	IBB	HBP	BLK	WP	HR	S	P	ERA	WHIP								
Russ Ortiz, R ERA: 3.66	7.0		34	7	3	3	2	4	1	0	0	0	0	70	126	3.86	1.571								
Felix Rodriguez, R ERA: 5.79	0.1	L	3	1	2	2	0	1	0	0	0	0	0	3	12	54.00	6.000								
Aaron Fultz, L ERA: 5.82	1.2		6	2	0	0	1	0	0	0	0	0	0	13	21	0.00	1.200								

Batter	1	2	3	4	5	6	7	8	9	AB	R	H	RBI	BB	SO	LOB	BOTTOM								
David Bell, R OBP: 0.321, SLG: 0.433	4-1 G6-4-3 BB		1-2 G5-4-3 1-2		2-2 F8			3-1 G5-3		3	0	0	0	1	0	1	Arizona Diamondbacks @ San Francisco Giants PacBell Park, San Francisco, CA Tue Jul 16 2002, 3:05 PM EDT Att: 41,936 - Sunny - 62 F								
Rich Aurilia, R OBP: 0.302, SLG: 0.413	1-2 G6-4-3 1-2			1-2 L9		2-3 K		2-3 K		4	0	0	0	0	2	1									
Jeff Kent, R OBP: 0.385, SLG: 0.531	2-2 G5-3			2-2 E 1B		0-3 K		1-1 L4		4	1	1	0	0	1	0									
Barry Bonds, L OBP: 0.556, SLG: 0.775		1-0 P5		0-0 E6 1H 2B		1-1 HR		2-2 F7		4	1	2	2	0	0	0									
Benito Santiago, R OBP: 0.313, SLG: 0.447		4-0 G6-3 BB		1-2 HBP		4-1 CS BB		2-1 G4-3		1	0	0	0	2	0	0									
Reggie Sanders, R OBP: 0.325, SLG: 0.435		1-2 G6-3		0-3 K		1-2 CS		0-3 K		4	1	1	1	0	2	3									
Ramon Martinez, R OBP: 0.345, SLG: 0.398		0-3 K		1-2 L7		0-3 K		0-3 K		3	0	0	0	0	2	3									
J.T. Snow, L OBP: 0.326, SLG: 0.358										0	0	0	0	0	0	0									
Tsuyoshi Shinjo, R OBP: 0.302, SLG: 0.384			0-0 FC4-5 2B		0-3 K		0-0 F9			3	0	1	0	0	1	0									
Russ Ortiz, R ERA: 2.61			2-2 FC4-5		1-3 K		0-1 G5-3			2	0	0	0	0	1	1									
Shawon Dunston, R OBP: 0.224, SLG: 0.263										1	0	0	0	0	0	0									
Felix Rodriguez, R OBP: 1.000, SLG: 1.000										0	0	0	0	0	0	0									
Aaron Fultz, L ERA: 2.18										0	0	0	0	0	0	0									
Inning Stats	R: 0 E: 0 K: 0 S: 9	H: 0 LOB: 0 BB: 1 P: 16	R: 0 E: 0 K: 1 S: 7	H: 0 LOB: 1 BB: 1 P: 13	R: 0 E: 0 K: 0 S: 7	H: 1 LOB: 0 BB: 0 P: 10	R: 1 E: 0 K: 1 S: 20	H: 2 LOB: 2 BB: 0 P: 25	R: 0 E: 0 K: 2 S: 9	H: 0 LOB: 0 BB: 0 P: 12	R: 1 E: 0 K: 2 S: 13	H: 1 LOB: 0 BB: 1 P: 21	R: 1 E: 0 K: 1 S: 9	H: 1 LOB: 0 BB: 0 P: 10	R: 0 E: 0 K: 1 S: 7	H: 0 LOB: 0 BB: 0 P: 13	R: 0 E: 0 K: 1 S: 8	H: 0 LOB: 0 BB: 0 P: 12	1B: 1 2B: 2 3B: 0 HR: 2	SF: 0 SAC: 0 DP: 2 HBP: 1	WP: 0 PB: 0 SB: 0 CS: 1	PA: 34			
PITCHER	IP	WLS	BF	H	R	ER	SO	BB	IBB	HBP	BLK	WP	HR	S	P	ERA	WHIP								
Randy Johnson, L ERA: 2.61	7.0		27	5	3	3	7	3	0	0	0	0	0	74	107	3.86	1.143								
Mike Koplove, R ERA: 1.77	1.0	H	3	0	0	0	1	0	0	0	0	0	0	7	13	0.00	0.000								
Mike Myers, L ERA: 3.63	0.1	H	1	0	0	0	0	0	0	0	0	0	0	3	5	0.00	0.000								
Byung-Hyun Kim, R ERA: 2.18	0.2	S	2	0	0	0	1	0	0	0	0	0	0	5	7	0.00	0.000								

AB	35
R	5
H	10
RBI	5
BB	6
SO	3
LOB	22

AB	29
R	3
H	5
RBI	3
BB	3
SO	9
LOB	9



Batter	1	2	3	4	5	6	7	8	9	AB	R	H	RBI	BB	SO	LOB	TOP					
Quinton McCracken, S OBP: 0.391, SLG: 0.500	4-2 PB 1B BB	2-1 SF9 HR 1B	3-2 1B			0-0 BB 1B	4-2 FC6-4 BB		4-2 1B BB	3	3	3	0	3	0	0						
Craig Counsell, L OBP: 0.351, SLG: 0.354	1-2 E5 PB 1B	0-0 E HR 1B	1-2 F9			0-0 BB 1B	3-1 F5		0-0 G5-4-3 1B	6	3	3	0	0	0	4						
Junior Spivey, R OBP: 0.409, SLG: 0.540	0-2 1B FC5-2 1B	1-1 SF9		3-2 F7		4-1 1B BB	0-1 FC6-4		0-1 G5-4-3 1B	4	1	1	3	1	0	4						
Luis Gonzalez, L OBP: 0.402, SLG: 0.491	1-1 FC5-2 1B	0-0 HR		0-1 G6-3		0-0 S 1B		1-3 K		5	2	3	5	0	1	0						
Greg Colbrunn, R OBP: 0.368, SLG: 0.505	1-0 FC5-2 1B	1-0 G5-3		2-2 FC6-4 1B		1-1 G5-4-3 1B		0-2 1B		2	0	1	0	0	0	0						
Mark Grace, L OBP: 0.361, SLG: 0.408	1-2 FC5-2 1B			2-1 FC6-4 1B		1-1 G5-4-3 1B		0-2 1B		3	0	3	2	0	0	0						
Matt Williams, R OBP: 0.150, SLG: 0.300	1-1 FC5-2 1B	1-1 1B		2-1 FC6-4		2-3 K		2-3 K		5	0	1	0	0	2	5						
Steve Finley, L OBP: 0.361, SLG: 0.457	1-3 K	3-2 F7		2-2 G4-3		3-2 G5-4-3			2-1 HR 1B	5	1	1	0	0	1	5						
Rod Barajas, R OBP: 0.257, SLG: 0.286	0-0 P6		2-0 F7		2-0 G6-3		1-2 BB 1B		1-1 P6	5	0	1	0	0	0	4						
Curt Schilling, R OBP: 0.264, SLG: 0.250			0-0 G3		0-2 G1		0-0 B1		3-1 HR	4	1	1	0	0	0	1						
Greg Swindell, L										0	0	0	0	0	0	0						
Chris Donnels, L OBP: 0.294, SLG: 0.467		1B SF9 1B								1	1	1	2	0	0	0						
Mike Fetters, R										0	0	0	0	0	0	0						
Inning Stats	R: 2 E: 1 K: 1 S: 19	H: 3 LOB: 3 BB: 1 P: 28	R: 4 E: 1 K: 0 S: 13	H: 5 LOB: 1 BB: 0 P: 21	R: 0 E: 0 K: 0 S: 8	H: 1 LOB: 1 BB: 0 P: 14	R: 0 E: 0 K: 0 S: 10	H: 0 LOB: 0 BB: 0 P: 14	R: 4 E: 0 K: 1 S: 12	H: 4 LOB: 0 BB: 1 P: 22	R: 0 E: 0 K: 0 S: 10	H: 1 LOB: 2 BB: 1 P: 20	R: 0 E: 0 K: 2 S: 10	H: 1 LOB: 0 BB: 0 P: 13	R: 2 E: 0 K: 0 S: 11	H: 3 LOB: 1 BB: 1 P: 21	1B: 17 2B: 0 3B: 0 HR: 2	SF: 1 SAC: 0 DP: 2 HBP: 0	WP: 0 PB: 1 SB: 1 CS: 0	PA: 48		
PITCHER	IP WLS BF H R ER SO BB IBB HBP BLK WP HR S P ERA WHIP	IP WLS BF H R ER SO BB IBB HBP BLK WP HR S P ERA WHIP	IP WLS BF H R ER SO BB IBB HBP BLK WP HR S P ERA WHIP	IP WLS BF H R ER SO BB IBB HBP BLK WP HR S P ERA WHIP	IP WLS BF H R ER SO BB IBB HBP BLK WP HR S P ERA WHIP	IP WLS BF H R ER SO BB IBB HBP BLK WP HR S P ERA WHIP	IP WLS BF H R ER SO BB IBB HBP BLK WP HR S P ERA WHIP	IP WLS BF H R ER SO BB IBB HBP BLK WP HR S P ERA WHIP	IP WLS BF H R ER SO BB IBB HBP BLK WP HR S P ERA WHIP	IP WLS BF H R ER SO BB IBB HBP BLK WP HR S P ERA WHIP	IP WLS BF H R ER SO BB IBB HBP BLK WP HR S P ERA WHIP	IP WLS BF H R ER SO BB IBB HBP BLK WP HR S P ERA WHIP	IP WLS BF H R ER SO BB IBB HBP BLK WP HR S P ERA WHIP	IP WLS BF H R ER SO BB IBB HBP BLK WP HR S P ERA WHIP	IP WLS BF H R ER SO BB IBB HBP BLK WP HR S P ERA WHIP	IP WLS BF H R ER SO BB IBB HBP BLK WP HR S P ERA WHIP	IP WLS BF H R ER SO BB IBB HBP BLK WP HR S P ERA WHIP	IP WLS BF H R ER SO BB IBB HBP BLK WP HR S P ERA WHIP	IP WLS BF H R ER SO BB IBB HBP BLK WP HR S P ERA WHIP	IP WLS BF H R ER SO BB IBB HBP BLK WP HR S P ERA WHIP	IP WLS BF H R ER SO BB IBB HBP BLK WP HR S P ERA WHIP	IP WLS BF H R ER SO BB IBB HBP BLK WP HR S P ERA WHIP

Arizona Diamondbacks @ Colorado Rockies
Coors Field, Denver, CO
Wed Jul 17 2002, 7:05 PM MDT
Att: 39,023 - Sunny - 97 F

AB	43
R	12
H	19
RBI	12
BB	4
SO	4
LOB	23



Batter	1	2	3	4	5	6	7	8	9	AB	R	H	RBI	BB	SO	LOB	BOTTOM					
Juan Pierre, L OBP: 0.308, SLG: 0.301	0-1 B1-3	0-1 1B			0-0 G4-3		0-2 L6			4	0	1	1	0	0	1						
Brent Butler, R OBP: 0.305, SLG: 0.463	1-0 G6-3	3-H F7			0-3 K		1-3 K			4	0	0	0	0	2	2						
Lary Walker, L OBP: 0.417, SLG: 0.628	0-0 1B		0-3 K		1-2 F8			1-1 G4-3		4	0	1	0	0	1	0						
17 Todd Helton, L OBP: 0.446, SLG: 0.600	2-2 2B		2-2 G3 1B			2-2 G5-4-3 1B		2-1 G4-3		4	1	3	0	0	0	0						
Todd Zeile, R OBP: 0.356, SLG: 0.444	0-2 G4-3		3-2 G3			2-3 K		2-1 F8		4	0	0	0	0	1	4						
Todd Hollandsworth, L OBP: 0.344, SLG: 0.470		0-2 2B G4-3 1B	2-2 1B			2-2 G5-4-3 1B			0-0 G3-1	4	1	3	1	0	0	0						
Terry Shumpert, R OBP: 0.341, SLG: 0.396		0-0 G4-3 1B		2-3 K		2-2 G5-4-3			1-1 F9	4	1	1	0	0	1	2						
Gary Bennett, R OBP: 0.321, SLG: 0.335		1-2 G4-3		1-2 L7					2-2 F9	4	0	1	1	0	0	1						
Mike Hampton, R OBP: 0.341, SLG: 0.475		2-3 3-H F4		2-3 K2-3						2	0	0	0	0	1	1						
Denny Neagle, L OBP: 0.310, SLG: 0.414										0	0	0	0	0	0	0						
Ross Gload, L OBP: 0.308, SLG: 0.250										1	0	0	0	0	0	1						
40 Brian Fuentes, L OBP: 0.308, SLG: 0.250										0	0	0	0	0	0	0						
Dennys Reyes, R										0	0	0	0	0	0	0						
Inning Stats	R: 0 E: 0 K: 0 S: 10	H: 2 LOB: 2 BB: 0 P: 13	R: 2 E: 0 K: 0 S: 15	H: 3 LOB: 1 BB: 0 P: 16	R: 1 E: 0 K: 1 S: 14	H: 2 LOB: 1 BB: 0 P: 21	R: 0 E: 0 K: 2 S: 10	H: 0 LOB: 0 BB: 0 P: 15	R: 0 E: 0 K: 1 S: 8	H: 1 LOB: 1 BB: 0 P: 9	R: 0 E: 0 K: 0 S: 6	H: 0 LOB: 0 BB: 0 P: 11	R: 0 E: 0 K: 0 S: 6	H: 0 LOB: 0 BB: 0 P: 9	R: 0 E: 0 K: 0 S: 6	H: 0 LOB: 0 BB: 0 P: 9	1B: 8 2B: 2 3B: 0 HR: 0	SF: 0 SAC: 0 DP: 1 HBP: 0	WP: 0 PB: 0 SB: 0 CS: 0	PA: 35		
PITCHER	IP WLS BF H R ER SO BB IBB HBP BLK WP HR S P ERA WHIP	IP WLS BF H R ER SO BB IBB HBP BLK WP HR S P ERA WHIP	IP WLS BF H R ER SO BB IBB HBP BLK WP HR S P ERA WHIP	IP WLS BF H R ER SO BB IBB HBP BLK WP HR S P ERA WHIP	IP WLS BF H R ER SO BB IBB HBP BLK WP HR S P ERA WHIP	IP WLS BF H R ER SO BB IBB HBP BLK WP HR S P ERA WHIP	IP WLS BF H R ER SO BB IBB HBP BLK WP HR S P ERA WHIP	IP WLS BF H R ER SO BB IBB HBP BLK WP HR S P ERA WHIP	IP WLS BF H R ER SO BB IBB HBP BLK WP HR S P ERA WHIP	IP WLS BF H R ER SO BB IBB HBP BLK WP HR S P ERA WHIP	IP WLS BF H R ER SO BB IBB HBP BLK WP HR S P ERA WHIP	IP WLS BF H R ER SO BB IBB HBP BLK WP HR S P ERA WHIP	IP WLS BF H R ER SO BB IBB HBP BLK WP HR S P ERA WHIP	IP WLS BF H R ER SO BB IBB HBP BLK WP HR S P ERA WHIP	IP WLS BF H R ER SO BB IBB HBP BLK WP HR S P ERA WHIP	IP WLS BF H R ER SO BB IBB HBP BLK WP HR S P ERA WHIP	IP WLS BF H R ER SO BB IBB HBP BLK WP HR S P ERA WHIP	IP WLS BF H R ER SO BB IBB HBP BLK WP HR S P ERA WHIP	IP WLS BF H R ER SO BB IBB HBP BLK WP HR S P ERA WHIP	IP WLS BF H R ER SO BB IBB HBP BLK WP HR S P ERA WHIP	IP WLS BF H R ER SO BB IBB HBP BLK WP HR S P ERA WHIP	IP WLS BF H R ER SO BB IBB HBP BLK WP HR S P ERA WHIP

Arizona Diamondbacks @ Colorado Rockies
Coors Field, Denver, CO
Wed Jul 17 2002, 7:05 PM MDT
Att: 39,023 - Sunny - 97 F

AB	35
R	3
H	10
RBI	3
BB	0
SO	6
LOB	12



Batter	1	2	3	4	5	6	7	8	9	AB	R	H	RBI	BB	SO	LOB	TOP										
Quinton McCracken, S OBP: 0.391, SLG: 0.503	2-3 K	1-1 G3		2-2 G6-3 2B		1-0 S 1B			2-1 G4-3	5	0	2	0	0	1	2											
Craig Counsell, L OBP: 0.347, SLG: 0.349	1-1 G1-3		2-2 G6-3	2-0 G6-3		3-2 L8			1-1 F8	5	0	0	0	0	0	2											
Junior Spivey, R OBP: 0.408, SLG: 0.536	1-1 1B		3-2 E6 G3 1B	2-0 F8			2-3 K			4	1	1	0	0	1	1											
Luis Gonzalez, L OBP: 0.400, SLG: 0.488	0-1 F8		0-0 1B	1-2 1B	1-0 G3		2-1 F8			4	1	1	0	0	0	1											
Mark Grace, L OBP: 0.356, SLG: 0.400		1-2 F9	2-2 G3	2-1 G3-1		2-2 G6-3				4	0	0	0	0	0	2											
David Dellucci, L OBP: 0.355, SLG: 0.468		4-1 BB 1B	4-0 1B	0-0 HR			2-3 K			2	2	1	1	2	1	0											
Chad Moeller, R OBP: 0.625, SLG: 0.667		4-2 SH5-4 1B	1-1 1B	2-3 K			0-3 K			3	0	1	2	1	2	0											
Tony Womack, L OBP: 0.301, SLG: 0.310	0-1 SH5-4 1B		3-2 G3-1		2-2 L3		1-2 P4			4	0	1	1	0	0	2											
Brian Anderson, R OBP: 0.192, SLG: 0.280		0-0 SH5-4		1-1 L8		0-0 G6-3			0-3 K	2	0	0	0	0	0	0											
Greg Swindell, L ERA: 3.3										0	0	0	0	0	0	0											
Mike Koplove, R ERA: 3.6										0	0	0	0	0	0	0											
Mike Myers, L ERA: 3.72										0	0	0	0	0	0	0											
Steve Finley, L ERA: 3.72										1	0	0	0	0	1	0											
Inning Stats	R: 0 E: 0 K: 1 S: 10	H: 1 LOB: 1 BB: 0 P: 14	R: 1 E: 0 K: 0 S: 12	H: 1 LOB: 2 BB: 2 P: 22	R: 2 E: 1 K: 0 S: 20	H: 2 LOB: 2 BB: 1 P: 35	R: 0 E: 0 K: 0 S: 8	H: 1 LOB: 1 BB: 0 P: 15	R: 1 E: 0 K: 1 S: 7	H: 1 LOB: 0 BB: 0 P: 12	R: 0 E: 0 K: 0 S: 10	H: 1 LOB: 1 BB: 0 P: 16	R: 0 E: 0 K: 1 S: 9	H: 0 LOB: 0 BB: 0 P: 15	R: 0 E: 0 K: 2 S: 9	H: 0 LOB: 0 BB: 0 P: 12	R: 0 E: 0 K: 1 S: 7	H: 0 LOB: 0 BB: 0 P: 10	1B: 5 2B: 1 3B: 0 HR: 1	SF: 0 SAC: 1 DP: 0 HBP: 0	WP: 0 PB: 0 SB: 1 CS: 0	PA: 38					
PITCHER	IP	WLS	BF	H	R	ER	SO	BB	IBB	HBP	BLK	WP	HR	S	P	ERA	WHIP										
John Thomson, R ERA: 4.78	6.0		29	7	4	2	2	2	1	0	0	0	1	67	114	3.00	1.500										
Justin Speier, R ERA: 3.3	1.0	W	3	0	0	0	1	0	0	0	0	0	0	9	15	0.00	0.000										
Todd Jones, R ERA: 3.6	1.0	H	3	0	0	0	2	0	0	0	0	0	0	9	12	0.00	0.000										
Jose Jimenez, R ERA: 3.72	1.0	S	3	0	0	0	1	0	0	0	0	0	0	7	10	0.00	0.000										

Arizona Diamondbacks @ Colorado Rockies
Coors Field, Denver, CO
Thu Jul 18 2002, 1:05 PM MDT
Att: 35,799 - Sunny - 92 F

AB	34
R	4
H	7
RBI	4
BB	3
SO	6
LOB	10



Batter	1	2	3	4	5	6	7	8	9	AB	R	H	RBI	BB	SO	LOB	BOTTOM										
Juan Pierre, L OBP: 0.310, SLG: 0.303	1-1 2B 1B	1-1 1B 1B	1-1 G1-3			3-1 G1-3		0-0 SH1-4		4	1	2	1	0	0	2											
Brent Butler, R OBP: 0.302, SLG: 0.455	1-0 F9	0-0 L9		2-1 17 G1-6-3 BB 1B		0-0 L4		1-2 P3		5	0	1	0	0	0	4											
Larry Walker, L OBP: 0.424, SLG: 0.635	0-0 1H 2B	0-0 1-3 2H 1B		4-1 17 G1-6-3 BB		3-2 17 G4-3 S 1B				3	1	3	2	1	0	0											
17 Todd Helton, L OBP: 0.444, SLG: 0.595	4-2 BB	3-3 K		3-1 G1-6-3		2-2 G4-3		1-3 L5		3	0	0	0	1	1	5											
Terry Shumpert, R OBP: 0.333, SLG: 0.386	0-3 K		2-2 F7	1-0 G5-3		0-0 L5				4	0	0	0	0	1	4											
Ben Petrick, R OBP: 0.184, SLG: 0.310		0-0 G1-3		1-2 HR		2-1 G6-3		4-0 S 1B		3	1	1	1	0	0	2											
Todd Hollandsworth, L OBP: 0.340, SLG: 0.470								1B		0	1	0	0	1	0	0											
Juan Uribe, R OBP: 0.283, SLG: 0.331		1-2 G3	1-2 F4		2-2 CS 1B	1-2 FC6-4 1B				4	0	2	2	0	0	0											
Gary Bennett, R OBP: 0.324, SLG: 0.341		1-0 1B 2B	4-1 1B BB		2-2 P6	1-2 FC6-4				3	1	1	0	1	0	2											
John Thomson, R OBP: 0.223, SLG: 0.188		0-0 1B	0-1 1B		1-0 G5-3			1-1 CS SH1-4 1B		2	1	2	0	0	0	0											
Mark Little, R OBP: 0.310, SLG: 0.286										1	0	0	0	0	0	0											
Justin Speier, R ERA: 3.3										0	0	0	0	0	0	0											
Todd Jones, L ERA: 3.6										0	0	0	0	0	0	0											
Greg Norton, S OBP: 0.280, SLG: 0.370										1	0	1	0	0	0	0											
Jose Jimenez, R ERA: 3.47										0	0	0	0	0	0	0											
Inning Stats	R: 1 E: 0 K: 1 S: 12	H: 2 LOB: 2 BB: 1 P: 18	R: 2 E: 0 K: 1 S: 15	H: 4 LOB: 2 BB: 0 P: 21	R: 1 E: 0 K: 0 S: 14	H: 2 LOB: 2 BB: 1 P: 23	R: 0 E: 0 K: 0 S: 6	H: 1 LOB: 1 BB: 1 P: 16	R: 0 E: 0 K: 0 S: 4	H: 1 LOB: 0 BB: 0 P: 8	R: 2 E: 0 K: 0 S: 12	H: 2 LOB: 1 BB: 1 P: 24	R: 0 E: 0 K: 0 S: 8	H: 1 LOB: 0 BB: 0 P: 10	1B: 10 2B: 2 3B: 0 HR: 1	SF: 0 SAC: 1 DP: 1 HBP: 0	WP: 0 PB: 0 SB: 2 CS: 2	PA: 38									
PITCHER	IP	WLS	BF	H	R	ER	SO	BB	IBB	HBP	BLK	WP	HR	S	P	ERA	WHIP										
Brian Anderson, L ERA: 5.24	6.0		29	10	4	4	2	3	0	0	0	0	1	59	100	6.00	2.167										
Greg Swindell, L ERA: 5.82	0.1	L	2	1	1	1	0	0	0	0	0	0	0	6	11	27.00	3.000										
Mike Koplove, R ERA: 2.14	0.2		4	1	1	1	0	0	1	0	0	0	0	6	13	13.50	1.500										
Mike Myers, L ERA: 3.47	1.0		3	1	0	0	0	0	0	0	0	0	0	8	10	0.00	1.000										

Arizona Diamondbacks @ Colorado Rockies
Coors Field, Denver, CO
Thu Jul 18 2002, 1:05 PM MDT
Att: 35,799 - Sunny - 92 F

AB	33
R	6
H	13
RBI	6
BB	4
SO	2
LOB	19



Batter	1	2	3	4	5	6	7	8	9	AB	R	H	RBI	BB	SO	LOB	TOP					
Craig Counsell, L OBP: 0.348, SLG: 0.351 (1, 6)	F9		G5-4-3			1B		G6-4-3		4	0	2	0	0	0	1	Arizona Diamondbacks @ San Diego Padres Qualcomm Stadium, San Diego, CA Fri Jul 19 2002, 10:05 PM EDT Att: 27,803 - Sunny - 71 F					
Junior Spivey, R OBP: 0.403, SLG: 0.528 (1, 4)	K		K			F7		G6-4-3		4	0	0	0	0	2	2						
Mark Grace, L OBP: 0.358, SLG: 0.402 (1, 3)	1B			G5-4-3		F7		F8		4	0	2	0	0	0	1						
Luis Gonzalez, L OBP: 0.401, SLG: 0.488 (1, 7)	G4-3			G5-4-3		1B			G3-1	4	0	2	0	0	0	1						
Matt Williams, R OBP: 0.125, SLG: 0.250 (1, 5)		G6-3		G5-4-3		P6			G6-3	4	0	0	0	0	0	4						
Steve Finley, L OBP: 0.355, SLG: 0.451 (1, 8)	F8			L7						3	0	0	0	1	0	1						
David Dellucci, L OBP: 0.359, SLG: 0.500 Quinton McCracken, S OBP: 0.389, SLG: 0.500 (9, PH)		HR		G4-3		G4-3			K	3	1	1	1	0	0	0						
Rod Barajas, R OBP: 0.268, SLG: 0.297 (1, 2)	G4-3			G4-3		1B				3	0	2	0	0	0	0						
Miguel Batista, R OBP: 0.231, SLG: 0.320 Chris Donnels, L OBP: 0.290, SLG: 0.459 Greg Swindell, L (7, PH) Matt Mantei, R (7, 1) Mike Myers, L (8, 1)				G4-6-3		G4-6-3				2	0	1	0	0	0	1						
Inning Stats	R: 0 E: 0 K: 1 S: 9	H: 1 LOB: 1 BB: 0 P: 16	R: 1 E: 0 K: 0 S: 7	H: 1 LOB: 0 BB: 0 P: 12	R: 0 E: 0 K: 1 S: 6	H: 1 LOB: 0 BB: 0 P: 8	R: 0 E: 0 K: 0 S: 7	H: 2 LOB: 1 BB: 0 P: 9	R: 0 E: 0 K: 0 S: 5	H: 1 LOB: 0 BB: 0 P: 7	R: 0 E: 0 K: 1 S: 10	H: 2 LOB: 2 BB: 0 P: 16	R: 0 E: 0 K: 1 S: 11	H: 1 LOB: 1 BB: 0 P: 15	R: 0 E: 0 K: 0 S: 9	H: 1 LOB: 0 BB: 1 P: 14		R: 0 E: 0 K: 1 S: 10	H: 0 LOB: 1 BB: 1 P: 18	1B: 9 2B: 0 3B: 0 HR: 1	SF: 0 SAC: 0 DP: 4 HBP: 0	WP: 0 PB: 0 SB: 0 CS: 0
PITCHER	IP	WLS	BF	H	R	ER	SO	BB	IBB	HBP	BLK	WP	HR	S	P	ERA	WHIP					
Bobby Jones, R ERA: 4.73 Jeremy Fikac, R ERA: 4.43 Mike Holtz, L ERA: 4.82	(1, 1)	7.0	W	27	9	1	1	3	0	0	0	0	1	55	83	1.29	1.286					
	(8, 1)	1.2		6	1	0	0	0	1	0	0	0	0	16	28	0.00	1.200					
	(9, 1)	0.1		1	0	0	0	1	0	0	0	0	0	3	4	0.00	0.000					

Batter	1	2	3	4	5	6	7	8	9	AB	R	H	RBI	BB	SO	LOB	BOTTOM				
Ramón Vázquez, L OBP: 0.329, SLG: 0.318 (1, 4)	G4-3					G4-3		G6-3		4	0	1	0	1	0	0	Arizona Diamondbacks @ San Diego Padres Qualcomm Stadium, San Diego, CA Fri Jul 19 2002, 10:05 PM EDT Att: 27,803 - Sunny - 71 F				
Mark Kotsay, L OBP: 0.376, SLG: 0.439 (1, 8)	E4			G4-3						4	1	0	0	0	3						
Ryan Klesko, L OBP: 0.397, SLG: 0.538 (1, 3)	1B		G4-3			1B		WP	1B	4	3	4	1	0	0	0					
Phil Nevin, R OBP: 0.340, SLG: 0.443 (1, 5)	G4-6-3		G4-3			F9		K		4	0	1	1	0	1	3					
Ron Gant, R OBP: 0.341, SLG: 0.465 (1, 7)	G4-6-3					F8		WP	1B	2	1	0	0	2	0	2					
Bubba Trammell, R OBP: 0.321, SLG: 0.352 Jeremy Fikac, R (8, 1) Mike Holtz, L (9, 1)			G4-3			SF7				3	1	3	3	0	0	0					
Deivi Cruz, R OBP: 0.289, SLG: 0.344 (1, 6)	G4-3					F8		F8		4	0	0	0	0	0	5					
Tom Lampkin, L OBP: 0.292, SLG: 0.307 (1, 2)	1B			G3		G4-3		K		4	0	1	1	0	1	0					
Bobby Jones, R OBP: 0.125, SLG: 0.125 Gene Kingsale, S OBP: 0.294, SLG: 0.323 (8, 9)	K			G4-3		G5-3		G2-3		3	0	0	0	0	1	1					
Inning Stats	R: 2 E: 1 K: 0 S: 10	H: 2 LOB: 0 BB: 0 P: 14	R: 1 E: 0 K: 1 S: 13	H: 3 LOB: 2 BB: 0 P: 20	R: 1 E: 0 K: 0 S: 9	H: 1 LOB: 1 BB: 1 P: 18	R: 0 E: 0 K: 0 S: 7	H: 0 LOB: 1 BB: 1 P: 13	R: 0 E: 0 K: 0 S: 8	H: 0 LOB: 0 BB: 0 P: 10	R: 2 E: 0 K: 1 S: 9	H: 2 LOB: 1 BB: 1 P: 17	R: 0 E: 0 K: 1 S: 6	H: 0 LOB: 0 BB: 0 P: 10	1B: 7 2B: 2 3B: 1 HR: 0	SF: 1 SAC: 0 DP: 1 HBP: 0		WP: 1 PB: 0 SB: 0 CS: 0	PA: 37		
PITCHER	IP	WLS	BF	H	R	ER	SO	BB	IBB	HBP	BLK	WP	HR	S	P	ERA	WHIP				
Miguel Batista, R ERA: 4.67 Greg Swindell, L ERA: 5.14 Matt Mantei, R ERA: 2.35 Mike Myers, L ERA: 3.33	(1, 1)	6.0	L	28	8	4	3	1	0	0	0	0	0	54	86	4.50	1.667				
	(7, 1)	0.1		2	1	1	1	0	0	0	0	0	0	3	4	27.00	3.000				
	(7, 1)	0.2		4	1	1	1	1	1	0	0	0	1	6	13	13.50	3.000				
	(8, 1)	1.0		3	0	0	0	1	0	0	0	0	0	6	10	0.00	0.000				

Batter	1	2	3	4	5	6	7	8	9	AB	R	H	RBI	BB	SO	LOB	TOP																			
Quinton McCracken, S OBP: 0.386, SLG: 0.491	(1,9) C K		(1,0) B G5-3		(2,1) B F8		(4,2) C BB		(0,0) X SH1-4	3	0	0	0	1	1	0	Arizona Diamondbacks @ San Diego Padres Qualcomm Stadium, San Diego, CA Sat Jul 20 2002, 10:05 PM EDT Att: 54,980 - Sunny - 70 F																			
Craig Counsell, L OBP: 0.345, SLG: 0.354	(1,6) C 1B		(0,2) C F9		(1,3) B K		(0,3) C K		(0,1) C 2B	5	0	2	1	0	2	1																				
Junior Spivey, R OBP: 0.403, SLG: 0.528	(1,4) C K		(0,0) X 2B		(2,2) F F5			(4,2) C G1-3	(3,0) B FC6-4-6-5-6	4	2	1	0	1	1	2																				
Luis Gonzalez, L OBP: 0.401, SLG: 0.489	(1,7) B F2		(3,1) B F8		(1,1) F 2B			(1,0) B F5	(4,0) B BB	4	1	1	0	1	0	3																				
Matt Williams, R OBP: 0.172, SLG: 0.250		(2,1) C F3		(0,0) X FC5-4		(0,1) C L4		(1,0) B G1-3	(4,2) B BB	4	1	1	0	1	0	2																				
Steve Finley, L OBP: 0.385, SLG: 0.463		(4,1) B BB		(1,0) B F8		(1,1) C FC5-4		(3,2) B 1B	(0,0) X E4	3	2	2	4	1	0	1																				
Jay Bell, R Mark Grace, L OBP: 0.333, SLG: 0.333 OBP: 0.360, SLG: 0.405	(1,3) B 1-2	(4,0) B BB		(3,1) B FC5-4		(1,0) B FC5-4		(1,0) B 1B	(2,1) B 1B	3	0	1	1	1	0	3																				
Chad Moeller, R OBP: 0.385, SLG: 0.364	(1,2) C F8		(1,3) B K				(2,2) C G5-3	(2,1) C F8	(2,1) B G3	5	0	0	0	0	1	5																				
John Patterson, R Damian Miller, R Mike Koptove, R Mike Myers, L Tony Womack, L Byung-Hyun Kim, R OBP: 0.248, SLG: 0.457 OBP: 0.300, SLG: 0.332 OBP: 1.000, SLG: 1.000	(1,1) C F8		(1,3) F K				(0,3) C K		(2,1) B SH1-4	2	0	0	0	0	1	2																				
Inning Stats	R: 0 E: 0 K: 2 S: 11	H: 1 LOB: 1 BB: 0 P: 15	R: 0 E: 0 K: 0 S: 10	H: 0 LOB: 2 BB: 2 P: 23	R: 0 E: 0 K: 0 S: 8	H: 1 LOB: 1 BB: 0 P: 12	R: 0 E: 0 K: 1 S: 9	H: 1 LOB: 1 BB: 0 P: 14	R: 0 E: 0 K: 2 S: 9	H: 0 LOB: 0 BB: 0 P: 13	R: 0 E: 0 K: 0 S: 9	H: 1 LOB: 1 BB: 0 P: 14	R: 0 E: 0 K: 2 S: 12	H: 0 LOB: 1 BB: 1 P: 18	R: 2 E: 0 K: 0 S: 10	H: 2 LOB: 1 BB: 1 P: 22		R: 5 E: 1 K: 0 S: 13	H: 4 LOB: 1 BB: 2 P: 30	1B: 5 2B: 4 3B: 1 HR: 0	SF: 0 SAC: 1 DP: 0 HBP: 1	WP: 0 PA: 44 PB: 0 SB: 0 CS: 0														
PITCHER	IP	WLS	BF	H	R	ER	SO	BB	IBB	HBP	BLK	WP	HR	S	P	ERA	WHIP	PITCHER		IP	WLS	BF	H	R	ER	SO	BB	IBB	HBP	BLK	WP	HR	S	P	ERA	WHIP
Oliver Pérez, L ERA: 2.82	(1,1) 7.0		29	4	0	0	7	3	0	1	0	0	0	68	109	0.00	1.000	Rodney Myers, R ERA: 5.91		(9,1) 0.1		4	2	2	2	0	1	0	0	0	0	7	15	54.00	9.000	
Steve Reed, R ERA: 2.08	(8,1) 0.0	L	1	0	1	1	0	1	0	0	0	0	0	2	6	∞	∞																			
Mike Holtz, L ERA: 5.12	(8,1) 0.2		4	2	1	1	0	0	0	0	0	0	0	6	12	13.50	3.000																			
Tom Davey, R ERA: 7.11	(8,1) 0.1		1	0	0	0	0	0	0	0	0	0	0	2	4	0.00	0.000																			
Kevin Pickford, L ERA: 5.7	(9,1) 0.2		5	2	3	3	0	0	1	0	0	0	0	6	15	40.50	3.000																			

AB	36
R	7
H	10
RBI	6
BB	6
SO	7
LOB	19



Batter	1	2	3	4	5	6	7	8	9	AB	R	H	RBI	BB	SO	LOB	BOTTOM																						
Ramón Vázquez, L OBP: 0.329, SLG: 0.315	(1,4) C F7		(3,2) C F9			(4,1) B L8-4		(2,3) C K		2	0	0	0	1	0	0	Arizona Diamondbacks @ San Diego Padres Qualcomm Stadium, San Diego, CA Sat Jul 20 2002, 10:05 PM EDT Att: 54,980 - Sunny - 70 F																						
Ron Gant, R OBP: 0.339, SLG: 0.462	(8,PH) K		(3,2) C F8			(0,0) X 1B		(4,0) B BB		3	0	1	0	1	1	0																							
Kevin Pickford, L	(9,1) K					(1,2) C 1B																																	
Rodney Myers, R	(9,1) K					(0,1) F F8		(3,3) B K		4	0	0	0	0	1	3																							
Mark Kotsay, L OBP: 0.377, SLG: 0.439	(1,8) K				(1,0) B F9																																		
Ryan Klesko, L OBP: 0.393, SLG: 0.532	(1,3) F F8				(2,0) B G4-3																																		
Phil Nevin, R OBP: 0.333, SLG: 0.433		(0,2) C F9			(2,0) B G4-3																																		
Bubba Trammell, R OBP: 0.321, SLG: 0.349		(4,2) C BB			(2,3) C K																																		
Tom Davey, R	(8,1) K																																						
Julius Matos, R OBP: 0.280, SLG: 0.344																																							
Deivi Cruz, R OBP: 0.285, SLG: 0.340		(2,2) B F9			(1,3) S K																																		
Gene Kingsale, S OBP: 0.316, SLG: 0.400	(8,9) F F7				(0,0) X B5-3																																		
Tom Lampkin, L OBP: 0.296, SLG: 0.335					(2,0) B HR																																		
Oliver Pérez, L OBP: 0.063, SLG: 0.063	(1,1) K				(2,2) B G1-3																																		
Steve Reed, R	(8,1) K																																						
Mike Holtz, L	(8,1) K																																						
Trenidad Hubbard, R OBP: 0.263, SLG: 0.227	(8,7) K																																						
Inning Stats	R: 0 E: 0 K: 1 S: 7	H: 0 LOB: 0 BB: 0 P: 12	R: 0 E: 0 K: 0 S: 10	H: 0 LOB: 1 BB: 1 P: 16	R: 1 E: 0 K: 0 S: 16	H: 1 LOB: 0 BB: 0 P: 26	R: 0 E: 0 K: 1 S: 5	H: 0 LOB: 0 BB: 0 P: 10	R: 0 E: 0 K: 2 S: 8	H: 1 LOB: 1 BB: 0 P: 11	R: 0 E: 0 K: 0 S: 6	H: 1 LOB: 1 BB: 1 P: 10	R: 0 E: 0 K: 0 S: 5	H: 1 LOB: 1 BB: 0 P: 9	R: 0 E: 0 K: 2 S: 10	H: 0 LOB: 1 BB: 1 P: 21	R: 0 E: 0 K: 0 S: 11	H: 2 LOB: 2 BB: 0 P: 17	1B: 3 2B: 2 3B: 1 HR: 1	SF: 0 SAC: 0 DP: 1 HBP: 0	WP: 0 PA: 35 PB: 0 SB: 0 CS: 0																		
PITCHER	IP	WLS	BF	H	R	ER	SO	BB	IBB	HBP	BLK	WP	HR	S	P	ERA	WHIP	PITCHER		IP	WLS	BF	H	R	ER	SO	BB	IBB	HBP	BLK	WP	HR	S	P	ERA	WHIP			
John Patterson, R ERA: 1.5	(1,1) 6.0		22	3	1	1	4	2	0	0	0	0	0	4	7	0.00	1.500	Steve Reed, R ERA: 2.08		(8,1) 0.2		3	1	0	0	0	0	0	0	0	0	0	0	0	0	0	0		
Mike Koptove, R ERA: 2.08	(7,1) 0.2		3	1	0	0	0	0	0	0	0	0	0	4	7	0.00	1.500	Mike Holtz, L ERA: 3.16		(7,1) 1.1	W	5	0	0	0	2	1	0	0	0	0	0	0	0	0	0	0	0	0
Byung-Hyun Kim, R ERA: 2.14	(9,1) 1.0		5	2	0	0	0	0	0	0	0	0	0	11	23	0.00	0.750	Tom Davey, R ERA: 7.11		(8,1) 0.1		1	0	0	0	0	0	0	0	0	0	0	0	0	0	0	0	0	

AB	32
R	1
H	6
RBI	1
BB	3
SO	6
LOB	12



Batter	1	2	3	4	5	6	7	8	9	AB	R	H	RBI	BB	SO	LOB	TOP					
Tony Womack, L (1,6) OBP: 0.302, SLG: 0.309	F7		BB 1B			F8		G5-3		4	1	0	0	1	0	2	Arizona Diamondbacks @ San Diego Padres Qualcomm Stadium, San Diego, CA Sun Jul 21 2002, 5:00 PM EDT Att: 36,118 - Sunny - 73 F livebaseballscorecards.com					
Craig Counsell, L (1,5) OBP: 0.352, SLG: 0.356	G4-3		1B 2B			1B		HR 1B	L9	4	2	2	1	1	0	0						
Junior Spivey, R (1,4) OBP: 0.403, SLG: 0.536	G5-3		2B 1B			K		HR	K	5	2	2	4	0	2	1						
Luis Gonzalez, L (1,7) OBP: 0.401, SLG: 0.499		P5	2B			F9		HR	K	5	1	2	3	0	1	1						
Mark Grace, L (1,3) OBP: 0.359, SLG: 0.406		P6	L3			2B		G4-3		4	1	1	0	0	0	1						
Steve Finley, L (1,8) OBP: 0.384, SLG: 0.464		K	F5			2B		K		4	0	1	1	0	2	1						
Chad Moeller, R (1,2) OBP: 0.353, SLG: 0.333			WP BB 1B		G6-3	E6		F8		4	1	1	0	0	0	1						
David Dellucci, L (1,9) OBP: 0.347, SLG: 0.452			K		K			F8		3	0	0	0	0	3	3						
Quinton McCracken, S (8,PH) OBP: 0.384, SLG: 0.488			K		K					1	0	0	0	0	0	0						
Randy Johnson, R (1,1) OBP: 0.309, SLG: 0.113			E4 BB WP 1B		G1-3	P4		K		2	1	0	0	0	0	0						
Jay Bell, R (8,PH) OBP: 0.299, SLG: 0.250										0	0	0	0	0	0	0						
Matt Mantel, L (8,1) OBP: 0.299, SLG: 0.250										0	0	0	0	0	0	0						
Greg Swindell, L (8,1) OBP: 0.299, SLG: 0.250										0	0	0	0	0	0	0						
Mike Fetters, R (7,1) OBP: 0.299, SLG: 0.250										0	0	0	0	0	0	0						
Matt Williams, R (8,PH) OBP: 0.107, SLG: 0.241										1	0	0	0	0	1	0						
Mike Koplove, R (8,1) OBP: 0.107, SLG: 0.241										0	0	0	0	0	0	0						
Inning Stats	R: 0 E: 0 K: 0 S: 11	H: 0 LOB: 0 BB: 0 P: 15	R: 0 E: 0 K: 1 S: 8	H: 0 LOB: 0 BB: 0 P: 11	R: 5 E: 1 K: 1 S: 21	H: 3 LOB: 1 BB: 2 P: 36	R: 0 E: 0 K: 1 S: 7	H: 0 LOB: 0 BB: 0 P: 9	R: 0 E: 0 K: 1 S: 10	H: 1 LOB: 1 BB: 0 P: 16	R: 1 E: 1 K: 1 S: 10	H: 2 LOB: 2 BB: 0 P: 20	R: 3 E: 0 K: 1 S: 13	H: 3 LOB: 0 BB: 0 P: 22	R: 0 E: 0 K: 1 S: 9	H: 0 LOB: 0 BB: 0 P: 15	R: 0 E: 0 K: 2 S: 9	H: 0 LOB: 0 BB: 0 P: 17	1B: 4 2B: 3 3B: 0 HR: 2	SF: 0 SAC: 0 DP: 0 HBP: 0	WP: 1 PB: 0 SB: 0 CS: 0	PA: 40
PITCHER	IP WLS BF H R ER SO BB IBB HBP BLK WP HR S P ERA WHIP																					
44 Jake Peavy, R (1,1) ERA: 3.67	5.0 W 22 4 5 4 4 2 0 0 0 0 1 0 57 87 7.20 1.200																					
Kevin Pickford, L (6,1) ERA: 6.0	0.0 2 2 1 1 0 0 0 0 0 0 0 0 3 6 ∞ ∞																					
Jeremy Fikac, R (6,1) ERA: 4.74	1.0 H 6 2 2 2 1 0 0 0 0 0 0 1 11 20 18.00 2.000																					
Mike Holtz, L (7,1) ERA: 5.06	2.0 H 7 1 1 1 2 0 0 0 0 0 0 1 18 31 4.50 0.500																					
Trevor Hoffman, R (9,1) ERA: 2.17	1.0 S 3 0 0 0 2 0 0 0 0 0 0 0 9 17 0.00 0.000																					

Batter	1	2	3	4	5	6	7	8	9	AB	R	H	RBI	BB	SO	LOB	BOTTOM					
Gene Kingsale, S (1,8) OBP: 0.326, SLG: 0.385	G5-4-3 1B	BB 2B			K		K		K	4	1	1	0	1	3	2	Arizona Diamondbacks @ San Diego Padres Qualcomm Stadium, San Diego, CA Sun Jul 21 2002, 5:00 PM EDT Att: 36,118 - Sunny - 73 F livebaseballscorecards.com					
Julius Matos, R (1,4) OBP: 0.276, SLG: 0.330	G5-4-3 1-2 2-3	2B BB			G5-3		K		F3	4	1	0	0	1	1	1						
Phil Nevin, R (1,5) OBP: 0.345, SLG: 0.443	BB	2B			BB		BB 2B 1B		G3-1	3	2	2	3	2	0	0						
Ron Gant, R (1,7) OBP: 0.340, SLG: 0.466	K	2B			K		BB 2B 1B		F8	5	1	2	1	0	2	2						
Bubba Trammell, R (1,9) OBP: 0.326, SLG: 0.353		BB					1B SF9 2B		G6-3	3	3	1	0	2	0	1						
Trevor Hoffman, R (9,1) ERA: 2.17		G5-3					2B SF9 BB			0	0	0	0	0	0	0						
Brian Buchanan, R (1,3) OBP: 0.288, SLG: 0.386		K			K		SF9 1B BB		F2	2	0	0	0	1	2	1						
Ryan Klesko, L (6,3) OBP: 0.393, SLG: 0.535		K			K		1-3 2-H 3-H 2-0			2	0	1	2	0	0	0						
Deivi Cruz, R (1,6) OBP: 0.288, SLG: 0.352		44 2B 1B			HR		K		SF9	3	2	2	2	0	1	2						
Wil Nieves, R (1,2) OBP: 0.500, SLG: 0.333		K			F8		1-2 2-3 1B			3	0	1	0	1	1	2						
44 Jake Peavy, R (1,1) OBP: 0.276, SLG: 0.385		BB 2B 2B					SF9			2	1	1	2	0	1	0						
Trenidad Hudson, R (8,PH) OBP: 0.299, SLG: 0.250										0	0	0	1	0	0	0						
Kevin Pickford, L (8,1) OBP: 0.299, SLG: 0.250										0	0	0	0	0	0	0						
Jeremy Fikac, R (8,1) OBP: 0.299, SLG: 0.250										0	0	0	0	0	0	0						
Mike Fetters, R (7,1) OBP: 0.299, SLG: 0.250										0	0	0	0	0	1	2						
Mark Kotsay, L (8,8) OBP: 0.377, SLG: 0.439		1-1 2-H 2B					2-3 3-H			0	0	0	0	0	0	0						
Inning Stats	R: 0 E: 0 K: 1 S: 7	H: 1 LOB: 1 BB: 1 P: 12	R: 6 E: 0 K: 2 S: 17	H: 4 LOB: 1 BB: 3 P: 32	R: 1 E: 0 K: 2 S: 8	H: 1 LOB: 0 BB: 0 P: 15	R: 0 E: 0 K: 2 S: 12	H: 0 LOB: 1 BB: 1 P: 21	R: 0 E: 0 K: 2 S: 18	H: 2 LOB: 2 BB: 1 P: 28	R: 3 E: 0 K: 2 S: 13	H: 3 LOB: 2 BB: 2 P: 29	R: 0 E: 0 K: 1 S: 5	H: 0 LOB: 0 BB: 0 P: 8	R: 0 E: 0 K: 0 S: 5	H: 0 LOB: 0 BB: 0 P: 8	R: 0 E: 0 K: 0 S: 5	H: 0 LOB: 0 BB: 0 P: 8	1B: 5 2B: 5 3B: 0 HR: 1	SF: 2 SAC: 0 DP: 1 HBP: 0	WP: 0 PB: 0 SB: 0 CS: 0	PA: 42
PITCHER	IP WLS BF H R ER SO BB IBB HBP BLK WP HR S P ERA WHIP																					
Randy Johnson, L (1,1) ERA: 2.99	5.0 L 28 8 8 8 9 6 0 0 0 0 0 0 8 108 14.40 2.800																					
Matt Mantel, R (6,1) ERA: 5.63	0.1 4 2 3 3 1 1 0 0 0 0 0 0 8 18 81.00 9.000																					
Greg Swindell, L (6,1) ERA: 5.96	0.2 4 1 0 0 1 0 1 0 0 0 0 0 5 11 0.00 1.500																					
Mike Fetters, R (7,1) ERA: 2.88	1.0 3 0 0 0 1 0 0 0 0 0 0 0 5 8 0.00 0.000																					
Mike Koplove, R (8,1) ERA: 1.99	1.0 3 0 0 0 0 0 0 0 0 0 0 0 5 8 0.00 0.000																					

Batter	1	2	3	4	5	6	7	8	9	AB	R	H	RBI	BB	SO	LOB	TOP					
Juan Pierre, L OBP: 0.313, SLG: 0.305										4	1	2	0	0	0	1						
Brent Butler, R OBP: 0.299, SLG: 0.456										4	0	1	0	0	0	3						
Larry Walker, L OBP: 0.434, SLG: 0.647										4	0	1	0	0	2	3						
17 Todd Helton, L OBP: 0.436, SLG: 0.575										2	0	0	0	2	0	0						
Todd Zeile, R OBP: 0.349, SLG: 0.430										4	0	0	1	0	2	4						
Todd Hollandsworth, L OBP: 0.357, SLG: 0.468										4	0	1	0	0	2	2						
Juan Uribe, R OBP: 0.286, SLG: 0.336										3	0	0	0	1	0	0						
Gary Bennett, R OBP: 0.318, SLG: 0.361										2	0	0	0	0	2	0						
Greg Norton, S OBP: 0.278, SLG: 0.362										0	0	0	0	1	0	0						
Walt McKeel, R OBP: 0.444, SLG: 0.444										1	0	0	0	0	0	0						
Mike Hampton, R OBP: 0.372, SLG: 0.500										2	0	2	0	0	0	0						
Terry Shumpert, R OBP: 0.335, SLG: 0.394										1	0	0	0	0	0	3						
Dennys Reyes, R OBP: 0.307, SLG: 0.283										0	0	0	0	0	0	0						
40 Brian Fuentes, L										1	0	0	0	0	0	0						
Mark Little, R										1	0	0	0	0	0	0						
Inning Stats	R: 0 E: 0 K: 1 S: 14	H: 1 LOB: 2 BB: 1 P: 20	R: 0 E: 0 K: 2 S: 9	H: 0 LOB: 0 BB: 0 P: 12	R: 0 E: 0 K: 1 S: 11	H: 1 LOB: 1 BB: 0 P: 14	R: 0 E: 0 K: 1 S: 7	H: 0 LOB: 0 BB: 0 P: 9	R: 0 E: 0 K: 1 S: 8	H: 1 LOB: 0 BB: 0 P: 14	R: 0 E: 0 K: 1 S: 10	H: 1 LOB: 1 BB: 0 P: 15	R: 0 E: 0 K: 1 S: 12	H: 1 LOB: 3 BB: 2 P: 24	R: 1 E: 1 K: 0 S: 12	H: 2 LOB: 2 BB: 1 P: 19	R: 0 E: 0 K: 0 S: 6	H: 0 LOB: 0 BB: 0 P: 7	1B: 7 2B: 1 3B: 0 HR: 0	SF: 0 SAC: 0 DP: 1 HBP: 0	WP: 0 PB: 0 SB: 2 CS: 2	PA: 37
PITCHER	IP	WLS	BF	H	R	ER	SO	BB	IBB	HBP	BLK	WP	HR	S	P	ERA	WHIP					
Curt Schilling, R ERA: 2.95	(1, 1)	7.1	W	30	7	1	1	8	3	0	0	0	0	78	117	1.23	1.364					
Mike Myers, L ERA: 3.16	(8, 1)	0.0		1	0	0	0	0	1	0	0	0	0	2	6	∞	∞					
Mike Fetters, R ERA: 2.83	(8, 1)	0.2	H	2	0	0	0	0	0	0	0	0	0	3	4	0.00	0.000					
Byung-Hyun Kim, R ERA: 2.1	(9, 1)	1.0		3	0	0	0	0	0	0	0	0	0	6	7	0.00	0.000					

Colorado Rockies @ Arizona Diamondbacks
Bank One Ballpark, Phoenix, AZ
Mon Jul 22 2002, 10:05 PM EDT
Att: 34,516 - Dome - 72 F

livebaseballscorecards.com

AB 32
R 1
H 7
RBI 1
BB 4
SO 8
LOB 16

Batter	1	2	3	4	5	6	7	8	9	AB	R	H	RBI	BB	SO	LOB	BOTTOM					
Quinton McCracken, S OBP: 0.386, SLG: 0.488										4	1	2	0	0	0	2						
Craig Counsell, L OBP: 0.353, SLG: 0.354										2	1	0	0	2	0	1						
Junior Spivey, R OBP: 0.401, SLG: 0.531										3	0	0	0	1	0	2						
Luis Gonzalez, L OBP: 0.405, SLG: 0.510										2	1	2	4	1	0	0						
Jay Bell, R OBP: 0.250, SLG: 0.143										3	0	0	0	0	1	2						
Mark Grace, L OBP: 0.357, SLG: 0.404										1	0	0	0	0	0	1						
Matt Williams, R OBP: 0.182, SLG: 0.344										3	1	1	1	0	0	0						
Steve Finley, L OBP: 0.364, SLG: 0.463										3	0	1	0	0	1	0						
Damian Miller, R OBP: 0.348, SLG: 0.455										3	0	1	0	0	0	1						
Curt Schilling, R OBP: 0.255, SLG: 0.241	(1, 1)									2	0	0	0	0	0	1						
Mike Myers, L OBP: 0.303, SLG: 0.314	(8, 1)									0	0	0	0	0	0	0						
Mike Fetters, R OBP: 0.303, SLG: 0.314	(8, 1)									0	0	0	0	0	0	0						
Tony Womack, L OBP: 0.303, SLG: 0.314	(8, PH)									1	1	1	0	0	0	0						
Byung-Hyun Kim, R OBP: 1.000, SLG: 1.000	(9, 1)									0	0	0	0	0	0	0						
Inning Stats	R: 1 E: 0 K: 0 S: 10	H: 1 LOB: 1 BB: 1 P: 19	R: 0 E: 0 K: 1 S: 6	H: 0 LOB: 0 BB: 0 P: 10	R: 0 E: 0 K: 0 S: 6	H: 1 LOB: 0 BB: 0 P: 10	R: 0 E: 0 K: 0 S: 4	H: 0 LOB: 0 BB: 1 P: 10	R: 1 E: 0 K: 0 S: 11	H: 2 LOB: 1 BB: 0 P: 17	R: 1 E: 0 K: 1 S: 13	H: 1 LOB: 0 BB: 0 P: 16	R: 0 E: 0 K: 0 S: 6	H: 1 LOB: 0 BB: 0 P: 11	R: 2 E: 0 K: 0 S: 8	H: 2 LOB: 1 BB: 2 P: 21	1B: 5 2B: 1 3B: 0 HR: 2	SF: 1 SAC: 0 DP: 3 HBP: 0	WP: 2 PB: 0 SB: 1 CS: 0	PA: 32		
PITCHER	IP	WLS	BF	H	R	ER	SO	BB	IBB	HBP	BLK	WP	HR	S	P	ERA	WHIP					
Mike Hampton, L ERA: 6.84	(1, 1)	6.0	L	23	5	3	3	2	2	0	0	0	0	50	82	4.50	1.167					
Dennys Reyes, L ERA: 4.5	(7, 1)	1.2		8	3	2	2	0	1	1	0	0	1	0	12	29	10.80	2.400				
40 Brian Fuentes, L ERA: 10.5	(8, 1)	0.1		1	0	0	0	0	0	0	0	0	1	0	2	3	0.00	0.000				

Colorado Rockies @ Arizona Diamondbacks
Bank One Ballpark, Phoenix, AZ
Mon Jul 22 2002, 10:05 PM EDT
Att: 34,516 - Dome - 72 F

livebaseballscorecards.com

AB 27
R 5
H 8
RBI 5
BB 4
SO 2
LOB 10

Batter	1	2	3	4	5	6	7	8	9	AB	R	H	RBI	BB	SO	LOB	TOP										
Juan Pierre, L OBP: 0.311, SLG: 0.303 (1, 8)	L6		F7		G4-3			P6	FC5-4 1B	5	0	1	0	0	0	0	Colorado Rockies @ Arizona Diamondbacks Bank One Ballpark, Phoenix, AZ Tue Jul 23 2002, 10:05 PM EDT Att: 37,837 - Dome - 72 F livebaseballscorecards.com										
Brent Butler, R OBP: 0.297, SLG: 0.455 (1, 4)	K		K			F8		1B 2B	FC5-4 1B	5	1	1	0	0	2	1											
Larry Walker, L OBP: 0.439, SLG: 0.651 (1, 9)	G3							FC6-4 2B 1B		4	1	3	1	1	0	0											
17 Todd Helton, L OBP: 0.436, SLG: 0.571 (1, 3)		BB 1B	K					FC6-4 HBP 1B	P4	4	1	1	0	0	2	4											
Todd Zeile, R OBP: 0.348, SLG: 0.426 Mark Little, R OBP: 0.307, SLG: 0.283 Todd Jones, L (8, 1)		1B BB			G5-3			FC6-4 BB 2B		3	0	0	0	1	0	3											
Ben Petrick, R OBP: 0.212, SLG: 0.323 Todd Hollandsworth, L OBP: 0.359, SLG: 0.498 (8, 7)		F7			G6-3			2B BB		3	0	1	0	0	0	2											
Juan Uribe, R OBP: 0.286, SLG: 0.338 (1, 6)	K				G4-3			1B 2B		4	0	1	3	0	1	3											
Gary Bennett, R OBP: 0.317, SLG: 0.358 (1, 2)		1B				F8		K		4	0	1	1	0	1	2											
John Thomson, R OBP: 0.216, SLG: 0.176 Rick White, R (6, 1)										2	0	0	0	0	2	2											
Terry Shumpert, R OBP: 0.333, SLG: 0.391 Justin Speier, R (7, 1)	K					K				1	0	0	0	0	0	1											
Greg Norton, S OBP: 0.275, SLG: 0.358 (8, 5)										1	0	0	0	0	1	0											
Inning Stats	R: 0 E: 0 K: 1 S: 8	H: 0 LOB: 0 BB: 0 P: 11	R: 1 E: 0 K: 2 S: 14	H: 2 LOB: 2 BB: 1 P: 24	R: 0 E: 0 K: 2 S: 8	H: 0 LOB: 0 BB: 1 P: 15	R: 0 E: 0 K: 0 S: 4	H: 0 LOB: 0 BB: 0 P: 9	R: 0 E: 0 K: 1 S: 9	H: 1 LOB: 1 BB: 0 P: 15	R: 0 E: 0 K: 1 S: 8	H: 1 LOB: 1 BB: 0 P: 13	R: 4 E: 0 K: 1 S: 23	H: 3 LOB: 1 BB: 1 P: 36	R: 0 E: 0 K: 1 S: 15	H: 2 LOB: 2 BB: 0 P: 24	1B: 6 2B: 3 3B: 0 HR: 0	SF: 0 SAC: 0 DP: 0 HBP: 1	WP: 0 PB: 0 SB: 0 CS: 0	PA: 40							
PITCHER	IP	WLS	BF	H	R	ER	SO	BB	IBB	HBP	BLK	WP	HR	S	P	ERA	WHIP										
Brian Anderson, L ERA: 5.05 (1, 1)	7.1		29	5	2	2	7	2	0	0	0	0	0	67	111	2.46	0.955										
Mike Myers, L ERA: 3.89 (8, 1)	0.0		2	1	0	0	0	0	0	1	0	0	0	3	5	∞	∞										
Mike Koplove, R ERA: 2.35 (8, 1)	0.1	H	2	0	0	0	0	1	0	0	0	0	0	6	12	0.00	3.000										
Byung-Hyun Kim, R ERA: 2.05 (8, 1)	1.1	W	7	3	3	3	2	0	0	0	0	0	0	21	31	20.25	2.250										

Batter	1	2	3	4	5	6	7	8	9	AB	R	H	RBI	BB	SO	LOB	BOTTOM										
Tony Womack, L OBP: 0.305, SLG: 0.323 (1, 6)	G6-3		G6-3			K				5	2	3	0	1	1	Colorado Rockies @ Arizona Diamondbacks Bank One Ballpark, Phoenix, AZ Tue Jul 23 2002, 10:05 PM EDT Att: 37,837 - Dome - 72 F livebaseballscorecards.com											
Craig Counsell, L OBP: 0.354, SLG: 0.353 (1, 5)	P6		L6					HR		4	1	1	0	1	0												
Junior Spivey, R OBP: 0.405, SLG: 0.540 (1, 4)	1B		2B					CS		4	0	3	2	0	0												
Luis Gonzalez, L OBP: 0.403, SLG: 0.506 Byung-Hyun Kim, R OBP: 1.000, SLG: 1.000 (8, 1)	F8		K							3	0	0	0	1	2												
Mark Grace, L OBP: 0.356, SLG: 0.415 (1, 3)		HR						K		4	1	1	1	0	2												
Damian Miller, R OBP: 0.347, SLG: 0.452 (1, 2)		K						1B 2B 1B		4	1	1	0	0	1												
Steve Finley, L OBP: 0.360, SLG: 0.457 (1, 8)	K							P6		4	0	0	0	0	2												
David Dellucci, L OBP: 0.363, SLG: 0.494 (1, 9)		E7						2B 1B		4	2	3	0	0	0												
Brian Anderson, R OBP: 0.172, SLG: 0.250 Mike Myers, L (8, 1)		G1-3								3	0	0	0	0	3												
Mike Koplove, R OBP: 0.389, SLG: 0.497 (8, 7)								HR 2B		0	0	0	0	0	0												
Inning Stats	R: 0 E: 0 K: 0 S: 9	H: 1 LOB: 1 BB: 0 P: 18	R: 1 E: 1 K: 2 S: 15	H: 1 LOB: 1 BB: 0 P: 22	R: 0 E: 0 K: 1 S: 12	H: 1 LOB: 1 BB: 0 P: 16	R: 0 E: 0 K: 2 S: 9	H: 0 LOB: 0 BB: 0 P: 13	R: 3 E: 0 K: 0 S: 14	H: 3 LOB: 2 BB: 2 P: 29	R: 0 E: 0 K: 1 S: 9	H: 1 LOB: 1 BB: 0 P: 15	R: 0 E: 0 K: 1 S: 5	H: 0 LOB: 0 BB: 0 P: 9	R: 4 E: 0 K: 1 S: 12	H: 5 LOB: 0 BB: 0 P: 22	1B: 7 2B: 3 3B: 0 HR: 2	SF: 0 SAC: 0 DP: 0 HBP: 0	WP: 0 PB: 0 SB: 2 CS: 1	PA: 39							
PITCHER	IP	WLS	BF	H	R	ER	SO	BB	IBB	HBP	BLK	WP	HR	S	P	ERA	WHIP										
John Thomson, R ERA: 4.88 (1, 1)	5.0		24	6	4	4	5	1	1	0	0	0	0	9	15	0.00	1.400										
Rick White, R ERA: 5.15 (8, 1)	1.0		4	1	0	0	1	0	0	0	0	0	0	9	15	0.00	1.000										
Justin Speier, R ERA: 3.09 (7, 1)	1.0		3	0	0	0	1	0	0	0	0	0	0	5	9	0.00	0.000										
Todd Jones, R ERA: 4.44 (8, 1)	1.0	L	7	5	4	4	1	0	0	0	0	0	1	12	22	36.00	5.000										

Batter	1	2	3	4	5	6	7	8	9	AB	R	H	RBI	BB	SO	LOB	TOP			
Juan Pierre, L OBP: 0.309, SLG: 0.300	G4-3		G4-3		G6-3			F7		4	0	0	0	0	0	0	Colorado Rockies @ Arizona Diamondbacks Bank One Ballpark, Phoenix, AZ Wed Jul 24 2002, 10:05 PM EDT Att: 34,743 - Dome - 72 F livebaseballscorecards.com			
Brent Butler, R OBP: 0.296, SLG: 0.450	G5-3		1B			K		L6		4	0	1	0	0	1	0				
17 Todd Helton, L OBP: 0.437, SLG: 0.579 40 Brian Fuentes, L OBP: 0.284, SLG: 0.335 Jose Jimenez, R OBP: 0.304, SLG: 0.280									F8	2	1	1	1	1	1	1				
Mark Little, R OBP: 0.304, SLG: 0.280	HR									0	0	0	0	0	0	0				
Todd Zeile, R OBP: 0.345, SLG: 0.421	F8									1	0	0	0	0	0	0				
Todd Hollandsworth, L OBP: 0.355, SLG: 0.491		E3								4	0	0	0	0	2	1				
Greg Norton, S OBP: 0.277, SLG: 0.357										4	0	0	0	0	1	1				
Juan Uribe, R OBP: 0.284, SLG: 0.335										3	0	1	0	0	1	1				
Gary Bennett, R OBP: 0.312, SLG: 0.353										3	0	0	0	0	0	1				
Shawn Chacon, R OBP: 0.259, SLG: 0.296 Dennys Reyes, R OBP: 0.209, SLG: 0.317										2	0	0	0	0	1	0				
Inning Stats	R: 1 E: 0 K: 0 S: 10	H: 1 LOB: 0 BB: 0 P: 15	R: 0 E: 1 K: 1 S: 7	H: 0 LOB: 1 BB: 0 P: 10	R: 0 E: 0 K: 2 S: 9	H: 1 LOB: 1 BB: 0 P: 11	R: 0 E: 0 K: 2 S: 11	H: 1 LOB: 0 BB: 0 P: 17	R: 0 E: 0 K: 1 S: 5	H: 0 LOB: 1 BB: 1 P: 15	R: 0 E: 0 K: 0 S: 5	H: 0 LOB: 0 BB: 0 P: 9	R: 0 E: 0 K: 0 S: 8	H: 0 LOB: 0 BB: 0 P: 11	R: 0 E: 0 K: 1 S: 11	H: 0 LOB: 0 BB: 0 P: 15	1B: 2 2B: 0 3B: 0 HR: 1	SF: 0 SAC: 0 DP: 0 HBP: 0	WP: 0 PB: 0 SB: 0 CS: 0	PA: 32
PITCHER Miguel Batista, R ERA: 4.38	IP: 9.0 WLS: W BF: 32 H: 3 R: 1 ER: 1 SO: 7 BB: 1 IBB: 0 HBP: 0 BLK: 0 WP: 0 HR: 1 S: 75 P: 110 ERA: 1.00 WHIP: 0.444																			

Batter	1	2	3	4	5	6	7	8	9	AB	R	H	RBI	BB	SO	LOB	BOTTOM			
Tony Womack, L OBP: 0.308, SLG: 0.335	G3-1		G6-3							5	2	3	2	0	0	2	Colorado Rockies @ Arizona Diamondbacks Bank One Ballpark, Phoenix, AZ Wed Jul 24 2002, 10:05 PM EDT Att: 34,743 - Dome - 72 F livebaseballscorecards.com			
Quinton McCracken, S OBP: 0.400, SLG: 0.500										3	1	2	2	2	1	1				
Junior Spivey, R OBP: 0.406, SLG: 0.538 Jay Bell, R OBP: 0.222, SLG: 0.125										3	0	1	0	1	1	2				
Luis Gonzalez, L OBP: 0.403, SLG: 0.501										1	0	0	0	0	0	0				
Mark Grace, L OBP: 0.349, SLG: 0.406										3	0	0	0	2	0	3				
Matt Williams, R OBP: 0.189, SLG: 0.361 Chris Donnels, L OBP: 0.290, SLG: 0.459										5	0	0	1	0	0	4				
David Dellucci, L OBP: 0.368, SLG: 0.548										4	1	2	2	0	0	0				
Rod Barajas, R OBP: 0.276, SLG: 0.308										4	1	1	0	0	1	4				
Miguel Batista, R OBP: 0.233, SLG: 0.310										0	0	0	0	0	0	0				
Inning Stats	R: 1 E: 0 K: 0 S: 7	H: 0 LOB: 2 BB: 3 P: 24	R: 3 E: 0 K: 1 S: 17	H: 4 LOB: 1 BB: 0 P: 29	R: 1 E: 0 K: 1 S: 11	H: 2 LOB: 2 BB: 1 P: 22	R: 0 E: 0 K: 0 S: 11	H: 0 LOB: 2 BB: 2 P: 26	R: 2 E: 0 K: 0 S: 14	H: 4 LOB: 2 BB: 0 P: 27	R: 0 E: 0 K: 1 S: 8	H: 0 LOB: 0 BB: 0 P: 14	R: 0 E: 0 K: 3 S: 13	H: 1 LOB: 1 BB: 0 P: 18	R: 0 E: 0 K: 0 S: 6	H: 0 LOB: 0 BB: 0 P: 8		1B: 5 2B: 3 3B: 2 HR: 1	SF: 0 SAC: 0 DP: 0 HBP: 0	WP: 0 PB: 0 SB: 1 CS: 0
PITCHER Shawn Chacon, R ERA: 5.15 Dennys Reyes, L ERA: 4.35 40 Brian Fuentes, L ERA: 9.0 Jose Jimenez, R ERA: 3.49	IP: 1.1 WLS: L BF: 29 H: 7 R: 0 ER: 7 SO: 2 BB: 6 IBB: 0 HBP: 0 BLK: 0 WP: 0 HR: 1 S: 54 P: 118 ERA: 13.50 WHIP: 3.214																			

Batter	1	2	3	4	5	6	7	8	9	AB	R	H	RBI	BB	SO	LOB	TOP					
Ramón Vázquez, L OBP: 0.328, SLG: 0.311	F7		K			L9		FC6-4		4	0	0	0	0	1	2						
Mark Kotsay, L OBP: 0.374, SLG: 0.447	K			F7			WP 1B	G4-3		4	0	1	0	0	1	2						
Ryan Klesko, L OBP: 0.396, SLG: 0.529	P6			L4-6 2B			1-2 BB		G6-4-3 1B	3	0	2	0	1	0	0						
Phil Nevin, R OBP: 0.342, SLG: 0.447		K		L4-6			K		G6-4-3	3	0	0	0	0	2	3						
Julius Matos, R OBP: 0.297, SLG: 0.333										1	0	0	0	0	0	1						
Bubba Trammell, R OBP: 0.326, SLG: 0.364		L7			F8		K			3	0	0	0	0	1	2						
Steve Reed, R (7, 1)										0	0	0	0	0	0	0						
Wil Nieves, R OBP: 0.308, SLG: 0.273										1	0	0	0	0	1	0						
Deivi Cruz, R OBP: 0.292, SLG: 0.356		1B			G1-3		L6			3	0	1	0	0	0	2						
Gene Kingsale, S OBP: 0.320, SLG: 0.413					L7			FC6-4 1B		3	0	1	0	0	0	1						
Tom Lampkin, L OBP: 0.294, SLG: 0.328			F7			L9			K	3	0	0	0	0	1	1						
Oliver Pérez, L OBP: 0.059, SLG: 0.059										1	0	0	0	0	0	0						
Trenidad Hubbard, R OBP: 0.255, SLG: 0.222			G6-3			L4				1	0	0	0	0	0	0						
Tom Davey, R (6, 1)										0	0	0	0	0	0	0						
Brian Buchanan, R OBP: 0.291, SLG: 0.388								FC6-4		1	0	1	0	0	0	0						
Jason Kershner, L (7, 1)								1B		0	0	0	0	0	0	0						
Inning Stats	R: 0 E: 0 K: 1 S: 8	H: 0 LOB: 0 BB: 0 P: 12	R: 0 E: 0 K: 1 S: 9	H: 1 LOB: 1 BB: 0 P: 15	R: 0 E: 0 K: 1 S: 9	H: 0 LOB: 0 BB: 0 P: 13	R: 0 E: 0 K: 0 S: 11	H: 1 LOB: 0 BB: 0 P: 17	R: 0 E: 0 K: 0 S: 8	H: 0 LOB: 0 BB: 0 P: 15	R: 0 E: 0 K: 0 S: 5	H: 0 LOB: 0 BB: 0 P: 7	R: 0 E: 0 K: 2 S: 13	H: 1 LOB: 2 BB: 1 P: 21	R: 0 E: 0 K: 1 S: 13	H: 2 LOB: 2 BB: 0 P: 19	R: 0 E: 0 K: 1 S: 8	H: 1 LOB: 0 BB: 0 P: 11	1B: 5 2B: 2 3B: 0 HR: 0	SF: 0 SAC: 0 DP: 2 HBP: 0	WP: 1 PB: 0 SB: 0 CS: 0	PA: 32
PITCHER	IP	WLS	BF	H	R	ER	SO	BB	IBB	HBP	BLK	WP	HR	S	P	ERA	WHIP					
John Patterson, R ERA: 0.68	(1, 1)	7.1	W	27	5	0	6	1	0	0	0	1	0	72	113	0.00	0.818					
Mike Myers, L ERA: 3.79	(8, 1)	0.2		2	0	0	0	0	0	0	0	0	0	4	6	0.00	0.000					
Matt Mantei, R ERA: 5.0	(9, 1)	1.0		3	1	0	1	0	0	0	0	0	0	8	11	0.00	1.000					

San Diego Padres @ Arizona Diamondbacks
Bank One Ballpark, Phoenix, AZ
Thu Jul 25 2002, 6:05 PM EDT
Att: 35,200 - Dome - 72 F

livebaseballscorecards.com

AB	31
R	0
H	6
RBI	0
BB	1
SO	7
LOB	14



Batter	1	2	3	4	5	6	7	8	9	AB	R	H	RBI	BB	SO	LOB	BOTTOM				
Quinton McCracken, S OBP: 0.405, SLG: 0.506					G4-3	FC3-6				4	2	2	3	1	0	1					
Craig Counsell, L OBP: 0.357, SLG: 0.352	BB		HBP FC3-6 1B				1B HR BB			3	1	1	0	2	0	2					
Junior Spivey, R OBP: 0.408, SLG: 0.537	F8		FC3-6 HBP 1B							4	0	2	1	0	0	2					
Luis Gonzalez, L OBP: 0.403, SLG: 0.500	P6		FC3-6 HBP		L5					5	2	2	1	0	2	5					
Luis Gonzalez, L OBP: 0.403, SLG: 0.500	K		FC3-6							5	2	2	1	0	2	5					
Matt Williams, R OBP: 0.220, SLG: 0.436		L8								3	2	1	3	1	0	2					
Chris Donnels, L OBP: 0.286, SLG: 0.452			F8							1	0	0	0	0	0	0					
Jay Bell, R OBP: 0.250, SLG: 0.100										2	0	0	0	1	0	0					
Mark Grace, L OBP: 0.347, SLG: 0.403										2	1	0	0	0	0	3					
Steve Finley, L OBP: 0.366, SLG: 0.459										3	1	2	2	2	0	1					
Chad Moeller, R OBP: 0.318, SLG: 0.300										5	0	1	0	0	3	4					
John Patterson, R OBP: 0.333, SLG: 0.200										3	1	1	0	1	1	1					
Mike Myers, L ERA: 8.0										0	0	0	0	0	0	0					
David DeLucci, L OBP: 0.364, SLG: 0.543										1	0	0	0	0	0	2					
Matt Mantei, R (9, 1)										0	0	0	0	0	0	0					
Inning Stats	R: 0 E: 0 K: 1 S: 12	H: 0 LOB: 1 BB: 1 P: 21	R: 0 E: 0 K: 0 S: 8	H: 1 LOB: 0 BB: 0 P: 13	R: 1 E: 0 K: 1 S: 13	H: 2 LOB: 2 BB: 0 P: 24	R: 0 E: 0 K: 1 S: 10	H: 0 LOB: 1 BB: 1 P: 19	R: 3 E: 0 K: 0 S: 12	H: 2 LOB: 1 BB: 2 P: 21	R: 0 E: 0 K: 1 S: 10	H: 1 LOB: 0 BB: 0 P: 14	R: 6 E: 0 K: 2 S: 29	H: 5 LOB: 2 BB: 3 P: 49	R: 0 E: 0 K: 0 S: 11	H: 1 LOB: 2 BB: 1 P: 23	1B: 10 2B: 1 3B: 0 HR: 1	SF: 0 SAC: 0 DP: 0 HBP: 1	WP: 0 PB: 0 SB: 0 CS: 0	PA: 45	
PITCHER	IP	WLS	BF	H	R	ER	SO	BB	IBB	HBP	BLK	WP	HR	S	P	ERA	WHIP				
Oliver Pérez, L ERA: 3.26	(1, 1)	5.0	L	25	4	4	3	4	0	1	0	0	0	55	98	7.20	1.800				
Tom Davey, R ERA: 8.0	(6, 1)	1.0		7	3	3	3	1	0	0	0	0	0	18	28	27.00	4.000				
Jason Kershner, L ERA: 40.5	(7, 1)	0.2		6	2	2	2	2	0	0	0	0	0	17	28	27.00	6.000				
Steve Reed, R ERA: 1.98	(7, 1)	1.1		7	2	1	1	1	0	0	0	0	0	15	30	6.75	2.250				

San Diego Padres @ Arizona Diamondbacks
Bank One Ballpark, Phoenix, AZ
Thu Jul 25 2002, 6:05 PM EDT
Att: 35,200 - Dome - 72 F

livebaseballscorecards.com

AB	36
R	10
H	12
RBI	10
BB	8
SO	6
LOB	23



Batter	1	2	3	4	5	6	7	8	9	AB	R	H	RBI	BB	SO	LOB	TOP										
Gene Kingsale, S OBP: 0.315, SLG: 0.420 (1, 8) C	0-1 F8		1-0 2B		1-3 K			0-0 E6		4	0	1	0	0	1	0	San Diego Padres @ Arizona Diamondbacks Bank One Ballpark, Phoenix, AZ Fri Jul 26 2002, 10:05 PM EDT Att: 41,569 - Dome - 72 F livebaseballscorecards.com										
Julius Matos, R OBP: 0.296, SLG: 0.330 (1, 4) C (7, 5) X	1-2 1B		2-3 K			1-3 K		0-0 L8		4	0	1	0	0	2	2											
Phil Nevin, R OBP: 0.342, SLG: 0.445 Ramón Vázquez, L OBP: 0.326, SLG: 0.310 (1, 5) X (7, 4) C	0-0 1B		0-3 K			3-2 L7		1-3 K		3	0	1	0	0	1	1											
Ron Gant, R OBP: 0.348, SLG: 0.503 (1, 7) X	3-2 G5-4-3				0-0 F8			0-0 P5		3	0	0	0	0	2	2											
Bubba Trammell, R OBP: 0.325, SLG: 0.360 (1, 9) X		2-2 L7		2-0 L8			4-2 BB		1-2 F7	3	0	0	0	1	0	0											
Brian Buchanan, R OBP: 0.290, SLG: 0.380 (1, 3) X		0-0 G5-3		2-2 FC6-4 HBP		2-3 K		0-1 F2		3	0	0	0	0	1	1											
Deivi Cruz, R OBP: 0.292, SLG: 0.359 (1, 6) X		1-1 2B		1-2 FC6-4		0-0 L6				3	0	1	0	0	2	2											
Wil Nieves, R OBP: 0.250, SLG: 0.214 (1, 2) C		3-3 K			1-0 G5-3			0-0 G6-3		3	0	0	0	0	1	2											
44 Jake Peavy, R OBP: 0.300, SLG: 0.500 Jason Kershner, L (5, 1) C Trenidad Hubbard, R OBP: 0.252, SLG: 0.220 Brandon Villafuerte, R (7, 1) C Tom Lampkin, L OBP: 0.233, SLG: 0.326 (9, PH) X			2-3 K		0-3 K			2-3 K		2	0	0	0	0	2	0											
Inning Stats	R: 0 E: 0 K: 0 S: 13	H: 2 LOB: 1 BB: 0 P: 17	R: 0 E: 0 K: 1 S: 13	H: 1 LOB: 1 BB: 0 P: 19	R: 0 E: 0 K: 3 S: 12	H: 1 LOB: 1 BB: 0 P: 17	R: 0 E: 0 K: 0 S: 7	H: 0 LOB: 0 BB: 0 P: 12	R: 0 E: 0 K: 2 S: 10	H: 0 LOB: 0 BB: 0 P: 14	R: 0 E: 0 K: 1 S: 7	H: 0 LOB: 1 BB: 1 P: 13	R: 0 E: 1 K: 2 S: 8	H: 0 LOB: 1 BB: 0 P: 11	R: 0 E: 0 K: 1 S: 8	H: 0 LOB: 0 BB: 0 P: 12		1B: 2 2B: 2 3B: 0 HR: 0	SF: 0 SAC: 0 DP: 1 HBP: 1	WP: 0 PB: 0 SB: 0 CS: 0	PA: 33						
PITCHER	IP	WLS	BF	H	R	ER	SO	BB	IBB	HBP	BLK	WP	HR	S	P	ERA	WHIP										
Randy Johnson, L ERA: 2.86 (1, 1) C	7.0	W	26	4	0	0	8	1	0	1	0	0	0	69	101	0.00	0.714										
Greg Swindell, L ERA: 5.7 (8, 1) C	1.0		4	0	0	0	2	0	0	0	0	0	0	8	11	0.00	0.000										
Mike Fetters, R ERA: 2.75 (9, 1) C	1.0		3	0	0	0	1	0	0	0	0	0	0	8	12	0.00	0.000										

Batter	1	2	3	4	5	6	7	8	9	AB	R	H	RBI	BB	SO	LOB	BOTTOM										
Tony Womack, L OBP: 0.309, SLG: 0.337 (1, 6) C (8, 9) X				2-2 F2		2-1 G5-4-3 1B		2-2 SF8		4	1	2	1	0	0	2	San Diego Padres @ Arizona Diamondbacks Bank One Ballpark, Phoenix, AZ Fri Jul 26 2002, 10:05 PM EDT Att: 41,569 - Dome - 72 F livebaseballscorecards.com										
Craig Counsell, L OBP: 0.355, SLG: 0.349 (1, 4) C (8, 6) X	4-2 2B	1-2 F8		3-1 L9		3-2 L9	3-3 K			4	1	0	0	1	1	3											
David Dellucci, L OBP: 0.366, SLG: 0.541 (1, 9) C (8, 8) X	0-1 1B	2-1 G4-3			4-1 G3 HR BB	0-0 G5-4-3		0-0 G4-3		4	2	1	2	1	0	1											
Luis Gonzalez, L OBP: 0.405, SLG: 0.509 Quinton McCracken, S OBP: 0.406, SLG: 0.505 (1, 7) C (7, 7) X	0-1 2B	1-2 1B			1-1 G3		1-0 HBP FC6-4 1B	1-3 K		3	2	2	2	0	0	1											
Matt Williams, R OBP: 0.222, SLG: 0.419 Junior Spivey, R OBP: 0.407, SLG: 0.536 (1, 5) C (8, 4) X	2-3 K		1-0 P6		1-0 E5 HR		1-0 FC6-4 HBP BB 1B	1-2 G3-1		4	2	1	0	0	1	2											
Steve Finley, L OBP: 0.370, SLG: 0.473 Brian Anderson, R OBP: 0.172, SLG: 0.250 Greg Swindell, L Mike Fetters, R (1, 8) C (7, FR) X (8, 1) C (9, 1) C	2-2 2B				0-1 P6		2-1 FC6-4 HBP			3	2	2	3	0	0	0											
Mark Grace, L OBP: 0.347, SLG: 0.399 Jay Bell, R OBP: 0.231, SLG: 0.091 (1, 3) C (7, PH) X (8, 3) X	4-0 SH1-4 1B IBB		2-1 F7		0-1 E7 BB		3-1 FC6-4 BB BB SF8			2	0	0	0	1	0	0											
Chad Moeller, R OBP: 0.385, SLG: 0.318 (1, 2) X	0-0 SH1-4 1B		0-0 L8		4-2 G6-4-3 BB		4-2 BB BB			2	0	1	2	2	0	0											
Randy Johnson, R OBP: 0.105, SLG: 0.109 Chris Donnels, L OBP: 0.296, SLG: 0.452 (1, 1) C (8, 5) X	1-2 SH1-4				1-3 K		4-1 BB			2	0	0	0	0	1	2											
Inning Stats	R: 5 E: 0 K: 1 S: 24	H: 5 LOB: 2 BB: 2 P: 40	R: 1 E: 0 K: 0 S: 9	H: 1 LOB: 0 BB: 0 P: 14	R: 0 E: 0 K: 0 S: 4	H: 0 LOB: 0 BB: 0 P: 6	R: 0 E: 0 K: 1 S: 8	H: 0 LOB: 0 BB: 0 P: 14	R: 3 E: 2 K: 0 S: 13	H: 1 LOB: 1 BB: 2 P: 27	R: 0 E: 0 K: 0 S: 6	H: 1 LOB: 0 BB: 0 P: 11	R: 3 E: 0 K: 1 S: 15	H: 2 LOB: 2 BB: 2 P: 33	R: 0 E: 0 K: 1 S: 7	H: 0 LOB: 0 BB: 0 P: 9		1B: 6 2B: 2 3B: 0 HR: 2	SF: 1 SAC: 1 DP: 2 HBP: 1	WP: 0 PB: 0 SB: 1 CS: 0	PA: 41						
PITCHER	IP	WLS	BF	H	R	ER	SO	BB	IBB	HBP	BLK	WP	HR	S	P	ERA	WHIP										
44 Jake Peavy, R ERA: 5.48 Jason Kershner, L ERA: 23.14 Brandon Villafuerte, R ERA: (1, 1) C (5, 1) C (7, 1) C	4.1	L	24	7	9	8	2	2	1	0	0	0	0	16	33	16.20	2.400										
	2.0		8	0	0	0	2	2	0	0	0	0	0	19	35	0.00	1.000										


Batter	1	2	3	4	5	6	7	8	9	AB	R	H	RBI	BB	SO	LOB	TOP								
Ramón Vázquez, L OBP: 0.329, SLG: 0.323	G3		K			1B 2B		1-2 2B		4	1	2	0	0	1	0	San Diego Padres @ Arizona Diamondbacks Bank One Ballpark, Phoenix, AZ Sat Jul 27 2002, 4:05 PM EDT Att: 45,407 - Dome - 72 F livebaseballscorecards.com								
Mark Kotsay, L OBP: 0.376, SLG: 0.447	G4-3			L9-3 1B		2-2 1B		1-3 K		4	0	2	1	0	1	2									
Ryan Klesko, L OBP: 0.392, SLG: 0.522	G3			L9-3 1-2		K			G6-3	4	0	0	0	0	1	2									
Phil Nevin, R OBP: 0.341, SLG: 0.441		F9		G6-3			G4-3 1B		K	4	0	1	0	0	1	0									
Bubba Trammell, R OBP: 0.324, SLG: 0.359		F7			G6-3		K		BB 2B 1B	4	1	1	0	0	1	1									
Gene Kingsale, S OBP: 0.328, SLG: 0.415		1-1 1B			P5		G4-3 1-2f		2B BB	3	1	1	0	1	0	1									
Tom Lampkin, L OBP: 0.292, SLG: 0.330					G5-3			L7	2-2 1B 2B	4	0	1	2	0	1	1									
Julius Matos, R OBP: 0.293, SLG: 0.330			F7			0-2 1B		K	2-1 HBP	3	0	1	0	0	1	0									
Brian Lawrence, R OBP: 0.196, SLG: 0.152						0-2 1B				2	0	0	0	0	1	1									
Trenidad Hubbard, R OBP: 0.260, SLG: 0.228								2B	P3	1	0	1	0	0	0	0									
Jeremy Fikac, R OBP: 0.291, SLG: 0.358								1B		1	0	0	0	0	0	2									
Devil Cruz, R OBP: 0.291, SLG: 0.358										1	0	0	0	0	0	2									
Inning Stats	R: 0 E: 0 K: 0 S: 6	H: 0 LOB: 0 BB: 0 P: 8	R: 0 E: 0 K: 1 S: 8	H: 1 LOB: 1 BB: 0 P: 11	R: 0 E: 0 K: 2 S: 8	H: 0 LOB: 0 BB: 0 P: 10	R: 0 E: 0 K: 0 S: 10	H: 1 LOB: 0 BB: 0 P: 13	R: 0 E: 0 K: 0 S: 8	H: 0 LOB: 0 BB: 0 P: 13	R: 1 E: 0 K: 1 S: 16	H: 3 LOB: 1 BB: 0 P: 18	R: 0 E: 0 K: 1 S: 8	H: 1 LOB: 0 BB: 0 P: 10	R: 0 E: 0 K: 2 S: 21	H: 2 LOB: 2 BB: 0 P: 31	R: 2 E: 0 K: 1 S: 17	H: 2 LOB: 2 BB: 1 P: 31	1B: 7 2B: 4 3B: 0 HR: 0	SF: 0 SAC: 0 DP: 3 HBP: 1	WP: 0 PB: 0 SB: 0 CS: 0	PA: 36			
PITCHER	IP	WLS	BF	H	R	ER	SO	BB	IBB	HBP	BLK	WP	HR	S	P	ERA	WHIP								
Curt Schilling, R ERA: 2.86	8.0	W	29	8	1	1	7	0	0	0	0	0	0	85	114	1.12	1.000								
Mike Myers, L ERA: 3.71	0.1	H	1	0	0	0	0	0	0	0	0	0	0	3	6	0.00	0.000								
Byung-Hyun Kim, R ERA: 2.34	0.2		6	2	2	2	1	1	0	1	0	0	0	14	25	27.00	4.500								

Batter	1	2	3	4	5	6	7	8	9	AB	R	H	RBI	BB	SO	LOB	BOTTOM								
Tony Womack, L OBP: 0.314, SLG: 0.341	G3		E S 1B		BB 1B G3	1B				4	1	3	0	0	0	0	San Diego Padres @ Arizona Diamondbacks Bank One Ballpark, Phoenix, AZ Sat Jul 27 2002, 4:05 PM EDT Att: 45,407 - Dome - 72 F livebaseballscorecards.com								
Craig Counsell, L OBP: 0.356, SLG: 0.350	1B		K		G3 BB HR 1B	P5				4	1	2	0	0	1	2									
Junior Spivey, R OBP: 0.406, SLG: 0.531	P4		L9		4-2 G3 HR BB		G5-3			3	1	0	0	1	0	2									
Luis Gonzalez, L OBP: 0.401, SLG: 0.504	L7			F8	G3		K			4	0	0	1	0	1	3									
Erubiel Durazo, L OBP: 0.377, SLG: 0.568		G4-6-3 1B		1B BB	2-0 G3 HR		K			3	1	2	3	1	1	0									
David Dellucci, L OBP: 0.371, SLG: 0.539	G4-6-3 1-2f		G4-6-3	1-2 1B	1-2 1B		G3			4	0	2	0	0	0	1									
Quinton McCracken, S OBP: 0.409, SLG: 0.500		BB		K	L8			BB		2	0	0	0	2	1	3									
Chad Moeller, R OBP: 0.333, SLG: 0.269		G6-3		L7		G6-3		L7		4	0	0	0	0	0	4									
Curt Schilling, R OBP: 0.241, SLG: 0.228			G3-1			K		G4-3		3	0	0	0	0	2	0									
Chris Donnels, L OBP: 0.292, SLG: 0.444						K				1	0	0	0	0	0	1									
Mike Myers, L OBP: 1.000, SLG: 1.000										0	0	0	0	0	0	0									
Inning Stats	R: 0 E: 0 K: 0 S: 7	H: 1 LOB: 1 BB: 0 P: 9	R: 0 E: 0 K: 0 S: 7	H: 1 LOB: 1 BB: 1 P: 14	R: 0 E: 1 K: 1 S: 14	H: 1 LOB: 1 BB: 0 P: 18	R: 0 E: 0 K: 1 S: 11	H: 1 LOB: 2 BB: 1 P: 16	R: 4 E: 0 K: 1 S: 14	H: 4 LOB: 1 BB: 1 P: 22	R: 0 E: 0 K: 1 S: 12	H: 1 LOB: 1 BB: 0 P: 18	R: 0 E: 0 K: 2 S: 10	H: 0 LOB: 0 BB: 0 P: 14	R: 0 E: 0 K: 0 S: 8	H: 0 LOB: 1 BB: 1 P: 16	1B: 8 2B: 0 3B: 0 HR: 1	SF: 0 SAC: 0 DP: 1 HBP: 0	WP: 0 PB: 0 SB: 1 CS: 0	PA: 36					
PITCHER	IP	WLS	BF	H	R	ER	SO	BB	IBB	HBP	BLK	WP	HR	S	P	ERA	WHIP								
Brian Lawrence, R ERA: 3.39	7.0	L	32	9	4	4	6	3	0	0	0	0	0	75	111	5.14	1.714								
Jeremy Fikac, R ERA: 4.6	1.0		4	0	0	0	0	1	0	0	0	0	0	8	16	0.00	1.000								

Batter	1	2	3	4	5	6	7	8	9	10	AB	R	H	RBI	BB	SO	LOB							
Tony Womack, L OBP: 0.316, SLG: 0.341 (1, 6)	FC4-8 1B	BB		FC6 1B			F8	F8			4	0	2	0	1	0	2							
Craig Counsell, L OBP: 0.350, SLG: 0.344 (1, 4)	FC4-6	2-3 K		FC6					G5-3		5	0	1	0	0	1	5							
Byung-Hyun Kim, R OBP: 1.000, SLG: 1.000 (9, 1)	1-2f			1-2f							0	0	0	0	0	0	0							
Quinton McCracken, S OBP: 0.400, SLG: 0.492 (8, 9)	K			G4-3			F8		G6-3		5	0	0	0	0	1	2							
Luis Gonzalez, L OBP: 0.406, SLG: 0.521 (1, 7)	G4-3			F7			P6		G3		5	1	1	0	0	0	2							
Erubiel Durazo, L OBP: 0.275, SLG: 0.299 (8, PR)		1-0 F9		1-0 1B			SF9				2	1	1	1	1	0	0							
Steve Finley, L OBP: 0.369, SLG: 0.472 (8, 8)				2B							1	1	0	0	0	0	0							
Matt Williams, R OBP: 0.240, SLG: 0.417 (1, 5)		F3		1B			P6				5	0	2	1	0	1	1							
David Dellucci, L OBP: 0.358, SLG: 0.514 (8, PH)											3	1	1	0	0	0	1							
Jay Bell, R OBP: 0.231, SLG: 0.091 (8, PH)		HBP		G4-3			F9		G3-1		0	0	0	0	0	0	0							
Mark Grace, L OBP: 0.343, SLG: 0.394 (8, 3)		2B		1B							2	0	0	0	0	0	2							
Rod Barajas, R OBP: 0.275, SLG: 0.299 (8, PR)											3	0	0	0	0	1	1							
Brian Anderson, R OBP: 0.196, SLG: 0.228 (8, 1)											0	0	0	0	0	0	0							
Mike Myers, L OBP: 0.275, SLG: 0.299 (8, 1)		2B					F9		E6		0	0	0	0	0	0	0							
Mike Fetters, R OBP: 0.275, SLG: 0.299 (8, 1)		HBP									0	0	0	0	0	0	0							
Junior Spivey, R OBP: 0.275, SLG: 0.299 (8, 4)		1-2									0	0	0	0	0	0	0							
Miguel Batista, R OBP: 0.242, SLG: 0.344 (8, PH)											3	0	1	1	0	2	0							
Chris Donnels, L OBP: 0.292, SLG: 0.444 (8, PH)											0	0	0	0	0	0	0							
Chad Moeller, R OBP: 0.371, SLG: 0.276 (8, 2)		1-3 2-H		2B			K				0	0	0	0	1	0	0							
Inning Stats	R: 0 E: 0 K: 1 S: 14	H: 1 LOB: 1 BB: 0 P: 18	R: 1 E: 0 K: 1 S: 12	H: 2 LOB: 3 BB: 1 P: 22	R: 1 E: 0 K: 0 S: 14	H: 2 LOB: 1 BB: 1 P: 20	R: 0 E: 0 K: 1 S: 7	H: 1 LOB: 1 BB: 0 P: 11	R: 1 E: 0 K: 2 S: 9	H: 1 LOB: 0 BB: 0 P: 13	R: 0 E: 0 K: 2 S: 10	H: 0 LOB: 0 BB: 0 P: 13	R: 0 E: 0 K: 0 S: 10	H: 1 LOB: 1 BB: 0 P: 19	R: 1 E: 1 K: 1 S: 12	H: 0 LOB: 2 BB: 2 P: 25	R: 0 E: 0 K: 0 S: 9	H: 0 LOB: 0 BB: 0 P: 16	R: 0 E: 0 K: 0 S: 7	H: 1 LOB: 0 BB: 0 P: 11	1B: 6 2B: 2 3B: 1 HR: 0	SF: 1 SAC: 0 DP: 1 HBP: 1	WP: 0 PA: 43	
PITCHER	IP	WLS	BF	H	R	ER	SO	BB	IBB	HBP	BLK	WP	HR	S	P	ERA	WHIP							
Javier Vazquez, R ERA: 3.61	7.0		31	8	3	3	5	1	0	0	0	0	0	78	116	3.86	1.286							
Joey Eischen, L ERA: 1.44	0.1	H	2	0	1	0	1	1	0	0	0	0	0	5	10	0.00	3.000							
Matt Herges, R ERA: 3.64	0.1	B	2	0	0	0	0	0	0	0	0	0	0	4	7	0.00	0.000							
Scott Stewart, L ERA: 3.21	1.1		5	0	0	0	0	1	0	0	0	0	0	12	24	0.00	0.750							
52 T.J. Tucker, R ERA: 2.99	1.0	W	3	1	0	0	0	0	0	0	0	0	0	7	11	0.00	1.000							

Arizona Diamondbacks @ Montreal Expos
Olympic Stadium, Montreal, QB
Tue Jul 30 2002, 7:05 PM EDT
Att. 11,068 - Dome - 72 F


AB	38
R	4
H	9
RBI	3
BB	3
SO	6
LOB	16



Batter	1	2	3	4	5	6	7	8	9	10	AB	R	H	RBI	BB	SO	LOB							
Brad Wilkerson, L OBP: 0.370, SLG: 0.442 (10, 3)	K		1B		K		F7		K		5	1	1	0	0	3	3							
Jose Vidro, S OBP: 0.387, SLG: 0.485 (1, 4)	K		F9		F8			G4-3		F8	5	0	1	0	0	1	0							
Vladimir Guerrero, R OBP: 0.407, SLG: 0.580 (1, 9)	G4-3		1-2		G4-3			CS		HR	5	1	3	2	0	0	0							
Cliff Floyd, L OBP: 0.394, SLG: 0.519 (1, 7)		HR		K				K			4	1	1	1	0	3	3							
Fernando Tatis, R OBP: 0.333, SLG: 0.462 (1, 5)		2B		F9				K		G5-3	3	1	0	0	0	1	2							
Andres Galarraga, R OBP: 0.388, SLG: 0.441 (1, 3)		SF8						CS			4	1	2	1	0	1	3							
Wilton Guerrero, S OBP: 0.297, SLG: 0.272 (10, 8)	K		G6-3					HR		BB	0	0	0	0	0	0	0							
Orlando Cabrera, R OBP: 0.315, SLG: 0.367 (1, 6)		SF8		P4				P4		F7	4	0	1	0	0	0	1							
Brian Schneider, L OBP: 0.308, SLG: 0.418 (1, 2)		SF8		F8				G1-3		BB	2	0	0	1	1	0	0							
Javier Vazquez, R OBP: 0.275, SLG: 0.299 (8, PR)		2-3 3-H						G1-3		IBB	2	0	0	0	0	0	0							
Troy Glaus, L OBP: 0.357, SLG: 0.407 (8, 1)								G4-3			2	0	0	0	0	0	0							
Joey Eischen, L ERA: 1.44 (8, 1)											0	0	0	0	0	0	0							
Matt Herges, L ERA: 3.54 (8, 1)											0	0	0	0	0	0	0							
Mike Fetters, R ERA: 3.16 (8, 1)											0	0	0	0	0	0	0							
Byung-Hyun Kim, R ERA: 2.47 (9, 1)	0.2	L	3	1	1	1	1	0	0	0	0	0	0	0	0	0	0							
Inning Stats	R: 0 E: 0 K: 2 S: 10	H: 0 LOB: 0 BB: 0 P: 12	R: 2 E: 0 K: 1 S: 12	H: 2 LOB: 1 BB: 0 P: 19	R: 1 E: 0 K: 1 S: 12	H: 3 LOB: 2 BB: 0 P: 20	R: 0 E: 0 K: 0 S: 5	H: 0 LOB: 0 BB: 0 P: 7	R: 0 E: 0 K: 1 S: 10	H: 0 LOB: 0 BB: 0 P: 16	R: 1 E: 0 K: 2 S: 15	H: 1 LOB: 0 BB: 0 P: 22	R: 0 E: 0 K: 0 S: 6	H: 0 LOB: 0 BB: 0 P: 9	R: 0 E: 0 K: 1 S: 7	H: 1 LOB: 0 BB: 0 P: 12	R: 0 E: 0 K: 1 S: 8	H: 1 LOB: 3 BB: 2 P: 21	R: 1 E: 0 K: 0 S: 5	H: 1 LOB: 0 BB: 0 P: 9	1B: 5 2B: 1 3B: 0 HR: 3	SF: 1 SAC: 0 DP: 0 HBP: 1	WP: 0 PA: 40	
PITCHER	IP	WLS	BF	H	R	ER	SO	BB	IBB	HBP	BLK	WP	HR	S	P	ERA	WHIP							
Miguel Batista, R ERA: 4.43	7.0		28	6	4	4	7	0	0	0	0	0	0	70	105	5.14	0.857							
Matt Mantei, R ERA: 4.82	0.1		2	1	0	0	0	0	0	0	0	0	0	4	6	0.00	3.000							
Mike Myers, L ERA: 3.54	0.1		1	0	0	0	1	0	0	0	0	0	0	3	4	0.00	0.000							
Mike Fetters, R ERA: 3.16	1.0		5	1	0	0	0	1	1	0	0	0	0	5	19	0.00	2.000							
Byung-Hyun Kim, R ERA: 2.47	0.2	L	3	1	1	1	1	0	0	0	0	0	1	8	13	13.50	1.500							

Arizona Diamondbacks @ Montreal Expos
Olympic Stadium, Montreal, QB
Tue Jul 30 2002, 7:05 PM EDT
Att. 11,068 - Dome - 72 F

AB	35
R	5
H	9
RBI	5
BB	2
SO	9
LOB	13




Batter	1	2	3	4	5	6	7	8	9	AB	R	H	RBI	BB	SO	LOB	TOP										
Tony Womack, L (1, 6) OBP: 0.313, SLG: 0.338	G5-3		F7			G6-3		B5-3		4	0	0	0	0	0	0	Arizona Diamondbacks @ Montreal Expos Olympic Stadium, Montreal, QB Wed Jul 31 2002, 7:05 PM EDT Att: 11,747 - Dome - 72 F										
Craig Counsell, L (1, 5) OBP: 0.350, SLG: 0.346	G3		G4-3			G6-3		1B 2B		4	1	1	0	0	0												
Junior Spivey, R (1, 4) OBP: 0.407, SLG: 0.530	F8					G3-1 SF8 2B		G6-3		4	1	2	0	0	0	1											
Luis Gonzalez, L (1, 7) OBP: 0.409, SLG: 0.530		HR				G3-1		WP E 1B		3	2	2	2	1	0	1											
Erubiel Durazo, L (1, 3) OBP: 0.389, SLG: 0.578	1B G4-3 BB		SF8			BB		E4		2	1	0	1	1	1	2											
David Dellucci, L (1, 9) OBP: 0.354, SLG: 0.504			F9					K		4	0	1	0	0	1	1											
Quinton McCracken, S (1, 8) OBP: 0.393, SLG: 0.452	G4-3					G4-3		K		4	0	0	1	0	1	1											
Chad Moeller, R (1, 2) OBP: 0.359, SLG: 0.273	F8					G4-3		G4-3		4	0	1	0	0	0	0											
Randy Johnson, R (1, 1) OBP: 0.098, SLG: 0.102			K			G1-3		G4-3		4	0	0	0	0	2	1											
Inning Stats	R: 0 H: 0 E: 0 K: 0 S: 11	H: 0 LOB: 0 BB: 0 P: 19	R: 2 H: 2 E: 0 K: 0 S: 7	H: 2 LOB: 0 BB: 1 P: 16	R: 0 H: 0 E: 0 K: 1 S: 7	H: 0 LOB: 0 BB: 0 P: 12	R: 1 H: 1 E: 0 K: 0 S: 6	H: 1 LOB: 0 BB: 0 P: 11	R: 0 H: 0 E: 0 K: 1 S: 10	H: 1 LOB: 2 BB: 1 P: 18	R: 0 H: 1 E: 0 K: 1 S: 8	H: 1 LOB: 1 BB: 0 P: 11	R: 2 H: 2 E: 1 K: 1 S: 15	H: 2 LOB: 1 BB: 0 P: 21	R: 0 H: 0 E: 0 K: 1 S: 6	H: 0 LOB: 0 BB: 0 P: 9	1B: 4 2B: 2 3B: 0 HR: 1	SF: 1 SAC: 0 DP: 0 HBP: 0	WP: 1 PB: 0 SB: 0 CS: 1	PA: 36							
PITCHER	IP	WLS	BF	H	R	ER	SO	BB	IBB	HBP	BLK	WP	HR	S	P	ERA	WHIP										
Masato Yoshii, R (1, 1) ERA: 3.57	7.0	L	27	5	3	3	3	2	0	0	0	0	1	56	96	3.86	1.000										
Joey Eischen, L (8, 1) ERA: 1.57	1.0		6	2	2	1	1	0	0	0	0	1	0	15	21	9.00	2.000										
Dan Smith, R (9, 1) ERA: 2.66	1.0		3	0	0	0	1	0	0	0	0	0	0	6	9	0.00	0.000										

Batter	1	2	3	4	5	6	7	8	9	AB	R	H	RBI	BB	SO	LOB	BOTTOM										
Wilton Guerrero, S (1, 8) OBP: 0.286, SLG: 0.271	S 1B		G4-3			F8		K2-3		4	0	1	0	0	1	2	Arizona Diamondbacks @ Montreal Expos Olympic Stadium, Montreal, QB Wed Jul 31 2002, 7:05 PM EDT Att: 11,747 - Dome - 72 F										
Joey Eischen, L (8, 1)										0	0	0	0	0	0	0											
Matt Cepicky, L (9, 9)										1	0	0	0	0	1	2											
Jose Vidro, S (1, 4) OBP: 0.382, SLG: 0.478	G6-3		G3			FC6-4		K		5	0	0	0	0	2	4											
Vladimir Guerrero, R (1, 9) OBP: 0.490, SLG: 0.576	K							K		4	0	1	0	0	2	1											
Dan Smith, R (9, 1)										0	0	0	0	0	0	0											
Wil Cordero, R (1, 7) OBP: 0.315, SLG: 0.409	K							1B		2	0	0	0	1	2	1											
Brad Wilkerson, L (8, 7)										1	0	0	0	0	1	1											
Fernando Tatis, R (1, 5) OBP: 0.329, SLG: 0.456		G4-3				F8		F8		4	0	0	0	0	1	2											
Andres Galarraga, R (1, 3) OBP: 0.397, SLG: 0.448		BB 1B						K		4	1	3	0	0	1	1											
Orlando Cabrera, R (1, 6) OBP: 0.314, SLG: 0.365								F8																			
Brian Schneider, L (1, 2) OBP: 0.320, SLG: 0.438								F9		3	0	0	0	1	0	2											
Brian Schneider, L (1, 2) OBP: 0.320, SLG: 0.438								F7		3	0	0	0	1	0	2											
Masato Yoshii, R (1, 1) OBP: 0.200, SLG: 0.048								F7		2	0	0	0	0	2	3											
Jose Macias, S (7, PH) OBP: 0.294, SLG: 0.344								K		2	0	1	1	0	1	1											
Inning Stats	R: 0 H: 1 E: 0 K: 2 S: 12	H: 1 LOB: 2 BB: 1 P: 18	R: 0 H: 1 E: 0 K: 2 S: 12	H: 1 LOB: 1 BB: 1 P: 18	R: 0 H: 0 E: 0 K: 1 S: 8	H: 0 LOB: 0 BB: 0 P: 13	R: 0 H: 1 E: 0 K: 2 S: 10	H: 1 LOB: 0 BB: 0 P: 12	R: 0 H: 0 E: 0 K: 1 S: 13	H: 0 LOB: 1 BB: 1 P: 23	R: 0 H: 1 E: 0 K: 2 S: 15	H: 1 LOB: 1 BB: 0 P: 18	R: 0 H: 1 E: 0 K: 2 S: 10	H: 1 LOB: 1 BB: 0 P: 13	R: 1 H: 2 E: 0 K: 2 S: 14	H: 2 LOB: 2 BB: 1 P: 22	1B: 7 2B: 0 3B: 1 HR: 0	SF: 0 SAC: 0 DP: 0 HBP: 0	WP: 0 PB: 0 SB: 1 CS: 0	PA: 38							
PITCHER	IP	WLS	BF	H	R	ER	SO	BB	IBB	HBP	BLK	WP	HR	S	P	ERA	WHIP										
Randy Johnson, L (1, 1) ERA: 2.76	9.0	W	38	8	1	1	15	3	0	0	0	0	0	102	149	1.00	1.222										

Batter	1	2	3	4	5	6	7	8	9	AB	R	H	RBI	BB	SO	LOB	TOP			
Tony Womack, L (1, 6) OBP: 0.310, SLG: 0.334	1-1 P6	1-2 G4-3			0-1 L7		2-1 G3-1			4	0	0	0	0	0	4	Arizona Diamondbacks @ Montreal Expos Olympic Stadium, Montreal, QB Thu Aug 01 2002, 7:05 PM EDT Att: 10,873 - Dome - 72 F livebaseballscorecards.com			
Craig Counsell, L (1, 5) OBP: 0.345, SLG: 0.345	1-1 G3-1		1-0 G3		2-2 G3			0-0 G4-3		4	0	1	0	0	0	0				
Junior Spivey, R (1, 4) OBP: 0.405, SLG: 0.527	1-0 1B		0-3 K		0-1 F8			0-0 G4-3		4	0	1	0	0	1	1				
Luis Gonzalez, L (1, 7) OBP: 0.409, SLG: 0.531	2-2 P6		2-2 G3		0-0 PO			4-2 BB		3	0	1	0	1	0	2				
Erubiel Durazo, L (1, 3) OBP: 0.377, SLG: 0.557		1-2 L8	0-0 F7		0-0 F8			0-0 F7		4	0	0	0	0	0	3				
David Dellucci, L (1, 9) OBP: 0.354, SLG: 0.526		1-1 G4-3		1-3 K	0-1 PO		1-0 HR	2-0 F3		3	1	1	1	0	1	0				
Jay Bell, R (9, PH) OBP: 0.214, SLG: 0.083					2-3					1	0	0	0	0	0	0				
Steve Finley, L (9, 8) OBP: 0.369, SLG: 0.472										0	0	0	0	0	0	0				
Quinton McCracken, S (1, 8) OBP: 0.395, SLG: 0.486		2-1 BB		1-2 L8			2-1 L7	1-2 G6-3		4	0	2	0	0	0	0				
Chad Moeller, R (1, 2) OBP: 0.372, SLG: 0.306		4-0 BB		0-0 G5-3			3-2 BB	0-0 G6-3		3	0	1	0	1	0	1				
Curt Schilling, R (1, 1) OBP: 0.246, SLG: 0.220		4-2 BB			0-0 G4-3		0-3 K			2	0	0	0	1	1	1				
Inning Stats	R: 0 E: 0 K: 0 S: 9	H: 1 LOB: 1 BB: 0 P: 14	R: 0 E: 0 K: 0 S: 13	H: 1 LOB: 3 BB: 2 P: 26	R: 0 E: 1 K: 1 S: 11	H: 1 LOB: 0 BB: 0 P: 14	R: 0 E: 0 K: 0 S: 7	H: 0 LOB: 0 BB: 0 P: 9	R: 0 E: 0 K: 0 S: 8	H: 1 LOB: 0 BB: 0 P: 10	R: 1 E: 0 K: 0 S: 12	H: 2 LOB: 1 BB: 0 P: 20	R: 0 E: 0 K: 0 S: 5	H: 0 LOB: 1 BB: 1 P: 9	R: 0 E: 0 K: 0 S: 5	H: 1 LOB: 0 BB: 0 P: 8	1B: 3 2B: 3 3B: 0 HR: 1	SF: 0 SAC: 0 DP: 1 HBP: 0	WP: 0 PB: 0 CS: 0	PA: 36
PITCHER	IP WLS BF H R ER SO BB IBB HBP BLK WP HR S P ERA WHIP																			
Tomo Ohka, R (1, 1) ERA: 3.61	8.0	32	6	1	1	3	2	1	0	0	0	0	0	0	1	70	107	1.12	1.000	
Joey Eischen, L (9, 1) ERA: 1.62	1.0	W	3	1	0	0	0	0	0	0	0	0	0	0	5	8	0.00	1.000		

Batter	1	2	3	4	5	6	7	8	9	AB	R	H	RBI	BB	SO	LOB	BOTTOM					
Brad Wilkerson, L (1, 8) OBP: 0.365, SLG: 0.435	2-3 K		2-3 K			0-1 B5		0-0 F7		4	0	0	0	0	2	4	Arizona Diamondbacks @ Montreal Expos Olympic Stadium, Montreal, QB Thu Aug 01 2002, 7:05 PM EDT Att: 10,873 - Dome - 72 F livebaseballscorecards.com					
Jose Vidro, S (1, 4) OBP: 0.379, SLG: 0.474	0-1 L6		2-1 G3-1			1-1 G4-6-3		0-1 F5		4	0	0	0	0	0	2						
Vladimir Guerrero, R (1, 9) OBP: 0.495, SLG: 0.590	0-0 F7				0-0 G6-3		1-0 F7		0-0 HR	4	1	1	1	0	0	0						
Troy O'Leary, L (1, 7) OBP: 0.347, SLG: 0.405		3-2 G6-3		2-3 K		2-0 G4-3				3	1	1	0	0	1	0						
Fernando Tatis, R (1, 5) OBP: 0.326, SLG: 0.451		3-1 G6-3		1-3 K		0-3 K				3	0	0	0	0	2	1						
Andres Galarraga, R (1, 3) OBP: 0.386, SLG: 0.446		1-2 G6-3			2-3 K		2-2 G4-3			3	0	1	1	0	1	0						
Orlando Cabrera, R (1, 6) OBP: 0.314, SLG: 0.364		1-1 G6-3			0-0 F8		1-1 F8		1-1 1B	3	0	1	0	0	0	1						
Michael Barrett, R (1, 2) OBP: 0.348, SLG: 0.429					0-0 SH3		1-1 F9		0-3 K	3	0	1	0	0	1	1						
Tomo Ohka, S (1, 1) OBP: 0.216, SLG: 0.200					0-0 SH3		1-2 G4-6-3		1-1 1B	1	0	1	0	0	0	0						
Jose Macias, S (8, PH) OBP: 0.297, SLG: 0.347									1-2 1B	1	0	1	0	0	0	0						
Joey Eischen, L (9, 1) ERA: 1.62					1-2					0	0	0	0	0	0	0						
Inning Stats	R: 0 E: 0 K: 1 S: 6	H: 0 LOB: 0 BB: 0 P: 8	R: 1 E: 0 K: 0 S: 11	H: 2 LOB: 0 BB: 0 P: 19	R: 0 E: 0 K: 1 S: 7	H: 1 LOB: 1 BB: 0 P: 11	R: 0 E: 0 K: 2 S: 8	H: 0 LOB: 0 BB: 0 P: 11	R: 0 E: 0 K: 1 S: 7	H: 0 LOB: 0 BB: 0 P: 10	R: 0 E: 0 K: 0 S: 7	H: 1 LOB: 0 BB: 0 P: 9	R: 0 E: 0 K: 1 S: 7	H: 0 LOB: 0 BB: 0 P: 10	R: 0 E: 0 K: 1 S: 12	H: 2 LOB: 2 BB: 0 P: 16	R: 1 E: 0 K: 0 S: 3	H: 1 LOB: 0 BB: 0 P: 3	1B: 6 2B: 0 3B: 0 HR: 1	SF: 0 SAC: 1 DP: 2 HBP: 0	WP: 0 PB: 0 CS: 0	PA: 30
PITCHER	IP WLS BF H R ER SO BB IBB HBP BLK WP HR S P ERA WHIP																					
Curt Schilling, R (1, 1) ERA: 2.83	8.1	L	30	7	2	2	7	0	0	0	0	0	0	0	1	68	97	2.16	0.840			



Batter	1	2	3	4	5	6	7	8	9	10	11	12	13	AB	R	H	RBI	BB	SO	LOB	TOP				
Rafael Furcal, S OBP: 0.333, SLG: 0.364 (1, 6)	G5-3					1B		2B		1B		K		6	2	4	0	0	1	0					
Matt Franco, L OBP: 0.415, SLG: 0.593 (1, 3)	K		K					1B		F7		F8		6	0	2	3	0	2	3					
Gary Sheffield, R OBP: 0.377, SLG: 0.499 (1, 9)	K					G6-4-3		G5-3		G5-3			G6-3	6	0	1	0	0	1	3					
10 Chipper Jones, S OBP: 0.422, SLG: 0.495 (1, 7)		L4				G3		1B					P4	4	0	0	0	2	0	1					
Andrew Jones, R OBP: 0.364, SLG: 0.489 (1, 8)	K							1B						6	1	2	1	0	2	3					
Wes Helms, R OBP: 0.287, SLG: 0.410 (1, 5)	K							1B					HR	6	0	0	0	0	3	1					
Keith Lockhart, L OBP: 0.279, SLG: 0.357 (1, 4)						G1-3				B3			K	5	0	1	0	0	1	1					
Henry Blanco, R OBP: 0.245, SLG: 0.338 (1, 2)						K		2B		F8			K	4	1	0	0	1	3	2					
Kevin Mitchell, D Chris Herrington, C Mark Whitten, P Justin Fargas, R 2nd base Tim Lincecum, R 1st base Tim Lincecum, R 1st base Kerry Ligtenberg, R						K		B3		K			G1-3	2	0	0	0	0	0	2	1				
Inning Stats	R: 0 E: 0 K: 2 S: 12	H: 0 LOB: 0 BB: 0 P: 19	R: 0 E: 0 K: 2 S: 11	H: 0 LOB: 0 BB: 0 P: 14	R: 0 E: 0 K: 3 S: 14	H: 2 LOB: 2 BB: 0 P: 20	R: 0 E: 0 K: 1 S: 11	H: 1 LOB: 1 BB: 0 P: 19	R: 0 E: 0 K: 2 S: 11	H: 0 LOB: 0 BB: 0 P: 15	R: 1 E: 0 K: 0 S: 10	H: 2 LOB: 0 BB: 0 P: 18	R: 0 E: 1 K: 1 S: 6	H: 0 LOB: 1 BB: 0 P: 11	R: 0 E: 0 K: 1 S: 8	H: 0 LOB: 0 BB: 0 P: 14	R: 0 E: 0 K: 1 S: 12	H: 0 LOB: 0 BB: 0 P: 19	R: 1 E: 0 K: 0 S: 9	H: 1 LOB: 0 BB: 0 P: 13	1B: 7 2B: 2 3B: 0 HR: 1	SF: 0 SAC: 1 DP: 1 HBP: 0	WP: 1 PB: 0 SB: 1 CS: 0	PA: 51	
PITCHER	IP WLS BF H R ER SO BB IBB HBP BLK WP HR S P ERA WHIP	IP WLS BF H R ER SO BB IBB HBP BLK WP HR S P ERA WHIP	IP WLS BF H R ER SO BB IBB HBP BLK WP HR S P ERA WHIP	IP WLS BF H R ER SO BB IBB HBP BLK WP HR S P ERA WHIP	IP WLS BF H R ER SO BB IBB HBP BLK WP HR S P ERA WHIP	IP WLS BF H R ER SO BB IBB HBP BLK WP HR S P ERA WHIP	IP WLS BF H R ER SO BB IBB HBP BLK WP HR S P ERA WHIP	IP WLS BF H R ER SO BB IBB HBP BLK WP HR S P ERA WHIP	IP WLS BF H R ER SO BB IBB HBP BLK WP HR S P ERA WHIP	IP WLS BF H R ER SO BB IBB HBP BLK WP HR S P ERA WHIP	IP WLS BF H R ER SO BB IBB HBP BLK WP HR S P ERA WHIP	IP WLS BF H R ER SO BB IBB HBP BLK WP HR S P ERA WHIP	IP WLS BF H R ER SO BB IBB HBP BLK WP HR S P ERA WHIP	IP WLS BF H R ER SO BB IBB HBP BLK WP HR S P ERA WHIP	IP WLS BF H R ER SO BB IBB HBP BLK WP HR S P ERA WHIP	IP WLS BF H R ER SO BB IBB HBP BLK WP HR S P ERA WHIP	IP WLS BF H R ER SO BB IBB HBP BLK WP HR S P ERA WHIP	IP WLS BF H R ER SO BB IBB HBP BLK WP HR S P ERA WHIP	IP WLS BF H R ER SO BB IBB HBP BLK WP HR S P ERA WHIP	IP WLS BF H R ER SO BB IBB HBP BLK WP HR S P ERA WHIP	IP WLS BF H R ER SO BB IBB HBP BLK WP HR S P ERA WHIP	IP WLS BF H R ER SO BB IBB HBP BLK WP HR S P ERA WHIP	IP WLS BF H R ER SO BB IBB HBP BLK WP HR S P ERA WHIP	IP WLS BF H R ER SO BB IBB HBP BLK WP HR S P ERA WHIP	IP WLS BF H R ER SO BB IBB HBP BLK WP HR S P ERA WHIP

Atlanta Braves @ Arizona Diamondbacks
Bank One Ballpark, Phoenix, AZ
Tue Aug 06 2002, 10:05 PM EDT
Att. 46,676 - Dome - 72 F

livebaseballscorecards.com

AB 48
R 4
H 10
RBI 4
BB 3
SO 16
LOB 17




Batter	1	2	3	4	5	6	7	8	9	10	11	12	13	AB	R	H	RBI	BB	SO	LOB	BOTTOM				
Tony Wornack, L OBP: 0.311, SLG: 0.334 (1, 6)	G4-3					L8		K		G6-3			F8	4	0	0	0	0	0	2					
Matt Williams, R OBP: 0.269, SLG: 0.419 (8, 9)													F8	3	0	0	0	0	1	3					
Craig Counsell, L OBP: 0.351, SLG: 0.354 (1, 5)	G4-3					1B		G4-3		L8			L4	7	1	2	0	0	0	1					
Junior Spivey, R OBP: 0.411, SLG: 0.530 (1, 4)	2B					G5-3		1B		2B		G5-3		6	1	4	0	0	0	1					
Luis Gonzalez, L OBP: 0.409, SLG: 0.533 (1, 7)	P6					F5		P5		K		K		6	0	0	0	0	3	6					
Erubiel Durazo, L OBP: 0.379, SLG: 0.592 (1, 3)						F9				F9		G3		4	0	3	2	1	0	1					
David Dellucci, L OBP: 0.345, SLG: 0.508 (8, PR)						1B				2B				1	1	0	0	0	0	0					
Quinton McCracken, S OBP: 0.388, SLG: 0.491 (1, 9)	K					G3				F9		F7		6	0	1	1	0	2	5					
Steve Finley, L OBP: 0.364, SLG: 0.466 (1, 8)								G4-3		B3		F8		3	0	0	0	2	0	1					
Byung-Hyun Kim, R OBP: 1.000, SLG: 1.000 (10, 1)						BB		BB		F8		F7		0	0	0	0	0	0	0					
Chad Moeller, R OBP: 0.328, SLG: 0.280 (1, 2)								K						3	0	0	0	0	1	3					
Jay Bell, R OBP: 0.238, SLG: 0.353 (8, PH)	F9					FC5-4								0	0	0	0	1	0	0					
Mark Grace, L OBP: 0.346, SLG: 0.391 (10, 3)						SH1-4		BB		G3				0	0	0	0	0	0	0					
Curt Schilling, R OBP: 0.254, SLG: 0.217 (8, PH)	L9													1	0	0	0	1	0	2					
Greg Colbrunn, R OBP: 0.363, SLG: 0.518 (8, PH)														0	0	0	0	0	0	0					
Brian Anderson, R OBP: 0.147, SLG: 0.212 (8, PR)														1	0	1	0	0	0	0					
Rod Barajas, R OBP: 0.263, SLG: 0.281 (8, 2)														1	0	0	0	0	0	0					
Inning Stats	R: 0 E: 0 K: 0 S: 12	H: 1 LOB: 1 BB: 0 P: 17	R: 0 E: 0 K: 1 S: 7	H: 1 LOB: 2 BB: 1 P: 14	R: 1 E: 0 K: 0 S: 10	H: 3 LOB: 2 BB: 0 P: 18	R: 0 E: 0 K: 0 S: 8	H: 0 LOB: 1 BB: 1 P: 14	R: 0 E: 0 K: 1 S: 13	H: 1 LOB: 1 BB: 0 P: 19	R: 0 E: 0 K: 0 S: 18	H: 1 LOB: 2 BB: 1 P: 29	R: 2 E: 1 K: 1 S: 6	H: 3 LOB: 1 BB: 0 P: 27	R: 0 E: 0 K: 0 S: 8	H: 0 LOB: 0 BB: 0 P: 12	R: 0 E: 0 K: 0 S: 8	H: 0 LOB: 0 BB: 0 P: 11	R: 0 E: 0 K: 0 S: 6	H: 0 LOB: 1 BB: 1 P: 11	1B: 8 2B: 3 3B: 0 HR: 0	SF: 0 SAC: 2 DP: 0 HBP: 0	WP: 0 PB: 0 SB: 0 CS: 0	PA: 56	
PITCHER	IP WLS BF H R ER SO BB IBB HBP BLK WP HR S P ERA WHIP	IP WLS BF H R ER SO BB IBB HBP BLK WP HR S P ERA WHIP	IP WLS BF H R ER SO BB IBB HBP BLK WP HR S P ERA WHIP	IP WLS BF H R ER SO BB IBB HBP BLK WP HR S P ERA WHIP	IP WLS BF H R ER SO BB IBB HBP BLK WP HR S P ERA WHIP	IP WLS BF H R ER SO BB IBB HBP BLK WP HR S P ERA WHIP	IP WLS BF H R ER SO BB IBB HBP BLK WP HR S P ERA WHIP	IP WLS BF H R ER SO BB IBB HBP BLK WP HR S P ERA WHIP	IP WLS BF H R ER SO BB IBB HBP BLK WP HR S P ERA WHIP	IP WLS BF H R ER SO BB IBB HBP BLK WP HR S P ERA WHIP	IP WLS BF H R ER SO BB IBB HBP BLK WP HR S P ERA WHIP	IP WLS BF H R ER SO BB IBB HBP BLK WP HR S P ERA WHIP	IP WLS BF H R ER SO BB IBB HBP BLK WP HR S P ERA WHIP	IP WLS BF H R ER SO BB IBB HBP BLK WP HR S P ERA WHIP	IP WLS BF H R ER SO BB IBB HBP BLK WP HR S P ERA WHIP	IP WLS BF H R ER SO BB IBB HBP BLK WP HR S P ERA WHIP	IP WLS BF H R ER SO BB IBB HBP BLK WP HR S P ERA WHIP	IP WLS BF H R ER SO BB IBB HBP BLK WP HR S P ERA WHIP	IP WLS BF H R ER SO BB IBB HBP BLK WP HR S P ERA WHIP	IP WLS BF H R ER SO BB IBB HBP BLK WP HR S P ERA WHIP	IP WLS BF H R ER SO BB IBB HBP BLK WP HR S P ERA WHIP	IP WLS BF H R ER SO BB IBB HBP BLK WP HR S P ERA WHIP	IP WLS BF H R ER SO BB IBB HBP BLK WP HR S P ERA WHIP	IP WLS BF H R ER SO BB IBB HBP BLK WP HR S P ERA WHIP	IP WLS BF H R ER SO BB IBB HBP BLK WP HR S P ERA WHIP


Atlanta Braves @ Arizona Diamondbacks
Bank One Ballpark, Phoenix, AZ
Tue Aug 06 2002, 10:05 PM EDT
Att. 46,676 - Dome - 72 F

livebaseballscorecards.com

AB 48
R 3
H 11
RBI 3
BB 6
SO 7
LOB 25



Batter	1	2	3	4	5	6	7	8	9	AB	R	H	RBI	BB	SO	LOB	TOP			
Rafael Furcal, S OBP: 0.335, SLG: 0.387 (1, 6)	B1-3 1-1		F9 0-0		F8 2-2		2B 1B 2-1	K 2-3		5	1	1	0	0	1	4	Atlanta Braves @ Arizona Diamondbacks Bank One Ballpark, Phoenix, AZ Thu Aug 08 2002, 6:05 PM EDT Att: 40,115 - Dome - 72 F			
Julio Franco, R OBP: 0.360, SLG: 0.404 (1, 3)	G6-3 1-0		F9 0-0		HR 3-2		2B 1-H 1-1	1B 10 FC6-4		5	1	3	3	0	0	1				
Gary Sheffield, R OBP: 0.371, SLG: 0.489 (1, 9)	F8 3-2		F9 3-2		F7 0-0		G1-3 0-0	K 0-3		5	0	0	0	0	1	3				
10 Chipper Jones, S OBP: 0.420, SLG: 0.497 (1, 7)		G5-3 0-0		K 2-3		1B S 2-1	IBB 4-0	FC6-4 1-2		4	0	1	0	1	1	1				
Andruw Jones, R OBP: 0.366, SLG: 0.489 (1, 8)	2B 1B 1-1		BB 2-3		F7 1-1		K 0-1	K 2-3		4	0	1	0	1	1	4				
Wes Helms, R OBP: 0.290, SLG: 0.419 (1, 5)	2B 1-3		K 1-2		K 0-3		2B 3-2	2B 1-2		4	0	2	0	0	2	2				
Mark DeRosa, R OBP: 0.363, SLG: 0.440 (1, 4)	F4 2-0		HR 1-1		BB 1-2		K 0-3	K 1-3		3	1	1	1	1	1	3				
Henry Blanco, R OBP: 0.240, SLG: 0.327 (1, 2)	G6-3 2-0		SH5-3 HR 1B 1-1		F7 0-0		K 1-3	K 4-2		4	1	1	0	0	1	5				
Tom Glavine, L OBP: 0.140, SLG: 0.143 29 John Smoltz, R (9, 1)			1B 1-3		SH5-3 1-3		G4-3 0-1	BB 4-2		2	0	1	0	1	0	0				
										0	0	0	0	0	0	0				
Inning Stats	R: 0 E: 0 K: 0 S: 6	H: 0 LOB: 2 BB: 0 P: 11	R: 0 E: 0 K: 0 S: 7	H: 1 LOB: 1 BB: 0 P: 12	R: 0 E: 0 K: 2 S: 8	H: 0 LOB: 0 BB: 1 P: 16	R: 3 E: 0 K: 1 S: 12	H: 3 LOB: 0 BB: 0 P: 20	R: 0 E: 0 K: 1 S: 11	H: 1 LOB: 2 BB: 1 P: 18	R: 1 E: 0 K: 0 S: 9	H: 2 LOB: 2 BB: 1 P: 16	R: 0 E: 0 K: 3 S: 15	H: 1 LOB: 1 BB: 0 P: 25	R: 0 E: 0 K: 2 S: 9	H: 1 LOB: 1 BB: 0 P: 15	1B: 6 2B: 3 3B: 0 HR: 2	SF: 0 SAC: 1 DP: 0 HBP: 0	WP: 0 PB: 0 SB: 1 CS: 0	PA: 41
PITCHER	IP WLS BF H R ER SO BB IBB HBP BLK WP HR S P ERA WHIP	IP WLS BF H R ER SO BB IBB HBP BLK WP HR S P ERA WHIP	IP WLS BF H R ER SO BB IBB HBP BLK WP HR S P ERA WHIP	IP WLS BF H R ER SO BB IBB HBP BLK WP HR S P ERA WHIP	IP WLS BF H R ER SO BB IBB HBP BLK WP HR S P ERA WHIP	IP WLS BF H R ER SO BB IBB HBP BLK WP HR S P ERA WHIP	IP WLS BF H R ER SO BB IBB HBP BLK WP HR S P ERA WHIP	IP WLS BF H R ER SO BB IBB HBP BLK WP HR S P ERA WHIP	IP WLS BF H R ER SO BB IBB HBP BLK WP HR S P ERA WHIP	IP WLS BF H R ER SO BB IBB HBP BLK WP HR S P ERA WHIP	IP WLS BF H R ER SO BB IBB HBP BLK WP HR S P ERA WHIP	IP WLS BF H R ER SO BB IBB HBP BLK WP HR S P ERA WHIP	IP WLS BF H R ER SO BB IBB HBP BLK WP HR S P ERA WHIP	IP WLS BF H R ER SO BB IBB HBP BLK WP HR S P ERA WHIP	IP WLS BF H R ER SO BB IBB HBP BLK WP HR S P ERA WHIP	IP WLS BF H R ER SO BB IBB HBP BLK WP HR S P ERA WHIP	IP WLS BF H R ER SO BB IBB HBP BLK WP HR S P ERA WHIP			
Brian Anderson, L ERA: 4.88 (1, 1)	6.1 L	29 9	4 4	4 3	2 2	0 0	0 0	0 0	0 0	0 0	0 0	18 32	0.00 1.200	1.000						
Mike Koplove, R ERA: 1.99 (7, 1)	1.2 8	1 0	0 0	3 3	1 1	0 0	0 0	0 0	0 0	0 0	18 32	0.00 1.200	1.000							
Mike Fetters, R ERA: 2.95 (9, 1)	1.0 4	1 0	0 0	2 2	0 0	0 0	0 0	0 0	0 0	9 15	0.00 1.000									

Batter	1	2	3	4	5	6	7	8	9	AB	R	H	RBI	BB	SO	LOB	BOTTOM					
Quinton McCracken, S OBP: 0.386, SLG: 0.484 (1, 9)	G6-3 0-1		G5-3 1-1			G6-3 2-1		FC6-4 BB 4-2		3	0	0	0	1	0	1	Atlanta Braves @ Arizona Diamondbacks Bank One Ballpark, Phoenix, AZ Thu Aug 08 2002, 6:05 PM EDT Att: 40,115 - Dome - 72 F					
Craig Counsell, L OBP: 0.348, SLG: 0.351 (1, 6)	1B 0-1		G3-1 0-1		G4-3 0-0		FC6-4 1-2			4	0	1	0	0	0	2						
Junior Spivey, R OBP: 0.415, SLG: 0.538 (1, 4)	G4-6-3 1B 3-2		G4-3 BB 4-0		HBP 1-1		HR 1-1			2	1	2	1	1	0	0						
Luis Gonzalez, L OBP: 0.404, SLG: 0.524 (1, 7)	G4-6-3 1-2		G3-1 2-2		G4-3 1-0		G3-1 2-2			4	0	0	0	0	0	4						
Erubiel Durazo, L OBP: 0.379, SLG: 0.591 (1, 3)	F9 3-2		K 3-3		G6-4-3 BB 4-0		K 3-3			3	0	0	0	1	2	1						
Matt Williams, R OBP: 0.254, SLG: 0.394 (1, 5)	F7 1-0		K 2-3		G6-4-3 1-2		F9 1-2			4	0	0	0	0	1	2						
Steve Finley, L OBP: 0.362, SLG: 0.463 (1, 8)	K 1-3		G3-1 1-1		G6-3 0-1		G6-3 0-1			3	0	0	0	0	1	0						
Chad Moeller, R OBP: 0.328, SLG: 0.283 (1, 2)	G5-3 1B 1-0		K 2-3		K 0-1		F3 0-1			3	0	1	0	0	1	0						
Brian Anderson, R OBP: 0.139, SLG: 0.200 Mike Koplove, R (7, 1)	K 1-3		G5-3 0-2				P6 0-1			2	0	0	0	0	1	1						
Jay Bell, R OBP: 0.261, SLG: 0.316 Mike Fetters, R (9, 1)										0	0	0	0	0	0	0						
										1	0	0	0	0	0	0						
Inning Stats	R: 0 E: 0 K: 0 S: 11	H: 2 LOB: 1 BB: 0 P: 15	R: 0 E: 0 K: 1 S: 7	H: 0 LOB: 0 BB: 0 P: 12	R: 0 E: 0 K: 1 S: 9	H: 1 LOB: 1 BB: 0 P: 11	R: 0 E: 0 K: 2 S: 13	H: 0 LOB: 1 BB: 1 P: 24	R: 0 E: 0 K: 1 S: 9	H: 0 LOB: 0 BB: 0 P: 12	R: 0 E: 0 K: 0 S: 5	H: 0 LOB: 1 BB: 0 P: 9	R: 0 E: 0 K: 0 S: 4	H: 0 LOB: 0 BB: 1 P: 10	R: 0 E: 0 K: 0 S: 8	H: 0 LOB: 1 BB: 1 P: 13	R: 1 E: 0 K: 1 S: 12	H: 1 LOB: 0 BB: 0 P: 19	1B: 3 2B: 0 3B: 0 HR: 1	SF: 0 SAC: 0 DP: 2 HBP: 1	WP: 0 PB: 0 SB: 0 CS: 0	PA: 33
PITCHER	IP WLS BF H R ER SO BB IBB HBP BLK WP HR S P ERA WHIP	IP WLS BF H R ER SO BB IBB HBP BLK WP HR S P ERA WHIP	IP WLS BF H R ER SO BB IBB HBP BLK WP HR S P ERA WHIP	IP WLS BF H R ER SO BB IBB HBP BLK WP HR S P ERA WHIP	IP WLS BF H R ER SO BB IBB HBP BLK WP HR S P ERA WHIP	IP WLS BF H R ER SO BB IBB HBP BLK WP HR S P ERA WHIP	IP WLS BF H R ER SO BB IBB HBP BLK WP HR S P ERA WHIP	IP WLS BF H R ER SO BB IBB HBP BLK WP HR S P ERA WHIP	IP WLS BF H R ER SO BB IBB HBP BLK WP HR S P ERA WHIP	IP WLS BF H R ER SO BB IBB HBP BLK WP HR S P ERA WHIP	IP WLS BF H R ER SO BB IBB HBP BLK WP HR S P ERA WHIP	IP WLS BF H R ER SO BB IBB HBP BLK WP HR S P ERA WHIP	IP WLS BF H R ER SO BB IBB HBP BLK WP HR S P ERA WHIP	IP WLS BF H R ER SO BB IBB HBP BLK WP HR S P ERA WHIP	IP WLS BF H R ER SO BB IBB HBP BLK WP HR S P ERA WHIP	IP WLS BF H R ER SO BB IBB HBP BLK WP HR S P ERA WHIP	IP WLS BF H R ER SO BB IBB HBP BLK WP HR S P ERA WHIP					
Tom Glavine, L ERA: 2.71 29 John Smoltz, R ERA: 3.94 (1, 1)	8.0 W	30 4	1 1	5 5	3 3	0 0	0 0	0 0	0 0	0 0	10 16	0.00 0.000										

Batter	1	2	3	4	5	6	7	8	9	AB	R	H	RBI	BB	SO	LOB	TOP																			
Luis Castillo, S (1,4) OBP: 0.377, SLG: 0.382	G6-3					FC4-6		L9		3	0	0	0	1	0	2																				
Andy Fox, L (1,6) OBP: 0.343, SLG: 0.331 Braden Looper, R (9,1)	L8		G5-3			K		F7-5	HBP	3	0	0	0	0	1	2																				
Mike Lowell, R (1,5) OBP: 0.367, SLG: 0.483				P6		G6-3			F7-5	2	1	0	0	2	0	1																				
Kevin Millar, R (1,7) OBP: 0.331, SLG: 0.452	K			F2				G5-3	F7-5	4	0	0	0	0	1	3																				
Derrek Lee, R (1,3) OBP: 0.351, SLG: 0.474		G4-3		K				G1-3		4	0	1	1	0	1	0																				
Preston Wilson, R (1,8) OBP: 0.342, SLG: 0.437					L6			F9	G4-3	4	0	1	0	0	0	1																				
Juan Encarnacion, R (1,9) OBP: 0.317, SLG: 0.439		FC4-6			F8			G6-3		3	0	0	0	0	0	1																				
Mike Redmond, R (1,2) OBP: 0.401, SLG: 0.407		CS	P4		L4			L4		3	0	0	0	0	0	0																				
Brad Penny, R (1,1) OBP: 0.172, SLG: 0.207 Tim Raines, S (8,PH) OBP: 0.349, SLG: 0.246 Armando Almanza, L (8,1) Mike Mordecai, R (9,6) OBP: 0.305, SLG: 0.295			G6-3						BB	2	0	1	0	0	0	0																				
Inning Stats	R: 0 E: 0 K: 1 S: 8	H: 0 LOB: 1 BB: 1 P: 16	R: 0 E: 0 K: 0 S: 11	H: 1 LOB: 0 BB: 0 P: 15	R: 0 E: 0 K: 0 S: 8	H: 0 LOB: 1 BB: 1 P: 13	R: 0 E: 0 K: 1 S: 6	H: 0 LOB: 0 BB: 0 P: 9	R: 0 E: 0 K: 0 S: 7	H: 0 LOB: 0 BB: 0 P: 12	R: 0 E: 0 K: 1 S: 12	H: 1 LOB: 1 BB: 0 P: 18	R: 0 E: 0 K: 0 S: 7	H: 0 LOB: 1 BB: 1 P: 13	R: 1 E: 0 K: 0 S: 8	H: 1 LOB: 1 BB: 1 P: 19	1B: 3 2B: 1 3B: 0 HR: 0	SF: 0 SAC: 0 DP: 1 HBP: 1	WP: 0 PB: 0 SB: 2 CS: 1	PA: 34																
PITCHER	IP	WLS	BF	H	R	ER	SO	BB	IBB	HBP	BLK	WP	HR	S	P	ERA	WHIP	PITCHER		IP	WLS	BF	H	R	ER	SO	BB	IBB	HBP	BLK	WP	HR	S	P	ERA	WHIP
Miguel Batista, R (1,1) ERA: 4.13	8.0		28	2	0	0	3	3	0	0	0	0	0	66	105	0.00	0.625																			
Byung-Hyun Kim, R (9,1) ERA: 2.32	1.0	W	5	1	1	1	0	1	0	1	0	0	0	8	19	9.00	2.000																			

Florida Marlins @ Arizona Diamondbacks
Bank One Ballpark, Phoenix, AZ
Fri Aug 09 2002, 10:05 PM EDT
Att: 39,487 - Dome - 72 F

AB	28
R	1
H	3
RBI	1
BB	4
SO	3
LOB	10

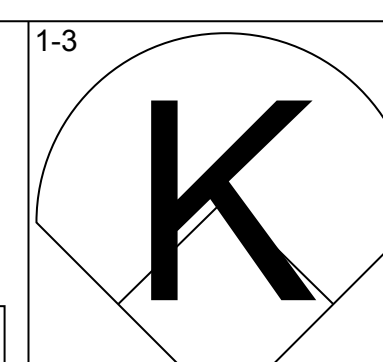
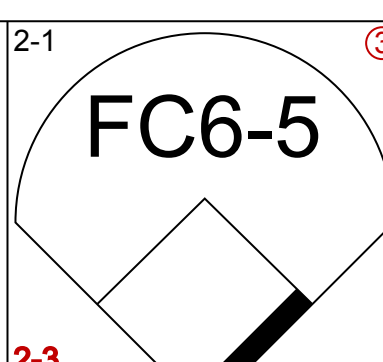
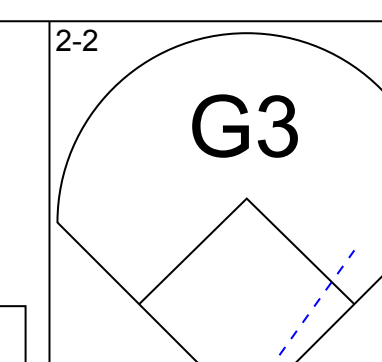
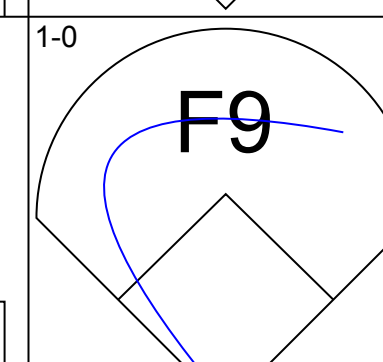
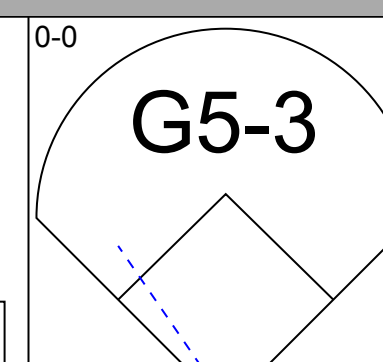
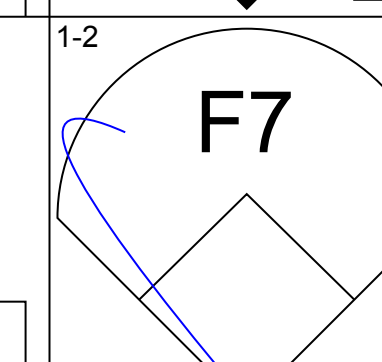
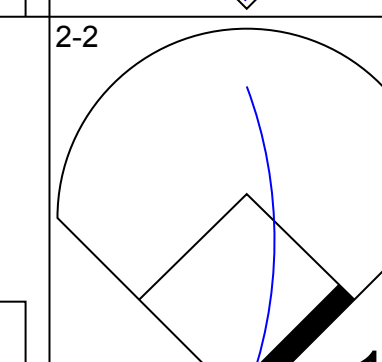
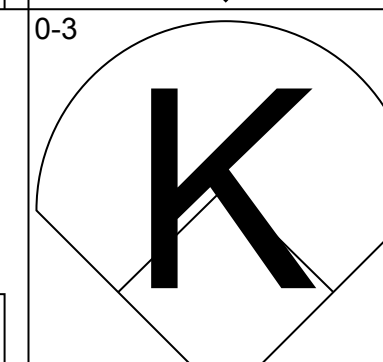
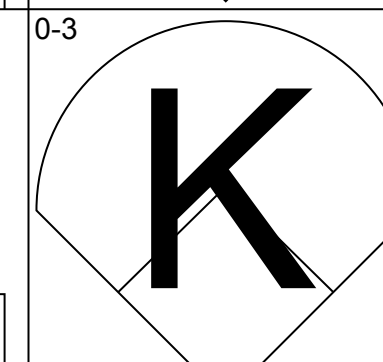
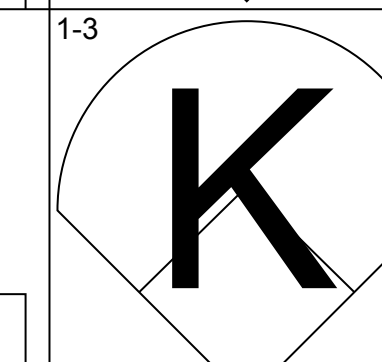
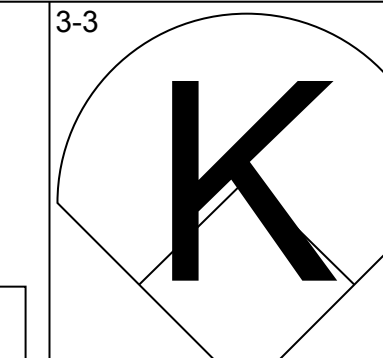
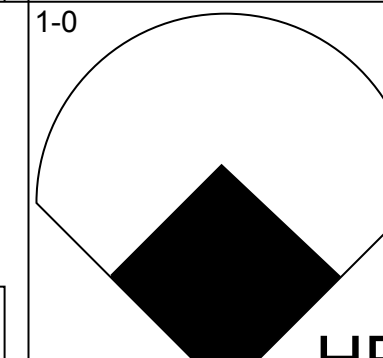
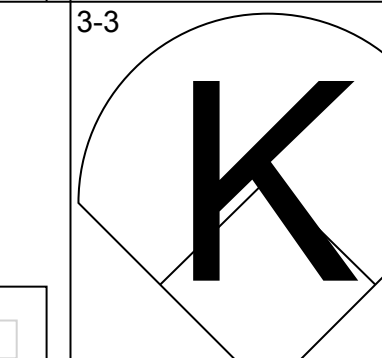
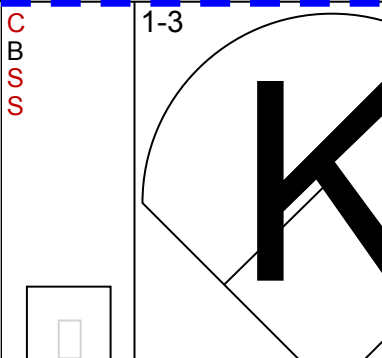

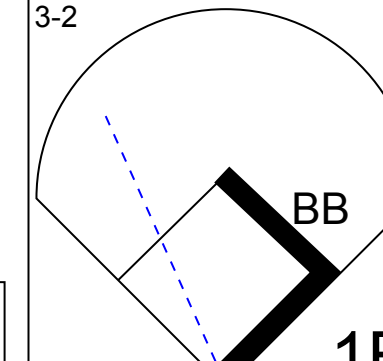
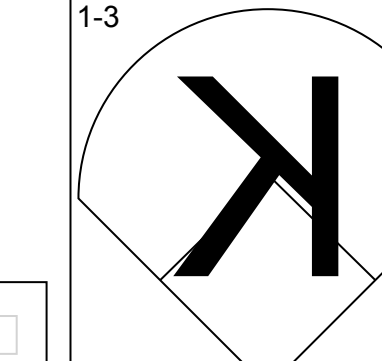
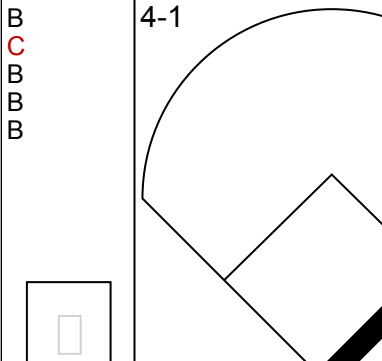

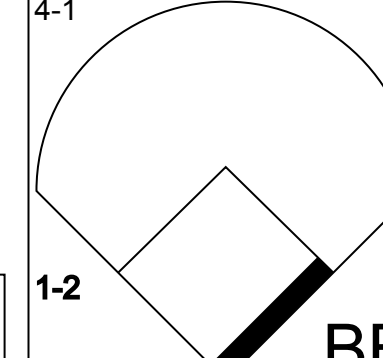
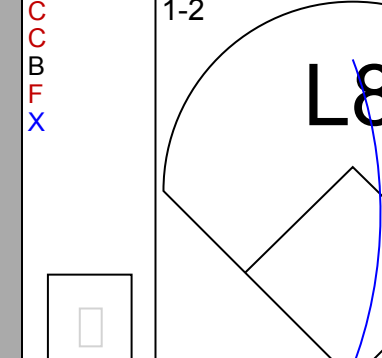
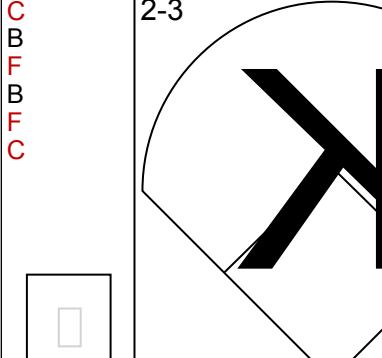
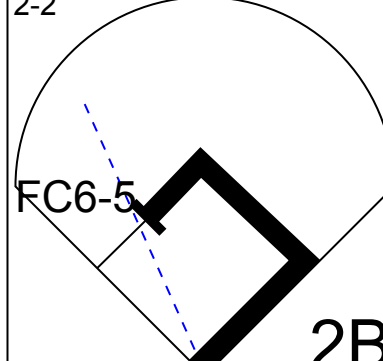
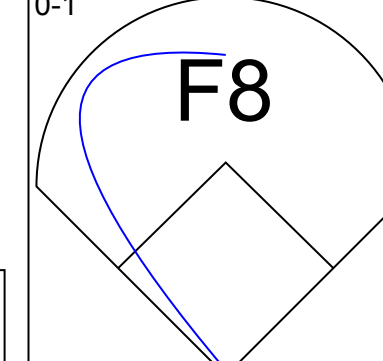
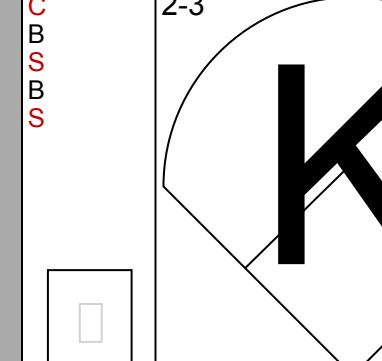
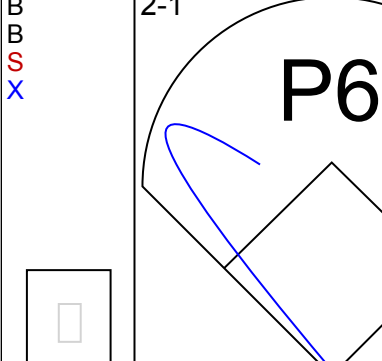
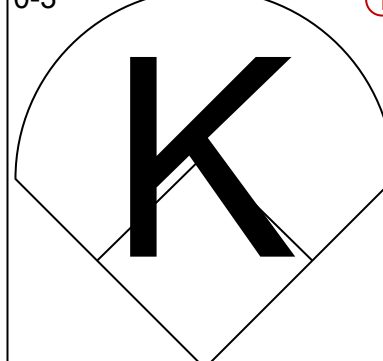
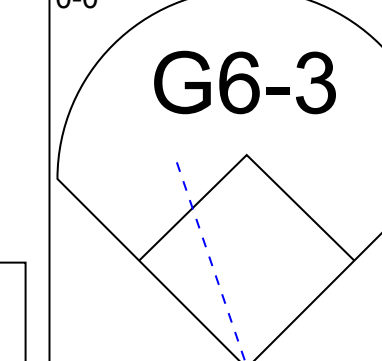
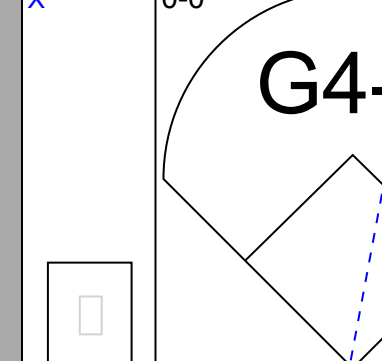

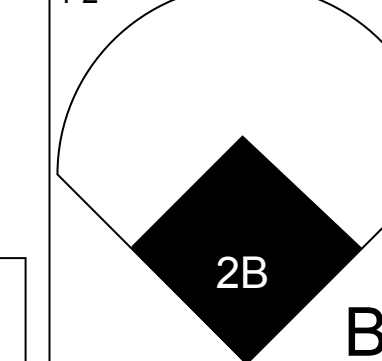
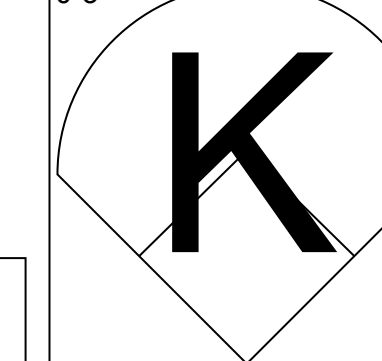
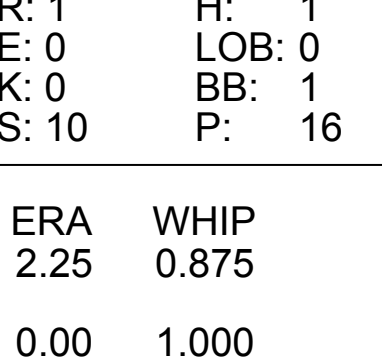


Batter	1	2	3	4	5	6	7	8	9	AB	R	H	RBI	BB	SO	LOB	BOTTOM																			
Tony Womack, L (1,6) OBP: 0.312, SLG: 0.333			B2-3		K			G3-1		3	0	0	0	1	1	0																				
David Dellucci, L (1,9) OBP: 0.327, SLG: 0.481	E5		G3			G6-3		K		4	0	0	0	0	1	1																				
Junior Spivey, R (1,4) OBP: 0.411, SLG: 0.532			G5-3			K			K	4	0	0	0	0	3	1																				
Luis Gonzalez, L (1,7) OBP: 0.401, SLG: 0.519		G4-3			G4-3			K	G3	4	0	0	0	0	1	1																				
Erubiel Durazo, L (1,3) OBP: 0.382, SLG: 0.634			K			K	HR		K	4	2	2	2	0	2	0																				
Matt Williams, R (1,5) OBP: 0.257, SLG: 0.391					G6-3			F7		3	0	1	0	0	0	0																				
Steve Finley, L (1,8) OBP: 0.365, SLG: 0.465					L7					3	0	2	0	0	0	0																				
Rod Barajas, R (1,2) OBP: 0.263, SLG: 0.308						L7			K	3	0	0	0	0	2	3																				
Miguel Batista, R (1,1) OBP: 0.243, SLG: 0.314 Quinton McCracken, S (8,PH) OBP: 0.354, SLG: 0.452 Byung-Hyun Kim, R (9,1) OBP: 1.000, SLG: 1.000									K	2	0	0	0	0	2	2																				
Inning Stats	R: 0 E: 1 K: 1 S: 8	H: 0 LOB: 1 BB: 1 P: 17	R: 0 E: 0 K: 3 S: 17	H: 2 LOB: 2 BB: 0 P: 23	R: 0 E: 0 K: 0 S: 4	H: 0 LOB: 0 BB: 0 P: 6	R: 1 E: 0 K: 0 S: 11	H: 1 LOB: 0 BB: 0 P: 19	R: 0 E: 0 K: 2 S: 8	H: 0 LOB: 0 BB: 0 P: 9	R: 0 E: 0 K: 2 S: 8	H: 0 LOB: 0 BB: 0 P: 11	R: 0 E: 0 K: 2 S: 15	H: 1 LOB: 1 BB: 0 P: 20	R: 0 E: 0 K: 2 S: 10	H: 0 LOB: 0 BB: 0 P: 15	R: 1 E: 0 K: 1 S: 12	H: 1 LOB: 0 BB: 0 P: 17	1B: 3 2B: 0 3B: 0 HR: 2	SF: 0 SAC: 0 DP: 0 HBP: 0	WP: 0 PB: 0 SB: 0 CS: 1	PA: 32														
PITCHER	IP	WLS	BF	H	R	ER	SO	BB	IBB	HBP	BLK	WP	HR	S	P	ERA	WHIP	PITCHER		IP	WLS	BF	H	R	ER	SO	BB	IBB	HBP	BLK	WP	HR	S	P	ERA	WHIP
Brad Penny, R (1,1) ERA: 4.93	7.0		26	4	1	1	10	1	0	0	0	0	0	71	105	1.29	0.714																			
Armando Almanza, L (8,1) ERA: 3.5	1.0		3	0	0	0	2	0	0	0	0	0	0	10	15	0.00	0.000																			
Braden Looper, R (9,1) ERA: 3.62	0.2	L	3	1	1	1	1	0	0	0	0	0	1	12	17	13.50	1.500																			

Florida Marlins @ Arizona Diamondbacks
Bank One Ballpark, Phoenix, AZ
Fri Aug 09 2002, 10:05 PM EDT
Att: 39,487 - Dome - 72 F

AB	31
R	2
H	5
RBI	2
BB	1
SO	13
LOB	8

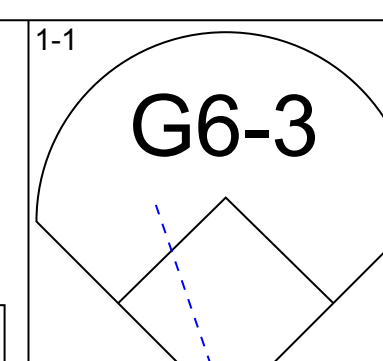
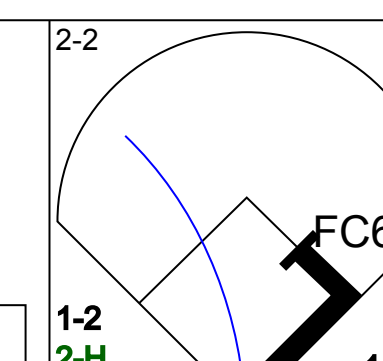
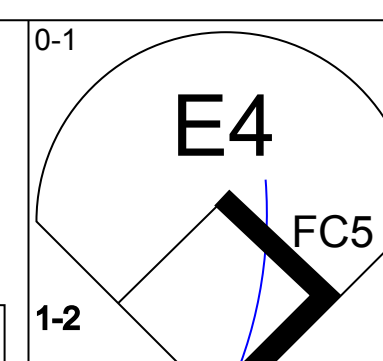
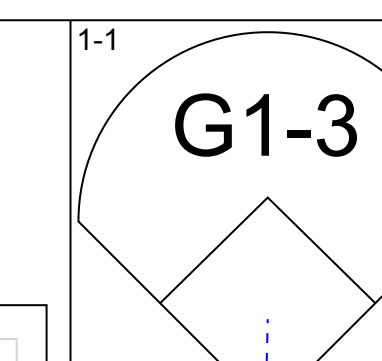
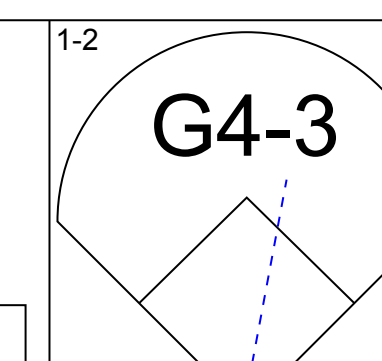
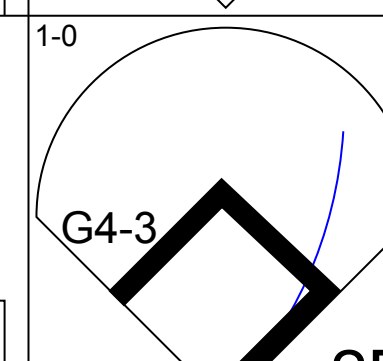
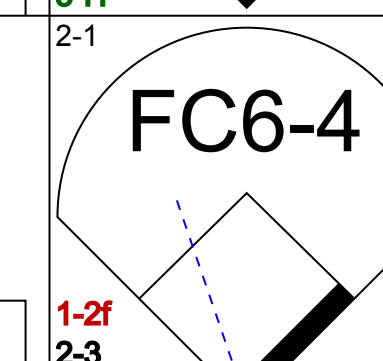
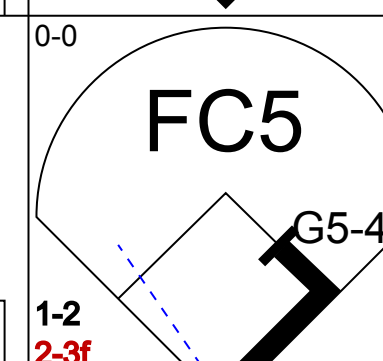
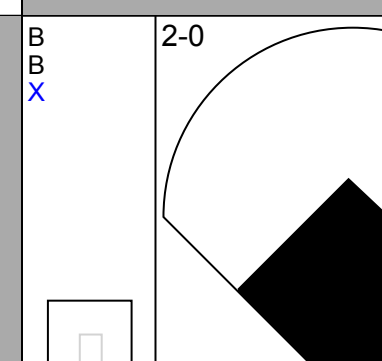
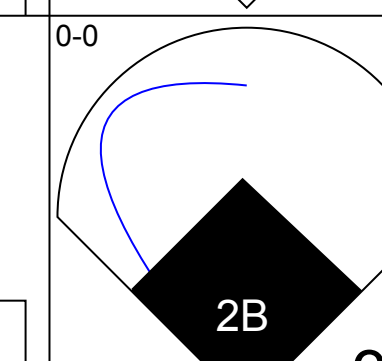
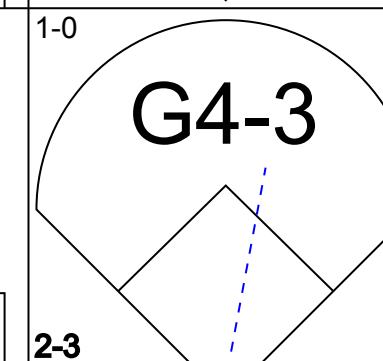
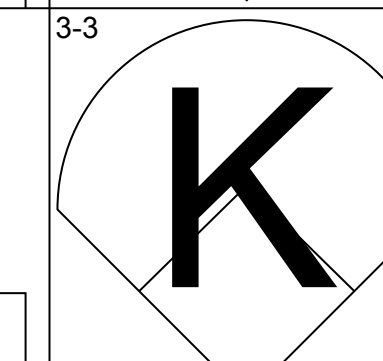
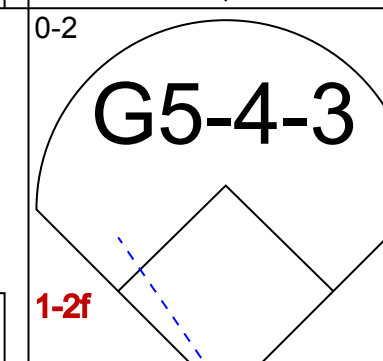
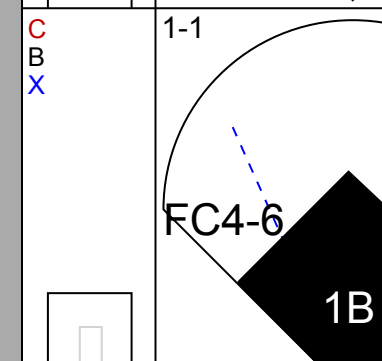
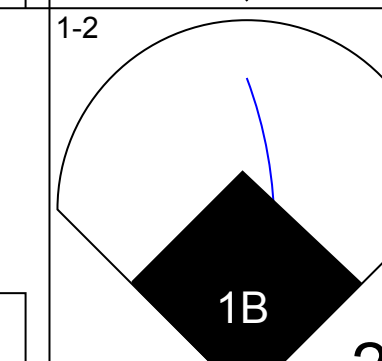
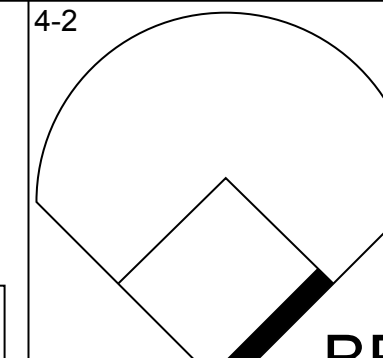
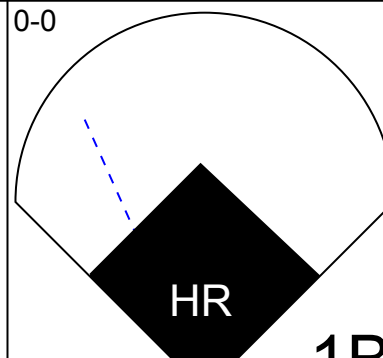
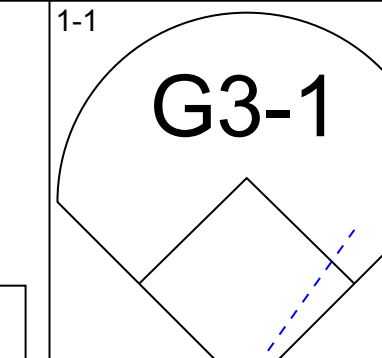
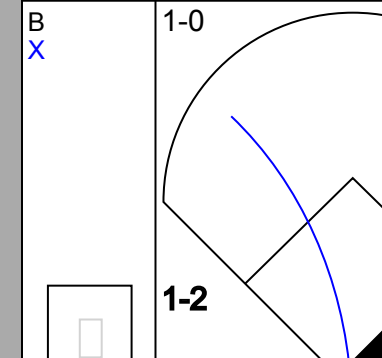
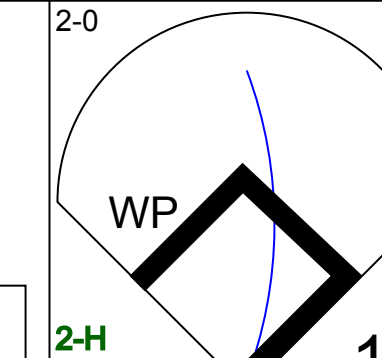
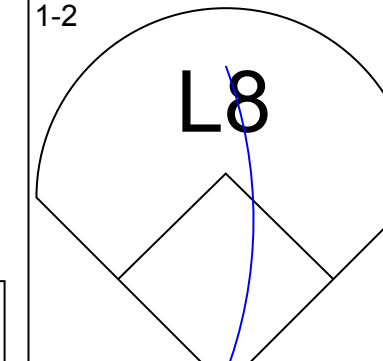
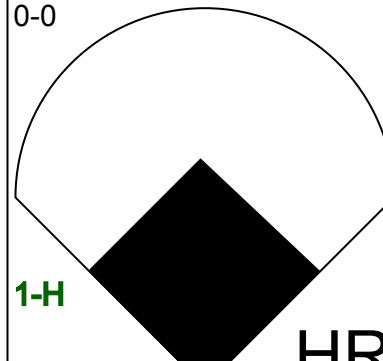
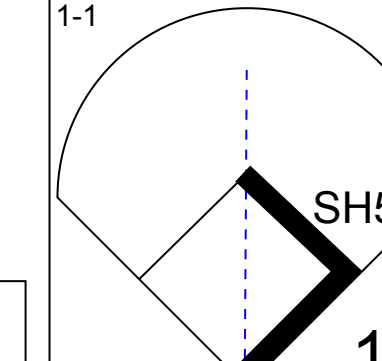
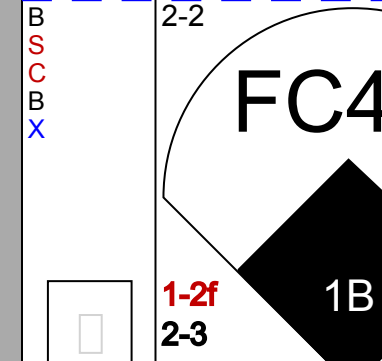
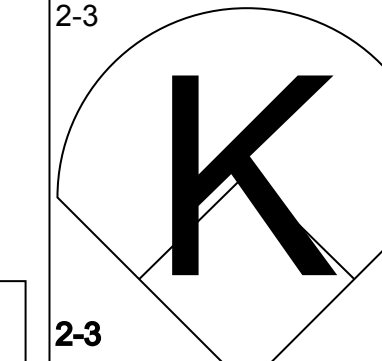
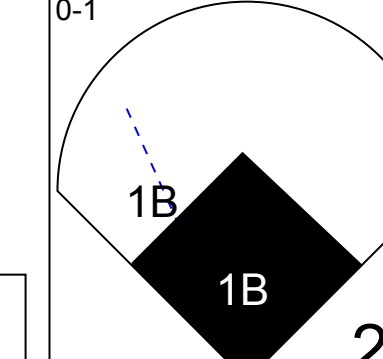
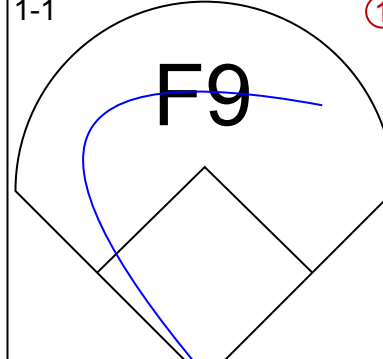
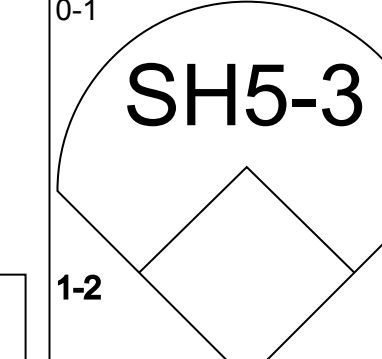
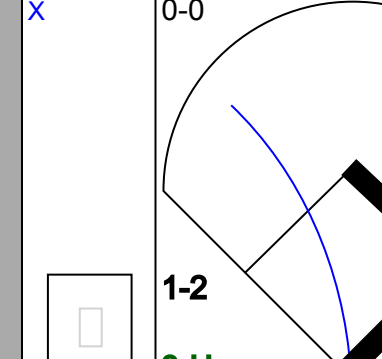

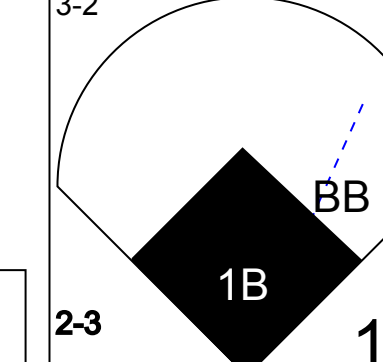
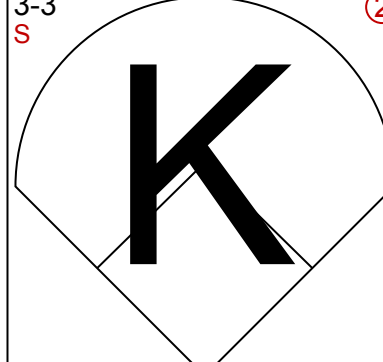
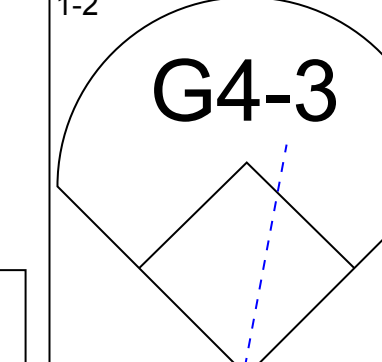
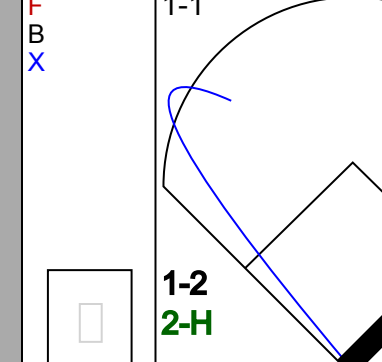

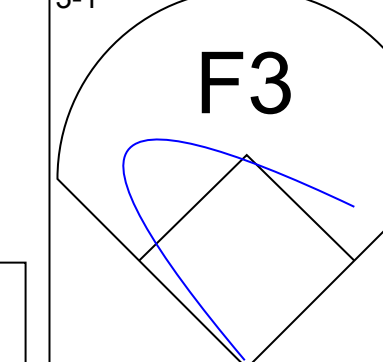
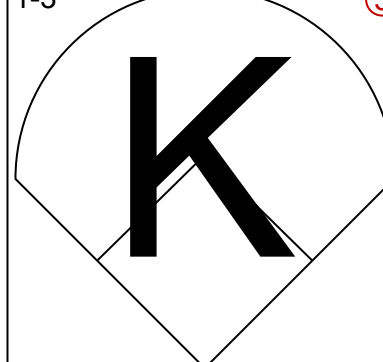
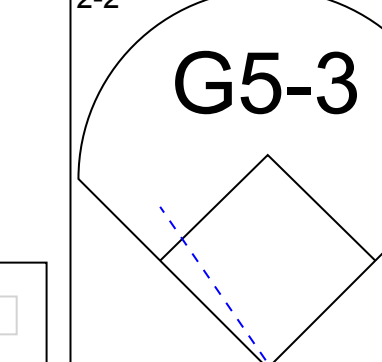
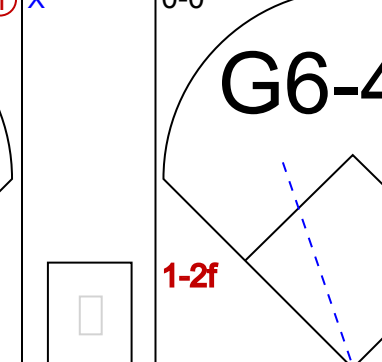
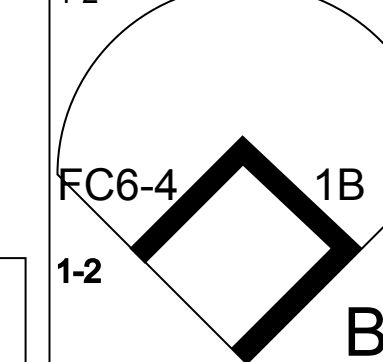

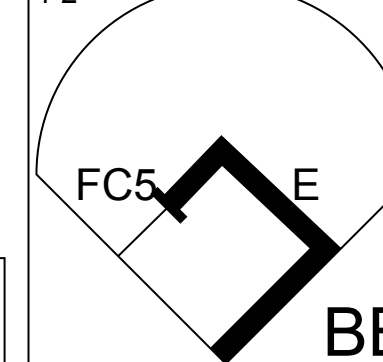
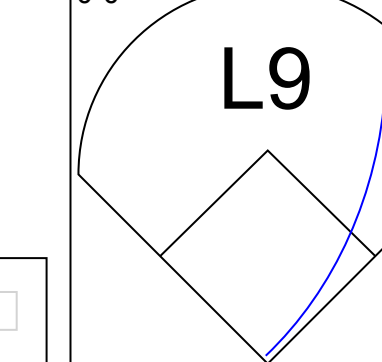
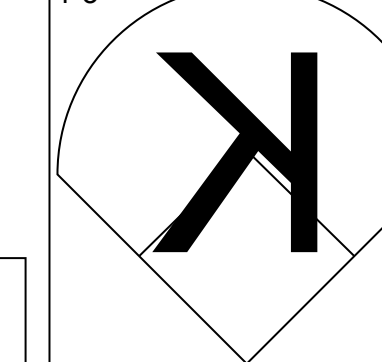


Batter	1	2	3	4	5	6	7	8	9	AB	R	H	RBI	BB	SO	LOB	TOP					
Luis Castillo, S OBP: 0.376, SLG: 0.383 (1, 4)										4	0	1	1	0	1	1						
Eric Owens, R OBP: 0.334, SLG: 0.364 (1, 9)											4	0	1	0	0	0						
Mike Lowell, R OBP: 0.364, SLG: 0.479 (1, 5)										4	0	0	0	0	4	1						
Preston Wilson, R OBP: 0.341, SLG: 0.442 (1, 8)											4	1	1	1	0	3	0					
Kevin Millar, R OBP: 0.333, SLG: 0.451 (1, 7)											3	0	1	0	1	2	0					
Derrek Lee, R OBP: 0.350, SLG: 0.470 (1, 3)											3	0	0	0	1	2	1					
Ramon Castro, R OBP: 0.338, SLG: 0.458 (1, 2)											4	0	1	0	0	1	3					
Mike Mordecai, R OBP: 0.296, SLG: 0.286 (1, 6)											3	0	0	0	0	1	1					
Michael Tejera, L OBP: 0.222, SLG: 0.308 Graeme Lloyd, L (7, 1)										1	1	0	0	1	1	1						
Homer Bush, R OBP: 0.266, SLG: 0.271 Blaine Neal, L (8, 1)										0	0	0	0	0	0	0						
										1	0	0	0	0	1	0						
										0	0	0	0	0	0	0						
Inning Stats	R: 0 E: 0 K: 2 S: 7	H: 0 LOB: 0 BB: 0 P: 9	R: 0 E: 0 K: 3 S: 9	H: 0 LOB: 0 BB: 0 P: 17	R: 0 E: 0 K: 2 S: 12	H: 1 LOB: 1 BB: 0 P: 16	R: 1 E: 0 K: 1 S: 13	H: 2 LOB: 2 BB: 1 P: 21	R: 1 E: 0 K: 0 S: 10	H: 1 LOB: 0 BB: 1 P: 16	R: 0 E: 0 K: 3 S: 10	H: 0 LOB: 0 BB: 0 P: 16	R: 0 E: 0 K: 1 S: 8	H: 0 LOB: 0 BB: 0 P: 11	R: 0 E: 0 K: 2 S: 14	H: 1 LOB: 1 BB: 0 P: 19	R: 0 E: 0 K: 2 S: 10	H: 0 LOB: 1 BB: 1 P: 19	1B: 2 2B: 2 3B: 0 HR: 1	SF: 0 SAC: 0 DP: 0 HBP: 0	WP: 0 PB: 0 SB: 0 CS: 0	PA: 34
PITCHER	IP	WLS	BF	H	R	ER	SO	BB	IBB	HBP	BLK	WP	HR	S	P	ERA	WHIP					
Randy Johnson, L ERA: 2.61 Matt Mantei, R ERA: 4.73	(1, 1) (9, 1)	8.0 4	W 30	5 0	2 0	2 0	14 2	2 1	0 0	0 0	0 0	0 0	1 0	83 10	125 19	2.25 0.00	0.875 1.000					

Florida Marlins @ Arizona Diamondbacks
Bank One Ballpark, Phoenix, AZ
Sat Aug 10 2002, 4:05 PM EDT
Att: 47,720 - Dome - 72 F

AB	31
R	2
H	5
RBI	2
BB	3
SO	16
LOB	8



Batter	1	2	3	4	5	6	7	8	9	AB	R	H	RBI	BB	SO	LOB	BOTTOM				
Tony Womack, L OBP: 0.311, SLG: 0.332 (1, 6)										5	0	1	2	0	0	1					
Greg Colbrunn, R OBP: 0.372, SLG: 0.573 (1, 3)										5	2	3	1	0	0	4					
Junior Spivey, R OBP: 0.411, SLG: 0.533 (1, 4)										5	2	2	1	0	1	5					
Matt Williams, R OBP: 0.291, SLG: 0.411 (1, 5)										4	1	3	1	1	0	0					
Steve Finley, L OBP: 0.365, SLG: 0.473 (1, 8)										5	2	2	2	0	1	5					
Quinton McCracken, S OBP: 0.387, SLG: 0.489 (1, 9)										3	1	2	1	0	0	0					
David Dellucci, L OBP: 0.331, SLG: 0.481 Luis Gonzalez, L OBP: 0.401, SLG: 0.519 (9, 7)										4	1	2	1	0	1	1					
Chad Moeller, R OBP: 0.308, SLG: 0.263 (1, 2)										4	0	0	0	0	1	4					
Randy Johnson, R OBP: 0.134, SLG: 0.111 Mark Grace, L OBP: 0.345, SLG: 0.390 Matt Mantei, R (9, 1)										1	0	0	0	2	0	0					
										1	0	0	0	0	1	0					
										0	0	0	0	0	0	0					
Inning Stats	R: 0 E: 0 K: 0 S: 11	H: 1 LOB: 2 BB: 1 P: 19	R: 2 E: 0 K: 1 S: 19	H: 3 LOB: 2 BB: 1 P: 36	R: 2 E: 0 K: 2 S: 14	H: 2 LOB: 0 BB: 0 P: 19	R: 0 E: 1 K: 0 S: 9	H: 0 LOB: 1 BB: 1 P: 13	R: 0 E: 0 K: 0 S: 6	H: 0 LOB: 0 BB: 0 P: 9	R: 3 E: 0 K: 0 S: 11	H: 5 LOB: 1 BB: 0 P: 18	R: 2 E: 0 K: 2 S: 15	H: 3 LOB: 1 BB: 0 P: 22	1B: 9 2B: 3 3B: 1 HR: 2	SF: 0 SAC: 1 DP: 2 HBP: 0	WP: 1 PB: 0 SB: 0 CS: 0	PA: 41			
PITCHER	IP	WLS	BF	H	R	ER	SO	BB	IBB	HBP	BLK	WP	HR	S	P	ERA	WHIP				
Michael Tejera, L ERA: 4.02 Graeme Lloyd, L ERA: 4.73 Blaine Neal, R ERA: 4.24	(1, 1) (7, 1) (8, 1) (8, 1)	6.0 1.0 1.0	L 4	10 2	7 0	3 0	31 0	3 0	0 0	0 0	0 0	0 0	1 0	7 15	22	10.50 0.00 18.00	2.167 2.000 3.000				

Florida Marlins @ Arizona Diamondbacks
Bank One Ballpark, Phoenix, AZ
Sat Aug 10 2002, 4:05 PM EDT
Att: 47,720 - Dome - 72 F

AB	37
R	9
H	15
RBI	9
BB	3
SO	5
LOB	20



Batter	1	2	3	4	5	6	7	8	9	AB	R	H	RBI	BB	SO	LOB	TOP			
Luis Castillo, S OBP: 0.375, SLG: 0.381	L7		G3			K		PB G6-3 BB		3	1	0	0	1	1	0				
Eric Owens, R OBP: 0.336, SLG: 0.366	S 1B			FC6-4 1B		F9		K		4	0	2	0	0	1	2				
Kevin Millar, R OBP: 0.332, SLG: 0.448	K			P4		K		G6-3 PB 1B		4	0	1	0	0	2	2				
Derrek Lee, R OBP: 0.347, SLG: 0.466	K			FC6-4 S 1-2			L9	G6-3		4	0	0	1	0	1	3				
Preston Wilson, R OBP: 0.340, SLG: 0.441		G6-3		K			1B 1B	K		4	0	1	0	0	2	2				
Juan Encarnacion, R OBP: 0.314, SLG: 0.434	L7				K		P6		G6-3	4	0	0	0	0	1	1				
Mike Redmond, R OBP: 0.403, SLG: 0.409	L8			FC6-4 1B			1-2 1B	G6-3		4	0	2	0	0	0	0				
Mike Mordecai, R OBP: 0.286, SLG: 0.275			G5-3		K		G4-3	G5-3		4	0	0	0	0	1	3				
Josh Beckett, R OBP: 0.338, SLG: 0.077 Homer Bush, R OBP: 0.264, SLG: 0.289 Carl Pavano, R OBP: 0.182, SLG: 0.231 Graeme Lloyd, L OBP: 0.125, SLG: 0.125 Vic Darenbourg, L OBP: 0.296, SLG: 0.273 Tim Raines, S OBP: 0.250, SLG: 0.250 Vladimir Nunez, R OBP: 0.250, SLG: 0.250			K		FC6-4 1-2			1B PB 2B		1	0	0	0	0	1	0				
Inning Stats	R: 0 E: 0 K: 2 S: 10	H: 1 LOB: 1 BB: 0 P: 14	R: 0 E: 0 K: 0 S: 4	H: 0 LOB: 0 BB: 0 P: 7	R: 0 E: 0 K: 1 S: 8	H: 0 LOB: 0 BB: 0 P: 12	R: 0 E: 0 K: 1 S: 10	H: 1 LOB: 1 BB: 0 P: 14	R: 0 E: 0 K: 2 S: 9	H: 0 LOB: 0 BB: 0 P: 15	R: 0 E: 0 K: 0 S: 11	H: 2 LOB: 2 BB: 0 P: 15	R: 2 E: 0 K: 2 S: 15	H: 2 LOB: 1 BB: 1 P: 28	R: 0 E: 0 K: 0 S: 7	H: 0 LOB: 0 BB: 0 P: 11	1B: 6 2B: 1 3B: 0 HR: 0	SF: 0 SAC: 0 DP: 0 HBP: 0	WP: 0 PB: 1 SB: 2 CS: 0	PA: 35
PITCHER	IP WLS BF H R ER SO BB IBB HBP BLK WP HR S P ERA WHIP	IP WLS BF H R ER SO BB IBB HBP BLK WP HR S P ERA WHIP																		
Curt Schilling, R ERA: 2.76	7.0 W 26 5 0 0 8 0 0 0 0 0 0 61 89 0.00 0.714	1.0 6 2 2 1 2 1 0 0 0 0 0 0 15 28 9.00 3.000	1.0 3 0 0 0 0 0 0 0 0 0 0 0 7 11 0.00 0.000																	

Florida Marlins @ Arizona Diamondbacks
Bank One Ballpark, Phoenix, AZ
Sun Aug 11 2002, 4:35 PM EDT
Att: 43,612 - Dome - 72 F

AB 34
R 2
H 7
RBI 1
BB 1
SO 10
LOB 14



Batter	1	2	3	4	5	6	7	8	9	AB	R	H	RBI	BB	SO	LOB	BOTTOM					
Tony Womack, L OBP: 0.311, SLG: 0.332	G6-3	FC5-4 S 1-2 3-H		E S 1B		1B 1B	G4-3	G4-3		6	1	2	1	0	0	4						
Quinton McCracken, S OBP: 0.388, SLG: 0.491	1B 2B	K		F7		G1-4-3 1B	G5-3			5	1	2	0	0	1	2						
Junior Spivey, R OBP: 0.411, SLG: 0.530	2H 1B	BB		G5-3		G1-4-3 1-2	L7			4	1	1	1	1	0	3						
Luis Gonzalez, L OBP: 0.401, SLG: 0.520	F8	K			F8	1B 1B		1B 2B		5	2	2	1	0	1	3						
Erubiel Durazo, L OBP: 0.391, SLG: 0.632 Jay Bell, R OBP: 0.250, SLG: 0.300	1B BB				L8	1B 1B		G5-3		2	1	1	0	2	0	0						
Matt Williams, R OBP: 0.321, SLG: 0.421	1B BB			K		2B BB		1B BB		3	1	2	2	2	1	1						
Steve Finley, L OBP: 0.368, SLG: 0.475	1-2 2H 1B			L9		2B 1B	E5	BB 1B		5	1	3	1	0	0	2						
Chad Moeller, R OBP: 0.329, SLG: 0.311		1B FC5-4 2B		F9		2B 2B		L3		4	1	2	2	1	0	3						
Curt Schilling, R OBP: 0.254, SLG: 0.219 Mike Koplove, R ERA: 5.84 Mark Grace, L OBP: 0.347, SLG: 0.390 Mike Fetters, R ERA: 3.22		1B FC5-4 1B			G1-3	G4-3		L4		4	0	1	0	0	0	4						
Inning Stats	R: 2 E: 0 K: 0 S: 14	H: 4 LOB: 2 BB: 1 P: 24	R: 1 E: 0 K: 2 S: 19	H: 2 LOB: 2 BB: 1 P: 34	R: 0 E: 0 K: 1 S: 6	H: 0 LOB: 1 BB: 1 P: 14	R: 0 E: 0 K: 0 S: 9	H: 1 LOB: 0 BB: 0 P: 13	R: 2 E: 0 K: 0 S: 10	H: 2 LOB: 1 BB: 1 P: 18	R: 3 E: 1 K: 0 S: 20	H: 5 LOB: 3 BB: 1 P: 38	R: 0 E: 0 K: 0 S: 9	H: 0 LOB: 0 BB: 0 P: 13	R: 1 E: 0 K: 0 S: 13	H: 2 LOB: 3 BB: 2 P: 22	1B: 12 2B: 4 3B: 0 HR: 0	SF: 0 SAC: 0 DP: 1 HBP: 0	WP: 0 PB: 0 SB: 2 CS: 0	PA: 46		
PITCHER	IP WLS BF H R ER SO BB IBB HBP BLK WP HR S P ERA WHIP	IP WLS BF H R ER SO BB IBB HBP BLK WP HR S P ERA WHIP																				
Josh Beckett, R ERA: 4.31	4.0 L 12 7 5 4 0 1 0 0 0 0 0 25 43 21.60 4.800	1.2 7 5 4 0 1 0 0 0 0 0 0 5 13 0.00 3.000	0.1 3 0 0 0 0 1 0 0 0 0 0 0 9 13 0.00 0.000	1.0 3 0 0 0 0 0 0 0 0 0 0 9 13 0.00 0.000	1.0 7 2 1 1 0 2 0 0 0 0 0 13 22 9.00 4.000																	

Florida Marlins @ Arizona Diamondbacks
Bank One Ballpark, Phoenix, AZ
Sun Aug 11 2002, 4:35 PM EDT
Att: 43,612 - Dome - 72 F

AB 39
R 9
H 16
RBI 8
BB 7
SO 3
LOB 23



Batter	1	2	3	4	5	6	7	8	9	AB	R	H	RBI	BB	SO	LOB	TOP							
Tony Womack, L (1, 6) OBP: 0.314, SLG: 0.335	G4-3		G5-3		G4-3		E4		1B	5	0	1	0	0	0	1	Arizona Diamondbacks @ Cincinnati Reds Cinergy Field, Cincinnati, OH Thu Aug 15 2002, 7:10 PM EDT Att: 25,813 - Cloudy - 87 F							
Quinton McCracken, S (1, 9) OBP: 0.387, SLG: 0.506	K		HR		1B	HR	F8		1B	5	2	3	2	0	1	1								
Junior Spivey, R (1, 4) OBP: 0.408, SLG: 0.519	K		E5		HR	1B	G6-3		FC4-6	5	1	2	0	0	1	3								
Steve Finley, L (1, 8) OBP: 0.366, SLG: 0.493		K	G3		HR				F8	4	1	1	3	0	1	1								
Mark Grace, L (1, 3) OBP: 0.345, SLG: 0.386		BB			G6-3	L7			K	4	0	1	0	0	1	0								
Matt Williams, R (1, 5) OBP: 0.320, SLG: 0.425		BB			G1-3	HR			K	3	1	1	1	1	1	0								
David Dellucci, L (1, 7) OBP: 0.323, SLG: 0.451		F9			F7				G1-3	4	0	0	0	0	1	2								
Chad Moeller, R (1, 2) OBP: 0.308, SLG: 0.279		K			F7				G5-3	4	0	0	0	0	2	2								
Randy Johnson, R (1, 1) OBP: 0.143, SLG: 0.136			G4-3							3	1	1	0	0	0	0								
Greg Colbrunn, R (9, PH) OBP: 0.377, SLG: 0.602					G4-3	2B			HR	1	1	1	1	0	0	0								
Mike Fetters, R (9, 1)										0	0	0	0	0	0	0								
Mike Myers, L (9, 1)										0	0	0	0	0	0	0								
Inning Stats	R: 0 E: 0 K: 2 S: 12	H: 0 LOB: 0 BB: 0 P: 16	R: 0 E: 0 K: 2 S: 10	H: 1 LOB: 2 BB: 1 P: 20	R: 1 E: 1 K: 0 S: 10	H: 2 LOB: 1 BB: 0 P: 18	R: 0 E: 0 K: 0 S: 5	H: 0 LOB: 0 BB: 0 P: 7	R: 4 E: 0 K: 0 S: 14	H: 4 LOB: 0 BB: 0 P: 22	R: 1 E: 0 K: 2 S: 10	H: 1 LOB: 0 BB: 0 P: 16	R: 0 E: 1 K: 0 S: 8	H: 0 LOB: 0 BB: 0 P: 14	R: 0 E: 0 K: 2 S: 10	H: 0 LOB: 0 BB: 0 P: 13	R: 1 E: 0 K: 0 S: 10	H: 3 LOB: 2 BB: 0 P: 16	1B: 5 2B: 2 3B: 0 HR: 4	SF: 0 SAC: 0 DP: 0 HBP: 0	WP: 0 PB: 0 CS: 1	PA: 39		
PITCHER	IP WLS BF H R ER SO BB IBB HBP BLK WP HR S P ERA WHIP	IP WLS BF H R ER SO BB IBB HBP BLK WP HR S P ERA WHIP	IP WLS BF H R ER SO BB IBB HBP BLK WP HR S P ERA WHIP	IP WLS BF H R ER SO BB IBB HBP BLK WP HR S P ERA WHIP	IP WLS BF H R ER SO BB IBB HBP BLK WP HR S P ERA WHIP	IP WLS BF H R ER SO BB IBB HBP BLK WP HR S P ERA WHIP	IP WLS BF H R ER SO BB IBB HBP BLK WP HR S P ERA WHIP	IP WLS BF H R ER SO BB IBB HBP BLK WP HR S P ERA WHIP	IP WLS BF H R ER SO BB IBB HBP BLK WP HR S P ERA WHIP	IP WLS BF H R ER SO BB IBB HBP BLK WP HR S P ERA WHIP	IP WLS BF H R ER SO BB IBB HBP BLK WP HR S P ERA WHIP	IP WLS BF H R ER SO BB IBB HBP BLK WP HR S P ERA WHIP	IP WLS BF H R ER SO BB IBB HBP BLK WP HR S P ERA WHIP	IP WLS BF H R ER SO BB IBB HBP BLK WP HR S P ERA WHIP	IP WLS BF H R ER SO BB IBB HBP BLK WP HR S P ERA WHIP	IP WLS BF H R ER SO BB IBB HBP BLK WP HR S P ERA WHIP	IP WLS BF H R ER SO BB IBB HBP BLK WP HR S P ERA WHIP	IP WLS BF H R ER SO BB IBB HBP BLK WP HR S P ERA WHIP	IP WLS BF H R ER SO BB IBB HBP BLK WP HR S P ERA WHIP	IP WLS BF H R ER SO BB IBB HBP BLK WP HR S P ERA WHIP	IP WLS BF H R ER SO BB IBB HBP BLK WP HR S P ERA WHIP	IP WLS BF H R ER SO BB IBB HBP BLK WP HR S P ERA WHIP	IP WLS BF H R ER SO BB IBB HBP BLK WP HR S P ERA WHIP	IP WLS BF H R ER SO BB IBB HBP BLK WP HR S P ERA WHIP

AB	38
R	7
H	11
RBI	7
BB	1
SO	8
LOB	10



Batter	1	2	3	4	5	6	7	8	9	AB	R	H	RBI	BB	SO	LOB	BOTTOM							
Barry Larkin, R (1, 6) OBP: 0.303, SLG: 0.368	P4		F9			F7		F8		4	0	0	0	0	0	0	Arizona Diamondbacks @ Cincinnati Reds Cinergy Field, Cincinnati, OH Thu Aug 15 2002, 7:10 PM EDT Att: 25,813 - Cloudy - 87 F							
Aaron Boone, R (1, 5) OBP: 0.321, SLG: 0.460	G1-3				G6-3		E5			3	1	0	0	1	0	0								
Ken Griffey Jr., L (1, 8) OBP: 0.418, SLG: 0.418					K		HBP			2	0	0	0	0	2	0								
Sean Casey, L (7, 3) OBP: 0.347, SLG: 0.376	K				K		G5-3		F8	2	0	1	0	0	0	1								
Austin Kearns, R (1, 9) OBP: 0.399, SLG: 0.456		K			K		G5-3		HBP	4	0	1	0	0	2	2								
Adam Dunn, L (1, 3) OBP: 0.440, SLG: 0.529		G3					HBP		L7	3	0	0	0	0	1	1								
Brandon Larson, R (1, 7) OBP: 0.382, SLG: 0.583							HBP			1	1	1	2	1	0	0								
Russell Branyan, L (9, PH) OBP: 0.325, SLG: 0.451		HR					HBP		K	1	0	0	0	0	1	1								
Todd Walker, L (1, 4) OBP: 0.339, SLG: 0.418		K					K		HBP	4	0	1	0	0	2	4								
Jason LaRue, R (1, 2) OBP: 0.308, SLG: 0.374					K		K		HBP	3	0	0	0	0	3	3								
Ryan Dempster, R (1, 1) OBP: 0.187, SLG: 0.196					K					1	0	0	0	0	1	0								
Juan Castro, R (9, PH) OBP: 0.194, SLG: 0.225					K					1	0	0	0	0	0	0								
Scott Williamson, R (7, 1) OBP: 0.345, SLG: 0.400										0	0	0	0	0	0	0								
Kelly Stinnett, R (9, PH) OBP: 0.345, SLG: 0.400										0	0	0	0	0	0	0								
Danny Graves, R (9, 1) OBP: 0.373, SLG: 0.458										0	0	0	0	0	0	0								
Reggie Taylor, L (9, PH) OBP: 0.373, SLG: 0.458										1	0	0	0	0	0	3								
Inning Stats	R: 0 E: 0 K: 1 S: 8	H: 0 LOB: 0 BB: 0 P: 11	R: 1 E: 0 K: 2 S: 13	H: 1 LOB: 0 BB: 0 P: 17	R: 0 E: 0 K: 2 S: 7	H: 0 LOB: 0 BB: 0 P: 9	R: 0 E: 0 K: 2 S: 9	H: 0 LOB: 0 BB: 0 P: 12	R: 0 E: 0 K: 1 S: 10	H: 0 LOB: 0 BB: 1 P: 17	R: 0 E: 0 K: 1 S: 9	H: 0 LOB: 0 BB: 0 P: 11	R: 1 E: 1 K: 2 S: 21	H: 1 LOB: 3 BB: 0 P: 31	R: 0 E: 0 K: 0 S: 8	H: 0 LOB: 1 BB: 1 P: 16	R: 0 E: 0 K: 1 S: 15	H: 2 LOB: 3 BB: 0 P: 23	1B: 3 2B: 0 3B: 0 HR: 1	SF: 0 SAC: 0 DP: 1 HBP: 3	WP: 0 PB: 0 CS: 0	PA: 36		
PITCHER	IP WLS BF H R ER SO BB IBB HBP BLK WP HR S P ERA WHIP	IP WLS BF H R ER SO BB IBB HBP BLK WP HR S P ERA WHIP	IP WLS BF H R ER SO BB IBB HBP BLK WP HR S P ERA WHIP	IP WLS BF H R ER SO BB IBB HBP BLK WP HR S P ERA WHIP	IP WLS BF H R ER SO BB IBB HBP BLK WP HR S P ERA WHIP	IP WLS BF H R ER SO BB IBB HBP BLK WP HR S P ERA WHIP	IP WLS BF H R ER SO BB IBB HBP BLK WP HR S P ERA WHIP	IP WLS BF H R ER SO BB IBB HBP BLK WP HR S P ERA WHIP	IP WLS BF H R ER SO BB IBB HBP BLK WP HR S P ERA WHIP	IP WLS BF H R ER SO BB IBB HBP BLK WP HR S P ERA WHIP	IP WLS BF H R ER SO BB IBB HBP BLK WP HR S P ERA WHIP	IP WLS BF H R ER SO BB IBB HBP BLK WP HR S P ERA WHIP	IP WLS BF H R ER SO BB IBB HBP BLK WP HR S P ERA WHIP	IP WLS BF H R ER SO BB IBB HBP BLK WP HR S P ERA WHIP	IP WLS BF H R ER SO BB IBB HBP BLK WP HR S P ERA WHIP	IP WLS BF H R ER SO BB IBB HBP BLK WP HR S P ERA WHIP	IP WLS BF H R ER SO BB IBB HBP BLK WP HR S P ERA WHIP	IP WLS BF H R ER SO BB IBB HBP BLK WP HR S P ERA WHIP	IP WLS BF H R ER SO BB IBB HBP BLK WP HR S P ERA WHIP	IP WLS BF H R ER SO BB IBB HBP BLK WP HR S P ERA WHIP	IP WLS BF H R ER SO BB IBB HBP BLK WP HR S P ERA WHIP	IP WLS BF H R ER SO BB IBB HBP BLK WP HR S P ERA WHIP	IP WLS BF H R ER SO BB IBB HBP BLK WP HR S P ERA WHIP	IP WLS BF H R ER SO BB IBB HBP BLK WP HR S P ERA WHIP



Batter	1	2	3	4	5	6	7	8	9	AB R H RBI BB SO LOB	TOP											
Tony Womack, L (1, 6) OBP: 0.313, SLG: 0.334	G6-3			E2 L9 SF9 1B		E6 G6-3			K	4 1 1 0 0 1 0	Arizona Diamondbacks @ Chicago Cubs Wrigley Field, Chicago, IL Fri Aug 16 2002, 2:20 PM CDT Att: 39,188 - Overcast - 79 F											
Quinton McCracken, S (1, 9) OBP: 0.385, SLG: 0.502	CS 1B			L9		G6-3			G6-3	4 0 1 0 0 0 2												
Junior Spivey, R (1, 4) OBP: 0.407, SLG: 0.518	F7			SF9		K			BB 1B	3 0 1 1 0 1 2												
Greg Colbrunn, R (1, 3) OBP: 0.368, SLG: 0.587	CS			G5-3						3 0 0 0 0 0 0												
Mark Grace, L (8, 3) OBP: 0.347, SLG: 0.386	1-2								BB 1B	0 0 0 0 1 0 0												
Matt Williams, R (1, 5) OBP: 0.327, SLG: 0.440									L6	4 1 2 0 0 1 2												
Steve Finley, L (1, 8) OBP: 0.383, SLG: 0.489										3 0 0 0 0 0 1												
Damian Miller, R (1, 2) OBP: 0.347, SLG: 0.450										3 0 1 0 0 1 1												
David Dellucci, L (1, 7) OBP: 0.317, SLG: 0.442										3 0 0 0 0 1 1												
Curt Schilling, R (1, 1) OBP: 0.243, SLG: 0.209										3 0 0 0 0 1 0												
Byung-Hyun Kim, R (9, 1) OBP: 1.000, SLG: 1.000										0 0 0 0 0 0 0												
Inning Stats	R: 0 H: 1 E: 0 K: 0 S: 11	H: 0 LOB: 0 BB: 0 P: 19	R: 0 H: 0 E: 0 K: 1 S: 6	H: 0 LOB: 0 BB: 0 P: 11	R: 0 H: 0 E: 0 K: 1 S: 7	H: 0 LOB: 0 BB: 0 P: 11	R: 1 H: 1 E: 1 K: 0 S: 10	H: 0 LOB: 0 BB: 0 P: 14	R: 1 H: 1 E: 1 K: 1 S: 9	H: 0 LOB: 0 BB: 0 P: 16	R: 0 H: 0 E: 1 K: 1 S: 14	H: 0 LOB: 1 BB: 0 P: 22	R: 0 H: 1 E: 0 K: 0 S: 9	H: 0 LOB: 0 BB: 0 P: 11	R: 0 H: 1 E: 0 K: 1 S: 8	H: 1 LOB: 0 BB: 0 P: 11	R: 0 H: 1 E: 0 K: 1 S: 10	H: 1 LOB: 2 BB: 1 P: 21	1B: 5 2B: 1 3B: 0 HR: 0	SF: 1 SAC: 0 DP: 1 HBP: 0	WP: 1 PB: 0 SB: 0 CS: 1	PA: 33
PITCHER	IP WLS BF H R ER SO BB IBB HBP BLK WP HR S P ERA WHIP											PITCHER	IP WLS BF H R ER SO BB IBB HBP BLK WP HR S P ERA WHIP									
39 Steve Smyth, L (1, 1) ERA: 6.6	6.0 L 21 3 2 1 4 0 0 0 0 0 0 0 57 93 1.50 0.500																					
Tom Gordon, R (7, 1) ERA: 4.05	2.0 6 2 0 0 1 0 0 0 0 0 0 0 17 22 0.00 1.000																					
Jeff Fassero, L (9, 1) ERA: 6.19	0.2 2 0 0 0 1 0 0 0 0 0 0 0 6 11 0.00 0.000																					
Francis Beltran, R (9, 1) ERA: 6.75	0.1 3 1 0 0 0 1 0 0 0 0 0 0 4 10 0.00 6.000																					

Batter	1	2	3	4	5	6	7	8	9	AB R H RBI BB SO LOB	BOTTOM											
Chris Stynes, R (1, 4) OBP: 0.319, SLG: 0.382	K								L7	4 0 1 0 0 1 0	Arizona Diamondbacks @ Chicago Cubs Wrigley Field, Chicago, IL Fri Aug 16 2002, 2:20 PM CDT Att: 39,188 - Overcast - 79 F											
Bill Mueller, S (1, 5) OBP: 0.347, SLG: 0.385	K								K	4 0 1 0 0 2 0												
Sammy Sosa, R (1, 9) OBP: 0.421, SLG: 0.652	K								HR	4 1 1 1 0 2 1												
Fred McGriff, L (1, 3) OBP: 0.348, SLG: 0.511										4 0 1 0 0 1 0												
Roosevelt Brown, L (9, PR) OBP: 0.272, SLG: 0.398									1B 1B	0 0 0 0 0 0 0												
Moises Alou, R (1, 7) OBP: 0.327, SLG: 0.420									1B 1B	4 0 2 0 0 1 0												
Corey Patterson, L (1, 8) OBP: 0.299, SLG: 0.421									1B	4 0 0 0 0 2 3												
Alex Gonzalez, R (1, 6) OBP: 0.300, SLG: 0.417										3 0 1 0 0 0 0												
Joe Girardi, R (1, 2) OBP: 0.277, SLG: 0.303										3 0 0 0 0 1 2												
39 Steve Smyth, L (1, 1) OBP: 0.167, SLG: 0.167										2 0 0 0 0 1 0												
Tom Gordon, R (7, 1) ERA: 2.69										0 0 0 0 0 0 0												
Chad Hermansen, R (8, PH) OBP: 0.274, SLG: 0.377										1 0 0 0 0 1 0												
Jeff Fassero, L (9, 1) ERA: 2.31										0 0 0 0 0 0 0												
Francis Beltran, R (9, 1) ERA: 2.31										0 0 0 0 0 0 0												
Inning Stats	R: 0 H: 0 E: 0 K: 3 S: 11	H: 2 LOB: 2 BB: 0 P: 13	R: 0 H: 2 E: 0 K: 1 S: 16	H: 2 LOB: 1 BB: 0 P: 20	R: 0 H: 2 E: 0 K: 1 S: 13	H: 2 LOB: 1 BB: 0 P: 19	R: 0 H: 0 E: 0 K: 2 S: 11	H: 0 LOB: 0 BB: 0 P: 15	R: 0 H: 0 E: 0 K: 0 S: 5	H: 0 LOB: 0 BB: 0 P: 8	R: 0 H: 0 E: 0 K: 1 S: 10	H: 0 LOB: 0 BB: 0 P: 16	R: 0 H: 0 E: 0 K: 1 S: 7	H: 0 LOB: 0 BB: 0 P: 9	R: 0 H: 0 E: 0 K: 2 S: 7	H: 0 LOB: 0 BB: 0 P: 8	R: 1 H: 3 E: 0 K: 1 S: 11	H: 0 LOB: 2 BB: 0 P: 13	1B: 6 2B: 0 3B: 0 HR: 1	SF: 0 SAC: 0 DP: 0 HBP: 0	WP: 0 PB: 0 SB: 0 CS: 1	PA: 33
PITCHER	IP WLS BF H R ER SO BB IBB HBP BLK WP HR S P ERA WHIP											PITCHER	IP WLS BF H R ER SO BB IBB HBP BLK WP HR S P ERA WHIP									
Curt Schilling, R (1, 1) ERA: 2.69	8.2 W 31 6 1 1 12 0 0 0 0 0 0 0 88 118 1.04 0.692																					
Byung-Hyun Kim, R (9, 1) ERA: 2.31	0.1 S 2 1 0 0 0 0 0 0 0 0 0 0 3 3 0.00 3.000																					



Batter	1	2	3	4	5	6	7	8	9	AB	R	H	RBI	BB	SO	LOB	TOP					
Tony Womack, L OBP: 0.314, SLG: 0.335 (1, 6)	2-2 CS 1B		0-1 SH1-3 1B		0-2 G5-3 1-2		2-1 F8		2-1 G3	5	0	2	1	0	0	2	Arizona Diamondbacks @ Chicago Cubs Wrigley Field, Chicago, IL Sat Aug 17 2002, 12:05 PM CDT Att: 38,728 - Overcast - 78 F					
Quinton McCracken, S OBP: 0.387, SLG: 0.502 (1, 9)	2-0 L7		0-0 SH1-3 1-2		1-0 L7		0-0 FC6-4 1B		0-0 E HR 1B	4	1	2	0	0	0	2						
Junior Spivey, R OBP: 0.405, SLG: 0.514 (1, 4)	1-3 K		1-3 K		0-0 G6-3		0-0 FC6-4 1-2		1-2 HR 1B	5	1	1	0	0	2	4						
Steve Finley, L OBP: 0.362, SLG: 0.484 (1, 8)	0-1 CS 1-2	1-0 G1-3	1-0 F7		3-2 G4-3		4-0 BB BB		2-0 E6 HR 1B	4	1	0	0	1	0	3						
Erubiel Durazo, L OBP: 0.411, SLG: 0.662 (1, 3)		1-3 K		4-2 G6-4-3 BB		3-1 FC6-4 1B		4-2 BB BB	0-0 HR	3	1	2	4	2	1	0						
Matt Williams, R OBP: 0.321, SLG: 0.421 (1, 5)		4-2 1B BB		1-0 G6-4-3 1-2		0-0 FC6-4 1-2		0-3 K	1-H 2-H 3-H 0-2 F8	4	0	0	0	1	1	4						
David Dellucci, L OBP: 0.316, SLG: 0.437 (1, 7)		1-1 1-2 1B		2-1 G3-1		1-1 G6-3		0-1 F8		4	0	1	0	0	0	2						
Rod Barajas, R OBP: 0.279, SLG: 0.333 (8, PH)		1-3 K		4-2 G5-3 BB		0-2 1B 2B		1-0 G4-3		2	1	1	0	1	1	2						
Mark Grace, L OBP: 0.346, SLG: 0.384 (8, PH)										1	0	0	0	0	0	2						
Chad Moeller, R OBP: 0.308, SLG: 0.279 (8, 2)										0	0	0	0	0	0	0						
Miguel Batista, R OBP: 0.266, SLG: 0.351 (7, PH)										2	1	1	0	0	1	1						
Jay Bell, R OBP: 0.208, SLG: 0.500 (7, 1)										1	0	1	1	0	0	0						
Mike Koplove, R OBP: 0.276, SLG: 0.320 (7, 1)										0	0	0	0	0	0	0						
Greg Swindell, L OBP: 0.276, SLG: 0.320 (8, 1)										0	0	0	0	0	0	0						
Mike Fetters, R OBP: 0.276, SLG: 0.320 (8, PH)										1	0	0	0	0	1	0						
Greg Colburn, R OBP: 0.276, SLG: 0.320 (8, 1)										0	0	0	0	0	0	0						
Byung-Hyun Kim, R OBP: 0.276, SLG: 0.320 (8, 1)										0	0	0	0	0	0	0						
Inning Stats	R: 0 E: 0 K: 1 S: 10	H: 1 LOB: 0 BB: 0 P: 15	R: 0 E: 0 K: 2 S: 13	H: 1 LOB: 2 BB: 1 P: 21	R: 1 E: 0 K: 1 S: 9	H: 2 LOB: 1 BB: 0 P: 11	R: 0 E: 0 K: 0 S: 5	H: 0 LOB: 0 BB: 1 P: 12	R: 0 E: 0 K: 1 S: 9	H: 0 LOB: 1 BB: 1 P: 17	R: 0 E: 0 K: 0 S: 7	H: 1 LOB: 1 BB: 0 P: 13	R: 1 E: 0 K: 0 S: 12	H: 3 LOB: 2 BB: 0 P: 17	R: 0 E: 0 K: 1 S: 8	H: 0 LOB: 2 BB: 2 P: 17	R: 4 E: 1 K: 1 S: 14	H: 3 LOB: 0 BB: 0 P: 22	1B: 8 2B: 2 3B: 0 HR: 1	SF: 0 SAC: 1 DP: 1 HBP: 0	WP: 0 PB: 0 SB: 0 CS: 1	PA: 43
PITCHER	IP	WLS	BF	H	R	ER	SO	BB	IBB	HBP	BLK	WP	HR	S	P	ERA	WHIP					
34 Kerry Wood, R ERA: 3.91	6.0		24	5	1	1	5	3	0	0	0	0	0	53	89	1.50	1.333					
Joe Borowski, R ERA: 2.5	1.0	B	6	3	1	1	0	0	0	0	0	0	0	12	17	9.00	3.000					
Jeff Fassero, L ERA: 6.19	0.0		2	0	0	0	0	2	0	0	0	0	0	2	10	∞	∞					
Kyle Farnsworth, R ERA: 6.09	2.0	L	10	3	4	0	2	0	0	0	0	0	1	20	29	0.00	1.500					



Batter	1	2	3	4	5	6	7	8	9	AB	R	H	RBI	BB	SO	LOB	BOTTOM					
Mark Bellhorn, S OBP: 0.380, SLG: 0.528 (1, 4)	2-1 2B 1B	1-2 F2			1-0 F7		4-1 BB		4-2 1-2 BB	3	1	1	0	2	0	2	Arizona Diamondbacks @ Chicago Cubs Wrigley Field, Chicago, IL Sat Aug 17 2002, 12:05 PM CDT Att: 38,728 - Overcast - 78 F					
Bill Mueller, S OBP: 0.347, SLG: 0.386 (1, 5)	3-1 HR 1-H 2B		0-1 L9		4-2 1-2 BB		3-2 P4		0-0 G4-3	4	0	1	1	1	0	5						
Sammy Sosa, R OBP: 0.419, SLG: 0.655 (1, 9)	3-2 2-3 HR		2-2 G4-3		3-2 G1-3				2-3 K	4	1	1	1	0	1	2						
Fred McGriff, L OBP: 0.345, SLG: 0.506 (1, 3)	1-3 K		0-0 G6-3		2-1 L7				1-3 K	4	0	0	0	0	2	0						
Moises Alou, R OBP: 0.327, SLG: 0.418 (1, 7)	0-0 1B				0-0 F8		1-0 G1-3		1-0 G3-1	4	0	1	0	0	0	0						
Corey Patterson, L OBP: 0.297, SLG: 0.417 (1, 8)	0-0 G3				1-3 K		2-3 K		0-3 K	4	0	0	0	0	3	1						
Alex Gonzalez, R OBP: 0.302, SLG: 0.418 (1, 6)		1-2 L6		1-3 K			1-1 F8 SH2-3 1B		1-1 1B 1B	4	0	2	0	0	1	0						
Todd Hundley, S OBP: 0.272, SLG: 0.373 (7, 1)		3-1 34 1B 2B			2-1 F7		2-0 SH2-3		1-2 1B 1B	3	0	2	0	0	0	0						
Joe Girardi, R OBP: 0.277, SLG: 0.303 (9, PR)		0-0 2B			4-1 BB		1-1 F8		1-1 BB	1	0	1	0	1	0	0						
34 Kerry Wood, R ERA: 4.08	6.0		24	5	2	2	4	2	0	0	0	0	0	6	14	0.00		3.000				
Mike Koplove, R ERA: 2.09	0.2		4	1	0	0	0	1	0	0	0	0	0	6	14	0.00	3.000					
Greg Swindell, L ERA: 4.71	0.1		1	0	0	0	0	0	0	0	0	0	0	4	7	0.00	0.000					
Mike Fetters, R ERA: 2.72	1.0	W	3	0	0	0	2	0	0	0	0	0	0	12	16	0.00	0.000					
Byung-Hyun Kim, R ERA: 2.27	1.0		6	3	0	0	1	1	0	0	0	0	0	14	21	0.00	4.000					
Inning Stats	R: 2 E: 0 K: 1 S: 13	H: 4 LOB: 1 BB: 0 P: 22	R: 0 E: 0 K: 0 S: 10	H: 2 LOB: 1 BB: 0 P: 15	R: 0 E: 0 K: 0 S: 6	H: 0 LOB: 0 BB: 0 P: 8	R: 0 E: 0 K: 2 S: 7	H: 0 LOB: 0 BB: 0 P: 9	R: 0 E: 0 K: 0 S: 10	H: 0 LOB: 2 BB: 2 P: 24	R: 0 E: 0 K: 1 S: 6	H: 0 LOB: 0 BB: 0 P: 11	R: 0 E: 0 K: 0 S: 10	H: 1 LOB: 2 BB: 1 P: 21	R: 0 E: 0 K: 2 S: 12	H: 0 LOB: 0 BB: 0 P: 16	R: 0 E: 0 K: 1 S: 14	H: 3 LOB: 3 BB: 1 P: 21	1B: 7 2B: 2 3B: 0 HR: 1	SF: 0 SAC: 1 DP: 0 HBP: 0	WP: 0 PB: 0 SB: 0 CS: 0	PA: 38
PITCHER	IP	WLS	BF	H	R	ER	SO	BB	IBB	HBP	BLK	WP	HR	S	P	ERA	WHIP					
Miguel Batista, R ERA: 4.08	6.0		24	5	2	2	4	2	0	0	0	0	0	6	14	0.00	3.000					
Mike Koplove, R ERA: 2.09	0.2		4	1	0	0	0	1	0	0	0	0	0	6	14	0.00	3.000					
Greg Swindell, L ERA: 4.71	0.1		1	0	0	0	0	0	0	0	0	0	0	4	7	0.00	0.000					
Mike Fetters, R ERA: 2.72	1.0	W	3	0	0	0	2	0	0	0	0	0	0	12	16	0.00	0.000					
Byung-Hyun Kim, R ERA: 2.27	1.0		6	3	0	0	1	1	0	0	0	0	0	14	21	0.00	4.000					



Batter	1	2	3	4	5	6	7	8	9	AB	R	H	RBI	BB	SO	LOB	TOP					
Tony Womack, L OBP: 0.315, SLG: 0.338 (1, 6)	G1-3	E4		K						5	0	2	0	0	1	2	Arizona Diamondbacks @ Chicago Cubs Wrigley Field, Chicago, IL Sun Aug 18 2002, 1:20 PM CDT Att: 38,540 - Sunny - 72 F					
Quinton McCracken, S OBP: 0.384, SLG: 0.694 (1, 9)	BB E HBP BB	L7			K	K		G1-2-3		4	1	0	0	1	2	7						
Junior Spivey, R OBP: 0.405, SLG: 0.511 (1, 4)	E BB HBP	K				L8			G4-3	4	0	1	0	0	1	4						
Steve Finley, L OBP: 0.362, SLG: 0.480 (1, 8)	E BB		G3-1		L7		K		G5-4-3 BB	3	0	0	0	2	1	1						
Jay Bell, R OBP: 0.290, SLG: 0.444 (1, 5)	E6		K				K		G5-4-3	5	0	1	1	0	2	3						
Mark Grace, L OBP: 0.341, SLG: 0.378 (1, 3)	K		G3		K		L8			4	0	0	0	0	2	5						
Damian Miller, R OBP: 0.349, SLG: 0.461 (1, 2)	G6-3			K				IHR	1B BB G1-2-3 BB	3	1	1	1	1	1	3						
David Dellucci, L OBP: 0.314, SLG: 0.429 (1, 7)		K			E4 2B			K		3	0	0	0	1	2	1						
Rick Helling, R OBP: 0.225, SLG: 0.061 (1, 1)										2	0	0	0	0	2	2						
Erubiel Durazo, L OBP: 0.415, SLG: 0.662 (8, PH)										0	0	0	0	1	0	0						
Mike Fetters, R (8, 1)										0	0	0	0	0	0	0						
Mike Myers, L (8, 1)										0	0	0	0	0	0	0						
Matt Mantei, R (9, 1)										0	0	0	0	0	0	0						
Inning Stats	R: 1 E: 1 K: 1 S: 16	H: 0 LOB: 3 BB: 2 P: 29	R: 0 E: 1 K: 2 S: 11	H: 0 LOB: 2 BB: 0 P: 18	R: 0 E: 0 K: 1 S: 7	H: 0 LOB: 0 BB: 0 P: 12	R: 0 E: 0 K: 3 S: 9	H: 2 LOB: 1 BB: 1 P: 17	R: 1 E: 1 K: 2 S: 17	H: 2 LOB: 2 BB: 0 P: 26	R: 0 E: 0 K: 2 S: 7	H: 0 LOB: 0 BB: 0 P: 12	R: 0 E: 0 K: 1 S: 14	H: 1 LOB: 2 BB: 1 P: 25	R: 0 E: 0 K: 0 S: 7	H: 0 LOB: 0 BB: 1 P: 11	1B: 3 2B: 1 3B: 0 HR: 1	SF: 0 SAC: 0 DP: 2 HBP: 2	WP: 0 PB: 0 SB: 0 CS: 0	PA: 41		
PITCHER	IP WLS BF H R ER SO BB IBB HBP BLK WP HR S P ERA WHIP	IP WLS BF H R ER SO BB IBB HBP BLK WP HR S P ERA WHIP	IP WLS BF H R ER SO BB IBB HBP BLK WP HR S P ERA WHIP	IP WLS BF H R ER SO BB IBB HBP BLK WP HR S P ERA WHIP	IP WLS BF H R ER SO BB IBB HBP BLK WP HR S P ERA WHIP	IP WLS BF H R ER SO BB IBB HBP BLK WP HR S P ERA WHIP	IP WLS BF H R ER SO BB IBB HBP BLK WP HR S P ERA WHIP	IP WLS BF H R ER SO BB IBB HBP BLK WP HR S P ERA WHIP	IP WLS BF H R ER SO BB IBB HBP BLK WP HR S P ERA WHIP	IP WLS BF H R ER SO BB IBB HBP BLK WP HR S P ERA WHIP	IP WLS BF H R ER SO BB IBB HBP BLK WP HR S P ERA WHIP	IP WLS BF H R ER SO BB IBB HBP BLK WP HR S P ERA WHIP	IP WLS BF H R ER SO BB IBB HBP BLK WP HR S P ERA WHIP	IP WLS BF H R ER SO BB IBB HBP BLK WP HR S P ERA WHIP	IP WLS BF H R ER SO BB IBB HBP BLK WP HR S P ERA WHIP	IP WLS BF H R ER SO BB IBB HBP BLK WP HR S P ERA WHIP	IP WLS BF H R ER SO BB IBB HBP BLK WP HR S P ERA WHIP	IP WLS BF H R ER SO BB IBB HBP BLK WP HR S P ERA WHIP	IP WLS BF H R ER SO BB IBB HBP BLK WP HR S P ERA WHIP	IP WLS BF H R ER SO BB IBB HBP BLK WP HR S P ERA WHIP	IP WLS BF H R ER SO BB IBB HBP BLK WP HR S P ERA WHIP	IP WLS BF H R ER SO BB IBB HBP BLK WP HR S P ERA WHIP
Matt Clement, R ERA: 3.69 (1, 1)	5.1	28	4	2	2	10	3	0	2	0	0	0	0	0	73	121	3.38	1.312				
Tom Gordon, R ERA: 3.74 (6, 1)	1.2	5	0	0	0	3	0	0	0	0	0	0	0	12	20	0.00	0.000					
Joe Borowski, R ERA: 2.47 (8, 1)	1.0	5	1	0	0	1	2	0	0	0	0	0	0	14	25	0.00	3.000					
Antonio Alfonseca, R ERA: 4.23 (9, 1)	1.0	W 3	0	0	0	0	1	0	0	0	0	0	0	7	11	0.00	1.000					

Batter	1	2	3	4	5	6	7	8	9	AB	R	H	RBI	BB	SO	LOB	BOTTOM					
Mark Bellhorn, S OBP: 0.380, SLG: 0.530 (1, 4)	1B 2B		K					G6-3		3	1	1	0	0	2	1	Arizona Diamondbacks @ Chicago Cubs Wrigley Field, Chicago, IL Sun Aug 18 2002, 1:20 PM CDT Att: 38,540 - Sunny - 72 F					
Chris Stynes, R OBP: 0.321, SLG: 0.384 (7, 4)										1	0	0	0	0	0	0						
Bill Mueller, S OBP: 0.349, SLG: 0.389 (1, 5)	G6-3		K					2B	PB WP SF8 BB	3	1	1	0	1	1	1						
Sammy Sosa, R OBP: 0.417, SLG: 0.651 (1, 9)										3	0	0	0	0	2	2						
Chad Hermansen, R OBP: 0.277, SLG: 0.377 (7, 9)	K		K				F3	FC6-4 1B BB	0	0	0	0	1	0	0	0						
Fred McGriff, L OBP: 0.344, SLG: 0.505 (1, 3)	2H 1B			K			L8	SF8		3	0	1	2	0	1	1						
Moises Alou, R OBP: 0.326, SLG: 0.416 (1, 7)	P4			F8			F8	FC6-4 1B		4	0	1	0	0	0	2						
Corey Patterson, L OBP: 0.296, SLG: 0.416 (1, 8)				F9			G3	FC6-4		4	0	1	0	0	0	2						
Alex Gonzalez, R OBP: 0.304, SLG: 0.418 (1, 6)	G6-3					SH3 1B		L7		4	1	2	0	0	0	1						
Joe Girardi, R OBP: 0.282, SLG: 0.304 (1, 2)				F9		F5				3	0	1	1	1	0	2						
Matt Clement, R OBP: 0.140, SLG: 0.109 (1, 1)						SH3				1	0	0	0	0	1	1						
Angel Echevarria, R OBP: 0.332, SLG: 0.438 (7, PH)										0	0	0	0	0	0	1						
Joe Borowski, R OBP: 0.333, SLG: 0.333 (8, 1)										1	0	0	0	0	0	0						
Antonio Alfonseca, R OBP: 0.607, SLG: 0.667 (9, 1)										0	0	0	0	0	0	0						
Inning Stats	R: 1 E: 0 K: 1 S: 12	H: 2 LOB: 1 BB: 0 P: 20	R: 0 E: 0 K: 1 S: 9	H: 1 LOB: 1 BB: 0 P: 12	R: 0 E: 0 K: 3 S: 9	H: 0 LOB: 0 BB: 0 P: 14	R: 0 E: 0 K: 1 S: 8	H: 0 LOB: 0 BB: 0 P: 13	R: 0 E: 0 K: 1 S: 9	H: 1 LOB: 1 BB: 0 P: 12	R: 0 E: 0 K: 0 S: 6	H: 1 LOB: 1 BB: 0 P: 8	R: 0 E: 0 K: 0 S: 6	H: 0 LOB: 1 BB: 1 P: 12	R: 1 E: 0 K: 0 S: 18	H: 1 LOB: 2 BB: 2 P: 30	R: 1 E: 0 K: 0 S: 5	H: 2 LOB: 1 BB: 0 P: 5	1B: 6 2B: 2 3B: 0 HR: 0	SF: 1 SAC: 1 DP: 0 HBP: 0	WP: 1 PB: 1 SB: 1 CS: 0	PA: 35
PITCHER	IP WLS BF H R ER SO BB IBB HBP BLK WP HR S P ERA WHIP	IP WLS BF H R ER SO BB IBB HBP BLK WP HR S P ERA WHIP	IP WLS BF H R ER SO BB IBB HBP BLK WP HR S P ERA WHIP	IP WLS BF H R ER SO BB IBB HBP BLK WP HR S P ERA WHIP	IP WLS BF H R ER SO BB IBB HBP BLK WP HR S P ERA WHIP	IP WLS BF H R ER SO BB IBB HBP BLK WP HR S P ERA WHIP	IP WLS BF H R ER SO BB IBB HBP BLK WP HR S P ERA WHIP	IP WLS BF H R ER SO BB IBB HBP BLK WP HR S P ERA WHIP	IP WLS BF H R ER SO BB IBB HBP BLK WP HR S P ERA WHIP	IP WLS BF H R ER SO BB IBB HBP BLK WP HR S P ERA WHIP	IP WLS BF H R ER SO BB IBB HBP BLK WP HR S P ERA WHIP	IP WLS BF H R ER SO BB IBB HBP BLK WP HR S P ERA WHIP	IP WLS BF H R ER SO BB IBB HBP BLK WP HR S P ERA WHIP	IP WLS BF H R ER SO BB IBB HBP BLK WP HR S P ERA WHIP	IP WLS BF H R ER SO BB IBB HBP BLK WP HR S P ERA WHIP	IP WLS BF H R ER SO BB IBB HBP BLK WP HR S P ERA WHIP	IP WLS BF H R ER SO BB IBB HBP BLK WP HR S P ERA WHIP	IP WLS BF H R ER SO BB IBB HBP BLK WP HR S P ERA WHIP	IP WLS BF H R ER SO BB IBB HBP BLK WP HR S P ERA WHIP	IP WLS BF H R ER SO BB IBB HBP BLK WP HR S P ERA WHIP	IP WLS BF H R ER SO BB IBB HBP BLK WP HR S P ERA WHIP	IP WLS BF H R ER SO BB IBB HBP BLK WP HR S P ERA WHIP
Rick Helling, R ERA: 4.38 (1, 1)	7.0	27	5	1	1	7	1	0	0	0	0	0	0	59	91	1.29	0.857					
Mike Fetters, R ERA: 2.91 (8, 1)	0.1	H 3	0	1	1	0	2	0	0	0	1	0	10	19	27.00	6.000						
Mike Myers, L ERA: 3.9 (8, 1)	0.2	B 3	1	0	0	0	0	0	0	0	0	0	8	11	0.00	1.500						
Matt Mantei, R ERA: 5.4 (9, 1)	0.0	L 2	2	1	1	0	0	0	0	0	0	0	5	5	∞	∞						

AB	33
R	2
H	5
RBI	2
BB	6
SO	14
LOB	28



AB	30
R	3
H	8
RBI	3
BB	3
SO	7
LOB	14



Batter	1	2	3	4	5	6	7	8	9	AB	R	H	RBI	BB	SO	LOB	TOP											
Barry Larkin, R OBP: 0.305, SLG: 0.373										5	1	2	0	0	0	2	Cincinnati Reds @ Arizona Diamondbacks Bank One Ballpark, Phoenix, AZ Tue Aug 20 2002, 9:35 PM EDT Att: 39,145 - Dome - 72 F livebaseballscorecards.com AB 34 R 3 H 9 RBI 3 BB 4 SO 13 LOB 22 											
Adam Dunn, L OBP: 0.428, SLG: 0.507										5	0	0	0	0	5	3												
Aaron Boone, R OBP: 0.316, SLG: 0.453										5	0	0	0	0	3	2												
Austin Kearns, R OBP: 0.407, SLG: 0.483										3	1	3	1	2	0	0												
Sean Casey, L OBP: 0.348, SLG: 0.379										4	1	1	0	1	1	3												
Ruben Mateo, R OBP: 0.315, SLG: 0.400										0	0	0	1	0	0	0												
Reggie Taylor, L OBP: 0.282, SLG: 0.476										3	0	1	0	0	1	3												
Todd Walker, L OBP: 0.335, SLG: 0.412										4	0	1	0	0	1	4												
Kelly Stinnett, R OBP: 0.400, SLG: 0.389										2	0	1	0	1	1	1												
Ken Griffey Jr., L OBP: 0.382, SLG: 0.444										0	0	0	1	0	0	0												
Jason LaRue, R OBP: 0.308, SLG: 0.373										0	0	0	0	0	0	0												
Ryan Dempster, R OBP: 0.183, SLG: 0.191										1	0	0	0	0	1	1												
Juan Castro, R OBP: 0.179, SLG: 0.204										1	0	0	0	0	1	1												
Scott Williamson, R OBP: 0.179, SLG: 0.204										0	0	0	0	0	0	0												
Gabe White, L OBP: 0.222, SLG: 0.308										0	0	0	0	0	0	0												
Russell Branyan, L OBP: 0.222, SLG: 0.308										1	0	0	0	0	0	2												
Joey Hamilton, R OBP: 0.222, SLG: 0.308										0	0	0	0	0	0	0												
Bruce Chen, L OBP: 0.282, SLG: 0.476										0	0	0	0	0	0	0												
Danny Graves, R OBP: 0.282, SLG: 0.476										0	0	0	0	0	0	0												
Inning Stats	R: 1 E: 0 K: 0 S: 14	H: 1 LOB: 3 BB: 2 P: 31	R: 0 E: 0 K: 1 S: 10	H: 0 LOB: 1 BB: 1 P: 18	R: 0 E: 0 K: 2 S: 14	H: 1 LOB: 1 BB: 0 P: 19	R: 0 E: 0 K: 2 S: 10	H: 1 LOB: 0 BB: 0 P: 14	R: 1 E: 0 K: 3 S: 11	H: 3 LOB: 2 BB: 0 P: 15	R: 0 E: 0 K: 2 S: 8	H: 0 LOB: 0 BB: 0 P: 10	R: 1 E: 0 K: 0 S: 14	H: 3 LOB: 2 BB: 1 P: 16	R: 0 E: 0 K: 1 S: 14	H: 1 LOB: 2 BB: 1 P: 22	1B: 6 2B: 1 3B: 1 HR: 1	SF: 1 SAC: 1 DP: 0 HBP: 1	WP: 1 PB: 0 SB: 1 CS: 0	PA: 41								
PITCHER	IP	WLS	BF	H	R	ER	SO	BB	IBB	HBP	BLK	WP	HR	S	P	ERA	WHIP											
Randy Johnson, L ERA: 2.55	(1, 1)	7.0		30	5	2	2	12	3	0	1	0	0	1	118	2.57	1.143											
Mike Koptove, R ERA: 2.31	(8, 1)	0.0		1	1	1	0	0	0	0	0	0	0	1	1	∞	∞											
Mike Myers, L ERA: 3.86	(8, 1)	0.1	H	3	2	0	0	0	0	0	0	0	0	8	10	0.00	6.000											
Mike Fetters, R ERA: 2.86	(8, 1)	0.2	W	2	0	0	0	0	0	0	0	0	0	5	5	0.00	0.000											
Byung-Hyun Kim, R ERA: 2.24	(9, 1)	1.0	S	5	1	0	0	1	1	0	0	0	1	0	14	22	0.00	2.000										

Batter	1	2	3	4	5	6	7	8	9	AB	R	H	RBI	BB	SO	LOB	BOTTOM											
Tony Womack, L OBP: 0.321, SLG: 0.343										2	1	2	1	2	0	0	Cincinnati Reds @ Arizona Diamondbacks Bank One Ballpark, Phoenix, AZ Tue Aug 20 2002, 9:35 PM EDT Att: 39,145 - Dome - 72 F livebaseballscorecards.com AB 29 R 5 H 7 RBI 5 BB 5 SO 6 LOB 14 											
Quinton McCracken, S OBP: 0.382, SLG: 0.460										4	0	1	1	0	0	4												
Junior Spivey, R OBP: 0.401, SLG: 0.506										4	2	0	0	0	1	3												
Steve Finley, L OBP: 0.363, SLG: 0.479										3	1	1	0	1	1	0												
Erubiel Durazo, L OBP: 0.417, SLG: 0.655										3	0	1	1	1	0	0												
Matt Williams, R OBP: 0.318, SLG: 0.418										3	0	1	1	0	1	2												
David Dellucci, L OBP: 0.313, SLG: 0.420										3	1	0	1	1	0	2												
Chad Moeller, R OBP: 0.305, SLG: 0.278										4	0	1	0	0	1	1												
Randy Johnson, R OBP: 0.139, SLG: 0.132										2	0	0	0	0	2	2												
Jay Bell, R OBP: 0.281, SLG: 0.429										1	0	0	0	0	0	0												
Mike Koptove, R ERA: 3.76	(8, 1)	1.1		4	0	0	0	2	0	0	0	0	0	0	0	0												
Gabe White, L ERA: 2.91	(7, 1)	0.2		2	0	0	0	1	0	0	0	0	0	0	0	0												
Joey Hamilton, R ERA: 6.79	(8, 1)	0.0	L	2	0	0	2	1	1	0	0	0	1	0	7	13												
Bruce Chen, L ERA: 5.37	(8, 1)	0.0		1	0	0	0	0	1	0	0	0	0	0	2	6												
Inning Stats	R: 2 E: 0 K: 0 S: 19	H: 4 LOB: 1 BB: 0 P: 28	R: 1 E: 0 K: 1 S: 11	H: 2 LOB: 2 BB: 1 P: 16	R: 0 E: 0 K: 0 S: 9	H: 1 LOB: 1 BB: 0 P: 11	R: 0 E: 0 K: 1 S: 9	H: 0 LOB: 1 BB: 1 P: 16	R: 0 E: 0 K: 2 S: 8	H: 0 LOB: 0 BB: 0 P: 10	R: 0 E: 0 K: 2 S: 8	H: 0 LOB: 0 BB: 1 P: 13	R: 0 E: 0 K: 0 S: 4	H: 0 LOB: 0 BB: 1 P: 11	R: 2 E: 0 K: 1 S: 13	H: 0 LOB: 2 BB: 2 P: 27	1B: 6 2B: 1 3B: 0 HR: 0	SF: 1 SAC: 0 DP: 1 HBP: 0	WP: 1 PB: 0 SB: 0 CS: 1	PA: 36								
PITCHER	IP	WLS	BF	H	R	ER	SO	BB	IBB	HBP	BLK	WP	HR	S	P	ERA	WHIP											
Ryan Dempster, R ERA: 5.76	(1, 1)	5.0		23	7	3	3	3	2	0	0	0	0	0	56	81	5.40	1.800										
Scott Williamson, R ERA: 3.76	(6, 1)	1.1		4	0	0	0	2	0	0	0	0	0	10	17	0.00	0.000											
Gabe White, L ERA: 2.91	(7, 1)	0.2		2	0	0	0	1	0	0	0	0	0	2	7	0.00	1.500											
Joey Hamilton, R ERA: 6.79	(8, 1)	0.0	L	2	0	0	2	1	1	0	0	0	1	0	7	13	∞	∞										
Bruce Chen, L ERA: 5.37	(8, 1)	0.0		1	0	0	0	0	1	0	0	0	0	2	6	∞	∞											

Batter	1	2	3	4	5	6	7	8	9	AB	R	H	RBI	BB	SO	LOB	TOP			
Todd Walker, L (1,4) OBP: 0.334, SLG: 0.415	L8			L7		1B 3B		G1-3		4	1	1	0	0	0	0	Cincinnati Reds @ Arizona Diamondbacks Bank One Ballpark, Phoenix, AZ Wed Aug 21 2002, 10:05 PM EDT Att: 37,080 - Dome - 72 F livebaseballscorecards.com			
Aaron Boone, R (1,5) OBP: 0.316, SLG: 0.453	G4-3			K		1B 1B		G5-3		3	0	1	1	0	1	0				
Luke Hudson, R (6,1)										0	0	0	0	0	0	0				
Kelly Stinnett, R (7,2) OBP: 0.391, SLG: 0.378										1	0	0	0	0	0	0				
Adam Dunn, L (1,7) OBP: 0.425, SLG: 0.502	G3			F3		K		F8		4	0	0	0	0	1	1				
Austin Kearns, R (1,9) OBP: 0.411, SLG: 0.500		K			G4-3 3B	1B			HR	4	2	3	1	0	1	0				
Sean Casey, L (1,3) OBP: 0.347, SLG: 0.376	G3			G4-3 SH1-4 BB		K		K		3	0	0	0	1	2	2				
Barry Larkin, R (1,6) OBP: 0.394, SLG: 0.372										1	0	0	0	0	0	0				
Jose Rijo, R (3,1) OBP: 0.125, SLG: 0.125					SH1-4					0	0	0	0	0	0	0				
Juan Castro, R (6,6) OBP: 0.190, SLG: 0.167										2	0	1	0	0	1	0				
Reggie Taylor, L (1,8) OBP: 0.276, SLG: 0.466			F8		G4-3		K		K	4	0	0	1	0	2	2				
Jason LaRue, R (1,2) OBP: 0.305, SLG: 0.369			G3-1							3	0	0	0	0	2	2				
Bruce Chen, L (7,1) OBP: 0.333, SLG: 0.400					K		K			0	0	0	0	0	0	0				
Brian Moehler, R (1,1)										0	0	0	0	0	0	0				
Russell Branyan, L (3,PH) OBP: 0.318, SLG: 0.440			K			K	F8			3	0	0	0	0	2	1				
Inning Stats	R: 0 E: 0 K: 0 S: 5	H: 0 LOB: 0 BB: 0 P: 5	R: 0 E: 0 K: 1 S: 6	H: 0 LOB: 0 BB: 0 P: 6	R: 0 E: 0 K: 1 S: 6	H: 0 LOB: 0 BB: 0 P: 7	R: 0 E: 0 K: 1 S: 6	H: 0 LOB: 0 BB: 0 P: 8	R: 1 E: 0 K: 3 S: 19	H: 3 LOB: 2 BB: 0 P: 23	R: 0 E: 0 K: 2 S: 10	H: 1 LOB: 1 BB: 0 P: 12	R: 0 E: 0 K: 0 S: 6	H: 0 LOB: 0 BB: 0 P: 9	R: 1 E: 0 K: 3 S: 11	H: 1 LOB: 0 BB: 0 P: 16	1B: 3 2B: 0 3B: 2 HR: 1	SF: 0 SAC: 1 DP: 0 HBP: 0	WP: 0 PB: 0 SB: 0 CS: 0	PA: 34
PITCHER	IP WLS BF H R ER SO BB IBB HBP BLK WP HR S P ERA WHIP																			
Curt Schilling, R (1,1) ERA: 2.68	7.0 W 27 5 2 2 9 1 0 0 0 0 0 58 75 2.57 0.857																			
Brian Anderson, L (8,1) ERA: 4.73	1.0 3 0 0 0 0 0 0 0 0 0 0 6 9 0.00 0.000																			
Matt Mantei, R (9,1) ERA: 5.65	1.0 4 1 1 1 3 0 0 0 0 0 0 1 11 16 9.00 1.000																			


Batter	1	2	3	4	5	6	7	8	9	AB	R	H	RBI	BB	SO	LOB	BOTTOM			
Tony Womack, L (1,6) OBP: 0.321, SLG: 0.343	HR	L5		P6		WP 1B BB	E6 1B			5	1	2	0	0	0	3	Cincinnati Reds @ Arizona Diamondbacks Bank One Ballpark, Phoenix, AZ Wed Aug 21 2002, 10:05 PM EDT Att: 37,080 - Dome - 72 F livebaseballscorecards.com			
Quinton McCracken, S (1,9) OBP: 0.389, SLG: 0.504	HR	2B 1B		G3		F7				5	2	3	3	0	0	2				
Junior Spivey, R (1,4) OBP: 0.406, SLG: 0.512										3	3	2	3	2	0	2				
Brian Anderson, R (8,1) OBP: 0.154, SLG: 0.211										0	0	0	0	0	0	0				
Matt Mantei, R (9,1)										0	0	0	0	0	0	0				
Steve Finley, L (1,8) OBP: 0.366, SLG: 0.488	G4-3	2B		1B 2B		K		L9		5	0	3	3	0	1	2				
Erubiel Durazo, L (1,3) OBP: 0.416, SLG: 0.644	G4-3	K		G3						4	1	1	0	1	1	3				
Matt Williams, R (1,5) OBP: 0.307, SLG: 0.402	P4									4	0	0	0	0	0	2				
Jay Bell, R (8,5) OBP: 0.273, SLG: 0.414			G5-3		G5-3		F9	P3		1	0	0	0	0	0	1				
David Dellucci, L (1,7) OBP: 0.315, SLG: 0.416	G3		F7		G6-4-3 1B		WP 1B BB	F7		4	1	1	0	1	0	2				
Damian Miller, R (1,2) OBP: 0.351, SLG: 0.460		1B SH1-4 2B 1B		K		G6-4-3				3	2	1	0	1	1	1				
Curt Schilling, R (1,1) OBP: 0.250, SLG: 0.206										1	1	0	0	1	0	0				
Greg Colbrunn, R (7,PH) OBP: 0.363, SLG: 0.577		SH1-4								1	0	0	0	0	0	2				
Alex Cintron, S (8,4) OBP: 0.347, SLG: 0.409					G3 2B BB					0	0	0	0	0	0	0				
Inning Stats	R: 3 E: 0 K: 0 S: 18	H: 3 LOB: 1 BB: 1 P: 31	R: 3 E: 0 K: 1 S: 20	H: 4 LOB: 1 BB: 0 P: 28	R: 0 E: 0 K: 1 S: 12	H: 0 LOB: 0 BB: 0 P: 16	R: 2 E: 0 K: 0 S: 10	H: 2 LOB: 1 BB: 1 P: 20	R: 0 E: 0 K: 1 S: 4	H: 1 LOB: 2 BB: 0 P: 5	R: 0 E: 0 K: 1 S: 15	H: 1 LOB: 2 BB: 1 P: 26	R: 3 E: 1 K: 0 S: 19	H: 1 LOB: 2 BB: 3 P: 38	R: 0 E: 0 K: 0 S: 8	H: 1 LOB: 1 BB: 0 P: 13	1B: 8 2B: 3 3B: 1 HR: 1	SF: 0 SAC: 1 DP: 1 HBP: 0	WP: 2 PB: 0 SB: 0 CS: 0	PA: 43
PITCHER	IP WLS BF H R ER SO BB IBB HBP BLK WP HR S P ERA WHIP																			
Brian Moehler, R (1,1) ERA: 4.73	2.0 L 14 7 6 6 1 1 0 0 0 0 0 36 56 4.91 1.364																			
Jose Rijo, R (3,1) ERA: 5.02	3.2 15 4 2 2 1 1 0 0 0 0 0 36 56 4.91 1.364																			
Luke Hudson, R (6,1) ERA: 4.5	1.0 7 0 3 1 1 4 0 0 0 0 2 0 14 36 9.00 4.000																			
Bruce Chen, L (7,1) ERA: 5.27	1.1 7 2 0 0 0 0 0 0 0 0 0 0 18 26 0.00 1.500																			



Batter	1	2	3	4	5	6	7	8	9	AB	R	H	RBI	BB	SO	LOB	TOP										
Todd Walker, L OBP: 0.335, SLG: 0.415 (1,4)	G3-1		B1-3			F7			G4-3 WP 1B	5	0	2	0	0	0	1											
Aaron Boone, R OBP: 0.317, SLG: 0.454 (1,6)	K		G5-3						K	5	0	2	0	0	2	2											
Adam Dunn, L OBP: 0.423, SLG: 0.498 (1,7)	P5		G4-3			K			G4-3	4	0	0	0	1	1	3											
Austin Kearns, R OBP: 0.411, SLG: 0.497 (1,9)		G4-3 BB	K			G5-3 E HBP 1B			G6-3	4	0	1	0	1	1	4											
Sean Casey, L OBP: 0.346, SLG: 0.373 (1,3)	G4-3		G6-3			G5-3 E HBP			F8	3	0	0	0	0	0	4											
Russell Branyan, L OBP: 0.314, SLG: 0.434 (1,5)	K			E1 2B 3B		E5			G5-3	4	1	0	0	0	1	3											
Reggie Taylor, L OBP: 0.281, SLG: 0.469 (1,8)						K			K	3	1	1	0	1	2	3											
Jason LaRue, R OBP: 0.308, SLG: 0.375 (1,2)						G5-3			F8	3	1	1	2	1	0	3											
Chris Reitsma, R Ruben Marmola, R Bruce Chen, L Joey Hamilton, R Barry Larkin, R Gabe White, L									F7	2	0	1	1	0	1	3											
Inning Stats	R: 0 E: 0 K: 1 S: 8	H: 0 LOB: 0 BB: 0 P: 9	R: 0 E: 0 K: 2 S: 17	H: 0 LOB: 3 BB: 3 P: 34	R: 0 E: 0 K: 1 S: 11	H: 2 LOB: 2 BB: 1 P: 18	R: 3 E: 1 K: 0 S: 10	H: 3 LOB: 1 BB: 0 P: 15	R: 0 E: 0 K: 1 S: 12	H: 1 LOB: 1 BB: 0 P: 16	R: 0 E: 0 K: 0 S: 6	H: 0 LOB: 0 BB: 0 P: 8	R: 0 E: 0 K: 1 S: 7	H: 0 LOB: 0 BB: 0 P: 11	R: 0 E: 0 K: 1 S: 13	H: 1 LOB: 1 BB: 0 P: 18	1B: 5 2B: 2 3B: 1 HR: 0	SF: 0 SAC: 0 DP: 2 HBP: 1	WP: 1 PB: 0 SB: 0 CS: 0	PA: 40							
PITCHER	IP	WLS	BF	H	R	ER	SO	BB	IBB	HBP	BLK	WP	HR	S	P	ERA	WHIP										
Miguel Batista, R ERA: 4.06 (1,1)	5.0	W	26	6	3	2	5	4	0	1	1	0	0	58	95	3.60	2.000										
Mike Koplove, R ERA: 2.19 (6,1)	2.0	H	7	1	0	0	1	0	0	0	0	0	0	18	24	0.00	0.500										
Eddie Oropesa, L ERA: 7.36 (8,1)	0.1	H	1	0	0	0	1	0	0	0	0	0	0	3	4	0.00	0.000										
Mike Fetters, R ERA: 2.82 (8,1)	0.2		2	0	0	0	0	0	0	0	0	0	0	4	7	0.00	0.000										
Byung-Hyun Kim, R ERA: 2.21 (9,1)	1.0	S	4	1	0	0	1	0	0	0	0	1	0	13	18	0.00	1.000										

Cincinnati Reds @ Arizona Diamondbacks
Bank One Ballpark, Phoenix, AZ
Thu Aug 22 2002, 9:35 PM EDT
Att: 31,884 - Dome - 72 F


AB 35
R 3
H 8
RBI 3
BB 4
SO 8
LOB 26



Batter	1	2	3	4	5	6	7	8	9	AB	R	H	RBI	BB	SO	LOB	BOTTOM										
Tony Womack, L OBP: 0.321, SLG: 0.349 (1,6)	K		F7						F8	4	1	1	2	0	1	1											
Quinton McCracken, S OBP: 0.380, SLG: 0.496 (1,9)	G3		F7						F7	4	0	0	0	0	0	1											
Junior Spivey, R OBP: 0.404, SLG: 0.509 (1,4)	K								P6	3	1	0	0	1	1	0											
Luis Gonzalez, L OBP: 0.401, SLG: 0.516 (1,7)		F3							G3	2	1	0	0	2	0	1											
Erubiel Durazo, L OBP: 0.407, SLG: 0.627 (1,3)	K								L6	4	0	0	0	0	1	3											
Matt Williams, R OBP: 0.314, SLG: 0.415 (1,5)	K								L6	4	1	2	2	0	1	1											
Steve Finley, L OBP: 0.366, SLG: 0.495 (1,8)									G4-6-3 HR	3	1	1	1	0	1	2											
Chad Moeller, R OBP: 0.329, SLG: 0.320 (1,2)									E5 SH1-4 1B	3	1	3	1	0	0	0											
Miguel Batista, R Jay Bell, R Mike Koplove, R Mark Grace, L Eddie Oropesa, L Mike Fetters, R Byung-Hyun Kim, R									F9 HR 2B 1B	0	0	0	0	0	0	0											
Inning Stats	R: 0 E: 0 K: 2 S: 9	H: 0 LOB: 0 BB: 0 P: 15	R: 0 E: 0 K: 2 S: 11	H: 0 LOB: 0 BB: 0 P: 18	R: 1 E: 1 K: 0 S: 11	H: 2 LOB: 1 BB: 0 P: 19	R: 2 E: 0 K: 0 S: 9	H: 1 LOB: 0 BB: 2 P: 19	R: 2 E: 1 K: 0 S: 12	H: 2 LOB: 1 BB: 0 P: 15	R: 1 E: 0 K: 1 S: 8	H: 2 LOB: 1 BB: 0 P: 15	R: 0 E: 0 K: 0 S: 6	H: 0 LOB: 0 BB: 0 P: 8	R: 0 E: 0 K: 0 S: 7	H: 0 LOB: 1 BB: 1 P: 14	1B: 3 2B: 2 3B: 0 HR: 2	SF: 0 SAC: 1 DP: 1 HBP: 0	WP: 0 PB: 0 SB: 0 CS: 0	PA: 33							
PITCHER	IP	WLS	BF	H	R	ER	SO	BB	IBB	HBP	BLK	WP	HR	S	P	ERA	WHIP										
Chris Reitsma, R ERA: 3.65 (1,1)	5.0	L	22	5	5	5	4	2	0	0	0	0	0	6	13	9.00	1.400										
Bruce Chen, L ERA: 5.35 (6,1)	0.2		3	1	1	1	1	0	0	0	0	0	0	6	13	13.50	1.500										
Joey Hamilton, R ERA: 5.71 (6,1)	1.1		4	1	0	0	0	0	0	0	0	0	0	8	10	0.00	0.750										
Gabe White, L ERA: 2.85 (8,1)	1.0		4	0	0	0	0	1	0	0	0	0	0	7	14	0.00	1.000										

Cincinnati Reds @ Arizona Diamondbacks
Bank One Ballpark, Phoenix, AZ
Thu Aug 22 2002, 9:35 PM EDT
Att: 31,884 - Dome - 72 F

AB 29
R 6
H 7
RBI 6
BB 3
SO 5
LOB 10



Batter	1	2	3	4	5	6	7	8	9	AB	R	H	RBI	BB	SO	LOB	TOP								
Mark Bellhorn, S (1,4) OBP: 0.378, SLG: 0.531	2-1 FC6-4 1B		0-3 K		4-2 BB		3-2 SH1-3 2B		3-2 E3 G3	4	0	2	0	1	1	1									
Bill Mueller, S (1,5) OBP: 0.346, SLG: 0.380	1-1 FC6-4 2B		2-2 P5		2-3 K		2-0 SH1-3		0-2 G3	4	0	0	0	0	1	5									
Sammy Sosa, R (1,9) OBP: 0.411, SLG: 0.634	3-1 P3			1-2 F7	0-1 F8		0-0 G4-3		1-3 K	5	0	0	0	0	1	7									
Fred McGriff, L (1,3) OBP: 0.352, SLG: 0.516	1-1 2B			1-1 1B	0-0 F8		3-3 K			4	0	2	0	0	1	3									
Moises Alou, R (1,7) OBP: 0.320, SLG: 0.406	1-1 P4			1-0 F8	0-0 G5-3		1-0 G5-3			4	0	0	0	0	0	3									
Corey Patterson, L (1,8) OBP: 0.300, SLG: 0.421		2-3 K		1-1 P6	2-1 G6-3 1B		1-3 K			4	0	1	0	0	2	1									
Alex Gonzalez, R (1,6) OBP: 0.309, SLG: 0.422		2-3 K			2-2 HR 3B		0-2 G6-3		0-1 F7	4	1	1	0	0	1	1									
Todd Hundley, S (1,2) OBP: 0.286, SLG: 0.408		1-3 K			2-1 HR		4-0 FC6-4 IBB		0-0 G3 E 1B	3	1	2	2	1	1	0									
Chad Hermansen, R (9, PR) OBP: 0.279, SLG: 0.383					3-H HR		1-1 FC6-4 1B			0	0	0	0	0	0	0									
34 Kerry Wood, R (1,1) OBP: 0.193, SLG: 0.148				1-2 L6	0-0 F8 BB 1B		1-1 FC6-4		0-0 B3	3	0	1	0	0	0	2									
Chris Stynes, R (9, PH) OBP: 0.314, SLG: 0.379										1	0	0	0	0	0	1									
Inning Stats	R: 0 E: 0 K: 0 S: 10	H: 2 LOB: 2 BB: 0 P: 18	R: 0 E: 0 K: 3 S: 9	H: 0 LOB: 0 BB: 0 P: 14	R: 0 E: 0 K: 1 S: 10	H: 0 LOB: 0 BB: 0 P: 13	R: 0 E: 0 K: 0 S: 8	H: 1 LOB: 1 BB: 0 P: 12	R: 2 E: 0 K: 1 S: 14	H: 3 LOB: 2 BB: 1 P: 24	R: 0 E: 0 K: 0 S: 10	H: 1 LOB: 1 BB: 0 P: 17	R: 0 E: 0 K: 1 S: 10	H: 0 LOB: 0 BB: 0 P: 8	R: 0 E: 1 K: 1 S: 12	H: 1 LOB: 3 BB: 0 P: 16	1B: 5 2B: 2 3B: 1 HR: 1	SF: 0 SAC: 1 DP: 0 HBP: 0	WP: 0 PB: 0 SB: 0 CS: 0	PA: 39					
PITCHER	IP WLS BF H R ER SO BB IBB HBP BLK WP HR S P ERA WHIP	7.0 L 31 8 2 2 6 1 1 0 0 0 1 71 116 2.57 1.286	1.0 W 3 0 0 0 1 0 0 0 0 0 0 6 8 0.00 0.000	1.0 S 5 1 0 0 1 0 0 0 0 0 0 12 16 0.00 1.000											IP WLS BF H R ER SO BB IBB HBP BLK WP HR S P ERA WHIP										
Rick Helling, R (1,1) ERA: 4.29																									
Mike Koplove, R (8,1) ERA: 2.13																									
Byung-Hyun Kim, R (9,1) ERA: 2.18																									

Chicago Cubs @ Arizona Diamondbacks
Bank One Ballpark, Phoenix, AZ
Fri Aug 23 2002, 9:05 PM EDT
Att: 47,095 - Dome - 72 F

livebaseballscorecards.com

AB 36
R 2
H 9
RBI 2
BB 2
SO 8
LOB 24



Batter	1	2	3	4	5	6	7	8	9	AB	R	H	RBI	BB	SO	LOB	BOTTOM						
Tony Womack, L (1,6) OBP: 0.320, SLG: 0.350	1-2 G3-1		1-3 K		1-3 K			3-2 2H 2B		4	0	1	1	0	2	2							
David Dellucci, L (1,9) OBP: 0.309, SLG: 0.406	1-1 G4-3		3-2 P6			2-3 K		1-3 K		4	0	0	0	0	2	1							
Byung-Hyun Kim, R (9,1) OBP: 1.000, SLG: 1.000										0	0	0	0	0	0	0							
Junior Spivey, R (1,4) OBP: 0.403, SLG: 0.506	2-0 HR 1B			0-3 K	0-3 K		0-3 K2-3		0-0 G3-1	4	1	1	0	0	2	1							
Luis Gonzalez, L (1,7) OBP: 0.401, SLG: 0.522	0-1 HR			0-3 K	2-0 G3-1					3	1	1	2	0	1	0							
Erubiel Durazo, L (1,3) OBP: 0.401, SLG: 0.615	2-3 K			1-0 G6-3			3-3 K			3	0	0	0	0	2	0							
Steve Finley, L (1,8) OBP: 0.388, SLG: 0.494		0-1 F7			4-2 HBP BB		4-2 CS BB			1	0	0	0	2	0	0							
Jay Bell, R (1,5) OBP: 0.270, SLG: 0.375		3-3 K			2-0 HBP		3-2 G1-4-3			2	0	0	0	0	1	1							
Damian Miller, R (1,2) OBP: 0.349, SLG: 0.496		0-3 K			2-3 K			4-1 SH1-4 2B BB		2	0	0	0	0	2	2							
Quinton McCracken, S (8, PH) OBP: 0.383, SLG: 0.496										0	1	0	0	1	0	0							
Rick Helling, R (1,1) OBP: 0.214, SLG: 0.057					3-2 G6-3		0-1 B1		2-1 SH1-4	2	0	0	0	0	0	2							
Mike Koplove, R (8,1) ERA: 2.13										0	0	0	0	0	0	0							
Alex Cintron, S (8, PH) OBP: 0.347, SLG: 0.409										0	0	0	0	0	0	0							
Chad Moeller, R (9,2) OBP: 0.329, SLG: 0.320										0	0	0	0	0	0	0							
Inning Stats	R: 2 E: 0 K: 1 S: 12	H: 2 LOB: 0 BB: 0 P: 18	R: 0 E: 0 K: 2 S: 9	H: 0 LOB: 0 BB: 0 P: 12	R: 0 E: 0 K: 1 S: 10	H: 0 LOB: 0 BB: 0 P: 17	R: 0 E: 0 K: 2 S: 7	H: 0 LOB: 0 BB: 0 P: 8	R: 0 E: 0 K: 2 S: 10	H: 0 LOB: 2 BB: 1 P: 19	R: 0 E: 0 K: 2 S: 8	H: 0 LOB: 0 BB: 0 P: 12	R: 0 E: 0 K: 1 S: 10	H: 0 LOB: 1 BB: 1 P: 20	R: 1 E: 0 K: 1 S: 10	H: 1 LOB: 1 BB: 1 P: 20	1B: 1 2B: 1 3B: 0 HR: 1	SF: 0 SAC: 1 DP: 0 HBP: 1	WP: 0 PB: 0 SB: 0 CS: 1	PA: 30			
PITCHER	IP WLS BF H R ER SO BB IBB HBP BLK WP HR S P ERA WHIP	8.0 L 30 3 3 3 12 3 0 1 0 0 76 126 3.38 0.750											IP WLS BF H R ER SO BB IBB HBP BLK WP HR S P ERA WHIP										
34 Kerry Wood, R (1,1) ERA: 3.89																							

Chicago Cubs @ Arizona Diamondbacks
Bank One Ballpark, Phoenix, AZ
Fri Aug 23 2002, 9:05 PM EDT
Att: 47,095 - Dome - 72 F

livebaseballscorecards.com

AB 25
R 3
H 3
RBI 3
BB 3
SO 12
LOB 9



Batter	1	2	3	4	5	6	7	8	9	AB	R	H	RBI	BB	SO	LOB	TOP											
Mark Bellhorn, S OBP: 0.378, SLG: 0.537	1-1 G5-3	1-2 G1-3			1-1 P3		3-2 HR		4-1 BB	4	1	1	1	1	0	2												
Corey Patterson, L OBP: 0.301, SLG: 0.421	1-1 1B		0-0 F9		1-3 K		1-1 BB		0-0 G5-3	5	0	2	0	0	1	1												
Sammy Sosa, R OBP: 0.412, SLG: 0.632 Bill Mueller, S OBP: 0.346, SLG: 0.380	1-3 K		3-3 K		0-1 1B		4-2 BB			3	1	1	0	1	2	1												
Moises Alou, R OBP: 0.319, SLG: 0.404	2-2 F8		1-1 G5-3		1-0 1B		0-0 G1-3			4	0	1	0	0	0	3												
Fred McGriff, L OBP: 0.352, SLG: 0.516		2-2 G3		1-0 G4-3		0-0 P4		1-1 F9		4	1	1	0	0	0	2												
Chris Stynes, R OBP: 0.313, SLG: 0.385 Chad Hermansen, R OBP: 0.279, SLG: 0.383	0-0 1B		2-0 G4-3		1-0 SF7		0-2 G5-3			3	1	1	1	0	0	1												
Alex Gonzalez, R OBP: 0.309, SLG: 0.420	4-2 FC3-5		0-0 SF8		3-H G1-3		1-1 G6-3			2	0	0	1	1	0	1												
Joe Girardi, R OBP: 0.286, SLG: 0.313	0-0 FC3-5		1-1 G6-3		2-2 G3		2-1 G5-3			4	0	2	1	0	0	0												
Matt Clement, R OBP: 0.130, SLG: 0.100	2-2 FC3-5			0-3 K		0-1 G3		0-3 K		4	0	0	0	0	2	3												
Inning Stats	R: 0 E: 0 K: 1 S: 10	H: 1 LOB: 1 BB: 0 P: 15	R: 1 E: 0 K: 0 S: 13	H: 2 LOB: 2 BB: 1 P: 22	R: 0 E: 0 K: 1 S: 8	H: 0 LOB: 0 BB: 0 P: 12	R: 1 E: 0 K: 0 S: 5	H: 1 LOB: 0 BB: 0 P: 9	R: 0 E: 0 K: 0 S: 9	H: 0 LOB: 0 BB: 0 P: 11	R: 1 E: 0 K: 0 S: 9	H: 2 LOB: 1 BB: 0 P: 13	R: 1 E: 0 K: 0 S: 14	H: 3 LOB: 2 BB: 1 P: 24	R: 0 E: 0 K: 0 S: 7	H: 0 LOB: 0 BB: 0 P: 9	R: 0 E: 0 K: 1 S: 7	H: 0 LOB: 1 BB: 1 P: 13	1B: 6 2B: 2 3B: 0 HR: 1	SF: 2 SAC: 0 DP: 0 HBP: 0	WP: 0 PB: 0 SB: 0 CS: 0	PA: 38						
PITCHER	IP	WLS	BF	H	R	ER	SO	BB	IBB	HBP	BLK	WP	HR	S	P	ERA	WHIP											
Brian Anderson, L ERA: 4.76	(1, 1)	6.2	L	29	9	4	4	4	1	0	0	0	0	1	64	98	5.40	1.500										
Matt Mantei, R ERA: 5.52	(7, 1)	0.1		2	0	0	0	0	1	0	0	0	0	0	4	8	0.00	3.000										
Mike Koplove, R ERA: 2.04	(8, 1)	1.2		6	0	0	0	1	1	0	0	0	0	0	13	21	0.00	0.600										
Mike Myers, L ERA: 3.82	(9, 1)	0.1		1	0	0	0	0	0	0	0	0	0	0	1	1	0.00	0.000										

Chicago Cubs @ Arizona Diamondbacks
Bank One Ballpark, Phoenix, AZ
Sat Aug 24 2002, 4:05 PM EDT
Att: 47,703 - Dome - 72 F

AB 33
R 4
H 9
RBI 4
BB 3
SO 5
LOB 14



Batter	1	2	3	4	5	6	7	8	9	AB	R	H	RBI	BB	SO	LOB	BOTTOM										
Tony Womack, L OBP: 0.318, SLG: 0.347	2-1 G1-3			2-1 B2-3	0-1 L7		0-2 P1			4	0	0	0	0	0	3											
Quinton McCracken, S OBP: 0.381, SLG: 0.463	0-2 L3			1-0 L9		0-1 FC4-6		3-2 F5		4	0	1	0	0	0	0											
Steve Finley, L OBP: 0.367, SLG: 0.490	1-3 K2-3			4-0 BB		2-2 FC4-6		0-1 F9		3	0	0	0	1	1	1											
Luis Gonzalez, L OBP: 0.400, SLG: 0.518		2-0 F9		4-2 BB		1-0 F8		1-1 F3		3	0	0	0	1	0	1											
Matt Williams, R OBP: 0.311, SLG: 0.409	0-3 K			0-0 F8		0-1 1B			2-3 K2-3	4	0	1	0	0	2	2											
Mark Grace, L OBP: 0.339, SLG: 0.373	1-0 G4-3			1-1 L8		2-1 L5			4-0 BB	3	0	0	0	1	0	2											
Damian Miller, R OBP: 0.348, SLG: 0.452 Jay Bell, R OBP: 0.283, SLG: 0.364			1-1 G6-3		4-2 G6-3		2-3 K		1-3 K	2	0	0	0	1	1	0											
Alex Cintron, S OBP: 0.358, SLG: 0.404			2-2 F8		1-0 G6-3		4-2 BB		0-0 G5-3	3	0	1	0	1	0	1											
Brian Anderson, R OBP: 0.146, SLG: 0.200 Matt Mantei, R	(1, 1)	(7, 1)		1-2 G1-3		0-1 G6-3				2	0	0	0	0	0	2											
David Dellucci, L OBP: 0.307, SLG: 0.404 Mike Koplove, R Mike Myers, L	(7, PH)	(8, 1)	(9, 1)		1-2 2-3		0-0 F8			0	0	0	0	0	0	0											
Inning Stats	R: 0 E: 0 K: 1 S: 9	H: 0 LOB: 0 BB: 0 P: 12	R: 0 E: 0 K: 1 S: 5	H: 0 LOB: 0 BB: 0 P: 8	R: 0 E: 0 K: 0 S: 8	H: 0 LOB: 0 BB: 0 P: 12	R: 0 E: 0 K: 0 S: 6	H: 0 LOB: 2 BB: 2 P: 17	R: 0 E: 0 K: 0 S: 10	H: 1 LOB: 2 BB: 1 P: 16	R: 0 E: 0 K: 0 S: 11	H: 2 LOB: 2 BB: 0 P: 16	R: 0 E: 0 K: 1 S: 10	H: 0 LOB: 1 BB: 1 P: 16	R: 0 E: 0 K: 0 S: 10	H: 0 LOB: 0 BB: 0 P: 14	R: 0 E: 0 K: 2 S: 7	H: 0 LOB: 1 BB: 1 P: 14	1B: 3 2B: 0 3B: 0 HR: 0	SF: 0 SAC: 0 DP: 0 HBP: 0	WP: 0 PB: 0 SB: 0 CS: 0	PA: 35					
PITCHER	IP	WLS	BF	H	R	ER	SO	BB	IBB	HBP	BLK	WP	HR	S	P	ERA	WHIP										
Matt Clement, R ERA: 3.49	(1, 1)	9.0	W	35	3	0	0	5	5	0	0	0	0	76	125	0.00	0.889										

Chicago Cubs @ Arizona Diamondbacks
Bank One Ballpark, Phoenix, AZ
Sat Aug 24 2002, 4:05 PM EDT
Att: 47,703 - Dome - 72 F

AB 30
R 0
H 3
RBI 0
BB 5
SO 5
LOB 14



Batter	1	2	3	4	5	6	7	8	9	AB	R	H	RBI	BB	SO	LOB	TOP					
Mark Bellhorn, S (1, 3) OBP: 0.377, SLG: 0.532										3	0	0	0	1	3	0	Chicago Cubs @ Arizona Diamondbacks Bank One Ballpark, Phoenix, AZ Sun Aug 25 2002, 3:35 PM EDT Att: 47,304 - Dome - 72 F					
Bill Mueller, S (1, 5) OBP: 0.342, SLG: 0.375										4	0	0	0	0	1							
Angel Echevarria, R (1, 9) OBP: 0.322, SLG: 0.426										3	0	2	0	1	0							
Moises Alou, R (1, 7) OBP: 0.321, SLG: 0.405										4	0	2	0	0	2	1						
Chris Stynes, R (1, 4) OBP: 0.306, SLG: 0.375										4	0	0	0	0	1	4						
Alex Gonzalez, R (1, 6) OBP: 0.311, SLG: 0.425										4	0	2	0	0	1	2						
Chad Hermansen, R (1, 8) OBP: 0.274, SLG: 0.376										4	0	0	0	0	2	6						
Joe Girardi, R (1, 2) OBP: 0.281, SLG: 0.306										4	0	0	0	0	3	1						
3B Carlos Zambrano, S (1, 1) Corey Patterson, L (7, PH) Joe Borowski, R (7, 1) Jeff Fassero, L (8, 1) Juan Cruz, R (8, 1)										2	0	0	0	0	2	0						
Inning Stats	R: 0 E: 0 K: 2 S: 9	H: 1 LOB: 1 BB: 0 P: 12	R: 0 E: 0 K: 1 S: 8	H: 0 LOB: 0 BB: 0 P: 11	R: 0 E: 0 K: 3 S: 11	H: 0 LOB: 0 BB: 0 P: 14	R: 0 E: 0 K: 1 S: 15	H: 2 LOB: 3 BB: 1 P: 29	R: 0 E: 0 K: 1 S: 9	H: 0 LOB: 1 BB: 1 P: 14	R: 0 E: 0 K: 3 S: 12	H: 2 LOB: 2 BB: 0 P: 15	R: 0 E: 0 K: 3 S: 9	H: 0 LOB: 0 BB: 0 P: 12	R: 0 E: 0 K: 1 S: 6	H: 0 LOB: 0 BB: 0 P: 8		R: 0 E: 0 K: 2 S: 10	H: 1 LOB: 1 BB: 0 P: 14	1B: 4 2B: 1 3B: 1 HR: 0	SF: 0 SAC: 0 DP: 0 HBP: 0	WP: 0 PB: 0 SB: 0 CS: 0
PITCHER Randy Johnson, L (1, 1) ERA: 2.44	IP: 9.0 WLS: W BF: 35 H: 6 R: 0 ER: 0 SO: 16 BB: 2 IBB: 0 HBP: 0 BLK: 0 WP: 0 HR: 0 S: 89 P: 129 ERA: 0.00 WHIP: 0.889											PITCHER	IP: 9.0 WLS: W BF: 35 H: 6 R: 0 ER: 0 SO: 16 BB: 2 IBB: 0 HBP: 0 BLK: 0 WP: 0 HR: 0 S: 89 P: 129 ERA: 0.00 WHIP: 0.889									

Chicago Cubs @ Arizona Diamondbacks
Bank One Ballpark, Phoenix, AZ
Sun Aug 25 2002, 3:35 PM EDT
Att: 47,304 - Dome - 72 F

AB 33
R 0
H 6
RBI 0
BB 2
SO 16
LOB 15



Batter	1	2	3	4	5	6	7	8	9	AB	R	H	RBI	BB	SO	LOB	BOTTOM			
Quinton McCracken, S (1, 9) OBP: 0.381, SLG: 0.489										2	0	0	1	2	0	1	Chicago Cubs @ Arizona Diamondbacks Bank One Ballpark, Phoenix, AZ Sun Aug 25 2002, 3:35 PM EDT Att: 47,304 - Dome - 72 F			
Steve Finley, L (1, 8) OBP: 0.385, SLG: 0.489										5	0	1	0	0	1	4				
Junior Spivey, R (1, 4) OBP: 0.402, SLG: 0.506										4	1	1	0	0	2					
Luis Gonzalez, L (1, 7) OBP: 0.402, SLG: 0.518										2	2	1	0	2	1	1				
Erubiel Durazo, L (1, 3) OBP: 0.408, SLG: 0.627										2	1	1	1	2	0	0				
Matt Williams, R (1, 5) OBP: 0.325, SLG: 0.416										3	1	2	2	1	0	2				
Alex Cintron, S (1, 6) OBP: 0.368, SLG: 0.388										2	1	0	0	2	1	3				
Chad Moeller, R (1, 2) OBP: 0.315, SLG: 0.304										4	1	0	0	0	0	6				
Randy Johnson, R (1, 1) OBP: 0.145, SLG: 0.139										4	0	1	2	0	2	1				
Inning Stats	R: 0 E: 0 K: 1 S: 9	H: 0 LOB: 1 BB: 1 P: 20	R: 0 E: 0 K: 0 S: 5	H: 0 LOB: 2 BB: 2 P: 16	R: 0 E: 0 K: 1 S: 9	H: 1 LOB: 1 BB: 0 P: 12	R: 2 E: 0 K: 0 S: 10	H: 3 LOB: 0 BB: 0 P: 15	R: 0 E: 0 K: 1 S: 7	H: 0 LOB: 0 BB: 1 P: 14	R: 0 E: 0 K: 1 S: 11	H: 0 LOB: 2 BB: 2 P: 21	R: 0 E: 1 K: 1 S: 9	H: 0 LOB: 1 BB: 0 P: 14	R: 5 E: 0 K: 0 S: 16	H: 3 LOB: 1 BB: 3 P: 36		1B: 4 2B: 2 3B: 1 HR: 0	SF: 1 SAC: 0 DP: 2 HBP: 0	WP: 0 PB: 1 SB: 1 CS: 1
PITCHER 3B Carlos Zambrano, R (1, 1) ERA: 3.95 Joe Borowski, R (7, 1) Jeff Fassero, L (8, 1) Juan Cruz, R (8, 1)	IP: 6.0 WLS: L BF: 25 H: 4 R: 2 ER: 2 SO: 4 BB: 6 IBB: 0 HBP: 0 BLK: 0 WP: 0 HR: 0 S: 51 P: 98 ERA: 3.00 WHIP: 1.667											PITCHER	IP: 6.0 WLS: L BF: 25 H: 4 R: 2 ER: 2 SO: 4 BB: 6 IBB: 0 HBP: 0 BLK: 0 WP: 0 HR: 0 S: 51 P: 98 ERA: 3.00 WHIP: 1.667							

Chicago Cubs @ Arizona Diamondbacks
Bank One Ballpark, Phoenix, AZ
Sun Aug 25 2002, 3:35 PM EDT
Att: 47,304 - Dome - 72 F

AB 28
R 7
H 7
RBI 6
BB 9
SO 5
LOB 20



Batter	1	2	3	4	5	6	7	8	9	AB	R	H	RBI	BB	SO	LOB	TOP							
Tony Womack, L OBP: 0.315, SLG: 0.346 (1, 6)										3	1	2	0	0	1	0	Arizona Diamondbacks @ Los Angeles Dodgers Dodger Stadium, Los Angeles, CA Tue Aug 27 2002, 7:10 PM PDT Att: 34,032 - Sunny - 72 F							
David Dellucci, L OBP: 0.304, SLG: 0.404 (1, 9)										4	0	0	0	0	3	4								
Junior Spivey, R OBP: 0.402, SLG: 0.501 (1, 4)										4	0	1	1	0	2	1								
Luis Gonzalez, L OBP: 0.402, SLG: 0.516 (1, 7)										4	0	1	0	0	1	1								
Erubiel Durazo, L OBP: 0.409, SLG: 0.622 (1, 3)										3	0	1	0	1	0	0								
Matt Williams, R OBP: 0.324, SLG: 0.397 (1, 5)										4	0	0	0	0	2	3								
Steve Finley, L OBP: 0.363, SLG: 0.483 (1, 8)										3	0	0	0	1	1	2								
Chad Moeller, R OBP: 0.340, SLG: 0.349 Quinton McCracken, S OBP: 0.379, SLG: 0.482 (9, PH)										3	0	2	0	0	0	2								
Miguel Batista, R OBP: 0.262, SLG: 0.333 Mike Fetters, R (8, 1)										2	0	0	0	1	1	1								
										0	0	0	0	0	0	0								
Inning Stats	R: 0 H: 0 E: 0 K: 3 S: 9	H: 0 LOB: 0 BB: 0 P: 11	R: 0 H: 1 E: 0 K: 0 S: 11	LOB: 2 BB: 1 P: 23	R: 0 H: 0 E: 0 K: 2 S: 8	H: 0 LOB: 1 BB: 1 P: 15	R: 0 H: 2 E: 0 K: 2 S: 12	H: 2 LOB: 2 BB: 1 P: 22	R: 1 H: 2 E: 0 K: 2 S: 12	H: 2 LOB: 1 BB: 0 P: 17	R: 0 H: 0 E: 0 K: 0 S: 8	H: 0 LOB: 1 BB: 0 P: 9	R: 0 H: 2 E: 0 K: 1 S: 9	H: 2 LOB: 1 BB: 0 P: 16	R: 0 H: 0 E: 0 K: 0 S: 7	H: 0 LOB: 0 BB: 0 P: 10	R: 0 H: 0 E: 0 K: 1 S: 7	H: 0 LOB: 0 BB: 0 P: 13	1B: 3 2B: 3 3B: 1 HR: 0	SF: 0 SAC: 1 DP: 1 HBP: 0	WP: 0 PB: 0 SB: 0 CS: 0	PA: 35		
PITCHER	IP WLS BF H R ER SO BB IBB HBP BLK WP HR S P ERA WHIP	7.0 L 29 7 1 1 10 2 1 0 0 0 0 69 113 1.29 1.286	2.0 W 6 0 0 0 1 0 0 0 0 0 0 14 23 0.00 0.000																					

Batter	1	2	3	4	5	6	7	8	9	AB	R	H	RBI	BB	SO	LOB	BOTTOM	
Dave Roberts, L OBP: 0.365, SLG: 0.379 (1, 8)										4	2	2	0	0	0	0	Arizona Diamondbacks @ Los Angeles Dodgers Dodger Stadium, Los Angeles, CA Tue Aug 27 2002, 7:10 PM PDT Att: 34,032 - Sunny - 72 F	
Mark Czuzdzianek, R OBP: 0.307, SLG: 0.376 (1, 4)										4	0	1	0	0	2	2		
Shawn Green, L OBP: 0.384, SLG: 0.581 (1, 9)										3	1	0	1	1	0	1		
Adrian Beltré, R OBP: 0.312, SLG: 0.431 (1, 5)										3	1	1	0	0	0	0		
Paul Lo Duca, R OBP: 0.327, SLG: 0.399 (1, 2)										4	1	1	2	0	0	1		
Eric Karros, R OBP: 0.332, SLG: 0.402 (1, 3)										3	1	1	3	1	0	0		
Mike Kinkade, R OBP: 0.400, SLG: 0.528 Paul Shuey, R OBP: 0.500, SLG: 0.500 (8, 1)										3	0	1	0	0	1	2		
Cesar Izturis, S OBP: 0.252, SLG: 0.301 (1, 6)										4	0	0	0	0	0	4		
Hideo Nomo, R OBP: 0.094, SLG: 0.080 Marquis Grissom, R OBP: 0.323, SLG: 0.513 (8, 7)										2	0	0	0	0	1	0		
										1	0	0	0	0	0	0		
Inning Stats	R: 1 H: 1 E: 0 K: 0 S: 9	H: 1 LOB: 0 BB: 0 P: 14	R: 0 H: 1 E: 0 K: 0 S: 8	LOB: 1 BB: 0 P: 13	R: 0 H: 0 E: 0 K: 1 S: 9	H: 0 LOB: 0 BB: 0 P: 10	R: 0 H: 0 E: 0 K: 0 S: 11	H: 0 LOB: 0 BB: 0 P: 17	R: 0 H: 1 E: 0 K: 1 S: 8	H: 1 LOB: 1 BB: 0 P: 10	R: 0 H: 1 E: 0 K: 1 S: 15	H: 1 LOB: 2 BB: 1 P: 22	R: 5 H: 4 E: 0 K: 1 S: 13	H: 4 LOB: 1 BB: 1 P: 25	1B: 7 2B: 0 3B: 0 HR: 1	SF: 0 SAC: 0 DP: 0 HBP: 1	WP: 1 PB: 0 SB: 2 CS: 0	PA: 35
PITCHER	IP WLS BF H R ER SO BB IBB HBP BLK WP HR S P ERA WHIP	7.2 L 32 6 5 4 4 6 5 4 4 0 1 5 8 4.70 0.913	0.1 3 2 1 1 0 0 0 0 0 0 0 1 5 8 27.00 6.000															

AB	31
R	1
H	7
RBI	1
BB	3
SO	11
LOB	14



AB	32
R	6
H	8
RBI	6
BB	2
SO	4
LOB	10



Batter	1	2	3	4	5	6	7	8	9	AB	R	H	RBI	BB	SO	LOB	TOP										
Quinton McCracken, S OBP: 0.377, SLG: 0.479	F9		1B		P4			L4		4	0	1	0	0	0	1	Arizona Diamondbacks @ Los Angeles Dodgers Dodger Stadium, Los Angeles, CA Wed Aug 28 2002, 7:10 PM PDT Att: 41,115 - Sunny - 70 F										
Greg Colbrunn, R OBP: 0.366, SLG: 0.600	F3		1B		F7			F9		4	0	1	0	0	0	1											
Junior Spivey, R OBP: 0.400, SLG: 0.499	K		K							4	0	1	0	0	2	2											
Luis Gonzalez, L OBP: 0.401, SLG: 0.513		L8								4	0	1	0	0	1	1											
Matt Williams, R OBP: 0.314, SLG: 0.384	F9				K					4	0	0	0	0	2	2											
Steve Finley, L OBP: 0.365, SLG: 0.482					F5					3	0	1	0	1	0	1											
Jay Bell, R OBP: 0.324, SLG: 0.324										3	0	0	0	0	0	2											
Erubiel Durazo, L OBP: 0.407, SLG: 0.618	G1-3				G5-3					1	0	0	0	0	1	2											
Damian Miller, R OBP: 0.348, SLG: 0.447										3	0	1	0	0	1	0											
Rick Helling, R OBP: 0.209, SLG: 0.056										1	0	0	0	0	0	0											
Alex Cintron, S OBP: 0.356, SLG: 0.373										1	0	0	0	0	0	0											
Mike Koplove, R OBP: 0.356, SLG: 0.373										0	0	0	0	0	0	0											
Inning Stats	R: 0 E: 0 K: 1 S: 10	H: 0 LOB: 0 BB: 0 P: 13	R: 0 E: 0 K: 0 S: 8	H: 1 LOB: 1 BB: 0 P: 12	R: 0 E: 0 K: 2 S: 13	H: 2 LOB: 2 BB: 0 P: 20	R: 0 E: 0 K: 1 S: 18	H: 1 LOB: 1 BB: 0 P: 28	R: 0 E: 0 K: 0 S: 8	H: 0 LOB: 0 BB: 0 P: 9	R: 0 E: 0 K: 0 S: 5	H: 0 LOB: 0 BB: 0 P: 5	R: 0 E: 0 K: 0 S: 7	H: 0 LOB: 0 BB: 0 P: 9	R: 0 E: 0 K: 3 S: 11	H: 1 LOB: 2 BB: 1 P: 19	1B: 6 2B: 0 3B: 0 HR: 0	SF: 0 SAC: 1 DP: 0 HBP: 0	WP: 0 PB: 0 SB: 1 CS: 0	PA: 34							
PITCHER	IP	WLS	BF	H	R	ER	SO	BB	IBB	HBP	BLK	WP	HR	S	P	ERA	WHIP										
Odalis Perez, L ERA: 3.01	8.0	W	29	5	0	0	4	0	0	0	0	0	0	76	108	0.00	0.625										
Eric Gagne, R ERA: 1.99	1.0	S	5	1	0	0	3	1	0	0	0	0	0	11	19	0.00	2.000										

Batter	1	2	3	4	5	6	7	8	9	AB	R	H	RBI	BB	SO	LOB	BOTTOM										
Dave Roberts, L OBP: 0.364, SLG: 0.378	2B		B5-3		F7			G3		4	0	1	0	0	0	0	Arizona Diamondbacks @ Los Angeles Dodgers Dodger Stadium, Los Angeles, CA Wed Aug 28 2002, 7:10 PM PDT Att: 41,115 - Sunny - 70 F										
Marquis Grissom, R OBP: 0.327, SLG: 0.517										2	0	1	0	1	0	0											
Adrian Beltré, R OBP: 0.310, SLG: 0.428										3	0	0	0	0	1	3											
Shawn Green, L OBP: 0.384, SLG: 0.580										3	0	1	0	0	0	2											
Paul Lo Duca, R OBP: 0.325, SLG: 0.396										3	0	0	0	0	1	2											
Tyler Houston, L OBP: 0.329, SLG: 0.438										3	0	0	0	0	1	0											
Mark Grudzielanek, R OBP: 0.309, SLG: 0.314										3	0	0	0	0	0	0											
Cesar Izturis, S OBP: 0.251, SLG: 0.299										3	0	0	0	0	0	0											
Odalis Perez, L OBP: 0.148, SLG: 0.278										2	1	1	1	0	0	0											
Dave Hansen, L OBP: 0.348, SLG: 0.412										1	0	0	0	0	1	0											
Eric Gagne, R ERA: 1.9										0	0	0	0	0	0	0											
Inning Stats	R: 0 E: 0 K: 2 S: 15	H: 2 LOB: 2 BB: 0 P: 21	R: 0 E: 0 K: 0 S: 6	H: 0 LOB: 0 BB: 0 P: 7	R: 0 E: 0 K: 0 S: 6	H: 0 LOB: 1 BB: 1 P: 13	R: 0 E: 0 K: 1 S: 6	H: 0 LOB: 0 BB: 0 P: 12	R: 1 E: 0 K: 0 S: 5	H: 1 LOB: 0 BB: 0 P: 8	R: 0 E: 0 K: 0 S: 4	H: 1 LOB: 0 BB: 0 P: 8	R: 0 E: 0 K: 0 S: 5	H: 0 LOB: 0 BB: 0 P: 8	R: 0 E: 0 K: 1 S: 6	H: 0 LOB: 0 BB: 0 P: 9	1B: 2 2B: 1 3B: 0 HR: 1	SF: 0 SAC: 0 DP: 0 HBP: 0	WP: 0 PB: 0 SB: 0 CS: 1	PA: 29							
PITCHER	IP	WLS	BF	H	R	ER	SO	BB	IBB	HBP	BLK	WP	HR	S	P	ERA	WHIP										
Rick Helling, R ERA: 4.14	7.0	L	25	4	1	1	3	1	0	0	0	0	1	47	77	1.29	0.714										
Mike Koplove, R ERA: 1.9	1.0		3	0	0	0	1	0	0	0	0	0	0	6	9	0.00	0.000										

AB	32
R	0
H	6
RBI	0
BB	1
SO	7
LOB	12

AB	27
R	1
H	4
RBI	1
BB	1
SO	4
LOB	7



Batter	1	2	3	4	5	6	7	8	9	AB	R	H	RBI	BB	SO	LOB	TOP								
Kenny Lofton, L OBP: 0.338, SLG: 0.407										4	1	2	1	0	0	0	San Francisco Giants @ Arizona Diamondbacks Bank One Ballpark, Phoenix, AZ Fri Aug 30 2002, 10:05 PM EDT Att: 47,366 - Dome - 72 F								
Rich Aurilia, R OBP: 0.293, SLG: 0.393										4	1	1	0	1	1	2									
Jeff Kent, R OBP: 0.361, SLG: 0.598										4	2	0	0	1	0	2									
Barry Bonds, L OBP: 0.574, SLG: 0.828										1	0	1	2	4	0	0									
Benito Santiago, R OBP: 0.316, SLG: 0.456										4	0	1	2	0	0	3									
Reggie Sanders, R OBP: 0.323, SLG: 0.440										4	1	1	0	0	2	4									
Felix Rodriguez, R OBP: 1.000, SLG: 1.000										0	0	0	0	0	0	0									
J.T. Snow, L OBP: 0.337, SLG: 0.365										0	0	0	0	0	0	0									
David Bell, R OBP: 0.323, SLG: 0.433										4	1	2	1	0	0	2									
Ramon Martinez, R OBP: 0.339, SLG: 0.423										4	1	1	1	0	2	1									
Tim Worrell, R										0	0	0	0	0	0	0									
Robb Nen, R										0	0	0	0	0	0	0									
Jason Schmidt, R OBP: 0.152, SLG: 0.159										3	0	0	0	0	3	1									
41 Chad Zerbe, L OBP: 0.167, SLG: 0.167										0	0	0	0	0	0	0									
Tsuyoshi Shinjo, R OBP: 0.301, SLG: 0.377										1	0	0	0	0	0	0									
Inning Stats	R: 3 E: 0 K: 1 S: 15	H: 3 LOB: 1 BB: 1 P: 24	R: 0 E: 0 K: 1 S: 7	H: 0 LOB: 0 BB: 0 P: 13	R: 0 E: 0 K: 0 S: 7	H: 0 LOB: 1 BB: 1 P: 16	R: 1 E: 0 K: 2 S: 9	H: 2 LOB: 0 BB: 0 P: 14	R: 1 E: 1 K: 1 S: 9	H: 1 LOB: 2 BB: 1 P: 18	R: 2 E: 0 K: 1 S: 18	H: 3 LOB: 1 BB: 0 P: 27	R: 0 E: 0 K: 1 S: 8	H: 0 LOB: 1 BB: 1 P: 17	R: 0 E: 0 K: 1 S: 7	H: 0 LOB: 0 BB: 0 P: 10	R: 0 E: 0 K: 0 S: 8	H: 0 LOB: 1 BB: 2 P: 17	1B: 6 2B: 3 3B: 0 HR: 0	SF: 1 SAC: 0 DP: 1 HBP: 1	WP: 1 PB: 0 SB: 1 CS: 2	PA: 41			
PITCHER	IP	WLS	BF	H	R	ER	SO	BB	IBB	HBP	BLK	WP	HR	S	P	ERA	WHIP								
Randy Johnson, L ERA: 2.63	(1, 1)	5.1	L	28	9	7	6	6	3	0	1	0	0	0	0	10.12	2.250								
Matt Mantel, R ERA: 5.23	(6, 1)	0.2		2	0	0	0	0	0	0	0	0	0	7	11	0.00	0.000								
Mike Koplove, R ERA: 1.81	(7, 1)	2.0		7	0	0	0	2	1	0	0	0	0	15	27	0.00	0.500								
Mike Fetters, R ERA: 2.81	(9, 1)	1.0		4	0	0	0	0	1	1	0	0	0	8	17	0.00	1.000								
Batter	1	2	3	4	5	6	7	8	9	AB	R	H	RBI	BB	SO	LOB	BOTTOM								
Tony Womack, L OBP: 0.316, SLG: 0.348										4	0	1	1	1	1	2	San Francisco Giants @ Arizona Diamondbacks Bank One Ballpark, Phoenix, AZ Fri Aug 30 2002, 10:05 PM EDT Att: 47,366 - Dome - 72 F								
Quinton McCracken, S OBP: 0.378, SLG: 0.476										2	1	0	1	2	1	0									
Erubiel Durazo, L OBP: 0.402, SLG: 0.604										4	0	0	0	1	2	5									
Luis Gonzalez, L OBP: 0.405, SLG: 0.515										4	1	3	1	1	0	1									
Junior Spivey, R OBP: 0.398, SLG: 0.494										4	1	0	0	1	3	4									
Steve Finley, L OBP: 0.385, SLG: 0.483										5	1	2	1	0	1	2									
Alex Cintron, S OBP: 0.359, SLG: 0.364										4	1	1	0	1	1	4									
Chad Moeller, R OBP: 0.340, SLG: 0.341										2	0	0	0	1	2	4									
David Delucci, L OBP: 0.305, SLG: 0.404										0	0	0	0	1	0	0									
Randy Johnson, R ERA: 0.154, SLG: 0.149	(1, 1)	5.0	W	26	5	5	4	10	4	0	0	0	0	1	0	10									
Jay Bell, R OBP: 0.283, SLG: 0.316	(6, PH)	0.2		2	0	0	0	1	0	0	0	0	0	4	6	0.00	0.000								
Mike Koplove, R ERA: 4.42	(7, 1)	0.2	H	5	0	0	0	1	3	0	0	0	0	10	24	0.00	4.500								
Mark Grace, L OBP: 0.337, SLG: 0.370	(8, PH)	1.1	S	7	2	0	0	3	0	1	0	0	0	24	35	0.00	1.500								
Mike Fetters, R ERA: 2.18	(9, PH)	1.1	S	7	2	0	0	3	0	1	0	0	0	24	35	0.00	1.500								
Inning Stats	R: 0 E: 0 K: 2 S: 11	H: 0 LOB: 1 BB: 1 P: 19	R: 4 E: 0 K: 3 S: 22	H: 3 LOB: 1 BB: 1 P: 37	R: 0 E: 0 K: 3 S: 14	H: 1 LOB: 2 BB: 1 P: 24	R: 0 E: 0 K: 2 S: 13	H: 0 LOB: 0 BB: 0 P: 15	R: 1 E: 1 K: 0 S: 9	H: 1 LOB: 1 BB: 0 P: 15	R: 0 E: 0 K: 0 S: 6	H: 0 LOB: 0 BB: 1 P: 11	R: 1 E: 0 K: 1 S: 12	H: 1 LOB: 1 BB: 1 P: 20	R: 0 E: 0 K: 2 S: 13	H: 0 LOB: 3 BB: 3 P: 27	R: 0 E: 0 K: 2 S: 21	H: 2 LOB: 3 BB: 1 P: 32	1B: 6 2B: 2 3B: 0 HR: 0	SF: 1 SAC: 1 DP: 1 HBP: 0	WP: 3 PB: 0 SB: 1 CS: 0	PA: 45			
PITCHER	IP	WLS	BF	H	R	ER	SO	BB	IBB	HBP	BLK	WP	HR	S	P	ERA	WHIP								
Jason Schmidt, R ERA: 3.49	(1, 1)	1.1	H	5	1	1	1	0	1	0	0	0	1	12	19	6.75	1.500								
41 Chad Zerbe, L ERA: 3.08	(6, 1)	1.1	H	5	1	1	1	0	1	0	0	0	1	12	19	6.75	1.500								
Felix Rodriguez, R ERA: 4.42	(7, 1)	0.2	H	2	0	0	0	1	0	0	0	0	0	4	6	0.00	0.000								
Tim Worrell, R ERA: 2.32	(8, 1)	0.2	H	5	0	0	0	1	3	0	0	0	0	10	24	0.00	4.500								
Robb Nen, R ERA: 2.18	(9, 1)	1.1	S	7	2	0	0	3	0	1	0	0	0	24	35	0.00	1.500								

Batter	1	2	3	4	5	6	7	8	9	AB	R	H	RBI	BB	SO	LOB	TOP			
Kenny Lofton, L OBP: 0.337, SLG: 0.411 (1, 8)										5	1	1	1	0	1	1	San Francisco Giants @ Arizona Diamondbacks Bank One Ballpark, Phoenix, AZ Sat Aug 31 2002, 4:05 PM EDT Att: 41,915 - Dome - 72 F			
Rich Aurilia, R OBP: 0.294, SLG: 0.399 (1, 6)										4	2	1	1	1	1	1				
Jeff Kent, R OBP: 0.361, SLG: 0.597 (1, 4)										4	0	1	0	1	1	1				
Barry Bonds, L OBP: 0.574, SLG: 0.823 (1, 7)										3	1	1	1	2	0	2				
Bento Santiago, R OBP: 0.315, SLG: 0.453 (1, 2)										5	0	1	0	0	2	4				
J.T. Snow, L OBP: 0.336, SLG: 0.365 (1, 3)										3	0	1	1	1	2	1				
Tsuyoshi Shinjo, R OBP: 0.287, SLG: 0.374 Jay Witasick, R Pedro Feliz, R Scott Eyre, L Robb Nen, R Ramon Martinez, R OBP: 0.336, SLG: 0.423 (1, 9)										3	0	0	0	0	1	3				
David Bell, R OBP: 0.323, SLG: 0.438 (1, 5)										4	1	1	1	0	1	2				
Kirk Rueter, L OBP: 0.158, SLG: 0.148 Reggie Sanders, R OBP: 0.324, SLG: 0.440 (1, 1)										2	0	0	0	0	0	0				
Inning Stats	R: 2 E: 0 K: 2 S: 14	H: 2 LOB: 1 BB: 1 P: 26	R: 0 E: 0 K: 1 S: 7	H: 0 LOB: 0 BB: 0 P: 11	R: 0 E: 0 K: 1 S: 6	H: 0 LOB: 1 BB: 1 P: 11	R: 0 E: 0 K: 2 S: 11	H: 0 LOB: 0 BB: 0 P: 14	R: 0 E: 0 K: 0 S: 5	H: 0 LOB: 0 BB: 2 P: 6	R: 1 E: 0 K: 2 S: 10	H: 2 LOB: 1 BB: 0 P: 15	R: 1 E: 0 K: 0 S: 12	H: 3 LOB: 2 BB: 0 P: 20	R: 1 E: 0 K: 0 S: 18	H: 1 LOB: 1 BB: 1 P: 29		1B: 4 2B: 1 3B: 0 HR: 3	SF: 0 SAC: 0 DP: 0 HBP: 0	WP: 0 PA: 41 PB: 0 SB: 1 CS: 0
PITCHER	IP WLS BF H R ER SO BB IBB HBP BLK WP HR S P ERA WHIP	7.0 L 30 4 3 3 9 3 1 0 0 0 2 67 111 3.86 1.000	0.0 3 3 1 1 0 0 0 0 0 0 0 7 11 ∞ ∞	1.0 3 0 0 0 0 0 0 0 0 0 5 9 0.00 0.000	0.2 3 1 1 1 0 0 0 0 0 1 11 18 13.50 1.500	0.1 2 0 0 0 0 1 0 0 0 0 0 7 11 0.00 3.000														

AB	36
R	5
H	8
RBI	5
BB	5
SO	9
LOB	19



Batter	1	2	3	4	5	6	7	8	9	AB	R	H	RBI	BB	SO	LOB	BOTTOM		
Tony Womack, L OBP: 0.316, SLG: 0.347 (1, 6)										4	0	1	0	0	0	2	San Francisco Giants @ Arizona Diamondbacks Bank One Ballpark, Phoenix, AZ Sat Aug 31 2002, 4:05 PM EDT Att: 41,915 - Dome - 72 F		
Quinton McCracken, S OBP: 0.376, SLG: 0.471 (1, 9)										3	0	0	0	0	2	2			
Junior Spivey, R OBP: 0.399, SLG: 0.493 (1, 4)										3	0	1	0	1	0	2			
Luis Gonzalez, L OBP: 0.404, SLG: 0.513 (1, 7)										4	0	1	0	0	0	3			
Greg Colbrunn, R OBP: 0.361, SLG: 0.591 Erubiel Durazo, L OBP: 0.403, SLG: 0.600 (1, 3)										2	0	0	0	0	0	1			
Matt Williams, R OBP: 0.303, SLG: 0.369 (1, 5)										4	0	0	0	0	1	4			
Steve Finley, L OBP: 0.364, SLG: 0.481 (1, 8)										4	0	1	0	0	1	0			
Damian Miller, R OBP: 0.345, SLG: 0.442 (1, 2)										3	0	0	0	0	2	1			
Curt Schilling, R OBP: 0.287, SLG: 0.208 Alex Cora, S Eddie Oropesa, L Matt Mantei, R Mike Koplove, R Mike Myers, L (1, 1)										2	0	1	0	0	1	1			
Inning Stats	R: 0 E: 0 K: 1 S: 9	H: 0 LOB: 0 BB: 1 P: 15	R: 0 E: 0 K: 2 S: 11	H: 0 LOB: 0 BB: 0 P: 14	R: 0 E: 0 K: 2 S: 12	H: 1 LOB: 1 BB: 0 P: 19	R: 0 E: 0 K: 0 S: 9	H: 1 LOB: 1 BB: 0 P: 15	R: 0 E: 0 K: 1 S: 11	H: 1 LOB: 2 BB: 0 P: 21	R: 0 E: 0 K: 1 S: 8	H: 0 LOB: 0 BB: 0 P: 12	R: 0 E: 0 K: 0 S: 8	H: 1 LOB: 1 BB: 0 P: 13	R: 0 E: 0 K: 0 S: 7	H: 0 LOB: 0 BB: 1 P: 14		1B: 5 2B: 0 3B: 0 HR: 0	SF: 0 SAC: 0 DP: 1 HBP: 1
PITCHER	IP WLS BF H R ER SO BB IBB HBP BLK WP HR S P ERA WHIP	5.1 W 22 4 0 0 2 0 0 0 0 0 0 14 22 0.00 0.000	1.2 H 5 0 0 0 2 0 0 0 0 0 0 11 20 0.00 2.000	1.0 5 1 0 0 0 1 0 0 0 0 0 4 7 0.00 0.000	1.0 2 0 0 0 0 0 0 0 0 0 0 4 7 0.00 0.000														

AB	31
R	0
H	5
RBI	0
BB	2
SO	9
LOB	18



Batter	1	2	3	4	5	6	7	8	9	AB	R	H	RBI	BB	SO	LOB	TOP										
Kenny Lofton, L OBP: 0.339, SLG: 0.414										4	1	2	0	1	0	2	San Francisco Giants @ Arizona Diamondbacks Bank One Ballpark, Phoenix, AZ Sun Sep 01 2002, 8:05 PM EDT Att: 41,707 - Dome - 72 F										
Rich Aurilia, R OBP: 0.296, SLG: 0.397										4	1	1	0	1	2	2											
Barry Bonds, L OBP: 0.577, SLG: 0.821										1	1	0	0	4	0	1											
Jeff Kent, R OBP: 0.380, SLG: 0.594										5	1	1	2	0	1	6											
J.T. Snow, L OBP: 0.339, SLG: 0.368										5	1	2	2	0	0	2											
Reggie Sanders, R OBP: 0.322, SLG: 0.445 Robb Nen, R										5	1	1	1	0	2	2											
David Bell, R OBP: 0.324, SLG: 0.437										3	0	1	0	1	0	1											
Yorvit Torrealba, R OBP: 0.354, SLG: 0.379 Felix Rodriguez, R OBP: 1.000, SLG: 1.000 Tim Worrell, R										4	0	2	1	0	1	2											
Tsuyoshi Shinjo, R OBP: 0.298, SLG: 0.374										0	0	0	0	0	0	0											
Ryan Jensen, R OBP: 0.120, SLG: 0.143 Aaron Fultz, L Marvin Benard, L Jay Witasick, R Scott Eyre, L Benito Santiago, R OBP: 0.334, SLG: 0.482										2	0	0	0	0	0	2											
Inning Stats	R: 5 E: 0 K: 1 S: 19	H: 5 LOB: 1 BB: 1 P: 32	R: 0 E: 0 K: 1 S: 16	H: 0 LOB: 2 BB: 2 P: 27	R: 1 E: 0 K: 0 S: 12	H: 2 LOB: 1 BB: 0 P: 18	R: 0 E: 0 K: 0 S: 9	H: 0 LOB: 0 BB: 1 P: 17	R: 0 E: 0 K: 1 S: 7	H: 0 LOB: 0 BB: 0 P: 9	R: 0 E: 0 K: 2 S: 11	H: 1 LOB: 3 BB: 2 P: 23	R: 0 E: 0 K: 1 S: 10	H: 1 LOB: 1 BB: 1 P: 20	R: 0 E: 0 K: 2 S: 10	H: 1 LOB: 1 BB: 0 P: 12	R: 0 E: 0 K: 0 S: 6	H: 0 LOB: 0 BB: 0 P: 8	1B: 6 2B: 3 3B: 0 HR: 1	SF: 0 SAC: 0 DP: 2 HBP: 0	WP: 2 PB: 0 SB: 0 CS: 0	PA: 42					
PITCHER	IP	WLS	BF	H	R	ER	SO	BB	IBB	HBP	BLK	WP	HR	S	P	ERA	WHIP										
Miguel Batista, R ERA: 4.33	2.0		14	5	5	5	2	3	0	0	0	1	0	35	59	22.50	4.000										
John Patterson, R ERA: 4.34	2.0		8	2	1	1	0	1	0	0	0	0	1	21	35	4.50	1.500										
Matt Mantei, R ERA: 4.42	2.0		9	1	0	0	3	2	0	0	0	0	0	18	32	0.00	1.500										
Mike Fetters, R ERA: 2.72	1.2		7	2	0	0	3	1	0	0	0	1	0	18	30	0.00	1.800										
Mike Myers, L ERA: 5.73	0.1		1	0	0	0	0	0	0	0	0	0	0	2	2	0.00	0.000										
Byung-Hyun Kim, R ERA: 2.09	1.0	W	3	0	0	0	0	0	0	0	0	0	0	0	0	0.00	0.000										
Batter	1	2	3	4	5	6	7	8	9	AB	R	H	RBI	BB	SO	LOB	BOTTOM										
Tony Womack, L OBP: 0.320, SLG: 0.362										4	3	3	3	1	0	0	San Francisco Giants @ Arizona Diamondbacks Bank One Ballpark, Phoenix, AZ Sun Sep 01 2002, 8:05 PM EDT Att: 41,707 - Dome - 72 F										
David Dellucci, L OBP: 0.310, SLG: 0.406										4	0	1	2	1	2	1											
Junior Spivey, R OBP: 0.396, SLG: 0.489										4	0	0	0	0	0	2											
Luis Gonzalez, L OBP: 0.403, SLG: 0.511										4	0	1	1	0	1	0											
Erubiel Durazo, L OBP: 0.409, SLG: 0.596										1	1	0	0	3	0	0											
Quinton McCracken, S OBP: 0.372, SLG: 0.464										4	0	0	0	0	2	4											
Jay Bell, R OBP: 0.213, SLG: 0.286 Byung-Hyun Kim, R OBP: 0.500, SLG: 0.500										4	0	0	0	0	0	2											
Rod Barajas, R OBP: 0.287, SLG: 0.336 Steve Finley, L OBP: 0.365, SLG: 0.482										2	0	1	1	0	0	0											
Miguel Batista, R ERA: 4.33 Chris D'Amico, L John Patterson, R Walt Ganss, L Matt Mantei, R Chris Madden, R Mike Fetters, R Mike Myers, L Benito Santiago, R Walt Ganss, L										0	0	0	0	0	0	0											
Inning Stats	R: 1 E: 0 K: 0 S: 14	H: 1 LOB: 0 BB: 0 P: 21	R: 1 E: 0 K: 1 S: 11	H: 2 LOB: 2 BB: 1 P: 21	R: 1 E: 0 K: 1 S: 12	H: 1 LOB: 2 BB: 2 P: 25	R: 2 E: 0 K: 0 S: 12	H: 1 LOB: 1 BB: 2 P: 22	R: 0 E: 0 K: 1 S: 7	H: 0 LOB: 0 BB: 0 P: 11	R: 0 E: 0 K: 0 S: 10	H: 0 LOB: 0 BB: 0 P: 13	R: 0 E: 0 K: 1 S: 7	H: 0 LOB: 0 BB: 0 P: 14	R: 0 E: 0 K: 1 S: 13	H: 0 LOB: 1 BB: 1 P: 22		R: 2 E: 0 K: 0 S: 8	H: 3 LOB: 2 BB: 1 P: 16	1B: 5 2B: 1 3B: 0 HR: 2	SF: 0 SAC: 0 DP: 1 HBP: 1	WP: 0 PB: 0 SB: 1 CS: 0	PA: 38				
PITCHER	IP	WLS	BF	H	R	ER	SO	BB	IBB	HBP	BLK	WP	HR	S	P	ERA	WHIP										
Ryan Jensen, R ERA: 4.83	3.2		19	5	5	5	2	4	0	0	0	0	0	11	19	0.00	0.750										
Aaron Fultz, L ERA: 5.6	1.1		5	0	0	0	1	1	0	0	0	0	0	11	19	0.00	0.750										
Jay Witasick, R ERA: 2.75	1.0	H	3	0	0	0	0	0	0	1	0	0	0	10	13	0.00	0.000										
Scott Eyre, L ERA: 4.85	0.2	H	2	0	0	0	1	0	0	0	0	0	0	5	9	0.00	0.000										
Felix Rodriguez, R ERA: 4.37	0.2	H	3	0	0	0	1	1	0	0	0	0	0	9	19	0.00	1.500										
Tim Worrell, R ERA: 2.43	0.2	L	4	3	2	2	0	1	0	0	0	0	0	8	16	*	*										
Robb Nen, R ERA: 2.43	0.0	L	4	3	2	2	0	1	0	0	0	0	0	8	16	*	*										
AB											30																
R											7																
H											8																
RBI											7																
BB											7																
SO											5																
LOB											10																
GIANTS																											

Batter	1	2	3	4	5	6	7	8	9	AB	R	H	RBI	BB	SO	LOB	TOP									
Marquis Grissom, R OBP: 0.322, SLG: 0.498	0-0 CS 1B		2-3 K		0-0 F8		2-1 FC4-6 2B		2-2 PO	4	1	1	0	0	1	1	Los Angeles Dodgers @ Arizona Diamondbacks Bank One Ballpark, Phoenix, AZ Tue Sep 03 2002, 9:35 PM EDT Att: 35,891 - Dome - 72 F livebaseballscores.com									
Paul Lo Duca, R OBP: 0.328, SLG: 0.404	0-1 SAFE E6 HR		2-2 2B		2-0 L8		3-1 2B			4	1	2	1	0	0	1										
Adrian Beltré, R OBP: 0.316, SLG: 0.453	2-0 1-H HR		2-3 K		0-2 G6-3		1-2 G1-3			4	1	1	2	0	1	2										
Shawn Green, L OBP: 0.382, SLG: 0.577	0-0 G3		4-2 BB		0-0 2B				1-3 K	3	0	1	0	1	1	0										
Brian Jordan, R OBP: 0.318, SLG: 0.442	1-1 G1-3		1-0 G6-3		1-0 F8				2-2 P5	4	0	0	0	0	0	3										
Eric Karpis, R OBP: 0.332, SLG: 0.399 Eric Gagne, R (8, 1)		3-1 E3		0-0 G6-3		4-0 FC6-4 BB		0-0 P4		3	0	0	0	1	0	0										
Mark Grudzielanek, R OBP: 0.299, SLG: 0.365 Alex Cora, L OBP: 0.374, SLG: 0.439		2-2 F8		1-0 G4-3		1-0 FC6-4		0-0 G6-3		4	0	0	0	0	0	3										
Cesar Izturis, S OBP: 0.251, SLG: 0.300		1-0 F9		0-0 G4-3			3-1 F9		2-1 G6-3	4	0	0	0	0	0	1										
Karl Meltzer, L Kevin Brown, R Jesse Orosco, L Mike Koptlove, R Paul Shuey, R Paul Quantrill, R Dave Hanson, L Dave Roberts, L Chris Donnels, L		0-0 G4-3		2-1 F8			2-1 FC4-6 1B		4-1 PO BB	3	0	0	0	0	0	1										
Inning Stats	R: 2 E: 1 K: 0 S: 7	H: 2 LOB: 0 BB: 0 P: 10	R: 0 E: 1 K: 0 S: 8	H: 0 LOB: 1 BB: 0 P: 14	R: 0 E: 0 K: 2 S: 14	H: 1 LOB: 2 BB: 1 P: 25	R: 0 E: 0 K: 0 S: 3	H: 0 LOB: 0 BB: 0 P: 4	R: 0 E: 0 K: 0 S: 4	H: 0 LOB: 0 BB: 0 P: 8	R: 0 E: 0 K: 0 S: 6	H: 1 LOB: 2 BB: 1 P: 12	R: 1 E: 0 K: 0 S: 12	H: 2 LOB: 1 BB: 0 P: 23	R: 0 E: 0 K: 1 S: 7	H: 0 LOB: 0 BB: 0 P: 10		R: 0 E: 0 K: 0 S: 6	H: 0 LOB: 1 BB: 1 P: 14	1B: 2 2B: 3 3B: 0 HR: 1	SF: 0 SAC: 0 DP: 0 HBP: 0	WP: 0 PB: 0 SB: 0 CS: 1	PA: 37			
PITCHER	IP	WLS	BF	H	R	ER	SO	BB	IBB	HBP	BLK	WP	HR	S	P	ERA	WHIP									
Brian Anderson, L ERA: 4.67	(1, 1)	6.2	L	29	6	3	2	2	2	0	0	0	0	1	50	91	2.70	1.200								
Mike Koptlove, R ERA: 1.93	(7, 1)	1.1		4	0	0	0	1	0	0	0	0	0	0	11	15	0.00	0.000								
Mike Fetters, R ERA: 2.66	(9, 1)	1.0		3	0	0	0	0	1	0	0	0	0	0	6	14	0.00	1.000								

Batter	1	2	3	4	5	6	7	8	9	AB	R	H	RBI	BB	SO	LOB	BOTTOM									
Tony Womack, L OBP: 0.319, SLG: 0.361	2-3 K		1-0 L5			1-1 BB BB 1B	1-1 G3		1-1 G1-3	5	0	1	0	0	1	2	Los Angeles Dodgers @ Arizona Diamondbacks Bank One Ballpark, Phoenix, AZ Tue Sep 03 2002, 9:35 PM EDT Att: 35,891 - Dome - 72 F livebaseballscores.com									
Steve Finley, L OBP: 0.382, SLG: 0.478	1-2 F7		1-3 K2-3			0-1 F7	1-0 G4-3			4	0	0	0	0	1	3										
Junior Spivey, R OBP: 0.397, SLG: 0.486	1-1 1B				2-1 L8	4-0 BB BB	1-2 BB		1-2 1B	3	0	2	0	1	0	0										
Luis Gonzalez, L OBP: 0.406, SLG: 0.510	2-2 G4-3				1-2 G5-3 1B	4-1 BB	1-2 2-3 BB		1-3 K	3	0	1	0	1	1	2										
Greg Colbrunn, R OBP: 0.351, SLG: 0.568 Mike Koptlove, R Lyle Overbay, L Mike Fetters, R		2-1 F9		2-1 G5-3		2-3 K		0-0 L8		3	0	0	0	0	1	4										
Erubiel Durazo, L OBP: 0.402, SLG: 0.583		1-3 K		2-1 L3		2-3 K		0-0 F9		4	0	0	0	0	2	5										
Rod Barajas, R OBP: 0.279, SLG: 0.328 Quinton McCracken, S Damian Miller, R Mark Grace, L		1-0 F7			1-1 P6		0-1 L8		2-2 G4-3 SF8 2B	2	0	0	0	0	0	0										
Mark Little, R OBP: 0.305, SLG: 0.274 David Dellucci, L OBP: 0.310, SLG: 0.404				2-0 SH3-4 1B		2-2 L7		3-2 2B 1B		2	0	1	0	0	0	0										
Brian Anderson, R OBP: 0.143, SLG: 0.195 Chris Donnels, L OBP: 0.303, SLG: 0.470			2-1 SH3-4		2-3 K		2-2 G3 1-H 2B		0-1 SF8	1	0	0	0	0	1	0										
Inning Stats	R: 0 E: 0 K: 1 S: 12	H: 1 LOB: 1 BB: 0 P: 18	R: 0 E: 0 K: 1 S: 6	H: 0 LOB: 0 BB: 0 P: 10	R: 0 E: 0 K: 1 S: 8	H: 1 LOB: 1 BB: 0 P: 14	R: 0 E: 0 K: 0 S: 9	H: 1 LOB: 1 BB: 0 P: 16	R: 0 E: 0 K: 1 S: 8	H: 0 LOB: 0 BB: 0 P: 13	R: 0 E: 0 K: 2 S: 13	H: 1 LOB: 3 BB: 2 P: 26	R: 1 E: 0 K: 0 S: 11	H: 2 LOB: 1 BB: 0 P: 18	R: 0 E: 0 K: 1 S: 8	H: 1 LOB: 1 BB: 0 P: 10		R: 1 E: 0 K: 0 S: 10	H: 1 LOB: 0 BB: 0 P: 13	1B: 6 2B: 2 3B: 0 HR: 0	SF: 1 SAC: 1 DP: 0 HBP: 0	WP: 0 PB: 0 SB: 0 CS: 0	PA: 37			
PITCHER	IP	WLS	BF	H	R	ER	SO	BB	IBB	HBP	BLK	WP	HR	S	P	ERA	WHIP									
Kaz Ishii, L ERA: 4.18	(1, 1)	5.1	W	22	4	0	0	4	2	0	0	0	0	0	48	85	0.00	1.125								
Kevin Brown, R ERA: 4.53	(6, 1)	0.1	H	1	0	0	0	1	0	0	0	0	0	3	5	0.00	0.000									
Jesse Orosco, L ERA: 2.88	(6, 1)	0.1	H	1	0	0	0	1	0	0	0	0	0	5	7	0.00	0.000									
Paul Shuey, R ERA: 3.23	(7, 1)	1.0	H	5	2	1	1	0	0	0	0	0	0	11	18	9.00	2.000									
Paul Quantrill, R ERA: 2.51	(8, 1)	0.2	H	3	1	0	0	1	0	0	0	0	0	7	9	0.00	1.500									

Batter	1	2	3	4	5	6	7	8	9	AB	R	H	RBI	BB	SO	LOB	TOP					
Marquis Grissom, R OBP: 0.317, SLG: 0.491	L5		K			K			G5-3	4	0	0	0	0	2	1						
Paul Lo Duca, R OBP: 0.326, SLG: 0.400	G4-3			G5-3			F8		G3	4	0	0	0	0	0	0						
Shawn Green, L OBP: 0.383, SLG: 0.584	G3-1			G3					2B	4	1	2	1	0	0	0						
Adrián Beltré, R OBP: 0.314, SLG: 0.450		F9		F8			G5-3		K	4	0	0	0	0	1	1						
Brian Jordan, R OBP: 0.318, SLG: 0.440		P4			K					1	0	0	0	0	0	0						
Mike Kinkade, R OBP: 0.444, SLG: 0.625							FC6-4 HBP			1	0	0	0	0	1	0						
Eric Karros, R OBP: 0.330, SLG: 0.396				L8			FC6-4			3	0	0	0	0	1	2						
Jeff Reboulet, R OBP: 0.308, SLG: 0.289			SH1-3 2B		F8				G6-3	3	0	1	0	0	0	0						
Cesar Izturis, S OBP: 0.249, SLG: 0.298			F9			K			G6-3	3	0	0	0	0	1	1						
Andy Ashby, R OBP: 0.170, SLG: 0.200						K				0	0	0	0	0	0	0						
Jolbert Cabrera, R OBP: 0.159, SLG: 0.190			SH1-3			K				1	0	0	0	0	1	0						
Giovanni Carrara, R										0	0	0	0	0	0	0						
David Ross, R OBP: 0.444, SLG: 0.857										1	0	0	0	0	1	0						
Guillermo Mota, R										0	0	0	0	0	0	0						
Inning Stats	R: 0 E: 0 K: 0 S: 7	H: 0 LOB: 0 BB: 0 P: 9	R: 0 E: 0 K: 1 S: 6	H: 0 LOB: 0 BB: 0 P: 9	R: 0 E: 0 K: 1 S: 8	H: 1 LOB: 1 BB: 0 P: 8	R: 0 E: 0 K: 0 S: 5	H: 0 LOB: 0 BB: 0 P: 10	R: 0 E: 0 K: 1 S: 10	H: 0 LOB: 0 BB: 0 P: 15	R: 0 E: 0 K: 3 S: 9	H: 0 LOB: 0 BB: 0 P: 12	R: 0 E: 0 K: 0 S: 17	H: 1 LOB: 2 BB: 0 P: 23	R: 0 E: 0 K: 1 S: 7	H: 0 LOB: 0 BB: 0 P: 9	R: 1 E: 0 K: 1 S: 9	H: 1 LOB: 0 BB: 0 P: 12	1B: 0 2B: 2 3B: 0 HR: 1	SF: 0 SAC: 1 DP: 0 HBP: 1	WP: 0 PB: 0 SB: 0 CS: 0	PA: 31
PITCHER Randy Johnson, L ERA: 2.57	IP: 9.0 WLS: W BF: 31 H: 3 R: 1 ER: 1 SO: 8 BB: 0 IBB: 0 HBP: 1 BLK: 0 WP: 0 HR: 1 S: 78 P: 107 ERA: 1.00 WHIP: 0.333											PITCHER	IP: 9.0 WLS: W BF: 31 H: 3 R: 1 ER: 1 SO: 8 BB: 0 IBB: 0 HBP: 1 BLK: 0 WP: 0 HR: 1 S: 78 P: 107 ERA: 1.00 WHIP: 0.333									

Los Angeles Dodgers @ Arizona Diamondbacks
Bank One Ballpark, Phoenix, AZ
Wed Sep 04, 2002, 6:05 PM EDT
Att: 31,707 - Dome - 72 F

AB	29
R	1
H	3
RBI	1
BB	0
SO	8
LOB	5



Batter	1	2	3	4	5	6	7	8	9	AB	R	H	RBI	BB	SO	LOB	BOTTOM			
Tony Womack, L OBP: 0.318, SLG: 0.359	CS 1B			G4-3			P4		K	5	1	1	0	0	2	2				
Alex Cintron, S OBP: 0.368, SLG: 0.351										0	0	0	0	0	0	0				
David Dellucci, L OBP: 0.319, SLG: 0.409	SAFE HR			G4-3			FC5-4 BB			3	1	2	1	1	0	1				
Junior Spivey, R OBP: 0.393, SLG: 0.482	P3		F9			K			FC5-4	4	0	0	0	0	1	3				
Luis Gonzalez, L OBP: 0.404, SLG: 0.505	K		F9		F7		F7			4	0	0	0	0	1	2				
Erubiel Durazo, L OBP: 0.399, SLG: 0.573	HR BB		F9		K			F8		3	1	0	0	1	1	0				
Matt Williams, R OBP: 0.315, SLG: 0.403	HR		FC4-6 1B			L3 1B		K		4	1	3	3	0	1	0				
Steve Finley, L OBP: 0.363, SLG: 0.487	HR		FC4-6			L3				4	2	2	1	0	0	2				
Chad Moeller, R OBP: 0.359, SLG: 0.360	G6-3			G4-3 2B						2	1	1	0	2	0	0				
Randy Johnson, R OBP: 0.159, SLG: 0.167		G5-3			K		G6-3			4	0	1	2	0	1	2				
Inning Stats	R: 5 E: 0 K: 1 S: 16	H: 4 LOB: 0 BB: 1 P: 31	R: 0 E: 0 K: 1 S: 9	H: 1 LOB: 0 BB: 0 P: 11	R: 0 E: 0 K: 0 S: 10	H: 1 LOB: 1 BB: 0 P: 14	R: 0 E: 0 K: 1 S: 9	H: 1 LOB: 0 BB: 0 P: 14	R: 0 E: 0 K: 2 S: 9	H: 0 LOB: 0 BB: 0 P: 14	R: 0 E: 0 K: 0 S: 12	H: 1 LOB: 1 BB: 1 P: 21	R: 0 E: 0 K: 0 S: 7	H: 0 LOB: 1 BB: 1 P: 13	R: 2 E: 0 K: 2 S: 14	H: 2 LOB: 1 BB: 1 P: 22	1B: 5 2B: 4 3B: 0 HR: 2	SF: 0 SAC: 0 DP: 1 HBP: 0	WP: 0 PB: 0 SB: 0 CS: 1	PA: 37
PITCHER Andy Ashby, R ERA: 3.54 Giovanni Carrara, R ERA: 3.47 Guillermo Mota, R ERA: 4.57	IP: 5.0 WLS: L BF: 23 H: 7 R: 5 ER: 0 SO: 5 BB: 1 IBB: 0 HBP: 0 BLK: 0 WP: 0 HR: 2 S: 53 P: 84 ERA: 0.00 WHIP: 1.600											PITCHER	IP: 5.0 WLS: L BF: 23 H: 7 R: 5 ER: 0 SO: 5 BB: 1 IBB: 0 HBP: 0 BLK: 0 WP: 0 HR: 2 S: 53 P: 84 ERA: 0.00 WHIP: 1.600							

Los Angeles Dodgers @ Arizona Diamondbacks
Bank One Ballpark, Phoenix, AZ
Wed Sep 04, 2002, 6:05 PM EDT
Att: 31,707 - Dome - 72 F

AB	33
R	7
H	10
RBI	7
BB	4
SO	7
LOB	12



Batter	1	2	3	4	5	6	7	8	9	AB	R	H	RBI	BB	SO	LOB	TOP				
Quinton McCracken, S (1, 8) OBP: 0.389, SLG: 0.461	2-1 G6-4-3 1B			1-1 G4-3		0-1 F9			0-0 G4-3	4	0	1	0	0	0	0	Arizona Diamondbacks @ San Francisco Giants PacBell Park, San Francisco, CA Fri Sep 06 2002, 10:35 PM EDT Att. 40,782 - Overcast - 60 F				
Greg Colbrunn, R (1, 3) OBP: 0.355, SLG: 0.566	0-0 G6-4-3			2-1 G5-3			2-1 BB		0-0 G3-1	3	0	1	0	0	0	1					
Mark Little, R (7, FR) OBP: 0.305, SLG: 0.274										0	0	0	0	0	0	0					
Mark Grace, L (7, 3) OBP: 0.342, SLG: 0.375	1-2									1	0	0	0	0	0	0					
Junior Spivey, R (1, 4) OBP: 0.392, SLG: 0.480	3-2 P6			2-1 G6-3			4-1 BB		0-0 G4-6-3 1B	3	0	1	0	1	0	0					
Luis Gonzalez, L (1, 7) OBP: 0.402, SLG: 0.500					0-0 G3		3-2 F8		2-2 F7	4	0	0	0	0	0	3					
Felix Jose, S (1, 9)					4-2 FC4-6 BB		3-1 G4-6-3			2	0	0	0	1	1	2					
Matt Williams, R (1, 5) OBP: 0.308, SLG: 0.393				2-1 L7					0-0 1B	3	0	1	0	0	0	1					
Tony Womack, L (8, FR) OBP: 0.321, SLG: 0.364										0	0	0	0	0	0	0					
Alex Cintron, S (1, 6) OBP: 0.352, SLG: 0.333				2-0 F9		3-1 FC4-6			1-3 K	3	0	0	0	0	1	2					
Rod Barajas, R (1, 2) OBP: 0.273, SLG: 0.321				0-1 F7		1-0 F9			3-1 F8	3	0	0	0	0	0	1					
Miguel Batista, R (1, 1) OBP: 0.250, SLG: 0.317				3-3 K		1-0 G1-3			3-3 K	2	0	0	0	0	1	0					
Jay Bell, R (8, PH) OBP: 0.212, SLG: 0.261										1	0	0	0	0	1	1					
Matt Mantei, R (8, 1)										0	0	0	0	0	0	0					
Mike Fetters, R (9, 1)										0	0	0	0	0	0	0					
Inning Stats	R: 0 E: 0 K: 0 S: 8	H: 1 LOB: 0 BB: 0 P: 13	R: 0 E: 0 K: 1 S: 7	H: 0 LOB: 0 BB: 0 P: 9	R: 0 E: 0 K: 1 S: 6	H: 0 LOB: 0 BB: 0 P: 11	R: 0 E: 0 K: 0 S: 6	H: 0 LOB: 0 BB: 0 P: 11	R: 0 E: 0 K: 0 S: 4	H: 0 LOB: 1 BB: 0 P: 6	R: 0 E: 0 K: 0 S: 8	H: 1 LOB: 2 BB: 1 P: 20	R: 0 E: 0 K: 2 S: 10	H: 1 LOB: 1 BB: 0 P: 17	R: 0 E: 0 K: 0 S: 6	H: 1 LOB: 1 BB: 0 P: 8	1B: 4 2B: 0 3B: 0 HR: 0	SF: 0 SAC: 0 DP: 2 HBP: 0	WP: 0 PB: 0 SB: 0 CS: 0	PA: 31	
PITCHER	IP WLS BF H R ER SO BB IBB HBP BLK WP HR S P ERA WHIP	8.0 27 3 0 0 4 2 0 0 0 0 0 0 57 104 0.00 0.625	0.2 2 0 0 0 0 0 0 0 0 0 0 0 2 2 0.00 0.000	0.1 W 2 1 0 0 0 0 0 0 0 0 0 4 6 0.00 3.000																	

Batter	1	2	3	4	5	6	7	8	9	AB	R	H	RBI	BB	SO	LOB	BOTTOM					
Kenny Lofton, L (1, 8) OBP: 0.333, SLG: 0.406	0-2 G6-3		0-0 F7			0-1 FC4-6		0-1 F8		4	0	0	0	0	0	1	Arizona Diamondbacks @ San Francisco Giants PacBell Park, San Francisco, CA Fri Sep 06 2002, 10:35 PM EDT Att. 40,782 - Overcast - 60 F					
Rich Aurilia, R (1, 6) OBP: 0.286, SLG: 0.395	4-0		0-1 P2		4-2 BB		1-2 BB		1-0 1B 2B	2	0	1	0	2	0	0						
Tom Goodwin, L (9, FR) OBP: 0.301, SLG: 0.286										0	1	0	0	0	0	0						
Jeff Kent, R (1, 4) OBP: 0.379, SLG: 0.584	0-0 F8			0-0 G1-3		1-2 P5			2-1 G5-3	4	0	0	0	0	0	4						
Barry Bonds, L (1, 7) OBP: 0.572, SLG: 0.809	3-1 F8			2-2 G4-3		3-2 P5			4-0 1B IBB	3	0	0	0	1	0	3						
Reggie Sanders, R (1, 9) OBP: 0.324, SLG: 0.447			0-0 G6-3		2-2 G5-3		2-3 K		1-0 1B	4	0	1	1	0	1	0						
J.T. Snow, L (1, 3) OBP: 0.341, SLG: 0.363			1-3 K		1-1 FC5-4 1B		1-0 G6-4-3 1B		1-2 2-H 1B	3	0	2	0	0	1	0						
Benito Santiago, R (1, 2) OBP: 0.311, SLG: 0.444			2-2 1B		2-0 FC5-4 G6-4-3		0-0 G6-4-3			3	0	1	0	0	0	2						
David Bell, R (1, 5) OBP: 0.320, SLG: 0.430			0-0 P6		1-2 G6-4-3			2-2 L9		3	0	0	0	0	0	2						
Kirk Rueter, L (1, 1) OBP: 0.169, SLG: 0.161			0-1 G4-3			0-0 FC4-6 1B			3-2 P4	2	0	1	0	0	0	0						
Damon Minor, L (8, PH) OBP: 0.342, SLG: 0.470										1	0	0	0	0	0	0						
Aaron Fultz, L (9, 1)										0	0	0	0	0	0	0						
Felix Rodriguez, R (9, 1) OBP: 1.000, SLG: 1.000										0	0	0	0	0	0	0						
Inning Stats	R: 0 E: 0 K: 0 S: 6	H: 0 LOB: 1 BB: 1 P: 13	R: 0 E: 0 K: 1 S: 8	H: 1 LOB: 0 BB: 0 P: 11	R: 0 E: 0 K: 0 S: 5	H: 0 LOB: 0 BB: 0 P: 5	R: 0 E: 0 K: 0 S: 9	H: 0 LOB: 0 BB: 0 P: 13	R: 0 E: 0 K: 0 S: 6	H: 1 LOB: 0 BB: 0 P: 10	R: 0 E: 0 K: 0 S: 13	H: 1 LOB: 2 BB: 1 P: 21	R: 0 E: 0 K: 1 S: 5	H: 1 LOB: 0 BB: 0 P: 8	R: 0 E: 0 K: 0 S: 8	H: 0 LOB: 0 BB: 0 P: 13	R: 1 E: 0 K: 0 S: 4	H: 2 LOB: 2 BB: 1 P: 12	1B: 5 2B: 1 3B: 0 HR: 0	SF: 0 SAC: 0 DP: 2 HBP: 0	WP: 0 PB: 0 SB: 1 CS: 0	PA: 32
PITCHER	IP WLS BF H R ER SO BB IBB HBP BLK WP HR S P ERA WHIP	7.0 25 4 0 0 2 2 0 0 0 0 0 0 52 81 0.00 0.857	1.0 3 0 0 0 0 0 0 0 0 0 0 0 8 13 0.00 0.000	0.1 L 4 2 1 1 0 0 1 0 0 0 0 4 12 27.00 6.000																		

AB	29
R	0
H	4
RBI	0
BB	2
SO	4
LOB	11

AB	29
R	1
H	6
RBI	1
BB	3
SO	2
LOB	12



Batter	1	2	3	4	5	6	7	8	9	AB	R	H	RBI	BB	SO	LOB	TOP			
Tony Womack, L (1, 6) OBP: 0.321, SLG: 0.363	2-2 SH1-3 1B		2-1 G4-3			2-1 G3		1-2		4	1	2	0	0	0	0	Arizona Diamondbacks @ San Francisco Giants PacBell Park, San Francisco, CA Sun Sep 08 2002, 4:05 PM EDT Att: 41,100 - Sunny - 66 F			
Quinton McCracken, S (1, 8) OBP: 0.368, SLG: 0.459	1-1 SH1-3		1-2 G4-3			0-2		1-3		3	0	1	0	0	1					
Junior Spivey, R (1, 4) OBP: 0.390, SLG: 0.475	2-1 F9				1-3	1-0 F9		3-2		4	0	0	0	0	1	3				
Luis Gonzalez, L (1, 7) OBP: 0.402, SLG: 0.497	2-2				3-2	1-3		2-1		4	0	1	1	0	1	1				
Erubiel Durazo, L (1, 3) OBP: 0.394, SLG: 0.561	1-0 G5-3				0-0			0-3		4	0	1	0	0	1	1				
Matt Williams, R (1, 5) OBP: 0.307, SLG: 0.390					1-0			0-0		3	0	1	0	0	1	1				
Alex Cintron, S (7, PR) OBP: 0.352, SLG: 0.333										0	0	0	0	0	0	0				
Chris Donnels, L (9, PH) OBP: 0.308, SLG: 0.471										1	0	1	0	0	0	0				
David Dellucci, L (1, 9) OBP: 0.323, SLG: 0.404										3	0	1	0	1	1	1				
Damian Miller, R (1, 2) OBP: 0.338, SLG: 0.434										2	0	0	0	0	0	1				
Steve Finley, L (7, PH) OBP: 0.363, SLG: 0.486										1	0	0	0	0	0	3				
Rod Barajas, R (7, 2) OBP: 0.273, SLG: 0.321										0	0	0	0	0	0	0				
Brian Anderson, R Bret Prinz, R Luis Overbay, L Matt Mantei, R Greg Swindell, L Mike Fetters, R Frank Jaso, S Mike Myers, L Mike Koptove, R										1	0	0	0	0	0	0				
Inning Stats	R: 1 E: 0 K: 0 S: 12	H: 2 LOB: 1 BB: 0 P: 20	R: 0 E: 0 K: 1 S: 9	H: 0 LOB: 0 BB: 1 P: 16	R: 0 E: 0 K: 1 S: 6	H: 0 LOB: 1 BB: 0 P: 9	R: 0 E: 0 K: 1 S: 13	H: 1 LOB: 1 BB: 0 P: 18	R: 0 E: 0 K: 1 S: 9	H: 0 LOB: 0 BB: 0 P: 15	R: 0 E: 0 K: 1 S: 9	H: 1 LOB: 1 BB: 0 P: 13	R: 0 E: 0 K: 1 S: 14	H: 1 LOB: 1 BB: 0 P: 21	R: 0 E: 0 K: 1 S: 7	H: 1 LOB: 1 BB: 0 P: 9	1B: 7 2B: 1 3B: 0 HR: 0	SF: 0 SAC: 1 DP: 2 HBP: 0	WP: 0 PB: 0 SB: 1 CS: 0	PA: 34
PITCHER	IP WLS BF H R ER SO BB IBB HBP BLK WP HR S P ERA WHIP																			
Russ Ortiz, R (1, 1) ERA: 3.57	8.0 W 30 7 1 1 6 1 0 0 0 0 0 0 79 124 1.12 1.000																			
Robb Nen, R (9, 1) ERA: 2.35	1.0 S 4 1 0 0 1 0 0 0 0 0 0 0 7 9 0.00 1.000																			

Batter	1	2	3	4	5	6	7	8	9	AB	R	H	RBI	BB	SO	LOB	BOTTOM			
Kenny Lofton, L (1, 8) OBP: 0.335, SLG: 0.406	1-2 G6-3		4-1 BB	1-2 F7			3-2			3	0	1	0	1	0	2	Arizona Diamondbacks @ San Francisco Giants PacBell Park, San Francisco, CA Sun Sep 08 2002, 4:05 PM EDT Att: 41,100 - Sunny - 66 F			
Rich Aurilia, R (1, 6) OBP: 0.296, SLG: 0.390	2-0 F8		4-2		0-0		0-0			3	0	0	0	1	0	1				
Jeff Kent, R (1, 4) OBP: 0.378, SLG: 0.580	1-0 F8		3-2 G5-3		1-0		3-3			4	0	0	0	0	1	4				
Barry Bonds, L (1, 7) OBP: 0.570, SLG: 0.808		0-1 P5		0-0		0-0		2-2		4	2	2	1	0	0	0				
Benito Santiago, R (1, 2) OBP: 0.314, SLG: 0.447		4-0		0-0		1-0		0-1		2	1	1	0	1	0	0				
Reggie Sanders, R (1, 9) OBP: 0.329, SLG: 0.448		2-0 F8		3-2		2-2		4-0		3	0	2	0	1	0	1				
J.T. Snow, L (1, 3) OBP: 0.344, SLG: 0.366			3-1	4-1		3-2		4-0		2	0	1	0	2	0	1				
David Bell, R (1, 5) OBP: 0.318, SLG: 0.429			1-2	1-0		1-3		2-1		3	0	0	1	0	1	4				
Russ Ortiz, R (1, 1) OBP: 0.288, SLG: 0.322			1-2	1-0		1-3		3-H		2	0	0	0	0	1	1				
Bill Mueller, S (8, PH) OBP: 0.353, SLG: 0.398			G5-3	SH1-4				2-1		1	0	0	0	0	2	0				
Robb Nen, R (9, 1) ERA: 2.77				1-2						0	0	0	0	0	0	0				
Inning Stats	R: 0 E: 0 K: 0 S: 5	H: 0 LOB: 0 BB: 0 P: 9	R: 0 E: 0 K: 0 S: 3	H: 0 LOB: 0 BB: 1 P: 9	R: 0 E: 0 K: 0 S: 19	H: 1 LOB: 3 BB: 2 P: 35	R: 2 E: 0 K: 0 S: 13	H: 3 LOB: 2 BB: 1 P: 23	R: 0 E: 0 K: 1 S: 11	H: 1 LOB: 1 BB: 0 P: 18	R: 0 E: 0 K: 2 S: 12	H: 1 LOB: 1 BB: 0 P: 19	R: 1 E: 0 K: 0 S: 9	H: 1 LOB: 2 BB: 2 P: 23	R: 0 E: 0 K: 1 S: 11	H: 1 LOB: 2 BB: 2 P: 23	1B: 3 2B: 3 3B: 0 HR: 1	SF: 1 SAC: 2 DP: 0 HBP: 0	WP: 0 PB: 0 SB: 1 CS: 0	PA: 36
PITCHER	IP WLS BF H R ER SO BB IBB HBP BLK WP HR S P ERA WHIP																			
Brian Anderson, L (1, 1) ERA: 4.7	3.0 L 16 4 2 2 0 0 0 0 0 0 0 0 6 9 6.00 2.667																			
Bret Prinz, R (4, 1) ERA: 9.53	1.0 3 0 0 0 0 0 0 0 0 0 0 0 6 9 0.00 0.000																			
Matt Mantei, R (5, 1) ERA: 3.8	1.1 5 1 0 0 0 0 0 0 0 0 0 0 7 11 0.00 0.750																			
Greg Swindell, L (6, 1) ERA: 4.55	1.0 4 1 0 0 2 0 0 0 0 0 0 0 13 21 0.00 1.000																			
Mike Fetters, R (7, 1) ERA: 2.77	0.2 2 0 0 0 1 0 0 0 0 0 0 0 6 9 0.00 0.000																			
PITCHER	IP WLS BF H R ER SO BB IBB HBP BLK WP HR S P ERA WHIP																			
Mike Myers, L (8, 1) ERA: 4.02	1.0 5 0 0 0 0 1 1 0 0 0 0 0 6 18 0.00 1.000																			
Mike Koptove, R (8, 1) ERA: 1.99	1.0 5 0 0 0 0 1 1 0 0 0 0 0 6 18 0.00 1.000																			



Batter	1	2	3	4	5	6	7	8	9	AB	R	H	RBI	BB	SO	LOB	TOP			
Gene Kingsale, S OBP: 0.364, SLG: 0.413	F9		FC6-4 1B		G6-4-3 1B		K		K	5	0	2	0	0	2	0	San Diego Padres @ Arizona Diamondbacks Bank One Ballpark, Phoenix, AZ Mon Sep 09 2002, 9:35 PM EDT Att: 30,486 - Dome - 72 F livebaseballscorecards.com			
Deivi Cruz, R OBP: 0.302, SLG: 0.381	1B		FC6-4 BB 1-2f		G6-4-3 1-2f		BB		F8 2B	4	0	2	0	1	0	2				
Phil Nevin, R OBP: 0.339, SLG: 0.425	1B		FC6-4 BB 1-2		K		L8		F8 2-3	4	0	1	0	1	1	2				
Ron Gant, R OBP: 0.345, SLG: 0.515	P4		FC6-4 1-2f				G4-3		K	4	1	1	1	0	0	5				
Mark Kotsay, L OBP: 0.356, SLG: 0.451						HR			K	1	0	0	0	0	1	1				
Bubba Trammell, R OBP: 0.337, SLG: 0.423	K								K	4	1	2	0	0	1	2				
Brian Buchanan, R OBP: 0.313, SLG: 0.435		F8							K	3	0	1	0	1	0	1				
Wiki Gonzalez, R OBP: 0.352, SLG: 0.322		K							K	3	0	1	0	1	1	2				
Julius Matos, R OBP: 0.286, SLG: 0.287		F4							K	4	0	0	1	0	2	5				
Brett Tomko, R OBP: 0.186, SLG: 0.210									K	2	0	0	0	0	0	2				
Cesar Crespo, S OBP: 0.281, SLG: 0.292									K	1	0	0	0	0	1	2				
Dennis Tankersley, R OBP: 0.308, SLG: 0.285									K	0	0	0	0	0	0	0				
Mike Bynum, L OBP: 0.339, SLG: 0.315									K	1	0	0	0	0	1	1				
Sean Burroughs, L OBP: 0.294, SLG: 0.315									K	0	0	0	0	0	0	0				
Clay Condrey, R OBP: 0.313, SLG: 0.435									K	0	0	0	0	0	0	0				
Inning Stats	R: 0 E: 0 K: 1 S: 12	H: 2 LOB: 2 BB: 0 P: 17	R: 0 E: 0 K: 1 S: 5	H: 0 LOB: 0 BB: 0 P: 7	R: 0 E: 0 K: 0 S: 15	H: 1 LOB: 2 BB: 1 P: 21	R: 0 E: 0 K: 1 S: 16	H: 1 LOB: 2 BB: 1 P: 27	R: 0 E: 0 K: 2 S: 14	H: 3 LOB: 2 BB: 0 P: 18	R: 0 E: 0 K: 1 S: 12	H: 0 LOB: 1 BB: 1 P: 22	R: 1 E: 0 K: 1 S: 12	H: 1 LOB: 1 BB: 1 P: 17	R: 0 E: 0 K: 2 S: 11	H: 1 LOB: 1 BB: 1 P: 14	1B: 7 2B: 2 3B: 0 HR: 1	SF: 0 SAC: 0 DP: 1 HBP: 0	WP: 0 PB: 0 SB: 0 CS: 0	PA: 40
PITCHER	IP WLS BF H R ER SO BB IBB HBP BLK WP HR S P ERA WHIP																			
Randy Johnson, L ERA: 2.53	(1, 1) 7.0 W 31 8 1 1 7 3 0 0 0 0 0 1 81 123 1.29 1.571																			
Bret Prinz, R ERA: 9.49	(8, 1) 1.0 5 1 1 1 1 1 0 0 0 0 0 0 12 17 9.00 2.000																			
Byung-Hyun Kim, R ERA: 2.24	(9, 1) 1.0 S 4 1 0 0 2 0 0 0 0 0 0 0 0 11 14 0.00 1.000																			

Batter	1	2	3	4	5	6	7	8	9	AB	R	H	RBI	BB	SO	LOB	BOTTOM			
Tony Womack, L OBP: 0.323, SLG: 0.365	F8		1B FC6-4 1B	1B		G3 BB			G1-3	4	1	2	1	1	0	0	San Diego Padres @ Arizona Diamondbacks Bank One Ballpark, Phoenix, AZ Mon Sep 09 2002, 9:35 PM EDT Att: 30,486 - Dome - 72 F livebaseballscorecards.com			
Steve Finley, L OBP: 0.364, SLG: 0.486	G6-3		FC6-4 1B	1B		G3				4	0	2	0	0	2					
Junior Spivey, R OBP: 0.387, SLG: 0.471	K		FC6-4 1-2f 3-H	K		G6-3				4	0	0	1	0	2	6				
Luis Gonzalez, L OBP: 0.401, SLG: 0.495		F8	K			G3-1			K	4	0	1	0	0	1	1				
Erubiel Durazo, L OBP: 0.396, SLG: 0.575		HR				K			K	4	1	2	1	0	1	0				
Matt Williams, R OBP: 0.317, SLG: 0.413		E4 3B		BB 1B		F2				4	2	3	0	0	2					
David Dellucci, L OBP: 0.321, SLG: 0.398		F8		1B BB		K			K	3	1	0	0	1	2	3				
Chad Moeller, R OBP: 0.358, SLG: 0.370										3	0	1	0	0	2					
Chris Donnels, L OBP: 0.304, SLG: 0.464										1	0	0	0	0	0					
Rod Barajas, R OBP: 0.273, SLG: 0.321										0	0	0	0	0	0					
Randy Johnson, R OBP: 0.165, SLG: 0.173										3	0	1	1	0	0	1				
Bret Prinz, R ERA: 9.49										0	0	0	0	0	0	0				
Felix Jose, S OBP: 0.200, SLG: 0.125										1	0	0	0	0	1	0				
Byung-Hyun Kim, R OBP: 0.500, SLG: 0.500										0	0	0	0	0	0	0				
Inning Stats	R: 0 E: 0 K: 1 S: 7	H: 0 LOB: 0 BB: 0 P: 9	R: 2 E: 1 K: 0 S: 8	H: 2 LOB: 0 BB: 0 P: 12	R: 1 E: 0 K: 1 S: 10	H: 2 LOB: 1 BB: 0 P: 15	R: 2 E: 0 K: 1 S: 17	H: 4 LOB: 3 BB: 1 P: 25	R: 0 E: 0 K: 2 S: 12	H: 1 LOB: 1 BB: 0 P: 18	R: 0 E: 0 K: 0 S: 13	H: 1 LOB: 2 BB: 1 P: 23	R: 0 E: 0 K: 1 S: 13	H: 2 LOB: 2 BB: 0 P: 18	R: 0 E: 0 K: 1 S: 9	H: 0 LOB: 0 BB: 0 P: 12	1B: 9 2B: 2 3B: 1 HR: 1	SF: 0 SAC: 0 DP: 1 HBP: 0	WP: 0 PB: 0 SB: 0 CS: 1	PA: 37
PITCHER	IP WLS BF H R ER SO BB IBB HBP BLK WP HR S P ERA WHIP																			
Brett Tomko, R ERA: 4.15	(1, 1) 5.0 L 25 9 5 5 5 1 0 0 0 0 0 0 0 54 79 9.00 2.000																			
Dennis Tankersley, R ERA: 7.24	(6, 1) 0.1 2 1 0 0 0 0 0 0 0 0 0 0 5 8 0.00 3.000																			
Mike Bynum, L ERA: 3.93	(6, 1) 1.2 7 2 0 0 1 1 0 0 0 0 0 0 21 33 0.00 1.800																			
Clay Condrey, R ERA: 2.24	(8, 1) 1.0 3 0 0 0 1 0 0 0 0 0 0 0 9 12 0.00 0.000																			

Batter	1	2	3	4	5	6	7	8	9	AB	R	H	RBI	BB	SO	LOB	TOP										
Ramón Vázquez, L (1,6) OBP: 0.356, SLG: 0.359	G3		G6-3			K			F7	4	0	0	0	0	1	1	San Diego Padres @ Arizona Diamondbacks Bank One Ballpark, Phoenix, AZ Tue Sep 10 2002, 9:35 PM EDT Att: 33,382 - Dome - 72 F livebaseballscorecards.com										
Mark Kotsay, L (1,8) OBP: 0.355, SLG: 0.447	G4-3			K		G4-3			K	4	0	0	0	0	2	0											
Ryan Klesko, L (1,3) OBP: 0.393, SLG: 0.547	K			HR			F8		BB 1B	3	2	1	1	1	1	0											
Phil Nevin, R (1,5) OBP: 0.338, SLG: 0.421		L8		K			K		BB 1B	3	0	0	0	1	2	0											
Sean Burroughs, L (1,4) OBP: 0.302, SLG: 0.314	K		G6-3				K		BB 1B	4	0	1	1	0	2	0											
Gene Kingsale, S (1,9) OBP: 0.382, SLG: 0.409					B1-3			F8	G5-3	4	0	1	0	0	2												
29 Kory DeHaan, L (1,7) Jeremy Fikac, R (1,1) Doug Nickle, R (7,1) Brian Buchanan, R (1,1) Jason Shieff, R (1,1) Jonathan Johnson, R (1,1)						K				2	0	0	0	0	2	1											
Wiki Gonzalez, R (1,2) OBP: 0.352, SLG: 0.322			G4-3			F9			BB 1B	3	0	1	0	0	0	0											
44 Jake Peavy, R (1,1) Cesar Crespo, S (5,7) OBP: 0.280, SLG: 0.273			K							1	0	0	0	0	1	0											
										2	0	1	0	0	1	1											
Inning Stats	R: 0 E: 0 K: 1 S: 8	H: 0 LOB: 0 BB: 0 P: 9	R: 0 E: 0 K: 2 S: 14	H: 1 LOB: 1 BB: 0 P: 21	R: 0 E: 0 K: 1 S: 9	H: 0 LOB: 0 BB: 0 P: 12	R: 1 E: 0 K: 2 S: 12	H: 1 LOB: 0 BB: 0 P: 17	R: 0 E: 0 K: 1 S: 7	H: 0 LOB: 0 BB: 0 P: 10	R: 0 E: 0 K: 1 S: 7	H: 1 LOB: 0 BB: 0 P: 11	R: 0 E: 0 K: 1 S: 9	H: 0 LOB: 0 BB: 0 P: 12	R: 0 E: 0 K: 1 S: 13	H: 1 LOB: 1 BB: 0 P: 18	R: 1 E: 0 K: 1 S: 19	H: 1 LOB: 2 BB: 2 P: 34	1B: 4 2B: 1 3B: 0 HR: 1	SF: 0 SAC: 0 DP: 1 HBP: 0	WP: 0 PB: 0 SB: 1 CS: 1	PA: 33					
PITCHER	IP	WLS	BF	H	R	ER	SO	BB	IBB	HBP	BLK	WP	HR	S	P	ERA	WHIP										
Curt Schilling, R (1,1) ERA: 2.76	7.0	W	23	3	1	1	10	0	0	0	0	0	1	66	92	1.29	0.429										
Matt Mantei, R (8,1) ERA: 3.63	1.0		4	1	0	0	1	0	0	0	0	0	0	13	18	0.00	1.000										
Mike Myers, L (9,1) ERA: 4.18	1.0		6	1	1	1	1	2	0	0	0	0	0	19	34	9.00	3.000										

Batter	1	2	3	4	5	6	7	8	9	AB	R	H	RBI	BB	SO	LOB	BOTTOM										
Tony Womack, L (1,6) OBP: 0.322, SLG: 0.362	G4-3		1B WP BB		F7	G6-3	FC6-4			4	1	0	0	1	0	5	San Diego Padres @ Arizona Diamondbacks Bank One Ballpark, Phoenix, AZ Tue Sep 10 2002, 9:35 PM EDT Att: 33,382 - Dome - 72 F livebaseballscorecards.com										
Steve Finley, L (1,8) OBP: 0.385, SLG: 0.492	HR		K			FC5-4 1B		K	5	1	2	1	0	2	1												
Junior Spivey, R (1,4) OBP: 0.388, SLG: 0.470	K		WP 1B			FC5-4 HR		1B	5	1	2	0	0	2	1												
Luis Gonzalez, L (1,7) OBP: 0.404, SLG: 0.502			K					BB 1B	3	2	2	2	2	1	1												
Erubiel Durazo, L (1,3) OBP: 0.400, SLG: 0.577	P6			BB 2B		HR BB		BB 1B	3	1	1	0	2	0	3												
Matt Williams, R (1,5) OBP: 0.320, SLG: 0.432		P3		BB 1B		HR BB		K	5	1	2	2	0	1	4												
David Dellucci, L (1,9) Quinton McCracken, S (7,9) OBP: 0.339, SLG: 0.399 OBP: 0.370, SLG: 0.460		K						BB 1B	2	0	1	0	1	1	0												
Damian Miller, R (1,2) OBP: 0.337, SLG: 0.431		G6-3						BB 1B	4	0	1	0	0	1	4												
Curt Schilling, R (1,1) Chris Donnels, L (7,PH) Matt Mantei, R (1,1) Mike Myers, L (9,1)			G6-3							3	0	0	0	0	1	4											
										1	0	1	1	0	0	0											
										0	0	0	0	0	0	0											
										0	0	0	0	0	0	0											
Inning Stats	R: 1 E: 0 K: 1 S: 12	H: 1 LOB: 1 BB: 1 P: 21	R: 0 E: 0 K: 1 S: 5	H: 0 LOB: 0 BB: 0 P: 6	R: 1 E: 0 K: 2 S: 15	H: 1 LOB: 1 BB: 1 P: 27	R: 0 E: 0 K: 2 S: 19	H: 2 LOB: 3 BB: 1 P: 28	R: 4 E: 0 K: 0 S: 13	H: 4 LOB: 1 BB: 1 P: 22	R: 0 E: 0 K: 1 S: 7	H: 0 LOB: 0 BB: 0 P: 10	R: 2 E: 0 K: 0 S: 9	H: 3 LOB: 2 BB: 2 P: 23	R: 0 E: 0 K: 2 S: 11	H: 2 LOB: 2 BB: 0 P: 17	R: 0 E: 0 K: 2 S: 11	H: 2 LOB: 2 BB: 0 P: 17	1B: 9 2B: 1 3B: 0 HR: 3	SF: 0 SAC: 0 DP: 1 HBP: 0	WP: 2 PB: 0 SB: 1 CS: 0	PA: 42					
PITCHER	IP	WLS	BF	H	R	ER	SO	BB	IBB	HBP	BLK	WP	HR	S	P	ERA	WHIP										
44 Jake Peavy, R (1,1) ERA: 4.73	4.1	L	23	6	5	5	6	4	0	0	0	0	2	55	93	10.38	2.308										
Jeremy Fikac, R (5,1) ERA: 4.83	1.2		7	2	1	1	1	0	0	0	0	0	1	16	21	5.40	1.200										
Doug Nickle, R (7,1) ERA: 7.27	1.0		7	3	2	2	0	2	0	0	0	0	0	9	23	18.00	5.000										
Jason Shieff, R (8,1) ERA: 18.0	0.1		3	2	0	0	1	0	0	0	0	0	0	6	10	0.00	6.000										
Jonathan Johnson, R (8,1) ERA: 3.12	0.2		2	0	0	0	1	0	0	0	0	0	0	5	7	0.00	0.000										

Batter	1	2	3	4	5	6	7	8	9	AB	R	H	RBI	BB	SO	LOB	TOP					
Ronnie Belliard, R OBP: 0.272, SLG: 0.312 (1, 4)	G6-3	SF7			G4-3			HBP BB 1B	K	4	1	1	1	0	1	0						
Keith Cinter, R OBP: 0.400, SLG: 0.321 (1, 5)	P4	P6			F9			HBP 1B	F8	4	1	0	0	1	0	1						
Jeffrey Hammonds, R OBP: 0.345, SLG: 0.416 (1, 8)	F4		G6-3		G6-4-3 1B			F8		4	0	1	0	0	0	2						
Richie Sexson, R OBP: 0.369, SLG: 0.517 (1, 3)		G4-3 E 2B	P4		G6-4-3 1-2			K		4	1	1	0	0	1	3						
Matt Stairs, L OBP: 0.346, SLG: 0.485 Ryan Christenson, R OBP: 0.053, SLG: 0.209 (8, PR) (8, 7)		G4-3	G4-3		G3			1B 1B HBP		3	0	0	0	0	0	1						
José Hernández, R OBP: 0.354, SLG: 0.483 (1, 6)		E5 1B 2B S		K				K 1B 1-2 2-H 3-H		4	1	1	3	0	2	0						
Jim Rushford, L OBP: 0.310, SLG: 0.370 (1, 9)		2B 1B	G6-3					1B 1B 1-3 2-H		4	2	3	2	0	0	0						
Paul Bako, L OBP: 0.298, SLG: 0.330 (1, 2)		1B SF7 2B		K				G6-3 F9		4	1	1	1	0	1	2						
Glendon Rusch, L OBP: 0.302, SLG: 0.339 (1, 1)		2-3 3-H 1B		L6				K	K	4	0	1	1	0	2	0						
Inning Stats	R: 0 E: 0 K: 0 S: 11	H: 0 LOB: 0 BB: 0 P: 19	R: 4 E: 1 K: 0 S: 13	H: 4 LOB: 1 BB: 0 P: 20	R: 0 E: 0 K: 0 S: 4	H: 0 LOB: 0 BB: 0 P: 7	R: 0 E: 0 K: 2 S: 9	H: 0 LOB: 0 BB: 0 P: 12	R: 0 E: 0 K: 0 S: 7	H: 0 LOB: 0 BB: 0 P: 10	R: 0 E: 0 K: 0 S: 5	H: 1 LOB: 0 BB: 0 P: 10	R: 1 E: 0 K: 2 S: 15	H: 1 LOB: 0 BB: 0 P: 24	R: 3 E: 0 K: 1 S: 22	H: 3 LOB: 2 BB: 1 P: 33	R: 0 E: 0 K: 2 S: 11	H: 0 LOB: 0 BB: 0 P: 16	1B: 6 2B: 2 3B: 0 HR: 1	SF: 1 SAC: 0 DP: 1 HBP: 1	WP: 0 PB: 0 SB: 1 CS: 0	PA: 38
PITCHER	IP	WLS	BF	H	R	ER	SO	BB	IBB	HBP	BLK	WP	HR	S	P	ERA	WHIP					
Rick Helling, R ERA: 4.47 (1, 1)	7.0	L	27	6	5	3	4	0	0	0	0	0	1	64	102	3.86	0.857					
Matt Mantei, R ERA: 4.7 (8, 1)	0.2	6	2	3	3	1	1	1	0	1	0	0	0	14	24	40.50	4.500					
Greg Swindell, L ERA: 4.45 (8, 1)	0.1	2	1	0	0	0	0	0	0	0	0	0	0	8	9	0.00	3.000					
John Patterson, R ERA: 4.12 (9, 1)	1.0	3	0	0	0	2	2	0	0	0	0	0	0	11	16	0.00	0.000					

Milwaukee Brewers @ Arizona Diamondbacks
Bank One Ballpark, Phoenix, AZ
Fri Sep 13, 2002, 10:05 PM EDT
Att: 35,380 - Sunny - 88 F

livebaseballscores.com

AB 35
R 8
H 9
RBI 8
BB 1
SO 7
LOB 9



Batter	1	2	3	4	5	6	7	8	9	AB	R	H	RBI	BB	SO	LOB	BOTTOM					
Tony Womack, L OBP: 0.320, SLG: 0.357 (1, 6)	K	F7			G1-3			G4-3 BB		3	0	0	0	1	1	1						
Junior Spivey, R OBP: 0.391, SLG: 0.474 (1, 4)	L6-4 2B		1B G6-4-3 BB		G5-3			G4-3 1-2		3	1	1	0	1	0	1						
Luis Gonzalez, L OBP: 0.404, SLG: 0.498 (1, 7)	L6-4 2-3		G6-4-3 1B		K			F8		4	0	1	0	0	1	1						
Greg Colbrunn, R OBP: 0.352, SLG: 0.565 (1, 3)		HR 2B	G6-4-3 1-2 3-H		P4			L7		4	1	1	0	0	0	1						
Matt Williams, R OBP: 0.318, SLG: 0.447 (1, 5)		HR	G6-3		G5-3			G4-3		4	1	1	2	0	0	0						
Steve Finley, L OBP: 0.385, SLG: 0.499 (1, 8)		SH1-4 1B 2B		F3				G6-3		4	1	1	0	0	0	0						
Quinton McCracken, S OBP: 0.375, SLG: 0.469 (1, 9)		SH1-4	FC6-4 1B		G6-3					2	0	1	0	0	0	0						
Damian Miller, R OBP: 0.337, SLG: 0.430 (1, 2)		1B	K		G5-3			G5-3		3	0	1	1	0	1	1						
Rick Helling, R OBP: 0.188, SLG: 0.049 Felix Jose, S OBP: 0.167, SLG: 0.100 Matt Mantei, R (8, 1) Greg Swindell, L (8, 1) John Patterson, R OBP: 0.286, SLG: 0.167 (9, 1)		K	FC6-4 1-2		K					2	0	0	0	0	1	2						
Inning Stats	R: 0 E: 0 K: 1 S: 6	H: 1 LOB: 0 BB: 0 P: 9	R: 3 E: 0 K: 1 S: 16	H: 4 LOB: 1 BB: 0 P: 22	R: 1 E: 0 K: 0 S: 8	H: 1 LOB: 0 BB: 1 P: 18	R: 0 E: 0 K: 1 S: 9	H: 1 LOB: 1 BB: 0 P: 13	R: 0 E: 0 K: 1 S: 6	H: 0 LOB: 0 BB: 0 P: 9	R: 0 E: 0 K: 0 S: 7	H: 0 LOB: 0 BB: 0 P: 12	R: 0 E: 0 K: 1 S: 8	H: 0 LOB: 0 BB: 0 P: 12	R: 0 E: 0 K: 0 S: 4	H: 0 LOB: 0 BB: 1 P: 12	R: 0 E: 0 K: 0 S: 4	H: 0 LOB: 0 BB: 0 P: 4	1B: 3 2B: 4 3B: 0 HR: 1	SF: 0 SAC: 1 DP: 3 HBP: 0	WP: 0 PB: 0 SB: 0 CS: 0	PA: 33
PITCHER	IP	WLS	BF	H	R	ER	SO	BB	IBB	HBP	BLK	WP	HR	S	P	ERA	WHIP					
Glendon Rusch, L ERA: 4.65 (1, 1)	9.0	W	33	7	4	4	5	2	0	0	0	0	1	68	111	4.00	1.000					

Milwaukee Brewers @ Arizona Diamondbacks
Bank One Ballpark, Phoenix, AZ
Fri Sep 13, 2002, 10:05 PM EDT
Att: 35,380 - Sunny - 88 F

livebaseballscores.com

AB 30
R 4
H 7
RBI 3
BB 2
SO 5
LOB 7



Batter	1	2	3	4	5	6	7	8	9	AB	R	H	RBI	BB	SO	LOB	TOP		
Ronnie Belliard, R OBP: 0.268, SLG: 0.307 (1, 4)	F8		F9					K									4 0 0 0 0 2 1		
Ryan Christenson, R OBP: 0.197, SLG: 0.185 (1, 7)	K		1B BB					K									3 0 0 0 1 2 1		
Jeffrey Hammonds, R OBP: 0.344, SLG: 0.414 (1, 8)	K		1-2 1B					K									4 0 1 0 0 2 0		
Richie Sexson, R OBP: 0.368, SLG: 0.514 (1, 3)			1B BB					F9									3 0 0 0 1 2 2		
José Hernández, R OBP: 0.353, SLG: 0.480 Andrew Lorraine, L (8, 1)	K							K									3 0 0 0 0 3 1		
Lenny Harris, L OBP: 0.356, SLG: 0.421 (9, PH)								F2									0 0 0 0 0 0 0		
Ryan Thompson, R OBP: 0.287, SLG: 0.515 (1, 9)								G5-3									1 0 0 0 0 0 0		
Keith Ginter, R OBP: 0.368, SLG: 0.290 (1, 5)								L7									3 0 0 0 0 2 2		
Robert Machado, R OBP: 0.332, SLG: 0.402 (1, 2)								L9									3 0 1 0 0 0 2		
Nick Neugebauer, R OBP: 0.059, SLG: 0.059 Valerio De Los Santos, L (6, 1)								K									2 0 0 0 0 2 0		
Jayson Durocher, R (7, 1)																	0 0 0 0 0 0 0		
2 Bill Hall, R OBP: 0.273, SLG: 0.700 (8, PH) (8, 6)																	0 0 0 0 0 0 0		
																	1 0 0 0 0 1 1		
Inning Stats	R: 0 H: 0 E: 0 K: 2 S: 7	H: 0 LOB: 0 BB: 0 P: 11	R: 0 H: 1 E: 0 K: 2 S: 13	H: 1 LOB: 2 BB: 1 P: 20	R: 0 H: 1 E: 0 K: 2 S: 14	H: 1 LOB: 2 BB: 1 P: 22	R: 0 H: 0 E: 0 K: 2 S: 9	H: 0 LOB: 0 BB: 0 P: 12	R: 0 H: 0 E: 0 K: 1 S: 8	H: 0 LOB: 0 BB: 0 P: 11	R: 0 H: 0 E: 0 K: 2 S: 8	H: 0 LOB: 0 BB: 0 P: 12	R: 0 H: 1 E: 0 K: 3 S: 12	H: 1 LOB: 1 BB: 0 P: 14	R: 0 H: 0 E: 0 K: 1 S: 7	H: 0 LOB: 0 BB: 0 P: 13	1B: 3 2B: 0 3B: 0 HR: 0	SF: 0 SAC: 0 DP: 0 HBP: 0	WP: 0 PA: 32 PB: 0 SB: 1 CS: 0
PITCHER Randy Johnson, L ERA: 2.43 (1, 1)	IP: 9.0 WLS: W BF: 32 H: 3 R: 0 ER: 0 SO: 17 BB: 2 IBB: 0 HBP: 0 BLK: 0 WP: 0 HR: 0 S: 86 P: 126 ERA: 0.00 WHIP: 0.556															PITCHER			

Milwaukee Brewers @ Arizona Diamondbacks
Bank One Ballpark, Phoenix, AZ
Sat Sep 14 2002, 4:05 PM EDT
Att: 39,022 - Dome - 72 F

AB	30
R	0
H	3
RBI	0
BB	2
SO	17
LOB	10



Batter	1	2	3	4	5	6	7	8	9	AB	R	H	RBI	BB	SO	LOB	BOTTOM		
Tony Womack, L OBP: 0.322, SLG: 0.358 (1, 6)	S 2B 1B							L6									4 2 2 1 1 0 0		
Steve Finley, L OBP: 0.365, SLG: 0.506 (1, 8)	1B							G4-3									4 0 3 2 1 0 0		
Junior Spivey, R OBP: 0.389, SLG: 0.477 (1, 4)	2B							1B									5 1 1 1 0 1 6		
Luis Gonzalez, L OBP: 0.403, SLG: 0.496 (1, 7)	L6							F9									4 0 1 0 0 0 1		
Erubiel Durazo, L OBP: 0.398, SLG: 0.580 (1, 3)	L7							HR									4 0 1 1 0 0 1 3		
Matt Williams, R OBP: 0.311, SLG: 0.436 (1, 5)	G3-1							G5-3									4 1 1 0 0 1 3		
David Dellucci, L OBP: 0.328, SLG: 0.409 (1, 9)								G4-1									4 0 0 0 0 1 1		
Chad Moeller, R OBP: 0.373, SLG: 0.383 (1, 2)								3B									4 0 0 0 0 1 1		
Randy Johnson, R OBP: 0.157, SLG: 0.165 (1, 1)								G5-3									4 0 0 0 0 0 0		
Inning Stats	R: 1 H: 2 E: 0 K: 0 S: 11	H: 3 LOB: 3 BB: 1 P: 21	R: 1 H: 3 E: 0 K: 1 S: 12	H: 3 LOB: 3 BB: 1 P: 22	R: 1 H: 2 E: 0 K: 2 S: 12	H: 2 LOB: 2 BB: 1 P: 22	R: 0 H: 2 E: 0 K: 0 S: 10	H: 2 LOB: 2 BB: 0 P: 14	R: 0 H: 0 E: 0 K: 1 S: 10	H: 0 LOB: 1 BB: 1 P: 17	R: 1 H: 1 E: 0 K: 0 S: 8	H: 1 LOB: 0 BB: 0 P: 11	R: 0 H: 0 E: 0 K: 1 S: 7	H: 0 LOB: 0 BB: 0 P: 11	R: 1 H: 1 E: 0 K: 2 S: 15	H: 1 LOB: 1 BB: 1 P: 26	1B: 5 2B: 3 3B: 2 HR: 1	SF: 0 SAC: 0 DP: 0 HBP: 0	WP: 0 PA: 39 PB: 0 SB: 2 CS: 0
PITCHER Nick Neugebauer, R ERA: 4.59 Valerio De Los Santos, L ERA: 2.5 Jayson Durocher, R ERA: 2.21 Andrew Lorraine, L ERA: 15.75 (1, 1) (6, 1) (7, 1) (8, 1)	IP: 5.0 WLS: L BF: 27 H: 9 R: 3 ER: 3 SO: 4 BB: 2 IBB: 0 HBP: 0 BLK: 0 WP: 0 HR: 0 S: 55 P: 96 ERA: 5.40 WHIP: 2.200															PITCHER			

Milwaukee Brewers @ Arizona Diamondbacks
Bank One Ballpark, Phoenix, AZ
Sat Sep 14 2002, 4:05 PM EDT
Att: 39,022 - Dome - 72 F

AB	35
R	5
H	11
RBI	5
BB	4
SO	7
LOB	16



Batter	1	2	3	4	5	6	7	8	9	AB	R	H	RBI	BB	SO	LOB	TOP			
Tony Womack, L (1, 6) OBP: 0.323, SLG: 0.357	F5		G5-3			P5		1B		4	0	1	0	0	0	0	Arizona Diamondbacks @ San Diego Padres Qualcomm Stadium, San Diego, CA Tue Sep 17 2002, 10:05 PM EDT Att: 17,857 - Sunny - 68 F			
Steve Finley, L (1, 8) OBP: 0.388, SLG: 0.500	G4-3			K		G4-3		1B		4	0	1	1	0	1	0				
Junior Spivey, R (1, 4) OBP: 0.388, SLG: 0.473	P6			K		K		K		4	0	0	0	0	3	3				
Luis Gonzalez, L (1, 7) OBP: 0.401, SLG: 0.497		BB		HR			K		F7	3	1	1	1	1	1	0				
Erubiel Durazo, L (1, 3) OBP: 0.398, SLG: 0.574		G6-4-3		G5-3			G4-3		F8	3	0	0	0	1	0	0				
Matt Williams, R (1, 5) OBP: 0.305, SLG: 0.424	F8					F8			F9	4	0	0	0	0	0	2				
David Dellucci, L (1, 9) OBP: 0.335, SLG: 0.418 Quinton McCracken, S (8, PH) OBP: 0.373, SLG: 0.466	G6-4-3					WP		K		2	0	1	0	0	0	2				
Rod Barajas, R (1, 2) OBP: 0.263, SLG: 0.307			G4-3		L9			P4		3	0	0	0	0	0	1				
Miguel Batista, R (1, 1) OBP: 0.229, SLG: 0.289 Greg Colbrunn, R (8, PH) OBP: 0.356, SLG: 0.565 Mark Little, R (8, PR) OBP: 0.303, SLG: 0.272 Greg Swindell, L (8, 1)			K				K	1B		2	0	0	0	0	2	1				
Inning Stats	R: 0 E: 0 K: 0 S: 10	H: 0 LOB: 0 BB: 0 P: 17	R: 0 E: 0 K: 0 S: 7	H: 0 LOB: 1 BB: 2 P: 18	R: 0 E: 0 K: 1 S: 9	H: 0 LOB: 0 BB: 0 P: 11	R: 1 E: 0 K: 2 S: 11	H: 1 LOB: 0 BB: 0 P: 15	R: 0 E: 0 K: 1 S: 8	H: 0 LOB: 0 BB: 0 P: 11	R: 0 E: 0 K: 1 S: 8	H: 0 LOB: 0 BB: 0 P: 13	R: 1 E: 0 K: 2 S: 16	H: 2 LOB: 3 BB: 1 P: 24	R: 0 E: 0 K: 0 S: 4	H: 0 LOB: 0 BB: 0 P: 9	1B: 2 2B: 1 3B: 0 HR: 1	SF: 0 SAC: 0 DP: 1 HBP: 0	WP: 1 PB: 0 SB: 0 CS: 0	PA: 33
PITCHER	IP	WLS	BF	H	R	ER	SO	BB	IBB	HBP	BLK	WP	HR	S	P	ERA	WHIP			
Adam Eaton, R (1, 1) ERA: 7.91 Mike Holtz, L (8, 1) ERA: 5.5 Brandon Villafuerte, R (8, 1) ERA: 1.78 Trevor Hoffman, R (9, 1) ERA: 2.45	7.0	W	24	2	1	1	6	2	0	0	0	1	1	61	98	1.29	0.571			
	0.2	H	5	2	1	1	1	1	0	0	0	0	0	13	19	13.50	4.500			
	0.1	H	1	0	0	0	1	0	0	0	0	0	0	3	5	0.00	0.000			
	1.0	S	3	0	0	0	0	0	0	0	0	0	0	4	9	0.00	0.000			

AB 30
R 2
H 4
RBI 2
BB 3
SO 8
LOB 9



Batter	1	2	3	4	5	6	7	8	9	AB	R	H	RBI	BB	SO	LOB	BOTTOM			
Ramón Vázquez, L (1, 4) OBP: 0.348, SLG: 0.354	B5-3		G4-3		G6-3			G1-3		4	0	0	0	0	0	1	Arizona Diamondbacks @ San Diego Padres Qualcomm Stadium, San Diego, CA Tue Sep 17 2002, 10:05 PM EDT Att: 17,857 - Sunny - 68 F			
Mark Kotsay, L (1, 8) OBP: 0.381, SLG: 0.448	1B		L3			G3-1		1B		3	1	2	0	1	0	0				
Ryan Klesko, L (1, 3) OBP: 0.395, SLG: 0.554	2B		L3			F8		K		4	1	1	0	0	1	2				
Ray Lankford, L (1, 7) OBP: 0.339, SLG: 0.372 29 Kory DeHaan, L (7, 7) OBP: 0.125, SLG: 0.125	E9				K		G4-3			3	1	1	1	0	1	0				
Sean Burroughs, L (1, 5) OBP: 0.322, SLG: 0.321	G4-3							FC3-6		3	0	1	0	0	0	0				
Gene Kingsale, S (1, 9) OBP: 0.358, SLG: 0.401	F8							FC3-6		3	0	0	0	0	1	1				
Deivi Cruz, R (1, 6) OBP: 0.299, SLG: 0.374		G6-3						FC4-6		3	0	0	0	0	0	1				
Wiki Gonzalez, R (1, 2) OBP: 0.337, SLG: 0.306		G4-3						G5-3		3	0	0	0	0	0	1				
Adam Eaton, R (1, 1) Mike Holtz, L (8, 1) Brandon Villafuerte, R (8, 1) Brian Buchanan, R (8, PH) OBP: 0.310, SLG: 0.448 Trevor Hoffman, R (9, 1)								K		1	0	0	0	1	1	0				
Inning Stats	R: 3 E: 1 K: 0 S: 14	H: 3 LOB: 0 BB: 0 P: 22	R: 0 E: 0 K: 1 S: 7	H: 0 LOB: 0 BB: 0 P: 11	R: 0 E: 0 K: 0 S: 6	H: 0 LOB: 0 BB: 1 P: 10	R: 0 E: 0 K: 2 S: 9	H: 0 LOB: 0 BB: 0 P: 14	R: 0 E: 0 K: 0 S: 10	H: 0 LOB: 1 BB: 1 P: 16	R: 0 E: 0 K: 0 S: 6	H: 0 LOB: 0 BB: 0 P: 11	R: 0 E: 0 K: 0 S: 8	H: 1 LOB: 1 BB: 0 P: 9	R: 0 E: 0 K: 2 S: 10	H: 1 LOB: 1 BB: 0 P: 10	1B: 4 2B: 2 3B: 0 HR: 0	SF: 0 SAC: 0 DP: 1 HBP: 0	WP: 0 PB: 0 SB: 0 CS: 0	PA: 30
PITCHER	IP	WLS	BF	H	R	ER	SO	BB	IBB	HBP	BLK	WP	HR	S	P	ERA	WHIP			
Miguel Batista, R (1, 1) ERA: 4.1 Greg Swindell, L (8, 1) ERA: 4.31	7.0	L	26	4	3	2	3	2	0	0	0	0	0	60	93	2.57	0.857			
	1.0		4	1	0	0	2	0	0	0	0	0	0	10	10	0.00	1.000			

AB 28
R 3
H 5
RBI 1
BB 2
SO 5
LOB 6



Batter	1	2	3	4	5	6	7	8	9	AB	R	H	RBI	BB	SO	LOB	TOP					
Quinton McCracken, S OBP: 0.372, SLG: 0.466	F8	G5-3		HR		K			F8	6	2	2	2	0	1	1	Arizona Diamondbacks @ San Diego Padres Qualcomm Stadium, San Diego, CA Wed Sep 18 2002, 10:05 PM EDT Att: 17,288 - Cloudy - 68 F					
Greg Colbrunn, R OBP: 0.373, SLG: 0.634	FC3		K	HR		1B				6	4	5	4	0	1	0						
Junior Spivey, R OBP: 0.387, SLG: 0.470	E5		K			1B			K	5	0	1	0	1	2	2						
Luis Gonzalez, L OBP: 0.401, SLG: 0.496	FC3		K	L8					G6-3	5	1	2	1	0	1	2						
Mark Little, R OBP: 0.301, SLG: 0.270										1	0	0	0	0	0	1						
Matt Williams, R OBP: 0.323, SLG: 0.448										2	1	2	1	3	0	0						
Mike Myers, L										0	0	0	0	0	0	0						
Mike Fetters, R										0	0	0	0	0	0	0						
Byung-Hyun Kim, R OBP: 0.500, SLG: 0.500										0	0	0	0	0	0	0						
Steve Finley, L OBP: 0.384, SLG: 0.495	G4-3									5	0	0	0	0	2	8						
Damian Miller, R OBP: 0.343, SLG: 0.435										2	1	1	1	3	0	0						
Alex Cintron, S OBP: 0.338, SLG: 0.308										4	1	0	0	1	2	6						
Rick Helling, R OBP: 0.180, SLG: 0.047										2	0	0	0	0	1	4						
Brian Anderson, R OBP: 0.140, SLG: 0.190										0	0	0	0	0	0	0						
Chris Donnels, L OBP: 0.302, SLG: 0.440										2	0	0	0	0	0	0						
Inning Stats	R: 1 E: 2 K: 0 S: 17	H: 1 LOB: 2 BB: 1 P: 32	R: 0 E: 0 K: 1 S: 9	H: 1 LOB: 1 BB: 0 P: 13	R: 0 E: 0 K: 3 S: 10	H: 0 LOB: 0 BB: 0 P: 12	R: 5 E: 0 K: 2 S: 15	H: 3 LOB: 1 BB: 3 P: 32	R: 0 E: 0 K: 1 S: 12	H: 1 LOB: 2 BB: 1 P: 21	R: 2 E: 0 K: 0 S: 14	H: 3 LOB: 3 BB: 2 P: 31	R: 2 E: 0 K: 0 S: 11	H: 3 LOB: 2 BB: 1 P: 22	R: 0 E: 0 K: 1 S: 5	H: 0 LOB: 0 BB: 0 P: 8	R: 0 E: 0 K: 1 S: 6	H: 1 LOB: 1 BB: 0 P: 10	1B: 6 2B: 3 3B: 1 HR: 3	SF: 0 SAC: 1 DP: 0 HBP: 0	WP: 0 PB: 0 SB: 0 CS: 2	PA: 49
PITCHER	IP WLS BF H R ER SO BB IBB HBP BLK WP HR S P ERA WHIP																					
Oliver Pérez, L ERA: 3.55	(1, 1) 4.0 L 22 5 6 5 6 4 0 0 0 0 0 2 51 89 11.25 2.250																					
Dennis Tankersley, R ERA: 7.4	(5, 1) 1.1 8 3 2 2 2 1 0 0 0 0 0 0 20 35 13.50 3.000																					
Mike Bynum, L ERA: 3.65	(6, 1) 0.2 5 1 0 0 0 1 1 0 0 0 0 0 6 17 0.00 3.000																					
Doug Nickle, R ERA: 7.62	(7, 1) 2.0 10 3 2 2 1 1 0 0 0 0 0 1 16 30 9.00 2.000																					
Jonathan Johnson, R ERA: 4.76	(9, 1) 1.0 4 1 0 0 0 0 0 0 0 0 0 0 6 10 0.00 1.000																					

Batter	1	2	3	4	5	6	7	8	9	AB	R	H	RBI	BB	SO	LOB	BOTTOM					
Ramón Vázquez, L OBP: 0.346, SLG: 0.355	F7								F7	5	0	1	0	0	0	1	Arizona Diamondbacks @ San Diego Padres Qualcomm Stadium, San Diego, CA Wed Sep 18 2002, 10:05 PM EDT Att: 17,288 - Cloudy - 68 F					
Mark Kotsay, L OBP: 0.382, SLG: 0.450										4	0	2	0	0	1	2						
Cesar Crespo, S										1	0	0	0	0	0	0						
Ryan Klesko, L OBP: 0.393, SLG: 0.551	F8									3	0	0	0	0	1	3						
Brian Buchanan, R OBP: 0.308, SLG: 0.446										1	0	0	0	0	0	1						
Phil Nevin, R OBP: 0.341, SLG: 0.416										2	1	2	0	1	0	0						
Julius Matos, R OBP: 0.290, SLG: 0.288										1	1	0	0	0	0	1						
Ron Gant, R OBP: 0.351, SLG: 0.515										3	1	2	0	0	1	2						
Doug Nickle, R										0	0	0	0	0	0	0						
Tom Lampkin, L OBP: 0.308, SLG: 0.358										0	0	0	0	1	0	0						
29 Kory DeHaan, L OBP: 0.125, SLG: 0.125										0	0	0	0	0	0	0						
Gene Kingsale, S OBP: 0.356, SLG: 0.410										3	0	2	1	1	0	1						
Jonathan Johnson, R										0	0	0	0	0	0	0						
Deivi Cruz, R OBP: 0.298, SLG: 0.372										2	0	0	0	0	0	3						
Dennis Tankersley, R OBP: 0.308, SLG: 0.615										0	0	0	0	0	0	0						
Mike Bynum, L										0	0	0	0	0	0	0						
Bubba Trammell, R OBP: 0.336, SLG: 0.421										2	0	0	0	0	1	4						
Wiki Gonzalez, R OBP: 0.330, SLG: 0.299										4	0	0	1	0	1	4						
Oliver Pérez, L OBP: 0.148, SLG: 0.148										1	0	0	0	0	1	0						
Sean Burroughs, L OBP: 0.322, SLG: 0.321										3	0	1	0	0	0	2						
Inning Stats	R: 0 E: 0 K: 1 S: 19	H: 1 LOB: 2 BB: 1 P: 31	R: 0 E: 0 K: 0 S: 9	H: 1 LOB: 0 BB: 0 P: 14	R: 0 E: 0 K: 2 S: 11	H: 1 LOB: 1 BB: 0 P: 18	R: 1 E: 0 K: 0 S: 10	H: 2 LOB: 1 BB: 1 P: 18	R: 0 E: 0 K: 1 S: 8	H: 1 LOB: 1 BB: 0 P: 11	R: 2 E: 0 K: 0 S: 12	H: 3 LOB: 2 BB: 0 P: 20	R: 0 E: 0 K: 0 S: 7	H: 1 LOB: 1 BB: 0 P: 10	R: 0 E: 0 K: 2 S: 10	H: 0 LOB: 1 BB: 1 P: 18	R: 0 E: 0 K: 0 S: 4	H: 0 LOB: 0 BB: 0 P: 5	1B: 7 2B: 3 3B: 0 HR: 0	SF: 0 SAC: 0 DP: 2 HBP: 0	WP: 1 PB: 0 SB: 0 CS: 0	PA: 38
PITCHER	IP WLS BF H R ER SO BB IBB HBP BLK WP HR S P ERA WHIP																					
Rick Helling, R ERA: 4.48	(1, 1) 5.2 W 26 9 3 3 4 2 0 0 0 0 0 0 1 68 11 4.76 1.941																					
Brian Anderson, L ERA: 4.69	(6, 1) 0.1 1 0 0 0 0 0 0 0 0 0 0 0 1 1 0.00 0.000																					
Mike Myers, L ERA: 3.93	(7, 1) 1.0 4 1 0 0 0 0 0 0 0 0 0 0 7 10 0.00 1.000																					
Mike Fetters, R ERA: 2.72	(8, 1) 1.0 4 0 0 0 0 2 1 0 0 0 0 0 0 10 18 0.00 1.000																					
Byung-Hyun Kim, R ERA: 2.16	(9, 1) 1.0 3 0 0 0 0 0 0 0 0 0 0 0 0 4 5 0.00 0.000																					

Batter	1	2	3	4	5	6	7	8	9	AB	R	H	RBI	BB	SO	LOB	TOP					
Tony Womack, L (1,6) OBP: 0.321, SLG: 0.355	0-2 CS 1B		1-2 F7		0-2 G6-3		1-3 K		1-1 1B	5	0	2	0	0	1	0	Arizona Diamondbacks @ Colorado Rockies Coors Field, Denver, CO Fri Sep 20 2002, 7:05 PM MDT Att: 37,842 - Sunny - 68 F					
Greg Colbrunn, R (1,3) OBP: 0.374, SLG: 0.639	2-2 SAFE P3		3-2 HR		1-0 1B		1-0 F7		2-3 K	4	2	2	0	0	0	1						
Erubiel Durazo, L (9, PH) OBP: 0.395, SLG: 0.567	1-2		2B		2B				1-2 K	1	0	0	0	0	1	1						
Junior Spivey, R (1,4) OBP: 0.386, SLG: 0.466	3-3 K		3-1 G6-3		4-0 1B		1-2 F8		2-2 G4-3	4	0	0	0	1	1	2						
Luis Gonzalez, L (1,7) OBP: 0.403, SLG: 0.502		1-0 F8	0-0 HR		1-1 1B		1-2 1B		1-2 1B	4	1	3	3	0	0	0						
Matt Williams, R (1,5) OBP: 0.320, SLG: 0.436		0-0 FC3-6 1B	2-3 K		2-2 G5-3		2-2 F8		2-2 F8	4	0	1	0	0	1	3						
Steve Finley, L (1,8) OBP: 0.395, SLG: 0.496		1-1 FC3-6 2B			0-1 G4-3		4-0 BB		0-2 1B	3	1	1	0	1	0	1						
Quinton McCracken, S (1,9) OBP: 0.372, SLG: 0.467		1-1 1B			3-2 G4-3		0-2 G3-6		0-3 K	4	0	1	1	0	1	3						
Damian Miller, R (1,2) OBP: 0.346, SLG: 0.436		4-1 1B			1-1 G3		1-2 1B		3-1 G3	2	0	1	0	1	0	0						
Mark Grace, L (8, PH) OBP: 0.340, SLG: 0.371										1	0	0	0	0	0	2						
Rod Barajas, R (8,2) OBP: 0.263, SLG: 0.307										0	0	0	0	0	0	0						
Curt Schilling, R (1,1) OBP: 0.218, SLG: 0.181		0-0 G4-3			0-1 G4-3		2-1 G1-3		0-0 G1-3	3	0	0	0	0	0	3						
Mike Fetters, R (8,1)										0	0	0	0	0	0	0						
Mike Myers, L (8,1)										0	0	0	0	0	0	0						
Matt Mantei, R (8,1)										0	0	0	0	0	0	0						
Chris Donnels, L (9, PH) OBP: 0.295, SLG: 0.429										1	0	0	0	0	0	0						
Inning Stats	R: 0 E: 0 K: 1 S: 9	H: 1 LOB: 0 BB: 0 P: 14	R: 1 E: 0 K: 0 S: 8	H: 2 LOB: 2 BB: 1 P: 15	R: 2 E: 0 K: 1 S: 13	H: 2 LOB: 0 BB: 0 P: 22	R: 0 E: 0 K: 0 S: 7	H: 0 LOB: 0 BB: 1 P: 11	R: 1 E: 0 K: 0 S: 12	H: 2 LOB: 2 BB: 1 P: 20	R: 0 E: 0 K: 1 S: 10	H: 1 LOB: 1 BB: 0 P: 17	R: 0 E: 0 K: 1 S: 8	H: 0 LOB: 0 BB: 0 P: 11	R: 0 E: 0 K: 1 S: 15	H: 2 LOB: 2 BB: 0 P: 21	R: 0 E: 0 K: 1 S: 9	H: 1 LOB: 1 BB: 0 P: 14	1B: 7 2B: 3 3B: 0 HR: 1	SF: 0 SAC: 0 DP: 1 HBP: 0	WP: 0 PB: 0 CS: 1	PA: 39
PITCHER	IP WLS BF H R ER SO BB IBB HBP BLK WP HR S P ERA WHIP	IP WLS BF H R ER SO BB IBB HBP BLK WP HR S P ERA WHIP	IP WLS BF H R ER SO BB IBB HBP BLK WP HR S P ERA WHIP	IP WLS BF H R ER SO BB IBB HBP BLK WP HR S P ERA WHIP	IP WLS BF H R ER SO BB IBB HBP BLK WP HR S P ERA WHIP	IP WLS BF H R ER SO BB IBB HBP BLK WP HR S P ERA WHIP	IP WLS BF H R ER SO BB IBB HBP BLK WP HR S P ERA WHIP	IP WLS BF H R ER SO BB IBB HBP BLK WP HR S P ERA WHIP	IP WLS BF H R ER SO BB IBB HBP BLK WP HR S P ERA WHIP	IP WLS BF H R ER SO BB IBB HBP BLK WP HR S P ERA WHIP	IP WLS BF H R ER SO BB IBB HBP BLK WP HR S P ERA WHIP	IP WLS BF H R ER SO BB IBB HBP BLK WP HR S P ERA WHIP	IP WLS BF H R ER SO BB IBB HBP BLK WP HR S P ERA WHIP	IP WLS BF H R ER SO BB IBB HBP BLK WP HR S P ERA WHIP	IP WLS BF H R ER SO BB IBB HBP BLK WP HR S P ERA WHIP	IP WLS BF H R ER SO BB IBB HBP BLK WP HR S P ERA WHIP						
Randy Flores, L (1,1) ERA: 7.59	4.2	22	7	4	4	2	1	1	0	0	0	0	0	0	0	0	7.71	1.714				
Sean Lowe, R (5,1) ERA: 5.79	1.1	5	1	0	0	0	1	0	0	0	0	0	0	0	0	0	0.00	1.500				
Justin Speier, R (7,1) ERA: 4.3	1.0	3	0	0	0	1	0	0	0	0	0	0	0	0	0	0	0.00	0.000				
Todd Jones, R (8,1) ERA: 4.68	1.0	5	2	0	0	1	0	0	0	0	0	0	0	0	0	0	0.00	2.000				
Jose Jimenez, R (9,1) ERA: 3.49	1.0	4	1	0	0	1	0	0	0	0	0	0	0	0	0	0	0.00	1.000				

Batter	1	2	3	4	5	6	7	8	9	AB	R	H	RBI	BB	SO	LOB	BOTTOM			
Juan Pierre, L (1,8) OBP: 0.322, SLG: 0.327	0-0 FC6-4 1B	0-2 F7		0-1 1B		0-2 1B		1-2 1B		5	1	4	1	0	0	0	Arizona Diamondbacks @ Colorado Rockies Coors Field, Denver, CO Fri Sep 20 2002, 7:05 PM MDT Att: 37,842 - Sunny - 68 F			
Jay Payton, R (1,7) OBP: 0.358, SLG: 0.499	0-0 FC6-4 1B	0-1 G2-3		0-2 G3		0-0 L9		4-2 1B		3	1	0	0	0	0	3				
Gabe Kapler, R (6,7) OBP: 0.315, SLG: 0.368	1-2 1B							1-3 BB		1	0	0	0	1	0	1				
17 Todd Helton, L (1,3) OBP: 0.426, SLG: 0.575	2-2 BB 1B		1-2 F7		1-2 HR		0-1 F9		0-0 G3	5	2	2	2	0	0	1				
Larry Walker, L (1,9) OBP: 0.426, SLG: 0.608	4-2 1B BB		0-1 F8		0-2 G4-3		1-2 G3		2-0 HBP	3	1	0	0	1	0	0				
Todd Zeile, R (1,5) OBP: 0.350, SLG: 0.416	0-0 1B		1-3 K		1-2 1B		1-2 F8		1-1 F8	4	0	2	2	0	1	0				
Todd Jones, L (8,1)										0	0	0	0	0	0	0				
Terry Shumpert, R (8, PH) OBP: 0.312, SLG: 0.381	1B									1	0	0	0	0	0	2				
Jose Jimenez, R (9,1) OBP: 0.312, SLG: 0.381	1-3 2H 3H 1B									0	0	0	0	0	0	0				
Jose Ortiz, R (1,4) OBP: 0.312, SLG: 0.304	0-2 F9									3	0	0	0	0	0	3				
Jason Romano, R (8,4) OBP: 0.282, SLG: 0.299										1	0	0	0	0	0	0				
Gary Bennett, R (1,2) OBP: 0.312, SLG: 0.349	1-2 1B									4	2	3	1	0	1	1				
Juan Uribe, R (1,6) OBP: 0.283, SLG: 0.340	0-0 F8									4	1	2	0	0	0	2				
Randy Flores, L (1,1) ERA: 3.02		1-2 G6-3								2	0	0	0	0	1	2				
Sean Lowe, R (5,1) OBP: 0.077, SLG: 0.077										0	0	0	0	0	0	0				
Ross Gload, L (6, PH) OBP: 0.269, SLG: 0.360										1	0	0	0	0	0	0				
Justin Speier, R (7,1) OBP: 0.333, SLG: 0.333										0	0	0	0	0	0	0				
Brent Butler, R (8,5) OBP: 0.288, SLG: 0.412										1	1	1	2	0	0	0				
Inning Stats	R: 3 E: 0 K: 0 S: 20	H: 4 LOB: 2 BB: 1 P: 27	R: 0 E: 0 K: 0 S: 8	H: 0 LOB: 0 BB: 0 P: 9	R: 0 E: 0 K: 1 S: 8	H: 0 LOB: 0 BB: 0 P: 10	R: 1 E: 1 K: 1 S: 14	H: 3 LOB: 2 BB: 0 P: 17	R: 1 E: 0 K: 1 S: 15	H: 2 LOB: 1 BB: 0 P: 18	R: 0 E: 0 K: 0 S: 8	H: 1 LOB: 0 BB: 0 P: 8	R: 0 E: 0 K: 0 S: 8	H: 0 LOB: 0 BB: 0 P: 10	R: 4 E: 2 K: 0 S: 18	H: 4 LOB: 2 BB: 1 P: 27	1B: 12 2B: 1 3B: 0 HR: 1	SF: 0 SAC: 0 DP: 0 HBP: 1	WP: 0 PB: 0 CS: 0	PA: 41
PITCHER	IP WLS BF H R ER SO BB IBB HBP BLK WP HR S P ERA WHIP	IP WLS BF H R ER SO BB IBB HBP BLK WP HR S P ERA WHIP	IP WLS BF H R ER SO BB IBB HBP BLK WP HR S P ERA WHIP	IP WLS BF H R ER SO BB IBB HBP BLK WP HR S P ERA WHIP	IP WLS BF H R ER SO BB IBB HBP BLK WP HR S P ERA WHIP	IP WLS BF H R ER SO BB IBB HBP BLK WP HR S P ERA WHIP	IP WLS BF H R ER SO BB IBB HBP BLK WP HR S P ERA WHIP	IP WLS BF H R ER SO BB IBB HBP BLK WP HR S P ERA WHIP	IP WLS BF H R ER SO BB IBB HBP BLK WP HR S P ERA WHIP	IP WLS BF H R ER SO BB IBB HBP BLK WP HR S P ERA WHIP	IP WLS BF H R ER SO BB IBB HBP BLK WP HR S P ERA WHIP	IP WLS BF H R ER SO BB IBB HBP BLK WP HR S P ERA WHIP	IP WLS BF H R ER SO BB IBB HBP BLK WP HR S P ERA WHIP	IP WLS BF H R ER SO BB IBB HBP BLK WP HR S P ERA WHIP	IP WLS BF H R ER SO BB IBB HBP BLK WP HR S P ERA WHIP	IP WLS BF H R ER SO BB IBB HBP BLK WP HR S P ERA WHIP				
Curt Schilling, R (1,1) ERA: 3.02	7.1	37	14	9	8	3	1	0	0	0	0	0	0	0	0	0	9.82	2.045		
Mike Fetters, R (8,1) ERA: 2.72	0.0	1	0	0	0	0	1	0	0	0	0	2	6							
Mike Myers, L (8,1) ERA: 3.89	0.1	2	0	0	0	0	0	0	1	0	0	0	1	3	0.00	0.000				
Matt Mantei, R (8,1) ERA: 4.63	0.1	1	0	0	0	0	0	0	0	2	3	0.00	0.000							



Batter	1	2	3	4	5	6	7	8	9	AB	R	H	RBI	BB	SO	LOB	TOP					
Quinton McCracken, S OBP: 0.373, SLG: 0.468										5	1	2	0	0	1	1						
David Dellucci, L OBP: 0.333, SLG: 0.417										5	1	2	1	0	3	2						
Junior Spivey, R OBP: 0.389, SLG: 0.467										4	1	2	1	1	0	1						
Steve Finley, L OBP: 0.365, SLG: 0.490										4	1	1	0	1	0	5						
Erubiel Durazo, L OBP: 0.394, SLG: 0.563										4	1	1	2	1	2	2						
Matt Williams, R OBP: 0.318, SLG: 0.439										4	1	1	2	0	0	2						
Mark Grace, L OBP: 0.345, SLG: 0.387										1	0	0	0	0	1	0						
Alex Cintron, S OBP: 0.333, SLG: 0.306										3	0	1	0	0	0	1						
Lyle Overbay, L OBP: 0.143, SLG: 0.143										1	0	0	0	0	1	0						
Rod Barajas, R OBP: 0.270, SLG: 0.322										3	0	2	1	0	0	2						
Tony Womack, L OBP: 0.323, SLG: 0.356										1	0	0	0	0	0	0						
Damian Miller, R OBP: 0.344, SLG: 0.443										0	0	0	0	0	0	0						
Miguel Batista, R OBP: 0.216, SLG: 0.271										3	0	0	0	0	0	3						
Greg Swindell, L OBP: 0.271, SLG: 0.423										0	0	0	0	0	0	0						
Eddie Oropesa, L OBP: 0.271, SLG: 0.423										0	0	0	0	0	0	0						
Chris Donnels, L OBP: 0.331, SLG: 0.270										0	0	0	0	0	0	0						
Mark Little, R OBP: 0.331, SLG: 0.270										0	0	0	0	0	0	0						
Mike Myers, L OBP: 0.331, SLG: 0.270										0	0	0	0	0	0	0						
Mike Koplove, R OBP: 0.331, SLG: 0.270										0	0	0	0	0	0	0						
Inning Stats	R: 0 E: 0 K: 2 S: 11	H: 0 LOB: 1 BB: 1 P: 19	R: 0 E: 0 K: 1 S: 8	H: 1 LOB: 2 BB: 1 P: 14	R: 6 E: 0 K: 1 S: 19	H: 6 LOB: 1 BB: 1 P: 32	R: 0 E: 0 K: 1 S: 13	H: 1 LOB: 1 BB: 0 P: 20	R: 0 E: 0 K: 1 S: 9	H: 1 LOB: 1 BB: 0 P: 12	R: 0 E: 0 K: 1 S: 8	H: 0 LOB: 0 BB: 0 P: 10	R: 0 E: 0 K: 1 S: 11	H: 1 LOB: 1 BB: 0 P: 15	R: 1 E: 0 K: 1 S: 15	H: 2 LOB: 3 BB: 1 P: 26	R: 0 E: 0 K: 2 S: 7	H: 0 LOB: 0 BB: 0 P: 11	1B: 7 2B: 5 3B: 0 HR: 0	SF: 0 SAC: 1 DP: 0 HBP: 0	WP: 1 PB: 1 SB: 0 CS: 0	PA: 43
PITCHER	IP WLS BF H R ER SO BB IBB HBP BLK WP HR S P ERA WHIP																					
Victor Santos, R ERA: 10.57	(1, 1) 2.1 17 7 6 6 3 3 0 0 0 0 0 0 31 54 23.14 4.286																					
Sean Lowe, R ERA: 5.59	(3, 1) 2.2 10 2 0 0 3 0 0 0 0 0 0 29 43 0.00 0.750																					
40 Brian Fuentes, L ERA: 3.8	(6, 1) 2.0 W 7 1 0 0 2 0 0 0 0 0 0 19 25 0.00 0.500																					
Justin Speier, R ERA: 4.37	(8, 1) 1.0 H 6 2 1 1 1 1 0 0 0 1 0 15 26 9.00 3.000																					
Jose Jimenez, R ERA: 3.44	(9, 1) 1.0 3 0 0 0 2 0 0 0 0 0 0 7 11 0.00 0.000																					

Arizona Diamondbacks @ Colorado Rockies
Coors Field, Denver, CO
Sun Sep 22 2002, 1:05 PM MDT
Att: 26,520 - Sunny - 60 F

livebaseballscores.com

AB 38
R 7
H 12
RBI 7
BB 4
SO 11
LOB 20



Batter	1	2	3	4	5	6	7	8	9	AB	R	H	RBI	BB	SO	LOB	BOTTOM			
Juan Pierre, L OBP: 0.326, SLG: 0.333										5	3	2	0	0	0	2				
Jay Payton, R OBP: 0.367, SLG: 0.511										4	4	4	1	1	0	0				
Larry Walker, L OBP: 0.425, SLG: 0.608										5	1	2	2	0	0	4				
17 Todd Helton, L OBP: 0.431, SLG: 0.586										3	2	2	5	2	0	0				
Greg Norton, S OBP: 0.307, SLG: 0.424										4	0	2	0	0	0	3				
Jason Romano, R OBP: 0.297, SLG: 0.313										1	0	0	0	0	0	1				
Brent Butler, R OBP: 0.290, SLG: 0.411										5	0	2	1	0	1	2				
Gary Bennett, R OBP: 0.307, SLG: 0.343										5	0	0	0	0	1	2				
Jose Jimenez, R OBP: 0.297, SLG: 0.313										0	0	0	0	0	0	0				
Juan Uribe, R OBP: 0.288, SLG: 0.346										4	1	3	0	0	0	0				
Victor Santos, R ERA: 4.24	(1, 1) 5.0 27 10 8 5 5 2 3 0 0 0 0 0 61 102 9.00 2.600																			
Sean Lowe, R ERA: 4.91	(6, 1) 1.0 L 7 4 3 3 1 0 0 0 0 0 1 18 26 27.00 4.000																			
Jack Garber, L ERA: 10.3	(7, 1) 1.0 3 0 0 0 0 0 0 0 0 0 0 3 6 0.00 0.000																			
Eddie Oropesa, L ERA: 10.3	(7, 1) 1.0 3 0 0 0 0 0 0 0 0 0 0 3 6 0.00 0.000																			
Mike Myers, L ERA: 4.67	(8, 1) 0.0 3 3 3 3 0 0 0 0 0 0 0 7 12 ∞ ∞																			
Mike Koplove, R ERA: 2.31	(8, 1) 1.0 3 1 0 0 0 0 0 0 0 0 0 4 6 0.00 1.000																			
Inning Stats	R: 1 E: 0 K: 1 S: 13	H: 2 LOB: 2 BB: 1 P: 23	R: 2 E: 0 K: 0 S: 21	H: 3 LOB: 3 BB: 2 P: 36	R: 0 E: 0 K: 1 S: 12	H: 1 LOB: 1 BB: 0 P: 16	R: 2 E: 0 K: 0 S: 8	H: 3 LOB: 0 BB: 0 P: 16	R: 0 E: 0 K: 0 S: 7	H: 1 LOB: 1 BB: 0 P: 11	R: 3 E: 0 K: 1 S: 18	H: 4 LOB: 1 BB: 0 P: 26	R: 0 E: 0 K: 0 S: 3	H: 0 LOB: 0 BB: 0 P: 6	R: 3 E: 1 K: 0 S: 11	H: 4 LOB: 0 BB: 0 P: 18	1B: 11 2B: 6 3B: 0 HR: 1	SF: 0 SAC: 0 DP: 1 HBP: 0	WP: 1 PB: 0 SB: 1 CS: 1	PA: 44
PITCHER	IP WLS BF H R ER SO BB IBB HBP BLK WP HR S P ERA WHIP																			
Miguel Batista, R ERA: 4.24	(1, 1) 5.0 27 10 8 5 5 2 3 0 0 0 0 0 61 102 9.00 2.600																			
Greg Swindell, L ERA: 4.91	(6, 1) 1.0 L 7 4 3 3 1 0 0 0 0 0 0 1 18 26 27.00 4.000																			
Eddie Oropesa, L ERA: 10.3	(7, 1) 1.0 3 0 0 0 0 0 0 0 0 0 0 3 6 0.00 0.000																			
Mike Myers, L ERA: 4.67	(8, 1) 0.0 3 3 3 3 0 0 0 0 0 0 0 7 12 ∞ ∞																			
Mike Koplove, R ERA: 2.31	(8, 1) 1.0 3 1 0 0 0 0 0 0 0 0 0 4 6 0.00 1.000																			

Arizona Diamondbacks @ Colorado Rockies
Coors Field, Denver, CO
Sun Sep 22 2002, 1:05 PM MDT
Att: 26,520 - Sunny - 60 F

livebaseballscores.com

AB 40
R 11
H 18
RBI 9
BB 3
SO 3
LOB 16



Batter	1	2	3	4	5	6	7	8	9	AB	R	H	RBI	BB	SO	LOB	TOP				
Juan Pierre, L (1, 8) OBP: 0.326, SLG: 0.330	G4-3		HBP			G4-3		G6-3	G4-3	4	0	0	0	0	0	3	Colorado Rockies @ Arizona Diamondbacks Bank One Ballpark, Phoenix, AZ Thu Sep 26 2002, 9:35 PM EDT Att: 33,605 - Dome - 72 F livebaseballscorecards.com				
Jay Payton, R (1, 7) OBP: 0.360, SLG: 0.501	F9		L7			E6 1B 17 2B				4	1	1	0	0	0	1					
Larry Walker, L (1, 9) OBP: 0.423, SLG: 0.604	K				G3-1			K		4	1	1	0	0	2	1					
17 Todd Helton, L (1, 3) OBP: 0.430, SLG: 0.585		G6-3			F7			G4-3		4	0	1	1	0	0	1					
Todd Zeile, R (1, 5) OBP: 0.353, SLG: 0.415		F3			FC5-4 1B			G4-3		4	0	2	1	0	0	1					
Sandy Alomar Jr, R (1, 2) OBP: 0.292, SLG: 0.401 Gabe Kapler, R (9, PR) OBP: 0.311, SLG: 0.361					FC5-4 1B			G6-3		4	0	1	0	0	0	3					
Brent Butler, R (1, 4) OBP: 0.287, SLG: 0.408 Jason Romano, R (7, 4) OBP: 0.293, SLG: 0.310								K		3	0	0	0	0	3	1					
Juan Uribe, R (1, 6) OBP: 0.286, SLG: 0.341 Greg Norton, S (9, PH) OBP: 0.319, SLG: 0.414					G5-3			P4		3	0	0	0	0	0	0					
Randy Flores, L (1, 1) Terry Shumpert, R (7, PH) OBP: 0.309, SLG: 0.374 Kent Mercker, L (7, 1) 40 Brian Fuentes, L (8, 1) Ben Petrick, R (9, PH) OBP: 0.286, SLG: 0.426					K			F8		2	0	0	0	0	2	0					
								F8		1	0	0	0	0	0	0		0			
Inning Stats	R: 0 E: 0 K: 1 S: 7	H: 0 LOB: 0 BB: 0 P: 11	R: 0 E: 0 K: 1 S: 10	H: 1 LOB: 1 BB: 0 P: 15	R: 0 E: 0 K: 1 S: 8	H: 0 LOB: 1 BB: 0 P: 11	R: 0 E: 0 K: 0 S: 11	H: 1 LOB: 1 BB: 0 P: 17	R: 0 E: 0 K: 2 S: 7	H: 0 LOB: 0 BB: 0 P: 9	R: 2 E: 1 K: 0 S: 8	H: 2 LOB: 1 BB: 0 P: 10	R: 0 E: 0 K: 1 S: 5	H: 0 LOB: 0 BB: 0 P: 8	R: 0 E: 0 K: 1 S: 7	H: 1 LOB: 1 BB: 0 P: 8	R: 0 E: 0 K: 1 S: 14	H: 1 LOB: 3 BB: 2 P: 23	1B: 4 2B: 2 3B: 0 HR: 0	SF: 0 SAC: 0 DP: 0 HBP: 1	WP: 0 PA: 37 PB: 0 SB: 1 CS: 0
PITCHER Randy Johnson, L (1, 1) ERA: 2.32	IP: 9.0 WLS: W BF: 37 H: 6 R: 2 ER: 0 SO: 8 BB: 2 IBB: 0 HBP: 1 BLK: 0 WP: 0 HR: 0 S: 77 P: 112 ERA: 0.00 WHIP: 0.889											PITCHER	IP: 9.0 WLS: W BF: 37 H: 6 R: 2 ER: 0 SO: 8 BB: 2 IBB: 0 HBP: 1 BLK: 0 WP: 0 HR: 0 S: 77 P: 112 ERA: 0.00 WHIP: 0.889								

Batter	1	2	3	4	5	6	7	8	9	AB	R	H	RBI	BB	SO	LOB	BOTTOM
Tony Womack, L (1, 6) OBP: 0.322, SLG: 0.352	F8		SH5-4 3B 1B			L6				4	1	1	0	0	1	0	Colorado Rockies @ Arizona Diamondbacks Bank One Ballpark, Phoenix, AZ Thu Sep 26 2002, 9:35 PM EDT Att: 33,605 - Dome - 72 F livebaseballscorecards.com
Quinton McCracken, S (1, 9) OBP: 0.367, SLG: 0.408 Felix Jose, S (7, PH) OBP: 0.267, SLG: 0.167 David Dellucci, L (8, 7) OBP: 0.332, SLG: 0.411	G6-3		SH5-4			F8				2	0	0	0	0	0	0	
Junior Spivey, R (1, 4) OBP: 0.388, SLG: 0.469			L6			F8				3	0	1	0	1	0	2	
Greg Colbrunn, R (1, 3) OBP: 0.382, SLG: 0.640 Mark Grace, L (8, 3) OBP: 0.346, SLG: 0.383	G6-3									3	1	1	0	1	0	2	
Matt Williams, R (1, 5) OBP: 0.309, SLG: 0.448			F3			K				4	0	1	3	0	1	1	
Steve Finley, L (1, 8) OBP: 0.384, SLG: 0.482										4	1	1	0	0	0	2	
Mark Little, R (1, 7) OBP: 0.312, SLG: 0.288 (8, 9)										2	0	1	1	0	1	0	
Chad Moeller, R (1, 2) OBP: 0.364, SLG: 0.376			B1-5							2	0	0	0	1	0	2	
Randy Johnson, R (1, 1) OBP: 0.161, SLG: 0.169										3	1	1	0	0	1	3	
										1B: 4 2B: 2 3B: 2 HR: 0	SF: 0 SAC: 1 DP: 2 HBP: 2	WP: 0 PA: 34 PB: 0 SB: 0 CS: 0					
Inning Stats	R: 0 E: 0 K: 0 S: 12	H: 1 LOB: 1 BB: 0 P: 21	R: 1 E: 0 K: 0 S: 10	H: 2 LOB: 0 BB: 0 P: 13	R: 3 E: 0 K: 0 S: 11	H: 3 LOB: 1 BB: 1 P: 18	R: 0 E: 0 K: 0 S: 3	H: 0 LOB: 0 BB: 0 P: 5	R: 0 E: 0 K: 2 S: 12	H: 1 LOB: 3 BB: 1 P: 22	R: 0 E: 0 K: 2 S: 12	H: 0 LOB: 1 BB: 1 P: 21	R: 0 E: 0 K: 1 S: 7	H: 0 LOB: 0 BB: 0 P: 9	1B: 4 2B: 2 3B: 2 HR: 0	SF: 0 SAC: 1 DP: 2 HBP: 2	WP: 0 PA: 34 PB: 0 SB: 0 CS: 0
PITCHER Randy Flores, L (1, 1) ERA: 7.24 Kent Mercker, L (7, 1) ERA: 5.83 40 Brian Fuentes, L (8, 1) ERA: 3.65	IP: 6.0 WLS: L BF: 27 H: 7 R: 4 ER: 4 SO: 2 BB: 2 IBB: 0 HBP: 2 BLK: 0 WP: 0 HR: 0 S: 44 P: 88 ERA: 6.00 WHIP: 1.500											PITCHER	IP: 6.0 WLS: L BF: 27 H: 7 R: 4 ER: 4 SO: 2 BB: 2 IBB: 0 HBP: 2 BLK: 0 WP: 0 HR: 0 S: 44 P: 88 ERA: 6.00 WHIP: 1.500				

Batter	1	2	3	4	5	6	7	8	9	AB	R	H	RBI	BB	SO	LOB	TOP					
Juan Pierre, L (1, 8) OBP: 0.328, SLG: 0.333	G4-3		BB		L7		BB	CS		4	1	2	2	1	0	3						
Jay Payton, R (1, 7) OBP: 0.307, SLG: 0.498	G5-3				FC5-4		BB	CS		3	0	0	0	0	0	5						
Kent Mercker, L (5, 1) OBP: 0.313, SLG: 0.379										0	0	0	1	0	0	0						
Justin Speier, L (7, 1) OBP: 0.333, SLG: 0.333										0	0	0	0	0	0	0						
Todd Helton, L (8, 1) OBP: 0.303, SLG: 0.415										0	0	0	0	0	0	0						
40 Brian Fuentes, L (8, 1) OBP: 0.203, SLG: 0.415										0	0	0	0	0	0	0						
Terry Shumpert, R (9, PH) OBP: 0.307, SLG: 0.373										1	0	0	0	0	0	0						
Larry Walker, L (1, 9) OBP: 0.421, SLG: 0.602	G6-3				F7		K		G4-3	5	0	1	3	0	1	0						
17 Todd Helton, L (1, 3) OBP: 0.429, SLG: 0.581		G4-3			G3			F7	G3	4	0	0	0	1	0	1						
Greg Norton, S (1, 5) OBP: 0.313, SLG: 0.404					P6		F7	G5-3		4	0	0	0	0	1	2						
Jose Ortiz, R (1, 4) OBP: 0.315, SLG: 0.313						L6	F8			4	1	1	0	0	1	1						
Gary Bennett, R (1, 2) OBP: 0.309, SLG: 0.343				G5-3				P5		3	1	1	0	1	0	1						
Jason Romano, R (1, 6) OBP: 0.313, SLG: 0.330								F7		4	1	3	0	0	0	1						
Denny Neagle, L (1, 1) OBP: 0.267, SLG: 0.356					G6-3					0	0	0	0	0	0	0						
Brent Butler, R (3, PH) OBP: 0.287, SLG: 0.407										1	0	0	0	0	0	1						
Victor Santos, R (3, 1) OBP: 0.500, SLG: 0.500										0	0	0	0	0	0	0						
Jack Cust, L (5, PH) OBP: 0.289, SLG: 0.238										1	1	0	0	2	1	2						
Inning Stats	R: 0 E: 0 K: 0 S: 6	H: 0 LOB: 0 BB: 0 P: 13	R: 0 E: 0 K: 2 S: 10	H: 0 LOB: 0 BB: 0 P: 11	R: 0 E: 0 K: 2 S: 9	H: 1 LOB: 2 BB: 1 P: 16	R: 0 E: 0 K: 0 S: 4	H: 0 LOB: 0 BB: 0 P: 6	R: 0 E: 0 K: 0 S: 12	H: 2 LOB: 3 BB: 1 P: 20	R: 0 E: 0 K: 1 S: 13	H: 0 LOB: 1 BB: 0 P: 24	R: 4 E: 0 K: 1 S: 21	H: 3 LOB: 1 BB: 2 P: 38	R: 2 E: 0 K: 0 S: 10	H: 2 LOB: 0 BB: 1 P: 21	R: 0 E: 0 K: 0 S: 7	H: 0 LOB: 0 BB: 0 P: 10	1B: 6 2B: 2 3B: 0 HR: 0	SF: 0 SAC: 0 DP: 0 HBP: 0	WP: 0 PB: 0 SB: 0 CS: 1	PA: 41
PITCHER	IP	WLS	BF	H	R	ER	SO	BB	IBB	HBP	BLK	WP	HR	S	P	ERA	WHIP					
Miguel Batista, R (1, 1) ERA: 4.29	6.1	W	29	5	4	4	4	5	0	0	0	0	0	67	115	5.68	1.579					
Mike Myers, L (7, 1) ERA: 4.59	0.2		3	1	0	0	0	0	0	0	0	0	0	8	13	0.00	1.500					
Mike Koplove, R (8, 1) ERA: 3.25	1.0	H	5	2	2	2	0	1	0	0	0	0	0	10	21	18.00	3.000					
Byung-Hyun Kim, R (9, 1) ERA: 2.08	1.0	S	3	0	0	0	0	0	0	0	0	0	0	7	10	0.00	0.000					

Colorado Rockies @ Arizona Diamondbacks
Bank One Ballpark, Phoenix, AZ
Fri Sep 27 2002, 10:05 PM EDT
Att: 39,693 - Dome - 72 F

livebaseballscorecards.com

AB 34
R 6
H 8
RBI 6
BB 6
SO 4
LOB 17



Batter	1	2	3	4	5	6	7	8	9	AB	R	H	RBI	BB	SO	LOB	BOTTOM					
Tony Womack, L (1, 6) OBP: 0.326, SLG: 0.356	2B	G4-3	1B		1B		FC6-4			4	1	3	0	1	0	0						
Junior Spivey, R (1, 4) OBP: 0.385, SLG: 0.474	HBP		K				FC6-4			4	2	2	1	0	1	3						
Steve Finley, L (1, 8) OBP: 0.366, SLG: 0.487	HBP	1B	1B		P6			S		5	3	3	1	0	0	4						
Matt Williams, R (1, 5) OBP: 0.311, SLG: 0.447	K	E					F8	P3		5	1	2	0	0	1	3						
Mark Grace, L (1, 3) OBP: 0.350, SLG: 0.390	FC1	E8			F9					5	1	3	2	0	0	3						
Mark Little, R (1, 9) OBP: 0.308, SLG: 0.279	1B	L7			L7		F9	F8		4	0	0	1	0	0	4						
David Dellucci, L (1, 7) OBP: 0.326, SLG: 0.402	K	K			G6-3		G3	G1-3		5	0	0	0	0	2	7						
Rod Barajas, R (1, 2) OBP: 0.273, SLG: 0.329	1B		1B				G5-3	F7		4	0	2	2	0	0	0						
Miguel Batista, R (1, 1) OBP: 0.204, SLG: 0.255	K							F8		3	0	0	0	0	3	3						
Mike Myers, L (7, 1) ERA: 9.72										0	0	0	0	0	0	0						
Erubiel Durazo, L (7, PH) OBP: 0.395, SLG: 0.550										1	0	0	0	0	0	0						
Mike Koplove, R (8, 1) ERA: 4.23										0	0	0	0	0	0	0						
Byung-Hyun Kim, R (9, 1) OBP: 0.500, SLG: 0.500										0	0	0	0	0	0	0						
Inning Stats	R: 4 E: 0 K: 3 S: 22	H: 3 LOB: 2 BB: 0 P: 34	R: 3 E: 1 K: 1 S: 14	H: 4 LOB: 1 BB: 0 P: 22	R: 0 E: 0 K: 2 S: 11	H: 2 LOB: 2 BB: 0 P: 17	R: 0 E: 0 K: 0 S: 9	H: 1 LOB: 1 BB: 0 P: 14	R: 0 E: 0 K: 1 S: 6	H: 1 LOB: 2 BB: 1 P: 15	R: 0 E: 0 K: 0 S: 5	H: 1 LOB: 1 BB: 0 P: 9	R: 0 E: 0 K: 0 S: 7	H: 1 LOB: 1 BB: 0 P: 10	R: 1 E: 0 K: 0 S: 12	H: 2 LOB: 1 BB: 0 P: 22	R: 0 E: 0 K: 0 S: 7	H: 0 LOB: 0 BB: 0 P: 10	1B: 9 2B: 5 3B: 0 HR: 1	SF: 0 SAC: 0 DP: 0 HBP: 2	WP: 0 PB: 0 SB: 1 CS: 0	PA: 43
PITCHER	IP	WLS	BF	H	R	ER	SO	BB	IBB	HBP	BLK	WP	HR	S	P	ERA	WHIP					
Denny Neagle, L (1, 1) ERA: 5.26	2.0	L	16	7	7	7	4	0	0	2	0	0	0	20	36	56	31.50	3.500				
Victor Santos, R (3, 1) ERA: 9.72	2.0		9	3	0	0	2	0	0	0	0	0	0	7	10	0.00	1.000					
Kent Mercker, L (5, 1) ERA: 5.56	2.0		9	2	0	0	1	1	0	0	0	0	0	11	24	0.00	1.500					
Justin Speier, R (7, 1) ERA: 4.23	1.0		4	1	0	0	0	0	0	0	0	0	0	7	10	0.00	1.000					
40 Brian Fuentes, L (8, 1) ERA: 3.86	1.0		5	2	1	1	0	0	0	0	0	0	0	12	22	9.00	2.000					

Colorado Rockies @ Arizona Diamondbacks
Bank One Ballpark, Phoenix, AZ
Fri Sep 27 2002, 10:05 PM EDT
Att: 39,693 - Dome - 72 F

livebaseballscorecards.com

AB 40
R 8
H 15
RBI 7
BB 1
SO 7
LOB 27



Batter	1	2	3	4	5	6	7	8	9	AB	R	H	RBI	BB	SO	LOB	TOP										
Fernando Vina, L OBP: 0.636, SLG: 0.636 (1, 4)										5	0	4	0	0	0	0	St. Louis Cardinals @ Arizona Diamondbacks Bank One Ballpark, Phoenix, AZ Thu Oct 03 2002, 4:00 PM EDT Att: 48,856 - Dome - 72 F										
J.D. Drew, L OBP: 0.400, SLG: 1.000 (1, 9)										4	1	1	1	1	1	3											
15 Jim Edmonds, L OBP: 0.444, SLG: 0.750 (1, 8)										4	0	0	0	0	2	4											
5 Albert Pujols, R OBP: 0.333, SLG: 0.500 (1, 7) (8, 5) (8, 3)										4	0	0	0	0	1	1											
27 Scott Rolen, R OBP: 0.500, SLG: 0.857 Eli Marrero, R (8, PH) (8, 7)										2	0	2	0	0	0	0											
Tino Martinez, L Jeff Fassero, L 44 Jason Istringhausen, R (1, 3) (8, 1) (8, 1)										4	0	0	0	0	1	3											
Edgar Renteria, R OBP: 0.444, SLG: 0.375 (1, 6)										4	1	1	0	0	0	2											
Mike Matheny, R OBP: 0.571, SLG: 0.667 (1, 2)										3	0	1	0	0	1	1											
Chuck Finley, L Steve Kline, S Rick White, R Miguel Cairo, R OBP: 1.000, SLG: 1.000 (1, 1) (7, 1) (7, 1) (8, 5)										3	0	0	0	0	2	1											
Inning Stats	R: 0 E: 0 K: 3 S: 14	H: 1 LOB: 1 BB: 0 P: 19	R: 0 E: 0 K: 1 S: 8	H: 0 LOB: 1 BB: 0 P: 11	R: 1 E: 0 K: 1 S: 12	H: 1 LOB: 0 BB: 0 P: 17	R: 0 E: 0 K: 0 S: 4	H: 1 LOB: 1 BB: 0 P: 9	R: 0 E: 0 K: 1 S: 9	H: 1 LOB: 1 BB: 0 P: 11	R: 0 E: 0 K: 0 S: 8	H: 2 LOB: 3 BB: 1 P: 18	R: 0 E: 0 K: 1 S: 10	H: 0 LOB: 0 BB: 0 P: 14	R: 1 E: 0 K: 0 S: 8	H: 3 LOB: 1 BB: 0 P: 9		1B: 9 2B: 0 3B: 0 HR: 1	SF: 0 SAC: 1 DP: 0 HBP: 1	WP: 0 PB: 0 SB: 1 CS: 1	PA: 38						
PITCHER	IP	WLS	BF	H	R	ER	SO	BB	IBB	HBP	BLK	WP	HR	S	P	ERA	WHIP										
Curt Schilling, R ERA: 1.29 Mike Koptove, R ERA: 6.75 Mike Myers, L ERA:	7.0	L	30	7	1	1	7	1	0	1	0	0	1	65	97	1.29	1.143										

AB 35
R 2
H 10
RBI 2
BB 1
SO 8
LOB 15



Batter	1	2	3	4	5	6	7	8	9	AB	R	H	RBI	BB	SO	LOB	BOTTOM										
Tony Womack, L OBP: 0.300, SLG: 0.222 (1, 6)										4	0	1	0	1	0	0	St. Louis Cardinals @ Arizona Diamondbacks Bank One Ballpark, Phoenix, AZ Thu Oct 03 2002, 4:00 PM EDT Att: 48,856 - Dome - 72 F										
Junior Spivey, R OBP: 0.200, SLG: 0.200 (1, 4)										5	0	1	0	0	1	4											
Greg Colbrunn, R David Delucci, L OBP: 0.333, SLG: 0.333 (1, 3) (9, 7)										3	1	0	0	1	1	0											
Matt Williams, R OBP: 0.125, SLG: 0.125 (1, 5)										4	0	0	0	0	2	3											
Steve Finley, L OBP: 0.250, SLG: 0.167 (1, 8)										4	0	1	0	0	1	3											
Quinton McCracken, S OBP: 0.375, SLG: 0.500 (1, 9)										4	0	1	1	0	1	1											
Damian Miller, R OBP: 0.750, SLG: 1.000 (1, 2)										2	0	1	0	2	0	0											
Mark Little, R Mark Grace, L OBP: 0.400, SLG: 0.250 (1, 7) (8, PH) (9, 3)										3	0	0	0	0	2	2											
Curt Schilling, R Chad Moeller, R Alex Gintoro, S Mike Koptove, R Mike Myers, L Chris Donnels, L (1, 1) (7, PH) (7, PH) (8, 1) (9, 1) (9, PH)										2	0	0	0	0	0	2											
Inning Stats	R: 0 E: 0 K: 2 S: 13	H: 1 LOB: 2 BB: 1 P: 21	R: 0 E: 0 K: 2 S: 11	H: 1 LOB: 0 BB: 0 P: 18	R: 0 E: 0 K: 1 S: 7	H: 0 LOB: 0 BB: 0 P: 9	R: 0 E: 0 K: 0 S: 3	H: 0 LOB: 0 BB: 0 P: 7	R: 0 E: 0 K: 1 S: 15	H: 1 LOB: 2 BB: 1 P: 26	R: 0 E: 0 K: 1 S: 12	H: 1 LOB: 1 BB: 0 P: 17	R: 0 E: 0 K: 0 S: 11	H: 1 LOB: 2 BB: 1 P: 22	R: 1 E: 1 K: 0 S: 10	H: 1 LOB: 2 BB: 1 P: 17		R: 0 E: 0 K: 1 S: 8	H: 0 LOB: 0 BB: 0 P: 9	1B: 4 2B: 2 3B: 0 HR: 0	SF: 0 SAC: 0 DP: 0 HBP: 0	WP: 0 PB: 0 SB: 0 CS: 0	PA: 38				
PITCHER	IP	WLS	BF	H	R	ER	SO	BB	IBB	HBP	BLK	WP	HR	S	P	ERA	WHIP										
Chuck Finley, L Steve Kline, L Rick White, R Jeff Fassero, L 44 Jason Istringhausen, R ERA: ERA: ERA: ERA:	6.1	H	3	1	0	0	0	1	0	0	0	0	0	4	9	0.00	6.000										
	0.1	B	6	1	1	0	0	1	0	0	0	0	0	12	22	0.00	2.000										
	0.1	W	1	0	0	0	0	0	0	0	0	0	0	1	1	0.00	0.000										
	1.0	S	3	0	0	0	1	0	0	0	0	0	0	8	9	0.00	0.000										

AB 34
R 1
H 6
RBI 1
BB 4
SO 8
LOB 17



