



Arizona Diamondbacks - 2003



Batter	1	2	3	4	5	6	7	8	9	AB R H RBI BB SO LOB	TOP																								
												<b>Arizona Diamondbacks @ El Paso Diablos</b> El Paso, Birmingham, AL Thu Mar 27 2003, 8:00 PM EST  <a href="http://livebaseballscorecards.com">livebaseballscorecards.com</a>																							
		<b>AB</b> 0 <b>R</b> 0 <b>H</b> 0 <b>RBI</b> 0 <b>BB</b> 0 <b>SO</b> 0 <b>LOB</b> 0																																	
																																			
Inning Stats		1B: 0 SF: 0 2B: 0 SAC: 0 3B: 0 DP: 0 HR: 0 HBP: 0	WP: 0 PA: 0 PB: 0 SB: 0 CS: 0																																
PITCHER	IP	WLS	BF	H	R	ER	SO	BB	IBB	HBP	BLK	WP	HR	S	P	ERA	WHIP	PITCHER	IP	WLS	BF	H	R	ER	SO	BB	IBB	HBP	BLK	WP	HR	S	P	ERA	WHIP

Batter	1	2	3	4	5	6	7	8	9	AB R H RBI BB SO LOB	BOTTOM
--------	---	---	---	---	---	---	---	---	---	----------------------	--------

												<b>Arizona Diamondbacks @ El Paso Diablos</b> El Paso, Birmingham, AL Thu Mar 27 2003, 8:00 PM EST  <a href="http://livebaseballscorecards.com">livebaseballscorecards.com</a>
											<b>AB 0</b> <b>R 0</b> <b>H 0</b> <b>RBI 0</b> <b>BB 0</b> <b>SO 0</b> <b>LOB 0</b>	
												
Inning Stats											1B: 0 SF: 0 WP: 0 PA: 0 2B: 0 SAC: 0 PB: 0 3B: 0 DP: 0 SB: 0 HR: 0 HBP: 0 CS: 0	

PITCHER IP WLS BF H R ER SO BB IBB HBP BLK WP HR S P ERA WHIP	PITCHER IP WLS BF H R ER SO BB IBB HBP BLK WP HR S P ERA WHIP
---	---

Batter	1	2	3	4	5	6	7	8	9	AB R H RBI BB SO LOB	TOP											
Dave Roberts, L (1, 8) OBP: 0.400, SLG: 0.250	0-1 G4-3		0-0 L7			0-2 E6 SH1-3 S HR	1-0 1B HBP		0-2 2B BB	4 2 1 0 0 0 1												
Paul Lo Duca, R (1, 2) OBP: 0.250, SLG: 0.250	1-2 L3		2-2 G4-3			1-1 SH1-3	0-0 1B		1-3 K	4 0 1 2 0 1 2												
Shawn Green, L (1, 9) OBP: 0.800, SLG: 1.333	1-1 1B 2B			4-2 CS BB		2-0 G3	4-2 BB		1-1 BB SF8 2B	3 2 2 0 2 0 1												
Brian Jordan, R (1, 7) OBP: 0.600, SLG: 1.250	1-0 CS 1B			2-3 K		0-0 HR	2-3 K		4-0 BB 1B IBB	4 2 2 3 1 2 4												
Fred McGriff, L (1, 3)	2-1 CS	0-0 L4		0-3 K		0-0 G6-3		2-2 F7	4-2 1B BB	4 0 0 1 1 1 0												
Adrian Beltré, R (1, 5)		1-2 G4-3			0-1 G6-4-3 1B		1-2 G5-3	1-2 2B	1-0 SF8	4 0 2 1 0 0 0												
Jolbert Cabrera, R (1, 4) OBP: 0.667, SLG: 1.000		2-2 F9			2-2 G6-4-3 1B		2-0 1B 2B	1-2 G1-3	3-2 1B	3 1 2 0 0 0 0												
Alex Cora, L (7, 4) OBP: 0.500, SLG: 0.500					1-2 1B		0-0 1B 2B		1-3 2-H 1B	2 0 1 1 0 0 1												
Cesar Izturis, S (1, 6) OBP: 0.600, SLG: 0.750			0-0 2B		1-0 G6-4-3		0-0 1B 1B	4-0 IBB	0-1 G4-3	4 1 2 0 1 0 4												
Hideo Nomo, R (1, 1)			1-3 K		0-3 K		2-3 K	1-3 K		4 0 0 0 0 4 6												
<b>Inning Stats</b>	R: 1 E: 0 K: 0 S: 9	H: 2 LOB: 0 BB: 0 P: 14	R: 0 E: 0 K: 0 S: 8	H: 0 LOB: 0 BB: 0 P: 11	R: 0 E: 0 K: 1 S: 10	H: 1 LOB: 1 BB: 0 P: 13	R: 0 E: 0 K: 2 S: 10	H: 0 LOB: 0 BB: 1 P: 16	R: 0 E: 0 K: 1 S: 9	H: 2 LOB: 1 BB: 0 P: 12	R: 2 E: 1 K: 0 S: 8	H: 1 LOB: 0 BB: 0 P: 11	R: 2 E: 0 K: 2 S: 19	H: 3 LOB: 3 BB: 1 P: 31	R: 0 E: 0 K: 1 S: 15	H: 1 LOB: 2 BB: 1 P: 24	R: 3 E: 0 K: 1 S: 22	H: 3 LOB: 2 BB: 2 P: 36	1B: 7 2B: 5 3B: 0 HR: 1	SF: 1 SAC: 1 DP: 1 HBP: 1	WP: 0 PB: 0 SB: 2 CS: 2	PA: 45
<b>PITCHER</b>	IP WLS BF H R ER SO BB IBB HBP BLK WP HR S P ERA WHIP																					
Randy Johnson, L (1, 1) ERA: 4.05	6.2 L 30 9 5 3 5 2 0 1 0 0 0 1 69 102 4.05 1.650																					
Bret Prinz, R (7, 1) ERA:	1.0 5 1 0 0 1 0 1 0 0 0 0 0 16 26 0.00 1.000																					
Oscar Villarreal, R (8, 1) ERA:	0.1 1 0 0 0 1 0 0 0 0 0 0 0 3 4 0.00 0.000																					
Stephen Randolph, L (9, 1) ERA: 81.0	0.1 5 2 3 3 1 1 1 0 0 0 0 0 12 22 81.00 9.000																					
Miguel Batista, R (9, 1) ERA:	0.2 3 1 0 0 0 0 0 0 0 0 0 0 10 14 0.00 1.500																					

Los Angeles Dodgers @ Arizona Diamondbacks  
Bank One Ballpark, Phoenix, AZ

AB 36  
R 8  
H 13  
RBI 8  
BB 5  
SO 8  
LOB 19



Mon Mar 31 2003, 5:05 PM EST  
Att. 47,356 - Dome - 72 F

livebaseballscorecards.com

Batter	1	2	3	4	5	6	7	8	9	AB R H RBI BB SO LOB
--------	---	---	---	---	---	---	---	---	---	----------------------

<b>Tony Womack, L</b> (1, 6) <small>OBP: 0.250, SLG: 0.500</small> 										4 0 1 0 0 1 0
<b>Steve Finley, L</b> (1, 8) 										3 0 0 0 1 0 0
<b>Junior Spivey, R</b> (1, 4) 										4 0 0 0 0 1 1
<b>Luis Gonzalez, L</b> (1, 7) <small>OBP: 0.667, SLG: 0.667</small> 										3 0 2 0 0 0 0
<b>Danny Bautista, R</b> (1, 9) 										3 0 0 0 0 0 3
<b>Matt Williams, R</b> (1, 5) <small>OBP: 0.333, SLG: 0.333</small> 										3 0 1 0 0 1 1
<b>Lyle Overbay, L</b> (1, 3) 										3 0 0 0 0 1 1
<b>Chad Moeller, R</b> (1, 2) 										3 0 0 0 0 1 1
<b>Randy Johnson, R</b> (1, 1) <b>Bret Prinz, R</b> (7, 1) <b>Oscar Villarreal, L</b> (8, 1) <b>Quinton McCracken, S</b> (8, PH) <b>Stephen Randolph, L</b> (9, 1) <b>Miguel Batista, R</b> (9, 1)										2 0 0 0 0 0 1 0 0 0 0 0 0 0 0 0 0 0 0 0 0 0 0 0 1 0 0 0 0 0 1 1 0 0 0 0 0 0 0 0 0 0 0 0 0 0 0 0

Inning Stats	R: 0	H: 0	R: 0	H: 0	R: 0	H: 0	R: 0	H: 1	R: 0	H: 0	R: 0	H: 1	R: 0	H: 1	R: 0	H: 1	R: 0	H: 0	R: 0	H: 0	1B: 3	SF: 0	WP: 0	PA: 30
	E: 0	LOB: 0	E: 0	LOB: 0	E: 0	LOB: 0	E: 0	LOB: 0	E: 0	LOB: 0	E: 0	LOB: 0	E: 0	LOB: 0	E: 0	LOB: 2	E: 0	LOB: 1	E: 0	LOB: 0	2B: 1 <td>SAC: 0 <td>PB: 0 <td></td> </td></td>	SAC: 0 <td>PB: 0 <td></td> </td>	PB: 0 <td></td>	
	K: 1	BB: 0	K: 0	BB: 0	K: 0	BB: 0	K: 1	BB: 0	K: 2	BB: 0	K: 0	BB: 0	K: 0	BB: 0	K: 2	BB: 1	K: 2	BB: 0	K: 0	BB: 0	3B: 0	DP: 0	SB: 0	
	S: 8	P: 11	S: 7	P: 9	S: 7	P: 11	S: 6	P: 13	S: 10	P: 16	S: 8	P: 8	S: 6	P: 12	S: 9	P: 11	S: 9	P: 12	S: 9	P: 12	HR: 0	HBP: 0	CS: 1	

PITCHER	IP	WLS	BF	H	R	ER	SO	BB	IBB	HBP	BLK	WP	HR	S	P	ERA	WHIP	PITCHER	IP	WLS	BF	H	R	ER	SO	BB	IBB	HBP	BLK	WP	HR	S	P	ERA	WHIP
<b>Hideo Nomo, R</b> (1, 1) <small>ERA:</small>	9.0	W	30	4	0	0	7	1	0	0	0	0	0	70	103	0.00	0.556																		

**BOTTOM**

**Los Angeles Dodgers @ Arizona Diamondbacks**  
**Bank One Ballpark, Phoenix, AZ**  
 Mon Mar 31 2003, 5:05 PM EST  
 Att. 47,356 - Dome - 72 F

[livebaseballscorecards.com](http://livebaseballscorecards.com)

<b>AB</b>	<b>29</b>
<b>R</b>	<b>0</b>
<b>H</b>	<b>4</b>
<b>RBI</b>	<b>0</b>
<b>BB</b>	<b>1</b>
<b>SO</b>	<b>7</b>
<b>LOB</b>	<b>8</b>







Batter	1	2	3	4	5	6	7	8	9	10	AB	R	H	RBI	BB	SO	LOB
Tony Womack, L OBP: 0.222, SLG: 0.250 (1, 6)	4-2 1B BB	0-0 FC4-5 PB S			0-0 B5-3			0-1 G4-3		0-1 E3 1B BB	4	1	0	0	1	0	2
Steve Finley, L OBP: 0.333, SLG: 0.143 (1, 8)	0-1 CS 1B 1-3	2-3 FC 1-3			0-2 G4-3			0-1 G4-3		4-0 1B BB 1-2	4	0	1	0	1	0	1
Junior Spivey, R OBP: 0.444, SLG: 0.500 (1, 4)	2-1 CS 1B 1-2 3-H		1-1 G3 G6-3 2B		1-0 P6			4-1 BB BB BB BB BB		1-1 1-2 2-3 3-H 1B	4	1	3	2	1	0	0
Luis Gonzalez, L OBP: 0.286, SLG: 0.286 (1, 7)	1-0 F9		1-1 G3 2-3		0-1 L9			2-3 K			4	0	0	0	0	1	4
Danny Bautista, R OBP: 0.143, SLG: 0.143 (1, 9)	0-1 G4-3 1-2 2-3		1-1 G6-3		1-1 WP 1B			2-3 K			4	0	1	1	0	1	2
Matt Williams, R OBP: 0.286, SLG: 0.286 (1, 5)		1-2 2B 1B	1-1 G4-3		2-2 G6-3 1-H			1-0 G6-3			4	1	1	0	0	0	1
Lyle Overbay, L OBP: 0.143, SLG: 0.286 (1, 3)		0-1 2B 2B			1-3 K			1-3 K			4	1	1	0	0	3	0
Matt Mantei, R (10, 1)		1-3 2B 2B			1-3 K			0-0 P4			0	0	0	0	0	0	0
Rod Barajas, R OBP: 0.333, SLG: 0.667 (1, 2)		0-0 FC4-5 2B 2-H 3-H			1-3 K			2-2 G5-3			3	0	1	2	0	1	0
Craig Counsell, L (10, PH)		0-3 K			2-3 K			0-2 G1-3			1	0	0	0	0	0	0
Curt Schilling, R (1, 1)								0-2 E 1B 2B			3	0	0	0	0	2	1
Mike Myers, L (8, 1)											0	0	0	0	0	0	0
Mike Koplove, R (8, 1)											0	0	0	0	0	0	0
Mark Grace, L OBP: 1.000, SLG: 2.000 (10, 3)											1	0	1	0	0	0	0
Quinton McCracken, S (10, PR)											0	1	0	0	0	0	0

Inning Stats	R: 1	H: 2	E: 0	K: 0	S: 10	R: 2	H: 3	E: 0	K: 1	S: 14	R: 1	H: 1	E: 0	K: 0	S: 8	R: 0	H: 0	E: 0	K: 3	S: 11	R: 0	H: 1	E: 0	K: 0	S: 7	R: 0	H: 0	E: 0	K: 1	S: 7	R: 0	H: 0	E: 0	K: 1	S: 8	R: 0	H: 0	E: 0	K: 2	S: 7	R: 1	H: 2	E: 0	K: 0	S: 11	1B: 5	2B: 4	3B: 0	HR: 0	SF: 0	SAC: 0	DP: 0	HBP: 0	WP: 1	PA: 39
--------------	------	------	------	------	-------	------	------	------	------	-------	------	------	------	------	------	------	------	------	------	-------	------	------	------	------	------	------	------	------	------	------	------	------	------	------	------	------	------	------	------	------	------	------	------	------	-------	-------	-------	-------	-------	-------	--------	-------	--------	-------	--------

PITCHER	IP	WLS	BF	H	R	ER	SO	BB	IBB	HBP	BLK	WP	HR	S	P	ERA	WHIP
Odalis Perez, L ERA: 5.14 (1, 1)	7.0		27	7	4	4	6	1	0	0	0	1	0	63	88	5.14	1.143
Tom Martin, L ERA: (8, 1)	1.0		4	0	0	0	1	1	0	0	0	0	0	8	14	0.00	1.000
Paul Quantrill, R ERA: (9, 1)	1.0		3	0	0	0	2	0	0	0	0	0	0	7	11	0.00	0.000
Paul Shuey, R ERA: 27.0 (10, 1)	0.1	L	5	2	1	1	0	1	0	0	0	0	0	11	16	27.00	9.000

**Los Angeles Dodgers @ Arizona Diamondbacks**  
**Bank One Ballpark, Phoenix, AZ**  
 Tue Apr 01 2003, 8:35 PM EST  
 Att: 35,979 - Sunny - 78 F

livebaseballscorecards.com

AB	36
R	5
H	9
RBI	5
BB	3
SO	8
LOB	11





Batter	1	2	3	4	5	6	7	8	9	AB R H RBI BB SO LOB	TOP									
Dave Roberts, L (1, 8) OBP: 0.333, SLG: 0.786	2-2 G4-3		2-0 L8		1-2 P4	2-2 G1-3			1-1 1B	5 1 1 0 0 0 3	<p>Los Angeles Dodgers @ Arizona Diamondbacks</p> <p>Bank One Ballpark, Phoenix, AZ</p> <p>Wed Apr 02 2003, 8:35 PM EST</p> <p>Att. 30,374 - Cloudy - 75 F</p>									
Paul Lo Duca, R (1, 2) OBP: 0.357, SLG: 0.462	2-0 G6-3		4-2 2B 1-2 BB		2-2 1B 1B 2B		0-0 G6-3	3-1 P3	4 1 1 0 1 0 1											
Shawn Green, L (1, 9) OBP: 0.667, SLG: 1.083	0-0 HR		0-0 2B 1-3 2-H		1-1 1B 2-3 1B		4-2 FC6-4 BB	1-1 FC4-6 1B	4 1 4 3 1 0 0											
Fred McGriff, L (1, 3) OBP: 0.286, SLG: 0.250	2-2 G3-1		0-1 F9		2-2 G6-4-3 1B 1-2 3-H		0-0 P5	2-1 P6	5 0 1 1 0 0 4											
Brian Jordan, R (1, 7) OBP: 0.286, SLG: 0.692		0-0 G4-3		0-1 HR	3-2 G6-4-3 1-2f		1-1 FC6-4 1-2f	0-0 FC4-6 1-2f	5 1 1 1 0 0 4											
Adrián Beltré, R (1, 5) OBP: 0.154, SLG: 0.250		2-1 G1-3		1-3 K		0-1 G3		2-3 K	4 0 0 0 0 2 0											
Alex Cora, L (1, 4) OBP: 0.400, SLG: 0.500		1-1 G1-3		1-0 F7		1-2 S 2B		1-2 G3	4 0 1 0 0 0 0											
Cesar Izturis, S (1, 6) OBP: 0.667, SLG: 0.667			1-1 S 2B 1B		1-1 1B	4-2 S BB		0-1 BLK 1B	3 1 3 0 1 0 0											
Kevin Brown, R (1, 1)			0-3 K		1-3 K	2-3 K		1-3 K	3 0 0 0 0 3 4											
Tom Martin, L (7, 1)						1-2 2-3		1-2 K	1 0 0 0 0 1 1											
Paul Shuey, R (8, 1)									0 0 0 0 0 0 0											
Eric Gagne, R (9, 1)									0 0 0 0 0 0 0											
<b>Inning Stats</b>	R: 1 E: 0 K: 0 S: 8	H: 1 LOB: 0 BB: 0 P: 14	R: 0 E: 0 K: 0 S: 5	H: 0 LOB: 0 BB: 0 P: 8	R: 1 E: 0 K: 1 S: 11	H: 2 LOB: 2 BB: 1 P: 18	R: 1 E: 0 K: 2 S: 11	H: 2 LOB: 1 BB: 0 P: 15	R: 1 E: 0 K: 1 S: 13	H: 1 LOB: 2 BB: 1 P: 22	R: 0 E: 0 K: 0 S: 6	H: 0 LOB: 1 BB: 1 P: 11	R: 0 E: 0 K: 2 S: 11	H: 1 LOB: 1 BB: 0 P: 15	R: 1 E: 0 K: 0 S: 9	H: 2 LOB: 1 BB: 0 P: 16	1B: 6 2B: 3 3B: 1 HR: 2	SF: 0 SAC: 0 DP: 1 HBP: 0	WP: 0 PB: 0 SB: 3 CS: 0	PA: 41
<b>PITCHER</b>	IP WLS BF H R ER SO BB IBB HBP BLK WP HR S P ERA WHIP																			
Elmer Dessens, R (1, 1) ERA: 7.2	5.0 L 23 8 4 4 3 1 0 0 0 0 2 51 80 7.20 1.800																			
Oscar Villarreal, R (6, 1) ERA:	1.0 5 1 0 0 1 1 0 0 0 0 0 13 22 0.00 2.000																			
Stephen Randolph, L (7, 1) ERA: 11.57	2.0 8 1 0 0 2 1 0 0 1 0 0 17 26 0.00 1.000																			
Miguel Batista, R (9, 1) ERA: 5.4	1.0 5 2 1 1 0 0 0 0 0 0 0 9 16 9.00 2.000																			

livebaseballscorecards.com

AB	38
R	5
H	12
RBI	5
BB	3
SO	6
LOB	17



Batter	1	2	3	4	5	6	7	8	9	AB R H RBI BB SO LOB
--------	---	---	---	---	---	---	---	---	---	----------------------

<b>Tony Womack, L</b> <small>(1, 6) OBP: 0.154, SLG: 0.167</small>	1-1 <b>G1-3</b> 		3-2 <b>G6-3</b> 			3-1 <b>G4-3</b> 			0-3 <b>K</b> 	4 0 0 0 0 1 1
<b>Craig Counsell, L</b> <small>(1, 5)</small>	2-3 <b>K</b> 			1-1 <b>G4-3</b> 			4-1 <b>F8-4 1B</b> 		0-2 <b>G4-3</b> 	3 0 0 0 1 1 0
<b>Junior Spivey, R</b> <small>(1, 4) OBP: 0.385, SLG: 0.417</small>	0-3 <b>K</b> 			0-0 <b>G6-3</b> 			0-0 <b>F8-4 1B</b> 		0-3 <b>K</b> 	4 0 1 0 0 2 0
<b>Luis Gonzalez, L</b> <small>(1, 7) OBP: 0.200, SLG: 0.200</small>		0-0 <b>G6-3</b> 		1-1 <b>F9</b> 			3-2 <b>F8-4</b> 			3 0 0 0 0 0 2
<b>Steve Finley, L</b> <small>(1, 8) OBP: 0.333, SLG: 0.200</small>		2-3 <b>K</b> 			2-2 <b>CS 1B</b> 			2-2 <b>F7</b> 		3 0 1 0 0 1 1
<b>Mark Grace, L</b> <small>(1, 3) OBP: 0.500, SLG: 0.667</small>		0-1 <b>G4-3</b> 			1-1 <b>F8</b> 			4-2 <b>G6-4-3 BB</b> 		2 0 0 0 1 0 1
<b>David Dellucci, L</b> <small>(1, 9) OBP: 0.500, SLG: 1.000</small> <b>Quinton McCracken, S</b> <small>(8, PH) (9, 9)</small>			3-2 		3-0 <b>G4-3</b> 			2-2 <b>G6-4-3</b> 		2 0 1 0 0 0 1 1 0 0 0 0 0 1
<b>Rod Barajas, R</b> <small>(1, 2) OBP: 0.167, SLG: 0.333</small>			1-0 <b>G6-3</b> 			1-0 <b>P6</b> 		1-0 <b>E5</b> 		3 0 0 0 0 0 1
<b>Elmer Dessens, R</b> <small>(1, 1)</small> <b>Oscar Villarreal, L</b> <small>(6, 1)</small> <b>Carlos Baerga, S</b> <small>(6, PH)</small> <b>Stephen Randolph, L</b> <small>(7, 1)</small> <b>Danny Bautista, R</b> <small>(8, PH) OBP: 0.125, SLG: 0.125</small> <b>Miguel Batista, R</b> <small>(9, 1)</small>			0-3 <b>K</b> 			2-0 <b>G1-3</b> 		1-3 <b>K</b> 		1 0 0 0 0 0 1 1 0 0 0 0 0 0 0 0 1 0 0 0 0 0 0 0 0 0 0 0 0 0 0 0 1 0 0 0 0 0 1 1 0 0 0 0 0 0 0 0

Inning Stats	R: 0 H: 0 E: 0 LOB: 0 K: 2 BB: 0 S: 8 P: 11	R: 0 H: 0 E: 0 LOB: 0 K: 1 BB: 0 S: 7 P: 9	R: 0 H: 1 E: 0 LOB: 1 K: 1 BB: 0 S: 10 P: 17	R: 0 H: 0 E: 0 LOB: 0 K: 0 BB: 0 S: 5 P: 7	R: 0 H: 1 E: 0 LOB: 0 K: 0 BB: 0 S: 6 P: 12	R: 0 H: 0 E: 1 LOB: 0 K: 0 BB: 0 S: 4 P: 10	R: 0 H: 1 E: 0 LOB: 1 K: 0 BB: 1 S: 8 P: 17	R: 0 H: 0 E: 1 LOB: 1 K: 1 BB: 1 S: 12 P: 20	R: 0 H: 0 E: 0 LOB: 0 K: 2 BB: 0 S: 9 P: 9	1B: 2 SF: 0 2B: 2 SAC: 0 3B: 0 DP: 2 HR: 0 HBP: 0
--------------	--	---	---	---	--	--	--	---	---	--

PITCHER	IP	WLS	BF	H	R	ER	SO	BB	IBB	HBP	BLK	WP	HR	S	P	ERA	WHIP
<b>Kevin Brown, R</b> ERA:	(1, 1) 6.0	W	21	3	0	0	4	1	0	0	0	0	0	42	72	0.00	0.667
<b>Tom Martin, L</b> ERA:	(7, 1) 1.2	H	5	0	0	0	0	1	0	0	0	0	0	15	27	0.00	0.600
<b>Paul Shuey, R</b> ERA: 13.5	(8, 1) 0.1		1	0	0	0	1	0	0	0	0	0	0	3	4	0.00	0.000
<b>Eric Gagne, R</b> ERA:	(9, 1) 1.0		3	0	0	0	2	0	0	0	0	0	0	9	9	0.00	0.000

**BOTTOM**

**Los Angeles Dodgers @ Arizona Diamondbacks**  
**Bank One Ballpark, Phoenix, AZ**  
 Wed Apr 02 2003, 8:35 PM EST  
 Att: 30,374 - Cloudy - 75 F

AB	28
R	0
H	3
RBI	0
BB	2
SO	7
LOB	10



WP: 0	PA: 30
PB: 0	
SB: 0	
CS: 1	



Batter	1	2	3	4	5	6	7	8	9	AB R H RBI BB SO LOB	TOP		
Tony Womack, L (1, 6) OBP: 0.125, SLG: 0.133	2-2 F7			3-2 L3		2-3 K			1-0 SH5-4	3 0 0 0 0 1 1	<b>Arizona Diamondbacks @ Colorado Rockies</b> Coors Field, Denver, CO Fri Apr 04 2003 2:05 PM MST Att. 48,087 - Sunny - 48 F <a href="http://livebaseballscorecards.com">livebaseballscorecards.com</a>		
Steve Finley, L (1, 8) OBP: 0.313, SLG: 0.429	3-2 K			3-3 K			0-2 HR	1-0 G3-1	4 1 1 1 0 2 1				
Junior Spivey, R (1, 4) OBP: 0.294, SLG: 0.313	0-0 F8			0-1 P4			3-2 K	0-3 K	4 0 0 0 0 2 1				
Luis Gonzalez, L (1, 7) OBP: 0.154, SLG: 0.154		2-0 L3			1-3 K		2-0 G5-3		3 0 0 0 0 1 0				
Danny Bautista, R (1, 9) OBP: 0.091, SLG: 0.091		0-1 G4-3			1-0 L5		1-2 G1-3		3 0 0 0 0 0 0				
Matt Williams, R (1, 5) OBP: 0.222, SLG: 0.222 Craig Counsell, L (8, PH) (8, 5)		1-1 P4			2-3 K			3-2 L8	2 0 0 0 0 1 0 1 0 0 0 0 0 0				
Lyle Overbay, L (1, 3) OBP: 0.100, SLG: 0.200 Rod Barajas, R (8, 2) (8, 3)			1-2 G3		1-3 K			0-2 G4-3	3 0 0 0 0 1 0 0 0 0 0 0 0 0				
Chad Moeller, R (1, 2) OBP: 0.200, SLG: 0.400 Mark Grace, L (8, PH) (8, 3)			0-3 K		0-0 G3-1 2B			0-0 G3-1	2 0 1 0 0 1 0 1 0 0 0 0 0 0				
Byung-Hyun Kim, R (1, 1) Oscar Villarreal, L (6, 1) Stephen Randolph, L (8, 1) Carlos Baerga, S (9, PH) (9, PH)			0-0 F9		1-1 G3-1 2-3			1-2 G3-1 SH5-4 1B	2 0 0 0 0 0 1 0 0 0 0 0 0 0 0 0 0 0 0 0 0 1 0 1 0 0 0 0				
<b>Inning Stats</b>	R: 0 H: 0 E: 0 LOB: 0 K: 1 BB: 0 S: 9 P: 14	R: 0 H: 0 E: 0 LOB: 0 K: 0 BB: 0 S: 5 P: 8	R: 0 H: 0 E: 0 LOB: 0 K: 1 BB: 0 S: 7 P: 8	R: 0 H: 0 E: 0 LOB: 0 K: 1 BB: 0 S: 9 P: 15	R: 0 H: 0 E: 0 LOB: 0 K: 2 BB: 0 S: 8 P: 12	R: 0 H: 1 E: 0 LOB: 1 K: 2 BB: 0 S: 10 P: 14	R: 1 H: 1 E: 0 LOB: 0 K: 1 BB: 0 S: 10 P: 16	R: 0 H: 0 E: 0 LOB: 0 K: 0 BB: 0 S: 9 P: 12	R: 0 H: 1 E: 0 LOB: 1 K: 1 BB: 0 S: 8 P: 11	1B: 1 SF: 0 2B: 1 SAC: 1 3B: 0 DP: 0 HR: 1 HBP: 0		WP: 0 PA: 30 PB: 0 SB: 0 CS: 0	
<b>PITCHER</b>	IP WLS BF H R ER SO BB IBB HBP BLK WP HR S P ERA WHIP											<b>PITCHER</b>	IP WLS BF H R ER SO BB IBB HBP BLK WP HR S P ERA WHIP
Shawn Chacon, R (1, 1) ERA: 1.29	7.0 W 23 2 1 1 8 0 0 0 0 0 0 1 58 87 1.29 0.286												
Todd Jones, R (8, 1) ERA:	1.0 H 3 0 0 0 0 0 0 0 0 0 0 0 9 12 0.00 0.000												
Jose Jimenez, R (9, 1) ERA: 33.75	1.0 S 4 1 0 0 1 0 0 0 0 0 0 0 8 11 0.00 1.000												



Batter	1	2	3	4	5	6	7	8	9
Ronnie Belliard, R OBP: 0.316, SLG: 0.278 (1, 4)	2-2 G4-3		3-2 G4-3		1-2 F9		2-1 G1-3		
Jay Payton, R OBP: 0.421, SLG: 0.471 (1, 7)	1-0 G1-4-3		2-2 F8			0-1 17 1B		2-1 P3	
17 Todd Helton, L OBP: 0.421, SLG: 0.588 (1, 3)	0-0 G1-3			2-2 L8		2-1 G1-3 HBP		2-1 G1	
Larry Walker, L OBP: 0.222, SLG: 0.375 (1, 9)		0-3 K		0-3 K		1-1 G1-3 HBP		3-3 K	
Preston Wilson, R OBP: 0.412, SLG: 0.500 (1, 8)		3-2 S		0-0 FC6-4 1B		2-2 P6			
José Hernández, R OBP: 0.353, SLG: 0.267 (1, 6)		2-3 K		1-0 FC6-4		1-2 G1-3			
Charles Johnson, R OBP: 0.083, SLG: 0.083 (1, 2)		1-2 F9		1-2 F9		3-2 F9		1-2 P2	
Chris Stynes, R OBP: 0.500, SLG: 0.857 Brent Butler, R (8, 5)			4-1 G4-3 SH1-4 BB		3-2 HR		2-3 K		
Shawn Chacon, R Greg Norton, S Todd Jones, L Jose Jimenez, R (1, 1) (7, PH) (8, 1) (9, 1)		1-0 SH1-4		0-1 G1-3		1-0 G1-3		F7	

Inning Stats	R: 0	H: 0	E: 0	K: 0	S: 5	R: 0	H: 1	E: 0	K: 2	S: 15	R: 0	H: 0	E: 0	K: 0	S: 12	R: 0	H: 1	E: 0	K: 1	S: 10	R: 1	H: 1	E: 0	K: 0	S: 13	R: 1	H: 2	E: 0	K: 0	S: 14	R: 0	H: 0	E: 0	K: 1	S: 6	R: 0	H: 0	E: 0	K: 1	S: 7
	LOB: 0	BB: 0	P: 8	LOB: 1	BB: 0	P: 21	LOB: 1	BB: 1	P: 22	LOB: 1	BB: 0	P: 13	LOB: 0	BB: 0	P: 20	LOB: 2	BB: 0	P: 21	LOB: 0	BB: 0	P: 11	LOB: 0	BB: 0	P: 14	LOB: 0	BB: 0	P: 11	LOB: 0	BB: 0	P: 14	LOB: 0	BB: 0	P: 14	LOB: 0	BB: 0	P: 14	LOB: 0	BB: 0	P: 14	

PITCHER	IP	WLS	BF	H	R	ER	SO	BB	IBB	HBP	BLK	WP	HR	S	P	ERA	WHIP
Byung-Hyun Kim, R ERA: 3.6 (1, 1)	5.0	L	22	5	2	2	3	1	0	1	0	0	1	60	92	3.60	1.200
Oscar Villarreal, R ERA: (6, 1)	2.0		6	0	0	0	1	0	0	0	0	0	0	15	24	0.00	0.000
Stephen Randolph, L ERA: 8.1 (8, 1)	1.0		3	0	0	0	1	0	0	0	0	0	0	7	14	0.00	0.000


**BOTTOM**

Arizona Diamondbacks @ Colorado Rockies  
Coors Field, Denver, CO

Fri Apr 04 2003, 2:05 PM MST  
Att: 48,087 - Sunny - 48 F

AB	28
R	2
H	5
RBI	2
BB	1
SO	5
LOB	11

livebaseballscorecards.com



1B	2B	3B	HR	SF	SAC	DP	HBP	WP	HR	S	P	ERA	WHIP
2	2	0	1	0	0	0	1	0	0	0	0	0	0





Batter	1	2	3	4	5	6	7	8	9	10	AB	R	H	RBI	BB	SO	LOB
Chris Stynes, R (1, 5) OBP: 0.476, SLG: 0.706 Steve Reed, R (10, 1)	3-1 G4-6-3 HBP			2-3 K		4-0 HR BB		1-0 G6-3	1-1 FC6-4		3 0	1 0	0 0	0 0	1 0	1 0	2 0
Jay Payton, R (1, 7) OBP: 0.375, SLG: 0.545	2-1 G4-6-3 1-2f			0-3 K		1-1 HR 1-H		0-1 F8		5 1	1 1	2 2	0 0	1 1			
17 Todd Helton, L (1, 3) OBP: 0.417, SLG: 0.500	2-3 K			2-1 G6-3		2-1 F7		4-0 1B BB		3 1	0 0	0 0	2 2	1 1	0 0		
Preston Wilson, R (1, 8) OBP: 0.409, SLG: 0.524			0-3 K			2-3 K		1-3 K	2-1 1B	5 0	2 2	1 1	0 0	3 3	0 0		
Larry Walker, L (1, 9) OBP: 0.227, SLG: 0.350			1-3 K			2-2 P6		0-1 1B	0-0 L4	4 0	1 1	0 0	0 0	1 1	2 2		
José Hernández, R (1, 6) OBP: 0.381, SLG: 0.474			2-3 K			3-1 HR		1 SAFE 0-0 HBP 1B	2-2 G1-3	4 1	2 2	1 1	0 0	1 1	0 0		
Bobby Estalella, R (1, 2) OBP: 0.222, SLG: 0.889			0-3 K			1-3 K		1-0 F9	3-3 K	4 0	0 0	0 0	0 0	3 3	2 2		
Brent Butler, R (1, 4) (10, 5)			2-1 L8			2-2 F7		1-1 1B	4-0 1B BB	2 0	0 0	0 0	1 1	0 0	0 0		
Darren Oliver, R (1, 1) Javier López, L (6, 1) Greg Norton, S (6, PH) Justin Speier, R (7, 1) Chris Richard, L (7, PH) Todd Jones, L (8, 1) Ronnie Belliard, R (9, PH) OBP: 0.350, SLG: 0.316 (10, 4)			3-2 G5-3			1-3 K		2-2 G4-3	0-1 FC6-4 1B	1 0	0 0	0 0	0 0	0 0	0 0		

Inning Stats	R: 0	H: 0	R: 0	H: 0	R: 0	H: 0	R: 1	H: 1	R: 2	H: 1	R: 0	H: 2	R: 0	H: 1	R: 0	H: 1	R: 1	H: 1	1B: 4	SF: 0	WP: 0	PA: 40
	E: 0	LOB: 0	E: 0	LOB: 0	E: 0	LOB: 0	E: 0	LOB: 0	E: 0	LOB: 0	E: 0	LOB: 3	E: 0	LOB: 2	E: 0	LOB: 2	E: 0	LOB: 1	2B: 1	SAC: 0	PB: 0	
	K: 1	BB: 0	K: 3	BB: 0	K: 1	BB: 0	K: 2	BB: 0	K: 1	BB: 1	K: 1	BB: 0	K: 1	BB: 1	K: 1	BB: 1	K: 0	BB: 1	3B: 0	DP: 1	SB: 0	
	S: 6	P: 13	S: 11	P: 14	S: 10	P: 15	S: 8	P: 12	S: 13	P: 21	S: 11	P: 16	S: 6	P: 13	S: 10	P: 20	S: 3	P: 7	HR: 2	HBP: 2	CS: 0	

PITCHER	IP	WLS	BF	H	R	ER	SO	BB	IBB	HBP	BLK	WP	HR	S	P	ERA	WHIP
Randy Johnson, L (1, 1) ERA: 4.26	6.0		21	2	3	3	10	1	0	1	0	0	2	59	96	4.50	0.500
Mike Koplove, R (7, 1) ERA:	2.0		11	3	0	0	1	1	0	1	0	0	0	17	29	0.00	2.000
Oscar Villarreal, R (9, 1) ERA:	1.0		5	1	0	0	1	1	0	0	0	0	0	10	20	0.00	2.000
Miguel Batista, R (10, 1) ERA: 9.0	0.1	L	3	1	1	1	0	1	0	0	0	0	0	3	7	27.00	6.000

**Arizona Diamondbacks @ Colorado Rockies**  
Coors Field, Denver, CO

Sat Apr 05 2003, 1:05 PM MST  
Att. 25,197 - Cloudy - 39 F

<b>AB</b>	<b>34</b>
<b>R</b>	<b>4</b>
<b>H</b>	<b>7</b>
<b>RBI</b>	<b>4</b>
<b>BB</b>	<b>4</b>
<b>SO</b>	<b>12</b>
<b>LOB</b>	<b>10</b>





Batter	1	2	3	4	5	6	7	8	9	AB R H RBI BB SO LOB	TOP									
Quinton McCracken, S OBP: 0.182, SLG: 0.111 (1, 8)	2-2 L7		1-0 G4-3			2-1 1B	2-3 K			4 1 1 0 0 1 2										
Craig Counsell, L (1, 6)	3-1 L8		2-2 G4-3			4-1 1B		0-1 G1-3		3 0 0 0 1 0 0										
Danny Bautista, R OBP: 0.133, SLG: 0.133 (1, 9)	2-2 G4-3		3-2 G6-3			1-0 1B		0-2 P4		4 0 1 1 0 0 0										
Luis Gonzalez, L OBP: 0.364, SLG: 0.400 (1, 7)		3-2 2B		0-1 P6		2-1 1B		4-1 BB		3 1 2 0 1 0 0										
Matt Williams, R OBP: 0.333, SLG: 0.375 (1, 5)		0-3 K		2-3 K		0-1 1B		1-2 G5-3		4 0 1 0 0 2 2										
Mark Grace, L OBP: 0.300, SLG: 0.444 (1, 3)		2-0 2B		2-1 L4		3-1 L9-2-6-2		3-2 G5-3		4 1 1 1 0 0 3										
Carlos Baerga, S OBP: 0.667, SLG: 0.833 (1, 4)		1-0 2B		0-1 F7-3		2-2 L1		1-0 FC5-4		4 0 3 1 0 0 0										
Rod Barajas, R OBP: 0.200, SLG: 0.300 (1, 2)		2-3 K		1-1 F7-3		0-1 G3		1-0 FC5-4		3 0 1 0 0 1 2										
Chad Moeller, R OBP: 0.400, SLG: 0.500 (7, PR)				1-1 K		1-2 G3		0-3 K		1 0 0 0 0 0 1										
Curt Schilling, R (1, 1)		1-3 K		1-3 K2-3		0-0 G3		1-2 K		2 0 0 0 0 0 2 1										
Scott Service, R (6, 1)										0 0 0 0 0 0 0 0										
David Dellucci, L (7, PH)										1 0 0 0 0 0 0 1										
Stephen Randolph, L (7, 1)										0 0 0 0 0 0 0 0										
Miguel Batista, R (7, 1)										0 0 0 0 0 0 0 0										
Mike Myers, L (8, 1)										0 0 0 0 0 0 0 0										
Steve Finley, L (9, PH)										1 0 0 0 0 0 1 1										
<b>Inning Stats</b>	R: 0 E: 0 K: 0 S: 9	H: 0 LOB: 0 BB: 0 P: 16	R: 2 E: 0 K: 3 S: 16	H: 3 LOB: 1 BB: 0 P: 25	R: 0 E: 0 K: 0 S: 7	H: 0 LOB: 0 BB: 0 P: 13	R: 0 E: 0 K: 1 S: 7	H: 1 LOB: 0 BB: 0 P: 9	R: 1 E: 0 K: 0 S: 10	H: 4 LOB: 2 BB: 1 P: 22	R: 0 E: 0 K: 1 S: 9	H: 1 LOB: 2 BB: 0 P: 13	R: 0 E: 0 K: 0 S: 9	H: 0 LOB: 1 BB: 1 P: 14	R: 0 E: 0 K: 1 S: 8	H: 1 LOB: 1 BB: 0 P: 13	1B: 7 2B: 5 3B: 0 HR: 0	SF: 0 SAC: 0 DP: 2 HBP: 0	WP: 0 PB: 0 SB: 0 CS: 0	PA: 36
<b>PITCHER</b>	IP WLS BF H R ER SO BB IBB HBP BLK WP HR S P ERA WHIP																			
Jason Jennings, R (1, 1)	5.0 W 21 6 3 3 5 1 0 0 0 0 0 50 85 5.40 1.400																			
40 Brian Fuentes, L (6, 1)	1.0 H 3 2 0 0 0 0 0 0 0 0 0 6 11 0.00 2.000																			
Dan Miceli, R (7, 1)	2.0 H 8 1 0 0 1 1 0 0 0 0 0 18 27 0.00 1.000																			
Jose Jimenez, R (9, 1)	1.0 4 1 0 0 1 0 0 0 0 0 0 8 13 0.00 1.000																			

Arizona Diamondbacks @ Colorado Rockies  
 Coors Field, Denver, CO  
 Sun Apr 06 2003, 1:05 PM MDT  
 Att. 25,443 - Cloudy - 38 F

AB	34
R	3
H	10
RBI	3
BB	2
SO	7
LOB	13



Batter	1	2	3	4	5	6	7	8	9
Chris Stynes, R OBP: 0.423, SLG: 0.571 (1, 5)	4-0 1B 17 HR BB	2-1 G4-3		3-2 G6-3 2-3		2-2 G6-3		0-0 G3 1-2	
Gabe Kapler, R OBP: 0.600, SLG: 0.600 (1, 7)	1-1 1B 17 HR	1-1 G6-3		2-1 1B 3-H		2-2 K		1-2 17 DI 1B 2-H	
17 Todd Helton, L OBP: 0.414, SLG: 0.583 (1, 3)	2-2 1B 1-H 2-H HR	1-3 K		2-3 K SAFE			4-1 PB E BB	2-1 G3-1 1-2	
Larry Walker, L OBP: 0.192, SLG: 0.292 (1, 9)	1-1 F7		2-3 K		0-2 G3-1		2-1 F7		
Preston Wilson, R OBP: 0.423, SLG: 0.478 (1, 8)	4-0 1B BB		0-3 K		3-2 F9		1 SAFE 4-1 WP 1-2 BB		
José Hernández, R OBP: 0.400, SLG: 0.455 (1, 6)	3-2 1B 1-2 1B		4-1 BB		0-3 K		2-3 K 1-3 2-H		
Charles Johnson, R OBP: 0.063, SLG: 0.063 (1, 2)	2-3 K		3-2 G1-3			0-1 G6-3	0-0 P4		
Brent Butler, R OBP: 0.400, SLG: 0.250 (1, 4)	0-1 1B 1-3 2-H			2-2 G1		2-1 3B 1B		0-1 G5-3	
Jason Jennings, L OBP: 0.333, SLG: 0.667 40 Brian Fuentes, L OBP: 0.500, SLG: 1.000 Chris Richard, L OBP: 0.500, SLG: 1.000 Dan Miceli, R OBP: 0.400, SLG: 0.545 Jay Payton, R OBP: 0.400, SLG: 0.545 Jose Jimenez, R (1, 1) (6, 1) (6, PH) (7, 1) (8, PH) (9, 1)	0-3 K			0-0 G6-3 1B 2B		2-2 SAFE 1B 3B 1-H		4-2 G3 1B BB	

AB	R	H	RBI	BB	SO	LOB
4	1	0	0	1	0	3
5	1	3	2	0	1	1
4	2	1	3	1	2	2
4	0	0	0	0	1	1
2	1	0	0	2	1	0
3	0	1	0	1	2	1
4	0	0	0	0	1	4
4	1	2	1	0	0	0
2	1	1	0	0	0	0
1	0	1	1	0	0	0
0	0	0	0	0	0	0
0	1	0	0	1	0	0
0	0	0	0	0	0	0

1B	2B	3B	HR	SF	SAC	DP	HBP
6	1	1	1	0	0	0	0
1	0	0	0	0	0	0	0
1	0	0	0	0	0	0	0
1	0	0	0	0	0	0	0
1	0	0	0	0	0	0	0
1	0	0	0	0	0	0	0


Inning	R	H	E	K	S	H	LOB	BB	P
1	4	4	0	2	18	0	0	7	102
2	0	0	0	1	7	0	0	11	102
3	0	0	0	1	10	0	1	19	102
4	1	2	0	1	16	1	0	25	102
5	0	0	0	1	9	0	0	12	102
6	1	2	0	1	13	1	0	21	102
7	1	0	0	1	9	0	2	21	102
8	1	1	0	1	12	1	1	19	102

PITCHER	IP	WLS	BF	H	R	ER	SO	BB	IBB	HBP	BLK	WP	HR	S	P	ERA	WHIP
Curt Schilling, R ERA: 6.57 (1, 1)	5.0	L	24	6	5	5	7	3	0	0	0	0	1	60	102	9.00	1.800
Scott Service, R ERA: 9.0 (6, 1)	1.0		5	2	1	1	1	0	0	0	0	0	0	13	21	9.00	2.000
Stephen Randolph, L ERA: 7.36 (7, 1)	0.1		3	0	1	0	0	2	0	0	0	0	0	4	14	0.00	6.000
Miguel Batista, R ERA: 8.1 (7, 1)	1.1		6	1	1	1	1	1	0	0	0	1	0	15	22	6.75	1.500
Mike Myers, L ERA: (8, 1)	0.1		1	0	0	0	0	0	0	0	0	0	0	2	4	0.00	0.000

**Arizona Diamondbacks @ Colorado Rockies**  
Coors Field, Denver, CO

Sun Apr 06 2003, 1:05 PM MDT  
Att: 25,443 - Cloudy - 38 F

<b>AB</b>	<b>33</b>
<b>R</b>	<b>8</b>
<b>H</b>	<b>9</b>
<b>RBI</b>	<b>7</b>
<b>BB</b>	<b>6</b>
<b>SO</b>	<b>9</b>
<b>LOB</b>	<b>14</b>



1B: 6	SF: 0	WP: 2	PA: 39
2B: 1	SAC: 0	PB: 1	
3B: 1	DP: 0	SB: 0	
HR: 1	HBP: 0	CS: 0	







Batter	1	2	3	4	5	6	7	8	9	10	11	12	AB R H RBI BB SO LOB
Dave Roberts, L OBP: 0.250, SLG: 0.395 (1, 8)	K		1B		G6-4-3 1B		CS	K		G6-3 SH3 1B		G3	6 1 3 0 0 2 0
Paul Lo Duca, R OBP: 0.345, SLG: 0.346 (1, 2)	G1-3		1B		G6-4-3 1-2f			FC4-6 1B		SH3		G6-3	5 0 2 1 0 0 1
Shawn Green, L OBP: 0.359, SLG: 0.441 (1, 9)	P6		G4-3				G6-3	FC4-6 E BB 1-2f		G6-3		G6-3	6 0 0 0 0 0 4
Brian Jordan, R OBP: 0.378, SLG: 0.625 (1, 7)		L9		F8		F8		E BB 1-2		G6-3		G6-3	4 0 1 1 1 0 0
Fred McGriff, L OBP: 0.286, SLG: 0.400 Andy Ashby, R (11, 1)	G5-3		L7				HR	E3 FC5-4 1-2 2-3		G4-3			5 1 1 1 0 0 3 0 0 0 0 0 0 0
Adrián Beltré, R OBP: 0.265, SLG: 0.455 (1, 5)	G5-3		HR			K		FC5-4 1-2f				SH5-4 1B	5 1 2 1 0 1 3
Alex Cora, L OBP: 0.276, SLG: 0.296 Jolbert Cabrera, R OBP: 0.250, SLG: 0.375 (9, PH) (10, 4)			FC4-6 BB	2B			F9		F9		SH5-4		2 0 1 0 1 0 0 1 0 0 0 0 0 0
Cesar Izturis, S OBP: 0.314, SLG: 0.258 (1, 6)			FC4-6 1B G5-3 1B 1-2f	F8			F8	CS 1B	G5-3		K		5 1 1 0 0 1 3
Kevin Brown, R Guillermo Mota, R Daryle Ward, L Tom Martin, L Eric Gagne, R Mike Kinkade, R Paul Quantill, L Ron Coomer, R (1, 1) (7, 1) (7, PH) (8, 1) (8, 1) (9, PH) (10, 1) (11, 3)	G5-3		K				K	K	F8		G4-3		2 0 0 0 0 1 1 0 0 0 0 0 0 0 1 0 0 0 0 1 1 0 0 0 0 0 0 0 0 0 0 0 0 0 0 1 0 0 0 0 0 0 0 0 0 0 0 0 0 1 0 0 0 0 0 0

Inning Stats	R: 0	H: 0	E: 0	K: 12	LOB: 0	BB: 0	P: 20	R: 0	H: 0	E: 0	K: 0	LOB: 0	BB: 0	P: 13	R: 1	H: 2	E: 0	K: 14	LOB: 2	BB: 1	P: 23	R: 1	H: 2	E: 0	K: 10	LOB: 1	BB: 0	P: 14	R: 0	H: 1	E: 0	K: 7	LOB: 0	BB: 0	P: 7	R: 1	H: 1	E: 0	K: 10	LOB: 0	BB: 0	P: 17	R: 0	H: 1	E: 1	K: 14	LOB: 3	BB: 1	P: 25	R: 0	H: 0	E: 0	K: 9	LOB: 0	BB: 0	P: 14	R: 1	H: 2	E: 0	K: 12	LOB: 1	BB: 0	P: 7	R: 0	H: 1	E: 0	K: 16	LOB: 1	BB: 0	P: 16	R: 0	H: 0	E: 0	K: 8	LOB: 0	BB: 0	P: 10	R: 0	H: 0	E: 0	K: 10	LOB: 0	BB: 0	P: 10	1B: 8	SF: 0	2B: 1	SAC: 2	3B: 0	DP: 1	HR: 2	HBP: 0	WP: 0	PA: 49
PITCHER	IP	WLS	BF	H	R	ER	SO	BB	IBB	HBP	BLK	WP	HR	S	P	ERA	WHIP																			IP	WLS	BF	H	R	ER	SO	BB	IBB	HBP	BLK	WP	HR	S	P	ERA	WHIP																																										
Elmer Dessens, R ERA: 5.73 (1, 1)	6.0		24	6	3	3	3	1	0	0	0	0	2	60	94	4.50	1.167																			Scott Service, R ERA: 4.5 (12, 1)	1.0	S	3	0	0	0	0	0	0	0	0	0	0	8	10	0.00	0.000																																									
Mike Koplove, R ERA: (7, 1)	1.1		5	2	0	0	2	0	0	0	0	0	0	21	28	0.00	1.500																																																																													
Mike Myers, L ERA: (8, 1)	0.2		4	0	0	0	0	1	0	0	0	0	0	5	14	0.00	1.500																																																																													
Stephen Randolph, L ERA: 5.79 (9, 1)	1.0		3	0	0	0	0	0	0	0	0	0	0	9	14	0.00	0.000																																																																													
Matt Mantei, R ERA: 3.0 (10, 1)	2.0	W	9	3	1	1	1	0	0	0	0	0	0	19	23	4.50	1.500																																																																													

**Arizona Diamondbacks @ Los Angeles Dodgers**  
**Dodger Stadium, Los Angeles, CA**  
 Mon Apr 07 2003, 1:10 PM PDT  
 Att: 53,819 - Sunny - 77 F

AB	44
R	4
H	11
RBI	4
BB	2
SO	6
LOB	17





Batter	1	2	3	4	5	6	7	8	9	AB R H RBI BB SO LOB	TOP
<b>Quinton McCracken, S</b> (1, 8) <small>OBP: 0.125, SLG: 0.071</small> 	3-3 		2-2 		1-2 		0-2 			4 0 0 0 0 1 0	<b>Arizona Diamondbacks @ Los Angeles Dodgers</b> <b>Dodger Stadium, Los Angeles, CA</b> Tue Apr 08 2003, 7:10 PM PDT Att. 30,341 - Sunny - 70 F
<b>Craig Counsell, L</b> (1, 6) <small>OBP: 0.333, SLG: 0.333</small> 	0-2 		0-2 		1-1 		2-2 			4 0 1 0 0 0 0	
<b>Junior Spivey, R</b> (1, 4) <small>OBP: 0.250, SLG: 0.207</small> 	4-2 			3-1 	1-3 		3-2 	0-0 		2 1 0 0 1 1 0	
<b>Luis Gonzalez, L</b> (1, 7) <small>OBP: 0.438, SLG: 0.655</small> 	1-1 			3-2 		2-1 		2-1 		4 1 2 2 0 0 0	
<b>Matt Williams, R</b> (1, 5) <small>OBP: 0.400, SLG: 0.524</small> 	1-2 			4-0 		2-1 		2-0 		2 1 1 1 1 0 2	
<b>Danny Bautista, R</b> (1, 9) <small>OBP: 0.167, SLG: 0.130</small> <b>Mike Koplove, R</b> (8, 1) 		0-0 	1-1 	1-1 	0-3 		1-0 			4 0 0 0 0 1 2 0 0 0 0 0 0 0	
<b>Lyle Overbay, L</b> (1, 3) <small>OBP: 0.200, SLG: 0.400</small> 		2-2 	1-3 	1-3 	0-0 			0-0 		4 0 1 0 0 1 1	
<b>Chad Moeller, R</b> (1, 2) <small>OBP: 0.368, SLG: 0.556</small> 		2-2 	4-0 	4-0 	3-3 			0-2 		3 0 0 0 1 1 1	
<b>Oscar Villarreal, L</b> (1, 1) <b>David Dellucci, L</b> (4, PH) <small>OBP: 0.286, SLG: 0.333</small> <b>Miguel Batista, R</b> (4, 1) <b>Steve Finley, L</b> (8, 8) <small>OBP: 0.214, SLG: 0.269</small> 			2-3 	3-3 	1-3 			2-3 		1 0 0 0 0 1 0 1 0 0 0 0 1 2 1 0 0 0 0 1 0 1 0 0 0 0 1 0	
<b>Inning Stats</b>	R: 0 H: 1 E: 0 LOB: 2 K: 1 BB: 1 S: 16 P: 25	R: 0 H: 0 E: 0 LOB: 0 K: 0 BB: 0 S: 8 P: 12	R: 0 H: 0 E: 0 LOB: 0 K: 1 BB: 0 S: 9 P: 13	R: 2 H: 1 E: 0 LOB: 2 K: 2 BB: 2 S: 13 P: 32	R: 0 H: 0 E: 0 LOB: 0 K: 1 BB: 0 S: 9 P: 12	R: 1 H: 2 E: 0 LOB: 1 K: 2 BB: 0 S: 12 P: 19	R: 0 H: 1 E: 0 LOB: 0 K: 1 BB: 0 S: 12 P: 18	R: 0 H: 0 E: 0 LOB: 1 K: 0 BB: 0 S: 4 P: 9	R: 0 H: 0 E: 0 LOB: 0 K: 1 BB: 0 S: 7 P: 9	1B: 3 SF: 0 2B: 0 SAC: 0 3B: 0 DP: 0 HR: 2 HBP: 2	WP: 0 PA: 37 PB: 0 SB: 0 CS: 1
<b>PITCHER</b> <b>Kaz Ishii, L</b> (1, 1) <small>ERA: 7.45</small> <b>Paul Shuey, R</b> (7, 1) <small>ERA: 1.69</small> <b>Eric Gagne, R</b> (9, 1) <small>ERA:</small>	IP WLS BF H R ER SO BB IBB HBP BLK WP HR S P ERA WHIP 6.0 0 26 4 3 3 7 2 1 1 0 0 2 67 113 4.50 1.000 2.0 W 7 1 0 0 1 0 0 0 1 0 0 0 16 27 0.00 0.500 1.0 S 3 0 0 0 0 1 0 0 0 0 0 0 7 9 0.00 0.000	<b>PITCHER</b> IP WLS BF H R ER SO BB IBB HBP BLK WP HR S P ERA WHIP									

livebaseballscorecards.com

<b>AB</b>	<b>31</b>
<b>R</b>	<b>3</b>
<b>H</b>	<b>5</b>
<b>RBI</b>	<b>3</b>
<b>BB</b>	<b>3</b>
<b>SO</b>	<b>9</b>
<b>LOB</b>	<b>8</b>



Batter	1	2	3	4	5	6	7	8	9	AB	R	H	RBI	BB	SO	LOB				
<b>Dave Roberts, L</b> OBP: 0.267, SLG: 0.405 (1, 8)	2-2 BB WP 2B	1-0 G1-3		3-2 G4-3			1-1 1B SF9 HBP	1-0 B2		4	2	1	0	0	0	3				
<b>Cesar Izturis, S</b> OBP: 0.325, SLG: 0.278 (1, 6)	1-2 G6-3		2-1 FC3-6 1B 2B 1B	2-1 G4-3			3-1 SAFE SAFE 1-3 2B 1B	0-0 G4-3		5	2	2	0	0	0	3				
<b>Shawn Green, L</b> OBP: 0.372, SLG: 0.444 (1, 9)	4-1 WP BB BB		1 SAFE 3-2 FC3-6 1-2 1B		0-0 G3		0-0 SF9			2	0	1	1	1	0	0				
<b>Fred McGriff, L</b> OBP: 0.282, SLG: 0.382 (1, 3)	2-3 K		0-0 FC3-6 2B 1-2f 2-3		1-1 1B 1B		0-3 K			4	0	1	0	0	2	5				
<b>Paul Lo Duca, R</b> OBP: 0.424, SLG: 0.483 (1, 2)	4-0 WP 1-2 2-3 BB		0-0 1-3 3-H 2B		1-1 1B 1B G4-6-3		1-0 1-H 2B			3	0	3	2	1	0	0				
<b>Daryle Ward, L</b> <b>Jolbert Cabrera, R</b> OBP: 0.250, SLG: 0.375 (1, 7) (8, 7)	2-2 F8 1-2 2-3 3-H		1-3 K		3-2 G4-6-3 1-2f		0-0 G3-1			4	0	0	0	0	1	7				
<b>Adrian Beltré, R</b> OBP: 0.263, SLG: 0.417 (1, 5)			1-1 P3							0	0	0	0	0	1	7				
<b>Alex Cora, L</b> OBP: 0.313, SLG: 0.310 (1, 4)			4-2 SH2-4 BB							3	1	0	0	0	0	2				
<b>Kaz Ishii, L</b> <b>Ron Coomer, R</b> <b>Paul Shuey, R</b> <b>Brian Jordan, R</b> <b>Eric Gagne, R</b> (1, 1) (6, PH) (7, 1) (8, PH) (9, 1)			1-1 SH2-4		1-2 G4-3 SH2-4 1B		0-1 G1-3		0-0 SH1-3	2	0	1	0	1	0	0				
			0-0 SH2-4				0-1 F9		0-1 E6	0	0	0	0	0	0	0				
<b>Inning Stats</b>	R: 1 E: 0 K: 1 S: 15	H: 1 LOB: 2 BB: 2 P: 30	R: 0 E: 0 K: 0 S: 8	H: 0 LOB: 1 BB: 1 P: 17	R: 1 E: 0 K: 1 S: 15	H: 3 LOB: 2 BB: 0 P: 22	R: 0 E: 0 K: 0 S: 11	H: 1 LOB: 1 BB: 0 P: 17	R: 0 E: 0 K: 0 S: 8	H: 2 LOB: 1 BB: 0 P: 14	R: 0 E: 0 K: 1 S: 8	H: 0 LOB: 0 BB: 0 P: 11	R: 2 E: 0 K: 1 S: 11	H: 2 LOB: 1 BB: 0 P: 15	R: 1 E: 1 K: 0 S: 6	H: 0 LOB: 1 BB: 0 P: 8	1B: 6 2B: 3 3B: 0 HR: 0	SF: 1 SAC: 3 DP: 1 HBP: 2	WP: 1 PB: 0 SB: 0 CS: 0	PA: 38
<b>PITCHER</b>	IP WLS BF H R ER SO	IP WLS BF H R ER SO	IP WLS BF H R ER SO	IP WLS BF H R ER SO	IP WLS BF H R ER SO	IP WLS BF H R ER SO	IP WLS BF H R ER SO	IP WLS BF H R ER SO	IP WLS BF H R ER SO	IP WLS BF H R ER SO	IP WLS BF H R ER SO	IP WLS BF H R ER SO	IP WLS BF H R ER SO	IP WLS BF H R ER SO	IP WLS BF H R ER SO	IP WLS BF H R ER SO	BB IBB HBP BLK WP HR S P	ERA WHIP	ERA WHIP	
<b>Oscar Villarreal, R</b> ERA: 2.45 (1, 1)	3.0		4	2	2	2	3	0	0	0	0	0	0	0	0	0	6.00	2.333		
<b>Miguel Batista, R</b> ERA: 6.14 (4, 1)	4.0	L	5	2	2	1	0	0	1	0	0	0	0	0	0	0	4.50	1.250		
<b>Mike Koplove, R</b> ERA: (8, 1)	1.0		5	0	1	0	0	0	1	0	0	0	0	0	0	0	0.00	0.000		

**BOTTOM**

Arizona Diamondbacks @ Los Angeles Dodgers  
Dodger Stadium, Los Angeles, CA

Tue Apr 08 2003, 7:10 PM PDT  
Att: 30,341 - Sunny - 70 F

livebaseballscores.com

<b>AB</b>	<b>29</b>
<b>R</b>	<b>5</b>
<b>H</b>	<b>9</b>
<b>RBI</b>	<b>3</b>
<b>BB</b>	<b>3</b>
<b>SO</b>	<b>3</b>
<b>LOB</b>	<b>20</b>





Batter	1	2	3	4	5	6	7	8	9	AB R H RBI BB SO LOB	TOP											
<b>Tony Womack, L</b> (1, 6) OBP: 0.138, SLG: 0.179	2-1 BB SF8 2B	2-0 G5-3		1-0 G4-3			3-2 SAFE G4-3 1-2		0-1 F8	5 1 1 0 0 0 4	<b>Arizona Diamondbacks @ Los Angeles Dodgers</b> <b>Dodger Stadium, Los Angeles, CA</b> Wed Apr 09 2003, 1:10 PM PDT Att. 25,764 - Sunny - 80 F											
<b>Craig Counsell, L</b> (1, 5) OBP: 0.346, SLG: 0.318	4-2 BB 1B BB		1-1 G3		2-1 G1-3		2-2 G1-3 2-3 1B	2-3 K	4 0 1 0 1 1 0													
<b>David Dellucci, L</b> (1, 9) OBP: 0.300, SLG: 0.333 <b>Matt Williams, R</b> (7, PH) OBP: 0.385, SLG: 0.500 <b>Stephen Randolph, L</b> (7, 1) <b>Mike Koplove, R</b> (8, 1)	1-3 K		3-2 1B		0-0 G1-3		2-3 K		3 0 1 0 0 1 2 1 0 0 0 0 1 2 0 0 0 0 0 0 0 0 0 0 0 0 0 0													
<b>Luis Gonzalez, L</b> (1, 7) OBP: 0.444, SLG: 0.719	4-1 1B 1-2 2-3 BB		0-0 F7		0-1 HR		0-1 P5		3 1 1 1 1 0 3													
<b>Carlos Baerga, S</b> (1, 4) OBP: 0.455, SLG: 0.600	1-0 SF8		1-1 G4-3		0-1 P2			0-0 S 1B	3 0 1 1 0 0 1													
<b>Steve Finley, L</b> (1, 8) OBP: 0.219, SLG: 0.267	1-2 1-2 2-H 1B		3-2 G1-3		1-2 F9			1-0 P4	4 0 1 0 0 0 1													
<b>Lyle Overbay, L</b> (1, 3) OBP: 0.250, SLG: 0.391		4-0 SH1-3 BB		1-0 FC1-5 1B 1B		3-3 K		3-3 K 1-2	3 0 1 0 1 2 1													
<b>Chad Moeller, R</b> (1, 2) OBP: 0.348, SLG: 0.500		3-1 P3		0-1 FC1-5 1-2 1B		0-3 K		2-1 G2-3	4 0 1 0 0 1 2													
<b>Byung-Hyun Kim, R</b> (1, 1) <b>Quinton McCracken, S</b> (7, PH) OBP: 0.167, SLG: 0.067 (7, 9)		0-2 SH1-3		2-1 FC1-5 1-2 2-3f			4-1 1B G4-3 BB	0-0 L4	1 0 0 0 0 0 2 1 0 0 0 1 0 0													
<b>Inning Stats</b>	R: 1 E: 0 K: 1 S: 14	H: 2 LOB: 2 BB: 2 P: 27	R: 0 E: 0 K: 0 S: 6	H: 0 LOB: 1 BB: 1 P: 15	R: 0 E: 0 K: 0 S: 10	H: 1 LOB: 1 BB: 0 P: 15	R: 0 E: 0 K: 0 S: 9	H: 2 LOB: 2 BB: 0 P: 16	R: 1 E: 0 K: 0 S: 7	H: 1 LOB: 0 BB: 0 P: 9	R: 0 E: 0 K: 2 S: 9	H: 0 LOB: 0 BB: 0 P: 13	R: 0 E: 0 K: 1 S: 17	H: 1 LOB: 2 BB: 1 P: 28	R: 0 E: 0 K: 1 S: 8	H: 1 LOB: 1 BB: 0 P: 14	R: 0 E: 0 K: 1 S: 8	H: 0 LOB: 0 BB: 0 P: 10	1B: 6 2B: 1 3B: 0 HR: 1	SF: 1 SAC: 1 DP: 0 HBP: 0	WP: 0 PB: 0 SB: 1 CS: 0	PA: 38
<b>PITCHER</b>	IP WLS BF H R ER SO BB IBB HBP BLK WP HR S P ERA WHIP																					
<b>37 Darren Dreifort, R</b> (1, 1) ERA: 3.75	6.0 W 27 6 2 2 3 4 0 0 0 0 0 1 56 100 3.00 1.667																					
<b>Tom Martin, L</b> (7, 1) ERA: 1.93	0.1 H 2 1 0 0 0 0 0 0 0 0 0 0 11 16 0.00 3.000																					
<b>Guillermo Mota, R</b> (7, 1) ERA: 1.69	1.2 H 6 1 0 0 2 0 0 0 0 0 0 0 13 21 0.00 0.600																					
<b>Eric Gagne, R</b> (9, 1) ERA:	1.0 S 3 0 0 0 1 0 0 0 0 0 0 0 8 10 0.00 0.000																					

<b>AB</b>	<b>32</b>
<b>R</b>	<b>2</b>
<b>H</b>	<b>8</b>
<b>RBI</b>	<b>2</b>
<b>BB</b>	<b>4</b>
<b>SO</b>	<b>6</b>
<b>LOB</b>	<b>18</b>



Batter	1	2	3	4	5	6	7	8	9
<b>Dave Roberts, L</b> OBP: 0.265, SLG: 0.378 (1, 8)	3-3 		4-2 		1-0 		2-2 		
<b>Jolbert Cabrera, R</b> OBP: 0.333, SLG: 0.455 (1, 4)	4-2 		1-1 		0-2 			3-1 	
<b>Shawn Green, L</b> OBP: 0.383, SLG: 0.525 (1, 9)	0-0 		3-2 			2-2 		3-2 	
<b>Brian Jordan, R</b> OBP: 0.381, SLG: 0.583 (1, 7)	1-2 		0-3 			2-2 		2-2 	
<b>Paul Lo Duca, R</b> OBP: 0.405, SLG: 0.455 (1, 3)	1-2 		2-2 			0-2 		2-0 	
<b>Todd Hundley, S</b> OBP: 0.545, SLG: 0.429 (1, 2)		4-1 		3-2 			1-1 		1-3 
<b>Adrián Beltré, R</b> OBP: 0.268, SLG: 0.395 (1, 5)		1-3 		1-3 			4-2 		
<b>Alex Cora, L</b> OBP: 0.286, SLG: 0.281 (1, 6)		1-1 		0-1 			0-2 		
<b>37 Darren Dreifort, R</b> OBP: 0.250, SLG: 0.250 (7, 1)			2-3 		0-0 				
<b>Tom Martin, L</b> OBP: 1.000, SLG: 1.000 (9, 1)							2-2 		

AB	R	H	RBI	BB	SO	LOB
3	1	0	0	1	1	1
3	2	1	1	1	0	0
4	1	2	3	0	0	0
3	0	1	0	0	1	1
4	0	1	0	0	0	2
3	0	1	0	1	1	2
2	1	0	0	1	2	2
3	0	0	0	0	0	3
2	0	0	0	0	1	0
0	0	0	0	0	0	0
1	0	1	1	0	0	0
0	0	0	0	0	0	0

1B	2B	3B	HR	SF	SAC	DP	HBP
5	1	0	1	0	0	3	1

WP	PA	ERA	WHIP
0	33		

PITCHER	IP	WLS	BF	H	R	ER	SO	BB	IBB	HBP	BLK	WP	HR	S	P	ERA	WHIP
<b>Byung-Hyun Kim, R</b> ERA: 4.91 (1, 1)	6.0	L	23	5	4	4	5	3	0	0	0	0	1	61	96	6.00	1.333
<b>Stephen Randolph, L</b> ERA: 5.68 (7, 1)	1.2		7	1	1	1	0	1	0	0	0	0	0	19	34	5.40	1.200
<b>Mike Koplove, R</b> ERA: (8, 1)	0.1		3	1	0	0	1	0	0	1	0	0	0	8	13	0.00	3.000

PITCHER	IP	WLS	BF	H	R	ER	SO	BB	IBB	HBP	BLK	WP	HR	S	P	ERA	WHIP

**Arizona Diamondbacks @ Los Angeles Dodgers**  
**Dodger Stadium, Los Angeles, CA**  
 Wed Apr 09 2003, 1:10 PM PDT  
 Att: 25,764 - Sunny - 80 F

[livebaseballscores.com](http://livebaseballscores.com)

<b>AB</b>	<b>28</b>
<b>R</b>	<b>5</b>
<b>H</b>	<b>7</b>
<b>RBI</b>	<b>5</b>
<b>BB</b>	<b>4</b>
<b>SO</b>	<b>6</b>
<b>LOB</b>	<b>11</b>






Batter	1	2	3	4	5	6	7	8	9	AB	R	H	RBI	BB	SO	LOB	TOP										
Alex Sanchez, L (1, 8) OBP: 0.295, SLG: 0.341 Scott Podsednik, L (7, PH) OBP: 0.294, SLG: 0.250	1-0 PB 1B 2B	3-1 G3					1-1 F8			3	2	2	1	1	0	0											
Eric Young Sr., R (1, 4) OBP: 0.333, SLG: 0.524 Enrique Cruz, R (8, PH)	1-0 P6 2-3	0-1 G6-3						1-1 G5-3		3	1	0	0	1	0	4											
Richie Sexson, R (1, 3) OBP: 0.364, SLG: 0.553	3-1 1B 2B HBP		1-0 L5			2-0 2B 1B	1-3 K	1-0 G4-3		4	2	1	1	0	1	0											
Geoff Jenkins, L (1, 7) OBP: 0.538, SLG: 0.846	0-2 BB 2B 1B		1-1 L5-3 1B			0-0 1B 2B	0-0 2B 1B	2-0 1B 1B		5	3	5	3	0	0	0											
Jeffrey Hammonds, R (1, 9) OBP: 0.267, SLG: 0.393	4-0 2B 1B BB		1-1 L5-3			0-0 F8 2B	2-0 1B 2B	1-1 1B 1B		4	1	2	1	1	0	2											
Wes Helms, R (1, 5) OBP: 0.266, SLG: 0.344	2-3 K					1-0 P6	2-3 K	1-3 K		5	0	0	0	0	3	7											
Eddie Pérez, R (1, 2) OBP: 0.375, SLG: 0.667	0-1 1B 2B					0-3 K	0-1 1B 1B BB 1B	2-1 G3		5	2	2	3	0	1	1											
Royce Clayton, R (1, 6) OBP: 0.415, SLG: 0.583	1-0 1B					3-2 E7 1B	3-1 BB 1B 1B	2-2 G4-3		5	0	3	2	0	0	0											
Wayne Franklin, L (1, 1) OBP: 0.167, SLG: 0.167 Shane Nance, L (7, 1) John Vander Wal, L (9, PH) OBP: 0.276, SLG: 0.320 Curt Leskanic, R (9, 1)		0-1 G3				0-3 K	2-0 BB 1B	1-1 G4-3		4	0	1	0	0	1	1											
<b>Inning Stats</b>	R: 5 E: 0 K: 1 S: 13	H: 4 LOB: 1 BB: 1 P: 25	R: 0 E: 0 K: 0 S: 6	H: 0 LOB: 0 BB: 0 P: 9	R: 0 E: 0 K: 0 S: 5	H: 1 LOB: 0 BB: 0 P: 8	R: 0 E: 1 K: 2 S: 10	H: 1 LOB: 1 BB: 0 P: 14	R: 5 E: 0 K: 1 S: 18	H: 6 LOB: 3 BB: 2 P: 39	R: 1 E: 0 K: 2 S: 11	H: 2 LOB: 1 BB: 0 P: 17	R: 0 E: 0 K: 0 S: 7	H: 0 LOB: 0 BB: 0 P: 11	R: 0 E: 0 K: 0 S: 9	H: 2 LOB: 2 BB: 0 P: 17	R: 0 E: 0 K: 1 S: 5	H: 0 LOB: 0 BB: 0 P: 7	1B: 12 2B: 5 3B: 0 HR: 0	SF: 0 SAC: 0 DP: 1 HBP: 1	WP: 0 PB: 1 SB: 1 CS: 0	PA: 45					
<b>PITCHER</b>	IP	WLS	BF	H	R	ER	SO	BB	IBB	HBP	BLK	WP	HR	S	P	ERA	WHIP										
Randy Johnson, L (1, 1) ERA: 8.31	4.2	L	25	10	10	10	4	2	0	1	0	0	0	47	80	19.29	2.571										
Oscar Villarreal, R (5, 1) ERA: 3.12	1.1		9	4	1	1	2	1	0	0	0	0	0	16	32	6.75	3.750										
Mike Myers, L (7, 1) ERA:	2.0		8	2	0	0	0	0	0	0	0	0	0	16	28	0.00	1.000										
Matt Mantei, R (9, 1) ERA: 2.25	1.0		3	0	0	0	1	0	0	0	0	0	0	5	7	0.00	0.000										

Milwaukee Brewers @ Arizona Diamondbacks  
Bank One Ballpark, Phoenix, AZ  
Fri Apr 11 2003, 10:05 PM EDT  
Att. 31,958 - Cloudy - 86 F

AB	41
R	11
H	16
RBI	11
BB	3
SO	7
LOB	15



Batter	1	2	3	4	5	6	7	8	9	AB	R	H	RBI	BB	SO	LOB
Tony Womack, L OBP: 0.147, SLG: 0.242 (1, 6)	0-2 P6		1-2 G3-1		0-0 G6-4-3		3-1 G4-3 1-H 2-H 3B		2-2 FC6-4	5	1	1	2	0	0	2
Steve Finley, L OBP: 0.216, SLG: 0.257 (1, 8)	0-3 K			2-1 G5-4-3 1B	1-2 F8		0-1 G4-3		0-1 G6-3	5	0	1	1	0	1	1
Junior Spivey, R OBP: 0.250, SLG: 0.188 (1, 4)	4-0 BB			0-2 G5-4-3 1-2f		2-1 G6-3	1-3 K			3	0	0	0	1	1	1
Luis Gonzalez, L OBP: 0.425, SLG: 0.694 (1, 7)	2-3 K			0-0 1B 2B		0-2 G1-3		2-1 F7		4	1	1	0	0	1	1
Matt Williams, R OBP: 0.379, SLG: 0.480 (1, 5)		0-0 L7		3-2 2B 1B		3-1 F9		1-1 G3		3	1	1	1	0	0	0
Mike Myers, L (7, 1)										0	0	0	0	0	0	0
Quinton McCracken, S (8, PH)										1	0	0	0	0	0	0
Matt Mantei, R (9, 1)										0	0	0	0	0	0	0
Danny Bautista, R OBP: 0.179, SLG: 0.115 (1, 9)		2-2 F8		0-0 E5 2B			4-1 1B 1B SF8 BB	1-1 G6-3		3	1	0	0	1	0	1
Lyle Overbay, L OBP: 0.269, SLG: 0.440 (1, 3)																
Oscar Villarreal, L (5, 1)																
Robby Hammock, R OBP: 0.500, SLG: 0.500 (7, 5)		2-3 K		3-2 2B			0-0 1B 1-2 3B 1B		0-3 K	2	0	1	1	0	1	0
Chad Moeller, R OBP: 0.370, SLG: 0.615 (1, 2)										0	0	0	0	0	0	0
Randy Johnson, R OBP: 0.333, SLG: 0.333 (1, 1)										2	1	1	0	0	1	0
Carlos Baerga, S OBP: 0.500, SLG: 0.667 (5, 3)										0	0	0	0	0	0	0
										2	1	1	0	0	1	0
										4	2	2	1	0	1	2
										1	0	0	0	0	1	0
										2	0	2	1	0	0	0

Inning Stats	R: 0	H: 0	E: 0	K: 2	S: 10	LOB: 1	BB: 1	P: 16	R: 0	H: 0	E: 0	K: 1	S: 11	LOB: 0	BB: 0	P: 15	R: 0	H: 0	E: 0	K: 1	S: 10	LOB: 0	BB: 0	P: 15	R: 2	H: 4	E: 1	K: 1	S: 16	LOB: 2	BB: 0	P: 26	R: 0	H: 1	E: 0	K: 0	S: 7	LOB: 0	BB: 0	P: 8	R: 0	H: 0	E: 0	K: 0	S: 7	LOB: 0	BB: 0	P: 12	R: 4	H: 3	E: 0	K: 1	S: 13	LOB: 0	BB: 1	P: 24	R: 0	H: 0	E: 0	K: 0	S: 6	LOB: 0	BB: 0	P: 10	R: 1	H: 2	E: 0	K: 1	S: 10	LOB: 1	BB: 0	P: 13	1B: 6	2B: 2	3B: 1	SF: 1	SAC: 0	DP: 2	HBP: 0	WP: 0	PA: 38
--------------	------	------	------	------	-------	--------	-------	-------	------	------	------	------	-------	--------	-------	-------	------	------	------	------	-------	--------	-------	-------	------	------	------	------	-------	--------	-------	-------	------	------	------	------	------	--------	-------	------	------	------	------	------	------	--------	-------	-------	------	------	------	------	-------	--------	-------	-------	------	------	------	------	------	--------	-------	-------	------	------	------	------	-------	--------	-------	-------	-------	-------	-------	-------	--------	-------	--------	-------	--------

PITCHER	IP	WLS	BF	H	R	ER	SO	BB	IBB	HBP	BLK	WP	HR	S	P	ERA	WHIP
Wayne Franklin, L ERA: 5.54 (1, 1)	6.0	W	26	7	5	4	5	2	0	0	0	0	0	64	101	6.00	1.500
Shane Nance, L ERA: 4.15 (7, 1)	2.0		7	1	1	1	1	0	0	0	0	0	0	16	25	4.50	0.500
Curt Leskanic, R ERA: 4.5 (9, 1)	1.0		5	2	1	1	1	0	0	0	0	0	1	10	13	9.00	2.000

**BOTTOM**

**Milwaukee Brewers @ Arizona Diamondbacks**  
Bank One Ballpark, Phoenix, AZ

Fri Apr 11 2003, 10:05 PM EDT  
Att: 31,958 - Cloudy - 86 F

livebaseballscorecards.com

AB	35
R	7
H	10
RBI	7
BB	2
SO	7
LOB	8





Batter	1	2	3	4	5	6	7	8	9	AB R H RBI BB SO LOB	TOP		
Alex Sanchez, L (1, 8) OBP: 0.313, SLG: 0.326	4-2 G3 S BB		1-2 E HBP		2-3 K		1-0 SH SH		2-2 G4-3	2 1 0 0 1 1 0	<b>Milwaukee Brewers @ Arizona Diamondbacks</b> Bank One Ballpark, Phoenix, AZ Sat Apr 12 2003, 10:05 PM EDT Att. 36,835 - Cloudy - 85 F  <b>AB 32</b> <b>R 3</b> <b>H 6</b> <b>RBI 2</b> <b>BB 5</b> <b>SO 15</b> <b>LOB 20</b>		
Eric Young Sr., R (1, 4) OBP: 0.347, SLG: 0.533	2-1 G3		0-2 E9 WP 2B		4-2 1B 1B BB		1-0 SH		2-2 P3	3 2 1 1 1 0 1			
Richie Sexson, R (1, 3) OBP: 0.367, SLG: 0.535	0-3 K		1-3 K		1-0 1B 1-3 1B		1-3 K		1-1 1B	5 0 2 0 0 3 5			
Geoff Jenkins, L (1, 7) OBP: 0.444, SLG: 0.667	2-2 F7		1-3 K		2-0 1B 1-2 3-H 1B		1-3 K		0-3 K	5 0 1 1 0 3 5			
Jeffrey Hammonds, R (1, 9) OBP: 0.235, SLG: 0.344			1-0 G5-3		0-2 G6-4-3 1-2f		2-3 K			4 0 0 0 0 2 5			
Wes Helms, R (1, 5) OBP: 0.256, SLG: 0.306					1-3 K		3-2 L4		3-2 L4	4 0 0 0 0 2 0			
Eddie Pérez, R (1, 2) OBP: 0.357, SLG: 0.593					0-1 F8		0-1 G5-3		1-2 G5-3	3 0 0 0 1 0 0			
Royce Clayton, R (1, 6) OBP: 0.444, SLG: 0.615					4-2 2B BB		0-3 K		0-1 1B	3 0 2 0 1 1 0			
Matt Kinney, R (1, 1) John Foster, L (6, 1) Enrique Cruz, R (7, PH) Valerio De Los Santos, L (7, 1) Mike DeJean, R (8, 1)					0-3 K		4-0 SH SH BB		0-3 K	2 0 0 0 0 2 3 0 0 0 0 0 0 0 0 0 0 0 1 0 0 1 0 0 0 0 1 1 0 0 0 0 0 0 0			
<b>Inning Stats</b>	R: 0 H: 0 E: 0 LOB: 1 K: 1 BB: 1 S: 10 P: 18	R: 0 H: 1 E: 0 LOB: 2 K: 3 BB: 1 S: 13 P: 19	R: 2 H: 1 E: 1 LOB: 0 K: 2 BB: 0 S: 12 P: 16	R: 0 H: 0 E: 0 LOB: 1 K: 2 BB: 1 S: 12 P: 17	R: 1 H: 2 E: 0 LOB: 1 K: 1 BB: 1 S: 12 P: 21	R: 0 H: 0 E: 0 LOB: 0 K: 1 BB: 0 S: 8 P: 11	R: 0 H: 0 E: 1 LOB: 3 K: 3 BB: 1 S: 11 P: 21	R: 0 H: 1 E: 0 LOB: 1 K: 1 BB: 0 S: 12 P: 16	R: 0 H: 1 E: 0 LOB: 1 K: 1 BB: 0 S: 14 P: 19	1B: 4 SF: 0 2B: 2 SAC: 2 3B: 0 DP: 1 HR: 0 HBP: 1		WP: 1 PA: 40 PB: 0 SB: 1 CS: 0	
<b>PITCHER</b>	IP WLS BF H R ER SO BB IBB HBP BLK WP HR S P ERA WHIP											<b>PITCHER</b>	IP WLS BF H R ER SO BB IBB HBP BLK WP HR S P ERA WHIP
Curt Schilling, R (1, 1) ERA: 5.4	6.0 L 26 4 3 2 10 4 0 1 0 1 0 67 102 3.00 1.333											Matt Mantei, R (9, 1) ERA: 1.8	1.0 4 1 0 0 1 0 0 0 0 0 0 14 19 0.00 1.000
Stephen Randolph, L (7, 1) ERA: 5.68	0.0 3 0 0 0 0 1 0 0 0 0 0 0 2 8 ∞ ∞												
Oscar Villarreal, R (7, 1) ERA: 3.0	0.1 1 0 0 0 1 0 0 0 0 0 0 0 3 4 0.00 0.000												
Mike Myers, L (7, 1) ERA:	0.1 1 0 0 0 1 0 0 0 0 0 0 0 3 4 0.00 0.000												
Mike Koplove, R (7, 1) ERA:	1.1 5 1 0 0 2 0 0 0 0 0 0 0 15 21 0.00 0.750												

livebaseballscorecards.com







Batter	1	2	3	4	5	6	7	8	9	AB R H RBI BB SO LOB	TOP											
Alex Sanchez, L (1, 8) OBP: 0.340, SLG: 0.417	0-1 G6-3		0-0 G4-3 3B		2-2 CS 2B		3-2 F8		1-1 E9 1B	5 1 3 0 0 0 1	<b>Milwaukee Brewers @ Arizona Diamondbacks</b> Bank One Ballpark, Phoenix, AZ Sun Apr 13 2003, 4:35 PM EDT Att: 34,416 - Dome - 72 F											
Eric Young Sr., R (1, 4) OBP: 0.370, SLG: 0.531	4-1 S BB		0-0 G4-3		1-3 K		0-1 1B		0-0 1B	4 0 2 2 1 1 1												
Richie Sexson, R (1, 3) OBP: 0.389, SLG: 0.532	2-2 HBP		1-2 G6-3		3-2 FC4-6 1B		0-0 1B		2-3 3-H 0-3 K	4 0 2 0 0 1 2												
Geoff Jenkins, L (1, 7) OBP: 0.391, SLG: 0.545	1-1 F8		4-1 FC5-4 BB		1-0 FC4-6 1-2f		1-2 P4		0-0 G4-3	4 0 0 0 1 0 8												
Jeffrey Hammonds, R (1, 9) OBP: 0.211, SLG: 0.306	1-3 K		0-0 FC5-4 1-2f		3-2 G5-3		1-3 K			4 0 0 0 0 2 3												
Wes Helms, R (1, 5) OBP: 0.238, SLG: 0.282		1-1 G6-3		1-3 K		0-0 G5-3		0-0 P5		3 0 0 0 0 1 0												
Shane Nance, L (6, 1)										0 0 0 0 0 0 0												
Luis Vizcaino, R (7, 1)										0 0 0 0 0 0 0												
Scott Podsednik, L (8, PH) OBP: 0.278, SLG: 0.235										1 0 0 0 0 0 0												
Matt Ford, S (8, 1)										0 0 0 0 0 0 0												
Keith Osik, R (1, 2) OBP: 0.273, SLG: 0.211		2-1 1B		0-0 G6-3		1-3 K		1-1 F9		4 0 1 0 0 1 0												
Royce Clayton, R (1, 6) OBP: 0.458, SLG: 0.683		1-0 F8		2-2 HR		4-1 1B 1B BB			0-3 K	2 1 1 1 1 0 1												
Enrique Cruz, R (9, PH)										1 0 0 0 0 1 0												
Glendon Rusch, L (1, 1)		0-1 L3		1-1 G6-3		1-3 K			0-2 E 1B	2 0 0 0 0 0 1												
Keith Ginter, R (6, 5) OBP: 0.353, SLG: 0.267										2 1 1 0 0 1 1												
<b>Inning Stats</b>	R: 0 E: 0 K: 1 S: 12	H: 0 LOB: 2 BB: 1 P: 20	R: 0 E: 0 K: 0 S: 7	H: 1 LOB: 1 BB: 0 P: 11	R: 1 E: 0 K: 0 S: 7	H: 1 LOB: 1 BB: 1 P: 12	R: 1 E: 0 K: 1 S: 9	H: 1 LOB: 0 BB: 0 P: 13	R: 0 E: 0 K: 1 S: 15	H: 2 LOB: 1 BB: 0 P: 22	R: 0 E: 0 K: 1 S: 7	H: 0 LOB: 0 BB: 0 P: 11	R: 0 E: 0 K: 1 S: 15	H: 2 LOB: 3 BB: 1 P: 24	R: 0 E: 0 K: 1 S: 6	H: 0 LOB: 0 BB: 0 P: 8	R: 1 E: 1 K: 2 S: 13	H: 3 LOB: 2 BB: 0 P: 14	1B: 7 2B: 1 3B: 1 HR: 1	SF: 0 SAC: 0 DP: 0 HBP: 1	WP: 0 PB: 0 SB: 1 CS: 1	PA: 40
<b>PITCHER</b>	IP WLS BF H R ER SO BB IBB HBP BLK WP HR S P ERA WHIP																					
Elmer Dessens, R (1, 1) ERA: 4.58	6.2 W 30 7 2 2 5 3 0 1 0 0 1 68 108 2.70 1.500																					
Mike Myers, L (7, 1) ERA:	0.1 1 0 0 0 0 0 0 0 0 0 0 4 5 0.00 0.000																					
Miguel Batista, R (8, 1) ERA: 5.79	2.0 9 3 1 1 3 0 0 0 0 0 0 19 22 4.50 1.500																					

livebaseballscorecards.com

AB	36
R	3
H	10
RBI	3
BB	3
SO	8
LOB	18



Batter	1	2	3	4	5	6	7	8	9	AB	R	H	RBI	BB	SO	LOB
<b>Craig Counsell, L</b> (1, 6) OBP: 0.323, SLG: 0.296	2-2 G6-3		1-3 K	2-2 F8		2-2 1B S 2-3 1B	1-0 F9			5	0	1	0	0	1	3
<b>Junior Spivey, R</b> (1, 4) OBP: 0.238, SLG: 0.211	3-1 G4-3		0-3 K		0-0 1B 2B	0-3 K		3-2 F8		5	1	1	0	0	2	2
<b>Luis Gonzalez, L</b> (1, 7) OBP: 0.429, SLG: 0.659	1-1 F7			0-0 1B 2B	0-1 G5-4-3 1B	2-1 S 2-3 1B		3-2 F8		5	1	3	2	0	0	0
<b>Matt Williams, R</b> (1, 5) OBP: 0.316, SLG: 0.382		2-2 G4-3 1B G1-3 1B		0-0 L5	1-1 G5-4-3 1-2f	2-3 K		1-0 P3		5	1	1	0	0	1	4
<b>Mark Grace, L</b> (1, 3) OBP: 0.211, SLG: 0.278		0-1 G1-3		0-0 F7	3-1 2B 1B		1-0 F7			4	1	1	0	0	0	2
<b>Danny Bautista, R</b> (1, 9) OBP: 0.242, SLG: 0.226		0-0 G4-3		3-2 2B HR 1B	1-1 1B 2B		3-2 1B 2B 1B			4	2	3	2	0	0	1
<b>Steve Finley, L</b> (1, 8) OBP: 0.267, SLG: 0.310		1-1 FC4-6 1B		0-1 HR 2B	0-0 P5		0-1 2B 1B			4	1	3	1	0	0	1
<b>Robby Hammock, R</b> (1, 2) OBP: 0.667, SLG: 1.333		2-0 FC4-6		1-1 HR		1-2 1B WP 1B	1-0 1B 2B			4	2	3	4	0	0	1
<b>Elmer Dessens, R</b> (1, 1) OBP: 0.200, SLG: 0.200			1-1 G1-3	2-1 1B		3-3 K	2-3 K			3	0	1	0	0	1	1
<b>Mike Myers, L</b> (7, 1)										0	0	0	0	0	0	0
<b>David Dellucci, L</b> (7, PH)										1	0	0	0	0	1	2
<b>Miguel Batista, R</b> (8, 1)										0	0	0	0	0	0	0

Inning Stats	R: 0	H: 0	E: 0	K: 0	S: 7	R: 1	H: 2	E: 0	K: 0	S: 10	R: 0	H: 0	E: 0	K: 2	S: 8	R: 4	H: 5	E: 0	K: 0	S: 16	R: 2	H: 4	E: 0	K: 0	S: 10	R: 1	H: 3	E: 0	K: 3	S: 19	R: 1	H: 3	E: 0	K: 1	S: 15	R: 0	H: 0	E: 0	K: 0	S: 9
	LOB: 0	BB: 0	BB: 13	LOB: 1	BB: 0	LOB: 0	BB: 0	LOB: 1	BB: 0	LOB: 1	LOB: 0	BB: 0	LOB: 0	BB: 0	LOB: 10	LOB: 1	BB: 0	LOB: 1	LOB: 0	BB: 0	LOB: 15	LOB: 1	BB: 0	LOB: 0	LOB: 1	LOB: 0	LOB: 0	LOB: 2	BB: 0	LOB: 2	LOB: 0	BB: 0	LOB: 2	LOB: 0	BB: 0	LOB: 0	LOB: 0	BB: 0	LOB: 16	

PITCHER	IP	WLS	BF	H	R	ER	SO	BB	IBB	HBP	BLK	WP	HR	S	P	ERA	WHIP
<b>Glendon Rusch, L</b> (1, 1) ERA: 7.41	5.0	L	25	11	7	7	2	0	0	0	0	0	1	51	77	12.60	2.200
<b>Shane Nance, L</b> (6, 1) ERA: 5.06	1.0		6	3	1	1	3	0	0	0	0	0	0	19	29	9.00	3.000
<b>Luis Vizcaino, R</b> (7, 1) ERA: 20.25	1.0		6	3	1	1	1	0	0	0	0	0	0	15	23	9.00	3.000
<b>Matt Ford, L</b> (8, 1) ERA:	1.0		3	0	0	0	0	0	0	0	0	0	0	9	16	0.00	0.000

**BOTTOM**

**Milwaukee Brewers @ Arizona Diamondbacks**  
Bank One Ballpark, Phoenix, AZ

Sun Apr 13 2003, 4:35 PM EDT  
Att: 34,416 - Dome - 72 F

AB	40
R	9
H	17
RBI	9
BB	0
SO	6
LOB	17



WP	HR	S	P	ERA	WHIP
1	0	0	40		
0	0	0	0		
1	0	0	0		
0	0	0	0		



Batter	1	2	3	4	5	6	7	8	9	AB R H RBI BB SO LOB	TOP											
Chris Stynes, R OBP: 0.389, SLG: 0.432 (1, 5)	3-3 K		0-1 G1-3		0-2 G4-3		1-1 G6-3	3-2 G4-3		5 0 0 0 0 1 5												
Jay Payton, R OBP: 0.350, SLG: 0.418 Jose Jimenez, R (9, 1)	0-0 F7		3-2 G6-3		3-1 P3		1-1 G6-3		2-2 G5-3	5 0 0 0 0 0 3 0 0 0 0 0 0 0												
17 Todd Helton, L OBP: 0.444, SLG: 0.694 (1, 3)	2-2 G4-3		3-3 K		1-0 HBP		4-0 HR IBB		2-1 F8	3 1 0 0 1 1 0												
Larry Walker, L OBP: 0.364, SLG: 0.596 (1, 9)		1-1 G3		1-3 K	0-3 K		0-1 HR		0-0 HR	5 2 2 4 0 2 3												
Preston Wilson, R OBP: 0.417, SLG: 0.667 (1, 8)		0-2 HR		0-1 G5-3 1B		0-2 G6-3	0-1 G5-3		1-3 K	5 1 2 1 0 1 0												
José Hernández, R OBP: 0.386, SLG: 0.529 (1, 6)		3-2 G1-3		1 SAFE G5-3		B X	1-0 1B		1-0 L4	4 0 1 0 0 0 1												
Bobby Estalella, R OBP: 0.381, SLG: 0.778 (1, 2)		4-1 1B BB		3-3 K		2-3 K		0-0 1B 1B		3 0 1 0 1 2 2												
Brent Butler, R OBP: 0.364, SLG: 0.222 (1, 4)		0-1 1B			0-0 G4-3 1B		0-1 G6-3		1 SAFE 0-0 F7	4 0 2 0 0 0 2												
Nelson Cruz, R Javier López, L Chris Richard, L Steve Reed, R Greg Norton, S Justin Speier, R Dan Miceli, R Gabe Kapler, R OBP: 0.330, SLG: 0.417 (1, 1) (6, 1) (7, PH) (7, 1) (8, PH) (8, 1) (9, 1) (9, 7)		2-1 G4-3		1 SAFE 0-1 E1 G4-3		1-1 G6-3 HR 1B		1-0 1B		2 0 0 0 0 0 0 3 0 0 0 0 0 0 0 0 1 1 1 0 0 0 0 0 0 0 0 0 0 0 0 0 1 0 1 0												
<b>Inning Stats</b>	R: 0 E: 0 K: 1 S: 7	H: 0 LOB: 0 BB: 0 P: 12	R: 1 E: 0 K: 0 S: 13	H: 2 LOB: 2 BB: 1 P: 23	R: 0 E: 0 K: 1 S: 9	H: 1 LOB: 1 BB: 0 P: 14	R: 0 E: 1 K: 1 S: 11	H: 1 LOB: 3 BB: 0 P: 15	R: 0 E: 0 K: 1 S: 9	H: 1 LOB: 1 BB: 0 P: 12	R: 3 E: 0 K: 0 S: 10	H: 2 LOB: 0 BB: 1 P: 17	R: 0 E: 0 K: 0 S: 7	H: 2 LOB: 2 BB: 0 P: 12	R: 1 E: 0 K: 1 S: 9	H: 1 LOB: 0 BB: 0 P: 14	1B: 7 2B: 0 3B: 0 HR: 3	SF: 0 SAC: 0 DP: 0 HBP: 1	WP: 0 PB: 0 SB: 0 CS: 0	PA: 41		
<b>PITCHER</b>	IP WLS BF H R ER SO BB IBB HBP BLK WP HR S P ERA WHIP	IP WLS BF H R ER SO BB IBB HBP BLK WP HR S P ERA WHIP	IP WLS BF H R ER SO BB IBB HBP BLK WP HR S P ERA WHIP	IP WLS BF H R ER SO BB IBB HBP BLK WP HR S P ERA WHIP	IP WLS BF H R ER SO BB IBB HBP BLK WP HR S P ERA WHIP	IP WLS BF H R ER SO BB IBB HBP BLK WP HR S P ERA WHIP	IP WLS BF H R ER SO BB IBB HBP BLK WP HR S P ERA WHIP	IP WLS BF H R ER SO BB IBB HBP BLK WP HR S P ERA WHIP	IP WLS BF H R ER SO BB IBB HBP BLK WP HR S P ERA WHIP	IP WLS BF H R ER SO BB IBB HBP BLK WP HR S P ERA WHIP	IP WLS BF H R ER SO BB IBB HBP BLK WP HR S P ERA WHIP	IP WLS BF H R ER SO BB IBB HBP BLK WP HR S P ERA WHIP	IP WLS BF H R ER SO BB IBB HBP BLK WP HR S P ERA WHIP	IP WLS BF H R ER SO BB IBB HBP BLK WP HR S P ERA WHIP	IP WLS BF H R ER SO BB IBB HBP BLK WP HR S P ERA WHIP	IP WLS BF H R ER SO BB IBB HBP BLK WP HR S P ERA WHIP	IP WLS BF H R ER SO BB IBB HBP BLK WP HR S P ERA WHIP	IP WLS BF H R ER SO BB IBB HBP BLK WP HR S P ERA WHIP	IP WLS BF H R ER SO BB IBB HBP BLK WP HR S P ERA WHIP	IP WLS BF H R ER SO BB IBB HBP BLK WP HR S P ERA WHIP	IP WLS BF H R ER SO BB IBB HBP BLK WP HR S P ERA WHIP	
Byung-Hyun Kim, R ERA: 3.71 (1, 1)	6.0 L 26 5 1 1 6 1 0 1 0 0 1 59 91 1.50 1.000																					
Oscar Villarreal, R ERA: 4.66 (7, 1)	0.2 4 1 2 2 0 0 0 1 0 0 0 6 13 27.00 1.500																					
Stephen Randolph, L ERA: 6.75 (7, 1)	0.1 2 1 1 1 0 0 0 0 0 0 0 4 4 27.00 3.000																					
Mike Koplove, R ERA: 0.96 (8, 1)	2.0 9 3 1 1 1 1 0 0 0 0 0 1 16 26 4.50 1.500																					

**Colorado Rockies @ Arizona Diamondbacks**  
Bank One Ballpark, Phoenix, AZ

AB	38
R	5
H	10
RBI	5
BB	2
SO	7
LOB	19



Mon Apr 14 2003, 9:35 PM EDT  
Att. 25,688 - Cloudy - 81 F

WP	0	PA	41
PB	0		
SB	0		
CS	0		

Batter	1	2	3	4	5	6	7	8	9	AB R H RBI BB SO LOB
Tony Womack, L (1, 6) OBP: 0.205, SLG: 0.279	1-1 CS 1B		2-3 K		2-0 G3		1-0 G6-3		0-1 1B SF7 1B	5 1 2 0 0 1 1
Craig Counsell, L (1, 5) OBP: 0.333, SLG: 0.290	1 SAFE 1-2 F9		4-1 BB		2-2 P4			1-1 G4-3	3-1 BB 1B 1B	4 0 1 1 1 0 1
Junior Spivey, R (1, 4) OBP: 0.239, SLG: 0.195 Mark Grace, L (9, PH) OBP: 0.200, SLG: 0.278	4-2 WP 1-2 BB		3-3 K			3-2 G5-3		2-2 F9	2-0 SF7	3 0 0 0 1 1 1 0 0 0 1 0 0 0
Luis Gonzalez, L (1, 7) OBP: 0.426, SLG: 0.633	2-1 F8 1-2			1-0 G4-3		2-2 G3		0-0 BB 1B	0-0 BB 1B	5 0 2 0 0 0 1
Danny Bautista, R (1, 9) OBP: 0.289, SLG: 0.265		1-2 G6-3		1-0 F7		3-2 2B		4-2 BB 1B	4-2 BB 1B	3 0 1 0 2 0 0
Steve Finley, L (1, 8) OBP: 0.280, SLG: 0.304		3-1 1B		4-2 1B BB		2-2 F9		0-3 K	0-3 K	4 0 1 0 1 2 6
Lyle Overbay, L (1, 3) OBP: 0.382, SLG: 0.613		2-1 L7		2-1 1B			4-2 G3 BB		2-1 HR	3 1 2 1 1 0 1
Chad Moeller, R (1, 2) OBP: 0.371, SLG: 0.594		1-3 K		2-0 F8			1-2 P6		3-1 1B 2B	4 1 1 0 0 1 4
Byung-Hyun Kim, R (1, 1) Oscar Villarreal, L (7, 1) Stephen Randolph, L (7, 1) Carlos Baerga, S (7, PH) Mike Koplove, R (8, 1) David Dellucci, L (9, PH) OBP: 0.353, SLG: 0.357			1-1 G4-3		1-2 G3		1-1 G3		1-3 K	2 0 1 0 0 0 0 0 1 0 0 0 0 0 0 0 1 0 0 0 0 1 1

Inning Stats	R: 0 E: 0 K: 0 S: 9	H: 1 LOB: 1 BB: 1 P: 17	R: 0 E: 0 K: 1 S: 13	H: 1 LOB: 1 BB: 0 P: 20	R: 0 E: 0 K: 2 S: 11	H: 0 LOB: 1 BB: 1 P: 21	R: 0 E: 0 K: 0 S: 8	H: 1 LOB: 2 BB: 1 P: 18	R: 0 E: 0 K: 0 S: 7	H: 0 LOB: 0 BB: 0 P: 12	R: 0 E: 0 K: 0 S: 14	H: 1 LOB: 1 BB: 0 P: 24	R: 0 E: 0 K: 0 S: 8	H: 0 LOB: 1 BB: 1 P: 15	R: 0 E: 0 K: 1 S: 12	H: 1 LOB: 2 BB: 1 P: 19	R: 3 E: 0 K: 2 S: 19	H: 5 LOB: 3 BB: 1 P: 34	1B: 7 2B: 2 3B: 0 HR: 1	SF: 1 SAC: 0 DP: 0 HBP: 0	WP: 1 PB: 0 SB: 0 CS: 1	PA: 42
--------------	------------------------------	----------------------------------	-------------------------------	----------------------------------	-------------------------------	----------------------------------	------------------------------	----------------------------------	------------------------------	----------------------------------	-------------------------------	----------------------------------	------------------------------	----------------------------------	-------------------------------	----------------------------------	-------------------------------	----------------------------------	----------------------------------	------------------------------------	----------------------------------	--------

PITCHER	IP	WLS	BF	H	R	ER	SO	BB	IBB	HBP	BLK	WP	HR	S	P	ERA	WHIP
Nelson Cruz, R (1, 1) ERA: 2.16	5.2	W	23	4	0	0	3	3	0	0	0	1	0	59	107	0.00	1.235
Javier López, L (6, 1) ERA:	0.1	H	1	0	0	0	0	0	0	0	0	0	0	3	5	0.00	0.000
Steve Reed, R (7, 1) ERA: 1.23	1.0		4	0	0	0	0	1	0	0	0	0	0	8	15	0.00	1.000
Justin Speier, R (8, 1) ERA: 5.63	1.0		5	1	0	0	1	1	0	0	0	0	0	12	19	0.00	2.000
Dan Miceli, R (9, 1) ERA: 8.31	0.1		4	3	3	3	1	0	0	0	0	0	1	9	15	81.00	9.000

PITCHER	IP	WLS	BF	H	R	ER	SO	BB	IBB	HBP	BLK	WP	HR	S	P	ERA	WHIP
Jose Jimenez, R (9, 1) ERA: 6.43	0.2	S	5	2	0	0	1	1	0	0	0	0	0	10	19	0.00	4.500

**BOTTOM**

**Colorado Rockies @ Arizona Diamondbacks**

Bank One Ballpark, Phoenix, AZ

Mon Apr 14 2003, 9:35 PM EDT  
Att: 25,688 - Cloudy - 81 F

livebaseballscores.com

AB	35
R	3
H	10
RBI	3
BB	6
SO	6
LOB	17





Batter	1	2	3	4	5	6	7	8	9	AB R H RBI BB SO LOB	TOP										
Ronnie Belliard, R (1, 4) OBP: 0.420, SLG: 0.422	2-2 G1-3	1-2 1B		4-0 L6-3 BB		1 SAFE 3-1 CS	0-1 1B		1-2 1B	5 1 4 2 1 0 0											
Greg Norton, S (1, 5) OBP: 0.133, SLG: 0.071	2-3 K	4-1 17 BB BB		0-1 L6-3		1 SAFE 3-3 K2	0-1 K2		F8	3 0 0 0 1 2 2											
Brent Butler, R (7, 5) OBP: 0.333, SLG: 0.200				1-1		1 SAFE 3-3 K2	1-2f		G6-3	2 0 0 0 0 0 4											
17 Todd Helton, L (1, 3) OBP: 0.485, SLG: 0.712	4-2 WP 2B	4-2 BB		1-2 BB		1-2 1B	3-2 1B		1-2 2B	3 2 3 1 2 0 0											
Larry Walker, L (1, 9) OBP: 0.367, SLG: 0.588	4-0 2B 1B	3-1 G4-3		1-2 BB		1-3 K	0-0 G4-3		1-0 HBP	4 2 1 2 1 1 4											
Preston Wilson, R (1, 8) OBP: 0.415, SLG: 0.655	1-0 1B 2B			2-1 F7		1 SAFE 2-3 K			4-2 FC6-4 BB	4 1 1 1 1 2 1											
José Hernández, R (1, 6) OBP: 0.371, SLG: 0.500	1-1 FC3-6 1B			2-3 K		1 SAFE 3-2 G6-3			1-2 FC6-4 BB	5 1 1 2 0 2 3											
Charles Johnson, R (1, 2) OBP: 0.200, SLG: 0.176	1-2 FC3-6			0-0 F8		3-2 F7			1-2f	3 1 0 0 2 0 1											
Chris Richard, L (1, 7) OBP: 0.385, SLG: 0.750				2-0 F9		3-2 CS			1-1 2B	4 1 2 1 0 0 1											
Justin Speier, R (8, 1)				0-0 HR		0-3 K			1-2 2B	0 0 0 0 0 0 0											
Jay Payton, R (9, PH) OBP: 0.361, SLG: 0.418						1 SAFE 0-3 K			1-2 HBP	0 1 0 1 0 0 0											
Todd Jones, L (9, 1)									2-3 3-H	0 0 0 0 0 0 0											
Shawn Chacon, R (1, 1) OBP: 0.167, SLG: 0.667									1-2 HBP	3 1 1 1 0 2 1											
40 Brian Fuentes, L (8, 1)									1-2 BB	0 0 0 0 0 0 0											
Gabe Kapler, R (8, 7) OBP: 0.429, SLG: 0.462									1-2 BB	1 1 1 1 1 0 0											
<b>Inning Stats</b>	R: 3 E: 0 K: 1 S: 18	H: 2 LOB: 1 BB: 2 P: 33	R: 1 E: 0 K: 0 S: 10	H: 2 LOB: 2 BB: 2 P: 24	R: 0 E: 0 K: 1 S: 6	H: 0 LOB: 0 BB: 0 P: 10	R: 1 E: 0 K: 1 S: 6	H: 1 LOB: 0 BB: 1 P: 10	R: 0 E: 0 K: 2 S: 13	H: 1 LOB: 1 BB: 0 P: 20	R: 0 E: 0 K: 1 S: 11	H: 1 LOB: 0 BB: 0 P: 20	R: 0 E: 0 K: 1 S: 9	H: 2 LOB: 1 BB: 0 P: 15	R: 0 E: 0 K: 2 S: 10	H: 0 LOB: 1 BB: 1 P: 20	R: 7 E: 0 K: 0 S: 26	H: 5 LOB: 2 BB: 3 P: 47	1B: 9 2B: 5 3B: 0 HR: 2	SF: 0 SAC: 0 DP: 2 HBP: 1	WP: 1 PA: 48
<b>PITCHER</b>	IP WLS BF H R ER SO BB IBB HBP BLK WP HR S P ERA WHIP																				
John Patterson, R (1, 1) ERA: 11.25	4.0 L 20 5 5 5 3 5 0 0 0 1 2 40 77 11.25 2.500																				
Stephen Randolph, L (5, 1) ERA: 4.66	3.0 11 4 0 0 4 0 0 0 0 0 0 33 55 0.00 1.333																				
Oscar Villarreal, R (8, 1) ERA: 4.22	1.0 4 0 0 0 2 1 0 0 0 0 0 10 20 0.00 1.000																				
Matt Mantei, R (9, 1) ERA: 5.06	0.1 3 2 2 2 0 0 0 0 0 0 0 7 11 54.00 6.000																				
Mike Myers, L (9, 1) ERA: 9.64	0.2 9 3 5 5 0 3 0 1 0 0 0 19 36 67.50 9.000																				

**Colorado Rockies @ Arizona Diamondbacks**  
Bank One Ballpark, Phoenix, AZ

AB	37
R	12
H	14
RBI	12
BB	9
SO	9
LOB	17



Tue Apr 15 2003, 9:35 PM EDT  
Att. 31,182 - Sunny - 66 F

livebaseballscores.com





Batter	1	2	3	4	5	6	7	8	9	AB R H RBI BB SO LOB	TOP																
Ronnie Belliard, R (1, 4) OBP: 0.418, SLG: 0.440	3-2 G6-3		3-2 G6-4-3 1B			2-1 1B 2B		0-1 G4-3	1 SAFE 2-3 K	5 1 2 0 0 1 1																	
Jay Payton, R (1, 7) OBP: 0.338, SLG: 0.390	1-1 G5-3		0-1 G6-4-3 1-2f			1-0 L9		2-2 F8		4 0 0 0 0 0 2																	
17 Todd Helton, L (1, 3) OBP: 0.486, SLG: 0.745	0-0 G4-3				2-2 L7	4-0 1B IBB		3-2 HR		3 1 1 1 1 0 0																	
Larry Walker, L (1, 9) OBP: 0.391, SLG: 0.593		4-1 G6-4-3 BB			0-0 G3	0-2 G6-4-3 1-3 2-H 1B		3-2 BB 1B		3 0 2 1 1 0 0																	
José Hernández, R (1, 6) OBP: 0.364, SLG: 0.475		1-1 G6-4-3 1-2f			2-2 K	2-2 1 SAFE G6-4-3 1-2f		4-2 BB		3 0 0 0 1 1 3																	
Gabe Kapler, R (1, 8) OBP: 0.412, SLG: 0.400		0-1 CI			0-1 G6-3		4-1 G6-3 SH1-3 BB	3-3 K		2 1 0 0 1 1 2																	
Todd Jones, L (8, 1)										0 0 0 0 0 0 0																	
Jose Jimenez, R (9, 1)										0 0 0 0 0 0 0																	
Bobby Estealella, R (1, 2) OBP: 0.375, SLG: 0.700		4-0 2B BB			1-1 F9		1 SAFE 0-0 SH1-3		2-3 K	2 0 0 0 1 1 0																	
Chris Stynes, R (1, 5) OBP: 0.397, SLG: 0.479		3-2 2B			2-2 2B				0-0 G6-3	4 0 2 1 0 0 1																	
Darren Oliver, R (1, 1)			0-1 G6-3			1-1 F7			1-1 1B	2 0 0 0 0 0 1																	
Chris Richard, L (7, PH) OBP: 0.357, SLG: 0.692										1 0 0 0 0 0 1																	
Steve Reed, R (7, 1)										0 0 0 0 0 0 0																	
Preston Wilson, R (8, 8) OBP: 0.424, SLG: 0.661										1 0 1 0 0 0 0																	
<b>Inning Stats</b>	R: 0 E: 0 K: 0 S: 7	H: 0 LOB: 0 BB: 0 P: 11	R: 1 E: 1 K: 0 S: 9	H: 1 LOB: 2 BB: 2 P: 21	R: 0 E: 0 K: 0 S: 9	H: 1 LOB: 0 BB: 0 P: 12	R: 0 E: 0 K: 1 S: 7	H: 0 LOB: 0 BB: 0 P: 11	R: 0 E: 0 K: 0 S: 9	H: 1 LOB: 1 BB: 0 P: 13	R: 1 E: 0 K: 0 S: 14	H: 2 LOB: 1 BB: 1 P: 22	R: 0 E: 0 K: 0 S: 6	H: 0 LOB: 1 BB: 1 P: 13	R: 1 E: 0 K: 1 S: 20	H: 2 LOB: 2 BB: 1 P: 35	R: 0 E: 0 K: 2 S: 13	H: 1 LOB: 1 BB: 0 P: 18	1B: 4 2B: 3 3B: 0 HR: 1	SF: 0 SAC: 1 DP: 3 HBP: 0	WP: 0 PB: 0 SB: 0 CS: 0	PA: 37					
<b>PITCHER</b>	IP WLS BF H R ER SO BB IBB HBP BLK WP HR S P ERA WHIP																										
Miguel Batista, R (1, 1) ERA: 4.11	6.0		23	5	2	1	1	2	1	0	0	0	0	55	90	1.50	1.167										
Mike Koplove, R (7, 1) ERA: 1.59	2.0		10	2	1	1	1	2	0	0	0	0	1	26	48	4.50	2.000										
Matt Mantei, R (9, 1) ERA: 4.26	1.0	W	4	1	0	0	2	0	0	0	0	0	0	13	18	0.00	1.000										

**Colorado Rockies @ Arizona Diamondbacks**  
Bank One Ballpark, Phoenix, AZ  
Wed Apr 16 2003, 9:35 PM EDT  
Att. 28,588 - Sunny - 74 F

AB	30
R	3
H	8
RBI	3
BB	5
SO	4
LOB	11



Batter	1	2	3	4	5	6	7	8	9	AB R H RBI BB SO LOB
<b>Craig Counsell, L</b> OBP: 0.370, SLG: 0.308 (1, 6) (7, 4)	1-1 G3 SH5-3 2B 1B	4-1 BB BB			1-2 G5-3		3-2 1B 1B		4-1 1B 1B BB	3 2 2 0 2 0 0
<b>Danny Bautista, R</b> OBP: 0.326, SLG: 0.270 <b>David Dellucci, L</b> OBP: 0.350, SLG: 0.353 (1, 9) (9, 9)	1-1 SH5-3 1-2	4-0 BB BB			1-0 F7		1-1 1-3 1B 1B		1-2 1B 1B BB	2 0 1 0 1 0 0 1 0 1 2 0 0 0
<b>Luis Gonzalez, L</b> OBP: 0.397, SLG: 0.561 (1, 7)	1-0 G3 2-3	3-2 F7			2-3 K		3-2 1-1 SAFE SAFE L4-3		1-0 1B 1B 2-H 2-H	5 0 1 1 0 1 6
<b>Matt Williams, R</b> OBP: 0.283, SLG: 0.317 (1, 5)	4-0 2B BB		1-0 F7			1-1 L7		1-1 G6-3		3 0 0 0 1 0 0
<b>Lyle Overbay, L</b> OBP: 0.429, SLG: 0.658 (1, 3)	3-1 1-3 3-H 2B		0-0 F8			0-0 E3 BB		0-0 G5-4-3 1B		4 0 2 1 0 0 0
<b>Junior Spivey, R</b> OBP: 0.224, SLG: 0.182 <b>Mike Koplove, R</b> <b>Mark Grace, L</b> OBP: 0.227, SLG: 0.300 <b>Matt Mantei, R</b> (1, 4) (7, 1) (8, PH) (9, 1)	1-1 G1-3		2-2 F9			1-3 K		0-0 G5-4-3 1-2f		3 0 0 0 0 1 3 0 0 0 0 0 0 0 1 0 0 0 0 0 1 0 0 0 0 0 0 0
<b>Steve Finley, L</b> OBP: 0.310, SLG: 0.358 (1, 8)		0-0 SH1-3 G3 1B		1-2 G4-3		4-1 1-2 SAFE SAFE SAFE BB BB		1-1 BB 1B 1B		3 1 2 0 1 0 0
<b>Chad Moeller, R</b> OBP: 0.333, SLG: 0.528 (1, 2)		2-2 G3 1-2		0-0 L4		3-3 K		0-3 K		4 0 0 0 0 2 4
<b>Miguel Batista, R</b> <b>Tony Womack, L</b> OBP: 0.216, SLG: 0.265 (1, 1) (7, 6)		0-0 SH1-3 2-3		3-3 K		1-2 L8		0-0 1B 1B BB		1 0 0 0 0 1 0 2 1 1 0 0 0 0

Inning Stats	R: 1 E: 0 K: 0 S: 9	H: 2 LOB: 2 BB: 1 P: 20	R: 0 E: 0 K: 0 S: 9	H: 1 LOB: 3 BB: 2 P: 22	R: 0 E: 0 K: 0 S: 6	H: 0 LOB: 0 BB: 0 P: 9	R: 0 E: 0 K: 1 S: 7	H: 0 LOB: 0 BB: 0 P: 11	R: 0 E: 0 K: 1 S: 9	H: 0 LOB: 0 BB: 0 P: 13	R: 0 E: 1 K: 2 S: 11	H: 0 LOB: 2 BB: 1 P: 20	R: 0 E: 0 K: 0 S: 14	H: 2 LOB: 1 BB: 0 P: 22	R: 0 E: 0 K: 0 S: 4	H: 1 LOB: 0 BB: 0 P: 5	R: 3 E: 0 K: 1 S: 12	H: 4 LOB: 2 BB: 1 P: 19	1B: 9 2B: 2 3B: 0 HR: 0	SF: 0 SAC: 2 DP: 2 HBP: 0
--------------	------------------------------	----------------------------------	------------------------------	----------------------------------	------------------------------	---------------------------------	------------------------------	----------------------------------	------------------------------	----------------------------------	-------------------------------	----------------------------------	-------------------------------	----------------------------------	------------------------------	---------------------------------	-------------------------------	----------------------------------	----------------------------------	------------------------------------


**BOTTOM**

**Colorado Rockies @ Arizona Diamondbacks**  
Bank One Ballpark, Phoenix, AZ

Wed Apr 16 2003, 9:35 PM EDT  
Att: 28,588 - Sunny - 74 F

AB	32
R	4
H	10
RBI	4
BB	5
SO	5
LOB	14

livebaseballscores.com



PITCHER	IP	WLS	BF	H	R	ER	SO	BB	IBB	HBP	BLK	WP	HR	S	P	ERA	WHIP
<b>Darren Oliver, L</b> ERA: 5.28 (1, 1)	6.0		26	3	1	1	4	4	0	0	0	0	0	51	95	1.50	1.167
<b>Steve Reed, R</b> ERA: 1.08 (7, 1)	1.0	H	4	2	0	0	0	0	0	0	0	0	0	14	22	0.00	2.000
<b>Todd Jones, R</b> ERA: 2.08 (8, 1)	1.0	H	3	1	0	0	0	0	0	0	0	0	0	4	5	0.00	1.000
<b>Jose Jimenez, R</b> ERA: 9.82 (9, 1)	0.1	L	6	4	3	3	1	1	0	0	0	0	0	12	19	81.00	15.000



Batter	1	2	3	4	5	6	7	8	9	AB R H RBI BB SO LOB	TOP	
Ronnie Belliard, R OBP: 0.407, SLG: 0.444 (1, 4)	2-1 G4-3 17 G4-3 2B		0-3 K			0-1 F9			1-2 G5-3	4 1 1 0 0 1 0		
Jay Payton, R OBP: 0.333, SLG: 0.429 (1, 7)	1-1 G4-3 2-3			1-0 G4-3			1-2 G4-3		0-0 HR	4 1 1 1 0 0 1		
17 Todd Helton, L OBP: 0.473, SLG: 0.719 Chris Richard, L OBP: 0.375, SLG: 0.667 (1, 3) (6, 3)	1-2 G4-3 3-H			0-2 F8			2-1 FC6-4 1B		1-0 F8	2 0 0 1 0 0 0 2 0 1 0 0 0 0		
Larry Walker, L OBP: 0.379, SLG: 0.571 Gabe Kapler, R OBP: 0.368, SLG: 0.353 (1, 9) (6, 9)	0-0 F7			0-1 P5			2-3 K		0-3 K	2 0 0 0 0 0 0 2 0 0 0 0 2 1		
Preston Wilson, R OBP: 0.406, SLG: 0.629 (1, 8)							0-1 FC6-4 1-2f			3 0 0 0 0 0 1		
José Hernández, R OBP: 0.353, SLG: 0.459 Dan Miceli, R (5, 1) Jose Jimenez, R (7, 1) Greg Norton, S OBP: 0.188, SLG: 0.133 (8, PH) (8, 5)										2 0 0 0 0 2 0 0 0 0 0 0 0 0 0 0 0 0 0 0 0 1 0 1 0 0 0 0		
Charles Johnson, R OBP: 0.186, SLG: 0.162 (1, 2)										3 0 0 0 0 1 1		
Chris Stynes, R OBP: 0.377, SLG: 0.451 Javier López, L (8, 1)										3 0 0 0 0 2 1 0 0 0 0 0 0 0		
Jason Jennings, L OBP: 0.333, SLG: 0.800 Brent Butler, R OBP: 0.308, SLG: 0.182 (1, 1) (5, 6)										1 0 0 0 0 1 0 2 0 0 0 0 1 1		
<b>Inning Stats</b>	R: 1 H: 1 E: 0 LOB: 0 K: 0 BB: 0 S: 9 P: 13	R: 0 H: 0 E: 0 LOB: 0 K: 2 BB: 0 S: 10 P: 12	R: 0 H: 0 E: 0 LOB: 0 K: 2 BB: 0 S: 10 P: 12	R: 0 H: 0 E: 0 LOB: 0 K: 0 BB: 0 S: 6 P: 7	R: 0 H: 0 E: 0 LOB: 0 K: 1 BB: 0 S: 6 P: 8	R: 0 H: 0 E: 0 LOB: 0 K: 1 BB: 0 S: 6 P: 7	R: 0 H: 1 E: 0 LOB: 1 K: 1 BB: 0 S: 12 P: 17	R: 0 H: 1 E: 0 LOB: 1 K: 2 BB: 0 S: 11 P: 16	R: 1 H: 1 E: 0 LOB: 0 K: 1 BB: 0 S: 8 P: 10	1B: 2 SF: 0 2B: 1 SAC: 0 3B: 0 DP: 0 HR: 1 HBP: 0	WP: 1 PA: 31 PB: 0 SB: 0 CS: 0	
<b>PITCHER</b> Curt Schilling, R ERA: 4.28 (1, 1)	IP WLS BF H R ER SO BB IBB HBP BLK WP HR S P ERA WHIP	9.0 W 31 4 2 2 10 0 0 0 0 1 1 78 102 2.00 0.444										

**Colorado Rockies @ Arizona Diamondbacks**  
Bank One Ballpark, Phoenix, AZ  
Thu Apr 17 2003, 6:05 PM EDT  
Att: 32,507 - Dome - 72 F

AB	31
R	2
H	4
RBI	2
BB	0
SO	10
LOB	6



Batter	1	2	3	4	5	6	7	8	9	AB	R	H	RBI	BB	SO	LOB
<b>Craig Counsell, L</b> OBP: 0.373, SLG: 0.326 (1, 5)	0-2 G3-1 1B 2B	1-3 K		2-3 K	4-2 BB		0-0 G6-4-3 1-2f 2-3			4	1	1	0	1	2	6
<b>Carlos Baerga, S</b> OBP: 0.440, SLG: 0.870 (1, 4)	1-0 F7	0-0 HR 1-H 2-H 3-H		0-1 HR 1-H	1-2 G3		0-1 1B 2B 3-H			5	2	3	7	0	0	4
<b>Luis Gonzalez, L</b> OBP: 0.403, SLG: 0.623 <b>Quinton McCracken, S</b> OBP: 0.182, SLG: 0.056 (1, 7) (7, 7) (9, 8)	1-0 G3-1	0-0 2B		3-2 F9		1-2 HR	4-1 1B BB			4	1	2	1	0	0	1
<b>David Dellucci, L</b> OBP: 0.360, SLG: 0.364 (1, 9)	1-0 FC4-6 1B 3-H	2-2 P5			0-1 P3	1-2 P5	1-0 1B 2-3			5	0	2	1	0	0	1
<b>Lyle Overbay, L</b> OBP: 0.426, SLG: 0.651 (1, 3)	0-2 FC4-6 1-2f		0-0 G4-3		1-0 1B 2B	0-1 2B	2-0 G3			5	1	2	0	0	0	4
<b>Steve Finley, L</b> OBP: 0.323, SLG: 0.368 <b>Robby Hammock, R</b> OBP: 0.455, SLG: 0.818 (8, PH) (9, 7)		2-2 E 1B HR 1B	3-1 P4		1-2 2B 1B 1B	2-2 F9		2-2 F7		4	2	2	0	0	0	1
<b>Tony Womack, L</b> OBP: 0.214, SLG: 0.278 (1, 6)		0-3 K	1-3 K		1-0 1B 2B 1-3 2-H	0-0 F7		0-0 G1-3		5	0	1	1	0	2	2
<b>Chad Moeller, R</b> OBP: 0.386, SLG: 0.550 (1, 2)		3-2 E HR 1B		4-2 FC6 BB	2-1 BB 1B		3-2 G6-4-3 E 2B 1B	0-3 K		4	2	3	1	1	1	0
<b>Curt Schilling, R</b> (1, 1)		0-0 E1 HR		0-0 FC6 HR 1-2f	1-3 K		0-1 E1 G6-4-3			4	2	0	0	0	1	6

Inning Stats	R: 1	H: 2	E: 0	K: 0	S: 9	LOB: 1	BB: 0	P: 12	R: 4	H: 4	E: 1	K: 2	S: 20	LOB: 1	BB: 0	P: 28	R: 0	H: 0	E: 0	K: 1	S: 6	LOB: 0	BB: 0	P: 10	R: 2	H: 1	E: 0	K: 1	S: 12	LOB: 0	BB: 1	P: 21	R: 2	H: 4	E: 0	K: 1	S: 17	LOB: 3	BB: 1	P: 28	R: 1	H: 2	E: 0	K: 0	S: 12	LOB: 1	BB: 0	P: 16	R: 1	H: 3	E: 1	K: 0	S: 11	LOB: 3	BB: 1	P: 21	R: 0	H: 0	E: 0	K: 1	S: 9	LOB: 0	BB: 0	P: 11
--------------	------	------	------	------	------	--------	-------	-------	------	------	------	------	-------	--------	-------	-------	------	------	------	------	------	--------	-------	-------	------	------	------	------	-------	--------	-------	-------	------	------	------	------	-------	--------	-------	-------	------	------	------	------	-------	--------	-------	-------	------	------	------	------	-------	--------	-------	-------	------	------	------	------	------	--------	-------	-------

PITCHER	IP	WLS	BF	H	R	ER	SO	BB	IBB	HBP	BLK	WP	HR	S	P	ERA	WHIP
<b>Jason Jennings, R</b> ERA: 8.05 (1, 1)	4.1	L	26	11	9	5	4	1	0	0	0	0	2	56	85	10.38	2.769
<b>Dan Miceli, R</b> ERA: 7.84 (5, 1)	1.2		8	2	1	1	1	1	0	0	0	0	1	20	30	5.40	1.800
<b>Jose Jimenez, R</b> ERA: 9.72 (7, 1)	1.0		7	3	1	1	0	1	0	0	0	0	0	11	21	9.00	4.000
<b>Javier López, L</b> ERA: (8, 1)	1.0		3	0	0	0	1	0	0	0	0	0	0	9	11	0.00	0.000


**BOTTOM**

**Colorado Rockies @ Arizona Diamondbacks**  
Bank One Ballpark, Phoenix, AZ

Thu Apr 17 2003, 6:05 PM EDT  
Att: 32,507 - Dome - 72 F

AB	41
R	11
H	16
RBI	11
BB	3
SO	6
LOB	25

livebaseballscorecards.com



WP: 0	PA: 44
PB: 0	
SB: 0	
CS: 0	



Batter	1	2	3	4	5	6	7	8	9	AB R H RBI BB SO LOB	TOP											
<b>Craig Counsell, L</b> (1, 6) OBP: 0.382, SLG: 0.362	2-3 			3-3 		1-1 		2-1 		4 0 2 0 0 2 0												
<b>Carlos Baerga, S</b> (1, 4) OBP: 0.379, SLG: 0.741	3-2 			1-1 		0-0 		0-1 		4 0 0 0 0 0 2												
<b>Luis Gonzalez, L</b> (1, 7) OBP: 0.394, SLG: 0.600	2-1 			2-2 		3-2 				4 1 1 0 0 0 1												
<b>David Dellucci, L</b> (1, 9) OBP: 0.379, SLG: 0.400		2-2 			1-2 		0-2 			3 0 1 0 0 0 1												
<b>Matt Williams, R</b> (1, 5) OBP: 0.280, SLG: 0.295		1-3 			3-2 		3-1 			3 1 0 0 1 1 2												
<b>Lyle Overbay, L</b> (1, 3) OBP: 0.412, SLG: 0.617		2-3 			0-1 		0-0 			4 0 1 0 0 1 3												
<b>Steve Finley, L</b> (1, 8) OBP: 0.318, SLG: 0.410			0-1 		1-0 		2-3 			4 1 1 3 0 1 3												
<b>Chad Moeller, R</b> (1, 2) OBP: 0.375, SLG: 0.523			0-0 		3-2 					4 0 1 0 0 0 2												
<b>Elmer Dessens, R</b> (1, 1) OBP: 0.167, SLG: 0.167			0-1 			2-3 				1 0 0 0 0 0 0												
<b>Tony Womack, L</b> (8, PH) OBP: 0.211, SLG: 0.273										1 0 0 0 0 0 1												
<b>Stephen Randolph, L</b> (6, 1)										0 0 0 0 0 0 0												
<b>Andrew Good, R</b> (7, 1)										0 0 0 0 0 0 0												
<b>Quinton McCracken, S</b> (8, PH) OBP: 0.174, SLG: 0.053										1 0 0 0 0 0 0												
<b>Oscar Villaresi, L</b> (8, 1)										0 0 0 0 0 0 0												
<b>Junior Spivey, R</b> (9, PH) OBP: 0.220, SLG: 0.178										1 0 0 0 0 0 1												
<b>Inning Stats</b>	R: 0 E: 0 K: 1 S: 11	H: 0 LOB: 0 BB: 0 P: 18	R: 0 E: 0 K: 2 S: 9	H: 0 LOB: 0 BB: 0 P: 14	R: 0 E: 0 K: 0 S: 5	H: 0 LOB: 0 BB: 0 P: 5	R: 0 E: 0 K: 1 S: 10	H: 0 LOB: 0 BB: 0 P: 16	R: 0 E: 0 K: 1 S: 12	H: 1 LOB: 2 BB: 0 P: 20	R: 0 E: 0 K: 1 S: 10	H: 1 LOB: 1 BB: 0 P: 16	R: 0 E: 0 K: 1 S: 9	H: 1 LOB: 1 BB: 0 P: 14	R: 0 E: 0 K: 0 S: 7	H: 1 LOB: 1 BB: 0 P: 10	R: 3 E: 0 K: 0 S: 25	H: 3 LOB: 1 BB: 1 P: 39	1B: 4 2B: 2 3B: 0 HR: 1	SF: 0 SAC: 0 DP: 0 HBP: 1	WP: 0 PB: 0 SB: 0 CS: 0	PA: 36
<b>PITCHER</b>	IP WLS BF H R ER SO BB IBB HBP BLK WP HR S P ERA WHIP																					
<b>Woody Williams, R</b> (1, 1) ERA: 0.00	7.0 W 25 3 0 0 6 0 0 1 0 0 0 0 66 103 0.00 0.429																					
<b>Jeff Fassero, L</b> (8, 1) ERA: 6.35	1.0 4 1 0 0 0 0 0 0 0 0 0 0 7 10 0.00 1.000																					
<b>Russ Springer, R</b> (9, 1) ERA: 5.63	0.2 5 2 3 3 0 1 0 0 0 0 0 1 17 28 40.50 4.500																					
<b>Steve Kline, L</b> (9, 1) ERA: 1.17	0.1 2 1 0 0 0 0 0 0 0 0 0 0 8 11 0.00 3.000																					

Arizona Diamondbacks @ St. Louis Cardinals  
 Busch Stadium, St. Louis, MO  
 Fri Apr 18 2003, 7:10 PM CDT  
 Att. 36,239 - Cloudy - 54 F

AB	34
R	3
H	7
RBI	3
BB	1
SO	6
LOB	15



**BOTTOM**

Arizona Diamondbacks @ St. Louis Cardinals  
 Busch Stadium, St. Louis, MO  
 Fri Apr 18 2003, 7:10 PM CDT  
 Att. 36,239 - Cloudy - 54 F

livebaseballscorecards.com

<b>AB</b>	<b>33</b>
<b>R</b>	<b>6</b>
<b>H</b>	<b>10</b>
<b>RBI</b>	<b>6</b>
<b>BB</b>	<b>8</b>
<b>SO</b>	<b>2</b>
<b>LOB</b>	<b>19</b>




WP: 0	PA: 41
PB: 0	
SB: 0	
CS: 0	

AB	R	H	RBI	BB	SO	LOB
5	0	1	1	0	1	1
3	0	0	0	0	0	2
0	0	0	0	1	0	0
1	0	0	0	0	0	1
2	1	0	0	3	0	3
4	0	1	1	1	1	1
5	2	2	1	0	0	4
3	1	2	1	1	0	0
4	1	2	1	0	0	2
3	1	1	1	1	0	2
3	0	1	0	0	0	3
0	0	0	0	0	0	0
0	0	0	0	1	0	0
0	0	0	0	0	0	0
0	0	0	0	0	0	0
1B: 4	SF: 0					
2B: 5	SAC: 0					
3B: 0	DP: 1					
HR: 1	HBP: 0					

Batter	1	2	3	4	5	6	7	8	9							
<b>Fernando Vina, L</b> (1, 4) OBP: 0.292, SLG: 0.286	1-2 G4-3	0-0 1B		2-1 L7		1-3 K		3-2 L8								
<b>Orlando Palmeiro, L</b> (1, 7) OBP: 0.419, SLG: 0.500	2-2 F7	1-2 F4		2-1 G6-3		4-1 27 G5-4-3 BB		0-2 G3								
<b>Eduardo Perez, R</b> (6, PH) OBP: 0.462, SLG: 0.714								1-2								
<b>Kerry Robinson, L</b> (8, PH) OBP: 0.292, SLG: 0.261																
<b>27 Scott Rolen, R</b> (1, 5) OBP: 0.493, SLG: 0.704	4-1 BB	0-0 F9		4-2 15 2B BB		3-1 SAFE G5-4-3		4-1 15 BB BB								
<b>15 Jim Edmonds, L</b> (1, 8) OBP: 0.479, SLG: 0.805	2-0 F8		1-3 K	0-0 1-H 2B			1-0 F9	4-2 1-2 2-3 BB								
<b>Edgar Renteria, R</b> (1, 6) OBP: 0.405, SLG: 0.612		0-1 G1-3	1-1 2B 2B	2-1 F9			1-1 HR	2-2 P6								
<b>Tino Martinez, L</b> (1, 3) OBP: 0.369, SLG: 0.475		4-0 2B BB	2-2 2-H 2B		0-0 1B		3-1 F9									
<b>Eli Marrero, R</b> (1, 9) OBP: 0.219, SLG: 0.233		1-2 SAFE SAFE 2B 2B	0-1 G5-3		2-2 P2		3-1 1B									
<b>Mike Matheny, R</b> (1, 2) OBP: 0.419, SLG: 0.525		2-0 1B 1B 2B	4-0 FC6 IBB		0-0 L7		2-2 SAFE P4									
<b>Woody Williams, R</b> (1, 1) OBP: 0.375, SLG: 0.375		1-2 1B 1B	3-1 FC6		2-2 L8			4-2 15 BB G3 BB								
<b>Jeff Fassero, L</b> (8, 1)																
<b>5 Albert Pujols, R</b> (8, PH) OBP: 0.466, SLG: 0.574																
<b>Russ Springer, R</b> (9, 1)																
<b>Steve Kline, S</b> (9, 1)																
<b>Inning Stats</b>	R: 0 E: 0 K: 0 S: 13	H: 0 LOB: 1 BB: 1 P: 22	R: 3 E: 0 K: 0 S: 17	H: 4 LOB: 2 BB: 1 P: 26	R: 1 E: 0 K: 1 S: 12	H: 2 LOB: 2 BB: 1 P: 23	R: 1 E: 0 K: 0 S: 9	H: 1 LOB: 1 BB: 1 P: 19	R: 0 E: 0 K: 0 S: 12	H: 1 LOB: 1 BB: 0 P: 16	R: 0 E: 0 K: 1 S: 6	H: 0 LOB: 0 BB: 1 P: 14	R: 1 E: 0 K: 0 S: 11	H: 2 LOB: 1 BB: 0 P: 21	R: 0 E: 0 K: 0 S: 14	H: 0 LOB: 3 BB: 3 P: 31
<b>PITCHER</b>	IP WLS BF H R ER SO	IP WLS BF H R ER SO	IP WLS BF H R ER SO	IP WLS BF H R ER SO	IP WLS BF H R ER SO	IP WLS BF H R ER SO	IP WLS BF H R ER SO	IP WLS BF H R ER SO	IP WLS BF H R ER SO	IP WLS BF H R ER SO	IP WLS BF H R ER SO	IP WLS BF H R ER SO	IP WLS BF H R ER SO	IP WLS BF H R ER SO	IP WLS BF H R ER SO	
<b>Elmer Dessens, R</b> (1, 1) ERA: 5.56	5.0 L	27	8	5	5	1	3	1	0	0	0	0	0	0	0	0
<b>Stephen Randolph, L</b> (6, 1) ERA: 4.76	1.2	7	2	1	1	1	1	0	0	0	0	0	0	0	0	0
<b>Andrew Good, R</b> (7, 1) ERA:	0.1	1	0	0	0	0	0	0	0	0	0	0	0	0	0	0
<b>Oscar Villarreal, R</b> (8, 1) ERA: 3.86	1.0	6	0	0	0	0	3	0	0	0	0	0	0	0	0	0

WP	HR	S	P	ERA	WHIP
0	0	0	0	9.00	2.200
0	0	0	0	5.40	1.800
0	0	0	0	0.00	0.000
0	0	0	0	0.00	3.000



Batter	1	2	3	4	5	6	7	8	9	AB R H RBI BB SO LOB	TOP											
<b>Craig Counsell, L</b> OBP: 0.367, SLG: 0.333 (1, 5) (8, 6)	1-3 <b>K</b>	3-2 <b>E4</b> HBP			4-1 <b>HR</b> BB	2-1 <b>L6</b>			1-2 <b>G3-1</b>	4 1 0 0 1 1 3												
<b>Steve Finley, L</b> OBP: 0.324, SLG: 0.391 (1, 8)	1-2 <b>P5</b>	1-2 SAFE SAFE <b>HBP</b>			0-3 <b>K</b>			1-1 <b>G3-1</b>	4-0 <b>S</b> BB	3 0 0 0 1 1 1												
<b>Luis Gonzalez, L</b> OBP: 0.408, SLG: 0.638 (1, 7)	2-2 <b>1B</b>	0-0 <b>F9</b>			0-2 <b>HR</b> 1-H			3-2 <b>E1</b> FC6-4	4-1 SAFE <b>BB</b>	4 1 2 2 1 0 3												
<b>David Dellucci, L</b> OBP: 0.353, SLG: 0.367 (1, 9)	2-3 <b>K</b>				0-2 <b>1B</b> G4-6-3			2-2 <b>FC6-4</b> S 1-2f	2-2 <b>F8</b>	5 0 1 0 0 1 4												
<b>Lyle Overbay, L</b> OBP: 0.400, SLG: 0.588 (1, 3)		3-2 <b>2B</b> G6-3 <b>1B</b>			1-2 <b>G4-6-3</b> 1-2f			1-3 <b>K</b> 1-2		4 1 1 0 0 1 2												
<b>Junior Spivey, R</b> OBP: 0.259, SLG: 0.229 (1, 4)		2-2 <b>2B</b> G4-3 <b>2B</b>						4-1 <b>1B</b> BB	0-0 <b>1B</b> G4-6-3	3 1 2 0 1 0 0												
<b>Tony Womack, L</b> OBP: 0.213, SLG: 0.271 <b>Mike Myers, L</b> (8, 1) <b>Matt Mantei, R</b> (8, 1)		3-1 <b>G6-3</b> 3-H			0-1 <b>L8</b>			1-0 SAFE <b>1B</b>	0-2 <b>G4-6-3</b> 1-2f	4 0 1 1 0 0 2 0 0 0 0 0 0 0 0 0 0 0 0 0 0	<b>AB 35</b> <b>R 4</b> <b>H 8</b> <b>RBI 4</b> <b>BB 4</b> <b>SO 7</b> <b>LOB 20</b>											
<b>Chad Moeller, R</b> OBP: 0.346, SLG: 0.479 (1, 2)		2-2 <b>G4-3</b> SAFE 2-3			1-2 <b>G6-3</b>			3-3 <b>K</b>	2-3 <b>K</b>	4 0 0 0 0 2 3												
<b>Byung-Hyun Kim, R</b> OBP: 0.125, SLG: 0.250 <b>Matt Williams, R</b> OBP: 0.275, SLG: 0.289 (1, 1) (8, 5)		2-2 <b>2B</b> E 3-H			1-0 <b>F8</b>			1-3 SAFE <b>K</b>	0-1 <b>G1-3</b>	3 0 1 1 0 1 2 1 0 0 0 0 0 0												
<b>Inning Stats</b>	R: 0 E: 0 K: 2 S: 16	H: 1 LOB: 1 BB: 0 P: 22	R: 2 E: 1 K: 0 S: 26	H: 3 LOB: 3 BB: 0 P: 42	R: 0 E: 0 K: 0 S: 6	H: 0 LOB: 0 BB: 0 P: 8	R: 0 E: 0 K: 0 S: 6	H: 0 LOB: 0 BB: 0 P: 8	R: 2 E: 0 K: 1 S: 13	H: 2 LOB: 0 BB: 1 P: 18	R: 0 E: 0 K: 2 S: 10	H: 1 LOB: 2 BB: 1 P: 21	R: 0 E: 1 K: 1 S: 12	H: 0 LOB: 1 BB: 0 P: 19	R: 0 E: 0 K: 1 S: 7	H: 1 LOB: 0 BB: 0 P: 9	R: 0 E: 0 K: 0 S: 11	H: 0 LOB: 2 BB: 2 P: 22	1B: 5 2B: 2 3B: 0 HR: 1	SF: 0 SAC: 0 DP: 2 HBP: 1	WP: 0 PB: 0 SB: 2 CS: 0	PA: 40
<b>PITCHER</b>	IP WLS BF H R ER SO BB IBB HBP BLK WP HR S P ERA WHIP																					
<b>Jason Simontacchi, R</b> ERA: 11.25 (1, 1)	5.0 L 23 6 4 4 3 1 0 1 0 0 0 1 67 98 7.20 1.400																					
<b>Kiko Calero, R</b> ERA: 3.52 (6, 1)	1.0 5 1 0 0 2 1 0 0 0 0 0 0 10 21 0.00 2.000																					
<b>Jeff Fassero, L</b> ERA: 5.4 (7, 1)	1.0 4 0 0 0 1 0 0 0 0 0 0 0 12 19 0.00 0.000																					
<b>Dustin Hermanson, R</b> ERA: 4.05 (8, 1)	1.2 6 1 0 0 1 1 0 0 0 0 0 0 13 20 0.00 1.200																					
<b>Steve Kline, L</b> ERA: 1.13 (9, 1)	0.1 2 0 0 0 0 1 0 0 0 0 0 0 5 11 0.00 3.000																					


Arizona Diamondbacks @ St. Louis Cardinals  
Busch Stadium, St. Louis, MO

Sat Apr 19 2003, 1:10 PM CDT  
Att. 38,742 - Overcast - 66 F

livebaseballscorecards.com





Batter	1	2	3	4	5	6	7	8	9	AB R H RBI BB SO LOB	TOP											
<b>Craig Counsell, L</b> OBP: 0.385, SLG: 0.375 (1, 5) (8, 6)	1-2 SH1-3 1B		3-2 1B		0-0 SH1-4 2B	2-1 F8			1-3 K	5 1 3 0 0 1 0												
<b>Quinton McCracken, S</b> OBP: 0.200, SLG: 0.095 <b>Matt Williams, R</b> OBP: 0.269, SLG: 0.283 (1, 8) (8, 5)	1-1 SH1-3		0-1 1B		0-0 SH1-4		0-0 G4-3		0-2 G4-3	2 0 1 0 0 0 0 1 0 0 0 0 0 0												
<b>Luis Gonzalez, L</b> OBP: 0.420, SLG: 0.620 (1, 7)	4-0 BB		0-1 F2		4-0 2B BB		2-3 K		2-0 1B HBP	2 0 0 0 2 1 2												
<b>David Dellucci, L</b> OBP: 0.359, SLG: 0.400 (1, 9)	0-1 F8		2-0 L9		1-1 2B		0-1 P5		3-2 1B	5 0 2 1 0 0 4												
<b>Mark Grace, L</b> OBP: 0.200, SLG: 0.261 <b>Lyle Overbay, L</b> OBP: 0.386, SLG: 0.566 (1, 3) (6, 3)	1-1 G4-3		1-1 G4-3		0-0 G1-3			0-0 G3	1-3 K	3 0 0 0 0 0 6 2 0 0 0 0 1 2												
<b>Junior Spivey, R</b> OBP: 0.276, SLG: 0.235 (1, 4)		1-1 G5-3		1-3 K	4-1 BB			0-1 1B		3 0 1 0 1 1 0												
<b>Tony Womack, L</b> OBP: 0.215, SLG: 0.270 <b>Mike Myers, L</b> <b>Matt Mantei, R</b> (1, 6) (8, 1) (8, 1)		1-0 G5-3 1B		0-3 K	2-2 F7			1-0 F9		4 0 1 0 0 1 4 0 0 0 0 0 0 0 0 0 0 0 0 0 0	AB 34 R 1 H 9 RBI 1 BB 4 SO 8 LOB 23											
<b>Chad Moeller, R</b> OBP: 0.357, SLG: 0.490 (1, 2)		1-2 G5-3		0-1 2B		3-1 G4-3		4-2 IBB		3 0 1 0 1 0 1												
<b>Miguel Batista, R</b> <b>Oscar Villarreal, L</b> <b>Steve Finley, L</b> OBP: 0.319, SLG: 0.385 (1, 1) (5, 1) (8, PH) (8, 8)		0-3 K		0-3 K		0-0 G5-3		2-3 K		2 0 0 0 0 2 2 1 0 0 0 0 0 0 1 0 0 0 0 1 2												
<b>Inning Stats</b>	R: 0 E: 0 K: 0 S: 9	H: 1 LOB: 2 BB: 1 P: 16	R: 0 E: 0 K: 1 S: 9	H: 1 LOB: 1 BB: 0 P: 12	R: 0 E: 0 K: 0 S: 10	H: 2 LOB: 2 BB: 0 P: 16	R: 0 E: 0 K: 3 S: 11	H: 1 LOB: 1 BB: 0 P: 12	R: 1 E: 0 K: 0 S: 9	H: 2 LOB: 3 BB: 2 P: 20	R: 0 E: 0 K: 0 S: 5	H: 0 LOB: 0 BB: 0 P: 10	R: 0 E: 0 K: 1 S: 6	H: 0 LOB: 0 BB: 0 P: 8	R: 0 E: 0 K: 1 S: 10	H: 1 LOB: 2 BB: 1 P: 17	R: 0 E: 0 K: 2 S: 13	H: 1 LOB: 2 BB: 0 P: 20	1B: 6 2B: 3 3B: 0 HR: 0	SF: 0 SAC: 2 DP: 0 HBP: 1	WP: 0 PB: 0 SB: 1 CS: 0	PA: 41
<b>PITCHER</b>	IP WLS BF H R ER SO BB IBB HBP BLK WP HR S P ERA WHIP																					
<b>Brett Tomko, R</b> ERA: 5.33 <b>Jeff Fassero, L</b> ERA: 4.91 <b>Cal Eldred, R</b> ERA: 7.04 (1, 1) (9, 1) (9, 1)	8.0 L 36 8 1 1 6 3 1 0 0 0 0 0 69 111 1.12 1.375																					

Arizona Diamondbacks @ St. Louis Cardinals  
 Busch Stadium, St. Louis, MO  
 Sun Apr 20 2003, 1:10 PM CDT  
 Att. 26,152 - Cloudy - 67 F

livebaseballscorecards.com

Batter	1	2	3	4	5	6	7	8	9	AB	R	H	RBI	BB	SO	LOB
Fernando Vina, L OBP: 0.281, SLG: 0.260 (1, 4)	0-1 G6-3		1-1 B5-3			0-0 G6-3 1B		1-2 P6		4	0	1	0	0	0	0
Orlando Palmeiro, L OBP: 0.380, SLG: 0.429 5 Albert Pujols, R OBP: 0.450, SLG: 0.551 Jeff Fassero, L Cal Eldred, R	2-1 G4-3		0-1 G6-3			3-2 G6-3 1-2		2-1 F9		3	0	0	0	0	0	1
Edgar Renteria, R OBP: 0.407, SLG: 0.622 (1, 6)	1-1 G4-3				0-1 G6-3		1-3 K		2-1 HBP 2B	4	0	1	0	0	1	1
15 Jim Edmonds, L OBP: 0.554, SLG: 0.844 (1, 8)					1-0 27 G5-4-3 1B		4-0 IBB		4-0 HBP BB	2	0	2	0	2	0	0
27 Scott Rolen, R OBP: 0.444, SLG: 0.613 (1, 5)					1-1 G5-4-3 1-2f		0-3 K		2-3 K	4	0	0	0	0	2	6
Tino Martinez, L OBP: 0.380, SLG: 0.484 Miguel Cairo, R OBP: 0.235, SLG: 0.300 (1, 3)							2-0 FC4-6 HBP		2-3 K	1	0	1	0	0	0	0
J.D. Drew, L (1, 9)							2-2 FC4-6 E 1-2f		2-2 G4-3	3	0	0	0	0	0	3
Mike Matheny, R OBP: 0.386, SLG: 0.478 (1, 2)							3-3 K 1-2		1-0 G5-3	4	0	0	0	0	3	6
Brett Tomko, R OBP: 0.375, SLG: 0.286 Eduardo Perez, R OBP: 0.444, SLG: 0.682 (8, PH)							3-2 G1-3		2-0 G5-3	2	0	0	0	0	0	1
										1	0	0	0	0	0	0

Inning Stats	R: 0	H: 0	E: 0	K: 0	S: 6	R: 0	H: 2	E: 0	K: 1	S: 10	R: 0	H: 0	E: 0	K: 0	S: 6	R: 0	H: 1	E: 0	K: 0	S: 5	R: 0	H: 0	E: 1	K: 1	S: 10	R: 0	H: 1	E: 0	K: 2	S: 12	R: 0	H: 0	E: 0	K: 1	S: 8	R: 0	H: 0	E: 0	K: 0	S: 6	R: 0	H: 1	E: 0	K: 3	S: 15	1B: 4	2B: 1	3B: 0	HR: 0	SF: 0	SAC: 0	DP: 1	HBP: 2	WP: 0	PB: 0	SB: 0	CS: 0	PA: 35
--------------	------	------	------	------	------	------	------	------	------	-------	------	------	------	------	------	------	------	------	------	------	------	------	------	------	-------	------	------	------	------	-------	------	------	------	------	------	------	------	------	------	------	------	------	------	------	-------	-------	-------	-------	-------	-------	--------	-------	--------	-------	-------	-------	-------	--------

PITCHER	IP	WLS	BF	H	R	ER	SO	BB	IBB	HBP	BLK	WP	HR	S	P	ERA	WHIP
Miguel Batista, R ERA: 3.2	(1, 1)	4.1		16	3	0	1	0	0	0	0	0	0	31	48	0.00	0.692
Oscar Villarreal, R ERA: 3.14	(5, 1)	2.2	W	10	1	0	0	4	0	1	0	0	0	26	44	0.00	0.375
Mike Myers, L ERA: 8.44	(8, 1)	0.2	H	2	0	0	0	0	0	0	0	0	0	4	7	0.00	0.000
Matt Mantei, R ERA: 2.79	(8, 1)	1.1	S	7	1	0	3	1	0	1	0	0	0	17	32	0.00	1.500

BOTTOM

Arizona Diamondbacks @ St. Louis Cardinals  
 Busch Stadium, St. Louis, MO  
 Sun Apr 20 2003, 1:10 PM CDT  
 Att: 26,152 - Cloudy - 67 F

AB	31
R	0
H	5
RBI	0
BB	2
SO	8
LOB	20



PITCHER	IP	WLS	BF	H	R	ER	SO	BB	IBB	HBP	BLK	WP	HR	S	P	ERA	WHIP
---------	----	-----	----	---	---	----	----	----	-----	-----	-----	----	----	---	---	-----	------



Batter	1	2	3	4	5	6	7	8	9	AB R H RBI BB SO LOB	TOP											
<b>Craig Counsell, L</b> (1, 5) OBP: 0.371, SLG: 0.350	0-0 G3		1-2 P5		2-1 F7		4-2 BB		3-2 F9	4 0 0 0 1 0 2												
<b>Steve Finley, L</b> (1, 8) OBP: 0.299, SLG: 0.357	0-1 G4-3		1-3 K		0-1 L6		2-2 G4-3		2-2 P6	5 0 0 0 0 1 5												
<b>Luis Gonzalez, L</b> (1, 7) OBP: 0.412, SLG: 0.613	1-1 2B			1-0 G4-3		1-1 L8		1-3 K		4 0 1 0 0 1 0												
<b>David Dellucci, L</b> (1, 9) OBP: 0.372, SLG: 0.410	2-3 K			0-0 G4-3		1-2 G1-6-3 1B		1-1 FC5-4 1B		4 0 2 0 0 1 1												
<b>Lyle Overbay, L</b> (1, 3) OBP: 0.393, SLG: 0.561				1-0 F8		0-0 G1-6-3 1-2f		1-1 FC5-4 1B		4 0 2 0 0 0 1												
<b>Junior Spivey, R</b> (1, 4) OBP: 0.290, SLG: 0.241				0-1 G6-3 1B		4-2 1-2 BB		2-2 FC5-4 1-2f 2-3		3 0 1 0 1 1 2												
<b>Tony Womack, L</b> (1, 6) OBP: 0.217, SLG: 0.284				0-2 G6-3		1-0 G3		2-1 G4-3		4 0 1 0 0 0 5												
<b>Chad Moeller, R</b> (1, 2) OBP: 0.367, SLG: 0.509				1-1 G6-3		1-1 SH1-4 2B		0-2 F7		4 0 2 0 0 0 2												
<b>Andrew Good, R</b> (1, 1) <b>Oscar Villarreal, L</b> (5, 1) <b>Carlos Baerga, S</b> (7, PH) <b>Mike Koplove, R</b> (7, 1) <b>17 Brandon Webb, R</b> (8, 1) <b>Quinton McCracken, S</b> (9, PH) OBP: 0.192, SLG: 0.091				0-3 K		1-0 SH1-4 2-3		4-0 PB BB		3-1 G5-3 1B	1 0 0 0 0 0 1 0 0 0 0 0 0 0 0 0 0 0 0 0 0 1 0 0 0 0 0 0 0 0 0 0 0 0 0 0 0 0 0 0 1 0 0 0 0 0 0 1											
<b>Inning Stats</b>	R: 0 E: 0 K: 1 S: 11	H: 1 LOB: 1 BB: 0 P: 14	R: 0 E: 0 K: 0 S: 8	H: 1 LOB: 1 BB: 0 P: 10	R: 0 E: 0 K: 2 S: 10	H: 0 LOB: 0 BB: 0 P: 12	R: 0 E: 0 K: 0 S: 6	H: 1 LOB: 2 BB: 1 P: 13	R: 0 E: 0 K: 0 S: 7	H: 1 LOB: 1 BB: 0 P: 11	R: 0 E: 0 K: 0 S: 7	H: 1 LOB: 0 BB: 0 P: 9	R: 0 E: 0 K: 1 S: 13	H: 1 LOB: 3 BB: 2 P: 24	R: 0 E: 0 K: 1 S: 12	H: 2 LOB: 2 BB: 0 P: 19	R: 0 E: 0 K: 0 S: 9	H: 1 LOB: 1 BB: 0 P: 17	1B: 6 2B: 3 3B: 0 HR: 0	SF: 0 SAC: 1 DP: 1 HBP: 0	WP: 0 PB: 1 SB: 0 CS: 0	PA: 38
<b>PITCHER</b>	IP WLS BF H R ER SO BB IBB HBP BLK WP HR S P ERA WHIP																					
<b>Tomo Ohka, R</b> (1, 1) ERA: 1.78	6.2 W 28 6 0 0 4 3 0 0 0 0 0 0 59 88 0.00 1.350																					
<b>Joey Eischen, L</b> (7, 1) ERA: 1.13	0.2 H 4 2 0 0 1 0 0 0 0 0 0 0 10 15 0.00 3.000																					
<b>Dan Smith, R</b> (8, 1) ERA: 3.27	0.2 H 3 1 0 0 0 0 0 0 0 0 0 0 7 14 0.00 1.500																					
<b>Scott Stewart, L</b> (9, 1) ERA:	1.0 3 0 0 0 0 0 0 0 0 0 0 0 7 12 0.00 0.000																					

**Arizona Diamondbacks @ Montreal Expos**  
 Olympic Stadium, Montreal, QB  
 Tue Apr 22 2003, 7:05 PM EDT  
 Att: 36,879 - Dome - 72 F

AB	34
R	0
H	9
RBI	0
BB	3
SO	5
LOB	19







Batter	1	2	3	4	5	6	7	8	9	AB R H RBI BB SO LOB	TOP												
<b>Craig Counsell, L</b> OBP: 0.360, SLG: 0.338 (1, 4) (7, 5)	2-1 G3		1-2 1B	2-0 FC1-6		1-2 G6-3		3-3 SAFE		5 1 1 0 0 1 4													
<b>Carlos Baerga, S</b> OBP: 0.400, SLG: 0.688 (1, 3)	1-2 G4-3		0-0 1B	2-2 G3		0-1 F8		2-2 G4-6-3	5 1 2 0 0 0 1														
<b>Luis Gonzalez, L</b> OBP: 0.422, SLG: 0.650 (1, 7)	1-1 BB		3-2 G4-3		3-1 F9		3-1 HR	3-2 G4-6-3	5 1 3 2 0 0 1														
<b>David Dellucci, L</b> OBP: 0.375, SLG: 0.381 (1, 9)	4-2 FC6-4		4-2 G4-3		0-0 G4-3		2-3 K	0-0 G3	3 0 0 0 2 1 0														
<b>Matt Williams, R</b> OBP: 0.250, SLG: 0.260 <b>Mike Koplove, R</b> (7, 1) <b>Matt Mantei, R</b> (9, 1)	0-0 FC6-4		3-3 K		3-2 L6		2-1 F7		4 0 0 0 0 1 5														
<b>Steve Finley, L</b> OBP: 0.296, SLG: 0.392 (1, 8)		2-3 K	1-2 G4-3		2-2 G1-3		0-0 HR		4 1 1 2 0 1 2														
<b>Chad Moeller, R</b> OBP: 0.375, SLG: 0.559 (1, 2)		3-2 HR	3-3 K		1-2 P6		0-0 CS		4 1 2 1 0 1 2														
<b>Tony Womack, L</b> OBP: 0.219, SLG: 0.310 (1, 6)		1-2 G1-3		0-0 B1-3		2-2 2B	1-0 F9		4 1 1 0 0 0 1														
<b>Elmer Dessens, R</b> OBP: 0.333, SLG: 0.444 <b>Junior Spivey, R</b> OBP: 0.302, SLG: 0.241 (1, 1) (7, 4)		2-1 G2-3		3-2 FC1-6		1-1 2B	4-1 BB		3 0 2 1 0 0 0														
<b>Inning Stats</b>	R: 0 E: 0 K: 0 S: 10	H: 1 LOB: 2 BB: 1 P: 18	R: 1 E: 0 K: 1 S: 12	H: 1 LOB: 0 BB: 0 P: 20	R: 2 E: 0 K: 2 S: 20	H: 3 LOB: 2 BB: 1 P: 35	R: 0 E: 0 K: 0 S: 8	H: 1 LOB: 1 BB: 0 P: 15	R: 0 E: 0 K: 0 S: 6	H: 0 LOB: 0 BB: 0 P: 12	R: 1 E: 0 K: 0 S: 17	H: 2 LOB: 1 BB: 0 P: 24	R: 1 E: 0 K: 1 S: 9	H: 1 LOB: 0 BB: 0 P: 16	R: 1 E: 0 K: 1 S: 7	H: 2 LOB: 2 BB: 1 P: 15	R: 0 E: 0 K: 0 S: 8	H: 1 LOB: 0 BB: 0 P: 13	1B: 7 2B: 2 3B: 1 HR: 3	SF: 0 SAC: 0 DP: 2 HBP: 0	WP: 0 PB: 0 SB: 0 CS: 1	PA: 40	
<b>PITCHER</b> <b>Livan Hernandez, R</b> ERA: 4.7 <b>Scott Stewart, L</b> ERA: 0.93 <b>52 T.J. Tucker, R</b> ERA: 4.32 <b>Rocky Biddle, R</b> ERA: 5.73	IP WLS BF H R ER SO BB IBB HBP BLK WP HR S P ERA WHIP	6.0 L 28 8 4 4 3 2 0 0 0 0 1 73 124 6.00 1.667	1.0 4 1 1 1 1 0 0 0 0 0 0 1 9 16 9.00 1.000	1.0 5 2 1 1 1 1 0 0 0 0 1 7 15 9.00 3.000	1.0 3 1 0 0 0 0 0 0 0 0 0 0 8 13 0.00 1.000		<b>PITCHER</b> IP WLS BF H R ER SO BB IBB HBP BLK WP HR S P ERA WHIP																

Arizona Diamondbacks @ Montreal Expos  
Olympic Stadium, Montreal, QB  
Wed Apr 23 2003, 7:05 PM EDT  
Att. 6,380 - Dome - 72 F

AB	37
R	6
H	12
RBI	6
BB	3
SO	5
LOB	16



BOTTOM

Arizona Diamondbacks @ Montreal Expos  
Olympic Stadium, Montreal, QB

livebaseballscorecards.com

AB	31
R	2
H	6
RBI	1
BB	3
SO	6
LOB	10



WP:	0	PA:	35
PB:	0		
SB:	0		
CS:	1		

Wed Apr 23 2003, 7:05 PM EDT  
Att. 6,380 - Dome - 72 F

AB R H RBI BB SO LOB

4	1	2	1	0	1	0
4	0	1	0	0	0	0
2	0	0	0	2	0	2
4	0	0	0	0	1	2
3	0	1	0	1	2	2
4	0	1	0	0	0	2
4	0	0	0	0	1	2
3	0	0	0	0	1	0
2	1	1	0	0	0	0
0	0	0	0	0	0	0
1	0	0	0	0	0	0
0	0	0	0	0	0	0
0	0	0	0	0	0	0
0	0	0	0	0	0	0

Batter	1	2	3	4	5	6	7	8	9
Endy Chavez, L (1, 8) OBP: 0.321, SLG: 0.429	1-2 F8		2-1 E 3B		2-2 1B			2-3 K	
Jose Vidro, S (1, 4) OBP: 0.420, SLG: 0.653	0-1 F8		3-2 E5		3-2 1B			3-1 L3	
Vladimir Guerrero, R (1, 9) OBP: 0.407, SLG: 0.492	0-0 F9		4-0 IBB		0-0 P4-3-5-2-5			4-2 CS BB	
Orlando Cabrera, R (1, 6) OBP: 0.298, SLG: 0.408		3-2 G4-3	1-0 L7		2-3 K			2-0 CS	1-2 G4-3
Brad Wilkerson, L (1, 7) OBP: 0.343, SLG: 0.444		1-2 2B	3-3 K		4-2 BB			0-3 K	
Fernando Tatis, R (1, 5) OBP: 0.333, SLG: 0.397		2-2 L5		2-2 F8		1-2 G6-4-3		3-2 1B	
Wil Cordero, R (1, 3) OBP: 0.280, SLG: 0.250		2-3 K		3-0 L7			0-1 G4-3	2-1 P3	
Michael Barrett, R (1, 2) OBP: 0.118, SLG: 0.143			1-1 G5-3	0-0 F8			1-3 K		
Livan Hernandez, R (1, 1) OBP: 0.250, SLG: 0.250			0-0 3B		2-2 G4-3		0-1 G4-3		
Scott Stewart, R (7, 1)									
Henry Mateo, S (7, PH) OBP: 0.417, SLG: 0.364									
52 T.J. Tucker, R (8, 1)									
Rocky Biddle, R (9, 1)									

Inning Stats	R: 0	H: 0	E: 0	K: 0	S: 6	R: 0	H: 1	E: 0	K: 1	S: 15	R: 2	H: 2	E: 1	K: 1	S: 12	R: 0	H: 0	E: 0	K: 0	S: 6	R: 0	H: 2	E: 0	K: 0	S: 10	R: 0	H: 0	E: 0	K: 1	S: 11	R: 0	H: 0	E: 0	K: 1	S: 8	R: 0	H: 0	E: 0	K: 1	S: 9	R: 0	H: 1	E: 0	K: 1	S: 11	1B: 4	2B: 2	3B: 1	HR: 0	SF: 0	SAC: 0	DP: 2	HBP: 0	WP: 0	PB: 0	SB: 0	CS: 1	PA: 35
--------------	------	------	------	------	------	------	------	------	------	-------	------	------	------	------	-------	------	------	------	------	------	------	------	------	------	-------	------	------	------	------	-------	------	------	------	------	------	------	------	------	------	------	------	------	------	------	-------	-------	-------	-------	-------	-------	--------	-------	--------	-------	-------	-------	-------	--------

PITCHER	IP	WLS	BF	H	R	ER	SO	BB	IBB	HBP	BLK	WP	HR	S	P	ERA	WHIP
Elmer Dessens, R (1, 1) ERA: 4.71	6.0	W	24	5	2	1	3	1	1	0	0	0	0	60	102	1.50	1.000
Mike Koplove, R (7, 1) ERA: 1.26	2.0	H	6	0	0	0	2	1	0	0	0	0	0	17	29	0.00	0.500
Matt Mantei, R (9, 1) ERA: 2.53	1.0		4	1	0	0	1	0	0	0	0	0	0	11	17	0.00	1.000



Batter	1	2	3	4	5	6	7	8	9	AB R H RBI BB SO LOB	TOP	
Craig Counsell, L (1, 5) OBP: 0.342, SLG: 0.319	1-2 F9		0-1 F7		1-2 G3-1			2-2 F7		4 0 0 0 0 0 0		
Carlos Baerga, S (1, 3) OBP: 0.410, SLG: 0.657	4-2 2B BB		0-1 G4-3		3-1 1B			0-1 G3		3 0 1 0 1 0 0		
Luis Gonzalez, L (1, 7) OBP: 0.415, SLG: 0.643	3-1 1-H 2B		2-1 F8		2-3 K			1-1 G6-3		4 0 1 0 0 1 1		
David Dellucci, L (1, 9) OBP: 0.346, SLG: 0.348	2-3 K			1-2 G4-3		0-3 K			3-1 G4-3	4 0 0 0 0 2 1		
Chad Moeller, R (1, 2) OBP: 0.368, SLG: 0.556		2-3 K		0-0 1B 2B		3-3 K			0-0 G5-3	4 0 1 0 0 2 0		
Steve Finley, L (1, 8) OBP: 0.294, SLG: 0.385		3-3 K		2-1 1B		0-2 P2			2-3 K	4 0 1 0 0 2 0		
Junior Spivey, R (1, 4) OBP: 0.303, SLG: 0.246		2-2 1B 1B		2-3 SAFE K		1-2 F6				3 0 1 0 0 1 2		
Tony Womack, L (1, 6) OBP: 0.224, SLG: 0.311		2-2 SAFE 1B		2-3 SAFE K		0-2 G6-3				3 0 1 0 0 1 2		
Byung-Hyun Kim, R (1, 1) Mike Myers, L (8, 1) Oscar Villarreal, L (8, 1)		1-3 K		1-2 P3		0-0 G6-3				3 0 0 0 0 1 2 0 0 0 0 0 0 0 0 0 0 0 0 0 0		
<b>Inning Stats</b>	R: 0 H: 1 E: 0 LOB: 1 K: 1 BB: 1 S: 12 P: 22	R: 0 H: 2 E: 0 LOB: 2 K: 3 BB: 0 S: 18 P: 28	R: 0 H: 0 E: 0 LOB: 0 K: 0 BB: 0 S: 6 P: 8	R: 0 H: 2 E: 0 LOB: 2 K: 2 BB: 0 S: 13 P: 20	R: 0 H: 1 E: 0 LOB: 1 K: 1 BB: 0 S: 14 P: 21	R: 0 H: 0 E: 0 LOB: 0 K: 2 BB: 0 S: 11 P: 14	R: 0 H: 0 E: 0 LOB: 0 K: 0 BB: 0 S: 7 P: 8	R: 0 H: 0 E: 0 LOB: 0 K: 0 BB: 0 S: 7 P: 10	R: 0 H: 0 E: 0 LOB: 0 K: 1 BB: 0 S: 9 P: 14	1B: 4 SF: 0 2B: 2 SAC: 0 3B: 0 DP: 0 HR: 0 HBP: 0	WP: 0 PA: 33 PB: 0 SB: 0 CS: 0	
<b>PITCHER</b>	IP WLS BF H R ER SO BB IBB HBP BLK WP HR S P ERA WHIP											
Javier Vazquez, R (1, 1) ERA: 2.48	7.0 W 27 6 0 0 9 1 0 0 0 0 0 0 81 121 0.00 1.000											
Joey Eischen, L (8, 1) ERA: 0.96	1.1 H 4 0 0 0 0 0 0 0 0 0 0 0 9 15 0.00 0.000											
Rocky Biddle, R (9, 1) ERA: 5.4	0.2 S 2 0 0 0 1 0 0 0 0 0 0 0 7 9 0.00 0.000											

Arizona Diamondbacks @ Montreal Expos  
Olympic Stadium, Montreal, QB  
Thu Apr 24 2003, 7:05 PM EDT  
Att. 5,954 - Dome - 72 F

AB	32
R	0
H	6
RBI	0
BB	1
SO	10
LOB	8



Batter	1	2	3	4	5	6	7	8	9
Endy Chavez, L (1, 8) OBP: 0.306, SLG: 0.407	1-3 K		1-2 G3-1			0-0 F7		1-2 G4-3	
Jose Vidro, S (1, 4) OBP: 0.402, SLG: 0.620	1-0 G4-3			3-2 E6 G6-4-3		2-0 F7		0-0 G4-3	
Vladimir Guerrero, R (1, 9) OBP: 0.400, SLG: 0.522	0-1 G6-3			1-0 G6-4-3 1-2f			2-2 HR	0-1 F9	
Jeff Liefer, L (1, 3) OBP: 0.245, SLG: 0.304		2-3 K		0-0 G4-3			0-3 K		
Jamey Carroll, R (8, 5) OBP: 0.364, SLG: 0.500									
Orlando Cabrera, R (1, 6) OBP: 0.299, SLG: 0.405		1-1 G3 1B			1-2 G1-3			0-0 P5	
Brad Wilkerson, L (1, 7) OBP: 0.342, SLG: 0.431		0-1 SAFE G3			3-2 G4-3			4-2 HBP S BB	
Jose Macias, S (1, 5) OBP: 0.381, SLG: 0.294		1-1 G4-3			1-2 G3			4-2 HBP BB	
Brian Schneider, L (1, 2) OBP: 0.361, SLG: 0.586			1-3 K			3-3 K		3-2 FC6-4 HBP	
Javier Vazquez, R (1, 1) OBP: 0.273, SLG: 0.273			0-1 G1-3			1-2 1B		1-2 FC6-4	
Wil Cordero, R (7, PH) OBP: 0.275, SLG: 0.244									
Joey Eischen, L (8, 1)									
Rocky Biddle, R (9, 1)									


AB	R	H	RBI	BB	SO	LOB
4	0	0	0	0	1	1
4	0	0	0	0	0	1
4	1	1	1	0	0	1
3	0	0	0	0	2	0
0	0	0	0	0	0	0
3	0	1	0	0	0	0
2	0	0	0	1	0	1
2	0	0	0	1	0	1
2	0	0	0	0	2	0
2	0	1	0	0	0	0
1	0	0	0	0	0	3
0	0	0	0	0	0	0
0	0	0	0	0	0	0

**BOTTOM**

**Arizona Diamondbacks @ Montreal Expos**  
Olympic Stadium, Montreal, QB

Thu Apr 24 2003, 7:05 PM EDT  
Att. 5,954 - Dome - 72 F

AB	27
R	1
H	3
RBI	1
BB	2
SO	5
LOB	8



Inning Stats		R: 0	H: 0	R: 0	H: 1	R: 0	H: 0	R: 0	H: 0	R: 0	H: 1	R: 1	H: 1	R: 0	H: 0
		E: 0	LOB: 0	E: 0	LOB: 1	E: 0	LOB: 0	E: 0	LOB: 0	E: 0	LOB: 1	E: 0	LOB: 3	E: 0	LOB: 0
		K: 1	BB: 0	K: 1	BB: 0	K: 1	BB: 0	K: 0	BB: 0	K: 1	BB: 0	K: 1	BB: 2	K: 0	BB: 0
		S: 6	P: 8	S: 10	P: 14	S: 8	P: 10	S: 5	P: 9	S: 11	P: 16	S: 8	P: 14	S: 6	P: 7

PITCHER		IP	WLS	BF	H	R	ER	SO	BB	IBB	HBP	BLK	WP	HR	S	P	ERA	WHIP
Byung-Hyun Kim, R (1, 1)	ERA: 3.19	7.0	L	27	3	1	1	5	2	0	1	0	0	1	68	105	1.29	0.714
Mike Myers, L (8, 1)	ERA: 7.94	0.1		1	0	0	0	0	0	0	0	0	0	0	3	4	0.00	0.000
Oscar Villarreal, R (8, 1)	ERA: 2.76	0.2		2	0	0	0	0	0	0	0	0	0	0	3	3	0.00	0.000

WP	PA	ERA	WHIP
0	30		
0			
1			
0			





BOTTOM

Arizona Diamondbacks @ New York Mets  
Shea Stadium, Flushing, NY

AB 31  
R 4  
H 7  
RBI 4  
BB 6  
SO 5  
LOB 17



WP: 1 PA: 38  
PB: 0  
SB: 0  
CS: 0

Fri Apr 25 2003, 7:10 PM EDT  
Att. 24,725 - Cloudy - 56 F

livebaseballscores.com

AB	R	H	RBI	BB	SO	LOB
5	0	0	0	0	0	5
5	0	0	0	0	2	0
3	0	0	0	1	0	0
0	0	0	0	0	0	0
4	1	3	0	0	0	0
0	2	0	0	4	0	0
0	0	0	0	0	0	0
4	1	1	1	0	0	6
3	0	1	1	1	1	1
4	0	1	1	0	1	5
1	0	0	0	0	0	0
1	0	1	1	0	0	0
0	0	0	0	0	0	0
1	0	0	0	0	1	0
1B: 5	SF: 0					
2B: 2	SAC: 1					
3B: 0	DP: 1					
HR: 0	HBP: 0					

Batter	1	2	3	4	5	6	7	8	9
Roberto Alomar, S OBP: 0.380, SLG: 0.407 (1, 4)	0-1 G5-3 ①		1-1 G4-3 ①	1-0 G4-6-3 ②		2-1 F7 ③		0-2 G4-3 ②	
Jay Bell, R OBP: 0.400, SLG: 0.190 (1, 6) (8, 3)	0-3 K ②		0-1 F9 ②		1-2 G6-3 ①		1-3 K ①	1-2 F8 ③	
Cliff Floyd, L OBP: 0.316, SLG: 0.386 Armando Benitez, R (9, 1)	4-2 BB 31 1B BB		3-2 G3 ③		2-0 F7 ②		0-0 F8 ②		
31 Mike Piazza, R OBP: 0.353, SLG: 0.475 (1, 2)	1-0 BB 1-2 1B			0-0 FC1-5 BB 1B	2-1 F8 ③		1-0 BB 2B		
Mo Vaughn, L OBP: 0.346, SLG: 0.344 Joe McEwing, R OBP: 0.200, SLG: 0.200 (7, PR) (8, 6)	4-1 FC6-4 BB 1-2 2-3			4-0 FC1-5 1B BB		4-2 WP G5-3 1B BB	4-0 2B IBB		
Raul Gonzalez, R OBP: 0.583, SLG: 0.900 (1, 9)	2-1 FC6-4 ③		2-1 FC1-5 1B 1-2 2-3f	0-1 FC1-5 1B 1-2 2-3f	2-0 G5-3 ①	2-0 G5-3 ①	2-0 2B		
Timo Perez, L OBP: 0.304, SLG: 0.333 (1, 8) (9, 7)		0-0 G4-3 ①		1-1 SH 1B 1-3 2-H		0-3 K 1B 2-3	4-0 IBB		
Ty Wigginton, R OBP: 0.382, SLG: 0.419 (1, 5)		1-3 K2-3 ②		0-1 SH 1B 1-2 3-H		0-0 P4 ②	3-1 F9 ③		
Steve Trachsel, R OBP: 0.167, SLG: 0.333 Tony Clark, S OBP: 0.238, SLG: 0.667 Mike Stanton, L (7, 1) Tsuyoshi Shinjo, R OBP: 0.154, SLG: 0.160 (8, PH) (9, 8)		0-1 G6-3 ③		1-0 SH G4-6-3 1-2 2-3		3-2 1B 1-3 3-H		1-3 K ①	

Inning	R	H	E	K	S	R	H	E	K	S	R	H	E	K	S	R	H	E	K	S	R	H	E	K	S
1	0	1	0	1	11	0	0	0	1	6	0	0	0	0	6	1	0	0	1	12	0	0	0	10	0
2	0	0	0	1	6	0	0	0	0	7	0	0	0	0	11	0	0	0	0	9	0	0	0	0	0
3	0	0	0	0	7	0	0	0	0	11	0	0	0	0	11	0	0	0	0	9	0	0	0	0	0
4	2	3	0	0	9	0	0	0	0	16	0	0	0	0	11	0	0	0	0	12	1	0	0	0	0
5	0	0	0	0	6	0	0	0	0	11	0	0	0	0	11	0	0	0	0	12	0	0	0	0	0
6	1	1	0	1	12	0	0	0	1	23	0	0	0	0	23	0	0	0	0	12	0	0	0	0	0
7	0	2	0	1	8	0	0	0	1	23	0	0	0	0	23	0	0	0	0	10	0	0	0	0	0
8	0	0	0	0	10	0	0	0	1	12	0	0	0	0	12	0	0	0	0	10	0	0	0	0	0
9	0	0	0	0	0	0	0	0	0	0	0	0	0	0	0	0	0	0	0	0	0	0	0	0	0

PITCHER	IP	WLS	BF	H	R	ER	SO	BB	IBB	HBP	BLK	WP	HR	S	P	ERA	WHIP
Miguel Batista, R ERA: 3.55 (1, 1)	5.2		27	5	3	3	3	4	0	0	0	1	0	49	86	4.76	1.588
Stephen Randolph, L ERA: 4.63 (6, 1)	0.1		1	0	0	0	0	0	0	0	0	0	0	2	4	0.00	0.000
Oscar Villarreal, R ERA: 2.95 (7, 1)	2.0	L	10	2	1	1	2	0	2	0	0	0	0	18	35	4.50	1.000



**Arizona Diamondbacks @ New York Mets**  
 Shea Stadium, Flushing, NY  
 Sun Apr 27 2003, 1:10 PM EDT  
 Cloudy - 67 F

AB	31
R	6
H	7
RBI	6
BB	2
SO	5
LOB	7



Batter	1	2	3	4	5	6	7	8	9	AB	R	H	RBI	BB	SO	LOB	
<b>Craig Counsell, L</b> (1, 6) OBP: 0.364, SLG: 0.351	4-1 E S 1B BB		2-3 K		1-2 2H 3H 2B		2-2 CS 1B			3	1	2	4	1	1	0	
<b>Junior Spivey, R</b> (1, 4) OBP: 0.293, SLG: 0.231	3-2 G6-4-3 1H 1B		0-0 G6-3		2-1 F8		3-3 SAFE K			4	0	1	1	0	1	2	
<b>Luis Gonzalez, L</b> (1, 7) OBP: 0.402, SLG: 0.637	1-0 G6-4-3 1-2f			1-1 G6-3		1-0 F8		1-1 F9		4	0	0	0	0	0	1	
<b>Danny Bautista, R</b> (1, 9) OBP: 0.294, SLG: 0.244	1-3 K			0-0 G4-3		0-2 L8		0-0 G6-3		4	0	0	0	0	1	0	
<b>Lyle Overbay, L</b> (1, 3) OBP: 0.362, SLG: 0.508		2-2 G6-3		2-1 G3		2-1 G4-3		0-1 F7		4	0	0	0	0	0	0	
<b>Matt Williams, R</b> (1, 5) OBP: 0.267, SLG: 0.333		3-3 K			0-0 E1 17 SH1-4 2B 1B		2-2 HR		0-1 G6-3	4	2	2	1	0	1	0	
<b>Steve Finley, L</b> (1, 8) OBP: 0.300, SLG: 0.390		4-1 FC5-4 BB			1-0 E3 17 SH1-4 2B		0-0 1B 1B 2B		3-3 K	3	2	1	0	1	1	1	
<b>Robby Hammock, R</b> (1, 2) OBP: 0.400, SLG: 0.667		1 SAFE FC5-4 1-2f		0-0 FC5-4		2-2 L6		2-2 17 SH1-3 1B 1B		0-0 G6-3	4	1	1	0	0	0	3
<b>17 Brandon Webb, R</b> (1, 1) <b>Oscar Villarreal, L</b> (8, 1) <b>Mike Myers, L</b> (9, 1)			0-1 G5-3		0-0 SH1-4 1-2 2-3		0-1 SH1-3			1	0	0	0	0	0	0	

Inning Stats	R: 1	H: 1	E: 0	K: 1	S: 10	P: 19	R: 0	H: 0	E: 0	K: 1	S: 10	P: 19	R: 0	H: 0	E: 0	K: 1	S: 6	P: 8	R: 0	H: 0	E: 0	K: 0	S: 5	P: 8	R: 2	H: 2	E: 2	K: 0	S: 11	P: 17	R: 0	H: 0	E: 0	K: 0	S: 7	P: 10	R: 3	H: 4	E: 0	K: 1	S: 15	P: 24	R: 0	H: 0	E: 0	K: 0	S: 5	P: 6	R: 0	H: 0	E: 0	K: 1	S: 8	P: 11	1B: 4	2B: 3	3B: 0	HR: 1	SF: 0	SAC: 2	DP: 2	HBP: 0	WP: 0	PA: 35
--------------	------	------	------	------	-------	-------	------	------	------	------	-------	-------	------	------	------	------	------	------	------	------	------	------	------	------	------	------	------	------	-------	-------	------	------	------	------	------	-------	------	------	------	------	-------	-------	------	------	------	------	------	------	------	------	------	------	------	-------	-------	-------	-------	-------	-------	--------	-------	--------	-------	--------

PITCHER	IP	WLS	BF	H	R	ER	SO	BB	IBB	HBP	BLK	WP	HR	S	P	ERA	WHIP
<b>Tom Glavine, L</b> (1, 1) ERA: 3.6	6.1	L	28	7	6	4	3	2	0	0	0	0	1	61	99	5.68	1.421
<b>David Weathers, R</b> (7, 1) ERA: 2.25	0.2		1	0	0	0	1	0	0	0	0	0	0	3	6	0.00	0.000
<b>Graeme Lloyd, L</b> (8, 1) ERA: 2.16	2.0		6	0	0	0	1	0	0	0	0	0	0	13	17	0.00	0.000

WP: 0	PA: 35
PB: 0	
SB: 1	
CS: 1	

Batter	1	2	3	4	5	6	7	8	9	AB	R	H	RBI	BB	SO	LOB
Roberto Alomar, S (1, 4) OBP: 0.365, SLG: 0.389	1-3 K			1-1 G6-3		0-1 FC3-6		3-2 F7		4	0	0	0	0	1	1
Ty Wigginton, R (1, 5) OBP: 0.376, SLG: 0.410	1-3 K			2-0 1B		3-2 K			1-3 K	4	0	1	0	0	3	1
Cliff Floyd, L (1, 7) OBP: 0.313, SLG: 0.378	1-0 G3-1			0-0 31 G5-4-3 1B			1-1 G3		1-3 K	4	0	1	0	0	1	0
31 Mike Piazza, R (1, 2) OBP: 0.347, SLG: 0.462			3-2 G4-3		1-2 G5-4-3		2-0 1B		1-2 G4-3	4	0	1	0	0	0	2
Mo Vaughn, L (1, 3) OBP: 0.333, SLG: 0.328 Graeme Lloyd, L (8, 1)		2-3 K			3-1 G4-3		1-3 K			3	0	0	0	0	2	1
Raul Gonzalez, R (1, 9) OBP: 0.467, SLG: 0.692		1-3 K			3-2 G6-3		2-3 K			3	0	0	0	0	2	1
Timo Perez, L (1, 8) OBP: 0.286, SLG: 0.311			2-3 K		1-1 F9			0-2 G4-3		3	0	0	0	0	1	0
Joe McEwing, R (1, 6) OBP: 0.250, SLG: 0.182 Roger Cedeno, S (8, PH) Jay Bell, R (9, 6) OBP: 0.400, SLG: 0.190			1-3 K			4-2 FC3-6 BB		1-2 F9		1	0	0	0	1	1	0
Tom Glavine, L (1, 1) OBP: 0.222, SLG: 0.222 David Weathers, R (7, 1) Tony Clark, S (8, 3) OBP: 0.273, SLG: 0.818			0-1 G6-3			1-3 K		2-2 HR		2	0	0	0	0	1	1


Inning Stats	R: 0	H: 0	E: 0	K: 2	S: 7	R: 0	H: 0	E: 0	K: 2	S: 9	R: 0	H: 0	E: 0	K: 2	S: 10	R: 0	H: 2	E: 0	K: 0	S: 7	R: 0	H: 0	E: 0	K: 0	S: 7	R: 0	H: 1	E: 0	K: 2	S: 9	R: 1	H: 1	E: 0	K: 0	S: 14	R: 0	H: 0	E: 0	K: 2	S: 11	1B: 3	2B: 0	3B: 0	HR: 1	SF: 0	SAC: 0	DP: 1	HBP: 0
	0	0	0	2	10	0	0	0	2	15	0	0	0	0	13	0	1	0	0	0	11	0	0	0	0	0	0	1	0	0	15	1	1	0	0	20	0	0	0	0	14	3	0	0	1	0	0	0

PITCHER	IP	WLS	BF	H	R	ER	SO	BB	IBB	HBP	BLK	WP	HR	S	P	ERA	WHIP
17 Brandon Webb, R (1, 1) ERA: 0.00	7.0	W	24	3	0	0	10	1	0	0	0	0	0	62	99	0.00	0.571
Oscar Villarreal, R (8, 1) ERA: 3.26	1.0		4	1	1	1	0	0	0	0	0	0	1	14	20	9.00	1.000
Mike Myers, L (9, 1) ERA: 6.75	1.0		3	0	0	0	2	0	0	0	0	0	0	11	14	0.00	0.000

**BOTTOM**

**Arizona Diamondbacks @ New York Mets**  
**Shea Stadium, Flushing, NY**  
 Sun Apr 27 2003, 1:10 PM EDT  
 Cloudy - 67 F

<b>AB</b>	<b>30</b>
<b>R</b>	<b>1</b>
<b>H</b>	<b>4</b>
<b>RBI</b>	<b>1</b>
<b>BB</b>	<b>1</b>
<b>SO</b>	<b>12</b>
<b>LOB</b>	<b>7</b>



WP	HR	S	P	ERA	WHIP
0	0	0	0	0.00	0.571
0	0	0	0	9.00	1.000
0	0	0	0	0.00	0.000



TOP

Arizona Diamondbacks @ New York Mets  
Shea Stadium, Flushing, NY

livebaseballscorecards.com

AB	37
R	7
H	11
RBI	6
BB	3
SO	6
LOB	22



WP:	0	PA:	42
PB:	0		
SB:	0		
CS:	0		

Sun Apr 27 2003, 1:15 PM EDT  
Att. 36,491 - Cloudy - 72 F

AB R H RBI BB SO LOB

4	3	2	0	1	0	1
4	1	1	0	0	0	2
0	0	0	0	0	0	0
1	0	0	0	0	1	1
4	1	2	0	1	0	2
2	0	0	0	1	1	4
0	0	0	2	0	0	0
5	1	2	4	0	0	4
5	0	1	0	0	1	2
4	1	2	0	0	1	1
4	0	0	0	0	1	3
0	0	0	0	0	0	0
3	0	1	0	0	1	1
1	0	0	0	0	0	1

Batter	1	2	3	4	5	6	7	8	9
<b>Craig Counsell, L</b> OBP: 0.376, SLG: 0.358 (1, 5) (7, 4) (8, 6)	2-1 F8		2-2 FC4 1B 1B	2-1 F7			2-1 G4-3 BLK SF8 1B		4-2 2B SF9 BB
<b>Carlos Baerga, S</b> OBP: 0.404, SLG: 0.628 <b>Mike Koplove, R</b> <b>Junior Spivey, R</b> OBP: 0.289, SLG: 0.227	0-1 P5		1-0 1 SAFE 1 SAFE 1B	1-1 G6-3			2-0 G4-3		0-3 K
<b>Luis Gonzalez, L</b> OBP: 0.411, SLG: 0.642	3-2 BB 1B		0-1 FC4 E 1B		3-1 E4 G6-3		4-1 BB		2-0 SF9 HR 2B
<b>David Dellucci, L</b> OBP: 0.357, SLG: 0.333 <b>Matt Williams, R</b> OBP: 0.258, SLG: 0.333 (7, PH)	4-2 SAFE 1-2 BB		0-3 K		2-2 F7		1-0 SF8		3-2 SF9
<b>Mark Grace, L</b> OBP: 0.233, SLG: 0.393	0-1 F9		3-1 E9 1-3 2-H 3-H 1B		0-2 G6-3		0-0 F8		0-1 HR
<b>Quinton McCracken, S</b> OBP: 0.200, SLG: 0.161		1-3 K	1-2 G1-3			2-0 2B		0-0 F8	1-1 F7
<b>Chad Moeller, R</b> OBP: 0.387, SLG: 0.565		2-3 K		0-0 E 2B		0-1 F7		2-0 1B	
<b>Tony Womack, L</b> OBP: 0.213, SLG: 0.295 <b>Matt Mantei, R</b>		0-1 G4-3		1-0 P5		1-1 L8		1-3 K	
<b>Randy Johnson, R</b> OBP: 0.333, SLG: 0.333 <b>Steve Finley, L</b> OBP: 0.297, SLG: 0.386			2-2 G6-3	1-1 E8 E 1B 2-H		1-3 K2-3		1-2 G3	

Inning Stats	R: 0	H: 1	R: 0	H: 0	R: 2	H: 3	R: 1	H: 2	R: 0	H: 1	R: 1	H: 1	R: 0	H: 1	R: 3	H: 2
	E: 0	LOB: 2	E: 0	LOB: 0	E: 2	LOB: 2	E: 2	LOB: 1	E: 1	LOB: 1	E: 0	LOB: 1	E: 0	LOB: 1	E: 0	LOB: 0
	K: 0	BB: 1	K: 2	BB: 0	K: 1	BB: 0	K: 0	BB: 0	K: 0	BB: 0	K: 0	BB: 1	K: 0	BB: 1	K: 1	BB: 1
	S: 12	P: 21	S: 9	P: 12	S: 18	P: 27	S: 8	P: 13	S: 8	P: 13	S: 6	P: 15	S: 9	P: 13	S: 14	P: 24

PITCHER	IP	WLS	BF	H	R	ER	SO	BB	IBB	HBP	BLK	WP	HR	S	P	ERA	WHIP
<b>Jae Weong Seo, R</b> ERA: 3.18	(1, 1)	6.0	L	27	7	3	0	4	1	0	0	0	0	63	98	0.00	1.333
<b>Mike Stanton, L</b> ERA: 4.66	(7, 1)	1.0		5	1	1	0	1	0	0	1	0	0	6	15	9.00	2.000
<b>Scott Strickland, R</b> ERA: 1.76	(8, 1)	1.0		4	1	0	0	1	0	0	0	0	0	9	13	0.00	1.000
<b>Armando Benitez, R</b> ERA: 7.24	(9, 1)	1.0		6	2	3	3	1	1	0	0	0	1	14	24	27.00	3.000

BOTTOM

Arizona Diamondbacks @ New York Mets  
Shea Stadium, Flushing, NY

livebaseballscorecards.com

AB	36
R	3
H	10
RBI	3
BB	3
SO	15
LOB	20



WP	0	PA	40
PB	0		
SB	1		
CS	0		

Sun Apr 27 2003, 1:15 PM EDT  
Att: 36,491 - Cloudy - 72 F

AB R H RBI BB SO LOB

4	0	0	0	1	1	4
3	0	0	0	0	2	1
1	0	0	0	0	0	0
0	0	0	0	1	0	0
4	1	2	1	0	1	0
5	1	2	0	0	2	3
4	0	1	1	0	2	2
3	0	1	1	0	1	3
0	0	0	0	1	0	0
3	0	1	0	0	2	2
1	0	0	0	0	1	1
4	1	2	0	0	1	0
2	0	1	0	0	1	3
1	0	0	0	0	0	0
0	0	0	0	0	0	0
0	0	0	0	0	0	0
1	0	0	0	0	0	1

Batter	1	2	3	4	5	6	7	8	9
Roberto Alomar, S OBP: 0.358, SLG: 0.372 (1, 4)	2-3 K ①	1-1 FC5-4 1-2f ③		0-2 L7 ②			1-2 G1-3 ①		4-2 BB BB 1-2
Joe McEwing, R OBP: 0.200, SLG: 0.143 (1, 6)	2-3 K ②		1-2 F9 ①	2-3 K ③			2-2 L7 ②		4-0 BB BB 1-2 2-3 BB
Timo Perez, L OBP: 0.280, SLG: 0.304 (7, PH)									
Jay Bell, R OBP: 0.419, SLG: 0.190 (8, 6)									
Ty Wigginton, R OBP: 0.378, SLG: 0.415 (1, 5)	2-3 K ③		0-0 1B 2B 1B		2-2 1B 1B		0-0 G1-3 ③		2-2 SF9 ② 3-H
Tony Clark, S OBP: 0.296, SLG: 0.778 (1, 3)		2-1 F8 1B 2B	3-1 1B 1B		1-3 SAFE K ①			1-3 K ①	0-0 F8 ③
Raul Gonzalez, R OBP: 0.421, SLG: 0.647 (1, 7) (9, 8)		0-2 F8 2-3	0-1 2B		0-3 K ②			2-3 K ②	
Tsuyoshi Shinjo, R OBP: 0.172, SLG: 0.179 (1, 8)		0-1 1B 1B 1B 3-H	1-1 G5-3 ②		2-3 K ③			4-1 BB	
Cliff Floyd, L OBP: 0.321, SLG: 0.378 (8, PH) (9, 7)									
Vance Wilson, R OBP: 0.308, SLG: 0.417 (1, 2)		1 SAFE 1-2 1B 1B 1-2	1-3 K ③			2-3 K2-3 ①		1-3 K ③	
31 Mike Piazza, R OBP: 0.342, SLG: 0.455 (8, PH) (9, 2)		1 SAFE 1-2 1B 1B							
Roger Cedeno, S OBP: 0.239, SLG: 0.254 (1, 9)		2-2 FC5-4 1-2 2-3 1B		1-3 K ①		0-0 G5-3 ②			3-2 BB DI SF9 1B
Jae Weong Seo, R OBP: 0.182, SLG: 0.182 (6, PH)									
Rev Sanchez, R OBP: 0.157, SLG: 0.119 (7, 1)									
Mike Stanton, L (8, 1)									
Scott Strickland, R Armando Benitez, R (9, 1)									
Mo Vaughn, L OBP: 0.329, SLG: 0.324 (9, PH)		1-3 K ②		0-0 1B		2-3 K ③			2-1 F9 ①

Inning Stats	R: 0 E: 0 K: 3 S: 10	H: 0 LOB: 0 BB: 0 P: 16	R: 1 E: 0 K: 1 S: 18	H: 4 LOB: 3 BB: 0 P: 25	R: 1 E: 0 K: 1 S: 14	H: 3 LOB: 2 BB: 0 P: 20	R: 0 E: 0 K: 2 S: 11	H: 1 LOB: 1 BB: 0 P: 14	R: 0 E: 0 K: 3 S: 14	H: 1 LOB: 1 BB: 0 P: 19	R: 0 E: 0 K: 2 S: 8	H: 0 LOB: 0 BB: 0 P: 12	R: 0 E: 0 K: 0 S: 8	H: 0 LOB: 0 BB: 0 P: 11	R: 0 E: 0 K: 3 S: 10	H: 0 LOB: 1 BB: 1 P: 18	R: 1 E: 0 K: 0 S: 13	H: 1 LOB: 2 BB: 2 P: 28	1B: 8 2B: 2 3B: 0 HR: 0	SF: 1 SAC: 0 DP: 0 HBP: 0
--------------	-------------------------------	----------------------------------	-------------------------------	----------------------------------	-------------------------------	----------------------------------	-------------------------------	----------------------------------	-------------------------------	----------------------------------	------------------------------	----------------------------------	------------------------------	----------------------------------	-------------------------------	----------------------------------	-------------------------------	----------------------------------	----------------------------------	------------------------------------

PITCHER	IP	WLS	BF	H	R	ER	SO	BB	IBB	HBP	BLK	WP	HR	S	P	ERA	WHIP
Randy Johnson, L ERA: 6.94 (1, 1)	6.0	W	27	9	2	2	12	0	0	0	0	0	0	75	106	3.00	1.500
Mike Koplove, R ERA: 1.13 (7, 1)	1.2	H	6	0	0	0	2	1	0	0	0	0	0	15	25	0.00	0.600
Matt Mantei, R ERA: 3.0 (8, 1)	1.1	S	7	1	1	1	1	2	0	0	0	0	0	16	32	6.75	2.250

PITCHER	IP	WLS	BF	H	R	ER	SO	BB	IBB	HBP	BLK	WP	HR	S	P	ERA	WHIP
---------	----	-----	----	---	---	----	----	----	-----	-----	-----	----	----	---	---	-----	------



Batter	1	2	3	4	5	6	7	8	9	AB R H RBI BB SO LOB	TOP											
Juan Pierre, L (1, 8) OBP: 0.333, SLG: 0.347	1-1 G6-3		1-2 F7			1-2 S 1B G5-3 1B	2-1 L8			4 1 1 0 0 0 2												
Luis Castillo, S (1, 4) OBP: 0.357, SLG: 0.398	2-1 G6-3		1-0 G1-3			1-1 1 SAFE 1 SAFE S 1B		1-1 G6-3		4 0 1 0 0 0 0												
Ivan Rodriguez, R (1, 2) OBP: 0.402, SLG: 0.459	4-2 BB			0-0 P4		3-3 K		0-2 G4-3		3 0 0 0 1 1 2												
Juan Encarnacion, R (1, 9) OBP: 0.303, SLG: 0.426	0-0 G4-3			2-3 K		0-1 G5-3		1-3 K		4 0 0 1 0 2 2												
Mike Lowell, R (1, 5) OBP: 0.361, SLG: 0.551		2-1 G4-3 2B		1-2 2B		3-2 L5		1-1 2B		4 0 3 0 0 0 1												
Derrek Lee, R (1, 3) OBP: 0.367, SLG: 0.414		1-3 K		1-1 G5-3			0-1 F8		3-2 G5-3	4 0 0 0 0 1 3												
Andy Fox, L (1, 6) OBP: 0.417, SLG: 0.450		1-0 G4-3			3-2 G3-1		1-2 F7		2-3 K	4 0 0 0 0 1 2												
Todd Hollandsworth, L (1, 7) OBP: 0.322, SLG: 0.375		1-3 K			1-2 G5-3		2-0 2B		1-1 F8	4 0 1 0 0 1 2												
Justin Wayne, R (1, 1)			0-2 F8		1-3 K		4-0 BB			2 0 0 0 0 1 0												
Toby Borland, R (6, 1)										0 0 0 0 0 0 0												
Brian Banks, S (7, PH) OBP: 0.286, SLG: 0.278										0 0 0 0 1 0 0												
Michael Tejera, L (7, 1) OBP: 0.250, SLG: 0.250										0 0 0 0 0 0 0												
<b>Inning Stats</b>	R: 0 E: 0 K: 0 S: 7	H: 0 LOB: 1 BB: 1 P: 14	R: 0 E: 0 K: 2 S: 9	H: 1 LOB: 1 BB: 0 P: 14	R: 0 E: 0 K: 0 S: 7	H: 0 LOB: 0 BB: 0 P: 9	R: 0 E: 0 K: 1 S: 9	H: 1 LOB: 1 BB: 0 P: 13	R: 0 E: 0 K: 1 S: 10	H: 0 LOB: 0 BB: 0 P: 15	R: 1 E: 0 K: 1 S: 15	H: 2 LOB: 1 BB: 0 P: 23	R: 0 E: 0 K: 0 S: 8	H: 1 LOB: 2 BB: 1 P: 17	R: 0 E: 0 K: 1 S: 8	H: 0 LOB: 0 BB: 0 P: 10	R: 0 E: 0 K: 1 S: 12	H: 1 LOB: 1 BB: 0 P: 19	1B: 2 2B: 4 3B: 0 HR: 0	SF: 0 SAC: 0 DP: 0 HBP: 0	WP: 0 PB: 0 SB: 2 CS: 0	PA: 35
<b>PITCHER</b>	IP WLS BF H R ER SO BB IBB HBP BLK WP HR S P ERA WHIP																					
Elmer Dessens, R (1, 1) ERA: 4.04	7.0 W 28 5 1 1 5 2 0 0 0 0 0 0 65 105 1.29 1.000																					
Mike Koplove, R (8, 1) ERA: 1.06	1.0 H 3 0 0 0 1 0 0 0 0 0 0 0 8 10 0.00 0.000																					
Mike Myers, L (9, 1) ERA: 5.87	1.0 4 1 0 0 1 0 0 0 0 0 0 0 12 19 0.00 1.000																					

**Florida Marlins @ Arizona Diamondbacks**  
**Bank One Ballpark, Phoenix, AZ**  
 Mon Apr 28 2003, 9:35 PM EDT  
 Att. 25,468 - Sunny - 77 F

AB	33
R	1
H	6
RBI	1
BB	2
SO	7
LOB	14



Batter	1	2	3	4	5	6	7	8	9
<b>Craig Counsell, L</b> OBP: 0.378, SLG: 0.353 (1, 6)	4-1 HR BB	1-1 G4-3		1-2 F7			0-0 G4-3	3-2 1B SAFE	
<b>Junior Spivey, R</b> OBP: 0.309, SLG: 0.296 (1, 4)	3-2 1-H HR		2-2 G4-3 WP 1B		3-1 1B SF8 1B		2-0 F7	2-3 K	
<b>Luis Gonzalez, L</b> OBP: 0.405, SLG: 0.626 (1, 7)	1-0 F8		2-2 G4-3		2-1 1B G4-6-3 1B		2-2 G4-3		
<b>Danny Bautista, R</b> OBP: 0.273, SLG: 0.229 (1, 9)	1-2 G5-3		2-0 G5-3		3-2 SF8			0-0 G6-3	
<b>Lyle Overbay, L</b> OBP: 0.356, SLG: 0.485 (1, 3)	2-2 E8		3-2 P5		3-H 2-0 G4-6-3			4-1 2B BB	
<b>Matt Williams, R</b> OBP: 0.258, SLG: 0.345 (1, 5)	2-2 F8			2-2 2B 2B		0-0 F7		0-0 F8	
<b>Steve Finley, L</b> OBP: 0.305, SLG: 0.395 (1, 8)		2-1 G4-3		0-3 K		4-0 BB		0-0 1B 2B	
<b>Rod Barajas, R</b> OBP: 0.286, SLG: 0.429 (1, 2)		2-0 P3		3-2 2-H 2B		0-0 F7		3-1 1B 1B	
<b>Elmer Dessens, R</b> OBP: 0.333, SLG: 0.417 (1, 1)		0-2		1-0 G1-3		1-3 K		2-1 1B 1B	
<b>Mike Koplove, R</b> (8, 1)									
<b>Robby Hammock, R</b> OBP: 0.438, SLG: 0.688 (8, PH)									
<b>Mike Myers, L</b> (9, 1)									

AB	R	H	RBI	BB	SO	LOB
4	1	1	1	1	0	2
5	2	3	2	0	1	2
4	0	1	0	0	0	1
3	0	0	1	0	0	1
3	1	0	0	1	0	2
4	1	1	0	0	0	2
3	1	1	1	1	1	1
4	1	2	2	0	0	1
3	0	1	0	0	1	2
0	0	0	0	0	0	0
1	0	1	0	0	0	0
0	0	0	0	0	0	0

**BOTTOM**

**Florida Marlins @ Arizona Diamondbacks**  
Bank One Ballpark, Phoenix, AZ  
Mon Apr 28 2003, 9:35 PM EDT  
Att: 25,468 - Sunny - 77 F

livebaseballscores.com

<b>AB</b>	<b>34</b>
<b>R</b>	<b>7</b>
<b>H</b>	<b>11</b>
<b>RBI</b>	<b>7</b>
<b>BB</b>	<b>3</b>
<b>SO</b>	<b>3</b>
<b>LOB</b>	<b>14</b>



1B: 7	SF: 1
2B: 3	SAC: 0
3B: 0	DP: 1
HR: 1	HBP: 0

WP: 1	PA: 38
PB: 0	
SB: 0	
CS: 0	

Inning Stats	R	H	E	K	S	R	H	E	K	S	R	H	E	K	S	R	H	E	K	S	R	H	E	K	S
<b>Justin Wayne, R</b> ERA: 6.75 (1, 1)	5	1	1	1	25	7	4	4	4	1	2	0	0	0	0	103	6.75	1.688							
<b>Toby Borland, R</b> ERA: (6, 1)	0.2				2	0	0	0	0	1	0	0	0	0	4	5	0.00	0.000							
<b>Michael Tejera, L</b> ERA: 6.0 (7, 1)	2.0				11	4	3	3	1	1	0	0	0	0	20	38	13.50	2.500							

PITCHER	IP	WLS	BF	H	R	ER	SO	BB	IBB	HBP	BLK	WP	HR	S	P	ERA	WHIP
<b>Justin Wayne, R</b> ERA: 6.75 (1, 1)	5.1	L	25	7	4	4	1	2	0	0	0	1	1	55	103	6.75	1.688
<b>Toby Borland, R</b> ERA: (6, 1)	0.2		2	0	0	0	1	0	0	0	0	0	0	4	5	0.00	0.000
<b>Michael Tejera, L</b> ERA: 6.0 (7, 1)	2.0		11	4	3	3	1	1	0	0	0	0	0	20	38	13.50	2.500



Batter	1	2	3	4	5	6	7	8	9	AB R H RBI BB SO LOB	TOP									
Juan Pierre, L (1, 8) OBP: 0.321, SLG: 0.333	0-1 E2 S	0-0 G3		1-1 B1-3		1-1 G3		0-1 G6-3		5 0 0 0 0 0 3										
Andy Fox, L (1, 4) OBP: 0.345, SLG: 0.360	1-3 K 1-2		2-3 K	2-3 K			1-3 K		0-0 F8	5 0 0 0 0 4 1										
Ivan Rodriguez, R (1, 2) OBP: 0.411, SLG: 0.478	2-2 F9		2-1 HR 1B		1-0 S 1B		3-2 HR 2B		1-2 G5-3	5 2 3 0 0 0 1										
Mike Lowell, R (1, 5) OBP: 0.355, SLG: 0.563	1-1 F8		0-1 F8		3-2 G5-3 1-2		0-0 HR 2-H		1-3 K	5 1 1 2 0 1 3										
Derrek Lee, R (1, 3) OBP: 0.371, SLG: 0.427		3-1 HR 2B	1-1 HR 1B		0-0 G5-3		3-3 K			4 2 2 0 0 1 1										
Alex Gonzalez, R (1, 6) OBP: 0.394, SLG: 0.659		1-3 K	0-1 HR		1-2 P4		1-3 K			4 1 1 3 0 2 2										
Todd Hollandsworth, L (1, 7) OBP: 0.340, SLG: 0.446		1-0 HR 3-H	4-0 BB		1-1 3B			2-2 G4-3		3 1 2 2 1 0 0										
Brian Banks, S (1, 9) OBP: 0.320, SLG: 0.250		4-2 BB	1-3 K		4-0 B1-3 BB			3-3 K		2 0 0 0 2 2 1										
Gerald Williams, R (9, 9) OBP: 0.105, SLG: 0.056										0 0 0 0 0 0 0										
Mark Redman, L (1, 1)		0-3 K		0-3 K		1-1 B1-3 1-f		0-1 3B		3 0 0 0 0 2 3										
Mike Redmond, R (8, PH) OBP: 0.273, SLG: 0.400										1 0 1 0 0 0 0										
Tim Spooneybarger, R (8, 1)										0 0 0 0 0 0 0										
Armando Almanza, L (8, 1)										0 0 0 0 0 0 0										
Braden Looper, R (9, 1)										0 0 0 0 0 0 0										
<b>Inning Stats</b>	R: 0 E: 1 K: 1 S: 11	H: 0 LOB: 1 BB: 0 P: 15	R: 2 E: 0 K: 2 S: 13	H: 2 LOB: 1 BB: 1 P: 22	R: 3 E: 0 K: 2 S: 15	H: 3 LOB: 1 BB: 1 P: 25	R: 0 E: 0 K: 2 S: 10	H: 0 LOB: 0 BB: 0 P: 13	R: 0 E: 0 K: 0 S: 6	H: 1 LOB: 1 BB: 1 P: 13	R: 2 E: 0 K: 3 S: 14	H: 2 LOB: 0 BB: 0 P: 22	R: 0 E: 0 K: 1 S: 11	H: 1 LOB: 1 BB: 0 P: 16	R: 0 E: 0 K: 1 S: 7	H: 0 LOB: 0 BB: 0 P: 9	1B: 3 2B: 3 3B: 2 HR: 3	SF: 0 SAC: 0 DP: 1 HBP: 0	WP: 0 PB: 0 SB: 3 CS: 0	PA: 40
<b>PITCHER</b>	IP WLS BF H R ER SO BB IBB HBP BLK WP HR S P ERA WHIP																			
Byung-Hyun Kim, R (1, 1) ERA: 4.0	5.0 L 24 6 5 5 7 2 0 0 0 0 2 59 90 9.00 1.600																			
Stephen Randolph, L (6, 1) ERA: 4.91	3.0 13 4 2 2 4 1 0 0 0 0 1 31 51 6.00 1.667																			
Oscar Villarreal, R (9, 1) ERA: 3.1	1.0 3 0 0 0 1 0 0 0 0 0 0 7 9 0.00 0.000																			

**Florida Marlins @ Arizona Diamondbacks**  
Bank One Ballpark, Phoenix, AZ

Tue Apr 29 2003, 9:35 PM EDT  
Att. 29,380 - Sunny - 82 F

AB	37
R	7
H	10
RBI	7
BB	3
SO	12
LOB	15



Batter	1	2	3	4	5	6	7	8	9	AB R H RBI BB SO LOB
<b>Craig Counsell, L</b> (1, 6) OBP: 0.369, SLG: 0.337	3-2 L8		2-1 G4-3			3-2 HBP		1-1 G3	1-2 G4-3	4 0 0 1 0 0 3
<b>Junior Spivey, R</b> (1, 4) OBP: 0.326, SLG: 0.329	2-2 2B		2-3 K			0-0 P5		1-1 1B	2-2 2B 1B	5 2 3 2 0 1 2
<b>Luis Gonzalez, L</b> (1, 7) OBP: 0.397, SLG: 0.615	0-1 P4				2-2 F9	3-2 G4-3		3-3 SAFE	2-1 1B 2B	5 0 1 1 0 1 3
<b>Danny Bautista, R</b> (1, 9) OBP: 0.300, SLG: 0.250 <b>David Dellucci, L</b> (9, PR) OBP: 0.357, SLG: 0.333	1-1 F8				0-1 G6-3			4-2 BB 1B	2-2 1B	4 0 2 0 1 0 1 0 0 0 0 0 0 0
<b>Lyle Overbay, L</b> (1, 3) OBP: 0.346, SLG: 0.466		0-0 G3			3-3 K			1-1 BB 1B	2-2 F7	5 0 1 1 0 2 3
<b>Matt Williams, R</b> (1, 5) OBP: 0.257, SLG: 0.328		2-3 K			0-1 G4-3			4-1 BB		3 0 0 0 1 1 1
<b>Steve Finley, L</b> (1, 8) OBP: 0.293, SLG: 0.378		2-3 K			0-1 F9			0-0 F9		4 0 0 0 0 1 4
<b>Chad Moeller, R</b> (1, 2) OBP: 0.390, SLG: 0.563 <b>Stephen Randolph, L</b> (6, 1)					0-0 G4-3 SH2-4 1B	2-0 G6-3		2-1 1B WP	1-2 G4-3 1B 2B	2 0 1 0 0 0 0 0 0 0 0 0 0 0 1 1 1 0 0 0 0 0 0 0 0 0 0 0 1 1 1 0 0 0 0
<b>Carlos Baerga, S</b> (8, PH) OBP: 0.417, SLG: 0.636 <b>Oscar Villarreal, L</b> (9, 1) <b>Tony Womack, L</b> (9, PH) OBP: 0.222, SLG: 0.316					1-0 SH2-4			2-1 G3 1B	0-0 F7	0 0 0 0 0 0 0 2 1 1 0 0 0 0 1 0 0 0 0 0 1

Inning Stats	R: 0	H: 1	E: 0	K: 0	S: 10	LOB: 1	BB: 0	P: 16	R: 0	H: 0	E: 0	K: 2	S: 8	LOB: 0	BB: 0	P: 12	R: 0	H: 1	E: 0	K: 1	S: 8	LOB: 1	BB: 0	P: 13	R: 0	H: 0	E: 0	K: 1	S: 10	LOB: 0	BB: 0	P: 15	R: 0	H: 0	E: 0	K: 0	S: 5	LOB: 0	BB: 0	P: 7	R: 0	H: 1	E: 0	K: 1	S: 9	LOB: 1	BB: 0	P: 14	R: 3	H: 4	E: 1	K: 1	S: 20	LOB: 3	BB: 2	P: 38	R: 2	H: 4	E: 0	K: 0	S: 23	LOB: 2	BB: 0	P: 33	1B: 8	2B: 3	3B: 0	HR: 0	SF: 0	SAC: 1	DP: 0	HBP: 1
--------------	------	------	------	------	-------	--------	-------	-------	------	------	------	------	------	--------	-------	-------	------	------	------	------	------	--------	-------	-------	------	------	------	------	-------	--------	-------	-------	------	------	------	------	------	--------	-------	------	------	------	------	------	------	--------	-------	-------	------	------	------	------	-------	--------	-------	-------	------	------	------	------	-------	--------	-------	-------	-------	-------	-------	-------	-------	--------	-------	--------

PITCHER	IP	WLS	BF	H	R	ER	SO	BB	IBB	HBP	BLK	WP	HR	S	P	ERA	WHIP
<b>Mark Redman, L</b> (1, 1) ERA: 2.72	7.0	W	25	3	0	0	5	0	0	0	0	0	0	58	92	0.00	0.429
<b>Tim Lincecum, R</b> (8, 1) ERA: 6.59	0.1		4	3	3	3	0	0	0	0	0	1	0	8	14	81.00	9.000
<b>Armando Almanza, L</b> (8, 1) ERA: 1.98	0.2		5	1	0	0	1	2	0	0	0	0	0	12	24	0.00	4.500
<b>Braden Looper, R</b> (9, 1) ERA: 2.5	1.0		7	4	2	2	0	0	0	0	0	0	0	23	33	18.00	4.000

**BOTTOM**

**Florida Marlins @ Arizona Diamondbacks**  
Bank One Ballpark, Phoenix, AZ

livebaseballscorecards.com

<b>AB</b>	<b>37</b>
<b>R</b>	<b>5</b>
<b>H</b>	<b>11</b>
<b>RBI</b>	<b>5</b>
<b>BB</b>	<b>2</b>
<b>SO</b>	<b>6</b>
<b>LOB</b>	<b>18</b>



<b>WP: 1</b>	<b>PA: 41</b>
<b>PB: 0</b>	
<b>SB: 0</b>	
<b>CS: 0</b>	

Tue Apr 29 2003, 9:35 PM EDT  
Att. 29,380 - Sunny - 82 F



Batter	1	2	3	4	5	6	7	8	9	AB R H RBI BB SO LOB	TOP											
Luis Castillo, S (1, 4) OBP: 0.350, SLG: 0.389	0-2 F7			1-1 G6-3		3-3 K	0-0 G1-3		1-2 1B	5 0 1 0 0 1 2												
Gerald Williams, R (1, 8) OBP: 0.130, SLG: 0.048	2-2 F9			3-2 G5-3		4-0 F9 1B BB		2-2 G4-3	1-3 K	3 0 0 0 1 0 0 1 0 0 0 0 1 2												
Juan Pierre, L (9, PH) OBP: 0.319, SLG: 0.331																						
Ivan Rodriguez, R (1, 2) OBP: 0.414, SLG: 0.473	3-2 F9			4-0 BB		2-2 SAFE 1B		0-0 G6-3		3 0 1 0 1 0 0												
Juan Encarnacion, R (1, 9) OBP: 0.302, SLG: 0.420			1-0 CS 1B		0-2 P3	1-1 F9		0-2 G1-3		4 0 1 0 0 0 3												
Mike Lowell, R (1, 5) OBP: 0.359, SLG: 0.586			2-2 SAFE F8			1-0 HR	0-3 K		0-1 2B G3-1 1B	4 2 2 1 0 1 3												
Derrek Lee, R (1, 3) OBP: 0.375, SLG: 0.439			SAFE K			0-0 G1-3			2-2 G3-1 1B 1B	4 1 2 0 0 1 1												
Alex Gonzalez, R (1, 6) OBP: 0.388, SLG: 0.642				0-0 F8		2-2 1B		0-1 SAFE P6	1-2 G3-1	4 0 1 1 0 0 2												
Todd Hollandsworth, L (1, 7) OBP: 0.330, SLG: 0.430				1-3 K		0-0 F8		0-3 K	0-1 G1	3 0 0 0 0 2 2 1 0 0 1 0 0 0												
Mike Redmond, R (9, PH) OBP: 0.261, SLG: 0.381																						
Carl Pavano, R (1, 1) OBP: 0.300, SLG: 0.444				0-2 G1-3		1-3 K		0-2 1B	2-0 1B	1 0 0 0 0 0 0 0 0 0 0 0 0 0 1 0 0 0 0 1 1 0 0 0 0 0 0 0 1 0 1 0 0 0 0 0 0 0 0 0 0 0 0 0 0 0 0 0 0 1 0 1 0 0 0 0												
Michael Tejera, L (4, 1) OBP: 0.250, SLG: 0.250																						
Brian Banks, S (5, PH) OBP: 0.336, SLG: 0.238																						
Tommy Phelps, L (5, 1)																						
Andy Fox, L (7, PH) OBP: 0.367, SLG: 0.385																						
Toby Gotland, R (7, 1)																						
Tim Spooneybarger, R (8, 1)																						
Ramon Castro, R (9, PH) OBP: 0.430, SLG: 0.571																						
<b>Inning Stats</b>	R: 0 E: 0 K: 0 S: 11	H: 0 LOB: 0 BB: 0 P: 16	R: 0 E: 0 K: 1 S: 8	H: 1 LOB: 0 BB: 0 P: 11	R: 0 E: 0 K: 1 S: 8	H: 0 LOB: 0 BB: 0 P: 9	R: 0 E: 0 K: 0 S: 10	H: 0 LOB: 1 BB: 1 P: 18	R: 1 E: 0 K: 1 S: 9	H: 2 LOB: 1 BB: 0 P: 13	R: 0 E: 0 K: 2 S: 12	H: 1 LOB: 2 BB: 1 P: 22	R: 0 E: 0 K: 1 S: 10	H: 2 LOB: 2 BB: 0 P: 10	R: 0 E: 0 K: 0 S: 9	H: 0 LOB: 0 BB: 0 P: 11	R: 2 E: 0 K: 1 S: 20	H: 4 LOB: 2 BB: 0 P: 27	1B: 8 2B: 1 3B: 0 HR: 1	SF: 0 SAC: 0 DP: 0 HBP: 0	WP: 0 PB: 0 SB: 0 CS: 1	PA: 38
<b>PITCHER</b>	IP WLS BF H R ER SO BB IBB HBP BLK WP HR S P ERA WHIP																					
Miguel Batista, R (1, 1) ERA: 3.06	7.0 W 28 6 1 1 6 2 0 0 0 0 0 1 68 99 1.29 1.143																					
Mike Koplove, R (8, 1) ERA: 1.0	1.0 3 0 0 0 0 0 0 0 0 0 0 0 9 11 0.00 0.000																					
Mike Myers, L (9, 1) ERA: 7.56	0.2 6 4 2 2 0 0 0 0 0 0 0 0 15 21 27.00 6.000																					
Matt Mantel, R (9, 1) ERA: 2.92	0.1 S 1 0 0 0 1 0 0 0 0 0 0 0 5 6 0.00 0.000																					

**Florida Marlins @ Arizona Diamondbacks**  
Bank One Ballpark, Phoenix, AZ

AB	36
R	3
H	10
RBI	3
BB	2
SO	7
LOB	16



Wed Apr 30 2003, 9:35 PM EDT  
Att. 24,306 - Sunny - 80 F

WP: 0	PA: 38
-------	--------





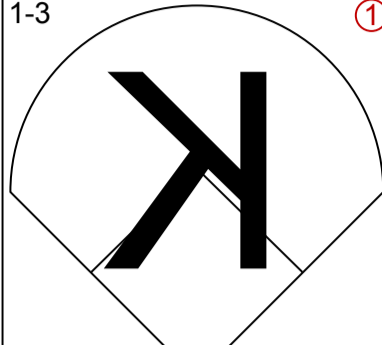
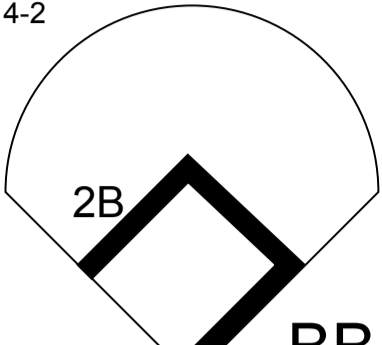
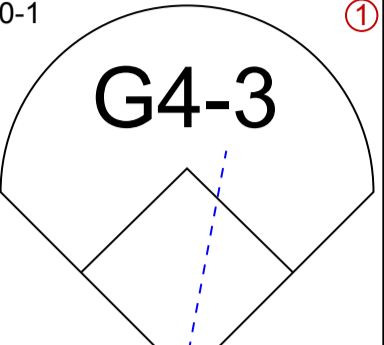
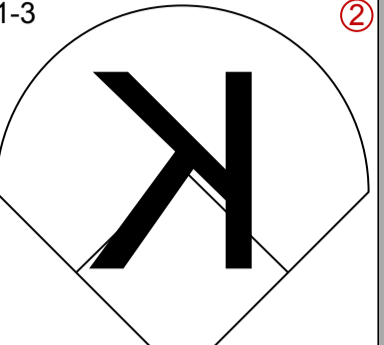
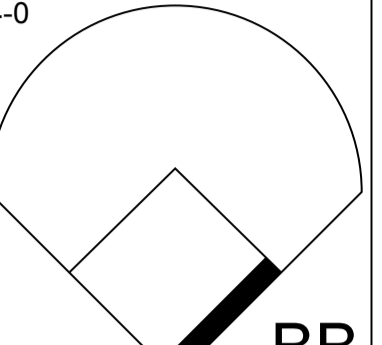
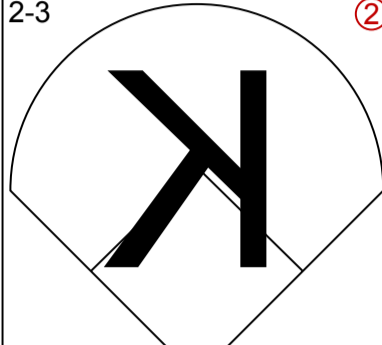
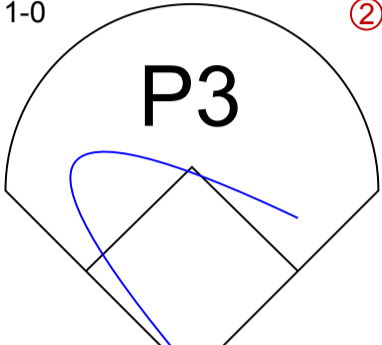
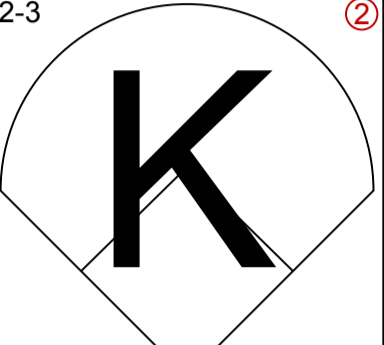
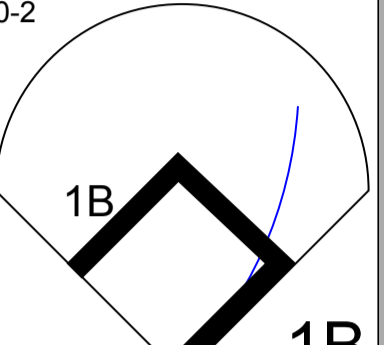
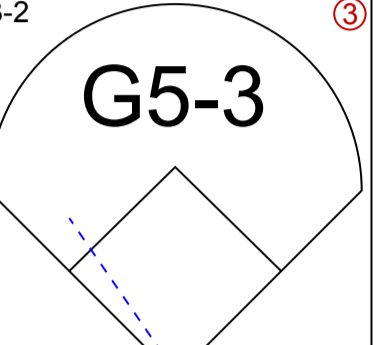
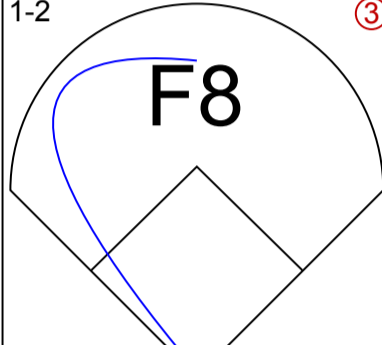
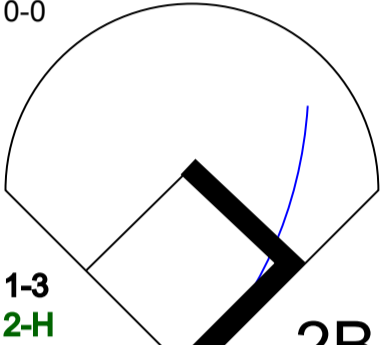
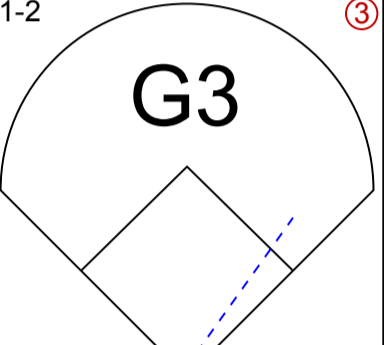
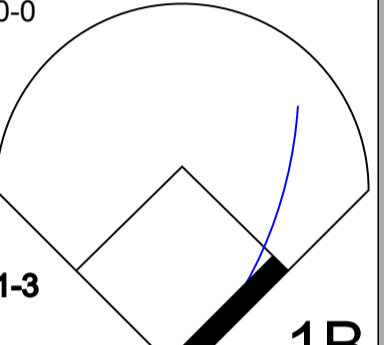
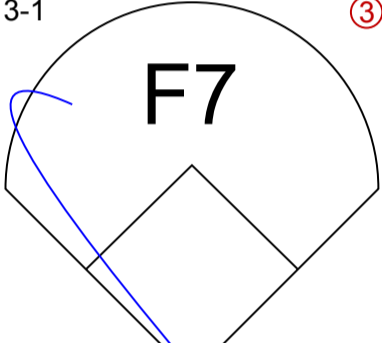
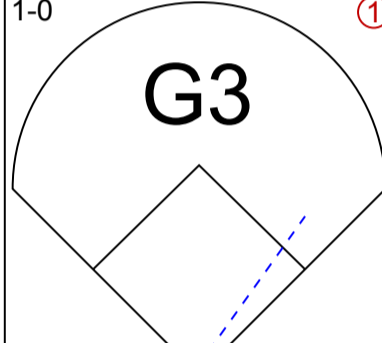
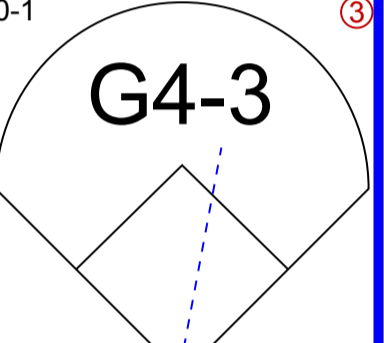
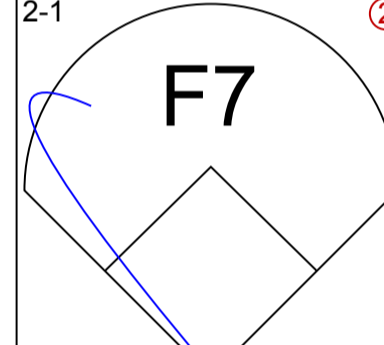
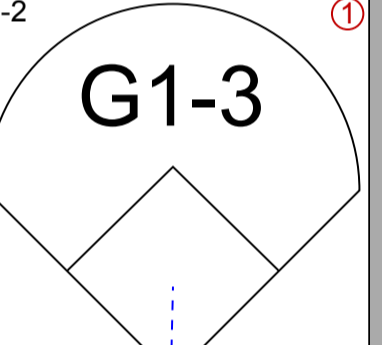
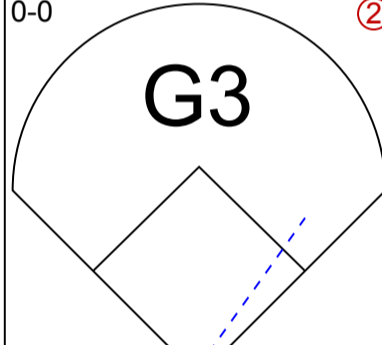
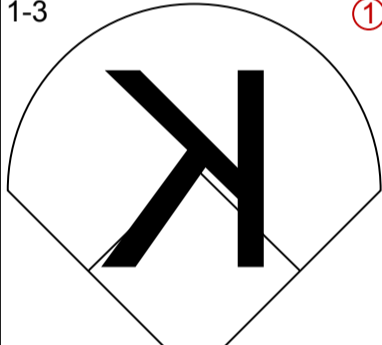
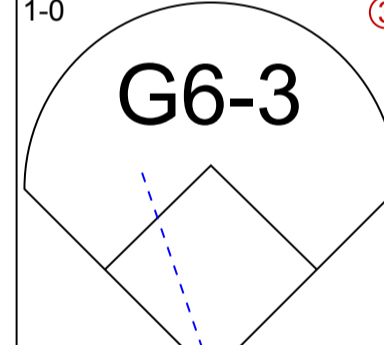
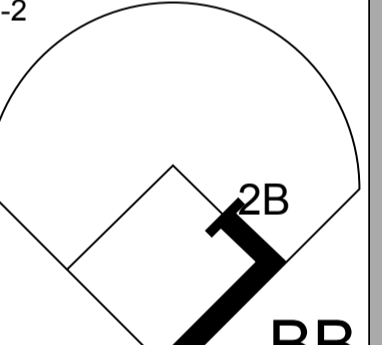
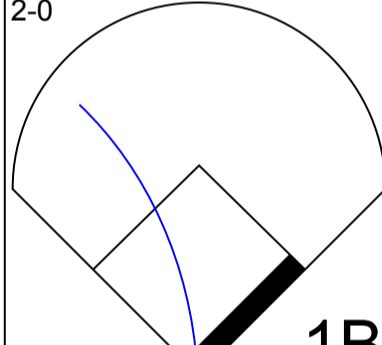
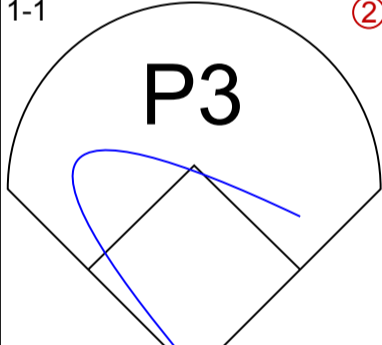
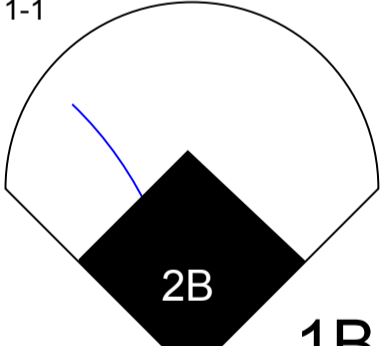
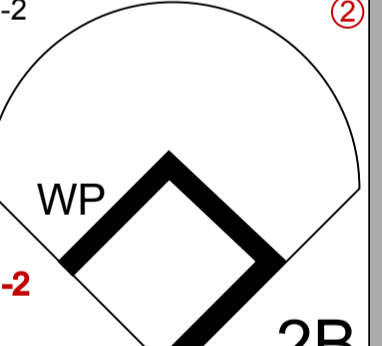
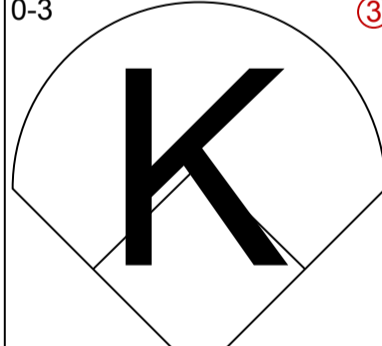
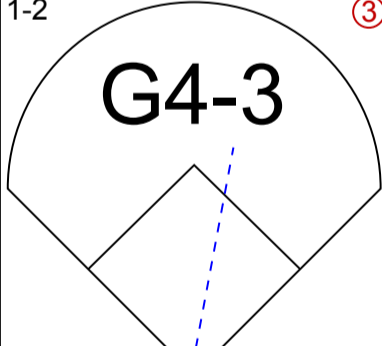
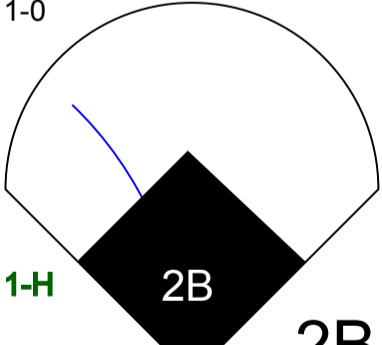
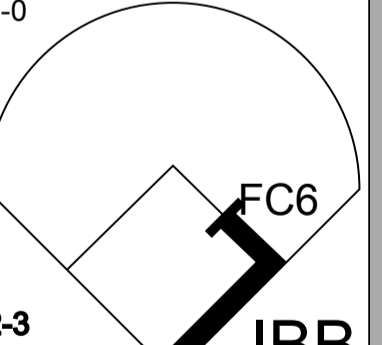
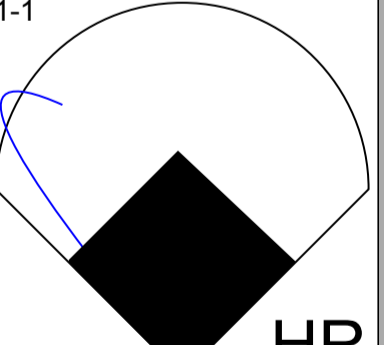
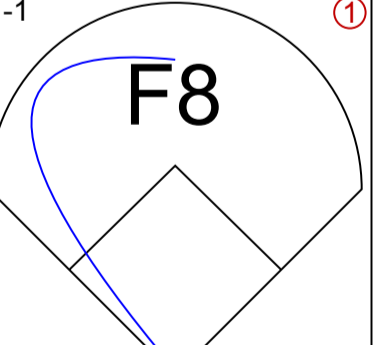
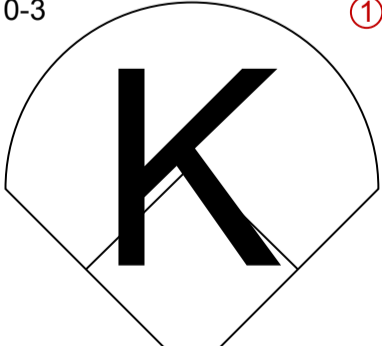
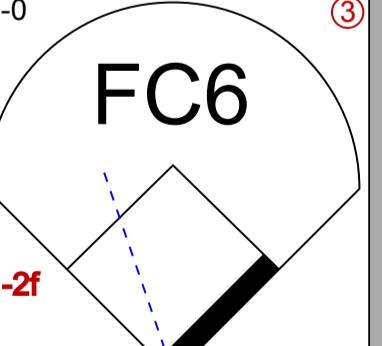
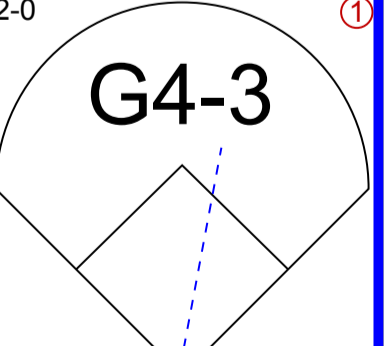
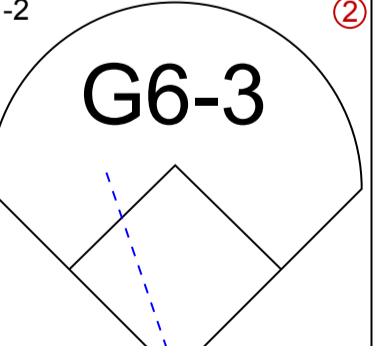
Batter	1	2	3	4	5	6	7	8	9	AB R H RBI BB SO LOB	TOP						
Juan Pierre, L (1, 8) OBP: 0.331, SLG: 0.346	4-2 CS BB		0-1 G3 2-H 2B		0-2 S 1B			0-0 B1-3		3 0 2 1 1 0 0							
Luis Castillo, S (1, 4) OBP: 0.355, SLG: 0.393	3-2 PO 1B		1-1 G3		2-1 P6			3-1 G4-6-3 1B		4 0 2 0 0 0 2							
Ivan Rodriguez, R (1, 2) OBP: 0.409, SLG: 0.458	0-1 F9		1-0 F9			4-2 G4-6-3 BB		0-1 G4-6-3 1-2f		3 0 0 0 1 0 3							
Mike Lowell, R (1, 5) OBP: 0.356, SLG: 0.571	0-1 PO 1-2	3-2 P3		2-2 F7		0-0 G4-6-3 1-2f		4-0 G6-4-3 BB		3 0 0 0 1 0 1							
Juan Encarnacion, R (1, 9)			1-2 F7	2-0 SF8 3B		1-0 P3		1-0 G6-4-3 1-2f		4 1 1 0 0 0 1							
Derrek Lee, R (1, 3) OBP: 0.364, SLG: 0.427			3-2 G5-3	0-0 SF8			2-2 L4	1-3 K		3 0 0 1 0 1 0							
Alex Gonzalez, R (1, 6) OBP: 0.377, SLG: 0.622				0-0 F8	1-0 L4		0-1 P5			3 0 0 0 0 0 0							
Todd Hollandsworth, L (1, 7) OBP: 0.330, SLG: 0.438 Armando Almanza, L (7, 1) Braden Looper, R (9, 1)			0-2 2B 2B			0-0 P4	3-2 F9			3 1 1 0 0 0 0 0 0 0 0 0 0 0 0 0 0 0 0 0 0							
Josh Beckett, R (1, 1) OBP: 0.154, SLG: 0.231 Brian Banks, S (7, 7) Gerald Williams, R (8, 7) OBP: 0.130, SLG: 0.048			1-0 2B 2B			1-3 K		0-1 HR		2 1 1 1 0 1 0 1 1 1 1 0 0 0 0 0 0 0 0 0 0							
<b>Inning Stats</b>	R: 0 H: 1 E: 0 LOB: 0 K: 0 BB: 1 S: 8 P: 15	R: 0 H: 0 E: 0 LOB: 0 K: 0 BB: 0 S: 11 P: 18	R: 2 H: 3 E: 0 LOB: 1 K: 0 BB: 0 S: 10 P: 13	R: 1 H: 1 E: 0 LOB: 0 K: 0 BB: 0 S: 6 P: 11	R: 0 H: 1 E: 0 LOB: 1 K: 1 BB: 0 S: 10 P: 13	R: 0 H: 0 E: 0 LOB: 0 K: 0 BB: 1 S: 4 P: 9	R: 0 H: 0 E: 0 LOB: 0 K: 0 BB: 0 S: 11 P: 16	R: 1 H: 2 E: 0 LOB: 0 K: 0 BB: 0 S: 7 P: 10	R: 0 H: 0 E: 0 LOB: 0 K: 1 BB: 1 S: 5 P: 11	1B: 3 SF: 1 2B: 3 SAC: 0 3B: 1 DP: 3 HR: 1 HBP: 0	WP: 0 PA: 34 PB: 0 SB: 1 CS: 1						
<b>PITCHER</b>	IP WLS BF H R ER SO BB IBB HBP BLK WP HR S P ERA WHIP																
Andrew Good, R (1, 1) ERA: 5.25	7.0	26	6	3	3	1	2	0	0	0	0	0	0	60	95	3.86	1.143
Oscar Villarreal, R (8, 1) ERA: 3.22	2.0	L	7	2	1	1	1	0	0	0	0	0	1	12	21	4.50	1.500

**Florida Marlins @ Arizona Diamondbacks**  
Bank One Ballpark, Phoenix, AZ  
Thu May 01 2003, 9:35 PM EDT  
Att. 25,044 - Cloudy - 82 F

AB	29
R	4
H	8
RBI	4
BB	3
SO	2
LOB	7



livebaseballscorecards.com

Batter	1	2	3	4	5	6	7	8	9	AB R H RBI BB SO LOB
<b>Craig Counsell, L</b> OBP: 0.363, SLG: 0.313 (1, 6)	1-3 		4-2  2B BB		0-1  G4-3		1-3 		4-0  BB BB	3 0 0 0 2 2 0
<b>Junior Spivey, R</b> OBP: 0.323, SLG: 0.318 (1, 4)	2-3 		1-0  P3		2-3  K		0-2  1B 1B		3-2  G5-3	5 0 1 0 0 2 3
<b>Luis Gonzalez, L</b> OBP: 0.411, SLG: 0.640 (1, 7)	1-2  F8		0-0  2B		1-2  G3		0-0  1B			4 0 2 1 0 0 0
<b>David Dellucci, L</b> OBP: 0.328, SLG: 0.304 <b>Oscar Villarreal, L</b> (8, 1)			3-1  F7		1-0  G3		0-1  G4-3			4 0 0 0 0 1 4 0 0 0 0 0 0 0
<b>Mark Grace, L</b> OBP: 0.200, SLG: 0.333 (1, 3)		2-1  F7		0-2  G1-3		0-0  G3		1-3 		4 0 0 0 0 1 0
<b>Matt Williams, R</b> OBP: 0.270, SLG: 0.328 (1, 5)		1-0  G6-3		4-2  2B BB		2-0  1B		1-1  P3		3 0 1 0 1 0 0
<b>Steve Finley, L</b> OBP: 0.299, SLG: 0.398 (1, 8)			1-1  2B 1B		3-2  WP 2B		0-3  K		1-2  G4-3	4 1 2 0 0 1 1
<b>Rod Barajas, R</b> OBP: 0.500, SLG: 0.857 (1, 2)			1-0  2B		4-0  FC6 IBB		1-1  HR		1-1  F8	3 2 2 2 1 0 0
<b>Andrew Good, R</b> <b>Carlos Baerga, S</b> OBP: 0.408, SLG: 0.622 <b>Quinton McCracken, S</b> OBP: 0.194, SLG: 0.156 <b>Lyle Overbay, L</b> OBP: 0.349, SLG: 0.447 (9, PH)			0-3  K		0-0  FC6		2-0  G4-3		1-2  G6-3	2 0 0 0 0 1 3 1 0 0 0 0 0 0 0 0 0 0 0 0 0 1 0 0 0 0 0 0

Inning Stats	R: 0 E: 0 K: 2 S: 9	H: 0 LOB: 0 BB: 0 P: 13	R: 0 E: 0 K: 1 S: 6	H: 0 LOB: 0 BB: 0 P: 10	R: 2 E: 0 K: 1 S: 12	H: 3 LOB: 2 BB: 1 P: 22	R: 0 E: 0 K: 0 S: 9	H: 1 LOB: 2 BB: 2 P: 20	R: 0 E: 0 K: 1 S: 14	H: 0 LOB: 0 BB: 0 P: 17	R: 0 E: 0 K: 1 S: 6	H: 1 LOB: 1 BB: 0 P: 9	R: 1 E: 0 K: 1 S: 12	H: 3 LOB: 2 BB: 0 P: 16	R: 0 E: 0 K: 1 S: 11	H: 0 LOB: 0 BB: 0 P: 14	R: 0 E: 0 K: 0 S: 8	H: 0 LOB: 1 BB: 1 P: 17	1B: 4 2B: 3 3B: 0 HR: 1	SF: 0 SAC: 0 DP: 0 HBP: 0
--------------	------------------------------	----------------------------------	------------------------------	----------------------------------	-------------------------------	----------------------------------	------------------------------	----------------------------------	-------------------------------	----------------------------------	------------------------------	---------------------------------	-------------------------------	----------------------------------	-------------------------------	----------------------------------	------------------------------	----------------------------------	----------------------------------	------------------------------------

PITCHER	IP	WLS	BF	H	R	ER	SO	BB	IBB	HBP	BLK	WP	HR	S	P	ERA	WHIP
<b>Josh Beckett, R</b> ERA: 3.63 (1, 1)	6.2		30	8	3	3	7	2	1	0	0	1	1	66	105	4.05	1.500
<b>Armando Almanza, L</b> ERA: 1.8 (7, 1)	1.1	W	4	0	0	0	1	0	0	0	0	0	0	13	16	0.00	0.000
<b>Braden Looper, R</b> ERA: 2.37 (9, 1)	1.0	S	4	0	0	0	0	1	0	0	0	0	0	8	17	0.00	1.000

**BOTTOM**

**Florida Marlins @ Arizona Diamondbacks**  
Bank One Ballpark, Phoenix, AZ

[livebaseballscorecards.com](http://livebaseballscorecards.com)

<b>AB</b>	<b>34</b>
<b>R</b>	<b>3</b>
<b>H</b>	<b>8</b>
<b>RBI</b>	<b>3</b>
<b>BB</b>	<b>4</b>
<b>SO</b>	<b>8</b>
<b>LOB</b>	<b>11</b>



<b>WP</b> : 1	<b>PA</b> : 38
<b>PB</b> : 0	
<b>SB</b> : 0	
<b>CS</b> : 0	

PITCHER	IP	WLS	BF	H	R	ER	SO	BB	IBB	HBP	BLK	WP	HR	S	P	ERA	WHIP
---------	----	-----	----	---	---	----	----	----	-----	-----	-----	----	----	---	---	-----	------

Thu May 01 2003, 9:35 PM EDT  
Att: 25,044 - Cloudy - 82 F



Batter	1	2	3	4	5	6	7	8	9	10	11	AB R H RBI BB SO LOB	TOP					
Rafael Furcal, S OBP: 0.385, SLG: 0.484 (1, 6)	G3-1		G1-3 10 2B 1B		G1-3 2B			G4-3			HR	5 2 3 1 0 0 0	<b>Atlanta Braves @ Arizona Diamondbacks</b> Bank One Ballpark, Phoenix, AZ Fri May 02 2003, 10:05 PM EDT Att: 38,287 - Sunny - 78 F					
Marcus Giles, R OBP: 0.405, SLG: 0.571 (1, 4)	L6		G1-3 1-2		G5-3			P3			G5-3 10 1B E 1B	5 1 1 0 0 0 2						
10 Chipper Jones, S OBP: 0.381, SLG: 0.490 (1, 7)	BB		2-H 2B		G4-3			G4-3			1B 2B	4 1 3 1 1 0 0						
Andruw Jones, R OBP: 0.347, SLG: 0.495 (1, 8)	G1-3		P3		K			K			F8-4 1B	5 0 1 1 0 1 4						
Robert Fick, L OBP: 0.375, SLG: 0.436 29 John Smoltz, R OBP: 0.318, SLG: 0.392 (1, 3) (9, 1) (10, 5)			L3 BB		F8			G3-1			F8-4 1B	3 0 0 0 1 0 1 0 0 0 0 0 0 0 0 0 0 0 1 0 0						
Javy Lopez, R OBP: 0.275, SLG: 0.434 (1, 2)	L3		L3		G6-3			K			G1-3	5 0 0 0 0 2 4						
Darren Bragg, L OBP: 0.219, SLG: 0.138 (1, 9)			PB BB		G6-3			K			L7	4 0 0 0 1 1 2						
Mark DeRosa, R OBP: 0.152, SLG: 0.242 Jung Keun Bong, L (1, 5) (10, 1)			G5-3		G6-3			G5-3			K	4 0 0 0 0 1 1 1 0 0 0 0 0 3						
Horacio Ramirez, L OBP: 0.077, SLG: 0.077 Ray King, L (7, 1) Matt Franco, L OBP: 0.343, SLG: 0.394 Roberto Hernandez, R (8, 1) Julio Franco, R OBP: 0.446, SLG: 0.438 (9, 3)			G6-3		F7			F7			K	2 0 0 0 0 0 0 0 0 0 0 0 0 0 1 0 0 0 0 0 0 0 0 0 0 0 0 0 1 0 0 0 0 1 0						
<b>Inning Stats</b>	R: 0 H: 0 E: 0 LOB: 1 K: 0 BB: 1 S: 9 P: 21	R: 0 H: 0 E: 0 LOB: 1 K: 0 BB: 2 S: 8 P: 18	R: 1 H: 2 E: 0 LOB: 1 K: 0 BB: 0 S: 11 P: 17	R: 0 H: 0 E: 0 LOB: 0 K: 0 BB: 0 S: 4 P: 5	R: 0 H: 1 E: 0 LOB: 1 K: 0 BB: 0 S: 13 P: 19	R: 0 H: 0 E: 0 LOB: 0 K: 1 BB: 0 S: 8 P: 14	R: 0 H: 0 E: 0 LOB: 0 K: 2 BB: 0 S: 9 P: 12	R: 0 H: 0 E: 0 LOB: 0 K: 0 BB: 0 S: 6 P: 9	R: 1 H: 2 E: 0 LOB: 0 K: 0 BB: 0 S: 10 P: 16	R: 0 H: 0 E: 0 LOB: 0 K: 2 BB: 0 S: 9 P: 10	R: 2 H: 3 E: 1 LOB: 3 K: 1 BB: 1 S: 15 P: 24	1B: 4 SF: 0 2B: 5 SAC: 0 3B: 0 DP: 2 HR: 1 HBP: 0		WP: 0 PA: 44 PB: 1 SB: 0 CS: 0				
<b>PITCHER</b>	IP WLS BF H R ER SO BB IBB HBP BLK WP HR S P ERA WHIP																	
17 Brandon Webb, R ERA: 0.6 (1, 1)	7.0	26	3	1	1	3	3	0	0	0	0	0	0	0	62	106	1.29	0.857
Mike Koplove, R ERA: 1.35 (8, 1)	2.0	7	2	1	1	0	0	0	0	0	0	0	0	0	16	25	4.50	1.000
Matt Mantei, R ERA: 3.21 (10, 1)	1.2	L	9	3	2	3	0	1	0	0	0	0	1	20	27	5.40	1.800	
Mike Myers, L ERA: 7.27 (11, 1)	0.1		2	0	0	0	0	0	0	0	0	0	0	4	7	0.00	0.000	

livebaseballscorecards.com

AB	40
R	4
H	8
RBI	3
BB	4
SO	6
LOB	17







Batter	1	2	3	4	5	6	7	8	9	AB	R	H	RBI	BB	SO	LOB	TOP										
Rafael Furcal, S OBP: 0.386, SLG: 0.489 (1, 6)	0-0 FC5-2 10 BB 1B	1-3 K	1-3 K			2-0 F8-4 1B 2B	0-2 G3-1			5	1	2	0	0	2	5											
Marcus Giles, R OBP: 0.405, SLG: 0.554 (1, 4)	4-2 FC5-2 10 BB 1-2 BB	1-1 F9			1-0 F8	4-0 F8-4 10 BB		2-2 F9		3	0	0	0	2	0	2											
10 Chipper Jones, S OBP: 0.390, SLG: 0.490 (1, 7)	4-2 FC5-2 1-2 2-3 BB		0-0 2B 1B		1-0 HR 1B	3-1 F8-4 1-2 2-3		2-3 K		4	2	2	0	1	1	2											
Andruw Jones, R OBP: 0.364, SLG: 0.540 (1, 8)	2-3 K		2-2 1-H HR 2B		0-0 1-H HR	4-0 1B IBB		1-2 1B 1B		4	2	3	3	1	1	3											
Robert Fick, L OBP: 0.391, SLG: 0.500 (1, 3)	1-1 FC5-2 1-2 2-3 3-H		3-2 2-H HR		1-2 G4-3	2-2 1-3 1B		2-2 1-3 1B		5	1	3	3	0	0	3											
Javy Lopez, R OBP: 0.271, SLG: 0.432 (1, 2)	1-0 P6		2-1 G4-3 2B		1-1 F8	0-2 F8		0-1 G4-3		5	0	1	0	0	0	7											
Vinny Castilla, R OBP: 0.313, SLG: 0.383 (1, 5)		1-2 F8	1-0 G4-3		2-2 G6-3		2-2 SH1-3 1B		0-0 G6-3	5	0	1	0	0	0	1	AB 39										
Darren Bragg, L OBP: 0.222, SLG: 0.152 (1, 9)		2-1 E 1B	2-3 K		3-2 F8		1-0 SH1-3		0-1 F7	4	0	1	0	0	1	1	R 6										
Russ Ortiz, R OBP: 0.222, SLG: 0.353 Ray King, L OBP: 0.333, SLG: 0.382 Matt Franco, L OBP: 0.333, SLG: 0.382 Kevin Gryboski, R OBP: 0.333, SLG: 0.382 Jung Keun Bong, L OBP: 0.333, SLG: 0.382 Julio Franco, R OBP: 0.439, SLG: 0.429		0-0 E1	4-2 BB		2-2 F8		0-3 K		2-3 K	2	0	0	0	0	1	0	H 13										
										0	0	0	0	0	0	0	RBI 6										
										0	0	0	0	0	0	0	BB 5										
										0	0	0	0	0	0	0	SO 7										
										1	0	0	0	0	1	0	LOB 26										
Inning Stats	R: 0 E: 0 K: 1 S: 14	H: 1 LOB: 3 BB: 2 P: 26	R: 0 E: 1 K: 1 S: 11	H: 1 LOB: 2 BB: 0 P: 16	R: 3 E: 0 K: 2 S: 22	H: 4 LOB: 2 BB: 1 P: 37	R: 2 E: 0 K: 0 S: 9	H: 2 LOB: 0 BB: 0 P: 13	R: 0 E: 0 K: 0 S: 9	H: 0 LOB: 0 BB: 0 P: 16	R: 1 E: 0 K: 0 S: 11	H: 2 LOB: 2 BB: 2 P: 26	R: 0 E: 0 K: 1 S: 11	H: 1 LOB: 1 BB: 0 P: 14	R: 0 E: 0 K: 1 S: 14	H: 2 LOB: 2 BB: 0 P: 21	R: 0 E: 0 K: 1 S: 6	H: 0 LOB: 0 BB: 0 P: 8	1B: 8 2B: 4 3B: 0 HR: 2	SF: 0 SAC: 1 DP: 1 HBP: 0	WP: 0 PB: 0 SB: 0 CS: 0	PA: 45					
PITCHER	IP	WLS	BF	H	R	ER	SO	BB	IBB	HBP	BLK	WP	HR	S	P	ERA	WHIP										
Curt Schilling, R ERA: 5.01 (1, 1)	5.0		27	8	5	5	4	3	0	0	0	0	2	65	108	9.00	2.200										
Stephen Randolph, L ERA: 5.28 (6, 1)	0.2		5	2	1	1	0	1	1	0	0	0	0	8	23	13.50	4.500										
Oscar Villarreal, R ERA: 3.04 (6, 1)	1.1	W	5	1	0	0	1	0	0	0	0	0	0	14	17	0.00	0.750										
Mike Koplove, R ERA: 1.29 (8, 1)	1.0	H	5	2	0	0	1	0	0	0	0	0	0	14	21	0.00	2.000										
Matt Mantei, R ERA: 3.0 (9, 1)	1.0	S	3	0	0	0	1	0	0	0	0	0	0	6	8	0.00	0.000										

Atlanta Braves @ Arizona Diamondbacks  
Bank One Ballpark, Phoenix, AZ  
Sat May 03 2003, 10:05 PM EDT  
Att. 44,398 - Sunny - 78 F

livebaseballscorecards.com



Batter	1	2	3	4	5	6	7	8	9
<b>Craig Counsell, L</b> OBP: 0.377, SLG: 0.320 (1, 5) (8, 6)	4-1 G5-3 2B BB	1-0 G4-3 1B		4-1 FC4-6 BB		3-2 HR 1B	1-0 P6		
<b>Carlos Baerga, S</b> OBP: 0.407, SLG: 0.600 <b>Junior Spivey, R</b> OBP: 0.337, SLG: 0.391 (1, 4) (6, PH) (7, 4)	3-2 G5-3 1-2	1-1 G4-3 1-2 3-H		1-2 FC4-6 1-2f		0-0 HR 1-H	1-3 K		
<b>Luis Gonzalez, L</b> OBP: 0.410, SLG: 0.622 (1, 7)	1-1 1B 2B 2-H	4-0 IBB		1-2 P3		1-2 FC6-4 1B	1-3 K2-3		
<b>Danny Bautista, R</b> OBP: 0.314, SLG: 0.290 (1, 9)	2-2 FC3-6 1B 2-3	1-1 F9		0-0 FC4-6 1-2f		1-1 FC6-4 1-2f	2-3 K		
<b>Lyle Overbay, L</b> OBP: 0.337, SLG: 0.417 (1, 3)	0-0 FC3-6 1B 1-2 3-H		2-1 G3-1		4-2 G1-6-3 BB		3-1 F8	2-3 K	
<b>Steve Finley, L</b> OBP: 0.304, SLG: 0.385 <b>Stephen Randolph, L</b> (6, 1) <b>Oscar Villarreal, L</b> (6, 1) <b>David Dellucci, L</b> OBP: 0.333, SLG: 0.298 (7, PH) (8, 8)	0-1 FC3-6 1-2f 2-3		4-1 1B BB		2-2 G1-6-3 1-2f		4-2 1B 2B BB		
<b>Rod Barajas, R</b> OBP: 0.484, SLG: 0.800 (1, 2)	0-1 L8		1-2 1B		3-2 F7		1-2 2B 1B 1B		
<b>Tony Womack, L</b> OBP: 0.213, SLG: 0.299 <b>Matt Williams, R</b> OBP: 0.291, SLG: 0.368 (7, PH) (8, 5)		0-1 1B G4-3 1B		2-3 K		1-1 B5-3	0-0 1B 2B		
<b>Curt Schilling, R</b> (1, 1) <b>Quinton McCracken, S</b> OBP: 0.211, SLG: 0.176 (6, 8) <b>Mike Koplove, R</b> (8, 1) <b>Matt Mantei, R</b> (9, 1)		2-3 K		3-3 K		3-3 K	0-0 1B		

AB	R	H	RBI	BB	SO	LOB
3	2	2	0	2	0	2
3	0	0	1	0	0	3
2	1	1	2	0	1	2
4	1	2	1	1	1	1
5	0	1	0	0	1	4
4	0	1	1	1	1	0
2	0	0	0	0	1	0
0	0	0	0	0	0	0
0	1	0	0	1	0	0
4	1	2	0	0	0	2
3	1	1	0	0	1	2
1	0	1	1	0	0	0
2	0	0	0	0	0	2
2	0	1	1	0	1	0
0	0	0	0	0	0	0
0	0	0	0	0	0	0

AB	R	H	RBI	BB	SO	LOB
35	7	12	7	6	8	22

Inning	1	2	3	4	5	6	7	8	9
<b>R</b>	2	1	0	0	0	2	2	0	0
<b>E</b>	0	0	0	0	0	0	0	0	0
<b>K</b>	0	1	2	1	0	1	1	3	0
<b>S</b>	17	11	15	8	10	15	13	9	14
<b>H</b>	3	2	1	0	0	3	3	0	0
<b>LOB</b>	2	2	1	1	0	1	2	0	0
<b>BB</b>	1	1	1	1	0	0	1	0	0
<b>P</b>	27	19	27	14	19	24	23	14	14

WP	HR	S	P	ERA	WHIP
0	0	0	0	0.00	1.200

**Atlanta Braves @ Arizona Diamondbacks**  
Bank One Ballpark, Phoenix, AZ  
Sat May 03 2003, 10:05 PM EDT  
Att. 44,398 - Sunny - 78 F

livebaseballscorecards.com





Batter	1	2	3	4	5	6	7	8	9	10	11	AB R H RBI BB SO LOB	TOP																			
Rafael Furcal, S OBP: 0.377, SLG: 0.474 (1, 6)	0-0 G4-3		3-2 G3		1-1 G5-3		1-3 K		4-2 BB		2-2 SF3	4 0 0 1 1 1 1																				
Marcus Giles, R OBP: 0.410, SLG: 0.547 (1, 4)	4-2 BB		3-2 1B		1-1 F9		3-1 G5-3		3-0 F8		0-1 1B	5 0 2 1 1 0 2																				
10 Chipper Jones, S OBP: 0.379, SLG: 0.482 (1, 7)	1-0 G3-6-1		1-1 P5		0-0 HR		3-1 G5-3		1-2 G6-3		1-0 L7	6 1 1 0 0 0 3																				
Andruw Jones, R OBP: 0.373, SLG: 0.564 (1, 8)		4-0 BB	1-0 CS		2-3 K		2-1 HR		2-0 FC6-4		1-0 F8	4 2 2 2 1 1 0																				
Robert Fick, L OBP: 0.392, SLG: 0.523 Trey Hodges, R 29 John Smoltz, R (10, 1)		1-2 P4		1-1 2B		0-1 F8		0-1 FC6-4		0-1 G6-3		5 1 2 0 0 0 2																				
Darren Bragg, L OBP: 0.220, SLG: 0.135 (1, 9)		1-0 G6-3		2-1 F7		2-2 F8		1-2 L8			4-2 SH2-4	4 1 0 0 1 0 4																				
Vinny Castilla, R OBP: 0.317, SLG: 0.373 (1, 5)		4-2 BB		0-0 G6-3		2-3 K		1-3 K			4-2 SH2-4	3 1 0 0 2 2 3																				
Henry Blanco, R OBP: 0.290, SLG: 0.310 (1, 2)		0-0 1B		4-2 SH3		0-0 2B		2-2 P2			0-0 SH2-4	3 0 2 2 1 0 0																				
Greg Maddux, R Ray King, L Roberto Hernandez, R Matt Franco, L Kevin Gryboski, R Julio Franco, R (10, 3)		0-3 K		0-0 SH3		0-0 L9		3-2 L7			4-0 1B	2 0 0 0 0 1 3																				
<b>Inning Stats</b>	R: 0 E: 0 K: 0 S: 4	H: 0 LOB: 0 BB: 1 P: 9	R: 1 E: 0 K: 1 S: 10	H: 1 LOB: 2 BB: 2 P: 20	R: 0 E: 0 K: 0 S: 11	H: 1 LOB: 0 BB: 0 P: 19	R: 0 E: 0 K: 1 S: 8	H: 1 LOB: 1 BB: 0 P: 13	R: 0 E: 0 K: 0 S: 8	H: 0 LOB: 1 BB: 1 P: 14	R: 3 E: 0 K: 1 S: 15	H: 4 LOB: 1 BB: 0 P: 21	R: 0 E: 0 K: 1 S: 10	H: 0 LOB: 0 BB: 0 P: 17	R: 0 E: 0 K: 1 S: 9	H: 1 LOB: 1 BB: 0 P: 13	R: 0 E: 0 K: 0 S: 13	H: 0 LOB: 1 BB: 1 P: 23	R: 0 E: 0 K: 0 S: 4	H: 0 LOB: 0 BB: 0 P: 6	R: 3 E: 1 K: 0 S: 13	H: 1 LOB: 1 BB: 3 P: 28	1B: 4 2B: 4 3B: 0 HR: 1	SF: 1 SAC: 2 DP: 1 HBP: 0	WP: 0 PB: 0 SB: 2 CS: 1	PA: 49						
<b>PITCHER</b>	IP WLS BF H R ER SO BB IBB HBP BLK WP HR S P ERA WHIP															<b>PITCHER</b>	IP WLS BF H R ER SO BB IBB HBP BLK WP HR S P ERA WHIP															
Elmer Dessens, R ERA: 4.32 (1, 1)	6.0	27	7	4	4	3	4	0	0	0	0	0	0	1	56	96	6.00	1.833														
Oscar Villarreal, R ERA: 2.92 (7, 1)	1.0	4	1	0	0	1	0	0	0	0	0	0	0	11	20	0.00	1.000															
Mike Myers, L ERA: 6.75 (8, 1)	0.2	2	0	0	0	0	0	0	0	0	0	0	0	5	6	0.00	0.000															
Scott Service, R ERA: 2.7 (8, 1)	1.1	5	0	0	0	1	1	0	0	0	0	0	0	16	27	0.00	0.750															
Chris Capuano, L ERA: 9.0 (10, 1)	2.0	L 10	1	3	2	0	2	1	0	0	0	0	0	17	34	9.00	1.500															

Atlanta Braves @ Arizona Diamondbacks  
Bank One Ballpark, Phoenix, AZ  
Sun May 04 2003, 4:35 PM EDT  
Att: 38,851 - Sunny - 77 F

AB	37
R	7
H	9
RBI	6
BB	8
SO	5
LOB	18



livebaseballscorecards.com

Batter	1	2	3	4	5	6	7	8	9	10	11	AB R H RBI BB SO LOB	BOTTOM																
<b>Craig Counsell, L</b> OBP: 0.367, SLG: 0.312 (1, 5)	0-1 G4-3	3-1 G4-3		1-2 G4-3		0-0 L8			2-2 L9		2-2 1B	6 0 1 0 0 0 3	<b>Atlanta Braves @ Arizona Diamondbacks</b> <b>Bank One Ballpark, Phoenix, AZ</b> Sun May 04 2003, 4:35 PM EDT Att: 38,851 - Sunny - 77 F																
<b>Junior Spivey, R</b> OBP: 0.336, SLG: 0.429 (1, 4)	3-2 E 2B		1-0 HR		3-3 K		2-1 G4-3		0-1 L9		3-3 K	6 2 2 1 0 2 1																	
<b>Luis Gonzalez, L</b> OBP: 0.410, SLG: 0.634 (1, 7)	4-2 E SF8 BB		2-0 HR		1-0 G4-3		0-1 F9			2-0 F9		4 2 1 1 1 0 0																	
<b>Danny Bautista, R</b> OBP: 0.311, SLG: 0.318 <b>Scott Service, R</b> <b>Quinton McCracken, S</b> OBP: 0.231, SLG: 0.200 (1, 9) (8, 1) (10, 9)	3-2 E6 CS 1-3 2-H		0-2 G4-3		1-1 3B		1-2 G5-3			0-1 1B		4 0 1 0 0 0 1 0 0 0 0 0 0 0 1 0 1 0 0 0 0																	
<b>Mark Grace, L</b> OBP: 0.220, SLG: 0.351 (1, 3)	1-1 SF8 3-H		1-3 K		4-0 BB		3-2 F8			1 SAFE 1 SAFE 3-3 B 1 SAFE 1 SAFE 1 B 1 B F	1-2 K	3 0 0 1 1 2 1																	
<b>Steve Finley, L</b> OBP: 0.317, SLG: 0.407 (1, 8)	1-2 CS 1-2	1-1 G3-1	0-0 1B		1-2 G3		0-0 3B			4-0 IBB		4 0 2 0 1 0 2																	
<b>Chad Moeller, R</b> OBP: 0.390, SLG: 0.566 <b>Lyle Overbay, L</b> OBP: 0.333, SLG: 0.412 <b>Rod Barajas, R</b> OBP: 0.484, SLG: 0.800 (1, 2) (10, PH) (11, 2)		3-1 G3 2B	2-3 K		1-0 CS 1B		3-1 P6			0-0 F9		4 0 2 0 0 1 2 1 0 0 0 0 0 2 0 0 0 0 0 0 0																	
<b>Tony Womack, L</b> OBP: 0.202, SLG: 0.283 (1, 6)		0-1 G3 2-3		2-3 K		0-2 P6		2-2 G5-3			1-2 F8	5 0 0 0 0 1 3																	
<b>Elmer Dessens, R</b> OBP: 0.367, SLG: 0.385 <b>Carlos Baerga, S</b> OBP: 0.418, SLG: 0.600 <b>Oscar Villarreal, L</b> <b>Mike Myers, L</b> <b>David Dellucci, L</b> OBP: 0.323, SLG: 0.293 <b>Chris Capuano, L</b> <b>Matt Williams, R</b> OBP: 0.288, SLG: 0.362 (1, 1) (6, PH) (7, 1) (8, 1) (8, 9) (10, 1) (11, PH)		4-1 BB		0-2 G1-3		4-1 BB 1-2			1-0 F7		0-0 P3	1 0 0 0 0 1 0 0 0 0 0 0 0 1 0 0 0 0 0 0 0 0 0 0 0 0 0 0 0 0 0 0 1 0 0 0 0 0 0 0 0 0 0 0 0 0 0 0 1 0 0 0 0 0 0 0																	
<b>Inning Stats</b>	R: 2 E: 1 K: 0 S: 16	H: 1 LOB: 0 BB: 1 P: 27	R: 0 E: 0 K: 0 S: 9	H: 1 LOB: 2 BB: 1 P: 20	R: 2 E: 0 K: 2 S: 12	H: 3 LOB: 1 BB: 0 P: 18	R: 0 E: 0 K: 1 S: 11	H: 0 LOB: 0 BB: 0 P: 14	R: 0 E: 0 K: 1 S: 9	H: 1 LOB: 2 BB: 1 P: 19	R: 0 E: 0 K: 0 S: 6	H: 1 LOB: 1 BB: 1 P: 11		R: 0 E: 0 K: 0 S: 7	H: 0 LOB: 0 BB: 0 P: 10	R: 0 E: 0 K: 0 S: 10	H: 1 LOB: 1 BB: 0 P: 17	R: 0 E: 0 K: 0 S: 11	H: 0 LOB: 0 BB: 0 P: 14	R: 0 E: 0 K: 1 S: 7	H: 1 LOB: 2 BB: 1 P: 16	R: 0 E: 0 K: 1 S: 12	H: 1 LOB: 1 BB: 0 P: 18	1B: 4 2B: 2 3B: 2 HR: 2	SF: 1 SAC: 0 DP: 0 HBP: 0	WP: 0 PB: 0 SB: 2 CS: 2	PA: 48		
<b>PITCHER</b>	IP WLS BF H R ER SO BB IBB HBP BLK WP HR S P ERA WHIP														<b>PITCHER</b>	IP WLS BF H R ER SO BB IBB HBP BLK WP HR S P ERA WHIP													
<b>Greg Maddux, R</b> ERA: 4.86 (1, 1)	6.0 28 7 4 2 4 4 0 0 0 0 2 63 109 3.00 1.833														<b>29 John Smoltz, R</b> ERA: 1.08 (11, 1)	1.0 S 4 1 0 0 1 0 0 0 0 0 0 7 10 0.00 1.000													
<b>Ray King, L</b> ERA: 3.21 (7, 1)	1.0 3 0 0 0 0 0 0 0 0 0 0 7 10 0.00 0.000																												
<b>Roberto Hernandez, R</b> ERA: 2.5 (8, 1)	1.0 4 1 0 0 0 0 0 0 0 0 0 10 17 0.00 1.000																												
<b>Kevin Gryboski, R</b> ERA: 5.84 (9, 1)	1.0 3 0 0 0 0 0 0 0 0 0 0 11 14 0.00 0.000																												
<b>Trey Hodges, R</b> ERA: 3.14 (10, 1)	1.0 W 5 1 0 0 1 0 1 0 0 0 0 7 16 0.00 1.000																												

AB	41
R	4
H	10
RBI	3
BB	5
SO	6
LOB	15





Batter	1	2	3	4	5	6	7	8	9	AB R H RBI BB SO LOB	TOP									
11 Jimmy Rollins, S (1, 6) OBP: 0.351, SLG: 0.410	0-1 K 3B		0-0 2B E 1B		0-1 1B			1-1 L3		4 1 3 0 0 0 0	Philadelphia Phillies @ Arizona Diamondbacks Bank One Ballpark, Phoenix, AZ Mon May 05 2003, 9:35 PM EDT Att. 25,407 - Cloudy - 81 F									
Placido Polanco, R (1, 4) OBP: 0.412, SLG: 0.452	3-3 K		2-1 E9 1-H 2B		2-2 P4			0-0 F9		4 0 1 0 0 1 2										
Bobby Abreu, L (1, 9) OBP: 0.383, SLG: 0.416	1-1 F8		2-1 G5-3						0-1 G6-3 2B	4 0 1 0 0 0 1										
Jim Thome, L (1, 3) OBP: 0.352, SLG: 0.403		2-2 G3		2-0 F8					3-3 K	4 0 0 0 0 1 1										
Pat Burrell, R (1, 7) OBP: 0.289, SLG: 0.378		3-1 P3		0-3 K					0-2 G6-3	4 0 0 0 0 2 1										
Mike Lieberthal, R (1, 2) OBP: 0.426, SLG: 0.550		2-2 1B		1-0 1B					1-0 F7	4 0 2 0 0 0 1										
David Bell, R (1, 5) OBP: 0.307, SLG: 0.297		0-0 G6-3		3-2 F9						3 0 0 0 0 0 2										
Marlon Byrd, R (1, 8) OBP: 0.280, SLG: 0.233			2-3 K		1-0 G3					3 0 0 0 0 1 0										
Vicente Padilla, R (1, 1) Joe Roa, R (5, 1) Jason Michaels, R (8, PH) Rheal Cormier, L (8, 1)			1-1 P4		2-1 F8				0-1 G6-3	2 0 0 0 0 0 0 0 0 0 0 0 0 0 1 0 0 0 0 0 0 0 0 0 0 0 0 0										
<b>Inning Stats</b>	R: 0 E: 0 K: 1 S: 9	H: 1 LOB: 0 BB: 0 P: 13	R: 0 E: 0 K: 0 S: 9	H: 1 LOB: 1 BB: 0 P: 16	R: 1 E: 1 K: 1 S: 10	H: 2 LOB: 1 BB: 0 P: 17	R: 0 E: 0 K: 1 S: 9	H: 1 LOB: 1 BB: 0 P: 15	R: 0 E: 0 K: 0 S: 9	H: 0 LOB: 0 BB: 0 P: 14		R: 0 E: 0 K: 0 S: 5	H: 0 LOB: 0 BB: 0 P: 10	R: 0 E: 0 K: 0 S: 5	H: 0 LOB: 0 BB: 0 P: 6	R: 0 E: 0 K: 1 S: 12	H: 1 LOB: 1 BB: 0 P: 16	1B: 4 2B: 2 3B: 1 HR: 0	SF: 0 SAC: 0 DP: 0 HBP: 0	WP: 0 PB: 0 SB: 0 CS: 0
<b>PITCHER</b> Miguel Batista, R (1, 1) ERA: 2.4	IP: 9.0 WLS: W BF: 33 H: 7 R: 1 ER: 0 SO: 5 BB: 0 IBB: 0 HBP: 0 BLK: 0 WP: 0 HR: 0 S: 76 P: 121 ERA: 0.00 WHIP: 0.778											<b>PITCHER</b>	IP: WLS: BF: H: R: ER: SO: BB: IBB: HBP: BLK: WP: HR: S: P: ERA: WHIP:							

AB	33
R	1
H	7
RBI	0
BB	0
SO	5
LOB	8



livebaseballscorecards.com

Batter	1	2	3	4	5	6	7	8	9	AB R H RBI BB SO LOB
<b>Craig Counsell, L</b> OBP: 0.383, SLG: 0.327 (1, 6)	1-2 FC4-6 BB HR 1B	0-0 1B		2-1 F9		1-1 S 1B	4-0 BB			4 2 3 0 1 0 0
<b>Junior Spivey, R</b> OBP: 0.339, SLG: 0.422 (1, 4)	4-1 FC4-6 BB 1-2	3-2 SAFE F8		2-3 K		3-2 G3 1-H HR 1B	1-0 G3			4 1 1 1 1 1 3
<b>Luis Gonzalez, L</b> OBP: 0.403, SLG: 0.614 (1, 7)	0-1 FC4-6 HBP HR 1-2f 2-3	0-3 SAFE K			4-0 3B BB	0-1 G3		1-0 G1-3		4 2 0 0 1 1 4
<b>Danny Bautista, R</b> OBP: 0.291, SLG: 0.296 (1, 9)	0-3 K		1-0 F9		0-3 K	1-2 G5-3		2-3 K		5 0 0 0 0 3 4
<b>Steve Finley, L</b> OBP: 0.344, SLG: 0.495 (1, 8)	1-0 HR HBP 1-2		0-0 HR		2-2 1-H 2B 3B	2-2 2-H HR		4-0 BB		3 4 3 4 1 0 0
<b>Matt Williams, R</b> OBP: 0.306, SLG: 0.425 (1, 5)	0-2 HR 1-H 2-H 3-H		4-1 FC4-6 BB		0-0 FC5 2B 3-H	2-2 P4		0-2 F8		4 1 2 5 1 0 1
<b>Lyle Overbay, L</b> OBP: 0.351, SLG: 0.414 (1, 3)	4-2 FC5-4 BB		1-0 FC4-6 1-2f		4-2 BB		1-1 G1-4-3 1B			2 0 1 0 2 0 1
<b>Rod Barajas, R</b> OBP: 0.457, SLG: 0.735 (1, 2)	1-2 FC5-4 1-2f		2-3 K		0-3 K		1-1 G1-4-3 1B			4 0 1 0 0 2 4
<b>Miguel Batista, R</b> OBP: 0.071, SLG: 0.071 (1, 1)		1-3 K		2-3 K		0-0 FC5 2-3f		0-1 G1-4-3 1-2f 2-3		4 0 0 0 0 2 4

Inning Stats	R: 4 E: 0 K: 18 S: 18	H: 2 LOB: 1 BB: 2 P: 29	R: 0 E: 0 K: 2 S: 11	H: 1 LOB: 1 BB: 0 P: 15	R: 1 E: 0 K: 1 S: 9	H: 1 LOB: 1 BB: 1 P: 17	R: 0 E: 0 K: 2 S: 9	H: 0 LOB: 0 BB: 0 P: 15	R: 2 E: 0 K: 2 S: 17	H: 2 LOB: 2 BB: 2 P: 27	R: 3 E: 0 K: 0 S: 17	H: 3 LOB: 0 BB: 0 P: 26	R: 0 E: 0 K: 0 S: 7	H: 2 LOB: 2 BB: 1 P: 14	R: 0 E: 0 K: 1 S: 8	H: 0 LOB: 1 BB: 1 P: 15
--------------	--------------------------------	----------------------------------	-------------------------------	----------------------------------	------------------------------	----------------------------------	------------------------------	----------------------------------	-------------------------------	----------------------------------	-------------------------------	----------------------------------	------------------------------	----------------------------------	------------------------------	----------------------------------

PITCHER	IP	WLS	BF	H	R	ER	SO	BB	IBB	HBP	BLK	WP	HR	S	P	ERA	WHIP
<b>Vicente Padilla, R</b> ERA: 3.97 (1, 1)	4.1	L	25	6	7	7	7	5	0	1	0	0	2	59	98	14.54	2.538
<b>Joe Roa, R</b> ERA: 6.38 (5, 1)	2.2		13	5	3	3	1	1	0	0	0	0	1	29	45	10.12	2.250
<b>Rheal Cormier, L</b> ERA: 2.87 (8, 1)	1.0		4	0	0	0	1	1	0	0	0	0	0	8	15	0.00	1.000


**BOTTOM**

Philadelphia Phillies @ Arizona Diamondbacks  
Bank One Ballpark, Phoenix, AZ

Mon May 05 2003, 9:35 PM EDT  
Att: 25,407 - Cloudy - 81 F

AB	34
R	10
H	11
RBI	10
BB	7
SO	9
LOB	21

livebaseballscores.com



1B: 6	SF: 0	WP: 0	PA: 42
2B: 1	SAC: 0	PB: 0	
3B: 1	DP: 1	SB: 1	
HR: 3	HBP: 1	CS: 0	





Batter	1	2	3	4	5	6	7	8	9	AB	R	H	RBI	BB	SO	LOB
Craig Counsell, L (1, 6) OBP: 0.387, SLG: 0.353 Tony Womack, L (7, 6) OBP: 0.211, SLG: 0.290	2-3 K		3-2 P5		0-1 HR	1 SAFE FC6-4 BB		1-0 1B		3	1	1	1	1	1	1
Junior Spivey, R (1, 4) OBP: 0.342, SLG: 0.430	2-1 F8			3-2 1B 2B	2-0 BB BB G4-3 1B	0-1 FC6-4 BB		0-0 FC5-4 1-2f 2-3		5	2	2	0	0	0	4
Luis Gonzalez, L (1, 7) OBP: 0.409, SLG: 0.608	1-3 K			0-0 BB BB BB G3 1B	4-0 G4-3 BB 1-2 BB	4-1 BB BB BB BB		1-2 G5-3		3	1	1	0	2	1	3
Steve Finley, L (1, 8) OBP: 0.354, SLG: 0.504		1-2 G3-1		1-2 SAFE G3 BB G4-3 1B	4-1 G4-3 BB	2-3 K		2-1 SH1-4 SF9 2B		4	2	2	1	1	1	3
Matt Williams, R (1, 5) OBP: 0.311, SLG: 0.408		1-0 F8		4-1 G4-3 G3 BB 1-2 2-3	3-3 K		0-1 G6-3		4-0 SH1-4 IBB	3	0	0	0	2	1	3
Carlos Baerga, S (1, 3) OBP: 0.397, SLG: 0.566 Scott Service, R (8, 1) Mike Myers, L (7, 1) David Dellucci, L (7, PH) Oscar Villarreal, L (8, 1) Elmer Dessens, R (9, PH) OBP: 0.357, SLG: 0.385		1-0 P2		3-2 G3 1-2 2-3 3-H	1-0 G4-3		2-3 K		2-1 SH1-4	3	0	0	2	0	0	4
Danny Bautista, R (1, 9) OBP: 0.274, SLG: 0.280			2-1 G6-3	2-2 G4-3	0-0 G6-3		1-0 G1-3		0-0 SF9	4	0	0	2	0	0	3
Chad Moeller, R (1, 2) OBP: 0.395, SLG: 0.557			1-2 FC1-6 1B	4-0 IBB		1-3 K		1-2 P4		3	0	1	0	1	1	0
Andrew Good, R (1, 1) Mark Grace, L (6, 3) Quinton McCracken, S (8, PR) Lyle Overbay, L (9, 3) OBP: 0.351, SLG: 0.414			1 SAFE 0-0 FC1-6	0-3 K		4-0 FC6-4 BB BB		0-0 FC5-4 1B		2	0	0	0	0	0	3

Inning Stats	R: 0	H: 0	E: 0	K: 2	S: 8	LOB: 0	BB: 0	P: 13	R: 0	H: 0	E: 0	K: 0	S: 5	LOB: 0	BB: 0	P: 8	R: 0	H: 1	E: 0	K: 0	S: 11	LOB: 1	BB: 0	P: 17	R: 3	H: 3	E: 0	K: 1	S: 23	LOB: 2	BB: 2	P: 40	R: 2	H: 2	E: 0	K: 1	S: 10	LOB: 2	BB: 2	P: 24	R: 0	H: 0	E: 0	K: 2	S: 10	LOB: 3	BB: 3	P: 25	R: 0	H: 0	E: 0	K: 1	S: 7	LOB: 0	BB: 0	P: 10	R: 0	H: 2	E: 0	K: 0	S: 9	LOB: 3	BB: 0	P: 12	R: 1	H: 1	E: 0	K: 0	S: 5	LOB: 1	BB: 1	P: 13	1B: 6	SF: 1	2B: 2	SAC: 1	3B: 0	DP: 0	HR: 1	HBP: 0	WP: 0	PA: 43
--------------	------	------	------	------	------	--------	-------	-------	------	------	------	------	------	--------	-------	------	------	------	------	------	-------	--------	-------	-------	------	------	------	------	-------	--------	-------	-------	------	------	------	------	-------	--------	-------	-------	------	------	------	------	-------	--------	-------	-------	------	------	------	------	------	--------	-------	-------	------	------	------	------	------	--------	-------	-------	------	------	------	------	------	--------	-------	-------	-------	-------	-------	--------	-------	-------	-------	--------	-------	--------

PITCHER	IP	WLS	BF	H	R	ER	SO	BB	IBB	HBP	BLK	WP	HR	S	P	ERA	WHIP
Brandon Duckworth, R (1, 1) ERA: 6.46	4.0		19	5	4	4	3	1	1	0	0	0	1	49	80	9.00	1.500
Carlos Silva, R (5, 1) ERA: 2.52	1.2		10	1	1	1	2	4	0	0	0	0	0	14	37	5.40	3.000
Dan Plesac, L (6, 1) ERA: 1.59	0.1		2	0	0	0	1	1	0	0	0	0	0	4	10	0.00	3.000
Turk Wendell, R (7, 1) ERA:	2.0		8	2	0	0	1	0	0	0	0	0	0	16	22	0.00	1.000
Terry Adams, R (9, 1) ERA: 4.61	0.2	L	4	1	1	1	0	0	1	0	0	0	0	5	13	13.50	1.500

**BOTTOM**

Philadelphia Phillies @ Arizona Diamondbacks  
Bank One Ballpark, Phoenix, AZ  
Tue May 06 2003, 9:35 PM EDT  
Att. 32,151 - Cloudy - 81 F

livebaseballscorecards.com

AB	33
R	6
H	9
RBI	6
BB	8
SO	7
LOB	24





Batter	1	2	3	4	5	6	7	8	9	AB R H RBI BB SO LOB	TOP									
11 Jimmy Rollins, S (1, 6) OBP: 0.348, SLG: 0.423	1-2 F7		1-1 G1-3		3-2 G3			2-2 PB	3-2 G5-3	5 1 1 0 0 0 2										
Placido Polanco, R (1, 4) OBP: 0.404, SLG: 0.438	1-3 K			4-2 HR		1-3 K		2-2 1B PB	1-0 G6-3	3 2 0 0 1 2 1										
Bobby Abreu, L (1, 9) OBP: 0.376, SLG: 0.424	3-1 G5-3			2-0 HR		2-3 K		1 SAFE SF9 1B		3 1 1 2 1 1 0										
Jim Thome, L (1, 3) OBP: 0.373, SLG: 0.468		3-1 1B		2-1 G3-1		0-2 WP		1-2 2-3 1B		4 0 3 0 0 0 0										
Pat Burrell, R (1, 7) OBP: 0.300, SLG: 0.406	1-0 F8			1-1 P3		4-2 2 PO		2-3 K		3 0 0 0 1 1 4										
2 Tyler Houston, L (1, 5) OBP: 0.371, SLG: 0.485		0-0 G4-6-3		1-0 HR		2-0 PO	1-3 K	2-0 SF9		3 1 1 1 0 1 1										
Tomas Perez, S (7, 5) OBP: 0.313, SLG: 0.348								2-3 3-H		0 0 0 1 0 0 0										
Ricky Ledee, L (1, 8) OBP: 0.322, SLG: 0.481			0-0	1-1 G6-3			1-3 K2-3	2-3 K		3 0 1 0 0 1 0										
Jason Michaels, R (8, PH) OBP: 0.389, SLG: 0.333										1 0 0 0 0 1 2										
Todd Pratt, R (1, 2) OBP: 0.483, SLG: 0.522			3-3 K		3-2 B3-6-4		4-2		4-1 G4-3	1 0 0 0 2 1 1										
Kevin Millwood, R (1, 1) OBP: 0.167, SLG: 0.063			0-0		0-0 B3-6-4		3-3 K		1-2 G4-3	3 0 0 0 0 1 3										
Rheal Cormier, L (8, 1) OBP: 1.000, SLG: 1.000										0 0 0 0 0 0 0										
Marlon Byrd, R (9, PH) OBP: 0.273, SLG: 0.229										1 0 0 0 0 0 1										
Jose Mesa, R (9, 1) OBP: 0.273, SLG: 0.229										0 0 0 0 0 0 0										
<b>Inning Stats</b>	R: 0 E: 0 K: 1 S: 9	H: 0 LOB: 0 BB: 0 P: 14	R: 0 E: 0 K: 0 S: 4	H: 1 LOB: 0 BB: 0 P: 8	R: 0 E: 0 K: 1 S: 7	H: 1 LOB: 1 BB: 0 P: 11	R: 3 E: 0 K: 0 S: 10	H: 2 LOB: 0 BB: 1 P: 21	R: 0 E: 0 K: 2 S: 12	H: 1 LOB: 1 BB: 1 P: 21	R: 0 E: 0 K: 3 S: 13	H: 0 LOB: 1 BB: 1 P: 22	R: 2 E: 0 K: 2 S: 17	H: 2 LOB: 2 BB: 1 P: 33	R: 0 E: 0 K: 0 S: 11	H: 0 LOB: 1 BB: 1 P: 20	1B: 3 2B: 1 3B: 1 HR: 2	SF: 1 SAC: 0 DP: 2 HBP: 2	WP: 1 PB: 1 SB: 0 CS: 0	PA: 39
<b>PITCHER</b>	IP WLS BF H R ER SO BB IBB HBP BLK WP HR S P ERA WHIP																			
17 Brandon Webb, R (1, 1) ERA: 1.64	7.0 L 27 5 3 3 7 3 0 1 2 61 109 3.86 1.143																			
Mike Koplove, R (8, 1) ERA: 2.14	0.0 2 1 2 2 0 0 0 0 5 9 ∞ ∞																			
Mike Myers, L (8, 1) ERA: 6.52	0.0 2 1 0 0 0 1 0 0 5 11 ∞ ∞																			
Scott Service, R (8, 1) ERA: 1.59	0.2 2 0 0 0 1 0 0 0 4 8 0.00 0.000																			
Chris Capuano, L (8, 1) ERA: 5.4	1.1 5 0 0 0 1 1 0 0 0 14 25 0.00 0.750																			

Philadelphia Phillies @ Arizona Diamondbacks  
Bank One Ballpark, Phoenix, AZ  
Wed May 07 2003, 6:05 PM EDT  
Att. 28,485 - Dome - 72 F

livebaseballscorecards.com

AB	30
R	5
H	7
RBI	4
BB	5
SO	9
LOB	15



Batter	1	2	3	4	5	6	7	8	9	AB	R	H	RBI	BB	SO	LOB
Quinton McCracken, S (1, 7) OBP: 0.233, SLG: 0.205	0-0 E S 2B 1B		2-0 F7		3-2 F9			2-1 G5-3		4	1	1	0	0	0	0
Junior Spivey, R (1, 4) OBP: 0.339, SLG: 0.423	0-0 F8		2-2 L7			2-2 G3-1		0-2 G4-6-3 1B		4	0	1	0	0	0	1
Steve Finley, L (1, 8) OBP: 0.343, SLG: 0.487	3-3 SAFE S 1-3 K			3-2 G6-3		0-3 K		0-1 G4-6-3 1-2f		4	0	0	0	0	2	2
David Dellucci, L (1, 9) OBP: 0.347, SLG: 0.339	0-1 2B			4-2 S 1B BB		3-2 P5		1-0 2B		3	1	2	1	1	0	0
Matt Williams, R (1, 5) OBP: 0.298, SLG: 0.388	3-H 1-2 G6-3			1-2 G6-3			2-3 K	0-1 F8		4	0	0	0	0	1	3
Mark Grace, L (1, 3) OBP: 0.261, SLG: 0.366		2-1 F7		2-1 1B		1-2 L9				3	0	1	1	0	0	0
Alex Cintron, S (1, 6) Chris Capuano, L (8, 1)		1-1 F7		1-3 K		1-1 G6-3				3	0	0	0	0	1	1
Rod Barajas, R (1, 2) OBP: 0.447, SLG: 0.703		0-0 G6-3			1-1 G1-3			0-1 G6-3 1B		3	0	1	0	0	0	0
17 Brandon Webb, R (1, 1) Mike Koplove, R (8, 1) Mike Myers, L (8, 1) Scott Service, R (8, 1) Tony Womack, L (8, 6) OBP: 0.208, SLG: 0.287			1-3 K		3-3 K			0-0 G6-3 1-2f		2	0	0	0	0	2	0

Inning Stats	R: 1	H: 2	E: 1	K: 1	S: 13	LOB: 1	BB: 0	P: 17	R: 0	H: 0	E: 0	K: 0	S: 5	LOB: 0	BB: 0	P: 8	R: 0	H: 0	E: 0	K: 1	S: 7	LOB: 0	BB: 0	P: 12	R: 1	H: 1	E: 0	K: 1	S: 13	LOB: 1	BB: 1	P: 24	R: 0	H: 0	E: 0	K: 1	S: 11	LOB: 0	BB: 0	P: 18	R: 0	H: 0	E: 0	K: 1	S: 10	LOB: 0	BB: 0	P: 15	R: 0	H: 0	E: 0	K: 1	S: 9	LOB: 0	BB: 0	P: 13	R: 0	H: 1	E: 0	K: 0	S: 5	LOB: 0	BB: 0	P: 7	R: 0	H: 2	E: 0	K: 0	S: 8	LOB: 1	BB: 0	P: 9	1B: 4	2B: 2	3B: 0	HR: 0	SF: 0	SAC: 0	DP: 2	HBP: 0	WP: 0	PB: 0	SB: 2	CS: 0	PA: 32
--------------	------	------	------	------	-------	--------	-------	-------	------	------	------	------	------	--------	-------	------	------	------	------	------	------	--------	-------	-------	------	------	------	------	-------	--------	-------	-------	------	------	------	------	-------	--------	-------	-------	------	------	------	------	-------	--------	-------	-------	------	------	------	------	------	--------	-------	-------	------	------	------	------	------	--------	-------	------	------	------	------	------	------	--------	-------	------	-------	-------	-------	-------	-------	--------	-------	--------	-------	-------	-------	-------	--------

PITCHER	IP	WLS	BF	H	R	ER	SO	BB	IBB	HBP	BLK	WP	HR	S	P	ERA	WHIP
Kevin Millwood, R (1, 1) ERA: 3.47	7.0	W	26	4	2	2	6	1	0	0	0	0	0	70	109	2.57	0.714
Rheal Cormier, L (8, 1) ERA: 2.7	1.0	H	2	0	0	0	0	0	0	0	0	0	0	3	5	0.00	0.000
Jose Mesa, R (9, 1) ERA: 3.52	1.0	S	4	2	0	0	0	0	0	0	0	0	0	8	9	0.00	2.000

BOTTOM

Philadelphia Phillies @ Arizona Diamondbacks  
Bank One Ballpark, Phoenix, AZ  
Wed May 07 2003, 6:05 PM EDT  
Att. 28,485 - Dome - 72 F

livebaseballscores.com

AB	31
R	2
H	6
RBI	2
BB	1
SO	6
LOB	8





Batter	1	2	3	4	5	6	7	8	9	AB R H RBI BB SO LOB	TOP									
Alex Cintron, S (1, 6) OBP: 0.125, SLG: 0.125	1-0 F8	0-0 F8		1-2 FC4-6		1-2 HR		2-2 G4-3		5 1 1 0 0 0 4										
Junior Spivey, R (1, 4) OBP: 0.333, SLG: 0.440	1-2 G4-3		0-3 K		0-3 K	3-1 HR		0-2 G1-3		5 1 1 3 0 2 0										
Luis Gonzalez, L (1, 7) OBP: 0.403, SLG: 0.590	4-2 BB		1-1 P6		2-0 P5	2-0 G6-3			0-1 L4	4 0 0 0 1 0 0										
Steve Finley, L (1, 8) OBP: 0.345, SLG: 0.488	1-2 G4-3		4-2 BB		0-0 2B	0-3 K			1-3 K	4 0 1 0 1 2 1										
Matt Williams, R (1, 5) OBP: 0.323, SLG: 0.410		0-0 1B 1B 2B	1 SAFE 0-0 F8		4-1 BB		0-0 G5-3 1B		4-0 1B BB	3 1 2 0 2 0 1										
Lyle Overbay, L (1, 3) OBP: 0.343, SLG: 0.402		1-0 F7		2-3 K	2-1 G4-3		0-2 F8		1-0 1B	5 0 1 0 0 1 4										
Danny Bautista, R (1, 9) OBP: 0.292, SLG: 0.313		0-0 SH5-4 1B 2-3 1B		2-2 1B 1B		0-2 1B 2B	0-0 G5-3		0-3 K	5 1 3 0 0 1 3										
Rod Barajas, R (1, 2) OBP: 0.452, SLG: 0.683	1 SAFE 0-1	1-2 SH5-4 1B 3-H		0-0 P5		2-2 1B HR 1B 2-H	2-1 F7			4 1 2 2 0 0 2										
Curt Schilling, R (1, 1) OBP: 0.063, SLG: 0.063		0-1 SH5-4		2-0 FC4-6 1B 1-2		1-2 K		0-3 K		3 0 1 0 0 2 1										
<b>Inning Stats</b>	R: 0 H: 0 E: 0 K: 0 S: 10	H: 0 LOB: 1 BB: 1 P: 17	R: 1 H: 3 E: 0 K: 0 S: 8	H: 3 LOB: 2 BB: 0 P: 9	R: 0 H: 0 E: 0 K: 1 S: 12	H: 0 LOB: 1 BB: 1 P: 17	R: 0 H: 2 E: 0 K: 1 S: 12	H: 2 LOB: 2 BB: 0 P: 19	R: 0 H: 1 E: 0 K: 1 S: 8	H: 1 LOB: 2 BB: 1 P: 16	R: 4 H: 4 E: 0 K: 2 S: 19	H: 4 LOB: 0 BB: 0 P: 28	R: 0 H: 1 E: 0 K: 0 S: 7	H: 1 LOB: 1 BB: 0 P: 9	R: 0 H: 0 E: 0 K: 1 S: 10	H: 0 LOB: 0 BB: 0 P: 12	R: 0 H: 1 E: 0 K: 2 S: 9	H: 1 LOB: 2 BB: 1 P: 15	1B: 8 SF: 0 2B: 3 SAC: 1 3B: 0 DP: 0 HR: 1 HBP: 0	WP: 0 PA: 43 PB: 0 SB: 0 CS: 0
<b>PITCHER</b>	IP WLS BF H R ER SO BB IBB HBP BLK WP HR S P ERA WHIP																			
Jeff D'Amico, R (1, 1) ERA: 4.08	5.1 L 29 10 5 5 4 3 0 0 0 0 0 1 65 100 8.44 2.438																			
Joe Beimel, L (6, 1) ERA: 2.3	0.2 2 0 0 0 1 0 0 0 0 0 0 0 4 6 0.00 0.000																			
Brian Meadows, R (7, 1) ERA: 1.93	2.0 7 1 0 0 1 0 0 0 0 0 0 0 17 21 0.00 0.500																			
Scott Sauerbeck, L (9, 1) ERA: 5.14	1.0 5 1 0 0 2 1 0 0 0 0 0 0 9 15 0.00 2.000																			

Arizona Diamondbacks @ Pittsburgh Pirates  
PNC Park, Pittsburgh, PA  
Fri May 09 2003, 7:05 PM EDT  
Att. 18,080 - Cloudy - 66 F

AB	38
R	5
H	12
RBI	5
BB	4
SO	8
LOB	16







Batter	1	2	3	4	5	6	7	8	9	AB R H RBI BB SO LOB	TOP	
Alex Cintron, S (1, 6) OBP: 0.083, SLG: 0.083 David Dellucci, L (9, PH) OBP: 0.342, SLG: 0.333	1-2 G4-3		0-0 P5		2-2 G4-3		1-2 L5		2-3 K	4 0 0 0 0 0 1 1 0 0 0 0 1 1		
Junior Spivey, R (1, 4) OBP: 0.321, SLG: 0.421	0-0 P3		2-3 K		1-3 K			1-3 K	3-1 G1	5 0 0 0 0 3 1		
Luis Gonzalez, L (1, 7) OBP: 0.411, SLG: 0.609	1-1 2B		2-2 1B		2-1 2B			0-1 F9		4 0 3 0 0 0 0		
Steve Finley, L (1, 8) OBP: 0.336, SLG: 0.472	2-0 G4-3		1-3 K		1-0 F8			1-0 G1-3		4 0 0 0 0 1 3		
Matt Williams, R (1, 5) OBP: 0.330, SLG: 0.419					0-0 G3-1 G4-3 2B			1-2 L4		3 1 1 0 1 1 1		
Mark Grace, L (1, 3) OBP: 0.260, SLG: 0.356					0-0 G3-1			0-0 G3		4 1 1 0 0 0 3		
Danny Bautista, R (1, 9) OBP: 0.312, SLG: 0.333					2-2 G4-3			0-1 G6-4-3 1B		4 1 3 1 0 0 0		
Rod Barajas, R (1, 2) OBP: 0.413, SLG: 0.622					1-0 F7			1 SAFE 2-0 G6-4-3		4 1 0 0 0 0 4		
Elmer Dessens, R (1, 1) OBP: 0.313, SLG: 0.333 Carlos Baerga, S (7, PH) OBP: 0.407, SLG: 0.574 Mike Koplove, R (7, 1) Mike Myers, L (8, 1) Scott Service, R (8, 1) Quinton McCracken, S (9, PH) OBP: 0.250, SLG: 0.250					1-0 FC4-6			0-0 1B		2 0 0 0 0 0 2 1 0 1 0 1 0 1 2 0 0 0		
<b>Inning Stats</b>	R: 0 H: 1 E: 0 LOB: 1 K: 0 BB: 0 S: 7 P: 11	R: 0 H: 2 E: 0 LOB: 2 K: 1 BB: 0 S: 9 P: 12	R: 0 H: 1 E: 0 LOB: 1 K: 2 BB: 0 S: 11 P: 16	R: 1 H: 1 E: 0 LOB: 0 K: 0 BB: 0 S: 6 P: 9	R: 0 H: 0 E: 0 LOB: 0 K: 1 BB: 0 S: 10 P: 13	R: 0 H: 1 E: 0 LOB: 1 K: 0 BB: 0 S: 7 P: 11	R: 0 H: 2 E: 0 LOB: 1 K: 0 BB: 0 S: 8 P: 11	R: 0 H: 0 E: 0 LOB: 0 K: 1 BB: 0 S: 7 P: 9	R: 3 H: 2 E: 1 LOB: 1 K: 1 BB: 1 S: 20 P: 36	1B: 6 SF: 0 2B: 4 SAC: 0 3B: 0 DP: 1 HR: 0 HBP: 0	WP: 0 PA: 38 PB: 0 SB: 0 CS: 0	
<b>PITCHER</b>	IP WLS BF H R ER SO BB IBB HBP BLK WP HR S P ERA WHIP											
Kris Benson, R (1, 1) ERA: 3.73	8.0 W 32 8 2 2 5 1 0 0 0 0 0 0 69 100 2.25 1.125											
Scott Sauerbeck, L (9, 1) ERA: 5.02	0.1 3 1 0 0 0 0 0 0 0 0 0 0 8 13 0.00 3.000											
Mike Williams, R (9, 1) ERA: 5.4	0.2 S 3 1 2 0 1 0 0 0 0 0 0 0 8 15 0.00 1.500											

**Arizona Diamondbacks @ Pittsburgh Pirates**  
 PNC Park, Pittsburgh, PA  
 Sat May 10 2003, 7:05 PM EDT  
 Att. 30,776 - Overcast - 68 F

AB	37
R	4
H	10
RBI	3
BB	1
SO	6
LOB	16



Batter	1	2	3	4	5	6	7	8	9
<b>Kenny Lofton, L</b> OBP: 0.324, SLG: 0.359 (1, 8)	1-1 HR 1B		0-2 F7		0-1 G4-3		2-1 G1-3		
<b>18 Jason Kendall, R</b> OBP: 0.380, SLG: 0.400 (1, 2)	3-2 F9		2-1 F9		2-1 G6-3			1-3 K	
<b>Brian Giles, L</b> OBP: 0.411, SLG: 0.477 (1, 7)	1-0 HR 1-H		3-2 HR			2-3 K		0-0 F8	
<b>Aramis Ramirez, R</b> OBP: 0.293, SLG: 0.328 (1, 5)	2-3 K		3-2 P3			3-3 K		4-2 BB	
<b>Randall Simon, L</b> OBP: 0.330, SLG: 0.449 (1, 3)	1-0 HR			3-2 FC5-4 1B		1-1 G4-3		1-2 F9	
<b>Kevin Young, R</b> OBP: 0.246, SLG: 0.315 (8, PH) (9, 3)									
<b>Reggie Sanders, R</b> OBP: 0.311, SLG: 0.445 (1, 9)	2-0 G4-3			1-2 FC5-4 FC4-6 1-2f		2-2 G6-3			
<b>2 Jack Wilson, R</b> OBP: 0.295, SLG: 0.357 (1, 6)		0-1 L1		1 SAFE 1 SAFE D 1 SAFE FC4-6 1-2f		2-2 E 2B			
<b>Pokey Reese, R</b> OBP: 0.263, SLG: 0.267 (1, 4)		0-3 K		0-1 F9		0-1 E6 G5-3 2-H 1B			
<b>Kris Benson, R</b> (1, 1)		0-3 K			1-1 G6-3		1-1 G5-3		
<b>Scott Sauerbeck, R</b> (9, 1)									
<b>Mike Williams, R</b> (9, 1)									


Inning Stats	R: 3 E: 0 K: 1 S: 16	H: 3 LOB: 0 BB: 0 P: 26	R: 0 E: 0 K: 2 S: 8	H: 0 LOB: 0 BB: 0 P: 8	R: 1 E: 0 K: 0 S: 12	H: 1 LOB: 0 BB: 0 P: 20	R: 0 E: 0 K: 0 S: 11	H: 1 LOB: 1 BB: 0 P: 16	R: 0 E: 0 K: 0 S: 6	H: 0 LOB: 0 BB: 0 P: 9	R: 0 E: 0 K: 2 S: 9	H: 0 LOB: 0 BB: 0 P: 15	R: 1 E: 1 K: 0 S: 15	H: 2 LOB: 1 BB: 0 P: 22	R: 0 E: 0 K: 1 S: 10	H: 0 LOB: 1 BB: 1 P: 16
--------------	-------------------------------	----------------------------------	------------------------------	---------------------------------	-------------------------------	----------------------------------	-------------------------------	----------------------------------	------------------------------	---------------------------------	------------------------------	----------------------------------	-------------------------------	----------------------------------	-------------------------------	----------------------------------

PITCHER	IP	WLS	BF	H	R	ER	SO	BB	IBB	HBP	BLK	WP	HR	S	P	ERA	WHIP
<b>Elmer Dessens, R</b> ERA: 4.53 (1, 1)	6.0	L	23	5	4	4	5	0	0	0	0	0	3	62	94	6.00	0.833
<b>Mike Koplove, R</b> ERA: 2.05 (7, 1)	1.0		5	2	1	0	0	0	0	0	0	0	0	15	22	0.00	2.000
<b>Mike Myers, L</b> ERA: 6.1 (8, 1)	0.2		3	0	0	0	1	1	0	0	0	0	0	6	11	0.00	1.500
<b>Scott Service, R</b> ERA: 1.5 (8, 1)	0.1		1	0	0	0	0	0	0	0	0	0	0	4	5	0.00	0.000

**BOTTOM**

**Arizona Diamondbacks @ Pittsburgh Pirates**  
PNC Park, Pittsburgh, PA  
Sat May 10 2003, 7:05 PM EDT  
Att. 30,776 - Overcast - 68 F

AB	31
R	5
H	7
RBI	4
BB	1
SO	6
LOB	7



WP	PA	3B	HR	SF	SAC	DP	HBP
0	32	0	3	0	0	0	0



Batter	1	2	3	4	5	6	7	8	9	AB R H RBI BB SO LOB	TOP											
Quinton McCracken, S OBP: 0.229, SLG: 0.227 (1, 8)	1-1 G6-3	1-0 F8			0-1 G6-3		2-3 K			4 0 0 0 0 1 2	<b>Arizona Diamondbacks @ Pittsburgh Pirates</b> PNC Park, Pittsburgh, PA Sun May 11 2003, 1:35 PM EDT Att. 14,976 - Cloudy - 76 F											
Carlos Baerga, S OBP: 0.397, SLG: 0.552 Oscar Villarreal, L (7, 1) Mike Myers, L (7, 1) Mike Koplove, R (8, 1) Matt Mantei, R (9, 1)	0-3 K		2-2 G1-3		1-0 FC4-6 1B		0-0 G4-6-3			4 0 1 0 0 1 1 0												
Luis Gonzalez, L OBP: 0.407, SLG: 0.596 (1, 7)	4-1 1B BB		1-0 G6-3		2-2 FC4-6 1-2f		0-3 K			3 1 0 0 1 1 1												
Matt Williams, R OBP: 0.327, SLG: 0.411 (1, 5)	2-1 1B 1-2 1B		0-1 G4-3		2-3 K		0-0 G4-3			4 0 1 0 0 1 1												
Lyle Overbay, L OBP: 0.349, SLG: 0.438 (1, 3)	2-2 1-2 2-H 1B			1-3 K		0-0 HR		0-3 K		4 1 2 2 0 2 0												
Danny Bautista, R OBP: 0.299, SLG: 0.318 (1, 9)	2-1 L4		2-3 K FC6-4		2-2 F9		2-2 F8			4 0 0 0 0 1 2												
Tony Womack, L OBP: 0.200, SLG: 0.276 (1, 6)		1-2 G6-3		1 SAFE 0-0 FC6-4 1-2f HBP		3-3 K		2-0 P5		4 0 0 0 0 1 1												
Chad Moeller, R OBP: 0.400, SLG: 0.543 (1, 2)		4-2 SH2-3 BB		2-2 1-2 HBP		1-1 G6-3		0-0 P1		2 0 0 0 1 0 0												
Miguel Batista, R OBP: 0.067, SLG: 0.067 Junior Spivey, R OBP: 0.326, SLG: 0.426 (7, PH) (7, 4)		0-0 SH2-3		2-2 F8		2-2 G4-6-3 1B				1 0 0 0 0 0 2 1 0 1 0 0 0 0												
<b>Inning Stats</b>	R: 1 E: 0 K: 1 S: 13	H: 2 LOB: 2 BB: 1 P: 24	R: 0 E: 0 K: 0 S: 8	H: 0 LOB: 1 BB: 1 P: 14	R: 0 E: 0 K: 0 S: 6	H: 0 LOB: 0 BB: 0 P: 9	R: 0 E: 0 K: 2 S: 12	H: 0 LOB: 2 BB: 0 P: 19	R: 0 E: 0 K: 1 S: 9	H: 1 LOB: 1 BB: 0 P: 14	R: 1 E: 0 K: 1 S: 10	H: 1 LOB: 0 BB: 0 P: 16	R: 0 E: 0 K: 1 S: 8	H: 1 LOB: 0 BB: 0 P: 12	R: 0 E: 0 K: 2 S: 7	H: 0 LOB: 0 BB: 0 P: 7	R: 0 E: 0 K: 0 S: 5	H: 0 LOB: 0 BB: 0 P: 9	1B: 4 2B: 0 3B: 0 HR: 1	SF: 0 SAC: 1 DP: 1 HBP: 1	WP: 1 PB: 0 SB: 0 CS: 0	PA: 35
<b>PITCHER</b>	IP WLS BF H R ER SO BB IBB HBP BLK WP HR S P ERA WHIP																					
Kip Wells, R ERA: 3.16 (1, 1)	7.0 L 29 5 2 2 6 2 0 1 1 66 108 2.57 1.000																					
Joe Beimel, L ERA: 2.16 (8, 1)	1.0 3 0 0 0 2 0 0 0 0 0 0 0.00 0.000																					
Brian Boehringer, R ERA: 9.64 (9, 1)	1.0 3 0 0 0 0 0 0 0 0 0 0 0.00 0.000																					

livebaseballscorecards.com

AB	31
R	2
H	5
RBI	2
BB	2
SO	8
LOB	10



Batter	1	2	3	4	5	6	7	8	9	AB	R	H	RBI	BB	SO	LOB						
<b>Kenny Lofton, L</b> OBP: 0.326, SLG: 0.368 (1, 8)	2-1 G3	0-1 G4-3					0-0 FC3-6 18 HBP 1B		0-0 F8							5	0	2	0	0	0	2
<b>18 Jason Kendall, R</b> OBP: 0.381, SLG: 0.395 (1, 2)	2-2 BB 1B		0-1 G5-3				2-1 FC3-6 1-2 HBP		3-1 G6-3 1-2							4	0	1	0	0	0	2
<b>Brian Giles, L</b> OBP: 0.400, SLG: 0.447 (1, 7)	4-2 1-2 BB		1-3 K				1-1 FC3-6 1-2f 2-3		2-3 K							3	0	0	0	1	2	3
<b>Matt Stairs, L</b> OBP: 0.269, SLG: 0.268 (1, 9)	2-3 K		1-3 K				2-2 F8		3-2 E5 FC4-6							3	0	0	0	0	2	4
<b>Reggie Sanders, R</b> OBP: 0.309, SLG: 0.441 (8, PH) (9, 9)																1	0	0	0	0	0	0
<b>Randall Simon, L</b> OBP: 0.327, SLG: 0.441 (1, 3)	0-0 F9						1-0 G3-1		0-0 1B							4	0	1	0	0	1	3
<b>Rob Mackowiak, L</b> OBP: 0.274, SLG: 0.291 (1, 5) (9, 4)							1-2 1B		2-1 L4							3	1	1	0	0	0	2
<b>2 Jack Wilson, R</b> OBP: 0.287, SLG: 0.346 <b>Brian Boehringer, S</b> (9, 1)							2-3 K		2-3 K							4	0	0	0	0	2	4
<b>Abraham Nunez, S</b> OBP: 0.277, SLG: 0.209 (1, 4) (9, 6)							0-0 G3		3-1 G3							0	0	0	0	0	0	0
<b>Kip Wells, R</b> OBP: 0.222, SLG: 0.444 <b>Pokey Reese, R</b> OBP: 0.270, SLG: 0.267 <b>Joe Beimel, L</b> (8, 1) <b>Aramis Ramirez, R</b> OBP: 0.291, SLG: 0.326 (9, 5)																4	0	1	1	0	0	2
																2	0	0	0	0	1	1
																0	0	0	0	1	0	0
																0	0	0	0	0	0	0
																1	0	0	0	0	1	0

Inning Stats	R: 0	H: 1	E: 0	K: 1	S: 11	H: 1	LOB: 2	BB: 1	P: 21	R: 1	H: 1	E: 0	K: 0	S: 11	R: 0	H: 0	E: 0	K: 2	S: 8	R: 0	H: 1	E: 0	K: 1	S: 10	R: 0	H: 1	E: 0	K: 1	S: 11	R: 0	H: 1	E: 0	K: 1	S: 8	R: 0	H: 0	E: 1	K: 1	S: 10	R: 0	H: 0	E: 0	K: 1	S: 9	R: 0	H: 1	E: 0	K: 1	S: 9	1B: 5	2B: 1	3B: 0	HR: 0	SF: 0	SAC: 0	DP: 0	HBP: 2	WP: 0	PB: 0	SB: 0	CS: 0	PA: 38
--------------	------	------	------	------	-------	------	--------	-------	-------	------	------	------	------	-------	------	------	------	------	------	------	------	------	------	-------	------	------	------	------	-------	------	------	------	------	------	------	------	------	------	-------	------	------	------	------	------	------	------	------	------	------	-------	-------	-------	-------	-------	--------	-------	--------	-------	-------	-------	-------	--------

PITCHER	IP	WLS	BF	H	R	ER	SO	BB	IBB	HBP	BLK	WP	HR	S	P	ERA	WHIP
<b>Miguel Batista, R</b> ERA: 2.28 (1, 1)	6.0	W	26	5	1	1	6	1	0	0	0	0	0	59	91	1.50	1.000
<b>Oscar Villarreal, R</b> ERA: 2.63 (7, 1)	0.2	H	3	0	0	0	0	1	0	0	1	0	0	5	12	0.00	1.500
<b>Mike Myers, L</b> ERA: 5.91 (7, 1)	0.1	H	1	0	0	0	1	0	0	0	0	0	0	3	5	0.00	0.000
<b>Mike Koplove, R</b> ERA: 1.96 (8, 1)	1.0	H	4	0	0	0	1	0	0	0	0	0	0	10	16	0.00	0.000
<b>Matt Mantei, R</b> ERA: 2.81 (9, 1)	1.0	S	4	1	0	0	1	0	0	0	0	0	0	9	15	0.00	1.000

BOTTOM

Arizona Diamondbacks @ Pittsburgh Pirates  
PNC Park, Pittsburgh, PA  
Sun May 11 2003, 1:35 PM EDT  
Att. 14,976 - Cloudy - 76 F

livebaseballscorecards.com

AB	34
R	1
H	6
RBI	1
BB	2
SO	9
LOB	23







Batter	1	2	3	4	5	6	7	8	9	AB	R	H	RBI	BB	SO	LOB
11 Jimmy Rollins, S OBP: 0.348, SLG: 0.409 (1, 6)	1-2 G4-3	3-1 L8			0-0 G3 SH3-4 1B		0-0 SH1-4		3-2 F8	4	0	1	0	0	0	3
Placido Polanco, R OBP: 0.387, SLG: 0.407 (1, 4)	4-2 FC4-6 BB BB		1-1 G3		0-0 SH3-4		2-1 G4-3			2	0	0	0	1	0	1
Bobby Abreu, L OBP: 0.374, SLG: 0.404 (1, 9)	4-1 FC4-6 BB		0-2 L9		2-1 G3		2-1 G3		1-3 K	3	0	0	0	1	1	2
Jim Thome, L OBP: 0.373, SLG: 0.493 (1, 3)	3-0 FC4-6 1-2f 2-3		2-1 G3		2-2 P6			0-3 K		4	0	1	0	0	1	3
Mike Lieberthal, R OBP: 0.412, SLG: 0.543 (1, 2)	0-2 P3		3-2 G5-3			0-2 L6		1-1 G6-3		4	0	0	0	0	0	3
Pat Burrell, R OBP: 0.319, SLG: 0.445 (1, 7)		3-2 G6-3		1-2 G5-3 1B		3-1 HR		1-3 K		4	1	2	1	0	1	0
David Bell, R OBP: 0.288, SLG: 0.266 (1, 5)		2-1 FC1-5 HBP 1B		0-0 SAFE G5-3		2-2 L9		4-1 WP BB		3	0	1	0	1	0	1
Marlon Byrd, R OBP: 0.274, SLG: 0.241 Ricky Ledee, L OBP: 0.323, SLG: 0.453 (9, PH)		1-1 SAFE FC1-5 HBP		3-3 K		1-3 K		0-3 K		2	0	0	0	0	2	1
Kevin Millwood, R OBP: 1.150, SLG: 0.056 2 Tyler Houston, L OBP: 0.368, SLG: 0.472 Turk Wendell, L OBP: 0.368, SLG: 0.472 Dan Plesac, L OBP: 0.368, SLG: 0.472 Jose Mesa, R OBP: 0.368, SLG: 0.472 Rheal Cormier, L OBP: 1.000, SLG: 1.000 Tomas Perez, S OBP: 0.309, SLG: 0.340 (1, 1) (7, PH) (8, 1) (8, 1) (9, 1) (9, 1) (9, PH)		0-1 FC1-5		2-2 G5-3			1-2 G4-3 SH1-4 1B		3-3 K	2	0	0	0	0	0	3

Inning Stats	R: 0	H: 0	E: 0	K: 10	S: 10	R: 0	H: 1	E: 0	K: 11	S: 11	R: 0	H: 1	E: 0	K: 11	S: 12	R: 0	H: 1	E: 0	K: 7	S: 7	R: 1	H: 1	E: 0	K: 12	S: 12	R: 0	H: 1	E: 0	K: 10	S: 10	R: 0	H: 0	E: 0	K: 8	S: 8	R: 0	H: 0	E: 0	K: 11	S: 11	1B: 5	2B: 0	3B: 0	HR: 1	SF: 0	SAC: 2	DP: 0	HBP: 1	WP: 1	PA: 37
--------------	------	------	------	-------	-------	------	------	------	-------	-------	------	------	------	-------	-------	------	------	------	------	------	------	------	------	-------	-------	------	------	------	-------	-------	------	------	------	------	------	------	------	------	-------	-------	-------	-------	-------	-------	-------	--------	-------	--------	-------	--------

PITCHER	IP	WLS	BF	H	R	ER	SO	BB	IBB	HBP	BLK	WP	HR	S	P	ERA	WHIP
17 Brandon Webb, R ERA: 1.61	(1, 1)	6.0	26	5	1	1	2	2	0	0	0	0	1	63	106	1.50	1.167
Oscar Villarreal, R ERA: 2.57	(7, 1)	0.2	3	1	0	0	0	0	0	0	0	0	0	6	9	0.00	1.500
Mike Myers, L ERA: 5.56	(7, 1)	0.2	2	0	0	0	2	0	0	0	0	0	0	7	8	0.00	0.000
Mike Koplove, R ERA: 1.9	(8, 1)	0.2	W 2	0	0	0	1	0	0	0	0	0	0	5	7	0.00	0.000
Matt Mantei, R ERA: 2.65	(9, 1)	1.0	4	0	0	0	2	1	0	0	0	1	0	11	21	0.00	1.000


**BOTTOM**

Arizona Diamondbacks @ Philadelphia Phillies  
Veterans Stadium, Philadelphia, PA

Tue May 13 2003, 7:05 PM EDT  
Att: 19,016 - Cloudy - 61 F

livebaseballscorecards.com

AB	31
R	1
H	6
RBI	1
BB	3
SO	7
LOB	19





Batter	1	2	3	4	5	6	7	8	9	AB R H RBI BB SO LOB	TOP
Alex Cintron, S OBP: 0.286, SLG: 0.524 (1, 6) (7, 4)	0-1 G3		0-0 1B 1-2 1B		2-2 HR			1-2 G1-3		4 1 2 1 0 0 0	
Carlos Baerga, S OBP: 0.373, SLG: 0.516 Tony Womack, L OBP: 0.198, SLG: 0.273 (1, 4) (7, 6)	0-0 L9		1-1 P5		0-0 G4-3			0-1 G5-3		3 0 0 0 0 0 2 1 0 0 0 0 0 0	
Luis Gonzalez, L OBP: 0.404, SLG: 0.587 (1, 7)	1-3 K		1-0 1-3 2-H 1B		2-3 K			2-3 K		4 0 1 1 0 3 0	
Mark Grace, L OBP: 0.236, SLG: 0.320 (1, 3)		2-2 F8	1-1 G4-3		1-0 G4-3			0-0 B4-3		4 0 0 0 0 0 2	
Matt Williams, R OBP: 0.322, SLG: 0.398 (1, 5)		0-0 P4		1-1 G5-3		1-3 K		2-2 F9		4 0 0 0 0 1 0	
Quinton McCracken, S OBP: 0.250, SLG: 0.234 (1, 9)		4-1 BB		1-1 G3		1-0 G4-3				2 0 0 0 1 0 0	
Steve Finley, L OBP: 0.320, SLG: 0.448 (1, 8)		2-3 SAFE SAFE SAFE K		1-2 L9		3-2 L7				3 0 0 0 0 1 1	
Rod Barajas, R OBP: 0.377, SLG: 0.558 (1, 2)			1-2 P4		0-0 P4		1-0 P5			3 0 0 0 0 0 0	
Curt Schilling, R OBP: 0.105, SLG: 0.105 (1, 1)			0-0 1B 1B		3-3 K		0-3 K			3 1 1 0 0 2 0	
<b>Inning Stats</b>	R: 0 E: 0 K: 1 S: 6 H: 0 LOB: 0 BB: 0 P: 7	R: 0 E: 0 K: 1 S: 8 H: 0 LOB: 1 BB: 1 P: 16	R: 1 E: 0 K: 0 S: 11 H: 3 LOB: 2 BB: 0 P: 15	R: 0 E: 0 K: 0 S: 7 H: 0 LOB: 0 BB: 0 P: 10	R: 1 E: 0 K: 1 S: 10 H: 1 LOB: 0 BB: 0 P: 15	R: 0 E: 0 K: 2 S: 7 H: 0 LOB: 0 BB: 0 P: 11	R: 0 E: 0 K: 0 S: 5 H: 0 LOB: 0 BB: 0 P: 10	R: 0 E: 0 K: 1 S: 8 H: 0 LOB: 0 BB: 0 P: 9	R: 0 E: 0 K: 1 S: 10 H: 0 LOB: 0 BB: 0 P: 14	1B: 3 2B: 0 3B: 0 HR: 1 SF: 0 SAC: 0 DP: 0 HBP: 0	WP: 0 PB: 0 SB: 0 CS: 0 PA: 32
<b>PITCHER</b> 39 Brett Myers, R ERA: 2.21 Dan Plesac, L ERA: 1.29 Terry Adams, R ERA: 3.86	IP WLS BF H R ER SO BB IBB HBP BLK WP HR S P ERA WHIP	IP WLS BF H R ER SO BB IBB HBP BLK WP HR S P ERA WHIP	IP WLS BF H R ER SO BB IBB HBP BLK WP HR S P ERA WHIP	IP WLS BF H R ER SO BB IBB HBP BLK WP HR S P ERA WHIP	IP WLS BF H R ER SO BB IBB HBP BLK WP HR S P ERA WHIP	IP WLS BF H R ER SO BB IBB HBP BLK WP HR S P ERA WHIP	IP WLS BF H R ER SO BB IBB HBP BLK WP HR S P ERA WHIP	IP WLS BF H R ER SO BB IBB HBP BLK WP HR S P ERA WHIP	IP WLS BF H R ER SO BB IBB HBP BLK WP HR S P ERA WHIP	IP WLS BF H R ER SO BB IBB HBP BLK WP HR S P ERA WHIP	IP WLS BF H R ER SO BB IBB HBP BLK WP HR S P ERA WHIP

Arizona Diamondbacks @ Philadelphia Phillies  
Veterans Stadium, Philadelphia, PA  
Wed May 14 2003, 7:05 PM EDT  
Att. 19,195 - Cloudy - 66 F

livebaseballscorecards.com

AB	31
R	2
H	4
RBI	2
BB	1
SO	7
LOB	5



Batter	1	2	3	4	5	6	7	8	9	AB R H RBI BB SO LOB
11 Jimmy Rollins, S (1, 6) OBP: 0.341, SLG: 0.399	0-3 K		2-2 F9			1-0 F7			1-3 K	4 0 0 0 0 2 1
Placido Polanco, R (1, 4) OBP: 0.373, SLG: 0.389	1-3 K			0-0 L8			0-0 G4-3		0-1 L6	4 0 0 0 0 1 0
Jim Thome, L (1, 3) OBP: 0.372, SLG: 0.486	0-3 K			1-2 G4-3			4-2 BB			2 0 0 0 1 1 0
Pat Burrell, R (1, 7) OBP: 0.314, SLG: 0.436		3-3 K		2-3 K			3-2 P3			3 0 0 0 0 2 1
Bobby Abreu, L (1, 9) OBP: 0.373, SLG: 0.403		0-0 L8			2-1 CS 1B		1-3 K			3 0 1 0 0 1 1
Mike Lieberthal, R (1, 2) OBP: 0.403, SLG: 0.529		1-0 F7			0-0 L8			1-3 K		3 0 0 0 0 1 1
David Bell, R (1, 5) OBP: 0.289, SLG: 0.275			0-0 G3-1 2B		2-3 K			2-3 K		3 0 1 0 0 2 1
Ricky Ledee, L (1, 8) OBP: 0.313, SLG: 0.438			3-2 G3-1			0-3 K		1-3 K		3 0 0 0 0 2 1
39 Brett Myers, R (1, 1) OBP: 0.063, SLG: 0.063			0-3 K			0-3 K			0-1 G3	2 0 0 0 0 2 1
Dan Plesac, L (9, 1)										0 0 0 0 0 0 0
Terry Adams, R (9, 1)										0 0 0 0 0 0 0
Tomas Perez, S (9, PH) OBP: 0.304, SLG: 0.333										1 0 0 0 0 0 0

Inning Stats	R: 0 E: 0 K: 3 S: 9	H: 0 LOB: 0 BB: 0 P: 10	R: 0 E: 0 K: 1 S: 6	H: 0 LOB: 0 BB: 0 P: 10	R: 0 E: 0 K: 1 S: 11	H: 1 LOB: 1 BB: 0 P: 16	R: 0 E: 0 K: 1 S: 7	H: 0 LOB: 0 BB: 0 P: 10	R: 0 E: 0 K: 1 S: 6	H: 1 LOB: 1 BB: 0 P: 10	R: 0 E: 0 K: 2 S: 8	H: 0 LOB: 0 BB: 0 P: 9	R: 0 E: 0 K: 1 S: 11	H: 0 LOB: 1 BB: 1 P: 19	R: 0 E: 0 K: 3 S: 10	H: 0 LOB: 0 BB: 0 P: 14	R: 0 E: 0 K: 1 S: 7	H: 0 LOB: 0 BB: 0 P: 8	1B: 1 2B: 2 3B: 0 HR: 0	SF: 0 SAC: 0 DP: 1 HBP: 0	WP: 0 PB: 0 SB: 0 CS: 1	PA: 29
PITCHER Curt Schilling, R (1, 1) ERA: 3.22	IP 9.0 WLS W BF 29 H 2 R 0 ER 0 SO 14 BB 1 IBB 0 HBP 0 BLK 0 WP 0 HR 0 S 75 P 106 ERA 0.00 WHIP 0.333																					
PITCHER	IP WLS BF H R ER SO BB IBB HBP BLK WP HR S P ERA WHIP																					

BOTTOM

Arizona Diamondbacks @ Philadelphia Phillies  
Veterans Stadium, Philadelphia, PA  
Wed May 14 2003, 7:05 PM EDT  
Att. 19,195 - Cloudy - 66 F

livebaseballscores.com

AB	28
R	0
H	2
RBI	0
BB	1
SO	14
LOB	7











Batter	1	2	3	4	5	6	7	8	9	10	11	12	AB R H RBI BB SO LOB	TOP								
<b>Kenny Lofton, L</b> OBP: 0.349, SLG: 0.418 (1, 8)	1-0 HR		3-2 PB 1B	0-3 K			0-0 SH5-3 1-2		0-1 G4-3		2-2 F7		5 1 2 1 0 1 1									
<b>2 Jack Wilson, R</b> OBP: 0.295, SLG: 0.351 (1, 6)	4-0 BB		3-3 SAFE K		1-2 1B 3B		2-2 F9		0-0 G4-3			2-2 G3	5 1 1 0 1 1 3									
<b>Brian Giles, L</b> OBP: 0.410, SLG: 0.381 (1, 7)	0-0 G4-6-3 1-2f		4-0 PB IBB		3-0 G1-6-3 1B		4-0 IBB			3-1 F8		4-1 1B HR BB	3 1 1 1 3 0 1									
<b>Aramis Ramirez, R</b> OBP: 0.288, SLG: 0.311 (1, 5)	0-0 F8		2-2 G6-3 1-2 2-3 3-H		0-0 G1-6-3 1-2f		1-0 L6			4-2 18 1B BB		1-2 HR 1B	5 1 1 0 1 0 5									
<b>Randall Simon, L</b> OBP: 0.333, SLG: 0.455 <b>Mike Williams, R</b> (12, 1)		0-1 G3-1		2-2 18 1B G5-3 1B	1-1 L3		0-3 K		0-0 F7		0-0 F7	0-0 HR	6 2 2 3 0 1 1 0 0 0 0 0 0 0									
<b>18 Jason Kendall, R</b> OBP: 0.381, SLG: 0.392 (1, 2)		1-1 L5		0-0 G5-3 1B 1B		0-1 G3-6-3 1B		3-2 F7		0-1 1-2 1B		2-2 F9	6 1 3 0 0 0 0									
<b>Reggie Sanders, R</b> OBP: 0.302, SLG: 0.421 (1, 9)		1-3 K		1-1 SAFE P3		1-1 F8		1-2 1B		1-3 K		1-2 K	6 0 1 0 0 3 5									
<b>Abraham Nunez, S</b> OBP: 0.277, SLG: 0.190 (1, 4)			2-2 G4-3	2-2 SAFE G5-3 1-2 3-H		0-2 G3-6-3 1-2f		1-1 G4-3			2-2 G5-3		5 0 0 1 0 0 3									
<b>Kyle Wells, D</b> <b>Rob Mignone, L</b> <b>Joe Beimel, L</b> <b>Julian Tavarez, L</b> <b>Matt Stairs, L</b> <b>Scott Savinec, R</b> <b>Craig Wilson, R</b> <b>Brian Boehringer, S</b> <b>Kevin Young, R</b>			2-2 1B PB 2B	0-0 2-H 1B		0-2 SH5-3 1B			3-2 F7		0-3 K		2 1 2 1 0 0 0 1 0 0 1 0 0 0 0 0 0 0 0 0 0 1 0 0 0 0 0 0 1 0 0 0 0 0 0 0 0 0 0 0 0 0 1 0 0 0 0 0 0 0 0 0 0 0 0 0									
<b>Inning Stats</b>	R: 1 E: 0 K: 0 S: 3	H: 1 LOB: 0 BB: 1 P: 8	R: 0 E: 0 K: 1 S: 7	H: 0 LOB: 0 BB: 0 P: 9	R: 0 E: 0 K: 1 S: 16	H: 2 LOB: 1 BB: 0 P: 18	R: 1 E: 0 K: 0 S: 7	H: 2 LOB: 0 BB: 0 P: 12	R: 0 E: 0 K: 0 S: 7	H: 1 LOB: 0 BB: 0 P: 8	R: 0 E: 0 K: 1 S: 12	H: 1 LOB: 1 BB: 0 P: 17	R: 0 E: 0 K: 1 S: 10	H: 0 LOB: 2 BB: 1 P: 18	R: 0 E: 0 K: 1 S: 9	H: 0 LOB: 0 BB: 0 P: 13	R: 3 E: 0 K: 1 S: 14	H: 2 LOB: 0 BB: 1 P: 24	1B: 10 2B: 1 3B: 1 HR: 2	SF: 0 SAC: 1 DP: 3 HBP: 0	WP: 0 PB: 1 SB: 1 CS: 0	PA: 52
<b>PITCHER</b>	IP WLS BF H R ER SO BB IBB HBP BLK WP HR S P ERA WHIP																					
<b>Miguel Batista, R</b> ERA: 2.75	(1, 1) 5.0 23 8 5 4 3 1 1 0 0 0 0 1 46 79 7.20 1.800																					
<b>Andrew Good, R</b> ERA: 5.68	(6, 1) 2.0 8 2 0 0 0 0 1 0 0 0 0 0 16 24 0.00 1.000																					
<b>Scott Service, R</b> ERA: 1.13	(8, 1) 1.0 4 1 0 0 1 0 0 0 0 0 0 0 12 17 0.00 1.000																					
<b>Mike Koplove, R</b> ERA: 1.73	(9, 1) 2.0 8 1 0 0 1 1 0 0 0 0 0 0 17 28 0.00 1.000																					
<b>Matt Mantei, R</b> ERA: 3.79	(11, 1) 2.0 L 9 2 3 3 2 1 0 0 0 0 0 1 23 37 13.50 1.500																					

Pittsburgh Pirates @ Arizona Diamondbacks  
Bank One Ballpark, Phoenix, AZ  
Fri May 16 2003, 10:07 PM EDT  
Att. 31,578 - Cloudy - 97 F

AB	46
R	8
H	14
RBI	7
BB	5
SO	7
LOB	19



Batter	1	2	3	4	5	6	7	8	9	10	11	12	AB	R	H	RBI	BB	SO	LOB	BOTTOM
Alex Cintron, S OBP: 0.290, SLG: 0.452 (1, 6)	3-1 G4-3 1B		0-0 1B		2-2 F8 1-2		0-0 G6-3		1-2 G6-3			2-2 1B	6	0	2	0	0	0	1	
Carlos Baerga, S OBP: 0.364, SLG: 0.521 (1, 4)	1-2 G4-3		0-1 G4-3		0-1 HR 1B		3-1 HR			0-3 K		1-3 K	6	2	2	2	0	2	2	
Luis Gonzalez, L OBP: 0.394, SLG: 0.585 (1, 7)	1-2 G1-3			1-0 F7	2-1 HR		2-2 F9			2-2 P5			5	1	1	2	0	0	0	
Steve Finley, L OBP: 0.325, SLG: 0.445 Andrew Good, R Scott Service, R Quinton McCracken, S Mike Koplove, R Mark Grace, L Matt Mantei, R (1, 8) (8, 1) (8, 1) (8, PH) (9, 1) (10, PH) (11, 1)		2-2 G3		0-1 BB 1B	3-1 G6-3			2-0 G4-3		0-1 F8			3	0	1	0	0	0	0	
Matt Williams, R OBP: 0.315, SLG: 0.406 (1, 5)		0-0 F9		1-3 K		0-3 K		0-0 G1-3			1-1 F7		5	0	0	0	0	2	1	
Lyle Overbay, L OBP: 0.353, SLG: 0.425 (1, 3)		4-2 BB		4-1 SAFE BB	1-2 BB	1-3 K		2-1 1B			1-1 F8		3	0	1	0	2	1	0	
Danny Bautista, R OBP: 0.282, SLG: 0.297 (1, 9)		3-2 G6-3		2-0 G4-3		1-0 F9		3-3 K			0-2 G6-3		5	0	0	0	0	1	4	
Rod Barajas, R OBP: 0.362, SLG: 0.579 (1, 2)			0-1 F7		0-2 G3-1		0-0 HR		0-1 F8			1-2 G1-3	5	1	1	1	0	0	0	
Miguel Batista, R OBP: 0.063, SLG: 0.063 David Dellucci, L OBP: 0.338, SLG: 0.328 (1, 1) (5, PH) (6, 8)			1-3 K		2-1 WP 1B		1-1 G6-3		1-0 G4-3			1-1 G3	1	0	0	0	0	1	0	

Inning Stats	R: 0	H: 0	E: 0	K: 0	S: 8	R: 0	H: 0	E: 0	K: 0	S: 13	R: 0	H: 1	E: 0	K: 1	S: 8	R: 0	H: 1	E: 0	K: 1	S: 8	R: 3	H: 3	E: 0	K: 0	S: 14	R: 0	H: 2	E: 0	K: 2	S: 7	R: 2	H: 2	E: 0	K: 0	S: 9	R: 0	H: 1	E: 0	K: 1	S: 9	R: 0	H: 0	E: 0	K: 0	S: 6	R: 0	H: 0	E: 0	K: 1	S: 8	R: 0	H: 0	E: 0	K: 0	S: 10	R: 0	H: 0	E: 0	K: 0	S: 8	R: 0	H: 1	E: 0	K: 1	S: 11	1B: 6	2B: 0	3B: 0	HR: 3	SF: 0	SAC: 0	DP: 0	HBP: 0	WP: 1	PA: 47
--------------	------	------	------	------	------	------	------	------	------	-------	------	------	------	------	------	------	------	------	------	------	------	------	------	------	-------	------	------	------	------	------	------	------	------	------	------	------	------	------	------	------	------	------	------	------	------	------	------	------	------	------	------	------	------	------	-------	------	------	------	------	------	------	------	------	------	-------	-------	-------	-------	-------	-------	--------	-------	--------	-------	--------

PITCHER	IP	WLS	BF	H	R	ER	SO	BB	IBB	HBP	BLK	WP	HR	S	P	ERA	WHIP
Kip Wells, R ERA: 3.3 (1, 1)	6.0		25	5	3	3	4	2	0	0	0	1	1	58	92	4.50	1.167
Joe Beimel, L ERA: 2.95 (7, 1)	1.1	B	6	2	2	2	0	0	0	0	0	0	2	10	18	13.50	1.500
Julian Tavarez, R ERA: 7.04 (8, 1)	0.2		3	1	0	0	1	0	0	0	0	0	0	8	13	0.00	1.500
Scott Sauerbeck, L ERA: 4.32 (9, 1)	2.0		6	0	0	0	1	0	0	0	0	0	0	14	18	0.00	0.000
Brian Boehringer, R ERA: 9.18 (11, 1)	1.0	W	3	0	0	0	0	0	0	0	0	0	0	8	10	0.00	0.000
PITCHER	IP	WLS	BF	H	R	ER	SO	BB	IBB	HBP	BLK	WP	HR	S	P	ERA	WHIP
Mike Williams, R ERA: 6.06 (12, 1)	1.0	S	4	1	0	0	1	0	0	0	0	0	0	11	16	0.00	1.000

Pittsburgh Pirates @ Arizona Diamondbacks  
Bank One Ballpark, Phoenix, AZ  
Fri May 16 2003, 10:07 PM EDT  
Att: 31,578 - Cloudy - 97 F

livebaseballscorecards.com

AB	45
R	5
H	9
RBI	5
BB	2
SO	7
LOB	8





Batter	1	2	3	4	5	6	7	8	9	AB R H RBI BB SO LOB	TOP									
<b>Kenny Lofton, L</b> OBP: 0.351, SLG: 0.414 (1, 8)	2-1 F7		0-0 G4-3		2-0 1B	2-1 P6			1-0 HBP	4 1 1 0 0 0 1										
<b>2 Jack Wilson, R</b> OBP: 0.298, SLG: 0.359 (1, 6)	1-0 WP 1B		3-2 G6-3		0-1 1B		1-2 G1-3		2-0 L6	5 1 2 0 0 0 1										
<b>Brian Giles, L</b> OBP: 0.398, SLG: 0.368 (1, 7)	3-3 K			0-0 P6	0-1 1B		0-0 G3-1		1-1 G3	5 0 1 2 0 1 2										
<b>Aramis Ramirez, R</b> OBP: 0.293, SLG: 0.323 (1, 5)	1-2 P4			1-2 F8	1-2 2B		0-2 1B			4 1 2 0 0 0 1										
<b>Reggie Sanders, R</b> OBP: 0.308, SLG: 0.426 (1, 9)		1-2 P3		4-1 HR BB	2-1 1B		1-3 K			3 2 1 1 1 1 1										
<b>18 Jason Kendall, R</b> OBP: 0.384, SLG: 0.390 (1, 2)		2-2 G6-3		1-1 HR HBP	1-1 1B			2-2 F7		3 1 1 1 0 0 0										
<b>Kevin Young, R</b> OBP: 0.254, SLG: 0.367 (1, 3)		1-3 K		2-1 HR	0-0 F7			1-3 K		4 1 1 3 0 2 1										
<b>Jeff Reboulet, R</b> OBP: 0.333, SLG: 0.200 (1, 4)			4-1 G4-3 2 WP BB	1-0 G1-3		0-2 F8		2-3 K		3 1 0 0 1 1 0										
<b>16 Salomon Torres, R</b> (1, 1)			0-0 SH3-4		1-2 G4-3	1-1 P5			1-0 G4-3	1 0 0 0 0 0 0 1 0 1 0 0 0 0 0 0 0 0 0 0 0 0 0										
<b>Matt Stairs, L</b> OBP: 0.267, SLG: 0.256 (8, PH)																				
<b>Joe Beimel, L</b> (8, 1)																				
<b>Scott Sauerbeck, R</b> (8, 1)																				
<b>Abraham Nunez, S</b> OBP: 0.273, SLG: 0.186 (9, PH)																				
<b>Mike Williams, R</b> (9, 1)																				
<b>Inning Stats</b>	R: 0 E: 0 K: 1 S: 9	H: 1 LOB: 1 BB: 0 P: 16	R: 0 E: 0 K: 1 S: 11	H: 0 LOB: 0 BB: 0 P: 15	R: 1 E: 0 K: 0 S: 6	H: 0 LOB: 0 BB: 1 P: 13	R: 3 E: 0 K: 0 S: 9	H: 1 LOB: 0 BB: 1 P: 18	R: 4 E: 0 K: 0 S: 17	H: 6 LOB: 1 BB: 0 P: 24	R: 0 E: 0 K: 1 S: 10	H: 1 LOB: 1 BB: 0 P: 12	R: 0 E: 0 K: 2 S: 9	H: 0 LOB: 0 BB: 0 P: 14	R: 0 E: 0 K: 0 S: 4	H: 0 LOB: 1 BB: 0 P: 9	1B: 5 2B: 3 3B: 0 HR: 1	SF: 0 SAC: 1 DP: 0 HBP: 2	WP: 2 PB: 0 SB: 0 CS: 0	PA: 39
<b>PITCHER</b>	IP WLS BF H R ER SO BB IBB HBP BLK WP HR S P ERA WHIP																			
<b>Chris Capuano, L</b> ERA: 10.13 (1, 1)	4.2 L 22 6 7 7 2 2 0 1 0 2 1 47 78 13.50 1.714																			
<b>Oscar Villarreal, R</b> ERA: 3.82 (5, 1)	1.1 6 2 1 1 0 0 0 0 0 0 0 12 18 6.75 1.500																			
<b>Scott Service, R</b> ERA: 0.9 (7, 1)	2.0 7 1 0 0 3 0 0 0 0 0 0 19 26 0.00 0.500																			
<b>Mike Myers, L</b> ERA: 4.97 (9, 1)	1.0 4 0 0 0 0 0 0 0 1 0 0 4 9 0.00 0.000																			

**Pittsburgh Pirates @ Arizona Diamondbacks**  
Bank One Ballpark, Phoenix, AZ  
Sat May 17 2003, 10:05 PM EDT  
Att: 42,858 - Cloudy - 102 F

AB	34
R	8
H	9
RBI	7
BB	2
SO	5
LOB	7



Batter	1	2	3	4	5	6	7	8	9	AB R H RBI BB SO LOB
Alex Cintron, S OBP: 0.278, SLG: 0.400 (1, 4)	1-2 G4-3	0-1 G5-3				1-2 L3	1-1 G6-3		4-1 BB BB	4 0 0 0 1 0 2
Quinton McCracken, S OBP: 0.262, SLG: 0.236 (1, 9)	0-0 B3-1		2-1 F7			2-2 2B 1B	2-1 1B 1B		4-2 G4-6-3 BB	4 1 2 0 1 0 0
Luis Gonzalez, L OBP: 0.400, SLG: 0.598 (1, 7)	0-1 2B		1-1 F7			2-0 HR 2B	2-2 BB 1B		2-3 K	5 2 3 1 0 1 3
David Dellucci, L OBP: 0.354, SLG: 0.394 (1, 8)	2-1 2B		1-0 F8			1-0 HR	4-2 G6-4-3 BB		3-2 G4-6-3	4 1 2 3 1 0 3
Carlos Baerga, S OBP: 0.346, SLG: 0.493 (1, 5)	3-2 G4-3				1-0 G4-3	3-3 K	1-0 G6-4-3			4 0 0 0 0 1 3
Mark Grace, L OBP: 0.279, SLG: 0.389 (1, 3)		2-1 BB 1B			3-1 HR	4-0 BB		2-2 G4-3		3 1 2 1 1 0 0
Rod Barajas, R OBP: 0.339, SLG: 0.541 (1, 2)		2-2 SAFE F8			0-3 K	1-2 F8		2-3 K		4 0 0 0 0 2 2
Tony Womack, L OBP: 0.210, SLG: 0.284 (1, 6)		4-1 BB			1-0 E7 2B		0-0 B3		0-1 G4-3	3 0 1 0 1 0 0
Chris Capuano, L Oscar Villarreal, L Danny Bautista, R Scott Service, R Mike Myers, L Steve Finley, L OBP: 0.329, SLG: 0.445 (1, 1) (5, 1) (6, PH) (7, 1) (9, 1) (9, PH)		2-3 K			2-3 K		0-0 G5-3		4-2 BB DI BB	2 0 0 0 0 0 2 3 0 0 0 0 0 0 0 0 1 0 1 0 0 0

Inning Stats	R: 1	H: 2	E: 0	K: 12	S: 18	LOB: 1	BB: 0	P: 18	R: 0	H: 1	E: 0	K: 11	S: 11	LOB: 2	BB: 1	P: 21	R: 0	H: 0	E: 0	K: 0	S: 5	LOB: 0	BB: 0	P: 9	R: 1	H: 2	E: 1	K: 2	S: 10	LOB: 1	BB: 0	P: 17	R: 3	H: 3	E: 0	K: 15	S: 29	LOB: 1	BB: 1	P: 29	R: 0	H: 0	E: 0	K: 4	S: 5	LOB: 0	BB: 0	P: 5	R: 0	H: 2	E: 0	K: 10	S: 19	LOB: 1	BB: 1	P: 19	R: 0	H: 0	E: 0	K: 11	S: 15	LOB: 0	BB: 0	P: 15	R: 0	H: 0	E: 0	K: 13	S: 30	LOB: 2	BB: 3	P: 30	1B: 4	SF: 0	2B: 4	SAC: 0	3B: 0	DP: 2	HR: 2	HBP: 0	WP: 0	PA: 40
--------------	------	------	------	-------	-------	--------	-------	-------	------	------	------	-------	-------	--------	-------	-------	------	------	------	------	------	--------	-------	------	------	------	------	------	-------	--------	-------	-------	------	------	------	-------	-------	--------	-------	-------	------	------	------	------	------	--------	-------	------	------	------	------	-------	-------	--------	-------	-------	------	------	------	-------	-------	--------	-------	-------	------	------	------	-------	-------	--------	-------	-------	-------	-------	-------	--------	-------	-------	-------	--------	-------	--------

PITCHER	IP	WLS	BF	H	R	ER	SO	BB	IBB	HBP	BLK	WP	HR	S	P	ERA	WHIP
16 Salomon Torres, R ERA: 4.31 (1, 1)	5.0	W	25	8	5	5	4	2	0	0	0	0	2	53	94	9.00	2.000
Joe Beimel, L ERA: 2.66 (6, 1)	2.0	H	7	2	0	0	0	1	0	0	0	0	0	14	24	0.00	1.500
Scott Sauerbeck, L ERA: 4.08 (8, 1)	1.0	H	3	0	0	0	1	0	0	0	0	0	0	11	15	0.00	0.000
Mike Williams, R ERA: 5.71 (9, 1)	1.0	S	5	0	0	0	1	3	0	0	0	0	0	13	30	0.00	3.000

**BOTTOM**

**Pittsburgh Pirates @ Arizona Diamondbacks**  
**Bank One Ballpark, Phoenix, AZ**  
 Sat May 17 2003, 10:05 PM EDT  
 Att. 42,858 - Cloudy - 102 F

livebaseballscorecards.com

<b>AB</b>	<b>34</b>
<b>R</b>	<b>5</b>
<b>H</b>	<b>10</b>
<b>RBI</b>	<b>5</b>
<b>BB</b>	<b>6</b>
<b>SO</b>	<b>6</b>
<b>LOB</b>	<b>16</b>





Batter	1	2	3	4	5	6	7	8	9	AB R H RBI BB SO LOB	TOP
<b>Kenny Lofton, L</b> (1, 8) <small>OBP: 0.354, SLG: 0.422</small> <b>Brian Meadows, R</b> (7, 1) <b>18 Jason Kendall, R</b> (9, PH) <small>OBP: 0.382, SLG: 0.388</small>	2-1  <b>G4-3</b> 2B		0-1  <b>L7</b>		0-1  <b>FC5-4</b> 1B		1-3  <b>K</b>		2-1  <b>G4-3</b>	4 1 2 0 0 1 1 0 0 0 0 0 0 0 1 0 0 0 0 0 0	<b>Pittsburgh Pirates @ Arizona Diamondbacks</b> Bank One Ballpark, Phoenix, AZ Sun May 18 2003, 4:37 PM EDT Att. 34,669 - Dome - 72 F
<b>2 Jack Wilson, R</b> (1, 6) <small>OBP: 0.303, SLG: 0.359</small>	0-0  <b>SH1-3</b>		4-0  <b>FC4-6</b> BB		1-2  <b>FC5-4</b> 1B		0-0  <b>G6-4-3</b> 1-2f	0-1  <b>HR</b> 1B	3 1 1 0 1 0 3		
<b>Brian Giles, L</b> (1, 7) <small>OBP: 0.387, SLG: 0.356</small>	0-0  <b>G4-3</b> 3-H		0-1  <b>F8</b>		0-0  <b>G3</b>			2-1  <b>G3-1</b> <b>G5-3</b> HR 1B	5 1 1 1 0 1 4		
<b>Aramis Ramirez, R</b> (1, 5) <small>OBP: 0.302, SLG: 0.350</small>	1-1  <b>1B</b>		1-1  <b>FC4-6</b> 1-2f		1-0  <b>G3</b> 1B			0-0  <b>G5-3</b> 1-2	3-1  <b>HR</b> 1-H	5 1 3 2 0 0 2	
<b>Randall Simon, L</b> (1, 3) <small>OBP: 0.328, SLG: 0.445</small>	1-3  <b>K</b>			1-3  <b>K</b>		0-0  <b>G3</b> 1-2		0-0  <b>G3-1</b> 2-3	0-1  <b>1B</b>	5 0 1 0 0 2 3	
<b>Craig Wilson, R</b> (1, 2) <small>OBP: 0.358, SLG: 0.407</small>		0-0  <b>G5-3</b>		1-3  <b>K</b>		4-2  <b>BB</b>		4-1  <b>HR</b> BB	0-3  <b>K</b>	3 1 0 0 2 2 1	
<b>Matt Stairs, L</b> (1, 9) <small>OBP: 0.258, SLG: 0.247</small> <b>Reggie Sanders, R</b> (8, PH) <small>OBP: 0.313, SLG: 0.454</small> (8, 9)		0-0  <b>G3</b>		2-3  <b>K</b>		0-0  <b>F7</b>		0-0  <b>HR</b> 1-H 3-H		3 0 0 0 0 1 2 1 1 1 3 0 0 0	
<b>Abraham Nunez, S</b> (1, 4) <small>OBP: 0.286, SLG: 0.194</small>		1-0  <b>1B</b>			2-0  <b>G4-3</b>		0-2  <b>F8</b>	3-2  <b>HBP</b>		3 0 1 0 0 0 2	
<b>Jeff Suppan, R</b> (1, 1) <small>OBP: 0.316, SLG: 0.278</small> <b>Jeff Reboulet, R</b> (5, PH) <small>OBP: 0.429, SLG: 0.333</small> <b>Pat Mahomes, R</b> (5, 1) <b>Rob Mackowiak, L</b> (7, PH) <small>OBP: 0.309, SLG: 0.317</small> (7, 8)		2-3  <b>K</b>			2-2  <b>FC5-4</b> 1B		0-0  <b>G6-4-3</b> 1B	2-3  <b>K</b>		1 0 0 0 0 1 1 1 0 1 0 0 0 0 0 0 0 0 0 0 0 2 0 1 0 0 1 1	
<b>Inning Stats</b>	R: 1 H: 2 E: 0 LOB: 1 K: 1 BB: 0 S: 9 P: 13	R: 0 H: 1 E: 0 LOB: 1 K: 1 BB: 0 S: 6 P: 9	R: 0 H: 0 E: 0 LOB: 1 K: 0 BB: 1 S: 6 P: 11	R: 0 H: 0 E: 0 LOB: 0 K: 3 BB: 0 S: 10 P: 14	R: 0 H: 2 E: 0 LOB: 2 K: 0 BB: 0 S: 11 P: 16	R: 0 H: 1 E: 0 LOB: 2 K: 0 BB: 1 S: 8 P: 13	R: 0 H: 1 E: 0 LOB: 0 K: 1 BB: 0 S: 5 P: 6	R: 3 H: 2 E: 0 LOB: 1 K: 1 BB: 1 S: 12 P: 23	R: 2 H: 3 E: 0 LOB: 1 K: 2 BB: 0 S: 14 P: 19	1B: 9 SF: 0 2B: 1 SAC: 1 3B: 0 DP: 1 HR: 2 HBP: 1	WP: 0 PA: 42 PB: 0 SB: 0 CS: 0
<b>PITCHER</b> <b>17 Brandon Webb, R</b> (1, 1) <small>ERA: 2.02</small> <b>Eddie Oropesa, L</b> (8, 1) <small>ERA: 27.0</small> <b>Mike Koplove, R</b> (9, 1) <small>ERA: 2.33</small>	IP WLS BF H R ER SO BB IBB HBP BLK WP HR S P ERA WHIP 7.2 W 33 8 3 3 6 3 0 0 0 0 0 0 60 93 3.52 1.435 0.1 3 1 1 1 1 0 0 1 0 0 1 7 12 27.00 3.000 1.0 6 3 2 2 2 0 0 0 0 0 1 14 19 18.00 3.000	<b>PITCHER</b> IP WLS BF H R ER SO BB IBB HBP BLK WP HR S P ERA WHIP									

AB	37
R	6
H	12
RBI	6
BB	3
SO	9
LOB	20



Batter	1	2	3	4	5	6	7	8	9
Tony Womack, L (1, 6) OBP: 0.227, SLG: 0.302	1-2 G3		1-0 1B	0-1 G3 BB	2-1 SF8			1-2 G4-3 SF8	
Junior Spivey, R (1, 4) OBP: 0.338, SLG: 0.446	3-2 HR		1-1 1B	4-2 G3 BB	3-2 F7			2-2 G4-3	
Luis Gonzalez, L (1, 7) OBP: 0.395, SLG: 0.583	1-2 G3-1		1-2 L9	3-1 G3				4-0 IBB	
David Dellucci, L (1, 9) OBP: 0.368, SLG: 0.432	3-2 G3-1		1-1 1B	4-0 IBB				1-1 SF8	
Matt Williams, R (1, 5) OBP: 0.302, SLG: 0.391		0-1 P4	1-0 P3	1-0 F9				0-1 F8	
Lyle Overbay, L (1, 3) OBP: 0.366, SLG: 0.431		2-2 1B SF8	2-2 1B		4-1 17 BB SF8 BB			0-1 G4-3	
Steve Finley, L (1, 8) OBP: 0.333, SLG: 0.443		1-1 SAFE	0-1 F7		4-2 1 SAFE SF8 17 BB			0-1 G4-3	
Chad Moeller, R (1, 2) OBP: 0.388, SLG: 0.568		1-2 SF8		2-1 17 SH2-3 1B 2B	1-1 F8			1-3 K	
17 Brandon Webb, R (1, 1) Eddie Oropesa, L (8, 1) Mike Koplove, R (9, 1)		2-1 G1-3		1-2 SH2-3	4-0 SAFE			1-1 G6-3	

AB	R	H	RBI	BB	SO	LOB
4	2	3	2	0	0	0
4	2	2	1	1	0	3
4	0	0	0	1	0	4
3	1	2	2	1	0	0
4	0	0	1	0	0	6
3	2	2	1	1	0	0
3	0	1	0	1	0	2
3	1	1	1	0	1	2
2	0	0	0	1	0	1
0	0	0	0	0	0	0
0	0	0	0	0	0	0

WP	HR	S	P	ERA	WHIP
0	0	0	41		
0	0	0	0		
0	0	0	0		
0	0	0	0		
0	0	0	0		
0	0	0	0		

1B	2B	3B	HR	SF	SAC	DP	HBP
8	1	1	1	4	1	0	0
0	0	0	0	0	0	0	0
0	0	0	0	0	0	0	0

Inning Stats	R	H	E	K	S	H	LOB	BB	P	R	H	E	K	S	H	LOB	BB	P	R	H	E	K	S	H	LOB	BB	P	R	H	E	K	S	H	LOB	BB	P	
Jeff Suppan, R (1, 1) ERA: 3.32	4	0	0	15	23	9	5	0	1	5	0	0	0	55	1	2	0	0	90	11.25	2.500																
Pat Mahomes, R (5, 1) ERA: 9.0	2	0	0	0	10	1	2	3	0	2	0	0	0	26	0	0	0	49	9.00	2.000																	
Brian Meadows, R (7, 1) ERA: 3.31	2	0	0	0	8	1	1	0	0	1	0	0	0	18	0	0	0	28	4.50	0.500																	

**Pittsburgh Pirates @ Arizona Diamondbacks**  
 Bank One Ballpark, Phoenix, AZ  
 Sun May 18 2003, 4:37 PM EDT  
 Att. 34,669 - Dome - 72 F

livebaseballscorecards.com

AB	30
R	8
H	11
RBI	8
BB	6
SO	1
LOB	18





Batter	1	2	3	4	5	6	7	8	9	AB R H RBI BB SO LOB	TOP																	
Marquis Grissom, R (1, 8) OBP: 0.301, SLG: 0.444	2-3 K		0-2 1B 1B		1-0 F9 1B		2-3 K		1-0 G4-3	5 1 2 0 0 2 1	<p>San Francisco Giants @ Arizona Diamondbacks</p> <p>Bank One Ballpark, Phoenix, AZ</p> <p>Mon May 19 2003, 9:37 PM EDT</p> <p>Att. 32,037 - Sunny - 78 F</p>																	
Rich Aurilia, R (1, 6) OBP: 0.349, SLG: 0.428	1-3 K		0-1 1B 1-2 1B		0-0 F9 1-2		4-2 BB			3 0 1 0 1 1 1																		
Barry Bonds, L (1, 7) OBP: 0.488, SLG: 0.619	3-2 F8		2-3 K		4-0 BB		0-0 F7			3 0 0 0 1 1 3																		
Benito Santiago, R (1, 2) OBP: 0.378, SLG: 0.508		2-2 HR	1-1 1-2 2-H 1B		2-3 K		1-0 G5-3			4 1 2 2 0 1 2																		
José Cruz Jr., S (1, 9) OBP: 0.412, SLG: 0.509		3-2 G4-3	1-0 P2		1-1 P5		3-3 K			4 0 0 0 0 1 4																		
Edgardo Alfonzo, R (1, 5) OBP: 0.324, SLG: 0.364		1-2 K	0-0 F9		0-1 F7		1-2 G5-3			4 0 0 0 0 1 2																		
J.T. Snow, L (1, 3) OBP: 0.369, SLG: 0.434		2-2 HR		1-2 F8		3-2 F8		1-0 FC3-6 1B		4 1 2 1 0 0 0																		
Neifi Perez, S (1, 4) OBP: 0.257, SLG: 0.279		1-2 1B		0-1 F9		1-1 G6-3		1-1 FC3-6 1-2f		4 0 1 0 0 0 1																		
Jesse Foppert, R (1, 1) Scott Eyre, L (7, 1) Joe Nathan, R (7, 1) Felix Rodriguez, R (8, 1) Tim Worrell, R (8, 1) Ruben Rivera, R (8, 9)		1-3 K		3-2 G6-3		1-0 G3-1		2-3 K		3 0 0 0 0 0 1 1 0 1 0 0 0 0 0 1 1																		
<b>Inning Stats</b>	R: 0 E: 0 K: 2 S: 11	H: 0 LOB: 0 BB: 0 P: 17	R: 2 E: 0 K: 2 S: 20	H: 3 LOB: 1 BB: 0 P: 30	R: 1 E: 0 K: 1 S: 12	H: 3 LOB: 2 BB: 0 P: 16	R: 0 E: 0 K: 0 S: 10	H: 0 LOB: 0 BB: 0 P: 14	R: 0 E: 0 K: 1 S: 10	H: 1 LOB: 2 BB: 1 P: 18	R: 0 E: 0 K: 0 S: 7	H: 0 LOB: 0 BB: 0 P: 11	R: 0 E: 0 K: 1 S: 8	H: 0 LOB: 1 BB: 1 P: 15	R: 0 E: 0 K: 1 S: 11	H: 0 LOB: 0 BB: 0 P: 16	R: 0 E: 0 K: 1 S: 7	H: 1 LOB: 1 BB: 0 P: 12	1B: 6 2B: 0 3B: 0 HR: 2	SF: 0 SAC: 0 DP: 0 HBP: 0	WP: 0 PB: 0 SB: 0 CS: 0	PA: 37						
<b>PITCHER</b>	IP WLS BF H R ER SO BB IBB HBP BLK WP HR S P ERA WHIP																											
Curt Schilling, R (1, 1) ERA: 3.3	7.0		30	7	3	3	7	2	0	0	0	0	0	2	78	121	3.86	1.286										
Mike Koplove, R (8, 1) ERA: 2.25	1.0		3	0	0	0	1	0	0	0	0	0	0	0	11	16	0.00	0.000										
Matt Mantei, R (9, 1) ERA: 3.6	1.0	W	4	1	0	0	1	0	0	0	0	0	0	0	7	12	0.00	1.000										

AB	35
R	3
H	8
RBI	3
BB	2
SO	9
LOB	16



Batter	1	2	3	4	5	6	7	8	9	AB	R	H	RBI	BB	SO	LOB
Tony Womack, L OBP: 0.243, SLG: 0.315 (1, 6)	1-1 1B		1-1 F9		0-0 1B		0-2 G3 1B	1-2 G4-3		5	0	3	1	0	0	3
Junior Spivey, R OBP: 0.333, SLG: 0.437 (1, 4)	2-3 K		1-0 G6-4-3		2-2 P3		1-0 G3 1B	0-0 G5-3		5	0	1	1	0	1	7
Luis Gonzalez, L OBP: 0.395, SLG: 0.576 (1, 7)	1-2 F8			2-0 P4		0-0 BB 1B	2-1 F7		4-1 FC3-6 BB	4	1	1	0	1	0	3
David Dellucci, L OBP: 0.348, SLG: 0.405 (1, 9)	0-3 K			1-3 K		0-3 K	0-1 G3		0-0 E3	5	0	0	0	0	3	5
Matt Williams, R OBP: 0.306, SLG: 0.391 (1, 5)		2-3 K		0-0 1B		1-2 BB 1B	2-3 K		2-1 B3	5	0	2	0	0	2	4
Lyle Overbay, L OBP: 0.362, SLG: 0.420 (1, 3)		0-2 G3-1		2-3 K		2-3 K		4-0 SH1-4 BB	1-0 FC3-6	3	0	0	0	1	2	3
Quinton McCracken, S OBP: 0.262, SLG: 0.236 (8, PR)										0	1	0	0	0	0	0
Matt Mantei, R OBP: 0.270, SLG: 0.389 (9, PH)										0	0	0	0	0	0	0
Alex Cintron, S OBP: 0.270, SLG: 0.389 (9, PH)										1	0	0	0	0	0	2
Steve Finley, L OBP: 0.354, SLG: 0.472 (1, 8)		2-1 HR		1-1 1B		4-1 1B		4-2 G4-3 SH1-4	4-0 BB	2	1	2	1	3	0	0
Rod Barajas, R OBP: 0.333, SLG: 0.516 (1, 2)		3-2 F7		0-1 F7		1-1 P5		1-1 SH1-4	4-2 BB	3	0	0	1	1	0	4
Curt Schilling, R OBP: 0.143, SLG: 0.100 (1, 1)			4-0 G6-4-3		0-1 B3		1-1 BB			1	0	0	0	1	0	1
Carlos Baerga, S OBP: 0.354, SLG: 0.513 (7, PH)										1	1	1	0	0	0	0
Mike Koplove, R OBP: 0.290, SLG: 0.389 (8, PH)										0	0	0	0	0	0	0
Mark Grace, L OBP: 0.290, SLG: 0.389 (9, 3)										0	0	0	0	1	0	0

Inning Stats	R: 0	H: 1	E: 0	K: 2	S: 12	R: 1	H: 1	E: 0	K: 1	S: 13	R: 0	H: 0	E: 0	K: 0	S: 3	R: 0	H: 1	E: 0	K: 2	S: 8	R: 0	H: 2	E: 0	K: 10	S: 14	R: 1	H: 3	E: 0	K: 13	R: 1	H: 0	E: 1	K: 0	S: 9	1B: 8	2B: 1	3B: 0	HR: 1	SF: 0	SAC: 1	DP: 1	HBP: 0	WP: 0	PA: 44		
		LOB: 1		BB: 0	P: 16		LOB: 0		BB: 0	P: 20		LOB: 0		BB: 1	P: 9		LOB: 1		BB: 0	P: 13		LOB: 3		BB: 1	P: 22		LOB: 2		BB: 0	P: 19		LOB: 3		BB: 3	P: 24											

PITCHER	IP	WLS	BF	H	R	ER	SO	BB	IBB	HBP	BLK	WP	HR	S	P	ERA	WHIP
Jesse Foppert, R ERA: 4.86 (1, 1)	6.0		27	8	2	2	7	2	0	0	0	0	0	62	96	3.00	1.667
Scott Eyre, L ERA: 4.08 (7, 1)	0.2	H	4	2	0	0	0	0	0	0	0	0	0	8	11	0.00	3.000
Joe Nathan, R ERA: 1.93 (7, 1)	0.1	H	1	0	0	0	1	0	0	0	0	0	0	3	5	0.00	0.000
Felix Rodriguez, R ERA: 4.98 (8, 1)	0.0		2	0	1	1	0	2	0	0	0	0	0	2	10	∞	∞
Tim Worrell, R ERA: 1.48 (8, 1)	1.2	L	10	0	1	0	0	2	2	0	0	0	0	15	36	0.00	1.200

BOTTOM


San Francisco Giants @ Arizona Diamondbacks  
Bank One Ballpark, Phoenix, AZ  
Mon May 19 2003, 9:37 PM EDT  
Att. 32,037 - Sunny - 78 F

livebaseballscorecards.com

AB	35
R	4
H	10
RBI	4
BB	8
SO	8
LOB	32





Batter	1	2	3	4	5	6	7	8	9	AB R H RBI BB SO LOB	TOP															
Marquis Grissom, R OBP: 0.304, SLG: 0.442 (1, 8) X	0-0 F9		3-2 BB E 1-2 1B		0-0 BB 1B 2B 1B	3-3 K			3-2 P6	5 1 2 0 0 1 0	<p>San Francisco Giants @ Arizona Diamondbacks Bank One Ballpark, Phoenix, AZ</p> <p>Tue May 20 2003, 9:37 PM EDT Att. 37,575 - Sunny - 78 F</p> <p>livebaseballscorecards.com</p> <table border="1"> <tr><td>AB</td><td>37</td></tr> <tr><td>R</td><td>6</td></tr> <tr><td>H</td><td>11</td></tr> <tr><td>RBI</td><td>6</td></tr> <tr><td>BB</td><td>3</td></tr> <tr><td>SO</td><td>3</td></tr> <tr><td>LOB</td><td>14</td></tr> </table> 	AB	37	R	6	H	11	RBI	6	BB	3	SO	3	LOB	14	
AB	37																									
R	6																									
H	11																									
RBI	6																									
BB	3																									
SO	3																									
LOB	14																									
Rich Aurilia, R OBP: 0.356, SLG: 0.448 (1, 6) B X	1-0 G5-3		2-1 E5 1-2 2-3		0-0 BB 2B 1B		2-2 HR	4-0 1B G6-3 BB	4 2 2 1 1 0 2																	
Barry Bonds, L OBP: 0.491, SLG: 0.636 (1, 7) B B F X	2-1 HR		4-2 G6-4-3 1-2 2-3 3-H BB		4-1 2B SF8 BB		1-0 F9	1-1 G6-3	3 2 1 2 2 0 1																	
Benito Santiago, R OBP: 0.379, SLG: 0.512 (1, 2) B F C C	1-3 K		2-2 G6-4-3 1-2f		0-0 1-3 2-H 3-H 2B		1-3 K	1-1 1-1 2-3 1B	5 0 2 2 0 2 3																	
Edgardo Alfonzo, R OBP: 0.315, SLG: 0.354 (1, 5) B F X		1-1 G4-3		1-0 G1-3	0-1 SF8 3-H		3-2 P5	2-2 L5	4 0 0 1 0 0 2																	
J.T. Snow, L OBP: 0.366, SLG: 0.429 (1, 3) B C B X		2-1 F7		1-0 1B 1B	1-1 P5		2-0 F8		4 0 1 0 0 0 1																	
José Cruz Jr., S OBP: 0.404, SLG: 0.497 (1, 9) B X		1-0 G3		1-2 F7 SAFE	2-0 G1-3		2-2 P2		4 0 0 0 0 0 2																	
Neifi Perez, S OBP: 0.265, SLG: 0.287 (1, 4) X			0-0 G6-3	1-0 1-2 1B		1-1 P4		1-0 1B	4 0 2 0 0 0 0																	
Kirk Rueter, L OBP: 0.240, SLG: 0.208 Joe Nathan, R 41 Chad Zerbe, L Jim Brower, R Oscar Villarreal, R Scott Eyre, L Tim Worrell, R			2-1 E 1B BB 1B	0-1 G4-3		0-2 P5		0-0 G5-3	4 1 1 0 0 0 3 0																	
<b>Inning Stats</b>	R: 1 E: 0 K: 1 S: 7	H: 1 LOB: 0 BB: 0 P: 11	R: 0 E: 0 K: 0 S: 5	H: 0 LOB: 0 BB: 0 P: 9	R: 1 E: 1 K: 0 S: 13	H: 2 LOB: 2 BB: 1 P: 26	R: 0 E: 0 K: 0 S: 8	H: 2 LOB: 2 BB: 0 P: 12	R: 3 E: 0 K: 0 S: 9	H: 3 LOB: 1 BB: 1 P: 16	R: 0 E: 0 K: 1 S: 8	H: 0 LOB: 0 BB: 0 P: 12	R: 1 E: 0 K: 1 S: 13	H: 1 LOB: 0 BB: 0 P: 20	R: 0 E: 0 K: 0 S: 8	H: 1 LOB: 1 BB: 0 P: 13	R: 0 E: 0 K: 0 S: 11	H: 1 LOB: 2 BB: 1 P: 22	1B: 8 2B: 1 3B: 0 HR: 2	SF: 1 SAC: 0 DP: 1 HBP: 0	WP: 0 PA: 41 PB: 0 SB: 0 CS: 0					
<b>PITCHER</b>	IP WLS BF H R ER SO BB IBB HBP BLK WP HR S P ERA WHIP	IP WLS BF H R ER SO BB IBB HBP BLK WP HR S P ERA WHIP																			ERA WHIP					
Elmer Dessens, R ERA: 4.74 Eddie Oropesa, L ERA: 4.5 Andrew Good, R ERA: 5.57 Oscar Villarreal, R ERA: 3.77 Mike Myers, L ERA: 4.85	(1, 1) (5, 1) (7, 1) (9, 1) (9, 1)	4.1 1.2 2.0 0.1 0.1	L 5 8 2 1	23 0 2 0 0	8 0 2 0 0	5 0 1 0 0	4 0 1 0 0	1 1 1 0 0	2 0 0 1 0	0 0 0 0 0	0 0 0 0 0	0 0 0 0 0	1 11 21 4 2	39 18 33 11 3	68 18 33 11 3	8.31 0.00 4.50 0.00 0.00	2.308 0.000 1.000 3.000 0.000	Scott Service, R ERA: 0.87 (9, 1)	0.1	2 1	0 0	0 0	0 0	0 5	8 8	0.00 3.000





Batter	1	2	3	4	5	6	7	8	9	AB R H RBI BB SO LOB	TOP		
<b>Marquis Grissom, R</b> (1, 8) <small>OBP: 0.313, SLG: 0.481</small>	2-0 		1-1 		4-1 		2-2 		1-1 	4 3 2 3 1 0 0			
<b>Rich Aurilia, R</b> (1, 6) <small>OBP: 0.351, SLG: 0.437</small>	1-1 		3-2 		4-2 		2-3 		2-1 	4 1 0 0 1 1 0			
<b>Barry Bonds, L</b> (1, 7) <b>Ruben Rivera, R</b> (7, 7) <small>OBP: 0.486, SLG: 0.632</small> <small>OBP: 0.196, SLG: 0.256</small>	1-1 		0-0 		0-0 		2-1 		1-3 	4 0 1 3 0 0 0 1 0 0 0 0 1 0			
<b>Benito Santiago, R</b> (1, 2) <small>OBP: 0.375, SLG: 0.504</small>		0-2 		1-1 	2-2 		1-1 			4 0 1 0 0 0 1			
<b>J.T. Snow, L</b> (1, 3) <small>OBP: 0.356, SLG: 0.415</small>		2-1 		2-2 	1-0 		1-3 			4 0 0 0 0 1 2			
<b>Edgardo Alfonzo, R</b> (1, 5) <small>OBP: 0.319, SLG: 0.358</small>		1-1 		0-0 		0-0 		3-2 		4 0 2 0 0 0 0			
<b>José Cruz Jr., S</b> (1, 9) <small>OBP: 0.406, SLG: 0.494</small>		0-2 		1-0 		0-0 		4-1 		3 0 1 0 1 0 2			
<b>Neifi Perez, S</b> (1, 4) <small>OBP: 0.274, SLG: 0.313</small>			0-2 		1-1 		0-0 		0-0 	4 1 2 0 0 0 2			
<b>Jason Schmidt, R</b> (1, 1) <small>OBP: 0.406, SLG: 0.494</small>			0-0 		0-0 		0-0 		2-2 	3 1 0 0 0 1 3			
<b>Inning Stats</b>	R: 0 H: 0 E: 0 LOB: 0 K: 0 BB: 0 S: 5 P: 9	R: 0 H: 1 E: 0 LOB: 1 K: 0 BB: 0 S: 11 P: 14	R: 2 H: 2 E: 0 LOB: 0 K: 0 BB: 0 S: 10 P: 14	R: 0 H: 1 E: 0 LOB: 1 K: 0 BB: 0 S: 8 P: 12	R: 3 H: 2 E: 0 LOB: 1 K: 0 BB: 2 S: 13 P: 25	R: 0 H: 1 E: 0 LOB: 1 K: 0 BB: 0 S: 4 P: 4	R: 1 H: 2 E: 0 LOB: 1 K: 2 BB: 0 S: 14 P: 22	R: 0 H: 0 E: 0 LOB: 1 K: 1 BB: 1 S: 8 P: 17	R: 0 H: 0 E: 0 LOB: 0 K: 1 BB: 0 S: 7 P: 11	1B: 4 SF: 0 2B: 3 SAC: 1 3B: 0 DP: 0 HR: 2 HBP: 0	WP: 0 PA: 39 PB: 0 SB: 0 CS: 0		
<b>PITCHER</b>	IP WLS BF H R ER SO BB IBB HBP BLK WP HR S P ERA WHIP											<b>PITCHER</b>	IP WLS BF H R ER SO BB IBB HBP BLK WP HR S P ERA WHIP
<b>Miguel Batista, R</b> (1, 1) <small>ERA: 3.24</small>	6.0 L 27 7 5 5 0 2 0 0 0 0 0 1 51 78 7.50 1.500												
<b>Scott Service, R</b> (7, 1) <small>ERA: 1.54</small>	1.1 6 2 1 1 2 0 0 0 0 0 0 1 17 28 6.75 1.500												
<b>Eddie Oropesa, L</b> (8, 1) <small>ERA: 3.38</small>	0.2 3 0 0 0 1 1 0 0 0 0 0 0 5 11 0.00 1.500												
<b>Oscar Villarreal, R</b> (9, 1) <small>ERA: 3.66</small>	1.0 3 0 0 0 1 0 0 0 0 0 0 0 7 11 0.00 0.000												

San Francisco Giants @ Arizona Diamondbacks  
 Bank One Ballpark, Phoenix, AZ  
 Wed May 21 2003, 10:05 PM EDT  
 Att. 35,886 - Sunny - 78 F

[livebaseballscorecards.com](http://livebaseballscorecards.com)

<b>AB</b>	<b>35</b>
<b>R</b>	<b>6</b>
<b>H</b>	<b>9</b>
<b>RBI</b>	<b>6</b>
<b>BB</b>	<b>3</b>
<b>SO</b>	<b>4</b>
<b>LOB</b>	<b>10</b>



Batter	1	2	3	4	5	6	7	8	9	AB	R	H	RBI	BB	SO	LOB
Tony Womack, L OBP: 0.235, SLG: 0.304 (1, 6)	G4-3		F7			G4-3		F8		4	0	0	0	0	0	3
Junior Spivey, R OBP: 0.329, SLG: 0.448 (1, 4)	P4			L6		K			L8	4	0	0	0	0	1	0
Luis Gonzalez, L OBP: 0.379, SLG: 0.550 (1, 7)	G4-3			G1-3			K		K	4	0	0	0	0	2	0
David Dellucci, L OBP: 0.344, SLG: 0.410 (1, 9)		G6-3		2B			K		F7	4	0	1	0	0	1	0
Carlos Baerga, S OBP: 0.349, SLG: 0.494 (1, 5)		F7		F9				G1-3		3	0	0	0	0	0	1
Steve Finley, L OBP: 0.339, SLG: 0.450 (1, 8)		G3			F8				K	3	0	0	0	0	1	0
Mark Grace, L OBP: 0.290, SLG: 0.393 (1, 3)			G4-3			K			1B	3	0	1	0	0	1	0
Rod Barajas, R OBP: 0.333, SLG: 0.507 (1, 2)			SH1-4 1B			K			K	3	0	1	0	0	2	1
Miguel Batista, R OBP: 0.083, SLG: 0.083 (1, 1)										0	0	0	0	0	0	0
Quinton McCracken, S OBP: 0.284, SLG: 0.228 (6, PH)										1	0	0	0	0	0	0
Scott Service, R (7, 1)										0	0	0	0	0	0	0
Eddie Oropesa, L (8, 1)										0	0	0	0	0	0	0
Alex Cintron, S OBP: 0.210, SLG: 0.415 (8, PH)										1	0	1	0	0	0	0
Oscar Villarreal, L (9, 1)										0	0	0	0	0	0	0

Inning Stats	R: 0	H: 0	E: 0	K: 0	S: 9	R: 0	H: 0	E: 0	K: 0	S: 6	R: 0	H: 1	E: 0	K: 0	S: 10	R: 0	H: 1	E: 0	K: 0	S: 8	R: 0	H: 0	E: 0	K: 2	S: 8	R: 0	H: 0	E: 0	K: 1	S: 9	R: 0	H: 0	E: 0	K: 2	S: 8	R: 0	H: 2	E: 0	K: 2	S: 14	R: 0	H: 0	E: 0	K: 1	S: 10	1B: 3	2B: 1	3B: 0	HR: 0	SF: 0	SAC: 1	DP: 0	HBP: 0	WP: 0	PB: 0	SB: 0	CS: 0	PA: 31
PITCHER Jason Schmidt, R ERA: 2.61 (1, 1)	IP	WLS	BF	H	R	ER	SO	BB	IBB	HBP	BLK	WP	HR	S	P	ERA	WHIP	IP	WLS	BF	H	R	ER	SO	BB	IBB	HBP	BLK	WP	HR	S	P	ERA	WHIP	IP	WLS	BF	H	R	ER	SO	BB	IBB	HBP	BLK	WP	HR	S	P	ERA	WHIP							

**BOTTOM**

**San Francisco Giants @ Arizona Diamondbacks**  
Bank One Ballpark, Phoenix, AZ

Wed May 21 2003, 10:05 PM EDT  
Att. 35,886 - Sunny - 78 F

[livebaseballscorecards.com](http://livebaseballscorecards.com)

<b>AB</b>	<b>30</b>
<b>R</b>	<b>0</b>
<b>H</b>	<b>4</b>
<b>RBI</b>	<b>0</b>
<b>BB</b>	<b>0</b>
<b>SO</b>	<b>8</b>
<b>LOB</b>	<b>5</b>



Batter	1	2	3	4	5	6	7	8	9	AB R H RBI BB SO LOB	TOP																									
Ramón Vázquez, L (1, 6) OBP: 0.356, SLG: 0.381	2-2 G3 1B		4-0 WP BB			0-1 1B G5-3 2B	2-2 F7		0-1 F7	4 1 2 0 1 0 1																										
Mark Loretta, R (1, 4) OBP: 0.341, SLG: 0.387	0-1 G3		1-1 G5-3			1-1 2B G5-3 1B	4-1 FC6-4 BB			3 1 1 0 1 0 2																										
Sean Burroughs, L (1, 5) OBP: 0.323, SLG: 0.404	2-2 F7			1-1 F8		0-0 G5-3	0-0 FC6-4			4 0 0 1 0 0 4																										
Dave Hansen, L (1, 3) OBP: 0.385, SLG: 0.295	1-0 1B			1-3 K		1-0 FC6-4 2B		2-2 L6		4 0 2 1 0 1 0																										
Rondell White, R (1, 7) OBP: 0.339, SLG: 0.478			0-3 K		1-2 2B		1-2 FC6-4 HBP	0-1 P4		3 0 1 0 0 1 0																										
Xavier Nady, R (1, 9) OBP: 0.353, SLG: 0.471			2-1 G6-3		2-1 G6-3		1-1 FC6-4	1-2 G5-3		4 0 0 0 0 0 3																										
Jason Bay, R (1, 8) OBP: 0.250, SLG: 1.000			0-0 G5-3			1-3 K	0-2 G5-3			4 1 1 1 0 1 2																										
Gary Bennett, R (1, 2) OBP: 0.319, SLG: 0.372			0-3 K B3-6-4		2-3 K		1-1 SH3-4 1B		0-1 HR	4 0 1 0 0 3 0																										
Carlton Loewer, R (1, 1)			0-1 B3-6-4		3-3 K		0-1 SH3-4		1-3 K	2 0 0 0 0 1 1																										
Mike Matthews, L (7, 1)										0 0 0 0 0 0 0																										
Matt Herges, L (8, 1)										0 0 0 0 0 0 0																										
Keith Lockhart, L (9, PH) OBP: 0.344, SLG: 0.400			1-2f							1 0 0 0 0 1 0																										
<b>Inning Stats</b>	R: 0 E: 0 K: 0 S: 9	H: 2 LOB: 2 BB: 0 P: 14	R: 0 E: 0 K: 1 S: 6	H: 0 LOB: 0 BB: 0 P: 8	R: 0 E: 0 K: 1 S: 8	H: 0 LOB: 1 BB: 1 P: 13	R: 0 E: 0 K: 1 S: 10	H: 1 LOB: 1 BB: 0 P: 15	R: 0 E: 0 K: 3 S: 9	H: 0 LOB: 0 BB: 0 P: 15	R: 2 E: 0 K: 0 S: 13	H: 3 LOB: 2 BB: 0 P: 17	R: 0 E: 0 K: 0 S: 9	H: 1 LOB: 2 BB: 1 P: 16	R: 0 E: 0 K: 0 S: 10	H: 0 LOB: 0 BB: 0 P: 13	R: 1 E: 0 K: 2 S: 10	H: 1 LOB: 0 BB: 0 P: 13	1B: 4 2B: 3 3B: 0 HR: 1	SF: 0 SAC: 1 DP: 1 HBP: 1	WP: 2 PB: 0 SB: 0 CS: 0	PA: 37														
<b>PITCHER</b>	IP WLS BF H R ER SO BB IBB HBP BLK WP HR S P ERA WHIP																				<b>PITCHER</b>	IP WLS BF H R ER SO BB IBB HBP BLK WP HR S P ERA WHIP														
17 Brandon Webb, R (1, 1) ERA: 2.14	6.1		27	7	2	2	6	1	0	1	0	2	0	59	87	2.84	1.263																			
Mike Myers, L (7, 1) ERA: 4.61	0.2		3	0	0	0	0	1	0	0	0	0	0	5	11	0.00	1.500																			
Mike Koplove, R (8, 1) ERA: 2.17	1.0	W	3	0	0	0	0	0	0	0	0	0	0	10	13	0.00	0.000																			
Matt Mantel, R (9, 1) ERA: 3.86	1.0	S	4	1	1	1	2	0	0	0	0	0	1	10	13	9.00	1.000																			

San Diego Padres @ Arizona Diamondbacks  
Bank One Ballpark, Phoenix, AZ  
Fri May 23 2003, 10:07 PM EDT  
Att. 30,128 - Cloudy - 100 F

AB	33
R	3
H	8
RBI	3
BB	2
SO	8
LOB	13







Batter	1	2	3	4	5	6	7	8	9	AB R H RBI BB SO LOB
--------	---	---	---	---	---	---	---	---	---	----------------------

<b>Ramón Vázquez, L</b> (1, 6) <small>OBP: 0.348, SLG: 0.370</small>	3-3 		1-3 	0-0 G4-3			2-2 	1-2 		5 0 0 1 0 2 1
<b>Mark Loretta, R</b> (1, 4) <small>OBP: 0.343, SLG: 0.384</small>	2-1 		4-2 	1-0 			2-2 	0-2 		4 1 1 0 1 0 1
<b>Sean Burroughs, L</b> (1, 5) <small>OBP: 0.325, SLG: 0.404</small>	0-1 		1-2 		0-0 		2-3 		0-3 	5 1 2 0 0 2 1
<b>Dave Hansen, L</b> (1, 3) <small>OBP: 0.421, SLG: 0.354</small>	2-2 		2-2 		2-1 		2-2 		4-1 	4 0 3 1 1 0 0
<b>Rondell White, R</b> (1, 7) <small>OBP: 0.346, SLG: 0.497</small>	3-3 		0-0 		1-1 		1-2 		4-2 	4 1 2 2 1 1 4
<b>Xavier Nady, R</b> (1, 9) <small>OBP: 0.349, SLG: 0.469</small>		1-3 	1-3 		0-0 		0-1 		2-3 	5 1 1 0 0 3 4
<b>Jason Bay, R</b> (1, 8) <small>OBP: 0.333, SLG: 0.750</small>		0-1 	4-0 			0-0 		0-0 	0-0 	4 1 1 1 1 0 2
<b>Gary Bennett, R</b> (1, 2) <small>OBP: 0.314, SLG: 0.383</small>		0-0 	2-3 			1-3 		1-0 		4 0 1 0 0 2 4
<b>Brian Lawrence, R</b> (1, 1) <small>OBP: 0.280, SLG: 0.417</small>		0-3 		0-3 		0-3 		0-0 		4 0 1 0 0 3 1

Inning Stats	R: 0	H: 2	R: 0	H: 1	R: 2	H: 3	R: 0	H: 0	R: 1	H: 1	R: 0	H: 0	R: 0	H: 2	R: 2	H: 3	R: 0	H: 0	R: 0	H: 2	R: 2	H: 3	R: 0	H: 0	1B: 7	SF: 0	WP: 0	PA: 43
	E: 0	LOB: 2	E: 0	LOB: 1	E: 0	LOB: 3	E: 0	LOB: 0	E: 0	LOB: 0	E: 0	LOB: 0	E: 0	LOB: 2	E: 0	LOB: 1	E: 0	LOB: 2	E: 0	LOB: 2	E: 0	LOB: 2	E: 0	LOB: 2	2B: 4	SAC: 0	PB: 1	
	K: 2	BB: 0	K: 2	BB: 0	K: 3	BB: 2	K: 1	BB: 0	K: 0	BB: 0	K: 1	BB: 0	K: 1	BB: 0	K: 0	BB: 2	K: 2	BB: 2	K: 0	BB: 2	K: 0	BB: 2	K: 2	BB: 2	3B: 0	DP: 0	SB: 0	
	S: 17	P: 27	S: 9	P: 10	S: 24	P: 39	S: 5	P: 6	S: 6	P: 9	S: 7	P: 8	S: 18	P: 27	S: 11	P: 13	S: 13	P: 23	S: 18	P: 27	S: 11	P: 13	S: 13	P: 23	HR: 1	HBP: 0	CS: 0	

PITCHER	IP	WLS	BF	H	R	ER	SO	BB	IBB	HBP	BLK	WP	HR	S	P	ERA	WHIP
<b>Curt Schilling, R</b> (1, 1) <small>ERA: 3.36</small>	7.0	L	32	9	3	3	11	2	0	0	0	0	1	86	126	3.86	1.571
<b>Scott Service, R</b> (8, 1) <small>ERA: 3.0</small>	0.1		4	3	2	2	0	0	0	0	0	0	0	5	6	54.00	9.000
<b>Mike Myers, L</b> (8, 1) <small>ERA: 4.4</small>	0.2		2	0	0	0	0	0	0	0	0	0	0	6	7	0.00	0.000
<b>Oscar Villarreal, R</b> (9, 1) <small>ERA: 3.55</small>	1.0		5	0	0	0	2	2	0	0	0	0	0	13	23	0.00	2.000

**San Diego Padres @ Arizona Diamondbacks**  
 Bank One Ballpark, Phoenix, AZ  
 Sat May 24 2003, 10:05 PM EDT  
 Att. 38,173 - Sunny - 99 F

AB	39
R	5
H	12
RBI	5
BB	4
SO	13
LOB	18



Batter	1	2	3	4	5	6	7	8	9	AB R H RBI BB SO LOB
--------	---	---	---	---	---	---	---	---	---	----------------------

<b>Tony Womack, L</b> <small>OBP: 0.236, SLG: 0.301</small> (1, 6)	1-2 <b>G6-3</b> 		2-2 <b>SF7</b> <b>1B</b> 			1-2 <b>P3</b> 			0-1 <b>F9</b> 	4 0 1 0 0 0 0
<b>Alex Cintron, S</b> <small>OBP: 0.283, SLG: 0.386</small> (1, 4)	0-0 <b>F8</b> 		2-1 <b>SF7</b> 			0-1 <b>P5</b> 			0-0 <b>G3</b> 	3 0 0 1 0 0 0
<b>Luis Gonzalez, L</b> <small>OBP: 0.379, SLG: 0.543</small> (1, 7)	2-2 <b>P4</b> 		3-1 <b>G4-3</b> 			3-2 <b>F8</b> 			2-1 <b>F8</b> 	4 0 0 0 0 0 1
<b>Steve Finley, L</b> <small>OBP: 0.348, SLG: 0.455</small> (1, 8)		2-2 <b>G6-4-3</b> <b>1B</b> 		3-2 <b>P5</b> 			1-3 <b>K</b> 			3 0 1 0 0 1 0
<b>Danny Bautista, R</b> <small>OBP: 0.295, SLG: 0.345</small> (1, 9)		0-1 <b>G6-4-3</b> 		1-2 <b>F9</b> 			0-1 <b>F8</b> 			3 0 0 0 0 0 1
<b>Lyle Overbay, L</b> <small>OBP: 0.366, SLG: 0.410</small> (1, 3)		4-2 		2-3 <b>K</b> 			0-0 <b>F9</b> 			2 0 0 0 1 1 0
<b>Matt Williams, R</b> <small>OBP: 0.303, SLG: 0.381</small> (1, 5)		2-2 <b>G1-3</b> 			1-0 <b>G6-3</b> 			1-3 <b>K</b> 		3 0 0 0 0 1 1
<b>Rod Barajas, R</b> <small>OBP: 0.333, SLG: 0.493</small> (1, 2)			3-2 <b>1B</b> <b>SF7</b> <b>HBP</b> 		3-2 <b>G6-3</b> 			0-0 <b>P3</b> 		2 1 0 0 0 0 0
<b>Curt Schilling, R</b> <small>OBP: 0.136, SLG: 0.095</small> (1, 1)			0-0 <b>SH1-4</b> 		0-3 <b>K</b> 			1-0 <b>G3</b> 		1 0 0 0 0 1 0
<b>Scott Service, R</b> (8, 1)										0 0 0 0 0 0 0
<b>Mike Myers, L</b> (8, 1)										0 0 0 0 0 0 0
<b>Carlos Baerga, S</b> <small>OBP: 0.341, SLG: 0.481</small> (8, PH)										1 0 0 0 0 0 0
<b>Oscar Villarreal, L</b> (9, 1)										0 0 0 0 0 0 0

Inning Stats	R: 0	H: 0	E: 0	K: 0	S: 7	R: 0	H: 1	E: 0	K: 0	S: 14	R: 0	H: 1	E: 0	K: 0	S: 11	R: 0	H: 0	E: 0	K: 1	S: 11	R: 0	H: 0	E: 0	K: 1	S: 10	R: 0	H: 0	E: 0	K: 1	S: 6	R: 0	H: 0	E: 0	K: 1	S: 6	R: 0	H: 0	E: 0	K: 1	S: 5	R: 0	H: 0	E: 0	K: 0	S: 5	1B: 2	SF: 1	2B: 0	SAC: 1	3B: 0	DP: 1	HR: 0	HBP: 1	WP: 0	PA: 30
--------------	------	------	------	------	------	------	------	------	------	-------	------	------	------	------	-------	------	------	------	------	-------	------	------	------	------	-------	------	------	------	------	------	------	------	------	------	------	------	------	------	------	------	------	------	------	------	------	-------	-------	-------	--------	-------	-------	-------	--------	-------	--------

PITCHER	IP	WLS	BF	H	R	ER	SO	BB	IBB	HBP	BLK	WP	HR	S	P	ERA	WHIP	PITCHER	IP	WLS	BF	H	R	ER	SO	BB	IBB	HBP	BLK	WP	HR	S	P	ERA	WHIP															
<b>Brian Lawrence, R</b> <small>ERA: 4.76</small>	(1, 1)	9.0	W	30	2	1	1	4	1	0	0	0	0	80	120	1.00	0.333																																	

**BOTTOM**

**San Diego Padres @ Arizona Diamondbacks**  
 Bank One Ballpark, Phoenix, AZ

livebaseballscorecards.com

<b>AB</b>	<b>26</b>
<b>R</b>	<b>1</b>
<b>H</b>	<b>2</b>
<b>RBI</b>	<b>1</b>
<b>BB</b>	<b>1</b>
<b>SO</b>	<b>4</b>
<b>LOB</b>	<b>3</b>



Sat May 24 2003, 10:05 PM EDT  
 Att: 38,173 - Sunny - 99 F



Batter	1	2	3	4	5	6	7	8	9	AB R H RBI BB SO LOB	TOP	
Ramón Vázquez, L (1, 6) OBP: 0.349, SLG: 0.371	1-1 1B		3-1 G4-6-3 1B	2-2 F8		2-3 K			3-2 G1-3	5 0 2 0 0 1 2		
Keith Lockhart, L (1, 4) OBP: 0.323, SLG: 0.373 Mark Loretta, R (9, PH) OBP: 0.341, SLG: 0.381	1-3 K		1-2 G4-6-3 1-2f		0-0 F8		1-3 K		1-2 G6-3	4 0 0 0 0 2 2 1 0 0 0 0 0 0		
Sean Burroughs, L (1, 5) OBP: 0.323, SLG: 0.400	2-2 F8		1-3 K		0-0 2B 1B		1-1 G4-3			4 1 1 0 0 1 1		
Dave Hansen, L (1, 3) OBP: 0.426, SLG: 0.373	2-3 K			0-0 G4-3	0-0 1-H 2B		4-1 BB			3 0 1 1 1 1 1		
Rondell White, R (1, 7) OBP: 0.350, SLG: 0.494		2-0 WP G6-3 G4-3 1B		2-1 1B 1B 1B HBP	0-3 K		1-0 G6-3			3 2 1 0 0 1 2		
Xavier Nady, R (1, 9) OBP: 0.347, SLG: 0.464		3-2 SAFE G6-3	1-2 1B 1B	2-1 1B 1B	1-1 F7		0-1 G6-3			4 1 1 0 0 0 2		
Jason Bay, R (1, 8) OBP: 0.400, SLG: 0.750 Gary Matthews, S (3, 8) OBP: 0.257, SLG: 0.333		2-2 G4-3 HBP	2-1 1B 2-3 SF8 1B		2-1 S 1B		2-0 F7			0 0 0 0 0 0 0 3 1 2 0 0 0 0		
Miguel Ojeda, R (1, 2) OBP: 0.176, SLG: 0.235		0-0 G4-3	2-1 SF8 1B	1-3 2-H 3-H 1B	1-1 SAFE F9		1-1 G5-3			4 0 1 3 0 0 2		
Randy Keisler, L (1, 1) Ryan Klesko, L (4, PH) OBP: 0.366, SLG: 0.496 Charles Nagy, L (4, 1) Lou Merloni, R (6, PH) OBP: 0.381, SLG: 0.345 Jaret Wright, R (6, 1) OBP: 0.333, SLG: 0.667 Jesse Orosco, R (8, 1) Brian Buchanan, R (8, 9) OBP: 0.314, SLG: 0.413		0-3 K	2-2 SF8		2-3 K			3-1 G6-3		1 0 0 0 0 0 1 1 0 0 0 1 0 0 0 0 0 0 0 0 0 0 0 0 1 0 0 0 0 0 1 1 0 0 0 0 0 0 0 0 0 0 0 0 0 0 0 0 1 0 0 0 0 0 0 0		
<b>Inning Stats</b>	R: 0 H: 1 E: 0 LOB: 1 K: 2 BB: 0 S: 13 P: 19	R: 1 H: 1 E: 0 LOB: 1 K: 1 BB: 0 S: 10 P: 17	R: 0 H: 1 E: 0 LOB: 0 K: 1 BB: 0 S: 9 P: 14	R: 3 H: 3 E: 0 LOB: 1 K: 0 BB: 0 S: 15 P: 26	R: 1 H: 2 E: 0 LOB: 1 K: 1 BB: 0 S: 8 P: 9	R: 0 H: 1 E: 0 LOB: 1 K: 2 BB: 0 S: 12 P: 19	R: 0 H: 0 E: 0 LOB: 1 K: 1 BB: 1 S: 7 P: 14	R: 0 H: 0 E: 0 LOB: 0 K: 0 BB: 0 S: 5 P: 8	R: 0 H: 0 E: 0 LOB: 0 K: 0 BB: 0 S: 10 P: 17	1B: 8 SF: 1 2B: 1 SAC: 0 3B: 0 DP: 1 HR: 0 HBP: 2	WP: 1 PA: 38 PB: 0 SB: 1 CS: 0	
<b>PITCHER</b>	IP WLS BF H R ER SO BB IBB HBP BLK WP HR S P ERA WHIP											
Elmer Dessens, R (1, 1) ERA: 5.03	5.2 W 27 9 5 5 6 0 0 2 0 1 0 64 99 7.94 1.588											
Eddie Oropesa, L (6, 1) ERA: 2.25	1.1 H 5 0 0 0 2 1 0 0 0 0 0 0 10 19 0.00 0.750											
Mike Koplove, R (8, 1) ERA: 2.08	1.1 4 0 0 0 0 0 0 0 0 0 0 0 7 13 0.00 0.000											
Mike Myers, L (9, 1) ERA: 4.2	0.2 2 0 0 0 0 0 0 0 0 0 0 0 8 12 0.00 0.000											

**San Diego Padres @ Arizona Diamondbacks**  
Bank One Ballpark, Phoenix, AZ

AB	34
R	5
H	9
RBI	5
BB	1
SO	8
LOB	14



Sun May 25 2003, 4:37 PM EDT  
Att. 35,137 - Dome - 72 F

livebaseballscorecards.com

Batter	1	2	3	4	5	6	7	8	9
<b>Alex Cintron, S</b> OBP: 0.314, SLG: 0.404 (1, 6) BB (7, 4)	4-1 BB 2B	2-1 F9		3-2 2-H 2B		1 SAFE 3-2 G5-3		H 1-0 1B HBP	
<b>Mark Grace, L</b> OBP: 0.324, SLG: 0.453 (1, 3) BB BB	4-1 2B 1-2 E BB		4-2 G5-4-3 BB	1-2 P3		3-2 2-H HR		B 1-0 1B	
<b>Carlos Baerga, S</b> OBP: 0.337, SLG: 0.482 <b>Tony Womack, L</b> OBP: 0.234, SLG: 0.298 (1, 4) (7, 6) E BB	3-2 E 1-3 2-H SF7 2B		2-2 G5-4-3		1-2 F7	1-3 K		C 0-3 K	
<b>Danny Bautista, R</b> OBP: 0.294, SLG: 0.342 (1, 9) E SF7 S 2-3 3-H	0-1 E6 SF7 S		1-1 G5-3		0-1 1B 1B	0-3 K			
<b>Matt Williams, R</b> OBP: 0.309, SLG: 0.380 (1, 5) K	1-3 K			4-1 2B BB	1-2 F8		2-1 L1-3 1B		
<b>David Dellucci, L</b> OBP: 0.347, SLG: 0.425 (1, 8) (6, 7) SF7	3-1 SF7			2-2 G3 1-H 1B 2B	0-1 1B	1-2 1B	3-3 K		
<b>Quinton McCracken, S</b> OBP: 0.258, SLG: 0.233 <b>Eddie Oropesa, L</b> (6, 1) <b>Luis Gonzalez, L</b> OBP: 0.377, SLG: 0.540 <b>Mike Koplove, R</b> (8, 1) <b>Mike Myers, L</b> (9, 1) G5-3	1-0 G5-3			0-1 G3	2-0 1B		3-2 SAFE L1-3		
<b>Rod Barajas, R</b> OBP: 0.342, SLG: 0.486 (1, 2) G4-3		0-1 G4-3		1-2 SH3 2B 1B	3-3 K		B 4-0 L1-3 BB		
<b>Elmer Dessens, R</b> OBP: 0.263, SLG: 0.278 <b>Steve Finley, L</b> OBP: 0.350, SLG: 0.452 (1, 1) (6, 8) K		3-3 K		0-0 SH3		4-2 G5-3 HR BB		C 0-1 L1-3	

AB	R	H	RBI	BB	SO	LOB
3	1	1	1	1	0	1
3	2	2	2	2	0	1
4	1	1	1	0	1	1
1	0	0	0	0	1	2
4	1	1	1	0	1	1
3	1	1	0	1	1	3
3	1	2	2	0	1	1
3	0	1	1	0	0	2
0	0	0	0	0	0	0
1	0	0	0	0	0	1
0	0	0	0	0	0	0
3	1	1	1	1	1	2
1	0	0	0	0	1	0
1	1	0	0	1	0	1


**BOTTOM**

**San Diego Padres @ Arizona Diamondbacks**  
Bank One Ballpark, Phoenix, AZ

Sun May 25 2003, 4:37 PM EDT  
Att. 35,137 - Dome - 72 F

livebaseballscorecards.com

<b>AB</b>	<b>30</b>
<b>R</b>	<b>9</b>
<b>H</b>	<b>10</b>
<b>RBI</b>	<b>9</b>
<b>BB</b>	<b>6</b>
<b>SO</b>	<b>7</b>
<b>LOB</b>	<b>16</b>



Inning Stats	R	H	E	K	S	R	H	E	K	S	R	H	E	K	S	R	H	E	K	S	R	H	E	K	S
	3	1	1	13	29	0	0	0	1	8	0	0	0	1	13	0	0	0	1	7	0	0	0	1	14
	3	3	0	0	16	1	3	0	0	16	2	3	0	0	22	2	1	0	1	17	3	0	0	1	28
	0	1	0	0	19	0	1	0	1	19	0	1	0	1	12	0	1	0	1	6	0	0	0	1	19

PITCHER	IP	WLS	BF	H	R	ER	SO	BB	IBB	HBP	BLK	WP	HR	S	P	ERA	WHIP
<b>Randy Keisler, L</b> ERA: 12.0	3.0		13	1	3	2	2	3	0	0	0	0	0	28	56	6.00	1.333
<b>Charles Nagy, R</b> ERA: 6.43	2.0	L	13	6	4	4	1	1	0	0	0	0	0	31	49	18.00	3.500
<b>Jaret Wright, R</b> ERA: 7.57	2.0		9	2	2	2	3	2	0	0	0	0	1	28	51	9.00	2.000
<b>Jesse Orosco, L</b> ERA: 7.8	1.0		4	1	0	0	1	0	0	1	0	0	0	6	8	0.00	1.000

WP	PA	ERA	WHIP
0	39		



Batter	1	2	3	4	5	6	7	8	9	AB R H RBI BB SO LOB	TOP		
Ramón Vázquez, L (1, 6) OBP: 0.352, SLG: 0.374	2-2 S G1-3 SF8 1B		2-0 FC1-6-5			2-3 K		1-0 FC5 G4-3 1-2 1B		4 1 2 0 0 1 1	<b>San Diego Padres @ Arizona Diamondbacks</b> Bank One Ballpark, Phoenix, AZ Mon May 26 2003, 4:35 PM EDT Att. 32,099 - Dome - 72 F		
Mark Loretta, R (1, 4) OBP: 0.333, SLG: 0.372	0-1 G1-3 1-2		2-3 K			1-3 K		0-1 G4-3 1-2 2-3		4 0 0 0 0 2 4			
Rondell White, R (1, 7) OBP: 0.348, SLG: 0.497	1-1 SF8 2-H					3-3 K		0-0 G5-3 3-H		3 0 1 2 0 1 1			
Dave Hansen, L (1, 3) OBP: 0.431, SLG: 0.370 Matt Herges, L (8, 1)	2-2 F8				0-2 CS 2B			4-2 HBP		3 1 1 0 0 0 1 0 0 0 0 0 0 0			
Xavier Nady, R (1, 9) OBP: 0.340, SLG: 0.455					0-0 G5-3 2-3			0-2 F8 2-3f		4 0 0 0 0 0 4			
Gary Matthews, S (1, 8) OBP: 0.257, SLG: 0.331					0-1 P3			0-0 1B		4 0 1 0 0 0 1			
Gary Bennett, R (1, 2) OBP: 0.309, SLG: 0.373					1-1 L7			3-3 K		4 0 1 1 0 2 1			
Lou Merloni, R (1, 5) OBP: 0.370, SLG: 0.323					3-3 K			2-1 P4		4 0 0 0 0 2 2			
Adam Eaton, R (1, 1) OBP: 0.357, SLG: 0.923 Jesse Orosco, R (7, 1) Luther Hackman, R (7, 1) Keith Lockhart, L (8, PH) OBP: 0.333, SLG: 0.373 Brian Buchanan, R (8, 3) OBP: 0.310, SLG: 0.406					2-2 F7			4-1 G4-3 G5-3 1B BB		2 1 2 1 0 0 0 0 0 0 0 0 0 0 0 0 0 0 0 0 0 0 1 0 0 1 0 0 1 0 0 0 0 1 1			
<b>Inning Stats</b>	R: 1 H: 1 E: 0 LOB: 0 K: 0 BB: 0 S: 13 P: 18	R: 0 H: 0 E: 0 LOB: 0 K: 1 BB: 0 S: 9 P: 13	R: 0 H: 1 E: 0 LOB: 1 K: 1 BB: 0 S: 11 P: 17	R: 0 H: 1 E: 0 LOB: 0 K: 0 BB: 0 S: 6 P: 7	R: 0 H: 0 E: 0 LOB: 0 K: 1 BB: 0 S: 7 P: 11	R: 1 H: 1 E: 0 LOB: 0 K: 3 BB: 0 S: 15 P: 24	R: 1 H: 2 E: 0 LOB: 1 K: 1 BB: 0 S: 12 P: 16	R: 1 H: 1 E: 0 LOB: 2 K: 0 BB: 1 S: 10 P: 19	R: 0 H: 1 E: 0 LOB: 1 K: 2 BB: 0 S: 9 P: 14	1B: 5 SF: 1 2B: 2 SAC: 0 3B: 0 DP: 0 HR: 1 HBP: 1	WP: 1 PA: 36 PB: 0 SB: 1 CS: 1		
<b>PITCHER</b>	IP WLS BF H R ER SO BB IBB HBP BLK WP HR S P ERA WHIP											<b>PITCHER</b>	IP WLS BF H R ER SO BB IBB HBP BLK WP HR S P ERA WHIP
Andrew Good, R (1, 1) ERA: 5.14	7.0 W 26 6 3 3 7 0 0 0 0 1 1 73 106 3.86 0.857												
Mike Koplove, R (8, 1) ERA: 2.3	1.0 6 1 1 1 0 1 0 0 1 0 0 10 19 9.00 2.000												
Matt Mantei, R (9, 1) ERA: 3.68	1.0 4 1 0 0 2 0 0 0 0 0 0 9 14 0.00 1.000												

livebaseballscores.com

AB	33
R	4
H	8
RBI	4
BB	1
SO	9
LOB	16



Batter	1	2	3	4	5	6	7	8	9	AB	R	H	RBI	BB	SO	LOB
Tony Womack, L OBP: 0.248, SLG: 0.305 (1, 6)	B1-3		HR BB	G4-3			HBP 1B	SF8 1B		4	2	2	0	1	0	1
Junior Spivey, R OBP: 0.323, SLG: 0.430 (1, 4)	P4		K				HBP 1B	1B		4	1	1	0	0	2	1
Luis Gonzalez, L OBP: 0.373, SLG: 0.550 (1, 7)	F8		HR				F7	SF8		4	1	1	3	0	0	3
David Dellucci, L OBP: 0.368, SLG: 0.484 (1, 8)		G4-3 BB	HR				1B	K		4	2	3	2	0	1	2
Danny Bautista, R OBP: 0.292, SLG: 0.339 (1, 9)		K	G5-3				FC3-6			4	0	1	2	0	1	2
Mark Grace, L OBP: 0.346, SLG: 0.446 (1, 3)		G4-3 BB	BB				FC3-6			1	0	0	0	3	0	1
Alex Cintron, S OBP: 0.291, SLG: 0.373 (1, 5)		G4-3	G4-3				G4-6-3	G4-3		4	0	0	0	0	0	5
Chad Moeller, R OBP: 0.373, SLG: 0.525 (1, 2)		IBB		G6-3			P4	G6-3		3	0	0	0	1	0	0
Andrew Good, R OBP: 0.143, SLG: 0.143 (1, 1)		G5-3								2	0	1	0	0	0	3
Carlos Baerga, S OBP: 0.344, SLG: 0.488 (7, PH)										1	1	1	0	0	0	0
Mike Koplove, R (8, 1)										0	0	0	0	0	0	0
Steve Finley, L OBP: 0.354, SLG: 0.456 (8, PH)										1	1	1	0	0	0	0
Matt Mantei, R (9, 1)										0	0	0	0	0	0	0

Inning Stats	R: 0	H: 0	E: 0	K: 0	S: 7	H: 0	LOB: 0	BB: 0	P: 11	R: 0	H: 1	E: 0	K: 1	S: 18	H: 1	LOB: 3	BB: 2	P: 32	R: 3	H: 2	E: 0	K: 1	S: 15	H: 1	LOB: 0	BB: 0	P: 12	R: 0	H: 0	E: 0	K: 0	S: 11	H: 0	LOB: 0	BB: 1	P: 15	R: 4	H: 3	E: 1	K: 0	S: 7	H: 3	LOB: 1	BB: 0	P: 16	R: 1	H: 3	E: 0	K: 1	S: 22	H: 3	LOB: 2	BB: 0	P: 34
1B: 8	SF: 1	2B: 1	SAC: 0	3B: 0	DP: 2	HR: 2	HBP: 2	WP: 0	PA: 40																																													

PITCHER	IP	WLS	BF	H	R	ER	SO	BB	IBB	HBP	BLK	WP	HR	S	P	ERA	WHIP
Adam Eaton, R ERA: 4.85 (1, 1)	6.0	L	29	7	6	6	3	4	1	1	0	0	2	72	116	9.00	1.833
Jesse Orosco, L ERA: 7.63 (7, 1)	0.1		2	0	0	0	0	0	0	1	0	0	0	1	4	0.00	0.000
Luther Hackman, R ERA: 4.5 (7, 1)	0.2		3	1	1	0	0	0	0	0	0	0	0	3	4	0.00	1.500
Matt Herges, R ERA: 2.13 (8, 1)	1.0		6	3	1	1	1	0	0	0	0	0	0	22	34	9.00	3.000

BOTTOM

San Diego Padres @ Arizona Diamondbacks

Bank One Ballpark, Phoenix, AZ

Mon May 26 2003, 4:35 PM EDT

Att. 32,099 - Dome - 72 F

livebaseballscorecards.com

AB	32
R	8
H	11
RBI	7
BB	5
SO	4
LOB	18





Batter	1	2	3	4	5	6	7	8	9	10	11	12	13	AB R H RBI BB SO LOB	TOP																
Tony Womack, L (1, 6) OBP: 0.237, SLG: 0.291	0-2 G4-3		0-1 G6-3			2-2 G5-3			3-2 P5		1-0 P2		0-0 G6-3	6 0 0 0 0 0 3																	
Alex Cintron, S (1, 5) OBP: 0.283, SLG: 0.411	3-2 F8		1-1 HR			1-1 G3			1-2 G3-1		2-0 G4-3			5 1 1 1 0 0 1																	
Luis Gonzalez, L (1, 7) OBP: 0.371, SLG: 0.541	3-2 F8		1-0 G4-3			0-2 L6			1-0 HBP			0-0 G4-3		3 0 0 0 0 0 0																	
Quinton McCracken, S (9, 7) OBP: 0.254, SLG: 0.230														1 0 0 0 0 0 0																	
David Dellucci, L (1, 9) OBP: 0.360, SLG: 0.490		3-1 WP 3B				3-3 K		0-0 G3-1		1-0 G4-3		2-3 K		5 1 1 0 0 2 1																	
Mark Grace, L (1, 3) OBP: 0.325, SLG: 0.414		0-1 G3				0-2 G1-4-3		0-0 P3				0-0 P6		5 0 0 0 0 0 1																	
Junior Spivey, R (1, 4) OBP: 0.316, SLG: 0.419		2-3 K				2-3 K		3-3 K		2-2 F9			2-1 G1-3	4 0 0 0 0 3 0																	
Oscar Villarreal, L (10, 1)														0 0 0 0 0 0 0																	
Danny Bautista, R (13, PH) OBP: 0.290, SLG: 0.336														1 0 0 0 0 0 0																	
Matt Mantei, R (13, 1)														0 0 0 0 0 0 0																	
Steve Finley, L (1, 8) OBP: 0.355, SLG: 0.451		3-H 4-2 BB				1-3 K		3-2 F8		2-2 G4-3			0-2 2B 1B	4 1 1 0 1 1 0																	
Rod Barajas, R (1, 2) OBP: 0.321, SLG: 0.455		1 SAFE 1-1 F8				0-3 K		1-2 P6			2-0 P6		1 SAFE 2-2 F9	5 0 0 0 0 1 2																	
Byung-Hyun Kim, R (1, 1) OBP: 0.154, SLG: 0.231						1-1 G4-3		1-0 G3-1			3-2 WP 1B		1 SAFE 0-0 1-H 2B	2 0 1 0 0 0 0																	
Carlos Baerga, S (8, PH) OBP: 0.347, SLG: 0.483														1 0 0 0 0 0 0																	
Mike Myers, L (8, 1)														0 0 0 0 0 0 0																	
Mike Koptove, R (8, 1)														0 0 0 0 0 0 0																	
Eddie Oropesa, L (10, 1)														0 0 0 0 0 0 0																	
Matt Williams, R (10, 5) OBP: 0.318, SLG: 0.397														2 0 2 1 0 0 0																	
<b>Inning Stats</b>	R: 0 E: 0 K: 0 S: 12	H: 0 LOB: 0 BB: 0 P: 18	R: 1 E: 0 K: 1 S: 12	H: 1 LOB: 1 BB: 1 P: 22	R: 1 E: 0 K: 0 S: 6	H: 2 LOB: 0 BB: 0 P: 8	R: 0 E: 0 K: 2 S: 10	H: 0 LOB: 0 BB: 0 P: 15	R: 0 E: 0 K: 1 S: 10	H: 0 LOB: 0 BB: 0 P: 12	R: 0 E: 0 K: 1 S: 5	H: 0 LOB: 0 BB: 0 P: 8	R: 0 E: 0 K: 0 S: 7	H: 0 LOB: 0 BB: 0 P: 12	R: 0 E: 0 K: 0 S: 8	H: 0 LOB: 1 BB: 0 P: 14	R: 0 E: 0 K: 1 S: 11	H: 0 LOB: 0 BB: 0 P: 18	R: 0 E: 0 K: 1 S: 5	H: 0 LOB: 0 BB: 0 P: 7	R: 1 E: 0 K: 0 S: 10	H: 2 LOB: 1 BB: 0 P: 14	1B: 3 2B: 1 3B: 1 HR: 1	SF: 0 SAC: 0 DP: 1 HBP: 1	WP: 2 PB: 0 SB: 0 CS: 0	PA: 46					
<b>PITCHER</b>	IP WLS BF H R ER SO BB IBB HBP BLK WP HR S P ERA WHIP															IP WLS BF H R ER SO BB IBB HBP BLK WP HR S P ERA WHIP															
Jason Schmidt, R (1, 1) ERA: 2.54	9.0																														
Tim Worrell, R (10, 1) ERA: 1.27	2.0	7	1	0	0	1	0	0	0	0	0	0	0	0	0	0	0	0	0	0	0	0	0	0	0	0	0	0	0	0	
Felix Rodriguez, R (12, 1) ERA: 4.74	2.0	W 8	2	1	1	1	0	0	0	0	0	0	0	0	0	0	0	0	0	0	0	0	0	0	0	0	0	0	0	0	0

Arizona Diamondbacks @ San Francisco Giants  
PacBell Park, San Francisco, CA  
Tue May 27 2003, 10:15 PM EDT  
Att: 36,693 - Sunny - 67 F

livebaseballscorecards.com

AB	44
R	3
H	6
RBI	2
BB	1
SO	8
LOB	8





Batter	1	2	3	4	5	6	7	8	9	10	11	12	13	AB R H RBI BB SO LOB
Marquis Grissom, R OBP: 0.339, SLG: 0.503 (1, 8)	3-3 K		1-1 G4-3		1-3 K		2-2 G1-3		1-0 E9			0-1 G4-3 1B	2-1 SAFE 3B	7 0 2 2 0 2 3
Neifi Perez, S OBP: 0.307, SLG: 0.373 (1, 6)	0-0 F9		0-1 P6		2-1 1B		0-0 P5		1-3 K			3-1 G4-3 1-2		6 0 1 1 0 1 5
Ray Durham, S OBP: 0.411, SLG: 0.453 (1, 4)	0-3 K		0-2 G4-3		3-3 SAFE K		1-0 FC6-4 SF7 1B			0-0 G6-3		0-3 K		6 1 1 0 0 3 3
Barry Bonds, L OBP: 0.489, SLG: 0.618 (1, 7)		2-3 K		0-0 F8		0-2 P4		4-1 SAFE FC6-4 1-2 BB		4-0 G4-6-3 BB		4-0 IBB		3 0 0 0 3 1 0
Benito Santiago, R OBP: 0.372, SLG: 0.520 (1, 2)		0-0 BB 1B		4-2 BB		0-1 P4		0-0 FC6-4 1-2f 2-3		0-1 G4-6-3 1-2f		0-0 L8		5 0 1 0 1 0 6
J.T. Snow, L OBP: 0.388, SLG: 0.418 (1, 3)		1-2 BB 1B		1-3 K		4-1 BB		1-0 SF7			1-0 F9		2-3 K	4 0 1 1 1 2 1
Edgardo Alfonzo, R OBP: 0.308, SLG: 0.348 Felix Rodriguez, R OBP: 1.000, SLG: 1.000 Rich Aurilia, R OBP: 0.333, SLG: 0.402 (1, 5) (12, 1) (13, PH)		2-2 P4		1-1 L6		1-0 G4-3		0-1 FC6-4 1-2f			1-2 F8		4-2 BB 3B BB	5 0 0 0 0 0 5 0 0 0 0 0 0 0 0 1 0 0 1 0 0
José Cruz Jr., S OBP: 0.388, SLG: 0.462 (1, 9)		4-1 FC4-6 1-2 2-3 BB		3-2 SH3 1B		0-2 SH3-4 1B		2-3 K			1-3 K		1-3 K	5 1 2 0 1 3 1
Jason Schmidt, R (1, 1) Andres Galarraga, R OBP: 0.418, SLG: 0.565 (9, PH) Ruben Rivera, R OBP: 0.255, SLG: 0.340 (9, PR) Tim Worrell, R (10, 1) Pedro Feliz, R OBP: 0.319, SLG: 0.581 (12, 5)		1-1 FC4-6		1-1 SH3		0-0 SH3-4		1-0 E6 E9			1-0 E6		0-1 1B 2B	1 0 0 0 0 0 3 1 0 1 1 1 0 1 0 0


Inning Stats	R: 0	H: 0	E: 0	LOB: 0	K: 2	BB: 0	S: 7	P: 10	R: 0	H: 2	E: 0	LOB: 3	K: 1	BB: 1	S: 13	P: 23	R: 0	H: 0	E: 0	LOB: 0	K: 0	BB: 0	S: 8	P: 9	R: 0	H: 0	E: 0	LOB: 1	K: 1	BB: 1	S: 11	P: 17	R: 1	H: 2	E: 0	LOB: 1	K: 2	BB: 1	S: 14	P: 24	R: 0	H: 0	E: 0	LOB: 1	K: 0	BB: 1	S: 8	P: 13	R: 0	H: 1	E: 0	LOB: 1	K: 0	BB: 0	S: 9	P: 11	R: 1	H: 1	E: 0	LOB: 1	K: 0	BB: 1	S: 6	P: 12	R: 0	H: 0	E: 2	LOB: 2	K: 2	BB: 1	S: 9	P: 14	R: 0	H: 0	E: 0	LOB: 0	K: 0	BB: 1	S: 3	P: 7	R: 0	H: 0	E: 0	LOB: 0	K: 1	BB: 0	S: 7	P: 10	R: 0	H: 2	E: 0	LOB: 3	K: 1	BB: 1	S: 11	P: 18	R: 2	H: 1	E: 0	LOB: 1	K: 2	BB: 2	S: 14	P: 27	1B: 7	SF: 1	2B: 1	SAC: 2	3B: 1	DP: 1	HR: 0	HBP: 0	WP: 0	PA: 55
--------------	------	------	------	--------	------	-------	------	-------	------	------	------	--------	------	-------	-------	-------	------	------	------	--------	------	-------	------	------	------	------	------	--------	------	-------	-------	-------	------	------	------	--------	------	-------	-------	-------	------	------	------	--------	------	-------	------	-------	------	------	------	--------	------	-------	------	-------	------	------	------	--------	------	-------	------	-------	------	------	------	--------	------	-------	------	-------	------	------	------	--------	------	-------	------	------	------	------	------	--------	------	-------	------	-------	------	------	------	--------	------	-------	-------	-------	------	------	------	--------	------	-------	-------	-------	-------	-------	-------	--------	-------	-------	-------	--------	-------	--------

PITCHER	IP	WLS	BF	H	R	ER	SO	BB	IBB	HBP	BLK	WP	HR	S	P	ERA	WHIP
Byung-Hyun Kim, R ERA: 3.56 (1, 1)	7.0		29	5	1	1	6	3	0	0	0	0	0	70	107	1.29	1.143
Mike Myers, L ERA: 4.8 (8, 1)	0.0	B	2	1	1	1	0	1	0	0	0	0	0	2	7	∞	∞
Mike Koplove, R ERA: 2.16 (8, 1)	2.0		7	0	0	0	2	0	0	0	0	0	0	13	19	0.00	0.000
Eddie Oropesa, L ERA: 2.08 (10, 1)	0.1		2	0	0	0	0	1	0	0	0	0	0	1	5	0.00	3.000
Oscar Villarreal, R ERA: 3.28 (10, 1)	2.2		10	2	0	0	2	0	1	0	0	0	0	20	30	0.00	0.750

**Arizona Diamondbacks @ San Francisco Giants**  
**PacBell Park, San Francisco, CA**  
 Tue May 27 2003, 10:15 PM EDT  
 Att: 36,693 - Sunny - 67 F

livebaseballscorecards.com

AB	44
R	4
H	9
RBI	4
BB	8
SO	12
LOB	27





Batter	1	2	3	4	5	6	7	8	9	AB R H RBI BB SO LOB	TOP											
Alex Cintron, S (1, 6) OBP: 0.266, SLG: 0.383	1-1 G6-3		2-1 F9		0-2 G5-3		0-0 B1			4 0 0 0 0 0 1												
Carlos Baerga, S (1, 4) OBP: 0.327, SLG: 0.462	2-3 K		3-2 L8		1-1 G5-3		0-3 K			4 0 0 0 0 2 1												
Luis Gonzalez, L (1, 7) OBP: 0.364, SLG: 0.530	1-0 P5		3-2 F8			1-0 G3		1-3 K		4 0 0 0 0 1 0												
Danny Bautista, R (1, 9) OBP: 0.289, SLG: 0.333		1-0 G3 BB 1B		3-1 G5-3		2-1 G6-3		1-1 L9		4 0 1 0 0 0 0												
Lyle Overbay, L (1, 3) OBP: 0.370, SLG: 0.421		0-1 F9		0-0 E8 2B 2B		0-0 HBP 1B		0-3 K		4 1 2 0 0 1 1												
Matt Williams, R (1, 5) OBP: 0.323, SLG: 0.391		1 SAFE 4-0 G3 1-2 BB		1-1 G5-3		3-2 1-2 HBP		1-1 F8		2 0 0 0 1 0 1												
Steve Finley, L (1, 8) OBP: 0.353, SLG: 0.442		1-1 G3 1-2 2-3		4-1 2B BB		3-3 K		0-2 L4		3 1 0 0 1 1 4												
Chad Moeller, R (1, 2) OBP: 0.386, SLG: 0.539		4-0 IBB		1-1 1-H 3-H 2B			0-0 FC6-4 1B		3-2 G4-3	3 0 2 2 1 0 0												
John Patterson, R (1, 1) Junior Spivey, R (7, PH) Eddie Oropesa, L (7, 1) Scott Service, R (8, 1)		1-3 K			1-0 P3		2-1 FC6-4 1-2f			2 0 0 0 0 1 3 1 0 0 0 0 0 1 0 0 0 0 0 0 0 0 0 0 0 0 0 0												
<b>Inning Stats</b>	R: 0 E: 0 K: 1 S: 6	H: 0 LOB: 0 BB: 0 P: 10	R: 0 E: 0 K: 1 S: 8	H: 1 LOB: 3 BB: 2 P: 19	R: 0 E: 0 K: 0 S: 8	H: 0 LOB: 0 BB: 0 P: 16	R: 2 E: 1 K: 0 S: 8	H: 2 LOB: 1 BB: 1 P: 17	R: 0 E: 0 K: 0 S: 6	H: 0 LOB: 0 BB: 0 P: 8	R: 0 E: 0 K: 1 S: 11	H: 1 LOB: 2 BB: 0 P: 20	R: 0 E: 0 K: 1 S: 7	H: 1 LOB: 1 BB: 0 P: 9	R: 0 E: 0 K: 2 S: 8	H: 0 LOB: 0 BB: 0 P: 10	R: 0 E: 0 K: 0 S: 8	H: 0 LOB: 0 BB: 0 P: 12	1B: 3 2B: 2 3B: 0 HR: 0	SF: 0 SAC: 0 DP: 0 HBP: 1	WP: 0 PB: 0 SB: 0 CS: 0	PA: 35
<b>PITCHER</b>	IP WLS BF H R ER SO BB IBB HBP BLK WP HR S P ERA WHIP																					
Damian Moss, L (1, 1) ERA: 3.44	6.1 W 27 5 2 2 3 2 1 1 0 0 0 50 95 2.84 1.105																					
Scott Eyre, L (7, 1) ERA: 3.38	1.2 5 0 0 0 3 0 0 0 0 0 0 12 14 0.00 0.000																					
Jim Brower, R (9, 1) ERA: 5.4	1.0 3 0 0 0 0 0 0 0 0 0 0 8 12 0.00 0.000																					

Arizona Diamondbacks @ San Francisco Giants  
PacBell Park, San Francisco, CA  
Wed May 28 2003, 10:05 PM EDT  
Att. 37,447 - Cloudy - 70 F

livebaseballscorecards.com

AB	31
R	2
H	5
RBI	2
BB	3
SO	6
LOB	12



Batter	1	2	3	4	5	6	7	8	9
<b>Marquis Grissom, R</b> (1, 8) OBP: 0.340, SLG: 0.500 <b>Ruben Rivera, R</b> (9, 8) OBP: 0.255, SLG: 0.340	2-2 		3-1 	0-1 		2-3 		0-1 	
<b>Ray Durham, S</b> (1, 4) OBP: 0.411, SLG: 0.467	1-2 		1 SAFE 0-1 	1 SAFE 1-1 		1-0 		3-2 	
<b>Rich Aurilia, R</b> (1, 6) OBP: 0.330, SLG: 0.397	1-0 		2-1 	1-0 			1-1 	0-2 	
<b>Barry Bonds, L</b> (1, 7) OBP: 0.497, SLG: 0.642 <b>Jim Brower, R</b> (9, 1) OBP: 0.667, SLG: 0.667		4-2 	4-0 		2-0 		2-0 	2-3 	
<b>Benito Santiago, R</b> (1, 2) OBP: 0.375, SLG: 0.558		2-1 	2-2 		1-2 		2-2 		
<b>J.T. Snow, L</b> (1, 3) OBP: 0.366, SLG: 0.409		0-2 	4-2 		0-1 		2-3 		
<b>Pedro Feliz, R</b> (1, 5) OBP: 0.314, SLG: 0.543		0-3 	4-1 		0-1 			1-3 	
<b>José Cruz Jr., S</b> (1, 9) OBP: 0.390, SLG: 0.463		2-0 	3-2 		0-1 			0-0 	
<b>Damian Moss, R</b> (1, 1) OBP: 0.182, SLG: 0.143 <b>Scott Eyre, L</b> (7, 1) <b>Marvin Benard, L</b> (8, PH) OBP: 0.233, SLG: 0.231 (9, 7)		2-3 		0-2 		2-3 		0-0 	

Inning Stats	R: 0	H: 0	E: 0	K: 0	S: 8	R: 2	H: 2	E: 0	K: 2	S: 16	R: 2	H: 2	E: 0	K: 0	S: 15	R: 0	H: 1	E: 0	K: 0	S: 8	R: 2	H: 2	E: 0	K: 0	S: 10	R: 0	H: 0	E: 0	K: 2	S: 7	R: 1	H: 1	E: 0	K: 1	S: 10	R: 3	H: 4	E: 0	K: 2	S: 16
	LOB: 0	BB: 0	P: 12	LOB: 1	BB: 1	P: 26	LOB: 3	BB: 3	P: 37	LOB: 1	BB: 0	P: 10	LOB: 0	BB: 0	P: 13	LOB: 0	BB: 0	P: 12	LOB: 0	BB: 0	LOB: 0	BB: 0	P: 17	LOB: 1	BB: 0	P: 22	LOB: 0	SAC: 0	DP: 0	HBP: 0	WP: 1	PA: 40	1B: 6	SF: 0	2B: 2	SAC: 0	3B: 1	DP: 0	HR: 3	HBP: 0

PITCHER	IP	WLS	BF	H	R	ER	SO	BB	IBB	HBP	BLK	WP	HR	S	P	ERA	WHIP
<b>John Patterson, R</b> (1, 1) ERA: 9.9	6.0	L	29	7	6	6	4	3	1	0	0	0	2	64	110	9.00	1.667
<b>Eddie Oropesa, L</b> (7, 1) ERA: 3.38	1.0		4	1	1	1	1	0	0	0	0	0	1	10	17	9.00	1.000
<b>Scott Service, R</b> (8, 1) ERA: 4.85	1.0		7	4	3	3	2	0	0	0	0	1	0	16	22	27.00	4.000

**BOTTOM**

Arizona Diamondbacks @ San Francisco Giants  
 PacBell Park, San Francisco, CA

Wed May 28 2003, 10:05 PM EDT  
 Att: 37,447 - Cloudy - 70 F

AB	36
R	10
H	12
RBI	9
BB	4
SO	7
LOB	11

WP: 1 PA: 40  
 PB: 0 SB: 2  
 CS: 0

PITCHER	IP	WLS	BF	H	R	ER	SO	BB	IBB	HBP	BLK	WP	HR	S	P	ERA	WHIP
---------	----	-----	----	---	---	----	----	----	-----	-----	-----	----	----	---	---	-----	------



Batter	1	2	3	4	5	6	7	8	9	AB R H RBI BB SO LOB	TOP											
Tony Womack, L (1, 6) OBP: 0.236, SLG: 0.302	2-1 G4-1			0-0 G4-3	1-1 G6-3		2-0 1B 3B	2-2 F7		5 1 1 2 0 0 4												
Alex Cintron, S (1, 5) OBP: 0.275, SLG: 0.385	1-2 L3			0-1 F8		1-2 WP 1B	0-1 FC5-4 1B		0-2 P5	5 1 2 1 0 0 0												
Luis Gonzalez, L (1, 7) OBP: 0.361, SLG: 0.522	3-2 P3			0-0 L1		2-3 SAFE K	0-2 FC5-4 HR		0-1 1B 1B	5 1 1 0 0 1 2												
Steve Finley, L (1, 8) OBP: 0.364, SLG: 0.467		1-2 F9			4-1 1B 1B BB	0-2 2-H 1B	0-0 1-H HR		3-2 1-2 1B	4 2 3 3 1 0 0												
Danny Bautista, R (1, 9) OBP: 0.293, SLG: 0.336		0-1 P3			0-1 1B 1B SF8	2-2 1B	3-3 K		1-2 F7	5 1 2 0 0 1 2												
Lyle Overbay, L (1, 3) OBP: 0.371, SLG: 0.416		1-2 G1-4-3			0-0 SF8 1B	2-1 SAFE P6		4-2 1B BB	1-2 G3	4 0 1 0 1 0 3												
Junior Spivey, R (1, 4) OBP: 0.318, SLG: 0.425			0-0 F8		0-0 SH1-4 1B		2-2 WP 3B 2B		0-1 F9	4 1 2 1 0 0 1												
Rod Barajas, R (1, 2) OBP: 0.318, SLG: 0.450			2-3 K		2-1 SF8		0-2 G5-3		0-0 1-3 1B	3 0 1 1 0 1 1												
Curt Schilling, R (1, 1) Oscar Villarreal, L (7, 1) Stephen Randolph, L (8, 1)			0-0 G4-3		0-0 SH1-4		4-2 3B BB		1-3 K	1 1 0 0 1 0 0 1 0 0 0 0 1 2 0 0 0 0 0 0 0												
<b>Inning Stats</b>	R: 0 E: 0 K: 0 S: 9	H: 0 LOB: 0 BB: 0 P: 15	R: 0 E: 0 K: 0 S: 11	H: 0 LOB: 0 BB: 0 P: 13	R: 0 E: 0 K: 1 S: 5	H: 0 LOB: 0 BB: 0 P: 7	R: 0 E: 0 K: 0 S: 4	H: 0 LOB: 0 BB: 0 P: 4	R: 2 E: 0 K: 0 S: 10	H: 3 LOB: 2 BB: 1 P: 17	R: 1 E: 0 K: 1 S: 14	H: 3 LOB: 1 BB: 0 P: 21	R: 5 E: 0 K: 1 S: 18	H: 4 LOB: 0 BB: 1 P: 29	R: 0 E: 0 K: 1 S: 11	H: 1 LOB: 2 BB: 1 P: 18	R: 0 E: 0 K: 0 S: 17	H: 2 LOB: 2 BB: 0 P: 22	1B: 10 2B: 1 3B: 1 HR: 1	SF: 1 SAC: 1 DP: 0 HBP: 0	WP: 2 PB: 0 SB: 0 CS: 0	PA: 42
<b>PITCHER</b>	IP WLS BF H R ER SO BB IBB HBP BLK WP HR S P ERA WHIP												IP WLS BF H R ER SO BB IBB HBP BLK WP HR S P ERA WHIP									
Brian Tollberg, R (1, 1) ERA: 5.4	5.0 L 20 4 3 3 1 1 0 0 0 0 0 0 42 60 5.40 1.000																					
Jesse Orosco, L (6, 1) ERA: 7.16	1.0 4 2 0 0 1 0 0 0 0 0 1 0 11 17 0.00 2.000																					
Jaret Wright, R (7, 1) ERA: 8.59	2.0 13 5 5 5 2 2 0 0 0 1 1 29 47 22.50 3.500																					
Scott Linebrink, R (9, 1) ERA: 4.13	1.0 5 2 0 0 0 0 0 0 0 0 0 0 17 22 0.00 2.000																					

Arizona Diamondbacks @ San Diego Padres  
Qualcomm Stadium, San Diego, CA

AB	37
R	8
H	13
RBI	8
BB	3
SO	4
LOB	15



Fri May 30 2003, 10:05 PM EDT  
Att. 19,685 - Cloudy - 68 F

livebaseballscores.com

Batter	1	2	3	4	5	6	7	8	9	AB	R	H	RBI	BB	SO	LOB
Ramón Vázquez, L (1, 6) OBP: 0.356, SLG: 0.374	0-0 G1-6-3		0-1 G4-3			0-0 G6-3		2-1 E8		4	0	0	0	0	0	0
Mark Loretta, R (1, 4) OBP: 0.345, SLG: 0.376 Jaret Wright, R (7, 1) OBP: 0.333, SLG: 0.667 Dave Hansen, L (8, PH) OBP: 0.412, SLG: 0.351 Brian Buchanan, R (8, PH) OBP: 0.346, SLG: 0.472	0-2 G4-3			1-2 F7		0-0 1B		4-2 1-2 BB		3	0	1	0	0	0	0
Ryan Klesko, L (1, 3) OBP: 0.364, SLG: 0.479 Scott Linebrink, R (9, 1)	0-0 2B			0-3 K		0-3 K		3-1 P3		4	0	1	0	0	2	3
Rondell White, R (1, 7) OBP: 0.347, SLG: 0.483 Lou Merloni, R (8, 7) OBP: 0.358, SLG: 0.304	0-0 F9			2-2 1B			1-0 F8		0-1 G5-3	3	0	1	0	0	0	1
Sean Burroughs, L (1, 5) OBP: 0.312, SLG: 0.384		0-0 F7		0-0 F7			0-0 G1-3		2-1 1B 1B	4	1	1	0	0	0	1
Xavier Nady, R (1, 9) OBP: 0.335, SLG: 0.447		0-0 G5-3			0-0 L4-6 2B		1-0 G4-3		1-2 1B FC6-4 1B	4	1	2	0	0	0	0
Gary Matthews, S (1, 8) OBP: 0.263, SLG: 0.324		3-3 K			1-1 L4-6		1-1 G3-1		0-0 FC6-4 1B	4	0	1	1	0	1	1
Gary Bennett, R (1, 2) OBP: 0.304, SLG: 0.406 Miguel Ojeda, R (8, 2) OBP: 0.158, SLG: 0.211			1-2 F7		2-3 K		1-1 F9		0-0 FC6-4	2	0	0	0	0	1	0
Brian Tollberg, R (1, 1) Jesse Orosco, R (6, 1) Keith Lockhart, L (6, PH) OBP: 0.329, SLG: 0.381			2-2 G6-3			1-2 F8		2-0 E 2B	0-1 P2	2	0	0	0	0	0	0

Inning Stats	R: 0	H: 1	E: 0	LOB: 1	K: 0	BB: 0	S: 6	R: 0	H: 0	E: 0	LOB: 0	K: 1	BB: 0	S: 6	R: 0	H: 1	E: 0	LOB: 1	K: 1	BB: 0	S: 11	R: 0	H: 1	E: 0	LOB: 0	K: 1	BB: 0	S: 6	R: 0	H: 1	E: 0	LOB: 1	K: 1	BB: 0	S: 8	R: 0	H: 0	E: 0	LOB: 0	K: 0	BB: 0	S: 3	R: 1	H: 1	E: 1	LOB: 2	K: 0	BB: 1	S: 12	R: 2	H: 3	E: 0	LOB: 1	K: 0	BB: 0	S: 11	1B: 5	SF: 0	2B: 4	SAC: 0	3B: 0	DP: 1	HR: 0	HBP: 0
--------------	------	------	------	--------	------	-------	------	------	------	------	--------	------	-------	------	------	------	------	--------	------	-------	-------	------	------	------	--------	------	-------	------	------	------	------	--------	------	-------	------	------	------	------	--------	------	-------	------	------	------	------	--------	------	-------	-------	------	------	------	--------	------	-------	-------	-------	-------	-------	--------	-------	-------	-------	--------

PITCHER	IP	WLS	BF	H	R	ER	SO	BB	IBB	HBP	BLK	WP	HR	S	P	ERA	WHIP
Curt Schilling, R (1, 1) ERA: 3.04	6.2	W	23	4	0	0	4	0	0	0	0	0	0	50	64	0.00	0.600
Oscar Villarreal, R (7, 1) ERA: 3.19	1.0		5	1	1	0	0	0	0	0	0	0	0	8	15	0.00	1.000
Stephen Randolph, L (8, 1) ERA: 5.94	1.1		8	3	2	2	0	1	0	0	0	0	0	16	26	13.50	3.000

**BOTTOM**

**Arizona Diamondbacks @ San Diego Padres**  
Qualcomm Stadium, San Diego, CA

AB	35
R	3
H	8
RBI	2
BB	1
SO	4
LOB	8



WP	PA	ERA	WHIP
0	36		
0			
0			

Fri May 30 2003, 10:05 PM EDT  
Att: 19,685 - Cloudy - 68 F

livebaseballscorecards.com





Batter	1	2	3	4	5	6	7	8	9
Ramón Vázquez, L OBP: 0.350, SLG: 0.367 Mark Loretta, R OBP: 0.348, SLG: 0.380 (1, 6) (8, PH) (9, 4)	G6-3			G5-3		B1-3		1-1 1B 1B	
Keith Lockhart, L OBP: 0.324, SLG: 0.373 Lou Merloni, R OBP: 0.354, SLG: 0.304 (1, 4) (8, PH) (9, 6)	1-0 1B 1B	G3-1		G6-3		3-3 K		0-1 SF9	
Rondell White, R OBP: 0.348, SLG: 0.481 (1, 7)	2-2 1B 1B	F8		G5-3		1-0 E6 1B FC7-2		1-1 1B	
Ryan Klesko, L OBP: 0.365, SLG: 0.497 (1, 3)	3-1 1B 2B 1B	0-0 HR			2-3 K		1-3 K		
Sean Burroughs, L OBP: 0.322, SLG: 0.393 (1, 5)	0-0 F7	3-2 E8 1B			1-0 1B 1B		2-2 1B		
Xavier Nady, R OBP: 0.338, SLG: 0.448 Jesse Orosco, R Matt Herges, L (1, 9) (8, 1) (9, 1)	3-2 2B 1B	0-3 K			0-0 1B		1-0 FC7-2		
Gary Matthews, S OBP: 0.268, SLG: 0.333 (1, 8)	0-0 1B 2B		G3		1-0 F8		1-2 1B 1B		
Gary Bennett, R OBP: 0.315, SLG: 0.412 (1, 2)	2-2 1B 1B		G1-3		0-0 G5-3		1-1 1B SF9 1B		
Adam Eaton, R OBP: 0.375, SLG: 0.867 Mike Matthews, L Luther Hackman, R Brian Buchanan, R OBP: 0.341, SLG: 0.466 (1, 1) (6, 1) (8, 1) (8, 9)	1-2 1B		K			3-1 G3-1		2-3 K	

Inning Stats	R: 5 E: 0 K: 0 S: 23	H: 7 LOB: 2 BB: 0 P: 40	R: 1 E: 1 K: 1 S: 12	H: 2 LOB: 1 BB: 0 P: 16	R: 0 E: 0 K: 1 S: 8	H: 0 LOB: 0 BB: 0 P: 13	R: 0 E: 0 K: 0 S: 8	H: 0 LOB: 0 BB: 0 P: 12	R: 0 E: 0 K: 1 S: 7	H: 2 LOB: 2 BB: 0 P: 11	R: 0 E: 0 K: 1 S: 6	H: 0 LOB: 0 BB: 0 P: 12	R: 0 E: 1 K: 1 S: 9	H: 1 LOB: 1 BB: 0 P: 15	R: 2 E: 0 K: 2 S: 18	H: 4 LOB: 2 BB: 0 P: 25
--------------	-------------------------------	----------------------------------	-------------------------------	----------------------------------	------------------------------	----------------------------------	------------------------------	----------------------------------	------------------------------	----------------------------------	------------------------------	----------------------------------	------------------------------	----------------------------------	-------------------------------	----------------------------------

PITCHER	IP	WLS	BF	H	R	ER	SO	BB	IBB	HBP	BLK	WP	HR	S	P	ERA	WHIP
Elmer Dessens, R ERA: 5.45 (1, 1)	5.0		26	11	6	6	3	0	0	0	0	0	1	58	92	10.80	2.200
Eddie Oropesa, L ERA: 2.7 (6, 1)	1.1		6	1	0	0	2	0	0	0	0	0	0	14	25	0.00	0.750
Scott Service, R ERA: 5.79 (7, 1)	1.0	L	4	2	2	2	1	0	0	0	0	0	0	9	14	18.00	2.000
Mike Myers, L ERA: 4.8 (8, 1)	0.0	B	1	1	0	0	0	0	0	0	0	0	0	2	3	∞	∞
Oscar Villarreal, R ERA: 3.13 (8, 1)	0.2		3	1	0	0	1	0	0	0	0	0	0	8	10	0.00	1.500

**BOTTOM**

AB	R	H	RBI	BB	SO	LOB
4	0	0	0	0	0	2
1	0	1	1	0	0	0
4	1	1	0	0	1	0
0	0	0	1	0	0	0
5	1	2	0	0	0	0
5	2	2	2	0	3	3
4	0	3	0	0	0	2
4	1	2	1	0	1	3
0	0	0	0	0	0	0
0	0	0	0	0	0	0
4	2	2	1	0	0	2
4	1	2	2	0	0	2
2	0	1	0	0	1	0
1	0	0	0	0	0	0
0	0	0	0	0	0	0
1	0	0	0	0	1	2

**Arizona Diamondbacks @ San Diego Padres**  
Qualcomm Stadium, San Diego, CA

Sat May 31 2003, 10:05 PM EDT  
Att: 31,735 - Cloudy - 68 F

AB	39
R	8
H	16
RBI	8
BB	0
SO	7
LOB	16



WP	PA
0	40
PB: 0	
SB: 0	
CS: 0	





Batter	1	2	3	4	5	6	7	8	9	AB R H RBI BB SO LOB
<b>Gary Matthews, S</b> (1, 8) OBP: 0.271, SLG: 0.332	2-2 G4-3 1B		4-2 CS BB		0-0 F8	1-0 F8			2-3 K	4 0 1 0 1 1 3
<b>Mark Loretta, R</b> (1, 4) OBP: 0.359, SLG: 0.404	0-1 G4-3 1-2f		2-1 CS 1-2	2-1 2B 1B	2-2 G1-3 1B		4-2 1B BB		1-2 HR	4 2 3 1 1 0 1
<b>Rondell White, R</b> (1, 7) OBP: 0.359, SLG: 0.508	0-1 HR			2-0 1B 2B	0-1 G1-3		0-1 1-2 1B	4-2 1B BB		4 1 3 1 1 0 2
<b>Ryan Klesko, L</b> (1, 3) OBP: 0.361, SLG: 0.487	2-2 G3-1			2-3 K	3-3 K		2-3 K	0-1 BB 1B	4-2 1B BB	5 0 1 0 0 3 6
<b>Sean Burroughs, L</b> (1, 5) OBP: 0.335, SLG: 0.398		0-0 G6-4-3 1B		4-0 1B IBB		0-1 2B 1B	3-1 L5	4-2 1-2 BB		3 1 2 0 2 0 2
<b>Xavier Nady, R</b> (1, 9) OBP: 0.335, SLG: 0.442		2-0 G6-4-3 1-2f		0-1 1-2 2-3 3-H 1B		0-0 F7	3-3 K	0-3 K		5 0 1 1 0 2 7
<b>Lou Merloni, R</b> (1, 6) OBP: 0.345, SLG: 0.311		0-0 F9		2-3 K		1-1 1-H 2B		0-3 K		5 0 1 1 0 3 6
<b>Miguel Ojeda, R</b> (1, 2) OBP: 0.130, SLG: 0.174			0-0 P6	0-1 G6-3		3-2 P6		2-3 K		4 0 0 0 0 1 4
<b>44 Jake Peavy, R</b> (1, 1) OBP: 0.192, SLG: 0.125 <b>Charles Nagy, L</b> (6, 1) <b>Keith Lockhart, L</b> (6, PH) OBP: 0.333, SLG: 0.373 <b>Scott Linebrink, R</b> (7, 1) <b>Brian Buchanan, R</b> (8, PH) OBP: 0.337, SLG: 0.459 <b>Jaret Wright, R</b> (9, 1) OBP: 0.333, SLG: 0.667			2-3 K		1-1 G1-3 1B	4-2 BB		1-1 P4		2 0 1 0 0 1 0 0 0 0 0 0 0 0 0 0 0 0 1 0 0 0 0 0 0 0 0 0 1 0 0 0 0 0 0 0 0 0 0 0 0 0

Inning Stats	R: 1 E: 0 K: 0 S: 11	H: 2 LOB: 0 BB: 0 P: 15	R: 0 E: 0 K: 0 S: 3	H: 1 LOB: 0 BB: 0 P: 5	R: 0 E: 0 K: 1 S: 8	H: 0 LOB: 0 BB: 1 P: 15	R: 1 E: 0 K: 2 S: 13	H: 3 LOB: 3 BB: 1 P: 25	R: 0 E: 0 K: 1 S: 15	H: 2 LOB: 2 BB: 0 P: 21	R: 1 E: 0 K: 0 S: 13	H: 2 LOB: 2 BB: 1 P: 22	R: 0 E: 0 K: 2 S: 16	H: 1 LOB: 2 BB: 1 P: 28	R: 0 E: 0 K: 2 S: 8	H: 0 LOB: 0 BB: 0 P: 14	R: 1 E: 0 K: 3 S: 20	H: 2 LOB: 3 BB: 2 P: 31	1B: 9 2B: 2 3B: 0 HR: 2	SF: 0 SAC: 0 DP: 2 HBP: 0
--------------	-------------------------------	----------------------------------	------------------------------	---------------------------------	------------------------------	----------------------------------	-------------------------------	----------------------------------	-------------------------------	----------------------------------	-------------------------------	----------------------------------	-------------------------------	----------------------------------	------------------------------	----------------------------------	-------------------------------	----------------------------------	----------------------------------	------------------------------------

PITCHER	IP	WLS	BF	H	R	ER	SO	BB	IBB	HBP	BLK	WP	HR	S	P	ERA	WHIP
<b>31 Edgar Gonzalez, R</b> (1, 1) ERA: 4.76	5.2	W	27	10	3	3	4	2	1	0	0	0	1	62	101	4.76	2.118
<b>Oscar Villarreal, R</b> (6, 1) ERA: 3.11	0.1		3	1	0	0	0	1	0	0	0	0	0	9	14	0.00	6.000
<b>Eddie Oropesa, L</b> (7, 1) ERA: 2.08	2.0		6	0	0	0	4	0	0	0	0	0	0	16	30	0.00	0.000
<b>Jose Valverde, R</b> (9, 1) ERA: 9.0	1.0		7	2	1	1	3	2	0	0	0	0	1	20	31	9.00	4.000

**BOTTOM**

**Arizona Diamondbacks @ San Diego Padres**  
Qualcomm Stadium, San Diego, CA

Sun Jun 01 2003, 5:00 PM EDT  
Att. 24,355 - Sunny - 73 F

livebaseballscorecards.com

<b>AB</b>	<b>37</b>
<b>R</b>	<b>4</b>
<b>H</b>	<b>13</b>
<b>RBI</b>	<b>4</b>
<b>BB</b>	<b>6</b>
<b>SO</b>	<b>11</b>
<b>LOB</b>	<b>31</b>



<b>WP:</b> 0	<b>PA:</b> 44
<b>PB:</b> 0	
<b>SB:</b> 0	
<b>CS:</b> 1	



Batter	1	2	3	4	5	6	7	8	9	AB R H RBI BB SO LOB	TOP											
Tony Womack, L (1, 6) OBP: 0.242, SLG: 0.299	0-1 L7		2-2 G1-3		2-1 1-H BB 1B		1-1 G6-3			4 0 1 1 0 0 0												
Steve Finley, L (1, 8) OBP: 0.370, SLG: 0.464	2-1 F8		1-3 K		4-1 1-2 BB			2-1 G3		3 0 0 0 1 1 0												
Danny Bautista, R (1, 9) OBP: 0.305, SLG: 0.347	1-1 1B 1B		3-2 G4-3		0-2 F9			2-3 K		4 0 1 0 0 1 2												
Luis Gonzalez, L (1, 7) OBP: 0.373, SLG: 0.558	0-0 FC4 1-2 1B			1-0 G3		3-2 1B		3-2 G3-1		4 0 2 0 0 0 0												
Shea Hillenbrand, R (1, 5) OBP: 0.335, SLG: 0.432	1-2 FC4 1-2f			0-0 P3		1-0 L7			2-1 G1-3 1B 1B	4 0 1 0 0 0 3												
Lyle Overbay, L (1, 3) OBP: 0.362, SLG: 0.398		0-0 G4-3		0-0 L9		0-0 F7			1-1 G1-3 1-2 1B	4 0 1 0 0 0 1												
Junior Spivey, R (1, 4) OBP: 0.312, SLG: 0.408		1-2 G5-6-3 1B			1-0 G6-3	1-2 G4-3			2-2 L8	4 0 1 0 0 0 3												
Chad Moeller, R (1, 2) OBP: 0.381, SLG: 0.528		0-0 G5-6-3			0-1 WP 1B 1B		0-3 K		0-1 G1-3 1-2 2-3	4 1 1 0 0 1 3												
John Patterson, R (1, 1) Eddie Oropesa, L (6, 1) Carlos Baerga, S (7, PH) Mike Myers, L (7, 1) Scott Service, R (7, 1) Quinton McCracken, S (9, PH) OBP: 0.261, SLG: 0.238		1-1 G4-3			1-3 K		2-2 G3-1		0-1 G1-3	2 0 0 0 0 0 1 2 0 0 0 0 0 0 0 0 1 0 1 0 0 0 0 0 0 2												
<b>Inning Stats</b>	R: 0 E: 0 K: 0 S: 10	H: 2 LOB: 2 BB: 0 P: 14	R: 0 E: 0 K: 0 S: 7	H: 1 LOB: 1 BB: 0 P: 9	R: 0 E: 0 K: 1 S: 10	H: 0 LOB: 0 BB: 0 P: 16	R: 0 E: 0 K: 0 S: 3	H: 0 LOB: 0 BB: 0 P: 4	R: 1 E: 0 K: 1 S: 14	H: 2 LOB: 2 BB: 1 P: 21	R: 0 E: 0 K: 0 S: 8	H: 1 LOB: 1 BB: 0 P: 13	R: 0 E: 0 K: 1 S: 9	H: 0 LOB: 0 BB: 0 P: 12	R: 0 E: 0 K: 1 S: 8	H: 0 LOB: 0 BB: 0 P: 15	R: 0 E: 0 K: 0 S: 11	H: 2 LOB: 2 BB: 0 P: 16	1B: 8 2B: 0 3B: 0 HR: 0	SF: 0 SAC: 0 DP: 0 HBP: 0	WP: 1 PB: 0 SB: 0 CS: 0	PA: 36
<b>PITCHER</b>	IP WLS BF H R ER SO BB IBB HBP BLK WP HR S P ERA WHIP																					
Carlton Loewer, R (1, 1) ERA: 5.21	5.0 W 21 5 1 1 2 1 0 0 0 1 0 44 64 1.80 1.200																					
Mike Matthews, L (6, 1) ERA: 4.72	1.0 H 4 1 0 0 0 0 0 0 0 0 0 8 13 0.00 1.000																					
Luther Hackman, R (7, 1) ERA: 4.76	2.0 H 6 0 0 0 2 0 0 0 0 0 0 17 27 0.00 0.000																					
Matt Herges, R (9, 1) ERA: 2.22	1.0 S 5 2 0 0 0 0 0 0 0 0 0 11 16 0.00 2.000																					

**Arizona Diamondbacks @ San Diego Padres**  
 Qualcomm Stadium, San Diego, CA  
 Mon Jun 02 2003, 10:05 PM EDT  
 Att. 14,496 - Cloudy - 66 F

<b>AB</b>	<b>35</b>
<b>R</b>	<b>1</b>
<b>H</b>	<b>8</b>
<b>RBI</b>	<b>1</b>
<b>BB</b>	<b>1</b>
<b>SO</b>	<b>4</b>
<b>LOB</b>	<b>16</b>



Batter	1	2	3	4	5	6	7	8	9
<b>Gary Matthews, S</b> OBP: 0.275, SLG: 0.332 (1, 8)	2-1 F8		4-1 1B BB	1-3 K		0-0 3-H 1B			
<b>Mark Loretta, R</b> OBP: 0.357, SLG: 0.398 (1, 4)	2-3 K		1-0 F9		4-1 FC3-6 BB	3-1 F8			
<b>Rondell White, R</b> OBP: 0.357, SLG: 0.503 (1, 7)	2-1 G6-3		2-0 1B		0-0 F8		1-1 G3		
<b>Ryan Klesko, L</b> OBP: 0.364, SLG: 0.484 (1, 3)		2-2 CS 1B	2-2 P6		0-0 FC3-6 1-2f		4-2 BB		
<b>Sean Burroughs, L</b> OBP: 0.339, SLG: 0.412 (1, 5)		3-1 1B		0-0 G5-3 3B	1 SAFE FC3-6 1-2f		0-1 P5		
<b>Xavier Nady, R</b> OBP: 0.333, SLG: 0.443 (1, 9)		3-2 L9		0-1 G5-3 3-H		1-0 1B G6-4-3 2B	0-3 K		
<b>Gary Bennett, R</b> OBP: 0.325, SLG: 0.417 (1, 2)		0-3 K		2-2 2B G4-3 1B		1-1 G6-4-3 1B 2-3 1B			
<b>Lou Merloni, R</b> OBP: 0.352, SLG: 0.325 (1, 6)			1-2 F9	0-0 G4-3 1-3 2B		4-0 1-2 BB G6-4-3	0-0 F9		
<b>Carlton Loewer, R</b> <b>Mike Matthews, L</b> <b>Dave Hansen, L</b> <b>Brian Buchanan, R</b> <b>Luther Hackman, R</b> <b>Keith Lockhart, L</b> <b>Matt Hergeles, L</b>			4-2 1B BB BB	2-2 G4-3 2-3 3-H		0-0 G6-4-3 1-2f 2-3 3-H	3-2 F9		

Inning Stats	R: 0 E: 0 K: 1 S: 7	H: 0 LOB: 0 BB: 0 P: 13	R: 0 E: 0 K: 1 S: 11	H: 2 LOB: 1 BB: 0 P: 19	R: 0 E: 0 K: 0 S: 13	H: 1 LOB: 3 BB: 2 P: 27	R: 2 E: 0 K: 1 S: 14	H: 3 LOB: 1 BB: 0 P: 19	R: 0 E: 0 K: 0 S: 6	H: 0 LOB: 1 BB: 1 P: 10	R: 2 E: 0 K: 0 S: 7	H: 3 LOB: 1 BB: 1 P: 16	R: 0 E: 0 K: 1 S: 9	H: 0 LOB: 1 BB: 1 P: 14	R: 0 E: 0 K: 1 S: 9	H: 0 LOB: 0 BB: 0 P: 15
1B: 6 2B: 2 3B: 1 HR: 0	SF: 0 SAC: 0 DP: 1 HBP: 0	WP: 0 PA: 36														

PITCHER	IP	WLS	BF	H	R	ER	SO	BB	IBB	HBP	BLK	WP	HR	S	P	ERA	WHIP
<b>John Patterson, R</b> ERA: 9.0 (1, 1)	5.0	L	26	8	4	4	3	4	0	0	0	0	0	54	97	7.20	2.400
<b>Eddie Oropesa, L</b> ERA: 1.86 (6, 1)	1.0		3	1	0	0	0	0	0	0	0	0	0	4	7	0.00	1.000
<b>Mike Myers, L</b> ERA: 4.6 (7, 1)	0.2		3	0	0	0	0	1	0	0	0	0	0	6	11	0.00	1.500
<b>Scott Service, R</b> ERA: 5.28 (7, 1)	1.1		4	0	0	0	2	0	0	0	0	0	0	12	18	0.00	0.000

**BOTTOM**

**Arizona Diamondbacks @ San Diego Padres**  
Qualcomm Stadium, San Diego, CA

Mon Jun 02 2003, 10:05 PM EDT  
Att. 14,496 - Cloudy - 66 F

livebaseballscorecards.com

AB	31
R	4
H	9
RBI	3
BB	5
SO	5
LOB	17





Batter	1	2	3	4	5	6	7	8	9	AB R H RBI BB SO LOB	TOP														
D'Angelo Jimenez, S OBP: 0.379, SLG: 0.487 (1, 4)	1-0 G4-3		2-3 K		0-0 B1		2-2 G4-3			4 0 0 0 0 1 1	<b>Chicago White Sox @ Arizona Diamondbacks</b> Bank One Ballpark, Phoenix, AZ Tue Jun 03 2003, 9:35 PM EDT Att. 33,544 - Sunny - 101 F														
Carlos Lee, R OBP: 0.327, SLG: 0.472 (1, 7)	0-0 1B		4-0 S 1B BB		1-2 G6-4-3		2-2 E6 CS			3 1 1 0 1 0 1															
Frank Thomas, R OBP: 0.404, SLG: 0.492 Brian Daubach, L OBP: 0.297, SLG: 0.234 (1, 3) (8, 3)	2-1 P3		3-2 SAFE BB 1B 1-H		2-2 G6-3 BB 1B		3-3 K 1-2			4 0 2 1 0 1 2 0 0 0 0 0 0 0															
Magglio Ordonez, R OBP: 0.331, SLG: 0.472 (1, 9)	1-1 F8		4-1 BB 1-2 BB		0-0 F9		1-2 G4-3			3 0 0 0 1 0 2															
Jose Valentin, S OBP: 0.305, SLG: 0.444 (1, 6)		4-1 1B S BB	0-0 F7		4-1 G6-3 1-2 BB		2-2 P4			2 0 0 0 2 0 2															
Tony Graffanino, R OBP: 0.367, SLG: 0.482 (1, 5)		1 SAFE 3-2 G6-4-3 1-3 1B		0-3 K		0-1 G6-3 1-2 2-3		4-0 G4-3 BB		3 0 1 0 1 1 2															
Joe Borchard, S OBP: 0.286, SLG: 0.324 (1, 8)		0-3 K		0-0 G4-3		3-3 K		0-0 G4-3 1-2		4 0 0 0 0 2 5															
Miguel Olivo, R OBP: 0.298, SLG: 0.395 (1, 2)		1 SAFE 3-1 G6-4-3 1-2f		1-1 G6-3		2-1 L5		2-3 K		4 0 0 0 0 1 3															
Esteban Loaiza, R OBP: 0.333, SLG: 0.333 Damaso Marte, L Tom Gordon, R			1-3 K		0-0 G6-4-3 1B		0-0 G5-3			3 0 1 0 0 1 0 0 0 0 0 0 0 0 0 0 0 0 0 0 0															
<b>Inning Stats</b>	R: 0 E: 0 K: 0 S: 6	H: 1 LOB: 1 BB: 0 P: 10	R: 0 E: 0 K: 1 S: 10	H: 1 LOB: 1 BB: 1 P: 19	R: 1 E: 0 K: 2 S: 16	H: 1 LOB: 2 BB: 2 P: 30	R: 0 E: 0 K: 1 S: 6	H: 0 LOB: 0 BB: 0 P: 7	R: 0 E: 0 K: 0 S: 5	H: 1 LOB: 0 BB: 0 P: 6	R: 0 E: 0 K: 1 S: 11	H: 1 LOB: 2 BB: 1 P: 20	R: 0 E: 0 K: 0 S: 6	H: 0 LOB: 0 BB: 0 P: 10	R: 0 E: 1 K: 1 S: 11	H: 0 LOB: 0 BB: 0 P: 17	R: 0 E: 0 K: 1 S: 7	H: 0 LOB: 1 BB: 1 P: 15	1B: 5 2B: 1 3B: 0 HR: 0	SF: 0 SAC: 0 DP: 3 HBP: 0	WP: 0 PB: 0 SB: 2 CS: 1	PA: 35			
<b>PITCHER</b>	IP WLS BF H R ER SO BB IBB HBP BLK WP HR S P ERA WHIP																								
Miguel Batista, R ERA: 2.98 (1, 1)	8.0		31	5	1	1	6	4	0	0	0	0	0	71	119	1.12	1.125								
Eddie Oropesa, L ERA: 1.74 (9, 1)	0.2		3	0	0	0	0	1	0	0	0	0	0	4	10	0.00	1.500								
Oscar Villarreal, R ERA: 3.08 (9, 1)	0.1	W	1	0	0	0	1	0	0	0	0	0	0	3	5	0.00	0.000								

AB	30
R	1
H	5
RBI	1
BB	5
SO	7
LOB	18



Batter	1	2	3	4	5	6	7	8	9	AB	R	H	RBI	BB	SO	LOB
Tony Womack, L (1, 6) OBP: 0.248, SLG: 0.305	1-1 1B		0-1 F8			2-2 G6-3		1-0 FC4-6 1B		4	0	2	0	0	0	0
Steve Finley, L (1, 8) OBP: 0.373, SLG: 0.467	0-3 K			1-2 G4-6-3 2B		4-2 BB		0-1 FC4-6 1-2f 3-H 0-3 K		3	0	1	1	1	1	3
Danny Bautista, R (1, 9) OBP: 0.297, SLG: 0.338	0-3 K			1-2 E5 G4-6-3		0-1 P3		0-3 K		4	0	0	0	0	2	5
Luis Gonzalez, L (1, 7) OBP: 0.371, SLG: 0.552	2-3 K			1-1 G4-6-3 1-2f 2-3			2-2 FC6-4 1B		2-0 F9	4	0	1	0	0	1	3
Shea Hillenbrand, R (1, 5) OBP: 0.333, SLG: 0.429		1-0 G1-3		1-0 G4-3			1-1 FC6-4 1-2f FC5-4 1B		1-2 1B 1B	4	1	1	0	0	0	2
Lyle Overbay, L (1, 3) OBP: 0.359, SLG: 0.394		1-3 K			2-3 K		0-1 FC5-4 1-2f		3-1 1B 1B 1B	4	0	1	0	0	2	1
Junior Spivey, R (1, 4) OBP: 0.316, SLG: 0.407		2-0 CS 1B			3-3 K		2-3 K		4-0 1B 1B	3	0	1	0	1	2	1
Rod Barajas, R (1, 2) OBP: 0.295, SLG: 0.422		0-1 CS	1-0 G6-3		0-0 G3-1			3-2 1B FC4-6 2B	1-0 1B	2	0	0	0	0	0	0
Carlos Baerga, S (8, PH) OBP: 0.327, SLG: 0.458										1	0	1	0	0	0	0
Chad Moeller, R (8, PR) OBP: 0.387, SLG: 0.533										1	1	1	1	0	0	0
Miguel Batista, R (1, 1) OBP: 0.056, SLG: 0.056			0-3 K			1-2 G6-3		0-0 B2		2	0	0	0	0	1	0
Quinton McCracken, S (8, PH) OBP: 0.257, SLG: 0.234										1	0	0	0	0	0	1
Eddie Oropesa, L (9, 1)										0	0	0	0	0	0	0
Oscar Villarreal, L (9, 1)										0	0	0	0	0	0	0

Inning Stats	R: 0	H: 1	E: 0	K: 3	S: 11	LOB: 1	BB: 0	P: 14	R: 0	H: 1	E: 0	K: 1	S: 6	LOB: 0	BB: 0	P: 10	R: 0	H: 0	E: 0	K: 1	S: 6	LOB: 0	BB: 0	P: 7	R: 0	H: 1	E: 1	K: 0	S: 11	LOB: 1	BB: 0	P: 15	R: 0	H: 0	E: 0	K: 2	S: 7	LOB: 0	BB: 0	P: 12	R: 0	H: 0	E: 0	K: 10	S: 10	LOB: 1	BB: 1	P: 17	R: 0	H: 1	E: 0	K: 1	S: 10	LOB: 1	BB: 0	P: 15	R: 1	H: 2	E: 0	K: 1	S: 10	LOB: 2	BB: 0	P: 14	R: 1	H: 3	E: 0	K: 0	S: 7	LOB: 3	BB: 1	P: 18	1B: 7	2B: 2	3B: 0	HR: 0	SF: 0	SAC: 0	DP: 1	HBP: 0
--------------	------	------	------	------	-------	--------	-------	-------	------	------	------	------	------	--------	-------	-------	------	------	------	------	------	--------	-------	------	------	------	------	------	-------	--------	-------	-------	------	------	------	------	------	--------	-------	-------	------	------	------	-------	-------	--------	-------	-------	------	------	------	------	-------	--------	-------	-------	------	------	------	------	-------	--------	-------	-------	------	------	------	------	------	--------	-------	-------	-------	-------	-------	-------	-------	--------	-------	--------


PITCHER	IP	WLS	BF	H	R	ER	SO	BB	IBB	HBP	BLK	WP	HR	S	P	ERA	WHIP
Esteban Loaiza, R (1, 1) ERA: 1.9	7.0		26	5	1	1	8	1	0	0	0	0	0	64	96	1.29	0.857
Damaso Marte, L (8, 1) ERA: 1.27	0.2	B	3	1	0	0	0	0	0	0	0	0	0	4	5	0.00	1.500
Tom Gordon, R (8, 1) ERA: 4.73	0.2	L	6	3	1	1	1	0	1	0	0	0	0	10	21	13.50	4.500

**BOTTOM**

**Chicago White Sox @ Arizona Diamondbacks**  
Bank One Ballpark, Phoenix, AZ

Tue Jun 03 2003, 9:35 PM EDT  
Att. 33,544 - Sunny - 101 F

AB	33
R	2
H	9
RBI	2
BB	2
SO	9
LOB	16



WP	PA	ERA	WHIP
0	36		



Batter	1	2	3	4	5	6	7	8	9	AB R H RBI BB SO LOB	TOP											
D'Angelo Jimenez, S OBP: 0.375, SLG: 0.480 (1, 4)	3-2 G3		1-1 WP 1B			1-2 G4-3	3-1 F9		0-2 FC6-5-4-5 2-3	5 0 1 0 0 0 2												
Carlos Lee, R OBP: 0.326, SLG: 0.468 (1, 7)	3-2 P5		2-0 G5-3 1-2			2-2 2B 1B		2-2 F9		4 1 1 0 0 0 1												
Frank Thomas, R OBP: 0.401, SLG: 0.492 (1, 3)	0-1 P2				2-1 G1-3	0-1 WP 1B 1-H		2-2 F7		4 1 1 1 0 0 0												
Magglio Ordonez, R OBP: 0.333, SLG: 0.484 (1, 9)		1-0 HR			0-0 F7	4-2 1B 2-3 BB		0-1 G5-3		3 1 1 1 1 0 0												
Jose Valentin, S OBP: 0.309, SLG: 0.445 (1, 6)		2-1 F8			0-2 G4-3	2-2 1B 1-3 3-H		1-2 1B 1B		4 1 2 1 0 0 0												
24 Joe Crede, R OBP: 0.245, SLG: 0.323 (1, 5)		1-3 K			0-0 P4	0-2 P3		1-1 1B		3 0 0 0 0 1 2												
David Sanders, L (6, 1)								1-2 2B 1B		0 0 0 0 0 0 0												
Josh Paul, R OBP: 0.600, SLG: 0.600 (7, 2)								1-2 2B 1B		1 1 1 0 0 0 0												
Joe Borchard, S OBP: 0.283, SLG: 0.316 (1, 8)		2-2 G3			2-1 G4-3		1-3 K	3-2 2B 1B 1-2 2-H		4 1 1 1 0 1 0												
Miguel Olivo, R OBP: 0.298, SLG: 0.402 (1, 2)			0-3 K		3-3 K		2-1 2B	1-2 FC6-4-5 1-H 2-H		3 0 1 0 0 2 0												
Rick White, R (7, 1)										0 0 0 0 0 0 0												
Brian Daubach, L (9, PH) OBP: 0.307, SLG: 0.262										1 0 1 2 0 0 0												
Jon Garland, R (1, 1)			1-0 L4			1-2 G5-3	0-2 L6	2-1 P3		1 0 0 0 0 0 0												
Kelly Wunsch, L (5, 1)										0 0 0 0 0 0 0												
14 Paul Konerko, R OBP: 0.273, SLG: 0.292 (6, PH)										1 0 0 0 0 0 0												
Tony Graffanino, R OBP: 0.360, SLG: 0.471 (6, 5)										2 0 0 0 0 0 2												
<b>Inning Stats</b>	R: 0 E: 0 K: 0 S: 9	H: 0 LOB: 0 BB: 0 P: 15	R: 1 E: 0 K: 1 S: 9	H: 1 LOB: 0 BB: 0 P: 15	R: 0 E: 0 K: 1 S: 7	H: 1 LOB: 1 BB: 0 P: 11	R: 0 E: 0 K: 0 S: 6	H: 0 LOB: 0 BB: 0 P: 8	R: 0 E: 0 K: 1 S: 6	H: 0 LOB: 0 BB: 0 P: 11	R: 2 E: 0 K: 0 S: 21	H: 3 LOB: 2 BB: 1 P: 31	R: 0 E: 0 K: 1 S: 11	H: 1 LOB: 1 BB: 0 P: 17	R: 0 E: 0 K: 0 S: 8	H: 0 LOB: 0 BB: 0 P: 12	R: 3 E: 0 K: 0 S: 20	H: 4 LOB: 0 BB: 0 P: 28	1B: 6 2B: 4 3B: 0 HR: 1	SF: 0 SAC: 0 DP: 1 HBP: 0	WP: 2 PB: 0 SB: 0 CS: 0	PA: 37
<b>PITCHER</b>	IP WLS BF H R ER SO BB IBB HBP BLK WP HR S P ERA WHIP																					
Andrew Good, R (1, 1) ERA: 5.03	6.0 W 24 5 3 3 3 1 0 0 0 2 1 58 91 4.50 1.000																					
Stephen Randolph, L (7, 1) ERA: 5.3	2.0 7 1 0 0 1 0 0 0 0 0 0 19 29 0.00 0.500																					
Mike Myers, L (9, 1) ERA: 6.32	0.0 4 4 3 3 0 0 0 0 0 0 0 15 21 ∞ ∞																					
Jose Valverde, R (9, 1) ERA: 4.5	1.0 S 2 0 0 0 0 0 0 0 0 0 0 5 7 0.00 0.000																					

**Chicago White Sox @ Arizona Diamondbacks**  
Bank One Ballpark, Phoenix, AZ  
Wed Jun 04 2003, 9:37 PM EDT  
Att. 26,667 - Sunny - 79 F

AB	36
R	6
H	10
RBI	6
BB	1
SO	4
LOB	7







Batter	1	2	3	4	5	6	7	8	9	10	AB R H RBI BB SO LOB	TOP										
Jose Valentin, S OBP: 0.316, SLG: 0.452 (1, 6)	2-3 K		4-2 K BB BB		2-1 1B		2-0 2B			1-3 K	4 0 2 0 1 2 0	<b>Chicago White Sox @ Arizona Diamondbacks</b> Bank One Ballpark, Phoenix, AZ Thu Jun 05 2003, 9:37 PM EDT Att. 27,747 - Sunny - 80 F <a href="http://livebaseballscorecards.com">livebaseballscorecards.com</a>										
Tony Graffanino, R OBP: 0.362, SLG: 0.467 (1, 4)	2-2 1B 1B		1-3 K		1 SAFE 2-3 K		2-0 F9			1-2 2B 1B	5 1 2 0 0 2 3											
Frank Thomas, R OBP: 0.409, SLG: 0.519 14 Paul Konerko, R OBP: 0.273, SLG: 0.292 (1, 3) (10, 3)	2-2 F8		4-2 1-2 BB			3-2 HR		1-1 G6-4-3 1B		2-1 1-H 2B	4 1 3 2 1 0 1 0 0 0 0 0 0 0											
Magglio Ordonez, R OBP: 0.335, SLG: 0.480 (1, 9)	0-0 1-2 1B		2-3 K			3-2 G6-3		0-0 G6-4-3 1-2f		4-0 IBB	4 0 1 0 1 1 3											
Brian Daubach, L OBP: 0.300, SLG: 0.300 (1, 7)	2-3 K			2-2 F7		1-0 HR		1-2 F7		1-3 K	5 1 1 1 0 2 4											
24 Joe Crede, R OBP: 0.239, SLG: 0.314 (1, 5)		3-2 F7		1-1 G6-3		1-0 F7		2-2 G3-1		0-0 L7	5 0 0 0 0 0 2											
Joe Borchard, S OBP: 0.280, SLG: 0.310 (1, 8)		3-2 G4-3		1-3 K		1-1 F7		1-2 1B			4 0 1 0 0 1 0											
Miguel Olivo, R OBP: 0.305, SLG: 0.400 (1, 2)		4-2 FC4-6 BB			0-0 B2-3		1-2 CS 1B		0-3 K		3 0 1 0 1 1 1											
Dan Wright, R D'Angelo Jimenez, S ERA: 5.25 (7, PH) Damaso Marte, L (7, 1) Carlos Lee, R OBP: 0.324, SLG: 0.466 (9, PH) Billy Koch, R (9, 1)		0-2 FC4-6 1-2f		2-2 G1-3		1 SAFE 2-1 G4-3 1 SAFE		3-1 P4			2 0 0 0 0 0 1 1 0 0 0 0 0 1 0 0 0 0 0 0 0 1 0 0 0 0 0 1 0 0 0 0 0 0 0											
<b>Inning Stats</b>	R: 0 E: 0 K: 2 S: 13	H: 2 LOB: 2 BB: 0 P: 21	R: 0 E: 0 K: 0 S: 12	H: 0 LOB: 1 BB: 1 P: 22	R: 0 E: 0 K: 2 S: 10	H: 0 LOB: 2 BB: 2 P: 21	R: 0 E: 0 K: 1 S: 8	H: 0 LOB: 0 BB: 0 P: 12	R: 2 E: 0 K: 0 S: 10	H: 2 LOB: 0 BB: 0 P: 19	R: 0 E: 0 K: 0 S: 7		H: 2 LOB: 1 BB: 0 P: 14	R: 0 E: 0 K: 0 S: 6	H: 1 LOB: 0 BB: 0 P: 8	R: 0 E: 0 K: 1 S: 11	H: 1 LOB: 1 BB: 0 P: 17	R: 1 E: 0 K: 2 S: 12	H: 2 LOB: 2 BB: 1 P: 21	1B: 7 2B: 2 3B: 0 HR: 2	SF: 0 SAC: 0 DP: 1 HBP: 0	WP: 0 PB: 0 SB: 0 CS: 1
<b>PITCHER</b>	IP WLS BF H R ER SO	IP WLS BF H R ER SO	IP WLS BF H R ER SO	IP WLS BF H R ER SO	IP WLS BF H R ER SO	IP WLS BF H R ER SO	IP WLS BF H R ER SO	IP WLS BF H R ER SO	IP WLS BF H R ER SO	IP WLS BF H R ER SO	IP WLS BF H R ER SO	IP WLS BF H R ER SO	IP WLS BF H R ER SO	IP WLS BF H R ER SO	IP WLS BF H R ER SO	IP WLS BF H R ER SO	IP WLS BF H R ER SO	IP WLS BF H R ER SO	ERA WHIP	ERA WHIP		
Elmer Dessens, R ERA: 5.25 (1, 1)	6.0	25	5	2	2	6														3.00	1.333	
Oscar Villarreal, R ERA: 2.93 (7, 1)	2.0	7	3	0	0	0														0.00	1.500	
Scott Service, R ERA: 5.4 (9, 1)	1.1	L 8	3	1	1	2														6.75	2.250	
Eddie Oropesa, L ERA: 1.64 (10, 1)	0.2	2	0	0	0	1														0.00	0.000	





Batter	1	2	3	4	5	6	7	8	9	AB R H RBI BB SO LOB	TOP												
<b>Matt Lawton, L</b> OBP: 0.319, SLG: 0.388 (1, 9) (7, 7)	0-2 1B 2B	1-2 F8			1-1 FC3-6 1B	3-2 F8		0-1 G4-3		5 1 2 0 0 0 3													
<b>Omar Vizquel, S</b> OBP: 0.335, SLG: 0.361 (1, 6) (7, 7)	2-2 P5		0-1 G3		1-0 FC3-6 G5-4-3 1-2f		4-1 S BLK FC4 BB	3-1 G6-3		4 1 0 0 1 0 2													
<b>Ellis Burks, R</b> OBP: 0.361, SLG: 0.421 <b>Shane Spencer, R</b> OBP: 0.296, SLG: 0.336 (1, 7) (7, 9)	1-2 2B 1B		2-1 G4-3 1B		0-1 G5-4-3 1-2f		1-3 K		1-0 G6-3	4 1 2 1 0 1 2 1 0 0 0 0 0 0													
<b>Jody Gerut, L</b> OBP: 0.306, SLG: 0.553 (1, 8) (7, 7)	1-1 1-H 2B		3-2 G4-3			1-1 1B 2B	4-1 FC4 S 1B BB		1-1 G4-3	4 2 2 1 1 0 1													
<b>Ben Broussard, L</b> OBP: 0.365, SLG: 0.530 (1, 3) (7, 7)	1-3 K		1-3 K			0-0 1B 1B	3-2 FC4 1B		0-2 1B	5 1 2 1 0 2 3													
<b>Casey Blake, R</b> OBP: 0.323, SLG: 0.386 (1, 5) (7, 7)	1-3 K			2-1 1B		1-2 SH5-4 1B 1B	1-3 K		1-0 F8	5 0 2 1 0 2 4													
<b>Josh Bard, S</b> OBP: 0.275, SLG: 0.325 (1, 2) (7, 7)			3-1 G4-3	1 SAFE 0-0 F9		1-3 K	1-0 1B			4 0 1 1 0 1 3													
<b>Brandon Phillips, R</b> OBP: 0.237, SLG: 0.315 (1, 4) (7, 7)			4-0 WP BB		2-1 F9		1-2 SH5-4 1B	3-3 K		3 0 1 1 1 1 3													
<b>Jason Davis, R</b> <b>Zach Sorensen, S</b> (8, PH) <b>David Riske, R</b> <b>Danys Baez, R</b> (9, 1)			2-3 K		1-2 G4-3		0-0 SH5-4	0-3 K		2 0 0 0 0 1 2 1 0 0 0 0 1 0 0 0 0 0 0 0 0 0 0 0 0 0 0 0													
<b>Inning Stats</b>	R: 2 E: 0 K: 2 S: 17	H: 3 LOB: 1 BB: 0 P: 23	R: 0 E: 0 K: 1 S: 8	H: 0 LOB: 1 BB: 1 P: 18	R: 0 E: 0 K: 1 S: 11	H: 1 LOB: 1 BB: 0 P: 17	R: 0 E: 0 K: 0 S: 8	H: 1 LOB: 1 BB: 0 P: 13	R: 0 E: 0 K: 0 S: 5	H: 1 LOB: 0 BB: 0 P: 7	R: 2 E: 0 K: 1 S: 18	H: 4 LOB: 2 BB: 0 P: 25	R: 2 E: 0 K: 3 S: 19	H: 1 LOB: 2 BB: 2 P: 36	R: 0 E: 0 K: 1 S: 7	H: 0 LOB: 0 BB: 0 P: 10	R: 0 E: 0 K: 0 S: 7	H: 1 LOB: 1 BB: 0 P: 10	1B: 9 2B: 3 3B: 0 HR: 0	SF: 0 SAC: 1 DP: 1 HBP: 0	WP: 1 PB: 0 SB: 2 CS: 0	PA: 42	
<b>PITCHER</b> <b>31 Edgar Gonzalez, R</b> ERA: 5.73 <b>Scott Service, R</b> ERA: 5.19 <b>Eddie Oropesa, L</b> ERA: 3.18 <b>Miguel Batista, R</b> ERA: 2.87	IP 5.1 0.2 0.1 2.2	WLS L	BF 26 2 4 10	H 10 0 0 2	R 4 0 0 0	ER 4 0 2 0	SO 5 0 1 3	BB 1 0 2 0	IBB 0 0 0 0	HBP 0 0 0 0	BLK 0 0 1 0	WP 1 0 0 0	HR 0 0 0 0	S 62 5 11 22	P 95 8 23 33	ERA 6.75 0.00 54.00 0.00	WHIP 2.062 0.000 6.000 0.750						<b>PITCHER</b> IP WLS BF H R ER SO BB IBB HBP BLK WP HR S P ERA WHIP

**Cleveland Indians @ Arizona Diamondbacks**  
Bank One Ballpark, Phoenix, AZ  
Fri Jun 06 2003, 10:07 PM EDT  
Att: 32,430 - Cloudy - 102 F

AB	38
R	6
H	12
RBI	6
BB	3
SO	9
LOB	23



Batter	1	2	3	4	5	6	7	8	9	AB	R	H	RBI	BB	SO	LOB
Tony Womack, L OBP: 0.259, SLG: 0.327 (1, 6)	4-0 G6-3 G3 1B BB		0-1 G4-3		2-1 1B 2B		0-1 F7			3	1	1	0	1	0	0
Mark Grace, L OBP: 0.333, SLG: 0.413 (1, 3)	1-2 G3		0-1 P6		0-0 1B			0-2 FC5-4 1B		4	0	2	0	0	0	1
Junior Spivey, R OBP: 0.315, SLG: 0.418 (1, 4)	2-1 G6-3			1-0 G3-1	0-0 F8			1-2 FC5-4 G3		4	0	0	0	0	0	3
Luis Gonzalez, L OBP: 0.375, SLG: 0.549 (1, 7)	1-0 1B			1-1 G6-3 E 2B 1B		0-1 FC5-4 1B		1-1 G3	1-2	4	1	3	1	0	0	1
Shea Hillenbrand, R OBP: 0.329, SLG: 0.442 (1, 5)	1-0 F7			1-0 E4 G6-3 2B		0-2 FC5-4		0-2 L4		4	1	0	0	0	0	4
Quinton McCracken, S OBP: 0.250, SLG: 0.233 Miguel Batista, R OBP: 0.056, SLG: 0.056 Alex Cintron, S OBP: 0.318, SLG: 0.449 (1, 8) (7, 1) (9, PH)		1-3 K		3-2 G6-3		1-3 K			2-1 G6-3	3	0	0	0	0	2	3
Robby Hammock, R OBP: 0.391, SLG: 0.609 (1, 9)		1-0 G6-3		0-1 2B		3-3 K			2-2 G6-3	4	0	1	2	0	1	1
Rod Barajas, R OBP: 0.277, SLG: 0.396 Carlos Baerga, S OBP: 0.321, SLG: 0.449 (1, 2) (9, PH)		2-0 G5-3		1-0 P2			2-1 P6		1-0 G4-3	3	0	0	0	0	0	1
31 Edgar Gonzalez, R OBP: 0.250, SLG: 0.250 Scott Service, R Eddie Oropesa, L Danny Bautista, R OBP: 0.288, SLG: 0.327 (1, 1) (6, 1) (7, 1) (7, 8)			1-2 G4-3		1-1 F9		3-2 G6-3			2	0	0	0	0	0	0

Inning Stats	R: 1	H: 1	E: 0	LOB: 1	K: 0	BB: 1	S: 7	R: 0	H: 0	E: 0	LOB: 0	K: 1	BB: 0	S: 6	R: 0	H: 0	E: 0	LOB: 0	K: 0	BB: 0	S: 7	R: 2	H: 2	E: 1	LOB: 1	K: 0	BB: 0	S: 10	R: 0	H: 2	E: 0	LOB: 1	K: 2	BB: 0	S: 14	R: 0	H: 0	E: 0	LOB: 0	K: 0	BB: 0	S: 7	R: 0	H: 1	E: 0	LOB: 1	K: 0	BB: 0	S: 12	R: 0	H: 0	E: 0	LOB: 0	K: 0	BB: 0	S: 7	R: 0	H: 0	E: 0	LOB: 0	K: 0	BB: 0	S: 7	R: 0	H: 0	E: 0	LOB: 0	K: 0	BB: 0	S: 7	1B: 5	SF: 0	2B: 2	SAC: 0	3B: 0	DP: 0	HR: 0	HBP: 0
--------------	------	------	------	--------	------	-------	------	------	------	------	--------	------	-------	------	------	------	------	--------	------	-------	------	------	------	------	--------	------	-------	-------	------	------	------	--------	------	-------	-------	------	------	------	--------	------	-------	------	------	------	------	--------	------	-------	-------	------	------	------	--------	------	-------	------	------	------	------	--------	------	-------	------	------	------	------	--------	------	-------	------	-------	-------	-------	--------	-------	-------	-------	--------

PITCHER	IP	WLS	BF	H	R	ER	SO	BB	IBB	HBP	BLK	WP	HR	S	P	ERA	WHIP
Jason Davis, R ERA: 5.04 (1, 1)	7.0	W	28	6	3	1	3	1	0	0	0	0	0	57	90	1.29	1.000
David Riske, R ERA: 3.0 (8, 1)	1.0	H	4	1	0	0	0	0	0	0	0	0	0	12	14	0.00	1.000
Dany's Baez, R ERA: 4.03 (9, 1)	1.0	S	3	0	0	0	0	0	0	0	0	0	0	7	12	0.00	0.000

**BOTTOM**

**Cleveland Indians @ Arizona Diamondbacks**  
**Bank One Ballpark, Phoenix, AZ**  
 Fri Jun 06 2003, 10:07 PM EDT  
 Att. 32,430 - Cloudy - 102 F

<b>AB</b>	<b>34</b>
<b>R</b>	<b>3</b>
<b>H</b>	<b>7</b>
<b>RBI</b>	<b>3</b>
<b>BB</b>	<b>1</b>
<b>SO</b>	<b>3</b>
<b>LOB</b>	<b>14</b>





Batter	1	2	3	4	5	6	7	8	9	AB	R	H	RBI	BB	SO	LOB	TOP										
<b>Matt Lawton, L</b> (1, 7) OBP: 0.321, SLG: 0.389	1-3 K	1-1 1B			2-3 K	3-2 F9		2-2 1B		5	0	2	1	0	2	1											
<b>Omar Vizquel, S</b> (1, 6) OBP: 0.332, SLG: 0.357	3-2 F7	3-3 K			1-3 K		0-1 G3 1B	0-0 G4-3		5	0	1	0	0	2	4											
<b>Jody Gerut, L</b> (1, 9) OBP: 0.310, SLG: 0.542	0-3 K			1-2 F8		1-1 BB WP HBP	1-0 G3 1B		0-3 K	4	0	1	0	0	2	0											
<b>Milton Bradley, S</b> (1, 8) OBP: 0.438, SLG: 0.506		4-2 HBP 2B		0-0 F8		4-1 BB	3-1 G3		1-3 K	3	1	0	0	2	1	2											
<b>Shane Spencer, R</b> (1, 3) OBP: 0.297, SLG: 0.331		0-0 P3		1-1 G6-3		4-2 BB	0-3 K		1-3 K	2	0	0	0	1	0	1											
<b>Ben Broussard, L</b> (7, PH) OBP: 0.355, SLG: 0.515						1-2 BB				2	0	0	0	0	2	2											
<b>Casey Blake, R</b> (1, 5) OBP: 0.321, SLG: 0.379		2-1 2B HBP			2-3 K	1-0 F7			2-3 K	3	1	0	0	0	2	5											
<b>Tim Laker, R</b> (1, 2) OBP: 0.322, SLG: 0.429		1-1 1B 2B		2-1 WP 2B		1-1 F7			1-2 1B 1B	4	1	3	2	0	0	0											
<b>Brandon Phillips, R</b> (1, 4) OBP: 0.232, SLG: 0.308		3-3 K			1-2 G5-3				1-2 F9	4	0	0	0	0	2	3											
<b>Brian Anderson, R</b> (1, 1) 37 Jake Westbrook, R Terry Mulholland, R Dan Miceli, R Ellis Burks, R Jason Boyd, R		4-2 1B BB			3-2 G1-3				0-0 F7	1	0	0	0	1	0	1											
<b>Inning Stats</b>	R: 0 E: 0 K: 2 S: 9	H: 0 LOB: 0 BB: 0 P: 13	R: 3 E: 0 K: 2 S: 21	H: 2 LOB: 2 BB: 2 P: 39	R: 0 E: 0 K: 0 S: 6	H: 0 LOB: 0 BB: 0 P: 8	R: 0 E: 0 K: 1 S: 12	H: 1 LOB: 1 BB: 0 P: 20	R: 0 E: 0 K: 1 S: 10	H: 0 LOB: 1 BB: 1 P: 18	R: 0 E: 0 K: 2 S: 13	H: 2 LOB: 2 BB: 0 P: 19	R: 0 E: 0 K: 0 S: 11	H: 2 LOB: 2 BB: 0 P: 15	R: 0 E: 0 K: 3 S: 9	H: 0 LOB: 0 BB: 0 P: 11	1B: 5 2B: 2 3B: 0 HR: 0	SF: 0 SAC: 0 DP: 0 HBP: 2	WP: 2 PB: 0 SB: 0 CS: 0	PA: 41							
<b>PITCHER</b>	IP	WLS	BF	H	R	ER	SO	BB	IBB	HBP	BLK	WP	HR	S	P	ERA	WHIP										
<b>John Patterson, R</b> (1, 1) ERA: 8.53	4.0		18	3	3	3	5	2	0	1	0	1	0	48	80	6.75	1.250										
<b>Stephen Randolph, L</b> (5, 1) ERA: 4.79	2.0	W	10	0	0	0	3	3	0	1	0	1	0	22	43	0.00	1.500										
<b>Andrew Good, R</b> (7, 1) ERA: 4.75	2.0	H	10	4	0	0	2	0	0	0	0	0	0	24	34	0.00	2.000										
<b>Jose Valverde, R</b> (9, 1) ERA: 3.0	1.0	S	3	0	0	0	3	0	0	0	0	0	0	9	11	0.00	0.000										

**Cleveland Indians @ Arizona Diamondbacks**  
**Bank One Ballpark, Phoenix, AZ**  
 Sat Jun 07 2003, 4:05 PM EDT  
 Att. 36,619 - Dome - 72 F

AB	34
R	3
H	7
RBI	3
BB	5
SO	13
LOB	20



Batter	1	2	3	4	5	6	7	8	9	AB	R	H	RBI	BB	SO	LOB
Alex Cintron, S OBP: 0.337, SLG: 0.469 (1, 6)	1-2 L4-6 BB 1B		2-1 SF8 3-H		2-2 1B 3B 1B		1-1 2B 1B			3	2	3	1	0	0	0
Mark Grace, L OBP: 0.330, SLG: 0.398 (1, 3)	4-2 1-2 BB		1-0 F9		0-1 L4		0-0 F7			3	0	0	0	1	0	3
Junior Spivey, R OBP: 0.314, SLG: 0.419 (1, 4)	0-0 L4-6 2-2		2-1 FC5-4 1-2f		1-1 F8		0-0 G3 1-H 2B			4	0	1	1	0	0	4
Luis Gonzalez, L OBP: 0.377, SLG: 0.549 (1, 7)	1-2 G1-3			3-1 1B SF8 1B	0-0 3B 1B		3-1 G3 2-3			4	2	2	0	0	0	2
Shea Hillenbrand, R OBP: 0.332, SLG: 0.453 (1, 5)		3-2 L6		0-1 SF8 1B 1-2	2-2 1-H 2-H 3B		1-3 K			4	0	2	2	0	1	1
Danny Bautista, R OBP: 0.287, SLG: 0.325 (1, 8)		1-0 F9		1-0 SF8 1B 1-2 2-3	1-3 K		1-3 K			4	0	1	0	0	2	1
Robby Hammock, R OBP: 0.333, SLG: 0.538 (1, 9)		1-1 F8		0-0 SF8 1-2 2-3 3-H		0-1 G5-3		0-1 G1-3		3	0	0	1	0	0	0
Chad Moeller, R OBP: 0.394, SLG: 0.526 (1, 2)			0-1 E SF8 1B	4-0 G6-4-3 IBB		2-0 G1-6-3 1B		3-2 G5-3		3	1	2	0	1	0	0
Jose Valverde, R (9, 1)										0	0	0	0	0	0	0
John Patterson, R (1, 1)			0-0 E2 FC5-4	1-2 G6-4-3 1-2f		0-0 G1-6-3 1-2f				1	0	0	0	0	0	1
Lyle Overbay, L (4, PH)										1	0	0	0	0	0	3
Stephen Randolph, L (5, 1)										0	0	0	0	0	0	0
Carlos Baerga, S (6, PH)										1	0	0	0	0	0	1
Andrew Good, R (7, 1)										0	0	0	0	0	0	0
Rod Barajas, R (9, 2)										0	0	0	0	0	0	0

Inning Stats	R: 0	H: 1	E: 0	LOB: 1	K: 0	BB: 1	S: 10	R: 0	H: 0	E: 0	LOB: 0	K: 0	BB: 0	S: 6	R: 1	H: 1	E: 1	LOB: 1	K: 0	BB: 0	S: 8	R: 1	H: 3	E: 0	LOB: 2	K: 0	BB: 1	S: 9	R: 2	H: 3	E: 0	LOB: 1	K: 1	BB: 0	S: 16	R: 0	H: 1	E: 0	LOB: 0	K: 0	BB: 0	S: 4	R: 1	H: 2	E: 0	LOB: 1	K: 1	BB: 0	S: 11	R: 0	H: 0	E: 0	LOB: 0	K: 1	BB: 0	S: 9	R: 0	H: 0	E: 0	LOB: 0	K: 1	BB: 0	S: 9	1B: 9	SF: 2	2B: 2	SAC: 0	3B: 1	DP: 3	HR: 0	HBP: 0	WP: 0	PA: 35
--------------	------	------	------	--------	------	-------	-------	------	------	------	--------	------	-------	------	------	------	------	--------	------	-------	------	------	------	------	--------	------	-------	------	------	------	------	--------	------	-------	-------	------	------	------	--------	------	-------	------	------	------	------	--------	------	-------	-------	------	------	------	--------	------	-------	------	------	------	------	--------	------	-------	------	-------	-------	-------	--------	-------	-------	-------	--------	-------	--------

PITCHER	IP	WLS	BF	H	R	ER	SO	BB	IBB	HBP	BLK	WP	HR	S	P	ERA	WHIP
Brian Anderson, L (1, 1)	4.2	L	23	8	4	3	0	1	1	0	0	0	0	46	76	5.79	1.929
37 Jake Westbrook, R (5, 1)	1.1		4	1	0	0	1	0	0	0	0	0	0	7	10	0.00	0.750
Terry Mulholland, L (7, 1)	0.2		4	2	1	1	0	0	0	0	0	0	0	6	10	13.50	3.000
Dan Miceli, R (7, 1)	0.1		1	0	0	0	1	0	0	0	0	0	0	5	6	0.00	0.000
Jason Boyd, R (8, 1)	1.0		3	0	0	0	1	0	0	0	0	0	0	9	13	0.00	0.000

BOTTOM

Cleveland Indians @ Arizona Diamondbacks  
Bank One Ballpark, Phoenix, AZ

livebaseballscorecards.com

AB	31
R	5
H	11
RBI	5
BB	2
SO	3
LOB	16



WP: 0	PA: 35
PB: 0	
SB: 0	
CS: 0	

Sat Jun 07 2003, 4:05 PM EDT  
Att: 36,619 - Dome - 72 F



Batter	1	2	3	4	5	6	7	8	9	AB R H RBI BB SO LOB	TOP													
<b>Matt Lawton, L</b> (1, 7) OBP: 0.314, SLG: 0.380	2-1 G4-3		2-1 G4-3		2-3 K		0-2 G6-3		2-0 L4	5 0 0 0 0 1 0	<b>Cleveland Indians @ Arizona Diamondbacks</b> Bank One Ballpark, Phoenix, AZ Sun Jun 08 2003, 4:37 PM EDT Att. 42,956 - Dome - 72 F													
<b>Omar Vizquel, S</b> (1, 6) OBP: 0.328, SLG: 0.353 <b>Terry Mulholland, R</b> (5, 1) <b>Shane Spencer, R</b> (8, PH) OBP: 0.295, SLG: 0.329	1-2 F7		0-0 G5-3		1-1 G3			1-0 G4-3		3 0 0 0 0 0 0 0 0 0 0 0 0 0 1 0 0 0 0 0 0														
<b>Jody Gerut, L</b> (1, 9) OBP: 0.325, SLG: 0.555	0-0 2B		4-2 2B BB			1-3 K		1-0 G5-3 HBP 1B		3 0 2 0 1 1 0														
<b>Milton Bradley, S</b> (1, 8) OBP: 0.439, SLG: 0.509	1-3 K		1-1 2B		3-2 F8			1-0 G5-3 HBP		3 0 1 0 0 1 1														
<b>Ben Broussard, L</b> (1, 3) OBP: 0.350, SLG: 0.500 <b>Dan Miceli, R</b> (8, 1)		0-1 WP E G1-5-3 1B	0-2 F7		1-3 K		1-3 K	0-1 G5-3		4 1 1 0 0 1 4 0 0 0 0 0 0 0														
<b>Casey Blake, R</b> (1, 5) OBP: 0.320, SLG: 0.373		1 SAFE 2-2 SAFE G1-5-3 1-2		1-3 K			1-2 F7	4-2 BB		3 0 0 0 1 1 1														
<b>Josh Bard, S</b> (1, 2) OBP: 0.275, SLG: 0.323		1-1 L6 2-3		0-0 G4-3			1-2 FC6-4 1B	0-2 G1-3		4 0 1 0 0 0 4														
<b>John McDonald, R</b> (1, 4) OBP: 0.300, SLG: 0.369		4-2 FC6-4 BB 3-H		2-2 G5-3			1-2 FC6-4 HR 1-2f		2-1 G3	3 1 0 0 1 0 1														
<b>Ricardo Rodriguez, L</b> (1, 1) <b>Brian Tallet, L</b> (2, 1) <b>Zach Sorensen, S</b> (5, PH) OBP: 0.100, SLG: 0.400		0-1 FC6-4 1-2f		1-3 K2-3			1-1 HR 1-H	2-1 F8		1 0 0 0 0 0 1 0 0 0 0 0 0 0 3 1 1 2 0 1 0														
<b>Inning Stats</b>	R: 0 E: 0 K: 1 S: 9	H: 1 LOB: 1 BB: 0 P: 13	R: 1 E: 0 K: 0 S: 11	H: 1 LOB: 1 BB: 1 P: 18	R: 0 E: 0 K: 0 S: 11	H: 1 LOB: 2 BB: 1 P: 18	R: 0 E: 0 K: 1 S: 7	H: 0 LOB: 0 BB: 0 P: 10	R: 0 E: 0 K: 2 S: 9	H: 0 LOB: 0 BB: 0 P: 13		R: 0 E: 0 K: 2 S: 10	H: 0 LOB: 0 BB: 0 P: 15	R: 2 E: 0 K: 0 S: 14	H: 2 LOB: 0 BB: 0 P: 18	R: 0 E: 0 K: 0 S: 9	H: 1 LOB: 3 BB: 1 P: 16	R: 0 E: 0 K: 0 S: 5	H: 0 LOB: 0 BB: 0 P: 11	1B: 3 2B: 2 3B: 0 HR: 1	SF: 0 SAC: 0 DP: 0 HBP: 1	WP: 1 PB: 0 SB: 0 CS: 0	PA: 37	
<b>PITCHER</b> <b>17 Brandon Webb, R</b> (1, 1) ERA: 2.2 <b>Mike Myers, L</b> (8, 1) ERA: 5.6	IP 7.0	WLS W	BF 28	H 5	R 3	ER 2	SO 6	BB 2	IBB 0	HBP 0	BLK 0	WP 1	HR 1	S 71	P 105	ERA 2.57	WHIP 1.000						ERA 5.6	WHIP 1.000

livebaseballscores.com

<b>AB</b>	<b>33</b>
<b>R</b>	<b>3</b>
<b>H</b>	<b>6</b>
<b>RBI</b>	<b>2</b>
<b>BB</b>	<b>3</b>
<b>SO</b>	<b>6</b>
<b>LOB</b>	<b>12</b>



Batter	1	2	3	4	5	6	7	8	9	AB	R	H	RBI	BB	SO	LOB
Alex Cintron, S OBP: 0.340, SLG: 0.512 (1, 6)	F9	HR	F9		G4-6-3		F8 HR			5	2	2	3	0	0	2
Danny Bautista, R OBP: 0.291, SLG: 0.323 (1, 8)	S 1B	G5-3	F8				F8			4	1	1	0	1	0	2
Junior Spivey, R OBP: 0.321, SLG: 0.442 (1, 4)	F8				G4-3					4	1	2	2	1	0	2
Luis Gonzalez, L OBP: 0.375, SLG: 0.544 Quinton McCracken, S OBP: 0.259, SLG: 0.243 (7, PH) (8, 7)	S 2B	F8			G4-6-3		G6-3			4	1	1	1	0	0	2
Shea Hillenbrand, R OBP: 0.335, SLG: 0.460 Carlos Baerga, S OBP: 0.333, SLG: 0.471 (3, 5)	1B						FC6			1	0	1	1	0	0	0
Lyle Overbay, L OBP: 0.359, SLG: 0.378 (1, 3)	K				G1-3					3	2	2	0	0	0	1
Robby Hammock, R OBP: 0.406, SLG: 0.742 (1, 9)										4	1	0	0	0	1	3
Chad Moeller, R OBP: 0.402, SLG: 0.538 (1, 2)										5	3	4	3	0	1	0
17 Brandon Webb, R OBP: 0.143, SLG: 0.077 Mark Grace, L OBP: 0.327, SLG: 0.393 Mike Myers, L (8, 1)										5	2	3	2	0	1	1
										3	0	1	0	0	2	3
										1	0	0	0	0	0	0
										0	0	0	0	0	0	0

Inning Stats	R: 2	H: 3	E: 0	K: 1	S: 16	R: 3	H: 4	E: 0	K: 1	S: 18	R: 3	H: 3	E: 0	K: 1	S: 13	R: 0	H: 1	E: 0	K: 0	S: 8	R: 2	H: 3	E: 0	K: 0	S: 13	R: 1	H: 1	E: 0	K: 0	S: 7	R: 2	H: 3	E: 0	K: 0	S: 10	R: 0	H: 0	E: 0	K: 2	S: 7
	LOB: 1	BB: 0	P: 24	LOB: 1	BB: 0	LOB: 1	BB: 0	LOB: 1	BB: 1	P: 24	LOB: 1	BB: 0	LOB: 1	BB: 0	P: 22	LOB: 1	BB: 0	LOB: 1	BB: 0	P: 11	LOB: 1	BB: 0	LOB: 0	BB: 0	P: 9	LOB: 0	BB: 0	LOB: 0	BB: 0	P: 15	LOB: 0	BB: 0	LOB: 0	BB: 0	P: 9	LOB: 0	BB: 0	LOB: 0	BB: 0	P: 9

PITCHER	IP	WLS	BF	H	R	ER	SO	BB	IBB	HBP	BLK	WP	HR	S	P	ERA	WHIP
Ricardo Rodriguez, R ERA: 5.47 (1, 1)	1.2	L	11	6	5	5	2	0	0	0	0	0	1	30	44	27.00	3.600
Brian Tallet, L ERA: 8.1 (2, 1)	2.1		13	5	3	3	1	1	0	1	0	0	0	25	44	11.57	2.571
Terry Mulholland, L ERA: 4.22 (5, 1)	3.0		17	7	5	5	0	1	0	1	0	0	1	30	48	15.00	2.667
Dan Miceli, R ERA: 4.33 (8, 1)	1.0		3	0	0	0	2	0	0	0	0	0	0	7	9	0.00	0.000

**BOTTOM**


**Cleveland Indians @ Arizona Diamondbacks**

Bank One Ballpark, Phoenix, AZ

Sun Jun 08 2003, 4:37 PM EDT  
Att. 42,956 - Dome - 72 F

livebaseballscorecards.com

AB	40
R	13
H	18
RBI	12
BB	2
SO	5
LOB	16



WP: 0	PA: 44
PB: 0	
SB: 2	
CS: 0	



Batter	1	2	3	4	5	6	7	8	9	AB R H RBI BB SO LOB	TOP					
Tony Womack, L (1, 6) OBP: 0.253, SLG: 0.319	1-1 F9	0-2 G3-1		1-2 G3			0-0 B1-3			4 0 0 0 0 0 0	<b>Arizona Diamondbacks @ Kansas City Royals</b> Kauffman Stadium, Kansas City, MO Tue Jun 10 2003, 7:05 PM CDT Att. 16,772 - Cloudy - 73 F					
Alex Cintron, S (1, 5) OBP: 0.327, SLG: 0.489	1-1 F8		1-1 F8		1-2 G1-3		1-0 G3-1			4 0 0 0 0 0 0						
Junior Spivey, R (1, 4) OBP: 0.324, SLG: 0.448	1-2 BB 1B		0-1 P3		2-1 G4-3 2B		2-3 K			4 1 2 0 0 1 0						
Luis Gonzalez, L (1, 7) OBP: 0.381, SLG: 0.561	4-2 1B 1B BB		1-1 HR		0-0 G4-3		1-2 2B			3 2 2 1 1 0 1						
Carlos Baerga, S (1, 10) OBP: 0.339, SLG: 0.481	0-1 1B 1-2 2-H 1B		1-2 2B		1-0 F9		0-1 G5-3			4 0 2 1 0 0 2						
Danny Bautista, R (1, 8) OBP: 0.301, SLG: 0.329	1-2 1-2 2-H 1B		2-0 HBP		1-2 G1-6-3 1B		0-1 G4-3			3 0 2 1 0 0 1						
Mark Grace, L (1, 3) OBP: 0.314, SLG: 0.375	0-0 G3		3-2 F9		1-1 G1-6-3 1-2f		1-2 G4-3			4 0 0 0 0 0 5						
Robby Hammock, R (1, 9) OBP: 0.361, SLG: 0.657		1-3 K		1-0 G6-3		0-0 G6-3		0-2 G5-3		4 0 0 0 0 1 0						
Chad Moeller, R (1, 2) OBP: 0.390, SLG: 0.520		1-3 K		0-1 G5-3		1-2 G6-3		1-1 F7		4 0 0 0 0 1 0						
<b>Inning Stats</b>	R: 2 H: 3 E: 0 LOB: 2 K: 0 BB: 1 S: 15 P: 23	R: 0 H: 0 E: 0 LOB: 0 K: 2 BB: 0 S: 9 P: 11	R: 1 H: 2 E: 0 LOB: 2 K: 0 BB: 0 S: 12 P: 20	R: 0 H: 0 E: 0 LOB: 0 K: 0 BB: 0 S: 9 P: 11	R: 0 H: 1 E: 0 LOB: 1 K: 0 BB: 0 S: 7 P: 11	R: 0 H: 1 E: 0 LOB: 0 K: 0 BB: 0 S: 6 P: 8	R: 0 H: 0 E: 0 LOB: 0 K: 0 BB: 0 S: 5 P: 7	R: 0 H: 1 E: 0 LOB: 1 K: 1 BB: 0 S: 13 P: 16	R: 0 H: 0 E: 0 LOB: 0 K: 0 BB: 0 S: 11 P: 13	1B: 4 SF: 0 2B: 3 SAC: 0 3B: 0 DP: 1 HR: 1 HBP: 1	WP: 0 PA: 36 PB: 0 SB: 0 CS: 0					
<b>PITCHER</b>	IP WLS BF H R ER SO BB IBB HBP BLK WP HR S P ERA WHIP															
Kyle Snyder, R (1, 1) ERA: 3.86	6.0	26	7	3	3	2	1	0	1	0	0	1	58	84	4.50	1.333
Jason Grimsley, R (7, 1) ERA: 4.14	1.0	W	3	0	0	0	0	0	0	0	0	0	5	7	0.00	0.000
Sean Lowe, R (8, 1) ERA: 4.57	2.0		7	1	0	0	1	0	0	0	0	0	24	29	0.00	0.500

AB	34
R	3
H	8
RBI	3
BB	1
SO	3
LOB	9







**Arizona Diamondbacks @ Kansas City Royals**  
**Kauffman Stadium, Kansas City, MO**

Wed Jun 11 2003, 7:05 PM CDT  
 Att. 15,165 - Sunny - 82 F

[livebaseballscorecards.com](http://livebaseballscorecards.com)

<b>AB</b>	<b>36</b>
<b>R</b>	<b>4</b>
<b>H</b>	<b>9</b>
<b>RBI</b>	<b>4</b>
<b>BB</b>	<b>3</b>
<b>SO</b>	<b>2</b>
<b>LOB</b>	<b>18</b>



AB R H RBI BB SO LOB

4	0	1	1	1	0	0
5	1	2	0	0	0	1
4	1	1	1	1	0	2
4	0	0	0	0	0	3
4	1	2	1	0	0	3
4	0	0	0	0	0	3
3	0	2	1	1	1	1
4	0	0	0	0	0	3
4	1	1	0	0	1	2
0	0	0	0	0	0	0

1B:	4	SF:	0
2B:	5	SAC:	0
3B:	0	DP:	1
HR:	0	HBP:	0

WP:	0	PA:	39
PB:	0		
SB:	2		
CS:	0		

Batter	1	2	3	4	5	6	7	8	9
Alex Cintron, S OBP: 0.330, SLG: 0.479	2-1 G6-3		4-2 FC5 1B BB		3-2 1-H BB 1B		0-1 G4-3		0-0 G6-3
Quinton McCracken, S OBP: 0.267, SLG: 0.266	1-2 F8		1-0 1B		0-1 L9		2-2 2B 2B		1-0 G6-3
Junior Spivey, R OBP: 0.326, SLG: 0.449	0-2 L6		2-2 FC5 2-3f		4-1 BB 1B SAFE BB 1-2 BB		0-0 G3 2-H 2B 2B		2-2 G1-3
Luis Gonzalez, L OBP: 0.375, SLG: 0.552		1-1 E3		2-2 F7	1-0 P5		0-1 G3 2-3		
Danny Bautista, R OBP: 0.306, SLG: 0.339		2-2 SAFE G6-3		0-0 2B 1B	1-2 F9		1-2 2B		
Carlos Baerga, S OBP: 0.328, SLG: 0.464		0-1 G5-3		1-2 SAFE P3		1-0 P6	0-1 G1-3		
Lyle Overbay, L OBP: 0.368, SLG: 0.397		1-3 K		1-0 SAFE 1-H 2B		0-0 2B		4-2 FC6-4 BB	
Robby Hammock, R OBP: 0.325, SLG: 0.590			1-2 G6-3	3-1 F9		2-1 G5-3		1-1 SAFE FC6-4 G6-4-3 1-2f	
Chad Moeller, R OBP: 0.386, SLG: 0.512			2-1 L6		0-0 E S 1B	2-3 K		1-1 G6-4-3 1-2f	
Tony Womack, L OBP: 0.253, SLG: 0.319									

Inning Stats	R: 0	H: 0	E: 0	K: 0	S: 9	P: 12	R: 0	H: 0	E: 1	K: 1	S: 12	P: 16	R: 0	H: 1	E: 0	K: 0	S: 12	P: 22	R: 1	H: 2	E: 0	K: 0	S: 10	P: 17	R: 1	H: 2	E: 0	K: 0	S: 12	P: 21	R: 0	H: 1	E: 0	K: 1	S: 7	P: 12	R: 2	H: 3	E: 0	K: 0	S: 15	P: 18	R: 0	H: 0	E: 0	K: 0	S: 6	P: 12	R: 0	H: 0	E: 0	K: 0	S: 5	P: 8
--------------	------	------	------	------	------	-------	------	------	------	------	-------	-------	------	------	------	------	-------	-------	------	------	------	------	-------	-------	------	------	------	------	-------	-------	------	------	------	------	------	-------	------	------	------	------	-------	-------	------	------	------	------	------	-------	------	------	------	------	------	------

PITCHER	IP	WLS	BF	H	R	ER	SO	BB	IBB	HBP	BLK	WP	HR	S	P	ERA	WHIP
Darrell May, L ERA: 4.14	6.2	L	32	9	4	4	2	2	0	0	0	0	0	75	116	5.40	1.650
Les Walrond, L ERA: 3.38	0.2		3	0	0	0	0	1	0	0	0	0	0	6	11	0.00	1.500
D.J. Carrasco, R ERA: 3.67	0.2		1	0	0	0	0	0	0	0	0	0	0	2	3	0.00	0.000
Mike MacDougal, R ERA: 2.93	1.0		3	0	0	0	0	0	0	0	0	0	0	5	8	0.00	0.000

BOTTOM

Arizona Diamondbacks @ Kansas City Royals  
Kauffman Stadium, Kansas City, MO

livebaseballscores.com

AB	38
R	3
H	9
RBI	3
BB	3
SO	5
LOB	23



WP:	0	PA:	42
PB:	0		
SB:	3		
CS:	0		

Wed Jun 11 2003, 7:05 PM CDT  
Att. 15,165 - Sunny - 82 F

AB R H RBI BB SO LOB

5 1 0 0 0 1 3

4 1 0 0 1 0 4

5 0 1 0 0 1 1

5 0 2 0 0 0 2

5 1 3 2 0 0 1

3 0 0 0 2 2 3

2 0 0 0 0 0 5  
1 0 1 0 0 0 0  
1 0 0 0 0 1 0

4 0 1 1 0 0 1

3 0 1 0 0 0 3

1B: 9 SF: 0  
2B: 0 SAC: 0  
3B: 0 DP: 0  
HR: 0 HBP: 1

Batter	1	2	3	4	5	6	7	8	9
<b>Desi Relaford, S</b> OBP: 0.349, SLG: 0.423 (1, 4)	1-0 E4 29 1B 29 S	1-2 F9		2-0 F8		0-3 K			1-1 L9
<b>Joe Randa, R</b> OBP: 0.306, SLG: 0.408 (1, 5)	2-2 P6	2-1 F8		0-2 G6-3		0-2 G2-3			4-2 1B BB
<b>29 Mike Sweeney, R</b> OBP: 0.433, SLG: 0.518 (1, 10)	2-0 BB 1-3 1B		0-1 G5-3	0-1 P4			0-1 G4-3		2-3 K
<b>Raul Ibanez, L</b> OBP: 0.331, SLG: 0.447 (1, 7) (9, 3)	1-1 L6		1-1 G3		0-1 F7		0-1 FC4 1B		0-0 1B 1-3 1B
<b>Carlos Beltrán, S</b> OBP: 0.396, SLG: 0.530 (1, 8)	0-0 BB 1-2 3-H 1B		2-2 E S 1B		1-1 G3		2-2 FC4 1-2f		0-2 1-3 3-H 1B
<b>Michael Tucker, L</b> OBP: 0.313, SLG: 0.437 (1, 9) (9, 7)	4-1 FC5-4 1-2 2-3 BB		4-2 1B E BB		0-3 K		0-1 L3		1-3 K
<b>Ken Harvey, R</b> OBP: 0.277, SLG: 0.358 <b>Mendy López, R</b> OBP: 0.286, SLG: 0.341 <b>Aaron Guiel, L</b> OBP: 0.368, SLG: 0.632 (8, PH) (9, 9)	0-1 FC5-4 1-2f		2-2 E5 1B 1-2 2-3			0-2 G3 1B		3-3 K	
<b>Brent Mayne, L</b> OBP: 0.317, SLG: 0.393 (1, 2)		2-1 F7	3-2 FC6-4 1B 1-2 2-3 3-H			0-0 G3 1-2		2-1 G1-3	
<b>4 Angel Berroa, R</b> OBP: 0.326, SLG: 0.430 (1, 6)		0-0 S 1B	0-0 FC6-4 1-2f			3-2 HBP		0-1 G5-3	

<b>Inning Stats</b>	R: 1 E: 1 K: 0 S: 11	H: 2 LOB: 3 BB: 1 P: 21	R: 0 E: 0 K: 0 S: 8	H: 1 LOB: 1 BB: 0 P: 13	R: 1 E: 1 K: 0 S: 18	H: 2 LOB: 3 BB: 1 P: 29	R: 0 E: 0 K: 0 S: 6	H: 0 LOB: 0 BB: 0 P: 8	R: 0 E: 0 K: 1 S: 7	H: 0 LOB: 0 BB: 0 P: 8	R: 0 E: 0 K: 1 S: 12	H: 1 LOB: 2 BB: 0 P: 15	R: 0 E: 0 K: 0 S: 9	H: 1 LOB: 1 BB: 0 P: 11	R: 0 E: 0 K: 1 S: 8	H: 0 LOB: 0 BB: 0 P: 13	R: 1 E: 0 K: 2 S: 17	H: 2 LOB: 2 BB: 1 P: 25	1B: 9 2B: 0 3B: 0 HR: 0	SF: 0 SAC: 0 DP: 0 HBP: 1
---------------------	-------------------------------	----------------------------------	------------------------------	----------------------------------	-------------------------------	----------------------------------	------------------------------	---------------------------------	------------------------------	---------------------------------	-------------------------------	----------------------------------	------------------------------	----------------------------------	------------------------------	----------------------------------	-------------------------------	----------------------------------	----------------------------------	------------------------------------

PITCHER	IP	WLS	BF	H	R	ER	SO	BB	IBB	HBP	BLK	WP	HR	S	P	ERA	WHIP
<b>Andrew Good, R</b> ERA: 4.07 (1, 1)	6.0	W	29	6	2	0	2	2	0	0	0	0	0	62	94	0.00	1.333
<b>Eddie Oropesa, L</b> ERA: 3.38 (7, 1)	1.0	H	4	1	0	0	0	0	0	0	0	0	0	9	11	0.00	1.000
<b>Oscar Villarreal, R</b> ERA: 2.83 (8, 1)	1.0	H	3	0	0	0	1	0	0	0	0	0	0	8	13	0.00	0.000
<b>Jose Valverde, R</b> ERA: 4.5 (9, 1)	1.0	S	6	2	1	1	2	1	0	0	0	0	0	17	25	9.00	3.000



Batter	1	2	3	4	5	6	7	8	9	AB R H RBI BB SO LOB	TOP											
Alex Cintron, S (1, 5) OBP: 0.330, SLG: 0.474	1-3 K		1-0 F9			0-1 SF7 SH5-4 1B		0-0 SH5-3		3 0 1 0 0 1 0												
Quinton McCracken, S (1, 9) OBP: 0.270, SLG: 0.259	4-2 1B BB		0-2 P4			0-0 SH5-4		0-2 P6		2 0 0 0 1 0 2												
Junior Spivey, R (1, 4) OBP: 0.324, SLG: 0.448	0-1 1-2 1B			1-0 F9		3-2 SF7		1-3 K		3 0 1 1 0 1 2												
Luis Gonzalez, L (1, 7) OBP: 0.370, SLG: 0.544	1-0 L3			0-0 P6		0-0 P6			1-2 F9	4 0 0 0 0 0 3												
Danny Bautista, R (1, 8) OBP: 0.299, SLG: 0.331	2-3 K			1-1 G4-3			1-3 K		0-1 G6-3	4 0 0 0 0 2 2												
Chad Moeller, R (1, 2) OBP: 0.375, SLG: 0.496		3-1 P5			0-0 F9		1-0 F8		0-3 K	4 0 0 0 0 1 0												
Lyle Overbay, L (1, 3) OBP: 0.362, SLG: 0.390		0-3 K			2-3 K		2-3 K		3-2 F8	3 0 0 0 0 3 0												
Carlos Baerga, S (9, PH) OBP: 0.325, SLG: 0.459										1 0 0 0 0 0 1												
Robby Hammock, R (1, 10) OBP: 0.326, SLG: 0.571		2-3 K			0-2 F9			1-0 SH5-3 1B		3 0 1 0 0 1 0												
Tony Womack, L (1, 6) OBP: 0.260, SLG: 0.321			1-2 F7			3-2 SH5-4 1B SF7 HBP		0-2 SH5-3 1B		2 1 1 0 0 0 0												
<b>Inning Stats</b>	R: 0 E: 0 K: 2 S: 11	H: 1 LOB: 2 BB: 1 P: 19	R: 0 E: 0 K: 2 S: 10	H: 0 LOB: 0 BB: 0 P: 15	R: 0 E: 0 K: 0 S: 7	H: 0 LOB: 0 BB: 0 P: 9	R: 0 E: 0 K: 0 S: 4	H: 0 LOB: 0 BB: 0 P: 6	R: 0 E: 0 K: 1 S: 8	H: 0 LOB: 0 BB: 0 P: 10	R: 1 E: 0 K: 0 S: 9	H: 1 LOB: 1 BB: 0 P: 15	R: 0 E: 0 K: 2 S: 10	H: 0 LOB: 0 BB: 0 P: 14	R: 0 E: 0 K: 1 S: 13	H: 2 LOB: 2 BB: 0 P: 15	R: 0 E: 0 K: 1 S: 14	H: 0 LOB: 1 BB: 0 P: 18	1B: 4 2B: 0 3B: 0 HR: 0	SF: 1 SAC: 2 DP: 0 HBP: 1	WP: 1 PB: 0 SB: 0 CS: 0	PA: 34
<b>PITCHER</b>	IP WLS BF H R ER SO BB IBB HBP BLK WP HR S P ERA WHIP																					
Johan Santana, L (1, 1) ERA: 2.32	7.0 W 25 2 1 1 7 1 0 1 0 0 0 0 59 88 1.29 0.429																					
LaTroy Hawkins, R (8, 1) ERA: 2.27	1.0 H 5 2 0 0 1 0 0 0 0 0 0 0 13 15 0.00 2.000																					
Eddie Guardado, L (9, 1) ERA: 2.51	1.0 S 4 0 0 0 1 0 0 0 0 0 1 0 14 18 0.00 0.000																					

Arizona Diamondbacks @ Minnesota Twins  
 Hubert H. Humphrey Metrodome, Minneapolis, MN

AB	29
R	1
H	4
RBI	1
BB	1
SO	9
LOB	10



Fri Jun 13 2003, 8:05 PM EDT  
 Att. 26,620 - Dome - 72 F

livebaseballscorecards.com





Batter	1	2	3	4	5	6	7	8	9	AB R H RBI BB SO LOB	TOP									
<b>Tony Womack, L</b> OBP: 0.258, SLG: 0.318 (1, 6)	1-1 G4-3	2-3 K			0-2 HBP S 2B 1B	1-1 L6		1-3 K		5 1 1 0 0 2 1										
<b>Alex Cintron, S</b> OBP: 0.351, SLG: 0.505 (1, 5) (6, 4)	1-1 1B 2B		2-2 1B		4-0 SAFE 1-2 2B BB	0-3 K		0-0 G4-3 1B 2B		4 3 3 0 1 1 0										
<b>Junior Spivey, R</b> OBP: 0.323, SLG: 0.441 <b>Steve Finley, L</b> OBP: 0.375, SLG: 0.484 (1, 4) (6, 8)	3-3 K		1-3 K		1-1 2B 1-2 2-3 FC1-2 HBP	3-1 G6-3		2-2 G4-3		3 0 0 0 0 2 2 1 0 0 0 0 0 1										
<b>Luis Gonzalez, L</b> OBP: 0.374, SLG: 0.549 (1, 7)	2-1 2-H 1B		2-3 K		1-0 FC1-2 2B 2B 1-3 2-H 2-3 3-H		3-2 F7	1-0 1B		5 1 3 4 0 1 1										
<b>Mark Grace, L</b> OBP: 0.308, SLG: 0.359 (1, 3)	3-1 G4-3		0-0 P6		4-0 FC1-2 2B IBB		1-0 F8	2-3 K		4 1 0 0 1 1 3										
<b>Danny Bautista, R</b> OBP: 0.297, SLG: 0.329 <b>Robby Hammock, R</b> OBP: 0.319, SLG: 0.543 (1, 8) (2, 9) (6, 5)		1-1 G5-3		0-1 G5-3	2-2 FC1-2 2B 2B 1-2 2-3 3-H		0-0 1B	2-3 K		1 0 0 0 0 0 0 4 1 1 0 0 1 4										
<b>Carlos Baerga, S</b> OBP: 0.331, SLG: 0.478 (1, 10)		1-1 2B 2B		1-1 G4-3	3-1 2B 2B 1-3 2-H 3-H		2-3 K			4 2 2 2 0 1 1										
<b>Rod Barajas, R</b> OBP: 0.286, SLG: 0.420 (1, 2)		2-1 G4-3 2-H 2B		2-2 P5	2-1 2B			3-3 K		4 0 2 3 0 1 0										
<b>Quinton McCracken, S</b> OBP: 0.258, SLG: 0.247 (1, 9) (2, 8) (6, 9)		3-1 G4-3			G4-3 F7			1-2 G6-3		4 0 0 0 0 0 2										
<b>Inning Stats</b>	R: 1 E: 0 K: 1 S: 11	H: 2 LOB: 1 BB: 0 P: 21	R: 1 E: 0 K: 1 S: 11	H: 2 LOB: 1 BB: 0 P: 20	R: 0 E: 0 K: 2 S: 11	H: 1 LOB: 1 BB: 0 P: 16	R: 0 E: 0 K: 0 S: 8	H: 0 LOB: 0 BB: 0 P: 11	R: 6 E: 0 K: 1 S: 7	H: 4 LOB: 1 BB: 2 P: 42	R: 0 E: 0 K: 1 S: 8	H: 1 LOB: 1 BB: 0 P: 14	R: 0 E: 0 K: 2 S: 12	H: 0 LOB: 0 BB: 0 P: 17	R: 1 E: 0 K: 2 S: 14	H: 2 LOB: 1 BB: 0 P: 21	1B: 5 2B: 7 3B: 0 HR: 0	SF: 0 SAC: 0 DP: 0 HBP: 1	WP: 0 PB: 0 SB: 1 CS: 0	PA: 42
<b>PITCHER</b>	IP WLS BF H R ER SO BB IBB HBP BLK WP HR S P ERA WHIP																			
<b>Joe Mays, R</b> ERA: 5.8 (1, 1)	4.2 L 25 8 8 8 4 1 1 1 0 0 0 54 99 15.43 1.929																			
<b>Juan Rincon, R</b> ERA: 3.45 (5, 1)	3.1 12 2 0 0 4 0 0 0 0 0 0 33 53 0.00 0.600																			
<b>Micheal Nakamura, R</b> ERA: 6.23 (9, 1)	1.0 5 2 1 1 2 0 0 0 0 0 0 14 21 9.00 2.000																			

Arizona Diamondbacks @ Minnesota Twins  
Hubert H. Humphrey Metrodome, Minneapolis, MN

Sat Jun 14 2003, 7:05 PM EDT  
Att. 30,200 - Dome - 72 F

AB	39
R	9
H	12
RBI	9
BB	2
SO	10
LOB	15



Batter	1	2	3	4	5	6	7	8	9	AB	R	H	RBI	BB	SO	LOB
Jacque Jones, L (1, 7) OBP: 0.325, SLG: 0.484 20 Lew Ford, R (6, 7) OBP: 0.471, SLG: 0.688	1-2 G4-3	2-2 G4-3				2-2 K		2-1 BB 1B	3-2 F8	3	0	0	0	0	1	2
Cristian Guzman, S (1, 6) OBP: 0.294, SLG: 0.374	1-0 1B		2-1 G1-3			2-2 L3		0-2 BB	2-2 L8	5	0	2	1	0	0	1
Corey Koskie, L (1, 5) OBP: 0.362, SLG: 0.433	0-2 1B		4-1 33 G3 WP BB			1-2 FC5-4 1B		4-0 BB	2-3 K	3	1	2	0	2	1	1
33 Justin Moreau, L (1, 10) OBP: 0.438, SLG: 0.400	0-3 K		2-2 G3			3-2 E6		1-0 G4-6-3		4	0	0	0	0	1	7
Torii Hunter, R (1, 8) OBP: 0.332, SLG: 0.429	0-0 F8		2-3 K			0-1 FC5-4 BB		2-1 G4-3		4	0	0	1	0	1	4
Doug Mientkiewicz, L (1, 3) OBP: 0.357, SLG: 0.495 Tom Prince, R (6, PH) (7, 2) OBP: 0.355, SLG: 0.360		1-2 K			2-3 K	4-1 G5-4-3 BB		1-1 G5-3		2	0	0	0	0	2	0
Dustan Mohr, R (1, 9) OBP: 0.324, SLG: 0.477		1-3 K			3-3 K	0-2 G5-4-3		1-1 1B		4	0	1	0	0	2	2
Matthew LeCroy, R (1, 2) (7, 3) OBP: 0.326, SLG: 0.488		1-1 WP 1B			3-2 F9			1-1 L8		4	0	1	0	0	1	1
Luis Rivas, R (1, 4) OBP: 0.307, SLG: 0.341		4-0 BB			2-2 G6-3			1-2 BB 1B		2	1	1	0	2	0	0

Inning Stats	R: 0	H: 2	E: 0	K: 12	S: 12	H: 2	LOB: 2	BB: 0	P: 14	R: 0	H: 1	E: 0	K: 2	S: 11	H: 1	LOB: 2	BB: 1	P: 20	R: 0	H: 0	E: 0	K: 1	S: 10	H: 0	LOB: 0	BB: 0	P: 18	R: 0	H: 0	E: 0	K: 11	S: 17	R: 1	H: 1	E: 1	K: 0	S: 13	H: 1	LOB: 1	BB: 1	P: 21	R: 1	H: 3	E: 0	K: 1	S: 15	H: 1	LOB: 2	BB: 1	P: 24	R: 0	H: 1	E: 0	K: 0	S: 8	H: 1	LOB: 1	BB: 0	P: 13	R: 0	H: 0	E: 0	K: 1	S: 12	H: 0	LOB: 1	BB: 1	P: 23	1B: 8	2B: 0	3B: 0	HR: 0	SF: 0	SAC: 0	DP: 2	HBP: 0	WP: 2	PB: 0	SB: 0	CS: 0	PA: 39
--------------	------	------	------	-------	-------	------	--------	-------	-------	------	------	------	------	-------	------	--------	-------	-------	------	------	------	------	-------	------	--------	-------	-------	------	------	------	-------	-------	------	------	------	------	-------	------	--------	-------	-------	------	------	------	------	-------	------	--------	-------	-------	------	------	------	------	------	------	--------	-------	-------	------	------	------	------	-------	------	--------	-------	-------	-------	-------	-------	-------	-------	--------	-------	--------	-------	-------	-------	-------	--------

PITCHER	IP	WLS	BF	H	R	ER	SO	BB	IBB	HBP	BLK	WP	HR	S	P	ERA	WHIP
Miguel Batista, R (1, 1) ERA: 2.64	6.0	W	25	4	1	0	7	3	0	0	0	2	0	67	110	0.00	1.167
Oscar Villarreal, R (7, 1) ERA: 3.02	0.1		4	3	1	1	1	0	0	0	0	0	0	14	18	27.00	9.000
Mike Myers, L (7, 1) ERA: 5.3	0.2		2	0	0	0	0	1	0	0	0	0	0	1	6	0.00	1.500
Mike Koplove, R (8, 1) ERA: 2.1	1.0		4	1	0	0	0	0	0	0	0	0	0	8	13	0.00	1.000
Stephen Randolph, L (9, 1) ERA: 4.57	1.0		4	0	0	0	1	1	0	0	0	0	0	12	23	0.00	1.000

**BOTTOM**

**Arizona Diamondbacks @ Minnesota Twins**  
**Hubert H. Humphrey Metrodome, Minneapolis, MN**

livebaseballscores.com

<b>AB</b>	<b>34</b>
<b>R</b>	<b>2</b>
<b>H</b>	<b>8</b>
<b>RBI</b>	<b>2</b>
<b>BB</b>	<b>5</b>
<b>SO</b>	<b>9</b>
<b>LOB</b>	<b>19</b>



Sat Jun 14 2003, 7:05 PM EDT  
 Att: 30,200 - Dome - 72 F



Batter	1	2	3	4	5	6	7	8	9	AB R H RBI BB SO LOB	TOP																									
<b>Tony Womack, L</b> (1, 6) OBP: 0.271, SLG: 0.335	0-1 F7		2-1 SH5-3 FC3-2 1B	0-2 G4-3 S 1B		0-0 G3-1 2B		0-0 1B 1B	0-0 G6-3	6 1 4 2 0 0 0	<b>Arizona Diamondbacks @ Minnesota Twins</b> Hubert H. Humphrey Metrodome, Minneapolis, MN Sun Jun 15 2003, 2:05 PM EDT Att. 30,076 - Dome - 72 F <a href="http://livebaseballscorecards.com">livebaseballscorecards.com</a>																									
<b>Alex Cintron, S</b> (1, 4) OBP: 0.362, SLG: 0.509 (8, 5)	3-2 FC4-6 1B		1-0 FC3-2 SH5-3 2B 1B	1-0 G4-3		0-2 G3-1		0-0 1B 1B		5 2 3 1 0 0 2																										
<b>Mark Grace, L</b> (1, 10) OBP: 0.306, SLG: 0.347	0-1 FC4-6 1B		0-0 SH5-3	3-1 G6-3		4-2 BB		0-3 K		3 1 0 0 1 1 5																										
<b>Luis Gonzalez, L</b> (1, 7) OBP: 0.375, SLG: 0.544	4-1 1B 1-2 BB		4-0 FC3-2 2B IBB		0-1 P6	1-1 G4-3		3-2 SF7		2 1 0 1 2 0 2																										
<b>Carlos Baerga, S</b> (1, 5) OBP: 0.333, SLG: 0.475 <b>Chad Moeller, R</b> (8, 2) OBP: 0.375, SLG: 0.496	2-1 1B		1-1 FC3-2 2B		0-2 P6		1-1 P3	1-2 E7 1B		5 1 2 2 0 0 3 0 0 0 0 0 0 0																										
<b>Lyle Overbay, L</b> (1, 3) OBP: 0.357, SLG: 0.390	2-3 K		0-0 2B		2-3 K		3-1 G4-3	1-1 F7		5 1 1 2 0 2 3																										
<b>Robby Hammock, R</b> (1, 9) OBP: 0.346, SLG: 0.627		2-2 G5-3	1-0 2B			0-2 SH5-4 1B 2B	1-0 F9		1-0 HR	5 2 3 3 0 0 0																										
<b>Rod Barajas, R</b> (1, 2) OBP: 0.294, SLG: 0.423 <b>Matt Kata, S</b> (8, PR) (8, 4)		3-2 L7	1-2 P4			0-0 SH5-4 2B 1B		0-0 1B 1B	2-3 K	4 1 2 0 0 0 1 1 1 0 0 0 1 0																										
<b>Quinton McCracken, S</b> (1, 8) OBP: 0.247, SLG: 0.236		0-0 G3		1-1 F9		0-0 SH5-4		1-0 E2 1B 1B	1-2 G4-3	4 1 0 0 0 0 1																										
<b>Inning Stats</b>	R: 1 E: 0 K: 1 S: 14	H: 2 LOB: 2 BB: 1 P: 25	R: 0 E: 0 K: 0 S: 13	H: 0 LOB: 0 BB: 0 P: 18	R: 4 E: 0 K: 0 S: 15	H: 4 LOB: 1 BB: 1 P: 25	R: 0 E: 0 K: 0 S: 8	H: 1 LOB: 1 BB: 0 P: 13	R: 0 E: 0 K: 1 S: 8	H: 0 LOB: 0 BB: 0 P: 10		R: 2 E: 0 K: 0 S: 13	H: 3 LOB: 2 BB: 1 P: 18	R: 0 E: 0 K: 0 S: 5	H: 0 LOB: 0 BB: 0 P: 10	R: 4 E: 2 K: 1 S: 16	H: 4 LOB: 1 BB: 0 P: 22	R: 1 E: 0 K: 1 S: 8	H: 1 LOB: 0 BB: 0 P: 12	1B: 11 2B: 3 3B: 0 HR: 1	SF: 1 SAC: 2 DP: 0 HBP: 0	WP: 0 PB: 0 SB: 1 CS: 0	PA: 46													
<b>PITCHER</b>	IP WLS BF H R ER SO BB IBB HBP BLK WP HR S P ERA WHIP																																			
<b>Brad Radke, R</b> (1, 1) ERA: 6.0	5.1		27	9	7	7	2	1	1	0	0	0	0	63	96	11.81	1.875																			
<b>J.C. Romero, L</b> (6, 1) ERA: 3.54	1.2		7	1	0	0	0	1	0	0	0	0	0	13	23	0.00	1.200																			
<b>LaTroy Hawkins, R</b> (8, 1) ERA: 2.23	0.2	L	7	4	4	0	1	0	0	0	0	0	0	14	19	0.00	6.000																			
<b>Micheal Nakamura, R</b> (8, 1) ERA: 5.79	0.1		1	0	0	0	0	0	0	0	0	0	0	2	3	0.00	0.000																			
<b>Tony Fiore, R</b> (9, 1) ERA: 5.03	1.0		4	1	1	1	1	0	0	0	0	0	1	8	12	9.00	1.000																			



Batter	1	2	3	4	5	6	7	8	9	AB	R	H	RBI	BB	SO	LOB
Jacque Jones, L (1, 7) OBP: 0.327, SLG: 0.486	1-1 P6	1-0 1B		0-0 G3	2-1 F9		2-2 CS	0-1 WP SF7 2B		5	1	2	0	0	0	3
Cristian Guzman, S (1, 6) OBP: 0.296, SLG: 0.375	0-1 1B	0-0 F9		1-1 G5-3		0-2 2B 1B		2-3 K		5	1	2	0	0	1	4
Corey Koskie, L (1, 5) OBP: 0.390, SLG: 0.445	3-2 FC4 1B		2-2 33 2B G3-1 1B		4-2 1B BB 1B BB	1-1 33 G1-2-3 2B		2-2 SF7		3	3	3	2	1	0	0
33 Justin Morneau, L (1, 10) OBP: 0.381, SLG: 0.400	2-3 K		1-1 G3-1 2B		1-0 P4	3-2 G1-2-3		2-3 K		5	0	1	0	0	2	4
Torii Hunter, R (1, 8) OBP: 0.326, SLG: 0.420	0-0 FC4		2-0 P4		0-0 F9	1-0 G4-3			1-3 K	5	0	0	1	0	1	5
Doug Mientkiewicz, L (1, 3) OBP: 0.358, SLG: 0.490		0-1 BLK 1B	0-0 G3-1		4-0 1B 1B BB	1-1 F8		0-1 G6-3		4	2	1	1	1	0	1
Bobby Kielty, S (1, 9) OBP: 0.374, SLG: 0.442		2-3 K	1-3 K		1-2 1B 1B E		2-2 G1-3	0-3 K		5	1	1	0	0	3	2
A.J. Pierzynski, L (1, 2) OBP: 0.338, SLG: 0.495		0-0 1B 1B		0-0 G3 1B	2-2 E8 1B		0-2 P5			4	0	3	3	0	0	0
Luis Rivas, R (1, 4) OBP: 0.311, SLG: 0.341		2-2 P5		1-0 P5	4-2 BB		3-2 CS 1B			3	0	1	0	1	0	2

Inning Stats	R: 0	H: 2	E: 0	K: 1	S: 13	R: 1	H: 3	E: 0	K: 1	S: 13	R: 1	H: 2	E: 0	K: 1	S: 11	R: 0	H: 1	E: 0	K: 0	S: 5	R: 3	H: 2	E: 1	K: 0	S: 15	R: 2	H: 2	E: 0	K: 0	S: 11	R: 0	H: 1	E: 0	K: 0	S: 13	R: 1	H: 1	E: 0	K: 2	S: 14	R: 0	H: 0	E: 0	K: 2	S: 8	R: 0	H: 0	E: 0	K: 2	S: 8	1B: 11	SF: 1	2B: 3	SAC: 0	3B: 0	DP: 0	HR: 0	HBP: 0	WP: 1	PA: 44
--------------	------	------	------	------	-------	------	------	------	------	-------	------	------	------	------	-------	------	------	------	------	------	------	------	------	------	-------	------	------	------	------	-------	------	------	------	------	-------	------	------	------	------	-------	------	------	------	------	------	------	------	------	------	------	--------	-------	-------	--------	-------	-------	-------	--------	-------	--------

PITCHER	IP	WLS	BF	H	R	ER	SO	BB	IBB	HBP	BLK	WP	HR	S	P	ERA	WHIP
Elmer Dessens, R (1, 1) ERA: 5.38	4.2		27	10	5	4	3	3	0	0	1	0	0	55	90	7.71	2.786
Eddie Oropesa, L (5, 1) ERA: 3.45	0.1		2	1	1	1	0	0	0	0	0	0	0	5	7	27.00	3.000
Mike Myers, L (6, 1) ERA: 5.49	1.0	B	4	1	1	1	0	0	0	0	0	0	0	8	14	9.00	1.000
Mike Koplove, R (7, 1) ERA: 2.23	2.0	W	7	2	1	1	2	0	0	0	0	1	0	27	39	4.50	1.000
Jose Valverde, R (9, 1) ERA: 3.6	1.0		3	0	0	0	2	0	0	0	0	0	0	8	9	0.00	0.000

BOTTOM

Arizona Diamondbacks @ Minnesota Twins  
 Hubert H. Humphrey Metrodome, Minneapolis, MN

livebaseballscorecards.com

AB	39
R	8
H	14
RBI	7
BB	3
SO	7
LOB	21



Sun Jun 15 2003, 2:05 PM EDT  
 Att: 30,076 - Dome - 72 F



Batter	1	2	3	4	5	6	7	8	9	AB R H RBI BB SO LOB	TOP																
<b>Tony Womack, L</b> (1, 6) OBP: 0.264, SLG: 0.326	1-1 G4-3	1-3 K			2-2 G3-1		1-2 P6		3-2 G5-3	5 0 0 0 0 1 2																	
<b>Matt Kata, S</b> (1, 4) OBP: 0.400, SLG: 1.000	2-2 G6-3				0-0 1B HR		0-1 G4-3			4 1 2 1 0 0 0																	
<b>Alex Cintron, S</b> (1, 5) OBP: 0.375, SLG: 0.555	0-1 2B				0-0 1B HR		2-3 K			4 1 3 1 0 1 0																	
<b>Luis Gonzalez, L</b> (1, 7) OBP: 0.373, SLG: 0.538	2-0 F9				0-1 G3-1			4-2 BB		3 0 0 0 1 0 3																	
<b>Robby Hammock, R</b> (1, 9) OBP: 0.339, SLG: 0.600		1-1 FC1-6 1B			0-0 P3		1-1 G6-3		0-3 K	4 0 1 0 0 1 3																	
<b>Steve Finley, L</b> (1, 8) OBP: 0.368, SLG: 0.474		1-2 FC1-6 1B			1-3 K		2-1 G3		0-3 K	4 1 0 0 0 2 4																	
<b>Lyle Overbay, L</b> (1, 3) OBP: 0.355, SLG: 0.387					0-0 G1-3		0-1 P6		2-1 G3	4 0 1 0 0 0 2																	
<b>Chad Moeller, R</b> (1, 2) OBP: 0.372, SLG: 0.485		4-0 1B IBB			0-0 G6-4-3		2-0 E6		1-3 K	3 0 0 0 1 1 1																	
<b>Andrew Good, R</b> (1, 1) OBP: 0.200, SLG: 0.200		2-2 1B			2-1 G1-3		0-0 F8		2-2 G5-3	2 0 1 1 0 0 0																	
<b>Quinton McCracken, S</b> (8, PH) OBP: 0.245, SLG: 0.233										1 0 0 0 0 0 0 1																	
<b>Oscar Villarreal, L</b> (6, 1)										0 0 0 0 0 0 0 0																	
<b>Mike Myers, L</b> (8, 1)										0 0 0 0 0 0 0 0																	
<b>Mike Koplove, R</b> (8, 1)										0 0 0 0 0 0 0 0																	
<b>Carlos Baerga, S</b> (9, PH) OBP: 0.331, SLG: 0.471		1-3 2-H 1B								1 0 0 0 0 0 0 0																	
<b>Inning Stats</b>	R: 0 E: 0 K: 0 S: 8	H: 1 LOB: 1 BB: 0 P: 13	R: 1 E: 0 K: 1 S: 12	H: 2 LOB: 2 BB: 1 P: 21	R: 0 E: 0 K: 1 S: 9	H: 2 LOB: 2 BB: 0 P: 14	R: 0 E: 0 K: 0 S: 8	H: 1 LOB: 0 BB: 0 P: 11	R: 2 E: 0 K: 0 S: 11	H: 2 LOB: 0 BB: 0 P: 14	R: 0 E: 1 K: 0 S: 6	H: 0 LOB: 1 BB: 0 P: 10	R: 0 E: 0 K: 1 S: 11	H: 0 LOB: 0 BB: 0 P: 14	R: 0 E: 0 K: 2 S: 11	H: 0 LOB: 1 BB: 1 P: 17	R: 0 E: 0 K: 1 S: 9	H: 0 LOB: 0 BB: 0 P: 15	1B: 5 2B: 1 3B: 0 HR: 2	SF: 0 SAC: 0 DP: 1 HBP: 0	WP: 0 PB: 0 SB: 0 CS: 0	PA: 37					
<b>PITCHER</b>	IP WLS BF H R ER SO BB IBB HBP BLK WP HR S P ERA WHIP																										
<b>Jerome Robertson, L</b> (1, 1) ERA: 6.03	6.0		27	8	3	3	2	0	1	0	0	0	2	54	83	4.50	1.333										
<b>54 Brad Lidge, R</b> (7, 1) ERA: 1.49	1.0		3	0	0	0	1	0	0	0	0	0	0	11	14	0.00	0.000										
<b>Octavio Dotel, R</b> (8, 1) ERA: 1.59	1.0	W	4	0	0	0	2	1	0	0	0	0	0	11	17	0.00	1.000										
<b>Billy Wagner, L</b> (9, 1) ERA: 1.56	1.0	S	3	0	0	0	1	0	0	0	0	0	0	9	15	0.00	0.000										

**Arizona Diamondbacks @ Houston Astros**  
Minute Maid Park, Houston, TX  
Tue Jun 17 2003, 7:05 PM CDT  
Att. 30,530 - Dome - 72 F

AB	35
R	3
H	8
RBI	3
BB	2
SO	6
LOB	16







Batter	1	2	3	4	5	6	7	8	9	AB R H RBI BB SO LOB	TOP													
<b>Matt Kata, S</b> (1, 4) OBP: 0.400, SLG: 0.625	1-1 P4		4-0 BB			4-2 CS BB		0-2 K	0-3 K	3 0 0 0 2 2 2														
<b>Steve Finley, L</b> (1, 8) OBP: 0.362, SLG: 0.464	3-2 F8		0-2 K			0-3 K		3-1 P6		4 0 0 0 0 2 2														
<b>Alex Cintron, S</b> (1, 6) OBP: 0.363, SLG: 0.535	0-0 G1-3				2-2 G3	2-1 G4-3		0-1 F9		4 0 0 0 0 0 1														
<b>Luis Gonzalez, L</b> (1, 7) OBP: 0.378, SLG: 0.553		2-1 1B 1B			1-0 G4-3		2-1 FC2-6 1B		0-2 HR	4 1 3 1 0 0 0														
<b>Robby Hammock, R</b> (1, 5) OBP: 0.333, SLG: 0.593		2-0 F7			1-1 F9		0-0 FC2-6 F8 1B		1-2 1B 2B	4 1 1 0 0 0 2														
<b>Lyle Overbay, L</b> (1, 3) OBP: 0.363, SLG: 0.401		1-0 G5-4-3 1B			0-0 2B		1-0 BB 1B		1-3 K	4 0 3 0 0 1 1														
<b>Chad Moeller, R</b> (1, 2) OBP: 0.367, SLG: 0.478		0-0 G5-4-3			0-0 B1		1-0 F8		0-3 K	2 0 0 0 0 0 3														
<b>David Dellucci, L</b> (7, PH) OBP: 0.351, SLG: 0.475							2-3			1 0 0 0 0 0 2														
<b>Rod Barajas, R</b> (7, 2) OBP: 0.291, SLG: 0.419										1 0 0 0 0 1 1														
<b>Quinton McCracken, S</b> (1, 9) OBP: 0.255, SLG: 0.237			1-3 K		1-3 K		4-2 BB		0-0 1B	3 0 1 1 1 2 1														
<b>17 Brandon Webb, R</b> (1, 1) OBP: 0.125, SLG: 0.067			0-3 K		1-3 K		1-3 K		4-0 IBB	2 0 0 0 0 0 2 1														
<b>Carlos Baerenz, S</b> (7, PH) OBP: 0.328, SLG: 0.467										1 0 0 0 0 0 1 3														
<b>Mike Koplove, R</b> (7, 1)										0 0 0 0 0 0 0 0														
<b>Oscar Villarreal, L</b> (8, 1)										0 0 0 0 0 0 0 0														
<b>Danny Bautista, R</b> (9, PH) OBP: 0.301, SLG: 0.329										0 0 0 0 0 1 0 0														
<b>Eddie Cepeda, L</b> (9, 1)										0 0 0 0 0 0 0 0														
<b>Jose Valverde, R</b> (9, 1)										0 0 0 0 0 0 0 0														
<b>Inning Stats</b>	R: 0 E: 0 K: 0 S: 7	H: 0 LOB: 0 BB: 0 P: 11	R: 0 E: 0 K: 0 S: 5	H: 2 LOB: 1 BB: 0 P: 10	R: 0 E: 0 K: 3 S: 11	H: 0 LOB: 1 BB: 1 P: 16	R: 0 E: 0 K: 0 S: 7	H: 0 LOB: 0 BB: 0 P: 11	R: 0 E: 0 K: 2 S: 8	H: 1 LOB: 1 BB: 0 P: 10	R: 0 E: 0 K: 1 S: 8	H: 0 LOB: 0 BB: 1 P: 14	R: 0 E: 0 K: 1 S: 11	H: 2 LOB: 3 BB: 1 P: 20	R: 0 E: 0 K: 1 S: 7	H: 0 LOB: 0 BB: 0 P: 10	R: 2 E: 0 K: 3 S: 18	H: 3 LOB: 2 BB: 1 P: 24	1B: 5 2B: 2 3B: 0 HR: 1	SF: 0 SAC: 0 DP: 1 HBP: 0	WP: 0 PB: 0 SB: 0 CS: 1	PA: 37		
<b>PITCHER</b>	IP	WLS	BF	H	R	ER	SO	BB	IBB	HBP	BLK	WP	HR	S	P	ERA	WHIP						ERA	WHIP
<b>Ron Villone, L</b> (1, 1) ERA: 1.47	6.1		24	5	0	0	6	2	0	0	0	0	0	50	79	0.00	1.105							
<b>54 Brad Lidge, R</b> (7, 1) ERA: 1.55	0.2	H	3	0	0	0	1	1	0	0	0	0	0	7	13	0.00	1.500							
<b>Octavio Dotel, R</b> (8, 1) ERA: 1.96	1.0	H	3	0	0	0	1	0	0	0	0	0	0	7	10	0.00	0.000							
<b>Billy Wagner, L</b> (9, 1)	1.0	L	7	3	2	2	3	0	1	0	0	0	1	18	24	18.00	3.000							

**Arizona Diamondbacks @ Houston Astros**  
Minute Maid Park, Houston, TX  
Wed Jun 18 2003, 7:05 PM CDT  
Att. 30,031 - Dome - 72 F

AB	33
R	2
H	8
RBI	2
BB	4
SO	11
LOB	19



BOTTOM

Arizona Diamondbacks @ Houston Astros  
Minute Maid Park, Houston, TX

livebaseballscorecards.com

AB	31
R	1
H	5
RBI	1
BB	3
SO	6
LOB	12



WP	0	PA	35
PB	0		
SB	0		
CS	0		

Wed Jun 18 2003, 7:05 PM CDT  
Att: 30,031 - Dome - 72 F

AB R H RBI BB SO LOB

4	0	0	0	0	1	0
4	0	1	0	0	1	0
3	0	1	0	0	1	1
4	1	1	1	0	0	3
2	0	0	0	2	1	0
4	0	1	0	0	1	3
3	0	1	0	0	1	0
0	0	0	0	0	0	0
0	0	0	0	1	0	0
3	0	0	0	0	0	2
1	0	0	0	0	0	1
2	0	0	0	0	0	0
0	0	0	0	0	0	0
1	0	0	0	0	0	2
0	0	0	0	0	0	0
0	0	0	0	0	0	0
1B	3	SF	0			
2B	1	SAC	0			
3B	0	DP	1			
HR	1	HBP	1			

Batter	1	2	3	4	5	6	7	8	9											
<b>Craig Biggio, R</b> OBP: 0.339, SLG: 0.427 (1, 8) CFBS	1-3 K2-3		1-1 G2-3			1-1 G6-3		1-0 G5-3												
<b>Geoff Blum, S</b> OBP: 0.311, SLG: 0.420 (1, 5) BBCC	2-3 K			0-2 2B		2-2 G3		1-1 P5												
<b>5 Jeff Bagwell, R</b> OBP: 0.359, SLG: 0.462 (1, 3) CCFB	2-2 G6-3			1-3 K		0-0 FC4 1B		1-0 FC6-4 HBP												
<b>Jeff Kent, R</b> OBP: 0.373, SLG: 0.521 (1, 4) CTTT		0-2 HR		0-0 G5-3		2-1 FC4 1-2f		0-1 FC6-4 1-2f												
<b>17 Lance Berkman, S</b> OBP: 0.404, SLG: 0.500 (1, 7) XCB		1-1 P5		4-0 IBB			1-3 K	4-1 G5-4-3 BB												
<b>Richard Hidalgo, R</b> OBP: 0.396, SLG: 0.539 (1, 9) CCOC		0-3 K		0-2 G6-3			1-2 FC6-4 1B	1-0 G5-4-3 1-2f												
<b>Jose Vizcaino, S</b> OBP: 0.274, SLG: 0.339 (1, 6) <b>28 Adam Everett, R</b> OBP: 0.274, SLG: 0.350 (7, PR) <b>Morgan Ensberg, R</b> OBP: 0.428, SLG: 0.678 (9, PH)		1-2 G4-3			2-3 K		1 SAFE 0-0 FC6-4 1B	4-1 BB BB BB BB												
<b>Brad Ausmus, R</b> OBP: 0.265, SLG: 0.277 (1, 2) <b>Gregg Zaun, S</b> OBP: 0.342, SLG: 0.357 (9, PH)			1-1 G6-3		0-0 G6-3		1-1 FC6-4	1 SAFE 0-0 P5												
<b>Ron Villone, L</b> OBP: 0.313, SLG: 0.402 (7, PH) <b>Octavio Dotel, R</b> OBP: 0.342, SLG: 0.357 (8, 1) <b>Billy Wagner, L</b> OBP: 0.342, SLG: 0.357 (9, 1)			0-2 F7		1-1 G1-3		2-2 G3													
<b>Inning Stats</b>	R: 0 E: 0 K: 2 S: 10	H: 0 LOB: 0 BB: 0 P: 15	R: 1 E: 0 K: 1 S: 12	H: 1 LOB: 0 BB: 0 P: 14	R: 0 E: 0 K: 0 S: 8	H: 1 LOB: 2 BB: 0 P: 10	R: 0 E: 0 K: 1 S: 11	H: 0 LOB: 0 BB: 0 P: 9	R: 0 E: 0 K: 0 S: 8	H: 1 LOB: 1 BB: 0 P: 13	R: 0 E: 0 K: 1 S: 13	H: 2 LOB: 2 BB: 0 P: 18	R: 0 E: 0 K: 0 S: 5	H: 0 LOB: 1 BB: 0 P: 8	R: 0 E: 0 K: 0 S: 4	H: 0 LOB: 1 BB: 2 P: 13	1B: 3 2B: 1 3B: 0 HR: 1	SF: 0 SAC: 0 DP: 1 HBP: 1	WP: 0 PB: 0 SB: 0 CS: 0	PA: 35
<b>PITCHER</b>	IP WLS BF H R ER SO	IP WLS BF H R ER SO	IP WLS BF H R ER SO	IP WLS BF H R ER SO	IP WLS BF H R ER SO	IP WLS BF H R ER SO	IP WLS BF H R ER SO	IP WLS BF H R ER SO	IP WLS BF H R ER SO	IP WLS BF H R ER SO	IP WLS BF H R ER SO	IP WLS BF H R ER SO	IP WLS BF H R ER SO	IP WLS BF H R ER SO	IP WLS BF H R ER SO	IP WLS BF H R ER SO	WP HR S P	ERA WHIP	ERA WHIP	
<b>17 Brandon Webb, R</b> ERA: 2.36 (1, 1)	6.0	22	3	1	1	5	0	0	0	0	0	0	0	0	0	0	0	0	1.50	0.500
<b>Mike Koplove, R</b> ERA: 2.15 (7, 1)	1.0	5	2	0	0	1	0	0	0	0	0	0	0	0	0	0	0	0	0.00	2.000
<b>Oscar Villarreal, R</b> ERA: 3.0 (8, 1)	1.0	W	4	0	0	0	0	0	0	0	0	0	0	0	0	0	0	0	0.00	0.000
<b>Eddie Oropesa, L</b> ERA: 3.45 (9, 1)	0.0		1	0	0	0	1	0	0	0	0	0	0	0	0	0	0	0	∞	∞
<b>Jose Valverde, R</b> ERA: 3.0 (9, 1)	1.0	S	3	0	0	0	1	0	0	0	0	0	0	0	0	0	0	0	0.00	1.000



Batter	1	2	3	4	5	6	7	8	9	AB R H RBI BB SO LOB	TOP									
<b>Tony Womack, L</b> (1, 6) OBP: 0.263, SLG: 0.323	2-2 S HR 1B	0-1 F8			1-1 F8		1-0 G1-3		0-1 L4	5 1 1 0 0 0 0										
<b>Matt Kata, S</b> (1, 4) OBP: 0.333, SLG: 0.538	1-3 SAFE K		0-0 F7		1-2 2B		1-3 K		2-1 F9	5 0 1 0 0 2 1										
<b>Alex Cintron, S</b> (1, 5) OBP: 0.352, SLG: 0.517	3-3 SAFE K		1-0 P6		1-1 F8		1-1 G4-3			4 0 0 0 0 1 2										
<b>Luis Gonzalez, L</b> (1, 7) OBP: 0.383, SLG: 0.565	2-2 2-H HR		1-0 F8		4-0 IBB			1-2 SH2-4 1B		3 1 2 2 1 0 0										
<b>David Dellucci, L</b> (1, 9) OBP: 0.350, SLG: 0.471 <b>Quinton McCracken, S</b> (8, 9) OBP: 0.255, SLG: 0.237	0-1 E6			1-0 1B SF7 1B	0-0 G3			0-0 SH2-4 1-2		3 1 1 0 0 0 2 0 0 0 0 0 0 0										
<b>Lyle Overbay, L</b> (1, 3) OBP: 0.361, SLG: 0.398	1-0 G3			0-0 G6-3 SF7 1B		1-2 G4-3		2-3 K		4 0 1 0 0 1 2										
<b>Steve Finley, L</b> (1, 8) OBP: 0.364, SLG: 0.474		2-2 SF7 3B		2-1 SF7		0-0 G4-3		4-1 FC5-4 BB		2 1 1 1 1 0 0										
<b>Rod Barajas, R</b> (1, 2) OBP: 0.289, SLG: 0.417		0-2 SF7		1-1 G6-3		2-2 G4-3		1-1 FC5-4 1-2f		3 0 1 1 0 0 3										
<b>Miguel Batista, R</b> (1, 1) OBP: 0.045, SLG: 0.045 <b>Jose Valverde, R</b> (9, 1)		3-3 K		2-3 K		1-3 K			0-0 G4-3	4 0 0 0 0 3 2 0 0 0 0 0 0 0										
<b>Inning Stats</b>	R: 2 E: 1 K: 2 S: 19	H: 2 LOB: 1 BB: 0 P: 28	R: 1 E: 0 K: 1 S: 11	H: 1 LOB: 0 BB: 0 P: 16	R: 0 E: 0 K: 0 S: 3	H: 0 LOB: 0 BB: 0 P: 5	R: 1 E: 0 K: 1 S: 9	H: 2 LOB: 1 BB: 0 P: 15	R: 0 E: 0 K: 0 S: 8	H: 1 LOB: 2 BB: 1 P: 15	R: 0 E: 0 K: 1 S: 6	H: 0 LOB: 0 BB: 0 P: 9	R: 0 E: 0 K: 1 S: 10	H: 1 LOB: 2 BB: 1 P: 18	R: 0 E: 0 K: 0 S: 5	H: 0 LOB: 0 BB: 0 P: 7	1B: 5 2B: 1 3B: 1 HR: 1	SF: 2 SAC: 1 DP: 0 HBP: 0	WP: 0 PB: 0 SB: 1 CS: 0	PA: 38
<b>PITCHER</b>	IP WLS BF H R ER SO BB IBB HBP BLK WP HR S P ERA WHIP																			
<b>Tim Redding, R</b> (1, 1) ERA: 3.63	7.0 L 30 7 4 4 6 0 1 0 0 0 0 1 69 105 5.14 1.000																			
<b>Nate Bland, L</b> (8, 1) ERA: 3.93	0.2 4 1 0 0 1 1 0 0 0 0 0 0 8 15 0.00 3.000																			
<b>Ricky Stone, R</b> (8, 1) ERA: 2.66	1.1 4 0 0 0 0 0 0 0 0 0 0 0 7 10 0.00 0.000																			

**Arizona Diamondbacks @ Houston Astros**  
 Minute Maid Park, Houston, TX  
 Thu Jun 19 2003, 7:05 PM CDT  
 Att. 30,534 - Dome - 72 F

<b>AB</b>	<b>33</b>
<b>R</b>	<b>4</b>
<b>H</b>	<b>8</b>
<b>RBI</b>	<b>4</b>
<b>BB</b>	<b>2</b>
<b>SO</b>	<b>7</b>
<b>LOB</b>	<b>12</b>



Batter	1	2	3	4	5	6	7	8	9	AB R H RBI BB SO LOB
<b>Craig Biggio, R</b> OBP: 0.337, SLG: 0.425 (1, 8)	0-2 1B	0-0 F9			0-0 P4		2-2 F8			4 0 1 0 0 0 2
<b>Jose Vizcaino, S</b> OBP: 0.273, SLG: 0.336 (1, 4)	1-2 P6		0-1 F9			0-1 17 1B		2-3 K		4 0 1 0 0 1 1
<b>5 Jeff Bagwell, R</b> OBP: 0.354, SLG: 0.456 (1, 3)	0-0 P4		1-1 G5-3			2-3 K		3-2 G4-3		4 0 0 0 0 1 2
<b>17 Lance Berkman, S</b> OBP: 0.402, SLG: 0.496 (1, 7)	1-1 F7		1-3 K2-3			0-1 1-2 1B		2-2 P5		4 0 1 0 0 1 1
<b>Morgan Ensberg, R</b> OBP: 0.423, SLG: 0.672 (1, 5)		0-3 K			3-3 K	2-0 P3		1-1 G4-3 2B		4 0 1 0 0 2 2
<b>Richard Hidalgo, R</b> OBP: 0.389, SLG: 0.528 (1, 9)		0-0 F9			1-1 P4	3-3 K		2-3 K		4 0 0 0 0 2 3
<b>Brad Ausmus, R</b> OBP: 0.265, SLG: 0.278 (1, 2)		0-1 28 2B 1B			0-1 G5-3		0-3 K	0-1 G4-3		3 1 1 0 0 1 0
<b>Gregg Zaun, S</b> OBP: 0.338, SLG: 0.352 (9, PH)								2-3		1 0 0 0 0 0 1
<b>28 Adam Everett, R</b> OBP: 0.283, SLG: 0.361 (1, 6)		2-1 1B			2-0 F8		4-0 FC3-6 BB	2-0 F8		2 1 1 0 1 0 0
<b>Geoff Blum, S</b> OBP: 0.310, SLG: 0.418 (9, PH)		1-3 2B								1 0 0 0 0 0 1
<b>Tim Redding, R</b> OBP: 0.217, SLG: 0.227 (1, 1)		2-0 1B			0-1 F8		1-0 FC3-6			2 0 1 2 0 0 0
<b>Orlando Merced, S</b> OBP: 0.311, SLG: 0.398 (7, PH)										1 0 0 0 0 0 1
<b>Nate Bland, L</b> (8, 1)										0 0 0 0 0 0 0
<b>Ricky Stone, R</b> (8, 1)		2-H 3-H 1B								0 0 0 0 0 0 0


Inning Stats	R: 0	H: 1	E: 0	K: 0	S: 9	LOB: 1	BB: 0	P: 11	R: 2	H: 3	E: 0	K: 1	S: 10	LOB: 1	BB: 0	P: 14	R: 0	H: 0	E: 0	K: 1	S: 7	LOB: 0	BB: 0	P: 9	R: 0	H: 0	E: 0	K: 1	S: 7	LOB: 0	BB: 0	P: 11	R: 0	H: 2	E: 0	K: 2	S: 11	LOB: 2	BB: 0	P: 18	R: 0	H: 0	E: 0	K: 1	S: 7	LOB: 1	BB: 1	P: 14	R: 0	H: 0	E: 0	K: 1	S: 16	LOB: 0	BB: 0	P: 23	R: 0	H: 1	E: 0	K: 1	S: 8	LOB: 1	BB: 0	P: 13	1B: 5	SF: 0	2B: 2	SAC: 0	3B: 0	DP: 0	HR: 0	HBP: 0	WP: 0	PA: 35
--------------	------	------	------	------	------	--------	-------	-------	------	------	------	------	-------	--------	-------	-------	------	------	------	------	------	--------	-------	------	------	------	------	------	------	--------	-------	-------	------	------	------	------	-------	--------	-------	-------	------	------	------	------	------	--------	-------	-------	------	------	------	------	-------	--------	-------	-------	------	------	------	------	------	--------	-------	-------	-------	-------	-------	--------	-------	-------	-------	--------	-------	--------

PITCHER	IP	WLS	BF	H	R	ER	SO	BB	IBB	HBP	BLK	WP	HR	S	P	ERA	WHIP
<b>Miguel Batista, R</b> ERA: 2.6 (1, 1)	8.0	W	32	7	2	2	7	1	0	0	0	0	0	73	109	2.25	1.000
<b>Jose Valverde, R</b> ERA: 2.57 (9, 1)	1.0	S	3	0	0	0	1	0	0	0	0	0	0	6	10	0.00	0.000

**Arizona Diamondbacks @ Houston Astros**  
Minute Maid Park, Houston, TX

Thu Jun 19 2003, 7:05 PM CDT  
Att: 30,534 - Dome - 72 F

<b>AB</b>	<b>34</b>
<b>R</b>	<b>2</b>
<b>H</b>	<b>7</b>
<b>RBI</b>	<b>2</b>
<b>BB</b>	<b>1</b>
<b>SO</b>	<b>8</b>
<b>LOB</b>	<b>14</b>





Batter	1	2	3	4	5	6	7	8	9	AB R H RBI BB SO LOB	TOP																									
Barry Larkin, R (1, 6) OBP: 0.365, SLG: 0.405	2-2 SH3 2B		2-3 K		0-1 2B 1B		2-1 G1-3		1-2 F9	5 1 2 0 0 1 1																										
Jose Guillen, R (1, 7) OBP: 0.402, SLG: 0.641	0-1 SH3		0-0 1-H HR		1-1 1-H 2B		4-1 WP 1B BB		1-1 1B HBP	2 2 2 3 1 0 0																										
Sean Casey, L (1, 3) OBP: 0.342, SLG: 0.408	2-3 K2-3		2-0 G3		0-0 F8		3-2 BB 1B		2-2 S 1B	5 0 2 1 0 1 2																										
Austin Kearns, R (1, 9) OBP: 0.393, SLG: 0.504	1-1 G5-3			3-1 P3		0-0 1B BLK SF9 1B	4-2 G5-4-3 BB		3-3 K	4 1 1 0 1 1 3																										
Aaron Boone, R (1, 5) OBP: 0.345, SLG: 0.511		3-2 G5-3		1-0 G6-3		1-3 K	3-1 G5-4-3			4 0 0 0 0 1 3																										
Jason LaRue, R (1, 2) OBP: 0.347, SLG: 0.489		2-0 G5-3		0-0 1B		1 SAFE 1 SAFE 1B HBP		1-3 K		3 0 1 0 0 1 0																										
Reggie Taylor, L (1, 8) OBP: 0.259, SLG: 0.372		1-0 F7		2-3 K		2-2 1B		1-3 K		4 0 1 0 0 2 1																										
Juan Castro, R (1, 4) OBP: 0.276, SLG: 0.371			2-3 K		1-1 CS 1B	2-2 SF9		1-0 G5-3		2 0 1 0 0 1 0																										
Ken Griffey Jr., L (6, PH) OBP: 0.364, SLG: 0.548										0 0 0 1 0 0 0																										
Ray Olmedo, S (6, 4) OBP: 0.263, SLG: 0.316										1 0 0 0 0 0 0																										
Danny Graves, R (1, 1) OBP: 0.125, SLG: 0.125			0-0 HR 1B		1-2 F8	0-2 G5-3			2-3 K	3 1 1 0 0 0 3																										
Gabe White, L (6, 1)										0 0 0 0 0 0 0																										
Scott Sullivan, R (8, 1)										0 0 0 0 0 0 0																										
Russell Branyan, L (9, PH) OBP: 0.345, SLG: 0.318										1 0 0 0 0 1 0																										
Scott Williamson, R (9, 1)										0 0 0 0 0 0 0																										
<b>Inning Stats</b>	R: 0 E: 0 K: 1 S: 14	H: 1 LOB: 1 BB: 0 P: 19	R: 0 E: 0 K: 0 S: 5	H: 0 LOB: 0 BB: 0 P: 11	R: 2 E: 0 K: 2 S: 9	H: 2 LOB: 0 BB: 0 P: 15	R: 0 E: 0 K: 1 S: 7	H: 1 LOB: 1 BB: 0 P: 13	R: 1 E: 0 K: 0 S: 10	H: 3 LOB: 1 BB: 0 P: 13	R: 1 E: 0 K: 1 S: 15	H: 2 LOB: 2 BB: 0 P: 24	R: 1 E: 0 K: 0 S: 10	H: 1 LOB: 1 BB: 2 P: 26	R: 0 E: 0 K: 2 S: 7	H: 0 LOB: 0 BB: 0 P: 10	R: 0 E: 0 K: 2 S: 16	H: 1 LOB: 2 BB: 0 P: 25	1B: 8 2B: 2 3B: 0 HR: 1	SF: 1 SAC: 1 DP: 1 HBP: 2	WP: 1 PB: 0 SB: 1 CS: 1	PA: 40														
<b>PITCHER</b>	IP WLS BF H R ER SO BB IBB HBP BLK WP HR S P ERA WHIP																																			
Elmer Dessens, R (1, 1) ERA: 5.38	5.0		21	7	3	3	4	0	0	0	0	0	1	45	71	5.40	1.400																			
Oscar Villarreal, R (6, 1) ERA: 3.13	1.0		6	2	1	1	1	0	0	1	1	0	0	15	24	9.00	2.000																			
Eddie Oropesa, L (7, 1) ERA: 3.57	2.0		8	1	1	1	2	2	0	0	0	1	0	17	36	4.50	1.500																			
Jose Valverde, R (9, 1) ERA: 2.25	1.0	W	5	1	0	0	2	0	0	1	0	0	0	16	25	0.00	1.000																			

Cincinnati Reds @ Arizona Diamondbacks  
Bank One Ballpark, Phoenix, AZ  
Fri Jun 20 2003, 10:07 PM EDT  
Att. 34,842 - Sunny - 79 F

AB	34
R	5
H	11
RBI	5
BB	2
SO	9
LOB	13



livebaseballscorecards.com





Batter	1	2	3	4	5	6	7	8	9	AB R H RBI BB SO LOB	TOP											
Barry Larkin, R (1, 6) OBP: 0.360, SLG: 0.398	1-2 F8		1-0 P5			1-2 K		0-0 1B		4 0 1 0 0 1 1	<p><b>Cincinnati Reds @ Arizona Diamondbacks</b>  Bank One Ballpark, Phoenix, AZ</p> <p>Sat Jun 21 2003, 10:05 PM EDT  Att. 40,041 - Sunny - 79 F</p>											
Jose Guillen, R (1, 7) OBP: 0.404, SLG: 0.644	3-1 F9		1-0 1B			3-2 2B		1-3 K		4 0 2 1 0 1 1												
Ken Griffey Jr., L (1, 8) OBP: 0.360, SLG: 0.533	0-3 K				4-2 S BB	0-3 K		1-3 K		3 1 0 0 1 3 2												
Austin Kearns, R (1, 9) OBP: 0.391, SLG: 0.504		1-3 K			0-3 K	1-1 G6-3		1-2 G4-3 2B		4 0 1 0 0 2 2												
Aaron Boone, R (1, 5) OBP: 0.340, SLG: 0.504		1-2 P4			0-3 K		0-0 G6-3		2-3 K	4 0 0 0 0 2 2												
Sean Casey, L (1, 3) OBP: 0.344, SLG: 0.409		0-2 L5			2-2 1B		3-2 WP 1B		0-2 G4-3	4 0 2 0 0 0 1												
Jason LaRue, R (1, 2) OBP: 0.350, SLG: 0.492			0-0 WP 1B 2B			1-2 G3		2-0 F8		3 1 1 0 1 0 1												
Juan Castro, R (1, 4) OBP: 0.275, SLG: 0.368			2-2 SH5-4 1B 1B			0-0 F9		1-1 F8		4 1 1 1 0 0 3												
Jimmy Anderson, L (1, 1) OBP: 0.333, SLG: 0.143			0-0 SH5-4			1-0 L8		1-1 F8		1 0 0 0 0 0 0												
Reggie Taylor, L (8, PH) OBP: 0.256, SLG: 0.367										1 0 0 0 0 0 0												
Felix Heredia, L (8, 1) OBP: 0.333, SLG: 0.333										0 0 0 0 0 0 0												
<b>Inning Stats</b>	R: 0 E: 0 K: 1 S: 8	H: 0 LOB: 0 BB: 0 P: 12	R: 0 E: 0 K: 1 S: 9	H: 0 LOB: 0 BB: 0 P: 11	R: 2 E: 0 K: 0 S: 9	H: 3 LOB: 1 BB: 0 P: 13	R: 1 E: 0 K: 2 S: 16	H: 1 LOB: 1 BB: 1 P: 21	R: 0 E: 0 K: 0 S: 7	H: 0 LOB: 0 BB: 0 P: 9	R: 0 E: 0 K: 2 S: 12	H: 1 LOB: 1 BB: 0 P: 17	R: 0 E: 0 K: 0 S: 7	H: 1 LOB: 1 BB: 0 P: 13	R: 0 E: 0 K: 2 S: 9	H: 1 LOB: 1 BB: 0 P: 12	R: 0 E: 0 K: 1 S: 14	H: 1 LOB: 2 BB: 1 P: 22	1B: 5 2B: 3 3B: 0 HR: 0	SF: 0 SAC: 1 DP: 0 HBP: 0	WP: 2 PB: 0 SB: 1 CS: 0	PA: 35
<b>PITCHER</b>	IP WLS BF H R ER SO BB IBB HBP BLK WP HR S P ERA WHIP																					
John Patterson, R (1, 1) ERA: 7.09	7.2 W 29 7 3 3 7 1 0 0 0 2 0 74 104 3.52 1.043																					
Eddie Oropesa, L (8, 1) ERA: 3.5	0.1 H 1 0 0 0 1 0 0 0 0 0 0 3 4 0.00 0.000																					
Jose Valverde, R (9, 1) ERA: 2.0	1.0 S 5 1 0 0 1 1 0 0 0 0 0 14 22 0.00 2.000																					

AB	32
R	3
H	8
RBI	2
BB	2
SO	9
LOB	13



Batter	1	2	3	4	5	6	7	8	9	AB	R	H	RBI	BB	SO	LOB
Tony Womack, L OBP: 0.266, SLG: 0.340 (1, 6)	0-1 G6-3	1-0 FC6-4			1-2 G3		1-0 G4-3			4	0	0	0	0	0	1
Matt Kata, S OBP: 0.316, SLG: 0.529 (1, 4)	0-1 G5-3	1-3 K			0-2 L6			0-0 P4 2B		4	0	1	0	0	1	1
Alex Cintron, S OBP: 0.350, SLG: 0.524 (1, 5)	4-0 BB 2B BB				2-2 L9		1-1 P3	0-1 P4 2-3		3	1	0	0	1	0	1
Luis Gonzalez, L OBP: 0.383, SLG: 0.567 (1, 7)	0-1 BB 2B 1B				0-1 F8		2-1 G3	2-0 G4-3		4	1	1	0	0	0	1
Robby Hammock, R OBP: 0.353, SLG: 0.609 (1, 9)	4-1 2B PB BB				2-1 G6-3		0-0 G1-3	4-0 S IBB		2	1	0	0	2	0	0
Steve Finley, L OBP: 0.364, SLG: 0.475 (1, 8)	1-2 PB 2B				0-1 G4-3		3-3 K	1-2 P5		4	0	1	2	0	1	2
Lyle Overbay, L OBP: 0.373, SLG: 0.415 (1, 3)	2-3 K				1-3 K		1-0 HR 2B			3	1	1	0	0	2	1
Chad Moeller, R OBP: 0.366, SLG: 0.496 (1, 2)					1-1 L6		0-0 HR			3	1	1	2	0	0	0
John Patterson, R OBP: 0.111, SLG: 0.111 Eddie Oropesa, L Jose Valverde, R					1-1 G6-3		0-1 G4-3			3	0	1	0	0	0	0
										0	0	0	0	0	0	0
										0	0	0	0	0	0	0

Inning Stats	R: 3	H: 2	E: 0	K: 1	S: 14	LOB: 1	BB: 2	P: 25	R: 0	H: 1	E: 0	K: 1	S: 8	LOB: 1	BB: 0	P: 15	R: 0	H: 0	E: 0	K: 0	S: 7	LOB: 0	BB: 0	P: 11	R: 0	H: 0	E: 0	K: 1	S: 8	LOB: 0	BB: 0	P: 10	R: 0	H: 0	E: 0	K: 0	S: 8	LOB: 0	BB: 0	P: 10	R: 0	H: 0	E: 0	K: 0	S: 5	LOB: 0	BB: 0	P: 8	R: 2	H: 2	E: 0	K: 1	S: 8	LOB: 0	BB: 0	P: 13	R: 0	H: 1	E: 0	K: 0	S: 7	LOB: 2	BB: 1	P: 14
PITCHER	IP	WLS	BF	H	R	ER	SO	BB	IBB	HBP	BLK	WP	HR	S	P	ERA	WHIP																																															
Jimmy Anderson, L ERA: 7.22	(1, 1)	7.0	L	28	5	5	4	4	2	0	0	0	1	58	92	5.14	1.000																																															
Felix Heredia, L ERA: 2.49	(8, 1)	1.0		5	1	0	0	0	0	1	0	0	0	7	14	0.00	1.000																																															

BOTTOM

Cincinnati Reds @ Arizona Diamondbacks  
Bank One Ballpark, Phoenix, AZ  
Sat Jun 21 2003, 10:05 PM EDT  
Att. 40,041 - Sunny - 79 F


AB	30
R	5
H	6
RBI	4
BB	3
SO	4
LOB	7



WP: 0	PA: 33
PB: 1	CS: 0
SB: 1	
CS: 0	
1B: 2	SF: 0
2B: 3	SAC: 0
3B: 0	DP: 0
HR: 1	HBP: 0
WP: 0	PA: 33
ERA	WHIP



Batter	1	2	3	4	5	6	7	8	9	AB R H RBI BB SO LOB	TOP																	
Adam Dunn, L (1, 7) OBP: 0.339, SLG: 0.513	2-1 HBP SF9 1B	3-3 K			2-1 G4-3 SH2-3 HBP		2-3 K			3 1 1 0 0 2 0	<p>Cincinnati Reds @ Arizona Diamondbacks</p> <p>Bank One Ballpark, Phoenix, AZ</p> <p>Sun Jun 22 2003, 4:37 PM EDT</p> <p>Att. 35,536 - Sunny - 79 F</p> <p>livebaseballscorecards.com</p>																	
Ray Olmedo, S (1, 6) OBP: 0.268, SLG: 0.317	0-1 SF9 HBP 2B 1B		1-0 G3-4-3		0-1 SH2-3		1-3 K2-3			3 1 1 0 0 1 0																		
Ken Griffey Jr., L (1, 8) OBP: 0.372, SLG: 0.528	1-0 2B HBP		1-2 G4-3		4-2 E BB			4-2 1B BB		1 1 0 0 2 0 0																		
Jose Guillen, R (1, 9) OBP: 0.396, SLG: 0.633	0-2 SF9		1-2 G1-3		0-0 G4-3			1-0 P6		3 0 0 1 0 0 3																		
Aaron Boone, R (1, 5) OBP: 0.342, SLG: 0.504	2-3 K			3-2 1B SF9 1B		0-3 K		1-1 G4-6-3 1B		4 1 2 0 0 2 4																		
Sean Casey, L (1, 3) OBP: 0.350, SLG: 0.418	0-1 1B 2B		0-0 1B		2-2 G4-6-3 1B			0-1 G4-6-3		4 1 3 2 0 0 2																		
Kelly Stinnett, R (1, 2) OBP: 0.325, SLG: 0.473	1-0 1B		2-3 K		0-0 B3			1-3 K		3 0 1 1 0 1 3																		
Reggie Taylor, L (9, PH) OBP: 0.253, SLG: 0.363	2-H 1B									1 0 0 0 0 1 0																		
Juan Castro, R (1, 4) OBP: 0.270, SLG: 0.363		1-3 K		1-2 SF9		1 SAFE 2-1 G4-6-3		1-1 P6		2 0 0 1 0 1 1																		
Russell Branan, L (9, PH) OBP: 0.333, SLG: 0.304										1 0 0 0 0 0 0																		
Ryan Dempster, R (1, 1) OBP: 0.087, SLG: 0.045		0-3 K		1-3 K			1-3 K		1-0 G6-3	2 0 0 0 0 2 1	<p>REDS</p>																	
Scott Sullivan, R (6, 1) ERA: 4.37										0 0 0 0 0 0 0																		
Wily Mo Peña, R (7, PH) OBP: 0.116, SLG: 0.152										1 0 0 0 0 1 0	<p>WP: 0 PA: 36</p> <p>PB: 0</p> <p>SB: 0</p> <p>CS: 0</p>																	
Kent Mercker, L (7, 1)										0 0 0 0 0 0 0																		
Chris Reitsma, R (7, 1) OBP: 0.125, SLG: 0.125										0 0 0 0 0 0 0																		
Barry Larkin, R (7, 6) OBP: 0.356, SLG: 0.393										1 0 0 0 0 0 0																		
Inning Stats	R: 4 E: 0 K: 1 S: 15	H: 4 LOB: 1 P: 21	R: 0 E: 0 K: 3 S: 11	H: 0 LOB: 0 BB: 0 P: 15	R: 0 E: 0 K: 0 S: 7	H: 0 LOB: 0 BB: 0 P: 10	R: 1 E: 0 K: 2 S: 13	H: 2 LOB: 1 BB: 0 P: 20	R: 0 E: 1 K: 1 S: 9	H: 1 LOB: 0 BB: 1 P: 15		R: 0 E: 0 K: 3 S: 9	H: 0 LOB: 0 BB: 0 P: 13	R: 0 E: 0 K: 3 S: 9	H: 1 LOB: 1 BB: 1 P: 16	R: 0 E: 0 K: 1 S: 6	H: 0 LOB: 0 BB: 0 P: 9	1B: 7 2B: 1 3B: 0 HR: 0	SF: 2 SAC: 1 DP: 2 HBP: 2									
PITCHER	IP	WLS	BF	H	R	ER	SO	BB	IBB	HBP		BLK	WP	HR	S	P	ERA	WHIP										
Andrew Good, R (1, 1) ERA: 4.67	5.0		23	6	5	5	7	1	0	2		0	0	0	55	81	9.00	1.400										
Stephen Randolph, L (6, 1) ERA: 4.37	1.0		3	1	0	0	0	0	0	0		0	0	0	8	12	0.00	1.000										
Eddie Oropesa, L (7, 1) ERA: 3.32	1.0	W	4	0	0	0	3	1	0	0		0	0	0	14	22	0.00	1.000										
Brady Raggio, R (8, 1) ERA:	1.0	H	3	1	0	0	0	0	0	0	0	0	0	5	7	0.00	1.000											
Jose Valverde, R (9, 1) ERA: 1.8	1.0	S	3	0	0	0	1	0	0	0	0	0	0	6	9	0.00	0.000											

Batter	1	2	3	4	5	6	7	8	9	AB	R	H	RBI	BB	SO	LOB	BOTTOM		
<b>Tony Womack, L</b> OBP: 0.264, SLG: 0.337 (1, 6)	2-1 G6-3	2-2 F8			1-0 HR 1B	1-3 K2-3		2-3 K		5	1	1	0	0	2	2	<b>Cincinnati Reds @ Arizona Diamondbacks</b> Bank One Ballpark, Phoenix, AZ Sun Jun 22 2003, 4:37 PM EDT Att. 35,536 - Sunny - 79 F		
<b>Steve Finley, L</b> OBP: 0.378, SLG: 0.500 (1, 8)	2-1 BB 1B		4-0 FC4-6 BB		1-0 HR		3-1 BB 1B	0-0 BB 1B		4	3	4	3	1	0	0			
<b>Carlos Baerga, S</b> OBP: 0.338, SLG: 0.472 <b>Matt Kata, S</b> OBP: 0.350, SLG: 0.529 (7, PR) (8, 4)	2-2 BB 1B		2-1 FC4-6 G3-6-1		0-0 1B		1-0 BB 1B	4-1 BB		4	0	3	0	0	0	1			
<b>Luis Gonzalez, L</b> OBP: 0.383, SLG: 0.561 (1, 7)	4-1 BB		1-0 G3-6-1		0-0 F9		4-0 FC5-2 BB	2-1 F8		3	1	0	0	2	0	4			
<b>David Dellucci, L</b> OBP: 0.360, SLG: 0.458 (1, 9)	4-2 BB			2-2 G5-4-3 1B	1-0 G4-3		4-1 SF7 FC5-2 BB			2	0	1	2	2	0	1			
<b>Robby Hammock, R</b> OBP: 0.347, SLG: 0.582 (1, 5)	2-2 K			3-2 F7		4-2 2B BB	3-2 FC5-2 SF7			3	0	0	0	1	1	7			
<b>Mark Grace, L</b> OBP: 0.293, SLG: 0.333 (1, 3)	3-1 L4			0-1 G5-4-3		2-3 SAFE K	0-0 SF7			3	0	0	1	0	1	5			
<b>Chad Moeller, R</b> OBP: 0.363, SLG: 0.490 <b>Jose Valverde, R</b> (9, 1)		2-2 L4			1-0 HR 1B	1-3 K	2-2 G6-3			4	1	1	0	0	1	4			
<b>Andrew Good, R</b> OBP: 0.182, SLG: 0.182 <b>Quinton McCracken, S</b> OBP: 0.250, SLG: 0.232 <b>Stephen Randolph, L</b> (6, 1) <b>Lyle Overbay, L</b> OBP: 0.378, SLG: 0.424 <b>Eddie Oropesa, L</b> (7, 1) <b>Brady Raggio, R</b> (8, 1) <b>Rod Barajas, R</b> OBP: 0.277, SLG: 0.398 (8, 2)		1-2 G4-3			2-2 K	2-0 2B		1-3 K		1	0	0	0	0	0	0			
<b>Inning Stats</b>	R: 1 E: 0 K: 1 S: 16	H: 2 LOB: 3 BB: 2 P: 35	R: 0 E: 0 K: 0 S: 11	H: 0 LOB: 0 BB: 0 P: 16	R: 0 E: 0 K: 0 S: 3	H: 1 LOB: 0 BB: 1 P: 10	R: 0 E: 0 K: 0 S: 10	H: 1 LOB: 0 BB: 0 P: 15	R: 3 E: 0 K: 1 S: 9	H: 4 LOB: 1 BB: 0 P: 15	R: 0 E: 0 K: 3 S: 18	H: 1 LOB: 2 BB: 1 P: 28	R: 2 E: 0 K: 0 S: 11	H: 2 LOB: 3 BB: 2 P: 28	R: 0 E: 0 K: 2 S: 12	H: 1 LOB: 2 BB: 1 P: 21		1B: 9 2B: 1 3B: 0 HR: 1 SF: 1 SAC: 0 DP: 2 HBP: 0 WP: 0 PA: 40	
<b>PITCHER</b> <b>Ryan Dempster, R</b> ERA: 6.55 <b>Scott Sullivan, R</b> ERA: 4.62 <b>Kent Mercker, L</b> ERA: 2.49 <b>Chris Reitsma, R</b> ERA: 4.99	(1, 1) (6, 1) (7, 1) (7, 1)	IP 5.0 1.0 0.0 2.0	WLS 0 H L L	BF 23 5 4 8	H 7 1 2 1	R 4 0 0	ER 4 0 2 0	SO 2 3 0 2	BB 3 0 0 1	IBB 0 0 0 0	HBP 0 0 0 0	BLK 0 0 0 0	WP 0 0 0 0	HR 1 0 0 0	S 49 18 4 19	P 91 28 16 33	ERA 7.20 0.00 ∞ 0.00	WHIP 2.000 2.000 ∞ 1.000	



Batter	1	2	3	4	5	6	7	8	9	AB R H RBI BB SO LOB	TOP																										
<b>Craig Biggio, R</b> (1, 8) OBP: 0.347, SLG: 0.432	2-3 <b>K</b>		3-2 <b>G5-3</b>		2-1 <b>G5-3</b>			1-0 <b>G5-3</b>	2-1 <b>E</b> 5 1B	5 1 1 1 0 1 1																											
<b>Geoff Blum, S</b> (1, 5) OBP: 0.295, SLG: 0.397	0-0 <b>L6</b>			1-1 <b>G3-1</b>		0-1 <b>F7</b>		1-2 <b>F8</b>	1-0 <b>E1</b> 5 1B WP	5 1 0 0 0 0 2																											
<b>5 Jeff Bagwell, R</b> (1, 3) OBP: 0.360, SLG: 0.471	2-1 <b>G5-3</b>			4-0 <b>S</b> 1B BB		3-2 <b>F8</b>		1-2 <b>2B</b>	3-1 <b>WP</b> 1B	4 1 2 2 1 0 0																											
<b>17 Lance Berkman, S</b> (1, 7) OBP: 0.398, SLG: 0.488 <b>Morgan Ensberg, R</b> (9, PH) OBP: 0.418, SLG: 0.638		1-1 <b>G6-3</b>		2-3 <b>K</b>		1-0 <b>G4-3</b>		4-0 <b>IBB</b>	2-0 <b>HBP</b>	3 0 0 0 1 1 1 0 0 0 0 0 0 0																											
<b>Richard Hidalgo, R</b> (1, 9) OBP: 0.396, SLG: 0.553		1-2 <b>G1-3</b>		1-2 <b>3B</b> 1B			4-2 <b>G4-3</b> BB	3-3 <b>K</b>	0-2 <b>G5-3</b>	4 1 1 1 1 1 4																											
<b>Jose Vizcaino, S</b> (1, 4) OBP: 0.274, SLG: 0.379		1-2 <b>G4-3</b>		0-0 <b>1-H</b> 3B			0-0 <b>G4-3</b>		0-1 <b>FC6-4</b> 1B 2B	4 1 2 1 0 0 1																											
<b>Brad Ausmus, R</b> (1, 2) OBP: 0.269, SLG: 0.279			3-1 <b>G4-3</b>	1-0 <b>G5-3</b>			2-2 <b>G5-3</b>		4-0 <b>FC6-4</b> BB	3 0 0 0 1 0 2																											
<b>28 Adam Everett, R</b> (1, 6) OBP: 0.301, SLG: 0.396			1-1 <b>G5-3</b>		1-1 <b>G5-3</b>		4-0 <b>IBB</b>		1-3 <b>K</b>	3 0 0 0 1 1 2																											
<b>Ron Villone, L</b> (1, 1) <b>Orlando Merced, S</b> (7, PH) OBP: 0.302, SLG: 0.382 <b>Nate Bland, L</b> (7, 1) <b>Ricky Stone, R</b> (7, 1) <b>54 Brad Lidge, R</b> (8, 1) <b>Pete Munro, R</b> (8, 1) <b>Gregg Zaun, S</b> (9, PH) OBP: 0.333, SLG: 0.347			2-2 <b>HBP</b>		0-2 <b>F7</b>		2-2 <b>F8</b>		1-0 <b>FC6-4</b> E 5 1B 1-2f 2-3	1 0 0 0 0 0 0 1 0 0 0 0 0 2 0 1 1 0 0 0 0 2																											
<b>Inning Stats</b>	R: 0 E: 0 K: 1 S: 6	H: 0 LOB: 0 BB: 0 P: 10	R: 0 E: 0 K: 0 S: 9	H: 0 LOB: 0 BB: 0 P: 12	R: 0 E: 0 K: 0 S: 12	H: 0 LOB: 1 BB: 0 P: 21	R: 2 E: 0 K: 1 S: 11	H: 2 LOB: 1 BB: 1 P: 19	R: 0 E: 0 K: 0 S: 8	H: 0 LOB: 0 BB: 0 P: 11	R: 0 E: 0 K: 0 S: 7	H: 0 LOB: 0 BB: 0 P: 11	R: 0 E: 0 K: 0 S: 9	H: 0 LOB: 2 BB: 2 P: 21	R: 0 E: 0 K: 1 S: 13	H: 1 LOB: 2 BB: 1 P: 23	R: 4 E: 1 K: 1 S: 14	H: 3 LOB: 2 BB: 1 P: 28	1B: 3 2B: 2 3B: 1 HR: 0	SF: 0 SAC: 0 DP: 0 HBP: 2	WP: 1 PB: 0 SB: 1 CS: 0	PA: 41															
<b>PITCHER</b>	IP WLS BF H R ER SO BB IBB HBP BLK WP HR S P ERA WHIP																																				
<b>17 Brandon Webb, R</b> (1, 1) ERA: 2.38	7.0		27	2	2	2	2	2	2	1	1	0	0	0	62	105	2.57	0.571																			
<b>Ricky Bottalico, R</b> (8, 1) ERA:	1.0	W	5	1	0	0	1	0	1	0	0	0	0	13	23	0.00	1.000																				
<b>Oscar Villarreal, R</b> (9, 1) ERA: 3.28	0.2		7	3	4	1	1	1	0	0	0	0	0	11	23	13.50	6.000																				
<b>Mike Myers, L</b> (9, 1) ERA: 5.4	0.0		1	0	0	0	0	0	0	1	0	0	1	0	2	∞	∞																				
<b>Brady Raggio, R</b> (9, 1) ERA:	0.1	S	1	0	0	0	0	0	0	0	0	0	0	3	3	0.00	0.000																				

**Houston Astros @ Arizona Diamondbacks**  
**Bank One Ballpark, Phoenix, AZ**  
 Mon Jun 23 2003, 9:37 PM EDT  
 Att. 29,623 - Cloudy - 79 F

AB	34
R	6
H	6
RBI	5
BB	5
SO	4
LOB	17







Batter	1	2	3	4	5	6	7	8	9	AB	R	H	RBI	BB	SO	LOB	TOP										
<b>Craig Biggio, R</b> OBP: 0.348, SLG: 0.438 (1, 8)	0-3 K		1-1 17 1B 2B	0-1 2-H 2B		2-2 G4-3 1-2		2-3 K		5	1	2	1	0	2	3											
<b>Geoff Blum, S</b> OBP: 0.298, SLG: 0.391 (1, 5) (7, 4)	1-3 K2-3		2-1 17 1B HBP	0-0 G3				4-2 K	4-2 5 FC6-4 BB	3	0	0	0	1	2	1											
<b>5 Jeff Bagwell, R</b> OBP: 0.360, SLG: 0.468 (1, 3)	2-3 K		2-3 K		0-1 F8 17 BB 1B			4-1 HBP BB BB	1-1 FC6-4 17 FC6	4	0	1	1	1	2	4											
<b>17 Lance Berkman, S</b> OBP: 0.401, SLG: 0.492 (1, 7)		0-0 WP 1B 2B	0-1 FC6-4 1-2 2-H 1B		4-2 F8 1-2 BB			1-2 F9	3-1 FC6	4	1	2	1	1	0	3											
<b>Richard Hidalgo, R</b> OBP: 0.400, SLG: 0.557 (1, 9)		2-2 FC4-6 2-H 1B	3-3 K		1-0 F8 1-2 2-3			4-2 HBP 1-2 BB	1-2 G4-3 2B	4	0	2	1	1	1	4											
<b>Jose Vizcaino, S</b> OBP: 0.273, SLG: 0.371 <b>Jerome Robertson, L</b> OBP: 0.136, SLG: 0.136 <b>Ricky Stone, R</b> <b>Orlando Merced, S</b> OBP: 0.300, SLG: 0.380 (1, 4) (7, PR) (7, 1) (9, PH)	1 SAFE FC4-6 1B 28 SF9	0-2 FC4-6 1B 28 SF9	0-1 FC6-4		2-3 K			2-1 K	1-2 G4-3	3	1	0	0	0	1	5											
<b>Brad Ausmus, R</b> OBP: 0.274, SLG: 0.281 <b>Gregg Zaun, S</b> OBP: 0.326, SLG: 0.338 (1, 2) (7, PH) (7, 2)		0-0 1B		4-1 28 FC1-6 BB	3-2 G6-3			0-0 F8	0-1 P6	2	0	1	0	1	0	2											
<b>28 Adam Everett, R</b> OBP: 0.304, SLG: 0.394 (1, 6)		1 SAFE SF9	1-0 SF9	0-1 FC1-6 G4-3 2B		4-1 CS BB		1-1 BB 5 1B FC6-4 1B	1-3 K	3	2	1	1	1	1	2											
<b>Tim Redding, R</b> OBP: 0.200, SLG: 0.208 <b>Brian Hunter, R</b> OBP: 0.305, SLG: 0.324 <b>Nate Bland, L</b> <b>Kirk Saarloos, R</b> <b>Morgan Ensberg, R</b> OBP: 0.422, SLG: 0.640 (1, 1) (6, PH) (6, 1) (6, 1) (7, 5)		0-3 K		2-2 G4-3		0-2 P4		3-2 5 FC6-4 BB 1B		2	0	0	0	0	1	2											
<b>Inning Stats</b>	R: 0 E: 0 K: 3 S: 11	H: 0 LOB: 0 BB: 0 P: 14	R: 2 E: 0 K: 1 S: 12	H: 3 LOB: 1 BB: 0 P: 15	R: 1 E: 0 K: 2 S: 13	H: 2 LOB: 2 BB: 1 P: 21	R: 1 E: 0 K: 0 S: 9	H: 1 LOB: 1 BB: 1 P: 15	R: 0 E: 0 K: 1 S: 12	H: 1 LOB: 2 BB: 1 P: 22	R: 0 E: 0 K: 0 S: 7	H: 0 LOB: 0 BB: 1 P: 13	R: 0 E: 0 K: 1 S: 17	H: 0 LOB: 3 BB: 2 P: 30	R: 1 E: 0 K: 1 S: 14	H: 2 LOB: 2 BB: 1 P: 28	R: 0 E: 0 K: 1 S: 11	H: 1 LOB: 1 BB: 0 P: 14	1B: 6 2B: 4 3B: 0 HR: 0	SF: 1 SAC: 0 DP: 0 HBP: 2	WP: 1 PB: 0 SB: 0 CS: 1	PA: 44					
<b>PITCHER</b>	IP	WLS	BF	H	R	ER	SO	BB	IBB	HBP	BLK	WP	HR	S	P	ERA	WHIP										
<b>Miguel Batista, R</b> ERA: 2.83 <b>Stephen Randolph, L</b> ERA: 4.24 <b>Ricky Bottalico, R</b> ERA: 5.4 <b>Brady Raggio, R</b> ERA: <b>Jose Valverde, R</b> ERA: 1.64	(1, 1) (7, 1) (7, 1) (8, 1) (9, 1)		28 5 5 2 4	7 0 2 0 1	4 0 1 0 0	4 0 1 0 0	7 1 1 0 1	3 2 1 0 0	0 0 0 0 0	1 1 0 0 0	0 0 0 0 0	0 0 0 0 0	1 0 0 0 0	0 4 8 11 14	100 29 21 8 14	6.00 0.00 13.50 0.00 0.00	1.667 3.000 4.500 0.000 1.000										

**Houston Astros @ Arizona Diamondbacks**  
Bank One Ballpark, Phoenix, AZ  
Tue Jun 24 2003, 9:37 PM EDT  
Att. 38,134 - Sunny - 96 F

AB	35
R	5
H	10
RBI	5
BB	6
SO	10
LOB	32



WP: 1	PA: 44
-------	--------





Batter	1	2	3	4	5	6	7	8	9	AB R H RBI BB SO LOB	TOP											
<b>Brian Hunter, R</b> (1, 8) OBP: 0.302, SLG: 0.321	1-1 P5		1-1 F8		2-1 G5-3		1-1 BLK 1B			4 0 1 0 0 0 2												
<b>Geoff Blum, S</b> (1, 4) OBP: 0.301, SLG: 0.393	0-2 5 G6-4-3 1B			0-1 5 G5-3 1B		0-0 G3	1 SAFE 2-2 P3			4 0 2 0 0 0 1												
<b>5 Jeff Bagwell, R</b> (1, 3) OBP: 0.356, SLG: 0.462	0-0 G6-4-3 1-2f			2-2 SAFE G5-3		1-3 K	3-3 K			4 0 0 0 0 2 2												
<b>17 Lance Berkman, S</b> (1, 7) OBP: 0.406, SLG: 0.490		4-0 G6-4-3 BB		1-3 K		4-2 BB	4-2 BB			1 0 0 0 3 1 1												
<b>Richard Hidalgo, R</b> (1, 9) OBP: 0.394, SLG: 0.546		0-3 K		1-0 E5		0-1 P4	0-1 P4			4 0 0 0 0 1 4												
<b>Morgan Ensberg, R</b> (1, 5) OBP: 0.418, SLG: 0.629		1 SAFE 1-1 G6-4-3 1-2f		2-2 F9		2-2 28 HR 1B	1-3 K			4 1 1 0 0 1 4												
<b>Brad Ausmus, R</b> (1, 2) OBP: 0.270, SLG: 0.277			1-1 F8		1-0 F8		0-0 F8			3 0 0 0 0 0 1												
<b>Orlando Merced, S</b> (9, PH) OBP: 0.298, SLG: 0.377								1-2 G3-1		1 0 0 0 0 0 0	<b>AB 31</b>											
<b>28 Adam Everett, R</b> (1, 6) OBP: 0.309, SLG: 0.418			2-3 K SH2-4		0-0 SH3-4 1B		1-0 1-H HR			4 1 2 2 0 1 0	<b>R 2</b>											
<b>Wade Miller, R</b> (1, 1) OBP: 0.179, SLG: 0.214			1-0 SH2-4		0-2 SH3-4		0-0 F7			1 0 0 0 0 0 0	<b>H 6</b>											
<b>Octavio Dotel, R</b> (8, 1)										0 0 0 0 0 0 0	<b>RBI 2</b>											
<b>Gregg Zaun, S</b> (9, PH) OBP: 0.322, SLG: 0.333			1-2 SH2-4					0-2 G4-3		1 0 0 0 0 0 0	<b>BB 3</b>											
										0 0 0 0 0 0 0	<b>SO 6</b>											
										1 0 0 0 0 0 0	<b>LOB 15</b>											
<b>Inning Stats</b>	R: 0 E: 0 K: 0 S: 6	H: 1 LOB: 0 BB: 0 P: 7	R: 0 E: 0 K: 1 S: 5	H: 0 LOB: 0 BB: 1 P: 10	R: 0 E: 0 K: 1 S: 8	H: 0 LOB: 1 BB: 0 P: 13	R: 0 E: 1 K: 1 S: 16	H: 1 LOB: 2 BB: 0 P: 22	R: 0 E: 0 K: 1 S: 7	H: 1 LOB: 1 BB: 0 P: 10	R: 0 E: 0 K: 1 S: 10	H: 0 LOB: 1 BB: 1 P: 15	R: 2 E: 0 K: 0 S: 11	H: 3 LOB: 1 BB: 0 P: 17	R: 0 E: 0 K: 2 S: 13	H: 0 LOB: 1 BB: 1 P: 21	R: 0 E: 0 K: 0 S: 10	H: 0 LOB: 0 BB: 0 P: 13	1B: 5 2B: 0 3B: 0 HR: 1	SF: 0 SAC: 2 DP: 2 HBP: 0	WP: 0 PB: 1 SB: 0 CS: 0	PA: 36
<b>PITCHER</b>	IP WLS BF H R ER SO BB IBB HBP BLK WP HR S P ERA WHIP																					
<b>Elmer Dessens, R</b> (1, 1) ERA: 5.19	6.2 W 28 6 2 2 4 2 0 0 0 0 1 60 89 2.70 1.200																					
<b>Stephen Randolph, L</b> (7, 1) ERA: 4.18	0.1 H 1 0 0 0 0 0 0 0 0 0 1 3 5 0.00 0.000																					
<b>Brady Raggio, R</b> (8, 1) ERA:	1.0 H 4 0 0 0 2 1 0 0 0 0 0 0 13 21 0.00 1.000																					
<b>Jose Valverde, R</b> (9, 1) ERA: 1.5	1.0 S 3 0 0 0 0 0 0 0 0 0 0 0 10 13 0.00 0.000																					

**Houston Astros @ Arizona Diamondbacks**  
**Bank One Ballpark, Phoenix, AZ**  
 Wed Jun 25 2003, 6:05 PM EDT  
 Att. 34,647 - Dome - 72 F

<b>AB</b>	31
<b>R</b>	2
<b>H</b>	6
<b>RBI</b>	2
<b>BB</b>	3
<b>SO</b>	6
<b>LOB</b>	15



WP: 0	PA: 36
PB: 1	
SB: 0	
CS: 0	

PITCHER	IP	WLS	BF	H	R	ER	SO	BB	IBB	HBP	BLK	WP	HR	S	P	ERA	WHIP
Elmer Dessens, R	6.2	W	28	6	2	2	4	2	0	0	0	0	1	60	89	2.70	1.200
Stephen Randolph, L	0.1	H	1	0	0	0	0	0	0	0	1	0	0	3	5	0.00	0.000
Brady Raggio, R	1.0	H	4	0	0	0	2	1	0	0	0	0	0	13	21	0.00	1.000
Jose Valverde, R	1.0	S	3	0	0	0	0	0	0	0	0	0	0	10	13	0.00	0.000

Batter	1	2	3	4	5	6	7	8	9
Tony Womack, L OBP: 0.275, SLG: 0.346 (1, 6) C C C F B S	1-3 K		1-2 G6-3		1-0 P2			0-1 F7	
Matt Kata, S OBP: 0.412, SLG: 0.621 (1, 4) B F B X	2-1 1B		0-1 L4			2-0 F7		2-1 L8	
Alex Cintron, S OBP: 0.360, SLG: 0.565 (1, 5) C B 1 SAFE F S	1-3 K		0-0 G4-3			2-0 E6 G6-4-3			
Luis Gonzalez, L OBP: 0.384, SLG: 0.562 (1, 7) B F B X	2-1 P3			2-1 2B 1B		0-1 G6-4-3 1-2f			
David Dellucci, L OBP: 0.373, SLG: 0.491 (1, 9)		1-2 G4-3		2-0 FC9-5 1-H 2B		1-2 F9			
Steve Finley, L OBP: 0.383, SLG: 0.507 (1, 8) C C C B C C C		2-2 HR 1B		2-2 FC9-5 2-3		1-0 2B			
Lyle Overbay, L OBP: 0.371, SLG: 0.428 (1, 3) B C C		1-1 HR		3-3 K		2-3 K			
Rod Barajas, R OBP: 0.276, SLG: 0.392 (1, 2) F C C B C C C		2-2 F7			2-0 F7		1-3 K		
Elmer Dessens, R OBP: 0.240, SLG: 0.250 Stephen Randolph, L Brady Raggio, R Quinton McCracken, S Jose Valverde, R		1-3 K			3-2 G4-3			1-0 G6-3	

Inning Stats	R: 0	H: 1	E: 0	LOB: 1	K: 2	BB: 0	S: 11	R: 2	H: 2	E: 0	LOB: 0	K: 1	BB: 0	S: 16	R: 0	H: 0	E: 0	LOB: 0	K: 0	BB: 0	S: 6	R: 1	H: 2	E: 0	LOB: 0	K: 1	BB: 0	S: 10	R: 0	H: 0	E: 1	LOB: 0	K: 0	BB: 0	S: 4	R: 0	H: 1	E: 0	LOB: 1	K: 2	BB: 0	S: 12	R: 0	H: 0	E: 0	LOB: 0	K: 0	BB: 0	S: 5	R: 0	H: 0	E: 0	LOB: 0	K: 0	BB: 0	S: 5	R: 0	H: 0	E: 0	LOB: 0	K: 0	BB: 0	S: 5
--------------	------	------	------	--------	------	-------	-------	------	------	------	--------	------	-------	-------	------	------	------	--------	------	-------	------	------	------	------	--------	------	-------	-------	------	------	------	--------	------	-------	------	------	------	------	--------	------	-------	-------	------	------	------	--------	------	-------	------	------	------	------	--------	------	-------	------	------	------	------	--------	------	-------	------

PITCHER	IP	WLS	BF	H	R	ER	SO	BB	IBB	HBP	BLK	WP	HR	S	P	ERA	WHIP
Wade Miller, R ERA: 4.53 (1, 1)	7.0	L	26	6	3	3	6	0	0	0	0	0	1	64	102	3.86	0.857
Octavio Dotel, R ERA: 1.64 (8, 1)	1.0		3	0	0	0	0	0	0	0	0	0	0	5	8	0.00	0.000


**BOTTOM**

**Houston Astros @ Arizona Diamondbacks**  
Bank One Ballpark, Phoenix, AZ

Wed Jun 25 2003, 6:05 PM EDT  
Att: 34,647 - Dome - 72 F

AB	R	H	RBI	BB	SO	LOB
4	0	0	0	0	1	0
4	0	1	0	0	0	0
3	0	0	0	0	1	1
3	1	1	0	0	0	2
3	0	1	1	0	0	0
3	1	2	0	0	0	1
3	1	1	2	0	2	1
3	0	0	0	0	1	1
2	0	0	0	0	1	0
0	0	0	0	0	0	0
0	0	0	0	0	0	0
1	0	0	0	0	0	0
0	0	0	0	0	0	0

AB	29
R	3
H	6
RBI	3
BB	0
SO	6
LOB	6



WP	PA
0	29
PB	0
SB	0
CS	0



Batter	1	2	3	4	5	6	7	8	9	AB R H RBI BB SO LOB	TOP	
Tony Womack, L (1, 6) OBP: 0.273, SLG: 0.343	1-2 P6		1-1 F7	1-3 K			0-1 WP BB 1B	2-0 L9		5 0 1 0 0 1 4		
Matt Kata, S (1, 4) OBP: 0.436, SLG: 0.606	0-1 F7		0-0 G3-6-3 1B		1-2 G3-6-1 1B		4-0 WP BB		0-1 G6-3	4 0 2 0 1 0 0		
Alex Cintron, S (1, 5) OBP: 0.355, SLG: 0.552	0-1 F8		0-1 G3-6-3 1-2f		0-0 F8		2-3 K		0-0 1B 1B	5 1 1 0 0 1 4		
Luis Gonzalez, L (1, 7) OBP: 0.387, SLG: 0.560		1-0 G1-3		4-0 FC4-6 BB	1-1 G3-6-1 1-2f		4-0 IBB		0-1 1B 1B	3 1 1 0 2 0 1		
David Dellucci, L (1, 9) OBP: 0.367, SLG: 0.479		3-2 P3		3-2 FC4-6 BB 1-2f 1B		3-1 P2	1-3 K		0-0 1B FC3-6 1B	5 2 1 1 0 1 4		
Carlos Baerga, S (1, 10) OBP: 0.352, SLG: 0.473		4-2 1B 2B BB		4-1 E 1B BB		1-0 F8		0-1 E5 F9 1B	1-3 FC3-6 1B	3 2 2 1 2 0 0		
Steve Finley, L (1, 8) OBP: 0.384, SLG: 0.504		0-1 2B 1B		2-0 E 1B		0-0 P4		0-1 F9	0-0 FC3-6 1B	5 1 2 2 0 0 2		
Lyle Overbay, L (1, 3) OBP: 0.372, SLG: 0.432		1-2 1-H 3-H 2B		3-2 E7 1-2 2-3			3-2 F9	2-3 K	1-1 1B	5 0 2 2 0 1 3		
Chad Moeller, R (1, 2) OBP: 0.361, SLG: 0.473		1-1 G5-3		2-3 K			4-2 1B WP BB	0-0 3-H 1B	0-0 F8	4 1 1 1 1 1 6		
<b>Inning Stats</b>	R: 0 H: 0 E: 0 K: 0 S: 8	R: 2 H: 2 E: 0 K: 0 S: 13	R: 0 H: 1 E: 0 K: 0 S: 5	R: 1 H: 1 E: 1 K: 2 S: 16	R: 0 H: 1 E: 0 K: 0 S: 7	R: 0 H: 0 E: 0 K: 0 S: 4	R: 1 H: 1 E: 0 K: 2 S: 17	R: 1 H: 2 E: 1 K: 1 S: 9	R: 3 H: 5 E: 0 K: 0 S: 12	1B: 12 SF: 0 2B: 1 SAC: 0 3B: 0 DP: 2 HR: 0 HBP: 0	WP: 1 PA: 45 PB: 0 SB: 0 CS: 0	
<b>PITCHER</b>	IP WLS BF H R ER SO BB IBB HBP BLK WP HR S P ERA WHIP											
Adam Bernero, R (1, 1) ERA: 5.79	6.1 L 28 6 4 4 2 4 0 0 0 0 0 62 106 5.68 1.579											
Franklyn German, R (7, 1) ERA: 3.9	0.1 3 0 0 0 1 1 1 0 0 0 1 0 5 15 0.00 3.000											
Jamie Walker, L (7, 1) ERA: 3.42	1.1 6 2 1 0 2 0 0 0 0 0 0 0 12 17 0.00 1.500											
Chris Spurling, R (9, 1) ERA: 4.41	0.1 5 4 3 3 0 0 0 0 0 0 0 0 8 8 81.00 12.000											
Steve Avery, L (9, 1) ERA: 6.0	0.2 3 1 0 0 0 0 0 0 0 0 0 0 4 5 0.00 1.500											

**Arizona Diamondbacks @ Detroit Tigers**  
 Comerica Park, Detroit, MI  
 Fri Jun 27 2003, 7:05 PM EDT  
 Att. 27,682 - Cloudy - 78 F

AB	39
R	8
H	13
RBI	7
BB	6
SO	5
LOB	24



Batter	1	2	3	4	5	6	7	8	9	AB	R	H	RBI	BB	SO	LOB
<b>Bobby Higginson, L</b> OBP: 0.333, SLG: 0.337 (1, 9)	3-2 G3	2-3 K		4-1 BB			3-2 G4-3		0-3 K	4	0	0	0	1	2	1
<b>Warren Morris, L</b> OBP: 0.353, SLG: 0.476 (1, 4)	4-1 3B BB		1-1 G3	3-2 G4-3			3-3 K		1-2 DI 1B	4	1	1	0	1	1	2
<b>Dmitri Young, S</b> OBP: 0.359, SLG: 0.538 (1, 7)	0-1 SF8 3B		0-0 G2-3			3-2 G4-3	0-1 1B		2-3 K	5	1	2	1	0	1	1
<b>Kevin Witt, L</b> OBP: 0.327, SLG: 0.450 <b>Craig Monroe, R</b> OBP: 0.269, SLG: 0.350 (7, PH)	3-2 SF8		1-2 1B 1B			1-1 G4-3	2-3 K			2	0	1	1	0	0	0
<b>Carlos Pena, L</b> OBP: 0.306, SLG: 0.394 (1, 3)	3-1 F7		0-1 1B			2-0 G3-1		4-0 FC6-4 BB		3	0	1	0	1	0	0
<b>Eric Munson, L</b> OBP: 0.310, SLG: 0.421 <b>Shane Halter, R</b> OBP: 0.264, SLG: 0.359 (8, PH) (9, 5)		1-2 P2	0-2 F9			0-3 K		1-2 FC6-4 WP		3	0	0	0	0	1	2
<b>Matt Walbeck, S</b> OBP: 0.143, SLG: 0.200 (1, 2)		1-2 3B 1B		1-3 K		1-3 K		1-3 K		4	1	1	0	0	3	1
<b>Ramon Santiago, S</b> OBP: 0.298, SLG: 0.276 (1, 6)		3-1 L7		2-1 G3-1 2B		0-0 E5		3-3 K		4	0	1	0	0	1	2
<b>Alex Sanchez, L</b> OBP: 0.304, SLG: 0.355 <b>Andres Torres, S</b> OBP: 0.265, SLG: 0.289 (9, PH)		3-2 1B 3B		1-1 G3-1		1-0 B2		1-1 G1-3		3	0	1	1	0	0	2

Inning Stats	R: 2	H: 1	E: 0	K: 0	S: 14	H: 1	LOB: 0	BB: 1	P: 25	R: 1	H: 2	E: 0	K: 1	S: 17	H: 2	LOB: 1	BB: 0	P: 27	R: 0	H: 2	E: 0	K: 0	S: 13	H: 1	LOB: 2	BB: 0	P: 15	R: 0	H: 0	E: 0	K: 0	S: 9	H: 0	LOB: 0	BB: 0	P: 15	R: 0	H: 0	E: 1	K: 2	S: 8	H: 0	LOB: 1	BB: 0	P: 10	R: 0	H: 1	E: 0	K: 2	S: 11	H: 0	LOB: 1	BB: 0	P: 19	R: 0	H: 0	E: 0	K: 2	S: 10	H: 0	LOB: 1	BB: 1	P: 19	R: 0	H: 1	E: 0	K: 2	S: 12	H: 1	LOB: 1	BB: 0	P: 16	1B: 5	SF: 1	2B: 1	SAC: 0	3B: 2	DP: 0	HR: 0	HBP: 0	WP: 1	PA: 39
--------------	------	------	------	------	-------	------	--------	-------	-------	------	------	------	------	-------	------	--------	-------	-------	------	------	------	------	-------	------	--------	-------	-------	------	------	------	------	------	------	--------	-------	-------	------	------	------	------	------	------	--------	-------	-------	------	------	------	------	-------	------	--------	-------	-------	------	------	------	------	-------	------	--------	-------	-------	------	------	------	------	-------	------	--------	-------	-------	-------	-------	-------	--------	-------	-------	-------	--------	-------	--------

PITCHER	IP	WLS	BF	H	R	ER	SO	BB	IBB	HBP	BLK	WP	HR	S	P	ERA	WHIP
<b>John Patterson, R</b> ERA: 6.82 (1, 1)	5.0		23	6	3	3	2	2	0	0	0	0	0	67	107	5.40	1.600
<b>Stephen Randolph, L</b> ERA: 3.96 (6, 1)	2.0	W	8	1	0	0	4	0	0	0	0	0	0	19	29	0.00	0.500
<b>Eddie Oropesa, L</b> ERA: 3.15 (8, 1)	1.0	H	4	0	0	0	2	1	0	0	0	1	0	10	19	0.00	1.000
<b>Mike Myers, L</b> ERA: 5.14 (9, 1)	1.0		4	1	0	0	2	0	0	0	0	0	0	12	16	0.00	1.000

BOTTOM

Arizona Diamondbacks @ Detroit Tigers  
Comerica Park, Detroit, MI  
Fri Jun 27 2003, 7:05 PM EDT  
Att: 27,682 - Cloudy - 78 F

livebaseballscorecards.com

AB	35
R	3
H	8
RBI	3
BB	3
SO	10
LOB	13





Batter	1	2	3	4	5	6	7	8	9	AB R H RBI BB SO LOB	TOP
<b>Tony Womack, L</b> (1, 6) <small>OBP: 0.270, SLG: 0.338</small> <b>Robby Hammock, R</b> (5, 5) <small>OBP: 0.333, SLG: 0.548</small>	1-3 		0-0 		1-1 		2-0 		0-1 	3 0 0 0 0 1 1 2 0 0 0 0 0 2	
<b>Matt Kata, S</b> (1, 4) <small>OBP: 0.432, SLG: 0.605</small>	0-1 		1-1 		2-3 		1-1 		2-1 	5 1 2 0 0 1 2	
<b>Alex Cintron, S</b> (1, 5) <small>OBP: 0.358, SLG: 0.551</small> (5, 6)	1-2 		3-2 		3-2 			0-0 		4 2 2 1 0 0 0	
<b>Luis Gonzalez, L</b> (1, 7) <small>OBP: 0.389, SLG: 0.562</small>	2-1 		3-2 		0-1 			1-2 		4 1 2 3 0 0 2	
<b>David Dellucci, L</b> (1, 9) <small>OBP: 0.357, SLG: 0.464</small>		2-0 	3-2 		0-1 			1-3 		4 0 0 0 0 1 2	
<b>Carlos Baerga, S</b> (1, 10) <small>OBP: 0.342, SLG: 0.463</small>		1-0 		3-1 		2-2 			0-0 	3 0 0 1 0 0 0	
<b>Steve Finley, L</b> (1, 8) <small>OBP: 0.382, SLG: 0.500</small>		2-2 		1-2 		3-3 			0-0 	4 1 1 0 0 1 0	<b>AB 37</b> <b>R 7</b> <b>H 10</b> <b>RBI 7</b> <b>BB 0</b> <b>SO 7</b> <b>LOB 9</b>
<b>Lyle Overbay, L</b> (1, 3) <small>OBP: 0.369, SLG: 0.429</small>			0-0 	0-3 			0-3 		1-0 	4 1 1 0 0 2 0	
<b>Chad Moeller, R</b> (1, 2) <small>OBP: 0.365, SLG: 0.487</small>			2-0 		1-3 		0-2 		1-0 	4 1 2 2 0 1 0	
<b>Inning Stats</b>	R: 0 H: 2 E: 0 LOB: 1 K: 1 BB: 0 S: 11 P: 15	R: 0 H: 0 E: 0 LOB: 0 K: 0 BB: 0 S: 5 P: 10	R: 3 H: 4 E: 0 LOB: 1 K: 0 BB: 0 S: 15 P: 27	R: 0 H: 0 E: 0 LOB: 0 K: 1 BB: 0 S: 9 P: 13	R: 0 H: 0 E: 0 LOB: 0 K: 2 BB: 0 S: 10 P: 14	R: 2 H: 1 E: 1 LOB: 0 K: 1 BB: 0 S: 19 P: 27	R: 0 H: 0 E: 1 LOB: 1 K: 1 BB: 0 S: 12 P: 15	R: 0 H: 0 E: 0 LOB: 0 K: 1 BB: 0 S: 7 P: 9	R: 2 H: 3 E: 0 LOB: 1 K: 0 BB: 0 S: 8 P: 12	1B: 6 SF: 1 2B: 4 SAC: 0 3B: 0 DP: 1 HR: 0 HBP: 0	WP: 0 PA: 38 PB: 0 SB: 1 CS: 0
<b>PITCHER</b> <b>38 Jeremy Bolderman, R</b> (1, 1) <small>ERA: 5.06</small> <b>Wilfredo Ledezma, L</b> (7, 1) <small>ERA: 4.0</small>	IP WLS BF H R ER SO BB IBB HBP BLK WP HR S P ERA WHIP 6.0 L 25 7 5 3 5 0 0 0 0 0 0 0 69 106 4.50 1.167 3.0 13 3 2 2 2 0 0 0 0 0 0 0 27 36 6.00 1.000	<b>PITCHER</b> IP WLS BF H R ER SO BB IBB HBP BLK WP HR S P ERA WHIP									

**Arizona Diamondbacks @ Detroit Tigers**  
 Comerica Park, Detroit, MI  
 Sat Jun 28 2003, 7:05 PM EDT  
 Att. 20,804 - Cloudy - 78 F

livebaseballscorecards.com

Batter	1	2	3	4	5	6	7	8	9	AB R H RBI BB SO LOB
<b>Bobby Higginson, L</b> (1, 9) OBP: 0.329, SLG: 0.332	2-1 G6-3		0-1 G6-3			0-1 G4-3		0-1 G6-4-3		4 0 0 0 0 0 1
<b>Warren Morris, L</b> (1, 4) OBP: 0.333, SLG: 0.448	1-0 G4-3		0-0 G3			1-2 G1-3		2-0 G3-1		4 0 0 0 0 0 0
<b>Dmitri Young, S</b> (1, 7) OBP: 0.361, SLG: 0.536	1-2 G4-3				1-1 G6-3		0-1 1B		4-1 1B BB	3 0 1 0 1 0 0
<b>Kevin Witt, L</b> (1, 10) OBP: 0.324, SLG: 0.442					2-0 G3		1-0 1B		3-2 F8	4 0 1 0 0 0 1
<b>Carlos Pena, L</b> (1, 3) OBP: 0.311, SLG: 0.396					1-0 G4-3		1-0 G6-3		1-2 G6-4-3	4 0 2 0 0 0 2
<b>Shane Halter, R</b> (1, 5) OBP: 0.264, SLG: 0.357							1-0 G5-3		0-2 G6-4-3	4 0 1 0 0 0 2
<b>Ramon Santiago, S</b> (1, 6) OBP: 0.298, SLG: 0.281							2-1 G6-3		1-1 G4-3	3 0 1 0 0 0 2
<b>A.J. Hinch, R</b> (1, 2) OBP: 0.200, SLG: 0.304							2-2 G6-3		1-3 K	3 0 0 0 0 1 3
<b>Alex Sanchez, L</b> (1, 8) OBP: 0.305, SLG: 0.355							1-2 G3-1		1-1 G6-4-3	3 0 1 0 0 1 1

Inning Stats	R: 0 E: 0 K: 0 S: 6	H: 0 LOB: 0 BB: 0 P: 10	R: 0 E: 0 K: 0 S: 10	H: 2 LOB: 2 BB: 0 P: 14	R: 0 E: 0 K: 1 S: 6	H: 0 LOB: 0 BB: 0 P: 6	R: 0 E: 0 K: 0 S: 4	H: 0 LOB: 0 BB: 0 P: 8	R: 0 E: 0 K: 0 S: 11	H: 1 LOB: 1 BB: 0 P: 16	R: 0 E: 0 K: 0 S: 9	H: 2 LOB: 2 BB: 0 P: 12	R: 0 E: 0 K: 1 S: 6	H: 0 LOB: 0 BB: 0 P: 9	R: 0 E: 0 K: 0 S: 5	H: 1 LOB: 0 BB: 0 P: 8	R: 0 E: 0 K: 0 S: 11	H: 1 LOB: 1 BB: 1 P: 19	1B: 6 2B: 1 3B: 0 HR: 0	SF: 0 SAC: 0 DP: 2 HBP: 0	WP: 0 PB: 0 SB: 0 CS: 0	PA: 33
--------------	------------------------------	----------------------------------	-------------------------------	----------------------------------	------------------------------	---------------------------------	------------------------------	---------------------------------	-------------------------------	----------------------------------	------------------------------	----------------------------------	------------------------------	---------------------------------	------------------------------	---------------------------------	-------------------------------	----------------------------------	----------------------------------	------------------------------------	----------------------------------	--------

PITCHER	IP	WLS	BF	H	R	ER	SO	BB	IBB	HBP	BLK	WP	HR	S	P	ERA	WHIP	PITCHER	IP	WLS	BF	H	R	ER	SO	BB	IBB	HBP	BLK	WP	HR	S	P	ERA	WHIP		
<b>17 Brandon Webb, R</b> (1, 1) ERA: 2.1	9.0	W	33	7	0	0	2	1	0	0	0	0	0	68	102	0.00	0.889																				

**BOTTOM**

**Arizona Diamondbacks @ Detroit Tigers**  
Comerica Park, Detroit, MI  
Sat Jun 28 2003, 7:05 PM EDT  
Att. 20,804 - Cloudy - 78 F

[livebaseballscorecards.com](http://livebaseballscorecards.com)

<b>AB</b>	<b>32</b>
<b>R</b>	<b>0</b>
<b>H</b>	<b>7</b>
<b>RBI</b>	<b>0</b>
<b>BB</b>	<b>1</b>
<b>SO</b>	<b>2</b>
<b>LOB</b>	<b>12</b>







Batter	1	2	3	4	5	6	7	8	9	10	AB R H RBI BB SO LOB
Alex Sanchez, L (1, 8) OBP: 0.303, SLG: 0.352	0-1 F7	2-1 CS	1-2 G4-3		1-1 CS 1B		1-2 G3			0-0 F7	5 0 1 0 0 0 0
Warren Morris, L (1, 4) OBP: 0.325, SLG: 0.431	1-3 K2-3		3-2 1B 1B		0-3 K		0-0 F9			1-0 P4	5 0 1 0 0 2 1
Dmitri Young, S (1, 7) OBP: 0.366, SLG: 0.543	3-2 HR		0-0 1B		1-1 1B					3-1 G5-3	4 1 3 0 0 0 0
Kevin Witt, L (1, 3) OBP: 0.322, SLG: 0.463	0-1 HR		0-3 K		0-3 K					3-2 L4	4 1 1 2 0 2 3
Carlos Pena, L (1, 10) OBP: 0.314, SLG: 0.405	1-0 2B		0-0 G4-3		1-0 1B SF9					0-1 G1-3	4 1 2 0 0 0 2
Shane Halter, R (1, 5) OBP: 0.269, SLG: 0.356	2-3 K		2-1 G4-3		1-0 G5-4-3 1B					4-0 FC5-6 BB	3 0 1 0 1 1 1
Ramon Santiago, S (1, 6) OBP: 0.297, SLG: 0.279		4-2 FC4-6 BB	0-1 G4-3		0-0 SF9					0-1 FC5-6 L3	2 0 0 1 1 0 1
A.J. Hinch, R (1, 2) OBP: 0.207, SLG: 0.296		1-3 K	1-1 1B		0-0 G5-4-3					1-2 L3	4 0 1 0 0 1 3
Andres Torres, S (1, 9) OBP: 0.255, SLG: 0.277		0-0 FC4-6 CS	3-2 G3-1		1-3 K					1-1 F9	4 0 0 0 0 1 2

Inning Stats	R: 2	H: 3	E: 0	K: 2	S: 14	H: 1	LOB: 1	P: 21	R: 0	H: 0	E: 0	K: 1	S: 8	R: 0	H: 2	E: 0	K: 1	S: 13	R: 0	H: 1	E: 0	K: 0	S: 9	R: 0	H: 2	E: 0	K: 2	S: 10	R: 1	H: 2	E: 0	K: 0	S: 4	R: 0	H: 0	E: 0	K: 1	S: 8	R: 0	H: 0	E: 0	K: 0	S: 10	R: 0	H: 0	E: 0	K: 0	S: 5	R: 0	H: 0	E: 0	K: 0	S: 4	R: 0	H: 0	E: 0	K: 0	S: 6	R: 0	H: 0	E: 0	K: 0	S: 6	R: 0	H: 0	E: 0	K: 0	S: 4	R: 0	H: 0	E: 0	K: 0	S: 6	1B: 7	SF: 1	2B: 3	SAC: 0	3B: 0	DP: 2	HR: 1	HBP: 0	WP: 0	PA: 39
--------------	------	------	------	------	-------	------	--------	-------	------	------	------	------	------	------	------	------	------	-------	------	------	------	------	------	------	------	------	------	-------	------	------	------	------	------	------	------	------	------	------	------	------	------	------	-------	------	------	------	------	------	------	------	------	------	------	------	------	------	------	------	------	------	------	------	------	------	------	------	------	------	------	------	------	------	------	-------	-------	-------	--------	-------	-------	-------	--------	-------	--------

PITCHER	IP	WLS	BF	H	R	ER	SO	BB	IBB	HBP	BLK	WP	HR	S	P	ERA	WHIP
Miguel Batista, R (1, 1) ERA: 2.91	7.0		29	10	3	3	7	1	0	0	0	0	1	66	95	3.86	1.571
Eddie Oropesa, L (8, 1) ERA: 2.86	2.0	W	6	0	0	0	0	1	0	0	0	0	0	15	26	0.00	0.500
Jose Valverde, R (10, 1) ERA: 1.38	1.0	S	3	0	0	0	0	0	0	0	0	0	0	4	6	0.00	0.000

**Arizona Diamondbacks @ Detroit Tigers**  
Comerica Park, Detroit, MI

Sun Jun 29 2003, 1:05 PM EDT  
Att. 18,989 - Cloudy - 74 F

AB	35
R	3
H	10
RBI	3
BB	2
SO	7
LOB	13





Batter	1	2	3	4	5	6	7	8	9	10	11	12	AB R H RBI BB SO LOB	TOP	
<b>Matt Kata, S</b> OBP: 0.455, SLG: 0.667 (1, 4)	G6-3 G4-3 1B		F9			HR	2B 1B			1B 1B		1B 2B HR	6 3 5 2 0 0 1	<b>Arizona Diamondbacks @ Colorado Rockies</b> Coors Field, Denver, CO Mon Jun 30 2003, 7:05 PM MDT Att. 33,533 - Cloudy - 87 F	
<b>Carlos Baerga, S</b> OBP: 0.357, SLG: 0.476 <b>Jose Valverde, R</b> (12, 1)	G4-3 1-2		G4-6-3 1-2f			G4-3	1-H 2B			1 SAFE 1 SAFE 1-2 1B		2-2 HR 1B	6 1 3 1 0 0 2 0 0 0 0 0 0 0		
<b>Alex Cintron, S</b> OBP: 0.347, SLG: 0.522 (1, 6)	G6-3 2-3					HR 1B	F9			2 SAFE 0-2 F8		1-2 P3	6 1 1 0 0 0 6		
<b>Luis Gonzalez, L</b> OBP: 0.394, SLG: 0.580 (1, 7)	P5					1-H HR				1-0 1-2f G4-6-3		1-1 1-H HR	5 2 2 5 1 0 3		
<b>Shea Hillenbrand, R</b> OBP: 0.331, SLG: 0.452 (1, 5)			P3			G6-4-3 BB				0-1 G6-3		0-2 G6-3	6 0 1 0 0 0 1		
<b>Steve Finley, L</b> OBP: 0.382, SLG: 0.506 (1, 8)						G6-4-3 1-2f				0-2 G4-6-3 1B			4 0 1 0 1 1 1		
<b>Robby Hammock, R</b> <b>Oscar Villarreal, L</b> <b>Ernie Ornes, L</b> <b>Matt Mantel, R</b> <b>Quinton McCracken, S</b> <b>Brady Riggie, R</b> <b>Mark Capen, L</b> <b>Stephen Rankin, L</b> <b>Lyle Overbay, L</b>			K			FC6-4 1B				0-0 F7			3 0 0 1 0 0 0 1 2 0 0 0 0 0 0 0 0 0 0 0 0 0 0 0 0 0 0 1 0 0 0 0 0 0 0 0 1 0 0 0 0 0 0 0 0 0 0 0 0 0 0 0 0 0		
<b>Rod Barajas, R</b> OBP: 0.263, SLG: 0.377 (1, 2)	G6-3					F7				2-3 K		G6-3	5 0 0 0 0 1 2		
<b>Elmer Dessens, R</b> OBP: 0.259, SLG: 0.269 <b>David Dellucci, L</b> OBP: 0.356, SLG: 0.457 (6, 9)			G4-6-3 1B			FC6-4 1-2f				3-1 P6		4-1 S 2B BB	2 0 1 0 0 0 1 2 1 0 0 1 1 0		
<b>Inning Stats</b>	R: 0 H: 1 E: 0 LOB: 1 K: 0 BB: 0 S: 6 P: 10	R: 0 H: 0 E: 0 LOB: 1 K: 1 BB: 1 S: 9 P: 17	R: 0 H: 1 E: 0 LOB: 0 K: 0 BB: 0 S: 4 P: 6	R: 0 H: 0 E: 0 LOB: 0 K: 0 BB: 1 S: 5 P: 11	R: 0 H: 1 E: 0 LOB: 1 K: 1 BB: 0 S: 11 P: 15	R: 3 H: 4 E: 0 LOB: 1 K: 0 BB: 0 S: 15 P: 22	R: 1 H: 2 E: 0 LOB: 1 K: 1 BB: 0 S: 12 P: 18	R: 0 H: 0 E: 0 LOB: 0 K: 0 BB: 0 S: 7 P: 9	R: 0 H: 0 E: 0 LOB: 0 K: 1 BB: 0 S: 6 P: 11	R: 0 H: 2 E: 0 LOB: 1 K: 0 BB: 0 S: 8 P: 11	R: 0 H: 1 E: 0 LOB: 0 K: 0 BB: 0 S: 8 P: 9	R: 4 H: 3 E: 0 LOB: 0 K: 0 BB: 1 S: 16 P: 25	1B: 10 SF: 0 2B: 2 SAC: 0 3B: 0 DP: 4 HR: 3 HBP: 0		WP: 0 PA: 50 PB: 0 SB: 1 CS: 0
<b>PITCHER</b>	IP WLS BF H R ER SO BB IBB HBP BLK WP HR S P ERA WHIP														
<b>Darren Oliver, L</b> ERA: 4.84 (1, 1)	6.0														
<b>40 Brian Fuentes, L</b> ERA: 2.54 (7, 1)	2.0	B	8	2	1	1	1	0	0	0	0	0	0	19 27 4.50 1.000	
<b>Justin Speier, R</b> ERA: 3.4 (9, 1)	1.0		3	0	0	0	1	0	0	0	0	0	0	6 11 0.00 0.000	
<b>Steve Reed, R</b> ERA: 3.25 (10, 1)	1.0		4	2	0	0	0	0	0	0	0	0	0	8 11 0.00 2.000	
<b>Jose Jimenez, R</b> ERA: 7.11 (11, 1)	2.0	L	10	4	4	4	0	1	0	0	0	0	0	24 34 18.00 2.500	

AB	47
R	8
H	15
RBI	8
BB	3
SO	4
LOB	20






Batter	1	2	3	4	5	6	7	8	9	10	11	12	AB	R	H	RBI	BB	SO	LOB
Juan Uribe, R OBP: 0.301, SLG: 0.405 (1, 6)	G3		P3		G3-1		SH3-4		SH5-4		F9		4	0	0	1	0	0	3
Mark Bellhorn, S OBP: 0.343, SLG: 0.298 (1, 4) (7, 5)	F7			P6	F7		F9		F7		F8		6	0	0	0	0	0	5
17 Todd Helton, L OBP: 0.432, SLG: 0.577 (1, 3)	F8			G5-4-3 BB		HR		FC4-6 IBB					3	1	1	1	3	0	0
Preston Wilson, R OBP: 0.360, SLG: 0.550 (1, 8)		G6-3		G5-4-3		P4		FC4-6		P4		L6	6	0	0	0	0	1	5
Larry Walker, L OBP: 0.440, SLG: 0.502 (1, 9)		G4-3 BB				G6-3		SH1-4 WP 1B		F7		E4 HR BB	5	2	2	0	1	0	0
Jay Payton, R OBP: 0.348, SLG: 0.464 (1, 7)		G4-3				FC5 1B 2B		SH1-4 1B		K		HR BB	4	2	1	0	1	1	2
Greg Norton, S OBP: 0.207, SLG: 0.376 (1, 5) 40 Brian Fuentes, L OBP: 0.333, SLG: 0.484 (8, PH) Justin Speier, R OBP: 0.367, SLG: 0.473 (12, PH)		K				G3-1 1B		K		K		HR	2	1	1	1	1	1	1
Charles Johnson, R OBP: 0.323, SLG: 0.426 (1, 2) Ben Petrick, R (11, PR) (12, 2)			K			G3-1 2B		P3			F9 SH3-4 BB	K	4	0	1	1	1	2	3
Darren Oliver, R OBP: 0.235, SLG: 0.250 (1, 1) Ronnie Belliard, R OBP: 0.392, SLG: 0.405 (7, 4)			G6-3			G6-3		F9 SH3-4 BB		F7 SH5-4 BB		SH3-4	2	0	0	0	0	0	2

Inning Stats	R: 0	H: 0	E: 0	K: 8	LOB: 0	BB: 12	R: 0	H: 0	E: 0	K: 11	LOB: 1	BB: 22	R: 0	H: 0	E: 0	K: 11	LOB: 0	BB: 18	R: 0	H: 0	E: 0	K: 7	LOB: 0	BB: 11	R: 3	H: 3	E: 1	K: 14	LOB: 1	BB: 23	R: 1	H: 2	E: 0	K: 18	LOB: 2	BB: 30	R: 0	H: 0	E: 0	K: 7	LOB: 0	BB: 19	R: 0	H: 1	E: 0	K: 7	LOB: 1	BB: 15	R: 0	H: 0	E: 0	K: 8	LOB: 2	BB: 19	R: 0	H: 0	E: 0	K: 11	LOB: 0	BB: 14	R: 0	H: 0	E: 1	K: 16	LOB: 0	BB: 26	1B: 4	2B: 1	3B: 0	HR: 2	SF: 0	SAC: 4	DP: 1	HBP: 0	WP: 1	PA: 53
--------------	------	------	------	------	--------	--------	------	------	------	-------	--------	--------	------	------	------	-------	--------	--------	------	------	------	------	--------	--------	------	------	------	-------	--------	--------	------	------	------	-------	--------	--------	------	------	------	------	--------	--------	------	------	------	------	--------	--------	------	------	------	------	--------	--------	------	------	------	-------	--------	--------	------	------	------	-------	--------	--------	-------	-------	-------	-------	-------	--------	-------	--------	-------	--------

PITCHER	IP	WLS	BF	H	R	ER	SO	BB	IBB	HBP	BLK	WP	HR	S	P	ERA	WHIP
Elmer Dessens, R ERA: 5.08 (1, 1)	5.2		25	5	4	2	2	3	0	0	0	0	1	66	112	3.18	1.412
Oscar Villarreal, R ERA: 3.19 (6, 1)	1.1		6	0	0	0	1	1	1	0	0	0	0	10	23	0.00	0.750
Eddie Oropesa, L ERA: 2.82 (8, 1)	0.1		2	1	0	0	0	0	0	0	0	1	0	2	4	0.00	3.000
Matt Mantei, R ERA: 4.24 (8, 1)	0.2		2	0	0	0	1	0	0	0	0	0	0	5	11	0.00	0.000
Brady Raggio, R ERA: (9, 1)	2.0		8	0	0	0	2	1	1	0	0	0	0	19	33	0.00	0.500

**Arizona Diamondbacks @ Colorado Rockies**  
**Coors Field, Denver, CO**  
 Mon Jun 30 2003, 7:05 PM MDT  
 Att: 33,533 - Cloudy - 87 F

AB	40
R	7
H	7
RBI	7
BB	9
SO	8
LOB	22





# Arizona Diamondbacks @ Colorado Rockies

Coors Field, Denver, CO

Tue Jul 01 2003, 7:05 PM MDT  
Att. 25,209 - Cloudy - 88 F

[livebaseballscores.com](http://livebaseballscores.com)



AB	36
R	4
H	10
RBI	3
BB	5
SO	9
LOB	20

WP:	0	PA:	41
PB:	1		
SB:	0		
CS:	0		

Batter	1	2	3	4	5	6	7	8	9	AB	R	H	RBI	BB	SO	LOB					
<b>Matt Kata, S</b> (1, 4) OBP: 0.450, SLG: 0.642	3-2 HR 1B	1-3 SAFE K			0-0 BB G4-3 1B		0-1 L6		2-2 G3-1	5	1	2	0	0	1	1					
<b>Steve Finley, L</b> (1, 8) OBP: 0.390, SLG: 0.529	3-2 1-H HR		1-1 1B G4-6-3 1B		2-2 L7		0-1 PB 1B		3-1 2B	5	2	4	2	0	0	1					
<b>Alex Cintron, S</b> (1, 6) OBP: 0.349, SLG: 0.516	1-2 G3-1		0-0 G4-6-3 BB 1-3 1B		1-2 SAFE G4-3		1-1 G6-3 1-2		4-1 BB	4	0	1	0	1	0	2					
<b>Luis Gonzalez, L</b> (1, 7) OBP: 0.394, SLG: 0.574	3-2 P4		4-1 1 SAFE BB C 1 SAFE B 1-2 G4-6-3 BB		4-0 BB IBB		2-2 G4-3		3-3 K	3	0	0	0	2	1	3					
<b>David Dellucci, L</b> (1, 9) OBP: 0.353, SLG: 0.446 <b>Robby Hammock, R</b> (9, PH) OBP: 0.345, SLG: 0.573	0-1 G4-3		0-0 G4-6-3 1-2 1-2f 2-3 3-H		4-1 BB 1-2 2-3 BB		1-3 K		3-3 K	3	0	0	0	1	1	2					
<b>Shea Hillenbrand, R</b> (1, 5) OBP: 0.329, SLG: 0.448		0-2 G6-3	1-0 F9		2-3 K		0-1 BB 1B			4	0	1	0	0	1	4					
<b>Lyle Overbay, L</b> (1, 3) OBP: 0.372, SLG: 0.432		1-1 1B 2B		3-2 L8		0-0 G1-3		4-0 1-2 BB		3	1	1	0	1	0	0					
<b>Chad Moeller, R</b> (1, 2) OBP: 0.364, SLG: 0.484 <b>Carlos Baerga, S</b> (8, PH) OBP: 0.354, SLG: 0.473 <b>Rod Barajas, R</b> (8, 2) OBP: 0.263, SLG: 0.377		3-2 2-H 1B		2-3 K		2-3 K		3-2 F8		3	0	1	1	0	2	0					
<b>Andrew Good, R</b> (1, 1) OBP: 0.143, SLG: 0.143 <b>Stephen Randolph, L</b> (7, 1) OBP: 0.296, SLG: 0.327 <b>Brady Raggio, R</b> (8, 1) OBP: 0.296, SLG: 0.327 <b>Mike Myers, L</b> (8, 1)		0-3 SAFE K		1-2 G1-4-3		0-1 G1-3		3-3 K		3	0	0	0	0	1	1					
<b>Inning Stats</b>	R: 2 E: 0 K: 0 S: 15	H: 2 LOB: 0 BB: 0 P: 25	R: 1 E: 0 K: 2 S: 15	H: 2 LOB: 1 BB: 1 P: 20	R: 1 E: 0 K: 0 S: 6	H: 2 LOB: 1 BB: 1 P: 12	R: 0 E: 0 K: 1 S: 10	H: 0 LOB: 0 BB: 0 P: 16	R: 0 E: 0 K: 1 S: 13	H: 1 LOB: 3 BB: 2 P: 26	R: 0 E: 0 K: 1 S: 6	H: 0 LOB: 0 BB: 0 P: 8	R: 0 E: 0 K: 0 S: 9	H: 1 LOB: 1 BB: 0 P: 12	R: 0 E: 0 K: 2 S: 11	H: 1 LOB: 2 BB: 1 P: 22	R: 0 E: 0 K: 2 S: 13	H: 1 LOB: 2 BB: 1 P: 28	1B: 7 2B: 2 3B: 0 HR: 1	SF: 0 SAC: 0 DP: 1 HBP: 0	WP: 0 PA: 41
<b>PITCHER</b>	IP	WLS	BF	H	R	ER	SO	BB	IBB	HBP	BLK	WP	HR	S	P	ERA	WHIP				
<b>Denny Stark, R</b> (1, 1) ERA: 7.71	4.2		23	7	4	4	3	2	1	0	0	0	1	56	94	7.71	1.929				
<b>Nelson Cruz, R</b> (5, 1) ERA: 6.31	1.1		4	0	0	0	2	0	0	0	0	0	0	9	13	0.00	0.000				
<b>Javier López, L</b> (7, 1) ERA: 3.86	1.1	W	5	1	0	0	1	0	0	0	0	0	0	12	16	0.00	0.750				
<b>Steve Reed, R</b> (8, 1) ERA: 3.19	0.2	H	4	1	0	0	1	1	0	0	0	0	0	8	18	0.00	3.000				
<b>Jose Jimenez, R</b> (9, 1) ERA: 7.04	0.1	H	3	1	0	0	0	1	0	0	0	0	0	6	15	0.00	6.000				
<b>PITCHER</b>	IP	WLS	BF	H	R	ER	SO	BB	IBB	HBP	BLK	WP	HR	S	P	ERA	WHIP				
<b>40 Brian Fuentes, L</b> (9, 1) ERA: 2.52	0.1	H	1	0	0	0	1	0	0	0	0	0	0	4	7	0.00	0.000				
<b>Justin Speier, R</b> (9, 1) ERA: 3.38	0.1	S	1	0	0	0	1	0	0	0	0	0	0	3	6	0.00	0.000				





Batter	1	2	3	4	5	6	7	8	9	AB R H RBI BB SO LOB	TOP											
<b>Matt Kata, S</b> (1, 4) OBP: 0.446, SLG: 0.614	0-1 G6-3		4-0 1B BB		2-2 G6-3			1-0 F8	0-0 1B	4 0 1 1 1 0 0												
<b>Steve Finley, L</b> (1, 8) OBP: 0.394, SLG: 0.541	1-1 G4-3		2-0 S 1B		4-2 G5-3 BB			2-0 HR	0-0 F3	4 1 2 1 1 0 3												
<b>Alex Cintron, S</b> (1, 6) OBP: 0.344, SLG: 0.503	1-2 G4-3		4-1 1B BB		3-2 G5-3 1-2			0-1 G5-3	1-2 G6-3	4 0 0 0 1 0 4												
<b>Luis Gonzalez, L</b> (1, 7) OBP: 0.395, SLG: 0.580		3-2 WP 2B	3-2 F7		3-1 P5			2-0 2B		4 0 2 0 0 0 4												
<b>Shea Hillenbrand, R</b> (1, 5) OBP: 0.324, SLG: 0.441	0-1 G5-3			3-2 F7		3-2 G6-3		1-1 P6		4 0 0 0 0 0 3												
<b>Lyle Overbay, L</b> (1, 3) OBP: 0.370, SLG: 0.429		2-3 K		0-1 G1-3			1-2 G4-3		3-1 1B BB 1B	4 1 1 0 0 1 1												
<b>Chad Moeller, R</b> (1, 2) OBP: 0.362, SLG: 0.475		2-2 G5-3 2-3		3-3 K			4-1 G3 BB		3-3 K	3 0 0 0 1 2 2												
<b>Quinton McCracken, S</b> (1, 9) OBP: 0.252, SLG: 0.241			0-1 G6-3		0-1 F9		0-1 G3		4-1 1B 1B BB	3 0 0 0 1 0 1												
<b>John Patterson, R</b> (1, 1) OBP: 0.091, SLG: 0.091 <b>David Dellucci, L</b> (7, PH) OBP: 0.351, SLG: 0.443 <b>Stephen Randolph, L</b> (7, 1) <b>Oscar Villarreal, L</b> (7, 1) <b>Eddie Oropesa, L</b> (8, 1) <b>Carlos Baerga, S</b> (9, PH) OBP: 0.358, SLG: 0.476			1-3 K		0-0 G6-3		0-3 K		2-2 1B 1B	2 0 0 0 0 1 0 1 0 0 0 0 1 1 0 1 0 1 0 0 0 0												
<b>Inning Stats</b>	R: 0 E: 0 K: 0 S: 7	H: 0 LOB: 0 BB: 0 P: 9	R: 0 E: 0 K: 1 S: 11	H: 1 LOB: 1 BB: 2 P: 18	R: 0 E: 0 K: 1 S: 11	H: 1 LOB: 3 BB: 2 P: 25	R: 0 E: 0 K: 1 S: 9	H: 0 LOB: 0 BB: 0 P: 15	R: 0 E: 0 K: 0 S: 6	H: 0 LOB: 0 BB: 0 P: 8	R: 0 E: 0 K: 0 S: 12	H: 0 LOB: 1 BB: 1 P: 25	R: 0 E: 0 K: 1 S: 9	H: 0 LOB: 1 BB: 1 P: 14	R: 1 E: 0 K: 0 S: 7	H: 2 LOB: 1 BB: 0 P: 13	R: 1 E: 0 K: 1 S: 21	H: 3 LOB: 3 BB: 1 P: 34	1B: 4 2B: 2 3B: 0 HR: 1	SF: 0 SAC: 0 DP: 0 HBP: 0	WP: 1 PB: 0 SB: 1 CS: 0	PA: 39
<b>PITCHER</b>	IP WLS BF H R ER SO BB IBB HBP BLK WP HR S P ERA WHIP																					
<b>Jason Jennings, R</b> (1, 1) ERA: 4.4	6.2 W 26 2 0 0 3 4 0 0 0 1 0 62 111 0.00 0.900																					
<b>Javier López, L</b> (7, 1) ERA: 4.02	1.0 H 5 2 1 1 1 0 0 0 0 0 1 8 13 9.00 2.000																					
<b>Matt Miller, R</b> (8, 1) ERA: 2.7	0.2 5 2 1 1 1 1 0 0 0 0 0 18 31 13.50 4.500																					
<b>40 Brian Fuentes, L</b> (9, 1) ERA: 2.48	0.2 S 3 1 0 0 0 0 0 0 0 0 0 5 6 0.00 1.500																					

**Arizona Diamondbacks @ Colorado Rockies**  
Coors Field, Denver, CO  
Wed Jul 02 2003, 6:05 PM MDT  
Att. 47,032 - Sunny - 94 F

AB	34
R	2
H	7
RBI	2
BB	5
SO	5
LOB	19







Batter	1	2	3	4	5	6	7	8	9	AB R H RBI BB SO LOB	TOP											
<b>Matt Kata, S</b> (1, 4) OBP: 0.457, SLG: 0.629	2-2 L5		1-1 HR 2B	2-1 1B	1-2 1B			0-3 K		5 1 3 0 0 1 0												
<b>Steve Finley, L</b> (1, 8) OBP: 0.390, SLG: 0.546	2-2 G4-3		0-1 HR 2-H	0-3 K	2-2 G3			2-2 P4		5 1 1 2 0 1 3												
<b>Alex Cintron, S</b> (1, 6) OBP: 0.341, SLG: 0.500	2-3 K		0-0 2B	0-1 F7				3-2 G4-3		5 1 1 0 0 1 1												
<b>Luis Gonzalez, L</b> (1, 7) OBP: 0.395, SLG: 0.580		2-1 F7	1-2 1B 2B	1-0 1B				0-2 G6-3		5 1 2 1 0 1 0												
<b>Shea Hillenbrand, R</b> (1, 3) OBP: 0.321, SLG: 0.448		2-0 HR	1-1 F7	2-3 K				0-3 K		5 1 1 1 0 2 3												
<b>Robby Hammock, R</b> (1, 5) OBP: 0.348, SLG: 0.598		1-1 HR	2-1 1B S		0-2 G4-3			2-2 G6-3		5 2 2 1 0 0 0												
<b>Chad Moeller, R</b> (1, 2) OBP: 0.370, SLG: 0.497		2-0 F8	3-2 1B 1B 1-H 3-H		1-1 HR			4-1 BB		3 1 2 3 1 0 0												
<b>Quinton McCracken, S</b> (1, 9) OBP: 0.260, SLG: 0.250		0-2 G5-3	2-0 1B		1-1 1B 1B			3-2 F8		4 0 2 0 0 0 1												
<b>17 Brandon Webb, R</b> (1, 1) OBP: 0.091, SLG: 0.048			G6-3		2-0 F8			1-3 K		4 0 0 0 0 1 4												
<b>Mike Myers, L</b> (8, 1)										0 0 0 0 0 0 0												
<b>Brady Raggio, R</b> (9, 1)			P2							0 0 0 0 0 0 0												
<b>Inning Stats</b>	R: 0 E: 0 K: 1 S: 14	H: 0 LOB: 0 BB: 0 P: 20	R: 2 E: 0 K: 0 S: 10	H: 2 LOB: 0 BB: 0 P: 17	R: 5 E: 0 K: 0 S: 23	H: 7 LOB: 2 BB: 0 P: 35	R: 0 E: 0 K: 2 S: 13	H: 2 LOB: 2 BB: 0 P: 18	R: 1 E: 0 K: 0 S: 16	H: 3 LOB: 2 BB: 0 P: 23	R: 0 E: 0 K: 1 S: 7	H: 0 LOB: 0 BB: 0 P: 11	R: 0 E: 0 K: 1 S: 9	H: 0 LOB: 1 BB: 1 P: 19	R: 0 E: 0 K: 1 S: 10	H: 0 LOB: 0 BB: 0 P: 15	R: 0 E: 0 K: 1 S: 9	H: 0 LOB: 0 BB: 0 P: 11	1B: 7 2B: 3 3B: 0 HR: 4	SF: 0 SAC: 0 DP: 0 HBP: 0	WP: 0 PB: 0 SB: 1 CS: 0	PA: 42
<b>PITCHER</b>	IP WLS BF H R ER SO BB IBB HBP BLK WP HR S P ERA WHIP																					
<b>Denny Neagle, L</b> (1, 1) ERA: 6.75	3.0 L 18 9 7 7 1 0 0 0 0 0 0 3 47 72 21.00 3.000																					
<b>Jason Young, R</b> (4, 1) ERA: 5.52	4.0 18 5 1 1 4 1 0 0 0 0 0 1 45 71 2.25 1.500																					
<b>Nelson Cruz, R</b> (8, 1) ERA: 6.19	1.0 3 0 0 0 1 0 0 0 0 0 0 0 10 15 0.00 0.000																					
<b>Matt Miller, R</b> (9, 1) ERA: 2.08	1.0 3 0 0 0 1 0 0 0 0 0 0 0 9 11 0.00 0.000																					

Arizona Diamondbacks @ Colorado Rockies

Coors Field, Denver, CO

Thu Jul 03 2003, 6:05 PM MDT

Att. 48,560 - Sunny - 93 F

AB	41
R	8
H	14
RBI	8
BB	1
SO	7
LOB	12



livebaseballscores.com

Batter	1	2	3	4	5	6	7	8	9	AB	R	H	RBI	BB	SO	LOB
Ronnie Belliard, R OBP: 0.400, SLG: 0.428 (1, 4)	G1-3 1B		1-2 1B		0-1 1B		0-1 1B		2-2 F8	5	0	3	1	0	0	1
Mark Bellhorn, S OBP: 0.340, SLG: 0.295 (1, 5)	0-1 1B		3-3 K		2-2 K		1-0 FC4-6		0-3 K	5	0	1	0	0	3	6
17 Todd Helton, L OBP: 0.427, SLG: 0.567 Nelson Cruz, R OBP: 0.154, SLG: 0.231 Matt Miller, R Chris Stynes, R OBP: 0.369, SLG: 0.468 (1, 3) (8, 1) (9, 1) (9, PH)	0-0 F9		2-2 G1-3		3-1 P5		2-1 F8		3-2 1B	4	0	0	0	0	0	6
Preston Wilson, R OBP: 0.360, SLG: 0.551 Greg Vaughn, R OBP: 0.350, SLG: 0.594 (1, 8) (7, 7)	2-2 L5			0-3 K	3-2 G4-3			2-2 HR		3	0	0	0	0	1	2
Larry Walker, L OBP: 0.442, SLG: 0.518 Mark Sweeney, L OBP: 0.314, SLG: 0.403 (1, 9) (7, 9)		0-0 G5-3		4-1 1B G4-3 BB		1-2 G1-3		2-1 G5-3		2	0	0	0	1	0	0
Jay Payton, R OBP: 0.351, SLG: 0.475 (1, 7) (7, 8)		0-1 L1		2-1 G4-3		1-3 K		0-0 G5-3		4	0	0	0	0	1	1
Juan Uribe, R OBP: 0.292, SLG: 0.385 (1, 6)		0-0 G5-3		0-1 1B		0-1 G6-3		2-2 G5-3		4	0	1	0	0	0	0
Charles Johnson, R OBP: 0.321, SLG: 0.433 (1, 2)			1-0 1B		1-3 K		1-1 G5-3		3-2 HR	4	1	2	1	0	1	2
Denny Neagle, L Jason Young, R OBP: 0.500, SLG: 0.600 Greg Norton, S OBP: 0.318, SLG: 0.387 (1, 1) (4, 1) (8, 3)			3-3 K		0-1 1B		0-1 FC4-6 1B		1-2 1B	1	0	0	0	0	1	1

Inning Stats	R: 0	H: 1	E: 0	K: 0	S: 11	LOB: 1	BB: 0	P: 16	R: 0	H: 0	E: 0	K: 0	S: 4	LOB: 0	BB: 0	P: 4	R: 0	H: 2	E: 0	K: 2	S: 13	LOB: 2	BB: 0	P: 23	R: 0	H: 1	E: 0	K: 2	S: 11	LOB: 2	BB: 1	P: 18	R: 1	H: 2	E: 0	K: 1	S: 12	LOB: 1	BB: 0	P: 20	R: 0	H: 0	E: 0	K: 1	S: 9	LOB: 0	BB: 0	P: 11	R: 0	H: 2	E: 0	K: 0	S: 9	LOB: 2	BB: 0	P: 13	R: 1	H: 1	E: 0	K: 0	S: 10	LOB: 0	BB: 0	P: 16	R: 2	H: 3	E: 0	K: 1	S: 17	LOB: 1	BB: 0	P: 26	1B: 9	SF: 0	2B: 1	SAC: 0	3B: 0	DP: 0	HR: 2	HBP: 0	WP: 0	PA: 39
--------------	------	------	------	------	-------	--------	-------	-------	------	------	------	------	------	--------	-------	------	------	------	------	------	-------	--------	-------	-------	------	------	------	------	-------	--------	-------	-------	------	------	------	------	-------	--------	-------	-------	------	------	------	------	------	--------	-------	-------	------	------	------	------	------	--------	-------	-------	------	------	------	------	-------	--------	-------	-------	------	------	------	------	-------	--------	-------	-------	-------	-------	-------	--------	-------	-------	-------	--------	-------	--------

PITCHER	IP	WLS	BF	H	R	ER	SO	BB	IBB	HBP	BLK	WP	HR	S	P	ERA	WHIP
17 Brandon Webb, R ERA: 2.04 (1, 1)	7.0		30	8	1	1	6	1	0	0	0	0	0	69	105	1.29	1.286
Mike Myers, L ERA: 5.16 (8, 1)	1.0		4	1	1	1	0	0	0	0	0	0	1	10	16	9.00	1.000
Brady Raggio, R ERA: 4.26 (9, 1)	1.0		5	3	2	2	1	0	0	0	0	0	1	17	26	18.00	3.000


**BOTTOM**

**Arizona Diamondbacks @ Colorado Rockies**  
Coors Field, Denver, CO

Thu Jul 03 2003, 6:05 PM MDT  
Att. 48,560 - Sunny - 93 F

livebaseballscorecards.com

<b>AB</b>	<b>38</b>
<b>R</b>	<b>4</b>
<b>H</b>	<b>12</b>
<b>RBI</b>	<b>4</b>
<b>BB</b>	<b>1</b>
<b>SO</b>	<b>7</b>
<b>LOB</b>	<b>19</b>





Batter	1	2	3	4	5	6	7	8	9	10	AB R H RBI BB SO LOB	TOP															
<b>Matt Kata, S</b> (1, 4) OBP: 0.453, SLG: 0.657	0-3 K		0-2 G3		0-2 G5-4-3		0-0 HR		1-0 1B		5 1 2 1 0 1 1																
<b>Steve Finley, L</b> (1, 8) OBP: 0.390, SLG: 0.547	0-3 K		1-1 BB S 1B		2-0 2B		3-1 G1-3		0-1 G2		5 0 2 0 0 1 1																
<b>Alex Cintron, S</b> (1, 6) OBP: 0.347, SLG: 0.500	1-0 BB BB 1B		4-0 SAFE SAFE 1-2 BB		1-1 G5-3		1-1 G1-3			1-0 1B BB FC5-2 1B	4 0 2 0 1 0 1																
<b>Luis Gonzalez, L</b> (1, 7) OBP: 0.401, SLG: 0.581	4-1 BB 1-2 BB		4-1 G6-4-3 1-2 2-3 BB		1-0 2B 1B		1-1 F7			0-1 FC5-2 1-2 1B 1B	3 1 2 0 2 0 0																
<b>Shea Hillenbrand, R</b> (1, 3) OBP: 0.327, SLG: 0.453	4-2 1-2 2-3 BB		3-2 G6-4-3 1-2 2-3		0-0 2B		2-2 G1-3			1-1 FC5-2 1-2 2-3 1B 1B	4 1 2 0 1 0 3																
<b>Robby Hammock, R</b> (1, 5) OBP: 0.330, SLG: 0.565	1-3 K		3-3 K		2-1 G1-3		1-2 G6-3			1-0 FC5-2 1-2 2-3 3-H 1B	5 0 0 0 0 2 8																
<b>Quinton McCracken, S</b> (1, 9) OBP: 0.258, SLG: 0.248		0-1 F8	1-3 K		1-3 K		1-1 G3-1			1-0 G5-4-3 1B	5 0 1 2 0 2 2																
<b>Rod Barajas, R</b> (1, 2) OBP: 0.261, SLG: 0.366		1-2 K	1-1 F8		4-0 IBB				0-3 K	2-2 G5-4-3 1-2f	4 0 0 0 1 2 2																
<b>Miguel Batista, R</b> (1, 1) OBP: 0.071, SLG: 0.037 <b>Eddie Oropesa, L</b> (8, 1) <b>Jose Valverde, R</b> (8, 1) <b>David Dellucci, L</b> (9, PH) <b>Oscar Villarreal, L</b> (9, 1) <b>Matt Mantei, R</b> (10, 1)		3-3 K	4-2 G5-4-3 BB		0-3 K				2-2 G3-1		2 0 0 0 1 2 3 0 0 0 0 0 0 0 0 0 0 0 0 0 0 1 0																
<b>Inning Stats</b>	R: 0 E: 0 K: 3 S: 13	H: 1 LOB: 3 BB: 2 P: 23	R: 0 E: 0 K: 2 S: 8	H: 0 LOB: 0 BB: 0 P: 12	R: 0 E: 0 K: 0 S: 10	H: 1 LOB: 2 BB: 2 P: 22	R: 0 E: 0 K: 2 S: 9	H: 0 LOB: 0 BB: 0 P: 14	R: 0 E: 0 K: 0 S: 8	H: 1 LOB: 1 BB: 1 P: 15	R: 1 E: 0 K: 0 S: 7	H: 1 LOB: 0 BB: 0 P: 12	R: 0 E: 0 K: 0 S: 8	H: 0 LOB: 0 BB: 0 P: 12	R: 0 E: 0 K: 1 S: 9	H: 1 LOB: 1 BB: 0 P: 12	R: 2 E: 0 K: 0 S: 13	H: 4 LOB: 1 BB: 0 P: 19	1B: 8 2B: 2 3B: 0 HR: 1	SF: 0 SAC: 0 DP: 3 HBP: 0	WP: 0 PB: 0 SB: 1 CS: 0	PA: 44					
<b>PITCHER</b>	IP WLS BF H R ER SO BB IBB HBP BLK WP HR S P ERA WHIP	IP WLS BF H R ER SO BB IBB HBP BLK WP HR S P ERA WHIP											IP WLS BF H R ER SO BB IBB HBP BLK WP HR S P ERA WHIP														
<b>Kaz Ishii, L</b> (1, 1) ERA: 2.74	6.0	27	5	0	0	9	5	1	0	0	0	0	0	0	0	0.00	1.667										
<b>Paul Shuey, R</b> (7, 1) ERA: 1.31	1.0	4	1	1	1	0	0	0	0	0	0	0	1	7	12	9.00	1.000										
<b>Paul Quantrill, R</b> (8, 1) ERA: 1.45	1.0	3	0	0	0	0	0	0	0	0	0	0	0	8	12	0.00	0.000										
<b>Eric Gagne, R</b> (9, 1) ERA: 2.14	1.0	4	1	0	0	1	0	0	0	0	0	0	0	9	12	0.00	1.000										
<b>Tom Martin, L</b> (10, 1) ERA: 4.26	0.0	L 2	2	2	2	0	0	0	0	0	0	0	0	3	4	∞	∞										
<b>PITCHER</b>	IP WLS BF H R ER SO BB IBB HBP BLK WP HR S P ERA WHIP	IP WLS BF H R ER SO BB IBB HBP BLK WP HR S P ERA WHIP											IP WLS BF H R ER SO BB IBB HBP BLK WP HR S P ERA WHIP														
<b>Guillermo Mota, R</b> (10, 1) ERA: 1.81	1.0	4	2	0	0	0	0	0	0	0	0	0	0	4	15	0.00	2.000										

AB	38
R	3
H	11
RBI	3
BB	6
SO	10
LOB	21



BOTTOM

Arizona Diamondbacks @ Los Angeles Dodgers  
Dodger Stadium, Los Angeles, CA

Fri Jul 04 2003, 6:10 PM PDT  
Att: 55,038 - Sunny - 80 F

livebaseballscorecards.com

AB 36  
R 1  
H 6  
RBI 1  
BB 2  
SO 12  
LOB 17



WP: 0 PA: 39  
PB: 0  
SB: 2  
CS: 0

AB R H RBI BB SO LOB

5 0 1 0 0 0 2

4 0 1 0 0 1 0

4 0 0 0 1 3 2

3 0 0 0 1 2 3

4 1 1 0 0 0 3

4 0 1 0 0 1 3

4 0 0 1 0 1 2

4 0 1 0 0 1 1

1 0 0 0 0 0 1 0  
1 0 0 1 0 0 0 0  
0 0 0 0 0 0 0 0  
1 0 0 0 0 0 1 1  
0 0 0 0 0 0 0 0  
0 0 0 0 0 0 0 0  
1 0 0 0 0 0 1 0  
0 0 0 0 0 0 0 0  
0 0 0 0 0 0 0 0

1B: 6 SF: 0  
2B: 0 SAC: 1  
3B: 0 DP: 0  
HR: 0 HBP: 0

Batter	1	2	3	4	5	6	7	8	9	10
Wilkin Ruan, R OBP: 0.222, SLG: 0.333 (1, 8)	F9		G5-3			G4-3		SH 1B		F9
Alex Cora, L OBP: 0.277, SLG: 0.303 (1, 4)	K			F9		1B		SH		F9
Shawn Green, L OBP: 0.309, SLG: 0.416 (1, 9)	K			K		BB		K		F8
Paul Lo Duca, R OBP: 0.365, SLG: 0.436 (1, 2)		F7		K		K				
Mike Kinkade, R OBP: 0.366, SLG: 0.438 (1, 3)		F9			L7		1B FC6-4	L5		
Chad Hermansen, R OBP: 0.200, SLG: 0.200 (1, 7)		E5			G6-3		1B FC6-4	K		
Jolbert Cabrera, R OBP: 0.325, SLG: 0.446 (1, 5)		L7			L6		FC6-4		K	
Cesar Izturis, S OBP: 0.283, SLG: 0.291 (1, 6)			F7			1B G4-3	F9		K	
Kaz Ishii, L Larry Barnes, L Paul Sherry, R Daryle Ward, L Paul Contreras, L Eric Gagne, R Fried McGriff, L Tom Martin, L Guillermo Mota, R			K			1B G4-3	K		K	

Inning Stats	R: 0	H: 0	E: 0	K: 2	S: 8	R: 0	H: 0	E: 1	K: 0	S: 10	R: 0	H: 0	E: 0	K: 1	S: 6	R: 0	H: 0	E: 0	K: 2	S: 11	R: 0	H: 0	E: 0	K: 0	S: 5	R: 0	H: 3	E: 0	K: 1	S: 15	R: 1	H: 2	E: 0	K: 1	S: 10	R: 0	H: 1	E: 1	K: 2	S: 16	R: 0	H: 0	E: 0	K: 3	S: 10	R: 0	H: 0	E: 0	K: 0	S: 10	R: 0	H: 0	E: 0	K: 0	S: 10	R: 0	H: 0	E: 0	K: 0	S: 10	1B: 6	SF: 0	2B: 0	3B: 0	HR: 0	SAC: 1	DP: 0	HBP: 0	WP: 0	PA: 39
--------------	------	------	------	------	------	------	------	------	------	-------	------	------	------	------	------	------	------	------	------	-------	------	------	------	------	------	------	------	------	------	-------	------	------	------	------	-------	------	------	------	------	-------	------	------	------	------	-------	------	------	------	------	-------	------	------	------	------	-------	------	------	------	------	-------	-------	-------	-------	-------	-------	--------	-------	--------	-------	--------

PITCHER	IP	WLS	BF	H	R	ER	SO	BB	IBB	HBP	BLK	WP	HR	S	P	ERA	WHIP
Miguel Batista, R ERA: 2.8	(1, 1)	7.0	29	6	1	1	7	1	0	0	0	0	0	68	93	1.29	1.000
Eddie Oropesa, L ERA: 2.7	(8, 1)	0.1	1	0	0	0	1	0	0	0	0	0	0	3	5	0.00	0.000
Jose Valverde, R ERA: 1.23	(8, 1)	0.2	3	0	0	0	1	1	0	0	0	0	0	10	16	0.00	1.500
Oscar Villarreal, R ERA: 3.06	(9, 1)	1.0	W	3	0	0	3	0	0	0	0	0	0	10	13	0.00	0.000
Matt Mantei, R ERA: 4.07	(10, 1)	1.0	S	3	0	0	0	0	0	0	0	0	0	10	16	0.00	0.000



Batter	1	2	3	4	5	6	7	8	9	AB R H RBI BB SO LOB	TOP											
<b>Matt Kata, S</b> OBP: 0.430, SLG: 0.620 (1, 4)	1-2 G6-3		2-2 G6-3			2-3 K			1-0 P5	4 0 0 0 0 1 0	<b>Arizona Diamondbacks @ Los Angeles Dodgers</b> <b>Dodger Stadium, Los Angeles, CA</b> Sat Jul 05 2003, 1:10 PM PDT Att. 38,956 - Sunny - 88 F											
<b>Steve Finley, L</b> OBP: 0.385, SLG: 0.538 (1, 8)	1-1 L4			3-2 G1-3			0-0 G3		1-3 K	4 0 0 0 0 1 0												
<b>Alex Cintron, S</b> OBP: 0.345, SLG: 0.494 (1, 6)	2-2 E5			1-2 G5-3			0-1 G5-3		1-1 1B	4 0 1 0 0 0 0												
<b>Luis Gonzalez, L</b> OBP: 0.396, SLG: 0.574 (1, 7)	3-2 F7			2-3 K			1-0 G3		2-3 K	4 0 0 0 0 2 2												
<b>Shea Hillenbrand, R</b> OBP: 0.327, SLG: 0.452 (1, 3)		1-0 G6-3		1-2 CS	0-3 K			0-1 G6-4-3 1B		3 0 1 0 0 1 0												
<b>Robby Hammock, R</b> OBP: 0.320, SLG: 0.547 (1, 5)		0-3 K			3-2 F8			0-0 G6-4-3 1-2f		3 0 0 0 0 1 1												
<b>Quinton McCracken, S</b> OBP: 0.260, SLG: 0.250 (1, 9)		2-2 F8			0-1 G6-3			1-2 1B 1B		3 0 1 0 0 0 0												
<b>Chad Moeller, R</b> OBP: 0.370, SLG: 0.494 (1, 2)			0-1 F8			0-1 G6-3		2-2 FC6-4 1-2 1B		3 0 1 0 0 0 0												
<b>Elmer Dessens, R</b> OBP: 0.241, SLG: 0.250 (1, 1)			0-1 G6-3			2-3 K2-3		0-0 FC6-4 1-2f		2 0 0 0 0 1 0												
<b>Carlos Baerga, S</b> OBP: 0.356, SLG: 0.473 (8, PH)										1 0 0 0 0 0 2												
<b>Eddie Oropesa, L</b> (8, 1)										0 0 0 0 0 0 0												
<b>Inning Stats</b>	R: 0 E: 1 K: 0 S: 16	H: 0 LOB: 1 BB: 0 P: 23	R: 0 E: 0 K: 1 S: 7	H: 0 LOB: 0 BB: 0 P: 10	R: 0 E: 0 K: 0 S: 10	H: 0 LOB: 0 BB: 0 P: 12	R: 0 E: 0 K: 1 S: 11	H: 0 LOB: 0 BB: 0 P: 18	R: 0 E: 0 K: 1 S: 8	H: 0 LOB: 0 BB: 0 P: 11	R: 0 E: 0 K: 2 S: 9	H: 0 LOB: 0 BB: 0 P: 13	R: 0 E: 0 K: 0 S: 4	H: 0 LOB: 0 BB: 0 P: 5	R: 0 E: 0 K: 0 S: 16	H: 3 LOB: 2 BB: 0 P: 19	R: 0 E: 0 K: 2 S: 11	H: 1 LOB: 1 BB: 0 P: 16	1B: 4 2B: 0 3B: 0 HR: 0	SF: 0 SAC: 0 DP: 1 HBP: 0	WP: 1 PB: 0 SB: 0 CS: 1	PA: 32
<b>PITCHER</b>	IP WLS BF H R ER SO BB IBB HBP BLK WP HR S P ERA WHIP												<b>PITCHER</b>	IP WLS BF H R ER SO BB IBB HBP BLK WP HR S P ERA WHIP								
<b>Odalis Perez, L</b> ERA: 4.12 (1, 1)	8.0 W 27 3 0 0 5 0 0 0 0 1 0 81 111 0.00 0.375																					
<b>Eric Gagne, R</b> ERA: 2.09 (9, 1)	1.0 S 4 1 0 0 2 0 0 0 0 0 0 0 11 16 0.00 1.000																					

livebaseballscorecards.com

<b>AB</b>	<b>31</b>
<b>R</b>	<b>0</b>
<b>H</b>	<b>4</b>
<b>RBI</b>	<b>0</b>
<b>BB</b>	<b>0</b>
<b>SO</b>	<b>7</b>
<b>LOB</b>	<b>5</b>



Batter	1	2	3	4	5	6	7	8	9	AB	R	H	RBI	BB	SO	LOB
Wilkin Ruan, R OBP: 0.154, SLG: 0.231 (1, 8)	3-2 G6-3 ①		1-3 K ②		2-3 K ①		1-3 K ③			4	0	0	0	0	3	1
Alex Cora, L OBP: 0.276, SLG: 0.302 (1, 4)	0-2 F9 ②		0-1 1B ③		2-0 G1-3 ②			1-2 G6-3 ①		4	0	1	0	0	0	0
Shawn Green, L OBP: 0.308, SLG: 0.414 (1, 9)	0-0 1B ③		0-0 P6 ③		1-0 F9 ③			2-2 G6-3 ②		4	0	1	0	0	0	1
Paul Lo Duca, R OBP: 0.361, SLG: 0.430 (1, 3)	1-1 L4 ③			0-0 E5 1B		1-3 K ①		1-0 F9 ③		4	1	0	0	0	1	1
Mike Kinkade, R OBP: 0.366, SLG: 0.435 Jolbert Cabrera, R OBP: 0.325, SLG: 0.446 (1, 7) (9, 7)		1-2 E6 FC6 1B		0-0 2B 1B		2-1 F7 ②				3	1	1	1	0	0	0
Adrian Beltré, R OBP: 0.275, SLG: 0.342 (1, 5)		0-2 FC6 G6-3 1-2f		3-3 K ①		3-3 K ③				3	0	0	0	0	2	2
David Ross, R OBP: 0.364, SLG: 0.659 (1, 2)		0-0 G6-3 ②		1-0 2B				1-1 G5-3 ①		3	0	1	1	0	0	1
Cesar Izturis, S OBP: 0.284, SLG: 0.292 (1, 6)		2-2 F7 ③		0-3 K ②				0-0 FC2-6 1B		3	0	1	0	0	1	2
Odalis Perez, L OBP: 0.034, SLG: 0.034 Eric Gagne, R (9, 1)			2-3 K ①		0-1 F8 ③		SAFE 0-0 FC2-6 1-2f			3	0	0	0	0	1	2
										0	0	0	0	0	0	0

Inning Stats		R: 0	H: 1	R: 0	H: 0	R: 0	H: 1	R: 2	H: 2	R: 0	H: 0	R: 0	H: 0	R: 0	H: 1	R: 0	H: 0
		E: 0	LOB: 1	E: 1	LOB: 1	E: 0	LOB: 1	E: 1	LOB: 1	E: 0	LOB: 0	E: 0	LOB: 0	E: 0	LOB: 1	E: 0	LOB: 0
		K: 0	BB: 0	K: 0	BB: 0	K: 2	BB: 0	K: 2	BB: 0	K: 1	BB: 0	K: 2	BB: 0	K: 1	BB: 0	K: 0	BB: 0
		S: 11	P: 15	S: 11	P: 14	S: 10	P: 13	S: 12	P: 16	S: 5	P: 10	S: 8	P: 14	S: 9	P: 11	S: 10	P: 14

**BOTTOM**

Arizona Diamondbacks @ Los Angeles Dodgers  
 Dodger Stadium, Los Angeles, CA

Sat Jul 05 2003, 1:10 PM PDT  
 Att: 38,956 - Sunny - 88 F

livebaseballscorecards.com

AB	31
R	2
H	5
RBI	2
BB	0
SO	8
LOB	10



WP: 0	PA: 31
PB: 0	
SB: 0	
CS: 0	

PITCHER		IP	WLS	BF	H	R	ER	SO	BB	IBB	HBP	BLK	WP	HR	S	P	ERA	WHIP
Elmer Dessens, R ERA: 4.75 (1, 1)		7.0	L	28	5	2	0	8	0	0	0	0	0	0	66	93	0.00	0.714
Eddie Oropesa, L ERA: 2.59 (8, 1)		1.0		3	0	0	0	0	0	0	0	0	0	10	14	0.00	0.000	



Batter	1	2	3	4	5	6	7	8	9	AB R H RBI BB SO LOB	TOP		
<b>Matt Kata, S</b> (1, 4) OBP: 0.422, SLG: 0.600	0-0 1B G4-6-3 1B		2-3 K	1-2 G1-3			1-2 L7			4 1 1 0 0 1 2			
<b>Steve Finley, L</b> (1, 8) OBP: 0.383, SLG: 0.534	1-1 1-3 1B		2-2 P6			1-3 K	0-2 P2			4 0 1 0 0 1 0			
<b>Alex Cintron, S</b> (1, 6) OBP: 0.343, SLG: 0.489	0-0 G4-6-3		0-1 1B			2-3 K	2-1 F7			4 0 1 1 0 1 0			
<b>Luis Gonzalez, L</b> (1, 7) OBP: 0.397, SLG: 0.570	2-2 P3		0-1 G1-3			4-2 1B BB	4-1 G1-6-3 BB			2 0 0 0 2 0 1			
<b>Shea Hillenbrand, R</b> (1, 5) OBP: 0.333, SLG: 0.461		1-0 2B		1-1 BB HBP SF8 1B	0-2 1-2 1B		0-2 G1-6-3 1-2f			4 1 3 0 0 0 1			
<b>David Dellucci, L</b> (1, 9) OBP: 0.346, SLG: 0.430		2-3 K		1-1 SH3-4 BB HBP	0-0 G3		0-1 F7			3 0 0 0 0 1 3			
<b>Jose Valverde, R</b> (8, 1)										0 0 0 0 0 0 0			
<b>Matt Mantei, R</b> (9, 1)										0 0 0 0 0 0 0			
<b>Chad Moeller, R</b> (1, 2) OBP: 0.367, SLG: 0.485		3-1 G5-3		4-2 SH3-4 BB	0-3 K					3 0 0 0 1 1 1			
<b>Lyle Overbay, L</b> (1, 3) OBP: 0.372, SLG: 0.426		4-0 IBB		2-1 SF8	1-3 K					1 0 0 1 2 1 0			
<b>Andrew Good, R</b> (1, 1) OBP: 0.125, SLG: 0.125				1-1 SH3-4	1-2 G5-3					2 0 0 0 0 1 2			
<b>Oscar Villarreal, L</b> (7, 1)										0 0 0 0 0 0 0			
<b>Eddie Oropesa, L</b> (8, 1)										0 0 0 0 0 0 0			
<b>Quinton McCracken, S</b> (8, 9) OBP: 0.258, SLG: 0.248				1-2 2-3			0-0 G6-4-3 BB			1 0 0 0 0 0 1			
<b>Inning Stats</b>	R: 1 E: 0 K: 0 S: 7 H: 2 LOB: 0 BB: 0 P: 10	R: 0 E: 0 K: 2 S: 10 H: 1 LOB: 2 BB: 1 P: 21	R: 0 E: 0 K: 1 S: 12 H: 1 LOB: 1 BB: 0 P: 16	R: 1 E: 0 K: 0 S: 14 H: 1 LOB: 2 BB: 1 P: 24	R: 0 E: 0 K: 2 S: 12 H: 1 LOB: 2 BB: 1 P: 19	R: 0 E: 0 K: 2 S: 12 H: 0 LOB: 0 BB: 0 P: 14	R: 0 E: 0 K: 0 S: 8 H: 0 LOB: 0 BB: 0 P: 11	R: 0 E: 0 K: 0 S: 6 H: 0 LOB: 0 BB: 1 P: 10	R: 0 E: 0 K: 0 S: 3 H: 0 LOB: 0 BB: 1 P: 8	1B: 5 2B: 1 3B: 0 HR: 0 SF: 1 SAC: 1 DP: 2 HBP: 1	WP: 0 PB: 0 SB: 0 CS: 0 PA: 36		
<b>PITCHER</b>	IP WLS BF H R ER SO BB IBB HBP BLK WP HR S P ERA WHIP											<b>PITCHER</b>	IP WLS BF H R ER SO BB IBB HBP BLK WP HR S P ERA WHIP
<b>Hideo Nomo, R</b> (1, 1) ERA: 2.71	7.0 L 30 6 2 2 7 2 1 1 0 0 0 75 115 2.57 1.143												
<b>Steve Colyer, L</b> (8, 1) ERA: 1.93	0.0 1 0 0 0 0 1 0 0 0 0 0 1 5 ∞ ∞												
<b>Paul Quantrill, R</b> (8, 1) ERA: 1.37	2.0 5 0 0 0 0 1 0 0 0 0 0 8 13 0.00 0.500												

Arizona Diamondbacks @ Los Angeles Dodgers  
 Dodger Stadium, Los Angeles, CA  
 Sun Jul 06 2003, 5:05 PM PDT  
 Att. 41,769 - Sunny - 77 F

AB	28
R	2
H	6
RBI	2
BB	5
SO	7
LOB	11



BOTTOM

Arizona Diamondbacks @ Los Angeles Dodgers  
Dodger Stadium, Los Angeles, CA

livebaseballscorecards.com

AB 31  
R 1  
H 4  
RBI 1  
BB 3  
SO 10  
LOB 15



WP: 0 PA: 35  
PB: 0  
SB: 0  
CS: 0

Sun Jul 06 2003, 5:05 PM PDT  
Att: 41,769 - Sunny - 77 F

AB R H RBI BB SO LOB

4 0 0 0 0 0 0  
2 0 0 0 0 1 0  
1 0 0 0 0 1 0

4 1 2 0 0 0 1

2 0 1 0 2 0 1

4 0 0 0 0 2 5

3 0 0 1 1 0 2

4 0 1 0 0 2 5

3 0 0 0 0 2 1  
1 0 0 0 0 1 0

2 0 0 0 0 1 0  
1 0 0 0 0 0 0  
0 0 0 0 0 0 0  
0 0 0 0 0 0 0

1B: 2 SF: 0  
2B: 2 SAC: 1  
3B: 0 DP: 1  
HR: 0 HBP: 0

Batter	1	2	3	4	5	6	7	8	9			
Wilkin Ruan, R (1, 8) OBP: 0.118, SLG: 0.176	0-2 E5 G3-1 SH1-3		2-2 G6-3		0-1 G3-1		1-0 F9					
Alex Cora, L (1, 4) OBP: 0.274, SLG: 0.300 Jolbert Cabrera, R (8, PH) OBP: 0.324, SLG: 0.443 (9, 4)	0-1 SH1-3 1-2		3-3 K			3-0 F7		3-3 K				
Shawn Green, L (1, 9) OBP: 0.310, SLG: 0.418	1-0 G3-1 2-3			0-0 2B 1B		0-0 E 2B FC6-4		3-2 G6-3				
Paul Lo Duca, R (1, 7) OBP: 0.366, SLG: 0.434	1-0 G5-3			2-2 1-3 2B		4-1 FC6-4 E BB		4-0 BB				
Daryle Ward, L (1, 3) OBP: 0.219, SLG: 0.198		0-3 K		2-3 K		1-2 E1 FC6-4 1-2 2-3		0-0 F8				
Ron Coomer, R (1, 5) OBP: 0.292, SLG: 0.288		0-1 G4-3		4-0 G6-4-3 BB		0-0 FC6-4 1-2f 2-3 3-H		0-2 G5-3				
David Ross, R (1, 2) OBP: 0.354, SLG: 0.622		0-0 1B		0-1 G6-4-3 1-2f		2-3 K		2-3 K				
Cesar Izturis, S (1, 6) OBP: 0.281, SLG: 0.289 Chad Hermansen, R (9, PH) OBP: 0.167, SLG: 0.167		0-0 F8			1-3 K		0-3 K		3-3 K			
Hideo Nomo, R (1, 1) OBP: 0.171, SLG: 0.105 Larry Barnes, L (7, PH) OBP: 0.083, SLG: 0.083 Steve Colyer, L (8, 1) Paul Quantrill, L (8, 1)			1-3 K		2-2 G4-3		0-2 G3					
Inning Stats	R: 0 H: 0 E: 1 LOB: 1 K: 0 BB: 0 S: 7 P: 9	R: 0 H: 1 E: 0 LOB: 1 K: 1 BB: 0 S: 7 P: 7	R: 0 H: 0 E: 0 LOB: 0 K: 2 BB: 0 S: 10 P: 16	R: 0 H: 2 E: 0 LOB: 2 K: 1 BB: 1 S: 10 P: 18	R: 0 H: 0 E: 0 LOB: 0 K: 1 BB: 0 S: 9 P: 12	R: 1 H: 1 E: 1 LOB: 2 K: 1 BB: 1 S: 10 P: 20	R: 0 H: 0 E: 0 LOB: 0 K: 1 BB: 0 S: 8 P: 9	R: 0 H: 0 E: 0 LOB: 1 K: 1 BB: 1 S: 10 P: 20	R: 0 H: 0 E: 0 LOB: 0 K: 2 BB: 0 S: 10 P: 15	1B: 2 SF: 0 2B: 2 SAC: 1 3B: 0 DP: 1 HR: 0 HBP: 0		
PITCHER	IP WLS BF H R ER SO BB IBB HBP BLK WP HR S P ERA WHIP											IP WLS BF H R ER SO BB IBB HBP BLK WP HR S P ERA WHIP
Andrew Good, R (1, 1) ERA: 4.48	6.0 W 25 4 1 0 6 2 0 0 0 0 0 0 53 82 0.00 1.000											
Oscar Villarreal, R (7, 1) ERA: 3.0	1.0 H 3 0 0 0 1 0 0 0 0 0 0 0 8 9 0.00 0.000											
Eddie Oropesa, L (8, 1) ERA: 2.52	0.2 H 2 0 0 0 1 0 0 0 0 0 0 0 9 15 0.00 0.000											
Jose Valverde, R (8, 1) ERA: 1.2	0.1 H 2 0 0 0 0 1 0 0 0 0 0 0 1 5 0.00 3.000											
Matt Mantei, R (9, 1) ERA: 3.91	1.0 S 3 0 0 0 2 0 0 0 0 0 0 0 10 15 0.00 0.000											



Batter	1	2	3	4	5	6	7	8	9	AB R H RBI BB SO LOB	TOP														
Ronnie Belliard, R (1, 4) OBP: 0.384, SLG: 0.406	0-1 F9		1-2 G6-3	2-3 K		0-2 G5-3			1-0 F8	5 0 0 0 0 1 1															
Chris Stynes, R (1, 5) OBP: 0.373, SLG: 0.463	3-1 G5-3		3-2 HR 2B		4-1 BB FC3-6 BB	0-1 G5-3			1-3 K	4 2 1 0 1 1 1															
17 Todd Helton, L (1, 3) OBP: 0.434, SLG: 0.589 Mark Sweeney, L (8, 3) OBP: 0.297, SLG: 0.379	2-1 HR		4-0 HR IBB		4-1 FC3-6 BB 1-2 FC3-2 BB		1-0 G4-3			2 2 1 1 2 0 0 0 0 0 0 0 0 0															
Preston Wilson, R (1, 8) OBP: 0.361, SLG: 0.559 Mark Bellhorn, S (8, 8) OBP: 0.347, SLG: 0.315	0-3 K		0-0 HR		4-2 FC3-6 BB 1-2 2-3		0-0 P4			3 1 1 3 1 1 0 0 0 0 0 0 0 0															
Larry Walker, L (1, 9) OBP: 0.433, SLG: 0.504 Greg Norton, S (8, 9) OBP: 0.311, SLG: 0.400		4-1 S 2B BB	0-1 G4-3		0-0 FC3-6 FC3-2 1-2f 2-3 3-H		1-2 F7			3 1 0 1 1 0 2 0 0 0 0 0 0 0															
Jay Payton, R (1, 7) OBP: 0.353, SLG: 0.482	2-1 F9		1-2 2B		1 SAFE 0-1 FC3-2 FC6-4 1-2 3-H		1-0 G6-3			4 0 1 0 0 0 3															
Charles Johnson, R (1, 2) OBP: 0.318, SLG: 0.445		3-1 2B 2-H	2-1 F9		0-1 FC6-4 1-2f		2-2 G5-3			4 0 1 1 0 0 3															
Juan Uribe, R (1, 6) OBP: 0.295, SLG: 0.379	1-1 F8			2-0 G5-3		2-3 K SH1-4		1-3 K		4 0 0 0 0 2 1															
Jason Jennings, L (1, 1) OBP: 0.343, SLG: 0.333 Nelson Cruz, R (6, 1) OBP: 0.154, SLG: 0.231 Javier López, L (7, 1) OBP: 0.500, SLG: 0.500 Joe Roa, R (7, 1) OBP: 0.250, SLG: 0.250 Greg Vaughn, R (9, PH) OBP: 0.318, SLG: 0.528	1-1 F9		3-2 G3-1		1 SAFE 0-1 SH1-4 1-2			3-3 K		2 0 0 0 0 0 1 0 1 0 0 0 0 1 0															
<b>Inning Stats</b>	R: 1 E: 0 K: 1 S: 10	H: 1 LOB: 0 BB: 0 P: 15	R: 1 E: 0 K: 0 S: 9	H: 1 LOB: 1 BB: 1 P: 20	R: 3 E: 0 K: 0 S: 14	H: 3 LOB: 1 BB: 1 P: 25	R: 0 E: 0 K: 1 S: 8	H: 0 LOB: 0 BB: 0 P: 15	R: 1 E: 0 K: 0 S: 9	H: 0 LOB: 2 BB: 3 P: 21	R: 0 E: 0 K: 1 S: 11	H: 0 LOB: 1 BB: 0 P: 13	R: 0 E: 0 K: 0 S: 5	H: 0 LOB: 0 BB: 0 P: 7	R: 0 E: 0 K: 1 S: 7	H: 0 LOB: 0 BB: 0 P: 11	R: 0 E: 0 K: 2 S: 7	H: 0 LOB: 0 BB: 0 P: 12	1B: 0 2B: 3 3B: 0 HR: 2	SF: 0 SAC: 1 DP: 0 HBP: 0	WP: 1 PB: 0 SB: 1 CS: 0	PA: 38			
<b>PITCHER</b>	IP WLS BF H R ER SO BB IBB HBP BLK WP HR S P ERA WHIP																								
John Patterson, R (1, 1) ERA: 6.91	4.0		19	5	5	5	2	1	1	0	0	0	2	41	75	11.25	1.500								
Stephen Randolph, L (5, 1) ERA: 4.11	3.0	W	13	0	1	1	1	3	0	0	0	1	0	25	41	3.00	1.000								
Oscar Villarreal, R (8, 1) ERA: 2.94	1.0		3	0	0	0	1	0	0	0	0	0	0	7	11	0.00	0.000								
Brady Raggio, R (9, 1) ERA: 3.68	1.0		3	0	0	0	2	0	0	0	0	0	0	7	12	0.00	0.000								

**Colorado Rockies @ Arizona Diamondbacks**  
Bank One Ballpark, Phoenix, AZ

AB	32
R	6
H	5
RBI	6
BB	5
SO	6
LOB	12



Mon Jul 07 2003, 9:37 PM EDT  
Att. 32,019 - Sunny - 83 F

livebaseballscores.com

BOTTOM

Colorado Rockies @ Arizona Diamondbacks  
Bank One Ballpark, Phoenix, AZ

livebaseballscores.com

AB	39
R	14
H	18
RBI	14
BB	5
SO	3
LOB	13



WP:	0	PA:	45
PB:	0	SB:	0
CS:	1		

Mon Jul 07 2003, 9:37 PM EDT  
Att. 32,019 - Sunny - 83 F

AB R H RBI BB SO LOB

4 1 1 1 1 0 0

4 2 2 0 1 0 0

4 2 1 1 1 0 3

5 4 5 7 0 0 0

4 1 2 1 1 0 0

5 1 1 1 0 2 3

5 1 2 0 0 0 3

4 2 2 1 1 0 1

1B:	11	SF:	0
2B:	3	SAC:	1
3B:	1	DP:	0
HR:	3	HBP:	0

Batter	1	2	3	4	5	6	7	8	9								
<b>Craig Counsell, L</b> OBP: 0.387, SLG: 0.350 (1, 6)	1-2 P6		1-0 F8	0-1 1B		3-2 G6-3	4-1 1B										
<b>Matt Kata, S</b> OBP: 0.432, SLG: 0.595 (1, 4)	1-2 G3		3-1 L7	2-2 1B		4-2 HR	2-1 1B										
<b>Luis Gonzalez, L</b> OBP: 0.397, SLG: 0.566 (1, 7)	0-1 G1-3		2-1 G6-3	2-0 G3		4-2 HR	0-2 2B										
<b>Shea Hillenbrand, R</b> OBP: 0.348, SLG: 0.512 (1, 5)		3-1 G4-3		0-0 HR	1-0 HR	1-1 HR	0-2 1B										
<b>Steve Finley, L</b> OBP: 0.387, SLG: 0.534 (1, 8)		3-2 G4-3		4-0 2B	1-1 P5	1-2 G4-3	2-2 1B										
<b>Chad Moeller, R</b> OBP: 0.363, SLG: 0.483 (1, 2)		0-3 K		0-1 G1-3	1-2 P4												
<b>Lyle Overbay, L</b> OBP: 0.372, SLG: 0.426 (1, 3)		2-0 G4-3		0-0 F7	2-0 G4-3		0-2 3B										
<b>Quinton McCracken, S</b> OBP: 0.270, SLG: 0.280 (1, 9)		4-0 IBB		0-0 G1-3		2-1 SH3-4	1-0 1B										
<b>John Patterson, R</b> OBP: 0.083, SLG: 0.083 (1, 1)		0-3 K		1-1 1B		1-1 SH3-4	3-2 CS										
<b>Mark Graczyk, L</b> OBP: 0.302, SLG: 0.333 (4, PH)																	
<b>Stephen Randolph, L</b> OBP: 0.346, SLG: 0.430 (7, PH)																	
<b>David Dellucci, L</b> OBP: 0.346, SLG: 0.430 (7, PH)																	
<b>Carlos Baerga, S</b> OBP: 0.360, SLG: 0.477 (8, 1)																	
<b>Oscar Villarreal, L</b> OBP: 0.342, SLG: 0.486 (8, PH)																	
<b>Alex Cintron, S</b> OBP: 0.342, SLG: 0.486 (9, 1)																	
<b>Brady Raggio, R</b> (9, 1)																	
<b>Inning Stats</b>	R: 0 E: 0 K: 8	H: 0 LOB: 0 BB: 10	R: 0 E: 0 K: 13	H: 2 LOB: 3 BB: 1 P: 25	R: 0 E: 0 K: 5	H: 0 LOB: 0 BB: 0 P: 11	R: 3 E: 0 K: 13	H: 5 LOB: 3 BB: 1 P: 22	R: 1 E: 0 K: 7	H: 1 LOB: 0 BB: 0 P: 12	R: 4 E: 0 K: 17	H: 2 LOB: 0 BB: 2 P: 33	R: 6 E: 0 K: 25	H: 7 LOB: 1 BB: 1 P: 38	R: 0 E: 0 K: 6	H: 1 LOB: 0 BB: 0 P: 7	
<b>PITCHER</b>	IP WLS BF H R ER SO BB IBB HBP BLK WP HR S P ERA WHIP																
<b>Jason Jennings, R</b> ERA: 4.66 (1, 1)	5.2	L	6	3	4	4	0	1	0	0	0	0	1	12	19	54.00	6.000
<b>Nelson Cruz, R</b> ERA: 6.88 (6, 1)	0.2																
<b>Javier López, L</b> ERA: 5.51 (7, 1)	0.1		4	3	1	1	0	1	0	0	0	0	0	11	20	27.00	12.000
<b>Joe Roa, R</b> ERA: 5.82 (7, 1)	1.1		6	3	3	3	1	0	0	0	0	0	0	15	19	20.25	2.250









Batter	1	2	3	4	5	6	7	8	9	AB R H RBI BB SO LOB	TOP									
<b>Gary Matthews, S</b> OBP: 0.294, SLG: 0.338 (1, 8)	2-1 G4-3		0-1 F7		3-1 L4			0-0 E 1B	0-1 F9	5 0 1 0 0 0 1	<b>San Diego Padres @ Arizona Diamondbacks</b> Bank One Ballpark, Phoenix, AZ Wed Jul 09 2003, 9:37 PM EDT Att. 30,458 - Sunny - 80 F <a href="http://livebaseballscorecards.com">livebaseballscorecards.com</a>									
<b>Mark Loretta, R</b> OBP: 0.378, SLG: 0.440 (1, 4)	1-1 E G3 2B		0-2 E 1B		1-2 F9			3-2 E5 1-2		4 1 2 0 0 0 1										
<b>Rondell White, R</b> OBP: 0.336, SLG: 0.493 (1, 7)	1-1 G3 E HBP		1-2 F8 1-2		1-3 K			2-2 F8		3 0 0 0 0 1 3										
<b>Brian Buchanan, R</b> OBP: 0.364, SLG: 0.529 (1, 3) (7, 9)	1-0 E1 G3 1-2 2-3		2-2 G6-3		2-3 K			0-0 G4-3		4 0 0 0 0 1 5										
<b>Sean Burroughs, L</b> OBP: 0.367, SLG: 0.425 (1, 5)	3-1 G3 1-2 2-3 3-H			0-3 K		1-0 P4		0-0 1B 2B		4 1 1 1 0 1 2										
<b>Xavier Nady, R</b> OBP: 0.308, SLG: 0.383 (1, 9)	1-3 K			0-3 K		2-3 K		2-1 1B G4-3 1B 2-H		3 0 0 0 0 3 2 0 0 0 0 0 0 0 1 1 1 1 0 0 0										
<b>Luther Hackman, R</b> (8, 1)																				
<b>Miguel Ojeda, R</b> OBP: 0.267, SLG: 0.351 (9, PH)																				
<b>Lou Merloni, R</b> OBP: 0.361, SLG: 0.324 (1, 6)					1-2 1B			0-0 G4-3 1-3 1B		4 0 2 0 0 1 0										
<b>Gary Bennett, R</b> OBP: 0.247, SLG: 0.255 (1, 2)					0-1 F8			0-0 G3-1		4 0 0 1 0 0 2										
<b>44 Jake Peavy, R</b> OBP: 0.176, SLG: 0.097 (1, 1)						3-3 K		0-0 F7		2 0 0 0 0 1 0										
<b>Scott Linebrink, R</b> (6, 1)										0 0 0 0 0 0 0										
<b>Mike Matthews, L</b> (7, 1)										0 0 0 0 0 0 0										
<b>Dave Hansen, L</b> OBP: 0.394, SLG: 0.309 (7, 3)										2 0 0 0 0 0 1										
<b>Inning Stats</b>	R: 1 E: 1 K: 1 S: 11	H: 1 LOB: 2 BB: 0 P: 20	R: 0 E: 0 K: 1 S: 9	H: 0 LOB: 0 BB: 0 P: 14	R: 0 E: 1 K: 2 S: 12	H: 1 LOB: 1 BB: 0 P: 13	R: 0 E: 0 K: 1 S: 11	H: 0 LOB: 0 BB: 0 P: 18	R: 0 E: 0 K: 2 S: 7	H: 0 LOB: 0 BB: 0 P: 11	R: 0 E: 0 K: 1 S: 6	H: 0 LOB: 0 BB: 0 P: 8	R: 0 E: 1 K: 0 S: 11	H: 1 LOB: 2 BB: 0 P: 16	R: 2 E: 0 K: 0 S: 10	H: 3 LOB: 1 BB: 0 P: 14	1B: 5 2B: 2 3B: 0 HR: 0	SF: 0 SAC: 0 DP: 0 HBP: 1	WP: 0 PB: 0 SB: 0 CS: 0	PA: 37
<b>PITCHER</b>	IP WLS BF H R ER SO BB IBB HBP BLK WP HR S P ERA WHIP																			
<b>Chris Capuano, L</b> ERA: 5.4 (1, 1)	7.0 W 26 3 1 0 8 0 0 1 0 0 0 0 68 99 0.00 0.429																			
<b>Oscar Villarreal, R</b> ERA: 2.89 (8, 1)	1.0 5 1 0 0 0 0 0 0 0 0 0 0 11 16 0.00 1.000																			
<b>Mike Myers, L</b> ERA: 5.7 (9, 1)	1.0 6 3 2 2 0 0 0 0 0 0 0 0 10 14 18.00 3.000																			



Batter	1	2	3	4	5	6	7	8	9	AB	R	H	RBI	BB	SO	LOB
<b>Craig Counsell, L</b> (1, 4) OBP: 0.391, SLG: 0.398	2-2 F7		2-0 HR		1-2 WP HR 1B		4-0 E SF8 BB			3	3	2	1	1	0	0
<b>David Dellucci, L</b> (1, 9) OBP: 0.338, SLG: 0.417	1-3 K		0-1 F7		1-1 F9		0-3 K			4	0	0	0	0	2	3
<b>Luis Gonzalez, L</b> (1, 7) OBP: 0.397, SLG: 0.572	2-2 HR		0-1 2B		4-0 HR IBB		1-0 E6			3	2	2	1	1	0	1
<b>Shea Hillenbrand, R</b> (1, 5) OBP: 0.354, SLG: 0.530	1-1 G3-1		4-2 G4-6-3 BB		0-1 HR		1-0 SF8			2	1	1	4	1	0	0
<b>Steve Finley, L</b> (1, 8) OBP: 0.387, SLG: 0.558		2-2 HR	0-1 G4-6-3		3-3 K		0-0 F7			4	1	1	1	0	1	3
<b>Alex Cintron, S</b> (1, 6) OBP: 0.343, SLG: 0.479		2-1 F7		0-1 G3		1-1 P6		1-0 G5-4-3 1B		4	0	1	0	0	0	0
<b>Lyle Overbay, L</b> (1, 3) OBP: 0.369, SLG: 0.420		4-2 BB		2-3 K		1-1 L7		2-0 L9		3	0	0	0	1	1	1
<b>Robby Hammock, R</b> (1, 2) OBP: 0.308, SLG: 0.525		0-3 K		3-3 K		1-1 F9		2-2 G5-4-3		4	0	0	0	0	2	2
<b>Chris Capuano, L</b> (1, 1) <b>Quinton McCracken, S</b> (7, PH) <b>Oscar Villarreal, L</b> (8, 1) <b>Mike Myers, L</b> (9, 1)		1-2 L6		3-2 P5			2-1 E BB 1B			2	0	0	0	0	0	1

Inning Stats	R: 1	H: 1	E: 0	LOB: 0	K: 1	S: 12	P: 18	R: 1	H: 1	E: 0	LOB: 1	K: 1	S: 13	P: 22	R: 1	H: 2	E: 0	LOB: 1	K: 0	S: 9	P: 15	R: 0	H: 0	E: 0	LOB: 0	K: 2	S: 10	P: 15	R: 3	H: 2	E: 0	LOB: 0	K: 1	S: 15	P: 27	R: 0	H: 0	E: 0	LOB: 0	K: 0	S: 6	P: 9	R: 2	H: 1	E: 1	LOB: 1	K: 1	S: 8	P: 16	R: 0	H: 1	E: 0	LOB: 0	K: 0	S: 5	P: 10
1B: 3	SF: 1	2B: 1	SAC: 0	3B: 0	DP: 2	HR: 4	HBP: 0	1B: 3	SF: 1	2B: 1	SAC: 0	3B: 0	DP: 2	HR: 4	HBP: 0	WP: 1	PA: 35	PB: 0	SB: 0	CS: 0																																				

PITCHER	IP	WLS	BF	H	R	ER	SO	BB	IBB	HBP	BLK	WP	HR	S	P	ERA	WHIP
<b>44 Jake Peavy, R</b> (1, 1) ERA: 4.55	5.0	L	23	6	6	6	5	2	1	0	0	1	4	59	97	10.80	1.600
<b>Scott Linebrink, R</b> (6, 1) ERA: 3.19	1.0		5	1	2	0	0	1	0	0	0	0	0	8	17	0.00	2.000
<b>Mike Matthews, L</b> (7, 1) ERA: 4.15	1.0		4	0	0	0	1	0	0	0	0	0	0	6	8	0.00	0.000
<b>Luther Hackman, R</b> (8, 1) ERA: 3.8	1.0		3	1	0	0	0	0	0	0	0	0	0	5	10	0.00	1.000

**BOTTOM**

**San Diego Padres @ Arizona Diamondbacks**  
Bank One Ballpark, Phoenix, AZ  
Wed Jul 09 2003, 9:37 PM EDT  
Att: 30,458 - Sunny - 80 F

livebaseballscorecards.com

<b>AB</b>	<b>30</b>
<b>R</b>	<b>8</b>
<b>H</b>	<b>8</b>
<b>RBI</b>	<b>7</b>
<b>BB</b>	<b>4</b>
<b>SO</b>	<b>6</b>
<b>LOB</b>	<b>11</b>





Batter	1	2	3	4	5	6	7	8	9	AB R H RBI BB SO LOB	TOP				
Mark Kotsay, L (1, 8) OBP: 0.335, SLG: 0.337	0-1 FC4-6 1B	1-3 K		X 0-0 FC5-4 1B	3-1 1B 2B		B X 1-0 L8		C X 0-1 G1-3	6 1 3 2 0 1 1					
Mark Loretta, R (1, 4) OBP: 0.381, SLG: 0.442 Matt Herges, L (8, 1)	1 SAFE 3-2 P4	0-0 WP 1B		1 SAFE 0-1 FC5-4 1-2f	1-2 2-H 3-H 1B			C X 0-2 1B 1B	C X 0-3 K	5 1 3 2 0 0 2 1 0 0 0 0 1 0					
Rondell White, R (1, 7) OBP: 0.335, SLG: 0.490 Jesse Orosco, R (7, 1)	2-1 FC4-6	1-1 WP 1B			F7			X 0-0 1B 1B		4 0 1 1 0 0 2 0 0 0 0 0 0 0 1 1 1 0 0 0 0					
Lou Merloni, R (8, PH) OBP: 0.366, SLG: 0.330	1-2f	1-2 2-H 1B			F8			1-2 HR 1B		3 2 1 1 2 0 3					
Dave Hansen, L (1, 3) OBP: 0.404, SLG: 0.310	1-1 G4-3	2-1 G3-1			4-2 2B 1B BB			C X 3-2 HR 1B		5 3 3 3 0 1 1					
Sean Burroughs, L (1, 5) OBP: 0.371, SLG: 0.446		1-2 1B 2B	3-1 F8		2-2 1B 2B			F X 0-1 HR		5 2 2 1 0 1 1					
Gary Matthews, S (1, 9) OBP: 0.296, SLG: 0.339		1-0 1B G5-3 1B	3-2 G4-3		0-0 BB S 2B 1B			C X 0-1 G3		5 1 1 1 0 0 3					
Ramón Vázquez, L (1, 6) OBP: 0.351, SLG: 0.371		0-0 G5-3 1B	1-1 G4-3		1 SAFE 2-1 L7			B X 1-1 G5-3		4 1 0 1 1 2 1					
Miguel Ojeda, R (1, 2) OBP: 0.262, SLG: 0.328		0-0 G5-3		1-3 K	4-1 BB 2B BB			S X 0-0 G6-3		2 2 1 2 1 0 0 2 0 0 0 0 1 0					
Kevin Jarvis, L (1, 1) OBP: 0.500, SLG: 0.286 Xavier Nady, R (7, PH) OBP: 0.307, SLG: 0.380		1-2 1B 1B		1-1 G6-3	4-2 2B 1B BB			X 0-0 G6-3		2 2 1 2 1 0 0 2 0 0 0 0 1 0					
<b>Inning Stats</b>	R: 0 H: 1 E: 0 LOB: 1 K: 0 BB: 0 S: 10 P: 16	R: 4 H: 6 E: 0 LOB: 2 K: 1 BB: 0 S: 17 P: 24	R: 0 H: 0 E: 0 LOB: 0 K: 0 BB: 0 S: 7 P: 14	R: 0 H: 1 E: 0 LOB: 1 K: 1 BB: 0 S: 8 P: 10	R: 6 H: 4 E: 0 LOB: 1 K: 0 BB: 3 S: 23 P: 45	R: 0 H: 0 E: 0 LOB: 1 K: 2 BB: 1 S: 11 P: 21	R: 0 H: 0 E: 0 LOB: 0 K: 1 BB: 0 S: 5 P: 7	R: 4 H: 4 E: 0 LOB: 0 K: 0 BB: 0 S: 14 P: 18	R: 0 H: 0 E: 0 LOB: 0 K: 2 BB: 0 S: 8 P: 9	1B: 12 SF: 0 2B: 3 SAC: 0 3B: 0 DP: 0 HR: 1 HBP: 0	WP: 1 PA: 47 PB: 0 SB: 1 CS: 0				
<b>PITCHER</b>	IP WLS BF H R ER SO BB IBB HBP BLK WP HR S P ERA WHIP	IP WLS BF H R ER SO BB IBB HBP BLK WP HR S P ERA WHIP													
Elmer Dessens, R (1, 1) ERA: 5.13	4.1 L 24 10 7 7 2 1 0 0 0 1 0 50 78 14.54 2.538	0.1 1 0 0 0 0 0 0 0 0 0 0 2 4 0.00 0.000	0.1 5 2 3 3 0 2 0 0 0 0 0 13 27 81.00 12.000	2.0 7 0 0 0 3 1 0 0 0 0 0 16 28 0.00 0.500	8.1 1.0 7 4 4 4 0 0 0 0 0 1 14 18 36.00 4.000	Jose Valverde, R (9, 1) ERA: 1.13	1.0 1.0 3 0 0 0 2 0 0 0 0 0 8 9 0.00 0.000								

**San Diego Padres @ Arizona Diamondbacks**  
 Bank One Ballpark, Phoenix, AZ  
 Thu Jul 10 2003, 6:05 PM EDT  
 Att. 33,336 - Dome - 72 F

AB	43
R	14
H	16
RBI	14
BB	4
SO	7
LOB	14



WP: 1	PA: 47
PB: 0	
SB: 1	
CS: 0	

PITCHER	IP	WLS	BF	H	R	ER	SO	BB	IBB	HBP	BLK	WP	HR	S	P	ERA	WHIP
Elmer Dessens, R (1, 1) ERA: 5.13	4.1	L	24	10	7	7	2	1	0	0	0	1	0	50	78	14.54	2.538
Mike Myers, L (5, 1) ERA: 5.63	0.1		1	0	0	0	0	0	0	0	0	0	0	2	4	0.00	0.000
Brady Raggio, R (5, 1) ERA: 7.04	0.1		5	2	3	3	0	2	0	0	0	0	0	13	27	81.00	12.000
Stephen Randolph, L (6, 1) ERA: 3.86	2.0		7	0	0	0	3	1	0	0	0	0	0	16	28	0.00	0.500
Andrew Good, R (8, 1) ERA: 4.96	1.0		7	4	4	4	0	0	0	0	0	0	1	14	18	36.00	4.000
Jose Valverde, R (9, 1) ERA: 1.13	1.0		3	0	0	0	2	0	0	0	0	0	0	8	9	0.00	0.000

Batter	1	2	3	4	5	6	7	8	9	AB R H RBI BB SO LOB
<b>Craig Counsell, L</b> OBP: 0.391, SLG: 0.398 (1, 5)	3-1 2B SF9 1B	2-2 F8		2-1 G4-3		2-2 G5-3			3-1 1B 1B	5 1 2 0 0 0 1
<b>Matt Kata, S</b> OBP: 0.423, SLG: 0.575 (1, 4)	1-1 1-3 2B		4-2 G4-3 G1-3 1B BB	1-0 G3			0-1 P4		1-1 1-2 G6-4-3 1B	4 1 2 0 1 0 0
<b>Luis Gonzalez, L</b> OBP: 0.395, SLG: 0.569 <b>David Dellucci, L</b> OBP: 0.335, SLG: 0.414 (1, 7) (8, 7)	0-2 SF9		1-1 G1-3		1-2 L9		4-0 BB		0-1 G6-4-3 1-2f	2 0 0 1 1 0 1 1 0 0 0 0 0 2
<b>Shea Hillenbrand, R</b> OBP: 0.353, SLG: 0.525 (1, 3)	2-2 G5-3		0-2 G4-3		0-1 FC6-4 1B		2-1 F8			4 0 1 0 0 0 3
<b>Steve Finley, L</b> OBP: 0.391, SLG: 0.559 <b>Andrew Good, R</b> OBP: 0.125, SLG: 0.125 <b>Jose Valverde, R</b> (9, 1)	4-0 BB		1-0 1B 1B		3-1 1B FC6-4 1B		0-3 K			3 0 2 1 1 1 1 0 0 0 0 0 0 0 0 0 0 0 0 0 0
<b>Alex Cintron, S</b> OBP: 0.341, SLG: 0.474 (1, 6)	1-1 L5		1-1 SAFE BB 1B		0-0 FC6-4 1-2f 2-3		0-3 K			4 0 1 0 0 1 4
<b>Chad Moeller, R</b> OBP: 0.363, SLG: 0.475 (1, 2)			4-2 K 1-2 BB		1-3 K		1-0 G6-3			3 0 0 0 1 2 2
<b>Quinton McCracken, S</b> OBP: 0.281, SLG: 0.291 (1, 9)			2-2 SH1-4 1B		2-0 G3		0-1 G4-3		0-0 G3	4 0 1 0 0 0 3
<b>Elmer Dessens, R</b> OBP: 0.233, SLG: 0.241 <b>Mike Myers, L</b> <b>Brady Raggio, R</b> <b>Stephen Randolph, L</b> <b>Luis Terrero, R</b> (1, 1) (5, 1) (5, 1) (6, 1) (8, 8)			0-1 SH1-4		0-0 G1-3		1-3 K		0-3 K	1 0 1 0 0 0 0 1 0 1 0 0 0 0 1 0

Inning Stats	R: 1	H: 2	E: 0	K: 0	S: 12	H: 2	LOB: 2	BB: 1	P: 23	R: 0	H: 1	E: 0	K: 1	S: 11	H: 1	LOB: 1	BB: 0	P: 16	R: 1	H: 2	E: 0	K: 0	S: 15	H: 2	LOB: 3	BB: 2	P: 28	R: 0	H: 0	E: 0	K: 0	S: 4	R: 0	H: 2	E: 0	K: 1	S: 12	H: 0	LOB: 0	BB: 0	P: 17	R: 0	H: 0	E: 0	K: 1	S: 8	H: 0	LOB: 1	BB: 1	P: 13	R: 0	H: 0	E: 0	K: 1	S: 5	H: 0	LOB: 0	BB: 0	P: 6	R: 0	H: 2	E: 0	K: 1	S: 9	H: 2	LOB: 1	BB: 0	P: 13	1B: 8	SF: 1	2B: 1	SAC: 1	3B: 0	DP: 1	HR: 0	HBP: 0	WP: 0	PA: 39
<b>PITCHER</b>	IP	WLS	BF	H	R	ER	SO	BB	IBB	HBP	BLK	WP	HR	S	P	ERA	WHIP																																																													
<b>Kevin Jarvis, R</b> ERA: 4.84 (1, 1)	6.0		28	7	2	2	3	3	0	0	0	0	0	62	102	3.00	1.667																																																													
<b>Jesse Orosco, L</b> ERA: 7.61 (7, 1)	1.0		4	0	0	0	1	1	0	0	0	0	0	7	13	0.00	1.000																																																													
<b>Matt Herges, R</b> ERA: 2.45 (8, 1)	2.0		7	2	0	0	2	0	0	0	0	0	0	14	19	0.00	1.000																																																													

**BOTTOM**

**San Diego Padres @ Arizona Diamondbacks**  
Bank One Ballpark, Phoenix, AZ  
Thu Jul 10 2003, 6:05 PM EDT  
Att. 33,336 - Dome - 72 F

[livebaseballscorecards.com](http://livebaseballscorecards.com)

<b>AB</b>	<b>33</b>
<b>R</b>	<b>2</b>
<b>H</b>	<b>9</b>
<b>RBI</b>	<b>2</b>
<b>BB</b>	<b>4</b>
<b>SO</b>	<b>6</b>
<b>LOB</b>	<b>17</b>





Batter	1	2	3	4	5	6	7	8	9	AB R H RBI BB SO LOB	TOP
Ray Durham, S (1, 4) OBP: 0.382, SLG: 0.429	1-2 F8	0-1 G3		1-1 L9			1-0 WP 1B 2B	1-3 K		5 1 1 0 0 1 2	
J.T. Snow, L (1, 3) OBP: 0.395, SLG: 0.435	4-1 1B BB		4-2 HR BB		1-0 G3		3-1 BB 1B SF9 1B 2-H		4-2 2B BB	2 4 1 1 3 0 0	
Marquis Grissom, R (1, 8) OBP: 0.341, SLG: 0.509	0-0 1B E 1B		2-0 1-H HR		3-2 K		0-1 SF9 BB 1B 1-2		2-2 BB 1B 2B	5 3 4 2 0 1 0	
Barry Bonds, L (1, 7) OBP: 0.494, SLG: 0.712	1-2 K		1-1 G3		1-1 HR		4-0 1-2 2-3 BB		4-0 1B BB SF8 IBB	3 2 1 1 2 1 2	
José Cruz Jr., S (1, 9) OBP: 0.376, SLG: 0.461	2-2 E8 1B 1-H 2-H		3-1 G3		0-0 F7		1-0 SF9 2-3 3-H		4-2 1B BB 1-2 2-3 3-H	3 0 1 3 1 0 0	
Neifi Perez, S (1, 6) OBP: 0.308, SLG: 0.379	1-1 G4-3		2-2 3B		0-0 F7		2-0 G4-3		2-2 1B 1-2 2-3 3-H	5 0 2 1 0 0 3	
Edgardo Alfonzo, R (1, 5) OBP: 0.313, SLG: 0.340		0-0 G6-3	0-1 G6-3		0-3 K			2-2 2B	2-2 SF8 3-H	4 0 1 1 0 1 1	
Yorvit Torrealba, R (1, 2) OBP: 0.296, SLG: 0.389		1-1 G1-3		1-0 G5-3		1-3 K		2-3 K	0-1 F7	5 0 0 0 0 2 3	
Jason Schmidt, R (1, 1) OBP: 0.100, SLG: 0.077		3-2		0-1 B5-3		3-3 K		1-0 G6-3	1-3 K	4 0 1 0 0 1 1	
Andres Galarraga, R (9, PH) OBP: 0.343, SLG: 0.519										1 0 0 0 0 1 2	
Tim Worrell, R (9, 1)										0 0 0 0 0 0 0	
Scott Eyre, L (9, 1)										0 0 0 0 0 0 0	
Felix Rodriguez, R (9, 1) OBP: 1.000, SLG: 1.000										0 0 0 0 0 0 0	
<b>Inning Stats</b>	R: 2 H: 2 E: 1 LOB: 1 K: 1 BB: 1 S: 14 P: 23	R: 0 H: 1 E: 0 LOB: 1 K: 0 BB: 0 S: 9 P: 13	R: 2 H: 2 E: 0 LOB: 1 K: 0 BB: 1 S: 13 P: 25	R: 0 H: 0 E: 0 LOB: 0 K: 0 BB: 0 S: 5 P: 7	R: 1 H: 1 E: 0 LOB: 0 K: 1 BB: 0 S: 7 P: 12	R: 0 H: 0 E: 0 LOB: 0 K: 2 BB: 0 S: 8 P: 9	R: 2 H: 3 E: 0 LOB: 2 K: 1 BB: 1 S: 12 P: 26	R: 0 H: 1 E: 0 LOB: 1 K: 1 BB: 0 S: 10 P: 16	R: 3 H: 2 E: 0 LOB: 2 K: 1 BB: 3 S: 19 P: 38	1B: 6 SF: 2 2B: 3 SAC: 0 3B: 1 DP: 0 HR: 2 HBP: 0	WP: 1 PA: 45 PB: 0 SB: 0 CS: 0
<b>PITCHER</b>	IP WLS BF H R ER SO BB IBB HBP BLK WP HR S P ERA WHIP										
Miguel Batista, R (1, 1) ERA: 3.0	5.0 L 23 6 5 4 2 2 0 0 0 0 0 2 48 80 7.20 1.600										
Stephen Randolph, L (6, 1) ERA: 4.24	1.1 8 3 2 2 3 1 0 0 0 0 1 0 18 30 13.50 3.000										
Oscar Villarreal, R (7, 1) ERA: 2.85	0.2 2 0 0 0 0 0 0 0 0 0 0 0 2 5 0.00 0.000										
Andrew Good, R (8, 1) ERA: 5.29	1.0 7 2 3 3 2 1 1 0 0 0 0 0 16 32 27.00 3.000										
Jose Valverde, R (9, 1) ERA: 1.06	1.0 5 1 0 0 1 1 0 0 0 0 0 0 13 22 0.00 2.000										

**San Francisco Giants @ Arizona Diamondbacks**  
**Bank One Ballpark, Phoenix, AZ**  
 Fri Jul 11 2003, 10:07 PM EDT  
 Att: 44,105 - Dome - 72 F

AB	37
R	10
H	12
RBI	9
BB	6
SO	8
LOB	14



BOTTOM

San Francisco Giants @ Arizona Diamondbacks  
Bank One Ballpark, Phoenix, AZ  
Fri Jul 11 2003, 10:07 PM EDT  
Att. 44,105 - Dome - 72 F

livebaseballscorecards.com

AB 36  
R 7  
H 10  
RBI 6  
BB 3  
SO 9  
LOB 17



WP: 0 PA: 40  
PB: 0  
SB: 2  
CS: 0

AB R H RBI BB SO LOB

4 1 0 1 0 0 2

5 1 2 2 0 1 2

4 1 0 1 1 2 3

5 0 2 1 0 1 1

4 0 0 0 0 1 2

3 1 1 0 1 0 0

4 2 3 0 0 1 1

4 0 1 0 0 2 4

1B: 4 SF: 0  
2B: 5 SAC: 1  
3B: 0 DP: 1  
HR: 1 HBP: 0

Batter	1	2	3	4	5	6	7	8	9
<b>Craig Counsell, L</b> OBP: 0.381, SLG: 0.387 (1, 6)	2-2 F9		2-2 F8		0-0 SH5-3		2-1 G3-1		1-0 E3 2B G6-3
<b>Matt Kata, S</b> OBP: 0.422, SLG: 0.609 (1, 4)	0-0 P6		2-3 K		0-0 P5			1-1 HR	1-1 G6-3 2B 1-3 2-H 3-H
<b>Luis Gonzalez, L</b> OBP: 0.393, SLG: 0.562 (1, 7)	4-1 2B BB		0-3 K		1-2 P2			2-3 K	2-2 G6-3 2-3 3-H
<b>Shea Hillenbrand, R</b> OBP: 0.353, SLG: 0.527 (1, 5)	0-2 1-H 2B			0-0 G4-3		2-0 G3-6-1 1B		1-3 K	1-0 F8
<b>Steve Finley, L</b> OBP: 0.386, SLG: 0.551 (1, 8)	1-2 F8			1-3 K		1-0 G3-6-1 1-2f		0-1 F7	
<b>David Dellucci, L</b> OBP: 0.339, SLG: 0.413 (1, 9) (9, 8)		4-1 S BB		0-0 G3		1-0 G4-3			3-2 2B E 1B
<b>Chad Moeller, R</b> OBP: 0.371, SLG: 0.497 (1, 2)		3-3 SAFE K			1-0 1B 2B		0-1 G3 2B		0-0 E 2B 1-3
<b>Lyle Overbay, L</b> OBP: 0.367, SLG: 0.417 (1, 3)		1-3 K			0-2 SH5-3 1B		2-1 F8		2-3 K
<b>Miguel Batista, R</b> OBP: 0.289, SLG: 0.036 <b>Quinton McCracken, S</b> OBP: 0.286, SLG: 0.296 <b>Stephen Randolph, L</b> <b>Oscar Villarreal, L</b> <b>Mark Grace, L</b> OBP: 0.289, SLG: 0.330 <b>Andrew Good, R</b> OBP: 0.125, SLG: 0.125 <b>Jose Valverde, R</b> <b>Robby Hammock, R</b> OBP: 0.314, SLG: 0.525		0-3 K			0-1 SH5-3 1B		0-0 G3		4-2 E 2B BB

Inning Stats	R: 1	H: 1	E: 0	LOB: 1	K: 0	BB: 1	S: 12	R: 0	H: 0	E: 0	LOB: 1	K: 3	BB: 1	S: 13	R: 0	H: 0	E: 0	LOB: 0	K: 2	BB: 0	S: 14	R: 0	H: 0	E: 0	LOB: 0	K: 1	BB: 0	S: 7	R: 1	H: 3	E: 0	LOB: 2	K: 0	BB: 0	S: 11	R: 0	H: 1	E: 0	LOB: 0	K: 2	BB: 0	S: 3	R: 0	H: 1	E: 0	LOB: 1	K: 0	BB: 0	S: 7	R: 1	H: 1	E: 0	LOB: 0	K: 2	BB: 0	S: 10	R: 4	H: 3	E: 1	LOB: 1	K: 1	BB: 1	S: 19	1B: 4	SF: 0	2B: 5	SAC: 1	3B: 0	DP: 1	HR: 1	HBP: 0
--------------	------	------	------	--------	------	-------	-------	------	------	------	--------	------	-------	-------	------	------	------	--------	------	-------	-------	------	------	------	--------	------	-------	------	------	------	------	--------	------	-------	-------	------	------	------	--------	------	-------	------	------	------	------	--------	------	-------	------	------	------	------	--------	------	-------	-------	------	------	------	--------	------	-------	-------	-------	-------	-------	--------	-------	-------	-------	--------

PITCHER	IP	WLS	BF	H	R	ER	SO	BB	IBB	HBP	BLK	WP	HR	S	P	ERA	WHIP
<b>Jason Schmidt, R</b> ERA: 2.37 (1, 1)	8.0	W	32	7	3	3	8	2	0	0	0	0	1	77	111	3.38	1.125
<b>Tim Worrell, R</b> ERA: 2.14 (9, 1)	0.1		6	3	4	3	1	1	0	0	0	0	0	15	26	81.00	12.000
<b>Scott Eyre, L</b> ERA: 3.47 (9, 1)	0.1	H	1	0	0	0	0	0	0	0	0	0	0	3	5	0.00	0.000
<b>Felix Rodriguez, R</b> ERA: 3.51 (9, 1)	0.1	S	1	0	0	0	0	0	0	0	0	0	0	1	2	0.00	0.000



Batter	1	2	3	4	5	6	7	8	9	AB R H RBI BB SO LOB	TOP											
Ray Durham, S (1, 4) OBP: 0.386, SLG: 0.440	0-1 HR		1-1 1B		4-0 1B BB	0-2 F8		2-2 G4-3		4 1 2 1 1 0 3												
J.T. Snow, L (1, 3) OBP: 0.395, SLG: 0.432	2-2 F7		1-2 F9		2-2 1B		3-2 1B 2B HBP	1-0 E3		4 1 1 1 0 0 1												
Marquis Grissom, R (1, 8) OBP: 0.339, SLG: 0.504	1-3 K			1-0 P5	2-1 L7		1-1 2B 1B	0-3 K		5 1 1 0 0 2 3												
Barry Bonds, L (1, 7) OBP: 0.496, SLG: 0.724	2-2 P3			0-0 HR		2-0 2B BB HBP	2-1 2B		1-1 L5	4 2 2 3 0 0 0												
José Cruz Jr., S (1, 9) OBP: 0.376, SLG: 0.456		1-0 F9		2-2 G4-3		4-2 2B BB E	0-3 K	4-1 FC5-4 BB		3 1 0 0 2 1 1												
Rich Aurilia, R (1, 6) OBP: 0.308, SLG: 0.404		0-1 P4		0-2 G5-3		0-3 K	1-1 F9	0-0 P6		5 0 0 0 0 1 4												
Edgardo Alfonzo, R (1, 5) OBP: 0.312, SLG: 0.341			0-3 K		1-3 K	0-0 2B E	2-0 F8	0-1 FC5-4		5 0 1 1 0 2 2												
Yorvit Torrealba, R (1, 2) OBP: 0.303, SLG: 0.387			0-0 G6-3		1-2 1B SH1-4	2-1 FC5 SH3-4		4-2 G4-3 E G4-3 BB		3 2 1 0 1 0 1												
Jerome Williams, R (1, 1) OBP: 0.077, SLG: 0.154			2-3 K		0-0 SH1-4	0-1 SH3-4		0-0 G4-3		1 0 0 0 0 1 0												
Scott Eyre, L (7, 1)										1 0 0 0 0 0 1												
Felix Rodriguez, R (8, 1) OBP: 1.000, SLG: 1.000										0 0 0 0 0 0 0												
Joe Nathan, R (9, 1)										0 0 0 0 0 0 0												
<b>Inning Stats</b>	R: 1 E: 0 K: 1 S: 12	H: 1 LOB: 0 BB: 0 P: 17	R: 0 E: 0 K: 1 S: 6	H: 0 LOB: 0 BB: 0 P: 7	R: 0 E: 0 K: 1 S: 9	H: 1 LOB: 1 BB: 0 P: 13	R: 1 E: 0 K: 0 S: 8	H: 1 LOB: 0 BB: 0 P: 11	R: 1 E: 0 K: 1 S: 14	H: 2 LOB: 2 BB: 1 P: 24	R: 2 E: 1 K: 1 S: 15	H: 1 LOB: 2 BB: 1 P: 22	R: 2 E: 0 K: 1 S: 14	H: 2 LOB: 1 BB: 0 P: 23	R: 1 E: 1 K: 1 S: 12	H: 0 LOB: 1 BB: 1 P: 19	R: 0 E: 0 K: 0 S: 6	H: 0 LOB: 1 BB: 1 P: 11	1B: 4 2B: 2 3B: 0 HR: 2	SF: 0 SAC: 2 DP: 0 HBP: 2	WP: 0 PB: 0 SB: 0 CS: 0	PA: 43
<b>PITCHER</b>	IP WLS BF H R ER SO BB IBB HBP BLK WP HR S P ERA WHIP																					
Curt Schilling, R (1, 1) ERA: 3.27	6.0 L 28 6 5 4 5 2 0 1 0 0 2 64 94 6.00 1.333																					
Eddie Oropesa, L (7, 1) ERA: 3.12	0.0 3 2 2 2 0 0 0 0 1 0 0 0 8 14 ∞ ∞																					
Oscar Villarreal, R (7, 1) ERA: 2.75	2.0 8 0 1 0 2 1 0 0 0 0 0 0 18 28 0.00 0.500																					
Mike Myers, L (9, 1) ERA: 5.55	0.1 1 0 0 0 0 0 0 0 0 0 0 0 2 3 0.00 0.000																					
Brady Raggio, R (9, 1) ERA: 6.48	0.2 3 0 0 0 0 1 0 0 0 0 0 0 4 8 0.00 1.500																					

San Francisco Giants @ Arizona Diamondbacks  
Bank One Ballpark, Phoenix, AZ  
Sat Jul 12 2003, 4:05 PM EDT  
Att: 45,653 - Dome - 72 F

livebaseballscorecards.com

AB	35
R	8
H	8
RBI	6
BB	4
SO	7
LOB	16







Batter	1	2	3	4	5	6	7	8	9	AB R H RBI BB SO LOB	TOP											
Neifi Perez, S OBP: 0.306, SLG: 0.375 (1, 4)	F7 G1-3			3-1 1B		3-2 G4-3			2-3 K	5 0 1 0 0 1 3												
J.T. Snow, L OBP: 0.393, SLG: 0.442 (1, 3)	1-2 HR	2-3 K		1-0 G4-3			2-2 P5			4 1 1 1 0 1 1												
Marquis Grissom, R OBP: 0.335, SLG: 0.499 (1, 8)	1-3 K	2-1 P6			0-3 K		3-2 F7			4 0 0 0 0 2 0												
Barry Bonds, L OBP: 0.496, SLG: 0.719 (1, 7)	4-0 HR BB	1-1 F7			4-2 FC6-4 1B BB		0-0 G3-1			2 1 0 0 2 0 0												
José Cruz Jr., S OBP: 0.378, SLG: 0.466 (1, 9)	3-2 HR			1-1 F9		3-2 FC6-4 1B		2-2 G3-1		4 1 2 2 0 0 0												
Rich Aurilia, R OBP: 0.307, SLG: 0.402 (1, 6)	1-0 1B HBP 1B		2-2 G5-3		2-2 FC6-4 1-2f 2-3			1-3 K		4 1 1 0 0 1 2												
Edgardo Alfonzo, R OBP: 0.311, SLG: 0.340 Tim Worrell, R (8, 1)	3-2 HBP HBP 1B		1-3 K		1-3 K			0-2 F8		4 0 1 0 0 2 2 0 0 0 0 0 0 0												
Yorvit Torrealba, R OBP: 0.301, SLG: 0.377 (1, 2)	1-2 HBP HBP			3-3 K		2-3 K		0-3 K		3 0 0 0 0 3 0												
Jim Brower, R OBP: 0.364, SLG: 0.300 41 Chad Zerbe, L (2, 1) Andres Galaraga, R (6, PH) Jason Christiansen, R (6, 1) Joe Nathan, R (7, 1) Pedro Feliz, R (8, 5) OBP: 0.263, SLG: 0.476	1-1 HBP			0-2 G3-1		3-3 K		2-3 K		0 0 0 1 0 0 0 1 0 0 0 0 0 0 1 0 0 0 0 1 0 0 0 0 0 0 0 0 0 0 0 0 0 0 0 1 0 0 0 0 1 0												
<b>Inning Stats</b>	R: 4 E: 0 K: 1 S: 20	H: 4 LOB: 3 BB: 1 P: 35	R: 0 E: 0 K: 1 S: 8	H: 0 LOB: 0 BB: 0 P: 13	R: 0 E: 0 K: 1 S: 8	H: 0 LOB: 0 BB: 0 P: 12	R: 0 E: 0 K: 1 S: 11	H: 1 LOB: 1 BB: 0 P: 18	R: 0 E: 0 K: 2 S: 14	H: 1 LOB: 2 BB: 1 P: 24	R: 0 E: 0 K: 2 S: 11	H: 0 LOB: 0 BB: 0 P: 19	R: 0 E: 0 K: 0 S: 7	H: 0 LOB: 0 BB: 0 P: 12	R: 0 E: 0 K: 1 S: 10	H: 0 LOB: 0 BB: 0 P: 13	R: 0 E: 0 K: 3 S: 9	H: 0 LOB: 0 BB: 0 P: 13	1B: 4 2B: 0 3B: 0 HR: 2	SF: 0 SAC: 0 DP: 0 HBP: 2	WP: 0 PB: 0 SB: 0 CS: 0	PA: 37
<b>PITCHER</b>	IP WLS BF H R ER SO BB IBB HBP BLK WP HR S P ERA WHIP																					
17 Brandon Webb, R (1, 1) ERA: 2.41	6.0 W 28 6 4 4 8 2 0 2 0 0 2 72 121 6.00 1.333																					
Stephen Randolph, L (7, 1) ERA: 4.11	1.0 H 3 0 0 0 0 0 0 0 0 0 0 7 12 0.00 0.000																					
Jose Valverde, R (8, 1) ERA: 1.0	1.0 H 3 0 0 0 1 0 0 0 0 0 0 10 13 0.00 0.000																					
Matt Mantei, R (9, 1) ERA: 3.62	1.0 S 3 0 0 0 3 0 0 0 0 0 0 9 13 0.00 0.000																					

San Francisco Giants @ Arizona Diamondbacks  
Bank One Ballpark, Phoenix, AZ  
Sun Jul 13 2003, 4:35 PM EDT  
Att: 44,719 - Dome - 72 F

AB	33
R	4
H	6
RBI	4
BB	2
SO	12
LOB	8







Batter	1	2	3	4	5	6	7	8	9	AB R H RBI BB SO LOB	TOP		
<b>Craig Counsell, L</b> (1, 5) OBP: 0.385, SLG: 0.374	1-3 K	0-3 K		2-2 L6		2-1 FC5-4 1B		0-2 WP 1B		5 0 2 0 0 2 2	<b>Arizona Diamondbacks @ San Diego Padres</b> <b>Qualcomm Stadium, San Diego, CA</b> Thu Jul 17 2003, 5:05 PM EDT Att. 27,346 - Cloudy - 79 F		
<b>Matt Kata, S</b> (1, 4) OBP: 0.396, SLG: 0.560	4-2 E HR BB		2-2 F8	1-2 FC6-4 1-2f		1-0 FC5-4 G1-6-3 1-2f		2-1 F8		4 1 0 0 1 0 4			
<b>Luis Gonzalez, L</b> (1, 7) OBP: 0.393, SLG: 0.556 <b>Stephen Randolph, L</b> (8, 1) <b>Oscar Villarreal, L</b> (9, 1)	1-2 FC3 HR		3-2 2B 1B		4-2 1B 1B BB	2-2 G1-6-3 1-2f		2-1 F8 1-2 2-3		4 3 1 0 1 0 4 0 0 0 0 0 0 0 0 0 0 0 0 0 0			
<b>Shea Hillenbrand, R</b> (1, 3) OBP: 0.351, SLG: 0.518	2-2 L4		1-0 1B 1B 2B 1-H		2-1 P6		0-2 F8 G1-3 1B		1-0 G6-3	5 1 2 1 0 0 3			
<b>Steve Finley, L</b> (1, 8) OBP: 0.390, SLG: 0.563 <b>Luis Tterro, R</b> (7, 8)	3-1 HR 1-H 2-H		1-1 1B 1B 2-3		0-1 1B 1B 3B 1B 1-3		0-0 G1-3 1-2		2-1 L8	4 2 3 3 0 0 1 1 0 0 0 0 0 0			
<b>Alex Cintron, S</b> (1, 6) OBP: 0.354, SLG: 0.475	2-2 F8		1 SAFE 0-2 1B 1-2 3-H		1 SAFE 2-2 3B 1B 1-2 3-H 1-2		2-1 F8 2-3		4-1 BB	4 1 2 2 1 0 1			
<b>Chad Moeller, R</b> (1, 2) OBP: 0.369, SLG: 0.497			1-1 FC5-4 1B 1-2f		2-0 G6-4-3 1-2 SF7 3B 1-H 2-H		1-3 K		0-1 G6-3	5 1 2 2 0 1 4			
<b>Quinton McCracken, S</b> (1, 9) OBP: 0.276, SLG: 0.287			0-2 FC5-4 G1-3 1-2f		1-1 G6-3		0-0 SF7 3-H		1-3 K	3 0 0 1 0 1 1			
<b>Curt Schilling, R</b> (1, 1) OBP: 0.172, SLG: 0.077 <b>David Dellucci, L</b> (8, PH) OBP: 0.345, SLG: 0.418 (8, 7)			1 SAFE 0-1 G1-3		4-1 FC6-4 BB		0-2 G6-3		3-2 WP 1B 1B	2 0 0 0 1 0 1 1 0 1 0 0 0 0			
<b>Inning Stats</b>	R: 3 E: 1 K: 1 S: 18 H: 1 LOB: 0 BB: 1 P: 31	R: 0 E: 0 K: 1 S: 10 H: 1 LOB: 1 BB: 0 P: 11	R: 2 E: 0 K: 0 S: 14 H: 4 LOB: 1 BB: 0 P: 23	R: 0 E: 0 K: 0 S: 12 H: 0 LOB: 1 BB: 1 P: 20	R: 4 E: 0 K: 0 S: 17 H: 3 LOB: 0 BB: 1 P: 26	R: 0 E: 0 K: 0 S: 7 H: 1 LOB: 0 BB: 0 P: 12	R: 0 E: 0 K: 1 S: 11 H: 1 LOB: 1 BB: 0 P: 14	R: 0 E: 0 K: 1 S: 16 H: 2 LOB: 2 BB: 0 P: 24	R: 0 E: 0 K: 0 S: 6 H: 0 LOB: 1 BB: 1 P: 13	1B: 10 2B: 1 3B: 1 HR: 1 SF: 1 SAC: 0 DP: 2 HBP: 0	WP: 1 PA: 43 PB: 0 SB: 0 CS: 0		
<b>PITCHER</b>	IP WLS BF H R ER SO BB IBB HBP BLK WP HR S P ERA WHIP											<b>PITCHER</b>	IP WLS BF H R ER SO BB IBB HBP BLK WP HR S P ERA WHIP
<b>Oliver Pérez, L</b> (1, 1) ERA: 5.72	4.1 L 24 8 8 5 2 3 0 0 0 0 1 64 103 10.38 2.538												
<b>Jaret Wright, R</b> (5, 1) ERA: 8.45	2.2 10 3 1 1 1 0 0 0 0 0 0 0 25 34 3.38 1.125												
<b>Scott Linebrink, R</b> (8, 1) ERA: 2.91	0.2 4 2 0 0 0 1 0 0 0 0 0 0 14 20 0.00 3.000												
<b>Jesse Orosco, L</b> (8, 1) ERA: 7.77	0.1 1 0 0 0 0 0 0 0 0 0 1 0 2 4 0.00 0.000												
<b>Mike Matthews, L</b> (9, 1) ERA: 4.02	1.0 4 0 0 0 0 0 1 0 0 0 0 0 6 13 0.00 1.000												

<b>AB</b>	38
<b>R</b>	9
<b>H</b>	13
<b>RBI</b>	9
<b>BB</b>	4
<b>SO</b>	4
<b>LOB</b>	21



Batter	1	2	3	4	5	6	7	8	9	AB	R	H	RBI	BB	SO	LOB
Mark Kotsay, L OBP: 0.325, SLG: 0.335 (1, 8)	0-3 K		2-2 G3-1		0-2 K		2-2 K			4	0	0	0	0	3	1
Mark Loretta, R OBP: 0.376, SLG: 0.437 Scott Linebrink, R OBP: 0.091, SLG: 0.091 Jesse Oroscio, R Lou Merloni, R OBP: 0.366, SLG: 0.330 (1, 4) (8, 1) (8, 1) (9, 4)	2-0 E 1B		0-0 G3 2B		1-2 1B		1-3 K			4	1	3	0	0	1	1
Ryan Klesko, L OBP: 0.357, SLG: 0.513 Mike Matthews, L (1, 3) (9, 1)	1-0 F8		1-1 G3		2-1 P5			1-0 F8		4	0	0	0	0	0	3
Sean Burroughs, L OBP: 0.366, SLG: 0.440 (1, 5)	1-2 1B		2-0 F7		0-1 P4			2-2 G4-1		4	0	1	1	0	0	2
Rondell White, R OBP: 0.331, SLG: 0.478 Gary Matthews, S OBP: 0.294, SLG: 0.339 (1, 7) (7, 7)	1-2 F9			1-0 G6-3 SH1-3 1B		1-2 G6-4-3 1B		2-3 K		3	0	2	0	0	0	1
Ramón Vázquez, L OBP: 0.360, SLG: 0.374 (1, 6)		2-2 G5-3 1B		0-0 SH1-3		0-1 G6-4-3 1B		2-1 BB 1B		3	0	2	0	0	0	1
Xavier Nady, R OBP: 0.309, SLG: 0.375 (1, 9)		0-1 G5-3		0-1 G6-3		1-3 K		0-0 L9		4	0	0	0	0	1	3
Miguel Ojeda, R OBP: 0.303, SLG: 0.348 (1, 2)		1-3 K		4-2 BB		2-3 K		4-1 G4-6-3 BB		2	0	0	0	2	2	1
Oliver Pérez, L OBP: 0.261, SLG: 0.238 Jaret Wright, R OBP: 0.333, SLG: 0.667 Dave Hansen, L OBP: 0.384, SLG: 0.293 (1, 1) (5, 1) (7, PH) (8, 4) (9, 3)		0-2 G1-3		1-3 K		1-1 1B		1-1 G4-6-3		2	0	0	0	0	1	3

Inning Stats	R: 1	H: 2	E: 1	K: 1	S: 13	H: 2	LOB: 1	BB: 0	P: 18	R: 0	H: 1	E: 0	K: 1	S: 11	H: 1	LOB: 1	BB: 0	P: 14	R: 0	H: 1	E: 0	K: 0	S: 8	H: 1	LOB: 2	BB: 1	P: 15	R: 0	H: 1	E: 0	K: 1	S: 11	H: 1	LOB: 0	BB: 0	P: 15	R: 0	H: 1	E: 0	K: 3	S: 15	H: 1	LOB: 1	BB: 0	P: 21	R: 0	H: 0	E: 0	K: 1	S: 10	H: 0	LOB: 0	BB: 0	P: 15	R: 0	H: 1	E: 0	K: 0	S: 6	H: 1	LOB: 1	BB: 1	P: 13	1B: 8	2B: 1	3B: 0	HR: 0	SF: 0	SAC: 1	DP: 2	HBP: 0	WP: 0	PB: 0	SB: 0	CS: 0	PA: 36
--------------	------	------	------	------	-------	------	--------	-------	-------	------	------	------	------	-------	------	--------	-------	-------	------	------	------	------	------	------	--------	-------	-------	------	------	------	------	-------	------	--------	-------	-------	------	------	------	------	-------	------	--------	-------	-------	------	------	------	------	-------	------	--------	-------	-------	------	------	------	------	------	------	--------	-------	-------	-------	-------	-------	-------	-------	--------	-------	--------	-------	-------	-------	-------	--------

PITCHER	IP	WLS	BF	H	R	ER	SO	BB	IBB	HBP	BLK	WP	HR	S	P	ERA	WHIP
Curt Schilling, R ERA: 3.0 (1, 1)	7.0	W	29	8	1	0	8	1	0	0	0	0	0	80	110	0.00	1.286
Stephen Randolph, L ERA: 4.0 (8, 1)	1.0		3	0	0	0	1	0	0	0	0	0	0	10	15	0.00	0.000
Oscar Villarreal, R ERA: 2.7 (9, 1)	1.0		4	1	0	0	0	1	0	0	0	0	0	6	13	0.00	2.000

**BOTTOM**

**Arizona Diamondbacks @ San Diego Padres**  
Qualcomm Stadium, San Diego, CA

Thu Jul 17 2003, 5:05 PM EDT  
Att. 27,346 - Cloudy - 79 F

AB	33
R	1
H	9
RBI	1
BB	2
SO	9
LOB	18





Batter	1	2	3	4	5	6	7	8	9	AB R H RBI BB SO LOB	TOP
<b>Craig Counsell, L</b> (1, 4) OBP: 0.380, SLG: 0.364	0-1 G6-3		4-2 G4-6-3 BB		1-2 G5-3		0-1 G4-3		1-1 G1-3	4 0 0 0 1 0 0	<b>Arizona Diamondbacks @ San Diego Padres</b> <b>Qualcomm Stadium, San Diego, CA</b> Fri Jul 18 2003, 10:05 PM EDT Att. 24,223 - Sunny - 75 F
<b>David Dellucci, L</b> (1, 9) OBP: 0.341, SLG: 0.411	3-2 G3-1		0-1 G4-6-3 1-2f		0-0 FC6-4 1B		2-0 F7		2-2 F8	5 0 1 0 0 0 1	
<b>Luis Gonzalez, L</b> (1, 7) OBP: 0.393, SLG: 0.554	0-0 FC5-4 1B		1-2 1B HR 1B		2-0 F8		2-0 F8		2-1 G6-3	5 1 2 0 0 0 1	
<b>Shea Hillenbrand, R</b> (1, 5) OBP: 0.353, SLG: 0.529	1-0 FC5-4 1-2f		0-0 HR 1B		0-0 FC6-4 1-2f			1-2 HR		4 2 2 1 0 0 2	
<b>Steve Finley, L</b> (1, 8) OBP: 0.395, SLG: 0.581		4-1 2B BB	1-0 HR 1-H 2-H			0-1 F7		2-2 2B 3B		3 3 2 3 1 0 0	
<b>Alex Cintron, S</b> (1, 6) OBP: 0.357, SLG: 0.478		0-1 1-H 2B	1-1 F9			4-1 G4-3 BB		0-3 K		3 0 1 1 1 1 1	
<b>Chad Moeller, R</b> (1, 2) OBP: 0.367, SLG: 0.490		1-0 G6-4-3 HBP		1-2 G6-3		1-1 G4-3 1-2		0-3 K		3 0 0 0 0 1 2	
<b>Lyle Overbay, L</b> (1, 3) OBP: 0.363, SLG: 0.413		2-3 K		0-1 G3		4-0 IBB		0-1 2B		3 0 1 1 1 1 2	
<b>Miguel Batista, R</b> (1, 1) OBP: 0.061, SLG: 0.031		0-2 G6-4-3 1-2f		0-1 G1-3		2-1 L9		0-1 G5-3		4 0 0 0 0 0 5	
<b>Inning Stats</b>	R: 0 E: 0 K: 0 S: 8 H: 1 LOB: 1 BB: 0 P: 12	R: 1 E: 0 K: 1 S: 9 H: 1 LOB: 1 BB: 1 P: 16	R: 3 E: 0 K: 0 S: 13 H: 3 LOB: 0 BB: 1 P: 20	R: 0 E: 0 K: 0 S: 7 H: 0 LOB: 0 BB: 0 P: 8	R: 0 E: 0 K: 0 S: 6 H: 1 LOB: 1 BB: 0 P: 9	R: 0 E: 0 K: 0 S: 7 H: 0 LOB: 2 BB: 2 P: 18	R: 0 E: 0 K: 0 S: 4 H: 0 LOB: 0 BB: 0 P: 8	R: 2 E: 0 K: 2 S: 18 H: 3 LOB: 1 BB: 0 P: 21	R: 0 E: 0 K: 0 S: 7 H: 0 LOB: 0 BB: 0 P: 12	1B: 4 2B: 2 3B: 1 HR: 2 SF: 0 SAC: 0 DP: 2 HBP: 1	WP: 0 PB: 0 SB: 0 CS: 0 PA: 39
<b>PITCHER</b>	IP WLS BF H R ER SO BB IBB HBP BLK WP HR S P ERA WHIP										
<b>Brian Lawrence, R</b> (1, 1) ERA: 4.52	6.0 L 27 6 4 4 1 3 1 1 0 0 0 1 50 83 6.00 1.500										
<b>Luther Hackman, R</b> (7, 1) ERA: 3.66	1.0 3 0 0 0 0 0 0 0 0 0 0 0 4 8 0.00 0.000										
<b>Jay Witasick, R</b> (8, 1) ERA: 4.2	1.0 6 3 2 2 2 0 0 0 0 0 0 1 18 21 18.00 3.000										
<b>Rod Beck, R</b> (9, 1) ERA: 2.3	1.0 3 0 0 0 0 0 0 0 0 0 0 0 7 12 0.00 0.000										

livebaseballscores.com

<b>AB</b>	34
<b>R</b>	6
<b>H</b>	9
<b>RBI</b>	6
<b>BB</b>	4
<b>SO</b>	3
<b>LOB</b>	14



Batter	1	2	3	4	5	6	7	8	9	AB R H RBI BB SO LOB
Mark Kotsay, L OBP: 0.327, SLG: 0.337 (1, 8) C X	0-1 FC4-6 1B		1-0 G4-6-3 1-2f			0-0 L5-3 1B			0-1 G4-3	4 0 2 0 0 0 2
Mark Loretta, R OBP: 0.372, SLG: 0.431 (1, 4) B F SAFE X	1-1 FC4-6 G1-6-3 1-2f			0-1 G6-3		0-2 L5-3 1-1			1-3 K	4 0 0 0 0 1 2
Ryan Klesko, L OBP: 0.353, SLG: 0.505 (1, 3) B X	1-0 G1-6-3 1-2f			1-3 K			1-2 G6-3		1-0 F7	4 0 0 0 0 1 1
Sean Burroughs, L OBP: 0.363, SLG: 0.436 (1, 5) C B X		1-1 G3		1-3 K2-3			0-1 G3			3 0 0 0 0 1 0
Rondell White, R OBP: 0.331, SLG: 0.476 (1, 7) B B X		2-0 G4-3			1-0 FC3-6 1B		1-0 F7			3 0 1 0 0 0 0
Gary Matthews, S OBP: 0.291, SLG: 0.335 (1, 9) B C C C X B X		1-2 G3		3-2 FC3-6 1B 1-2f				0-1 G6-3		3 0 0 0 0 0 1
Ramón Vázquez, L OBP: 0.363, SLG: 0.376 (1, 6) B F B B B X			4-2 1B BB		1-2 G4-6-3 1B			0-3 K		2 0 1 0 1 1 0
Gary Bennett, R OBP: 0.256, SLG: 0.255 (1, 2) B X			1-0 G4-6-3 1B		1-2 G4-6-3 1-2f			4-2 BB		2 0 1 0 1 0 2
Brian Lawrence, R OBP: 0.286, SLG: 0.359 (6, PH) Xavier Nady, S OBP: 0.309, SLG: 0.373 (7, 1) Luther Hackman, R (8, 1) Jay Witasick, R (8, PH) Dave Hansen, L OBP: 0.361, SLG: 0.290 (9, 1) Rod Beck, R			0-3 K			0-1 G6-3		1-1 G3-1		1 0 0 0 0 0 1 2 1 0 1 0 0 0 0 0 0 1 0 0 0 0 0 0 0 0

Inning Stats	R: 0 E: 0 K: 5 S: 5	H: 1 LOB: 0 BB: 0 P: 7	R: 0 E: 0 K: 0 S: 6	H: 0 LOB: 0 BB: 0 P: 10	R: 0 E: 0 K: 1 S: 7	H: 1 LOB: 1 BB: 1 P: 13	R: 0 E: 0 K: 2 S: 8	H: 0 LOB: 0 BB: 0 P: 10	R: 0 E: 0 K: 0 S: 10	H: 2 LOB: 1 BB: 0 P: 16	R: 0 E: 0 K: 0 S: 7	H: 1 LOB: 0 BB: 0 P: 7	R: 0 E: 0 K: 0 S: 6	H: 0 LOB: 0 BB: 0 P: 8	R: 0 E: 0 K: 1 S: 9	H: 0 LOB: 1 BB: 1 P: 14	R: 0 E: 0 K: 1 S: 6	H: 0 LOB: 0 BB: 0 P: 8	1B: 5 2B: 1 3B: 0 HR: 0	SF: 0 SAC: 0 DP: 4 HBP: 0	WP: 0 PB: 0 SB: 0 CS: 0	PA: 30
PITCHER Miguel Batista, R ERA: 2.77 (1, 1)	IP 9.0 WLS W BF 30 H 5 R 0 ER 0 SO 5 BB 2 IBB 0 HBP 0 BLK 0 WP 0 HR 0 S 64 P 93 ERA 0.00 WHIP 0.778																					

BOTTOM

Arizona Diamondbacks @ San Diego Padres  
Qualcomm Stadium, San Diego, CA  
Fri Jul 18 2003, 10:05 PM EDT  
Att. 24,223 - Sunny - 75 F

livebaseballscorecards.com

AB	28
R	0
H	5
RBI	0
BB	2
SO	5
LOB	11





Batter	1	2	3	4	5	6	7	8	9	AB	R	H	RBI	BB	SO	LOB	TOP										
<b>Craig Counsell, L</b> (1, 6) OBP: 0.383, SLG: 0.368	1-2 FC3-6 1B		2-2 1B		2-2 G3		0-3 K			4	0	2	0	0	1	2											
<b>David Dellucci, L</b> (1, 9) OBP: 0.335, SLG: 0.403 <b>Quinton McCracken, S</b> (8, PH) OBP: 0.280, SLG: 0.292	1-1 F8		0-0 F7		2-3 K			1-1 1B		3	0	0	0	0	1	3											
<b>Luis Gonzalez, L</b> (1, 7) OBP: 0.391, SLG: 0.553	1-1 FC3-6 1-2f			1-2 2B		3-1 F8		1-2 F8		4	0	1	0	0	0	2											
<b>Shea Hillenbrand, R</b> (1, 5) OBP: 0.355, SLG: 0.530	0-1 F9			1-2 HBP		0-1 2B		1-3 K		3	0	1	0	0	1	2											
<b>Steve Finley, L</b> (1, 8) OBP: 0.393, SLG: 0.577		1-1 CS 1B		0-3 K		0-0 F8		0-0 F9		4	0	1	0	0	1	4											
<b>Robby Hammock, R</b> (1, 2) OBP: 0.304, SLG: 0.500 <b>Mark Grace, L</b> (9, PH) OBP: 0.302, SLG: 0.333		2-3 SAFE K		2-3 K		1-3 K		2-1 G4-3 G5-3 1B		3	0	0	0	0	3	4											
<b>Matt Kata, S</b> (1, 4) OBP: 0.383, SLG: 0.538		1-3 K		1-2 F8		0-0 G5-3		0-1 G5-3		4	0	0	0	0	1	4											
<b>Lyle Overbay, L</b> (1, 3) OBP: 0.362, SLG: 0.407			1-2 G3-1		4-1 G3 SH3-4 BB		3-1 F8		1-2 G4-3		3	0	0	0	1	0	1										
<b>17 Brandon Webb, R</b> (1, 1) OBP: 0.080, SLG: 0.042 <b>Luis Terrero, R</b> (7, PH) OBP: 0.400, SLG: 0.250 <b>Mike Myers, L</b> (7, 1) <b>Jose Valverde, R</b> (8, 1) <b>Carlos Baerga, S</b> (9, PH) OBP: 0.358, SLG: 0.490			0-3 K		1-1 SH3-4		1-0 1B		3-2 G6-3		1	0	0	0	0	1	0										
<b>Inning Stats</b>	R: 0 E: 0 K: 0 S: 9	H: 1 LOB: 1 BB: 0 P: 12	R: 0 E: 0 K: 2 S: 8	H: 1 LOB: 0 BB: 0 P: 12	R: 0 E: 0 K: 1 S: 10	H: 1 LOB: 1 BB: 0 P: 13	R: 0 E: 0 K: 2 S: 19	H: 1 LOB: 2 BB: 0 P: 24	R: 0 E: 0 K: 1 S: 10	H: 0 LOB: 1 BB: 1 P: 19	R: 0 E: 0 K: 1 S: 8	H: 1 LOB: 1 BB: 0 P: 12	R: 0 E: 0 K: 1 S: 7	H: 1 LOB: 1 BB: 0 P: 11	R: 0 E: 0 K: 1 S: 9	H: 1 LOB: 1 BB: 0 P: 12	R: 0 E: 0 K: 0 S: 10	H: 1 LOB: 1 BB: 0 P: 16	1B: 6 2B: 2 3B: 0 HR: 0	SF: 0 SAC: 1 DP: 0 HBP: 1	WP: 0 PB: 0 SB: 0 CS: 1	PA: 36					
<b>PITCHER</b>	IP	WLS	BF	H	R	ER	SO	BB	IBB	HBP	BLK	WP	HR	S	P	ERA	WHIP										
<b>Adam Eaton, R</b> (1, 1) ERA: 3.95	6.2	W	27	6	0	0	7	1	0	1	0	0	0	68	100	0.00	1.050										
<b>Mike Matthews, L</b> (7, 1) ERA: 3.97	0.2	H	3	1	0	0	1	0	0	0	0	0	0	8	10	0.00	1.500										
<b>Jay Witasick, R</b> (8, 1) ERA: 4.11	0.1	H	1	0	0	0	1	0	0	0	0	0	0	3	4	0.00	0.000										
<b>Jesse Orosco, L</b> (8, 1) ERA: 7.66	0.1	H	1	0	0	0	0	0	0	0	0	0	0	1	1	0.00	0.000										
<b>Rod Beck, R</b> (9, 1) ERA: 2.16	1.0	S	4	1	0	0	0	0	0	0	0	0	0	10	16	0.00	1.000										

**Arizona Diamondbacks @ San Diego Padres**  
Qualcomm Stadium, San Diego, CA  
Sat Jul 19 2003, 10:05 PM EDT  
Att. 38,901 - Sunny - 81 F

<b>AB</b>	<b>33</b>
<b>R</b>	<b>0</b>
<b>H</b>	<b>8</b>
<b>RBI</b>	<b>0</b>
<b>BB</b>	<b>1</b>
<b>SO</b>	<b>9</b>
<b>LOB</b>	<b>23</b>



Batter	1	2	3	4	5	6	7	8	9	AB	R	H	RBI	BB	SO	LOB
Ramón Vázquez, L OBP: 0.369, SLG: 0.377 (1, 6)	4-1 WP 1B BB		3-2 G1-3 1B G4-3	4-0 1-2 BB			2-3 K			2	2	1	0	2	1	0
Mark Kotsay, L OBP: 0.326, SLG: 0.336 (1, 8)	1-3 K		0-0 G4-3 1B G1-3	0-3 K			0-0 F8			4	0	1	0	0	2	4
Mark Loretta, R OBP: 0.371, SLG: 0.429 (1, 4)	0-0 2-H 1B		0-2 G1-3		1-2 G6-3		2-1 G6-3			4	0	1	1	0	0	2
Ryan Klesko, L OBP: 0.348, SLG: 0.498 (1, 3)	1-2 F7		1-1 G4-3		3-1 G4-3		1-2 G4-3			4	0	0	1	0	0	2
Sean Burroughs, L OBP: 0.359, SLG: 0.430 (1, 5)	0-0 G6-3		2-3 3-H K2-3		1-0 L7		2-3 K			4	0	0	0	0	2	2
Rondell White, R OBP: 0.328, SLG: 0.470 (1, 7)		3-3 K		2-1 E5 1B G4-1		0-3 K		1-3 K		4	0	0	0	0	3	0
Gary Matthews, S OBP: 0.292, SLG: 0.333 (1, 9)		4-2 G6-3 BB		1-3 SAFE K		0-0 B1-3				2	0	0	0	1	1	1
Gary Bennett, R OBP: 0.251, SLG: 0.250 (1, 2)		0-0 SAFE G6-3		1-1 SAFE SAFE G4-1		1-2 E5				3	0	0	0	0	0	2
Adam Eaton, R OBP: 0.361, SLG: 0.576 (1, 1)		2-3 K		0-1 C K		0-3 K				3	0	1	0	0	2	2
Mike Matthews, L (7, 1)										0	0	0	0	0	0	0
Jay Witasick, R (8, 1)										0	0	0	0	0	0	0
Jesse Orosco, R (8, 1)										0	0	0	0	0	0	0
Rod Beck, R (9, 1)				2-3 BB 1B						0	0	0	0	0	0	0

Inning Stats	R: 1	H: 1	E: 0	K: 1	S: 11	H: 1	LOB: 1	BB: 1	P: 16	R: 0	H: 0	E: 0	K: 2	S: 9	H: 0	LOB: 1	BB: 1	P: 18	R: 1	H: 2	E: 0	K: 1	S: 13	H: 1	LOB: 3	BB: 1	P: 20	R: 0	H: 0	E: 0	K: 0	S: 6	H: 0	LOB: 1	BB: 0	P: 11	R: 0	H: 0	E: 0	K: 1	S: 10	H: 0	LOB: 0	BB: 0	P: 10	R: 0	H: 0	E: 0	K: 2	S: 10	H: 0	LOB: 0	BB: 0	P: 14
--------------	------	------	------	------	-------	------	--------	-------	-------	------	------	------	------	------	------	--------	-------	-------	------	------	------	------	-------	------	--------	-------	-------	------	------	------	------	------	------	--------	-------	-------	------	------	------	------	-------	------	--------	-------	-------	------	------	------	------	-------	------	--------	-------	-------

PITCHER	IP	WLS	BF	H	R	ER	SO	BB	IBB	HBP	BLK	WP	HR	S	P	ERA	WHIP
17 Brandon Webb, R ERA: 2.45 (1, 1)	6.0	L	27	4	2	2	8	3	0	0	0	1	0	61	93	3.00	1.167
Mike Myers, L ERA: 5.19 (7, 1)	1.2		5	0	0	0	2	0	0	0	0	0	0	13	20	0.00	0.000
Jose Valverde, R ERA: 0.98 (8, 1)	0.1		1	0	0	0	1	0	0	0	0	0	0	3	4	0.00	0.000

**BOTTOM**

**Arizona Diamondbacks @ San Diego Padres**  
Qualcomm Stadium, San Diego, CA

Sat Jul 19 2003, 10:05 PM EDT  
Att: 38,901 - Sunny - 81 F

AB	30
R	2
H	4
RBI	2
BB	3
SO	11
LOB	15



WP	PA	ERA	WHIP
1	33		



Batter	1	2	3	4	5	6	7	8	9	AB R H RBI BB SO LOB	TOP												
<b>Craig Counsell, L</b> (1, 6) OBP: 0.385, SLG: 0.367	2-1 F9		4-2 E S 1B BB		1-1 G3			3-2 FC6-4 1B		3 1 1 0 1 0 0	<b>Arizona Diamondbacks @ San Diego Padres</b> <b>Qualcomm Stadium, San Diego, CA</b> Sun Jul 20 2003, 5:00 PM EDT Att. 28,569 - Sunny - 85 F												
<b>Matt Kata, S</b> (1, 4) OBP: 0.378, SLG: 0.528	0-1 G6-3		0-2 SAFE 1-H 1B		1-2 G1			0-1 FC6-4 1B 1-2f 1B		4 1 1 1 0 0 1													
<b>Luis Gonzalez, L</b> (1, 7) OBP: 0.390, SLG: 0.550	0-2 G6-3		1-2 L1			0-0 F8		0-1 SAFE 1B 1-3 1B		4 0 1 0 0 0 1													
<b>Shea Hillenbrand, R</b> (1, 5) OBP: 0.354, SLG: 0.526		0-1 G5-3	0-2 F7			0-1 G4-3		2-1 1-3 3-H 1B		4 0 1 1 0 0 1													
<b>Steve Finley, L</b> (1, 8) OBP: 0.391, SLG: 0.572		2-1 E 1B	2-2 G4-3			1-0 P6		0-1 L7		4 0 1 0 0 0 3													
<b>Chad Moeller, R</b> (1, 2) OBP: 0.360, SLG: 0.480		2-1 SAFE P6		0-0 F8			2-3 K		0-3 K	4 0 0 0 0 2 1													
<b>Mark Grace, L</b> (1, 3) OBP: 0.293, SLG: 0.322		1-1 E5		0-3 K			2-2 P6		0-2 L7	4 0 0 0 0 1 1													
<b>Quinton McCracken, S</b> (1, 9) OBP: 0.281, SLG: 0.288 <b>Eddie Oropesa, L</b> (8, 1) <b>Carlos Baerga, S</b> (9, PH) OBP: 0.355, SLG: 0.487		4-0 IBB		0-1 G6-3			0-0 G4-3		1-3 K	2 0 0 0 1 0 0 0 0 0 0 0 0 0 1 0 0 0 0 1 0													
<b>Randy Johnson, R</b> (1, 1) OBP: 0.273, SLG: 0.273 <b>Oscar Villarreal, L</b> (7, 1) <b>Mike Myers, L</b> (7, 1) <b>Jose Valverde, R</b> (7, 1) <b>David Dellucci, L</b> (7, 9) OBP: 0.333, SLG: 0.400		0-3 K		0-2 G5-3				2-2 F9		2 0 0 0 0 1 3 0 1 0 0 0 0 0 0													
<b>Inning Stats</b>	R: 0 E: 0 K: 0 S: 7	H: 0 LOB: 0 BB: 0 P: 9	R: 0 E: 1 K: 1 S: 11	H: 1 LOB: 3 BB: 1 P: 20	R: 1 E: 0 K: 0 S: 16	H: 1 LOB: 1 BB: 1 P: 23	R: 0 E: 0 K: 1 S: 6	H: 0 LOB: 0 BB: 0 P: 6	R: 0 E: 0 K: 0 S: 10	H: 0 LOB: 0 BB: 0 P: 12	R: 0 E: 0 K: 0 S: 4	H: 0 LOB: 0 BB: 0 P: 5	R: 0 E: 0 K: 1 S: 10	H: 0 LOB: 0 BB: 0 P: 14	R: 1 E: 0 K: 0 S: 15	H: 3 LOB: 2 BB: 0 P: 22	R: 0 E: 0 K: 2 S: 9	H: 0 LOB: 0 BB: 0 P: 10	1B: 5 2B: 0 3B: 0 HR: 0	SF: 0 SAC: 0 DP: 0 HBP: 0	WP: 0 PB: 0 SB: 1 CS: 0	PA: 35	
<b>PITCHER</b>	IP WLS BF H R ER SO BB IBB HBP BLK WP HR S P ERA WHIP																					<b>PITCHER</b>	IP WLS BF H R ER SO BB IBB HBP BLK WP HR S P ERA WHIP
<b>Kevin Jarvis, R</b> (1, 1) ERA: 4.43	7.1 W 28 3 2 2 3 1 1 0 0 0 0 71 101 2.46 0.545																						
<b>Mike Matthews, L</b> (8, 1) ERA: 3.94	0.1 H 2 1 0 0 0 0 0 0 0 0 0 0 4 4 0.00 3.000																						
<b>Jay Witasick, R</b> (8, 1) ERA: 4.11	0.0 1 1 0 0 0 0 0 0 0 0 0 0 2 4 ∞ ∞																						
<b>Jesse Orosco, L</b> (8, 1) ERA: 7.56	0.1 H 1 0 0 0 0 0 0 0 0 0 0 0 2 2 0.00 0.000																						
<b>Rod Beck, R</b> (9, 1) ERA: 2.04	1.0 S 3 0 0 0 0 2 0 0 0 0 0 0 9 10 0.00 0.000																						

livebaseballscores.com

<b>AB</b>	<b>33</b>
<b>R</b>	<b>2</b>
<b>H</b>	<b>5</b>
<b>RBI</b>	<b>2</b>
<b>BB</b>	<b>2</b>
<b>SO</b>	<b>5</b>
<b>LOB</b>	<b>11</b>



Batter	1	2	3	4	5	6	7	8	9
Ramón Vázquez, L (1, 6) OBP: 0.369, SLG: 0.379	2-1 2B		1-3 K		1-0 1B HBP	0-2 L7		3-3 K	
Mark Loretta, R (1, 4) OBP: 0.370, SLG: 0.426	1-0 L8		4-2 BLK BB		1-3 K		3-2 G3-1		
Rondell White, R (1, 7) OBP: 0.330, SLG: 0.469	1-2 G5-4-3 HBP		2-2 G5-3		0-0 1B		1-2 P3		
Brian Buchanan, R (1, 3) OBP: 0.357, SLG: 0.518 Ryan Klesko, L (7, PH) OBP: 0.350, SLG: 0.511 (8, 3)	0-0 G5-4-3			1-0 L4	0-0 G6-3		2-1 HR		
Gary Matthews, S (1, 8) OBP: 0.294, SLG: 0.339		1-3 K		1-2 E 2B		0-2 F8	1-1 WP BB 1B		
Miguel Ojeda, R (1, 2) OBP: 0.313, SLG: 0.347		3-2 G6-3		2-3 K		0-0 2B FC3-2 1B	1-2 BB		
Xavier Nady, R (1, 9) OBP: 0.308, SLG: 0.375		3-3 K		0-2 E5 S 2-H		1-1 FC3-2 2B	3-3 K		
Lou Merloni, R (1, 5) OBP: 0.370, SLG: 0.358 Rod Beck, R (9, 1)			1-1 HR	1-3 K		4-0 FC3-2 IBB	2-3 K		
Kevin Jarvis, L (1, 1) OBP: 0.385, SLG: 0.200 Mike Matthews, L (8, 1) Jay Witasick, R (8, 1) Jesse Orosco, R (8, 1) Sean Burroughs, L (8, PH) OBP: 0.390, SLG: 0.429 (9, 5)			2-2 P6		0-2 F7	0-2 FC3-2	1-2 K		

AB	R	H	RBI	BB	SO	LOB
4	0	1	0	0	2	3
3	0	0	0	1	1	2
3	0	1	0	0	0	1
3	0	0	0	0	0	4
1	1	1	1	0	0	0
4	1	2	0	0	1	0
3	0	1	0	1	1	1
4	0	1	0	0	2	2
3	1	1	1	1	2	1
0	0	0	0	0	0	0
3	0	0	0	0	0	3
0	0	0	0	0	0	0
0	0	0	0	0	0	0
0	0	0	0	0	0	0
1	0	0	0	0	1	0

BOTTOM

Arizona Diamondbacks @ San Diego Padres  
Qualcomm Stadium, San Diego, CA

livebaseballscores.com

AB	32
R	3
H	8
RBI	2
BB	3
SO	10
LOB	17



WP:	1	PA:	37
PB:	0		
SB:	1		
CS:	0		

Inning Stats																	
R: 0		H: 1		E: 0		LOB: 1		K: 0		BB: 0		S: 6		P: 10			
R: 0		H: 0		E: 0		LOB: 0		K: 2		BB: 0		S: 13		P: 20			
R: 1		H: 1		E: 0		LOB: 1		K: 1		BB: 1		S: 14		P: 24			
R: 1		H: 1		E: 1		LOB: 1		K: 2		BB: 0		S: 14		P: 19			
R: 0		H: 1		E: 0		LOB: 2		K: 1		BB: 0		S: 9		P: 10			
R: 0		H: 2		E: 0		LOB: 3		K: 0		BB: 1		S: 12		P: 17			
R: 1		H: 2		E: 0		LOB: 2		K: 1		BB: 1		S: 24		P: 37			
R: 0		H: 0		E: 0		LOB: 0		K: 3		BB: 0		S: 10		P: 16			
PITCHER																	
IP	WLS	BF	H	R	ER	SO	BB	IBB	HBP	BLK	WP	HR	S	P	ERA	WHIP	
Randy Johnson, L (1, 1) ERA: 5.83	6.0	L	28	6	2	1	6	1	1	1	0	1	68	100	1.50	1.167	
Oscar Villarreal, R (7, 1) ERA: 2.67	0.2		2	0	0	0	0	0	0	0	0	0	6	10	0.00	0.000	
Mike Myers, L (7, 1) ERA: 5.54	0.0		1	1	1	0	0	0	0	0	0	1	2	4	∞	∞	
Jose Valverde, R (7, 1) ERA: 0.95	0.2		4	1	0	0	2	1	0	0	0	1	0	20	29	0.00	3.000
Eddie Oropesa, L (8, 1) ERA: 3.04	0.2		2	0	0	0	2	0	0	0	0	0	6	10	0.00	0.000	

Sun Jul 20 2003, 5:00 PM EDT  
Att: 28,569 - Sunny - 85 F



Batter	1	2	3	4	5	6	7	8	9	AB R H RBI BB SO LOB	TOP																
<b>Craig Counsell, L</b> (1, 6) OBP: 0.375, SLG: 0.356	2-3 		2-2 G4-3 		1-0 G4-3 	1-1 L7 			1-0 F7 	5 0 0 0 0 1 2																	
<b>Matt Kata, S</b> (1, 4) OBP: 0.371, SLG: 0.509	0-3 			4-1 2B E BB 	0-0 B2 			0-1 G6-3 	0-1 G6-3 	4 1 0 0 1 1 0																	
<b>Luis Gonzalez, L</b> (1, 7) OBP: 0.393, SLG: 0.552	4-2 FC4-6 BB 			0-0 E 1B 2B 	2-0 G4-3 			0-2 G5-3 	1-0 	4 1 2 0 1 0 0																	
<b>Shea Hillenbrand, R</b> (1, 5) OBP: 0.351, SLG: 0.521	0-1 FC4-6 			1-0 E5 1B 		1-0 SH 1B G5-3 1B 		1-1 L7 	1-0 G5-3 	5 1 1 1 0 0 3																	
<b>Steve Finley, L</b> (1, 8) OBP: 0.393, SLG: 0.571				1-0 G4-3 		1-0 G5-3 SH 1B 		0-0 L9 		4 1 2 1 0 0 0																	
<b>Chad Moeller, R</b> (1, 2) OBP: 0.356, SLG: 0.473				0-1 G6-3 		0-0 SH SH2-4 G5-3 1B 		0-3 K 		3 0 0 0 0 2 2																	
<b>Quinton McCracken, S</b> (1, 9) OBP: 0.280, SLG: 0.287				2-3 K 		1-1 G5-3 		1-0 		4 0 1 1 0 2 4																	
<b>Lyle Overbay, L</b> (1, 3) OBP: 0.365, SLG: 0.405										1 0 0 0 2 1 0																	
<b>Junior Spivey, R</b> (8, PH) OBP: 0.326, SLG: 0.444										1 0 1 0 0 0 0																	
<b>Mark Grace, L</b> (8, 3) OBP: 0.293, SLG: 0.322										0 0 0 0 0 0 0																	
<b>Elmer Dessens, R</b> (1, 1) OBP: 0.219, SLG: 0.226										2 0 0 1 0 0 3																	
<b>Oscar Villarreal, L</b> (6, 1)										0 0 0 0 0 0 0																	
<b>Mike Myers, L</b> (7, 1)										0 0 0 0 0 0 0																	
<b>Carlos Baerga, S</b> (8, PH) OBP: 0.353, SLG: 0.484										1 0 0 0 0 0 2																	
<b>Jose Valverde, R</b> (8, 1)										0 0 0 0 0 0 0																	
<b>Inning Stats</b>	R: 0 E: 0 K: 2 S: 13	H: 0 LOB: 1 BB: 1 P: 19	R: 0 E: 0 K: 1 S: 7	H: 0 LOB: 0 BB: 0 P: 8	R: 0 E: 0 K: 1 S: 7	H: 0 LOB: 0 BB: 0 P: 12	R: 2 E: 1 K: 2 S: 11	H: 2 LOB: 3 BB: 2 P: 27	R: 0 E: 0 K: 0 S: 3	H: 0 LOB: 0 BB: 0 P: 6	R: 2 E: 1 K: 0 S: 8	H: 2 LOB: 2 BB: 1 P: 16	R: 0 E: 0 K: 0 S: 7	H: 0 LOB: 0 BB: 0 P: 8	R: 0 E: 0 K: 1 S: 11	H: 2 LOB: 2 BB: 0 P: 15	R: 0 E: 0 K: 0 S: 5	H: 1 LOB: 1 BB: 0 P: 8	1B: 6 2B: 1 3B: 0 HR: 0	SF: 0 SAC: 2 DP: 0 HBP: 0	WP: 0 PB: 0 SB: 1 CS: 0	PA: 40					
<b>PITCHER</b>	IP WLS BF H R ER SO BB IBB HBP BLK WP HR S P ERA WHIP																										
<b>Jerome Williams, R</b> (1, 1) ERA: 2.83	5.2		27	4	4	3	6	2	2	0	0	0	0	47	85	4.76	1.059										
<b>41 Chad Zerbe, L</b> (6, 1) ERA: 4.42	0.1	W	1	0	0	0	0	0	0	0	0	0	0	2	3	0.00	0.000										
<b>Jason Christiansen, L</b> (7, 1) ERA: 3.29	1.0	H	3	0	0	0	0	0	0	0	0	0	0	7	8	0.00	0.000										
<b>Scott Eyre, L</b> (8, 1) ERA: 3.43	1.0	H	5	2	0	0	1	0	0	0	0	0	0	11	15	0.00	2.000										
<b>Tim Worrell, R</b> (9, 1) ERA: 1.95	1.0	S	4	1	0	0	0	0	0	0	0	0	0	5	8	0.00	1.000										

Arizona Diamondbacks @ San Francisco Giants  
PacBell Park, San Francisco, CA  
Mon Jul 21 2003, 10:15 PM EDT  
Att. 41,421 - Sunny - 63 F

livebaseballscorecards.com

AB	34
R	4
H	7
RBI	4
BB	4
SO	7
LOB	16



Batter	1	2	3	4	5	6	7	8	9	AB	R	H	RBI	BB	SO	LOB
Ray Durham, S OBP: 0.380, SLG: 0.430 (1, 4)	F8			F8		G6-3				4	0	1	0	0	0	0
J.T. Snow, L OBP: 0.389, SLG: 0.434 (1, 3)	G6-3 BB			BB		2B 1B				2	1	1	0	2	0	1
Marquis Grissom, R OBP: 0.333, SLG: 0.501 (1, 8)	G6-3 1-2f			P4		1B 2B				4	1	1	0	0	0	3
Barry Bonds, L OBP: 0.501, SLG: 0.728 (1, 7)		K		L8		BB 1B 1B IBB				3	1	0	0	1	1	2
José Cruz Jr., S OBP: 0.378, SLG: 0.464 (1, 9)		K				F7				4	0	0	0	0	3	3
Rich Aurilia, R OBP: 0.321, SLG: 0.422 (1, 6)		K				1B G5-3 1B				4	2	2	2	0	1	0
Edgardo Alfonzo, R OBP: 0.320, SLG: 0.344 (1, 5)			L8			1B G5-3 1B				3	0	1	0	1	0	0
Tim Worrell, R (9, 1)						1B BB				0	0	0	0	0	0	0
Yorvit Torrealba, R OBP: 0.285, SLG: 0.378 (1, 2)			F9			G5-3				3	0	1	3	0	0	1
Jerome Williams, R OBP: 0.267, SLG: 0.133 (1, 1)						K				2	0	0	0	0	2	1
41 Chad Zerbe, L (6, 1)										0	0	0	0	0	0	0
Neifi Perez, S OBP: 0.300, SLG: 0.388 (6, PH)										1	0	0	0	0	0	2
Jason Christiansen, R (7, 1)										0	0	0	0	0	0	0
Scott Eyre, L (8, 1)										0	0	0	0	0	0	0
Pedro Feliz, R OBP: 0.261, SLG: 0.477 (9, 5)										0	0	0	0	0	0	0

Inning Stats	R: 0	H: 0	E: 0	K: 0	S: 8	R: 0	H: 0	E: 0	K: 3	S: 10	R: 0	H: 0	E: 0	K: 1	S: 8	R: 1	H: 2	E: 0	K: 1	S: 10	R: 4	H: 4	E: 0	K: 1	S: 13	R: 0	H: 1	E: 0	K: 0	S: 7	R: 0	H: 0	E: 0	K: 1	S: 7	1B: 6	SF: 0	2B: 1	SAC: 0	3B: 0	DP: 1	HR: 0	HBP: 0	WP: 0	PA: 34
	0	0	0	0	8	0	0	0	3	10	0	0	0	1	8	1	2	0	1	10	4	4	0	0	13	0	1	0	0	7	0	0	0	1	7	6	0	1	0	0	0	0	0	0	34

PITCHER	IP	WLS	BF	H	R	ER	SO	BB	IBB	HBP	BLK	WP	HR	S	P	ERA	WHIP
Elmer Dessens, R ERA: 5.26 (1, 1)	5.2	L	25	5	5	5	6	3	1	0	0	0	0	56	108	7.94	1.412
Oscar Villarreal, R ERA: 2.62 (6, 1)	1.0	B	5	2	0	0	0	0	0	0	0	0	0	9	16	0.00	2.000
Mike Myers, L ERA: 5.47 (7, 1)	0.1		1	0	0	0	0	0	0	0	0	0	0	1	2	0.00	0.000
Jose Valverde, R ERA: 0.9 (8, 1)	1.0		3	0	0	0	1	0	0	0	0	0	0	7	12	0.00	0.000

**Arizona Diamondbacks @ San Francisco Giants**  
**PacBell Park, San Francisco, CA**

Mon Jul 21 2003, 10:15 PM EDT  
Att: 41,421 - Sunny - 63 F

livebaseballscorecards.com

<b>AB</b>	<b>30</b>
<b>R</b>	<b>5</b>
<b>H</b>	<b>7</b>
<b>RBI</b>	<b>5</b>
<b>BB</b>	<b>4</b>
<b>SO</b>	<b>7</b>
<b>LOB</b>	<b>13</b>





Batter	1	2	3	4	5	6	7	8	9	AB R H RBI BB SO LOB	TOP											
<b>Craig Counsell, L</b> (1, 5) OBP: 0.371, SLG: 0.347	2-2 G6-3		1-1 F7		4-2 CS BB		2-2 L9		0-1 G4-3	4 0 0 0 1 0 2	<b>Arizona Diamondbacks @ San Francisco Giants</b> PacBell Park, San Francisco, CA Tue Jul 22 2003, 10:15 PM EDT Att. 41,340 - Cloudy - 64 F											
<b>Junior Spivey, R</b> (1, 4) OBP: 0.320, SLG: 0.435	0-0 P4		3-1 L4		1-2 G4-3			0-0 G5-3	4 0 0 0 0 0 1													
<b>Luis Gonzalez, L</b> (1, 7) OBP: 0.394, SLG: 0.551	1-1 F7			4-2 FC4-6 1B BB		1-1 G6-3		0-0 1B	3 1 1 0 1 0 0													
<b>Shea Hillenbrand, R</b> (1, 3) OBP: 0.356, SLG: 0.527		0-2 G4-3		1-0 FC4-6 1B		1-1 G4-3 2B		1-0 FC6-4 1B	4 0 3 0 0 0 0													
<b>Steve Finley, L</b> (1, 8) OBP: 0.391, SLG: 0.567		0-2 1B		0-0 F8		0-1 G4-3		0-1 F7	4 0 1 0 0 0 5													
<b>Alex Cintron, S</b> (1, 6) OBP: 0.355, SLG: 0.474		1-1 FC5-4 1B		1-2 FC4-6 1B		1-0 G6-3		1-2 FC6-4	4 0 1 0 0 0 5													
<b>Chad Moeller, R</b> (1, 2) OBP: 0.355, SLG: 0.471		1-1 L6		1-0 1B		0-0 G4-3		1-2 G3-1	3 0 1 1 0 0 2													
<b>David Dellucci, L</b> (9, PH) OBP: 0.331, SLG: 0.397		1 SAFE L6		1-2 3-H 1B					1 0 0 0 0 0 0													
<b>Quinton McCracken, S</b> (1, 9) OBP: 0.286, SLG: 0.292		2-0 FC5-4		1-0 G1-3		3-1 G4-3 1B		0-0 FC3-6 1B	4 0 2 0 0 0 4													
<b>Curt Schilling, R</b> (1, 1) OBP: 0.156, SLG: 0.069			1-1 P4		1-0 F8		1-0 G4-3		2-2 FC3-6	3 0 0 0 0 0 1												
<b>Matt Mantei, R</b> (8, 1)									0 0 0 0 0 0 0	<b>AB 35</b> <b>R 1</b> <b>H 9</b> <b>RBI 1</b> <b>BB 2</b> <b>SO 0</b> <b>LOB 21</b>												
<b>Mark Grace, L</b> (9, PH) OBP: 0.291, SLG: 0.319									1 0 0 0 0 0 1													
<b>Inning Stats</b>	R: 0 E: 0 K: 0 S: 6	H: 0 LOB: 0 BB: 0 P: 9	R: 0 E: 0 K: 0 S: 11	H: 2 LOB: 2 BB: 0 P: 15	R: 0 E: 0 K: 0 S: 6	H: 0 LOB: 0 BB: 0 P: 11	R: 1 E: 0 K: 0 S: 11	H: 2 LOB: 2 BB: 1 P: 19	R: 0 E: 0 K: 0 S: 9		H: 0 LOB: 0 BB: 1 P: 15	R: 0 E: 0 K: 0 S: 7	H: 1 LOB: 1 BB: 0 P: 10	R: 0 E: 0 K: 0 S: 7	H: 1 LOB: 1 BB: 0 P: 13	R: 0 E: 0 K: 0 S: 8	H: 2 LOB: 2 BB: 0 P: 10	R: 0 E: 0 K: 0 S: 9	H: 1 LOB: 1 BB: 0 P: 12	1B: 8 2B: 1 3B: 0 HR: 0	SF: 0 SAC: 0 DP: 0 HBP: 0	WP: 0 PB: 0 SB: 0 CS: 1
<b>PITCHER</b>	IP WLS BF H R ER SO BB IBB HBP BLK WP HR S P ERA WHIP																					
<b>Damian Moss, L</b> (1, 1) ERA: 4.75	7.0 W 28 6 1 1 0 2 0 0 0 0 0 0 57 92 1.29 1.143																					
<b>Felix Rodriguez, R</b> (8, 1) ERA: 3.18	1.0 H 5 2 0 0 0 0 0 0 0 0 0 0 8 10 0.00 2.000																					
<b>Tim Worrell, R</b> (9, 1) ERA: 1.92	1.0 S 4 1 0 0 0 0 0 0 0 0 0 0 9 12 0.00 1.000																					

livebaseballscorecards.com







Batter	1	2	3	4	5	6	7	8	9	AB R H RBI BB SO LOB	TOP											
<b>Craig Counsell, L</b> (1, 5) OBP: 0.368, SLG: 0.345	1-1 G1-3			2-1 L9		3-2 F9			1-2 1B	4 1 1 0 0 0 1	<b>Arizona Diamondbacks @ San Francisco Giants</b> <b>PacBell Park, San Francisco, CA</b> Wed Jul 23 2003, 10:15 PM EDT Att. 41,512 - Cloudy - 63 F											
<b>Alex Cintron, S</b> (1, 6) OBP: 0.353, SLG: 0.470	2-1 F8			1-1 G4-3		1-0 F8			1-1 1B	4 0 1 0 0 0 0												
<b>Luis Gonzalez, L</b> (1, 7) OBP: 0.394, SLG: 0.550	2-0 G4-3			3-1 1B					1-3 1B	4 0 2 1 0 0 0												
<b>Shea Hillenbrand, R</b> (1, 3) OBP: 0.358, SLG: 0.525		1-1 P3		1-1 1B		4-1 1B			1-2 1B	3 0 1 0 1 1 2												
<b>Steve Finley, L</b> (1, 8) OBP: 0.387, SLG: 0.560		3-2 G4-3		0-0 G3		3-1 L9-3			1-3 K	4 0 0 0 0 0 5												
<b>Junior Spivey, R</b> (1, 4) OBP: 0.316, SLG: 0.429		1-2 G4-3		1-3 K					0-0 G5-3	3 0 0 0 0 2 0												
<b>Danny Bautista, R</b> (1, 9) OBP: 0.302, SLG: 0.330			0-0 G6-3		1-1 1B				3-3 K	3 0 1 0 0 1 0												
<b>Rod Barajas, R</b> (1, 2) OBP: 0.255, SLG: 0.358			2-3 K		1-3 K2-3-2				2-3 K	3 0 0 0 0 3 1												
<b>Miguel Batista, R</b> (1, 1) OBP: 0.059, SLG: 0.030 <b>Quinton McCracken, S</b> (8, PH) OBP: 0.290, SLG: 0.297 <b>Stephen Randolph, L</b> (6, 1) <b>Oscar Villarreal, L</b> (7, 1) <b>Mike Myers, L</b> (8, 1) <b>Jose Valverde, R</b> (8, 1) <b>David Dellucci, L</b> (8, 9) OBP: 0.330, SLG: 0.395			0-0 G2-3		3-1 1B				1-3 K	1 0 0 0 0 0 0 1 0 1 0 1 0 0 0 0 1 0												
<b>Inning Stats</b>	R: 0 E: 0 K: 0 S: 5	H: 0 LOB: 0 BB: 0 P: 10	R: 0 E: 0 K: 0 S: 8	H: 0 LOB: 0 BB: 0 P: 13	R: 0 E: 0 K: 1 S: 6	H: 0 LOB: 0 BB: 0 P: 8	R: 0 E: 0 K: 0 S: 9	H: 2 LOB: 2 BB: 0 P: 16	R: 0 E: 0 K: 2 S: 8	H: 1 LOB: 1 BB: 0 P: 11	R: 0 E: 0 K: 0 S: 7	H: 1 LOB: 0 BB: 0 P: 14	R: 0 E: 0 K: 0 S: 6	H: 0 LOB: 0 BB: 1 P: 15	R: 0 E: 0 K: 3 S: 11	H: 0 LOB: 0 BB: 0 P: 17	R: 1 E: 0 K: 2 S: 16	H: 3 LOB: 2 BB: 0 P: 20	1B: 7 2B: 2 3B: 0 HR: 0	SF: 0 SAC: 0 DP: 2 HBP: 0	WP: 0 PB: 0 SB: 0 CS: 1	PA: 32
<b>PITCHER</b>	IP WLS BF H R ER SO BB IBB HBP BLK WP HR S P ERA WHIP																					
<b>Jim Brower, R</b> (1, 1) ERA: 3.69	6.0 W 20 4 0 0 3 0 0 0 0 0 0 0 43 72 0.00 0.667																					
<b>Jason Christiansen, L</b> (7, 1) ERA: 3.07	1.0 3 0 0 0 0 1 0 0 0 0 0 0 6 15 0.00 1.000																					
<b>Joe Nathan, R</b> (8, 1) ERA: 3.6	1.0 3 0 0 0 3 0 0 0 0 0 0 0 11 17 0.00 0.000																					
<b>Scott Eyre, L</b> (9, 1) ERA: 3.57	1.0 6 3 1 1 2 0 0 0 0 0 0 0 16 20 9.00 3.000																					

livebaseballscorecards.com

<b>AB</b>	<b>31</b>
<b>R</b>	<b>1</b>
<b>H</b>	<b>7</b>
<b>RBI</b>	<b>1</b>
<b>BB</b>	<b>1</b>
<b>SO</b>	<b>8</b>
<b>LOB</b>	<b>9</b>



Batter	1	2	3	4	5	6	7	8	9
Ray Durham, S OBP: 0.370, SLG: 0.417 (1, 4)	2-1 E3 1B	2-2 L8			2-3 K		1-2 F7	3-2 G3	
J.T. Snow, L OBP: 0.392, SLG: 0.434 (1, 3)	2-2 FC5 FC3-6 1B FC4-6		2-2 K 1B		0-3 K		1-3 K		
Marquis Grissom, R OBP: 0.337, SLG: 0.501 (1, 8)	2-2 FC3-6 1B		1-3 K		0-1 HR 1B		2-2 F9		
Barry Bonds, L OBP: 0.501, SLG: 0.731 (1, 7)	1-2 FC3-6 FC4-6 1B		2-2 F7		2-2 HR		3-2 BB 1B		
José Cruz Jr., S OBP: 0.374, SLG: 0.456 (8, 1) Joe Nathan, R Andres Galarraga, R OBP: 0.366, SLG: 0.521 Scott Eyre, L (9, 1)	1-1 FC4-6 1B		3-2 F8		4-2 CS BB		4-1 PB 1B BB		
Rich Aurilia, R OBP: 0.317, SLG: 0.415 (1, 6)	1-1 P6		1-1 G6-3		1-3 K		1-2 PB 1B		
Yorvit Torrealba, R OBP: 0.290, SLG: 0.385 (1, 2)		3-1 F9		0-2 K		3-1 F7	2-1 1B		
Pedro Feliz, R OBP: 0.273, SLG: 0.479 (1, 5)		0-0 S 1B		0-0 G6-3			3-2 SH5-3 1B	1-0 P6	
Jim Brower, R OBP: 0.267, SLG: 0.214 Jason Christiansen, R Tony Torcato, L OBP: 0.333, SLG: 0.500 (8, 9)		3-3 K		1-2 G6-3			0-0 SH5-3	1-0 1B	

Inning Stats	R: 2 E: 2 K: 0 S: 16	H: 1 LOB: 1 BB: 0 P: 25	R: 0 E: 0 K: 1 S: 16	H: 1 LOB: 1 BB: 0 P: 24	R: 0 E: 0 K: 1 S: 17	H: 0 LOB: 0 BB: 0 P: 25	R: 0 E: 0 K: 2 S: 10	H: 0 LOB: 0 BB: 0 P: 13	R: 2 E: 0 K: 1 S: 15	H: 2 LOB: 0 BB: 1 P: 25	R: 0 E: 0 K: 1 S: 12	H: 1 LOB: 1 BB: 0 P: 17	R: 3 E: 0 K: 0 S: 19	H: 4 LOB: 2 BB: 1 P: 36
--------------	-------------------------------	----------------------------------	-------------------------------	----------------------------------	-------------------------------	----------------------------------	-------------------------------	----------------------------------	-------------------------------	----------------------------------	-------------------------------	----------------------------------	-------------------------------	----------------------------------

PITCHER															PITCHER																		
IP	WLS	BF	H	R	ER	SO	BB	IBB	HBP	BLK	WP	HR	S	P	ERA	WHIP	IP	WLS	BF	H	R	ER	SO	BB	IBB	HBP	BLK	WP	HR	S	P	ERA	WHIP
Miguel Batista, R ERA: 2.66 (1, 1)	5.0	L	20	3	2	0	5	0	0	0	0	0	65	94	0.00	0.600																	
Stephen Randolph, L ERA: 4.34 (6, 1)	1.1		7	3	2	1	1	0	0	0	0	1	19	32	13.50	3.000																	
Oscar Villarreal, R ERA: 2.58 (7, 1)	1.0		3	0	0	1	0	0	0	0	0	0	12	16	0.00	0.000																	
Mike Myers, L ERA: 5.81 (8, 1)	0.0		1	1	0	0	0	0	0	0	0	0	3	6	∞	∞																	
Jose Valverde, R ERA: 1.74 (8, 1)	0.2		6	3	3	0	1	0	0	0	0	0	12	24	40.50	6.000																	

**BOTTOM**

Arizona Diamondbacks @ San Francisco Giants  
PacBell Park, San Francisco, CA

Wed Jul 23 2003, 10:15 PM EDT  
Att: 41,512 - Cloudy - 63 F

AB	R	H	RBI	BB	SO	LOB
5	1	0	0	0	1	4
4	1	1	0	0	2	2
4	1	2	1	0	1	1
4	2	2	2	0	0	3
2	0	0	1	1	0	2
0	0	0	0	0	0	0
0	1	0	0	1	0	0
0	0	0	0	0	0	0
4	1	1	1	0	1	2
4	0	1	2	0	1	0
4	0	2	0	0	0	1
2	0	0	0	0	1	1
0	0	0	0	0	0	0
1	0	1	0	0	0	0

AB	34
R	7
H	10
RBI	7
BB	2
SO	7
LOB	16

livebaseballscorecards.com

**GIANTS**

WP: 0	PA: 37
PB: 1	
SB: 1	
CS: 1	













Batter	1	2	3	4	5	6	7	8	9	10	11	12	13	14	15	AB R H RBI BB SO LOB	BOTTOM		
<b>Matt Kata</b> , S OBP: 0.372, SLG: 0.526 (1, 5)	1-2 G4-3			2-0 HR		4-2 G4-6-3 1B BB		2-2 G5-3			1-3 K		2-0 SH3-4		0-0 SH3-4	4 1 1 1 1 1 0	<b>Los Angeles Dodgers @ Arizona Diamondbacks</b> <b>Bank One Ballpark, Phoenix, AZ</b> Fri Jul 25 2003, 10:07 PM EDT Att: 41,382 - Dome - 72 F <a href="http://livebaseballscorecards.com">livebaseballscorecards.com</a>		
<b>Alex Cintron</b> , S OBP: 0.356, SLG: 0.467 (1, 6)	1-0 F7			1-1 1B		0-0 G4-6-3 1B			1-1 L9		3-2 G3-1		0-1 F9		0-2 G4-3	7 0 2 0 0 0 2			
<b>Luis Gonzalez</b> , L OBP: 0.397, SLG: 0.551 (1, 7)	2-3 K			1-2 P5		1-1 G4-6-3 1-2 2-3			0-1 FC5 2B		0-0 WP 2B		4-0 IBB		4-0 1B DI IBB	5 0 2 0 2 2 1 3			
<b>Shea Hillenbrand</b> , R OBP: 0.354, SLG: 0.513 (1, 9)		1-3 K		0-1 F9		0-1 G6-3			4-0 IBB		2-2 G4-3		0-1 P2		1-1 1B 3-H	6 0 1 1 1 1 5			
<b>Steve Finley</b> , L OBP: 0.366, SLG: 0.552 (1, 8)		2-1 P2		0-0 G1-4-3			0-1 G3		2-0 F7			2-2 G3		1-2 CS 1B		6 0 1 0 0 0 3			
<b>Junior Spivey</b> , R OBP: 0.311, SLG: 0.432 (1, 4)		3-2 G6-3			0-1 FC6-2 3B		2-1 G5-3		2-2 FC5 2-3f			0-0 G5-3		1-2 G4-3		6 0 1 0 0 0 3			
<b>Danny Bautista</b> , R OBP: 0.311, SLG: 0.337 <b>Craig Counsell</b> , L OBP: 0.362, SLG: 0.339 <b>Rod Barajas</b> , R OBP: 0.265, SLG: 0.367 (1, 9) (10, PH) (11, 2)			2-3 K		1-1 G1-3		1-1 CS 1B		2-2 G4-3			3-1 1B		1-1 1B		3 0 1 0 0 0 1 1 1 0 0 0 0 0 0 2 0 2 0 0 0 0			
<b>Chad Moeller</b> , R OBP: 0.349, SLG: 0.456 <b>Carlos Escobedo</b> , S OBP: 0.350, SLG: 0.481 <b>Matt Mantel</b> , R (10, PH) <b>Mark Grace</b> , L OBP: 0.299, SLG: 0.316 <b>Oscar Villarreal</b> , L (13, 1) <b>Stephen Randolph</b> , L (14, PH) (15, 1)			0-1 G6-3		2-0 FC6-2		0-2 CS 1-2	1-3 K		1-0 G3-1		1-1 F9		1-3 K		3 0 0 0 0 0 1 1 1 0 0 0 0 0 0 0 0 0 0 0 0 0 1 0 0 0 0 0 1 0 0 0 0 0 0 0 1 0 0 0 0 0 1			
<b>Randy Johnson</b> , R OBP: 0.231, SLG: 0.231 <b>Quinton McCracken</b> , S OBP: 0.286, SLG: 0.295 <b>Eddie Christopher</b> , L (9, 1) <b>Jose Valverde</b> , R (9, 1) <b>David Dellucci</b> , L OBP: 0.336, SLG: 0.396 (10, PH) (11, 9)			2-3 K		1-3 K			2-3 K		1-3 K			4-0 SH3-4 BB		1-2 G4-3 SH3-4 1B 1B	2 0 0 0 0 0 2 1 1 0 0 0 0 0 1 0 0 0 0 0 0 0 0 0 0 0 0 0 0 0 0 0 2 1 1 0 1 1 0			
<b>Inning Stats</b>	R: 0 H: 0 E: 0 LOB: 0 K: 1 BB: 0 S: 7 P: 11	R: 0 H: 0 E: 0 LOB: 0 K: 1 BB: 0 S: 10 P: 16	R: 0 H: 0 E: 0 LOB: 0 K: 2 BB: 0 S: 8 P: 12	R: 1 H: 2 E: 0 LOB: 1 K: 0 BB: 0 S: 9 P: 13	R: 0 H: 1 E: 0 LOB: 1 K: 1 BB: 0 S: 9 P: 13	R: 0 H: 1 E: 0 LOB: 1 K: 0 BB: 1 S: 8 P: 13	R: 0 H: 1 E: 0 LOB: 0 K: 0 BB: 0 S: 8 P: 11	R: 0 H: 0 E: 0 LOB: 0 K: 2 BB: 0 S: 11 P: 16	R: 0 H: 1 E: 0 LOB: 2 K: 0 BB: 1 S: 8 P: 17	R: 0 H: 0 E: 0 LOB: 0 K: 1 BB: 0 S: 7 P: 11	R: 0 H: 1 E: 0 LOB: 1 K: 1 BB: 0 S: 12 P: 18	R: 0 H: 1 E: 0 LOB: 1 K: 0 BB: 0 S: 10 P: 16	R: 0 H: 0 E: 0 LOB: 2 K: 0 BB: 2 S: 5 P: 15	R: 0 H: 2 E: 0 LOB: 1 K: 1 BB: 0 S: 14 P: 18	R: 1 H: 2 E: 0 LOB: 2 K: 0 BB: 1 S: 9 P: 15	1B: 8 SF: 0 2B: 2 SAC: 2 3B: 1 DP: 1 HR: 1 HBP: 0		WP: 1 PA: 59 PB: 0 SB: 0 CS: 2	
<b>PITCHER</b>	IP WLS BF H R ER SO BB IBB HBP BLK WP HR S P ERA WHIP																		
<b>Odalis Perez</b> , L ERA: 4.43 (1, 1)	8.0	28	5	1	1	0	1	0	0	0	0	0	0	0	0	105		1.12	0.750
<b>Tom Martin</b> , L ERA: 3.51 (9, 1)	0.2	4	1	0	0	0	0	0	0	0	0	0	0	0	0	5		0.00	1.500
<b>Paul Shuey</b> , R ERA: 1.9 (9, 1)	1.1	4	0	0	0	1	0	0	0	0	0	0	0	0	0	10		0.00	0.000
<b>Eric Gagne</b> , R ERA: 1.81 (11, 1)	1.0	4	1	0	0	1	0	0	0	0	0	0	0	0	0	12		0.00	1.000
<b>Guillermo Mota</b> , R ERA: 1.95 (12, 1)	2.0	9	1	0	0	0	1	1	0	0	0	0	0	0	0	15	0.00	1.000	
<b>PITCHER</b>	IP WLS BF H R ER SO BB IBB HBP BLK WP HR S P ERA WHIP																		
<b>Paul Quantrill</b> , R ERA: 1.75 (14, 1)	1.2	9	4	1	1	1	1	0	0	0	0	0	0	0	0	23	5.40	2.400	

Los Angeles Dodgers @ Arizona Diamondbacks  
Bank One Ballpark, Phoenix, AZ

AB 51  
R 2  
H 12  
RBI 2  
BB 5  
SO 10  
LOB 21





Batter	1	2	3	4	5	6	7	8	9	AB R H RBI BB SO LOB	TOP											
<b>Dave Roberts, L</b> (1, 8) OBP: 0.320, SLG: 0.299	3-2 G6-3		3-2 G6-3			0-1 BLK 1B		3-2 P2		4 0 1 0 0 0 1	<b>Los Angeles Dodgers @ Arizona Diamondbacks</b> <b>Bank One Ballpark, Phoenix, AZ</b> Sat Jul 26 2003, 4:05 PM EDT Att: 45,421 - Dome - 72 F											
<b>Cesar Izturis, S</b> (1, 6) OBP: 0.283, SLG: 0.297	0-0 S 1B			1-1 F8		1-3 1-2		1-0 BB 1B		4 0 2 0 0 1 1												
<b>Shawn Green, L</b> (1, 9) OBP: 0.324, SLG: 0.437	1-3 K 1-2			0-2 G6-3			2-1 1B 1B	3-3 K		4 0 1 0 0 2 3												
<b>Paul Lo Duca, R</b> (1, 3) OBP: 0.362, SLG: 0.418	0-3 K			3-2 G6-3			1-0 F9	4-2 BB 1-2 2-3		3 0 0 0 1 1 2												
<b>Jeremy Burnitz, L</b> (1, 7) OBP: 0.342, SLG: 0.570		2-1 G5-3			0-1 F9		0-1 1-3 1B	0-1 P5		4 0 1 0 0 0 3												
<b>Adrián Beltré, R</b> (1, 5) OBP: 0.277, SLG: 0.354		2-1 P3			1-0 G5-3		4-0 IBB	0-1 G6-3		3 0 0 0 1 0 0												
<b>David Ross, R</b> (1, 2) OBP: 0.287, SLG: 0.511		3-3 K			0-0 F8		1-3 K		2-2 BB 1B	3 0 0 0 0 2 3												
<b>Jolbert Cabrera, R</b> (9, PH) OBP: 0.330, SLG: 0.466										1 0 1 0 0 0 0												
<b>Alex Cora, L</b> (1, 4) OBP: 0.274, SLG: 0.316			1-1 G4-3			2-0 F9		0-2 G4-3		3 0 0 0 0 0 3												
<b>Mike Kinkade, R</b> (9, PH) OBP: 0.325, SLG: 0.367									0-3 K	1 0 0 0 0 1 1												
<b>Andy Ashby, R</b> (1, 1) OBP: 0.235, SLG: 0.375			1-3 K			0-1 F7		4-0 BB 1B BB		2 0 0 0 0 1 0												
<b>Rickey Henderson, R</b> (8, PH) OBP: 0.235, SLG: 0.375									2-2 F8	0 0 0 0 1 0 0												
<b>Tom Martin, L</b> (8, 1) OBP: 0.091, SLG: 0.091										0 0 0 0 0 0 0												
<b>Bubba Crosby, L</b> (9, PH) OBP: 0.091, SLG: 0.091										1 0 0 0 0 0 1												
<b>Inning Stats</b>	R: 0 E: 0 K: 2 S: 11	H: 1 LOB: 1 BB: 0 P: 15	R: 0 E: 0 K: 1 S: 7	H: 0 LOB: 0 BB: 0 P: 14	R: 0 E: 0 K: 1 S: 9	H: 0 LOB: 0 BB: 0 P: 14	R: 0 E: 0 K: 0 S: 8	H: 0 LOB: 0 BB: 0 P: 12	R: 0 E: 0 K: 1 S: 4	H: 0 LOB: 0 BB: 0 P: 5	R: 0 E: 0 K: 1 S: 9	H: 1 LOB: 1 BB: 0 P: 12	R: 0 E: 0 K: 1 S: 12	H: 2 LOB: 3 BB: 1 P: 20	R: 0 E: 0 K: 1 S: 13	H: 1 LOB: 3 BB: 2 P: 28	R: 0 E: 0 K: 1 S: 13	H: 1 LOB: 1 BB: 0 P: 17	1B: 6 2B: 0 3B: 0 HR: 0	SF: 0 SAC: 0 DP: 0 HBP: 0	WP: 0 PB: 0 SB: 1 CS: 0	PA: 36
<b>PITCHER</b>	IP WLS BF H R ER SO BB IBB HBP BLK WP HR S P ERA WHIP																					
<b>Elmer Dessens, R</b> (1, 1) ERA: 4.97	7.0 W 26 4 0 0 6 0 1 0 0 0 0 0 60 92 0.00 0.571																					
<b>Eddie Oropesa, L</b> (8, 1) ERA: 2.89	0.2 H 4 1 0 0 1 1 0 0 0 0 0 0 9 20 0.00 3.000																					
<b>Jose Valverde, R</b> (8, 1) ERA: 1.61	0.1 H 2 0 0 0 0 1 0 0 0 0 0 0 4 8 0.00 3.000																					
<b>Matt Mantel, R</b> (9, 1) ERA: 3.16	1.0 S 4 1 0 0 1 0 0 0 0 0 0 0 13 17 0.00 1.000																					

livebaseballscorecards.com

<b>AB</b>	<b>33</b>
<b>R</b>	<b>0</b>
<b>H</b>	<b>6</b>
<b>RBI</b>	<b>0</b>
<b>BB</b>	<b>3</b>
<b>SO</b>	<b>8</b>
<b>LOB</b>	<b>18</b>







Batter	1	2	3	4	5	6	7	8	9	AB R H RBI BB SO LOB	TOP									
<b>Dave Roberts, L</b> (1, 8) OBP: 0.319, SLG: 0.298	3-2 F7		1-2 SH1-4 1B		3-1 P6		1-0 G4-3			4 0 1 0 0 0 1	<b>Los Angeles Dodgers @ Arizona Diamondbacks</b> <b>Bank One Ballpark, Phoenix, AZ</b> Sun Jul 27 2003, 4:37 PM EDT Att: 42,067 - Dome - 72 F									
<b>Cesar Izturis, S</b> (1, 6) OBP: 0.283, SLG: 0.297	1-1 G3		1-0 SH1-4 1-2		1-2 1B			1-3 K		3 0 1 0 0 1 0										
<b>Shawn Green, L</b> (1, 9) OBP: 0.325, SLG: 0.437	1-2 1B		2-3 K		1-3 K			3-1 G4-6-3 1B		4 0 2 0 0 2 2										
<b>Paul Lo Duca, R</b> (1, 2) OBP: 0.359, SLG: 0.414	0-1 G5-3		2-2 F8			0-2 G1-3		1-0 G4-6-3 1-2f		4 0 0 0 0 0 3										
<b>Jeremy Burnitz, L</b> (1, 7) OBP: 0.341, SLG: 0.569		0-0 2B 2B		1-3 K		0-0 G4-3		1-0 G3-1		4 1 1 0 0 1 0										
<b>Jolbert Cabrera, R</b> (1, 5) OBP: 0.333, SLG: 0.466		0-1 L4		0-1 E 1B		1-0 F8		0-0 1B		4 0 2 0 0 0 1										
<b>Adrian Beltré, R</b> (9, 5) OBP: 0.277, SLG: 0.354										0 0 0 0 0 0 0										
<b>Larry Barnes, L</b> (1, 3) OBP: 0.235, SLG: 0.273		0-0 2-H 2B		1-3 K 1-3		0-0 P4		1-3 K		4 0 1 1 0 2 2										
<b>Alex Cora, L</b> (1, 4) OBP: 0.271, SLG: 0.312		1-1 P5		1-3 K		2-0 F8		0-1 B1-3		4 0 0 0 0 1 3										
<b>Hideo Nomo, R</b> (1, 1) OBP: 0.216, SLG: 0.250		1-2 G5-3			3-3 K		0-1 1B			3 0 1 0 0 1 1										
<b>Eric Gagne, R</b> (8, 1)										0 0 0 0 0 0 0										
<b>Inning Stats</b>	R: 0 E: 0 K: 0 S: 12	H: 1 LOB: 1 BB: 0 P: 17	R: 1 E: 0 K: 0 S: 9	H: 2 LOB: 1 BB: 0 P: 11	R: 0 E: 1 K: 1 S: 13	H: 1 LOB: 1 BB: 0 P: 15	R: 0 E: 0 K: 2 S: 11	H: 1 LOB: 1 BB: 0 P: 19	R: 0 E: 0 K: 0 S: 7	H: 0 LOB: 0 BB: 0 P: 8	R: 0 E: 0 K: 0 S: 5	H: 1 LOB: 1 BB: 0 P: 8	R: 0 E: 0 K: 1 S: 6	H: 1 LOB: 0 BB: 0 P: 11	R: 0 E: 0 K: 1 S: 8	H: 1 LOB: 1 BB: 0 P: 9	1B: 7 2B: 2 3B: 0 HR: 0	SF: 0 SAC: 1 DP: 1 HBP: 0	WP: 0 PB: 0 SB: 0 CS: 0	PA: 35
<b>PITCHER</b>	IP WLS BF H R ER SO BB IBB HBP BLK WP HR S P ERA WHIP																			
<b>Curt Schilling, R</b> (1, 1) ERA: 2.91	8.0 L 31 8 1 1 7 0 0 0 0 0 0 0 75 108 1.12 1.000																			
<b>Eddie Oropesa, L</b> (9, 1) ERA: 2.79	1.0 4 1 0 0 1 0 0 0 0 0 0 0 8 9 0.00 1.000																			

<b>AB</b>	34
<b>R</b>	1
<b>H</b>	9
<b>RBI</b>	1
<b>BB</b>	0
<b>SO</b>	8
<b>LOB</b>	13



livebaseballscorecards.com





Batter	1	2	3	4	5	6	7	8	9	AB R H RBI BB SO LOB	TOP	
<b>Matt Kata, S</b> OBP: 0.373, SLG: 0.516 (1, 5) (8, 4)	0-0 SH5-4 2B		1-1 1B		1-2 1B			0-1 1B BB 1B	1-1 E6 1-2	5 1 4 0 0 0 1		
<b>Alex Cintron, S</b> OBP: 0.353, SLG: 0.453 (1, 6) (8, 4)	0-0 SH5-4 2-3		0-1 P3		0-0 G1-3			4-0 BB 1B 1-2 BB	1-2 G4-3	3 0 0 0 1 0 4		
<b>Luis Gonzalez, L</b> OBP: 0.401, SLG: 0.547 (1, 7) (8, 3)	2-2 P6		2-3 K					0-1 BB 1-2 2-3 1B		4 0 1 0 0 1 2		
<b>Shea Hillenbrand, R</b> OBP: 0.349, SLG: 0.511 (1, 3) (8, 5)	0-1 G5-3				1-2 HR			1-0 G1-3	1-3 K	4 1 1 1 0 1 4		
<b>Junior Spivey, R</b> OBP: 0.310, SLG: 0.427 <b>Carlos Baerga, S</b> OBP: 0.355, SLG: 0.481 (8, PH) (8, 3)		4-0 WP G3 BB		3-3 K				1-0 F8	4-2 BB 1-2 2-3 3-H BB	2 0 0 0 1 1 0 0 0 0 1 1 0 0		
<b>Danny Bautista, R</b> OBP: 0.305, SLG: 0.330 <b>Oscar Villarreal, L</b> (8, 1)		1-0 L8		3-2 L8				1-2 F8	1-3 K	4 0 0 0 0 1 4 0 0 0 0 0 0 0		
<b>Quinton McCracken, S</b> OBP: 0.282, SLG: 0.288 <b>Craig Counsell, L</b> OBP: 0.361, SLG: 0.339 (9, PH)		2-1 SAFE G3		1-3 K				1-3 K	2-1 G6-3	3 0 0 0 0 2 1 1 0 0 0 0 0 0		
<b>Rod Barajas, R</b> OBP: 0.256, SLG: 0.351 <b>Mark Grace, L</b> OBP: 0.287, SLG: 0.314 (9, PH)		2-2 G4-3			0-0 P5			0-0 G5-3	1-3 K	3 0 0 0 0 0 1 1 0 0 0 0 1 0		
<b>Miguel Batista, R</b> OBP: 0.056, SLG: 0.029 <b>Steve Finley, L</b> OBP: 0.382, SLG: 0.543 (8, PH) (8, 8)			0-0 G6-3		2-3 K			0-2 P5	1-2 E 1B	2 0 0 0 0 1 0 2 0 1 0 0 0 0		
<b>Inning Stats</b>	R: 0 E: 0 K: 0 S: 7 H: 1 LOB: 1 BB: 0 P: 9	R: 0 E: 0 K: 0 S: 6 H: 0 LOB: 1 BB: 1 P: 15	R: 0 E: 0 K: 1 S: 10 H: 1 LOB: 1 BB: 0 P: 13	R: 1 E: 0 K: 2 S: 13 H: 1 LOB: 0 BB: 0 P: 21	R: 0 E: 0 K: 1 S: 8 H: 1 LOB: 1 BB: 0 P: 11	R: 0 E: 0 K: 0 S: 5 H: 0 LOB: 0 BB: 0 P: 8	R: 0 E: 0 K: 1 S: 7 H: 0 LOB: 0 BB: 0 P: 9	R: 1 E: 0 K: 2 S: 15 H: 2 LOB: 3 BB: 2 P: 25	R: 0 E: 1 K: 1 S: 13 H: 1 LOB: 2 BB: 0 P: 19	1B: 5 2B: 1 3B: 0 HR: 1 SF: 0 SAC: 1 DP: 0 HBP: 0	WP: 1 PB: 0 SB: 0 CS: 0 PA: 38	
<b>PITCHER</b>	IP WLS BF H R ER SO BB IBB HBP BLK WP HR S P ERA WHIP											
<b>Mark Redman, L</b> ERA: 2.89 (1, 1)	7.1 W 30 6 2 2 5 2 0 0 0 1 1 63 97 2.46 1.091											
<b>Ugueth Urbina, R</b> ERA: 3.69 (8, 1)	0.2 H 3 0 0 0 2 1 0 0 0 0 0 8 14 0.00 1.500											
<b>Braden Looper, R</b> ERA: 3.1 (9, 1)	1.0 S 5 1 0 0 1 0 0 0 0 0 0 0 13 19 0.00 1.000											

**Arizona Diamondbacks @ Florida Marlins**  
**Pro Player Stadium, Miami, FL**  
 Mon Jul 28 2003, 7:05 PM EDT  
 Att. 10,472 - Cloudy - 79 F

<b>AB</b>	<b>34</b>
<b>R</b>	<b>2</b>
<b>H</b>	<b>7</b>
<b>RBI</b>	<b>2</b>
<b>BB</b>	<b>3</b>
<b>SO</b>	<b>8</b>
<b>LOB</b>	<b>17</b>



Batter	1	2	3	4	5	6	7	8	9	AB	R	H	RBI	BB	SO	LOB
Juan Pierre, L OBP: 0.362, SLG: 0.361 (1, 8)	L8 1-2	F7 0-1		K 1-3			SH1-3 0-0			3	0	0	0	0	1	2
Luis Castillo, S OBP: 0.379, SLG: 0.408 (1, 4)	1B 1-0		1B 1-1		F7 1-2		G1-3 0-1			4	0	2	0	0	0	1
Ivan Rodriguez, R OBP: 0.390, SLG: 0.520 (1, 2)	K 1-3		F8 0-2		G5-3 2-1		K 1-3			4	0	0	0	0	2	3
Mike Lowell, R OBP: 0.365, SLG: 0.585 (1, 5)	K 2-3		K 2-3		1B 1-0			F7 2-0		4	0	1	0	0	2	2
Juan Encarnacion, R OBP: 0.320, SLG: 0.446 (1, 9)		HR 0-0	G6-3 0-2		K 1-3			F8 1-1		4	1	1	0	0	1	2
Derrek Lee, R OBP: 0.370, SLG: 0.495 Brian Banks, S OBP: 0.331, SLG: 0.417 (1, 3) (8, 3)	K 2-3			2B 4-1		K 1-3		BB 4-2		2	1	0	0	1	2	1
Miguel Cabrera, R OBP: 0.331, SLG: 0.548 (1, 7)	HR 0-1		G4-3 1-1		K 3-3			K 1-3		4	1	2	3	0	2	1
Alex Gonzalez, R OBP: 0.333, SLG: 0.493 (1, 6)	E7 2-1		K 1-3		G6-3 0-1					3	0	0	0	0	1	1
Mark Redman, L OBP: 0.026, SLG: 0.026 Ugueth Urbina, R OBP: 1.000, SLG: 1.000 (1, 1) (8, 1) Braden Loper, R OBP: 1.000, SLG: 1.000 (9, 1)	K 0-3		G4-3 1-2				G1-3 0-0			3	0	1	0	0	1	2

Inning Stats	R: 0	H: 1	E: 0	K: 2	S: 12	R: 2	H: 2	E: 1	K: 2	S: 13	R: 0	H: 1	E: 0	K: 1	S: 11	R: 1	H: 1	E: 0	K: 2	S: 14	R: 0	H: 1	E: 0	K: 1	S: 9	R: 0	H: 0	E: 0	K: 2	S: 8	R: 0	H: 1	E: 0	K: 1	S: 8	R: 0	H: 0	E: 0	K: 1	S: 8	R: 0	H: 0	E: 0	K: 1	S: 8
	LOB: 1	BB: 0	P: 17	LOB: 1	BB: 0	P: 17	LOB: 1	BB: 0	P: 14	LOB: 1	BB: 0	P: 14	LOB: 0	BB: 0	P: 12	LOB: 1	BB: 0	P: 9	LOB: 1	BB: 0	P: 16	LOB: 1	BB: 1	P: 16	LOB: 0	BB: 0	P: 12	LOB: 0	BB: 0	P: 12	LOB: 1	BB: 0	P: 9	LOB: 1	BB: 1	P: 16	LOB: 1	BB: 1	P: 16	LOB: 0	BB: 0	P: 16			

**BOTTOM**

**Arizona Diamondbacks @ Florida Marlins**  
**Pro Player Stadium, Miami, FL**  
 Mon Jul 28 2003, 7:05 PM EDT  
 Att: 10,472 - Cloudy - 79 F

AB	31
R	3
H	7
RBI	3
BB	2
SO	12
LOB	15



WP: 0	PA: 34
PB: 0	
SB: 1	
CS: 0	



Arizona Diamondbacks @ Florida Marlins  
 Pro Player Stadium, Miami, FL  
 Tue Jul 29 2003, 7:05 PM EDT  
 Att. 11,469 - Cloudy - 77 F

AB	30
R	1
H	5
RBI	1
BB	1
SO	4
LOB	12



WP:	0	PA:	33
PB:	0		
SB:	0		
CS:	0		

Batter	1	2	3	4	5	6	7	8	9	AB	R	H	RBI	BB	SO	LOB
Matt Kata, S OBP: 0.363, SLG: 0.504 (1, 4)	1-3 K		1-0 F9			0-1 G3		0-1 SF9		3	0	0	1	0	1	1
Craig Counsell, L OBP: 0.359, SLG: 0.342 (1, 5)	2-1 F9		3-1 G4-6-3			3-2 G5-3		3-H 0-1 2B		4	0	1	0	0	0	1
Luis Gonzalez, L OBP: 0.402, SLG: 0.545 (1, 7)	3-2 1B HBP			2-1 P6			1-2 BB 1B	1-2 F7		3	0	1	0	0	0	1
Carlos Baerga, S OBP: 0.358, SLG: 0.478 (1, 3)	1-1 1-2 1B			0-2 F8			4-0 1-2 BB		2-2 G6-3	3	0	1	0	1	0	0
Steve Finley, L OBP: 0.378, SLG: 0.537 (1, 8)	2-2 F7			2-1 F7			2-0 F8		1-0 F8	4	0	0	0	0	0	4
Danny Bautista, R OBP: 0.299, SLG: 0.323 (1, 9)		0-0 F9			1-1 G1-4-3			2-3 K	1-2 F9	4	0	0	0	0	1	2
Alex Cintron, S OBP: 0.349, SLG: 0.448 (1, 6)		0-1 F9			2-2 G6-3			0-3 K		3	0	0	0	0	1	2
Rod Barajas, R OBP: 0.258, SLG: 0.358 (1, 2)		0-3 K			0-0 G6-3			1-0 L8 SF9 2B		3	1	1	0	0	1	0
17 Brandon Webb, R OBP: 0.133, SLG: 0.138 Quinton McCracken, S OBP: 0.280, SLG: 0.286 Elmer Dessens, R OBP: 0.265, SLG: 0.313 Mark Grace, L OBP: 0.285, SLG: 0.311 Jose Valverde, R (8, 1)		2-1 G4-6-3 1B			0-1 F7			2-2 L8		1	0	1	0	0	0	0

1B:	3	SF:	1
2B:	2	SAC:	0
3B:	0	DP:	1
HR:	0	HBP:	1

1	0	1	0	0	0	0	0
1	0	0	0	0	0	0	0
0	0	0	0	0	0	0	0
1	0	0	0	0	0	0	1
0	0	0	0	0	0	0	0

Inning Stats

R:	0	H:	1
E:	0	LOB:	2
K:	1	BB:	0
S:	13	P:	22

R:	0	H:	0
E:	0	LOB:	0
K:	1	BB:	0
S:	6	P:	6

R:	0	H:	1
E:	0	LOB:	0
K:	0	BB:	0
S:	5	P:	11

R:	0	H:	0
E:	0	LOB:	0
K:	0	BB:	0
S:	8	P:	12

R:	0	H:	0
E:	0	LOB:	0
K:	0	BB:	0
S:	6	P:	9

R:	0	H:	0
E:	0	LOB:	0
K:	2	BB:	1
S:	12	P:	21

R:	1	H:	2
E:	0	LOB:	1
K:	0	BB:	0
S:	12	P:	16

R:	0	H:	0
E:	0	LOB:	0
K:	0	BB:	0
S:	9	P:	13

1B:	3	SF:	1
2B:	2	SAC:	0
3B:	0	DP:	1
HR:	0	HBP:	1

WP:	0	PA:	33
PB:	0		
SB:	0		
CS:	0		

PITCHER	IP	WLS	BF	H	R	ER	SO	BB	IBB	HBP	BLK	WP	HR	S	P	ERA	WHIP
Brad Penny, R ERA: 4.28 (1, 1)	7.0	W	26	4	1	1	4	1	0	1	0	0	0	59	94	1.29	0.714
Ugueth Urbina, R ERA: 3.61 (8, 1)	1.0	H	4	1	0	0	0	0	0	0	0	0	0	11	14	0.00	1.000
Braden Looper, R ERA: 3.05 (9, 1)	1.0	S	3	0	0	0	0	0	0	0	0	0	0	9	13	0.00	0.000

PITCHER	IP	WLS	BF	H	R	ER	SO	BB	IBB	HBP	BLK	WP	HR	S	P	ERA	WHIP
---------	----	-----	----	---	---	----	----	----	-----	-----	-----	----	----	---	---	-----	------

Batter	1	2	3	4	5	6	7	8	9	AB	R	H	RBI	BB	SO	LOB
Juan Pierre, L OBP: 0.363, SLG: 0.362 (1, 8)	1-2 1B S 1B	0-1 1-2 1B			1-1 F8	0-1 G3				4	0	2	0	0	0	0
Luis Castillo, S OBP: 0.380, SLG: 0.409 (1, 4)	3-1 HBP 1-3 1B	0-0 G4-3			1-2 1B 1B				2-3 K	4	1	2	0	0	1	2
Ivan Rodriguez, R OBP: 0.392, SLG: 0.518 (1, 2)	1-0 1-2 HBP		1-2 G6-3		1-1 1B 1-2 E 1B				3-3 K	3	1	1	0	0	1	0
Mike Redmond, R OBP: 0.310, SLG: 0.337 (8, 2)										0	0	0	0	0	0	0
Mike Lowell, R OBP: 0.366, SLG: 0.584 (1, 5)	0-3 K		1-2 G5-3		0-0 1B 1-3 2-H 1B				0-1 1B	4	0	2	1	0	1	3
Juan Encarnacion, R OBP: 0.317, SLG: 0.442 (1, 9)	1-3 K		2-3 K		0-0 E6 1-2 3-H 1B				3-3 K	4	0	0	1	0	3	4
Andy Fox, L OBP: 0.292, SLG: 0.291 (1, 3)	2-1 G5-3			1-2 G5-3		0-0 G4-6-3 1-2 2-3 1B			2-3 K	4	0	1	0	0	1	3
Miguel Cabrera, R OBP: 0.328, SLG: 0.538 (1, 7)		0-1 1B 1B		2-1 G5-3		2-1 G4-6-3 1-2f			2-3 K	4	0	1	0	0	1	3
Alex Gonzalez, R OBP: 0.333, SLG: 0.492 (1, 6)		0-3 K		0-1 1B					1-3 K	3	0	1	0	0	2	1
Brad Penny, R OBP: 0.156, SLG: 0.333 (1, 1)		2-3 K		0-1 G4-3					0-0 P3	3	0	0	0	0	1	2
Ugueth Urbina, R OBP: 1.000, SLG: 1.000 (8, 1)										0	0	0	0	0	0	0
Braden Loper, R OBP: 1.000, SLG: 1.000 (9, 1)										0	0	0	0	0	0	0

Inning Stats	R: 0	H: 2	E: 0	LOB: 3	K: 2	S: 14	P: 22	R: 0	H: 2	E: 0	LOB: 2	K: 2	S: 11	P: 13	R: 0	H: 0	E: 0	LOB: 0	K: 1	S: 10	P: 14	R: 0	H: 1	E: 0	LOB: 1	K: 0	S: 9	P: 12	R: 2	H: 4	E: 1	LOB: 2	K: 0	S: 12	P: 17	R: 0	H: 0	E: 0	LOB: 0	K: 1	S: 6	P: 7	R: 0	H: 1	E: 0	LOB: 1	K: 2	S: 9	P: 14	R: 0	H: 0	E: 0	LOB: 0	K: 3	S: 9	P: 16
PITCHER	IP	WLS	BF	H	R	ER	SO	BB	IBB	HBP	BLK	WP	HR	S	P	ERA	WHIP																																							
17 Brandon Webb, R ERA: 2.48 (1, 1)	5.0	L	25	9	2	2	5	0	0	1	0	0	0	56	78	3.60	1.800																																							
Elmer Dessens, R ERA: 4.89 (6, 1)	2.0		6	1	0	0	3	0	0	0	0	0	0	15	21	0.00	0.500																																							
Jose Valverde, R ERA: 1.54 (8, 1)	1.0		3	0	0	0	3	0	0	0	0	0	0	9	16	0.00	0.000																																							

**BOTTOM**

**Arizona Diamondbacks @ Florida Marlins**  
**Pro Player Stadium, Miami, FL**  
 Tue Jul 29 2003, 7:05 PM EDT  
 Att: 11,469 - Cloudy - 77 F

AB	33
R	2
H	10
RBI	2
BB	0
SO	11
LOB	18

WP: 0 PA: 34  
 PB: 0  
 SB: 1  
 CS: 0





Batter	1	2	3	4	5	6	7	8	9	AB R H RBI BB SO LOB	TOP											
<b>Matt Kata, S</b> OBP: 0.353, SLG: 0.489 (1, 5) C X	0-1 G5-3	1-3 K			1-1 F8			0-0 G4-3		4 0 0 0 0 1 1												
<b>Alex Cintron, S</b> OBP: 0.347, SLG: 0.457 (1, 6) B B B C F X	3-2 HR		2-1 L9			1-1 G6-3		3-2 L8		4 1 1 1 0 0 0												
<b>Steve Finley, L</b> OBP: 0.377, SLG: 0.539 (1, 8) C X	0-1 3B		1-2 F7			1-2 P3			0-1 G4-3	4 0 1 0 0 0 0												
<b>Shea Hillenbrand, R</b> OBP: 0.345, SLG: 0.505 (1, 3) B F X	1-1 G6-3		2-3 K			1-1 L7			0-1 G6-3	4 0 0 0 0 1 1												
<b>Danny Bautista, R</b> OBP: 0.308, SLG: 0.328 (1, 9) B B B C F X	4-2 FC4-6 BB			1-3 K2-3			2-0 1B		0-2 1B	3 0 2 0 1 1 0												
<b>Junior Spivey, R</b> OBP: 0.311, SLG: 0.425 (1, 4) <b>Carlos Baerga, S</b> OBP: 0.356, SLG: 0.475 (9, PH) X	0-0 FC4-6 1-2f			3-2 G6-4-3 1B		1-1 F9			2-1 F8	3 0 1 0 0 0 3 1 0 0 0 0 0 1												
<b>Quinton McCracken, S</b> OBP: 0.281, SLG: 0.282 (1, 7) B B B B			4-0 S BB		1 SAFE 1-0 G6-4-3 1-2f		1-3 K			2 0 0 0 1 1 2												
<b>Chad Moeller, R</b> OBP: 0.345, SLG: 0.451 (1, 2) B B B C F X			3-3 K		1-3 K		0-0 F9			3 0 0 0 0 2 2												
<b>Randy Johnson, R</b> OBP: 0.200, SLG: 0.200 (1, 1) <b>Oscar Villarreal, L</b> (7, 1) <b>Raul Mondesi, R</b> OBP: 0.329, SLG: 0.470 (8, PH) <b>Stephen Randolph, L</b> (8, 1) <b>Jose Valverde, R</b> (8, 1)			2-3 K		0-3 K			2-2 G4-3		2 0 0 0 0 2 1 0 0 0 0 0 0 0 1 0												
<b>Inning Stats</b>	R: 1 E: 0 K: 0 S: 14	H: 2 LOB: 2 BB: 1 P: 22	R: 0 E: 0 K: 3 S: 11	H: 0 LOB: 1 BB: 1 P: 21	R: 0 E: 0 K: 1 S: 11	H: 0 LOB: 0 BB: 0 P: 16	R: 0 E: 0 K: 1 S: 8	H: 1 LOB: 0 BB: 0 P: 13	R: 0 E: 0 K: 2 S: 8	H: 0 LOB: 0 BB: 0 P: 10	R: 0 E: 0 K: 0 S: 7	H: 0 LOB: 0 BB: 0 P: 10	R: 0 E: 0 K: 1 S: 9	H: 1 LOB: 1 BB: 0 P: 13	R: 0 E: 0 K: 0 S: 7	H: 0 LOB: 0 BB: 0 P: 12	R: 0 E: 0 K: 0 S: 9	H: 1 LOB: 1 BB: 0 P: 11	1B: 3 2B: 0 3B: 1 HR: 1	SF: 0 SAC: 0 DP: 1 HBP: 0	WP: 0 PB: 0 SB: 1 CS: 0	PA: 33
<b>PITCHER</b>	IP WLS BF H R ER SO BB IBB HBP BLK WP HR S P ERA WHIP																					
<b>Dontrelle Willis, L</b> ERA: 2.5 (1, 1)	7.0 W 26 4 1 1 8 2 0 0 0 0 1 68 105 1.29 0.857																					
<b>40 Nate Bump, R</b> ERA: 3.6 (8, 1)	1.0 H 3 0 0 0 0 0 0 0 0 0 0 7 12 0.00 0.000																					
<b>Braden Loper, R</b> ERA: 3.0 (9, 1)	1.0 S 4 1 0 0 0 0 0 0 0 0 0 9 11 0.00 1.000																					

**Arizona Diamondbacks @ Florida Marlins**  
**Pro Player Stadium, Miami, FL**  
 Wed Jul 30 2003, 7:05 PM EDT  
 Att. 37,735 - Cloudy - 82 F

<b>AB</b>	<b>31</b>
<b>R</b>	<b>1</b>
<b>H</b>	<b>5</b>
<b>RBI</b>	<b>1</b>
<b>BB</b>	<b>2</b>
<b>SO</b>	<b>8</b>
<b>LOB</b>	<b>11</b>



Batter	1	2	3	4	5	6	7	8	9
Juan Pierre, L OBP: 0.363, SLG: 0.360 (1, 8)	1-1 B1-3		4-1 E S BB			3-2 CI 1B FC4		0-2 G1-3	
Luis Castillo, S OBP: 0.379, SLG: 0.407 (1, 4)	1-1 L6		1-2 G5-3			1-1 SAFE SAFE SAFE SAFE 1-3 E S 1B		2-1 F8	
Ivan Rodriguez, R OBP: 0.393, SLG: 0.520 (1, 2)	0-0 G6-3			1-0 FC8-5 2B		2-2 L4		4-2 1B BB	
Mike Lowell, R OBP: 0.367, SLG: 0.582 (1, 5)		2-2 L5		0-1 FC8-5 2-3		4-2 FC4 BB		0-1 1B 1B	
Miguel Cabrera, R OBP: 0.326, SLG: 0.528 (1, 7)		2-3 K		1-3 K		2-2 FC4 1-2f 2-H 3-H		1-2 1B	
Brian Banks, S OBP: 0.328, SLG: 0.411 (1, 9)		0-1 1B			0-0 G4-3		2-3 K		
Mike Mordecai, R OBP: 0.266, SLG: 0.281 (1, 3)		2-2 P6			1-0 P4		0-0 F7		
Alex Gonzalez, R OBP: 0.333, SLG: 0.490 (1, 6)			2-3 K		0-0 1B		0-3 K		
Dontrelle Willis, L OBP: 0.205, SLG: 0.297 (1, 1)			0-2 G3		0-0 G5-3		2-2 P5		
40 Nate Bump, L OBP: 1.000, SLG: 1.000 (8, 1)									
Braden Looper, R OBP: 1.000, SLG: 1.000 (9, 1)									

Inning Stats	R: 0	H: 0	E: 0	K: 5	S: 5	R: 0	H: 1	E: 0	K: 1	S: 15	R: 0	H: 0	E: 0	K: 1	S: 13	R: 0	H: 1	E: 0	K: 1	S: 7	R: 0	H: 1	E: 0	K: 0	S: 4	R: 2	H: 1	E: 2	K: 1	S: 24	R: 0	H: 0	E: 0	K: 1	S: 7	R: 1	H: 2	E: 0	K: 1	S: 21		
	LOB: 0	BB: 0				LOB: 1	BB: 0				LOB: 0	BB: 0				LOB: 1	BB: 0				LOB: 1	BB: 1				LOB: 0	BB: 1			LOB: 0	BB: 0			LOB: 0	BB: 0			LOB: 2	BB: 1			

PITCHER	IP	WLS	BF	H	R	ER	SO	BB	IBB	HBP	BLK	WP	HR	S	P	ERA	WHIP
Randy Johnson, L ERA: 4.15 (1, 1)	6.0	L	24	4	2	0	4	2	0	0	0	0	0	68	98	0.00	1.000
Oscar Villarreal, R ERA: 2.42 (7, 1)	1.0		3	0	0	0	1	0	0	0	0	0	0	7	9	0.00	0.000
Stephen Randolph, L ERA: 4.15 (8, 1)	0.2		2	0	0	0	0	0	0	0	0	0	0	5	7	0.00	0.000
Jose Valverde, R ERA: 1.9 (8, 1)	0.1		4	2	1	1	1	1	0	0	0	0	0	16	23	27.00	9.000

AB	R	H	RBI	BB	SO	LOB
2	1	0	0	1	0	0
4	1	1	0	0	0	1
3	1	1	0	1	0	2
3	0	1	0	1	0	1
4	0	1	2	0	2	1
4	0	1	0	0	2	3
3	0	0	0	0	0	1
3	0	1	0	0	2	0
3	0	0	0	0	0	1
0	0	0	0	0	0	0
0	0	0	0	0	0	0

WP	PA	ERA	WHIP
0	33		

Arizona Diamondbacks @ Florida Marlins  
 Pro Player Stadium, Miami, FL  
 Wed Jul 30 2003, 7:05 PM EDT  
 Att: 37,735 - Cloudy - 82 F

livebaseballscorecards.com

AB	29
R	3
H	6
RBI	2
BB	3
SO	6
LOB	10





Batter	1	2	3	4	5	6	7	8	9	10	11	12	13	14	AB R H RBI BB SO LOB	TOP														
<b>Craig Counsell, L</b> OBP: 0.361, SLG: 0.349	G4-3			G4-3		1B 3B		1B BB		SH3-4 HBP	K		L7		5 1 1 0 1 1 2															
<b>Matt Kata, S</b> OBP: 0.353, SLG: 0.482	K			P6		K		1B		SH3-4		FC4-6 1B	F7		6 0 2 0 0 2 2															
<b>Luis Gonzalez, L</b> OBP: 0.400, SLG: 0.541	G5-3			1B 1B		1B 1B		P5		L3		FC4-6 1B 1-2f	F7		7 0 2 1 0 0 4															
<b>Shea Hillenbrand, R</b> OBP: 0.346, SLG: 0.503		G4-3		1B 1B		1B		G1-3		F8		1B 1B	K		7 0 3 0 0 1 3															
<b>Steve Finley, L</b> OBP: 0.378, SLG: 0.537		G6-3		K		F9				CS 1B		1B 1B	G6-3		7 1 3 0 0 1 4															
<b>Raul Mondesi, R</b> OBP: 0.327, SLG: 0.465					G4-3		L4		K		1B 1B	K			6 1 1 0 0 3 4															
<b>Alex Cintron, S</b> OBP: 0.343, SLG: 0.450			G5-3		F7		G4-3		1B 1B		G6-3	FC4			6 0 1 0 0 0 5															
<b>Rod Barajas, R</b> OBP: 0.261, SLG: 0.357			K		L8		K		1B		SH3		G5-3		6 0 2 2 0 2 0															
<b>Curt Schilling, R</b> <b>Oscar Villarreal, L</b> <b>Mike Myers, L</b> <b>Junior Spivey, R</b> <b>Jose Valente, R</b> <b>Carlos Baerga, S</b> <b>Matt Morris, R</b> <b>Elmer Dessens, R</b> <b>Quinton McCracken, S</b> <b>Eddie Droppe, L</b>			K		G6-3		G5-3		K		SH3		BB		2 0 0 0 0 0 1 0 0 0 0 0 0 0 0 0 0 0 1 0 0 0 0 0 0 0 0 0 0 0 0 0 0 0 0 0 1 0 0 0 0 0 1 2 0 0 0 0 0 0 0 0 0 0 0 0 0 0 0 1 0 0 0 0 0 0 0 0 0 0 0															
<b>Inning Stats</b>	R: 0 E: 0 S: 7	H: 0 LOB: 0 BB: 12	R: 0 E: 0 S: 11	H: 0 LOB: 0 BB: 16	R: 0 E: 0 S: 9	H: 0 LOB: 0 BB: 12	R: 0 E: 0 S: 15	H: 2 LOB: 2 BB: 23	R: 0 E: 0 S: 12	H: 0 LOB: 0 BB: 19	R: 1 E: 0 S: 15	H: 3 LOB: 2 BB: 20	R: 0 E: 0 S: 8	H: 0 LOB: 0 BB: 11	R: 0 E: 0 S: 11	H: 1 LOB: 2 BB: 18	R: 0 E: 0 S: 9	H: 3 LOB: 2 BB: 14	R: 2 E: 0 S: 18	H: 3 LOB: 1 BB: 23	R: 0 E: 0 S: 10	H: 3 LOB: 3 BB: 15	R: 0 E: 0 S: 6	H: 0 LOB: 1 BB: 12	R: 0 E: 0 S: 9	H: 0 LOB: 0 BB: 11	1B: 14 3B: 1 HR: 0	SF: 0 SAC: 2 DP: 0 HBP: 1	WP: 0 PB: 0 SB: 1 CS: 1	PA: 59
<b>PITCHER</b>	IP WLS BF H R ER SO BB IBB HBP BLK WP HR S P ERA WHIP																													
<b>Juan Cruz, R</b> ERA: 5.66	(1, 1) 6.0 23 5 1 1 6 0 0 0 0 0 0 0 0 0 0 1.50 0.833																													
<b>Dave Veres, R</b> ERA: 3.79	(7, 1) 1.0 3 0 0 0 1 0 0 0 0 0 0 0 0 0 8 11 0.00 0.000																													
<b>Mike Remlinger, L</b> ERA: 4.23	(8, 1) 0.2 4 1 0 0 0 1 0 0 0 0 0 0 0 0 9 15 0.00 3.000																													
<b>Kyle Farnsworth, R</b> ERA: 3.1	(8, 1) 1.1 6 3 0 0 2 0 0 0 0 0 0 0 0 0 15 20 0.00 2.250																													
<b>Mark Guthrie, L</b> ERA: 2.03	(10, 1) 0.2 3 0 0 0 0 0 0 1 0 0 0 0 0 6 10 0.00 0.000																													
<b>PITCHER</b>	IP WLS BF H R ER SO BB IBB HBP BLK WP HR S P ERA WHIP																													
<b>Joe Borowski, R</b> ERA: 3.09	(10, 1) 1.1 7 3 2 2 1 0 0 0 0 0 0 0 0 21 27 13.50 2.250																													
<b>Antonio Alfonseca, R</b> ERA: 4.95	(12, 1) 3.0 W 13 3 0 0 2 1 0 0 0 0 0 0 0 25 38 0.00 1.333																													

**Arizona Diamondbacks @ Chicago Cubs**  
Wrigley Field, Chicago, IL  
Fri Aug 01 2003, 2:20 PM CDT  
Att: 38,738 - Overcast - 83 F

[livebaseballscorecards.com](http://livebaseballscorecards.com)

AB	54
R	3
H	15
RBI	3
BB	2
SO	12
LOB	26









Batter	1	2	3	4	5	6	7	8	9	AB R H RBI BB SO LOB	TOP																
<b>Craig Counsell, L</b> (1, 5) OBP: 0.355, SLG: 0.342	0-2 F8			2-1 B4-3		0-1 F7		2-2 P6		4 0 0 0 0 0 0																	
<b>Alex Cintron, S</b> (1, 6) OBP: 0.345, SLG: 0.462	1-1 G3			2-2 F9		1-0 F9 BB CS 1B			2-2 HR	4 1 2 1 0 0 0																	
<b>Luis Gonzalez, L</b> (1, 7) OBP: 0.403, SLG: 0.549	1-3 K			1-1 HR		4-0 1-2 BB			2-2 2B 1B	3 2 2 1 1 1 0																	
<b>Shea Hillenbrand, R</b> (1, 3) OBP: 0.345, SLG: 0.503		2-1 L7		1-0 2B		0-0 F9			0-0 P4	4 0 1 0 0 0 3																	
<b>Raul Mondesi, R</b> (1, 9) OBP: 0.326, SLG: 0.465		2-0 F8		3-3 K		2-2 CS	1-3 K		2-2 1 SAFE 1 SAFE G4-3 1-H 2B	4 0 1 1 0 2 1																	
<b>Danny Bautista, R</b> (1, 8) OBP: 0.302, SLG: 0.321		2-1 G5-3			1-3 K		0-2 F7		0-1 G4-3	4 0 0 0 0 1 1																	
<b>Junior Spivey, R</b> (1, 4) OBP: 0.313, SLG: 0.435			1-3 K		2-2 HR		4-2 CS BB		3-3 K	3 1 1 1 1 2 1																	
<b>Rod Barajas, R</b> (1, 2) OBP: 0.256, SLG: 0.350			1-1 F8		1-3 K		2-1 CS	0-2 G6-3		3 0 0 0 0 1 0																	
<b>Miguel Batista, R</b> (1, 1) OBP: 0.053, SLG: 0.027			1-3 K		1-3 K			0-3 K		2 0 0 0 0 2 0																	
<b>Matt Kata, S</b> (8, PH) OBP: 0.350, SLG: 0.479										1 0 0 0 0 1 0																	
<b>Oscar Villarreal, L</b> (8, 1)										0 0 0 0 0 0 0																	
<b>Matt Mantei, R</b> (9, 1)										0 0 0 0 0 0 0																	
<b>Inning Stats</b>	R: 0 E: 0 K: 1 S: 10	H: 0 LOB: 0 BB: 0 P: 12	R: 0 E: 0 K: 0 S: 5	H: 0 LOB: 0 BB: 0 P: 11	R: 0 E: 0 K: 2 S: 10	H: 0 LOB: 0 BB: 0 P: 13	R: 1 E: 0 K: 1 S: 11	H: 2 LOB: 1 BB: 0 P: 20	R: 1 E: 0 K: 3 S: 12	H: 1 LOB: 0 BB: 0 P: 17	R: 0 E: 0 K: 0 S: 6	H: 1 LOB: 1 BB: 1 P: 13	R: 0 E: 0 K: 1 S: 9	H: 0 LOB: 0 BB: 1 P: 16	R: 0 E: 0 K: 1 S: 11	H: 0 LOB: 0 BB: 0 P: 13	R: 2 E: 0 K: 1 S: 23	H: 3 LOB: 1 BB: 0 P: 32	1B: 2 2B: 2 3B: 0 HR: 3	SF: 0 SAC: 0 DP: 0 HBP: 0	WP: 0 PB: 0 SB: 0 CS: 2	PA: 36					
<b>PITCHER</b>	IP WLS BF H R ER SO BB IBB HBP BLK WP HR S P ERA WHIP																										
<b>Shawn Estes, L</b> (1, 1) ERA: 5.7	7.0		25	4	2	2	8	2	0	0	0	0	2	63	102	2.57	0.857										
<b>Mike Remlinger, L</b> (8, 1) ERA: 4.14	1.0	H	3	0	0	0	1	0	0	0	0	0	0	11	13	0.00	0.000										
<b>Joe Borowski, R</b> (9, 1) ERA: 3.42	0.1	L	4	3	2	2	0	0	0	0	0	1	18	24	54.00	9.000											
<b>Kyle Farnsworth, R</b> (9, 1) ERA: 3.06	0.2		2	0	0	0	1	0	0	0	0	0	5	8	0.00	0.000											

Arizona Diamondbacks @ Chicago Cubs  
Wrigley Field, Chicago, IL  
Sat Aug 02 2003, 3:05 PM CDT  
Att. 40,304 - Sunny - 83 F

AB	32
R	4
H	7
RBI	4
BB	2
SO	10
LOB	6



BOTTOM

Arizona Diamondbacks @ Chicago Cubs

Wrigley Field, Chicago, IL

Sat Aug 02 2003; 3:05 PM CDT  
Att: 40,304 - Sunny - 83 F

AB	33
R	3
H	8
RBI	3
BB	3
SO	3
LOB	17



WP:	0	PA:	39
PB:	0	SB:	1
CS:	0		

AB R H RBI BB SO LOB

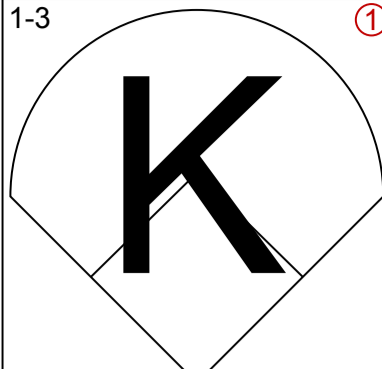
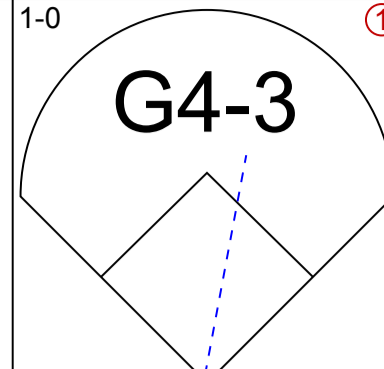
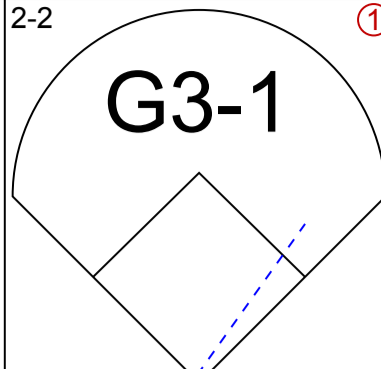
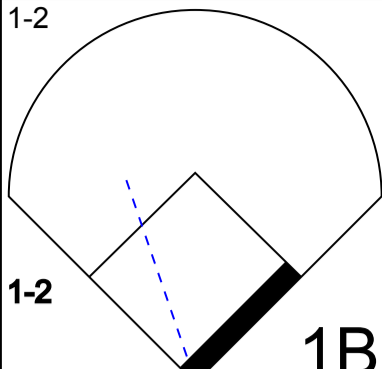
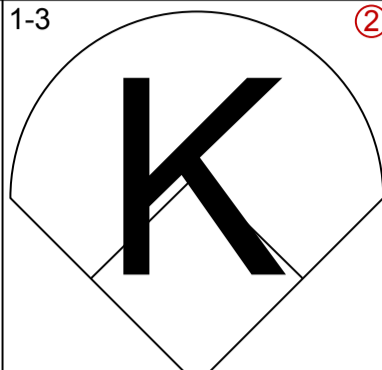
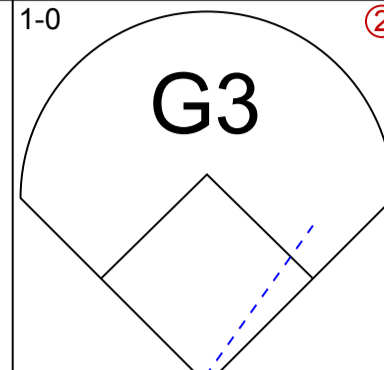
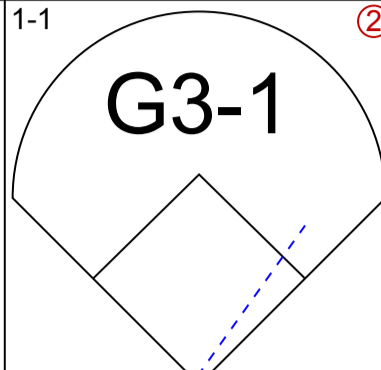
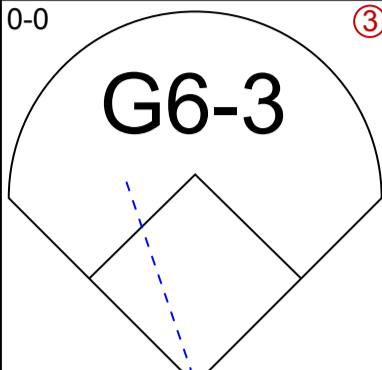
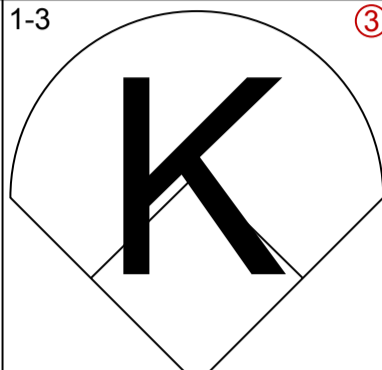
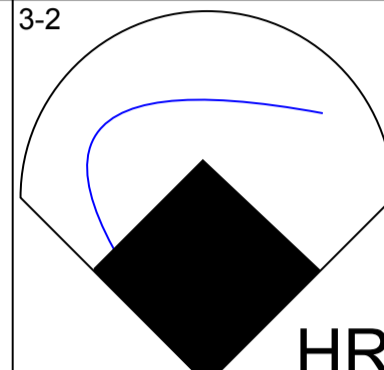
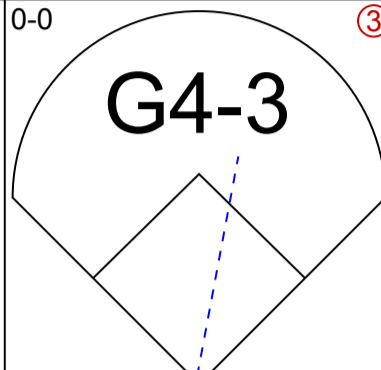
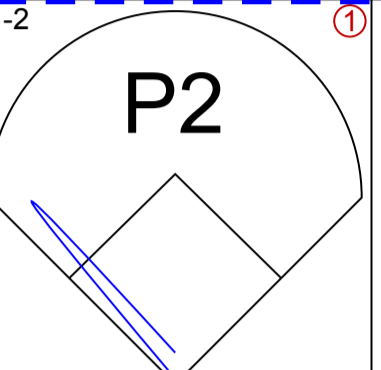
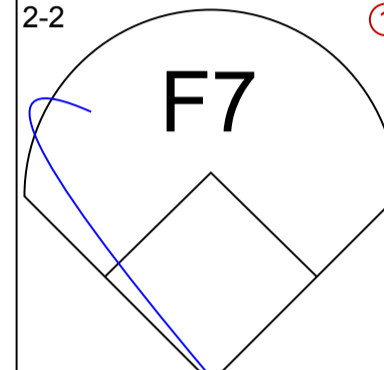
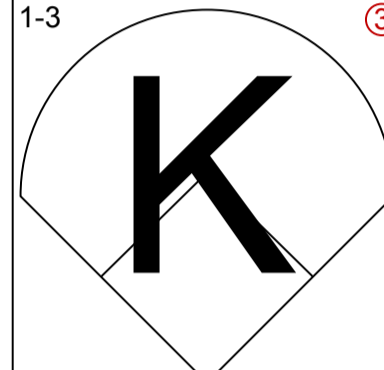
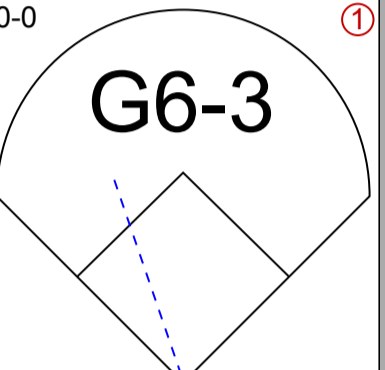
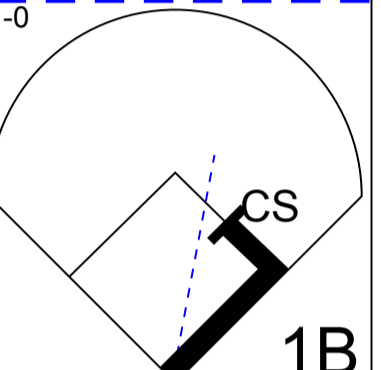
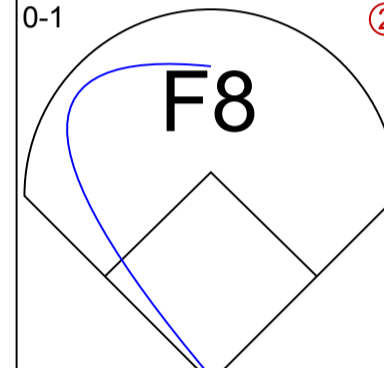
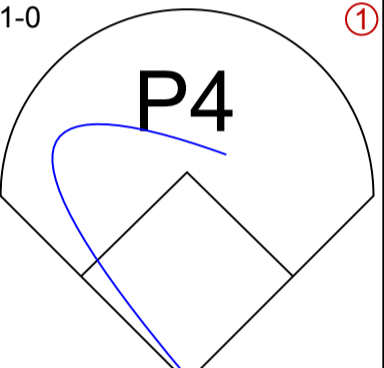
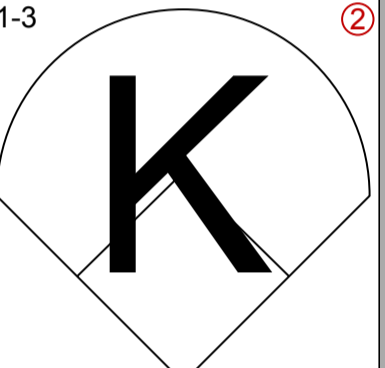
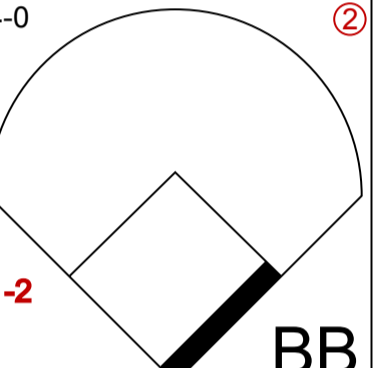
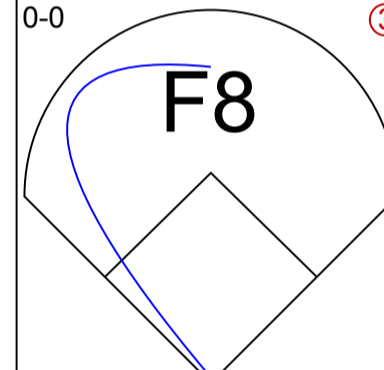
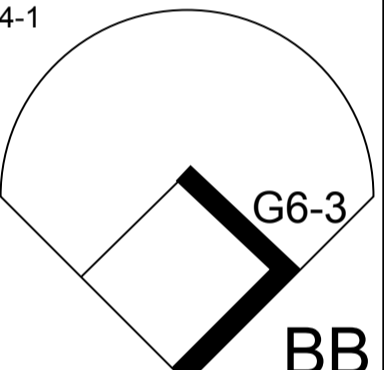
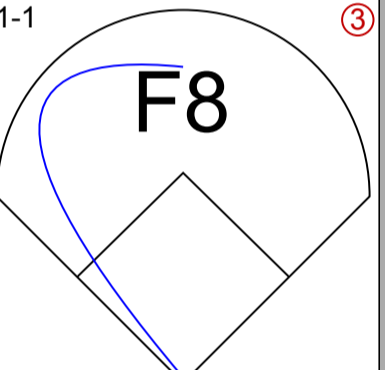
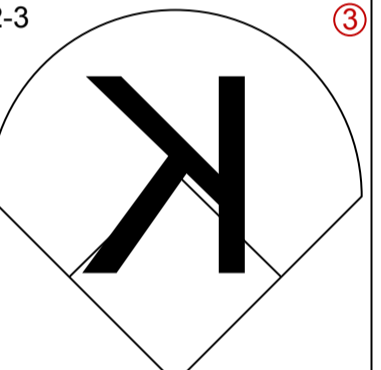
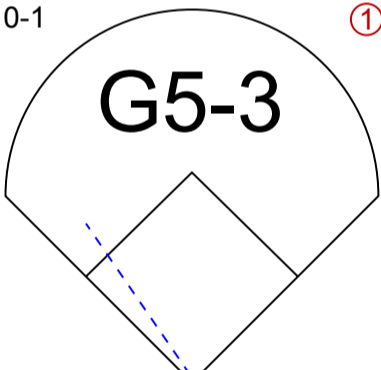
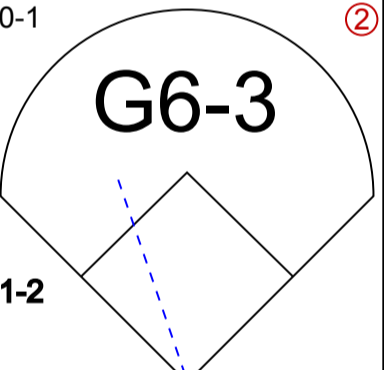
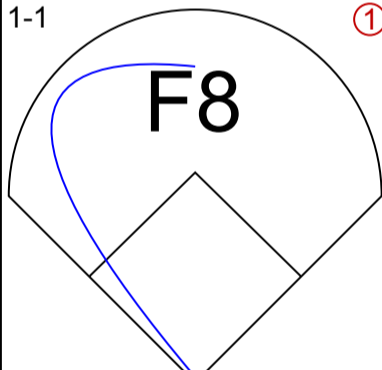
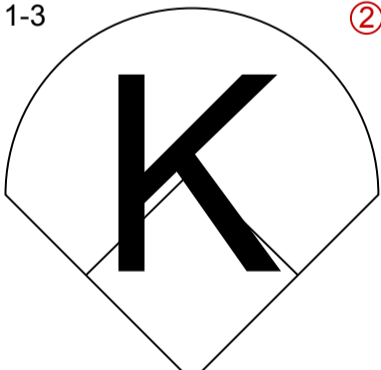
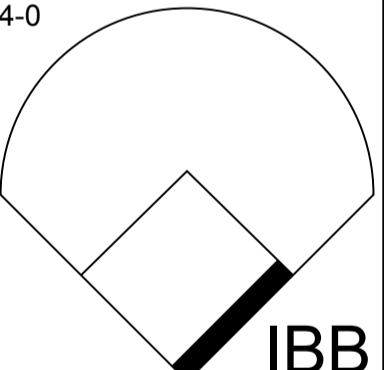
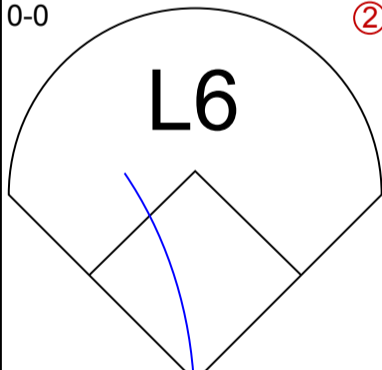
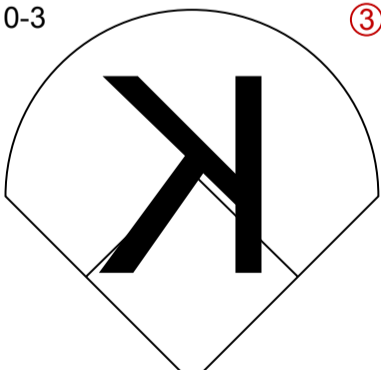
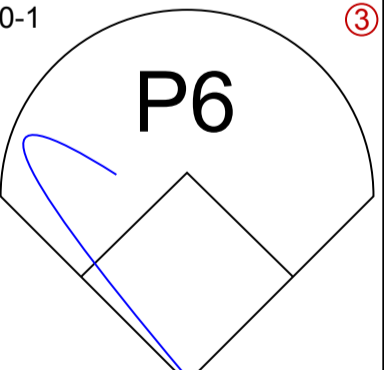
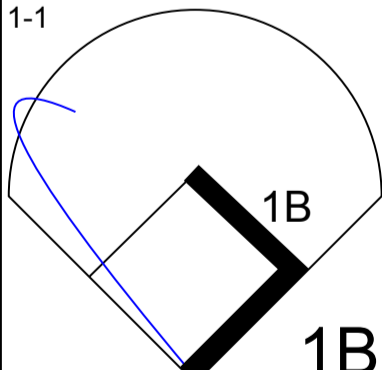
3	1	1	1	1	0	0
2	0	1	0	0	0	1
2	0	2	1	0	0	0
3	0	0	1	1	0	2
4	0	0	0	0	1	2
4	0	1	0	0	0	3
3	0	1	0	1	0	3
4	0	0	0	0	1	3
4	1	1	0	0	0	2
0	0	0	0	0	0	0
2	1	1	0	0	0	1
1	0	0	0	0	1	0
0	0	0	0	0	0	0
0	0	0	0	0	0	0
1	0	0	0	0	0	0

Batter	1	2	3	4	5	6	7	8	9
Kenny Lofton, L OBP: 0.333, SLG: 0.445 (1, 8)	1-1 G4-3 1B	1-2 1-H 2B			0-0 SH5-3 2-3		4-2 S 1B BB		0-1 P5
Mark Grudzielanek, R OBP: 0.361, SLG: 0.404 Ramon Martinez, R OBP: 0.342, SLG: 0.409 (1, 4) (6, 4)	2-1 E BB 1B	0-2 G4-3			2-1 SF9-2-6 HBP		3-1 1-H 1B		1-2 2B
Sammy Sosa, R OBP: 0.386, SLG: 0.563 (1, 9)	4-1 E BB 1-2				2-1 SF9-2-6 1-2 3-H		0-0 F8		0-2 G1-3
Moises Alou, R OBP: 0.360, SLG: 0.486 (1, 7)	0-1 E6 1-2 2-3						1-0 G5-3		3-3 K
Eric Karros, R OBP: 0.375, SLG: 0.488 (1, 3)	0-0 F9						2-0 G5-3		1-2 F9 16 1B
16 Aramis Ramirez, R OBP: 0.322, SLG: 0.435 (1, 5)	1-1 F9						4-2 BB		1-0 1-2 1B
Alex Gonzalez, R OBP: 0.294, SLG: 0.410 (1, 6)							3-3 K		1-1 F9 2-3
Paul Bako, L OBP: 0.279, SLG: 0.278 Kyle Farnsworth, R (9, 1)							2-1 G1-3		2-1 P5
Shawn Estes, R OBP: 0.182, SLG: 0.281 Hee-Seop Choi, L OBP: 0.364, SLG: 0.457 Mike Remlinger, L (8, 1) Joe Borowski, R (9, 1) Damian Miller, R OBP: 0.317, SLG: 0.356 (9, 2)							0-3 K		2-2 G6-3

Inning Stats	R: 0	H: 1	E: 1	K: 0	S: 10	R: 1	H: 2	E: 0	K: 0	S: 11	R: 0	H: 0	E: 0	K: 0	S: 7	R: 0	H: 0	E: 0	K: 0	S: 4	R: 1	H: 1	E: 0	K: 0	S: 6	R: 0	H: 0	E: 0	K: 1	S: 7	R: 1	H: 1	E: 0	K: 1	S: 10	R: 0	H: 2	E: 0	K: 1	S: 11	R: 0	H: 1	E: 0	K: 0	S: 11	1B: 5	SF: 1	2B: 4	SAC: 1	3B: 0	DP: 1	HR: 0	HBP: 1
--------------	------	------	------	------	-------	------	------	------	------	-------	------	------	------	------	------	------	------	------	------	------	------	------	------	------	------	------	------	------	------	------	------	------	------	------	-------	------	------	------	------	-------	------	------	------	------	-------	-------	-------	-------	--------	-------	-------	-------	--------

PITCHER	IP	WLS	BF	H	R	ER	SO	BB	IBB	HBP	BLK	WP	HR	S	P	ERA	WHIP
Miguel Batista, R ERA: 2.78 (1, 1)	7.0		30	5	3	3	2	3	0	1	0	0	0	55	95	3.86	1.143
Oscar Villarreal, R ERA: 2.35 (8, 1)	1.0	W	5	2	0	0	1	0	0	0	0	0	0	11	19	0.00	2.000
Matt Mantei, R ERA: 2.97 (9, 1)	1.0	S	4	1	0	0	0	0	0	0	0	0	0	11	14	0.00	1.000



Batter	1	2	3	4	5	6	7	8	9	AB R H RBI BB SO LOB	TOP											
<b>Craig Counsell, L</b> (1, 5) OBP: 0.353, SLG: 0.340	1-3 			1-0 		2-2 		1-2 		4 0 1 0 0 1 0												
<b>Alex Cintron, S</b> (1, 6) OBP: 0.341, SLG: 0.455	1-3 			1-0 		1-1 		0-0 		4 0 0 0 0 1 2												
<b>Luis Gonzalez, L</b> (1, 7) OBP: 0.402, SLG: 0.553	1-3 			3-2 		0-0 			1-2 	4 1 1 1 0 1 0												
<b>Raul Mondesi, R</b> (1, 9) OBP: 0.325, SLG: 0.463		2-2 		1-3 		0-0 			1-0 	4 0 1 0 0 1 0												
<b>Steve Finley, L</b> (1, 8) OBP: 0.376, SLG: 0.533		0-1 			1-0 		1-3 		4-0 	3 0 0 0 1 1 0												
<b>Junior Spivey, R</b> (1, 4) OBP: 0.312, SLG: 0.430		0-0 			4-1 		1-1 		2-3 	3 0 0 0 1 1 1												
<b>Mark Grace, L</b> (1, 3) OBP: 0.279, SLG: 0.303			0-1 		0-1 			1-1 		3 0 0 0 0 0 1												
<b>Chad Moeller, R</b> (1, 2) OBP: 0.346, SLG: 0.449			1-3 			4-0 		0-0 		1 0 0 0 1 1 0												
<b>Matt Kata, S</b> (8, PH) OBP: 0.348, SLG: 0.476										1 0 0 0 0 0 0												
<b>Jose Valverde, R</b> (8, 1)										0 0 0 0 0 0 0												
<b>17 Brandon Webb, R</b> (1, 1) OBP: 0.125, SLG: 0.129			0-3 		0-1 			1-1 		2 0 0 0 0 1 2												
<b>Oscar Villarreal, L</b> (7, 1)										0 0 0 0 0 0 0												
<b>Carlos Baerga, S</b> (8, PH) OBP: 0.358, SLG: 0.475										1 0 1 0 0 0 0												
<b>Quinton McCracken, S</b> (8, PR) OBP: 0.285, SLG: 0.282										0 0 0 0 0 0 0												
<b>Rod Barajas, R</b> (8, 2) OBP: 0.256, SLG: 0.350										0 0 0 0 0 0 0												
<b>Inning Stats</b>	R: 0 E: 0 K: 3 S: 10	H: 0 LOB: 0 BB: 0 P: 13	R: 0 E: 0 K: 0 S: 7	H: 0 LOB: 0 BB: 0 P: 9	R: 0 E: 0 K: 2 S: 8	H: 0 LOB: 0 BB: 0 P: 9	R: 1 E: 0 K: 1 S: 10	H: 1 LOB: 0 BB: 0 P: 16	R: 0 E: 0 K: 0 S: 6	H: 0 LOB: 2 BB: 2 P: 15	R: 0 E: 0 K: 0 S: 7	H: 0 LOB: 0 BB: 0 P: 10	R: 0 E: 0 K: 1 S: 6	H: 0 LOB: 0 BB: 0 P: 8	R: 0 E: 0 K: 0 S: 9	H: 2 LOB: 2 BB: 0 P: 12	R: 0 E: 0 K: 1 S: 7	H: 1 LOB: 1 BB: 1 P: 15	1B: 3 2B: 0 3B: 0 HR: 1	SF: 0 SAC: 0 DP: 0 HBP: 0	WP: 0 PB: 0 SB: 0 CS: 1	PA: 33
<b>PITCHER</b>	IP WLS BF H R ER SO BB IBB HBP BLK WP HR S P ERA WHIP																					
<b>Matt Clement, R</b> (1, 1) ERA: 3.91	8.0 W 29 3 1 1 7 1 1 0 0 0 1 63 92 1.12 0.500																					
<b>Mark Guthrie, L</b> (9, 1) ERA: 2.0	0.1 H 1 0 0 0 0 0 0 0 0 0 0 3 4 0.00 0.000																					
<b>Dave Veres, R</b> (9, 1) ERA: 3.66	0.2 S 3 1 0 0 1 1 0 0 0 0 0 4 11 0.00 3.000																					

**Arizona Diamondbacks @ Chicago Cubs**  
 Wrigley Field, Chicago, IL  
 Sun Aug 03 2003, 1:20 PM CDT  
 Att. 39,473 - Overcast - 68 F

<b>AB</b>	<b>30</b>
<b>R</b>	<b>1</b>
<b>H</b>	<b>4</b>
<b>RBI</b>	<b>1</b>
<b>BB</b>	<b>3</b>
<b>SO</b>	<b>8</b>
<b>LOB</b>	<b>6</b>







Batter	1	2	3	4	5	6	7	8	9	AB R H RBI BB SO LOB	TOP		
Jose Macias, S (1, 8) OBP: 0.305, SLG: 0.391	0-3 K2-3		0-0 P4		1-2 G1-3	0-0 WP 1-3 3-H 2B		0-0 G2-3		5 0 1 1 0 1 1	<p><b>Montreal Expos @ Arizona Diamondbacks</b></p> <p>Bank One Ballpark, Phoenix, AZ</p> <p>Tue Aug 05 2003, 9:35 PM EDT</p> <p>Att: 37,959 - Dome - 72 F</p>		
Jamey Carroll, R (1, 5) OBP: 0.349, SLG: 0.360 Luis Ayala, R (8, 1)	0-2 G3-1 S 1B		2-3 K		0-1 1B	4-2 WP BB		2-3 P6	4 0 2 0 1 1 1 0 0 0 0 0 0 0				
Jose Vidro, S (1, 4) OBP: 0.406, SLG: 0.488	1-2 G3-1		4-0 BB		1-1 G4-3	3-2 F7		1-2 F9	4 0 0 0 1 0 4				
Vladimir Guerrero, R (1, 9) OBP: 0.414, SLG: 0.533	1-1 L7		1-3 K		0-0 HR	1-0 FC5-4 1B		1-2 1B	5 1 3 1 0 1 2				
Orlando Cabrera, R (1, 6) OBP: 0.350, SLG: 0.482		2-2 1B 2B		0-0 F7	0-1 BB WP SF8 1B	0-2 F9		0-0 F8	5 2 2 0 0 0 2				
Wil Cordero, R (1, 3) OBP: 0.359, SLG: 0.453		1-3 K		2-2 2B	4-1 SAFE SAFE SF8 BB 2B BB	2-1 FC5-4		1-1 F9	4 1 1 0 1 1 3				
Joe Vitiello, R (1, 7) OBP: 0.500, SLG: 0.618 Brad Wilkerson, L (7, PH) OBP: 0.376, SLG: 0.470		3-2 2-H 1B		0-1 G5-3	4-2 2B WP BB	2-1 F8			2 1 1 1 1 0 1 1 0 0 0 0 0 1				
Brian Schneider, L (1, 2) OBP: 0.329, SLG: 0.401		0-3 K		1-0 F8	2-3 K		4-0 G2-3 SH1-3 BB		3 0 0 0 1 2 5				
Claudio Vargas, R 52 J. Tucker, R Henry Mateo, S Eric Knott, L Ronald Calloway, L Hector Almonte, R Joey Eschen, L Roy Corcoran, R Andy Chavez, L Edwards Guzman, L		0-3 K			2-3 K	1-0 SF8		0-1 SH1-3	1 0 0 0 0 0 1 1 0				
<b>Inning Stats</b>	R: 0 H: 1 E: 0 LOB: 1 K: 1 BB: 0 S: 12 P: 14	R: 1 H: 2 E: 0 LOB: 1 K: 3 BB: 0 S: 15 P: 21	R: 0 H: 0 E: 0 LOB: 1 K: 2 BB: 1 S: 7 P: 14	R: 0 H: 1 E: 0 LOB: 1 K: 0 BB: 0 S: 8 P: 11	R: 0 H: 1 E: 0 LOB: 1 K: 1 BB: 0 S: 16 P: 20	R: 4 H: 3 E: 0 LOB: 2 K: 1 BB: 3 S: 22 P: 40	R: 0 H: 1 E: 0 LOB: 1 K: 0 BB: 0 S: 8 P: 13	R: 0 H: 0 E: 0 LOB: 1 K: 0 BB: 1 S: 5 P: 11	R: 0 H: 1 E: 0 LOB: 1 K: 0 BB: 0 S: 9 P: 12	1B: 6 SF: 1 2B: 3 SAC: 1 3B: 0 DP: 0 HR: 1 HBP: 0		WP: 2 PA: 42 PB: 0 SB: 1 CS: 0	
<b>PITCHER</b>	IP WLS BF H R ER SO BB IBB HBP BLK WP HR S P ERA WHIP											<b>PITCHER</b>	IP WLS BF H R ER SO BB IBB HBP BLK WP HR S P ERA WHIP
Randy Johnson, L (1, 1) ERA: 4.59	5.2 W 28 8 5 5 8 3 0 0 0 1 1 73 106 7.94 1.941											Matt Mantei, R (9, 1) ERA: 2.88	1.0 S 4 1 0 0 0 0 0 0 0 0 0 0 9 12 0.00 1.000
Oscar Villarreal, R (6, 1) ERA: 2.43	1.0 H 5 1 0 0 0 1 0 0 0 1 0 13 23 0.00 2.000												
Eddie Oropesa, L (7, 1) ERA: 2.93	0.1 H 1 0 0 0 0 0 0 0 0 0 0 2 4 0.00 0.000												
Mike Myers, L (8, 1) ERA: 5.93	0.2 H 3 0 0 0 0 1 0 0 0 0 0 3 7 0.00 1.500												
Jose Valverde, R (8, 1) ERA: 1.73	0.1 H 1 0 0 0 0 0 0 0 0 0 0 2 4 0.00 0.000												

livebaseballscorecards.com

AB	35
R	5
H	10
RBI	4
BB	5
SO	8
LOB	21



Batter	1	2	3	4	5	6	7	8	9
<b>Matt Kata, S</b> OBP: 0.356, SLG: 0.493 (1, 5)	1-0 G5-3 1B	0-1 F8		0-2 G3-1		3-2 BB 3B 1B		1-2 3B	
<b>Junior Spivey, R</b> OBP: 0.317, SLG: 0.433 (1, 4)	2-2 P3	4-2 BB HR BB		3-2 G4-3 2B		4-0 SAFE 1-2 3B BB		1-0 G1-6-3	
<b>Luis Gonzalez, L</b> OBP: 0.404, SLG: 0.556 (1, 7)	0-1 G5-3	4-1 SAFE 1-2 HR BB		1-1 G4-3		0-0 1-H 2-H 3B		4-0 IBB	
<b>Shea Hillenbrand, R</b> OBP: 0.348, SLG: 0.510 (1, 3)	3-1 BB BB BB 1B	0-1 1-H 2-H HR		0-2 G5-3		2-1 G5-3		1-3 K	
<b>Steve Finley, L</b> OBP: 0.377, SLG: 0.531 (1, 8)	4-2 BB BB BB BB 1-2 BB	2-2 P3		2-1 2B		1-1 G1-3		1-3 K	
<b>Danny Bautista, R</b> OBP: 0.302, SLG: 0.327 (5, PH) (6, 8)									
<b>Raul Mondesi, R</b> OBP: 0.325, SLG: 0.459 (1, 9)	4-1 BB 1-2 2-3 BB		2-0 F7		1-3 K		1-0 F9		
<b>Alex Cintron, S</b> OBP: 0.346, SLG: 0.462 (1, 6)	4-2 1-2 2-3 3-H BB		1-0 G5-3 1B		0-2 2-H 2B		3-1 F8		
<b>Chad Moeller, R</b> OBP: 0.344, SLG: 0.445 (1, 2)	1-2 P1		1-0 SAFE G5-3		2-3 K		2-2 WP 1B		
<b>Randy Johnson, R</b> OBP: 0.187, SLG: 0.167 (6, 1)		0-3 K	2-0 G4-3		1-3 K		1-1 G6-3		
<b>Oscar Villarreal, L</b> (7, 1)									
<b>Eddie Oropesa, L</b> (7, PH)									
<b>Mark Grace, L</b> OBP: 0.277, SLG: 0.301 (8, 1)									
<b>Mike Myers, L</b> (8, 1)									
<b>Jose Valverde, R</b> (8, 1)									
<b>Matt Mantei, R</b> (9, 1)									

Inning Stats	R: 2	H: 2	E: 0	K: 0	S: 17	LOB: 3	BB: 3	P: 36	R: 3	H: 1	E: 0	K: 1	S: 18	LOB: 0	BB: 2	P: 28	R: 0	H: 1	E: 0	K: 0	S: 4	LOB: 1	BB: 0	P: 10	R: 0	H: 1	E: 0	K: 0	S: 11	LOB: 1	BB: 0	P: 15	R: 1	H: 2	E: 0	K: 3	S: 18	LOB: 1	BB: 0	P: 24	R: 2	H: 2	E: 0	K: 0	S: 9	LOB: 0	BB: 1	P: 19	R: 0	H: 1	E: 0	K: 0	S: 11	LOB: 1	BB: 0	P: 18	R: 0	H: 1	E: 0	K: 2	S: 10	LOB: 2	BB: 1	P: 18
--------------	------	------	------	------	-------	--------	-------	-------	------	------	------	------	-------	--------	-------	-------	------	------	------	------	------	--------	-------	-------	------	------	------	------	-------	--------	-------	-------	------	------	------	------	-------	--------	-------	-------	------	------	------	------	------	--------	-------	-------	------	------	------	------	-------	--------	-------	-------	------	------	------	------	-------	--------	-------	-------

PITCHER	IP	WLS	BF	H	R	ER	SO	BB	IBB	HBP	BLK	WP	HR	S	P	ERA	WHIP
<b>Claudio Vargas, R</b> ERA: 4.58 (1, 1)	2.0	L	14	3	5	5	1	5	0	0	0	0	1	35	64	22.50	4.000
<b>52 T.J. Tucker, R</b> ERA: 5.7 (3, 1)	2.0		8	2	0	0	0	0	0	0	0	0	0	15	25	0.00	1.000
<b>Eric Knott, L</b> ERA: 4.5 (5, 1)	1.0		5	2	1	1	3	0	0	0	0	0	0	18	24	9.00	2.000
<b>Hector Almonte, R</b> ERA: 9.92 (6, 1)	0.0		2	1	2	2	0	1	0	0	0	0	0	4	11	∞	∞
<b>Joey Eischen, L</b> ERA: 3.27 (6, 1)	1.0		3	1	0	0	0	0	0	0	0	0	0	5	8	0.00	1.000

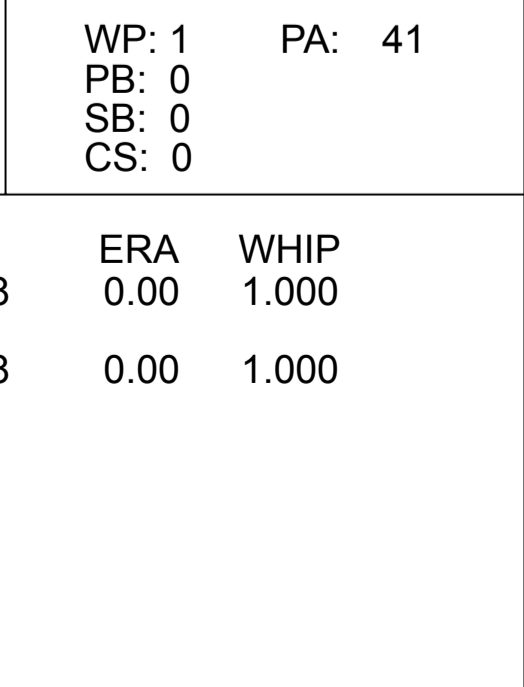
AB	R	H	RBI	BB	SO	LOB
5	2	3	0	0	0	0
3	2	1	0	2	0	2
3	1	1	2	2	0	2
5	2	2	4	0	1	3
1	0	0	0	1	0	0
3	1	1	0	0	1	2
3	0	0	0	1	1	1
3	0	2	2	1	0	0
4	0	1	0	0	1	5
3	0	0	0	0	2	2
0	0	0	0	0	0	0
0	0	0	0	0	0	0
1	0	0	0	0	0	1
0	0	0	0	0	0	0
0	0	0	0	0	0	0
0	0	0	0	0	0	0
0	0	0	0	0	0	0

AB	R	H	RBI	BB	SO	LOB
34	8	11	8	7	6	18

WP	HR	S	P	ERA	WHIP
1	0	11	18	0.00	1.000
0	0	10	18	0.00	1.000

1B	2B	3B	HR	SF	SAC	DP	HBP	WP	PB	SB	CS
5	3	2	1	0	0	0	0	1	0	0	0

PA
41



**Montreal Expos @ Arizona Diamondbacks**  
Bank One Ballpark, Phoenix, AZ  
Tue Aug 05 2003, 9:35 PM EDT  
Att: 37,959 - Dome - 72 F

livebaseballscorecards.com





Batter	1	2	3	4	5	6	7	8	9	AB	R	H	RBI	BB	SO	LOB
<b>Matt Kata, S</b> OBP: 0.359, SLG: 0.500 (1, 4)	1-3 		0-0 		1-2 		1-2 			4	1	2	0	0	1	0
<b>Craig Counsell, L</b> OBP: 0.356, SLG: 0.340 (1, 5)	2-2 		3-1 		4-1 		1-3 			3	0	1	1	1	1	0
<b>Luis Gonzalez, L</b> OBP: 0.402, SLG: 0.553 (1, 7)	1-0 		3-2 		3-1 			1-1 		4	0	1	0	0	0	4
<b>Shea Hillenbrand, R</b> OBP: 0.342, SLG: 0.504 (1, 3)	1-3 		0-1 		0-1 			0-2 		4	0	0	0	0	1	5
<b>Alex Cintron, S</b> OBP: 0.345, SLG: 0.458 (1, 6)		2-1 		1-1 		1-0 		1-1 		4	1	1	0	0	0	0
<b>Raul Mondesi, R</b> OBP: 0.329, SLG: 0.462 (1, 9)		1-1 		0-0 		2-2 		3-1 		4	0	3	0	0	0	0
<b>Danny Bautista, R</b> OBP: 0.303, SLG: 0.327 (1, 8)		1-2 		2-0 		0-2 		0-0 		3	0	1	0	0	0	2
<b>Carlos Baerga, S</b> OBP: 0.362, SLG: 0.479 (8, PH)										1	0	1	1	0	0	0
<b>Matt Mantei, R</b> (9, 1)										0	0	0	0	0	0	0
<b>Rod Barajas, R</b> OBP: 0.257, SLG: 0.368 (1, 2)			0-1 		1-2 		2-3 			3	1	1	1	0	1	1
<b>Curt Schilling, R</b> OBP: 0.158, SLG: 0.086 (1, 1)			2-2 		2-2 					2	0	1	0	0	0	0
<b>Quinton McCracken, S</b> OBP: 0.263, SLG: 0.280 (7, PH)										1	0	0	0	0	0	0
<b>Eddie Oropesa, L</b> (8, 1)										0	0	0	0	0	0	0
<b>Robby Hammock, R</b> OBP: 0.304, SLG: 0.500 (9, 9)										0	0	0	0	0	0	0

Inning Stats	R: 0	H: 1	E: 0	K: 2	S: 11	LOB: 1	BB: 0	P: 16	R: 0	H: 1	E: 0	K: 0	S: 7	LOB: 0	BB: 0	P: 11	R: 2	H: 3	E: 0	K: 0	S: 13	LOB: 1	BB: 0	P: 21	R: 0	H: 1	E: 0	K: 0	S: 4	LOB: 0	BB: 0	P: 7	R: 0	H: 2	E: 0	K: 0	S: 15	LOB: 3	BB: 1	P: 26	R: 0	H: 1	E: 0	K: 1	S: 11	LOB: 1	BB: 0	P: 16	R: 0	H: 0	E: 0	K: 1	S: 12	LOB: 0	BB: 0	P: 15	R: 1	H: 3	E: 0	K: 0	S: 10	LOB: 2	BB: 0	P: 15
1B: 10	SF: 0	2B: 1	SAC: 0	3B: 0	DP: 2	HR: 1	HBP: 0	WP: 0	PA: 34	SB: 0	CS: 0																																																					

PITCHER	IP	WLS	BF	H	R	ER	SO	BB	IBB	HBP	BLK	WP	HR	S	P	ERA	WHIP
<b>Zach Day, R</b> ERA: 3.86 (1, 1)	6.0		26	9	2	2	3	1	0	0	0	0	1	61	97	3.00	1.667
<b>Joey Eischen, L</b> ERA: 3.19 (7, 1)	1.0		3	0	0	0	1	0	0	0	0	0	0	12	15	0.00	0.000
<b>Eric Knott, L</b> ERA: 4.4 (8, 1)	0.1		1	0	0	0	0	0	0	0	0	0	0	2	3	0.00	0.000
<b>Luis Ayala, R</b> ERA: 3.48 (8, 1)	0.2	L	4	3	1	1	0	0	0	0	0	0	0	8	12	13.50	4.500

**BOTTOM**

**Montreal Expos @ Arizona Diamondbacks**  
Bank One Ballpark, Phoenix, AZ

Wed Aug 06 2003, 9:37 PM EDT  
Att. 28,328 - Dome - 72 F

livebaseballscorecards.com

<b>AB</b>	<b>33</b>
<b>R</b>	<b>3</b>
<b>H</b>	<b>12</b>
<b>RBI</b>	<b>3</b>
<b>BB</b>	<b>1</b>
<b>SO</b>	<b>4</b>
<b>LOB</b>	<b>12</b>





Batter	1	2	3	4	5	6	7	8	9	10	AB R H RBI BB SO LOB	TOP															
<b>Endy Chavez, L</b> (1, 8) OBP: 0.289, SLG: 0.368	3-1 G4-3 1B		2-2 F7		2-0 SF9		2-2 G5-3		2-2 F8		4 1 1 1 0 0 3	<b>Montreal Expos @ Arizona Diamondbacks</b> Bank One Ballpark, Phoenix, AZ Thu Aug 07 2003, 9:37 PM EDT Att. 28,852 - Dome - 72 F															
<b>Jose Vidro, S</b> (1, 4) OBP: 0.400, SLG: 0.478	2-1 SAFE G4-3 1B		3-3 K		3-2 G6-3			1-3 K		1-2 G4-3	5 0 1 0 0 2 0																
<b>Vladimir Guerrero, R</b> (1, 9) OBP: 0.411, SLG: 0.528	1-1 G4-3			0-1 1B 2B		1-0 HR 1B		0-3 K		4-0 BB	4 1 2 0 1 1 1																
<b>Orlando Cabrera, R</b> (1, 6) OBP: 0.350, SLG: 0.487	1-1 G4-3			0-0 S 1B		0-0 HR		1-0 P3		3-2 F8	5 1 2 2 0 0 1																
<b>Brad Wilkerson, L</b> (1, 3) OBP: 0.378, SLG: 0.467		2-1 G1-3 1B		3-3 SAFE K		3-2 G3		2-2 BB BB 1B		0-2 F9	5 0 2 0 0 1 3																
<b>Ronald Colloway, L</b> (1, 7) OBP: 0.282, SLG: 0.401		0-0 SAFE G1-3		1-3 K		3-1 G6-3		1 SAFE 1 SAFE 1 SAFE 1 SAFE F9			3 0 0 0 0 1 3																
<b>Wil Cordero, R</b> (9, PH) OBP: 0.358, SLG: 0.450		1-2 G1-3									1 0 0 0 0 0 1																
<b>Edwards Guzman, L</b> (1, 5) OBP: 0.274, SLG: 0.314		1-2 F8		3-2 G4-3		0-1 F7		1 SAFE 1 SAFE 1 SAFE 1 SAFE BB BB		4-1 BB BB	3 0 0 0 1 0 3																
<b>Brian Schneider, L</b> (1, 2) OBP: 0.332, SLG: 0.404		2-0 G3			0-1 G1-3 SF9 2B		2-1 F9		4-2 BB BB		3 1 1 0 1 0 1																
<b>Tomo Ohka, S</b> (1, 1) Joe Vitiello, R (1, 1) 52 T.J. Trickett, R (1, 1) Henry Matos, S (1, 1) Joey Eischen, L (1, 1) Hector Almonte, R (1, 1) Rocky Biddle, R (1, 1) James Carroll, R (1, 1) Eric Knott, L (1, 1)		1-2 G1-5-3		3-2 G1-3		3-2 F7		0-3 K		1-2 2-3 BB	1 0 0 0 0 0 0 0 1 0 0 0 0 0 0 0 0 0 0 0 0 0 0 0 1 0 1 0 0 0 0 0 0 0 1 0 0 0 0 0 0 0 0 0 0 0 0 0 0 0																
<b>Inning Stats</b>	R: 1 E: 0 K: 0 S: 8	H: 2 LOB: 0 BB: 0 P: 15	R: 0 E: 0 K: 0 S: 7	H: 1 LOB: 1 BB: 0 P: 12	R: 0 E: 0 K: 1 S: 12	H: 0 LOB: 0 BB: 0 P: 18	R: 0 E: 0 K: 2 S: 13	H: 2 LOB: 2 BB: 0 P: 20	R: 1 E: 0 K: 0 S: 9	H: 1 LOB: 0 BB: 0 P: 17	R: 2 E: 0 K: 0 S: 10	H: 2 LOB: 0 BB: 0 P: 17	R: 0 E: 0 K: 0 S: 15	H: 0 LOB: 0 BB: 0 P: 22	R: 0 E: 0 K: 2 S: 7	H: 0 LOB: 0 BB: 0 P: 9	R: 0 E: 0 K: 1 S: 19	H: 1 LOB: 3 BB: 2 P: 33	R: 0 E: 0 K: 0 S: 10	H: 0 LOB: 1 BB: 1 P: 18	1B: 6 2B: 2 3B: 0 HR: 1	SF: 1 SAC: 0 DP: 1 HBP: 0	WP: 0 PB: 0 SB: 1 CS: 0	PA: 41			
<b>PITCHER</b>	IP WLS BF H R ER SO BB IBB HBP BLK WP HR S P ERA WHIP																										
<b>Miguel Batista, R</b> (1, 1) ERA: 2.92	6.0	25	8	4	4	3	0	0	0	0	0	0	1	59	99	6.00	1.333										
<b>Stephen Randolph, L</b> (7, 1) ERA: 4.05	1.0	3	0	0	0	0	0	0	0	0	0	0	0	15	22	0.00	0.000										
<b>Oscar Villarreal, R</b> (8, 1) ERA: 2.39	1.0	3	0	0	0	2	0	0	0	0	0	0	0	7	9	0.00	0.000										
<b>Eddie Oropesa, L</b> (9, 1) ERA: 2.81	0.1	4	1	0	0	0	2	0	0	0	0	0	0	12	24	0.00	9.000										
<b>Jose Valverde, R</b> (9, 1) ERA: 1.63	1.2	W 6	0	0	0	1	1	0	0	0	0	0	0	17	27	0.00	0.600										

livebaseballscorecards.com

AB	37
R	4
H	9
RBI	3
BB	3
SO	6
LOB	20



Batter	1	2	3	4	5	6	7	8	9	10	AB	R	H	RBI	BB	SO	LOB							
<b>Matt Kata, S</b> OBP: 0.349, SLG: 0.484 (1, 6) (7, 4)	F7		FC6 1B 1-2f 1B	G4-3		G4-3		P6			5	1	0	0	0	0	2							
<b>Junior Spivey, R</b> OBP: 0.316, SLG: 0.430 <b>Stephen Randolph, L</b> (7, 1) <b>Oscar Villarreal, L</b> (8, 1) <b>Eddie Oropesa, L</b> (9, 1) <b>Steve Finley, L</b> OBP: 0.376, SLG: 0.530 (9, 8)	F9		SF9 1B 1-3	K		G2-3			P6		4	1	1	0	0	1	1							
<b>Luis Gonzalez, L</b> OBP: 0.402, SLG: 0.551 (1, 7)	G6-3		HBP 1B 1-3 3-H	IBB			G3-1		K		4	1	1	1	1	1	0							
<b>Shea Hillenbrand, R</b> OBP: 0.343, SLG: 0.503 (1, 5)		P3	SF9	1B			G4-3 BB		G1-3		3	0	1	2	1	0	0							
<b>Raul Mondesi, R</b> OBP: 0.329, SLG: 0.469 (1, 9)	F8		HBP BB 1B 1-2	L4		G4-3				HR	5	1	2	1	0	0	3							
<b>Carlos Baerga, S</b> OBP: 0.370, SLG: 0.479 (1, 3)		FC5 1B	HBP BB 1-2 2-3		G6-3		IBB				2	0	1	0	2	0	0							
<b>Danny Bautista, R</b> OBP: 0.306, SLG: 0.327 <b>Jose Valverde, R</b> (9, 1)		1B	HBP 1-2 2-3 3-H	HBP		F8		G4-3			3	0	1	1	0	0	2							
<b>Rod Barajas, R</b> OBP: 0.253, SLG: 0.361 <b>Quinton McCracken, S</b> OBP: 0.282, SLG: 0.279 <b>Chad Moeller, R</b> OBP: 0.344, SLG: 0.445 (9, 2)		FC5 2-3f	P3			K		G4-3			3	0	0	0	0	1	5							
<b>Miguel Batista, R</b> OBP: 0.100, SLG: 0.103 <b>Alex Cintron, S</b> OBP: 0.343, SLG: 0.455 (6, PH) (7, 6)			FC6 1B	G4-3 1B 2B		F7		F7			2	1	2	0	0	0	0							
<b>Inning Stats</b>	R: 0 E: 0 K: 0 S: 8	H: 0 LOB: 0 BB: 0 P: 11	R: 0 E: 0 K: 0 S: 10	H: 2 LOB: 2 BB: 0 P: 15	R: 3 E: 0 K: 0 S: 12	H: 4 LOB: 3 BB: 1 P: 21	R: 1 E: 0 K: 1 S: 13	H: 2 LOB: 2 BB: 1 P: 24	R: 0 E: 0 K: 1 S: 5	H: 0 LOB: 0 BB: 0 P: 8	R: 0 E: 0 K: 0 S: 10	H: 0 LOB: 0 BB: 0 P: 15	R: 0 E: 0 K: 0 S: 7	H: 0 LOB: 2 BB: 2 P: 19	R: 0 E: 0 K: 0 S: 5	H: 0 LOB: 0 BB: 0 P: 5	R: 0 E: 0 K: 1 S: 8	H: 0 LOB: 0 BB: 0 P: 13	R: 1 E: 0 K: 0 S: 1	H: 1 LOB: 0 BB: 0 P: 1	1B: 7 2B: 1 3B: 0 HR: 1	SF: 1 SAC: 0 DP: 0 HBP: 1	WP: 0 PB: 0 SB: 0 CS: 0	PA: 41

PITCHER	IP	WLS	BF	H	R	ER	SO	BB	IBB	HBP	BLK	WP	HR	S	P	ERA	WHIP
<b>Tomo Ohka, R</b> ERA: 4.7 (1, 1)	4.0		23	8	4	4	1	1	1	1	0	0	0	43	71	9.00	2.250
<b>52 T.J. Tucker, R</b> ERA: 5.47 (5, 1)	2.0		6	0	0	0	1	0	0	0	0	0	0	15	23	0.00	0.000
<b>Joey Eischen, L</b> ERA: 3.16 (7, 1)	0.1		1	0	0	0	0	0	0	0	0	0	0	3	5	0.00	0.000
<b>Hector Almonte, R</b> ERA: 9.53 (7, 1)	0.2		4	0	0	0	0	1	1	0	0	0	0	4	14	0.00	1.500
<b>Rocky Biddle, R</b> ERA: 3.5 (8, 1)	1.0		3	0	0	0	0	0	0	0	0	0	0	5	5	0.00	0.000


PITCHER	IP	WLS	BF	H	R	ER	SO	BB	IBB	HBP	BLK	WP	HR	S	P	ERA	WHIP
<b>Eric Knott, L</b> ERA: 4.7 (9, 1)	1.0		4	1	1	1	1	0	0	0	0	0	0	9	14	9.00	1.000

**Montreal Expos @ Arizona Diamondbacks**  
Bank One Ballpark, Phoenix, AZ

Thu Aug 07 2003, 9:37 PM EDT  
Att: 28,852 - Dome - 72 F

livebaseballscorecards.com

AB	35
R	5
H	9
RBI	5
BB	4
SO	3
LOB	13





Batter	1	2	3	4	5	6	7	8	9	AB	R	H	RBI	BB	SO	LOB	TOP											
Roger Cedeno, S OBP: 0.324, SLG: 0.390 John Franco, L Mike Stanton, L	0-0 L4-3 1B			2-1 G6-3		2-2 BB 7 S 1B	0-1 7 1B 2B	1-1 P6		5	0	3	1	0	0	3												
7 José Reyes, S OBP: 0.315, SLG: 0.394	2-0 L4-3 1-1			1-1 G1-3		4-1 BB 1-2 BB	0-0 2-3 3-H 1B		0-1 L5	4	0	1	1	1	0	1												
Jason Phillips, R OBP: 0.389, SLG: 0.457	3-3 K			0-3 K		4-0 1-2 2-3 BB	0-0 G6-3		1-3 K	4	0	0	0	1	3	2												
Tony Clark, S OBP: 0.302, SLG: 0.513 Joe McEwing, R OBP: 0.317, SLG: 0.313		2-0 G6-3				1-3 K	2-2 K		3-0 1B 1B	4	0	1	0	0	2	3												
Timo Perez, L OBP: 0.326, SLG: 0.374		1-0 G4-3				4-1 S BB	0-3 K		0-0 SH1-4 1B 1-2 1B	3	0	1	0	1	1	3												
Ty Wigginton, R OBP: 0.316, SLG: 0.398		3-2 G5-3				2-3 K 1-2			1-1 SH1-4 1B 1-2 2-H	4	0	1	1	0	1	1												
Jeff Duncan, L OBP: 0.384, SLG: 0.361			1-3 K			4-0 BB			0-2 SH1-4 1-2 2-3	2	1	1	0	1	1	0												
Marco Scutaro, R OBP: 0.361, SLG: 0.419			0-3 K			1-2 G5-3			4-0 IBB	2	1	0	0	2	1	2												
Tom Glavine, L OBP: 0.184, SLG: 0.167 Cliff Floyd, L OBP: 0.360, SLG: 0.515 David Weathers, R Raul Gonzalez, R OBP: 0.344, SLG: 0.358			0-3 K				1-3 K2-3		0-1 F9	2	0	0	0	0	2	0												
<b>Inning Stats</b>	R: 0 E: 0 K: 1 S: 6	H: 1 LOB: 0 BB: 0 P: 11	R: 0 E: 0 K: 0 S: 5	H: 0 LOB: 0 BB: 0 P: 11	R: 0 E: 0 K: 3 S: 9	H: 0 LOB: 0 BB: 0 P: 10	R: 0 E: 0 K: 1 S: 7	H: 0 LOB: 0 BB: 0 P: 10	R: 0 E: 0 K: 2 S: 11	H: 0 LOB: 2 BB: 2 P: 23	R: 0 E: 0 K: 3 S: 14	H: 1 LOB: 3 BB: 2 P: 26	R: 2 E: 0 K: 1 S: 19	H: 3 LOB: 2 BB: 1 P: 29	R: 1 E: 0 K: 0 S: 11	H: 3 LOB: 3 BB: 1 P: 20	R: 0 E: 0 K: 2 S: 9	H: 0 LOB: 0 BB: 0 P: 11	1B: 7 2B: 2 3B: 0 HR: 0	SF: 0 SAC: 1 DP: 1 HBP: 0	WP: 1 PB: 0 SB: 3 CS: 0	PA: 40						
<b>PITCHER</b>	IP	WLS	BF	H	R	ER	SO	BB	IBB	HBP	BLK	WP	HR	S	P	ERA	WHIP											
17 Brandon Webb, R ERA: 2.45	(1, 1)	6.1	L	26	3	2	2	10	5	0	0	0	1	0	64	112	2.84	1.263										
Mike Myers, L ERA: 5.86	(7, 1)	0.1	H	1	0	0	0	1	0	0	0	0	0	0	3	4	0.00	0.000										
Oscar Villarreal, R ERA: 2.38	(7, 1)	0.1	B	3	2	0	0	0	0	0	0	0	0	0	4	4	0.00	6.000										
Eddie Oropesa, L ERA: 3.06	(8, 1)	0.1		4	3	1	1	0	0	0	0	0	0	0	7	11	27.00	9.000										
Jose Valverde, R ERA: 1.53	(8, 1)	1.2		6	0	0	0	2	0	1	0	0	0	0	13	20	0.00	0.000										

**New York Mets @ Arizona Diamondbacks**  
 Bank One Ballpark, Phoenix, AZ  
 Fri Aug 08 2003, 10:07 PM EDT  
 Att: 36,335 - Dome - 72 F

<b>AB</b>	33
<b>R</b>	3
<b>H</b>	8
<b>RBI</b>	3
<b>BB</b>	6
<b>SO</b>	13
<b>LOB</b>	20



WP: 1	PA: 40
PB: 0	
SB: 3	
CS: 0	

Batter	1	2	3	4	5	6	7	8	9	AB	R	H	RBI	BB	SO	LOB
<b>Matt Kata, S</b> OBP: 0.347, SLG: 0.478 (1, 5) (8, 6)	0-0 F9			1-1 G5-3		0-0 WP 1B		0-1 G1-3		4	0	1	0	0	0	0
<b>Junior Spivey, R</b> OBP: 0.319, SLG: 0.429 (1, 4) BB BB BB BB	4-2 G3-6-3 BB			0-0 S 1B		3-2 K 1-2		2-2 G5-3		3	0	1	0	1	1	1
<b>Luis Gonzalez, L</b> OBP: 0.401, SLG: 0.547 (1, 7) BB BB BB BB	1-1 G3-6-3 1-2f			0-1 P5		4-0 G4-6-3 BB		3-3 K		3	0	0	0	1	1	2
<b>Shea Hillenbrand, R</b> OBP: 0.342, SLG: 0.503 (1, 3) BB BB BB BB		1-2 G6-3		3-2 G6-3 1-2		0-1 G4-6-3 1-2f		2-1 2B		4	0	1	0	0	0	3
<b>Steve Finley, L</b> OBP: 0.375, SLG: 0.525 (1, 8) BB BB BB BB		1-2 P5		2-1 G4-3		3-3 K		4-1 BB		3	0	0	0	1	1	0
<b>Raul Mondesi, R</b> OBP: 0.331, SLG: 0.474 (1, 9) BB BB BB BB		1-0 F8		0-0 SF9 3B		1-2 CS 1B		1-3 K		4	1	2	0	0	1	2
<b>Alex Cintron, S</b> OBP: 0.339, SLG: 0.451 <b>Jose Valverde, R</b> (8, 1)			1-3 K		3-2 SF9 3-H		1-3 K			2	0	0	1	0	2	1
<b>Robby Hammock, R</b> OBP: 0.313, SLG: 0.505 (1, 2) (8, 5) BB BB BB BB			3-2 G1-3		1-0 1B		3-2 CS 1-2		0-0 G5-4-3 1B	3	0	2	0	0	0	0
<b>17 Brandon Webb, R</b> OBP: 0.118, SLG: 0.121 <b>Mike Myers, L</b> (7, 1) <b>Oscar Villarreal, L</b> (7, 1) <b>Eddie Oropesa, L</b> (8, 1) <b>Rod Barajas, R</b> OBP: 0.251, SLG: 0.359 (8, 2)			1-0 P2		0-0 F9			0-0 G5-4-3		2	0	0	0	0	0	1

Inning Stats	R: 0	H: 0	E: 0	K: 0	S: 5	LOB: 0	BB: 1	P: 10	R: 0	H: 0	E: 0	K: 0	S: 7	LOB: 0	BB: 0	P: 10	R: 0	H: 1	E: 0	K: 1	S: 9	LOB: 1	BB: 0	P: 13	R: 1	H: 2	E: 0	K: 0	S: 8	LOB: 1	BB: 0	P: 14	R: 0	H: 1	E: 0	K: 1	S: 7	LOB: 1	BB: 1	P: 14	R: 0	H: 1	E: 0	K: 2	S: 13	LOB: 0	BB: 0	P: 21	R: 0	H: 1	E: 0	K: 0	S: 4	LOB: 0	BB: 0	P: 4	R: 0	H: 1	E: 0	K: 2	S: 13	LOB: 2	BB: 1	P: 25	1B: 5	SF: 1	2B: 1	SAC: 0	3B: 1	DP: 3	HR: 0	HBP: 0
--------------	------	------	------	------	------	--------	-------	-------	------	------	------	------	------	--------	-------	-------	------	------	------	------	------	--------	-------	-------	------	------	------	------	------	--------	-------	-------	------	------	------	------	------	--------	-------	-------	------	------	------	------	-------	--------	-------	-------	------	------	------	------	------	--------	-------	------	------	------	------	------	-------	--------	-------	-------	-------	-------	-------	--------	-------	-------	-------	--------

PITCHER	IP	WLS	BF	H	R	ER	SO	BB	IBB	HBP	BLK	WP	HR	S	P	ERA	WHIP
<b>Tom Glavine, L</b> ERA: 4.93 (1, 1)	6.0	W	22	4	1	1	2	2	0	0	0	1	0	43	73	1.50	1.000
<b>David Weathers, R</b> ERA: 3.6 (7, 1)	1.0	H	3	1	0	0	2	0	0	0	0	0	0	13	21	0.00	1.000
<b>John Franco, L</b> ERA: 3.0 (8, 1)	1.0	H	3	1	0	0	0	0	0	0	0	0	0	4	4	0.00	1.000
<b>Mike Stanton, L</b> ERA: 4.73 (9, 1)	1.0	S	5	1	0	0	2	1	0	0	0	0	0	13	25	0.00	2.000

**BOTTOM**

**New York Mets @ Arizona Diamondbacks**  
Bank One Ballpark, Phoenix, AZ

Fri Aug 08 2003, 10:07 PM EDT  
Att: 36,335 - Dome - 72 F

<b>AB</b>	<b>29</b>
<b>R</b>	<b>1</b>
<b>H</b>	<b>7</b>
<b>RBI</b>	<b>1</b>
<b>BB</b>	<b>3</b>
<b>SO</b>	<b>6</b>
<b>LOB</b>	<b>11</b>



PITCHER	IP	WLS	BF	H	R	ER	SO	BB	IBB	HBP	BLK	WP	HR	S	P	ERA	WHIP
<b>Tom Glavine, L</b> ERA: 4.93 (1, 1)	6.0	W	22	4	1	1	2	2	0	0	0	1	0	43	73	1.50	1.000
<b>David Weathers, R</b> ERA: 3.6 (7, 1)	1.0	H	3	1	0	0	2	0	0	0	0	0	0	13	21	0.00	1.000
<b>John Franco, L</b> ERA: 3.0 (8, 1)	1.0	H	3	1	0	0	0	0	0	0	0	0	0	4	4	0.00	1.000
<b>Mike Stanton, L</b> ERA: 4.73 (9, 1)	1.0	S	5	1	0	0	2	1	0	0	0	0	0	13	25	0.00	2.000





Batter	1	2	3	4	5	6	7	8	9	AB	R	H	RBI	BB	SO	LOB
<b>Matt Kata, S</b> OBP: 0.350, SLG: 0.479 (1, 4)	2-2 CS 1B		0-3 K			0-0 G3		1-1 FC5-8 1B		4	0	2	0	0	1	0
<b>Craig Counsell, L</b> OBP: 0.354, SLG: 0.343 (1, 5)	0-2 F7			1-1 F9		2-2 G1-3 2B		0-0 FC5-6 1B 1-2f		4	0	1	0	0	0	2
<b>Luis Gonzalez, L</b> OBP: 0.402, SLG: 0.545 (1, 7)	2-2 F7			2-1 G3-1		4-0 G1-3 IBB		2-2 G4-6-3 1B 1-3		3	0	1	0	1	0	1
<b>Shea Hillenbrand, R</b> OBP: 0.339, SLG: 0.497 (1, 3)	3-2 CS 1-2	1-1 F8		1-2 G4-3		1-1 G1-3		1-1 G4-6-3 1B 1-2f		4	0	0	0	0	0	4
<b>Steve Finley, L</b> OBP: 0.376, SLG: 0.532 (1, 8)		2-2 G3-1			1-2 G4-3		4-1 IBB		2-2 HR	3	1	1	1	1	0	0
<b>Raul Mondesi, R</b> OBP: 0.331, SLG: 0.476 (1, 9)		0-1 P3			2-1 2B		0-0 F9			3	0	1	0	0	0	3
<b>Alex Cintron, S</b> OBP: 0.339, SLG: 0.458 (1, 6)			0-2 SF8 3B		1-3 K		0-3 K			3	1	1	0	0	2	1
<b>Rod Barajas, R</b> OBP: 0.253, SLG: 0.357 (1, 2)			0-0 SF8		4-0 IBB		0-2 G4-3			1	0	0	1	1	0	0
<b>Elmer Dessens, R</b> OBP: 0.250, SLG: 0.294 (1, 1)			1-0 L9		0-1 L9		0-0 G1-3			2	0	0	0	0	0	2
<b>Mike Myers, L</b> (7, 1)										0	0	0	0	0	0	0
<b>Oscar Villarreal, L</b> (7, 1)										0	0	0	0	0	0	0
<b>Quinton McCracken, S</b> OBP: 0.280, SLG: 0.277 (7, PH)										1	0	0	0	0	0	0
<b>Stephen Randolph, L</b> (8, 1)										0	0	0	0	0	0	0

Inning Stats	R: 0	H: 1	E: 0	K: 0	S: 11	LOB: 0	BB: 0	P: 18	R: 0	H: 0	E: 0	K: 0	S: 7	LOB: 0	BB: 0	P: 10	R: 1	H: 1	E: 0	K: 1	S: 8	LOB: 0	BB: 0	P: 9	R: 0	H: 0	E: 0	K: 0	S: 7	LOB: 0	BB: 0	P: 11	R: 0	H: 1	E: 0	K: 1	S: 11	LOB: 2	BB: 1	P: 19	R: 0	H: 1	E: 0	K: 0	S: 9	LOB: 3	BB: 2	P: 20	R: 0	H: 0	E: 0	K: 1	S: 9	LOB: 0	BB: 0	P: 9	R: 0	H: 2	E: 0	K: 0	S: 8	LOB: 1	BB: 0	P: 12	R: 1	H: 1	E: 0	K: 0	S: 4	LOB: 0	BB: 0	P: 6	1B: 3	SF: 1	2B: 2	SAC: 0	3B: 1	DP: 1	HR: 1	HBP: 0	WP: 0	PA: 33
--------------	------	------	------	------	-------	--------	-------	-------	------	------	------	------	------	--------	-------	-------	------	------	------	------	------	--------	-------	------	------	------	------	------	------	--------	-------	-------	------	------	------	------	-------	--------	-------	-------	------	------	------	------	------	--------	-------	-------	------	------	------	------	------	--------	-------	------	------	------	------	------	------	--------	-------	-------	------	------	------	------	------	--------	-------	------	-------	-------	-------	--------	-------	-------	-------	--------	-------	--------

PITCHER	IP	WLS	BF	H	R	ER	SO	BB	IBB	HBP	BLK	WP	HR	S	P	ERA	WHIP
<b>Jae Weong Seo, R</b> ERA: 4.21 (1, 1)	6.0		24	4	1	1	2	0	3	0	0	0	0	53	87	1.50	0.667
<b>Grant Roberts, R</b> ERA: (7, 1)	1.0		4	1	0	0	1	0	0	0	0	0	0	11	12	0.00	1.000
<b>John Franco, L</b> ERA: 3.27 (8, 1)	1.0	L	4	2	1	1	0	0	0	0	0	0	1	10	15	9.00	2.000

**BOTTOM**

**New York Mets @ Arizona Diamondbacks**  
Bank One Ballpark, Phoenix, AZ

Sat Aug 09 2003, 10:05 PM EDT  
Att. 41,934 - Dome - 72 F

livebaseballscorecards.com

<b>AB</b>	<b>28</b>
<b>R</b>	<b>2</b>
<b>H</b>	<b>7</b>
<b>RBI</b>	<b>2</b>
<b>BB</b>	<b>3</b>
<b>SO</b>	<b>3</b>
<b>LOB</b>	<b>13</b>





Batter	1	2	3	4	5	6	7	8	9	AB R H RBI BB SO LOB	TOP												
Roger Cedeño, S OBP: 0.321, SLG: 0.386 (1, 9) X	0-0 E9 1B		0-1 F9		0-1 7S 1B		0-1 G6-3		1-3 K	5 2 1 0 0 1 0													
7 José Reyes, S OBP: 0.313, SLG: 0.393 (1, 6) C L S	0-3 K		0-0 S 1B 2B		1-2 G5-3		2-2 G4-3			4 1 1 0 0 1 2													
Jason Phillips, R OBP: 0.392, SLG: 0.458 (1, 3) X	0-0 2-H 1B		2-1 L6 1B		1-2 2-H 1B		1-0 G6-3			4 0 3 3 0 0 0													
Ty Wigginton, R OBP: 0.317, SLG: 0.405 (1, 5) S B D X	2-1 F8		1-0 1-2 1B		1-0 F8			0-0 HR		4 1 2 1 0 0 2													
Raul Gonzalez, R OBP: 0.340, SLG: 0.348 (1, 8) X	0-0 F9		0-1 L6		1-0 L7			1-2 G5-3		4 0 0 0 0 0 4													
Joe McEwing, R OBP: 0.321, SLG: 0.323 (1, 7) C X		0-1 1B		3-2 F7		2-1 2B		2-0 F7		4 0 2 0 0 0 0													
Marco Scutaro, R OBP: 0.325, SLG: 0.371 (1, 4) B 1 SAFE X		1-0 F7		1-0 F7		0-0 B1		1-3 K		4 0 0 0 0 1 2													
Vance Wilson, R OBP: 0.288, SLG: 0.378 (1, 2) S 1 SAFE S		0-3 K		1-2 1B		2-3 K		1-3 K		3 0 1 0 0 2 2 1 0 0 0 0 1 0													
Jeff Duncan, L OBP: 0.385, SLG: 0.355 (9, PH) C C C X		1-3 K		1-2 G1-3		2-2 F8		0-3 K		2 0 0 0 0 1 2 1 0 0 0 0 0 1 0 0 0 0 0 0 0 0 0 0 0 0 0 0 1 0 0 0 0 1 0													
Al Leiter, L OBP: 0.081, SLG: 0.029 (1, 1) B B C X																							
Jay Bell, R OBP: 0.351, SLG: 0.195 (6, PH) F B D C																							
Dan Wheeler, R (6, 1)																							
Jaime Cerda, L (7, 1)																							
Timo Perez, L OBP: 0.323, SLG: 0.370 (9, PH) C B C C																							
<b>Inning Stats</b>	R: 1 E: 1 K: 1 S: 8	H: 1 LOB: 1 BB: 0 P: 10	R: 0 E: 0 K: 2 S: 9	H: 1 LOB: 1 BB: 0 P: 11	R: 1 E: 0 K: 0 S: 8	H: 3 LOB: 1 BB: 0 P: 11	R: 0 E: 0 K: 0 S: 10	H: 1 LOB: 1 BB: 0 P: 16	R: 1 E: 0 K: 1 S: 11	H: 2 LOB: 1 BB: 0 P: 15	R: 0 E: 0 K: 0 S: 6	H: 0 LOB: 0 BB: 0 P: 9	R: 1 E: 0 K: 1 S: 8	H: 1 LOB: 0 BB: 0 P: 12	R: 0 E: 0 K: 3 S: 9	H: 0 LOB: 0 BB: 0 P: 11	1B: 7 2B: 3 3B: 0 HR: 1	SF: 0 SAC: 0 DP: 1 HBP: 0	WP: 0 PB: 0 SB: 2 CS: 0	PA: 37			
<b>PITCHER</b> Randy Johnson, L ERA: 4.42 (1, 1)	IP: 8.0 WLS: W BF: 34 H: 10 R: 4 ER: 3 SO: 5 BB: 0 IBB: 0 HBP: 0 BLK: 0 WP: 0 HR: 1 S: 69 P: 99 ERA: 3.38 WHIP: 1.250											<b>PITCHER</b> Matt Mantei, R ERA: 2.72 (9, 1)	IP: 1.0 WLS: S BF: 3 H: 0 R: 0 ER: 0 SO: 3 BB: 0 IBB: 0 HBP: 0 BLK: 0 WP: 0 HR: 0 S: 9 P: 11 ERA: 0.00 WHIP: 0.000										

**New York Mets @ Arizona Diamondbacks**  
 Bank One Ballpark, Phoenix, AZ  
 Sun Aug 10 2003, 4:37 PM EDT  
 Att. 37,521 - Dome - 72 F

AB	37
R	4
H	10
RBI	4
BB	0
SO	8
LOB	15



WP: 0	PA: 37
PB: 0	
SB: 2	
CS: 0	

ERA	WHIP
-----	------

Batter	1	2	3	4	5	6	7	8	9
<b>Matt Kata, S</b> OBP: 0.353, SLG: 0.491 (1, 6)	3-2 P6		0-0 SF9 3B		1-1 1B		1-3 K		
<b>Craig Counsell, L</b> OBP: 0.352, SLG: 0.343 (1, 5)	1-3 K		3-2 SF9		3-2 3B 1B		2-2 G5-3		
<b>Luis Gonzalez, L</b> OBP: 0.401, SLG: 0.547 (1, 7)	2-3 K		2-2 P6		1-0 3B		2-1 G4-3		
<b>Shea Hillenbrand, R</b> OBP: 0.335, SLG: 0.492 (1, 3)		1-3 K		1-0 F7	0-0 G5-3			3-3 K	
<b>Steve Finley, L</b> OBP: 0.377, SLG: 0.529 (1, 8)		3-1 CS HBP		4-2 BB		1-2 G3-1		0-2 F8	
<b>Raul Mondesi, R</b> OBP: 0.333, SLG: 0.475 (1, 9)		4-2 1B CS BB		2-3 K		0-0 E3 2B		0-0 1B 3B 1B	
<b>Junior Spivey, R</b> OBP: 0.325, SLG: 0.438 (1, 4)		0-1 1B		2-1 F9		1-0 2B		2-0 3B 1B	
<b>Chad Moeller, R</b> OBP: 0.340, SLG: 0.439 (1, 2)		1-2 G3			3-2 F8		0-3 K	0-1 3B	
<b>Alex Cintron, S</b> OBP: 0.341, SLG: 0.467 (8, PH)									
<b>Rod Barajas, R</b> OBP: 0.253, SLG: 0.357 (9, 2)									
<b>Randy Johnson, R</b> OBP: 0.143, SLG: 0.143 (1, 1)			1-0 G4-3		0-1 G6-3		1-3 K	0-3 K	
<b>Danny Bautista, R</b> OBP: 0.305, SLG: 0.325 (8, PH)									
<b>Matt Mantei, R</b> (9, 1)									

AB	R	H	RBI	BB	SO	LOB
4	2	2	0	0	1	0
3	1	1	2	0	1	0
4	0	1	1	0	1	0
4	0	0	0	0	2	1
2	0	0	0	1	0	0
3	3	1	0	1	1	1
4	1	3	1	0	0	1
3	0	0	0	0	1	2
1	0	1	2	0	0	0
0	0	0	0	0	0	0
3	0	0	0	0	1	1
1	0	0	0	0	1	1
0	0	0	0	0	0	0

1B: 5	SF: 1
2B: 1	SAC: 0
3B: 3	DP: 0
HR: 0	HBP: 1

**BOTTOM**

**New York Mets @ Arizona Diamondbacks**  
Bank One Ballpark, Phoenix, AZ  
Sun Aug 10 2003, 4:37 PM EDT  
Att: 37,521 - Dome - 72 F

livebaseballscorecards.com

<b>AB</b>	<b>32</b>
<b>R</b>	<b>7</b>
<b>H</b>	<b>9</b>
<b>RBI</b>	<b>6</b>
<b>BB</b>	<b>2</b>
<b>SO</b>	<b>9</b>
<b>LOB</b>	<b>7</b>



Inning Stats	R	H	E	K	S	R	H	E	K	S	R	H	E	K	S	R	H	E	K	S	R	H	E	K	S	R	H	E	K	S	R	H	E	K	S																									
	0	0	0	2	10	1	1	0	1	16	0	0	0	1	12	0	0	0	1	8	0	0	0	1	12	0	0	0	2	13	1	1	0	1	17	0	0	0	1	11	0	0	0	2	12	2	3	0	1	14	0	0	0	3	13	2	3	0	1	18

PITCHER	IP	WLS	BF	H	R	ER	SO	BB	IBB	HBP	BLK	WP	HR	S	P	ERA	WHIP
<b>Al Leiter, L</b> ERA: 4.68 (1, 1)	5.0	L	22	5	4	3	4	2	0	0	0	0	0	55	93	5.40	1.400
<b>Dan Wheeler, R</b> ERA: 4.26 (6, 1)	1.1		6	1	1	0	3	0	0	0	0	0	0	15	19	0.00	0.750
<b>Jaime Cerda, L</b> ERA: 6.14 (7, 1)	1.2		8	3	2	2	2	0	0	0	0	0	0	21	30	10.80	1.800

WP	PA	ERA	WHIP
0	36		



Batter	1	2	3	4	5	6	7	8	9	AB R H RBI BB SO LOB	TOP											
<b>Matt Kata, S</b> (1, 4) OBP: 0.356, SLG: 0.488	0-1 E S 1B		1-0 F8			0-3 K			4-2 SH3-4 E BB	3 1 1 0 1 1 0												
<b>Craig Counsell, L</b> (1, 5) OBP: 0.352, SLG: 0.340	3-2 P2 1-3			1-1 G4-3		4-2 BB			0-0 SH3-4 1-2	2 0 0 0 1 0 1												
<b>Luis Gonzalez, L</b> (1, 7) OBP: 0.400, SLG: 0.544	2-3 K			0-0 F9		2-3 K			1-0 E2 FC3-6 2-H 1B	4 0 1 1 0 2 2												
<b>Shea Hillenbrand, R</b> (1, 3) OBP: 0.334, SLG: 0.488	1-1 L3			2-3 K			1-0 G5-3		4-0 FC3-6 IBB	3 0 0 0 1 1 1												
<b>Steve Finley, L</b> (1, 8) OBP: 0.376, SLG: 0.534			2-1 G4-3		0-2 HR		0-1 F9		1-0 FC3-6 FC5-4 1-2f 2-3	4 1 1 1 0 0 2												
<b>Raul Mondesi, R</b> (1, 9) OBP: 0.330, SLG: 0.470			1-1 F9		0-0 G6-3		1-0 F8		2-1 FC5-4 1-2f	4 0 0 0 0 0 2												
<b>Alex Cintron, S</b> (1, 6) OBP: 0.341, SLG: 0.465			3-2 CS 1B		2-2 P5			0-1 G5-3		3 0 1 0 0 0 0												
<b>Rod Barajas, R</b> (1, 2) OBP: 0.249, SLG: 0.351			2-1 CS 1-2	2-2 P6		0-0 P4		1-1 L1		3 0 0 0 0 0 0												
<b>Curt Schilling, R</b> (1, 1) OBP: 0.150, SLG: 0.081										2 0 0 0 0 0 0												
<b>Quinton McCracken, S</b> (8, PH) OBP: 0.279, SLG: 0.275										1 0 0 0 0 1 0												
<b>Eddie Oropesa, L</b> (8, 1)										0 0 0 0 0 0 0												
<b>Jose Valverde, R</b> (8, 1)										0 0 0 0 0 0 0												
<b>Matt Mantei, R</b> (9, 1)										0 0 0 0 0 0 0												
<b>Inning Stats</b>	R: 0 E: 0 K: 1 S: 14	H: 1 LOB: 1 BB: 0 P: 20	R: 0 E: 0 K: 0 S: 9	H: 1 LOB: 0 BB: 0 P: 17	R: 0 E: 0 K: 0 S: 6	H: 0 LOB: 0 BB: 0 P: 9	R: 0 E: 0 K: 1 S: 7	H: 0 LOB: 0 BB: 0 P: 10	R: 1 E: 0 K: 0 S: 8	H: 1 LOB: 0 BB: 0 P: 10	R: 0 E: 0 K: 2 S: 9	H: 0 LOB: 1 BB: 1 P: 15	R: 0 E: 0 K: 0 S: 4	H: 0 LOB: 0 BB: 0 P: 6	R: 0 E: 0 K: 1 S: 7	H: 0 LOB: 0 BB: 0 P: 9	R: 1 E: 1 K: 0 S: 7	H: 1 LOB: 2 BB: 2 P: 19	1B: 3 2B: 0 3B: 0 HR: 1	SF: 0 SAC: 1 DP: 0 HBP: 0	WP: 0 PB: 0 SB: 1 CS: 1	PA: 34
<b>PITCHER</b>	IP WLS BF H R ER SO BB IBB HBP BLK WP HR S P ERA WHIP																					
<b>Paul Wilson, R</b> (1, 1) ERA: 4.92	7.0 L 24 3 1 1 4 1 0 0 0 0 1 57 87 1.29 0.571																					
<b>Scott Sullivan, R</b> (8, 1) ERA: 3.91	1.0 4 0 1 1 1 1 0 0 0 0 0 9 15 9.00 1.000																					
<b>Felix Heredia, L</b> (9, 1) ERA: 2.51	0.2 4 1 0 0 0 0 1 0 0 0 0 3 9 0.00 1.500																					
<b>John Riedling, R</b> (9, 1) ERA: 4.94	0.1 1 0 0 0 0 0 0 0 0 0 0 2 4 0.00 0.000																					

Arizona Diamondbacks @ Cincinnati Reds  
 Great American Ball Park, Cincinnati, OH  
 Tue Aug 12 2003, 7:10 PM EDT  
 Att. 31,485 - Sunny - 83 F

AB	29
R	2
H	4
RBI	2
BB	3
SO	5
LOB	8









Batter	1	2	3	4	5	6	7	8	9	AB	R	H	RBI	BB	SO	LOB
D'Angelo Jimenez, S OBP: 0.349, SLG: 0.418 (1, 4)	1-1 G3 1B 1B		2-1 FC6-4 1B		0-0 CS 1B		0-2 P4		1-3 K	5	0	3	0	0	1	0
Juan Castro, R OBP: 0.278, SLG: 0.400 (1, 5)	1-3 K		1-2 FC6-4 1-2f		1-0 F8 1-2		2-2 1B			4	0	1	0	0	1	3
Sean Casey, L OBP: 0.357, SLG: 0.416 (1, 3)	0-1 G3 1-2 1B		2-2 G4-3		1-1 F7		3-2 F7			4	0	1	0	0	0	2
Adam Dunn, L OBP: 0.357, SLG: 0.464 (1, 7)	0-0 G3 1-2 2-3			0-0 1B 1B		3-0 G4-6-3 1B		0-0 P2		4	1	2	0	0	0	3
Jason LaRue, R OBP: 0.332, SLG: 0.463 (1, 2)	1-3 K			2-1 1B 1-2 1B		0-0 G4-6-3		1-3 K		4	0	1	0	0	2	3
Wily Mo Peña, R OBP: 0.190, SLG: 0.213 (1, 8)		1-0 P4		0-3 K		4-2 1B BB		1-2 P6		3	0	0	0	1	1	2
Ray Olmedo, S OBP: 0.324, SLG: 0.321 (1, 6)		0-1 B5-3		0-0 1-2 2-H 1B		4-1 1B BB		1-1 P4		3	0	1	1	1	0	0
Reggie Taylor, L OBP: 0.245, SLG: 0.327 (1, 9)		2-3 K		3-2 F7		1-1 1-2 2-3 1B			2-1 F8	4	0	1	0	0	1	2
John Bale, L Kelly Stinnett, R Ryan Wagner, R Felix Heredia, L Chris Reitsma, R Dernell Stenson, L (1, 1) (6, PH) (7, 1) (8, 1) (9, 1) (9, PH)			1-2 G4-3	1-3 K		0-3 K		1-1 F7		2	0	0	0	0	1	2

Inning Stats	R: 0	H: 2	E: 0	K: 2	S: 11	H: 0	LOB: 2	BB: 0	P: 14	R: 0	H: 0	E: 0	K: 1	S: 7	H: 1	LOB: 1	BB: 0	P: 10	R: 1	H: 3	E: 0	K: 2	S: 14	H: 1	LOB: 2	BB: 0	P: 20	R: 0	H: 1	E: 0	K: 0	S: 5	H: 2	LOB: 3	BB: 2	P: 23	R: 0	H: 1	E: 0	K: 0	S: 10	H: 0	LOB: 0	BB: 0	P: 11	R: 0	H: 0	E: 0	K: 1	S: 7	H: 0	LOB: 0	BB: 0	P: 11	1B: 10	SF: 0	2B: 0	3B: 0	HR: 0	SAC: 0	DP: 1	HBP: 0	WP: 0	PA: 37
--------------	------	------	------	------	-------	------	--------	-------	-------	------	------	------	------	------	------	--------	-------	-------	------	------	------	------	-------	------	--------	-------	-------	------	------	------	------	------	------	--------	-------	-------	------	------	------	------	-------	------	--------	-------	-------	------	------	------	------	------	------	--------	-------	-------	--------	-------	-------	-------	-------	--------	-------	--------	-------	--------

PITCHER	IP	WLS	BF	H	R	ER	SO	BB	IBB	HBP	BLK	WP	HR	S	P	ERA	WHIP
Miguel Batista, R ERA: 2.86 (1, 1)	6.0		27	9	1	1	6	2	0	0	0	0	0	63	94	1.50	1.833
Stephen Randolph, L ERA: 3.77 (7, 1)	1.0	W	4	1	0	0	0	0	0	0	0	0	0	10	15	0.00	1.000
Oscar Villarreal, R ERA: 2.33 (8, 1)	1.0	H	3	0	0	0	1	0	0	0	0	0	0	8	11	0.00	0.000
Matt Mantei, R ERA: 2.58 (9, 1)	1.0	S	3	0	0	0	1	0	0	0	0	0	0	7	11	0.00	0.000

**Arizona Diamondbacks @ Cincinnati Reds**  
 Great American Ball Park, Cincinnati, OH  
 Wed Aug 13 2003, 7:10 PM EDT  
 Att: 23,309 - Cloudy - 86 F

livebaseballscorecards.com

AB	35
R	1
H	10
RBI	1
BB	2
SO	8
LOB	20





Batter	1	2	3	4	5	6	7	8	9	AB R H RBI BB SO LOB	TOP													
<b>Matt Kata, S</b> OBP: 0.347, SLG: 0.480 (1, 4) (7, 5)	0-2 G6-3		0-0 G4-3		0-1 1B 2B			0-2 F7		4 1 1 0 0 0 0														
<b>Craig Counsell, L</b> OBP: 0.354, SLG: 0.339 (1, 5) (7, 3)	4-2 S BB		1-0 G5-3		3-2 2-H 1B			0-0 P2		3 0 1 1 1 0 0														
<b>Luis Gonzalez, L</b> OBP: 0.395, SLG: 0.544 (1, 7)	1-2 P2		2-2 F9			1-1 L9			0-1 G4-3	4 0 0 0 0 0 1														
<b>Raul Mondesi, R</b> OBP: 0.330, SLG: 0.468 (1, 9)	2-1 F8			2-2 L5		0-1 G5-3			3-0 1B	4 0 1 0 0 0 1														
<b>Steve Finley, L</b> OBP: 0.374, SLG: 0.528 (1, 8)				0-1 G1-3		0-0 G6-3			0-1 F7	4 0 0 0 0 0 1														
<b>Carlos Baerga, S</b> OBP: 0.373, SLG: 0.473 <b>Junior Spivey, R</b> OBP: 0.321, SLG: 0.433 (1, 3) (7, PR) (7, 4)				4-2 BB					0-1 P6	1 0 0 0 2 0 0 1 0 0 0 0 0 1														
<b>Alex Cintron, S</b> OBP: 0.341, SLG: 0.461 (1, 6)				1-2 F7						1 1 0 0 1 0 1														
<b>Chad Moeller, R</b> OBP: 0.339, SLG: 0.441 (1, 2)										3 0 1 1 0 0 2														
<b>17 Brandon Webb, R</b> OBP: 0.111, SLG: 0.114 <b>Stephen Randolph, L</b> (6, 1) <b>Quinton McCracken, S</b> OBP: 0.281, SLG: 0.284 <b>Oscar Villarreal, L</b> (8, 1)										2 0 0 0 0 1 1 0 0 0 0 0 0 0 1 0 0 0 0 0 0 0 0 0 0 0 0 0														
<b>Inning Stats</b>	R: 0 E: 0 K: 0 S: 12	H: 0 LOB: 1 BB: 1 P: 19	R: 1 E: 0 K: 1 S: 13	H: 1 LOB: 1 BB: 1 P: 22	R: 0 E: 0 K: 0 S: 5	H: 0 LOB: 0 BB: 0 P: 8	R: 0 E: 0 K: 0 S: 12	H: 0 LOB: 1 BB: 1 P: 19	R: 1 E: 0 K: 0 S: 9	H: 2 LOB: 1 BB: 0 P: 12	R: 0 E: 0 K: 0 S: 5	H: 0 LOB: 0 BB: 0 P: 6	R: 0 E: 0 K: 0 S: 3	H: 0 LOB: 1 BB: 1 P: 8	R: 0 E: 0 K: 0 S: 6	H: 0 LOB: 0 BB: 0 P: 8	R: 0 E: 0 K: 0 S: 7	H: 1 LOB: 1 BB: 0 P: 10	1B: 2 2B: 3 3B: 0 HR: 0	SF: 0 SAC: 1 DP: 1 HBP: 0	WP: 0 PB: 0 SB: 1 CS: 0	PA: 33		
<b>PITCHER</b> <b>39 Aaron Harang, R</b> ERA: 4.89 <b>Scott Sullivan, R</b> ERA: 3.78 <b>Chris Reitsma, R</b> ERA: 3.92	IP 6.1 1.2 1.0	WLS W H S	BF 25 4 4	H 3 0 1	R 2 0 0	ER 2 0 0	SO 1 0 0	BB 4 0 0	IBB 0 0 0	HBP 0 0 0	BLK 0 0 0	WP 0 0 0	HR 0 0 0	S 58 7 7	P 92 10 10	ERA 2.84 0.00 0.00	WHIP 1.105 0.000 1.000							

**Arizona Diamondbacks @ Cincinnati Reds**  
Great American Ball Park, Cincinnati, OH  
Thu Aug 14 2003, 7:10 PM EDT  
Att. 25,056 - Cloudy - 86 F

AB	28
R	2
H	4
RBI	2
BB	4
SO	1
LOB	8



Batter	1	2	3	4	5	6	7	8	9	AB R H RBI BB SO LOB
Ray Olmedo, S OBP: 0.322, SLG: 0.318 (1, 6)	2-3 K		0-0 HBP 1B	0-2 G2-3		0-0 P4				4 1 1 0 0 1 2
Jason LaRue, R OBP: 0.331, SLG: 0.458 (1, 2)	0-0 G5-3		1-0 1B HBP	1-3 K			3-3 K			3 1 0 0 0 2 1
D'Angelo Jimenez, S OBP: 0.350, SLG: 0.417 (1, 4)	1-3 K		3-2 1B 2-H		2-2 G1-3		4-2 BB			3 0 1 1 1 1 0
Sean Casey, L OBP: 0.357, SLG: 0.414 (1, 3)		2-1 G4-3	0-1 HBP 1B		3-2 G4-3		0-0 P4			4 0 1 1 0 0 1
Adam Dunn, L OBP: 0.356, SLG: 0.460 (1, 7)		2-3 K	2-3 K		4-2 FC6-4 BB		1-3 K			3 0 0 0 1 3 2
Ruben Mateo, R OBP: 0.305, SLG: 0.346 (1, 9)		3-2 BB 1B	2-0 HBP		1-0 FC6-4		0-3 K			3 1 1 0 0 1 1
Brandon Larson, R OBP: 0.206, SLG: 0.155 Juan Castro, R OBP: 0.278, SLG: 0.400 (1, 5) (9, 5)		4-2 1B BB	0-0 P4		0-1 P3		0-1 G6-3			3 0 0 0 1 0 2 0 0 0 0 0 0 0
Reggie Taylor, L OBP: 0.252, SLG: 0.331 (1, 8)		2-0 1B		0-1 E3 1B		1-0 F8		2-2 E4		4 0 2 1 0 0 0
39 Aaron Harang, R OBP: 0.143, SLG: 0.143 Scott Sullivan, R OBP: 0.278, SLG: 0.400 Dermell Stenson, L OBP: 0.125, SLG: 0.125 (1, 1) (7, 1) (8, PH) (9, 1)		3-3 K		2-3 K		1-1 1B		0-2 P3		3 0 1 0 0 2 3 0 0 0 0 0 0 0 1 0 0 0 0 0 1 0 0 0 0 0 0 0

Inning Stats		R: 0	H: 0	E: 0	K: 2	S: 9	R: 1	H: 2	E: 0	K: 2	S: 16	R: 2	H: 3	E: 0	K: 1	S: 10	R: 0	H: 1	E: 1	K: 2	S: 11	R: 0	H: 0	E: 0	K: 0	S: 11	R: 0	H: 1	E: 0	K: 0	S: 6	R: 0	H: 0	E: 0	K: 2	S: 14	R: 0	H: 0	E: 1	K: 1	S: 13	R: 0	H: 0	E: 0	K: 0	S: 15								
PITCHER		IP	WLS	BF	H	R	ER	SO	BB	IBB	HBP	BLK	WP	HR	S	P	ERA	WHIP	PITCHER		IP	WLS	BF	H	R	ER	SO	BB	IBB	HBP	BLK	WP	HR	S	P	ERA	WHIP																	
17 Brandon Webb, R ERA: 2.56 (1, 1)	5.0	L	24	6	3	3	7	7	2	0	0	0	0	0	57	97	5.40	1.600	PITCHER		1.0	L	4	0	0	0	1	0	0	0	0	0	13	15	0.00	0.000	PITCHER		2.0	L	8	1	0	0	2	1	0	0	0	0	20	30	0.00	1.000
Stephen Randolph, L ERA: 3.6 (6, 1)	2.0		8	1	0	0	2	2	1	0	0	0	0	0	20	30	0.00	1.000	PITCHER		1.0		4	0	0	0	1	0	0	0	0	13	15	0.00	0.000	PITCHER		8.0		32	12	0	0	1	3	0	0	0	0	13	22	0.00	0.000	
Oscar Villarreal, R ERA: 2.29 (8, 1)	1.0		4	0	0	0	1	1	0	0	0	0	0	0	13	15	0.00	0.000	PITCHER		1.0		4	0	0	0	1	0	0	0	0	13	15	0.00	0.000	PITCHER		1.0		4	0	0	0	1	0	0	0	0	13	15	0.00	0.000		

**BOTTOM**

Arizona Diamondbacks @ Cincinnati Reds  
Great American Ball Park, Cincinnati, OH

Thu Aug 14 2003, 7:10 PM EDT  
Att: 25,056 - Cloudy - 86 F

livebaseballscorecards.com

AB	31
R	3
H	7
RBI	3
BB	3
SO	10
LOB	13



WP: 0	PA: 36
PB: 0	
SB: 0	
CS: 0	



Batter	1	2	3	4	5	6	7	8	9	AB R H RBI BB SO LOB	TOP			
<b>Matt Kata, S</b> OBP: 0.338, SLG: 0.467 (1, 5) B C S C	1-3 K 1B	3-3 K 1B		0-1 G3-1 1B			0-0 F9 1B	1-2 G5-3 1B		5 0 0 0 0 2 4				
<b>Alex Cintron, S</b> OBP: 0.345, SLG: 0.463 (1, 6) X	0-0 2B 1B		0-1 G3-6-3 1B		2-3 K 1B		1-0 FC3-6 1B		1-0 G1-3 1B	5 1 3 0 0 1 0				
<b>Luis Gonzalez, L</b> OBP: 0.395, SLG: 0.543 (1, 7) B SAFE X	1-0 2B 2B		2-1 G3-6-3 1B		4-0 G6-4-3 BB		1-2 FC3-6 1B		1-1 G1-3 1B	4 1 1 1 1 0 2				
<b>Shea Hillenbrand, R</b> OBP: 0.332, SLG: 0.484 (1, 3) B C F X	2-2 F9 2B		0-0 1B 1B		1-1 G6-4-3 1B		1-0 F9 1B		2-0 F9 1B	5 0 2 1 0 0 2				
<b>Steve Finley, L</b> OBP: 0.372, SLG: 0.525 (1, 8) C B S B F X	3-2 F9 2-3		1-1 FC5-4 1B		1-1 F9 1B		1-1 F9 1B		2-2 F8 1B	4 0 1 0 0 0 1				
<b>Raul Mondesi, R</b> OBP: 0.328, SLG: 0.464 (1, 9) C X	0-1 P3		0-0 FC5-4 1B		0-0 G5-3 1B		0-2 F7 1B			4 0 0 0 0 0 3				
<b>Junior Spivey, R</b> OBP: 0.331, SLG: 0.453 (1, 4) B B B B B B		4-2 SH3 BB		4-2 SH1-4 BB		2-1 HR 1B		1-1 2B 2B		2 2 2 1 2 0 0				
<b>Rod Barajas, R</b> OBP: 0.257, SLG: 0.354 (1, 2) C C C X		0-2 F9 1B		0-0 F8 1B		4-2 BB 1B		0-0 1B 2B		3 0 1 1 1 0 2				
<b>Randy Johnson, R</b> OBP: 0.143, SLG: 0.143 (1, 1) <b>Quinton McCracken, S</b> OBP: 0.280, SLG: 0.282 (8, PH) <b>Oscar Villarreal, L</b> (8, 1) <b>Danny Bautista, R</b> OBP: 0.308, SLG: 0.329 (8, PH) <b>Jose Valverde, R</b> (8, 1) <b>Stephen Randolph, L</b> (8, 1)		0-1 SH3 1-2		2-1 SH1-4 1-2		1-2 L4 1B		1-0 1B 2-3		0 0 0 0 0 0 0 1 0 0 0 0 0 0 1 0 0 0 0 0 0 0 0 1 0 1 0				
<b>Inning Stats</b>	R: 2 H: 3 E: 0 LOB: 1 K: 1 BB: 0 S: 14 P: 21	R: 0 H: 0 E: 0 LOB: 1 K: 1 BB: 1 S: 12 P: 19	R: 0 H: 3 E: 0 LOB: 2 K: 0 BB: 0 S: 8 P: 11	R: 0 H: 0 E: 0 LOB: 1 K: 0 BB: 1 S: 7 P: 13	R: 0 H: 0 E: 0 LOB: 0 K: 1 BB: 1 S: 5 P: 12	R: 1 H: 1 E: 0 LOB: 1 K: 0 BB: 1 S: 12 P: 20	R: 0 H: 1 E: 0 LOB: 1 K: 0 BB: 0 S: 6 P: 9	R: 1 H: 3 E: 0 LOB: 2 K: 0 BB: 0 S: 13 P: 18	R: 0 H: 0 E: 0 LOB: 0 K: 0 BB: 0 S: 4 P: 8	1B: 6 SF: 0 2B: 4 SAC: 2 3B: 0 DP: 2 HR: 1 HBP: 0	WP: 0 PA: 40 PB: 0 SB: 0 CS: 0			
<b>PITCHER</b>	IP WLS BF H R ER SO BB IBB HBP BLK WP HR S P ERA WHIP												<b>PITCHER</b>	IP WLS BF H R ER SO BB IBB HBP BLK WP HR S P ERA WHIP
<b>Shane Reynolds, R</b> ERA: 5.44 (1, 1)	5.2 W 26 7 3 3 3 4 0 0 0 0 0 1 55 92 4.76 1.941													
<b>Kent Mercker, L</b> ERA: 2.21 (6, 1)	1.1 5 1 0 0 0 0 0 0 0 0 0 0 9 13 0.00 0.750													
<b>Trey Hodges, R</b> ERA: 4.15 (8, 1)	1.0 6 3 1 1 0 0 0 0 0 0 0 0 13 18 9.00 3.000													
<b>Will Cunnane, R</b> ERA: 4.5 (9, 1)	1.0 3 0 0 0 0 0 0 0 0 0 0 0 4 8 0.00 0.000													

**Arizona Diamondbacks @ Atlanta Braves**  
Turner Field, Atlanta, GA

Fri Aug 15 2003, 7:35 PM EDT  
Att. 34,544 - Cloudy - 87 F

AB	34
R	4
H	11
RBI	4
BB	4
SO	3
LOB	15



Batter	1	2	3	4	5	6	7	8	9
Rafael Furcal, S OBP: 0.347, SLG: 0.446 Will Cunnane, R (1, 6)	1-1 1B	2-3 K		1-0 G4-3			1-0 B5-3	2-2 1B	
Marcus Giles, R OBP: 0.386, SLG: 0.521 (1, 4)	0-0 L8	0-3 K			3-1 HR		0-1 F8	1-2 P4	
Gary Sheffield, R OBP: 0.430, SLG: 0.608 (1, 9)	1-2 1B			4-0 10 1B G6-4-3 BB		2-1 G6-3	1-2 G6-3		
10 Chipper Jones, S OBP: 0.386, SLG: 0.500 (1, 7)	0-0 F9		0-2 G6-4-3 1B		2-3 K			4-2 BB 1B BB	
Andruw Jones, R OBP: 0.356, SLG: 0.541 (1, 8)	0-3 K		2-1 G6-4-3		0-1 HR			2-3 K	
Javy Lopez, R OBP: 0.374, SLG: 0.679 (1, 2)		3-1 1B HR 2B		1-3 K		1-1 G5-3		4-1 BB 1B BB	
Julio Franco, R OBP: 0.366, SLG: 0.421 (1, 3)		2-1 HR 1B		3-3 K		0-1 G3		1-3 K	
Vinny Castilla, R OBP: 0.316, SLG: 0.481 (1, 5)		0-0 HR		1-0 SH2-4 1B		0-1 G4-3		0-2 BB 1B 1B	
Shane Reynolds, R OBP: 0.096, SLG: 0.098 Kent Mercker, L Trey Hodges, R Matt Franco, L Mark DeRosa, R (1, 1) (6, 1) (8, 1) (8, PH) (8, PH) (9, 8)		0-3 K		0-0 SH2-4		0-3 K		4-1 BB	

AB	R	H	RBI	BB	SO	LOB
5	1	2	2	0	1	1
0	0	0	0	0	0	0
5	1	1	1	0	1	3
3	1	1	1	1	0	0
3	1	1	0	1	1	1
4	1	1	1	0	2	3
3	2	1	0	1	1	0
4	1	1	0	0	2	2
4	2	3	4	0	0	0
1	0	0	0	0	1	0
1	0	0	0	0	1	0
0	0	0	0	0	0	0
0	0	0	0	0	0	0
0	0	0	0	1	0	0

**Arizona Diamondbacks @ Atlanta Braves**  
 Turner Field, Atlanta, GA  
 Fri Aug 15 2003, 7:35 PM EDT  
 Att. 34,544 - Cloudy - 87 F

AB	33
R	10
H	11
RBI	9
BB	4
SO	10
LOB	10



1B: 7	SF: 0
2B: 1	SAC: 1
3B: 0	DP: 1
HR: 3	HBP: 0

WP: 0	PA: 38
PB: 0	
SB: 1	
CS: 0	

Inning Stats	R	H	E	K	S	R	H	E	K	S	R	H	E	K	S	R	H	E	K	S	R	H	E	K	S	R	H	E	K	S	R	H	E	K	S
Randy Johnson, L ERA: 5.08	5.0	2	0	10	12	7	3	0	7	22	7	3	0	7	22	7	3	0	7	22	7	3	0	7	22	7	3	0	7	22	7	3	0	7	22
Oscar Villarreal, R ERA: 2.23	2.0	0	0	6	12	0	0	0	6	12	0	0	0	6	12	0	0	0	6	12	0	0	0	6	12	0	0	0	6	12	0	0	0	6	12
Jose Valverde, R ERA: 2.37	0.2	1	0	5	12	3	3	0	2	22	2	3	0	2	22	2	3	0	2	22	2	3	0	2	22	2	3	0	2	22	2	3	0	2	22
Stephen Randolph, L ERA: 3.57	0.1	0	0	3	12	1	0	0	1	22	1	0	0	1	22	1	0	0	1	22	1	0	0	1	22	1	0	0	1	22	1	0	0	1	22

PITCHER	IP	WLS	BF	H	R	ER	SO	BB	IBB	HBP	BLK	WP	HR	S	P	ERA	WHIP
Randy Johnson, L	5.0	0	24	9	7	7	7	1	0	0	0	0	3	51	80	12.60	2.000
Oscar Villarreal, R	2.0	0	6	0	0	0	1	0	0	0	0	0	0	14	16	0.00	0.000
Jose Valverde, R	0.2	0	5	1	3	3	2	2	0	0	0	0	0	12	23	40.50	4.500
Stephen Randolph, L	0.1	0	3	1	0	0	0	1	0	0	0	0	0	7	14	0.00	6.000





Batter	1	2	3	4	5	6	7	8	9	AB	R	H	RBI	BB	SO	LOB
Rafael Furcal, S OBP: 0.346, SLG: 0.443 (1, 6)	2-3 K		1-2 FC5-4 1B	1-1 B3	3-3 K		0-0 G2-3			5	0	1	0	0	2	2
Marcus Giles, R OBP: 0.386, SLG: 0.527 (1, 4)	2-1 HR		0-0 FC5-4 1B 1-2f	0-2 G5-3	1-1 1B 1-3 2-H			3-1 G4-3		5	2	2	2	0	0	1
Gary Sheffield, R OBP: 0.431, SLG: 0.607 (1, 9) Darren Bragg, L OBP: 0.298, SLG: 0.261 (8, PR) (9, 9)	1-1 G6-3		3-1 10 1B 2B 1B 1-3		10 1B BB K			2-2 G1-3 10 BB 1B		4	2	2	0	1	1	2
10 Chipper Jones, S OBP: 0.390, SLG: 0.501 (1, 7)	1-3 K		2-1 2B 1B 1-3 3-H		0-0 1B 1B 1-2	4-2 G4-3 WP BB		4-2 G1-3 BB 1-2		3	2	2	1	2	1	0
Andruw Jones, R OBP: 0.357, SLG: 0.541 (1, 8)		3-2 G6-3	0-0 1B 2B 1-H 3-H		1-2 BB 1B 1B 1-3 2-H	1-3 K		0-0 G1-3 1-2 2-3		5	2	2	3	0	1	3
Robert Fick, L OBP: 0.348, SLG: 0.460 (1, 3)		3-3 K	2-1 1B 2-H		0-3 K 1-3 2-H	1-0 G4-3		1-0 G1-3		5	0	1	1	0	2	6
Javy Lopez, R OBP: 0.375, SLG: 0.677 (1, 2)		1-1 1B 1B	1-1 P4		2-0 BB 1B 1B 1-2 3-H	0-1 G5-3				4	1	2	1	0	0	2
Vinny Castilla, R OBP: 0.317, SLG: 0.480 (1, 5)		3-2 1B 1B 1-3	1-2 G6-3		4-1 1B 1B BB 1-2 2-3		0-0 L1			3	1	1	0	1	0	1
Horacio Ramirez, L OBP: 0.186, SLG: 0.149 (1, 1) Kevin Gyzoski, R OBP: 0.369, SLG: 0.424 (5, PH) (6, 1) Julio Franco, R OBP: 0.369, SLG: 0.424 (6, 1) Will Cunnane, R OBP: 0.295, SLG: 0.360 (7, PH) (8, 1) Trey Hodges, R OBP: 0.295, SLG: 0.360 (8, 1) Ray King, L (9, 1)		0-0 F9		1-0 G5-3	2-0 1B 1B 1-2 2-H 3-H		0-3 K			2	0	0	0	0	0	2

Inning Stats	R: 1	H: 1	E: 0	K: 2	S: 11	LOB: 0	BB: 0	P: 17	R: 0	H: 2	E: 0	K: 1	S: 14	LOB: 2	BB: 0	P: 24	R: 4	H: 5	E: 0	K: 0	S: 16	LOB: 1	BB: 0	P: 26	R: 0	H: 0	E: 0	K: 0	S: 6	LOB: 0	BB: 0	P: 8	R: 5	H: 5	E: 0	K: 3	S: 25	LOB: 2	BB: 2	P: 44	R: 0	H: 0	E: 0	K: 1	S: 8	LOB: 1	BB: 1	P: 14	R: 0	H: 0	E: 0	K: 1	S: 5	LOB: 0	BB: 0	P: 5	R: 0	H: 1	E: 0	K: 0	S: 11	LOB: 3	BB: 1	P: 21
--------------	------	------	------	------	-------	--------	-------	-------	------	------	------	------	-------	--------	-------	-------	------	------	------	------	-------	--------	-------	-------	------	------	------	------	------	--------	-------	------	------	------	------	------	-------	--------	-------	-------	------	------	------	------	------	--------	-------	-------	------	------	------	------	------	--------	-------	------	------	------	------	------	-------	--------	-------	-------

PITCHER	IP	WLS	BF	H	R	ER	SO	BB	IBB	HBP	BLK	WP	HR	S	P	ERA	WHIP
Elmer Dessens, R ERA: 4.94 (1, 1)	4.0		20	8	5	5	3	0	0	0	0	0	1	47	75	11.25	2.000
Eddie Oropesa, L ERA: 4.28 (5, 1)	0.2	L	9	5	5	5	2	2	0	0	0	0	0	22	39	67.50	10.500
Jose Valverde, R ERA: 2.27 (5, 1)	1.1		5	0	0	0	2	1	0	0	0	1	0	11	19	0.00	0.750
Mike Myers, L ERA: 5.46 (7, 1)	2.0		8	1	0	0	1	1	0	0	0	0	0	16	26	0.00	1.000

**BOTTOM**

**Arizona Diamondbacks @ Atlanta Braves**  
Turner Field, Atlanta, GA

Sat Aug 16 2003, 7:05 PM EDT  
Att: 49,127 - Cloudy - 85 F

AB	38
R	10
H	14
RBI	10
BB	4
SO	8
LOB	19

livebaseballscores.com

**Braves**

1B:	12	SF:	0	WP:	1	PA:	42
2B:	1	SAC:	0	PB:	0		
3B:	0	DP:	0	SB:	0		
HR:	1	HBP:	0	CS:	0		



Batter	1	2	3	4	5	6	7	8	9	AB R H RBI BB SO LOB	TOP											
<b>Craig Counsell, L</b> OBP: 0.350, SLG: 0.335 (1, 5) F X	0-1 BB 1B		2-3 K		1-1 G1-3		3-1 G5-3		1-0 F7-4-3 1-1	5 0 1 0 0 1 3												
<b>Junior Spivey, R</b> OBP: 0.331, SLG: 0.444 (1, 4) 1 SAFE C C B B 1 S	1-3 K		1-0 HBP		1-3 K			1-2 F8		3 0 0 0 0 2 1												
<b>Raul Mondesi, R</b> OBP: 0.328, SLG: 0.458 (1, 9) C 1 SAFE F F F F B 1 B	4-2 B 1-2 BB		0-0 P3			1-0 F8		0-0 L7		3 0 0 0 1 0 1												
<b>Luis Gonzalez, L</b> OBP: 0.396, SLG: 0.543 (1, 7) B X	1-0 F7			0-2 1B 1B		1-0 G4-3		1-0 1B		4 0 2 0 0 0 2												
<b>Shea Hillenbrand, R</b> OBP: 0.329, SLG: 0.478 (1, 3) B 1 SAFE B X	2-0 L5			0-0 L9		2-2 G1-3		0-1 F9		4 0 0 0 0 0 4												
<b>Steve Finley, L</b> OBP: 0.371, SLG: 0.522 (1, 8) B C X		1-1 G4-3		0-1 1B 1-2 1B			2-3 K		1-2 P5	4 0 1 0 0 1 0												
<b>Alex Cintron, S</b> OBP: 0.351, SLG: 0.480 (1, 6) C C B B X		2-2 G4-3		0-0 1-2 2-H 1B			1-0 HR		0-0 1B 2B	4 2 3 1 0 0 0												
<b>Rod Barajas, R</b> OBP: 0.262, SLG: 0.358 (1, 2) C X		0-1 G1-3		3-1 G4-3			0-1 G1-3 1B		1-1 WP 1B	4 0 2 1 0 0 2												
<b>Curt Schilling, R</b> OBP: 0.140, SLG: 0.075 (1, 1) <b>Danny Bautista, R</b> OBP: 0.313, SLG: 0.335 (9, PH) <b>Matt Mantei, R</b> (9, 1) S X			0-1 G1-3		0-3 K		1-1 G1-3 1-2		4-0 F7-4-3 1B IBB	3 0 0 0 0 1 1 0 0 0 0 1 0 0 0 0 0 0 0 0 0												
<b>Inning Stats</b>	R: 0 E: 0 K: 1 S: 12	H: 1 LOB: 2 BB: 1 P: 19	R: 0 E: 0 K: 0 S: 7	H: 0 LOB: 0 BB: 0 P: 10	R: 0 E: 0 K: 1 S: 6	H: 0 LOB: 1 BB: 0 P: 9	R: 0 E: 0 K: 0 S: 9	H: 3 LOB: 2 BB: 0 P: 12	R: 0 E: 0 K: 2 S: 9	H: 0 LOB: 0 BB: 0 P: 11	R: 0 E: 0 K: 0 S: 5	H: 0 LOB: 0 BB: 0 P: 9	R: 1 E: 0 K: 1 S: 11	H: 2 LOB: 1 BB: 0 P: 17	R: 0 E: 0 K: 0 S: 7	H: 1 LOB: 1 BB: 0 P: 9	R: 1 E: 0 K: 0 S: 7	H: 2 LOB: 1 BB: 1 P: 14	1B: 7 2B: 2 3B: 0 HR: 1	SF: 0 SAC: 0 DP: 1 HBP: 1	WP: 1 PB: 0 SB: 0 CS: 0	PA: 37
<b>PITCHER</b> <b>Greg Maddux, R</b> ERA: 4.23 <b>Kent Mercker, L</b> ERA: 2.38	IP 8.0	WLS L	BF 32	H 7	R 1	ER 1	SO 5	BB 1	IBB 0	HBP 1	BLK 0	WP 0	HR 1	S 66	P 96	ERA 1.12	WHIP 1.000					
	IP 1.0	WLS 5	BF 2	H 1	R 1	ER 0	SO 0	BB 0	IBB 1	HBP 0	BLK 0	WP 1	HR 0	S 7	P 14	ERA 9.00	WHIP 2.000					

**Arizona Diamondbacks @ Atlanta Braves**  
Turner Field, Atlanta, GA  
Sun Aug 17 2003, 1:05 PM EDT  
Att. 37,606 - Sunny - 87 F

AB	34
R	2
H	9
RBI	2
BB	2
SO	5
LOB	14



Batter	1	2	3	4	5	6	7	8	9	AB R H RBI BB SO LOB
Rafael Furcal, S OBP: 0.343, SLG: 0.440 (1, 6)	F7		G4-3			P5			K	4 0 0 0 0 1 0
Marcus Giles, R OBP: 0.387, SLG: 0.528 (1, 4)	2B			K		K			1B BB	3 0 1 0 1 2 0
Gary Sheffield, R OBP: 0.430, SLG: 0.604 (1, 9)	F9			P3		P2			1B	4 0 1 0 0 0 1
10 Chipper Jones, S OBP: 0.387, SLG: 0.496 (1, 7)	K			K		P5			K	4 0 0 0 0 3 3
Andrew Jones, R OBP: 0.354, SLG: 0.537 (1, 8)			K			K			K	4 0 0 0 0 4 2
Robert Fick, L OBP: 0.346, SLG: 0.456 (1, 3)			G3-1			K			P5	3 0 0 0 0 1 0
Mark DeRosa, R OBP: 0.301, SLG: 0.358 (1, 5)			K			BB			BB	1 0 0 0 2 1 0
Henry Blanco, R OBP: 0.250, SLG: 0.277 (1, 2)			K			K			F8	2 0 0 0 0 2 1
Javy Lopez, R OBP: 0.374, SLG: 0.675 (8, PH) (9, 2)						K			F9	1 0 0 0 0 0 1
Greg Maddux, R OBP: 0.135, SLG: 0.176 (1, 1)			K			G5-3				2 0 0 0 0 1 0
Matt Franco, L OBP: 0.346, SLG: 0.400 (8, PH) (9, 1)										1 0 0 0 0 0 1
Kent Mercker, L (9, 1)										0 0 0 0 0 0 0

Inning Stats	R: 0	H: 1	E: 0	K: 1	S: 10	R: 0	H: 0	E: 0	K: 2	S: 15	R: 0	H: 0	E: 0	K: 2	S: 9	R: 0	H: 0	E: 0	K: 3	S: 10	R: 0	H: 0	E: 0	K: 1	S: 8	R: 0	H: 0	E: 0	K: 1	S: 9	R: 0	H: 0	E: 0	K: 0	S: 10	R: 0	H: 1	E: 0	K: 3	S: 12	1B: 1	2B: 1	3B: 0	HR: 0	SF: 0	SAC: 0	DP: 0	HBP: 0
	LOB: 1 <td>BB: 0 <td>P: 14 <td>LOB: 0 <td>BB: 0 <td>P: 19 <td>LOB: 0 <td>BB: 0 <td>P: 11 <td>LOB: 1 <td>BB: 1 <td>P: 16 <td>LOB: 0 <td>BB: 0 <td>P: 10 <td>LOB: 1 <td>BB: 1 <td>P: 17 <td>LOB: 2 <td>BB: 1 <td>P: 19 <td>1B: 1 <td>2B: 1 <td>3B: 0 <td>HR: 0 <td>SF: 0 <td>SAC: 0 <td>DP: 0 <td>HBP: 0 </td></td></td></td></td></td></td></td></td></td></td></td></td></td></td></td></td></td></td></td></td></td></td></td></td></td></td></td>	BB: 0 <td>P: 14 <td>LOB: 0 <td>BB: 0 <td>P: 19 <td>LOB: 0 <td>BB: 0 <td>P: 11 <td>LOB: 1 <td>BB: 1 <td>P: 16 <td>LOB: 0 <td>BB: 0 <td>P: 10 <td>LOB: 1 <td>BB: 1 <td>P: 17 <td>LOB: 2 <td>BB: 1 <td>P: 19 <td>1B: 1 <td>2B: 1 <td>3B: 0 <td>HR: 0 <td>SF: 0 <td>SAC: 0 <td>DP: 0 <td>HBP: 0 </td></td></td></td></td></td></td></td></td></td></td></td></td></td></td></td></td></td></td></td></td></td></td></td></td></td></td>	P: 14 <td>LOB: 0 <td>BB: 0 <td>P: 19 <td>LOB: 0 <td>BB: 0 <td>P: 11 <td>LOB: 1 <td>BB: 1 <td>P: 16 <td>LOB: 0 <td>BB: 0 <td>P: 10 <td>LOB: 1 <td>BB: 1 <td>P: 17 <td>LOB: 2 <td>BB: 1 <td>P: 19 <td>1B: 1 <td>2B: 1 <td>3B: 0 <td>HR: 0 <td>SF: 0 <td>SAC: 0 <td>DP: 0 <td>HBP: 0 </td></td></td></td></td></td></td></td></td></td></td></td></td></td></td></td></td></td></td></td></td></td></td></td></td></td>	LOB: 0 <td>BB: 0 <td>P: 19 <td>LOB: 0 <td>BB: 0 <td>P: 11 <td>LOB: 1 <td>BB: 1 <td>P: 16 <td>LOB: 0 <td>BB: 0 <td>P: 10 <td>LOB: 1 <td>BB: 1 <td>P: 17 <td>LOB: 2 <td>BB: 1 <td>P: 19 <td>1B: 1 <td>2B: 1 <td>3B: 0 <td>HR: 0 <td>SF: 0 <td>SAC: 0 <td>DP: 0 <td>HBP: 0 </td></td></td></td></td></td></td></td></td></td></td></td></td></td></td></td></td></td></td></td></td></td></td></td></td>	BB: 0 <td>P: 19 <td>LOB: 0 <td>BB: 0 <td>P: 11 <td>LOB: 1 <td>BB: 1 <td>P: 16 <td>LOB: 0 <td>BB: 0 <td>P: 10 <td>LOB: 1 <td>BB: 1 <td>P: 17 <td>LOB: 2 <td>BB: 1 <td>P: 19 <td>1B: 1 <td>2B: 1 <td>3B: 0 <td>HR: 0 <td>SF: 0 <td>SAC: 0 <td>DP: 0 <td>HBP: 0 </td></td></td></td></td></td></td></td></td></td></td></td></td></td></td></td></td></td></td></td></td></td></td></td>	P: 19 <td>LOB: 0 <td>BB: 0 <td>P: 11 <td>LOB: 1 <td>BB: 1 <td>P: 16 <td>LOB: 0 <td>BB: 0 <td>P: 10 <td>LOB: 1 <td>BB: 1 <td>P: 17 <td>LOB: 2 <td>BB: 1 <td>P: 19 <td>1B: 1 <td>2B: 1 <td>3B: 0 <td>HR: 0 <td>SF: 0 <td>SAC: 0 <td>DP: 0 <td>HBP: 0 </td></td></td></td></td></td></td></td></td></td></td></td></td></td></td></td></td></td></td></td></td></td></td>	LOB: 0 <td>BB: 0 <td>P: 11 <td>LOB: 1 <td>BB: 1 <td>P: 16 <td>LOB: 0 <td>BB: 0 <td>P: 10 <td>LOB: 1 <td>BB: 1 <td>P: 17 <td>LOB: 2 <td>BB: 1 <td>P: 19 <td>1B: 1 <td>2B: 1 <td>3B: 0 <td>HR: 0 <td>SF: 0 <td>SAC: 0 <td>DP: 0 <td>HBP: 0 </td></td></td></td></td></td></td></td></td></td></td></td></td></td></td></td></td></td></td></td></td></td>	BB: 0 <td>P: 11 <td>LOB: 1 <td>BB: 1 <td>P: 16 <td>LOB: 0 <td>BB: 0 <td>P: 10 <td>LOB: 1 <td>BB: 1 <td>P: 17 <td>LOB: 2 <td>BB: 1 <td>P: 19 <td>1B: 1 <td>2B: 1 <td>3B: 0 <td>HR: 0 <td>SF: 0 <td>SAC: 0 <td>DP: 0 <td>HBP: 0 </td></td></td></td></td></td></td></td></td></td></td></td></td></td></td></td></td></td></td></td></td>	P: 11 <td>LOB: 1 <td>BB: 1 <td>P: 16 <td>LOB: 0 <td>BB: 0 <td>P: 10 <td>LOB: 1 <td>BB: 1 <td>P: 17 <td>LOB: 2 <td>BB: 1 <td>P: 19 <td>1B: 1 <td>2B: 1 <td>3B: 0 <td>HR: 0 <td>SF: 0 <td>SAC: 0 <td>DP: 0 <td>HBP: 0 </td></td></td></td></td></td></td></td></td></td></td></td></td></td></td></td></td></td></td></td>	LOB: 1 <td>BB: 1 <td>P: 16 <td>LOB: 0 <td>BB: 0 <td>P: 10 <td>LOB: 1 <td>BB: 1 <td>P: 17 <td>LOB: 2 <td>BB: 1 <td>P: 19 <td>1B: 1 <td>2B: 1 <td>3B: 0 <td>HR: 0 <td>SF: 0 <td>SAC: 0 <td>DP: 0 <td>HBP: 0 </td></td></td></td></td></td></td></td></td></td></td></td></td></td></td></td></td></td></td>	BB: 1 <td>P: 16 <td>LOB: 0 <td>BB: 0 <td>P: 10 <td>LOB: 1 <td>BB: 1 <td>P: 17 <td>LOB: 2 <td>BB: 1 <td>P: 19 <td>1B: 1 <td>2B: 1 <td>3B: 0 <td>HR: 0 <td>SF: 0 <td>SAC: 0 <td>DP: 0 <td>HBP: 0 </td></td></td></td></td></td></td></td></td></td></td></td></td></td></td></td></td></td>	P: 16 <td>LOB: 0 <td>BB: 0 <td>P: 10 <td>LOB: 1 <td>BB: 1 <td>P: 17 <td>LOB: 2 <td>BB: 1 <td>P: 19 <td>1B: 1 <td>2B: 1 <td>3B: 0 <td>HR: 0 <td>SF: 0 <td>SAC: 0 <td>DP: 0 <td>HBP: 0 </td></td></td></td></td></td></td></td></td></td></td></td></td></td></td></td></td>	LOB: 0 <td>BB: 0 <td>P: 10 <td>LOB: 1 <td>BB: 1 <td>P: 17 <td>LOB: 2 <td>BB: 1 <td>P: 19 <td>1B: 1 <td>2B: 1 <td>3B: 0 <td>HR: 0 <td>SF: 0 <td>SAC: 0 <td>DP: 0 <td>HBP: 0 </td></td></td></td></td></td></td></td></td></td></td></td></td></td></td></td>	BB: 0 <td>P: 10 <td>LOB: 1 <td>BB: 1 <td>P: 17 <td>LOB: 2 <td>BB: 1 <td>P: 19 <td>1B: 1 <td>2B: 1 <td>3B: 0 <td>HR: 0 <td>SF: 0 <td>SAC: 0 <td>DP: 0 <td>HBP: 0 </td></td></td></td></td></td></td></td></td></td></td></td></td></td></td>	P: 10 <td>LOB: 1 <td>BB: 1 <td>P: 17 <td>LOB: 2 <td>BB: 1 <td>P: 19 <td>1B: 1 <td>2B: 1 <td>3B: 0 <td>HR: 0 <td>SF: 0 <td>SAC: 0 <td>DP: 0 <td>HBP: 0 </td></td></td></td></td></td></td></td></td></td></td></td></td></td>	LOB: 1 <td>BB: 1 <td>P: 17 <td>LOB: 2 <td>BB: 1 <td>P: 19 <td>1B: 1 <td>2B: 1 <td>3B: 0 <td>HR: 0 <td>SF: 0 <td>SAC: 0 <td>DP: 0 <td>HBP: 0 </td></td></td></td></td></td></td></td></td></td></td></td></td>	BB: 1 <td>P: 17 <td>LOB: 2 <td>BB: 1 <td>P: 19 <td>1B: 1 <td>2B: 1 <td>3B: 0 <td>HR: 0 <td>SF: 0 <td>SAC: 0 <td>DP: 0 <td>HBP: 0 </td></td></td></td></td></td></td></td></td></td></td></td>	P: 17 <td>LOB: 2 <td>BB: 1 <td>P: 19 <td>1B: 1 <td>2B: 1 <td>3B: 0 <td>HR: 0 <td>SF: 0 <td>SAC: 0 <td>DP: 0 <td>HBP: 0 </td></td></td></td></td></td></td></td></td></td></td>	LOB: 2 <td>BB: 1 <td>P: 19 <td>1B: 1 <td>2B: 1 <td>3B: 0 <td>HR: 0 <td>SF: 0 <td>SAC: 0 <td>DP: 0 <td>HBP: 0 </td></td></td></td></td></td></td></td></td></td>	BB: 1 <td>P: 19 <td>1B: 1 <td>2B: 1 <td>3B: 0 <td>HR: 0 <td>SF: 0 <td>SAC: 0 <td>DP: 0 <td>HBP: 0 </td></td></td></td></td></td></td></td></td>	P: 19 <td>1B: 1 <td>2B: 1 <td>3B: 0 <td>HR: 0 <td>SF: 0 <td>SAC: 0 <td>DP: 0 <td>HBP: 0 </td></td></td></td></td></td></td></td>	1B: 1 <td>2B: 1 <td>3B: 0 <td>HR: 0 <td>SF: 0 <td>SAC: 0 <td>DP: 0 <td>HBP: 0 </td></td></td></td></td></td></td>	2B: 1 <td>3B: 0 <td>HR: 0 <td>SF: 0 <td>SAC: 0 <td>DP: 0 <td>HBP: 0 </td></td></td></td></td></td>	3B: 0 <td>HR: 0 <td>SF: 0 <td>SAC: 0 <td>DP: 0 <td>HBP: 0 </td></td></td></td></td>	HR: 0 <td>SF: 0 <td>SAC: 0 <td>DP: 0 <td>HBP: 0 </td></td></td></td>	SF: 0 <td>SAC: 0 <td>DP: 0 <td>HBP: 0 </td></td></td>	SAC: 0 <td>DP: 0 <td>HBP: 0 </td></td>	DP: 0 <td>HBP: 0 </td>	HBP: 0																			

PITCHER	IP	WLS	BF	H	R	ER	SO	BB	IBB	HBP	BLK	WP	HR	S	P	ERA	WHIP
Curt Schilling, R ERA: 2.48 (1, 1)	8.0	W	27	1	0	0	12	2	0	0	0	0	0	80	106	0.00	0.375
Matt Mantei, R ERA: 2.52 (9, 1)	1.0	S	5	1	0	0	3	1	0	0	0	0	0	12	19	0.00	2.000

**BOTTOM**

**Arizona Diamondbacks @ Atlanta Braves**  
Turner Field, Atlanta, GA

Sun Aug 17 2003, 1:05 PM EDT  
Att: 37,606 - Sunny - 87 F

livebaseballscorecards.com

AB	29
R	0
H	2
RBI	0
BB	3
SO	15
LOB	9

WP: 0 PA: 32  
PB: 0  
SB: 0  
CS: 0





Batter	1	2	3	4	5	6	7	8	9	AB R H RBI BB SO LOB	TOP									
<b>Craig Counsell, L</b> (1, 5) OBP: 0.352, SLG: 0.332	4-2 G4-3 SH1-3 BB		2-2 G1-3		4-2 FC6-4 BB			0-1 G4-3		2 0 0 0 2 0 0	<b>Arizona Diamondbacks @ Atlanta Braves</b> Turner Field, Atlanta, GA Mon Aug 18 2003, 1:05 PM EDT Att. 23,986 - Cloudy - 88 F									
<b>Alex Cintron, S</b> (1, 6) OBP: 0.348, SLG: 0.475	0-0 SH1-3 1-2		0-0 F9		1-1 FC6-4 1-2f			3-3 K		3 0 0 0 0 1 1										
<b>Luis Gonzalez, L</b> (1, 7) OBP: 0.395, SLG: 0.547	0-1 G4-3 2-3			0-1 HR		1-1 G3-1			3-2 F8	4 1 1 1 0 0 1										
<b>Shea Hillenbrand, R</b> (1, 3) OBP: 0.326, SLG: 0.473	0-0 F8			0-1 G6-3		2-3 K			1-3 K	4 0 0 0 0 2 1										
<b>Steve Finley, L</b> (1, 8) OBP: 0.370, SLG: 0.519		1-2 F7		1-2 L6-4 1B 1B		0-1 G4-3			0-3 K	4 0 1 0 0 1 0										
<b>Raul Mondesi, R</b> (1, 9) OBP: 0.328, SLG: 0.458		0-0 G1-3		0-0 1B		3-2 G5-3				3 0 1 0 0 0 0										
<b>Junior Spivey, R</b> (1, 4) OBP: 0.331, SLG: 0.443		0-1 1B		1-1 L6-4 2-2		0-1 F9				3 0 1 0 0 0 2										
<b>Rod Barajas, R</b> (1, 2) OBP: 0.258, SLG: 0.352		2-2 F9			1-0 G5-3		0-0 F8			3 0 0 0 0 0 1										
<b>Miguel Batista, R</b> (1, 1) OBP: 0.091, SLG: 0.093			1-1 G3		2-3 K			2-3 K		2 0 0 0 0 1 0										
<b>Oscar Villarreal, L</b> (6, 1)										0 0 0 0 0 0 0										
<b>Quinton McCracken, S</b> (8, PH) OBP: 0.272, SLG: 0.274										1 0 0 0 0 1 0										
<b>Mike Myers, L</b> (8, 1)										0 0 0 0 0 0 0										
<b>Jose Valverde, R</b> (8, 1)										0 0 0 0 0 0 0										
<b>Inning Stats</b>	R: 0 E: 0 K: 0 S: 7	H: 0 LOB: 1 BB: 1 P: 11	R: 0 E: 0 K: 0 S: 10	H: 1 LOB: 1 BB: 0 P: 13	R: 0 E: 0 K: 0 S: 9	H: 0 LOB: 0 BB: 0 P: 12	R: 1 E: 0 K: 0 S: 10	H: 3 LOB: 1 BB: 0 P: 12	R: 0 E: 0 K: 1 S: 7	H: 0 LOB: 0 BB: 0 P: 10	R: 0 E: 0 K: 0 S: 7	H: 0 LOB: 0 BB: 0 P: 10	R: 0 E: 0 K: 2 S: 10	H: 0 LOB: 0 BB: 0 P: 15	R: 0 E: 0 K: 2 S: 10	H: 0 LOB: 0 BB: 0 P: 14	1B: 3 2B: 1 3B: 0 HR: 1	SF: 0 SAC: 1 DP: 1 HBP: 0	WP: 0 PB: 0 SB: 0 CS: 0	PA: 32
<b>PITCHER</b>	IP WLS BF H R ER SO BB IBB HBP BLK WP HR S P ERA WHIP																			
<b>Mike Hampton, L</b> (1, 1) ERA: 4.04	8.0 W 29 4 1 1 4 2 0 0 0 0 0 1 70 101 1.12 0.750																			
<b>Ray King, L</b> (9, 1) ERA: 3.54	1.0 3 0 0 0 2 0 0 0 0 0 0 0 10 14 0.00 0.000																			

livebaseballscorecards.com

<b>AB</b>	29
<b>R</b>	1
<b>H</b>	4
<b>RBI</b>	1
<b>BB</b>	2
<b>SO</b>	6
<b>LOB</b>	6



Batter	1	2	3	4	5	6	7	8	9	AB	R	H	RBI	BB	SO	LOB
Mark DeRosa, R OBP: 0.299, SLG: 0.356 (1, 6)	1-2 2B 1B	1-0 G4-6-3 1-2f		1-1 FC1 G5-4-3 2-3			3-2 P6			4	1	1	0	0	0	2
Marcus Giles, R OBP: 0.390, SLG: 0.538 (1, 4)	2-0 FC5-4 1B 2B		4-1 WP 10 1B 2B BB	1-0 G5-4-3 1-2f			1-2 HR			3	3	2	2	1	0	2
Gary Sheffield, R OBP: 0.430, SLG: 0.609 (1, 9)	2-2 FC5-4 HBP		1-1 F8			1-1 HR	1-2 E5			3	1	1	1	0	0	1
10 Chipper Jones, S OBP: 0.386, SLG: 0.494 (1, 7)	1-3 K		1-1 WP 2B 1B	1-2		0-0 G3	1-0 L8			4	1	1	0	0	1	3
Andruw Jones, R OBP: 0.351, SLG: 0.532 (1, 8)	0-0 FC5-4 1B 1-2f 2-3		0-3 K			2-1 G1-3	1-2 F7			4	0	0	0	0	1	5
Robert Fick, L OBP: 0.347, SLG: 0.460 (1, 3)	0-0 1-2 3-H 1B		3-2 2B	1-2		3-2 F7	2-2 P5			4	0	2	3	0	0	0
Javy Lopez, R OBP: 0.373, SLG: 0.670 (1, 2)	1-3 K		1-3 K			0-3 K	4-2 BB			3	0	0	0	1	3	3
Vinny Castilla, R OBP: 0.317, SLG: 0.478 (1, 5)		2-2 F9		0-0 SH1-4 1B		0-3 K	3-1 F8			4	0	1	0	0	1	1
Mike Hampton, R OBP: 0.271, SLG: 0.364 (1, 1)		4-2		1-1 SH1-4		1-2 G1-3	2-3 K			1	0	0	0	1	0	0
Matt Franco, L OBP: 0.343, SLG: 0.396 (8, PH)										1	0	0	0	0	1	1
Ray King, L (9, 1)										0	0	0	0	0	0	0

Inning Stats	R: 2	H: 3	E: 0	K: 2	S: 16	H: 3	LOB: 2	BB: 0	P: 23	R: 0	H: 0	E: 0	K: 0	S: 8	R: 0	H: 2	E: 0	K: 2	S: 20	R: 1	H: 1	E: 0	K: 0	S: 10	R: 0	H: 0	E: 0	K: 2	S: 9	R: 1	H: 1	E: 1	K: 0	S: 13	R: 0	H: 0	E: 0	K: 1	S: 11	R: 0	H: 0	E: 0	K: 1	S: 22	1B: 4	2B: 2	3B: 0	HR: 2	SF: 0	SAC: 1	DP: 2	HBP: 1	WP: 1	PA: 36
--------------	------	------	------	------	-------	------	--------	-------	-------	------	------	------	------	------	------	------	------	------	-------	------	------	------	------	-------	------	------	------	------	------	------	------	------	------	-------	------	------	------	------	-------	------	------	------	------	-------	-------	-------	-------	-------	-------	--------	-------	--------	-------	--------

PITCHER	IP	WLS	BF	H	R	ER	SO	BB	IBB	HBP	BLK	WP	HR	S	P	ERA	WHIP
Miguel Batista, R ERA: 3.06 (1, 1)	5.0	L	24	7	5	5	4	2	0	0	0	1	1	60	93	9.00	1.800
Oscar Villarreal, R ERA: 2.29 (6, 1)	2.0		8	1	1	1	2	0	0	0	0	0	1	22	30	4.50	0.500
Mike Myers, L ERA: 5.4 (8, 1)	0.1		1	0	0	0	0	0	0	0	0	0	0	3	5	0.00	0.000
Jose Valverde, R ERA: 2.23 (8, 1)	0.2		3	0	0	0	1	1	0	0	0	0	0	8	17	0.00	1.500


**BOTTOM**

**Arizona Diamondbacks @ Atlanta Braves**  
Turner Field, Atlanta, GA

Mon Aug 18 2003, 1:05 PM EDT  
Att: 23,986 - Cloudy - 88 F

livebaseballscorecards.com

<b>AB</b>	<b>31</b>
<b>R</b>	<b>6</b>
<b>H</b>	<b>8</b>
<b>RBI</b>	<b>6</b>
<b>BB</b>	<b>3</b>
<b>SO</b>	<b>7</b>
<b>LOB</b>	<b>18</b>





Batter	1	2	3	4	5	6	7	8	9	AB R H RBI BB SO LOB	TOP											
Ray Olmedo, S (1, 6) OBP: 0.316, SLG: 0.310	0-2 G1-3		0-0 FC6-4			2-1 G6-3	0-1 G4-3		1-3 K	5 0 0 0 0 1 4	<b>Cincinnati Reds @ Arizona Diamondbacks</b> Bank One Ballpark, Phoenix, AZ Tue Aug 19 2003, 9:35 PM EDT Att. 34,869 - Cloudy - 88 F											
Jason LaRue, R (1, 2) OBP: 0.326, SLG: 0.457	2-3 K			2-3 K		1-3 K		0-0 F7	0-1 G5-4-3	5 0 0 0 0 3 2												
D'Angelo Jimenez, S (1, 4) OBP: 0.350, SLG: 0.411	3-3 K			2-2 G4-3		4-2 PB 1B BB		4-1 BB 1B BB		2 0 0 0 2 1 0												
Sean Casey, L (1, 3) OBP: 0.351, SLG: 0.405		1-1 1B		4-1 BB		0-1 PB 1B		0-3 K		3 0 2 0 1 1 1												
Ruben Mateo, R (1, 9) OBP: 0.299, SLG: 0.331		2-3 K		2-3 K		2-3 K2-3		1-2 BB	1-2 1B	4 0 1 0 0 3 4												
Dernell Stenson, L (1, 7) OBP: 0.571, SLG: 0.917		2-1 G4-3			0-0 G6-3 1B		2-2 G3	4-2 BB	1-2 2-3 BB	3 0 1 0 1 0 0												
Juan Castro, R (1, 5) OBP: 0.276, SLG: 0.403			1-3 K		1-0 G6-3		4-1 2B BB	1-3 K		3 1 0 0 1 2 4												
Reggie Taylor, L (1, 8) OBP: 0.270, SLG: 0.337			4-1 FC6-4 BB		1-1 L5		1-0 1-H 2B		3-2 HBP 1B	3 0 2 1 1 0 1												
John Bale, L (1, 1)			0-3 K		0-3 K		2-3 K		2-0 G5-4-3 HBP	2 0 0 0 0 2 2												
Wily Mo Peña, R (7, PH) OBP: 0.197, SLG: 0.219										1 0 0 0 0 1 1												
Brian Reith, R (7, 1)										0 0 0 0 0 0 0												
Mark Watson, R (8, 1)										0 0 0 0 0 0 0												
Kelly Stinnett, R (9, PH) OBP: 0.307, SLG: 0.374										0 0 0 0 0 0 0												
<b>Inning Stats</b>	R: 0 E: 0 K: 2 S: 10	H: 0 LOB: 0 BB: 0 P: 15	R: 0 E: 0 K: 1 S: 7	H: 1 LOB: 0 BB: 0 P: 12	R: 0 E: 0 K: 2 S: 8	H: 0 LOB: 1 BB: 1 P: 13	R: 0 E: 0 K: 2 S: 11	H: 0 LOB: 1 BB: 1 P: 21	R: 0 E: 0 K: 1 S: 7	H: 1 LOB: 1 BB: 0 P: 9	R: 1 E: 0 K: 1 S: 14	H: 1 LOB: 2 BB: 1 P: 23	R: 1 E: 0 K: 1 S: 11	H: 1 LOB: 1 BB: 1 P: 20	R: 0 E: 0 K: 2 S: 13	H: 1 LOB: 3 BB: 2 P: 23	R: 0 E: 0 K: 1 S: 8	H: 1 LOB: 1 BB: 0 P: 14	1B: 5 2B: 1 3B: 0 HR: 0	SF: 0 SAC: 0 DP: 1 HBP: 1	WP: 0 PB: 1 SB: 0 CS: 0	PA: 38
<b>PITCHER</b>	IP WLS BF H R ER SO BB IBB HBP BLK WP HR S P ERA WHIP																					
17 Brandon Webb, R (1, 1) ERA: 2.5	7.0 W 28 4 1 1 11 4 0 0 0 0 0 0 68 113 1.29 1.143																					
Jose Valverde, R (8, 1) ERA: 2.18	0.2 4 1 0 0 1 1 0 0 0 0 0 0 8 13 0.00 3.000																					
Mike Myers, L (8, 1) ERA: 5.4	0.0 1 0 0 0 0 1 0 0 0 0 0 0 2 6 ∞ ∞																					
Matt Mantei, R (8, 1) ERA: 2.43	1.1 S 5 1 0 0 2 0 0 1 0 0 0 0 11 18 0.00 0.750																					

AB	31
R	1
H	6
RBI	1
BB	6
SO	14
LOB	19



WP	0	PA	38
PB	1		
SB	0		
CS	0		





Batter	1	2	3	4	5	6	7	8	9	AB R H RBI BB SO LOB	TOP		
6 Ryan Freel, R OBP: 0.353, SLG: 0.370 (1, 7)	1-1 G1-3		1-1 HR		2-3 K			1-1 CS 1B		4 1 2 1 0 1 0	<b>Cincinnati Reds @ Arizona Diamondbacks</b> Bank One Ballpark, Phoenix, AZ Wed Aug 20 2003, 9:37 PM EDT Att. 28,377 - Dome - 72 F <a href="http://livebaseballscorecards.com">livebaseballscorecards.com</a>		
Barry Larkin, R OBP: 0.344, SLG: 0.377 (1, 6)	1-1 G6-3		0-2 G1-3		1-0 F8			2-0 L7		4 0 0 0 0 0 1			
D'Angelo Jimenez, S OBP: 0.347, SLG: 0.407 (1, 4)	2-2 G5-3		3-3 K		2-2 G6-3			2-0 G3		4 0 0 0 0 1 1			
Sean Casey, L OBP: 0.350, SLG: 0.404 (1, 3)		0-3 K		1-2 E9 1B 1B		0-0 G3		1-2 G3-4-1		4 0 1 0 0 1 0			
Kelly Stinnett, R OBP: 0.306, SLG: 0.377 (1, 2)		3-1 1B 2B		2-0 G5-3		2-3 K		2-3 K		4 0 1 0 0 2 1			
Ruben Mateo, R OBP: 0.304, SLG: 0.336 (1, 9)		0-2 2B 1B		1-2 F7 1B		0-0 F9		1-2 F9		4 1 2 0 0 0 0			
Juan Castro, R OBP: 0.277, SLG: 0.407 (1, 5)		1-2 2-H 2B		1-1 F7		2-2 G3				3 0 1 1 0 0 2			
Wily Mo Peña, R OBP: 0.203, SLG: 0.212 (1, 8)		3-2 G5-3		4-0 IBB		1-3 K				2 0 0 0 1 1 1			
Reggie Taylor, L OBP: 0.270, SLG: 0.337 (7, 8)						1-3 K				0 0 0 0 0 0 0			
39 Aaron Harang, R OBP: 0.100, SLG: 0.100 (1, 1)			0-3 K		0-3 K					3 0 0 0 0 3 3	<b>REDS</b> WP: 0 PA: 33 PB: 0 SB: 1 CS: 1		
Ryan Wagner, R (8, 1)										0 0 0 0 0 0 0			
Chris Reitsma, R OBP: 0.125, SLG: 0.125 (9, 1)										0 0 0 0 0 0 0			
<b>Inning Stats</b>	R: 0 H: 0 E: 0 LOB: 0 K: 0 BB: 0 S: 9 P: 13	R: 1 H: 3 E: 0 LOB: 1 K: 1 BB: 0 S: 17 P: 24	R: 1 H: 1 E: 0 LOB: 0 K: 2 BB: 0 S: 11 P: 15	R: 0 H: 2 E: 1 LOB: 3 K: 1 BB: 1 S: 12 P: 21	R: 0 H: 0 E: 0 LOB: 0 K: 1 BB: 0 S: 8 P: 13	R: 0 H: 0 E: 0 LOB: 0 K: 1 BB: 0 S: 7 P: 9	R: 0 H: 0 E: 0 LOB: 0 K: 2 BB: 0 S: 9 P: 13	R: 0 H: 1 E: 0 LOB: 0 K: 0 BB: 0 S: 4 P: 9	R: 0 H: 0 E: 0 LOB: 0 K: 1 BB: 0 S: 10 P: 14	1B: 4 SF: 0 2B: 2 SAC: 0 3B: 0 DP: 0 HR: 1 HBP: 0			
<b>PITCHER</b>	IP WLS BF H R ER SO BB IBB HBP BLK WP HR S P ERA WHIP											<b>PITCHER</b>	IP WLS BF H R ER SO BB IBB HBP BLK WP HR S P ERA WHIP
Randy Johnson, L ERA: 4.9 (1, 1)	6.0 L 24 6 2 2 6 0 1 0 0 0 0 1 64 95 3.00 1.000												
Oscar Villarreal, R ERA: 2.25 (7, 1)	1.1 5 1 0 0 2 0 0 0 0 0 0 0 12 19 0.00 0.750												
Eddie Oropesa, L ERA: 4.19 (8, 1)	0.2 1 0 0 0 0 0 0 0 0 0 0 0 1 3 0.00 0.000												
Jose Valverde, R ERA: 2.12 (9, 1)	1.0 3 0 0 0 1 0 0 0 0 0 0 0 10 14 0.00 0.000												

Batter	1	2	3	4	5	6	7	8	9	AB	R	H	RBI	BB	SO	LOB
<b>Craig Counsell, L</b> OBP: 0.351, SLG: 0.330 (1, 5) C B C F B X	3-2 G1-3 ①		1-1 G6-3 ③			2-1 G3-6-3 1B B C B X			3-2 G3 ① B B C C X	4	0	1	0	0	0	0
<b>Alex Cintron, S</b> OBP: 0.348, SLG: 0.485 (1, 6) X	0-0 F7 ②			0-2 G4-3 ① C C C X		2-1 G3-6-3 ② ③ 1-2f B B C X			2-1 WP 2B B B C C X	4	0	1	0	0	0	1
<b>Raul Mondesi, R</b> OBP: 0.324, SLG: 0.452 (1, 9) C X	0-1 F7 ③			2-3 K ② S B B C C X			1-2 G6-4-3 1B F B C X		2-3 K ② B B B C C X	4	0	1	0	0	2	1
<b>Luis Gonzalez, L</b> OBP: 0.393, SLG: 0.541 (1, 7)		2-2 1B B B C C X		0-1 F8 ③ C X			0-0 P4 ① X		4-1 BB B B B C C B	3	0	1	0	1	0	1
<b>Shea Hillenbrand, R</b> OBP: 0.325, SLG: 0.476 (1, 3)		0-3 K ① C C C C X			0-3 K ① C C C C X		0-0 G6-4-3 ② ③ 1-2f 1 SAFE X		0-3 K ③ C C C C X	4	0	0	0	0	3	4
<b>Steve Finley, L</b> OBP: 0.367, SLG: 0.511 (1, 8)		0-3 K ② C C C C X			1-2 G1-3 ② B C C C X			1-3 K ① B B C C X		3	0	0	0	0	2	1
<b>Junior Spivey, R</b> OBP: 0.340, SLG: 0.465 (1, 4)		1-3 K ③ C B B C C X			1-2 S 1B B C C C X			2-2 WP 1B B B C C X		3	0	2	0	0	1	1
<b>Chad Moeller, R</b> OBP: 0.336, SLG: 0.429 (1, 2)			3-1 F8 ① B B F B X		3-2 G5-3 ③ B B B C C X			0-1 P6 ② S X		3	0	0	0	0	0	2
<b>Randy Johnson, R</b> (1, 1) <b>Quinton McCracken, S</b> OBP: 0.269, SLG: 0.271 (6, PH) <b>Oscar Villarreal, L</b> (7, 1) <b>Eddie Oropesa, L</b> (8, 1) <b>Carlos Baerga, S</b> OBP: 0.371, SLG: 0.470 (8, PH) <b>Jose Valverde, R</b> (9, 1)			2-3 K ② C C C C X			3-1 F8 ① B B C C X			2-3 K ③ B B C C X 1 SAFE D S	1	0	0	0	0	1	0

Inning Stats	R: 0	H: 0	E: 0	K: 0	S: 7	H: 0	LOB: 0	BB: 0	P: 10	R: 0	H: 1	E: 0	K: 3	S: 12	H: 0	LOB: 1	BB: 0	P: 15	R: 0	H: 0	E: 0	K: 1	S: 7	H: 0	LOB: 0	BB: 0	P: 13	R: 0	H: 0	E: 0	K: 1	S: 9	R: 0	H: 1	E: 0	K: 1	S: 12	R: 0	H: 1	E: 0	K: 0	S: 6	R: 0	H: 1	E: 0	K: 0	S: 5	R: 0	H: 1	E: 0	K: 2	S: 12	R: 0	H: 1	E: 0	K: 2	S: 12	R: 0	H: 1	E: 0	K: 2	S: 12	1B: 5	SF: 0	2B: 1	SAC: 0	3B: 0	DP: 2	HR: 0	HBP: 0
--------------	------	------	------	------	------	------	--------	-------	-------	------	------	------	------	-------	------	--------	-------	-------	------	------	------	------	------	------	--------	-------	-------	------	------	------	------	------	------	------	------	------	-------	------	------	------	------	------	------	------	------	------	------	------	------	------	------	-------	------	------	------	------	-------	------	------	------	------	-------	-------	-------	-------	--------	-------	-------	-------	--------

PITCHER	IP	WLS	BF	H	R	ER	SO	BB	IBB	HBP	BLK	WP	HR	S	P	ERA	WHIP
<b>39 Aaron Harang, R</b> ERA: 4.2 (1, 1)	7.0	W	23	4	0	0	6	0	0	0	0	0	0	58	85	0.00	0.571
<b>Ryan Wagner, R</b> ERA: 2.4 (8, 1)	1.0	H	4	1	0	0	2	0	0	0	0	1	0	12	17	0.00	1.000
<b>Chris Reitsma, R</b> ERA: 3.86 (9, 1)	1.0	S	5	1	0	0	2	1	0	0	0	1	0	12	23	0.00	2.000

**BOTTOM**

**Cincinnati Reds @ Arizona Diamondbacks**  
Bank One Ballpark, Phoenix, AZ

Wed Aug 20 2003, 9:37 PM EDT  
Att. 28,377 - Dome - 72 F

<b>AB</b>	<b>31</b>
<b>R</b>	<b>0</b>
<b>H</b>	<b>6</b>
<b>RBI</b>	<b>0</b>
<b>BB</b>	<b>1</b>
<b>SO</b>	<b>10</b>
<b>LOB</b>	<b>12</b>

WP: 2 PA: 32  
PB: 0  
SB: 1  
CS: 0



PITCHER	IP	WLS	BF	H	R	ER	SO	BB	IBB	HBP	BLK	WP	HR	S	P	ERA	WHIP
---------	----	-----	----	---	---	----	----	----	-----	-----	-----	----	----	---	---	-----	------



Batter	1	2	3	4	5	6	7	8	9	AB R H RBI BB SO LOB	TOP											
6 Ryan Freel, R OBP: 0.345, SLG: 0.360 (1, 7)	1-2 G5-3		1-0 F9			1-2 1B		2-1 F8		4 1 1 0 0 0 1												
Barry Larkin, R OBP: 0.344, SLG: 0.381 (1, 6)	2-1 G6-3			1-2 G3		2-1 F9		2-3 K		3 1 1 0 0 0 1												
John Riedling, R OBP: 0.235, SLG: 0.235 (6, 1)										0 0 0 0 0 0 0												
Kelly Stinnett, R OBP: 0.304, SLG: 0.375 (7, 2)										1 0 0 0 0 1 1												
Felix Heredia, L OBP: 0.333, SLG: 0.333 (7, 1)										0 0 0 0 0 0 0												
D'Angelo Jimenez, S OBP: 0.347, SLG: 0.404 (1, 4)	1-2 G4-3			3-1 G3		4-2 1B		1-0 P4		3 0 0 0 1 0 2												
Sean Casey, L OBP: 0.352, SLG: 0.403 (1, 3)		1-1 F7		3-2 G4-3		1-1 1B			4-0 1B	3 0 1 2 1 0 0												
Demell Stenson, L OBP: 0.444, SLG: 0.688 (1, 9)		2-1 G3		2-0 G1-3		1-3 K			2-3 K	4 0 0 0 0 2 3												
Juan Castro, R OBP: 0.280, SLG: 0.408 (1, 5)		2-2 G3-1			0-2 G5-3		0-0 G4-3		0-1 1B	4 0 2 0 0 0 0												
Reggie Taylor, L OBP: 0.289, SLG: 0.353 (1, 8)			1-0 HR		2-3 K		0-1 P6		3-2 F8	4 1 1 1 0 1 3												
Jason LaRue, R OBP: 0.323, SLG: 0.452 (1, 2)				0-3 K		1-1 G5-3		1-1 G4-3		3 0 0 0 0 1 1												
Mark Watson, R (8, 1)										0 0 0 0 0 0 0												
Wily Mo Peña, R (9, PH) OBP: 0.200, SLG: 0.209							1-2 1B			1 0 0 0 0 1 2												
Danny Graves, R (1, 1) OBP: 0.113, SLG: 0.113			1-1 P2			1-0 G4-3			1-0 E7	1 0 0 0 0 0 0												
Ray Olmedo, S (6, PH) OBP: 0.319, SLG: 0.313 (6, 6)										2 0 1 0 0 0 0												
<b>Inning Stats</b>	R: 0 E: 0 K: 0 S: 8	H: 0 LOB: 0 BB: 0 P: 12	R: 0 E: 0 K: 0 S: 7	H: 0 LOB: 0 BB: 0 P: 12	R: 1 E: 0 K: 1 S: 7	H: 1 LOB: 0 BB: 0 P: 10	R: 1 E: 0 K: 0 S: 10	H: 1 LOB: 0 BB: 0 P: 19	R: 0 E: 0 K: 1 S: 8	H: 0 LOB: 0 BB: 0 P: 11	R: 1 E: 0 K: 1 S: 15	H: 2 LOB: 2 BB: 1 P: 25	R: 0 E: 0 K: 0 S: 5	H: 1 LOB: 0 BB: 0 P: 6	R: 0 E: 1 K: 1 S: 7	H: 1 LOB: 1 BB: 0 P: 13	R: 0 E: 0 K: 2 S: 13	H: 1 LOB: 2 BB: 1 P: 22	1B: 5 2B: 1 3B: 0 HR: 1	SF: 0 SAC: 0 DP: 1 HBP: 0	WP: 0 PB: 0 SB: 1 CS: 0	PA: 35
<b>PITCHER</b>	IP WLS BF H R ER SO BB IBB HBP BLK WP HR S P ERA WHIP																					
Elmer Dessens, R (1, 1) ERA: 4.93	5.2 W 21 3 3 3 2 1 0 0 0 0 1 48 80 4.76 0.706																					
Mike Myers, L (6, 1) ERA: 5.34	0.1 H 2 1 0 0 1 0 0 0 0 0 0 7 9 0.00 3.000																					
Oscar Villarreal, R (7, 1) ERA: 2.19	2.0 H 7 2 0 0 1 0 0 0 0 0 0 12 19 0.00 1.000																					
Eddie Oropesa, L (9, 1) ERA: 4.08	1.0 5 1 0 0 2 1 0 0 0 0 0 13 22 0.00 2.000																					

Cincinnati Reds @ Arizona Diamondbacks  
Bank One Ballpark, Phoenix, AZ

AB 33  
R 3  
H 7  
RBI 3  
BB 2  
SO 6  
LOB 14



Thu Aug 21 2003, 9:37 PM EDT  
Att: 27,796 - Dome - 72 F

livebaseballscorecards.com





Batter	1	2	3	4	5	6	7	8	9	AB R H RBI BB SO LOB	TOP											
<b>Kenny Lofton, L</b> (1, 8) OBP: 0.333, SLG: 0.428	0-0 S HR 1B		2-0 L8		0-0 F8			0-3 K		4 1 1 0 0 1 0												
<b>Tony Womack, L</b> (1, 4) OBP: 0.254, SLG: 0.313	1-2 SAFE F7		1-2 F8			0-3 K		0-3 K2-3		4 0 0 0 0 2 1												
<b>Moises Alou, R</b> (1, 7) OBP: 0.363, SLG: 0.487	1-3 SAFE K		0-3 K			0-0 FC6 1B		1-0 F8		4 0 1 0 0 2 1												
<b>Sammy Sosa, R</b> (1, 9) OBP: 0.378, SLG: 0.573	1-2 1-H HR			0-0 HR		2-3 K		1-3 K		4 2 2 3 0 2 1												
<b>Randall Simon, L</b> (1, 3) OBP: 0.307, SLG: 0.425	2-2 G4-3			2-3 K		0-0 FC6 1-2f		1-1 G3		4 0 0 0 0 1 1												
<b>16 Aramis Ramirez, R</b> (1, 5) OBP: 0.323, SLG: 0.461		2-3 K		0-3 K			2-2 HR	3-0 HBP		3 1 1 1 0 2 0												
<b>Ramon Martinez, R</b> (1, 6) OBP: 0.343, SLG: 0.394		1-3 K		1-2 G5-3			0-1 F8	1-0 F7		4 0 0 0 0 1 1												
<b>Paul Bako, L</b> (1, 2) OBP: 0.298, SLG: 0.291					1-2 F7			1-3 K		3 0 1 0 0 1 0												
<b>38 Carlos Zambrano, S</b> (1, 1) OBP: 0.213, SLG: 0.367								0-3 K		3 0 0 0 0 3 1												
<b>Inning Stats</b>	R: 2 E: 0 K: 1 S: 14	H: 2 LOB: 0 BB: 0 P: 19	R: 0 E: 0 K: 3 S: 11	H: 1 LOB: 1 BB: 0 P: 14	R: 0 E: 0 K: 1 S: 7	H: 0 LOB: 0 BB: 0 P: 10	R: 1 E: 0 K: 2 S: 13	H: 1 LOB: 0 BB: 0 P: 16	R: 0 E: 0 K: 1 S: 8	H: 0 LOB: 0 BB: 0 P: 10	R: 0 E: 0 K: 2 S: 9	H: 1 LOB: 1 BB: 0 P: 11	R: 1 E: 0 K: 2 S: 12	H: 1 LOB: 0 BB: 0 P: 15	R: 0 E: 0 K: 2 S: 7	H: 0 LOB: 0 BB: 0 P: 8	R: 0 E: 0 K: 1 S: 6	H: 0 LOB: 1 BB: 0 P: 12	1B: 3 2B: 0 3B: 0 HR: 3	SF: 0 SAC: 0 DP: 0 HBP: 1	WP: 0 PB: 0 SB: 2 CS: 0	PA: 34
<b>PITCHER</b>	IP WLS BF H R ER SO BB IBB HBP BLK WP HR S P ERA WHIP																					
<b>Curt Schilling, R</b> (1, 1) ERA: 2.6	8.0 L 30 6 4 4 14 0 0 0 0 0 3 81 103 4.50 0.750																					
<b>Jose Valverde, R</b> (9, 1) ERA: 2.06	1.0 4 0 0 0 1 0 0 1 0 0 0 6 12 0.00 0.000																					

Chicago Cubs @ Arizona Diamondbacks  
Bank One Ballpark, Phoenix, AZ

AB	33
R	4
H	6
RBI	4
BB	0
SO	15
LOB	6



Fri Aug 22 2003, 10:07 PM EDT  
Att: 39,612 - Dome - 72 F

livebaseballscorecards.com





Batter	1	2	3	4	5	6	7	8	9	AB R H RBI BB SO LOB	TOP												
Kenny Lofton, L (1, 8) OBP: 0.331, SLG: 0.425 Doug Glanville, R (6, 8) OBP: 0.284, SLG: 0.339	1-1 F7		0-1 F9		2-2 G6-3		2-2 P6		3-1 1B	3 0 0 0 0 0 2 2 0 1 0 0 0 1													
Tony Womack, L (1, 4) OBP: 0.255, SLG: 0.313 Ramon Martinez, R (6, PR) OBP: 0.340, SLG: 0.390	3-2 1B		1-2 FC4-6			2-2 E4 1B G4-6-3	0-0 F9		3-3 K	3 0 1 0 0 0 1 2 1 0 0 0 1 3													
Moises Alou, R (1, 7) OBP: 0.362, SLG: 0.485 Tom Goodwin, L (6, PH) OBP: 0.336, SLG: 0.374	1-3 K		1-0 G5-3			0-0 G4-6-3 1B	2-2 G1-3			2 0 0 0 0 1 2 2 0 1 0 0 0 1													
Sammy Sosa, R (1, 9) OBP: 0.378, SLG: 0.572 Troy O'Leary, L (6, PH) OBP: 0.269, SLG: 0.313	4-0 1B IBB				0-0 G5-3	1-1 G4-6-3 1-2f 3-H		2-3 K		1 0 0 0 1 0 0 2 0 0 0 0 1 2													
Randall Simon, L (1, 3) OBP: 0.309, SLG: 0.425	0-2 1B				0-2 G4-3	4-2 16 1B 2B BB		2-2 P5		3 1 1 0 1 0 0													
16 Aramis Ramirez, R (1, 5) OBP: 0.323, SLG: 0.459			1-0 P4		1-1 G6-3	1-1 2B 1B		1-1 L6		4 0 1 0 0 0 0													
Alex Gonzalez, R (1, 6) OBP: 0.291, SLG: 0.412			1-3 K			2-3 K		1-0 L6		4 0 1 1 0 2 0													
Paul Bako, L (1, 2) OBP: 0.299, SLG: 0.287 Mark Guthrie, R (7, 1) Mike Remlinger, L (8, 1) Eric Karros, R (9, PH) OBP: 0.357, SLG: 0.464			0-0 G1-3			4-2 SH1-3 BB		0-0 G3		2 0 0 0 1 0 2 0 0 0 0 0 0 0 0 0 0 0 0 0 0 1 0 1 0 0 0 0													
Shawn Estes, R (1, 1) OBP: 0.189, SLG: 0.257 Antonio Alfonseca, R (5, 1) Damian Miller, R (7, PH) OBP: 0.321, SLG: 0.358			4-0 FC4-6 BB			1-1 SH1-3		2-1 2B		0 0 0 0 1 0 0 0 0 0 0 0 0 0 2 0 1 0 0 0 1													
<b>Inning Stats</b>	R: 0 E: 1 K: 1 S: 13	H: 2 LOB: 2 BB: 1 P: 22	R: 0 E: 0 K: 1 S: 5	H: 0 LOB: 0 BB: 0 P: 7	R: 0 E: 0 K: 0 S: 7	H: 0 LOB: 1 BB: 1 P: 12	R: 0 E: 0 K: 0 S: 9	H: 0 LOB: 0 BB: 0 P: 10	R: 0 E: 0 K: 1 S: 11	H: 0 LOB: 1 BB: 1 P: 20	R: 2 E: 1 K: 0 S: 15	H: 3 LOB: 2 BB: 1 P: 24	R: 0 E: 0 K: 0 S: 9	H: 1 LOB: 1 BB: 0 P: 15	R: 0 E: 0 K: 1 S: 9	H: 0 LOB: 0 BB: 0 P: 14	R: 0 E: 0 K: 1 S: 14	H: 2 LOB: 2 BB: 0 P: 24	1B: 6 2B: 2 3B: 0 HR: 0	SF: 0 SAC: 1 DP: 1 HBP: 0	WP: 0 PB: 0 SB: 0 CS: 0	PA: 38	
<b>PITCHER</b>	IP WLS BF H R ER SO BB IBB HBP BLK WP HR S P ERA WHIP																					<b>PITCHER</b>	IP WLS BF H R ER SO BB IBB HBP BLK WP HR S P ERA WHIP
Miguel Batista, R (1, 1) ERA: 2.94	6.0 W 26 5 2 0 3 3 1 0 0 0 0 60 95 0.00 1.333																						
Stephen Randolph, L (7, 1) ERA: 3.42	2.0 7 1 0 0 1 0 0 0 0 0 0 0 18 29 0.00 0.500																						
Eddie Oropesa, L (9, 1) ERA: 3.96	1.0 5 2 0 0 1 0 0 0 0 0 0 0 14 24 0.00 2.000																						

Chicago Cubs @ Arizona Diamondbacks  
Bank One Ballpark, Phoenix, AZ  
Sat Aug 23 2003, 4:05 PM EDT  
Att. 40,820 - Dome - 72 F

livebaseballscorecards.com

AB	33
R	2
H	8
RBI	1
BB	4
SO	5
LOB	15







Batter	1	2	3	4	5	6	7	8	9	AB R H RBI BB SO LOB	TOP																										
<b>Kenny Lofton, L</b> (1, 8) OBP: 0.335, SLG: 0.426	4-0 BB	0-0 P4		3-1 F8		1-0 1B	0-0 1B		4-1 BB	4 0 2 2 2 0 3																											
<b>Tony Womack, L</b> (1, 4) OBP: 0.255, SLG: 0.311 <b>Alex Gonzalez, R</b> (5, 6) OBP: 0.291, SLG: 0.412	2-3 K		4-0 G5-3 1B	3-3 K		3-2 FC5-4 1B	0-0 P4		0-3 K	2 1 0 0 1 2 1 3 0 1 0 0 1 5																											
<b>Sammy Sosa, R</b> (1, 9) OBP: 0.374, SLG: 0.565	2-1 P4		2-2 G5-3		1-2 P3	1-2 F6		2-3 K		5 0 0 0 0 1 4																											
<b>Moises Alou, R</b> (1, 7) OBP: 0.362, SLG: 0.485	1-2 P6		4-1 1B		3-2 E 2B	0-2 FC5-4		2-3 K		4 1 1 0 1 1 3																											
<b>Randall Simon, L</b> (1, 3)			1-0 SH 1B	1-2 FC5-4 1B		0-2 E6 16 F8 1B	2-0 E4 FC2-6 16 FC5-4	0-2 G6-3		5 1 3 2 0 0 0																											
<b>16 Aramis Ramirez, R</b> (1, 5) OBP: 0.327, SLG: 0.462			1-0 SH 1B	4-2 BB		0-0 F8	0-2 FC2-6 1B		3-1 BB 1B	4 0 3 0 1 0 1																											
<b>Ramon Martinez, R</b> (1, 6) OBP: 0.335, SLG: 0.384			0-0 SH	0-0 P5		3-3 K	1-1 FC2-6 FC5-4		2-3 K	4 0 0 0 0 2 7																											
<b>Damian Miller, R</b> (1, 2) OBP: 0.319, SLG: 0.359			3-3 K	1-2 FC5		2-0 SH1-4 1B	2-2 FC5-4 1B		1-3 K	5 2 1 1 0 2 8																											
<b>Matt Clement, R</b> (1, 1) OBP: 0.163, SLG: 0.204 <b>Kyle Farnsworth, R</b> (8, 1) <b>Troy O'Leary, L</b> (9, PH) OBP: 0.274, SLG: 0.318 <b>Joe Borowski, R</b> (9, 1)			3-3 K		2-2 G4-3		1-1 SH1-4	0-0 1B	0-0 BB	3 0 1 0 0 1 3 0 0 0 0 0 0 0 1 0 1 0 0 0 0 0 0 0 0 0 0 0																											
<b>Inning Stats</b>	R: 0 E: 0 K: 1 S: 8	H: 0 LOB: 1 BB: 1 P: 17	R: 0 E: 1 K: 2 S: 10	H: 2 LOB: 3 BB: 0 P: 18	R: 1 E: 0 K: 0 S: 16	H: 1 LOB: 3 BB: 3 P: 32	R: 0 E: 0 K: 1 S: 10	H: 0 LOB: 0 BB: 0 P: 18	R: 1 E: 1 K: 1 S: 14	H: 2 LOB: 1 BB: 0 P: 21	R: 1 E: 0 K: 0 S: 14	H: 3 LOB: 2 BB: 0 P: 22	R: 2 E: 1 K: 0 S: 15	H: 3 LOB: 2 BB: 0 P: 20	R: 0 E: 0 K: 2 S: 9	H: 0 LOB: 0 BB: 0 P: 13	R: 0 E: 0 K: 3 S: 13	H: 2 LOB: 3 BB: 1 P: 23	1B: 11 2B: 2 3B: 0 HR: 0	SF: 0 SAC: 2 DP: 0 HBP: 0	WP: 0 PA: 47 PB: 0 SB: 1 CS: 0																
<b>PITCHER</b>	IP WLS BF H R ER SO BB IBB HBP BLK WP HR S P ERA WHIP																																				
<b>17 Brandon Webb, R</b> (1, 1) ERA: 2.51	3.0		17	3	1	1	3	4	0	0	0	0	0	0	34	67	3.00	2.333																			
<b>Stephen Randolph, L</b> (4, 1) ERA: 3.47	2.0	L	8	2	1	1	2	0	0	0	0	0	0	24	39	4.50	1.000																				
<b>Oscar Villarreal, R</b> (6, 1) ERA: 2.25	2.0		13	6	3	1	0	0	0	0	0	0	0	29	42	4.50	3.000																				
<b>Jose Valverde, R</b> (8, 1) ERA: 2.0	1.0		3	0	0	0	2	0	0	0	0	0	0	9	13	0.00	0.000																				
<b>Matt Mantei, R</b> (9, 1) ERA: 2.38	1.0		6	2	0	0	3	1	0	0	0	0	0	13	23	0.00	3.000																				

**Chicago Cubs @ Arizona Diamondbacks**  
Bank One Ballpark, Phoenix, AZ  
Sun Aug 24 2003, 4:37 PM EDT  
Att. 40,129 - Dome - 72 F

AB	40
R	5
H	13
RBI	5
BB	5
SO	10
LOB	35



WP: 0	PA: 47
PB: 0	
SB: 1	
CS: 0	

PITCHER	IP	WLS	BF	H	R	ER	SO	BB	IBB	HBP	BLK	WP	HR	S	P	ERA	WHIP
17 Brandon Webb, R	3.0		17	3	1	1	3	4	0	0	0	0	0	34	67	3.00	2.333
Stephen Randolph, L	2.0	L	8	2	1	1	2	0	0	0	0	0	0	24	39	4.50	1.000
Oscar Villarreal, R	2.0		13	6	3	1	0	0	0	0	0	0	0	29	42	4.50	3.000
Jose Valverde, R	1.0		3	0	0	0	2	0	0	0	0	0	0	9	13	0.00	0.000
Matt Mantei, R	1.0		6	2	0	0	3	1	0	0	0	0	0	13	23	0.00	3.000

Batter	1	2	3	4	5	6	7	8	9	AB R H RBI BB SO LOB
<b>Matt Kata, S</b> OBP: 0.330, SLG: 0.464 (1, 5)	1-2 G5-3	2-1 G4-3			2-3 K		4-2 BB		1-2 BB 1B	4 0 1 0 1 1 1
<b>Alex Cintron, S</b> OBP: 0.348, SLG: 0.478 (1, 6)	1-3 K		2-2 F7		0-0 G4-3		1-1 G4-3		2-2 L8	5 0 0 0 0 1 3
<b>Luis Gonzalez, L</b> OBP: 0.393, SLG: 0.538 (1, 7) <b>Danny Bautista, R</b> OBP: 0.315, SLG: 0.347 (7, 7)	4-1 2B BB		1-2 F8			1-3 K		2-1 BB FC3-6 1B	1-2 E4 BB	2 1 0 0 1 1 0 2 1 1 0 0 0 2
<b>Raul Mondesi, R</b> OBP: 0.335, SLG: 0.458 (1, 9)	0-0 E 1-H 2B		4-2 BB		0-0 G4-3 1B		4-2 FC3-6 BB 1B	4-2 FC3-6 BB BB	1-2 BB	2 0 2 2 3 0 0
<b>Junior Spivey, R</b> OBP: 0.334, SLG: 0.469 (1, 4)	1-1 E5 2-3		1-1 G1-3		1-0 G4-3 1B		3-3 K	2-3 K	2-3 K	5 0 1 0 0 2 7
<b>Steve Finley, L</b> OBP: 0.361, SLG: 0.501 (1, 8)	2-1 F9		2-3 K		3-1 G4-3		4-0 FC3-6 BB	3-3 K	3-3 K	4 0 0 0 1 2 7
<b>Shea Hillenbrand, R</b> OBP: 0.325, SLG: 0.478 (1, 3) <b>Matt Mantei, R</b> (9, 1)		3-3 K		0-0 G6-3		1-3 K		1-0 FC3-6		4 0 0 1 0 2 4 0 0 0 0 0 0 0
<b>Robby Hammock, R</b> OBP: 0.360, SLG: 0.550 (1, 2)		0-1 1B		0-3 K		0-1 G6-3		2-3 K		4 0 1 0 0 2 2
<b>17 Brandon Webb, R</b> OBP: 0.480, SLG: 0.180 (1, 1) <b>Stephen Randolph, L</b> (4, 1) <b>Craig Counsell, L</b> OBP: 0.348, SLG: 0.328 (5, PH) <b>Oscar Villarreal, L</b> (6, 1) <b>Quinton McCracken, S</b> OBP: 0.280, SLG: 0.267 (7, PH) <b>Jose Valverde, R</b> (8, 1) <b>Carlos Baerga, S</b> OBP: 0.378, SLG: 0.471 (9, 3)		0-3 K		0-1 L3		0-3 K		1-2 E BB 1B		1 0 0 0 0 0 1 1 0 0 0 0 0 0 0 0 1 0 0 0 0 0 0 0 0 0 0 0 0 0 0 0 1 0 0 0 0 0 1 0 0 0 0 0 0 0 0 0 1 1 1 0 0 0 0 0

Inning Stats	R: 1	H: 1	E: 1	LOB: 2	K: 1	S: 14	P: 23	R: 0	H: 1	E: 0	LOB: 1	K: 2	S: 10	P: 15	R: 0	H: 0	E: 0	LOB: 1	K: 0	S: 10	P: 18	R: 0	H: 0	E: 0	LOB: 0	K: 2	S: 7	P: 9	R: 0	H: 2	E: 0	LOB: 2	K: 2	S: 12	P: 18	R: 0	H: 0	E: 0	LOB: 1	K: 1	S: 9	P: 14	R: 1	H: 1	E: 0	LOB: 2	K: 2	S: 13	P: 29	R: 1	H: 2	E: 1	LOB: 3	K: 2	S: 23	P: 37	1B: 6	2B: 1	3B: 0	HR: 0	SF: 0	SAC: 0	DP: 0	HBP: 0
--------------	------	------	------	--------	------	-------	-------	------	------	------	--------	------	-------	-------	------	------	------	--------	------	-------	-------	------	------	------	--------	------	------	------	------	------	------	--------	------	-------	-------	------	------	------	--------	------	------	-------	------	------	------	--------	------	-------	-------	------	------	------	--------	------	-------	-------	-------	-------	-------	-------	-------	--------	-------	--------

PITCHER	IP	WLS	BF	H	R	ER	SO	BB	IBB	HBP	BLK	WP	HR	S	P	ERA	WHIP
<b>Matt Clement, R</b> ERA: 4.22 (1, 1)	7.0	W	30	5	2	2	9	3	0	0	0	0	0	71	110	2.57	1.143
<b>Kyle Farnsworth, R</b> ERA: 2.92 (8, 1)	1.0		5	0	0	0	2	2	0	0	0	0	0	11	25	0.00	2.000
<b>Joe Borowski, R</b> ERA: 3.05 (9, 1)	1.0	S	7	2	1	0	2	1	0	0	0	0	0	23	37	0.00	3.000

**BOTTOM**

**Chicago Cubs @ Arizona Diamondbacks**  
Bank One Ballpark, Phoenix, AZ  
Sun Aug 24 2003, 4:37 PM EDT  
Att. 40,129 - Dome - 72 F

livebaseballscorecards.com

<b>AB</b>	<b>36</b>
<b>R</b>	<b>3</b>
<b>H</b>	<b>7</b>
<b>RBI</b>	<b>3</b>
<b>BB</b>	<b>6</b>
<b>SO</b>	<b>13</b>
<b>LOB</b>	<b>27</b>



<b>WP: 0</b>	<b>PA: 42</b>
<b>PB: 0</b>	
<b>SB: 0</b>	
<b>CS: 0</b>	



Batter	1	2	3	4	5	6	7	8	9	AB R H RBI BB SO LOB	TOP		
<b>Gary Matthews, S</b> OBP: 0.306, SLG: 0.350 (1, 8) C F B B B B	4-2 S BB		4-2 SF8 1B 1-2 BB		3-1 G2-3 1B 2B	3-2 L3-6 2-2		1-0 G6-3 1B HBP	1-3 K	3 2 1 0 2 1 3			
<b>Lou Merloni, R</b> OBP: 0.360, SLG: 0.362 (1, 6) B B 1 SAFE C	2-3 K 1-2		2-2 1-2 2-3 1B		2-1 G2-3 2-3		4-1 G5-3 1B BB	1-1 G6-3 1-2 2-3 3-H		4 1 1 1 1 1 4			
<b>Mark Loretta, R</b> OBP: 0.377, SLG: 0.434 (1, 4) C F D S	1-3 K		1-1 SF8 2-3 3-H		0-0 B2		0-0 F9 1-2	0-0 1B 2-H 3-H		4 0 1 3 0 1 3			
<b>Phil Nevin, R</b> OBP: 0.308, SLG: 0.375 (1, 3) B C F X	1-2 G6-3		3-2 P3		1-1 1B 1B 3-H		2-2 G5-3 1-2	0-2 1B 1-2		5 0 2 1 0 0 4			
<b>Rondell White, R</b> OBP: 0.330, SLG: 0.465 (1, 7) C T C					2-1 G6-3 1-2 1B		2-0 BB 1B 2-H	1-2 P2		5 0 2 1 0 1 2			
<b>Brian Buchanan, R</b> OBP: 0.348, SLG: 0.471 (1, 9) X					2-2 3B 1B		4-1 BB BB	1-2 F7		3 1 2 0 1 0 2			
<b>Scott Linebrink, R</b> OBP: 0.167, SLG: 0.250 (7, 1) S B F B B X					3-2 G5-3					0 0 0 0 0 0 0			
<b>Ryan Klesko, L</b> OBP: 0.355, SLG: 0.451 (8, PH) B B B B B							1-2 BB			1 0 0 0 0 0 2			
<b>Jay Witasick, R</b> (8, 1) B B B B B										0 0 0 0 0 0 0			
<b>Sean Burroughs, L</b> OBP: 0.356, SLG: 0.413 (1, 5) B X					0-0 G5-3 3B 1-H		0-0 L3-6 2B			5 1 2 1 0 0 3			
<b>Gary Bennett, R</b> OBP: 0.290, SLG: 0.299 (1, 2) C B B B X					1-2 G5-3		1-2 L7			5 2 3 1 0 0 1			
<b>44 Jake Peavy, R</b> OBP: 0.167, SLG: 0.091 (1, 1) C M C					2-2 1B BB SF8 1B		4-2 BB						
<b>Jaret Wright, R</b> OBP: 0.250, SLG: 0.500 (3, 1) L C					0-3 K								
<b>Miguel Ojeda, R</b> OBP: 0.250, SLG: 0.397 (6, PH) B B B B B					0-0 G6-3								
<b>Joe Roa, R</b> OBP: 0.286, SLG: 0.286 (6, 1) B B B B B													
<b>Mike Matthews, L</b> (6, 1) B B B B B													
<b>Mark Kotsay, L</b> OBP: 0.344, SLG: 0.368 (7, 8) B B B B B													
<b>Inning Stats</b>	R: 0 E: 0 K: 2 S: 13 H: 0 LOB: 1 P: 21	R: 0 E: 0 K: 1 S: 5 H: 1 LOB: 0 BB: 0 P: 6	R: 1 E: 0 K: 1 S: 19 H: 2 LOB: 2 BB: 1 P: 31	R: 2 E: 0 K: 0 S: 10 H: 2 LOB: 0 BB: 0 P: 15	R: 1 E: 0 K: 0 S: 13 H: 3 LOB: 2 BB: 0 P: 23	R: 0 E: 0 K: 0 S: 11 H: 1 LOB: 1 BB: 1 P: 19	R: 1 E: 0 K: 0 S: 9 H: 1 LOB: 2 BB: 2 P: 21	R: 3 E: 0 K: 0 S: 16 H: 3 LOB: 2 BB: 1 P: 24	R: 0 E: 0 K: 1 S: 11 H: 1 LOB: 1 BB: 0 P: 13	1B: 11 2B: 3 3B: 1 HR: 0 SF: 1 SAC: 0 DP: 2 HBP: 1	WP: 0 PA: 46 PB: 0 SB: 1 CS: 0		
<b>PITCHER</b>	IP WLS BF H R ER SO BB IBB HBP BLK WP HR S P ERA WHIP											<b>PITCHER</b>	IP WLS BF H R ER SO BB IBB HBP BLK WP HR S P ERA WHIP
<b>Randy Johnson, L</b> ERA: 5.05 (1, 1)	5.0 W 24 8 4 4 4 2 0 0 0 0 0 0 60 96 7.20 2.000												
<b>Eddie Oropesa, L</b> ERA: 3.86 (6, 1)	1.0 4 1 0 0 0 1 0 0 0 0 0 0 11 19 0.00 2.000												
<b>Oscar Villarreal, R</b> ERA: 2.33 (7, 1)	1.0 6 1 1 1 0 2 0 0 0 0 0 0 9 21 9.00 3.000												
<b>Mike Myers, L</b> ERA: 6.16 (8, 1)	0.1 5 2 3 3 0 1 0 1 0 0 0 0 7 13 81.00 9.000												
<b>Matt Mantei, R</b> ERA: 2.28 (8, 1)	1.2 S 7 2 0 0 1 0 0 0 0 0 0 0 20 24 0.00 1.200												

**San Diego Padres @ Arizona Diamondbacks**  
Bank One Ballpark, Phoenix, AZ  
Mon Aug 25 2003, 9:07 PM EDT  
Att. 25,550 - Dome - 72 F

AB	38
R	8
H	14
RBI	8
BB	6
SO	5
LOB	26



Batter	1	2	3	4	5	6	7	8	9
<b>Matt Kata, S</b> OBP: 0.335, SLG: 0.470 (1, 5) (8, 4)	0-1 HR 1B	0-0 1B 2B	2-0 P6		1-1 G6-3 1-2f	0-1 WP 1B		2-0 P6	
<b>Alex Cintron, S</b> OBP: 0.354, SLG: 0.491 (1, 6)	1-2 HR 1-H	0-3 K	3-2 WP 1B		0-0 2B 1B	4-2 BB			
<b>Luis Gonzalez, L</b> OBP: 0.397, SLG: 0.541 (1, 7)	4-2 1B BB SF8	2-2 S 1B 2-H	4-2 FC6-4 BB		3-1 2B 1-H	3-3 K			
<b>Raul Mondesi, R</b> OBP: 0.335, SLG: 0.455 (1, 9)	4-0 HBP 1B BB	0-2 F8	0-0 FC6-4		2-0 G5-3		1-0 HBP		
<b>Steve Finley, L</b> OBP: 0.362, SLG: 0.504 (1, 8)	2-1 F7	4-2 BB		2-2 SF8 3B		1-1 G4-3	1-0 P5		
<b>Shea Hillenbrand, R</b> OBP: 0.323, SLG: 0.475 (1, 3)	1-0 HBP 1B 1-2 2-3	0-1 F7		0-1 SF8 3-H		1-2 F8	0-1 P3		
<b>Junior Spivey, R</b> OBP: 0.335, SLG: 0.467 (8, 1) <b>Mike Myers, L</b> (8, 1) <b>Matt Mantei, R</b> (8, 1)	1-1 SF8 3-H		4-0 HR BB	1-0 G4-3		0-1 1B 1B 1B	1-3 K		
<b>Robby Hammock, R</b> OBP: 0.368, SLG: 0.571 (1, 2)	3-2 HBP 1-2 2-3		1-1 HR	2-0 L5		1-2 1B 1B	3-3 K		
<b>Randy Johnson, R</b> OBP: 0.381, SLG: 0.474 (8, 5) <b>Quinton McCracken, S</b> OBP: 0.269, SLG: 0.267 (5, PH) <b>Eddie Oropesa, L</b> (6, 1) <b>Carlos Baerga, S</b> OBP: 0.381, SLG: 0.474 (6, PH) <b>Oscar Villarreal, L</b> (7, 1) <b>Craig Counsell, L</b> OBP: 0.347, SLG: 0.326 (8, 5)	0-1 G3		2-3 K		4-2 G6-3 BB	1-0 1B 1B 1B 1-2 2-3 WP	3-3 K		

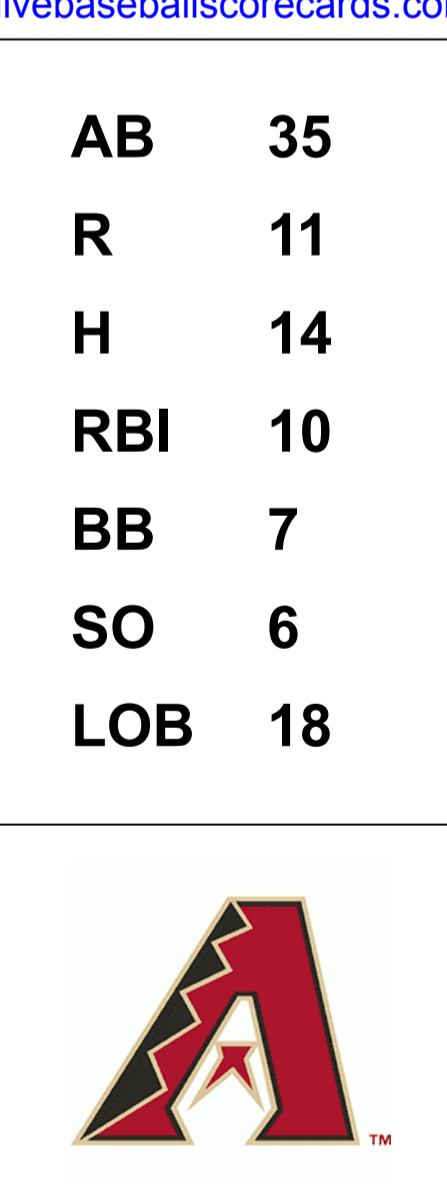
AB	R	H	RBI	BB	SO	LOB
6	2	3	2	0	0	1
4	2	3	2	1	1	1
3	1	2	2	2	1	2
3	0	0	0	1	0	4
4	1	1	0	1	0	3
4	0	1	1	0	0	3
3	2	1	1	1	1	1
0	0	0	0	0	0	0
0	0	0	0	0	0	0
4	2	2	2	0	1	0
2	0	0	0	0	1	3
0	0	0	0	1	0	0
0	0	0	0	0	0	0
1	1	1	0	0	0	0
0	0	0	0	0	0	0
1	0	0	0	0	1	0

AB	R	H	RBI	BB	SO	LOB
35	11	14	10	7	6	18

Inning	1	2	3	4	5	6	7	8	9
<b>R</b>	3	1	2	1	1	2	0	0	0
<b>H</b>	3	2	2	1	1	4	0	0	0
<b>LOB</b>	3	2	2	0	1	2	1	0	0
<b>K</b>	0	1	2	0	0	1	1	2	2
<b>P</b>	36	24	28	12	18	29	10	17	0

WP	HR	S	P	ERA	WHIP
2	0	9	17	0.00	0.000

**San Diego Padres @ Arizona Diamondbacks**  
Bank One Ballpark, Phoenix, AZ  
Mon Aug 25 2003, 9:07 PM EDT  
Att. 25,550 - Dome - 72 F





Batter	1	2	3	4	5	6	7	8	9	AB R H RBI BB SO LOB	TOP																										
Sean Burroughs, L (1, 5) OBP: 0.360, SLG: 0.421	2-2 P5		0-0 1B			3-2 G4-6-3 1B		0-0 2B 3B	4-1 BB	4 1 3 1 1 0 0	<b>San Diego Padres @ Arizona Diamondbacks</b> Bank One Ballpark, Phoenix, AZ Tue Aug 26 2003, 9:37 PM EDT Att: 31,196 - Dome - 72 F <a href="http://livebaseballscorecards.com">livebaseballscorecards.com</a>																										
Mark Kotsay, L (1, 8) OBP: 0.340, SLG: 0.363	2-2 F9		2-0 G4-3			2-2 G4-6-3 1-2f		3-1 F7	1-3 K	5 0 0 0 0 1 5																											
Mark Loretta, R (1, 4) OBP: 0.376, SLG: 0.432	3-2 FC6-4 1B				2-2 F7			3-1 F8		4 0 1 0 0 0 1																											
Phil Nevin, R (1, 9) OBP: 0.306, SLG: 0.379	1-0 FC6-4 1-2f				2-3 K			0-2 2B		4 1 1 1 0 1 1																											
Ryan Klesko, L (1, 3) OBP: 0.356, SLG: 0.453					0-0 F9			1-1 F9		3 1 1 1 1 0 0																											
Gary Matthews, S (1, 7) OBP: 0.308, SLG: 0.359						1-1 G6-4-3 1B		1-1 HR BB		4 1 2 2 0 0 1																											
Ramón Vázquez, L (1, 6) OBP: 0.330, SLG: 0.331						0-0 G6-4-3 1B		2-2 G4-3		4 0 1 0 0 1 0																											
Gary Bennett, R (1, 2) OBP: 0.286, SLG: 0.294						1-1 G6-4-3 1-2f 2-3		3-2 G5-3		4 0 0 0 0 0 2																											
Ben Howard, R (1, 1) Mike Matthews, L (7, 1) Dave Hansen, L (8, PH) Lou Merloni, R (8, PH) Jay Witasick, R (8, 1) Brian Buchanan, R (8, PH) Rod Beck, R (9, 1)						1-2 G1-3		2-2 3B 1B	4-1 BB BB	2 0 0 0 0 1 1 0 0 0 0 0 0 0 0 0 0 0 0 0 0 1 1 1 0 0 0 0 0 0 0 0 0 0 0 0 0 0 0 1 0 0 0 0 0 0 0 0 0																											
<b>Inning Stats</b>	R: 0 E: 0 K: 0 S: 13	H: 1 LOB: 1 BB: 0 P: 21	R: 0 E: 0 K: 0 S: 6	H: 0 LOB: 0 BB: 0 P: 10	R: 0 E: 0 K: 0 S: 7	H: 1 LOB: 1 BB: 0 P: 11	R: 0 E: 0 K: 1 S: 8	H: 0 LOB: 0 BB: 0 P: 12	R: 0 E: 0 K: 1 S: 8	H: 2 LOB: 1 BB: 0 P: 11	R: 0 E: 0 K: 0 S: 11	H: 1 LOB: 0 BB: 0 P: 19	R: 2 E: 0 K: 0 S: 15	H: 1 LOB: 0 BB: 1 P: 26	R: 3 E: 0 K: 0 S: 19	H: 4 LOB: 1 BB: 0 P: 28	R: 0 E: 0 K: 2 S: 14	H: 0 LOB: 2 BB: 2 P: 27	1B: 6 2B: 2 3B: 1 HR: 1	SF: 0 SAC: 0 DP: 2 HBP: 0	WP: 0 PB: 0 SB: 0 CS: 0	PA: 38															
<b>PITCHER</b>	IP WLS BF H R ER SO BB IBB HBP BLK WP HR S P ERA WHIP																																				
Elmer Dessens, R (1, 1) ERA: 4.82	7.0		26	6	2	2	2	1	0	0	0	0	1	68	110	2.57	1.000																				
Eddie Oropesa, L (8, 1) ERA: 4.3	0.1	H	3	2	2	2	0	0	0	0	0	0	0	7	12	54.00	6.000																				
Jose Valverde, R (8, 1) ERA: 2.21	0.2	L	4	2	1	1	0	0	0	0	0	0	0	12	16	13.50	3.000																				
Stephen Randolph, L (9, 1) ERA: 3.4	1.0		5	0	0	0	2	2	0	0	0	0	0	14	27	0.00	2.000																				



Batter	1	2	3	4	5	6	7	8	9	AB	R	H	RBI	BB	SO	LOB
<b>Matt Kata, S</b> OBP: 0.333, SLG: 0.463 (1, 5) BB C X	4-1 HR BB		0-1 P5		0-2 G6-3		1-0 G6-3			3	1	0	0	1	0	1
<b>Alex Cintron, S</b> OBP: 0.356, SLG: 0.488 (1, 6) SAFE C F B 1 F S	1-3 K		4-0 F8 S WP BB		4-2 G4-6-3 BB		3-2 L1			2	1	0	0	2	1	2
<b>Luis Gonzalez, L</b> OBP: 0.394, SLG: 0.536 (1, 7) X	1-0 F8		2-2 F8 1-3		1-0 G4-6-3 1-2f			2-3 K		4	0	0	0	0	1	3
<b>Raul Mondesi, R</b> OBP: 0.337, SLG: 0.464 (1, 9) SAFE S 1 X	0-1 HR 1-H		2-2 2B 3-H		2-1 G5-3			2-1 P4		4	1	2	2	0	0	0
<b>Steve Finley, L</b> OBP: 0.363, SLG: 0.501 (1, 8) C B B X	2-1 F7		1-2 P4		4-0 S BB			4-1 FC6-4 BB		2	0	0	0	2	0	1
<b>Shea Hillenbrand, R</b> OBP: 0.323, SLG: 0.476 (1, 3) C X		0-1 2B		2-2 G6-3		0-1 F7		0-2 FC6-4 1-2f		4	0	1	0	0	0	2
<b>Junior Spivey, R</b> OBP: 0.331, SLG: 0.461 (1, 4) C B C X		3-2 F8		1-1 F8		2-3 K			1-3 K	4	0	0	0	0	2	2
<b>Robby Hammock, R</b> OBP: 0.372, SLG: 0.588 (1, 2) C C C B C X		2-3 K		0-0 HR			4-0 SH1-3 BB		1-1 G1-3	3	1	1	1	1	1	1
<b>Elmer Dessens, R</b> OBP: 0.244, SLG: 0.263 (1, 1) <b>Eddie Oropesa, L</b> (8, 1) <b>Jose Valverde, R</b> (8, 1) <b>Stephen Randolph, L</b> (9, 1) <b>Carlos Baerga, S</b> OBP: 0.379, SLG: 0.472 (9, PH) S B B X		2-2 G4-3		1-1 L4			1-1 SH1-3		2-3 K	2	0	0	0	0	0	1

Inning Stats	R: 2	H: 1	E: 0	LOB: 0	K: 1	P: 19	R: 0	H: 1	E: 0	LOB: 1	K: 1	P: 19	R: 1	H: 1	E: 0	LOB: 1	K: 0	P: 21	R: 1	H: 1	E: 0	LOB: 0	K: 0	P: 12	R: 0	H: 0	E: 0	LOB: 0	K: 0	P: 11	R: 0	H: 0	E: 0	LOB: 1	K: 1	P: 15	R: 0	H: 0	E: 0	LOB: 1	K: 0	P: 15	R: 0	H: 0	E: 0	LOB: 1	K: 1	P: 18	R: 0	H: 0	E: 0	LOB: 0	K: 2	P: 12	1B: 0	SF: 0	2B: 2	SAC: 1	3B: 0	DP: 1	HR: 2	HBP: 0	WP: 1	PA: 36
--------------	------	------	------	--------	------	-------	------	------	------	--------	------	-------	------	------	------	--------	------	-------	------	------	------	--------	------	-------	------	------	------	--------	------	-------	------	------	------	--------	------	-------	------	------	------	--------	------	-------	------	------	------	--------	------	-------	------	------	------	--------	------	-------	-------	-------	-------	--------	-------	-------	-------	--------	-------	--------

PITCHER	IP	WLS	BF	H	R	ER	SO	BB	IBB	HBP	BLK	WP	HR	S	P	ERA	WHIP
<b>Ben Howard, R</b> ERA: 5.68 (1, 1)	6.1		27	4	4	4	3	5	0	0	0	1	2	58	104	5.68	1.421
<b>Mike Matthews, L</b> ERA: 4.89 (7, 1)	0.2	W	2	0	0	0	0	0	0	0	0	0	0	4	8	0.00	0.000
<b>Jay Witasick, R</b> ERA: 3.57 (8, 1)	1.0	H	4	0	0	0	1	1	0	0	0	0	0	10	18	0.00	1.000
<b>Rod Beck, R</b> ERA: 1.61 (9, 1)	1.0	S	3	0	0	0	2	0	0	0	0	0	0	8	12	0.00	0.000


**BOTTOM**

**San Diego Padres @ Arizona Diamondbacks**  
Bank One Ballpark, Phoenix, AZ

Tue Aug 26 2003, 9:37 PM EDT  
Att: 31,196 - Dome - 72 F

livebaseballscorecards.com

<b>AB</b>	<b>29</b>
<b>R</b>	<b>4</b>
<b>H</b>	<b>4</b>
<b>RBI</b>	<b>3</b>
<b>BB</b>	<b>6</b>
<b>SO</b>	<b>6</b>
<b>LOB</b>	<b>13</b>





Batter	1	2	3	4	5	6	7	8	9	AB R H RBI BB SO LOB	TOP											
Sean Burroughs, L (1, 5) OBP: 0.365, SLG: 0.426	0-0 24 1B 1B		0-0 1B 24 1B 1B	2-1 1-2 1B		3-2 1-3 2-H 1B		0-0 SH1-3 1-2 2-3	2-3 K	5 1 4 1 0 1 1												
Mark Loretta, R (1, 4) OBP: 0.376, SLG: 0.431	0-3 K		1-0 F8 24 1B 1B HR	0-0 F7		1-2 F9		1-1 24 BB 1B HR	3-2 G5-3	6 2 2 1 0 1 6												
24 Brian Giles, L (1, 7) OBP: 0.432, SLG: 0.520	2-0 G5-4-3 1B		0-0 1-2 HR 1B		0-0 F8		0-3 K	4-1 1-2 HR BB		4 2 2 1 1 1 0												
Phil Nevin, R (1, 9) OBP: 0.302, SLG: 0.397	0-1 G5-4-3		1-0 F8		2-3 K		1-2 F8	2-2 1-H 2-H 3-H HR		5 1 1 4 0 1 4												
Brian Buchanan, R (8, 9) OBP: 0.352, SLG: 0.471	1-2f		2-3		2-0 F9		3-1 1B	2-1 P5		0 0 0 0 0 0 0												
Ryan Klesko, L (1, 3) OBP: 0.356, SLG: 0.460		1-2 G4-3	0-0 1-H HR		2-0 F9		1B	1B		5 1 2 3 0 0 0												
Mark Kotsay, L (1, 8) OBP: 0.343, SLG: 0.369		2-2 F9	1-0 G3			0-0 1B	2-1 1B	0-0 1B		5 1 3 0 0 0 0												
Ramón Vázquez, L (1, 6) OBP: 0.328, SLG: 0.332		1-2 WP 2B		2-2 G4-3		0-3 K2-3	2-2 G5-3	2-1 L4		5 0 1 0 0 1 4												
Luther Hackman, R (8, 1)										0 0 0 0 0 0 0												
Gary Bennett, R (1, 2) OBP: 0.292, SLG: 0.295		1-2 G4-3		2-1 E5 FC1-6		4-1 1B BB		2-1 SH1-3 1B	4-2 BB	3 1 1 0 2 0 1												
Brian Lawrence, R (1, 1) OBP: 0.276, SLG: 0.327			2-3 K	1-1 FC1-6 1B		1-3 K		0-0 E1 1B SH1-3	1-0 F8	4 1 0 0 0 2 4												
Lou Merloni, R (8, 6) OBP: 0.362, SLG: 0.364										1 0 0 0 0 0 1												
<b>Inning Stats</b>	R: 0 E: 0 K: 1 S: 7	H: 2 LOB: 1 BB: 0 P: 9	R: 0 E: 0 K: 0 S: 16	H: 1 LOB: 1 BB: 0 P: 21	R: 4 E: 0 K: 1 S: 9	H: 4 LOB: 0 BB: 0 P: 14	R: 0 E: 1 K: 0 S: 13	H: 1 LOB: 2 BB: 0 P: 20	R: 0 E: 0 K: 1 S: 5	H: 0 LOB: 0 BB: 0 P: 9	R: 1 E: 0 K: 2 S: 15	H: 2 LOB: 2 BB: 1 P: 24	R: 0 E: 0 K: 1 S: 13	H: 2 LOB: 2 BB: 0 P: 21	R: 5 E: 1 K: 0 S: 18	H: 4 LOB: 1 BB: 1 P: 31	R: 0 E: 0 K: 1 S: 10	H: 0 LOB: 1 BB: 1 P: 20	1B: 12 2B: 2 3B: 0 HR: 2	SF: 0 SAC: 1 DP: 1 HBP: 0	WP: 1 PB: 0 SB: 0 CS: 0	PA: 47
<b>PITCHER</b>	IP WLS BF H R ER SO BB IBB HBP BLK WP HR S P ERA WHIP																					
Curt Schilling, R (1, 1) ERA: 2.79	7.0 L 34 12 5 5 6 1 0 0 0 0 1 1 78 118 6.43 1.857																					
Oscar Villarreal, R (8, 1) ERA: 2.55	0.1 4 2 3 2 0 0 0 0 0 0 0 0 6 9 54.00 6.000																					
Stephen Randolph, L (8, 1) ERA: 3.71	0.2 5 2 2 2 0 1 0 0 0 0 0 1 12 22 27.00 4.500																					
Mike Myers, L (9, 1) ERA: 5.97	1.0 4 0 0 0 0 1 1 0 0 0 0 0 10 20 0.00 1.000																					

San Diego Padres @ Arizona Diamondbacks

Bank One Ballpark, Phoenix, AZ

Wed Aug 27 2003, 9:37 PM EDT

Att: 26,565 - Dome - 72 F

livebaseballscorecards.com

AB	43
R	10
H	16
RBI	10
BB	3
SO	7
LOB	21







Batter	1	2	3	4	5	6	7	8	9	AB R H RBI BB SO LOB	TOP											
Eric Young Sr., R (1, 4) OBP: 0.341, SLG: 0.411	1-3 K2-3	0-0 G6-3		3-3 K			3-3 K			4 0 0 0 0 3 3	<p>San Francisco Giants @ Arizona Diamondbacks</p> <p>Bank One Ballpark, Phoenix, AZ</p> <p>Fri Aug 29 2003, 10:07 PM EDT</p> <p>Att: 39,087 - Dome - 72 F</p>											
Neifi Perez, S (1, 6) OBP: 0.287, SLG: 0.345	2-0 G4-3		1-0 B1-3		0-1 G5-3 1B		1-0 F8			4 0 1 0 0 0 0												
Marquis Grissom, R (1, 8) OBP: 0.318, SLG: 0.463	0-0 G4-3		3-2 2B 1B		0-1 F9			0-3 K		4 1 1 0 0 1 1												
Jeffrey Hammonds, R (1, 7) OBP: 0.324, SLG: 0.440		4-2 2B BB	2-2 1-H 2B		2-0 G5-3			0-0 P3		3 1 1 1 1 0 1												
Edgardo Alfonzo, R (1, 5) OBP: 0.320, SLG: 0.356		1-1 F9	1-0 G5-3		0-3 K			2-3 K		3 0 0 0 0 1 3												
Felix Rodriguez, R (7, 1) OBP: 1.000, SLG: 1.000										0 0 0 0 0 0 0												
Todd Linden, S (8, PH) OBP: 0.267, SLG: 0.333										1 0 0 0 0 1 0												
Joe Nathan, R (8, 1)										0 0 0 0 0 0 0												
Benito Santiago, R (1, 2) OBP: 0.330, SLG: 0.435		0-0 1-H 2B	3-1 G5-3		0-2 F8			1-3 K		4 1 1 1 0 1 1												
Andres Galarraga, R (1, 3) OBP: 0.352, SLG: 0.498		1-1 2-H 2B		2-0 G6-3		1-0 G5-3		1-1 HR		4 1 2 2 0 0 0												
José Cruz Jr., S (1, 9) OBP: 0.363, SLG: 0.412		4-2 BB	3-1 F8		1-0 G3			0-3 K		3 0 0 0 1 1 0												
Kirk Rueter, L (1, 1) OBP: 0.182, SLG: 0.143		0-3 K	0-0 S 1B				0-1 F7		2-2 F9	2 0 1 0 0 1 2												
Matt Herges, L (5, 1) OBP: 0.333, SLG: 0.333										0 0 0 0 0 0 0												
Pedro Feliz, R (5, 5) OBP: 0.259, SLG: 0.452										2 0 0 0 0 0 0												
<b>Inning Stats</b>	R: 0 E: 0 K: 1 S: 6	H: 0 LOB: 0 BB: 0 P: 9	R: 2 E: 0 K: 1 S: 15	H: 2 LOB: 2 BB: 2 P: 25	R: 1 E: 0 K: 0 S: 11	H: 2 LOB: 1 BB: 0 P: 20	R: 0 E: 0 K: 1 S: 9	H: 1 LOB: 1 BB: 0 P: 17	R: 0 E: 0 K: 1 S: 8	H: 1 LOB: 1 BB: 0 P: 10	R: 0 E: 0 K: 0 S: 5	H: 0 LOB: 0 BB: 0 P: 7	R: 0 E: 0 K: 1 S: 6	H: 0 LOB: 0 BB: 0 P: 10	R: 0 E: 0 K: 2 S: 7	H: 0 LOB: 0 BB: 0 P: 9	R: 1 E: 0 K: 2 S: 11	H: 1 LOB: 0 BB: 0 P: 15	1B: 3 2B: 3 3B: 0 HR: 1	SF: 0 SAC: 0 DP: 0 HBP: 0	WP: 0 PB: 0 SB: 1 CS: 0	PA: 36
<b>PITCHER</b>	IP WLS BF H R ER SO BB IBB HBP BLK WP HR S P ERA WHIP																					
Miguel Batista, R (1, 1) ERA: 3.0	6.0 W 26 6 3 3 4 2 0 0 0 0 0 0 54 88 4.50 1.333																					
Oscar Villarreal, R (7, 1) ERA: 2.51	1.0 H 3 0 0 0 1 0 0 0 0 0 0 0 6 10 0.00 0.000																					
Jose Valverde, R (8, 1) ERA: 2.15	1.0 H 3 0 0 0 2 0 0 0 0 0 0 0 7 9 0.00 0.000																					
Matt Mantei, R (9, 1) ERA: 2.44	1.0 S 4 1 1 1 2 0 0 0 0 0 0 1 11 15 9.00 1.000																					

AB	34
R	4
H	7
RBI	4
BB	2
SO	9
LOB	11



Batter	1	2	3	4	5	6	7	8	9
<b>Matt Kata, S</b> OBP: 0.329, SLG: 0.456 (1, 5) C B X	1-1 F9 ①		1-0 1B 2B ①	3-2 F8 ③		4-1 1B BB		0-3 K ②	
<b>Alex Cintron, S</b> OBP: 0.361, SLG: 0.488 (1, 6) B X	1-0 F9 ②		0-1 P4 ①		4-1 1B BB	0-0 1B 1-2		0-0 WP 1B 1-2	
<b>Luis Gonzalez, L</b> OBP: 0.393, SLG: 0.531 (1, 7) B B X	2-0 G4-3 ③		0-0 P6 ②		3-2 1B 1B 1-2	0-1 G3-1 ③		4-0 1B IBB 1-2 2-3	
<b>Raul Mondesi, R</b> OBP: 0.341, SLG: 0.465 (1, 9)		3-2 1B 2B	4-2 1B BB		0-1 F9 ①		4-2 FC4-6 BB	1-3 K ③	
<b>Shea Hillenbrand, R</b> OBP: 0.319, SLG: 0.469 (1, 3)		2-1 P4 ①	1-1 1B 1B 1-3 2-H 3-H		2-2 L7 ②		0-2 FC4-6 BB 1-2f		
<b>Junior Spivey, R</b> OBP: 0.336, SLG: 0.463 (1, 4)		1-1 L3 ②	2-1 FC6-4 1B 1-2 3-H		2-2 1B 1-2 2-H		4-2 G6-4-3 BB 1-2		
<b>Danny Bautista, R</b> OBP: 0.314, SLG: 0.345 (1, 8)		1-0 1B 2-H	1-0 FC6-4 1-2f		1-3 K ③		1-2 G6-4-3 ② ③ 1-2f		
<b>Robby Hammock, R</b> OBP: 0.359, SLG: 0.567 (1, 2)		3-3 K ③		3-1 L6 ①		0-0 F9 ①		0-1 G5-3 ①	
<b>Miguel Batista, R</b> OBP: 0.102, SLG: 0.104 (6, PH) <b>Steve Finley, L</b> OBP: 0.363, SLG: 0.504 (7, 1) <b>Oscar Villaneda, L</b> (8, 1) <b>Jose Valverde, R</b> (8, PH) <b>Carlos Baerga, S</b> OBP: 0.267, SLG: 0.475 (9, 1) <b>Matt Mantel, R</b>			3-2 2B 1B ②	2-3 K ②		3-3 K ②		2-1 WP 1B 1B	

Inning Stats	R: 0 E: 0 K: 0 S: 4	H: 0 LOB: 0 BB: 0 P: 8	R: 1 E: 0 K: 1 S: 12	H: 2 LOB: 1 BB: 0 P: 22	R: 3 E: 0 K: 0 S: 14	H: 4 LOB: 2 BB: 1 P: 26	R: 0 E: 0 K: 1 S: 11	H: 0 LOB: 0 BB: 0 P: 19	R: 1 E: 0 K: 1 S: 22	H: 2 LOB: 2 BB: 1 P: 34	R: 0 E: 0 K: 1 S: 8	H: 1 LOB: 2 BB: 1 P: 15	R: 0 E: 0 K: 0 S: 16	H: 0 LOB: 1 BB: 2 P: 25	R: 0 E: 0 K: 2 S: 11	H: 2 LOB: 3 BB: 1 P: 18
--------------	------------------------------	---------------------------------	-------------------------------	----------------------------------	-------------------------------	----------------------------------	-------------------------------	----------------------------------	-------------------------------	----------------------------------	------------------------------	----------------------------------	-------------------------------	----------------------------------	-------------------------------	----------------------------------

PITCHER	IP	WLS	BF	H	R	ER	SO	BB	IBB	HBP	BLK	WP	HR	S	P	ERA	WHIP
<b>Kirk Rueter, L</b> ERA: 4.73 (1, 1)	4.0	L	21	7	5	5	2	2	0	0	0	0	0	50	91	11.25	2.250
<b>Matt Herges, R</b> ERA: 2.9 (5, 1)	2.0		9	2	0	0	2	1	0	0	0	0	0	21	33	0.00	1.500
<b>Felix Rodriguez, R</b> ERA: 3.38 (7, 1)	1.0		4	0	0	0	0	2	0	0	0	0	0	16	25	0.00	2.000
<b>Joe Nathan, R</b> ERA: 2.99 (8, 1)	1.0		6	2	0	0	2	0	1	0	0	1	0	11	18	0.00	2.000


AB	R	H	RBI	BB	SO	LOB
4	1	1	0	1	1	1
4	1	2	0	1	0	2
4	0	1	0	1	0	4
3	2	1	0	2	1	5
4	0	1	2	0	0	4
3	0	2	2	1	0	1
4	0	1	1	0	1	6
4	0	0	0	0	1	1
2	1	1	0	0	1	0
1	0	0	0	0	1	0
0	0	0	0	0	0	0
0	0	0	0	0	0	0
1	0	1	0	0	0	0
0	0	0	0	0	0	0

AB	34
R	5
H	11
RBI	5
BB	6
SO	6
LOB	24

San Francisco Giants @ Arizona Diamondbacks  
Bank One Ballpark, Phoenix, AZ

Fri Aug 29 2003, 10:07 PM EDT  
Att: 39,087 - Dome - 72 F

livebaseballscorecards.com



WP	PA
1	40
PB: 0	
SB: 0	
CS: 0	



Batter	1	2	3	4	5	6	7	8	9	AB R H RBI BB SO LOB	TOP										
Jeffrey Hammonds, R OBP: 0.321, SLG: 0.432 (1, 9) C C B S (8, 7)	1-3 K ①		3-3 K2-3 ②		X 0-0 1B			2-2 F8 ①		4 0 1 0 0 2 0	San Francisco Giants @ Arizona Diamondbacks Bank One Ballpark, Phoenix, AZ Sat Aug 30 2003, 4:05 PM EDT Att: 39,383 - Dome - 72 F <a href="http://livebaseballscorecards.com">livebaseballscorecards.com</a>										
Rich Aurilia, R OBP: 0.320, SLG: 0.406 (1, 6) X	0-0 HR		4-2 BB		1 SAFE 0-0 F7 ③			3-2 G4-3 ②		3 1 1 1 1 0 1											
Marquis Grissom, R OBP: 0.317, SLG: 0.463 (1, 8) S B F B C	2-3 K ②		0-2 G4-3 ③			1-0 G4-6-3 2B		1-0 F8 ③		4 0 1 0 0 1 1											
Barry Bonds, L OBP: 0.526, SLG: 0.766 José Cruz Jr., S OBP: 0.364, SLG: 0.412 (1, 7) B C C (8, 9) X	2-1 1B			B X 1-0 HR		4-0 G4-6-3 IBB		4-2 1B BB BB		2 1 2 1 1 0 0 0 0 0 0 1 0 0											
Benito Santiago, R OBP: 0.326, SLG: 0.430 (1, 2) C B B S C	3-3 K ③			X 0-0 G6-3 ①		X 0-0 G4-6-3 ① ② 1-2f 2-3		X 0-0 F8 ①		4 0 0 0 0 1 4											
Andres Galarraga, R OBP: 0.350, SLG: 0.491 (1, 3) C C C		0-3 K ①		S F B C S 1-3 K ②		S S S 1-3 K ③		B B B B B 4-1 1B BB		3 0 0 0 1 3 1											
Edgardo Alfonzo, R OBP: 0.318, SLG: 0.353 (1, 5) B B B X		3-2 F8 ②		B B X 2-0 G3 ③		B X 1-0 F8 ①		C C C X 0-2 F9 ②		4 0 0 0 0 0 2											
Neifi Perez, S OBP: 0.287, SLG: 0.343 (1, 4) S T T B S		2-3 K ③		S T T B S 1-3 K ①		C X 0-1 G4-3 ②		C T T B B X 2-2 1B		4 0 1 0 0 2 0											
Jerome Williams, R OBP: 0.074, SLG: 0.111 Tim Worrell, R (9, 1)			S C 0-3 K ①		S T T B S 1-3 K ②		C B B X 2-2 G1-3 ③	X 0-0 F9 ③		4 0 0 0 0 2 3 0 0 0 0 0 0 0											
<b>Inning Stats</b>	R: 1 E: 0 K: 3 S: 12	H: 2 LOB: 1 BB: 0 P: 20	R: 0 E: 0 K: 2 S: 10	H: 0 LOB: 0 BB: 0 P: 15	R: 0 E: 0 K: 2 S: 11	H: 0 LOB: 1 BB: 1 P: 18	R: 1 E: 0 K: 1 S: 7	H: 1 LOB: 0 BB: 0 P: 11	R: 0 E: 0 K: 1 S: 5	H: 1 LOB: 1 BB: 1 P: 11	R: 0 E: 0 K: 0 S: 8	H: 0 LOB: 0 BB: 0 P: 11	R: 0 E: 0 K: 0 S: 9	H: 0 LOB: 0 BB: 0 P: 15	R: 0 E: 0 K: 0 S: 15	H: 1 LOB: 3 BB: 2 P: 25	1B: 3 2B: 1 3B: 0 HR: 2	SF: 0 SAC: 0 DP: 1 HBP: 0	WP: 0 PB: 0 SB: 0 CS: 0	PA: 36	
<b>PITCHER</b>	IP WLS BF H R ER SO BB IBB HBP BLK WP HR S P ERA WHIP	IP WLS BF H R ER SO BB IBB HBP BLK WP HR S P ERA WHIP	IP WLS BF H R ER SO BB IBB HBP BLK WP HR S P ERA WHIP	IP WLS BF H R ER SO BB IBB HBP BLK WP HR S P ERA WHIP	IP WLS BF H R ER SO BB IBB HBP BLK WP HR S P ERA WHIP	IP WLS BF H R ER SO BB IBB HBP BLK WP HR S P ERA WHIP	IP WLS BF H R ER SO BB IBB HBP BLK WP HR S P ERA WHIP	IP WLS BF H R ER SO BB IBB HBP BLK WP HR S P ERA WHIP	IP WLS BF H R ER SO BB IBB HBP BLK WP HR S P ERA WHIP	IP WLS BF H R ER SO BB IBB HBP BLK WP HR S P ERA WHIP	IP WLS BF H R ER SO BB IBB HBP BLK WP HR S P ERA WHIP	IP WLS BF H R ER SO BB IBB HBP BLK WP HR S P ERA WHIP	IP WLS BF H R ER SO BB IBB HBP BLK WP HR S P ERA WHIP	IP WLS BF H R ER SO BB IBB HBP BLK WP HR S P ERA WHIP	IP WLS BF H R ER SO BB IBB HBP BLK WP HR S P ERA WHIP	IP WLS BF H R ER SO BB IBB HBP BLK WP HR S P ERA WHIP	IP WLS BF H R ER SO BB IBB HBP BLK WP HR S P ERA WHIP	IP WLS BF H R ER SO BB IBB HBP BLK WP HR S P ERA WHIP	IP WLS BF H R ER SO BB IBB HBP BLK WP HR S P ERA WHIP	IP WLS BF H R ER SO BB IBB HBP BLK WP HR S P ERA WHIP	
Randy Johnson, L ERA: 4.84 Oscar Villarreal, R ERA: 2.48 Jose Valverde, R ERA: 2.09	(1, 1) 7.0 L 27 5 2 2 11 1 1 0 0 0 2 63 98 2.57 0.857	(8, 1) 1.0 3 0 0 0 0 0 0 0 0 0 0 9 15 0.00 0.000	(9, 1) 1.0 6 1 0 0 0 0 2 0 0 0 0 0 15 25 0.00 3.000																		



Batter	1	2	3	4	5	6	7	8	9	AB	R	H	RBI	BB	SO	LOB
<b>Matt Kata, S</b> OBP: 0.324, SLG: 0.448 (1, 5)	0-0 F7		1-2 L8		0-1 G1-5-3			2-3 K		4	0	0	0	0	1	0
<b>Alex Cintron, S</b> OBP: 0.359, SLG: 0.485 (1, 6)	0-1 F9		1-0 1B BB 1B		0-0 L7			0-3 K		4	0	1	0	0	1	0
<b>Luis Gonzalez, L</b> OBP: 0.394, SLG: 0.529 (1, 7)	4-0 BB		4-1 1B BB 1-2 BB		3-1 P2			3-2 F8		2	0	0	0	2	0	0
<b>Raul Mondesi, R</b> OBP: 0.344, SLG: 0.469 (1, 9)	1-3 K		0-1 1-2 2-3 1B		0-0 G1-4-3 1B			3-1 1B FC6-4 2B		4	1	3	0	0	1	1
<b>Shea Hillenbrand, R</b> OBP: 0.316, SLG: 0.464 (1, 3)		0-2 F7	1-3 K		0-0 G1-4-3 1-2f			1-2 P2		4	0	0	0	0	1	5
<b>Junior Spivey, R</b> OBP: 0.335, SLG: 0.460 (1, 4)		1-3 K	1-3 K		0-2 F7			0-1 FC6-4 1B		4	0	1	0	0	2	3
<b>Danny Bautista, R</b> OBP: 0.313, SLG: 0.343 (1, 8)		0-0 BB 1B		1-0 F7			0-1 G5-3		1-1 FC6-4	4	0	1	1	0	0	1
<b>Chad Moeller, R</b> OBP: 0.335, SLG: 0.424 (1, 2)		4-0 1 SAFE SAFE BB BB BB		0-0 G6-3			0-1 G5-3		3-3 K	2	0	0	0	1	0	0
<b>Carlos Baerga, S</b> OBP: 0.381, SLG: 0.472 (9, PH)		1-2 BB		0-0 G6-3			0-1 G5-3		1 SAFE K	1	0	0	0	0	1	1
<b>Randy Johnson, R</b> OBP: 0.115, SLG: 0.115 (1, 1)		1-3 K		2-3 K			2-1 F8			2	0	0	0	0	2	2
<b>Steve Finley, L</b> OBP: 0.363, SLG: 0.502 (7, PH)										1	0	0	0	0	0	0
<b>Oscar Villarreal, L</b> (8, 1)										0	0	0	0	0	0	0
<b>Jose Valverde, R</b> (9, 1)										0	0	0	0	0	0	0


Inning Stats	R: 0	H: 0	E: 0	K: 1	S: 6	H: 0	LOB: 1	BB: 1	P: 11	R: 0	H: 1	E: 0	K: 2	S: 11	H: 2	LOB: 3	BB: 1	P: 17	R: 0	H: 2	E: 0	K: 2	S: 13	H: 0	LOB: 0	BB: 0	P: 9	R: 0	H: 1	E: 0	K: 0	S: 5	H: 0	LOB: 0	BB: 0	P: 8	R: 0	H: 1	E: 0	K: 0	S: 5	H: 0	LOB: 0	BB: 0	P: 5	R: 0	H: 0	E: 0	K: 0	S: 6	H: 0	LOB: 0	BB: 0	P: 8	R: 0	H: 0	E: 0	K: 2	S: 11	H: 0	LOB: 0	BB: 0	P: 16	R: 1	H: 2	E: 0	K: 1	S: 14	H: 2	LOB: 1	BB: 0	P: 22	1B: 5	SF: 0	2B: 1	SAC: 0	3B: 0	DP: 1	HR: 0	HBP: 0	WP: 0	PA: 35
<b>PITCHER</b>	IP	WLS	BF	H	R	ER	SO	BB	IBB	HBP	BLK	WP	HR	S	P	ERA	WHIP																																																																	
<b>Jerome Williams, R</b> ERA: 3.32 (1, 1)	8.1	W	33	6	1	1	8	3	0	0	0	0	0	70	106	1.08	1.080																																																																	
<b>Tim Worrell, R</b> ERA: 2.33 (9, 1)	0.2	S	2	0	0	0	1	0	0	0	0	0	0	7	11	0.00	0.000																																																																	

**BOTTOM**

**San Francisco Giants @ Arizona Diamondbacks**  
**Bank One Ballpark, Phoenix, AZ**  
 Sat Aug 30 2003, 4:05 PM EDT  
 Att: 39,383 - Dome - 72 F

livebaseballscorecards.com

<b>AB</b>	<b>32</b>
<b>R</b>	<b>1</b>
<b>H</b>	<b>6</b>
<b>RBI</b>	<b>1</b>
<b>BB</b>	<b>3</b>
<b>SO</b>	<b>9</b>
<b>LOB</b>	<b>13</b>





Batter	1	2	3	4	5	6	7	8	9	AB R H RBI BB SO LOB	TOP	
Eric Young Sr., R (1, 4) OBP: 0.337, SLG: 0.406 Neifi Perez, S (9, 4) OBP: 0.287, SLG: 0.343	1-1 G1-3		1-3 K		1-1 G1-3		0-1 G5-3		3-2 P6	5 0 0 0 0 1 3 0 0 0 0 0 0 0		
Rich Aurilia, R (1, 6) OBP: 0.317, SLG: 0.403	0-1 G6-3		0-3 K		1-2 SF7			2-3 K		3 0 0 1 0 2 0		
Marquis Grissom, R (1, 8) OBP: 0.317, SLG: 0.462	2-3 K		1-2 G5-3		3-2 1B			2-0 G4-3		4 0 1 0 0 1 0		
Jeffrey Hammonds, R (1, 7) OBP: 0.327, SLG: 0.423		4-2 2B BB		2-3 K	1-3 K			4-1 1B BB		2 1 0 0 2 2 2		
Andres Galarraga, R (1, 3) OBP: 0.348, SLG: 0.487		1-3 K		1-3 K		3-3 K		3-1 1B		4 0 1 0 0 3 1		
Benito Santiago, R (1, 2) OBP: 0.325, SLG: 0.431		2-2 FC5-4 1-H 2B		2-3 K		1-2 F8		3-2 G6-3		4 0 1 1 0 1 2		
José Cruz Jr., S (1, 9) OBP: 0.365, SLG: 0.411		4-1 FC5-4 BB		0-2 2B WP 1B		2-1 F9		0-0 G3		3 1 1 0 1 0 0		
Edgardo Alfonzo, R (1, 5) OBP: 0.319, SLG: 0.357		0-2 FC5-4 1-2f 2-3		1-0 SH SF7 2B		0-2 G4-3		1-0 SH3-4 1B		4 1 2 1 0 0 2		
Jason Schmidt, R (1, 1) OBP: 0.094, SLG: 0.077 Tim Worrell, R (9, 1)		1-3 K		0-2 SH 1B G1-3		2-3 K		0-0 SH3-4		2 0 0 0 0 2 2 0 0 0 0 0 0 0		
<b>Inning Stats</b>	R: 0 H: 0 E: 0 LOB: 0 K: 1 BB: 0 S: 7 P: 10	R: 1 H: 1 E: 0 LOB: 2 K: 2 BB: 2 S: 17 P: 28	R: 0 H: 0 E: 0 LOB: 0 K: 2 BB: 0 S: 9 P: 11	R: 0 H: 0 E: 0 LOB: 0 K: 3 BB: 0 S: 9 P: 14	R: 2 H: 3 E: 0 LOB: 2 K: 1 BB: 0 S: 19 P: 26	R: 0 H: 0 E: 0 LOB: 0 K: 1 BB: 0 S: 9 P: 15	R: 0 H: 0 E: 0 LOB: 0 K: 1 BB: 0 S: 9 P: 11	R: 0 H: 1 E: 0 LOB: 2 K: 1 BB: 1 S: 11 P: 25	R: 0 H: 1 E: 0 LOB: 1 K: 0 BB: 0 S: 10 P: 14	1B: 4 SF: 1 2B: 2 SAC: 2 3B: 0 DP: 0 HR: 0 HBP: 0	WP: 1 PA: 37 PB: 0 SB: 0 CS: 0	
<b>PITCHER</b> 17 Brandon Webb, R (1, 1) ERA: 2.57 Elmer Dessens, R (8, 1) ERA: 4.76	IP WLS BF H R ER SO BB IBB HBP BLK WP HR S P ERA WHIP	7.0 L 28 4 3 3 11 2 0 0 0 1 0 79 115 3.86 0.857	2.0 9 2 0 0 1 1 0 0 0 0 0 21 39 0.00 1.500									IP WLS BF H R ER SO BB IBB HBP BLK WP HR S P ERA WHIP

San Francisco Giants @ Arizona Diamondbacks  
Bank One Ballpark, Phoenix, AZ  
Sun Aug 31 2003, 8:05 PM EDT  
Att. 37,836 - Dome - 72 F

livebaseballscorecards.com

AB	31
R	3
H	6
RBI	3
BB	3
SO	12
LOB	12









Batter	1	2	3	4	5	6	7	8	9	AB	R	H	RBI	BB	SO	LOB
<b>Craig Counsell, L</b> OBP: 0.339, SLG: 0.316 (1, 5) (8, 3)	1-1 FC3-6 1B		1-0 G4-3			1-1 G3-1		4-0 1B BB		3	0	1	0	1	0	0
<b>Alex Cintron, S</b> OBP: 0.357, SLG: 0.480 (1, 6)	1-2 F7		1-2 G4-3			1-0 G3-1		0-0 1-2 1B		4	0	1	0	0	0	1
<b>Raul Mondesi, R</b> OBP: 0.344, SLG: 0.470 (1, 9)	0-1 FC3-6 1B				1-1 G5-3	1-2 2B		2-2 P3		4	0	2	0	0	0	2
<b>Luis Gonzalez, L</b> OBP: 0.392, SLG: 0.526 (1, 7)	0-1 FC3-6			3-2 P5		2-3 K			2-2 G3-1	4	0	0	0	0	1	3
<b>Carlos Baerga, S</b> OBP: 0.382, SLG: 0.470 <b>Matt Kata, S</b> OBP: 0.318, SLG: 0.438 (1, 3) (7, PR) (8, 5)	3-3 K			2-2 G4-3			1-0 G3-6-1 1B		0-1 G4-3	3	0	1	0	0	1	2
<b>Steve Finley, L</b> OBP: 0.363, SLG: 0.502 (1, 8)		2-1 G6-3			1-1 1B		1-0 G3-6-1		1-3 K	4	0	1	0	0	1	1
<b>Junior Spivey, R</b> OBP: 0.332, SLG: 0.456 (1, 4)		0-0 F9			3-3 K		1-2 F7			3	0	0	0	0	1	2
<b>Rod Barajas, R</b> OBP: 0.248, SLG: 0.337 <b>Felix Jose, S</b> (8, PH) <b>Oscar Villarreal, L</b> (9, 1) <b>Mike Myers, L</b> (9, 1) <b>Jose Valverde, R</b> (9, 1)		0-2 F8			1-1 F7			2-2 G4-3		2	0	0	0	0	0	1
<b>Curt Schilling, R</b> OBP: 0.122, SLG: 0.065 <b>Mark Grace, L</b> OBP: 0.275, SLG: 0.298 <b>Robby Hammock, R</b> OBP: 0.350, SLG: 0.552 (1, 1) (8, PH) (9, 2)			1-0 P4		2-1 G1-3			2-1 F9		2	0	0	0	0	0	1

Inning Stats	R: 0	H: 2	R: 0	H: 0	R: 0	H: 0	R: 0	H: 1	R: 0	H: 1	R: 0	H: 1	R: 0	H: 1	R: 0	H: 0
	E: 0	LOB: 2	E: 0	LOB: 0	E: 0	LOB: 0	E: 0	LOB: 1	E: 0	LOB: 1	E: 0	LOB: 1	E: 0	LOB: 2	E: 0	LOB: 0
	K: 1	BB: 0	K: 0	BB: 0	K: 0	BB: 0	K: 1	BB: 0	K: 0	BB: 0	K: 0	BB: 0	K: 1	BB: 1	K: 1	BB: 0
	S: 12	P: 17	S: 6	P: 8	S: 6	P: 9	S: 9	P: 16	S: 9	P: 14	S: 5	P: 8	S: 10	P: 20	S: 9	P: 12


PITCHER	IP	WLS	BF	H	R	ER	SO	BB	IBB	HBP	BLK	WP	HR	S	P	ERA	WHIP
<b>Sidney Ponson, R</b> ERA: 3.52 (1, 1)	8.0	W	30	6	0	0	3	1	0	0	0	0	0	66	107	0.00	0.875
<b>Tim Worrell, R</b> ERA: 2.27 (9, 1)	1.0	S	3	0	0	0	1	0	0	0	0	0	0	9	12	0.00	0.000

**BOTTOM**

**San Francisco Giants @ Arizona Diamondbacks**  
Bank One Ballpark, Phoenix, AZ

Mon Sep 01 2003, 4:05 PM EDT  
Att. 33,416 - Dome - 72 F

AB	32
R	0
H	6
RBI	0
BB	1
SO	4
LOB	13



WP	PA	ERA	WHIP
0	33		
0			
1			
0			



Batter	1	2	3	4	5	6	7	8	9	AB R H RBI BB SO LOB	TOP	
<b>Craig Counsell, L</b> (1, 4) OBP: 0.338, SLG: 0.315 <b>Junior Spivey, R</b> (9, PH) OBP: 0.331, SLG: 0.454	1-1 1B		1-3 K		0-1 FC4-6 1-2f		1-0 G4-3		0-0 P4	4 0 1 0 0 1 1 1 0 0 0 0 0 0	<b>Arizona Diamondbacks @ San Diego Padres</b> <b>Qualcomm Stadium, San Diego, CA</b> Tue Sep 02 2003, 10:05 PM EDT Att. 15,808 - Sunny - 71 F	
<b>Alex Cintron, S</b> (1, 6) OBP: 0.353, SLG: 0.474	0-0 F8		0-2 L7		1-2 F7			2-0 G6-3		4 0 0 0 0 0 2		
<b>Steve Finley, L</b> (1, 8) OBP: 0.362, SLG: 0.499	2-1 F8		2-1 L7			0-1 G4-3		1-0 FC4-6 HBP		3 0 0 0 0 0 1		
<b>Raul Mondesi, R</b> (1, 9) OBP: 0.343, SLG: 0.468 <b>Danny Bautista, R</b> (5, 9) OBP: 0.315, SLG: 0.342	1-3 K			2-0 F8		4-1 2B BB		0-0 FC4-6 1-2f		2 0 0 0 0 1 1 1 0 0 0 1 0 1		
<b>Luis Gonzalez, L</b> (1, 7) OBP: 0.392, SLG: 0.528				1-1 1B		1-0 2B		2-1 F7		4 0 2 0 0 0 1		
<b>Shea Hillenbrand, R</b> (1, 5) OBP: 0.315, SLG: 0.468				1-0 HR		0-0 G5-3		1-1 F8		4 1 1 1 0 0 3		
<b>Carlos Baerga, S</b> (1, 3) OBP: 0.385, SLG: 0.471				2-1 G4-3		2-1 G6-3		0-1 HR WP 1B		4 1 2 0 0 0 3		
<b>Rod Barajas, R</b> (1, 2) OBP: 0.244, SLG: 0.332 <b>Lyle Overbay, L</b> (9, PH) OBP: 0.364, SLG: 0.404				1-3 K		0-1 G6-3		0-1 F8		3 0 0 0 0 0 1 1 0 0 0 0 0 1		
<b>Chris Capuano, L</b> (1, 1) <b>Dennys Reyes, R</b> (4, 1) <b>Quinton McCracken, S</b> (5, PH) <b>John Patterson, R</b> (5, 1) <b>Mark Grace, L</b> (7, PH) <b>Stephen Randolph, L</b> (7, 1) <b>Mike Myers, L</b> (8, 1) <b>Felix Jose, S</b> (9, PH) OBP: 0.500, SLG: 2.000				1-0 P6		0-0 FC4-6 1B		1-2 G3-1		1 0 0 0 0 0 0 1 0 0 0 0 0 0 0 0 1 0 0 1 0 0 0 0 0 0 0 0 0 0 0 0 1 0 1 1 1 2 0 0 0 0		
<b>Inning Stats</b>	R: 0 H: 1 E: 0 LOB: 1 K: 1 BB: 0 S: 8 P: 12	R: 1 H: 2 E: 0 LOB: 1 K: 1 BB: 0 S: 9 P: 13	R: 0 H: 0 E: 0 LOB: 0 K: 1 BB: 0 S: 8 P: 11	R: 0 H: 1 E: 0 LOB: 1 K: 0 BB: 0 S: 6 P: 12	R: 0 H: 1 E: 0 LOB: 1 K: 0 BB: 0 S: 8 P: 9	R: 0 H: 1 E: 0 LOB: 2 K: 0 BB: 1 S: 7 P: 14	R: 0 H: 0 E: 0 LOB: 0 K: 0 BB: 0 S: 6 P: 8	R: 0 H: 0 E: 0 LOB: 1 K: 0 BB: 0 S: 4 P: 9	R: 2 H: 2 E: 0 LOB: 0 K: 0 BB: 0 S: 8 P: 12	1B: 5 SF: 0 2B: 1 SAC: 0 3B: 0 DP: 0 HR: 2 HBP: 1	WP: 1 PA: 37 PB: 0 SB: 1 CS: 0	
<b>PITCHER</b>	IP WLS BF H R ER SO BB IBB HBP BLK WP HR S P ERA WHIP											
<b>Ben Howard, R</b> (1, 1) ERA: 3.65	6.0 W 25 6 1 1 3 1 0 0 0 0 1 46 71 1.50 1.167											
<b>Trevor Hoffman, R</b> (7, 1) ERA:	1.0 3 0 0 0 0 0 0 0 0 0 0 6 8 0.00 0.000											
<b>Mike Matthews, L</b> (8, 1) ERA: 4.65	1.0 4 0 0 0 0 0 0 0 0 1 0 4 9 0.00 0.000											
<b>Luther Hackman, R</b> (9, 1) ERA: 4.08	0.2 4 2 2 2 0 0 0 0 0 0 1 7 11 27.00 3.000											
<b>Kevin Walker, L</b> (9, 1) ERA: 27.0	0.1 1 0 0 0 0 0 0 0 0 0 0 1 1 0.00 0.000											

livebaseballscorecards.com

<b>AB</b>	35
<b>R</b>	3
<b>H</b>	8
<b>RBI</b>	3
<b>BB</b>	1
<b>SO</b>	3
<b>LOB</b>	16







Batter	1	2	3	4	5	6	7	8	9	AB R H RBI BB SO LOB	TOP											
<b>Craig Counsell, L</b> (1, 5) OBP: 0.333, SLG: 0.310	2-1 G4-3		1-2 P5		0-1 G5-3			2-2 G3-1		4 0 0 0 0 0 0	<b>Arizona Diamondbacks @ San Diego Padres</b> <b>Qualcomm Stadium, San Diego, CA</b> Wed Sep 03 2003, 5:05 PM EDT Att. 10,810 - Cloudy - 75 F											
<b>Alex Cintron, S</b> (1, 6) OBP: 0.351, SLG: 0.470 <b>Elmer Dessens, R</b> (5, 1) OBP: 0.244, SLG: 0.263 <b>Robby Hammock, R</b> (7, 7) OBP: 0.354, SLG: 0.552	0-1 P6		1-0 F9		3-2 F7			4-2 BB		3 0 0 0 0 0 0 0 0 0 0 0 0 0 0 0 0 0 1 0 0												
<b>Steve Finley, L</b> (1, 8) OBP: 0.361, SLG: 0.499	0-1 2B		1-3 K			1-3 K		2-2 G6-3		4 0 1 0 0 2 1												
<b>Shea Hillenbrand, R</b> (1, 3) OBP: 0.313, SLG: 0.465 <b>Lyle Overbay, L</b> (7, 3) OBP: 0.366, SLG: 0.406	0-0 G4-3			0-3 K		0-0 G5-3			0-2 FC9-6 1B	3 0 0 0 0 1 1 1 0 1 0 0 0 0												
<b>Luis Gonzalez, L</b> (1, 7) OBP: 0.390, SLG: 0.525 <b>Dennys Reyes, R</b> (7, 1) <b>Mike Myers, L</b> (8, 1) <b>Mark Grace, L</b> (9, PH) OBP: 0.271, SLG: 0.294		2-2 F7		1-2 G4-3		2-2 P3		1-1 FC9-6 1-2f	1-1 FC9-6	3 0 1 0 0 0 0 0 1												
<b>Danny Bautista, R</b> (1, 9) OBP: 0.322, SLG: 0.346		1-2 1B		4-2 1B BB			0-1 G6-4-3 1B	1-1 F9		3 0 2 0 1 0 1												
<b>Junior Spivey, R</b> (1, 4) OBP: 0.330, SLG: 0.452		2-2 P3		0-0 1B		3-2 G6-4-3 1-2f		2-3 K		4 0 1 0 0 1 3												
<b>Rod Barajas, R</b> (1, 2) OBP: 0.245, SLG: 0.328		4-0 IBB		1-0 F7			0-1 L4			2 0 0 0 1 0 2												
<b>Miguel Batista, R</b> (1, 1) OBP: 0.100, SLG: 0.102 <b>Quinton McCracken, S</b> (5, PH) OBP: 0.271, SLG: 0.269 <b>Matt Kata, S</b> (5, 6) OBP: 0.316, SLG: 0.436		3-3 K			3-1 F7			0-1 G4-3		1 0 0 0 0 1 2 1 0 0 0 0 0 0 1 0 0 0 0 0 0												
<b>Inning Stats</b>	R: 0 E: 0 K: 0 S: 7	H: 1 LOB: 1 BB: 0 P: 9	R: 0 E: 0 K: 1 S: 13	H: 1 LOB: 2 BB: 1 P: 25	R: 0 E: 0 K: 1 S: 7	H: 0 LOB: 0 BB: 0 P: 10	R: 0 E: 0 K: 1 S: 11	H: 1 LOB: 2 BB: 1 P: 17	R: 0 E: 0 K: 0 S: 9	H: 0 LOB: 0 BB: 0 P: 15		R: 0 E: 0 K: 1 S: 8	H: 0 LOB: 0 BB: 0 P: 11	R: 0 E: 0 K: 0 S: 7	H: 1 LOB: 0 BB: 0 P: 10	R: 0 E: 0 K: 0 S: 11	H: 0 LOB: 1 BB: 1 P: 19	R: 0 E: 0 K: 1 S: 10	H: 1 LOB: 1 BB: 0 P: 14	1B: 4 2B: 1 3B: 0 HR: 0	SF: 0 SAC: 0 DP: 1 HBP: 0	WP: 0 PB: 0 SB: 1 CS: 0
<b>PITCHER</b>	IP WLS BF H R ER SO BB IBB HBP BLK WP HR S P ERA WHIP																					
<b>Brian Lawrence, R</b> (1, 1) ERA: 4.27	7.0 W 26 4 0 0 4 1 1 0 0 0 0 62 97 0.00 0.714																					
<b>Brandon Villafuerte, R</b> (8, 1) ERA: 4.45	1.0 4 0 0 0 0 1 0 0 0 0 0 11 19 0.00 1.000																					
<b>Joe Roa, R</b> (9, 1) ERA: 6.0	1.0 4 1 0 0 1 0 0 0 0 0 0 10 14 0.00 1.000																					

AB	31
R	0
H	5
RBI	0
BB	3
SO	5
LOB	11



Batter	1	2	3	4	5	6	7	8	9
Sean Burroughs, L OBP: 0.366, SLG: 0.422 (1, 5)	1-3 K	2-2 1B 2B	1-3 K			0-0 24 1B 1B	0-3 K		
Mark Loretta, R OBP: 0.386, SLG: 0.450 Brandon Villaflorte, R (8, 1) Miguel Ojeda, R OBP: 0.347, SLG: 0.385 (8, PH) (9, 3)	0-0 24 1B 1B	1-0 24 1B 1B		2-3 K		0-0 24 1B 1B		1-3 K	
24 Brian Giles, L OBP: 0.429, SLG: 0.512 Brian Buchanan, R OBP: 0.361, SLG: 0.469 (1, 7) (8, 7)	1-1 1B	0-0 3B 1B		0-0 G1-3		0-1 E9 SF8 1B		4-2 HR BB	
Phil Nevin, R OBP: 0.325, SLG: 0.435 Dave Hansen, L OBP: 0.356, SLG: 0.323 Joe Roa, R OBP: 0.286, SLG: 0.286 (1, 3) (8, 3) (9, 1)	0-3 K	4-0 3B BB		2-0 G6-3		1-2 SF8		1-0 HR	
Gary Matthews, S OBP: 0.311, SLG: 0.369 (1, 9) (8, 8)	3-2 G4-3	1-2 1B 3B			1-0 F7	1-2 G3		1-2 P6	
Mark Kotsay, L OBP: 0.344, SLG: 0.372 Xavier Nady, R OBP: 0.306, SLG: 0.371 (1, 8) (7, PH) (8, 9)		SH2-3 BB			1-1 1B		3-2 1B 1B	0-0 F9	
Ramón Vázquez, L OBP: 0.336, SLG: 0.337 (1, 6) (8, 4)		SH2-3			2-1 L7		0-3 K		
Gary Bennett, R OBP: 0.288, SLG: 0.288 Humberto Quintero, R OBP: 1.000, SLG: 1.000 (1, 2) (7, PH) (8, 2)		2-0 WP 2B 1B		2-3 K		0-0 1B			
Brian Lawrence, R OBP: 0.262, SLG: 0.310 3 Khalil Greene, R (7, PH) (8, 6)		1-3 K		0-3 K		1-2 F9	3-2 F9		

AB	R	H	RBI	BB	SO	LOB
5	2	2	1	0	3	2
4	2	3	1	0	1	0
0	0	0	0	0	0	0
1	0	0	0	0	1	0
4	2	3	2	0	0	0
0	1	0	0	1	0	0
2	1	0	1	1	1	2
1	1	1	2	0	0	0
0	0	0	0	0	0	0
5	1	1	2	0	0	2
2	1	2	1	1	0	0
2	0	1	0	0	0	0
3	0	0	0	0	1	3
3	1	1	1	0	2	1
1	0	1	0	0	0	0
3	0	0	0	0	2	1
1	0	0	0	0	0	2

**Arizona Diamondbacks @ San Diego Padres**  
**Qualcomm Stadium, San Diego, CA**  
 Wed Sep 03 2003, 5:05 PM EDT  
 Att: 10,810 - Cloudy - 75 F

AB	37
R	12
H	15
RBI	11
BB	3
SO	11
LOB	13



Inning Stats		R: 0	H: 2	E: 0	K: 2	S: 13	R: 7	H: 6	E: 0	K: 1	S: 20	R: 0	H: 0	E: 0	K: 3	S: 9	R: 0	H: 0	E: 0	K: 1	S: 5	R: 3	H: 3	E: 1	K: 0	S: 13	R: 0	H: 2	E: 0	K: 2	S: 15	R: 2	H: 1	E: 0	K: 1	S: 12	
PITCHER		IP	WLS	BF	H	R	ER	SO	BB	IBB	HBP	BLK	WP	HR	S	P	ERA	WHIP	PITCHER		IP	WLS	BF	H	R	ER	SO	BB	IBB	HBP	BLK	WP	HR	S	P	ERA	WHIP
Miguel Batista, R ERA: 3.3 (1, 1)	4.0	L	22	8	7	7	7	7	2	0	0	0	1	0	47	75	15.75	2.500	Miguel Batista, R ERA: 3.3 (1, 1)		4.0	L	22	8	7	7	7	2	0	0	0	1	0	47	75	15.75	2.500
Elmer Dessens, R ERA: 4.82 (5, 1)	2.0		10	4	3	2	1	0	0	0	0	0	0	0	21	29	9.00	2.000	Elmer Dessens, R ERA: 4.82 (5, 1)		2.0		10	4	3	2	1	0	0	0	0	0	21	29	9.00	2.000	
Dennys Reyes, L ERA: 9.26 (7, 1)	1.0		5	2	0	0	2	0	0	0	0	0	0	0	15	21	0.00	2.000	Dennys Reyes, L ERA: 9.26 (7, 1)		1.0		5	2	0	0	2	0	0	0	0	15	21	0.00	2.000		
Mike Myers, L ERA: 6.15 (8, 1)	1.0		5	1	2	2	1	1	0	0	0	0	0	1	12	19	18.00	2.000	Mike Myers, L ERA: 6.15 (8, 1)		1.0		5	1	2	2	1	1	0	0	0	1	12	19	18.00	2.000	





BOTTOM

Arizona Diamondbacks @ Kansas City Royals  
Kauffman Stadium, Kansas City, MO

Thu Sep 04 2003, 3:05 PM CDT  
Att. 20,385 - Sunny - 77 F

livebaseballscorecards.com

AB 40  
R 5  
H 12  
RBI 5  
BB 6  
SO 8  
LOB 21



WP: 0 PA: 48  
PB: 0  
SB: 4  
CS: 0

6	2	4	1	0	1	0
5	0	0	0	1	1	3
6	0	1	0	0	0	2
3	2	3	1	1	0	0
2	1	1	0	1	1	1
1	0	0	0	1	0	1
3	0	1	2	1	0	2
5	0	1	1	0	2	4
2	0	0	0	1	1	2
1	0	0	0	0	1	2
0	0	0	0	0	0	0
1	0	0	0	0	0	0
3	0	1	0	0	0	4
1	0	0	0	0	1	0
1	0	0	0	0	0	0

Batter	1	2	3	4	5	6	7	8	9	10	AB	R	H	RBI	BB	SO	LOB
Aaron Guiel, L OBP: 0.358, SLG: 0.517 (1, 9)	1-0 HR		2-2 29 1B SF9 2B	0-2 1-2 1B		0-3 K		2-2 G4-3		2-2 BB 1B	6	2	4	1	0	1	0
Joe Randa, R OBP: 0.339, SLG: 0.435 (1, 5)	2-1 F7		1-1 F9	2-1 G5-3		2-1 G3		0-3 K		4-2 BB	5	0	0	0	1	1	3
29 Mike Sweeney, R OBP: 0.418, SLG: 0.506 (1, 10)	2-1 G6-3		2-0 BB 1B		1-1 F9	1-1 F8			1-2 G4-3	1-2 P6	6	0	1	0	0	0	2
Carlos Beltrán, S OBP: 0.394, SLG: 0.514 (1, 8)	0-1 1B		1-1 SF9		0-1 1B 1B		1-0 S 1B		4-2 S SF9 BB		3	2	3	1	1	0	0
Rondell White, R OBP: 0.332, SLG: 0.465 (1, 7)	2-3 K		4-2 3-H BB		1-0 1B 1B		3-1 F8		4-2 S BB		2	1	1	0	1	1	1
Raul Ibanez, L OBP: 0.342, SLG: 0.459 (6, 7)			1-2 BB		1-3 4 1B 1B		1-2 SAFE BB		1-2 SAFE BB		1	0	0	0	1	0	1
Ken Harvey, R OBP: 0.311, SLG: 0.410 (1, 3)		0-2 E5 4 F7	3-2 G4-3		0-1 FC6-4 4 1B 1B		1-2 SAFE BB		4-1 SAFE BB	2-0 SF9	3	0	1	2	1	0	2
4 Angel Berroa, R OBP: 0.337, SLG: 0.456 (1, 6)		0-2 F7		1-3 K	0-2 FC6-4 1B		2-3 K		0-2 SAFE P2		5	0	1	1	0	2	4
Mendy López, R OBP: 0.304, SLG: 0.424 (1, 4)		4-2 BB		2-3 K	1-0 FC6-4 1B		1-3 K			3-2 G3	2	0	0	0	1	1	2
Dee Brown, L OBP: 0.284, SLG: 0.344 (7, PH)					1-2 2-H 1B						1	0	0	0	0	1	2
Julius Matos, R OBP: 0.265, SLG: 0.375 (8, 4)					1-2 2-3 1B						0	0	0	0	0	0	0
Desi Relaford, S OBP: 0.316, SLG: 0.385 (10, PH)											1	0	0	0	0	0	0
Tom Prince, R OBP: 0.320, SLG: 0.395 (1, 2)		3-2 G6-4-3 BB		3-1 1B	0-1 F9			1-3 K		0-0 G1-4-3	3	0	1	0	0	0	4
9 David DeJesus, L OBP: 0.306, SLG: 0.341 (8, PH)											1	0	0	0	0	1	0
Brent Mayne, L OBP: 0.306, SLG: 0.341 (9, 2)											1	0	0	0	0	0	0

<b>Inning Stats</b>	R: 1 E: 0 K: 1 S: 10	H: 2 LOB: 1 BB: 0 P: 17	R: 0 E: 1 K: 0 S: 13	H: 0 LOB: 1 BB: 1 P: 20	R: 1 E: 0 K: 0 S: 15	H: 2 LOB: 2 BB: 1 P: 28	R: 0 E: 0 K: 2 S: 14	H: 2 LOB: 2 BB: 0 P: 22	R: 2 E: 0 K: 0 S: 13	H: 4 LOB: 4 BB: 0 P: 16	R: 0 E: 0 K: 1 S: 7	H: 0 LOB: 0 BB: 0 P: 10	R: 0 E: 0 K: 2 S: 10	H: 1 LOB: 2 BB: 1 P: 21	R: 0 E: 0 K: 2 S: 9	H: 0 LOB: 0 BB: 0 P: 12	R: 1 E: 0 K: 0 S: 14	H: 0 LOB: 1 BB: 2 P: 25	R: 0 E: 0 K: 0 S: 16	H: 1 LOB: 2 BB: 1 P: 26	1B: 10 2B: 1 3B: 0 HR: 1	SF: 2 SAC: 0 DP: 1 HBP: 0	WP: 0 PA: 48
---------------------	-------------------------------	----------------------------------	-------------------------------	----------------------------------	-------------------------------	----------------------------------	-------------------------------	----------------------------------	-------------------------------	----------------------------------	------------------------------	----------------------------------	-------------------------------	----------------------------------	------------------------------	----------------------------------	-------------------------------	----------------------------------	-------------------------------	----------------------------------	-----------------------------------	------------------------------------	-----------------

PITCHER	IP	WLS	BF	H	R	ER	SO	BB	IBB	HBP	BLK	WP	HR	S	P	ERA	WHIP
Randy Johnson, L ERA: 4.98 (1, 1)	5.0		27	10	4	4	3	2	0	0	0	0	1	65	103	7.20	2.400
Oscar Villarreal, R ERA: 2.64 (6, 1)	2.0		8	1	0	0	3	1	0	0	0	0	0	17	31	0.00	1.000
Jose Valverde, R ERA: 1.99 (8, 1)	1.0	H	3	0	0	0	2	0	0	0	0	0	0	9	12	0.00	0.000
Matt Mantel, R ERA: 2.53 (9, 1)	2.0	W	10	1	1	1	0	3	0	0	0	0	0	30	51	4.50	2.000





Batter	1	2	3	4	5	6	7	8	9	AB	R	H	RBI	BB	SO	LOB
Ray Durham, S (1, 4) Neifi Perez, S (8, 4) OBP: 0.369, SLG: 0.425 OBP: 0.288, SLG: 0.348	2-3 K		1-1 2-5	0-0 G6-4-3 BB 1B		2-0 CS 1B		3-1 P5		3	1	2	0	0	1	0
J.T. Snow, L (1, 3) Pedro Feliz, R (8, 3) OBP: 0.385, SLG: 0.410 OBP: 0.263, SLG: 0.467	3-2 L7			4-1 SAFE G6-4-3 1-2 BB		4-2 SAFE FC4-6 1-2 BB		1-1 BB 1B		1	0	0	0	2	0	0
Marquis Grissom, R (1, 8) Eric Young Sr., R (8, 8) OBP: 0.314, SLG: 0.456 OBP: 0.337, SLG: 0.402	1-2 L7			0-1 G6-4-3 1-2f 2-3		0-0 FC4-6 BB 1-2f		4-2 BB 1-2 BB		3	0	0	0	0	0	3
Barry Bonds, L (1, 7) Todd Linden, S (8, 7) OBP: 0.527, SLG: 0.756 OBP: 0.250, SLG: 0.313		0-0 G5-3		4-0 1B IBB		4-0 1-2 BB		3-3 K		1	0	0	0	2	0	0
Benito Santiago, R (1, 2) Alberto Castillo, R (8, 2) OBP: 0.322, SLG: 0.425 OBP: 0.214, SLG: 0.500		1-0 G6-3		1-1 1-2 3-H 1B		2-3 K			0-2 F9	3	0	1	1	0	1	2
Rich Aurilia, R (1, 6) 41 Chad Zerbe, L (8, 1) 51 Noah Lowry, R (9, 1) Marvin Benard, L (9, PH) OBP: 0.322, SLG: 0.412 OBP: 0.230, SLG: 0.250		3-1 F7		0-1 F7		3-3 K			3-3 K	3	0	0	0	0	1	2
Edgardo Alfonzo, R (1, 5) Lance Niekro, R (9, 3) OBP: 0.321, SLG: 0.355			4-2 2-5 G3-4-3 BB		3-2 G3		2-3 K		2-2 F8	2	0	0	0	1	1	0
José Cruz Jr., S (1, 9) Tony Torcato, L (9, 7) OBP: 0.360, SLG: 0.401 OBP: 0.222, SLG: 0.333			0-1 G3-4-3		2-3 K		0-0 P6			3	0	0	0	0	1	1
Jerome Williams, R (1, 1) Jason Christiansen, R (7, 1) Felix Rodriguez, R (7, 1) Cody Ransom, R (8, 6) OBP: 0.069, SLG: 0.103 OBP: 1.000, SLG: 1.000 OBP: 0.280, SLG: 0.417			1-3 K		0-1 G5-3			0-0 G5-3		2	0	0	0	0	1	1

Inning Stats	R: 0	H: 0	E: 0	K: 1	S: 10	LOB: 0	BB: 0	P: 16	R: 0	H: 0	E: 0	K: 0	S: 4	LOB: 0	BB: 0	P: 8	R: 0	H: 0	E: 0	K: 1	S: 8	LOB: 1	BB: 1	P: 14	R: 1	H: 2	E: 0	K: 0	S: 8	LOB: 2	BB: 2	P: 17	R: 0	H: 0	E: 0	K: 1	S: 10	LOB: 0	BB: 0	P: 15	R: 0	H: 1	E: 0	K: 1	S: 7	LOB: 2	BB: 2	P: 19	R: 0	H: 0	E: 0	K: 2	S: 8	LOB: 0	BB: 0	P: 13	R: 0	H: 1	E: 0	K: 1	S: 10	LOB: 2	BB: 1	P: 21	R: 0	H: 0	E: 0	K: 1	S: 11	LOB: 0	BB: 0	P: 16	1B: 4	2B: 0	3B: 0	HR: 0	SF: 0	SAC: 0	DP: 1	HBP: 0	WP: 0	PB: 0	SB: 0	CS: 1	PA: 34
PITCHER 17 Brandon Webb, R (1, 1) ERA: 2.51 John Patterson, R (8, 1) ERA: 6.31	IP	WLS	BF	H	R	ER	SO	BB	IBB	HBP	BLK	WP	HR	S	P	ERA	WHIP																																																																				
	7.0	W	27	3	1	1	6	4	1	0	0	0	0	55	102	1.29	1.000																																																																				
	2.0		8	1	0	0	2	1	0	0	0	0	0	21	37	0.00	1.000																																																																				

**BOTTOM**

Arizona Diamondbacks @ San Francisco Giants  
PacBell Park, San Francisco, CA

Fri Sep 05 2003, 10:15 PM EDT  
Att. 41,727 - Sunny - 64 F

livebaseballscorecards.com

<b>AB</b>	<b>28</b>
<b>R</b>	<b>1</b>
<b>H</b>	<b>4</b>
<b>RBI</b>	<b>1</b>
<b>BB</b>	<b>6</b>
<b>SO</b>	<b>8</b>
<b>LOB</b>	<b>11</b>





Batter	1	2	3	4	5	6	7	8	9	10	11	AB R H RBI BB SO LOB	TOP																		
Steve Finley, L (1, 8) OBP: 0.365, SLG: 0.499	0-0 PB S 1B		2-0 1B 2B		0-3 K		3-1 E2 2B 1B		0-0 PB 2B		1-2 F7	6 2 4 0 0 1 1																			
Matt Kata, S (1, 4) OBP: 0.319, SLG: 0.423	1-3 K		0-2 K		1-2 F7		4-2 2B BB		2-3 K		1-0 G6-3	3 0 0 0 0 2 2 0 0 0 0 1 0 0 2 1 0 0 0 1 2																			
Felix Jose, S (7, PH) OBP: 0.571, SLG: 1.000	1-2 K		1-2 K		1-2 G3		0-2 2B		4-0 FC5-4 IBB			4 0 2 3 1 0 1																			
Junior Spivey, R (7, PR) OBP: 0.329, SLG: 0.449	1-2 P6		2-H 1B		0-2 G3		1-H 2-H 2B		1-0 FC5-4			4 1 1 1 1 1 5																			
Luis Gonzalez, L (1, 7) OBP: 0.392, SLG: 0.529	1-2 P6		0-2 1B		0-0 HR		0-3 K		1-2 FC5-4			5 0 1 0 0 1 3																			
Raul Mondesi, R (1, 9) OBP: 0.343, SLG: 0.472	4-2 BB		0-2 P3		0-2 F8		0-0 1B		1-0 K			5 0 0 0 0 0 1																			
Alex Cintron, S (1, 6) OBP: 0.354, SLG: 0.470	1-1 F8		0-1 P4		0-1 L9		0-0 B2		0-1 L8			4 0 0 0 1 2 2																			
Shea Hillenbrand, R (1, 3) OBP: 0.309, SLG: 0.457		3-2 F9		1-0 E5		2-2 F7		2-3 K		1-2 F7		2 0 0 0 0 1 2 1 0 0 0 0 0 0 2 0 1 0 0 1 1																			
Craig Counsell, L (1, 5) OBP: 0.329, SLG: 0.303		4-2 BB		0-3 K		2-2 P2		1-1 L6		0-2 K		0-0 K	2 0 0 0 0 1 2 1 0 0 0 0 0 0 2 0 1 0 0 1 1																		
Rod Barajas, R (1, 2) OBP: 0.243, SLG: 0.325		0-3 K		2-2 P2		1-1 L6		0-2 K		0-2 K		0-0 K	2 0 0 0 0 1 2 1 0 0 0 0 0 0 2 0 1 0 0 1 1																		
Quinton McCracken, S (7, PH) OBP: 0.267, SLG: 0.265		0-3 K		0-0 G3		1-3 K		1-3 K		0-1 G4-3		1-3 K	2 0 0 0 0 1 2 1 0 0 0 0 0 1 0 0 0 0 0 0 0 0 0 1 0 0 0 0 0 0 0 0 0 0 0 0 0 0 0 1 0 0 0 0 0 1 1 0 0 0 0 0 0 0 0																		
Robby Hammock, R (7, 2) OBP: 0.360, SLG: 0.550		0-3 K		0-0 G3		1-3 K		1-3 K		0-1 G4-3		1-3 K	2 0 0 0 0 1 2 1 0 0 0 0 0 1 0 0 0 0 0 0 0 0 0 1 0 0 0 0 0 0 0 0 0 0 0 0 0 0 0 1 0 0 0 0 0 1 1 0 0 0 0 0 0 0 0																		
Curt Schilling, R (1, 1) OBP: 0.118, SLG: 0.063		1-3 K		0-0 G3		1-3 K		1-3 K		0-1 G4-3		1-3 K	2 0 0 0 0 1 2 1 0 0 0 0 0 1 0 0 0 0 0 0 0 0 0 1 0 0 0 0 0 0 0 0 0 0 0 0 0 0 0 1 0 0 0 0 0 1 1 0 0 0 0 0 0 0 0																		
Mark Grace, L (7, PH) OBP: 0.269, SLG: 0.291		1-3 K		0-0 G3		1-3 K		1-3 K		0-1 G4-3		1-3 K	2 0 0 0 0 1 2 1 0 0 0 0 0 1 0 0 0 0 0 0 0 0 0 1 0 0 0 0 0 0 0 0 0 0 0 0 0 0 0 1 0 0 0 0 0 1 1 0 0 0 0 0 0 0 0																		
Oscar Villarreal, L (7, 1) OBP: 0.365, SLG: 0.466		1-3 K		0-0 G3		1-3 K		1-3 K		0-1 G4-3		1-3 K	2 0 0 0 0 1 2 1 0 0 0 0 0 1 0 0 0 0 0 0 0 0 0 1 0 0 0 0 0 0 0 0 0 0 0 0 0 0 0 1 0 0 0 0 0 1 1 0 0 0 0 0 0 0 0																		
Carlos Baerga, S (9, PH) OBP: 0.385, SLG: 0.466		1-3 K		0-0 G3		1-3 K		1-3 K		0-1 G4-3		1-3 K	2 0 0 0 0 1 2 1 0 0 0 0 0 1 0 0 0 0 0 0 0 0 0 1 0 0 0 0 0 0 0 0 0 0 0 0 0 0 0 1 0 0 0 0 0 1 1 0 0 0 0 0 0 0 0																		
Jose Valverde, R (9, 1) OBP: 0.329, SLG: 0.256		1-3 K		0-0 G3		1-3 K		1-3 K		0-1 G4-3		1-3 K	2 0 0 0 0 1 2 1 0 0 0 0 0 1 0 0 0 0 0 0 0 0 0 1 0 0 0 0 0 0 0 0 0 0 0 0 0 0 0 1 0 0 0 0 0 1 1 0 0 0 0 0 0 0 0																		
Elmer Dessens, R (11, PH) OBP: 0.289, SLG: 0.256		1-3 K		0-0 G3		1-3 K		1-3 K		0-1 G4-3		1-3 K	2 0 0 0 0 1 2 1 0 0 0 0 0 1 0 0 0 0 0 0 0 0 0 1 0 0 0 0 0 0 0 0 0 0 0 0 0 0 0 1 0 0 0 0 0 1 1 0 0 0 0 0 0 0 0																		
Matt Mantei, R (11, 1) OBP: 0.289, SLG: 0.256		1-3 K		0-0 G3		1-3 K		1-3 K		0-1 G4-3		1-3 K	2 0 0 0 0 1 2 1 0 0 0 0 0 1 0 0 0 0 0 0 0 0 0 1 0 0 0 0 0 0 0 0 0 0 0 0 0 0 0 1 0 0 0 0 0 1 1 0 0 0 0 0 0 0 0																		
<b>Inning Stats</b>	R: 0 E: 0 K: 1 S: 13	H: 1 LOB: 2 BB: 1 P: 20	R: 0 E: 0 K: 2 S: 14	H: 0 LOB: 1 BB: 1 P: 22	R: 1 E: 0 K: 1 S: 12	H: 2 LOB: 1 BB: 0 P: 15	R: 0 E: 0 K: 1 S: 8	H: 0 LOB: 1 BB: 0 P: 11	R: 0 E: 0 K: 1 S: 11	H: 0 LOB: 0 BB: 0 P: 13	R: 1 E: 0 K: 0 S: 10	H: 1 LOB: 0 BB: 0 P: 12	R: 2 E: 1 K: 2 S: 16	H: 2 LOB: 2 BB: 1 P: 25	R: 0 E: 0 K: 2 S: 10	H: 1 LOB: 1 BB: 0 P: 13	R: 0 E: 0 K: 1 S: 8	H: 1 LOB: 2 BB: 1 P: 15	R: 0 E: 0 K: 1 S: 9	H: 0 LOB: 0 BB: 0 P: 11	R: 0 E: 0 K: 1 S: 8	H: 1 LOB: 1 BB: 0 P: 11	1B: 5 2B: 3 3B: 0 HR: 1	SF: 0 SAC: 0 DP: 0 HBP: 0	WP: 0 PB: 2 SB: 1 CS: 0	PA: 47					
<b>PITCHER</b>	IP WLS BF H R ER SO BB IBB HBP BLK WP HR S P ERA WHIP														<b>PITCHER</b>	IP WLS BF H R ER SO BB IBB HBP BLK WP HR S P ERA WHIP															
Jason Schmidt, R (1, 1) ERA: 2.32	6.2	30	6	4	4	7	3	0	0	0	0	0	0	1	81	115	5.40	1.350													
Joe Nathan, R (7, 1) ERA: 2.85	1.1	5	1	0	0	3	0	0	0	0	0	0	0	0	13	16	0.00	0.750													
Tim Worrell, R (9, 1) ERA: 2.18	2.0	8	1	0	0	2	0	1	0	0	0	0	0	0	17	26	0.00	0.500													
Matt Herges, R (11, 1) ERA: 2.86	0.1	2	1	0	0	1	0	0	0	0	0	0	0	0	4	5	0.00	3.000													
Scott Eyre, L (11, 1) ERA: 3.51	0.2	W 2	0	0	0	0	0	0	0	0	0	0	0	0	4	6	0.00	0.000													

Arizona Diamondbacks @ San Francisco Giants  
PacBell Park, San Francisco, CA  
Sat Sep 06 2003, 4:05 PM EDT  
Att: 42,312 - Cloudy - 70 F

livebaseballscorecards.com

AB	43
R	4
H	9
RBI	4
BB	4
SO	13
LOB	23







Batter	1	2	3	4	5	6	7	8	9	AB	R	H	RBI	BB	SO	LOB	TOP										
Steve Finley, L (1, 8) OBP: 0.369, SLG: 0.504	1-3 K		2-0 G4-6-3 1B		1-2 S 3B 1B		1-0 G5-3 SH5-4 1B	0-1 1B 2B		5	2	4	2	0	1	0											
Matt Kata, S (1, 4) OBP: 0.319, SLG: 0.430 31 Edgar Gonzalez, R (7, 1) OBP: 0.250, SLG: 0.250 Danny Bautista, R (8, PH) OBP: 0.330, SLG: 0.364 John Patterson, R (8, 1) OBP: 0.083, SLG: 0.083	0-1 G5-3		1-0 G4-6-3		2-2 3B		0-1 SH5-4	1-2 1B 1B		3	0	1	1	0	0	1											
Luis Gonzalez, L (1, 7) OBP: 0.394, SLG: 0.528	4-0 HR BB			3-1 G4-3	2-1 F9		4-1 BB	1-0 1B 1B		3	1	1	1	2	0	1											
Raul Mondesi, R (1, 9) OBP: 0.346, SLG: 0.480	0-0 1-H HR			0-0 3B 1B		0-0 F9	1-0 G5-3	1-1 1B 1B		5	2	3	2	0	0	3											
Alex Cintron, S (1, 6) OBP: 0.352, SLG: 0.472	1-2 P6			1-1 1-H 3B		3-3 K		K G4-3		5	0	1	1	0	2	2											
Shea Hillenbrand, R (1, 3) OBP: 0.308, SLG: 0.453		0-2 F9		0-3 K		4-2 1B BB		0-1 F8	1-1 G4-3	4	0	0	0	1	1	1											
Robby Hammock, R (1, 2) OBP: 0.361, SLG: 0.542		1-2 G5-3		0-0 G4-3		0-2 1B		4-0 BB 2B BB	1-0 F9	4	1	1	0	1	0	1											
Craig Counsell, L (1, 5) OBP: 0.326, SLG: 0.299 Felix Jose, S (8, PH) OBP: 0.625, SLG: 1.000 Mark Grace, L (8, PR) OBP: 0.267, SLG: 0.289		1-2 G3-1		1-0 G6-3	1-1 F7		4-2 BB 2B BB	3-1 P5		3	0	0	0	0	0	2											
Elmer Dessens, R (1, 1) OBP: 0.233, SLG: 0.250 Stephen Randolph, L (4, 1) OBP: 0.256, SLG: 0.263 Quinton McCracken, S (5, PH) OBP: 0.371, SLG: 0.411 Lyle Overbay, L (7, PH) OBP: 0.330, SLG: 0.449 Junior Spivey, R (7, 4)			1-2 G5-3		0-0 G1-4-3		3-1 SH5-4 1B 1B	4-2 2B 1B BB		1	0	0	0	0	0	0											
<b>Inning Stats</b>	R: 2 E: 0 K: 1 S: 11	H: 1 LOB: 0 BB: 1 P: 17	R: 0 E: 0 K: 0 S: 9	H: 0 LOB: 0 BB: 0 P: 11	R: 0 E: 0 K: 0 S: 5	H: 1 LOB: 0 BB: 0 P: 9	R: 1 E: 0 K: 1 S: 9	H: 2 LOB: 1 BB: 0 P: 13	R: 1 E: 0 K: 1 S: 14	H: 2 LOB: 1 BB: 0 P: 20	R: 0 E: 0 K: 0 S: 7	H: 2 LOB: 2 BB: 1 P: 16	R: 5 E: 0 K: 1 S: 22	H: 4 LOB: 2 BB: 3 P: 39	R: 0 E: 0 K: 0 S: 5	H: 0 LOB: 0 BB: 0 P: 10	1B: 9 2B: 1 3B: 2 HR: 1	SF: 0 SAC: 1 DP: 2 HBP: 0	WP: 0 PB: 0 SB: 1 CS: 0	PA: 44							
<b>PITCHER</b>	IP	WLS	BF	H	R	ER	SO	BB	IBB	HBP	BLK	WP	HR	S	P	ERA	WHIP										
Sidney Ponson, R (1, 1) ERA: 3.59	6.0		27	8	4	4	3	2	0	0	0	0	1	61	94	6.00	1.667										
Scott Eyre, L (7, 1) ERA: 3.48	0.1	H	3	1	0	0	0	1	0	0	0	0	0	4	9	0.00	6.000										
Jim Brower, R (7, 1) ERA: 3.9	0.2	H	1	0	0	0	0	0	0	0	0	0	0	1	2	0.00	0.000										
Joe Nathan, R (8, 1) ERA: 3.19	0.2	L	5	0	3	3	1	3	0	0	0	0	0	12	25	40.50	4.500										
41 Chad Zerbe, L (8, 1) ERA: 4.7	0.0	B	1	1	0	0	0	0	0	0	0	0	0	2	2	∞	∞										
<b>PITCHER</b>	IP	WLS	BF	H	R	ER	SO	BB	IBB	HBP	BLK	WP	HR	S	P	ERA	WHIP										
Matt Herges, R (8, 1) ERA: 2.93	1.1		7	3	2	2	0	0	0	0	0	0	0	13	22	13.50	2.250										

Arizona Diamondbacks @ San Francisco Giants  
PacBell Park, San Francisco, CA  
Sun Sep 07 2003, 4:05 PM EDT  
Att. 41,522 - Cloudy - 69 F

livebaseballscorecards.com

AB	37
R	9
H	13
RBI	9
BB	6
SO	4
LOB	11



Batter	1	2	3	4	5	6	7	8	9	AB	R	H	RBI	BB	SO	LOB
Ray Durham, S (1, 4) OBP: 0.367, SLG: 0.422 Neifi Perez, S (6, 4) OBP: 0.291, SLG: 0.350	2-3 K		2-0 G3	1-0 BB 1B 2B 1B	1-3 K			1-2 BB 1B		4	1	1	2	0	2	1
J.T. Snow, L (1, 3) OBP: 0.387, SLG: 0.407	2-2 G3		1-2 BB 1B	3-1 SAFE 1B SAFE 2B 1B		1-2 G4-3		2-2 K		5	1	2	0	0	1	1
Marquis Grissom, R (1, 8) OBP: 0.313, SLG: 0.453	0-0 G6-3		1-3 K	1-3 K		1-1 1B		0-0 P6		5	0	1	0	0	2	4
Barry Bonds, L (1, 7) OBP: 0.529, SLG: 0.747		2-3 K	4-1 1B	4-2 2B BB		1 SAFE 1 SAFE 1 SAFE 1 SAFE P4		4-0 BB BB 1B BB		2	0	0	0	3	1	1
Edgardo Alfonzo, R (1, 5) OBP: 0.325, SLG: 0.357		1-2 1B 1B	2-1 F8	0-1 1B 2B		1-2 G5-3		1-2 P2		5	1	2	2	0	0	5
Rich Aurilia, R (1, 6) OBP: 0.321, SLG: 0.408		1-0 1B		1-3 1B			1-1 G4-3		1-2 F8	4	1	1	0	1	0	2
José Cruz Jr., S (1, 9) OBP: 0.362, SLG: 0.402		0-3 K		1-0 E 1B 1B 1B		2-2 G6-3		3-2 G5-3 1B		5	1	3	0	0	1	2
Yorvit Torrealba, R (1, 2) OBP: 0.307, SLG: 0.369		0-0 1B		1-0 E8 SH3-4 1B 1B		4-1 SH3-4 BB		3-2 G5-3		4	1	2	2	1	0	2
Sidney Ponson, R (1, 1) OBP: 0.045, SLG: 0.091 Scott Eyre, L (7, 1) OBP: 0.500, SLG: 0.500 Jim Brower, R (7, 1) OBP: 0.235, SLG: 0.188 Marvin Benard, L (7, PH) OBP: 0.226, SLG: 0.246 Joe Nathan, R (8, 1) 41 Chad Zerbe, L (8, 1) Matt Herges, L (8, 1) OBP: 0.333, SLG: 0.333		0-0 G4-3		0-1 SH3-4		1 SAFE 1-1 SH3-4		1-1 G4-3		1	0	0	0	0	0	2

Inning Stats	R: 0	H: 0	E: 0	K: 1	S: 9	H: 0	LOB: 0	BB: 0	P: 13	R: 1	H: 3	E: 0	K: 2	S: 12	H: 1	LOB: 2	BB: 0	P: 16	R: 0	H: 1	E: 1	K: 1	S: 22	H: 5	LOB: 2	BB: 2	P: 40	R: 0	H: 0	E: 0	K: 1	S: 9	H: 1	LOB: 1	BB: 1	P: 17	R: 0	H: 1	E: 0	K: 0	S: 12	H: 1	LOB: 1	BB: 0	P: 18	R: 0	H: 1	E: 0	K: 0	S: 10	H: 1	LOB: 1	BB: 0	P: 18	R: 0	H: 1	E: 0	K: 1	S: 10	H: 1	LOB: 2	BB: 1	P: 18	R: 0	H: 1	E: 0	K: 0	S: 8	H: 1	LOB: 0	BB: 0	P: 10	1B: 12	SF: 0	2B: 1	SAC: 2	3B: 0	DP: 1	HR: 0	HBP: 0	WP: 0	PA: 44
--------------	------	------	------	------	------	------	--------	-------	-------	------	------	------	------	-------	------	--------	-------	-------	------	------	------	------	-------	------	--------	-------	-------	------	------	------	------	------	------	--------	-------	-------	------	------	------	------	-------	------	--------	-------	-------	------	------	------	------	-------	------	--------	-------	-------	------	------	------	------	-------	------	--------	-------	-------	------	------	------	------	------	------	--------	-------	-------	--------	-------	-------	--------	-------	-------	-------	--------	-------	--------

PITCHER	IP	WLS	BF	H	R	ER	SO	BB	IBB	HBP	BLK	WP	HR	S	P	ERA	WHIP
Elmer Dessens, R (1, 1) ERA: 5.04	3.2		23	9	6	6	5	3	0	0	0	0	0	50	83	14.73	3.273
Stephen Randolph, L (4, 1) ERA: 3.78	0.1		1	0	0	0	0	0	0	0	0	0	0	3	6	0.00	0.000
Chris Capuano, L (5, 1) ERA: 6.1	2.0		8	1	0	0	1	1	0	0	0	0	0	21	35	0.00	1.000
31 Edgar Gonzalez, R (7, 1) ERA: 5.25	1.0	W	4	1	0	0	0	0	0	0	0	0	0	10	18	0.00	1.000
John Patterson, R (8, 1) ERA: 6.04	2.0	S	8	2	0	0	1	1	0	0	0	0	0	18	28	0.00	1.500

**BOTTOM**

Arizona Diamondbacks @ San Francisco Giants  
PacBell Park, San Francisco, CA

livebaseballscores.com

AB	37
R	6
H	13
RBI	6
BB	5
SO	7
LOB	21



PITCHER	IP	WLS	BF	H	R	ER	SO	BB	IBB	HBP	BLK	WP	HR	S	P	ERA	WHIP
Elmer Dessens, R (1, 1) ERA: 5.04	3.2		23	9	6	6	5	3	0	0	0	0	0	50	83	14.73	3.273
Stephen Randolph, L (4, 1) ERA: 3.78	0.1		1	0	0	0	0	0	0	0	0	0	0	3	6	0.00	0.000
Chris Capuano, L (5, 1) ERA: 6.1	2.0		8	1	0	0	1	1	0	0	0	0	0	21	35	0.00	1.000
31 Edgar Gonzalez, R (7, 1) ERA: 5.25	1.0	W	4	1	0	0	0	0	0	0	0	0	0	10	18	0.00	1.000
John Patterson, R (8, 1) ERA: 6.04	2.0	S	8	2	0	0	1	1	0	0	0	0	0	18	28	0.00	1.500

Sun Sep 07 2003, 4:05 PM EDT  
Att: 41,522 - Cloudy - 69 F



Batter	1	2	3	4	5	6	7	8	9	AB R H RBI BB SO LOB	TOP																									
<b>Cesar Izturis, S</b> (1, 6) OBP: 0.283, SLG: 0.322	0-1 1B 3B	1-0 2-H HR			3-2 G4-6-3 1B		2-2 1B		2-2 WP HR 1B	5 3 5 2 0 0 0																										
<b>Paul Lo Duca, R</b> (1, 2) OBP: 0.349, SLG: 0.398	0-0 G5-3	2-2 G5-3			0-0 G4-6-3 1B		1-2 G1-3		4-0 HR IBB	4 1 1 0 1 0 1 0 0 0 0 0 0 0																										
<b>David Ross, R</b> (9, 2) OBP: 0.292, SLG: 0.482																																				
<b>Shawn Green, L</b> (1, 9) OBP: 0.345, SLG: 0.446	2-3 K		0-0 G3		2-2 G4-6-3 1-2f 2-3			1-1 P5	2-2 HR	5 1 1 4 0 1 3																										
<b>Fred McGriff, L</b> (1, 3) OBP: 0.330, SLG: 0.451	4-2 1B BB		0-3 K		3-1 F7			4-2 HR BB	4-1 FC3-6 BB	2 0 0 0 2 1 1 0 1 0 0 1 0 0																										
<b>Dave Roberts, L</b> (8, PR) OBP: 0.328, SLG: 0.296																																				
<b>Adrián Beltré, R</b> (1, 5) OBP: 0.288, SLG: 0.418	1-1 1-2 3-H 1B		1-3 K			1-1 1B		0-0 HR 1B	2-2 F8	5 1 3 1 0 1 1																										
<b>Jeremy Burnitz, L</b> (1, 7) OBP: 0.319, SLG: 0.513	2-1 F8			2-3 K		0-3 K		3-1 HR	3-1 F8	4 1 1 3 0 2 3 1 0 0 0 0 0 1																										
<b>Robin Ventura, L</b> (8, 3) OBP: 0.347, SLG: 0.395																																				
<b>Jolbert Cabrera, R</b> (1, 8) OBP: 0.333, SLG: 0.432		1-0 B5-3		0-1 FC4-6 1B		0-0 F9		2-3 K	0-1 FC3-6	5 0 1 0 0 1 3																										
<b>Alex Cora, L</b> (1, 4) OBP: 0.276, SLG: 0.325		3-1 SH1-3 HR 1B		1-2 FC4-6 1-2f		0-1 G4-1		2-0 G4-3		4 1 1 0 0 0 3																										
<b>Kevin Brown, R</b> (1, 1) OBP: 0.172, SLG: 0.228		0-1 SH1-3		1-3 K			2-3 K		0-0 1B HR 1B	1 0 0 0 0 0 1 1 1 0 0 0 0 0 1 0 1 0 1 0 0 0 0 0 0 1 1 0 0 0 0 0 0 0 0 0 0 0 0 0																										
<b>Rickey Henderson, R</b> (7, PH) OBP: 0.313, SLG: 0.306																																				
<b>Guillermo Mota, R</b> (7, 1) OBP: 0.222, SLG: 0.556																																				
<b>Tom Martin, L</b> (8, 1) OBP: 0.222, SLG: 0.556																																				
<b>Paul Quantrill, L</b> (8, 1) OBP: 0.222, SLG: 0.556																																				
<b>Ron Coomer, R</b> (9, PH) OBP: 0.319, SLG: 0.393																																				
<b>Jason Romano, R</b> (9, PR) OBP: 0.114, SLG: 0.088																																				
<b>Steve Colyer, L</b> (9, 1) OBP: 0.114, SLG: 0.088																																				
<b>Inning Stats</b>	R: 1 E: 0 K: 1 S: 12	H: 2 LOB: 2 BB: 1 P: 21	R: 2 E: 0 K: 0 S: 10	H: 2 LOB: 0 BB: 0 P: 17	R: 0 E: 0 K: 2 S: 7	H: 0 LOB: 0 BB: 0 P: 8	R: 0 E: 0 K: 2 S: 11	H: 1 LOB: 1 BB: 0 P: 15	R: 0 E: 0 K: 0 S: 13	H: 2 LOB: 1 BB: 0 P: 21	R: 0 E: 0 K: 1 S: 8	H: 1 LOB: 1 BB: 0 P: 9	R: 0 E: 0 K: 1 S: 9	H: 1 LOB: 0 BB: 0 P: 14	R: 3 E: 0 K: 1 S: 12	H: 2 LOB: 1 BB: 1 P: 24	R: 4 E: 0 K: 0 S: 15	H: 3 LOB: 1 BB: 2 P: 32	1B: 10 2B: 0 3B: 1 HR: 3	SF: 0 SAC: 1 DP: 1 HBP: 0	WP: 1 PA: 43															
<b>PITCHER</b>	IP WLS BF H R ER SO BB IBB HBP BLK WP HR S P ERA WHIP																																			
<b>Miguel Batista, R</b> (1, 1) ERA: 3.32	7.0		29	9	3	3	7	1	0	0	0	0	1	70	105	3.86	1.429																			
<b>Oscar Villarreal, R</b> (8, 1) ERA: 2.85	1.0	L	6	2	3	3	1	1	0	0	0	0	1	12	24	27.00	3.000																			
<b>Stephen Randolph, L</b> (9, 1) ERA: 4.39	1.0		8	3	4	4	0	1	1	0	0	1	1	15	32	36.00	4.000																			

Los Angeles Dodgers @ Arizona Diamondbacks  
Bank One Ballpark, Phoenix, AZ

AB	38
R	10
H	14
RBI	10
BB	4
SO	8
LOB	17



Mon Sep 08 2003, 9:37 PM EDT  
Att. 25,937 - Dome - 72 F

WP	1	PA	43
PB	0		
SB	0		
CS	0		







Batter	1	2	3	4	5	6	7	8	9	AB	R	H	RBI	BB	SO	LOB
Steve Finley, L (1, 8) OBP: 0.363, SLG: 0.496	1-2 G3		2-1 P3			1-1 F8		1-3 K		4	0	0	0	0	1	0
Junior Spivey, R (1, 4) OBP: 0.331, SLG: 0.453	3-1 F9		0-0 1B			3-2 3B			2-2 L9	4	0	2	0	0	0	0
Luis Gonzalez, L (1, 7) OBP: 0.394, SLG: 0.526	1-1 F8		2-1 F8			2-1 P5			3-2 G1-3	4	0	0	0	0	0	2
Raul Mondesi, R (1, 9) OBP: 0.343, SLG: 0.474		3-1 1B SF9 1B		0-3 K		0-3 K			1-3 K	4	1	1	0	0	3	1
Lyle Overbay, L (1, 3) OBP: 0.365, SLG: 0.401		2-3 K		2-1 G6-3			0-0 G3			3	0	0	0	0	1	1
Shea Hillenbrand, R (1, 5) OBP: 0.308, SLG: 0.457		1-1 1B		0-0 G1-4-3			0-3 K			3	0	1	0	0	1	0
Robby Hammock, R (1, 2) OBP: 0.354, SLG: 0.531		0-1 SF9		2-0 F7			1-3 K			2	0	0	1	0	1	0
Matt Kata, S (1, 6) OBP: 0.316, SLG: 0.426		2-2 G3		1-1 P5				1-2 G3-1		2	0	0	0	0	0	1
Carlos Baerga, S (8, PH) OBP: 0.386, SLG: 0.464										1	0	0	0	0	0	0
Craig Counsell, L (9, 6) OBP: 0.326, SLG: 0.299										0	0	0	0	0	0	0
Randy Johnson, R (1, 1) OBP: 0.107, SLG: 0.107			2-1 G6-3			1-3 K			0-1 G4-3	2	0	0	0	0	1	0
Felix Jose, S (8, PH) OBP: 0.556, SLG: 0.857										1	0	0	0	0	0	0
Jose Valverde, R (9, 1)										0	0	0	0	0	0	0

Inning Stats	R: 0	H: 0	E: 0	K: 0	S: 7	R: 1	H: 2	E: 0	K: 1	S: 12	R: 0	H: 1	E: 0	K: 0	S: 7	R: 0	H: 0	E: 0	K: 1	S: 6	R: 0	H: 0	E: 0	K: 1	S: 6	R: 0	H: 1	E: 0	K: 1	S: 11	R: 0	H: 0	E: 0	K: 2	S: 7	R: 0	H: 0	E: 0	K: 1	S: 8	R: 0	H: 0	E: 0	K: 1	S: 9	R: 0	H: 0	E: 0	K: 1	S: 9	1B: 3	2B: 0	3B: 1	HR: 0	SF: 1	SAC: 0	DP: 0	HBP: 0	WP: 0	PB: 0	SB: 1	CS: 0	PA: 31
--------------	------	------	------	------	------	------	------	------	------	-------	------	------	------	------	------	------	------	------	------	------	------	------	------	------	------	------	------	------	------	-------	------	------	------	------	------	------	------	------	------	------	------	------	------	------	------	------	------	------	------	------	-------	-------	-------	-------	-------	--------	-------	--------	-------	-------	-------	-------	--------

PITCHER	IP	WLS	BF	H	R	ER	SO	BB	IBB	HBP	BLK	WP	HR	S	P	ERA	WHIP
Edwin Jackson, R (1, 1) ERA: 1.5	6.0	W	22	4	1	1	4	0	0	0	0	0	0	49	80	1.50	0.667
Paul Shuey, R (7, 1) ERA: 2.9	2.0	H	6	0	0	0	3	0	0	0	0	0	0	15	18	0.00	0.000
Eric Gagne, R (9, 1) ERA: 1.34	1.0	S	3	0	0	0	1	0	0	0	0	0	0	9	15	0.00	0.000

**BOTTOM**

**Los Angeles Dodgers @ Arizona Diamondbacks**  
**Bank One Ballpark, Phoenix, AZ**  
 Tue Sep 09 2003, 9:37 PM EDT  
 Att: 36,488 - Dome - 72 F

[livebaseballscorecards.com](http://livebaseballscorecards.com)

<b>AB</b>	<b>30</b>
<b>R</b>	<b>1</b>
<b>H</b>	<b>4</b>
<b>RBI</b>	<b>1</b>
<b>BB</b>	<b>0</b>
<b>SO</b>	<b>8</b>
<b>LOB</b>	<b>5</b>





Batter	1	2	3	4	5	6	7	8	9	AB R H RBI BB SO LOB	TOP																
<b>Cesar Izturis, S</b> (1, 6) OBP: 0.280, SLG: 0.319	2-2 G3		0-0 L6-4 S 1B		0-2 G4-3			0-0 F9		4 0 1 0 0 0 1	<b>Los Angeles Dodgers @ Arizona Diamondbacks</b> <b>Bank One Ballpark, Phoenix, AZ</b> Wed Sep 10 2003, 9:37 PM EDT Att. 28,985 - Cloudy - 95 F																
<b>Paul Lo Duca, R</b> (1, 2) OBP: 0.347, SLG: 0.393	2-1 G6-3		1-2 L6-4		1-2 G4-3			2-0 G4-3		4 0 0 1 0 0 1																	
<b>Shawn Green, L</b> (1, 9) OBP: 0.347, SLG: 0.445	2-2 G1-3		1-0 1B		3-H 3-3 K			0-0 F9		4 0 1 0 0 1 0																	
<b>Fred McGriff, L</b> (1, 3) OBP: 0.332, SLG: 0.449		2-1 F9 1B 2B 1B	2-2 L9		1-2 G6-4-3 HBP			1-3 K		3 1 1 0 0 1 1																	
<b>Adrian Beltré, R</b> (1, 5) OBP: 0.289, SLG: 0.416		0-2 2B SH3-4 1B		4-2 FC4-6 BB		2-2 G6-4-3		1-3 K		3 1 1 0 1 1 1																	
<b>Jeremy Burnitz, L</b> (1, 7) OBP: 0.316, SLG: 0.508		1-0 F9		2-2 FC4-6 G6-3 S 1-2f		2-3 K		2-2 G4-3		4 0 0 0 0 1 3																	
<b>Jolbert Cabrera, R</b> (1, 8) OBP: 0.335, SLG: 0.439		0-1 SH3-4 2B		2-2 G6-3			3-1 G1-3			3 1 1 1 0 0 1																	
<b>Alex Cora, L</b> (1, 4) OBP: 0.276, SLG: 0.325		1-3 SH3-4 2B		1-3 G1-3			1-1 G3-1			2 0 0 1 0 0 1																	
<b>Kaz Ishii, L</b> (1, 1) OBP: 0.032, SLG: 0.097		1-0 G4-3		0-0 G1-3		0-1 G4-3 3B		1-1 G4-3		2 1 1 0 0 0 0																	
<b>Joe Thurston, L</b> (7, PH) OBP: 0.250, SLG: 0.250										1 0 0 0 0 0 0																	
<b>Guillermo Mota, R</b> (7, 1) OBP: 0.222, SLG: 0.556										0 0 0 0 0 0 0																	
<b>Tom Martin, L</b> (8, 1)										0 0 0 0 0 0 0																	
<b>Paul Quantrill, L</b> (8, 1)										0 0 0 0 0 0 0																	
<b>Inning Stats</b>	R: 0 E: 0 K: 0 S: 9	H: 0 LOB: 0 BB: 0 P: 15	R: 3 E: 0 K: 0 S: 13	H: 3 LOB: 0 BB: 0 P: 17	R: 0 E: 0 K: 0 S: 9	H: 2 LOB: 1 BB: 0 P: 12	R: 0 E: 0 K: 0 S: 10	H: 0 LOB: 1 BB: 1 P: 18	R: 1 E: 0 K: 1 S: 12	H: 1 LOB: 0 BB: 0 P: 16	R: 0 E: 0 K: 1 S: 14	H: 0 LOB: 0 BB: 0 P: 19	R: 0 E: 0 K: 0 S: 6	H: 0 LOB: 0 BB: 0 P: 11	R: 0 E: 0 K: 0 S: 3	H: 0 LOB: 0 BB: 0 P: 5	R: 0 E: 0 K: 2 S: 13	H: 0 LOB: 0 BB: 0 P: 17	1B: 4 2B: 2 3B: 1 HR: 0	SF: 0 SAC: 1 DP: 2 HBP: 1	WP: 0 PB: 0 SB: 2 CS: 0	PA: 33					
<b>PITCHER</b>	IP WLS BF H R ER SO BB IBB HBP BLK WP HR S P ERA WHIP																										
<b>17 Brandon Webb, R</b> (1, 1) ERA: 2.62	7.0		27	6	4	4	2	1	0	1	0	0	0	73	108	5.14	1.000										
<b>Oscar Villarreal, R</b> (8, 1) ERA: 2.82	1.0	W	3	0	0	0	0	0	0	0	0	0	0	3	5	0.00	0.000										
<b>Matt Mantei, R</b> (9, 1) ERA: 2.63	1.0	S	3	0	0	0	2	0	0	0	0	0	0	13	17	0.00	0.000										

<b>AB</b>	30
<b>R</b>	4
<b>H</b>	6
<b>RBI</b>	3
<b>BB</b>	1
<b>SO</b>	4
<b>LOB</b>	9



WP: 0	PA: 33
PB: 0	
SB: 2	
CS: 0	

<b>PITCHER</b>	IP	WLS	BF	H	R	ER	SO	BB	IBB	HBP	BLK	WP	HR	S	P	ERA	WHIP
----------------	----	-----	----	---	---	----	----	----	-----	-----	-----	----	----	---	---	-----	------

17 Brandon Webb, R	7.0		27	6	4	4	2	1	0	1	0	0	0	73	108	5.14	1.000
Oscar Villarreal, R	1.0	W	3	0	0	0	0	0	0	0	0	0	0	3	5	0.00	0.000
Matt Mantei, R	1.0	S	3	0	0	0	2	0	0	0	0	0	0	13	17	0.00	0.000

Batter	1	2	3	4	5	6	7	8	9
Alex Cintron, S OBP: 0.350, SLG: 0.465 (1, 6)	4-2 BB		0-2 L4			2-2 F8	1-1 G1-3		
Junior Spivey, R OBP: 0.331, SLG: 0.449 (1, 4)	3-3 K		4-1 CS BB			2-0 F7		3-3 K	
Luis Gonzalez, L OBP: 0.391, SLG: 0.522 (1, 7)	1 SAFE K		1 SAFE 1 SAFE CS	1-2 P4		2-3 K		0-0 F7	
Raul Mondesi, R OBP: 0.344, SLG: 0.473 (1, 9)	1-0 F7			2-1 S 1B		0-3 K		4-0 HR BB	
Shea Hillenbrand, R OBP: 0.310, SLG: 0.464 (1, 5)		1-1 F9		2-2 G6-3			0-0 F8 E 1B	0-1 HR	
Lyle Overbay, L OBP: 0.363, SLG: 0.398 (1, 3)		3-3 K		1-1 F8			3-2 E4 BB	0-0 HR HBP 1B	
Danny Bautista, R OBP: 0.332, SLG: 0.361 (1, 8)		4-2 BB			2-3 K		0-1 F9	1-2 HR HBP	
Robby Hammock, R OBP: 0.348, SLG: 0.521 (1, 2)		1-1 P4			0-1 P4		0-0 F8	1-0 HR	
Steve Finley, L OBP: 0.365, SLG: 0.503 (8, PH)							2-3 BB	1-1 P5	
Rod Barajas, R OBP: 0.243, SLG: 0.325 (9, 2)							1-2 BB		
17 Brandon Webb, R OBP: 0.109, SLG: 0.111 (7, PH)			2-2 F7		1-1 F7				
Felix Jose, S OBP: 0.600, SLG: 0.857 (7, PR)									
Quinton McCracken, S OBP: 0.266, SLG: 0.263 (8, 1)									
Oscar Villarreal, L OBP: 0.284, SLG: 0.462 (8, PH)									
Carlos Baerga, S OBP: 0.284, SLG: 0.462 (9, 1)									
Matt Mantel, R									

Inning Stats	R: 0	H: 0	E: 0	K: 2	S: 10	LOB: 1	BB: 1	P: 19	R: 0	H: 0	E: 0	K: 1	S: 9	LOB: 1	BB: 1	P: 18	R: 0	H: 0	E: 0	K: 0	S: 8	LOB: 0	BB: 1	P: 17	R: 0	H: 1	E: 0	K: 0	S: 10	LOB: 1	BB: 0	P: 16	R: 0	H: 0	E: 0	K: 1	S: 7	LOB: 0	BB: 0	P: 10	R: 0	H: 0	E: 0	K: 2	S: 11	LOB: 1	BB: 0	P: 17	R: 0	H: 1	E: 1	K: 0	S: 12	LOB: 3	BB: 1	P: 20	R: 5	H: 3	E: 0	K: 1	S: 13	LOB: 0	BB: 1	P: 23
--------------	------	------	------	------	-------	--------	-------	-------	------	------	------	------	------	--------	-------	-------	------	------	------	------	------	--------	-------	-------	------	------	------	------	-------	--------	-------	-------	------	------	------	------	------	--------	-------	-------	------	------	------	------	-------	--------	-------	-------	------	------	------	------	-------	--------	-------	-------	------	------	------	------	-------	--------	-------	-------

PITCHER	IP	WLS	BF	H	R	ER	SO	BB	IBB	HBP	BLK	WP	HR	S	P	ERA	WHIP
Kaz Ishii, L ERA: 3.27 (1, 1)	6.0		22	1	0	0	6	3	0	0	0	1	0	55	97	0.00	0.667
Guillermo Mota, R ERA: 1.45 (7, 1)	1.0		6	1	0	0	0	1	0	0	0	0	0	12	20	0.00	2.000
Tom Martin, L ERA: 4.0 (8, 1)	0.2		6	2	4	4	1	1	0	1	0	0	1	10	18	54.00	4.500
Paul Quantrill, R ERA: 1.78 (8, 1)	0.1	L	2	1	1	1	0	0	0	0	0	0	1	3	5	27.00	3.000

**BOTTOM**

AB R H RBI BB SO LOB

3	0	0	0	1	0	3
3	0	0	0	1	2	1
4	0	0	0	0	2	1
3	1	1	0	1	1	2
4	1	2	2	0	0	1
4	1	1	0	0	1	2
2	1	0	0	1	1	2
3	0	0	0	0	0	3
1	1	1	3	0	0	0
0	0	0	0	0	0	0
2	0	0	0	0	0	0
0	0	0	0	0	0	0
1	0	0	0	0	0	0
0	0	0	0	0	0	0

1B: 3 SF: 0  
2B: 0 SAC: 0  
3B: 0 DP: 0  
HR: 2 HBP: 1

WP: 1 PA: 37  
PB: 0  
SB: 1  
CS: 1

**Los Angeles Dodgers @ Arizona Diamondbacks**  
**Bank One Ballpark, Phoenix, AZ**  
 Wed Sep 10 2003, 9:37 PM EDT  
 Att: 28,985 - Cloudy - 95 F

livebaseballscorecards.com





Batter	1	2	3	4	5	6	7	8	9	AB R H RBI BB SO LOB	TOP												
<b>Cesar Izturis, S</b> (1, 6) OBP: 0.278, SLG: 0.317 <b>Robin Ventura, L</b> (8, PH) OBP: 0.346, SLG: 0.394 <b>Wilkin Ruan, R</b> (8, 8) OBP: 0.231, SLG: 0.333	1-2 G6-3		2-0 P6			3-3 K		3-1 F9		3 0 0 0 0 1 2 1 0 0 0 0 0 1 0 0 0 0 0 0 0													
<b>Paul Lo Duca, R</b> (1, 2) OBP: 0.344, SLG: 0.390	0-2 F8		2-2 P3			0-1 G1-3			0-2 G6-3	4 0 0 0 0 0 2													
<b>Shawn Green, L</b> (1, 9) OBP: 0.345, SLG: 0.442	2-3 K				0-1 G5-3			0-0 F8	1-0 L8	4 0 0 0 0 1 0													
<b>Adrian Beltré, R</b> (1, 5) OBP: 0.289, SLG: 0.414		0-0 1B			1-2 G5-3			0-0 F7	0-1 F8	4 0 1 0 0 0 0													
<b>Ron Coomer, R</b> (1, 3) OBP: 0.310, SLG: 0.377		1-2 G4-6-3			0-0 G6-3			2-0 G1-3		3 0 0 0 0 0 1													
<b>Jeremy Burnitz, L</b> (1, 7) OBP: 0.314, SLG: 0.504		2-3 K				2-2 G5-3		0-3 K		3 0 0 0 0 2 0													
<b>Jolbert Cabrera, R</b> (1, 8) OBP: 0.338, SLG: 0.447			1-0 SH1-4 2B			2-1 2B		1-3 K2-3		3 0 2 0 0 1 0													
<b>Alex Cora, L</b> (1, 4) OBP: 0.279, SLG: 0.326			2-2 SH1-4 HBP			2-2 L5		0-0 1B		2 0 1 0 0 0 1													
<b>Odalis Perez, L</b> (1, 1) OBP: 0.113, SLG: 0.096 <b>Todd Hundley, S</b> (8, PH) OBP: 0.389, SLG: 0.464 <b>Paul Shuey, R</b> (8, 1)			1-0 SH1-4			2-0 G4-3		3-3 K		1 0 0 0 0 0 1 1 0 0 0 0 1 1 0 0 0 0 0 0 0													
<b>Inning Stats</b>	R: 0 E: 0 K: 1 S: 16	H: 0 LOB: 0 BB: 0 P: 19	R: 0 E: 0 K: 1 S: 11	H: 1 LOB: 0 BB: 0 P: 14	R: 0 E: 0 K: 0 S: 10	H: 1 LOB: 2 BB: 0 P: 18	R: 0 E: 0 K: 0 S: 6	H: 0 LOB: 0 BB: 0 P: 7	R: 0 E: 0 K: 0 S: 9	H: 1 LOB: 1 BB: 0 P: 17	R: 0 E: 0 K: 1 S: 6	H: 0 LOB: 0 BB: 0 P: 9	R: 0 E: 0 K: 1 S: 5	H: 0 LOB: 0 BB: 0 P: 7	R: 0 E: 0 K: 2 S: 10	H: 1 LOB: 1 BB: 0 P: 17	R: 0 E: 0 K: 0 S: 6	H: 0 LOB: 0 BB: 0 P: 7	1B: 2 2B: 2 3B: 0 HR: 0	SF: 0 SAC: 1 DP: 1 HBP: 1	WP: 0 PB: 0 SB: 0 CS: 0	PA: 31	
<b>PITCHER</b>	IP WLS BF H R ER SO BB IBB HBP BLK WP HR S P ERA WHIP																						
<b>Chris Capuano, L</b> (1, 1) ERA: 4.55 <b>Jose Valverde, R</b> (8, 1) ERA: 1.81 <b>Matt Mantei, R</b> (9, 1) ERA: 2.57	7.0 W 24 3 0 0 4 0 0 1 0 0 0 0 63 91 0.00 0.429	1.0 H 4 1 0 0 2 0 0 0 0 0 0 0 10 17 0.00 1.000	1.0 S 3 0 0 0 0 0 0 0 0 0 0 0 6 7 0.00 0.000																				

Los Angeles Dodgers @ Arizona Diamondbacks  
 Bank One Ballpark, Phoenix, AZ  
 Thu Sep 11 2003, 9:37 PM EDT  
 Att. 28,459 - Sunny - 95 F

AB	29
R	0
H	4
RBI	0
BB	0
SO	6
LOB	9



WP: 0	PA: 31
PB: 0	
SB: 0	
CS: 0	

Batter	1	2	3	4	5	6	7	8	9
Steve Finley, L OBP: 0.364, SLG: 0.503 (1, 8)	1-0 G3-1		2-1 2B			3-3 K	1-1 G3		
Junior Spivey, R OBP: 0.330, SLG: 0.445 (1, 4)	4-1 BB		1-2 P4			1-2 G6-3		2-3 K	
Alex Cintron, S OBP: 0.349, SLG: 0.462 (1, 6)	0-1 G4-6-3		2-2 G6-3			0-0 G6-3		2-2 1B	
Raul Mondesi, R OBP: 0.341, SLG: 0.470 (1, 9)		1-2 F7		3-2 G6-3		1-0 E5	1-2 G6-3		
Shea Hillenbrand, R OBP: 0.310, SLG: 0.463 (1, 5) (8, 3)		3-1 1B		0-3 K		2-0 FC4-5			
Danny Bautista, R OBP: 0.336, SLG: 0.372 (1, 7)		1-1 2B		0-1 G1-3		0-0 1B			
Lyle Overbay, L OBP: 0.361, SLG: 0.395 (1, 3) Felix Jose, S OBP: 0.636, SLG: 0.857 (7, PH) Robby Hammock, R OBP: 0.348, SLG: 0.521 (7, PR) (8, 2)		2-3 K		1-3 2B		1-3 K	4-0 1B		
Rod Barajas, R OBP: 0.245, SLG: 0.323 (1, 2) Matt Kata, S OBP: 0.315, SLG: 0.426 (7, PH) (8, 5)		4-0 IBB		0-1 P5		0-1 P5	0-1 SF8		
Chris Capuano, L (1, 1) Carlos Baerga, S OBP: 0.387, SLG: 0.464 (7, PH) (8, 1) Jose Valverde, R (8, 1) Matt Mantei, R (9, 1)		0-3 K		2-3 K		2-3 K	0-0 1B		

Inning Stats	R: 0	H: 0	E: 0	K: 0	S: 4	R: 0	H: 2	E: 0	K: 2	S: 14	R: 0	H: 1	E: 0	K: 0	S: 9	R: 0	H: 0	E: 0	K: 1	S: 8	R: 0	H: 0	E: 0	K: 2	S: 8	R: 0	H: 0	E: 1	K: 0	S: 8	R: 2	H: 2	E: 0	K: 1	S: 10	R: 0	H: 1	E: 0	K: 1	S: 15
	0	0	0	0	9	0	2	0	2	14	0	1	0	0	14	0	0	0	1	8	0	0	0	0	2	8	0	0	1	0	8	2	2	0	1	15	0	1	0	15

PITCHER	IP	WLS	BF	H	R	ER	SO	BB	IBB	HBP	BLK	WP	HR	S	P	ERA	WHIP
Odalis Perez, L ERA: 4.35 (1, 1)	7.0	L	28	5	2	0	6	1	2	0	0	0	0	59	98	0.00	0.857
Paul Shuey, R ERA: 2.86 (8, 1)	1.0		3	1	0	0	1	0	0	0	0	0	0	10	15	0.00	1.000

AB	R	H	RBI	BB	SO	LOB
4	0	1	0	0	1	2
3	0	0	0	1	1	0
4	0	1	0	0	0	1
4	0	0	0	0	0	1
3	1	1	0	0	1	1
3	1	2	0	0	0	0
2	0	0	0	0	2	2
0	0	0	0	1	0	0
0	0	0	0	0	0	0
1	0	0	0	1	0	0
0	0	0	1	0	0	0
2	0	0	0	0	2	3
1	0	1	1	0	0	0
0	0	0	0	0	0	0
0	0	0	0	0	0	0
1B: 3	SF: 1					
2B: 3	SAC: 0					
3B: 0	DP: 2					
HR: 0	HBP: 0					

**BOTTOM**

Los Angeles Dodgers @ Arizona Diamondbacks  
Bank One Ballpark, Phoenix, AZ

Thu Sep 11 2003, 9:37 PM EDT  
Att. 28,459 - Sunny - 95 F

livebaseballscorecards.com

AB	27
R	2
H	6
RBI	2
BB	3
SO	7
LOB	10



WP: 0	PA: 31
PB: 0	
SB: 0	
CS: 0	




Batter	1	2	3	4	5	6	7	8	9	AB R H RBI BB SO LOB	TOP		
Ronnie Belliard, R (1, 4) OBP: 0.343, SLG: 0.368	1-2 P4		1-1 G5-3		2-3 K		1-1 SH2-3		1-0 G5-3	4 0 0 0 0 1 1			
Chris Stynes, R (1, 5) OBP: 0.341, SLG: 0.428	1-1 17 2B 1B		2-2 P3			3-2 17 2B 1B	1-0 SF8		2-2 F9	4 2 2 1 0 0 1			
17 Todd Helton, L (1, 3) OBP: 0.449, SLG: 0.621	3-2 2B		0-0 G4-3			1-0 HR 2B	1-3 K		4-2 2B BB	4 2 2 2 1 1 0			
Preston Wilson, R (1, 8) OBP: 0.349, SLG: 0.551	2-3 K			0-0 HR		0-0 HR		1-1 G5-3	1-2 2B	5 2 3 5 0 1 1			
Larry Walker, L (1, 9) OBP: 0.414, SLG: 0.461	0-1 P4			0-0 G4-6-3 1B		2-1 2B		4-2 BB BB	4-0 IBB	3 0 2 0 2 0 1			
Jay Payton, R (1, 7) OBP: 0.364, SLG: 0.525				1 SAFE 2-1 G4-6-3 1B		1-2 P4		4-2 BB BB	2-3 K	4 0 1 0 1 1 4			
Charles Johnson, R (1, 2) OBP: 0.318, SLG: 0.448				1-0 F8		0-1 F7		1-3 K		4 0 0 0 0 2 4			
Juan Uribe, R (1, 6) OBP: 0.294, SLG: 0.398				3-2 G6-3		2-2 CS 1B		0-1 G5-3		4 0 1 0 0 1 4			
Jose Jimenez, R (1, 1) OBP: 0.231, SLG: 0.231						1-3 K			2-2 E4 2B	2 0 0 0 0 1 2			
Cory Vance, L (6, 1) OBP: 0.200, SLG: 0.400										1 1 1 0 0 0 0			
Steve Reed, R (7, 1)										0 0 0 0 0 0 0			
Javier López, L (8, 1) OBP: 0.200, SLG: 0.200										1 1 0 0 0 0 0			
Justin Speier, R (9, 1)										0 0 0 0 0 0 0			
<b>Inning Stats</b>	R: 1 H: 2 E: 0 LOB: 1 K: 1 BB: 0 S: 15 P: 22	R: 0 H: 1 E: 0 LOB: 1 K: 1 BB: 0 S: 12 P: 21	R: 0 H: 0 E: 0 LOB: 0 K: 0 BB: 0 S: 6 P: 9	R: 1 H: 2 E: 0 LOB: 0 K: 0 BB: 0 S: 5 P: 8	R: 0 H: 1 E: 0 LOB: 0 K: 2 BB: 0 S: 12 P: 17	R: 3 H: 4 E: 0 LOB: 1 K: 1 BB: 0 S: 19 P: 29	R: 1 H: 1 E: 0 LOB: 0 K: 1 BB: 0 S: 7 P: 10	R: 0 H: 0 E: 0 LOB: 2 K: 1 BB: 2 S: 12 P: 22	R: 2 H: 1 E: 1 LOB: 2 K: 1 BB: 2 S: 23 P: 39	1B: 5 SF: 1 2B: 6 SAC: 1 3B: 0 DP: 2 HR: 2 HBP: 0	WP: 1 PA: 42 PB: 0 SB: 0 CS: 1		
<b>PITCHER</b>	IP WLS BF H R ER SO BB IBB HBP BLK WP HR S P ERA WHIP											<b>PITCHER</b>	IP WLS BF H R ER SO BB IBB HBP BLK WP HR S P ERA WHIP
Elmer Dessens, R (1, 1) ERA: 5.16	5.0 L 22 9 5 5 4 0 0 0 0 1 2 57 88 9.00 1.800												
Stephen Randolph, L (6, 1) ERA: 4.31	1.0 4 1 0 0 1 0 0 0 0 0 0 12 18 0.00 1.000												
31 Edgar Gonzalez, R (7, 1) ERA: 5.14	2.0 9 1 1 1 2 2 0 0 0 0 0 19 32 4.50 1.500												
John Patterson, R (9, 1) ERA: 5.92	1.0 7 1 2 0 1 1 1 0 0 0 0 23 39 0.00 2.000												

Colorado Rockies @ Arizona Diamondbacks

Bank One Ballpark, Phoenix, AZ

Fri Sep 12 2003, 10:07 PM EDT  
Att. 32,922 - Sunny - 100 F

AB	36
R	8
H	12
RBI	8
BB	4
SO	8
LOB	18



Batter	1	2	3	4	5	6	7	8	9	AB	R	H	RBI	BB	SO	LOB
Steve Finley, L OBP: 0.362, SLG: 0.500 (1, 8)	0-1 HBP 1B 1B	2-1 G3		2-1 G3		1-1 G1-3		1-3 K		5	0	1	0	0	1	6
Alex Cintron, S OBP: 0.350, SLG: 0.469 (1, 6)	0-1 HBP 1-2 1B		3-2 G3		0-0 L5		1-0 HR	0-0 P3		5	1	2	1	0	0	2
Luis Gonzalez, L OBP: 0.391, SLG: 0.523 (1, 7)	0-1 F7		1-1 1B 1B		3-2 2B		2-3 K		0-1 G4-3	5	0	2	0	0	1	2
Shea Hillenbrand, R OBP: 0.313, SLG: 0.462 (1, 5)	2-2 G6-4-3 1-2 2-3 HBP		1-2 1B		1-0 P5		2-2 G1-3		4-1 BB	3	0	1	0	1	0	1
Carlos Baerga, S OBP: 0.383, SLG: 0.458 (1, 3)	0-1 G6-4-3 1-2f		0-2 P2		0-1 G3-1		0-1 FC6-4 1B		2-3 K	5	0	1	0	0	1	7
Danny Bautista, R OBP: 0.333, SLG: 0.367 (1, 9)		4-0 G1-3 1B BB	0-0 F9		0-1 G6-3		0-1 FC6-4 1-2f		3-3 K	4	1	0	0	1	1	4
Matt Kata, S OBP: 0.318, SLG: 0.425 (1, 4)		0-1 SAFE G3 1-2		2-2 F7		4-1 1B BB		3-2 1B 1B		3	0	1	0	1	0	1
Robby Hammock, R OBP: 0.352, SLG: 0.521 (1, 2)		2-2 G1-3 2-3		0-1 SH2-4 1B		0-2 1B		3-3 K		4	0	2	0	0	1	2
Elmer Dessens, R OBP: 0.250, SLG: 0.288 Stephen Randolph, L (6, 1) Quinton McCracken, S OBP: 0.265, SLG: 0.262 31 Edgar González, R OBP: 0.259, SLG: 0.250 Felix Jose, S OBP: 0.667, SLG: 0.875 John Patterson, R OBP: 0.083, SLG: 0.083 (9, 1)		0-0 3-H 1B		0-0 SH2-4		1-2 F7		0-2 1B		1	0	1	1	0	0	0

Inning Stats	R: 0	H: 2	E: 0	K: 10	S: 10	LOB: 2	BB: 0	P: 12	R: 1	H: 1	E: 0	K: 0	S: 8	LOB: 1	BB: 1	P: 16	R: 0	H: 2	E: 0	K: 0	S: 13	LOB: 2	BB: 0	P: 18	R: 0	H: 1	E: 0	K: 0	S: 8	LOB: 1	BB: 0	P: 12	R: 0	H: 1	E: 0	K: 0	S: 13	LOB: 2	BB: 1	P: 19	R: 1	H: 2	E: 0	K: 1	S: 12	LOB: 1	BB: 0	P: 17	R: 0	H: 2	E: 0	K: 2	S: 13	LOB: 2	BB: 0	P: 20	R: 0	H: 0	E: 0	K: 2	S: 10	LOB: 1	BB: 1	P: 19	1B: 10	SF: 0	2B: 1	SAC: 1	3B: 0	DP: 1	HR: 1	HBP: 1	WP: 0	PA: 42
--------------	------	------	------	-------	-------	--------	-------	-------	------	------	------	------	------	--------	-------	-------	------	------	------	------	-------	--------	-------	-------	------	------	------	------	------	--------	-------	-------	------	------	------	------	-------	--------	-------	-------	------	------	------	------	-------	--------	-------	-------	------	------	------	------	-------	--------	-------	-------	------	------	------	------	-------	--------	-------	-------	--------	-------	-------	--------	-------	-------	-------	--------	-------	--------

PITCHER	IP	WLS	BF	H	R	ER	SO	BB	IBB	HBP	BLK	WP	HR	S	P	ERA	WHIP
Jose Jimenez, R ERA: 5.22 (1, 1)	5.2	W	27	8	1	1	0	2	0	0	0	0	0	58	86	1.59	1.765
Cory Vance, L ERA: 6.46 (6, 1)	0.2	H	3	1	1	1	0	0	0	0	0	0	1	6	10	13.50	1.500
Steve Reed, R ERA: 3.45 (7, 1)	1.0		5	2	0	0	1	0	0	0	0	0	0	14	22	0.00	2.000
Javier López, L ERA: 3.83 (8, 1)	1.0		4	1	0	0	1	0	0	0	0	0	0	9	10	0.00	1.000
Justin Speier, R ERA: 3.33 (9, 1)	0.2		3	0	0	0	2	1	0	0	0	0	0	8	17	0.00	1.500

BOTTOM

Colorado Rockies @ Arizona Diamondbacks  
Bank One Ballpark, Phoenix, AZ  
Fri Sep 12 2003, 10:07 PM EDT  
Att. 32,922 - Sunny - 100 F

livebaseballscorecards.com

AB	37
R	2
H	12
RBI	2
BB	3
SO	5
LOB	27







Batter	1	2	3	4	5	6	7	8	9
Steve Finley, L (1, 8) OBP: 0.364, SLG: 0.498	4-1 S HR BB	2-0 BB 1B 1-2 2-3	G1-3			G6-3	4-1 HR BB	G3-1	
Junior Spivey, R (1, 4) OBP: 0.331, SLG: 0.447	0-3 SAFE K	0-1 BB 1B 1-2 2-3 3-H	P4			3-2 FC4-6 2B	2-3 K	G6-3	
Matt Kata, S (8, 4) OBP: 0.317, SLG: 0.424									
Luis Gonzalez, L (1, 7) OBP: 0.392, SLG: 0.527	3-3 SAFE K	4-2 1B PB BB 1-2 2-3 3-H				4-2 FC4-6 BB	3-1 HR	G3-1	
Raul Mondesi, R (1, 9) OBP: 0.344, SLG: 0.477	3-2 HR	1-0 PB SF8 1B 1-3 2-H 3-H				2-2 FC4-6 2B	0-1 2B 1B		
Alex Cintron, S (1, 6) OBP: 0.357, SLG: 0.480	2-1 2B	4-1 1B BB 2-3 3-H				2-0 2B	2-2 2B 1B		
Shea Hillenbrand, R (1, 5) OBP: 0.313, SLG: 0.464	2-1 F8	2-1 SF8				4-0 2B	1-1 1B 2B		
Stephen Randolph, L (8, 1)									
Mike Myers, L (9, 1)									
Lyle Overbay, L (1, 3) OBP: 0.360, SLG: 0.394									
Felix Jose, S (6, PH) OBP: 0.692, SLG: 1.000									
Mark Grace, L (7, 3) OBP: 0.272, SLG: 0.289									
Rod Barajas, R (1, 2) OBP: 0.244, SLG: 0.320									
Miguel Batista, R (1, 1) OBP: 0.093, SLG: 0.094									
Quinton McCracken, S (5, PH) OBP: 0.263, SLG: 0.261									
Oscar Villarreal, L (6, 1)									
Craig Counsell, L (7, PH) OBP: 0.324, SLG: 0.297									

Inning Stats	R: 2	H: 2	E: 0	K: 2	S: 20	LOB: 1	BB: 1	P: 34	R: 6	H: 4	E: 1	K: 1	S: 21	LOB: 2	BB: 2	P: 38	R: 0	H: 0	E: 0	K: 0	S: 7	LOB: 0	BB: 0	P: 10	R: 0	H: 1	E: 0	K: 1	S: 10	LOB: 1	BB: 0	P: 15	R: 0	H: 0	E: 0	K: 1	S: 6	LOB: 0	BB: 0	P: 10	R: 4	H: 3	E: 0	K: 0	S: 16	LOB: 1	BB: 2	P: 33	R: 4	H: 5	E: 0	K: 1	S: 24	LOB: 3	BB: 2	P: 42	R: 0	H: 0	E: 0	K: 0	S: 5	LOB: 0	BB: 0	P: 9
--------------	------	------	------	------	-------	--------	-------	-------	------	------	------	------	-------	--------	-------	-------	------	------	------	------	------	--------	-------	-------	------	------	------	------	-------	--------	-------	-------	------	------	------	------	------	--------	-------	-------	------	------	------	------	-------	--------	-------	-------	------	------	------	------	-------	--------	-------	-------	------	------	------	------	------	--------	-------	------

PITCHER	IP	WLS	BF	H	R	ER	SO	BB	IBB	HBP	BLK	WP	HR	S	P	ERA	WHIP
Jason Young, R (1, 1) ERA: 7.41	1.1	L	11	4	6	5	3	1	0	0	0	1	1	30	47	33.75	3.750
Denny Stark, R (2, 1) ERA: 6.2	2.2		13	3	2	2	1	2	0	0	0	0	0	28	50	6.75	1.875
Jesus Sanchez, L (5, 1) ERA: 10.8	1.2		10	3	4	4	1	1	1	0	0	0	0	20	40	21.60	2.400
Adam Bernero, R (6, 1) ERA: 5.93	0.1		1	0	0	0	0	0	0	0	0	0	0	2	3	0.00	0.000
28 Aaron Cook, R (7, 1) ERA: 5.52	1.0		10	5	4	4	1	2	0	0	0	0	1	24	42	36.00	7.000

AB	R	H	RBI	BB	SO	LOB
4	3	1	0	2	0	0
5	2	2	1	0	2	2
1	0	0	0	0	0	0
4	2	1	3	2	1	1
5	4	3	4	0	1	2
4	2	4	1	1	0	0
3	1	1	2	1	0	2
0	0	0	0	0	0	0
0	0	0	0	0	0	0
3	0	1	0	0	1	0
1	0	1	3	0	0	0
0	0	0	0	1	0	0
5	1	1	1	0	0	4
2	1	0	0	0	0	2
1	0	0	0	0	1	0
0	0	0	0	0	0	0
2	0	0	0	0	0	3

WP	PA	ERA	WHIP
1	48	0.00	0.000

**Colorado Rockies @ Arizona Diamondbacks**  
Bank One Ballpark, Phoenix, AZ  
Sat Sep 13 2003, 10:05 PM EDT  
Att. 37,139 - Sunny - 101 F





Batter	1	2	3	4	5	6	7	8	9	AB R H RBI BB SO LOB	TOP											
Chris Stynes, R (1, 4) OBP: 0.338, SLG: 0.423	3-2 G5-3			3-2 F7		3-3 K			0-3 K	4 0 0 0 0 2 0												
27 Garrett Atkins, R (1, 5) OBP: 0.245, SLG: 0.224	0-1 P3			4-2 BB			2-2 G6-3			2 0 0 0 1 0 0												
Preston Wilson, R (1, 8) OBP: 0.350, SLG: 0.548	1-3 K			2-3 K			0-3 K			3 0 0 0 0 3 1												
Jay Payton, R (1, 7) OBP: 0.362, SLG: 0.526		1-2 F8		1-2 G6-3			1-3 K			3 0 0 0 0 1 1												
Kit Pellow, R (1, 3) OBP: 0.333, SLG: 0.625		0-1 F8			2-2 P3			2-1 F9		3 0 0 0 0 0 0												
Rene Reyes, S (1, 9) OBP: 0.306, SLG: 0.383		1-1 L9			0-2 12 CS 1B			0-1 G6-3		3 0 1 0 0 0 0												
Charles Johnson, R (1, 2) OBP: 0.316, SLG: 0.444			1-2 G5-6-3		0-3 K			0-0 G1-3		3 0 0 0 0 1 1												
12 Clint Barmes, R (1, 6) OBP: 0.308, SLG: 0.385			0-3 K		1-2 CS	0-0 F9			3-3 K	3 0 0 0 0 2 0												
Jason Jennings, L (1, 1) OBP: 0.283, SLG: 0.278			0-3 K		1-3 K				1-3 K	1 0 0 0 0 1 0												
Ronnie Belliard, R (6, PH) OBP: 0.342, SLG: 0.368										1 0 0 0 0 1 0												
Adam Bernero, R (6, 1)										0 0 0 0 0 0 0												
40 Brian Fuentes, L (8, 1)										0 0 0 0 0 0 0												
Greg Norton, S (9, PH) OBP: 0.323, SLG: 0.417										1 0 0 0 0 1 0												
<b>Inning Stats</b>	R: 0 E: 0 K: 1 S: 9	H: 0 LOB: 0 BB: 0 P: 13	R: 0 E: 0 K: 0 S: 7	H: 0 LOB: 0 BB: 0 P: 9	R: 0 E: 0 K: 2 S: 10	H: 0 LOB: 0 BB: 0 P: 11	R: 0 E: 0 K: 1 S: 13	H: 0 LOB: 1 BB: 1 P: 23	R: 0 E: 0 K: 1 S: 15	H: 1 LOB: 0 BB: 0 P: 18	R: 0 E: 0 K: 2 S: 7	H: 0 LOB: 0 BB: 0 P: 11	R: 0 E: 0 K: 2 S: 12	H: 0 LOB: 0 BB: 0 P: 15	R: 0 E: 0 K: 2 S: 5	H: 0 LOB: 0 BB: 0 P: 7	R: 0 E: 0 K: 3 S: 12	H: 0 LOB: 0 BB: 0 P: 16	1B: 1 2B: 0 3B: 0 HR: 0	SF: 0 SAC: 0 DP: 0 HBP: 0	WP: 0 PB: 0 SB: 0 CS: 1	PA: 29
<b>PITCHER</b> Randy Johnson, L (1, 1) ERA: 4.41	IP: 9.0 WLS: W BF: 28 H: 1 R: 0 ER: 0 SO: 12 BB: 1 IBB: 0 HBP: 0 BLK: 0 WP: 0 HR: 0 S: 90 P: 123 ERA: 0.00 WHIP: 0.222																				<b>PITCHER</b> IP: WLS: BF: H: R: ER: SO: BB: IBB: HBP: BLK: WP: HR: S: P: ERA: WHIP:	

**Colorado Rockies @ Arizona Diamondbacks**  
Bank One Ballpark, Phoenix, AZ  
Sun Sep 14 2003, 4:37 PM EDT  
Att: 35,153 - Dome - 72 F

AB	27
R	0
H	1
RBI	0
BB	1
SO	12
LOB	3



Batter	1	2	3	4	5	6	7	8	9
<b>Steve Finley, L</b> OBP: 0.362, SLG: 0.495 (1, 8) C S F X	0-2 P3		1-1 2B 1B F9		2-0 P3			1-0 F8	
<b>Craig Counsell, L</b> OBP: 0.326, SLG: 0.300 (1, 4) B B C X	2-1 L5		1-0 2B 1B 1-2 2-3	0-1 1B 1B		0-1 G3			
<b>Luis Gonzalez, L</b> OBP: 0.392, SLG: 0.526 (1, 7) B X	1-0 G4-3		2-0 HR 2B 1-H 2-H 3-H	1-1 F8		3-1 G1-3			
<b>Raul Mondesi, R</b> OBP: 0.347, SLG: 0.485 <b>Danny Bautista, R</b> OBP: 0.332, SLG: 0.365 (1, 9) (5, 9) F B B B B B		4-2 CS 1B BB	0-0 HR 2-H	2-1 1B 1-3		0-1 G6-3			
<b>Alex Cintron, S</b> OBP: 0.356, SLG: 0.477 (1, 6) C 1 SAFE F SAFE X	0-2 CS 1B 1-2		1-1 G4-3	2-2 G6-3		1-0 L5			
<b>Shea Hillenbrand, R</b> OBP: 0.313, SLG: 0.462 (1, 5) C T C C F C X	0-3 K 1B 1B		2-1 BB 1B 1B		3-2 F8		0-0 P4		
<b>Mark Grace, L</b> OBP: 0.272, SLG: 0.288 (1, 3) C F B B B B B SAFE S T B X	3-3 K2 1-2 2-3		1-2 BB 1B		0-0 L3		2-1 F7		
<b>Robby Hammock, R</b> OBP: 0.355, SLG: 0.518 (1, 2) B C C C C B B B B B	1-3 K 1B 1B 1-2 2-3		4-2 BB		0-0 1B 1B		3-2 L6		
<b>Randy Johnson, R</b> OBP: 0.156, SLG: 0.156 (1, 1) S B X			1-1 2B 1B F9		1-1 1B		3-2 F9		

Inning Stats	R: 0	H: 0	E: 0	K: 0	S: 7	R: 0	H: 1	E: 0	K: 3	S: 15	R: 5	H: 7	E: 0	K: 0	S: 23	R: 0	H: 2	E: 0	K: 0	S: 9	R: 0	H: 2	E: 0	K: 0	S: 10	R: 0	H: 0	E: 0	K: 0	S: 6	R: 0	H: 0	E: 0	K: 0	S: 4	R: 0	H: 0	E: 0	K: 0	S: 8
	LOB: 0	BB: 0	P: 10	LOB: 2	BB: 1	P: 23	LOB: 3	BB: 1	P: 38	LOB: 1	BB: 0	P: 14	LOB: 2	BB: 0	P: 16	LOB: 0	BB: 0	P: 9	LOB: 0	BB: 0	P: 7	LOB: 0	BB: 0	P: 15	LOB: 0	BB: 0	P: 15	LOB: 0	BB: 0	P: 15	LOB: 0	BB: 0	P: 15	LOB: 0	BB: 0	P: 15	LOB: 0	BB: 0	P: 15	

PITCHER										PITCHER																															
IP	WLS	BF	H	R	ER	SO	BB	IBB	HBP	BLK	WP	HR	S	P	ERA	WHIP	IP	WLS	BF	H	R	ER	SO	BB	IBB	HBP	BLK	WP	HR	S	P	ERA	WHIP								
Jason Jennings, R	(1, 1)	5.0	L	28	12	5	5	3	2	0	0	1	64	101	9.00	2.800																									
Adam Bernero, R	(6, 1)	2.0		6	0	0	0	0	0	0	0	0	10	16	0.00	0.000																									
40 Brian Fuentes, L	(8, 1)	1.0		3	0	0	0	0	0	0	0	0	8	15	0.00	0.000																									

AB R H RBI BB SO LOB

5	1	1	0	0	0	5
4	1	2	0	0	0	0
4	1	1	3	0	0	1
2	1	2	2	1	0	0
1	0	0	0	0	0	0
4	0	1	0	0	0	1
4	0	1	0	0	1	2
4	0	1	0	0	1	2
3	0	1	0	1	1	2
4	1	2	0	0	0	3

1B: 10	SF: 0	WP: 0	PA: 37
2B: 1	SAC: 0	PB: 0	
3B: 0	DP: 0	SB: 0	
HR: 1	HBP: 0	CS: 2	

**Colorado Rockies @ Arizona Diamondbacks**  
Bank One Ballpark, Phoenix, AZ  
Sun Sep 14 2003, 4:37 PM EDT  
Att. 35,153 - Dome - 72 F

AB	35
R	5
H	12
RBI	5
BB	2
SO	3
LOB	16





Batter	1	2	3	4	5	6	7	8	9	AB R H RBI BB SO LOB	TOP		
Steve Finley, L (1, 8) OBP: 0.364, SLG: 0.497	4-1 G5-4-3 BB		3-0 2B	0-1 P5			1-1 2B 1B		2-3 K	4 2 2 0 1 1 2	<p>Arizona Diamondbacks @ Los Angeles Dodgers Dodger Stadium, Los Angeles, CA</p> <p>Tue Sep 16 2003, 7:10 PM PDT Att. 31,689 - Sunny - 70 F</p>		
Junior Spivey, R (1, 4) OBP: 0.334, SLG: 0.454	0-1 G5-4-3 1-2f		0-1 2B			4-1 G3-6-3 BB	3-1 FC5 1-H 2B		2-3 K	4 0 2 2 1 1 1			
Luis Gonzalez, L (1, 7) OBP: 0.392, SLG: 0.525	3-3 K		4-2 BB			1-0 G3-6-3 1-2	4-0 FC5 IBB			2 0 0 0 2 1 1			
Raul Mondesi, R (1, 9) OBP: 0.345, SLG: 0.481 Danny Bautista, R (7, PR) OBP: 0.332, SLG: 0.365 (7, 9)		1-0 P2	0-1 F9			3-3 K	1-0 FC5 1-2 2-3f			4 0 0 0 0 1 5 0 0 0 0 0 0 0			
Alex Cintron, S (1, 6) OBP: 0.358, SLG: 0.483		1-0 FC5-4 1B		1-0 FC4 3B		1-1 F9	0-2 G4-3			4 1 2 0 0 0 3			
Shea Hillenbrand, R (1, 3) OBP: 0.311, SLG: 0.458		1-0 F7		0-1 FC4 1B 3-H		0-3 K	2-2 G4-3			4 0 0 1 0 1 1			
Matt Kata, S (1, 5) OBP: 0.312, SLG: 0.417 Chris Capuano, L (8, 1) Matt Mantei, R (9, 1)		3-1 FC5-4 1-2f		1-3 K		0-1 G4-3	1-1 F8			4 0 0 0 0 1 2 0 0 0 0 0 0 0 0 0 0 0 0 0 0			
Rod Barajas, R (1, 2) OBP: 0.244, SLG: 0.319			2-1 F9	0-2 1B		0-3 K	1-2 G6-3			4 0 1 0 0 1 0			
Curt Schilling, R (1, 1) OBP: 0.111, SLG: 0.059 Craig Counsell, L (8, 5) OBP: 0.325, SLG: 0.299			0-0 P6	0-3 K		1-3 K	2-2 G3-1			3 0 0 0 0 2 2 1 0 0 0 0 0 0			
<b>Inning Stats</b>	R: 0 H: 0 E: 0 K: 1 S: 8 H: 0 LOB: 0 BB: 1 P: 15	R: 0 H: 1 E: 0 K: 0 S: 5 H: 1 LOB: 1 BB: 0 P: 11	R: 1 H: 2 E: 0 K: 0 S: 10 H: 2 LOB: 2 BB: 1 P: 19	R: 1 H: 2 E: 0 K: 2 S: 15 H: 2 LOB: 2 BB: 0 P: 17	R: 0 H: 0 E: 0 K: 1 S: 8 H: 0 LOB: 1 BB: 1 P: 17	R: 0 H: 0 E: 0 K: 2 S: 8 H: 0 LOB: 0 BB: 0 P: 8	R: 1 H: 2 E: 0 K: 1 S: 13 H: 2 LOB: 2 BB: 1 P: 23	R: 0 H: 0 E: 0 K: 0 S: 9 H: 0 LOB: 0 BB: 0 P: 13	R: 0 H: 0 E: 0 K: 2 S: 10 H: 0 LOB: 0 BB: 0 P: 16	1B: 3 SF: 0 2B: 3 SAC: 0 3B: 1 DP: 1 HR: 0 HBP: 0		WP: 0 PA: 38 PB: 0 SB: 0 CS: 0	
<b>PITCHER</b>	IP WLS BF H R ER SO BB IBB HBP BLK WP HR S P ERA WHIP											<b>PITCHER</b>	IP WLS BF H R ER SO BB IBB HBP BLK WP HR S P ERA WHIP
Kaz Ishii, L (1, 1) ERA: 3.28	5.0 L 23 5 2 2 4 3 0 0 0 0 0 0 46 79 3.60 1.600												
Paul Shuey, R (6, 1) ERA: 2.94	1.1 7 2 1 1 3 0 1 0 0 0 0 0 15 24 6.75 1.500												
Paul Quantrill, R (7, 1) ERA: 1.77	0.2 2 0 0 0 0 0 0 0 0 0 0 0 6 7 0.00 0.000												
Guillermo Mota, R (8, 1) ERA: 1.4	2.0 6 0 0 0 2 0 0 0 0 0 0 0 19 29 0.00 0.000												

livebaseballscorecards.com

AB 34  
R 3  
H 7  
RBI 3  
BB 4  
SO 9  
LOB 17



Batter	1	2	3	4	5	6	7	8	9	AB	R	H	RBI	BB	SO	LOB
<b>Dave Roberts, L</b> (1, 8) OBP: 0.333, SLG: 0.309	2-2 F7		2-3 K		4-2 BB		2-2 1B			3	0	1	1	1	1	0
<b>Paul Lo Duca, R</b> (1, 2) OBP: 0.344, SLG: 0.389	2-2 1B			1-2 FC6-4 1B	0-1 P3		0-0 P6			4	0	2	0	0	0	4
<b>Shawn Green, L</b> (1, 9) OBP: 0.349, SLG: 0.451	0-1 F7			2-2 FC6-4 1-2f		0-0 G5-3 1B		0-0 G4-3		4	0	1	0	0	0	2
<b>Fred McGriff, L</b> (1, 3) OBP: 0.323, SLG: 0.434	0-0 F8			0-3 K		1-3 K		1-2 P5		4	0	0	0	0	2	3
<b>Adrián Beltré, R</b> (1, 5) OBP: 0.290, SLG: 0.423		0-3 K		1-3 K		0-1 G5-3		1-2 F8		4	0	0	0	0	2	2
<b>Jeromy Burnitz, L</b> (1, 7) OBP: 0.308, SLG: 0.505		0-3 K			1-3 K	1-1 G3-1		2-2 HR		4	1	1	1	0	2	1
<b>Alex Cora, L</b> (1, 4) OBP: 0.284, SLG: 0.332		0-1 F9			1-0 BB 1B		1-2 B1-3 1B 2B		3-2 F7	4	1	2	0	0	0	0
<b>Cesar Izturis, S</b> (1, 6) OBP: 0.281, SLG: 0.320			1-0 B2-6-4 1B		2-0 BB 1B		0-0 B1-3		0-1 P3	3	0	2	0	0	0	1
<b>Jolbert Cabrera, R</b> (9, PH) OBP: 0.335, SLG: 0.443					1-2 1B		2-3 P2		0-3 K	1	0	0	0	0	0	0
<b>Kaz Ishii, L</b> (1, 1) OBP: 0.031, SLG: 0.094					0-1 B2-6-4 1-2f		1-3 K			1	0	0	0	0	0	1
<b>Robin Ventura, L</b> (5, PH) OBP: 0.346, SLG: 0.401										1	0	0	0	0	1	2
<b>Paul Shuey, R</b> (6, 1) OBP: 0.379, SLG: 0.448										0	0	0	0	0	0	0
<b>Paul Quantrill, L</b> (7, 1) OBP: 0.335, SLG: 0.443										0	0	0	0	0	0	0
<b>Todd Hundley, S</b> (8, 1) OBP: 0.222, SLG: 0.556										1	0	0	0	0	0	1
<b>Guillermo Mota, R</b> (9, PH) OBP: 0.305, SLG: 0.371										0	0	0	0	0	0	0
<b>Ron Coomer, R</b> (9, PH) OBP: 0.305, SLG: 0.371										1	0	0	0	0	1	0

Inning Stats	R: 0	H: 1	E: 0	K: 10	LOB: 1	BB: 0	P: 14	R: 0	H: 0	E: 0	K: 2	LOB: 0	BB: 0	P: 9	R: 0	H: 1	E: 0	K: 6	LOB: 0	BB: 0	P: 9	R: 0	H: 1	E: 0	K: 2	LOB: 1	BB: 0	P: 21	R: 0	H: 2	E: 0	K: 15	LOB: 3	BB: 1	P: 24	R: 0	H: 1	E: 0	K: 1	LOB: 1	BB: 0	P: 10	R: 1	H: 2	E: 0	K: 11	LOB: 1	BB: 0	P: 14	R: 0	H: 0	E: 0	K: 7	LOB: 0	BB: 0	P: 9	R: 1	H: 1	E: 0	K: 13	LOB: 0	BB: 0	P: 18	1B: 7	SF: 0	2B: 1	SAC: 0	3B: 0	DP: 1	HR: 1	HBP: 0	WP: 0	PA: 36
--------------	------	------	------	-------	--------	-------	-------	------	------	------	------	--------	-------	------	------	------	------	------	--------	-------	------	------	------	------	------	--------	-------	-------	------	------	------	-------	--------	-------	-------	------	------	------	------	--------	-------	-------	------	------	------	-------	--------	-------	-------	------	------	------	------	--------	-------	------	------	------	------	-------	--------	-------	-------	-------	-------	-------	--------	-------	-------	-------	--------	-------	--------

PITCHER	IP	WLS	BF	H	R	ER	SO	BB	IBB	HBP	BLK	WP	HR	S	P	ERA	WHIP
<b>Curt Schilling, R</b> (1, 1) ERA: 2.71	7.0	W	29	8	1	1	8	1	0	0	0	0	0	76	101	1.29	1.286
<b>Chris Capuano, L</b> (8, 1) ERA: 4.4	1.0	H	3	0	0	0	0	0	0	0	0	0	0	7	9	0.00	0.000
<b>Matt Mantei, R</b> (9, 1) ERA: 2.7	1.0	S	4	1	1	1	1	0	0	0	0	0	1	13	18	9.00	1.000

**BOTTOM**

Arizona Diamondbacks @ Los Angeles Dodgers  
Dodger Stadium, Los Angeles, CA

livebaseballscores.com

<b>AB</b>	<b>35</b>
<b>R</b>	<b>2</b>
<b>H</b>	<b>9</b>
<b>RBI</b>	<b>2</b>
<b>BB</b>	<b>1</b>
<b>SO</b>	<b>9</b>
<b>LOB</b>	<b>17</b>



Tue Sep 16 2003, 7:10 PM PDT  
Att: 31,689 - Sunny - 70 F



Batter	1	2	3	4	5	6	7	8	9	AB R H RBI BB SO LOB	TOP											
Steve Finley, L (1, 8) OBP: 0.362, SLG: 0.493	2-1 F8	2-0 G3			2-3 K			0-2 F7		4 0 0 0 0 1 2	<p>Arizona Diamondbacks @ Los Angeles Dodgers Dodger Stadium, Los Angeles, CA</p> <p>Wed Sep 17 2003, 7:10 PM PDT Att. 35,162 - Sunny - 70 F</p>											
Junior Spivey, R (1, 4) OBP: 0.331, SLG: 0.448	1-3 K		2-2 G4-3		0-3 K			0-3 K		4 0 0 0 0 3 1												
Luis Gonzalez, L (1, 7) OBP: 0.394, SLG: 0.536	2-2 HR		1-1 HR		0-1 G1-3			4-2 BB		3 2 2 2 1 0 0												
Shea Hillenbrand, R (1, 3) OBP: 0.312, SLG: 0.457	3-1 1B		1-3 K		0-1 G4-3			4-1 BB		3 0 1 0 1 1 0												
Alex Cintron, S (1, 6) OBP: 0.357, SLG: 0.480	0-2 1B		1-2 L9		0-0 L6			1-2 P6		4 0 1 0 0 0 3												
Danny Bautista, R (1, 9) OBP: 0.331, SLG: 0.361	1-0 FC5-4			4-2 BB			1-2 F8		0-0 G6-3	3 0 0 0 1 0 2												
Craig Counsell, L (1, 5) OBP: 0.327, SLG: 0.297		4-2 BB		1-0 G4-6-3			1-2 G4-3		4-1 BB	2 0 0 0 2 0 1												
Robby Hammock, R (1, 2) OBP: 0.347, SLG: 0.506		0-1 G5-4-3		0-1 G6-3			2-0 P4		1-0 K	4 0 0 0 0 1 2												
17 Brandon Webb, R (1, 1) OBP: 0.143, SLG: 0.128 Carlos Baerga, S (9, PH) OBP: 0.381, SLG: 0.455 Matt Mantei, R (9, 1)		2-1 1B			0-1 G4-3			4-1 BB	2-2 G6-3	2 0 1 0 1 0 0 1 0 0 0 0 0 1 0 0 0 0 0 0 0												
<b>Inning Stats</b>	R: 1 E: 0 K: 1 S: 14	H: 3 LOB: 2 BB: 0 P: 23	R: 0 E: 0 K: 0 S: 8	H: 1 LOB: 1 BB: 1 P: 16	R: 1 E: 0 K: 1 S: 12	H: 1 LOB: 0 BB: 0 P: 17	R: 0 E: 0 K: 0 S: 5	H: 0 LOB: 0 BB: 1 P: 10	R: 0 E: 0 K: 2 S: 8	H: 0 LOB: 0 BB: 0 P: 10	R: 0 E: 0 K: 0 S: 5	H: 0 LOB: 0 BB: 0 P: 5	R: 0 E: 0 K: 0 S: 8	H: 0 LOB: 0 BB: 0 P: 12	R: 0 E: 0 K: 1 S: 14	H: 0 LOB: 3 BB: 3 P: 27	R: 0 E: 0 K: 1 S: 9	H: 0 LOB: 1 BB: 1 P: 15	1B: 3 2B: 0 3B: 0 HR: 2	SF: 0 SAC: 0 DP: 2 HBP: 0	WP: 0 PB: 0 SB: 1 CS: 0	PA: 36
<b>PITCHER</b>	IP WLS BF H R ER SO BB IBB HBP BLK WP HR S P ERA WHIP																					
Edwin Jackson, R (1, 1) ERA: 2.08	7.0 L 26 5 2 2 4 2 0 0 0 0 0 2 60 93 2.57 1.000																					
Tom Martin, L (8, 1) ERA: 3.8	0.2 4 0 0 0 1 2 0 0 0 0 0 0 9 17 0.00 3.000																					
Paul Quantrill, R (8, 1) ERA: 1.75	0.2 3 0 0 0 0 1 0 0 0 0 0 0 6 11 0.00 1.500																					
Guillermo Mota, R (9, 1) ERA: 1.39	0.2 3 0 0 0 1 1 0 0 0 0 0 0 8 14 0.00 1.500																					

livebaseballscorecards.com

AB	30
R	2
H	5
RBI	2
BB	6
SO	6
LOB	12



Batter	1	2	3	4	5	6	7	8	9	AB R H RBI BB SO LOB
<b>Dave Roberts, L</b> (1, 8) OBP: 0.330, SLG: 0.305	0-3 <b>K</b>	1-2 <b>G4-3</b>			0-1 <b>B1-3</b>			1-1 <b>G3-1</b>		4 0 0 0 0 1 1
<b>Paul Lo Duca, R</b> (1, 2) OBP: 0.345, SLG: 0.388	1-0 <b>1B BB HBP</b>		1-2 <b>L9</b>		0-1 <b>G3</b>			4-2 <b>BB</b>		2 0 0 0 1 0 0
<b>Shawn Green, L</b> (1, 9) OBP: 0.348, SLG: 0.449	4-1 <b>1B BB</b>		0-0 <b>G3</b>			2-2 <b>F8</b>		1-2 <b>G4-3</b>		3 0 0 0 1 0 1
<b>Fred McGriff, L</b> (1, 3) OBP: 0.319, SLG: 0.428	3-3 <b>K</b>		3-3 <b>K</b>			3-2 <b>P6</b>			1-0 <b>F8</b>	4 0 0 0 0 2 2
<b>Adrian Beltré, R</b> (1, 5) OBP: 0.291, SLG: 0.424	3-2 <b>1B</b>			0-0 <b>G6-3</b>		2-2 <b>L8</b>			0-0 <b>1B</b>	4 0 2 0 0 0 0
<b>Jeremy Burnitz, L</b> (1, 7) OBP: 0.307, SLG: 0.502	0-1 <b>G6-3</b>			0-1 <b>FC1-4 1B</b>		2-2 <b>G3-1</b>			2-2 <b>P2</b>	4 0 1 0 0 0 3
<b>Alex Cora, L</b> (1, 4) OBP: 0.283, SLG: 0.330		0-2 <b>L3</b>		2-1 <b>FC1-4</b>		0-2 <b>G5-3</b>				3 0 0 0 0 0 1
<b>Cesar Izturis, S</b> (1, 6) <b>Paul Quantrill, L</b> (8, 1) <b>Guillermo Mota, R</b> (9, 1) OBP: 0.222, SLG: 0.556		0-0 <b>G6-3</b>		2-3 <b>K</b>		1-1 <b>G5-3</b>				3 0 0 0 0 1 1 0 0 0 0 0 0 0 0 0 0 0 0 0 0
<b>Edwin Jackson, R</b> (1, 1) <b>Tom Martin, L</b> (8, 1) <b>Jolbert Cabrera, R</b> (8, 4) OBP: 0.334, SLG: 0.442		4-1 <b>BB</b>			1-1 <b>G4-3</b>			1-3 <b>K2-3</b>		1 0 0 0 1 0 0 0 0 0 0 0 0 0 1 0 0 0 0 1 0

Inning Stats	R: 0	H: 1	E: 0	K: 2	S: 16	LOB: 3	BB: 1	P: 27	R: 0	H: 0	E: 0	K: 0	S: 9	LOB: 1	BB: 1	P: 14	R: 0	H: 0	E: 0	K: 1	S: 7	LOB: 0	BB: 0	P: 11	R: 0	H: 1	E: 1	K: 1	S: 9	LOB: 1	BB: 0	P: 13	R: 0	H: 0	E: 0	K: 0	S: 6	LOB: 0	BB: 0	P: 7	R: 0	H: 0	E: 0	K: 0	S: 13	LOB: 0	BB: 0	P: 20	R: 0	H: 0	E: 0	K: 0	S: 8	LOB: 0	BB: 0	P: 11	R: 0	H: 0	E: 0	K: 1	S: 11	LOB: 1	BB: 1	P: 18	R: 0	H: 1	E: 0	K: 0	S: 5	LOB: 0	BB: 0	P: 8	1B: 3	SF: 0	2B: 0	SAC: 0	3B: 0	DP: 0	HR: 0	HBP: 1	WP: 0	PA: 33
--------------	------	------	------	------	-------	--------	-------	-------	------	------	------	------	------	--------	-------	-------	------	------	------	------	------	--------	-------	-------	------	------	------	------	------	--------	-------	-------	------	------	------	------	------	--------	-------	------	------	------	------	------	-------	--------	-------	-------	------	------	------	------	------	--------	-------	-------	------	------	------	------	-------	--------	-------	-------	------	------	------	------	------	--------	-------	------	-------	-------	-------	--------	-------	-------	-------	--------	-------	--------

PITCHER	IP	WLS	BF	H	R	ER	SO	BB	IBB	HBP	BLK	WP	HR	S	P	ERA	WHIP
<b>17 Brandon Webb, R</b> (1, 1) ERA: 2.5	8.0	W	30	2	0	0	5	3	0	1	0	0	0	79	121	0.00	0.625
<b>Matt Mantei, R</b> (9, 1) ERA: 2.65	1.0	S	3	1	0	0	0	0	0	0	0	0	0	5	8	0.00	1.000

**BOTTOM**

Arizona Diamondbacks @ Los Angeles Dodgers  
 Dodger Stadium, Los Angeles, CA

Wed Sep 17 2003, 7:10 PM PDT  
 Att: 35,162 - Sunny - 70 F

<b>AB</b>	<b>29</b>
<b>R</b>	<b>0</b>
<b>H</b>	<b>3</b>
<b>RBI</b>	<b>0</b>
<b>BB</b>	<b>3</b>
<b>SO</b>	<b>5</b>
<b>LOB</b>	<b>9</b>



PITCHER	IP	WLS	BF	H	R	ER	SO	BB	IBB	HBP	BLK	WP	HR	S	P	ERA	WHIP
---------	----	-----	----	---	---	----	----	----	-----	-----	-----	----	----	---	---	-----	------



Batter	1	2	3	4	5	6	7	8	9	AB R H RBI BB SO LOB	TOP											
Steve Finley, L (1, 8) OBP: 0.361, SLG: 0.493	2-1 P5		0-0 P4			1-3 K		0-0 1-H 2B		4 0 1 0 0 1 1	<b>Arizona Diamondbacks @ Los Angeles Dodgers</b> <b>Dodger Stadium, Los Angeles, CA</b> Thu Sep 18 2003, 7:10 PM PDT Att. 36,523 - Sunny - 69 F											
Junior Spivey, R (1, 4) OBP: 0.330, SLG: 0.446	0-3 K		1-2 F8			0-2 G3-6-3 1B		1-3 K		4 0 1 0 0 2 3												
Luis Gonzalez, L (1, 7) OBP: 0.394, SLG: 0.533	1-0 F7				1-1 P5	0-1 G3-6-3 1-2f			4-1 1B BB	3 0 0 0 1 0 1												
Shea Hillenbrand, R (1, 3) OBP: 0.313, SLG: 0.458		2-1 F8			0-0 G5-3		3-2 SH1-3 1B		1-2 PB 1B	4 0 2 0 0 0 0												
Alex Cintron, S (1, 6) OBP: 0.357, SLG: 0.479		0-1 1B			1-1 G5-3		0-0 SH1-3		1-1 FC1-5-2 PB	3 0 1 0 0 0 2												
Danny Bautista, R (1, 9) OBP: 0.326, SLG: 0.355		0-0 F9			0-0 F7		2-2 F9		0-3 K	4 0 0 0 0 1 4												
Robby Hammock, R (1, 5) OBP: 0.342, SLG: 0.497		1-3 K			1-2 G4-3		1-2 G5-3		2-1 G3-1	3 0 0 0 0 1 2												
Felix Jose, S (9, PH) OBP: 0.643, SLG: 0.900									1-2 2-3	1 0 0 0 0 0 2												
Rod Barajas, R (1, 2) OBP: 0.251, SLG: 0.322			1-2 SH3-4 1B		4-2 BB			0-1 2B 1B		1 0 1 0 1 0 0												
Carlos Baerga, S (8, PH) OBP: 0.384, SLG: 0.458										1 0 1 0 0 0 0												
Craig Counsell, L (8, PR) OBP: 0.327, SLG: 0.297										0 0 0 0 0 0 0												
Miguel Batista, R (1, 1) OBP: 0.091, SLG: 0.093			1-2 SH3-4		0-3 K			0-2 B5		1 0 0 0 0 1 1												
Quinton McCracken, S (8, PH) OBP: 0.262, SLG: 0.259										1 0 0 0 0 0 1												
Jose Valverde, R (8, 1)										0 0 0 0 0 0 0												
<b>Inning Stats</b>	R: 0 E: 0 K: 1 S: 6	H: 0 LOB: 0 BB: 0 P: 9	R: 0 E: 0 K: 1 S: 8	H: 1 LOB: 1 BB: 0 P: 11	R: 0 E: 0 K: 0 S: 10	H: 1 LOB: 1 BB: 0 P: 13	R: 0 E: 0 K: 0 S: 5	H: 0 LOB: 0 BB: 0 P: 7	R: 0 E: 0 K: 1 S: 13	H: 0 LOB: 1 BB: 1 P: 18	R: 0 E: 0 K: 1 S: 10	H: 1 LOB: 0 BB: 0 P: 11	R: 0 E: 0 K: 0 S: 12	H: 1 LOB: 1 BB: 0 P: 18	R: 0 E: 0 K: 1 S: 9	H: 2 LOB: 2 BB: 0 P: 10	R: 0 E: 0 K: 1 S: 12	H: 1 LOB: 2 BB: 1 P: 20	1B: 6 2B: 1 3B: 0 HR: 0	SF: 0 SAC: 2 DP: 1 HBP: 0	WP: 0 PB: 1 SB: 0 CS: 0	PA: 34
<b>PITCHER</b>	IP WLS BF H R ER SO BB IBB HBP BLK WP HR S P ERA WHIP																					
Wilson Alvarez, L (1, 1) ERA: 1.99	7.0 W 25 4 0 0 4 1 0 0 0 0 0 0 64 87 0.00 0.714																					
Eric Gagne, R (8, 1) ERA: 1.27	2.0 S 9 3 0 0 2 1 0 0 0 0 0 0 21 30 0.00 2.000																					

livebaseballscorecards.com

<b>AB</b>	30
<b>R</b>	0
<b>H</b>	7
<b>RBI</b>	0
<b>BB</b>	2
<b>SO</b>	6
<b>LOB</b>	17



Batter	1	2	3	4	5	6	7	8	9	AB	R	H	RBI	BB	SO	LOB
<b>Cesar Izturis, S</b> OBP: 0.278, SLG: 0.315 (1, 6)	1-1 G1-3		2-2 G3		0-0 G4-3			1-2 E3		4	0	0	0	0	0	2
<b>Paul Lo Duca, R</b> OBP: 0.345, SLG: 0.385 (1, 2)	0-1 G5-3		0-0 G1-3			1-0 P2		4-2 BB		3	0	0	0	1	0	1
<b>Shawn Green, L</b> OBP: 0.346, SLG: 0.446 (1, 9)	2-2 G4-3			1-0 F7		1-0 L4		3-2 G3		4	0	0	0	0	0	2
<b>Robin Ventura, L</b> OBP: 0.345, SLG: 0.408 (1, 3)		1-0 HR		2-1 G3-1		2-3 K		2-3 K		4	1	1	1	0	2	2
<b>Adrián Beltré, R</b> OBP: 0.291, SLG: 0.423 (1, 5)		1-1 G6-3		1-1 1B		1-3 K				3	0	1	0	0	1	0
<b>Jeremy Burnitz, L</b> OBP: 0.305, SLG: 0.499 <b>Eric Gagne, R</b> (8, 1)		2-0 F9		1-1 P5		1-0 G6-3				3	0	0	0	0	0	1
<b>Jolbert Cabrera, R</b> OBP: 0.334, SLG: 0.441 (8, 7)		0-0 P3			1-1 CS 1B		1-1 F9			3	0	1	0	0	0	0
<b>Alex Cora, L</b> OBP: 0.283, SLG: 0.330 (1, 4)			0-1 G3 1B		2-3 K			0-3 K		3	0	1	0	0	2	1
<b>Wilson Alvarez, L</b> OBP: 0.222, SLG: 0.192 <b>Dave Roberts, L</b> OBP: 0.332, SLG: 0.305 (8, 8)			1-3 K		4-2 BB			4-2 S BB		1	0	0	0	1	1	1
										0	1	0	0	1	0	0

<b>Inning Stats</b>	R: 0 E: 0 K: 0 S: 7	H: 0 LOB: 0 BB: 0 P: 10	R: 1 E: 0 K: 0 S: 5	H: 1 LOB: 0 BB: 0 P: 9	R: 0 E: 0 K: 1 S: 11	H: 1 LOB: 1 BB: 0 P: 14	R: 0 E: 0 K: 0 S: 7	H: 1 LOB: 1 BB: 0 P: 12	R: 0 E: 0 K: 1 S: 9	H: 1 LOB: 1 BB: 1 P: 15	R: 0 E: 0 K: 1 S: 5	H: 0 LOB: 0 BB: 0 P: 9	R: 0 E: 0 K: 1 S: 6	H: 0 LOB: 0 BB: 0 P: 9	R: 1 E: 1 K: 2 S: 18	H: 0 LOB: 2 BB: 2 P: 32	1B: 3 2B: 1 3B: 0 HR: 1	SF: 0 SAC: 0 DP: 1 HBP: 0	WP: 0 PB: 0 SB: 2 CS: 1	PA: 31
---------------------	------------------------------	----------------------------------	------------------------------	---------------------------------	-------------------------------	----------------------------------	------------------------------	----------------------------------	------------------------------	----------------------------------	------------------------------	---------------------------------	------------------------------	---------------------------------	-------------------------------	----------------------------------	----------------------------------	------------------------------------	----------------------------------	--------

PITCHER	IP	WLS	BF	H	R	ER	SO	BB	IBB	HBP	BLK	WP	HR	S	P	ERA	WHIP
<b>Miguel Batista, R</b> ERA: 3.45 (1, 1)	7.0	L	25	4	1	1	4	1	0	0	0	0	1	50	78	1.29	0.714
<b>Jose Valverde, R</b> ERA: 1.77 (8, 1)	1.0		6	0	1	0	2	2	0	0	0	0	0	18	32	0.00	2.000

**BOTTOM**

Arizona Diamondbacks @ Los Angeles Dodgers  
Dodger Stadium, Los Angeles, CA

Thu Sep 18 2003, 7:10 PM PDT  
Att: 36,523 - Sunny - 69 F

<b>AB</b>	<b>28</b>
<b>R</b>	<b>2</b>
<b>H</b>	<b>4</b>
<b>RBI</b>	<b>1</b>
<b>BB</b>	<b>3</b>
<b>SO</b>	<b>6</b>
<b>LOB</b>	<b>10</b>







Batter	1	2	3	4	5	6	7	8	9	AB R H RBI BB SO LOB
Scott Podsednik, L OBP: 0.379, SLG: 0.428 (1, 8)	2-2 G3	1-0 G5-3			3-2 F7	0-3 K			0-2 F7	5 0 0 0 0 1 3
Keith Ginter, R OBP: 0.358, SLG: 0.433 (1, 4)	2-3 K		2-2 F7		0-0 1B	1-3 K			3-3 K	5 1 1 0 0 3 1
Brady Clark, R OBP: 0.346, SLG: 0.420 (1, 9) (9, 7)	1-2 BB 1B		2-1 S 2B		0-1 PB 1B			3-2 L6		4 0 3 0 0 0 0
Richie Sexson, R OBP: 0.378, SLG: 0.530 (1, 3)	4-0 1-2 BB		1-3 K		0-1 PB 1B			0-1 L9		3 0 1 1 1 1 1
Wes Helms, R OBP: 0.327, SLG: 0.441 (1, 5)	2-3 K		3-3 K		1-3 K			2-2 G5-3		4 0 0 0 0 3 5
Mark Smith, R OBP: 0.264, SLG: 0.490 Jason Conti, L OBP: 0.256, SLG: 0.432 (8, PH) (9, 9)		0-0 2B FC5-2 1B		2-1 P6	0-1 P3			1-3 K		3 0 1 0 0 0 2 1 0 0 0 0 1 0
Eddie Pérez, R OBP: 0.305, SLG: 0.427 (1, 2)		0-0 1-3 2B		1-1 1B		0-1 HR		2-3 K		4 1 3 1 0 1 0
Royce Clayton, R OBP: 0.297, SLG: 0.328 (1, 6)		0-0 FC5-2 3-H		2-3 K		2-2 SH1-4 2B		3-3 K		4 0 1 0 0 2 3
Doug Davis, R OBP: 0.105, SLG: 0.105 Mike Crudale, R (7, 1) Shane Nance, L (9, 1) Peter Zoccolillo, L OBP: 0.133, SLG: 0.138 (9, PH)		0-3 K		1-3 K		0-1 SH1-4		1-2 F7		2 0 0 0 0 2 3 0 0 0 0 0 0 0 0 0 0 0 0 0 0 1 0 0 0 0 0 0

Inning Stats	R: 0 E: 0 K: 2 S: 13	H: 1 LOB: 2 BB: 1 P: 24	R: 0 E: 0 K: 1 S: 7	H: 2 LOB: 2 BB: 0 P: 8	R: 0 E: 0 K: 2 S: 11	H: 1 LOB: 1 BB: 0 P: 19	R: 0 E: 0 K: 2 S: 10	H: 1 LOB: 1 BB: 0 P: 16	R: 1 E: 0 K: 1 S: 14	H: 3 LOB: 2 BB: 0 P: 18	R: 1 E: 0 K: 2 S: 14	H: 2 LOB: 1 BB: 0 P: 17	R: 0 E: 0 K: 0 S: 9	H: 0 LOB: 0 BB: 0 P: 14	R: 0 E: 0 K: 3 S: 9	H: 0 LOB: 0 BB: 0 P: 15	R: 0 E: 0 K: 1 S: 10	H: 0 LOB: 0 BB: 0 P: 14	1B: 6 2B: 3 3B: 0 HR: 1	SF: 0 SAC: 1 DP: 0 HBP: 0	WP: 0 PB: 1 SB: 1 CS: 0	PA: 38
--------------	-------------------------------	----------------------------------	------------------------------	---------------------------------	-------------------------------	----------------------------------	-------------------------------	----------------------------------	-------------------------------	----------------------------------	-------------------------------	----------------------------------	------------------------------	----------------------------------	------------------------------	----------------------------------	-------------------------------	----------------------------------	----------------------------------	------------------------------------	----------------------------------	--------

PITCHER	IP	WLS	BF	H	R	ER	SO	BB	IBB	HBP	BLK	WP	HR	S	P	ERA	WHIP
Randy Johnson, L ERA: 4.33 (1, 1)	6.0		29	10	2	2	10	1	0	0	0	0	1	69	102	3.00	1.833
Oscar Villarreal, R ERA: 2.7 (7, 1)	2.0	W	6	0	0	0	3	0	0	0	0	0	0	18	29	0.00	0.000
Matt Mantei, R ERA: 2.6 (9, 1)	1.0	S	3	0	0	0	1	0	0	0	0	0	0	10	14	0.00	0.000

**BOTTOM**

**Arizona Diamondbacks @ Milwaukee Brewers**  
Miller Park, Milwaukee, WI

Fri Sep 19 2003, 7:05 PM CDT  
Att: 27,154 - Sunny - 59 F

AB	36
R	2
H	10
RBI	2
BB	1
SO	14
LOB	18

livebaseballscorecards.com





Batter	1	2	3	4	5	6	7	8	9	AB R H RBI BB SO LOB	TOP											
Steve Finley, L (1, 8) OBP: 0.363, SLG: 0.500	0-0 E4 F9 1B	0-1 SF8 3-H 1B		2-0 G3-1		4-2 FC3-6 BB	0-0 F7		3-1 1B 2-H 1B	4 1 2 2 1 0 2	<b>Arizona Diamondbacks @ Milwaukee Brewers</b> Miller Park, Milwaukee, WI Sat Sep 20 2003, 6:05 PM CDT Att: 27,823 - Dome - 72 F <a href="http://livebaseballscorecards.com">livebaseballscorecards.com</a>											
Junior Spivey, R (1, 4) OBP: 0.332, SLG: 0.446	1-1 F9 2-3	2-0 1B 1-3 2-H 2B		1-1 G6-3		3-3 K	2-2 P2		1-3 K	6 1 1 1 0 2 5												
Luis Gonzalez, L (1, 7) OBP: 0.398, SLG: 0.535	1-0 1B 3-H	1-2 1B 2-H 3-H			4-1 2B BB	2-1 FC3-6 BB 1-2f		4-0 1B BB	0-1 1B 1-2	4 1 3 3 2 0 1												
Shea Hillenbrand, R (1, 3) OBP: 0.313, SLG: 0.455	1-3 K	0-0 G6-3			0-0 1B 1-H 2B	4-1 BB		2-1 1B 1-2	1-0 G5-3	5 1 2 1 1 1 4												
Alex Cintron, S (1, 6) OBP: 0.352, SLG: 0.472	1-3 K		1-0 F9		0-2 F7	0-2 G3-1		0-1 F8		5 0 0 0 0 1 6												
Danny Bautista, R (1, 9) OBP: 0.327, SLG: 0.358		0-0 E SF8 2B	1-0 P3		3-3 K		1-1 BB FC3-6 HBP 1B		1-3 K	5 2 2 0 0 2 3												
Matt Kata, S (1, 5) OBP: 0.315, SLG: 0.425		2-3 K	2-2 1B		1-1 WP E 1B 2-H		1-0 FC3-6 BB 1-2 HBP		2-3 K	4 1 2 1 0 2 3												
Rod Barajas, R (1, 2) OBP: 0.259, SLG: 0.322		4-0 E 2B BB	0-3 K		1-2 E7 1-H 1B		4-1 FC3-6 BB 1-2 2-3		1-1 G6-3	3 1 1 1 2 1 1												
Elmer Dessens, R (1, 1) OBP: 0.234, SLG: 0.250		0-0 FC2 2B 1B 1-2 2-3		0-1 G6-3		2-3 K		0-2 FC3-6 1-2f 2-3 3-H	0-0 1B 2B	3 1 0 0 0 1 3 1 0 0 1 0 0 2 0 0 0 0 0 0 0 1 1 1 0 0 0 0												
John Patterson, R (6, 1) OBP: 0.077, SLG: 0.077																						
Stephen Randolph, L (8, 1)																						
Jose Valverde, R (8, 1) OBP: 1.000, SLG: 2.000																						
<b>Inning Stats</b>	R: 1 E: 1 K: 2 S: 11	H: 2 LOB: 1 BB: 0 P: 15	R: 4 E: 1 K: 1 S: 12	H: 3 LOB: 1 BB: 1 P: 21	R: 0 E: 0 K: 1 S: 10	H: 1 LOB: 1 BB: 0 P: 14	R: 0 E: 0 K: 0 S: 5	H: 0 LOB: 0 BB: 0 P: 8	R: 3 E: 1 K: 2 S: 16	H: 3 LOB: 1 BB: 1 P: 27	R: 0 E: 0 K: 1 S: 13	H: 0 LOB: 2 BB: 2 P: 26	R: 1 E: 0 K: 0 S: 13	H: 1 LOB: 2 BB: 1 P: 21	R: 0 E: 0 K: 2 S: 10	H: 1 LOB: 2 BB: 1 P: 19	R: 1 E: 0 K: 1 S: 11	H: 3 LOB: 2 BB: 0 P: 17	1B: 10 2B: 4 3B: 0 HR: 0	SF: 1 SAC: 0 DP: 0 HBP: 1	WP: 1 PB: 0 SB: 0 CS: 0	PA: 49
<b>PITCHER</b>	IP WLS BF H R ER SO BB IBB HBP BLK WP HR S P ERA WHIP																					
Wayne Franklin, L (1, 1) ERA: 5.34	4.2 L 26 9 8 3 5 2 0 0 0 1 0 51 80 5.79 2.357																					
Luis Vizcaino, R (5, 1) ERA: 6.56	0.1 1 0 0 0 1 0 0 0 0 0 0 3 5 0.00 0.000																					
Dave Burba, R (6, 1) ERA: 3.73	1.0 5 0 0 0 1 2 0 0 0 0 0 13 26 0.00 2.000																					
Brooks Kieschnick, R (7, 1) ERA: 5.26	2.0 11 2 1 1 2 2 0 1 0 0 0 23 40 4.50 2.000																					
Leo Estrella, R (9, 1) ERA: 4.0	1.0 6 3 1 1 1 0 0 0 0 0 0 11 17 9.00 3.000																					







Batter	1	2	3	4	5	6	7	8	9	AB R H RBI BB SO LOB	TOP											
Steve Finley, L (1, 8) OBP: 0.366, SLG: 0.500	1-1 WP G1-3 1B		0-1 E9 3B 1B	2-2 L1-3 HBP		0-1 G3		0-0 G4-3		4 1 2 0 0 0 3	<b>Arizona Diamondbacks @ Milwaukee Brewers</b> Miller Park, Milwaukee, WI Sun Sep 21 2003, 1:05 PM CDT Att. 30,547 - Sunny - 70 F											
Craig Counsell, L (1, 5) OBP: 0.326, SLG: 0.304	0-2 G1-3		1-0 1B 2-H 3B	1-1 L1-3			1-1 G6-3		2-1 F7	5 1 1 1 0 0 4												
Luis Gonzalez, L (1, 7) OBP: 0.398, SLG: 0.532	1-2 L4		4-2 1B BB				1-1 F7		4-2 DI BB	3 0 0 0 2 0 1												
Raul Mondesi, R (1, 9) OBP: 0.345, SLG: 0.479	4-0 BB		0-0 G5-4-3 1B				1-2 F8		0-3 K	4 0 1 1 1 1 1												
Alex Cintron, S (1, 6) OBP: 0.348, SLG: 0.467	0-1 F7		1-0 F5				1-1 G4-3		1-0 G4-3	5 0 0 0 0 0 5												
Shea Hillenbrand, R (1, 3) OBP: 0.315, SLG: 0.461		1-1 G6-3	1-1 G5-4-3				2-0 HR		4-2 BB 1B BB	3 2 1 1 1 0 2												
Matt Kata, S (1, 4) OBP: 0.314, SLG: 0.421		0-2 G2-3		4-0 SH1-4 1B BB			0-2 G6-3		2-1 L8	3 0 0 0 1 0 1												
Rod Barajas, R (1, 2) OBP: 0.264, SLG: 0.332		2-1		0-1 SH1-4 1B			0-3 K		4-1 1B BB	3 0 2 0 0 1 0												
Carlos Baerga, S (8, PH) OBP: 0.387, SLG: 0.458				1-2 1B					1-2 BB	0 0 0 0 1 0 0												
Chad Moeller, R (8, 2) OBP: 0.332, SLG: 0.420				2B					1-2 BB	0 0 0 0 0 0 0												
Curt Schilling, R (1, 1) OBP: 0.109, SLG: 0.058				0-0 SH1-4			0-0 1B		1-2 2-H 1B	1 0 0 0 0 0 1												
Quinton McCracken, S (8, PH) OBP: 0.265, SLG: 0.263				1-2 2-3						1 0 1 0 0 0 0												
31 Edgar Gonzalez, R (6, 1) OBP: 0.250, SLG: 0.250										0 0 0 0 0 0 0												
Mike Myers, L (7, 1) Oscar Villarreal, L (7, 1)										0 0 0 0 0 0 0												
Felix Jose, S (8, PH) Jose Valverde, R (8, 1) OBP: 0.579, SLG: 0.714 OBP: 1.000, SLG: 2.000										1 0 1 1 0 0 0												
										0 0 0 0 0 0 0												
<b>Inning Stats</b>	R: 0 E: 0 K: 0 S: 10	H: 1 LOB: 2 BB: 1 P: 16	R: 0 E: 0 K: 0 S: 8	H: 1 LOB: 1 BB: 0 P: 11	R: 2 E: 1 K: 0 S: 12	H: 3 LOB: 1 BB: 1 P: 19	R: 0 E: 0 K: 0 S: 7	H: 1 LOB: 2 BB: 1 P: 14	R: 0 E: 0 K: 0 S: 6	H: 0 LOB: 0 BB: 0 P: 9	R: 1 E: 0 K: 1 S: 10	H: 2 LOB: 1 BB: 0 P: 12	R: 0 E: 0 K: 0 S: 6	H: 0 LOB: 0 BB: 0 P: 10	R: 1 E: 0 K: 0 S: 12	H: 1 LOB: 2 BB: 2 P: 26	R: 0 E: 0 K: 1 S: 10	H: 0 LOB: 1 BB: 1 P: 17	1B: 6 2B: 2 3B: 1 HR: 1	SF: 0 SAC: 1 DP: 2 HBP: 1	WP: 1 PB: 0 SB: 0 CS: 0	PA: 41
<b>PITCHER</b>	IP WLS BF H R ER SO BB IBB HBP BLK WP HR S P ERA WHIP																					
Wes Obermueller, R (1, 1) ERA: 5.46	6.0 W 28 8 3 3 1 3 0 1 0 1 1 53 81 4.50 1.833																					
Glendon Rusch, L (7, 1) ERA: 6.67	1.0 H 3 0 0 0 0 0 0 0 0 0 0 6 10 0.00 0.000																					
Mike Crudale, R (8, 1) ERA: 2.75	0.2 H 4 0 1 1 0 2 0 0 0 0 0 8 21 13.50 3.000																					
Dan Kolb, R (8, 1) ERA: 2.01	1.1 S 6 1 0 0 1 1 0 0 0 0 0 0 14 22 0.00 1.500																					

AB	33
R	4
H	9
RBI	4
BB	6
SO	2
LOB	18







Batter	1	2	3	4	5	6	7	8	9	AB	R	H	RBI	BB	SO	LOB	TOP										
Steve Finley, L (1, 8) OBP: 0.368, SLG: 0.504 Quinton McCracken, S (7, 8) OBP: 0.264, SLG: 0.262	4-2 FC5 S BB		0-1 3B		0-1 G3		4-1 FC6 1B BB	2-0 G4-3		2	0	1	0	2	0	0											
Junior Spivey, R (1, 4) OBP: 0.330, SLG: 0.441	1-0 F9 1-2		3-1 G5-3		2-2 G4-3		1-1 F7		4-1 HR BB	4	1	0	0	1	0	3											
Luis Gonzalez, L (1, 7) OBP: 0.400, SLG: 0.532 Chad Moeller, R (7, 2) OBP: 0.335, SLG: 0.435	4-2 SAFE BB		0-1 L6		4-1 HR BB		0-2 FC6 1B		1-0 1-H HR	2	1	1	0	2	0	1											
Raul Mondesi, R (1, 9) OBP: 0.344, SLG: 0.483 John Patterson, R (7, 1) OBP: 0.077, SLG: 0.077 Stephen Randolph, L (8, 1) Felix Jose, S (9, PH) OBP: 0.550, SLG: 0.667	1-2 F6			1-3 K	2-1 HR		2-2 FC6		3-2 L7	4	1	1	2	0	1	4											
Alex Cintron, S (1, 6) OBP: 0.351, SLG: 0.475	1-2 FC5 2-3f			1-0 1B 2B	2-2 FC6-4 1B				1-2 HR	5	3	3	1	0	0	2											
Shea Hillenbrand, R (1, 3) OBP: 0.315, SLG: 0.466		2-1 L5		1-2 2B 1B	1-0 FC6-4				0-0 HR	5	2	2	1	0	1	2											
Matt Kata, S (1, 5) OBP: 0.319, SLG: 0.429		2-2 L6		0-0 2B		1-1 G4-3			0-0 2B	4	0	2	3	1	0	0											
Robby Hammock, R (1, 2) OBP: 0.337, SLG: 0.486		3-3 K		1-1 2B		2-3 K			1-2 E5 G5-4-3	5	0	1	0	0	3	2											
17 Brandon Webb, R (1, 1) OBP: 0.137, SLG: 0.122 31 Edgar Gonzalez, R (5, 1) OBP: 0.250, SLG: 0.250 Lyle Overbay, L (6, PH) OBP: 0.359, SLG: 0.393 Eddie Oropesa, L (6, 1) Danny Bautista, R (7, 9) OBP: 0.325, SLG: 0.357			0-3 K	1-3 K		2-2 P6			1-2 G5-4-3	2	0	0	0	0	2	1											
<b>Inning Stats</b>	R: 0 E: 0 K: 0 S: 11	H: 0 LOB: 2 BB: 2 P: 22	R: 0 E: 0 K: 1 S: 14	H: 0 LOB: 0 BB: 0 P: 21	R: 0 E: 0 K: 1 S: 9	H: 1 LOB: 1 BB: 0 P: 12	R: 2 E: 0 K: 2 S: 13	H: 4 LOB: 1 BB: 0 P: 18	R: 2 E: 0 K: 0 S: 12	H: 2 LOB: 1 BB: 1 P: 23	R: 0 E: 0 K: 1 S: 10	H: 0 LOB: 0 BB: 0 P: 15	R: 0 E: 0 K: 0 S: 9	H: 1 LOB: 1 BB: 1 P: 16	R: 2 E: 1 K: 0 S: 13	H: 2 LOB: 1 BB: 1 P: 22	R: 3 E: 1 K: 2 S: 14	H: 2 LOB: 1 BB: 1 P: 26	1B: 4 2B: 3 3B: 1 HR: 4	SF: 0 SAC: 0 DP: 2 HBP: 0	WP: 0 PB: 0 SB: 1 CS: 0	PA: 44					
<b>PITCHER</b>	IP	WLS	BF	H	R	ER	SO	BB	IBB	HBP	BLK	WP	HR	S	P	ERA	WHIP										
Darren Oliver, L (1, 1) ERA: 4.91	5.0	W	24	7	4	4	4	3	0	0	0	0	1	59	96	7.20	2.000										
Adam Bernero, R (6, 1) ERA: 5.85	2.0		7	1	0	0	1	1	0	0	0	0	0	19	31	0.00	1.000										
Jason Young, R (8, 1) ERA: 8.85	2.0		13	4	5	4	2	2	0	0	0	0	3	27	48	18.00	3.000										

Arizona Diamondbacks @ Colorado Rockies

Coors Field, Denver, CO

Tue Sep 23 2003, 7:05 PM MDT

Att. 22,686 - Sunny - 82 F

livebaseballscores.com

AB	38
R	9
H	12
RBI	9
BB	6
SO	7
LOB	18



Batter	1	2	3	4	5	6	7	8	9
Ronnie Belliard, R OBP: 0.349, SLG: 0.400									
Chris Stynes, R OBP: 0.331, SLG: 0.411									
17 Todd Helton, L OBP: 0.454, SLG: 0.630									
Jason Young, R OBP: 0.375, SLG: 0.429									
Preston Wilson, R OBP: 0.345, SLG: 0.538									
Mark Bellhorn, S OBP: 0.354, SLG: 0.295									
Larry Walker, L OBP: 0.417, SLG: 0.472									
Rene Reyes, S OBP: 0.309, SLG: 0.413									
Jay Payton, R OBP: 0.363, SLG: 0.523									
Mark Sweeney, L OBP: 0.307, SLG: 0.398									
Charles Johnson, R OBP: 0.316, SLG: 0.449									
Kit Pellow, R OBP: 0.471, SLG: 0.867									
Juan Uribe, R OBP: 0.295, SLG: 0.411									
Darren Oliver, R OBP: 0.304, SLG: 0.354									
27 Garrett Atkins, R OBP: 0.197, SLG: 0.177									
Adam Bernero, R									
Pablo Ozuna, R OBP: 0.250, SLG: 0.194									

Inning Stats	R: 6	H: 4	E: 0	LOB: 2	K: 1	S: 20	R: 0	H: 0	E: 0	LOB: 0	K: 0	S: 7	R: 0	H: 1	E: 0	LOB: 1	K: 0	S: 7	R: 4	H: 2	E: 3	LOB: 1	K: 1	S: 25	R: 2	H: 2	E: 0	LOB: 0	K: 1	S: 17	R: 5	H: 3	E: 1	LOB: 1	K: 0	S: 16	R: 3	H: 4	E: 0	LOB: 2	K: 1	S: 17	R: 0	H: 1	E: 0	LOB: 1	K: 1	S: 9		

PITCHER	IP	WLS	BF	H	R	ER	SO	BB	IBB	HBP	BLK	WP	HR	S	P	ERA	WHIP
17 Brandon Webb, R ERA: 2.75	(1, 1)	4.0	L	26	7	10	6	2	3	1	0	1	1	59	101	13.50	2.500
31 Edgar Gonzalez, R ERA: 5.63	(5, 1)	1.0		5	2	2	1	0	0	0	0	0	2	17	24	18.00	2.000
Eddie Oropesa, L ERA: 5.12	(6, 1)	1.0		8	3	5	4	0	1	0	0	0	1	16	25	36.00	4.000
John Patterson, R ERA: 6.45	(7, 1)	1.0		8	4	3	3	1	0	0	1	0	0	17	23	27.00	4.000
Stephen Randolph, L ERA: 4.11	(8, 1)	1.0		4	1	0	1	0	0	0	0	0	0	9	12	0.00	1.000

AB	R	H	RBI	BB	SO	LOB
5	3	4	8	1	0	0
6	2	0	0	0	1	7
3	3	1	1	2	0	1
1	0	0	0	0	0	0
4	2	1	1	0	0	2
2	1	1	0	0	0	0
3	1	2	6	1	0	0
2	2	2	0	0	0	0
4	1	2	1	0	0	0
2	1	1	0	0	1	1
4	1	2	0	0	0	4
0	0	0	1	0	0	0
4	2	1	1	1	2	4
1	0	0	0	0	0	1
1	0	0	0	0	1	0
1	1	0	0	0	0	1
0	0	0	0	0	0	0

AB	R	H	RBI	BB	SO	LOB
43	20	17	19	5	5	21

WP	PA
1	51

ERA	WHIP
13.50	2.500

IP	WLS	BF	H	R	ER	SO	BB	IBB	HBP	BLK	WP	HR	S	P	ERA	WHIP
17	4	23	7	10	6	2	3	1	0	0	1	1	59	101	13.50	2.500

IP	WLS	BF	H	R	ER	SO	BB	IBB	HBP	BLK	WP	HR	S	P	ERA	WHIP
1.0		5	2	2	2	1	0	0	0	0	0	2	17	24	18.00	2.000

IP	WLS	BF	H	R	ER	SO	BB	IBB	HBP	BLK	WP	HR	S	P	ERA	WHIP
1.0		8	3	5	4	0	1	0	0	0	0	1	16	25	36.00	4.000

IP	WLS	BF	H	R	ER	SO	BB	IBB	HBP	BLK	WP	HR	S	P	ERA	WHIP
1.0		8	4	3	3	1	0	0	0	1	0	0	17	23	27.00	4.000

IP	WLS	BF	H	R	ER	SO	BB	IBB	HBP	BLK	WP	HR	S	P	ERA	WHIP
1.0		4	1	0	0	1	0	0	0	0	0	0	9	12	0.00	1.000

WP	PA
1	51

ERA	WHIP
13.50	2.500

IP	WLS	BF	H	R	ER	SO	BB	IBB	HBP	BLK	WP	HR	S	P	ERA	WHIP
17	4	23	7	10	6	2	3	1	0	0	1	1	59	101	13.50	2.500

IP	WLS	BF	H	R	ER	SO	BB	IBB	HBP	BLK	WP	HR	S	P	ERA	WHIP
1.0		5	2	2	2	1	0	0	0	0	0	2	17	24	18.00	2.000

IP	WLS	BF	H	R	ER	SO	BB	IBB	HBP	BLK	WP	HR	S	P	ERA	WHIP
1.0		8	3	5	4	0	1	0	0	0	0	1	16	25	36.00	4.000

IP	WLS	BF	H	R	ER	SO	BB	IBB	HBP	BLK	WP	HR	S	P	ERA	WHIP
1.0		8	4	3	3	1	0	0	0	1	0	0	17	23	27.00	4.000

IP	WLS	BF	H	R	ER	SO	BB	IBB	HBP	BLK	WP	HR	S	P	ERA	WHIP
1.0		4	1	0	0	1	0	0	0	0	0	0	9	12	0.00	1.000

WP	PA
1	51

ERA	WHIP
13.50	2.500

IP	WLS	BF	H	R	ER	SO	BB	IBB	HBP	BLK	WP	HR	S	P	ERA	WHIP
17	4	23	7	10	6	2	3	1	0	0	1	1	59	101	13.50	2.500

IP	WLS	BF	H	R	ER	SO	BB	IBB	HBP	BLK	WP	HR	S	P	ERA	WHIP
1.0		5	2	2	2	1	0	0	0	0	0	2	17	24	18.00	2.000

IP	WLS	BF	H	R	ER	SO	BB	IBB	HBP	BLK	WP	HR	S	P	ERA	WHIP
1.0		8	3	5	4	0	1	0	0	0	0	1	16	25	36.00	4.000

IP	WLS	BF	H	R	ER	SO	BB	IBB	HBP	BLK	WP	HR	S	P	ERA	WHIP
1.0		8	4	3	3	1	0	0	0	1	0	0	17	23	27.00	4.000

IP	WLS	BF	H	R	ER	SO	BB	IBB	HBP	BLK	WP	HR	S	P	ERA	WHIP
1.0		4	1	0	0	1	0	0	0	0	0	0	9	12	0.00	1.000

WP	PA
1	51

ERA	WHIP
13.50	2.500

IP	WLS	BF	H	R	ER	SO	BB	IBB	HBP	BLK	WP	HR	S	P	ERA	WHIP
17	4	23	7	10	6	2	3	1	0	0	1	1	59	101	13.50	2.500

IP	WLS	BF	H	R	ER	SO	BB	IBB	HBP	BLK	WP	HR	S	P	ERA	WHIP
1.0		5	2	2	2	1	0	0	0	0	0	2	17	24	18.00	2.000

IP	WLS	BF	H	R	ER	SO	BB	IBB	HBP	BLK	WP	HR	S	P	ERA	WHIP
1.0		8	3	5	4	0	1	0	0	0	0	1	16	25	36.00	4.000

IP	WLS	BF	H	R	ER	SO	BB	IBB	HBP	BL
----	-----	----	---	---	----	----	----	-----	-----	----



Batter	1	2	3	4	5	6	7	8	9	AB R H RBI BB SO LOB	TOP		
Steve Finley, L (1, 8) OBP: 0.365, SLG: 0.499	1-2 F7	3-3 K		3-2 L1			1-3 K	0-2 F7		5 0 0 0 0 2 5			
Matt Kata, S (1, 4) OBP: 0.317, SLG: 0.425	3-2 F9		1-2 K		1-0 F7		1-0 FC3-6 1-2 1B		3-2 G6-3	5 0 1 0 0 1 0			
Luis Gonzalez, L (1, 7) OBP: 0.398, SLG: 0.531	1-0 G4-3		2-1		3-3 K		0-0 FC3-6 1-2f 2-3		3-2 F7	5 0 1 0 0 1 2			
Shea Hillenbrand, R (1, 3) OBP: 0.314, SLG: 0.465		2-1	2-0 G5-3		0-2 F8		0-1 G5-3		1-0 F8	5 1 1 0 0 0 3			
Alex Cintron, S (1, 6) OBP: 0.352, SLG: 0.478		0-0 G4-3 2-H 1B 2B	2-2 F7			0-2 G6-3		3-2 HR 1B		4 2 2 1 0 0 1			
Danny Bautista, R (1, 9) OBP: 0.331, SLG: 0.392		1-3 K		0-0 HR		0-2 SF7 3B		0-0 HR 1-H		4 3 3 3 0 1 1			
Craig Counsell, L (1, 5) OBP: 0.325, SLG: 0.304		1-1 G4-3 2-3		1-1 1B		0-0 SF7 3-H		1-2 P4		3 0 1 1 0 0 1			
Robby Hammock, R (1, 2) OBP: 0.340, SLG: 0.481		4-0 1B IBB		0-0 P6		2-2 K		1-1 HBP		2 0 0 0 1 1 1			
Randy Johnson, R (1, 1) Quinton McCracken, S (7, PH) Oscar Villarreal, L (7, 1) Carlos Baerga, S (8, PH) Jose Valverde, R (8, 1) Matt Mantel, R (8, 1)		1-1 1B		1-2 L6			1-2 FC3-6 1B	1-0 L9		2 0 1 1 0 0 1 1 0 1 0 0 0 0 0 0 0 0 0 0 0 1 0 0 0 0 0 1 0 0 0 0 0 0 0 0 0 0 0 0 0 0			
<b>Inning Stats</b>	R: 0 H: 0 E: 0 LOB: 0 K: 0 BB: 0 S: 9 P: 14	R: 2 H: 3 E: 0 LOB: 2 K: 2 BB: 1 S: 14 P: 26	R: 0 H: 1 E: 0 LOB: 1 K: 1 BB: 0 S: 9 P: 16	R: 1 H: 2 E: 0 LOB: 1 K: 0 BB: 0 S: 11 P: 16	R: 0 H: 0 E: 0 LOB: 0 K: 1 BB: 0 S: 9 P: 13	R: 1 H: 1 E: 0 LOB: 0 K: 1 BB: 0 S: 10 P: 12	R: 0 H: 2 E: 0 LOB: 2 K: 1 BB: 0 S: 10 P: 13	R: 2 H: 2 E: 0 LOB: 1 K: 0 BB: 0 S: 14 P: 20	R: 0 H: 0 E: 0 LOB: 0 K: 0 BB: 0 S: 8 P: 15	1B: 5 SF: 1 2B: 3 SAC: 0 3B: 1 DP: 0 HR: 2 HBP: 1	WP: 0 PA: 40 PB: 0 SB: 0 CS: 0		
<b>PITCHER</b>	IP WLS BF H R ER SO BB IBB HBP BLK WP HR S P ERA WHIP											<b>PITCHER</b>	IP WLS BF H R ER SO BB IBB HBP BLK WP HR S P ERA WHIP
Jose Jimenez, R (1, 1) ERA: 5.22	6.0 L 26 7 4 4 5 0 1 0 0 0 0 1 62 97 6.00 1.167												
Javier Lopez, L (7, 1) ERA: 3.81	0.2 4 2 0 0 1 0 0 0 0 0 0 0 8 11 0.00 3.000												
Steve Reed, R (7, 1) ERA: 3.32	0.1 1 0 0 0 0 0 0 0 0 0 0 0 2 2 0.00 0.000												
Justin Speier, R (8, 1) ERA: 3.91	1.0 6 2 2 2 0 0 0 0 1 0 0 1 14 20 18.00 2.000												
Jesus Sanchez, L (9, 1) ERA: 8.22	1.0 3 0 0 0 0 0 0 0 0 0 0 0 8 15 0.00 0.000												

**Arizona Diamondbacks @ Colorado Rockies**  
Coors Field, Denver, CO  
Wed Sep 24 2003, 7:05 PM MDT  
Att. 24,465 - Sunny - 63 F

AB	37
R	6
H	11
RBI	6
BB	1
SO	6
LOB	16



Batter	1	2	3	4	5	6	7	8	9	AB	R	H	RBI	BB	SO	LOB
Ronnie Belliard, R OBP: 0.350, SLG: 0.403 (1, 4)	2-1 G5-3		1-1 HR	2-2 CS	0-1 G1-3		2-1 1B			4	1	2	0	0	0	0
Juan Uribe, R OBP: 0.294, SLG: 0.418 (1, 6)	1-3 K		0-0 HR		3-2 G4-3		0-3 K			4	1	1	2	0	2	1
17 Todd Helton, L OBP: 0.456, SLG: 0.636 (1, 3)	4-2 1B BB		2-2 FC4-6 1B		3-1 P2			2-0 HR		3	1	2	1	1	0	0
Preston Wilson, R OBP: 0.346, SLG: 0.537 (1, 8)	2-2 HBP 1B		2-3 K		0-1 G4-6-3 1B			1-3 K		4	0	2	0	0	2	1
Larry Walker, L OBP: 0.417, SLG: 0.471 (1, 9)	2-1 FC6-4 HBP		0-2 FC4-6		0-2 G4-6-3 1B			3-3 K		3	0	1	0	0	1	1
Jay Payton, R OBP: 0.361, SLG: 0.520 (1, 7)	2-2 FC6-4		1-1 G4-3		3-2 G4-6-3			2-2 F7		4	0	0	0	0	0	6
Gregg Zaun, S OBP: 0.300, SLG: 0.331 (1, 2)		2-2 G5-3		0-2 CS 1B		3-1 P4			2-1 G3-1	4	0	1	0	0	0	1
27 Garrett Atkins, R OBP: 0.188, SLG: 0.169 Mark Bellhorn, S OBP: 0.352, SLG: 0.293 (9, PH)		1-1 G5-3		0-2 F9			1-2 G5-3		1-0 G4-3	3	0	0	0	0	0	1
Jose Jimenez, R OBP: 0.176, SLG: 0.176 Javier Lopez, L OBP: 0.200, SLG: 0.200 Steve Reed, R OBP: 0.304, SLG: 0.394 Justin Speier, R OBP: 0.304, SLG: 0.394 Jesus Sanchez, L OBP: 0.306, SLG: 0.410 (7, 1) (7, 1) (7, PH) (8, 1) (9, 1) (9, PH)		0-3 K		0-3 K			2-0 G6-3		0-3 K	2	0	0	0	0	2	1

Inning Stats	R: 0	H: 1	E: 0	K: 1	S: 18	LOB: 3	BB: 1	P: 31	R: 0	H: 0	E: 0	K: 1	S: 9	LOB: 0	BB: 0	P: 12	R: 2	H: 3	E: 0	K: 1	S: 15	LOB: 1	BB: 0	P: 21	R: 0	H: 1	E: 0	K: 1	S: 13	LOB: 0	BB: 0	P: 15	R: 0	H: 2	E: 0	K: 0	S: 10	LOB: 1	BB: 0	P: 16	R: 0	H: 1	E: 0	K: 1	S: 9	LOB: 1	BB: 0	P: 14	R: 1	H: 1	E: 0	K: 2	S: 12	LOB: 0	BB: 0	P: 20	R: 0	H: 0	E: 0	K: 1	S: 6	LOB: 0	BB: 0	P: 9	1B: 6	SF: 0	2B: 1	SAC: 0	3B: 0	DP: 1	HR: 2	HBP: 1	WP: 0	PA: 37
--------------	------	------	------	------	-------	--------	-------	-------	------	------	------	------	------	--------	-------	-------	------	------	------	------	-------	--------	-------	-------	------	------	------	------	-------	--------	-------	-------	------	------	------	------	-------	--------	-------	-------	------	------	------	------	------	--------	-------	-------	------	------	------	------	-------	--------	-------	-------	------	------	------	------	------	--------	-------	------	-------	-------	-------	--------	-------	-------	-------	--------	-------	--------

PITCHER	IP	WLS	BF	H	R	ER	SO	BB	IBB	HBP	BLK	WP	HR	S	P	ERA	WHIP
Randy Johnson, L ERA: 4.26 (1, 1)	6.0	W	25	7	2	2	4	1	0	0	0	0	0	1	109	3.00	1.333
Oscar Villarreal, R ERA: 2.65 (7, 1)	1.0	H	4	1	0	0	1	0	0	0	0	0	0	9	14	0.00	1.000
Jose Valverde, R ERA: 1.84 (8, 1)	1.0		4	1	1	1	2	0	0	0	0	0	1	12	20	9.00	1.000
Matt Mantei, R ERA: 2.55 (9, 1)	1.0	S	3	0	0	0	1	0	0	0	0	0	0	6	9	0.00	0.000

**BOTTOM**

**Arizona Diamondbacks @ Colorado Rockies**  
Coors Field, Denver, CO


Wed Sep 24 2003, 7:05 PM MDT  
Att: 24,465 - Sunny - 63 F

AB	34
R	3
H	9
RBI	3
BB	1
SO	8
LOB	12



PITCHER	IP	WLS	BF	H	R	ER	SO	BB	IBB	HBP	BLK	WP	HR	S	P	ERA	WHIP
Randy Johnson, L ERA: 4.26 (1, 1)	6.0	W	25	7	2	2	4	1	0	0	0	0	0	1	109	3.00	1.333
Oscar Villarreal, R ERA: 2.65 (7, 1)	1.0	H	4	1	0	0	1	0	0	0	0	0	0	9	14	0.00	1.000
Jose Valverde, R ERA: 1.84 (8, 1)	1.0		4	1	1	1	2	0	0	0	0	0	1	12	20	9.00	1.000
Matt Mantei, R ERA: 2.55 (9, 1)	1.0	S	3	0	0	0	1	0	0	0	0	0	0	6	9	0.00	0.000



Batter	1	2	3	4	5	6	7	8	9	AB R H RBI BB SO LOB	TOP																	
<b>Craig Counsell, L</b> OBP: 0.331, SLG: 0.307 (1, 5)	4-1 1B WP E BB	1-1 B1-3		1-2 G3 S SF7 1B		4-1 E 1B BB	0-0 1B		1 SAFE 1-0 G6-3	4 3 2 0 2 0 1																		
<b>Quinton McCracken, S</b> OBP: 0.274, SLG: 0.269 (1, 7)	4-0 E 1B SF9 BB	0-0 HBP 1B		1-2 G3		1-0 E1 1B	2-2 G4-3		2-0 2-H 1B	5 2 2 1 1 0 4																		
<b>Junior Spivey, R</b> OBP: 0.330, SLG: 0.439 (1, 4)	3-3 K	3-2 HBP		3-2 SF7		1-2 FC4-6 1B		2-2 P4	2-3 K	4 0 1 3 0 2 3																		
<b>Raul Mondesi, R</b> OBP: 0.343, SLG: 0.481 (1, 9)	2-0 SF9 E 1B 2-3	1-3 HBP		0-0 F7		0-2 P5		2-2 G4-3		5 1 1 0 0 1 3																		
<b>Alex Cintron, S</b> OBP: 0.350, SLG: 0.477 (1, 6)	1-1 E4 1B 1-2 2-3 3-H		1-1 F8		2-2 G5-3	0-0 FC4-6		0-0 1B 2B		5 0 1 1 0 0 3																		
<b>Danny Bautista, R</b> OBP: 0.332, SLG: 0.397 (1, 8)	0-0 SF9		2-1 G4-3		1-3 K		2-2 G1-4-3 1B 2B	2-2 1B		4 1 2 1 0 1 0																		
<b>Lyle Overbay, L</b> OBP: 0.363, SLG: 0.392 <b>Oscar Villarreal, L</b> <b>Matt Mantei, R</b>	2-2 S 1B 1-3 3-H		4-2 1B BB		4-1 BB		3-2 G1-4-3	0-3 K		3 0 1 1 2 1 3 0 0 0 0 0 0 0 0 0 0 0 0 0 0	<b>AB 39</b> <b>R 8</b> <b>H 12</b> <b>RBI 8</b> <b>BB 6</b> <b>SO 8</b> <b>LOB 24</b>																	
<b>Rod Barajas, R</b> OBP: 0.265, SLG: 0.332 <b>Carlos Baerga, S</b> OBP: 0.388, SLG: 0.459 <b>Robby Hammock, R</b> OBP: 0.343, SLG: 0.481	3-3 K		0-2 FC6-4 1B		1-1 P4		0-0 1B 1B		4-1 G6-3 1B BB	3 0 1 0 0 1 3 1 0 1 1 0 0 0 0 1 0 0 1 0 0																		
<b>Miguel Batista, R</b> OBP: 0.086, SLG: 0.088 <b>Eddie Oropesa, L</b> <b>31 Edgar Gonzalez, R</b> OBP: 0.250, SLG: 0.250 <b>Felix Jose, S</b> OBP: 0.594, SLG: 0.625 <b>John Patterson, R</b> OBP: 0.077, SLG: 0.077 <b>Shea Hillenbrand, R</b> OBP: 0.314, SLG: 0.464		3-3 HBP	0-0 FC6-4		2-2 G3	2-2 P5		3-3 1 SAFE K	3 0 0 0 0 0 1 2 0 0 0 0 0 0 0 0 0 0 0 0 0 0 0 0 1 0 0 0 0 0 0 1 0 0 0 0 0 0 0 0 1 0 0 0 0 0 1 1																			
<b>Inning Stats</b>	R: 3 E: 1 K: 2 S: 15	H: 2 LOB: 2 BB: 2 P: 34	R: 0 E: 0 K: 2 S: 12	H: 1 LOB: 2 BB: 1 P: 18	R: 1 E: 0 K: 0 S: 12	H: 1 LOB: 0 BB: 0 P: 17	R: 0 E: 0 K: 1 S: 9	H: 0 LOB: 1 BB: 1 P: 17	R: 2 E: 1 K: 0 S: 12	H: 1 LOB: 1 BB: 1 P: 20	R: 1 E: 0 K: 0 S: 15	H: 3 LOB: 2 BB: 0 P: 22	R: 0 E: 0 K: 1 S: 14	H: 2 LOB: 2 BB: 0 P: 20	R: 1 E: 0 K: 2 S: 13	H: 1 LOB: 1 BB: 1 P: 24	1B: 10 2B: 2 3B: 0 HR: 0	SF: 2 SAC: 0 DP: 0 HBP: 1	WP: 1 PB: 0 SB: 2 CS: 0	PA: 48								
<b>PITCHER</b>	IP WLS BF H R ER SO BB IBB HBP BLK WP HR S P ERA WHIP																											
<b>Scott Elarton, R</b> ERA: 6.27 (1, 1)	4.0		22	5	4	2	4	3	0	1	0	1	0	50	88	4.50	2.000											
<b>28 Aaron Cook, R</b> ERA: 6.07 (5, 1)	2.0		10	1	2	1	1	2	0	0	0	0	0	21	37	4.50	1.500											
<b>Jesus Sanchez, L</b> ERA: 9.0 (7, 1)	0.1	H	2	1	1	1	0	0	0	0	0	0	0	8	13	27.00	3.000											
<b>Adam Bernero, R</b> ERA: 5.78 (7, 1)	1.2	B	9	4	0	0	1	0	0	0	0	0	0	21	29	0.00	2.400											
<b>40 Brian Fuentes, L</b> ERA: 2.66 (9, 1)	1.0	L	5	1	1	1	2	1	0	0	0	0	0	13	24	9.00	2.000											

**Arizona Diamondbacks @ Colorado Rockies**  
Coors Field, Denver, CO  
Thu Sep 25 2003, 1:05 PM MDT  
Att. 23,056 - Sunny - 84 F

[livebaseballscorecards.com](http://livebaseballscorecards.com)












Batter	1	2	3	4	5	6	7	8	9	AB R H RBI BB SO LOB	TOP											
Miguel Cairo, R (1, 5) OBP: 0.290, SLG: 0.377	3-2 G1-3	1-2 P3			0-1 F8		1-1 F9		4-0 FC3-2 IBB	4 0 0 0 1 0 2												
So Taguchi, R (1, 8) OBP: 0.304, SLG: 0.462 J.D. Drew, L (7, PH) OBP: 0.374, SLG: 0.518	1-3 K		0-1 G6-3		0-2 5 BB 1B		3-3 K		1-0 FC3-2 1-2 2-3 3-Hf	3 0 1 0 0 1 0 2 0 0 0 0 1 3												
5 Albert Pujols, R (1, 3) OBP: 0.440, SLG: 0.667	3-2 P3		4-0 S HBP FC6 BB		4-1 1-2 BB		1-1 F8		2-3 K	3 1 0 0 2 1 3												
Eduardo Perez, R (1, 9) OBP: 0.366, SLG: 0.480 Kerry Robinson, L (9, 7) OBP: 0.281, SLG: 0.322		1-0 HR	4-2 FC6 S 1-2 HBP		3-2 P6		1-1 G6-3			3 1 1 1 0 0 2 0 0 0 0 0 0 0												
Edgar Renteria, R (1, 6) OBP: 0.394, SLG: 0.480		0-0 WP BB 1B	2-1 FC6 1-3 2-H		1-1 G1-3		3-3 K			4 1 1 1 0 1 3												
Eli Marrero, R (1, 7) OBP: 0.270, SLG: 0.358 Mike DeJean, R (8, 1)	1 SAFE 1 SAFE C P F B B B	4-2 1B WP BB	0-0 P4		0-1 G6-3		2-2 F7			3 0 0 0 1 0 1 0 0 0 0 0 0 0 0 0 0 0 0 0 0												
15 Jim Edmonds, L (9, 8) OBP: 0.383, SLG: 0.608		1-2 1B WP BB																				
Chris Widger, R (1, 2) OBP: 0.279, SLG: 0.324		1-3 K		2-1 G4-3		0-0 1B			0-3 K SH2-4 FC3-2	4 0 1 0 0 2 2	AB 33 R 3 H 6 RBI 3 BB 4 SO 10 LOB 20											
Bo Hart, R (1, 4) OBP: 0.322, SLG: 0.401		0-0 2-3 3-H 1B		1-3 K		1 SAFE 1 SAFE 1 SAFE 3-2 F P F B B C	3-2 P4		2-0 FC3-2 SH2-4 1-2 1B	4 0 2 1 0 1 1												
Sterling Hitchcock, L (1, 1) OBP: 0.083, SLG: 0.083 Russ Springer, R (6, 1)		0-3 K		2-3 K		2-3 K			2-1 SH2-4 1-2 2-3	3 0 0 0 0 3 3 0												
Steve Kline, S (7, 1) OBP: 0.500, SLG: 1.000 Orlando Palmeiro, L (8, 7) OBP: 0.336, SLG: 0.347 44 Jason Isringhausen, R (9, 1) OBP: 0.500, SLG: 1.500																						
Inning Stats	R: 0 E: 0 K: 1 S: 13	H: 0 LOB: 0 BB: 0 P: 20	R: 2 E: 0 K: 2 S: 14	H: 3 LOB: 2 BB: 1 P: 21	R: 1 E: 0 K: 0 S: 7	H: 0 LOB: 1 BB: 1 P: 17	R: 0 E: 0 K: 2 S: 8	H: 0 LOB: 0 BB: 0 P: 13	R: 0 E: 0 K: 1 S: 11	H: 1 LOB: 2 BB: 1 P: 19	R: 0 E: 0 K: 1 S: 11	H: 1 LOB: 1 BB: 0 P: 16	R: 0 E: 0 K: 1 S: 7	H: 0 LOB: 0 BB: 0 P: 12	R: 0 E: 0 K: 1 S: 8	H: 0 LOB: 0 BB: 0 P: 14	R: 0 E: 0 K: 2 S: 14	H: 1 LOB: 3 BB: 1 P: 23	1B: 5 2B: 0 3B: 0 HR: 1	SF: 0 SAC: 1 DP: 0 HBP: 1	WP: 1 PB: 1 SB: 2 CS: 0	PA: 39
PITCHER	IP WLS BF H R ER SO BB IBB HBP BLK WP HR S P ERA WHIP																					
Chris Capuano, L (1, 1) ERA: 4.64	4.1 L 21 4 3 3 5 3 0 1 0 1 1 48 81 6.23 1.615																					
31 Edgar Gonzalez, R (5, 1) ERA: 5.19	0.2 2 0 0 0 0 0 0 0 0 0 0 5 9 0.00 0.000																					
John Patterson, R (6, 1) ERA: 6.05	2.0 7 1 0 0 2 0 0 0 0 0 0 18 28 0.00 0.500																					
Oscar Villarreal, R (8, 1) ERA: 2.57	2.0 9 1 0 0 3 0 1 0 0 0 0 22 37 0.00 0.500																					

St. Louis Cardinals @ Arizona Diamondbacks  
Bank One Ballpark, Phoenix, AZ  
Sat Sep 27 2003, 4:05 PM EDT  
Att. 39,650 - Dome - 72 F

livebaseballscorecards.com







Batter	1	2	3	4	5	6	7	8	9	AB	R	H	RBI	BB	SO	LOB
Steve Finley, L (1, 8) OBP: 0.363, SLG: 0.500	0-1 F8		2-2 G3-1	0-1 L6			0-1 2-H HR	2-2 L9		5	1	1	2	0	0	2
Matt Kata, S (1, 4) OBP: 0.315, SLG: 0.420 Mark Grace, L (6, 3) OBP: 0.279, SLG: 0.304 Lyle Overbay, L (7, 3) OBP: 0.365, SLG: 0.402	1-3 K		0-0 G4-3		1-1 G4-6-3 1B		0-1 G3 2B	1-2 2B		3	0	1	0	0	1	0
Luis Gonzalez, L (1, 7) OBP: 0.402, SLG: 0.532	2-0 F9		4-2 1B 1B BB		0-1 F7		1-1 G3	4-2 BB		3	0	0	0	2	0	2
Shea Hillenbrand, R (1, 3) OBP: 0.314, SLG: 0.468		1-2 P3	0-2 1B 1B		0-1 G4-6-3		0-0 P3	1-3 K		5	0	1	0	0	1	4
Alex Cintron, S (1, 6) OBP: 0.359, SLG: 0.489		1-1 G3 2B	0-1 FC6-4 1B			0-1 G3 2B	2-2 3-H 2B 1B		3-2 F7	5	1	4	1	0	0	0
Danny Bautista, R (1, 9) OBP: 0.330, SLG: 0.394		4-2 G3 BB	1-2 FC6-4			0-0 P3	1-1 1-H 2B		1-1 G4-3	4	0	1	1	1	0	4
Craig Counsell, L (1, 5) OBP: 0.328, SLG: 0.304		0-1 G3		2-2 L1		3-2 G3	0-1 F8		2-1 DI 1B	5	0	1	0	0	0	4
Robby Hammock, R (1, 2) OBP: 0.343, SLG: 0.477		4-0 IBB		1-2 G4-3		0-0 G5-3		2-2 G3-1 2B	0-3 K	4	1	1	0	1	1	2
17 Brandon Webb, R Quinton McCracken, S Stephen Randolph, L Danyys Reyes, R Carlos Baerzga, S Mike Myers, L Jose Valverde, R Felix Jose, S 31 Edgar Gonzalez, R		1-3 K		1-2 1B			2-2 E5 HR 1B	0-2 G3-1		1	0	0	0	0	0	3

Inning Stats	R: 0	H: 0	E: 0	K: 1	S: 6	R: 0	H: 1	E: 0	K: 1	S: 12	R: 0	H: 2	E: 0	K: 0	S: 16	R: 0	H: 1	E: 0	K: 0	S: 12	R: 0	H: 1	E: 0	K: 0	S: 6	R: 0	H: 1	E: 0	K: 0	S: 7	R: 4	H: 5	E: 1	K: 0	S: 17	R: 1	H: 2	E: 0	K: 1	S: 19	R: 0	H: 1	E: 0	K: 1	S: 12	1B: 7	2B: 6	3B: 0	HR: 1	SF: 0	SAC: 0	DP: 1	HBP: 0	WP: 0	PB: 0	SB: 0	CS: 0	PA: 44
--------------	------	------	------	------	------	------	------	------	------	-------	------	------	------	------	-------	------	------	------	------	-------	------	------	------	------	------	------	------	------	------	------	------	------	------	------	-------	------	------	------	------	-------	------	------	------	------	-------	-------	-------	-------	-------	-------	--------	-------	--------	-------	-------	-------	-------	--------

PITCHER	IP	WLS	BF	H	R	ER	SO	BB	IBB	HBP	BLK	WP	HR	S	P	ERA	WHIP
Woody Williams, R (1, 1) ERA: 3.87	6.0	W	28	8	2	2	2	2	2	0	0	0	0	64	95	3.00	1.667
Steve Kline, L (7, 1) ERA: 3.82	0.1		2	1	0	0	0	0	0	0	0	0	0	4	5	0.00	3.000
Cal Eldred, R (7, 1) ERA: 3.74	0.2		4	2	2	2	0	0	0	0	0	0	0	8	11	27.00	3.000
Mike DeJean, R (8, 1) ERA: 4.68	0.2		4	2	1	1	0	0	0	0	0	0	0	14	19	13.50	3.000
Jeff Fassero, L (8, 1) ERA: 5.68	0.0		1	0	0	0	0	1	0	0	0	0	0	2	6	∞	∞

**BOTTOM**

**St. Louis Cardinals @ Arizona Diamondbacks**  
**Bank One Ballpark, Phoenix, AZ**

Sun Sep 28 2003, 4:37 PM EDT  
Att. 42,882 - Dome - 72 F

livebaseballscorecards.com

AB	40
R	5
H	14
RBI	5
BB	4
SO	4
LOB	22

