



# Arizona Diamondbacks - 2003

Batter	1	2	3	4	5	6	7	8	9	AB R H RBI BB SO LOB	TOP																								
											<b>Arizona Diamondbacks @ El Paso Diablos</b> El Paso, Birmingham, AL Thu Mar 27 2003, 8:00 PM EST <a href="http://livebaseballscorecards.com">livebaseballscorecards.com</a>																								
										AB		0																							
										R		0																							
										H		0																							
										RBI		0																							
										BB		0																							
										SO		0																							
										LOB		0																							
																																			
Inning Stats	1B: 0	SF: 0	WP: 0	PA: 0																															
	2B: 0	SAC: 0	FB: 0																																
	3B: 0	DP: 0	SB: 0																																
	HR: 0	HBP: 0	CS: 0																																
PITCHER	IP	WLS	BF	H	R	ER	SO	BB	IBB	HBP	BLK	WP	HR	S	P	ERA	WHIP	PITCHER	IP	WLS	BF	H	R	ER	SO	BB	IBB	HBP	BLK	WP	HR	S	P	ERA	WHIP

Batter	1	2	3	4	5	6	7	8	9	AB R H RBI BB SO LOB	BOTTOM																								
											<b>Arizona Diamondbacks @ El Paso Diablos</b> El Paso, Birmingham, AL Thu Mar 27 2003, 8:00 PM EST <a href="http://livebaseballscorecards.com">livebaseballscorecards.com</a>																								
										AB		0																							
										R		0																							
										H		0																							
										RBI		0																							
										BB		0																							
										SO		0																							
										LOB		0																							
																																			
Inning Stats	1B: 0	SF: 0	WP: 0	PA: 0																															
	2B: 0	SAC: 0	FB: 0																																
	3B: 0	DP: 0	SB: 0																																
	HR: 0	HBP: 0	CS: 0																																
PITCHER	IP	WLS	BF	H	R	ER	SO	BB	IBB	HBP	BLK	WP	HR	S	P	ERA	WHIP	PITCHER	IP	WLS	BF	H	R	ER	SO	BB	IBB	HBP	BLK	WP	HR	S	P	ERA	WHIP



Batter	1	2	3	4	5	6	7	8	9	AB R H RBI BB SO LOB	TOP											
Dave Roberts, L (1.8)	G4-3		L7			E6 SH1-3 HR	1B HBP		2B BB 1B	4 2 1 0 0 0 1	<b>Los Angeles Dodgers @ Arizona Diamondbacks</b> <b>Bank One Ballpark, Phoenix, AZ</b> Mon Mar 31 2003, 5:05 PM EST Att: 47,356 - Dome - 72 F  livebaseballscores.com											
Paul Lo Duca, R (1.2)	L3		G4-3			SH1-3	1B		K	4 0 1 2 0 1 2												
Shawn Green, L (1.9)	1B 2B			CS BB		G3	BB		BB SF8 2B	3 2 2 0 2 0 1												
Brian Jordan, R (1.7)	2H 1B			K		HR	K		BB 1B IBB	4 2 2 3 1 2 4												
Fred McGriff, L (1.3)	CS	L4		K		G6-3		F7	1B BB	4 0 0 1 1 1 0												
Adrian Beltré, R (1.5)		G4-3			G6-4-3 1B		G5-3	2B	SF8	4 0 2 1 0 0 0												
Jolbert Cabrera, R (1.4)		F9			G6-4-3 1B		1B 2B	G1-3	3H 1B	3 1 2 0 0 0 0												
Alex Cora, L (7.4)							1B 2B		1B	2 0 1 1 0 0 1												
Cesar Izturis, S (1.6)					G6-4-3 2B		1B IBB		G4-3	4 1 2 0 1 0 4												
Hideo Nomo, R (1.1)			K		K		K	K		4 0 0 0 0 4 6												
<b>Inning Stats</b>	R: 1 E: 0 K: 0 S: 9	H: 2 LOB: 0 BB: 0 P: 14	R: 0 E: 0 K: 0 S: 8	H: 0 LOB: 0 BB: 0 P: 11	R: 0 E: 0 K: 1 S: 10	H: 1 LOB: 1 BB: 0 P: 13	R: 0 E: 0 K: 2 S: 10	H: 0 LOB: 1 BB: 1 P: 16	R: 0 E: 0 K: 1 S: 9	H: 2 LOB: 1 BB: 0 P: 12	R: 2 E: 1 K: 0 S: 8	H: 1 LOB: 0 BB: 0 P: 11	R: 2 E: 0 K: 2 S: 19	H: 3 LOB: 3 BB: 1 P: 31	R: 0 E: 0 K: 1 S: 15	H: 1 LOB: 2 BB: 1 P: 24	R: 3 E: 0 K: 1 S: 22	H: 3 LOB: 2 BB: 2 P: 36	1B: 7 2B: 5 3B: 0 HR: 1	SF: 1 SAC: 1 DP: 1 HBP: 1	WP: 0 PB: 0 SB: 2 CS: 2	PA: 45
<b>PITCHER</b>	IP WLS BF H R ER SO BB IBB HBP BLK WP HR S P ERA WHIP											IP WLS BF H R ER SO BB IBB HBP BLK WP HR S P ERA WHIP										
Randy Johnson, L (1.1)	6.2 L 30 9 5 3 5 2 0 1 0 0 1 69 102 4.05 1.650																					
Bret Prinz, R (7.1)	1.0 1 0 0 1 0 1 0 0 0 0 0 16 26 0.00 1.000																					
Oscar Villarreal, R (8.1)	0.1 1 0 0 1 0 0 0 0 0 0 0 3 4 0.00 0.000																					
Stephen Randolph, L (9.1)	0.1 5 2 3 3 1 1 1 0 0 0 0 12 22 81.00 9.000																					
Miguel Batista, R (9.1)	0.2 3 1 0 0 0 0 0 0 0 0 0 10 14 0.00 1.500																					

Batter	1	2	3	4	5	6	7	8	9	AB R H RBI BB SO LOB	BOTTOM											
Tony Womack, L (1.6)	K			2B			F8		G4-3	4 0 1 0 0 1 0	<b>Los Angeles Dodgers @ Arizona Diamondbacks</b> <b>Bank One Ballpark, Phoenix, AZ</b> Mon Mar 31 2003, 5:05 PM EST Att: 47,356 - Dome - 72 F  livebaseballscores.com											
Steve Finley, L (1.8)	F9			F9			1B BB		G3	3 0 0 0 1 0 0												
Junior Spivey, R (1.4)	G5-3			K			F8		G6-3	4 0 0 0 0 1 1												
Luis Gonzalez, L (1.7)		F9		CS 1B			FC5-4 1B			3 0 2 0 0 0 0												
Danny Bautista, R (1.9)		L9		P4			FC5-4			3 0 0 0 0 0 3												
Matt Williams, R (1.5)		G6-3								3 0 1 0 0 1 1												
Lyle Overbay, L (1.3)			G4-3			F7			K	3 0 0 0 0 1 1												
Chad Moeller, R (1.2)			P3			K			L8	3 0 0 0 0 1 1												
Randy Johnson, R (1.1)			G6-3							2 0 0 0 0 1 0												
Bret Prinz, R (7.1)										0 0 0 0 0 0 0												
Oscar Villarreal, L (8.1)										0 0 0 0 0 0 0												
Quinton McCracken, S (8.9)										1 0 0 0 0 1 1												
Stephen Randolph, L (9.1)										0 0 0 0 0 0 0												
Miguel Batista, R (9.1)										0 0 0 0 0 0 0												
<b>Inning Stats</b>	R: 0 E: 0 K: 1 S: 8	H: 0 LOB: 0 BB: 0 P: 11	R: 0 E: 0 K: 0 S: 7	H: 0 LOB: 0 BB: 0 P: 9	R: 0 E: 0 K: 0 S: 7	H: 0 LOB: 0 BB: 0 P: 11	R: 0 E: 0 K: 1 S: 6	H: 1 LOB: 0 BB: 0 P: 13	R: 0 E: 0 K: 1 S: 10	H: 1 LOB: 0 BB: 0 P: 16	R: 0 E: 0 K: 2 S: 8	H: 0 LOB: 0 BB: 0 P: 8	R: 0 E: 0 K: 0 S: 6	H: 1 LOB: 2 BB: 1 P: 12	R: 0 E: 0 K: 2 S: 9	H: 1 LOB: 0 BB: 0 P: 11	R: 0 E: 0 K: 0 S: 9	H: 0 LOB: 0 BB: 0 P: 12	1B: 3 2B: 1 3B: 0 HR: 0	SF: 0 SAC: 0 DP: 0 HBP: 0	WP: 0 PB: 0 SB: 0 CS: 1	PA: 30
<b>PITCHER</b>	IP WLS BF H R ER SO BB IBB HBP BLK WP HR S P ERA WHIP											IP WLS BF H R ER SO BB IBB HBP BLK WP HR S P ERA WHIP										
Hideo Nomo, R (1.1)	9.0 W 30 4 0 0 7 1 0 0 0 0 0 70 103 0.00 0.556																					







Batter	1	2	3	4	5	6	7	8	9	AB	R	H	RBI	BB	SO	LOB	TOP								
Dave Roberts, L OBP: 0.333, SLG: 0.786 (1, 8)	G4-3		L8		P4	G1-3			1B 3B	5	1	1	0	0	0	3									
Paul Lo Duca, R OBP: 0.357, SLG: 0.462 (1, 2)	G6-3		2B 1-2 BB		1B 2B		G6-3		P3	4	1	1	0	1	0	1									
Shawn Green, L OBP: 0.667, SLG: 1.083 (1, 9)	HR		1-3 2-H 2B		1B		FC6-4 BB		FC4-6 1B	4	1	4	3	1	0	0									
Fred McGriff, L OBP: 0.286, SLG: 0.250 (1, 3)	G3-1		F9		G6-4-3 1B		P5		P6	5	0	1	1	0	0	4									
Brian Jordan, R OBP: 0.286, SLG: 0.692 (1, 7)		G4-3		HR	G6-4-3		FC6-4		FC4-6	5	1	1	1	0	0	4									
Adrián Beltré, R OBP: 0.154, SLG: 0.250 (1, 5)	G1-3		K		G3		K		K	4	0	0	0	0	2	0									
Alex Cora, L OBP: 0.400, SLG: 0.500 (1, 4)	G1-3		F7		S 2B		G3		G3	4	0	1	0	0	0	0									
Cesar Izturis, S OBP: 0.667, SLG: 0.667 (1, 6)			S 2B 1B		S BB		BLK 1B		BLK 1B	3	1	3	0	1	0	0									
Kevin Brown, R (1, 1)			K		K		K		K	3	0	0	0	0	3	4									
Tom Martin, L (7, 1)			K		K		K		K	1	0	0	0	0	1	1									
Paul Shuey, R (8, 1)										0	0	0	0	0	0	0									
Eric Gagne, R (9, 1)										0	0	0	0	0	0	0									
<b>Inning Stats</b>	R: 1 E: 0 K: 0 S: 8	H: 1 LOB: 0 BB: 0 P: 14	R: 0 E: 0 K: 0 S: 5	H: 0 LOB: 0 BB: 0 P: 8	R: 1 E: 0 K: 1 S: 11	H: 2 LOB: 2 BB: 1 P: 18	R: 1 E: 0 K: 2 S: 11	H: 2 LOB: 1 BB: 0 P: 15	R: 1 E: 0 K: 0 S: 16	H: 3 LOB: 1 BB: 0 P: 25	R: 0 E: 0 K: 1 S: 13	H: 1 LOB: 2 BB: 1 P: 22	R: 0 E: 0 K: 2 S: 6	H: 0 LOB: 1 BB: 1 P: 11	R: 0 E: 0 K: 2 S: 11	H: 1 LOB: 1 BB: 0 P: 15	R: 1 E: 0 K: 0 S: 9	H: 2 LOB: 1 BB: 0 P: 16	1B: 6 2B: 3 3B: 1 HR: 2	SF: 0 SAC: 0 DP: 1 HBP: 0	WP: 0 PB: 0 SB: 3 CS: 0	PA: 41			
<b>PITCHER</b>	IP	WLS	BF	H	R	ER	SO	BB	IBB	HBP	BLK	WP	HR	S	P	ERA	WHIP								
Elmer Dessens, R ERA: 7.2 (1, 1)	5.0	L	23	8	4	4	3	1	0	0	0	0	2	51	80	7.20	1.800								
Oscar Villarreal, R ERA: 11.27 (6, 1)	1.0		5	1	0	0	1	1	0	0	0	0	0	13	22	0.00	2.000								
Stephen Randolph, L ERA: 11.27 (7, 1)	2.0		8	1	0	0	2	1	0	0	1	0	0	17	26	0.00	1.000								
Miguel Batista, R ERA: 5.4 (9, 1)	1.0		5	2	1	1	0	0	0	0	0	0	0	9	16	9.00	2.000								

Los Angeles Dodgers @ Arizona Diamondbacks  
Bank One Ballpark, Phoenix, AZ  
Wed Apr 02 2003, 8:35 PM EST  
Att: 30,374 - Cloudy - 75 F

livebaseballscorecards.com

AB 38  
R 5  
H 12  
RBI 5  
BB 3  
SO 6  
LOB 17




Batter	1	2	3	4	5	6	7	8	9	AB	R	H	RBI	BB	SO	LOB	BOTTOM								
Tony Womack, L OBP: 0.154, SLG: 0.167 (1, 6)	G1-3		G6-3		G4-3				K	4	0	0	0	0	1	1									
Craig Counsell, L (1, 5)	K		G4-3		F8-4 1B BB		G4-3		G4-3	3	0	0	0	1	1	0									
Junior Spivey, R OBP: 0.385, SLG: 0.417 (1, 4)	K		G6-3		F8-4 1B		K		K	4	0	1	0	0	2	0									
Luis Gonzalez, L OBP: 0.200, SLG: 0.200 (1, 7)		G6-3		F9		F8-4		F8-4		3	0	0	0	0	2										
Steve Finley, L OBP: 0.333, SLG: 0.200 (1, 8)		K		CS 1B		F7		F7		3	0	1	0	0	1	1									
Mark Grace, L OBP: 0.500, SLG: 0.667 (1, 3)		G4-3		F8		G6-4-3 BB		G6-4-3		2	0	0	0	1	0	1									
David Dellucci, L OBP: 0.500, SLG: 1.000 (1, 9)			2B		G4-3		G6-4-3		G6-4-3	2	0	1	0	0	0	1									
Quinton McCracken, S (8, PH) (9, 9)										1	0	0	0	0	0	1									
Rod Barajas, R OBP: 0.167, SLG: 0.333 (1, 2)			G6-3		P6		E5		E5	3	0	0	0	0	1										
Elmer Dessens, R (1, 1)			K		G1-3		K		K	1	0	0	0	0	0	1									
Oscar Villarreal, L (6, 1)										0	0	0	0	0	0	0									
Carlos Baerga, S (6, PH)										0	0	0	0	0	0	0									
Stephen Randolph, L (7, 1)										0	0	0	0	0	0	0									
Danny Bautista, R OBP: 0.250, SLG: 0.125 (8, PH)										1	0	0	0	0	1	1									
Miguel Batista, R (9, 1)										0	0	0	0	0	0	0									
<b>Inning Stats</b>	R: 0 E: 0 K: 2 S: 8	H: 0 LOB: 0 BB: 0 P: 11	R: 0 E: 0 K: 1 S: 7	H: 0 LOB: 0 BB: 0 P: 9	R: 0 E: 0 K: 1 S: 10	H: 1 LOB: 1 BB: 0 P: 17	R: 0 E: 0 K: 0 S: 5	H: 0 LOB: 0 BB: 0 P: 7	R: 0 E: 0 K: 0 S: 6	H: 1 LOB: 0 BB: 0 P: 12	R: 0 E: 0 K: 0 S: 4	H: 0 LOB: 0 BB: 0 P: 10	R: 0 E: 0 K: 0 S: 8	H: 1 LOB: 1 BB: 1 P: 17	R: 0 E: 1 K: 1 S: 12	H: 0 LOB: 1 BB: 1 P: 20	R: 0 E: 0 K: 2 S: 9	H: 0 LOB: 0 BB: 0 P: 9	1B: 2 2B: 2 3B: 0 HR: 0	SF: 0 SAC: 0 DP: 2 HBP: 0	WP: 0 PB: 0 SB: 0 CS: 1	PA: 30			
<b>PITCHER</b>	IP	WLS	BF	H	R	ER	SO	BB	IBB	HBP	BLK	WP	HR	S	P	ERA	WHIP								
Kevin Brown, R ERA: 0.667 (1, 1)	6.0		21	3	0	0	4	1	0	0	0	0	0	15	27	0.00	0.667								
Tom Martin, L ERA: 0.000 (7, 1)	1.2	H	5	0	0	0	0	1	0	0	0	0	0	3	4	0.00	0.000								
Paul Shuey, R ERA: 13.5 (8, 1)	0.1		1	0	0	0	1	0	0	0	0	0	0	3	4	0.00	0.000								
Eric Gagne, R ERA: 0.000 (9, 1)	1.0		3	0	0	0	2	0	0	0	0	0	0	9	9	0.00	0.000								

Los Angeles Dodgers @ Arizona Diamondbacks  
Bank One Ballpark, Phoenix, AZ  
Wed Apr 02 2003, 8:35 PM EST  
Att: 30,374 - Cloudy - 75 F

livebaseballscorecards.com

AB 28  
R 0  
H 3  
RBI 0  
BB 2  
SO 7  
LOB 10







Batter	1	2	3	4	5	6	7	8	9	AB R H RBI BB SO LOB	TOP								
Tony Womack, L (1, 6) OBP: 0.125, SLG: 0.133	F7			L3		K			SH5-4	3 0 0 0 0 1 1	<b>Arizona Diamondbacks @ Colorado Rockies</b> Coors Field, Denver, CO Fri Apr 04, 2003, 2:05 PM MST Att: 48,087 - Sunny - 48 F								
Steve Finley, L (1, 8) OBP: 0.313, SLG: 0.429	K			K			HR		G3-1	4 1 1 1 0 2 1									
Junior Spivey, R (1, 4) OBP: 0.294, SLG: 0.313	F8			P4					K	4 0 0 0 0 2 1									
Luis Gonzalez, L (1, 7) OBP: 0.154, SLG: 0.154		L3			K				G5-3	3 0 0 0 0 1 0									
Danny Bautista, R (1, 9) OBP: 0.091, SLG: 0.091		G4-3			L5				G1-3	3 0 0 0 0 0 0									
Matt Williams, R (1, 5) OBP: 0.222, SLG: 0.222 (8, PH) Craig Counsell, L (8, 5)		P4			K				L8	2 0 0 0 0 1 0 1 0 0 0 0 0 0									
Lyle Overbay, L (1, 3) OBP: 0.100, SLG: 0.200 Rod Barajas, R (8, 2) OBP: 0.167, SLG: 0.333			G3			K			G4-3	3 0 0 0 0 1 0 0 0 0 0 0 0 0									
Chad Moeller, R (1, 2) OBP: 0.200, SLG: 0.400 (8, PH) Mark Grace, L (8, 3) OBP: 0.400, SLG: 0.500			K			G3-1			G3-1	2 0 1 0 0 1 0 1 0 0 0 0 0 0									
Byung-Hyun Kim, R (1, 1) Oscar Villarreal, L (8, 1) Stephen Randolph, L (8, 1) Carlos Baerga, S (9, PH) OBP: 0.500, SLG: 0.500			F9			G3-1			G3-1	2 0 0 0 0 0 1 0 0 0 0 0 0 0 0 0 0 0 0 0 0 1 0 1 0 0 0 0									
<b>Inning Stats</b>	R: 0 H: 0 E: 0 K: 1 S: 9	H: 0 LOB: 0 BB: 0 P: 14	R: 0 H: 0 E: 0 K: 0 S: 5	H: 0 LOB: 0 BB: 0 P: 8	R: 0 H: 0 E: 0 K: 1 S: 7	H: 0 LOB: 0 BB: 0 P: 8	R: 0 H: 0 E: 0 K: 1 S: 9	H: 0 LOB: 0 BB: 0 P: 15	R: 0 H: 0 E: 0 K: 2 S: 8	H: 1 LOB: 1 BB: 0 P: 14		R: 1 H: 1 E: 0 K: 1 S: 10	H: 1 LOB: 0 BB: 0 P: 16	R: 0 H: 0 E: 0 K: 0 S: 9	H: 0 LOB: 0 BB: 0 P: 12	R: 0 H: 1 E: 0 K: 1 S: 8	H: 1 LOB: 1 BB: 0 P: 11	1B: 1 2B: 1 3B: 0 HR: 1	SF: 0 SAC: 1 DP: 0 HBP: 0
<b>PITCHER</b>	IP WLS BF H R ER SO BB IBB HBP BLK WP HR S P ERA WHIP											<b>PITCHER</b>	IP WLS BF H R ER SO BB IBB HBP BLK WP HR S P ERA WHIP						
Shawn Chacon, R (1, 1) ERA: 1.29	7.0 W 23 2 1 1 8 0 0 0 0 0 1 58 87 1.29 0.286											Todd Jones, R (8, 1) ERA:	1.0 H 3 0 0 0 0 0 0 0 0 0 9 12 0.00 0.000						
Todd Jones, R (8, 1) ERA:	1.0 S 4 1 0 0 1 0 0 0 0 0 0 0 8 11 0.00 1.000											Jose Jimenez, R (9, 1) ERA: 33.75							

Batter	1	2	3	4	5	6	7	8	9	AB R H RBI BB SO LOB	BOTTOM						
Ronnie Belliard, R (1, 4) OBP: 0.316, SLG: 0.278	G4-3		G4-3		F9		G1-3			4 0 0 0 0 0 1	<b>Arizona Diamondbacks @ Colorado Rockies</b> Coors Field, Denver, CO Fri Apr 04, 2003, 2:05 PM MST Att: 48,087 - Sunny - 48 F						
Jay Payton, R (1, 7) OBP: 0.421, SLG: 0.471	G1-4-3		F8			17 1B			P3	4 1 1 0 0 0 1							
17 Todd Helton, L (1, 3) OBP: 0.421, SLG: 0.588	G1-3			L8		G1-3			G1	4 0 1 1 0 0 0							
Larry Walker, L (1, 9) OBP: 0.222, SLG: 0.375		K		K		G1-3			K	3 0 0 0 0 3 0							
Preston Wilson, R (1, 8) OBP: 0.412, SLG: 0.500		S		FC6-4		P6				3 0 2 0 0 0 2							
José Hernández, R (1, 6) OBP: 0.353, SLG: 0.267		K		FC6-4		G1-3				3 0 0 0 0 1 4							
Charles Johnson, R (1, 2) OBP: 0.083, SLG: 0.083		F9			F9		P2			3 0 0 0 0 0 3							
Chris Stynes, R (1, 5) OBP: 0.500, SLG: 0.857 Brent Butler, R (8, 5)			G4-3			HR			K	2 1 1 1 1 1 0 0 0 0 0 0 0 0							
Shawn Chacon, R (1, 1) Greg Norton, S (7, PH) Todd Jones, L (8, 1) Jose Jimenez, R (9, 1)			SH1-4			G1-3			F7	1 0 0 0 0 0 0 1 0							
<b>Inning Stats</b>	R: 0 H: 0 E: 0 K: 0 S: 5	H: 1 LOB: 1 BB: 0 P: 21	R: 0 H: 0 E: 0 K: 2 S: 12	H: 0 LOB: 1 BB: 1 P: 22	R: 0 H: 1 E: 0 K: 1 S: 10	H: 1 LOB: 1 BB: 0 P: 13	R: 1 H: 1 E: 0 K: 0 S: 13	H: 1 LOB: 0 BB: 0 P: 20	R: 1 H: 2 E: 0 K: 0 S: 14	H: 2 LOB: 2 BB: 0 P: 21		R: 0 H: 0 E: 0 K: 1 S: 6	H: 0 LOB: 0 BB: 0 P: 11	R: 0 H: 0 E: 0 K: 1 S: 7	H: 0 LOB: 0 BB: 0 P: 14	1B: 2 2B: 2 3B: 0 HR: 1	SF: 0 SAC: 1 DP: 0 HBP: 1
<b>PITCHER</b>	IP WLS BF H R ER SO BB IBB HBP BLK WP HR S P ERA WHIP											<b>PITCHER</b>	IP WLS BF H R ER SO BB IBB HBP BLK WP HR S P ERA WHIP				
Byung-Hyun Kim, R (1, 1) ERA: 3.6	5.0 L 22 5 2 2 3 1 0 1 0 0 0 1 60 92 3.60 1.200											Oscar Villarreal, R (8, 1) ERA:	2.0 6 0 0 0 1 0 0 0 0 0 0 15 24 0.00 0.000				
Oscar Villarreal, R (8, 1) ERA:	2.0 3 0 0 0 1 0 0 0 0 0 0 7 14 0.00 0.000											Stephen Randolph, L (8, 1) ERA: 6.1					

**AB 29**  
**R 1**  
**H 3**  
**RBI 1**  
**BB 0**  
**SO 9**  
**LOB 4**



**AB 28**  
**R 2**  
**H 5**  
**RBI 2**  
**BB 1**  
**SO 5**  
**LOB 11**



livebaseballscorecards.com

livebaseballscorecards.com







Batter	1	2	3	4	5	6	7	8	9	AB	R	H	RBI	BB	SO	LOB	TOP																					
Quinton McCracken, S OBP: 0.182, SLG: 0.111	L7		G4-3			BB 1B	K			4	1	1	0	0	1	2	<b>Arizona Diamondbacks @ Colorado Rockies</b> Coors Field, Denver, CO Sun Apr 06 2003, 1:05 PM MDT Att: 25,443 - Cloudy - 38 F																					
Craig Counsell, L	L8		G4-3			1B BB		G1-3		3	0	0	0	1	0	0																						
Danny Bautista, R OBP: 0.133, SLG: 0.133	G4-3		G6-3			1B 1B 2-H		P4		4	0	1	1	0	0	0																						
Luis Gonzalez, L OBP: 0.364, SLG: 0.400		2B 2B		P6		1B 1B 2-H				3	1	2	0	1	0	0																						
Matt Williams, R OBP: 0.333, SLG: 0.375	K			K		1B 1B		G5-3		4	0	1	0	0	2	2																						
Mark Grace, L OBP: 0.300, SLG: 0.444		2B 2B		L4		L9-2-6-2				4	1	1	1	0	0	3																						
Carlos Baerga, S OBP: 0.667, SLG: 0.833							L1			4	0	3	1	0	0	0																						
Rod Barajas, R OBP: 0.200, SLG: 0.300 Chad Moeller, R OBP: 0.400, SLG: 0.500	K			F7-3		F7-3		FC5-4		3	0	1	0	0	1	2																						
Curt Schilling, R Scott Service, R David Dellucci, L Stephen Randolph, L Miguel Batista, R Mike Myers, L Steve Finley, L	K			K2-3		G3		G3		2	0	0	0	0	2	1																						
<b>Inning Stats</b>	R: 0 E: 0 K: 0 S: 9	H: 0 LOB: 0 BB: 0 P: 16	R: 2 E: 0 K: 3 S: 16	H: 3 LOB: 1 BB: 0 P: 25	R: 0 E: 0 K: 1 S: 7	H: 0 LOB: 0 BB: 0 P: 13	R: 0 E: 0 K: 1 S: 7	H: 0 LOB: 0 BB: 0 P: 11	R: 0 E: 0 K: 1 S: 7	H: 1 LOB: 0 BB: 0 P: 9	R: 1 E: 0 K: 0 S: 10	H: 4 LOB: 2 BB: 1 P: 22	R: 0 E: 0 K: 1 S: 9	H: 1 LOB: 2 BB: 0 P: 13	R: 0 E: 0 K: 1 S: 8	H: 0 LOB: 1 BB: 0 P: 14		R: 0 E: 0 K: 1 S: 8	H: 1 LOB: 1 BB: 0 P: 13	1B: 7 2B: 5 3B: 0 HR: 0	SF: 0 SAC: 0 DP: 2 HBP: 0	WP: 0 PB: 0 SB: 0 CS: 0	PA: 36															
<b>PITCHER</b>	IP	WLS	BF	H	R	ER	SO	BB	IBB	HBP	BLK	WP	HR	S	P	ERA	WHIP	<b>PITCHER</b>				IP	WLS	BF	H	R	ER	SO	BB	IBB	HBP	BLK	WP	HR	S	P	ERA	WHIP
Jason Jennings, R ERA: 11.0	5.0	W	21	6	3	3	5	1	0	0	0	0	0	50	85	5.40	1.400					5.0	L	24	6	5	5	7	3	0	0	0	0	0	13	21	9.00	2.000
40 Brian Fuentes, L ERA: 3.38	1.0	H	3	2	0	0	0	0	0	0	0	0	0	6	11	0.00	2.000					1.0		5	2	1	1	1	0	0	0	0	0	4	14	0.00	6.000	
Dan Miceli, R ERA: 3.38	2.0	H	8	1	0	0	1	1	0	0	0	0	0	18	27	0.00	1.000					1.1		3	0	1	0	0	2	1	0	0	1	15	22	6.75	1.500	
Jose Jimenez, R ERA: 19.29	1.0		4	1	0	0	1	0	0	0	0	0	0	8	13	0.00	1.000					0.1		1	0	0	0	0	0	0	0	0	2	4	0.00	0.000		

Batter	1	2	3	4	5	6	7	8	9	AB	R	H	RBI	BB	SO	LOB	BOTTOM																					
Chris Stynes, R OBP: 0.423, SLG: 0.571	1B BB	G4-3		G6-3		G6-3		G3		4	1	0	0	1	0	3	<b>Arizona Diamondbacks @ Colorado Rockies</b> Coors Field, Denver, CO Sun Apr 06 2003, 1:05 PM MDT Att: 25,443 - Cloudy - 38 F																					
Gabe Kapler, R OBP: 0.600, SLG: 0.600	1B HR	G6-3				K		1B DI		5	1	3	2	0	1	1																						
17 Todd Helton, L OBP: 0.414, SLG: 0.583	HR			K				G3-1		4	2	1	3	1	2	2																						
Larry Walker, L OBP: 0.192, SLG: 0.292	F7			K		G3-1		F7		4	0	0	0	0	1	1																						
Preston Wilson, R OBP: 0.423, SLG: 0.478	1B BB			K		F9		WP BB		2	1	0	0	2	1	0																						
José Hernández, R OBP: 0.400, SLG: 0.455	1B 1B					K		K		3	0	1	0	1	2	1																						
Charles Johnson, R OBP: 0.063, SLG: 0.063	K			G1-3		G6-3		P4		4	0	0	0	0	1	4																						
Brent Butler, R OBP: 0.400, SLG: 0.250				G1				G5-3		4	1	2	1	0	0	0																						
Jason Jennings, L 40 Brian Fuentes, L Chris Richard, L Dan Miceli, R Jay Payton, R Jose Jimenez, R	K			G6-3		1B 2B		G3 BB		2	1	1	0	0	1	2																						
<b>Inning Stats</b>	R: 4 E: 0 K: 2 S: 18	H: 4 LOB: 2 BB: 2 P: 35	R: 0 E: 0 K: 1 S: 7	H: 0 LOB: 0 BB: 0 P: 11	R: 0 E: 0 K: 2 S: 10	H: 0 LOB: 1 BB: 1 P: 19	R: 1 E: 0 K: 1 S: 16	H: 2 LOB: 1 BB: 0 P: 25	R: 0 E: 0 K: 1 S: 9	H: 0 LOB: 0 BB: 0 P: 12	R: 1 E: 0 K: 1 S: 13	H: 2 LOB: 1 BB: 0 P: 21	R: 1 E: 0 K: 1 S: 9	H: 0 LOB: 1 BB: 2 P: 21	R: 1 E: 0 K: 0 S: 12	H: 1 LOB: 1 BB: 1 P: 19		1B: 6 2B: 1 3B: 1 HR: 1	SF: 0 SAC: 0 DP: 0 HBP: 0	WP: 2 PB: 1 SB: 0 CS: 0	PA: 39																	
<b>PITCHER</b>	IP	WLS	BF	H	R	ER	SO	BB	IBB	HBP	BLK	WP	HR	S	P	ERA	WHIP	<b>PITCHER</b>				IP	WLS	BF	H	R	ER	SO	BB	IBB	HBP	BLK	WP	HR	S	P	ERA	WHIP
Curt Schilling, R ERA: 6.57	5.0	L	24	6	5	5	7	3	0	0	0	0	0	13	21	9.00	1.800					5.0		5	2	1	1	1	0	0	0	0	0	13	21	9.00	2.000	
Scott Service, R ERA: 9.0	1.0		5	2	1	1	1	0	0	0	0	0	0	4	14	0.00	6.000					0.1		3	0	1	0	0	2	0	0	4	14	0.00	6.000			
Stephen Randolph, L ERA: 7.26	1.1		6	1	1	1	1	1	0	0	0	1	0	0	0	0	0																					
Miguel Batista, R ERA: 8.1	0.1		1	0	0	0	0	0	0	0	0	0	0	2	4	0.00	0.000					0.1		1	0	0	0	0	0	0	0	2	4	0.00	0.000			

























Batter	1	2	3	4	5	6	7	8	9	AB	R	H	RBI	BB	SO	LOB	TOP					
Alex Sanchez, L (1, 8) OBP: 0.340, SLG: 0.417	G6-3		G4-3 3B		CS 2B		F8		E9 1B	5	1	3	0	0	0	1	<b>Milwaukee Brewers @ Arizona Diamondbacks</b> Bank One Ballpark, Phoenix, AZ Sun Apr 13 2003, 4:35 PM EDT Att: 34,416 - Dome - 72 F <a href="http://livebaseballscorecards.com">livebaseballscorecards.com</a>					
Eric Young Sr., R (1, 4) OBP: 0.370, SLG: 0.531	BB		G4-3		K		1B		1B	4	0	2	2	1	1							
Richie Sexson, R (1, 3) OBP: 0.389, SLG: 0.532	HBP		G6-3		FC4-6 1B		1B		K	4	0	2	0	0	1	2						
Geoff Jenkins, L (1, 7) OBP: 0.391, SLG: 0.545	F8		FC5-4 BB		FC4-6 1B		P4		G4-3	4	0	0	0	1	0	8						
Jeffrey Hammonds, R (1, 9) OBP: 0.211, SLG: 0.306	K		FC5-4				G5-3		K	4	0	0	0	0	2	3						
Wes Helms, R (1, 5) Shane Nance, L (6, 1) Luis Vizcaino, R (7, 1) Scott Podsednik, L (8, PH) Matt Ford, S (8, 1)	G6-3				K		G5-3		P5	3	0	0	0	0	1	0						
Keith Osik, R (1, 2) OBP: 0.273, SLG: 0.211	1B		G6-3		G6-3		K		F9	4	0	1	0	0	1	0						
Royce Clayton, R (1, 6) Enrique Cruz, R (9, PH)	F8		F8		HR		1B 1B BB		K	2	1	1	1	1	0	1						
Glendon Rusch, L (1, 1) Keith Ginter, R (6, 5) OBP: 0.353, SLG: 0.267	L3		G6-3		G6-3		K		E 1B	2	0	0	0	0	0	1						
<b>Inning Stats</b>	R: 0 E: 0 K: 1 S: 12	H: 0 LOB: 2 BB: 1 P: 20	R: 0 E: 0 K: 0 S: 7	H: 1 LOB: 1 BB: 0 P: 11	R: 1 E: 0 K: 0 S: 7	H: 1 LOB: 1 BB: 1 P: 12	R: 1 E: 0 K: 1 S: 9	H: 1 LOB: 0 BB: 0 P: 13	R: 0 E: 0 K: 1 S: 15	H: 2 LOB: 1 BB: 0 P: 22	R: 0 E: 0 K: 1 S: 7	H: 0 LOB: 0 BB: 0 P: 11	R: 0 E: 0 K: 1 S: 15	H: 2 LOB: 3 BB: 1 P: 24	R: 0 E: 0 K: 1 S: 6	H: 0 LOB: 0 BB: 0 P: 8		R: 1 E: 1 K: 2 S: 13	H: 3 LOB: 2 BB: 0 P: 14	1B: 7 2B: 1 3B: 1 HR: 1	SF: 0 SAC: 0 DP: 0 HBP: 1	WP: 0 PB: 0 SB: 1 CS: 1
<b>PITCHER</b>	IP WLS BF H R ER SO BB IBB HBP BLK WP HR S P ERA WHIP																					
Elmer Dessens, R (1, 1) ERA: 4.58	6.2 W 30 7 2 2 5 3 0 1 0 0 1 68 108 2.70 1.500																					
Mike Myers, L (7, 1) ERA:	0.1 1 0 0 0 0 0 0 0 0 0 0 4 5 0.00 0.000																					
Miguel Batista, R (8, 1) ERA: 5.79	2.0 9 3 1 1 3 0 0 0 0 0 0 0 19 22 4.50 1.500																					

Batter	1	2	3	4	5	6	7	8	9	AB	R	H	RBI	BB	SO	LOB	BOTTOM					
Craig Counsell, L (1, 6) OBP: 0.323, SLG: 0.296	G6-3		K		F8		1B S 1B		F9	5	0	1	0	0	1	3	<b>Milwaukee Brewers @ Arizona Diamondbacks</b> Bank One Ballpark, Phoenix, AZ Sun Apr 13 2003, 4:35 PM EDT Att: 34,416 - Dome - 72 F <a href="http://livebaseballscorecards.com">livebaseballscorecards.com</a>					
Junior Spivey, R (1, 4) OBP: 0.238, SLG: 0.211	G4-3		K		1B		K		F8	5	1	1	0	0	2	2						
Luis Gonzalez, L (1, 7) OBP: 0.429, SLG: 0.659	F7				1B 2B		S 1B		F8	5	1	3	2	0	0	0						
Matt Williams, R (1, 5) OBP: 0.316, SLG: 0.382			G4-3 1B G1-3 1B		L5		G5-4-3 1B		K	5	1	1	0	0	1	4						
Mark Grace, L (1, 3) OBP: 0.211, SLG: 0.278	G1-3				F7		2B 1B		F7	4	1	1	0	0	0	2						
Danny Bautista, R (1, 9) OBP: 0.242, SLG: 0.226	G4-3				2B HR 1B		1B 2B		2B 1B	4	2	3	2	0	0	1						
Steve Finley, L (1, 8) OBP: 0.267, SLG: 0.310	FC4-6 1B				HR 2B		P5		2B 1B	4	1	3	1	0	0	1						
Robby Hammock, R (1, 2) OBP: 0.667, SLG: 1.333	FC4-6				HR		1B WP 1B		1B 2B	4	2	3	4	0	0	1						
Elmer Dessens, R (1, 1) OBP: 0.200, SLG: 0.200			G1-3				K		K	3	0	1	0	0	0	0						
Mike Myers, L (7, 1) David DeLucci, L (7, PH) Miguel Batista, R (8, 1)										1	0	0	0	0	1	2						
<b>Inning Stats</b>	R: 0 E: 0 K: 0 S: 7	H: 2 LOB: 1 BB: 0 P: 13	R: 1 E: 0 K: 0 S: 10	H: 2 LOB: 1 BB: 0 P: 15	R: 0 E: 0 K: 2 S: 8	H: 0 LOB: 0 BB: 0 P: 10	R: 4 E: 0 K: 0 S: 16	H: 5 LOB: 1 BB: 0 P: 24	R: 2 E: 0 K: 0 S: 10	H: 4 LOB: 1 BB: 0 P: 15	R: 1 E: 0 K: 3 S: 19	H: 3 LOB: 2 BB: 0 P: 29	R: 1 E: 0 K: 1 S: 15	H: 3 LOB: 2 BB: 0 P: 23	R: 0 E: 0 K: 0 S: 9	H: 0 LOB: 0 BB: 0 P: 16	R: 0 E: 0 K: 0 S: 9	H: 0 LOB: 0 BB: 0 P: 16	1B: 11 2B: 5 3B: 0 HR: 1	SF: 0 SAC: 0 DP: 1 HBP: 0	WP: 1 PB: 0 SB: 2 CS: 0	PA: 40
<b>PITCHER</b>	IP WLS BF H R ER SO BB IBB HBP BLK WP HR S P ERA WHIP																					
Glendon Rusch, L (1, 1) ERA: 7.41	5.0 L 25 11 7 7 2 0 0 0 0 0 1 0 19 29 9.00 3.000																					
Shane Nance, L (6, 1) ERA: 5.09	1.0 6 3 1 1 3 0 0 0 0 0 0 0 15 23 9.00 3.000																					
Luis Vizcaino, R (7, 1) ERA: 20.25	1.0 6 3 1 1 1 0 0 0 0 0 0 0 9 16 0.00 0.000																					
Matt Ford, L (8, 1) ERA:	1.0 3 0 0 0 0 0 0 0 0 0 0 0 9 16 0.00 0.000																					



Batter	1	2	3	4	5	6	7	8	9	AB	R	H	RBI	BB	SO	LOB	TOP					
Chris Stynes, R OBP: 0.389, SLG: 0.432 (1, 5)			G1-3		G4-3		G6-3	G4-3		5	0	0	0	0	1	5	<b>Colorado Rockies @ Arizona Diamondbacks</b> Bank One Ballpark, Phoenix, AZ Mon Apr 14 2003, 9:35 PM EDT Att: 25,688 - Cloudy - 81 F					
Jay Payton, R OBP: 0.350, SLG: 0.418 Jose Jimenez, R (9, 1)	F7		G6-3		P3		G6-3		G5-3	5	0	0	0	0	0	3						
17 Todd Helton, L OBP: 0.444, SLG: 0.694 (1, 3)	G4-3								F8	3	1	0	0	1	1	0						
Larry Walker, L OBP: 0.364, SLG: 0.596 (1, 9)		G3		K	K					5	2	2	4	0	2	3						
Preston Wilson, R OBP: 0.417, SLG: 0.667 (1, 8)					G5-3 1B		G6-3	G5-3		5	1	2	1	0	1	0						
Jose Hernández, R OBP: 0.386, SLG: 0.529 (1, 6)	G1-3		G5-3						L4	4	0	1	0	0	0	1						
Bobby Estalella, R OBP: 0.381, SLG: 0.778 (1, 2)										3	0	1	0	1	2	2						
Brent Butler, R OBP: 0.364, SLG: 0.222 (1, 4)							G6-3		F7	4	0	2	0	0	0	2						
Nelson Cruz, R Javier López, L Chris Richard, L Steve Reed, R Greg Norton, S Justin Speier, R Dan Miceli, R Gabe Kapler, R (1, 1) (6, 1) (7, PH) (7, 1) (8, PH) (8, 1) (9, 1) (9, 7)	G4-3									2	0	0	0	0	0	0		3				
<b>Inning Stats</b>	R: 0 E: 0 K: 1 S: 7	H: 0 LOB: 0 BB: 0 P: 12	R: 1 E: 0 K: 0 S: 13	H: 2 LOB: 2 BB: 1 P: 23	R: 0 E: 0 K: 1 S: 9	H: 0 LOB: 0 BB: 0 P: 15	R: 0 E: 0 K: 2 S: 10	H: 1 LOB: 1 BB: 0 P: 14	R: 0 E: 1 K: 1 S: 11	H: 1 LOB: 3 BB: 0 P: 15	R: 0 E: 0 K: 1 S: 9	H: 1 LOB: 1 BB: 0 P: 12	R: 3 E: 0 K: 0 S: 10	H: 2 LOB: 0 BB: 1 P: 17	R: 0 E: 0 K: 0 S: 7	H: 2 LOB: 2 BB: 0 P: 12		R: 1 E: 0 K: 1 S: 9	H: 1 LOB: 0 BB: 0 P: 14	1B: 7 2B: 0 3B: 0 HR: 3	SF: 0 SAC: 0 DP: 0 HBP: 1	WP: 0 PA: 41 PB: 0 SB: 0 CS: 0
<b>PITCHER</b>	IP WLS BF H R ER SO BB IBB HBP BLK WP HR S P ERA WHIP	IP WLS BF H R ER SO BB IBB HBP BLK WP HR S P ERA WHIP	IP WLS BF H R ER SO BB IBB HBP BLK WP HR S P ERA WHIP	IP WLS BF H R ER SO BB IBB HBP BLK WP HR S P ERA WHIP	IP WLS BF H R ER SO BB IBB HBP BLK WP HR S P ERA WHIP	IP WLS BF H R ER SO BB IBB HBP BLK WP HR S P ERA WHIP	IP WLS BF H R ER SO BB IBB HBP BLK WP HR S P ERA WHIP	IP WLS BF H R ER SO BB IBB HBP BLK WP HR S P ERA WHIP	IP WLS BF H R ER SO BB IBB HBP BLK WP HR S P ERA WHIP	IP WLS BF H R ER SO BB IBB HBP BLK WP HR S P ERA WHIP	IP WLS BF H R ER SO BB IBB HBP BLK WP HR S P ERA WHIP	IP WLS BF H R ER SO BB IBB HBP BLK WP HR S P ERA WHIP	IP WLS BF H R ER SO BB IBB HBP BLK WP HR S P ERA WHIP	IP WLS BF H R ER SO BB IBB HBP BLK WP HR S P ERA WHIP	IP WLS BF H R ER SO BB IBB HBP BLK WP HR S P ERA WHIP	IP WLS BF H R ER SO BB IBB HBP BLK WP HR S P ERA WHIP	IP WLS BF H R ER SO BB IBB HBP BLK WP HR S P ERA WHIP	IP WLS BF H R ER SO BB IBB HBP BLK WP HR S P ERA WHIP	IP WLS BF H R ER SO BB IBB HBP BLK WP HR S P ERA WHIP	IP WLS BF H R ER SO BB IBB HBP BLK WP HR S P ERA WHIP	IP WLS BF H R ER SO BB IBB HBP BLK WP HR S P ERA WHIP	IP WLS BF H R ER SO BB IBB HBP BLK WP HR S P ERA WHIP

AB	38
R	5
H	10
RBI	5
BB	2
SO	7
LOB	19



Batter	1	2	3	4	5	6	7	8	9	AB	R	H	RBI	BB	SO	LOB	BOTTOM					
Tony Womack, L OBP: 0.205, SLG: 0.279 (1, 6)					G3		G6-3			5	1	2	0	0	1	1	<b>Colorado Rockies @ Arizona Diamondbacks</b> Bank One Ballpark, Phoenix, AZ Mon Apr 14 2003, 9:35 PM EDT Att: 25,688 - Cloudy - 81 F					
Craig Counsell, L OBP: 0.333, SLG: 0.290 (1, 5)	F9				P4			G4-3		4	0	1	1	1	0	1						
Junior Spivey, R Mark Grace, L OBP: 0.195 OBP: 0.200, SLG: 0.278 (1, 4) (9, PH)							G5-3		F9	3	0	0	0	1	1	1						
Luis Gonzalez, L OBP: 0.426, SLG: 0.633 (1, 7)	F8				G4-3		G3			5	0	2	0	0	0	1						
Danny Bautista, R OBP: 0.289, SLG: 0.265 (1, 9)		G6-3		F7						3	0	1	0	2	0	0						
Steve Finley, L OBP: 0.280, SLG: 0.304 (1, 8)							F9			4	0	1	0	1	2	6						
Lyle Overbay, L OBP: 0.382, SLG: 0.613 (1, 3)	L7									3	1	2	1	1	0	1						
Chad Moeller, R OBP: 0.371, SLG: 0.594 (1, 2)					F8		P6			4	1	1	0	0	1	4						
Byung-Hyun Kim, R Oscar Villarreal, L Stephen Randolph, L Carlos Baerena, S Mike Koplove, R David Dellucci, L (1, 1) (7, 1) (7, 1) (7, PH) (8, 1) (9, PH)	G4-3				G3		G3			2	0	0	0	0	0	0						
<b>Inning Stats</b>	R: 0 E: 0 K: 0 S: 9	H: 1 LOB: 1 BB: 1 P: 17	R: 0 E: 0 K: 1 S: 13	H: 1 LOB: 1 BB: 0 P: 20	R: 0 E: 0 K: 2 S: 11	H: 0 LOB: 1 BB: 1 P: 21	R: 0 E: 0 K: 0 S: 8	H: 1 LOB: 2 BB: 1 P: 18	R: 0 E: 0 K: 0 S: 7	H: 0 LOB: 0 BB: 0 P: 12	R: 0 E: 0 K: 0 S: 14	H: 1 LOB: 1 BB: 0 P: 24	R: 0 E: 0 K: 0 S: 8	H: 0 LOB: 1 BB: 1 P: 15	R: 0 E: 0 K: 1 S: 12	H: 1 LOB: 2 BB: 1 P: 19		R: 3 E: 0 K: 2 S: 19	H: 5 LOB: 3 BB: 1 P: 34	1B: 7 2B: 2 3B: 0 HR: 1	SF: 1 SAC: 0 DP: 0 HBP: 0	WP: 1 PA: 42 PB: 0 SB: 0 CS: 1
<b>PITCHER</b>	IP WLS BF H R ER SO BB IBB HBP BLK WP HR S P ERA WHIP	IP WLS BF H R ER SO BB IBB HBP BLK WP HR S P ERA WHIP	IP WLS BF H R ER SO BB IBB HBP BLK WP HR S P ERA WHIP	IP WLS BF H R ER SO BB IBB HBP BLK WP HR S P ERA WHIP	IP WLS BF H R ER SO BB IBB HBP BLK WP HR S P ERA WHIP	IP WLS BF H R ER SO BB IBB HBP BLK WP HR S P ERA WHIP	IP WLS BF H R ER SO BB IBB HBP BLK WP HR S P ERA WHIP	IP WLS BF H R ER SO BB IBB HBP BLK WP HR S P ERA WHIP	IP WLS BF H R ER SO BB IBB HBP BLK WP HR S P ERA WHIP	IP WLS BF H R ER SO BB IBB HBP BLK WP HR S P ERA WHIP	IP WLS BF H R ER SO BB IBB HBP BLK WP HR S P ERA WHIP	IP WLS BF H R ER SO BB IBB HBP BLK WP HR S P ERA WHIP	IP WLS BF H R ER SO BB IBB HBP BLK WP HR S P ERA WHIP	IP WLS BF H R ER SO BB IBB HBP BLK WP HR S P ERA WHIP	IP WLS BF H R ER SO BB IBB HBP BLK WP HR S P ERA WHIP	IP WLS BF H R ER SO BB IBB HBP BLK WP HR S P ERA WHIP	IP WLS BF H R ER SO BB IBB HBP BLK WP HR S P ERA WHIP	IP WLS BF H R ER SO BB IBB HBP BLK WP HR S P ERA WHIP	IP WLS BF H R ER SO BB IBB HBP BLK WP HR S P ERA WHIP	IP WLS BF H R ER SO BB IBB HBP BLK WP HR S P ERA WHIP	IP WLS BF H R ER SO BB IBB HBP BLK WP HR S P ERA WHIP	IP WLS BF H R ER SO BB IBB HBP BLK WP HR S P ERA WHIP

AB	35
R	3
H	10
RBI	3
BB	6
SO	6
LOB	17





Batter	1	2	3	4	5	6	7	8	9	AB	R	H	RBI	BB	SO	LOB	TOP										
<b>Ronnie Belliard, R</b> OBP: 0.420, SLG: 0.422 (1,4)	G1-3	1B		L6-3 BB		CS	1B			5	1	4	2	1	0	0	<b>Colorado Rockies @ Arizona Diamondbacks</b> Bank One Ballpark, Phoenix, AZ Tue Apr 15 2003, 9:35 PM EDT Att: 31,182 - Sunny - 66 F  <b>AB 37</b> <b>R 12</b> <b>H 14</b> <b>RBI 12</b> <b>BB 9</b> <b>SO 9</b> <b>LOB 17</b>										
<b>Greg Norton, S</b> OBP: 0.133, SLG: 0.071 (1,5)	K			L6-3			K2			3	0	0	0	1	2	2											
<b>Brent Butler, R</b> OBP: 0.333, SLG: 0.200 (7,5)	K	17 BB		L6-3			K2			2	0	0	0	0	0	4											
<b>17 Todd Helton, L</b> OBP: 0.485, SLG: 0.712 (1,3)	WP 2B						1B			3	2	3	1	2	0	0											
<b>Larry Walker, L</b> OBP: 0.367, SLG: 0.588 (1,9)	2B 1B	G4-3					G4-3			4	2	1	2	1	1	4											
<b>Preston Wilson, R</b> OBP: 0.415, SLG: 0.655 (1,8)	1B 2B			F7			K			4	1	1	1	1	2	1											
<b>José Hernández, R</b> OBP: 0.371, SLG: 0.500 (1,6)	FC3-6 1B			K			G6-3			5	1	1	2	0	2	3											
<b>Charles Johnson, R</b> OBP: 0.200, SLG: 0.176 (1,2)	FC3-6 1B			F8			F7			3	1	0	0	2	0	1											
<b>Chris Richard, L</b> OBP: 0.385, SLG: 0.750 (1,7)				HR			F7			4	1	2	1	0	0	1											
<b>Justin Speier, R</b> OBP: 0.361, SLG: 0.418 (9, PH)		F9					CS 1B			0	0	0	0	0	0	0											
<b>Jay Payton, R</b> OBP: 0.361, SLG: 0.418 (9, PH)							CS 1B			0	0	1	0	0	0	0											
<b>Todd Jones, L</b> OBP: 0.429, SLG: 0.462 (8,7)							K			1	1	1	1	1	0	0											
<b>Shawn Chacon, R</b> OBP: 0.167, SLG: 0.667 (1,1)							K			3	1	1	1	0	2	1											
<b>40 Brian Fuentes, L</b> OBP: 0.429, SLG: 0.462 (8,7)							K			0	0	0	0	0	0	0											
<b>Gabe Kapler, R</b> OBP: 0.429, SLG: 0.462 (8,7)							K			1	1	1	1	1	0	0											
<b>Inning Stats</b>	R: 3 E: 0 K: 1 S: 18	H: 2 LOB: 1 BB: 2 P: 33	R: 1 E: 0 K: 0 S: 10	H: 2 LOB: 2 BB: 2 P: 24	R: 0 E: 0 K: 1 S: 6	H: 0 LOB: 0 BB: 0 P: 10	R: 1 E: 0 K: 1 S: 6	H: 1 LOB: 0 BB: 1 P: 10	R: 0 E: 0 K: 2 S: 13	H: 1 LOB: 1 BB: 0 P: 20	R: 0 E: 0 K: 1 S: 11	H: 1 LOB: 1 BB: 0 P: 20	R: 0 E: 0 K: 1 S: 9	H: 2 LOB: 1 BB: 0 P: 15	R: 0 E: 0 K: 2 S: 10	H: 0 LOB: 1 BB: 1 P: 20	R: 7 E: 0 K: 0 S: 26	H: 5 LOB: 3 BB: 3 P: 47	1B: 9 2B: 5 3B: 0 HR: 2	SF: 0 SAC: 0 DP: 2 HBP: 1	WP: 1 PB: 0 SB: 0 CS: 1	PA: 48					
<b>PITCHER</b>	IP	WLS	BF	H	R	ER	SO	BB	IBB	HBP	BLK	WP	HR	S	P	ERA	WHIP										
<b>John Patterson, R</b> ERA: 11.25	4.0	L	20	5	5	5	3	5	0	0	0	1	2	40	77	11.25	2.500										
<b>Stephen Randolph, L</b> ERA: 4.66	3.0		11	4	0	0	4	0	0	0	0	0	0	33	55	0.00	1.333										
<b>Oscar Villarreal, R</b> ERA: 4.22	1.0		4	0	0	0	2	1	0	0	0	0	0	10	20	0.00	1.000										
<b>Matt Mantei, R</b> ERA: 5.06	0.1		3	2	2	2	0	0	0	0	0	0	0	7	11	54.00	6.000										
<b>Mike Myers, L</b> ERA: 9.84	0.2		9	3	5	5	0	3	0	1	0	0	0	19	36	67.50	9.000										

Batter	1	2	3	4	5	6	7	8	9	AB	R	H	RBI	BB	SO	LOB	BOTTOM										
<b>Tony Womack, L</b> OBP: 0.204, SLG: 0.255 (1,6)	L8		G3-1 G1-3 HBP		F7		F7		K	4	0	0	0	0	1	2	<b>Colorado Rockies @ Arizona Diamondbacks</b> Bank One Ballpark, Phoenix, AZ Tue Apr 15 2003, 9:35 PM EDT Att: 31,182 - Sunny - 66 F  <b>AB 34</b> <b>R 1</b> <b>H 6</b> <b>RBI 1</b> <b>BB 2</b> <b>SO 6</b> <b>LOB 23</b>										
<b>Craig Counsell, L</b> OBP: 0.317, SLG: 0.278 (1,4)	F8		G1-3		F9				K	5	0	1	0	0	1	4											
<b>Luis Gonzalez, L</b> OBP: 0.414, SLG: 0.596 (1,7)	P6		G3-1		G6-3					3	0	0	1	1	0	1											
<b>Danny Bautista, R</b> OBP: 0.300, SLG: 0.257 (1,9)										1	0	0	0	0	1	0											
<b>David Dellucci, L</b> OBP: 0.316, SLG: 0.313 (3, PR)										2	0	0	0	0	1	2											
<b>Steve Finley, L</b> OBP: 0.278, SLG: 0.340 (1,8)										4	0	1	0	0	0	4											
<b>Matt Williams, R</b> OBP: 0.286, SLG: 0.342 (1,5)										4	0	0	0	0	1	3											
<b>Lyle Overbay, L</b> OBP: 0.421, SLG: 0.647 (1,3)										3	0	2	0	1	0	1											
<b>Robby Hammock, R</b> OBP: 0.500, SLG: 0.900 (1,2)										4	0	1	0	0	1	4											
<b>John Patterson, R</b> ERA: 11.25										1	1	0	0	0	0	0											
<b>Carlos Baerena, S</b> OBP: 0.207, SLG: 0.399 (4, PH)										1	0	0	0	0	0	1											
<b>Stephen Randolph, L</b> ERA: 4.66										0	0	0	0	0	0	0											
<b>Quinton McCracken, S</b> OBP: 0.143, SLG: 0.099 (8, PH)										1	0	0	0	0	0	1											
<b>Oscar Villarreal, R</b> ERA: 4.22										0	0	0	0	0	0	0											
<b>Matt Mantei, R</b> ERA: 5.06										0	0	0	0	0	0	0											
<b>Mike Myers, L</b> ERA: 9.84										0	0	0	0	0	0	0											
<b>Mark Grace, L</b> OBP: 0.268, SLG: 0.316 (9, PH)										1	0	1	0	0	0	0											
<b>Inning Stats</b>	R: 0 E: 0 K: 0 S: 9	H: 0 LOB: 0 BB: 0 P: 15	R: 0 E: 1 K: 1 S: 14	H: 1 LOB: 2 BB: 0 P: 23	R: 1 E: 1 K: 0 S: 10	H: 0 LOB: 2 BB: 0 P: 16	R: 0 E: 0 K: 0 S: 5	H: 0 LOB: 1 BB: 1 P: 13	R: 0 E: 0 K: 0 S: 5	H: 0 LOB: 0 BB: 0 P: 7	R: 0 E: 0 K: 1 S: 8	H: 1 LOB: 1 BB: 0 P: 11	R: 0 E: 0 K: 0 S: 4	H: 1 LOB: 0 BB: 0 P: 5	R: 0 E: 0 K: 1 S: 10	H: 1 LOB: 2 BB: 1 P: 19	R: 0 E: 0 K: 3 S: 15	H: 2 LOB: 2 BB: 0 P: 18	1B: 4 2B: 1 3B: 1 HR: 0	SF: 0 SAC: 0 DP: 1 HBP: 2	WP: 0 PB: 0 SB: 0 CS: 0	PA: 38					
<b>PITCHER</b>	IP	WLS	BF	H	R	ER	SO	BB	IBB	HBP	BLK	WP	HR	S	P	ERA	WHIP										
<b>Shawn Chacon, R</b> ERA: 1.31	7.0		30	4	1	0	2	0	0	0	0	0	0	4	8	0.00	0.857										
<b>40 Brian Fuentes, L</b> ERA: 3.86	0.2	H	2	0	0	0	1	0	0	0	0	0	0	4	8	0.00	0.000										
<b>Justin Speier, R</b> ERA: 5.4	0.1	H	1	0	0	0	0	0	0	0	0	0	0	1	1	0.00	0.000										
<b>Todd Jones, R</b> ERA: 2.35	1.0		5	2	0	0	3	0	0	0	0	0	0	15	18	0.00	2.000										



Batter	1	2	3	4	5	6	7	8	9	AB	R	H	RBI	BB	SO	LOB	TOP										
Ronnie Belliard, R OBP: 0.418, SLG: 0.440 (1, 4)	G6-3 1		G6-4-3 1B 2			2-1 1B 2B 3		G4-3 1	SAFE 2-3 K 3	5	1	2	0	0	1	1											
Jay Payton, R OBP: 0.338, SLG: 0.390 (1, 7)	G5-3 2		G6-4-3 1-2 3			L9 1		F8 2		4	0	0	0	0	0	2											
17 Todd Helton, L OBP: 0.486, SLG: 0.745 (1, 3)	G4-3 3			L7 1		4-0 1B IBB 2		3-2 HR 3		3	1	1	1	1	0	0											
Larry Walker, L OBP: 0.391, SLG: 0.593 (1, 9)		4-1 BB BB 1		G3 2		0-2 G6-4-3 1B 3		3-2 BB 1B 3		3	0	2	1	1	0	0											
José Hernández, R OBP: 0.364, SLG: 0.475 (1, 6)	G6-4-3 1-2 3			K 3		2-2 SAFE G6-4-3 1-2 3		4-2 BB 1B 3		3	0	0	0	1	1	3											
Gabe Kapler, R OBP: 0.412, SLG: 0.400 (8, 1)		0-1 CI BB 2B 3			G6-3 1		4-1 G6-3 SH1-3 BB 3		3-3 K 3	2	1	0	0	1	1	2											
Bobby Estalella, R OBP: 0.375, SLG: 0.700 (1, 2)		4-0 2B BB 1			F9 2		SAFE 0-0 SH1-3 1-2 3		SAFE 2-3 K 3	2	0	0	0	1	1	0											
Chris Stynes, R OBP: 0.397, SLG: 0.479 (1, 5)		3-2 SAFE 1-2 2B 3			G6-3 2		3-1 G6-3 2-3 3		G6-3 2	4	0	2	1	0	0	1											
Darren Oliver, R (1, 1)				G6-3 1			0-1 F7 3		1-1 1B 3	2	0	0	0	0	0	1											
Chris Richard, L OBP: 0.357, SLG: 0.692 (7, PH)										1	0	0	0	0	0	1											
Steve Reed, R (7, 1)										0	0	0	0	0	0	0											
Preston Wilson, R OBP: 0.424, SLG: 0.661 (8, 8)										1	0	1	0	0	0	0											
<b>Inning Stats</b>	R: 0 E: 0 K: 0 S: 7	H: 0 LOB: 0 BB: 0 P: 11	R: 1 E: 1 K: 0 S: 9	H: 1 LOB: 2 BB: 2 P: 21	R: 0 E: 0 K: 0 S: 9	H: 1 LOB: 0 BB: 0 P: 12	R: 0 E: 0 K: 1 S: 7	H: 0 LOB: 0 BB: 0 P: 11	R: 0 E: 0 K: 0 S: 9	H: 1 LOB: 1 BB: 0 P: 13	R: 1 E: 0 K: 0 S: 14	H: 2 LOB: 1 BB: 1 P: 22	R: 0 E: 0 K: 0 S: 6	H: 0 LOB: 1 BB: 1 P: 13	R: 1 E: 0 K: 1 S: 20	H: 2 LOB: 2 BB: 1 P: 35	R: 0 E: 0 K: 2 S: 13	H: 1 LOB: 1 BB: 0 P: 18	1B: 4 2B: 3 3B: 0 HR: 1	SF: 0 SAC: 1 DP: 3 HBP: 0	WP: 0 PA: 37 PB: 0 SB: 0 CS: 0						
<b>PITCHER</b>	IP	WLS	BF	H	R	ER	SO	BB	IBB	HBP	BLK	WP	HR	S	P	ERA	WHIP										
Miguel Batista, R ERA: 4.11 (1, 1)	6.0		23	5	2	1	1	2	1	0	0	0	0	55	90	1.50	1.167										
Mike Koplove, R ERA: 1.59 (7, 1)	2.0	W	10	2	1	1	1	2	0	0	0	0	1	26	48	4.50	2.000										
Matt Mantei, R ERA: 4.26 (9, 1)	1.0		4	1	0	0	2	0	0	0	0	0	0	13	18	0.00	1.000										

Colorado Rockies @ Arizona Diamondbacks  
Bank One Ballpark, Phoenix, AZ  
Wed Apr 16 2003, 9:35 PM EDT  
Att: 28,588 - Sunny - 74 F

livebaseballscorecards.com

AB 30  
R 3  
H 8  
RBI 3  
BB 5  
SO 4  
LOB 11



Batter	1	2	3	4	5	6	7	8	9	AB	R	H	RBI	BB	SO	LOB	BOTTOM										
Craig Counsell, L OBP: 0.370, SLG: 0.308 (1, 6)	G3 2B SH5-3 1B 1				G5-3 1				4-1 1B BB 1	3	2	2	0	2	0	0											
Danny Bautista, R OBP: 0.326, SLG: 0.270 (1, 9)	SH5-3 1-2 1				F7 2				1-2 2-3 1B BB 3	2	0	1	0	1	0	0											
David Dellucci, L OBP: 0.350, SLG: 0.353 (9, 9)									1-2 2-3 1B 3	1	0	1	2	0	0	0											
Luis Gonzalez, L OBP: 0.397, SLG: 0.561 (1, 7)	G3 2-3 1								1-0 1B 3	5	0	1	1	0	1	6											
Matt Williams, R OBP: 0.283, SLG: 0.317 (1, 5)	2B BB 1				F7 1				1-1 1B 3	3	0	0	0	1	0	0											
Lyle Overbay, L OBP: 0.429, SLG: 0.658 (1, 3)									0-0 1B 3	4	0	2	1	0	0	0											
Junior Spivey, R OBP: 0.224, SLG: 0.182 (1, 4)									3-1 2B 3	3	0	0	0	0	1	3											
Mike Koplove, R ERA: 1.09 (7, 1)	G1-3 1								1-1 1B 3	0	0	0	0	0	0	0											
Mark Grace, L OBP: 0.227, SLG: 0.300 (8, PH)									0-0 1B 3	1	0	0	0	0	0	1											
Matt Mantei, R (9, 1)									1-2 1B 3	0	0	0	0	0	0	0											
Steve Finley, L OBP: 0.310, SLG: 0.358 (1, 8)									0-0 SH1-3 G3 1B 1	3	1	2	0	1	0	0											
Chad Moeller, R OBP: 0.333, SLG: 0.528 (1, 2)									2-2 G3 1-2 1	4	0	0	0	0	2	4											
Miguel Batista, R (1, 1)									0-0 SH1-3 2-3 1	1	0	0	0	0	1	0											
Tony Womack, L OBP: 0.216, SLG: 0.265 (7, 6)									1-2 1B 1B 1	2	1	1	0	0	0	0											
<b>Inning Stats</b>	R: 1 E: 0 K: 0 S: 9	H: 2 LOB: 2 BB: 1 P: 20	R: 0 E: 0 K: 0 S: 9	H: 1 LOB: 3 BB: 2 P: 22	R: 0 E: 0 K: 0 S: 6	H: 0 LOB: 0 BB: 0 P: 9	R: 0 E: 0 K: 1 S: 7	H: 0 LOB: 0 BB: 0 P: 11	R: 0 E: 0 K: 2 S: 11	H: 0 LOB: 2 BB: 1 P: 20	R: 0 E: 0 K: 0 S: 14	H: 2 LOB: 1 BB: 0 P: 22	R: 0 E: 0 K: 0 S: 4	H: 1 LOB: 0 BB: 0 P: 5	R: 3 E: 0 K: 1 S: 12	H: 4 LOB: 2 BB: 1 P: 19	1B: 9 2B: 2 3B: 0 HR: 0	SF: 0 SAC: 2 DP: 2 HBP: 0	WP: 0 PA: 39 PB: 0 SB: 0 CS: 0								
<b>PITCHER</b>	IP	WLS	BF	H	R	ER	SO	BB	IBB	HBP	BLK	WP	HR	S	P	ERA	WHIP										
Darren Oliver, L ERA: 5.28 (1, 1)	6.0		26	3	1	1	4	4	0	0	0	0	0	14	22	0.00	2.000										
Steve Reed, R ERA: 1.09 (7, 1)	1.0	H	4	2	0	0	0	0	0	0	0	0	0	4	5	0.00	1.000										
Todd Jones, R ERA: 2.08 (8, 1)	1.0	H	3	1	0	0	0	0	0	0	0	0	0	4	5	0.00	1.000										
Jose Jimenez, R ERA: 9.82 (9, 1)	0.1	L	6	4	3	3	1	1	0	0	0	0	0	12	19	81.00	15.000										

Colorado Rockies @ Arizona Diamondbacks  
Bank One Ballpark, Phoenix, AZ  
Wed Apr 16 2003, 9:35 PM EDT  
Att: 28,588 - Sunny - 74 F

livebaseballscorecards.com

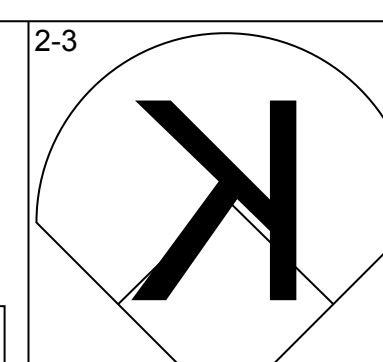
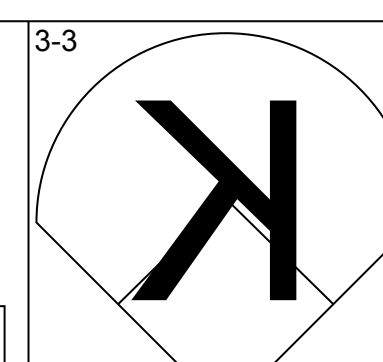
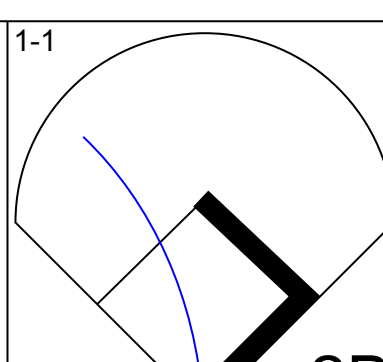
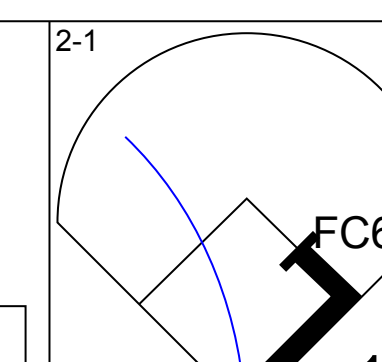
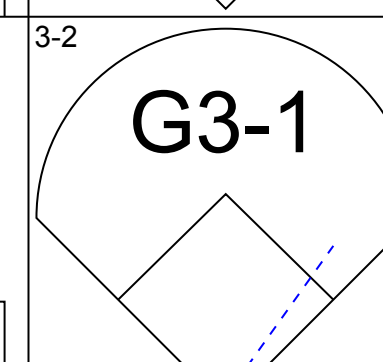
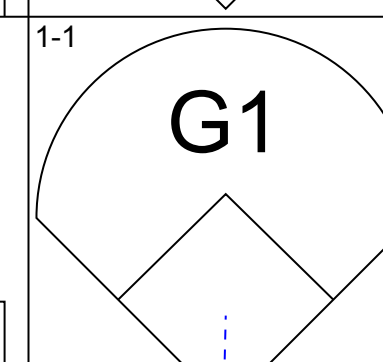
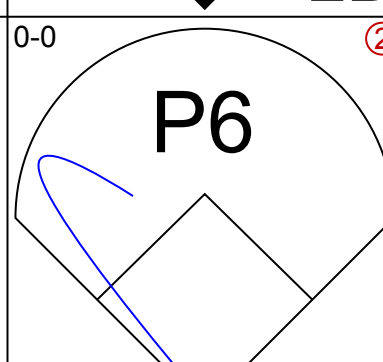
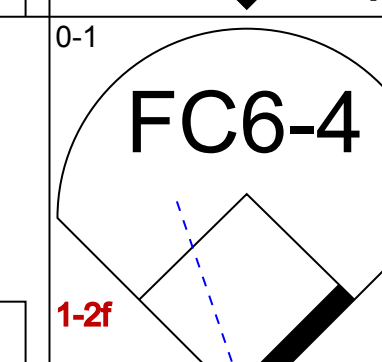
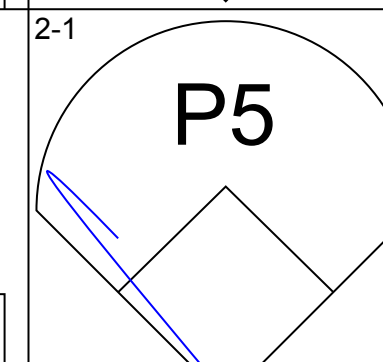
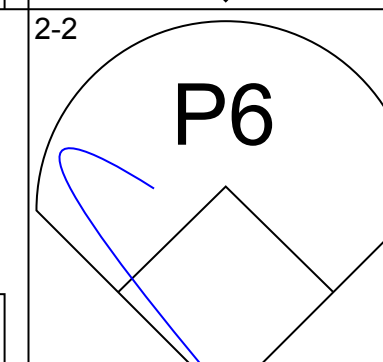
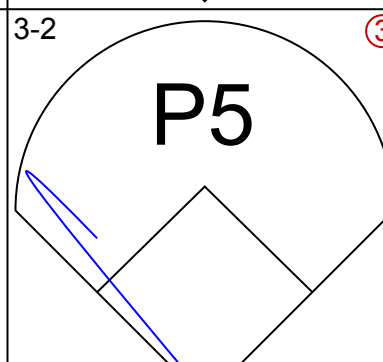
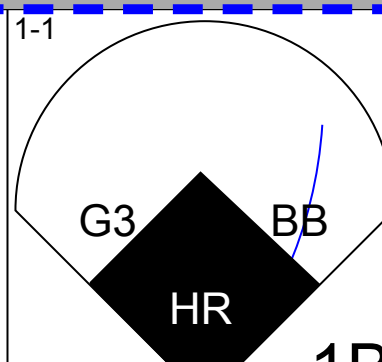
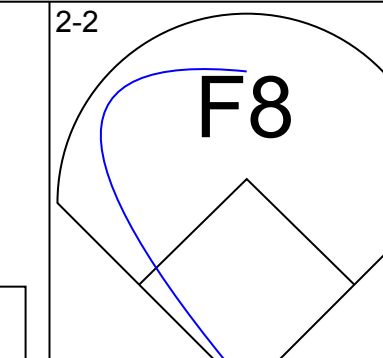
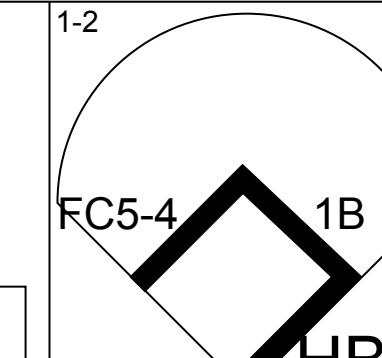
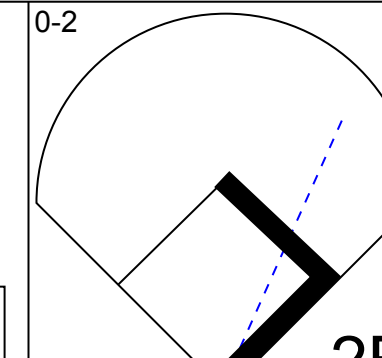
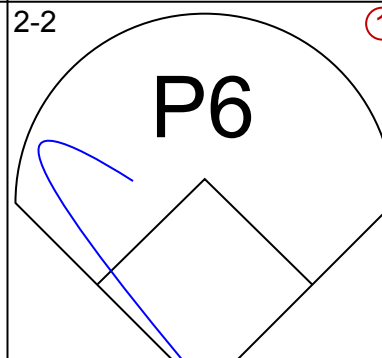

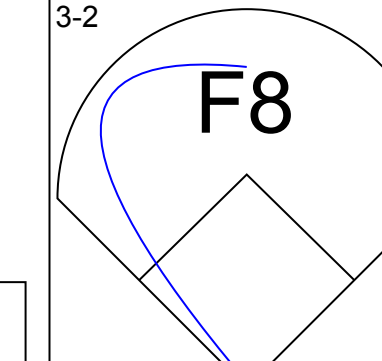
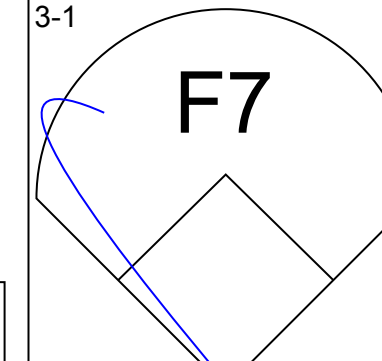
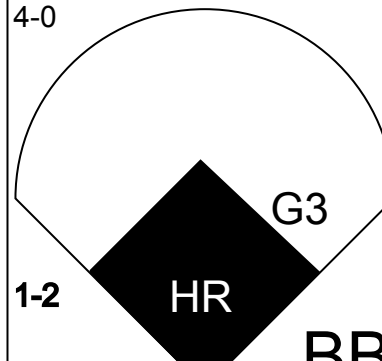

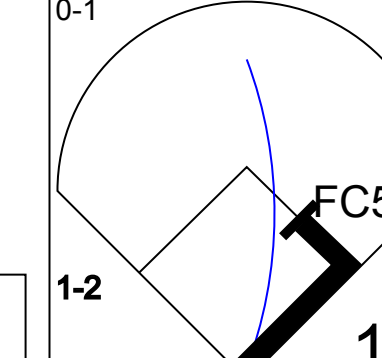
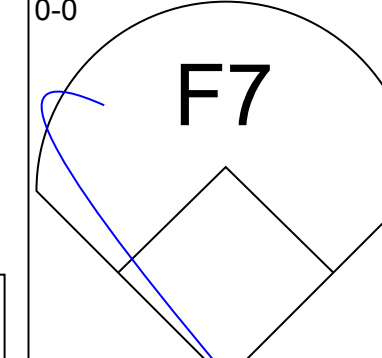
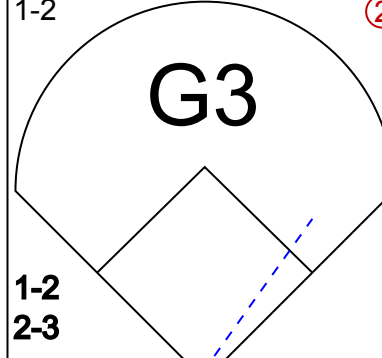
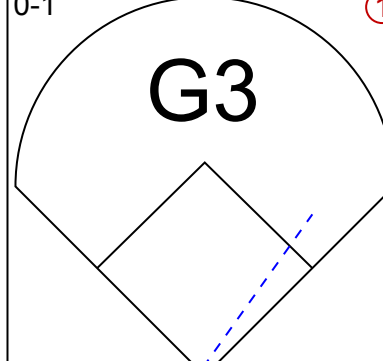
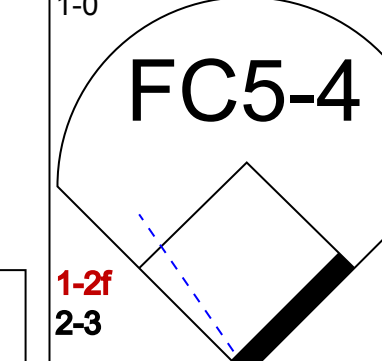
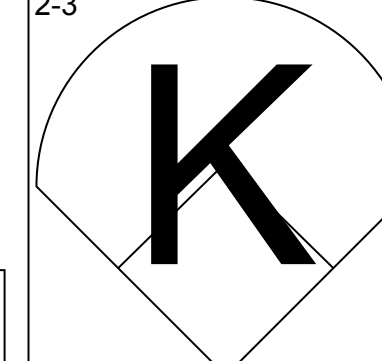
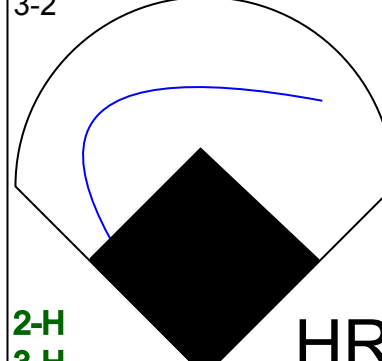
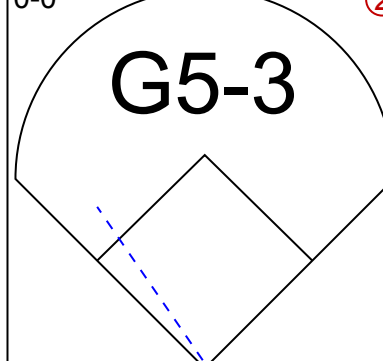
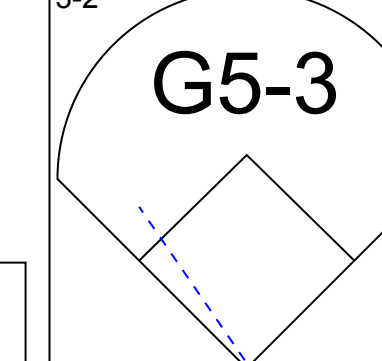
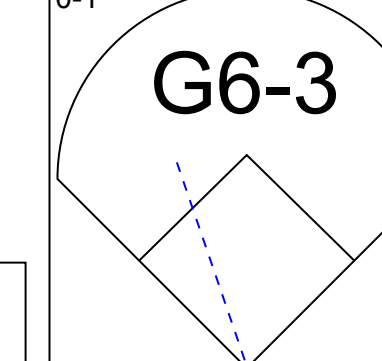
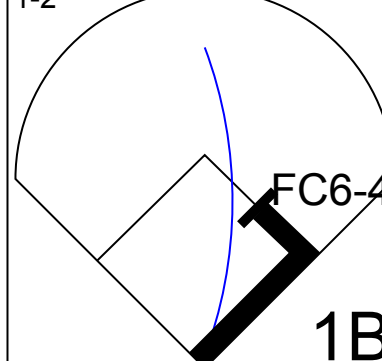
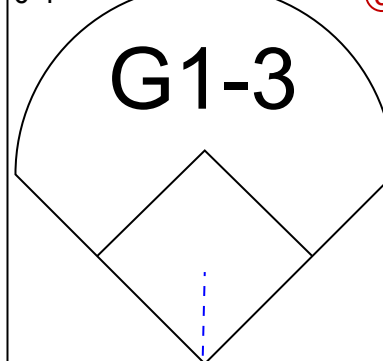

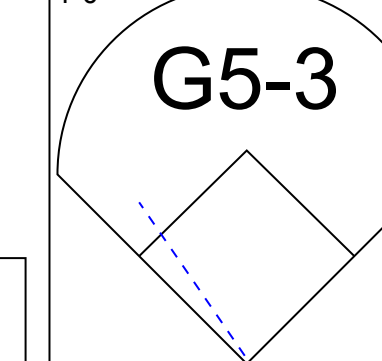
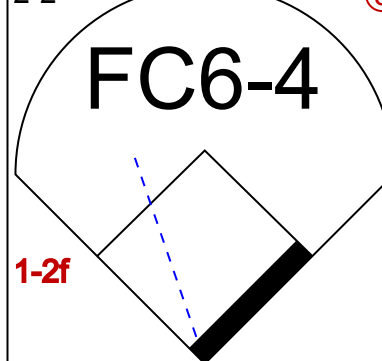
AB 32  
R 4  
H 10  
RBI 4  
BB 5  
SO 5  
LOB 14

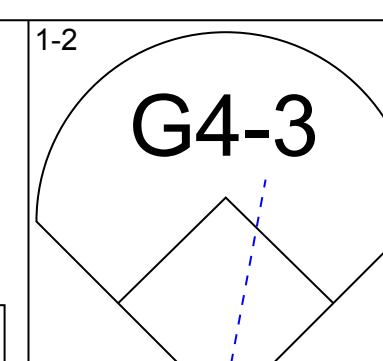
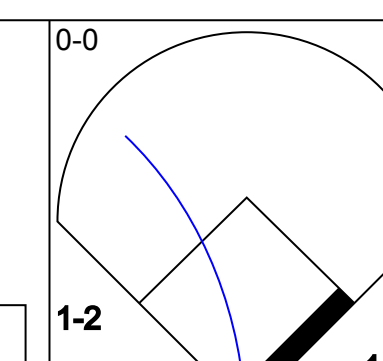
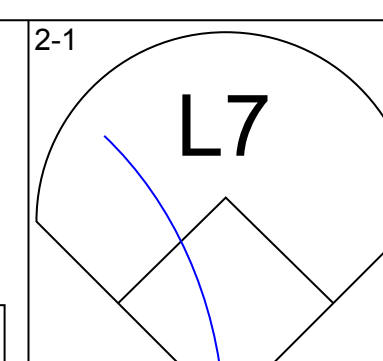
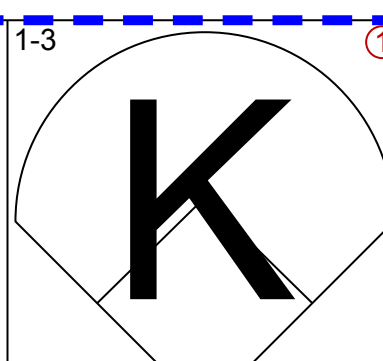
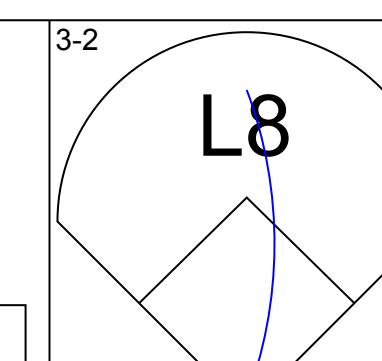
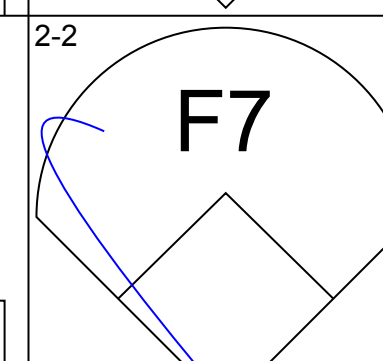
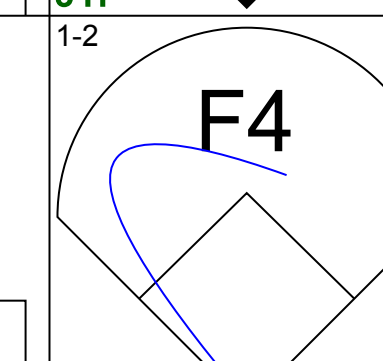
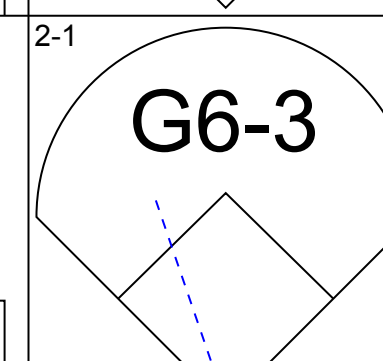
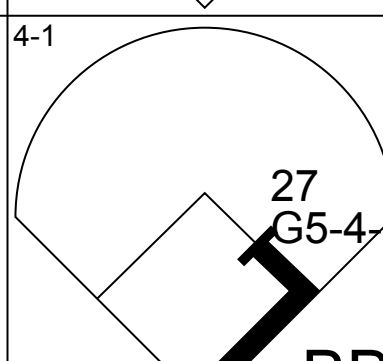
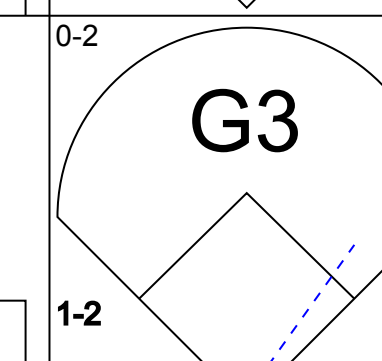
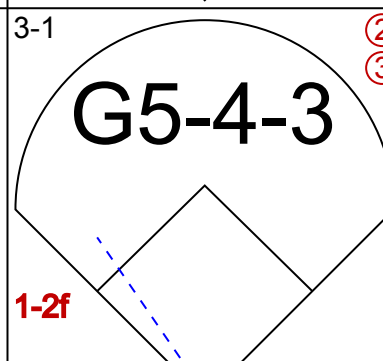

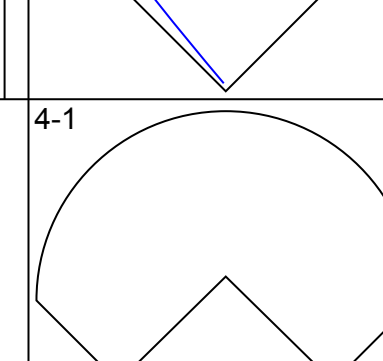
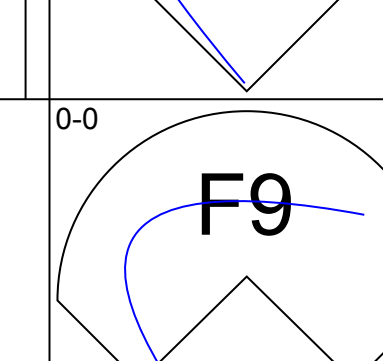
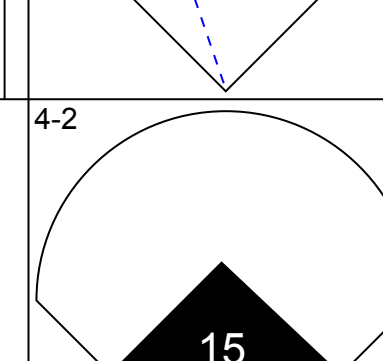
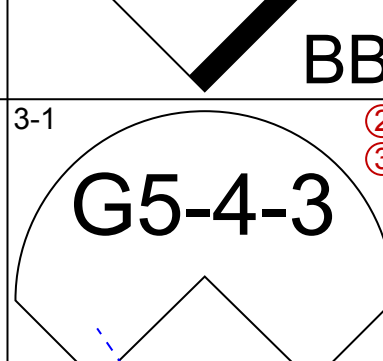
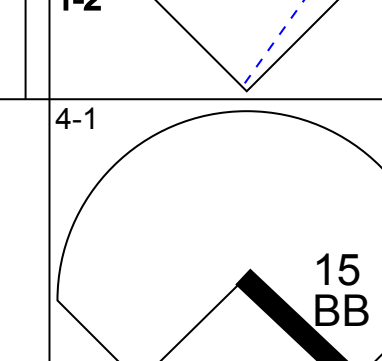
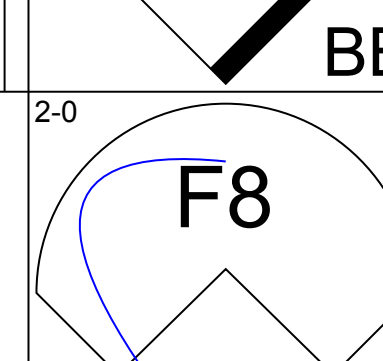
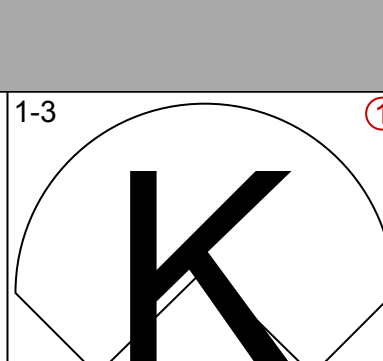
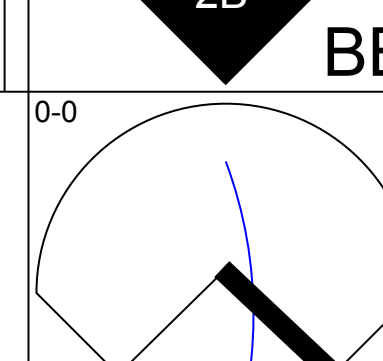
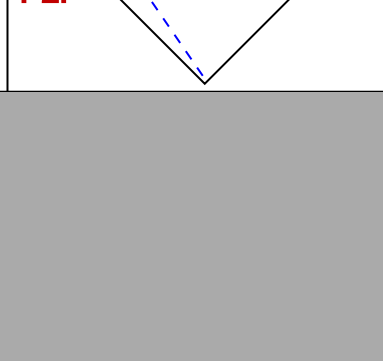
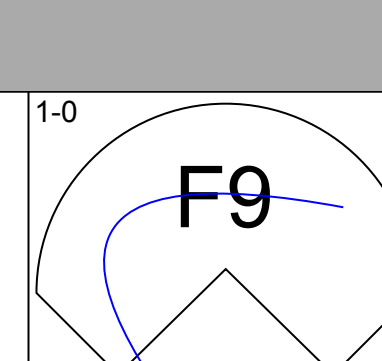
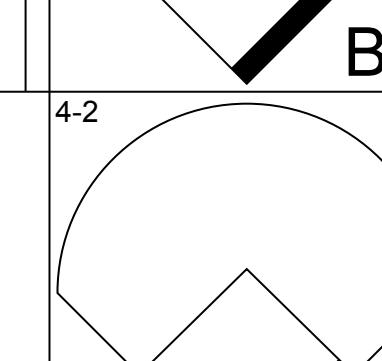
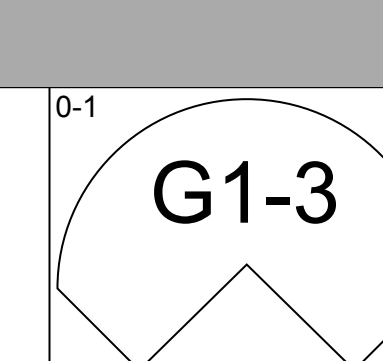
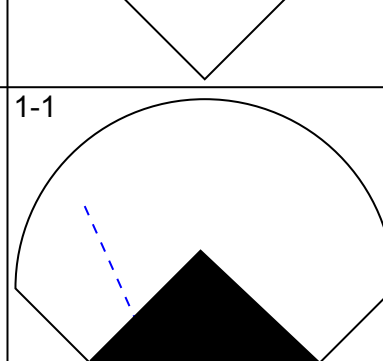
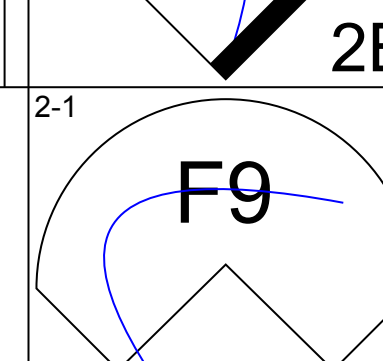
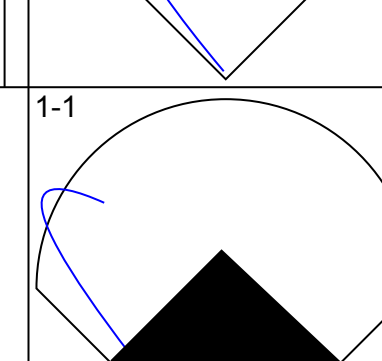
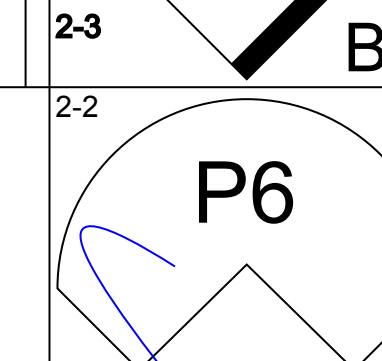
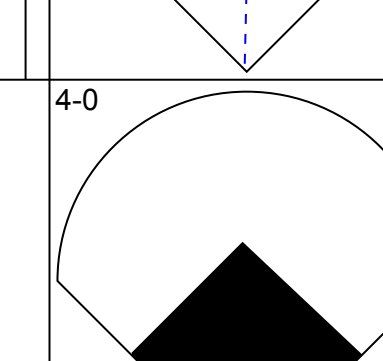
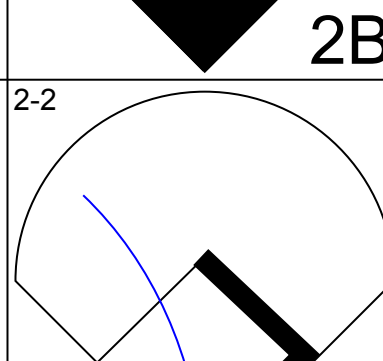
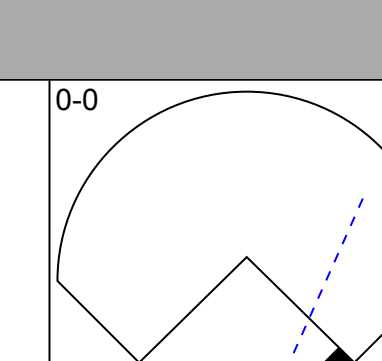
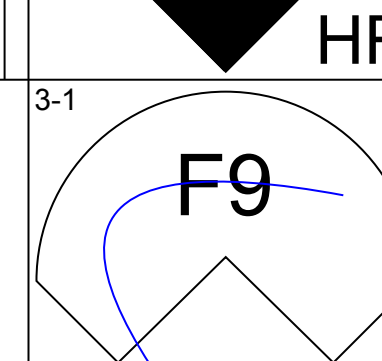
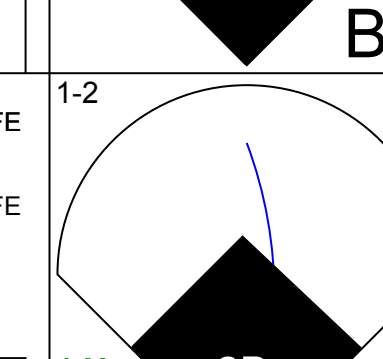
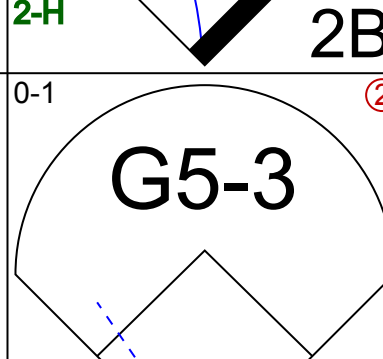
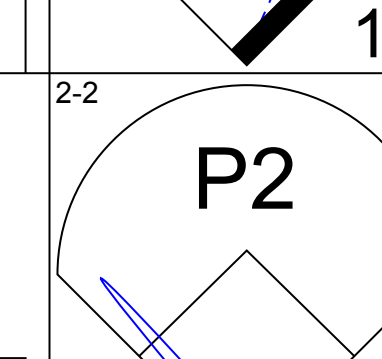
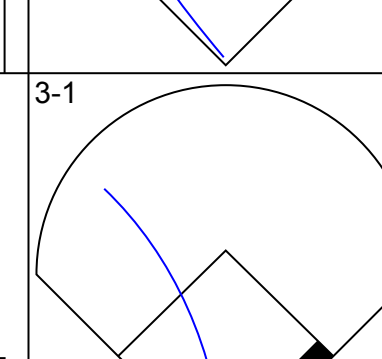
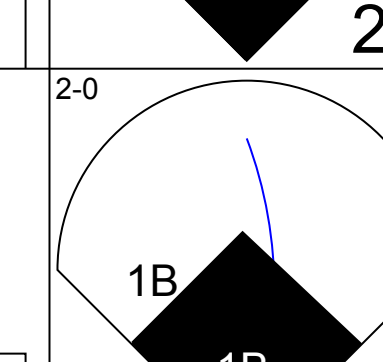
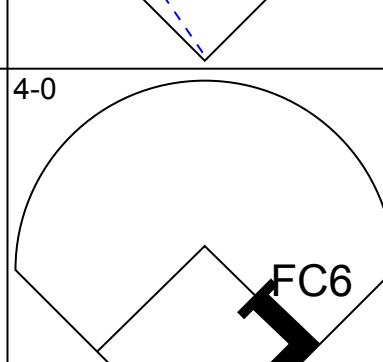

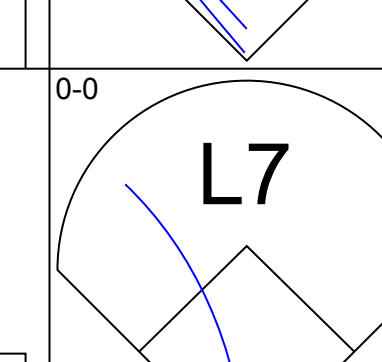
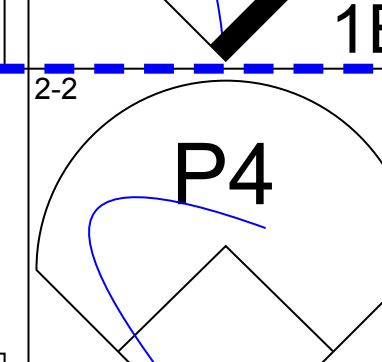
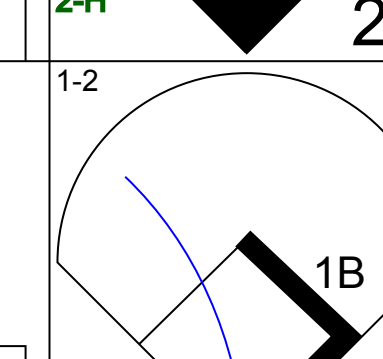
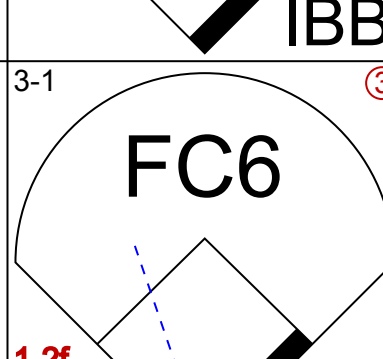
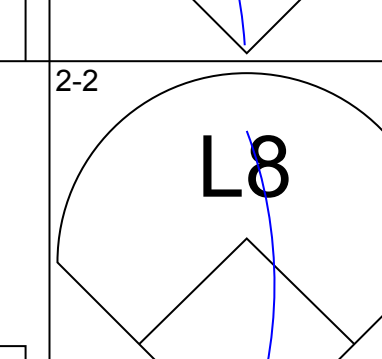
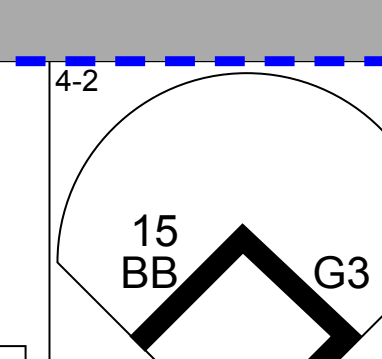

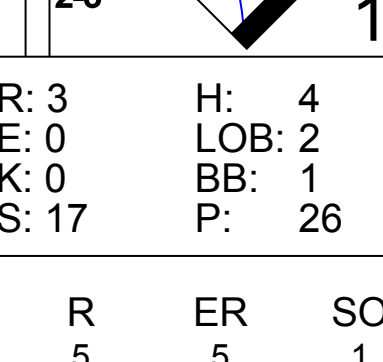
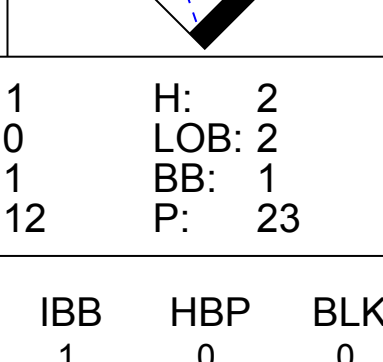
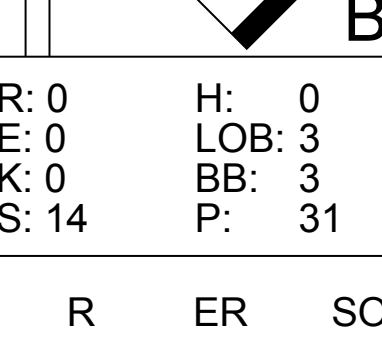









Batter	1	2	3	4	5	6	7	8	9	AB	R	H	RBI	BB	SO	LOB	TOP					
<b>Craig Counsell, L</b> OBP: 0.382, SLG: 0.362 (1, 6)										4	0	2	0	0	2	0	<b>Arizona Diamondbacks @ St. Louis Cardinals</b> <b>Busch Stadium, St. Louis, MO</b> Fri Apr 18 2003, 7:10 PM CDT Att: 36,239 - Cloudy - 54 F					
<b>Carlos Baerga, S</b> OBP: 0.379, SLG: 0.741 (1, 4)										4	0	0	0	0	0	2						
<b>Luis Gonzalez, L</b> OBP: 0.394, SLG: 0.600 (1, 7)										4	1	1	0	0	0	1						
<b>David Dellucci, L</b> OBP: 0.379, SLG: 0.400 (1, 9)										3	0	1	0	0	0	1						
<b>Matt Williams, R</b> OBP: 0.280, SLG: 0.295 (1, 5)										3	1	0	0	1	1	2						
<b>Lyle Overbay, L</b> OBP: 0.412, SLG: 0.617 (1, 3)										4	0	1	0	0	1	3						
<b>Steve Finley, L</b> OBP: 0.318, SLG: 0.410 (1, 8)										4	1	1	3	0	1	3						
<b>Chad Moeller, R</b> OBP: 0.375, SLG: 0.523 (1, 2)										4	0	1	0	0	0	2						
<b>Elmer Dessens, R</b> ERA: 5.56 (5, PH)										1	0	0	0	0	0	0						
<b>Woody Williams, R</b> ERA: 5.63 (8, 1)										1	0	0	0	0	0	0						
<b>Jeff Fassero, L</b> ERA: 6.35 (8, 1)										0	0	0	0	0	0	0						
<b>Russ Springer, R</b> ERA: 5.63 (9, 1)										0	0	0	0	0	0	0						
<b>Steve Kline, L</b> ERA: 1.17 (9, PH)										1	0	0	0	0	0	1						
<b>Inning Stats</b>	R: 0 E: 0 K: 1 S: 11	H: 0 LOB: 0 BB: 0 P: 18	R: 0 E: 0 K: 2 S: 9	H: 0 LOB: 0 BB: 0 P: 14	R: 0 E: 0 K: 0 S: 5	H: 0 LOB: 0 BB: 0 P: 5	R: 0 E: 0 K: 1 S: 10	H: 0 LOB: 0 BB: 0 P: 16	R: 0 E: 0 K: 0 S: 12	H: 1 LOB: 2 BB: 0 P: 20	R: 0 E: 0 K: 1 S: 10	H: 1 LOB: 1 BB: 0 P: 16	R: 0 E: 0 K: 1 S: 9	H: 1 LOB: 1 BB: 0 P: 14	R: 0 E: 0 K: 0 S: 7	H: 1 LOB: 1 BB: 0 P: 10	R: 3 E: 0 K: 0 S: 25	H: 3 LOB: 1 BB: 1 P: 39	1B: 4 2B: 2 3B: 0 HR: 1	SF: 0 SAC: 0 DP: 0 HBP: 1	WP: 0 PB: 0 SB: 0 CS: 0	PA: 36
<b>PITCHER</b>	IP	WLS	BF	H	R	ER	SO	BB	IBB	HBP	BLK	WP	HR	S	P	ERA	WHIP					
<b>Woody Williams, R</b>	7.0	W	25	3	0	0	6	0	0	1	0	0	0	66	103	0.00	0.429					
<b>Jeff Fassero, L</b>	1.0		4	1	0	0	0	0	0	0	0	0	0	7	10	0.00	1.000					
<b>Russ Springer, R</b>	0.2		5	2	3	3	0	1	0	0	0	0	1	17	28	40.50	4.500					
<b>Steve Kline, L</b>	0.1		2	1	0	0	0	0	0	0	0	0	0	8	11	0.00	3.000					

Batter	1	2	3	4	5	6	7	8	9	AB	R	H	RBI	BB	SO	LOB	BOTTOM				
<b>Fernando Vina, L</b> OBP: 0.292, SLG: 0.286 (1, 4)										5	0	1	1	0	1	1	<b>Arizona Diamondbacks @ St. Louis Cardinals</b> <b>Busch Stadium, St. Louis, MO</b> Fri Apr 18 2003, 7:10 PM CDT Att: 36,239 - Cloudy - 54 F				
<b>Orlando Palmeiro, L</b> OBP: 0.419, SLG: 0.500 (1, 7)										3	0	0	0	0	0	2					
<b>Eduardo Perez, R</b> OBP: 0.462, SLG: 0.714 (6, PH)										0	0	0	0	1	0	0					
<b>Kerry Robinson, L</b> OBP: 0.292, SLG: 0.261 (8, PH)										1	0	0	0	0	0	1					
<b>27 Scott Rolen, R</b> OBP: 0.493, SLG: 0.704 (1, 5)										2	1	0	0	3	0	3					
<b>15 Jim Edmonds, L</b> OBP: 0.479, SLG: 0.805 (1, 8)										4	0	1	1	1	1	1					
<b>Edgar Renteria, R</b> OBP: 0.405, SLG: 0.612 (1, 6)										5	2	2	1	0	0	4					
<b>Tino Martinez, L</b> OBP: 0.369, SLG: 0.475 (1, 3)										3	1	2	1	1	0	0					
<b>Eli Marrero, R</b> OBP: 0.219, SLG: 0.233 ERA: 5.56 (7, 7)										4	1	2	1	0	0	2					
<b>Mike Matheny, R</b> OBP: 0.419, SLG: 0.525 (1, 2)										3	1	1	1	1	0	2					
<b>Woody Williams, R</b> OBP: 0.375, SLG: 0.375 ERA: 5.56 (8, 1)										3	0	1	0	0	0	3					
<b>5 Albert Pujols, R</b> OBP: 0.466, SLG: 0.574 ERA: 3.86 (8, 1)										0	0	0	0	1	0	0					
<b>Russ Springer, R</b> ERA: 5.56 (9, 1)										0	0	0	0	0	0	0					
<b>Steve Kline, S</b> ERA: 1.17 (9, PH)										0	0	0	0	0	0	0					
<b>Inning Stats</b>	R: 0 E: 0 K: 0 S: 13	H: 0 LOB: 1 BB: 1 P: 22	R: 3 E: 0 K: 0 S: 17	H: 4 LOB: 2 BB: 1 P: 26	R: 1 E: 0 K: 1 S: 12	H: 2 LOB: 2 BB: 1 P: 23	R: 1 E: 0 K: 0 S: 9	H: 1 LOB: 1 BB: 1 P: 19	R: 0 E: 0 K: 1 S: 12	H: 0 LOB: 0 BB: 1 P: 14	R: 1 E: 0 K: 0 S: 11	H: 2 LOB: 1 BB: 0 P: 21	R: 0 E: 0 K: 0 S: 14	H: 0 LOB: 3 BB: 3 P: 31	1B: 4 2B: 5 3B: 0 HR: 1	SF: 0 SAC: 0 DP: 1 HBP: 0	WP: 0 PB: 0 SB: 0 CS: 0	PA: 41			
<b>PITCHER</b>	IP	WLS	BF	H	R	ER	SO	BB	IBB	HBP	BLK	WP	HR	S	P	ERA	WHIP				
<b>Elmer Dessens, R</b>	5.0	L	27	8	5	5	1	3	1	0	0	0	0	63	106	9.00	2.200				
<b>Stephen Randolph, L</b>	1.2		7	2	1	1	1	1	0	0	0	0	1	13	29	5.40	1.800				
<b>Andrew Good, R</b>	0.1		1	0	0	0	0	0	0	0	0	0	0	4	6	0.00	0.000				
<b>Oscar Villarreal, R</b>	1.0		6	0	0	0	0	3	0	0	0	0	0	14	31	0.00	3.000				



Batter	1	2	3	4	5	6	7	8	9	AB	R	H	RBI	BB	SO	LOB	TOP								
<b>Craig Counsell, L</b> OBP: 0.367, SLG: 0.333 (1, 5)										4	1	0	0	1	1	3	<b>Arizona Diamondbacks @ St. Louis Cardinals</b> <b>Busch Stadium, St. Louis, MO</b> Sat Apr 19 2003, 1:10 PM CDT Att: 38,742 - Overcast - 66 F								
<b>Steve Finley, L</b> OBP: 0.324, SLG: 0.391 (1, 8)										3	0	0	0	1	1										
<b>Luis Gonzalez, L</b> OBP: 0.408, SLG: 0.638 (1, 7)										4	1	2	2	1	0	3									
<b>David Dellucci, L</b> OBP: 0.353, SLG: 0.367 (1, 9)										5	0	1	0	0	1	4									
<b>Lyle Overbay, L</b> OBP: 0.400, SLG: 0.588 (1, 3)										4	1	1	0	0	1	2									
<b>Junior Spivey, R</b> OBP: 0.259, SLG: 0.229 (1, 4)										3	1	2	0	1	0	0									
<b>Tony Womack, L</b> OBP: 0.213, SLG: 0.271 <b>Mike Myers, L</b> <b>Matt Mantei, R</b> (8, 1)										4	0	1	1	0	0	2									
<b>Chad Moeller, R</b> OBP: 0.346, SLG: 0.479 (1, 2)										4	0	0	0	0	2	3									
<b>Byung-Hyun Kim, R</b> OBP: 0.125, SLG: 0.250 <b>Matt Williams, R</b> OBP: 0.275, SLG: 0.289 (8, 5)										3	0	1	1	0	1	2									
<b>Inning Stats</b>	R: 0 E: 0 K: 2 S: 16	H: 1 LOB: 1 BB: 0 P: 22	R: 2 E: 1 K: 0 S: 26	H: 3 LOB: 3 BB: 0 P: 42	R: 0 E: 0 K: 0 S: 6	H: 0 LOB: 0 BB: 0 P: 8	R: 0 E: 0 K: 0 S: 6	H: 0 LOB: 0 BB: 0 P: 8	R: 2 E: 0 K: 1 S: 13	H: 2 LOB: 2 BB: 1 P: 18	R: 0 E: 0 K: 2 S: 10	H: 1 LOB: 2 BB: 1 P: 21	R: 0 E: 1 K: 1 S: 12	H: 0 LOB: 1 BB: 0 P: 19	R: 0 E: 0 K: 1 S: 7	H: 1 LOB: 0 BB: 0 P: 9	R: 0 E: 0 K: 0 S: 11	H: 0 LOB: 2 BB: 2 P: 22	1B: 5 2B: 2 3B: 0 HR: 1	SF: 0 SAC: 0 DP: 2 HBP: 1	WP: 0 PB: 0 SB: 2 CS: 0	PA: 40			
<b>PITCHER</b>	IP	WLS	BF	H	R	ER	SO	BB	IBB	HBP	BLK	WP	HR	S	P	ERA	WHIP								
<b>Jason Simontacchi, R</b> ERA: 11.25	5.0	L	23	6	4	4	3	1	0	1	0	0	1	67	98	7.20	1.400								
<b>Kiko Calero, R</b> ERA: 3.52	1.0		5	1	0	0	2	1	0	0	0	0	0	10	21	0.00	2.000								
<b>Jeff Fassero, L</b> ERA: 5.4	1.0		4	0	0	0	1	0	0	0	0	0	0	12	19	0.00	0.000								
<b>Dustin Hermanson, R</b> ERA: 4.05	1.2		6	1	0	0	1	1	0	0	0	0	0	13	20	0.00	1.200								
<b>Steve Kline, L</b> ERA: 1.13	0.1		2	0	0	0	0	1	0	0	0	0	0	5	11	0.00	3.000								

Batter	1	2	3	4	5	6	7	8	9	AB	R	H	RBI	BB	SO	LOB	BOTTOM								
<b>Fernando Vina, L</b> OBP: 0.283, SLG: 0.261 (1, 4)										4	0	0	0	0	0	2	<b>Arizona Diamondbacks @ St. Louis Cardinals</b> <b>Busch Stadium, St. Louis, MO</b> Sat Apr 19 2003, 1:10 PM CDT Att: 38,742 - Overcast - 66 F								
<b>Oriando Palmeiro, L</b> OBP: 0.404, SLG: 0.462 <b>Dustin Hermanson, R</b> <b>Miguel Cairo, R</b> OBP: 0.290, SLG: 0.321 (8, 3)										3	0	0	0	1	0	1									
<b>27 Scott Rolen, R</b> OBP: 0.468, SLG: 0.655 (1, 5)										4	0	0	0	0	0	1									
<b>15 Jim Edmonds, L</b> OBP: 0.519, SLG: 0.837 (1, 8)										2	1	2	0	2	0	0									
<b>Edgar Renteria, R</b> OBP: 0.416, SLG: 0.629 (1, 6)										3	1	2	0	0	0	1									
<b>Tino Martinez, L</b> OBP: 0.382, SLG: 0.476 <b>Steve Kline, S</b> (9, 1)										4	1	1	1	0	0	3									
<b>Eli Marrero, R</b> OBP: 0.194, SLG: 0.206 (1, 9)										4	0	0	1	0	0	4									
<b>Mike Matheny, R</b> OBP: 0.409, SLG: 0.508 (1, 2)										4	0	1	1	0	1	2									
<b>Jason Simontacchi, R</b> OBP: 0.167, SLG: 0.167 <b>Kiko Calero, R</b> <b>Jeff Fassero, L</b> <b>Kerry Robinson, L</b> OBP: 0.286, SLG: 0.290 <b>5 Albert Pujols, R</b> OBP: 0.506, SLG: 0.593 (8, PH)										2	0	0	0	0	0	2									
<b>Inning Stats</b>	R: 0 E: 0 K: 0 S: 12	H: 0 LOB: 0 BB: 0 P: 17	R: 0 E: 0 K: 0 S: 12	H: 1 LOB: 1 BB: 1 P: 20	R: 0 E: 0 K: 0 S: 4	H: 0 LOB: 0 BB: 0 P: 8	R: 3 E: 0 K: 0 S: 17	H: 3 LOB: 2 BB: 1 P: 25	R: 0 E: 0 K: 1 S: 6	H: 1 LOB: 1 BB: 0 P: 9	R: 0 E: 0 K: 0 S: 5	H: 0 LOB: 1 BB: 1 P: 11	R: 0 E: 0 K: 0 S: 7	H: 1 LOB: 1 BB: 0 P: 7	R: 0 E: 0 K: 1 S: 8	H: 0 LOB: 0 BB: 0 P: 12	1B: 3 2B: 3 3B: 0 HR: 0	SF: 0 SAC: 1 DP: 0 HBP: 1	WP: 0 PB: 0 SB: 0 CS: 1	PA: 37					
<b>PITCHER</b>	IP	WLS	BF	H	R	ER	SO	BB	IBB	HBP	BLK	WP	HR	S	P	ERA	WHIP								
<b>Byung-Hyun Kim, R</b> ERA: 3.75	7.0	W	30	5	3	3	1	0	0	0	0	0	0	62	98	3.86	1.143								
<b>Mike Myers, L</b> ERA: 9.64	0.0		1	1	0	0	0	0	0	0	0	0	0	1	1	∞	∞								
<b>Matt Mantei, R</b> ERA: 3.24	2.0	S	6	0	0	0	1	0	0	0	0	0	0	14	18	0.00	0.000								

livebaseballscores.com

AB 35  
R 4  
H 8  
RBI 4  
BB 4  
SO 7  
LOB 20

livebaseballscores.com

AB 32  
R 3  
H 6  
RBI 3  
BB 3  
SO 2  
LOB 16



Batter	1	2	3	4	5	6	7	8	9	AB	R	H	RBI	BB	SO	LOB	TOP				
<b>Craig Counsell, L</b> OBP: 0.385, SLG: 0.375 (1, 5)	1-2 SH1-3 1B		3-2 1B		0-0 SH1-4 2B	2-1 F8			1-3 K	5	1	3	0	0	1	0					
<b>Quinton McCracken, S</b> OBP: 0.200, SLG: 0.095 <b>Matt Williams, R</b> OBP: 0.289, SLG: 0.283 (1, 8)	1-1 SH1-3		0-1 1B		0-0 SH1-4		0-0 G4-3		0-2 G4-3	2	0	1	0	0	0	0					
<b>Luis Gonzalez, L</b> OBP: 0.420, SLG: 0.620 (1, 7)	4-0 BB		0-1 F2		4-0 2B		2-3 K		2-0 1B HBP	2	0	0	0	2	1	2					
<b>David Dellucci, L</b> OBP: 0.359, SLG: 0.400 (1, 9)	0-1 F8		2-0 L9		1-1 2B		0-1 P5		3-2 1B	5	0	2	1	0	0	4					
<b>Mark Grace, L</b> OBP: 0.200, SLG: 0.261 <b>Lyle Overbay, L</b> OBP: 0.386, SLG: 0.566 (1, 3)	1-1 G4-3		1-1 G4-3		0-0 G1-3			0-0 G3	1-3 K	3	0	0	0	0	2	6					
<b>Junior Spivey, R</b> OBP: 0.276, SLG: 0.235 (1, 4)		1-1 G5-3		1-3 K	4-1 BB			0-1 1B		3	0	1	0	1	1	0					
<b>Tony Womack, L</b> OBP: 0.215, SLG: 0.270 <b>Mike Myers, L</b> <b>Matt Mantei, R</b> (8, 1)		1-0 G5-3 1B		0-3 K	2-2 F7			1-0 F9		4	0	1	0	0	1	4	AB 34				
<b>Chad Moeller, R</b> OBP: 0.357, SLG: 0.490 (1, 2)		1-2 G5-3		0-1 2B		3-1 G4-3		4-2 IBB		3	0	1	0	1	0	1	R 1				
<b>Miguel Batista, R</b> <b>Oscar Villarreal, L</b> <b>Steve Finley, L</b> OBP: 0.319, SLG: 0.385 (8, 8)		0-3 K		0-3 K		0-0 G5-3		2-3 K		2	0	0	0	0	2	2	H 9				
<b>Inning Stats</b>	R: 0 E: 0 K: 0 S: 9	H: 1 LOB: 2 BB: 1 P: 16	R: 0 E: 0 K: 1 S: 9	H: 1 LOB: 1 BB: 0 P: 12	R: 0 E: 0 K: 0 S: 10	H: 2 LOB: 2 BB: 0 P: 16	R: 0 E: 0 K: 3 S: 11	H: 1 LOB: 1 BB: 0 P: 12	R: 1 E: 0 K: 0 S: 9	H: 2 LOB: 3 BB: 2 P: 20	R: 0 E: 0 K: 1 S: 6	H: 0 LOB: 0 BB: 0 P: 8	R: 0 E: 0 K: 1 S: 10	H: 1 LOB: 2 BB: 1 P: 17	R: 0 E: 0 K: 2 S: 13	H: 1 LOB: 2 BB: 0 P: 20	1B: 6 2B: 3 3B: 0 HR: 0	SF: 0 SAC: 2 DP: 0 HBP: 1	WP: 0 PB: 0 SB: 1 CS: 1	PA: 41	
<b>PITCHER</b>	IP WLS BF H R ER SO	IP WLS BF H R ER SO	IP WLS BF H R ER SO	IP WLS BF H R ER SO	IP WLS BF H R ER SO	IP WLS BF H R ER SO	IP WLS BF H R ER SO	IP WLS BF H R ER SO	IP WLS BF H R ER SO	IP WLS BF H R ER SO	IP WLS BF H R ER SO	IP WLS BF H R ER SO	IP WLS BF H R ER SO	IP WLS BF H R ER SO	IP WLS BF H R ER SO	IP WLS BF H R ER SO	WP HR S P	ERA WHIP	ERA WHIP		
<b>Brett Tomko, R</b> ERA: 5.33	8.0	L	36	8	1	1	6	3	1	0	0	0	0	0	0	0	0	0	0	1.12	1.375
<b>Jeff Fassero, L</b> ERA: 4.91	0.2	3	0	0	0	0	1	0	0	1	0	0	0	0	0	0	0	0	0	0.00	0.000
<b>Cal Eldred, R</b> ERA: 7.04	0.1	2	1	0	0	0	1	0	0	0	0	0	0	0	0	0	0	0	0	0.00	3.000

Arizona Diamondbacks @ St. Louis Cardinals  
 Busch Stadium, St. Louis, MO  
 Sun Apr 20 2003, 1:10 PM CDT  
 Att: 26,152 - Cloudy - 67 F

AB	34
R	1
H	9
RBI	1
BB	4
SO	8
LOB	23




Batter	1	2	3	4	5	6	7	8	9	AB	R	H	RBI	BB	SO	LOB	BOTTOM					
<b>Fernando Vina, L</b> OBP: 0.281, SLG: 0.260 (1, 4)	0-1 G6-3		1-1 B5-3			0-0 G6-3 1B		1-2 P6		4	0	1	0	0	0	0						
<b>Orlando Palmeiro, L</b> OBP: 0.380, SLG: 0.429 <b>5 Albert Pujols, R</b> OBP: 0.450, SLG: 0.551 <b>Jeff Fassero, L</b> <b>Cal Eldred, R</b> (9, 1)	2-1 G4-3		0-1 G6-3			3-2 G6-3		2-1 F9		3	0	0	0	0	0	1						
<b>Edgar Renteria, R</b> OBP: 0.407, SLG: 0.622 (1, 6)	1-1 G4-3			0-1 G6-3		1-3 K			2-1 HBP 2B	4	0	1	0	0	1	1						
<b>15 Jim Edmonds, L</b> OBP: 0.554, SLG: 0.844 (1, 8)		0-1 1B		1-0 27 G5-4-3 1B		4-0 IBB			4-0 HBP BB	2	0	2	0	2	0	0						
<b>27 Scott Rolen, R</b> OBP: 0.444, SLG: 0.613 (1, 5)		1-1 F9		1-1 G5-4-3		0-3 K			2-3 K	4	0	0	0	0	2	6						
<b>Tino Martinez, L</b> OBP: 0.380, SLG: 0.484 <b>Miguel Cairo, R</b> OBP: 0.235, SLG: 0.300 (1, 3)					2-0 FC4-6 HBP		2-3 K		2-3 K	1	0	1	0	0	0	0						
<b>J.D. Drew, L</b> (1, 9)		3-1 P5			2-2 FC4-6 1-2 E		2-2 G4-3		3-2 HBP	3	0	0	0	0	0	3	AB 31					
<b>Mike Matheny, R</b> OBP: 0.386, SLG: 0.478 (1, 2)		1-3 K			1-2 K		1-0 G5-3		0-3 K	4	0	0	0	0	3	6	R 0					
<b>Brett Tomko, R</b> OBP: 0.375, SLG: 0.286 <b>Eduardo Perez, R</b> OBP: 0.444, SLG: 0.682 (8, 7)			2-1 F8		3-2 G1-3			2-0 G5-3		2	0	0	0	0	0	1	H 5					
<b>Inning Stats</b>	R: 0 E: 0 K: 0 S: 6	H: 0 LOB: 0 BB: 0 P: 9	R: 0 E: 0 K: 1 S: 10	H: 2 LOB: 2 BB: 0 P: 15	R: 0 E: 0 K: 0 S: 6	H: 0 LOB: 0 BB: 0 P: 9	R: 0 E: 0 K: 0 S: 5	H: 1 LOB: 0 BB: 0 P: 7	R: 0 E: 1 K: 1 S: 10	H: 0 LOB: 1 BB: 0 P: 20	R: 0 E: 0 K: 2 S: 12	H: 1 LOB: 2 BB: 1 P: 19	R: 0 E: 0 K: 1 S: 8	H: 0 LOB: 0 BB: 0 P: 13	R: 0 E: 0 K: 0 S: 6	H: 0 LOB: 0 BB: 0 P: 11	R: 0 E: 0 K: 3 S: 15	H: 1 LOB: 3 BB: 1 P: 28	1B: 4 2B: 1 3B: 0 HR: 0	SF: 0 SAC: 0 DP: 1 HBP: 2	WP: 0 PB: 0 SB: 0 CS: 0	PA: 35
<b>PITCHER</b>	IP WLS BF H R ER SO	IP WLS BF H R ER SO	IP WLS BF H R ER SO	IP WLS BF H R ER SO	IP WLS BF H R ER SO	IP WLS BF H R ER SO	IP WLS BF H R ER SO	IP WLS BF H R ER SO	IP WLS BF H R ER SO	IP WLS BF H R ER SO	IP WLS BF H R ER SO	IP WLS BF H R ER SO	IP WLS BF H R ER SO	IP WLS BF H R ER SO	IP WLS BF H R ER SO	IP WLS BF H R ER SO	WP HR S P	ERA WHIP	ERA WHIP			
<b>Miguel Batista, R</b> ERA: 3.2	4.1	16	3	0	0	0	1	0	0	0	0	31	48	0.00	0.692							
<b>Oscar Villarreal, R</b> ERA: 3.14	2.2	W	10	1	0	0	4	0	0	0	0	26	44	0.00	0.375							
<b>Mike Myers, L</b> ERA: 8.44	0.2	H	2	0	0	0	0	0	0	0	0	4	7	0.00	0.000							
<b>Matt Mantei, R</b> ERA: 2.79	1.1	S	7	1	0	0	3	1	0	1	0	0	17	32	0.00	1.500						


Arizona Diamondbacks @ St. Louis Cardinals  
 Busch Stadium, St. Louis, MO  
 Sun Apr 20 2003, 1:10 PM CDT  
 Att: 26,152 - Cloudy - 67 F

AB	31
R	0
H	5
RBI	0
BB	2
SO	8
LOB	20





Batter	1	2	3	4	5	6	7	8	9	AB	R	H	RBI	BB	SO	LOB	TOP										
<b>Craig Counsell, L</b> OBP: 0.371, SLG: 0.350 (1, 5)	G3		P5				F7		F9	4	0	0	0	1	0	2	<b>Arizona Diamondbacks @ Montreal Expos</b> <b>Olympic Stadium, Montreal, QB</b> Tue Apr 22 2003, 7:05 PM EDT Att: 36,879 - Dome - 72 F <a href="http://livebaseballscorecards.com">livebaseballscorecards.com</a>										
<b>Steve Finley, L</b> OBP: 0.295, SLG: 0.357 (1, 8)	G4-3		K				G4-3		P6	5	0	0	0	0	1	5											
<b>Luis Gonzalez, L</b> OBP: 0.412, SLG: 0.613 (1, 7)	2B						L8		K	4	0	1	0	0	1	0											
<b>David Dellucci, L</b> OBP: 0.372, SLG: 0.410 (1, 9)	K						G1-6-3 1B		FC5-4 1B	4	0	2	0	0	1	1											
<b>Lyle Overbay, L</b> OBP: 0.393, SLG: 0.561 (1, 3)		F8					G1-6-3 1B		FC5-4 1B	4	0	2	0	0	0	1											
<b>Junior Spivey, R</b> OBP: 0.290, SLG: 0.241 (1, 4)		G6-3 1B							FC5-4 1B	3	0	1	0	1	1	2											
<b>Tony Womack, L</b> OBP: 0.217, SLG: 0.284 (1, 6)	G6-3								G4-3	4	0	1	0	0	0	5											
<b>Chad Moeller, R</b> OBP: 0.367, SLG: 0.509 (1, 2)	G6-3						SH1-4 2B		G5-3 1B	4	0	2	0	0	0	2											
<b>Andrew Good, R</b> Oscar Villarreal, L Carlos Baerga, S Mike Koptove, R 17 Brandon Webb, R Quinton McCracken, S OBP: 0.192, SLG: 0.091 (1, 1) (5, 1) (7, PH) (7, 1) (8, 1) (8, PH)			K				SH1-4 2B		G5-3 1B	1	0	0	0	0	1	0	<b>AB 34</b> <b>R 0</b> <b>H 9</b> <b>RBI 0</b> <b>BB 3</b> <b>SO 5</b> <b>LOB 19</b> 										
<b>Inning Stats</b>	R: 0 E: 0 K: 1 S: 11	H: 1 LOB: 1 BB: 0 P: 14	R: 0 E: 0 K: 0 S: 8	H: 1 LOB: 1 BB: 0 P: 10	R: 0 E: 0 K: 2 S: 10	H: 0 LOB: 0 BB: 0 P: 12	R: 0 E: 0 K: 0 S: 6	H: 1 LOB: 2 BB: 1 P: 13	R: 0 E: 0 K: 0 S: 7	H: 1 LOB: 0 BB: 0 P: 11	R: 0 E: 0 K: 0 S: 7	H: 1 LOB: 3 BB: 2 P: 24	R: 0 E: 0 K: 1 S: 12	H: 2 LOB: 2 BB: 0 P: 19	R: 0 E: 0 K: 0 S: 9	H: 1 LOB: 1 BB: 0 P: 17		1B: 6 2B: 3 3B: 0 HR: 0	SF: 0 SAC: 1 DP: 1 HBP: 0	WP: 0 PB: 1 SB: 0 CS: 0	PA: 38						
<b>PITCHER</b>	IP	WLS	BF	H	R	ER	SO	BB	IBB	HBP	BLK	WP	HR	S	P	ERA	WHIP										
<b>Tomo Ohka, R</b> ERA: 1.78 (1, 1)	6.2	W	28	6	0	0	4	3	0	0	0	0	0	59	88	0.00	1.350										
<b>Joey Eischen, L</b> ERA: 1.13 (7, 1)	0.2	H	4	2	0	0	1	0	0	0	0	0	0	10	15	0.00	3.000										
<b>Dan Smith, R</b> ERA: 3.27 (8, 1)	0.2	H	3	1	0	0	0	0	0	0	0	0	0	7	14	0.00	1.500										
<b>Scott Stewart, L</b> ERA: (9, 1)	1.0		3	0	0	0	0	0	0	0	0	0	0	7	12	0.00	0.000										

Batter	1	2	3	4	5	6	7	8	9	AB	R	H	RBI	BB	SO	LOB	BOTTOM											
<b>Endy Chavez, L</b> OBP: 0.312, SLG: 0.397 (1, 8)	G4-3		K2-3				G3			4	0	0	0	0	1	0	<b>Arizona Diamondbacks @ Montreal Expos</b> <b>Olympic Stadium, Montreal, QB</b> Tue Apr 22 2003, 7:05 PM EDT Att: 36,879 - Dome - 72 F <a href="http://livebaseballscorecards.com">livebaseballscorecards.com</a>											
<b>Jose Vidro, S</b> OBP: 0.426, SLG: 0.676 (1, 4)	BB 1B		HR				F7			4	2	3	1	0	0	0												
<b>Vladimir Guerrero, R</b> OBP: 0.493, SLG: 0.598 (1, 9)	BB		G5-3				G6-4-3 1B			2	1	1	0	2	0	0												
<b>Orlando Cabrera, R</b> OBP: 0.313, SLG: 0.431 (1, 6)	F7		G6-3				G6-4-3 1B			3	0	0	0	1	0	3												
<b>Brad Wilkerson, L</b> OBP: 0.333, SLG: 0.433 (1, 7) (9, 3)	K						BB 1B		K	3	0	0	1	1	3	2												
<b>Fernando Tatis, R</b> OBP: 0.338, SLG: 0.406 (1, 5)			K				BB 1B		G1-3 BB	3	0	2	1	1	1	0												
<b>Wil Cordero, R</b> OBP: 0.304, SLG: 0.275 (1, 3)			HR				FC3-6 1B		G1-3	4	1	1	1	0	1	5												
<b>Michael Barrett, R</b> OBP: 0.125, SLG: 0.152 (1, 2)	G5-3								G4-3	4	0	0	0	0	1	2												
<b>Tomo Ohka, S</b> OBP: 0.375, SLG: 0.375 Joey Eischen, L Dan Smith, R Scott Stewart, L Ronald Calloway, L OBP: 0.385, SLG: 0.484 (1, 1) (7, 1) (8, 1) (9, 1) (9, 7)		L9					G1-3		G4-3	3	0	0	0	0	0	0	<b>AB 30</b> <b>R 4</b> <b>H 7</b> <b>RBI 4</b> <b>BB 5</b> <b>SO 7</b> <b>LOB 12</b> 											
<b>Inning Stats</b>	R: 0 E: 0 K: 1 S: 10	H: 1 LOB: 2 BB: 1 P: 17	R: 1 E: 0 K: 1 S: 17	H: 1 LOB: 0 BB: 0 P: 24	R: 1 E: 0 K: 1 S: 9	H: 1 LOB: 0 BB: 0 P: 14	R: 0 E: 0 K: 2 S: 12	H: 1 LOB: 1 BB: 0 P: 17	R: 2 E: 0 K: 0 S: 14	H: 2 LOB: 3 BB: 3 P: 29	R: 0 E: 0 K: 1 S: 8	H: 0 LOB: 0 BB: 0 P: 12	R: 0 E: 0 K: 0 S: 6	H: 1 LOB: 0 BB: 0 P: 8	R: 0 E: 0 K: 1 S: 11	H: 0 LOB: 1 BB: 1 P: 16		1B: 4 2B: 1 3B: 0 HR: 2	SF: 0 SAC: 0 DP: 1 HBP: 0	WP: 0 PB: 0 SB: 1 CS: 0	PA: 35							
<b>PITCHER</b>	IP	WLS	BF	H	R	ER	SO	BB	IBB	HBP	BLK	WP	HR	S	P	ERA	WHIP											
<b>Andrew Good, R</b> ERA: 7.2 (1, 1)	4.2	L	23	5	4	4	5	3	1	0	0	0	0	2	59	96	7.71	1.714										
<b>Oscar Villarreal, R</b> ERA: 2.87 (5, 1)	1.1		5	1	0	0	1	0	0	0	0	0	0	11	17	0.00	0.750											
<b>Mike Koptove, R</b> ERA: 1.46 (7, 1)	1.0		3	1	0	0	0	0	0	0	0	0	0	6	8	0.00	1.000											
<b>17 Brandon Webb, R</b> ERA: (8, 1)	1.0		4	0	0	0	1	1	0	0	0	0	0	11	16	0.00	1.000											



Batter	1	2	3	4	5	6	7	8	9	AB	R	H	RBI	BB	SO	LOB	TOP				
<b>Craig Counsell, L</b> OBP: 0.360, SLG: 0.338 (1, 4)	G3		1B	FC1-6		G6-3		K		5	1	1	0	0	1	4					
<b>Carlos Baerga, S</b> OBP: 0.400, SLG: 0.688 (1, 3)	G4-3		1B	G3			F8		G4-6-3	5	1	2	0	0	0	1					
<b>Luis Gonzalez, L</b> OBP: 0.422, SLG: 0.650 (1, 7)	1B		1B			F9		HR	G4-6-3	5	1	3	2	0	0	1					
<b>David Dellucci, L</b> OBP: 0.375, SLG: 0.381 (1, 9)	FC6-4		1B	G4-3		G4-3		K	G3	3	0	0	0	2	1	0					
<b>Matt Williams, R</b> OBP: 0.250, SLG: 0.260 <b>Mike Koplove, R</b> (7, 1)	FC6-4		K			L6				4	0	0	0	0	1	5					
<b>Matt Mantei, R</b> (9, 1)										0	0	0	0	0	0	0					
<b>Steve Finley, L</b> OBP: 0.296, SLG: 0.392 (1, 8)		K	G4-3			G1-3		HR		4	1	1	2	0	1	2					
<b>Chad Moeller, R</b> OBP: 0.375, SLG: 0.559 (1, 2)		HR	K			P6		CS	1B	4	1	2	1	0	1	2					
<b>Tony Womack, L</b> OBP: 0.219, SLG: 0.310 (1, 6)		G1-3		B1-3		2B		F9		4	1	1	0	0	0	1					
<b>Elmer Dessens, R</b> OBP: 0.333, SLG: 0.444 <b>Junior Spivey, R</b> OBP: 0.302, SLG: 0.241 (7, 4)	G2-3			FC1-6		2B		BB		3	0	2	1	0	0	0					
<b>Inning Stats</b>	R: 0 E: 0 K: 0 S: 10	H: 1 LOB: 2 BB: 1 P: 18	R: 1 E: 0 K: 1 S: 12	H: 1 LOB: 0 BB: 0 P: 20	R: 2 E: 0 K: 2 S: 20	H: 3 LOB: 2 BB: 1 P: 35	R: 0 E: 0 K: 0 S: 8	H: 1 LOB: 1 BB: 0 P: 15	R: 0 E: 0 K: 0 S: 6	H: 0 LOB: 0 BB: 0 P: 12	R: 1 E: 0 K: 1 S: 9	H: 1 LOB: 0 BB: 0 P: 16	R: 1 E: 0 K: 1 S: 7	H: 2 LOB: 2 BB: 1 P: 15	R: 0 E: 0 K: 0 S: 8	H: 1 LOB: 0 BB: 0 P: 13	1B: 7 2B: 2 3B: 1 HR: 3	SF: 0 SAC: 0 DP: 2 HBP: 0	WP: 0 PB: 0 SB: 0 CS: 1	PA: 40	
<b>PITCHER</b>	IP	WLS	BF	H	R	ER	SO	BB	IBB	HBP	BLK	WP	HR	S	P	ERA	WHIP				
<b>Livan Hernandez, R</b> ERA: 4.7	6.0	L	28	8	4	4	3	2	0	0	0	0	1	73	124	6.00	1.667				
<b>Scott Stewart, L</b> ERA: 0.93	1.0		4	1	1	1	1	0	0	0	0	0	1	9	16	9.00	1.000				
<b>52 T.J. Tucker, R</b> ERA: 4.32	1.0		5	2	1	1	1	1	0	0	0	0	1	7	15	9.00	3.000				
<b>Rocky Biddle, R</b> ERA: 5.73	1.0		3	1	0	0	0	0	0	0	0	0	0	8	13	0.00	1.000				

Arizona Diamondbacks @ Montreal Expos  
Olympic Stadium, Montreal, QB  
Wed Apr 23 2003, 7:05 PM EDT  
Att: 6,380 - Dome - 72 F

AB	37
R	6
H	12
RBI	6
BB	3
SO	5
LOB	16



Batter	1	2	3	4	5	6	7	8	9	AB	R	H	RBI	BB	SO	LOB	BOTTOM				
<b>Endy Chavez, L</b> OBP: 0.321, SLG: 0.429 (1, 8)	F8		E		1B			K		4	1	2	1	0	1	0					
<b>Jose Vidro, S</b> OBP: 0.420, SLG: 0.653 (1, 4)	F8		E5		1B			L3		4	0	1	0	0	0	0					
<b>Vladimir Guerrero, R</b> OBP: 0.407, SLG: 0.482 (1, 9)	F9		IBB		P4-3-5-2-5			CS	BB	2	0	0	0	2	0	2					
<b>Orlando Cabrera, R</b> OBP: 0.298, SLG: 0.408 (1, 6)		G4-3	L7			K		CS	G4-3	4	0	0	0	0	1	2					
<b>Brad Wilkerson, L</b> OBP: 0.343, SLG: 0.444 (1, 7)		2B	K			G6-4-3		K		3	0	1	0	1	2	2					
<b>Fernando Tatis, R</b> OBP: 0.333, SLG: 0.397 (1, 5)		L5			F8	G6-4-3		1B		4	0	1	0	0	0	2					
<b>Wil Cordero, R</b> OBP: 0.280, SLG: 0.250 (1, 3)		K			L7			G4-3	P3	4	0	0	0	0	1	2					
<b>Michael Barrett, R</b> OBP: 0.118, SLG: 0.143 (1, 2)			G5-3		F8			K		3	0	0	0	0	1	0					
<b>Livan Hernandez, R</b> OBP: 0.250, SLG: 0.250 <b>Scott Stewart, R</b> (7, 1)			1B		G4-3			G4-3		2	1	1	0	0	0	0					
<b>Henry Mateo, S</b> OBP: 0.417, SLG: 0.364 <b>52 T.J. Tucker, R</b> (8, 1)			3B							1	0	0	0	0	0	0					
<b>Rocky Biddle, R</b> (9, 1)			1B							0	0	0	0	0	0	0					
<b>Inning Stats</b>	R: 0 E: 0 K: 0 S: 6	H: 0 LOB: 0 BB: 0 P: 7	R: 0 E: 0 K: 1 S: 15	H: 1 LOB: 1 BB: 0 P: 23	R: 2 E: 1 K: 1 S: 12	H: 2 LOB: 2 BB: 1 P: 26	R: 0 E: 0 K: 0 S: 6	H: 0 LOB: 0 BB: 0 P: 11	R: 0 E: 0 K: 1 S: 11	H: 2 LOB: 1 BB: 1 P: 18	R: 0 E: 0 K: 1 S: 8	H: 0 LOB: 0 BB: 0 P: 9	R: 0 E: 0 K: 1 S: 9	H: 0 LOB: 0 BB: 1 P: 20	R: 0 E: 0 K: 1 S: 11	H: 1 LOB: 0 BB: 0 P: 17	1B: 4 2B: 2 3B: 1 HR: 0	SF: 0 SAC: 0 DP: 2 HBP: 0	WP: 0 PB: 0 SB: 0 CS: 1	PA: 35	
<b>PITCHER</b>	IP	WLS	BF	H	R	ER	SO	BB	IBB	HBP	BLK	WP	HR	S	P	ERA	WHIP				
<b>Elmer Dessens, R</b> ERA: 4.71	6.0	W	24	5	2	1	3	1	0	0	0	0	0	17	29	0.00	0.500				
<b>Mike Koplove, R</b> ERA: 1.29	2.0	H	6	0	0	0	2	1	0	0	0	0	0	17	29	0.00	0.500				
<b>Matt Mantei, R</b> ERA: 2.53	1.0		4	1	0	0	1	0	0	0	0	0	0	11	17	0.00	1.000				

Arizona Diamondbacks @ Montreal Expos  
Olympic Stadium, Montreal, QB  
Wed Apr 23 2003, 7:05 PM EDT  
Att: 6,380 - Dome - 72 F

AB	31
R	2
H	6
RBI	1
BB	3
SO	6
LOB	10









Batter	1	2	3	4	5	6	7	8	9	AB	R	H	RBI	BB	SO	LOB	TOP				
<b>Craig Counsell, L</b> OBP: 0.345, SLG: 0.324 (1, 6)	F8		S	1B		G4-3			P5	5	0	2	1	0	0	1					
<b>Junior Sneyd, R</b> OBP: 0.296, SLG: 0.230 (1, 4)	P3		K	F7					G6-3	4	0	0	0	1	1	6					
<b>Luis Gonzalez, L</b> OBP: 0.418, SLG: 0.667 (1, 7)	CS			HR		G4-3			K	3	1	1	1	1	1	1					
<b>Lyle Overbay, L</b> OBP: 0.385, SLG: 0.541 (1, 3)	CS	G4-3		K					F8-3	4	0	1	0	0	1	1					
<b>Danny Bautista, R</b> OBP: 0.319, SLG: 0.268 (1, 9)		L5		2B		FC6-4			G1-3	4	1	1	0	0	0	1					
<b>Carlos Baerga, S</b> OBP: 0.419, SLG: 0.667 (1, 5)		G6-3		1B					F8	4	1	2	1	0	0	0					
<b>Quinton McCracken, S</b> OBP: 0.290, SLG: 0.115 (1, 8)			G4-3	1B					F8	4	0	1	0	0	1	2					
<b>Chad Moeller, R</b> OBP: 0.380, SLG: 0.554 <b>David Dellucci, L</b> OBP: 0.356, SLG: 0.348 (9, PH)			1B	1B		P4			G4-1	2	0	1	0	1	0	0					
<b>Miguel Batista, R</b> <b>Stephen Randolph, L</b> <b>Oscar Villarreal, L</b> <b>Steve Finley, L</b> OBP: 0.291, SLG: 0.380 (9, PH)			K	K		G3-1			G4-1	3	0	0	0	0	2	4					
<b>Inning Stats</b>	R: 0 E: 0 K: 0 S: 10	H: 0 LOB: 0 BB: 1 P: 18	R: 0 E: 0 K: 0 S: 9	H: 0 LOB: 0 BB: 0 P: 12	R: 0 E: 0 K: 2 S: 13	H: 2 LOB: 2 BB: 0 P: 19	R: 3 E: 0 K: 2 S: 18	H: 5 LOB: 3 BB: 1 P: 30	R: 0 E: 0 K: 1 S: 8	H: 2 LOB: 2 BB: 0 P: 15	R: 0 E: 0 K: 1 S: 6	H: 0 LOB: 0 BB: 1 P: 13	R: 0 E: 0 K: 0 S: 6	H: 0 LOB: 0 BB: 0 P: 10	R: 0 E: 0 K: 0 S: 9	H: 0 LOB: 1 BB: 1 P: 18	1B: 7 2B: 2 3B: 0 HR: 1	SF: 0 SAC: 0 DP: 1 HBP: 0	WP: 0 PB: 0 SB: 3 CS: 1	PA: 39	
<b>PITCHER</b>	IP	WLS	BF	H	R	ER	SO	BB	IBB	HBP	BLK	WP	HR	S	P	ERA	WHIP				
<b>Steve Trachsel, R</b> ERA: 4.82	6.0		28	9	3	3	5	1	1	0	0	0	1	69	111	4.50	1.667				
<b>Mike Stanton, L</b> ERA: 4.15	2.0	W	6	0	0	0	1	1	0	0	0	0	0	12	23	0.00	0.500				
<b>Armando Benitez, R</b> ERA: 5.68	1.0	S	4	0	0	0	0	1	0	0	0	0	0	9	18	0.00	1.000				

Arizona Diamondbacks @ New York Mets  
Shea Stadium, Flushing, NY  
Fri Apr 25 2003, 7:10 PM EDT  
Att: 24,725 - Cloudy - 56 F

AB 34  
R 3  
H 9  
RBI 3  
BB 4  
SO 6  
LOB 17



Batter	1	2	3	4	5	6	7	8	9	AB	R	H	RBI	BB	SO	LOB	BOTTOM				
<b>Roberto Alomar, S</b> OBP: 0.380, SLG: 0.407 (1, 4)	G5-3		G4-3	G4-6-3		F7			G4-3	5	0	0	0	0	0	5					
<b>Jay Bell, R</b> OBP: 0.400, SLG: 0.190 (8, 3)	K		F9			G6-3			F8	5	0	0	0	0	2	0					
<b>Cliff Floyd, L</b> OBP: 0.316, SLG: 0.386 <b>Armando Benitez, R</b> (9, 1)	BB		G3			F7			F8	3	0	0	0	1	0	0					
<b>31 Mike Piazza, R</b> OBP: 0.353, SLG: 0.475 (1, 2)	BB					F8			F8	4	1	3	0	0	0	0					
<b>Mo Vaughn, L</b> OBP: 0.346, SLG: 0.344 <b>Joe McEwing, R</b> OBP: 0.200, SLG: 0.200 (7, PR)	FC6-4			FC1-5		WP			2B	0	2	0	0	4	0	0					
<b>Raul Gonzalez, R</b> OBP: 0.583, SLG: 0.900 (1, 9)	FC6-4			FC1-5		G5-3			2B	4	1	1	1	0	0	6					
<b>Timo Perez, L</b> OBP: 0.304, SLG: 0.333 (9, 7)			G4-3			K				3	0	1	1	1	1	1					
<b>Ty Wigginton, R</b> OBP: 0.382, SLG: 0.419 (1, 5)			K2-3			P4			F9	4	0	1	1	0	1	5					
<b>Steve Trachsel, R</b> OBP: 0.167, SLG: 0.333 <b>Tony Clark, S</b> OBP: 0.238, SLG: 0.667 <b>Mike Stanton, L</b> <b>Tsuyoshi Shinjo, R</b> OBP: 0.154, SLG: 0.160 (9, 8)			G6-3			SH			K	1	0	0	0	0	0	0					
<b>Inning Stats</b>	R: 0 E: 0 K: 1 S: 11	H: 1 LOB: 3 BB: 2 P: 22	R: 0 E: 0 K: 1 S: 6	H: 0 LOB: 0 BB: 0 P: 7	R: 0 E: 0 K: 0 S: 7	H: 0 LOB: 0 BB: 0 P: 11	R: 2 E: 0 K: 0 S: 9	H: 3 LOB: 2 BB: 1 P: 16	R: 0 E: 0 K: 0 S: 6	H: 0 LOB: 0 BB: 0 P: 11	R: 1 E: 0 K: 1 S: 12	H: 2 LOB: 3 BB: 1 P: 23	R: 0 E: 0 K: 1 S: 8	H: 0 LOB: 0 BB: 0 P: 12	R: 0 E: 0 K: 1 S: 10	H: 0 LOB: 0 BB: 0 P: 12	1B: 5 2B: 2 3B: 0 HR: 0	SF: 0 SAC: 1 DP: 1 HBP: 0	WP: 1 PB: 0 SB: 0 CS: 0	PA: 38	
<b>PITCHER</b>	IP	WLS	BF	H	R	ER	SO	BB	IBB	HBP	BLK	WP	HR	S	P	ERA	WHIP				
<b>Miguel Batista, R</b> ERA: 3.55	5.2		27	5	3	3	3	4	0	0	0	0	0	49	86	4.76	1.588				
<b>Stephen Randolph, L</b> ERA: 4.63	0.1		1	0	0	0	0	0	0	0	0	0	0	2	4	0.00	0.000				
<b>Oscar Villarreal, R</b> ERA: 2.95	2.0	L	10	2	1	1	2	0	2	0	0	0	0	18	35	4.50	1.000				

Arizona Diamondbacks @ New York Mets  
Shea Stadium, Flushing, NY  
Fri Apr 25 2003, 7:10 PM EDT  
Att: 24,725 - Cloudy - 56 F

AB 31  
R 4  
H 7  
RBI 4  
BB 6  
SO 5  
LOB 17





Batter	1	2	3	4	5	6	7	8	9	AB	R	H	RBI	BB	SO	LOB	TOP								
<b>Craig Counsell, L</b> (1, 6) OBP: 0.364, SLG: 0.351	4-1 E S 1B BB		2-3 K		1-2 2H 3H 2B		2-2 CS 1B			3	1	2	4	1	1	0									
<b>Junior Salvey, R</b> (1, 4) OBP: 0.293, SLG: 0.231	1 SAFE 3-2 G6-4-3 1H 1B		0-0 G6-3		2-1 F8		1 SAFE 3-3 K			4	0	1	1	0	1	2									
<b>Luis Gonzalez, L</b> (1, 7) OBP: 0.402, SLG: 0.637	1-0 G6-4-3			1-1 G6-3		1-0 F8		1-1 F9		4	0	0	0	0	0	1									
<b>Danny Bautista, R</b> (1, 9) OBP: 0.294, SLG: 0.244	1-3 K			0-0 G4-3		0-2 L8		0-0 G6-3		4	0	0	0	0	1	0									
<b>Lyle Overbay, L</b> (1, 3) OBP: 0.362, SLG: 0.508		2-2 G6-3		2-1 G3		2-1 G4-3		0-1 F7		4	0	0	0	0	0	0									
<b>Matt Williams, R</b> (1, 5) OBP: 0.267, SLG: 0.333		3-3 K			0-0 E1 17 SH1-4 2B 1B		2-2 HR		0-1 G6-3	4	2	2	1	0	1	0									
<b>Steve Finley, L</b> (1, 8) OBP: 0.300, SLG: 0.390		4-1 FC5-4 BB			1-0 E3 17 SH1-4 2B		0-0 1B 1B 2B		3-3 K	3	2	1	0	1	1	1									
<b>Robby Hammock, R</b> (1, 2) OBP: 0.400, SLG: 0.667	1 SAFE 0-0 FC5-4			2-2 L6		2-2 17 SH1-3 1B 1B		0-0 G6-3		4	1	1	0	0	0	3									
<b>17 Brandon Webb, R</b> (1, 1) <b>Oscar Villarreal, L</b> (8, 1) <b>Mike Myers, L</b> (9, 1)			0-1 G5-3		0-0 SH1-4		0-1 SH1-3			1	0	0	0	0	0	0									
<b>Inning Stats</b>	R: 1 E: 0 K: 1 S: 10	H: 1 LOB: 0 BB: 1 P: 19	R: 0 E: 0 K: 1 S: 10	H: 0 LOB: 1 BB: 1 P: 19	R: 0 E: 0 K: 1 S: 6	H: 0 LOB: 0 BB: 0 P: 8	R: 0 E: 0 K: 0 S: 5	H: 0 LOB: 0 BB: 0 P: 8	R: 2 E: 2 K: 0 S: 11	H: 2 LOB: 1 BB: 0 P: 17	R: 0 E: 0 K: 0 S: 7	H: 0 LOB: 0 BB: 0 P: 10	R: 3 E: 0 K: 1 S: 15	H: 4 LOB: 1 BB: 0 P: 24	R: 0 E: 0 K: 0 S: 5	H: 0 LOB: 0 BB: 0 P: 6	R: 0 E: 0 K: 1 S: 8	H: 0 LOB: 0 BB: 0 P: 11	1B: 4 2B: 3 3B: 0 HR: 1	SF: 0 SAC: 2 DP: 2 HBP: 0	WP: 0 PB: 0 SB: 1 CS: 1	PA: 35			
<b>PITCHER</b>	IP	WLS	BF	H	R	ER	SO	BB	IBB	HBP	BLK	WP	HR	S	P	ERA	WHIP								
<b>Tom Glavine, L</b> (1, 1) ERA: 3.6	6.1	L	28	7	6	4	3	2	0	0	0	0	1	61	99	5.68	1.421								
<b>David Weathers, R</b> (7, 1) ERA: 2.25	0.2		1	0	0	0	1	0	0	0	0	0	0	3	6	0.00	0.000								
<b>Graeme Lloyd, L</b> (8, 1) ERA: 2.16	2.0		6	0	0	0	1	0	0	0	0	0	0	13	17	0.00	0.000								

Arizona Diamondbacks @ New York Mets  
Shea Stadium, Flushing, NY  
Sun Apr 27 2003, 1:10 PM EDT  
Cloudy - 67 F

AB 31  
R 6  
H 7  
RBI 6  
BB 2  
SO 5  
LOB 7



Batter	1	2	3	4	5	6	7	8	9	AB	R	H	RBI	BB	SO	LOB	BOTTOM								
<b>Roberto Alomar, S</b> (1, 4) OBP: 0.365, SLG: 0.389	1-3 K			1-1 G6-3		1 SAFE 0-1 FC3-6 1-2		3-2 F7		4	0	0	0	0	1	1									
<b>Ty Wigginton, R</b> (1, 5) OBP: 0.376, SLG: 0.410	1-3 K			2-0 1B 1B		1 SAFE 3-2 K			1-3 K	4	0	1	0	0	3	1									
<b>Cliff Floyd, L</b> (1, 7) OBP: 0.313, SLG: 0.378	1-0 G3-1			0-0 31 G5-4-3 1B			1-1 G3		1-3 K	4	0	1	0	0	1	0									
<b>31 Mike Piazza, R</b> (1, 2) OBP: 0.347, SLG: 0.462		3-2 G4-3		1-2 G5-4-3			2-0 1B		1-2 G4-3	4	0	1	0	0	0	2									
<b>Mo Vaughn, L</b> (1, 3) OBP: 0.333, SLG: 0.328 <b>Graeme Lloyd, L</b> (8, 1)		2-3 K			3-1 G4-3		1-3 K			3	0	0	0	0	2	1									
<b>Raul Gonzalez, R</b> (1, 9) OBP: 0.467, SLG: 0.692		1-3 K			3-2 G6-3		2-3 K			3	0	0	0	0	2	1									
<b>Timo Perez, L</b> (1, 8) OBP: 0.286, SLG: 0.311			2-3 K		1-1 F9			0-2 G4-3		3	0	0	0	0	1	0									
<b>Joe McEwing, R</b> (1, 6) OBP: 0.250, SLG: 0.182 <b>Roger Cedeno, S</b> (8, PH) <b>Jay Bell, R</b> (9, 6) OBP: 0.400, SLG: 0.190			1-3 K			4-2 FC3-6 BB		1-2 F9		1	0	0	0	1	1	0									
<b>Tom Glavine, L</b> (1, 1) OBP: 0.222, SLG: 0.222 <b>David Weathers, R</b> (7, 1) <b>Tony Clark, S</b> (8, 3) OBP: 0.273, SLG: 0.818			0-1 G6-3			1-3 SAFE SAFE K		2-2 HR		2	0	0	0	0	1	1									
<b>Inning Stats</b>	R: 0 E: 0 K: 2 S: 7	H: 0 LOB: 0 BB: 0 P: 10	R: 0 E: 0 K: 2 S: 9	H: 0 LOB: 0 BB: 0 P: 15	R: 0 E: 0 K: 2 S: 10	H: 2 LOB: 1 BB: 0 P: 11	R: 0 E: 0 K: 0 S: 7	H: 0 LOB: 0 BB: 0 P: 14	R: 0 E: 0 K: 2 S: 13	H: 0 LOB: 1 BB: 1 P: 21	R: 0 E: 0 K: 2 S: 9	H: 1 LOB: 1 BB: 0 P: 15	R: 1 E: 0 K: 0 S: 14	H: 1 LOB: 0 BB: 0 P: 20	R: 0 E: 0 K: 2 S: 11	H: 0 LOB: 0 BB: 0 P: 14	1B: 3 2B: 0 3B: 0 HR: 1	SF: 0 SAC: 0 DP: 1 HBP: 0	WP: 0 PB: 0 SB: 0 CS: 0	PA: 31					
<b>PITCHER</b>	IP	WLS	BF	H	R	ER	SO	BB	IBB	HBP	BLK	WP	HR	S	P	ERA	WHIP								
<b>17 Brandon Webb, R</b> (1, 1) ERA: 3.26	7.0	W	24	1	0	0	0	1	0	0	0	0	1	14	20	9.00	1.000								
<b>Oscar Villarreal, R</b> (8, 1) ERA: 3.26	1.0		4	1	1	1	0	0	0	0	0	0	0	1	14	9.00	1.000								
<b>Mike Myers, L</b> (9, 1) ERA: 6.75	1.0		3	0	0	0	2	0	0	0	0	0	0	11	14	0.00	0.000								

Arizona Diamondbacks @ New York Mets  
Shea Stadium, Flushing, NY  
Sun Apr 27 2003, 1:10 PM EDT  
Cloudy - 67 F

AB 30  
R 1  
H 4  
RBI 1  
BB 1  
SO 12  
LOB 7





Batter	1	2	3	4	5	6	7	8	9	AB	R	H	RBI	BB	SO	LOB	TOP			
<b>Craig Counsell, L</b> OBP: 0.376, SLG: 0.358 (1, 5) 	2-1  F8		2-2  FC4 1B	2-1  F7			2-1  G4-3 BLK SF8 1B		4-2  2B SF9 BB	4	3	2	0	1	0	1				
<b>Carlos Baerga, S</b> OBP: 0.404, SLG: 0.628 <b>Mike Koplove, R</b> (7, 1) 	0-1  P5		1-0  E	1-1  G6-3			2-0  G4-3		0-3  K	4	1	1	0	0	0	2				
<b>Junior Spivey, R</b> OBP: 0.289, SLG: 0.227 (8, 4) 			1-2  1B				1-3  1B		1-3  1B	1	0	0	0	0	1	1				
<b>Luis Gonzalez, L</b> OBP: 0.411, SLG: 0.642 (1, 7) 	3-2  BB 1B		0-1  FC4 E 1B		3-1  E4 G6-3		4-1  BB		2-0  SF9 HR 2B	4	1	2	0	1	0	2				
<b>David Dellucci, L</b> OBP: 0.357, SLG: 0.333 <b>Matt Williams, R</b> (7, PH) OBP: 0.236, SLG: 0.333 (7, 5) 	4-2  BB		0-3  K		2-2  F7		1-0  SF8		3-2  SF9	2	0	0	0	1	1	4				
<b>Mark Grace, L</b> OBP: 0.233, SLG: 0.393 (1, 3) 	0-1  F9		3-1  E9 1B		0-2  G6-3		0-0  F8		0-1  HR	5	1	2	4	0	0	4				
<b>Quinton McCracken, S</b> OBP: 0.200, SLG: 0.161 (1, 8) (7, 9) 		1-3  K		1-2  G1-3		2-0  2B		0-0  F8	1	0	1	0	0	1	2					
<b>Chad Moeller, R</b> OBP: 0.387, SLG: 0.565 (1, 2) 		2-3  K		0-0  E 2B		0-1  F7		2-0  1B		4	1	2	0	0	1	1				
<b>Tony Womack, L</b> OBP: 0.213, SLG: 0.295 <b>Matt Mantei, R</b> (8, 1) 		0-1  G4-3		1-0  P5		1-1  L8		1-3  K		4	0	0	0	0	1	3				
<b>Randy Johnson, R</b> OBP: 0.333, SLG: 0.333 <b>Steve Finley, L</b> OBP: 0.297, SLG: 0.386 (7, 8) 			2-2  G6-3	1-1  E8 1B		1-3  K2-3		1-2  G3		3	0	1	0	0	1	1				
<b>Inning Stats</b>	R: 0 E: 0 K: 0 S: 12	H: 1 LOB: 2 BB: 1 P: 21	R: 0 E: 0 K: 2 S: 9	H: 0 LOB: 0 BB: 0 P: 12	R: 2 E: 2 K: 1 S: 18	H: 3 LOB: 2 BB: 0 P: 27	R: 1 E: 2 K: 0 S: 8	H: 2 LOB: 1 BB: 0 P: 13	R: 0 E: 1 K: 1 S: 8	H: 1 LOB: 1 BB: 0 P: 12	R: 1 E: 0 K: 0 S: 6	H: 1 LOB: 1 BB: 1 P: 15	R: 0 E: 0 K: 1 S: 9	H: 1 LOB: 1 BB: 0 P: 13	R: 3 E: 0 K: 1 S: 14	H: 2 LOB: 0 BB: 1 P: 24	1B: 7 2B: 3 3B: 0 HR: 1	SF: 2 SAC: 0 DP: 1 HBP: 0	WP: 0 PB: 0 SB: 0 CS: 0	PA: 42
<b>PITCHER</b>	IP	WLS	BF	H	R	ER	SO	BB	IBB	HBP	BLK	WP	HR	S	P	ERA	WHIP			
<b>Jae Weong Seo, R</b> ERA: 3.18 <b>Mike Stanton, L</b> ERA: 4.66 <b>Scott Strickland, R</b> ERA: 1.76 <b>Armando Benitez, R</b> ERA: 7.24	6.0	L	27	7	3	0	4	1	0	0	0	0	0	63	98	0.00	1.333			
	1.0		5	1	1	1	0	1	0	0	1	0	0	6	15	9.00	2.000			
	1.0		4	1	0	0	1	0	0	0	0	0	0	9	13	0.00	1.000			
	1.0		6	2	3	3	1	1	0	0	0	0	1	14	24	27.00	3.000			

Arizona Diamondbacks @ New York Mets  
Shea Stadium, Flushing, NY  
Sun Apr 27 2003, 1:15 PM EDT  
Att: 36,491 - Cloudy - 72 F

livebaseballscorecards.com

AB 37  
R 7  
H 11  
RBI 6  
BB 3  
SO 6  
LOB 22



Batter	1	2	3	4	5	6	7	8	9	AB	R	H	RBI	BB	SO	LOB	BOTTOM					
<b>Roberto Alomar, S</b> OBP: 0.358, SLG: 0.372 (1, 4) 	2-3  K	1-1  FC5-4 1-2F		0-2  L7			1-2  G1-3		4-2  BB BB	4	0	0	0	1	1	4						
<b>Joe Muehlebach, R</b> OBP: 0.200, SLG: 0.143 <b>Timo Perez, L</b> (7, PH) OBP: 0.280, SLG: 0.304 <b>Jay Bell, R</b> OBP: 0.419, SLG: 0.190 (8, 6) 	2-3  K		1-2  F9	2-3  K			2-2  L7		4-0  BB BB	3	0	0	0	0	2	1						
<b>Ty Wigginton, R</b> OBP: 0.378, SLG: 0.415 (1, 5) 	2-3  K		0-0  2B 1B		2-2  S 1B		0-0  G1-3		2-2  SF9	4	1	2	1	0	1	0						
<b>Tony Clark, S</b> OBP: 0.296, SLG: 0.778 (1, 3) 		2-1  F8 1B 2B	3-1  2B 1B		1-3  K		1-3  K		1-3  K F8	5	1	2	0	0	2	3						
<b>Raul Gonzalez, R</b> OBP: 0.421, SLG: 0.647 (9, 8) 		0-2  F8	0-1  2B		0-3  K		2-3  K		2-3  K	4	0	1	1	0	2	2						
<b>Tsuyoshi Shinjo, R</b> OBP: 0.172, SLG: 0.179 <b>Cliff Floyd, L</b> OBP: 0.321, SLG: 0.378 (8, PH) (9, 7) 	0-1  1B 1B		1-1  G5-3		2-3  K		1-1  K		4-1  BB	3	0	1	1	0	1	3						
<b>Vance Wilson, R</b> OBP: 0.308, SLG: 0.417 <b>31 Mike Piazza, R</b> OBP: 0.342, SLG: 0.455 (8, PH) (9, 2) 	1-2  1B		1-3  K		2-3  K2-3		1-3  K		1-3  K	3	0	1	0	0	2	2						
<b>Roger Cedeno, S</b> OBP: 0.239, SLG: 0.254 (1, 9) 		2-2  FC5-4 1B		1-3  K		0-0  G5-3		3-2  BB DI SF9 1B	4	1	2	0	0	1	0							
<b>Jae Weong Seo, R</b> OBP: 0.182, SLG: 0.182 <b>Ray Sanchez, R</b> OBP: 0.107, SLG: 0.119 <b>Mike Stanton, L</b> (7, 1) <b>Scott Strickland, R</b> (8, 1) <b>Armando Benitez, R</b> (9, 1) <b>Mo Vaughn, L</b> OBP: 0.328, SLG: 0.324 (9, PH) 	1-3  K		1-3  1B		0-0  1B		2-3  K		2-1  F9	2	0	1	0	0	1	3						
<b>Inning Stats</b>	R: 0 E: 0 K: 3 S: 10	H: 0 LOB: 0 BB: 0 P: 16	R: 1 E: 0 K: 1 S: 18	H: 4 LOB: 3 BB: 0 P: 25	R: 1 E: 0 K: 1 S: 14	H: 3 LOB: 2 BB: 0 P: 20	R: 0 E: 0 K: 2 S: 11	H: 1 LOB: 1 BB: 0 P: 14	R: 0 E: 0 K: 3 S: 14	H: 1 LOB: 1 BB: 0 P: 19	R: 0 E: 0 K: 2 S: 8	H: 0 LOB: 0 BB: 0 P: 12	R: 0 E: 0 K: 0 S: 8	H: 0 LOB: 0 BB: 0 P: 11	R: 0 E: 0 K: 3 S: 10	H: 0 LOB: 1 BB: 1 P: 18	R: 1 E: 0 K: 0 S: 13	H: 1 LOB: 2 BB: 2 P: 28	1B: 8 2B: 2 3B: 0 HR: 0	SF: 1 SAC: 0 DP: 0 HBP: 0	WP: 0 PB: 0 SB: 1 CS: 0	PA: 40
<b>PITCHER</b>	IP	WLS	BF	H	R	ER	SO	BB	IBB	HBP	BLK	WP	HR	S	P	ERA	WHIP					
<b>Randy Johnson, L</b> ERA: 6.94 <b>Mike Koplove, R</b> ERA: 1.13 <b>Matt Mantei, R</b> ERA: 3.0	6.0	W	27	9	2	2	12	1	0	0	0	0	0	15	25	0.00	0.600					
	1.2	H	6	0	0	0	2	1	0	0	0	0	0	16	32	6.75	2.250					
	1.1	S	7	1	1	1	1	2	0	0	0	0	0	16	32	6.75	2.250					

Arizona Diamondbacks @ New York Mets  
Shea Stadium, Flushing, NY  
Sun Apr 27 2003, 1:15 PM EDT  
Att: 36,491 - Cloudy - 72 F

livebaseballscorecards.com

AB 36  
R 3  
H 10  
RBI 3  
BB 3  
SO 15  
LOB 20










Batter	1	2	3	4	5	6	7	8	9	AB	R	H	RBI	BB	SO	LOB	TOP					
Juan Pierre, L (1, 8) OBP: 0.321, SLG: 0.333	E2	G3		B1-3		G3		G6-3		5	0	0	0	0	0	3						
Andy Fox, L (1, 4) OBP: 0.345, SLG: 0.360	K		K	K			K		F8	5	0	0	0	0	4	1						
Ivan Rodriguez, R (1, 2) OBP: 0.411, SLG: 0.478	F9		HR				HR		G5-3	5	2	3	0	0	0	1						
Mike Lowell, R (1, 5) OBP: 0.355, SLG: 0.563	F8		F8		G5-3		HR		K	5	1	1	2	0	1	3						
Derrek Lee, R (1, 3) OBP: 0.371, SLG: 0.427		HR	HR		G5-3		K			4	2	2	0	0	1	1						
Alex Gonzalez, R (1, 6) OBP: 0.394, SLG: 0.659	K		HR		P4		K			4	1	1	3	0	2	2						
Todd Hollandsworth, L (1, 7) OBP: 0.340, SLG: 0.446		HR						G4-3		3	1	2	2	1	0	0						
Brian Banks, S (1, 9) OBP: 0.320, SLG: 0.250										2	0	0	0	2	2	1						
Gerald Williams, R (9, 9) OBP: 0.105, SLG: 0.056			K					K		0	0	0	0	0	0	0						
Mark Redman, L (1, 1)										3	0	0	0	0	2	3						
Mike Redmond, R (8, PH)										1	0	1	0	0	0	0						
Tim Spooneybarger, R (8, 1)										0	0	0	0	0	0	0						
Armando Almanza, L (8, 1)										0	0	0	0	0	0	0						
Braden Looper, R (9, 1)										0	0	0	0	0	0	0						
<b>Inning Stats</b>	R: 0 E: 1 K: 1 S: 11	H: 0 LOB: 1 BB: 0 P: 15	R: 2 E: 0 K: 2 S: 13	H: 2 LOB: 1 BB: 1 P: 22	R: 3 E: 0 K: 2 S: 15	H: 3 LOB: 1 BB: 1 P: 25	R: 0 E: 0 K: 2 S: 10	H: 0 LOB: 0 BB: 0 P: 13	R: 0 E: 0 K: 0 S: 10	H: 1 LOB: 1 BB: 0 P: 15	R: 0 E: 0 K: 0 S: 6	H: 1 LOB: 1 BB: 1 P: 13	R: 2 E: 0 K: 3 S: 14	H: 2 LOB: 0 BB: 0 P: 22	R: 0 E: 0 K: 1 S: 11	H: 1 LOB: 0 BB: 0 P: 16	R: 0 E: 0 K: 1 S: 7	H: 0 LOB: 0 BB: 0 P: 9	1B: 3 2B: 3 3B: 2 HR: 3	SF: 0 SAC: 0 DP: 1 HBP: 0	WP: 0 PB: 0 SB: 3 CS: 0	PA: 40
<b>PITCHER</b>	IP WLS BF H R ER SO BB IBB HBP BLK WP HR S P ERA WHIP																					
Byung-Hyun Kim, R (1, 1) ERA: 4.0	5.0 L 24 6 5 5 7 2 0 0 0 0 0 2 59 90 9.00 1.600																					
Stephen Randolph, L (6, 1) ERA: 4.91	3.0 13 4 2 2 4 1 0 0 0 0 0 1 31 51 6.00 1.667																					
Oscar Villarreal, R (9, 1) ERA: 3.1	1.0 3 0 0 0 1 0 0 0 0 0 0 0 7 9 0.00 0.000																					

Florida Marlins @ Arizona Diamondbacks  
Bank One Ballpark, Phoenix, AZ  
Tue Apr 29 2003, 9:35 PM EDT  
Att: 29,380 - Sunny - 82 F


AB 37  
R 7  
H 10  
RBI 7  
BB 3  
SO 12  
LOB 15



Batter	1	2	3	4	5	6	7	8	9	AB	R	H	RBI	BB	SO	LOB	BOTTOM					
Craig Counsell, L (1, 6) OBP: 0.369, SLG: 0.337	L8		G4-3					G3	G4-3	4	0	0	1	0	0	3						
Junior Spivey, R (1, 4) OBP: 0.326, SLG: 0.329	2B		K				P5			5	2	3	2	0	1	2						
Luis Gonzalez, L (1, 7) OBP: 0.397, SLG: 0.615	P4				F9					5	0	1	1	0	1	3						
Danny Bautista, R (1, 9) OBP: 0.300, SLG: 0.250	F8				G6-3					4	0	2	0	1	0	1						
David Dellucci, L (9, PR) OBP: 0.357, SLG: 0.333										0	0	0	0	0	0	0						
Lyle Overbay, L (1, 3) OBP: 0.346, SLG: 0.466		G3			K					5	0	1	1	0	2	3						
Matt Williams, R (1, 5) OBP: 0.257, SLG: 0.328		K				G4-3				3	0	0	0	1	1	1						
Steve Finley, L (1, 8) OBP: 0.293, SLG: 0.378		K				F9				4	0	0	0	0	1	4						
Chad Moeller, R (1, 2) OBP: 0.390, SLG: 0.563										2	0	1	0	0	0	0						
Stephen Randolph, L (6, 1) ERA: 6.59										0	0	0	0	0	0	0						
Carlos Baerga, S (8, PH) OBP: 0.417, SLG: 0.636										1	1	1	0	0	0	0						
Oscar Villarreal, L (9, 1) ERA: 1.98										0	0	0	0	0	0	0						
Tony Womack, L (8, PH) OBP: 0.222, SLG: 0.316										1	1	1	0	0	0	0						
Byung-Hyun Kim, R (1, 1) OBP: 0.091, SLG: 0.182										0	0	0	0	0	0	0						
Robby Hammock, R (6, 2) OBP: 0.444, SLG: 0.667										2	1	1	0	0	0	0						
Mark Grace, L (9, PH) OBP: 0.226, SLG: 0.379										1	0	0	0	0	0	1						
<b>Inning Stats</b>	R: 0 E: 0 K: 0 S: 10	H: 1 LOB: 1 BB: 0 P: 16	R: 0 E: 0 K: 2 S: 8	H: 0 LOB: 0 BB: 0 P: 12	R: 0 E: 0 K: 1 S: 8	H: 1 LOB: 1 BB: 0 P: 13	R: 0 E: 0 K: 1 S: 10	H: 0 LOB: 0 BB: 0 P: 15	R: 0 E: 0 K: 0 S: 5	H: 0 LOB: 0 BB: 0 P: 7	R: 0 E: 0 K: 0 S: 8	H: 0 LOB: 1 BB: 0 P: 15	R: 0 E: 0 K: 1 S: 9	H: 1 LOB: 1 BB: 0 P: 14	R: 3 E: 1 K: 1 S: 20	H: 4 LOB: 3 BB: 2 P: 38	R: 2 E: 0 K: 0 S: 23	H: 4 LOB: 2 BB: 0 P: 33	1B: 8 2B: 3 3B: 0 HR: 0	SF: 0 SAC: 1 DP: 0 HBP: 1	WP: 1 PB: 0 SB: 0 CS: 0	PA: 41
<b>PITCHER</b>	IP WLS BF H R ER SO BB IBB HBP BLK WP HR S P ERA WHIP																					
Mark Redman, L (1, 1) ERA: 2.72	7.0 W 25 3 0 0 5 0 0 0 0 0 1 0 8 14 0.00 0.429																					
Tim Spooneybarger, R (8, 1) ERA: 6.59	0.1 4 3 3 3 0 0 0 0 0 0 0 0 8 14 81.00 9.000																					
Armando Almanza, L (8, 1) ERA: 1.98	0.2 5 1 0 0 1 2 0 0 0 0 0 0 12 24 0.00 4.500																					
Braden Looper, R (9, 1) ERA: 2.5	1.0 7 4 2 2 0 0 0 0 0 0 0 0 23 33 18.00 4.000																					

Florida Marlins @ Arizona Diamondbacks  
Bank One Ballpark, Phoenix, AZ  
Tue Apr 29 2003, 9:35 PM EDT  
Att: 29,380 - Sunny - 82 F

AB 37  
R 5  
H 11  
RBI 5  
BB 2  
SO 6  
LOB 18






Batter	1	2	3	4	5	6	7	8	9	AB	R	H	RBI	BB	SO	LOB	TOP					
Luis Castillo, S OBP: 0.350, SLG: 0.389	F7			G6-3		K	G1-3			5	0	1	0	0	1	2						
Gerald Williams, R OBP: 0.130, SLG: 0.048	F9			G5-3		F9 1B		G4-3		3	0	0	0	1	0	0						
Juan Pierre, L OBP: 0.319, SLG: 0.331	F9								K	1	0	0	0	0	1	2						
Ivan Rodriguez, R OBP: 0.414, SLG: 0.473	F9							G6-3		3	0	1	0	1	0	0						
Juan Encarnacion, R OBP: 0.302, SLG: 0.420				P3		F9		G1-3		4	0	1	0	0	0	3						
Mike Lowell, R OBP: 0.359, SLG: 0.586	F8					K				4	2	2	1	0	1	3						
Derrek Lee, R OBP: 0.375, SLG: 0.439	K					G1-3				4	1	2	0	0	1	1						
Alex Gonzalez, R OBP: 0.388, SLG: 0.642				F8						4	0	1	1	0	0	2						
Todd Hollandsworth, L OBP: 0.330, SLG: 0.430				K		F8				3	0	0	0	0	2	2						
Mike Redmond, R OBP: 0.261, SLG: 0.381									G1	1	0	0	1	0	0	0						
Carl Pavano, R OBP: 0.300, SLG: 0.444				G1-3						1	0	0	0	0	0	0						
Michael Tejera, L OBP: 0.250, SLG: 0.250										0	0	0	0	0	0	0						
Brian Barkley, R OBP: 0.268, SLG: 0.238										0	0	0	0	0	0	0						
Tommy Phelps, L OBP: 0.300, SLG: 0.385										0	0	0	0	0	0	0						
Andy Fox, L OBP: 0.307, SLG: 0.385										0	0	0	0	0	0	0						
Toby Borland, R OBP: 0.268, SLG: 0.271										0	0	0	0	0	0	0						
Tim Sponeybarger, R OBP: 0.268, SLG: 0.271										1	0	1	0	0	0	0						
Ramon Castro, R OBP: 0.268, SLG: 0.271										1	0	1	0	0	0	0						
<b>Inning Stats</b>	R: 0 E: 0 K: 0 S: 11	H: 0 LOB: 0 BB: 0 P: 16	R: 0 E: 0 K: 1 S: 8	H: 1 LOB: 0 BB: 0 P: 11	R: 0 E: 0 K: 1 S: 8	H: 0 LOB: 0 BB: 0 P: 9	R: 0 E: 0 K: 0 S: 10	H: 0 LOB: 1 BB: 1 P: 18	R: 1 E: 0 K: 1 S: 9	H: 2 LOB: 1 BB: 0 P: 13	R: 0 E: 0 K: 2 S: 12	H: 1 LOB: 2 BB: 1 P: 22	R: 0 E: 0 K: 1 S: 10	H: 2 LOB: 2 BB: 0 P: 10	R: 0 E: 0 K: 0 S: 9	H: 0 LOB: 0 BB: 0 P: 11	R: 2 E: 0 K: 1 S: 20	H: 4 LOB: 2 BB: 0 P: 27	1B: 8 2B: 1 3B: 0 HR: 1	SF: 0 SAC: 0 DP: 0 HBP: 0	WP: 0 PB: 0 SB: 0 CS: 1	PA: 38
<b>PITCHER</b>	IP WLS BF H R ER SO BB IBB HBP BLK WP HR S P ERA WHIP																					
Miguel Batista, R ERA: 3.06	(1, 1) 7.0 W 28 6 1 1 6 2 0 0 0 0 0 1 68 99 1.29 1.143																					
Mike Koplove, R ERA: 1.0	(8, 1) 1.0 3 0 0 0 0 0 0 0 0 0 0 9 11 0.00 0.000																					
Mike Myers, L ERA: 7.56	(9, 1) 0.2 6 4 2 2 0 0 0 0 0 0 0 15 21 27.00 6.000																					
Matt Mantei, R ERA: 2.92	(9, 1) 0.1 S 1 0 0 0 1 0 0 0 0 0 0 5 6 0.00 0.000																					

Florida Marlins @ Arizona Diamondbacks  
Bank One Ballpark, Phoenix, AZ  
Wed Apr 30 2003, 9:35 PM EDT  
Att: 24,306 - Sunny - 80 F


AB 36  
R 3  
H 10  
RBI 3  
BB 2  
SO 7  
LOB 16



Batter	1	2	3	4	5	6	7	8	9	AB	R	H	RBI	BB	SO	LOB	BOTTOM			
Craig Counsell, L OBP: 0.361, SLG: 0.323	S 2B	F9		FC4-6		G4-3		G3-1		4	1	0	0	1	0	2				
Junior Spivey, R OBP: 0.330, SLG: 0.325	S 2B	K		F8			FC4-6 BB	G3-1		4	2	1	0	1	1	1				
Luis Gonzalez, L OBP: 0.408, SLG: 0.636	1B 2B		F9 2B	G4-3			FC4-6 BB			3	2	2	2	1	0	1				
David Dellucci, L OBP: 0.350, SLG: 0.327	1B BB		F9		P4		FC4-6 S			4	1	1	0	0	0	3				
Lyle Overbay, L OBP: 0.354, SLG: 0.453	1B BB		F9		P5		FC4-6			2	0	0	0	2	0	1				
Steve Finley, L OBP: 0.291, SLG: 0.383	K			2B 2B		F8		FC4-6 1B		4	1	1	2	0	1	5				
Rod Barajas, R OBP: 0.444, SLG: 0.667	1B									4	0	4	3	0	0	0				
Tony Womack, L OBP: 0.212, SLG: 0.301	G3-2-3			P3		G4-3		G3-1		4	0	0	0	0	0	7				
Miguel Batista, R OBP: 0.100, SLG: 0.100										3	0	1	0	0	1	1				
Mike Koplove, R ERA: 4.66	(8, 1)									0	0	0	0	0	0	0				
Quinton McCracken, S OBP: 0.194, SLG: 0.156	(8, PH)									1	0	0	0	0	1	0				
Mike Myers, L	(9, 1)									0	0	0	0	0	0	0				
Matt Mantei, R	(9, 1)									0	0	0	0	0	0	0				
<b>Inning Stats</b>	R: 3 E: 0 K: 1 S: 14	H: 3 LOB: 2 BB: 3 P: 34	R: 0 E: 0 K: 1 S: 8	H: 0 LOB: 0 BB: 0 P: 10	R: 2 E: 0 K: 0 S: 14	H: 3 LOB: 1 BB: 0 P: 19	R: 0 E: 0 K: 0 S: 7	H: 1 LOB: 1 BB: 0 P: 12	R: 0 E: 0 K: 0 S: 7	H: 0 LOB: 0 BB: 0 P: 11	R: 0 E: 0 K: 1 S: 12	H: 1 LOB: 1 BB: 0 P: 17	R: 2 E: 0 K: 0 S: 15	H: 2 LOB: 2 BB: 2 P: 30	R: 0 E: 0 K: 1 S: 6	H: 0 LOB: 0 BB: 0 P: 9	1B: 5 2B: 5 3B: 0 HR: 0	SF: 0 SAC: 0 DP: 1 HBP: 0	WP: 0 PB: 0 SB: 2 CS: 0	PA: 38
<b>PITCHER</b>	IP WLS BF H R ER SO BB IBB HBP BLK WP HR S P ERA WHIP																			
Carl Pavano, R ERA: 4.66	(1, 1) 3.0 L 17 6 5 5 2 3 0 0 0 0 0 0 7 12 0.00 1.000																			
Michael Tejera, L ERA: 5.66	(4, 1) 1.0 4 1 0 0 0 0 0 0 0 0 0 0 7 12 0.00 1.000																			
Tommy Phelps, L ERA: 3.98	(5, 1) 2.0 7 1 0 0 1 0 0 0 0 0 0 19 28 0.00 0.500																			
Toby Borland, R ERA: 4.91	(7, 1) 1.0 7 2 2 2 0 0 1 1 0 0 0 0 15 30 18.00 3.000																			
Tim Sponeybarger, R ERA: 6.14	(8, 1) 1.0 3 0 0 0 1 0 0 0 0 0 0 6 9 0.00 0.000																			

Florida Marlins @ Arizona Diamondbacks  
Bank One Ballpark, Phoenix, AZ  
Wed Apr 30 2003, 9:35 PM EDT  
Att: 24,306 - Sunny - 80 F

AB 33  
R 7  
H 10  
RBI 7  
BB 5  
SO 4  
LOB 21





Batter	1	2	3	4	5	6	7	8	9	AB	R	H	RBI	BB	SO	LOB	TOP										
Juan Pierre, L (1.8) OBP: 0.331, SLG: 0.346	4-2 CS BB		0-1 G3 2H 2B		0-2 S 1B			0-0 B1-3		3	0	2	1	1	0	0											
Luis Castillo, S (1.4) OBP: 0.355, SLG: 0.393	3-2 PO 1B		1-1 G3		2-1 P6			3-1 G4-6-3 1B		4	0	2	0	0	0	2											
Ivan Rodriguez, R (1.2) OBP: 0.409, SLG: 0.458	0-1 F9		1-0 F9					0-1 G4-6-3 1B		3	0	0	0	1	0	3											
Mike Lowell, R (1.5) OBP: 0.356, SLG: 0.571	0-1 PO 1-2	3-2 P3		2-2 F7				0-0 G4-6-3 1-2		3	0	0	0	1	0	1											
Juan Encarnacion, R (1.9) OBP: 0.300, SLG: 0.431		1-2 F7		2-0 SF8 3B				1-0 P3		4	1	1	0	0	0	1											
Derrek Lee, R (1.3) OBP: 0.364, SLG: 0.427		3-2 G5-3		0-0 SF8				2-2 L4		3	0	0	1	0	1	0											
Alex Gonzalez, R (1.6) OBP: 0.377, SLG: 0.622			0-0 F8		1-0 L4			0-1 P5		3	0	0	0	0	0	0											
Todd Hollandsworth, L (1.7) OBP: 0.330, SLG: 0.438			0-2 2B					3-2 F9		3	1	1	0	0	0	0											
Armando Almanza, L (7.1)										0	0	0	0	0	0	0											
Braden Looper, R (9.1)										0	0	0	0	0	0	0											
Josh Beckett, R (1.1) OBP: 0.154, SLG: 0.231			1-0 2B		1-3 K			0-1 HR		2	1	1	1	0	1	0											
Brian Banks, S (7.7) OBP: 0.333, SLG: 0.409										1	1	1	1	0	0	0											
Gerald Williams, R (8.7) OBP: 0.130, SLG: 0.048			2H 2B							0	0	0	0	0	0	0											
<b>Inning Stats</b>	R: 0 E: 0 K: 0 S: 8	H: 1 LOB: 0 BB: 1 P: 15	R: 0 E: 0 K: 0 S: 11	H: 0 LOB: 0 BB: 0 P: 18	R: 2 E: 0 K: 0 S: 10	H: 3 LOB: 1 BB: 0 P: 13	R: 1 E: 0 K: 0 S: 6	H: 1 LOB: 0 BB: 0 P: 11	R: 0 E: 0 K: 1 S: 10	H: 0 LOB: 0 BB: 1 P: 13	R: 0 E: 0 K: 0 S: 4	H: 0 LOB: 0 BB: 0 P: 9	R: 0 E: 0 K: 0 S: 11	H: 0 LOB: 0 BB: 0 P: 16	R: 1 E: 0 K: 0 S: 7	H: 2 LOB: 0 BB: 0 P: 10	R: 0 E: 0 K: 1 S: 5	H: 0 LOB: 0 BB: 1 P: 11	1B: 3 2B: 3 3B: 1 HR: 1	SF: 1 SAC: 0 DP: 3 HBP: 0	WP: 0 PA: 34 PB: 0 SB: 1 CS: 1						
<b>PITCHER</b>	IP	WLS	BF	H	R	ER	SO	BB	IBB	HBP	BLK	WP	HR	S	P	ERA	WHIP										
Andrew Good, R (1.1) ERA: 5.25	7.0		26	6	3	3	1	2	0	0	0	0	0	60	95	3.86	1.143										
Oscar Villarreal, R (8.1) ERA: 3.22	2.0	L	7	2	1	1	1	1	0	0	0	0	1	12	21	4.50	1.500										

Florida Marlins @ Arizona Diamondbacks  
Bank One Ballpark, Phoenix, AZ  
Thu May 01 2003, 9:35 PM EDT  
Att: 25,044 - Cloudy - 82 F

AB 29  
R 4  
H 8  
RBI 4  
BB 3  
SO 2  
LOB 7



Batter	1	2	3	4	5	6	7	8	9	AB	R	H	RBI	BB	SO	LOB	BOTTOM										
Craig Counsell, L (1.6) OBP: 0.363, SLG: 0.313	1-3 K		4-2 2B BB		0-1 G4-3			1-3 K		3	0	0	0	2	2	0											
Junior Spivey, R (1.4) OBP: 0.323, SLG: 0.318	2-3 K		1-0 P3		2-3 K			0-2 1B		5	0	1	0	0	2	3											
Luis Gonzalez, L (1.7) OBP: 0.411, SLG: 0.640	1-2 F8		0-0 2B		1-2 G3			0-0 1B		4	0	2	1	0	0	0											
David Dellucci, L (1.9) OBP: 0.328, SLG: 0.304		1-3 K	3-1 F7		1-0 G3			0-1 G4-3		4	0	0	0	0	1	4											
Oscar Villarreal, L (8.1)										0	0	0	0	0	0	0											
Mark Grace, L (1.3) OBP: 0.200, SLG: 0.333		2-1 F7		0-2 G1-3				0-0 G3		4	0	0	0	0	1	0											
Matt Williams, R (1.5) OBP: 0.270, SLG: 0.328		1-0 G6-3		4-2 2B BB				2-0 1B		3	0	1	0	1	0	0											
Steve Finley, L (1.8) OBP: 0.299, SLG: 0.398			1-1 2B 1B		3-2 WP 2B			0-3 K		4	1	2	0	0	1	1											
Rod Barajas, R (1.2) OBP: 0.500, SLG: 0.857			1-0 2B 2B		4-0 FC6 IBB			1-1 HR		3	2	2	2	1	0	0											
Andrew Good, R (1.1) ERA: 3.63			0-3 K		0-0 FC6			2-0 G4-3		2	0	0	0	0	1	3											
Carlos Baerga, S (7. PH) OBP: 0.452, SLG: 0.622										1	0	0	0	0	0	0											
Quinton McCracken, S (8.9) ERA: 1.15										0	0	0	0	0	0	0											
Lyle Overbay, L (9. PH) OBP: 0.349, SLG: 0.447					1-2					1	0	0	0	0	0	0											
<b>Inning Stats</b>	R: 0 E: 0 K: 2 S: 9	H: 0 LOB: 0 BB: 0 P: 13	R: 0 E: 0 K: 1 S: 6	H: 0 LOB: 0 BB: 0 P: 10	R: 2 E: 0 K: 1 S: 12	H: 3 LOB: 2 BB: 1 P: 22	R: 0 E: 0 K: 0 S: 9	H: 1 LOB: 2 BB: 2 P: 20	R: 0 E: 0 K: 1 S: 6	H: 1 LOB: 1 BB: 0 P: 9	R: 1 E: 0 K: 1 S: 12	H: 3 LOB: 2 BB: 0 P: 16	R: 0 E: 0 K: 1 S: 11	H: 0 LOB: 0 BB: 0 P: 14	R: 0 E: 0 K: 0 S: 8	H: 0 LOB: 1 BB: 1 P: 17	1B: 4 2B: 3 3B: 0 HR: 1	SF: 0 SAC: 0 DP: 0 HBP: 0	WP: 1 PA: 38 PB: 0 SB: 0 CS: 0								
<b>PITCHER</b>	IP	WLS	BF	H	R	ER	SO	BB	IBB	HBP	BLK	WP	HR	S	P	ERA	WHIP										
Josh Beckett, R (7.1)	1.1	W	4	0	0	0	1	0	0	0	0	0	0	13	16	0.00	0.000										
Armando Almanza, L (9.1)	1.0	S	4	0	0	0	0	1	0	0	0	0	0	8	17	0.00	1.000										

Florida Marlins @ Arizona Diamondbacks  
Bank One Ballpark, Phoenix, AZ  
Thu May 01 2003, 9:35 PM EDT  
Att: 25,044 - Cloudy - 82 F

AB 34  
R 3  
H 8  
RBI 3  
BB 4  
SO 8  
LOB 11

















Batter	1	2	3	4	5	6	7	8	9	AB	R	H	RBI	BB	SO	LOB	TOP			
11 Jimmy Rollins, S OBP: 0.351, SLG: 0.410	0-1 K 3B		0-0 2B E 1B		0-1 1B			1-1 L3		4	1	3	0	0	0	0	Philadelphia Phillies @ Arizona Diamondbacks Bank One Ballpark, Phoenix, AZ Mon May 05 2003, 9:35 PM EDT Att: 25,407 - Cloudy - 81 F			
Placido Polanco, R OBP: 0.412, SLG: 0.452	3-3 K		2-1 E9 1-H 2B		2-2 P4			0-0 F9		4	0	1	0	0	1	2				
Bobby Abreu, L OBP: 0.383, SLG: 0.416	1-1 F8		2-1 G5-3						0-1 G6-3 2B	4	0	1	0	0	0	1				
Jim Thome, L OBP: 0.352, SLG: 0.403		2-2 G3		2-0 F8					3-3 K	4	0	0	0	0	1	1				
Pat Burrell, R OBP: 0.289, SLG: 0.378		3-1 P3		0-3 K					0-2 G6-3	4	0	0	0	0	2	1				
Mike Lieberthal, R OBP: 0.426, SLG: 0.550		2-2 1B		1-0 1B					1-0 F7	4	0	2	0	0	0	1				
David Bell, R OBP: 0.307, SLG: 0.297		0-0 G6-3		3-2 F9					2-1 G6-3	3	0	0	0	0	0	2				
Marlon Byrd, R OBP: 0.280, SLG: 0.233			2-3 K		1-0 G3				1-0 G4-3	3	0	0	0	0	1	0				
Vicente Padilla, R Joe Roa, R Jason Michaels, R Rheal Cormier, L	1-1 P4		1-1 P4		2-1 F8			0-1 G6-3		2	0	0	0	0	0	0				
Inning Stats	R: 0 E: 0 K: 1 S: 9	H: 1 LOB: 0 BB: 0 P: 13	R: 0 E: 0 K: 0 S: 9	H: 1 LOB: 1 BB: 0 P: 16	R: 1 E: 1 K: 1 S: 10	H: 2 LOB: 1 BB: 0 P: 17	R: 0 E: 0 K: 1 S: 9	H: 1 LOB: 1 BB: 0 P: 15	R: 0 E: 0 K: 0 S: 8	H: 0 LOB: 0 BB: 0 P: 14	R: 0 E: 0 K: 0 S: 5	H: 0 LOB: 2 BB: 0 P: 10	R: 0 E: 0 K: 0 S: 5	H: 0 LOB: 0 BB: 0 P: 6	R: 0 E: 0 K: 1 S: 12	H: 1 LOB: 1 BB: 0 P: 16		1B: 4 2B: 2 3B: 1 HR: 0	SF: 0 SAC: 0 DP: 0 HBP: 0	WP: 0 PB: 0 SB: 0 CS: 0
PITCHER Miguel Batista, R ERA: 2.4	IP: 9.0 WLS: W BF: 33 H: 7 R: 1 ER: 0 SO: 5 BB: 0 IBB: 0 HBP: 0 BLK: 0 WP: 0 HR: 0 S: 76 P: 121 ERA: 0.00 WHIP: 0.778											PITCHER	IP: 9.0 WLS: W BF: 33 H: 7 R: 1 ER: 0 SO: 5 BB: 0 IBB: 0 HBP: 0 BLK: 0 WP: 0 HR: 0 S: 76 P: 121 ERA: 0.00 WHIP: 0.778							

Batter	1	2	3	4	5	6	7	8	9	AB	R	H	RBI	BB	SO	LOB	BOTTOM			
Craig Counsell, L OBP: 0.383, SLG: 0.327	1-2 FC4-6 HR 1B		0-0 1B		2-1 F9			1-1 S 1B		4	2	3	0	1	0	0	Philadelphia Phillies @ Arizona Diamondbacks Bank One Ballpark, Phoenix, AZ Mon May 05 2003, 9:35 PM EDT Att: 25,407 - Cloudy - 81 F			
Junior Spivey, R OBP: 0.335, SLG: 0.422	4-1 FC4-6 1B		3-2 F8		2-3 K			3-2 G3 HR 1B		4	1	1	1	1	1	3				
Luis Gonzalez, L OBP: 0.403, SLG: 0.614	0-1 FC4-6 HR 1-2 2-3		0-3 K					4-0 3B BB		4	2	0	0	1	1	4				
Danny Bautista, R OBP: 0.291, SLG: 0.296	0-3 K		1-0 F9		0-3 K			1-2 G5-3		5	0	0	0	0	3	4				
Steve Finley, L OBP: 0.344, SLG: 0.495	1-0 HR		0-0 HR		2-2 1-H 2B 3B			2-2 2-H HR		3	4	3	4	1	0	0				
Matt Williams, R OBP: 0.306, SLG: 0.425	0-2 HR		4-1 FC4-6 BB		0-0 FC5 2B			2-2 P4		4	1	2	5	1	0	1				
Lyle Overbay, L OBP: 0.351, SLG: 0.414	4-2 FC5-4 BB		1-0 FC4-6		4-2 BB			1-1 G1-4-3 1B		2	0	1	0	2	0	1				
Rod Barajas, R OBP: 0.457, SLG: 0.735	1-2 FC5-4		2-3 K		0-3 K			1-1 G1-4-3 1B		4	0	1	0	0	2	4				
Miguel Batista, R OBP: 0.071, SLG: 0.071		1-3 K		2-3 K				0-1 G1-4-3		4	0	0	0	0	2	4				
Inning Stats	R: 4 E: 0 K: 1 S: 18	H: 2 LOB: 1 BB: 2 P: 29	R: 0 E: 0 K: 2 S: 11	H: 1 LOB: 1 BB: 0 P: 15	R: 1 E: 0 K: 1 S: 9	H: 1 LOB: 1 BB: 1 P: 17	R: 0 E: 0 K: 2 S: 9	H: 0 LOB: 0 BB: 0 P: 15	R: 2 E: 0 K: 0 S: 17	H: 2 LOB: 2 BB: 2 P: 27	R: 3 E: 0 K: 0 S: 17	H: 3 LOB: 0 BB: 0 P: 26	R: 0 E: 0 K: 0 S: 7	H: 2 LOB: 2 BB: 1 P: 14	R: 0 E: 0 K: 1 S: 8	H: 0 LOB: 1 BB: 1 P: 15		1B: 6 2B: 1 3B: 1 HR: 3	SF: 0 SAC: 0 DP: 1 HBP: 1	WP: 0 PB: 0 SB: 1 CS: 0
PITCHER Vicente Padilla, R Joe Roa, R Rheal Cormier, L	IP: 4.1 WLS: L BF: 25 H: 5 R: 3 ER: 3 SO: 7 BB: 1 IBB: 0 HBP: 0 BLK: 0 WP: 0 HR: 1 S: 29 P: 45 ERA: 3.97 WHIP: 14.54											PITCHER	IP: 4.1 WLS: L BF: 25 H: 5 R: 3 ER: 3 SO: 7 BB: 1 IBB: 0 HBP: 0 BLK: 0 WP: 0 HR: 1 S: 29 P: 45 ERA: 3.97 WHIP: 14.54							



Batter	1	2	3	4	5	6	7	8	9	AB	R	H	RBI	BB	SO	LOB	TOP					
11 Jimmy Rollins, S OBP: 0.352, SLG: 0.417	G4-3		FC5-6 HR	G4-3			S 2B		F8	5	1	2	0	0	0	2						
Placido Polanco, R OBP: 0.404, SLG: 0.455	G1-3 2B		FC5-6 HR		G6-3		F8			4	1	1	0	0	0	3						
Bobby Abreu, L OBP: 0.373, SLG: 0.403	G1-3		K		F8		G6-3			4	0	0	0	0	1	4						
Jim Thome, L OBP: 0.362, SLG: 0.459	F7		HR		HR			G1-6-3 BB		3	2	2	4	1	0	1						
Mike Lieberthal, R OBP: 0.412, SLG: 0.529		F8	G6-3		F9			G1-6-3		4	0	0	0	0	0	1						
David Bell, R OBP: 0.298, SLG: 0.287		F7		F9		K		G1-3		4	0	0	0	0	1	0						
Pat Burrell, R OBP: 0.301, SLG: 0.415		2B		HR		P6			FC5-4 BB	3	1	2	1	1	0	0						
Marlon Byrd, R OBP: 0.278, SLG: 0.234		F9		S 1B		G5-3		B3		4	0	1	0	0	0	2						
Brandon Duckworth, R OBP: 0.420, SLG: 0.450 Carlos Silva, R OBP: 0.350, SLG: 0.474 Dan Plesac, L OBP: 0.350, SLG: 0.474 Ricky Ledee, L OBP: 0.375, SLG: 0.450 Turk Wendell, L OBP: 0.375, SLG: 0.450 2 Tyler Houston, L OBP: 0.375, SLG: 0.450 Terry Adams, R OBP: 0.375, SLG: 0.450			FC5-6 1B	F9			F9	FC5-4		2	0	1	0	0	0	1						
<b>Inning Stats</b>	R: 0 E: 0 K: 0 S: 8	H: 1 LOB: 1 BB: 0 P: 12	R: 0 E: 0 K: 0 S: 10	H: 1 LOB: 1 BB: 0 P: 16	R: 3 E: 0 K: 1 S: 13	H: 3 LOB: 0 BB: 0 P: 16	R: 1 E: 0 K: 0 S: 10	H: 2 LOB: 1 BB: 0 P: 13	R: 1 E: 0 K: 0 S: 8	H: 1 LOB: 0 BB: 0 P: 13	R: 0 E: 0 K: 1 S: 13	H: 0 LOB: 0 BB: 0 P: 18	R: 0 E: 0 K: 0 S: 15	H: 1 LOB: 1 BB: 0 P: 24	R: 0 E: 0 K: 0 S: 6	H: 0 LOB: 1 BB: 1 P: 10	R: 0 E: 0 K: 0 S: 4	H: 0 LOB: 1 BB: 1 P: 11	1B: 3 2B: 3 3B: 0 HR: 3	SF: 0 SAC: 0 DP: 1 HBP: 0	WP: 0 PB: 0 SB: 2 CS: 0	PA: 37
<b>PITCHER</b>	IP WLS BF H R ER SO BB IBB HBP BLK WP HR S P ERA WHIP																					
Andrew Good, R ERA: 6.35	(1, 1) 5.0 23 8 5 5 1 0 0 0 0 0 0 3 49 70 9.00 1.600																					
Scott Service, R ERA: 1.8	(6, 1) 1.2 6 1 0 0 1 0 0 0 0 0 0 0 19 30 0.00 0.600																					
Mike Myers, L ERA: 0.52	(7, 1) 0.1 1 0 0 0 0 0 0 0 0 0 0 0 9 12 0.00 0.000																					
Oscar Villarreal, R ERA: 2.7	(8, 1) 2.0 W 7 0 0 0 0 2 0 0 0 0 0 0 10 21 0.00 1.000																					

Philadelphia Phillies @ Arizona Diamondbacks  
Bank One Ballpark, Phoenix, AZ  
Tue May 06 2003, 9:35 PM EDT  
Att: 32,151 - Cloudy - 81 F

AB 35  
R 5  
H 9  
RBI 5  
BB 2  
SO 2  
LOB 15



Batter	1	2	3	4	5	6	7	8	9	AB	R	H	RBI	BB	SO	LOB	BOTTOM			
Craig Counsell, L OBP: 0.397, SLG: 0.353 Tony Womack, L OBP: 0.211, SLG: 0.290	K		P5		HR	FC6-4 BB		FC5-4 1B		3	1	1	1	1	1	1				
Junior Spivey, R OBP: 0.342, SLG: 0.430	F8			1B 2B	BB G4-3 1B	FC6-4 BB		FC5-4		5	2	2	0	0	0	4				
Luis Gonzalez, L OBP: 0.409, SLG: 0.608	K			BB G3 1B	G4-3 BB			G5-3		3	1	1	0	2	1	3				
Steve Finley, L OBP: 0.354, SLG: 0.504		G3-1		G3 BB 1B	G4-3 BB				SH1-4 SF9 2B	4	2	2	1	1	1	3				
Matt Williams, R OBP: 0.311, SLG: 0.408	F8			G4-3 G3 BB	K				SH1-4 IBB	3	0	0	0	2	1	3				
Carlos Baerga, S OBP: 0.324, SLG: 0.288 Scott Service, R OBP: 0.350, SLG: 0.474 Mike Myers, L OBP: 0.375, SLG: 0.450 David DeLucci, L OBP: 0.375, SLG: 0.450 Oscar Villarreal, L OBP: 0.375, SLG: 0.450 Elmer Dessens, R OBP: 0.375, SLG: 0.450		P2		G3	G4-3				SH1-4	3	0	0	2	0	0	4				
Danny Bautista, R OBP: 0.274, SLG: 0.280			G6-3	G4-3	G6-3				SF9	4	0	0	2	0	0	3				
Chad Moeller, R OBP: 0.395, SLG: 0.557			FC1-6 1B		IBB					3	0	1	0	1	1	0				
Andrew Good, R ERA: 6.35 Mark Grace, L OBP: 0.250, SLG: 0.368 Quinton McCracken, S OBP: 0.231, SLG: 0.260 Lyle Overbay, L OBP: 0.351, SLG: 0.414			FC1-6	K		FC6-4 BB		FC5-4 1B		2	0	0	0	0	1	3				
<b>Inning Stats</b>	R: 0 E: 0 K: 2 S: 8	H: 0 LOB: 0 BB: 0 P: 13	R: 0 E: 0 K: 0 S: 5	H: 0 LOB: 0 BB: 0 P: 8	R: 0 E: 0 K: 0 S: 11	H: 1 LOB: 1 BB: 0 P: 17	R: 3 E: 0 K: 1 S: 23	H: 3 LOB: 2 BB: 2 P: 40	R: 2 E: 0 K: 1 S: 10	H: 2 LOB: 3 BB: 3 P: 25	R: 0 E: 0 K: 1 S: 7	H: 0 LOB: 0 BB: 0 P: 10	R: 0 E: 0 K: 0 S: 9	H: 2 LOB: 3 BB: 0 P: 12	R: 1 E: 0 K: 0 S: 5	H: 1 LOB: 1 BB: 1 P: 13	1B: 6 2B: 2 3B: 0 HR: 1	SF: 1 SAC: 1 DP: 0 HBP: 0	WP: 0 PB: 0 SB: 0 CS: 0	PA: 43
<b>PITCHER</b>	IP WLS BF H R ER SO BB IBB HBP BLK WP HR S P ERA WHIP																			
Brandon Duckworth, R ERA: 6.48	(1, 1) 4.0 19 5 4 4 3 1 1 0 0 0 0 1 49 80 9.00 1.500																			
Carlos Silva, R ERA: 2.52	(5, 1) 1.2 10 1 1 1 2 4 0 0 0 0 0 0 14 37 5.40 3.000																			
Dan Plesac, L ERA: 1.99	(6, 1) 0.1 2 0 0 0 0 1 1 0 0 0 0 0 4 10 0.00 3.000																			
Turk Wendell, R ERA: 1.99	(7, 1) 2.0 8 2 0 0 1 0 0 0 0 0 0 0 16 22 0.00 1.000																			
Terry Adams, R ERA: 4.61	(9, 1) 0.2 L 4 1 1 1 0 0 1 0 0 0 0 0 5 13 13.50 1.500																			

Philadelphia Phillies @ Arizona Diamondbacks  
Bank One Ballpark, Phoenix, AZ  
Tue May 06 2003, 9:35 PM EDT  
Att: 32,151 - Cloudy - 81 F

AB 33  
R 6  
H 9  
RBI 6  
BB 8  
SO 7  
LOB 24





Batter	1	2	3	4	5	6	7	8	9	AB	R	H	RBI	BB	SO	LOB	TOP										
11 Jimmy Rollins, S OBP: 0.348, SLG: 0.423	F7		G1-3		G3			PB	G5-3	5	1	1	0	0	0	2											
Placido Polanco, R OBP: 0.404, SLG: 0.438	K			HR			K	1B PB SF9 HBP	G6-3	3	2	0	0	1	2	1											
Bobby Abreu, L OBP: 0.376, SLG: 0.424	G5-3			HR			K	SF9 1B 3-H BB		3	1	1	2	1	1	0											
Jim Thome, L OBP: 0.373, SLG: 0.468				G3-1			WP			4	0	3	0	0	0	0											
Pat Burrell, R OBP: 0.300, SLG: 0.406	F8			P3			1B			3	0	0	0	1	1	4											
2 Tyler Houston, L OBP: 0.371, SLG: 0.485										3	1	1	1	0	1	1											
Tomas Perez, S OBP: 0.313, SLG: 0.348	G4-6-3			HR			PO	SF9		0	0	0	1	0	0	0											
Ricky Ledee, L OBP: 0.322, SLG: 0.481										3	0	1	0	0	1	0											
Jason Michaels, R OBP: 0.389, SLG: 0.333				G6-3				K		1	0	0	0	0	1	2											
Todd Pratt, R OBP: 0.483, SLG: 0.522				K						1	0	0	0	2	1	1											
Kevin Millwood, R OBP: 0.167, SLG: 0.063										3	0	0	0	0	1	3											
Rheal Cormier, L OBP: 1.000, SLG: 1.000				G5-3			B3-6-4		G4-3	0	0	0	0	0	0	0											
Marlon Byrd, R OBP: 0.273, SLG: 0.229										1	0	0	0	0	0	1											
Jose Mesa, R										0	0	0	0	0	0	0											
<b>Inning Stats</b>	R: 0 E: 0 K: 1 S: 9	H: 0 LOB: 0 BB: 0 P: 14	R: 0 E: 0 K: 0 S: 4	H: 1 LOB: 0 BB: 0 P: 8	R: 0 E: 0 K: 1 S: 7	H: 1 LOB: 1 BB: 0 P: 11	R: 3 E: 0 K: 0 S: 10	H: 2 LOB: 0 BB: 1 P: 21	R: 0 E: 0 K: 2 S: 12	H: 1 LOB: 1 BB: 1 P: 21	R: 0 E: 0 K: 3 S: 13	H: 0 LOB: 1 BB: 1 P: 22	R: 2 E: 0 K: 2 S: 17	H: 2 LOB: 2 BB: 1 P: 33	R: 0 E: 0 K: 0 S: 11	H: 0 LOB: 1 BB: 1 P: 20	1B: 3 2B: 1 3B: 1 HR: 2	SF: 1 SAC: 0 DP: 2 HBP: 2	WP: 1 PB: 1 SB: 0 CS: 0	PA: 39							
<b>PITCHER</b>	IP	WLS	BF	H	R	ER	SO	BB	IBB	HBP	BLK	WP	HR	S	P	ERA	WHIP										
17 Brandon Webb, R ERA: 1.64	7.0	L	27	5	3	3	7	3	0	1	0	1	2	61	109	3.86	1.143										
Mike Koplove, R ERA: 2.14	0.0		2	1	2	2	0	0	0	1	0	0	0	5	9	∞	∞										
Mike Myers, L ERA: 6.52	0.0		2	1	0	0	0	1	0	0	0	0	0	5	11	∞	∞										
Scott Service, R ERA: 1.59	0.2		2	0	0	0	1	0	0	0	0	0	0	4	8	0.00	0.000										
Chris Capuano, L ERA: 5.4	1.1		5	0	0	0	1	1	0	0	0	0	0	14	25	0.00	0.750										

Philadelphia Phillies @ Arizona Diamondbacks  
Bank One Ballpark, Phoenix, AZ  
Wed May 07 2003, 6:05 PM EDT  
Att: 28,485 - Dome - 72 F

AB	30
R	5
H	7
RBI	4
BB	5
SO	9
LOB	15



Batter	1	2	3	4	5	6	7	8	9	AB	R	H	RBI	BB	SO	LOB	BOTTOM										
Quinton McCracken, S OBP: 0.233, SLG: 0.205	F7				F9			G5-3		4	1	1	0	0	0	0											
Junior Spivey, R OBP: 0.339, SLG: 0.423	F8		L7				G3-1		G4-6-3	4	0	1	0	0	0	1											
Steve Finley, L OBP: 0.343, SLG: 0.487	K			G6-3			K		G4-6-3	4	0	0	0	0	2	2											
David Dellucci, L OBP: 0.347, SLG: 0.339							P5			3	1	2	1	1	0	0											
Matt Williams, R OBP: 0.298, SLG: 0.388	G6-3			G6-3			K		F8	4	0	0	0	0	1	3											
Mark Grace, L OBP: 0.261, SLG: 0.366				F7			L9			3	0	1	1	0	0	0											
Alex Cintron, S				F7						3	0	0	0	0	1	1											
Chris Capuano, L							G6-3			0	0	0	0	0	0	0											
Rod Barajas, R OBP: 0.447, SLG: 0.703				G6-3			G1-3		G6-3	3	0	1	0	0	0	0											
17 Brandon Webb, R										2	0	0	0	0	2	0											
Mike Koplove, R										0	0	0	0	0	0	0											
Mike Myers, L										0	0	0	0	0	0	0											
Scott Service, R										0	0	0	0	0	0	0											
Tony Womack, L OBP: 0.208, SLG: 0.287										1	0	0	0	0	0	1											
<b>Inning Stats</b>	R: 1 E: 1 K: 1 S: 13	H: 2 LOB: 1 BB: 0 P: 17	R: 0 E: 0 K: 0 S: 5	H: 0 LOB: 0 BB: 0 P: 8	R: 0 E: 0 K: 1 S: 7	H: 0 LOB: 0 BB: 0 P: 12	R: 1 E: 0 K: 1 S: 13	H: 1 LOB: 1 BB: 1 P: 24	R: 0 E: 0 K: 1 S: 11	H: 0 LOB: 0 BB: 0 P: 18	R: 0 E: 0 K: 1 S: 10	H: 0 LOB: 0 BB: 0 P: 15	R: 0 E: 0 K: 1 S: 9	H: 0 LOB: 0 BB: 0 P: 13	R: 0 E: 0 K: 0 S: 5	H: 1 LOB: 0 BB: 0 P: 7	R: 0 E: 0 K: 0 S: 8	H: 2 LOB: 1 BB: 0 P: 9	1B: 4 2B: 2 3B: 0 HR: 0	SF: 0 SAC: 0 DP: 2 HBP: 0	WP: 0 PB: 0 SB: 2 CS: 0	PA: 32					
<b>PITCHER</b>	IP	WLS	BF	H	R	ER	SO	BB	IBB	HBP	BLK	WP	HR	S	P	ERA	WHIP										
Kevin Millwood, R ERA: 3.47	7.0	W	26	4	2	2	6	1	0	0	0	0	0	70	109	2.57	0.714										
Rheal Cormier, L ERA: 2.7	1.0	H	2	0	0	0	0	0	0	0	0	0	0	3	5	0.00	0.000										
Jose Mesa, R ERA: 3.52	1.0	S	4	2	0	0	0	0	0	0	0	0	0	8	9	0.00	2.000										

Philadelphia Phillies @ Arizona Diamondbacks  
Bank One Ballpark, Phoenix, AZ  
Wed May 07 2003, 6:05 PM EDT  
Att: 28,485 - Dome - 72 F

AB	31
R	2
H	6
RBI	2
BB	1
SO	6
LOB	8





Batter	1	2	3	4	5	6	7	8	9	AB	R	H	RBI	BB	SO	LOB	TOP					
Alex Cintron, S (1, 6) OBP: 0.125, SLG: 0.125	F8	F8		FC4-6		HR		G4-3		5	1	1	0	0	0	4						
Junior Salvey, R (1, 4) OBP: 0.333, SLG: 0.440	G4-3		K		K	HR		G1-3		5	1	1	3	0	2	0						
Luis Gonzalez, L (1, 7) OBP: 0.403, SLG: 0.590			P6		P5	G6-3			L4	4	0	0	0	1	0	0						
Steve Finley, L (1, 8) OBP: 0.345, SLG: 0.488	G4-3					K			K	4	0	1	0	1	2	1						
Matt Williams, R (1, 5) OBP: 0.323, SLG: 0.410			F8							3	1	2	0	2	0	1						
Lyle Overbay, L (1, 3) OBP: 0.343, SLG: 0.402		F7			G4-3			F8		5	0	1	0	0	1	4						
Danny Bautista, R (1, 9) OBP: 0.292, SLG: 0.313		SH5-4				HR		G5-3		5	1	3	0	0	1	3						
Rod Barajas, R (1, 2) OBP: 0.352, SLG: 0.683		SH5-4		P5		HR		F7		4	1	2	2	0	0	2						
Curt Schilling, R (1, 1) OBP: 0.063, SLG: 0.063		SH5-4				K		K		3	0	1	0	0	2	1						
<b>Inning Stats</b>	R: 0 E: 0 K: 0 S: 10	H: 0 LOB: 1 BB: 1 P: 17	R: 1 E: 0 K: 0 S: 8	H: 3 LOB: 2 BB: 0 P: 9	R: 0 E: 0 K: 1 S: 12	H: 0 LOB: 1 BB: 1 P: 17	R: 0 E: 0 K: 1 S: 12	H: 2 LOB: 0 BB: 0 P: 19	R: 0 E: 0 K: 1 S: 8	H: 1 LOB: 2 BB: 1 P: 16	R: 4 E: 0 K: 2 S: 19	H: 4 LOB: 0 BB: 0 P: 28	R: 0 E: 0 K: 0 S: 7	H: 1 LOB: 1 BB: 0 P: 9	R: 0 E: 0 K: 1 S: 10	H: 0 LOB: 0 BB: 0 P: 12	R: 0 E: 0 K: 2 S: 9	H: 1 LOB: 2 BB: 1 P: 15	1B: 8 2B: 3 3B: 0 HR: 1	SF: 0 SAC: 1 DP: 0 HBP: 0	WP: 0 PB: 0 SB: 0 CS: 0	PA: 43
<b>PITCHER</b>	IP	WLS	BF	H	R	ER	SO	BB	IBB	HBP	BLK	WP	HR	S	P	ERA	WHIP					
Jeff D'Amico, R (1, 1) ERA: 4.08	5.1	L	29	10	5	5	4	3	0	0	0	0	1	65	100	8.44	2.438					
Joe Beimel, L (6, 1) ERA: 2.3	0.2		2	0	0	0	1	0	0	0	0	0	0	4	6	0.00	0.000					
Brian Meadows, R (7, 1) ERA: 1.93	2.0		7	1	0	0	1	0	0	0	0	0	0	17	21	0.00	0.500					
Scott Sauerbeck, L (9, 1) ERA: 5.14	1.0		5	1	0	0	2	1	0	0	0	0	0	9	15	0.00	2.000					
<b>Batter</b>	<b>1</b>	<b>2</b>	<b>3</b>	<b>4</b>	<b>5</b>	<b>6</b>	<b>7</b>	<b>8</b>	<b>9</b>	<b>AB</b>	<b>R</b>	<b>H</b>	<b>RBI</b>	<b>BB</b>	<b>SO</b>	<b>LOB</b>	<b>BOTTOM</b>					
Kenny Lofton, L (1, 8) OBP: 0.326, SLG: 0.363	L8									4	0	2	0	0	0	0						
Reggie Sanders, R (1, 9) OBP: 0.319, SLG: 0.458	K									4	0	0	0	0	4	3						
18 Jason Kendall, R (1, 2) OBP: 0.391, SLG: 0.414	G5-3									4	0	0	0	0	1	1						
Brian Giles, L (1, 7) OBP: 0.404, SLG: 0.325		P5								3	0	0	0	0	0	0						
Randall Simon, L (1, 3) OBP: 0.320, SLG: 0.411		F8								3	0	0	0	0	0	0						
Aramis Ramirez, R (1, 5) OBP: 0.295, SLG: 0.336		K								3	0	1	0	0	1	0						
Pokey Reese, R (1, 4) OBP: 0.261, SLG: 0.265										3	0	0	0	0	1	1						
2 Jack Wilson, R (1, 6) OBP: 0.295, SLG: 0.350										3	0	0	0	0	2	1						
Jeff D'Amico, R (1, 1) OBP: 0.201, SLG: 0.200										1	0	0	0	0	0	0						
Joe Beimel, L (6, 1) OBP: 0.286, SLG: 0.279										0	0	0	0	0	0	0						
Brian Meadows, R (7, 1) OBP: 0.295, SLG: 0.329										0	0	0	0	0	0	0						
Rob Mackowiak, L (8, 1) OBP: 0.239, SLG: 0.298										1	0	0	0	0	1	1						
Scott Sauerbeck, R (9, 1) OBP: 0.295, SLG: 0.350										0	0	0	0	0	0	0						
<b>Inning Stats</b>	R: 0 E: 0 K: 1 S: 8	H: 0 LOB: 0 BB: 0 P: 13	R: 0 E: 0 K: 1 S: 7	H: 0 LOB: 0 BB: 0 P: 8	R: 0 E: 0 K: 2 S: 8	H: 0 LOB: 0 BB: 0 P: 10	R: 0 E: 0 K: 1 S: 8	H: 1 LOB: 0 BB: 0 P: 9	R: 0 E: 0 K: 2 S: 10	H: 0 LOB: 0 BB: 0 P: 16	R: 0 E: 0 K: 2 S: 10	H: 2 LOB: 2 BB: 0 P: 14	R: 0 E: 0 K: 0 S: 8	H: 0 LOB: 0 BB: 0 P: 10	R: 0 E: 0 K: 1 S: 10	H: 1 LOB: 1 BB: 0 P: 13	R: 0 E: 0 K: 2 S: 9	H: 0 LOB: 0 BB: 0 P: 12	1B: 4 2B: 1 3B: 0 HR: 0	SF: 0 SAC: 0 DP: 1 HBP: 0	WP: 0 PB: 0 SB: 0 CS: 0	PA: 30
<b>PITCHER</b>	IP	WLS	BF	H	R	ER	SO	BB	IBB	HBP	BLK	WP	HR	S	P	ERA	WHIP					
Curt Schilling, R (1, 1) ERA: 3.92	9.0	W	30	4	0	0	10	0	0	0	0	0	0	78	105	0.00	0.444					

Arizona Diamondbacks @ Pittsburgh Pirates  
PNC Park, Pittsburgh, PA  
Fri May 09 2003, 7:05 PM EDT  
Att: 18,080 - Cloudy - 66 F

AB	38
R	5
H	12
RBI	5
BB	4
SO	8
LOB	16



Arizona Diamondbacks @ Pittsburgh Pirates  
PNC Park, Pittsburgh, PA  
Fri May 09 2003, 7:05 PM EDT  
Att: 18,080 - Cloudy - 66 F

AB	30
R	0
H	4
RBI	0
BB	0
SO	10
LOB	7





Batter	1	2	3	4	5	6	7	8	9	AB	R	H	RBI	BB	SO	LOB	TOP								
Alex Cintron, S OBP: 0.083, SLG: 0.083 David Dellucci, L OBP: 0.342, SLG: 0.333	G4-3		P5		G4-3		L5		K	4	0	0	0	0	0	1									
Junior Salvey, R OBP: 0.321, SLG: 0.421	P3		K		K				K	5	0	0	0	0	3	1									
Luis Gonzalez, L OBP: 0.411, SLG: 0.609	2B		1B		2B				F9	4	0	3	0	0	0	0									
Steve Finley, L OBP: 0.336, SLG: 0.472	G4-3		K		F8				G1-3	4	0	0	0	0	1	3									
Matt Williams, R OBP: 0.330, SLG: 0.419			K		G3-1 G4-3 2B				L4	3	1	1	0	1	1	1									
Mark Grace, L OBP: 0.260, SLG: 0.356	FC5-4 1B		G3-1		G3				FC4-6 BB E	4	1	1	0	0	0	3									
Danny Bautista, R OBP: 0.312, SLG: 0.333	FC5-4 1B		G4-3		G6-4-3 1B				E 2B 1B	4	1	3	1	0	0	0									
Rod Barajas, R OBP: 0.413, SLG: 0.622	FC5-4 FC4-6		F7		G6-4-3				E5 2B	4	1	0	0	0	0	4									
Elmer Dessens, R OBP: 0.312, SLG: 0.333 Carlos Borrero, S OBP: 0.407, SLG: 0.574 Mike Koplove, R OBP: 0.312, SLG: 0.333 Mike Myers, L OBP: 0.312, SLG: 0.333 Scott Service, R OBP: 0.312, SLG: 0.333 Quinton McCracken, S OBP: 0.295, SLG: 0.295	FC4-6		G6-3		G6-3				E 2B	2	0	0	0	0	0	2									
<b>Inning Stats</b>	R: 0 E: 0 K: 0 S: 7	H: 1 LOB: 1 BB: 0 P: 11	R: 0 E: 0 K: 1 S: 9	H: 2 LOB: 2 BB: 0 P: 12	R: 0 E: 0 K: 2 S: 11	H: 1 LOB: 1 BB: 0 P: 16	R: 1 E: 0 K: 0 S: 6	H: 1 LOB: 0 BB: 0 P: 9	R: 0 E: 0 K: 1 S: 10	H: 0 LOB: 0 BB: 0 P: 13	R: 0 E: 0 K: 0 S: 7	H: 1 LOB: 1 BB: 0 P: 11	R: 0 E: 0 K: 0 S: 8	H: 2 LOB: 1 BB: 0 P: 11	R: 0 E: 0 K: 1 S: 7	H: 0 LOB: 0 BB: 0 P: 9	R: 3 E: 1 K: 1 S: 20	H: 2 LOB: 1 BB: 1 P: 36	1B: 6 2B: 4 3B: 0 HR: 0	SF: 0 SAC: 0 DP: 1 HBP: 0	WP: 0 PB: 0 SB: 0 CS: 0	PA: 38			
<b>PITCHER</b>	IP	WLS	BF	H	R	ER	SO	BB	IBB	HBP	BLK	WP	HR	S	P	ERA	WHIP								
Kris Benson, R ERA: 3.73	8.0	W	32	8	2	2	5	1	0	0	0	0	0	69	100	2.25	1.125								
Scott Sauerbeck, L ERA: 5.02	0.1		3	1	0	0	0	0	0	0	0	0	0	8	13	0.00	3.000								
Mike Williams, R ERA: 5.4	0.2	S	3	1	2	0	1	0	0	0	0	0	0	8	15	0.00	1.500								

**Arizona Diamondbacks @ Pittsburgh Pirates**  
PNC Park, Pittsburgh, PA  
Sat May 10 2003, 7:05 PM EDT  
Att: 30,776 - Overcast - 68 F

AB	37
R	4
H	10
RBI	3
BB	1
SO	6
LOB	16



Batter	1	2	3	4	5	6	7	8	9	AB	R	H	RBI	BB	SO	LOB	BOTTOM								
Kenny Lofton, L OBP: 0.324, SLG: 0.359	HR 1B		F7		G4-3		G1-3			4	1	1	0	0	0	1									
18 Jason Kendall, R OBP: 0.380, SLG: 0.400	F9		F9		G6-3				K	4	0	0	0	0	1	1									
Brian Giles, L OBP: 0.411, SLG: 0.477	HR		HR						F8	4	2	2	3	0	1	0									
Aramis Ramirez, R OBP: 0.293, SLG: 0.328	K		P3						BB	3	0	0	0	1	2	0									
Randall Simon, L OBP: 0.330, SLG: 0.449 Kevin Young, R OBP: 0.246, SLG: 0.315	HR		FC5-4 1B		G4-3				F9	3	1	2	1	0	0	0									
Reggie Sanders, R OBP: 0.311, SLG: 0.445	G4-3		FC5-4 FC4-6		G6-3				G6-3	3	0	0	0	0	0	1									
2 Jack Wilson, R OBP: 0.295, SLG: 0.357			L1		FC4-6 E 2B				E6 G5-3 1B	3	1	1	0	0	0	1									
Pokey Reese, R OBP: 0.263, SLG: 0.267			K		F9				E6 G5-3 1B	3	0	1	0	0	1	1									
Kris Benson, R Scott Sauerbeck, R Mike Williams, R			K		G6-3				G5-3	3	0	0	0	0	1	1									
<b>Inning Stats</b>	R: 3 E: 0 K: 1 S: 16	H: 3 LOB: 0 BB: 0 P: 26	R: 0 E: 0 K: 2 S: 8	H: 0 LOB: 0 BB: 0 P: 8	R: 1 E: 0 K: 0 S: 12	H: 1 LOB: 0 BB: 0 P: 20	R: 0 E: 0 K: 0 S: 11	H: 1 LOB: 1 BB: 0 P: 16	R: 0 E: 0 K: 2 S: 9	H: 0 LOB: 0 BB: 0 P: 9	R: 0 E: 0 K: 2 S: 9	H: 0 LOB: 0 BB: 0 P: 15	R: 1 E: 1 K: 0 S: 15	H: 2 LOB: 1 BB: 0 P: 22	R: 0 E: 0 K: 1 S: 10	H: 0 LOB: 1 BB: 1 P: 16	R: 0 E: 0 K: 1 S: 10	H: 0 LOB: 1 BB: 1 P: 16	1B: 3 2B: 1 3B: 0 HR: 3	SF: 0 SAC: 0 DP: 0 HBP: 0	WP: 0 PB: 0 SB: 0 CS: 0	PA: 32			
<b>PITCHER</b>	IP	WLS	BF	H	R	ER	SO	BB	IBB	HBP	BLK	WP	HR	S	P	ERA	WHIP								
Elmer Dessens, R ERA: 4.53	6.0	L	23	5	4	4	4	0	0	0	0	0	0	15	22	0.00	2.000								
Mike Koplove, R ERA: 2.05	1.0		5	2	1	0	0	0	0	0	0	0	0	6	11	0.00	1.500								
Mike Myers, L ERA: 6.1	0.2		3	0	0	0	1	1	0	0	0	0	0	4	5	0.00	0.000								
Scott Service, R ERA: 1.5	0.1		1	0	0	0	0	0	0	0	0	0	0	4	5	0.00	0.000								

**Arizona Diamondbacks @ Pittsburgh Pirates**  
PNC Park, Pittsburgh, PA  
Sat May 10 2003, 7:05 PM EDT  
Att: 30,776 - Overcast - 68 F

AB	31
R	5
H	7
RBI	4
BB	1
SO	6
LOB	7









Batter	1	2	3	4	5	6	7	8	9	AB	R	H	RBI	BB	SO	LOB	TOP										
Alex Cintron, S OBP: 0.235, SLG: 0.353	0-1 2B		0-3 K			1-2 1B 2B		2-1 G4-3	0-0 1B WP	5	2	3	0	0	1	0	Arizona Diamondbacks @ Philadelphia Phillies Veterans Stadium, Philadelphia, PA Tue May 13 2003, 7:05 PM EDT Att: 19,016 - Cloudy - 61 F										
Junior Sneyd, R OBP: 0.329, SLG: 0.421	2-3 K		1-2 F9			3-1 F8		3-2 HBP	2-2 2B 1B	4	1	1	2	0	1	2											
Luis Gonzalez, L OBP: 0.407, SLG: 0.596	2-3 K			3-3 K		2-0 FC6-4 1B		0-2 F9	3-1 2B	5	0	2	2	0	2	2											
Steve Finley, L OBP: 0.327, SLG: 0.458 Mike Koplove, R (8, 1)	1-1 P6			2-3 K		2-1 FC6-4		1-2 F8	1-0 G6-3	4	0	0	0	0	1	3											
Carlos Baerga, S OBP: 0.391, SLG: 0.542 Matt Mantei, R (9, 1)						1-2 P4				0	0	0	0	0	0	0											
Matt Williams, R OBP: 0.333, SLG: 0.415		2-0 1B		1-1 1B		3-2 P4			2-0 P3	4	0	2	0	0	0	1											
Lyle Overbay, L OBP: 0.345, SLG: 0.424		1-3 K		2-2 F8				0-0 G6-3	4-1 1B BB	3	1	0	0	1	1	2											
Danny Bautista, R OBP: 0.297, SLG: 0.315		2-3 K			2-3 K			1-0 1B	1-3 K	4	0	1	0	0	3	2											
Rod Barajas, R OBP: 0.400, SLG: 0.592		3-3 K			0-1 F7			1-2 P3	0-2 1B 1B WP	4	1	1	0	0	1	2											
17 Brandon Webb, R Mark Grace, L Oscar Villarreal, L Mike Myers, L Quinton McCracken, S OBP: 0.245, SLG: 0.244			2-3 K			0-0 P5		3-3 K	1-0 WP 1B	2	0	0	0	0	1	0											
<b>Inning Stats</b>	R: 0 E: 0 K: 2 S: 10	H: 1 LOB: 1 BB: 0 P: 15	R: 0 E: 0 K: 3 S: 11	H: 1 LOB: 1 BB: 0 P: 19	R: 0 E: 0 K: 2 S: 13	H: 0 LOB: 0 BB: 0 P: 16	R: 0 E: 0 K: 2 S: 12	H: 1 LOB: 1 BB: 0 P: 20	R: 0 E: 0 K: 1 S: 9	H: 0 LOB: 0 BB: 0 P: 11	R: 1 E: 0 K: 0 S: 11	H: 2 LOB: 1 BB: 0 P: 22	R: 0 E: 0 K: 1 S: 8	H: 1 LOB: 0 BB: 0 P: 13	R: 0 E: 0 K: 0 S: 10	H: 0 LOB: 1 BB: 0 P: 16	R: 5 E: 0 K: 1 S: 16	H: 5 LOB: 1 BB: 1 P: 30	1B: 8 2B: 3 3B: 0 HR: 0	SF: 0 SAC: 0 DP: 0 HBP: 1	WP: 1 PB: 0 SB: 1 CS: 0	PA: 40					
<b>PITCHER</b>	IP	WLS	BF	H	R	ER	SO	BB	IBB	HBP	BLK	WP	HR	S	P	ERA	WHIP										
Kevin Millwood, R ERA: 3.19	7.0		27	6	1	1	11	0	0	0	0	0	0	74	116	1.29	0.857										
Turk Wendell, R ERA: 1.42	0.1		2	0	0	0	0	0	0	1	0	0	0	4	9	0.00	0.000										
Dan Plesac, L ERA: 1.42	0.2		2	0	0	0	0	0	0	0	0	0	0	6	7	0.00	0.000										
Jose Mesa, R ERA: 6.35	0.2	L	7	4	5	5	1	1	0	0	0	1	0	13	23	67.50	7.500										
Rheal Cormier, L ERA: 2.6	0.1		2	1	0	0	0	0	0	0	0	0	0	3	7	0.00	3.000										

Batter	1	2	3	4	5	6	7	8	9	AB	R	H	RBI	BB	SO	LOB	BOTTOM										
11 Jimmy Rollins, S OBP: 0.348, SLG: 0.409	1-2 G4-3	3-1 L8			0-0 G3 SH3-4 1B		0-0 SH1-4		3-2 F8	4	0	1	0	0	0	3	Arizona Diamondbacks @ Philadelphia Phillies Veterans Stadium, Philadelphia, PA Tue May 13 2003, 7:05 PM EDT Att: 19,016 - Cloudy - 61 F										
Placido Polanco, R OBP: 0.387, SLG: 0.407	4-2 FC4-6 BB		1-1 G3		0-0 SH3-4		2-1 G4-3			2	0	0	0	1	0	1											
Bobby Abreu, L OBP: 0.374, SLG: 0.404	4-1 FC4-6 BB		0-2 L9		2-1 G3		1-3 K			3	0	0	0	1	1	2											
Jim Thome, L OBP: 0.373, SLG: 0.493	3-0 FC4-6		2-1 P6		2-2 P6			0-3 K		4	0	1	0	0	1	3											
Mike Lieberthal, R OBP: 0.412, SLG: 0.543	0-2 P3		3-2 G5-3			0-2 L6		1-1 G6-3		4	0	0	0	0	0	3											
Pat Burrell, R OBP: 0.319, SLG: 0.445		3-2 G6-3		1-2 G5-3 1B		3-1 HR		1-3 K		4	1	2	1	0	1	0											
David Bell, R OBP: 0.288, SLG: 0.266		2-1 FC1-5 HBP 1B		0-0 G5-3		2-2 L9		4-1 WP BB		3	0	1	0	1	0	1											
Marlon Byrd, R OBP: 0.274, SLG: 0.241 Ricky Ledee, L OBP: 0.323, SLG: 0.453		1-1 FC1-5 HBP		3-3 K		1-3 K		0-3 K		2	0	0	0	0	2	1											
Kevin Millwood, R 2 1/3 Turk Wendell, L Dan Plesac, L Jose Mesa, R Rheal Cormier, L Tomas Perez, S		0-1 FC1-5		2-2 G5-3		1-2 G4-3 11 SH1-4 1B		3-3 K		2	0	0	0	0	0	3											
<b>Inning Stats</b>	R: 0 E: 0 K: 0 S: 10	H: 0 LOB: 2 BB: 2 P: 22	R: 0 E: 0 K: 0 S: 11	H: 1 LOB: 2 BB: 0 P: 20	R: 0 E: 0 K: 0 S: 11	H: 1 LOB: 1 BB: 0 P: 17	R: 0 E: 0 K: 1 S: 12	H: 1 LOB: 1 BB: 0 P: 18	R: 1 E: 0 K: 1 S: 12	H: 1 LOB: 1 BB: 0 P: 18	R: 0 E: 0 K: 1 S: 10	H: 1 LOB: 1 BB: 0 P: 14	R: 0 E: 0 K: 2 S: 8	H: 0 LOB: 0 BB: 0 P: 10	R: 0 E: 0 K: 2 S: 11	H: 0 LOB: 1 BB: 1 P: 21		1B: 5 2B: 0 3B: 0 HR: 1	SF: 0 SAC: 2 DP: 0 HBP: 1	WP: 1 PB: 0 SB: 0 CS: 0	PA: 37						
<b>PITCHER</b>	IP	WLS	BF	H	R	ER	SO	BB	IBB	HBP	BLK	WP	HR	S	P	ERA	WHIP										
17 Brandon Webb, R ERA: 1.61	6.0		26	5	1	1	2	2	0	1	0	0	0	63	106	1.50	1.167										
Oscar Villarreal, R ERA: 2.57	0.2		3	1	0	0	0	0	0	0	0	0	0	6	9	0.00	1.500										
Mike Myers, L ERA: 5.6	0.2		2	0	0	0	2	0	0	0	0	0	0	7	8	0.00	0.000										
Mike Koplove, R ERA: 1.9	0.2	W	2	0	0	0	0	1	0	0	0	0	0	5	7	0.00	0.000										
Matt Mantei, R ERA: 2.65	1.0		4	0	0	0	2	1	0	0	0	1	0	11	21	0.00	1.000										





Batter	1	2	3	4	5	6	7	8	9	AB	R	H	RBI	BB	SO	LOB	TOP								
Alex Cintron, S OBP: 0.286, SLG: 0.524 (1, 6)	G3		1B		HR			G1-3		4	1	2	1	0	0	0	Arizona Diamondbacks @ Philadelphia Phillies Veterans Stadium, Philadelphia, PA Wed May 14, 2003, 7:05 PM EDT Att: 19,195 - Cloudy - 66 F								
Carlos Baerga, S OBP: 0.373, SLG: 0.516 Tony Womack, L OBP: 0.198, SLG: 0.273 (1, 4)	L9		P5		G4-3			G5-3		3	0	0	0	0	0	2									
Luis Gonzalez, L OBP: 0.404, SLG: 0.587 (1, 7)	K		1B					K		4	0	1	1	0	3	0									
Mark Grace, L OBP: 0.236, SLG: 0.320 (1, 3)		F8	G4-3					B4-3		4	0	0	0	0	0	2									
Matt Williams, R OBP: 0.322, SLG: 0.398 (1, 5)		P4			G5-3			F9		4	0	0	0	0	1	0									
Quinton McCracken, S OBP: 0.250, SLG: 0.234 (1, 9)		BB			G3			G4-3		2	0	0	0	1	0	0									
Steve Finley, L OBP: 0.320, SLG: 0.448 (1, 8)		K			L9			L7		3	0	0	0	0	1	1									
Rod Barajas, R OBP: 0.377, SLG: 0.558 (1, 2)			P4					P5		3	0	0	0	0	0	0									
Curt Schilling, R OBP: 0.105, SLG: 0.105 (1, 1)			1B					K		3	1	1	0	0	2	0									
<b>Inning Stats</b>	R: 0 E: 0 K: 1 S: 6	H: 0 LOB: 0 BB: 0 P: 7	R: 0 E: 0 K: 1 S: 8	H: 0 LOB: 1 BB: 1 P: 16	R: 1 E: 0 K: 0 S: 11	H: 3 LOB: 2 BB: 0 P: 15	R: 0 E: 0 K: 0 S: 7	H: 0 LOB: 0 BB: 0 P: 10	R: 1 E: 0 K: 1 S: 10	H: 1 LOB: 0 BB: 0 P: 15	R: 0 E: 0 K: 2 S: 7	H: 0 LOB: 0 BB: 0 P: 11	R: 0 E: 0 K: 0 S: 5	H: 0 LOB: 0 BB: 0 P: 10	R: 0 E: 0 K: 1 S: 8	H: 0 LOB: 0 BB: 0 P: 9	R: 0 E: 0 K: 1 S: 10	H: 0 LOB: 0 BB: 0 P: 14	1B: 3 2B: 0 3B: 0 HR: 1	SF: 0 SAC: 0 DP: 0 HBP: 0	WP: 0 PB: 0 CS: 0	PA: 32			
<b>PITCHER</b>	IP	WLS	BF	H	R	ER	SO	BB	IBB	HBP	BLK	WP	HR	S	P	ERA	WHIP								
39 Brett Myers, R ERA: 2.21 (1, 1)	8.0	L	29	4	2	2	6	1	0	0	0	0	1	62	93	2.25	0.625								
Dan Plesac, L ERA: 1.29 (9, 1)	0.2		2	0	0	0	1	0	0	0	0	0	0	6	8	0.00	0.000								
Terry Adams, R ERA: 3.86 (9, 1)	0.1		1	0	0	0	0	0	0	0	0	0	0	4	6	0.00	0.000								

Batter	1	2	3	4	5	6	7	8	9	AB	R	H	RBI	BB	SO	LOB	BOTTOM								
11 Jimmy Rollins, S OBP: 0.341, SLG: 0.399 (1, 6)	K		F9			F7			K	4	0	0	0	0	2	1	Arizona Diamondbacks @ Philadelphia Phillies Veterans Stadium, Philadelphia, PA Wed May 14, 2003, 7:05 PM EDT Att: 19,195 - Cloudy - 66 F								
Placido Polanco, R OBP: 0.373, SLG: 0.389 (1, 4)	K				L8	G4-3		L6		4	0	0	0	0	1	0									
Jim Thome, L OBP: 0.372, SLG: 0.486 (1, 3)	K				G4-3			BB		2	0	0	0	1	1	0									
Pat Burrell, R OBP: 0.314, SLG: 0.436 (1, 7)		K			K			P3		3	0	0	0	0	2	1									
Bobby Abreu, L OBP: 0.373, SLG: 0.403 (1, 9)		L8			CS			K		3	0	1	0	0	1	1									
Mike Lieberthal, R OBP: 0.403, SLG: 0.529 (1, 2)		F7			L8			K		3	0	0	0	0	1	1									
David Bell, R OBP: 0.289, SLG: 0.275 (1, 5)					G3-1			K		3	0	1	0	0	2	1									
Ricky Ledee, L OBP: 0.313, SLG: 0.438 (1, 8)					G3-1			K		3	0	0	0	0	2	1									
39 Brett Myers, R OBP: 0.063, SLG: 0.063 Dan Plesac, L Terry Adams, R Tomas Perez, S (9, FH) OBP: 0.304, SLG: 0.333 (9, 1)					K			K		2	0	0	0	0	0	0		0							
<b>Inning Stats</b>	R: 0 E: 0 K: 3 S: 9	H: 0 LOB: 0 BB: 0 P: 10	R: 0 E: 0 K: 1 S: 6	H: 0 LOB: 0 BB: 0 P: 10	R: 0 E: 0 K: 1 S: 11	H: 1 LOB: 1 BB: 0 P: 16	R: 0 E: 0 K: 1 S: 7	H: 0 LOB: 0 BB: 0 P: 10	R: 0 E: 0 K: 2 S: 8	H: 0 LOB: 0 BB: 0 P: 9	R: 0 E: 0 K: 1 S: 11	H: 0 LOB: 1 BB: 1 P: 19	R: 0 E: 0 K: 3 S: 10	H: 0 LOB: 0 BB: 0 P: 14	R: 0 E: 0 K: 1 S: 7	H: 0 LOB: 0 BB: 0 P: 8	1B: 1 2B: 2 3B: 0 HR: 0	SF: 0 SAC: 0 DP: 1 HBP: 0	WP: 0 PB: 0 CS: 1	PA: 29					
<b>PITCHER</b>	IP	WLS	BF	H	R	ER	SO	BB	IBB	HBP	BLK	WP	HR	S	P	ERA	WHIP								
Curt Schilling, R ERA: 3.22 (1, 1)	9.0	W	29	2	0	0	14	1	0	0	0	0	0	75	106	0.00	0.333								





Batter	1	2	3	4	5	6	7	8	9	AB	R	H	RBI	BB	SO	LOB	TOP																																																																																										
Alex Cintron, S OBP: 0.280, SLG: 0.480 (1, 6)										4	0	1	0	0	1	1	Arizona Diamondbacks @ Philadelphia Phillies Veterans Stadium, Philadelphia, PA Thu May 15 2003, 3:05 PM EDT Att: 24,012 - Cloudy - 67 F																																																																																										
Carlos Baerga, S OBP: 0.366, SLG: 0.492 (1, 4)										3	1	0	0	0	1																																																																																												
Luis Gonzalez, L OBP: 0.400, SLG: 0.578 (1, 7)										4	0	1	0	0	1																																																																																												
Matt Williams, R OBP: 0.328, SLG: 0.426 (1, 5)										3	2	1	1	1	0	2																																																																																											
Lyle Overbay, L OBP: 0.342, SLG: 0.427 (1, 3)										4	0	1	2	0	3	0																																																																																											
Danny Bautista, R OBP: 0.295, SLG: 0.313 (1, 9)										4	0	1	0	0	1	1																																																																																											
Quinton McCracken, S OBP: 0.296, SLG: 0.228 Oscar Villarreal, L Mike Myers, L Mike Koplove, R Scott Service, R Mark Grace, L Tony Womack, L OBP: 0.256, SLG: 0.330 OBP: 0.198, SLG: 0.273 (1, 8) (6, 1) (7, 1) (7, 1) (8, 1) (8, 1) (8, 1) (8, 1)										3	0	0	0	0	2	1		AB 31 R 4 H 6 RBI 4 BB 3 SO 10 LOB 9																																																																																									
Chad Moeller, R OBP: 0.394, SLG: 0.565 (1, 2)										4	1	1	1	0	1	2																																																																																											
Elmer Dessens, R OBP: 0.278, SLG: 0.294 Steve Finley, L OBP: 0.325, SLG: 0.448 (1, 1) (6, 8)										2	0	0	0	0	1	0		WP: 0 PA: 35 FB: 0 SB: 0 CS: 1																																																																																									
<b>Inning Stats</b>	R: 0 E: 0 K: 1 S: 7	H: 0 LOB: 0 BB: 0 P: 9	R: 1 E: 0 K: 1 S: 12	H: 1 LOB: 0 BB: 0 P: 20	R: 0 E: 0 K: 2 S: 7	H: 0 LOB: 0 BB: 0 P: 10	R: 2 E: 0 K: 2 S: 11	H: 1 LOB: 1 BB: 0 P: 24	R: 1 E: 0 K: 0 S: 14	H: 3 LOB: 2 BB: 0 P: 22	R: 0 E: 0 K: 3 S: 11	H: 0 LOB: 0 BB: 0 P: 15	R: 0 E: 0 K: 0 S: 8	H: 0 LOB: 0 BB: 1 P: 16	R: 0 E: 0 K: 0 S: 9	H: 0 LOB: 0 BB: 0 P: 11		R: 0 E: 0 K: 1 S: 7	H: 1 LOB: 2 BB: 1 P: 14	1B: 3 2B: 1 3B: 0 HR: 2	SF: 0 SAC: 0 DP: 1 HBP: 1																																																																																						
<b>PITCHER</b>	IP WLS BF H R ER SO BB IBB HBP BLK WP HR S P ERA WHIP	<table border="1"> <thead> <tr> <th>PITCHER</th> <th>IP</th> <th>WLS</th> <th>BF</th> <th>H</th> <th>R</th> <th>ER</th> <th>SO</th> <th>BB</th> <th>IBB</th> <th>HBP</th> <th>BLK</th> <th>WP</th> <th>HR</th> <th>S</th> <th>P</th> <th>ERA</th> <th>WHIP</th> </tr> </thead> <tbody> <tr> <td>Randy Wolf, L ERA: 3.24</td> <td>6.0</td> <td></td> <td>25</td> <td>5</td> <td>4</td> <td>4</td> <td>9</td> <td>1</td> <td>0</td> <td>1</td> <td>0</td> <td>0</td> <td>2</td> <td>62</td> <td>100</td> <td>6.00</td> <td>1.000</td> </tr> <tr> <td>Rheal Cormier, L ERA: 2.45</td> <td>1.0</td> <td>W</td> <td>3</td> <td>0</td> <td>0</td> <td>0</td> <td>0</td> <td>1</td> <td>0</td> <td>0</td> <td>0</td> <td>0</td> <td>0</td> <td>8</td> <td>16</td> <td>0.00</td> <td>1.000</td> </tr> <tr> <td>Turk Wendell, R ERA:</td> <td>1.0</td> <td>H</td> <td>3</td> <td>0</td> <td>0</td> <td>0</td> <td>0</td> <td>0</td> <td>0</td> <td>0</td> <td>0</td> <td>0</td> <td>0</td> <td>9</td> <td>11</td> <td>0.00</td> <td>0.000</td> </tr> <tr> <td>Jose Mesa, R ERA: 6.0</td> <td>1.0</td> <td>S</td> <td>4</td> <td>1</td> <td>0</td> <td>0</td> <td>1</td> <td>1</td> <td>0</td> <td>0</td> <td>0</td> <td>0</td> <td>0</td> <td>7</td> <td>14</td> <td>0.00</td> <td>2.000</td> </tr> </tbody> </table>																PITCHER	IP	WLS	BF	H	R	ER	SO	BB	IBB	HBP	BLK	WP	HR	S	P	ERA	WHIP	Randy Wolf, L ERA: 3.24	6.0		25	5	4	4	9	1	0	1	0	0	2	62	100	6.00	1.000	Rheal Cormier, L ERA: 2.45	1.0	W	3	0	0	0	0	1	0	0	0	0	0	8	16	0.00	1.000	Turk Wendell, R ERA:	1.0	H	3	0	0	0	0	0	0	0	0	0	0	9	11	0.00	0.000	Jose Mesa, R ERA: 6.0	1.0	S	4	1	0	0	1	1	0	0	0	0	0	7	14	0.00	2.000
PITCHER	IP	WLS	BF	H	R	ER	SO	BB	IBB	HBP	BLK	WP	HR	S	P	ERA	WHIP																																																																																										
Randy Wolf, L ERA: 3.24	6.0		25	5	4	4	9	1	0	1	0	0	2	62	100	6.00	1.000																																																																																										
Rheal Cormier, L ERA: 2.45	1.0	W	3	0	0	0	0	1	0	0	0	0	0	8	16	0.00	1.000																																																																																										
Turk Wendell, R ERA:	1.0	H	3	0	0	0	0	0	0	0	0	0	0	9	11	0.00	0.000																																																																																										
Jose Mesa, R ERA: 6.0	1.0	S	4	1	0	0	1	1	0	0	0	0	0	7	14	0.00	2.000																																																																																										

Batter	1	2	3	4	5	6	7	8	9	AB	R	H	RBI	BB	SO	LOB	BOTTOM																																																																																																												
11 Jimmy Rollins, S OBP: 0.342, SLG: 0.405 (1, 6)										5	1	2	0	0	0	5	Arizona Diamondbacks @ Philadelphia Phillies Veterans Stadium, Philadelphia, PA Thu May 15 2003, 3:05 PM EDT Att: 24,012 - Cloudy - 67 F																																																																																																												
Placido Polanco, R OBP: 0.368, SLG: 0.384 (1, 4)										4	0	1	0	0	0	1																																																																																																													
Jim Thome, L OBP: 0.367, SLG: 0.473 (1, 3)										4	1	0	0	1	0	1																																																																																																													
Pat Burrell, R OBP: 0.318, SLG: 0.430 (1, 7)										2	1	0	0	2	0	1																																																																																																													
Bobby Abreu, L OBP: 0.376, SLG: 0.431 (1, 9)										4	2	2	1	0	1	3																																																																																																													
David Bell, R OBP: 0.294, SLG: 0.284 (1, 5)										3	0	1	1	1	1	0																																																																																																													
Ricky Ledee, L OBP: 0.330, SLG: 0.473 (1, 8)										2	1	1	1	2	1	2		AB 28 R 6 H 7 RBI 5 BB 10 SO 5 LOB 18																																																																																																											
Todd Pratt, R OBP: 0.486, SLG: 0.444 (1, 2)										1	0	0	1	3	1	0																																																																																																													
Randy Wolf, L OBP: 0.271, SLG: 0.190 Nick Furio, S Rheal Cormier, L Tommy Perez, S Turk Wendell, L Jose Mesa, R ERA: 4.44 ERA: 1.88 ERA: 1.28 (1, 1) (5, 1) (7, 1) (7, 1) (8, 1) (8, 1)										1	0	0	1	1	1	2		WP: 1 PA: 39 FB: 0 SB: 0 CS: 0																																																																																																											
<b>Inning Stats</b>	R: 0 E: 0 K: 0 S: 8	H: 1 LOB: 0 BB: 0 P: 13	R: 1 E: 0 K: 1 S: 11	H: 1 LOB: 3 BB: 3 P: 29	R: 0 E: 0 K: 0 S: 9	H: 1 LOB: 0 BB: 0 P: 15	R: 1 E: 0 K: 1 S: 13	H: 1 LOB: 2 BB: 2 P: 27	R: 0 E: 0 K: 1 S: 9	H: 0 LOB: 1 BB: 1 P: 14	R: 1 E: 0 K: 2 S: 11	H: 1 LOB: 0 BB: 0 P: 19	R: 3 E: 0 K: 0 S: 17	H: 2 LOB: 3 BB: 4 P: 38	R: 0 E: 0 K: 0 S: 8	H: 0 LOB: 0 BB: 0 P: 15		R: 0 E: 0 K: 0 S: 8	H: 0 LOB: 0 BB: 0 P: 15	1B: 2 2B: 3 3B: 0 HR: 2	SF: 0 SAC: 1 DP: 2 HBP: 0																																																																																																								
<b>PITCHER</b>	IP WLS BF H R ER SO BB IBB HBP BLK WP HR S P ERA WHIP	<table border="1"> <thead> <tr> <th>PITCHER</th> <th>IP</th> <th>WLS</th> <th>BF</th> <th>H</th> <th>R</th> <th>ER</th> <th>SO</th> <th>BB</th> <th>IBB</th> <th>HBP</th> <th>BLK</th> <th>WP</th> <th>HR</th> <th>S</th> <th>P</th> <th>ERA</th> <th>WHIP</th> </tr> </thead> <tbody> <tr> <td>Elmer Dessens, R ERA: 3.68</td> <td>5.0</td> <td></td> <td>23</td> <td>4</td> <td>2</td> <td>2</td> <td>3</td> <td>6</td> <td>0</td> <td>0</td> <td>0</td> <td>0</td> <td>1</td> <td>50</td> <td>98</td> <td>3.60</td> <td>2.000</td> </tr> <tr> <td>Oscar Villarreal, R ERA: 3.68</td> <td>1.1</td> <td>L</td> <td>8</td> <td>2</td> <td>4</td> <td>4</td> <td>2</td> <td>1</td> <td>1</td> <td>0</td> <td>0</td> <td>1</td> <td>1</td> <td>18</td> <td>39</td> <td>27.00</td> <td>2.250</td> </tr> <tr> <td>Mike Myers, L ERA: 5.4</td> <td>0.1</td> <td></td> <td>1</td> <td>0</td> <td>0</td> <td>0</td> <td>0</td> <td>0</td> <td>0</td> <td>0</td> <td>0</td> <td>0</td> <td>0</td> <td>3</td> <td>3</td> <td>0.00</td> <td>0.000</td> </tr> <tr> <td>Mike Koplove, R ERA: 1.88</td> <td>0.1</td> <td></td> <td>4</td> <td>1</td> <td>0</td> <td>0</td> <td>0</td> <td>1</td> <td>1</td> <td>0</td> <td>0</td> <td>0</td> <td>0</td> <td>7</td> <td>15</td> <td>0.00</td> <td>6.000</td> </tr> <tr> <td>Scott Service, R ERA: 1.28</td> <td>1.0</td> <td></td> <td>3</td> <td>0</td> <td>0</td> <td>0</td> <td>0</td> <td>0</td> <td>0</td> <td>0</td> <td>0</td> <td>0</td> <td>0</td> <td>8</td> <td>15</td> <td>0.00</td> <td>0.000</td> </tr> </tbody> </table>																PITCHER	IP	WLS	BF	H	R	ER	SO	BB	IBB	HBP	BLK	WP	HR	S	P	ERA	WHIP	Elmer Dessens, R ERA: 3.68	5.0		23	4	2	2	3	6	0	0	0	0	1	50	98	3.60	2.000	Oscar Villarreal, R ERA: 3.68	1.1	L	8	2	4	4	2	1	1	0	0	1	1	18	39	27.00	2.250	Mike Myers, L ERA: 5.4	0.1		1	0	0	0	0	0	0	0	0	0	0	3	3	0.00	0.000	Mike Koplove, R ERA: 1.88	0.1		4	1	0	0	0	1	1	0	0	0	0	7	15	0.00	6.000	Scott Service, R ERA: 1.28	1.0		3	0	0	0	0	0	0	0	0	0	0	8	15	0.00	0.000
PITCHER	IP	WLS	BF	H	R	ER	SO	BB	IBB	HBP	BLK	WP	HR	S	P	ERA	WHIP																																																																																																												
Elmer Dessens, R ERA: 3.68	5.0		23	4	2	2	3	6	0	0	0	0	1	50	98	3.60	2.000																																																																																																												
Oscar Villarreal, R ERA: 3.68	1.1	L	8	2	4	4	2	1	1	0	0	1	1	18	39	27.00	2.250																																																																																																												
Mike Myers, L ERA: 5.4	0.1		1	0	0	0	0	0	0	0	0	0	0	3	3	0.00	0.000																																																																																																												
Mike Koplove, R ERA: 1.88	0.1		4	1	0	0	0	1	1	0	0	0	0	7	15	0.00	6.000																																																																																																												
Scott Service, R ERA: 1.28	1.0		3	0	0	0	0	0	0	0	0	0	0	8	15	0.00	0.000																																																																																																												







Batter	1	2	3	4	5	6	7	8	9	AB R H RBI BB SO LOB	TOP										
<b>Kenny Lofton, L</b> OBP: 0.351, SLG: 0.414	F7		G4-3			P6			HBP	4 1 1 0 0 0 1	<b>Pittsburgh Pirates @ Arizona Diamondbacks</b> Bank One Ballpark, Phoenix, AZ Sat May 17 2003, 10:05 PM EDT Alt. 42,858 - Cloudy - 102 F <a href="http://livebaseballscorecards.com">livebaseballscorecards.com</a>										
<b>2 Jack Wilson, R</b> OBP: 0.298, SLG: 0.359	WP 1B		G6-3			1B	G1-3		L6	5 1 2 0 0 0 1											
<b>Brian Giles, L</b> OBP: 0.398, SLG: 0.368	SAFE SAFE SAFE			P6			G3-1		G3	5 0 1 2 0 1 2											
<b>Aramis Ramirez, R</b> OBP: 0.293, SLG: 0.323	P4			F8						4 1 2 0 0 0 1											
<b>Reggie Sanders, R</b> OBP: 0.308, SLG: 0.426		P3		18 HR BB					K	3 2 1 1 1 1 1											
<b>18 Jason Kendall, R</b> OBP: 0.384, SLG: 0.390	G6-3			HR HBP					F7	3 1 1 1 0 0 0											
<b>Kevin Young, R</b> OBP: 0.254, SLG: 0.367	K			HR HBP					K	4 1 1 3 0 2 1											
<b>Jeff Reboulet, R</b> OBP: 0.333, SLG: 0.200			G4-3 16 SH3-4 2 WP BB	G1-3					K	3 1 0 0 1 1 0											
<b>16 Salomon Torres, R</b> Matt Stairs, L Joe Beigel, L Scott Sauerbeck, R Abraham Nunez, S Mike Williams, R			SH3-4		G4-3				G4-3	1 0 0 0 0 0 0 1 0 1 0 0 0 0 0 0 0 0 0 0 0 0 0											
<b>Inning Stats</b>	R: 0 E: 0 K: 1 S: 9	H: 1 LOB: 1 BB: 0 P: 16	R: 0 E: 0 K: 1 S: 11	H: 0 LOB: 0 BB: 0 P: 15	R: 1 E: 0 K: 0 S: 6	H: 0 LOB: 0 BB: 1 P: 13	R: 3 E: 0 K: 0 S: 9	H: 1 LOB: 0 BB: 1 P: 18	R: 4 E: 0 K: 0 S: 17	H: 6 LOB: 1 BB: 0 P: 24		R: 0 E: 0 K: 0 S: 7	H: 0 LOB: 0 BB: 0 P: 10	R: 0 E: 0 K: 2 S: 10	H: 1 LOB: 1 BB: 0 P: 12	R: 0 E: 0 K: 2 S: 9	H: 0 LOB: 0 BB: 0 P: 14	R: 0 E: 0 K: 0 S: 4	H: 0 LOB: 1 BB: 0 P: 9	1B: 5 2B: 3 3B: 0 HR: 1	SF: 0 SAC: 1 DP: 0 HBP: 2
<b>PITCHER</b>	IP WLS BF H R ER SO BB IBB HBP BLK WP HR S P ERA WHIP											<b>PITCHER</b>	IP WLS BF H R ER SO BB IBB HBP BLK WP HR S P ERA WHIP								
<b>Chris Capuano, L</b> ERA: 10.13	4.2 L 22 6 7 7 2 2 0 1 0 0 2 1 47 78 13.50 1.714																				
<b>Oscar Villarreal, R</b> ERA: 3.82	1.1 6 2 1 1 0 0 0 0 0 0 0 0 12 18 6.75 1.500																				
<b>Scott Service, R</b> ERA: 0.9	2.0 7 1 0 0 3 0 0 0 0 0 0 0 19 26 0.00 0.500																				
<b>Mike Myers, L</b> ERA: 4.97	1.0 4 0 0 0 0 0 0 0 1 0 0 0 4 9 0.00 0.000																				

Batter	1	2	3	4	5	6	7	8	9	AB R H RBI BB SO LOB	BOTTOM										
<b>Alex Cintron, S</b> OBP: 0.278, SLG: 0.400	G4-3					L3			BB BB	4 0 0 0 1 0 2	<b>Pittsburgh Pirates @ Arizona Diamondbacks</b> Bank One Ballpark, Phoenix, AZ Sat May 17 2003, 10:05 PM EDT Alt. 42,858 - Cloudy - 102 F <a href="http://livebaseballscorecards.com">livebaseballscorecards.com</a>										
<b>Quinton McCracken, S</b> OBP: 0.262, SLG: 0.236	B3-1		F7			2B			BB BB	4 1 2 0 1 0 0											
<b>Luis Gonzalez, L</b> OBP: 0.400, SLG: 0.598	2B		F7			HR			K	5 2 3 1 0 1 3											
<b>David Dellucci, L</b> OBP: 0.354, SLG: 0.394	2B		F8			HR			G4-6-3	4 1 2 3 1 0 3											
<b>Carlos Baerga, S</b> OBP: 0.346, SLG: 0.493	G4-3			G4-3		K			G6-4-3	4 0 0 0 0 1 3											
<b>Mark Grace, L</b> OBP: 0.279, SLG: 0.389				HR					G4-3	3 1 2 1 1 0 0											
<b>Rod Barajas, R</b> OBP: 0.339, SLG: 0.541	F8			K		F8			K	4 0 0 0 0 2 2											
<b>Tony Womack, L</b> OBP: 0.210, SLG: 0.284				E7		B3			G4-3	3 0 1 0 1 0 0											
<b>Chris Capuano, L</b> Oscar Villarreal, L Danny Bautista, R Scott Service, R Mike Myers, L Steve Finley, L				K		G5-3			BB DI BB	2 0 0 0 0 0 2 3 0 0 0 0 0 0 0 0 1 0 1 0 0 0											
<b>Inning Stats</b>	R: 1 E: 0 K: 0 S: 12	H: 2 LOB: 1 BB: 0 P: 18	R: 0 E: 0 K: 1 S: 11	H: 1 LOB: 2 BB: 1 P: 21	R: 0 E: 0 K: 0 S: 5	H: 0 LOB: 0 BB: 0 P: 9	R: 1 E: 1 K: 2 S: 10	H: 2 LOB: 1 BB: 0 P: 17	R: 3 E: 0 K: 1 S: 15	H: 3 LOB: 1 BB: 1 P: 29		R: 0 E: 0 K: 0 S: 4	H: 0 LOB: 0 BB: 0 P: 5	R: 0 E: 0 K: 0 S: 10	H: 2 LOB: 1 BB: 1 P: 19	R: 0 E: 0 K: 1 S: 11	H: 0 LOB: 2 BB: 3 P: 30	R: 0 E: 0 K: 1 S: 13	H: 0 LOB: 3 BB: 0 P: 30	1B: 4 2B: 4 3B: 0 HR: 2	SF: 0 SAC: 0 DP: 2 HBP: 0
<b>PITCHER</b>	IP WLS BF H R ER SO BB IBB HBP BLK WP HR S P ERA WHIP											<b>PITCHER</b>	IP WLS BF H R ER SO BB IBB HBP BLK WP HR S P ERA WHIP								
<b>16 Salomon Torres, R</b> ERA: 4.31	5.0 W 25 5 5 5 4 2 0 0 0 0 0 0 14 24 9.00 2.000																				
<b>Joe Beigel, L</b> ERA: 2.66	2.0 H 7 2 0 0 0 1 0 0 0 0 0 0 14 24 0.00 1.500																				
<b>Scott Sauerbeck, L</b> ERA: 4.08	1.0 H 3 0 0 0 1 0 0 0 0 0 0 0 11 15 0.00 0.000																				
<b>Mike Williams, R</b> ERA: 5.71	1.0 S 5 0 0 0 1 3 0 0 0 0 0 0 13 30 0.00 3.000																				



Batter	1	2	3	4	5	6	7	8	9	AB	R	H	RBI	BB	SO	LOB	TOP								
Kenny Lofton, L (1, 8) OBP: 0.354, SLG: 0.422	2-1 SH1-3 G4-3 2B		0-1 L7		0-1 FC5-4 1B		1-3 K		2-1 G4-3	4	1	2	0	0	1	1	<b>Pittsburgh Pirates @ Arizona Diamondbacks</b> Bank One Ballpark, Phoenix, AZ Sun May 18 2003, 4:37 PM EDT Att: 34,669 - Dome - 72 F <a href="http://livebaseballscorecards.com">livebaseballscorecards.com</a>								
Brian Meadows, R (7, 1) OBP: 0.382, SLG: 0.388										0	0	0	0	0	0	0									
2 Jack Wilson, R (1, 6) OBP: 0.303, SLG: 0.359	0-0 SH1-3 2-3		4-0 FC4-6 BB		1-2 FC5-4 1-2 2-3		0-0 G6-4-3		0-1 HR 1B	3	1	1	0	1	0	3									
Brian Giles, L (1, 7) OBP: 0.387, SLG: 0.356	0-0 G4-3		0-1 F8		0-0 G3			2-1 G3-1 G5-3 HR 1B	0-3 K	5	1	1	1	0	1	4									
Aramis Ramirez, R (1, 5) OBP: 0.302, SLG: 0.350	1-1 3-H 1B		1-1 FC4-6		1-0 G3 1B			0-0 G5-3 1-2 HR	3-1 HR	5	1	3	2	0	0	2									
Randall Simon, L (1, 3) OBP: 0.328, SLG: 0.445	1-3 K			1-3 K		0-0 G3 1-2		0-0 G3-1 2-3	0-1 1B	5	0	1	0	0	2	3									
Craig Wilson, R (1, 2)		0-0 G5-3		1-3 K		4-2 BB		4-1 HR BB	0-3 K	3	1	0	0	2	2	1									
Matt Stairs, L (1, 9) Reggie Sanders, R (8, PH) Reggie Sanders, R (8, 9) OBP: 0.313, SLG: 0.454		0-0 G3		2-3 K		0-0 F7		0-0 1-H 3-H HR		3	0	0	0	0	1	2									
Abraham Nunez, S (1, 4) OBP: 0.286, SLG: 0.194		1-0 1B			2-0 G4-3		0-2 F8		3-2 HBP	3	0	1	0	0	0	2									
Jeff Suppan, R (1, 1) OBP: 0.316, SLG: 0.278		2-3 K			2-2 FC5-4 1B		0-0 G6-4-3 1B		2-3 K	1	0	0	0	0	1	1									
Jeff Reboulet, R (5, PH) Pat Mahomes, R (5, 1) Rob Mackowiak, L (7, PH) OBP: 0.309, SLG: 0.317										1	0	1	0	0	0	0									
<b>Inning Stats</b>	R: 1 E: 0 K: 1 S: 9	H: 2 LOB: 1 BB: 0 P: 13	R: 0 E: 0 K: 1 S: 6	H: 1 LOB: 1 BB: 0 P: 9	R: 0 E: 0 K: 0 S: 6	H: 0 LOB: 1 BB: 1 P: 11	R: 0 E: 0 K: 3 S: 10	H: 0 LOB: 3 BB: 0 P: 14	R: 0 E: 0 K: 0 S: 11	H: 2 LOB: 2 BB: 0 P: 16	R: 0 E: 0 K: 0 S: 8	H: 1 LOB: 2 BB: 1 P: 13	R: 0 E: 0 K: 1 S: 5	H: 1 LOB: 0 BB: 0 P: 6	R: 3 E: 0 K: 1 S: 12	H: 2 LOB: 1 BB: 1 P: 23	R: 2 E: 0 K: 2 S: 14	H: 3 LOB: 1 BB: 0 P: 19	1B: 9 2B: 1 3B: 0 HR: 2	SF: 0 SAC: 1 DP: 1 HBP: 1	WP: 0 PB: 0 SB: 0 CS: 0	PA: 42			
<b>PITCHER</b>	IP	WLS	BF	H	R	ER	SO	BB	IBB	HBP	BLK	WP	HR	S	P	ERA	WHIP								
17 Brandon Webb, R (1, 1) ERA: 2.02	7.2	W	33	8	3	3	6	3	0	0	0	0	0	60	93	3.52	1.435								
Eddie Oropesa, L (8, 1) ERA: 27.0	0.1		3	1	1	1	1	0	0	1	0	0	1	7	12	27.00	3.000								
Mike Koplove, R (9, 1) ERA: 2.33	1.0		6	3	2	2	2	0	0	0	0	0	1	14	19	18.00	3.000								

Batter	1	2	3	4	5	6	7	8	9	AB	R	H	RBI	BB	SO	LOB	BOTTOM								
Tony Womack, L (1, 6) OBP: 0.227, SLG: 0.302	1-2 G3		1-0 1B 1B	0-1 G3 BB 1B	2-1 SF8			1-2 G4-3 SF8 1B		4	2	3	2	0	0	0	<b>Pittsburgh Pirates @ Arizona Diamondbacks</b> Bank One Ballpark, Phoenix, AZ Sun May 18 2003, 4:37 PM EDT Att: 34,669 - Dome - 72 F <a href="http://livebaseballscorecards.com">livebaseballscorecards.com</a>								
Junior Spivey, R (1, 4) OBP: 0.338, SLG: 0.446	3-2 HR		1-1 1B 1B	4-2 G3 BB	2-2 F7		2-2 G4-3			4	2	2	1	1	0	3									
Luis Gonzalez, L (1, 7) OBP: 0.395, SLG: 0.583	1-2 G3-1		1-2 L9	3-1 G3		3-2 G4-3		4-0 IBB		4	0	0	0	1	0	4									
David Dellucci, L (1, 9) OBP: 0.368, SLG: 0.432	3-2 G3-1		1-1 1B 2-H	4-0 IBB		2-1 SF7 3B		1-1 SF8		3	1	2	2	1	0	0									
Matt Williams, R (1, 5) OBP: 0.302, SLG: 0.391		0-1 P4	1-0 P3	1-0 F9		0-1 SF7		0-1 F8		4	0	0	1	0	0	6									
Lyle Overbay, L (1, 3) OBP: 0.396, SLG: 0.431		2-2 1B SF8 1B	2-2 1B 2-H		4-1 17 BB SF8 BB		0-1 G4-3			3	2	2	1	1	0	0									
Steve Finley, L (1, 8) OBP: 0.333, SLG: 0.443	1-1 SAFE 1B		0-1 F7		1-2 SAFE 17 BB SF8 BB		0-1 G4-3			3	0	1	0	1	0	2									
Chad Moeller, R (1, 2) OBP: 0.388, SLG: 0.568	1-2 SF8		2-1 17 SH2-3 1B 2B		1-1 F8		1-3 K			3	1	1	1	0	1	2									
17 Brandon Webb, R (1, 1) Eddie Oropesa, L (8, 1) Mike Koplove, R (9, 1)		3-H G1-3		1-2 SH2-3		4-0 SAFE BB		1-1 G6-3		2	0	0	0	1	0	1									
<b>Inning Stats</b>	R: 1 E: 0 K: 0 S: 15	H: 1 LOB: 0 BB: 0 P: 23	R: 1 E: 0 K: 0 S: 13	H: 2 LOB: 1 BB: 0 P: 19	R: 2 E: 0 K: 0 S: 14	H: 4 LOB: 2 BB: 0 P: 21	R: 1 E: 0 K: 0 S: 13	H: 2 LOB: 3 BB: 2 P: 27	R: 1 E: 0 K: 0 S: 14	H: 0 LOB: 2 BB: 3 P: 32	R: 1 E: 0 K: 0 S: 12	H: 1 LOB: 0 BB: 0 P: 17	R: 0 E: 0 K: 1 S: 7	H: 0 LOB: 0 BB: 0 P: 9	R: 1 E: 0 K: 0 S: 11	H: 1 LOB: 1 BB: 1 P: 19		1B: 8 2B: 1 3B: 1 HR: 1	SF: 4 SAC: 1 DP: 0 HBP: 0	WP: 0 PB: 0 SB: 1 CS: 0	PA: 41				
<b>PITCHER</b>	IP	WLS	BF	H	R	ER	SO	BB	IBB	HBP	BLK	WP	HR	S	P	ERA	WHIP								
Jeff Suppan, R (1, 1) ERA: 3.32	4.0	L	23	9	5	5	0	1	1	0	0	0	0	26	49	9.00	2.000								
Pat Mahomes, R (5, 1) ERA: 9.0	2.0		10	1	2	2	0	3	0	0	0	0	0	26	49	9.00	2.000								
Brian Meadows, R (7, 1) ERA: 3.31	2.0		8	1	1	1	1	0	1	0	0	0	0	18	28	4.50	0.500								

AB 37  
R 6  
H 12  
RBI 6  
BB 3  
SO 9  
LOB 20



AB 30  
R 8  
H 11  
RBI 8  
BB 6  
SO 1  
LOB 18





Batter	1	2	3	4	5	6	7	8	9	AB	R	H	RBI	BB	SO	LOB	TOP										
Marquis Grissom, R OBP: 0.301, SLG: 0.444										5	1	2	0	0	2	1	<p>San Francisco Giants @ Arizona Diamondbacks Bank One Ballpark, Phoenix, AZ Mon May 19 2003, 9:37 PM EDT Att: 32,037 - Sunny - 78 F</p> <p>livebaseballscorecards.com</p>										
Rich Aurilia, R OBP: 0.349, SLG: 0.428										3	0	1	0	1	1	1											
Barry Bonds, L OBP: 0.488, SLG: 0.619										3	0	0	0	1	1	3											
Benito Santiago, R OBP: 0.378, SLG: 0.508										4	1	2	2	0	1	2											
José Cruz Jr., S OBP: 0.412, SLG: 0.509										4	0	0	0	0	1	4											
Edgardo Alfonzo, R OBP: 0.324, SLG: 0.364										4	0	0	0	0	1	2											
J.T. Snow, L OBP: 0.369, SLG: 0.434										4	1	2	1	0	0	0											
Nelfi Perez, S OBP: 0.257, SLG: 0.279										4	0	1	0	0	0	1											
Jesse Foppert, R Scott Eyre, L Joe Nathan, R Felix Rodriguez, R Tim Worrell, R Ruben Rivera, R										3	0	0	0	0	1	1											
<b>Inning Stats</b>	R: 0 E: 0 K: 2 S: 11	H: 0 LOB: 0 BB: 0 P: 17	R: 2 E: 0 K: 2 S: 20	H: 3 LOB: 1 BB: 0 P: 30	R: 1 E: 0 K: 1 S: 12	H: 3 LOB: 2 BB: 0 P: 16	R: 0 E: 0 K: 0 S: 10	H: 0 LOB: 0 BB: 0 P: 14	R: 0 E: 0 K: 1 S: 10	H: 1 LOB: 2 BB: 1 P: 18	R: 0 E: 0 K: 0 S: 7	H: 0 LOB: 0 BB: 0 P: 11	R: 0 E: 0 K: 1 S: 8	H: 0 LOB: 1 BB: 1 P: 15	R: 0 E: 0 K: 1 S: 11	H: 0 LOB: 0 BB: 0 P: 16		R: 0 E: 0 K: 1 S: 7	H: 1 LOB: 1 BB: 0 P: 12	1B: 6 2B: 0 3B: 0 HR: 2	SF: 0 SAC: 0 DP: 0 HBP: 0	WP: 0 PB: 0 SB: 0 CS: 0	PA: 37				
<b>PITCHER</b>	IP	WLS	BF	H	R	ER	SO	BB	IBB	HBP	BLK	WP	HR	S	P	ERA	WHIP										
Curt Schilling, R ERA: 3.3	7.0		30	7	3	3	7	2	0	0	0	0	2	78	121	3.86	1.286										
Mike Kopeive, R ERA: 2.25	1.0	3	0	0	0	1	0	0	0	0	0	0	0	11	16	0.00	0.000										
Matt Mantei, R ERA: 3.6	1.0	W	4	1	0	0	1	0	0	0	0	0	0	7	12	0.00	1.000										

Batter	1	2	3	4	5	6	7	8	9	AB	R	H	RBI	BB	SO	LOB	BOTTOM										
Tony Womack, L OBP: 0.243, SLG: 0.315										5	0	3	1	0	0	3	<p>San Francisco Giants @ Arizona Diamondbacks Bank One Ballpark, Phoenix, AZ Mon May 19 2003, 9:37 PM EDT Att: 32,037 - Sunny - 78 F</p> <p>livebaseballscorecards.com</p>										
Junior Spivey, R OBP: 0.333, SLG: 0.437										5	0	1	1	0	1	7											
Luis Gonzalez, L OBP: 0.395, SLG: 0.576										4	1	1	0	1	0	3											
David Dellucci, L OBP: 0.348, SLG: 0.405										5	0	0	0	0	3	5											
Matt Williams, R OBP: 0.306, SLG: 0.391										5	0	2	0	0	2	4											
Lyle Overbay, L Quinton McCracken, S Matt Mantei, R Alex Cntron, S										3	0	0	0	1	2	3											
Steve Finley, L OBP: 0.354, SLG: 0.472										2	1	2	1	3	0	0											
Rod Barajas, R OBP: 0.333, SLG: 0.516										3	0	0	1	1	0	4											
Curt Schilling, R Carlos Baerga, S Mike Kopeive, R Mark Grace, L										1	0	0	0	1	0	1											
<b>Inning Stats</b>	R: 0 E: 0 K: 2 S: 12	H: 1 LOB: 1 BB: 0 P: 16	R: 1 E: 0 K: 1 S: 13	H: 1 LOB: 0 BB: 0 P: 20	R: 0 E: 0 K: 0 S: 3	H: 0 LOB: 1 BB: 1 P: 9	R: 0 E: 0 K: 2 S: 8	H: 1 LOB: 0 BB: 0 P: 13	R: 0 E: 0 K: 0 S: 10	H: 2 LOB: 2 BB: 0 P: 13	R: 0 E: 0 K: 2 S: 14	H: 2 LOB: 3 BB: 1 P: 22	R: 1 E: 0 K: 1 S: 13	H: 3 LOB: 2 BB: 0 P: 19	R: 1 E: 0 K: 0 S: 8	H: 0 LOB: 3 BB: 3 P: 22		R: 1 E: 1 K: 0 S: 9	H: 0 LOB: 3 BB: 3 P: 24	1B: 8 2B: 1 3B: 0 HR: 1	SF: 0 SAC: 1 DP: 1 HBP: 0	WP: 0 PB: 0 SB: 0 CS: 0	PA: 44				
<b>PITCHER</b>	IP	WLS	BF	H	R	ER	SO	BB	IBB	HBP	BLK	WP	HR	S	P	ERA	WHIP										
Jesse Foppert, R ERA: 4.86	6.0		27	8	2	2	7	2	0	0	0	0	0	8	11	0.00	3.000										
Scott Eyre, L ERA: 4.08	0.2	H	4	2	0	0	0	0	0	0	0	0	0	8	11	0.00	3.000										
Joe Nathan, R ERA: 1.93	0.1	H	1	0	0	0	1	0	0	0	0	0	0	3	5	0.00	0.000										
Felix Rodriguez, R ERA: 4.98	0.0		2	0	1	1	0	2	0	0	0	0	0	2	10	∞	∞										
Tim Worrell, R ERA: 1.48	1.2	L	10	0	1	0	0	2	2	0	0	0	0	15	36	0.00	1.200										

AB 35  
R 3  
H 8  
RBI 3  
BB 2  
SO 9  
LOB 16



AB 35  
R 4  
H 10  
RBI 4  
BB 8  
SO 8  
LOB 32





Batter	1	2	3	4	5	6	7	8	9	AB	R	H	RBI	BB	SO	LOB	TOP																			
Marquis Grissom, R OBP: 0.304, SLG: 0.442	F9		BB E 1-2 1B		BB 1B 2B	K			P6	5	1	2	0	0	1	0																				
Rich Aurilia, R OBP: 0.356, SLG: 0.448	G5-3		E5 BB 1-2 2-3		BB 2B 1B		HR		1B G6-3 BB	4	2	2	1	1	0	2																				
Barry Bonds, L OBP: 0.491, SLG: 0.636	HR		G6-4-3 BB 1-2 2-3 2-2		2B SF8 BB		F9		G6-3	3	2	1	2	2	0	1																				
Benito Santiago, R OBP: 0.379, SLG: 0.512	K		G6-4-3 1-2		2B		K		1B	5	0	2	2	0	2	3																				
Edgardo Alfonzo, R OBP: 0.315, SLG: 0.354		G4-3		G1-3	SF8		P5		L5	4	0	0	1	0	0	2																				
J.T. Snow, L OBP: 0.366, SLG: 0.429	F7			1B	P5			F8		4	0	1	0	0	0	1																				
José Cruz Jr., S OBP: 0.404, SLG: 0.497	G3			F7	G1-3			P2		4	0	0	0	0	0	2																				
Neffi Perez, S OBP: 0.265, SLG: 0.287			G6-3	1B		P4		1B		4	0	2	0	0	0	0																				
Kirk Rueter, L Joe Nathan, R 41 Chad Zerbe, L Jim Brower, R Scott Eyre, L Tim Worrell, R			E 1B BB 1B	G4-3		P5		G5-3		4	1	1	0	0	0	3																				
<b>Inning Stats</b>	R: 1 E: 0 K: 1 S: 7	H: 1 LOB: 0 BB: 0 P: 11	R: 0 E: 0 K: 0 S: 5	H: 0 LOB: 0 BB: 0 P: 9	R: 1 E: 1 K: 0 S: 13	H: 2 LOB: 2 BB: 1 P: 26	R: 0 E: 0 K: 0 S: 8	H: 2 LOB: 2 BB: 0 P: 12	R: 3 E: 0 K: 1 S: 9	H: 3 LOB: 1 BB: 1 P: 16	R: 0 E: 0 K: 1 S: 8	H: 0 LOB: 0 BB: 0 P: 12	R: 1 E: 0 K: 1 S: 13	H: 1 LOB: 0 BB: 0 P: 20	R: 0 E: 0 K: 0 S: 8	H: 1 LOB: 1 BB: 0 P: 13	R: 0 E: 0 K: 0 S: 11	H: 1 LOB: 2 BB: 1 P: 22	1B: 8 2B: 1 3B: 0 HR: 2	SF: 1 SAC: 0 DP: 1 HBP: 0	WP: 0 PB: 0 SB: 0 CS: 0	PA: 41														
<b>PITCHER</b>	IP	WLS	BF	H	R	ER	SO	BB	IBB	HBP	BLK	WP	HR	S	P	ERA	WHIP	<b>PITCHER</b>	IP	WLS	BF	H	R	ER	SO	BB	IBB	HBP	BLK	WP	HR	S	P	ERA	WHIP	
Elmer Dessens, R ERA: 4.74	4.1	L	23	8	5	4	1	2	0	0	0	0	1	39	68	8.31	2.308	Scott Service, R ERA: 0.87	0.1		2	1	0	0	0	0	0	0	0	0	0	5	8	0.00	3.000	
Eddie Oropesa, L ERA: 4.5	1.2		5	0	0	0	1	0	0	0	0	0	1	11	18	0.00	0.000																			
Andrew Good, R ERA: 5.57	2.0		8	2	1	1	1	0	0	0	0	0	1	21	33	4.50	1.000																			
Oscar Villarreal, R ERA: 3.77	0.1		2	0	0	0	0	1	0	0	0	0	0	4	11	0.00	3.000																			
Mike Myers, L ERA: 4.85	0.1		1	0	0	0	0	0	0	0	0	0	0	2	3	0.00	0.000																			

San Francisco Giants @ Arizona Diamondbacks  
Bank One Ballpark, Phoenix, AZ  
Tue May 20 2003, 9:37 PM EDT  
Att: 37,575 - Sunny - 78 F

AB	37
R	6
H	11
RBI	6
BB	3
SO	3
LOB	14



Batter	1	2	3	4	5	6	7	8	9	AB	R	H	RBI	BB	SO	LOB	BOTTOM																			
Alex Cintron, S OBP: 0.293, SLG: 0.400	1B L6-5 1B		G4-3			F9		E8 HR 1B		4	1	2	1	0	0	1																				
Junior Spivey, R OBP: 0.338, SLG: 0.460	F8		F8			F9		HR		4	1	2	3	0	0	1																				
Luis Gonzalez, L OBP: 0.387, SLG: 0.563	L6-5			G3-1		G4-3		G4-3		4	0	0	0	0	0	1																				
Matt Williams, R OBP: 0.312, SLG: 0.395		G5-3		G6-3		G6-4-3 1B		1B		4	0	2	0	0	0	0																				
Steve Finley, L OBP: 0.345, SLG: 0.459		K		F9		G6-4-3		L4		4	0	0	0	0	1	2																				
Scott Service, R ERA: 0.87										0	0	0	0	0	0	0																				
Danny Bautista, R OBP: 0.287, SLG: 0.311		2B		G6-4-3 1B		L9		G4-3		4	0	2	0	0	0	0																				
Mark Grace, L OBP: 0.288, SLG: 0.397		G4-3		F9		1B 2B		F8		4	1	1	0	0	0	2																				
Chad Moeller, R OBP: 0.392, SLG: 0.565			G4-3 SH2-4 1B		G6-4-3		1B BB E 1B	F9		4	1	2	0	0	0	1																				
Elmer Dessens, R Eddie Oropesa, L Quinton McCracken, S Andrew Good, R Carlos Baerza, S Oscar Villarreal, L Mike Myers, L David Dellucci, L			SH2-4		G6-3			HR BB		0	0	0	0	0	0	0																				
<b>Inning Stats</b>	R: 0 E: 0 K: 0 S: 6	H: 2 LOB: 0 BB: 0 P: 9	R: 0 E: 0 K: 1 S: 8	H: 1 LOB: 1 BB: 0 P: 16	R: 0 E: 0 K: 0 S: 10	H: 1 LOB: 1 BB: 0 P: 18	R: 0 E: 0 K: 0 S: 5	H: 0 LOB: 0 BB: 0 P: 8	R: 0 E: 0 K: 0 S: 7	H: 1 LOB: 0 BB: 0 P: 12	R: 0 E: 0 K: 0 S: 6	H: 0 LOB: 0 BB: 0 P: 11	R: 0 E: 0 K: 0 S: 6	H: 1 LOB: 0 BB: 0 P: 11	R: 5 E: 1 K: 0 S: 16	H: 5 LOB: 1 BB: 1 P: 27	R: 0 E: 0 K: 0 S: 7	H: 0 LOB: 0 BB: 0 P: 8	1B: 8 2B: 3 3B: 0 HR: 1	SF: 0 SAC: 1 DP: 3 HBP: 0	WP: 0 PB: 0 SB: 0 CS: 0	PA: 35														
<b>PITCHER</b>	IP	WLS	BF	H	R	ER	SO	BB	IBB	HBP	BLK	WP	HR	S	P	ERA	WHIP	<b>PITCHER</b>	IP	WLS	BF	H	R	ER	SO	BB	IBB	HBP	BLK	WP	HR	S	P	ERA	WHIP	
Kirk Rueter, L ERA: 3.08	7.1		27	8	3	3	1	1	0	0	0	0	1	4	6	3.68	1.227	Tim Worrell, R ERA: 1.42	1.0	S	3	0	0	0	0	0	0	0	0	0	7	8	0.00	0.000		
Joe Nathan, R ERA: 2.57	0.0		2	2	2	2	0	0	0	0	0	0	1	4	6	∞	∞																			
41 Chad Zerbe, L ERA: 8.44	0.1	H	1	0	0	0	0	0	0	0	0	0	0	4	5	0.00	0.000																			
Jim Brower, R ERA: 5.06	0.0		1	1	0	0	0	0	0	0	0	0	0	1	1	∞	∞																			
Scott Eyre, L ERA: 4.0	0.1	H	1	0	0	0	0	0	0	0	0	0	0	1	2	0.00	0.000																			

San Francisco Giants @ Arizona Diamondbacks  
Bank One Ballpark, Phoenix, AZ  
Tue May 20 2003, 9:37 PM EDT  
Att: 37,575 - Sunny - 78 F

AB	33
R	5
H	11
RBI	4
BB	1
SO	1
LOB	8





Batter	1	2	3	4	5	6	7	8	9	AB	R	H	RBI	BB	SO	LOB	TOP									
Marquis Grissom, R OBP: 0.313, SLG: 0.481	G3		HR				HR		F9	4	3	2	3	1	0	0	<b>San Francisco Giants @ Arizona Diamondbacks</b> <b>Bank One Ballpark, Phoenix, AZ</b> Wed May 21 2003, 10:05 PM EDT Att: 35,886 - Sunny - 78 F									
Rich Aurilia, R OBP: 0.351, SLG: 0.437	G5-3		F8				K		P6	4	1	0	0	1	1	0										
Barry Bonds, L OBP: 0.486, SLG: 0.632 Ruben Rivera, R OBP: 0.196, SLG: 0.256	F8		P1				G4-3		K	4	0	1	3	0	0	0										
Benito Santiago, R OBP: 0.375, SLG: 0.504		G4-3					F9			4	0	1	0	0	0	1										
J.T. Snow, L OBP: 0.356, SLG: 0.415		L4					G3			4	0	0	0	0	1	2										
Edgardo Alfonzo, R OBP: 0.319, SLG: 0.358							F9		F8	4	0	2	0	0	0	0										
José Cruz Jr., S OBP: 0.406, SLG: 0.494		G4-3								3	0	1	0	1	0	2										
Neffi Perez, S OBP: 0.274, SLG: 0.313			FC1-5				L9		F7	4	1	2	0	0	0	2										
Jason Schmidt, R OBP: 0.274, SLG: 0.313			FC1-5				G4-3		K	3	1	0	0	0	1	3										
			HR																							
<b>Inning Stats</b>	R: 0 E: 0 K: 0 S: 5	H: 0 LOB: 0 BB: 0 P: 9	R: 0 E: 0 K: 0 S: 11	H: 1 LOB: 1 BB: 0 P: 14	R: 2 E: 0 K: 0 S: 10	H: 2 LOB: 0 BB: 0 P: 14	R: 0 E: 0 K: 0 S: 8	H: 1 LOB: 1 BB: 0 P: 12	R: 3 E: 0 K: 0 S: 13	H: 2 LOB: 1 BB: 2 P: 25	R: 0 E: 0 K: 0 S: 4	H: 1 LOB: 1 BB: 0 P: 4	R: 1 E: 0 K: 2 S: 14	H: 2 LOB: 1 BB: 0 P: 22	R: 0 E: 0 K: 1 S: 8	H: 0 LOB: 1 BB: 1 P: 17	R: 0 E: 0 K: 1 S: 7	H: 0 LOB: 0 BB: 0 P: 11	1B: 4 2B: 3 3B: 0 HR: 2	SF: 0 SAC: 1 DP: 0 HBP: 0	WP: 0 PB: 0 SB: 0 CS: 0	PA: 39				
<b>PITCHER</b>	IP	WLS	BF	H	R	ER	SO	BB	IBB	HBP	BLK	WP	HR	S	P	ERA	WHIP									
Miguel Batista, R ERA: 3.24	(1, 1)	6.0	L	27	7	5	5	0	2	0	0	0	0	1	51	78	7.50	1.500								
Scott Service, R ERA: 1.54	(7, 1)	1.1		6	2	1	1	2	0	0	0	0	0	1	17	28	6.75	1.500								
Eddie Oropesa, L ERA: 0.98	(8, 1)	0.2		3	0	0	0	1	0	0	0	0	0	5	11	0.00	1.500									
Oscar Villarreal, R ERA: 3.66	(9, 1)	1.0		3	0	0	0	1	0	0	0	0	0	7	11	0.00	0.000									

Batter	1	2	3	4	5	6	7	8	9	AB	R	H	RBI	BB	SO	LOB	BOTTOM								
Tony Womack, L OBP: 0.235, SLG: 0.304	G4-3		F7				G4-3		F8	4	0	0	0	0	0	3	<b>San Francisco Giants @ Arizona Diamondbacks</b> <b>Bank One Ballpark, Phoenix, AZ</b> Wed May 21 2003, 10:05 PM EDT Att: 35,886 - Sunny - 78 F								
Junior Spivey, R OBP: 0.325, SLG: 0.448	P4						K		L8	4	0	0	0	0	1	0									
Luis Gonzalez, L OBP: 0.379, SLG: 0.550	G4-3								K	4	0	0	0	0	2	0									
David Dellucci, L OBP: 0.344, SLG: 0.410		G6-3					K		F7	4	0	1	0	0	1	0									
Carlos Baerga, S OBP: 0.349, SLG: 0.494		F7					G1-3			3	0	0	0	0	0	1									
Steve Finley, L OBP: 0.339, SLG: 0.450		G3					F8		K	3	0	0	0	0	1	0									
Mark Grace, L OBP: 0.290, SLG: 0.393							K			3	0	1	0	0	1	0									
Rod Barajas, R OBP: 0.333, SLG: 0.507							K		K	3	0	1	0	0	2	1									
Miguel Batista, R OBP: 0.263, SLG: 0.363 Quinton McCracken, S OBP: 0.254, SLG: 0.228 Scott Service, R OBP: 0.254, SLG: 0.228 Eddie Oropesa, L OBP: 0.254, SLG: 0.228 Alex Cintron, S OBP: 0.254, SLG: 0.228 Oscar Villarreal, L OBP: 0.254, SLG: 0.228	(1, 1)	(5, PH)	(7, 1)	(8, 1)	(8, PH)	(9, 1)			F8																
<b>Inning Stats</b>	R: 0 E: 0 K: 0 S: 9	H: 0 LOB: 0 BB: 0 P: 12	R: 0 E: 0 K: 0 S: 6	H: 0 LOB: 0 BB: 0 P: 7	R: 0 E: 0 K: 0 S: 10	H: 1 LOB: 1 BB: 0 P: 14	R: 0 E: 0 K: 0 S: 8	H: 1 LOB: 1 BB: 0 P: 12	R: 0 E: 0 K: 2 S: 8	H: 0 LOB: 0 BB: 0 P: 12	R: 0 E: 0 K: 1 S: 9	H: 0 LOB: 0 BB: 0 P: 13	R: 0 E: 0 K: 2 S: 8	H: 0 LOB: 0 BB: 0 P: 11	R: 0 E: 0 K: 2 S: 14	H: 2 LOB: 2 BB: 0 P: 22	R: 0 E: 0 K: 1 S: 10	H: 0 LOB: 0 BB: 0 P: 16	1B: 3 2B: 1 3B: 0 HR: 0	SF: 0 SAC: 1 DP: 0 HBP: 0	WP: 0 PB: 0 SB: 0 CS: 0	PA: 31			
<b>PITCHER</b>	IP	WLS	BF	H	R	ER	SO	BB	IBB	HBP	BLK	WP	HR	S	P	ERA	WHIP								
Jason Schmidt, R ERA: 2.61	(1, 1)	9.0	W	31	4	0	0	8	0	0	0	0	0	82	119	0.00	0.444								

AB	35
R	6
H	9
RBI	6
BB	3
SO	4
LOB	10



AB	30
R	0
H	4
RBI	0
BB	0
SO	8
LOB	5





Batter	1	2	3	4	5	6	7	8	9	AB	R	H	RBI	BB	SO	LOB	TOP										
Ramón Vázquez, L (1, 6) OBP: 0.356, SLG: 0.381	2-2 G3 1B		4-0 WP BB			0-1 1B G5-3 2B	2-2 F7		0-1 F7	4	1	2	0	1	0	1											
Mark Loretta, R (1, 4) OBP: 0.341, SLG: 0.387	0-1 G3		1-1 G5-3			1-1 G5-3 2B 1B	4-1 FC6-4 BB			3	1	1	0	1	0	2											
Sean Burroughs, L (1, 5) OBP: 0.323, SLG: 0.404	2-2 F7			1-1 F8		0-0 G5-3	0-0 FC6-4			4	0	0	1	0	0	4											
Dave Hansen, L (1, 3) OBP: 0.385, SLG: 0.295	1-0 1B			1-3 K		1-0 FC6-4 2B		2-2 L6		4	0	2	1	0	1	0											
Rondell White, R (1, 7)		0-3 K		1-2 2B		1-2 FC6-4 HBP		0-1 P4		3	0	1	0	0	1	0											
Xavier Nady, R (1, 9) OBP: 0.353, SLG: 0.471		2-1 G6-3		2-1 G6-3		1-1 FC6-4		1-2 G5-3		4	0	0	0	0	0	3											
Jason Bay, R (1, 8) OBP: 0.250, SLG: 1.000		0-0 G5-3			1-3 K	0-2 G5-3			0-1 HR	4	1	1	1	0	1	2											
Gary Bennett, R (1, 2) OBP: 0.319, SLG: 0.372			0-3 K B3-6-4		2-3 K		1-1 SH3-4 1B		2-3 K	4	0	1	0	0	3	0											
Carlton Loewer, R (1, 1)			0-1 B3-6-4		3-3 K		0-1 SH3-4		1-3 K	2	0	0	0	0	1	1											
Mike Matthews, L (7, 1)										0	0	0	0	0	0	0											
Matt Herges, L (8, 1)										0	0	0	0	0	0	0											
Keith Lockhart, L (9, PH) OBP: 0.344, SLG: 0.400										1	0	0	0	0	1	0											
<b>Inning Stats</b>	R: 0 E: 0 K: 0 S: 9	H: 2 LOB: 2 BB: 0 P: 14	R: 0 E: 0 K: 1 S: 6	H: 0 LOB: 0 BB: 0 P: 8	R: 0 E: 0 K: 1 S: 8	H: 0 LOB: 1 BB: 1 P: 13	R: 0 E: 0 K: 1 S: 10	H: 1 LOB: 1 BB: 0 P: 15	R: 0 E: 0 K: 3 S: 9	H: 0 LOB: 0 BB: 0 P: 15	R: 2 E: 0 K: 0 S: 13	H: 3 LOB: 2 BB: 0 P: 17	R: 0 E: 0 K: 0 S: 9	H: 1 LOB: 2 BB: 1 P: 16	R: 0 E: 0 K: 0 S: 10	H: 0 LOB: 0 BB: 0 P: 13	R: 1 E: 0 K: 2 S: 10	H: 1 LOB: 0 BB: 0 P: 13	1B: 4 2B: 3 3B: 0 HR: 1	SF: 0 SAC: 1 DP: 1 HBP: 1	WP: 2 PB: 0 SB: 0 CS: 0	PA: 37					
<b>PITCHER</b>	IP	WLS	BF	H	R	ER	SO	BB	IBB	HBP	BLK	WP	HR	S	P	ERA	WHIP										
17 Brandon Webb, R (1, 1) ERA: 2.14	6.1		27	7	2	2	6	1	0	1	0	2	0	59	87	2.84	1.263										
Mike Myers, L (7, 1) ERA: 4.51	0.2	3	0	0	0	0	0	1	0	0	0	0	0	5	11	0.00	1.500										
Mike Koplove, R (8, 1) ERA: 2.17	1.0	W	3	0	0	0	0	0	0	0	0	0	0	10	13	0.00	0.000										
Matt Mantei, R (9, 1) ERA: 3.86	1.0	S	4	1	1	1	2	0	0	0	0	0	1	10	13	9.00	1.000										

San Diego Padres @ Arizona Diamondbacks  
Bank One Ballpark, Phoenix, AZ  
Fri May 23 2003, 10:07 PM EDT  
Att. 30,128 - Cloudy - 100 F

livebaseballscorecards.com

AB 33  
R 3  
H 8  
RBI 3  
BB 2  
SO 8  
LOB 13




Batter	1	2	3	4	5	6	7	8	9	AB	R	H	RBI	BB	SO	LOB	BOTTOM										
Tony Womack, L (1, 6) OBP: 0.236, SLG: 0.303	1-2 G3	0-2 L5			0-1 G6-3 1B		2-1 G6-3			4	0	1	0	0	0	0											
Junior Spivey, R (1, 4) OBP: 0.321, SLG: 0.435	1-1 F9		3-2 P6		0-1 G6-3			0-0 F8		4	0	0	0	0	0	1											
Luis Gonzalez, L (1, 7) OBP: 0.386, SLG: 0.555	3-1 1B 2B		4-0 BB			3-3 K		4-1 1B HR BB		2	2	1	0	2	1	0											
Steve Finley, L (1, 8) OBP: 0.349, SLG: 0.458	2-1 1B 1B		2-2 F8			0-0 1B		0-0 1B HR		4	2	3	0	0	0	1											
Danny Bautista, R (1, 9) OBP: 0.303, SLG: 0.355	2-2 1B		3-2 G6-3			0-0 1B		0-1 HR		4	1	3	4	0	0	1											
Lyle Overbay, L (1, 3) OBP: 0.366, SLG: 0.417	1-1 1B			0-0 F7		1-2 F8		4-2 1B BB		3	0	1	1	1	0	2											
Matt Williams, R (1, 5) OBP: 0.310, SLG: 0.390	2-0 P3			2-0 G6-3		2-0 P3		0-0 1B		4	0	1	0	0	0	4											
Chad Moeller, R (1, 2) OBP: 0.377, SLG: 0.542		2-1 F9		1-0 G6-3			1-0 G5-3	2-2 F3		4	0	0	0	0	0	2											
17 Brandon Webb, R (1, 1) ERA: 3.46		2-3 K			1-3 K		2-3 K	1-0 F8		2	0	0	0	0	2	0											
Mike Myers, L (7, 1) ERA: 4.51										0	0	0	0	0	0	0											
David Dellucci, L (7, PH) ERA: 4.51										1	0	0	0	0	1	0											
Mike Koplove, R (8, 1) ERA: 2.17										0	0	0	0	0	0	0											
Carlos Baerga, S (8, PH) ERA: 3.86										1	0	0	0	0	2	0											
Matt Mantei, R (9, 1) ERA: 3.86										0	0	0	0	0	0	0											
<b>Inning Stats</b>	R: 2 E: 0 K: 0 S: 16	H: 4 LOB: 2 BB: 0 P: 28	R: 0 E: 0 K: 1 S: 8	H: 0 LOB: 0 BB: 0 P: 12	R: 0 E: 0 K: 0 S: 9	H: 0 LOB: 0 BB: 1 P: 21	R: 0 E: 0 K: 0 S: 3	H: 0 LOB: 0 BB: 0 P: 6	R: 0 E: 0 K: 1 S: 7	H: 1 LOB: 0 BB: 0 P: 8	R: 0 E: 0 K: 1 S: 11	H: 2 LOB: 2 BB: 0 P: 18	R: 0 E: 0 K: 1 S: 6	H: 0 LOB: 0 BB: 0 P: 11	R: 3 E: 0 K: 0 S: 15	H: 3 LOB: 2 BB: 2 P: 26	1B: 8 2B: 1 3B: 0 HR: 1	SF: 0 SAC: 0 DP: 1 HBP: 0	WP: 0 PB: 0 SB: 0 CS: 0	PA: 36							
<b>PITCHER</b>	IP	WLS	BF	H	R	ER	SO	BB	IBB	HBP	BLK	WP	HR	S	P	ERA	WHIP										
Carlton Loewer, R (1, 1) ERA: 3.46	6.1		26	7	2	2	3	1	0	0	0	0	1	15	27	27.00	4.000										
Mike Matthews, L (7, 1) ERA: 4.51	1.0	L	7	2	3	3	1	2	0	0	0	0	0	5	8	0.00	1.500										
Matt Herges, R (8, 1) ERA: 1.85	0.2	3	1	0	0	0	0	0	0	0	0	0	0	5	8	0.00	1.500										

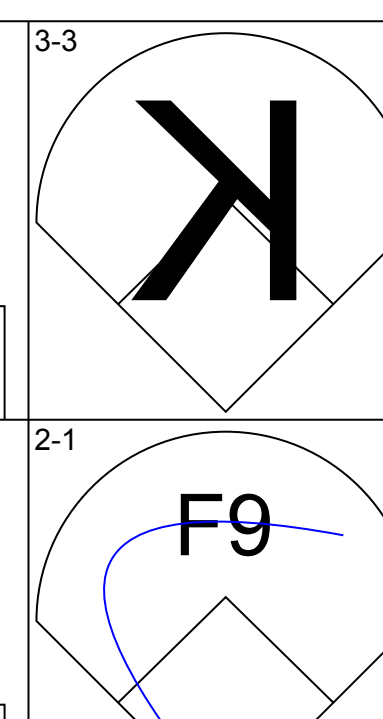
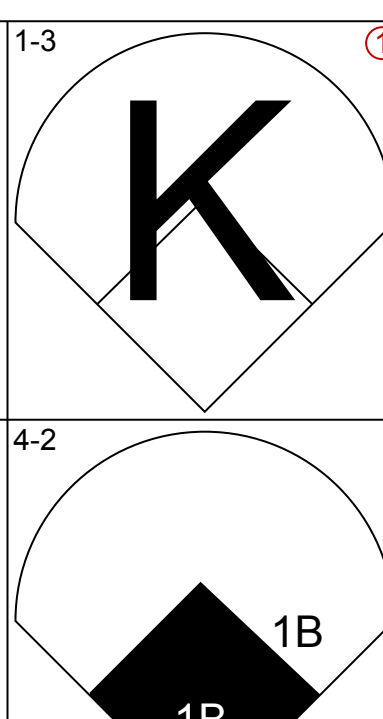
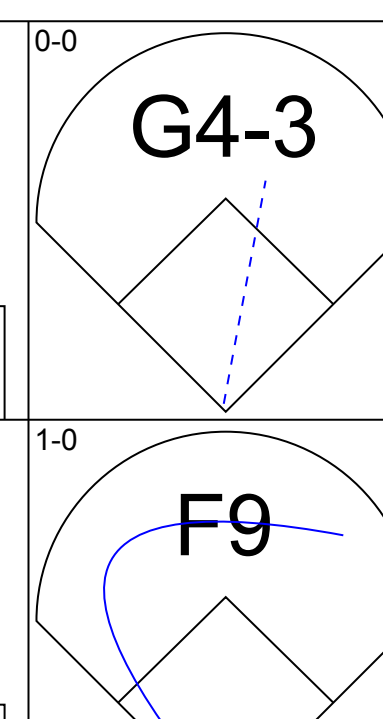
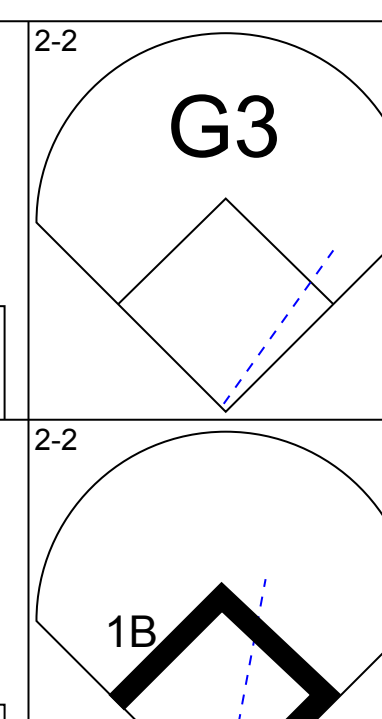
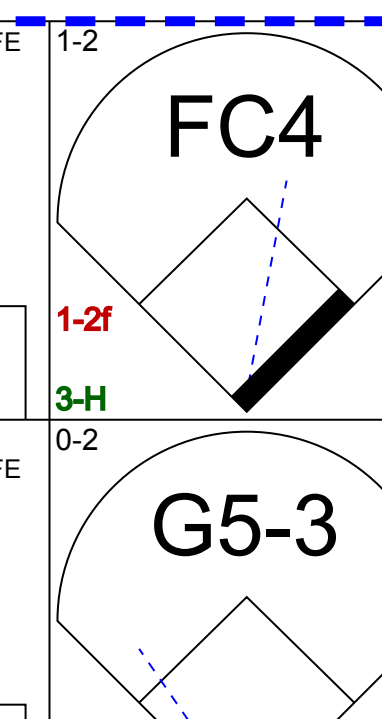
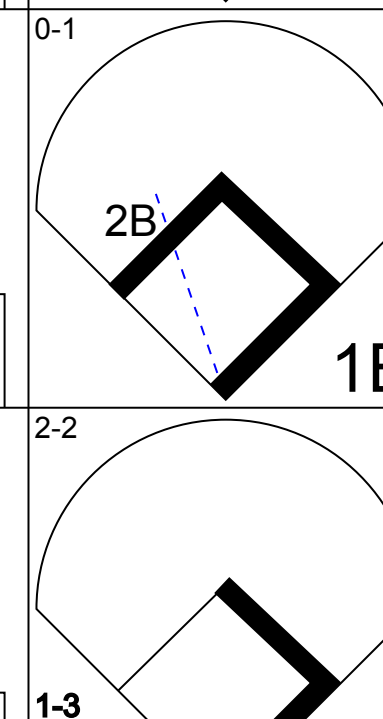
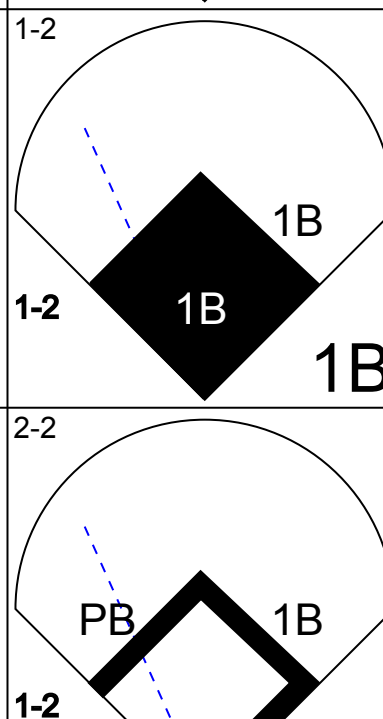

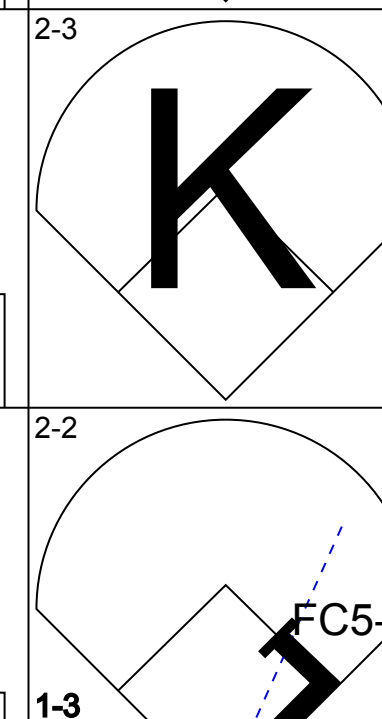

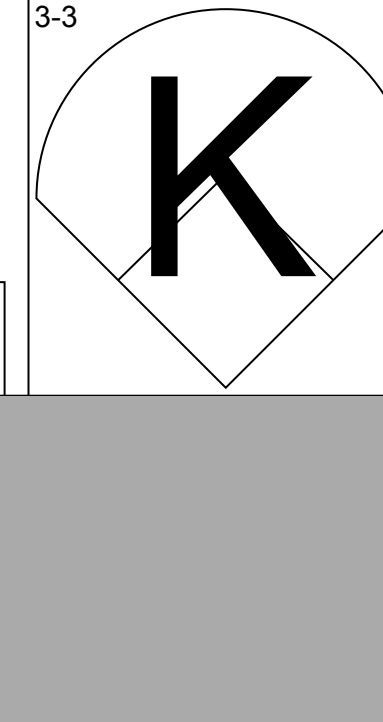
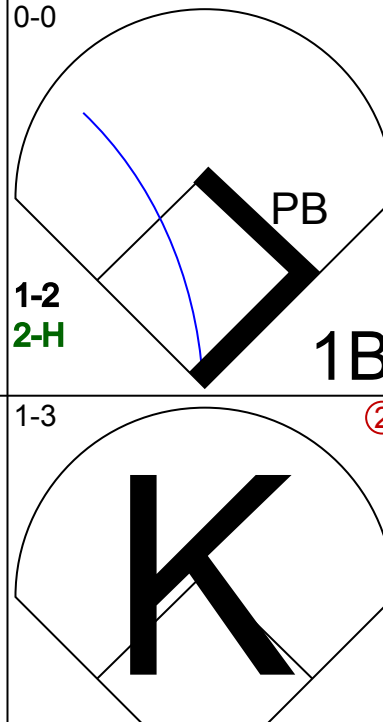
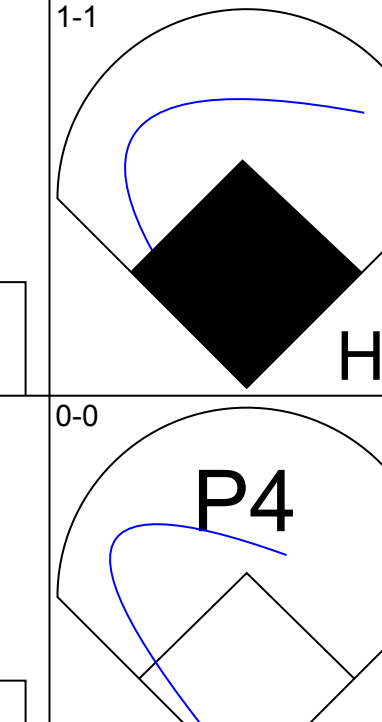
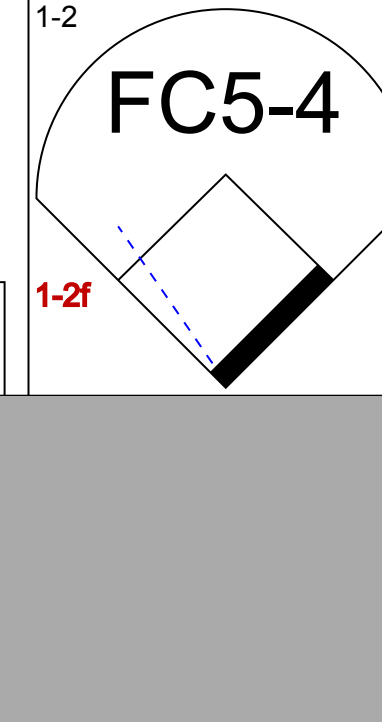
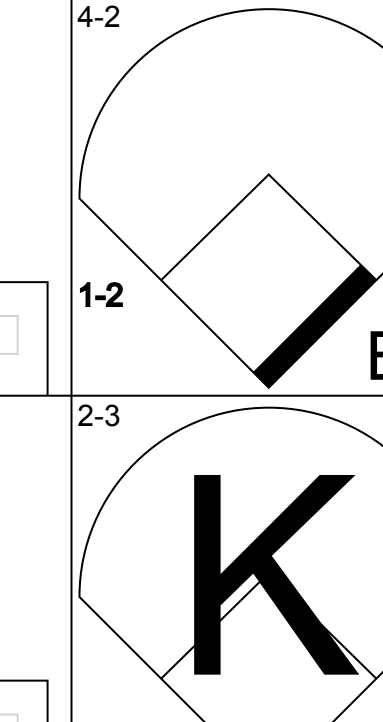

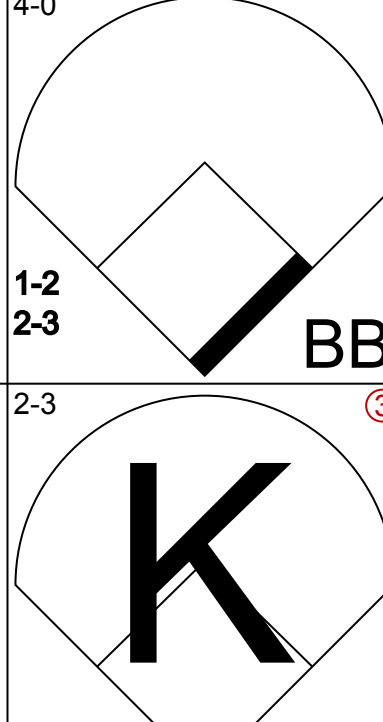


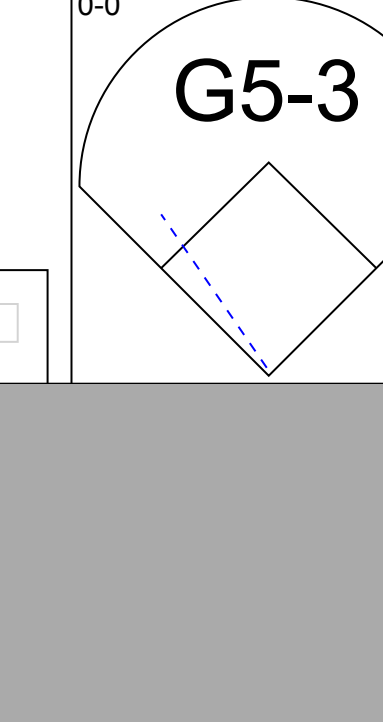

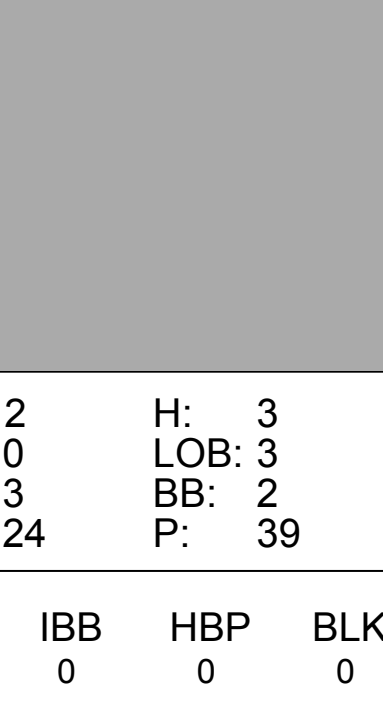

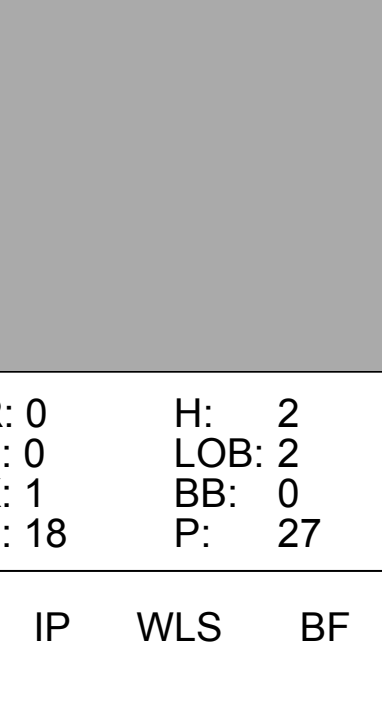
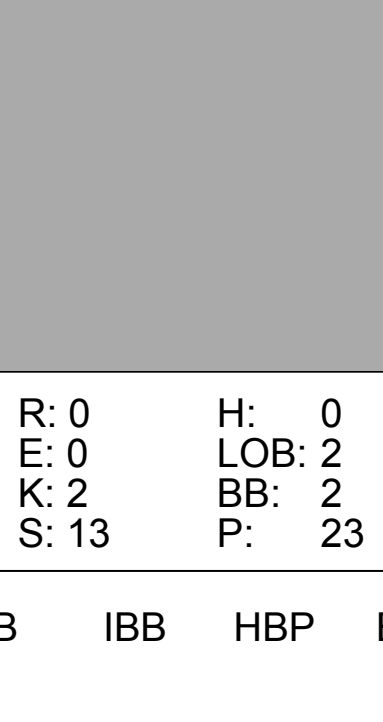
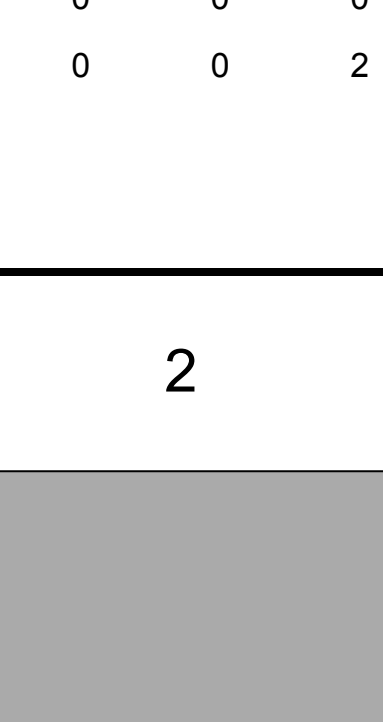
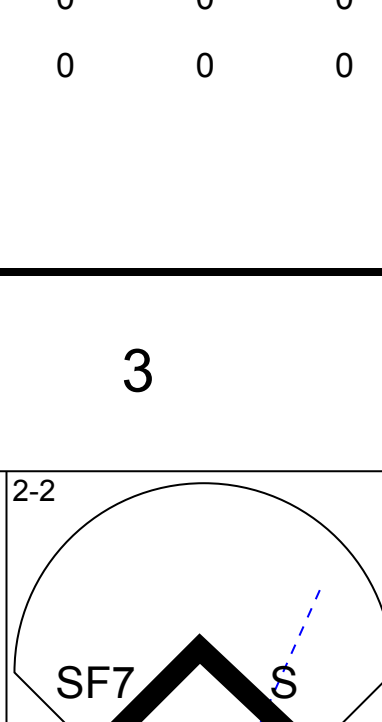
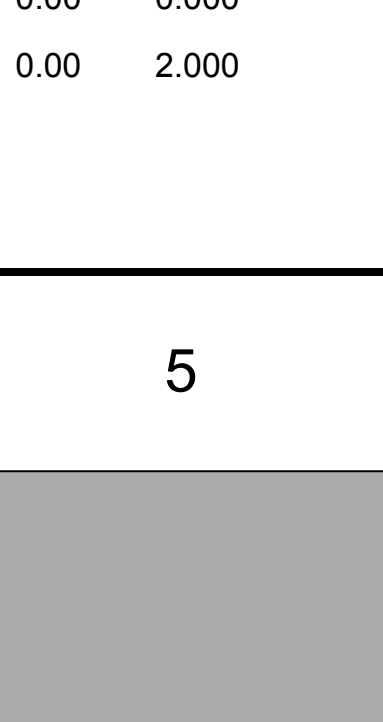
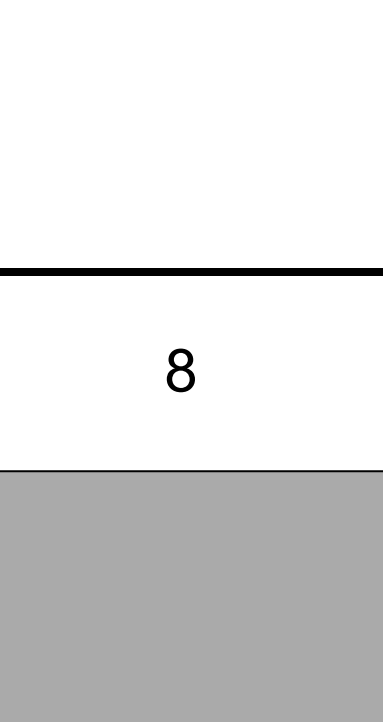
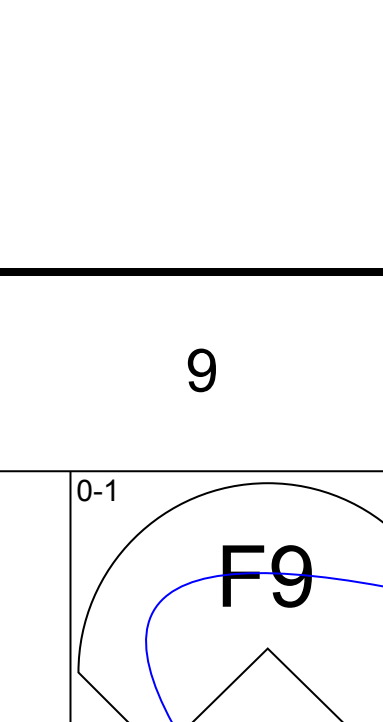
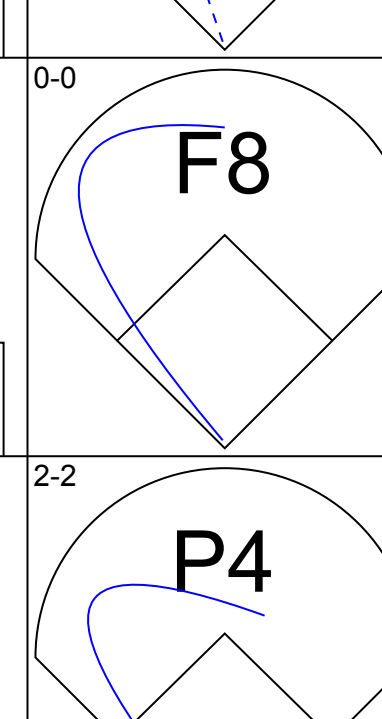
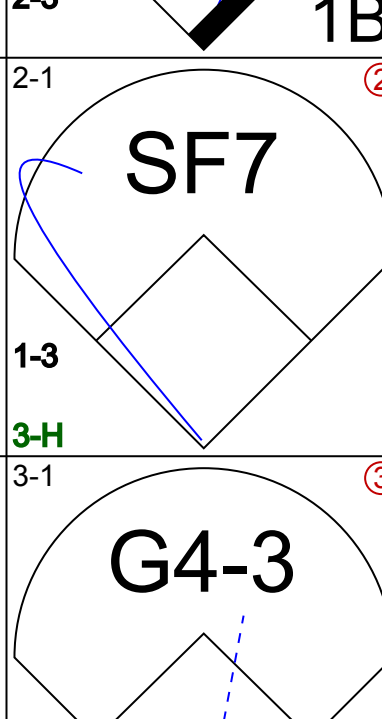
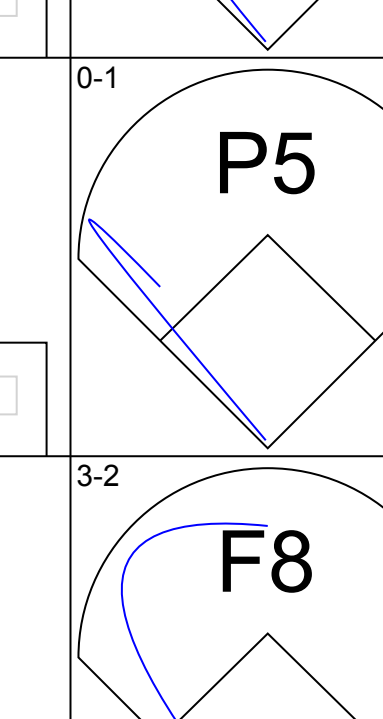

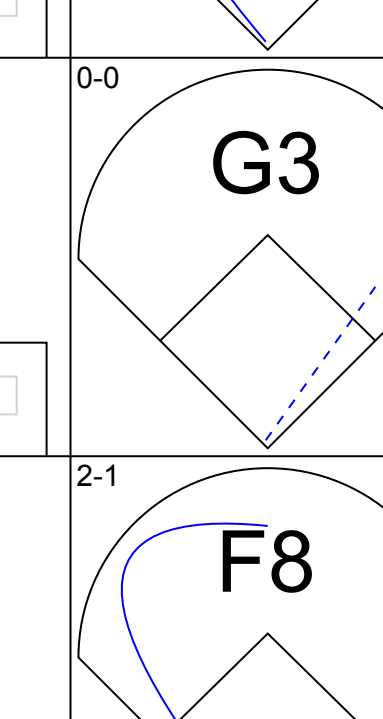





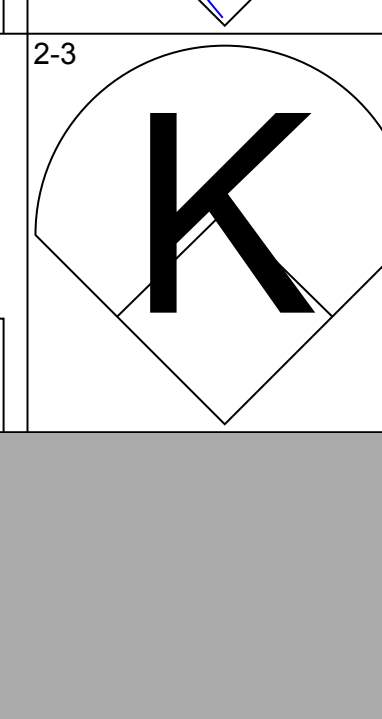

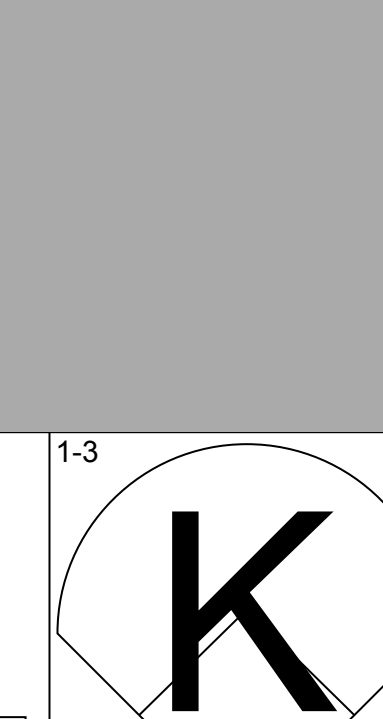
San Diego Padres @ Arizona Diamondbacks  
Bank One Ballpark, Phoenix, AZ  
Fri May 23 2003, 10:07 PM EDT  
Att. 30,128 - Cloudy - 100 F

livebaseballscorecards.com

AB 33  
R 5  
H 10  
RBI 5  
BB 3  
SO 4  
LOB 13





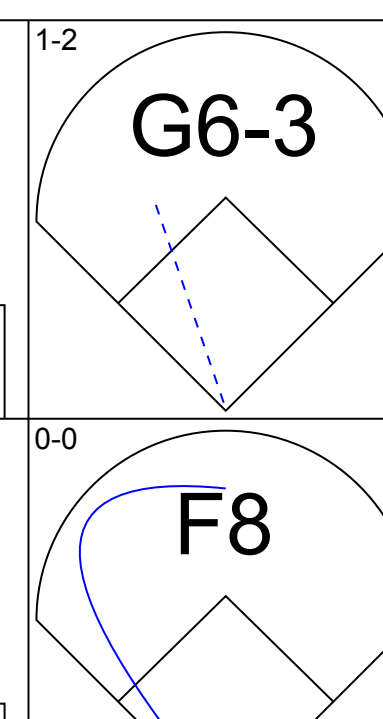
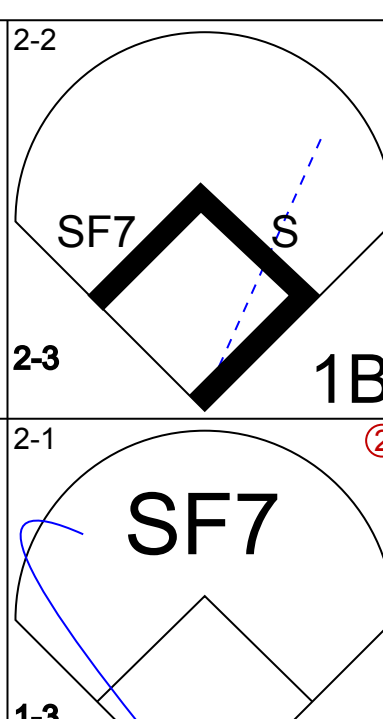
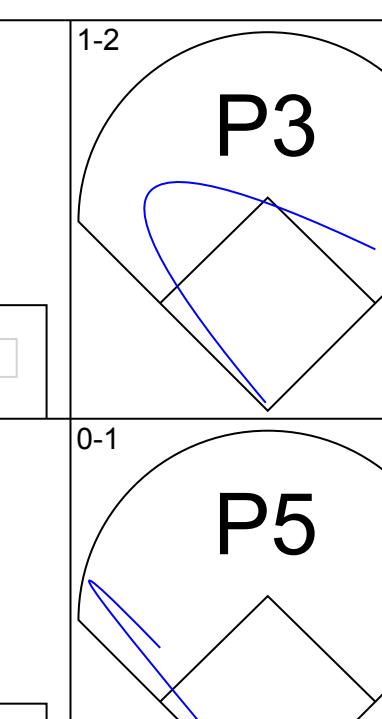
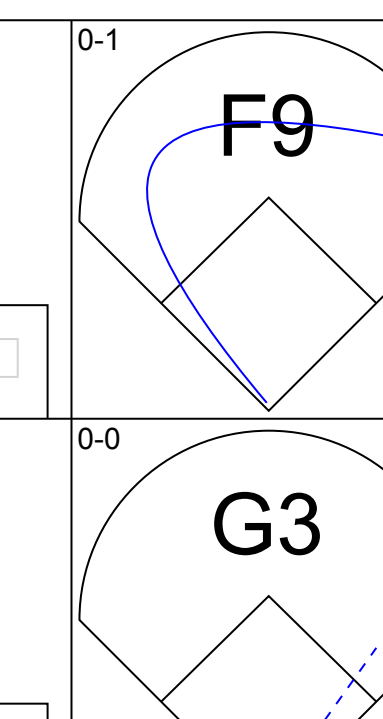
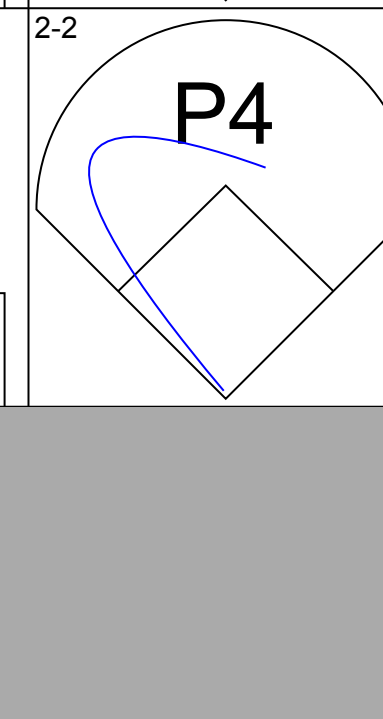
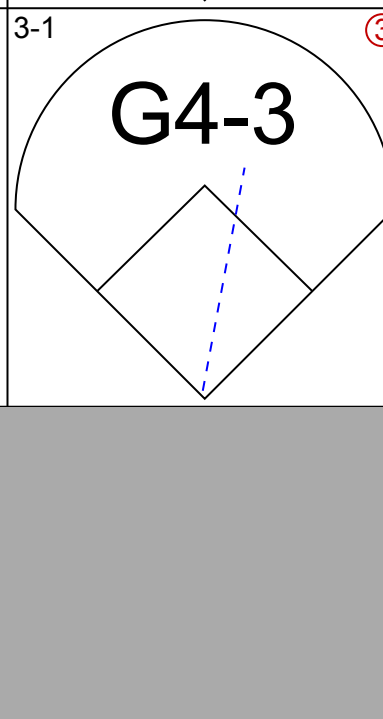
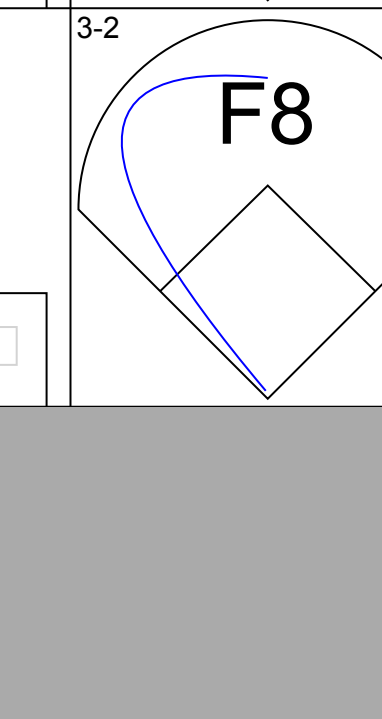
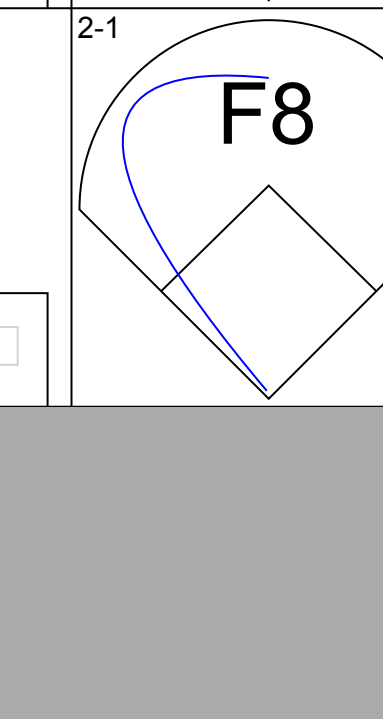




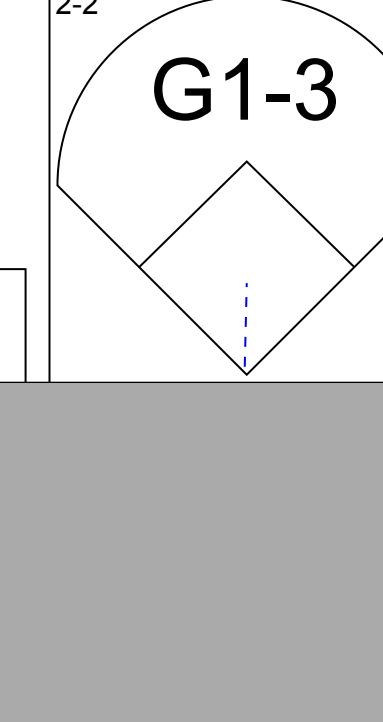


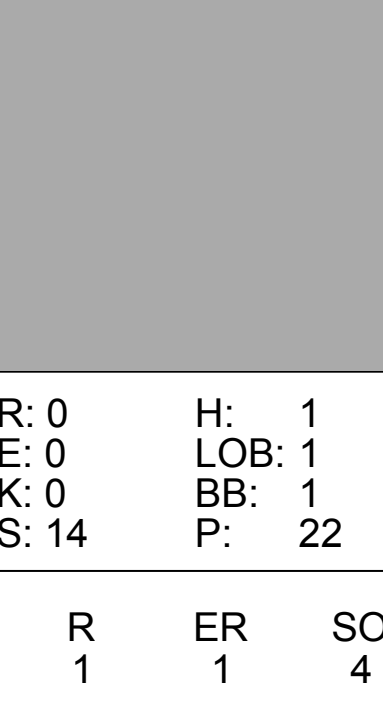





Batter	1	2	3	4	5	6	7	8	9	AB	R	H	RBI	BB	SO	LOB	TOP					
Ramón Vázquez, L OBP: 0.348, SLG: 0.370										5	0	0	1	0	2	1						
Mark Loretta, R OBP: 0.343, SLG: 0.384										4	1	1	0	1	0	1						
Sean Burroughs, L OBP: 0.325, SLG: 0.404										5	1	2	0	0	2	1						
Dave Hansen, L OBP: 0.421, SLG: 0.354										4	0	3	1	1	0	0						
Rondell White, R OBP: 0.346, SLG: 0.497										4	1	2	2	1	1	4						
Xavier Nady, R OBP: 0.345, SLG: 0.469										5	1	1	0	0	3	4						
Jason Bay, R OBP: 0.333, SLG: 0.750										4	1	1	1	1	0	2						
Gary Bennett, R OBP: 0.314, SLG: 0.383										4	0	1	0	0	2	4						
Brian Lawrence, R OBP: 0.280, SLG: 0.417										4	0	1	0	0	3	1						
<b>Inning Stats</b>	R: 0 H: 2 E: 0 K: 2 S: 17	H: 2 LOB: 2 BB: 0 P: 27	R: 0 H: 1 E: 0 K: 2 S: 9	H: 1 LOB: 1 BB: 0 P: 10	R: 2 H: 3 E: 0 K: 3 S: 24	H: 3 LOB: 3 BB: 2 P: 39	R: 0 H: 0 E: 0 K: 1 S: 5	H: 0 LOB: 0 BB: 0 P: 6	R: 1 H: 1 E: 0 K: 0 S: 6	H: 1 LOB: 0 BB: 0 P: 9	R: 0 H: 0 E: 0 K: 2 S: 7	H: 0 LOB: 0 BB: 0 P: 8	R: 0 H: 2 E: 0 K: 1 S: 18	H: 2 LOB: 2 BB: 0 P: 27	R: 2 H: 3 E: 0 K: 0 S: 11	H: 3 LOB: 1 BB: 0 P: 13	R: 0 H: 0 E: 0 K: 2 S: 13	H: 0 LOB: 2 BB: 2 P: 23	1B: 7 2B: 4 3B: 0 HR: 1	SF: 0 SAC: 0 DP: 0 HBP: 0	WP: 0 PB: 1 SB: 0 CS: 0	PA: 43
<b>PITCHER</b>	IP	WLS	BF	H	R	ER	SO	BB	IBB	HBP	BLK	WP	HR	S	P	ERA	WHIP					
Curt Schilling, R ERA: 3.36	(1, 1)	7.0	L	32	9	3	3	11	2	0	0	0	0	1	86	126	3.86	1.571				
Scott Service, R ERA: 3.0	(8, 1)	0.1		4	3	2	2	0	0	0	0	0	0	0	5	6	54.00	9.000				
Mike Myers, L ERA: 4.4	(8, 1)	0.2		2	0	0	0	0	0	0	0	0	0	6	7	0.00	0.000					
Oscar Villarreal, R ERA: 3.55	(9, 1)	1.0		5	0	0	0	2	2	0	0	0	0	0	13	23	0.00	2.000				

San Diego Padres @ Arizona Diamondbacks  
Bank One Ballpark, Phoenix, AZ  
Sat May 24 2003, 10:05 PM EDT  
Att: 38,173 - Sunny - 99 F

livebaseballscorecards.com

AB 39  
R 5  
H 12  
RBI 5  
BB 4  
SO 13  
LOB 18



Batter	1	2	3	4	5	6	7	8	9	AB	R	H	RBI	BB	SO	LOB	BOTTOM					
Tony Womack, L OBP: 0.236, SLG: 0.301										4	0	1	0	0	0	0						
Alex Cintron, S OBP: 0.283, SLG: 0.386										3	0	0	1	0	0	0						
Luis Gonzalez, L OBP: 0.379, SLG: 0.543										4	0	0	0	0	0	1						
Steve Finley, L OBP: 0.348, SLG: 0.455										3	0	1	0	0	1	0						
Danny Bautista, R OBP: 0.295, SLG: 0.345										3	0	0	0	0	0	1						
Lyle Overbay, L OBP: 0.396, SLG: 0.410										2	0	0	0	1	1	0						
Matt Williams, R OBP: 0.303, SLG: 0.381										3	0	0	0	0	1	1						
Rod Barajas, R OBP: 0.333, SLG: 0.493										2	1	0	0	0	0	0						
Curt Schilling, R OBP: 0.136, SLG: 0.095	(1, 1)									1	0	0	0	0	1	0						
Scott Service, R ERA: 3.0	(8, 1)									0	0	0	0	0	0	0						
Mike Myers, L ERA: 4.4	(8, 1)									0	0	0	0	0	0	0						
Carlos Baerga, S OBP: 0.341, SLG: 0.481	(8, PH)									1	0	0	0	0	0	0						
Oscar Villarreal, L ERA: 3.55	(9, 1)									0	0	0	0	0	0	0						
<b>Inning Stats</b>	R: 0 H: 0 E: 0 K: 0 S: 7	H: 0 LOB: 0 BB: 0 P: 10	R: 0 H: 1 E: 0 K: 0 S: 14	H: 1 LOB: 1 BB: 1 P: 22	R: 1 H: 1 E: 0 K: 0 S: 11	H: 1 LOB: 1 BB: 0 P: 21	R: 0 H: 0 E: 0 K: 1 S: 11	H: 0 LOB: 0 BB: 0 P: 17	R: 0 H: 0 E: 0 K: 1 S: 10	H: 0 LOB: 0 BB: 0 P: 14	R: 0 H: 0 E: 0 K: 0 S: 10	H: 0 LOB: 0 BB: 0 P: 14	R: 0 H: 0 E: 0 K: 1 S: 6	H: 0 LOB: 0 BB: 0 P: 7	R: 0 H: 0 E: 0 K: 1 S: 6	H: 0 LOB: 0 BB: 0 P: 8	R: 0 H: 0 E: 0 K: 0 S: 5	H: 0 LOB: 0 BB: 0 P: 7	1B: 2 2B: 0 3B: 0 HR: 0	SF: 1 SAC: 1 DP: 1 HBP: 1	WP: 0 PB: 0 SB: 1 CS: 0	PA: 30
<b>PITCHER</b>	IP	WLS	BF	H	R	ER	SO	BB	IBB	HBP	BLK	WP	HR	S	P	ERA	WHIP					
Brian Lawrence, R ERA: 4.76	(1, 1)	9.0	W	30	2	1	1	4	1	0	1	0	0	80	120	1.00	0.333					

San Diego Padres @ Arizona Diamondbacks  
Bank One Ballpark, Phoenix, AZ  
Sat May 24 2003, 10:05 PM EDT  
Att: 38,173 - Sunny - 99 F

livebaseballscorecards.com

AB 26  
R 1  
H 2  
RBI 1  
BB 1  
SO 4  
LOB 3





Batter	1	2	3	4	5	6	7	8	9	AB	R	H	RBI	BB	SO	LOB	TOP										
Ramón Vázquez, L (1, 6) OBP: 0.349, SLG: 0.371	1-1 1B		3-1 1B	2-2 F8		2-3 K			3-2 G1-3	5	0	2	0	0	1	2											
Keith Lockhart, L (1, 4) OBP: 0.323, SLG: 0.373 Mark Loretta, R (9, PH) OBP: 0.341, SLG: 0.381	1-3 K		1-2 G4-6-3		0-0 F8		1-3 K		1-2 G6-3	4	0	0	0	0	2	2											
Sean Burroughs, L (1, 5) OBP: 0.323, SLG: 0.400	2-2 F8		1-3 K		0-0 2B		1-1 G4-3			4	1	1	0	0	1	1											
Dave Hansen, L (1, 3) OBP: 0.426, SLG: 0.373	2-3 K			0-0 G4-3		1-H 2B		4-1 BB		3	0	1	1	1	1	1											
Rondell White, R (1, 7) OBP: 0.350, SLG: 0.494		2-0 WP G6-3 1B		2-1 1B 1B HBP		0-3 K		1-0 G6-3		3	2	1	0	0	1	2											
Xavier Nady, R (1, 9) OBP: 0.347, SLG: 0.464		3-2 G6-3		2-1 1B		1-1 F7		0-1 G6-3		4	1	1	0	0	0	2											
Jason Bay, R (1, 8) Gary Matthews, S (3, 8) OBP: 0.257, SLG: 0.333		2-2 G4-3 HBP		2-1 1B SF8 1B		2-1 S 1B		2-0 F7		0	0	0	0	0	0	0											
Miguel Ojeda, R (1, 2) OBP: 0.176, SLG: 0.235		0-0 G4-3		2-1 1B		2-2 F9		1-1 G5-3		4	0	1	3	0	0	2											
Randy Keister, L (1, 1) Ryan Klesko, L (4, PH) Charles Nagy, L (4, 1) Lou Merloni, R (6, PH) Jaret Wright, R (8, 1) Jesse Orosco, R (8, 1) Brian Buchanan, R (8, 9) OBP: 0.296, SLG: 0.496 OBP: 0.337, SLG: 0.482 OBP: 0.322, SLG: 0.345 OBP: 0.322, SLG: 0.607 OBP: 0.334, SLG: 0.433		0-3 K		1-2 SF8		2-3 K		3-1 G6-3		1	0	0	0	0	1	1											
<b>Inning Stats</b>	R: 0 E: 0 K: 2 S: 13	H: 1 LOB: 1 BB: 0 P: 19	R: 1 E: 0 K: 1 S: 10	H: 1 LOB: 1 BB: 0 P: 17	R: 0 E: 0 K: 1 S: 9	H: 1 LOB: 0 BB: 0 P: 14	R: 3 E: 0 K: 0 S: 15	H: 3 LOB: 1 BB: 0 P: 26	R: 1 E: 0 K: 1 S: 8	H: 2 LOB: 1 BB: 0 P: 9	R: 0 E: 0 K: 2 S: 12	H: 1 LOB: 1 BB: 0 P: 19	R: 0 E: 0 K: 1 S: 7	H: 0 LOB: 1 BB: 1 P: 14	R: 0 E: 0 K: 0 S: 5	H: 0 LOB: 0 BB: 0 P: 8	R: 0 E: 0 K: 0 S: 10	H: 0 LOB: 0 BB: 0 P: 17	1B: 8 2B: 1 3B: 0 HR: 0	SF: 1 SAC: 0 DP: 1 HBP: 2	WP: 1 PB: 0 SB: 1 CS: 0	PA: 38					
<b>PITCHER</b>	IP	WLS	BF	H	R	ER	SO	BB	IBB	HBP	BLK	WP	HR	S	P	ERA	WHIP										
Elmer Dessens, R (1, 1) ERA: 5.03	5.2	W	27	9	5	5	6	0	0	2	0	1	0	64	99	7.94	1.588										
Eddie Oropesa, L (6, 1) ERA: 2.25	1.1	H	5	0	0	0	2	1	0	0	0	0	0	10	19	0.00	0.750										
Mike Koplove, R (8, 1) ERA: 2.08	1.1		4	0	0	0	0	0	0	0	0	0	0	7	13	0.00	0.000										
Mike Myers, L (9, 1) ERA: 4.2	0.2		2	0	0	0	0	0	0	0	0	0	0	8	12	0.00	0.000										

San Diego Padres @ Arizona Diamondbacks  
Bank One Ballpark, Phoenix, AZ  
Sun May 25 2003, 4:37 PM EDT  
Att: 35,137 - Dome - 72 F

livebaseballscorecards.com

AB 34  
R 5  
H 9  
RBI 5  
BB 1  
SO 8  
LOB 14



Batter	1	2	3	4	5	6	7	8	9	AB	R	H	RBI	BB	SO	LOB	BOTTOM										
Alex Cintron, S (1, 6) OBP: 0.314, SLG: 0.404	4-1 2B BB		2-1 F9		3-2 2H 2B		1 SAFE 3-2 G5-3		1-0 1B HBP	3	1	1	1	1	0	1											
Mark Grace, L (1, 3) OBP: 0.324, SLG: 0.453	4-1 2B E BB		4-2 G5-4-3 BB		P3		1-2 2H HR		1-0 1B	3	2	2	2	2	0	1											
Carlos Baerga, S (1, 4) OBP: 0.337, SLG: 0.482 Tony Womack, L (7, 6) OBP: 0.234, SLG: 0.298	3-2 E SF7 2B		2-2 G5-4-3		1-2 F7		1-3 K		0-3 K	4	1	1	1	0	1	1											
Danny Bautista, R (1, 9) OBP: 0.294, SLG: 0.342	0-1 E6 SF7 S		1-1 G5-3		0-1 1B		0-3 K			4	1	1	1	0	1	1											
Matt Williams, R (1, 5) OBP: 0.309, SLG: 0.380	1-3 K			4-1 2B BB		1-2 F8		2-1 L1-3 1B		3	1	1	0	1	1	3											
David Dellucci, L (1, 8) OBP: 0.347, SLG: 0.425	3-1 SF7			2-2 G3 1B 2B		0-1 1B		3-3 K		3	1	2	2	0	1	1											
Quinton McCracken, S (1, 7) OBP: 0.259, SLG: 0.233 Eddie Oropesa, L (6, 1) Luis Gonzalez, L (7, PH) OBP: 0.377, SLG: 0.540 Mike Koplove, R (8, 1) Mike Myers, L (9, 1)	1-0 G5-3			0-1 G3		2-0 1B		3-2 L1-3		3	0	1	1	0	0	2											
Rod Barajas, R (1, 2) OBP: 0.342, SLG: 0.486		0-1 G4-3		1-2 SH3 2B 1B		3-3 K		4-0 L1-3 BB		3	1	1	1	1	1	2											
Elmer Dessens, R (1, 1) OBP: 0.263, SLG: 0.278 Steve Finley, L (6, 8) OBP: 0.350, SLG: 0.452		3-3 K		0-0 SH3		4-2 G5-3 HR BB		0-1 L1-3		1	0	0	0	0	1	0											
<b>Inning Stats</b>	R: 3 E: 1 K: 1 S: 13	H: 1 LOB: 2 BB: 2 P: 29	R: 0 E: 0 K: 1 S: 8	H: 0 LOB: 0 BB: 0 P: 13	R: 0 E: 0 K: 0 S: 7	H: 0 LOB: 1 BB: 1 P: 14	R: 3 E: 0 K: 0 S: 16	H: 3 LOB: 1 BB: 1 P: 27	R: 1 E: 0 K: 1 S: 15	H: 3 LOB: 2 BB: 0 P: 22	R: 2 E: 0 K: 2 S: 17	H: 1 LOB: 1 BB: 1 P: 28	R: 0 E: 0 K: 1 S: 11	H: 1 LOB: 0 BB: 0 P: 19	R: 0 E: 0 K: 1 S: 6	H: 1 LOB: 2 BB: 1 P: 12	1B: 6 2B: 5 3B: 0 HR: 1	SF: 1 SAC: 1 DP: 3 HBP: 1	WP: 0 PB: 0 SB: 1 CS: 0	PA: 39							
<b>PITCHER</b>	IP	WLS	BF	H	R	ER	SO	BB	IBB	HBP	BLK	WP	HR	S	P	ERA	WHIP										
Randy Keister, L (1, 1) ERA: 12.0	3.0	L	13	6	4	4	1	1	0	0	0	0	0	31	49	18.00	3.500										
Charles Nagy, R (4, 1) ERA: 6.43	2.0		13	6	4	4	1	1	0	0	0	0	0	31	49	18.00	3.500										
Jaret Wright, R (6, 1) ERA: 7.57	2.0		9	2	2	2	3	2	0	0	0	0	1	28	51	9.00	2.000										
Jesse Orosco, L (8, 1) ERA: 7.8	1.0		4	1	0	0	1	0	0	1	0	0	0	6	8	0.00	1.000										

San Diego Padres @ Arizona Diamondbacks  
Bank One Ballpark, Phoenix, AZ  
Sun May 25 2003, 4:37 PM EDT  
Att: 35,137 - Dome - 72 F

livebaseballscorecards.com

AB 30  
R 9  
H 10  
RBI 9  
BB 6  
SO 7  
LOB 16





Batter	1	2	3	4	5	6	7	8	9	AB	R	H	RBI	BB	SO	LOB	TOP										
Ramón Vázquez, L (1,6) OBP: 0.352, SLG: 0.374	2-2 S G1-3 SF8 1B		2-0 FC1-6-5			2-3 K		1-0 FC5 G4-3 1B		4	1	2	0	0	1	1											
Mark Loretta, R (1,4) OBP: 0.333, SLG: 0.372	0-1 G1-3 1-2		2-3 K			1-3 K		0-1 G4-3 1-2 2-3		4	0	0	0	0	2	4											
Rondell White, R (1,7) OBP: 0.348, SLG: 0.497	1-1 SF8 2-H			0-2 CS 2B		3-3 K		0-0 G5-3		3	0	1	2	0	1	1											
Dave Hansen, L (1,3) OBP: 0.431, SLG: 0.370 Matt Herges, L (8,1)	2-2 F8			1-1 F9			0-0 WP 1B	4-2 HBP		3	1	1	0	0	0	1											
Xavier Nady, R (1,9) OBP: 0.340, SLG: 0.455		0-2 G6-3		0-0 G5-3 2 SAFE			0-2 F8	0-2 FC5 2-3f		4	0	0	0	0	0	4											
Gary Matthews, S (1,8) OBP: 0.257, SLG: 0.331		2-2 G4-3			0-1 P3		3-2 F7 1-2		0-0 1B	4	0	1	0	0	0	1											
Gary Bennett, R (1,2) OBP: 0.309, SLG: 0.373		2-3 K			1-1 L7		0-1 1B 2-H		3-3 K	4	0	1	1	0	2	1											
Lou Merloni, R (1,5) OBP: 0.370, SLG: 0.323			2-2 F7		3-3 K		1-3 K		2-1 P4	4	0	0	0	0	2	2											
Adam Eaton, R (1,1) OBP: 0.357, SLG: 0.923 Jesse Orosco, R (7,1) Luther Hackman, R (7,1) Keith Lockhart, L (8,PH) Brian Buchanan, R (8,3)			0-0 FC1-4 2B			3-2 HR		4-1 G4-3 G5-3 1B BB		2	1	2	1	0	0	0											
<b>Inning Stats</b>	R: 1 E: 0 K: 0 S: 13	H: 1 LOB: 0 BB: 0 P: 18	R: 0 E: 0 K: 1 S: 9	H: 0 LOB: 0 BB: 0 P: 13	R: 0 E: 0 K: 1 S: 11	H: 1 LOB: 1 BB: 0 P: 17	R: 0 E: 0 K: 0 S: 6	H: 1 LOB: 0 BB: 0 P: 7	R: 0 E: 0 K: 1 S: 7	H: 0 LOB: 0 BB: 0 P: 11	R: 1 E: 0 K: 3 S: 15	H: 1 LOB: 0 BB: 0 P: 24	R: 1 E: 0 K: 1 S: 12	H: 2 LOB: 1 BB: 0 P: 16	R: 1 E: 0 K: 0 S: 10	H: 1 LOB: 2 BB: 1 P: 19	R: 0 E: 0 K: 2 S: 9	H: 1 LOB: 1 BB: 0 P: 14	1B: 5 2B: 2 3B: 0 HR: 1	SF: 1 SAC: 0 DP: 0 HBP: 1	WP: 1 PB: 0 SB: 1 CS: 1	PA: 36					
<b>PITCHER</b>	IP	WLS	BF	H	R	ER	SO	BB	IBB	HBP	BLK	WP	HR	S	P	ERA	WHIP										
Andrew Good, R (1,1) ERA: 5.14	7.0	W	26	6	3	3	7	0	0	0	0	1	1	73	106	3.86	0.857										
Mike Koplove, R (8,1) ERA: 2.3	1.0		6	1	1	1	0	1	0	1	0	0	0	10	19	9.00	2.000										
Matt Mantei, R (9,1) ERA: 3.68	1.0		4	1	0	0	2	0	0	0	0	0	0	9	14	0.00	1.000										

San Diego Padres @ Arizona Diamondbacks  
Bank One Ballpark, Phoenix, AZ  
Mon May 26 2003, 4:35 PM EDT  
Att: 32,099 - Dome - 72 F

livebaseballscores.com

AB 33  
R 4  
H 8  
RBI 4  
BB 1  
SO 9  
LOB 16



Batter	1	2	3	4	5	6	7	8	9	AB	R	H	RBI	BB	SO	LOB	BOTTOM										
Tony Womack, L (1,6) OBP: 0.248, SLG: 0.305	1-0 B1-3		4-1 S HR BB	2-2 G4-3 1-2f			0-0 HBP 1B	1-0 SF8 1B		4	2	2	0	1	0	1											
Junior Spivey, R (1,4) OBP: 0.323, SLG: 0.430	1-1 P4		1-3 K 1-2		1-3 K		3-1 HBP 1B	3-2 1B 1-2 2-3		4	1	1	0	0	2	1											
Luis Gonzalez, L (1,7) OBP: 0.373, SLG: 0.550	2-2 F8		0-0 HR 2-H		2-2 P4		1-0 F7	2-0 SF8 2-3 3-H		4	1	1	3	0	0	3											
David Dellucci, L (1,8) OBP: 0.368, SLG: 0.484		3-2 G4-3 1B	0-1 HR		0-0 2B		2-0 1B E HBP	3-3 K		4	2	3	2	0	1	2											
Danny Bautista, R (1,9) OBP: 0.292, SLG: 0.339		2-3 K	0-1 G5-3		0-1 G6-3		1-2 FC3-6 1B			4	0	1	2	0	1	2											
Mark Grace, L (1,3) OBP: 0.346, SLG: 0.446		4-2 G4-3 1-2 BB	4-2 BB			4-2 G4-6-3 BB	0-0 FC3-6 1-2f 2-H			1	0	0	0	3	0	1											
Alex Cintron, S (1,5) OBP: 0.291, SLG: 0.373		1-1 G4-3 1-2 2-3	2-2 G4-3			0-2 G4-6-3 1-2f	1-0 G4-3			4	0	0	0	0	0	5											
Chad Moeller, R (1,2) OBP: 0.373, SLG: 0.525		4-0 IBB		1-0 G6-3		0-2 P4		3-2 G6-3		3	0	0	0	1	0	0											
Andrew Good, R (1,1) OBP: 0.143, SLG: 0.143 Carlos Baerga, S (7,PH) Mike Koplove, R (8,1) Steve Finley, L (8,PH) Matt Mantei, R (9,1)		0-2 G5-3		0-0 G4-3			2-0 HBP 1B	0-2 1B SF8 1B		2	0	1	0	0	0	3											
<b>Inning Stats</b>	R: 0 E: 0 K: 0 S: 7	H: 0 LOB: 0 BB: 0 P: 11	R: 0 E: 0 K: 1 S: 18	H: 1 LOB: 3 BB: 2 P: 32	R: 3 E: 0 K: 1 S: 15	H: 2 LOB: 1 BB: 2 P: 26	R: 0 E: 0 K: 0 S: 9	H: 1 LOB: 0 BB: 0 P: 12	R: 0 E: 0 K: 0 S: 11	H: 0 LOB: 1 BB: 1 P: 15	R: 4 E: 1 K: 0 S: 7	H: 3 LOB: 1 BB: 0 P: 16	R: 1 E: 0 K: 1 S: 22	H: 3 LOB: 2 BB: 0 P: 34	R: 0 E: 0 K: 1 S: 9	H: 1 LOB: 1 BB: 0 P: 14	1B: 8 2B: 1 3B: 0 HR: 2	SF: 1 SAC: 0 DP: 2 HBP: 2	WP: 0 PB: 0 SB: 1 CS: 0	PA: 40							
<b>PITCHER</b>	IP	WLS	BF	H	R	ER	SO	BB	IBB	HBP	BLK	WP	HR	S	P	ERA	WHIP										
Adam Eaton, R (1,1) ERA: 4.85	6.0	L	29	7	6	3	7	4	1	1	0	0	0	1	4	9.00	1.833										
Jesse Orosco, L (7,1) ERA: 7.53	0.1		2	0	0	0	0	0	0	1	0	0	0	1	4	0.00	0.000										
Luther Hackman, R (7,1) ERA: 4.5	0.2		3	1	1	0	0	0	0	0	0	0	0	3	4	0.00	1.500										
Matt Herges, R (8,1) ERA: 2.13	1.0		6	3	1	1	1	0	0	0	0	0	0	22	34	9.00	3.000										

San Diego Padres @ Arizona Diamondbacks  
Bank One Ballpark, Phoenix, AZ  
Mon May 26 2003, 4:35 PM EDT  
Att: 32,099 - Dome - 72 F

livebaseballscores.com

AB 32  
R 8  
H 11  
RBI 7  
BB 5  
SO 4  
LOB 18





Batter	1	2	3	4	5	6	7	8	9	10	11	12	13	AB R H RBI BB SO LOB	TOP																																									
Tony Wornack, L OBP: 0.237, SLG: 0.291 (1, 6)	G4-3		G6-3			G5-3			P5		P2		G6-3	6 0 0 0 0 0 3	Arizona Diamondbacks @ San Francisco Giants PacBell Park, San Francisco, CA Tue May 27 2003, 10:15 PM EDT Att. 36,693 - Sunny - 67 F																																									
Alex Cintron, S OBP: 0.263, SLG: 0.411 (1, 5) (10, 4)	F8		1-2 G6-3			G3			G3-1		G4-3			5 1 1 1 0 0 1																																										
Luis Gonzalez, L OBP: 0.371, SLG: 0.541 Quinten McCracken, S OBP: 0.254, SLG: 0.230 (1, 7) (9, 7)	F8		G4-3			L6			HBP G4-3			G4-3		3 0 0 0 0 0 0 1 0 0 0 0 0 0																																										
David Dellucci, L OBP: 0.360, SLG: 0.490 (1, 9)		3-1 WP 3B				K			G3-1			K		5 1 1 0 0 2 1																																										
Mark Grace, L OBP: 0.325, SLG: 0.414 (1, 3)		0-1 G3				G1-4-3			P3			P6		5 0 0 0 0 1 1																																										
Junior Spivey, R OBP: 0.316, SLG: 0.419 Oscar Villarreal, L (13, PH) Danny Bautista, R OBP: 0.290, SLG: 0.336 Matt Mantel, R (13, 1)		2-3 K				K			K				G1-3	4 0 0 0 0 3 0 0 0 0 0 0 0 0 1 0 0 0 0 0 0 0 0 0 0 0 0 0																																										
Steve Finley, L OBP: 0.355, SLG: 0.451 (1, 8)		3-H 4-2 BB							F8				2B 1B	4 1 1 0 1 1 0 5 0 0 0 0 1 2																																										
Rod Barajas, R OBP: 0.321, SLG: 0.455 (1, 2)		1 SAFE 1-1 F8							P6			P6	F9																																											
Byung-Hyun Kim, R OBP: 0.289, SLG: 0.251 Carlos Sanchez, S OBP: 0.287, SLG: 0.493 Mike Myers, L (8, 1) Mike Koplove, R (8, 1) Eddie Cripesa, L (10, 1) Matt Williams, R OBP: 0.318, SLG: 0.397 (10, 5)			0-0 G6-3 1B			G4-3			G3-1			3-2 WP 1B	1-H 2B	2 0 1 0 0 0 0 1 0 2 0 2 1 0 0 0																																										
<b>Inning Stats</b>	R: 0 H: 0 E: 0 K: 0 S: 12 H: 0 LOB: 0 BB: 0 P: 18					R: 1 H: 1 E: 0 K: 1 S: 12 H: 1 LOB: 1 BB: 1 P: 22					R: 1 H: 2 E: 0 K: 2 S: 6 H: 2 LOB: 0 BB: 0 P: 8					R: 0 H: 0 E: 0 K: 2 S: 10 H: 0 LOB: 0 BB: 0 P: 15					R: 0 H: 0 E: 0 K: 1 S: 9 H: 0 LOB: 0 BB: 0 P: 12					R: 0 H: 0 E: 0 K: 0 S: 7 H: 0 LOB: 0 BB: 0 P: 12					R: 0 H: 0 E: 0 K: 0 S: 8 H: 0 LOB: 1 BB: 0 P: 14					R: 0 H: 0 E: 0 K: 1 S: 11 H: 0 LOB: 0 BB: 0 P: 18					R: 0 H: 0 E: 0 K: 1 S: 5 H: 0 LOB: 0 BB: 0 P: 7					R: 1 H: 2 E: 0 K: 0 S: 10 H: 2 LOB: 1 BB: 0 P: 14					1B: 3 SF: 0 2B: 1 SAC: 0 3B: 1 DP: 1 HR: 1 HBP: 1					WP: 2 PA: 46 PB: 0 SB: 0 CS: 0
<b>PITCHER</b>	IP	WLS	BF	H	R	ER	SO	BB	IBB	HBP	BLK	WP	HR	S	P	ERA	WHIP																																							
Jason Schmidt, R ERA: 2.54 (1, 1)	9.0		31	3	2	2	6	1	0	1	0	1	1	79	121	2.00	0.444																																							
Tim Lincecum, R ERA: 1.27 (10, 1)	2.0		7	1	0	0	1	0	0	0	0	1	0	19	34	0.00	0.500																																							
Felix Rodriguez, R ERA: 4.74 (12, 1)	2.0	W	8	2	1	1	1	0	0	0	0	0	0	15	21	4.50	1.000																																							

Batter	1	2	3	4	5	6	7	8	9	10	11	12	13	AB R H RBI BB SO LOB	BOTTOM																																				
Marquis Grissom, R OBP: 0.339, SLG: 0.503 (1, 8)	K		G4-3						G1-3					7 0 2 2 0 2 3	Arizona Diamondbacks @ San Francisco Giants PacBell Park, San Francisco, CA Tue May 27 2003, 10:15 PM EDT Att. 36,693 - Sunny - 67 F																																				
Neifi Perez, S OBP: 0.307, SLG: 0.373 (1, 6)	F9		P6						P5					6 0 1 1 0 1 5																																					
Ray Durham, S OBP: 0.411, SLG: 0.453 (1, 4)			G4-3											6 1 1 0 0 3 3																																					
Barry Bonds, L OBP: 0.489, SLG: 0.618 (1, 7)														3 0 0 0 3 1 0																																					
Benito Santiago, R OBP: 0.372, SLG: 0.520 (1, 2)														5 0 1 0 1 0 6																																					
J.T. Snow, L OBP: 0.368, SLG: 0.418 (1, 3)														4 0 1 1 1 2 1																																					
Edgardo Alfonzo, R OBP: 0.308, SLG: 0.348 Felix Rodriguez, R OBP: 1.000, SLG: 1.000 Rich Aurilia, R OBP: 0.333, SLG: 0.402 (1, 5) (12, 1) (13, PH)														5 0 0 0 0 0 5 0 0 0 0 0 0 0 0 1 0 0 1 0 0																																					
José Cruz Jr., S OBP: 0.388, SLG: 0.462 (1, 9)														5 1 2 0 1 3 1																																					
Jason Schmidt, R (1, 1)														1 0 0 0 0 0 3 1 0 1 1 1 0 1 0 0																																					
Andres Galarraga, R ERA: 3.58 OBP: 0.418, SLG: 0.585 Ruben Rivera, R OBP: 0.265, SLG: 0.340 Tim Worrell, R (10, 1) Pedro Feliz, R OBP: 0.379, SLG: 0.581 (12, 5)														1 0 0 0 0 0 3 1 0 1 1 1 0 1 0 0																																					
<b>Inning Stats</b>	R: 0 H: 0 E: 0 K: 2 S: 7 H: 0 LOB: 0 BB: 0 P: 10					R: 0 H: 2 E: 0 K: 1 S: 13 H: 2 LOB: 3 BB: 1 P: 23					R: 0 H: 0 E: 0 K: 0 S: 8 H: 0 LOB: 0 BB: 0 P: 9					R: 0 H: 0 E: 0 K: 1 S: 11 H: 0 LOB: 1 BB: 1 P: 17					R: 1 H: 2 E: 0 K: 2 S: 14 H: 2 LOB: 1 BB: 1 P: 24					R: 0 H: 1 E: 0 K: 0 S: 8 H: 1 LOB: 1 BB: 0 P: 11					R: 1 H: 1 E: 0 K: 2 S: 9 H: 1 LOB: 1 BB: 1 P: 12					R: 0 H: 0 E: 2 K: 1 S: 7 H: 0 LOB: 2 BB: 1 P: 14					R: 0 H: 0 E: 0 K: 1 S: 11 H: 0 LOB: 3 BB: 1 P: 18					R: 2 H: 1 E: 0 K: 2 S: 14 H: 1 LOB: 1 BB: 2 P: 27					WP: 0 PA: 55 PB: 0 SB: 0 CS: 0
<b>PITCHER</b>	IP	WLS	BF	H	R	ER	SO	BB	IBB	HBP	BLK	WP	HR	S	P	ERA	WHIP																																		
Byung-Hyun Kim, R ERA: 3.58 (1, 1)	7.0		29	5	1	1	6	3	0	0	0	0	0	70	107	1.29	1.143																																		
Mike Myers, L ERA: 4.8 (8, 1)	0.0	B	2	1	1	1	0	1	0	0	0	0	0	2	7	=	=																																		
Mike Koplove, R ERA: 2.16 (8, 1)	2.0		7	0	0	0	2	0	0	0	0	0	0	13	19	0.00	0.000																																		
Eddie Cripesa, L ERA: 2.08 (10, 1)	0.1		2	0	0	0	0	1	0	0	0	0	0	1	5	0.00	3.000																																		
Oscar Villarreal, L ERA: 3.28 (10, 1)	2.2		10	2	0	0	2	0	1	0	0	0	0	20	30	0.00	0.750																																		
<b>PITCHER</b>	IP	WLS	BF	H	R	ER	SO	BB	IBB	HBP	BLK	WP	HR	S	P	ERA	WHIP																																		
Matt Mantel, R ERA: 4.37 (13, 1)	0.2		5	1	2	2	2	2	0	0	0	0	0	14	27	27.00	4.500																																		

Arizona Diamondbacks @ San Francisco Giants  
 PacBell Park, San Francisco, CA  
 Tue May 27 2003, 10:15 PM EDT  
 Att. 36,693 - Sunny - 67 F

AB 44  
 R 3  
 H 6  
 RBI 2  
 BB 1  
 SO 8  
 LOB 8



Arizona Diamondbacks @ San Francisco Giants  
 PacBell Park, San Francisco, CA  
 Tue May 27 2003, 10:15 PM EDT  
 Att. 36,693 - Sunny - 67 F

AB 44  
 R 4  
 H 9  
 RBI 4  
 BB 8  
 SO 12  
 LOB 27





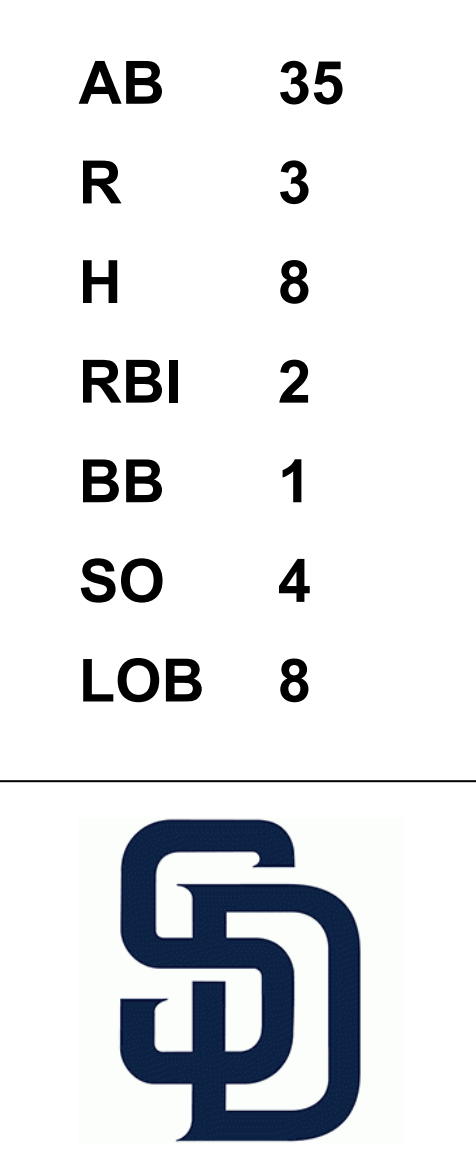




Batter	1	2	3	4	5	6	7	8	9	AB	R	H	RBI	BB	SO	LOB	TOP										
Tony Womack, L (1, 6) OBP: 0.236, SLG: 0.302	G4-1			G4-3	G6-3			F7		5	1	1	2	0	0	4	<b>Arizona Diamondbacks @ San Diego Padres</b> Qualcomm Stadium, San Diego, CA Fri May 30 2003, 10:05 PM EDT Att: 19,685 - Cloudy - 68 F										
Alex Cintron, S (1, 5) OBP: 0.275, SLG: 0.385	L3			F8				P5		5	1	2	1	0	0	0											
Luis Gonzalez, L (1, 7) OBP: 0.361, SLG: 0.522	P3			L1				1B		5	1	1	0	0	1	2											
Steve Finley, L (1, 8) OBP: 0.364, SLG: 0.467		F9						1B		4	2	3	3	1	0	0											
Danny Bautista, R (1, 9) OBP: 0.293, SLG: 0.336	P3							F7		5	1	2	0	0	1	2											
Lyle Overbay, L (1, 3) OBP: 0.371, SLG: 0.416	G1-4-3							G3		4	0	1	0	1	0	3											
Junior Spivey, R (1, 4) OBP: 0.318, SLG: 0.425			F8					F9		4	1	2	1	0	0	1											
Rod Barajas, R (1, 2) OBP: 0.318, SLG: 0.450			K					G5-3		3	0	1	1	0	1	1											
Curt Schilling, R (1, 1) OBP: 0.167, SLG: 0.091	G4-3							K		1	1	0	0	1	0	0											
Oscar Villarreal, L (7, 1)										1	0	0	0	0	1	2											
Stephen Randolph, L (8, 1)										0	0	0	0	0	0	0											
<b>Inning Stats</b>	R: 0 E: 0 K: 0 S: 9	H: 0 LOB: 0 BB: 0 P: 15	R: 0 E: 0 K: 0 S: 11	H: 0 LOB: 0 BB: 0 P: 13	R: 0 E: 0 K: 1 S: 5	H: 0 LOB: 0 BB: 0 P: 7	R: 0 E: 0 K: 0 S: 4	H: 0 LOB: 0 BB: 0 P: 4	R: 2 E: 0 K: 0 S: 10	H: 3 LOB: 2 BB: 1 P: 17	R: 1 E: 0 K: 1 S: 14	H: 3 LOB: 1 BB: 0 P: 21	R: 5 E: 0 K: 1 S: 18	H: 4 LOB: 0 BB: 1 P: 29	R: 0 E: 0 K: 0 S: 11	H: 1 LOB: 2 BB: 1 P: 18	R: 0 E: 0 K: 0 S: 17	H: 2 LOB: 2 BB: 0 P: 22	1B: 10 2B: 1 3B: 1 HR: 1	SF: 1 SAC: 1 DP: 0 HBP: 0	WP: 2 PB: 0 CS: 0	PA: 42					
<b>PITCHER</b>	IP	WLS	BF	H	R	ER	SO	BB	IBB	HBP	BLK	WP	HR	S	P	ERA	WHIP										
Brian Tolberg, R (1, 1) ERA: 5.4	5.0	L	20	4	3	3	1	1	0	0	0	0	0	42	60	5.40	1.000										
Jesse Orosco, L (6, 1) ERA: 7.16	1.0		4	2	0	0	1	0	0	0	0	1	0	11	17	0.00	2.000										
Jaret Wright, R (7, 1) ERA: 8.59	2.0		13	5	5	2	2	2	0	0	0	1	1	29	47	22.50	3.500										
Scott Linebrink, R (9, 1) ERA: 4.13	1.0		5	2	0	0	2	0	0	0	0	0	0	17	22	0.00	2.000										

Batter	1	2	3	4	5	6	7	8	9	AB	R	H	RBI	BB	SO	LOB	BOTTOM										
Ramón Vázquez, L (1, 6) OBP: 0.356, SLG: 0.374	G1-6-3		G4-3					E8		4	0	0	0	0	0	0	<b>Arizona Diamondbacks @ San Diego Padres</b> Qualcomm Stadium, San Diego, CA Fri May 30 2003, 10:05 PM EDT Att: 19,685 - Cloudy - 68 F										
Mark Loretta, R (1, 4) OBP: 0.345, SLG: 0.376	G4-3									3	0	1	0	0	0	0											
Jaret Wright, R (7, 1) OBP: 0.333, SLG: 0.667										0	0	0	0	0	0	0											
Dave Hansen, L (6, PH) OBP: 0.412, SLG: 0.351										0	0	0	0	0	0	0											
Brian Buchanan, R (8, PH) OBP: 0.346, SLG: 0.472										0	0	0	0	1	0	0											
Ryan Klesko, L (1, 3) OBP: 0.364, SLG: 0.479										4	0	1	0	0	2	3											
Scott Linebrink, R (9, 1) ERA: 4.13										0	0	0	0	0	0	0											
Rondell White, R (1, 7) OBP: 0.347, SLG: 0.483	F9									3	0	1	0	0	0	1											
Lou Merloni, R (8, 7) OBP: 0.356, SLG: 0.304										1	0	0	0	0	0	0											
Sean Burroughs, L (1, 5) OBP: 0.312, SLG: 0.384		F7								4	1	1	0	0	0	1											
Xavier Nady, R (1, 9) OBP: 0.335, SLG: 0.447		G5-3								4	1	2	0	0	0	0											
Gary Matthews, S (1, 8) OBP: 0.283, SLG: 0.324										4	0	1	1	0	1	1											
Gary Bennett, R (1, 2) OBP: 0.304, SLG: 0.406										2	0	0	0	0	1	0											
Miguel Ojeda, R (8, 2) OBP: 0.155, SLG: 0.211										2	0	0	1	0	0	1											
Brian Tolberg, R (1, 1) ERA: 5.4										1	0	0	0	0	0	0											
Jesse Orosco, R (6, 1) ERA: 7.16										0	0	0	0	0	0	0											
Keith Lockhart, L (6, PH) OBP: 0.329, SLG: 0.381										3	1	1	0	0	0	1											
<b>Inning Stats</b>	R: 0 E: 0 K: 0 S: 6	H: 1 LOB: 1 BB: 0 P: 6	R: 0 E: 0 K: 1 S: 6	H: 0 LOB: 0 BB: 0 P: 9	R: 0 E: 0 K: 0 S: 11	H: 0 LOB: 0 BB: 0 P: 14	R: 0 E: 0 K: 1 S: 11	H: 1 LOB: 1 BB: 0 P: 14	R: 0 E: 0 K: 1 S: 8	H: 1 LOB: 1 BB: 0 P: 9	R: 0 E: 0 K: 0 S: 3	H: 0 LOB: 0 BB: 0 P: 5	R: 1 E: 1 K: 0 S: 12	H: 1 LOB: 2 BB: 1 P: 25	R: 2 E: 0 K: 0 S: 11	H: 3 LOB: 1 BB: 0 P: 14	1B: 5 2B: 4 3B: 0 HR: 0	SF: 0 SAC: 0 DP: 1 HBP: 0	WP: 0 PB: 0 CS: 0	PA: 36							
<b>PITCHER</b>	IP	WLS	BF	H	R	ER	SO	BB	IBB	HBP	BLK	WP	HR	S	P	ERA	WHIP										
Curt Schilling, R (1, 1) ERA: 3.04	6.2	W	23	4	0	0	4	0	0	0	0	0	0	50	64	0.00	0.600										
Oscar Villarreal, R (7, 1) ERA: 3.19	1.0		5	1	1	0	0	0	0	0	0	0	0	8	15	0.00	1.000										
Stephen Randolph, L (8, 1) ERA: 5.94	1.1		8	3	2	2	0	1	0	0	0	0	0	16	26	13.50	3.000										

AB	37
R	8
H	13
RBI	8
BB	3
SO	4
LOB	15















Batter	1	2	3	4	5	6	7	8	9	AB	R	H	RBI	BB	SO	LOB	TOP										
Tony Womack, L (1, 6) OBP: 0.242, SLG: 0.299	L7		G1-3				G6-3			4	0	1	1	0	0	0	<b>Arizona Diamondbacks @ San Diego Padres</b> Qualcomm Stadium, San Diego, CA Mon Jun 02 2003, 10:05 PM EDT Att: 14,496 - Cloudy - 66 F										
Steve Finley, L (1, 8) OBP: 0.370, SLG: 0.464	F8		K					G3		3	0	0	0	1	1	0											
Danny Bautista, R (1, 9) OBP: 0.305, SLG: 0.347	1B		G4-3					K		4	0	1	0	0	1	2											
Luis Gonzalez, L (1, 7) OBP: 0.373, SLG: 0.558	FC4			G3				G3-1		4	0	2	0	0	0	0											
Shea Hillenbrand, R (1, 5) OBP: 0.335, SLG: 0.432	FC4			P3			L7		G1-3	4	0	1	0	0	0	3											
Lyle Overbay, L (1, 3)		G4-3		L9			F7		G1-3	4	0	1	0	0	0	1											
Junior Spivey, R (1, 4) OBP: 0.312, SLG: 0.408			G5-6-3			G6-3	G4-3		L8	4	0	1	0	0	0	3											
Chad Moeller, R (1, 2) OBP: 0.381, SLG: 0.528		G5-6-3				WP	K		G1-3	4	1	1	0	0	1	3											
John Patterson, R (1, 1) Eddie Oropesa, L (6, 1) Carlos Baerga, S (7, PH) Mike Myers, L (7, 1) Scott Service, R (7, 1) Quinton McCracken, S (8, PH) OBP: 0.291, SLG: 0.328		G4-3				K	G3-1		G1-3	2	0	0	0	0	0	1											
<b>Inning Stats</b>	R: 0 E: 0 K: 0 S: 10	H: 2 LOB: 2 BB: 0 P: 14	R: 0 E: 0 K: 0 S: 7	H: 1 LOB: 1 BB: 0 P: 9	R: 0 E: 0 K: 1 S: 10	H: 0 LOB: 0 BB: 0 P: 16	R: 0 E: 0 K: 0 S: 3	H: 0 LOB: 0 BB: 0 P: 4	R: 1 E: 0 K: 1 S: 14	H: 2 LOB: 2 BB: 1 P: 21	R: 0 E: 0 K: 0 S: 8	H: 1 LOB: 1 BB: 0 P: 13	R: 0 E: 0 K: 1 S: 9	H: 0 LOB: 0 BB: 0 P: 12	R: 0 E: 0 K: 1 S: 8	H: 0 LOB: 0 BB: 0 P: 15			R: 0 E: 0 K: 0 S: 11	H: 2 LOB: 2 BB: 0 P: 16	1B: 8 2B: 0 3B: 0 HR: 0	SF: 0 SAC: 0 DP: 0 HBP: 0	WP: 1 PB: 0 SB: 0 CS: 0	PA: 36			
<b>PITCHER</b>	IP	WLS	BF	H	R	ER	SO	BB	IBB	HBP	BLK	WP	HR	S	P	ERA	WHIP										
Carlton Loewer, R (1, 1) ERA: 5.21	5.0	W	21	5	1	1	2	1	0	0	0	1	0	44	64	1.80	1.200										
Mike Matthews, L (6, 1) ERA: 4.72	1.0	H	4	1	0	0	0	0	0	0	0	0	0	8	13	0.00	1.000										
Luther Hackman, R (7, 1) ERA: 4.76	2.0	H	6	0	0	0	2	0	0	0	0	0	0	17	27	0.00	0.000										
Matt Herges, R (9, 1) ERA: 2.22	1.0	S	5	2	0	0	0	0	0	0	0	0	0	11	16	0.00	2.000										

Batter	1	2	3	4	5	6	7	8	9	AB	R	H	RBI	BB	SO	LOB	BOTTOM										
Gary Matthews, S (1, 8) OBP: 0.275, SLG: 0.332	F8		1B	K						3	0	1	1	1	1	1	<b>Arizona Diamondbacks @ San Diego Padres</b> Qualcomm Stadium, San Diego, CA Mon Jun 02 2003, 10:05 PM EDT Att: 14,496 - Cloudy - 66 F										
Mark Loretta, R (1, 4) OBP: 0.357, SLG: 0.398	K		F9			FC3-6	F8			3	0	0	0	1	1	3											
Rondell White, R (1, 7) OBP: 0.357, SLG: 0.503	G6-3		1B			F8		G3		4	0	1	0	0	0	1											
Ryan Klesko, L (1, 3) OBP: 0.364, SLG: 0.484		CS	P6			FC3-6				3	0	1	0	1	0	4											
Sean Burroughs, L (1, 5) OBP: 0.339, SLG: 0.412		1B				FC3-6		P5		4	1	2	0	0	0	2											
Xavier Nady, R (1, 9) OBP: 0.333, SLG: 0.443		L9				G5-3		K		4	1	1	1	0	1	2											
Gary Bennett, R (1, 2) OBP: 0.325, SLG: 0.417		K		2B	G4-3			K		4	2	2	0	0	2	1											
Lou Merloni, R (1, 6) OBP: 0.352, SLG: 0.325			F9			G4-3		F9		3	0	1	0	1	0	0											
Carlton Loewer, R (1, 1) Mike Matthews, L (6, 1) Dave Hansen, L (6, PH) Brian Buchanan, R (6, PH) Luther Hackman, R (7, 1) Keith Lockhart, L (8, PH) Matt Herges, L (9, 1) OBP: 0.309, SLG: 0.398			1B	BB		G4-3		F9		1	0	0	1	1	0	1											
<b>Inning Stats</b>	R: 0 E: 0 K: 1 S: 7	H: 0 LOB: 0 BB: 0 P: 13	R: 0 E: 0 K: 1 S: 11	H: 2 LOB: 1 BB: 0 P: 19	R: 0 E: 0 K: 0 S: 13	H: 1 LOB: 3 BB: 2 P: 27	R: 2 E: 0 K: 1 S: 14	H: 3 LOB: 1 BB: 0 P: 19	R: 0 E: 0 K: 0 S: 6	H: 0 LOB: 1 BB: 1 P: 10	R: 2 E: 0 K: 0 S: 7	H: 3 LOB: 1 BB: 1 P: 16	R: 0 E: 0 K: 1 S: 9	H: 0 LOB: 1 BB: 1 P: 14	R: 0 E: 0 K: 1 S: 9	H: 0 LOB: 0 BB: 0 P: 15			1B: 6 2B: 2 3B: 1 HR: 0	SF: 0 SAC: 0 DP: 1 HBP: 0	WP: 0 PB: 0 SB: 0 CS: 1	PA: 36					
<b>PITCHER</b>	IP	WLS	BF	H	R	ER	SO	BB	IBB	HBP	BLK	WP	HR	S	P	ERA	WHIP										
John Patterson, R (1, 1) ERA: 9.0	5.0	L	26	8	4	4	3	4	0	0	0	0	0	54	97	7.20	2.400										
Eddie Oropesa, L (6, 1) ERA: 1.69	1.0		3	1	0	0	0	0	0	0	0	0	0	4	7	0.00	1.000										
Mike Myers, L (7, 1) ERA: 4.6	0.2		3	0	0	0	0	1	0	0	0	0	0	6	11	0.00	1.500										
Scott Service, R (7, 1) ERA: 5.28	1.1		4	0	0	0	2	0	0	0	0	0	0	12	18	0.00	0.000										



Batter	1	2	3	4	5	6	7	8	9	AB	R	H	RBI	BB	SO	LOB	TOP									
D'Angelo Jimenez, S OBP: 0.379, SLG: 0.487	G4-3		K		B1		G4-3			4	0	0	0	0	1	1	Chicago White Sox @ Arizona Diamondbacks Bank One Ballpark, Phoenix, AZ Tue Jun 03 2003, 9:35 PM EDT Att: 33,544 - Sunny - 101 F									
Carlos Lee, R OBP: 0.327, SLG: 0.472	1B		1B		G6-4-3			E6		3	1	1	0	1	0	1										
Frank Thomas, R OBP: 0.404, SLG: 0.492 Brian Daubach, L OBP: 0.297, SLG: 0.234	P3		1B		G6-3			K		4	0	2	1	0	1	2										
Magglio Ordonez, R OBP: 0.331, SLG: 0.472	F8		1B		F9			G4-3		3	0	0	0	1	0	2										
Jose Valentin, S OBP: 0.305, SLG: 0.444		1B	F7		G6-3			P4		2	0	0	0	2	0	2										
Tony Graffanino, R OBP: 0.387, SLG: 0.482		G6-4-3			K			G6-3		3	0	1	0	1	1	2										
Joe Borchard, S OBP: 0.286, SLG: 0.324		K			G4-3			K		4	0	0	0	0	2	5										
Miguel Olivo, R OBP: 0.298, SLG: 0.395	G6-4-3		G6-3		G6-3			L5		4	0	0	0	0	1	3										
Esteban Loaiza, R OBP: 0.333, SLG: 0.333 Damaso Marte, L Tom Gordon, R			K		G5-3					3	0	1	0	0	1	0										
<b>Inning Stats</b>	R: 0 E: 0 K: 0 S: 6	H: 1 LOB: 1 BB: 0 P: 10	R: 0 E: 0 K: 1 S: 10	H: 1 LOB: 1 BB: 1 P: 19	R: 1 E: 0 K: 2 S: 16	H: 1 LOB: 2 BB: 2 P: 30	R: 0 E: 0 K: 1 S: 6	H: 0 LOB: 0 BB: 0 P: 7	R: 0 E: 0 K: 0 S: 5	H: 1 LOB: 0 BB: 0 P: 6	R: 0 E: 0 K: 0 S: 11	H: 1 LOB: 2 BB: 1 P: 20	R: 0 E: 0 K: 0 S: 6	H: 0 LOB: 0 BB: 0 P: 10	R: 0 E: 1 K: 1 S: 11	H: 0 LOB: 0 BB: 1 P: 17	R: 0 E: 0 K: 1 S: 7	H: 0 LOB: 1 BB: 1 P: 15	1B: 5 2B: 1 3B: 0 HR: 0	SF: 0 SAC: 0 DP: 3 HBP: 0	WP: 0 PB: 0 SB: 2 CS: 1	PA: 35				
<b>PITCHER</b>	IP	WLS	BF	H	R	ER	SO	BB	IBB	HBP	BLK	WP	HR	S	P	ERA	WHIP									
Miguel Batista, R ERA: 2.98	(1, 1)	8.0	31	5	1	1	6	4	0	0	0	0	0	0	71	119	1.12	1.125								
Eddie Oropesa, L ERA: 1.74	(9, 1)	0.2	3	0	0	0	0	1	0	0	0	0	0	4	10	0.00	1.500									
Oscar Villarreal, R ERA: 3.08	(9, 1)	0.1	W	1	0	0	1	0	0	0	0	0	0	3	5	0.00	0.000									

Batter	1	2	3	4	5	6	7	8	9	AB	R	H	RBI	BB	SO	LOB	BOTTOM								
Tony Womack, L OBP: 0.248, SLG: 0.305	1B		F8			G6-3				4	0	2	0	0	0	0	Chicago White Sox @ Arizona Diamondbacks Bank One Ballpark, Phoenix, AZ Tue Jun 03 2003, 9:35 PM EDT Att: 33,544 - Sunny - 101 F								
Steve Finley, L OBP: 0.373, SLG: 0.467	K				G4-6-3			FC4-6		3	0	1	1	1	1	3									
Danny Bautista, R OBP: 0.297, SLG: 0.338	K		E5		G4-6-3			P3		4	0	0	0	0	2	5									
Luis Gonzalez, L OBP: 0.371, SLG: 0.552	K		G4-6-3		G4-6-3			FC6-4		4	0	1	0	0	1	3									
Shea Hillenbrand, R OBP: 0.333, SLG: 0.429	G1-3				G4-3			FC6-4		4	1	1	0	0	0	2									
Lyle Overbay, L OBP: 0.359, SLG: 0.394	K					K		FC5-4		4	0	1	0	0	2	1									
Junior Spivey, R OBP: 0.316, SLG: 0.407						K		FC5-4		3	0	1	0	1	2	1									
Rod Barajas, R OBP: 0.295, SLG: 0.422 Carlos Baerga, S OBP: 0.327, SLG: 0.458 Chad Moeller, R OBP: 0.387, SLG: 0.533	CS		G6-3		G3-1			FC4-6		2	0	0	0	0	0	0									
Miguel Batista, R OBP: 0.056, SLG: 0.056 Quinton McCracken, S OBP: 0.237, SLG: 0.234 Eddie Oropesa, L Oscar Villarreal, L			K			G6-3		B2		1	0	0	0	0	0	0									
<b>Inning Stats</b>	R: 0 E: 0 K: 3 S: 11	H: 1 LOB: 1 BB: 0 P: 14	R: 0 E: 0 K: 1 S: 6	H: 1 LOB: 0 BB: 0 P: 10	R: 0 E: 0 K: 1 S: 6	H: 0 LOB: 0 BB: 0 P: 7	R: 0 E: 1 K: 0 S: 11	H: 1 LOB: 1 BB: 0 P: 15	R: 0 E: 0 K: 2 S: 7	H: 0 LOB: 0 BB: 0 P: 12	R: 0 E: 0 K: 0 S: 10	H: 0 LOB: 1 BB: 1 P: 17	R: 0 E: 0 K: 1 S: 10	H: 1 LOB: 1 BB: 0 P: 15	R: 1 E: 0 K: 1 S: 10	H: 2 LOB: 2 BB: 0 P: 14	R: 1 E: 0 K: 0 S: 7	H: 3 LOB: 3 BB: 1 P: 18	1B: 7 2B: 2 3B: 0 HR: 0	SF: 0 SAC: 0 DP: 1 HBP: 0	WP: 0 PB: 0 SB: 0 CS: 1	PA: 36			
<b>PITCHER</b>	IP	WLS	BF	H	R	ER	SO	BB	IBB	HBP	BLK	WP	HR	S	P	ERA	WHIP								
Esteban Loaiza, R ERA: 1.9	(1, 1)	7.0	26	5	1	1	8	1	0	0	0	0	0	64	96	1.29	0.857								
Damaso Marte, L ERA: 1.27	(8, 1)	0.2	B	3	1	0	0	0	0	0	0	0	0	4	5	0.00	1.500								
Tom Gordon, R ERA: 4.73	(8, 1)	0.2	L	6	3	1	1	0	1	0	0	0	0	10	21	13.50	4.500								











Batter	1	2	3	4	5	6	7	8	9	AB	R	H	RBI	BB	SO	LOB	TOP										
<b>Matt Lawton, L</b> OBP: 0.319, SLG: 0.388 (1, 9)										5	1	2	0	0	0	3	<b>Cleveland Indians @ Arizona Diamondbacks</b> Bank One Ballpark, Phoenix, AZ Fri Jun 06 2003, 10:07 PM EDT Alt. 32,430 - Cloudy - 102 F										
<b>Omar Vizquel, S</b> OBP: 0.335, SLG: 0.361 (1, 6)										4	1	0	0	1	0	2											
<b>Ellis Burks, R</b> OBP: 0.361, SLG: 0.421 <b>Shane Spencer, R</b> OBP: 0.296, SLG: 0.336 (1, 7) (7, 9)										4	1	2	1	0	1	2											
<b>Jody Gerut, L</b> OBP: 0.306, SLG: 0.553 (1, 8)										4	2	2	1	1	0	1											
<b>Ben Broussard, L</b> OBP: 0.365, SLG: 0.530 (1, 3)										5	1	2	1	0	2	3											
<b>Casey Blake, R</b> OBP: 0.323, SLG: 0.386 (1, 5)										5	0	2	1	0	2	4											
<b>Josh Bard, S</b> OBP: 0.275, SLG: 0.325 (1, 2)										4	0	1	1	0	1	3											
<b>Brandon Phillips, R</b> OBP: 0.237, SLG: 0.315 (1, 4)										3	0	1	1	1	1	3											
<b>Jason Davis, R</b> <b>Zach Sorensen, S</b> (8, PH) <b>David Riske, R</b> (8, 1) <b>Danys Baez, R</b> (9, 1)										2	0	0	0	0	1	2											
<b>Inning Stats</b>	R: 2 E: 0 K: 2 S: 17	H: 3 LOB: 1 BB: 0 P: 23	R: 0 E: 0 K: 1 S: 8	H: 0 LOB: 1 BB: 1 P: 18	R: 0 E: 0 K: 1 S: 11	H: 1 LOB: 1 BB: 0 P: 17	R: 0 E: 0 K: 0 S: 8	H: 1 LOB: 1 BB: 0 P: 13	R: 0 E: 0 K: 1 S: 5	H: 4 LOB: 2 BB: 0 P: 25	R: 2 E: 0 K: 3 S: 19	H: 1 LOB: 2 BB: 2 P: 36	R: 0 E: 0 K: 1 S: 7	H: 0 LOB: 0 BB: 0 P: 10	R: 0 E: 0 K: 0 S: 7	H: 1 LOB: 1 BB: 0 P: 10		1B: 9 2B: 3 3B: 0 HR: 0	SF: 0 SAC: 1 DP: 1 HBP: 0	WP: 1 PB: 0 SB: 2 CS: 0	PA: 42						
<b>PITCHER</b>	IP	WLS	BF	H	R	ER	SO	BB	IBB	HBP	BLK	WP	HR	S	P	ERA	WHIP										
<b>31 Edgar Gonzalez, R</b> ERA: 5.73 (1, 1)	5.1	L	26	10	4	4	5	1	0	0	0	1	0	62	95	6.75	2.062										
<b>Scott Service, R</b> ERA: 5.19 (6, 1)	0.2		2	0	0	0	0	0	0	0	0	0	0	5	8	0.00	0.000										
<b>Eddie Oropesa, L</b> ERA: 3.18 (7, 1)	0.1		4	0	2	2	1	2	0	0	1	0	0	11	23	54.00	6.000										
<b>Miguel Batista, R</b> ERA: 2.87 (7, 1)	2.2		10	2	0	0	3	0	0	0	0	0	0	22	33	0.00	0.750										

Batter	1	2	3	4	5	6	7	8	9	AB	R	H	RBI	BB	SO	LOB	BOTTOM										
<b>Tony Womack, L</b> OBP: 0.259, SLG: 0.327 (1, 6)										3	1	1	0	1	0	0	<b>Cleveland Indians @ Arizona Diamondbacks</b> Bank One Ballpark, Phoenix, AZ Fri Jun 06 2003, 10:07 PM EDT Alt. 32,430 - Cloudy - 102 F										
<b>Mark Grace, L</b> OBP: 0.333, SLG: 0.413 (1, 3)										4	0	2	0	0	0	1											
<b>Junior Spivey, R</b> OBP: 0.315, SLG: 0.418 (1, 4)										4	0	0	0	0	0	3											
<b>Luis Gonzalez, L</b> OBP: 0.375, SLG: 0.549 (1, 7)										4	1	3	1	0	0	1											
<b>Shea Hillenbrand, R</b> OBP: 0.329, SLG: 0.442 (1, 5)										4	1	0	0	0	0	4											
<b>Quinton McCracken, S</b> OBP: 0.250, SLG: 0.233 (1, 8) <b>Miguel Batista, R</b> OBP: 0.336, SLG: 0.056 (7, 1) <b>Alex Cintron, S</b> OBP: 0.318, SLG: 0.449 (9, PH)										3	0	0	0	0	2	3											
<b>Robby Hammock, R</b> OBP: 0.391, SLG: 0.609 (1, 9)										4	0	1	2	0	1	1											
<b>Rod Barajas, R</b> OBP: 0.277, SLG: 0.396 <b>Carlos Baerga, S</b> OBP: 0.321, SLG: 0.449 (9, PH)										3	0	0	0	0	0	1											
<b>31 Edgar Gonzalez, R</b> OBP: 0.250, SLG: 0.250 <b>Scott Service, R</b> (6, 1) <b>Eddie Oropesa, L</b> (7, 1) <b>Danny Bautista, R</b> OBP: 0.288, SLG: 0.327 (7, 8)										2	0	0	0	0	0	0											
<b>Inning Stats</b>	R: 1 E: 0 K: 0 S: 7	H: 1 LOB: 1 BB: 1 P: 16	R: 0 E: 0 K: 1 S: 6	H: 0 LOB: 0 BB: 0 P: 10	R: 0 E: 0 K: 0 S: 7	H: 0 LOB: 0 BB: 0 P: 8	R: 2 E: 1 K: 0 S: 10	H: 2 LOB: 1 BB: 0 P: 17	R: 0 E: 0 K: 2 S: 14	H: 1 LOB: 1 BB: 0 P: 18	R: 0 E: 0 K: 0 S: 7	H: 0 LOB: 0 BB: 0 P: 12	R: 0 E: 0 K: 0 S: 12	H: 1 LOB: 1 BB: 0 P: 14	R: 0 E: 0 K: 0 S: 7	H: 0 LOB: 0 BB: 0 P: 12		1B: 5 2B: 2 3B: 0 HR: 0	SF: 0 SAC: 0 DP: 0 HBP: 0	WP: 0 PB: 0 SB: 0 CS: 0	PA: 35						
<b>PITCHER</b>	IP	WLS	BF	H	R	ER	SO	BB	IBB	HBP	BLK	WP	HR	S	P	ERA	WHIP										
<b>Jason Davis, R</b> ERA: 5.04 (1, 1)	7.0	W	28	6	3	1	3	1	0	0	0	0	0	57	90	1.29	1.000										
<b>David Riske, R</b> ERA: 3.0 (8, 1)	1.0	H	4	1	0	0	0	0	0	0	0	0	0	12	14	0.00	1.000										
<b>Danys Baez, R</b> ERA: 4.03 (9, 1)	1.0	S	3	0	0	0	0	0	0	0	0	0	0	7	12	0.00	0.000										





Batter	1	2	3	4	5	6	7	8	9	AB	R	H	RBI	BB	SO	LOB	TOP			
Matt Lawton, L (1, 7) OBP: 0.321, SLG: 0.389	1-3 K	1-1 K			2-3 K	3-2 F9		2-2 K		5	0	2	1	0	2	1	<b>Cleveland Indians @ Arizona Diamondbacks</b> Bank One Ballpark, Phoenix, AZ Sat Jun 07 2003, 4:05 PM EDT Att: 36,619 - Dome - 72 F <a href="http://livebaseballscorecards.com">livebaseballscorecards.com</a>			
Omar Vizquel, S (1, 6) OBP: 0.332, SLG: 0.357	3-2 F7	3-3 K			1-3 K		0-1 G3 1B	0-0 G4-3		5	0	1	0	0	2	4				
Jody Gerut, L (1, 9) OBP: 0.310, SLG: 0.542	0-3 K		1-2 F8		1-1 BB WP HBP		1-0 G3	1-2 1B	0-3 K	4	0	1	0	0	2	0				
Milton Bradley, S (1, 8) OBP: 0.438, SLG: 0.506		4-2 HBP 2B BB	0-0 F8		4-1 BB HBP		3-1 G3	1-2 2-3	1-3 K	3	1	0	0	2	1	2				
Shane Spencer, R (1, 3) OBP: 0.297, SLG: 0.331	1 SAFE X	0-0 P3	1-1 G6-3		4-2 BB		0-3 K		1-3 K	2	0	0	0	1	0	1				
Ben Broussard, L (7, PH) OBP: 0.355, SLG: 0.515					1-2 2-3 BB					2	0	0	0	0	2	2				
Casey Blake, R (1, 5) OBP: 0.321, SLG: 0.379		2-1 HBP 2B		2-3 K	1-0 F7					3	1	0	0	0	2	5				
Tim Laker, R (1, 2) OBP: 0.322, SLG: 0.429		1-1 HBP 1B 2B		2-1 WP 2B	1-1 F7			1-2 1B		4	1	3	2	0	0	0				
Brandon Phillips, R (1, 4) OBP: 0.232, SLG: 0.308		3-3 K		1-2 G5-3	0-3 K			1-2 F9		4	0	0	0	0	2	3				
Brian Anderson, R (1, 1) 37 Jake Westbrook, R (5, 1) Terry Mulholland, L (7, 1) Dan Miceli, R (7, 1) Ellis Burks, R (8, PH) Jason Boyd, R (8, 1)		4-2 1B BB		3-2 G1-3	4-2 BB			0-0 F7		1	0	0	0	1	0	1				
<b>Inning Stats</b>	R: 0 E: 0 K: 2 S: 9	H: 0 LOB: 0 BB: 0 P: 13	R: 3 E: 0 K: 2 S: 21	H: 2 LOB: 2 BB: 2 P: 39	R: 0 E: 0 K: 0 S: 6	H: 0 LOB: 0 BB: 0 P: 8	R: 0 E: 0 K: 1 S: 12	H: 1 LOB: 1 BB: 0 P: 20	R: 0 E: 0 K: 2 S: 10	H: 0 LOB: 3 BB: 1 P: 18	R: 0 E: 0 K: 2 S: 13	H: 2 LOB: 0 BB: 0 P: 19	R: 0 E: 0 K: 0 S: 11	H: 2 LOB: 2 BB: 0 P: 15	R: 0 E: 0 K: 3 S: 9	H: 0 LOB: 0 BB: 0 P: 11	1B: 5 2B: 2 3B: 0 HR: 0	SF: 0 SAC: 0 DP: 0 HBP: 2	WP: 2 PB: 0 SB: 0 CS: 0	PA: 41
<b>PITCHER</b>	IP WLS BF H R ER SO	IP WLS BF H R ER SO	IP WLS BF H R ER SO	IP WLS BF H R ER SO	IP WLS BF H R ER SO	IP WLS BF H R ER SO	IP WLS BF H R ER SO	IP WLS BF H R ER SO	IP WLS BF H R ER SO	IP WLS BF H R ER SO	IP WLS BF H R ER SO	IP WLS BF H R ER SO	IP WLS BF H R ER SO	IP WLS BF H R ER SO	IP WLS BF H R ER SO	IP WLS BF H R ER SO	ERA WHIP	ERA WHIP		
John Patterson, R (1, 1) ERA: 8.53	4.0	18	3	3	3	5	2	0	1	0	1	0	48	80	6.75	1.250				
Stephen Randolph, L (5, 1) ERA: 4.79	2.0	10	0	0	0	3	3	0	1	0	1	0	22	43	0.00	1.500				
Andrew Good, R (7, 1) ERA: 4.75	2.0	10	4	0	0	2	0	0	0	0	0	0	24	34	0.00	2.000				
Jose Valverde, R (9, 1) ERA: 3.0	1.0	3	0	0	0	3	0	0	0	0	0	0	9	11	0.00	0.000				

Batter	1	2	3	4	5	6	7	8	9	AB	R	H	RBI	BB	SO	LOB	BOTTOM			
Alex Cintron, S (1, 6) OBP: 0.337, SLG: 0.469	1-2 L4-6 BB 1B		2-1 SF8		2-2 1B 3B 1B		1-1 2B 1B			3	2	3	1	0	0	0	<b>Cleveland Indians @ Arizona Diamondbacks</b> Bank One Ballpark, Phoenix, AZ Sat Jun 07 2003, 4:05 PM EDT Att: 36,619 - Dome - 72 F <a href="http://livebaseballscorecards.com">livebaseballscorecards.com</a>			
Mark Grace, L (1, 3) OBP: 0.330, SLG: 0.398	4-2 1B BB		3-H F9		1 SAFE L4		0-0 F7			3	0	0	0	1	0	3				
Junior Spivey, R (1, 4) OBP: 0.314, SLG: 0.419	0-0 L4-6		2-1 FC5-4		1-1 F8		0-0 G3 1H 2B			4	0	1	1	0	0	4				
Luis Gonzalez, L (1, 7) OBP: 0.377, SLG: 0.549	1-2 G1-3			3-1 1B SF8 1B	0-0 1B 3B 1B		3-1 G3	2-3		4	2	2	0	0	2					
Shea Hillenbrand, R (1, 5) OBP: 0.332, SLG: 0.453		3-2 L6		0-1 SF8 1B	2-2 1H 2H 3B		1-3 K			4	0	2	2	0	1	1				
Danny Bautista, R (1, 8) OBP: 0.287, SLG: 0.325	1-0 F9			1-0 SF8 1B	1-3 K		1-3 K			4	0	1	0	0	2	1				
Robby Hammock, R (1, 9) OBP: 0.333, SLG: 0.538	1-1 F8			0-0 SF8		0-1 G5-3		0-1 G1-3		3	0	0	1	0	0	0				
Chad Moeller, R (1, 2) OBP: 0.394, SLG: 0.526			0-1 SF8 1B		2-0 G6-4-3 1B		2-0 G5-3	3-2 G5-3		3	1	2	0	1	0	0				
John Patterson, R (1, 1) Lyle Overbay, L (4, PH) 37 Jake Westbrook, R (5, 1) Stephen Randolph, L (5, 1) Carlos Baerza, S (6, PH) Andrew Good, R (7, 1) Rod Barajas, R (8, 2)			0-0 E2 FC5-4		1-2 G6-4-3		0-0 G1-6-3			1	0	0	0	0	0	1				
<b>Inning Stats</b>	R: 0 E: 0 K: 0 S: 10	H: 1 LOB: 1 BB: 1 P: 16	R: 0 E: 0 K: 0 S: 6	H: 0 LOB: 0 BB: 0 P: 11	R: 1 E: 1 K: 0 S: 8	H: 1 LOB: 1 BB: 0 P: 13	R: 1 E: 0 K: 0 S: 9	H: 3 LOB: 2 BB: 1 P: 18	R: 2 E: 0 K: 1 S: 16	H: 3 LOB: 1 BB: 0 P: 22	R: 0 E: 0 K: 0 S: 4	H: 1 LOB: 0 BB: 0 P: 6	R: 1 E: 0 K: 1 S: 11	H: 2 LOB: 1 BB: 0 P: 16	R: 0 E: 0 K: 1 S: 9	H: 0 LOB: 0 BB: 0 P: 13		1B: 9 2B: 2 3B: 1 HR: 0	SF: 2 SAC: 0 DP: 3 HBP: 0	WP: 0 PB: 0 SB: 0 CS: 0
<b>PITCHER</b>	IP WLS BF H R ER SO	IP WLS BF H R ER SO	IP WLS BF H R ER SO	IP WLS BF H R ER SO	IP WLS BF H R ER SO	IP WLS BF H R ER SO	IP WLS BF H R ER SO	IP WLS BF H R ER SO	IP WLS BF H R ER SO	IP WLS BF H R ER SO	IP WLS BF H R ER SO	IP WLS BF H R ER SO	IP WLS BF H R ER SO	IP WLS BF H R ER SO	IP WLS BF H R ER SO	IP WLS BF H R ER SO	ERA WHIP	ERA WHIP		
Brian Anderson, L (1, 1) ERA: 4.88	4.2	23	8	4	3	0	1	0	0	0	0	0	7	10	0.00	0.750				
Terry Mulholland, L (7, 1) ERA: 3.1	0.2	4	2	1	1	0	0	0	0	0	0	0	6	10	13.50	3.000				
Dan Miceli, R (7, 1) ERA: 4.5	0.1	1	0	0	0	1	0	0	0	0	0	0	5	6	0.00	0.000				
Jason Boyd, R (8, 1) ERA: 3.46	1.0	3	0	0	0	1	0	0	0	0	0	0	9	13	0.00	0.000				



Batter	1	2	3	4	5	6	7	8	9	AB	R	H	RBI	BB	SO	LOB	TOP	
<b>Matt Lawton, L</b> OBP: 0.314, SLG: 0.380 (1, 7)	G4-3		G4-3				G6-3		L4	5	0	0	0	0	1	0	<b>Cleveland Indians @ Arizona Diamondbacks</b> Bank One Ballpark, Phoenix, AZ Sun Jun 08 2003, 4:37 PM EDT Att: 42,956 - Dome - 72 F	
<b>Omar Vizquel, S</b> OBP: 0.339, SLG: 0.353 <b>Terry Mulholland, R</b> OBP: 0.295, SLG: 0.329 (5, 1) (8, PH) (8, 3)	F7		G5-3					G4-3		3	0	0	0	0	0	0		
<b>Jody Gerut, L</b> OBP: 0.325, SLG: 0.555 (1, 9)	2B		2B					G5-3 HBP	1B	3	0	2	0	1	1	0		
<b>Milton Bradley, S</b> OBP: 0.439, SLG: 0.509 (1, 8)	K		2B					G5-3 HBP		3	0	1	0	0	1	1		
<b>Ben Broussard, L</b> OBP: 0.350, SLG: 0.500 <b>Dan Miceli, R</b> (8, 1)		WP	F7					G5-3		4	1	1	0	0	1	4		
<b>Casey Blake, R</b> OBP: 0.320, SLG: 0.373 (1, 5)	G1-5-3									3	0	0	0	1	1	1		
<b>Josh Bard, S</b> OBP: 0.275, SLG: 0.323 (1, 2)	L6							G1-3		4	0	1	0	0	0	4		
<b>John McDonald, R</b> OBP: 0.300, SLG: 0.369 (5, 6)										3	1	0	0	1	0	1		
<b>Ricardo Rodriguez, L</b> (1, 1) <b>Brian Tallet, L</b> (2, 1) <b>Zach Sorensen, S</b> OBP: 0.100, SLG: 0.400 (5, PH) (5, 4)	FC6-4									1	0	0	0	0	0	1		
<b>Inning Stats</b>	R: 0 E: 0 K: 1 S: 9	H: 1 LOB: 1 BB: 0 P: 13	R: 1 E: 0 K: 0 S: 11	H: 1 LOB: 1 BB: 1 P: 18	R: 0 E: 0 K: 0 S: 11	H: 0 LOB: 0 BB: 0 P: 10	R: 0 E: 0 K: 2 S: 10	H: 0 LOB: 0 BB: 0 P: 15	R: 2 E: 0 K: 0 S: 14	H: 2 LOB: 0 BB: 0 P: 18	R: 0 E: 0 K: 0 S: 9	H: 1 LOB: 3 BB: 1 P: 16	R: 0 E: 0 K: 0 S: 5	H: 0 LOB: 0 BB: 0 P: 11	1B: 3 2B: 2 3B: 0 HR: 1	SF: 0 SAC: 0 DP: 0 HBP: 1		WP: 1 PA: 37 PB: 0 SB: 0 CS: 0
<b>PITCHER</b> <b>17 Brandon Webb, R</b> ERA: 2.2 <b>Mike Myers, L</b> ERA: 5.6	IP	WLS	BF	H	R	ER	SO	BB	IBB	HBP	BLK	WP	HR	S	P	ERA	WHIP	
	7.0	W	28	5	3	2	6	2	0	0	0	1	1	71	105	2.57	1.000	
	2.0		9	1	0	0	0	1	0	1	0	0	0	14	27	0.00	1.000	

Batter	1	2	3	4	5	6	7	8	9	AB	R	H	RBI	BB	SO	LOB	BOTTOM	
<b>Alex Cintron, S</b> OBP: 0.340, SLG: 0.512 (1, 6)	F9		F9		G4-6-3		F8 HR			5	2	2	3	0	0	2	<b>Cleveland Indians @ Arizona Diamondbacks</b> Bank One Ballpark, Phoenix, AZ Sun Jun 08 2003, 4:37 PM EDT Att: 42,956 - Dome - 72 F	
<b>Danny Bautista, R</b> OBP: 0.291, SLG: 0.323 (1, 8)	S		F8				F8			4	1	1	0	1	0	2		
<b>Junior Spivey, R</b> OBP: 0.321, SLG: 0.442 (1, 4)	F8				G4-3					4	1	2	2	1	0	2		
<b>Luis Gonzalez, L</b> OBP: 0.375, SLG: 0.544 <b>Quinton McCracken, S</b> OBP: 0.259, SLG: 0.243 (7, PH) (8, 7)	S		F8		G4-6-3					4	1	1	1	0	0	2		
<b>Shea Hillenbrand, R</b> OBP: 0.335, SLG: 0.460 <b>Carlos Baerga, S</b> OBP: 0.352, SLG: 0.471 (3, 5)	S									1	0	1	1	0	0	0		
<b>Lyle Overbay, L</b> OBP: 0.359, SLG: 0.378 (1, 3)	K				G1-3					4	1	0	0	0	1	3		
<b>Robby Hammock, R</b> OBP: 0.406, SLG: 0.742 (1, 9)										5	3	4	3	0	1	0		
<b>Chad Moeller, R</b> OBP: 0.402, SLG: 0.538 (1, 2)										5	2	3	2	0	1	1		
<b>17 Brandon Webb, R</b> ERA: 4.22 <b>Mark Grace, L</b> OBP: 0.327, SLG: 0.393 <b>Mike Myers, L</b> (8, 1)										3	0	1	0	0	2	3		
<b>Inning Stats</b>	R: 2 E: 0 K: 1 S: 16	H: 3 LOB: 1 BB: 0 P: 24	R: 3 E: 0 K: 1 S: 18	H: 4 LOB: 1 BB: 0 P: 26	R: 3 E: 0 K: 1 S: 13	H: 3 LOB: 1 BB: 0 P: 24	R: 0 E: 0 K: 0 S: 8	H: 1 LOB: 1 BB: 1 P: 14	R: 2 E: 0 K: 0 S: 10	H: 3 LOB: 1 BB: 0 P: 15	R: 0 E: 0 K: 2 S: 7	H: 0 LOB: 0 BB: 0 P: 9	1B: 7 2B: 7 3B: 2 HR: 2	SF: 0 SAC: 0 DP: 2 HBP: 2	WP: 0 PA: 44 PB: 0 SB: 2 CS: 0			
<b>PITCHER</b> <b>Ricardo Rodriguez, R</b> ERA: 5.47 <b>Brian Tallet, L</b> ERA: 8.1 <b>Terry Mulholland, L</b> ERA: 4.22 <b>Dan Miceli, R</b> ERA: 4.33	IP	WLS	BF	H	R	ER	SO	BB	IBB	HBP	BLK	WP	HR	S	P	ERA	WHIP	
	1.2	L	11	6	5	5	2	0	0	0	0	0	0	30	44	27.00	3.600	
	2.1		13	5	3	3	1	1	0	1	0	0	0	25	44	11.57	2.571	
	3.0		17	7	5	5	0	1	0	1	0	0	1	30	48	15.00	2.667	
	1.0		3	0	0	0	2	0	0	0	0	0	0	7	9	0.00	0.000	



Batter	1	2	3	4	5	6	7	8	9	AB	R	H	RBI	BB	SO	LOB	TOP				
Tony Womack, L (1, 6) OBP: 0.253, SLG: 0.319	F9	G3-1		G3			B1-3			4	0	0	0	0	0	0					
Alex Cintron, S (1, 5) OBP: 0.327, SLG: 0.489	F8		F8		G1-3		G3-1			4	0	0	0	0	0	0					
Junior Spivey, R (1, 4) OBP: 0.324, SLG: 0.448	BB 1B		P3		G4-3 2B			K		4	1	2	0	0	1	0					
Luis Gonzalez, L (1, 7) OBP: 0.381, SLG: 0.561	1B 1B			HR	G4-3			2B		3	2	2	1	1	0	1					
Carlos Baerga, S (1, 10) OBP: 0.339, SLG: 0.481	1B 1B			2B	F9			G5-3		4	0	2	1	0	0	2					
Danny Bautista, R (1, 8) OBP: 0.301, SLG: 0.329	1B			HBP				G4-3		3	0	2	1	0	0	1					
Mark Grace, L (1, 3) OBP: 0.314, SLG: 0.375	G3		F9		G1-6-3 1B			G4-3		4	0	0	0	0	0	5					
Robby Hammock, R (1, 9) OBP: 0.361, SLG: 0.657		K		G6-3		G6-3		G5-3		4	0	0	0	0	1	0					
Chad Moeller, R (1, 2) OBP: 0.390, SLG: 0.520		K		G5-3			G6-3		F7	4	0	0	0	0	1	0					
<b>Inning Stats</b>	R: 2 E: 0 K: 0 S: 15	H: 3 LOB: 2 BB: 1 P: 23	R: 0 E: 0 K: 2 S: 9	H: 0 LOB: 0 BB: 0 P: 11	R: 1 E: 0 K: 0 S: 12	H: 2 LOB: 2 BB: 0 P: 20	R: 0 E: 0 K: 0 S: 9	H: 0 LOB: 0 BB: 0 P: 11	R: 0 E: 0 K: 0 S: 7	H: 1 LOB: 1 BB: 0 P: 11	R: 0 E: 0 K: 0 S: 6	H: 1 LOB: 0 BB: 0 P: 8	R: 0 E: 0 K: 1 S: 13	H: 1 LOB: 1 BB: 0 P: 16	R: 0 E: 0 K: 0 S: 11	H: 0 LOB: 0 BB: 0 P: 13	1B: 4 2B: 3 3B: 0 HR: 1	SF: 0 SAC: 0 DP: 1 HBP: 1	WP: 0 PB: 0 SB: 0 CS: 0	PA: 36	
<b>PITCHER</b>	IP WLS BF H R ER SO	IP WLS BF H R ER SO	IP WLS BF H R ER SO	IP WLS BF H R ER SO	IP WLS BF H R ER SO	IP WLS BF H R ER SO	IP WLS BF H R ER SO	IP WLS BF H R ER SO	IP WLS BF H R ER SO	IP WLS BF H R ER SO	IP WLS BF H R ER SO	IP WLS BF H R ER SO	IP WLS BF H R ER SO	IP WLS BF H R ER SO	IP WLS BF H R ER SO	IP WLS BF H R ER SO	ERA WHIP	ERA WHIP			
Kyle Snyder, R (1, 1) ERA: 3.86	6.0	26	7	3	3	2	1	0	0	0	1	58	84	4.50	1.333						
Jason Grimsley, R (7, 1) ERA: 4.14	1.0	W 3	0	0	0	0	0	0	0	0	0	5	7	0.00	0.000						
Sean Lowe, R (8, 1) ERA: 4.57	2.0	7	1	0	0	1	0	0	0	0	0	24	29	0.00	0.500						

Arizona Diamondbacks @ Kansas City Royals  
Kauffman Stadium, Kansas City, MO  
Tue Jun 10 2003, 7:05 PM CDT  
Att: 16,772 - Cloudy - 73 F

AB	34
R	3
H	8
RBI	3
BB	1
SO	3
LOB	9



Batter	1	2	3	4	5	6	7	8	9	AB	R	H	RBI	BB	SO	LOB	BOTTOM				
Desi Relaford, S (1, 4) OBP: 0.357, SLG: 0.435	L5		G3			G1-3	F 29 1B	F8		5	1	1	1	0	0	1					
Joe Randa, R (1, 5) OBP: 0.309, SLG: 0.416	G6-3			P3		29 1B 2B	E5 29 1B			4	2	1	0	0	0	1					
29 Mike Sweeney, R (1, 10) OBP: 0.438, SLG: 0.526	F8			G5-3		2B 1B	1B			4	1	2	1	0	0	0					
Raul Ibanez, L (1, 7) OBP: 0.329, SLG: 0.448		G6-3		F8		1B 2B	1B			4	2	2	1	0	0	0					
Carlos Beltrán, S (1, 8) OBP: 0.390, SLG: 0.528					F8	FC4-6 1B	E9			4	0	3	3	0	0	0					
Michael Tucker, L (1, 9) OBP: 0.311, SLG: 0.443		L8				FC6-4 1B	FC4-6 CS BB	K		4	0	1	0	0	1	3					
Ken Harvey, R (1, 3) OBP: 0.280, SLG: 0.363		P3			FC6-4 FC5 1B			K		3	0	0	0	1	1	2					
Brent Mayne, L (1, 2) OBP: 0.319, SLG: 0.397				G6-3		1B	CS			4	1	3	0	0	0	0					
4 Angel Berroa, R (1, 6) OBP: 0.323, SLG: 0.431				G6-3		FC5		P4		4	0	0	0	0	0	4					
<b>Inning Stats</b>	R: 0 E: 0 K: 0 S: 8	H: 0 LOB: 0 BB: 0 P: 11	R: 0 E: 0 K: 0 S: 11	H: 1 LOB: 1 BB: 0 P: 16	R: 0 E: 0 K: 0 S: 8	H: 0 LOB: 0 BB: 0 P: 12	R: 0 E: 0 K: 0 S: 8	H: 0 LOB: 0 BB: 0 P: 12	R: 0 E: 0 K: 0 S: 14	H: 2 LOB: 2 BB: 0 P: 18	R: 3 E: 0 K: 0 S: 13	H: 4 LOB: 1 BB: 1 P: 22	R: 4 E: 2 K: 1 S: 18	H: 5 LOB: 1 BB: 0 P: 26	R: 0 E: 0 K: 1 S: 10	H: 1 LOB: 1 BB: 0 P: 13	1B: 11 2B: 2 3B: 0 HR: 0	SF: 0 SAC: 0 DP: 0 HBP: 0	WP: 0 PB: 0 SB: 0 CS: 1	PA: 38	
<b>PITCHER</b>	IP WLS BF H R ER SO	IP WLS BF H R ER SO	IP WLS BF H R ER SO	IP WLS BF H R ER SO	IP WLS BF H R ER SO	IP WLS BF H R ER SO	IP WLS BF H R ER SO	IP WLS BF H R ER SO	IP WLS BF H R ER SO	IP WLS BF H R ER SO	IP WLS BF H R ER SO	IP WLS BF H R ER SO	IP WLS BF H R ER SO	IP WLS BF H R ER SO	IP WLS BF H R ER SO	IP WLS BF H R ER SO	ERA WHIP	ERA WHIP			
Elmer Dessens, R (1, 1) ERA: 5.24	5.1	23	7	3	3	0	0	0	0	0	0	10	17	9.00	3.000						
Eddie Ornes, L (6, 1) ERA: 3.65	1.0	L 5	2	2	1	0	1	0	0	0	0	8	13	0.00	9.000						
Oscar Villarreal, R (7, 1) ERA: 2.9	0.1	4	3	2	0	0	0	0	0	0	0	4	5	0.00	0.000						
Mike Myers, L (7, 1) ERA: 5.5	0.1	1	0	0	0	1	0	0	0	0	0	4	5	0.00	0.000						
Scott Service, R (8, 1) ERA: 4.91	1.0	4	1	0	0	1	0	0	0	0	0	10	13	0.00	1.000						

Arizona Diamondbacks @ Kansas City Royals  
Kauffman Stadium, Kansas City, MO  
Tue Jun 10 2003, 7:05 PM CDT  
Att: 16,772 - Cloudy - 73 F

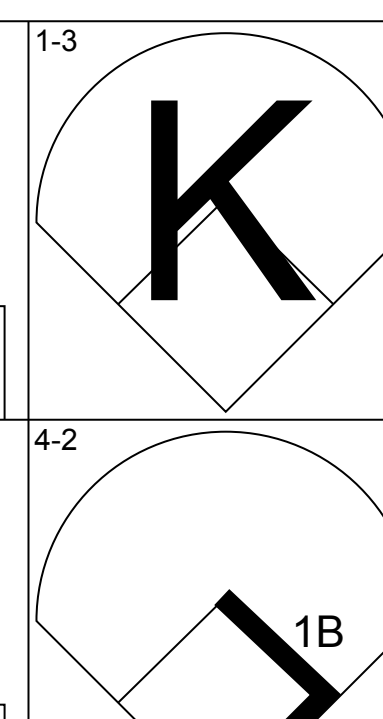
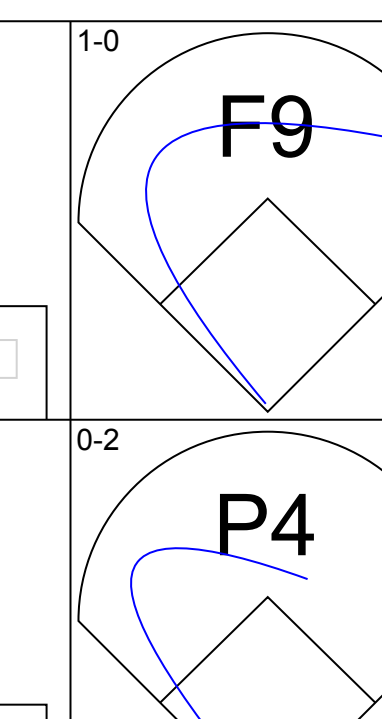
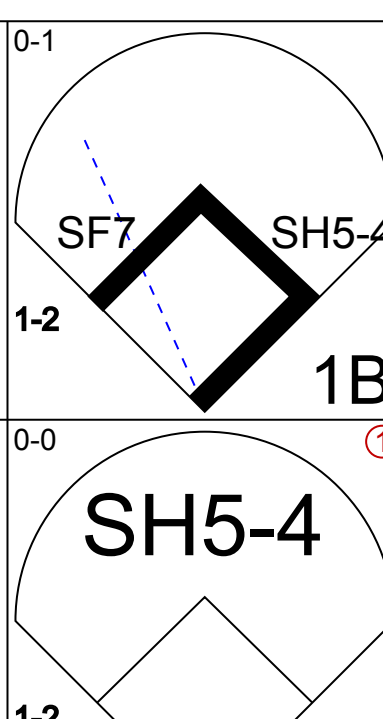
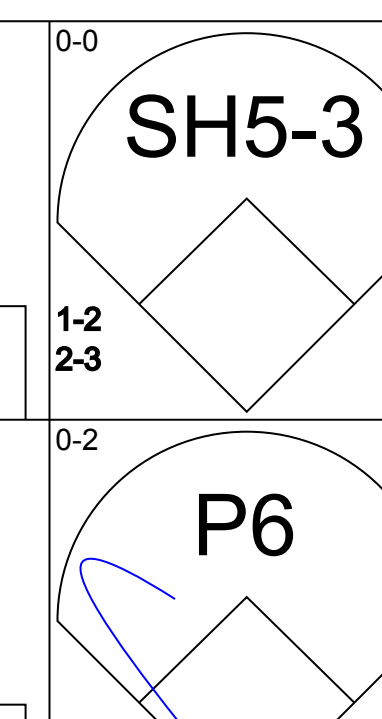
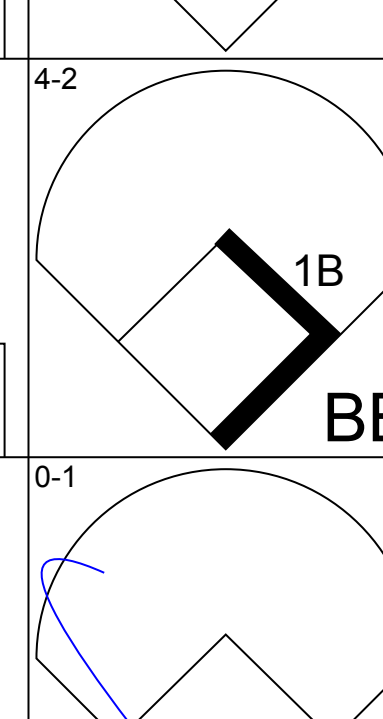
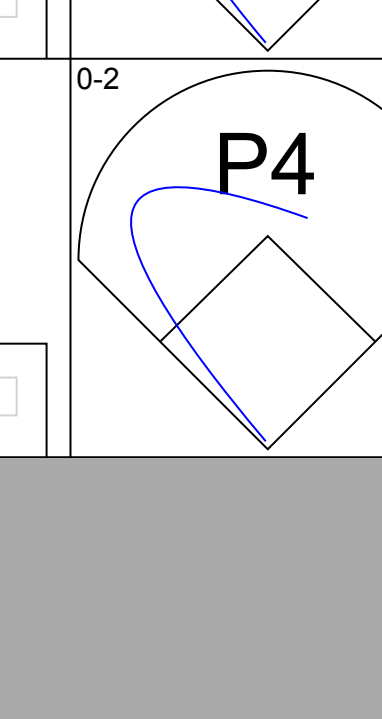
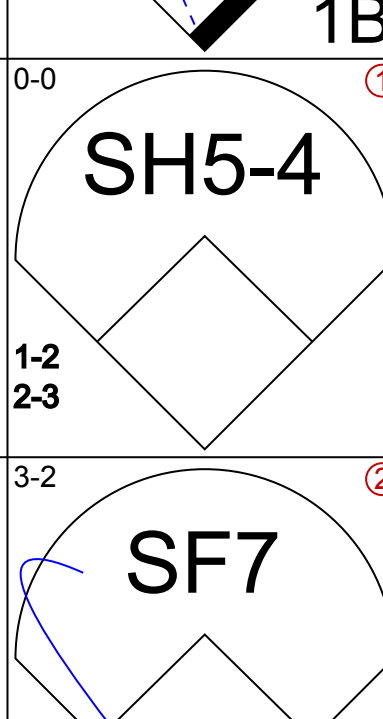
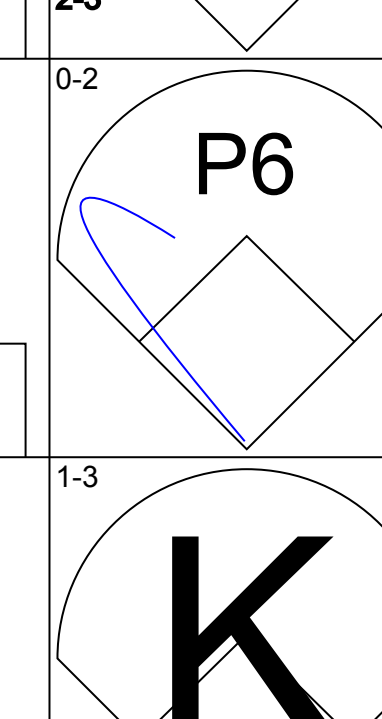
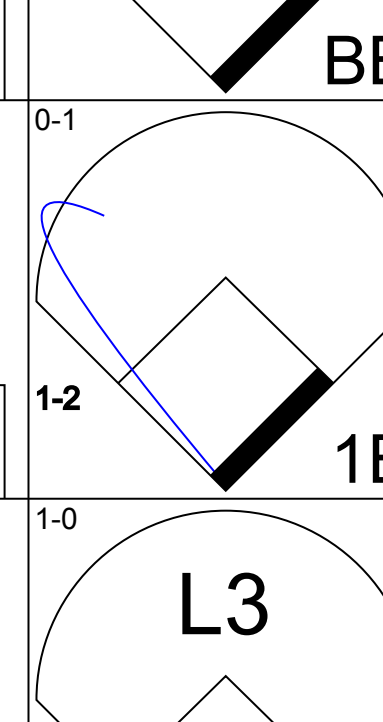
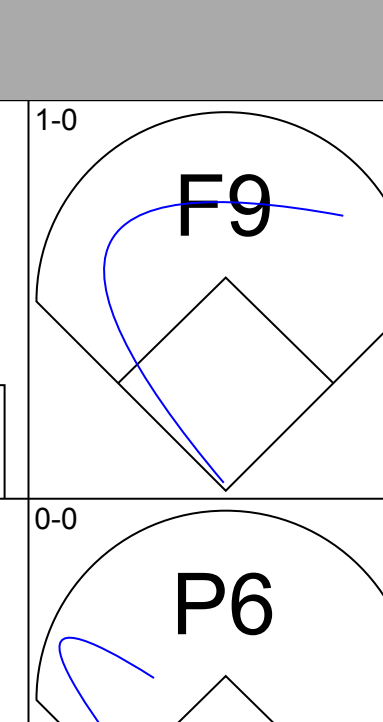
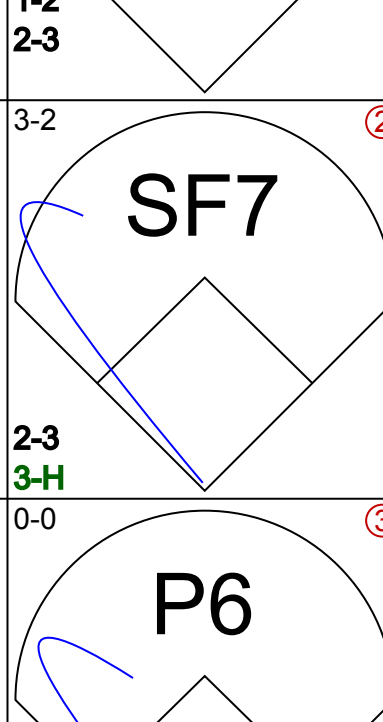
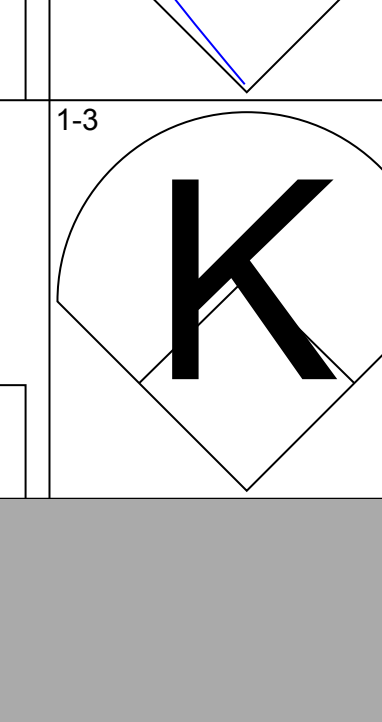
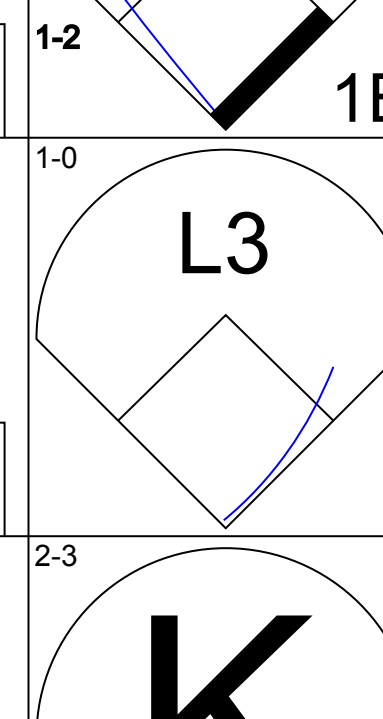
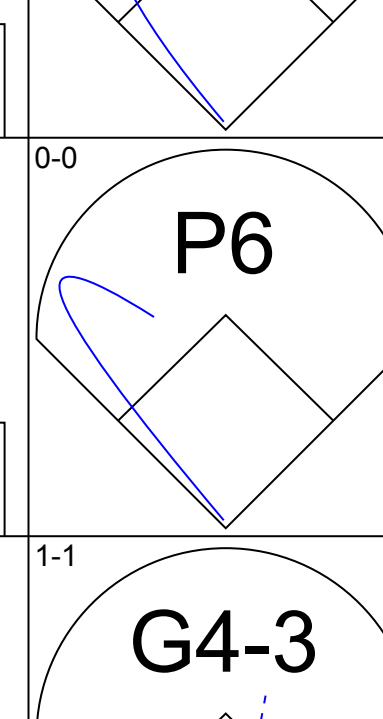
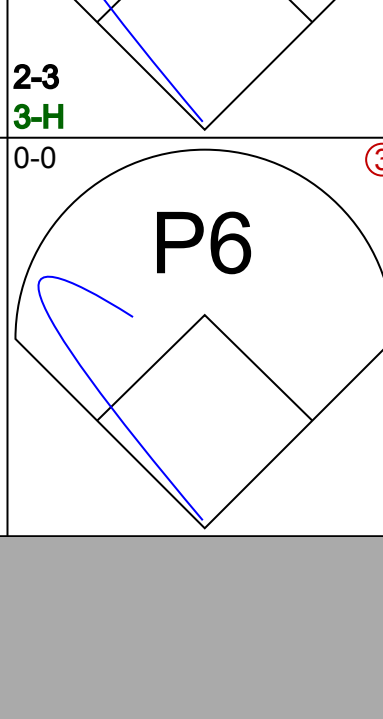
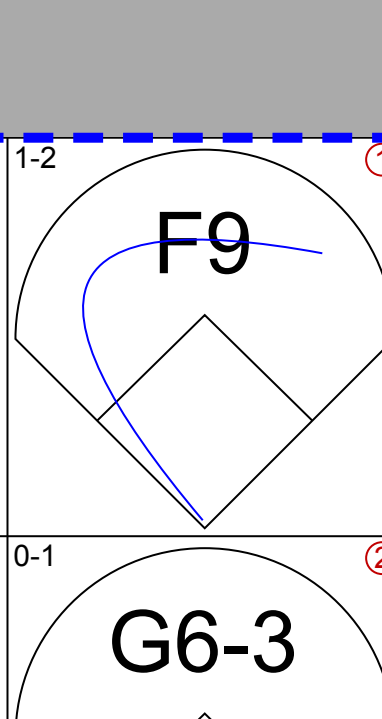
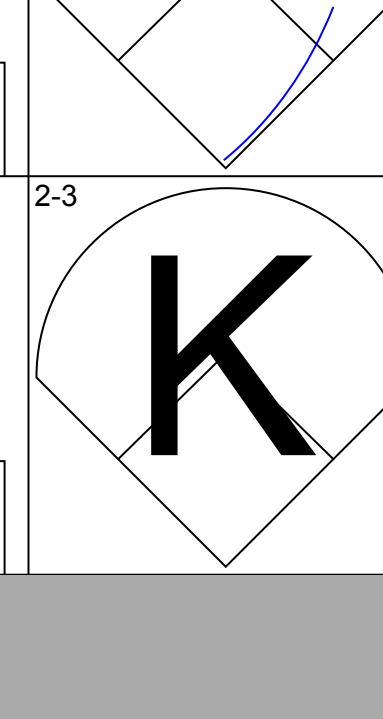
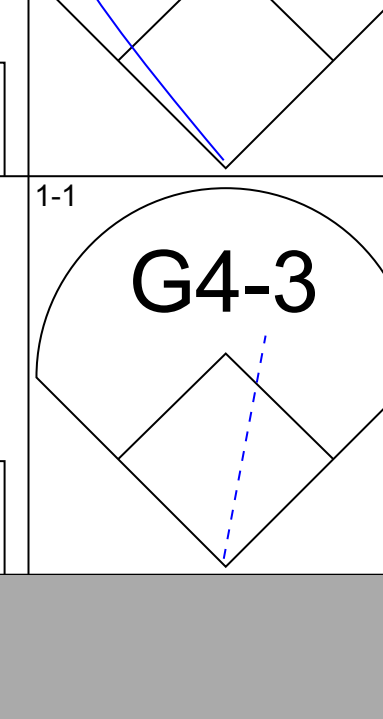
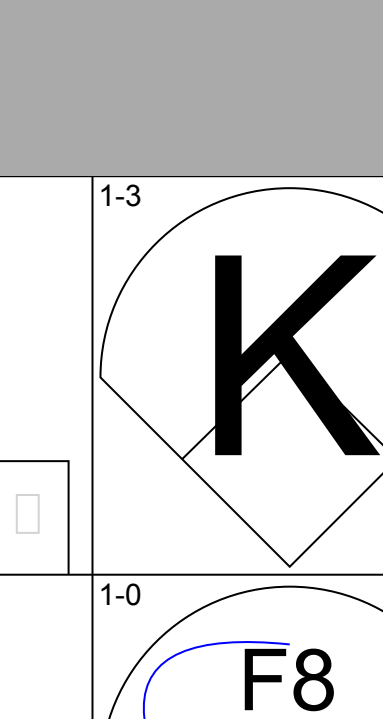
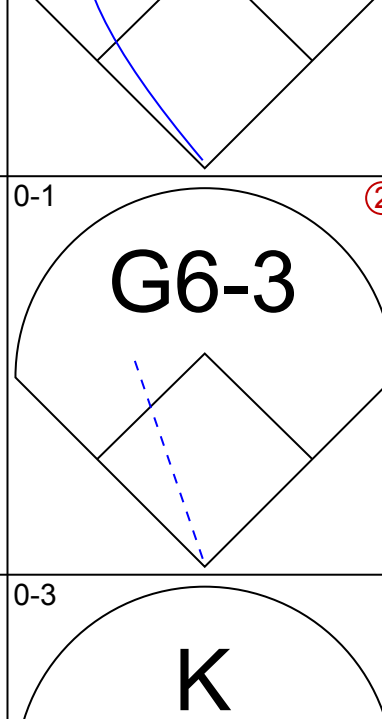
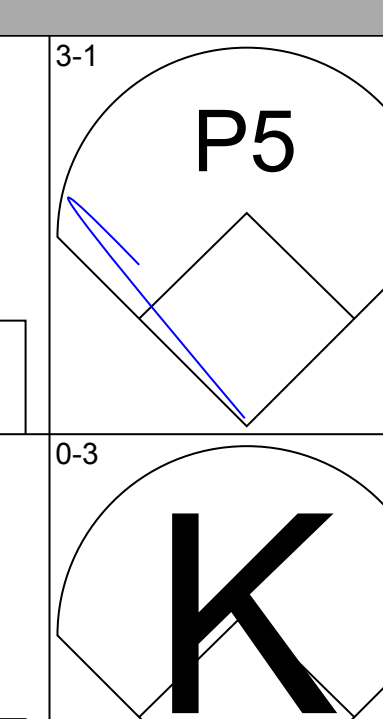
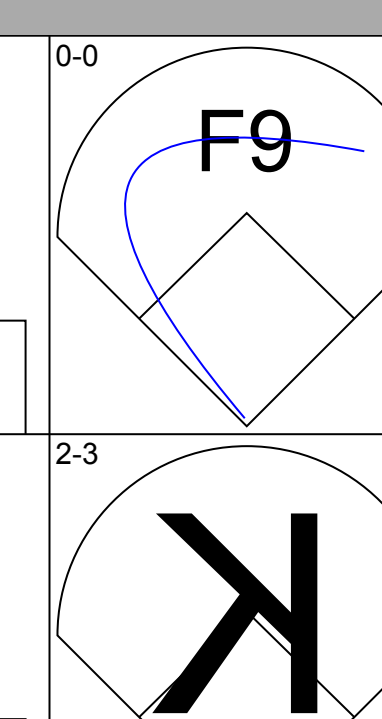
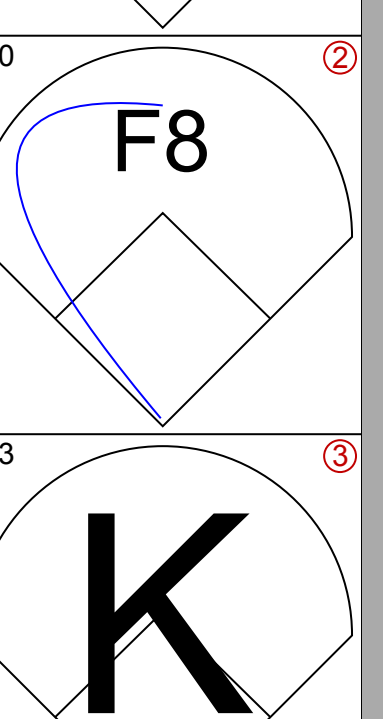
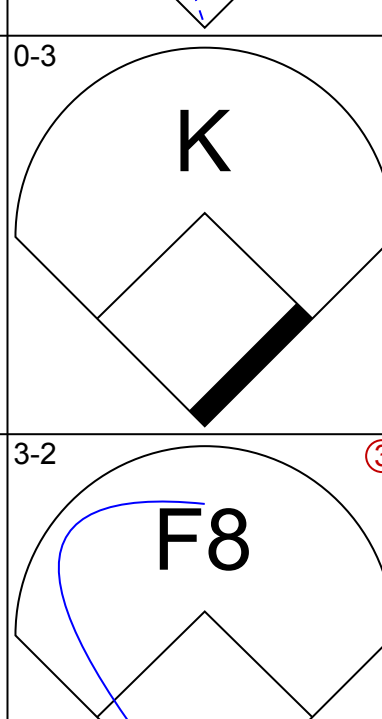
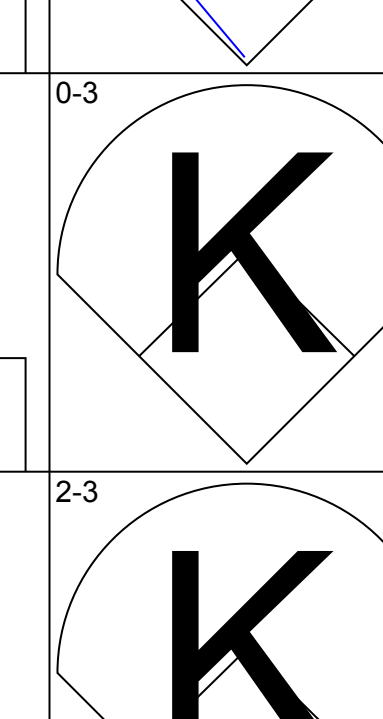
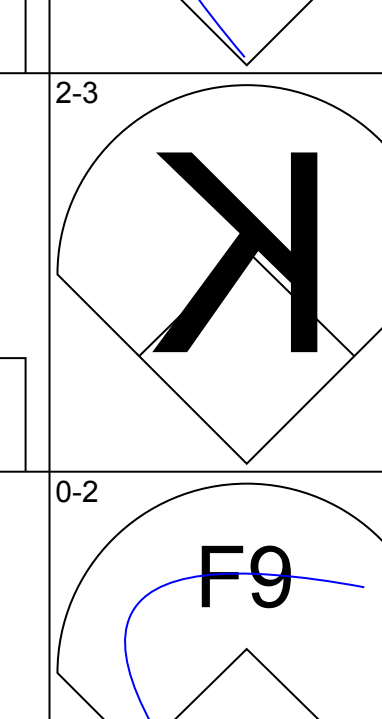
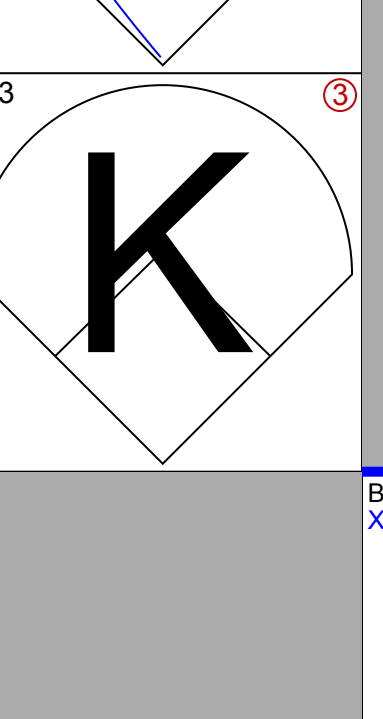
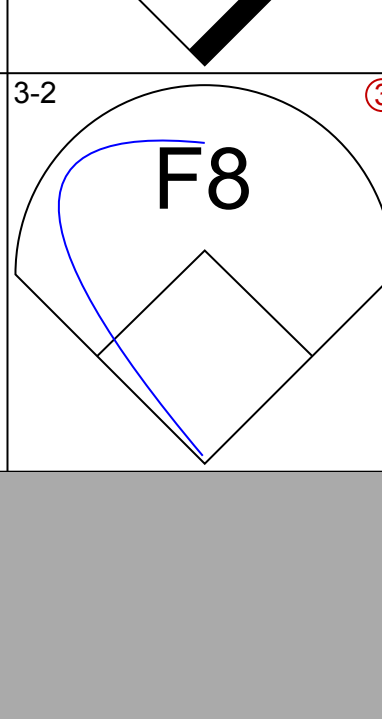
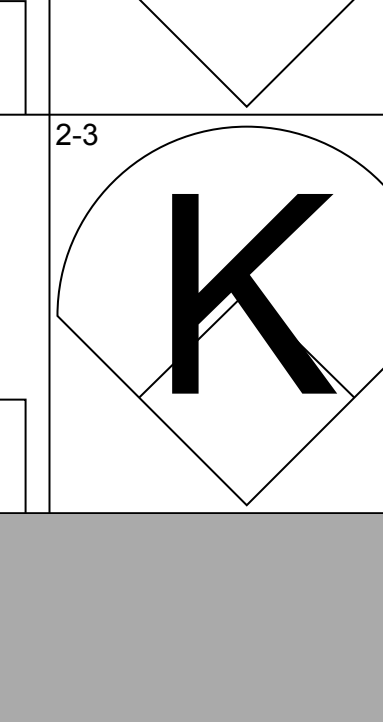
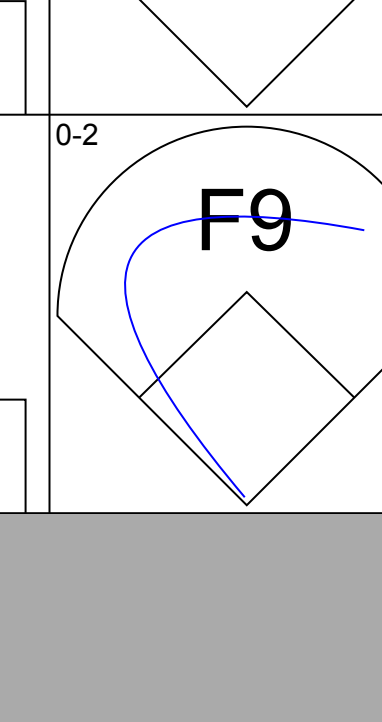
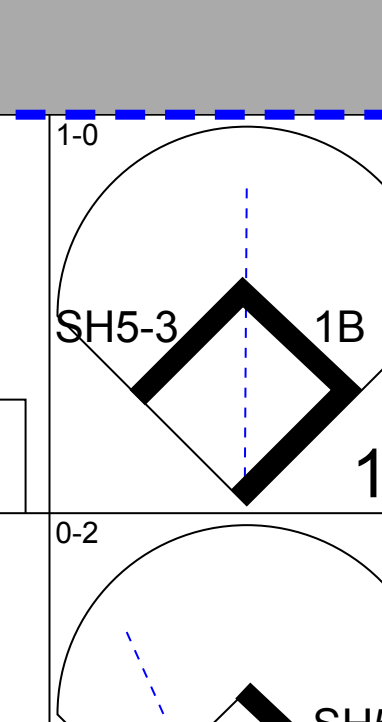
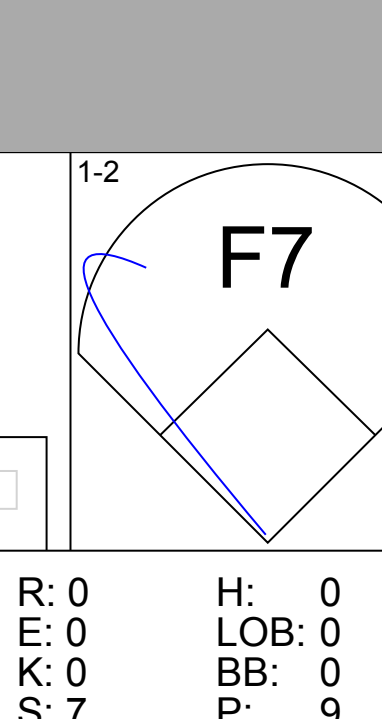
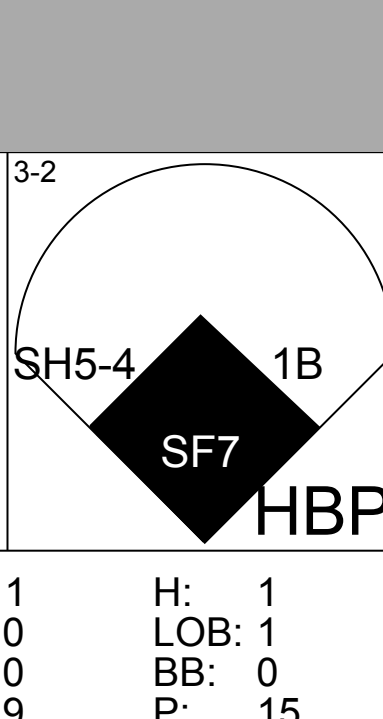
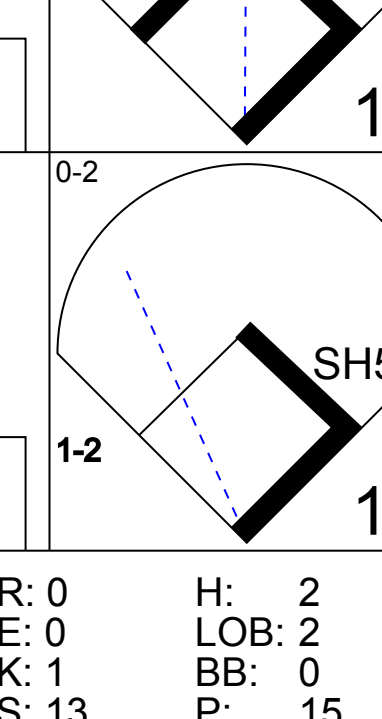
AB	36
R	7
H	13
RBI	6
BB	1
SO	2
LOB	11







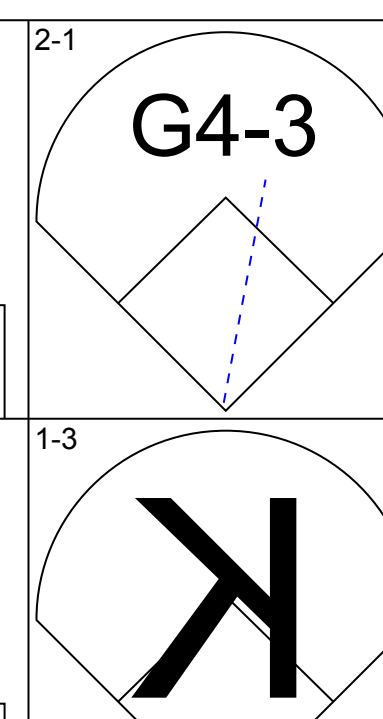
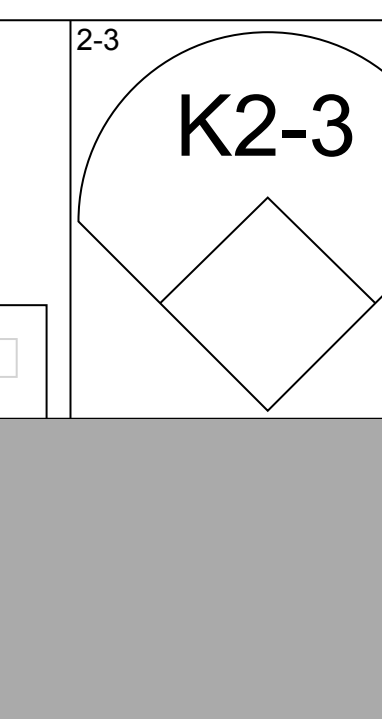
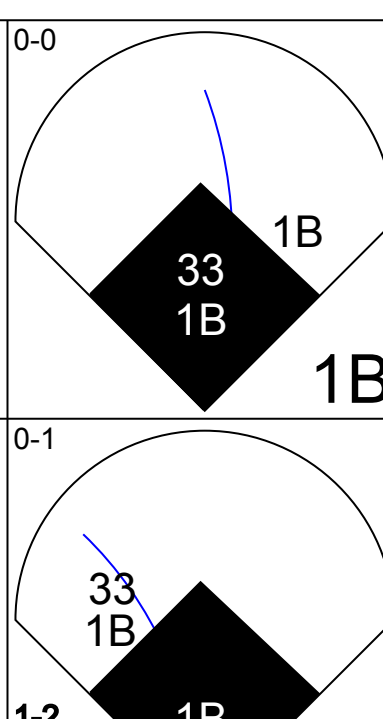
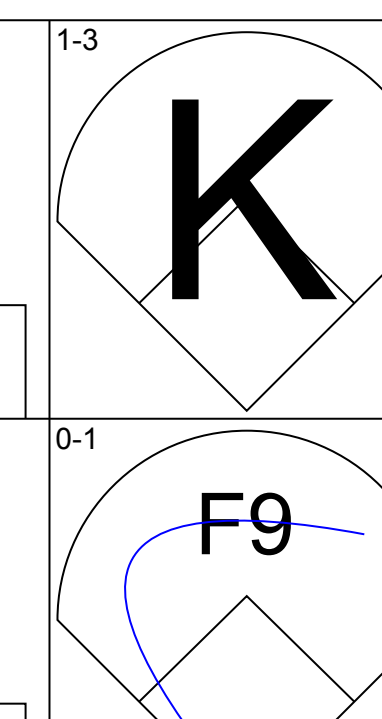
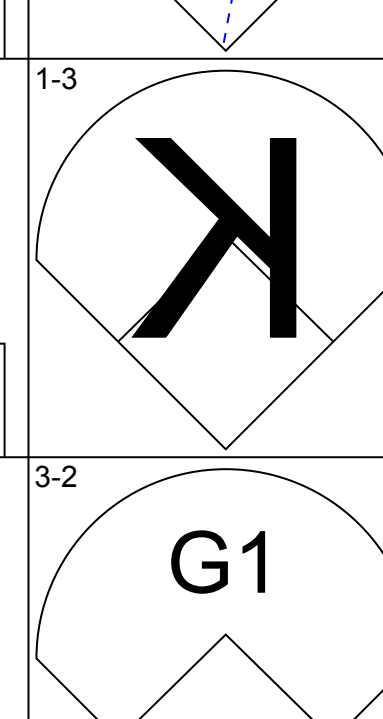
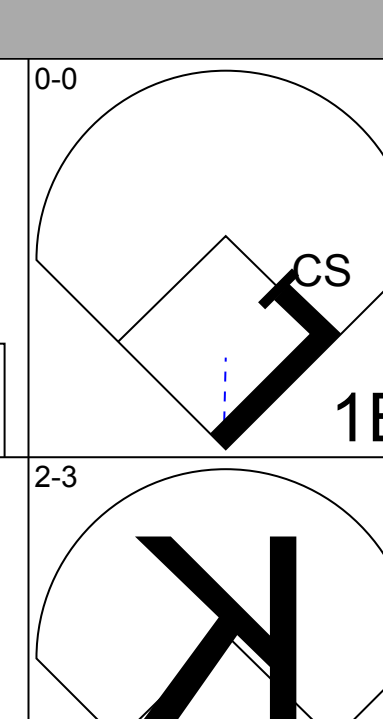
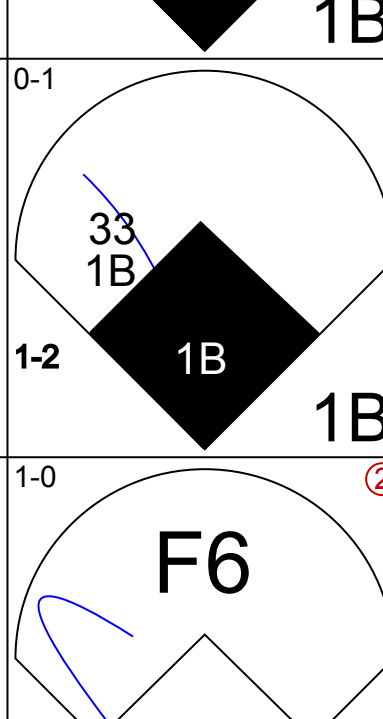
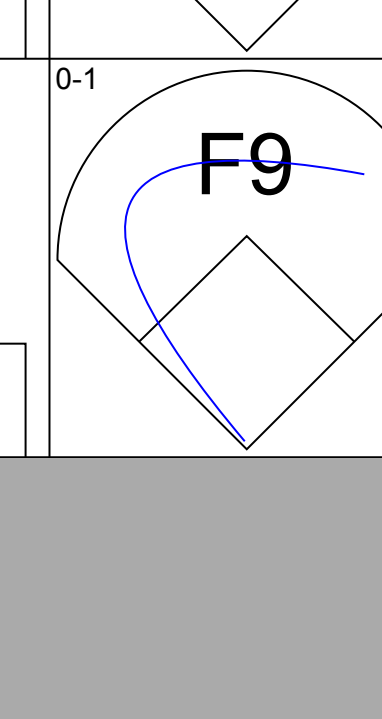
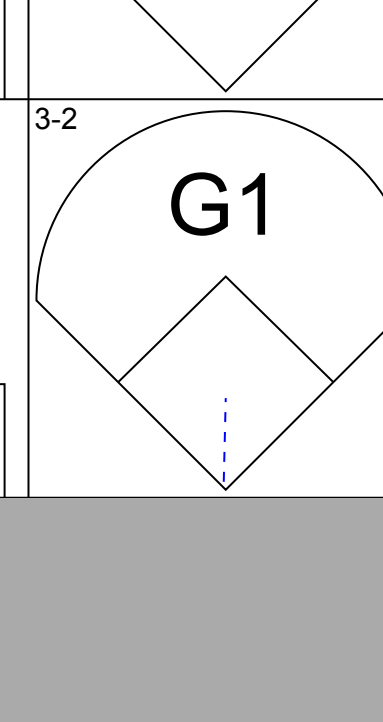
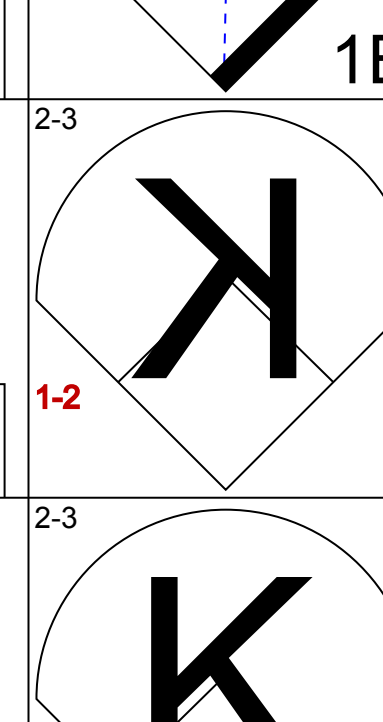
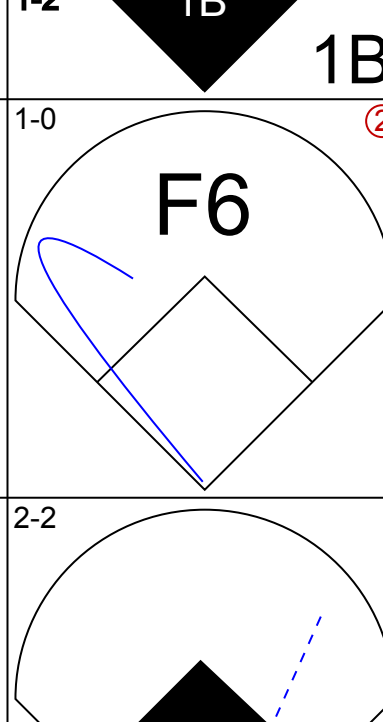
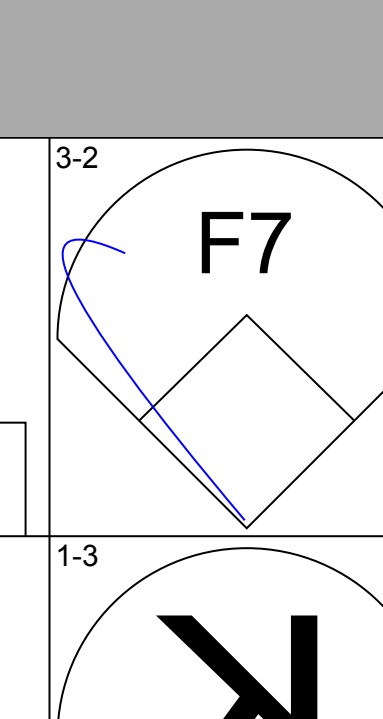
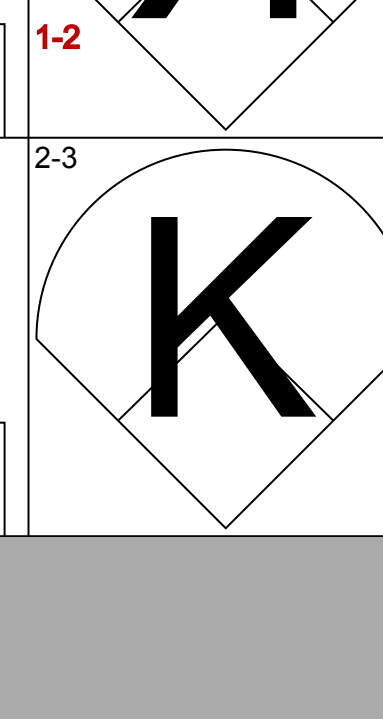
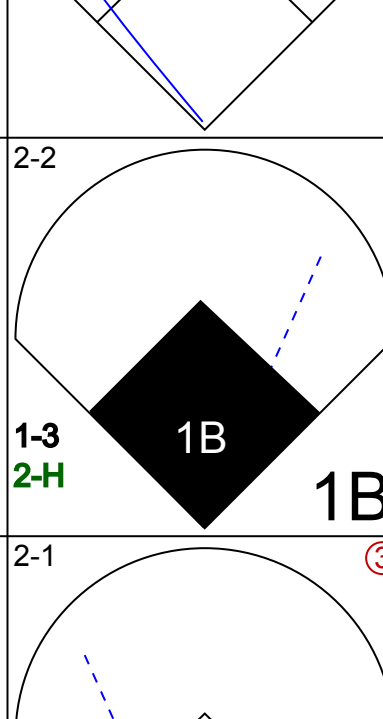
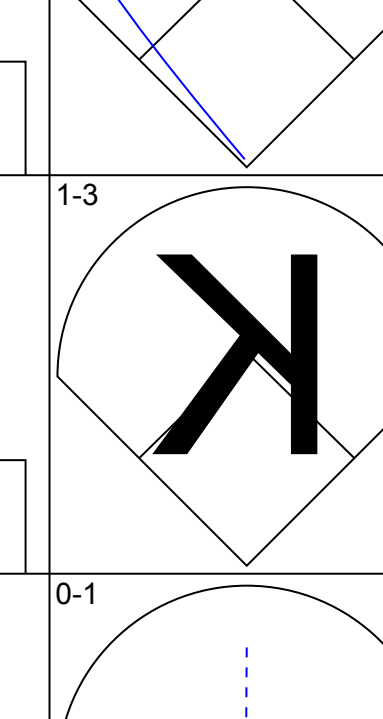
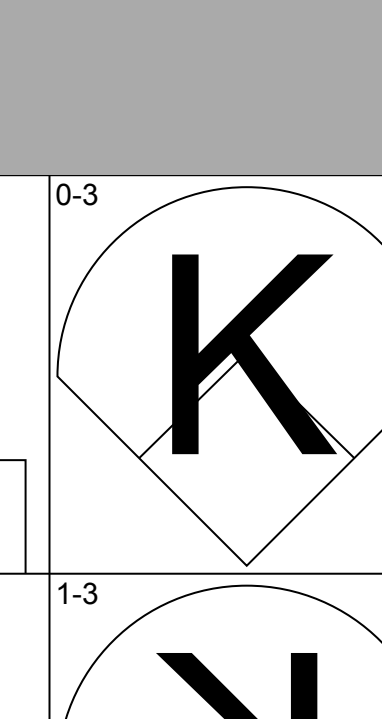
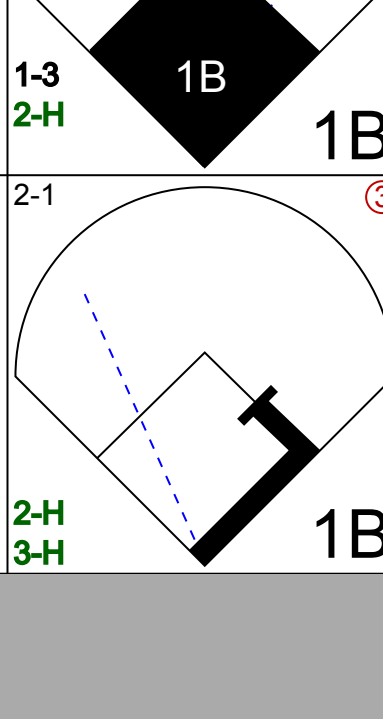
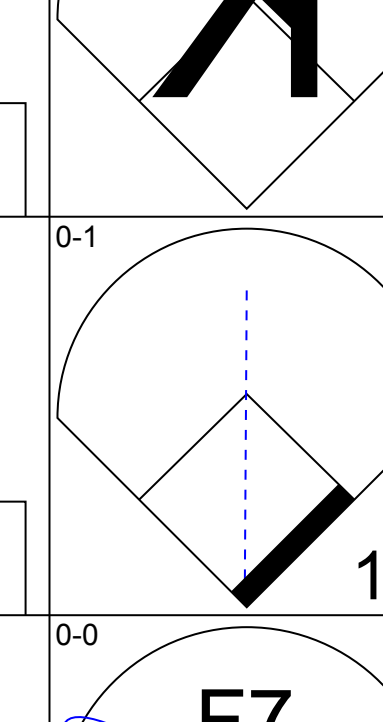
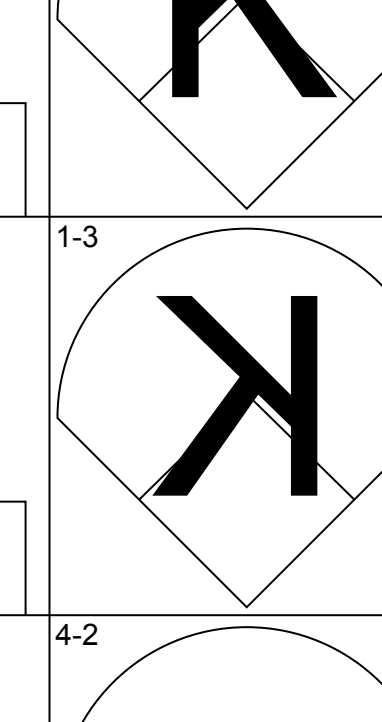
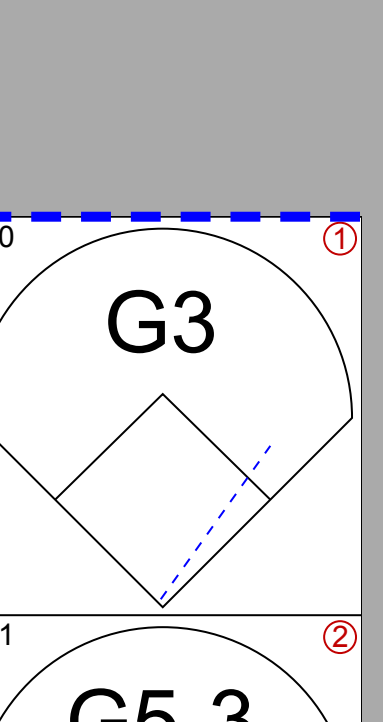
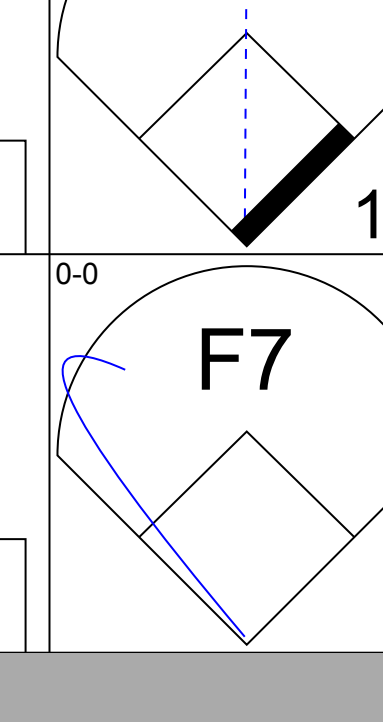
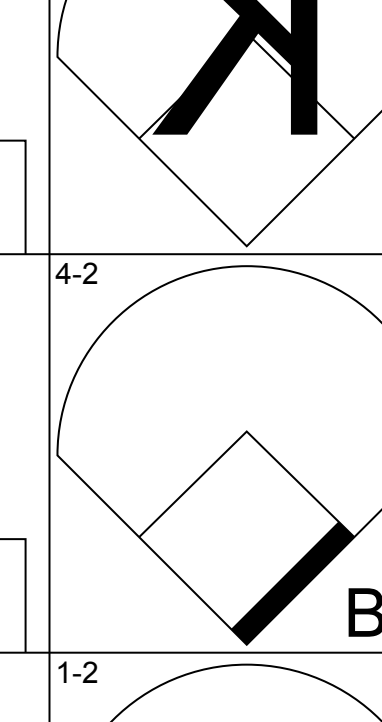
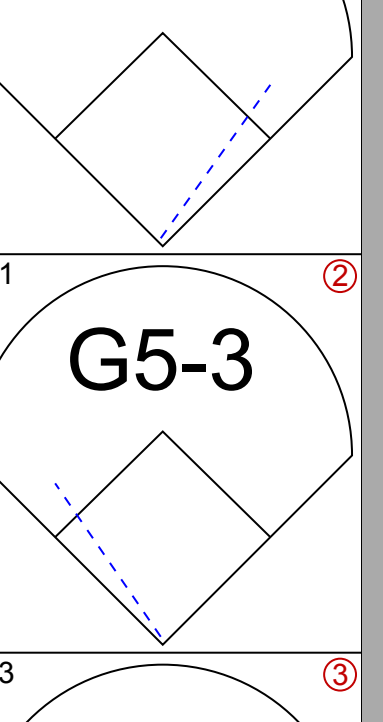
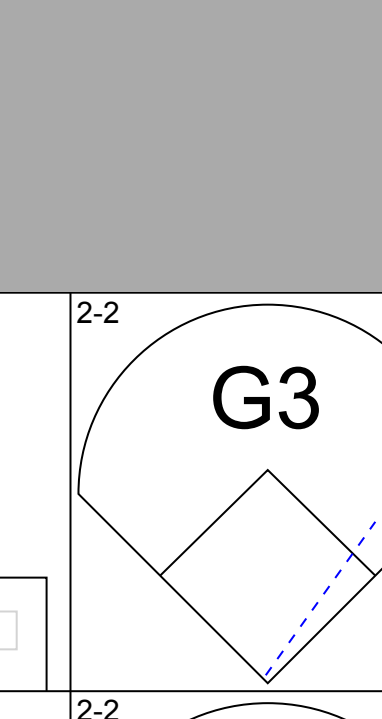
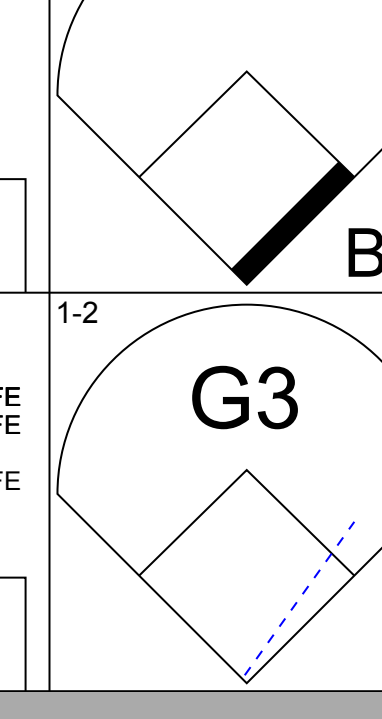
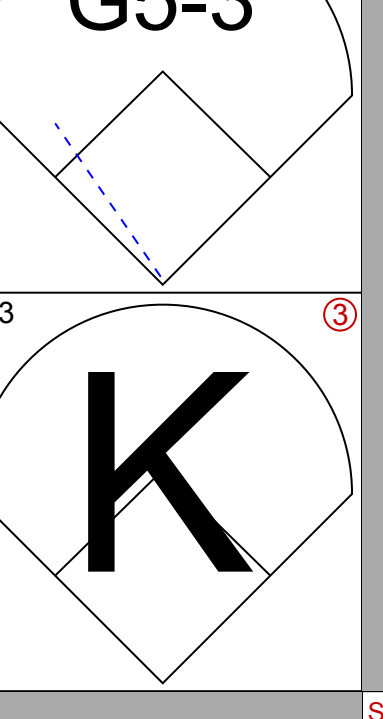
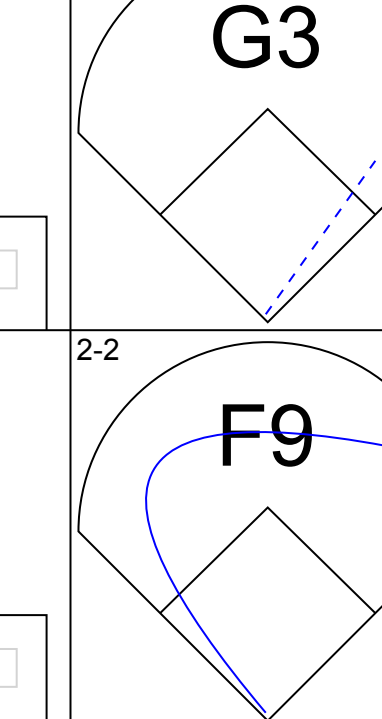
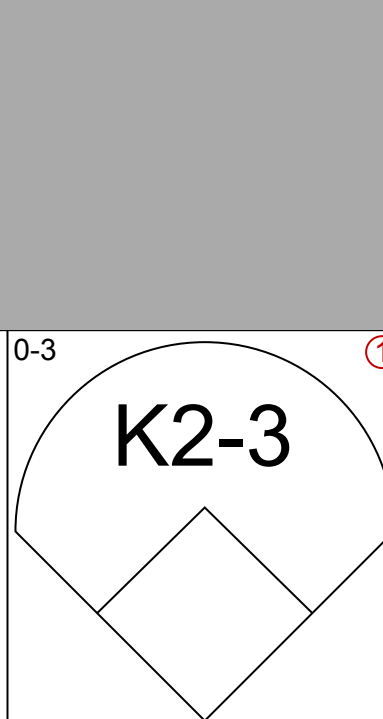
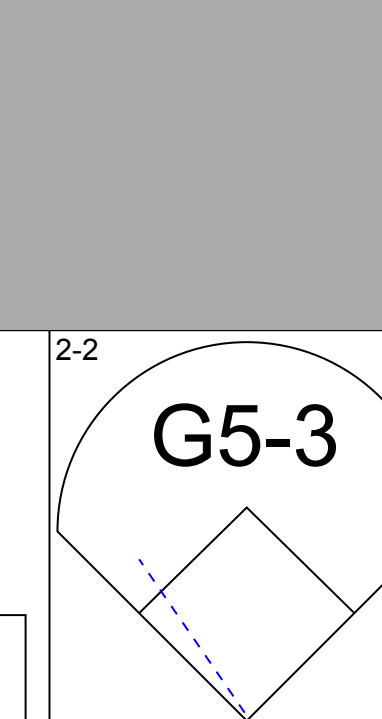


Batter	1	2	3	4	5	6	7	8	9	AB	R	H	RBI	BB	SO	LOB	TOP					
Alex Cintron, S (1, 5) OBP: 0.330, SLG: 0.474										3	0	1	0	0	1	0						
Quinton McCracken, S (1, 9) OBP: 0.270, SLG: 0.259										2	0	0	0	1	0	2						
Junior Spivey, R (1, 4) OBP: 0.324, SLG: 0.448										3	0	1	1	0	1	2						
Luis Gonzalez, L (1, 7) OBP: 0.370, SLG: 0.544										4	0	0	0	0	0	3						
Danny Bautista, R (1, 8) OBP: 0.299, SLG: 0.331										4	0	0	0	0	2	2						
Chad Moeller, R (1, 2) OBP: 0.375, SLG: 0.496										4	0	0	0	0	1	0						
Lyle Overbay, L (1, 3) OBP: 0.362, SLG: 0.390 Carlos Baerga, S (9, PH) OBP: 0.325, SLG: 0.459										3	0	0	0	0	3	0						
Robby Hammock, R (1, 10) OBP: 0.326, SLG: 0.571										3	0	1	0	0	1	0						
Tony Womack, L (1, 6) OBP: 0.260, SLG: 0.321										2	1	1	0	0	0	0						
<b>Inning Stats</b>	R: 0 E: 0 K: 2 S: 11	H: 1 LOB: 2 BB: 1 P: 19	R: 0 E: 0 K: 2 S: 10	H: 0 LOB: 0 BB: 0 P: 15	R: 0 E: 0 K: 0 S: 7	H: 0 LOB: 0 BB: 0 P: 9	R: 0 E: 0 K: 0 S: 4	H: 0 LOB: 0 BB: 0 P: 6	R: 0 E: 0 K: 1 S: 8	H: 0 LOB: 0 BB: 0 P: 10	R: 1 E: 0 K: 0 S: 9	H: 1 LOB: 1 BB: 0 P: 15	R: 0 E: 0 K: 2 S: 10	H: 0 LOB: 0 BB: 0 P: 14	R: 0 E: 0 K: 1 S: 13	H: 2 LOB: 2 BB: 0 P: 15	R: 0 E: 0 K: 1 S: 14	H: 0 LOB: 1 BB: 0 P: 18	1B: 4 2B: 0 3B: 0 HR: 0	SF: 1 SAC: 2 DP: 0 HBP: 1	WP: 1 PB: 0 SB: 0 CS: 0	PA: 34
<b>PITCHER</b>	IP	WLS	BF	H	R	ER	SO	BB	IBB	HBP	BLK	WP	HR	S	P	ERA	WHIP					
Johan Santana, L (1, 1) ERA: 2.32	7.0	W	25	2	1	1	7	1	0	1	0	0	0	59	88	1.29	0.429					
LaTroy Hawkins, R (8, 1) ERA: 2.27	1.0	H	5	2	0	0	1	0	0	0	0	0	0	13	15	0.00	2.000					
Eddie Guardado, L (9, 1) ERA: 2.51	1.0	S	4	0	0	0	1	0	0	0	0	1	0	14	18	0.00	0.000					

Arizona Diamondbacks @ Minnesota Twins  
Hubert H. Humphrey Metrodome, Minneapolis, MN  
Fri Jun 13 2003, 8:05 PM EDT  
Att: 26,620 - Dome - 72 F

AB 29  
R 1  
H 4  
RBI 1  
BB 1  
SO 9  
LOB 10



Batter	1	2	3	4	5	6	7	8	9	AB	R	H	RBI	BB	SO	LOB	BOTTOM					
Jacque Jones, L (1, 7) OBP: 0.329, SLG: 0.490										4	1	1	0	0	2	0						
Cristian Guzman, S (1, 6) OBP: 0.292, SLG: 0.373										4	1	2	0	0	1	0						
Corey Koskie, L (1, 5) OBP: 0.374, SLG: 0.430										3	0	0	0	0	1	3						
33 Justin Morneau, L (1, 10) OBP: 0.583, SLG: 0.545										3	1	1	1	0	1	0						
Tori Hunter, R (1, 8) OBP: 0.337, SLG: 0.436										3	0	1	2	0	2	0						
Doug Mientkiewicz, L (1, 3) OBP: 0.381, SLG: 0.500										3	0	1	0	0	1	0						
Bobby Kielty, S (1, 9) OBP: 0.376, SLG: 0.450										2	0	0	0	1	0	1						
A.J. Pierzynski, L (1, 2) OBP: 0.330, SLG: 0.490										3	0	0	0	0	1	1						
Denny Hocking, S (1, 4) OBP: 0.196, SLG: 0.222										3	0	0	0	0	1	0						
<b>Inning Stats</b>	R: 0 E: 0 K: 1 S: 8	H: 0 LOB: 0 BB: 0 P: 14	R: 0 E: 0 K: 1 S: 9	H: 1 LOB: 0 BB: 0 P: 13	R: 0 E: 0 K: 1 S: 10	H: 0 LOB: 0 BB: 0 P: 16	R: 0 E: 0 K: 2 S: 8	H: 1 LOB: 0 BB: 0 P: 12	R: 0 E: 0 K: 1 S: 14	H: 0 LOB: 1 BB: 1 P: 20	R: 3 E: 0 K: 1 S: 12	H: 4 LOB: 1 BB: 0 P: 17	R: 0 E: 0 K: 1 S: 6	H: 0 LOB: 0 BB: 0 P: 8	R: 0 E: 0 K: 1 S: 8	H: 0 LOB: 0 BB: 0 P: 11	1B: 6 2B: 0 3B: 0 HR: 0	SF: 0 SAC: 0 DP: 0 HBP: 0	WP: 0 PB: 0 SB: 0 CS: 1	PA: 29		
<b>PITCHER</b>	IP	WLS	BF	H	R	ER	SO	BB	IBB	HBP	BLK	WP	HR	S	P	ERA	WHIP					
17 Brandon Webb, R (1, 1) ERA: 2.45	6.0	L	23	6	3	3	8	1	0	0	0	0	0	61	92	4.50	1.167					
Eddie Cropesa, L (7, 1) ERA: 2.93	2.0		6	0	0	0	2	0	0	0	0	0	0	14	19	0.00	0.000					

Arizona Diamondbacks @ Minnesota Twins  
Hubert H. Humphrey Metrodome, Minneapolis, MN  
Fri Jun 13 2003, 8:05 PM EDT  
Att: 26,620 - Dome - 72 F

AB 28  
R 3  
H 6  
RBI 3  
BB 1  
SO 10  
LOB 5













Batter	1	2	3	4	5	6	7	8	9	AB	R	H	RBI	BB	SO	LOB	TOP										
<b>Tony Womack, L</b> OBP: 0.284, SLG: 0.326 (1, 6)	G4-3	K			G3-1		P6		G5-3	5	0	0	0	0	1	2											
<b>Matt Kata, S</b> OBP: 0.400, SLG: 1.000 (1, 4)	G6-3		1B		HR		G4-3			4	1	2	1	0	0	0											
<b>Alex Cintron, S</b> OBP: 0.375, SLG: 0.555 (1, 5)	2B		1B		HR		K			4	1	3	1	0	1	0											
<b>Luis Gonzalez, L</b> OBP: 0.373, SLG: 0.538 (1, 7)	F9		F6		G3-1			BB		3	0	0	0	1	0	3											
<b>Robby Hammock, R</b> OBP: 0.339, SLG: 0.600 (1, 9)		FC1-6 1B	P3		G6-3			K		4	0	1	0	0	1	3											
<b>Steve Finley, L</b> OBP: 0.388, SLG: 0.474 (1, 8)	FC1-6 1B	K			G3			K		4	1	0	0	0	2	4											
<b>Lyle Overbay, L</b> OBP: 0.355, SLG: 0.387 (1, 3)	G1-3				P6			G3		4	0	1	0	0	0	2											
<b>Chad Moeller, R</b> OBP: 0.372, SLG: 0.485 (1, 2)	1B IBB	G6-4-3			E6			K		3	0	0	0	1	1	1											
<b>Andrew Good, R</b> OBP: 0.220, SLG: 0.200 (5, PH) <b>Quinton McCracken, S</b> OBP: 0.245, SLG: 0.233 (5, PH) <b>Oscar Villarreal, L</b> (5, PH) <b>Mike Myers, L</b> (5, PH) <b>Mike Koplove, R</b> (5, PH) <b>Carlos Baerga, S</b> OBP: 0.201, SLG: 0.471 (5, PH)	G1-3		G1-3		F8			G5-3		2	0	1	1	0	0	0											
<b>Inning Stats</b>	R: 0 E: 0 K: 0 S: 8	H: 1 LOB: 1 BB: 0 P: 13	R: 1 E: 0 K: 1 S: 12	H: 2 LOB: 2 BB: 1 P: 21	R: 0 E: 0 K: 1 S: 9	H: 2 LOB: 2 BB: 0 P: 14	R: 0 E: 0 K: 0 S: 8	H: 1 LOB: 0 BB: 0 P: 11	R: 2 E: 0 K: 0 S: 11	H: 2 LOB: 0 BB: 0 P: 14	R: 0 E: 1 K: 0 S: 6	H: 0 LOB: 1 BB: 0 P: 10	R: 0 E: 0 K: 1 S: 11	H: 0 LOB: 0 BB: 0 P: 14	R: 0 E: 0 K: 2 S: 11	H: 0 LOB: 1 BB: 1 P: 17	R: 0 E: 0 K: 1 S: 9	H: 0 LOB: 0 BB: 0 P: 15	1B: 5 2B: 1 3B: 0 HR: 2	SF: 0 SAC: 0 DP: 1 HBP: 0	WP: 0 PB: 0 CS: 0	PA: 37					
<b>PITCHER</b>	IP	WLS	BF	H	R	ER	SO	BB	IBB	HBP	BLK	WP	HR	S	P	ERA	WHIP										
<b>Jerome Robertson, L</b> ERA: 6.03 (1, 1)	6.0		27	8	3	3	2	0	1	0	0	0	2	54	83	4.50	1.333										
<b>54 Brad Lidge, R</b> ERA: 1.49 (7, 1)	1.0	3	0	0	0	1	0	0	0	0	0	0	0	11	14	0.00	0.000										
<b>Octavio Dotel, R</b> ERA: 1.59 (8, 1)	1.0	W	4	0	0	0	2	1	0	0	0	0	0	11	17	0.00	1.000										
<b>Billy Wagner, L</b> ERA: 1.56 (9, 1)	1.0	S	3	0	0	0	1	0	0	0	0	0	0	9	15	0.00	0.000										

Arizona Diamondbacks @ Houston Astros  
Minute Maid Park, Houston, TX

AB 35  
R 3  
H 8  
RBI 3  
BB 2  
SO 6  
LOB 16



WP: 0 PA: 37  
PB: 0  
CS: 0

Tue Jun 17 2003, 7:05 PM CDT  
Att: 30,530 - Dome - 72 F

Batter	1	2	3	4	5	6	7	8	9	AB	R	H	RBI	BB	SO	LOB	BOTTOM										
<b>Craig Biggio, R</b> OBP: 0.343, SLG: 0.433 (1, 8)	K		L5		PB 1B			SH1-3 1B HBP		3	1	1	1	0	1	0											
<b>Morgan Ensberg, R</b> OBP: 0.424, SLG: 0.678 (1, 5)	HR		G6-3		F9			SH1-3		3	1	1	1	0	0	2											
<b>5 Jeff Bagwell, R</b> OBP: 0.357, SLG: 0.464 (1, 3)	G4-3				F7			G6-3 17 G5-3 1B IBB		3	0	0	0	1	0	0											
<b>Jeff Kent, R</b> OBP: 0.375, SLG: 0.513 (1, 4)	P6				F9			G1-3		4	0	1	1	0	0	0											
<b>17 Lance Berkman, S</b> OBP: 0.403, SLG: 0.504 (1, 7)		P5			P5			G5-3		4	0	1	0	0	0	2											
<b>Richard Hidalgo, R</b> OBP: 0.396, SLG: 0.545 (1, 9)		HR			K			F8		4	1	1	1	0	1	3											
<b>Gregg Zaun, S</b> OBP: 0.346, SLG: 0.362 (1, 2) <b>Brad Ausmus, R</b> OBP: 0.288, SLG: 0.281 (6, 2)	L4				G5-3			G5-3		2	1	1	0	0	0	0											
<b>28 Adam Everett, R</b> OBP: 0.274, SLG: 0.350 (1, 6)	G6-3				F9			F8		1	0	0	0	0	0	1											
<b>Jerome Robertson, L</b> OBP: 0.136, SLG: 0.136 (7, 1) <b>54 Brad Lidge, R</b> (7, PH) <b>Orlando Merced, S</b> OBP: 0.316, SLG: 0.405 (8, 1) <b>Octavio Dotel, R</b> (8, 1) <b>Billy Wagner, L</b> (9, 1)			K		PB 1B			F7		2	0	1	0	0	1	0											
<b>Inning Stats</b>	R: 1 E: 0 K: 1 S: 9	H: 1 LOB: 0 BB: 0 P: 12	R: 1 E: 0 K: 0 S: 9	H: 1 LOB: 0 BB: 0 P: 14	R: 0 E: 0 K: 1 S: 6	H: 0 LOB: 0 BB: 0 P: 9	R: 0 E: 0 K: 0 S: 5	H: 0 LOB: 0 BB: 0 P: 6	R: 1 E: 0 K: 1 S: 17	H: 3 LOB: 2 BB: 0 P: 28	R: 0 E: 0 K: 0 S: 7	H: 1 LOB: 1 BB: 0 P: 13	R: 0 E: 0 K: 0 S: 3	H: 0 LOB: 0 BB: 0 P: 4	R: 1 E: 0 K: 0 S: 8	H: 1 LOB: 2 BB: 1 P: 19	1B: 5 2B: 0 3B: 0 HR: 2	SF: 0 SAC: 1 DP: 0 HBP: 1	WP: 0 PB: 1 CS: 0	PA: 33							
<b>PITCHER</b>	IP	WLS	BF	H	R	ER	SO	BB	IBB	HBP	BLK	WP	HR	S	P	ERA	WHIP										
<b>Andrew Good, R</b> ERA: 4.21 (1, 1)	5.0		20	5	3	3	3	0	0	0	0	0	2	46	69	5.40	1.000										
<b>Oscar Villarreal, R</b> ERA: 3.07 (6, 1)	2.1	L	11	2	1	1	0	0	1	1	0	0	0	13	29	3.86	0.857										
<b>Mike Myers, L</b> ERA: 5.4 (8, 1)	0.1	1	0	0	0	0	0	0	0	0	0	0	0	2	2	0.00	0.000										
<b>Mike Koplove, R</b> ERA: 2.21 (8, 1)	0.1	1	0	0	0	0	0	0	0	0	0	0	0	3	5	0.00	0.000										

Arizona Diamondbacks @ Houston Astros  
Minute Maid Park, Houston, TX

AB 30  
R 4  
H 7  
RBI 4  
BB 1  
SO 3  
LOB 8



WP: 0 PA: 33  
PB: 1  
CS: 0

Tue Jun 17 2003, 7:05 PM CDT  
Att: 30,530 - Dome - 72 F



Batter	1	2	3	4	5	6	7	8	9	AB	R	H	RBI	BB	SO	LOB	TOP										
<b>Matt Kata, S</b> OBP: 0.400, SLG: 0.625 (1,4)	1-1 P4		4-0 BB			4-2 CS BB		0-2 K	0-3 K	3	0	0	0	2	2	2	<b>Arizona Diamondbacks @ Houston Astros</b> Minute Maid Park, Houston, TX Wed Jun 18 2003, 7:05 PM CDT Att: 30,031 - Dome - 72 F										
<b>Steve Finley, L</b> OBP: 0.362, SLG: 0.464 (1,8)	3-2 F8		0-2 K			0-3 K		3-1 P6		4	0	0	0	0	2	2											
<b>Alex Cintron, S</b> OBP: 0.363, SLG: 0.535 (1,6)	0-0 G1-3			2-2 G3		2-1 G4-3		0-1 F9		4	0	0	0	0	0	1											
<b>Luis Gonzalez, L</b> OBP: 0.378, SLG: 0.553 (1,7)		2-1 1B		1-0 G4-3		2-1 FC2-6 1B		0-2 HR		4	1	3	1	0	0	0											
<b>Robby Hammock, R</b> OBP: 0.333, SLG: 0.593 (1,5)	2-0 F7		1-1 F9			0-0 FC2-6 F8 1B		1-2 1B	2B	4	1	1	0	0	0	2											
<b>Lyle Overbay, L</b> OBP: 0.363, SLG: 0.401 (1,3)	1-0 G5-4-3 1B			0-0 2B		1-0 BB 1-2 1B		1-3 K		4	0	3	0	0	1	1											
<b>Chad Moeller, R</b> <b>David DeLucci, L</b> OBP: 0.351, SLG: 0.475 (7, PH) <b>Rod Barajas, R</b> OBP: 0.291, SLG: 0.419 (7,2)	0-0 G5-4-3			0-0 B1		1-0 F8		0-3 K		2	0	0	0	0	0	3											
<b>Quinton McCracken, S</b> OBP: 0.255, SLG: 0.237 (1,9)			1-3 K		1-3 K	4-2 BB 1-2 BB		0-0 1B		3	0	1	1	1	2	1											
<b>17 Brandon Webb, R</b> ERA: 2.36 <b>Carlos Estevez, S</b> ERA: 2.15 <b>Mike Koplove, R</b> ERA: 2.15 <b>Oscar Villarreal, L</b> ERA: 3.0 <b>Danny Bautista, R</b> ERA: 3.45 <b>Eddie Oropesa, L</b> ERA: 3.0 <b>Jose Valverde, R</b> ERA: 3.0			0-3 K		1-3 K	1-3 K		4-0 IBB		2	0	0	0	0	0	2											
<b>Inning Stats</b>	R: 0 E: 0 K: 0 S: 7	H: 0 LOB: 0 BB: 0 P: 11	R: 0 E: 0 K: 0 S: 5	H: 2 LOB: 1 BB: 0 P: 10	R: 0 E: 0 K: 3 S: 11	H: 0 LOB: 1 BB: 1 P: 16	R: 0 E: 0 K: 2 S: 7	H: 0 LOB: 0 BB: 0 P: 11	R: 0 E: 0 K: 1 S: 8	H: 1 LOB: 1 BB: 0 P: 10	R: 0 E: 0 K: 1 S: 8	H: 0 LOB: 0 BB: 1 P: 14	R: 0 E: 0 K: 1 S: 11	H: 2 LOB: 3 BB: 1 P: 20	R: 0 E: 0 K: 1 S: 7	H: 0 LOB: 0 BB: 0 P: 10		R: 2 E: 0 K: 3 S: 18	H: 3 LOB: 2 BB: 1 P: 24	1B: 5 2B: 2 3B: 0 HR: 1	SF: 0 SAC: 0 DP: 1 HBP: 0	WP: 0 PB: 0 SB: 0 CS: 1	PA: 37				
<b>PITCHER</b>	IP	WLS	BF	H	R	ER	SO	BB	IBB	HBP	BLK	WP	HR	S	P	ERA	WHIP										
<b>Ron Villone, L</b> ERA: 1.47	6.1		24	5	0	0	6	2	0	0	0	0	0	50	79	0.00	1.105										
<b>54 Brad Lidge, R</b> ERA: 1.55	0.2	H	3	0	0	0	1	1	0	0	0	0	0	7	13	0.00	1.500										
<b>Octavio Dotel, R</b> ERA: 1.96	1.0	H	3	0	0	0	1	0	0	0	0	0	0	7	10	0.00	0.000										
<b>Billy Wagner, L</b>	1.0	L	7	3	2	2	3	0	1	0	0	0	1	18	24	18.00	3.000										

Batter	1	2	3	4	5	6	7	8	9	AB	R	H	RBI	BB	SO	LOB	BOTTOM										
<b>Craig Biggio, R</b> OBP: 0.339, SLG: 0.427 (1,8)	1-3 K2-3		1-1 G2-3			1-1 G6-3		1-0 G5-3		4	0	0	0	0	1	0	<b>Arizona Diamondbacks @ Houston Astros</b> Minute Maid Park, Houston, TX Wed Jun 18 2003, 7:05 PM CDT Att: 30,031 - Dome - 72 F										
<b>Geoff Blum, S</b> OBP: 0.311, SLG: 0.420 (1,5)	2-3 K			0-2 2B		2-2 G3		1-1 P5		4	0	1	0	0	1	0											
<b>5 Jeff Bagwell, R</b> OBP: 0.359, SLG: 0.462 (1,3)	2-2 G6-3			1-3 K		0-0 FC4 1B		1-0 FC6-4 HBP		3	0	1	0	0	1	1											
<b>Jeff Kent, R</b> OBP: 0.373, SLG: 0.521 (1,4)		0-2 HR		0-0 G5-3		2-1 FC4		0-1 FC6-4		4	1	1	1	0	0	3											
<b>17 Lance Berkman, S</b> OBP: 0.404, SLG: 0.500 (1,7)	1-1 P5			4-0 IBB				1-3 K		2	0	0	0	2	1	0											
<b>Richard Hidalgo, R</b> OBP: 0.396, SLG: 0.539 (1,9)	0-3 K			0-2 G6-3		1-2 FC6-4 1B		1-0 G5-4-3 BB		4	0	1	0	0	1	3											
<b>Jose Vizcaino, S</b> ERA: 2.36 <b>2B Adam Everett, R</b> OBP: 0.274, SLG: 0.350 (8,6)	1-2 G4-3				2-3 K		0-0 FC6-4 1B		4-1 BB	3	0	1	0	0	1	0											
<b>Morgan Ensberg, R</b> OBP: 0.428, SLG: 0.678 (9, PH)						1-2 1B				0	0	0	0	1	0	0											
<b>Brad Ausmus, R</b> OBP: 0.265, SLG: 0.277 (9, PH) <b>Gregg Zaun, S</b> OBP: 0.342, SLG: 0.357 (9, PH)						1-1 G6-3		0-0 P5		3	0	0	0	0	0	2											
<b>Ron Villone, L</b> ERA: 2.36 <b>54 Brad Lidge, R</b> ERA: 3.45 <b>Orlando Merced, S</b> OBP: 0.313, SLG: 0.402 (7, PH) <b>Octavio Dotel, R</b> ERA: 3.0 <b>Billy Wagner, L</b> ERA: 3.0						0-2 F7		2-2 G3		2	0	0	0	0	0	0											
<b>Inning Stats</b>	R: 0 E: 0 K: 2 S: 10	H: 0 LOB: 0 BB: 0 P: 15	R: 1 E: 0 K: 1 S: 12	H: 1 LOB: 0 BB: 0 P: 14	R: 0 E: 0 K: 0 S: 8	H: 0 LOB: 0 BB: 0 P: 10	R: 0 E: 0 K: 1 S: 11	H: 1 LOB: 2 BB: 1 P: 16	R: 0 E: 0 K: 1 S: 6	H: 0 LOB: 0 BB: 0 P: 9	R: 0 E: 0 K: 0 S: 8	H: 1 LOB: 1 BB: 0 P: 13	R: 0 E: 0 K: 1 S: 13	H: 2 LOB: 2 BB: 0 P: 18	R: 0 E: 0 K: 0 S: 5	H: 0 LOB: 1 BB: 2 P: 8	R: 0 E: 0 K: 0 S: 4	H: 0 LOB: 1 BB: 2 P: 13	1B: 3 2B: 1 3B: 0 HR: 1	SF: 0 SAC: 0 DP: 1 HBP: 1	WP: 0 PB: 0 SB: 0 CS: 0	PA: 35					
<b>PITCHER</b>	IP	WLS	BF	H	R	ER	SO	BB	IBB	HBP	BLK	WP	HR	S	P	ERA	WHIP										
<b>17 Brandon Webb, R</b> ERA: 2.36	6.0		22	3	1	1	5	0	1	0	0	0	0	55	77	1.50	0.500										
<b>Mike Koplove, R</b> ERA: 2.15	1.0	W	5	2	0	0	1	0	0	0	0	0	0	13	18	0.00	2.000										
<b>Oscar Villarreal, L</b> ERA: 3.0	1.0	W	4	0	0	0	0	0	0	1	0	0	0	5	8	0.00	0.000										
<b>Eddie Oropesa, L</b> ERA: 3.45	0.0		1	0	0	0	0	1	0	0	0	0	0	1	5	=	=										
<b>Jose Valverde, R</b> ERA: 3.0	1.0	S	3	0	0	0	0	1	0	0	0	0	0	3	8	0.00	1.000										

AB	33
R	2
H	8
RBI	2
BB	4
SO	11
LOB	19

AB	31
R	1
H	5
RBI	1
BB	3
SO	6
LOB	12





Batter	1	2	3	4	5	6	7	8	9	AB	R	H	RBI	BB	SO	LOB	TOP		
Tony Womack, L (1, 6) OBP: 0.263, SLG: 0.323	2-2 S HR 1B	0-1 F8			1-1 F8		1-0 G1-3		0-1 L4	5	1	1	0	0	0	0			
Matt Kata, S (1, 4) OBP: 0.333, SLG: 0.538	1-3 SAFE K		0-0 F7		1-2 2B		1-3 K		2-1 F9	5	0	1	0	0	2	1			
Alex Cintron, S (1, 5) OBP: 0.352, SLG: 0.517	3-3 SAFE K		1-0 P6		1-1 F8		1-1 G4-3			4	0	0	0	0	1	2			
Luis Gonzalez, L (1, 7) OBP: 0.383, SLG: 0.565	2-2 2H HR		1-0 F8		4-0 IBB			1-2 SH2-4 1B		3	1	2	2	1	0	0			
David Dellucci, L (1, 9) Quinton McCracken, S (8, 9) OBP: 0.350, SLG: 0.471 OBP: 0.255, SLG: 0.237	0-1 E6		1-0 1B SF7 1B		0-0 G3			0-0 SH2-4 1-2		3	1	1	0	0	0	2			
Lyle Overbay, L (1, 3) OBP: 0.361, SLG: 0.398	1-0 G3		0-0 G6-3 SF7 1B		1-2 G4-3			2-3 K		4	0	1	0	0	1	2			
Steve Finley, L (1, 8) OBP: 0.364, SLG: 0.474		2-2 SF7 3B		2-1 SF7		0-0 G4-3		4-1 FC5-4 BB		2	1	1	1	1	0	0			
Rod Barajas, R (1, 2) OBP: 0.289, SLG: 0.417		0-2 SF7		1-1 G6-3		2-2 1B		1-1 FC5-4 1-2		3	0	1	1	0	0	3			
Miguel Batista, R (1, 1) Jose Valverde, R (9, 1) OBP: 0.045, SLG: 0.045		3-3 K		2-3 K		1-3 K			0-0 G4-3	4	0	0	0	0	3	2			
										0	0	0	0	0	0	0			
<b>Inning Stats</b>	R: 2 E: 1 K: 2 S: 19	H: 2 LOB: 1 BB: 0 P: 28	R: 1 E: 0 K: 1 S: 11	H: 1 LOB: 0 BB: 0 P: 16	R: 0 E: 0 K: 0 S: 3	H: 0 LOB: 0 BB: 0 P: 5	R: 1 E: 0 K: 1 S: 9	H: 2 LOB: 1 BB: 0 P: 15	R: 0 E: 0 K: 0 S: 8	H: 1 LOB: 2 BB: 1 P: 15	R: 0 E: 0 K: 1 S: 6	H: 0 LOB: 0 BB: 0 P: 9	R: 0 E: 0 K: 1 S: 10	H: 1 LOB: 2 BB: 1 P: 18	R: 0 E: 0 K: 0 S: 5	H: 0 LOB: 0 BB: 0 P: 7	1B: 5 2B: 1 3B: 1 HR: 1	SF: 2 SAC: 1 DP: 0 HBP: 0	WP: 0 PA: 38 PB: 0 SB: 1 CS: 0
<b>PITCHER</b>	IP WLS BF H R ER SO BB IBB HBP BLK WP HR S P ERA WHIP																		
Tim Redding, R (1, 1) ERA: 3.63	7.0	L	30	7	4	4	6	0	1	0	0	0	0	0	1	69	105	5.14	1.000
Nate Bland, L (8, 1) ERA: 3.53	0.2		4	1	0	0	1	1	0	0	0	0	0	0	8	15	0.00	3.000	
Ricky Stone, R (8, 1) ERA: 2.66	1.1		4	0	0	0	0	0	0	0	0	0	0	7	10	0.00	0.000		

Arizona Diamondbacks @ Houston Astros  
Minute Maid Park, Houston, TX

AB 33  
R 4  
H 8  
RBI 4  
BB 2  
SO 7  
LOB 12



Thu Jun 19 2003, 7:05 PM CDT  
Att: 30,534 - Dome - 72 F

Batter	1	2	3	4	5	6	7	8	9	AB	R	H	RBI	BB	SO	LOB	BOTTOM				
Craig Biggio, R (1, 8) OBP: 0.337, SLG: 0.425	0-2 1B		0-0 F9		0-0 P4		2-2 F8			4	0	1	0	0	0	2					
Jose Vizcaino, S (1, 4) OBP: 0.273, SLG: 0.336	1-2 P6		0-1 F9			0-1 17 1B		2-3 K		4	0	1	0	0	1	1					
5 Jeff Bagwell, R (1, 3) OBP: 0.354, SLG: 0.456	0-0 P4		1-1 G5-3			2-3 K		3-2 G4-3		4	0	0	0	0	1	2					
17 Lance Berkman, S (1, 7) OBP: 0.402, SLG: 0.496	1-1 F7		1-3 K2-3			0-1 1B		2-2 P5		4	0	1	0	0	1	1					
Morgan Ensberg, R (1, 5) OBP: 0.423, SLG: 0.672		0-3 K		3-3 K		2-0 P3		1-1 G4-3 2B		4	0	1	0	0	2	2					
Richard Hidalgo, R (1, 9) OBP: 0.386, SLG: 0.528		0-0 F9		1-1 P4		3-3 K		2-3 K		4	0	0	0	0	2	3					
Brad Ausmus, R (1, 2) Gregg Zaun, S (9, PH) OBP: 0.265, SLG: 0.278 OBP: 0.338, SLG: 0.352	0-1 28 2B 1B		0-1 G5-3				0-3 K		0-1 G4-3	3	1	1	0	0	1	0					
28 Adam Everett, R (1, 6) Geoff Blum, S (9, PH) OBP: 0.283, SLG: 0.361 OBP: 0.310, SLG: 0.418	2-1 1B 2B		2-0 F8		2-0 F8		4-0 FC3-6 BB		2-0 F8	2	1	1	0	1	0	0					
Tim Redding, R (1, 1) Orlando Merced, S (7, PH) Nate Bland, L (8, 1) Ricky Stone, R (8, 1) OBP: 0.217, SLG: 0.227 OBP: 0.311, SLG: 0.398	2-0 1B 2B		0-1 F8		0-1 F8		1-0 FC3-6			2	0	1	2	0	0	0					
										1	0	0	0	0	0	1					
										0	0	0	0	0	0	0					
										0	0	0	0	0	0	0					
<b>Inning Stats</b>	R: 0 E: 0 K: 0 S: 9	H: 1 LOB: 1 BB: 0 P: 11	R: 2 E: 0 K: 1 S: 10	H: 3 LOB: 1 BB: 0 P: 14	R: 0 E: 0 K: 1 S: 7	H: 0 LOB: 0 BB: 0 P: 9	R: 0 E: 0 K: 1 S: 7	H: 0 LOB: 0 BB: 0 P: 11	R: 0 E: 0 K: 0 S: 4	H: 0 LOB: 0 BB: 0 P: 6	R: 0 E: 0 K: 2 S: 11	H: 2 LOB: 2 BB: 0 P: 18	R: 0 E: 0 K: 1 S: 7	H: 0 LOB: 1 BB: 1 P: 14	R: 0 E: 0 K: 1 S: 16	H: 0 LOB: 0 BB: 0 P: 23	R: 0 E: 0 K: 1 S: 8	H: 1 LOB: 1 BB: 0 P: 13	1B: 5 2B: 2 3B: 0 HR: 0	SF: 0 SAC: 0 DP: 0 HBP: 0	WP: 0 PA: 35 PB: 0 SB: 0 CS: 0
<b>PITCHER</b>	IP WLS BF H R ER SO BB IBB HBP BLK WP HR S P ERA WHIP																				
Miguel Batista, R (1, 1) ERA: 2.6	8.0		32	7	2	2	7	1	0	0	0	0	0	0	73	109	2.25	1.000			
Jose Valverde, R (9, 1) ERA: 2.57	1.0	S	3	0	0	0	1	0	0	0	0	0	0	6	10	0.00	0.000				

Arizona Diamondbacks @ Houston Astros  
Minute Maid Park, Houston, TX

AB 34  
R 2  
H 7  
RBI 2  
BB 1  
SO 8  
LOB 14



Thu Jun 19 2003, 7:05 PM CDT  
Att: 30,534 - Dome - 72 F



Batter	1	2	3	4	5	6	7	8	9	AB	R	H	RBI	BB	SO	LOB	TOP					
Barry Larkin, R (1,6) OBP: 0.365, SLG: 0.405	2-2 SH3 2B		2-3 K				0-1 2B 1B		2-1 G1-3								5 1 2 0 0 1 1					
Jose Guillen, R (1,7) OBP: 0.402, SLG: 0.641	0-1 SH3		0-0 1-H HR				1-1 1-H 2B		4-1 WP 1B BB								2 2 2 3 1 0 0					
Sean Casey, L (1,3) OBP: 0.342, SLG: 0.408	2-3 K2-3		2-0 G3				0-0 F8		3-2 1-H BB 1B								5 0 2 1 0 1 2					
Austin Kearns, R (1,9) OBP: 0.393, SLG: 0.504	1-1 G5-3								4-2 1B BLK SF9 1B								4 1 1 0 1 1 3					
Aaron Boone, R (1,5) OBP: 0.345, SLG: 0.511		3-2 G5-3							1-3 K								4 0 0 0 0 1 3					
Jason LaRue, R (1,2) OBP: 0.347, SLG: 0.489		2-0 G5-3							1-2 1B HBP								3 0 1 0 0 1 0					
Reggie Taylor, L (1,8)		1-0 F7							2-2 1-2 2-3 1B								4 0 1 0 0 2 1					
Juan Castro, R (1,4) OBP: 0.276, SLG: 0.371			2-3 K						2-2 SF9								2 0 1 0 0 1 0					
Ken Griffey Jr., L (6,PH) OBP: 0.394, SLG: 0.548							1-1 CS 1B		3-H G5-3								0 0 0 1 0 0 0					
Ray Olmedo, S (6,4) OBP: 0.263, SLG: 0.316							1-2 F8		0-2 G5-3								1 0 0 0 0 0 0					
Danny Graves, R (1,1) OBP: 0.125, SLG: 0.125							1-2 F8										3 1 1 0 0 0 3					
Gabe White, L (6,1)																	0 0 0 0 0 0 0					
Scott Sullivan, R (8,1)																	0 0 0 0 0 0 0					
Russell Branyan, L (9,PH) OBP: 0.345, SLG: 0.318							1-2 HR 1B										1 0 0 0 0 1 0					
Scott Williamson, R (9,1)																	0 0 0 0 0 0 0					
<b>Inning Stats</b>	R: 0 E: 0 K: 1 S: 14	H: 1 LOB: 1 BB: 0 P: 19	R: 0 E: 0 K: 0 S: 5	H: 0 LOB: 0 BB: 0 P: 11	R: 2 E: 0 K: 2 S: 9	H: 2 LOB: 0 BB: 0 P: 15	R: 0 E: 0 K: 1 S: 7	H: 1 LOB: 1 BB: 0 P: 13	R: 1 E: 0 K: 0 S: 10	H: 3 LOB: 1 BB: 0 P: 13	R: 1 E: 0 K: 1 S: 15	H: 2 LOB: 2 BB: 0 P: 24	R: 1 E: 0 K: 0 S: 10	H: 1 LOB: 1 BB: 2 P: 26	R: 0 E: 0 K: 2 S: 7	H: 0 LOB: 0 BB: 0 P: 10	R: 0 E: 0 K: 2 S: 16	H: 1 LOB: 2 BB: 0 P: 25	1B: 8 2B: 2 3B: 0 HR: 1	SF: 1 SAC: 1 DP: 1 HBP: 2	WP: 1 PB: 0 SB: 1 CS: 1	PA: 40
<b>PITCHER</b>	IP WLS BF H R ER SO BB IBB HBP BLK WP HR S P ERA WHIP																					
Elmer Dessens, R (1,1) ERA: 5.38	5.0 21 7 3 3 4 0 0 0 0 0 1 45 71 5.40 1.400																					
Oscar Villarreal, R (6,1) ERA: 3.13	1.0 6 2 1 1 1 0 0 0 1 1 0 0 15 24 9.00 2.000																					
Eddie Oropesa, L (7,1) ERA: 0.57	2.0 8 1 1 1 2 2 0 0 0 0 1 0 17 36 4.50 1.500																					
Jose Valverde, R (9,1) ERA: 2.25	1.0 W 5 1 0 0 2 0 0 0 1 0 0 0 16 25 0.00 1.000																					

Cincinnati Reds @ Arizona Diamondbacks  
Bank One Ballpark, Phoenix, AZ  
Fri Jun 20 2003, 10:07 PM EDT  
Att: 34,842 - Sunny - 79 F

livebaseballscorecards.com

AB 34  
R 5  
H 11  
RBI 5  
BB 2  
SO 9  
LOB 13



Batter	1	2	3	4	5	6	7	8	9	AB	R	H	RBI	BB	SO	LOB	BOTTOM					
Tony Womack, L (1,6) OBP: 0.271, SLG: 0.347	3-2 P3		1-0 B5-3				1-0 HR		4-1 2B 2B								4 3 2 1 1 0 0					
Alex Cintron, S (1,4) OBP: 0.353, SLG: 0.537	1-0 L5		2-0 F7				2-1 1B 1B		0-0 B1								5 1 2 1 0 0 1					
Steve Finley, L (1,8) OBP: 0.366, SLG: 0.475	3-2 P2						0-1 G4-6-3 1B		1-1 1-3 1B								4 0 2 0 0 0 1					
Luis Gonzalez, L (1,7) OBP: 0.384, SLG: 0.571		1-2 BB G1-2-3 2B					0-1 G4-6-3 1-2 F7		3-2 2-H 2B								4 0 2 1 0 0 3					
David Dellucci, L (1,9) OBP: 0.347, SLG: 0.457		4-1 BB BB					2-3 K		0-3 K								3 0 0 0 1 3 1					
Robby Hammock, R (1,5) OBP: 0.344, SLG: 0.629		0-3 K					1-0 HR		4-1 1B BB								3 1 1 1 1 1 2					
Lyle Overbay, L (1,3) OBP: 0.374, SLG: 0.410		4-0 1-2 2-3 BB					2-2 F8 G3 2B		1-2 1-2 1B								2 1 2 0 1 0 0					
Rod Barajas, R (1,2) OBP: 0.280, SLG: 0.402		0-1 G1-2-3					1-1 F8		2-3 K								4 0 0 0 0 1 7					
Elmer Dessens, R (1,1) ERA: 5.38			2-1 G1-3				1-2 G3		0-0 L3								1 0 0 0 0 0 0					
Carlos Edwards, S (5,PH) ERA: 3.93							1-2 3-H										1 0 0 1 0 0 0					
Oscar Villarreal, L (6,1) ERA: 3.93																	0 0 0 0 0 0 0					
Mark Grace, L (6,PH) OBP: 0.334, SLG: 0.344																	1 0 0 0 0 0 2					
Eddie Oropesa, L (7,1) ERA: 4.75																	0 0 0 0 0 0 0					
Quinton McCracken, S (8,PH) ERA: 4.75																	1 0 0 0 0 0 1					
Jose Valverde, R (9,1) ERA: 2.25																	0 0 0 0 0 0 0					
<b>Inning Stats</b>	R: 0 E: 0 K: 0 S: 11	H: 0 LOB: 0 BB: 0 P: 18	R: 0 E: 0 K: 1 S: 10	H: 1 LOB: 2 BB: 2 P: 19	R: 0 E: 0 K: 0 S: 4	H: 0 LOB: 0 BB: 0 P: 9	R: 0 E: 0 K: 1 S: 8	H: 1 LOB: 0 BB: 0 P: 10	R: 3 E: 0 K: 0 S: 19	H: 5 LOB: 2 BB: 0 P: 29	R: 0 E: 0 K: 2 S: 12	H: 1 LOB: 1 BB: 1 P: 19	R: 1 E: 0 K: 1 S: 11	H: 2 LOB: 1 BB: 0 P: 17	R: 0 E: 0 K: 0 S: 7	H: 0 LOB: 0 BB: 0 P: 12	R: 2 E: 1 K: 0 S: 4	H: 1 LOB: 0 BB: 1 P: 11	1B: 4 2B: 4 3B: 0 HR: 3	SF: 0 SAC: 0 DP: 2 HBP: 1	WP: 1 PB: 0 SB: 0 CS: 0	PA: 38
<b>PITCHER</b>	IP WLS BF H R ER SO BB IBB HBP BLK WP HR S P ERA WHIP																					
Danny Graves, R (1,1) ERA: 5.17	5.2 26 8 3 3 4 3 0 0 0 0 0 0 2 63 103 4.76 1.941																					
Gabe White, L (6,1) ERA: 3.93	1.1 H 6 2 1 1 1 0 0 0 0 0 0 0 12 18 6.75 1.500																					
Scott Sullivan, R (8,1) ERA: 4.75	1.0 H 4 0 0 0 0 0 0 0 1 0 0 0 0 7 12 0.00 0.000																					
Scott Williamson, R (9,1) ERA: 3.3	0.0 L 2 1 2 2 0 1 0 0 0 0 1 1 4 11 * *																					

Cincinnati Reds @ Arizona Diamondbacks  
Bank One Ballpark, Phoenix, AZ  
Fri Jun 20 2003, 10:07 PM EDT  
Att: 34,842 - Sunny - 79 F

livebaseballscorecards.com

AB 33  
R 6  
H 11  
RBI 5  
BB 4  
SO 5  
LOB 18





Batter	1	2	3	4	5	6	7	8	9	AB	R	H	RBI	BB	SO	LOB	TOP										
Barry Larkin, R (1,6) OBP: 0.360, SLG: 0.398	1-2 F8		1-0 P5			1-2 K		0-0 1B		4	0	1	0	0	1	1	<b>Cincinnati Reds @ Arizona Diamondbacks</b> Bank One Ballpark, Phoenix, AZ Sat Jun 21 2003, 10:05 PM EDT Att: 40,041 - Sunny - 79 F										
Jose Guillen, R (1,7) OBP: 0.404, SLG: 0.644	3-1 F9		1-0 1B			3-2 2B		1-3 1B		4	0	2	1	0	1	1											
Ken Griffey Jr., L (1,8) OBP: 0.360, SLG: 0.533	0-3 K					0-3 K		1-3 K		3	1	0	0	1	3	2											
Austin Kearns, R (1,9) OBP: 0.391, SLG: 0.504		1-3 K				0-3 K		1-2 G4-3 2B		4	0	1	0	0	2	2											
Aaron Boone, R (1,5) OBP: 0.340, SLG: 0.504	1-2 P4					0-3 K		0-0 G6-3		4	0	0	0	0	2	2											
Sean Casey, L (1,3) OBP: 0.344, SLG: 0.409	0-2 L5					2-2 1B		3-2 WP 1B		4	0	2	0	0	0	1											
Jason LaRue, R (1,2) OBP: 0.350, SLG: 0.492			0-0 WP 1B 2B			1-2 G3		2-0 F8		3	1	1	0	1	0	1											
Juan Castro, R (1,4) OBP: 0.275, SLG: 0.368			2-2 SH5-4 1B			0-0 F9		1-1 F8		4	1	1	1	0	0	3											
Jimmy Anderson, L (1,1) OBP: 0.333, SLG: 0.143			0-0 SH5-4			1-0 L8		1-1 F8		1	0	0	0	0	0	0											
Reggie Taylor, L (8, PH) OBP: 0.256, SLG: 0.367										1	0	0	0	0	0	0											
Felix Heredia, L (8, 1) OBP: 0.333, SLG: 0.333										0	0	0	0	0	0	0											
<b>Inning Stats</b>	R: 0 E: 0 K: 1 S: 8	H: 0 LOB: 0 BB: 0 P: 12	R: 0 E: 0 K: 1 S: 9	H: 0 LOB: 0 BB: 0 P: 11	R: 2 E: 0 K: 0 S: 9	H: 3 LOB: 1 BB: 0 P: 13	R: 1 E: 0 K: 2 S: 16	H: 1 LOB: 1 BB: 1 P: 21	R: 0 E: 0 K: 0 S: 7	H: 0 LOB: 0 BB: 0 P: 9	R: 0 E: 0 K: 2 S: 12	H: 1 LOB: 1 BB: 0 P: 17	R: 0 E: 0 K: 0 S: 7	H: 1 LOB: 1 BB: 0 P: 13	R: 0 E: 0 K: 2 S: 9	H: 1 LOB: 2 BB: 1 P: 22	R: 0 E: 0 K: 1 S: 14	H: 1 LOB: 2 BB: 1 P: 22	1B: 5 2B: 3 3B: 0 HR: 0	SF: 0 SAC: 1 DP: 0 HBP: 0	WP: 2 PB: 0 SB: 1 CS: 1	PA: 35					
<b>PITCHER</b>	IP	WLS	BF	H	R	ER	SO	BB	IBB	HBP	BLK	WP	HR	S	P	ERA	WHIP										
John Patterson, R (1, 1) ERA: 7.09	7.2	W	29	7	3	3	7	1	0	0	0	2	0	74	104	3.52	1.043										
Eddie Oropesa, L (8, 1) ERA: 3.5	0.1	H	1	0	0	0	1	0	0	0	0	0	0	3	4	0.00	0.000										
Jose Valverde, R (9, 1) ERA: 2.0	1.0	S	5	1	0	0	1	1	0	0	0	0	0	14	22	0.00	2.000										

Batter	1	2	3	4	5	6	7	8	9	AB	R	H	RBI	BB	SO	LOB	BOTTOM										
Tony Womack, L (1,6) OBP: 0.266, SLG: 0.340	0-1 G6-3	1-0 FC6-4				1-2 G3		1-0 G4-3		4	0	0	0	0	0	1	<b>Cincinnati Reds @ Arizona Diamondbacks</b> Bank One Ballpark, Phoenix, AZ Sat Jun 21 2003, 10:05 PM EDT Att: 40,041 - Sunny - 79 F										
Matt Kata, S (1,4) OBP: 0.316, SLG: 0.529	0-1 G5-3	1-3 K			0-2 L6			0-0 P4 2B		4	0	1	0	0	1	1											
Alex Cintron, S (1,5) OBP: 0.350, SLG: 0.524	4-0 BB 1B 2B BB		2-2 L9			1-1 P3		0-1 P4		3	1	0	0	1	0	1											
Luis Gonzalez, L (1,7) OBP: 0.383, SLG: 0.567	0-1 BB 2B 1B		0-1 F8			2-1 G3		2-0 G4-3		4	1	1	0	0	0	1											
Robby Hammock, R (1,9) OBP: 0.353, SLG: 0.609	4-1 2B PB BB		2-1 G6-3			0-0 G1-3		4-0 S IBB		2	1	0	0	2	0	0											
Steve Finley, L (1,8) OBP: 0.384, SLG: 0.475	1-2 PB 2B				0-1 G4-3		3-3 K	1-2 P5		4	0	1	2	0	1	2											
Lyle Overbay, L (1,3) OBP: 0.373, SLG: 0.415	1-3 2H 3H K				1-3 K		1-0 K			3	1	1	0	0	2	1											
Chad Moeller, R (1,2) OBP: 0.366, SLG: 0.496		3-2 L4			1-1 L6		0-0 HR 2B			3	1	1	2	0	0	0											
John Patterson, R (1, 1) OBP: 0.111, SLG: 0.111		2-0 FC6-4 1B			1-1 G6-3		0-1 G4-3			3	0	1	0	0	0	0											
Eddie Oropesa, L (8, 1) ERA: 2.49										0	0	0	0	0	0	0											
Jose Valverde, R (9, 1) ERA: 2.49										0	0	0	0	0	0	0											
<b>Inning Stats</b>	R: 3 E: 0 K: 1 S: 14	H: 2 LOB: 1 BB: 2 P: 25	R: 0 E: 0 K: 1 S: 8	H: 1 LOB: 0 BB: 0 P: 15	R: 0 E: 0 K: 0 S: 7	H: 0 LOB: 0 BB: 0 P: 11	R: 0 E: 0 K: 1 S: 8	H: 0 LOB: 0 BB: 0 P: 10	R: 0 E: 0 K: 0 S: 5	H: 0 LOB: 0 BB: 0 P: 8	R: 2 E: 0 K: 1 S: 8	H: 2 LOB: 0 BB: 0 P: 13	R: 0 E: 0 K: 0 S: 7	H: 1 LOB: 2 BB: 1 P: 14	R: 0 E: 0 K: 0 S: 7	H: 1 LOB: 2 BB: 1 P: 14	1B: 2 2B: 3 3B: 0 HR: 1	SF: 0 SAC: 0 DP: 0 HBP: 0	WP: 0 PB: 1 SB: 1 CS: 0	PA: 33							
<b>PITCHER</b>	IP	WLS	BF	H	R	ER	SO	BB	IBB	HBP	BLK	WP	HR	S	P	ERA	WHIP										
Jimmy Anderson, L (1, 1) ERA: 7.22	7.0	L	28	5	4	4	4	2	0	0	0	0	0	58	92	5.14	1.000										
Felix Heredia, L (8, 1) ERA: 2.49	1.0		5	1	0	0	0	0	1	0	0	0	0	7	14	0.00	1.000										





Batter	1	2	3	4	5	6	7	8	9	AB	R	H	RBI	BB	SO	LOB	TOP			
Adam Dunn, L OBP: 0.339, SLG: 0.513	2-1 HBP SF9 1B		3-3 K				2-3 K			3	1	1	0	0	2	0	<b>Cincinnati Reds @ Arizona Diamondbacks</b> Bank One Ballpark, Phoenix, AZ Sun Jun 22 2003, 4:37 PM EDT Att: 35,536 - Sunny - 79 F			
Ray Olmedo, S OBP: 0.288, SLG: 0.317	0-1 SF9 HBP 2B 1B		1-0 G3-4-3			0-1 SH2-3	1-3 K2-3			3	1	1	0	0	1	0				
Ken Griffey Jr., L OBP: 0.372, SLG: 0.528	1-0 2B HBP		1-2 G4-3			4-2 E BB		4-2 1B BB		1	1	0	0	2	0	0				
Jose Guillen, R OBP: 0.396, SLG: 0.633	0-2 SF9		1-2 G1-3			0-0 G4-3		1-0 P6		3	0	0	1	0	0	3				
Aaron Boone, R OBP: 0.342, SLG: 0.504	2-3 K			3-2 1B SF9 1B		0-3 K		1-1 G4-6-3 1B		4	1	2	0	0	2	4				
Sean Casey, L OBP: 0.350, SLG: 0.418	0-1 1B 2B			0-0 1B		2-2 G4-6-3 1B		0-1 G4-6-3		4	1	3	2	0	0	2				
Kelly Stinnett, R Reggie Taylor, L OBP: 0.253, SLG: 0.363	1-0 2H 1B		2-3 K			0-0 B3		1-3 K		3	0	1	1	0	1	3				
Juan Castro, R Russell Branyan, L OBP: 0.270, SLG: 0.363		1-3 K		1-2 SF9		2-1 G4-6-3		1-1 P6		2	0	0	1	0	1	1				
Ryan Dempster, R Scott Sullivan, R Wily Mo Peña, R Kent Mercker, L Chris Reitsma, R Barry Larkin, R			0-3 K				1-3 K		1-0 G6-3	2	0	0	0	0	2	1				
<b>Inning Stats</b>	R: 4 E: 0 K: 1 S: 15	H: 4 LOB: 1 BB: 0 P: 21	R: 0 E: 0 K: 3 S: 11	H: 0 LOB: 0 BB: 0 P: 15	R: 0 E: 0 K: 0 S: 7	H: 0 LOB: 0 BB: 0 P: 10	R: 1 E: 0 K: 2 S: 13	H: 2 LOB: 1 BB: 0 P: 20	R: 0 E: 0 K: 1 S: 9	H: 1 LOB: 0 BB: 1 P: 12	R: 0 E: 0 K: 3 S: 9	H: 0 LOB: 0 BB: 0 P: 13	R: 0 E: 0 K: 0 S: 10	H: 1 LOB: 1 BB: 1 P: 16	R: 0 E: 0 K: 1 S: 6	H: 0 LOB: 0 BB: 0 P: 9		1B: 7 2B: 1 3B: 0 HR: 0	SF: 2 SAC: 1 DP: 2 HBP: 2	WP: 0 PB: 0 SB: 0 CS: 0
<b>PITCHER</b>	IP WLS BF H R ER SO BB IBB HBP BLK WP HR S P ERA WHIP	IP WLS BF H R ER SO BB IBB HBP BLK WP HR S P ERA WHIP	IP WLS BF H R ER SO BB IBB HBP BLK WP HR S P ERA WHIP	IP WLS BF H R ER SO BB IBB HBP BLK WP HR S P ERA WHIP	IP WLS BF H R ER SO BB IBB HBP BLK WP HR S P ERA WHIP	IP WLS BF H R ER SO BB IBB HBP BLK WP HR S P ERA WHIP	IP WLS BF H R ER SO BB IBB HBP BLK WP HR S P ERA WHIP	IP WLS BF H R ER SO BB IBB HBP BLK WP HR S P ERA WHIP	IP WLS BF H R ER SO BB IBB HBP BLK WP HR S P ERA WHIP	IP WLS BF H R ER SO BB IBB HBP BLK WP HR S P ERA WHIP	IP WLS BF H R ER SO BB IBB HBP BLK WP HR S P ERA WHIP	IP WLS BF H R ER SO BB IBB HBP BLK WP HR S P ERA WHIP	IP WLS BF H R ER SO BB IBB HBP BLK WP HR S P ERA WHIP	IP WLS BF H R ER SO BB IBB HBP BLK WP HR S P ERA WHIP	IP WLS BF H R ER SO BB IBB HBP BLK WP HR S P ERA WHIP	IP WLS BF H R ER SO BB IBB HBP BLK WP HR S P ERA WHIP				



Batter	1	2	3	4	5	6	7	8	9	AB	R	H	RBI	BB	SO	LOB	BOTTOM			
Tony Womack, L OBP: 0.264, SLG: 0.337	2-1 G6-3	2-2 F8				1-3 K2-3		2-3 K		5	1	1	0	0	2	2	<b>Cincinnati Reds @ Arizona Diamondbacks</b> Bank One Ballpark, Phoenix, AZ Sun Jun 22 2003, 4:37 PM EDT Att: 35,536 - Sunny - 79 F			
Steve Finley, L OBP: 0.376, SLG: 0.500	2-1 BB 1B		4-0 FC4-6 BB		1-0 HR 1B		3-1 BB 1B	0-0 BB 1B		4	3	4	3	1	0	0				
Carlos Baerga, S Matt Kata, S	2-2 BB 1B		2-1 FC4-6 G3-6-1		0-0 1B		1-0 BB 1B	4-1 BB 1B		4	0	3	0	0	0	1				
Luis Gonzalez, L OBP: 0.383, SLG: 0.561	4-1 BB BB		1-0 G3-6-1		0-0 F9		4-0 FC5-2 BB	2-1 F8		3	1	0	0	2	0	4				
David Dellucci, L OBP: 0.360, SLG: 0.458	4-2 BB			2-2 G5-4-3 1B		1-0 G4-3		4-1 SF7 FC5-2 BB		2	0	1	2	2	0	1				
Robby Hammock, R OBP: 0.347, SLG: 0.582	2-2 K			3-2 F7		4-2 2B BB		3-2 FC5-2 SF7		3	0	0	0	1	1	7				
Mark Grace, L OBP: 0.293, SLG: 0.333	3-1 L4			0-1 G5-4-3		2-3 K		0-0 SF7		3	0	0	1	0	1	5				
Chad Moeller, R Jose Valverde, R		2-2 L4			1-0 HR 1B	1-3 K		2-2 G6-3		4	1	1	0	0	1	4				
Andrew Good, R Quinton McCracken, S Stephen Karapin, L Lyle Overbay, L Eddie Oropesa, L Brady Raggio, R Rod Barajas, R		1-2 G4-3			2-2 K	2-0 2B		1-3 K		1	0	0	0	0	0	0				
<b>Inning Stats</b>	R: 1 E: 0 K: 1 S: 16	H: 2 LOB: 3 BB: 2 P: 35	R: 0 E: 0 K: 0 S: 11	H: 0 LOB: 0 BB: 0 P: 16	R: 0 E: 0 K: 0 S: 3	H: 0 LOB: 0 BB: 1 P: 10	R: 0 E: 0 K: 0 S: 10	H: 1 LOB: 0 BB: 0 P: 15	R: 3 E: 0 K: 1 S: 9	H: 4 LOB: 1 BB: 0 P: 15	R: 0 E: 0 K: 3 S: 18	H: 1 LOB: 2 BB: 1 P: 28	R: 2 E: 0 K: 0 S: 11	H: 2 LOB: 3 BB: 2 P: 28	R: 0 E: 0 K: 2 S: 12	H: 1 LOB: 2 BB: 1 P: 21		1B: 9 2B: 1 3B: 0 HR: 1	SF: 1 SAC: 0 DP: 2 HBP: 0	WP: 0 PB: 0 SB: 0 CS: 0
<b>PITCHER</b>	IP WLS BF H R ER SO BB IBB HBP BLK WP HR S P ERA WHIP	IP WLS BF H R ER SO BB IBB HBP BLK WP HR S P ERA WHIP	IP WLS BF H R ER SO BB IBB HBP BLK WP HR S P ERA WHIP	IP WLS BF H R ER SO BB IBB HBP BLK WP HR S P ERA WHIP	IP WLS BF H R ER SO BB IBB HBP BLK WP HR S P ERA WHIP	IP WLS BF H R ER SO BB IBB HBP BLK WP HR S P ERA WHIP	IP WLS BF H R ER SO BB IBB HBP BLK WP HR S P ERA WHIP	IP WLS BF H R ER SO BB IBB HBP BLK WP HR S P ERA WHIP	IP WLS BF H R ER SO BB IBB HBP BLK WP HR S P ERA WHIP	IP WLS BF H R ER SO BB IBB HBP BLK WP HR S P ERA WHIP	IP WLS BF H R ER SO BB IBB HBP BLK WP HR S P ERA WHIP	IP WLS BF H R ER SO BB IBB HBP BLK WP HR S P ERA WHIP	IP WLS BF H R ER SO BB IBB HBP BLK WP HR S P ERA WHIP	IP WLS BF H R ER SO BB IBB HBP BLK WP HR S P ERA WHIP	IP WLS BF H R ER SO BB IBB HBP BLK WP HR S P ERA WHIP	IP WLS BF H R ER SO BB IBB HBP BLK WP HR S P ERA WHIP				





Batter	1	2	3	4	5	6	7	8	9	AB	R	H	RBI	BB	SO	LOB	TOP										
<b>Craig Biggio, R</b> OBP: 0.347, SLG: 0.432 (1, 8)										5	1	1	1	0	1	1	<b>Houston Astros @ Arizona Diamondbacks</b> Bank One Ballpark, Phoenix, AZ Mon Jun 23 2003, 9:37 PM EDT Att: 29,623 - Cloudy - 79 F										
<b>Geoff Blum, S</b> OBP: 0.295, SLG: 0.397 (1, 5)										5	1	0	0	0	0	2											
<b>5 Jeff Bagwell, R</b> OBP: 0.360, SLG: 0.471 (1, 3)										4	1	2	2	1	0	0											
<b>17 Lance Berkman, S</b> OBP: 0.398, SLG: 0.488 <b>Morgan Ensberg, R</b> OBP: 0.416, SLG: 0.539 (9, PH)										3	0	0	0	1	1	1											
<b>Richard Hidalgo, R</b> OBP: 0.396, SLG: 0.553 (1, 9)										4	1	1	1	1	1	4											
<b>Jose Vizcaino, S</b> OBP: 0.274, SLG: 0.379 (1, 4)										4	1	2	1	0	0	1											
<b>Brad Ausmus, R</b> OBP: 0.269, SLG: 0.279 (1, 2)										3	0	0	0	1	0	2											
<b>28 Adam Everett, R</b> OBP: 0.301, SLG: 0.396 (1, 6)										3	0	0	0	1	1	2											
<b>Ron Villone, L</b> ERA: 2.36 <b>Orlando Merced, S</b> ERA: 3.28 <b>Nate Bland, L</b> ERA: 3.79 <b>Ricky Stone, R</b> ERA: 3.21 <b>54 Brad Lidge, R</b> ERA: 2.36 <b>Pete Munro, R</b> ERA: 5.17 <b>Gregg Zaun, S</b> ERA: 5.17 (9, PH)										1	0	0	0	0	0	0											
<b>Inning Stats</b>	R: 0 E: 0 K: 1 S: 6	H: 0 LOB: 0 BB: 0 P: 10	R: 0 E: 0 K: 0 S: 9	H: 0 LOB: 0 BB: 0 P: 12	R: 0 E: 0 K: 0 S: 12	H: 0 LOB: 1 BB: 0 P: 21	R: 2 E: 0 K: 1 S: 11	H: 2 LOB: 1 BB: 1 P: 19	R: 0 E: 0 K: 0 S: 8	H: 0 LOB: 0 BB: 0 P: 11	R: 0 E: 0 K: 0 S: 9	H: 0 LOB: 2 BB: 2 P: 21	R: 0 E: 0 K: 1 S: 13	H: 1 LOB: 2 BB: 1 P: 23	R: 4 E: 1 K: 1 S: 14	H: 3 LOB: 2 BB: 1 P: 28		1B: 3 2B: 2 3B: 1 HR: 0	SF: 0 SAC: 0 DP: 0 HBP: 2	WP: 1 PB: 0 SB: 1 CS: 0	PA: 41						
<b>PITCHER</b>	IP	WLS	BF	H	R	ER	SO	BB	IBB	HBP	BLK	WP	HR	S	P	ERA	WHIP										
<b>17 Brandon Webb, R</b> ERA: 2.36	7.0		27	2	2	2	2	2	1	1	0	0	0	62	105	2.57	0.571										
<b>Ricky Bottalico, R</b> ERA: 3.28	1.0	W	5	1	0	0	1	0	1	0	0	0	0	13	23	0.00	1.000										
<b>Oscar Villarreal, R</b> ERA: 5.4	0.2		7	3	4	1	1	1	0	0	0	0	0	11	23	13.50	6.000										
<b>Mike Myers, L</b> ERA: 5.4	0.0		1	0	0	0	0	0	0	1	0	1	0	0	2	=	=										
<b>Brady Raggio, R</b> ERA: 5.17	0.1	S	1	0	0	0	0	0	0	0	0	0	0	3	3	0.00	0.000										

Batter	1	2	3	4	5	6	7	8	9	AB	R	H	RBI	BB	SO	LOB	BOTTOM										
<b>Matt Kata, S</b> OBP: 0.375, SLG: 0.571 (1, 4)										4	1	2	0	0	1	0	<b>Houston Astros @ Arizona Diamondbacks</b> Bank One Ballpark, Phoenix, AZ Mon Jun 23 2003, 9:37 PM EDT Att: 29,623 - Cloudy - 79 F										
<b>Steve Finley, L</b> OBP: 0.376, SLG: 0.495 (1, 8)										4	1	1	0	0	0	2											
<b>Alex Cintron, S</b> OBP: 0.362, SLG: 0.550 (1, 6)										3	2	2	2	1	0	1											
<b>Luis Gonzalez, L</b> OBP: 0.384, SLG: 0.565 (1, 7)										3	1	1	2	1	0	2											
<b>Robby Hammock, R</b> OBP: 0.342, SLG: 0.563 (1, 5)										4	0	1	0	0	1	3											
<b>Lyle Overbay, L</b> OBP: 0.374, SLG: 0.417 (1, 3)										3	1	0	0	1	2	1											
<b>Chad Moeller, R</b> OBP: 0.360, SLG: 0.479 (1, 2)										3	1	0	0	1	0	0											
<b>Quinton McCracken, S</b> OBP: 0.269, SLG: 0.265 (1, 9)										3	0	2	3	1	0	0											
<b>17 Brandon Webb, R</b> ERA: 2.36 <b>Rod Barajas, C</b> ERA: 3.79 <b>David DeJesus, L</b> ERA: 3.79 <b>Ricky Bottalico, L</b> ERA: 3.21 <b>Carlos Baerena, S</b> ERA: 5.17 <b>Oscar Villarreal, L</b> ERA: 5.17 <b>Mike Myers, L</b> ERA: 5.17 <b>Brady Raggio, R</b> ERA: 5.17 (9, PH)										2	0	0	0	0	1	1											
<b>Inning Stats</b>	R: 1 E: 0 K: 0 S: 11	H: 2 LOB: 1 BB: 0 P: 16	R: 0 E: 0 K: 0 S: 9	H: 1 LOB: 1 BB: 0 P: 13	R: 0 E: 0 K: 1 S: 8	H: 1 LOB: 0 BB: 0 P: 13	R: 0 E: 0 K: 2 S: 8	H: 1 LOB: 0 BB: 1 P: 15	R: 0 E: 0 K: 2 S: 9	H: 0 LOB: 1 BB: 1 P: 19	R: 0 E: 0 K: 2 S: 22	H: 3 LOB: 1 BB: 3 P: 39	R: 5 E: 0 K: 2 S: 22	H: 3 LOB: 1 BB: 3 P: 39	1B: 5 2B: 1 3B: 2 HR: 1	SF: 0 SAC: 0 DP: 1 HBP: 0		WP: 0 PB: 0 SB: 0 CS: 1	PA: 36								
<b>PITCHER</b>	IP	WLS	BF	H	R	ER	SO	BB	IBB	HBP	BLK	WP	HR	S	P	ERA	WHIP										
<b>Ron Villone, L</b> ERA: 1.46	6.0		23	6	2	2	3	1	0	0	0	0	0	49	76	3.00	1.167										
<b>Nate Bland, L</b> ERA: 3.79	0.2		3	0	0	0	1	1	0	0	0	0	0	6	14	0.00	1.500										
<b>Ricky Stone, R</b> ERA: 3.21	0.1		1	0	0	0	1	0	0	0	0	0	0	3	5	0.00	0.000										
<b>54 Brad Lidge, R</b> ERA: 2.36	0.2	L	7	2	5	5	1	2	1	0	0	0	0	16	33	67.50	6.000										
<b>Pete Munro, R</b> ERA: 5.17	0.1		2	1	0	0	1	0	0	0	0	0	0	6	6	0.00	3.000										



Batter	1	2	3	4	5	6	7	8	9	AB	R	H	RBI	BB	SO	LOB	TOP										
<b>Craig Biggio, R</b> OBP: 0.348, SLG: 0.438 (1, 8)										5	1	2	1	0	2	3	<b>Houston Astros @ Arizona Diamondbacks</b> Bank One Ballpark, Phoenix, AZ Tue Jun 24 2003, 9:37 PM EDT Att: 38,134 - Sunny - 96 F										
<b>Geoff Blum, S</b> OBP: 0.298, SLG: 0.391 (1, 5) (7, 4)										3	0	0	0	1	2	1											
<b>5 Jeff Bagwell, R</b> OBP: 0.360, SLG: 0.468 (1, 3)										4	0	1	1	1	2	4											
<b>17 Lance Berkman, S</b> OBP: 0.401, SLG: 0.492 (1, 7)										4	1	2	1	1	0	3											
<b>Richard Hidalgo, R</b> OBP: 0.400, SLG: 0.557 (1, 9)										4	0	2	1	1	1	4											
<b>Jose Vizcaino, S</b> OBP: 0.273, SLG: 0.371 (7, PH)										3	1	0	0	0	1	5											
<b>Jerome Robertson, L</b> OBP: 0.139, SLG: 0.136 (7, PH)										0	0	0	0	0	0	0											
<b>Ricky Stone, R</b> (7, 1)										0	0	0	0	0	0	0											
<b>Orlando Merced, S</b> OBP: 0.300, SLG: 0.380 (9, PH)										1	0	0	0	0	0	1											
<b>Brad Ausmus, R</b> OBP: 0.274, SLG: 0.281 (7, PH)										2	0	1	0	1	0	2											
<b>Gregg Zaun, S</b> OBP: 0.326, SLG: 0.338 (7, 2)										2	0	0	0	0	0	4											
<b>28 Adam Everett, R</b> OBP: 0.304, SLG: 0.394 (1, 6)										3	2	1	1	1	1	2											
<b>Tim Redding, R</b> OBP: 0.200, SLG: 0.208 (6, PH)										2	0	0	0	0	1	2											
<b>Brian Hunter, R</b> OBP: 0.305, SLG: 0.324 (6, 1)										1	0	0	0	0	0	1											
<b>Nate Bland, L</b> (6, 1)										0	0	0	0	0	0	0											
<b>Kirk Saarloos, R</b> (6, 1)										0	0	0	0	0	0	0											
<b>Morgan Ensberg, R</b> OBP: 0.422, SLG: 0.640 (7, 5)										1	0	1	0	0	0	0											
<b>Inning Stats</b>	R: 0 E: 0 K: 3 S: 11	H: 0 LOB: 0 BB: 0 P: 14	R: 2 E: 0 K: 1 S: 12	H: 3 LOB: 1 BB: 0 P: 15	R: 1 E: 0 K: 2 S: 13	H: 2 LOB: 2 BB: 0 P: 21	R: 1 E: 0 K: 0 S: 9	H: 1 LOB: 1 BB: 1 P: 15	R: 0 E: 0 K: 1 S: 12	H: 0 LOB: 0 BB: 1 P: 13	R: 0 E: 0 K: 1 S: 17	H: 0 LOB: 3 BB: 2 P: 30	R: 1 E: 0 K: 1 S: 14	H: 2 LOB: 2 BB: 1 P: 28	R: 0 E: 0 K: 1 S: 11	H: 1 LOB: 1 BB: 0 P: 14	1B: 6 2B: 4 3B: 0 HR: 0	SF: 1 SAC: 0 DP: 0 HBP: 2	WP: 1 PB: 0 SB: 0 CS: 1	PA: 44							
<b>PITCHER</b>	IP	WLS	BF	H	R	ER	SO	BB	IBB	HBP	BLK	WP	HR	S	P	ERA	WHIP										
<b>Miguel Batista, R</b> ERA: 2.83 (1, 1)	6.0	W	28	7	4	4	7	3	0	1	0	1	0	64	100	6.00	1.667										
<b>Stephen Randolph, L</b> ERA: 4.24 (7, 1)	0.2		5	0	0	0	1	2	0	1	0	0	0	16	29	0.00	3.000										
<b>Ricky Bottalico, R</b> ERA: 5.4 (7, 1)	0.2	H	5	2	1	1	1	1	0	0	0	0	0	11	21	13.50	4.500										
<b>Brady Raggio, R</b> ERA: (8, 1)	0.2	H	2	0	0	0	0	0	0	0	0	0	0	4	8	0.00	0.000										
<b>Jose Valverde, R</b> ERA: 1.64 (9, 1)	1.0		4	1	0	0	1	0	0	0	0	0	0	11	14	0.00	1.000										

Batter	1	2	3	4	5	6	7	8	9	AB	R	H	RBI	BB	SO	LOB	BOTTOM										
<b>Tony Womack, L</b> OBP: 0.280, SLG: 0.353 (1, 6)										5	2	4	1	1	0	0	<b>Houston Astros @ Arizona Diamondbacks</b> Bank One Ballpark, Phoenix, AZ Tue Jun 24 2003, 9:37 PM EDT Att: 38,134 - Sunny - 96 F										
<b>Matt Kata, S</b> OBP: 0.433, SLG: 0.680 (1, 4)										4	2	2	4	2	0	2											
<b>Alex Cintron, S</b> OBP: 0.367, SLG: 0.578 (1, 5)										6	2	3	3	0	0	3											
<b>Luis Gonzalez, L</b> OBP: 0.385, SLG: 0.564 (1, 7)										4	1	1	0	1	0	1											
<b>David Dellucci, L</b> OBP: 0.374, SLG: 0.487 (1, 9)										5	2	4	1	0	0	1											
<b>Steve Finley, L</b> OBP: 0.380, SLG: 0.500 (1, 8)										4	1	2	1	1	1	4											
<b>Lyle Overbay, L</b> OBP: 0.371, SLG: 0.413 (7, 1)										4	0	1	1	0	1	4											
<b>Ricky Bottalico, L</b> (7, 1)										0	0	0	0	0	0	0											
<b>Brady Raggio, R</b> ERA: 5.4 (8, PH)										0	0	0	0	0	0	0											
<b>Quinton McCracken, S</b> OBP: 0.296, SLG: 0.263 (9, 1)										0	0	0	0	0	0	0											
<b>Rod Barajas, R</b> OBP: 0.282, SLG: 0.402 (1, 2)										4	1	1	1	1	0	2											
<b>Miguel Batista, R</b> OBP: 0.040, SLG: 0.040 (7, 1)										3	0	0	0	0	2	4											
<b>Stephen Randolph, L</b> ERA: 5.03 (7, 1)										0	0	0	0	0	0	0											
<b>Mark Grace, L</b> OBP: 0.297, SLG: 0.337 (7, 3)										2	1	1	0	0	0	0											
<b>Inning Stats</b>	R: 0 E: 0 K: 0 S: 5	H: 0 LOB: 1 BB: 2 P: 15	R: 3 E: 0 K: 2 S: 17	H: 5 LOB: 2 BB: 0 P: 29	R: 0 E: 0 K: 1 S: 10	H: 1 LOB: 1 BB: 0 P: 17	R: 0 E: 1 K: 1 S: 11	H: 1 LOB: 1 BB: 0 P: 16	R: 2 E: 0 K: 0 S: 8	H: 3 LOB: 2 BB: 1 P: 15	R: 3 E: 0 K: 0 S: 16	H: 3 LOB: 2 BB: 1 P: 31	R: 1 E: 0 K: 0 S: 13	H: 3 LOB: 3 BB: 1 P: 22	R: 3 E: 0 K: 0 S: 13	H: 3 LOB: 0 BB: 0 P: 19	1B: 11 2B: 5 3B: 1 HR: 2	SF: 0 SAC: 0 DP: 0 HBP: 0	WP: 2 PB: 0 SB: 1 CS: 1	PA: 48							
<b>PITCHER</b>	IP	WLS	BF	H	R	ER	SO	BB	IBB	HBP	BLK	WP	HR	S	P	ERA	WHIP										
<b>Tim Redding, R</b> ERA: 3.93 (1, 1)	5.0	L	27	10	3	3	0	2	0	0	0	1	1	13	26	40.50	7.500										
<b>Nate Bland, L</b> ERA: 5.03 (6, 1)	0.2		7	3	3	3	0	2	0	0	0	1	1	13	26	40.50	7.500										
<b>Kirk Saarloos, R</b> ERA: 5.4 (6, 1)	0.1		1	0	0	0	0	0	0	0	0	0	0	3	5	0.00	0.000										
<b>Ricky Stone, R</b> ERA: 3.89 (7, 1)	2.0		13	6	4	4	0	0	1	0	0	0	1	26	41	18.00	3.000										





Batter	1	2	3	4	5	6	7	8	9	AB	R	H	RBI	BB	SO	LOB	TOP			
Brian Hunter, R OBP: 0.302, SLG: 0.321 (1, 8)	P5		F8		G5-3		BLK 1B			4	0	1	0	0	0	2				
Geoff Blum, S OBP: 0.301, SLG: 0.393 (1, 4)	G6-4-3 1B			G5-3 1B		G3	P3			4	0	2	0	0	0	1				
5 Jeff Bagwell, R OBP: 0.356, SLG: 0.462 (1, 3)	G6-4-3			G5-3		K		K		4	0	0	0	0	2	2				
17 Lance Berkman, S OBP: 0.406, SLG: 0.490 (1, 7)		G6-4-3 BB		K						1	0	0	0	3	1	1				
Richard Hidalgo, R OBP: 0.394, SLG: 0.546 (1, 9)		K		E5		P4		P4		4	0	0	0	0	1	4				
Morgan Ensberg, R OBP: 0.418, SLG: 0.629 (1, 5)	G6-4-3			F9				K		4	1	1	0	0	1	4				
Brad Ausmus, R OBP: 0.270, SLG: 0.277 Orlando Merced, S OBP: 0.298, SLG: 0.377 (9, PH)			F8		F8		F8		G3-1	3	0	0	0	0	0	1	AB 31			
28 Adam Everett, R OBP: 0.309, SLG: 0.418 (1, 6)			K SH2-4				HR		P3	4	1	2	2	0	1	0	R 2			
Wade Miller, R OBP: 0.179, SLG: 0.214 Octavio Dotel, R (8, 1)			SH2-4		SH3-4		F7		G4-3	1	0	0	0	0	0	0	H 6			
Gregg Zaun, S OBP: 0.322, SLG: 0.333 (9, PH)										0	0	0	0	0	0	0	RBI 2			
										1	0	0	0	0	0	0	BB 3			
										0	0	0	0	0	0	0	SO 6			
										1	0	0	0	0	0	0	LOB 15			
<b>Inning Stats</b>	R: 0 E: 0 K: 0 S: 6	H: 1 LOB: 0 BB: 0 P: 7	R: 0 E: 0 K: 1 S: 5	H: 0 LOB: 0 BB: 1 P: 10	R: 0 E: 0 K: 1 S: 8	H: 0 LOB: 1 BB: 0 P: 13	R: 0 E: 1 K: 1 S: 16	H: 1 LOB: 2 BB: 0 P: 22	R: 0 E: 0 K: 0 S: 7	H: 1 LOB: 1 BB: 0 P: 10	R: 2 E: 0 K: 0 S: 11	H: 3 LOB: 1 BB: 0 P: 17	R: 0 E: 0 K: 2 S: 13	H: 0 LOB: 1 BB: 1 P: 21	R: 0 E: 0 K: 0 S: 10	H: 0 LOB: 0 BB: 0 P: 13	1B: 5 2B: 0 3B: 0 HR: 1	SF: 0 SAC: 2 DP: 2 HBP: 0	WP: 0 PB: 1 SB: 0 CS: 0	PA: 36
<b>PITCHER</b>	IP WLS BF H R ER SO	IP WLS BF H R ER SO	IP WLS BF H R ER SO	IP WLS BF H R ER SO	IP WLS BF H R ER SO	IP WLS BF H R ER SO	IP WLS BF H R ER SO	IP WLS BF H R ER SO	IP WLS BF H R ER SO	IP WLS BF H R ER SO	IP WLS BF H R ER SO	IP WLS BF H R ER SO	IP WLS BF H R ER SO	IP WLS BF H R ER SO	IP WLS BF H R ER SO	IP WLS BF H R ER SO	ERA WHIP	ERA WHIP		
Elmer Dessens, R ERA: 5.19	6.2 W 28	6.2 W 28	6.2 W 28	6.2 W 28	6.2 W 28	6.2 W 28	6.2 W 28	6.2 W 28	6.2 W 28	6.2 W 28	6.2 W 28	6.2 W 28	6.2 W 28	6.2 W 28	6.2 W 28	6.2 W 28	2.70	1.200		
Stephen Randolph, L ERA: 4.18	0.1 H 1	0.1 H 1	0.1 H 1	0.1 H 1	0.1 H 1	0.1 H 1	0.1 H 1	0.1 H 1	0.1 H 1	0.1 H 1	0.1 H 1	0.1 H 1	0.1 H 1	0.1 H 1	0.1 H 1	0.1 H 1	0.00	0.000		
Brady Raggio, R ERA: 1.5	1.0 H 4	1.0 H 4	1.0 H 4	1.0 H 4	1.0 H 4	1.0 H 4	1.0 H 4	1.0 H 4	1.0 H 4	1.0 H 4	1.0 H 4	1.0 H 4	1.0 H 4	1.0 H 4	1.0 H 4	1.0 H 4	0.00	1.000		
Jose Valverde, R ERA: 1.5	1.0 S 3	1.0 S 3	1.0 S 3	1.0 S 3	1.0 S 3	1.0 S 3	1.0 S 3	1.0 S 3	1.0 S 3	1.0 S 3	1.0 S 3	1.0 S 3	1.0 S 3	1.0 S 3	1.0 S 3	1.0 S 3	0.00	0.000		

Houston Astros @ Arizona Diamondbacks  
Bank One Ballpark, Phoenix, AZ  
Wed Jun 25 2003, 6:05 PM EDT  
Att: 34,647 - Dome - 72 F

AB	31
R	2
H	6
RBI	2
BB	3
SO	6
LOB	15



Batter	1	2	3	4	5	6	7	8	9	AB	R	H	RBI	BB	SO	LOB	BOTTOM			
Tony Womack, L OBP: 0.275, SLG: 0.346 (1, 6)	K		G6-3		P2			F7		4	0	0	0	0	1	0				
Matt Kata, S OBP: 0.412, SLG: 0.621 (1, 4)			L4			F7		L8		4	0	1	0	0	0	0				
Alex Cintron, S OBP: 0.360, SLG: 0.565 (1, 5)			G4-3			E6 G6-4-3				3	0	0	0	0	1	1				
Luis Gonzalez, L OBP: 0.384, SLG: 0.562 (1, 7)			P3		2B 1B	G6-4-3				3	1	1	0	0	0	2				
David Dellucci, L OBP: 0.373, SLG: 0.491 (1, 9)			G4-3		FC9-5 1H 2B			F9		3	0	1	1	0	0	0				
Steve Finley, L OBP: 0.383, SLG: 0.507 (1, 8)					FC9-5					3	1	2	0	0	0	1				
Lyle Overbay, L OBP: 0.371, SLG: 0.428 (1, 3)					K					3	1	1	2	0	2	1	AB 29			
Rod Barajas, R OBP: 0.276, SLG: 0.392 (1, 2)					F7					3	0	0	0	0	1	1	R 3			
Elmer Dessens, R OBP: 0.240, SLG: 0.250										2	0	0	0	0	1	0	H 6			
Stephen Randolph, L ERA: 4.53										0	0	0	0	0	0	0	RBI 3			
Brady Raggio, R ERA: 1.5										0	0	0	0	0	0	0	BB 0			
Quinton McCracken, S OBP: 0.264, SLG: 0.260										1	0	0	0	0	0	0	SO 6			
Jose Valverde, R ERA: 1.5										0	0	0	0	0	0	0	LOB 6			
<b>Inning Stats</b>	R: 0 E: 0 K: 2 S: 11	H: 1 LOB: 1 BB: 0 P: 17	R: 2 E: 0 K: 1 S: 16	H: 2 LOB: 0 BB: 0 P: 23	R: 0 E: 0 K: 0 S: 6	H: 0 LOB: 0 BB: 0 P: 7	R: 1 E: 0 K: 1 S: 10	H: 2 LOB: 0 BB: 0 P: 19	R: 0 E: 0 K: 0 S: 5	H: 0 LOB: 0 BB: 0 P: 11	R: 0 E: 1 K: 0 S: 4	H: 0 LOB: 0 BB: 0 P: 8	R: 0 E: 0 K: 2 S: 12	H: 1 LOB: 1 BB: 0 P: 17	R: 0 E: 0 K: 0 S: 5	H: 0 LOB: 0 BB: 0 P: 8	1B: 3 2B: 3 3B: 0 HR: 1	SF: 0 SAC: 0 DP: 2 HBP: 0	WP: 0 PB: 0 SB: 0 CS: 0	PA: 29
<b>PITCHER</b>	IP WLS BF H R ER SO	IP WLS BF H R ER SO	IP WLS BF H R ER SO	IP WLS BF H R ER SO	IP WLS BF H R ER SO	IP WLS BF H R ER SO	IP WLS BF H R ER SO	IP WLS BF H R ER SO	IP WLS BF H R ER SO	IP WLS BF H R ER SO	IP WLS BF H R ER SO	IP WLS BF H R ER SO	IP WLS BF H R ER SO	IP WLS BF H R ER SO	IP WLS BF H R ER SO	IP WLS BF H R ER SO	ERA WHIP	ERA WHIP		
Wade Miller, R ERA: 4.53	7.0 L 26	7.0 L 26	7.0 L 26	7.0 L 26	7.0 L 26	7.0 L 26	7.0 L 26	7.0 L 26	7.0 L 26	7.0 L 26	7.0 L 26	7.0 L 26	7.0 L 26	7.0 L 26	7.0 L 26	7.0 L 26	3.86	0.857		
Octavio Dotel, R ERA: 1.64	1.0 L 3	1.0 L 3	1.0 L 3	1.0 L 3	1.0 L 3	1.0 L 3	1.0 L 3	1.0 L 3	1.0 L 3	1.0 L 3	1.0 L 3	1.0 L 3	1.0 L 3	1.0 L 3	1.0 L 3	1.0 L 3	0.00	0.000		

Houston Astros @ Arizona Diamondbacks  
Bank One Ballpark, Phoenix, AZ  
Wed Jun 25 2003, 6:05 PM EDT  
Att: 34,647 - Dome - 72 F

AB	29
R	3
H	6
RBI	3
BB	0
SO	6
LOB	6





Batter	1	2	3	4	5	6	7	8	9	AB	R	H	RBI	BB	SO	LOB	TOP			
<b>Tony Womack, L</b> OBP: 0.273, SLG: 0.343	P6		F7	K			WP BB 1B	L9		5	0	1	0	0	1	4				
<b>Matt Kata, S</b> OBP: 0.436, SLG: 0.606	F7		G3-6-3 1B				WP BB	G6-3		4	0	2	0	1	0	0				
<b>Alex Cintron, S</b> OBP: 0.355, SLG: 0.552	F8		G3-6-3 1-2				K			5	1	1	0	0	1	4				
<b>Luis Gonzalez, L</b> OBP: 0.387, SLG: 0.560		G1-3								3	1	1	0	2	0	1				
<b>David Dellucci, L</b> OBP: 0.367, SLG: 0.479	P3			FC4-6 BB 1B			P2			5	2	1	1	0	1	4				
<b>Carlos Baerga, S</b> OBP: 0.352, SLG: 0.473		1B 2B BB		E 1B BB			F8			3	2	2	1	2	0	0				
<b>Steve Finley, L</b> OBP: 0.384, SLG: 0.504							P4			5	1	2	2	0	0	2				
<b>Lyle Overbay, L</b> OBP: 0.372, SLG: 0.432				E7 1-2 2-3			F9			5	0	2	2	0	1	3				
<b>Chad Moeller, R</b> OBP: 0.361, SLG: 0.473		G5-3		K			1B WP BB			4	1	1	1	1	1	6				
<b>Inning Stats</b>	R: 0 E: 0 K: 0 S: 8	H: 0 LOB: 0 BB: 0 P: 9	R: 2 E: 0 K: 0 S: 13	H: 2 LOB: 1 BB: 23 P: 23	R: 0 E: 0 K: 0 S: 5	H: 1 LOB: 0 BB: 0 P: 6	R: 1 E: 1 K: 2 S: 16	H: 1 LOB: 3 BB: 2 P: 35	R: 0 E: 0 K: 0 S: 4	H: 0 LOB: 0 BB: 0 P: 8	R: 1 E: 0 K: 2 S: 17	H: 1 LOB: 3 BB: 3 P: 35	R: 1 E: 1 K: 1 S: 9	H: 2 LOB: 1 BB: 0 P: 13	R: 3 E: 0 K: 0 S: 12	H: 5 LOB: 2 BB: 0 P: 13	1B: 12 2B: 1 3B: 0 HR: 0	SF: 0 SAC: 0 DP: 2 HBP: 0	WP: 1 PB: 0 SB: 0 CS: 0	PA: 45
<b>PITCHER</b>	IP	WLS	BF	H	R	ER	SO	BB	IBB	HBP	BLK	WP	HR	S	P	ERA	WHIP			
<b>Adam Bernero, R</b> ERA: 5.79	6.1	L	28	6	4	4	2	4	0	0	0	0	0	62	106	5.68	1.579			
<b>Franklyn German, R</b> ERA: 3.9	0.1		3	0	0	0	1	1	1	0	0	1	0	5	15	0.00	3.000			
<b>Jamie Walker, L</b> ERA: 3.42	1.1		6	2	1	0	2	0	0	0	0	0	0	12	17	0.00	1.500			
<b>Chris Spurling, R</b> ERA: 4.41	0.1		5	4	3	3	0	0	0	0	0	0	0	8	8	81.00	12.000			
<b>Steve Avery, L</b> ERA: 6.0	0.2		3	1	0	0	0	0	0	0	0	0	0	4	5	0.00	1.500			

Arizona Diamondbacks @ Detroit Tigers  
Comerica Park, Detroit, MI  
Fri Jun 27 2003, 7:05 PM EDT  
Att: 27,682 - Cloudy - 78 F

livebaseballscorecards.com

AB 39  
R 8  
H 13  
RBI 7  
BB 6  
SO 5  
LOB 24



Batter	1	2	3	4	5	6	7	8	9	AB	R	H	RBI	BB	SO	LOB	BOTTOM					
<b>Bobby Higginson, L</b> OBP: 0.333, SLG: 0.337	G3						G4-3			4	0	0	0	1	2	1						
<b>Warren Morris, L</b> OBP: 0.353, SLG: 0.476				G3			G4-3			4	1	1	0	1	1	2						
<b>Dmitri Young, S</b> OBP: 0.359, SLG: 0.538										5	1	2	1	0	1	1						
<b>Kevin Witt, L</b> OBP: 0.327, SLG: 0.450										2	0	1	1	0	0	0						
<b>Craig Monroe, R</b> OBP: 0.269, SLG: 0.350										1	0	0	0	0	1	1						
<b>Carlos Pena, L</b> OBP: 0.306, SLG: 0.394										3	0	1	0	1	0	0						
<b>Eric Munson, L</b> OBP: 0.310, SLG: 0.421										3	0	0	0	0	1	2						
<b>Shane Halter, R</b> OBP: 0.264, SLG: 0.359										1	0	0	0	0	0	1						
<b>Matt Walbeck, S</b> OBP: 0.143, SLG: 0.200										4	1	1	0	0	3	1						
<b>Ramon Santiago, S</b> OBP: 0.298, SLG: 0.276										4	0	1	0	0	1	2						
<b>Alex Sanchez, L</b> OBP: 0.304, SLG: 0.355										3	0	1	1	0	0	2						
<b>Andres Torres, S</b> OBP: 0.265, SLG: 0.289										1	0	0	0	0	0	0						
<b>Inning Stats</b>	R: 2 E: 0 K: 0 S: 14	H: 1 LOB: 1 BB: 1 P: 25	R: 1 E: 0 K: 1 S: 17	H: 2 LOB: 0 BB: 0 P: 27	R: 0 E: 0 K: 0 S: 13	H: 2 LOB: 0 BB: 0 P: 15	R: 0 E: 0 K: 1 S: 14	H: 1 LOB: 2 BB: 1 P: 25	R: 0 E: 0 K: 2 S: 9	H: 0 LOB: 0 BB: 0 P: 15	R: 0 E: 1 K: 2 S: 8	H: 0 LOB: 1 BB: 0 P: 10	R: 0 E: 0 K: 2 S: 11	H: 1 LOB: 1 BB: 0 P: 19	R: 0 E: 0 K: 2 S: 10	H: 0 LOB: 1 BB: 1 P: 19	R: 0 E: 0 K: 2 S: 12	H: 1 LOB: 1 BB: 0 P: 16	1B: 5 2B: 1 3B: 2 HR: 0	SF: 1 SAC: 0 DP: 0 HBP: 0	WP: 1 PB: 0 SB: 0 CS: 0	PA: 39
<b>PITCHER</b>	IP	WLS	BF	H	R	ER	SO	BB	IBB	HBP	BLK	WP	HR	S	P	ERA	WHIP					
<b>John Patterson, R</b> ERA: 6.82	5.0		23	6	3	3	2	2	0	0	0	0	0	67	107	5.40	1.600					
<b>Stephen Randolph, L</b> ERA: 3.86	2.0	W	8	1	0	0	4	0	0	0	0	0	0	19	29	0.00	0.500					
<b>Eddie Cropesa, L</b> ERA: 3.15	1.0	H	4	0	0	0	2	1	0	0	0	1	0	10	19	0.00	1.000					
<b>Mike Myers, L</b> ERA: 5.14	1.0		4	1	0	0	2	0	0	0	0	0	0	12	16	0.00	1.000					

Arizona Diamondbacks @ Detroit Tigers  
Comerica Park, Detroit, MI  
Fri Jun 27 2003, 7:05 PM EDT  
Att: 27,682 - Cloudy - 78 F

livebaseballscorecards.com

AB 35  
R 3  
H 8  
RBI 3  
BB 3  
SO 10  
LOB 13









Batter	1	2	3	4	5	6	7	8	9	10	AB	R	H	RBI	BB	SO	LOB									
<b>Matt Kata, S</b> OBP: 0.408, SLG: 0.548 (1, 4)	P4						G4-3		K		4	0	0	0	1	2	1									
<b>Carlos Baerga, S</b> OBP: 0.351, SLG: 0.468 (1, 10)	P5		G4-3								5	0	3	1	0	0	1									
<b>Alex Cintron, S</b> OBP: 0.354, SLG: 0.536 (1, 6)	G4-3										4	1	0	0	1	0	3									
<b>Luis Gonzalez, L</b> OBP: 0.392, SLG: 0.563 (1, 7)											5	0	3	0	0	0	0									
<b>Steve Finley, L</b> OBP: 0.352, SLG: 0.511 (1, 8)											5	2	2	1	0	1	4									
<b>Robby Hammock, R</b> OBP: 0.349, SLG: 0.590 (1, 5)											5	1	3	3	0	0	1									
<b>Mark Grace, L</b> OBP: 0.301, SLG: 0.333 (1, 3)											4	0	1	0	1	0	5									
<b>Rod Barajas, R</b> OBP: 0.273, SLG: 0.392 (1, 2)											5	1	1	0	0	0	4									
<b>Quinton McCracken, S</b> OBP: 0.254, SLG: 0.250 (1, 9)											4	0	0	0	0	0	1									
<b>Inning Stats</b>	R: 0 E: 0 K: 0 S: 5	H: 0 LOB: 0 BB: 0 P: 8	R: 0 E: 0 K: 1 S: 8	H: 1 LOB: 1 BB: 0 P: 12	R: 0 E: 0 K: 1 S: 8	H: 0 LOB: 1 BB: 1 P: 15	R: 1 E: 0 K: 0 S: 12	H: 2 LOB: 2 BB: 1 P: 19	R: 0 E: 0 K: 1 S: 12	H: 1 LOB: 1 BB: 0 P: 20	R: 0 E: 0 K: 0 S: 8	H: 2 LOB: 1 BB: 0 P: 13	R: 1 E: 0 K: 0 S: 15	H: 2 LOB: 1 BB: 0 P: 21	R: 1 E: 0 K: 0 S: 9	H: 1 LOB: 1 BB: 1 P: 18	R: 0 E: 0 K: 1 S: 9	H: 1 LOB: 1 BB: 0 P: 15	R: 2 E: 0 K: 0 S: 18	H: 3 LOB: 0 BB: 0 P: 27	1B: 10 2B: 1 3B: 0 HR: 2	SF: 0 SAC: 0 DP: 1 HBP: 0	WP: 1 PB: 0 SB: 1 CS: 1	PA: 44		
<b>PITCHER</b>	IP	WLS	BF	H	R	ER	SO	BB	IBB	HBP	BLK	WP	HR	S	P	ERA	WHIP									
<b>34 Nate Comejo, R</b> ERA: 4.39 (1, 1)	6.1		27	7	2	2	2	2	0	0	0	0	0	0	57	92	2.84	1.421								
<b>Fernando Rodney, R</b> ERA: 40.5 (7, 1)	0.2	H	3	1	0	0	0	0	0	0	0	0	0	11	16	0.00	1.500									
<b>Jamie Walker, L</b> ERA: 3.67 (8, 1)	0.2	B	4	1	1	1	0	1	0	0	0	0	1	7	15	13.50	3.000									
<b>Chris Spurling, R</b> ERA: 4.71 (8, 1)	1.2	L	9	4	2	2	1	0	0	0	0	1	1	27	40	10.80	2.400									
<b>45 Chris Mears, R</b> ERA: (10, 1)	0.2		1	0	0	0	0	0	0	0	0	0	0	2	5	0.00	0.000									

**Arizona Diamondbacks @ Detroit Tigers**  
Comerica Park, Detroit, MI  
Sun Jun 29 2003, 1:05 PM EDT  
Att. 18,989 - Cloudy - 74 F


AB	41
R	5
H	13
RBI	5
BB	3
SO	3
LOB	20



Batter	1	2	3	4	5	6	7	8	9	10	AB	R	H	RBI	BB	SO	LOB									
<b>Alex Sanchez, L</b> OBP: 0.303, SLG: 0.352 (1, 8)	F7		G4-3								5	0	1	0	0	0	0									
<b>Warren Morris, L</b> OBP: 0.325, SLG: 0.431 (1, 4)	K2-3										5	0	1	0	0	2	1									
<b>Dmitri Young, S</b> OBP: 0.366, SLG: 0.543 (1, 7)											4	1	3	0	0	0	0									
<b>Kevin Witt, L</b> OBP: 0.322, SLG: 0.463 (1, 3)											4	1	1	2	0	2	3									
<b>Carlos Pena, L</b> OBP: 0.314, SLG: 0.405 (1, 10)											4	1	2	0	0	0	2									
<b>Shane Halter, R</b> OBP: 0.289, SLG: 0.356 (1, 5)											3	0	1	0	1	1	1									
<b>Ramon Santiago, S</b> OBP: 0.297, SLG: 0.279 (1, 6)											2	0	0	1	1	0	1									
<b>A.J. Hinch, R</b> OBP: 0.207, SLG: 0.296 (1, 2)											4	0	1	0	0	1	3									
<b>Andres Torres, S</b> OBP: 0.255, SLG: 0.277 (1, 9)											4	0	0	0	0	1	2									
<b>Inning Stats</b>	R: 2 E: 0 K: 2 S: 14	H: 3 LOB: 1 BB: 0 P: 21	R: 0 E: 0 K: 1 S: 8	H: 0 LOB: 0 BB: 1 P: 14	R: 0 E: 0 K: 1 S: 13	H: 2 LOB: 2 BB: 0 P: 17	R: 0 E: 0 K: 0 S: 9	H: 1 LOB: 1 BB: 0 P: 15	R: 0 E: 0 K: 2 S: 10	H: 2 LOB: 1 BB: 0 P: 12	R: 1 E: 0 K: 0 S: 4	H: 2 LOB: 0 BB: 0 P: 6	R: 0 E: 0 K: 1 S: 8	H: 0 LOB: 0 BB: 0 P: 10	R: 0 E: 0 K: 0 S: 10	H: 0 LOB: 0 BB: 0 P: 16	R: 0 E: 0 K: 0 S: 5	H: 0 LOB: 0 BB: 0 P: 10	R: 0 E: 0 K: 0 S: 4	H: 0 LOB: 0 BB: 0 P: 6	1B: 7 2B: 3 3B: 0 HR: 1	SF: 1 SAC: 0 DP: 2 HBP: 0	WP: 0 PB: 0 SB: 0 CS: 2	PA: 39		
<b>PITCHER</b>	IP	WLS	BF	H	R	ER	SO	BB	IBB	HBP	BLK	WP	HR	S	P	ERA	WHIP									
<b>Miguel Batista, R</b> ERA: 2.91 (1, 1)	7.0		29	10	3	3	7	3	0	0	0	0	0	1	66	95	3.86	1.571								
<b>Eddie Oropesa, L</b> ERA: 2.86 (8, 1)	2.0	W	6	0	0	0	0	1	0	0	0	0	0	0	15	26	0.00	0.500								
<b>Jose Valverde, R</b> ERA: 1.38 (10, 1)	1.0	S	3	0	0	0	0	0	0	0	0	0	0	4	6	0.00	0.000									

**Arizona Diamondbacks @ Detroit Tigers**  
Comerica Park, Detroit, MI  
Sun Jun 29 2003, 1:05 PM EDT  
Att. 18,989 - Cloudy - 74 F

AB	35
R	3
H	10
RBI	3
BB	2
SO	7
LOB	13














Batter	1	2	3	4	5	6	7	8	9	AB	R	H	RBI	BB	SO	LOB	TOP										
<b>Matt Kata, S</b> OBP: 0.446, SLG: 0.614 (1, 4)	G6-3		1B BB		G6-3			F8	1B	4	0	1	1	1	1	0	0										
<b>Steve Finley, L</b> OBP: 0.394, SLG: 0.541 (1, 8)	G4-3		1B			G5-3 BB		HR	F3	4	1	2	1	1	0	3											
<b>Alex Cintron, S</b> OBP: 0.344, SLG: 0.503 (1, 6)	G4-3		1B			G5-3		G5-3	G6-3	4	0	0	0	1	0	4											
<b>Luis Gonzalez, L</b> OBP: 0.395, SLG: 0.580 (1, 7)		WP 2B	F7			P5		2B		4	0	2	0	0	0	4											
<b>Shea Hillenbrand, R</b> OBP: 0.324, SLG: 0.441 (1, 5)	G5-3			F7		G6-3		P6		4	0	0	0	0	0	3											
<b>Lyle Overbay, L</b> OBP: 0.370, SLG: 0.429 (1, 3)	K			G1-3			G4-3		1B BB 1B	4	1	1	0	0	1	1											
<b>Chad Moeller, R</b> OBP: 0.362, SLG: 0.475 (1, 2)	G5-3			K			G3 BB		K	3	0	0	0	1	2	2											
<b>Quinton McCracken, S</b> OBP: 0.252, SLG: 0.241 (1, 9)			G6-3				G3		1B 1B BB	3	0	0	0	1	0	1											
<b>John Patterson, R</b> OBP: 0.291, SLG: 0.391 (7, PH) <b>David DeLuca, L</b> OBP: 0.287, SLG: 0.447 (7, PH) <b>Stephen Randolph, L</b> OBP: 0.312, SLG: 0.447 (7, PH) <b>Oscar Villarreal, L</b> OBP: 0.312, SLG: 0.447 (7, PH) <b>Eddie Oropesa, L</b> OBP: 0.312, SLG: 0.447 (7, PH) <b>Carlos Baerga, S</b> OBP: 0.295, SLG: 0.475 (8, PH)			K			G6-3		K	1-2 2-3 1B	2	0	0	0	0	1	0											
<b>Inning Stats</b>	R: 0 E: 0 K: 0 S: 7	H: 0 LOB: 0 BB: 0 P: 9	R: 0 E: 0 K: 1 S: 11	H: 1 LOB: 1 BB: 0 P: 18	R: 0 E: 0 K: 1 S: 11	H: 1 LOB: 3 BB: 2 P: 25	R: 0 E: 0 K: 1 S: 9	H: 0 LOB: 0 BB: 0 P: 15	R: 0 E: 0 K: 0 S: 6	H: 0 LOB: 1 BB: 1 P: 25	R: 0 E: 0 K: 1 S: 12	H: 0 LOB: 1 BB: 1 P: 25	R: 0 E: 0 K: 1 S: 9	H: 0 LOB: 1 BB: 1 P: 14	R: 1 E: 0 K: 0 S: 7	H: 2 LOB: 1 BB: 0 P: 13	R: 1 E: 0 K: 1 S: 21	H: 3 LOB: 3 BB: 1 P: 34	1B: 4 2B: 2 3B: 0 HR: 1	SF: 0 SAC: 0 DP: 0 HBP: 0	WP: 1 PB: 0 SB: 1 CS: 0	PA: 39					
<b>PITCHER</b>	IP	WLS	BF	H	R	ER	SO	BB	IBB	HBP	BLK	WP	HR	S	P	ERA	WHIP										
<b>Jason Jennings, R</b> ERA: 4.4 (1, 1)	6.2	W	26	2	0	0	3	4	0	0	0	1	0	62	111	0.00	0.900										
<b>Javier López, L</b> ERA: 4.02 (7, 1)	1.0	H	5	2	1	1	1	0	0	0	0	0	1	8	13	9.00	2.000										
<b>Matt Miller, R</b> ERA: 2.7 (8, 1)	0.2	S	3	1	0	0	0	0	0	0	0	0	0	18	31	13.50	4.500										
<b>40 Brian Fuentes, L</b> ERA: 2.48 (9, 1)	0.2	S	3	1	0	0	0	0	0	0	0	0	0	5	6	0.00	1.500										

Arizona Diamondbacks @ Colorado Rockies  
Coors Field, Denver, CO  
Wed Jul 02 2003, 6:05 PM MDT  
Att: 47,032 - Sunny - 94 F

livebaseballscores.com

AB 34  
R 2  
H 7  
RBI 2  
BB 5  
SO 5  
LOB 19




Batter	1	2	3	4	5	6	7	8	9	AB	R	H	RBI	BB	SO	LOB	BOTTOM										
<b>Juan Uribe, R</b> OBP: 0.293, SLG: 0.389 (1, 6)	K		F7		F8	L6	K			5	0	0	0	0	2	3											
<b>Ronnie Belliard, R</b> OBP: 0.396, SLG: 0.424 (1, 4)	G4-3		17 1B BB		2B 1B	G5-3		L6		4	1	1	0	1	0	1											
<b>17 Todd Helton, L</b> OBP: 0.431, SLG: 0.574 (1, 3)	K		BB 1B		P3		K	BB 1B		5	0	2	0	0	2	1											
<b>Preston Wilson, R</b> OBP: 0.363, SLG: 0.556 (1, 8)		P4	BB		1B 2B	G5-3		F8	G1-6-3 BB	3	1	1	1	2	0	0											
<b>Larry Walker, L</b> OBP: 0.443, SLG: 0.522 (1, 9)		2B 2B	P4		1B IBB		1B 2B	G1-6-3		4	2	2	0	1	0	5											
<b>Jay Payton, R</b> OBP: 0.355, SLG: 0.481 (1, 7)		2B	P3		1B		BB 1B	E 1B		4	1	3	3	0	0	0											
<b>Chris Stynes, R</b> OBP: 0.367, SLG: 0.466 (1, 5)		K	F7		F9		BB 1B	E BB		3	1	0	0	1	1	3											
<b>Bobby Estalella, R</b> OBP: 0.315, SLG: 0.438 (1, 2)		F7			2B		K	E5 1B		4	0	1	0	0	1	2											
<b>Jason Jennings, L</b> OBP: 0.364, SLG: 0.357 (1, 1)			G6-3		G4-3					2	0	0	0	1	0	1											
<b>Javier López, L</b> OBP: 0.300, SLG: 0.500 (7, 1)										1	0	1	1	0	0	0											
<b>Matt Miller, R</b> (8, 1)										0	0	0	0	0	0	0											
<b>40 Brian Fuentes, L</b> (9, 1)										0	0	0	0	0	0	0											
<b>Inning Stats</b>	R: 0 E: 0 K: 2 S: 7	H: 2 LOB: 1 BB: 0 P: 12	R: 1 E: 0 K: 1 S: 12	H: 2 LOB: 1 BB: 0 P: 18	R: 0 E: 0 K: 0 S: 10	H: 1 LOB: 3 BB: 2 P: 22	R: 0 E: 0 K: 0 S: 9	H: 1 LOB: 1 BB: 0 P: 12	R: 2 E: 0 K: 1 S: 11	H: 3 LOB: 2 BB: 1 P: 20	R: 0 E: 0 K: 1 S: 7	H: 0 LOB: 1 BB: 1 P: 13	R: 3 E: 1 K: 2 S: 21	H: 3 LOB: 2 BB: 1 P: 31	R: 0 E: 0 K: 0 S: 10	H: 1 LOB: 1 BB: 1 P: 15	1B: 6 2B: 5 3B: 0 HR: 0	SF: 0 SAC: 0 DP: 1 HBP: 0	WP: 0 PB: 0 SB: 1 CS: 0	PA: 41							
<b>PITCHER</b>	IP	WLS	BF	H	R	ER	SO	BB	IBB	HBP	BLK	WP	HR	S	P	ERA	WHIP										
<b>John Patterson, R</b> ERA: 6.45 (1, 1)	6.0	L	29	7	3	3	4	3	1	0	0	0	0	56	97	4.50	1.667										
<b>Stephen Randolph, L</b> ERA: 4.23 (7, 1)	0.2	S	3	1	1	1	1	0	0	0	0	0	0	9	12	13.50	1.500										
<b>Oscar Villarreal, R</b> ERA: 3.12 (7, 1)	0.2	S	6	2	2	0	1	1	0	0	0	0	0	15	23	0.00	4.500										
<b>Eddie Oropesa, L</b> ERA: 2.74 (8, 1)	0.2	S	3	1	0	0	0	1	0	0	0	0	0	7	11	0.00	3.000										

Arizona Diamondbacks @ Colorado Rockies  
Coors Field, Denver, CO  
Wed Jul 02 2003, 6:05 PM MDT  
Att: 47,032 - Sunny - 94 F

livebaseballscores.com

AB 35  
R 6  
H 11  
RBI 5  
BB 6  
SO 6  
LOB 16





Batter	1	2	3	4	5	6	7	8	9	AB	R	H	RBI	BB	SO	LOB	TOP				
Matt Kata, S (1,4) OBP: 0.457, SLG: 0.629	L5		HR	1B	1-2			K		5	1	3	0	0	1	0					
Steve Finley, L (1,8) OBP: 0.390, SLG: 0.546	G4-3		HR	K	G3			P4		5	1	1	2	0	1	3					
Alex Cintron, S (1,6) OBP: 0.341, SLG: 0.500	K		2B	F7				G4-3		5	1	1	0	0	1	1					
Luis Gonzalez, L (1,7) OBP: 0.395, SLG: 0.580		F7	1B	1B	1B			K	G6-3	5	1	2	1	0	1	0					
Shea Hillenbrand, R (1,3) OBP: 0.321, SLG: 0.448		HR	F7	K				G4-3	K	5	1	1	1	0	2	3					
Robby Hammock, R (1,5) OBP: 0.348, SLG: 0.598	HR		S	1B	G4-3			P3	G6-3	5	2	2	1	0	0	0					
Chad Moeller, R (1,2) OBP: 0.370, SLG: 0.497	F8		1B	HR						3	1	2	3	1	0	0					
Quinton McCracken, S (1,9) OBP: 0.260, SLG: 0.250	G5-3		1B	1B				F8		4	0	2	0	0	0	1					
17 Brandon Webb, R (1,1) OBP: 0.091, SLG: 0.048			G6-3		F8					4	0	0	0	0	1	4					
Mike Myers, L (8,1)										0	0	0	0	0	0	0					
Brady Raggio, R (9,1)			P2					K		0	0	0	0	0	0	0					
<b>Inning Stats</b>	R: 0 E: 0 K: 1 S: 14	H: 0 LOB: 0 BB: 0 P: 20	R: 2 E: 0 K: 0 S: 10	H: 2 LOB: 0 BB: 0 P: 17	R: 5 E: 0 K: 0 S: 23	H: 7 LOB: 2 BB: 0 P: 35	R: 0 E: 0 K: 2 S: 13	H: 2 LOB: 2 BB: 0 P: 18	R: 1 E: 0 K: 0 S: 16	H: 3 LOB: 2 BB: 0 P: 23	R: 0 E: 0 K: 1 S: 7	H: 0 LOB: 0 BB: 0 P: 11	R: 0 E: 0 K: 1 S: 9	H: 0 LOB: 1 BB: 1 P: 19	R: 0 E: 0 K: 1 S: 10	H: 0 LOB: 0 BB: 0 P: 15	R: 0 E: 0 K: 1 S: 9	H: 0 LOB: 0 BB: 0 P: 11	1B: 7 2B: 3 3B: 0 HR: 4	SF: 0 SAC: 0 DP: 0 HBP: 0	WP: 0 PA: 42 PB: 0 SB: 1 CS: 0
<b>PITCHER</b>	IP WLS BF H R ER SO BB IBB HBP BLK WP HR S P ERA WHIP																				
Denny Neagle, L (1,1) ERA: 6.75	3.0 L 18 9 7 7 1 0 0 0 0 0 3 47 72 21.00 3.000																				
Jason Young, R (4,1) ERA: 5.52	4.0 18 5 1 1 4 1 0 0 0 0 1 45 71 2.25 1.500																				
Nelson Cruz, R (8,1) ERA: 6.19	1.0 3 0 0 0 1 0 0 0 0 0 0 10 15 0.00 0.000																				
Matt Miller, R (9,1) ERA: 2.08	1.0 3 0 0 0 1 0 0 0 0 0 0 9 11 0.00 0.000																				

Arizona Diamondbacks @ Colorado Rockies  
Coors Field, Denver, CO  
Thu Jul 03 2003, 6:05 PM MDT  
Att: 48,560 - Sunny - 93 F

AB	41
R	8
H	14
RBI	8
BB	1
SO	7
LOB	12



Batter	1	2	3	4	5	6	7	8	9	AB	R	H	RBI	BB	SO	LOB	BOTTOM				
Ronnie Belliard, R (1,4) OBP: 0.400, SLG: 0.428	G1-3		1B		1B				F8	5	0	3	1	0	0	1					
Mark Bellhorn, S (1,5) OBP: 0.340, SLG: 0.295	1B		K		K			FC4-6	K	5	0	1	0	0	3	6					
17 Todd Helton, L (1,3) OBP: 0.427, SLG: 0.567	F9		G1-3					F8		4	0	0	0	0	0	6					
Nelson Cruz, R (8,1) OBP: 0.154, SLG: 0.231					P5					0	0	0	0	0	0	0					
Matt Miller, R (9,1)										0	0	0	0	0	0	0					
Chris Stynes, R (9,PH) OBP: 0.369, SLG: 0.468								1B		1	0	1	1	0	0	0					
Preston Wilson, R (1,8) OBP: 0.360, SLG: 0.551	L5		K		G4-3			HR		3	0	0	0	0	1	2					
Greg Vaughn, R (7,7) OBP: 0.350, SLG: 0.594										1	1	1	1	0	0	0					
Larry Walker, L (1,9) OBP: 0.442, SLG: 0.518		G5-3		1B	G4-3			G1-3	G5-3	2	0	0	0	1	0	0					
Mark Sweeney, L (7,9) OBP: 0.314, SLG: 0.403					BB					1	0	0	0	0	0	0					
Jay Payton, R (1,7) OBP: 0.351, SLG: 0.475	L1		G4-3					K	G5-3	4	0	0	0	0	1	1					
Juan Uribe, R (1,6) OBP: 0.292, SLG: 0.385	G5-3							G6-3	G5-3	4	0	1	0	0	0	0					
Charles Johnson, R (1,2) OBP: 0.321, SLG: 0.433			1B		K			G5-3		4	1	2	1	0	1	2					
Denny Neagle, L (1,1) ERA: 2.04			K							1	0	0	0	0	1	1					
Jason Young, R (4,1) ERA: 5.16								FC4-6	1B	2	1	2	0	0	0	0					
Greg Norton, S (8,3) OBP: 0.318, SLG: 0.387								1B	1B	1	1	1	0	0	0	0					
<b>Inning Stats</b>	R: 0 E: 0 K: 0 S: 11	H: 1 LOB: 1 BB: 0 P: 16	R: 0 E: 0 K: 0 S: 4	H: 0 LOB: 0 BB: 0 P: 4	R: 0 E: 0 K: 2 S: 13	H: 2 LOB: 2 BB: 0 P: 23	R: 0 E: 0 K: 2 S: 11	H: 1 LOB: 2 BB: 1 P: 18	R: 1 E: 0 K: 1 S: 12	H: 2 LOB: 1 BB: 0 P: 20	R: 0 E: 0 K: 1 S: 9	H: 0 LOB: 0 BB: 0 P: 11	R: 0 E: 0 K: 0 S: 9	H: 2 LOB: 2 BB: 0 P: 13	R: 1 E: 0 K: 0 S: 10	H: 1 LOB: 0 BB: 0 P: 16	R: 2 E: 0 K: 1 S: 17	H: 3 LOB: 1 BB: 0 P: 26	1B: 9 2B: 1 3B: 0 HR: 2	SF: 0 SAC: 0 DP: 0 HBP: 0	WP: 0 PA: 39 PB: 0 SB: 0 CS: 0
<b>PITCHER</b>	IP WLS BF H R ER SO BB IBB HBP BLK WP HR S P ERA WHIP																				
17 Brandon Webb, R (1,1) ERA: 2.04	7.0 W 30 8 1 1 6 1 0 0 0 0 0 69 105 1.29 1.286																				
Mike Myers, L (8,1) ERA: 5.16	1.0 4 1 1 1 0 0 0 0 0 0 1 10 16 9.00 1.000																				
Brady Raggio, R (9,1) ERA: 4.26	1.0 5 3 2 2 1 0 0 0 0 0 1 17 26 18.00 3.000																				

Arizona Diamondbacks @ Colorado Rockies  
Coors Field, Denver, CO  
Thu Jul 03 2003, 6:05 PM MDT  
Att: 48,560 - Sunny - 93 F

AB	38
R	4
H	12
RBI	4
BB	1
SO	7
LOB	19













Batter	1	2	3	4	5	6	7	8	9	AB	R	H	RBI	BB	SO	LOB	TOP																
Matt Kata, S OBP: 0.422, SLG: 0.600 (1,4)										4	1	1	0	0	1	2																	
Steve Finley, L OBP: 0.383, SLG: 0.534 (1,8)										4	0	1	0	0	1	0																	
Alex Cintron, S OBP: 0.343, SLG: 0.489 (1,6)										4	0	1	1	0	1	0																	
Luis Gonzalez, L OBP: 0.397, SLG: 0.570 (1,7)										2	0	0	0	2	0	1																	
Shea Hillenbrand, R OBP: 0.333, SLG: 0.461 (1,5)										4	1	3	0	0	0	1																	
David Dellucci, L OBP: 0.346, SLG: 0.430 Jose Valverde, R Matt Mantei, R (8,1)										3	0	0	0	0	1	3																	
Chad Moeller, R OBP: 0.367, SLG: 0.485 (1,2)										3	0	0	0	1	1	1																	
Lyle Overbay, L OBP: 0.372, SLG: 0.426 (1,3)										1	0	0	1	2	1	0																	
Andrew Good, R Oscar Villarreal, L Eddie Oropesa, L Quinton McCracken, S OBP: 0.125, SLG: 0.125 (7,1)										2	0	0	0	0	1	2																	
<b>Inning Stats</b>	R: 1 E: 0 K: 0 S: 7	H: 2 LOB: 0 BB: 0 P: 10	R: 0 E: 0 K: 2 S: 10	H: 1 LOB: 2 BB: 1 P: 21	R: 0 E: 0 K: 1 S: 12	H: 1 LOB: 1 BB: 0 P: 16	R: 1 E: 0 K: 0 S: 14	H: 1 LOB: 2 BB: 1 P: 24	R: 0 E: 0 K: 2 S: 12	H: 0 LOB: 0 BB: 0 P: 14	R: 0 E: 0 K: 0 S: 8	H: 0 LOB: 0 BB: 0 P: 11	R: 0 E: 0 K: 0 S: 6	H: 0 LOB: 0 BB: 1 P: 10	R: 0 E: 0 K: 3 S: 3	H: 0 LOB: 0 BB: 1 P: 8	1B: 5 2B: 1 3B: 0 HR: 0	SF: 1 SAC: 1 DP: 2 HBP: 1	WP: 0 PB: 0 SB: 0 CS: 0	PA: 36													
<b>PITCHER</b>	IP WLS BF H R ER SO BB IBB HBP BLK WP HR S P ERA WHIP																																
Hideo Nomo, R ERA: 2.71 Steve Colyer, L ERA: 1.53 Paul Quantrill, R ERA: 1.37	(1,1) (8,1) (8,1)	7.0 0.0 2.0	L 1 5	30 0 5	6 0 0	2 0 0	7 0 0	2 1 0	1 0 0	0 0 0	0 0 0	0 0 0	0 1 8	115 5 13	2.57 ∞ 0.00	1.143 ∞ 0.500																	

Arizona Diamondbacks @ Los Angeles Dodgers  
Dodger Stadium, Los Angeles, CA  
Sun Jul 06 2003, 5:05 PM PDT  
Att: 41,769 - Sunny - 77 F

AB	28
R	2
H	6
RBI	2
BB	5
SO	7
LOB	11



Batter	1	2	3	4	5	6	7	8	9	AB	R	H	RBI	BB	SO	LOB	BOTTOM																
Wilkin Ruan, R OBP: 0.118, SLG: 0.176 (1,8)										4	0	0	0	0	0	0																	
Alex Cora, L OBP: 0.274, SLG: 0.300 Jolbert Cabrera, R OBP: 0.324, SLG: 0.443 (8, PH)										2	0	0	0	0	1	0																	
Shawn Green, L OBP: 0.310, SLG: 0.418 (1,9)										4	1	2	0	0	0	1																	
Paul Lo Duca, R OBP: 0.366, SLG: 0.434 (1,7)										2	0	1	0	2	0	1																	
Daryle Ward, L OBP: 0.219, SLG: 0.198 (1,3)										4	0	0	0	0	2	5																	
Ron Coomer, R OBP: 0.292, SLG: 0.288 (1,5)										3	0	0	1	1	0	2																	
David Ross, R OBP: 0.354, SLG: 0.622 (1,2)										4	0	1	0	0	2	5																	
Cesar Izturis, S OBP: 0.281, SLG: 0.289 Chad Hermansen, R OBP: 0.167, SLG: 0.167 (9, PH)										3	0	0	0	0	2	1																	
Hideo Nomo, R OBP: 0.171, SLG: 0.105 Larry Barnes, L OBP: 0.083, SLG: 0.083 Steve Colyer, L Paul Quantrill, L (7, PH)										2	0	0	0	0	1	0																	
<b>Inning Stats</b>	R: 0 E: 1 K: 0 S: 7	H: 0 LOB: 1 BB: 0 P: 9	R: 0 E: 0 K: 1 S: 7	H: 1 LOB: 1 BB: 0 P: 7	R: 0 E: 0 K: 2 S: 10	H: 0 LOB: 0 BB: 0 P: 16	R: 0 E: 0 K: 1 S: 10	H: 2 LOB: 2 BB: 1 P: 18	R: 0 E: 0 K: 1 S: 9	H: 0 LOB: 0 BB: 0 P: 12	R: 1 E: 1 K: 1 S: 10	H: 1 LOB: 1 BB: 1 P: 20	R: 0 E: 0 K: 1 S: 8	H: 0 LOB: 0 BB: 0 P: 9	R: 0 E: 0 K: 1 S: 10	H: 0 LOB: 1 BB: 1 P: 20	R: 0 E: 0 K: 2 S: 10	H: 0 LOB: 0 BB: 0 P: 15	1B: 2 2B: 2 3B: 0 HR: 0	SF: 0 SAC: 1 DP: 1 HBP: 0	WP: 0 PB: 0 SB: 0 CS: 0	PA: 35											
<b>PITCHER</b>	IP WLS BF H R ER SO BB IBB HBP BLK WP HR S P ERA WHIP																																
Andrew Good, R ERA: 4.48 Oscar Villarreal, R ERA: 3.0 Eddie Oropesa, L ERA: 2.55 Jose Valverde, R ERA: 1.2 Matt Mantei, R ERA: 3.91	(1,1) (7,1) (8,1) (8,1) (9,1)	6.0 1.0 0.2 0.1 1.0	W H H H S	25 3 2 2 3	4 0 0 0 0	1 0 0 0 0	6 1 0 0 2	0 0 0 1 0	0 0 0 0 0	0 0 0 0 0	0 0 0 1 0	0 0 0 1 0	0 0 9 1 10	82 9 15 0 15	0.00 0.00 0.00 0.00 0.00	1.000 0.000 0.000 3.000 0.000																	

Arizona Diamondbacks @ Los Angeles Dodgers  
Dodger Stadium, Los Angeles, CA  
Sun Jul 06 2003, 5:05 PM PDT  
Att: 41,769 - Sunny - 77 F

AB	31
R	1
H	4
RBI	1
BB	3
SO	10
LOB	15





Batter	1	2	3	4	5	6	7	8	9	AB	R	H	RBI	BB	SO	LOB	TOP										
<b>Ronnie Belliard, R</b> OBP: 0.384, SLG: 0.406	0-1 F9		1-2 G6-3	2-3 K			0-2 G5-3		1-0 F8	5	0	0	0	0	1	1											
<b>Chris Stynes, R</b> OBP: 0.373, SLG: 0.463	3-1 G5-3		3-2 HR			4-1 BB FC3-6 BB	0-1 G5-3		1-3 K	4	2	1	0	1	1	1											
<b>17 Todd Helton, L</b> OBP: 0.534, SLG: 0.589	2-1 HR		4-0 HR			4-1 FC3-6 BB 1-2 FC3-2 BB		1-0 G4-3		2	2	1	1	2	0	0											
<b>Mark Sweeney, L</b> OBP: 0.297, SLG: 0.379										0	0	0	0	0	0	0											
<b>Preston Wilson, R</b> OBP: 0.361, SLG: 0.504	0-3 K		0-0 HR			4-2 FC3-6 BB		0-0 P4		3	1	1	3	1	1	0											
<b>Mark Bellhorn, S</b> OBP: 0.347, SLG: 0.315			1-H 2-H HR			1-2 2-3 BB		1-2 F7		0	0	0	0	0	0	0											
<b>Larry Walker, L</b> OBP: 0.433, SLG: 0.504		4-1 S 2B BB				0-0 FC3-6 FC3-2		1-2 F7		3	1	0	1	1	0	2											
<b>Greg Norton, S</b> OBP: 0.311, SLG: 0.400						1-2 SAFE SAFE		1-0 G6-3		4	0	1	0	0	0	3											
<b>Jay Payton, R</b> OBP: 0.353, SLG: 0.482	2-1 F9		1-2 2B			0-1 FC3-2 FC6-4																					
<b>Charles Johnson, R</b> OBP: 0.318, SLG: 0.445	3-1 2H 2B		2-1 F9			3-H 0-1 FC6-4 1-2		2-2 G5-3		4	0	1	1	0	0	3											
<b>Juan Uribe, R</b> OBP: 0.295, SLG: 0.379	1-1 F8					2-0 G5-3		1-3 K		4	0	0	0	0	2	1											
<b>Jason Jennings, L</b> OBP: 0.343, SLG: 0.333	1-1 F9					3-2 G3-1		3-3 K		2	0	0	0	0	0	1											
<b>Nelson Cruz, R</b> OBP: 0.154, SLG: 0.231										0	0	0	0	0	0	0											
<b>Javier López, L</b> OBP: 0.500, SLG: 0.500										0	0	0	0	0	0	0											
<b>Joe Roa, R</b> OBP: 0.250, SLG: 0.250										0	0	0	0	0	0	0											
<b>Greg Vaughn, R</b> OBP: 0.318, SLG: 0.528										1	0	0	0	0	1	0											
<b>Inning Stats</b>	R: 1 E: 0 K: 1 S: 10	H: 1 LOB: 0 BB: 0 P: 15	R: 1 E: 0 K: 0 S: 9	H: 1 LOB: 1 BB: 1 P: 20	R: 3 E: 0 K: 0 S: 14	H: 3 LOB: 1 BB: 1 P: 25	R: 0 E: 0 K: 1 S: 8	H: 0 LOB: 0 BB: 0 P: 15	R: 1 E: 0 K: 0 S: 9	H: 0 LOB: 2 BB: 3 P: 21	R: 0 E: 0 K: 1 S: 11	H: 0 LOB: 0 BB: 0 P: 13	R: 0 E: 0 K: 1 S: 7	H: 0 LOB: 0 BB: 0 P: 11	R: 0 E: 0 K: 2 S: 7	H: 0 LOB: 0 BB: 0 P: 12	R: 0 E: 0 K: 7 S: 12	H: 0 LOB: 0 BB: 0 P: 7	R: 0 E: 0 K: 1 S: 7	H: 0 LOB: 0 BB: 0 P: 12	1B: 0 2B: 3 3B: 0 HR: 2	SF: 0 SAC: 1 DP: 0 HBP: 0	WP: 1 PB: 0 SB: 1 CS: 0	PA: 38			
<b>PITCHER</b>	IP	WLS	BF	H	R	ER	SO	BB	IBB	HBP	BLK	WP	HR	S	P	ERA	WHIP										
<b>John Patterson, R</b> ERA: 6.91	(1, 1)	4.0		19	5	5	2	1	1	0	0	0	2	41	75	11.25	1.500										
<b>Stephen Randolph, L</b> ERA: 4.11	(5, 1)	3.0	W	13	0	1	1	3	0	0	0	1	0	25	41	3.00	1.000										
<b>Oscar Villarreal, L</b> ERA: 2.94	(8, 1)	1.0		3	0	0	0	0	0	0	0	0	0	7	11	0.00	0.000										
<b>Brady Raggio, R</b> ERA: 3.68	(9, 1)	1.0		3	0	0	0	0	0	0	0	0	0	7	12	0.00	0.000										

**Colorado Rockies @ Arizona Diamondbacks**  
Bank One Ballpark, Phoenix, AZ  
Mon Jul 07 2003, 9:37 PM EDT  
Att: 32,019 - Sunny - 83 F

AB	32
R	6
H	5
RBI	6
BB	5
SO	6
LOB	12



Batter	1	2	3	4	5	6	7	8	9	AB	R	H	RBI	BB	SO	LOB	BOTTOM										
<b>Craig Counsell, L</b> OBP: 0.397, SLG: 0.350	1-2 P6		1-0 F8	0-1 1B		3-2 G6-3	4-1 1B BB			4	1	1	1	1	0	0											
<b>Matt Kata, S</b> OBP: 0.432, SLG: 0.595	1-2 G3		3-1 L7	2-2 1B		4-2 HR BB	2-1 1B BB			4	2	2	0	1	0	0											
<b>Luis Gonzalez, L</b> OBP: 0.397, SLG: 0.566	0-1 G1-3		2-1 G6-3	2-0 G3		4-2 HR BB	0-2 1B BB			4	2	1	1	1	0	3											
<b>Shea Hillenbrand, R</b> OBP: 0.346, SLG: 0.512		3-1 G4-3 1B		0-0 HR	1-0 HR	1-1 HR 2H	0-2 1B 2B			5	4	5	7	0	0	0											
<b>Steve Finley, L</b> OBP: 0.387, SLG: 0.534		3-2 G4-3 1B		4-0 2B BB	1-1 P5	1-2 G4-3	2-2 1B			4	1	2	1	1	0	0											
<b>Chad Moeller, R</b> OBP: 0.383, SLG: 0.483		0-3 K		0-1 G1-3 1B 2B	1-2 P4		0-2 G6-3 K			5	1	1	1	0	2	3											
<b>Lyle Overbay, L</b> OBP: 0.372, SLG: 0.426		2-0 G4-3		0-0 F7	2-0 G4-3		0-2 3B 1B	0-0 1B		5	1	2	0	0	0	3											
<b>Quinton McCracken, S</b> OBP: 0.270, SLG: 0.280		4-0 IBB		0-0 G1-3		2-1 SH3-4 G6-3 2B	1-0 1B 3B	1-1 G6-3		4	2	2	1	1	0	1											
<b>John Patterson, R</b> ERA: 4.66	(1, 1)	5.2		29	9	6	2	2	1	0	0	0	0	0	0	0											
<b>Nelson Cruz, R</b> ERA: 6.89	(6, 1)	0.2	L	6	3	4	4	1	0	0	0	0	1	12	19	54.00	6.000										
<b>Javier López, L</b> ERA: 5.51	(7, 1)	0.1		4	3	1	1	0	1	0	0	0	0	11	20	27.00	12.000										
<b>Joe Roa, R</b> ERA: 5.82	(7, 1)	1.1		6	3	3	3	1	0	0	0	0	0	15	19	20.25	2.250										
<b>Inning Stats</b>	R: 0 E: 0 K: 0 S: 8	H: 0 LOB: 0 BB: 0 P: 10	R: 0 E: 0 K: 2 S: 13	H: 2 LOB: 3 BB: 1 P: 25	R: 0 E: 0 K: 0 S: 5	H: 0 LOB: 0 BB: 0 P: 11	R: 3 E: 0 K: 0 S: 13	H: 5 LOB: 3 BB: 1 P: 22	R: 1 E: 0 K: 0 S: 7	H: 1 LOB: 0 BB: 0 P: 12	R: 4 E: 0 K: 0 S: 17	H: 2 LOB: 1 BB: 2 P: 33	R: 6 E: 0 K: 1 S: 25	H: 7 LOB: 1 BB: 1 P: 38	R: 0 E: 0 K: 0 S: 6	H: 1 LOB: 0 BB: 0 P: 7	1B: 11 2B: 3 3B: 1 HR: 3	SF: 0 SAC: 1 DP: 0 HBP: 0	WP: 0 PB: 0 SB: 0 CS: 1	PA: 45							
<b>PITCHER</b>	IP	WLS	BF	H	R	ER	SO	BB	IBB	HBP	BLK	WP	HR	S	P	ERA	WHIP										
<b>Jason Jennings, R</b> ERA: 4.66	(1, 1)	5.2		29	9	6	2	2	1	0	0	0	0	0	0	0											
<b>Nelson Cruz, R</b> ERA: 6.89	(6, 1)	0.2	L	6	3	4	4	1	0	0	0	0	1	12	19	54.00	6.000										
<b>Javier López, L</b> ERA: 5.51	(7, 1)	0.1		4	3	1	1	0	1	0	0	0	0	11	20	27.00	12.000										
<b>Joe Roa, R</b> ERA: 5.82	(7, 1)	1.1		6	3	3	3	1	0	0	0	0	0	15	19	20.25	2.250										

**Colorado Rockies @ Arizona Diamondbacks**  
Bank One Ballpark, Phoenix, AZ  
Mon Jul 07 2003, 9:37 PM EDT  
Att: 32,019 - Sunny - 83 F

AB	39
R	14
H	18
RBI	14
BB	5
SO	3
LOB	13





Batter	1	2	3	4	5	6	7	8	9	AB	R	H	RBI	BB	SO	LOB	TOP				
Ronnie Belliard, R OBP: 0.379, SLG: 0.399	G5-3		K		K		G4-3-6-2			4	0	0	0	0	2	3					
Chris Stynes, R OBP: 0.375, SLG: 0.463	1B		1B			G5-3		K		4	1	2	1	0	1	0					
17 Todd Helton, L OBP: 0.437, SLG: 0.603	L8		HR			1B		FC6-4		4	1	3	2	0	0	1					
Preston Wilson, R OBP: 0.357, SLG: 0.552	K		K			K		FC6-4		4	0	0	0	0	3	3					
Larry Walker, L OBP: 0.431, SLG: 0.500		K			K			G3		4	0	1	0	0	2	1					
Jay Payton, R OBP: 0.351, SLG: 0.478	K				G6-3			1B		3	0	0	0	1	1	2					
Charles Johnson, R OBP: 0.313, SLG: 0.437	G6-3				K			G5-3		4	0	0	0	0	1	1					
Juan Uribe, R OBP: 0.301, SLG: 0.382			SH3-4		G6-3		S	K		4	1	2	0	0	1	1					
Denny Neagle, L OBP: 0.316, SLG: 0.400			SH3-4		G5-3			P4		1	0	0	0	0	0	0					
Greg Norton, S OBP: 0.316, SLG: 0.400										0	0	0	0	0	1	0					
Steve Reed, R OBP: 0.354, SLG: 0.500										0	0	0	0	0	0	0					
40 Brian Fuentes, L OBP: 0.293, SLG: 0.373										0	0	0	0	0	0	0					
Mark Sweeney, L OBP: 0.293, SLG: 0.373										1	0	0	0	0	0	1					
<b>Inning Stats</b>	R: 0 E: 0 K: 1 S: 10	H: 1 LOB: 1 BB: 0 P: 13	R: 0 E: 0 K: 2 S: 12	H: 0 LOB: 0 BB: 0 P: 19	R: 3 E: 0 K: 2 S: 14	H: 3 LOB: 0 BB: 0 P: 20	R: 0 E: 0 K: 2 S: 12	H: 0 LOB: 0 BB: 0 P: 18	R: 0 E: 0 K: 1 S: 8	H: 2 LOB: 2 BB: 0 P: 11	R: 0 E: 0 K: 0 S: 7	H: 1 LOB: 1 BB: 1 P: 16	R: 0 E: 0 K: 1 S: 11	H: 1 LOB: 1 BB: 0 P: 17	R: 0 E: 0 K: 1 S: 18	H: 0 LOB: 1 BB: 1 P: 30	1B: 6 2B: 2 3B: 0 HR: 1	SF: 0 SAC: 1 DP: 1 HBP: 0	WP: 0 PB: 0 SB: 2 CS: 0	PA: 36	
<b>PITCHER</b>	IP	WLS	BF	H	R	ER	SO	BB	IBB	HBP	BLK	WP	HR	S	P	ERA	WHIP				
17 Brandon Webb, R ERA: 2.18	7.0	W	28	7	3	3	9	1	0	0	0	0	1	71	110	3.86	1.143				
Eddie Cropsa, L ERA: 2.42	1.0	H	4	1	0	0	1	0	0	0	0	0	0	11	17	0.00	1.000				
Matt Mantei, R ERA: 3.76	1.0		4	0	0	0	1	1	0	0	0	0	0	18	30	0.00	1.000				

Colorado Rockies @ Arizona Diamondbacks  
Bank One Ballpark, Phoenix, AZ  
Tue Jul 08 2003, 9:37 PM EDT  
Att: 36,436 - Sunny - 80 F

AB 33  
R 3  
H 8  
RBI 3  
BB 2  
SO 11  
LOB 13



Batter	1	2	3	4	5	6	7	8	9	AB	R	H	RBI	BB	SO	LOB	BOTTOM				
Craig Counsell, L OBP: 0.381, SLG: 0.368	HR				G6-4-3		F7	P6		5	1	1	1	0	0	4					
Matt Kata, S OBP: 0.413, SLG: 0.566	G5-3		P6			F8	F8			4	0	0	0	0	0	0					
Luis Gonzalez, L OBP: 0.393, SLG: 0.560	K		G4-3			G3		K		4	0	0	0	0	2	0					
Shea Hillenbrand, R OBP: 0.352, SLG: 0.518	HR		P3					3B		3	2	2	0	1	0	0					
Steve Finley, L OBP: 0.388, SLG: 0.551	HR				F7		L8	1B		4	2	2	3	0	0	1					
Alex Cintron, S OBP: 0.345, SLG: 0.484	F8				L9		FC3-6	1B		3	1	1	0	0	0	0					
Chad Moeller, R OBP: 0.365, SLG: 0.483			SH1-3		G6-3		FC3-6	HR		4	1	2	1	0	0	1					
Quinton McCracken, S OBP: 0.277, SLG: 0.287		L5						1B		4	1	2	0	0	0	1					
17 Brandon Webb, R OBP: 0.087, SLG: 0.045										1	0	0	0	0	0	0					
Carlos Baerga, S OBP: 0.364, SLG: 0.500										1	1	1	3	0	0	0					
Eddie Cropsa, L OBP: 0.354, SLG: 0.500										0	0	0	0	0	0	0					
Lyle Overbay, L OBP: 0.371, SLG: 0.426										0	0	0	1	0	0	0					
Matt Mantei, R ERA: 3.14										0	0	0	0	0	0	0					
<b>Inning Stats</b>	R: 3 E: 0 K: 1 S: 17	H: 3 LOB: 0 BB: 0 P: 24	R: 0 E: 0 K: 0 S: 7	H: 1 LOB: 1 BB: 0 P: 10	R: 0 E: 0 K: 0 S: 9	H: 0 LOB: 0 BB: 0 P: 14	R: 0 E: 0 K: 0 S: 7	H: 0 LOB: 0 BB: 0 P: 12	R: 0 E: 1 K: 0 S: 5	H: 0 LOB: 1 BB: 1 P: 20	R: 3 E: 0 K: 0 S: 17	H: 3 LOB: 0 BB: 0 P: 24	R: 3 E: 0 K: 1 S: 15	H: 4 LOB: 2 BB: 0 P: 25	R: 0 E: 0 K: 1 S: 18	H: 0 LOB: 1 BB: 1 P: 30	1B: 6 2B: 1 3B: 1 HR: 3	SF: 1 SAC: 1 DP: 1 HBP: 1	WP: 1 PB: 0 SB: 0 CS: 0	PA: 37	
<b>PITCHER</b>	IP	WLS	BF	H	R	ER	SO	BB	IBB	HBP	BLK	WP	HR	S	P	ERA	WHIP				
Denny Neagle, L ERA: 6.26	6.0	L	23	4	3	3	1	1	0	0	0	0	1	17	24	27.00	3.000				
Steve Reed, R ERA: 3.69	1.0		6	3	3	3	0	0	0	0	0	0	0	17	24	27.00	4.000				
40 Brian Fuentes, L ERA: 3.14	1.0		8	4	3	3	1	0	0	1	0	0	0	15	25	27.00	4.000				

Colorado Rockies @ Arizona Diamondbacks  
Bank One Ballpark, Phoenix, AZ  
Tue Jul 08 2003, 9:37 PM EDT  
Att: 36,436 - Sunny - 80 F

AB 33  
R 9  
H 11  
RBI 9  
BB 1  
SO 2  
LOB 7













Batter	1	2	3	4	5	6	7	8	9	AB	R	H	RBI	BB	SO	LOB	TOP			
Ray Durham, S OBP: 0.382, SLG: 0.429	F8	G3		L9			WP 1B 2B	K		5	1	1	0	0	1	2				
J.T. Snow, L OBP: 0.395, SLG: 0.435	1B BB		HR		G3		BB 1B SF9	2B	BB	2	4	1	1	3	0	0				
Marquis Grissom, R OBP: 0.341, SLG: 0.509	1B E		HR		K		SF9 BB	1B	BB	5	3	4	2	0	1	0				
Barry Bonds, L OBP: 0.494, SLG: 0.712	K		G3		HR		1-2 BB		1B BB	3	2	1	1	2	1	2				
José Cruz Jr., S OBP: 0.376, SLG: 0.461	E8		G3		F7		SF9		1B	3	0	1	3	1	0	0				
Neftali Pérez, S OBP: 0.308, SLG: 0.379	G4-3					F7	G4-3		1B	5	0	2	1	0	0	3				
Edgardo Alfonzo, R OBP: 0.313, SLG: 0.340		G6-3	G6-3			K		2B	SF8	4	0	1	1	0	1	1				
Yorvit Torrealba, R OBP: 0.296, SLG: 0.389		G1-3		G5-3		K			F7	5	0	0	0	0	2	3				
Jason Schmidt, R OBP: 0.100, SLG: 0.077				B5-3						4	0	1	0	0	1	1				
Andres Galarraga, R OBP: 0.343, SLG: 0.519								G6-3		1	0	0	0	0	1	2				
Tim Worrell, R										0	0	0	0	0	0	0				
Scott Eyre, L										0	0	0	0	0	0	0				
Felix Rodriguez, R OBP: 1.000, SLG: 1.000										0	0	0	0	0	0	0				
<b>Inning Stats</b>	R: 2 H: 2 E: 1 K: 1 S: 14	H: 2 R: 1 LOB: 1 BB: 1 P: 23	R: 0 H: 0 E: 0 K: 0 S: 9	H: 1 R: 4 LOB: 1 BB: 0 P: 13	R: 2 H: 2 E: 0 K: 0 S: 13	H: 2 R: 1 LOB: 0 BB: 1 P: 25	R: 0 H: 0 E: 0 K: 0 S: 5	H: 0 R: 0 LOB: 0 BB: 0 P: 7	R: 1 H: 1 E: 0 K: 1 S: 7	H: 1 R: 0 LOB: 0 BB: 0 P: 12	R: 0 H: 0 E: 0 K: 2 S: 8	H: 0 R: 3 LOB: 2 BB: 1 P: 26	R: 0 H: 1 E: 0 K: 2 S: 10	H: 1 R: 0 LOB: 1 BB: 0 P: 16	R: 3 H: 2 E: 0 K: 1 S: 19	H: 2 R: 2 LOB: 3 BB: 3 P: 38	1B: 6 2B: 3 3B: 1 HR: 2	SF: 2 SAC: 0 DP: 0 HBP: 0	WP: 1 PB: 0 CS: 0	PA: 45
<b>PITCHER</b>	IP WLS BF H R ER SO BB IBB HBP BLK WP HR S P ERA WHIP																			
Miguel Batista, R ERA: 3.0	(1, 1) 5.0 L 23 6 5 4 2 2 2 0 0 0 0 0 2 48 80 7.20 1.600																			
Stephen Randolph, L ERA: 4.24	(6, 1) 1.1 8 3 2 2 3 1 0 0 0 0 1 0 18 30 13.50 3.000																			
Oscar Villarreal, R ERA: 2.85	(7, 1) 0.2 2 0 0 0 0 0 0 0 0 0 0 0 2 5 0.00 0.000																			
Andrew Good, R ERA: 6.29	(8, 1) 1.0 7 2 3 3 2 1 1 0 0 0 0 0 16 32 27.00 3.000																			
Jose Valverde, R ERA: 1.98	(9, 1) 1.0 5 1 0 0 1 1 0 0 0 0 0 0 13 22 0.00 2.000																			

San Francisco Giants @ Arizona Diamondbacks  
Bank One Ballpark, Phoenix, AZ  
Fri Jul 11 2003, 10:07 PM EDT  
Att: 44,105 - Dome - 72 F

AB	37
R	10
H	12
RBI	9
BB	6
SO	8
LOB	14



Batter	1	2	3	4	5	6	7	8	9	AB	R	H	RBI	BB	SO	LOB	BOTTOM			
Craig Counsell, L OBP: 0.381, SLG: 0.387	F9		F8		SH5-3		G3-1		E3	4	1	0	1	0	0	2				
Matt Kata, S OBP: 0.422, SLG: 0.609	P6		K		P5				G6-3	5	1	2	2	0	1	2				
Luis Gonzalez, L OBP: 0.393, SLG: 0.562	2B BB		K		P2				G6-3	4	1	0	1	1	2	3				
Shea Hillenbrand, R OBP: 0.353, SLG: 0.527	1-H 2B			G4-3		G3-6-1 1B			F8	5	0	2	1	0	1	1				
Steve Finley, L OBP: 0.386, SLG: 0.551	F8		K		G3-6-1				F7	4	0	0	0	0	1	2				
David Dellucci, L OBP: 0.339, SLG: 0.413			S BB		G3		G4-3		2B E	3	1	1	0	1	0	0				
Chad Moeller, R OBP: 0.371, SLG: 0.497		K			1B 2B				E	4	2	3	0	0	1	1				
Lyle Overbay, L OBP: 0.367, SLG: 0.417		K			SH5-3 1B				K	4	0	1	0	0	2	4				
Miguel Batista, R OBP: 0.268, SLG: 0.326					SH5-3 1B				E	1	0	0	0	0	1	1				
Quinton McCracken, S OBP: 0.296, SLG: 0.291									2B	1	0	1	0	0	0	0				
Stephen Kendrick, L ERA: 2.14										0	0	0	0	0	0	0				
Oscar Villarreal, L ERA: 2.85										0	0	0	0	0	0	0				
Mark Grace, L OBP: 0.396, SLG: 0.330										1	0	0	0	0	0	1				
Andrew Good, R ERA: 6.29										0	0	0	0	0	0	0				
Jose Valverde, R ERA: 1.98										0	0	0	0	0	0	0				
Robby Hamrick, R ERA: 3.46										0	1	0	0	1	0	0				
<b>Inning Stats</b>	R: 1 H: 1 E: 0 K: 0 S: 12	H: 1 R: 3 LOB: 1 BB: 1 P: 19	R: 0 H: 0 E: 0 K: 3 S: 13	H: 0 R: 4 LOB: 1 BB: 1 P: 21	R: 0 H: 0 E: 0 K: 2 S: 14	H: 0 R: 1 LOB: 0 BB: 0 P: 18	R: 0 H: 0 E: 0 K: 1 S: 7	H: 0 R: 0 LOB: 0 BB: 0 P: 8	R: 0 H: 1 E: 0 K: 0 S: 3	H: 1 R: 0 LOB: 1 BB: 0 P: 7	R: 0 H: 1 E: 0 K: 0 S: 7	H: 1 R: 3 LOB: 1 BB: 0 P: 11	R: 1 H: 1 E: 0 K: 2 S: 10	H: 1 R: 0 LOB: 0 BB: 0 P: 14	R: 4 H: 3 E: 1 K: 1 S: 19	H: 3 R: 2 LOB: 5 BB: 1 P: 33	1B: 4 2B: 5 3B: 0 HR: 1	SF: 0 SAC: 1 DP: 1 HBP: 0	WP: 0 PB: 0 CS: 0	PA: 40
<b>PITCHER</b>	IP WLS BF H R ER SO BB IBB HBP BLK WP HR S P ERA WHIP																			
Jason Schmidt, R ERA: 2.37	(1, 1) 8.0 W 32 7 3 3 8 2 0 0 0 0 0 1 77 111 3.38 1.125																			
Tim Worrell, R ERA: 2.14	(9, 1) 0.1 6 3 4 3 1 1 0 0 0 0 0 0 15 26 81.00 12.000																			
Scott Eyre, L ERA: 3.47	(9, 1) 0.1 H 1 0 0 0 0 0 0 0 0 0 0 0 3 5 0.00 0.000																			
Felix Rodriguez, R ERA: 3.51	(9, 1) 0.1 S 1 0 0 0 0 0 0 0 0 0 0 0 1 2 0.00 0.000																			

San Francisco Giants @ Arizona Diamondbacks  
Bank One Ballpark, Phoenix, AZ  
Fri Jul 11 2003, 10:07 PM EDT  
Att: 44,105 - Dome - 72 F

AB	36
R	7
H	10
RBI	6
BB	3
SO	9
LOB	17









Batter	1	2	3	4	5	6	7	8	9	AB	R	H	RBI	BB	SO	LOB	TOP		
<b>Neft Perez, S</b> OBP: 0.306, SLG: 0.375	F7	G1-3		3-1 1B		3-2 G4-3			2-3 K	5	0	1	0	0	1	3			
<b>J.T. Snow, L</b> OBP: 0.393, SLG: 0.442	1-2 HR	2-3 K		1-0 G4-3			2-2 P5			4	1	1	1	0	1	1			
<b>Marquis Grissom, R</b> OBP: 0.335, SLG: 0.499	1-3 K	2-1 P6			0-3 K		3-2 F7			4	0	0	0	0	2	0			
<b>Barry Bonds, L</b> OBP: 0.496, SLG: 0.719	4-0 HR	1-1 F7			4-2 FC6-4 1B BB		0-0 G3-1			2	1	0	0	2	0	0			
<b>José Cruz Jr., S</b> OBP: 0.378, SLG: 0.466	3-2 1-H HR		1-1 F9		3-2 FC6-4 1B		2-2 G3-1			4	1	2	2	0	0	0			
<b>Rich Aurilia, R</b> OBP: 0.307, SLG: 0.402	1-0 1B HBP		2-2 G5-3		2-2 FC6-4		1-3 K			4	1	1	0	0	1	2			
<b>Edgardo Alfonzo, R</b> <b>Tim Worrell, R</b>	3-2 HBP HBP	1-3 1B		1-3 K		1-3 K		0-2 F8		4	0	1	0	0	2	2			
<b>Yorvit Torrealba, R</b> OBP: 0.301, SLG: 0.377	1-2 HBP HBP		3-3 K		2-3 K			0-3 K		3	0	0	0	0	3	0			
<b>Jim Brower, R</b> 41 Chad Zerbe, L Andres Galaraga, R Jason Christiansen, L Joe Nathan, R Pedro Feliz, R	1-1 HBP		0-2 G3-1		3-3 K			2-3 K		0	0	0	1	0	0	0			
<b>Inning Stats</b>	R: 4 E: 0 K: 1 S: 20	H: 4 LOB: 3 BB: 1 P: 35	R: 0 E: 0 K: 1 S: 8	H: 0 LOB: 0 BB: 0 P: 13	R: 0 E: 0 K: 1 S: 8	H: 0 LOB: 0 BB: 0 P: 12	R: 0 E: 0 K: 1 S: 11	H: 1 LOB: 1 BB: 0 P: 18	R: 0 E: 0 K: 2 S: 14	H: 1 LOB: 2 BB: 1 P: 24	R: 0 E: 0 K: 0 S: 7	H: 0 LOB: 0 BB: 0 P: 12	R: 0 E: 0 K: 1 S: 10	H: 0 LOB: 0 BB: 0 P: 13	R: 0 E: 0 K: 3 S: 9	H: 0 LOB: 0 BB: 0 P: 13	1B: 4 2B: 0 3B: 0 HR: 2	SF: 0 SAC: 0 DP: 0 HBP: 2	WP: 0 PA: 37 CS: 0
<b>PITCHER</b>	IP	WLS	BF	H	R	ER	SO	BB	IBB	HBP	BLK	WP	HR	S	P	ERA	WHIP		
17 Brandon Webb, R Stephen Randolph, L Jose Valverde, R Matt Mantei, R	(1, 1) (7, 1) (8, 1) (9, 1)	6.0 1.0 1.0 1.0	W H H S	28 3 3 3	6 0 0 0	4 0 0 0	4 0 0 0	8 0 1 3	2 0 0 0	0 0 0 0	2 0 0 0	0 0 0 0	0 0 0 0	2 7 10 9	121 7 12 13	6.00 0.00 0.00 0.00	1.333 0.000 0.000 0.000		

San Francisco Giants @ Arizona Diamondbacks  
Bank One Ballpark, Phoenix, AZ  
Sun Jul 13 2003, 4:35 PM EDT  
Att: 44,719 - Dome - 72 F

AB	33
R	4
H	6
RBI	4
BB	2
SO	12
LOB	8



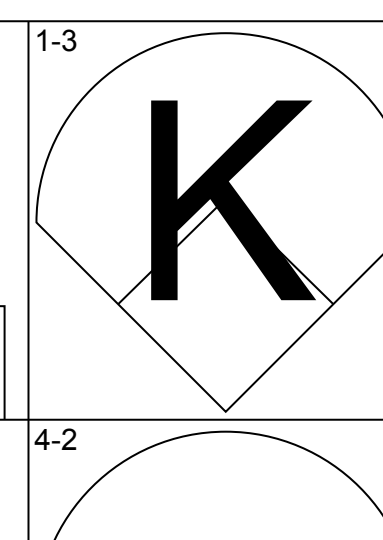
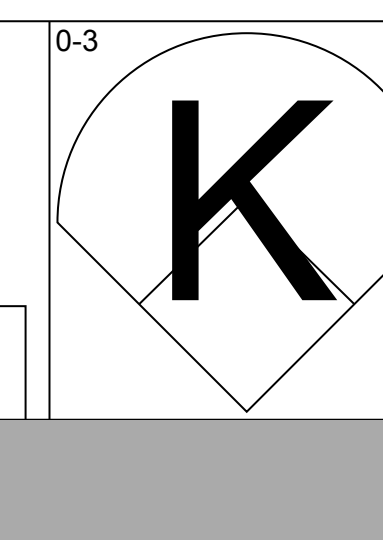
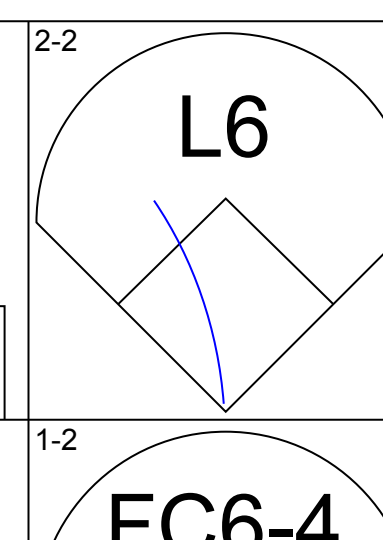
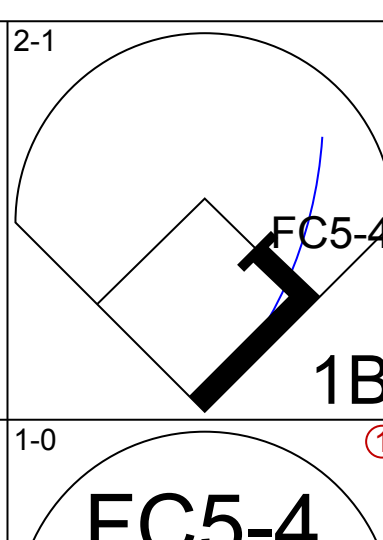
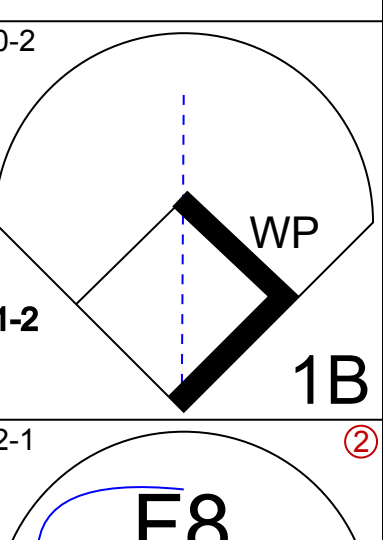
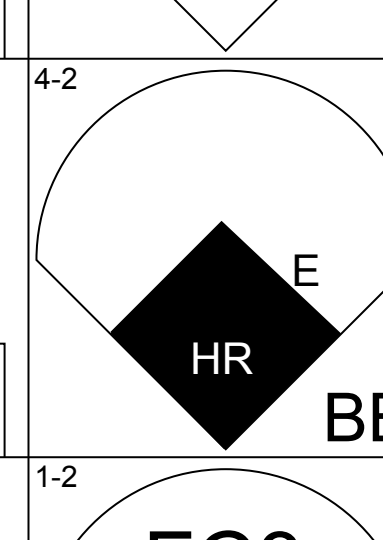
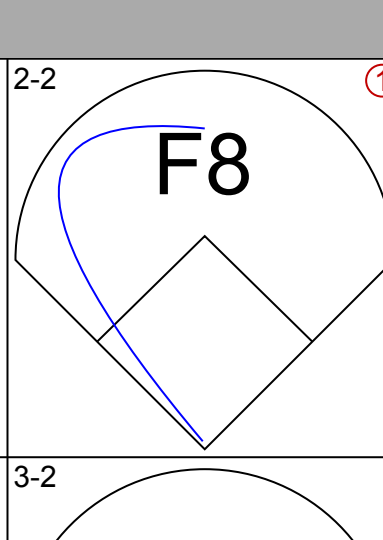
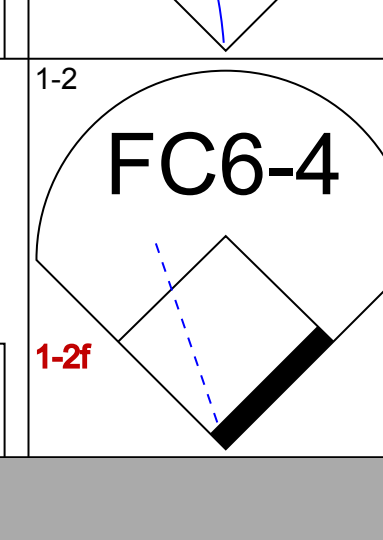
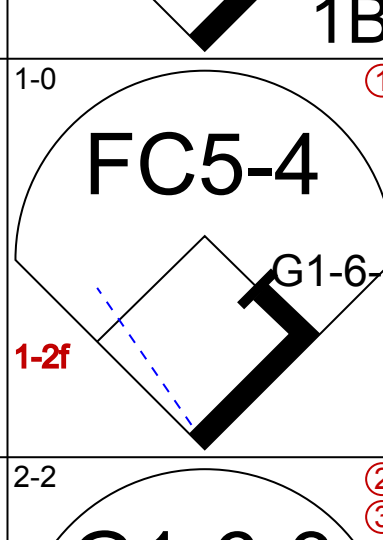
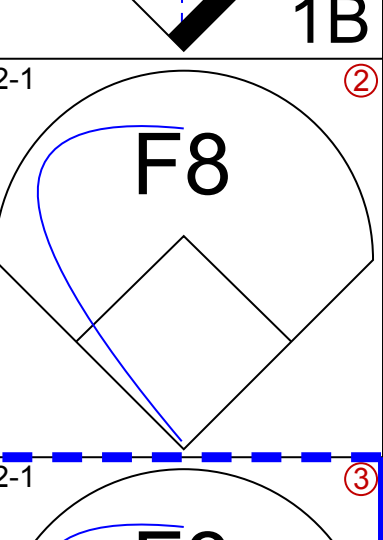
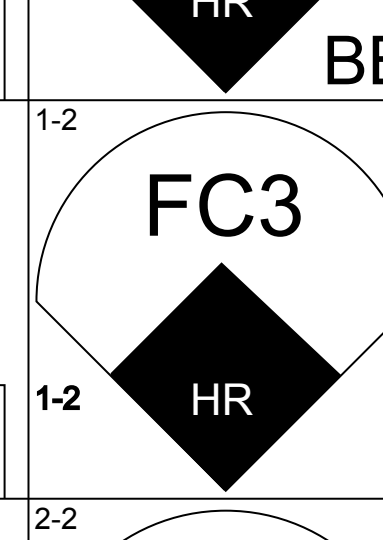
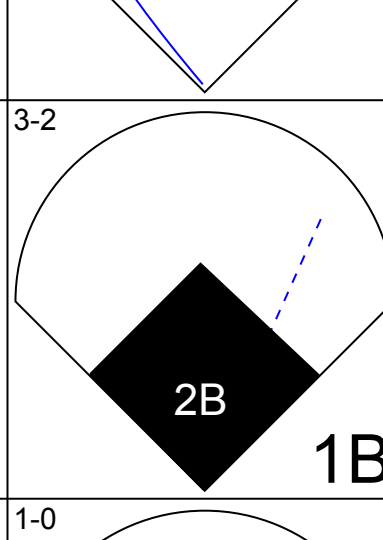
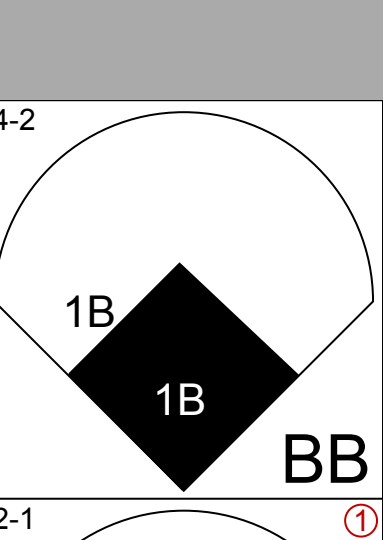
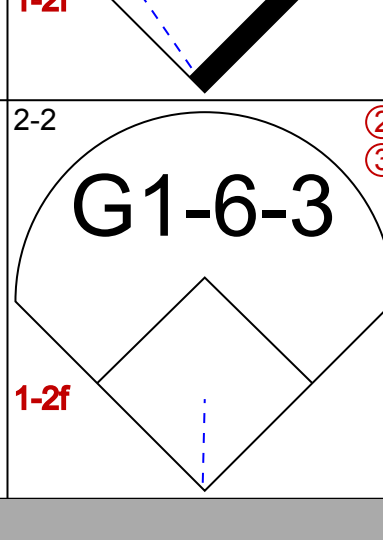
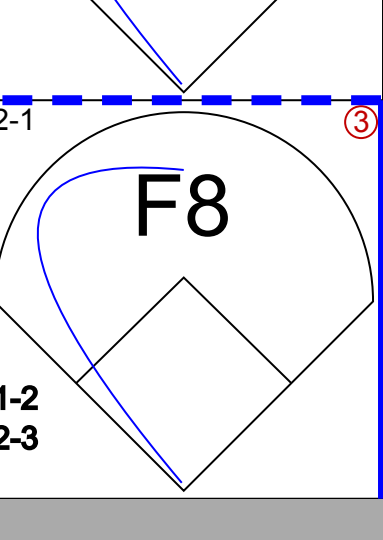
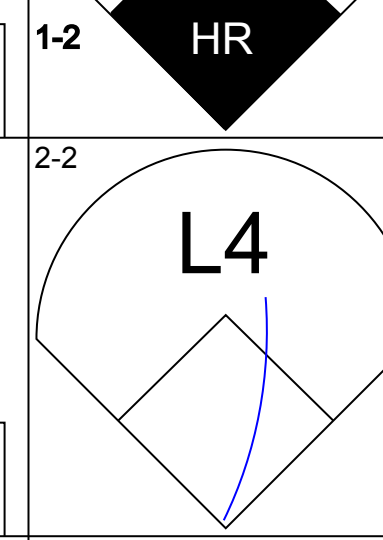
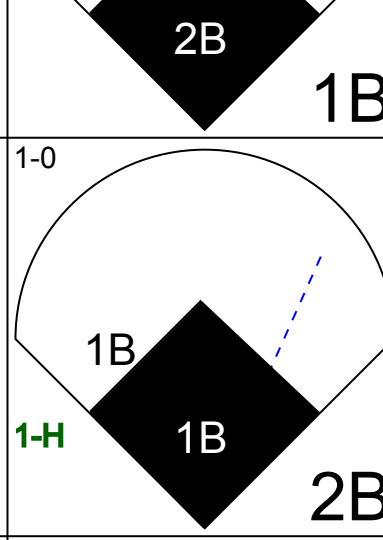
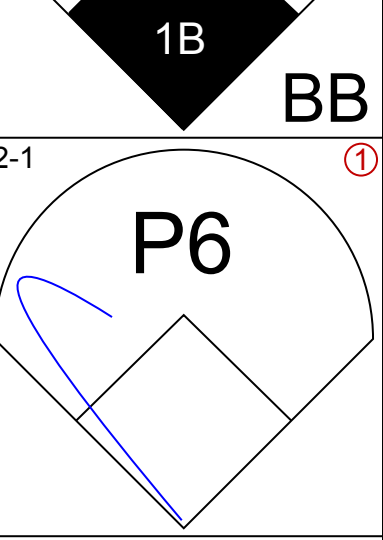
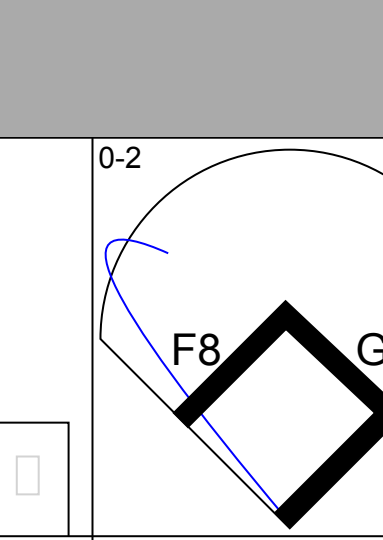
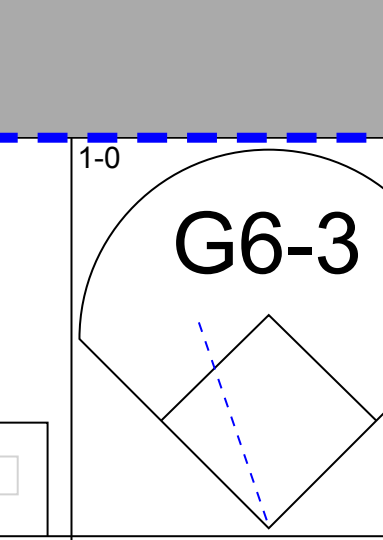
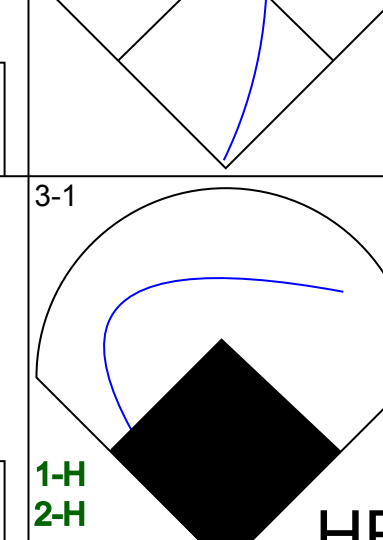
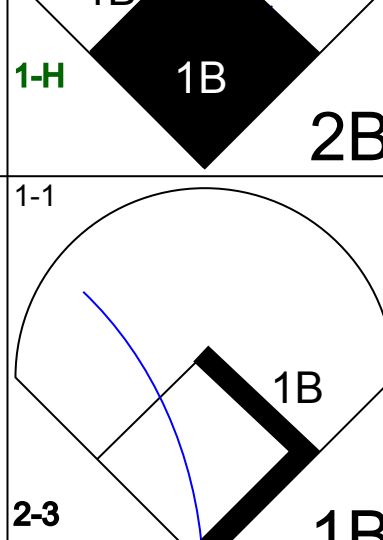
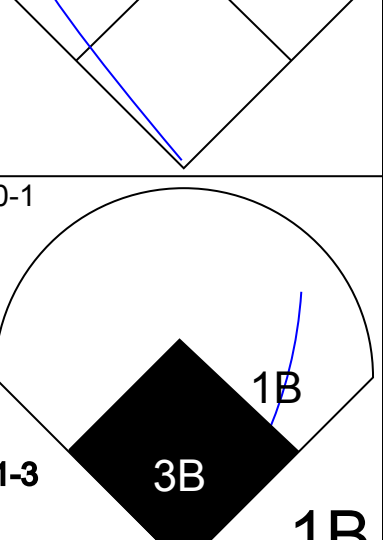
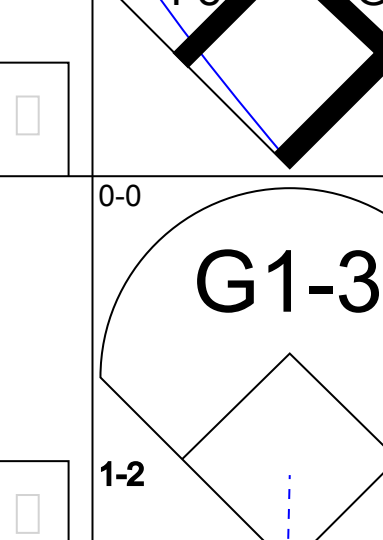
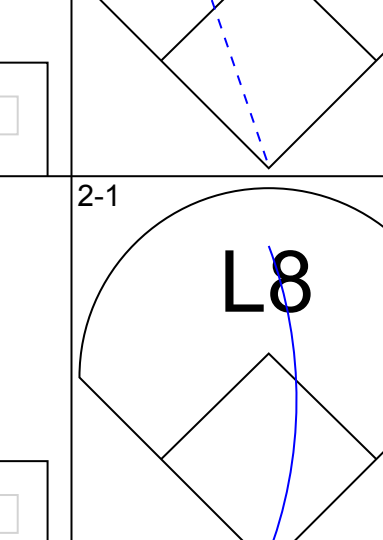
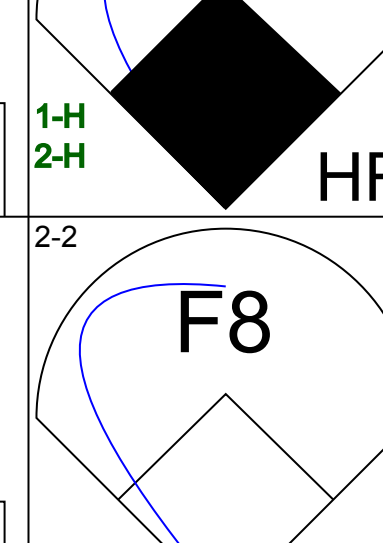
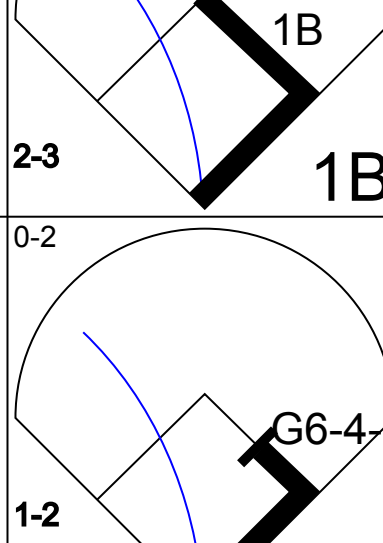
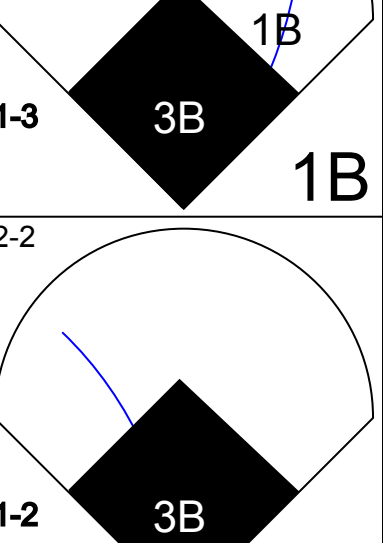
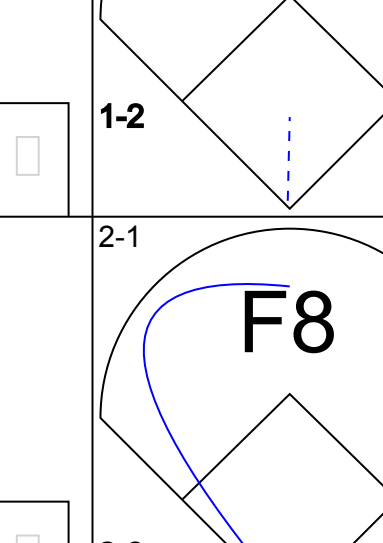
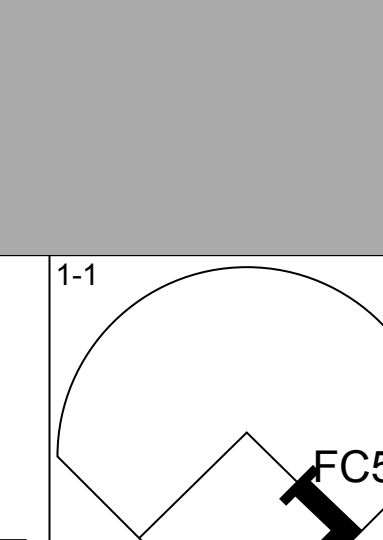
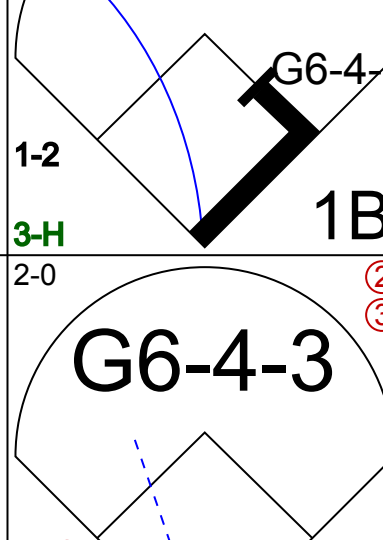
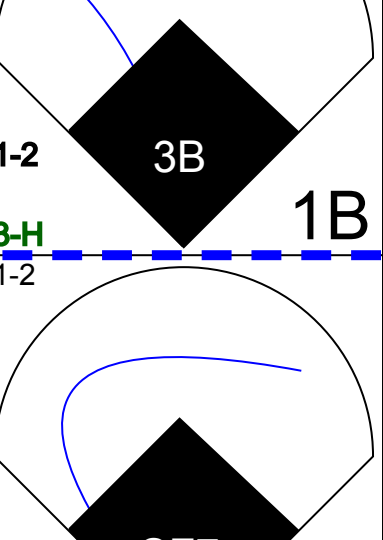
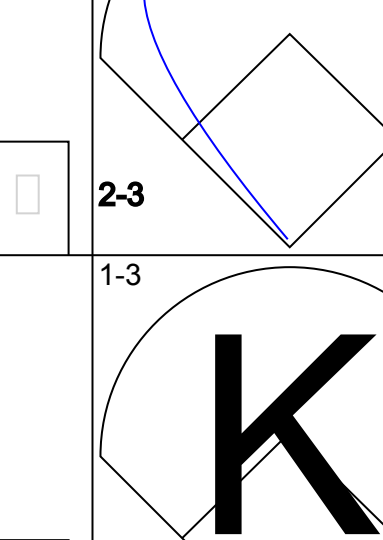
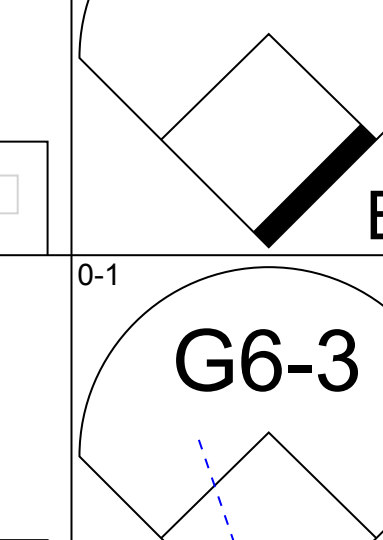
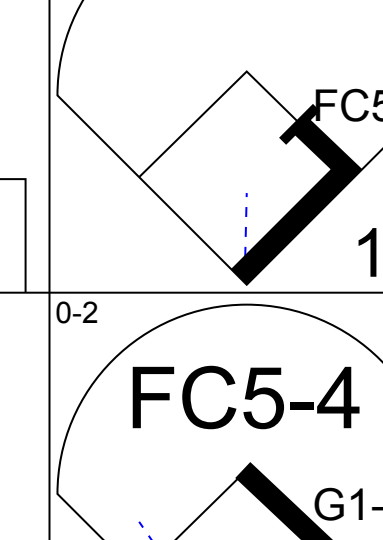
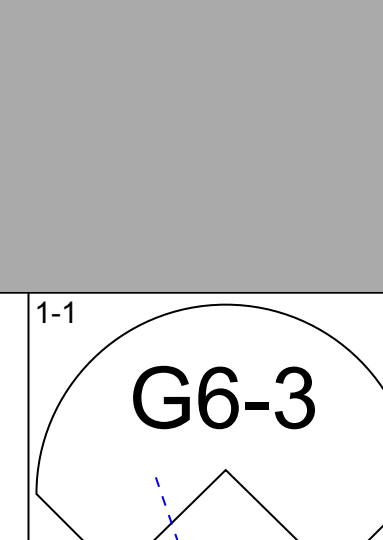
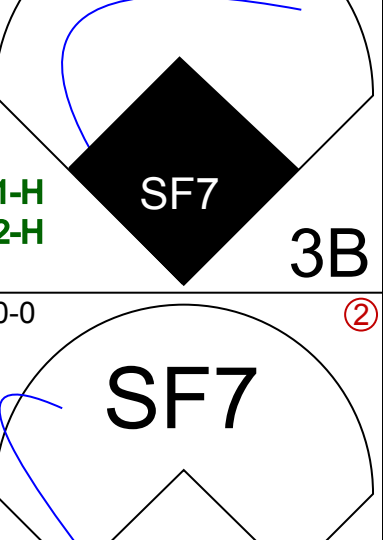
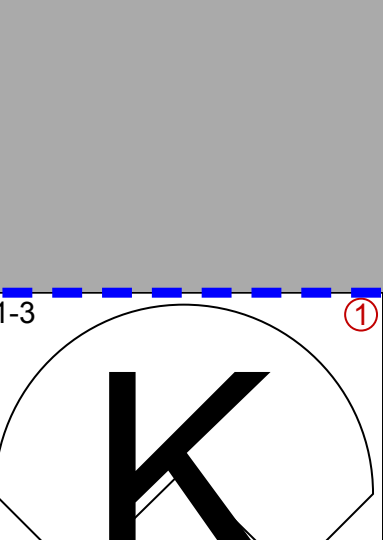

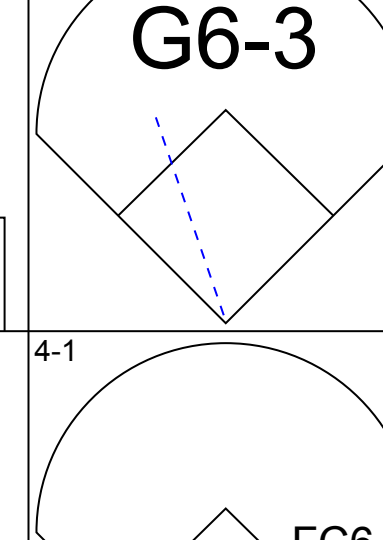
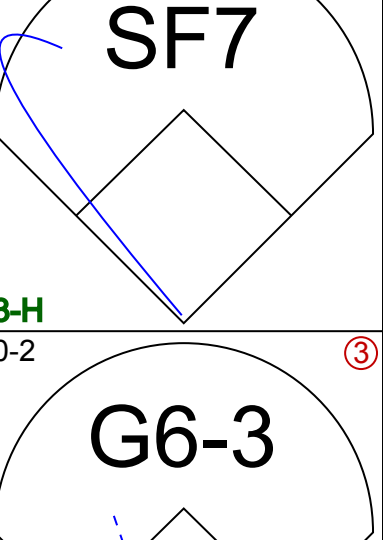
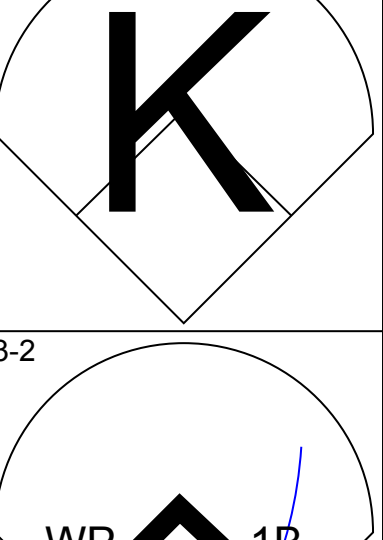
Batter	1	2	3	4	5	6	7	8	9	AB	R	H	RBI	BB	SO	LOB	BOTTOM		
<b>Craig Counsell, L</b> OBP: 0.385, SLG: 0.373	4-1 2B BB	4-2 1B BB		1-1 G6-3		1-2 F8				2	2	0	0	2	0	0			
<b>Alex Cintron, S</b> OBP: 0.349, SLG: 0.475	4-2 2B BB	1-1 1B		3-2 G4-6-3 1B			0-1 G6-3			3	2	2	1	1	0	0			
<b>Luis Gonzalez, L</b> OBP: 0.393, SLG: 0.560	0-1 G5-3 2B	0-0 1B SF7		1-1 G4-6-3			2-3 K			4	2	2	2	0	1	1			
<b>Shea Hillenbrand, R</b> OBP: 0.351, SLG: 0.517	0-1 G5-3	0-1 FC5-4 1B			1-1 F8		0-0 L9			4	0	1	2	0	0	1			
<b>Steve Finley, L</b> OBP: 0.386, SLG: 0.550	2-3 3-H	1-2 SF7			0-1 F7			4-1 WP G5-3 BB		2	0	1	2	1	0	0			
<b>Robby Hammock, R</b> OBP: 0.312, SLG: 0.515	3-3 K	1-0 FC5-4			2-2 1B			1-2 G5-3		4	0	1	0	0	1	3			
<b>Lyle Overbay, L</b> OBP: 0.361, SLG: 0.409	3-2 G1-3		3-2 G4-3		2-2 K			1-2 P5		4	0	0	0	0	1	3			
<b>Quinton McCracken, S</b> <b>Mark Grace, L</b> <b>Matt Mantei, R</b>	(1, 9) (8, PH) (9, 1)	2-1 17 SH2-4 1B		1-1 B1-3		1-1 G6-3		3-3 K		3	1	1	0	0	0	0			
<b>17 Brandon Webb, R</b> <b>Luis Tterro, R</b> <b>Stephen Randolph, L</b> <b>Jose Valverde, R</b> <b>David Dellucci, L</b>	(1, 1) (6, PH) (7, 1) (8, 1) (9, 9)	0-0 SH2-4		1-1 G4-3		0-0 G4-3				1	0	0	0	0	0	0			
<b>Inning Stats</b>	R: 3 E: 0 K: 1 S: 18	H: 2 LOB: 1 BB: 2 P: 35	R: 4 E: 0 K: 0 S: 14	H: 4 LOB: 1 BB: 1 P: 23	R: 0 E: 0 K: 0 S: 7	H: 0 LOB: 0 BB: 0 P: 12	R: 0 E: 0 K: 0 S: 7	H: 1 LOB: 0 BB: 0 P: 12	R: 0 E: 0 K: 0 S: 10	H: 1 LOB: 1 BB: 0 P: 15	R: 0 E: 0 K: 1 S: 6	H: 0 LOB: 0 BB: 0 P: 8	R: 0 E: 0 K: 1 S: 12	H: 0 LOB: 1 BB: 1 P: 21	1B: 6 2B: 2 3B: 0 HR: 0	SF: 1 SAC: 1 DP: 1 HBP: 0	WP: 1 PA: 35 CS: 0		
<b>PITCHER</b>	IP	WLS	BF	H	R	ER	SO	BB	IBB	HBP	BLK	WP	HR	S	P	ERA	WHIP		
Jim Brower, R 41 Chad Zerbe, L Jason Christiansen, L Joe Nathan, R Tim Worrell, R	(1, 1) (2, 1) (6, 1) (7, 1) (8, 1)	1.1 3.2 1.2 1.0 0.1	L L S S S	11 14 5 0 0	4 4 0 0 0	6 1 0 0 0	6 1 0 0 1	1 1 0 0 1	3 0 0 0 0	0 0 0 0 0	0 0 0 1 0	0 0 0 0 0	0 0 0 0 0	25 31 12 10 3	49 48 16 16 6	40.50 2.46 0.00 0.00 0.00	5.250 1.091 0.000 1.000 0.000		

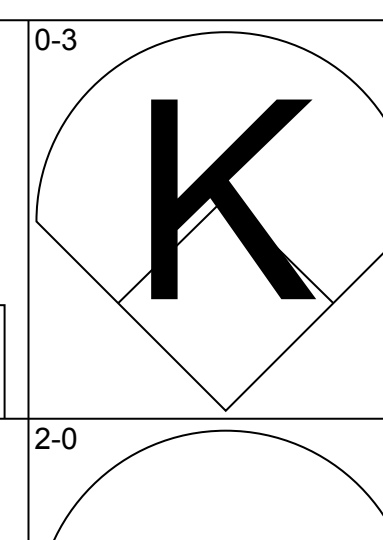
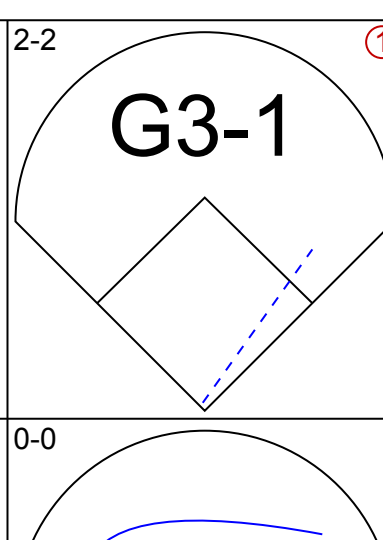
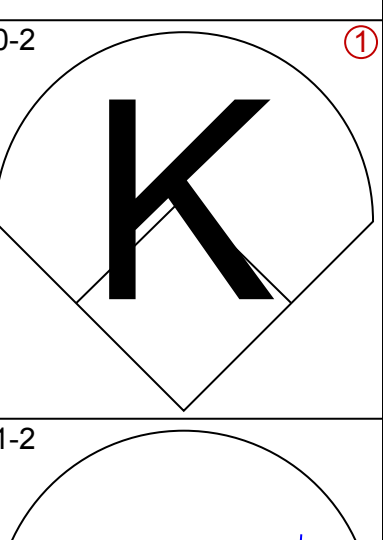
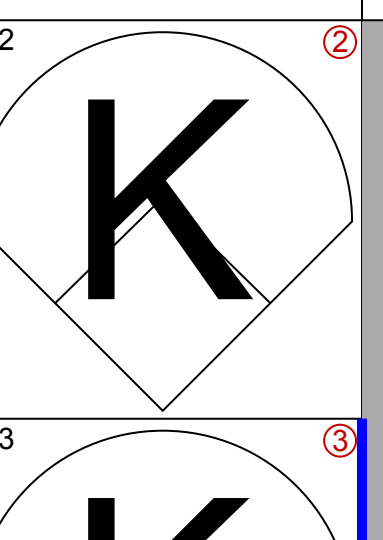
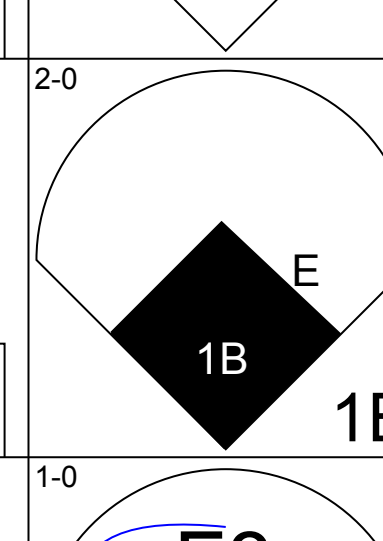
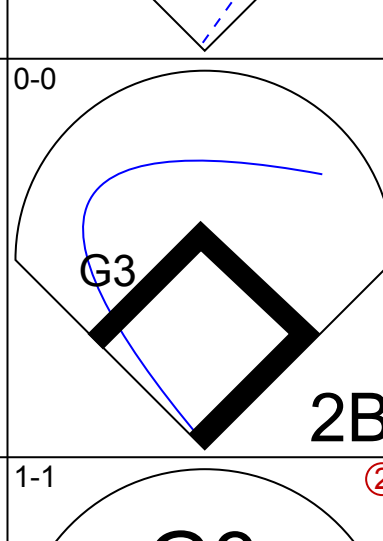
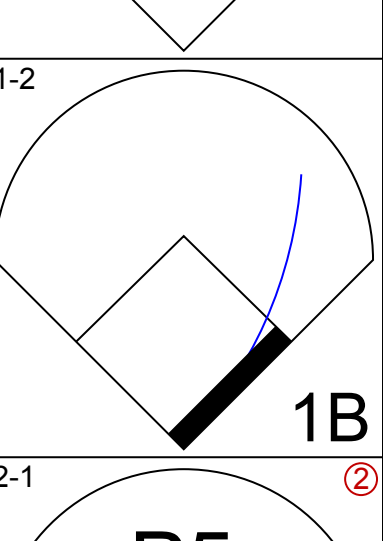
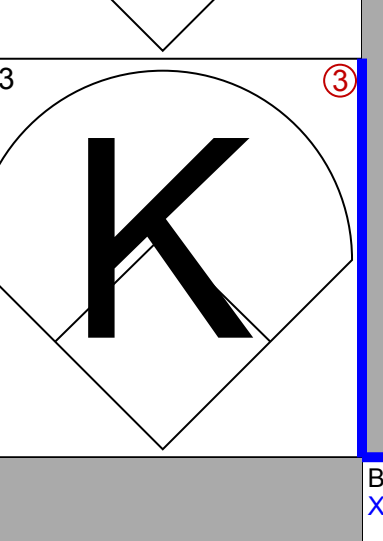
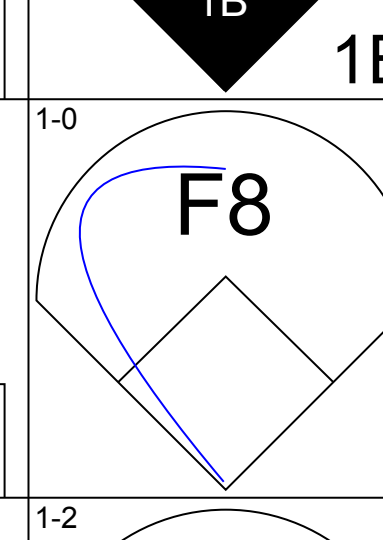
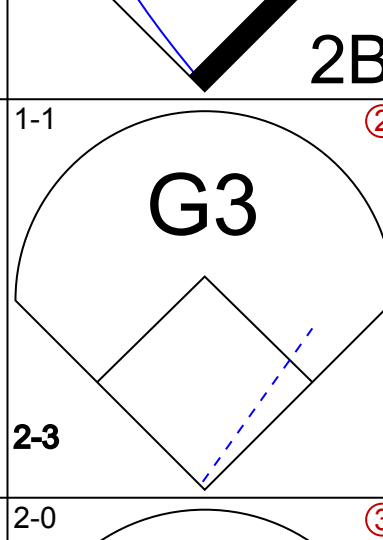
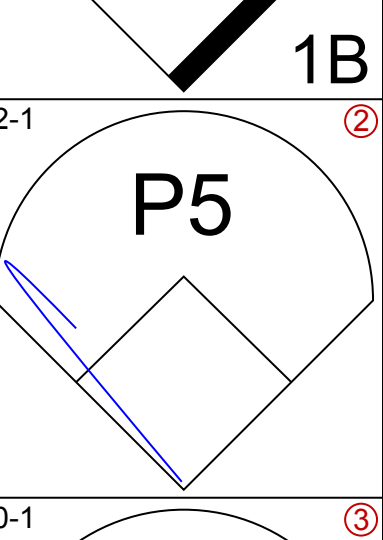
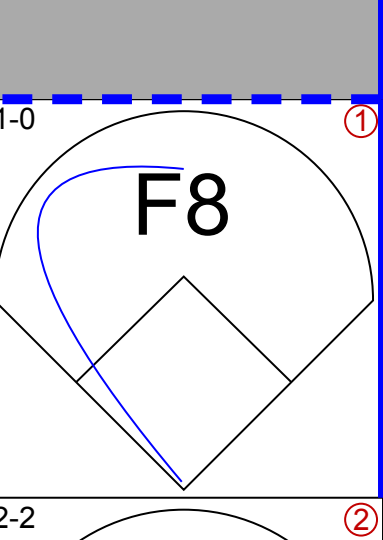
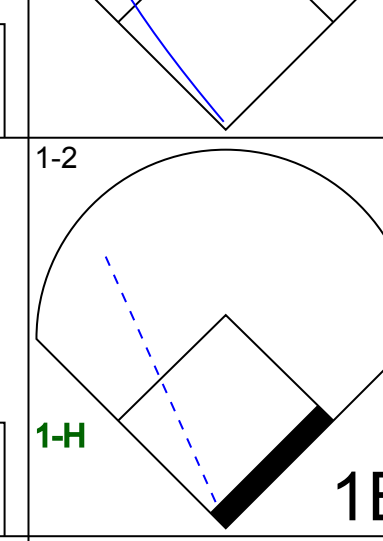
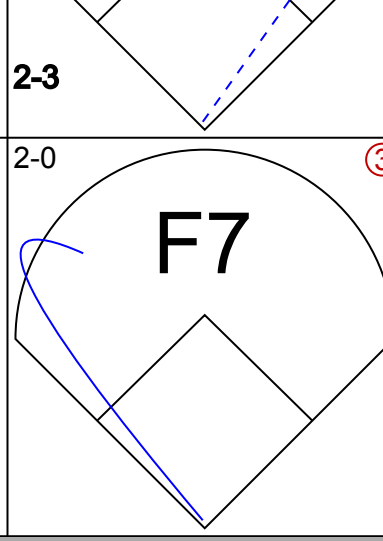
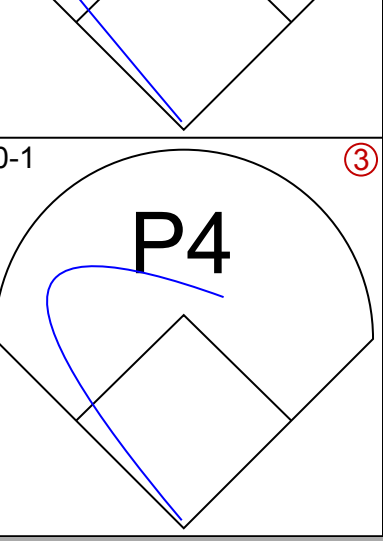
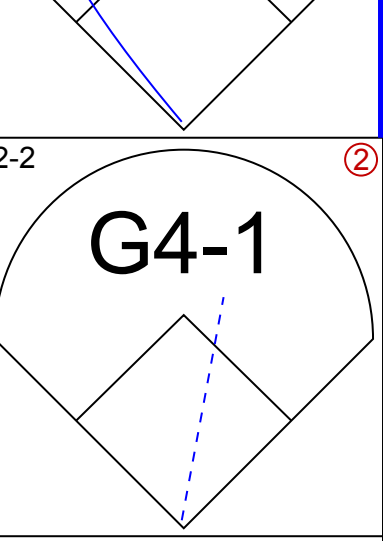
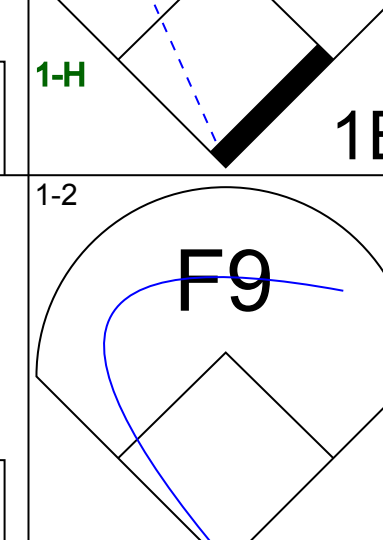
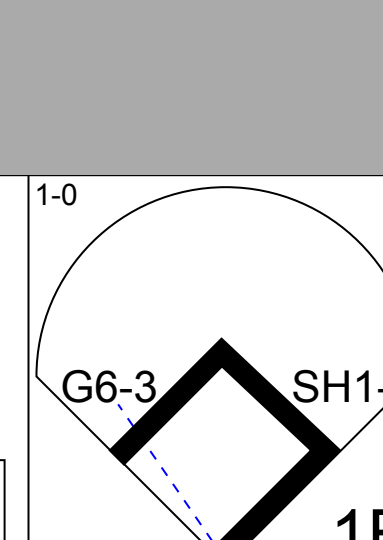
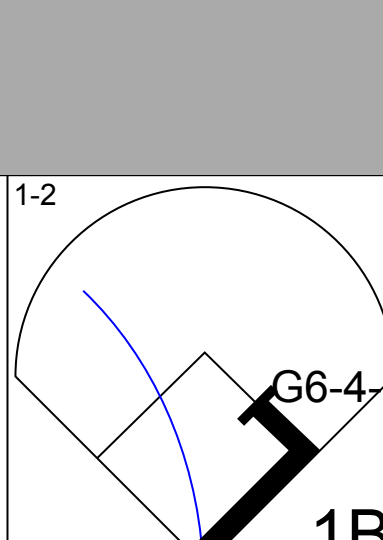
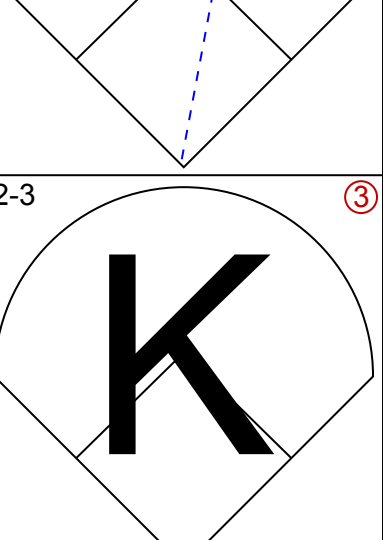
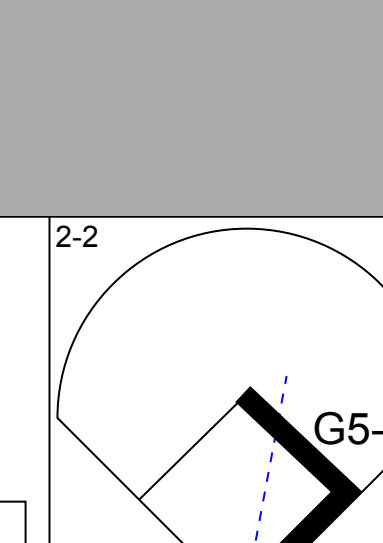
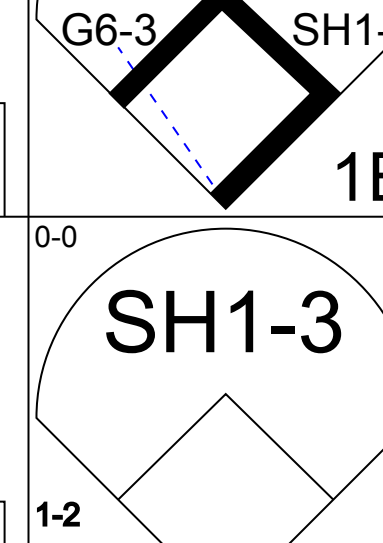
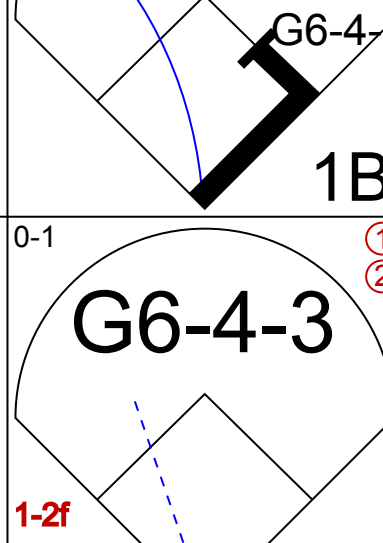
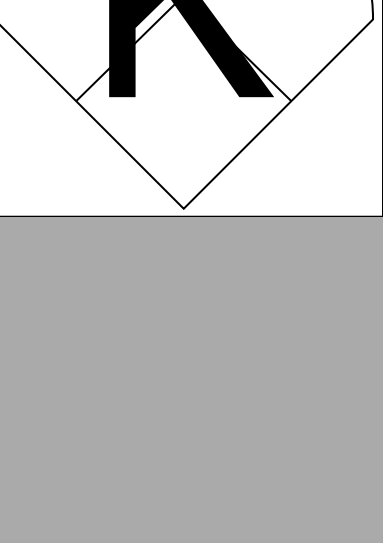
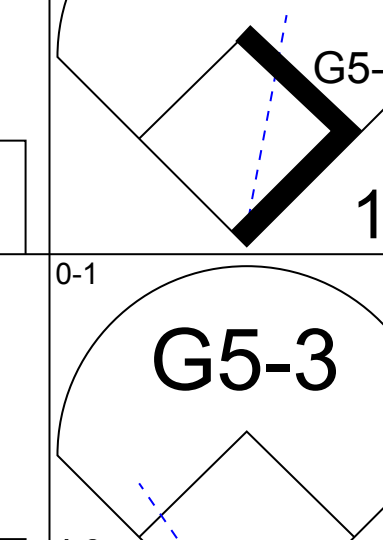
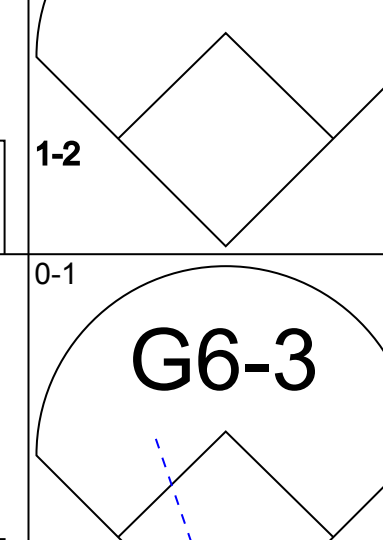
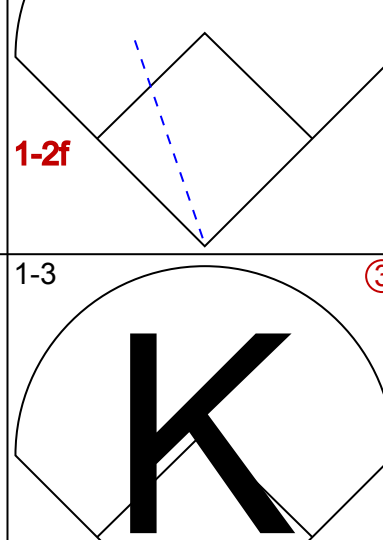

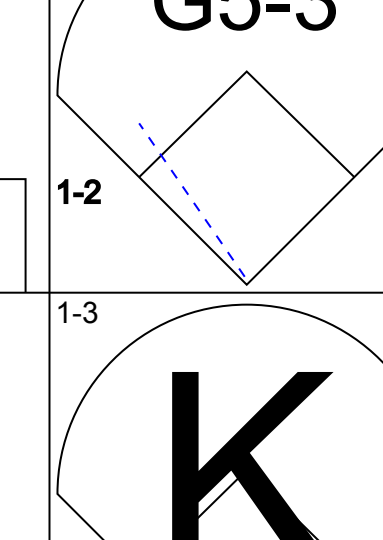



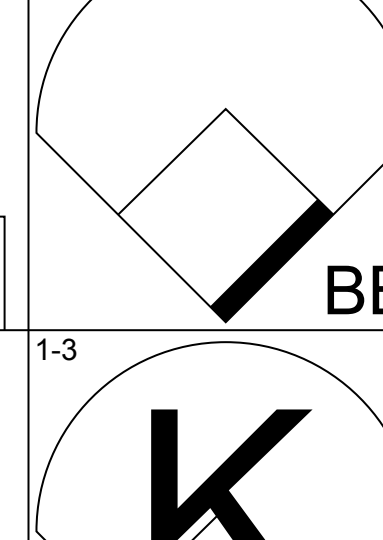

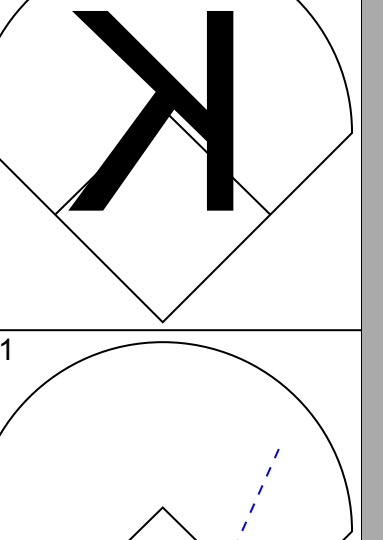
San Francisco Giants @ Arizona Diamondbacks  
Bank One Ballpark, Phoenix, AZ  
Sun Jul 13 2003, 4:35 PM EDT  
Att: 44,719 - Dome - 72 F

AB	29
R	7
H	8
RBI	7
BB	4
SO	4
LOB	9





Batter	1	2	3	4	5	6	7	8	9	AB	R	H	RBI	BB	SO	LOB	TOP					
<b>Craig Counsell, L</b> OBP: 0.395, SLG: 0.374 (1, 5)										5	0	2	0	0	2	2	<b>Arizona Diamondbacks @ San Diego Padres</b> Qualcomm Stadium, San Diego, CA Thu Jul 17 2003, 5:05 PM EDT Att: 27,346 - Cloudy - 79 F					
<b>Matt Kata, S</b> OBP: 0.396, SLG: 0.560 (1, 4)										4	1	0	0	1	0	4						
<b>Luis Gonzalez, L</b> OBP: 0.393, SLG: 0.556 <b>Stephen Randolph, L</b> (8, 1) <b>Oscar Villarreal, L</b> (9, 1)										4	3	1	0	1	0	4						
<b>Shea Hillenbrand, R</b> OBP: 0.351, SLG: 0.518 (1, 3)											5	1	2	1	0	0		3				
<b>Steve Finley, L</b> OBP: 0.390, SLG: 0.563 <b>Luis Tterero, R</b> (7, 8)											4	2	3	3	0	0		1				
<b>Alex Cintron, S</b> OBP: 0.354, SLG: 0.475 (1, 6)											4	1	2	2	1	0		1				
<b>Chad Moeller, R</b> OBP: 0.369, SLG: 0.497 (1, 2)											5	1	2	2	0	1		4				
<b>Quinton McCracken, S</b> OBP: 0.276, SLG: 0.287 (1, 9)										3	0	0	1	0	1	1						
<b>Curt Schilling, R</b> OBP: 0.172, SLG: 0.077 <b>David Dellucci, L</b> OBP: 0.345, SLG: 0.418 (8, PH) (6, 7)										2	0	0	0	1	0	1						
<b>Inning Stats</b>	R: 3 E: 1 K: 1 S: 18	H: 1 LOB: 0 BB: 1 P: 31	R: 0 E: 0 K: 1 S: 10	H: 1 LOB: 1 BB: 0 P: 11	R: 2 E: 0 K: 0 S: 14	H: 4 LOB: 1 BB: 0 P: 23	R: 0 E: 0 K: 0 S: 12	H: 0 LOB: 1 BB: 1 P: 20	R: 4 E: 0 K: 0 S: 17	H: 3 LOB: 0 BB: 1 P: 26	R: 0 E: 0 K: 0 S: 7	H: 1 LOB: 0 BB: 0 P: 12	R: 0 E: 0 K: 1 S: 11	H: 1 LOB: 1 BB: 0 P: 14	R: 0 E: 0 K: 1 S: 16	H: 2 LOB: 2 BB: 0 P: 24		R: 0 E: 0 K: 0 S: 6	H: 0 LOB: 1 BB: 1 P: 13	1B: 10 2B: 1 3B: 1 HR: 1	SF: 1 DP: 2 HBP: 0	WP: 1 PB: 0 CS: 0
<b>PITCHER</b>	IP	WLS	BF	H	R	ER	SO	BB	IBB	HBP	BLK	WP	HR	S	P	ERA	WHIP					
<b>Oliver Pérez, L</b> ERA: 5.72 (1, 1)	4.1	L	24	8	8	5	2	3	0	0	0	0	1	64	103	10.38	2.538					
<b>Jaret Wright, R</b> ERA: 8.45 (5, 1)	2.2		10	3	1	1	1	0	0	0	0	0	0	25	34	3.38	1.125					
<b>Scott Linebrink, R</b> ERA: 2.91 (8, 1)	0.2		4	2	0	0	1	0	0	0	0	0	0	14	20	0.00	3.000					
<b>Jesse Orosco, L</b> ERA: 7.77 (8, 1)	0.1		1	0	0	0	0	0	0	0	0	1	0	2	4	0.00	0.000					
<b>Mike Matthews, L</b> ERA: 4.02 (9, 1)	1.0		4	0	0	0	0	1	0	0	0	0	0	6	13	0.00	1.000					

Batter	1	2	3	4	5	6	7	8	9	AB	R	H	RBI	BB	SO	LOB	BOTTOM				
<b>Mark Kotsay, L</b> OBP: 0.325, SLG: 0.335 (1, 8)										4	0	0	0	0	3	1	<b>Arizona Diamondbacks @ San Diego Padres</b> Qualcomm Stadium, San Diego, CA Thu Jul 17 2003, 5:05 PM EDT Att: 27,346 - Cloudy - 79 F				
<b>Mark Loretta, R</b> OBP: 0.376, SLG: 0.437 <b>Scott Linebrink, R</b> OBP: 0.091, SLG: 0.091 <b>Jesse Orosco, R</b> (8, 1) <b>Lou Merloni, R</b> OBP: 0.366, SLG: 0.330 (9, 4)										4	1	3	0	0	1	1					
<b>Ryan Klesko, L</b> OBP: 0.357, SLG: 0.513 <b>Mike Matthews, L</b> (9, 1)										4	0	0	0	0	0	3					
<b>Sean Burroughs, L</b> OBP: 0.366, SLG: 0.440 (1, 5)										4	0	1	1	0	0	2					
<b>Rondell White, R</b> OBP: 0.331, SLG: 0.478 <b>Gary Matthews, S</b> OBP: 0.294, SLG: 0.339 (7, 7)										3	0	2	0	0	0	1					
<b>Ramón Vázquez, L</b> OBP: 0.360, SLG: 0.374 (1, 6)										3	0	2	0	0	0	1					
<b>Xavier Nady, R</b> OBP: 0.309, SLG: 0.375 (1, 9)										4	0	0	0	0	1	3					
<b>Miguel Ojeda, R</b> OBP: 0.303, SLG: 0.348 (1, 2)										2	0	0	0	2	2	1					
<b>Oliver Pérez, L</b> OBP: 0.261, SLG: 0.238 <b>Jaret Wright, R</b> OBP: 0.333, SLG: 0.667 <b>Dave Hanson, L</b> OBP: 0.384, SLG: 0.293 (7, PH) (8, 4) (9, 3)										2	0	0	0	0	1	3					
<b>Inning Stats</b>	R: 1 E: 1 K: 1 S: 13	H: 2 LOB: 1 BB: 0 P: 18	R: 0 E: 0 K: 1 S: 11	H: 1 LOB: 0 BB: 0 P: 14	R: 0 E: 0 K: 0 S: 8	H: 1 LOB: 1 BB: 0 P: 13	R: 0 E: 0 K: 1 S: 9	H: 1 LOB: 2 BB: 1 P: 15	R: 0 E: 0 K: 1 S: 11	H: 1 LOB: 1 BB: 0 P: 14	R: 0 E: 0 K: 3 S: 15	H: 1 LOB: 1 BB: 0 P: 21	R: 0 E: 0 K: 1 S: 10	H: 0 LOB: 0 BB: 0 P: 15	R: 0 E: 0 K: 0 S: 6	H: 1 LOB: 1 BB: 1 P: 13		1B: 8 2B: 1 3B: 0 HR: 0	SF: 0 DP: 2 HBP: 0	WP: 0 PB: 0 CS: 0	PA: 36
<b>PITCHER</b>	IP	WLS	BF	H	R	ER	SO	BB	IBB	HBP	BLK	WP	HR	S	P	ERA	WHIP				
<b>Curt Schilling, R</b> ERA: 3.0 (1, 1)	7.0	W	29	8	1	0	8	1	0	0	0	0	0	80	110	0.00	1.286				
<b>Stephen Randolph, L</b> ERA: 4.0 (8, 1)	1.0		3	0	0	0	1	0	0	0	0	0	0	10	15	0.00	0.000				
<b>Oscar Villarreal, R</b> ERA: 2.7 (9, 1)	1.0		4	1	0	0	0	1	0	0	0	0	0	6	13	0.00	2.000				



Batter	1	2	3	4	5	6	7	8	9	AB	R	H	RBI	BB	SO	LOB	TOP		
<b>Craig Counsell, L</b> OBP: 0.380, SLG: 0.364 (1, 4)	G6-3 1-2		G4-6-3 BB		G5-3 1-2		G4-3 0-1		G1-3 1-1	4	0	0	0	1	0	0	<b>Arizona Diamondbacks @ San Diego Padres</b> Qualcomm Stadium, San Diego, CA Fri Jul 18 2003, 10:05 PM EDT Att: 24,223 - Sunny - 75 F <a href="http://livebaseballscorecards.com">livebaseballscorecards.com</a>		
<b>David Dellucci, L</b> OBP: 0.341, SLG: 0.411 (1, 9)	G3-1 3-2		G4-6-3 1-2		FC6-4 1B		F7 2-0		F8 2-2	5	0	1	0	0	0	1			
<b>Luis Gonzalez, L</b> OBP: 0.393, SLG: 0.554 (1, 7)	FC5-4 1B		1B HR		F8 2-0		F8 2-0		G6-3 2-1	5	1	2	0	0	0	1			
<b>Shea Hillenbrand, R</b> OBP: 0.353, SLG: 0.529 (1, 5)	FC5-4 1-2		HR 1B		FC6-4 1-2		HR			4	2	2	1	0	0	2			
<b>Steve Finley, L</b> OBP: 0.395, SLG: 0.581 (1, 8)		2B BB	1-H 2-H HR		F7 0-1		2B 3B			3	3	2	3	1	0	0			
<b>Alex Cintron, S</b> OBP: 0.357, SLG: 0.478 (1, 6)	1-H 2B		F9 1-1		G4-3 BB		K			3	0	1	1	1	1	1			
<b>Chad Moeller, R</b> OBP: 0.367, SLG: 0.490 (1, 2)	G6-4-3 HBP				G6-3 1-2		G4-3 1-1		K	3	0	0	0	0	1	2			
<b>Lyle Overbay, L</b> OBP: 0.363, SLG: 0.413 (1, 3)	K				G3 0-1		IBB		2B 3-H	3	0	1	1	1	1	2			
<b>Miguel Batista, R</b> OBP: 0.061, SLG: 0.031 (1, 1)	G6-4-3 1-2		G1-3 0-1		L9 2-1		G5-3 0-1			4	0	0	0	0	0	5			
<b>Inning Stats</b>	R: 0 E: 0 K: 0 S: 8	H: 1 LOB: 1 BB: 0 P: 12	R: 1 E: 0 K: 1 S: 9	H: 1 LOB: 1 BB: 1 P: 16	R: 3 E: 0 K: 0 S: 13	H: 3 LOB: 0 BB: 1 P: 20	R: 0 E: 0 K: 0 S: 7	H: 0 LOB: 0 BB: 0 P: 8	R: 0 E: 0 K: 0 S: 6	H: 1 LOB: 1 BB: 0 P: 9	R: 0 E: 0 K: 0 S: 4	H: 0 LOB: 0 BB: 0 P: 8	R: 0 E: 0 K: 2 S: 18	H: 3 LOB: 1 BB: 0 P: 21	R: 0 E: 0 K: 0 S: 7	H: 0 LOB: 0 BB: 0 P: 12	1B: 4 2B: 2 3B: 1 HR: 2	SF: 0 SAC: 0 DP: 2 HBP: 1	WP: 0 PA: 39 PB: 0 SB: 0 CS: 0
<b>PITCHER</b>	IP	WLS	BF	H	R	ER	SO	BB	IBB	HBP	BLK	WP	HR	S	P	ERA	WHIP		
<b>Brian Lawrence, R</b> ERA: 4.52 (1, 1)	6.0	L	27	6	4	4	1	3	1	1	0	0	1	50	83	6.00	1.500		
<b>Luther Hackman, R</b> ERA: 3.95 (7, 1)	1.0	3	0	0	0	0	0	0	0	0	0	0	0	4	8	0.00	0.000		
<b>Jay Witasick, R</b> ERA: 4.2 (8, 1)	1.0	3	0	2	2	2	0	0	0	0	0	0	1	18	21	18.00	3.000		
<b>Rod Beck, R</b> ERA: 2.3 (9, 1)	1.0	3	0	0	0	0	0	0	0	0	0	0	0	7	12	0.00	0.000		

Batter	1	2	3	4	5	6	7	8	9	AB	R	H	RBI	BB	SO	LOB	BOTTOM				
<b>Mark Kotsay, L</b> OBP: 0.327, SLG: 0.337 (1, 8)	FC4-6 1B		G4-6-3 1-2			L5-3 1B			G4-3 0-1	4	0	2	0	0	0	2	<b>Arizona Diamondbacks @ San Diego Padres</b> Qualcomm Stadium, San Diego, CA Fri Jul 18 2003, 10:05 PM EDT Att: 24,223 - Sunny - 75 F <a href="http://livebaseballscorecards.com">livebaseballscorecards.com</a>				
<b>Mark Loretta, R</b> OBP: 0.372, SLG: 0.431 (1, 4)	FC4-6 1-2		G1-6-3		G6-3 0-1	L5-3 1-1			K 1-3	4	0	0	0	0	1	2					
<b>Ryan Klesko, L</b> OBP: 0.353, SLG: 0.505 (1, 3)	G1-6-3 1-2				K 1-3				F7 1-0	4	0	0	0	0	1	1					
<b>Sean Burroughs, L</b> OBP: 0.363, SLG: 0.436 (1, 5)		G3 1-1			K2-3 1-3				G3 0-1	3	0	0	0	0	1	0					
<b>Rondell White, R</b> OBP: 0.331, SLG: 0.476 (1, 7)		G4-3 2-0			FC3-6 1B				F7 1-0	3	0	1	0	0	0	0					
<b>Gary Matthews, S</b> OBP: 0.291, SLG: 0.335 (1, 9)		G3 1-2			FC3-6 1B				G6-3 0-1	3	0	0	0	0	0	1					
<b>Ramón Vázquez, L</b> OBP: 0.363, SLG: 0.376 (1, 6)			1B BB		G4-6-3 1B				K 0-3	2	0	1	0	1	1	0					
<b>Gary Bennett, R</b> OBP: 0.256, SLG: 0.255 (1, 2)			G4-6-3 1B		G4-6-3 1-2				BB 4-2	2	0	1	0	1	0	2					
<b>Brian Lawrence, R</b> OBP: 0.286, SLG: 0.359 (5, PH) <b>Xavier Nady, R</b> OBP: 0.268, SLG: 0.271 (7, 1) <b>Luther Hackman, R</b> OBP: 0.298, SLG: 0.371 (7, 1) <b>Jay Witasick, R</b> OBP: 0.305, SLG: 0.320 (8, PH) <b>Dave Hansen, L</b> OBP: 0.290, SLG: 0.290 (8, PH) <b>Rod Beck, R</b> OBP: 0.290, SLG: 0.290 (9, 1)			K			G6-3 0-1			G3-1 1-1	1	0	0	0	0	1	2					
<b>Inning Stats</b>	R: 0 E: 0 K: 0 S: 5	H: 1 LOB: 0 BB: 0 P: 7	R: 0 E: 0 K: 0 S: 6	H: 0 LOB: 0 BB: 0 P: 10	R: 0 E: 0 K: 1 S: 7	H: 1 LOB: 1 BB: 1 P: 13	R: 0 E: 0 K: 2 S: 8	H: 0 LOB: 0 BB: 0 P: 10	R: 0 E: 0 K: 0 S: 10	H: 2 LOB: 1 BB: 0 P: 16	R: 0 E: 0 K: 0 S: 7	H: 1 LOB: 0 BB: 0 P: 7	R: 0 E: 0 K: 0 S: 6	H: 0 LOB: 0 BB: 0 P: 8	R: 0 E: 0 K: 1 S: 9	H: 0 LOB: 1 BB: 1 P: 14	R: 0 E: 0 K: 1 S: 6	H: 0 LOB: 0 BB: 0 P: 8	1B: 5 2B: 1 3B: 0 HR: 0	SF: 0 SAC: 0 DP: 4 HBP: 0	WP: 0 PA: 30 PB: 0 SB: 0 CS: 0
<b>PITCHER</b>	IP	WLS	BF	H	R	ER	SO	BB	IBB	HBP	BLK	WP	HR	S	P	ERA	WHIP				
<b>Miguel Batista, R</b> ERA: 2.77 (1, 1)	9.0	W	30	5	0	0	5	2	0	0	0	0	0	64	93	0.00	0.778				



Batter	1	2	3	4	5	6	7	8	9	AB	R	H	RBI	BB	SO	LOB	TOP								
<b>Craig Counsell, L</b> (1, 6) OBP: 0.393, SLG: 0.368	1-2 FC3-6 1B		2-2 1B		2-2 G3		0-3 K			4	0	2	0	0	1	2	<b>Arizona Diamondbacks @ San Diego Padres</b> Qualcomm Stadium, San Diego, CA Sat Jul 19 2003, 10:05 PM EDT Att: 38,901 - Sunny - 81 F <a href="http://livebaseballscorecards.com">livebaseballscorecards.com</a>								
<b>David Dellucci, L</b> (1, 9) OBP: 0.335, SLG: 0.403	1-1 F8		0-0 F7		2-3 K			1-1 1B		3	0	0	0	0	1	3									
<b>Quinton McCracken, S</b> (8, PH) OBP: 0.280, SLG: 0.292										1	0	1	0	0	0	0									
<b>Luis Gonzalez, L</b> (1, 7) OBP: 0.391, SLG: 0.553	1-1 FC3-6 1-2			1-2 2B		3-1 F8		1-2 F8		4	0	1	0	0	0	2									
<b>Shea Hillenbrand, R</b> (1, 5) OBP: 0.355, SLG: 0.530	0-1 F9			1-2 HBP		0-1 2B		1-3 K		3	0	1	0	0	1	2									
<b>Steve Finley, L</b> (1, 8) OBP: 0.393, SLG: 0.577		1-1 CS 1B		0-3 K		0-0 F8		0-0 F9		4	0	1	0	0	1	4									
<b>Robby Hammock, R</b> (1, 2) OBP: 0.304, SLG: 0.500		2-3 SAFE K		2-3 K		1-3 K			2-1 G4-3 G5-3 1B	3	0	0	0	0	3	4									
<b>Mark Grace, L</b> (9, PH) OBP: 0.302, SLG: 0.333										1	0	1	0	0	0	0									
<b>Matt Kata, S</b> (1, 4) OBP: 0.383, SLG: 0.538		1-3 K		1-2 F8		0-0 G5-3		0-1 G5-3		4	0	0	0	0	1	4									
<b>Lyle Overbay, L</b> (1, 3) OBP: 0.362, SLG: 0.407			1-2 G3-1		4-1 G3 SH3-4 BB		3-1 F8		1-2 G4-3	3	0	0	0	1	0	1									
<b>17 Brandon Webb, R</b> (1, 1) OBP: 0.080, SLG: 0.042			0-3 K		1-1 SH3-4		1-0 1B		3-2 G6-3	1	0	0	0	0	1	0									
<b>Luis Terrero, R</b> (7, PH) OBP: 0.400, SLG: 0.250										1	0	1	0	0	0	0									
<b>Mike Myers, L</b> (7, 1)										0	0	0	0	0	0	0									
<b>Jose Valverde, R</b> (8, 1)										0	0	0	0	0	0	0									
<b>Carlos Baerga, S</b> (9, PH) OBP: 0.358, SLG: 0.490										1	0	0	0	0	0	1									
<b>Inning Stats</b>	R: 0 E: 0 K: 0 S: 9	H: 1 LOB: 1 BB: 0 P: 12	R: 0 E: 0 K: 2 S: 8	H: 1 LOB: 0 BB: 0 P: 12	R: 0 E: 0 K: 1 S: 10	H: 1 LOB: 2 BB: 0 P: 13	R: 0 E: 0 K: 2 S: 19	H: 1 LOB: 1 BB: 1 P: 24	R: 0 E: 0 K: 1 S: 10	H: 0 LOB: 1 BB: 1 P: 19	R: 0 E: 0 K: 1 S: 8	H: 1 LOB: 1 BB: 0 P: 12	R: 0 E: 0 K: 1 S: 7	H: 1 LOB: 1 BB: 0 P: 11	R: 0 E: 0 K: 1 S: 9	H: 1 LOB: 1 BB: 0 P: 12	R: 0 E: 0 K: 0 S: 10	H: 1 LOB: 1 BB: 0 P: 16	1B: 6 2B: 2 3B: 0 HR: 0	SF: 0 SAC: 1 DP: 0 HBP: 1	WP: 0 PB: 0 SB: 0 CS: 1	PA: 36			
<b>PITCHER</b>	IP	WLS	BF	H	R	ER	SO	BB	IBB	HBP	BLK	WP	HR	S	P	ERA	WHIP								
<b>Adam Eaton, R</b> (1, 1) ERA: 3.95	6.2	W	27	6	0	0	7	1	0	1	0	0	0	68	100	0.00	1.050								
<b>Mike Matthews, L</b> (7, 1) ERA: 3.97	0.2	H	3	1	0	0	1	0	0	0	0	0	0	8	10	0.00	1.500								
<b>Jay Witasick, R</b> (8, 1) ERA: 4.11	0.1	H	1	0	0	0	1	0	0	0	0	0	0	3	4	0.00	0.000								
<b>Jesse Orosco, L</b> (8, 1) ERA: 7.66	0.1	H	1	0	0	0	0	0	0	0	0	0	0	1	1	0.00	0.000								
<b>Rod Beck, R</b> (9, 1) ERA: 2.16	1.0	S	4	1	0	0	0	0	0	0	0	0	0	10	16	0.00	1.000								

Batter	1	2	3	4	5	6	7	8	9	AB	R	H	RBI	BB	SO	LOB	BOTTOM								
<b>Ramón Vázquez, L</b> (1, 6) OBP: 0.369, SLG: 0.377	4-1 WP 1B BB		3-2 G1-3 1B G4-3	4-0 1-2 BB			2-3 K			2	2	1	0	2	1	0	<b>Arizona Diamondbacks @ San Diego Padres</b> Qualcomm Stadium, San Diego, CA Sat Jul 19 2003, 10:05 PM EDT Att: 38,901 - Sunny - 81 F <a href="http://livebaseballscorecards.com">livebaseballscorecards.com</a>								
<b>Mark Kotsay, L</b> (1, 8) OBP: 0.326, SLG: 0.336	1-3 K		0-0 G4-3 G1-3 1B	0-3 K			0-0 F8			4	0	1	0	0	2	4									
<b>Mark Loretta, R</b> (1, 4) OBP: 0.371, SLG: 0.429	0-0 2H 1B		0-2 G1-3		1-2 G6-3		2-1 G6-3			4	0	1	1	0	0	2									
<b>Ryan Klesko, L</b> (1, 3) OBP: 0.348, SLG: 0.498	1-2 F7		1-1 G4-3		3-1 G4-3			1-2 G4-3		4	0	0	1	0	0	2									
<b>Sean Burroughs, L</b> (1, 5) OBP: 0.359, SLG: 0.430	0-0 G6-3		2-3 3H K2-3		1-0 L7			2-3 K		4	0	0	0	0	2	2									
<b>Rondell White, R</b> (1, 7) OBP: 0.328, SLG: 0.470		3-3 K		2-1 E5 1B G4-1		0-3 K		1-3 K		4	0	0	0	0	3	0									
<b>Gary Matthews, S</b> (1, 9) OBP: 0.292, SLG: 0.333		4-2 G6-3 BB		1-3 SAFE K		0-0 B1-3				2	0	0	0	1	1	1									
<b>Gary Bennett, R</b> (1, 2) OBP: 0.251, SLG: 0.250		0-0 SAFE SAFE SAFE G6-3		1-1 SAFE SAFE SAFE G4-1		1-2 E5				3	0	0	0	0	0	2									
<b>Adam Eaton, R</b> (1, 1) OBP: 0.361, SLG: 0.576		2-3 K		0-1 BB		0-3 K				3	0	1	0	0	2	2									
<b>Mike Matthews, L</b> (7, 1)										0	0	0	0	0	0	0									
<b>Jay Witasick, R</b> (8, 1)										0	0	0	0	0	0	0									
<b>Jesse Orosco, R</b> (8, 1)										0	0	0	0	0	0	0									
<b>Rod Beck, R</b> (9, 1)										0	0	0	0	0	0	0									
<b>Inning Stats</b>	R: 1 E: 0 K: 1 S: 11	H: 1 LOB: 1 BB: 1 P: 16	R: 0 E: 0 K: 2 S: 9	H: 0 LOB: 1 BB: 1 P: 18	R: 1 E: 0 K: 1 S: 13	H: 2 LOB: 1 BB: 0 P: 17	R: 0 E: 1 K: 2 S: 12	H: 1 LOB: 3 BB: 1 P: 20	R: 0 E: 0 K: 0 S: 6	H: 0 LOB: 0 BB: 0 P: 11	R: 0 E: 1 K: 2 S: 10	H: 0 LOB: 1 BB: 0 P: 11	R: 0 E: 0 K: 1 S: 6	H: 0 LOB: 0 BB: 0 P: 10	R: 0 E: 0 K: 2 S: 10	H: 0 LOB: 0 BB: 0 P: 14	1B: 4 2B: 0 3B: 0 HR: 0	SF: 0 SAC: 0 DP: 0 HBP: 0	WP: 1 PB: 0 SB: 0 CS: 0	PA: 33					
<b>PITCHER</b>	IP	WLS	BF	H	R	ER	SO	BB	IBB	HBP	BLK	WP	HR	S	P	ERA	WHIP								
<b>17 Brandon Webb, R</b> (1, 1) ERA: 2.45	6.0	L	27	4	2	2	8	3	0	0	0	0	0	61	93	3.00	1.167								
<b>Mike Myers, L</b> (7, 1) ERA: 5.19	1.2		5	0	0	0	2	0	0	0	0	0	0	13	20	0.00	0.000								
<b>Jose Valverde, R</b> (8, 1) ERA: 0.98	0.1		1	0	0	0	1	0	0	0	0	0	0	3	4	0.00	0.000								



Batter	1	2	3	4	5	6	7	8	9	AB	R	H	RBI	BB	SO	LOB	TOP					
<b>Craig Counsell, L</b> OBP: 0.385, SLG: 0.367 (1, 6)	F9		E 1B S BB		G3			FC6-4 1B		3	1	1	0	1	0	0						
<b>Matt Kata, S</b> OBP: 0.378, SLG: 0.528 (1, 4)	G6-3		1-H 1B		G1			FC6-4 1B 1-2		4	1	1	1	0	0	1						
<b>Luis Gonzalez, L</b> OBP: 0.390, SLG: 0.550 (1, 7)	G6-3		L1			F8		1B 1-3 1B		4	0	1	0	0	0	1						
<b>Shea Hillenbrand, R</b> OBP: 0.354, SLG: 0.526 (1, 5)		G5-3	F7		G4-3			1-3 1B		4	0	1	1	0	0	1						
<b>Steve Finley, L</b> OBP: 0.391, SLG: 0.572 (1, 8)		E 1B	G4-3		P6			3-H 0-1 1B		4	0	1	0	0	0	3						
<b>Chad Moeller, R</b> OBP: 0.360, SLG: 0.480 (1, 2)		P6			F8		K			4	0	0	0	0	2	1						
<b>Mark Grace, L</b> OBP: 0.293, SLG: 0.322 (1, 3)		E5			K		P6			4	0	0	0	0	1	1						
<b>Quinton McCracken, S</b> OBP: 0.281, SLG: 0.288 (1, 9)					G6-3		G4-3			2	0	0	0	1	0	0						
<b>Eddie Oropesa, L</b> (8, 1)										0	0	0	0	0	0	0						
<b>Carlos Baerga, S</b> OBP: 0.355, SLG: 0.487 (9, PH)										1	0	0	0	0	1	0						
<b>Randy Johnson, R</b> OBP: 0.273, SLG: 0.273 (1, 1)					G5-3			F9		2	0	0	0	0	1	3						
<b>Oscar Villarreal, L</b> (7, 1)										0	0	0	0	0	0	0						
<b>Mike Myers, L</b> (7, 1)										0	0	0	0	0	0	0						
<b>Jose Valverde, R</b> (7, 1)										0	0	0	0	0	0	0						
<b>David Dellucci, L</b> OBP: 0.333, SLG: 0.400 (7, 9)										1	0	0	0	0	0	0						
<b>Inning Stats</b>	R: 0 E: 0 K: 0 S: 7	H: 0 LOB: 0 BB: 0 P: 9	R: 0 E: 1 K: 1 S: 11	H: 1 LOB: 3 BB: 1 P: 20	R: 1 E: 0 K: 0 S: 16	H: 1 LOB: 1 BB: 1 P: 23	R: 0 E: 0 K: 1 S: 6	H: 0 LOB: 0 BB: 0 P: 6	R: 0 E: 0 K: 0 S: 10	H: 0 LOB: 0 BB: 0 P: 12	R: 0 E: 0 K: 1 S: 4	H: 0 LOB: 0 BB: 0 P: 5	R: 0 E: 0 K: 1 S: 10	H: 0 LOB: 0 BB: 0 P: 14	R: 1 E: 0 K: 0 S: 15	H: 3 LOB: 2 BB: 0 P: 22	R: 0 E: 0 K: 2 S: 9	H: 0 LOB: 0 BB: 0 P: 10	1B: 5 2B: 0 3B: 0 HR: 0	SF: 0 SAC: 0 DP: 0 HBP: 0	WP: 0 PB: 0 SB: 1 CS: 1	PA: 35
<b>PITCHER</b>	IP	WLS	BF	H	R	ER	SO	BB	IBB	HBP	BLK	WP	HR	S	P	ERA	WHIP					
<b>Kevin Jarvis, R</b> ERA: 4.43 (1, 1)	7.1	W	28	3	2	2	3	1	1	0	0	0	0	71	101	2.46	0.545					
<b>Mike Matthews, L</b> ERA: 3.94 (8, 1)	0.1	H	2	1	0	0	0	0	0	0	0	0	0	4	4	0.00	3.000					
<b>Jay Witasick, R</b> ERA: 4.11 (8, 1)	0.0		1	1	0	0	0	0	0	0	0	0	0	2	4	∞	∞					
<b>Jesse Orosco, L</b> ERA: 7.56 (9, 1)	1.0	S	3	0	0	0	2	0	0	0	0	0	0	9	10	0.00	0.000					
<b>Rod Beck, R</b> ERA: 2.04 (9, 1)																						

**Arizona Diamondbacks @ San Diego Padres**  
Qualcomm Stadium, San Diego, CA

Sun Jul 20 2003, 5:00 PM EDT  
Att: 28,569 - Sunny - 85 F

AB	33
R	2
H	5
RBI	2
BB	2
SO	5
LOB	11

Batter	1	2	3	4	5	6	7	8	9	AB	R	H	RBI	BB	SO	LOB	BOTTOM					
<b>Ramón Vázquez, L</b> OBP: 0.369, SLG: 0.379 (1, 6)			K			L7 1B HBP		K		4	0	1	0	0	2	3						
<b>Mark Loretta, R</b> OBP: 0.370, SLG: 0.426 (1, 4)	L8		BLK BB		K		G3-1			3	0	0	0	1	1	2						
<b>Rondell White, R</b> OBP: 0.330, SLG: 0.469 (1, 7)	G5-4 HBP		G5-3			P3				3	0	1	0	0	0	1						
<b>Brian Buchanan, R</b> OBP: 0.357, SLG: 0.518 (1, 3)					L4					3	0	0	0	0	0	4						
<b>Ryan Klesko, L</b> OBP: 0.350, SLG: 0.511 (7, PH)	G5-4-3				G6-3			HR		1	1	1	1	0	0	0						
<b>Gary Matthews, S</b> OBP: 0.294, SLG: 0.339 (1, 8)			K		E 2B		F8	WP BB 1B		4	1	2	0	0	1	0						
<b>Miguel Ojeda, R</b> OBP: 0.313, SLG: 0.347 (1, 2)		G6-3			K		2B FC3-2 1B	1-2 BB		3	0	1	0	1	1	1						
<b>Xavier Nady, R</b> OBP: 0.308, SLG: 0.375 (1, 9)			K		E5 2-H		FC3-2 2B	K		4	0	1	0	0	2	2						
<b>Lou Merloni, R</b> OBP: 0.370, SLG: 0.358 (9, 1)					HR		FC3-2 IBB			3	1	1	1	1	2	1						
<b>Rod Beck, R</b> (9, 1)										0	0	0	0	0	0	0						
<b>Kevin Jarvis, L</b> OBP: 0.385, SLG: 0.200 (1, 1)					P6					3	0	0	0	0	0	3						
<b>Mike Matthews, L</b> (8, 1)										0	0	0	0	0	0	0						
<b>Jay Witasick, R</b> (8, 1)										0	0	0	0	0	0	0						
<b>Jesse Orosco, L</b> (8, 1)										0	0	0	0	0	0	0						
<b>Sean Burroughs, L</b> OBP: 0.338, SLG: 0.426 (9, 9)										1	0	0	0	0	1	0						
<b>Inning Stats</b>	R: 0 E: 0 K: 0 S: 6	H: 1 LOB: 1 BB: 0 P: 10	R: 0 E: 0 K: 2 S: 13	H: 0 LOB: 0 BB: 0 P: 20	R: 1 E: 0 K: 1 S: 14	H: 1 LOB: 1 BB: 1 P: 24	R: 1 E: 1 K: 2 S: 14	H: 1 LOB: 1 BB: 0 P: 19	R: 0 E: 0 K: 1 S: 9	H: 1 LOB: 2 BB: 0 P: 10	R: 0 E: 0 K: 0 S: 12	H: 2 LOB: 3 BB: 1 P: 17	R: 1 E: 0 K: 1 S: 24	H: 2 LOB: 2 BB: 1 P: 37	R: 0 E: 0 K: 3 S: 10	H: 0 LOB: 0 BB: 0 P: 16	1B: 3 2B: 3 3B: 0 HR: 2	SF: 0 SAC: 0 DP: 1 HBP: 2	WP: 1 PB: 0 SB: 1 CS: 0	PA: 37		
<b>PITCHER</b>	IP	WLS	BF	H	R	ER	SO	BB	IBB	HBP	BLK	WP	HR	S	P	ERA	WHIP					
<b>Randy Johnson, L</b> ERA: 5.85 (1, 1)	6.0	L	28	6	2	1	6	1	1	2	1	0	0	68	100	1.50	1.167					
<b>Oscar Villarreal, R</b> ERA: 2.67 (7, 1)	0.2		2	0	0	0	0	0	0	0	0	0	0	6	10	0.00	0.000					
<b>Mike Myers, L</b> ERA: 5.64 (7, 1)	0.0		1	1	1	1	0	0	0	0	0	0	1	2	4	∞	∞					
<b>Jose Valverde, R</b> ERA: 0.95 (7, 1)	0.2		4	1	0	0	2	1	0	0	0	0	1	20	29	0.00	3.000					
<b>Eddie Oropesa, L</b> ERA: 3.04 (8, 1)	0.2		2	0	0	0	2	0	0	0	0	0	0	6	10	0.00	0.000					

**Arizona Diamondbacks @ San Diego Padres**  
Qualcomm Stadium, San Diego, CA

Sun Jul 20 2003, 5:00 PM EDT  
Att: 28,569 - Sunny - 85 F

AB	32
R	3
H	8
RBI	2
BB	3
SO	10
LOB	17







Batter	1	2	3	4	5	6	7	8	9	AB	R	H	RBI	BB	SO	LOB	TOP					
<b>Craig Counsell, L</b> OBP: 0.371, SLG: 0.347 (1, 5)	G6-3		F7				L9		G4-3	4	0	0	0	1	0	2	<b>Arizona Diamondbacks @ San Francisco Giants</b> PacBell Park, San Francisco, CA Tue Jul 22, 2003, 10:15 PM EDT Att: 41,340 - Cloudy - 64 F					
<b>Junior Salvey, R</b> OBP: 0.320, SLG: 0.435 (1, 4)	P4		L4				G4-3		G5-3	4	0	0	0	0	0	1						
<b>Luis Gonzalez, L</b> OBP: 0.394, SLG: 0.551 (1, 7)	F7									3	1	1	0	1	0	0						
<b>Shea Hillenbrand, R</b> OBP: 0.356, SLG: 0.527 (1, 3)		G4-3								4	0	3	0	0	0	0						
<b>Steve Finley, L</b> OBP: 0.391, SLG: 0.567 (1, 8)										4	0	1	0	0	0	5						
<b>Alex Cintron, S</b> OBP: 0.355, SLG: 0.474 (1, 6)										4	0	1	0	0	0	5						
<b>Chad Moeller, R</b> OBP: 0.355, SLG: 0.471 <b>David DeLucci, L</b> OBP: 0.331, SLG: 0.397 (9, PH)										3	0	1	1	0	0	2						
<b>Quinton McCracken, S</b> OBP: 0.286, SLG: 0.292 (1, 9)										4	0	2	0	0	0	4						
<b>Curt Schilling, R</b> OBP: 0.156, SLG: 0.069 <b>Matt Mantei, R</b> (8, 1)										3	0	0	0	0	0	1						
<b>Mark Grace, L</b> OBP: 0.291, SLG: 0.319 (9, PH)										0	0	0	0	0	0	1						
<b>Inning Stats</b>	R: 0 E: 0 K: 0 S: 6	H: 0 LOB: 0 BB: 0 P: 9	R: 0 E: 0 K: 0 S: 11	H: 2 LOB: 2 BB: 0 P: 15	R: 0 E: 0 K: 0 S: 6	H: 0 LOB: 0 BB: 0 P: 11	R: 1 E: 0 K: 0 S: 11	H: 2 LOB: 2 BB: 1 P: 19	R: 0 E: 0 K: 0 S: 9	H: 0 LOB: 1 BB: 0 P: 15	R: 0 E: 0 K: 0 S: 7	H: 1 LOB: 1 BB: 0 P: 10	R: 0 E: 0 K: 0 S: 7	H: 1 LOB: 1 BB: 0 P: 13	R: 0 E: 0 K: 0 S: 8	H: 2 LOB: 2 BB: 0 P: 10	R: 0 E: 0 K: 0 S: 9	H: 1 LOB: 1 BB: 0 P: 12	1B: 8 2B: 1 3B: 0 HR: 0	SF: 0 SAC: 0 DP: 0 HBP: 0	WP: 0 PB: 0 SB: 0 CS: 1	PA: 37
<b>PITCHER</b>	IP	WLS	BF	H	R	ER	SO	BB	IBB	HBP	BLK	WP	HR	S	P	ERA	WHIP					
<b>Damian Moss, L</b> ERA: 4.75 <b>Felix Rodriguez, R</b> ERA: 3.19 <b>Tim Worrell, R</b> ERA: 1.92	(1, 1)	7.0	W	28	6	1	1	0	2	0	0	0	0	57	92	1.29	1.143					

Batter	1	2	3	4	5	6	7	8	9	AB	R	H	RBI	BB	SO	LOB	BOTTOM				
<b>Ray Durham, S</b> OBP: 0.376, SLG: 0.424 (1, 4)	G6-3	G4-3		K			G3			4	0	0	0	0	1	4	<b>Arizona Diamondbacks @ San Francisco Giants</b> PacBell Park, San Francisco, CA Tue Jul 22, 2003, 10:15 PM EDT Att: 41,340 - Cloudy - 64 F				
<b>J.T. Snow, L</b> OBP: 0.394, SLG: 0.437 (1, 3)										3	1	2	0	0	0	1					
<b>Marquis Grissom, R</b> OBP: 0.335, SLG: 0.501 (1, 8)										4	0	2	1	0	1	1					
<b>Barry Bonds, L</b> OBP: 0.501, SLG: 0.723 (1, 7)										3	0	1	1	1	1	1					
<b>José Cruz Jr., S</b> OBP: 0.374, SLG: 0.458 (1, 9)										4	0	0	0	0	2	5					
<b>Rich Aurilia, R</b> OBP: 0.318, SLG: 0.417 (1, 6)										4	0	0	0	0	1	2					
<b>Yorvit Torrealba, R</b> OBP: 0.291, SLG: 0.389 (1, 2)										4	1	2	0	0	1	0					
<b>Pedro Feliz, R</b> OBP: 0.267, SLG: 0.478 (1, 5)										4	0	2	1	0	1	2					
<b>Damian Moss, R</b> OBP: 0.286, SLG: 0.259 <b>Andres Galarraga, R</b> OBP: 0.302, SLG: 0.521 <b>Felix Rodriguez, R</b> OBP: 1.000, SLG: 1.000 <b>Neifi Perez, S</b> OBP: 0.289, SLG: 0.366 <b>Tim Worrell, R</b> (9, 1)										0	0	0	0	0	0	0					
<b>Inning Stats</b>	R: 1 E: 0 K: 0 S: 12	H: 3 LOB: 2 BB: 0 P: 19	R: 1 E: 0 K: 0 S: 10	H: 2 LOB: 1 BB: 0 P: 12	R: 0 E: 0 K: 2 S: 8	H: 0 LOB: 0 BB: 0 P: 11	R: 0 E: 1 K: 2 S: 11	H: 1 LOB: 2 BB: 0 P: 16	R: 0 E: 0 K: 1 S: 8	H: 1 LOB: 1 BB: 0 P: 15	R: 0 E: 0 K: 1 S: 5	H: 0 LOB: 0 BB: 0 P: 8	R: 1 E: 0 K: 1 S: 16	H: 2 LOB: 3 BB: 1 P: 29	R: 0 E: 0 K: 1 S: 8	H: 1 LOB: 1 BB: 0 P: 14		1B: 9 2B: 2 3B: 0 HR: 0	SF: 0 SAC: 2 DP: 1 HBP: 1	WP: 0 PB: 0 SB: 0 CS: 1	PA: 36
<b>PITCHER</b>	IP	WLS	BF	H	R	ER	SO	BB	IBB	HBP	BLK	WP	HR	S	P	ERA	WHIP				
<b>Curt Schilling, R</b> ERA: 3.07 <b>Matt Mantei, R</b> ERA: 3.49	(1, 1)	7.0	L	32	9	3	3	7	0	0	0	0	0	70	110	3.86	1.286				





Batter	1	2	3	4	5	6	7	8	9	AB	R	H	RBI	BB	SO	LOB	TOP											
<b>Craig Counsell, L</b> OBP: 0.368, SLG: 0.345 (1, 5)	G1-3			L9		F9			1B	4	1	1	0	0	0	1	Arizona Diamondbacks @ San Francisco Giants PacBell Park, San Francisco, CA Wed Jul 23 2003, 10:15 PM EDT Att: 41,512 - Cloudy - 63 F											
<b>Alex Cintron, S</b> OBP: 0.353, SLG: 0.470 (1, 6)	F8			G4-3		F8			1B	4	0	1	0	0	0	0												
<b>Luis Gonzalez, L</b> OBP: 0.394, SLG: 0.550 (1, 7)	G4-3			1B					1B	4	0	2	1	0	0	0												
<b>Shea Hillenbrand, R</b> OBP: 0.358, SLG: 0.525 (1, 3)		P3		1B					1B	3	0	1	0	1	1	2												
<b>Steve Finley, L</b> OBP: 0.387, SLG: 0.560 (1, 8)	G4-3			G3					G5-3	4	0	0	0	0	0	5												
<b>Junior Spivey, R</b> OBP: 0.316, SLG: 0.429 (1, 4)	G4-3									3	0	0	0	0	2	0												
<b>Danny Bautista, R</b> OBP: 0.302, SLG: 0.330 (1, 9)				G6-3						3	0	1	0	0	1	0												
<b>Rod Barajas, R</b> OBP: 0.255, SLG: 0.358 (1, 2)				K						3	0	0	0	0	3	1												
<b>Miguel Batista, R</b> OBP: 0.295, SLG: 0.395 (5, PH) <b>Quinton McCracken, S</b> OBP: 0.296, SLG: 0.291 (6, 1) <b>Stephen Randolph, L</b> OBP: 0.296, SLG: 0.291 (6, 1) <b>Oscar Villarreal, L</b> OBP: 0.296, SLG: 0.291 (6, 1) <b>Mike Myers, L</b> OBP: 0.296, SLG: 0.291 (6, 1) <b>Jose Valverde, R</b> OBP: 0.296, SLG: 0.291 (6, 1) <b>David Dellucci, L</b> OBP: 0.296, SLG: 0.291 (6, 1)				G2-3						1	0	0	0	0	0	0	livebaseballscores.com											
<b>Inning Stats</b>	R: 0 E: 0 K: 0 S: 5	H: 0 LOB: 0 BB: 0 P: 10	R: 0 E: 0 K: 0 S: 8	H: 0 LOB: 0 BB: 0 P: 13	R: 0 E: 0 K: 1 S: 6	H: 0 LOB: 0 BB: 0 P: 8	R: 0 E: 0 K: 0 S: 9	H: 2 LOB: 2 BB: 0 P: 16	R: 0 E: 0 K: 2 S: 8	H: 1 LOB: 1 BB: 0 P: 11	R: 0 E: 0 K: 0 S: 7	H: 1 LOB: 0 BB: 0 P: 14	R: 0 E: 0 K: 0 S: 6	H: 0 LOB: 0 BB: 1 P: 15	R: 0 E: 0 K: 3 S: 11	H: 0 LOB: 0 BB: 0 P: 17		R: 1 E: 0 K: 2 S: 16	H: 3 LOB: 2 BB: 0 P: 20	1B: 7 2B: 2 3B: 0 HR: 0	SF: 0 SAC: 0 DP: 2 HBP: 0	WP: 0 PB: 0 SB: 0 CS: 1	PA: 32					
<b>PITCHER</b>	IP	WLS	BF	H	R	ER	SO	BB	IBB	HBP	BLK	WP	HR	S	P	ERA	WHIP											
<b>Jim Brower, R</b> ERA: 3.69 <b>Jason Christiansen, L</b> ERA: 3.07 <b>Joe Nathan, R</b> ERA: 3.6 <b>Scott Eyre, L</b> ERA: 3.57	(1, 1)	6.0	W	20	4	0	0	3	0	0	0	0	0	0	43	72	0.00	0.667										

Batter	1	2	3	4	5	6	7	8	9	AB	R	H	RBI	BB	SO	LOB	BOTTOM											
<b>Ray Durham, S</b> OBP: 0.370, SLG: 0.417 (1, 4)	E3	L8								5	1	0	0	0	1	4	Arizona Diamondbacks @ San Francisco Giants PacBell Park, San Francisco, CA Wed Jul 23 2003, 10:15 PM EDT Att: 41,512 - Cloudy - 63 F											
<b>J.T. Snow, L</b> OBP: 0.392, SLG: 0.434 (1, 3)	FC5									4	1	1	0	0	2	2												
<b>Marquis Grissom, R</b> OBP: 0.337, SLG: 0.501 (1, 8)	FC3-6			K						4	1	2	1	0	1	1												
<b>Barry Bonds, L</b> OBP: 0.501, SLG: 0.731 (1, 7)	FC3-6			F7						4	2	2	2	0	0	3												
<b>Jose Cruz Jr., S</b> OBP: 0.374, SLG: 0.456 ERA: 2.66 <b>Joe Nathan, R</b> ERA: 3.6 <b>Andres Galarraga, R</b> OBP: 0.386, SLG: 0.521 <b>Scott Eyre, L</b> ERA: 3.57	FC4-6			F8						2	0	0	1	1	0	2												
<b>Rich Aurilia, R</b> OBP: 0.317, SLG: 0.415 (1, 6)	FC4-6									0	0	0	0	0	0	0												
<b>Yorvit Torrealba, R</b> OBP: 0.290, SLG: 0.385 (1, 2)	P6			G6-3						4	1	1	1	0	1	2												
<b>Pedro Feliz, R</b> OBP: 0.273, SLG: 0.479 (1, 5)	F9			K						4	0	1	2	0	1	0												
<b>Jim Brower, R</b> OBP: 0.287, SLG: 0.214 <b>Jason Christiansen, R</b> ERA: 3.07 <b>Tony Torcato, L</b> OBP: 0.333, SLG: 0.500 (7, PH)	G6-3			G6-3						2	0	0	0	0	1	1	livebaseballscores.com											
<b>Inning Stats</b>	R: 2 E: 2 K: 0 S: 16	H: 1 LOB: 1 BB: 0 P: 25	R: 0 E: 0 K: 1 S: 16	H: 1 LOB: 1 BB: 0 P: 24	R: 0 E: 0 K: 1 S: 17	H: 1 LOB: 1 BB: 0 P: 25	R: 0 E: 0 K: 1 S: 6	H: 0 LOB: 0 BB: 0 P: 7	R: 0 E: 0 K: 2 S: 10	H: 0 LOB: 0 BB: 0 P: 13	R: 2 E: 0 K: 1 S: 15	H: 2 LOB: 1 BB: 1 P: 25	R: 0 E: 0 K: 1 S: 12	H: 1 LOB: 0 BB: 0 P: 17	R: 3 E: 0 K: 0 S: 19	H: 4 LOB: 2 BB: 1 P: 36		1B: 9 2B: 0 3B: 0 HR: 1	SF: 0 SAC: 1 DP: 0 HBP: 0	WP: 0 PB: 1 SB: 1 CS: 1	PA: 37							
<b>PITCHER</b>	IP	WLS	BF	H	R	ER	SO	BB	IBB	HBP	BLK	WP	HR	S	P	ERA	WHIP											
<b>Miguel Batista, R</b> ERA: 2.66 <b>Stephen Randolph, L</b> ERA: 4.34 <b>Oscar Villarreal, R</b> ERA: 2.95 <b>Mike Myers, L</b> ERA: 5.81 <b>Jose Valverde, R</b> ERA: 1.74	(1, 1)	5.0	L	20	3	2	2	1	1	0	0	0	0	0	1	19	13.50	3.000										





Batter	1	2	3	4	5	6	7	8	9	AB	R	H	RBI	BB	SO	LOB	TOP										
<b>Craig Counsell, L</b> (1, 5) OBP: 0.364, SLG: 0.341	G5-3		F7		B1-3		F8		1B 1B	5	0	1	0	0	0	1	<b>Arizona Diamondbacks @ San Francisco Giants</b> PacBell Park, San Francisco, CA Thu Jul 24 2003, 3:35 PM EDT Att: 42,666 - Cloudy - 71 F										
<b>Alex Cintron, S</b> (1, 6) OBP: 0.358, SLG: 0.473	G4-3		1B		G4-3 1B		G4-3		1B 1B	5	0	3	0	0	0	0											
<b>Luis Gonzalez, L</b> (1, 7) OBP: 0.395, SLG: 0.548	FC5-4 1B		1-3		G4-3 1-2		G4-3		K	5	0	2	1	0	1	3											
<b>Shea Hillenbrand, R</b> (1, 3) OBP: 0.356, SLG: 0.520	FC5-4 1-2		L7		F9		G4-3		G4-3 1-3 2-H	5	0	1	1	0	0	4											
<b>Steve Finley, L</b> (1, 8) OBP: 0.390, SLG: 0.559		FC3-6 BB			G1-3 1B		L5		2B 1B	4	1	2	0	1	0	2											
<b>Junior Spivey, R</b> (1, 4) OBP: 0.315, SLG: 0.431	FC3-6 1-2				G1-3		G6-3		WP 1-H	4	0	1	1	0	0	2											
<b>Danny Bautista, R</b> (1, 9) OBP: 0.311, SLG: 0.337	K				G5-4-3 BB		2B		WP BB	2	0	1	0	2	1	1											
<b>Chad Moeller, R</b> (1, 2) OBP: 0.353, SLG: 0.464	G1-3				G5-4-3		G5-3		1-2 2-3 IBB	3	0	0	0	1	0	4											
<b>17 Brandon Webb, R</b> (1, 1) OBP: 0.103, SLG: 0.107 <b>Mike Myers, L</b> (9, 1)			P4		G4-3 2B		K		B1-3	4	1	1	0	0	1	3	<b>AB 37</b> <b>R 2</b> <b>H 12</b> <b>RBI 2</b> <b>BB 4</b> <b>SO 3</b> <b>LOB 20</b>										
<b>Inning Stats</b>	R: 0 E: 0 K: 0 S: 7	H: 1 LOB: 1 BB: 0 P: 10	R: 0 E: 0 K: 1 S: 15	H: 0 LOB: 1 BB: 1 P: 21	R: 0 E: 0 K: 0 S: 5	H: 2 LOB: 2 BB: 0 P: 9	R: 0 E: 0 K: 0 S: 3	H: 1 LOB: 1 BB: 1 P: 7	R: 1 E: 0 K: 0 S: 12	H: 2 LOB: 1 BB: 0 P: 18	R: 0 E: 0 K: 0 S: 10	H: 1 LOB: 1 BB: 0 P: 12	R: 0 E: 0 K: 1 S: 7	H: 0 LOB: 0 BB: 0 P: 10	R: 1 E: 0 K: 0 S: 12	H: 2 LOB: 3 BB: 2 P: 25		R: 0 E: 0 K: 1 S: 16	H: 3 LOB: 2 BB: 0 P: 19	1B: 9 2B: 3 3B: 0 HR: 0	SF: 0 SAC: 0 DP: 1 HBP: 0	WP: 1 PB: 0 CS: 0	PA: 41				
<b>PITCHER</b>	IP	WLS	BF	H	R	ER	SO	BB	IBB	HBP	BLK	WP	HR	S	P	ERA	WHIP										
<b>41 Chad Zerbe, L</b> (1, 1) ERA: 4.14	4.2		21	6	1	1	1	2	0	0	0	0	0	39	62	1.93	1.714										
<b>Matt Herges, R</b> (5, 1) ERA: 2.84	3.0		13	3	1	1	1	1	0	0	0	0	0	30	43	3.00	1.333										
<b>Felix Rodriguez, R</b> (8, 1) ERA: 3.15	0.1		4	2	0	0	0	0	1	0	0	1	0	12	18	0.00	6.000										
<b>Jason Christiansen, L</b> (9, 1) ERA: 3.0	0.1		1	0	0	0	1	0	0	0	0	0	0	3	3	0.00	0.000										
<b>Tim Worrell, R</b> (9, 1) ERA: 1.99	0.2	W	2	1	0	0	0	0	0	0	0	0	0	3	5	0.00	1.500										

Batter	1	2	3	4	5	6	7	8	9	AB	R	H	RBI	BB	SO	LOB	BOTTOM										
<b>Ray Durham, S</b> (1, 4) OBP: 0.375, SLG: 0.444	F7		HR		2B				HR	4	2	3	2	0	0	0	<b>Arizona Diamondbacks @ San Francisco Giants</b> PacBell Park, San Francisco, CA Thu Jul 24 2003, 3:35 PM EDT Att: 42,666 - Cloudy - 71 F										
<b>J.T. Snow, L</b> (1, 3) OBP: 0.386, SLG: 0.427	F8		F8		G5-3				K	4	0	0	0	0	1	1											
<b>Marquis Grissom, R</b> (1, 8) OBP: 0.336, SLG: 0.499	S 1B		G1-3		G4-3				G6-3	4	0	1	0	0	0	0											
<b>Barry Bonds, L</b> (1, 7) OBP: 0.504, SLG: 0.740	G4-3 BB				G4-3 BB				HR	2	1	1	1	2	1	0											
<b>José Cruz Jr., S</b> (1, 9) OBP: 0.371, SLG: 0.452	K		G4-3		G4-3				K	3	0	0	0	0	2	3											
<b>Rich Aurilia, R</b> (1, 6) OBP: 0.315, SLG: 0.412 <b>Felix Rodriguez, R</b> (8, 1) OBP: 1.000, SLG: 1.000 <b>Jason Christiansen, L</b> (9, 1) ERA: 3.0 <b>Tim Worrell, R</b> (9, 1) ERA: 1.99		L5			G5-3				K	3	0	0	0	0	1	1											
<b>Pedro Feliz, R</b> (1, 5) OBP: 0.268, SLG: 0.469	E1 G6-4-3		G5-3		G5-3				K	3	0	0	0	0	1	1											
<b>Yorvit Torrealba, R</b> (1, 2) OBP: 0.284, SLG: 0.377	G6-4-3 1-2		G5-3		G5-3				K	3	0	0	0	0	1	1											
<b>41 Chad Zerbe, L</b> (1, 1) ERA: 2.43 <b>Matt Herges, L</b> (5, 1) ERA: 2.84 <b>Nelfi Perez, S</b> (8, 6) OBP: 0.297, SLG: 0.364			K		G6-3				L6	1	0	0	0	0	0	0	<b>AB 29</b> <b>R 3</b> <b>H 5</b> <b>RBI 3</b> <b>BB 2</b> <b>SO 8</b> <b>LOB 7</b>										
<b>Inning Stats</b>	R: 0 E: 0 K: 1 S: 9	H: 1 LOB: 2 BB: 1 P: 16	R: 0 E: 1 K: 0 S: 4	H: 0 LOB: 0 BB: 0 P: 7	R: 1 E: 0 K: 1 S: 10	H: 1 LOB: 0 BB: 0 P: 15	R: 0 E: 0 K: 0 S: 5	H: 0 LOB: 1 BB: 1 P: 10	R: 0 E: 0 K: 2 S: 11	H: 0 LOB: 0 BB: 0 P: 16	R: 0 E: 0 K: 3 S: 9	H: 0 LOB: 0 BB: 0 P: 10	R: 1 E: 0 K: 1 S: 13	H: 1 LOB: 0 BB: 0 P: 22	R: 1 E: 0 K: 0 S: 1	H: 1 LOB: 0 BB: 0 P: 1		1B: 1 2B: 1 3B: 0 HR: 3	SF: 0 SAC: 0 DP: 1 HBP: 0	WP: 0 PB: 1 CS: 0	PA: 31						
<b>PITCHER</b>	IP	WLS	BF	H	R	ER	SO	BB	IBB	HBP	BLK	WP	HR	S	P	ERA	WHIP										
<b>17 Brandon Webb, R</b> (1, 1) ERA: 2.43	8.0		30	4	2	2	8	2	0	0	0	0	1	1	1	2.25	0.750										
<b>Mike Myers, L</b> (9, 1) ERA: 6.15	0.0	L	1	1	1	1	0	0	0	0	0	0	1	1	1	∞	∞										



Batter	1	2	3	4	5	6	7	8	9	10	11	12	13	14	15	AB	R	H	RBI	BB	SO	LOB	TOP									
Rickey Henderson, R OBP: 0.212, SLG: 0.375 (1, 7)																5	0	0	0	1	3	1										
Cesar Izturis, S OBP: 0.280, SLG: 0.295 (1, 6)																6	0	0	0	0	0	1										
Shawn Green, L OBP: 0.324, SLG: 0.439 (1, 9)																5	0	0	0	1	1	0										
Paul Lo Duca, R OBP: 0.363, SLG: 0.422 (1, 2)																5	0	0	0	1	0	0										
Jolbert Cabrera, R OBP: 0.327, SLG: 0.463 Alex Cora, L OBP: 0.277, SLG: 0.319 (1, 4)																5	0	1	0	0	0	0										
Jeremy Burnitz, L OBP: 0.343, SLG: 0.575 (1, 8)																6	1	1	1	0	2	3										
Adrián Beltré, R OBP: 0.277, SLG: 0.357 (1, 5)																5	0	1	0	0	2	0										
Mike Kinkade, R OBP: 0.327, SLG: 0.370 (1, 3)																4	0	0	0	0	2	1										
Odalis Pérez, L Tom Martin, L Paul Shuey, R Luis Gonzalez, L Eric Gagne, R Guillermo Mota, R Bubba Crosby, L Paul Quantrill, L (1, 1)																2	0	0	0	0	0	1										
<b>Inning Stats</b>	R: 0 E: 0 K: 2 S: 10	H: 0 LOB: 0 BB: 0 P: 13	R: 1 ER: 0 K: 1 S: 12	H: 1 LOB: 0 BB: 0 P: 18	R: 0 E: 0 K: 1 S: 9	H: 0 LOB: 1 BB: 1 P: 15	R: 0 E: 0 K: 1 S: 9	H: 0 LOB: 0 BB: 0 P: 14	R: 0 E: 0 K: 0 S: 8	H: 0 LOB: 0 BB: 0 P: 12	R: 0 E: 0 K: 0 S: 4	H: 0 LOB: 0 BB: 0 P: 7	R: 0 E: 0 K: 1 S: 9	H: 1 LOB: 1 BB: 0 P: 10	R: 0 E: 0 K: 0 S: 6	H: 0 LOB: 0 BB: 0 P: 10	R: 0 E: 0 K: 2 S: 10	H: 0 LOB: 0 BB: 0 P: 13	R: 0 E: 0 K: 1 S: 8	H: 0 LOB: 0 BB: 0 P: 9	R: 0 E: 0 K: 0 S: 8	H: 0 LOB: 0 BB: 0 P: 13	R: 0 E: 0 K: 0 S: 7	H: 0 LOB: 0 BB: 0 P: 10	R: 0 E: 0 K: 0 S: 5	H: 0 LOB: 2 BB: 2 P: 16	R: 0 E: 0 K: 0 S: 5	H: 0 LOB: 0 BB: 0 P: 14	1B: 1 2B: 1 3B: 0 HR: 1	SF: 0 SAC: 1 DP: 0 HBP: 1	WP: 0 PB: 0 CS: 1	PA: 52
<b>PITCHER</b>	Randy Johnson, L ERA: 4.82 Eddie Dropesa, L ERA: 2.35 Jose Valverde, R ERA: 1.84 Matt Mantel, R ERA: 3.28 Oscar Villareal, R ERA: 2.49 (1, 1)	IP: 8.0 WLS: 28 BF: 28 H: 3 R: 1 ER: 1 SO: 6 BB: 0 IBB: 0 HBP: 0 BLK: 0 WP: 0 HR: 0 S: 70 P: 101 ERA: 1.12 WHIP: 0.500																<b>PITCHER</b>	Stephen Randolph, L ERA: 4.23 (15, 1)	IP: 1.0 WLS: 5 BF: 5 H: 0 R: 0 ER: 0 SO: 0 BB: 2 IBB: 0 HBP: 0 BLK: 0 WP: 0 HR: 0 S: 5 P: 14 ERA: 0.00 WHIP: 2.000												

Los Angeles Dodgers @ Arizona Diamondbacks  
Bank One Ballpark, Phoenix, AZ  
Fri Jul 25 2003, 10:07 PM EDT  
Att: 41,382 - Dome - 72 F

AB: 46  
R: 1  
H: 3  
RBI: 1  
BB: 3  
SO: 11  
LOB: 9



Batter	1	2	3	4	5	6	7	8	9	10	11	12	13	14	15	AB	R	H	RBI	BB	SO	LOB	BOTTOM	
Matt Kata, S OBP: 0.372, SLG: 0.526 (1, 5)																4	1	1	1	1	1	0		
Alex Cintron, S OBP: 0.356, SLG: 0.467 (1, 6)																7	0	2	0	0	0	2		
Luis Gonzalez, L OBP: 0.397, SLG: 0.551 (1, 7)																5	0	2	0	2	1	3		
Shea Hillenbrand, R OBP: 0.354, SLG: 0.513 (1, 3)																6	0	1	1	1	1	5		
Steve Finley, L OBP: 0.386, SLG: 0.552 (1, 8)																6	0	1	0	0	0	3		
Junior Spivey, R OBP: 0.311, SLG: 0.432 (1, 4)																6	0	1	0	0	0	3		
Danny Bautista, R OBP: 0.311, SLG: 0.337 Craig Counsell, L OBP: 0.362, SLG: 0.339 Rod Barajas, R OBP: 0.265, SLG: 0.367 (1, 9)																3	0	1	0	0	1	1		
Chad Mottola, R Craig Counsell, L Mark Grace Oscar Villareal, L Stephen Randolph, L (1, 2)																3	0	0	0	0	1	1		
Randy Johnson, R Quinton Lundy, R Eddie Dropesa, L Jose Valverde, R Dwight Gooden, L Guillermo Mota, R (1, 1)																2	0	0	0	0	2	1		
<b>Inning Stats</b>	R: 0 E: 0 K: 1 S: 7	H: 0 LOB: 0 BB: 0 P: 11	R: 0 E: 0 K: 1 S: 10	H: 0 LOB: 0 BB: 0 P: 16	R: 0 E: 0 K: 2 S: 8	H: 1 LOB: 1 BB: 0 P: 12	R: 0 E: 0 K: 1 S: 8	H: 1 LOB: 1 BB: 0 P: 13	R: 0 E: 0 K: 0 S: 9	H: 1 LOB: 2 BB: 1 P: 17	R: 0 E: 0 K: 0 S: 7	H: 0 LOB: 0 BB: 0 P: 11	R: 0 E: 0 K: 0 S: 10	H: 1 LOB: 1 BB: 0 P: 16	R: 0 E: 0 K: 0 S: 5	H: 2 LOB: 2 BB: 1 P: 15	R: 0 E: 0 K: 0 S: 14	H: 2 LOB: 1 BB: 0 P: 18	R: 1 E: 0 K: 0 S: 9	H: 2 LOB: 2 BB: 1 P: 15	1B: 8 2B: 2 3B: 1 HR: 1	SF: 0 SAC: 2 DP: 1 HBP: 0	WP: 1 PB: 0 CS: 2	PA: 59
<b>PITCHER</b>	Odalis Pérez, L ERA: 4.43 Tom Martin, L ERA: 3.51 Paul Shuey, R ERA: 1.9 Eric Gagne, R ERA: 1.81 Guillermo Mota, R ERA: 1.95 (1, 1)	IP: 8.0 WLS: 28 BF: 28 H: 5 R: 1 ER: 1 SO: 7 BB: 1 IBB: 0 HBP: 0 BLK: 0 WP: 0 HR: 0 S: 70 P: 105 ERA: 1.12 WHIP: 0.750																<b>PITCHER</b>	Paul Quantrill, R ERA: 1.75 (14, 1)	IP: 1.2 WLS: 9 BF: 9 H: 4 R: 1 ER: 1 SO: 1 BB: 0 IBB: 0 HBP: 0 BLK: 0 WP: 0 HR: 0 S: 23 P: 33 ERA: 5.40 WHIP: 2.400				

Los Angeles Dodgers @ Arizona Diamondbacks  
Bank One Ballpark, Phoenix, AZ  
Fri Jul 25 2003, 10:07 PM EDT  
Att: 41,382 - Dome - 72 F

AB: 51  
R: 2  
H: 12  
RBI: 2  
BB: 5  
SO: 10  
LOB: 21





Batter	1	2	3	4	5	6	7	8	9	AB	R	H	RBI	BB	SO	LOB	TOP		
Dave Roberts, L (1, 8) OBP: 0.320, SLG: 0.299	G6-3		G6-3			BLK 1B		P2		4	0	1	0	0	0	1			
Cesar Izturis, S (1, 6) OBP: 0.283, SLG: 0.297	1B			F8				BB		4	0	2	0	0	1	1			
Shawn Green, L (1, 9) OBP: 0.324, SLG: 0.437	K			G6-3				K		4	0	1	0	0	2	3			
Paul Lo Duca, R (1, 3) OBP: 0.362, SLG: 0.418	K			G6-3				F9	BB	3	0	0	0	1	1	2			
Jeremy Burnitz, L (1, 7) OBP: 0.342, SLG: 0.570		G5-3			F9			P5		4	0	1	0	0	0	3			
Adrián Beltré, R (1, 5) OBP: 0.277, SLG: 0.354		P3			G5-3			G6-3		3	0	0	0	1	0	0			
David Ross, R (1, 2) Jolbert Cabrera, R (9, PH) OBP: 0.330, SLG: 0.466		K			F8			1B		3	0	0	0	0	2	3	AB 33		
Alex Cora, L (1, 4) Mike Kinkade, R (9, PH) OBP: 0.325, SLG: 0.367			G4-3			F9	G4-3	K		3	0	0	0	0	0	3	R 0		
Andy Ashby, R (1, 1) Rickey Henderson, R (8, PH) Tom Martin, L (8, 1) Bubba Crosby, L (9, PH) OBP: 0.091, SLG: 0.091			K			F7		BB 1B BB	F8	2	0	0	0	0	1	0	H 6		
<b>Inning Stats</b>	R: 0 E: 0 K: 2 S: 11	H: 1 LOB: 1 P: 15	R: 0 E: 0 K: 1 S: 7	H: 0 LOB: 0 BB: 0 P: 14	R: 0 E: 0 K: 1 S: 9	H: 0 LOB: 0 BB: 0 P: 14	R: 0 E: 0 K: 0 S: 8	H: 0 LOB: 0 BB: 0 P: 12	R: 0 E: 0 K: 1 S: 4	H: 1 LOB: 1 BB: 0 P: 12	R: 0 E: 0 K: 1 S: 12	H: 2 LOB: 3 BB: 1 P: 20	R: 0 E: 0 K: 1 S: 13	H: 1 LOB: 1 BB: 2 P: 28	R: 0 E: 0 K: 1 S: 13	H: 1 LOB: 1 BB: 0 P: 17	1B: 6 2B: 0 3B: 0 HR: 0	SF: 0 SAC: 0 DP: 0 HBP: 0	WP: 0 PA: 36 SB: 0 CS: 1
<b>PITCHER</b>	IP WLS BF H R ER SO BB IBB HBP BLK WP HR S P ERA WHIP																		
Elmer Dessens, R (1, 1) ERA: 4.97	7.0 W 26 4 0 0 6 0 1 0 0 0 0 0 0 9 20 0.00 3.000																		
Eddie Oropesa, L (8, 1) ERA: 2.99	0.2 H 4 1 0 0 1 1 0 0 0 0 0 0 0 4 8 0.00 3.000																		
Jose Valverde, R (8, 1) ERA: 1.61	0.1 H 2 0 0 0 0 1 0 0 0 0 0 0 0 4 8 0.00 3.000																		
Matt Mantei, R (9, 1) ERA: 3.16	1.0 S 4 1 0 0 1 0 0 0 0 0 0 0 0 13 17 0.00 1.000																		

Los Angeles Dodgers @ Arizona Diamondbacks  
Bank One Ballpark, Phoenix, AZ  
Sat Jul 26 2003, 4:05 PM EDT  
Att: 45,421 - Dome - 72 F

livebaseballscorecards.com



Batter	1	2	3	4	5	6	7	8	9	AB	R	H	RBI	BB	SO	LOB	BOTTOM		
Craig Counsell, L (1, 5) OBP: 0.355, SLG: 0.331	G4-3		FC4-6		F8			F8		4	0	0	0	0	0	2			
Matt Kata, S (1, 4) OBP: 0.361, SLG: 0.508	G6-3		L7			G4-3		K		4	0	0	0	0	1	1			
Luis Gonzalez, L (1, 7) OBP: 0.399, SLG: 0.551	G3			G5-4-3 BB		FC5-4 1B				2	0	1	0	1	0	0			
Shea Hillenbrand, R (1, 3) OBP: 0.354, SLG: 0.511		G5-4-3 1B		G5-4-3 1B		FC5-4 1B				3	0	1	0	0	0	2			
Steve Finley, L (1, 8) OBP: 0.385, SLG: 0.550		G4-1 1B		G4-1		G4-3				3	0	1	0	0	0	1			
Alex Cintron, S (1, 6) OBP: 0.352, SLG: 0.461	G1-6-4-3				F8		G6-3			3	0	0	0	0	0	2			
David Dellucci, L (1, 9) OBP: 0.330, SLG: 0.389			K		K		G6-3			3	0	0	0	0	2	1	AB 27		
Rod Barajas, R (1, 2) OBP: 0.267, SLG: 0.366			K			3B 1B		F7		3	1	1	0	0	1	0	R 1		
Elmer Dessens, R (1, 1) OBP: 0.265, SLG: 0.313								G6-3		1	0	1	1	1	0	0	H 5		
Eddie Oropesa, L (8, 1) ERA: 5.1								G6-3		0	0	0	0	0	0	0	RBI 1		
Jose Valverde, R (8, 1) ERA: 1.61								G6-3		0	0	0	0	0	0	0	BB 2		
Junior Spivey, R (8, PH) OBP: 0.310, SLG: 0.430								G6-3		0	0	0	0	0	0	0	SO 4		
Matt Mantei, R (9, 1) ERA: 3.41								G6-3		0	0	0	0	0	0	0	LOB 9		
<b>Inning Stats</b>	R: 0 E: 0 K: 0 S: 6	H: 0 LOB: 0 BB: 0 P: 11	R: 0 E: 0 K: 1 S: 11	H: 2 LOB: 1 BB: 0 P: 17	R: 0 E: 1 K: 1 S: 9	H: 0 LOB: 1 BB: 1 P: 16	R: 0 E: 0 K: 0 S: 5	H: 0 LOB: 0 BB: 1 P: 9	R: 1 E: 0 K: 1 S: 10	H: 2 LOB: 1 BB: 0 P: 15	R: 0 E: 0 K: 0 S: 9	H: 1 LOB: 1 BB: 0 P: 13	R: 0 E: 0 K: 0 S: 5	H: 0 LOB: 0 BB: 0 P: 8	R: 0 E: 0 K: 1 S: 9	H: 0 LOB: 0 BB: 0 P: 15	1B: 4 2B: 0 3B: 1 HR: 0	SF: 0 SAC: 0 DP: 2 HBP: 0	WP: 0 PA: 29 SB: 0 CS: 0
<b>PITCHER</b>	IP WLS BF H R ER SO BB IBB HBP BLK WP HR S P ERA WHIP																		
Andy Ashby, R (1, 1) ERA: 5.1	7.0 L 26 5 1 1 3 2 0 0 0 0 0 0 0 9 15 0.00 0.000																		
Tom Martin, L (8, 1) ERA: 3.41	1.0 3 0 0 0 1 0 0 0 0 0 0 0 0 9 15 0.00 0.000																		

Los Angeles Dodgers @ Arizona Diamondbacks  
Bank One Ballpark, Phoenix, AZ  
Sat Jul 26 2003, 4:05 PM EDT  
Att: 45,421 - Dome - 72 F

livebaseballscorecards.com






Batter	1	2	3	4	5	6	7	8	9	AB	R	H	RBI	BB	SO	LOB	TOP				
<b>Dave Roberts, L</b> OBP: 0.319, SLG: 0.298 (1, 8)	F7		SH1-4 1B		P6		G4-3			4	0	1	0	0	0	1					
<b>Cesar Izturis, S</b> OBP: 0.283, SLG: 0.297 (1, 6)	G3		SH1-4					K		3	0	1	0	0	1	0					
<b>Shawn Green, L</b> OBP: 0.325, SLG: 0.437 (1, 9)			K							4	0	2	0	0	2	2					
<b>Paul Lo Duca, R</b> OBP: 0.359, SLG: 0.414 (1, 2)	G5-3		F8							4	0	0	0	0	3						
<b>Jeremy Burnitz, L</b> OBP: 0.341, SLG: 0.569 (1, 7)										4	1	1	0	0	1	0					
<b>Jolbert Cabrera, R</b> OBP: 0.333, SLG: 0.466 <b>Adrian Beltré, R</b> OBP: 0.277, SLG: 0.354 (1, 5) (9, 5)	L4									4	0	2	0	0	0	1					
<b>Larry Barnes, L</b> OBP: 0.235, SLG: 0.273 (1, 3)										4	0	1	1	0	2	2					
<b>Alex Cora, L</b> OBP: 0.271, SLG: 0.312 (1, 4)	P5									4	0	0	0	0	1	3					
<b>Hideo Nomo, R</b> OBP: 0.216, SLG: 0.250 <b>Eric Gagne, R</b> (8, 1)	G5-3									3	0	1	0	0	1	1					
<b>Inning Stats</b>	R: 0 E: 0 K: 0 S: 12	H: 1 LOB: 1 BB: 0 P: 17	R: 1 E: 0 K: 0 S: 9	H: 2 LOB: 1 BB: 0 P: 11	R: 0 E: 0 K: 1 S: 13	H: 1 LOB: 1 BB: 0 P: 19	R: 0 E: 1 K: 3 S: 12	H: 1 LOB: 1 BB: 0 P: 15	R: 0 E: 0 K: 0 S: 7	H: 0 LOB: 0 BB: 0 P: 8	R: 0 E: 0 K: 0 S: 5	H: 1 LOB: 1 BB: 0 P: 8	R: 0 E: 0 K: 1 S: 6	H: 1 LOB: 0 BB: 0 P: 11	R: 0 E: 0 K: 1 S: 8	H: 1 LOB: 1 BB: 0 P: 9	1B: 7 2B: 2 3B: 0 HR: 0	SF: 0 SAC: 1 DP: 1 HBP: 0	WP: 0 PB: 0 CS: 0	PA: 35	
<b>PITCHER</b>	IP	WLS	BF	H	R	ER	SO	BB	IBB	HBP	BLK	WP	HR	S	P	ERA	WHIP				
<b>Curt Schilling, R</b> ERA: 2.91 <b>Eddie Oropesa, L</b> ERA: 2.79	(1, 1)	8.0	L	31	8	1	7	0	0	0	0	0	0	75	108	1.12	1.000				
<b>PITCHER</b>	IP	WLS	BF	H	R	ER	SO	BB	IBB	HBP	BLK	WP	HR	S	P	ERA	WHIP				

Los Angeles Dodgers @ Arizona Diamondbacks  
Bank One Ballpark, Phoenix, AZ  
Sun Jul 27 2003, 4:37 PM EDT  
Att: 42,067 - Dome - 72 F

livebaseballscores.com

AB 34  
R 1  
H 9  
RBI 1  
BB 0  
SO 8  
LOB 13



Batter	1	2	3	4	5	6	7	8	9	AB	R	H	RBI	BB	SO	LOB	BOTTOM					
<b>Craig Counsell, L</b> OBP: 0.363, SLG: 0.341 (1, 5)	WP 1B		S 1B		P6			CS 1B		4	0	3	0	0	0	0						
<b>Matt Kata, S</b> OBP: 0.358, SLG: 0.496 (1, 4)	L7									3	0	0	0	1	1	2						
<b>Luis Gonzalez, L</b> OBP: 0.402, SLG: 0.550 (1, 7)	K									1	0	0	0	3	1	1						
<b>Shea Hillenbrand, R</b> OBP: 0.350, SLG: 0.505 (1, 3)	G6-3		P6							4	0	0	0	0	1	6						
<b>Steve Finley, L</b> OBP: 0.381, SLG: 0.544 (1, 8)										4	0	0	0	0	1	0						
<b>Alex Cintron, S</b> OBP: 0.354, SLG: 0.459 (1, 6)	G3									3	0	1	0	1	0	0						
<b>David Dellucci, L</b> OBP: 0.328, SLG: 0.382 (1, 9)										3	0	0	0	1	1	2						
<b>Rod Barajas, R</b> OBP: 0.261, SLG: 0.359 (1, 2)	P6									3	0	0	0	0	2							
<b>Curt Schilling, R</b> OBP: 0.147, SLG: 0.065 <b>Quinton McCracken, S</b> OBP: 0.297, SLG: 0.253 <b>Eddie Oropesa, L</b> (9, 1)			F8							2	0	0	0	0	0	0						
<b>Inning Stats</b>	R: 0 E: 0 K: 1 S: 12	H: 1 LOB: 1 BB: 0 P: 19	R: 0 E: 0 K: 0 S: 11	H: 0 LOB: 1 BB: 1 P: 16	R: 0 E: 0 K: 1 S: 10	H: 1 LOB: 2 BB: 1 P: 24	R: 0 E: 0 K: 1 S: 6	H: 0 LOB: 0 BB: 1 P: 12	R: 0 E: 0 K: 0 S: 4	H: 0 LOB: 0 BB: 0 P: 7	R: 0 E: 0 K: 0 S: 4	H: 0 LOB: 0 BB: 1 P: 9	R: 0 E: 0 K: 1 S: 10	H: 1 LOB: 1 BB: 0 P: 12	R: 0 E: 0 K: 1 S: 14	H: 1 LOB: 2 BB: 2 P: 24	R: 0 E: 0 K: 0 S: 6	H: 0 LOB: 0 BB: 0 P: 9	1B: 4 2B: 0 3B: 0 HR: 0	SF: 0 SAC: 0 DP: 1 HBP: 0	WP: 1 PB: 0 CS: 2	PA: 34
<b>PITCHER</b>	IP	WLS	BF	H	R	ER	SO	BB	IBB	HBP	BLK	WP	HR	S	P	ERA	WHIP					
<b>Hideo Nomo, R</b> ERA: 2.65 <b>Eric Gagne, R</b> ERA: 1.76	(1, 1)	7.2	W	29	4	0	4	5	0	0	0	0	0	64	112	0.00	1.174					
<b>PITCHER</b>	IP	WLS	BF	H	R	ER	SO	BB	IBB	HBP	BLK	WP	HR	S	P	ERA	WHIP					
<b>Hideo Nomo, R</b> ERA: 1.76	(8, 1)	1.1	S	5	0	0	1	1	0	0	0	0	0	13	20	0.00	0.750					

Los Angeles Dodgers @ Arizona Diamondbacks  
Bank One Ballpark, Phoenix, AZ  
Sun Jul 27 2003, 4:37 PM EDT  
Att: 42,067 - Dome - 72 F

livebaseballscores.com

AB 28  
R 0  
H 4  
RBI 0  
BB 6  
SO 5  
LOB 13

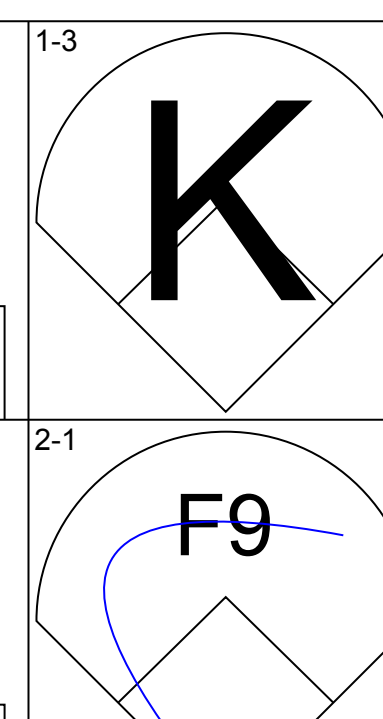
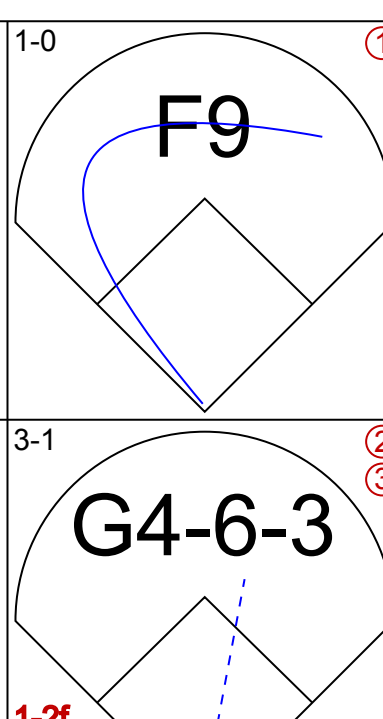
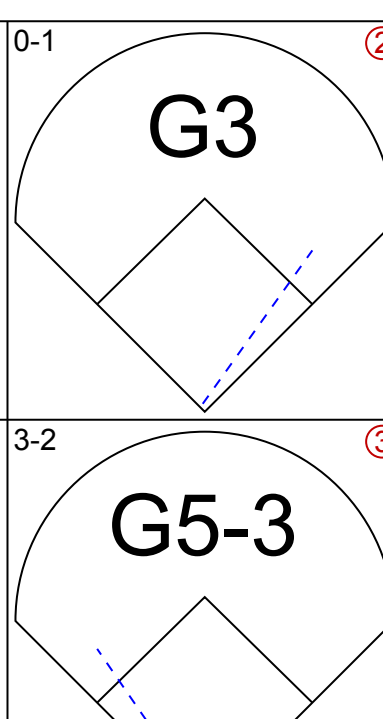
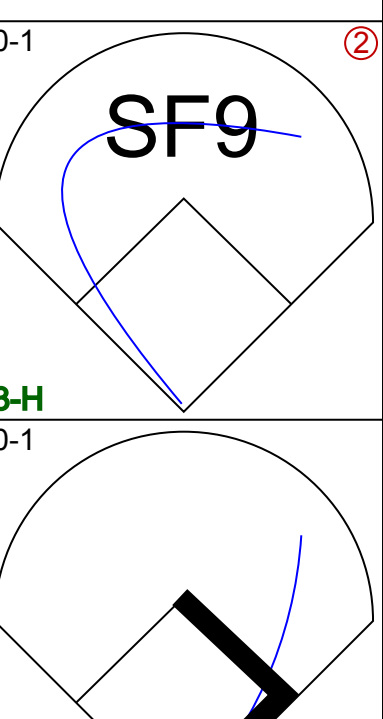
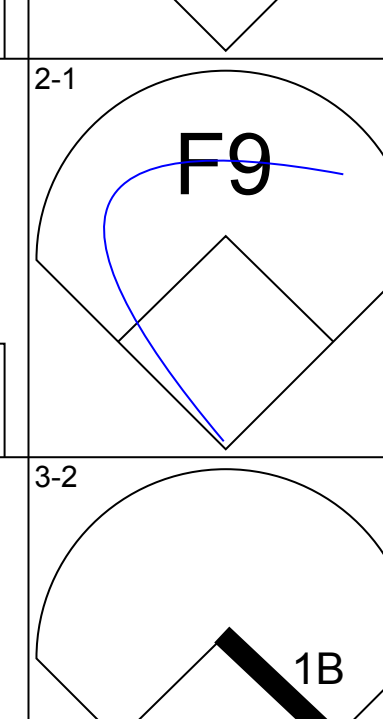
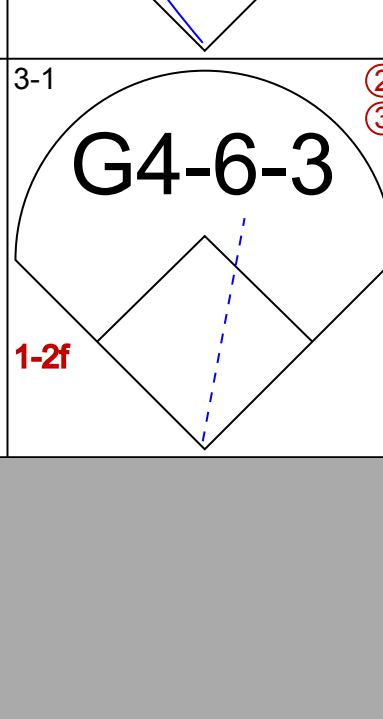
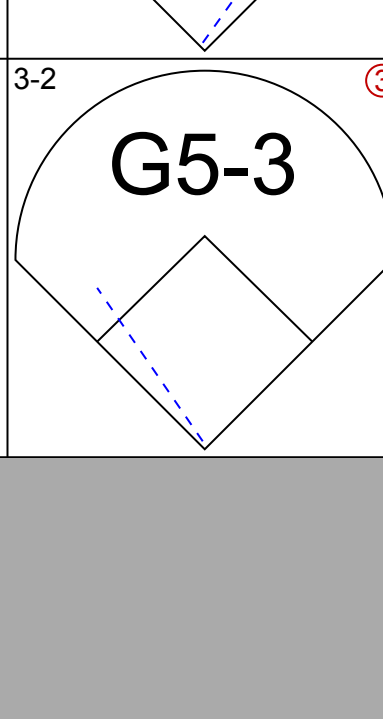
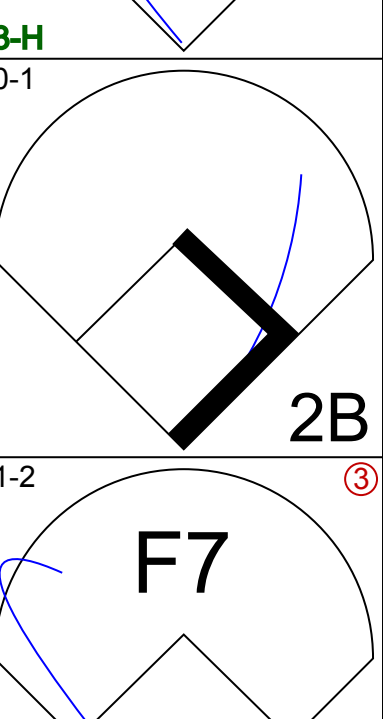
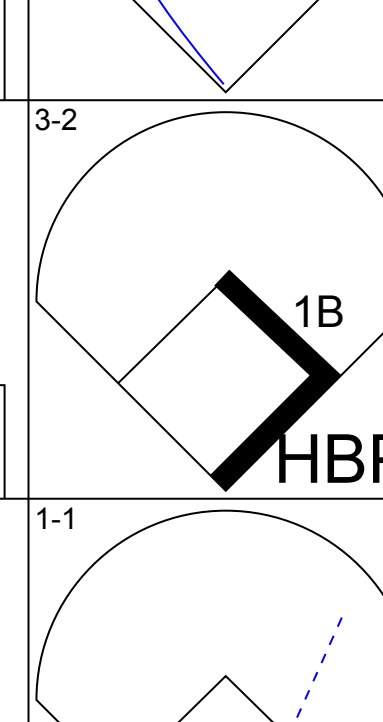
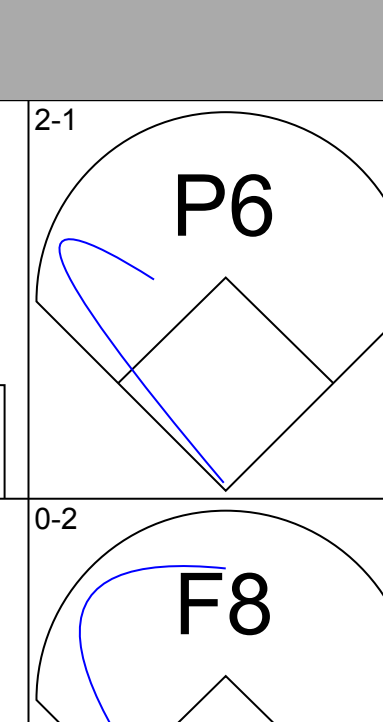
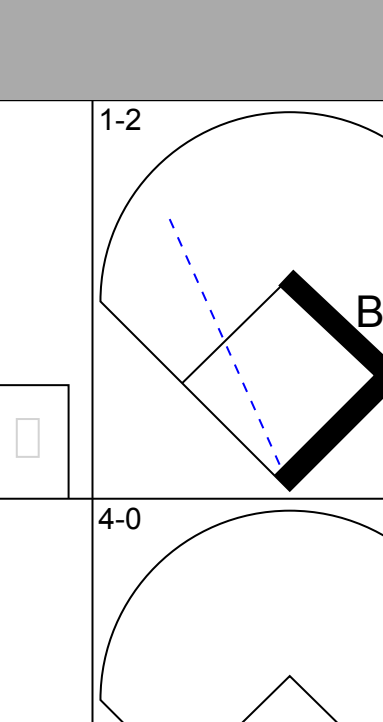
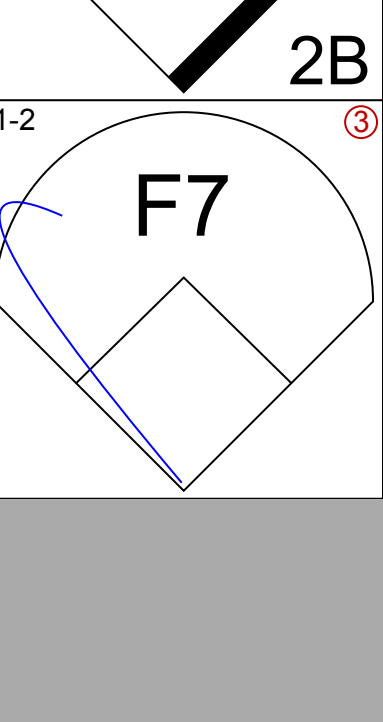
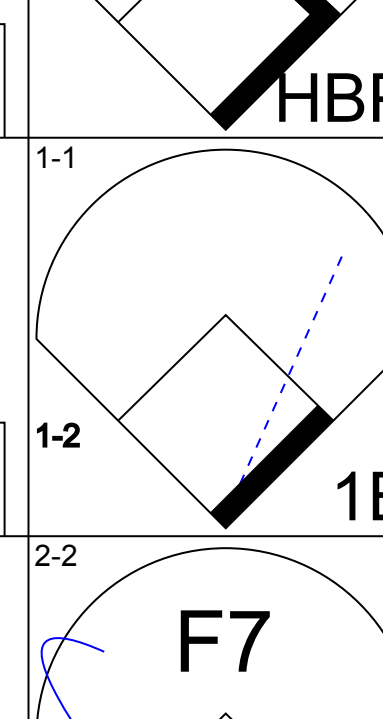
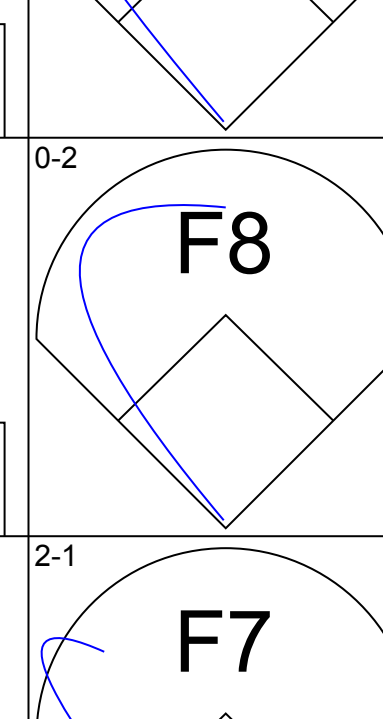
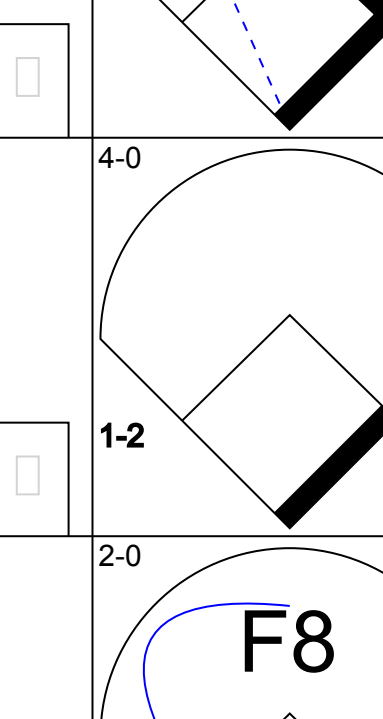
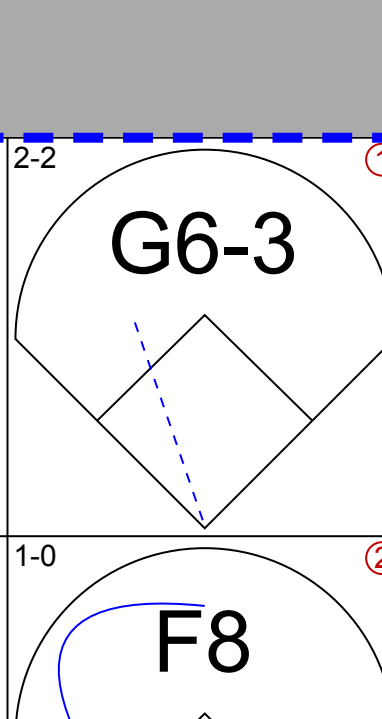
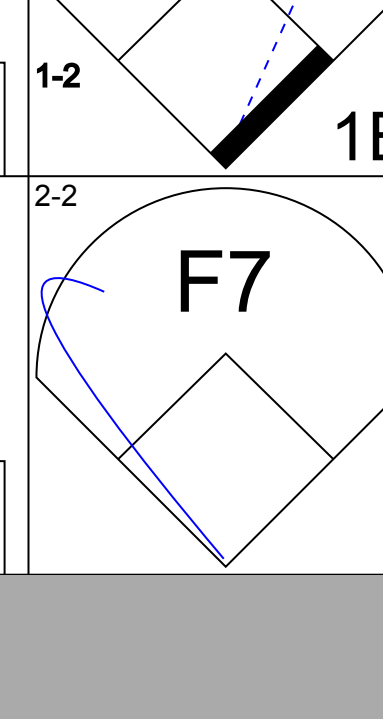
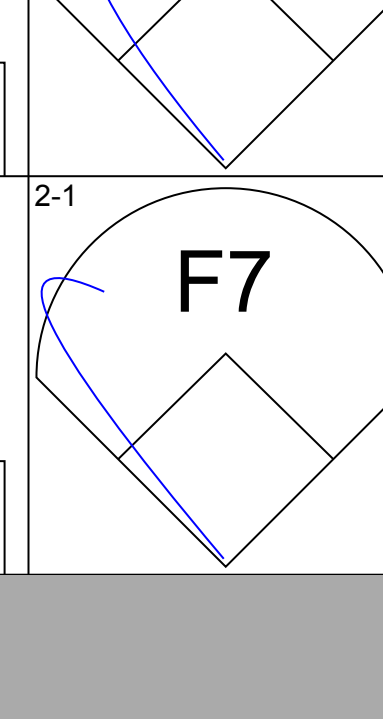
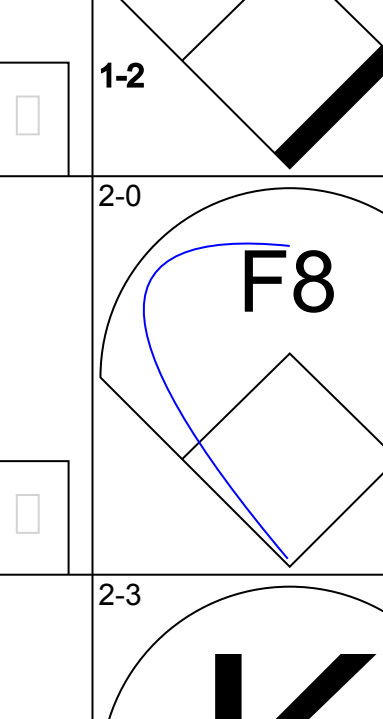
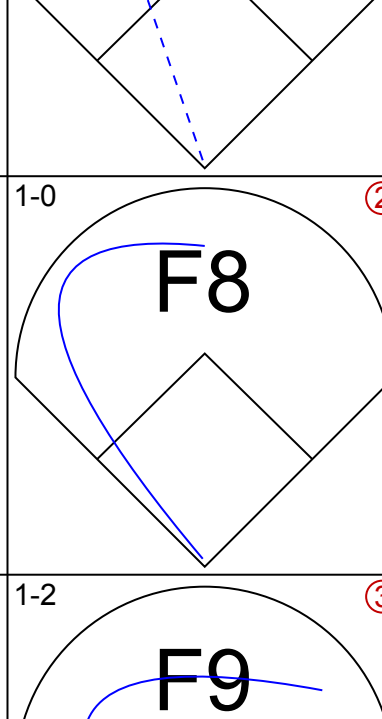
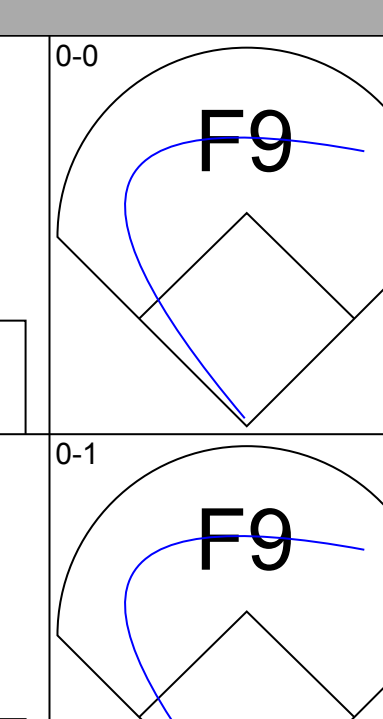
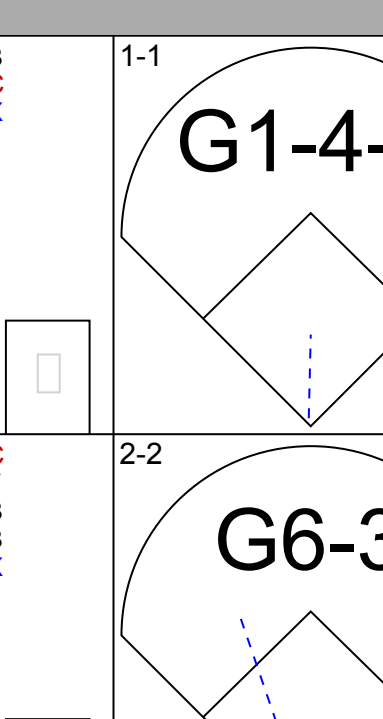
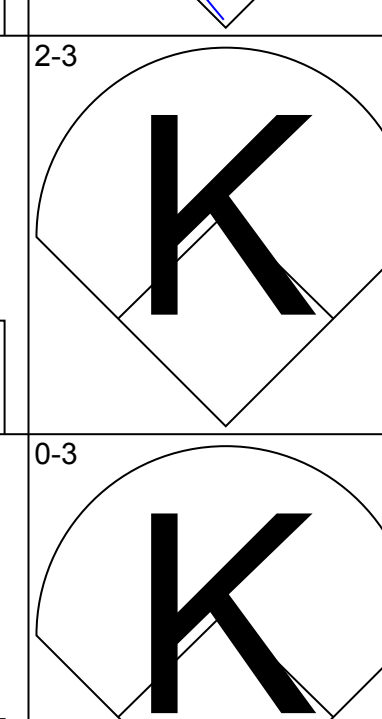
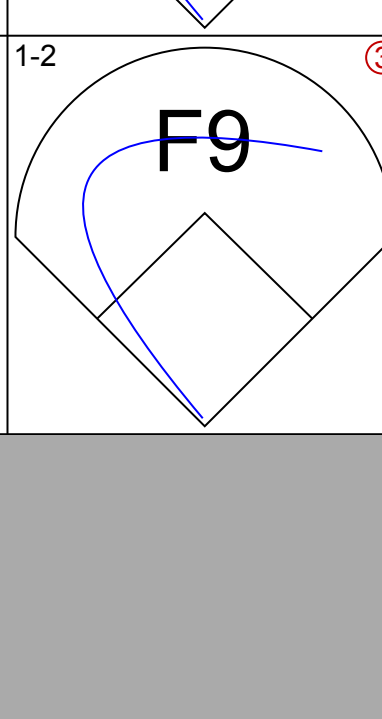
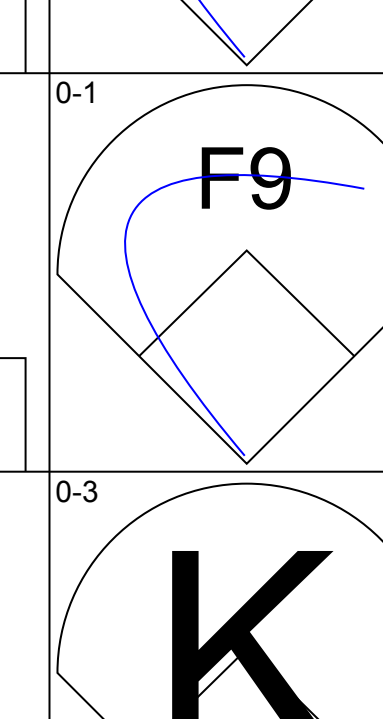
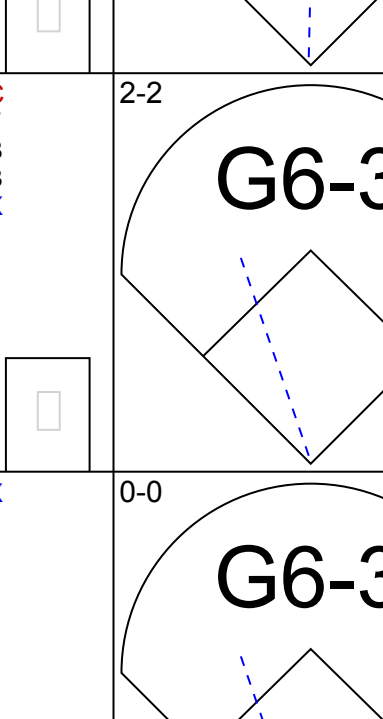
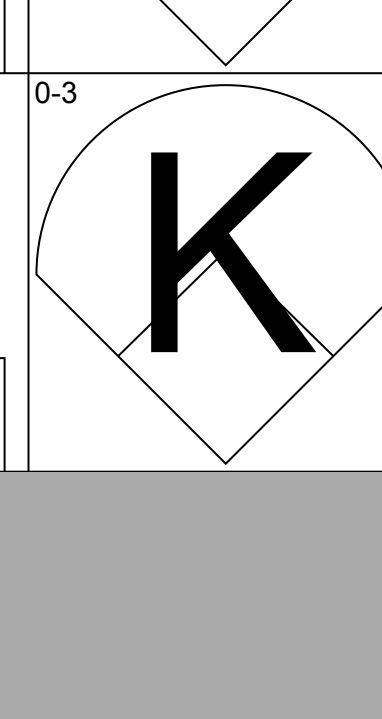
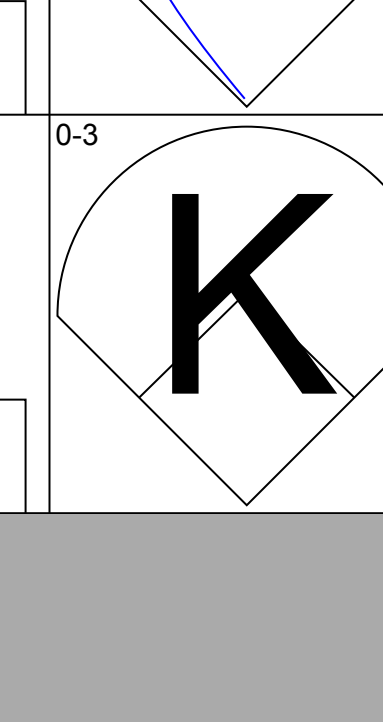
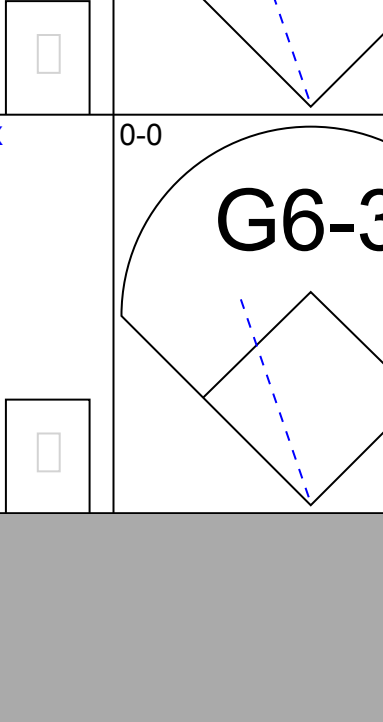
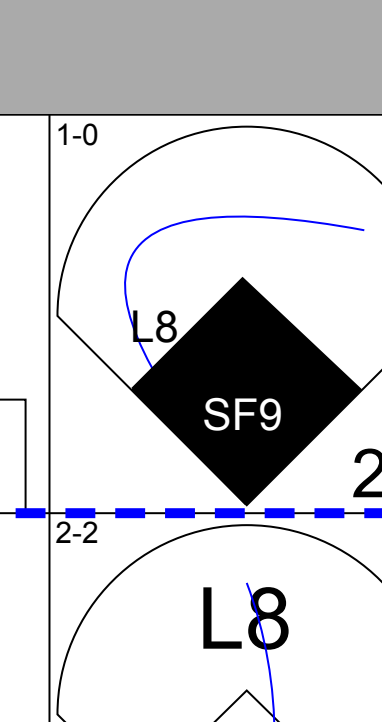
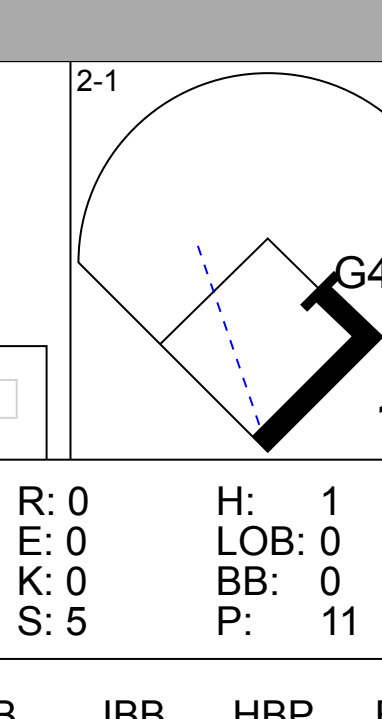
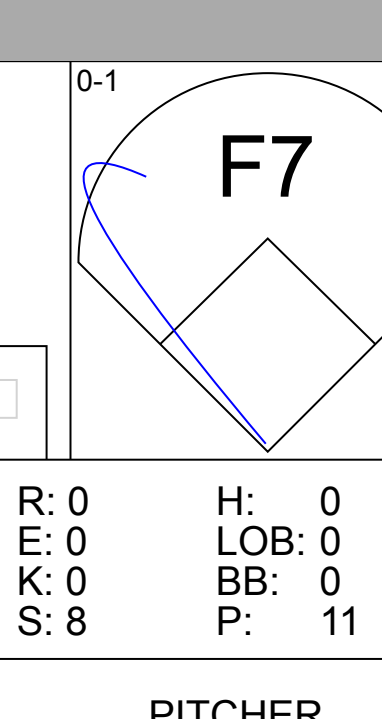
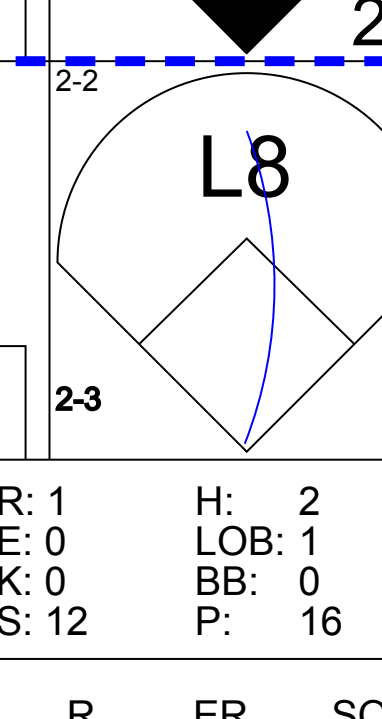


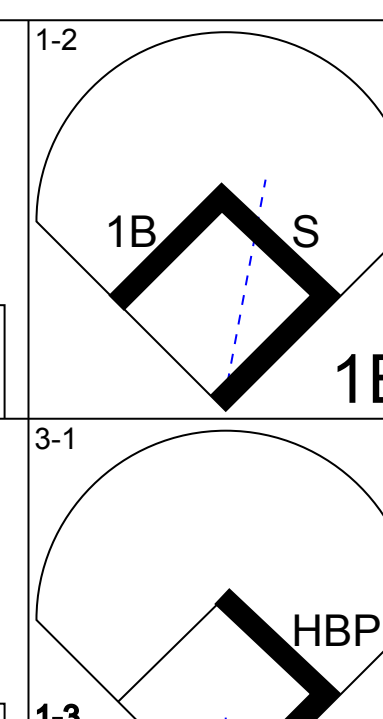
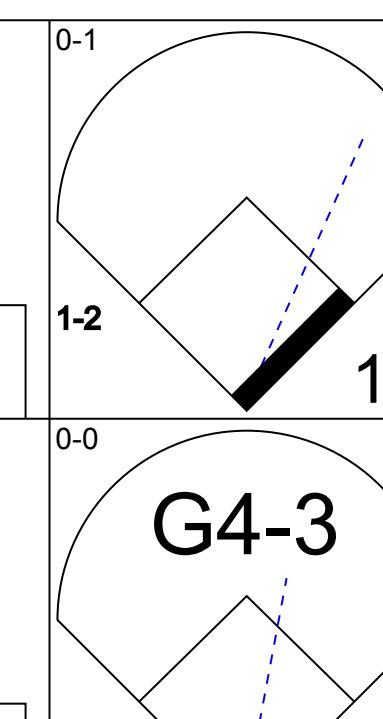
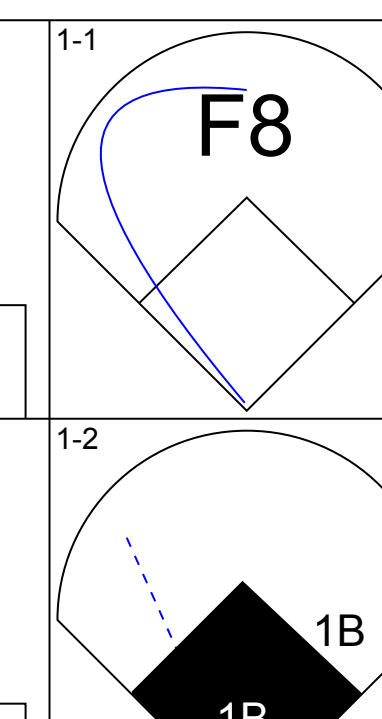
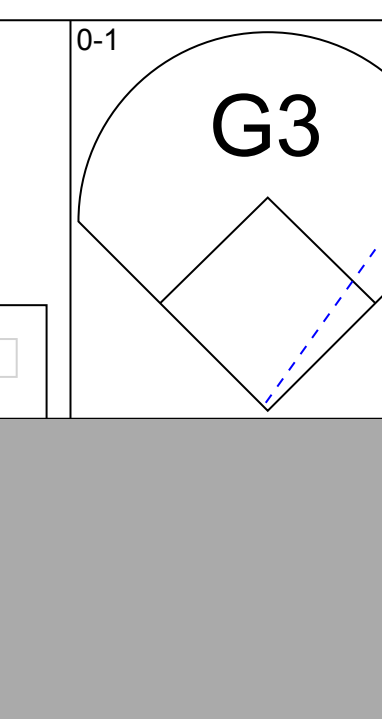
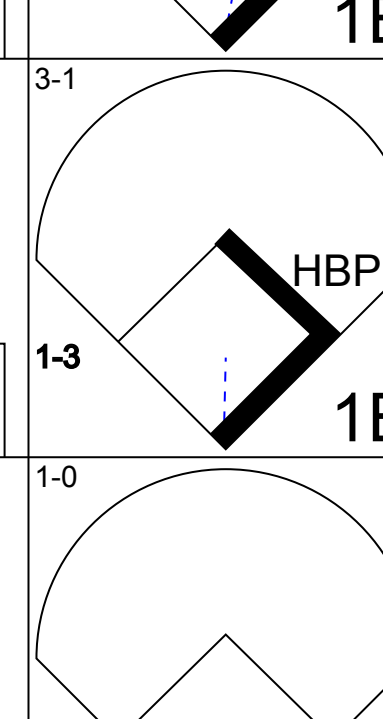
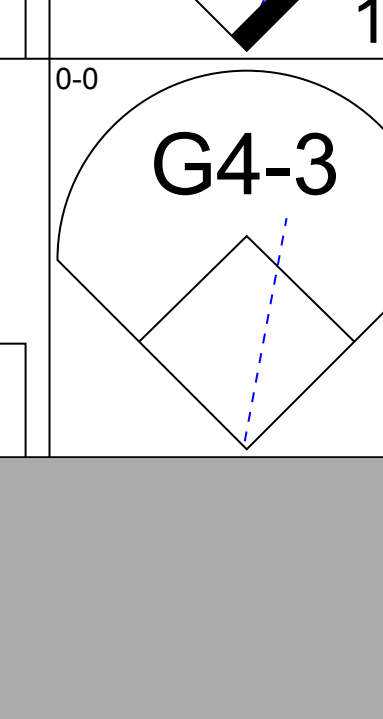
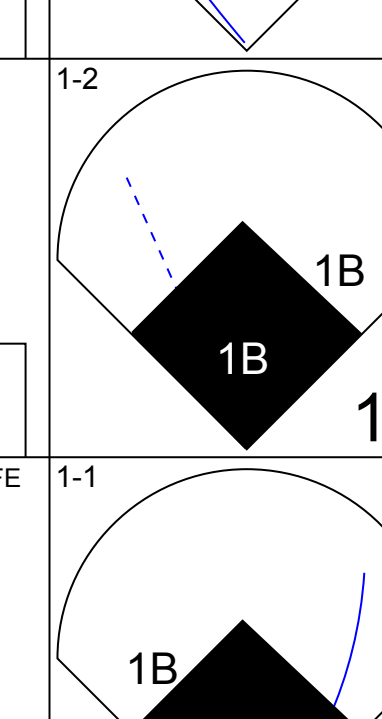
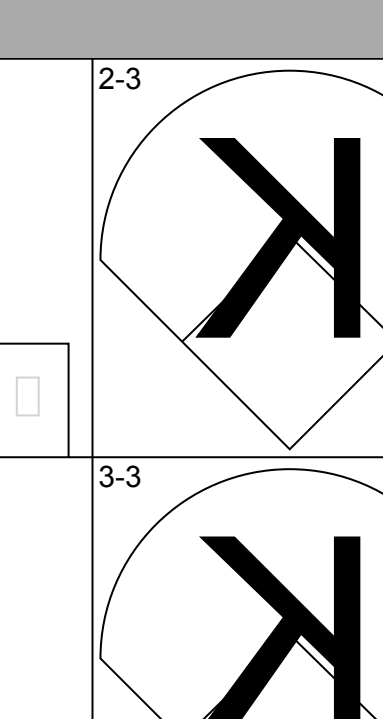
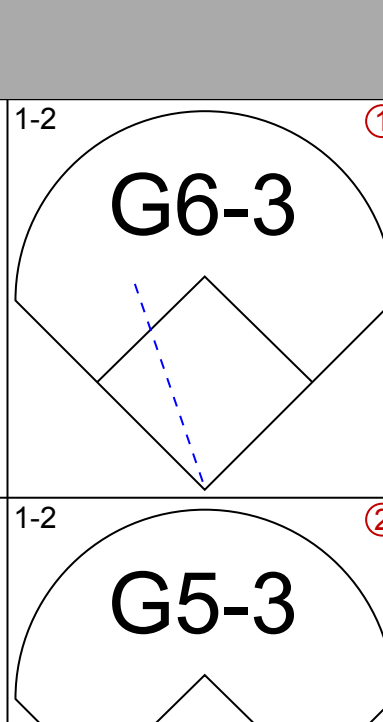
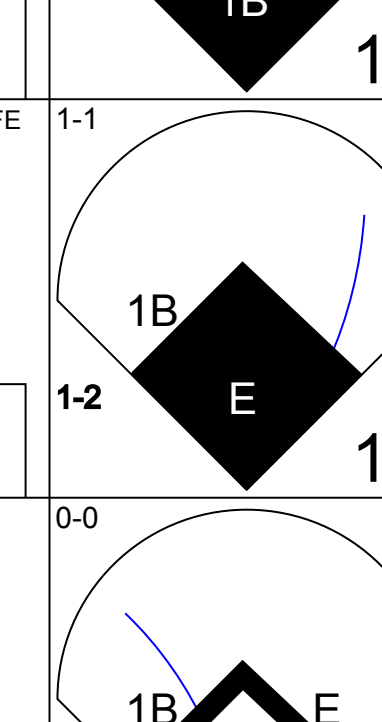
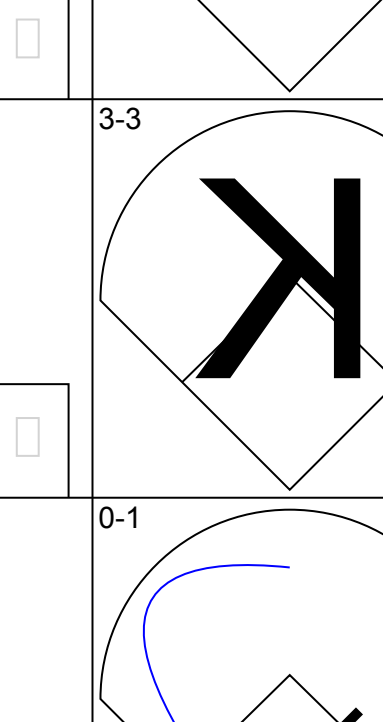
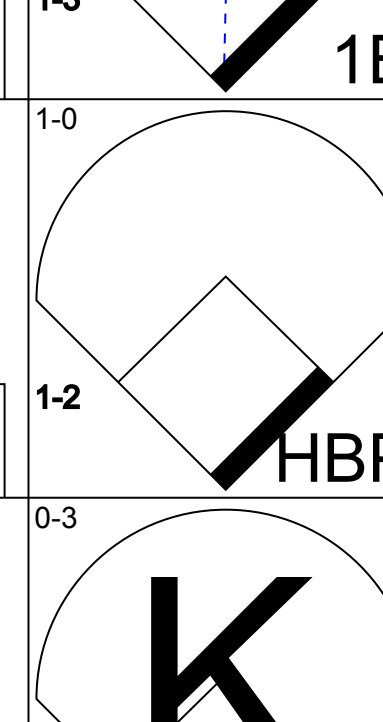
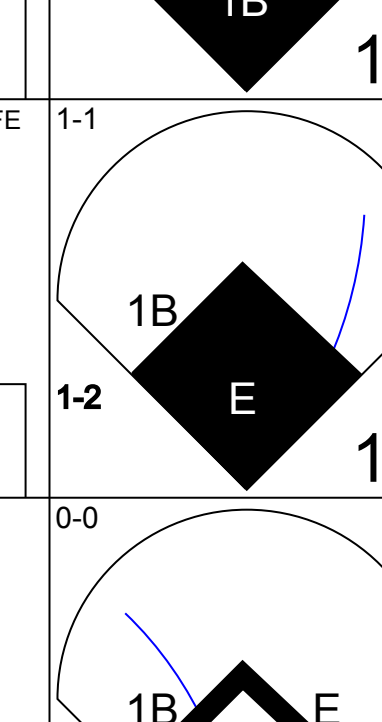
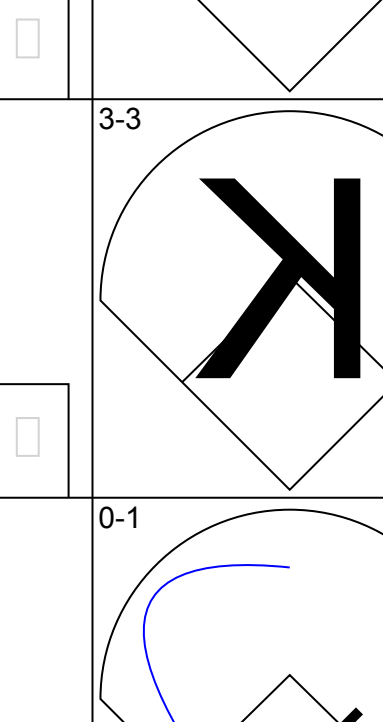
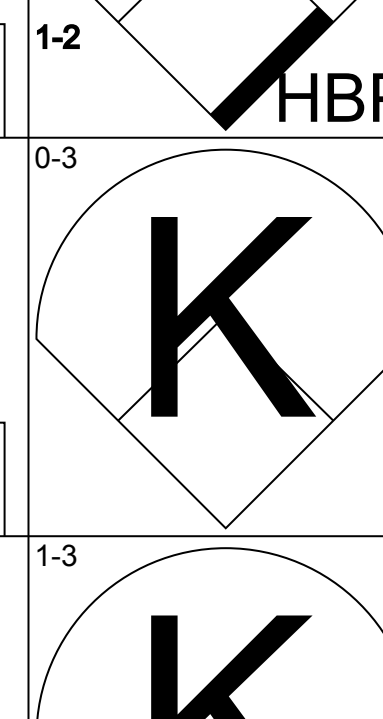
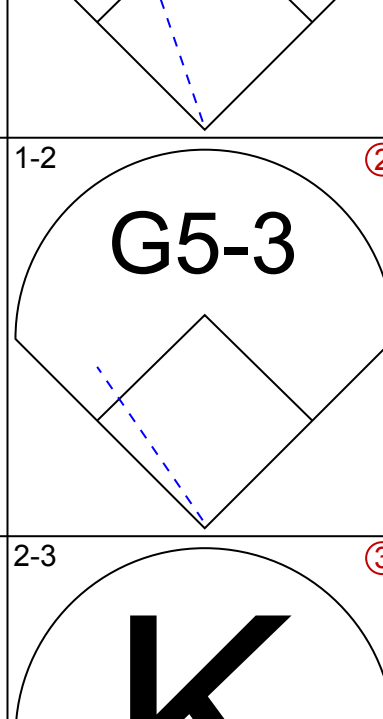
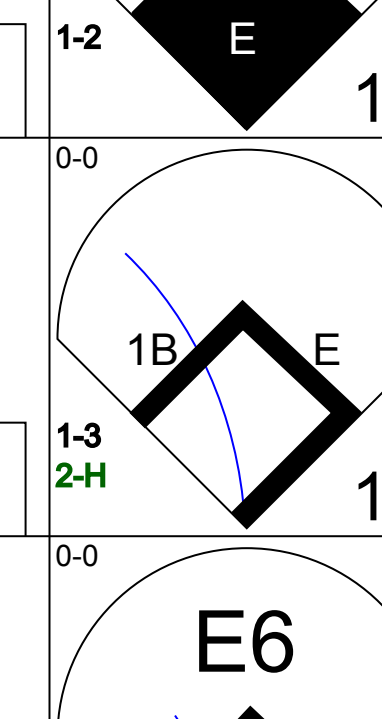
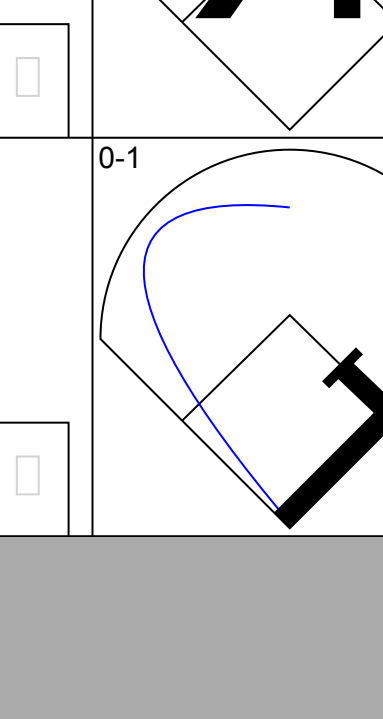
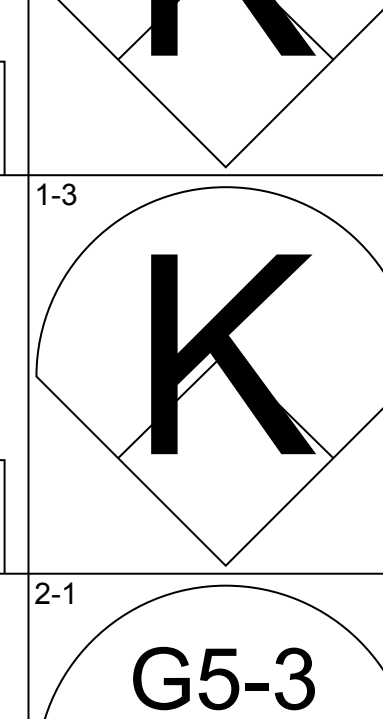
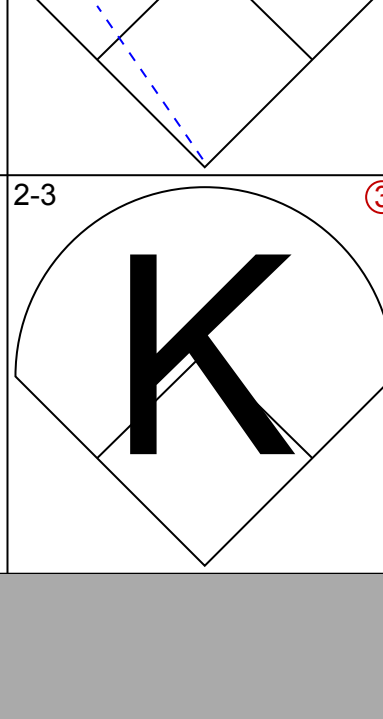
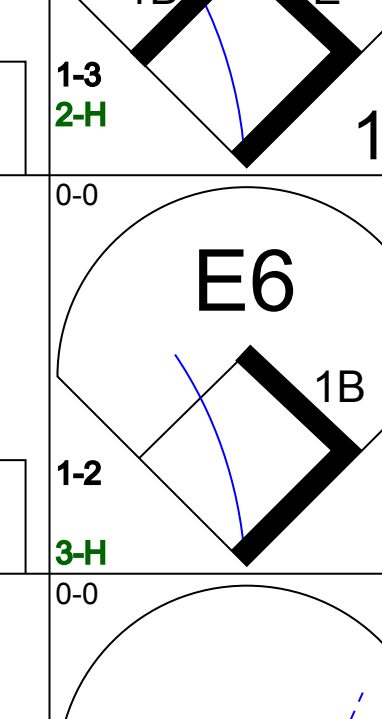
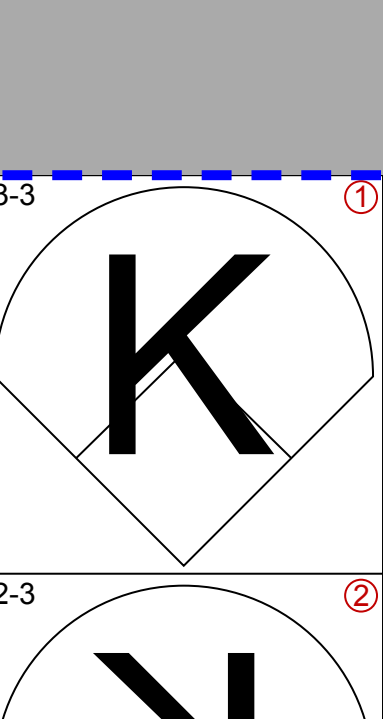
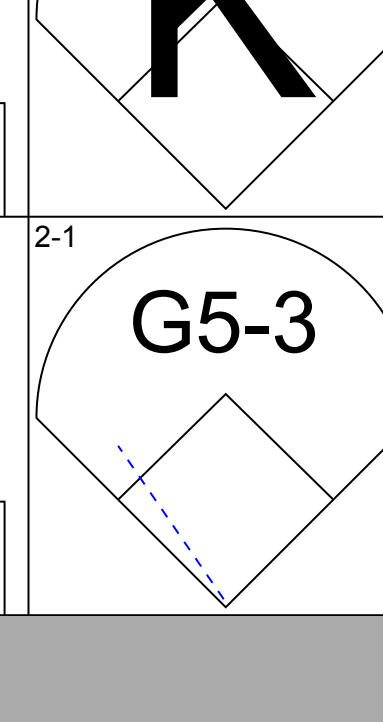
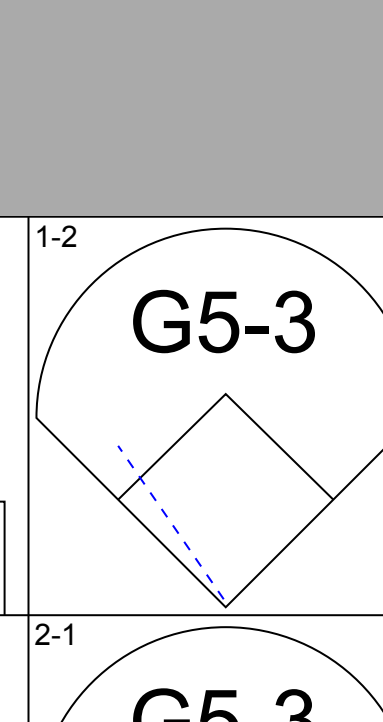
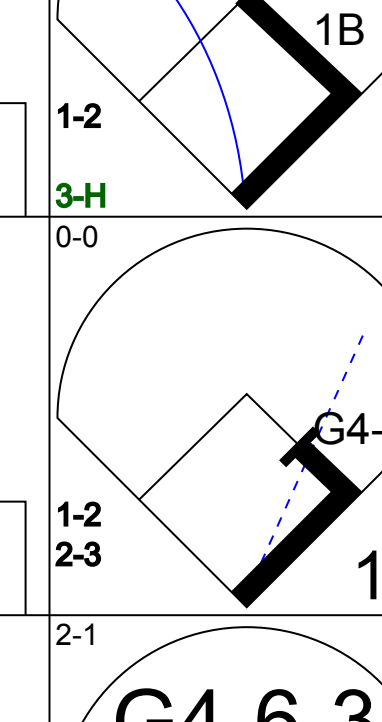
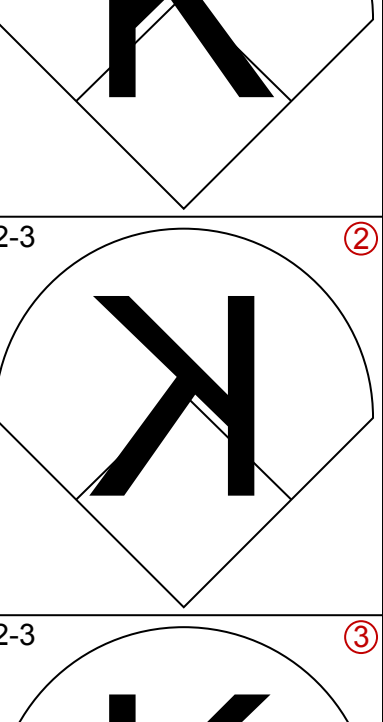
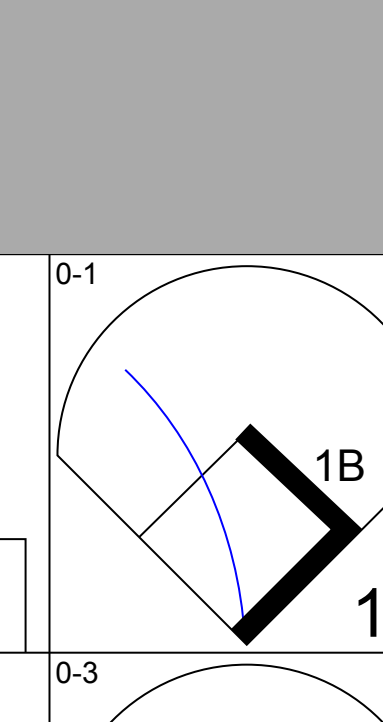
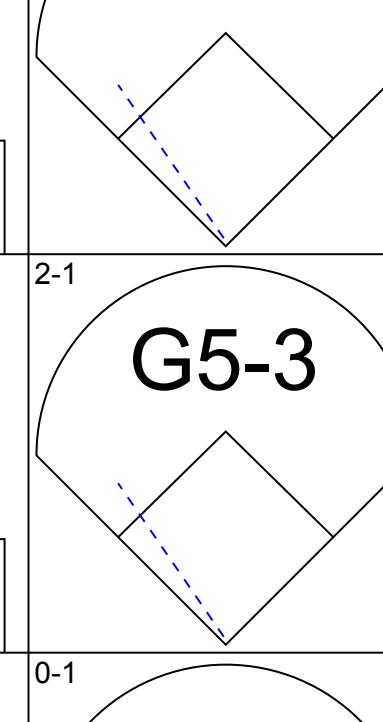
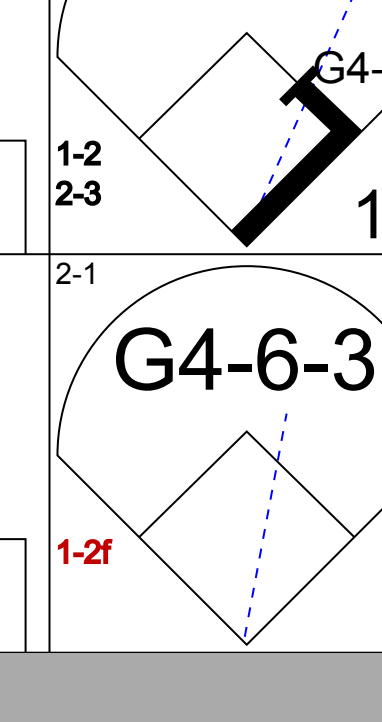
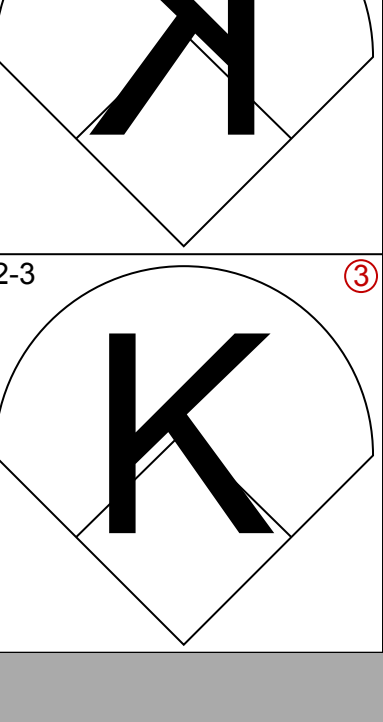
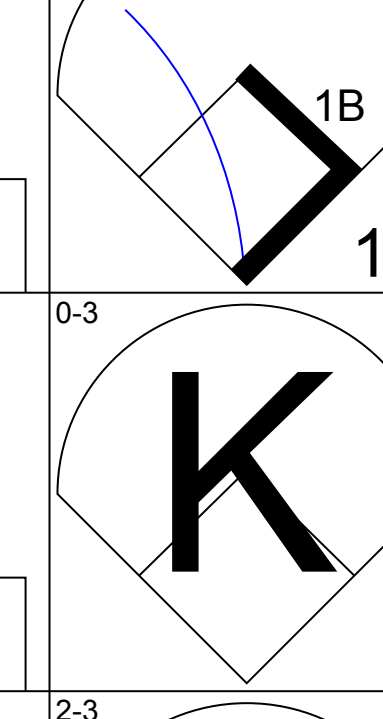
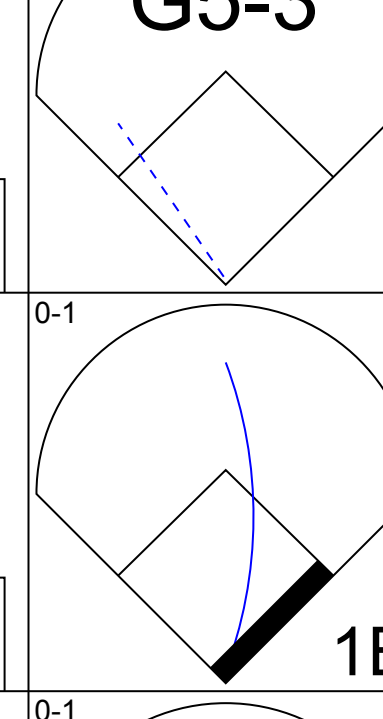
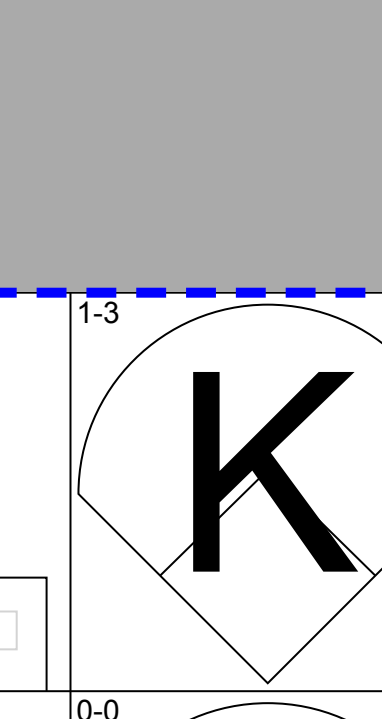
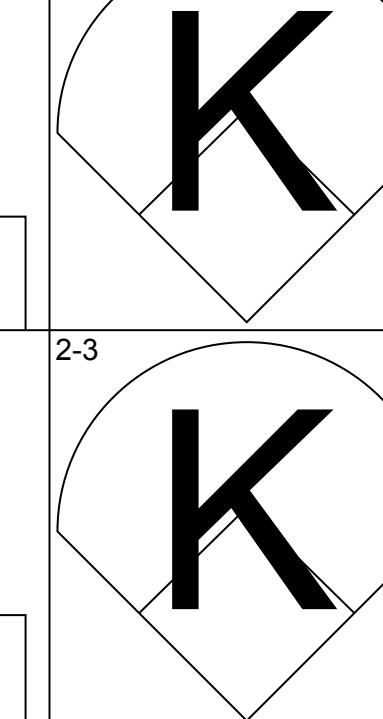
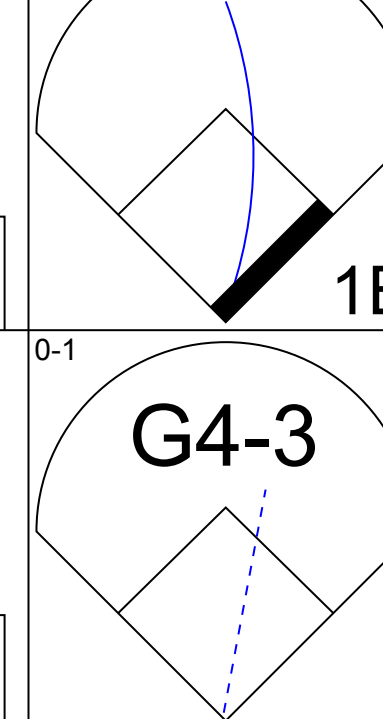
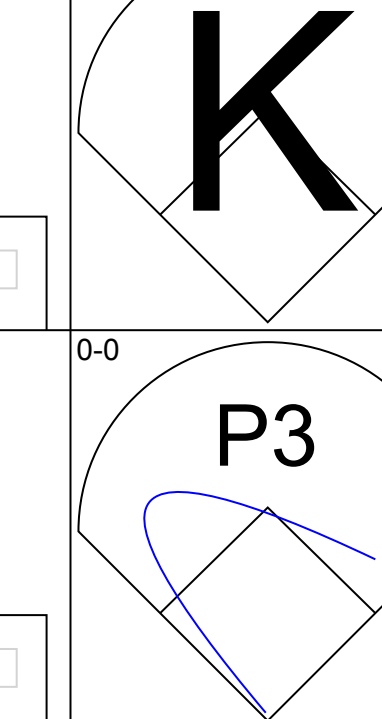


Batter	1	2	3	4	5	6	7	8	9	AB	R	H	RBI	BB	SO	LOB	TOP				
<b>Matt Kata, S</b> OBP: 0.373, SLG: 0.516 (1, 5)	SH5-4 2B		1-1 1B		1-2 1B			0-1 1B BB 1B	1-1 E6	5	1	4	0	0	0	1	<b>Arizona Diamondbacks @ Florida Marlins</b> Pro Player Stadium, Miami, FL Mon Jul 28 2003, 7:05 PM EDT Att: 10,472 - Cloudy - 79 F				
<b>Alex Cintron, S</b> OBP: 0.353, SLG: 0.453 (1, 6)	SH5-4 2-3		0-1 P3		0-0 G1-3			4-0 BB 1B BB	1-2 G4-3	3	0	0	0	1	0	4					
<b>Luis Gonzalez, L</b> OBP: 0.401, SLG: 0.547 (1, 7)	P6	2-2	2-3 K					0-1 BB 1B		4	0	1	0	0	1	2					
<b>Shea Hillenbrand, R</b> OBP: 0.349, SLG: 0.511 (1, 3)	G5-3			1-2 HR				1-3 K		4	1	1	1	0	1	4					
<b>Junior Spivey, R</b> OBP: 0.310, SLG: 0.427 <b>Carlos Baerga, S</b> OBP: 0.355, SLG: 0.481 (8, 3)		4-0 WP G3 BB		3-3 K				4-2 BB		2	0	0	0	1	1	0					
<b>Danny Bautista, R</b> OBP: 0.335, SLG: 0.330 <b>Oscar Villarreal, L</b> (8, 1)		1-0 L8		3-2 L8				1-2 F8	1-3 K	4	0	0	0	0	1	4					
<b>Quinton McCracken, S</b> OBP: 0.282, SLG: 0.286 (8, 9)		2-1 G3		1-3 K				1-3 K		3	0	0	0	0	2	1					
<b>Craig Counsell, L</b> OBP: 0.361, SLG: 0.339 (9, PH)		1-2 G3							2-1 G6-3	1	0	0	0	0	0	0					
<b>Rod Barajas, R</b> OBP: 0.256, SLG: 0.351 <b>Mark Grace, L</b> OBP: 0.287, SLG: 0.314 (8, PH)		2-2 G4-3			0-0 P5			0-0 G5-3	1-3 K	3	0	0	0	0	0	1					
<b>Miguel Batista, R</b> OBP: 0.056, SLG: 0.029 <b>Steve Finley, L</b> OBP: 0.382, SLG: 0.543 (8, 8)			0-0 G6-3		2-3 K			0-2 P5	1-2 E 1B	2	0	0	0	0	1	0					
<b>Inning Stats</b>	R: 0 E: 0 K: 0 S: 7	H: 1 LOB: 1 BB: 0 P: 9	R: 0 E: 0 K: 0 S: 6	H: 0 LOB: 1 BB: 1 P: 15	R: 0 E: 0 K: 1 S: 10	H: 1 LOB: 0 BB: 0 P: 13	R: 1 E: 0 K: 2 S: 13	H: 1 LOB: 0 BB: 0 P: 21	R: 0 E: 0 K: 0 S: 8	H: 0 LOB: 0 BB: 0 P: 11	R: 0 E: 0 K: 1 S: 7	H: 0 LOB: 0 BB: 0 P: 9	R: 1 E: 0 K: 2 S: 15	H: 2 LOB: 2 BB: 2 P: 25	R: 0 E: 1 K: 1 S: 13	H: 1 LOB: 2 BB: 0 P: 19		1B: 5 2B: 1 3B: 0 HR: 1	SF: 0 SAC: 1 DP: 0 HBP: 0	WP: 1 PB: 0 SB: 0 CS: 0	PA: 38
<b>PITCHER</b>	IP	WLS	BF	H	R	ER	SO	BB	IBB	HBP	BLK	WP	HR	S	P	ERA		WHIP			
<b>Mark Redman, L</b> ERA: 2.89	7.1	W	30	6	2	2	5	2	0	0	0	1	1	63	97	2.46	1.091				
<b>Ugueth Urbina, R</b> ERA: 3.69	0.2	H	3	0	0	0	2	1	0	0	0	0	0	8	14	0.00	1.500				
<b>Braden Looper, R</b> ERA: 3.1	1.0	S	5	1	0	0	1	0	0	0	0	0	0	13	19	0.00	1.000				

Batter	1	2	3	4	5	6	7	8	9	AB	R	H	RBI	BB	SO	LOB	BOTTOM				
<b>Juan Pierre, L</b> OBP: 0.362, SLG: 0.361 (1, 8)	L8	0-1 F7		1-3 K			0-0 SH1-3			3	0	0	0	0	1	2	<b>Arizona Diamondbacks @ Florida Marlins</b> Pro Player Stadium, Miami, FL Mon Jul 28 2003, 7:05 PM EDT Att: 10,472 - Cloudy - 79 F				
<b>Luis Castillo, S</b> OBP: 0.379, SLG: 0.408 (1, 4)	1-0 1B		1-1 1B		1-2 F7		0-1 G1-3			4	0	2	0	0	0	1					
<b>Ivan Rodriguez, R</b> OBP: 0.390, SLG: 0.520 (1, 2)	1-3 K		0-2 F8		2-1 G5-3		1-3 K			4	0	0	0	0	2	3					
<b>Mike Lowell, R</b> OBP: 0.365, SLG: 0.585 (1, 5)	2-3 K		1 SAFE 2-3 K		1-0 1B			2-0 F7		4	0	1	0	0	2	2					
<b>Juan Encarnacion, R</b> OBP: 0.320, SLG: 0.446 (1, 9)		0-0 HR 1B	0-2 G6-3		1-3 K			1-1 F8		4	1	1	0	0	1	2					
<b>Derek Lee, R</b> OBP: 0.370, SLG: 0.495 <b>Brian Banks, S</b> OBP: 0.331, SLG: 0.417 (8, 3)		1 SAFE 2-3 K		4-1 2B BB		1-3 K		4-2 BB		2	1	0	0	1	2	1					
<b>Miguel Cabrera, R</b> OBP: 0.331, SLG: 0.548 (1, 7)		0-1 HR		1-1 G4-3 2B		3-3 K		1-3 K		4	1	2	3	0	2	1					
<b>Alex Gonzalez, R</b> OBP: 0.333, SLG: 0.493 (1, 6)		2-1 E7		1-3 K			0-1 G6-3			3	0	0	0	0	1	1					
<b>Mark Redman, L</b> OBP: 0.026, SLG: 0.026 <b>Ugueth Urbina, R</b> (8, 1)		0-3 K		1-2 G4-3			0-0 G1-3 SH1-3 1B			3	0	1	0	0	1	2					
<b>Braden Looper, R</b> OBP: 1.000, SLG: 1.000 (9, 1)										0	0	0	0	0	0	0					
<b>Inning Stats</b>	R: 0 E: 0 K: 2 S: 12	H: 1 LOB: 1 BB: 0 P: 17	R: 2 E: 1 K: 2 S: 13	H: 2 LOB: 1 BB: 0 P: 17	R: 0 E: 0 K: 1 S: 11	H: 1 LOB: 1 BB: 0 P: 14	R: 1 E: 0 K: 2 S: 14	H: 1 LOB: 1 BB: 1 P: 22	R: 0 E: 0 K: 1 S: 9	H: 0 LOB: 0 BB: 0 P: 14	R: 0 E: 0 K: 2 S: 8	H: 0 LOB: 0 BB: 0 P: 12	R: 0 E: 0 K: 1 S: 8	H: 1 LOB: 1 BB: 1 P: 16	R: 0 E: 0 K: 1 S: 8	H: 0 LOB: 1 BB: 1 P: 16		1B: 5 2B: 1 3B: 0 HR: 1	SF: 0 SAC: 1 DP: 0 HBP: 0	WP: 0 PB: 0 SB: 1 CS: 0	PA: 34
<b>PITCHER</b>	IP	WLS	BF	H	R	ER	SO	BB	IBB	HBP	BLK	WP	HR	S	P	ERA		WHIP			
<b>Miguel Batista, R</b> ERA: 2.72	7.0	L	30	7	3	3	11	1	0	0	0	0	0	8	105	3.86	1.143				
<b>Oscar Villarreal, R</b> ERA: 2.45	1.0		4	0	0	0	1	1	0	0	0	0	0	8	16	0.00	1.000				



Batter	1	2	3	4	5	6	7	8	9	AB	R	H	RBI	BB	SO	LOB	TOP					
<b>Matt Kata, S</b> OBP: 0.363, SLG: 0.504 (1,4)										3	0	0	1	0	1	1	<b>Arizona Diamondbacks @ Florida Marlins</b> Pro Player Stadium, Miami, FL Tue Jul 29 2003, 7:05 PM EDT Att: 11,469 - Cloudy - 77 F					
<b>Craig Counsell, L</b> OBP: 0.355, SLG: 0.342 (1,5)										4	0	1	0	0	0	1						
<b>Luis Gonzalez, L</b> OBP: 0.402, SLG: 0.545 (1,7)										3	0	1	0	0	0	1						
<b>Carlos Baerga, S</b> OBP: 0.358, SLG: 0.478 (1,3)										3	0	1	0	1	0	0						
<b>Steve Finley, L</b> OBP: 0.378, SLG: 0.537 (1,8)										4	0	0	0	0	0	4						
<b>Danny Bautista, R</b> OBP: 0.299, SLG: 0.323 (1,9)										4	0	0	0	0	1	2						
<b>Alex Cintron, S</b> OBP: 0.349, SLG: 0.448 (1,6)										3	0	0	0	0	1	2						
<b>Rod Barajas, R</b> OBP: 0.258, SLG: 0.358 (1,2)										3	1	1	0	0	1	0						
<b>17 Brandon Webb, R</b> OBP: 0.133, SLG: 0.138 (1,1)										1	0	1	0	0	0	0						
<b>Quinton McCracken, S</b> OBP: 0.293, SLG: 0.296 (8, PH)										1	0	0	0	0	0	0						
<b>Elmer Dessens, R</b> OBP: 0.285, SLG: 0.313 (6, 1)										0	0	0	0	0	0	0						
<b>Mark Grace, L</b> OBP: 0.285, SLG: 0.311 (8, PH)										1	0	0	0	0	0	1						
<b>Jose Valverde, R</b> OBP: 0.285, SLG: 0.311 (8, 1)										0	0	0	0	0	0	0						
<b>Inning Stats</b>	R: 0 E: 0 K: 1 S: 13	H: 1 LOB: 2 BB: 0 P: 22	R: 0 E: 0 K: 1 S: 6	H: 0 LOB: 0 BB: 0 P: 6	R: 0 E: 0 K: 0 S: 5	H: 1 LOB: 0 BB: 0 P: 11	R: 0 E: 0 K: 0 S: 8	H: 0 LOB: 0 BB: 0 P: 12	R: 0 E: 0 K: 0 S: 6	H: 0 LOB: 0 BB: 0 P: 9	R: 0 E: 0 K: 0 S: 8	H: 0 LOB: 0 BB: 0 P: 11	R: 0 E: 0 K: 2 S: 12	H: 1 LOB: 2 BB: 1 P: 21	R: 1 E: 0 K: 0 S: 12	H: 2 LOB: 1 BB: 0 P: 16	R: 0 E: 0 K: 0 S: 9	H: 0 LOB: 0 BB: 0 P: 13	1B: 3 2B: 2 HR: 0	SF: 1 SAC: 0 DP: 1 HBP: 1	WP: 0 PB: 0 SB: 0 CS: 0	PA: 33
<b>PITCHER</b>	IP	WLS	BF	H	R	ER	SO	BB	IBB	HBP	BLK	WP	HR	S	P	ERA	WHIP					
<b>Brad Penny, R</b> ERA: 4.28 (1, 1)	7.0	W	26	4	1	1	4	1	0	1	0	0	0	59	94	1.29	0.714					
<b>Ugueth Urbina, R</b> ERA: 3.61 (8, 1)	1.0	H	4	1	0	0	0	0	0	0	0	0	0	11	14	0.00	1.000					
<b>Braden Looper, R</b> ERA: 3.05 (9, 1)	1.0	S	3	0	0	0	0	0	0	0	0	0	0	9	13	0.00	0.000					

Batter	1	2	3	4	5	6	7	8	9	AB	R	H	RBI	BB	SO	LOB	BOTTOM				
<b>Juan Pierre, L</b> OBP: 0.363, SLG: 0.362 (1,8)										4	0	2	0	0	0	0	<b>Arizona Diamondbacks @ Florida Marlins</b> Pro Player Stadium, Miami, FL Tue Jul 29 2003, 7:05 PM EDT Att: 11,469 - Cloudy - 77 F				
<b>Luis Castillo, S</b> OBP: 0.380, SLG: 0.409 (1,4)										4	1	2	0	0	1	2					
<b>Ivan Rodriguez, R</b> OBP: 0.392, SLG: 0.518 (1,2)										3	1	1	0	0	1	0					
<b>Mike Redmond, R</b> OBP: 0.310, SLG: 0.337 (8, 2)										0	0	0	0	0	0	0					
<b>Mike Lowell, R</b> OBP: 0.366, SLG: 0.584 (1,5)										4	0	2	1	0	1	3					
<b>Juan Encarnacion, R</b> OBP: 0.317, SLG: 0.442 (1,9)										4	0	0	1	0	3	4					
<b>Andy Fox, L</b> OBP: 0.292, SLG: 0.291 (1,3)										4	0	1	0	0	1	3					
<b>Miguel Cabrera, R</b> OBP: 0.328, SLG: 0.538 (1,7)										4	0	1	0	0	1	3					
<b>Alex Gonzalez, R</b> OBP: 0.333, SLG: 0.492 (1,6)									3	0	1	0	0	2	1						
<b>Brad Penny, R</b> OBP: 0.156, SLG: 0.333 (1, 1)									3	0	0	0	0	1	2						
<b>Ugueth Urbina, R</b> ERA: 4.69 (8, 1)									0	0	0	0	0	0	0	0					
<b>Braden Looper, R</b> OBP: 1.000, SLG: 1.000 (9, 1)									0	0	0	0	0	0	0	0					
<b>Inning Stats</b>	R: 0 E: 0 K: 2 S: 14	H: 2 LOB: 3 BB: 0 P: 22	R: 0 E: 0 K: 2 S: 11	H: 2 LOB: 2 BB: 0 P: 13	R: 0 E: 0 K: 1 S: 10	H: 0 LOB: 0 BB: 0 P: 14	R: 0 E: 0 K: 0 S: 9	H: 1 LOB: 1 BB: 0 P: 12	R: 2 E: 0 K: 0 S: 12	H: 4 LOB: 2 BB: 0 P: 17	R: 0 E: 0 K: 1 S: 6	H: 0 LOB: 0 BB: 0 P: 7	R: 0 E: 0 K: 2 S: 9	H: 1 LOB: 1 BB: 0 P: 14	R: 0 E: 0 K: 3 S: 9	H: 0 LOB: 0 BB: 0 P: 16	1B: 10 2B: 0 3B: 0 HR: 0	SF: 0 SAC: 0 DP: 1 HBP: 1	WP: 0 PB: 0 SB: 1 CS: 0	PA: 34	
<b>PITCHER</b>	IP	WLS	BF	H	R	ER	SO	BB	IBB	HBP	BLK	WP	HR	S	P	ERA	WHIP				
<b>17 Brandon Webb, R</b> ERA: 2.48 (1, 1)	5.0	L	25	9	2	2	5	0	0	1	0	0	0	56	78	3.60	1.800				
<b>Elmer Dessens, R</b> ERA: 4.69 (6, 1)	2.0		6	1	0	0	3	0	0	0	0	0	0	15	21	0.00	0.500				
<b>Jose Valverde, R</b> ERA: 1.54 (8, 1)	1.0		3	0	0	0	3	0	0	0	0	0	0	9	16	0.00	0.000				



Batter	1	2	3	4	5	6	7	8	9	AB	R	H	RBI	BB	SO	LOB	TOP		
<b>Matt Kata, S</b> OBP: 0.353, SLG: 0.489 (1, 5) C X	0-1 G5-3	1-3 K			1-1 F8			0-0 G4-3		4	0	0	0	0	1	1			
<b>Alex Cintron, S</b> OBP: 0.347, SLG: 0.457 (1, 6) B C X	3-2 HR		2-1 L9			1-1 G6-3		3-2 L8		4	1	1	1	0	0	0			
<b>Steve Finley, L</b> OBP: 0.377, SLG: 0.539 (1, 8) C X	0-1 3B		1-2 F7			1-2 P3		0-1 G4-3		4	0	1	0	0	0	0			
<b>Shea Hillenbrand, R</b> OBP: 0.345, SLG: 0.505 (1, 3) B C X	1-1 G6-3		2-3 K			1-1 L7		0-1 G6-3		4	0	0	0	0	1	1			
<b>Danny Bautista, R</b> OBP: 0.308, SLG: 0.328 (1, 9) B C X	4-2 FC4-6 BB			1-3 K2-3			2-0 1B	0-2 1B		3	0	2	0	1	1	0			
<b>Junior Spivey, R</b> OBP: 0.311, SLG: 0.425 <b>Carlos Baerga, S</b> OBP: 0.356, SLG: 0.475 (9, PH)	0-0 FC4-6			3-2 G6-4-3 1B			1-1 F9	2-1 F8		3	0	1	0	0	0	3			
<b>Quinton McCracken, S</b> OBP: 0.281, SLG: 0.282 (1, 7) B C X		4-0 BB		1-0 G6-4-3			1-3 K			2	0	0	0	1	1	2			
<b>Chad Moeller, R</b> OBP: 0.345, SLG: 0.451 (1, 2) B C X		3-3 K			1-3 K		0-0 F9			3	0	0	0	0	2	2			
<b>Randy Johnson, R</b> OBP: 0.200, SLG: 0.200 <b>Oscar Villarreal, L</b> ERA: 2.5 <b>Raul Mondesi, R</b> OBP: 0.359, SLG: 0.470 <b>Stephen Randolph, L</b> ERA: 3.6 <b>Jose Valverde, R</b> ERA: 3.0 (8, PH)		2-3 K			0-3 K			2-2 G4-3		2	0	0	0	0	2	1			
<b>Inning Stats</b>	R: 1 H: 2 E: 0 K: 0 S: 14	H: 2 LOB: 2 BB: 1 P: 22	R: 0 H: 0 E: 0 K: 3 S: 11	H: 0 LOB: 1 BB: 1 P: 21	R: 0 H: 0 E: 0 K: 1 S: 11	H: 0 LOB: 0 BB: 0 P: 16	R: 0 H: 1 E: 0 K: 1 S: 8	H: 1 LOB: 0 BB: 0 P: 13	R: 0 H: 0 E: 0 K: 2 S: 8	H: 0 LOB: 0 BB: 0 P: 10	R: 0 H: 1 E: 0 K: 1 S: 9	H: 1 LOB: 1 BB: 0 P: 13	R: 0 H: 0 E: 0 K: 0 S: 7	H: 0 LOB: 0 BB: 0 P: 12	R: 0 H: 1 E: 0 K: 0 S: 9	H: 1 LOB: 1 BB: 0 P: 11	1B: 3 2B: 0 3B: 1 HR: 1	SF: 0 SAC: 0 DP: 1 HBP: 0	WP: 0 PA: 33 SB: 0 CS: 1
<b>PITCHER</b>	IP WLS BF H R ER SO BB IBB HBP BLK WP HR S P ERA WHIP																		
<b>Dontrelle Willis, L</b> ERA: 2.5 <b>40 Nate Bump, R</b> ERA: 3.6 <b>Braden Looper, R</b> ERA: 3.0 (8, 1)	7.0 W 26 4 1 1 8 2 0 0 0 0 0 1 68 105 1.29 0.857																		
<b>PITCHER</b>	IP WLS BF H R ER SO BB IBB HBP BLK WP HR S P ERA WHIP																		
<b>Dontrelle Willis, L</b> ERA: 2.5 <b>40 Nate Bump, R</b> ERA: 3.6 <b>Braden Looper, R</b> ERA: 3.0 (8, 1)	1.0 H 3 0 0 0 0 0 0 0 0 0 0 0 7 12 0.00 0.000																		
<b>Braden Looper, R</b> ERA: 3.0 (8, 1)	1.0 S 4 1 0 0 0 0 0 0 0 0 0 0 9 11 0.00 1.000																		

**Arizona Diamondbacks @ Florida Marlins**  
 Pro Player Stadium, Miami, FL  
 Wed Jul 30 2003, 7:05 PM EDT  
 Att: 37,735 - Cloudy - 82 F

AB	31
R	1
H	5
RBI	1
BB	2
SO	8
LOB	11



Batter	1	2	3	4	5	6	7	8	9	AB	R	H	RBI	BB	SO	LOB	BOTTOM
<b>Juan Pierre, L</b> OBP: 0.363, SLG: 0.360 (1, 8) B C X	1-1 B1-3		4-1 E S BB			3-2 CI 1B FC4		0-2 G1-3		2	1	0	0	1	0	0	
<b>Luis Castillo, S</b> OBP: 0.379, SLG: 0.407 (1, 4) C B X	1-1 L6		1-2 G5-3			1-1 S 1B E		2-1 F8		4	1	1	0	0	0	1	
<b>Ivan Rodriguez, R</b> OBP: 0.393, SLG: 0.520 (1, 2) X	0-0 G6-3			1-0 FC8-5 2B		2-2 L4		4-2 1B BB		3	1	1	0	1	0	2	
<b>Mike Lowell, R</b> OBP: 0.367, SLG: 0.582 (1, 5) B C X		2-2 L5		0-1 FC8-5		4-2 FC4 BB		0-1 1B 1B		3	0	1	0	1	0	1	
<b>Miguel Cabrera, R</b> OBP: 0.326, SLG: 0.528 (1, 7) B C X		2-3 K		1-3 K		2-2 FC4 1-2H 2H 3H		1-2 1B 1B		4	0	1	2	0	2	1	
<b>Brian Banks, S</b> OBP: 0.328, SLG: 0.411 (1, 9) C X	0-1 1B				0-0 G4-3		2-3 K		2-3 K	4	0	1	0	0	2	3	
<b>Mike Mordecai, R</b> OBP: 0.266, SLG: 0.281 (1, 3) B C X		2-2 P6			1-0 P4			0-0 F7		3	0	0	0	0	0	1	
<b>Alex Gonzalez, R</b> OBP: 0.333, SLG: 0.490 (1, 6) B C X			2-3 K		0-0 1B			0-3 K		3	0	1	0	0	2	0	
<b>Dontrelle Willis, L</b> ERA: 4.15 <b>40 Nate Bump, L</b> ERA: 2.42 <b>Stephen Randolph, L</b> ERA: 4.15 <b>Jose Valverde, R</b> ERA: 1.9 (8, 1)		0-2 G3			0-0 G5-3			2-2 P5		3	0	0	0	0	0	1	
<b>Inning Stats</b>	R: 0 H: 0 E: 0 K: 0 S: 5	H: 1 LOB: 0 BB: 0 P: 7	R: 0 H: 1 E: 0 K: 1 S: 15	H: 1 LOB: 1 BB: 0 P: 21	R: 0 H: 0 E: 0 K: 1 S: 13	H: 0 LOB: 1 BB: 1 P: 19	R: 0 H: 1 E: 0 K: 1 S: 7	H: 1 LOB: 0 BB: 0 P: 9	R: 0 H: 1 E: 2 K: 1 S: 24	H: 1 LOB: 1 BB: 1 P: 37	R: 0 H: 0 E: 0 K: 1 S: 7	H: 0 LOB: 0 BB: 0 P: 9	R: 1 H: 2 E: 0 K: 1 S: 21	H: 2 LOB: 2 BB: 1 P: 30	1B: 5 2B: 2 3B: 0 HR: 0	SF: 0 SAC: 0 DP: 1 HBP: 0	WP: 0 PA: 33 SB: 0 CS: 0
<b>PITCHER</b>	IP WLS BF H R ER SO BB IBB HBP BLK WP HR S P ERA WHIP																
<b>Randy Johnson, L</b> ERA: 4.15 <b>Oscar Villarreal, R</b> ERA: 2.42 <b>Stephen Randolph, L</b> ERA: 4.15 <b>Jose Valverde, R</b> ERA: 1.9 (8, 1)	6.0 L 24 4 2 0 4 2 0 0 0 0 0 0 68 98 0.00 1.000																
<b>PITCHER</b>	IP WLS BF H R ER SO BB IBB HBP BLK WP HR S P ERA WHIP																
<b>Randy Johnson, L</b> ERA: 4.15 <b>Oscar Villarreal, R</b> ERA: 2.42 <b>Stephen Randolph, L</b> ERA: 4.15 <b>Jose Valverde, R</b> ERA: 1.9 (8, 1)	1.0 3 0 0 0 1 0 0 0 0 0 0 0 7 9 0.00 0.000																
<b>Stephen Randolph, L</b> ERA: 4.15 <b>Jose Valverde, R</b> ERA: 1.9 (8, 1)	0.2 2 0 0 0 0 0 0 0 0 0 0 0 5 7 0.00 0.000																
<b>Jose Valverde, R</b> ERA: 1.9 (8, 1)	0.1 4 2 1 1 1 1 0 0 0 0 0 0 16 23 27.00 9.000																

**Arizona Diamondbacks @ Florida Marlins**  
 Pro Player Stadium, Miami, FL  
 Wed Jul 30 2003, 7:05 PM EDT  
 Att: 37,735 - Cloudy - 82 F

AB	29
R	3
H	6
RBI	2
BB	3
SO	6
LOB	10







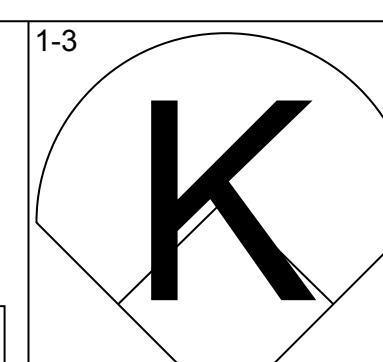
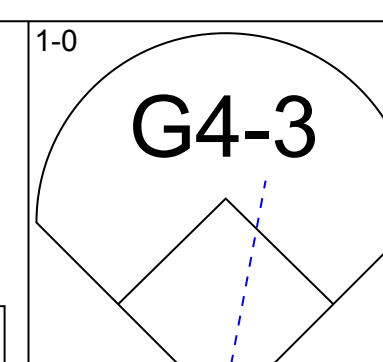
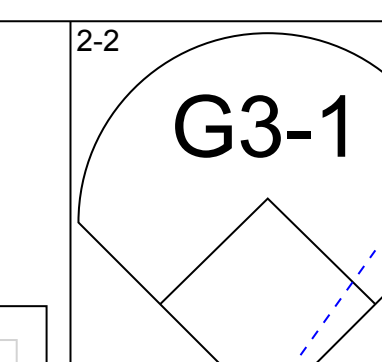
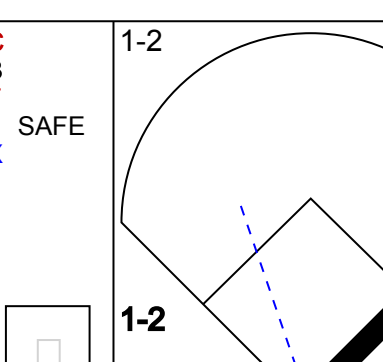
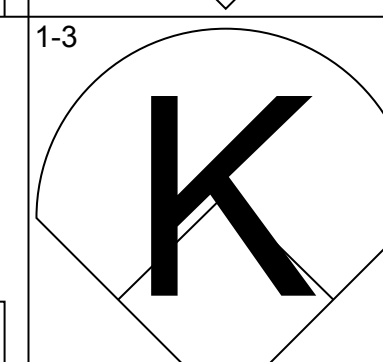
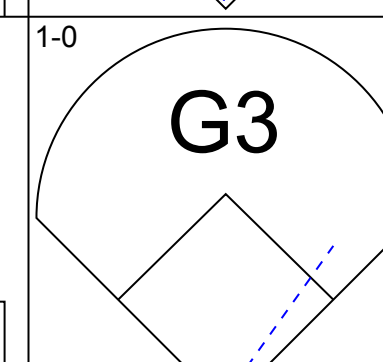
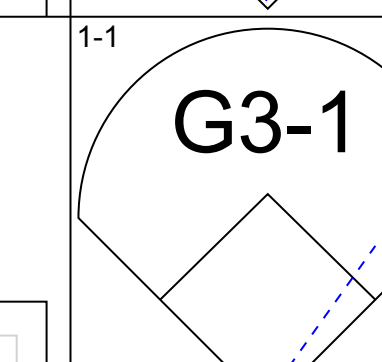
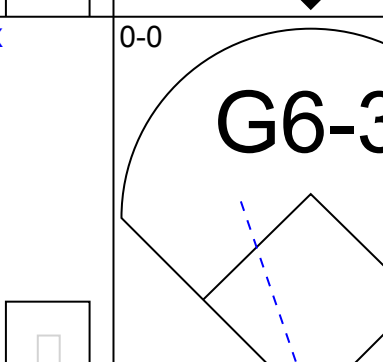
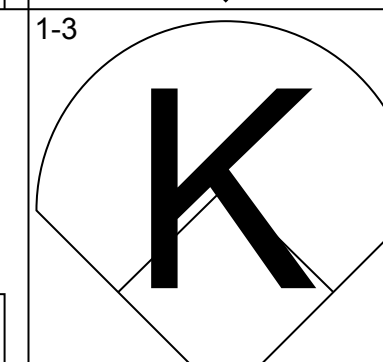
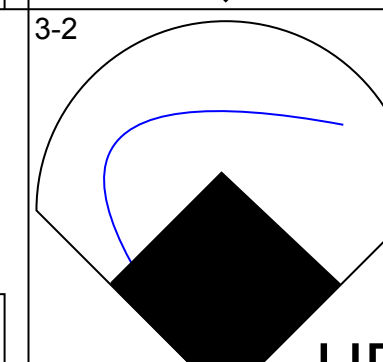
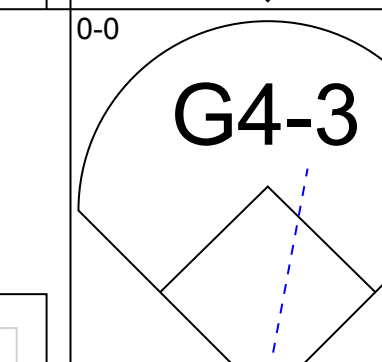
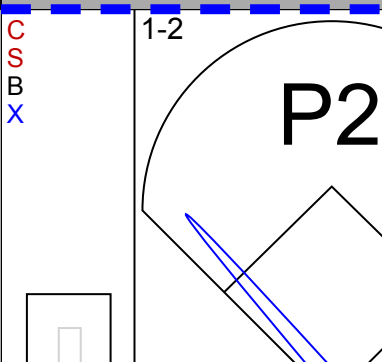
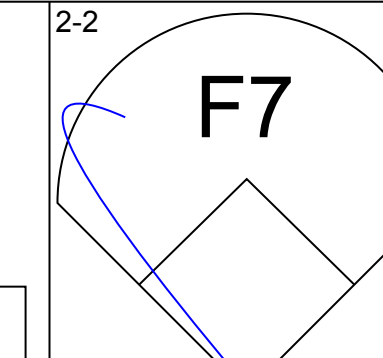
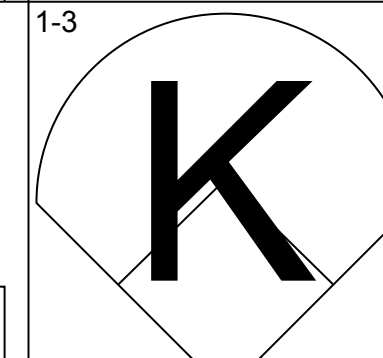
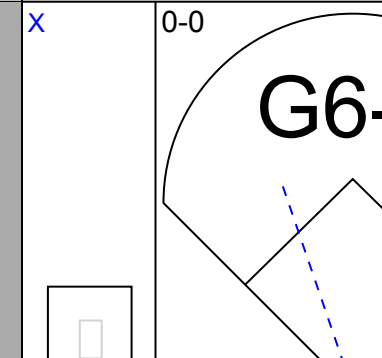
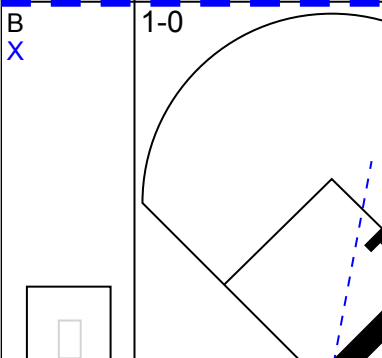
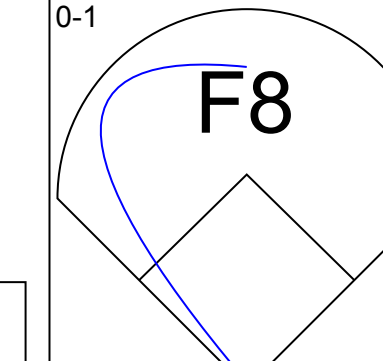
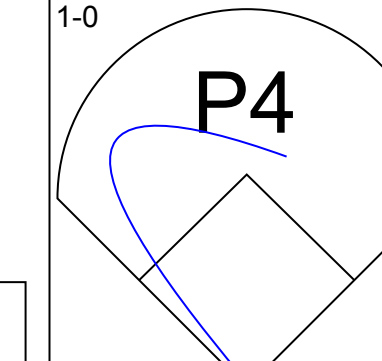
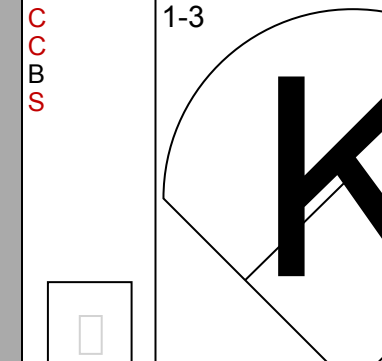
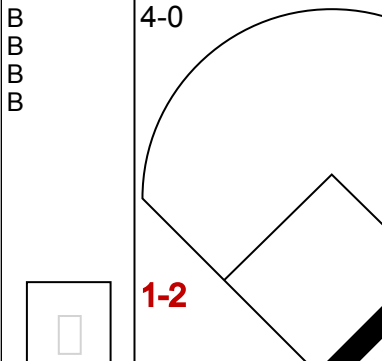
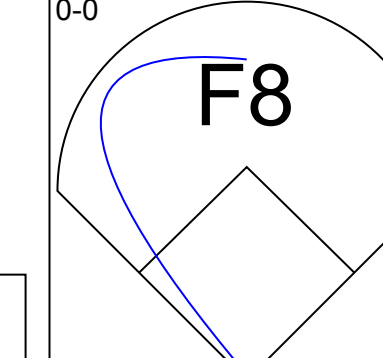
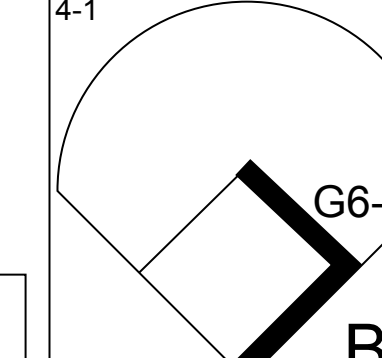
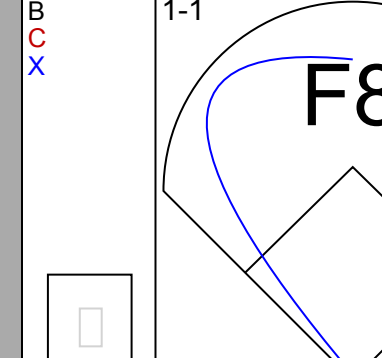
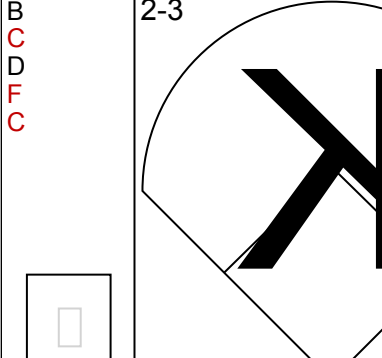
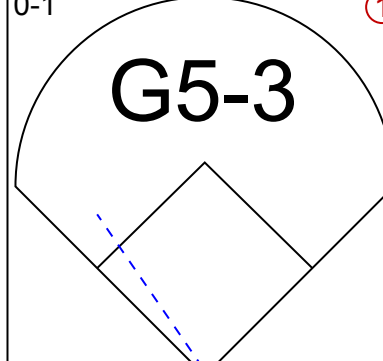
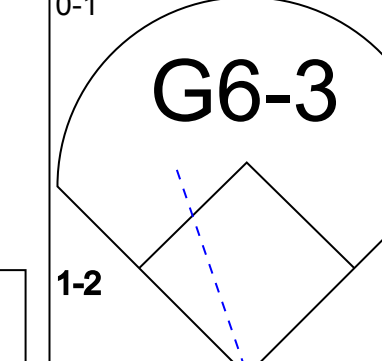
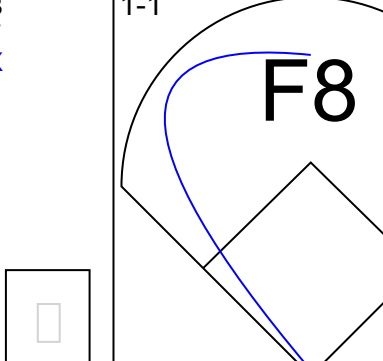
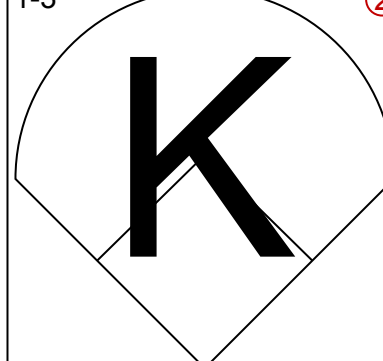
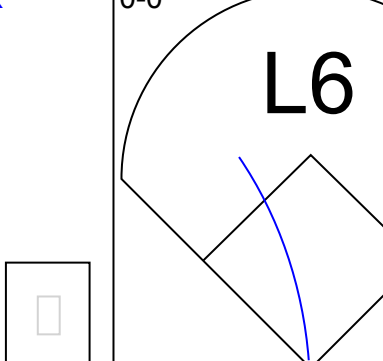
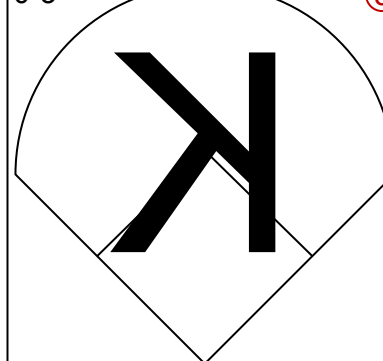

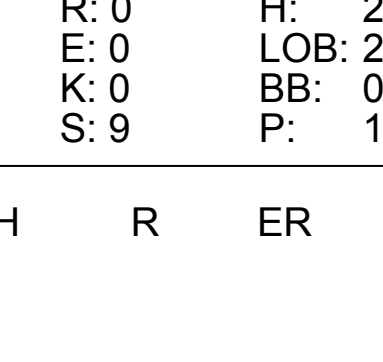



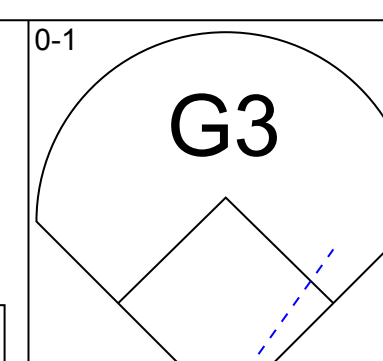
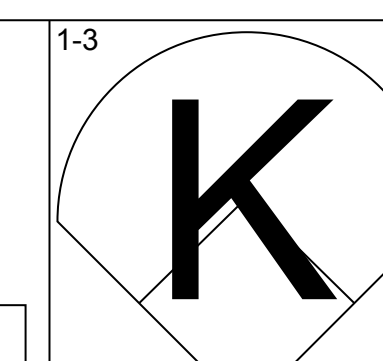
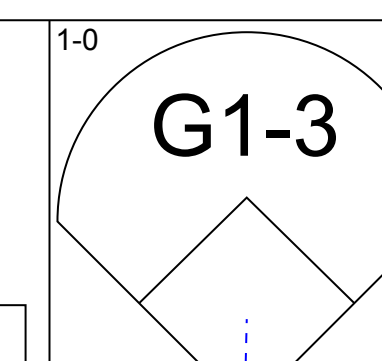
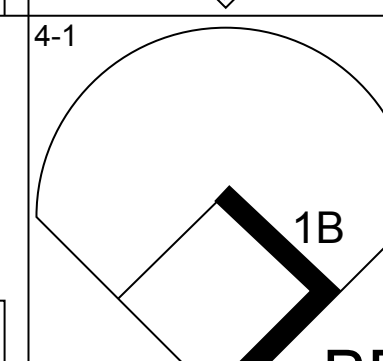
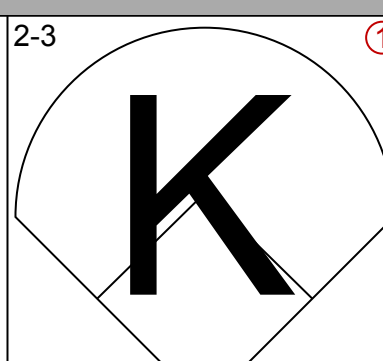
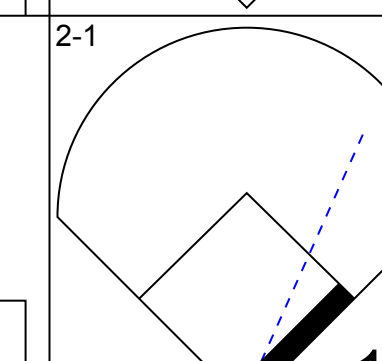
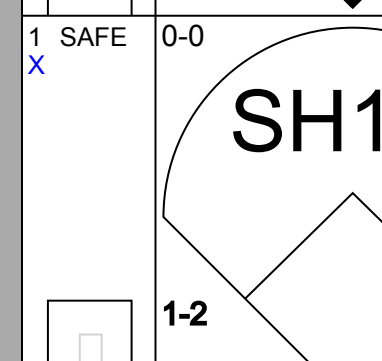
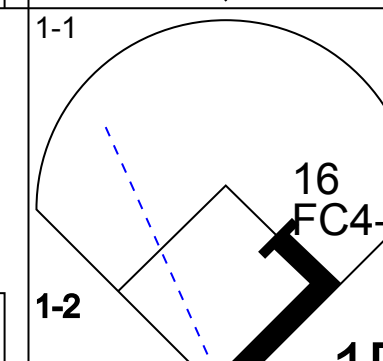
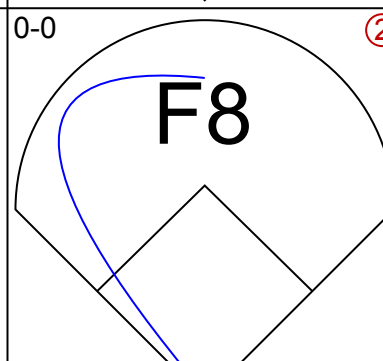
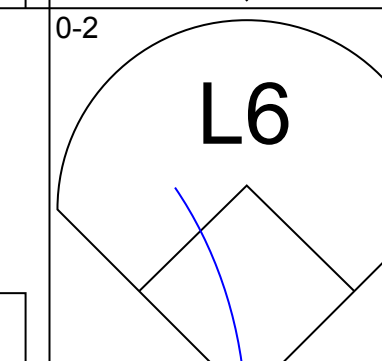
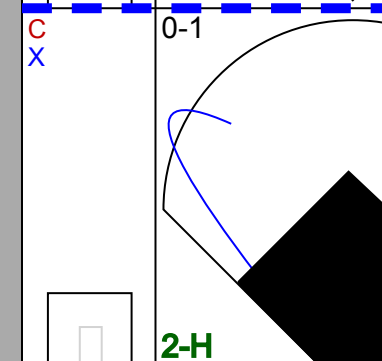
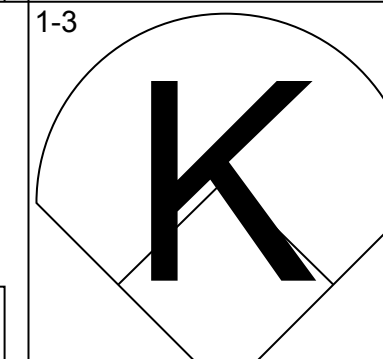
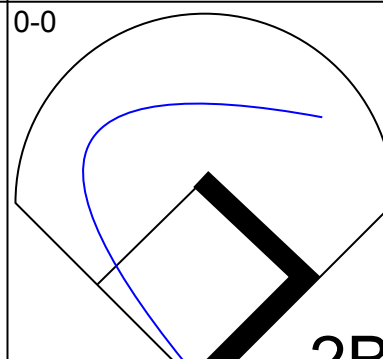
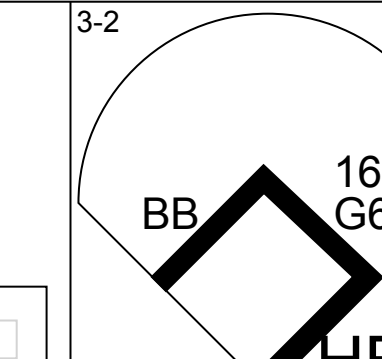

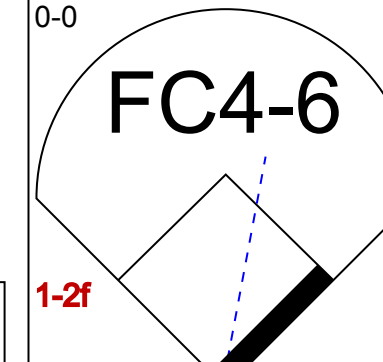
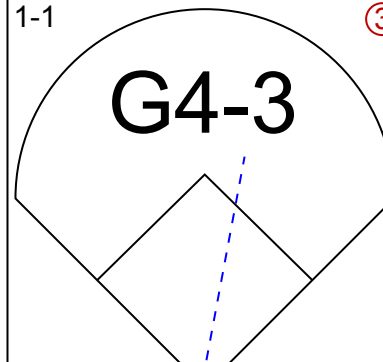
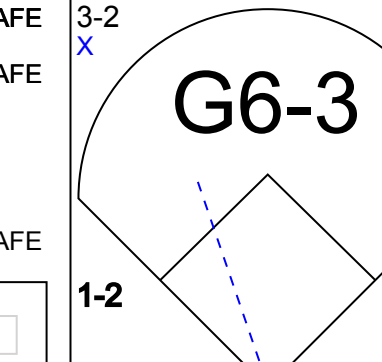

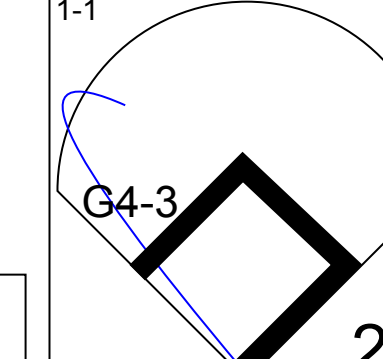
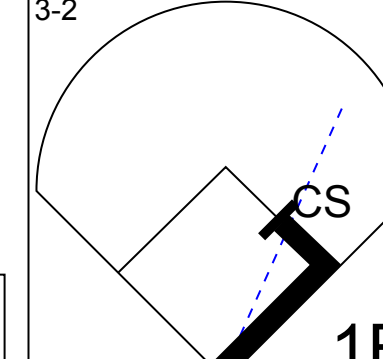
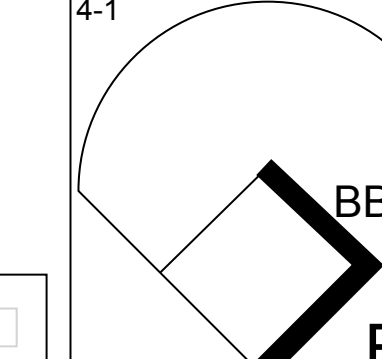
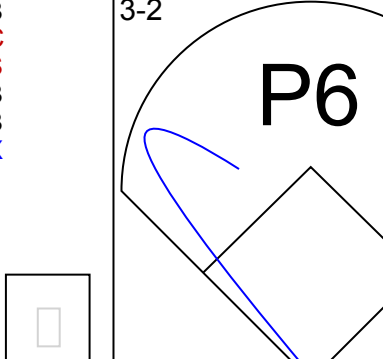
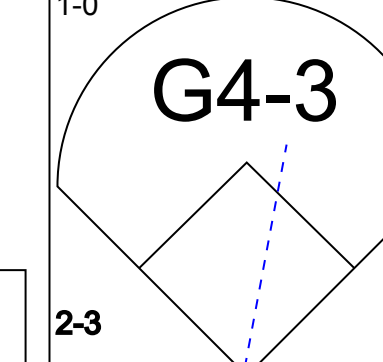
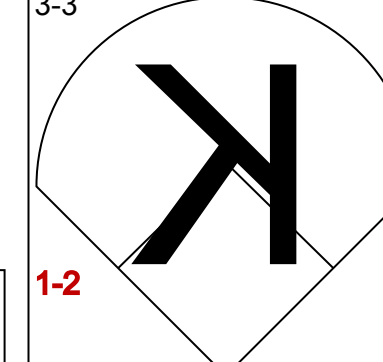
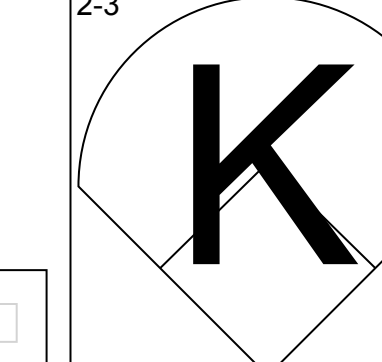
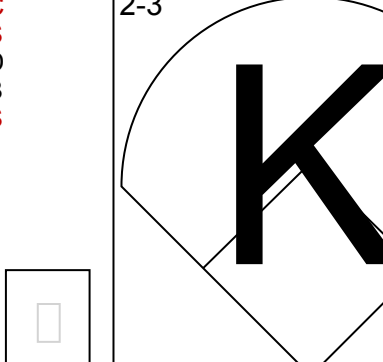
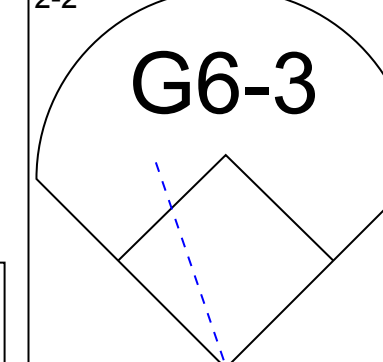
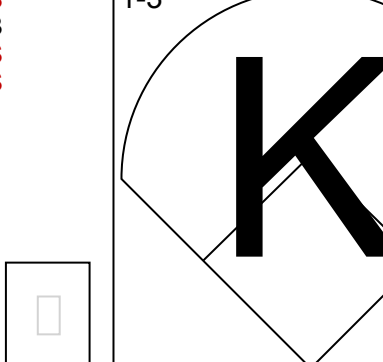
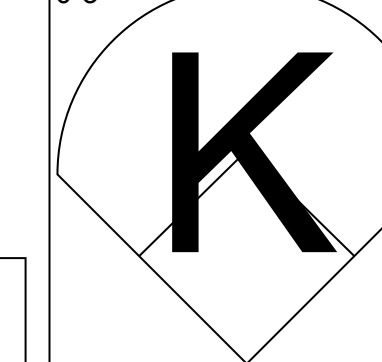
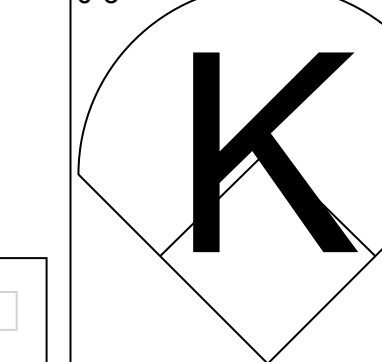
Batter	1	2	3	4	5	6	7	8	9	AB	R	H	RBI	BB	SO	LOB	TOP								
<b>Craig Counsell, L</b> OBP: 0.355, SLG: 0.342 (1, 5)	F8			B4-3		F7		P6		4	0	0	0	0	0	0	<b>Arizona Diamondbacks @ Chicago Cubs</b> Wrigley Field, Chicago, IL Sat Aug 02 2003, 3:05 PM CDT Att: 40,304 - Sunny - 83 F								
<b>Alex Cintron, S</b> OBP: 0.345, SLG: 0.462 (1, 6)	G3			F9		F9 CS 1B		HR	4	1	2	1	0	0	0										
<b>Luis Gonzalez, L</b> OBP: 0.403, SLG: 0.549 (1, 7)	K			HR		BB		2B	3	2	2	1	1	1	0										
<b>Shea Hillenbrand, R</b> OBP: 0.345, SLG: 0.503 (1, 3)		L7		2B		F9		P4	4	0	1	0	0	0	3										
<b>Raul Mondesi, R</b> OBP: 0.326, SLG: 0.465 (1, 9)	F8			2B		CS	K	G4-3 2B	4	0	1	1	0	2	1										
<b>Danny Bautista, R</b> OBP: 0.302, SLG: 0.321 (1, 8)	G5-3				K		F7	G4-3	4	0	0	0	0	1	1										
<b>Junior Spivey, R</b> OBP: 0.313, SLG: 0.435 (1, 4)				HR		HR	CS BB	K	3	1	1	1	1	2	1										
<b>Rod Barajas, R</b> OBP: 0.256, SLG: 0.350 (1, 2)	F8			K		K	CS	G6-3	3	0	0	0	0	1	0										
<b>Miguel Batista, R</b> OBP: 0.053, SLG: 0.027 (1, 1)								K	2	0	0	0	0	2	0										
<b>Matt Kata, S</b> OBP: 0.350, SLG: 0.479 (8, PH)									1	0	0	0	0	1	0										
<b>Oscar Villarreal, L</b> (8, 1)									0	0	0	0	0	0	0										
<b>Matt Mantei, R</b> (9, 1)									0	0	0	0	0	0	0										
<b>Inning Stats</b>	R: 0 E: 0 K: 1 S: 10	H: 0 LOB: 0 BB: 0 P: 12	R: 0 E: 0 K: 0 S: 5	H: 0 LOB: 0 BB: 0 P: 11	R: 0 E: 0 K: 2 S: 10	H: 0 LOB: 0 BB: 0 P: 13	R: 1 E: 0 K: 1 S: 11	H: 2 LOB: 1 BB: 0 P: 20	R: 1 E: 0 K: 3 S: 12	H: 1 LOB: 0 BB: 0 P: 17	R: 0 E: 0 K: 0 S: 6	H: 1 LOB: 1 BB: 1 P: 13	R: 0 E: 0 K: 1 S: 9	H: 0 LOB: 0 BB: 1 P: 16	R: 0 E: 0 K: 1 S: 11	H: 0 LOB: 0 BB: 0 P: 13	R: 2 E: 0 K: 1 S: 23	H: 3 LOB: 1 BB: 0 P: 32	1B: 2 2B: 2 3B: 0 HR: 3	SF: 0 SAC: 0 DP: 0 HBP: 0	WP: 0 PB: 0 SB: 0 CS: 2	PA: 36			
<b>PITCHER</b>	IP	WLS	BF	H	R	ER	SO	BB	IBB	HBP	BLK	WP	HR	S	P	ERA	WHIP								
<b>Shawn Estes, L</b> ERA: 5.7 (1, 1)	7.0		25	4	2	2	8	2	0	0	0	0	2	63	102	2.57	0.857								
<b>Mike Remlinger, L</b> ERA: 4.14 (8, 1)	1.0	H	3	0	0	0	1	0	0	0	0	0	0	11	13	0.00	0.000								
<b>Joe Borowski, R</b> ERA: 3.42 (9, 1)	0.1	L	4	3	2	2	0	0	0	0	0	0	1	18	24	54.00	9.000								
<b>Kyle Farnsworth, R</b> ERA: 3.06 (9, 1)	0.2		2	0	0	0	1	0	0	0	0	0	0	5	8	0.00	0.000								

Batter	1	2	3	4	5	6	7	8	9	AB	R	H	RBI	BB	SO	LOB	BOTTOM								
<b>Kenny Lofton, L</b> OBP: 0.333, SLG: 0.445 (1, 8)	G4-3				SH5-3		S 1B		P5	3	1	1	1	1	0	0	<b>Arizona Diamondbacks @ Chicago Cubs</b> Wrigley Field, Chicago, IL Sat Aug 02 2003, 3:05 PM CDT Att: 40,304 - Sunny - 83 F								
<b>Mark Czuzdzianek, R</b> OBP: 0.361, SLG: 0.404 (1, 4)							BB			2	0	1	0	0	0	1									
<b>Ramon Martinez, R</b> OBP: 0.342, SLG: 0.409 (6, 4)	E 1B						HBP			2	0	2	1	0	0	0									
<b>Sammy Sosa, R</b> OBP: 0.386, SLG: 0.563 (1, 9)										3	0	0	1	1	0	2									
<b>Moises Alou, R</b> OBP: 0.360, SLG: 0.486 (1, 7)	E6				G4-3		F8		G1-3	4	0	0	0	0	1	2									
<b>Eric Karros, R</b> OBP: 0.375, SLG: 0.488 (1, 3)	F9				F7		G5-3		K	4	0	0	0	0	1	2									
<b>16 Aramis Ramirez, R</b> OBP: 0.322, SLG: 0.435 (1, 5)	F9				L8		G5-3		F9 16 1B	4	0	1	0	0	0	3									
<b>Alex Gonzalez, R</b> OBP: 0.294, SLG: 0.410 (1, 6)					G6-3		BB		1B	3	0	1	0	1	0	3									
<b>Paul Bako, L</b> OBP: 0.279, SLG: 0.278 (1, 2)					G1-3		K		F9	4	0	0	0	0	1	3									
<b>Kyle Farnsworth, R</b> (9, 1)					B5-3				G1-3 P5	4	1	1	0	0	0	2									
<b>Shawn Estes, R</b> OBP: 0.182, SLG: 0.281 (1, 1)										2	1	1	0	0	0	1									
<b>Hee-Seop Choi, L</b> ERA: 2.78 (7, PH)										1	0	0	0	0	1	0									
<b>Mike Remlinger, L</b> (8, 1)										0	0	0	0	0	0	0									
<b>Joe Borowski, R</b> (9, 1)										0	0	0	0	0	0	0									
<b>Damian Miller, R</b> OBP: 0.317, SLG: 0.356 (9, 2)										1	0	0	0	0	0	0									
<b>Inning Stats</b>	R: 0 E: 1 K: 0 S: 10	H: 1 LOB: 3 BB: 1 P: 18	R: 1 E: 0 K: 0 S: 11	H: 2 LOB: 1 BB: 0 P: 15	R: 0 E: 0 K: 0 S: 7	H: 0 LOB: 0 BB: 0 P: 9	R: 0 E: 0 K: 0 S: 4	H: 0 LOB: 0 BB: 0 P: 7	R: 1 E: 0 K: 0 S: 6	H: 1 LOB: 0 BB: 0 P: 10	R: 0 E: 0 K: 1 S: 7	H: 0 LOB: 1 BB: 1 P: 17	R: 1 E: 0 K: 1 S: 10	H: 1 LOB: 1 BB: 1 P: 19	R: 0 E: 0 K: 1 S: 11	H: 2 LOB: 2 BB: 0 P: 19	R: 0 E: 0 K: 0 S: 11	H: 1 LOB: 1 BB: 0 P: 14	1B: 5 2B: 4 3B: 0 HR: 0	SF: 1 SAC: 1 DP: 1 HBP: 1	WP: 0 PB: 0 SB: 1 CS: 0	PA: 39			
<b>PITCHER</b>	IP	WLS	BF	H	R	ER	SO	BB	IBB	HBP	BLK	WP	HR	S	P	ERA	WHIP								
<b>Miguel Batista, R</b> ERA: 2.78 (1, 1)	7.0		30	5	3	3	2	3	0	1	0	0	55	95	3.86	1.143									
<b>Oscar Villarreal, R</b> ERA: 2.35 (8, 1)	1.0	W	5	2	0	0	1	0	0	0	0	0	11	19	0.00	2.000									
<b>Matt Mantei, R</b> ERA: 2.97 (9, 1)	1.0	S	4	1	0	0	0	0	0	0	0	0	11	14	0.00	1.000									





Batter	1	2	3	4	5	6	7	8	9	AB	R	H	RBI	BB	SO	LOB	TOP			
<b>Craig Counsell, L</b> (1, 5) OBP: 0.353, SLG: 0.340										4	0	1	0	0	1	0	<b>Arizona Diamondbacks @ Chicago Cubs</b> Wrigley Field, Chicago, IL Sun Aug 03 2003, 1:20 PM CDT Att: 39,473 - Overcast - 68 F			
<b>Alex Cintron, S</b> (1, 6) OBP: 0.341, SLG: 0.455										4	0	0	0	0	1	2				
<b>Luis Gonzalez, L</b> (1, 7) OBP: 0.402, SLG: 0.553										4	1	1	1	0	1	0				
<b>Raul Mondesi, R</b> (1, 9) OBP: 0.325, SLG: 0.463										4	0	1	0	0	1	0				
<b>Steve Finley, L</b> (1, 8) OBP: 0.376, SLG: 0.533										3	0	0	0	1	1	0				
<b>Junior Spivey, R</b> (1, 4) OBP: 0.312, SLG: 0.430										3	0	0	0	1	1	1				
<b>Mark Grace, L</b> (1, 3) OBP: 0.279, SLG: 0.303										3	0	0	0	0	0	1				
<b>Chad Moeller, R</b> (1, 2) OBP: 0.346, SLG: 0.449										1	0	0	0	1	1	0				
<b>Matt Kata, S</b> (8, PH) OBP: 0.348, SLG: 0.476										1	0	0	0	0	0	0				
<b>Jose Valverde, R</b> (8, 1) OBP: 0.250, SLG: 0.350										0	0	0	0	0	0	0				
<b>17 Brandon Webb, R</b> (1, 1) OBP: 0.125, SLG: 0.129										2	0	0	0	0	1	2				
<b>Oscar Villarreal, L</b> (7, 1) OBP: 0.354, SLG: 0.475										0	0	0	0	0	0	0				
<b>Carlos Baerga, S</b> (8, PH) OBP: 0.285, SLG: 0.282										1	0	1	0	0	0	0				
<b>Quinton McCracken, S</b> (8, PH) OBP: 0.285, SLG: 0.282										0	0	0	0	0	0	0				
<b>Rod Barajas, R</b> (8, 2) OBP: 0.250, SLG: 0.350										0	0	0	0	0	0	0				
<b>Inning Stats</b>	R: 0 E: 0 K: 3 S: 10	H: 0 LOB: 0 BB: 0 P: 13	R: 0 E: 0 K: 0 S: 7	H: 0 LOB: 0 BB: 0 P: 9	R: 0 E: 0 K: 2 S: 8	H: 0 LOB: 0 BB: 0 P: 9	R: 1 E: 0 K: 1 S: 10	H: 1 LOB: 0 BB: 0 P: 16	R: 0 E: 0 K: 0 S: 6	H: 0 LOB: 2 BB: 2 P: 15	R: 0 E: 0 K: 1 S: 6	H: 0 LOB: 0 BB: 0 P: 8	R: 0 E: 0 K: 0 S: 9	H: 2 LOB: 2 BB: 0 P: 12	R: 0 E: 0 K: 1 S: 7	H: 1 LOB: 1 BB: 1 P: 15	1B: 3 2B: 0 3B: 0 HR: 1	SF: 0 SAC: 0 DP: 0 HBP: 0	WP: 0 PB: 0 SB: 0 CS: 1	PA: 33
<b>PITCHER</b>	IP	WLS	BF	H	R	ER	SO	BB	IBB	HBP	BLK	WP	HR	S	P	ERA	WHIP			
<b>Matt Clement, R</b> (1, 1) ERA: 3.91	8.0	W	29	3	1	1	7	1	1	0	0	0	1	63	92	1.12	0.500			
<b>Mark Guthrie, L</b> (9, 1) ERA: 2.0	0.1	H	1	0	0	0	0	0	0	0	0	0	0	3	4	0.00	0.000			
<b>Dave Veres, R</b> (9, 1) ERA: 3.66	0.2	S	3	1	0	0	1	1	0	0	0	0	0	4	11	0.00	3.000			

Batter	1	2	3	4	5	6	7	8	9	AB	R	H	RBI	BB	SO	LOB	BOTTOM			
<b>Kenny Lofton, L</b> (1, 8) OBP: 0.332, SLG: 0.442										3	1	0	0	1	1	2	<b>Arizona Diamondbacks @ Chicago Cubs</b> Wrigley Field, Chicago, IL Sun Aug 03 2003, 1:20 PM CDT Att: 39,473 - Overcast - 68 F			
<b>Ramon Martinez, R</b> (1, 4) OBP: 0.346, SLG: 0.410										2	0	1	0	1	1	0				
<b>Sammy Sosa, R</b> (1, 9) OBP: 0.388, SLG: 0.571										4	1	2	2	0	0	1				
<b>Troy O'Leary, L</b> (1, 7) OBP: 0.288, SLG: 0.343										3	0	1	0	0	2	2				
<b>16 Aramis Ramirez, R</b> (1, 5) OBP: 0.320, SLG: 0.431										4	0	0	0	0	0	4				
<b>Hee-Seop Choi, L</b> (1, 3) OBP: 0.371, SLG: 0.466										3	0	2	0	1	0	0				
<b>Alex Gonzalez, R</b> (1, 6) OBP: 0.291, SLG: 0.406										4	0	0	0	0	3	4				
<b>Mark Guthrie, R</b> (9, 1) ERA: 2.0										0	0	0	0	0	0	0				
<b>Dave Veres, R</b> (9, 1) ERA: 3.66										0	0	0	0	0	0	0				
<b>Damian Miller, R</b> (1, 2) OBP: 0.319, SLG: 0.353										2	0	0	0	2	1	0				
<b>Matt Clement, R</b> (1, 1) OBP: 0.171, SLG: 0.220										3	0	0	0	0	3	5				
<b>Augie Ojeda, S</b> (9, 6) ERA: 1.75										0	0	0	0	0	0	0				
<b>Inning Stats</b>	R: 0 E: 0 K: 1 S: 10	H: 1 LOB: 2 BB: 1 P: 16	R: 0 E: 0 K: 2 S: 9	H: 1 LOB: 2 BB: 1 P: 16	R: 0 E: 0 K: 1 S: 9	H: 1 LOB: 1 BB: 0 P: 11	R: 0 E: 0 K: 1 S: 9	H: 1 LOB: 0 BB: 0 P: 17	R: 0 E: 0 K: 2 S: 14	H: 0 LOB: 3 BB: 2 P: 30	R: 2 E: 0 K: 1 S: 9	H: 1 LOB: 0 BB: 1 P: 16	R: 0 E: 0 K: 2 S: 9	H: 0 LOB: 0 BB: 0 P: 15	R: 0 E: 0 K: 2 S: 9	H: 0 LOB: 0 BB: 0 P: 15	1B: 3 2B: 2 3B: 0 HR: 1	SF: 0 SAC: 1 DP: 0 HBP: 1	WP: 0 PB: 0 SB: 0 CS: 1	PA: 35
<b>PITCHER</b>	IP	WLS	BF	H	R	ER	SO	BB	IBB	HBP	BLK	WP	HR	S	P	ERA	WHIP			
<b>17 Brandon Webb, R</b> (1, 1) ERA: 2.47	6.1	W	29	5	1	1	8	5	0	1	0	0	1	61	108	1.42	1.579			
<b>Oscar Villarreal, R</b> (7, 1) ERA: 2.47	0.2	L	3	1	1	1	1	0	0	0	0	0	1	7	10	13.50	1.500			
<b>Jose Valverde, R</b> (8, 1) ERA: 1.75	1.0	S	3	0	0	0	2	0	0	0	0	0	0	9	15	0.00	0.000			

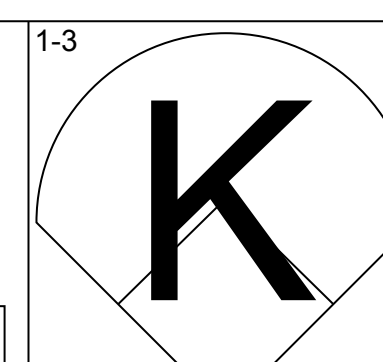
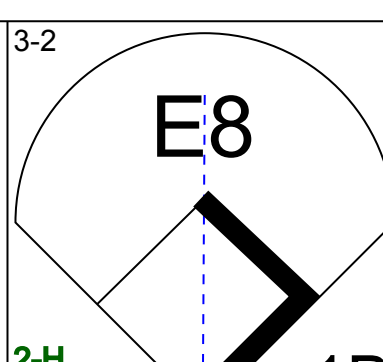
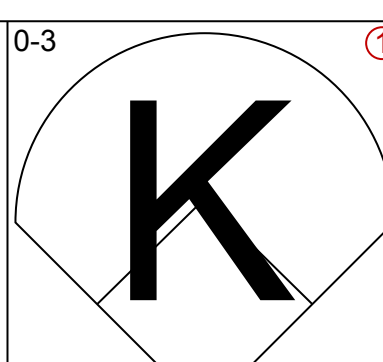
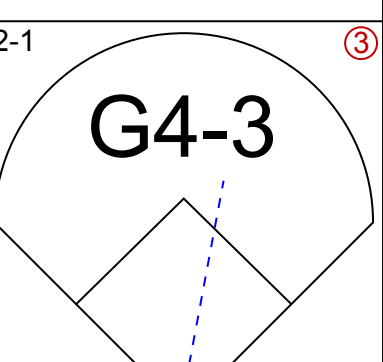
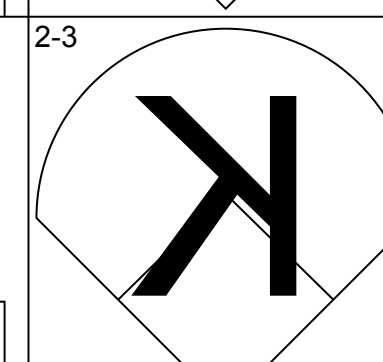
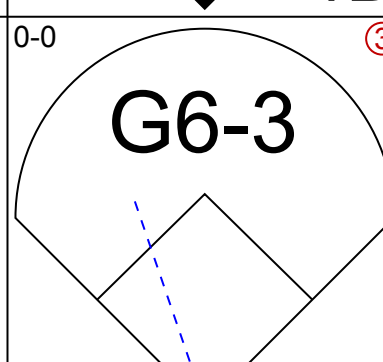
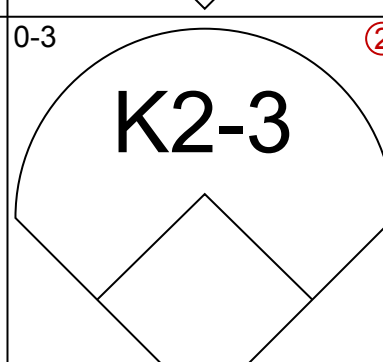
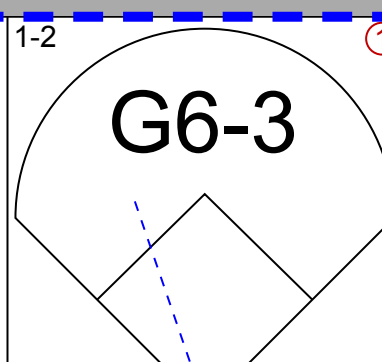
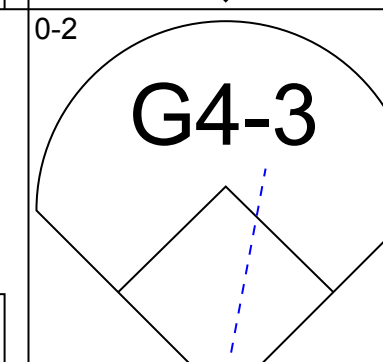
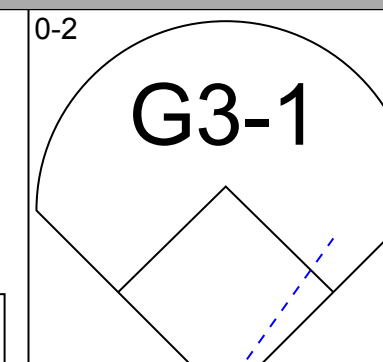
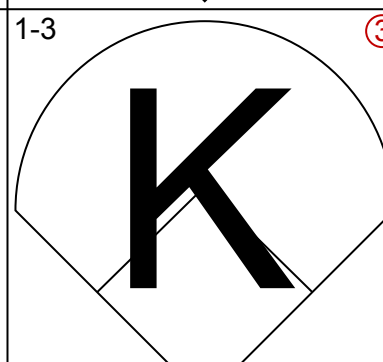
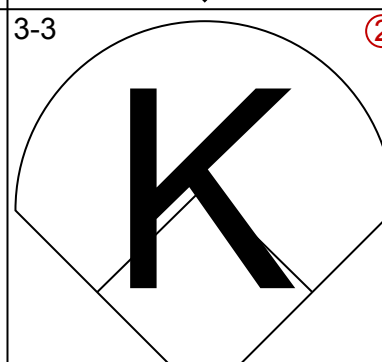
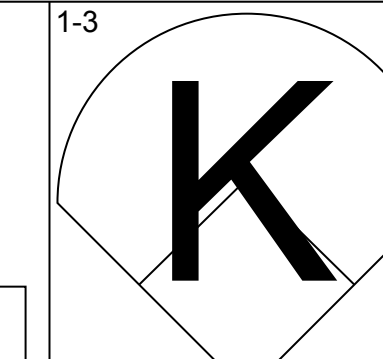
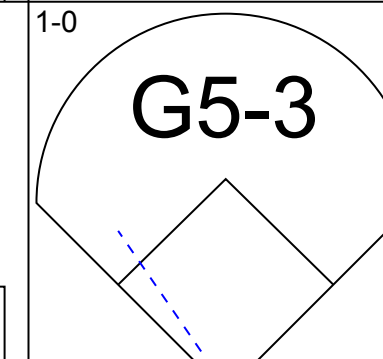
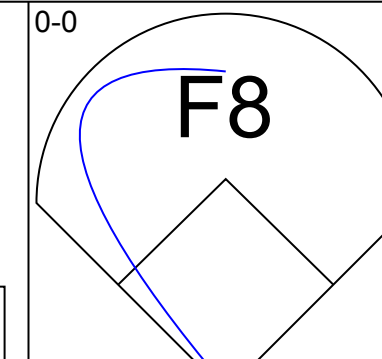
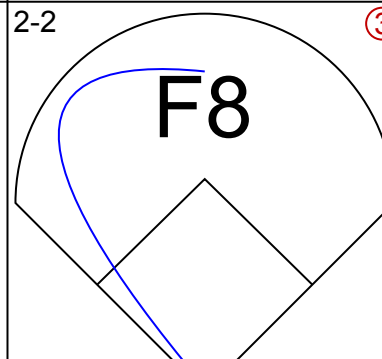
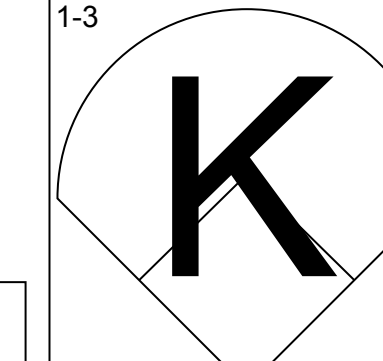
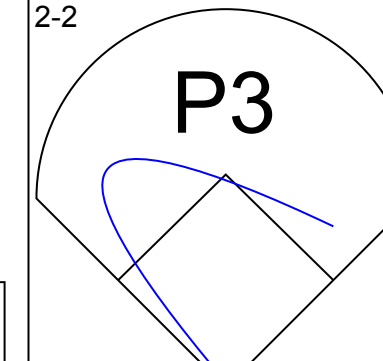
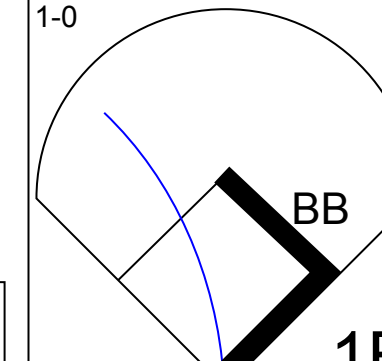
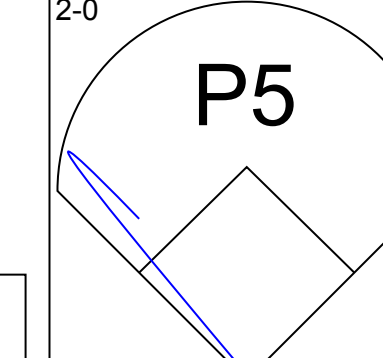
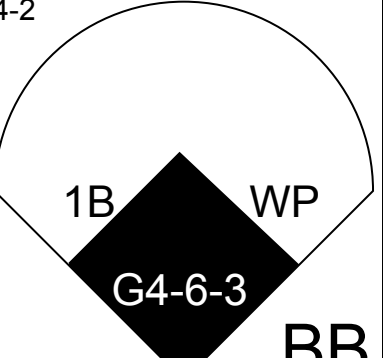
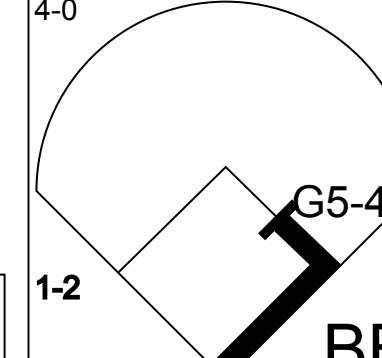
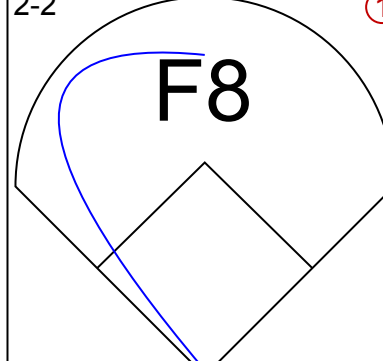
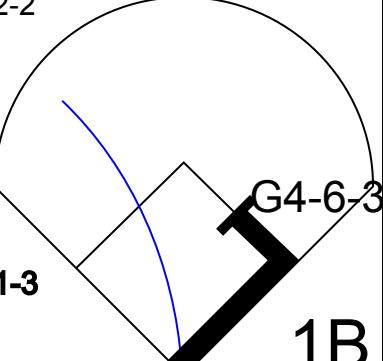
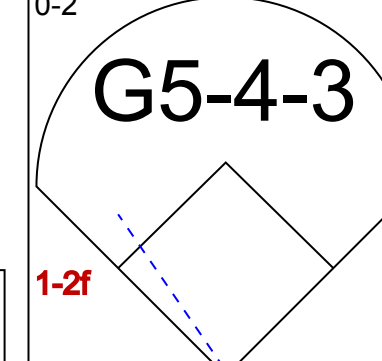
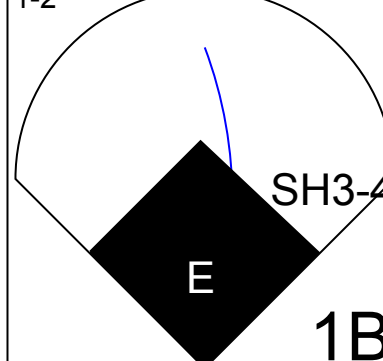
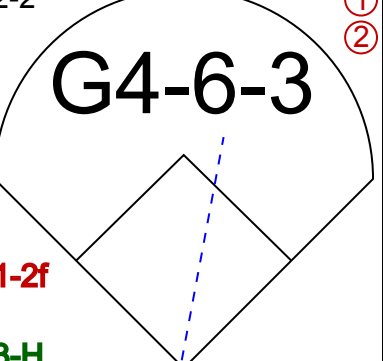
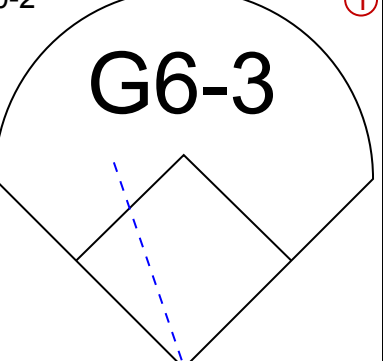
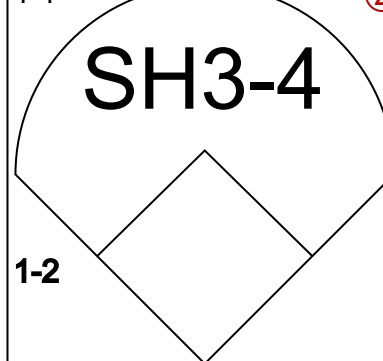
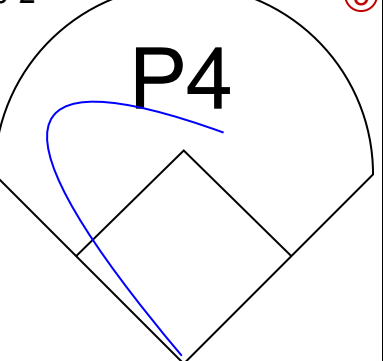
AB	30
R	1
H	4
RBI	1
BB	3
SO	8
LOB	6







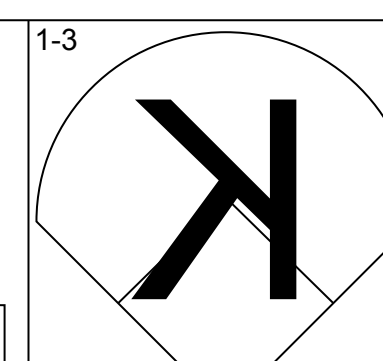
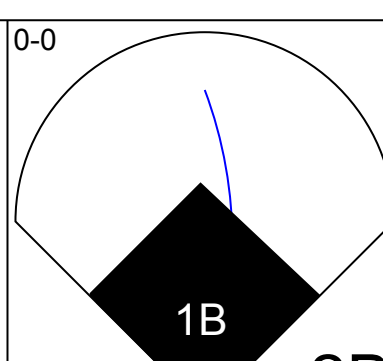
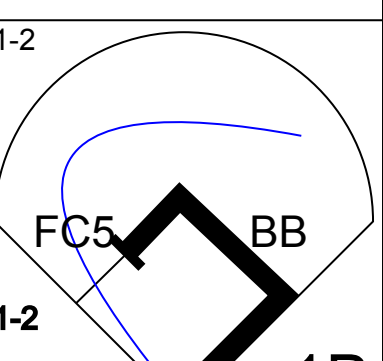
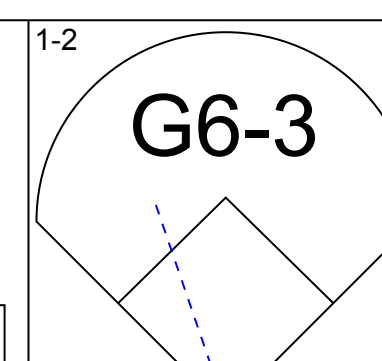
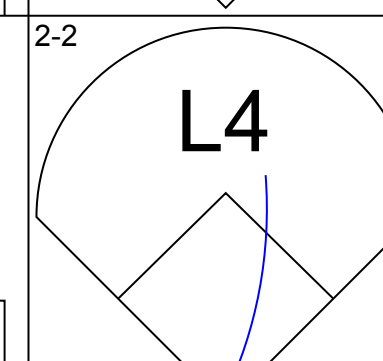
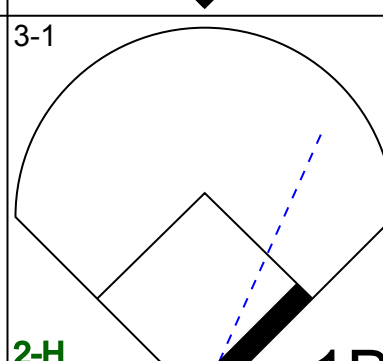
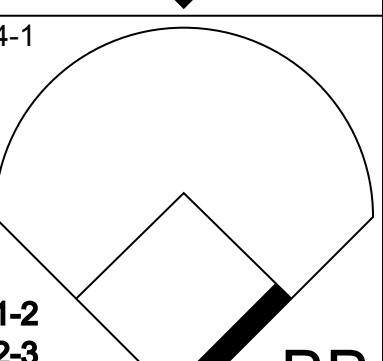
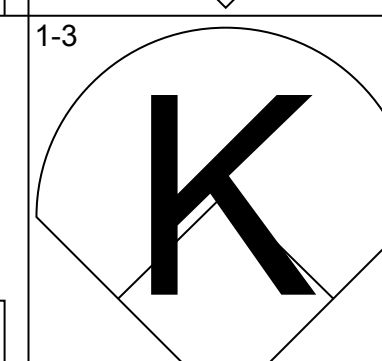
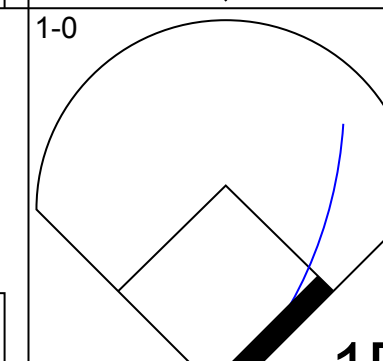
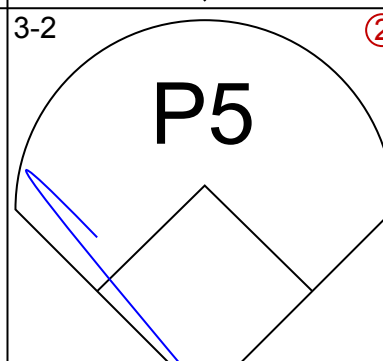
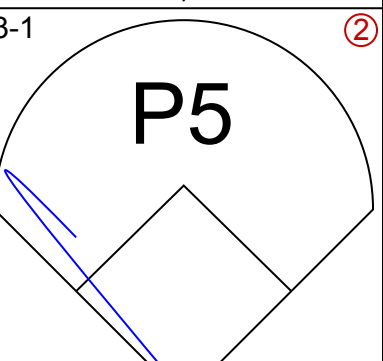
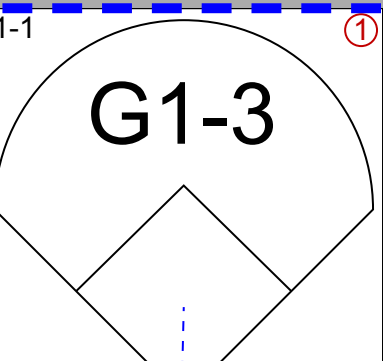
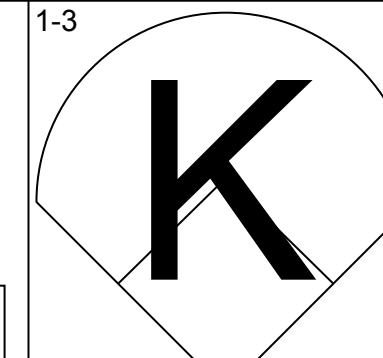
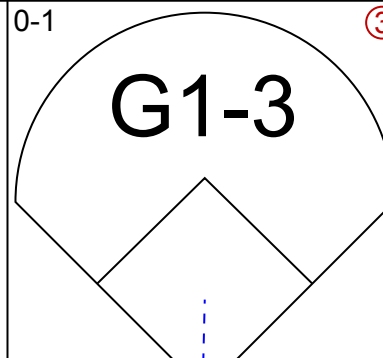
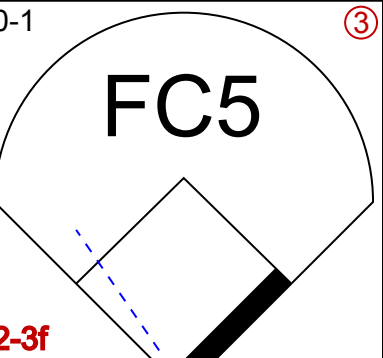
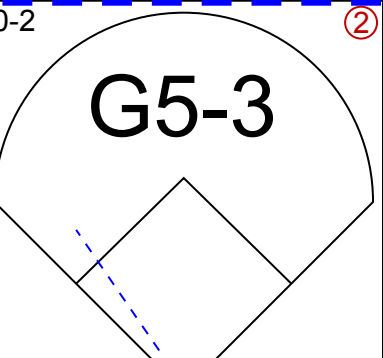
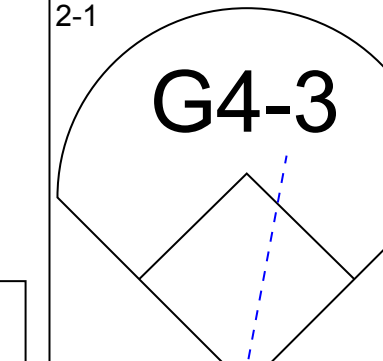
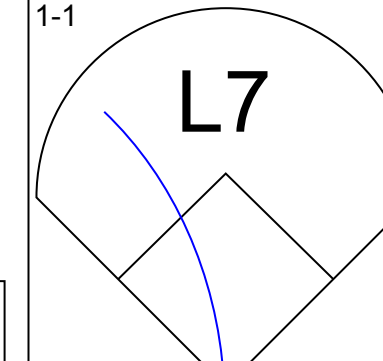
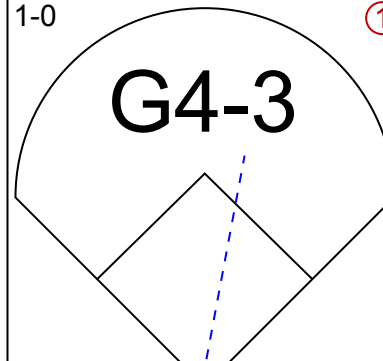
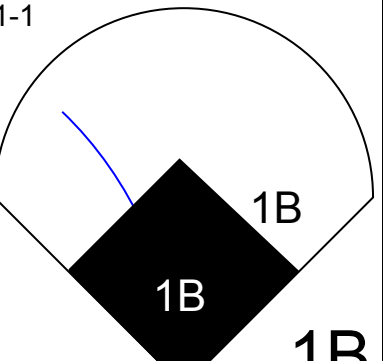
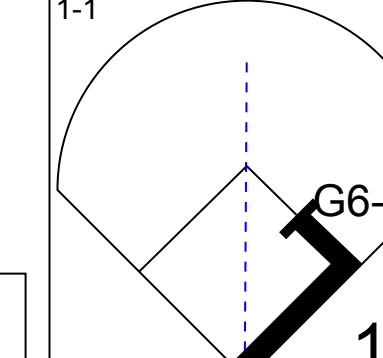
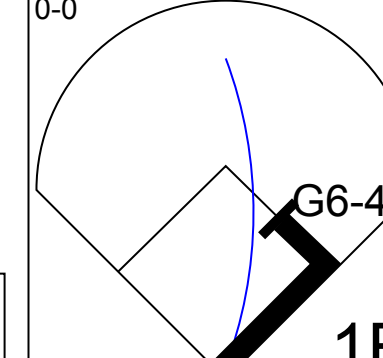
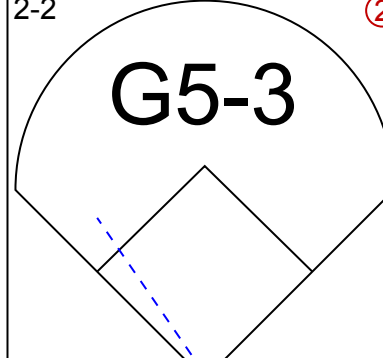
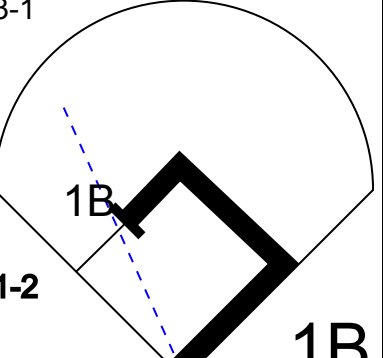
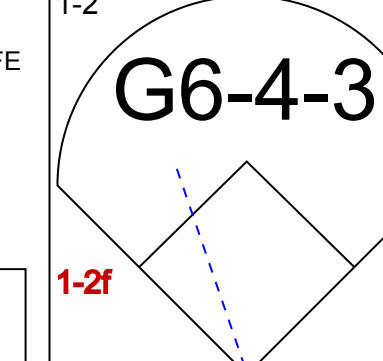
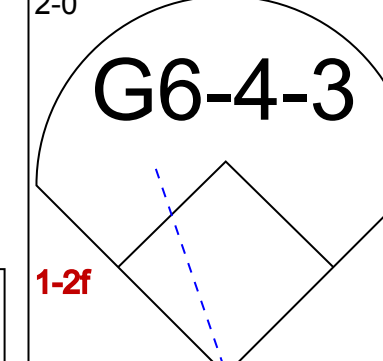
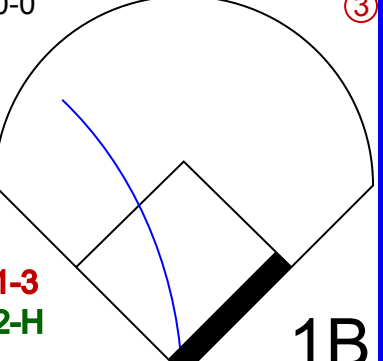

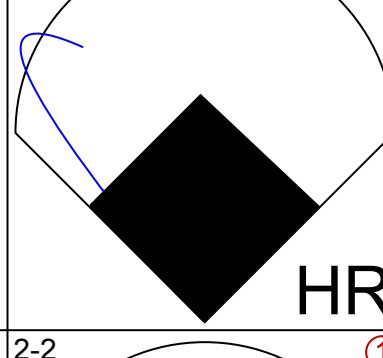
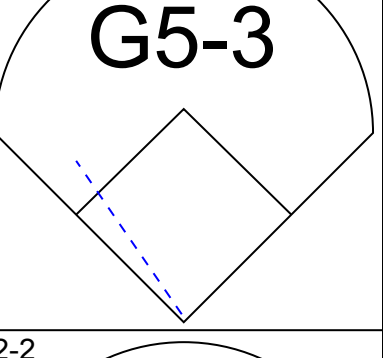
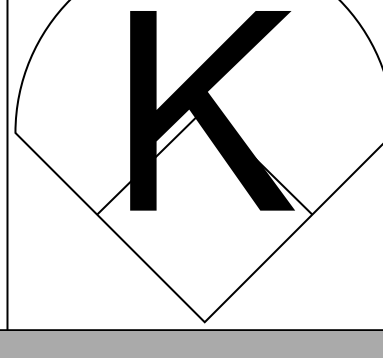
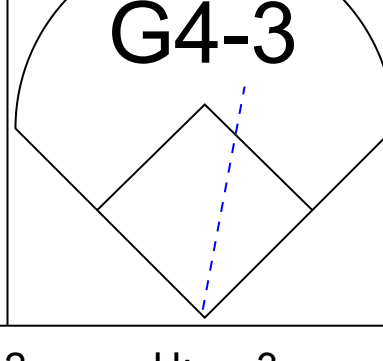
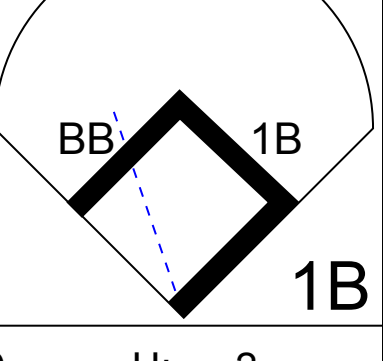
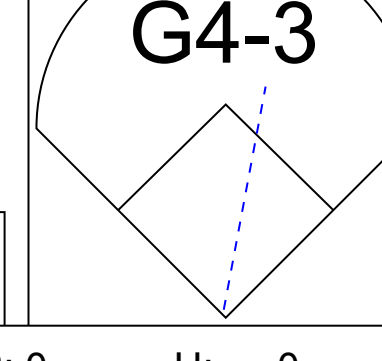


Batter	1	2	3	4	5	6	7	8	9	AB	R	H	RBI	BB	SO	LOB	TOP					
Endy Chavez, L (1, 8) OBP: 0.290, SLG: 0.370			 2H 1B							4	0	1	1	0	2	0						
Jamey Carroll, R (1, 5) OBP: 0.342, SLG: 0.352										4	0	0	0	0	2	1						
Jose Vidro, S (1, 4) OBP: 0.402, SLG: 0.482										4	0	0	0	0	2	0						
Vladimir Guerrero, R (1, 9) OBP: 0.408, SLG: 0.524										4	0	0	0	0	1	0						
Orlando Cabrera, R (1, 6) OBP: 0.350, SLG: 0.481										3	0	1	0	0	1	0						
Brad Wilkerson, L (1, 7) OBP: 0.376, SLG: 0.468										1	1	0	0	2	0	0						
Wil Cordero, R (1, 3) OBP: 0.359, SLG: 0.452										3	0	1	0	0	2							
Brian Schneider, L (1, 2) OBP: 0.329, SLG: 0.400										3	1	1	0	0	1							
Zach Day, R (1, 1) OBP: 0.071, SLG: 0.037										1	0	0	0	0	0	0						
Joey Eischen, L (7, 1)										0	0	0	0	0	0	0						
Henny Mateo, S (6, PH) OBP: 0.333, SLG: 0.327										1	0	0	0	0	1	0						
Eric Knott, L (8, 1)										0	0	0	0	0	0	0						
Luis Ayala, R (8, 1)										0	0	0	0	0	0	0						
<b>Inning Stats</b>	R: 0 E: 0 K: 2 S: 10	H: 0 LOB: 0 BB: 0 P: 13	R: 0 E: 0 K: 2 S: 8	H: 0 LOB: 0 BB: 0 P: 12	R: 1 E: 1 K: 0 S: 13	H: 2 LOB: 1 BB: 0 P: 20	R: 0 E: 0 K: 0 S: 7	H: 0 LOB: 0 BB: 0 P: 10	R: 1 E: 0 K: 0 S: 12	H: 1 LOB: 0 BB: 1 P: 20	R: 0 E: 0 K: 3 S: 11	H: 0 LOB: 0 BB: 0 P: 12	R: 0 E: 0 K: 0 S: 5	H: 1 LOB: 1 BB: 1 P: 10	R: 0 E: 0 K: 1 S: 8	H: 0 LOB: 0 BB: 0 P: 11	R: 0 E: 0 K: 1 S: 10	H: 0 LOB: 0 BB: 0 P: 16	1B: 4 2B: 0 3B: 0 HR: 0	SF: 0 SAC: 1 DP: 2 HBP: 0	WP: 1 PB: 0 SB: 0 CS: 0	PA: 31
<b>PITCHER</b>	IP WLS BF H R ER SO BB IBB HBP BLK WP HR S P ERA WHIP																					
Curt Schilling, R (1, 1) ERA: 2.81	7.0		25	4	2	2	7	2	0	0	0	0	1	0	66	97	2.57	0.857				
Eddie Oropesa, L (8, 1) ERA: 2.54	1.0	W	3	0	0	0	1	0	0	0	0	0	0	0	8	11	0.00	0.000				
Matt Mantei, R (9, 1) ERA: 2.8	1.0	S	3	0	0	0	1	0	0	0	0	0	0	0	10	16	0.00	0.000				

**Montreal Expos @ Arizona Diamondbacks**  
Bank One Ballpark, Phoenix, AZ  
Wed Aug 06 2003, 9:37 PM EDT  
Att: 28,328 - Dome - 72 F

AB	28
R	2
H	4
RBI	1
BB	2
SO	9
LOB	4



Batter	1	2	3	4	5	6	7	8	9	AB	R	H	RBI	BB	SO	LOB	BOTTOM					
Matt Kata, S (1, 4) OBP: 0.359, SLG: 0.500										4	1	2	0	0	1	0						
Craig Counsell, L (1, 5) OBP: 0.356, SLG: 0.340										3	0	1	1	1	1	0						
Luis Gonzalez, L (1, 7) OBP: 0.402, SLG: 0.553										4	0	1	0	0	0	4						
Shea Hillenbrand, R (1, 3) OBP: 0.342, SLG: 0.504										4	0	0	0	0	1	5						
Alex Cintron, S (1, 6) OBP: 0.345, SLG: 0.458										4	1	1	0	0	0	0						
Raul Mondesi, R (1, 9) OBP: 0.329, SLG: 0.462										4	0	3	0	0	0	0						
Danny Bautista, R (1, 8) OBP: 0.158, SLG: 0.086										3	0	1	0	0	2							
Carlos Baerga, S (6, PH) OBP: 0.362, SLG: 0.479										1	0	1	1	0	0	0						
Matt Mantei, R (9, 1)										0	0	0	0	0	0	0						
Rod Barajas, R (1, 2) OBP: 0.257, SLG: 0.368										3	1	1	1	0	1	1						
Curt Schilling, R (1, 1) OBP: 0.158, SLG: 0.086										2	0	1	0	0	0	0						
Quinton McCracken, S (7, PH) OBP: 0.253, SLG: 0.250										1	0	0	0	0	0	0						
Eddie Oropesa, L (8, 1)										0	0	0	0	0	0	0						
Robby Hammock, R (9, 9) OBP: 0.304, SLG: 0.500										0	0	0	0	0	0	0						
<b>Inning Stats</b>	R: 0 E: 0 K: 2 S: 11	H: 1 LOB: 1 BB: 0 P: 16	R: 0 E: 0 K: 0 S: 7	H: 1 LOB: 0 BB: 0 P: 11	R: 2 E: 0 K: 0 S: 13	H: 3 LOB: 1 BB: 0 P: 21	R: 0 E: 0 K: 0 S: 4	H: 1 LOB: 0 BB: 0 P: 7	R: 0 E: 0 K: 0 S: 15	H: 2 LOB: 3 BB: 1 P: 26	R: 0 E: 0 K: 1 S: 11	H: 1 LOB: 1 BB: 0 P: 16	R: 0 E: 0 K: 1 S: 12	H: 0 LOB: 0 BB: 0 P: 15	R: 1 E: 0 K: 0 S: 10	H: 3 LOB: 2 BB: 0 P: 15	R: 0 E: 0 K: 0 S: 10	H: 0 LOB: 0 BB: 0 P: 16	1B: 10 2B: 1 3B: 0 HR: 1	SF: 0 SAC: 0 DP: 2 HBP: 0	WP: 0 PB: 0 SB: 0 CS: 0	PA: 34
<b>PITCHER</b>	IP WLS BF H R ER SO BB IBB HBP BLK WP HR S P ERA WHIP																					
Zach Day, R (1, 1) ERA: 3.86	6.0		26	9	2	2	3	1	0	0	0	0	0	0	12	15	0.00	0.000				
Joey Eischen, L (7, 1) ERA: 3.19	1.0		3	0	0	0	1	0	0	0	0	0	0	0	2	3	0.00	0.000				
Eric Knott, L (8, 1) ERA: 4.4	0.1		1	0	0	0	0	0	0	0	0	0	0	0	2	3	0.00	0.000				
Luis Ayala, R (8, 1) ERA: 3.48	0.2	L	4	3	1	1	0	0	0	0	0	0	0	8	12	13.50	4.500					

**Montreal Expos @ Arizona Diamondbacks**  
Bank One Ballpark, Phoenix, AZ  
Wed Aug 06 2003, 9:37 PM EDT  
Att: 28,328 - Dome - 72 F

AB	33
R	3
H	12
RBI	3
BB	1
SO	4
LOB	12









Batter	1	2	3	4	5	6	7	8	9	AB	R	H	RBI	BB	SO	LOB	TOP		
Roger Cedeno, S OBP: 0.324, SLG: 0.390 John Franco, L (8, 1) Mike Stanton, L (9, 1)	0-0 1B			G6-3		2-2 1B	0-1 1B	1-1 P6		5	0	3	1	0	0	3			
7 José Reyes, S OBP: 0.315, SLG: 0.394	2-0 L4-3			G1-3		4-1 1B	0-0		0-1 L5	4	0	1	1	1	0	1			
Jason Phillips, R OBP: 0.389, SLG: 0.457	3-3 K			K		4-0 1B	0-0 G6-3		1-3 K	4	0	0	0	1	3	2			
Tony Clark, S OBP: 0.302, SLG: 0.513 Joe McEwing, R OBP: 0.317, SLG: 0.313 (8, 3)		2-0 G6-3			1-3 K	2-2 K		3-0 1B	1-3 K	4	0	1	0	0	2	3			
Timo Perez, L OBP: 0.326, SLG: 0.374	1-0 G4-3				4-1 S	0-3 K		0-0 SH1-4		3	0	1	0	1	1	3			
Ty Wigginton, R OBP: 0.316, SLG: 0.398	3-2 G5-3				2-3 K		3-2 G4-3	1-1 SH1-4		4	0	1	1	0	1	1			
Jeff Duncan, L OBP: 0.384, SLG: 0.361			1-3 K		4-0 BB		3-2 WP	0-2 SH1-4		2	1	1	0	1	1	0			
Marco Scutaro, R OBP: 0.361, SLG: 0.419			0-3 K		1-2 G5-3		4-2 2B	4-0 IBB		2	1	0	0	2	1	2			
Tom Glavine, L OBP: 0.184, SLG: 0.167 Cliff Floyd, L OBP: 0.369, SLG: 0.515 David Weathers, R (7, 1) Raul Gonzalez, R OBP: 0.344, SLG: 0.358 (8, 9)			0-3 K		1-3 K2-3		1-3 K	0-1 F9		2	0	0	0	0	2	0			
<b>Inning Stats</b>	R: 0 E: 0 K: 1 S: 6	H: 1 LOB: 0 BB: 0 P: 11	R: 0 E: 0 K: 0 S: 5	H: 0 LOB: 0 BB: 0 P: 11	R: 0 E: 0 K: 3 S: 9	H: 0 LOB: 0 BB: 0 P: 10	R: 0 E: 0 K: 1 S: 7	H: 0 LOB: 2 BB: 2 P: 10	R: 0 E: 0 K: 3 S: 14	H: 1 LOB: 3 BB: 2 P: 26	R: 2 E: 0 K: 1 S: 19	H: 3 LOB: 2 BB: 1 P: 29	R: 1 E: 0 K: 0 S: 11	H: 3 LOB: 3 BB: 1 P: 20	R: 0 E: 0 K: 2 S: 9	H: 0 LOB: 0 BB: 0 P: 11	1B: 7 2B: 2 3B: 0 HR: 0	SF: 0 SAC: 1 DP: 1 HBP: 0	WP: 1 PA: 40 PB: 0 SB: 3 CS: 0
<b>PITCHER</b>	IP WLS BF H R ER SO BB IBB HBP BLK WP HR S P ERA WHIP	IP WLS BF H R ER SO BB IBB HBP BLK WP HR S P ERA WHIP	IP WLS BF H R ER SO BB IBB HBP BLK WP HR S P ERA WHIP	IP WLS BF H R ER SO BB IBB HBP BLK WP HR S P ERA WHIP	IP WLS BF H R ER SO BB IBB HBP BLK WP HR S P ERA WHIP	IP WLS BF H R ER SO BB IBB HBP BLK WP HR S P ERA WHIP	IP WLS BF H R ER SO BB IBB HBP BLK WP HR S P ERA WHIP	IP WLS BF H R ER SO BB IBB HBP BLK WP HR S P ERA WHIP	IP WLS BF H R ER SO BB IBB HBP BLK WP HR S P ERA WHIP	IP WLS BF H R ER SO BB IBB HBP BLK WP HR S P ERA WHIP	IP WLS BF H R ER SO BB IBB HBP BLK WP HR S P ERA WHIP	IP WLS BF H R ER SO BB IBB HBP BLK WP HR S P ERA WHIP	IP WLS BF H R ER SO BB IBB HBP BLK WP HR S P ERA WHIP	IP WLS BF H R ER SO BB IBB HBP BLK WP HR S P ERA WHIP	IP WLS BF H R ER SO BB IBB HBP BLK WP HR S P ERA WHIP	IP WLS BF H R ER SO BB IBB HBP BLK WP HR S P ERA WHIP	IP WLS BF H R ER SO BB IBB HBP BLK WP HR S P ERA WHIP	IP WLS BF H R ER SO BB IBB HBP BLK WP HR S P ERA WHIP	IP WLS BF H R ER SO BB IBB HBP BLK WP HR S P ERA WHIP

New York Mets @ Arizona Diamondbacks  
Bank One Ballpark, Phoenix, AZ

AB 33  
R 3  
H 8  
RBI 3  
BB 6  
SO 13  
LOB 20



WP: 1 PA: 40  
PB: 0 SB: 3 CS: 0

New York Mets @ Arizona Diamondbacks  
Bank One Ballpark, Phoenix, AZ

AB 29  
R 1  
H 7  
RBI 1  
BB 3  
SO 6  
LOB 11



WP: 1 PA: 34  
PB: 0 SB: 1 CS: 1

Fri Aug 08 2003, 10:07 PM EDT  
Att: 36,335 - Dome - 72 F

livebaseballscorecards.com


livebaseballscorecards.com



Batter	1	2	3	4	5	6	7	8	9	AB	R	H	RBI	BB	SO	LOB	TOP					
Roger Cedeno, S (1, 9) OBP: 0.323, SLG: 0.389	2-1 P6		2-2 G4-6-3 1B		2-0 G6-3		0-0 G6-4-3			4	0	1	0	0	0	2						
7 José Reyes, S (1, 6) OBP: 0.314, SLG: 0.391	0-0 1B		0-1 G4-6-3		1-0 G6-3			3-3 K		4	0	1	0	0	0	1						
Jason Phillips, R (1, 2) OBP: 0.387, SLG: 0.454	0-1 F8			1-2 G6-3		0-0 G6-3		2-2 1B		4	0	1	0	0	0	1						
Tony Clark, S (1, 3) OBP: 0.307, SLG: 0.513	1-1 L6			2-0 1B		4-1 FC6-4 BB		3-2 F9		2	1	1	0	1	0	1						
Ty Wigginton, R (6, 5) OBP: 0.315, SLG: 0.397								1 SAFE 1 SAFE 1 SAFE		1	0	0	0	0	0	1						
Timo Perez, L (1, 7) OBP: 0.325, SLG: 0.372		0-1 G4-3		0-0 1B		0-0 F7		0-0 P4		4	0	1	0	0	0	2						
Jay Bell, R (1, 5) OBP: 0.355, SLG: 0.198	1-1 1B			3-3 K		0-0 FC6-4			3-1 F7	4	0	1	0	0	1	3						
Jeff Duncan, L (1, 8) OBP: 0.389, SLG: 0.360	2-1 P4			0-1 1B		4-2 SH1-4 BB			2-3 K	3	0	1	0	1	1	1						
Joe McEwing, R (1, 4) OBP: 0.317, SLG: 0.314	0-1 F8			0-0 1B		0-2 SH1-4			2-2 F7	3	0	1	1	0	0	1						
Jae Weong Seo, R (1, 1) OBP: 0.182, SLG: 0.114				1-1 G4-3		1-2 2-H 3-H				2	0	0	0	0	1	0						
Cliff Floyd, L (7, PH) OBP: 0.360, SLG: 0.515										0	0	0	0	0	0	0						
Raul Gonzalez, R (7, PH) OBP: 0.348, SLG: 0.358										0	0	0	0	1	0	0						
Grant Roberts, R (7, 1)										0	0	0	0	0	0	0						
John Franco, L (8, 1)										0	0	0	0	0	0	0						
<b>Inning Stats</b>	R: 0 E: 0 K: 0 S: 7	H: 1 LOB: 1 BB: 0 P: 10	R: 0 E: 0 K: 0 S: 8	H: 1 LOB: 1 BB: 0 P: 11	R: 0 E: 0 K: 0 S: 7	H: 1 LOB: 0 BB: 0 P: 10	R: 1 E: 0 K: 1 S: 11	H: 4 LOB: 2 BB: 0 P: 17	R: 0 E: 0 K: 1 S: 6	H: 0 LOB: 0 BB: 0 P: 10	R: 0 E: 0 K: 0 S: 4	H: 0 LOB: 1 BB: 1 P: 8	R: 0 E: 0 K: 0 S: 8	H: 0 LOB: 1 BB: 2 P: 16	R: 0 E: 0 K: 1 S: 11	H: 1 LOB: 0 BB: 0 P: 19	R: 0 E: 0 K: 1 S: 8	H: 0 LOB: 0 BB: 0 P: 15	1B: 8 2B: 0 3B: 0 HR: 0	SF: 0 SAC: 1 DP: 2 HBP: 0	WP: 0 PB: 0 SB: 0 CS: 0	PA: 35
<b>PITCHER</b>	IP	WLS	BF	H	R	ER	SO	BB	IBB	HBP	BLK	WP	HR	S	P	ERA	WHIP					
Elmer Dessens, R (1, 1) ERA: 4.75	6.1		26	7	1	1	2	2	0	0	0	0	0	50	77		1.42					
Mike Myers, L (7, 1) ERA: 5.86	0.0		1	0	0	0	0	0	1	0	0	0	0	0	4		∞					
Oscar Villarreal, R (7, 1) ERA: 2.26	0.2		1	0	0	0	0	0	0	0	0	0	0	1	1	0.00	0.000					
Stephen Randolph, L (8, 1) ERA: 3.86	2.0	W	7	1	0	0	2	0	0	0	0	0	0	19	34	0.00	0.500					

**New York Mets @ Arizona Diamondbacks**  
Bank One Ballpark, Phoenix, AZ  
Sat Aug 09 2003, 10:05 PM EDT  
Att: 41,934 - Dome - 72 F


AB 31  
R 1  
H 8  
RBI 1  
BB 3  
SO 4  
LOB 13



Batter	1	2	3	4	5	6	7	8	9	AB	R	H	RBI	BB	SO	LOB	BOTTOM					
Matt Kata, S (1, 4) OBP: 0.350, SLG: 0.479	2-2 CS 1B		0-3 K			0-0 G3		1-1 FC5-6 1B		4	0	2	0	0	1	0						
Craig Counsell, L (1, 5) OBP: 0.354, SLG: 0.343	0-2 F7			1-1 F9		2-2 G1-3 2B		0-0 FC5-6 1B		4	0	1	0	0	0	2						
Luis Gonzalez, L (1, 7) OBP: 0.402, SLG: 0.545	2-2 F7			2-1 G3-1		4-0 G1-3 IBB		2-2 G4-6-3 1B		3	0	1	0	1	0	1						
Shea Hillenbrand, R (1, 3) OBP: 0.339, SLG: 0.497	3-2 CS	1-1 F8		1-2 G4-3		1-1 G1-3		1-1 G4-6-3		4	0	0	0	0	0	4						
Steve Finley, L (1, 8) OBP: 0.376, SLG: 0.532		2-2 G3-1			1-2 G4-3	4-1 IBB			2-2 HR	3	1	1	1	1	0	0						
Raul Mondesi, R (1, 9) OBP: 0.331, SLG: 0.476		0-1 P3			2-1 2B	0-0 F9				3	0	1	0	0	0	3						
Alex Cintron, S (1, 6) OBP: 0.339, SLG: 0.458			0-2 SF8 3B		1-3 K		0-3 K			3	1	1	0	0	2	1						
Rod Barajas, R (1, 2) OBP: 0.253, SLG: 0.357			0-0 SF8		4-0 IBB		0-2 G4-3			1	0	0	1	1	0	0						
Elmer Dessens, R (1, 1) OBP: 0.250, SLG: 0.294			3-H L9		0-1 L9		0-0 G1-3			2	0	0	0	0	0	2						
Mike Myers, L (7, 1)										0	0	0	0	0	0	0						
Oscar Villarreal, L (7, 1)										0	0	0	0	0	0	0						
Quinton McCracken, S (7, PH) OBP: 0.280, SLG: 0.277										1	0	0	0	0	0	0						
Stephen Randolph, L (8, 1) ERA: 3.27										0	0	0	0	0	0	0						
<b>Inning Stats</b>	R: 0 E: 0 K: 0 S: 11	H: 1 LOB: 0 BB: 0 P: 18	R: 0 E: 0 K: 0 S: 7	H: 0 LOB: 0 BB: 0 P: 10	R: 1 E: 0 K: 1 S: 8	H: 1 LOB: 0 BB: 0 P: 9	R: 0 E: 0 K: 0 S: 7	H: 0 LOB: 0 BB: 0 P: 11	R: 0 E: 0 K: 1 S: 11	H: 1 LOB: 2 BB: 1 P: 19	R: 0 E: 0 K: 0 S: 9	H: 1 LOB: 3 BB: 2 P: 20	R: 0 E: 0 K: 1 S: 9	H: 0 LOB: 0 BB: 0 P: 9	R: 0 E: 0 K: 0 S: 8	H: 2 LOB: 1 BB: 0 P: 12	R: 1 E: 0 K: 0 S: 4	H: 1 LOB: 0 BB: 0 P: 6	1B: 3 2B: 2 3B: 1 HR: 1	SF: 1 SAC: 0 DP: 1 HBP: 0	WP: 0 PB: 0 SB: 0 CS: 1	PA: 33
<b>PITCHER</b>	IP	WLS	BF	H	R	ER	SO	BB	IBB	HBP	BLK	WP	HR	S	P	ERA	WHIP					
Jae Weong Seo, R (1, 1) ERA: 4.21	6.0		24	4	1	1	2	0	3	0	0	0	0	53	87	1.50	0.667					
Grant Roberts, R (7, 1) ERA	1.0		4	1	0	0	1	0	0	0	0	0	0	11	12	0.00	1.000					
John Franco, L (8, 1) ERA: 3.27	1.0	L	4	2	1	1	0	0	0	0	0	0	1	10	15	9.00	2.000					

**New York Mets @ Arizona Diamondbacks**  
Bank One Ballpark, Phoenix, AZ  
Sat Aug 09 2003, 10:05 PM EDT  
Att: 41,934 - Dome - 72 F

AB 28  
R 2  
H 7  
RBI 2  
BB 3  
SO 3  
LOB 13






Batter	1	2	3	4	5	6	7	8	9	AB	R	H	RBI	BB	SO	LOB	TOP					
Roger Cedeno, S (1, 9) OBP: 0.321, SLG: 0.386	E9 1B		F9				G6-3		K	5	2	1	0	0	1	0						
7 José Reyes, S (1, 6) OBP: 0.313, SLG: 0.393	K		S 1B 2B			G5-3	G4-3			4	1	1	0	0	1	2						
Jason Phillips, R (1, 3) OBP: 0.392, SLG: 0.458			L6 1B				G6-3			4	0	3	3	0	0	0						
Ty Wigginton, R (1, 5) OBP: 0.317, SLG: 0.405	F8		1-2 1B				F8		HR	4	1	2	1	0	0	2						
Raul Gonzalez, R (1, 8) OBP: 0.340, SLG: 0.348	F9		L6 2-2			L7		G5-3		4	0	0	0	0	0	4						
Joe McEwing, R (1, 7) OBP: 0.321, SLG: 0.323					F7			F7		4	0	2	0	0	0	0						
Marco Scutaro, R (1, 4) OBP: 0.325, SLG: 0.371		F7			F7		B1		K	4	0	0	0	0	1	2						
Vance Wilson, R (1, 2) OBP: 0.288, SLG: 0.378		K					K			3	0	1	0	0	2	2						
Jeff Duncan, L (9, PH) OBP: 0.365, SLG: 0.355										1	0	0	0	0	1	0						
Al Leiter, L (1, 1) OBP: 0.081, SLG: 0.029										2	0	0	0	0	1	2						
Jay Bell, R (6, PH) OBP: 0.351, SLG: 0.195										1	0	0	0	0	0	1						
Dan Wheeler, R (6, 1)										0	0	0	0	0	0	0						
Jaime Cerda, L (7, 1)										0	0	0	0	0	0	0						
Timo Perez, L (9, PH) OBP: 0.323, SLG: 0.370										1	0	0	0	0	1	0						
<b>Inning Stats</b>	R: 1 E: 1 K: 1 S: 8	H: 1 LOB: 1 BB: 0 P: 10	R: 0 E: 0 K: 2 S: 9	H: 1 LOB: 1 BB: 0 P: 11	R: 1 E: 0 K: 0 S: 8	H: 3 LOB: 1 BB: 0 P: 11	R: 0 E: 0 K: 0 S: 10	H: 1 LOB: 1 BB: 0 P: 16	R: 1 E: 0 K: 1 S: 11	H: 2 LOB: 1 BB: 0 P: 15	R: 0 E: 0 K: 1 S: 9	H: 1 LOB: 1 BB: 0 P: 15	R: 0 E: 0 K: 0 S: 6	H: 0 LOB: 0 BB: 0 P: 9	R: 1 E: 0 K: 1 S: 8	H: 1 LOB: 0 BB: 0 P: 12	R: 0 E: 0 K: 3 S: 9	H: 0 LOB: 0 BB: 0 P: 11	1B: 7 2B: 3 3B: 0 HR: 1	SF: 0 SAC: 0 DP: 1 HBP: 0	WP: 0 PB: 0 SB: 2 CS: 0	PA: 37
<b>PITCHER</b>	IP WLS BF H R ER SO BB IBB HBP BLK WP HR S P ERA WHIP																					
Randy Johnson, L (1, 1) ERA: 4.42	8.0 W 34 10 4 3 5 0 0 0 0 0 1 69 99 3.38 1.250																					
Matt Mantei, R (9, 1) ERA: 2.72	1.0 S 3 0 0 0 3 0 0 0 0 0 0 9 11 0.00 0.000																					

**New York Mets @ Arizona Diamondbacks**  
Bank One Ballpark, Phoenix, AZ  
Sun Aug 10 2003, 4:37 PM EDT  
Att: 37,521 - Dome - 72 F

livebaseballscorecards.com

AB 37  
R 4  
H 10  
RBI 4  
BB 0  
SO 8  
LOB 15




Batter	1	2	3	4	5	6	7	8	9	AB	R	H	RBI	BB	SO	LOB	BOTTOM			
Matt Kata, S (1, 6) OBP: 0.353, SLG: 0.491	P6		SF9 3B				K			4	2	2	0	0	1	0				
Craig Counsell, L (1, 5) OBP: 0.352, SLG: 0.343	K		SF9				G5-3			3	1	1	2	0	1	0				
Luis Gonzalez, L (1, 7) OBP: 0.401, SLG: 0.547	K		P6				G4-3			4	0	1	1	0	1	0				
Shea Hillenbrand, R (1, 3) OBP: 0.335, SLG: 0.492								K		4	0	0	0	0	2	1				
Steve Finley, L (1, 8) OBP: 0.377, SLG: 0.529								F8		2	0	0	0	1	0	0				
Raul Mondesi, R (1, 9) OBP: 0.333, SLG: 0.475										3	3	1	0	1	1	1				
Junior Spivey, R (1, 4) OBP: 0.325, SLG: 0.438										4	1	3	1	0	0	1				
Chad Moeller, R (1, 2) OBP: 0.340, SLG: 0.439										3	0	0	0	0	1	2				
Alex Cintron, S (8, PH) OBP: 0.341, SLG: 0.467										1	0	1	2	0	0	0				
Rod Barajas, R (9, 2) OBP: 0.253, SLG: 0.357										0	0	0	0	0	0	0				
Randy Johnson, R (1, 1) OBP: 0.143, SLG: 0.143										3	0	0	0	0	1	1				
Danny Bautista, R (8, PH) OBP: 0.305, SLG: 0.325										1	0	0	0	0	1	1				
Matt Mantei, R (9, 1) ERA: 6.14										0	0	0	0	0	0	0				
<b>Inning Stats</b>	R: 0 E: 0 K: 2 S: 10	H: 0 LOB: 0 BB: 0 P: 16	R: 1 E: 0 K: 1 S: 12	H: 1 LOB: 1 BB: 1 P: 21	R: 1 E: 0 K: 0 S: 12	H: 1 LOB: 0 BB: 0 P: 18	R: 0 E: 0 K: 1 S: 8	H: 0 LOB: 1 BB: 1 P: 17	R: 2 E: 0 K: 0 S: 13	H: 3 LOB: 1 BB: 0 P: 21	R: 1 E: 1 K: 2 S: 11	H: 1 LOB: 1 BB: 0 P: 14	R: 0 E: 0 K: 1 S: 12	H: 0 LOB: 0 BB: 0 P: 17	R: 2 E: 0 K: 2 S: 13	H: 3 LOB: 1 BB: 0 P: 18	1B: 5 2B: 1 3B: 3 HR: 0	SF: 1 SAC: 0 DP: 0 HBP: 1	WP: 0 PB: 0 SB: 1 CS: 2	PA: 36
<b>PITCHER</b>	IP WLS BF H R ER SO BB IBB HBP BLK WP HR S P ERA WHIP																			
Al Leiter, L (1, 1) ERA: 4.68	5.0 L 22 5 4 3 4 2 0 0 0 0 0 55 93 5.40 1.400																			
Dan Wheeler, R (6, 1) ERA: 4.29	1.1 6 1 1 0 3 0 0 0 0 0 0 15 19 0.00 0.750																			
Jaime Cerda, L (7, 1) ERA: 6.14	1.2 8 3 2 2 2 0 0 0 0 0 0 21 30 10.80 1.800																			

**New York Mets @ Arizona Diamondbacks**  
Bank One Ballpark, Phoenix, AZ  
Sun Aug 10 2003, 4:37 PM EDT  
Att: 37,521 - Dome - 72 F

livebaseballscorecards.com

AB 32  
R 7  
H 9  
RBI 6  
BB 2  
SO 9  
LOB 7





Batter	1	2	3	4	5	6	7	8	9	AB	R	H	RBI	BB	SO	LOB	TOP								
Matt Kata, S OBP: 0.356, SLG: 0.488 (1, 4)										3	1	1	0	1	1	0	<b>Arizona Diamondbacks @ Cincinnati Reds</b> Great American Ball Park, Cincinnati, OH Tue Aug 12 2003, 7:10 PM EDT Att: 31,485 - Sunny - 83 F <a href="http://livebaseballscorecards.com">livebaseballscorecards.com</a>								
Craig Counsell, L OBP: 0.352, SLG: 0.340 (1, 5)										2	0	0	0	1	0	1									
Luis Gonzalez, L OBP: 0.400, SLG: 0.544 (1, 7)										4	0	1	1	0	2	2									
Shea Hillenbrand, R OBP: 0.334, SLG: 0.488 (1, 3)										3	0	0	0	1	1	1									
Steve Finley, L OBP: 0.376, SLG: 0.534 (1, 8)										4	1	1	1	0	0	2									
Raul Mondesi, R OBP: 0.330, SLG: 0.470 (1, 9)										4	0	0	0	0	0	2									
Alex Cintron, S OBP: 0.341, SLG: 0.465 (1, 6)										3	0	1	0	0	0	0									
Rod Barajas, R OBP: 0.249, SLG: 0.351 (1, 2)										3	0	0	0	0	0	0									
Curt Schilling, R OBP: 0.150, SLG: 0.081 (1, 1)										2	0	0	0	0	0	0									
Quinton McCracken, S OBP: 0.279, SLG: 0.275 (8, PH)										1	0	0	0	0	1	0									
Eddie Oropesa, L (8, 1)										0	0	0	0	0	0	0									
Jose Valverde, R (8, 1)										0	0	0	0	0	0	0									
Matt Mantei, R (9, 1)										0	0	0	0	0	0	0									
<b>Inning Stats</b>	R: 0 E: 0 K: 1 S: 14	H: 1 LOB: 1 BB: 0 P: 20	R: 0 E: 0 K: 0 S: 9	H: 1 LOB: 0 BB: 0 P: 17	R: 0 E: 0 K: 0 S: 6	H: 0 LOB: 0 BB: 0 P: 9	R: 0 E: 0 K: 1 S: 7	H: 0 LOB: 0 BB: 0 P: 10	R: 1 E: 0 K: 0 S: 8	H: 1 LOB: 0 BB: 0 P: 10	R: 0 E: 0 K: 2 S: 9	H: 0 LOB: 1 BB: 1 P: 15	R: 0 E: 0 K: 0 S: 4	H: 0 LOB: 0 BB: 0 P: 6	R: 0 E: 0 K: 1 S: 7	H: 0 LOB: 0 BB: 2 P: 9	R: 1 E: 1 K: 0 S: 7	H: 1 LOB: 2 BB: 2 P: 19	1B: 3 2B: 0 3B: 0 HR: 1	SF: 0 SAC: 1 DP: 0 HBP: 0	WP: 0 PB: 0 SB: 1 CS: 1	PA: 34			
<b>PITCHER</b>	IP	WLS	BF	H	R	ER	SO	BB	IBB	HBP	BLK	WP	HR	S	P	ERA	WHIP								
Paul Wilson, R ERA: 4.92 (1, 1)	7.0	L	24	3	1	1	4	1	0	0	0	0	1	57	87	1.29	0.571								
Scott Sullivan, R ERA: 3.91 (8, 1)	1.0	4	0	1	1	1	1	1	0	0	0	0	0	9	15	9.00	1.000								
Felix Heredia, L ERA: 2.51 (9, 1)	0.2	4	1	0	0	0	0	0	1	0	0	0	0	3	9	0.00	1.500								
John Riedling, R ERA: 4.94 (9, 1)	0.1	1	0	0	0	0	0	0	0	0	0	0	0	2	4	0.00	0.000								

Batter	1	2	3	4	5	6	7	8	9	AB	R	H	RBI	BB	SO	LOB	BOTTOM								
D'Angelo Jimenez, S OBP: 0.346, SLG: 0.416 (1, 4)										4	0	0	0	0	1	2	<b>Arizona Diamondbacks @ Cincinnati Reds</b> Great American Ball Park, Cincinnati, OH Tue Aug 12 2003, 7:10 PM EDT Att: 31,485 - Sunny - 83 F <a href="http://livebaseballscorecards.com">livebaseballscorecards.com</a>								
Barry Larkin, R OBP: 0.349, SLG: 0.384 (1, 6)										4	0	1	0	0	1	0									
Ray Olmedo, S OBP: 0.318, SLG: 0.320 (9, 6)										0	0	0	0	0	0	0									
Sean Casey, L OBP: 0.358, SLG: 0.417 (1, 3)										4	0	2	0	0	1	0									
Adam Dunn, L OBP: 0.355, SLG: 0.463 (1, 9)										3	0	1	0	1	2	2									
Brandon Larson, R OBP: 0.204, SLG: 0.160 (1, 5)										4	0	0	0	0	3	5									
Russell Branyan, L OBP: 0.356, SLG: 0.493 (1, 7)										4	0	0	0	0	3	2									
Ruben Mateo, R OBP: 0.299, SLG: 0.347 (1, 8)										4	0	0	0	0	3	0									
Jason LaRue, R OBP: 0.333, SLG: 0.466 (1, 2)										4	0	1	0	0	0	0									
Paul Wilson, R OBP: 0.152, SLG: 0.159 (1, 1)										2	0	1	0	0	0	1									
Reggie Taylor, L OBP: 0.245, SLG: 0.329 (7, PH)										0	0	0	0	1	0	0									
Scott Sullivan, R (8, 1)										0	0	0	0	0	0	0									
Felix Heredia, L OBP: 0.333, SLG: 0.333 (9, 1)										0	0	0	0	0	0	0									
John Riedling, R OBP: 0.235, SLG: 0.235 (9, 1)										0	0	0	0	0	0	0									
<b>Inning Stats</b>	R: 0 E: 0 K: 2 S: 15	H: 2 LOB: 2 BB: 0 P: 21	R: 0 E: 0 K: 2 S: 9	H: 1 LOB: 1 BB: 0 P: 11	R: 0 E: 0 K: 1 S: 6	H: 0 LOB: 0 BB: 0 P: 6	R: 0 E: 0 K: 2 S: 12	H: 0 LOB: 0 BB: 0 P: 15	R: 0 E: 0 K: 1 S: 14	H: 1 LOB: 1 BB: 0 P: 18	R: 0 E: 0 K: 2 S: 16	H: 2 LOB: 2 BB: 0 P: 26	R: 0 E: 0 K: 1 S: 11	H: 0 LOB: 1 BB: 1 P: 16	R: 0 E: 0 K: 1 S: 11	H: 0 LOB: 1 BB: 1 P: 19	R: 0 E: 0 K: 2 S: 10	H: 0 LOB: 0 BB: 0 P: 14	1B: 5 2B: 1 3B: 0 HR: 0	SF: 0 SAC: 0 DP: 0 HBP: 0	WP: 0 PB: 0 SB: 0 CS: 0	PA: 35			
<b>PITCHER</b>	IP	WLS	BF	H	R	ER	SO	BB	IBB	HBP	BLK	WP	HR	S	P	ERA	WHIP								
Curt Schilling, R ERA: 2.85 (1, 1)	7.0	W	28	6	0	0	11	1	0	0	0	0	0	8	14	0.00	1.000								
Eddie Oropesa, L ERA: 3.0 (8, 1)	0.2	H	3	0	0	0	1	1	0	0	0	0	0	8	14	0.00	1.500								
Jose Valverde, R ERA: 1.52 (8, 1)	0.1	H	1	0	0	0	0	0	0	0	0	0	0	3	5	0.00	0.000								
Matt Mantei, R ERA: 2.85 (9, 1)	1.0	S	3	0	0	0	2	0	0	0	0	0	0	10	14	0.00	0.000								



Batter	1	2	3	4	5	6	7	8	9	AB	R	H	RBI	BB	SO	LOB	TOP									
<b>Matt Kata, S</b> OBP: 0.349, SLG: 0.480 (1, 5)										3	0	0	1	0	1	0	<b>Arizona Diamondbacks @ Cincinnati Reds</b> Great American Ball Park, Cincinnati, OH Wed Aug 13 2003, 7:10 PM EDT Att: 23,309 - Cloudy - 86 F									
<b>Alex Cintron, S</b> OBP: 0.340, SLG: 0.462 (1, 6)										4	1	1	0	0	0	0										
<b>Luis Gonzalez, L</b> OBP: 0.398, SLG: 0.549 (1, 7)										4	1	1	2	0	1	0										
<b>Shea Hillenbrand, R</b> OBP: 0.331, SLG: 0.482 (1, 3)										4	0	0	0	0	2	0										
<b>Steve Finley, L</b> OBP: 0.377, SLG: 0.534 (1, 8)										4	0	2	0	0	1	0										
<b>Raul Mondesi, R</b> OBP: 0.331, SLG: 0.470 (1, 9)										4	0	2	0	0	1	1										
<b>Junior Spivey, R</b> OBP: 0.323, SLG: 0.434 <b>Carlos Baerga, S</b> OBP: 0.368, SLG: 0.476 <b>Stephen Randolph, L</b> OBP: 0.339, SLG: 0.438 (1, 4)										2	0	0	0	0	2	3										
<b>Rod Barajas, R</b> OBP: 0.251, SLG: 0.349 <b>Quinton McCracken, S</b> OBP: 0.283, SLG: 0.286 <b>Oscar Villarreal, L</b> <b>Matt Mantei, R</b> (1, 2)										1	0	0	0	1	0	0										
<b>Miguel Batista, R</b> OBP: 0.095, SLG: 0.098 <b>Craig Counsell, L</b> OBP: 0.352, SLG: 0.340 (1, 1)										2	0	0	0	0	2	2										
<b>Inning Stats</b>	R: 0 E: 0 K: 1 S: 10	H: 0 LOB: 0 BB: 0 P: 14	R: 0 E: 0 K: 2 S: 9	H: 2 LOB: 2 BB: 0 P: 16	R: 0 E: 0 K: 2 S: 9	H: 0 LOB: 0 BB: 0 P: 12	R: 0 E: 0 K: 1 S: 9	H: 0 LOB: 0 BB: 0 P: 13	R: 0 E: 0 K: 3 S: 14	H: 1 LOB: 2 BB: 1 P: 26	R: 0 E: 0 K: 0 S: 8	H: 0 LOB: 0 BB: 0 P: 13	R: 0 E: 0 K: 1 S: 10	H: 1 LOB: 1 BB: 0 P: 16	R: 3 E: 0 K: 0 S: 9	H: 3 LOB: 0 BB: 0 P: 14		R: 0 E: 0 K: 0 S: 5	H: 0 LOB: 0 BB: 0 P: 7	1B: 5 2B: 2 3B: 0 HR: 1	SF: 1 SAC: 1 DP: 1 HBP: 0	WP: 1 PB: 0 SB: 3 CS: 1	PA: 34			
<b>PITCHER</b>	IP	WLS	BF	H	R	ER	SO	BB	IBB	HBP	BLK	WP	HR	S	P	ERA		WHIP								
<b>John Bale, L</b> ERA: 0.71 <b>Ryan Wagner, R</b> ERA: 3.0 <b>Felix Heredia, L</b> ERA: 2.87 <b>Chris Reitsma, R</b> ERA: 3.98	(1, 1)	6.0		21	3	0	0	9	1	0	0	0	0	59	94	0.00		0.667								
	(7, 1)	1.0	H	4	1	0	0	1	0	0	0	0	0	10	16	0.00	1.000									
	(8, 1)	1.0	L	6	3	3	3	0	0	0	0	1	1	9	14	27.00	3.000									
	(9, 1)	1.0		3	0	0	0	0	0	0	0	0	0	5	7	0.00	0.000									

Batter	1	2	3	4	5	6	7	8	9	AB	R	H	RBI	BB	SO	LOB	BOTTOM									
<b>D'Angelo Jimenez, S</b> OBP: 0.349, SLG: 0.418 (1, 4)										5	0	3	0	0	1	0	<b>Arizona Diamondbacks @ Cincinnati Reds</b> Great American Ball Park, Cincinnati, OH Wed Aug 13 2003, 7:10 PM EDT Att: 23,309 - Cloudy - 86 F									
<b>Juan Castro, R</b> OBP: 0.276, SLG: 0.400 (1, 5)										4	0	1	0	0	1	3										
<b>Sean Casey, L</b> OBP: 0.357, SLG: 0.416 (1, 3)										4	0	1	0	0	2											
<b>Adam Dunn, L</b> OBP: 0.357, SLG: 0.464 (1, 7)										4	1	2	0	0	0	3										
<b>Jason LaRue, R</b> OBP: 0.332, SLG: 0.463 (1, 2)										4	0	1	0	0	2	3										
<b>Wily Mo Peña, R</b> OBP: 0.190, SLG: 0.213 (1, 8)										3	0	0	0	1	1	2										
<b>Ray Olmedo, S</b> OBP: 0.324, SLG: 0.321 (1, 6)										3	0	1	1	1	0	0										
<b>Reggie Taylor, L</b> OBP: 0.245, SLG: 0.327 (1, 9)										4	0	1	0	0	1	2										
<b>John Bale, L</b> <b>Kelly Stinnett, R</b> <b>Ryan Wagner, R</b> <b>Felix Heredia, L</b> <b>Chris Reitsma, R</b> <b>Darnell Stenson, L</b> (1, 1)										2	0	0	0	0	1	2										
<b>Inning Stats</b>	R: 0 E: 0 K: 2 S: 11	H: 2 LOB: 2 BB: 0 P: 14	R: 0 E: 0 K: 1 S: 7	H: 0 LOB: 0 BB: 0 P: 10	R: 0 E: 0 K: 0 S: 15	H: 1 LOB: 1 BB: 0 P: 21	R: 1 E: 0 K: 2 S: 14	H: 3 LOB: 2 BB: 0 P: 20	R: 0 E: 0 K: 1 S: 5	H: 2 LOB: 3 BB: 2 P: 6	R: 0 E: 0 K: 0 S: 10	H: 1 LOB: 1 BB: 0 P: 15	R: 0 E: 0 K: 1 S: 8	H: 0 LOB: 0 BB: 0 P: 11	R: 0 E: 0 K: 1 S: 7	H: 0 LOB: 0 BB: 0 P: 11		1B: 10 2B: 0 3B: 0 HR: 0	SF: 0 SAC: 0 DP: 1 HBP: 0	WP: 0 PB: 0 SB: 0 CS: 1	PA: 37					
<b>PITCHER</b>	IP	WLS	BF	H	R	ER	SO	BB	IBB	HBP	BLK	WP	HR	S	P	ERA		WHIP								
<b>Miguel Batista, R</b> ERA: 2.86 <b>Stephen Randolph, L</b> ERA: 3.77 <b>Oscar Villarreal, R</b> ERA: 2.33 <b>Matt Mantei, R</b> ERA: 2.58	(1, 1)	6.0		27	9	1	1	6	2	0	0	0	0	63	94	1.50		1.833								
	(7, 1)	1.0	W	4	1	0	0	0	0	0	0	0	0	10	15	0.00	1.000									
	(8, 1)	1.0	H	3	0	0	0	1	0	0	0	0	0	8	11	0.00	0.000									
	(9, 1)	1.0	S	3	0	0	0	1	0	0	0	0	0	7	11	0.00	0.000									


AB	31
R	3
H	7
RBI	3
BB	1
SO	10
LOB	7




AB	35
R	1
H	10
RBI	1
BB	2
SO	8
LOB	20





Batter	1	2	3	4	5	6	7	8	9	AB	R	H	RBI	BB	SO	LOB	TOP										
<b>Matt Kata, S</b> OBP: 0.347, SLG: 0.480 (1, 4)	G6-3		G4-3					F7		4	1	1	0	0	0	0	<b>Arizona Diamondbacks @ Cincinnati Reds</b> Great American Ball Park, Cincinnati, OH Thu Aug 14 2003, 7:10 PM EDT Att: 25,056 - Cloudy - 86 F  <b>AB 28</b> <b>R 2</b> <b>H 4</b> <b>RBI 2</b> <b>BB 4</b> <b>SO 1</b> <b>LOB 8</b> 										
<b>Craig Counsell, L</b> OBP: 0.354, SLG: 0.339 (1, 5)			G5-3					P2		3	0	1	1	1	0	0											
<b>Luis Gonzalez, L</b> OBP: 0.395, SLG: 0.544 (1, 7)	P2		F9						G4-3	4	0	0	0	0	0	1											
<b>Raul Mondesi, R</b> OBP: 0.330, SLG: 0.468 (1, 9)	F8									4	0	1	0	0	0	1											
<b>Steve Finley, L</b> OBP: 0.374, SLG: 0.528 (1, 8)										4	0	0	0	0	0	1											
<b>Carlos Baerga, S</b> OBP: 0.373, SLG: 0.473 <b>Junior Spivey, R</b> OBP: 0.321, SLG: 0.433 (7, PR)										1	0	0	0	2	0	0											
<b>Alex Cintron, S</b> OBP: 0.341, SLG: 0.461 (1, 6)										1	0	0	1	0	1												
<b>Chad Moeller, R</b> OBP: 0.339, SLG: 0.441 (1, 2)										3	0	1	1	0	0	2											
<b>17 Brandon Webb, R</b> OBP: 0.111, SLG: 0.114 <b>Stephen Randolph, L</b> OBP: 0.291, SLG: 0.284 <b>Quinton McCracken, S</b> OBP: 0.281, SLG: 0.284 <b>Oscar Villarreal, L</b> (8, 1)										2	0	0	0	0	1	1											
<b>Inning Stats</b>	R: 0 E: 0 K: 0 S: 12	H: 0 LOB: 1 BB: 1 P: 19	R: 1 E: 0 K: 1 S: 13	H: 1 LOB: 1 BB: 2 P: 22	R: 0 E: 0 K: 0 S: 5	H: 0 LOB: 0 BB: 0 P: 8	R: 0 E: 0 K: 0 S: 12	H: 0 LOB: 1 BB: 1 P: 19	R: 1 E: 0 K: 0 S: 9	H: 2 LOB: 1 BB: 0 P: 12	R: 0 E: 0 K: 0 S: 5	H: 0 LOB: 0 BB: 0 P: 6	R: 0 E: 0 K: 0 S: 3	H: 0 LOB: 1 BB: 1 P: 8	R: 0 E: 0 K: 0 S: 6	H: 0 LOB: 0 BB: 0 P: 8		R: 0 E: 0 K: 0 S: 7	H: 1 LOB: 1 BB: 0 P: 10	1B: 2 2B: 3 3B: 0 HR: 0	SF: 0 SAC: 1 DP: 1 HBP: 0	WP: 0 PB: 0 SB: 1 CS: 0	PA: 33				
<b>PITCHER</b>	IP	WLS	BF	H	R	ER	SO	BB	IBB	HBP	BLK	WP	HR	S	P	ERA	WHIP										
<b>39 Aaron Harang, R</b> ERA: 4.89	6.1	W	25	3	2	2	1	4	0	0	0	0	0	58	92	2.84	1.105										
<b>Scott Sullivan, R</b> ERA: 3.79	1.2	H	4	0	0	0	0	0	0	0	0	0	0	7	10	0.00	0.000										
<b>Chris Reitsma, R</b> ERA: 3.92	1.0	S	4	1	0	0	0	0	0	0	0	0	0	7	10	0.00	1.000										

Batter	1	2	3	4	5	6	7	8	9	AB	R	H	RBI	BB	SO	LOB	BOTTOM										
<b>Ray Olmedo, S</b> OBP: 0.322, SLG: 0.318 (1, 6)	K									4	1	1	0	0	1	2	<b>Arizona Diamondbacks @ Cincinnati Reds</b> Great American Ball Park, Cincinnati, OH Thu Aug 14 2003, 7:10 PM EDT Att: 25,056 - Cloudy - 86 F  <b>AB 31</b> <b>R 3</b> <b>H 7</b> <b>RBI 3</b> <b>BB 3</b> <b>SO 10</b> <b>LOB 13</b> 										
<b>Jason LaRue, R</b> OBP: 0.331, SLG: 0.458 (1, 2)										3	1	0	0	0	2	1											
<b>D'Angelo Jimenez, S</b> OBP: 0.350, SLG: 0.417 (1, 4)										3	0	1	1	1	1	0											
<b>Sean Casey, L</b> OBP: 0.357, SLG: 0.414 (1, 3)										4	0	1	1	0	0	1											
<b>Adam Dunn, L</b> OBP: 0.356, SLG: 0.460 (1, 7)										3	0	0	0	1	3	2											
<b>Ruben Mateo, R</b> OBP: 0.305, SLG: 0.346 (1, 9)										3	1	1	0	0	1	1											
<b>Brandon Larson, R</b> OBP: 0.206, SLG: 0.155 <b>Juan Castro, R</b> OBP: 0.278, SLG: 0.400 (9, 5)										3	0	0	0	1	0	2											
<b>Reggie Taylor, L</b> OBP: 0.252, SLG: 0.331 (1, 8)										4	0	2	1	0	0	0											
<b>39 Aaron Harang, R</b> OBP: 0.143, SLG: 0.143 <b>Scott Sullivan, R</b> ERA: 3.6 <b>Dernell Stenson, L</b> (8, PH) <b>Chris Reitsma, R</b> OBP: 0.125, SLG: 0.125 (9, 1)										3	0	1	0	0	2	3											
<b>Inning Stats</b>	R: 0 E: 0 K: 2 S: 9	H: 2 LOB: 2 BB: 1 P: 32	R: 2 E: 0 K: 1 S: 10	H: 3 LOB: 2 BB: 0 P: 18	R: 0 E: 1 K: 2 S: 11	H: 1 LOB: 1 BB: 0 P: 14	R: 0 E: 0 K: 0 S: 11	H: 0 LOB: 1 BB: 1 P: 21	R: 0 E: 0 K: 0 S: 6	H: 1 LOB: 1 BB: 0 P: 8	R: 0 E: 0 K: 2 S: 14	H: 0 LOB: 1 BB: 1 P: 22	R: 0 E: 1 K: 1 S: 13	H: 0 LOB: 1 BB: 0 P: 15	R: 0 E: 1 K: 1 S: 13	H: 0 LOB: 1 BB: 0 P: 15		1B: 7 2B: 0 3B: 0 HR: 0	SF: 0 SAC: 0 DP: 0 HBP: 2	WP: 0 PB: 0 SB: 0 CS: 0	PA: 36						
<b>PITCHER</b>	IP	WLS	BF	H	R	ER	SO	BB	IBB	HBP	BLK	WP	HR	S	P	ERA	WHIP										
<b>17 Brandon Webb, R</b> ERA: 2.56	5.0	L	24	6	3	3	7	2	0	2	0	0	0	20	30	0.00	1.000										
<b>Stephen Randolph, L</b> ERA: 3.6	2.0		8	1	0	0	2	1	0	0	0	0	0	13	15	0.00	0.000										
<b>Oscar Villarreal, R</b> ERA: 2.25	1.0		4	0	0	0	1	0	0	0	0	0	0	13	15	0.00	0.000										



Batter	1	2	3	4	5	6	7	8	9	AB	R	H	RBI	BB	SO	LOB	TOP									
<b>Matt Kata, S</b> OBP: 0.338, SLG: 0.467 (1, 5)										5	0	0	0	0	0	2	4									
<b>Alex Cintron, S</b> OBP: 0.345, SLG: 0.463 (1, 6)										5	1	3	0	0	1	0										
<b>Luis Gonzalez, L</b> OBP: 0.395, SLG: 0.543 (1, 7)										4	1	1	1	1	0	2										
<b>Shea Hillenbrand, R</b> OBP: 0.332, SLG: 0.484 (1, 3)										5	0	2	1	0	0	2										
<b>Steve Finley, L</b> OBP: 0.372, SLG: 0.525 (1, 8)										4	0	1	0	0	0	1										
<b>Raul Mondesi, R</b> OBP: 0.328, SLG: 0.464 (1, 9)										4	0	0	0	0	0	3										
<b>Junior Spivey, R</b> OBP: 0.331, SLG: 0.453 (1, 4)										2	2	2	1	2	0	0										
<b>Rod Barajas, R</b> OBP: 0.257, SLG: 0.354 (1, 2)										3	0	1	1	1	0	2										
<b>Randy Johnson, R</b> OBP: 0.143, SLG: 0.143 (5, PH)										0	0	0	0	0	0	0										
<b>Quinton McCracken, S</b> OBP: 0.280, SLG: 0.280 (5, PH)										1	0	0	0	0	0	1										
<b>Oscar Villarreal, L</b> OBP: 0.339, SLG: 0.339 (5, PH)										0	0	0	0	0	0	0										
<b>Danny Bautista, R</b> OBP: 0.329, SLG: 0.329 (5, PH)										1	0	1	0	0	0	0										
<b>Jose Valverde, R</b> OBP: 0.329, SLG: 0.329 (5, PH)										0	0	0	0	0	0	0										
<b>Stephen Randolph, L</b> OBP: 0.329, SLG: 0.329 (5, PH)										0	0	0	0	0	0	0										
<b>Inning Stats</b>	R: 2 E: 0 K: 1 S: 14	H: 3 LOB: 1 BB: 0 P: 21	R: 0 E: 0 K: 1 S: 12	H: 0 LOB: 1 BB: 1 P: 19	R: 0 E: 0 K: 0 S: 8	H: 3 LOB: 2 BB: 0 P: 11	R: 0 E: 0 K: 0 S: 7	H: 0 LOB: 1 BB: 1 P: 13	R: 0 E: 0 K: 1 S: 5	H: 0 LOB: 0 BB: 0 P: 12	R: 1 E: 0 K: 0 S: 12	H: 1 LOB: 1 BB: 1 P: 20	R: 0 E: 0 K: 0 S: 6	H: 1 LOB: 1 BB: 0 P: 9	R: 1 E: 0 K: 0 S: 13	H: 3 LOB: 2 BB: 0 P: 18	R: 0 E: 0 K: 0 S: 4	H: 0 LOB: 0 BB: 0 P: 8	1B: 6 2B: 4 3B: 0 HR: 1	SF: 0 SAC: 2 DP: 2 HBP: 0	WP: 0 PB: 0 SB: 0 CS: 0	PA: 40				
<b>PITCHER</b>	IP	WLS	BF	H	R	ER	SO	BB	IBB	HBP	BLK	WP	HR	S	P	ERA	WHIP									
<b>Shane Reynolds, R</b> ERA: 5.44 (1, 1)	5.2	W	26	7	3	3	3	4	0	0	0	0	0	1	55	92	4.76	1.941								
<b>Kent Mercker, L</b> ERA: 2.21 (6, 1)	1.1		5	1	0	0	0	0	0	0	0	0	0	9	13	0.00	0.750									
<b>Trey Hodges, R</b> ERA: 4.15 (8, 1)	1.0		6	3	1	1	0	0	0	0	0	0	0	13	18	9.00	3.000									
<b>Will Cunnane, R</b> ERA: 4.5 (9, 1)	1.0		3	0	0	0	0	0	0	0	0	0	0	4	8	0.00	0.000									

**Arizona Diamondbacks @ Atlanta Braves**  
Turner Field, Atlanta, GA  
Fri Aug 15 2003, 7:35 PM EDT  
Att: 34,544 - Cloudy - 87 F

<b>AB</b> 34	<b>WP</b> 0
<b>R</b> 4	<b>PB</b> 0
<b>H</b> 11	<b>SB</b> 0
<b>RBI</b> 4	<b>CS</b> 0
<b>BB</b> 4	
<b>SO</b> 3	
<b>LOB</b> 15	

Batter	1	2	3	4	5	6	7	8	9	AB	R	H	RBI	BB	SO	LOB	BOTTOM									
<b>Rafael Furcal, S</b> OBP: 0.347, SLG: 0.446 (1, 6)										5	1	2	2	0	1	1										
<b>Will Cunnane, R</b> (9, 1)										0	0	0	0	0	0	0										
<b>Marcus Giles, R</b> OBP: 0.386, SLG: 0.521 (1, 4)										5	1	1	1	0	1	3										
<b>Gary Sheffield, R</b> OBP: 0.430, SLG: 0.608 (1, 9)										3	1	1	1	1	0	0										
<b>10 Chipper Jones, S</b> OBP: 0.386, SLG: 0.500 (1, 7)										3	1	1	0	1	1	1										
<b>Andruw Jones, R</b> OBP: 0.356, SLG: 0.541 (1, 8)										4	1	1	1	0	2	3										
<b>Javy Lopez, R</b> OBP: 0.374, SLG: 0.679 (1, 2)										3	2	1	0	1	1	0										
<b>Julio Franco, R</b> OBP: 0.366, SLG: 0.421 (1, 3)										4	1	1	0	0	2	2										
<b>Vinny Castilla, R</b> OBP: 0.316, SLG: 0.481 (1, 5)										4	2	3	4	0	0	0										
<b>Shane Reynolds, R</b> OBP: 0.368, SLG: 0.598 (5, PH)										1	0	0	0	0	1	0										
<b>Kent Mercker, L</b> ERA: 2.21 (5, PH)										1	0	0	0	0	1	0										
<b>Trey Hodges, R</b> ERA: 4.15 (5, PH)										0	0	0	0	0	0	0										
<b>Matt Franco, L</b> OBP: 0.366, SLG: 0.421 (5, PH)										0	0	0	0	0	0	0										
<b>Mark DeRosa, R</b> OBP: 0.326, SLG: 0.362 (5, PH)										0	0	0	0	1	0	0										
<b>Inning Stats</b>	R: 1 E: 0 K: 1 S: 10	H: 2 LOB: 1 BB: 0 P: 12	R: 3 E: 0 K: 3 S: 15	H: 3 LOB: 0 BB: 0 P: 22	R: 1 E: 0 K: 1 S: 8	H: 1 LOB: 0 BB: 1 P: 15	R: 0 E: 0 K: 1 S: 7	H: 1 LOB: 1 BB: 0 P: 12	R: 2 E: 0 K: 1 S: 11	H: 2 LOB: 0 BB: 0 P: 19	R: 0 E: 0 K: 1 S: 8	H: 0 LOB: 0 BB: 0 P: 8	R: 0 E: 0 K: 0 S: 6	H: 0 LOB: 0 BB: 0 P: 8	R: 3 E: 0 K: 2 S: 19	H: 2 LOB: 2 BB: 3 P: 37	R: 0 E: 0 K: 0 S: 4	H: 0 LOB: 0 BB: 0 P: 8	1B: 7 2B: 1 3B: 0 HR: 3	SF: 0 SAC: 1 DP: 1 HBP: 0	WP: 0 PB: 0 SB: 1 CS: 0	PA: 38				
<b>PITCHER</b>	IP	WLS	BF	H	R	ER	SO	BB	IBB	HBP	BLK	WP	HR	S	P	ERA	WHIP									
<b>Randy Johnson, L</b> ERA: 5.08 (1, 1)	5.0	L	24	9	7	7	7	1	0	0	0	0	0	3	51	80	12.60	2.000								
<b>Oscar Villarreal, R</b> ERA: 2.23 (6, 1)	2.0		6	0	0	0	1	0	0	0	0	0	0	14	16	0.00	0.000									
<b>Jose Valverde, R</b> ERA: 2.37 (8, 1)	0.2		5	1	3	3	2	2	0	0	0	0	0	12	23	40.50	4.500									
<b>Stephen Randolph, L</b> ERA: 3.57 (8, 1)	0.1		3	1	0	0	0	1	0	0	0	0	0	7	14	0.00	6.000									

**Arizona Diamondbacks @ Atlanta Braves**  
Turner Field, Atlanta, GA  
Fri Aug 15 2003, 7:35 PM EDT  
Att: 34,544 - Cloudy - 87 F

<b>AB</b> 33	<b>WP</b> 0
<b>R</b> 10	<b>PB</b> 0
<b>H</b> 11	<b>SB</b> 1
<b>RBI</b> 9	<b>CS</b> 0
<b>BB</b> 4	
<b>SO</b> 10	
<b>LOB</b> 10	







Batter	1	2	3	4	5	6	7	8	9	AB	R	H	RBI	BB	SO	LOB	TOP		
<b>Craig Counsell, L</b> OBP: 0.350, SLG: 0.335 (1, 5)	0-1 BB 1B		2-3 K		1-1 G1-3		3-1 G5-3		1-0 F7-4-3	5	0	1	0	0	1	3			
<b>Junior Solvey, R</b> OBP: 0.331, SLG: 0.444 (1, 4)	1-3 K		1-0 HBP		1-3 K			1-2 F8		3	0	0	0	0	2	1			
<b>Raul Mondesi, R</b> OBP: 0.328, SLG: 0.458 (1, 9)	4-2 BB		0-0 P3		1-0 F8			0-0 L7		3	0	0	0	1	0	1			
<b>Luis Gonzalez, L</b> OBP: 0.396, SLG: 0.543 (1, 7)	1-0 F7			0-2 1B 1B		1-0 G4-3		1-0 1B		4	0	2	0	0	0	2			
<b>Shea Hillenbrand, R</b> OBP: 0.329, SLG: 0.478 (1, 3)	2-0 L5			0-0 L9		2-2 G1-3		0-1 F9		4	0	0	0	0	0	4			
<b>Steve Finley, L</b> OBP: 0.371, SLG: 0.522 (1, 8)		1-1 G4-3		0-1 1B 1B			2-3 K		1-2 P5	4	0	1	0	0	1	0			
<b>Alex Cintron, S</b> OBP: 0.351, SLG: 0.480 (1, 6)		2-2 G4-3		0-0 1B			1-0 HR		0-0 1B 2B	4	2	3	1	0	0	0			
<b>Rod Barajas, R</b> OBP: 0.262, SLG: 0.358 (1, 2)		0-1 G1-3		3-1 G4-3			0-1 G1-3 1B		1-1 WP 1B	4	0	2	1	0	0	2			
<b>Curt Schilling, R</b> OBP: 0.140, SLG: 0.075 <b>Danny Bautista, R</b> OBP: 0.313, SLG: 0.335 <b>Matt Mantei, R</b> (9, 1)			0-1 G1-3		0-3 K		1-1 G1-3		4-0 F7-4-3 IBB	3	0	0	0	0	1	1			
<b>Inning Stats</b>	R: 0 E: 0 K: 1 S: 12	H: 1 LOB: 2 BB: 1 P: 19	R: 0 E: 0 K: 0 S: 7	H: 0 LOB: 0 BB: 0 P: 10	R: 0 E: 0 K: 1 S: 6	H: 0 LOB: 1 BB: 0 P: 9	R: 0 E: 0 K: 0 S: 9	H: 3 LOB: 2 BB: 0 P: 12	R: 0 E: 0 K: 2 S: 5	H: 0 LOB: 0 BB: 0 P: 11	R: 1 E: 0 K: 1 S: 11	H: 2 LOB: 1 BB: 0 P: 17	R: 0 E: 0 K: 0 S: 7	H: 1 LOB: 1 BB: 0 P: 9	R: 1 E: 0 K: 0 S: 7	H: 2 LOB: 1 BB: 1 P: 14	1B: 7 2B: 2 3B: 0 HR: 1	SF: 0 SAC: 0 DP: 1 HBP: 1	WP: 1 PA: 37 CS: 0
<b>PITCHER</b>	IP	WLS	BF	H	R	ER	SO	BB	IBB	HBP	BLK	WP	HR	S	P	ERA	WHIP		
<b>Greg Maddux, R</b> ERA: 4.23	(1, 1)	8.0	L	32	7	1	5	1	0	1	0	0	1	66	96	1.12	1.000		
<b>Kent Mercker, L</b> ERA: 2.38	(9, 1)	1.0	S	5	2	1	0	0	1	0	0	1	0	7	14	9.00	2.000		

Arizona Diamondbacks @ Atlanta Braves  
Turner Field, Atlanta, GA  
Sun Aug 17 2003, 1:05 PM EDT  
Att: 37,606 - Sunny - 87 F

AB 34  
R 2  
H 9  
RBI 2  
BB 2  
SO 5  
LOB 14



Batter	1	2	3	4	5	6	7	8	9	AB	R	H	RBI	BB	SO	LOB	BOTTOM				
<b>Rafael Furcal, S</b> OBP: 0.343, SLG: 0.440 (1, 6)	1-2 F7		0-1 G4-3			1-2 P5			0-3 K	4	0	0	0	0	1	0					
<b>Marcus Giles, R</b> OBP: 0.387, SLG: 0.528 (1, 4)	0-2 2B			0-3 K		1-3 K			4-0 1B BB	3	0	1	0	1	2	0					
<b>Gary Sheffield, R</b> OBP: 0.430, SLG: 0.604 (1, 9)	1-0 F9			0-2 P3			0-1 P2		1-0 1B	4	0	1	0	0	0	1					
<b>10 Chipper Jones, S</b> OBP: 0.387, SLG: 0.496 (1, 7)			2-3 K		0-3 K		1-2 P5		2-3 K	4	0	0	0	0	3	3					
<b>Andruw Jones, R</b> OBP: 0.354, SLG: 0.537 (1, 8)				0-3 K		1-3 K			0-3 K	4	0	0	0	0	4	2					
<b>Robert Fick, L</b> OBP: 0.346, SLG: 0.456 (1, 3)		3-2 G3-1			0-3 K				2-0 P5	3	0	0	0	0	1	0					
<b>Mark DeRosa, R</b> OBP: 0.301, SLG: 0.358 (1, 5)		1-3 K			4-1 BB				4-2 BB	1	0	0	0	2	1	0					
<b>Henry Blanco, R</b> OBP: 0.250, SLG: 0.277 <b>Javy Lopez, R</b> OBP: 0.346, SLG: 0.675 (9, 2)			0-3 K		1-3 K				1-1 F8	2	0	0	0	0	2	1					
<b>Greg Maddux, R</b> OBP: 0.135, SLG: 0.176 <b>Matt Franco, L</b> OBP: 0.349, SLG: 0.400 <b>Kent Mercker, L</b> (9, 1)			2-3 K			0-1 G5-3			0-1 F9	2	0	0	0	0	1	0					
<b>Inning Stats</b>	R: 0 E: 0 K: 1 S: 10	H: 1 LOB: 1 BB: 0 P: 14	R: 0 E: 0 K: 2 S: 15	H: 0 LOB: 0 BB: 0 P: 19	R: 0 E: 0 K: 2 S: 9	H: 0 LOB: 0 BB: 0 P: 11	R: 0 E: 0 K: 2 S: 9	H: 0 LOB: 0 BB: 0 P: 9	R: 0 E: 0 K: 3 S: 10	H: 0 LOB: 1 BB: 1 P: 16	R: 0 E: 0 K: 1 S: 8	H: 0 LOB: 0 BB: 0 P: 10	R: 0 E: 0 K: 1 S: 9	H: 0 LOB: 0 BB: 0 P: 10	R: 0 E: 0 K: 0 S: 10	H: 0 LOB: 1 BB: 1 P: 17	R: 0 E: 0 K: 3 S: 12	H: 1 LOB: 2 BB: 1 P: 19	1B: 1 2B: 1 3B: 0 HR: 0	SF: 0 SAC: 0 DP: 0 HBP: 0	WP: 0 PA: 32 CS: 0
<b>PITCHER</b>	IP	WLS	BF	H	R	ER	SO	BB	IBB	HBP	BLK	WP	HR	S	P	ERA	WHIP				
<b>Curt Schilling, R</b> ERA: 2.48	(1, 1)	8.0	W	27	1	0	12	2	0	0	0	0	0	80	106	0.00	0.375				
<b>Matt Mantei, R</b> ERA: 2.52	(9, 1)	1.0	S	5	1	0	3	1	0	0	0	0	0	12	19	0.00	2.000				

Arizona Diamondbacks @ Atlanta Braves  
Turner Field, Atlanta, GA  
Sun Aug 17 2003, 1:05 PM EDT  
Att: 37,606 - Sunny - 87 F

AB 29  
R 0  
H 2  
RBI 0  
BB 3  
SO 15  
LOB 9





Batter	1	2	3	4	5	6	7	8	9	AB	R	H	RBI	BB	SO	LOB	TOP											
<b>Craig Counsell, L</b> OBP: 0.352, SLG: 0.332 (1, 5)	G4-3 SH1-3 BB		G1-3					G4-3		2	0	0	0	2	0	0	<b>Arizona Diamondbacks @ Atlanta Braves</b> Turner Field, Atlanta, GA Mon Aug 18 2003, 1:05 PM EDT Att: 23,986 - Cloudy - 88 F											
<b>Alex Cintron, S</b> OBP: 0.348, SLG: 0.475 (1, 6)	SH1-3		F9					K		3	0	0	0	0	1													
<b>Luis Gonzalez, L</b> OBP: 0.395, SLG: 0.547 (1, 7)	G4-3									4	1	1	1	0	0													
<b>Shea Hillenbrand, R</b> OBP: 0.326, SLG: 0.473 (1, 3)	F8									4	0	0	0	0	2	1												
<b>Steve Finley, L</b> OBP: 0.370, SLG: 0.519 (1, 8)										4	0	1	0	0	1	0												
<b>Raul Mondesi, R</b> OBP: 0.328, SLG: 0.458 (1, 9)										3	0	1	0	0	0	0												
<b>Junior Spivey, R</b> OBP: 0.331, SLG: 0.443 (1, 4)										3	0	1	0	0	0	2												
<b>Rod Barajas, R</b> OBP: 0.258, SLG: 0.352 (1, 2)										3	0	0	0	0	0	1												
<b>Miguel Batista, R</b> OBP: 0.091, SLG: 0.093 <b>Oscar Villarreal, L</b> (6, 1)										2	0	0	0	0	1	0												
<b>Quinton McCracken, S</b> OBP: 0.272, SLG: 0.274 <b>Mike Myers, L</b> (8, 1)										0	0	0	0	0	0	0												
<b>Jose Valverde, R</b> (8, 1)										0	0	0	0	0	0	0												
<b>Inning Stats</b>	R: 0 E: 0 K: 0 S: 7	H: 0 LOB: 1 BB: 1 P: 11	R: 0 E: 0 K: 0 S: 10	H: 1 LOB: 1 BB: 0 P: 13	R: 0 E: 0 K: 0 S: 9	H: 0 LOB: 0 BB: 0 P: 12	R: 1 E: 0 K: 0 S: 10	H: 3 LOB: 1 BB: 0 P: 12	R: 0 E: 0 K: 1 S: 10	H: 0 LOB: 1 BB: 1 P: 18	R: 0 E: 0 K: 0 S: 7	H: 0 LOB: 0 BB: 0 P: 10	R: 0 E: 0 K: 0 S: 7	H: 0 LOB: 0 BB: 0 P: 10	R: 0 E: 0 K: 2 S: 10	H: 0 LOB: 0 BB: 0 P: 15	R: 0 E: 0 K: 2 S: 10	H: 0 LOB: 0 BB: 0 P: 14	1B: 3 2B: 1 3B: 0 HR: 1	SF: 0 SAC: 1 DP: 1 HBP: 0	WP: 0 PB: 0 SB: 0 CS: 0	PA: 32						
<b>PITCHER</b>	IP	WLS	BF	H	R	ER	SO	BB	IBB	HBP	BLK	WP	HR	S	P	ERA	WHIP											
<b>Mike Hampton, L</b> ERA: 4.04 <b>Ray King, L</b> ERA: 3.54	(1, 1)	8.0	W	29	4	1	1	4	2	0	0	0	0	1	70	101	1.12	0.750										
	(9, 1)	1.0		3	0	0	0	2	0	0	0	0	0	0	10	14	0.00	0.000										

Batter	1	2	3	4	5	6	7	8	9	AB	R	H	RBI	BB	SO	LOB	BOTTOM										
<b>Mark DeRosa, R</b> OBP: 0.299, SLG: 0.356 (1, 6)	G4-6-3 2B 1B									4	1	1	0	0	0	2	<b>Arizona Diamondbacks @ Atlanta Braves</b> Turner Field, Atlanta, GA Mon Aug 18 2003, 1:05 PM EDT Att: 23,986 - Cloudy - 88 F										
<b>Marcus Giles, R</b> OBP: 0.390, SLG: 0.538 (1, 4)	FC5-4 1B 2B									3	3	2	2	1	0	2											
<b>Gary Sheffield, R</b> OBP: 0.430, SLG: 0.609 (1, 9)	FC5-4 HBP									3	1	1	1	0	0	1											
<b>10 Chipper Jones, S</b> OBP: 0.386, SLG: 0.494 (1, 7)	K									4	1	1	0	0	1	3											
<b>Andrew Jones, R</b> OBP: 0.351, SLG: 0.532 (1, 8)	FC5-4 1B									4	0	0	0	0	1	5											
<b>Robert Fick, L</b> OBP: 0.347, SLG: 0.460 (1, 3)										4	0	2	3	0	0	0											
<b>Javy Lopez, R</b> OBP: 0.373, SLG: 0.670 (1, 2)	K									3	0	0	0	1	3	3											
<b>Vinny Castilla, R</b> OBP: 0.317, SLG: 0.478 (1, 5)										4	0	1	0	0	1	1											
<b>Mike Hampton, R</b> OBP: 0.271, SLG: 0.364 <b>Matt Franco, L</b> (8, PH) <b>Ray King, L</b> (9, 1)										1	0	0	0	1	0	0											
										1	0	0	0	0	1	1											
										0	0	0	0	0	0	0											
<b>Inning Stats</b>	R: 2 E: 0 K: 2 S: 16	H: 3 LOB: 2 BB: 0 P: 23	R: 0 E: 0 K: 0 S: 8	H: 0 LOB: 1 BB: 1 P: 15	R: 2 E: 0 K: 2 S: 20	H: 2 LOB: 1 BB: 1 P: 30	R: 0 E: 1 K: 0 S: 6	H: 1 LOB: 0 BB: 0 P: 9	R: 1 E: 0 K: 0 S: 10	H: 1 LOB: 0 BB: 0 P: 16	R: 0 E: 0 K: 2 S: 9	H: 0 LOB: 0 BB: 0 P: 10	R: 1 E: 1 K: 0 S: 13	H: 1 LOB: 1 BB: 0 P: 20	R: 0 E: 0 K: 1 S: 11	H: 0 LOB: 1 BB: 1 P: 22	1B: 4 2B: 2 3B: 0 HR: 2	SF: 0 SAC: 1 DP: 2 HBP: 1	WP: 1 PB: 0 SB: 0 CS: 0	PA: 36							
<b>PITCHER</b>	IP	WLS	BF	H	R	ER	SO	BB	IBB	HBP	BLK	WP	HR	S	P	ERA	WHIP										
<b>Miguel Batista, R</b> ERA: 3.08 <b>Oscar Villarreal, R</b> ERA: 2.29 <b>Mike Myers, L</b> ERA: 5.4 <b>Jose Valverde, R</b> ERA: 2.23	(1, 1)	5.0	L	24	7	5	5	4	2	0	1	0	0	0	93	9.00	1.800										
	(6, 1)	2.0		8	1	1	1	2	0	0	0	0	0	1	22	3.00	0.500										
	(8, 1)	0.1		1	0	0	0	0	0	0	0	0	0	3	5	0.00	0.000										
	(8, 1)	0.2		3	0	0	0	1	1	0	0	0	0	8	17	0.00	1.500										





Batter	1	2	3	4	5	6	7	8	9	AB	R	H	RBI	BB	SO	LOB	TOP								
Ray Olmedo, S OBP: 0.316, SLG: 0.310	G1-3		FC6-4			G6-3	G4-3		K	5	0	0	0	0	1	4									
Jason LaRue, R OBP: 0.326, SLG: 0.457	K			K		K		F7	G5-4-3	5	0	0	0	0	3	2									
D'Angelo Jimenez, S OBP: 0.350, SLG: 0.411	K			G4-3		PB 1B BB		BB 1B BB		2	0	0	0	2	1	0									
Sean Casey, L OBP: 0.351, SLG: 0.405		1-1 1B			4-1 BB	0-1 PB 1-2 1B		0-3 K		3	0	2	0	1	1	1									
Ruben Mateo, R OBP: 0.299, SLG: 0.331	K			K		K2-3		1-2 BB 1B		4	0	1	0	0	3	4									
Dernell Stenson, L OBP: 0.571, SLG: 0.917	G4-3				0-0 1B		G3	4-2 BB		3	0	1	0	1	0	0									
Juan Castro, R OBP: 0.276, SLG: 0.403			1-3 K		1-0 G6-3 1-2		4-1 BB 2B	1-3 K		3	1	0	0	1	2	4									
Reggie Taylor, L OBP: 0.270, SLG: 0.337			4-1 FC6-4 BB		1-1 L5		1-0 1-H 2B	3-2 HBP 1B		3	0	2	1	1	0	1									
John Bale, L Wily Mo Peña, R Brian Reith, R Mark Watson, R Kelly Stinnett, R			0-3 K		0-3 K		2-3 K	2-0 G5-4-3 HBP		2	0	0	0	0	2	2									
<b>Inning Stats</b>	R: 0 E: 0 K: 2 S: 10	H: 0 LOB: 0 BB: 0 P: 15	R: 0 E: 0 K: 1 S: 7	H: 1 LOB: 0 BB: 0 P: 12	R: 0 E: 0 K: 2 S: 8	H: 0 LOB: 1 BB: 1 P: 13	R: 0 E: 0 K: 2 S: 11	H: 0 LOB: 1 BB: 1 P: 21	R: 0 E: 0 K: 1 S: 7	H: 1 LOB: 1 BB: 0 P: 9	R: 0 E: 0 K: 2 S: 14	H: 1 LOB: 2 BB: 1 P: 23	R: 1 E: 0 K: 1 S: 11	H: 1 LOB: 1 BB: 1 P: 20	R: 0 E: 0 K: 2 S: 13	H: 1 LOB: 3 BB: 2 P: 23	R: 0 E: 0 K: 1 S: 8	H: 1 LOB: 1 BB: 0 P: 14	1B: 5 2B: 1 3B: 0 HR: 0	SF: 0 SAC: 0 DP: 1 HBP: 1	WP: 0 PB: 1 SB: 0 CS: 0	PA: 38			
<b>PITCHER</b>	IP	WLS	BF	H	R	ER	SO	BB	IBB	HBP	BLK	WP	HR	S	P	ERA	WHIP								
17 Brandon Webb, R ERA: 2.5	7.0	W	28	4	1	1	11	4	0	0	0	0	0	68	113	1.29	1.143								
Jose Valverde, R ERA: 2.19	0.2		4	1	0	0	1	1	0	0	0	0	0	8	13	0.00	3.000								
Mike Myers, L ERA: 5.4	0.0		1	0	0	0	1	0	0	0	0	0	0	2	6	∞	∞								
Matt Mantei, R ERA: 2.43	1.1	S	5	1	0	0	2	0	0	1	0	0	0	11	18	0.00	0.750								

Cincinnati Reds @ Arizona Diamondbacks  
Bank One Ballpark, Phoenix, AZ  
Tue Aug 19 2003, 9:35 PM EDT  
Att: 34,869 - Cloudy - 88 F

AB	31
R	1
H	6
RBI	1
BB	6
SO	14
LOB	19



Batter	1	2	3	4	5	6	7	8	9	AB	R	H	RBI	BB	SO	LOB	BOTTOM								
Matt Kata, S OBP: 0.333, SLG: 0.458	K2-3		F9				F7			4	0	1	1	0	1	0									
Alex Cintron, S OBP: 0.350, SLG: 0.485	G5-3			SF8	FC4-6 1B			G4-3 1B 2B		4	2	2	0	0	0	2									
Raul Mondesi, R OBP: 0.325, SLG: 0.454	P4			SF8			K	F8	F8	3	0	0	1	0	1	1									
Luis Gonzalez, L OBP: 0.392, SLG: 0.542		G3		K			F8	G4-3		4	0	0	0	0	1	1									
Shea Hillenbrand, R OBP: 0.328, SLG: 0.481		F8		L9			HR	BB 1B		4	1	2	2	0	0	0									
Steve Finley, L OBP: 0.369, SLG: 0.515		L7					F8	K	BB 1B	3	0	0	0	1	1	0									
Junior Spivey, R OBP: 0.337, SLG: 0.463					1-1 1B 1B			0-2 2B	1-3 K	4	2	3	1	0	1	2									
Robby Hammock, R OBP: 0.333, SLG: 0.538					2-2 1B 1B			0-0 HR		3	1	3	1	0	0	0									
17 Brandon Webb, R Quinton McCracken, S Jose Valverde, R Mike Myers, L Matt Mantei, R				K			K	F7		2	0	0	0	0	2	2									
<b>Inning Stats</b>	R: 0 E: 0 K: 1 S: 9	H: 0 LOB: 0 BB: 0 P: 13	R: 0 E: 0 K: 0 S: 7	H: 0 LOB: 0 BB: 0 P: 11	R: 1 E: 0 K: 1 S: 9	H: 2 LOB: 0 BB: 0 P: 14	R: 1 E: 0 K: 1 S: 7	H: 1 LOB: 0 BB: 0 P: 11	R: 1 E: 0 K: 2 S: 12	H: 3 LOB: 2 BB: 0 P: 21	R: 1 E: 0 K: 0 S: 8	H: 2 LOB: 0 BB: 0 P: 11	R: 1 E: 0 K: 1 S: 15	H: 2 LOB: 2 BB: 1 P: 24	R: 1 E: 0 K: 0 S: 8	H: 2 LOB: 2 BB: 1 P: 24	1B: 5 2B: 2 3B: 1 HR: 3	SF: 1 SAC: 0 DP: 0 HBP: 0	WP: 0 PB: 0 SB: 0 CS: 0	PA: 34					
<b>PITCHER</b>	IP	WLS	BF	H	R	ER	SO	BB	IBB	HBP	BLK	WP	HR	S	P	ERA	WHIP								
John Bale, L ERA: 2.41	6.0	L	24	7	4	4	6	0	0	0	0	0	1	8	11	9.00	2.000								
Brian Reith, R ERA: 3.92	1.0		4	2	1	1	0	0	0	0	0	0	0	8	11	9.00	3.000								
Mark Watson, L ERA: 9.0	1.0		6	2	1	1	1	1	0	0	0	0	0	15	24	9.00	3.000								

Cincinnati Reds @ Arizona Diamondbacks  
Bank One Ballpark, Phoenix, AZ  
Tue Aug 19 2003, 9:35 PM EDT  
Att: 34,869 - Cloudy - 88 F

AB	32
R	6
H	11
RBI	6
BB	1
SO	7
LOB	8





Batter	1	2	3	4	5	6	7	8	9	AB	R	H	RBI	BB	SO	LOB	TOP											
6 Ryan Freel, R OBP: 0.353, SLG: 0.370	G1-3		HR		K			CS 1B		4	1	2	1	0	1	0												
Barry Larkin, R OBP: 0.344, SLG: 0.377	G6-3		G1-3		F8			L7		4	0	0	0	0	0	1												
D'Angelo Jimenez, S OBP: 0.347, SLG: 0.497	G5-3		K		G6-3			G3		4	0	0	0	0	1	1												
Sean Casey, L OBP: 0.350, SLG: 0.404		K			E9 1B			G3		4	0	1	0	0	1	0												
Kelly Stinnett, R OBP: 0.306, SLG: 0.377		1B 2B			G5-3			K		4	0	1	0	0	2	1												
Ruben Mateo, R OBP: 0.304, SLG: 0.336		2B 1B			F7 1B			F9		4	1	2	0	0	0	0												
Juan Castro, R OBP: 0.277, SLG: 0.407		2B			F7 1B			G3		3	0	1	1	0	0	2												
Wily Mo Peña, R OBP: 0.203, SLG: 0.212		2B						K		2	0	0	0	1	1	1												
Reggie Taylor, L OBP: 0.270, SLG: 0.337	G5-3							K		0	0	0	0	0	0	0												
39 Aaron Harang, R OBP: 0.100, SLG: 0.100										3	0	0	0	0	3	3												
Ryan Wagner, R										0	0	0	0	0	0	0												
Chris Reitsma, R OBP: 0.125, SLG: 0.125										0	0	0	0	0	0	0												
<b>Inning Stats</b>	R: 0 H: 0 E: 0 K: 0 S: 9	H: 0 LOB: 0 BB: 0 P: 13	R: 1 H: 3 E: 0 K: 1 S: 17	H: 3 LOB: 1 BB: 0 P: 24	R: 1 H: 1 E: 0 K: 2 S: 11	H: 1 LOB: 0 BB: 0 P: 15	R: 0 H: 2 E: 1 K: 1 S: 12	H: 2 LOB: 3 BB: 1 P: 21	R: 0 H: 0 E: 0 K: 1 S: 7	H: 0 LOB: 0 BB: 0 P: 9	R: 0 H: 0 E: 0 K: 1 S: 9	H: 0 LOB: 0 BB: 0 P: 13	R: 0 H: 1 E: 0 K: 1 S: 4	H: 1 LOB: 0 BB: 0 P: 9	R: 0 H: 0 E: 0 K: 1 S: 10	H: 0 LOB: 0 BB: 0 P: 14	1B: 4 2B: 2 3B: 0 HR: 1	SF: 0 SAC: 0 DP: 0 HBP: 0	WP: 0 PB: 0 SB: 1 CS: 1	PA: 33								
<b>PITCHER</b>	IP	WLS	BF	H	R	ER	SO	BB	IBB	HBP	BLK	WP	HR	S	P	ERA	WHIP											
Randy Johnson, L ERA: 4.9	(1, 1)	6.0	L	24	6	2	2	6	0	1	0	0	0	1	64	95	3.00	1.000										
Oscar Villarreal, R ERA: 2.25	(7, 1)	1.1		5	1	0	0	2	0	0	0	0	0	12	19	0.00	0.750											
Eddie Oropesa, L ERA: 4.15	(8, 1)	0.2		1	0	0	0	0	0	0	0	0	0	1	3	0.00	0.000											
Jose Valverde, R ERA: 2.12	(9, 1)	1.0		3	0	0	0	1	0	0	0	0	0	10	14	0.00	0.000											

Cincinnati Reds @ Arizona Diamondbacks  
Bank One Ballpark, Phoenix, AZ  
Wed Aug 20 2003, 9:37 PM EDT  
Att: 28,377 - Dome - 72 F

AB 32  
R 2  
H 7  
RBI 2  
BB 1  
SO 9  
LOB 9



Batter	1	2	3	4	5	6	7	8	9	AB	R	H	RBI	BB	SO	LOB	BOTTOM										
Craig Counsell, L OBP: 0.351, SLG: 0.330	G1-3		G6-3			G3-6-3 1B			G3	4	0	1	0	0	0	0											
Alex Cintron, S OBP: 0.348, SLG: 0.485	F7				G4-3	G3-6-3 1B			WP 2B	4	0	1	0	0	0	1											
Raul Mondesi, R OBP: 0.324, SLG: 0.452	F7				K			G6-4-3 1B		4	0	1	0	0	2	1											
Luis Gonzalez, L OBP: 0.393, SLG: 0.541					F8			P4		3	0	1	0	1	0	1											
Shea Hillenbrand, R OBP: 0.325, SLG: 0.476								G6-4-3 1B		4	0	0	0	0	3	4											
Steve Finley, L OBP: 0.387, SLG: 0.511					K				K	3	0	0	0	0	2	1											
Junior Spivey, R OBP: 0.340, SLG: 0.465					K				WP 1B	3	0	2	0	0	1	1											
Chad Moeller, R OBP: 0.336, SLG: 0.429					F8				P6	3	0	0	0	0	2												
Randy Johnson, R OBP: 0.136, SLG: 0.136	(1, 1)									1	0	0	0	0	1	0											
Quinton McCracken, S OBP: 0.269, SLG: 0.271	(5, PH)									1	0	0	0	0	0	0											
Oscar Villarreal, L ERA: 2.25	(7, 1)									0	0	0	0	0	0	0											
Eddie Oropesa, L ERA: 4.15	(8, 1)									0	0	0	0	0	0	0											
Carlos Baerena, S OBP: 0.311, SLG: 0.470	(8, PH)									1	0	0	0	0	1	1											
Jose Valverde, R ERA: 2.12	(9, 1)									0	0	0	0	0	0	0											
<b>Inning Stats</b>	R: 0 H: 0 E: 0 K: 0 S: 7	H: 1 LOB: 1 BB: 0 P: 10	R: 0 H: 1 E: 0 K: 3 S: 12	H: 1 LOB: 0 BB: 0 P: 15	R: 0 H: 0 E: 0 K: 1 S: 7	H: 0 LOB: 0 BB: 0 P: 13	R: 0 H: 0 E: 0 K: 1 S: 9	H: 0 LOB: 0 BB: 0 P: 11	R: 0 H: 1 E: 0 K: 0 S: 6	H: 1 LOB: 0 BB: 0 P: 13	R: 0 H: 1 E: 0 K: 0 S: 5	H: 1 LOB: 0 BB: 0 P: 6	R: 0 H: 1 E: 0 K: 2 S: 12	H: 1 LOB: 1 BB: 0 P: 17	R: 0 H: 0 E: 0 K: 2 S: 12	H: 1 LOB: 2 BB: 1 P: 23	1B: 5 2B: 1 3B: 0 HR: 0	SF: 0 SAC: 0 DP: 2 HBP: 0	WP: 2 PB: 0 SB: 1 CS: 0	PA: 32							
<b>PITCHER</b>	IP	WLS	BF	H	R	ER	SO	BB	IBB	HBP	BLK	WP	HR	S	P	ERA	WHIP										
39 Aaron Harang, R ERA: 4.2	(1, 1)	7.0	W	23	4	0	0	6	0	0	0	0	0	58	85	0.00	0.571										
Ryan Wagner, R ERA: 2.4	(8, 1)	1.0	H	4	1	0	0	2	0	0	0	1	0	12	17	0.00	1.000										
Chris Reitsma, R ERA: 3.86	(9, 1)	1.0	S	5	1	0	0	2	1	0	0	1	0	12	23	0.00	2.000										

Cincinnati Reds @ Arizona Diamondbacks  
Bank One Ballpark, Phoenix, AZ  
Wed Aug 20 2003, 9:37 PM EDT  
Att: 28,377 - Dome - 72 F

AB 31  
R 0  
H 6  
RBI 0  
BB 1  
SO 10  
LOB 12





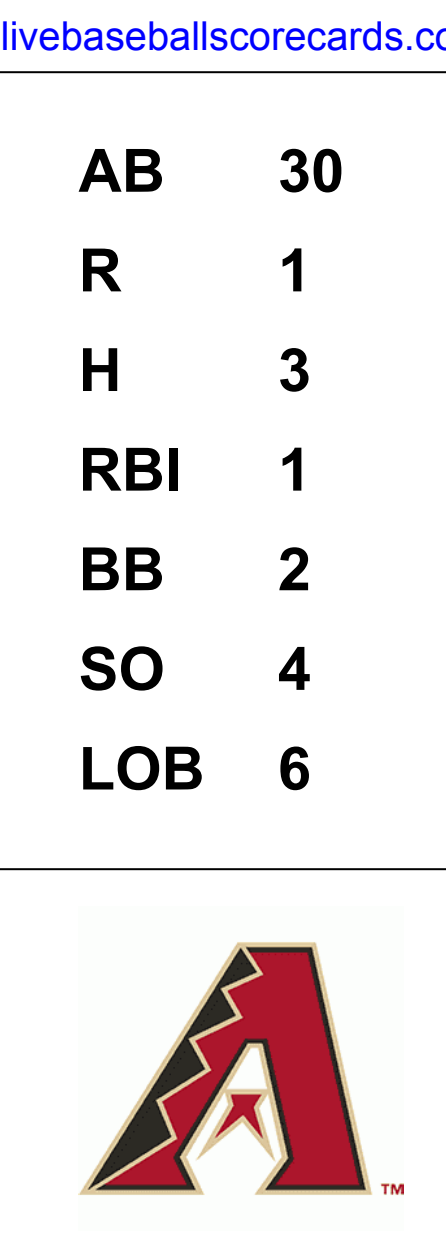




Batter	1	2	3	4	5	6	7	8	9	AB	R	H	RBI	BB	SO	LOB	TOP						
<b>Kenny Lofton, L</b> OBP: 0.333, SLG: 0.428 (1, 8)										4	1	1	0	0	1	0	<b>Chicago Cubs @ Arizona Diamondbacks</b> Bank One Ballpark, Phoenix, AZ Fri Aug 22 2003, 10:07 PM EDT Att: 39,612 - Dome - 72 F						
<b>Tony Womack, L</b> OBP: 0.254, SLG: 0.313 (1, 4)										4	0	0	0	0	2	1							
<b>Moises Alou, R</b> OBP: 0.363, SLG: 0.487 (1, 7)										4	0	1	0	0	2	1							
<b>Sammy Sosa, R</b> OBP: 0.378, SLG: 0.573 (1, 9)										4	2	2	3	0	2	1							
<b>Randall Simon, L</b> OBP: 0.307, SLG: 0.425 (1, 3)										4	0	0	0	0	1	1							
<b>16 Aramis Ramirez, R</b> OBP: 0.323, SLG: 0.461 (1, 5)										3	1	1	1	0	2	0							
<b>Ramon Martinez, R</b> OBP: 0.343, SLG: 0.394 (1, 6)										4	0	0	0	0	1	1							
<b>Paul Bako, L</b> OBP: 0.298, SLG: 0.291 (1, 2)										3	0	1	0	0	1	0							
<b>3B Carlos Zambrano, S</b> OBP: 0.213, SLG: 0.367 (1, 1)										3	0	0	0	0	3	1							
<b>Inning Stats</b>	R: 2 E: 0 K: 1 S: 14	H: 2 LOB: 0 BB: 0 P: 19	R: 0 E: 0 K: 3 S: 11	H: 1 LOB: 1 BB: 0 P: 14	R: 0 E: 0 K: 1 S: 7	H: 0 LOB: 0 BB: 0 P: 10	R: 1 E: 0 K: 2 S: 13	H: 1 LOB: 0 BB: 0 P: 16	R: 0 E: 0 K: 1 S: 8	H: 0 LOB: 0 BB: 0 P: 10	R: 0 E: 0 K: 2 S: 9	H: 1 LOB: 1 BB: 0 P: 11	R: 1 E: 0 K: 12 S: 12	H: 1 LOB: 0 BB: 0 P: 15	R: 0 E: 0 K: 2 S: 7	H: 0 LOB: 0 BB: 0 P: 8	R: 0 E: 0 K: 1 S: 6	H: 0 LOB: 1 BB: 0 P: 12	1B: 3 2B: 0 3B: 0 HR: 3	SF: 0 SAC: 0 DP: 0 HBP: 1	WP: 0 PB: 0 SB: 2 CS: 0	PA: 34	
<b>PITCHER</b>	IP WLS BF H R ER SO BB IBB HBP BLK WP HR S P ERA WHIP																						
<b>Curt Schilling, R</b> ERA: 2.6 <b>Jose Valverde, R</b> ERA: 2.06	(1, 1) 8.0 L 30	(9, 1) 1.0 4 0	(1, 1) 1.0 0 0	(1, 1) 1.0 0 0	(1, 1) 1.0 0 0	(1, 1) 1.0 0 0	(1, 1) 1.0 0 0	(1, 1) 1.0 0 0	(1, 1) 1.0 0 0	(1, 1) 1.0 0 0	(1, 1) 1.0 0 0	(1, 1) 1.0 0 0	(1, 1) 1.0 0 0	(1, 1) 1.0 0 0	(1, 1) 1.0 0 0	(1, 1) 1.0 0 0	(1, 1) 1.0 0 0	(1, 1) 1.0 0 0	(1, 1) 1.0 0 0	(1, 1) 1.0 0 0	(1, 1) 1.0 0 0	(1, 1) 1.0 0 0	(1, 1) 1.0 0 0

Batter	1	2	3	4	5	6	7	8	9	AB	R	H	RBI	BB	SO	LOB	BOTTOM						
<b>Matt Kata, S</b> OBP: 0.329, SLG: 0.457 (1, 5)										4	0	0	0	0	0	0	<b>Chicago Cubs @ Arizona Diamondbacks</b> Bank One Ballpark, Phoenix, AZ Fri Aug 22 2003, 10:07 PM EDT Att: 39,612 - Dome - 72 F						
<b>Robby Hammock, R</b> OBP: 0.338, SLG: 0.533 <b>Carlos Baerga, S</b> OBP: 0.374, SLG: 0.468 (9, PH)										3	0	0	0	0	1	0							
<b>Luis Gonzalez, L</b> OBP: 0.396, SLG: 0.544 (1, 7)										4	0	1	0	0	1	0							
<b>Raul Mondesi, R</b> OBP: 0.325, SLG: 0.453 (1, 8)										3	0	1	1	1	0	0							
<b>Alex Cintron, S</b> OBP: 0.346, SLG: 0.482 (1, 6)										4	0	0	0	0	0	3							
<b>Junior Spivey, R</b> OBP: 0.335, SLG: 0.468 (1, 4)										3	0	0	0	0	0	1							
<b>Shea Hillenbrand, R</b> OBP: 0.329, SLG: 0.454 (1, 3)										3	0	1	0	0	0	1							
<b>Rod Barajas, R</b> OBP: 0.254, SLG: 0.346 (1, 2)										3	0	0	0	0	0	1							
<b>Curt Schilling, R</b> OBP: 0.133, SLG: 0.071 <b>Jose Valverde, R</b> OBP: 0.349, SLG: 0.329 (9, PH)	(1, 1) 9.0 W 32	(9, 1) 1.0 1 1	(9, 1) 1.0 1 1	(9, 1) 1.0 1 1	(9, 1) 1.0 1 1	(9, 1) 1.0 1 1	(9, 1) 1.0 1 1	(9, 1) 1.0 1 1	(9, 1) 1.0 1 1	(9, 1) 1.0 1 1	(9, 1) 1.0 1 1	(9, 1) 1.0 1 1	(9, 1) 1.0 1 1	(9, 1) 1.0 1 1	(9, 1) 1.0 1 1	(9, 1) 1.0 1 1	(9, 1) 1.0 1 1	(9, 1) 1.0 1 1	(9, 1) 1.0 1 1	(9, 1) 1.0 1 1	(9, 1) 1.0 1 1	(9, 1) 1.0 1 1	(9, 1) 1.0 1 1
<b>PITCHER</b>	IP WLS BF H R ER SO BB IBB HBP BLK WP HR S P ERA WHIP																						
<b>3B Carlos Zambrano, R</b> ERA: 2.94	(1, 1) 9.0 W 32	(9, 1) 1.0 1 1	(9, 1) 1.0 1 1	(9, 1) 1.0 1 1	(9, 1) 1.0 1 1	(9, 1) 1.0 1 1	(9, 1) 1.0 1 1	(9, 1) 1.0 1 1	(9, 1) 1.0 1 1	(9, 1) 1.0 1 1	(9, 1) 1.0 1 1	(9, 1) 1.0 1 1	(9, 1) 1.0 1 1	(9, 1) 1.0 1 1	(9, 1) 1.0 1 1	(9, 1) 1.0 1 1	(9, 1) 1.0 1 1	(9, 1) 1.0 1 1	(9, 1) 1.0 1 1	(9, 1) 1.0 1 1	(9, 1) 1.0 1 1	(9, 1) 1.0 1 1	(9, 1) 1.0 1 1

AB	33
R	4
H	6
RBI	4
BB	0
SO	15
LOB	6





Batter	1	2	3	4	5	6	7	8	9	AB	R	H	RBI	BB	SO	LOB	TOP					
<b>Kenny Lofton, L</b> (1, 8) OBP: 0.331, SLG: 0.425	1-1 F7		0-1 F9						3-1 1B	3	0	0	0	0	0	2	<b>Chicago Cubs @ Arizona Diamondbacks</b> Bank One Ballpark, Phoenix, AZ Sat Aug 23 2003, 4:05 PM EDT Att: 40,820 - Dome - 72 F  <b>livebaseballscorecards.com</b>					
<b>Doug Glanville, R</b> (6, 8) OBP: 0.284, SLG: 0.339									1-2 1B	2	0	1	0	0	0	1						
<b>Tony Womack, L</b> (1, 4) OBP: 0.295, SLG: 0.313	3-2 E		1-2 FC4-6						3-3 K	3	0	1	0	0	0	1						
<b>Ramon Martinez, R</b> (6, FR) OBP: 0.340, SLG: 0.390	1B		1-2						1B	2	1	0	0	0	1	3						
<b>Moises Alou, R</b> (1, 7) OBP: 0.362, SLG: 0.485	1-3 K		1-0 G5-3							2	0	0	0	0	1	2						
<b>Tom Goodwin, L</b> (6, PH) OBP: 0.336, SLG: 0.374	1-2									2	0	1	0	0	0	1						
<b>Sammy Sosa, R</b> (1, 9) OBP: 0.378, SLG: 0.572	4-0 1B									1	0	0	0	1	0	0						
<b>Troy O'Leary, L</b> (6, PH) OBP: 0.269, SLG: 0.313	1B									2	0	0	0	0	1	2						
<b>Randall Simon, L</b> (1, 3) OBP: 0.309, SLG: 0.425	0-2 1B									3	1	1	0	1	0	0						
<b>16 Aramis Ramirez, R</b> (1, 5) OBP: 0.323, SLG: 0.459		1-0 P4								4	0	1	0	0	0	0						
<b>Alex Gonzalez, R</b> (1, 6) OBP: 0.291, SLG: 0.412		1-3 K								4	0	1	1	0	2	0						
<b>Paul Bako, L</b> (1, 2) OBP: 0.299, SLG: 0.287		0-0 G1-3								2	0	0	0	1	0	2						
<b>Mark Guthrie, R</b> (7, 1)										0	0	0	0	0	0	0						
<b>Mike Remlinger, L</b> (8, 1)										0	0	0	0	0	0	0						
<b>Eric Karros, R</b> (9, PH) OBP: 0.357, SLG: 0.464										1	0	1	0	0	0	0						
<b>Shawn Estes, R</b> (1, 1) OBP: 0.199, SLG: 0.257										0	0	0	0	1	0	0						
<b>Antonio Alfonseca, R</b> (5, 1)										0	0	0	0	0	0	0						
<b>Damian Miller, R</b> (7, PH) OBP: 0.321, SLG: 0.358										2	0	1	0	0	0	1						
<b>Inning Stats</b>	R: 0 E: 1 K: 1 S: 13	H: 2 LOB: 2 BB: 1 P: 22	R: 0 E: 0 K: 1 S: 5	H: 0 LOB: 0 BB: 0 P: 7	R: 0 E: 0 K: 0 S: 7	H: 0 LOB: 1 BB: 1 P: 12	R: 0 E: 0 K: 0 S: 9	H: 0 LOB: 0 BB: 0 P: 10	R: 0 E: 0 K: 1 S: 11	H: 0 LOB: 1 BB: 1 P: 20	R: 2 E: 1 K: 0 S: 15	H: 3 LOB: 2 BB: 1 P: 24	R: 0 E: 0 K: 0 S: 9	H: 1 LOB: 0 BB: 0 P: 15	R: 0 E: 0 K: 1 S: 9	H: 0 LOB: 0 BB: 0 P: 14	R: 0 E: 0 K: 1 S: 14	H: 2 LOB: 2 BB: 0 P: 24	1B: 6 2B: 2 3B: 0 HR: 0	SF: 0 SAC: 1 DP: 1 HBP: 0	WP: 0 PB: 0 SB: 0 CS: 0	PA: 38
<b>PITCHER</b>	IP	WLS	BF	H	R	ER	SO	BB	IBB	HBP	BLK	WP	HR	S	P	ERA	WHIP					
<b>Miguel Batista, R</b> (1, 1) ERA: 2.94	6.0	W	26	5	2	0	3	3	1	0	0	0	0	60	95	0.00	1.333					
<b>Stephen Randolph, L</b> (7, 1) ERA: 3.42	2.0		7	1	0	0	1	0	0	0	0	0	0	18	29	0.00	0.500					
<b>Eddie Oropesa, L</b> (9, 1) ERA: 0.96	1.0		5	2	0	0	1	0	0	0	0	0	0	14	24	0.00	2.000					

Batter	1	2	3	4	5	6	7	8	9	AB	R	H	RBI	BB	SO	LOB	BOTTOM				
<b>Matt Kata, S</b> (1, 5) OBP: 0.329, SLG: 0.468	1-2 L4		2-1 G4-3	2-2 2B	2-1 1B		1-2 F8		3-3 K	6	1	2	2	0	1	2	<b>Chicago Cubs @ Arizona Diamondbacks</b> Bank One Ballpark, Phoenix, AZ Sat Aug 23 2003, 4:05 PM EDT Att: 40,820 - Dome - 72 F  <b>livebaseballscorecards.com</b>				
<b>Alex Cintron, S</b> (1, 6) OBP: 0.353, SLG: 0.486	0-2 1B		1-1 WP	2-1 G3	0-0 1B		4-2 BB			4	1	3	1	1	0	1					
<b>Luis Gonzalez, L</b> (1, 7) OBP: 0.393, SLG: 0.540	0-3 K		2-2 F8		G3-1 K		1-3 K			4	0	0	0	0	2	3					
<b>Quinton McCracken, S</b> (7, 7) OBP: 0.267, SLG: 0.268										1	0	0	0	0	1	1					
<b>Raul Mondesi, R</b> (1, 9) OBP: 0.328, SLG: 0.453	1-1 F8		2-1 F8		3-1 2B	0-0 FC5-4	4-2 1B		1-2 BB	4	1	2	0	1	0	1					
<b>Junior Spivey, R</b> (1, 4) OBP: 0.337, SLG: 0.473		0-0 G1-3		2-0 1B	1-1 2B	1-3 K	0-0 F9			5	2	2	1	0	1	3					
<b>Shes Hillenbrand, R</b> (1, 3) OBP: 0.328, SLG: 0.482		1-0 L4		2-0 2B	4-2 2B	0-1 FC5-4		2-3 K		3	3	1	0	1	0	1					
<b>Stephen Randolph, L</b> (7, 1)										0	0	0	0	0	0	0					
<b>Chad Moeller, R</b> (8, PH) OBP: 0.335, SLG: 0.427										1	0	0	0	0	1	0					
<b>Eddie Oropesa, L</b> (9, 1)										0	0	0	0	0	0	0					
<b>Robby Hammock, R</b> (1, 2) OBP: 0.363, SLG: 0.560		2-2 BB		0-1 1B	0-0 1B	4-2 HR		4-2 BB		3	2	3	4	2	0	0					
<b>Danny Bautista, R</b> (1, 8) OBP: 0.314, SLG: 0.345		4-2 1B		1-2 FC1-6-5	1-1 2B	1-0 K		2-3 K		4	3	2	4	1	1	2					
<b>Miguel Batista, R</b> (1, 1) OBP: 0.085, SLG: 0.087		1-3 BB		1-3 K	1-3 3B	0-0 HR				3	0	0	0	0	3	4					
<b>Carlos Baerga, S</b> (6, PH) OBP: 0.375, SLG: 0.468										2	0	1	0	0	0	0					
<b>Inning Stats</b>	R: 0 E: 0 K: 1 S: 12	H: 1 LOB: 1 BB: 0 P: 14	R: 0 E: 0 K: 1 S: 12	H: 1 LOB: 2 BB: 1 P: 19	R: 1 E: 0 K: 0 S: 9	H: 1 LOB: 0 BB: 0 P: 16	R: 3 E: 0 K: 1 S: 15	H: 4 LOB: 1 BB: 0 P: 25	R: 6 E: 1 K: 2 S: 24	H: 6 LOB: 1 BB: 1 P: 38	R: 3 E: 0 K: 1 S: 10	H: 2 LOB: 0 BB: 1 P: 16	R: 0 E: 0 K: 1 S: 11	H: 0 LOB: 2 BB: 2 P: 21	R: 0 E: 0 K: 3 S: 14	H: 1 LOB: 2 BB: 1 P: 25		1B: 9 2B: 5 3B: 1 HR: 1	SF: 0 SAC: 0 DP: 0 HBP: 0	WP: 1 PB: 0 SB: 0 CS: 0	PA: 46
<b>PITCHER</b>	IP	WLS	BF	H	R	ER	SO	BB	IBB	HBP	BLK	WP	HR	S	P	ERA		WHIP			
<b>Shawn Estes, L</b> (1, 1) ERA: 5.71	4.1	L	24	9	7	6	3	2	0	0	0	0	1	60	95	12.46	2.538				
<b>Antonio Alfonseca, R</b> (5, 1) ERA: 5.47	1.2		12	6	6	6	3	1	0	0	0	0	1	22	33	32.40	4.200				
<b>Mark Guthrie, L</b> (7, 1) ERA: 1.87	1.0		5	0	0	0	1	2	0	0	0	0	0	11	21	0.00	2.000				
<b>Mike Remlinger, L</b> (8, 1) ERA: 4.25	1.0		5	1	0	0	3	1	0	0	0	0	0	14	25	0.00	2.000				



Batter	1	2	3	4	5	6	7	8	9	AB	R	H	RBI	BB	SO	LOB	TOP				
<b>Kenny Lofton, L</b> OBP: 0.335, SLG: 0.426	4-0 S BB	0-0 P4		3-1 F8		1-0 1B	0-0 1B		4-1 BB	4	0	2	2	2	0	3	<b>Chicago Cubs @ Arizona Diamondbacks</b> Bank One Ballpark, Phoenix, AZ Sun Aug 24 2003, 4:37 PM EDT Att: 40,129 - Dome - 72 F  <b>livebaseballscorecards.com</b>				
<b>Tony Womack, L</b> OBP: 0.255, SLG: 0.311 <b>Alex Gonzalez, R</b> OBP: 0.291, SLG: 0.412	2-3 K		4-0 G5-3 1B BB	3-3 K		3-2 FC5-4 1B	0-0 P4		0-3 K	2	1	0	0	1	2	1					
<b>Sammy Sosa, R</b> OBP: 0.374, SLG: 0.565	2-1 P4		2-2 G5-3 1-2		1-2 P3	1-2 F6		2-3 K		5	0	0	0	0	1	4					
<b>Moises Alou, R</b> OBP: 0.362, SLG: 0.485	1-2 P6		4-1 1B BB		3-2 E 2B	0-2 FC5-4		2-3 K		4	1	1	0	1	1	3					
<b>Randall Simon, L</b> OBP: 0.313, SLG: 0.427		1-0 SH 16 1B	1-2 FC5 1B		0-2 E6 16 F8 2H 1B		2-0 E4 FC2-6 16 FC5-4 1B	0-2 G6-3		5	1	3	2	0	0	0					
<b>16 Aramis Ramirez, R</b> OBP: 0.327, SLG: 0.462		1-0 SH 1B	4-2 1B BB		0-0 F8		0-2 FC2-6 1B		3-1 BB 1B	4	0	3	0	1	0	1					
<b>Ramon Martinez, R</b> OBP: 0.335, SLG: 0.384		0-0 SH 1-2 2-3	0-0 P5		3-3 K		1-1 FC2-6 FC5-4		2-3 K	4	0	0	0	0	2	7					
<b>Damian Miller, R</b> OBP: 0.319, SLG: 0.359		3-3 K	1-2 FC5		2-0 SH1-4 1B 2B		2-2 FC5-4 1B		1-3 K	5	2	1	1	0	2	8					
<b>Matt Clement, R</b> OBP: 0.163, SLG: 0.204 <b>Kyle Farnsworth, R</b>	3-3 K			2-2 G4-3		1-1 SH1-4		0-0 1B		3	0	1	0	0	1	3					
<b>Troy O'Leary, L</b> OBP: 0.274, SLG: 0.318 <b>Joe Borowski, R</b>						2-3 1B		1-2 1B		0	0	0	0	0	0	0					
<b>Inning Stats</b>	R: 0 E: 0 K: 1 S: 8	H: 0 LOB: 1 BB: 1 P: 17	R: 0 E: 1 K: 2 S: 10	H: 2 LOB: 3 BB: 0 P: 18	R: 1 E: 0 K: 0 S: 16	H: 1 LOB: 3 BB: 3 P: 32	R: 0 E: 0 K: 1 S: 10	H: 0 LOB: 0 BB: 0 P: 18	R: 1 E: 1 K: 1 S: 14	H: 3 LOB: 2 BB: 0 P: 22	R: 2 E: 1 K: 0 S: 15	H: 3 LOB: 2 BB: 0 P: 20	R: 0 E: 0 K: 2 S: 9	H: 0 LOB: 0 BB: 0 P: 13	R: 0 E: 0 K: 3 S: 13	H: 2 LOB: 3 BB: 1 P: 23	1B: 11 2B: 2 3B: 0 HR: 0	SF: 0 SAC: 2 DP: 0 HBP: 0	WP: 0 PB: 0 SB: 1 CS: 0	PA: 47	
<b>PITCHER</b>	IP WLS BF H R ER SO	IP WLS BF H R ER SO	IP WLS BF H R ER SO	IP WLS BF H R ER SO	IP WLS BF H R ER SO	IP WLS BF H R ER SO	IP WLS BF H R ER SO	IP WLS BF H R ER SO	IP WLS BF H R ER SO	IP WLS BF H R ER SO	IP WLS BF H R ER SO	IP WLS BF H R ER SO	IP WLS BF H R ER SO	IP WLS BF H R ER SO	IP WLS BF H R ER SO	IP WLS BF H R ER SO	ERA WHIP	ERA WHIP			
<b>17 Brandon Webb, R</b> ERA: 2.91	3.0	17	3	1	1	3	4	0	0	0	0	0	0	0	0	0	0	3.00	2.333		
<b>Stephen Randolph, L</b> ERA: 3.47	2.0	L	8	2	1	1	2	0	0	0	0	0	0	0	0	0	0	4.50	1.000		
<b>Oscar Villarreal, R</b> ERA: 2.25	2.0		13	6	3	1	0	0	0	0	0	0	0	0	0	0	0	4.50	3.000		
<b>Jose Valverde, R</b> ERA: 2.0	1.0		3	0	0	0	2	0	0	0	0	0	0	0	0	0	0	0.00	0.000		
<b>Matt Martel, R</b> ERA: 2.38	1.0		6	2	0	0	3	1	0	0	0	0	0	0	0	0	0	0.00	3.000		

Batter	1	2	3	4	5	6	7	8	9	AB	R	H	RBI	BB	SO	LOB	BOTTOM					
<b>Matt Kata, S</b> OBP: 0.330, SLG: 0.464	1-2 G5-3	2-1 G4-3			2-3 K		4-2 BB		1-2 BB E 1B	4	0	1	0	1	1	1	<b>Chicago Cubs @ Arizona Diamondbacks</b> Bank One Ballpark, Phoenix, AZ Sun Aug 24 2003, 4:37 PM EDT Att: 40,129 - Dome - 72 F  <b>livebaseballscorecards.com</b>					
<b>Alex Cintron, S</b> OBP: 0.348, SLG: 0.478	1-3 K		2-2 F7		0-0 G4-3		1-1 G4-3		2-2 L8	5	0	0	0	0	1	3						
<b>Luis Gonzalez, L</b> OBP: 0.393, SLG: 0.538 <b>Danny Bautista, R</b> OBP: 0.315, SLG: 0.347	4-1 2B BB		1-2 F8			1-3 K		2-1 BB FC3-6 1B	1-2 E4 BB	2	1	0	0	1	1	0						
<b>Raul Mondesi, R</b> OBP: 0.335, SLG: 0.458	0-0 E 1H 2B		4-2 BB			0-0 G4-3 1B		4-2 FC3-6 BB	1-2 BB BB	2	0	2	2	3	0	0						
<b>Junior Spivey, R</b> OBP: 0.334, SLG: 0.469	1-1 E5		1-1 G1-3			1-0 G4-3 1B		3-3 K	2-3 K	5	0	1	0	0	2	7						
<b>Steve Finley, L</b> OBP: 0.381, SLG: 0.501	2-1 F9			2-3 K		3-1 G4-3		4-0 FC3-6 BB	3-3 K	4	0	0	0	1	2	7						
<b>Shea Hillenbrand, R</b> OBP: 0.325, SLG: 0.418 <b>Matt Mantei, R</b>		3-3 K		0-0 G6-3		1-3 K		1-0 FC3-6		4	0	0	1	0	2	4						
<b>Robby Hammock, R</b> OBP: 0.360, SLG: 0.550		0-1 1B		0-3 K			0-1 G6-3		2-3 K	4	0	1	0	0	2	2						
<b>17 Brandon Webb, R</b> OBP: 0.409, SLG: 0.502 <b>Stephen Randolph, L</b> ERA: 3.47 <b>Craig Counsell, L</b> ERA: 2.52 <b>Oscar Villarreal, R</b> ERA: 2.25 <b>Quinton McCracken, S</b> OBP: 0.295, SLG: 0.295 <b>Jose Valverde, R</b> ERA: 2.0 <b>Carlos Baerga, S</b> OBP: 0.275, SLG: 0.471		0-3 K			0-1 L3		0-3 K		1-2 E 1B BB	1	0	0	0	0	1	1						
<b>Inning Stats</b>	R: 1 E: 1 K: 1 S: 14	H: 1 LOB: 2 BB: 1 P: 23	R: 0 E: 0 K: 2 S: 10	H: 1 LOB: 0 BB: 0 P: 15	R: 0 E: 0 K: 0 S: 10	H: 0 LOB: 1 BB: 1 P: 18	R: 0 E: 0 K: 2 S: 7	H: 0 LOB: 0 BB: 0 P: 9	R: 0 E: 0 K: 1 S: 7	H: 2 LOB: 2 BB: 0 P: 9	R: 0 E: 0 K: 2 S: 12	H: 0 LOB: 1 BB: 1 P: 18	R: 0 E: 0 K: 1 S: 9	H: 0 LOB: 2 BB: 1 P: 14	R: 1 E: 1 K: 2 S: 13	H: 1 LOB: 2 BB: 2 P: 29		R: 1 E: 1 K: 2 S: 23	H: 2 LOB: 3 BB: 1 P: 37	1B: 6 2B: 1 3B: 0 HR: 0	SF: 0 SAC: 0 DP: 0 HBP: 0	WP: 0 PB: 0 SB: 0 CS: 0
<b>PITCHER</b>	IP WLS BF H R ER SO	IP WLS BF H R ER SO	IP WLS BF H R ER SO	IP WLS BF H R ER SO	IP WLS BF H R ER SO	IP WLS BF H R ER SO	IP WLS BF H R ER SO	IP WLS BF H R ER SO	IP WLS BF H R ER SO	IP WLS BF H R ER SO	IP WLS BF H R ER SO	IP WLS BF H R ER SO	IP WLS BF H R ER SO	IP WLS BF H R ER SO	IP WLS BF H R ER SO	IP WLS BF H R ER SO	ERA WHIP	ERA WHIP				
<b>Matt Clement, R</b> ERA: 4.22	7.0	W	30	5	2	2	9	3	0	0	0	0	0	0	0	0	2.57	1.143				
<b>Kyle Farnsworth, R</b> ERA: 2.92	1.0		5	0	0	0	2	2	0	0	0	0	0	0	0	0	0.00	2.000				
<b>Joe Borowski, R</b> ERA: 3.05	1.0	S	7	2	1	0	2	1	0	0	0	0	0	0	0	0	0.00	3.000				



Batter	1	2	3	4	5	6	7	8	9	AB	R	H	RBI	BB	SO	LOB	TOP										
<b>Gary Matthews, S</b> OBP: 0.306, SLG: 0.350 (1, 8) (7, 9)	4-2 S BB		4-2 SF8 1B 1-2			3-1 G2-3 1B 2B		3-2 L3-6	1-3 K	3	2	1	0	2	1	3											
<b>Lou Merloni, R</b> OBP: 0.350, SLG: 0.362 (1, 6)	2-3 K 1-2		2-2 1B			G2-3		4-1 G5-3 1B BB	1-1 G6-3	4	1	1	1	1	1	4											
<b>Mark Loretta, R</b> OBP: 0.377, SLG: 0.434 (1, 4)	1-3 K		1-1 SF8			B2		0-0 F9	0-0 1B 1B	4	0	1	3	0	1	3											
<b>Phil Nevin, R</b> OBP: 0.308, SLG: 0.375 (1, 3)	1-2 G6-3		2-3 3-H 3-2 P3			1-1 1B		2-2 G5-3	0-2 1B	5	0	2	1	0	0	4											
<b>Rondell White, R</b> OBP: 0.330, SLG: 0.465 (1, 7)		0-3 K				1-1 G6-3		2-0 BB 1B	1-2 P2	5	0	2	1	0	1	2											
<b>Brian Buchanan, R</b> OBP: 0.348, SLG: 0.471 <b>Scott Linebrink, R</b> OBP: 0.167, SLG: 0.250 <b>Ryan Klesko, L</b> OBP: 0.355, SLG: 0.451 <b>Jay Witasick, R</b> (8, 1)		0-0 G4-6-3 1B				2-2 3B 1B		3-2 G5-3	1-2 F7	3	1	2	0	1	0	2											
<b>Sean Burroughs, L</b> OBP: 0.356, SLG: 0.413 (1, 5)	1-0 G4-6-3 1-2					0-0 G5-3 3B		0-0 L3-6 2B	0-1 F8	5	1	2	1	0	0	3											
<b>Gary Bennett, R</b> OBP: 0.290, SLG: 0.299 (1, 2)			2-2 1B SF8 1B			1-2 G5-3		1-2 L7	0-1 HBP G6-3 1B	5	2	3	1	0	0	1											
<b>44 Jake Peavy, R</b> ERA: 3.86 <b>Jaret Wright, R</b> ERA: 8.37 <b>Miguel Cabrera, L</b> ERA: 6.23 <b>Joe Roa, R</b> ERA: 6.23 <b>Mike Matthews, L</b> ERA: 4.95 <b>Scott Linebrink, R</b> ERA: 3.33			0-3 K			0-0 G6-3		4-2 BB	0-2 FC3-6 1B	1	0	0	0	0	1	1											
<b>Inning Stats</b>	R: 0 E: 0 K: 2 S: 13	H: 0 LOB: 1 BB: 1 P: 21	R: 0 E: 0 K: 1 S: 5	H: 1 LOB: 0 BB: 0 P: 6	R: 1 E: 0 K: 1 S: 19	H: 2 LOB: 2 BB: 1 P: 31	R: 2 E: 0 K: 0 S: 10	H: 2 LOB: 0 BB: 0 P: 15	R: 1 E: 0 K: 0 S: 13	H: 3 LOB: 2 BB: 0 P: 23	R: 0 E: 0 K: 0 S: 11	H: 1 LOB: 1 BB: 2 P: 19	R: 1 E: 0 K: 0 S: 9	H: 1 LOB: 2 BB: 2 P: 21	R: 3 E: 0 K: 0 S: 16	H: 3 LOB: 2 BB: 1 P: 24	R: 0 E: 0 K: 1 S: 11	H: 1 LOB: 1 BB: 0 P: 13	1B: 11 2B: 3 3B: 1 HR: 0	SF: 1 SAC: 0 DP: 2 HBP: 1	WP: 0 PB: 0 SB: 1 CS: 0	PA: 46					
<b>PITCHER</b>	IP	WLS	BF	H	R	ER	SO	BB	IBB	HBP	BLK	WP	HR	S	P	ERA	WHIP										
<b>Randy Johnson, L</b> ERA: 5.05	5.0	W	24	8	4	4	4	2	0	0	0	0	0	60	96	7.20	2.000										
<b>Eddie Oropesa, L</b> ERA: 3.86	1.0		4	1	0	0	0	1	0	0	0	0	0	11	19	0.00	2.000										
<b>Oscar Villarreal, R</b> ERA: 2.33	1.0		6	1	1	1	0	2	0	0	0	0	0	9	21	9.00	3.000										
<b>Mike Myers, L</b> ERA: 6.16	0.1		5	2	3	3	0	1	0	1	0	0	0	7	13	81.00	9.000										
<b>Matt Mantei, R</b> ERA: 2.26	1.2	S	7	2	0	0	1	0	0	0	0	0	0	20	24	0.00	1.200										

**San Diego Padres @ Arizona Diamondbacks**  
Bank One Ballpark, Phoenix, AZ  
Mon Aug 25 2003, 9:07 PM EDT  
Att: 25,550 - Dome - 72 F

livebaseballscorecards.com

AB 38  
R 8  
H 14  
RBI 8  
BB 6  
SO 5  
LOB 26



Batter	1	2	3	4	5	6	7	8	9	AB	R	H	RBI	BB	SO	LOB	BOTTOM										
<b>Matt Kata, S</b> OBP: 0.335, SLG: 0.470 (1, 5) (8, 4)	0-1 HR 1B	0-0 1B 2B	2-0 P6			1-1 G6-3		0-1 P6		6	2	3	2	0	0	1											
<b>Alex Cintron, S</b> OBP: 0.354, SLG: 0.491 (1, 6)	1-2 HR 1-1	0-3 K	3-2 WP 1B			0-0 2B		4-2 1B BB		4	2	3	2	1	1	1											
<b>Luis Gonzalez, L</b> OBP: 0.397, SLG: 0.541 (1, 7)	4-2 1B SF8 BB	2-2 S 1B	4-2 FC6-4 BB			3-1 1B 2B		3-3 K		3	1	2	2	2	1	2											
<b>Raul Mondesi, R</b> OBP: 0.335, SLG: 0.455 (1, 9)	4-0 HBP 1B BB	0-2 F8	0-0 FC6-4			2-0 G5-3		1-0 HBP		3	0	0	0	1	0	4											
<b>Steve Finley, L</b> OBP: 0.362, SLG: 0.504 (1, 8)	2-1 F7	4-2 BB				2-2 SF8 3B		1-1 G4-3	1-0 P5	4	1	1	0	1	0	3											
<b>Shea Hillenbrand, R</b> OBP: 0.323, SLG: 0.475 (1, 3)	1-0 HBP 1B	0-1 F7				0-1 SF8		1-2 F8	0-1 P3	4	0	1	1	0	0	3											
<b>Junior Spivey, R</b> OBP: 0.335, SLG: 0.467 <b>Mike Myers, L</b> (8, 1) <b>Matt Mantei, R</b> (8, 1)	1-1 SF8		4-0 HR BB			1-0 G4-3		0-1 1B 1B	1-3 K	3	2	1	1	1	1	1											
<b>Robby Hammock, R</b> OBP: 0.368, SLG: 0.571 (1, 2)	3-2 HBP		1-1 HR			2-0 L5		1-2 1B 1B	3-3 K	4	2	2	2	0	1	0											
<b>Randy Johnson, R</b> ERA: 4.35 <b>Quinton McCracken, S</b> ERA: 8.37 <b>Eddie Oropesa, L</b> ERA: 6.23 <b>Carlos Baerena, S</b> ERA: 6.23 <b>Oscar Villarreal, L</b> ERA: 2.33 <b>Craig Counsell, L</b> ERA: 3.33								1-0 G6-3 BB	1-2 1B WP 1B	2	0	0	0	0	1	3											
<b>Inning Stats</b>	R: 3 E: 0 K: 0 S: 20	H: 3 LOB: 3 BB: 2 P: 36	R: 1 E: 0 K: 1 S: 18	H: 2 LOB: 1 BB: 1 P: 24	R: 2 E: 0 K: 1 S: 12	H: 2 LOB: 2 BB: 2 P: 28	R: 1 E: 0 K: 0 S: 7	H: 1 LOB: 0 BB: 0 P: 12	R: 1 E: 0 K: 0 S: 8	H: 2 LOB: 1 BB: 1 P: 18	R: 3 E: 0 K: 1 S: 18	H: 4 LOB: 2 BB: 1 P: 29	R: 0 E: 0 K: 1 S: 7	H: 0 LOB: 1 BB: 0 P: 10	R: 0 E: 0 K: 2 S: 9	H: 0 LOB: 0 BB: 0 P: 17	1B: 9 2B: 2 3B: 1 HR: 2	SF: 2 SAC: 0 DP: 1 HBP: 2	WP: 2 PB: 0 SB: 1 CS: 0	PA: 46							
<b>PITCHER</b>	IP	WLS	BF	H	R	ER	SO	BB	IBB	HBP	BLK	WP	HR	S	P	ERA	WHIP										
<b>44 Jake Peavy, R</b> ERA: 4.35	2.0	L	17	6	6	6	1	4	0	0	0	1	0	25	67	6.00	2.000										
<b>Jaret Wright, R</b> ERA: 8.37	3.0		14	4	2	2	1	2	0	0	0	0	0	10	13	27.00	3.000										
<b>Joe Roa, R</b> ERA: 6.23	0.2		4	2	2	2	0	0	0	0	0	0	0	8	16	27.00	9.000										
<b>Mike Matthews, L</b> ERA: 4.95	0.1		4	2	1	1	1	1	0	0	0	1	0	8	16	27.00	9.000										
<b>Scott Linebrink, R</b> ERA: 3.33	1.0		4	0	0	0	1	0	0	1	0	0	0	7	10	0.00	0.000										


**San Diego Padres @ Arizona Diamondbacks**  
Bank One Ballpark, Phoenix, AZ  
Mon Aug 25 2003, 9:07 PM EDT  
Att: 25,550 - Dome - 72 F


livebaseballscorecards.com

AB 35  
R 11  
H 14  
RBI 10  
BB 7  
SO 6  
LOB 18





Batter	1	2	3	4	5	6	7	8	9	AB	R	H	RBI	BB	SO	LOB	TOP								
Sean Burroughs, L (1, 5) OBP: 0.360, SLG: 0.421	P5		1B			G4-6-3 1B		2B 3B		4	1	3	1	1	0	0	<b>San Diego Padres @ Arizona Diamondbacks</b> Bank One Ballpark, Phoenix, AZ Tue Aug 26 2003, 9:37 PM EDT Att: 31,196 - Dome - 72 F <a href="http://livebaseballscorecards.com">livebaseballscorecards.com</a>								
Mark Kotsay, L (1, 8) OBP: 0.340, SLG: 0.363	F9		G4-3			G4-6-3 1-2		F7	K	5	0	0	0	0	1	5									
Mark Loretta, R (1, 4) OBP: 0.376, SLG: 0.432	FC6-4 1B			F7		L9		F8		4	0	1	0	0	0	1									
Phil Nevin, R (1, 9) OBP: 0.306, SLG: 0.379	FC6-4 1-2			K			F9	2B		4	1	1	1	0	1	1									
Ryan Klesko, L (1, 3)		F9		F9			HR BB	2B		3	1	1	1	1	0	0									
Gary Matthews, S (1, 7) OBP: 0.308, SLG: 0.359		G6-3			G6-4-3 1B		HR	G3		4	1	2	2	0	0	1									
Ramón Vázquez, L (1, 6) OBP: 0.330, SLG: 0.331		F7			G6-4-3 1B		G4-3		K	4	0	1	0	0	1	0									
Gary Bennett, R (1, 2) OBP: 0.286, SLG: 0.294			G5-3		G6-4-3 1-2 2-3		G5-3		P3	4	0	0	0	0	0	2									
Ben Howard, R (1, 1) Mike Matthews, L (7, 1) Dave Hansen, L (6, PH) Lou Merloni, R (6, PH) Jay Witasick, R (8, 1) Brian Buchanan, R (6, PH) Rod Beck, R (9, 1)			G1-3		K2-3			3B 1B	BB	2	0	0	0	0	0	1									
<b>Inning Stats</b>	R: 0 E: 0 K: 0 S: 13	H: 1 LOB: 1 BB: 0 P: 21	R: 0 E: 0 K: 0 S: 6	H: 0 LOB: 0 BB: 0 P: 10	R: 0 E: 0 K: 0 S: 7	H: 1 LOB: 1 BB: 0 P: 11	R: 0 E: 0 K: 1 S: 8	H: 0 LOB: 0 BB: 0 P: 12	R: 0 E: 0 K: 1 S: 8	H: 2 LOB: 1 BB: 0 P: 11	R: 0 E: 0 K: 0 S: 11	H: 1 LOB: 0 BB: 0 P: 19	R: 2 E: 0 K: 0 S: 15	H: 1 LOB: 0 BB: 1 P: 26	R: 3 E: 0 K: 0 S: 19	H: 4 LOB: 1 BB: 0 P: 28	R: 0 E: 0 K: 2 S: 14	H: 0 LOB: 2 BB: 2 P: 27	1B: 6 2B: 2 3B: 1 HR: 1	SF: 0 SAC: 0 DP: 2 HBP: 0	WP: 0 PB: 0 SB: 0 CS: 0	PA: 38			
<b>PITCHER</b>	IP	WLS	BF	H	R	ER	SO	BB	IBB	HBP	BLK	WP	HR	S	P	ERA	WHIP								
Elmer Dessens, R (1, 1) ERA: 4.82	7.0		26	6	2	2	2	1	0	0	0	0	1	68	110	2.57	1.000								
Eddie Oropesa, L (8, 1) ERA: 4.3	0.1	H	3	2	2	2	0	0	0	0	0	0	0	7	12	54.00	6.000								
Jose Valverde, R (8, 1) ERA: 2.21	0.2	L	4	2	1	1	0	0	0	0	0	0	0	12	16	13.50	3.000								
Stephen Randolph, L (9, 1) ERA: 3.4	1.0		5	0	0	0	2	2	0	0	0	0	0	14	27	0.00	2.000								

Batter	1	2	3	4	5	6	7	8	9	AB	R	H	RBI	BB	SO	LOB	BOTTOM									
Matt Kata, S (1, 5) OBP: 0.333, SLG: 0.463	HR BB		P5		G6-3		G6-3			3	1	0	0	1	0	1	<b>San Diego Padres @ Arizona Diamondbacks</b> Bank One Ballpark, Phoenix, AZ Tue Aug 26 2003, 9:37 PM EDT Att: 31,196 - Dome - 72 F <a href="http://livebaseballscorecards.com">livebaseballscorecards.com</a>									
Alex Cintron, S (1, 6) OBP: 0.356, SLG: 0.488	K		F8 S BB		G4-6-3 BB		L1			2	1	0	0	2	1	2										
Luis Gonzalez, L (1, 7) OBP: 0.394, SLG: 0.536	F8		F8		G4-6-3 1-2			K		4	0	0	0	0	1	3										
Raul Mondesi, R (1, 9) OBP: 0.337, SLG: 0.464	HR		F8 2B			G5-3		P4		4	1	2	2	0	0	0										
Steve Finley, L (1, 8) OBP: 0.363, SLG: 0.501	F7		P4			S BB		FC6-4 BB		2	0	0	0	2	0	1										
Shea Hillenbrand, R (1, 3) OBP: 0.323, SLG: 0.476		G6-3 2B			G6-3		F7		FC6-4	4	0	1	0	0	0	2										
Junior Spivey, R (1, 4) OBP: 0.331, SLG: 0.461		F8			F8		K		K	4	0	0	0	0	2	2										
Robby Hammock, R (1, 2) OBP: 0.372, SLG: 0.588		K			HR		SH1-3 BB		G1-3	3	1	1	1	1	1	1										
Elmer Dessens, R (1, 1) OBP: 0.244, SLG: 0.263		G4-3			L4		SH1-3		K	2	0	0	0	0	0	1										
Eddie Oropesa, L (8, 1) ERA: 4.89										0	0	0	0	0	0	0										
Jose Valverde, R (8, 1)										0	0	0	0	0	0	0										
Stephen Randolph, L (9, 1)										0	0	0	0	0	0	0										
Carlos Baerga, S (9, PH) OBP: 0.379, SLG: 0.472										1	0	0	0	0	1	0										
<b>Inning Stats</b>	R: 2 E: 0 K: 1 S: 11	H: 1 LOB: 0 BB: 1 P: 19	R: 0 E: 0 K: 1 S: 12	H: 1 LOB: 1 BB: 0 P: 19	R: 1 E: 0 K: 0 S: 12	H: 1 LOB: 1 BB: 1 P: 21	R: 1 E: 0 K: 0 S: 8	H: 1 LOB: 0 BB: 0 P: 12	R: 0 E: 0 K: 1 S: 7	H: 0 LOB: 1 BB: 1 P: 15	R: 0 E: 0 K: 0 S: 6	H: 0 LOB: 1 BB: 1 P: 15	R: 0 E: 0 K: 1 S: 10	H: 0 LOB: 1 BB: 1 P: 18	R: 0 E: 0 K: 2 S: 8	H: 0 LOB: 0 BB: 0 P: 12		1B: 0 2B: 2 3B: 0 HR: 2	SF: 0 SAC: 1 DP: 1 HBP: 0	WP: 1 PB: 0 SB: 2 CS: 0	PA: 36					
<b>PITCHER</b>	IP	WLS	BF	H	R	ER	SO	BB	IBB	HBP	BLK	WP	HR	S	P	ERA		WHIP								
Ben Howard, R (1, 1) ERA: 5.68	6.1		27	4	4	4	3	5	0	0	0	0	0	4	8	0.00		0.000								
Mike Matthews, L (7, 1) ERA: 4.89	0.2	W	2	0	0	0	0	0	0	0	0	0	0	4	8	0.00	0.000									
Jay Witasick, R (8, 1) ERA: 3.57	1.0	H	4	0	0	0	1	1	0	0	0	0	0	10	18	0.00	1.000									
Rod Beck, R (9, 1) ERA: 1.61	1.0	S	3	0	0	0	2	0	0	0	0	0	0	8	12	0.00	0.000									







Batter	1	2	3	4	5	6	7	8	9	AB	R	H	RBI	BB	SO	LOB	TOP										
Eric Young Sr. R OBP: 0.341, SLG: 0.411 (1, 4)	K2-3	G6-3		K			K			4	0	0	0	0	3	3	San Francisco Giants @ Arizona Diamondbacks Bank One Ballpark, Phoenix, AZ Fri Aug 29 2003, 10:07 PM EDT Att: 39,087 - Dome - 72 F										
Neftali Perez S OBP: 0.287, SLG: 0.345 (1, 6)	G4-3		B1-3		G5-3		F8			4	0	1	0	0	0	0											
Marquis Grissom R OBP: 0.318, SLG: 0.463 (1, 8)	G4-3		2B		F9		K			4	1	1	0	0	1	1											
Jeffrey Hammonds R OBP: 0.324, SLG: 0.440 (1, 7)		2B			G5-3		P3			3	1	1	1	1	0	1											
Edgardo Alfonzo R OBP: 0.320, SLG: 0.356 Felix Rodriguez R OBP: 1.000, SLG: 1.000 Todd Linden S OBP: 0.267, SLG: 0.333 Joe Nathan R (8, 1)	F9		G5-3		K					3	0	0	0	0	1	3											
Benito Santiago R OBP: 0.330, SLG: 0.435 (1, 2)	2B		G5-3				F8			4	1	1	1	0	1	1											
Andres Galarraga R OBP: 0.352, SLG: 0.498 (1, 3)	2B				G6-3		G5-3			4	1	2	2	0	0	0											
José Cruz Jr. S OBP: 0.363, SLG: 0.412 (1, 9)					F8		G3			3	0	0	0	1	1	0											
Kirk Rueter L OBP: 0.182, SLG: 0.143 Matt Herges L OBP: 0.333, SLG: 0.333 Pedro Feliz R OBP: 0.259, SLG: 0.452 (5, 1)	K						F7			2	0	1	0	0	1	2											
										0	0	0	0	0	0	0											
										2	0	0	0	0	0	0											
										2	0	0	0	0	0	0											
<b>Inning Stats</b>	R: 0 E: 0 K: 1 S: 6	H: 0 LOB: 0 BB: 0 P: 9	R: 2 E: 0 K: 1 S: 15	H: 2 LOB: 2 BB: 2 P: 25	R: 1 E: 0 K: 0 S: 11	H: 2 LOB: 1 BB: 0 P: 20	R: 0 E: 0 K: 1 S: 9	H: 1 LOB: 1 BB: 0 P: 17	R: 0 E: 0 K: 1 S: 8	H: 0 LOB: 0 BB: 0 P: 10	R: 0 E: 0 K: 1 S: 6	H: 0 LOB: 0 BB: 0 P: 10	R: 0 E: 0 K: 2 S: 7	H: 0 LOB: 0 BB: 0 P: 9	R: 1 E: 0 K: 2 S: 11	H: 1 LOB: 0 BB: 0 P: 15		1B: 3 2B: 3 3B: 0 HR: 1	SF: 0 SAC: 0 DP: 0 HBP: 0	WP: 0 PB: 0 SB: 1 CS: 0	PA: 36						
<b>PITCHER</b>	IP	WLS	BF	H	R	ER	SO	BB	IBB	HBP	BLK	WP	HR	S	P	ERA	WHIP										
Miguel Batista R ERA: 3.0 Oscar Villarreal R ERA: 2.51 Jose Valverde R ERA: 2.15 Matt Mantel R ERA: 2.44	(1, 1)	6.0	W 26	6	3	3	4	2	0	0	0	0	0	54	88	4.50	1.333										
	(7, 1)	1.0	H 3	0	0	0	1	0	0	0	0	0	0	6	10	0.00	0.000										
	(8, 1)	1.0	H 3	0	0	0	2	0	0	0	0	0	0	7	9	0.00	0.000										
	(9, 1)	1.0	S 4	1	1	1	2	0	0	0	0	0	1	11	15	9.00	1.000										

Batter	1	2	3	4	5	6	7	8	9	AB	R	H	RBI	BB	SO	LOB	BOTTOM										
Matt Kata S OBP: 0.329, SLG: 0.456 (1, 5)	F9		1B		F8			K		4	1	1	0	1	1	1	San Francisco Giants @ Arizona Diamondbacks Bank One Ballpark, Phoenix, AZ Fri Aug 29 2003, 10:07 PM EDT Att: 39,087 - Dome - 72 F										
Alex Cintron S OBP: 0.361, SLG: 0.488 (1, 6)	F9		P4				1B			4	1	2	0	1	0	2											
Luis Gonzalez L OBP: 0.393, SLG: 0.531 (1, 7)	G4-3		P6				1B			4	0	1	0	1	0	4											
Raul Mondesi R OBP: 0.341, SLG: 0.465 (1, 9)		1B	1B				F9			3	2	1	0	2	1	5											
Shea Hillenbrand R OBP: 0.319, SLG: 0.469 (1, 3)	P4		1B				L7			4	0	1	2	0	0	4											
Junior Spivey R OBP: 0.336, SLG: 0.463 (1, 4)	L3		1B							3	0	2	2	1	0	1											
Danny Bautista R OBP: 0.314, SLG: 0.345 (1, 8)	1B		FC6-4				K			4	0	1	1	0	1	6											
Robby Hammock R OBP: 0.359, SLG: 0.567 (1, 2)	K						L6			4	0	0	0	0	1	1											
Miguel Batista R OBP: 0.102, SLG: 0.104 Steve Finley L OBP: 0.265, SLG: 0.304 Oscar Villarreal L ERA: 2.3 Jose Valverde R OBP: 0.307, SLG: 0.473 Carlos Baerens S OBP: 0.287, SLG: 0.473 Matt Mantel R (9, 1)			1B							2	1	1	0	0	1	0											
										1	0	0	0	0	1	0											
										0	0	0	0	0	0	0											
										0	0	0	0	0	0	0											
										1	0	1	0	0	0	0											
										0	0	0	0	0	0	0											
										0	0	0	0	0	0	0											
<b>Inning Stats</b>	R: 0 E: 0 K: 0 S: 4	H: 0 LOB: 0 BB: 0 P: 8	R: 1 E: 0 K: 1 S: 12	H: 2 LOB: 1 BB: 0 P: 22	R: 3 E: 0 K: 0 S: 14	H: 4 LOB: 2 BB: 1 P: 26	R: 0 E: 0 K: 1 S: 11	H: 0 LOB: 0 BB: 0 P: 19	R: 1 E: 0 K: 1 S: 22	H: 2 LOB: 2 BB: 1 P: 34	R: 0 E: 0 K: 1 S: 8	H: 1 LOB: 1 BB: 1 P: 15	R: 0 E: 0 K: 0 S: 16	H: 0 LOB: 1 BB: 2 P: 25	R: 0 E: 0 K: 2 S: 11	H: 2 LOB: 3 BB: 1 P: 18	1B: 9 2B: 2 3B: 0 HR: 0	SF: 0 SAC: 0 DP: 1 HBP: 0	WP: 1 PB: 0 SB: 0 CS: 0	PA: 40							
<b>PITCHER</b>	IP	WLS	BF	H	R	ER	SO	BB	IBB	HBP	BLK	WP	HR	S	P	ERA	WHIP										
Kirk Rueter L ERA: 4.73 Matt Herges R ERA: 2.3 Felix Rodriguez R ERA: 3.38 Joe Nathan R ERA: 2.99	(1, 1)	4.0	L 21	7	0	5	2	2	0	0	0	0	0	50	91	11.25	2.250										
	(5, 1)	2.0	9	2	0	0	2	1	0	0	0	0	0	21	33	0.00	1.500										
	(7, 1)	1.0	4	0	0	0	0	2	0	0	0	0	0	16	25	0.00	2.000										
	(8, 1)	1.0	6	2	0	0	2	0	1	0	0	1	0	11	18	0.00	2.000										

AB	34
R	4
H	7
RBI	4
BB	2
SO	9
LOB	11





Batter	1	2	3	4	5	6	7	8	9	AB	R	H	RBI	BB	SO	LOB	TOP											
Jeffrey Hammonds, R OBP: 0.321, SLG: 0.432 (1, 9)	1-3 K		3-3 K2-3		0-0 1B			2-2 F8		4	0	1	0	0	2	0	San Francisco Giants @ Arizona Diamondbacks Bank One Ballpark, Phoenix, AZ Sat Aug 30 2003, 4:05 PM EDT Att: 39,383 - Dome - 72 F  livebaseballscores.com											
Rich Aurilia, R OBP: 0.320, SLG: 0.406 (1, 6)	0-0 HR		4-2 BB		0-0 F7			3-2 G4-3		3	1	1	1	1	0	1												
Marquis Grissom, R OBP: 0.317, SLG: 0.463 (1, 8)	2-3 K		0-2 G4-3			1-0 G4-6-3 2B		1-0 F8		4	0	1	0	0	1	1												
Barry Bonds, L OBP: 0.526, SLG: 0.766 Jose Cruz Jr., S OBP: 0.364, SLG: 0.412 (1, 7) (8, 9)	2-1 1B			1-0 HR		4-0 G4-6-3 IBB		4-2 1B BB BB		2	1	2	1	1	0	0												
Benito Santiago, R OBP: 0.326, SLG: 0.430 (1, 2)	3-3 K			0-0 G6-3		0-0 G4-6-3		0-0 F8		4	0	0	0	0	1	4												
Andres Galarraga, R OBP: 0.350, SLG: 0.491 (1, 3)		0-3 K		1-3 K		1-3 K		4-1 1B BB		3	0	0	0	1	3	1												
Edgardo Alfonzo, R OBP: 0.318, SLG: 0.353 (1, 5)		3-2 F8		2-0 G3		1-0 F8		0-2 F9		4	0	0	0	0	0	2												
Nelfi Perez, S OBP: 0.287, SLG: 0.343 (1, 4)		2-3 K		1-3 K		0-1 G4-3		2-2 1-2 2-3 1B		4	0	1	0	0	2	0												
Jerome Williams, R OBP: 0.074, SLG: 0.111 Tim Worrell, R (9, 1)			0-3 K		1-3 K		2-2 G1-3		0-0 F9	4	0	0	0	0	2	3												
Inning Stats	R: 1 E: 0 K: 3 S: 12	H: 2 LOB: 1 BB: 0 P: 20	R: 0 E: 0 K: 2 S: 10	H: 0 LOB: 0 BB: 0 P: 15	R: 0 E: 0 K: 2 S: 11	H: 0 LOB: 1 BB: 1 P: 18	R: 1 E: 0 K: 1 S: 7	H: 1 LOB: 0 BB: 0 P: 11	R: 0 E: 0 K: 1 S: 5	H: 1 LOB: 1 BB: 1 P: 11	R: 0 E: 0 K: 0 S: 8	H: 0 LOB: 0 BB: 0 P: 11	R: 0 E: 0 K: 0 S: 9	H: 0 LOB: 0 BB: 0 P: 15	R: 0 E: 0 K: 0 S: 15	H: 1 LOB: 3 BB: 2 P: 25	1B: 3 2B: 1 3B: 0 HR: 2	SF: 0 SAC: 0 DP: 1 HBP: 0	WP: 0 PB: 0 SB: 0 CS: 0	PA: 36								
PITCHER	IP	WLS	BF	H	R	ER	SO	BB	IBB	HBP	BLK	WP	HR	S	P	ERA	WHIP											
Randy Johnson, L ERA: 4.84 Oscar Villarreal, R ERA: 2.48 Jose Valverde, R ERA: 2.09	(1, 1)	7.0	L	27	5	2	2	11	1	1	0	0	0	2	63	98	2.57	0.857										

Batter	1	2	3	4	5	6	7	8	9	AB	R	H	RBI	BB	SO	LOB	BOTTOM										
Matt Kata, S OBP: 0.324, SLG: 0.448 (1, 5)	0-0 F7		1-2 L8		0-1 G1-5-3			2-3 K		4	0	0	0	0	1	0	San Francisco Giants @ Arizona Diamondbacks Bank One Ballpark, Phoenix, AZ Sat Aug 30 2003, 4:05 PM EDT Att: 39,383 - Dome - 72 F  livebaseballscores.com										
Alex Cintron, S OBP: 0.359, SLG: 0.485 (1, 6)	0-1 F9		1-0 1B BB		0-0 L7			0-3 K		4	0	1	0	0	1	0											
Luis Gonzalez, L OBP: 0.394, SLG: 0.529 (1, 7)	4-0 BB		4-1 1B BB		3-1 P2			3-2 F8		2	0	0	0	2	0	0											
Raul Mondesi, R OBP: 0.344, SLG: 0.469 (1, 9)	1-3 K		0-1 1-2 2-3 1B		0-0 G1-4-3 1B			3-1 1B FC6-4 2B		4	1	3	0	0	1	1											
Shea Hillenbrand, R OBP: 0.316, SLG: 0.464 (1, 3)		0-2 F7		1-3 K		0-0 G1-4-3		1-2 P2		4	0	0	0	0	1	5											
Junior Spivey, R OBP: 0.335, SLG: 0.460 (1, 4)		1-3 K		1-3 K		0-2 F7		0-1 FC6-4 1B		4	0	1	0	0	2	3											
Danny Bautista, R OBP: 0.313, SLG: 0.343 (1, 8)		0-0 BB 1B		1-0 F7		0-1 G5-3		1-1 FC6-4		4	0	1	1	0	0	1											
Chad Moeller, R OBP: 0.335, SLG: 0.424 Carlos Baerga, S OBP: 0.351, SLG: 0.472 (9, PH)		4-0 BB		0-0 G6-3		0-1 G5-3		3-3 K		2	0	0	0	1	0	0											
Randy Johnson, R OBP: 0.115, SLG: 0.115 Steve Finley, L OBP: 0.353, SLG: 0.502 Oscar Villarreal, L Jose Valverde, R (1, 1) (7, PH) (8, 1) (9, 1)		1-3 K		2-3 K		2-1 F8				2	0	0	0	0	2	2											
Inning Stats	R: 0 E: 0 K: 1 S: 6	H: 0 LOB: 1 BB: 1 P: 11	R: 0 E: 0 K: 2 S: 11	H: 1 LOB: 2 BB: 1 P: 17	R: 0 E: 0 K: 2 S: 13	H: 2 LOB: 3 BB: 1 P: 21	R: 0 E: 0 K: 1 S: 6	H: 0 LOB: 0 BB: 0 P: 9	R: 0 E: 0 K: 0 S: 5	H: 1 LOB: 0 BB: 0 P: 5	R: 0 E: 0 K: 0 S: 6	H: 0 LOB: 0 BB: 0 P: 8	R: 0 E: 0 K: 2 S: 11	H: 0 LOB: 0 BB: 0 P: 16	R: 1 E: 0 K: 1 S: 14	H: 2 LOB: 1 BB: 0 P: 22	1B: 5 2B: 1 3B: 0 HR: 0	SF: 0 SAC: 0 DP: 1 HBP: 0	WP: 0 PB: 0 SB: 0 CS: 0	PA: 35							
PITCHER	IP	WLS	BF	H	R	ER	SO	BB	IBB	HBP	BLK	WP	HR	S	P	ERA	WHIP										
Jerome Williams, R ERA: 3.32 Tim Worrell, R ERA: 2.33	(1, 1)	8.1	W	33	6	1	1	8	3	0	0	0	0	7	11	1.08	1.080										





Batter	1	2	3	4	5	6	7	8	9	AB	R	H	RBI	BB	SO	LOB	TOP					
Eric Young Sr. R (1.4) OBP: 0.337, SLG: 0.406 Nefti Perez, S (9.4)	G1-3		K		G1-3		G5-3		P6	5	0	0	0	0	1	3						
Rich Aurilia R (1.6) OBP: 0.317, SLG: 0.403	G6-3		K		SF7				K	3	0	0	1	0	2	0						
Marquis Grissom, R (1.8) OBP: 0.317, SLG: 0.462	K		G5-3						G4-3	4	0	1	0	0	1	0						
Jeffrey Hammonds, R (1.7) OBP: 0.327, SLG: 0.423									1B	2	1	0	0	2	2	2						
Andres Galarraga, R (1.3) OBP: 0.348, SLG: 0.487			K		K				K	4	0	1	0	0	3	1						
Benito Santiago, R (1.2) OBP: 0.325, SLG: 0.431					K				1B	4	0	1	1	0	1	2						
José Cruz Jr., S (1.9) OBP: 0.365, SLG: 0.411									G3	3	1	1	0	1	0	0						
Edgardo Alfonzo, R (1.5) OBP: 0.319, SLG: 0.357									G6-3	4	1	2	1	0	0	2						
Jason Schmidt, R (1.1) OBP: 0.094, SLG: 0.077 Tim Worrell, R (9.1)									G3	2	0	0	0	0	2	2						
									SH3-4	0	0	0	0	0	0	0						
<b>Inning Stats</b>	R: 0 E: 0 K: 1 S: 7	H: 0 LOB: 0 BB: 0 P: 10	R: 1 E: 0 K: 2 S: 17	H: 1 LOB: 2 BB: 2 P: 28	R: 0 E: 0 K: 2 S: 9	H: 0 LOB: 0 BB: 0 P: 11	R: 0 E: 0 K: 3 S: 9	H: 0 LOB: 0 BB: 0 P: 14	R: 2 E: 0 K: 1 S: 19	H: 3 LOB: 2 BB: 0 P: 26	R: 0 E: 0 K: 1 S: 9	H: 0 LOB: 0 BB: 0 P: 15	R: 0 E: 0 K: 1 S: 9	H: 0 LOB: 0 BB: 0 P: 11	R: 0 E: 0 K: 1 S: 11	H: 1 LOB: 2 BB: 1 P: 25	R: 0 E: 0 K: 1 S: 10	H: 1 LOB: 1 BB: 0 P: 14	1B: 4 2B: 2 3B: 0 HR: 0	SF: 1 SAC: 2 DP: 0 HBP: 0	WP: 1 PB: 0 SB: 0 CS: 0	PA: 37
<b>PITCHER</b>	IP	WLS	BF	H	R	ER	SO	BB	IBB	HBP	BLK	WP	HR	S	P	ERA	WHIP					
17 Brandon Webb, R (1.1) ERA: 2.57	7.0	L	28	4	3	3	11	2	0	0	0	1	0	79	115	3.86	0.857					
Elmer Dessens, R (8.1) ERA: 4.76	2.0		9	2	0	0	1	1	0	0	0	0	0	21	39	0.00	1.500					

San Francisco Giants @ Arizona Diamondbacks  
Bank One Ballpark, Phoenix, AZ  
Sun Aug 31 2003, 8:05 PM EDT  
Att: 37,836 - Dome - 72 F

AB	31
R	3
H	6
RBI	3
BB	3
SO	12
LOB	12



Batter	1	2	3	4	5	6	7	8	9	AB	R	H	RBI	BB	SO	LOB	BOTTOM					
Matt Kata, S (1.4) OBP: 0.319, SLG: 0.440	K		G3		F8				K	4	0	0	0	0	2	0						
Alex Cintron, S (1.6) OBP: 0.358, SLG: 0.483									P6	4	0	1	0	0	0	0						
Luis Gonzalez, L (1.7) OBP: 0.394, SLG: 0.530									K	3	1	1	0	1	1	1						
Raul Mondesi, R (1.9) OBP: 0.343, SLG: 0.468									K	4	0	1	0	0	1	2						
Carlos Baerga, S (1.3) OBP: 0.383, SLG: 0.473									G3-1	4	0	2	1	0	0	0						
Steve Finley, L (1.8) OBP: 0.384, SLG: 0.505									K	4	0	2	0	0	0	2						
Craig Counsell, L (1.5) OBP: 0.337, SLG: 0.315									F8	4	0	0	0	0	0	5						
Robby Hammock, R (1.2) OBP: 0.350, SLG: 0.552									L4	4	0	0	0	0	1	3						
17 Brandon Webb, R (1.1) OBP: 0.098, SLG: 0.100 Shea Hillenbrand, R (7. PH) OBP: 0.316, SLG: 0.463 Elmer Dessens, R (8.1) OBP: 0.244, SLG: 0.283									K	2	0	0	0	0	0	0						
									K	1	0	0	0	0	1	2						
									K	0	0	0	0	0	0	0						
<b>Inning Stats</b>	R: 0 E: 0 K: 1 S: 8	H: 1 LOB: 1 BB: 0 P: 9	R: 0 E: 0 K: 0 S: 5	H: 0 LOB: 0 BB: 0 P: 6	R: 0 E: 0 K: 0 S: 7	H: 0 LOB: 0 BB: 0 P: 10	R: 1 E: 0 K: 0 S: 13	H: 2 LOB: 2 BB: 1 P: 24	R: 0 E: 0 K: 0 S: 7	H: 0 LOB: 0 BB: 0 P: 9	R: 0 E: 0 K: 1 S: 6	H: 0 LOB: 0 BB: 0 P: 9	R: 0 E: 0 K: 2 S: 16	H: 2 LOB: 2 BB: 0 P: 25	R: 0 E: 0 K: 2 S: 11	H: 1 LOB: 1 BB: 0 P: 14	R: 0 E: 0 K: 0 S: 15	H: 1 LOB: 1 BB: 0 P: 21	1B: 5 2B: 2 3B: 0 HR: 0	SF: 0 SAC: 0 DP: 0 HBP: 0	WP: 0 PB: 0 SB: 0 CS: 0	PA: 35
<b>PITCHER</b>	IP	WLS	BF	H	R	ER	SO	BB	IBB	HBP	BLK	WP	HR	S	P	ERA	WHIP					
Jason Schmidt, R (1.1) ERA: 2.21	8.1	W	33	7	1	1	6	1	0	0	0	0	0	78	113	1.08	0.960					
Tim Worrell, R (9.1) ERA: 2.31	0.2	S	2	0	0	0	0	0	0	0	0	0	0	10	14	0.00	0.000					

San Francisco Giants @ Arizona Diamondbacks  
Bank One Ballpark, Phoenix, AZ  
Sun Aug 31 2003, 8:05 PM EDT  
Att: 37,836 - Dome - 72 F

AB	34
R	1
H	7
RBI	1
BB	1
SO	6
LOB	15





Batter	1	2	3	4	5	6	7	8	9	AB	R	H	RBI	BB	SO	LOB	TOP				
Eric Young Sr. R OBP: 0.339, SLG: 0.406 Tim Worrell, R (9, 1)	F9		CS 1B			G5-3			1B BB	3	1	1	0	1	0	1					
J.T. Snow L OBP: 0.376, SLG: 0.411 (1, 3)	L4		CS	K		K			1B 1B	4	1	1	0	0	2	1					
Marquis Grissom R OBP: 0.318, SLG: 0.462 (1, 8)	F8			G6-3					S 1B	4	0	2	0	0	0	0					
Barry Bonds L OBP: 0.524, SLG: 0.760 (1, 7)		G2-3		G3					1B PB	4	0	1	2	0	1	1					
Rich Aurilia R OBP: 0.314, SLG: 0.399 (1, 6)		K				K			F6	4	0	0	0	0	3	3					
Edgardo Alfonzo R OBP: 0.319, SLG: 0.356 (1, 5)						F9			K	4	0	1	0	0	2	3					
José Cruz Jr. S OBP: 0.365, SLG: 0.409 (1, 9)						G4-3			1B IBB	3	0	0	0	1	1	1					
Yorvit Torrealba R OBP: 0.296, SLG: 0.369 (1, 2)				K		G6-3			B1-6-3 1B	4	0	1	0	0	2	3					
Sidney Ponson R OBP: 0.048, SLG: 0.095 Neifi Perez S OBP: 0.287, SLG: 0.343 (9, 4)				K					B1-6-3	3	0	1	0	0	1	1					
<b>Inning Stats</b>	R: 0 E: 0 K: 0 S: 6	H: 0 LOB: 0 BB: 0 P: 6	R: 0 E: 0 K: 2 S: 12	H: 1 LOB: 1 BB: 0 P: 20	R: 0 E: 0 K: 2 S: 10	H: 1 LOB: 0 BB: 0 P: 16	R: 0 E: 0 K: 1 S: 7	H: 0 LOB: 0 BB: 0 P: 9	R: 0 E: 0 K: 1 S: 7	H: 1 LOB: 1 BB: 0 P: 11	R: 0 E: 1 K: 3 S: 11	H: 1 LOB: 1 BB: 0 P: 16	R: 0 E: 0 K: 0 S: 6	H: 1 LOB: 3 BB: 2 P: 8	R: 2 E: 0 K: 2 S: 15	H: 3 LOB: 3 BB: 2 P: 29	1B: 7 2B: 1 3B: 0 HR: 0	SF: 0 SAC: 0 DP: 1 HBP: 0	WP: 0 PB: 1 SB: 1 CS: 1	PA: 36	
<b>PITCHER</b>	IP	WLS	BF	H	R	ER	SO	BB	IBB	HBP	BLK	WP	HR	S	P	ERA	WHIP				
Curt Schilling R ERA: 2.64 Oscar Villarreal R ERA: 2.7 Mike Myers L ERA: 5.97 Jose Valverde R ERA: 2.04	(1, 1)	8.0	27	5	0	10	0	0	0	0	0	0	0	66	95	0.00	0.625				
(9, 1)	0.0	L	3	2	2	0	1	0	0	0	0	0	0	5	12	∞	∞				
(9, 1)	0.0		1	1	0	0	0	0	0	0	0	0	0	1	2	∞	∞				
(9, 1)	1.0	4	0	0	0	2	0	1	0	0	0	0	0	9	15	0.00	0.000				

San Francisco Giants @ Arizona Diamondbacks  
Bank One Ballpark, Phoenix, AZ  
Mon Sep 01 2003, 4:05 PM EDT  
Att: 33,416 - Dome - 72 F

livebaseballscorecards.com

AB 33  
R 2  
H 8  
RBI 2  
BB 2  
SO 12  
LOB 14




Batter	1	2	3	4	5	6	7	8	9	AB	R	H	RBI	BB	SO	LOB	BOTTOM				
Craig Counsell L OBP: 0.339, SLG: 0.316 (8, 3)	FC3-6 1B		G4-3			G3-1			1B BB	3	0	1	0	1	0	0					
Alex Cintron S OBP: 0.357, SLG: 0.480 (1, 6)	F7		G4-3			G3-1			1B	4	0	1	0	0	0	1					
Raul Mondesi R OBP: 0.344, SLG: 0.470 (1, 9)	FC3-6 1B			G5-3		G3-1 2B			P3	4	0	2	0	0	0	2					
Luis Gonzalez L OBP: 0.392, SLG: 0.526 (1, 7)	FC3-6			P5		K			G3-1	4	0	0	0	0	1	3					
Carlos Baerga S OBP: 0.382, SLG: 0.470 Matt Kata S OBP: 0.318, SLG: 0.438 (7, PR) (8, 5)	K			G4-3		G3-6 1B			G4-3	3	0	1	0	0	1	2					
Steve Finley L OBP: 0.383, SLG: 0.502 (1, 8)			G6-3			G3-6-1 1B			K	4	0	1	0	0	1	1					
Junior Spivey R OBP: 0.332, SLG: 0.456 (1, 4)			F9			F7				3	0	0	0	0	1	2					
Rod Barajas R OBP: 0.248, SLG: 0.337 Felix Jose S (8, PH) Oscar Villarreal L (9, 1) Mike Myers L (9, 1) Jose Valverde R (9, 1)			F8			F7			G4-3	2	0	0	0	0	0	1					
Curt Schilling R OBP: 0.122, SLG: 0.065 Mark Grace L OBP: 0.275, SLG: 0.298 Robby Hammock R OBP: 0.350, SLG: 0.552 (8, PH) (9, 2)				P4		G1-3			F9	2	0	0	0	0	0	1					
<b>Inning Stats</b>	R: 0 E: 0 K: 1 S: 12	H: 2 LOB: 2 BB: 0 P: 17	R: 0 E: 0 K: 0 S: 6	H: 0 LOB: 0 BB: 0 P: 8	R: 0 E: 0 K: 0 S: 6	H: 0 LOB: 0 BB: 0 P: 9	R: 0 E: 0 K: 0 S: 9	H: 0 LOB: 0 BB: 0 P: 15	R: 0 E: 0 K: 1 S: 9	H: 1 LOB: 1 BB: 0 P: 16	R: 0 E: 0 K: 1 S: 9	H: 1 LOB: 1 BB: 0 P: 14	R: 0 E: 0 K: 0 S: 10	H: 1 LOB: 2 BB: 1 P: 20	R: 0 E: 0 K: 1 S: 9	H: 0 LOB: 0 BB: 0 P: 12	1B: 5 2B: 1 3B: 0 HR: 0	SF: 0 SAC: 0 DP: 1 HBP: 0	WP: 0 PB: 0 SB: 1 CS: 0	PA: 33	
<b>PITCHER</b>	IP	WLS	BF	H	R	ER	SO	BB	IBB	HBP	BLK	WP	HR	S	P	ERA	WHIP				
Sidney Ponson R ERA: 3.52 Tim Worrell R ERA: 2.27	(1, 1)	8.0	30	6	0	0	1	0	0	0	0	0	0	66	107	0.00	0.875				
(9, 1)	1.0	S	3	0	0	0	1	0	0	0	0	0	0	9	12	0.00	0.000				

San Francisco Giants @ Arizona Diamondbacks  
Bank One Ballpark, Phoenix, AZ  
Mon Sep 01 2003, 4:05 PM EDT  
Att: 33,416 - Dome - 72 F

livebaseballscorecards.com

AB 32  
R 0  
H 6  
RBI 0  
BB 1  
SO 4  
LOB 13





Batter	1	2	3	4	5	6	7	8	9	AB	R	H	RBI	BB	SO	LOB	TOP		
<b>Craig Counsell, L</b> (1, 4) OBP: 0.338, SLG: 0.315 <b>Junior Spivey, R</b> (9, FH) OBP: 0.331, SLG: 0.454	1-1 S 1B		1-3 K		0-1 FC4-6 1-2		1-0 G4-3		0-0 P4	4	0	1	0	0	1	1			
<b>Alex Cintron, S</b> (1, 6) OBP: 0.353, SLG: 0.474	0-0 F8		0-2 L7		1-2 F7			2-0 G6-3		4	0	0	0	0	0	2			
<b>Steve Finley, L</b> (1, 8) OBP: 0.362, SLG: 0.499	2-1 F8		2-1 L7				0-1 G4-3		1-0 FC4-6 HBP	3	0	0	0	0	0	1			
<b>Raul Mondesi, R</b> (1, 9) OBP: 0.343, SLG: 0.468 <b>Danny Bautista, R</b> (5, 9) OBP: 0.315, SLG: 0.342	1-3 K				2-0 F8		4-1 2B BB		0-0 FC4-6 1-2	2	0	0	0	0	1	1			
<b>Luis Gonzalez, L</b> (1, 7) OBP: 0.392, SLG: 0.528		1-0 F8			1-1 1B		1-0 2B		2-1 F7	4	0	2	0	0	0	1			
<b>Shea Hillenbrand, R</b> (1, 5) OBP: 0.315, SLG: 0.468		1-0 HR			1-0 F8		0-0 G5-3		1-1 F8	4	1	1	1	0	0	3			
<b>Carlos Baerga, S</b> (1, 3) OBP: 0.395, SLG: 0.471		0-2 1B			2-1 G4-3		2-1 G6-3		0-1 HR 1B	4	1	2	0	0	0	3			
<b>Rod Barajas, R</b> (1, 2) OBP: 0.244, SLG: 0.332 <b>Lyle Overbay, L</b> (9, FH) OBP: 0.394, SLG: 0.404	1-3 K				0-1 G6-3		0-1 F8		3-1 P5 1-2	3	0	0	0	0	1	1			
<b>Chris Capuano, L</b> (1, 1) Dennys Reyes, R (4, 1) Quinton McCracken, S (5, PH) John Patterson, R (5, 1) Mark Grace, L (7, PH) Stephen Randolph, L (7, 1) Mike Myers, L (8, 1) Felix Jose, S (9, PH) OBP: 0.265, SLG: 2.000	1-0 P6				0-0 FC4-6 1B		1-2 G3-1		0-0 HR	1	0	0	0	0	0	1			
<b>Inning Stats</b>	R: 0 E: 0 K: 1 S: 8	H: 1 LOB: 1 BB: 0 P: 12	R: 1 E: 0 K: 1 S: 9	H: 2 LOB: 1 BB: 0 P: 13	R: 0 E: 0 K: 1 S: 8	H: 0 LOB: 0 BB: 0 P: 11	R: 0 E: 0 K: 0 S: 6	H: 1 LOB: 1 BB: 0 P: 12	R: 0 E: 0 K: 0 S: 7	H: 1 LOB: 2 BB: 1 P: 14	R: 0 E: 0 K: 0 S: 6	H: 0 LOB: 0 BB: 0 P: 8	R: 0 E: 0 K: 0 S: 4	H: 0 LOB: 1 BB: 0 P: 9	R: 2 E: 0 K: 0 S: 8	H: 2 LOB: 0 BB: 0 P: 12	1B: 5 2B: 1 3B: 0 HR: 2	SF: 0 SAC: 0 DP: 0 HBP: 1	WP: 1 PA: 37 PB: 0 SB: 1 CS: 0
<b>PITCHER</b>	IP WLS BF H R ER SO BB IBB HBP BLK WP HR S P ERA WHIP																		
<b>Ben Howard, R</b> (1, 1) ERA: 3.65	6.0 W 25 6 1 1 3 1 0 0 0 0 0 1 46 71 1.50 1.167																		
<b>Trevor Hoffman, R</b> (7, 1) ERA:	1.0 3 0 0 0 0 0 0 0 0 0 0 0 6 8 0.00 0.000																		
<b>Mike Matthews, L</b> (8, 1) ERA: 4.65	1.0 4 0 0 0 0 0 0 0 1 0 0 0 4 9 0.00 0.000																		
<b>Luther Hackman, R</b> (9, 1) ERA: 4.08	0.2 4 2 2 2 0 0 0 0 0 0 1 1 7 11 27.00 3.000																		
<b>Kevin Walker, L</b> (9, 1) ERA: 27.0	0.1 1 0 0 0 0 0 0 0 0 0 0 0 1 1 0.00 0.000																		

**Arizona Diamondbacks @ San Diego Padres**  
 Qualcomm Stadium, San Diego, CA  
 Tue Sep 02 2003, 10:05 PM EDT  
 Att: 15,808 - Sunny - 71 F

**AB 35**  
**R 3**  
**H 8**  
**RBI 3**  
**BB 1**  
**SO 3**  
**LOB 16**



Batter	1	2	3	4	5	6	7	8	9	AB	R	H	RBI	BB	SO	LOB	BOTTOM		
<b>Sean Burroughs, L</b> (1, 5) OBP: 0.366, SLG: 0.420	2-2 BB 1B		1-1 24 FC4-6 1B 1-2 1B HBP	1-0 1B HBP			0-2 F7	1-2 G4-6-3		3	1	1	0	0	0	2			
<b>Mark Loretta, R</b> (1, 4) OBP: 0.394, SLG: 0.448	4-2 24 G1-6-3 BB		2-0 24 FC4-6 1B 1-2 2-3	3-1 1-3 2-H 1B			3-1 HR			3	1	3	2	1	0	0			
<b>24 Brian Giles, L</b> (1, 7) OBP: 0.427, SLG: 0.510	1-1 G1-6-3		2-0 FC4-6 1B 1-2 2-3 3-H	2-1 G3-1			4-2 1B BB			3	0	0	1	1	0	5			
<b>Phil Nevin, R</b> (1, 3) OBP: 0.327, SLG: 0.441		2-2 HR	0-2 1B 1-2 3-H			1-2 F8	2-3 K			4	1	2	2	0	1	1			
<b>Gary Matthews, S</b> (1, 9) OBP: 0.313, SLG: 0.366		0-0 F9 1B 2B	0-2 K			2-3 K	2-2 1B			4	1	2	0	0	2	2			
<b>Mark Kotsay, L</b> (1, 8) OBP: 0.335, SLG: 0.369		0-2 F9 2-3	3-2 F7			1-3 K	1-0 G5-3			4	0	0	0	0	1	5			
<b>Gary Bennett, R</b> (1, 2) OBP: 0.288, SLG: 0.287		2-0 G6-3 1B		2-3 K			3-1 L9	2-0 1B 1B		4	0	2	1	0	1	0			
<b>Ramón Vázquez, L</b> (1, 6) OBP: 0.339, SLG: 0.339		2-2 G6-3		0-1 HBP 1B			0-2 F8	0-1 F8		4	1	1	0	0	0	2			
<b>Ben Howard, R</b> (1, 1) OBP: 0.285, SLG: 0.250 Keith Lockhart, L (5, PH) Trevor Hoffman, R (7, 1) Mike Matthews, L (8, PH) Brian Buchanan, R (9, PH) Luther Hackman, R (9, 1) Kevin Walker, L (9, 1) OBP: 0.265, SLG: 2.000			2-1 1B 24 FC4-6 1B	0-0 B5			2-3 K	0-0 G4-6-3 1B		2	1	1	0	0	0	1			
<b>Inning Stats</b>	R: 0 E: 0 K: 0 S: 7	H: 3 LOB: 0 BB: 0 P: 14	R: 2 E: 0 K: 0 S: 11	H: 3 LOB: 0 BB: 0 P: 17	R: 2 E: 0 K: 1 S: 16	H: 3 LOB: 2 BB: 0 P: 28	R: 1 E: 0 K: 1 S: 10	H: 2 LOB: 0 BB: 0 P: 18	R: 0 E: 0 K: 2 S: 9	H: 0 LOB: 0 BB: 0 P: 13	R: 0 E: 0 K: 1 S: 12	H: 0 LOB: 2 BB: 1 P: 17	R: 1 E: 0 K: 1 S: 18	H: 2 LOB: 2 BB: 1 P: 30	R: 0 E: 0 K: 0 S: 8	H: 2 LOB: 1 BB: 0 P: 11	1B: 10 2B: 1 3B: 0 HR: 2	SF: 0 SAC: 0 DP: 3 HBP: 2	WP: 0 PA: 37 PB: 0 SB: 0 CS: 0
<b>PITCHER</b>	IP WLS BF H R ER SO BB IBB HBP BLK WP HR S P ERA WHIP																		
<b>Chris Capuano, L</b> (1, 1) ERA: 6.75	3.2 L 20 9 5 5 2 1 0 2 2 0 0 0 42 73 12.27 2.727																		
<b>Dennys Reyes, L</b> (4, 1) ERA: 10.13	0.1 1 0 0 0 0 0 0 0 0 0 0 0 2 4 0.00 0.000																		
<b>John Patterson, R</b> (5, 1) ERA: 0.6	2.0 6 0 0 0 0 3 0 0 0 0 0 0 21 30 0.00 0.000																		
<b>Stephen Randolph, L</b> (7, 1) ERA: 3.81	1.0 6 2 1 1 1 1 1 0 0 0 0 0 1 18 30 9.00 3.000																		
<b>Mike Myers, L</b> (8, 1) ERA: 5.75	1.0 4 2 0 0 0 0 0 0 0 0 0 0 8 11 0.00 2.000																		

**Arizona Diamondbacks @ San Diego Padres**  
 Qualcomm Stadium, San Diego, CA  
 Tue Sep 02 2003, 10:05 PM EDT  
 Att: 15,808 - Sunny - 71 F

**AB 33**  
**R 6**  
**H 13**  
**RBI 6**  
**BB 2**  
**SO 6**  
**LOB 18**





Batter	1	2	3	4	5	6	7	8	9	AB	R	H	RBI	BB	SO	LOB	TOP					
<b>Craig Counsell, L</b> OBP: 0.333, SLG: 0.310 (1, 5)	G4-3		P5					G3-1		4	0	0	0	0	0	0	<b>Arizona Diamondbacks @ San Diego Padres</b> <b>Qualcomm Stadium, San Diego, CA</b> Wed Sep 03 2003, 5:05 PM EDT Att: 10,810 - Cloudy - 75 F					
<b>Alex Cintron, S</b> OBP: 0.351, SLG: 0.470 <b>Elmer Dessens, R</b> OBP: 0.244, SLG: 0.263 <b>Robby Hammonck, R</b> OBP: 0.354, SLG: 0.552 (1, 6) (5, 1) (7, 7)	P6		F9					BB		3	0	0	0	0	0	0						
<b>Steve Finley, L</b> OBP: 0.361, SLG: 0.499 (1, 8)	2B		K					G6-3		4	0	1	0	0	2	1						
<b>Shea Hillenbrand, R</b> OBP: 0.313, SLG: 0.465 <b>Lyle Overbay, L</b> OBP: 0.366, SLG: 0.406 (1, 3) (7, 3)	G4-3								FC9-6 1B	3	0	0	0	0	1	1						
<b>Luis Gonzalez, L</b> OBP: 0.390, SLG: 0.525 <b>Dennys Reyes, R</b> (7, 1) <b>Mike Myers, L</b> (8, 1) <b>Mark Grace, L</b> OBP: 0.271, SLG: 0.294 (9, PH)		F7		G4-3				FC9-6 1-2	3	0	0	0	0	0	0	0						
<b>Danny Bautista, R</b> OBP: 0.322, SLG: 0.346 (1, 9)		S 1B						G6-4-3 1B	3	0	2	0	1	0	1	1						
<b>Junior Spivey, R</b> OBP: 0.330, SLG: 0.452 (1, 4)		P3						K	4	0	1	0	0	1	3	3						
<b>Rod Barajas, R</b> OBP: 0.245, SLG: 0.328 (1, 2)								L4	2	0	0	0	1	0	2	5						
<b>Miguel Batista, R</b> OBP: 0.100, SLG: 0.102 <b>Quinton McCracken, S</b> OBP: 0.271, SLG: 0.259 <b>Matt Kata, S</b> OBP: 0.316, SLG: 0.436 (1, 1) (5, PH) (5, 6)		K						G4-3	1	0	0	0	0	1	2	11						
<b>Inning Stats</b>	R: 0 E: 0 K: 0 S: 7	H: 1 LOB: 1 BB: 0 P: 9	R: 0 E: 0 K: 1 S: 13	H: 1 LOB: 2 BB: 1 P: 25	R: 0 E: 0 K: 1 S: 7	H: 0 LOB: 0 BB: 0 P: 10	R: 0 E: 0 K: 1 S: 11	H: 1 LOB: 2 BB: 1 P: 17	R: 0 E: 0 K: 0 S: 9	H: 0 LOB: 0 BB: 0 P: 15	R: 0 E: 0 K: 0 S: 8	H: 1 LOB: 0 BB: 0 P: 11	R: 0 E: 0 K: 0 S: 7	H: 1 LOB: 1 BB: 0 P: 10	R: 0 E: 0 K: 0 S: 11	H: 0 LOB: 1 BB: 1 P: 19		R: 0 E: 0 K: 1 S: 10	H: 1 LOB: 1 BB: 0 P: 14	1B: 4 2B: 1 3B: 0 HR: 0	SF: 0 SAC: 0 DP: 1 HBP: 0	WP: 0 PB: 0 SB: 1 CS: 0
<b>PITCHER</b>	IP	WLS	BF	H	R	ER	SO	BB	IBB	HBP	BLK	WP	HR	S	P	ERA	WHIP					
<b>Brian Lawrence, R</b> ERA: 4.27 <b>Brandon Villafuerte, R</b> ERA: 4.45 <b>Joe Roa, R</b> ERA: 6.0	(1, 1) (8, 1) (9, 1)	7.0	W	26	4	0	0	4	1	1	0	0	0	62	97	0.00	0.714					
<b>PITCHER</b>	IP	WLS	BF	H	R	ER	SO	BB	IBB	HBP	BLK	WP	HR	S	P	ERA	WHIP					
<b>Brian Lawrence, R</b> ERA: 4.27 <b>Brandon Villafuerte, R</b> ERA: 4.45 <b>Joe Roa, R</b> ERA: 6.0	(1, 1) (8, 1) (9, 1)	7.0	W	26	4	0	0	4	1	1	0	0	0	62	97	0.00	0.714					

Batter	1	2	3	4	5	6	7	8	9	AB	R	H	RBI	BB	SO	LOB	BOTTOM				
<b>Sean Burroughs, L</b> OBP: 0.366, SLG: 0.422 (1, 5)	K	1B 2B	K					K		5	2	2	1	0	3	2	<b>Arizona Diamondbacks @ San Diego Padres</b> <b>Qualcomm Stadium, San Diego, CA</b> Wed Sep 03 2003, 5:05 PM EDT Att: 10,810 - Cloudy - 75 F				
<b>Mark Loretta, R</b> OBP: 0.396, SLG: 0.450 <b>Brandon Villafuerte, R</b> (8, PH) <b>Miguel Ojeda, R</b> OBP: 0.347, SLG: 0.385 (1, 4) (8, 1) (9, 3)		24 1B	24 1B					K		4	2	3	1	0	1	0					
<b>24 Brian Giles, L</b> OBP: 0.429, SLG: 0.512 <b>Brian Buchanan, R</b> OBP: 0.361, SLG: 0.469 (1, 7) (8, 7)		2H 1B	2H 1B					K		4	2	3	2	0	0	0					
<b>Phil Nevin, R</b> OBP: 0.325, SLG: 0.435 <b>Dave Hansen, L</b> OBP: 0.356, SLG: 0.323 <b>Joe Roa, R</b> OBP: 0.286, SLG: 0.286 (1, 3) (8, 3) (9, 1)		3B 1B	3B 1B					K		2	1	0	1	1	1	2					
<b>Gary Matthews, S</b> OBP: 0.311, SLG: 0.369 (1, 9) (8, 8)		1B 3B	1B 3B					K		2	1	0	1	1	1	2					
<b>Mark Kotsay, L</b> OBP: 0.344, SLG: 0.372 <b>Xavier Nady, R</b> OBP: 0.306, SLG: 0.371 (1, 8) (7, PH) (8, 9)		1B 3B	1B 3B					K		2	1	2	1	1	0	0					
<b>Ramón Vázquez, L</b> OBP: 0.336, SLG: 0.337 (1, 6) (8, 4)		2B 1B	2B 1B					K		2	0	1	0	0	0	0					
<b>Gary Bennett, R</b> OBP: 0.288, SLG: 0.288 <b>Humberto Quintero, R</b> OBP: 1.000, SLG: 1.000 (1, 2) (7, PH) (8, 2)		2B 1B	2B 1B					K		3	1	1	1	0	2	1					
<b>Brian Lawrence, R</b> OBP: 0.262, SLG: 0.310 <b>3 Khalil Greene, R</b> (1, 1) (7, PH) (8, 6)		2B 1B	2B 1B					K		3	0	0	0	0	2	1					
<b>Inning Stats</b>	R: 0 E: 0 K: 2 S: 13	H: 2 LOB: 2 BB: 0 P: 18	R: 7 E: 0 K: 1 S: 20	H: 6 LOB: 1 BB: 2 P: 36	R: 0 E: 0 K: 3 S: 9	H: 0 LOB: 0 BB: 0 P: 12	R: 0 E: 0 K: 1 S: 5	H: 0 LOB: 0 BB: 0 P: 9	R: 0 E: 0 K: 0 S: 8	H: 1 LOB: 1 BB: 0 P: 13	R: 3 E: 1 K: 0 S: 13	H: 3 LOB: 0 BB: 0 P: 16	R: 0 E: 0 K: 2 S: 15	H: 2 LOB: 2 BB: 0 P: 21	R: 2 E: 0 K: 1 S: 12	H: 1 LOB: 0 BB: 1 P: 19		1B: 12 2B: 1 3B: 1 HR: 1	SF: 1 SAC: 1 DP: 0 HBP: 0	WP: 1 PB: 0 SB: 0 CS: 0	PA: 42
<b>PITCHER</b>	IP	WLS	BF	H	R	ER	SO	BB	IBB	HBP	BLK	WP	HR	S	P	ERA	WHIP				
<b>Miguel Batista, R</b> ERA: 3.3 <b>Elmer Dessens, R</b> ERA: 4.82 <b>Dennys Reyes, L</b> ERA: 9.26 <b>Mike Myers, L</b> ERA: 6.15	(1, 1) (5, 1) (7, 1) (8, 1)	4.0	L	22	4	3	2	1	0	0	0	0	0	21	29	9.00	2.500				
<b>PITCHER</b>	IP	WLS	BF	H	R	ER	SO	BB	IBB	HBP	BLK	WP	HR	S	P	ERA	WHIP				
<b>Miguel Batista, R</b> ERA: 3.3 <b>Elmer Dessens, R</b> ERA: 4.82 <b>Dennys Reyes, L</b> ERA: 9.26 <b>Mike Myers, L</b> ERA: 6.15	(1, 1) (5, 1) (7, 1) (8, 1)	4.0	L	22	4	3	2	1	0	0	0	0	0	21	29	9.00	2.500				



Batter	1	2	3	4	5	6	7	8	9	10	AB	R	H	RBI	BB	SO	LOB						
Steve Finley, L OBP: 0.363, SLG: 0.495 (1, 8)	K		F9		BB		1B	1B		G4-3	3	1	0	0	2	1	2						
Matt Kata, S OBP: 0.324, SLG: 0.435 (1, 4)	P6		BB		BB		1B	BB		K	3	1	1	1	3	1	1						
Alex Cintron, S OBP: 0.355, SLG: 0.475 (1, 6)			BB				1B	BB		F8	5	1	3	1	1	0	3						
Luis Gonzalez, L OBP: 0.389, SLG: 0.521 (1, 7)	P5		F8				G5-3	FC5		G6-4-3	5	0	1	2	0	0	6						
Shea Hillenbrand, R OBP: 0.310, SLG: 0.461 (1, 5)		G6-3		F8			G3	SF7		G6-3	4	0	0	1	0	0	0						
Felix Jose, S OBP: 0.400, SLG: 1.000 Quinton McCracken, S OBP: 0.270, SLG: 0.289 (7, PR)	L9			K			BB	1B		G5-3	4	0	2	0	0	1	0						
Danny Bautista, R OBP: 0.323, SLG: 0.353 (1, 9)				K			BB	FC5		K	4	0	1	0	1	2	2						
Carlos Baerga, S OBP: 0.387, SLG: 0.469 Craig Counsell, L OBP: 0.336, SLG: 0.312 (8, PR)			F9		G2-3		G6-3	BB		E4	3	1	1	0	1	0	2						
Chad Moeller, R OBP: 0.332, SLG: 0.420 Lyle Overbay, L OBP: 0.368, SLG: 0.409 Rod Barajas, R OBP: 0.245, SLG: 0.328 (10, PH)			SH1-4		F7		G5-3	SH3-4		G4-3	2	0	0	0	0	0	0						
											1	0	1	1	0	0	0						
											0	0	0	0	0	0	0						
<b>Inning Stats</b>	R: 0 E: 0 K: 1 S: 8	H: 1 LOB: 1 BB: 0 P: 13	R: 0 E: 0 K: 0 S: 4	H: 1 LOB: 1 BB: 0 P: 8	R: 1 E: 0 K: 0 S: 12	H: 2 LOB: 2 BB: 1 P: 26	R: 0 E: 0 K: 2 S: 9	H: 0 LOB: 0 BB: 0 P: 13	R: 0 E: 0 K: 0 S: 8	H: 0 LOB: 2 BB: 2 P: 22	R: 0 E: 0 K: 0 S: 12	H: 1 LOB: 2 BB: 1 P: 22	R: 3 E: 0 K: 0 S: 11	H: 3 LOB: 2 BB: 1 P: 22	R: 1 E: 0 K: 0 S: 9	H: 1 LOB: 3 BB: 3 P: 24	R: 0 E: 0 K: 1 S: 9	H: 0 LOB: 0 BB: 0 P: 13	R: 1 E: 1 K: 1 S: 10	H: 2 LOB: 1 BB: 0 P: 15	1B: 9 2B: 1 3B: 1 HR: 0	SF: 1 SAC: 2 DP: 1 HBP: 1	WP: 0 PA: 48
<b>PITCHER</b>	IP 5.0	WLS 21	BF 4	H 1	R 1	ER 3	SO 3	BB 3	IBB 0	HBP 0	BLK 0	WP 0	HR 0	S 41	P 82	ERA 1.80	WHIP 1.400						
Brad Voyles, R ERA: 6.94 (1, 1)	1.1	H	10	3	3	3	0	2	0	1	0	0	0	19	36	20.25	3.750						
D.J. Carrasco, R ERA: 3.87 (6, 1)	1.0	B	6	1	1	1	0	2	0	0	0	0	0	7	20	9.00	3.000						
Jason Grimsley, R ERA: 5.06 (7, 1)	0.2		3	1	0	0	0	1	0	0	0	0	0	6	12	0.00	3.000						
Al Levine, R ERA: 2.89 (8, 1)	2.0	L	8	2	1	0	2	0	0	0	1	0	0	19	28	0.00	1.000						
51 Kris Wilson, R ERA: 4.59 (9, 1)																							


**TOP**

Arizona Diamondbacks @ Kansas City Royals  
Kauffman Stadium, Kansas City, MO

Thu Sep 04 2003, 3:05 PM CDT  
Att: 20,385 - Sunny - 77 F

livebaseballscorecards.com

AB	36
R	6
H	11
RBI	6
BB	8
SO	5
LOB	16



Batter	1	2	3	4	5	6	7	8	9	10	AB	R	H	RBI	BB	SO	LOB						
Aaron Guiel, L OBP: 0.358, SLG: 0.517 (1, 9)	HR		SF9		1B		K			G4-3	6	2	4	1	0	1	0						
Joe Randa, R OBP: 0.339, SLG: 0.435 (1, 5)	F7		F9		G5-3		G3			K	5	0	0	0	1	1	3						
29 Mike Sweeney, R OBP: 0.418, SLG: 0.506 (1, 10)	G6-3		BB		1B		F9			F8	6	0	1	0	0	0	2						
Carlos Beltrán, S OBP: 0.394, SLG: 0.514 (1, 8)			SF9		1B		1B			1B	3	2	3	1	1	0	0						
Rondell White, R OBP: 0.332, SLG: 0.465 Raul Ibanez, L OBP: 0.342, SLG: 0.459 (6, 7)	K		BB		BB		1B			F8	2	1	1	0	1	1	1						
											1	0	0	0	1	0	1						
Ken Harvey, R OBP: 0.311, SLG: 0.410 (1, 3)		E5	G4-3		G4-3		FC6-4			SF9	3	0	1	2	1	0	2						
4 Angel Berroa, R OBP: 0.337, SLG: 0.456 (1, 6)	F7				K		K			BB	5	0	1	1	0	2	4						
Mendy López, R OBP: 0.304, SLG: 0.424 Dee Brown, L OBP: 0.294, SLG: 0.344 Julius Matos, R OBP: 0.265, SLG: 0.375 Desi Relaford, S OBP: 0.316, SLG: 0.385 (7, PH)			G6-4-3		K		FC6-4			K	2	0	0	0	0	1	2						
Tom Prince, R OBP: 0.320, SLG: 0.395 9 David DeJesus, L OBP: 0.294, SLG: 0.344 Brent Mayne, L OBP: 0.306, SLG: 0.341 (8, PH)			G6-4-3		K		F9			K	3	0	1	0	0	0	4						
<b>Inning Stats</b>	R: 1 E: 0 K: 1 S: 10	H: 2 LOB: 1 BB: 0 P: 17	R: 0 E: 1 K: 0 S: 13	H: 0 LOB: 1 BB: 1 P: 20	R: 1 E: 0 K: 0 S: 15	H: 2 LOB: 2 BB: 1 P: 28	R: 0 E: 0 K: 2 S: 14	H: 2 LOB: 2 BB: 0 P: 22	R: 2 E: 0 K: 0 S: 13	H: 4 LOB: 2 BB: 0 P: 16	R: 0 E: 0 K: 1 S: 7	H: 0 LOB: 0 BB: 0 P: 10	R: 0 E: 0 K: 2 S: 10	H: 1 LOB: 2 BB: 1 P: 21	R: 0 E: 0 K: 2 S: 9	H: 0 LOB: 0 BB: 0 P: 12	R: 1 E: 0 K: 0 S: 14	H: 0 LOB: 1 BB: 2 P: 25	R: 0 E: 0 K: 0 S: 16	H: 1 LOB: 2 BB: 1 P: 26	1B: 10 2B: 1 3B: 0 HR: 1	SF: 2 SAC: 0 DP: 1 HBP: 0	WP: 0 PA: 48
<b>PITCHER</b>	IP 5.0	WLS 27	BF 10	H 4	R 4	ER 3	SO 4	BB 2	IBB 0	HBP 0	BLK 0	WP 0	HR 1	S 65	P 103	ERA 7.20	WHIP 2.400						
Randy Johnson, L ERA: 4.98 (1, 1)	2.0		8	1	0	0	3	1	0	0	0	0	0	17	31	0.00	1.000						
Oscar Villarreal, R ERA: 2.94 (6, 1)	1.0	H	3	0	0	0	2	0	0	0	0	0	0	9	12	0.00	0.000						
Jose Valverde, R ERA: 1.99 (8, 1)	2.0	W	10	1	1	1	0	3	0	0	0	0	0	30	51	4.50	2.000						
Matt Manteo, R ERA: 2.53 (9, 1)																							


**BOTTOM**

Arizona Diamondbacks @ Kansas City Royals  
Kauffman Stadium, Kansas City, MO

Thu Sep 04 2003, 3:05 PM CDT  
Att: 20,385 - Sunny - 77 F

livebaseballscorecards.com

AB	40
R	5
H	12
RBI	5
BB	6
SO	8
LOB	21









Batter	1	2	3	4	5	6	7	8	9	10	11	AB	R	H	RBI	BB	SO	LOB	TOP								
Steve Finley, L OBP: 0.365, SLG: 0.499 (1, 8)												6	2	4	0	0	1	1									
Matt Kata, S OBP: 0.319, SLG: 0.423 (1, 4)												3	0	0	0	0	2	2									
Felix Jose, S OBP: 0.571, SLG: 1.000 Junior Spivey, R OBP: 0.329, SLG: 0.449 (7, PH) (7, PR) (7, 4)												3	0	0	0	0	2	2									
Luis Gonzalez, L OBP: 0.329, SLG: 0.529 (1, 7)												4	0	2	3	1	0	1									
Raul Mondesi, R OBP: 0.343, SLG: 0.472 (1, 9)												4	1	1	1	1	1	5									
Alex Cintron, S OBP: 0.354, SLG: 0.470 (1, 6)												5	0	1	0	0	1	3									
Shea Hillenbrand, R OBP: 0.306, SLG: 0.457 (1, 3)											5	0	0	0	0	0	1										
Craig Counsell, L OBP: 0.329, SLG: 0.303 (1, 5)											4	0	0	0	1	2	2										
Rod Barajas, R OBP: 0.243, SLG: 0.325 Quinton McCracken, S OBP: 0.267, SLG: 0.265 Robby Hammock, R OBP: 0.360, SLG: 0.550 (7, PH) (7, 2)											2	0	0	0	0	1	2										
Curt Schilling, R OBP: 0.283, SLG: 0.293 Mark Grady, L OBP: 0.291, SLG: 0.291 Cesar Villarreal, L OBP: 0.345, SLG: 0.486 Jose Valverde, R OBP: 0.329, SLG: 0.329 Elmer Dessens, R OBP: 0.259, SLG: 0.259 Matt Mantel, R (1, 1) (7, PH) (7, 1) (8, PH) (8, 1) (11, PH) (11, 1)											2	0	0	0	0	1	2										
<b>Inning Stats</b>	R: 0 E: 0 K: 1 S: 13	H: 1 LOB: 2 BB: 1 P: 20	R: 0 E: 0 K: 2 S: 14	H: 0 LOB: 1 BB: 1 P: 22	R: 1 E: 0 K: 1 S: 12	H: 2 LOB: 1 BB: 0 P: 15	R: 0 E: 1 K: 1 S: 8	H: 0 LOB: 0 BB: 0 P: 11	R: 1 E: 0 K: 0 S: 10	H: 1 LOB: 0 BB: 0 P: 12	R: 2 E: 1 K: 2 S: 16	H: 2 LOB: 2 BB: 1 P: 25	R: 0 E: 0 K: 2 S: 10	H: 1 LOB: 1 BB: 1 P: 13	R: 0 E: 0 K: 1 S: 8	H: 1 LOB: 2 BB: 1 P: 15	R: 0 E: 0 K: 1 S: 9	H: 0 LOB: 0 BB: 0 P: 11	R: 0 E: 0 K: 1 S: 8	H: 1 LOB: 1 BB: 0 P: 11	1B: 5 2B: 3 3B: 0 HR: 1	SF: 0 SAC: 0 DP: 0 HBP: 0	WP: 0 PB: 0 SB: 1 CS: 0	PA: 47			
<b>PITCHER</b>	IP 6.2	WLS 30	BF 6	H 4	R 4	ER 4	SO 7	BB 3	IBB 0	HBP 0	BLK 0	WP 0	HR 0	S 81	P 115	ERA 0.00	WHIP 0.750										
Jason Schmidt, R ERA: 2.32 (1, 1)	1.1	5	1	0	0	3	0	0	0	0	0	0	0	13	16	0.00	0.750										
Joe Nathan, R ERA: 2.85 (7, 1)	2.0	8	1	0	0	2	0	1	0	0	0	0	0	17	26	0.00	0.500										
Tim Worrell, R ERA: 2.15 (9, 1)	0.1	2	1	0	0	1	0	0	0	0	0	0	0	4	5	0.00	3.000										
Matt Herges, R ERA: 2.86 (11, 1)	0.2	W	2	0	0	0	0	0	0	0	0	0	0	4	6	0.00	0.000										
Scott Eyre, L ERA: 3.51 (11, 1)																											

Arizona Diamondbacks @ San Francisco Giants  
PacBell Park, San Francisco, CA  
Sat Sep 06 2003, 4:05 PM EDT  
Att: 42,312 - Cloudy - 70 F

livebaseballscorecards.com

AB 43  
R 4  
H 9  
RBI 4  
BB 4  
SO 13  
LOB 23



Batter	1	2	3	4	5	6	7	8	9	10	11	AB	R	H	RBI	BB	SO	LOB	BOTTOM								
Eric Young Sr., R OBP: 0.337, SLG: 0.401 (1, 4)												6	1	2	1	0	1	3									
J.T. Snow, L OBP: 0.367, SLG: 0.408 (1, 3)												4	1	1	1	2	1	0									
Marquis Grissom, R OBP: 0.314, SLG: 0.455 (1, 8)												5	0	1	3	1	2	2									
Barry Bonds, L OBP: 0.528, SLG: 0.751 (1, 7)												2	0	0	0	3	0	0									
Benito Santiago, R OBP: 0.318, SLG: 0.419 Matt Herges, L OBP: 0.333, SLG: 0.333 Scott Eyre, L OBP: 0.500, SLG: 0.500 (1, 2) (11, 1) (11, 1)												5	0	0	0	0	1	4									
Rich Aurilia, R OBP: 0.321, SLG: 0.410 (1, 6)											5	1	1	0	0	2	1										
Edgardo Alfonzo, R OBP: 0.324, SLG: 0.355 Cody Ransom, R OBP: 0.280, SLG: 0.417 (1, 5) (11, PR)											3	0	1	0	2	0	2										
José Cruz Jr., S OBP: 0.360, SLG: 0.400 (1, 9)											4	1	1	0	0	3	2										
Jason Schmidt, R OBP: 0.283, SLG: 0.293 Joe Nathan, L OBP: 0.345, SLG: 0.486 Ray Durham, S OBP: 0.365, SLG: 0.424 Tim Worrell, R OBP: 0.299, SLG: 0.366 (1, 1) (7, 1) (8, PH) (9, 1) (11, 2)											1	0	0	0	0	1	0										
<b>Inning Stats</b>	R: 0 E: 0 K: 1 S: 6	H: 0 LOB: 0 BB: 0 P: 9	R: 0 E: 0 K: 1 S: 12	H: 0 LOB: 1 BB: 1 P: 20	R: 2 E: 0 K: 3 S: 20	H: 2 LOB: 2 BB: 2 P: 33	R: 2 E: 0 K: 1 S: 15	H: 4 LOB: 2 BB: 0 P: 19	R: 0 E: 0 K: 0 S: 5	H: 0 LOB: 1 BB: 1 P: 22	R: 0 E: 0 K: 2 S: 10	H: 0 LOB: 0 BB: 1 P: 17	R: 0 E: 0 K: 1 S: 8	H: 0 LOB: 0 BB: 1 P: 14	R: 0 E: 0 K: 1 S: 9	H: 0 LOB: 0 BB: 0 P: 17	R: 0 E: 0 K: 1 S: 9	H: 0 LOB: 0 BB: 0 P: 11	R: 1 E: 0 K: 0 S: 9	H: 1 LOB: 3 BB: 3 P: 22	1B: 6 2B: 1 3B: 0 HR: 0	SF: 0 SAC: 3 DP: 0 HBP: 0	WP: 0 PB: 0 SB: 0 CS: 0	PA: 48			
<b>PITCHER</b>	IP 6.0	WLS 28	BF 6	H 4	R 4	ER 4	SO 8	BB 3	IBB 1	HBP 0	BLK 0	WP 0	HR 0	S 73	P 109	ERA 6.00	WHIP 1.500										
Curt Schilling, R ERA: 2.77 (7, 1)	2.0	8	0	0	0	1	1	0	0	0	0	0	0	18	31	0.00	0.500										
Oscar Villarreal, L ERA: 2.58 (8, PH)	2.0	6	0	0	0	2	0	0	0	0	0	0	0	18	28	0.00	0.000										
Jose Valverde, R ERA: 1.9 (11, 1)	0.2	L	6	1	1	1	0	3	0	0	0	0	0	9	22	13.50	6.000										

Arizona Diamondbacks @ San Francisco Giants  
PacBell Park, San Francisco, CA  
Sat Sep 06 2003, 4:05 PM EDT  
Att: 42,312 - Cloudy - 70 F

livebaseballscorecards.com

AB 36  
R 5  
H 7  
RBI 5  
BB 9  
SO 11  
LOB 15













Batter	1	2	3	4	5	6	7	8	9	AB	R	H	RBI	BB	SO	LOB	TOP			
<b>Cesar Izturis, S</b> (1, 6) OBP: 0.280, SLG: 0.319	0-1 F9		0-1 E3 1B	0-0 G4-3			1-2 F9		2-1 F7	5	1	0	0	0	0	0				
<b>Paul Lo Duca, R</b> (1, 2) OBP: 0.349, SLG: 0.396	4-0 BB		1-0 1B 2H	2-0 G4-3			0-0 G5-3		0-0 F9	4	1	1	1	1	0	0				
<b>Shawn Green, L</b> (1, 9) OBP: 0.347, SLG: 0.447	1-1 F7		0-0 1B 2-3 HBP	1-1 CS 1B			4-1 BB		3-2 G6-3	4	1	2	0	1	0	1				
<b>Adrián Beltré, R</b> (1, 5) OBP: 0.288, SLG: 0.416	2-2 P4		0-0 HBP 1B	1-2 CS	2-2 P4		0-3 K			4	0	1	0	0	1	2				
<b>Ron Coomer, R</b> (1, 3) OBP: 0.317, SLG: 0.387		2-1 BB 1B	0-3 K		3-3 K			2-1 P2		4	0	1	0	0	2	3				
<b>Robin Ventura, L</b> (8, 3) OBP: 0.347, SLG: 0.395										0	0	0	0	0	0	0				
<b>Jolbert Cabrera, R</b> (1, 4) OBP: 0.335, SLG: 0.436	3-2 F9		0-0 HBP 1B		0-0 L4			0-0 2B		4	1	2	1	0	0	1				
<b>Mike Kinkade, R</b> (1, 7) OBP: 0.330, SLG: 0.348		4-2 BB				1-3 K		0-1 PB 2H 1B		1	0	0	1	1	1	0				
<b>Alex Cora, L</b> (6, 4) OBP: 0.278, SLG: 0.327			1-2 HBP							1	0	1	1	0	0	0				
<b>Wilkin Ruan, R</b> (1, 8) OBP: 0.231, SLG: 0.333		0-3 K	0-3 K		0-0 G4-3			0-0 L6		4	0	0	0	0	2	6				
<b>Edwin Jackson, R</b> (1, 1)		0-3 K	0-3 K		0-1 G5-3			1-2 G6-3		3	0	0	0	0	2	5				
<b>Paul Shuey, R</b> (7, 1)										1	0	0	0	0	0	1				
<b>Eric Gagne, R</b> (9, 1)										0	0	0	0	0	0	0				
<b>Inning Stats</b>	R: 0 E: 0 K: 0 S: 7	H: 0 LOB: 1 BB: 1 P: 14	R: 0 E: 0 K: 2 S: 19	H: 1 LOB: 2 BB: 1 P: 28	R: 3 E: 1 K: 3 S: 17	H: 4 LOB: 3 BB: 0 P: 20	R: 0 E: 0 K: 0 S: 6	H: 1 LOB: 0 BB: 0 P: 10	R: 0 E: 0 K: 1 S: 7	H: 0 LOB: 0 BB: 0 P: 12	R: 0 E: 0 K: 1 S: 8	H: 0 LOB: 1 BB: 1 P: 13	R: 1 E: 0 K: 0 S: 9	H: 2 LOB: 1 BB: 0 P: 12	R: 0 E: 0 K: 0 S: 6	H: 0 LOB: 0 BB: 0 P: 11	1B: 7 2B: 1 3B: 0 HR: 0	SF: 0 SAC: 0 DP: 0 HBP: 1	WP: 0 PB: 1 SB: 0 CS: 1	PA: 40
<b>PITCHER</b>	IP	WLS	BF	H	R	ER	SO	BB	IBB	HBP	BLK	WP	HR	S	P	ERA	WHIP			
<b>Randy Johnson, L</b> (1, 1) ERA: 4.84	8.0	L	36	8	4	3	8	3	0	1	0	0	0	79	116	3.38	1.375			
<b>Jose Valverde, R</b> (9, 1) ERA: 1.85	1.0	S	3	0	0	0	0	0	0	0	0	0	0	6	11	0.00	0.000			

Los Angeles Dodgers @ Arizona Diamondbacks  
Bank One Ballpark, Phoenix, AZ  
Tue Sep 09 2003, 9:37 PM EDT  
Att: 36,488 - Dome - 72 F

AB 35  
R 4  
H 8  
RBI 4  
BB 3  
SO 8  
LOB 19



Batter	1	2	3	4	5	6	7	8	9	AB	R	H	RBI	BB	SO	LOB	BOTTOM			
<b>Steve Finley, L</b> (1, 8) OBP: 0.363, SLG: 0.496	1-2 G3		2-1 P3			1-1 F8		1-3 K		4	0	0	0	0	1	0				
<b>Junior Spivey, R</b> (1, 4) OBP: 0.331, SLG: 0.453	3-1 F9		0-0 1B			3-2 3B			2-2 L9	4	0	2	0	0	0	0				
<b>Luis Gonzalez, L</b> (1, 7) OBP: 0.394, SLG: 0.526	1-1 F8		2-1 F8			2-1 P5			3-2 G1-3	4	0	0	0	0	0	2				
<b>Raul Mondesi, R</b> (1, 9) OBP: 0.343, SLG: 0.474		3-1 1B SF9 1B		0-3 K		0-3 K			1-3 K	4	1	1	0	0	3	1				
<b>Lyle Overbay, L</b> (1, 3) OBP: 0.365, SLG: 0.401		2-3 K		2-1 G6-3			0-0 G3			3	0	0	0	0	1	1				
<b>Shea Hillenbrand, R</b> (1, 5) OBP: 0.308, SLG: 0.457		1-1 1B		0-0 G1-4-3			0-3 K			3	0	1	0	0	1	0				
<b>Robby Hammock, R</b> (1, 2) OBP: 0.354, SLG: 0.531		0-1 SF9			2-0 F7		1-3 K			2	0	0	1	0	1	0				
<b>Matt Kata, S</b> (1, 6) OBP: 0.316, SLG: 0.426		3-H 2-2 G3			1-1 P5			1-2 G3-1		2	0	0	0	0	0	1				
<b>Carlos Baerga, S</b> (8, PH) OBP: 0.386, SLG: 0.464										1	0	0	0	0	0	0				
<b>Craig Counsell, L</b> (9, 6) OBP: 0.326, SLG: 0.299										0	0	0	0	0	0	0				
<b>Randy Johnson, R</b> (1, 1) OBP: 0.107, SLG: 0.107			2-1 G6-3			1-3 K		0-1 G4-3		2	0	0	0	0	1	0				
<b>Felix Jose, S</b> (8, PH) OBP: 0.356, SLG: 0.857										1	0	0	0	0	0	0				
<b>Jose Valverde, R</b> (9, 1) ERA: 1.34										0	0	0	0	0	0	0				
<b>Inning Stats</b>	R: 0 E: 0 K: 0 S: 7	H: 0 LOB: 0 BB: 0 P: 12	R: 1 E: 0 K: 1 S: 12	H: 2 LOB: 1 BB: 0 P: 20	R: 0 E: 0 K: 0 S: 7	H: 1 LOB: 0 BB: 0 P: 13	R: 0 E: 0 K: 1 S: 6	H: 0 LOB: 0 BB: 0 P: 8	R: 0 E: 0 K: 1 S: 11	H: 1 LOB: 1 BB: 0 P: 17	R: 0 E: 0 K: 2 S: 7	H: 0 LOB: 0 BB: 0 P: 8	R: 0 E: 0 K: 1 S: 8	H: 0 LOB: 0 BB: 0 P: 10	R: 0 E: 0 K: 1 S: 9	H: 0 LOB: 0 BB: 0 P: 15	1B: 3 2B: 0 3B: 1 HR: 0	SF: 1 SAC: 0 DP: 0 HBP: 0	WP: 0 PB: 0 SB: 1 CS: 0	PA: 31
<b>PITCHER</b>	IP	WLS	BF	H	R	ER	SO	BB	IBB	HBP	BLK	WP	HR	S	P	ERA	WHIP			
<b>Edwin Jackson, R</b> (1, 1) ERA: 1.5	6.0	W	22	4	1	1	4	0	0	0	0	0	0	49	80	1.50	0.667			
<b>Paul Shuey, R</b> (7, 1) ERA: 2.5	2.0	H	6	0	0	0	3	0	0	0	0	0	0	15	18	0.00	0.000			
<b>Eric Gagne, R</b> (9, 1) ERA: 1.34	1.0	S	3	0	0	0	1	0	0	0	0	0	0	9	15	0.00	0.000			

Los Angeles Dodgers @ Arizona Diamondbacks  
Bank One Ballpark, Phoenix, AZ  
Tue Sep 09 2003, 9:37 PM EDT  
Att: 36,488 - Dome - 72 F

AB 30  
R 1  
H 4  
RBI 1  
BB 0  
SO 8  
LOB 5






Batter	1	2	3	4	5	6	7	8	9	AB	R	H	RBI	BB	SO	LOB	TOP								
<b>Cesar Izturis, S</b> (1, 6) OBP: 0.280, SLG: 0.319	2-2 G3		0-0 L6-4 S 1B		0-2 G4-3			0-0 F9		4	0	1	0	0	0	1									
<b>Paul Lo Duca, R</b> (1, 2) OBP: 0.347, SLG: 0.393	2-1 G6-3		1-2 L6-4		1-2 G4-3			2-0 G4-3		4	0	0	1	0	0	1									
<b>Shawn Green, L</b> (1, 9) OBP: 0.347, SLG: 0.445	2-2 G1-3		1-0 1B		3-H 3-3 K			0-0 F9		4	0	1	0	0	1	0									
<b>Fred McGriff, L</b> (1, 3) OBP: 0.332, SLG: 0.449		2-1 F9 1B 2B 1B	1 SAFE 1 SAFE 1 SAFE L9		1-2 G6-4-3 HBP			1-3 K		3	1	1	0	0	1	1									
<b>Adrian Beltré, R</b> (1, 5) OBP: 0.289, SLG: 0.416		0-2 2B SH3-4 1B		4-2 FC4-6 BB		2-2 G6-4-3		1-3 K		3	1	1	0	1	1	1									
<b>Jeremy Burnitz, L</b> (1, 7) OBP: 0.316, SLG: 0.508		1-0 F9		2-2 FC4-6 G6-3 S 1-2		2-3 K		2-2 G4-3		4	0	0	0	0	1	3									
<b>Jolbert Cabrera, R</b> (1, 8) OBP: 0.335, SLG: 0.439		0-1 SH3-4 2B		2-2 G6-3		3-1 G1-3				3	1	1	1	0	0	1									
<b>Alex Cora, L</b> (1, 4) OBP: 0.276, SLG: 0.325		0-0 SH3-4		0-0 G1-3		1-1 G3-1				2	0	0	1	0	0	1									
<b>Kaz Ishii, L</b> (1, 1) OBP: 0.032, SLG: 0.097		1-0 G4-3				1-1 G4-3				2	1	1	0	0	0	0									
<b>Joe Thurston, L</b> (7, PH) OBP: 0.250, SLG: 0.250										1	0	0	0	0	0	0									
<b>Guillermo Mota, R</b> (7, 1) OBP: 0.222, SLG: 0.556										0	0	0	0	0	0	0									
<b>Tom Martin, L</b> (8, 1)										0	0	0	0	0	0	0									
<b>Paul Quantrill, L</b> (8, 1)					0-1 G4-3 3B					0	0	0	0	0	0	0									
<b>Inning Stats</b>	R: 0 E: 0 K: 0 S: 9	H: 0 LOB: 0 BB: 0 P: 15	R: 3 E: 0 K: 0 S: 13	H: 3 LOB: 0 BB: 0 P: 17	R: 0 E: 0 K: 0 S: 9	H: 2 LOB: 1 BB: 1 P: 12	R: 0 E: 0 K: 0 S: 10	H: 0 LOB: 1 BB: 1 P: 18	R: 1 E: 0 K: 1 S: 12	H: 1 LOB: 0 BB: 0 P: 16	R: 0 E: 0 K: 1 S: 14	H: 0 LOB: 0 BB: 0 P: 19	R: 0 E: 0 K: 0 S: 6	H: 0 LOB: 0 BB: 0 P: 11	R: 0 E: 0 K: 0 S: 3	H: 0 LOB: 0 BB: 0 P: 5	R: 0 E: 0 K: 2 S: 13	H: 0 LOB: 0 BB: 0 P: 17	1B: 4 2B: 2 3B: 1 HR: 0	SF: 0 SAC: 1 DP: 2 HBP: 1	WP: 0 PB: 0 SB: 2 CS: 0	PA: 33			
<b>PITCHER</b>	IP	WLS	BF	H	R	ER	SO	BB	IBB	HBP	BLK	WP	HR	S	P	ERA	WHIP								
<b>17 Brandon Webb, R</b> (1, 1) ERA: 2.82	7.0		27	6	4	4	2	1	0	1	0	0	0	73	108	5.14	1.000								
<b>Oscar Villarreal, R</b> (8, 1) ERA: 2.82	1.0	W	3	0	0	0	0	0	0	0	0	0	0	3	5	0.00	0.000								
<b>Matt Mantei, R</b> (8, 1) ERA: 2.83	1.0	S	3	0	0	0	2	0	0	0	0	0	0	13	17	0.00	0.000								

Los Angeles Dodgers @ Arizona Diamondbacks  
Bank One Ballpark, Phoenix, AZ  
Wed Sep 10 2003, 9:37 PM EDT  
Att: 28,985 - Cloudy - 95 F


AB 30  
R 4  
H 6  
RBI 3  
BB 1  
SO 4  
LOB 9



Batter	1	2	3	4	5	6	7	8	9	AB	R	H	RBI	BB	SO	LOB	BOTTOM								
<b>Alex Cintron, S</b> (1, 6) OBP: 0.350, SLG: 0.465	4-2 BB		0-2 L4			2-2 F8	1-1 G1-3			3	0	0	0	1	0	3									
<b>Junior Spivey, R</b> (1, 4) OBP: 0.331, SLG: 0.449	3-3 K		4-1 CS BB			2-0 F7		3-3 K		3	0	0	0	1	2	1									
<b>Luis Gonzalez, L</b> (1, 7) OBP: 0.391, SLG: 0.522	1 SAFE 1-3 K		1 SAFE 1 SAFE 1 SAFE 3-1 CS	1-2 P4		2-3 K		0-0 F7		4	0	0	0	0	2	1									
<b>Raul Mondesi, R</b> (1, 9) OBP: 0.344, SLG: 0.473	1-0 F7			2-1 S 1B		0-3 K		4-0 HR BB		3	1	1	0	1	1	2									
<b>Shea Hillenbrand, R</b> (1, 5) OBP: 0.310, SLG: 0.464		1-1 F9		2-2 G6-3		0-0 F8 E 1B		0-1 1-H HR		4	1	2	2	0	0	1									
<b>Lyle Overbay, L</b> (1, 3) OBP: 0.363, SLG: 0.398		3-3 K		1-1 F8		3-2 E4 BB		0-0 HR HBP 1B		4	1	1	0	0	1	2									
<b>Danny Bautista, R</b> (1, 8) OBP: 0.332, SLG: 0.361		4-2 BB			2-3 K	0-1 F9		1-2 HR HBP		2	1	0	0	1	1	2									
<b>Robby Hamrick, R</b> (1, 2) OBP: 0.348, SLG: 0.521		1-1 P4			0-1 P4		0-0 F8		1-0 HR	3	0	0	0	0	0	3									
<b>Steve Finley, L</b> (8, PH) OBP: 0.365, SLG: 0.503										1	1	1	3	0	0	0									
<b>Rod Barajas, R</b> (9, 2) OBP: 0.243, SLG: 0.325								1-H 2-H HR		0	0	0	0	0	0	0									
<b>17 Brandon Webb, R</b> (1, 1) ERA: 2.82										2	0	0	0	0	0	0									
<b>Felix Lopez, S</b> (7, PH) OBP: 0.109, SLG: 0.111										0	0	0	0	1	0	0									
<b>Quinton McCracken, S</b> (7, PH) OBP: 0.209, SLG: 0.207										0	0	0	0	0	0	0									
<b>Oscar Villarreal, L</b> (8, 1) OBP: 0.246, SLG: 0.243										0	0	0	0	0	0	0									
<b>Carlos Baerga, S</b> (8, PH) OBP: 0.354, SLG: 0.442										1	0	0	0	0	0	0									
<b>Matt Mantei, R</b> (9, 1) ERA: 2.83										0	0	0	0	0	0	0									
<b>Inning Stats</b>	R: 0 E: 0 K: 2 S: 10	H: 0 LOB: 1 BB: 1 P: 19	R: 0 E: 0 K: 1 S: 9	H: 0 LOB: 1 BB: 1 P: 18	R: 0 E: 0 K: 0 S: 8	H: 0 LOB: 0 BB: 1 P: 17	R: 0 E: 0 K: 0 S: 10	H: 1 LOB: 1 BB: 0 P: 16	R: 0 E: 0 K: 1 S: 7	H: 0 LOB: 0 BB: 0 P: 10	R: 0 E: 0 K: 2 S: 11	H: 0 LOB: 1 BB: 0 P: 17	R: 0 E: 1 K: 0 S: 12	H: 1 LOB: 3 BB: 1 P: 20	R: 5 E: 0 K: 1 S: 13	H: 3 LOB: 0 BB: 1 P: 23	1B: 3 2B: 0 3B: 0 HR: 2	SF: 0 SAC: 0 DP: 0 HBP: 1	WP: 1 PB: 0 SB: 1 CS: 1	PA: 37					
<b>PITCHER</b>	IP	WLS	BF	H	R	ER	SO	BB	IBB	HBP	BLK	WP	HR	S	P	ERA	WHIP								
<b>Kaz Ishii, L</b> (1, 1) ERA: 3.27	6.0		22	1	0	0	6	3	0	0	0	0	0	55	97	0.00	0.667								
<b>Guillermo Mota, R</b> (7, 1) ERA: 1.45	1.0		6	1	0	0	0	1	0	0	0	0	0	12	20	0.00	2.000								
<b>Tom Martin, L</b> (8, 1) ERA: 4.0	0.2		6	2	4	4	1	1	0	1	0	0	1	10	18	54.00	4.500								
<b>Paul Quantrill, R</b> (8, 1) ERA: 1.78	0.1	L	2	1	1	1	0	0	0	0	0	0	1	3	5	27.00	3.000								

Los Angeles Dodgers @ Arizona Diamondbacks  
Bank One Ballpark, Phoenix, AZ  
Wed Sep 10 2003, 9:37 PM EDT  
Att: 28,985 - Cloudy - 95 F

AB 30  
R 5  
H 5  
RBI 5  
BB 5  
SO 7  
LOB 15





Batter	1	2	3	4	5	6	7	8	9	AB	R	H	RBI	BB	SO	LOB	TOP										
<b>Cesar Izturis, S</b> (1,6) OBP: 0.278, SLG: 0.317	1-2 G6-3		2-0 P6			3-3 K		3-1 F9		3	0	0	0	0	1	2	<b>Los Angeles Dodgers @ Arizona Diamondbacks</b> <b>Bank One Ballpark, Phoenix, AZ</b> Thu Sep 11 2003, 9:37 PM EDT Att: 28,459 - Sunny - 95 F										
<b>Robin Ventura, L</b> (8,PH) OBP: 0.346, SLG: 0.394										1	0	0	0	0	0	1											
<b>Wilkin Ruan, R</b> (8,8) OBP: 0.231, SLG: 0.333										0	0	0	0	0	0	0											
<b>Paul Lo Duca, R</b> (1,2) OBP: 0.344, SLG: 0.390	0-2 F8		2-2 P3			0-1 G1-3			0-2 G6-3	4	0	0	0	0	0	2											
<b>Shawn Green, L</b> (1,9) OBP: 0.345, SLG: 0.442	2-3 K			0-1 G5-3		0-0 F8			1-0 L8	4	0	0	0	0	1	0											
<b>Adrian Beltré, R</b> (1,5) OBP: 0.289, SLG: 0.414		0-0 G4-6-3 1B		1-2 G5-3		0-0 F7			0-1 F8	4	0	1	0	0	0	0											
<b>Ron Coomer, R</b> (1,3) OBP: 0.310, SLG: 0.377		1 SAFE 1 SAFE G4-6-3		0-0 G6-3		2-0 G1-3				3	0	0	0	0	0	1											
<b>Jeremy Burnitz, L</b> (1,7) OBP: 0.314, SLG: 0.504		2-3 K			2-2 G5-3		0-3 K			3	0	0	0	0	2	0											
<b>Jolbert Cabrera, R</b> (1,8) OBP: 0.338, SLG: 0.447			1-0 SH1-4 2B		2-1 2B			1-3 K2-3		3	0	2	0	0	1	0											
<b>Alex Cora, L</b> (1,4) OBP: 0.279, SLG: 0.326			2-2 SH1-4 HBP		2-2 L5			0-0 1B		2	0	1	0	0	0	1											
<b>Odalis Perez, L</b> (1,1) OBP: 0.113, SLG: 0.096			1-0 SH1-4		2-0 G4-3			3-3 K		1	0	0	0	0	0	1											
<b>Todd Hundley, S</b> (8,PH) OBP: 0.389, SLG: 0.464			1-2 2-3							1	0	0	0	0	1	1											
<b>Paul Shuey, R</b> (8,1)										0	0	0	0	0	0	0											
<b>Inning Stats</b>	R: 0 E: 0 K: 1 S: 16	H: 0 LOB: 0 BB: 0 P: 19	R: 0 E: 0 K: 1 S: 11	H: 1 LOB: 0 BB: 14 P: 14	R: 0 E: 0 K: 0 S: 10	H: 1 LOB: 2 BB: 0 P: 18	R: 0 E: 0 K: 0 S: 6	H: 0 LOB: 0 BB: 0 P: 7	R: 0 E: 0 K: 0 S: 9	H: 1 LOB: 1 BB: 0 P: 17	R: 0 E: 0 K: 1 S: 6	H: 0 LOB: 0 BB: 0 P: 9	R: 0 E: 0 K: 1 S: 5	H: 0 LOB: 0 BB: 0 P: 7	R: 0 E: 0 K: 2 S: 10	H: 1 LOB: 1 BB: 0 P: 17	R: 0 E: 0 K: 0 S: 6	H: 0 LOB: 0 BB: 0 P: 7	1B: 2 2B: 2 3B: 0 HR: 0	SF: 0 SAC: 1 DP: 1 HBP: 1	WP: 0 PB: 0 SB: 0 CS: 0	PA: 31					
<b>PITCHER</b>	IP	WLS	BF	H	R	ER	SO	BB	IBB	HBP	BLK	WP	HR	S	P	ERA	WHIP										
<b>Chris Capuano, L</b> (1,1) ERA: 4.55	7.0	W	24	3	0	0	4	0	0	1	0	0	0	63	91	0.00	0.429										
<b>Jose Valverde, R</b> (8,1) ERA: 1.81	1.0	H	4	1	0	0	2	0	0	0	0	0	0	10	17	0.00	1.000										
<b>Matt Mantei, R</b> (9,1) ERA: 2.57	1.0	S	3	0	0	0	0	0	0	0	0	0	0	6	7	0.00	0.000										

AB	29
R	0
H	4
RBI	0
BB	0
SO	6
LOB	9



Batter	1	2	3	4	5	6	7	8	9	AB	R	H	RBI	BB	SO	LOB	BOTTOM										
<b>Steve Finley, L</b> (1,8) OBP: 0.364, SLG: 0.503	1-0 G3-1		2-1 2B			3-3 K	1-1 G3			4	0	1	0	0	1	2	<b>Los Angeles Dodgers @ Arizona Diamondbacks</b> <b>Bank One Ballpark, Phoenix, AZ</b> Thu Sep 11 2003, 9:37 PM EDT Att: 28,459 - Sunny - 95 F										
<b>Junior Spivey, R</b> (1,4) OBP: 0.330, SLG: 0.445	4-1 G4-6-3 BB		1-2 P4			1-2 G6-3		2-3 K		3	0	0	0	1	1	0											
<b>Alex Cintron, S</b> (1,6) OBP: 0.349, SLG: 0.462	0-1 G4-6-3		2-2 G6-3			0-0 G6-3		2-2 G6-3 1B		4	0	1	0	0	0	1											
<b>Raul Mondesi, R</b> (1,9) OBP: 0.341, SLG: 0.470		1-2 F7		3-2 G6-3		1-0 E5 FC4-5	1-2 G6-3		1-2 G6-3	4	0	0	0	0	0	1											
<b>Shea Hillenbrand, R</b> (1,5) OBP: 0.310, SLG: 0.463		3-1 2B		0-3 K		2-0 FC4-5 2B SF8				3	1	1	0	0	1	1											
<b>Danny Bautista, R</b> (1,7) OBP: 0.336, SLG: 0.372		1-1 1B		0-1 G1-3		0-0 SF8 1B	1-3 2B			3	1	2	0	0	0	0											
<b>Lyle Overbay, L</b> (1,3) OBP: 0.391, SLG: 0.395		2-3 K			1-3 K		4-0 1B IBB			2	0	0	0	0	2	2											
<b>Felix Jose, S</b> (7,PH) OBP: 0.636, SLG: 0.857										0	0	0	0	1	0	0											
<b>Robby Hammock, R</b> (7,FR) OBP: 0.348, SLG: 0.521										0	0	0	0	0	0	0											
<b>Rod Barajas, R</b> (1,2) OBP: 0.245, SLG: 0.323		4-0 IBB		0-1 P5		0-1 SF8				1	0	0	0	1	0	0											
<b>Matt Kata, S</b> (7,PH) OBP: 0.315, SLG: 0.426							2-3 3-H			0	0	0	1	0	0	0											
<b>Chris Capuano, L</b> (1,1) OBP: 0.387, SLG: 0.464		0-3 K		2-3 K			0-0 1-2 3-H			2	0	0	0	0	2	3											
<b>Carlos Baerga, S</b> (7,PH) OBP: 0.387, SLG: 0.464										1	0	1	1	0	0	0											
<b>Jose Valverde, R</b> (8,1) OBP: 0.387, SLG: 0.464										0	0	0	0	0	0	0											
<b>Matt Mantei, R</b> (9,1) ERA: 2.57										0	0	0	0	0	0	0											
<b>Inning Stats</b>	R: 0 E: 0 K: 0 S: 4	H: 0 LOB: 0 BB: 1 P: 9	R: 0 E: 0 K: 2 S: 14	H: 2 LOB: 3 BB: 1 P: 25	R: 0 E: 0 K: 0 S: 9	H: 1 LOB: 0 BB: 0 P: 14	R: 0 E: 0 K: 1 S: 8	H: 0 LOB: 0 BB: 0 P: 11	R: 0 E: 0 K: 2 S: 8	H: 0 LOB: 0 BB: 0 P: 11	R: 0 E: 0 K: 1 S: 8	H: 0 LOB: 0 BB: 0 P: 12	R: 2 E: 1 K: 0 S: 8	H: 2 LOB: 2 BB: 1 P: 16	R: 0 E: 0 K: 1 S: 10	H: 1 LOB: 0 BB: 0 P: 15	1B: 3 2B: 3 3B: 0 HR: 0	SF: 1 SAC: 0 DP: 2 HBP: 0	WP: 0 PB: 0 SB: 0 CS: 0	PA: 31							
<b>PITCHER</b>	IP	WLS	BF	H	R	ER	SO	BB	IBB	HBP	BLK	WP	HR	S	P	ERA	WHIP										
<b>Odalis Perez, L</b> (1,1) ERA: 4.35	7.0	L	28	5	2	0	6	1	2	0	0	0	0	59	98	0.00	0.857										
<b>Paul Shuey, R</b> (8,1) ERA: 2.66	1.0		3	1	0	0	1	0	0	0	0	0	0	10	15	0.00	1.000										

AB	27
R	2
H	6
RBI	2
BB	3
SO	7
LOB	10









Batter	1	2	3	4	5	6	7	8	9	AB	R	H	RBI	BB	SO	LOB	TOP					
Juan Uribe, R OBP: 0.290, SLG: 0.392	G6-3	L6		G5-3	P3		K			4	0	0	0	0	0	3	<b>Colorado Rockies @ Arizona Diamondbacks</b> Bank One Ballpark, Phoenix, AZ Sat Sep 13 2003, 10:05 PM EDT Att: 37,139 - Sunny - 101 F					
Greg Norton, S OBP: 0.324, SLG: 0.419										1	0	0	0	0	1							
2B Aaron Cook, R OBP: 0.226, SLG: 0.172										0	0	0	0	0	0							
Cory Vance, L OBP: 0.200, SLG: 0.400										0	0	0	0	0	0							
27 Garrett Atkins, R OBP: 0.240, SLG: 0.234	G6-3		17 F 17 1B	17 2B G6-3 BB		F7		K		4	2	1	0	1	1							
17 Todd Helton, L OBP: 0.452, SLG: 0.624			E9 HR 1B	G6-3 1-3 2B		K		FC3-6 1B		4	1	3	0	1	1							
Preston Wilson, R OBP: 0.352, SLG: 0.551										2	1	1	2	2	0							
Pablo Ozuna, R OBP: 0.194, SLG: 0.200										1	0	0	0	0	0							
Larry Walker, L OBP: 0.414, SLG: 0.457	FC6									3	0	0	0	2	1							
Jay Payton, R OBP: 0.364, SLG: 0.529										5	1	2	1	0	1							
Gregg Zaun, S OBP: 0.299, SLG: 0.342										4	1	1	3	0	0							
Kit Pellow, R OBP: 0.500, SLG: 1.000	G4-3					FC4-6 BB		F7		1	0	0	0	0	0							
Mark Bellhorn, S OBP: 0.351, SLG: 0.292										3	0	2	0	2	1							
Jason Young, R OBP: 0.547, SLG: 0.500										1	0	0	0	0	0							
Denny Stark, R OBP: 0.268, SLG: 0.395										1	0	0	0	0	0							
Mark Sweeney, L OBP: 0.268, SLG: 0.395										1	0	0	0	0	0							
Jesus Sanchez, L OBP: 0.268, SLG: 0.395										0	0	0	0	0	0							
Adam Bernero, R OBP: 0.268, SLG: 0.395										0	0	0	0	0	0							
Rene Reyes, S OBP: 0.268, SLG: 0.395										1	0	0	0	0	0							
12 Clint Barmes, R OBP: 0.400, SLG: 0.500										1	0	0	0	0	1							
<b>Inning Stats</b>	R: 0 E: 0 K: 0 S: 15	H: 0 LOB: 2 BB: 2 P: 30	R: 1 E: 0 K: 0 S: 10	H: 2 LOB: 1 BB: 0 P: 16	R: 4 E: 1 K: 1 S: 20	H: 5 LOB: 1 BB: 0 P: 30	R: 1 E: 0 K: 0 S: 5	H: 1 LOB: 1 BB: 1 P: 10	R: 0 E: 0 K: 0 S: 9	H: 1 LOB: 2 BB: 1 P: 18	R: 0 E: 0 K: 2 S: 9	H: 0 LOB: 2 BB: 2 P: 21	R: 0 E: 0 K: 2 S: 10	H: 0 LOB: 1 BB: 1 P: 19	R: 0 E: 0 K: 1 S: 6	H: 1 LOB: 2 BB: 1 P: 11	R: 0 E: 0 K: 2 S: 7	H: 0 LOB: 0 BB: 0 P: 12	1B: 7 2B: 1 3B: 0 HR: 2	SF: 0 SAC: 0 DP: 0 HBP: 0	WP: 0 PB: 1 SB: 0 CS: 1	PA: 45
<b>PITCHER</b>	IP WLS BF H R ER SO BB IBB HBP BLK WP HR S P ERA WHIP	IP WLS BF H R ER SO BB IBB HBP BLK WP HR S P ERA WHIP	IP WLS BF H R ER SO BB IBB HBP BLK WP HR S P ERA WHIP	IP WLS BF H R ER SO BB IBB HBP BLK WP HR S P ERA WHIP	IP WLS BF H R ER SO BB IBB HBP BLK WP HR S P ERA WHIP	IP WLS BF H R ER SO BB IBB HBP BLK WP HR S P ERA WHIP	IP WLS BF H R ER SO BB IBB HBP BLK WP HR S P ERA WHIP	IP WLS BF H R ER SO BB IBB HBP BLK WP HR S P ERA WHIP	IP WLS BF H R ER SO BB IBB HBP BLK WP HR S P ERA WHIP	IP WLS BF H R ER SO BB IBB HBP BLK WP HR S P ERA WHIP	IP WLS BF H R ER SO BB IBB HBP BLK WP HR S P ERA WHIP	IP WLS BF H R ER SO BB IBB HBP BLK WP HR S P ERA WHIP	IP WLS BF H R ER SO BB IBB HBP BLK WP HR S P ERA WHIP	IP WLS BF H R ER SO BB IBB HBP BLK WP HR S P ERA WHIP	IP WLS BF H R ER SO BB IBB HBP BLK WP HR S P ERA WHIP							
Miguel Batista, R ERA: 3.53	5.0	W	28	9	6	6	2	4	0	0	0	0	0	0	2	59	104	10.80	2.600			
Oscar Villarreal, R ERA: 2.76	2.0	H	9	0	0	0	4	3	0	0	0	0	0	0	19	40	0.00	1.500				
Stephen Randolph, L ERA: 4.23	1.0		5	1	0	0	1	1	0	0	0	0	0	6	11	0.00	2.000					
Mike Myers, L ERA: 5.97	1.0		3	0	0	0	2	0	0	0	0	0	0	7	12	0.00	0.000					

Batter	1	2	3	4	5	6	7	8	9	AB	R	H	RBI	BB	SO	LOB	BOTTOM			
Steve Finley, L OBP: 0.364, SLG: 0.498	HR BB	BB 1B 1B	G1-3			G6-3	HR BB	G3-1		4	3	1	0	2	0	0	<b>Colorado Rockies @ Arizona Diamondbacks</b> Bank One Ballpark, Phoenix, AZ Sat Sep 13 2003, 10:05 PM EDT Att: 37,139 - Sunny - 101 F			
Junior Spivey, R OBP: 0.331, SLG: 0.447										5	2	2	1	0	2					
Matt Kata, S OBP: 0.317, SLG: 0.424										1	0	0	0	0	0					
Luis Gonzalez, L OBP: 0.392, SLG: 0.527	K	1B PB BB			F7	FC4-6 BB	HR	G3-1		4	2	1	3	2	1					
Raul Mondesi, R OBP: 0.344, SLG: 0.477										5	4	3	4	0	1					
Alex Cintron, S OBP: 0.357, SLG: 0.480										4	2	4	1	1	0					
Shea Hillenbrand, R OBP: 0.313, SLG: 0.464										3	1	1	2	1	0					
Stephen Randolph, L ERA: 4.23										0	0	0	0	0	0					
Mike Myers, L ERA: 5.97										0	0	0	0	0	0					
Lyle Overbay, L OBP: 0.360, SLG: 0.394										3	0	1	0	0	1					
Felix Jose, S OBP: 0.692, SLG: 1.000										1	0	1	3	0	0					
Mark Grace, L OBP: 0.272, SLG: 0.289										0	0	0	0	1	0					
Rod Barajas, R OBP: 0.244, SLG: 0.320										5	1	1	1	0	0					
Miguel Batista, R OBP: 0.093, SLG: 0.094										2	1	0	0	0	0					
Quinton McCracken, S OBP: 0.253, SLG: 0.251										1	0	0	0	0	1					
Oscar Villarreal, L ERA: 2.76										0	0	0	0	0	0					
Craig Counsell, L OBP: 0.324, SLG: 0.297										2	0	0	0	0	0					
<b>Inning Stats</b>	R: 2 E: 0 K: 2 S: 20	H: 2 LOB: 1 BB: 1 P: 34	R: 6 E: 1 K: 1 S: 21	H: 4 LOB: 2 BB: 2 P: 38	R: 0 E: 0 K: 0 S: 7	H: 0 LOB: 0 BB: 0 P: 10	R: 0 E: 0 K: 1 S: 10	H: 1 LOB: 1 BB: 0 P: 15	R: 0 E: 0 K: 1 S: 6	H: 0 LOB: 0 BB: 0 P: 10	R: 4 E: 0 K: 0 S: 16	H: 3 LOB: 1 BB: 2 P: 33	R: 4 E: 0 K: 1 S: 24	H: 5 LOB: 3 BB: 2 P: 42	R: 0 E: 0 K: 0 S: 5	H: 0 LOB: 0 BB: 0 P: 9	1B: 8 2B: 5 3B: 0 HR: 2	SF: 1 SAC: 0 DP: 0 HBP: 0	WP: 1 PB: 1 SB: 1 CS: 0	PA: 48
<b>PITCHER</b>	IP WLS BF H R ER SO BB IBB HBP BLK WP HR S P ERA WHIP	IP WLS BF H R ER SO BB IBB HBP BLK WP HR S P ERA WHIP	IP WLS BF H R ER SO BB IBB HBP BLK WP HR S P ERA WHIP	IP WLS BF H R ER SO BB IBB HBP BLK WP HR S P ERA WHIP	IP WLS BF H R ER SO BB IBB HBP BLK WP HR S P ERA WHIP	IP WLS BF H R ER SO BB IBB HBP BLK WP HR S P ERA WHIP	IP WLS BF H R ER SO BB IBB HBP BLK WP HR S P ERA WHIP	IP WLS BF H R ER SO BB IBB HBP BLK WP HR S P ERA WHIP	IP WLS BF H R ER SO BB IBB HBP BLK WP HR S P ERA WHIP	IP WLS BF H R ER SO BB IBB HBP BLK WP HR S P ERA WHIP	IP WLS BF H R ER SO BB IBB HBP BLK WP HR S P ERA WHIP	IP WLS BF H R ER SO BB IBB HBP BLK WP HR S P ERA WHIP	IP WLS BF H R ER SO BB IBB HBP BLK WP HR S P ERA WHIP	IP WLS BF H R ER SO BB IBB HBP BLK WP HR S P ERA WHIP	IP WLS BF H R ER SO BB IBB HBP BLK WP HR S P ERA WHIP					
Jason Young, R ERA: 7.41	1.1	L	11	4	6	5	3	1	0	0	0	0	0	0	28	50	6.75	1.875		
Denny Stark, R ERA: 9.2	2.2		13	3	2	2	1	2	0	0	0	0	0	0	28	50	6.75	1.875		
Jesus Sanchez, L ERA: 10.8	1.2		10	3	4	4	1	1	1	0	0	0	0	20	40	21.60	2.400			
Adam Bernero, R ERA: 5.93	0.1		1	0	0	0	0	0	0	0	0	0	0	2	3	0.00	0.000			
2B Aaron Cook, R ERA: 5.52	1.0		10	5	4	4	1	2	0	0	0	0	1	24	42	36.00	7.000			





Batter	1	2	3	4	5	6	7	8	9	AB	R	H	RBI	BB	SO	LOB	TOP		
Chris Stynes, R (1,4) OBP: 0.338, SLG: 0.423	G5-3			F7		K			K	4	0	0	0	0	2	0			
27 Garrett Atkins, R (1,5) OBP: 0.245, SLG: 0.224	P3			BB			G6-3			2	0	0	0	1	0	0			
Preston Wilson, R (1,8) OBP: 0.350, SLG: 0.548	K			K			K			3	0	0	0	0	3	1			
Jay Payton, R (1,7) OBP: 0.362, SLG: 0.526		F8		G6-3			K			3	0	0	0	0	1	1			
Kit Pellow, R (1,3) OBP: 0.333, SLG: 0.625	F8				P3			F9		3	0	0	0	0	0	0			
Rene Reyes, S (1,9) OBP: 0.306, SLG: 0.383	L9				12 CS 1B			G6-3		3	0	1	0	0	0	0			
Charles Johnson, R (1,2) OBP: 0.316, SLG: 0.444			G5-6-3		K			G1-3		3	0	0	0	0	1	1			
12 Clint Barnes, R (1,6) OBP: 0.308, SLG: 0.385			K		CS 1-2		F9		K	3	0	0	0	0	2	0			
Jason Jennings, L (1,1) OBP: 0.283, SLG: 0.278			K						K	1	0	0	0	0	1	0			
Ronnie Belliard, R (6,PH) OBP: 0.342, SLG: 0.368			K						K	1	0	0	0	0	1	0			
Adam Bernero, R (6,1) 40 Brian Fuentes, L (8,1) Greg Norton, S (9,PH)										0	0	0	0	0	0	0			
										1	0	0	0	0	1	0			
										1	0	0	0	0	1	0			
										0	0	0	0	0	0	0			
										1	0	0	0	0	1	0			
<b>Inning Stats</b>	R: 0 E: 0 K: 1 S: 9	H: 0 LOB: 0 BB: 0 P: 13	R: 0 E: 0 K: 0 S: 7	H: 0 LOB: 0 BB: 0 P: 9	R: 0 E: 0 K: 2 S: 10	H: 0 LOB: 0 BB: 0 P: 11	R: 0 E: 0 K: 1 S: 13	H: 0 LOB: 1 BB: 1 P: 23	R: 0 E: 0 K: 1 S: 15	H: 1 LOB: 0 BB: 0 P: 18	R: 0 E: 0 K: 2 S: 7	H: 0 LOB: 0 BB: 0 P: 11	R: 0 E: 0 K: 0 S: 5	H: 0 LOB: 0 BB: 0 P: 7	R: 0 E: 0 K: 3 S: 12	H: 0 LOB: 0 BB: 0 P: 16	1B: 1 2B: 0 3B: 0 HR: 0	SF: 0 SAC: 0 DP: 0 HBP: 0	WP: 0 PA: 29 PB: 0 SB: 0 CS: 1
<b>PITCHER</b> Randy Johnson, L (1,1) ERA: 4.41	IP: 9.0 WLS: W BF: 28 H: 1 R: 0 ER: 0 SO: 12 BB: 1 IBB: 0 HBP: 0 BLK: 0 WP: 0 HR: 0 S: 90 P: 123 ERA: 0.00 WHIP: 0.222															<b>PITCHER</b>			

**Colorado Rockies @ Arizona Diamondbacks**  
Bank One Ballpark, Phoenix, AZ  
Sun Sep 14 2003, 4:37 PM EDT  
Att: 35,153 - Dome - 72 F

livebaseballscorecards.com

**AB 27**  
**R 0**  
**H 1**  
**RBI 0**  
**BB 1**  
**SO 12**  
**LOB 3**



Batter	1	2	3	4	5	6	7	8	9	AB	R	H	RBI	BB	SO	LOB	BOTTOM		
Steve Finley, L (1,8) OBP: 0.362, SLG: 0.495	P3		1B		P3			F8		5	1	1	0	0	0	5			
Craig Counsell, L (1,4) OBP: 0.326, SLG: 0.300	L5		2B	1B		G3				4	1	2	0	0	0	0			
Luis Gonzalez, L (1,7) OBP: 0.392, SLG: 0.526	G4-3		HR	F8		G1-3				4	1	1	3	0	0	1			
Raul Mondesi, R (1,9) OBP: 0.347, SLG: 0.485		CS	HR		2-1	G6-3				2	1	2	2	1	0	0			
Danny Bautista, R (5,9) OBP: 0.332, SLG: 0.365		BB	HR	1B	1-3					1	0	0	0	0	0	0			
Alex Cintron, S (1,6) OBP: 0.356, SLG: 0.477	SAFE	CS	G4-3	G6-3			L5			4	0	1	0	0	0	1			
Shea Hillenbrand, R (1,5) OBP: 0.313, SLG: 0.462	K		BB	1B		F8	P4			4	0	1	0	0	1	2			
Mark Grace, L (1,3) OBP: 0.272, SLG: 0.288	K2		BB	1B		L3	F7			4	0	1	0	0	1	2			
Robby Hammock, R (1,2) OBP: 0.355, SLG: 0.518	K		BB	1B		1B		L6		3	0	1	0	1	1	2			
Randy Johnson, R (1,1) OBP: 0.156, SLG: 0.156			1B		1-2		F9			4	1	2	0	0	0	3			
<b>Inning Stats</b>	R: 0 E: 0 K: 0 S: 7	H: 1 LOB: 2 BB: 1 P: 10	R: 0 E: 0 K: 3 S: 15	H: 1 LOB: 1 BB: 1 P: 23	R: 5 E: 0 K: 0 S: 23	H: 7 LOB: 3 BB: 1 P: 38	R: 0 E: 0 K: 0 S: 9	H: 2 LOB: 1 BB: 0 P: 14	R: 0 E: 0 K: 0 S: 10	H: 2 LOB: 2 BB: 0 P: 16	R: 0 E: 0 K: 0 S: 6	H: 0 LOB: 0 BB: 0 P: 9	R: 0 E: 0 K: 0 S: 4	H: 0 LOB: 0 BB: 0 P: 7	R: 0 E: 0 K: 0 S: 8	H: 0 LOB: 0 BB: 0 P: 15	1B: 10 2B: 1 3B: 0 HR: 1	SF: 0 SAC: 0 DP: 0 HBP: 0	WP: 0 PA: 37 PB: 0 SB: 0 CS: 2
<b>PITCHER</b> Jason Jennings, R (1,1) ERA: 5.11 Adam Bernero, R (6,1) ERA: 5.53 40 Brian Fuentes, L (8,1) ERA: 2.43	IP: 5.0 WLS: L BF: 28 H: 12 R: 5 ER: 3 SO: 3 BB: 2 IBB: 0 HBP: 0 BLK: 0 WP: 0 HR: 1 S: 64 P: 101 ERA: 9.00 WHIP: 2.800															<b>PITCHER</b>			

**Colorado Rockies @ Arizona Diamondbacks**  
Bank One Ballpark, Phoenix, AZ  
Sun Sep 14 2003, 4:37 PM EDT  
Att: 35,153 - Dome - 72 F

livebaseballscorecards.com

**AB 35**  
**R 5**  
**H 12**  
**RBI 5**  
**BB 2**  
**SO 3**  
**LOB 16**









Batter	1	2	3	4	5	6	7	8	9	AB	R	H	RBI	BB	SO	LOB	TOP										
Steve Finley, L (1, 8) OBP: 0.362, SLG: 0.493	F8	G3			K			F7		4	0	0	0	0	1	2											
Junior Spivey, R (1, 4) OBP: 0.331, SLG: 0.448	K		G4-3		K			K		4	0	0	0	0	3	1											
Luis Gonzalez, L (1, 7) OBP: 0.394, SLG: 0.536	HR		HR			G1-3		BB	BB	3	2	2	2	1	0	0											
Shea Hillenbrand, R (1, 3) OBP: 0.312, SLG: 0.457	1B		K			G4-3		BB	BB	3	0	1	0	1	1	0											
Alex Cintron, S (1, 6) OBP: 0.357, SLG: 0.480	1B		L9			L6		P6		4	0	1	0	0	0	3											
Danny Bautista, R (1, 9) OBP: 0.331, SLG: 0.361	FC5-4				G4-6-3		F8		G6-3	3	0	0	0	1	0	2											
Craig Counsell, L (1, 5) OBP: 0.327, SLG: 0.297					G4-6-3		G4-3		BB	2	0	0	0	2	0	1											
Robby Hammock, R (1, 2) OBP: 0.347, SLG: 0.506					G6-3		P4		K	4	0	0	0	0	1	2											
17 Brandon Webb, R (1, 1) OBP: 0.143, SLG: 0.128					G4-3				G6-3	2	0	1	0	1	0	0											
Carlos Baerga, S (9, PH) OBP: 0.391, SLG: 0.455									BB	1	0	0	0	0	0	1											
Matt Mantei, R (9, 1)									BB	0	0	0	0	0	0	0											
<b>Inning Stats</b>	R: 1 E: 0 K: 1 S: 14	H: 3 LOB: 2 BB: 0 P: 23	R: 0 E: 0 K: 0 S: 8	H: 1 LOB: 1 BB: 1 P: 16	R: 1 E: 0 K: 1 S: 12	H: 1 LOB: 0 BB: 1 P: 17	R: 0 E: 0 K: 0 S: 5	H: 0 LOB: 0 BB: 1 P: 10	R: 0 E: 0 K: 2 S: 8	H: 0 LOB: 0 BB: 0 P: 10	R: 0 E: 0 K: 0 S: 5	H: 0 LOB: 0 BB: 0 P: 5	R: 0 E: 0 K: 0 S: 8	H: 0 LOB: 0 BB: 0 P: 12	R: 0 E: 0 K: 1 S: 14	H: 0 LOB: 3 BB: 3 P: 27	R: 0 E: 0 K: 1 S: 9	H: 0 LOB: 1 BB: 1 P: 15	1B: 3 2B: 0 3B: 0 HR: 2	SF: 0 SAC: 0 DP: 2 HBP: 0	WP: 0 PB: 0 SB: 1 CS: 1	PA: 36					
<b>PITCHER</b>	IP	WLS	BF	H	R	ER	SO	BB	IBB	HBP	BLK	WP	HR	S	P	ERA	WHIP										
Edwin Jackson, R (1, 1) ERA: 2.08	7.0	L	26	5	2	2	4	2	0	0	0	0	2	60	93	2.57	1.000										
Tom Martin, L (8, 1) ERA: 3.5	0.2		4	0	0	0	1	2	0	0	0	0	0	9	17	0.00	3.000										
Paul Quantrill, R (8, 1) ERA: 1.75	0.2		3	0	0	0	0	1	0	0	0	0	0	6	11	0.00	1.500										
Guillermo Mota, R (9, 1) ERA: 1.39	0.2		3	0	0	0	1	1	0	0	0	0	0	8	14	0.00	1.500										

Arizona Diamondbacks @ Los Angeles Dodgers  
Dodger Stadium, Los Angeles, CA  
Wed Sep 17 2003, 7:10 PM PDT  
Att: 35,162 - Sunny - 70 F

AB	30
R	2
H	5
RBI	2
BB	6
SO	6
LOB	12



Batter	1	2	3	4	5	6	7	8	9	AB	R	H	RBI	BB	SO	LOB	BOTTOM										
Dave Roberts, L (1, 8) OBP: 0.330, SLG: 0.305	K	G4-3			B1-3			G3-1		4	0	0	0	0	1	1											
Paul Lo Duca, R (1, 2) OBP: 0.345, SLG: 0.388	1B	BB		L9	G3			BB		2	0	0	0	1	0	0											
Shawn Green, L (1, 9) OBP: 0.348, SLG: 0.449	1B	BB		G3		F8		G4-3		3	0	0	0	1	0	1											
Fred McGriff, L (1, 3) OBP: 0.319, SLG: 0.428	K			K		P6			F8	4	0	0	0	2	2												
Adrian Beltré, R (1, 5) OBP: 0.291, SLG: 0.424	1B			G6-3		L8			1B	4	0	2	0	0	0	0											
Jeremy Burnitz, L (1, 7) OBP: 0.307, SLG: 0.502	G6-3			FC1-4		G3-1			P2	4	0	1	0	0	0	3											
Alex Cora, L (1, 4) OBP: 0.283, SLG: 0.330		L3		FC1-4		G5-3				3	0	0	0	0	0	1											
Cesar Izturis, S (1, 6) OBP: 0.280, SLG: 0.318		G6-3		K		G5-3				3	0	0	0	0	1	1											
Paul Quantrill, L (8, 1) OBP: 0.222, SLG: 0.556										0	0	0	0	0	0	0											
Guillermo Mota, R (9, 1) OBP: 0.222, SLG: 0.556										0	0	0	0	0	0	0											
Edwin Jackson, R (1, 1) ERA: 2.5					G4-3					1	0	0	0	1	0	0											
Tom Martin, L (8, 1) ERA: 2.65										0	0	0	0	0	0	0											
Jolbert Cabrera, R (8, 4) OBP: 0.334, SLG: 0.442										1	0	0	0	0	1	0											
<b>Inning Stats</b>	R: 0 E: 0 K: 2 S: 16	H: 1 LOB: 3 BB: 1 P: 27	R: 0 E: 0 K: 0 S: 9	H: 1 LOB: 1 BB: 1 P: 14	R: 0 E: 0 K: 1 S: 7	H: 0 LOB: 0 BB: 0 P: 11	R: 0 E: 0 K: 1 S: 9	H: 1 LOB: 1 BB: 0 P: 13	R: 0 E: 0 K: 0 S: 6	H: 0 LOB: 0 BB: 0 P: 7	R: 0 E: 0 K: 0 S: 13	H: 0 LOB: 0 BB: 0 P: 20	R: 0 E: 0 K: 0 S: 8	H: 0 LOB: 0 BB: 0 P: 11	R: 0 E: 0 K: 1 S: 11	H: 0 LOB: 1 BB: 1 P: 18	R: 0 E: 0 K: 0 S: 5	H: 1 LOB: 0 BB: 0 P: 8	1B: 3 2B: 0 3B: 0 HR: 0	SF: 0 SAC: 0 DP: 0 HBP: 1	WP: 0 PB: 0 SB: 0 CS: 0	PA: 33					
<b>PITCHER</b>	IP	WLS	BF	H	R	ER	SO	BB	IBB	HBP	BLK	WP	HR	S	P	ERA	WHIP										
17 Brandon Webb, R (1, 1) ERA: 2.5	8.0	W	30	8	0	0	0	3	0	1	0	0	0	79	121	0.00	0.625										
Matt Mantei, R (9, 1) ERA: 2.65	1.0	S	3	1	0	0	0	0	0	0	0	0	0	5	8	0.00	1.000										

Arizona Diamondbacks @ Los Angeles Dodgers  
Dodger Stadium, Los Angeles, CA  
Wed Sep 17 2003, 7:10 PM PDT  
Att: 35,162 - Sunny - 70 F

AB	29
R	0
H	3
RBI	0
BB	3
SO	5
LOB	9



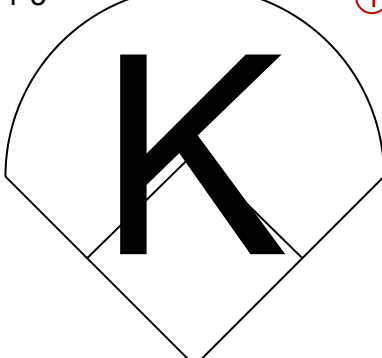
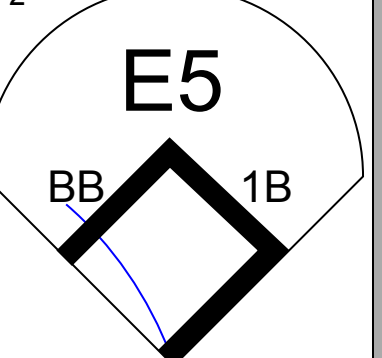
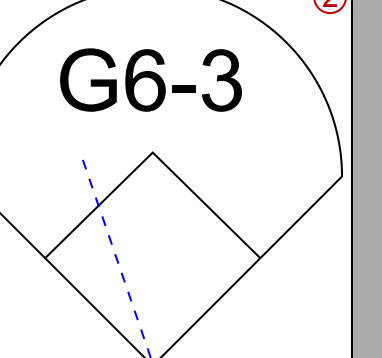
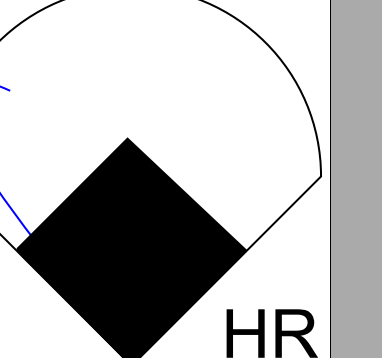
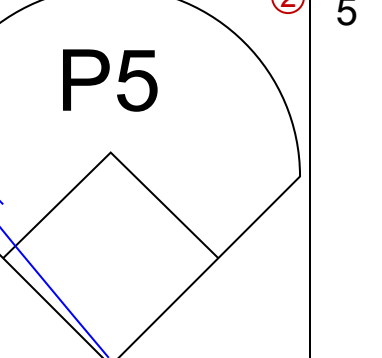
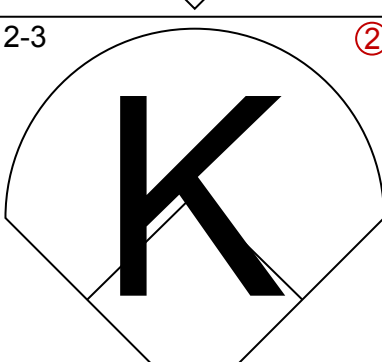
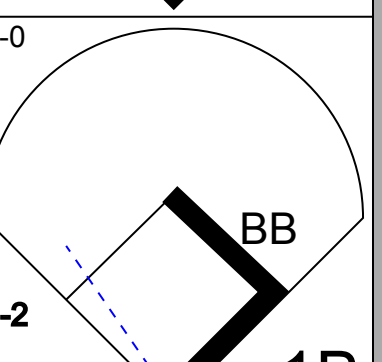
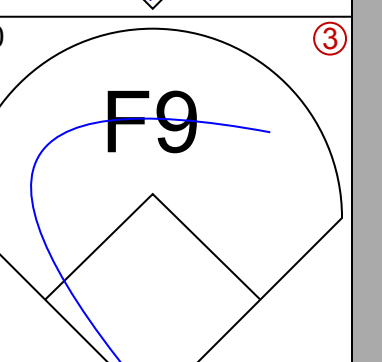
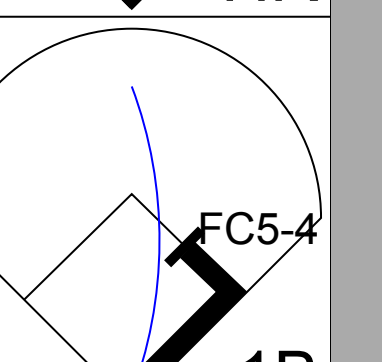
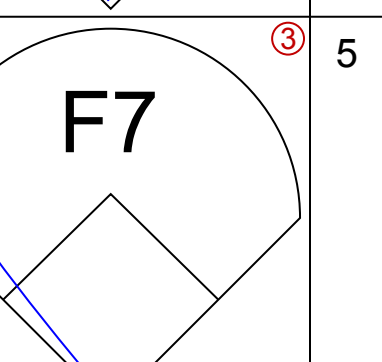
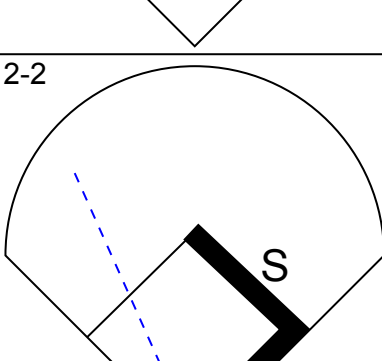
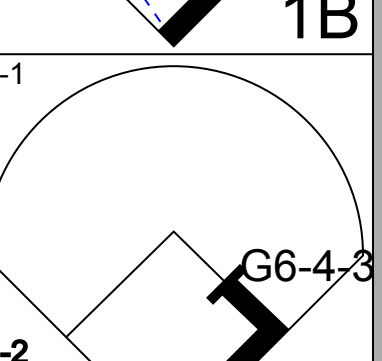
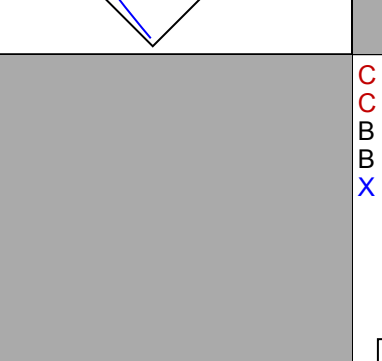
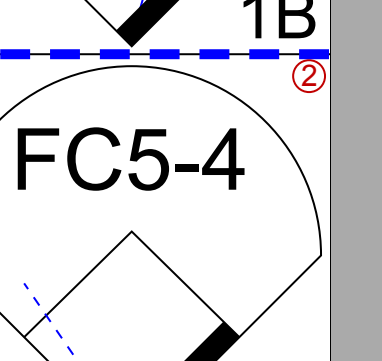
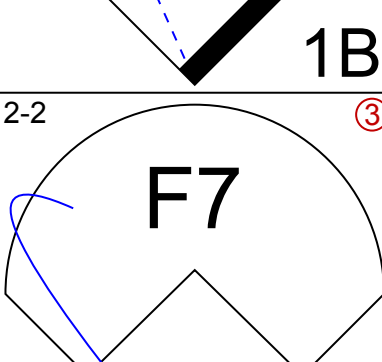
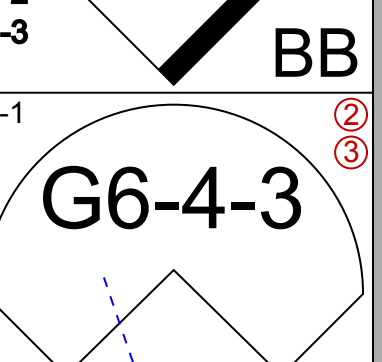

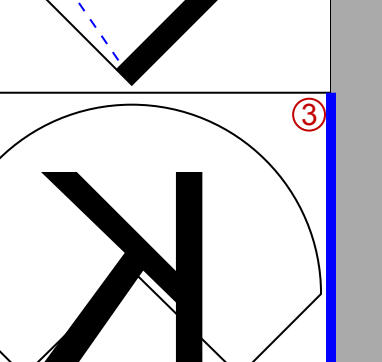
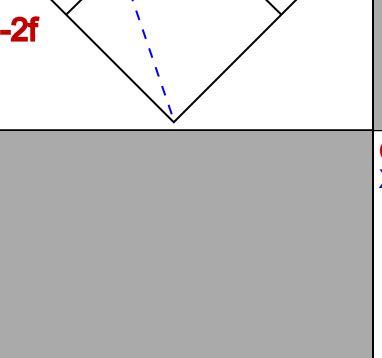



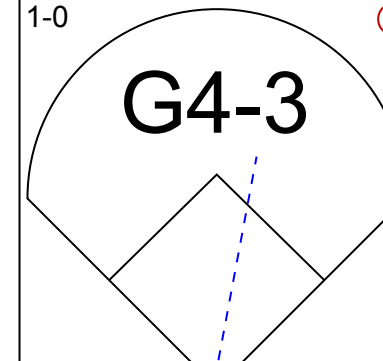
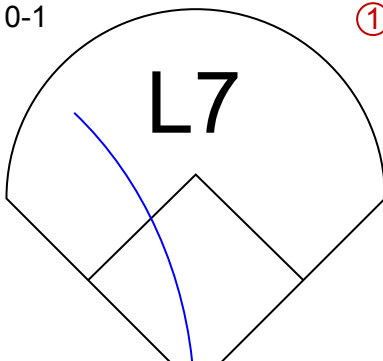
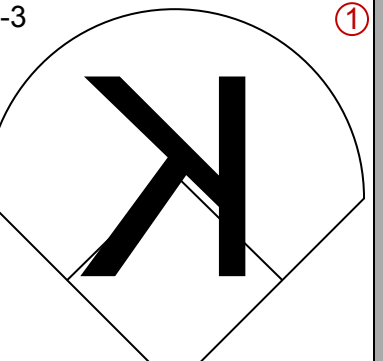
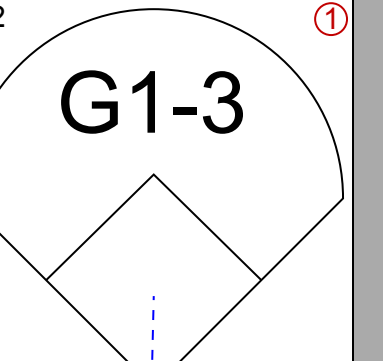
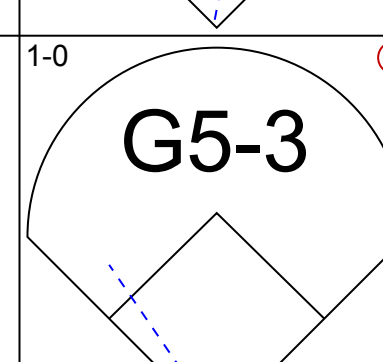
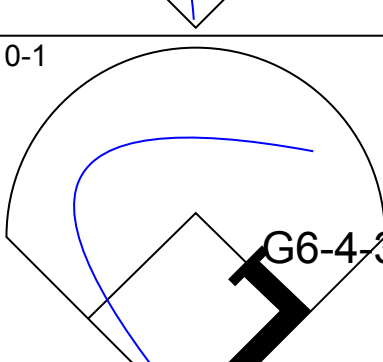
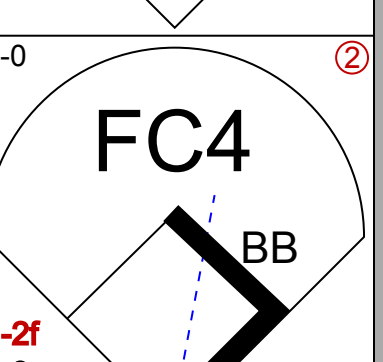
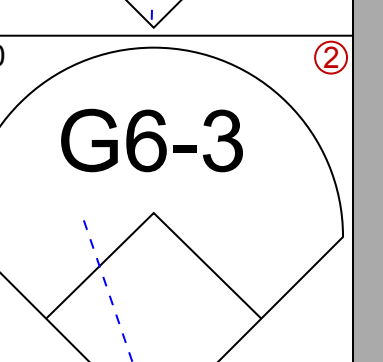
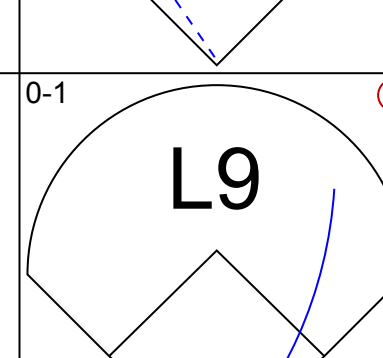
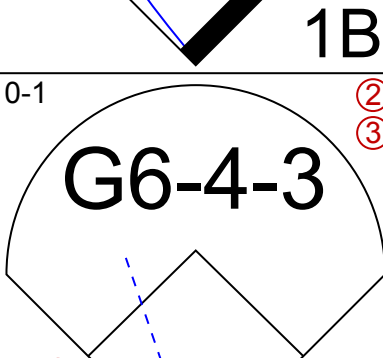
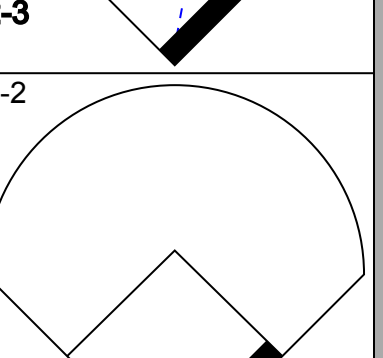
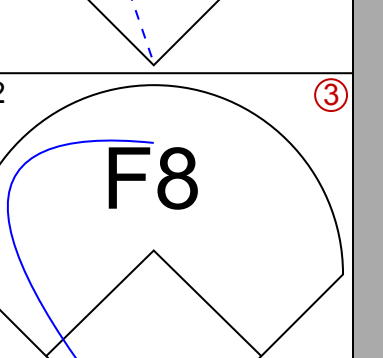
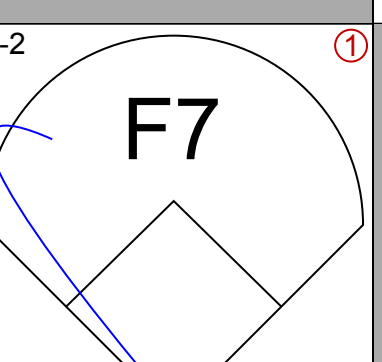
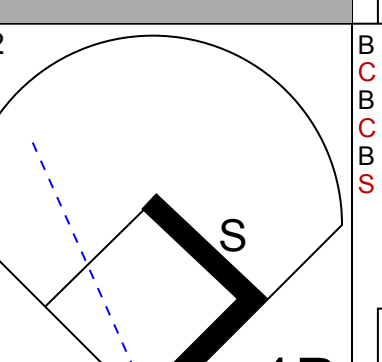

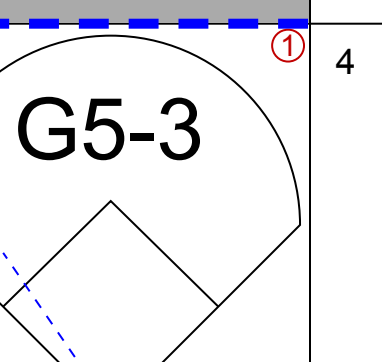
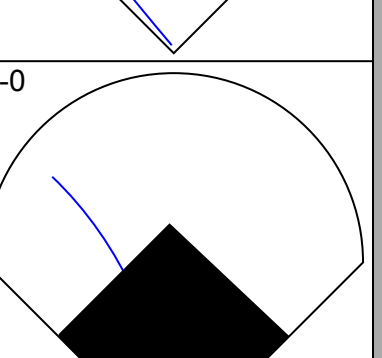
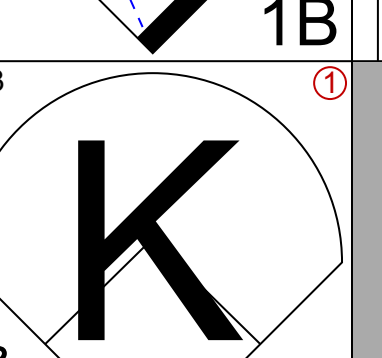
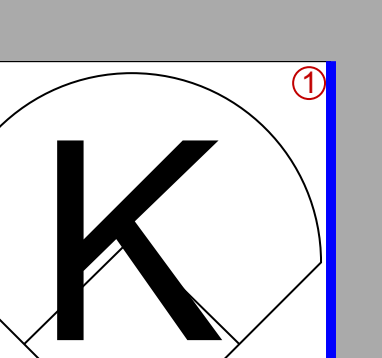
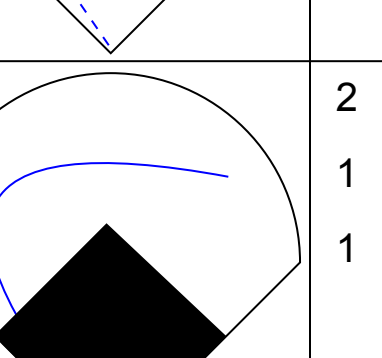


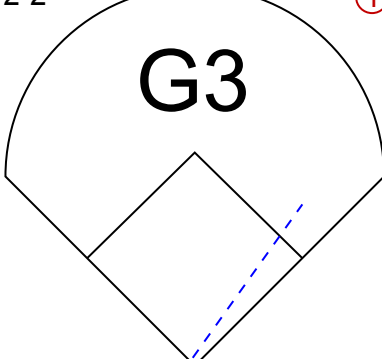
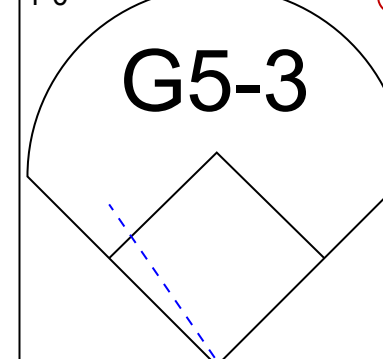
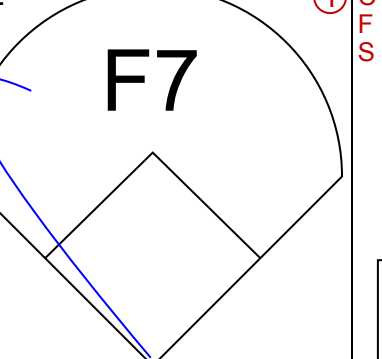

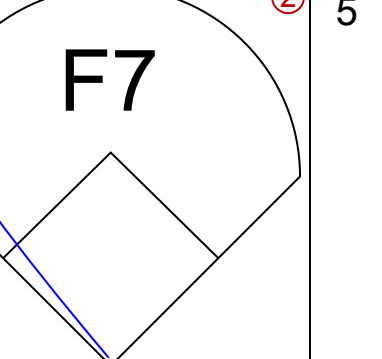
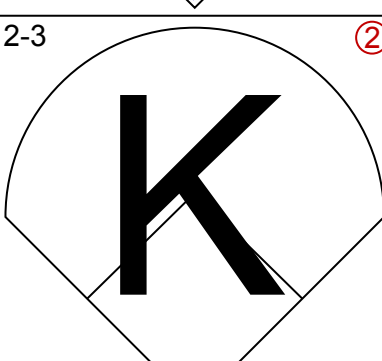
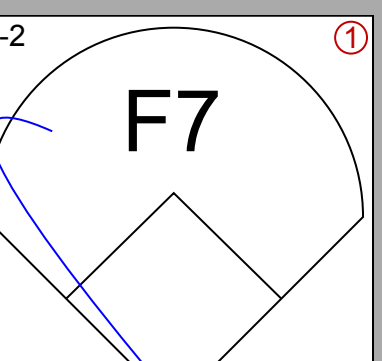
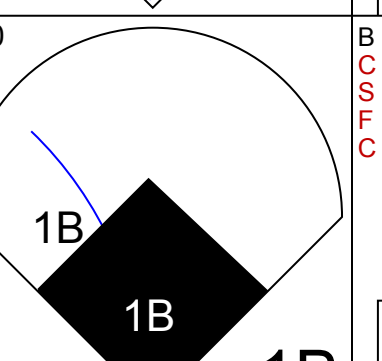
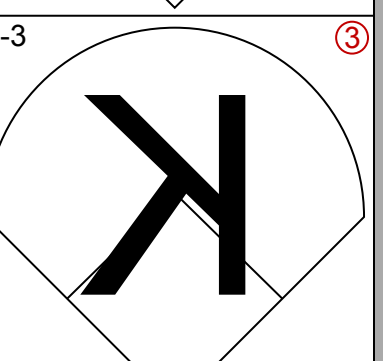
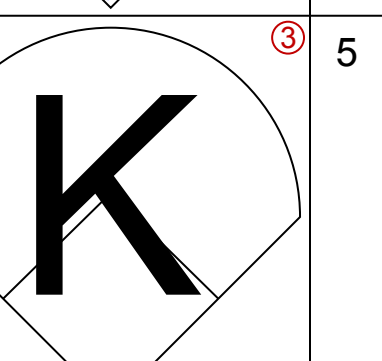
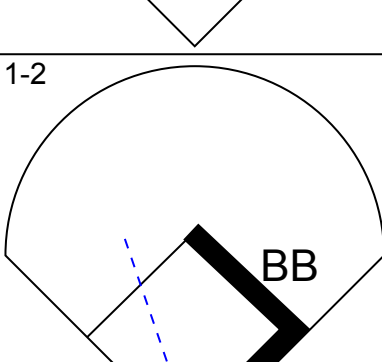
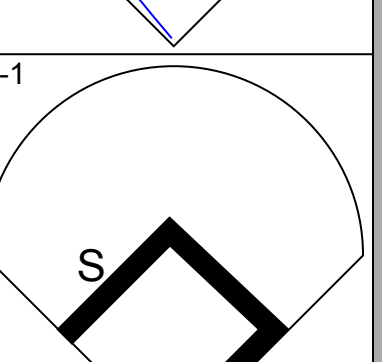
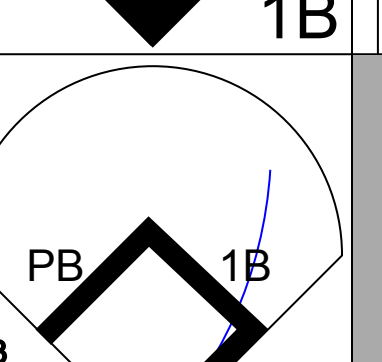
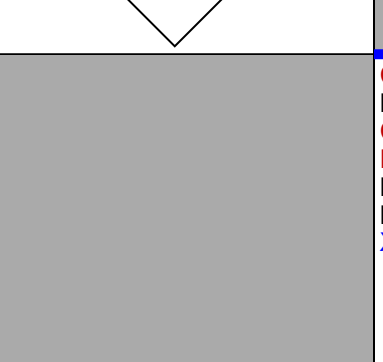
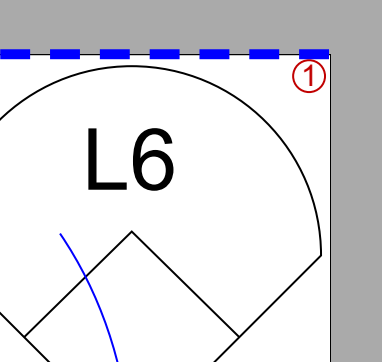
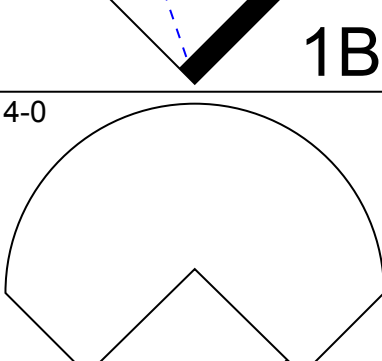

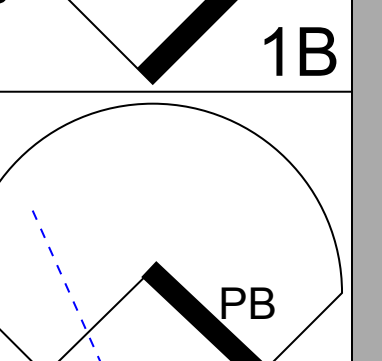

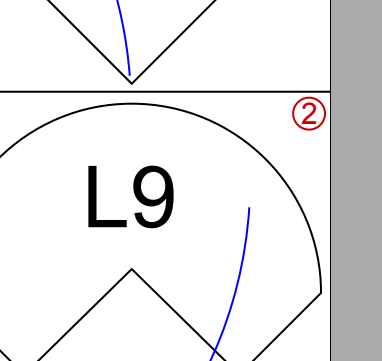
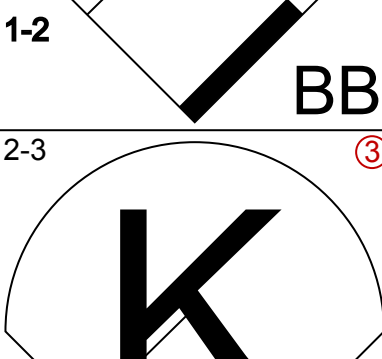
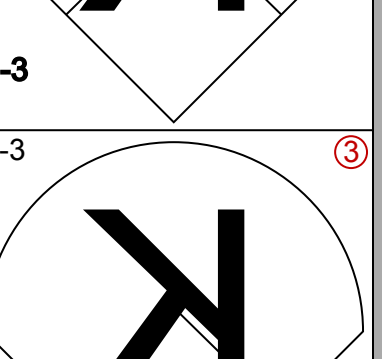
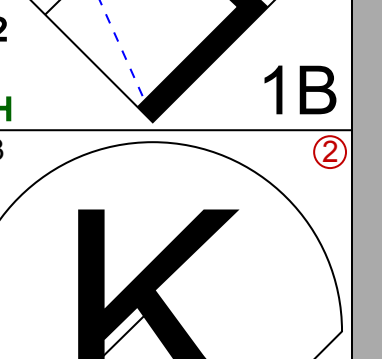

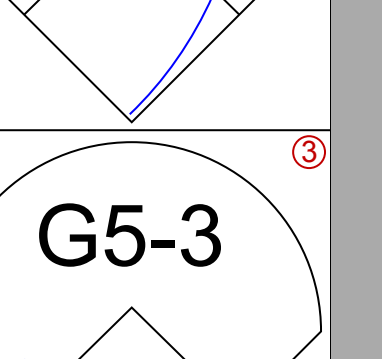
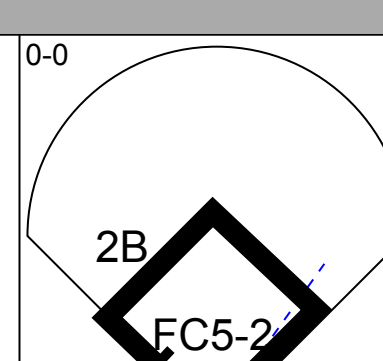
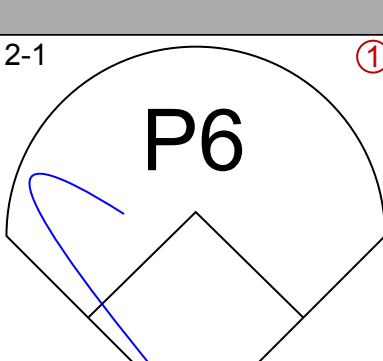
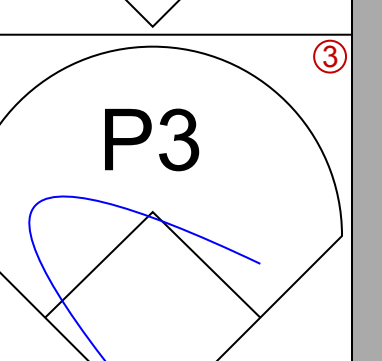
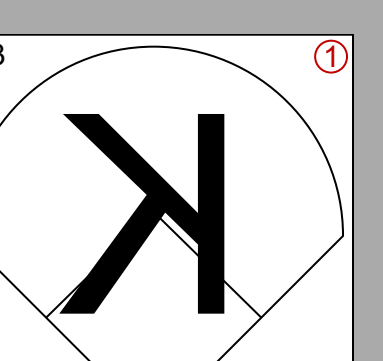
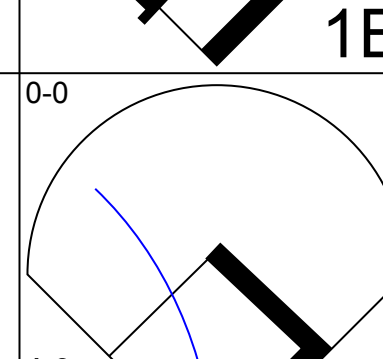
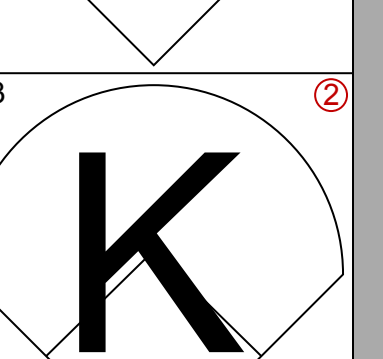
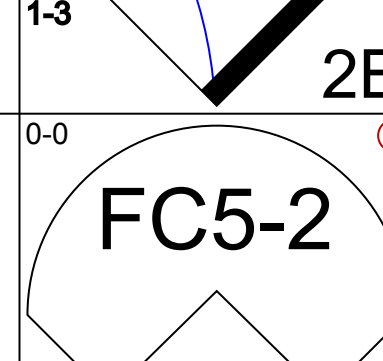
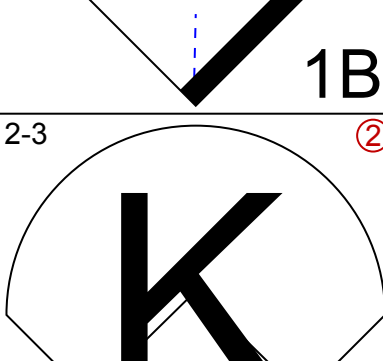
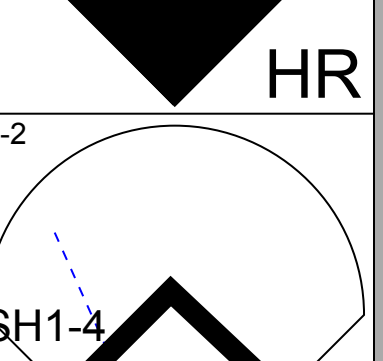
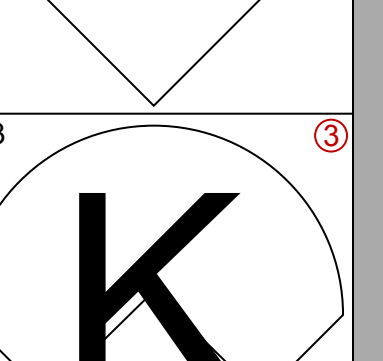
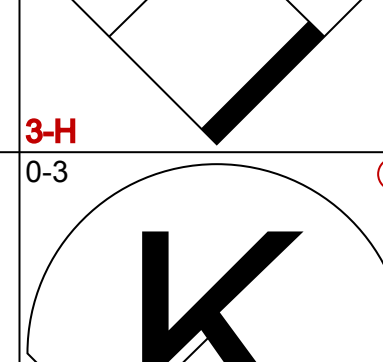
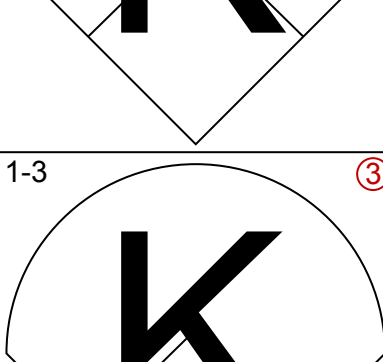
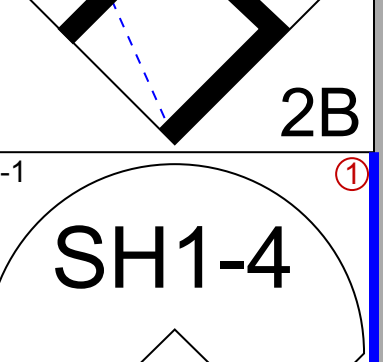
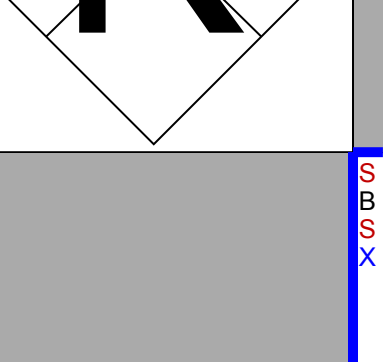
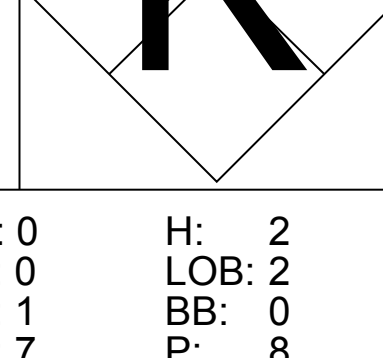
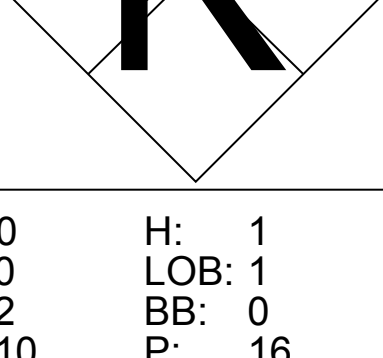
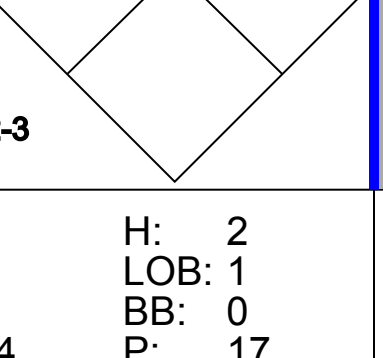
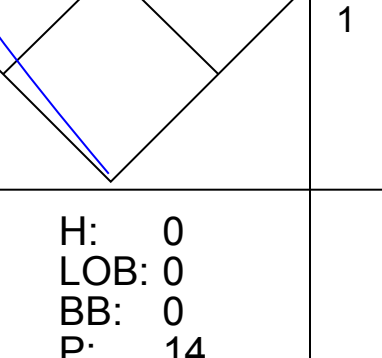
Batter	1	2	3	4	5	6	7	8	9	AB	R	H	RBI	BB	SO	LOB	TOP					
Steve Finley, L (1, 8) OBP: 0.361, SLG: 0.493	P5		P4			K		1-H 2B		4	0	1	0	0	1	1	Arizona Diamondbacks @ Los Angeles Dodgers Dodger Stadium, Los Angeles, CA Thu Sep 18 2003, 7:10 PM PDT Att: 36,523 - Sunny - 69 F					
Junior Spivey, R (1, 4) OBP: 0.330, SLG: 0.446	K		F8			G3-6-3 1B		K		4	0	1	0	0	2	3						
Luis Gonzalez, L (1, 7) OBP: 0.394, SLG: 0.533	F7				P5	G3-6-3 1-2			1B BB	3	0	0	0	1	0	1						
Shea Hillenbrand, R (1, 3) OBP: 0.313, SLG: 0.458		F8			G5-3		SH1-3 1B		1B BB	4	0	2	0	0	0	0						
Alex Cintron, S (1, 6) OBP: 0.357, SLG: 0.479		1B			G5-3		SH1-3		FC1-5-2 1B	3	0	1	0	0	0	2						
Danny Bautista, R (1, 9) OBP: 0.326, SLG: 0.355		F9				F7		F9	K	4	0	0	0	0	1	4						
Robby Hammock, R (1, 5) OBP: 0.342, SLG: 0.497					G4-3		G5-3		G3-1	3	0	0	0	0	1	2						
Felix Jose, S (9, PH) OBP: 0.643, SLG: 0.900										1	0	0	0	0	0	2						
Rod Barajas, R (1, 2) OBP: 0.251, SLG: 0.322			SH3-4 1B			4-2 BB				1	0	1	0	1	0	0						
Carlos Baerga, S (8, PH) OBP: 0.394, SLG: 0.458										1	0	1	0	0	0	0						
Craig Counsell, L (8, PR) OBP: 0.327, SLG: 0.297										0	0	0	0	0	0	0						
Miguel Batista, R (1, 1) OBP: 0.091, SLG: 0.093			SH3-4							1	0	0	0	0	1	1						
Quinton McCracken, S (8, PH) OBP: 0.252, SLG: 0.259										1	0	0	0	0	0	1						
Jose Valverde, R (8, 1)										0	0	0	0	0	0	0						
<b>Inning Stats</b>	R: 0 E: 0 K: 1 S: 6	H: 0 LOB: 0 BB: 0 P: 9	R: 0 E: 0 K: 1 S: 8	H: 1 LOB: 1 BB: 0 P: 11	R: 0 E: 0 K: 0 S: 10	H: 1 LOB: 1 BB: 0 P: 13	R: 0 E: 0 K: 0 S: 5	H: 0 LOB: 0 BB: 0 P: 7	R: 0 E: 0 K: 1 S: 13	H: 0 LOB: 1 BB: 1 P: 18	R: 0 E: 0 K: 0 S: 10	H: 1 LOB: 1 BB: 0 P: 11	R: 0 E: 0 K: 0 S: 12	H: 1 LOB: 1 BB: 0 P: 18	R: 0 E: 0 K: 1 S: 9	H: 2 LOB: 2 BB: 0 P: 10	R: 0 E: 0 K: 1 S: 12	H: 1 LOB: 2 BB: 1 P: 20	1B: 6 2B: 1 3B: 0 HR: 0	SF: 0 SAC: 2 DP: 1 HBP: 0	WP: 0 PB: 1 SB: 0 CS: 0	PA: 34
<b>PITCHER</b>	IP WLS BF H R ER SO BB IBB HBP BLK WP HR S P ERA WHIP																					
Wilson Alvarez, L (1, 1) ERA: 1.99	7.0 W 25 4 0 0 4 1 0 0 0 0 0 0 64 87 0.00 0.714																					
Eric Gagne, R (8, 1) ERA: 1.27	2.0 S 9 3 0 0 2 1 0 0 0 0 0 0 21 30 0.00 2.000																					

Batter	1	2	3	4	5	6	7	8	9	AB	R	H	RBI	BB	SO	LOB	BOTTOM					
Cesar Izturis, S (1, 6) OBP: 0.278, SLG: 0.315	G1-3		G3		G4-3			E3 G3 1-H		4	0	0	0	0	0	2	Arizona Diamondbacks @ Los Angeles Dodgers Dodger Stadium, Los Angeles, CA Thu Sep 18 2003, 7:10 PM PDT Att: 36,523 - Sunny - 69 F					
Paul Lo Duca, R (1, 2) OBP: 0.345, SLG: 0.385	G5-3		G1-3			P2		G3 BB		3	0	0	0	1	0	1						
Shawn Green, L (1, 9) OBP: 0.346, SLG: 0.446	G4-3				F7	L4		G3		4	0	0	0	0	0	2						
Robin Ventura, L (1, 3) OBP: 0.345, SLG: 0.408		HR			G3-1			K		4	1	1	1	0	2	2						
Adrián Beltré, R (1, 5) OBP: 0.291, SLG: 0.423		G6-3						K		3	0	1	0	0	1	0						
Jeremy Burnitz, L (1, 7) OBP: 0.305, SLG: 0.499		F9			P5			G6-3		3	0	0	0	0	0	1						
Eric Gagne, R (8, 1)										0	0	0	0	0	0	0						
Jolbert Cabrera, R (1, 8) OBP: 0.334, SLG: 0.441		P3						F9		3	0	1	0	0	0	0						
Alex Cora, L (1, 4) OBP: 0.283, SLG: 0.330								K		3	0	1	0	0	2	1						
Wilson Alvarez, L (1, 1) OBP: 0.222, SLG: 0.192										1	0	0	0	1	1	1						
Dave Roberts, L (8, 8) OBP: 0.332, SLG: 0.305										0	1	0	0	1	0	0						
<b>Inning Stats</b>	R: 0 E: 0 K: 0 S: 7	H: 0 LOB: 0 BB: 0 P: 10	R: 1 E: 0 K: 0 S: 5	H: 1 LOB: 0 BB: 0 P: 9	R: 0 E: 0 K: 1 S: 11	H: 1 LOB: 1 BB: 0 P: 14	R: 0 E: 0 K: 0 S: 7	H: 1 LOB: 1 BB: 0 P: 12	R: 0 E: 0 K: 1 S: 9	H: 1 LOB: 1 BB: 1 P: 15	R: 0 E: 0 K: 1 S: 5	H: 0 LOB: 0 BB: 0 P: 9	R: 0 E: 0 K: 1 S: 6	H: 0 LOB: 0 BB: 0 P: 9	R: 1 E: 1 K: 2 S: 18	H: 0 LOB: 2 BB: 2 P: 32	R: 1 E: 1 K: 2 S: 18	H: 0 LOB: 2 BB: 2 P: 32	1B: 3 2B: 1 3B: 0 HR: 1	SF: 0 SAC: 0 DP: 1 HBP: 0	WP: 0 PB: 0 SB: 2 CS: 1	PA: 31
<b>PITCHER</b>	IP WLS BF H R ER SO BB IBB HBP BLK WP HR S P ERA WHIP																					
Miguel Batista, R (1, 1) ERA: 3.45	7.0 L 25 4 1 1 4 2 0 0 0 0 0 0 64 78 1.29 0.714																					
Jose Valverde, R (8, 1) ERA: 1.77	1.0 6 0 1 0 2 2 0 0 0 0 0 0 18 32 0.00 2.000																					





Batter	1	2	3	4	5	6	7	8	9	AB R H RBI BB SO LOB	TOP																
<b>Matt Kata, S</b> OBP: 0.310, SLG: 0.424 (1, 6)										5 1 1 1 0 1 1	<b>Arizona Diamondbacks @ Milwaukee Brewers</b> Miller Park, Milwaukee, WI Fri Sep 19 2003, 7:05 PM CDT Att: 27,154 - Sunny - 59 F																
<b>Craig Counsell, L</b> OBP: 0.326, SLG: 0.299 (1, 5)										5 0 2 0 0 1 1																	
<b>Junior Spivey, R</b> OBP: 0.334, SLG: 0.448 (1, 4)										3 0 2 0 1 0 1																	
<b>Felix Jose, S</b> OBP: 0.556, SLG: 0.692 (7, PH)										3 0 0 0 1 1 5																	
<b>Oscar Villareal, L</b> OBP: 0.327, SLG: 0.441 (9, 1)										0 0 0 0 0 0 0																	
<b>Matt Mantei, R</b> OBP: 0.362, SLG: 0.500 (7, 8)										0 0 0 0 0 0 0																	
<b>Shea Hillenbrand, R</b> OBP: 0.311, SLG: 0.454 (1, 3)										4 0 0 0 0 1 2																	
<b>Danny Bautista, R</b> OBP: 0.325, SLG: 0.354 (7, 9)										4 0 1 0 0 0 2																	
<b>Robby Hammock, R</b> OBP: 0.340, SLG: 0.489 (1, 2)										3 0 0 0 1 0 1																	
<b>Quinton McCracken, S</b> OBP: 0.262, SLG: 0.259 (1, 7)										4 0 1 0 0 1 3																	
<b>Randy Johnson, R</b> OBP: 0.176, SLG: 0.265 (1, 1)										2 1 1 1 0 1 1																	
<b>Alex Cintron, S</b> OBP: 0.356, SLG: 0.478 (7, PH)										1 0 0 0 0 1 0																	
<b>Steve Finley, L</b> OBP: 0.362, SLG: 0.500 (7, 8)										1 1 1 1 0 0 0																	
<b>Inning Stats</b>	R: 0 E: 0 K: 2 S: 16	H: 1 LOB: 1 BB: 0 P: 23	R: 0 E: 0 K: 0 S: 4	H: 0 LOB: 0 BB: 0 P: 6	R: 1 E: 1 K: 0 S: 13	H: 2 LOB: 2 BB: 1 P: 23	R: 0 E: 0 K: 0 S: 6	H: 1 LOB: 0 BB: 0 P: 6	R: 0 E: 0 K: 1 S: 9	H: 1 LOB: 1 BB: 0 P: 12	R: 1 E: 0 K: 2 S: 17	H: 2 LOB: 2 BB: 2 P: 30	R: 0 E: 0 K: 0 S: 7	H: 0 LOB: 0 BB: 0 P: 11	R: 1 E: 0 K: 0 S: 10	H: 1 LOB: 0 BB: 0 P: 17	1B: 6 2B: 0 3B: 0 HR: 3	SF: 0 SAC: 0 DP: 2 HBP: 0	WP: 0 PB: 0 SB: 2 CS: 0	PA: 38							
<b>PITCHER</b>	IP WLS BF H R ER SO BB IBB HBP BLK WP HR S P ERA WHIP											<b>PITCHER</b>	IP WLS BF H R ER SO BB IBB HBP BLK WP HR S P ERA WHIP														
<b>Doug Davis, L</b> ERA: 4.01 (1, 1)	6.1	29	8	2	2	6	3	0	0	0	0	0	2	80	121	2.84	1.737										
<b>Mike Crudate, R</b> ERA: 2.37 (7, 1)	1.2	5	0	0	0	1	0	0	0	0	0	0	0	11	17	0.00	0.000										
<b>Shane Nance, L</b> ERA: 5.16 (9, 1)	1.0	L	4	1	1	1	0	0	0	0	0	0	1	10	17	9.00	1.000										

Batter	1	2	3	4	5	6	7	8	9	AB R H RBI BB SO LOB	BOTTOM																
<b>Scott Podsednik, L</b> OBP: 0.379, SLG: 0.428 (1, 8)										5 0 0 0 0 1 3	<b>Arizona Diamondbacks @ Milwaukee Brewers</b> Miller Park, Milwaukee, WI Fri Sep 19 2003, 7:05 PM CDT Att: 27,154 - Sunny - 59 F																
<b>Keith Ginter, R</b> OBP: 0.358, SLG: 0.433 (1, 4)										5 1 1 0 0 3 1																	
<b>Brady Clark, R</b> OBP: 0.346, SLG: 0.420 (1, 9)										4 0 3 0 0 0 0																	
<b>Richie Sexson, R</b> OBP: 0.378, SLG: 0.530 (1, 3)										3 0 1 1 1 1 1																	
<b>Wes Helms, R</b> OBP: 0.327, SLG: 0.441 (1, 5)										4 0 0 0 0 3 5																	
<b>Mark Smith, R</b> OBP: 0.264, SLG: 0.490 (1, 7)										3 0 1 0 0 0 2																	
<b>Jason Conti, L</b> OBP: 0.256, SLG: 0.432 (8, PH)										1 0 0 0 0 1 0																	
<b>Eddie Pérez, R</b> OBP: 0.305, SLG: 0.427 (1, 2)										4 1 3 1 0 1 0																	
<b>Royce Clayton, R</b> OBP: 0.297, SLG: 0.328 (1, 6)										4 0 1 0 0 2 3																	
<b>Doug Davis, R</b> OBP: 0.105, SLG: 0.105 (1, 1)										2 0 0 0 0 2 3																	
<b>Mike Crudate, R</b> ERA: 4.33 (7, 1)										0 0 0 0 0 0 0																	
<b>Shane Nance, L</b> ERA: 2.7 (9, 1)										0 0 0 0 0 0 0																	
<b>Peter Zoccolillo, L</b> OBP: 0.133, SLG: 0.138 (9, PH)										1 0 0 0 0 0 0																	
<b>Inning Stats</b>	R: 0 E: 0 K: 2 S: 13	H: 1 LOB: 2 BB: 1 P: 24	R: 0 E: 0 K: 1 S: 7	H: 2 LOB: 2 BB: 0 P: 8	R: 0 E: 0 K: 2 S: 11	H: 1 LOB: 1 BB: 0 P: 19	R: 0 E: 0 K: 2 S: 10	H: 1 LOB: 1 BB: 0 P: 16	R: 1 E: 0 K: 1 S: 14	H: 3 LOB: 2 BB: 0 P: 18	R: 0 E: 0 K: 3 S: 9	H: 0 LOB: 0 BB: 0 P: 14	R: 0 E: 0 K: 3 S: 9	H: 0 LOB: 0 BB: 0 P: 15	R: 0 E: 0 K: 1 S: 10	H: 0 LOB: 0 BB: 0 P: 14	1B: 6 2B: 3 3B: 0 HR: 1	SF: 0 SAC: 1 DP: 0 HBP: 0	WP: 0 PB: 1 SB: 1 CS: 0	PA: 38							
<b>PITCHER</b>	IP WLS BF H R ER SO BB IBB HBP BLK WP HR S P ERA WHIP											<b>PITCHER</b>	IP WLS BF H R ER SO BB IBB HBP BLK WP HR S P ERA WHIP														
<b>Randy Johnson, L</b> ERA: 4.33 (1, 1)	6.0	29	10	2	2	10	1	0	0	0	0	0	1	69	102	3.00	1.833										
<b>Oscar Villareal, R</b> ERA: 2.7 (7, 1)	2.0	W	6	0	0	0	3	0	0	0	0	0	0	18	29	0.00	0.000										
<b>Matt Mantei, R</b> ERA: 2.6 (9, 1)	1.0	S	3	0	0	0	1	0	0	0	0	0	0	10	14	0.00	0.000										



Batter	1	2	3	4	5	6	7	8	9	AB	R	H	RBI	BB	SO	LOB	TOP					
Steve Finley, L OBP: 0.363, SLG: 0.500	E4 F9 1B	SF8		G3-1			F7		1B	4	1	2	2	1	0	2	<b>Arizona Diamondbacks @ Milwaukee Brewers</b> Miller Park, Milwaukee, WI Sat Sep 20 2003, 6:05 PM CDT Att: 27,823 - Dome - 72 F <a href="http://livebaseballscorecards.com">livebaseballscorecards.com</a>					
Junior Salvey, R OBP: 0.332, SLG: 0.446	F9			G6-3			P2		K	6	1	1	1	0	2	5						
Luis Gonzalez, L OBP: 0.398, SLG: 0.535										4	1	3	3	2	0	1						
Shea Hillenbrand, R OBP: 0.313, SLG: 0.455										5	1	2	1	1	1	4						
Alex Cintron, S OBP: 0.352, SLG: 0.472										5	0	0	0	0	1	6						
Danny Bautista, R OBP: 0.327, SLG: 0.358										5	2	2	0	0	2	3						
Matt Kata, S OBP: 0.315, SLG: 0.425										4	1	2	1	0	2	3						
Rod Barajas, R OBP: 0.259, SLG: 0.322										3	1	1	1	2	1	1						
Elmer Dessens, R OBP: 0.234, SLG: 0.250										3	1	0	0	0	1	3						
John Patterson, R OBP: 0.077, SLG: 0.077										1	0	0	1	0	0	2						
Stephen Randolph, L OBP: 0.000, SLG: 0.000										0	0	0	0	0	0	0						
Jose Valverde, R OBP: 1.000, SLG: 2.000										1	1	1	0	0	0	0						
<b>Inning Stats</b>	R: 1 E: 1 K: 2 S: 11	H: 2 LOB: 1 BB: 0 P: 15	R: 4 E: 1 K: 1 S: 12	H: 3 LOB: 1 BB: 21 P: 21	R: 0 E: 0 K: 1 S: 10	H: 1 LOB: 1 BB: 0 P: 14	R: 0 E: 0 K: 0 S: 5	H: 0 LOB: 0 BB: 0 P: 8	R: 3 E: 1 K: 2 S: 16	H: 3 LOB: 1 BB: 1 P: 27	R: 0 E: 0 K: 1 S: 13	H: 0 LOB: 2 BB: 2 P: 26	R: 1 E: 0 K: 0 S: 13	H: 1 LOB: 2 BB: 1 P: 21	R: 0 E: 0 K: 2 S: 10	H: 1 LOB: 2 BB: 1 P: 19	R: 1 E: 0 K: 1 S: 11	H: 3 LOB: 2 BB: 0 P: 17	1B: 10 2B: 4 3B: 0 HR: 0	SF: 1 SAC: 0 DP: 0 HBP: 1	WP: 1 PB: 0 SB: 0 CS: 0	PA: 49
<b>PITCHER</b>	IP WLS BF H R ER SO BB IBB HBP BLK WP HR S P ERA WHIP	IP WLS BF H R ER SO BB IBB HBP BLK WP HR S P ERA WHIP	IP WLS BF H R ER SO BB IBB HBP BLK WP HR S P ERA WHIP	IP WLS BF H R ER SO BB IBB HBP BLK WP HR S P ERA WHIP	IP WLS BF H R ER SO BB IBB HBP BLK WP HR S P ERA WHIP	IP WLS BF H R ER SO BB IBB HBP BLK WP HR S P ERA WHIP	IP WLS BF H R ER SO BB IBB HBP BLK WP HR S P ERA WHIP	IP WLS BF H R ER SO BB IBB HBP BLK WP HR S P ERA WHIP	IP WLS BF H R ER SO BB IBB HBP BLK WP HR S P ERA WHIP	IP WLS BF H R ER SO BB IBB HBP BLK WP HR S P ERA WHIP	IP WLS BF H R ER SO BB IBB HBP BLK WP HR S P ERA WHIP	IP WLS BF H R ER SO BB IBB HBP BLK WP HR S P ERA WHIP	IP WLS BF H R ER SO BB IBB HBP BLK WP HR S P ERA WHIP	IP WLS BF H R ER SO BB IBB HBP BLK WP HR S P ERA WHIP	IP WLS BF H R ER SO BB IBB HBP BLK WP HR S P ERA WHIP	IP WLS BF H R ER SO BB IBB HBP BLK WP HR S P ERA WHIP	IP WLS BF H R ER SO BB IBB HBP BLK WP HR S P ERA WHIP					
Wayne Franklin, L ERA: 5.34	4.2	L	26	9	8	3	5	2	0	0	0	0	1	0	51	80	5.79	2.357				
Luis Vizcaino, R ERA: 6.56	0.1		1	0	0	0	1	0	0	0	0	0	0	0	3	5	0.00	0.000				
Dave Burba, R ERA: 3.73	1.0		5	0	0	0	1	2	0	0	0	0	0	13	26	0.00	2.000					
Brooks Kieschnick, R ERA: 5.26	2.0		11	2	1	1	2	2	0	1	0	0	0	23	40	4.50	2.000					
Leo Estrella, R ERA: 4.0	1.0		6	3	1	1	1	0	0	0	0	0	0	11	17	9.00	3.000					

Batter	1	2	3	4	5	6	7	8	9	AB	R	H	RBI	BB	SO	LOB	BOTTOM					
Scott Podsednik, L OBP: 0.381, SLG: 0.428	B1-3		G3		G1-3 HBP		1B			4	1	2	1	1	0	1	<b>Arizona Diamondbacks @ Milwaukee Brewers</b> Miller Park, Milwaukee, WI Sat Sep 20 2003, 6:05 PM CDT Att: 27,823 - Dome - 72 F <a href="http://livebaseballscorecards.com">livebaseballscorecards.com</a>					
Rickie Weeks Jr., R OBP: 0.250, SLG: 0.143	G6-3		P3		G1-3 HBP		1B		K	4	0	1	0	0	1	4						
Brady Clark, R OBP: 0.347, SLG: 0.421			FC5-2		G1-3					4	0	1	0	1	0	4						
Richie Sexson, R OBP: 0.378, SLG: 0.533	F8									4	1	1	1	1	2	4						
Keith Ginter, R OBP: 0.358, SLG: 0.431			L8							4	0	1	0	1	0	1						
Jason Conti, L OBP: 0.250, SLG: 0.405					G4-6-3					5	0	1	0	0	3	7						
Keith Osik, R OBP: 0.342, SLG: 0.325					G4-3					4	0	0	0	1	1	4						
Royce Clayton, R OBP: 0.296, SLG: 0.328										4	1	1	0	0	1	2						
Wayne D'Arment, L ERA: 4.18										1	0	0	0	0	0	0						
Luis Vizcaino, R ERA: 6.56										0	0	0	0	0	0	0						
John Patterson, R ERA: 6.04										0	0	0	0	0	0	0						
Stephen Randolph, L ERA: 4.18										0	0	0	0	0	0	0						
Jose Valverde, R ERA: 1.72										0	0	0	0	0	0	0						
<b>Inning Stats</b>	R: 0 E: 0 K: 0 S: 7	H: 1 LOB: 1 BB: 0 P: 13	R: 0 E: 0 K: 1 S: 10	H: 1 LOB: 1 BB: 0 P: 16	R: 0 E: 0 K: 0 S: 5	H: 1 LOB: 1 BB: 0 P: 8	R: 0 E: 0 K: 0 S: 11	H: 1 LOB: 1 BB: 1 P: 20	R: 2 E: 0 K: 2 S: 14	H: 3 LOB: 3 BB: 1 P: 23	R: 0 E: 0 K: 2 S: 10	H: 0 LOB: 0 BB: 0 P: 16	R: 2 E: 0 K: 0 S: 9	H: 3 LOB: 0 BB: 0 P: 18	R: 0 E: 0 K: 2 S: 15	H: 0 LOB: 3 BB: 3 P: 31	R: 0 E: 1 K: 2 S: 14	H: 0 LOB: 2 BB: 1 P: 20	1B: 6 2B: 3 3B: 0 HR: 1	SF: 0 SAC: 0 DP: 2 HBP: 1	WP: 0 PB: 0 SB: 0 CS: 0	PA: 43
<b>PITCHER</b>	IP WLS BF H R ER SO BB IBB HBP BLK WP HR S P ERA WHIP	IP WLS BF H R ER SO BB IBB HBP BLK WP HR S P ERA WHIP	IP WLS BF H R ER SO BB IBB HBP BLK WP HR S P ERA WHIP	IP WLS BF H R ER SO BB IBB HBP BLK WP HR S P ERA WHIP	IP WLS BF H R ER SO BB IBB HBP BLK WP HR S P ERA WHIP	IP WLS BF H R ER SO BB IBB HBP BLK WP HR S P ERA WHIP	IP WLS BF H R ER SO BB IBB HBP BLK WP HR S P ERA WHIP	IP WLS BF H R ER SO BB IBB HBP BLK WP HR S P ERA WHIP	IP WLS BF H R ER SO BB IBB HBP BLK WP HR S P ERA WHIP	IP WLS BF H R ER SO BB IBB HBP BLK WP HR S P ERA WHIP	IP WLS BF H R ER SO BB IBB HBP BLK WP HR S P ERA WHIP	IP WLS BF H R ER SO BB IBB HBP BLK WP HR S P ERA WHIP	IP WLS BF H R ER SO BB IBB HBP BLK WP HR S P ERA WHIP	IP WLS BF H R ER SO BB IBB HBP BLK WP HR S P ERA WHIP	IP WLS BF H R ER SO BB IBB HBP BLK WP HR S P ERA WHIP	IP WLS BF H R ER SO BB IBB HBP BLK WP HR S P ERA WHIP	IP WLS BF H R ER SO BB IBB HBP BLK WP HR S P ERA WHIP					
Elmer Dessens, R ERA: 5.12	5.0	W	24	7	2	2	3	2	0	1	0	0	47	80	3.60	1.800						
John Patterson, R ERA: 6.04	2.0		8	3	2	2	2	0	0	1	19	34	9.00	1.500								
Stephen Randolph, L ERA: 4.18	0.2		5	0	0	0	1	3	0	0	11	26	0.00	4.500								
Jose Valverde, R ERA: 1.72	1.1	S	6	0	0	0	3	1	0	0	18	25	0.00	0.750								







Batter	1	2	3	4	5	6	7	8	9	AB	R	H	RBI	BB	SO	LOB	TOP						
Steve Finley, L (1,8) Quinton McCracken, S (7,8) OBP: 0.368, SLG: 0.504 OBP: 0.264, SLG: 0.262	4-2 FC5 S BB		0-1 3B		0-1 G3		4-1 FC6 1B BB	2-0 G4-3		2	0	1	0	2	0	0	1						
Junior Salvey, R (1,4) OBP: 0.330, SLG: 0.441	1-0 F9 1-2		3-1 G5-3		2-2 G4-3		1-1 F7		4-1 HR BB	4	1	0	0	1	0	3							
Luis Gonzalez, L (1,7) Chad Moeller, R (7,2) OBP: 0.335, SLG: 0.435	4-2 SAFE BB		0-1 L6		4-1 HR BB		0-2 FC6 1B		1-0 1-H HR	2	1	1	0	2	0	1							
Raul Mondesi, R (1,9) John Patterson, R (7,1) Stephen Randolph, L (8,1) Felix Jose, S (9,PH) OBP: 0.344, SLG: 0.483 OBP: 0.077, SLG: 0.077	1-2 F6			1-3 K	2-1 1-H HR		2-2 FC6 1B		3-2 L7	4	1	1	2	0	1	4							
Alex Cintron, S (1,6) OBP: 0.351, SLG: 0.475	1-2 FC5 2-3f			1-0 1B 2B	2-2 FC6-4 1B		1-2 HR		0-0 E4 2B	5	3	3	1	0	0	2							
Shea Hillenbrand, R (1,3) OBP: 0.315, SLG: 0.466		2-1 L5		1-2 2B 1B	1-0 FC6-4 1-2f		0-0 HR		1-3 K	5	2	2	1	0	1	2							
Matt Kata, S (1,5) OBP: 0.319, SLG: 0.429		2-2 L6		0-0 1-H 2-H 2B		1-1 G4-3		4-1 G5-4-3 E BB	0-0 1-H 2B	4	0	2	3	1	0	0							
Robby Hammock, R (1,2) OBP: 0.337, SLG: 0.486		3-3 K		1-1 2B		2-3 K		1-2 E5 G5-4-3	3-3 K	5	0	1	0	0	3	2							
17 Brandon Webb, R (1,1) 31 Edgar Gonzalez, R (5,1) Lyle Overbay, L (6,PH) Eddie Oropesa, L (6,1) Danny Bautista, R (7,9) OBP: 0.137, SLG: 0.122 OBP: 0.250, SLG: 0.250 OBP: 0.359, SLG: 0.393			0-3 K	1-3 K		2-2 P6		1-2 G5-4-3 1-2f 2-3		2	0	0	0	0	2	1							
<b>Inning Stats</b>	R: 0 E: 0 K: 0 S: 11	H: 0 LOB: 2 BB: 2 P: 22	R: 0 E: 0 K: 1 S: 14	H: 0 LOB: 0 BB: 0 P: 21	R: 0 E: 0 K: 1 S: 9	H: 1 LOB: 1 BB: 0 P: 12	R: 2 E: 0 K: 2 S: 13	H: 4 LOB: 1 BB: 0 P: 18	R: 2 E: 0 K: 0 S: 12	H: 2 LOB: 1 BB: 1 P: 23	R: 0 E: 0 K: 1 S: 10	H: 0 LOB: 0 BB: 0 P: 15	R: 0 E: 0 K: 0 S: 9	H: 1 LOB: 1 BB: 1 P: 16	R: 2 E: 1 K: 0 S: 13	H: 2 LOB: 1 BB: 1 P: 22	R: 3 E: 1 K: 2 S: 14	H: 2 LOB: 1 BB: 1 P: 26	1B: 4 2B: 3 3B: 1 HR: 4	SF: 0 SAC: 0 DP: 2 HBP: 0	WP: 0 PB: 0 SB: 1 CS: 0	PA: 44	
<b>PITCHER</b>	IP WLS BF H R ER SO BB IBB HBP BLK WP HR S P ERA WHIP	5.0 W 24 7 4 4 4 3 0 0 0 0 1 59 96 7.20 2.000	2.0 7 1 0 0 1 1 0 0 0 0 0 19 31 0.00 1.000	2.0 13 4 5 4 2 2 0 0 0 0 3 27 48 18.00 3.000					<b>PITCHER</b>	IP WLS BF H R ER SO BB IBB HBP BLK WP HR S P ERA WHIP													

**Arizona Diamondbacks @ Colorado Rockies**  
 Coors Field, Denver, CO  
 Tue Sep 23 2003, 7:05 PM MDT  
 Att: 22,686 - Sunny - 82 F  
  
**AB 38**  
**R 9**  
**H 12**  
**RBI 9**  
**BB 6**  
**SO 7**  
**LOB 18**



Batter	1	2	3	4	5	6	7	8	9	AB	R	H	RBI	BB	SO	LOB	BOTTOM					
Ronnie Belliard, R (1,4) OBP: 0.349, SLG: 0.400	FC5-4 BB			3-2 E3 E		3-2 HR	0-1 1-H HR	0-2 1-3 2-H 3-H 2B		5	3	4	8	1	0	0						
Chris Stynes, R (1,5) OBP: 0.331, SLG: 0.411	FC5-4 HR K			0-1 E3 1B 1-3		0-0 L5	1-1 G6-3 P6			6	2	0	0	0	1	7						
17 Todd Helton, L (1,3) Jason Young, R (8,1) OBP: 0.454, SLG: 0.630 OBP: 0.375, SLG: 0.429	4-0 1B HR BB	2-0 F8		4-0 1B IBB	1-2 HR	2-1 G3		2-2 G6-3		3	3	1	1	2	0	1						
Preston Wilson, R (1,8) Mark Bellhorn, S (7,9) OBP: 0.345, SLG: 0.538 OBP: 0.354, SLG: 0.295	0-1 HR 1B	1-2 G5-3		0-1 E6 1B 1B G6-4-3	2-1 G1-3		1-1 1B SF7 1B		0-0 G6-3	4	2	1	1	0	0	2						
Larry Walker, L (1,9) Rene Reyes, S (6,PR) OBP: 0.417, SLG: 0.472 OBP: 0.309, SLG: 0.413	2-2 HR	1-2 P5		3-1 G6-4-3 1B		4-2 2B BB	0-0 HBP 2B 1B	1-1 2B		3	1	2	6	1	0	0						
Jay Payton, R (1,7) Mark Sweeney, L (7,PH) OBP: 0.363, SLG: 0.523 OBP: 0.307, SLG: 0.398	0-1 G6-3		3-2 G4-3	1-2 G6-4-3 1B		0-0 1-H 1B 2B	0-0 HBP 2B 1B	0-3 K		4	1	2	1	0	0	0						
Charles Johnson, R (1,2) Kit Pellow, R (7,2) OBP: 0.316, SLG: 0.449 OBP: 0.471, SLG: 0.867	0-1 HBP WP 1B		0-0 G5-3 1B	0-1 G6-4-3 1-2f 2-3 3-H 3-3		1-0 P3	1-2 SF7			4	1	2	0	0	0	4						
Juan Uribe, R (1,6) OBP: 0.295, SLG: 0.411	4-2 HBP 1B BB		0-1 G5-3	1-2 K		0-1 E HR 1B	3-3 K			4	2	1	1	1	2	4						
Darren Oliver, R (1,1) 27 Garrett Atkins, R (5,PH) Adam Bernero, R (6,1) Pablo Ozuna, R (7,PH) OBP: 0.304, SLG: 0.354 OBP: 0.197, SLG: 0.177	2-0 1B		2-0 G6-3		1-3 K	1-2 E5	2-0 2B HBP			1	0	0	0	0	0	1						
<b>Inning Stats</b>	R: 6 E: 0 K: 1 S: 20	H: 4 LOB: 2 BB: 3 P: 39	R: 0 E: 0 K: 0 S: 7	H: 0 LOB: 0 BB: 0 P: 11	R: 0 E: 0 K: 0 S: 7	H: 1 LOB: 1 BB: 0 P: 12	R: 4 E: 3 K: 1 S: 25	H: 2 LOB: 1 BB: 1 P: 39	R: 2 E: 0 K: 1 S: 17	H: 2 LOB: 0 BB: 0 P: 24	R: 5 E: 1 K: 0 S: 16	H: 3 LOB: 1 BB: 1 P: 25	R: 3 E: 0 K: 1 S: 17	H: 4 LOB: 2 BB: 0 P: 23	R: 0 E: 0 K: 1 S: 9	H: 1 LOB: 1 BB: 0 P: 12	1B: 10 2B: 3 3B: 0 HR: 4	SF: 1 SAC: 0 DP: 1 HBP: 2	WP: 1 PB: 0 SB: 0 CS: 0	PA: 51		
<b>PITCHER</b>	IP WLS BF H R ER SO BB IBB HBP BLK WP HR S P ERA WHIP	4.0 L 26 7 0 2 2 0 0 0 0 0 2 17 24 18.00 2.000	1.0 5 2 2 2 1 0 0 0 0 0 0 2 17 24 18.00 2.000	1.0 8 3 5 4 0 1 0 0 0 0 0 1 16 25 36.00 4.000	1.0 8 4 3 3 1 0 0 0 0 0 0 0 17 23 27.00 4.000	1.0 4 1 0 0 1 0 0 0 0 0 0 0 9 12 0.00 1.000			<b>PITCHER</b>	IP WLS BF H R ER SO BB IBB HBP BLK WP HR S P ERA WHIP												

**Arizona Diamondbacks @ Colorado Rockies**  
 Coors Field, Denver, CO  
 Tue Sep 23 2003, 7:05 PM MDT  
 Att: 22,686 - Sunny - 82 F  
  
**AB 43**  
**R 20**  
**H 17**  
**RBI 19**  
**BB 5**  
**SO 5**  
**LOB 21**





Batter	1	2	3	4	5	6	7	8	9	AB	R	H	RBI	BB	SO	LOB	TOP										
Steve Finley, L (1, 8) OBP: 0.365, SLG: 0.499	F7	K		L1			K	F7		5	0	0	0	0	2	5											
Matt Kata, S (1, 4) OBP: 0.317, SLG: 0.425	F9		K		F7		FC3-6 1B	G6-3		5	0	1	0	0	1	0											
Luis Gonzalez, L (1, 7) OBP: 0.398, SLG: 0.531	G4-3			2B	K		FC3-6 1-2 2-3	F7		5	0	1	0	0	1	2											
Shea Hillenbrand, R (1, 3) OBP: 0.314, SLG: 0.465		2B 2B	G5-3		F8		G5-3	F8		5	1	1	0	0	0	3											
Alex Cintron, S (1, 6) OBP: 0.352, SLG: 0.478		G4-3 1B 2B	F7			G6-3		HR 1B		4	2	2	1	0	0	1											
Danny Bautista, R (1, 9) OBP: 0.331, SLG: 0.392		K		HR		SF7 3B		HR 1H		4	3	3	3	0	1	1											
Craig Counsell, L (1, 5) OBP: 0.325, SLG: 0.304	G4-3			1B		SF7		P4		3	0	1	1	0	0	1											
Robby Hammock, R (1, 2) OBP: 0.340, SLG: 0.481		1B IBB		P6		K		HBP		2	0	0	0	1	1	1											
Randy Johnson, R (1, 1) Quinton McCracken, S (7, PH) Oscar Villarreal, L (7, 1) Carlos Baerena, S (8, PH) Jose Valverde, R (8, 1) Matt Mantel, R (9, 1)		1-2 3H 1B		L6		FC3-6 1B 1B		L9		2	0	1	1	0	0	1											
<b>Inning Stats</b>	R: 0 E: 0 K: 0 S: 9	H: 0 LOB: 0 BB: 0 P: 14	R: 2 E: 0 K: 2 S: 14	H: 3 LOB: 2 BB: 1 P: 26	R: 0 E: 0 K: 1 S: 9	H: 1 LOB: 1 BB: 0 P: 16	R: 1 E: 0 K: 0 S: 11	H: 2 LOB: 1 BB: 0 P: 16	R: 0 E: 0 K: 1 S: 9	H: 0 LOB: 0 BB: 0 P: 13	R: 1 E: 0 K: 1 S: 10	H: 1 LOB: 0 BB: 0 P: 12	R: 0 E: 0 K: 1 S: 10	H: 2 LOB: 2 BB: 0 P: 13	R: 2 E: 0 K: 0 S: 14	H: 2 LOB: 1 BB: 0 P: 20	R: 0 E: 0 K: 0 S: 8	H: 0 LOB: 0 BB: 0 P: 15	1B: 5 2B: 3 3B: 1 HR: 2	SF: 1 SAC: 0 DP: 0 HBP: 1	WP: 0 PB: 0 SB: 0 CS: 0	PA: 40					
<b>PITCHER</b>	IP	WLS	BF	H	R	ER	SO	BB	IBB	HBP	BLK	WP	HR	S	P	ERA	WHIP										
Jose Jimenez, R (1, 1) ERA: 5.22	6.0	L	26	7	4	4	5	0	1	0	0	0	1	62	97	6.00	1.167										
Javier Lopez, L (7, 1) ERA: 3.51	0.2		4	2	0	0	1	0	0	0	0	0	0	8	11	0.00	3.000										
Steve Reed, R (7, 1) ERA: 3.32	0.1		1	0	0	0	0	0	0	0	0	0	0	2	2	0.00	0.000										
Justin Speier, R (8, 1) ERA: 3.91	1.0		6	2	2	2	0	0	0	1	0	0	1	14	20	18.00	2.000										
Jesus Sanchez, L (9, 1) ERA: 8.22	1.0		3	0	0	0	0	0	0	0	0	0	0	8	15	0.00	0.000										

Arizona Diamondbacks @ Colorado Rockies  
Coors Field, Denver, CO  
Wed Sep 24 2003, 7:05 PM MDT  
Att: 24,465 - Sunny - 63 F

livebaseballscores.com

AB 37  
R 6  
H 11  
RBI 6  
BB 1  
SO 6  
LOB 16



Batter	1	2	3	4	5	6	7	8	9	AB	R	H	RBI	BB	SO	LOB	BOTTOM										
Ronnie Belliard, R (1, 4) OBP: 0.350, SLG: 0.403	G5-3		HR 2B	CS	G1-3		1B			4	1	2	0	0	0	0											
Juan Uribe, R (1, 6) OBP: 0.294, SLG: 0.418	K		HR		G4-3		K			4	1	1	2	0	2	1											
17 Todd Helton, L (1, 3) OBP: 0.456, SLG: 0.636	1B BB		FC4-6 1B		P2			HR		3	1	2	1	1	0	0											
Preston Wilson, R (1, 8) OBP: 0.346, SLG: 0.537	HBP 1B		K		G4-6-3 1B		K			4	0	2	0	0	2	1											
Larry Walker, L (1, 9) OBP: 0.417, SLG: 0.471	FC6-4 HBP		FC4-6		G4-6-3 1B		K			3	0	1	0	0	1	1											
Jay Payton, R (1, 7) OBP: 0.361, SLG: 0.520	FC6-4		G4-3		G4-6-3		F7			4	0	0	0	0	0	6											
Gregg Zaun, S (1, 2) OBP: 0.300, SLG: 0.331		G5-3		CS 1B		P4		G3-1		4	0	1	0	0	0	1											
27 Garrett Atkins, R (1, 5) OBP: 0.188, SLG: 0.169		G5-3		F9		G5-3		G4-3		3	0	0	0	0	0	1											
Mark Bellhorn, S (9, PH) OBP: 0.352, SLG: 0.293				K		G6-3		K		1	0	0	0	0	0	0											
Jose Jimenez, R (1, 1) Javier Lopez, L (7, 1) Steve Reed, R (7, 1) Mark Sweeney, L (7, PH) Justin Speier, R (8, 1) Jesus Sanchez, L (8, 1) Rene Reyes, S (9, PH)		K		K				K		2	0	0	0	0	2	1											
<b>Inning Stats</b>	R: 0 E: 0 K: 1 S: 18	H: 1 LOB: 3 BB: 1 P: 31	R: 0 E: 0 K: 1 S: 9	H: 0 LOB: 0 BB: 0 P: 12	R: 2 E: 0 K: 1 S: 15	H: 3 LOB: 1 BB: 0 P: 21	R: 0 E: 0 K: 1 S: 13	H: 1 LOB: 0 BB: 0 P: 15	R: 0 E: 0 K: 0 S: 8	H: 0 LOB: 0 BB: 0 P: 14	R: 0 E: 0 K: 1 S: 10	H: 2 LOB: 1 BB: 0 P: 16	R: 0 E: 0 K: 2 S: 12	H: 1 LOB: 0 BB: 0 P: 20	R: 0 E: 0 K: 1 S: 6	H: 0 LOB: 0 BB: 0 P: 9	1B: 6 2B: 1 3B: 0 HR: 2	SF: 0 SAC: 0 DP: 1 HBP: 1	WP: 0 PB: 0 SB: 0 CS: 1	PA: 37							
<b>PITCHER</b>	IP	WLS	BF	H	R	ER	SO	BB	IBB	HBP	BLK	WP	HR	S	P	ERA	WHIP										
Randy Johnson, L (1, 1) ERA: 4.26	6.0	W	25	7	2	2	4	1	0	1	0	0	1	73	109	3.00	1.333										
Oscar Villarreal, R (7, 1) ERA: 2.65	1.0	H	4	1	0	0	1	0	0	0	0	0	0	9	14	0.00	1.000										
Jose Valverde, R (8, 1) ERA: 1.84	1.0		4	1	1	1	2	0	0	0	0	0	1	12	20	9.00	1.000										
Matt Mantel, R (9, 1) ERA: 2.55	1.0	S	3	0	0	0	1	0	0	0	0	0	0	6	9	0.00	0.000										

Arizona Diamondbacks @ Colorado Rockies  
Coors Field, Denver, CO  
Wed Sep 24 2003, 7:05 PM MDT  
Att: 24,465 - Sunny - 63 F

livebaseballscores.com

AB 34  
R 3  
H 9  
RBI 3  
BB 1  
SO 8  
LOB 12













Batter	1	2	3	4	5	6	7	8	9	AB	R	H	RBI	BB	SO	LOB	TOP					
Miguel Cairo, R OBP: 0.290, SLG: 0.377	G1-3	P3			F8		F9		FC3-2 IBB	4	0	0	0	1	0	2						
So Taguchi, R OBP: 0.304, SLG: 0.462	K		G6-3				K		FC3-2	3	0	1	0	0	1	0						
J.D. Drew, L OBP: 0.374, SLG: 0.518									1-2 2-3 3-H	2	0	0	0	0	1	3						
5 Albert Pujols, R OBP: 0.440, SLG: 0.667	P3						F8		K	3	1	0	0	2	1	3						
Eduardo Perez, R OBP: 0.366, SLG: 0.480																						
Kerry Robinson, L OBP: 0.291, SLG: 0.322																						
Edgar Renteria, R OBP: 0.394, SLG: 0.480																						
Eli Marrero, R OBP: 0.270, SLG: 0.358																						
Mike DeJean, R																						
15 Jim Edmonds, L OBP: 0.393, SLG: 0.608																						
Chris Widger, R OBP: 0.279, SLG: 0.324																						
Bo Hart, R OBP: 0.322, SLG: 0.401																						
Sterling Hitchcock, L OBP: 0.083, SLG: 0.083																						
Russ Springer, R																						
Steve Kline, S OBP: 0.593, SLG: 1.000																						
Orlando Palmeiro, L OBP: 0.336, SLG: 0.347																						
44 Jason Istringhausen, R OBP: 0.500, SLG: 1.500																						
<b>Inning Stats</b>	R: 0 E: 0 K: 1 S: 13	H: 0 LOB: 0 BB: 0 P: 20	R: 2 E: 0 K: 2 S: 14	H: 3 LOB: 2 BB: 1 P: 21	R: 1 E: 0 K: 0 S: 7	H: 0 LOB: 1 BB: 1 P: 17	R: 0 E: 0 K: 2 S: 8	H: 0 LOB: 0 BB: 0 P: 13	R: 0 E: 0 K: 0 S: 11	H: 1 LOB: 2 BB: 1 P: 19	R: 0 E: 0 K: 1 S: 11	H: 1 LOB: 1 BB: 0 P: 16	R: 0 E: 0 K: 1 S: 7	H: 0 LOB: 0 BB: 0 P: 12	R: 0 E: 0 K: 1 S: 8	H: 0 LOB: 0 BB: 0 P: 14	R: 0 E: 0 K: 2 S: 14	H: 1 LOB: 3 BB: 1 P: 23	1B: 5 2B: 0 3B: 0 HR: 1	SF: 0 SAC: 1 DP: 0 HBP: 1	WP: 1 PB: 1 SB: 2 CS: 0	PA: 39
<b>PITCHER</b>	IP WLS BF H R ER SO BB IBB HBP BLK WP HR S P ERA WHIP																					
Chris Capuano, L ERA: 4.64	4.1 L 21 4 3 3 5 3 0 1 0 1 1 48 81 6.23 1.615																					
31 Edgar Gonzalez, R ERA: 5.19	0.2 2 0 0 0 0 0 0 0 0 0 0 5 9 0.00 0.000																					
John Patterson, R ERA: 0.05	2.0 7 1 0 0 2 0 0 0 0 0 0 18 28 0.00 0.500																					
Oscar Villarreal, R ERA: 2.57	2.0 9 1 0 0 3 0 1 0 0 0 0 22 37 0.00 0.500																					

St. Louis Cardinals @ Arizona Diamondbacks  
Bank One Ballpark, Phoenix, AZ  
Sat Sep 27 2003, 4:05 PM EDT  
Att: 39,650 - Dome - 72 F

AB 33  
R 3  
H 6  
RBI 3  
BB 4  
SO 10  
LOB 20



Batter	1	2	3	4	5	6	7	8	9	AB	R	H	RBI	BB	SO	LOB	BOTTOM					
Steve Finley, L OBP: 0.364, SLG: 0.497	E1 2B SF7		F7						K	5	1	1	0	0	2	2						
Junior Spivey, R OBP: 0.326, SLG: 0.433	K		F8						P6	5	0	0	0	0	1	5						
Mark Grace, L OBP: 0.279, SLG: 0.304																						
Matt Kata, S OBP: 0.315, SLG: 0.421																						
Lyle Overbay, L OBP: 0.361, SLG: 0.389																						
Raul Mondesi, R OBP: 0.343, SLG: 0.484																						
Alex Cintron, S OBP: 0.354, SLG: 0.481																						
Danny Bautista, R OBP: 0.328, SLG: 0.393																						
Carlos Baerga, S OBP: 0.393, SLG: 0.461																						
Rod Barajas, R OBP: 0.295, SLG: 0.327																						
Craig Counsell, L OBP: 0.329, SLG: 0.305																						
Robby Hammock, R OBP: 0.341, SLG: 0.476																						
Chris Capuano, L ERA: 4.72																						
31 Edgar Gonzalez, R ERA: 5.19																						
Quinton McCracken, S OBP: 0.275, SLG: 0.350																						
John Patterson, R ERA: 0.05																						
Felix Jose, S OBP: 0.522, SLG: 0.558																						
Oscar Villarreal, L ERA: 2.57																						
Luis Gonzalez, L OBP: 0.500, SLG: 1.500																						
<b>Inning Stats</b>	R: 1 E: 1 K: 1 S: 10	H: 1 LOB: 1 BB: 0 P: 18	R: 0 E: 1 K: 1 S: 7	H: 0 LOB: 0 BB: 0 P: 8	R: 0 E: 0 K: 1 S: 7	H: 0 LOB: 0 BB: 0 P: 11	R: 1 E: 0 K: 0 S: 15	H: 2 LOB: 1 BB: 0 P: 23	R: 0 E: 0 K: 0 S: 7	H: 0 LOB: 0 BB: 0 P: 7	R: 0 E: 0 K: 0 S: 10	H: 3 LOB: 2 BB: 0 P: 15	R: 0 E: 0 K: 1 S: 14	H: 2 LOB: 2 BB: 0 P: 19	R: 0 E: 0 K: 1 S: 10	H: 1 LOB: 2 BB: 1 P: 19	R: 0 E: 0 K: 1 S: 15	H: 2 LOB: 2 BB: 0 P: 22	1B: 8 2B: 3 3B: 0 HR: 1	SF: 1 SAC: 0 DP: 2 HBP: 0	WP: 2 PB: 0 SB: 1 CS: 0	PA: 39
<b>PITCHER</b>	IP WLS BF H R ER SO BB IBB HBP BLK WP HR S P ERA WHIP																					
Sterling Hitchcock, L ERA: 4.72	5.1 W 22 5 2 1 4 0 0 0 0 0 0 52 78 1.69 0.938																					
Russ Springer, R ERA: 8.31	0.2 H 2 1 0 0 0 0 0 0 0 0 0 4 4 0.00 1.500																					
Steve Kline, L ERA: 0.05	1.1 H 6 2 0 0 1 0 0 0 0 0 0 16 23 0.00 1.500																					
Mike DeJean, R ERA: 4.61	0.2 H 4 1 0 0 1 1 0 0 0 0 0 8 15 0.00 3.000																					
44 Jason Istringhausen, R ERA: 2.43	1.0 S 5 2 0 0 1 0 0 0 0 0 0 15 22 0.00 2.000																					

St. Louis Cardinals @ Arizona Diamondbacks  
Bank One Ballpark, Phoenix, AZ  
Sat Sep 27 2003, 4:05 PM EDT  
Att: 39,650 - Dome - 72 F

AB 37  
R 2  
H 11  
RBI 2  
BB 1  
SO 7  
LOB 20





